033293

Santa Clara Valley
Urban Runoff
Pollution Prevention Program

September 15, 2005

FY 2004-2005 Annual Report

Sections 1- 9
Program Activities

Submitted in Compliance
with NPDES Permit Order No. 01-024, Provision C.6.a.

Campbell • Cupertino • Los Altos • Los Altos Hills • Los Gatos • Milpitas • Monte Sereno • Mountain View • Palo Alto
San Jose • Santa Clara • Saratoga • Sunnyvale • Santa Clara County • Santa Clara Valley Water District

Santa Clara Valley
Urban Runoff
Pollution Prevention Program

Campbell • Cupertino • Los Altos • Los Altos Hills • Los Gatos • Milpitas • Monte Sereno • Mountain View • Palo Alto
San Jose • Santa Clara • Saratoga • Sunnyvale • Santa Clara County • Santa Clara Valley Water District

Hand Delivered on September 15, 2005

September 15, 2005

Mr. Bruce H. Wolfe
Executive Officer
San Francisco Bay Region
Regional Water Quality Control Board
1515 Clay Street, Suite 1400
Oakland, CA 94612

Subject: Submittal of FY 2004-2005 Annual Report

Dear Mr. Wolfe:

I am pleased to submit the Annual Report for implementation of the Santa Clara Valley Urban Runoff Pollution Prevention Program's (SCVURPPP's) Urban Runoff Management Plan (URMP) during fiscal year 2004-2005. Submittal of this Annual Report fulfills Provision C.6 of NPDES Permit No. CAS029718 (Order 01-024 as amended). The report provides documentation of the SCVURPPP's and the Co-permittees' activities; evaluation of the effectiveness of these activities; and measures for continuous improvement toward achieving the SCVURPPP goals.

Sections 1 and 2 of the Annual Report describe activities conducted by the SCVURPPP on behalf of the Co-permittees, in the areas of program management, permit management and continuous improvement. Section 3 contains information on the Program's local and regional public information/participation program including the Watershed & Outreach efforts coordinated with the Santa Clara Basin Watershed Management Initiative (SCBWMI). Section 4 contains information on the Program's two pronged monitoring approach covering: environmental monitoring and assessment, and programmatic monitoring for FY-04-05. Section 5 covers the Program's watershed management measures including the work that Program and Co-permittees have conducted to both support the SCBWMI and integrate both efforts. Section 6 covers the Program's pesticide management activities to comply with Provision C.9.d.and Section 7 contains a report of the Program's Mercury Pollution Prevention Activities conducted during FY 04-05 per Provision C.9.c

Section 8 describes the Program's efforts during FY 04-05 to assist Co-permittees in addressing and controlling development and re-development as it relates to stormwater quality and flow through the development project planning, review and approval process, per Provision C.3. Section 9 contains the Co-permittees' IND and IC/ID Summary Tables for FY 04-05. Co-permittee summary tables are also included in each Co-permittee Annual Report and contain similar information to what is found within Section 9 of the Program's *FY 03-04 Annual Report.*

699 Town & Country Village • Sunnyvale, CA 94086 • tel: (408) 720-8811 • fax: (408) 720-8812
1410 Jackson Street • Oakland, CA 94612 • tel: (510) 832-2852 • fax: (510) 832-2856
1-800-794-2482

Section 10 (bound in two separate volumes) contains the Co-permittees' FY 04-05 Annual Reports, prepared in accordance with the Water Board staff document entitled *Suggested SCVURPPP Co-permittee Annual Report Format* (Draft) dated May 29, 2003. Each Co-permittee Annual Report includes a cover letter summarizing local program highlights, accomplishments and continuous improvement items; and a certification statement.

During FY 04-05, a significant amount of Program and Co-permittee staff time was expended working with Water Board staff on two Tentative Orders (one of which was adopted), responding to Water Board staff comments and preparing submittals required by the Program's NPDES permit. In addition, Program staff focused on completion of the SCVURPPP *Hydromodification Management Plan Report*, including holding public meetings, incorporating public and Water Board staff comments, completing the final report for Management Committee approval on April 21, 2005, culminating in adoption by the Water Board on July 20, 2005.

Please contact me if you have any comments or questions. We look forward to working with you to successfully address new challenges during FY 05-06.

Very truly yours,

Adam W. Olivieri, Dr. P.H., P.E.
Program Manager

CC: Trish Mulvey, CLEAN South Bay
SCVURPPP Management Committee Members
Robert Falk, Morrison & Foerster

Attachments: FY 2004-2005 Annual Report- Sections 1-9- three (3) hard copies
FY 2004-2005 Annual Report- Appendices- three (3) hard copies
FY 2004-2005 Annual Report- Sections 1-9 and Appendices- one (1) compact disk
FY 2004-2005 Annual Report- Section 10- Volume I- three (3) hard copies
FY 2004-2005 Annual Report- Section 10- Volume II- three (3) hard copies

** The Program's *FY 04-05 Annual Report* may be found at www.scvurppp.org.

FY 04-05 Annual Report

Santa Clara Valley
Urban Runoff
Pollution Prevention Program

Campbell • Cupertino • Los Altos • Los Altos Hills • Los Gatos • Milpitas • Monte Sereno • Mountain View • Palo Alto
San Jose • Santa Clara • Saratoga • Sunnyvale • Santa Clara County • Santa Clara Valley Water District

Certification Regarding SCVURPPP Program Annual Report

"I certify, under penalty of law, that this document and all attachments* were prepared under my direction or supervision in accordance with a system designed to ensure that qualified personnel properly gather and evaluate the information submitted. Based on my inquiry of the person or persons who manage the system, or those persons directly responsible for gathering the information, the information submitted, is, to the best of my knowledge and belief, true, accurate, and complete. I am aware that there are significant penalties for submitting false information, including the possibility of fine and imprisonment for knowing violations."

Submitted on behalf of the
Santa Clara Valley Urban Runoff Pollution Prevention Program
September 15, 2005

Adam W. Olivieri, Dr. P.H., P.E.
Program Manager

* Co-permittees have been requested to submit separate certifications regarding their respective submissions including attachments.

699 Town & Country Village • Sunnyvale, CA 94086 • tel: (408) 720-8811 • fax: (408) 720-8812
1410 Jackson Street • Oakland, CA 94612 • tel: (510) 832-2852 • fax: (510) 832-2856
1-800-794-2482

CREDITS

This Annual Report was a collaborative effort of the fifteen agencies participating in the Santa Clara Valley Urban Runoff Pollution Prevention Program (Program). EOA, Inc., as the Program management consultant, coordinated and compiled the Annual Reports submitted by the fifteen Co-permittees, wrote Sections 1 through 9, and was responsible for the overall preparation of the Program's Annual Report. The Program expresses its appreciation to all those who contributed to this fifteenth Annual Report.

Management Committee

Palo Alto -- Joe Teresi

Campbell – Al Oxonian

Milpitas -- Darryl Wong

Saratoga – John Cherbone

San Jose – Randolph Shipes/Steve Osborn/Melody Tovar

Cupertino -- Lavenia Millar

Santa Clara -- Rick Mauck/Roger Lee

Los Altos – Larry Lind

Sunnyvale – Lorrie Gervin/Kristy McCumby

Los Altos Hills – Richard Chen

Monte Sereno – Brian Loventhal

Mountain View -- Eric Anderson

Santa Clara County -- Steve Homan

Los Gatos – John Curtis

West Valley Communities – Cheri Donnelly

Santa Clara Valley Water District – Dave Chesterman, Chair/Roger Narsim

Acronyms/Abbreviations

AB	Assembly Bill
ABAG	Association of Bay Area Governments
ABC	Annual Budget Review Compilation
ACCWP	Alameda Countywide Clean Water Program
ACOE	U.S. Army Corps of Engineers
AHTG	Ad Hoc Task Group
AR	Annual Report
ASCE	American Society of Civil Engineers
BAAQMD	Bay Area Air Quality Management District
BART	San Francisco Bay Area Rapid Transit
BATG	Budget Ad Hoc Task Group
Basin	Santa Clara Basin
Basin Plan	Water Quality Control Plan for the San Francisco Basin
BACWA	Bay Area Clean Water Agencies
BAHM	Bay Area Hydrology Model
BAMBI	Bay Area Macroinvertebrate Bioassessment Information
BASMAA	Bay Area Stormwater Management Agencies Association
Bay	San Francisco Bay
Bay Area	San Francisco Bay Area
BMI	Benthic Macroinvertebrate
BMM	Lower South Bay Monitoring and Modeling Subgroup
BMP	Best Management Practice
BOMA	Building Owners and Managers Association
BPP	Brake Pad Partnership
BU	beneficial use
C	Celsius
C.3	Permit Provision C.3
C3PO	C.3 Provision Oversight
CA	California
Cal-EPA	California Environmental Protection Agency
Caltrans	California Department of Transportation
CAMLnet	California Aquatic Macroinvertebrate Laboratory Network

Acronyms/Abbreviations

Campaign	Watershed Watch Campaign
CAP	Copper Action Plan
CASQA	California of Stormwater Quality Association
CB	Copper Baseline
CCC	Continuous Concentration Criterion
CD-ROM	Compact Disk-Read Only Memory
CDS	Continuous Deflective Separation
CEP	Clean Estuary Partnership
CESQG	Conditionally Exempt Small Quantity Generator
CEQA	California Environmental Quality Act
CFR	Code of Federal Regulations
cfs	cubic feet per second
CI	Continuous Improvement
CIWMB	California Integrated Waste Management Board
CMIA	Conceptual Model Impairment Assessment
CMS	Copper Management Strategy
COA	Condition of Approval
CoHHW	Santa Clara County Household Hazardous Waste Program
CoHHW Program	Santa Clara County Household Hazardous Waste Program
COLD	cold freshwater habitat
CRMP	Coordinated Resources Management and Planning
CSBP	California Stream Bioassessment Procedures
CTR	California Toxic Rule
Cu	Copper
CWA	Clean Water Act
DDD	Dichlorodiphenyldichloroethane
DDE	Dichlorodiphenyldichloroethylene
DDT	Dichlorodiphenyltrichloroethane
DEH	Santa Clara County Department of Environmental Health
District	Santa Clara Valley Water District
DO	Dissolved Oxygen
DOE	Department of Energy
DPR	Department of Pesticide Regulation

Acronyms/Abbreviations

DWR	Department of Water Resources
E. Coli	Enterococcus Coli
EEC	SF Bay Wildlife Refuge Environmental Education Center
EEDMS	Environmental Enforcement Data Management System
EEPS	Exposure and Effects Pilot Study
e.g.	for example
EMAP	Environmental Monitoring Program
EMB	Executive Management Board
EOA	Eisenberg, Olivieri, and Associates
EPA	U.S. Environmental Protection Agency
Estuary	San Francisco Bay Estuary
F	Fahrenheit
FLT	Fluorescent Light Tube
FY	Fiscal Year
GCRCD	Guadalupe-Coyote Resource Conservation District
GIASP	General Industrial Activities Stormwater Permit
GIS	Geographic Information System
GRTS	Generalized Random Tessellation Stratified
HBANC	Home Builders Association of Northern California
Hg	Mercury
HMP	Hydromodification Management Plan
HHW	Household Hazardous Waste
HVAC	Heating, Ventilation and Air Conditioning
IBI	Index of Biotic Integrity
IC/ID	Illicit Connection and Illegal Dumping
ID	Identification
IND	Industrial/Commercial
i.e.	that is
IPM	Integrated Pest Management
JPA	Joint Powers Authority
K	Kindergarten
KAB	Keep America Beautiful
kg	Kilogram

Acronyms/Abbreviations

L	Liter
Lb	Pound
LA	load allocation
LFA	Limiting Factors Analysis
LID	Low Impact Development
LSSB	Lower South San Francisco Bay
LUS	Land Use Subgroup
MC	Management Committee
MCMP	Metals Control Measures Plan
MCTT	Multi-Chambered Treatment Train
MDDB	Metadata Database
MDL	Most Downstream Location
MEP	Maximum Extent Practicable
Mercury Plan	Mercury Pollution Prevention Plan
mg	milligram
mgd	million gallons per day
MIGR	fish migration
MOA	Memorandum of Agreement
MOFO	Morrison & Foerster
MOU	Memorandum of Understanding
MP	Monitoring Priority
MROSD	Mid-Peninsula Regional Open Space District
MYRWMP	Multi-Year Receiving Waters Monitoring Plan
NAP	Nickel Action Plan
NEMA	National Electrical Manufacturers Association
NAIOP	National Association of Industrial and Office Properties
NEPA	National Environmental Policy Act
ng	Nanogram
Ni	Nickel
NOI	Notice of Intent
NPDES	National Pollutant Discharge Elimination System
OC	Organochlorine
O&M	Operation and Maintenance

Acronyms/Abbreviations

OP	Organophosphate
OWOW	Our Water Our World
P2	Pollution Prevention
PAHs	Polynuclear Aromatic Hydrocarbons
PBDE	Polybrominated Diphenyl Ether
Pb	Lead
PCBs	Polychlorinated Biphenyls
PCDD	Polychlorinated Dibenzo-p-Dioxins
PCDF	Polychlorinated Dibenzofurans
PCO	Pest Control Operator
pg	Picogram
PHAB	Physical Habitat Assessments
PIP	Public Information and Participation
PI/P	Public Information and Participation
PIPP	Public Information and Participation Program
PMPS	Pest Management Performance Standard
POC	Pollutant of Concern
POTW	Publicly Owned Treatment Works
PPPS	Planning Procedures Performance Standard
Program	Santa Clara Valley Urban Runoff Pollution Prevention Program
PS	Performance Standard
PVC	Polyvinyl Chloride
Q	Quarter
QAPP	Quality Assurance Project Plan
RAC	Regional Ad Campaign
RARE	preservation of rare and endangered species
RCRA	Resource Conservation and Recovery Act
REC- 1	water contact recreation
REC-2	non-contact water recreation
Regional Board	San Francisco Bay Regional Water Quality Control Board
RFP	Request for Proposal
RMAS	Regional Monitoring and Assessment Strategy
RMP	Regional Monitoring Program

Acronyms/Abbreviations

RPT	Report Preparation Team
RS	Regulatory Subgroup
RTA	Rapid Trash Assessment
RWQCB	San Francisco Bay Regional Water Quality Control Board
SC	Steering Committee
SCC	Santa Clara County
SCBWM1	Santa Clara Basin Watershed Management Initiative
SCVURPPP	Santa Clara Valley Urban Runoff Pollution Prevention Program
SCVWD	Santa Clara Valley Water District
SF	San Francisco
SFEI	San Francisco Estuary Institute
SFEP	San Francisco Estuary Project
SIC	Standard Industrial Classification
SMaRT®	Sunnyvale Materials Recovery and Transfer
SOP	Standard Operating Procedures
South Bay	Lower South San Francisco Bay
SPLWG	Sources, Pathways and Loadings Work Group (RMP)
SPWN	fish spawning
SSC	Suspended Sediment Concentration
SSI	Inventory of Santa Clara Basin Stream Studies
SSO	Water Quality Site-Specific Objective
State Board	State Water Resources Control Board
STOPPP	San Mateo Countywide Stormwater Pollution Prevention Program
SWAMP	Surface Waters Ambient Monitoring Program
SWANA	Solid Waste Association of North America
SWMP	Stormwater Management Plan
SWPPP	Stormwater Pollution Prevention Plan
SWRCB	State Water Resources Control Board
TAC	Technical Advisory Committee
TMDL	Total Maximum Daily Load
TO	Tentative Order
TP	Total Phosphorus
TPH	Total Petroleum Hydrocarbons

Acronyms/Abbreviations

TRC	Technical Review Committee
ug	Microgram
UPC	Urban Pesticide Committee
URMP	Urban Runoff Management Plan
URQM	Urban Runoff Quality Management
USA	Unified Stream Assessment
USEPA	U. S. Environmental Protection Agency
USFWS	U.S. Fish and Wildlife Service
USGS	U.S. Geological Survey
VTA	Santa Clara Valley Transportation Authority
WAC	Watershed Assessment Consultant
WAMS	Watershed Assessment and Monitoring Subgroup
WAR	Watershed Assessment Report
WARM	warm freshwater habitat
Water Board	San Francisco Bay Regional Water Quality Control Board
Water District	Santa Clara Valley Water District
WEF	Water Environment Federation
WEO	Watershed Education and Outreach
WE&O	Watershed Education and Outreach
WERF	Water Environment Research Foundation
WG	Work Group
WILD	wildlife habitat
WLA	Waste Load Allocation
WMI	Watershed Management Initiative
Work Group “I”	SCBWMI Phase I Indicators Work Group
WP	Work Plan
WRPC	Water Resources Protection Collaborative
WVCWP	West Valley Clean Water Program
WW	Watershed Watch
WWTP	Wastewater Treatment Plant
WY	Water Year
YSI	Youth Science Institute
Zn	Zinc

SECTION 1

INTRODUCTION

1. INTRODUCTION

BACKGROUND

Program Description

The Santa Clara Valley Urban Runoff Pollution Prevention Program ("Program") is an association of thirteen cities and towns in Santa Clara Valley, the County of Santa Clara, and the Santa Clara Valley Water District ("Co-permittees") that share a common permit to discharge stormwater to South San Francisco Bay. The Program incorporates regulatory, monitoring and outreach measures aimed at reducing pollution in urban runoff to the "maximum extent practicable" to improve the water quality of South San Francisco Bay and the streams of Santa Clara Valley. The Program is organized, coordinated, and implemented in accordance with a Memorandum of Agreement (MOA) signed by the Co-permittees in 1990, 1999 and 2005. The MOA covers the responsibilities of each Co-permittee and a cost-sharing formula for joint expenditures.

In June 1990, the San Francisco Bay Regional Water Quality Control Board (Water Board or RWQCB) issued the Program its first NPDES permit.[1] The permit was reissued in 1995[2] and 2001.[3] On October 17, 2001, the Water Board amended the permit[4] to include expanded requirements for controlling pollutants from new and redevelopment activities (Provision C.3.). On July 20, 2005, the Water Board approved a second amendment which revised Provisions C.3.c. and C.3.f.[5]

The Program's Management Committee, consisting of one designated representative from each Co-permittee, is the official decision-making body for the Program. At the inception of the Program, the Santa Clara Valley Water District took the lead responsibility for management of the Program. In September 1997, the Management Committee retained EOA, Inc. to provide Program management services. On July 1, 2005, the City of Sunnyvale became the Program's new fiscal agent.

The Program's Urban Runoff Management Plan

The Program and Co-permittees submitted a *Storm Water Management Plan* (SWMP) as part of the application for its 1995 NPDES permit renewal. The 1995 Permit required the Program to develop performance standards[6] for various stormwater control measures and incorporate them in a revised management plan by September 1, 1997. The revised plan, called the *Urban Runoff Management Plan* (URMP) because of its focus on stormwater pollution prevention efforts in urban areas, was completed and submitted to the Water Board on September 1, 1997 and subsequently approved by Water Board staff (7/10/98 and 12/14/98 letters). In addition, the URMP is incorporated into the urban runoff permit. In 2000 and 2005, updated URMPs were submitted to the Water Board as part of permit renewal applications.

---

[1] NPDES Permit No. CAS029718, Order No. 90-094.
[2] NPDES Permit No. CAS029718, Order No. 95-180 (as amended 7/21/99).
[3] NPDES Permit No. CAS029718, Order No. 01-024 (2/21/01).
[4] NPDES Permit No. CAS029718, Order No. 01-119, Amendment Revising Provision C.3. (10/17/01).
[5] NPDES Permit No. CAS029718, Order No. R2-2005-0035, Amendment Revising Order 01-119 (7/20/05).
[6] Performance standards are defined as "the level of implementation necessary to demonstrate control of pollutants in stormwater to the maximum extent practicable."

The URMP consists of an area-wide plan and individual Co-permittee plans describing what the fifteen Co-permittees will do, collectively and individually, to reduce urban runoff pollution. The URMP describes the goals and objectives of the Program and its various elements, including monitoring and watershed management measures.

The URMP also contains model performance standards that may be modified as appropriate to fit local conditions and are implemented by the Co-permittees. These include:

- Illicit Connection and Illegal Dumping (IC/ID) Elimination Activities
- Industrial/Commercial Discharger (IND) Control Program
- Public Streets, Roads, and Highways Operation and Maintenance
- Storm Drain System Operation and Maintenance
- Water Utility Operation and Maintenance
- Planning Procedures for New Development and Redevelopment
- Construction Inspection
- Pest Management
- Rural Public Works Maintenance and Support

In addition, the URMP presents a framework for the relationship between Program area-wide and Co-permittee specific Public Information/Participation (PI/P) activities that the Program and Co-permittees use to develop and conduct PI/P tasks.

In early FY 04-05, Program staff updated the URMP to include the new and revised model performance standards and other Management Committee-approved multi-year plans (e.g., Guidelines for Reduction and Management of Mercury-Containing Products, revised Multi-Year Receiving Waters Monitoring Plan, Pesticide Management Work Plan, sediment assessment Work Plan, CAP/NAP approach, Trash Work Plan and goals statement, Watershed Education and Outreach strategy, etc.). The revised Program URMP was part of the NPDES permit reapplication package submitted to the Water Board on February 24, 2005.

The Program implements watershed management through its participation in the Santa Clara Basin Watershed Management Initiative (SCBWMI). The SCBWMI was established (by the EPA, State Water Resources Control Board and Water Board) to manage water resources within the Santa Clara Basin watersheds. Stakeholders that include local, state and federal government agencies; business, agriculture and industry associations; and environmental and civic groups guide the SCBWMI. The Program has been an active participant in the SCBWMI Core Group and its subgroups. The Program is working through the SCBWMI to: 1) identify and assess beneficial uses in the watershed within the urban area; and 2) identify and prioritize reasonable urban runoff control strategies.

Co-permittee Urban Runoff Management Plans

Each Co-permittee has developed an URMP tailored to its local characteristics. The Co-permittee URMPs contain strategies for local urban runoff controls, covering each of the Program elements (Industrial/Commercial Discharger Control, New Development and Construction, etc.) that are applicable to local conditions. The Co-permittee URMPs include:

- Performance standards (using the Program URMP's model performance standards as a template);

- Work Plans to implement performance standards;
- Description of the Co-permittee's legal authority;
- Best management practices (BMPs); and
- Standard operating procedures (SOPs) that detail how control measures will be carried out from day-to-day.

The Co-permittees also have responsibilities to conduct local PI/P programs, properly maintain corporation yards, conduct staff training and participate in Program and SCBWMI activities as appropriate.

The general relationship between the NPDES Permit, the Program's URMP and the Co-permittees' URMPs is shown on Figure 1-1.

In accordance with Permit Provision C.2.b., all Co-permittees updated their URMPs and submitted the revisions to the Water Board on September 1, 2004. The updated Co-permittee URMPs, which were part of the NPDES permit reapplication package submitted to the Water Board on February 24, 2005, included a summary table indicating what changes were made and/or what sections were added to the URMP's since the last version was updated in October 2000.

Program Work Plan

By March 1 of each year, the Program submits to the Water Board a draft Work Plan for implementation of the Program's URMP for the coming fiscal year, in accordance with NPDES Permit Provision C.6.b. The Work Plan includes clearly defined tasks, responsibilities and schedules to be implemented by the Program and Co-permittees. It also includes development of new, or modification of existing performance standards (Provision C.2.b), provides the Work Plan for implementing Provision C.3, describes planned monitoring activities (Provision C.7), describes pollutant-specific requirements (Provision C.9) and defines the Program's role relative to Watershed Management efforts (Provision C.10).

The Work Plan builds on the baseline efforts conducted by the Program and Co-permittees through a "continuous improvement" process, in which the Program seeks new opportunities to control stormwater pollution. The continuous improvement process contained in the URMP is illustrated on Figure 1-2. The Work Plan includes a discussion of continuous improvement tasks that were identified, in part, during individual Co-permittee performance reviews, effectiveness evaluations in previous annual reports, and cooperative efforts between the Program and groups that include the Bay Area Stormwater Management Agencies Association (BASMAA), SCBWMI, Regional Monitoring Program (RMP) and Clean Estuary Partnership (CEP).

On March 1, 2005, the Program's *FY 05-06 Work Plan* was submitted to the Water Board.

Program Annual Report

In accordance with NPDES Permit Provision C.6.a., the Program must submit an Annual Report by September 15 of each year. In addition, the Annual Report serves as an important internal Program tool in the cycle of planning, implementation, evaluation and continuous improvement. The Annual Report is the mechanism for documenting the status of planned activities, evaluating the effectiveness of those activities and identifying potential improvements. An

additional evaluation mechanism is holding local program performance review meetings with each of the Co-permittees. These meetings serve as external evaluations, while the Annual Report is a self-evaluation by the Program. The results of the Annual Report and the performance reviews are used to assist the Program and Co-permittees in revising their Work Plans for the following year, as part of the Program's continuous improvement process.

During FY 04-05, Water Board staff did not conduct performance review meetings. In late April 2005, Water Board staff and its consultant Tetra Tech, Inc. provided an independent evaluation of certain elements of the Cities of Milpitas, Palo Alto, Santa Clara and Santa Clara County stormwater programs. The following elements were included within the evaluation: ICID/IND inspections and enforcement, municipal maintenance, new development/redevelopment and construction inspection. The evaluation provided helpful input to the Co-permittees on implementation of their URMPs.

On September 15, 2004, the Program's *FY 03-04 Annual Report* was submitted to the Water Board. In April 2005, the Program received separate Water Board comment letters on the Monitoring and New Development/Redevelopment sections. A response to Water Board staff comments on the *FY 03-04 Annual Report- Monitoring Section* (Water Board letter dated March 4, 2005; Program received this letter on April 7, 2005) was submitted to the Water Board on May 20, 2005. This submittal is provided within Appendix A-6. A response to Water Board staff comments on the *FY 03-04 Annual Report- New and Redevelopment Section* (Water Board later dated April 8, 2005) was submitted to the Water Board on June 3, 2005. This submittal is also provided within Appendix A-6.

The goals of this *FY 04-05 Annual Report* are to: 1) meet specific permit requirements for reporting; 2) provide an efficient mechanism for reporting and self-evaluation without duplicating information in the work plan or urban runoff management plans (URMPs); and 3) identify areas for continuous improvement.

ORGANIZATION OF REPORT

The *FY 04-05 Annual Report* consists of two volumes and one appendix placed in three-ring binders. Volume I will contain Program's activities and Volume II will consist of Co-permittees' activities. Each section contains relevant tables at the end of the section.

Following Section 1, Volume I of the *FY 04-05 Annual Report* describes the implementation of *FY 04-05 Work Plan* activities in the following sections:

FY 04-05 Annual Report	FY 04-05 Work Plan
Section 2 – Program Management*	Program FY 04-05 Budget Performance Standard Revisions Program Continuous Improvement Tasks
Section 3 – Public Information/Participation (PI/P) Activities	FY 04-05 PI/P Work Plan
Section 4 – Monitoring	Multi-Year Year Receiving Waters Monitoring Plan FY 04-05 Annual Monitoring Plan

Section 5 – Watershed Management Measures	FY 04-05 Monitoring Plan (activities undertaken with/for the SCBWMI)
Section 6 – Pesticide Management	FY 04-05 Pesticide Management Work Plan
Section 7 – Mercury Pollution Prevention Activities	FY 04-05 Mercury Pollution Prevention Work Plan
Section 8 – New and Redevelopment Control Measures	FY 04-05 C.3. Work Plan

* Note that the "Work Plan" for many of the Program management activities is the scope of work in EOA's contract for Program management services.

Section 9 contains the Co-permittees' IND and IC/ID Summary Tables for FY 04-05. Each Co-permittee summary table provides information on the required categories as described in the Industrial/Commercial Discharger Control Program and Illicit Connection & Illegal Dumping Elimination Activities Performance Standards. Co-permittee summary tables are also included in each Co-permittee Annual Report and will contain similar information to what is found within Section 9 of the Program's *FY 04-05 Annual Report*. Each Co-permittee includes a breakdown of the levels of enforcement action taken for each IND inspection.

Section 10 contains the Co-permittees' FY 04-05 Annual Reports. Each Co-permittee report includes a cover letter summarizing local program highlights, accomplishments and continuous improvement items; and a certification statement. Co-permittees have prepared and submitted the following information (with appropriate attachments) in accordance with the Water Board's document entitled *Suggested SCVURPPP Co-permittee Annual Report Format* (Draft) dated May 29, 2003:

- IC/ID Elimination Activities
- Industrial/Commercial Discharger Control Program
- Public Agency Activities
    - Public Streets, Roads and Highways O&M (including Corporation Yards)
    - Rural Public Works O&M
    - Storm Drain O&M
    - Water Utility O&M
    - Other Public Agency Activities (Golf Courses, Parks, Ponds, etc.)
- New Development Planning Procedures
- Construction Inspection
- Public Information and Participation
- Pesticide Management Activities
- Mercury Pollution Prevention Activities
- Copper Action Plan/Nickel Action Plan
- Trash Inventory and Management
- Water Quality Monitoring
- Staff Training Summary Table

Other elements that do not fall under the above categories (e.g., PCB Control Program (C.9.e.), Control Program for Sediment (C.9.f.) and Watershed Management (C.10.)) are provided by each respective Co-permittee conducting the activity.

Figure 1-1. Program Implementation

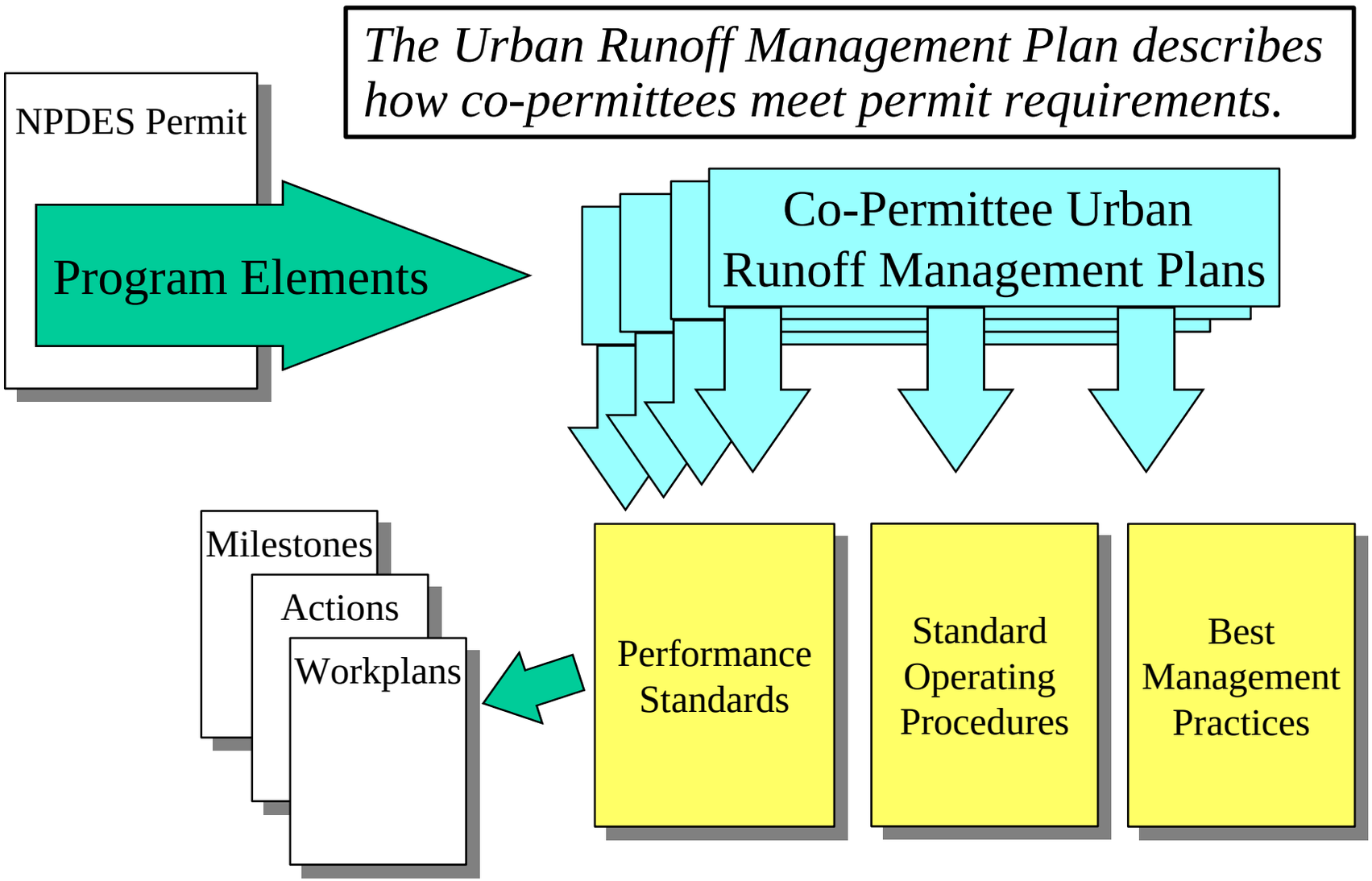

Figure 1-2
Continuous Improvement

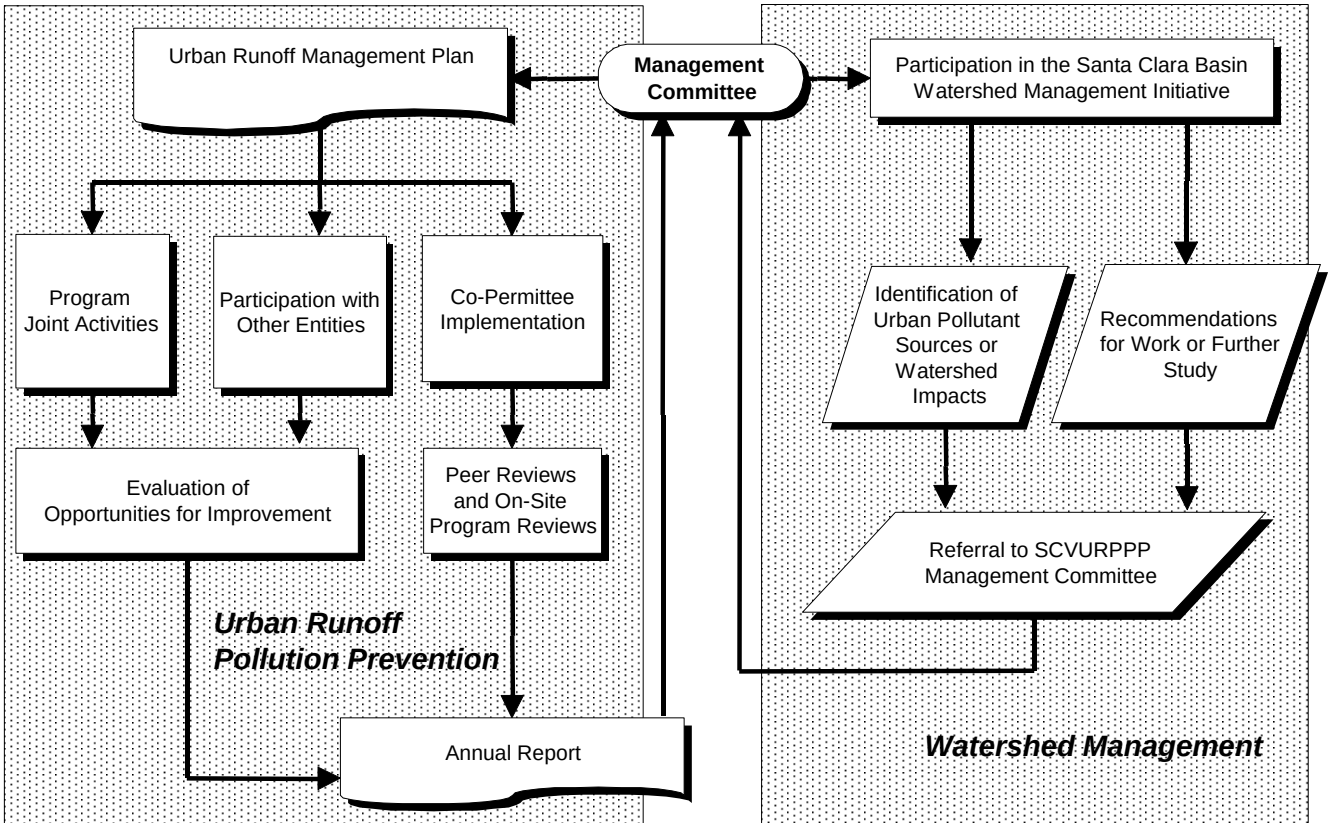

SECTION 2

PROGRAM MANAGEMENT

2. PROGRAM MANAGEMENT

PROGRAM BUDGET

FY 04-05 Budget

The FY 04-05 Program Budget is summarized in Table 2-1. A budget of $3,287,400 represented a negligible decrease of funding over the FY 03-04 budget ($3,287,494). The Program budget has been able to remain flat over the past three years while more work has been accomplished and additional fees and collaboration contributions (i.e., annual permit fee, BASMAA, RMP, CEP) have been paid. It is important to note that the Program funds collected from the Co-permittees represent only what is spent on Program-wide activities. It does not include what the Co-permittees are spending to implement controls within their jurisdictions.

FY 05-06 Budget

During FY 04-05, the FY 05-06 Budget was prepared by Program staff, reviewed and approved by the Budget Ad Hoc Task Group and the Management Committee, and submitted as part of the *FY 05-06 Draft Work Plan*. The total budget for FY 05-06 is $3,287,400. Even though the Program budget did not increase over the previous year's budget, the Management Committee recognized that permit fees and collaborative resource demands are a significant percentage of the overall budget. As a result, these demands as well as the increased need for in-kind resources to participate in various regulatory programs will continue to reduce the overall operating budget.

GENERAL PROGRAM MANAGEMENT ACTIVITIES

Management Committee Meetings

The Management Committee continues to meet monthly, on the third Thursday of the month from 9:00 a.m. to 12 noon, to discuss and make decisions regarding Program business. Agendas and supporting information were mailed and posted on the Program's website (www.scvurppp.org) approximately one week in advance of each meeting and handouts were presented at each meeting. The meeting agendas were posted at Sunnyvale City Hall at least 72 hours prior to each meeting and meetings were held in the City of Sunnyvale's West Conference Room. A list of current Management Committee representatives is provided as Appendix A-1 and is on the Program's website.

Ad Hoc Task Group and Work Group Meetings

In order to effectively manage the area-wide activities required by the NPDES permit, Ad Hoc Task Groups are formed by the Management Committee to address specific Program elements or major work items. These are groups of Co-permittee representatives and Program staff with expertise in the issue at hand. Once the Ad Hoc Task Group's assignment is completed to the satisfaction of the Management Committee, the group is disbanded. The Management Committee reviews the need for Ad Hoc Task Groups on a monthly basis. Ad Hoc Task Groups may form smaller work groups with subsets of their members to focus on specific issues in more

detail. The work groups bring information back to the overseeing Ad Hoc Task Group for decision making.
A Program management organizational chart showing current Ad Hoc Task Groups and work groups is provided on the Program's website. Ad Hoc Task Groups and work groups generally meet on an as-needed basis, although some establish a regular meeting schedule.

Table 2-2 presents a list of the FY 04-05 Ad Hoc Task Groups, their members and their accomplishments. These groups worked with Program staff to provide products or recommendations to the Management Committee. There were approximately 24 Ad Hoc Task Group (AHTG) and work group meetings held during the fiscal year. In addition, task group and work group products were often distributed for review and comment via electronic mail ("virtual meetings"), thus minimizing the number of actual meetings.

The Public Information/Participation (PI/P) Ad Hoc Task Group formed work groups to define the final work plans for and oversee the implementation of the FY 04-05 PI/P projects. The accomplishments of these work groups are described in Section 3, Table 3-1. Work groups were also formed under the C.3 Provision Oversight (C3PO) AHTG to address specific Permit Provision C.3 requirements, as described in Section 8.

Program Management Activities

Program management activities provided by Program staff during the period July 1, 2004 through June 30, 2005 are summarized in Table 2-3. These tasks, which are discussed within the Annual Report, are separate from the permit management and technical support provided by Program staff. General types of activities completed during FY 04-05 include the following:

- Responded to calls on the Program's and Watershed Watch toll-free numbers and distributed materials to the public;
- Facilitated and supported Management Committee and Ad Hoc Task Group meetings;
- Developed the FY 05-06 Program Budget and tracked expenditures;
- Communicated with and assisted the Program's legal counsel;
- Prepared and submitted the Program's *FY 03-04 Annual Report, FY 05-06 Draft Work Plan* and other permit-required submittals;
- Provided guidance to Co-permittees on technical and Program-related issues;
- Conducted and/or assisted with three workshops relating to the assessment of trash problem areas; inspection of industrial and commercial facilities; and maintenance and inspection of stormwater treatment BMPs.
- Oversaw development and implementation of the Watershed Education & Outreach Campaign;
- Represented the Program at external organization meetings; and
- Continued to oversee and/or assist with implementation of the Pesticide User Outreach and Mercury Pollution Prevention Outreach Plans, and participated in the Regional Media Relations and Regional Advertising Campaign projects (through BASMAA).

During FY 04-05, a significant amount of Program and Co-permittee staff time was expended working with Water Board staff on two Tentative Orders (one of which was adopted), responding to Water Board staff comments, and preparing thirteen submittals required by the Program's

NPDES permit. These activities are discussed in Section 2, Permit Management Activities, and Section 8, New and Redevelopment Activities. Additional details on completed Program management activities are provided in the memorandum entitled *Review of FY 04-05 Program Management Services* within Appendix A-2.

External Organization Meetings

Program staff represented the Program at 182 external organization meetings during FY 04-05. These included meetings of the following organizations (Program staff positions indicated in parentheses):

- Bay Area Stormwater Management Agencies Association (BASMAA) – Executive Board (Vice Chair), Regional General Permit, PI/P Work Groups, New Development Committee and Monitoring Committee;
- Regional Monitoring Program Technical Review Committee, Steering Committee, Contaminant Fate Work Group and Sources, Pathways and Loadings Work Group;
- Clean Estuary Partnership Technical Committee, Mercury Risk Reduction Work Group, Diazinon Work Group and PCBs Work Group;
- Urban Pesticide Committee (UPC);
- BASMAA/Water Board PCB TMDL Stakeholders Work Group;
- BASMAA/BACWA Media Relations Committee;
- California Stormwater Quality Association (CASQA) and Executive Program Committee;
- Bay Area Macro-invertebrate Bioassessment Information Network.

In addition, Program staff participated in 37 meetings relating to the Santa Clara Basin Watershed Management Initiative (SCBWMI). These included meetings of the following organizations:

- Core Group
- Watershed Assessment and Monitoring Subgroup (including Guadalupe Mercury TMDL Work Group and Guadalupe Mercury TMDL Stakeholder Group);
- Land Use Subgroup;
- Bay Monitoring and Modeling Subgroup (including Copper/Nickel TMDL and Copper Action Plan Work Groups).
- Work Group I- Indicator Development
- Work Group H

Program staff prepared meeting summaries for the Management Committee highlighting items of interest and required action items. Summaries are routinely included in Management Committee mail-out and handout packets and posted on the Program's website. Tables listing all internal and external meetings attended during FY 04-05 are attached to the memorandum entitled *Review of FY 04-05 Program Management Services* within Appendix A-2.

Evaluation of Effectiveness

During FY 04-05, Program staff continued to implement policies and procedures related to consideration of funding requests, subcontracting, budget tracking and other improvements in Program management identified in past years. A significant amount of staff time during FY 04-05 was devoted to preparation of 13 permit-required submittals. Despite these resource needs,

Program staff completed the general Program management tasks on schedule. The Program budget development and mid-year and year-end reviews were completed within a reasonable timeframe.

The "Work Plan" for many of the Program management activities is the scope of work in EOA's contract for Program management services. Each year, Program staff prepares a self-audit report on Program management services, including significant accomplishments, continuous improvement for existing program elements and feedback regarding Program status, as required by Section 200.5 of the Program Bylaws. A draft of this year's report, *Review of FY04-05 Program Management Services,* was submitted to the Management Committee on March 25, 2005 and approved by the Management Committee on April 21, 2005. The final version of the *Review of FY04-05 Program Management Services* is provided in Appendix A-2.

Continuous improvement items related to Program management are normally identified from three sources: the Program's performance review with Water Board staff; Water Board staff comments on the prior year's Annual Report; and/or Management Committee comments on the draft *Review of Program Management Services* memorandum submitted each year. There were no continuous improvement items identified through these sources for FY 04-05. An update and plan of action for continuous improvement items remaining from previous years are presented within Table 2-4 of this Annual Report. Comments and recommendations for continuous improvement of Program Management during FY 05-06 and beyond are provided within the *FY 04-05 Review of Program Management Services* memorandum.

To satisfy Bylaws Section 200.4, Program staff prepared an *Annual Budget Review Compilation Report* ("ABC Report") that was submitted to the Management Committee as an addendum to the report on Program management services. The addendum contained the FY 03-04 budget, periodic budget status reports, mid-year budget reconciliation, final budget closeout balance sheet and other supporting documentation. This report was submitted to the Budget Ad Hoc Task Group on December 3, 2004 and subsequently distributed to the Management Committee on December 9, 2004 for review and approval.

PERMIT MANAGEMENT ACTIVITIES

This section describes tasks related to permit management (i.e., compliance with permit requirements and Co-permittee guidance) completed by Program staff during FY 04-05.

Reporting Requirements

In addition to the Program's Annual Report and Annual Work Plan[1], the Program completed 13 permit-required items during FY 04-05:

1. *Hydromodification Management Plan (Public Review Draft)*, permit provision C.3.f., submitted July 9, 2004.
2. *Stevens Creek Limiting Factor Analysis Technical Report (Draft)*, permit provision C.9.f.iii, submitted July 13, 2004.
3. *Sediment Management Practice Assessment Report (Draft)*, permit provision C.9.f.iii, submitted July 13, 2004.
4. *2004 Urban Runoff Management Plan*, submitted September 1, 2004, per permit

[1] As of August 8, 2005, no comments have been received from the Water Board on the Program's *FY 05-06 Work Plan*.

provision C.2.b

5. Copper and Nickel Action Plan FY 03-04 Accomplishments and FY 04-05 Work Plan, submitted September 15, 2004, per POTW order 00-109 and permit provisions C.9.a and b.
6. *SCVURPPP FY03-04 Watershed Monitoring and Assessment Summary Report,* submitted September 15, 2004, per permit provision C.10.b.
7. *Hydromodification Management Plan Report (Revised Public Review Draft),* permit provision C.3.f, submitted November 10, 2004.
8. *Stevens Creek Limiting Factor Analysis Technical Report (Final)*, per permit provision C.9.f.iii, submitted December 8, 2004.
9. *Sediment Management Practice Assessment Report (Final)*, permit provision C.9.f.iii, submitted December 8, 2004.
10. *Report of Waste Discharge* (NPDES Permit Application for Re-issuance of SCVURPPP NPDES Permit) submitted February 24, 2005, per permit provision C.14.
11. *Copper and Nickel Action Plan FY 05-06 Work Plan and Reporting Tables (final),* submitted February 25, 2005, per POTW order 00-109 and permit provisions C.9.a and b.
12. *FY 05-06 Annual Receiving Waters Monitoring Plan and Watershed Management Measures Work Plan* submitted February 25, 2005, per permit provisions C.7.c and C.10.
13. *Hydromodification Management Plan Report (Final), April 21, 2005,* permit provision C.3.f, submitted May 4, 2005.

Additional submittals to the Water Board included:

- Response to RWQCB comments dated March 26, 2004 on the Program's FY 02-03 Annual Report (submitted to RWQCB on September 15, 2004 as part of the Program's *FY 03-04 Annual Report, Appendix A-9*);
- Response to RWQCB comments dated March 25, 2004 referencing the FY 02-03 monitoring program evaluation administered by the United States Environmental Protection Agency conducted by Tetra Tech, Inc. in December 2003 (submitted to RWQCB on September 15, 2004 as part of the Program's *FY 03-04 Annual Report, Appendix A-9*);
- FY 03-04 Co-permittee Street Sweeping Activity Summary to RWQCB on September 15, 2004 (as part of the Program's FY 03-04 Annual Report);
- *Executive Summary- FY 2003-2004 Annual Repor*t on November 17, 2004;
- Response to RWQCB comments dated August 25, 2004 on the Program's *Hydromodification Management Plan (HMP) Report (Public Review Draft)* dated June 2004 (submitted to RWQCB on December 15, 2004);
- Response to RWQCB letter dated December 23, 2004 on an Administrative Draft Tentative Order Revising Permit Provisions C.3.c.and C.3.g (submitted to RWQCB on January 11, 2005);
- Response to RWQCB comments dated January 6, 2005 on the Program's *Hydromodification Management Plan (HMP) Report (Revised Public Review Draft)* dated November 2004 (submitted to RWQCB on February 4, 2005);

- Final revised versions of the Industrial/Commercial Discharger Control Program and Illicit Connection/Illegal Dumping Elimination Activities Performance Standards (submitted to RWQCB on February 25, 2005 as part of the Program's *FY 05-06 Work Plan*);
- Technical memorandum entitled *Watershed Characterization and Sampling Design Rationale- Stevens and Permanente Creek Watersheds* (submitted to RWQCB on February 25, 2005 as part of the Program's *FY 05-06 Work Plan*);
- Memorandum entitled *Data Analysis of Development Patterns for Group 2 Projects* (includes histograms and data spreadsheets) to RWQCB on March 30, 2005;
- Response to RWQCB comments dated March 4, 2005 (comments were received on April 7, 2005) on the Program's *FY 03-04 Annual Report –Monitoring Section* (submitted to RWQCB on May 20, 2005);
- Letter re: Request for Regional Board Approval of Alternative "Group 2 Project" Definition (submitted to RWQCB on March 29, 2005);
- Response to RWQCB staff electronic mail dated April 6, 2005 on the Program's letter entitled *Data Analysis of Development Patterns for Group 2 Projects* (submitted to RWQCB on April 11, 2005); and
- Response to RWQCB comments dated April 8, 2005 on the Program's *FY 03-04 Annual Report-New/Redevelopment Section* (submitted to RWQCB on June 3, 2005).

A summary of the Program's permit-required submittals, Water Board staff comments, Program responses, and Water Board staff approvals during the past several years (beginning with the most recent submittals) is included within Appendix A-3.

Guidance to Co-permittees

The Program sponsored three workshop sessions to educate Co-permittee staff and others about important issues and program requirements, as described below. The workshop flyers, agendas, attendance lists, and evaluation summaries for listed workshops (except the Trash Assessment Training Workshop) are presented in Appendices A-4 and A-5.

<u>Trash Assessment Training Workshop</u>

On July 16, 2004, Program staff sponsored a workshop on how to use existing trash assessment tools [i.e. RWQCB Rapid Trash Assessment protocol Version 7.0 and the Keep America Beautiful (KAB) Litter Index]. The training was intended to assist Co-permittees in determining the severity of trash identified in "creek" or "non-creek" trash problem areas. The workshop consisted of a morning and afternoon session. The morning session provided training on the use of RWQCB Rapid Trash Assessment protocol Version 7.0. It was conducted at both Coyote and Lower Silver Creeks within Watson Park in San Jose. Fifteen people attended the field session. The afternoon session provided training on the use of the KAB Litter Index. It was conducted within a classroom setting and consisted of reviewing the KAB Litter Index instruction manual and training video. Fifteen people attended the classroom session. The majority of workshop participants conducted trash assessments within their jurisdictions during FY 04-05.

<u>Conducting Effective Stormwater Inspections of Industrial and Commercial Facilities</u>

On April 5, 2005, the Program conducted a workshop on conducting effective stormwater inspections of industrial and commercial facilities. The workshop attracted 81 participants, most of who gave the workshop high marks (see evaluation summary within Appendix A-4).

Topic presented at the workshop included: what to look for during stormwater inspections of commercial and industrial facilities; performance standards and reporting requirements of the Program's NPDES permit (including model inspection forms; examples of common stormwater violations; ways to encourage good business practices; guidance on source control and proper disposal practices; and BMP education materials for common industrial and commercial facilities.

Conducting Stormwater Treatment Best Management Practices (BMP) Maintenance and Inspections

On June 9, 2005, the Program conducted a one-day workshop to assist Co-permittees with implementation of Provision C.3.e., Operation and Maintenance of Treatment BMPs. The workshop, which attracted 116 participants, covered requirements for treatment BMP O&M verification programs; examples of cities' approaches to conducting inspection programs; lessons learned about BMP maintenance from the Caltrans BMP Retrofit Pilot Program and other agencies; mosquito management; and porous pavement design and maintenance. The workshop also featured exhibits for eight stormwater control measure vendors. The agenda and evaluation summary for the workshop are presented in Appendix A-5.

Other Workshops

Program staff and Co-permittees also participated in the following workshops conducted by other agencies:

- Alameda Countywide Clean Water Program Workshop on How to Meet the New Development/Redevelopment NPDES Permit Requirements, November 16, 2004 -- Jill Bicknell gave a presentation on "Understanding Potential Obstacles to Better Site Design for Water Quality Protection".
- San Francisco Bay Area Chapter of the Maintenance Superintendents Association Workshop, November 18, 2004 -- John Fusco gave a presentation on "Stormwater Best Management Practices for Municipal Operations".
- Bay Area Macroinvertebrate Bioassessment Information (BAMBI) Workshop, January 31, 2005 -- Paul Randall gave a presentation on "Summary of SCVURPPP Bioassessment Efforts".
- Municipal Public Works Officials of Santa Clara County, Monthly Meeting, February 10, 2005 -- Jill Bicknell and Adam Olivieri gave a presentation on "Urban Runoff Permit Issues".
- City/County Managers Association, Monthly Meeting, May 11, 2005 -- Dave Chesterman (SCVWD) and Adam Olivieri gave a presentation on "The Santa Clara Valley Urban Runoff Pollution Program: Cost Allocation Review".
- American Public Works Association Workshop, May 12, 2005 -- Jill Bicknell gave a presentation on "Integrating Water Quality Protection and Development Project Design".

- San Mateo Countywide Stormwater Pollution Prevention Program 2005 New Development Workshop, May 24, 2005 – Jill Bicknell gave a presentation on "Introduction to HMP Requirements – Santa Clara Valley's Experience".
- Santa Clara County Regional IPM Workshop, June 14, 2005 – The Program was a co-sponsor (see Section 3-Regional IPM Workshop). Program staff and several Co-permittee staff attended.

DEVELOPMENT OF NEW OR REVISED MODEL PERFORMANCE STANDARDS

The Program developed model performance standards (PS) in 1996. Model PS were accepted by the Water Board in June 1997. Co-permittees adopted the model PS that applied to their specific conditions. The PS were incorporated into the September 1, 1997 Urban Runoff Management Plan (URMP) and into the Co-permittees' local URMPs. The Program and local URMPs were updated by October 2000 to include revisions to performance standards for Industrial/Commercial Discharger Control, Illicit Connection/Illegal Dumping Elimination and Storm Drain Operation and Maintenance.

One goal of the Program's continuous improvement process is to review an existing PS, or create a new PS, each year. During FY 04-05, the Industrial/Commercial Discharger Control Program and Illicit Connection/Illegal Dumping Elimination Activities Performance Standards were revised.

<u>Enhanced Annual Reporting Requirements- Industrial/Commercial Discharger Control</u>
<u>Enhanced Annual Reporting Requirements- Illicit Connection/Illegal Dumping Elimination</u>

On September 7, 2001, the Industrial Inspection Ad Hoc Task Group (Industrial Inspection AHTG) recommended the adoption of Program-wide categories and enforcement actions developed by the Industrial Inspection AHTG. These categories and procedures are described in the *Continuous Improvement of Industrial Reporting Technical Memorandum* and *Continuous Improvement of Illicit Connection/Illegal Dumping Reporting Technical Memorandum*. The Management Committee approved both memoranda as the Program's strategy to implement IND and IC/ID reporting requirements (as required in Permit Provisions C.6.a.i. and ii). The memoranda were included as attachments within the Program's FY 00-01 Annual Repor*t* and submitted to the Regional Board on September 17, 2001. Each Co-permittee began implementing these procedures immediately thereafter. Implementation of the enhanced reporting requirements by the Co-permittees has been very successful as shown in the past three Program annual reports.

In accordance with the Regional Board's letter, *Review of Program's Draft FY 2003-04 Work Plan* dated June 24, 2003, the Program informed the Co-permittees (see FY 02-03 Annual Report Preparation Guidance dated June 18, 2003) that each Co-permittee should independently evaluate their individual IND and IC/ID inspection data and utilize the results of the analysis to set inspection priorities and gauge program effectiveness. Within the FY 02-03 Annual Report, Co-permittees provided an effectiveness evaluation or analysis of their IND and ICID programs and/or data. This step was performed to address the Regional Board's concerns regarding IND reporting procedures.

In accordance with the Program's FY 04-05 Work Plan submitted to the Regional Board on March 1, 2004, the Program committed to updating both performance standards during FY 04-05. The updates were essentially administrative (e.g., incorporating enhanced reporting requirements and results of Co-permittee evaluations) and were directed at modifying the

Program's model performance standards to reflect Management Committee direction and actual Co-permittee implementation. These administrative updates were provided to the Industrial Inspection AHTG for review during January 2005. The Management Committee approved the final updated performance standards on February 17, 2005. The final updates were provided within Attachments 2-1 and 2-2 of the Program's *FY 2005-2006 Draft Work Plan* and incorporated into the URMP.

LOCAL PROGRAM PERFORMANCE REVIEWS

As part of the Program's continuous improvement process (as described in the 2004 URMP), the Program, Water Board staff and interested outside parties conduct on-site performance reviews of the Co-permittees' local urban runoff management programs. Performance reviews in recent years have focused on one element of the Co-permittees' local programs in detail.

During April 26-28, 2005, Tetra Tech, Inc. provided an independent third party evaluation of certain elements of the Cities of Milpitas, Palo Alto, Santa Clara and Santa Clara County stormwater programs. The following elements were included within the evaluation: ICID/IND inspections and enforcement, municipal maintenance, new development/redevelopment and construction inspection. The evaluation was helpful in gauging how well the Co-permittees are implementing their URMPs. Water Board staff intends to have Tetra Tech return in the fall of 2005 to check the implementation of Provision C.3 requirements. The preliminary findings of these evaluations included the following:

- Santa Clara County has made improvements in every area that was found to be deficient in the December 2003 evaluation;
- Although inspectors were knowledgeable and performing adequate inspections, procedures need to be better documented. Standard checklists should be used for consistency and training of new staff. Checklists are also helpful when pretreatment inspectors perform stormwater inspections;
- Checklists should be used for development project application and plan reviews;
- Better interdepartmental communication was encouraged; and
- Some corporation yards SWPPPs need updating.

Water Board staff voiced the following:

- Stressed the use checklists as a means of instruction, documentation, and basis for enforcement;
- Suggested better coordination/referrals between city inspectors and pretreatment inspectors (e.g., between a city in the San Jose Water Quality Control Plant service area and the San Jose pretreatment inspectors;
- Encouraged more formal enforcement procedures, similar to those used in the pretreatment program.

Another recommendation from the evaluations included the review of Program-developed IND/ICID data collection forms (with the Co-permittees) for possible improvements. In some cases, these forms may create a duplication of effort. In others, the forms have replaced the actual inspection form and are not as effective as the inspection form in describing the problems encountered onsite. It was also suggested that the Program consider developing other model checklists for Co-permittee use.

Water Board staff did not conduct any other performance review meetings during FY 04-05.

CONTINUOUS IMPROVEMENT MEASURES

In its annual Work Plans and Annual Reports, the Program presents a list of continuous improvement items to be addressed at the Program level and an approach for implementing them. As discussed earlier under Program Management, continuous improvement items are normally identified from three sources: the Program's performance review with Water Board staff; Board staff comments on the prior year's annual report; and Management Committee comments on the *Review of Program Management Services* memorandum and other Program staff products. A summary of the Budget AHTG recommendations for continuous improvement in FY 04-05 and beyond are provided in the memorandum entitled *Review of FY 04-05 Program Management Services* (Appendix A-2).

Internal CI tasks identified include updating and maintaining the Program's web site (www.scvurppp.org) to ensure the effective distribution and review of draft and final products; and internal communication with the MC and other interested parties. In July 2005, Program staff released an updated version of the Program's website. The updated version allows easy navigation and location of final work products and other relevant information. In addition, Program staff has focused both technical and legal resources on working with Water Board staff (through the Regional Permit Steering Committee) on developing a Regional General Permit that will address the Program's permit re-issuance.

Finally, there are a few remaining lower priority continuous improvement tasks from previous years. Their status and updated schedules are provided within Table 2-4 of the *FY 04-05 Annual Report*. Program staff will continue to complete these items during FY 05-06. There were no new continuous improvement items identified for FY 05-06.

PERMIT PROVISION C.1. COMPLIANCE SUMMARY TABLE

The State of California's and USEPA's 303(d) water quality list, approved in 1999, identifies several "pollutants of concern" in the Lower South San Francisco Bay for which urban runoff is listed as a potential source. Consistent with Provision C.1 of its NPDES Permit, the Program has prepared a "C.1. Table" which summarizes the urban runoff controls being implemented to address these pollutants of concern. Although not required by Provision C.1, Table 2-5 provides an update to Table 2-5 contained in the *FY 03-04 Annual Repor*t and, as required, addresses the direction received from Water Board staff with regard to certain items.

Table 2-5 provides an updated summary of the Program's current and proposed (i.e., FY 05-06) BMPs/programs for the "pollutants of concern" and "pollutants of potential concern" in the Lower South San Francisco Bay for which urban runoff is listed as a potential source. Although urban runoff is listed as a potential source, in reality urban runoff is the transport vehicle and not the actual source. Therefore, key urban sources of the "pollutants of concern" and "pollutants of potential concern" are identified in Table 2-5.

As noted in Table 2-5, additional information on the Program's controls/programs can be found in the following documents:

- Program and Co-permittee 2004 *Urban Runoff Management Plans*
- 1997 *Metals Control Measures Plan*

- Past Annual Report and Work Plans
- Pollutant-specific technical reports (www.scvurppp.org)

In addition, the Program intends to incorporate updates to the summary table as part of the Program's continuous improvement process where new controls/programs will be identified and reported in the Program's Annual Work Plan.

Table 2-1
SCVURPPP Total FY 04-05 Budget

Budget Summary

Item	Budget
Operational Group	
1. Program Management/Administration (EOA)	$436,700
2. Permit Management (EOA)	$475,200
3. Technical Program Management (EOA)	$137,500
4. Legal Services (MOFO)	$80,000
5. Fiscal Agent (SCVWD)	$15,000
6. RMP Contribution (SFEI) (see Collaborative Budget)	
Subtotal Operational Group	**$1,144,400**
Projects Group	
7. Monitoring Projects (EOA/Subs)	$690,000
8. HMP Technical Assistance/Guidance/Workshops	$100,000
9. PI/P & WEO budget	$520,000
10. Project Monitoring Special Study (10% per MOA – moved to Collaborative Group)	
11. NPDES Permit Renewal	$126,000
Sub-total Project Group	**$1,436,000**
Collaborative Group	
A. Program Monitoring Special Studies	$159,000
B. WE&O - Watershed Support Fund	$100,000
C. CASQA Dues (Regional Collaboration)	$15,000
D. TMDL CEP Participation (Regional Collaboration)	$97,000
E. RMP Fee (Regional Collaboration)	$162,000
F. BASMAA Fee (Regional Collaboration)	$65,000
G. NPDES Permit Fee	$109,000
Subtotal	**$707,000**
TOTAL FY 04-05 BUDGET	**$3,287,400**

Table 2-2
FY 2004-2005 Ad Hoc Task Groups and Accomplishments

NAME/PURPOSE	MEMBERS	START DATE	DISBAND DATE	ACCOMPLISHMENTS
Budget – Closeout old budgets; review and approve proposed budgets; review and provide direction to the MC on budget & policy issues. Permit Provision: Program Management	Lorrie Gervin, Sunnyvale – Chair Randolph Shipes, San Jose Melody Tovar, San Jose Steven Osborn, San Jose Rick Mauck, Santa Clara Cheri Donnelly, West Valley Communities Beau Goldie, SCVWD (former member) Dave Chesterman, SCVWD Roger Narsim, SCVWD Jill Bicknell, Program staff Adam Olivieri; Program Staff	10/16/97		Closed out FY 02-03 budget; made decisions on FY 03-04 and 04-05 budgets; selected consultant to do a cost allocation study; continued to meet to discuss other budget and policy issues.
Monitoring* - Review & approve monitoring project priorities and products for consistency with Program and WMI goals, and with NPDES permit requirements. * Meets quarterly in concert with SCBWMI WAMS meetings. Permit Provision: C.7.	Marilyn Nickel, Milpitas Dave Grabiec, Sunnyvale Kristy McCumby-Hyland, Sunnyvale Chris Sommers, Program staff Jim Ervin, San Jose James Downing, San Jose Steven Osborn, San Jose Jan O'Hara, RWQCB Brett Calhoun, SCVWD	6/19/97		Met jointly with WMI Watershed Assessment & Monitoring Subgroup (WAMS) to provide input on the *Multi-Year Receiving Waters Monitoring Plan* (dated March 1, 2004), SSI updates, relationship between the SSI and the MDDB, Program's expectations of WAMS and the second year results of the Multi-Year Monitoring Program.

*No longer a member of the group

Table 2-2
FY 2004-2005 Ad Hoc Task Groups and Accomplishments

NAME/PURPOSE	MEMBERS	START DATE	DISBAND DATE	ACCOMPLISHMENTS
Municipal Employee Training Protocols – develop stormwater BMP training curriculum with modules for different activities that can be customized by each co-permittee. Permit Provision: C.2.	Kristy McCumby-Hyland, Sunnyvale Melody Tovar, San Jose Eric Anderson, Mountain View Roger Lee, Santa Clara John Fusco, Program Staff Kate Slama, SCVWD Cheryl Dayley, San Jose	4/15/99		Selected, reviewed and finalized four draft modules in FY 01-02. Did not meet in FY 04-05. Project put on hold due to higher priorities.
PI/P and WEO – Develop list of proposed Program PI/P activities for annual work plan using process outlined in the PI/P Strategy, and work with Program staff and consultant to develop work plans for and implement the Watershed Education and Outreach (WEO) Campaign. Permit Provision: C.4. **(Work Groups under PIP/ WEO are:** Scripts Review Schools Outreach Alviso Education Program IPM Pesticide Outreach Mercury P2 Outreach Pool Pump Magnet/Sticker	Mary Morse, San Jose – Chair (half-year) Cheri Donnelly, West Valley Communities Leeonna Beale, West Valley Communities Bruce Frisbey, San Jose Eric Anderson, Mountain View Karin Hickey, Santa Clara Sally Personett, Sunnyvale Lorrie Gervin, Sunnvyale Aparna Chatterjee, Milpitas (former) Joanne Johnson, Milpitas Stephanie Hughes, Palo Alto (half year) Julie Weiss, Palo Alto Trish Mulvey, CLEAN South Bay Roxan Nasiri, Cupertino Vishakha Atre, Program Staff	Reformed 5/18/00		Reviewed, approved and implemented the following Watershed Education and Outreach projects: • Watershed Watch Campaign • Watershed Watchers Program and Alviso ZunZun School Assemblies Participated in various outreach work groups to review campaign products, Developed a RFP for Watershed Watch consultant selection (to be done in FY 05-06).

Table 2-2
FY 2004-2005 Ad Hoc Task Groups and Accomplishments

NAME/PURPOSE	MEMBERS	START DATE	DISBAND DATE	ACCOMPLISHMENTS
Industrial Inspection – Revise performance standard/guidance to include recommendations for enhanced reporting, implement and review results. Permit Provision: C.6.a.i.	John Fusco, Program Staff Roberto Medina, Palo Alto (former member) Eric Anderson, Mountain View Dave Grabiec, Sunnyvale Anastazia Aziz, San Jose Mary Morse, San Jose (former member) Bhavani Yerrapotu, San Jose Jack Lovell, West Valley Brett Calhoun, SCVWD Roger Lee, Santa Clara	2/6/01		Program staff worked with the Industrial Inspection AHTG to the update Industrial/Commercial Discharger Control Program and Illicit Connection/Illegal Dumping Elimination Activities performance standards. The updates were essentially administrative (e.g., incorporating enhanced reporting requirements and results of Co-permittee evaluations). The Management Committee approved the final updated performance standards on February 17, 2005.
Mercury Pollution Prevention – Assist Co-permittee and Program staffs to implement Mercury P2 Plan tasks. Permit Provision: C.9.c.	Kristy McCumby-Hyland, Sunnyvale Melody Tovar, San Jose Sharon Newton, San Jose James Downing, San Jose Dave Drury, SCVWD Steve Homan, Santa Clara County Rob D'Arcy, SC County HHW Program Kristin Kerr, Program Staff Mary Morse, San Jose	10/18/01		Developed mercury-containing product use survey, and model guidelines and virtual elimination policy for implementing the Mercury Pollution Prevention Plan. Did not meet in FY 04-05.
Pest Management Performance Standard - Develop new performance standard to address Permit Provision C.9.d. and to assist Program staff to implement Program tasks. Permit Provision: C.9.d.	Phil Bobel, Palo Alto (Chair) Julie Weiss, Palo Alto Melody Tovar, San Jose Sharon Newton, San Jose Cheryl Dayley, San Jose Jean La Duc, San Jose Kate Slama, SCVWD Kristy McCumby-Hyland, Sunnyvale John Mendoza, Santa Clara	8/17/00	10/21/04	Developed, reviewed and finalized the Pest Management Performance Standards in FY 01-02 and FY 02-03. Did not meet in FY 04-05.

Table 2-2
FY 2004-2005 Ad Hoc Task Groups and Accomplishments

NAME/PURPOSE	MEMBERS	START DATE	DISBAND DATE	ACCOMPLISHMENTS
	Jill Bicknell, Program Staff			
Watershed Analysis – Assist with conduct and review of work plan tasks to conduct watershed analysis and management practice assessment in "other creeks" which may be impaired by sediment. Permit Provision: C.9.f.iii	Brett Calhoun, SCVWD Kristy McCumby-Hyland, Sunnyvale Steve Homan, Santa Clara County Larry Lind, Los Altos Jim Ervin, San Jose James Downing, San Jose Chris Sommers, Program Staff Paul Randall, Program Staff Brett Calhoun, SCVWD Jae Abel, SCVWD	6/20/02		The AHTG met on September 22, 2004 to discuss the results and next steps of the Stevens Creek Limiting Factor Analysis. On December 6, 2004 the AHTG met to discuss the goals and objectives and existing data sources for the Upper Penitencia Creek watershed.
Trash – Develop Trash Work Plan, coordinate trash-related activities, and assist Program Staff to implement Program tasks. Permit Provision: C.1.	Dave Staub, Santa Clara Cheri Donnelly, WVCWP Kristy McCumby-Hyland, Sunnyvale Brett Calhoun, SCVWD Lisa Fleming, SCVWD (former member) Skip LaCaze, San Jose Sharon Newton, San Jose Melody Tovar, San Jose Phil Bobel, Palo Alto Chris Rummel, County DEH Steve Homan, Santa Clara County Lisa Rose, County GALA Trish Mulvey, CLEAN South Bay Jan O'Hara, RWQCB John Fusco, Program Staff Paul Randall, Program Staff	12/20/01		Reviewed and approved memorandum entitled *Trash Problem Area Evaluation Results- FY 04-05* (includes tables and figures). Continue to meet on a quarterly basis to discuss the results of trash evaluations and potential implementation strategies.
C.3. Provision Oversight (C3PO) – Develop approach to implementing Permit Provision C.3.requirements for new and redevelopment and review	Joe Teresi, Palo Alto Paramjit Uppal, Milpitas Cheri Donnelly, WVCWP Scott Alman, Monte Sereno (former)	11/15/01		Continued implementing the Permit Provision C.3 Work Plan. Received updates from Program staff on C.3. and HMP

Table 2-2
FY 2004-2005 Ad Hoc Task Groups and Accomplishments

NAME/PURPOSE	MEMBERS	START DATE	DISBAND DATE	ACCOMPLISHMENTS
Program work products. **(Work Groups under C3PO are:** HMP BMP Operations & Maintenance Site Design Infiltration) <u>Permit Provision</u>: C.3.	Imad Baiyasi, Los Gatos (former member) Sandy Baily, Los Gatos Trish Duarte, Los Gatos Kevin Riley, Santa Clara (former member) Roger Lee, Santa Clara Mike Campbell, San Jose Anastazia Aziz, San Jose Joe Vafa, San Jose Calvin Matsui, San Jose Ebrahim Sohrabi, San Jose Maria Angeles, San Jose Timm Borden, San Jose Laurel Prevetti, San Jose Jenny Nusbaum, San Jose Dipankar Sen, SCVWD Roger Narsim, SCVWD Jill Bicknell, Program staff Jan O'Hara, RWQCB (former member) Sue Ma, RWQCB Kristy McCumby-Hyland, Sunnyvale Erin Walters, Sunnyvale Christine Cannizzo, Sunnyvale Liliana Price, Sunnyvale Eric Anderson, Mountain View Genevieve Fire, Cupertino Curtis Banks, Los Altos Ann Welsh, Saratoga (former member) Lynn Penoyer, Campbell (former member) Al Oxonian, Campbell Steve Homan, Santa Clara County Richard Chen, Los Altos Hills Michael Liw, San Jose Bill Ekern, San Jose Mary Ellen Dick, San Jose Melody Tovar, San Jose			requirements and BASMAA and CASQA activities. Helped plan a C.3 training workshop on BMP O&M Inspection and Verification, held on June 9, 2005. Worked on C.3.e. and C.3.n. reporting requirements with Water Board staff.

Table 2-2
FY 2004-2005 Ad Hoc Task Groups and Accomplishments

NAME/PURPOSE	MEMBERS	START DATE	DISBAND DATE	ACCOMPLISHMENTS
	Dan Strickman, Vector Control (SCC) Salifu Yakubu, San Jose Brett Calhoun, SCVWD Bill Springer, SCVWD Pamela Wu, Santa Clara County Chris Freitas, Santa Clara County Tracy Ingebritsen, Stanford (former member) Kelly Rohlfs, Stanford			
Waiver Provision – Develop proposed model waiver. Permit Provision: C.3.g.	Randolph Shipes, San Jose Mollie Dent, San Jose Counsel Anthony Bennetti, SCVWD Counsel Blair King, Milpitas Darryl Wong, Milpitas Donna Scott, Sunnyvale Counsel Shelley Emerson, Mountain View Counsel Bob Reid, West Valley Communities Adam Olivieri, Program Staff Robert Falk, Program Counsel	11/15/01	10/21/04	Completed revised model alternative compliance program during FY 02-03 and accepted it as internal guidance. Did not meet in FY 04-05.
WORK GROUP INFORMATION **(PIP & WEO Work Groups)**				
Script Review – To review scripts created for media use related to the Watershed Watch Campaign (on a short turn around basis), oversee development of Watershed Watch web site and review page content. Permit Provision: C.4.	Roxan Nasiri, Cupertino Sally Personett, Sunnyvale Kate Slama, SCVWD Julie Weiss, Palo Alto Cheri Donnelly, WVCWP Bruce Frisbey, San Jose Mary Morse, San Jose Vishakha Atre, Program Staff	12/99		Provided input on a number of scripts and articles with a short turnaround time.
Pesticide User Outreach – To help Program staff develop work plans for and implement pesticide user	Joanne Johnson, Milpitas (Chair) Roxan Nasiri, Cupertino Julie Weiss, Palo Alto	Reformed 8/02		Work group members reviewed and approved detailed FY 04-05 work plan; provided input to

Table 2-2
FY 2004-2005 Ad Hoc Task Groups and Accomplishments

NAME/PURPOSE	MEMBERS	START DATE	DISBAND DATE	ACCOMPLISHMENTS
outreach tasks from the Program's Pesticide Management Work Plan. This project combines elements of the IPM Store partnership Work Group and the Household Chemical Management Work Group. It builds on the relationships developed with independent nurseries and hardware stores developed during the previous years of the IPM Store Partnership project. The work group also reviews the Program's Work Plan for pesticide outreach and participates in outreach events. Permit Provision: C.9.d.	Larry Lind, Los Altos Paramjit Uppal, Milpitas Eric Anderson, Mountain View Bruce Frisbey, San Jose Sharon Newton, San Jose Cheryl Dayley, San Jose Mary Morse, San Jose Kristy McCumby-Hyland, Sunnyvale Sally Personett, Sunnyvale Kate Slama, SCVWD Cheri Donnelly, WVCWP Rob D'Arcy, Santa Clara Co. Rosemary Lombard, Palo Alto Vishakha Atre, Program Staff			Program staff on Regional IPM issues; planned, conducted and staffed IPM outreach related events and conducted outreach to stores.
Mercury P2 Outreach – To help Program staff, develop work plans for and implement mercury outreach tasks. Permit Provision: C.9.c.	Julie Weiss, Palo Alto (Chair) Roxan Nasiri, Cupertino Mary Morse, San Jose Sally Personett, Sunnyvale Kristy McCumby-Hyland, Sunnyvale Kate Slama, SCVWD Marilyn Nickel, Milpitas Joanne Johnson, Milpitas Zakk Devine, Santa Clara County Integrated Waste Management Division Rob D'Arcy, CoHHW Program Gena Pinheiro, CoHHW (former) Cheri Donnelly, WVCWP Jim Blamey, Santa Clara County Vishakha Atre, Program Staff	12/02		The work group reviewed and approved the detailed FY 04-05 work plan; reviewed and approved materials for the spring advertising campaign.

Table 2-2
FY 2004-2005 Ad Hoc Task Groups and Accomplishments

NAME/PURPOSE	MEMBERS	START DATE	DISBAND DATE	ACCOMPLISHMENTS
Schools Outreach – To plan for and oversee school outreach activities coordinated with the WEO Campaign (e.g. Zun Zun performances), Coordinate Co-permittee school outreach efforts and identify gaps in outreach for watershed/stormwater education. Identify a program for conducting outreach at the middle-school level. Permit Provision: C.4.	Mary Morse, San Jose – Chair Roxan Nasiri, Cupertino Julie Weiss, Palo Alto Jan Raissle, Palo Alto Bruce Frisbey, San Jose Trish Mulvey, CLEAN South Bay Cheri Donnelly, West Valley Kate Slama, SCVWD Vishakha Atre, Program Staff	12/99		Provided input for conducting 50 ZunZun school assemblies. Identified ways to promote the Wacky Watersheds Workshop. Approved a plan for purchasing supplies for Wacky Watersheds and providing funds for teacher grants to encourage attendance.
Alviso Education Program – To periodically evaluate and provide input to S.F. Bay Wildlife Refuge staff regarding educational programs funded by SCVURPPP. Permit Provision: C.4.	Kate Slama, SCVWD Bob Chessman, San Jose Bruce Frisbey, San Jose Roxan Nasiri, Cupertino Sally Personett, Sunnvyale Mary Morse, San Jose Genie Moore, S.F. Bay Wildlife Refuge Trish Mulvey, CLEAN South Bay Vishakha Atre, Program Staff	12/99		Reviewed work done in FY 04-05; discussed improvements and approved work plan for FY 05-06.
C3PO Work Groups				

Table 2-2
FY 2004-2005 Ad Hoc Task Groups and Accomplishments

NAME/PURPOSE	MEMBERS	START DATE	DISBAND DATE	ACCOMPLISHMENTS
Hydromodification Management Plan (HMP) Work Group - Review task and approve products, final HMP, and co-permittee guidance. Permit Provision: C.3.f.	Joe Teresi, Palo Alto Dipankar Sen, SCVWD Roger Narsim, SCVWD Jenny Nusbaum, San Jose Anastazia Aziz, San Jose Ebrahim Sohrabi, San Jose Maria Angeles, San Jose Joe Vafa, San Jose Calvin Matsui, San Jose Melody Tovar, San Jose Crisand Giles, HBA (former member) Fariborz Heydari, Milpitas Trish Mulvey, CLEAN South Bay Kristy McCumby-Hyland, Sunnyvale Lorrie Gervin, Sunnyvale Jan O'Hara, RWQCB Jill Bicknell, Program Staff Paul Randall, Program Staff	4/22/02		Reviewed draft s of HMP report. (In FY 04-05, most decisions made by MC Executive Committee).
Operations & Maintenance Work Group -- Review model O&M documentation and develop guidance for verification programs. Permit Provision: C.3.e.	Dipankar Sen, SCVWD Patti Joki, Milpitas Paramjit Uppal, Milpitas Jenny Nusbaum, San Jose Brett Calhoun, SCVWD Cheri Donnelly, WVCWP Dan Cloak, DCE (former) Eric Anderson, Mountain View Genevieve Fire, Cupertino Imad Baiyasi, Los Gatos (former member) Trish Duarte, Los Gatos Jack Lovell, West Valley Communities Jamie Matthews, San Jose	4/22/02		Reviewed and provided input to agenda for June 9, 2005 workshop on BMP O&M Inspection and Verification. Reviewed draft Program memo on C.3.e. Data collection, management and reporting and BMP inspection form.

Table 2-2
FY 2004-2005 Ad Hoc Task Groups and Accomplishments

NAME/PURPOSE	MEMBERS	START DATE	DISBAND DATE	ACCOMPLISHMENTS
	Jan O'Hara, RWQCB (former) Kristy McCumby-Hyland, Sunnyvale Lavenia Millar, Cupertino Lisa Fleming, SCVWD Maria Angeles, San Jose Melody Tovar, San Jose Anastazia Aziz, San Jose Rafles Warnars, San Jose Ray Ho, San Jose Robert Gallo, Sunnyvale Roger Narsim, SCVWD Roberto Medina, Palo Alto (former) John Fusco, Program Staff Paul Randall, Program Staff			
Infiltration Work Group - To develop guidance to Co-permittees on design of Stormwater infiltration measures to protect groundwater quality. Permit Provision: C.3.i	Tracy Hemmeter, SCVWD (former) Yaping Liu, SCVWD Larry Lind, Los Altos Mike Campbell, RBF Consulting Ellen Fostersmith, SCVWD (former member) Jenny Nusbaum, San Jose Anastazia Aziz, San Jose Kelly Rohlfs, Stanford Kristy McCumby-Hyland, Sunnyvale Scott Alman, Monte Sereno (former) Jill Bicknell, Program Staff Paul Randall, Program Staff	1/22/03		In FY 02-03, identified desirable infiltration methods, discussed allowable siting and design criteria, and reviewed draft guidance. In FY 03-04, revised draft guidance.

Table 2-3
Performance of FY 04-05 Program Management Tasks

Task Description	Work Items	Work Completed / Comments
	1.0 Program Management/Administration	
Task 1.1 - Administrative Assistance	• Provide general administrative assistance • Maintain toll-free numbers for both SCVURPPP and the Watershed Watch Campaign. • Distribute materials to the public	• Continuing • Responded to 227 calls in FY 04-05. Database of requests is regularly updated and will be distributed to Co-permittees. • Sent materials to all 157 callers who requested materials. Responded to 88 requests from the Watershed Watch website for Watershed Watch kits.
Task 1.2 - Management Committee and Ad HocTask Group (AHTG) Support	• Facilitate and support up to 12 MC meetings* • Facilitate and support up to 40 AHTG meetings**	• Completed 13 meetings (10 regular and three special) in FY 04-05. • Facilitated 17 AHTG meetings. AHTG meetings include: Budget AHTG (4); C3 Provision Oversight AHTG (4); Trash AHTG (1); Watershed Analysis Work Plan AHTG (3); Watershed Education & Outreach AHTG (5). • Program Staff also facilitated 7 Work Group meetings: C3 Infiltration Work Group (1); Mercury P2 Outreach Work Group (2); Pesticide User Work Group (1); WE & O RFP Work Group (2); HMP Map Work Group (1).
Task 1.3 - Program Budget Administration	• Develop subsequent year's budget	• Total Program budget reviewed and approved by Budget AHTG on 1/4/05;

* Includes: develop/distribute agendas, comply with Brown Act, update mailing lists, do copying, reserve meeting places, facilitate meetings, draft/finalize minutes, and organize/conduct follow-up.

Table 2-3, continued
Performance of FY 04-05 Program Management Tasks

Task Description	Work Items	Work Completed / Comments
		budget distributed to MC on 1/12/05; budget revised based on BATG direction from 1/18/05 and 2/2/05 meetings and distributed to Executive Committee and BATG on 2/7/05. Revised budget approved by BATG and distributed to MC on 2/14/05. Budget reviewed and approved by MC on 2/17/05.
	• Track expenditures and prepare quarterly reports to Management Committee • Identify and apply for grant opportunities as directed by Management Committee	• Continued tracking system developed in FY 97-98. Submitted budget updates in September 2004, December 2004 and May 2005. • Program assisted with applications for the following grants: • Supported the City of San Jose in applying for a grant from the SWRCB to fund the City's Public Safety Runoff Reduction Project. The proposal was not selected for funding.
Task 1.4 - Coordination with Fiscal Agent	• Track Program Fund receipts/expenditures; obtain budget status information	• Continued to receive updated information on revenues and expenditures monthly from Santa Clara Valley Water District and directed the District to pay invoices. This process worked effectively. • Assisted Management Committee transfer fiscal and contract agent responsibilities from the Santa Clara Valley Water District to the City of Sunnyvale.

Table 2-3, continued
Performance of FY 04-05 Program Management Tasks

Task Description	Work Items	Work Completed / Comments
Task 1.5 - Coordination with Legal Consultant	• Communicate with and provide assistance to legal counsel.	• Held three closed sessions with Management Committee (8/26/04, 2/2/05 and 5/19/05).
Task 1.6 – Coordinate Program Representation	• Communicate with and report information provided by Co-permittees representing Program at external meetings.	• Program staff attends external meetings requiring Program representation. See report under Task 2.3. Co-permittees normally do not represent the Program at external meetings. An exception is that several Co-permittees represent themselves at the San Francisquito Creek Watershed Council meetings regarding sediment control studies. (Program staff is not involved).
Task 1.7 – Develop and Manage PI/P Program	• Conduct long-range planning for Program PI/P activities	• Managed the implementation of the Watershed Watch Campaign; including development of the Watershed Watch Mid-year Campaign Report, Teacher Evaluation Mid-year Report, Final Campaign and Media Report, Teacher Evaluation Final Report, and Spring Mercury Outreach Media Campaign; reviewed products by the consultant (TRG and Associates); coordinated campaign with other PIP goals and activities.
	• Manage development of PI/P work plan for FY 04-05	• Developed FY 05-06 PI/P Work Plan with input from Budget and WEO AHTGs. Updated pollutant/PIP materials matrix and developed recommendations and strategies for FY 05-06 projects.

Table 2-3, continued
Performance of FY 04-05 Program Management Tasks

Task Description	Work Items	Work Completed / Comments
	• Provide support to Co-permittee's requests for public education assistance	• Throughout the year, oversaw development of work plans for and/or management of PI/P projects. • Ongoing support to Co-permittee requests; coordinated reprints of materials and distribution of Watershed Watch kits; staff outreach events, as needed; kept PI/P contacts informed about local and regional activities through email. • Coordinated with BASMAA Regional Ad Campaign.
2.0 Permit Management		
Task 2.1 - Report Preparation & Submittal	• Prepare Program Annual Report and submit to Water Board by Sept. 15 of each year. • Prepare FY 05-06 Draft Work Plan and submit to Water Board by March 1	• FY 03-04 Annual Report prepared and submitted on September 15, 2004. Continued the streamlined reporting format to reduce Co-permittee effort while satisfying Water Board requirements. Prepared guidance to Co-permittees and reviewed Co-permittee submittals for completeness and consistency. • FY 05-06 Draft Work Plan prepared and submitted on February 25, 2005. Work Plan contained the following: the Program Continuous Improvement Plan, Revisions to the Industrial/Commercial Discharger Control Program and Illicit Connection/Illegal Dumping Elimination Activities Performance Standards, PI/P Work Plan, FY 05-06 Annual Receiving Water Monitoring Plan, FY 05-06

Table 2-3, continued
Performance of FY 04-05 Program Management Tasks

Task Description	Work Items	Work Completed / Comments
		Copper/Nickel Work Plan, Watershed Management Measures, Status of ongoing Pesticide Management Plan tasks, Mercury Pollution Prevention efforts and Work Plan, New and Redevelopment (C.3.) Work Plan and Program FY 05-06 Budget and Co-permittee FY 05-06 Work Plan Summary Tables.
Task 2.2 - Internal Co-Permittee Liaison	• Develop guidance as directed by MC. May include guidance documents, evaluation methods and effectiveness indicators.	• Developed guidance on the Annual Report, Work Plan, C.3 implementation, Copper Action Plan Work Plan, street sweeping tracking and evaluation, submittal of trash problem area evaluation data and submittal of IND and IC/ID inspection data. Provided additional guidance to Co-permittees in response to telephone and email requests.
	• Conduct local program reviews	• During April 26-28, 2005, Water Board staff, in cooperation with EPA's contractor Tetra Tech, Inc. conducted performance reviews of selected Co-permittee (i.e., Cities of Milpitas, Palo Alto, Santa Clara and Santa Clara County) stormwater programs. An evaluation report will be provided in the near future. Preliminary findings are provided within *FY 04-05 Annual Report*. • During December 2-4, 2003, Tetra Tech, Inc. provided an independent evaluation of the Program's monitoring element and certain elements of the City of San Jose and Santa Clara County stormwater programs. An evaluation report was provided to Program staff on March 26, 2004. Program staff responded to these comments, as

Table 2-3, continued
Performance of FY 04-05 Program Management Tasks

Task Description	Work Items	Work Completed / Comments
		appropriate, on September 15, 2004. The Program had also addressed each of these areas in the Program's *Revised Multi-Year Monitoring Plan*, submitted to the Water Board on March 1, 2004.
	• Conduct up to 4 training workshops; may include educational outreach to businesses.	• Planned, conducted, assisted with, and/or co-sponsored the following workshops: 1) Trash Assessment Training Workshop (July 16, 2004) - attracted 17 participants. 2) Conducting Effective Stormwater Inspections of Industrial and Commercial Facilities (April 5, 2005) – attracted 81 participants. 3) Conducting Stormwater Treatment Best Management Practices (BMP) Maintenance and Inspections (June 9, 2005) – attracted 116 participants. • Gave presentations on behalf of the Program at workshops/conferences planned by others: 1) "Understanding Potential Barriers to Better Site Design for Water Quality Protection", co-authored by Wendy Edde and Jill Bicknell and presented by Wendy Edde, at the Putting the LID on Stormwater Management Conference, College Park, Maryland, September 21, 2004; 2) Alameda Countywide Clean Water Program Workshop on How to Meet the New Development/Redevelopment NPDES Permit Requirements, presentation by Jill

Table 2-3, continued
Performance of FY 04-05 Program Management Tasks

Task Description	Work Items	Work Completed / Comments
		Bicknell on “Understanding Potential Obstacles to Better Site Design for Water Quality Protection”, November 16, 2004; 3) San Francisco Bay Area Chapter of the Maintenance Superintendents Association, presentation by John Fusco on “Stormwater Best Management Practices for Municipal Operations”, November 18, 2004; 4) Bay Area Macroinvertebrate Bioassessment Information (BAMBI) Workshop, presentation by Paul Randall on “Summary of SCVURPPP Bioassessment Efforts”, January 31, 2005; 5) Municipal Public Works Officials of Santa Clara County, presentation by Jill Bicknell and Adam Olivieri on “Urban Runoff Permit Issues”, February 10, 2005; 6) City/County Managers Association, presentation by Dave Chesterman and Adam Olivieri on “The Santa Clara Valley Urban Runoff Pollution Program: Cost Allocation Review”, May 11, 2005; 7) American Public Works Association, presentation by Jill Bicknell and Wendy Edde on “Integrating Water Quality Protection and Development Project Design”, May 12, 2005; and 8) San Mateo Countywide Stormwater Pollution Prevention Program 2005 New Development Workshop, presentation on “Introduction to HMP Requirements- Santa Clara Valley’s Experience”, May 24, 2005.

Table 2-3, continued
Performance of FY 04-05 Program Management Tasks

Task Description	Work Items	Work Completed / Comments
Task 2.3 - External Organization Liaison	• Identify regulatory issues, prepare comments, and represent Program at meetings.	• Distributed information to MC on following issues: revisions to 303(d) list and TMDL priorities; mercury, diazinon, pesticides, PBDE's and copper/nickel TMDL studies and action plans; issues discussed at NPDES permit reissuance stakeholder meetings; legislation of concern; various items related to permit issues on San Mateo and Contra Costa appeals; various water quality pending lawsuits; other items of interest from the RWQCB, BASMAA and CASQA. Program staff served on the PCB TMDL Stakeholder Group and Mercury TMDL Work Group, commented and prepared TMDL study products, helped update and report progress on the Copper Action Plan, and assisted Water Board staff with preparation of Basin Plan amendments related to mercury.
	• Represent Program at up to 77 external organization meetings (RWQCB, BASMAA, CASQA, CEP, RMP, others) as directed by MC.	• Attended 182 external organization meetings (see separate summary table – not including WMI and Program Data Coordination meetings); prepared summaries for MC distribution; prepared and/or distributed full meeting notes for most meetings. • Program staff served as Vice Chair of BASMAA Executive Board and interim Chair of the SCBWMI Land Use Subgroup, BASMAA representative on the RMP

Table 2-3, continued
Performance of FY 04-05 Program Management Tasks

Task Description	Work Items	Work Completed / Comments
		Steering Committee, RMP Technical Committee and Regional General Permit Steering Group.
	• Represented Program at WMI Core Group and Subgroup meetings.	• Attended 37 WMI meetings, including: Land Use Subgroup (3); BAMBI Workshop (1); BAMBI Planning Meeting (1); Workshop SCBWMI Bay Modeling and Monitoring Subgroup (2); SCBWMI Core Group (7); SCBWMI Guadalupe Mercury TMDL WG (6); SCBWMI Watershed Assessment and Monitoring Subgroup (8); SCBWMI Workgroup I (8); SCBWMI Workgroup H (1).
	• Obtain updates to State NOI database.	• Continued to place updated NOI lists on SCVURPPP website on a quarterly basis.

Table 2-3, continued
Performance of FY 04-05 Program Management Tasks

Task Description	Work Items	Work Completed / Comments
Task 2.4 – Permit Renewal	• Coordinate development of permit with WMI via Regulatory Subgroup	• Coordinated with Water Board staff. MC direction contained in work plan and budget for FY 04-05.
	• Present to Water Board at regular Board meeting	• N/A- At direction of the Management Committee, Program staff attended and made presentations at five Water Board meetings. • Program staff, at direction of MC, is working on the Regional General Permit and have attended two Steering Group meetings and four internal BASMAA Work Group meetings (as well as conducted numerous e-mail review of products). • Program staff worked with Water Board staff on two Tentative Orders, released in December 2004 and May 2005, the latter of which was adopted by the Water Board in July 2005. Program staff conducted extensive review of the draft Orders, provided written comments to Water Board staff and negotiated revisions on behalf of the Management Committee.

Table 2-3, continued
Performance of FY 04-05 Program Management Tasks

Task Description	Work Items	Work Completed / Comments
Task 2.5 – Implement Continuous Improvement Items	• Investigate, develop implementation plans, and implement items for Program continuous improvement identified in Co-permittee reviews, work plan, and annual report	• Table 1-1 of the *FY 05-06 Draft Work Plan* and Table 2-4 of the *FY 04-05 Annual Report* presented the progress of continuous improvement tasks. There were no new continuous improvement items identified for FY 04-05.
	• Summarize for Program Annual Report	• The status of continuous improvement items was presented in the *FY 05-06 Draft Work Plan,* and is updated in the *FY 04-05 Annual Report.*

Table 2-3
Performance of FY 04-05 Program Management Tasks

Task Description	Work Items	Work Completed / Comments
	3.0 Technical Program Management	
Task 3.1 - Prepare RFPs and Manage Contractors	• Develop RFPs, scopes of work, and contracts for up to 4 projects/services; assist with advertisement and selection; oversee contracted work.	• Prepared scopes of work for monitoring projects for FY 04-05; continue to oversee contracted work. (All contractors are now subcontractors to EOA, Inc., per the Program's "Procedures for Contracting Outside Services", 5/15/98). • Coordinated CEP Work Group investigating PCBs and Hg in the Bay and managed contractor finishing PCB case study investigations. Worked via CEP to develop RFPs and manage contractors. • Developed scopes and contracts; and managed contractors conducting Multi-year Receiving Waters Monitoring Plan, sediment assessment and bioassessment scopes of work (Contractors were selected by MC and are assisting the Program with implementing the Multi-year Plan in accordance with the permit). • Managed the following regional project: Introduction to Dioxins for Bay Areas Stormwater Management Agencies (BASMAA task of regional benefit). • Developed scope and contract; and managed WE&O contractor (TRG and Associates-selected previously via RFP process). • Developed scopes and contracts and managed two outreach contractors, the ZunZun performance group and the San

Table 2-3, continued
Performance of FY 04-05 Program Management Tasks

Task Description	Work Items	Work Completed / Comments
		Francisco Bay Wildlife Society's Environmental Education Center in Alviso. • Developed scope and contract for and managed contractor to complete Phase I of the BASMAA Task of Regional Benefit – BMP Sizing Tool Project (AEI-CASC).
Task 3.2 - Provide Technical Review	• Provide technical review of work products of contractors and provide recommendations to MC regarding acceptability/modifications.	• Reviewed all consultant products related to C.3. HMP, Multi-year Receiving Waters Monitoring Plan, sediment and bioassessment work.
Task 3.3 - Develop Additional Performance Standard	• Assist MC in developing or improving one performance standard.	• Worked with an Industrial Inspection AHTG to update the Industrial/Commercial Discharger Control Program and Illicit Connection/Illegal Dumping Elimination Activities Performance Standards. These administrative updates were provided to the Industrial Inspection AHTG for review in January 2005 and approved by the Management Committee on February 17, 2005. The final revised versions of both performance standards were formally transmitted to the RWQCB on February 25, 2005.

Table 2-4
Program Continuous Improvement (CI) Tasks

Tasks	Updated Schedule	Status[1]	Evaluation of Effectiveness
FY 03-04 CI Tasks – New Development and Redevelopment			
4. Develop design guidance containing stormwater control opportunities for small road modifications.	June 2006	**Update** – The Program's permit requirements were made consistent with other Bay Area permits, which exempt road reconstruction (within the same footprint) from C.3. Program staff will discuss with the C3PO AHTG whether this is a priority for road projects that are not exempt.	Cannot be evaluated at this stage.
Remaining FY 00-01 CI Tasks – Program Management			
3. Provide guidance to Co-permittees on requirements for temporary non-stormwater discharges to storm drains.	Pending	**Update** – Co-permittees have requested assistance from the RWQCB staff with determining under what conditions temporary non-stormwater discharges are allowed to flow to storm drains. To date, RWQCB have only provided guidance in individual letters to contractors.	Cannot be evaluated at this stage. Waiting for direction from RWQCB staff.
6. Conduct a workshop for municipal staff based on the municipal training protocols being developed by an ad hoc task group. (Priority – Medium)	June 2006	**Update** -- Four Power Point presentations were developed in FY 01-02 on BMPs for corporation yards, storm drain O&M, road maintenance and pest management. In FY 02-03 and FY 03-04, this project was put on hold due to work on higher priority items. During FY 04-05, a fifth training module was developed on mercury pollution prevention. Planning will begin for the workshop (tentatively scheduled for spring 2006**)**	Cannot be evaluated at this stage.

[1] [1] Tasks reported in previous fiscal years have been removed from the list.

Table 2-4
Program Continuous Improvement (CI) Tasks

Tasks	Updated Schedule	Status[1]	Evaluation of Effectiveness
Remaining FY 99-00 CI Tasks – Program Management			
6. Send letter to contractors who received Construction General Permit Binder, explaining that the binder is being revised and contractors should reference the Regional Board's Erosion Control Field Manual. (Priority- Medium)	June 2006	**Update** – One of the fact sheets in the *C.3. Stormwater Handbook* provides resources for information on construction BMPs (Attachment II-6). Due to the many resources now available to contractors, a separate SCVURPPP binder may no longer be needed. Program staff will bring this item to the C3PO AHTG for discussion and next steps.	Cannot be evaluated at this stage.
9. Consider developing, with the help of an ad hoc task group, a fact sheet addressing common construction BMP problems, like drain inlet protection and dewatering. (Priority – Medium)	June 2006	**Update** – Management Committee approved having the Program adapt an existing brochure on dewatering (created by Palo Alto, Mountain View and San Jose) for the other Co-permittees' use. Due to higher priorities, no further work was completed on this task. Program staff will bring this item to the C3PO AHTG for discussion and next steps.	Cannot be evaluated at this stage.
15. Look into providing storm water training to building officials through the Peninsula Chapter of Building Officials monthly training sessions. (Priority –Low)	June 2006	**Update** – This item is low priority, and has been delayed due to Program staff's focus on higher priority items. Program staff will bring this item to the C3PO AHTG for discussion and next steps.	Cannot be evaluated at this stage.

[1] [1] Tasks reported in previous fiscal years have been removed from the list.

Table 2-5
SCVURPPP Current and Proposed BMPs for Pollutants of Concern Prepared in Compliance with NPDES Order 01-024

CHEMICAL	WATER-BODY	KEY URBAN SOURCES[i]	URBAN RUNOFF CONTROLS (ONGOING PROGRAM CONTROLS)[ii]	FY 04-05 ADDITIONAL URBAN RUNOFF CONTROLS/PROGRAMS PROPOSED TO REDUCE POLLUTANTS[iii]	CONTINUOUS IMPROVEMENT (IDENTIFICATION & ASSESSMENT OF NEW URBAN RUNOFF CONTROLS/PROGRAMS)
Pollutants of Concern [iv]					
Metals (particulate form)	**Lower South Bay**	**All Urban Sources**	Performance standards[v]: • Illicit Discharge and Illegal Dumping Elimination • Industrial/Commercial Discharger Control • Public Streets, Roads and Highways O&M • Storm Drain Systems O&M • Water Utility O&M • New Development and Construction Control Measures-Planning Procedures • New Development and Construction Control Measures-Construction Inspections • Rural Public Works Maintenance and Support	Performance Standard Improvements: Implement & Track Performance (see Section 2 and 6 of Work Plan and changes to Work Plan contained in Annual Report): PI/P Work Plan: Implement and Track Watershed Education & Outreach Strategy (see Section 3 of Work Plan, Tables 2-2 and 3-1 for specific Program projects and Co-permittee Work Plans) Monitoring Program: Implement and Track monitoring projects. (See Section 4 of Work Plans). See Appendix C-1 for a summary of specific projects. See Section for additional detail on status of monitoring projects and project summaries. Watershed Measures: Implement and Track watershed measures (see Section 5 for details). Five areas of effort include: • Characterizing watersheds and stormwater discharges; • Assessing existing or potential adverse impacts to beneficial uses; • Identifying potential sources of pollutants of concern; • Aiding in developing and implementing strategies for controlling adverse impacts of beneficial uses; and • Assessing the effectiveness of pollutant prevention/control measures.	Evaluate the need for additional BMPs to reduce discharges of "pollutants of concern"

Table 2-5
SCVURPPP Current and Proposed BMPs for Pollutants of Concern Prepared in Compliance with NPDES Order 01-024

CHEMICAL	WATER-BODY	KEY URBAN SOURCES[i]	URBAN RUNOFF CONTROLS (ONGOING PROGRAM CONTROLS)[ii]	FY 04-05 ADDITIONAL URBAN RUNOFF CONTROLS/PROGRAMS PROPOSED TO REDUCE POLLUTANTS[iii]	CONTINUOUS IMPROVEMENT (IDENTIFICATION & ASSESSMENT OF NEW URBAN RUNOFF CONTROLS/PROGRAMS)
				See SCVURPPP Watershed Monitoring and Assessment Summary Report (September 15, 2005) and revised MY-RWMP (July 1, 2004) per permit condition C7b and C9. See Watershed Integration report (June 29, 2001) prepared per condition C10a. Program is a key player in the CEP and RMP efforts and is involved in various technical advisory committees. The Program provides funding to the CEP and the RMP to investigate key issues related to the health of the Bay; and assists the RWQCB in meeting TMDL mandates. Develop guidance for the implementation of Permit Provision C3, which is indirectly related to the control of many of the pollutants of concern.	
Copper	**Lower South Bay**	**Brake pads & Industrial sources** (approximately 46% of total copper load to Lower South Bay)	Same as above for general metals, plus copper specific controls: AUTO-1 *Support Brake Pad Partnership efforts to promote reformulation of friction materials in brake pads.* AUTO-2 *Participate in educating the storm water community about the significance of metals loading from brake pads* AUTO-3 *Participate in educating the public about the significance of metals loading from brake pads* AUTO-4 *Monitor, and respond to research reports that could lead to an effective*	See Permit Provision C9a. Same as above for metals, plus baseline copper specific controls described in Table 4-1 (reviewed and approved by BMM/RS on August 23, 2000) of the Lower South San Francisco Bay- Copper Action Plan (June 2000). See CAP table attached to Permit. Refer to the FY 05-06 Copper/Nickel Work Plan and FY 04-05 Reporting Tables (see Appendix C-3) for specific activities planned and completed during FY 04-05. See semi-annual meeting notes for BMM	Same as above including: • Evaluating the results of Table 4-1 control activities. • CEP developed and approved scopes of work for a variety of projects, which will be conducted in FY 05-06. These include Copper and Nickel Site Specific Objectives for San Francisco Bay North of the Dumbarton Bridge and analysis of pollutants in sediment cores near storm water inputs. • Continue to actively track activities of Brake Pad Partnership

Table 2-5
SCVURPPP Current and Proposed BMPs for Pollutants of Concern Prepared in Compliance with NPDES Order 01-024

CHEMICAL	WATER-BODY	KEY URBAN SOURCES[i]	URBAN RUNOFF CONTROLS (ONGOING PROGRAM CONTROLS)[ii]	FY 04-05 ADDITIONAL URBAN RUNOFF CONTROLS/PROGRAMS PROPOSED TO REDUCE POLLUTANTS[iii]	CONTINUOUS IMPROVEMENT (IDENTIFICATION & ASSESSMENT OF NEW URBAN RUNOFF CONTROLS/PROGRAMS)
			methodology for prioritizing cleaning of "hot spot" catch basins INDUSTRY-1 *Assist industry, on a pilot program basis, to develop storm water sampling and analysis protocols and conduct independent spot-checking to verify SWRCB industrial data. -Completed* INDUSTRY-2*, Collaborate with targeted industry (i.e., electroplating) to investigate potential pathways and develop appropriate BMPs*. Developing a pilot education and outreach effort in San Jose and Sunnyvale and evaluating best approach to update Program performance standard.	review meetings (November 11, 2003 and April 22, 2005) and relative to implementing CAP and semi-annual review reports prepared by Program. See summary of CAP and NAP implementation contained in Annual Report. A summary of FY 03-04 and FY 04-05 activities are contained in the FY 05-06 Copper/Nickel Work Plan and FY 04-05 Reporting Tables (see Appendix C-3). CEP approved and funded a project to measure the loading of a variety of contaminants (e.g., mercury, copper, nickel and PCBs) from the Guadalupe River to the Bay.	

Table 2-5
SCVURPPP Current and Proposed BMPs for Pollutants of Concern Prepared in Compliance with NPDES Order 01-024

CHEMICAL	WATER-BODY	KEY URBAN SOURCES[i]	URBAN RUNOFF CONTROLS (ONGOING PROGRAM CONTROLS)[ii]	FY 04-05 ADDITIONAL URBAN RUNOFF CONTROLS/PROGRAMS PROPOSED TO REDUCE POLLUTANTS[iii]	CONTINUOUS IMPROVEMENT (IDENTIFICATION & ASSESSMENT OF NEW URBAN RUNOFF CONTROLS/PROGRAMS)
Nickel	**Lower South Bay**	**Industrial sources, tailpipe emissions & construction erosion** (Major nonpoint source is erosion of native soils, approximately 59% of total nickel load to Lower South Bay)	Same as above for general metals and copper, plus nickel specific controls connected with sediment control activities: • Support RWQCB's Annual Workshops for contractors and municipal staff on construction site management and erosion/sediment controls. EROSION-1 *Implement performance standards for construction inspection.* EROSION-2 *Participate in development of region-wide training and certification program for construction site inspectors.*	See Permit Provision C9b. Same as above for metals and copper, plus nickel specific controls connected with sediment control activities: • BASMAA media relations campaign topic, • Construction Tri-folds, • "Start at the Source" manual and workshops, • Construction site management workshops, and • Mobile polluter database project. Baseline nickel specific controls described in Table 4-1 (reviewed and approved by BMM/RS on August 23, 2000) of the Lower South San Francisco Bay- Nickel Action Plan (August 2000). NAP discussion is the same as above for CAP. A summary of FY 03-04 and FY 04-05 activities are contained in the FY 05-06 Copper/Nickel Work Plan and FY 04-05 Reporting Tables (see Appendix C-3). Implemented revised Construction Inspection Performance Standard, incorporate into Co-permittee URMPs and initiate implementation. Implementing the Rural PW Maintenance and Support Performance Standard. CEP approved and funded a project to measure the loading of a variety of contaminants (e.g., mercury, copper, nickel and PCBs) from the Guadalupe River to the Bay.	Same as above including: • Evaluating the results of Table 4-1 control activities, and • Evaluating the need for Phase 1 and Phase II control activities (see August 2000 Nickel Action Plan and Table 4-2 reviewed and approved by the BMM/RS on August 23, 2000)

Table 2-5
SCVURPPP Current and Proposed BMPs for Pollutants of Concern Prepared in Compliance with NPDES Order 01-024

CHEMICAL	WATER-BODY	KEY URBAN SOURCES[i]	URBAN RUNOFF CONTROLS (ONGOING PROGRAM CONTROLS)[ii]	FY 04-05 ADDITIONAL URBAN RUNOFF CONTROLS/PROGRAMS PROPOSED TO REDUCE POLLUTANTS[iii]	CONTINUOUS IMPROVEMENT (IDENTIFICATION & ASSESSMENT OF NEW URBAN RUNOFF CONTROLS/PROGRAMS)
Diazinon	**Fresh Water Streams**[vi]	**Urban Uses** (primarily residential)[vii]	Co-permittee participation in the local Integrated Pest Management (IPM) Store Partnership Program Implementation of Co-permittee BMPs for pesticides usage and pest management (see Performance Standard for Public Streets, Roads and Highways O&M, Section V.D.3) Co-permittee support of local or county-wide household hazardous waste programs Distribution of educational materials such as “Pests Bugging You?”, “Grow It Guide”, and IPM Fact Sheets on 11 different pest control problems. Support through Program’s Watershed Action Fund of local community group efforts to demonstrate gardening techniques without use of toxic chemicals. Continued implementation of pesticide outreach and education programs, including: • Participation in BASMAA Regional Ad Campaign on use of less toxic methods for pest control; • Participation in BASMAA Regional Media Relations Campaign and continue to pitch pesticide-related stories to Bay area media; • Participation in BASMAA Regional IPM Store Partnership Committee • Local ad campaigns on less toxic methods for pest control	See Permit Provision C9d. • IPM Store Partnership Program • BASMAA Media Relations Campaign • Household Chemical Management Project • Pesticide Table Top Display • Urban Pesticide Committee (UPC) • Participate (Chair) BASMAA Pesticide Work Group • Supported actions by the California Stormwater Quality Association (CASQA) Also See June 26, 2001 Submittal (revised October 15, 2001 and March 1, 2002) of Pesticide Management Plan including: • Pesticide Management Plan –Goals, Actions and Monitoring Mechanisms • Preliminary Draft pest Management Performance Standard • Co-permittees’ Municipal Pest Management Surveys CEP approved and funded a project to measure the loading of a variety of contaminants (e.g., mercury, copper, nickel and PCBs) from the Guadalupe River to the Bay. Continue to fund RMP. Conducted monitoring for pesticides in accordance with Revised Multi-Year Receiving Water Monitoring Plan	• Develop a Monitoring Plan for Diazinon through the Clean Estuary Partnership. • Conduct monitoring for pesticides in accordance with Revised Multi-Year Receiving Water Monitoring Plan.

Table 2-5
SCVURPPP Current and Proposed BMPs for Pollutants of Concern Prepared in Compliance with NPDES Order 01-024

CHEMICAL	WATER-BODY	KEY URBAN SOURCES[i]	URBAN RUNOFF CONTROLS (ONGOING PROGRAM CONTROLS)[ii]	FY 04-05 ADDITIONAL URBAN RUNOFF CONTROLS/PROGRAMS PROPOSED TO REDUCE POLLUTANTS[iii]	CONTINUOUS IMPROVEMENT (IDENTIFICATION & ASSESSMENT OF NEW URBAN RUNOFF CONTROLS/PROGRAMS)
Mercury	**Fresh Water Streams**	**Tailpipe emissions** (Tailpipe emissions represent approximately 42% of load to Lower South Bay; major nonpoint sources include natural erosion & mine tailings which represent approximately 55% of load to Lower South Bay)	Same as above for general metals, copper and nickel, plus: AIR-1 *Support BAAQMD to reduce metals emissions from diesel-powered vehicles, and with the CMA to reduce, through congestion management, metals emissions from all vehicles*. AIR-2 *Support BAAQMD implementation of Toxic Air Contaminant Reduction Plan* BASMAA "Spare the Air and Water Too" campaign press release and public service announcements	See permit Provision C9c and results of C9e reporting. Same as controls for nickel, plus: • BASMAA Regional Advertising Campaign (tailpipe emissions) • Continue to implement monitoring as part of multi-year plan Guadalupe River TMDL: Participate as stakeholder, and assist with identification and possible implementation of future controls	
Pollutants of Potential Concern					
Mercury	**Lower South Bay**	**Tailpipe emissions** (Same as above for mercury)	Same as above for general metals, copper, nickel and mercury, plus: Bay-Wide TMDL: Participate as stakeholder and assist with conduct of TMDL and identification and implementation of future controls.	See Permit Provision C9c Developed and continue implementing: • "Guidelines for Mercury-Containing Products Reduction and Management" • "Mercury Virtual Elimination Policy"	
PCBs **Dioxin Like Compounds**	**Bay-wide**	**Legacy pollutants** (Industry applications) **Combustion** (Air Emission)	See program developed to respond to Permit Provision C9e.	See program developed to respond to Permit Provision C9e.	

Table 2-5
SCVURPPP Current and Proposed BMPs for Pollutants of Concern Prepared in Compliance with NPDES Order 01-024

CHEMICAL	WATER-BODY	KEY URBAN SOURCES[i]	URBAN RUNOFF CONTROLS (ONGOING PROGRAM CONTROLS)[ii]	FY 04-05 ADDITIONAL URBAN RUNOFF CONTROLS/PROGRAMS PROPOSED TO REDUCE POLLUTANTS[iii]	CONTINUOUS IMPROVEMENT (IDENTIFICATION & ASSESSMENT OF NEW URBAN RUNOFF CONTROLS/PROGRAMS)
Sediment/Siltation (viii)	**San Francisquito Creek** **Potential Other South Bay Creeks**	**Construction**	Constriction Inspection Performance Standard See Permit Provision C9f	Construction Inspection Performance Standard See Permit Provision C9f *Stevens Creek Limiting Factor Analysis Technical Report* *Stevens Creek Sediment Management Practice Assessment Report* Provide information for a TMDL assessment of San Francisquito Creek *Limiting Factors Analysis on Upper Penitencia Creek Watershed*	Continue to implement *Workplan for Conducting Watershed Analysis and Management Practice Assessment in Other Creeks Potentially Impaired by Sediment from Anthropogenic Activities*

[i] The SCVURPPP Metals Control Measures Plan (MCMP) contains an updated loads assessment and source evaluation, environmental significance evaluation, and identification and evaluation of existing and new source controls for metals in the particulate form (WWC/EOA, 1997). The analysis was conducted consistent with NPDES Permit provision C.6, and the results and measures have been incorporated into the approved SCVURPPP 1997 Urban Runoff Management Plan (URMP). Estimated loads are taken from MCMP.
[ii] Complete descriptions of all controls can be found in the 1997 URMP and the FY 98-99 and FY 99-00 Work Plans. Controls identified as AUTO, INDUSTRY and EROSION were developed as part of Metals Control Measures Plan and are contained in 1997 URMP.
[iii] Complete description of controls can be found in the Annual Work Plans submitted on March 1 of each year to the RWQCB and the final additions to the Work Plan contained in the Annual Report dated submitted each year to the RWQCB on September 15.
[iv] For South San Francisco Bay, urban runoff/storm sewers are identified on the 303(d) list as contributing to the discharge of the following pollutants that may be causing impairment: copper and nickel.
[v] Performance Standards describe a specific result, or level of effort, that constitutes the "maximum extent practicable" based on current technical knowledge, available resources and local conditions (see the SCVURPPP 1997 Urban Runoff Management Plan). Co-permittee URMPs contain community specific performance standards, standard operating procedures and best management practices. The URMPs also contain annually updated Workplans including specific actions and milestones.
[vi] Freshwater streams in the Santa Clara Valley where urban runoff/storm sewers are identified on the 303(d) list as contributing to the discharge of diazinon that may be causing or contributing to impairment include: Calabazas Creek, Coyote Creek, Guadalupe Creek, Guadalupe River, Los Gatos Creek, Matadero Creek, San Francisquito Creek, Saratoga Creek, and Stevens Creek.
[vii] Based on draft San Francisco Bay RWQCB Urban Creeks Diazinon TMDL Workplan (January 28, 1999).
[viii] In addition, sedimentation/siltation is a pollutant of concern from nonpoint sources in San Francisquito Creek and is being addressed by various cities in San Mateo County with involvement from two SCVURPPP Co-permittees (i.e., SCVWD and the City of Palo Alto).

SECTION 3

PUBLIC INFORMATION/PARTICIPATION

3. PUBLIC INFORMATION/PARTICIPATION

INTRODUCTION

The goals of the PI/P element of the Program are to identify and change behaviors that adversely affect water quality, and to increase the understanding and appreciation of streams and the Bay. The Program's FY 04-05 PI/P Work Plan provided a strategy to achieve these education and public participation goals with specific projects funded in the Program's FY 04-05 budget.

A number of ad hoc task groups (AHTGs) and work groups, comprised of Co-permittee representatives and Program staff, continued to meet and communicate via email to implement PI/P projects. A summary of the work groups' accomplishments is provided in Table 2-2.

Highlights of the accomplishments of FY 04-05 PI/P projects and ongoing projects from previous years are described below, along with an evaluation of the effectiveness of activities and measures for continuous improvement. Table 3-1 presents a summary of the projects and the effectiveness evaluation.

FY 04-05 PI/P PROJECTS

FY 04-05 PI/P Work Plan

The FY 04-05 PI/P Work Plan focused significant resources on Year Five of the Watershed Education and Outreach Campaign and on other permit-required activities. The Management Committee approved the work plan and budget for specific projects, and the work plan was submitted as part of the Program's FY 04-05 Work Plan, submitted on March 1, 2004. No comments on the FY 04-05 Work Plan were received from the Water Board.

FY 04-05 PI/P projects included:

- Watershed Education and Outreach (WEO) Campaign (this includes funding for Watershed Watch Campaign, ZunZun School Assemblies and the Watershed Watchers Program at the Alviso Education Center, Don Edwards San Francisco Bay National Wildlife Refuge)
- Pesticide User Outreach
- Mercury Pollution Prevention Outreach
- Schools and Youth Education Outreach
- Regional Coordination (participation in BASMAA PI/P Work Groups, described at the end of Section 3),
- Program Supplies/Materials Reprinting

Scopes of work for these projects were included in Section 3 of the Program's FY 04-05 Work Plan. The FY 04-05 PI/P Work Plan also includes ongoing PI/P support activities, such as support of the toll-free information hotlines, mailing brochures and Watershed Watch kits on request, etc.

Watershed Education and Outreach Campaign

The Program's Watershed Education and Outreach Campaign included funding for the Watershed Watch Campaign, the Watershed Watchers program at the San Francisco Bay

National Wildlife Refuge Environmental Education Center in Alviso ("Wildlife Refuge") and ZunZun assemblies at elementary schools in Santa Clara County.

Watershed Watch Campaign

The Watershed Watch Campaign completed its fifth year of implementation (fourth year of advertising) during FY 04-05. The Campaign focused on implementation of various outreach tasks including the media advertising campaign.

Based on the recommendations of the September 2003 Watershed Watch Campaign evaluation and the Watershed Education and Outreach Strategy, June 2004, Campaign outreach continued to use messages on specific pollution prevention actions aimed at residents.

The Watershed Watch Campaign developed a media strategy using print, radio and transit advertising. The media strategy, which ran in two flights, consisted of a fall campaign (August through October 2004) and the spring campaign (March through May 2005). The fall campaign used the popular "Got Bugs" and "Got Paint" ads; and the spring campaign focused on the mercury pollution prevention outreach and used a new ad entitled "Got Bulbs".

A draft FY 04-05 Watershed Watch Work Plan was submitted with the Program's FY04-05 Work Plan on March 1, 2004, and is attached as Appendix B-1. The fall Media Advertising Plan, completed in July 2004, is included in Appendix B-2. The spring Media Advertising Plan, focusing on mercury pollution prevention, is included as Appendix B-3.

Accomplishments

The following describes tasks completed by the Program's consultant, with assistance from Program and Co-permittee staff, during FY 04-05. The detailed Watershed Watch Campaign and Media Final Report is provided as Appendix B-4:

- **Task 2 – Materials Development** – Developed flyers, receipt flyers, ads, and posters for the Classic Car Wash, Kelley Moore Paints and Quality Tune Up promotions. Copies of these promotional materials are included in Appendix B-5.
- **Task 3 – Partner Coordination -** Continued development of the partner database and conducted numerous meetings with potential partners. Three new partnerships were developed in FY 04-05. A list of current partners and the estimated value of resources provided by the partners is provided within Appendix B-6. The estimated total value added to the FY 04-05 Campaign from partners is $467,838. This is a 22 percent increase from the same time period in FY 03-04 despite a 7.8 percent decrease in advertising budget.
- **Task 4 – School Education Outreach (Campaign-related only) –** Funded performances by the entertainment troupe ZunZun at two assemblies conducted at the Pumpkins in the Park event in October 2004.
- **Task 7 – Events** – Developed and regularly updated an events calendar that was circulated to the Co-permittees. Organized and attended five events with the Watershed Watch display booth and provided Watershed Watch kits for 16 media partner and other organizations' events. This includes four outreach events at Classic Car Wash locations and two events at Quality Tune Up locations staffed by Program and Co-permittee staff. Watershed Watch kits were distributed at these events. (See final events calendar in Appendix B-7).

- **Task 8 – Media Advertising –** During FY 04-05, the Watershed Watch Campaign consultants developed a media strategy that involved print, radio and transit advertising in two flights (August through October 2004 and March through May 2005). The fall advertising used the popular "Got Bugs" and "Got Paint" ads and targeted the Latino community. A new ad "Got Bulbs" was developed and used in the spring media campaign. The fall campaign used 23 print ads, 100 transit ads (bus taillight posters) and 1,208 radio ads (240 radio ads were in Spanish). Media advertising in the spring campaign used 10 print ads, 88 transit ads and 177 radio ads. In addition, all media partners offered free ads and announcements. Third party sponsors gained through media advertisers/partners generated a large amount of value-added resources for the Campaign. In the fall campaign, Kelly Moore Paints, Classic Car Wash and Quality TuneUp distributed more than 17,000 educational receipt flyers to their customers in Santa Clara County. Kelly Moore Paints and Classic Car Wash also offered valuable discounts on various products and services with the Watershed Watch Discount Card. Third party incentives reinforced behaviors sought by the Watershed Watch Campaign by encouraging the public to wash their cars at commercial car washes, keep their cars tuned up and dispose unwanted paint at a household hazardous waste facility. These promotions also generated traffic to the Watershed Watch web site where visitors could download the discount card and get more information about what discounts are available with the card. Media partners helped augment these promotions by conducting live-remote broadcasts at the business locations and running free ads. In the spring (mercury) media campaign, media partners KRTY and the *San Jose Mercury News* ran a contest and provided free advertising to promote the free fluorescent lamps drop-off locations offered by the County Household Hazardous Waste Program at select hardware stores. The advertising budget for the fall campaign was $99,904. Media and business partners provided a total value-added package of benefits and resources of $175,018. The advertising budget for the second phase was approximately $40,000. Media partners provided a total value-added package of benefits and resources of $74,610. Additional details are available in the final Watershed Watch Campaign and Media Report included as Appendix B-4.
- **Task 11 – Develop Web Site –** Continued to maintain and update the Watershed Watch web site. During FY 04-05, the web site had an average of 342 page views per day compared to 287 page views per day in FY 03-04. This increase is significant considering that the website was only promoted in the fall media campaign. The spring campaign promoted the County HHW Program's website. Total web page views have increased from 16,550 in FY 01-02, 59,130 in FY 02-03, 100,000 in FY 03-04 and 124,500 in FY 04-05. Additional details on web site statistics are included in Appendix B-8 and the Final FY 04-05 Campaign and Media Report (Appendix B-4)
- **Task 12 – Reports and Meetings –** Conducted numerous meetings with WEO Ad Hoc Task Group and work groups, and submitted monthly campaign reports to the AHTG and Management Committee.

Evaluation of Effectiveness

Many factors indicate that the Watershed Watch Campaign implementation during FY 04-05 was a success (See Final Campaign and Media Report (Appendix B-4) and other documents in Appendix B). Some of these include:

- The continued successful partnership with three local businesses (Classic Car Wash, Kelly Moore Paints and Quality Tune up);

- The large number of gross impressions (i.e., number of people reached by the message) made by media advertising (56,402,733);
- The rapidly increasing number of visitors to the Watershed Watch web page (average of 342 average page views per day as compared to 287 average page views per day in FY 03-04). There were 124,500 page views in FY 04-05 as compared to 100,000 page views in FY 03-04;
- The increase in calls to the Watershed Watch hotline (146 in FY 03-04 to 227 in FY 04-05) even though the fall media flight promoted the hotline. This indicates that additional people are becoming aware of the hotline and using it to obtain information on less-toxic pest controls and watersheds.
- The use of the Watershed Watch discount cards increased significantly in FY 04-05. One of the Campaign partners, Classic Car Wash, agreed to track and report the use of discount cards. During the promotion from July through December 2004, the discount card was used 357 times at Classic Car Wash locations. In addition, the discount card was downloaded from the web site 456 times from July 2004 through June 2005.
- The completion of all tasks in the FY 04-05 scope of work, with active participation of Program staff and Co-permittees.

Another measure of effectiveness was the results of a survey taken by ZunZun performance attendees after a performance at the Pumpkins in the Park event. The results include the following:

- Thirty-six people responded that they had prior knowledge of watersheds before the performance; fifty-one did not.
- Fifty-seven people responded that after the ZunZun performance, they could define a watershed; twenty-four could not.
- Seventy-two people responded that they could name ways to prevent pollution in the watershed; twenty-one people listed possible actions they could take; and fourteen people could not name any ways to prevent pollution.
- When asked if the performance was educational, entertaining, or both, fourteen people responded that it was educational; fourteen said it was entertaining, and fifty-seven said it was both.

Currently, the Program is re-evaluating the Watershed Watch Campaign. On July 5, 2005, the Program issued a Request for Proposal to select a consultant for planning and implementing the Watershed Watch Campaign during FY 05-06.

<u>The Watershed Watchers Program at the Don Edwards San Francisco Bay Wildlife Refuge, Alviso ("Wildlife Refuge")</u>

The Wildlife Refuge Environmental Education Center (EEC) offers trails and access to wildlife viewing for the public to gain first-hand knowledge of the value of Bay habitats. Visitors to the EEC can view a storm drain model and receive copies of Program materials, including the Watershed Watch kits and pesticide reduction brochures and fact sheets.

Evaluation of Effectiveness

As part of their "Watershed Watchers" Program, EEC staff conducted 110 programs that attracted 9,067 participants. Topics discussed at the workshops included watershed protection, wildlife in the watershed, gardening without chemicals, and the public's role in urban runoff pollution. The EEC's Fourth Quarter Report, including a summary of FY 04-05 accomplishments, is provided in Appendix B-10.

Pesticide User Outreach

A detailed FY 04-05 Pesticide User Outreach Work Plan was developed by Program staff and approved by the Pesticide User Outreach Work Group on October 20, 2004. The Pesticide User Outreach Work Plan included the following tasks:

- IPM store partnership program
- Media advertising
- IPM outreach to businesses and special districts
- IPM outreach events
- IPM workshops
- Development of outreach articles

The accomplishments of this project are described below:

<u>Integrated Pest Management (IPM) Store Partnership Program</u>

Background

The IPM Store Partnership Program, also known as the Our Water Our World (OWOW) program, was in its seventh year in FY 04-05. The goal of the OWOW program is to reduce toxicity caused by pesticides in stormwater, creeks and the Bay by:

- Developing partnerships with retailers who can educate the general public about water quality problems related to residential pesticide use while promoting the sales and use of less toxic alternatives; and
- Through the partnerships with retailers, educate the public about effective less-toxic pest control strategies, the value of the IPM approach to home and garden pest control and safe use and disposal of pesticides.

The Program contributes funding to and participates in the Regional IPM (OWOW) program, which is administered through BASMAA. The Regional Program, with input from IPM experts and participating stormwater programs, has developed fact sheets, promotional materials, training sessions, display materials for stores and an alternative products list. The Program and Co-permittees are responsible for recruiting stores, arranging training sessions for store employees, in-store display set-up, display maintenance and on-going contact with participating stores.

FY 04-05 Activities

During FY 04-05, the Program continued to support participating stores within the Program's jurisdiction. Program staff visited all the participating 31 stores at regular intervals and updated the display racks and shelf talkers as needed.

Outreach material purchased for the Stores Partnership Program included IPM fact sheets, shelf talkers and literature rack material (side decals, headers and property tags).

The Program also continued to use the services of Ms. Annie Joseph, an experienced IPM consultant, to provide training to store employees on selling less-toxic products. Ms. Joseph is also a consultant to BASMAA for the Pesticide Distributor Outreach Project (now funded through a Prop 13 grant to Marin County). The purpose of the Pesticide Distributor Project is to increase the amount and variety of less-toxic products on store shelves by working through the product distributors and educating the distributor sales force. This is a valuable complimentary program to the OWOW program as it helps to ensure that the products OWOW promotes will be available to support consumer choices. Ms. Joseph's presence at stores through this project made them more receptive to the local Store Partnership Program and increased the likelihood of attending the trainings.

Past Program experience with training stores indicated that employees were not amenable to attending off-site trainings. In FY 04-05, the Program continued to offer trainings as in-the-aisle trainings during working hours or on-site after-hour trainings. Approximately 71 employees representing six SummerWinds stores and one Palo Alto Hardware were trained in February 2005. Employees were also requested to fill out evaluations. The list of participating stores, their training status and a summary of evaluations received are provided within Appendix B-11.

As part of its outreach to stores, the Program also provided information to all participating stores about the stop sale date for diazinon containing products. Follow-up calls were made to all stores and these indicated that all store managers are aware of the stop-sale date and have removed all diazinon-containing products from store shelves.

Evaluation of Effectiveness

The IPM Store Partnership (OWOW) program continued to be a success in FY 04-05. The store managers and employees were enthusiastic about the program and extremely receptive to having the OWOW display in stores, as indicated in the evaluations attached in Appendix B-14. A few highlights of the evaluation are:

- 90% of the respondents agreed that the training information was useful;
- 42% agreed that the information changed their attitude about pesticides;
- 85% agreed that the information will help them sell less-toxic products; and
- 91% agreed that they would recommend the training to co-workers.

Most of the stores that responded to the training offer and received trainings were the larger stores (e.g., SummerWinds). During FY 05-06, the Program will evaluate ways to encourage smaller stores and nurseries to attend these trainings.

The BASMAA Regional IPM Committee conducted a customer intercept survey in October – November 2004 to evaluate the Store Partnership Project. BASMAA funded two surveys at two stores in each County. In order to obtain data significant enough for making County-specific conclusions, the Program provided funding to survey three additional stores in Santa Clara County. The survey included interviewing 375 customers at five stores in Santa Clara County. The evaluation indicates that:

- Overall, 31% of the people interviewed were aware of the Our Water Our World promotion;
- The fact sheet garnered the highest recognition of the four promotional items (16%), followed by the logo (15%); and

- Of the people who had identified at least one of the promotional items (n=104), 82 percent said that these items helped them identify less-toxic products or methods.

The evaluation also indicated that that "health/human safety" was the biggest motivating factor for respondents that were going to buy a less-toxic pest control product on the day they were interviewed (54%). "Environmental concern" and "Pet safety" (43% and 31%, respectively) were the next biggest motivating factors.

Based on evaluation report, the BASMAA IPM Committee recommended changing the OWOW shelf-talker tag line from *"Choose Less Toxic Products"* to "*Less Toxic to People and Pets".* It is anticipated that this tag line will motivate more people to buy less-toxic products.

The detailed Santa Clara Survey Report and the Executive Summary for the Bay Area wide Survey are included in Appendix B-12. The detailed Bay Area wide report is available on request.

Media Advertising

The Program's Watershed Watch Campaign used the "Got Bugs" radio, TV and transit ads in its fall advertising campaign. Details of the media campaign are included in the Watershed Watch Final Campaign and Media Report attached as Appendix B- 4.

Evaluation of Effectiveness

The "Got Bugs?" transit, print and radio ads caused a sharp increase in the number of web page views and hot line calls. Website visits increased significantly during the advertising phase, reaching a peak of 460 page views per day in September 2004. Additional information is available in the Watershed Watch Final Campaign and Media Report (Appendix B-4). The OWOW IPM fact sheets were mailed to people requesting information on less-toxic pest control.

IPM Outreach to Restaurants

The Program continued to provide copies of the "Don't Lay a Table for Pests" poster to County Health inspectors for distribution to food facilities. This poster has been incorporated into the "Final Construction" packet of information that is distributed to new and remodeled food facilities. In addition, these posters were also provided to Co-permittees for distribution during routine stormwater inspections.

Evaluation of Effectiveness

During FY 04-05, County Health inspectors distributed 628 posters and will continue to distribute posters to restaurants during FY 05-06.

IPM Outreach Events

Program staff and Co-permittees staffed six events at which IPM outreach was conducted. To reduce staffing requirements, five events were coordinated with Watershed Watch outreach. Outreach events in FY 04-05 included:

- Prusch Farm Harvest Festival, San Jose, October 2, 2004;
- YSI Festival, Alum Rock Park, San Jose, October 17, 2004;
- Pumpkins in the Park, Discovery Park, San Jose, October 9, 2004;

- San Jose Spring Home and Garden Show, San Jose Convention Center, San Jose – April 15 to April 17, 2005;
- Spring in Guadalupe Gardens, Columbus Park, San Jose – April 23, 2005; and
- International Migratory Bird Day, Don Edwards San Francisco Bay Wildlife Refuge, Alviso – May 14, 2005.

In addition to talking to the general public about less-toxic pest control methods, event staff distributed fact sheets; "Grow It" guides, "Backyard Bugs" brochures, "Pests Bugging You" brochures and other IPM related brochures and giveaways. The beanbag game for children was also used at most of the events.

Evaluation of Effectiveness

Overall, the six outreach events were successful in providing opportunities for educating the public about less-toxic pest control methods. Event staff distributed approximately 2,580 IPM fact sheets and brochures and 2,793 giveaways (pencils, activity books, magnets, etc.).

Community IPM Workshop

The Watershed Watch Campaign conducted an IPM workshop for the Program in coordination with the Friends of Guadalupe River Park and Gardens; Master Gardeners of Santa Clara County and SummerWinds Nursery. To improve attendance, the workshop was conducted at an existing event, Spring in Guadalupe Gardens on April 23, 2005. It featured three presentations on less-toxic gardening methods spread throughout the day of the event. Stephanie Morris, local landscape architect, Laura Monczynski of Master Gardeners and Claudia Groth of Whitney Farms were the featured speakers. The presentations were interactive and featured various examples of plants with pest problems and non-toxic or less-toxic remedies. In addition, SummerWinds Nursery donated plant giveaways (4" drought resistant grasses) to workshop attendees. In addition, workshop attendees were given a "goody" bag filled with less-toxic pest control literature, a Watershed Watch kit and some promotional items. The workshop flyer is included in Appendix B-13.

Evaluation of Effectiveness

Overall, approximately 55 people attended the presentations. Each session had approximately 20 attendees. Attendees actively participated in each presentation and asked many questions.

Regional IPM Workshop

The Program contributed funds to the Regional IPM Workshop held on June 14, 2005. An estimated 412 people from approximately 300 public agencies and private businesses attended. This includes approximately 96 participants from Santa Clara County agencies and businesses. All attendees received a resource manual complete with conference overview, importance of collaborative efforts towards promoting the adoption of IPM practices in agencies, and a compact disk of the resource manual. The speakers were extremely knowledgeable on their respective areas of specialty and were engaged with the audience (which allowed for a give and take of ideas). The morning session was devoted to advocating the case for less toxic pest control and relating ways in which agencies can establish successful IPM programs. The afternoon session focused on structural pest control and urban turf and landscape, right of way vegetation management and aquatic weed management. Various sponsors (e.g., industry, non-profit organizations and government groups) secured booths and distributed a wide variety of outreach materials to attendees.

The Program also provided support for promotion of the Going Native Garden Tour held on April 17, 2005. Approximately 2,000 people attended the tour. The tour featured 28 gardens that demonstrated environmentally sensitive gardening practices which include the use of native plants, water conservation, landscaping to prevent urban runoff, reducing pesticide and fertilizer use, etc. The final report for the Going Native Garden Tour is included in Appendix B-14.

Other IPM Outreach Activities

In addition, Program staff developed an IPM outreach article and distributed it to selected publications. The article was included in the April 2005 issue of *SF Bay Wildlife Societies Tideline* magazine and was also placed on the Friends of Guadalupe Gardens website in October 2004. The *Tideline* article is included in Appendix B- 15.

The Program conducted a mailing to provide information on less toxic pest control to neighboring special districts within the Co-permittees' jurisdiction. A letter explaining the impact of pesticide use on urban runoff was developed and mailed (along with IPM fact sheets) to all special districts. The cover letter and list of special districts are included within Appendix B-16.

Mercury Pollution Prevention Outreach Project

The Program's mercury outreach continued to focus on educating Santa Clara Valley residents on the proper disposal of fluorescent lamps. The Program coordinated its outreach with the Santa Clara County Household Hazardous Waste Program (County HHW Program). The County HHW Program received a Mercury Grant from the California Integrated Waste Management Board on September 16, 2003. This $300,000 grant proposes to: 1) develop an aggressive mercury reduction public education and outreach program targeted for residents and Heating, Ventilation, and Air Conditioning (HVAC) contractors and remodeling contractors in partnership with local planning and permitting agencies; 2) expand collection opportunities for mercury containing wastes including thermostats, button batteries and fluorescent lamps by increasing services at HHW collection events, retail stores, and community sites; and 3) conduct three Earth Day Thermometer Exchanges through a residential campaign entitled "Catch the Fever".

FY 04-05 Work Plan tasks

In FY 04-05, the County HHW Program partnered with approximately 13 retail stores to provide free fluorescent lamps drop-off locations for residents. The Program's outreach focused on promoting these drop-off locations and educating people about mercury pollution.

The Program's Mercury Outreach Pollution Prevention Work Plan included the following tasks:

- Development of In-store Signage Materials – The Program developed posters and floor decals to inform people about the availability of free fluorescent drop-off locations.
- Development of Outreach Articles –A newsletter article and press release were developed to inform residents about store drop-off locations. This information was provided to Co-permittees for use in conducting local outreach (e.g., employee newsletters or community papers).
- Implementation of a Media Campaign –The fall Watershed Watch Campaign used the Watershed Watch 'Got Paint" ad to educate people on the proper disposal of hazardous wastes (e.g., fluorescent lamps). During spring 2005, a media campaign consisting of print,

radio and transit advertising was implemented. A new ad, "Got Bulbs" was developed to inform residents about the free drop-off locations. The advertising campaign ran from March through May 2005. The Program provided funding for radio and print advertising and the Santa Clara County Integrated Waste Management Division provided funding for transit advertising. In addition, radio station KRTY offered, at no cost, an "enter-to-win" contest promoting the drop-off locations. The contest prize was a four-day/three night trip to Baja Mexico. Both KRTY and the *San Jose Mercury News* provided free advertising to support this promotion. Listeners/readers were encouraged to participate in the contest by either dropping-off their used fluorescent bulbs at participating stores or by submitting the "pledge to dispose mercury properly" contest entry form available online and within the *San Jose Mercury News*.

Copies of all mercury outreach materials are included in Appendix B-17.

Evaluation of Effectiveness

The mercury outreach media campaign included five free promotional print ads, 100 live promotional announcements, web site exposure and a vacation contest package from KRTY, third party sponsor. Posters, contest boxes and floor decals were featured at participating hardware stores within Santa Clara County. Bus signs were also visible throughout the County and featured a four-week override. Total gross impressions from media advertising were 22,127,000. The total added value of bonus spots, public service announcement's and promotions for the various media partners is estimated at $13,500.

Nearly 400 Got Bulbs contest entries were received by KRTY, mostly from the web site and the *San Jose Mercury News* ad. In addition, the quantity of used fluorescent bulbs collected at participating stores increased during the advertising period (March through May), as shown in the chart below[1].

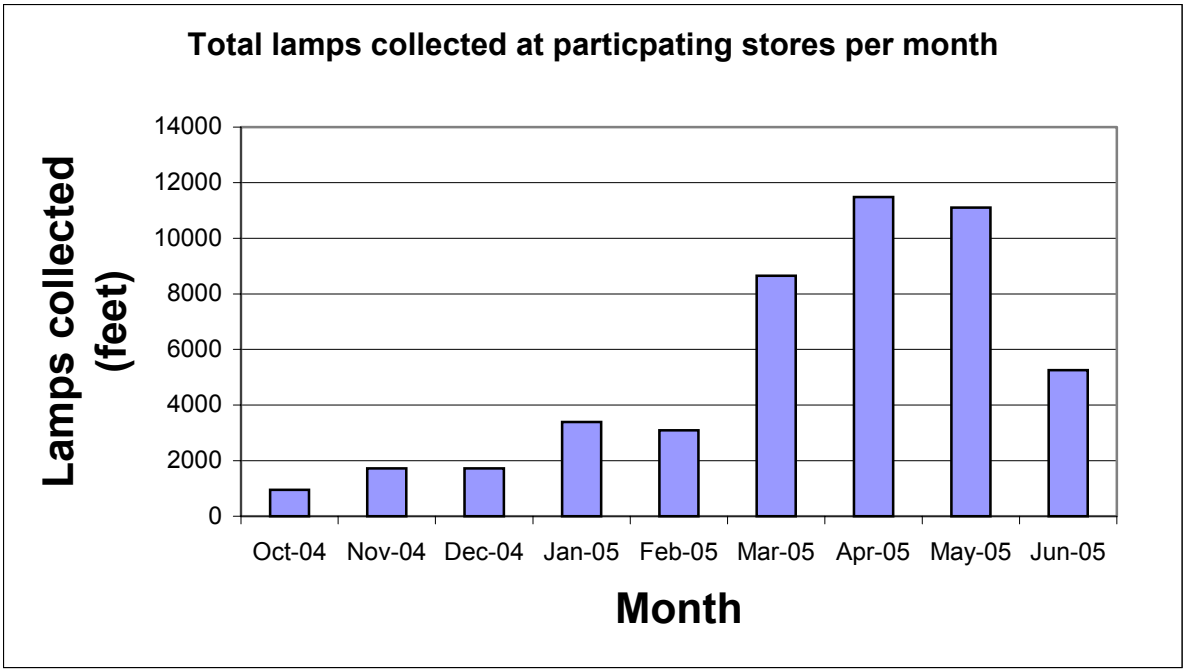

[1] Since fluorescent light tubes come in different sizes, quantities are reported in terms of the total length (feet) of tubes collected.

During FY 04-05, the CoHHW Program collected 166,000 feet (41,597 pounds) of fluorescent lamps at 15 retail drop-off locations within Santa Clara County[2]. Rob D'Arcy, Santa Clara County Hazardous Materials Program Manager indicated that the majority of lamps collected were the four-foot fluorescent type[3]. It is estimated that approximately 0.483 kilograms of mercury was destined for recycling from fluorescent lamps collected by the CoHHW Program[4]. During FY 03-04, the CoHHW Program collected 48, 652 feet (12,163 pounds) of fluorescent lamps. In addition, 155 pounds of devices which contained elemental mercury (includes thermostats, thermometers and other products) and 450 mercury-containing thermometers were collected during FY 04-05.

Schools and Youth Education Outreach

The Watershed Action Fund Work Group was reformed as the Schools and Youth Education Outreach Work Group in FY 02-03 to oversee various projects related to outreach to school children. The following tasks were accomplished under this project:

General Outreach to Schools

The Program and its Co-permittees conduct various school outreach programs individually and through the Program. These activities are described in detail in the tables provided in Appendix B-18.

Outreach to Elementary Schools

Each year, the Program's Schools and Youth Education and Outreach Work Group provide a list of schools for ZunZun to contact. In addition to schools with high Hispanic populations, the Work Group continued to extend outreach to schools with high Asian/Pacific Islander populations. The Program's Schools and Youth Outreach Work Group researched demographics of Santa Clara County and generated a list of 103 schools for ZunZun to contact. The ZunZun performances use physical comedy, audience participation and musical instruments to educated teachers and children about watersheds and stormwater pollution prevention. ZunZun continued to distribute the two vocabulary lists (one for grades K-2 and the other for grades 3-6) of terms used in the presentation. These lists were mailed to every school prior to the presentation.

Evaluation of Effectiveness

During FY 04-05, ZunZun conducted 50 assemblies reaching 15, 722 students in grades K-5 at 27 schools in seven cities. Assemblies were evaluated using postage-paid evaluation cards that were distributed to all teachers present at the performances. The Program received completed evaluation cards from 188 teachers. Overall, the feedback has been very positive and indicates an increase in the students' knowledge about watersheds and pollution prevention. A few highlights of the evaluation are:

---

[2] Information regarding the collection of mercury containing products (e.g., fluorescent lamps, thermostats, thermometers and other products) during FY 04-05 and the weight of a four-foot fluorescent lamp was obtained from a memorandum *entitled Fiscal Year 2004/2005 HHW Program Update* (dated August 2, 2005). Rob D'Arcy, Santa Clara County Hazardous Materials Program Manager, prepared this memorandum.

[3] Information provided with electronic mail (dated August 8, 2005) to John Fusco from Rob D'Arcy.

[4] Based on a 1999 National Electrical Manufacturers Association survey entitled *Environmental Impact Analysis: Spent Mercury-Containing Lamps, January, 2000 (Fourth Edition*), the average four-foot fluorescent lamp contains about 11.6 milligrams (mg) of mercury. For the sake of estimating the amount of mercury sent for recycling, approximately 41,600 four-foot fluorescent lamps were collected. As a result, 0.483 kilograms of mercury destined for recycling is a rough estimate.

- Thirty-five teachers (out of the 188 that sent completed evaluation cards) indicated that 50 percent of their students know what a watershed is; 64 teachers indicated that 75 percent of their students know what a watershed is and 36 teachers indicated that 100 percent of their students know what a watershed is.

- Sixteen teachers indicated that 50 percent of their students could name a way to prevent pollution in the watershed; 54 teachers indicated that 75 percent of their students can name a way to prevent pollution in the watershed; and 96 teachers indicate that 100 percent of their students can name a way to prevent pollution in the watershed.

Overall, teachers had positive comments on the presentation. A few recommendations for improvement include using slides to demonstrate the flow of water within a watershed and providing additional information on damage done by human activities within a watershed. The Schools Work Group will discuss these recommendations as ways to improve ZunZun performances.

ZunZun's Final Report and the Teachers' Evaluation Report are included in Appendix B-9. Highlights of the teachers' evaluations are presented on pages 3, 4 and 5. Comments of the effectiveness of evaluation for Co-permittee schools outreach are included within Appendix B-18.

Outreach to Middle Schools

In response to a request by Water Board staff, the Program conducted a gap analysis study in FY 03-04 to identify gaps in school outreach conducted by the Program and its Co-permittees.

The objective of the study was to conduct a detailed review and analysis of the data to guide further school outreach. Data collected from Co-permittees was analyzed and GIS maps were developed to present the data. The final Schools Outreach Gap Analysis Report was submitted to the Water Board within the FY 02-03 Annual Report. The study identified some geographic gaps in outreach and gaps at the middle school level, and recommended that the Program and Co-permittees develop Program-wide outreach that targets the middle/intermediate school level. In addition, it was recommended that outreach increase to underserved and underrepresented communities.

The Work Group evaluated various methods for targeting outreach to this grade level and identified a teachers training program as the best means of maximizing outreach with limited resources. After considering several options, the work group decided to use the City of San Jose's South Bay Water Connections "Wacky Watersheds" teachers training workshop. Currently, the workshop is structured as a full-day Saturday workshop offered to all teachers within the San Jose POTW service area. In FY 03-04, the Work Group selected three Project WET lessons plans on watershed education at the middle school level for inclusion in the "Wacky Watershed" binder, and contracted with an educator to correlate the lesson plans to California State Standards.

In FY 04-05, the Work Group purchased tote bags for teachers for packaging the workshop materials (binder, video tapes and a map). The Work Group also recommended that teachers should be offered stipends as incentives to increase attendance at the workshop. Teachers will receive the stipend only after the Work Group receives documented completion of their proposed watershed project. This effort will be piloted in FY 05-06. Work group members are also trying to coordinate with their school districts so this workshop can be made available to

middle school teachers at their "in-service" training days. Currently, this workshop is available only a few times a year on Saturdays.

Other Program PI/P Support Activities

Program's Toll-Free Telephone Numbers

The Program maintained two toll free telephone numbers, the Program's information number (800-794-2482) and the Watershed Watch hotline (866-WATERSHED), for calls from the general public and requests for information. Program staff responded to about 227 calls during FY 04-05 and sent information materials to about 157 of these callers.

PI/P Material Reprints and Supplies

The Program purchased and coordinated Co-permittee orders for reprinting the storm drain stencils, Bay Nature magazine's Soil Supplement and 400 copies of the Oakland Museum Watershed maps.

ONGOING PI/P PROJECTS

Creek Clean-ups

In FY 04-05, the Creek Connection Action Group sponsored two creek clean-up events: Coastal Clean-up Day on September 18, 2004 and National Rivers Clean-up Day on May 21, 2005. The Program provided financial support for one of the events (National Rivers Clean-up Day). A total of 1,618 volunteers participated in cleaning 61 sites and removed approximately 39,730 pounds of trash from the creeks during the two events. This is the largest number of sites that have been cleaned up as part of these two events since the events began in Santa Clara County.

Results by clean-up event for FY 04-05 are as follows:

	Coastal Clean-up Day Sept. 18, 2004	National Rivers Clean-up Day May 21, 2005	Totals
Number of sites	33	28	61
Number of volunteers	970	648	1,618
Pounds of recyclables	6,426	1,464	7,890
Pounds of trash	24,351	15,379	39,730
Pounds of material (trash plus recyclables)	30,777	16,843	47,620

Evaluation of Effectiveness

To evaluate the effectiveness of the two annual creek clean-up events, data from the past seven years of events were compiled and reviewed. The table below presents the total numbers of sites, numbers of volunteers, and pounds of materials collected each year.

Summary Results of Creek Clean-up Events[5], September 1998 – May 2005

	FY 98-99	FY 99-00	FY 00-01	FY 01-02	FY 02-03	FY 03-04	FY 04-05	Annual Average	Total
No. of sites	35	35	41	37	48	56	61	45	313
No. of volunteers	1,877	1,586	1,745	1,742	2,091	1,943	1,618	1,800	12,602
Lbs. of recyclables				13,750	8,071	6,537	7,890	9,062	36,248
Lbs. of trash	84,582	43,475	58,108	59,340	44,883	36,718	39,730	52,405	366,836
Total lbs. collected	84,582	43,475	58,108	73,090	52,954	43,255	47,620	57,583	403,084

Beginning in FY 01-02, some site managers implemented a procedure for separating out recyclable materials from trash prior to weighing it. Thus, the total pounds of material collected are the sum of the recyclables and trash quantities. According to the Santa Clara Valley Water District, this procedure is done more frequently at Coastal Clean-up Event sites than at National Rivers Day sites. Since this procedure is not done at all sites, it is more appropriate to compare the total quantities of materials collected rather than the individual components.

The total amount of trash and recyclables collected during the two creek cleanup events each year are plotted in the figure below:

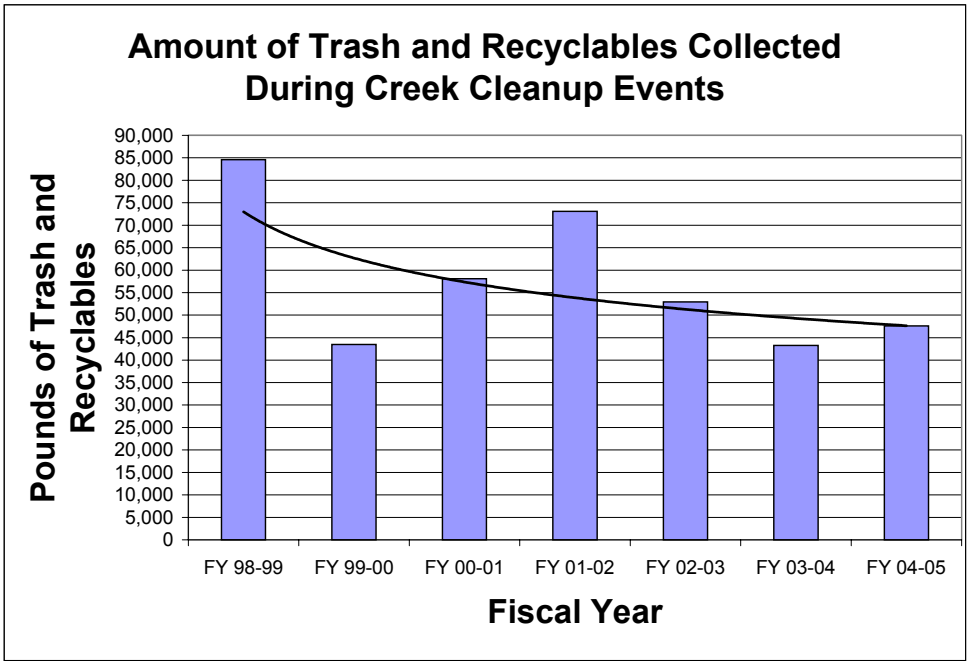

[5] The data presented in this table represent the total quantities from the two major creek cleanup events in Santa Clara County. The data do not include quantities of trash that may have been collected by the Santa Clara Valley Water District (SCVWD) or by other volunteer groups during other times of the year. The SCVWD has an "Adopt-a-Creek" program in which community groups (e.g., scout troops and schools) agree to care for a certain section of creek. Care includes trash pickup at least twice during the year. These groups are not required to report the amount of trash they collect. A section of creek that is regularly cleaned may not be included as one of the sites involved in the two major creek cleanup events.

From the data in the table and figure, the following conclusions can be drawn:

- The number of volunteers for the events has remained relatively constant, averaging 1,800 per year plus or minus ten percent.
- The number of sites has increased over time to a high of 61 in FY 04-05.
- The total amount of trash and recyclables collected by volunteers indicates a decreasing trend over the past seven years. In fact, this amount has decreased to nearly half of the amount collected in FY 98-99. This reduction in trash and recyclables is likely related to the success of outreach being provided to the general public about not dumping trash in creeks, rivers and storm drains. It may also be due to the increase in Adopt-a Creek and other trash reduction programs encouraging trash pickup during other times of the year (see footnote on previous page).

Outreach Campaign for NOI Filers

The goal of this project, funded solely by the City of San Jose, is to increase the level of knowledge among targeted businesses on the General Industrial Activities Stormwater Permit (GIASP), Notice of Intent (NOI) and stormwater pollution prevention plan (SWPPP) requirements. The targeted businesses are specific industries in the City of San Jose with potential to discharge copper and nickel (identified by SIC code). This outreach project is coordinated with San Jose's Industrial Storm Water Monitoring Pilot Program (Task "IND-2" from the Metals Control Measures Plan).

During FY 04-05, the City of San Jose completed this project. Select facilities were contacted and encouraged to comply with the State's GIASP. The contact letter included a checklist to help determine if the facility was required to comply with the GIASP, a flow chart detailing the development and implementation of a SWPPP and a reprint of a previously published *Tributary Tribune* article (which contained information about the GIASP and the Storm Water Enforcement Act of 1998 (AB 2019).

The City sent the "contact package" to 178 facilities within San Jose. The mailing list and copies of outreach materials are included in Appendix B-19. These facilities were selected based on the following criteria:

- Facilities listed in the City's Watershed Enforcement's Industrial and Commercial database (EEDMS);
- Facilities with a GIASP Category of 8 or 10 (Based on SIC Code); and
- Facilities documented by City Watershed Enforcement Inspectors as needing to file a NOI (or if no determination was made regarding their filing status).

Facilities that already filed (or were determined that they did not need to file) were not contacted. Initially, the "contact package" was to be sent to all facilities with the above criteria and to facilities with the SIC code identified in the 1998 Industrial Stormwater Quality Monitoring Pilot Project. However, the City of San Jose decided to send the information to all facilities (within their database) that may be subject to the GIASP.

To date, three calls were received from facilities requiring additional information. Two callers filed their NOIs and were inquiring about additional requirements. These facilities were referred to the Water Board for further information. The third caller used the checklist and self-

determined that they had no exposure. City of San Jose staff informed the caller that the GIASP only applied to facilities in Categories 8 and 10 with exposure and that their determination will be confirmed during the next inspection.

The following tasks have been accomplished for this project:

- Provided training on GIASP requirements to City of San Jose Watershed Enforcement inspectors. During each inspection, inspectors determine if the GIASP applies and make recommendations to the facility owners/operators based on their findings. Facilities required to file are reported to the Water Board annually within the City's URMP Annual Report (See *2.C Companies Requiring NOI Based on SIC but Have Not Filed and 2.C Companies Requiring NOI Based on Exposure but Have Not Filed*).

- Provided NOI filing information to twenty-five industry representatives at the San Jose Industrial User Academy Training on April 27, 2005. Information included: regulatory background and requirements; steps to come into compliance; and details on determining exposure. Evaluations indicated that 91 percent agreed or strongly agreed that the workshop was useful. Eighty-six percent indicated an increase in understanding for the big picture of water regulations.

- Posted NOI filing information on the City of San Jose web site.

- Produced an all-purpose BMP brochure entitled *Preventing Storm Drain Pollution* in FY 03-04. It details general stormwater BMP information and is being distributed to all facilities as part of routine stormwater facility inspections. In FY 04-05, the brochure was translated to Vietnamese and Spanish. Printing and distribution of translated brochures is scheduled to occur in FY 05-06.

Restaurant BMP Materials

In FY 99-00, a work group comprised of Program staff, representatives of the California Restaurant Association and Santa Clara County Department of Environmental Health (DEH), and Co-permittee stormwater inspectors developed a strategy of targeting food handling facility personnel with one simple message and continuously reinforcing the message over a three-year period. The focus for the first three-year period is on the improper discharge of wash water.

In FY 00-01, a restaurant wash water BMPs kit was created for County Health Inspectors to hand out to restaurant managers during inspections (see FY 00-01 Annual Report). The Santa Clara County Department of Environmental Health inspectors (Consumer Protection Division) have been distributing this kit to every newly constructed and remodeled food facility in the County. In FY 02-03, one of the signatories of the cover letter was changed. The letter was updated for distribution in FY 03-04. In FY 04-05, the poster was distributed to 628 food facilities.

Municipal Employee Training Modules

The goal of this project is to develop a municipal employee-training curriculum with modules to address various municipal activities that have potential impacts to stormwater. The training curricula provide education on stormwater pollution, technical training on the use of BMPs, and examples of practical BMP application. Generic modules are being developed that can be customized for each agency. In addition, a "Train the Trainer" workshop will be held to introduce

and explain the applicability of the training modules to designated trainers from each Co-permittee.

During FY 01-02, training topics were selected and developed into individual modules using Microsoft Power Point. Training modules relating to BMPs for corporation yards, storm drain operation and maintenance, streets, roads and highway maintenance and pest management were developed by Program staff. The project was put on hold due to work on higher priority items in FY 02-03 and FY 03-04. A fifth training module was developed in FY 04-05 on mercury pollution prevention. The Program will begin planning for the workshop (tentatively scheduled for spring 2006).

REGIONAL COLLABORATION

Bay Area Stormwater Management Agencies Association (BASMAA) PI/P Committee

The BASMAA PI/P Committee has not met for some time, due to the Committee's interest in focusing its efforts on three active work groups: Media Relations, Regional IPM Store Partnership Program and Regional Advertising Campaign. Program staff participated in the Media Relations and Regional IPM Partnership Program, and the Program benefited from regional PI/P activities, as described below.

Media Relations Campaign

Program staff participated in the development and implementation of the sixth year of the joint Media Relations effort supported by BASMAA and the Bay Area Clean Water Association (BACWA). The primary goals of the campaign are to develop long-term relationships with the media and to generate media coverage that would encourage individuals to adopt behavior changes to prevent water pollution. The Program contributed funding (approximately $7,575) to the campaign as part of its baseline budget contribution to BASMAA.

A copy of the BASMAA/BACWA Regional Media Relations Campaign Final Report is included in Appendix B-20. Campaign accomplishments included the following:

- During FY 04-05, the media covered thirty-six articles and broadcast stories. This includes 9 print articles, 7 television stories, 7 radio stories and 10 web stories and 3 wire stories.
- The total value of the coverage is estimated at $78,250. The figure is less than the coverage value in FY 03-04 because some pitches were not pursued due to a lack of a project manager (for part of the year) and decisions by the Media Relations Work Group.
- A new component of the campaign was requesting television meteorologists to include water pollution prevention messages in their broadcasts. Simple messages were developed and emailed during times of heavy rains in the early spring 2005. Initial feedback from meteorology departments was positive.

Regional IPM Store Partnership Program

The IPM Store Partnership Program, also known as the Our Water Our World (OWOW) program, completed its seventh year in FY 04-05. The Program contributed funds and participated in the Regional Program, which is administered through BASMAA (the Program's contribution for FY 03-04 was approximately $6,060). The Regional Program, with input from IPM experts and participating stormwater programs, provides fact sheets, promotional materials, training sessions, display

materials for stores, and an alternative products list. The Program and Co-permittees are responsible for recruiting stores, arranging training sessions for store employees, in-store display set-up, display maintenance, and on-going contact with participating stores.

The Regional Program coordinated a print run of fact sheets and store display materials with regional funding (BASMAA and the Bay Area Pollution Prevention Group) and local funding. The Regional Program also conducted a customer intercept survey to evaluate the Our Water Our World program. The Executive Summary of survey results is included in Appendix B-12. The detailed customer survey report is available upon request.

Pesticide Distributors Outreach Project

During FY 02-03, the Program contributed $5,000 to a BASMAA Task of Regional Benefit known as the Pesticide Distributors Outreach Program, an expansion of the IPM Store Partnership concept to target distributors of pesticide products to retail stores. The purpose of the program is to increase the amount and variety of less-toxic products on store shelves by working through the product distributors and educating the distributor sales force. This is a valuable complimentary program to the OWOW program as it helps to ensure that the products OWOW promotes will be available on the shelves to support consumer choices and makes stores more willing to participate in the OWOW program. The Distributors Outreach Program achieved significant success and translated into more stores wanting to participate in the OWOW program in the future. In May 2003, Marin County received a Proposition 13 grant from the State to expand this program into State Water Board Regions 1 (North Coast) and 3 (Central Coast) and create a website for the program (www.ourwaterourworld.org). The Pesticide Distributors Outreach Project for Region 2 is also being continued through this grant funding.

The Program is continuing to support this project by offering support whenever tabling or training events are conducted within Santa Clara County stores.

BASMAA Regional Ad Campaign

In FY 03-04, the Program's WEO AHTG recommended participating in the Regional Ad Campaign for FY 04-05. During FY 02-03 and FY 03-04, the Regional Ad Campaign (RAC) implemented the "Beautiful Watersheds" advertising campaigns for increasing the public's awareness about watersheds. The ads were broadcast on radio and television. In FY 04-05, new ads focusing on trash were developed. Both TV and radio spots used trash/litter to make the connection between how pollutants flow through storm drains to reach creeks or the Bay. These ads were used concurrently with the "Beautiful Watersheds" ads. Advertising was conducted from August 16 to October 3, 2004. During the course of the Fall 2004 Campaign, BASMAA reached 76.6% of adults 18+, 6.8 times and 74.4% of women 25-54, 6.5 times. A total of 960 radio and television spots aired over the campaign period.

The Regional Ad Campaign Committee conducted a pre-campaign awareness survey in FY 02-03. In FY 04-05, a post campaign awareness survey was conducted. Since the Program only began participating in the campaign in FY 04-05, Santa Clara County residents were not included in this survey. A few highlights of the survey are:

- When asked about the main impacts of water pollution problems, water quality showed a significant increase when compared to the 2002 baseline study (2004: 15%; 2002:9%).

- Nearly a quarter (24%) as compared to 17 percent in 2002 of the respondents pointed to "people/everyone/residents" in response to the open-ended question regarding the causes of water pollution.
- Almost half of the respondents reported using pesticides or weed killers (45%) or fertilizers (48%) in the past year. Almost a third (31%) of the respondents knew to take leftovers to a household hazardous waste collection center, while 16 percent indicated that they threw the leftovers in the trash.
- A significant majority (65%) of the respondents reported using fluorescent bulbs and some (17%) reported using mercury thermometers. Half of these respondents admitted to throwing one or the other in the trash.
- When respondents were asked to agree or disagree with a statement that the storm drain system and sewer system sharing the same underground pipes, 36 percent answered incorrectly and another 27 percent did not know.

The detailed Regional Ad Campaign survey report is available upon request.

Other External Coordination

Program staff tracked PI/P activities and attended meetings (as needed) conducted by the following local and regional programs in FY 04-05:

- California Stormwater Quality Association, PIPP Forum
- Santa Clara County Household Hazardous Waste Program
- Bay Area Pollution Prevention Group
- Watershed Management Initiative's Outreach Subgroup.

Continuous Improvement

The status of PI/P continuous improvement tasks, identified during the evaluation of projects in previous years, is presented in Table 2-4 of Section 2. There were no PI/P continuous improvement tasks identified in FY 04-05. Program staff will obtain input from Co-permittees on continuous improvement items for FY 05-06 and document any agreed upon items in the Program's FY 06-07 Work Plan submittal (March 1, 2006).

Future Tasks

Section 3 of the Program's FY 05-06 Work Plan (submitted March 1, 2005) describes the PI/P activities planned for FY 05-06.

Table 3-1
Evaluation of PI/P Projects Conducted During FY 04-05 (New and Ongoing)

Project Title	Project Description[1]	Type of Outreach[2]	Summary of Evaluation of Effectiveness[3]
Watershed Education and Outreach Campaign	This project included funding for conducting year five of the Watershed Watch Campaign, ZunZun Schools Assemblies and the Watershed Watchers Program at the Alviso Education Center (San Francisco Bay Wildlife Refuge), and educational assemblies at elementary schools by the musical group ZunZun	G,T,P,C	**Effective**- Some measures of the success of the FY 04-05 Watershed Watch Campaign include: the number of new campaign partners (3); value-added resources from partners ($467,828); Watershed Watch events (5); partner events (16); gross impressions from advertising (56,402,733); average of 342 page views a day (compared to 287 in FY 03-04) at the Watershed Watch website; and the use of discount cards (the card was used approximately 357 times at the four Classic Car Wash locations). **Alviso Ed Center** – 110 programs were conducted and 9,067 people participated. **ZunZun Assemblies** – ZunZun conducted 50 assemblies at 27 schools reaching 15,722 students and their teachers
Pesticide User Outreach – "Household Chemical Management" and "Local IPM Store Partnership Program"	Implementation of the following tasks: • Conduct media advertising on less-toxic pest control methods • Implement the local store partnership program • Conduct IPM outreach at events • Conduct IPM workshops • Conduct IPM outreach to businesses	G,T,P,C	**Effective** – • The Watershed Watch Campaign advertising used the "Got Bugs" print, radio and transit ads in fall of 2004. Website visits increased significantly during the advertising phase, reaching a peak of 460 page views per day in September 2004. Based on the number of requests for information on the hotline and website, the advertising campaign was a success.

[1] For detailed project descriptions, see FY 01-02 Annual Report, Section 3, and FY 02-03 Work Plan, Section 3.
[2] Type of outreach codes: G = General, T = Targeted, P = Public Education, C = Citizen Participation
[3] Please refer to text in Section 3 for more detailed effectiveness evaluations and recommendations for improvement.

Table 3-1
Evaluation of PI/P Projects Conducted During FY 04-05 (New and Ongoing)

Project Title	Project Description[1]	Type of Outreach[2]	Summary of Evaluation of Effectiveness[3]
	• Other outreach as needed		• The local IPM Store Partnership Program continued to be a success in FY 04-05. Ms. Annie Joseph, who is also a consultant to BASMAA on the Pesticide Distributors Outreach project, was contracted to provide training on selling less-toxic products to store employees. Ms. Joseph's presence at stores through the Pesticide Distributors project (this project is now being funded through a Prop 13 Grant) made them more receptive to the local Store Partnership Program and willing to attend trainings. Ms. Joseph trained 71 employees representing seven stores. Program staff maintained all 31 participating stores (set-up, restocking of fact sheets, etc.) during FY 04-05. This ensured regular maintenance of stores and helped build an ongoing relationship with the stores. • IPM outreach was conducted at six events. Event staff distributed approximately 2,580 IPM fact sheets and brochures and 2,793 giveaways (pencils, activity books, magnets, tattoos etc.). • The Program contributed to the Regional IPM Workshop. It was hosted by Alameda County this year. Approximately 412 people attended the workshop. • The Program's Watershed Watch Campaign conducted a community IPM Workshop at the Spring in Guadalupe Gardens event on April 23, 2005. The workshop entitled "Greening Your Green Thumb" included three

Table 3-1
Evaluation of PI/P Projects Conducted During FY 04-05 (New and Ongoing)

Project Title	Project Description[1]	Type of Outreach[2]	Summary of Evaluation of Effectiveness[3]
			presentations on less-toxic gardening methods, spread throughout the day of the event. Approximately 50 people attended the presentation. • The Program continued to provide copies of the "Don't Lay a Table for Pests" poster to County Health Inspectors for distribution to newly constructed or remodeled food facilities. County Health inspectors distributed 628 posters during FY 04-05. • The Program contributed funds for promoting the Going Native Garden Tour 2005. The tour was held on April 17, 2005 and attracted 2,000 people. The tour featured 28 gardens. Featured gardens demonstrate environmentally sensitive gardening practices that include the use of native plants, water conservation, landscaping to prevent urban runoff, reducing pesticide and fertilizer use, etc. • The Program also developed an article on IPM which was included in the April issue of *Tideline* and posted on the Friends of Guadalupe River website. • The Program conducted a mailing to inform special districts about the impact of pesticides on urban runoff. Information was sent to about 50 special districts. **Needs Improvement** – The Work Group needs to explore ways to encourage employees from more stores and nurseries to attend trainings on selling less-toxic pesticides. During FY 04-05, most of

Table 3-1
Evaluation of PI/P Projects Conducted During FY 04-05 (New and Ongoing)

Project Title	Project Description[1]	Type of Outreach[2]	Summary of Evaluation of Effectiveness[3]
			the employees trained were from SummerWinds Nursery.
Mercury Pollution Prevention Outreach Project	The Program worked closely with the Santa Clara County Household Hazardous Waste Program in developing the outreach plan. Outreach activities implemented during FY 04-05 include the following: • Development of In-store Signage Materials – The Program developed posters and floor decals to inform people about the availability of free fluorescent drop-off locations. • Development of Outreach Articles – A newsletter article and a press release were developed to inform residents about the store drop-off locations. These were provided to Co-permittees for conducting local outreach (e.g., employee newsletters or community papers). • Implementation of Media Campaign – The fall Watershed Watch Campaign used the Watershed Watch 'Got Paint" ad to educate people on the proper disposal of hazardous wastes (e.g., fluorescent lamps). During spring 2005, a media campaign consisting of print, radio and transit advertising was implemented. A		**Effective** – Total gross impressions from media advertising were 22,127,000. The total added value of bonus spots, public service announcements and promotions for the various media partners is estimated at $13,500. Nearly 400 Got Bulbs contest entries were received by KRTY, mostly from the web site and the *San Jose Mercury News* ad. In addition, the quantity of used fluorescent bulbs collected at participating stores also increased during the advertising period (March through May). Additional details are provided within Section 7 and Appendix B-17 of this Annual Report. The CoHHW Program collected 166,000 feet (41,597 pounds) of fluorescent lamps at 15 retail drop-off locations within Santa Clara County[4]. Rob D'Arcy, Santa Clara County Hazardous Materials Program Manager indicated that the majority of lamps collected were the four-foot fluorescent type[5]. It is estimated that approximately 0.483 kilograms of mercury was

[4] Information regarding the collection of mercury containing products (e.g., fluorescent lamps, thermostats, thermometers and other products) during FY 04-05 and the weight of a four-foot fluorescent lamp was obtained from a memorandum *entitled Fiscal Year 2004/2005 HHW Program Update* (dated August 2, 2005). Rob D'Arcy, Santa Clara County Hazardous Materials Program Manager, prepared this memorandum.
[5] Information provided with electronic mail (dated August 8, 2005) to John Fusco from Rob D'Arcy.

Table 3-1
Evaluation of PI/P Projects Conducted During FY 04-05 (New and Ongoing)

Project Title	Project Description[1]	Type of Outreach[2]	Summary of Evaluation of Effectiveness[3]
	new ad, "Got Bulbs" was developed to inform residents about the free drop-off locations. The advertising campaign ran from March through May 2005. The Program provided funding for radio and print advertising and the Santa Clara County Integrated Waste Management Division provided funding for transit advertising. In addition, radio station KRTY offered, at no cost, an "enter-to-win" contest promoting the drop-off locations. The contest prize was a four-day/three night trip to Baja Mexico. Both KRTY and the *San Jose Mercury News* provided free advertising to support this promotion. Listeners/readers were encouraged to participate in the contest by either dropping-off their used fluorescent bulbs at participating stores or by submitting the "pledge to dispose mercury properly" contest entry form available online and within the *San Jose Mercury News*.		destined for recycling from fluorescent lamps collected by the CoHHW Program[6]. In addition, 155 pounds of devices which contained elemental mercury (includes thermostats, thermometers and other products) and 450 mercury-containing thermometers were collected during FY 04-05.
Schools and Youth Outreach Work Group	In FY 02-03 the Watershed Action Fund was reformed as the Schools and Youth Outreach Work Group. The group aimed to accomplish the following tasks: • Provide input for conducting 50 ZunZun school assemblies and report on activities	T,P,C	**Effective**- During FY 04-05, ZunZun performed at 27 schools reaching 15, 772 children. The teacher evaluations of the performances indicate they were successful in increasing the children's knowledge about watersheds and pollution prevention activities (see Appendix B-9).

[6] Based on a 1999 National Electrical Manufacturers Association survey entitled *Environmental Impact Analysis: Spent Mercury-Containing Lamps, January, 2000 (Fourth Edition*), the average four-foot fluorescent lamp contains about 11.6 milligrams (mg) of mercury. For the sake of estimating the amount of mercury sent for recycling, approximately 41,600 four-foot fluorescent lamps were collected. As a result, 0.483 kilograms of mercury destined for recycling is a rough estimate.

Table 3-1
Evaluation of PI/P Projects Conducted During FY 04-05 (New and Ongoing)

Project Title	Project Description[1]	Type of Outreach[2]	Summary of Evaluation of Effectiveness[3]
	conducted individually by Co-permittees. • Identify a program for increasing outreach to middle schools		In FY 02-03, the Work Group collected data on outreach (conducted in FY 01-02) from all Co-permittees and completed the gap analysis study. The study indicated that 47 percent of all schools in Santa Clara Valley receive outreach from the Program and/or Co-permittees. The study identified a gap in outreach at the middle school level and recommended targeting outreach to this level. In FY 03-04, the Work Group identified an existing teachers training program at the City of San Jose for addressing gaps in outreach. To include additional information on watersheds, the Work Group identified three lesson plans for this program. In FY 04-05, the Work Group purchased tote bags for teachers for packaging the workshop materials (binder, video tapes and a map). The Work Group also recommended that to increase attendance at the workshop, teachers should be offered stipends as incentives. Teachers will receive the stipend only after the Work Group receives documented completion of their proposed watershed project. This effort will be piloted in FY 05-06. In addition, the correlated lessons will be included in the "Wacky Watershed" binder.
Program Supplies	Conduct reprints of materials for Program use and order supplies as necessary.	G,T,P,C	**Effective**- The Program Supplies budget was used toward printing storm drain stencils, Bay Area Nature Soil Supplement and Oakland Museum Watershed Maps.
Program Toll Free Number	Answer the Program's toll free number (1-	G,P	**Effective**- Both phone numbers are being used to

Table 3-1
Evaluation of PI/P Projects Conducted During FY 04-05 (New and Ongoing)

Project Title	Project Description[1]	Type of Outreach[2]	Summary of Evaluation of Effectiveness[3]
	800-794-2482) and the Watershed Watch Campaign's toll free number, 1-866-WATERSHED, and respond to requests for information.		contact the Program and request materials. Phones are answered and messages are checked daily. During FY 04-05, Program staff responded to over 227 calls (from individual residents, business owners and local agency representatives); and provided materials to approximately 157 of these callers.
Creek Cleanup Events	Work with Creek Connections Action Group to organize and fund two creek cleanup events per year.	G,C	**Effective**- Provided support for advertising for one event. A total of 1,618 volunteers participated in cleaning 61 sites and removed nearly 39,730 pounds of trash. This is the largest number of sites for the past seven years. Coordinated with Watershed Watch Campaign – received coverage on two radio stations and giveaway items from Keep California Beautiful. The quantities of trash and recyclables have shown a decreasing trend since 1998, which is likely due in part to the success of public outreach about not dumping trash in creeks, rivers and storm drains.
Industrial Outreach to NOI Filers	Increase the knowledge among targeted businesses of the Industrial General Permit, NOI, and SWPPP requirements. Continue work on industrial business database and implementing outreach and evaluation plan. (Conducted with City of San Jose).	T,P	**Effective-** During FY 04-05, the City of San Jose completed this project. Select facilities were contacted and encouraged to comply with the State's GIASP. The contact letter included a checklist to help determine if the facility was required to comply with the GIASP, a flow chart detailing the development and implementation of a SWPPP and a reprint of a previously published *Tributary Tribune* article (which contained information about the GIASP and the Storm Water Enforcement Act of 1998 (AB 2019). The City sent the "contact package" to 178 facilities within San Jose. Facilities were selected based on the following criteria:

Table 3-1
Evaluation of PI/P Projects Conducted During FY 04-05 (New and Ongoing)

Project Title	Project Description[1]	Type of Outreach[2]	Summary of Evaluation of Effectiveness[3]
			• Facilities listed in the City's Watershed Enforcement's Industrial and Commercial database (EEDMS); • Facilities with a GIASP Category of 8 or 10 (Based on SIC Code); and • Facilities documented by City Watershed Enforcement Inspectors as needing to file a NOI (or if no determination was made regarding their filing status). Initially, the "contact package" was to be sent to all facilities with the above criteria and to facilities with the SIC code identified in the 1998 Industrial Stormwater Quality Monitoring Pilot Project. However, the City of San Jose decided to send the information to all facilities (within their database) that may be subject to the GIASP. In addition, the City of San Jose provided NOI information at its Industrial User Academy training held April 27, 2005. An all-purpose BMP brochure entitled *Preventing Storm Drain Pollution* was also translated to Vietnamese and Spanish. Printing and distribution of translated brochures is scheduled to occur in FY 05-06.
Restaurant BMP	Distribute a restaurant wash water BMP packet for County Health Inspectors to hand out to restaurant managers via County Health Inspectors at the time of their inspections	T,P	**Effective** - In FY 04-05, County Health inspectors distributed the wash water BMPs and the poster to 628 newly constructed and remodeled food facilities in the County.
Municipal Employee Training Modules	Develop a municipal employee training curriculum with modules to address various	T,P	**Cannot be evaluated at this time** - In FY 01-02, four Power Point presentations were developed

Table 3-1
Evaluation of PI/P Projects Conducted During FY 04-05 (New and Ongoing)

Project Title	Project Description[1]	Type of Outreach[2]	Summary of Evaluation of Effectiveness[3]
	municipal activities that have potential impacts to stormwater. Conduct a "Train the Trainer" workshop to introduce and explain the applicability of the training modules to designated trainers from each Co-permittee.		on BMPs for corporation yards; storm drain O&M; road maintenance; and pest management. In FY 02-03 and FY 03-04, this project was put on hold due to work on higher priority items. During FY 04-05, a fifth training module was developed on mercury pollution prevention. Upon completion and approval of the funding Co-permittees, planning will begin for the workshop (tentatively scheduled for spring 2006).
Regional Collaboration	Participate in the following BASMAA PI/P work groups and tasks of regional benefit. Attend meetings as needed, participate in review of products, and obtain input from Co-permittee representatives. • Media Relations Work Group • Regional IPM Store Partnership Program Work Group • Pesticide Distributors Outreach Project	 G,P G,P G,P T	**Effective**- See Media Relations Campaign Final Report in Appendix B-20. **Effective**- Contributions to BASMAA helped fund fact sheet reprints and development of new fact sheets.

SECTION 4

MONITORING ACTIVITIES

4. MONITORING ACTIVITIES

INTRODUCTION

During FY 04-05, a considerable amount of water quality data and information was gathered and/or assessed by the Program through the direct implementation of and active participation in monitoring-related activities in the San Francisco Bay Area. The Program's monitoring resources were primarily spent preparing permit-required submittals, continuing to implement the Program's Revised Multi-Year Receiving Waters Monitoring Plan (Revised Multi-Year Plan), participating in regional monitoring-related programs, conducting special studies and implementing pollutant-specific control programs.

This section provides a brief background of the Program's monitoring and assessment program and summarizes significant monitoring-related activities conducted during FY 04-05. The activities described in this section are consistent with Provisions C.7 and C.9 of the Program's NPDES Permit. Each summary includes the following information, to the extent possible:

1) A description of the relationship to NPDES Permit requirement(s) and management question(s) the study was designed to address;
2) A brief description of subtasks and status of project/activity;
3) A brief description of the results;
4) A summary of findings to-date and recommendations (where feasible); and
5) A description of lessons learned and planned/recommended follow-up activities.

In addition, summaries of management activities conducted through the implementation of the Program's Pollutant of Concern (POC) Control Plans are provided for those POCs that do not have separate Annual Report sections (e.g., PCBs, Copper/Nickel and Dioxins). An effectiveness assessment of current monitoring activities is also provided at the end of the chapter.

The findings of many technical reports are briefly described within this section. To ensure public access to completed reports, work products and environmental data, the Program has placed the majority of its reports and work products on its website (www.scvurppp.org). The website is continually updated to include the latest reports and work products, data inventory sets and other pertinent Program information. When viewing the website, a large majority of the reports and work products are linked to downloadable documents. Reports and work products not available through the website may be obtained by submitting a request form to Program staff.

BACKGROUND

Multi-Year Receiving Waters Monitoring Plan

Consistent with Provision C.7.b and C.9 of its Permit, the Program developed (and submitted to the Water Board), a Multi-Year Receiving Waters Monitoring Plan (Multi-Year Plan) on March 1, 2002 that identifies Program monitoring activities in Santa Clara Basin Watersheds over an eight-year period. As new monitoring priorities were established, the Multi-Year Plan was revised in FY 03-04 (Revised Multi-Year Plan). This Revised Multi-Year Plan can be found under the Environmental Monitoring and Assessment Measures link on the Program's website (www.scvurppp.org).

The Revised Multi-Year Plan contains the following information: watershed location (prioritized based on SCBWMI and Program assessment priorities), data type (chemical, biological and physical), number and frequency of sampling events, fiscal years (eight years starting with FY 02-03 through FY09-10), rationale and lead agency. The information on data type uses a tiered monitoring approach discussed by the Water Board staff in its Regional Monitoring and Assessment Strategy (RMAS) memo (Draft Monitoring Design in Water Board-lead Pilot Watersheds, spring 2001) dated February 8, 2001. The following monitoring categories were included within the memorandum: screening level, detailed investigation, and status and trends. The field and analytical methods used in the Revised Multi-Year Plan are described in the Program's Draft Quality Assurance Project Plan (QAPP), which is consistent with the Water Board's Surface Waters Ambient Monitoring Program (SWAMP) Quality Assurance Project Plan.

The Revised Multi-Year Plan incorporates specific data needs that have been identified in Program activities relevant to watershed assessment and monitoring. For example, the Revised Multi-Year Plan incorporates future monitoring activities that will be implemented for sediment-related studies in Stevens and Coyote Creek watersheds. Tasks associated with these monitoring activities are identified in the Program's Work Plan entitled *Workplan for Conducting Watershed Analysis and Management Practice Assessment in Other Creeks Potentially Impaired by Sediment from Anthropogenic Activities* (dated August 30, 2002). A clear identification of the specific monitoring activities planned for each year is included as part of the Program's Annual Monitoring Plan submitted to the Water Board every March 1.

Annual Monitoring and Watershed Management Measures Work Plans and Watershed Characterization Memorandum

During FY 03-04, the Program developed the *FY 04-05 Annual Monitoring and Watershed Management Measures Work Plan* (FY 04-05 Monitoring Plan). The FY 04-05 Monitoring Plan was included in the Program's *FY 04-05 Draft Work Plan* (submitted March 1, 2004). The FY 04-05 Monitoring Plan identified monitoring and watershed assessment activities for five sites in the Adobe Creek watershed, eleven sites in San Tomas Aquino Creek watershed, six sites in the Matadero/Barron Creek watershed, three sites in the Sunnyvale East/West Channel watersheds and five sites in the Calabazas Creek watershed. The selection of these watersheds is consistent with the Program's *Watershed Management and Urban Runoff Management Integration Report* (dated June 29, 2001). The data type and sampling frequency were identified for each sampling site and accompanied by maps showing proposed sampling locations. The monitoring schedule is consistent with the sampling design presented in the Revised Multi-Year Plan (i.e., two sampling events per year representing different hydrological cycles). Information collected during implementation of the FY 04-05 Monitoring Plan is described in this Annual Report.

In preparation for Program-led receiving waters monitoring in FY 05-06, the Program developed the *FY 05-06 Annual Monitoring and Watershed Management Measures Work Plan* (FY 05-06 Monitoring Plan) in FY 04-05. The FY 05-06 Monitoring Plan was submitted to the Water Board on March 1, 2005 as part of the Program's *FY 05-06 Draft Work Plan*. Similar to past annual monitoring plans, the FY 05-06 Monitoring Plan describes planned monitoring that will be conducted in Santa Clara Valley creeks during FY 05-06. To provide additional details on the rationale for the selecting sampling site locations and parameters, the Program supplemented the FY 05-06 Monitoring Plan with a watershed characterization technical memorandum. This memorandum includes a summary of existing data and information resources; descriptions of

the relevant watershed attributes; and lists key issues relevant to the development of the proposed sampling design for Stevens and Permanente Creek watersheds that will be implemented in FY 05-06.

SUMMARIES OF FY 04-05 MONITORING AND ASSESSMENT ACTIVITIES

A summary of FY 04-05 monitoring and assessment activities is provided within Appendix C-1 and Table 4-1. Appendix C-1 provides a historical summary of all monitoring and assessment activities conducted by the Program. The following summaries highlight the objectives, results and conclusions of specific monitoring-related projects conducted during FY 04-05. Monitoring activities were generally aimed at developing and implementing programs/projects designed to assess the condition of water bodies using practical, implementable indicators and protocols. The implementation of these indicators and protocols are a necessary step toward establishing a sound regulatory basis for locally based watershed management.

Monitoring activities presented within this section, involve multiple tasks, subtasks, or coordinated activities that may take place over multiple years and at varying geographical scales (i.e., regional or sub-watershed). In addition, it is important to note that monitoring and assessment activities described within this section are not entirely independent from activities described in Section 5 – Watershed Management Measures. Information gained from conducting studies and implementing activities/measures described in both sections have been used (and will continue to be used) in concert to meet objectives outlined in Permit Provisions C.7, C.9, and C.10, which include; (1) characterizing watersheds and stormwater discharges; (2) assessing existing or potential adverse impacts to beneficial uses; (3) identifying potential sources of pollutants of concern; (4) aiding in developing and implementing strategies for controlling adverse impacts on beneficial uses; and (5) assessing the effectiveness of pollutant prevention/control measures.

FY 04-05 SCVURPPP Receiving Waters Monitoring and Assessment

In accordance with Provision C.10 (b), the Program developed a *Watershed Monitoring and Assessment Summary Report* (Summary Assessment Report) that summarizes the results and analyses of baseline data collected during the implementation of the Program's FY 04-05 Annual Monitoring and Watershed Management Measures Work Plan (FY 04-05 Monitoring Plan). The FY 04-05 Monitoring Plan included ambient surface water quality monitoring; and physical habitat assessment studies and bioassessment studies for the following watersheds:

- San Tomas Aquino/Saratoga Creeks;
- Adobe Creek;
- Matadero/Barron Creeks;
- Calabazas Creek; and
- Sunnyvale East/West Channels

The Summary Assessment Report provides information on possible beneficial use impacts to the extent possible (based on the study design and available data) and suggests next steps for monitoring/assessments and developing strategies to control potential impacts. The following paragraphs provide a brief synopsis of the information found within the Summary Assessment Report that is included within Appendix C-2.

Monitoring and Assessment Summary and Conclusions

In FY 04-05, the Program implemented the FY 04-05 Annual Monitoring Program Plan (Annual Plan) in fulfillment of Provision C.7 of its NPDES Permit. The Plan identifies monitoring activities that were implemented as part of the third year (FY 04-05) of the Revised Multi-Year Plan. This Watershed Monitoring and Assessment Summary Report discusses the results of FY 04-05 Watershed Monitoring and Assessment activities conducted in Adobe Creek, Matadero/Barron Creek, Calabazas Creek, Sunnyvale East/West Channel and San Tomas Aquino Creek watersheds.

During FY 04-05, water samples were collected during two events (one representing the dry season (June-October) hydrological cycle and the other the wet season (January-March) hydrological cycle) and analyzed for physio-chemical, chemical, aquatic toxicity and microorganism parameters. Benthic macroinvertebrate (BMI) bioassessments and physical habitat assessments (PHAB) were conducted during the spring/decreasing hydrograph season (April – May). Fish bioassessments were conducted during the late end of the dry season (October).

Field measurements and water samples were collected from three sites in the Adobe and Barron Creek watersheds; three sites in the Matadero Creek watershed; three sites in the Sunnyvale East/West Channels; three sites in the Calabazas Creek watershed; and four sites in the San Thomas Creek watershed, including Saratoga Creek (Figure ES-1). Site identifications, description of locations and parameter types that were measured for each site are listed in Table 3. BMI and PHAB assessments were performed in four sites in Adobe Creek watershed; two sites in Matadero Creek watershed; and eight sites in the San Tomas Aquino Creek watershed. Fish bioassessments were conducted during the dry season at one site in Adobe Creek watershed; two sites in the Matadero Creek watershed; and five sites in Saratoga Creek subwatershed.

The conclusions for each watershed are provided below. Specific recommendations are provided in the *Conclusions and Recommendations* Section within the Summary Assessment Report (Appendix C-2).

Adobe Creek Watershed

No beneficial uses have been designated in the Basin Plan for water bodies in the Adobe Creek watershed. The results of the two years of screening level indicators monitoring indicate that Adobe Creek is supporting WARM Uses in a limited area near A-3.5 (upstream of the Redwood Preserve). Water quality sampling results generally met all Basin Plan Water Quality Objectives and CTR criteria. However, water quality conditions may become unsuitable during the dry season at pools that act as refugia for warm water native fishes (due to low dissolved oxygen concentrations). The lack of deep pools, low flows during the summer and physical fish barriers are likely the biggest limiting factor for existing fish populations. The BMI bioassessment and physical habitat assessment indicate that Adobe Creek, downstream of Foothill Community College, is in poor condition. In contrast, the BMI community and habitat condition in Hidden Villa Farms was in good condition, despite intermittent flow conditions. Due to historically minimal disturbances in the headwater areas, site A-5 is a good candidate for representing reference conditions for intermittent creeks in the South Bay.

Beneficial uses for recreation have not been designated for this water body and limited bacterial indicator[1] data collected for total and fecal coliforms in FY 04-05 indicated that values were below Basin Plan water quality objectives for both REC-1 and REC-2 Uses. One sample analyzed for enterococcus[2] was above the USEPA's suggested bacteriological criteria for water contact recreation at "infrequently used areas". The site where indicator bacteria were collected appeared to have moderate potential for both public access and risk to exposure. Public access and risk for exposure upstream and downstream of this site appear to be low.

Matadero/Barron Creek Watersheds

The Basin Plan identifies several designated Uses in Matadero Creek associated with aquatic life uses, including COLD, WARM, MIGR and SPWN. The results from one year of screening level indicator monitoring indicate that WARM Uses are supported to some extent in the upper reaches of Matadero Creek (upstream of Bol Park). Although water quality sampling results met Basin Plan Water Quality Objectives, site M-3 exhibited poor water quality during the summer season (i.e., extremely high conductivity, total hardness, TDS and sulfate concentrations). The results were inconclusive to determine if these conditions were caused by runoff from adjacent and/or upstream land uses, or if they represented natural conditions during the dry season. The BMI bioassessment show upper reaches of Matadero Creek is in poor condition. These results, however, were not consistent with either the fish bioassessment data or physical habitat assessments, which showed relatively good habitat supporting a native fish population. One explanation for this discrepancy may be the approach used to sample the BMIs (i.e., CSBP high gradient riffles) was not suitable for the stream type observed in the upper reaches of Matadero Creek (i.e., low gradient with limited riffle habitat).

Both contact (REC-1) and non-contact (REC-2) beneficial uses for recreation are designated for Matadero Creek. The limited bacterial indicator data for total and fecal coliforms were less than both the Basin Plan WQOs for contact and non-contact recreation, with one exception (site M-2). In addition, enterococcus data collected at site M-2 was above the USEPA's suggested bacteriological criteria for water contact recreation at "infrequently used areas". Site M-2 is located at a city park and appears to have high potential for public access and exposure. There are several grade control structures that create water depths that are suitable for wading with evidence of contact water recreation along the banks (i.e., rope swing and well worn pathways to creek). Additional investigations relative to characterizing exposure and E. coli concentrations are needed to better determine waterborne pathogen-related risks at this site. Public access and exposure appear to be very low in the remaining creek areas. Upstream and downstream areas that are accessible to the public have limited flow during summer season and/or insufficient water depths (i.e., concrete channel) for contact recreation.

[1] Total Coliform and E. Coli are indicator organisms. Indicator organisms are organisms that co-exist with pathogens in the fecal environment and are easier and are less expensive to test for than pathogens. For this reason, indicators are often the focus of water quality analysis. However, there is little if any conclusive proof that disease risk are directly associated with large numbers of coliforms. Thus, traditional public health practices for regulating beach areas include conducting a sanitary survey in conjunction with water quality monitoring (i.e., includes statistically based sampling program as well as the collection and analysis of meteorological, water circulation and dilution data.) The assumption that exposure to potential pathogens occurs thru swimming (i.e., REC-1 full body contact activities) is key to analyzing the indicator data since it also implies that a relatively large population exists and that the indicator-to-pathogen relationship is relatively stable and thus the estimated "swimming-associated illness rate" is predictable. In situations where the population is small and exposure is very infrequent the relationships tend not to be reliable and predictable. Finally, the presence of the above bacterial indicator organisms may also indicate the presence of warm-blooded animals, especially along stream and creek habitats.

[2] Enterococcus is an indicator organism typically used in marine waters.

There are no designated beneficial uses for Barron Creek. The results from one year of screening level indicator monitoring were not conclusive for assessing support of aquatic life uses in this water body. The stream appears to be nearly dry during the dry season and does not appear to contain suitable habitat (i.e., deep pools or stream connectivity) to support a warm water native fish community. Water quality sampling results generally met all Basin Plan Water Quality Objectives. However, the CTR criterion for copper was exceeded at B-1 during the dry season.

Sunnyvale East/West Channel Watersheds

There are no designated beneficial uses for Sunnyvale East or West Channels in the Basin Plan. The results from one year of screening level indicator monitoring were not conclusive for assessing support of aquatic life uses in these water bodies. The upper reaches of the channels have intermittent flow during the dry season with unsuitable habitat (i.e., deep pools or stream connectivity) to support a warm water native fish community. Water quality sampling results generally met all Basin Plan Water Quality Objectives and CTR criteria. Given these results, no additional investigations are proposed for these watersheds at this time.

Calabazas Creek Watershed

The Basin Plan designates both COLD, WARM and WILD beneficial uses in Calabazas Creek. Results from one year of screening level indicator monitoring were not conclusive for assessing support of aquatic life uses in this water body. The upper reaches of the stream have intermittent flow during the dry season with unsuitable habitat (i.e., deep pools or stream connectivity) to support a warm water native fish community. Water quality sampling results generally met all Basin Plan Water Quality Objectives and CTR criteria. BMI bioassessment and physical habitat assessments indicate poor biological integrity and habitat condition for all of the sampling sites, including C-5, which was relatively rural. The poor conditions are likely to be the result of intermittent flow conditions and poor substrate quality and habitat complexity. The poor quality of the substrate may be a significant factor for limiting BMI community assemblages.

Both contact (REC-1) and non-contact (REC-2) beneficial uses for recreation are designated for Calabazas Creek. The limited bacterial indicator data for total and fecal coliforms were slightly above the Basin Plan WQOs for contact recreation. In addition, enterococcus data collected at sites C-3 and C-5 were slightly above the USEPA's suggested bacteriological criteria for water contact recreation at "infrequently used areas". Site C-3 appeared to have high potential for both public access and potential exposure, although activities appear to be associated with REC-2 rather than REC-1. Site C-5 appeared to be mostly on private property. As a result, there is a low potential for public access. Public access was also limited in the urban reaches of the stream channel due to fencing along the backs (e.g., Creekside Park). Additional investigations relative to characterizing exposure and E. coli concentrations are needed to better determine waterborne pathogen-related risks at this site.

San Tomas Aquino Creek Watershed (includes Saratoga Creek)

The Basin Plan designates both COLD, WARM and WILD beneficial uses in Saratoga Creek. The results of the two years of screening level indicators monitoring indicate that Saratoga Creek is supporting both COLD and WARM Uses, at least upstream of site S-4. Water quality sampling results met all Basin Plan Water Quality Objectives and CTR criteria for COLD Use. In addition, both the fish and BMI community assemblages appear to be in good condition. The results of the Unified Stream Assessment in the 2.4-mile reach showed good overall habitat and

buffer/floodplain condition and relatively few localized impacts. Embeddedness values measured during the physical habitat assessment may indicate a fine sediment supply in the upper reaches of the watershed. The data results were not conclusive for determining if the fine sediment observed in the streambed, or any other impacts to the habitat, are having an adverse affect on the fish or BMI community assemblages.

Both contact (REC-1) and non-contact (REC-2) beneficial uses for recreation are designated for Saratoga Creek. The limited bacterial indicator data collected at three sites for total and fecal coliforms were all below the Basin Plan WQOs for water contact and non-contact recreation, with the exception of fecal coliform concentrations at site S-1 that were slightly higher than WQOs for water contact recreation. In addition, enterococcus data collected at a high majority of Saratoga Creek sites were below USEPA's suggested bacteriological criteria for water contact recreation at "infrequently used areas". Although all Saratoga Creek sites did not appear to have much potential for access and/or exposure, additional investigations relative to characterizing exposure and E. coli concentrations are needed to better determine waterborne pathogen-related risks at sites in this watershed.

There are no designated beneficial uses for San Tomas Aquino Creek in the Basin Plan. Screening level monitoring results in San Tomas Aquino Creek indicate that WARM uses may be supported in areas that have suitable habitat. Water quality sampling results met all Basin Plan Water Quality Objectives and CTR criteria. However, habitat for WARM use is extremely limited due to highly modified channel in the system. Limited habitat was available in the upper reaches, however, BMI bioassessment results determined that physical habitat and the BMI community assemblage at ST-3 was in poor condition. The upper reaches of San Tomas Aquino appear to be affected by existing channel incision and potential unstable channel conditions upstream. No water samples collected in San Tomas Aquino were analyzed for bacterial indicators because public access and potential exposure appear to be very low in this system.

Quality Assurance Project Plan

During December 2-4, 2003, an independent evaluation of the Program's FY 02-03 monitoring program was administered by the United States Environmental Protection Agency and conducted by Tetra Tech, Inc. The purpose of the evaluation was to evaluate the overall monitoring program components and their respective contributions toward satisfying the requirements of the Program's NPDES Permit; and to evaluate the current implementation status of the Multi-Year Plan with respect to the overall purposes of the monitoring program.

As presented in Tetra Tech's *Program Evaluation Report- Santa Clara Valley Urban Runoff Pollution Prevention Program: Monitoring Evaluation* (Evaluation Report), dated January 19, 2004, data quality control and review procedures were identified as areas needing improvement. In response, the Program has developed a *Draft Quality Assurance Project Plan for SCVURPPP Receiving Waters Monitoring* (Draft QAPP) in FY 04-05 to ensure that data quality is being managed adequately. The Draft QAPP, which is included within Appendix C-3, is consistent with the Water Board's QAPP for the Surface Water Ambient Monitoring Program (SWAMP). In FY 05-06, the Program will respond to comments received, revise (as necessary), finalize and begin implementing the QAPP.

Regional Collaborative Monitoring Activities

Regional Monitoring Program for Trace Substances (RMP)

The Regional Monitoring Program for Trace Substances in the San Francisco Estuary (RMP) is a collaborative effort between the San Francisco Estuary Institute (SFEI), the Water Board and the regulated discharger community (including SCVURPPP). The RMP's goal is to collect scientifically valid information that allows movement towards understanding contaminant impacts on beneficial uses of the Bay. The RMP focuses on determining spatial patterns and long term trends through sampling of water, sediment, bivalves, and fish; effects on sensitive organisms; and chemical loading to the Bay. To provide the most complete assessment possible of chemical contamination in the Bay, the RMP seeks to synthesize RMP data with data from other sources.

The RMP is based on management questions and program objectives that are updated by the Water Board, RMP staff, RMP Technical Review Committee (TRC) and RMP Steering Committee (SC) every five years. The RMP recently updated its management questions and objectives in January 2005 (www.sfei.org/rmp/RMPproginfo.htm). However, during FY 04-05 the RMP objectives in effect were to:

1. Describe patterns and trends in contaminant concentration and distribution;
2. Describe general sources and loading of contamination to the Estuary;
3. Measure contaminant effects on selected parts of the Estuary ecosystem;
4. Compare monitoring information to relevant water quality objectives and other guidelines; and
5. Synthesize and distribute information from a range of sources to present a more complete picture of the sources, distribution, fates, and effects of contaminants in the Estuary ecosystem.

The Program actively participated and contributed approximately $161,000 to SFEI for FY 04-05 expenditures on the RMP. This funding to SFEI is in addition to funding provided by the three south Bay public owned treatment works (POTWs), which are also Co-permittees. In addition, Program staff actively participated on a variety of RMP committees and work groups that included the RMP Steering Committee, Technical Review Committee and the Sources, Pathways and Loadings Work Group (SPLWG). In addition, a City of San Jose staff member currently serves as the chair of the RMP TRC. In FY 05-06, the Program will continue to provide financial support for the RMP and actively participate in committees and workgroups.

The RMP budget is generally broken into two monitoring programs: Status and Trends; and Special and Pilot Studies. The following paragraphs provide a brief overview of these programs.

Status and Trends Monitoring Program

The Status and Trends Monitoring Program is the long-term contaminant-monitoring component of the RMP that was initiated as a pilot study in 1989. The Status and Trends Monitoring Program is comprised of four program elements that collect data to address the RMP objectives:

1. The *Status and Trends Monitoring Program* consists of long-term contaminant monitoring to characterize the status and trends for contaminants in water, sediment and biota (bivalves) in the Estuary (Objectives 1,3, and 4);

2. The *Sport Fish Contamination Study* is a triennial screening of fish tissue for contaminants of concern to human health (Objectives 1,3, and 4);
3. The *Episodic Toxicity Monitoring* component investigates potential toxic effects in Estuary tributaries (Objectives 1 and 2); and
4. The *USGS* conducts two long-term monitoring efforts partially funded by the RMP, including monthly water quality measurements in the deep channels of the Estuary (from the Lower South Bay to the confluence of the Sacramento and San Joaquin Rivers), and sediment transport monitoring and modeling in the northern Estuary.

The summaries provided within this section focus on the latest information available from the Status and Trends Monitoring Program (i.e., 2003). The 2003 information was the second year that the Status and Trends Monitoring Program collected water and sediment samples using EPA's Environmental Monitoring Program (EMAP) Generalized Random Tessellation Stratified (GRTS) sample design. This type of design is appropriate for addressing the RMP objective (Objective 1) to describe the spatial and temporal patterns of contamination in the Estuary. Monitoring data are available for downloading via the RMP website using the *Status and Trends Monitoring Data Access Tool* at www.sfei.org/rmp/data.htm.

Pilot and Special Studies

The RMP also conducts Pilot and Special Studies. Pilot Studies usually are designed to investigate and develop new monitoring measures related to anthropogenic contamination or contaminant effects on biota in the Estuary. Special Studies address specific scientific issues that the TRC, SC, or Water Board identify for further study. These additional studies are developed through an open application process, which starts with an applicant submitting a study idea to the RMP Program Manager for discussion at a TRC quarterly meeting.

Summaries of the most pertinent Pilot and Special Studies conducted in FY 04-05 are provided under each summary of pollutant-specific monitoring activities within this section. A summary of past Pilot and Special Studies conducted by the RMP is available on the RMP website (www.sfei.org/rmp/). In addition to providing funding for these studies, Program and Co-permittee staff provided in-kind support on the development, analysis of results and conclusions of each study summarized.

Clean Estuary Partnership

On August 6, 2001, a Memorandum of Understanding (MOU) regarding development of: 1) a Water Quality Attainment Strategy for San Francisco Bay-Delta and Tributaries; and 2) TMDLs for 303(d) pollutants (including mercury) was entered into by the Water Board, Bay Area Clean Water Agencies (BACWA) and Bay Area Stormwater Management Agencies Association (BASMAA). This group is referred to as the Clean Estuary Partnership (CEP).

The mission of the Clean Estuary Partnership (CEP) is to use sound science, adaptive management, and public collaboration to develop and implement technically valid and cost-effective strategies (including TMDLs) that result in identifiable, sustainable water quality improvements for San Francisco Bay. As a member agency of BASMAA, the Program contributed approximately $100,000 to the CEP in FY 04-05. In addition, Program staff participated in CEP Executive Management Board (EMB) meetings, CEP Technical Committee (TC) meetings, pollutant-specific workgroup meetings and CEP Mercury Risk Reduction Work Group meetings. A City of San Jose staff member also serves as chair of the CEP TC. The Program plans to continue to actively participate and contribute approximately $100,000 to the CEP in FY 05-06.

FY 04-05 accomplishments included (but are not limited to) the development of a variety of technical reports and projects. Summaries of information collected during these studies are included under each summary of pollutant-specific monitoring activities. In addition, CEP-approved projects that will be conducted in future years are also described. In addition to funding these studies, Program and Co-permittee staff provided in-kind support on the development, analysis of results and conclusions of each study summarized.

BASMAA Monitoring Committee

In FY 04-05, Program and Co-permittee staff continued to actively participate in the BASMAA Monitoring Committee (MC). The purpose of the BASMAA MC is to discuss and coordinate monitoring activities conducted by the Bay area urban runoff management programs. Although no environmental monitoring is currently being conducted by BASMAA (as a whole), the BASMAA MC provides a valuable forum to discuss monitoring related activities with BASMAA member agencies, Water Board staff, and other agencies and organizations. The Program will continue to actively participate in the BASMAA MC during FY 05-06.

Mercury Monitoring Activities (Provision C.9.c)

Permit Provision C.9.c. requires the Program to develop and implement a mercury pollution prevention plan. In response, the Program developed a Mercury Pollution Prevention Plan (Mercury Plan) consistent with the Provision. The Mercury Plan was submitted to the Water Board on March 1, 2002 as part of the Program's *FY 02-03 Work Plan*. The Mercury Plan identifies actions that will be implemented at the Program level, municipality level, or both; and provides the schedule for initiation and/or completion of Program-level actions. The details of municipality actions and schedules are included in the individual Co-permittee Work Plans and/or Annual Reports, as appropriate.

During FY 04-05, a variety of mercury-related monitoring activities occurred including sampling and analysis of mercury in water, sediment and biota in the Estuary and the Guadalupe River watershed; and water quality monitoring conducted by the Program under the Revised Multi-Year Plan. The following summaries briefly describe the results and conclusions of these efforts. A more detailed description of FY 04-05 accomplishments and the prominent mercury pollution prevention activities planned for FY 05-06 are provided within Section 7 - Mercury Pollution Prevention Activities.

Watershed Monitoring

In FY 04-05, the Program continued to analyze water samples collected in Santa Clara creeks through the implementation of its Revised Multi-Year Plan. Water samples were collected as screening level indicators of water quality at a variety of creek sites draining urban and rural land use areas. As described in the Program's Revised Multi-Year Plan, grab samples were collected during two seasons (wet and dry).

Mercury concentrations detected in Santa Clara creeks in FY 04-05 ranged between 5.0 ng/L and 18.0 ng/L, below the four-day average mercury water quality objective (25 ng/L) for freshwater bodies in the San Francisco Bay region. A full description of methods, results and conclusions are presented in the Summary Assessment Report (see Appendix C-1).

Mercury Atmospheric Deposition Monitoring

One pathway of pollutants to the Estuary is atmospheric deposition, which was examined in the RMP Atmospheric Deposition Pilot Study. One study site (i.e., San Jose) remains from this pilot effort. RMP and City of San Jose in-kind funding were used in FY 04-05 to continue mercury deposition monitoring. The following objectives were used:

- Evaluate concentrations of mercury in rainwater as part of TMDL refinement; and
- Contribute to the national database to evaluate contributions of mercury from large urban areas and long-range aerial transport from outside the region to surface waters.

The latest results available (from 2003) indicated that 3.6 ug/m^2 of mercury was deposited via wet deposition at the San Jose station. Wet deposition in 2000, 2001 and 2002 were 3.8 ug/m^2, 2.7 ug/m^2 and 1.7 ug/m^2, respectively. Mercury concentrations in rainwater averaged 0.013 ug/L in 2003, compared to 0.01 ug/L in 2000, 0.0095 ug/L in 2001, and 0.0069 ug/L in 2002. In addition, when compared to non-urban sites in California, mercury deposited via rainfall at San Jose is substantially higher.

Current plans call for the RMP and the City of San Jose to continue to fund the San Jose monitoring station in FY 04-05. Results from 2004 sampling will be included in the Program's *FY 05-06 Annual Report*.

Contaminant Loads from the Sacramento and San Joaquin Rivers

In FY 04-05, the RMP continued to collaborate with the USGS to monitor suspended solid concentrations at Mallard Island. Sampling will continue through 2005 and contribute to nearly ten years of continuous data when combined with data collected by the USGS from 1994-98. The RMP also collaborated with other groups conducting fixed-time and flood-response water sampling (Interagency Ecological Program) to collect sediment-related contaminant concentrations at Mallard Island for the purpose of developing statistical relationships between concentrations and optical backscatter measurements. These relationships can be used to estimate time-continuous concentration data, that when combined with estimates of discharge, can estimate sediment loads from the Delta and model contaminant loads entering the Estuary from the San Joaquin Valley.

The most recent data available from this study is from Water Years (WY) 2002 and 2003. Total mercury was measured in 30 water samples collected during these years. Total mercury concentrations ranged from 4 to 14 ng/L, whereas dissolved mercury concentrations in seven samples ranged from 0.8 to 1.6 ng/L. Despite dissolved mercury concentrations making up between 11 to 24 percent of the total mercury concentrations, a linear relationship was observed between instantaneous SSC and total mercury. The linear relationship allowed for estimation of annual loads for WY 2002 and WY 2003, which were 58(±20) and 97(±33) kg for total mercury. Extrapolation of mercury data (from WY 2002 and WY 2003) over a nine year period (WY 1995 to WY 2003) using SSC data resulted in long-term average annual load of 201(±68) kg total mercury entering the Estuary from the Sacramento and San Joaquin Rivers.

Current plans call for contaminant loading data collected from the Sacramento and San Joaquin Rivers to continue to be collected in WY 2005 and WY 2006 through funding from the RMP. In the future, long-term trends data collected at this station (used to estimate mercury loads) will be compared against TMDL Waste Load Allocations (WLAs) assigned to the Central Valley region to determine if required load reductions are evident.

Guadalupe River Contaminant Loading Study

During FY 02-03, the CEP approved and funded a project to begin measuring the loads of a variety of contaminants (e.g., mercury, copper, nickel and PCBs) from the Guadalupe River to the Estuary. The main objective of this project was to improve our knowledge on the magnitude of contaminant loads entering the Estuary from local tributaries. The San Francisco Estuary Institute (SFEI) managed the project. Sampling occurred during Water Year (WY) 2003 (November 2002 through May 2003). The study results were generally well accepted by CEP and RMP partners and funding through the RMP was allocated towards another year of sampling (i.e., WY 2004). The following is a summary of the draft results for mercury loads from the Guadalupe River watershed during water years 2003 and 2004.

During WY 2003, a total of 238 water samples were analyzed for SSC and four samples were analyzed for grain size. During WY 2004, a total of 226 water samples were analyzed for SSC and 105 samples were analyzed for grain size. These sample concentrations were combined with the turbidity measurements to estimate a continuous 15-minute SSC record. Water samples for analysis of mercury were collected in the thalweg within one meter of the turbidity probe using clean-hands protocols. Discharge during WY 2003 was 111 percent of the 1971 - 2000 normal.

During Water Year 2003, mercury concentrations varied from 0.18 to 18.67 ng/L. In 2004, mercury concentrations varied from 0.01 to 1.42 ng/L. The variation of mercury relative to SSC was distinctive when compared to the other trace elements. Mercury did not exhibit first flush characteristics and the highest concentrations were uniquely associated with the first year of observations. In WYs 2003 and 2004, the loads of total mercury were estimated to be 116 (± 37) kg and 14.8 (± 4.7) kg, respectively.

Contaminant loading data collected from the Guadalupe River continued to be collected in WY 2005 using similar methods. In addition, the Program provided supplemental funding towards sampling the concentrations of mercury in the bed load of the Guadalupe River during FY 04-05. Results from WY 2005 will be provided within the Program's *FY 05-06 Annual Report*.

Guadalupe River TMDL for Mercury

The Santa Clara Basin Watershed Management Initiative (SCBWMI) is serving as the stakeholder forum for the development of the Guadalupe River TMDL Report for Mercury. The Guadalupe River Watershed encompasses parts of San Jose, Los Gatos, Campbell, Monte Sereno and the unincorporated Santa Clara County. The Program is a stakeholder in the Guadalupe River TMDL. The Santa Clara Valley Water District (SCVWD) is taking a lead role in the TMDL development process by funding the $900,000 study and is participating as Co-Chair of the TMDL Work Group and Stakeholder Group. Program staff is also participating in the TMDL process. In addition, the SCVWD entered into a Memorandum of Understanding (MOU) with the Regional Board for Phase I and Phase II studies which were funded by the SCVWD.

Since FY 02-03, Program staff, along with other Co-permittee staff, have attended Work Group meetings and reviewed draft technical memoranda developed by the consultant (i.e., Tetra Tech). During July and August 2003, a synoptic survey and preliminary field sampling effort was conducted. The results of the synoptic survey were incorporated into the *Draft Conceptual Model Report* (Tetra Tech, October 2, 2003). Based on the information collected for the conceptual model, a *Data Collection Plan* (Tetra Tech, February 20, 2004) was developed. Sampling in the Guadalupe River watershed, which began in February 2004, included an element to compare total and methyl mercury in creeks draining urban watersheds unaffected

by mining (Ross, Canoas and Los Gatos Creeks) to those affected by mining (Alamitos, Guadalupe, Arroyo Calero, Canoas, Randol Creeks and Guadalupe River). Under a contract with the Water Board, the consultant has incorporated the data collection results into the *Final Conceptual Model Report* (Tetra Tech, May 22, 2005). The following paragraphs summarize the findings in this report.

Summary of Conclusions

The watershed has two distinct hydrologic seasons, a wet winter season and a long dry summer season. The winter season is punctuated by the storms that create large flows in the streams and in the main stem of the Guadalupe River. The large storms lead to flows on the main stem that may increase from 10 to over 1000 cubic feet per second (cfs) in less then 24 hours. In the upper part of the watershed, the reservoirs typically limit the variability of flow. The larger rain events, particularly those proceeded shortly in time by similar events; create conditions where large quantities of mercury-bearing solids are routed downstream. These solids are believed to originate from hillside drainage, stream sediments, banks, and in some cases flood plains. The larger-sized, mobilized solids in the streams are collected by impoundments created by drop structures and instream zones of aggregation. However, during large storms, flows can overtop these drop structures. Above the reservoirs, only suspended sediment is transported downstream since spilling is extremely rare. In summary, the wet season is largely a season of transport. Methylmercury concentrations are much lower than observed in the outlets of the reservoirs during the warm dry season. However, mercury is likely being transported to locations where under warmer conditions methylation can occur.

Biogeochemical reactions predominate during the warm dry season. The periodic high flows of winter are past and surface water temperatures increase to values of 65 to 85 F. Over the summer, the reservoirs become stratified. Settling of particulate organic matter in summer depletes the lower waters of dissolved oxygen. The reservoirs now are net methlyators of mercury. The methylmercury concentrations in the discharges of Almaden and Guadalupe Reservoirs are high, up to 12.8 ng/l. Methylmercury concentrations in the epilimnetic and upper hypolimnetic waters are less than in the discharge. Unlike the reservoirs, the creeks in the summer were net demethylators of mercury, with most of the methylmercury in the reservoir releases being lost from the stream water within the first few miles. Although the stream sediment methylmercury concentrations indicate that methylation is occurring at some locations in the creeks, the amount of methylmercury produced is not enough to offset the loss of methylmercury.

Mercury load estimates were made based upon flow and mercury data and modeled flows for selected subwatersheds. Findings from this effort are described below:

- Most of the total mercury is transported in the wet season, particularly during high flow events;
- Two major reservoirs, Guadalupe and Calero are sinks for total mercury; they release less total mercury than they receive;
- Inputs of mercury derived from mine wastes are substantially greater than atmospheric deposition inputs for Guadalupe and Almaden Reservoirs, and for Alamitos and Guadalupe Creeks;
- The urban creeks contribute less total and methylmercury than the mine influenced creeks;

- The total mercury loads from the Guadalupe River have high variability due to varying rainfall from year to year, as seen in the results of a Monte Carlo analysis of loads at the Highway 101 gauging station; and
- While there are multiple uncertainties in the sources of the total and methylmercury load from the Guadalupe River to San Francisco Bay, re-suspension of sediments along the main stem of the Guadalupe River and urban storm drains appear to be important contributors.

The *Final Conceptual Model Report* completes a series of documents developed in Phase 1 of the TMDL for Mercury in the Guadalupe River Watershed. Each document has summarized new information and contributed to the understanding of the biogeochemical processes controlling mercury transport and fate within the watershed. Several data gaps remain and additional data is needed to reduce uncertainties, including large uncertainties in the source of the mercury loads estimated for the Guadalupe River at the Highway 101 gauging station. Additional mercury sampling at high flows of the main tributaries and the main stem of the river are needed to refine the present estimate.

Water Board staff are currently developing a draft TMDL report. Program and Co-permittee staff will continue to participate in the development of the Guadalupe River Watershed TMDL for Mercury by attending meetings and reviewing/commenting on technical results and reports.

Pesticide Monitoring Activities (Provision C.9.d)

In response to Provision C.9.d of the Program's NPDES Permit, the SCVURPPP developed a Pesticide Management Plan consistent with the Provision. The Pesticide Management Plan, which has many components, is described in Section 6 of the Annual Report. Pesticide-related monitoring activities conducted during FY 04-05 are described below.

Watershed Monitoring Activities

SCVURPPP Annual Receiving Waters Monitoring

During FY 04-05, the Program continued to analyze water samples collected in Santa Clara creeks through the implementation of its Revised Multi-Year Plan. Water samples were collected as screening level indicators of water quality at a variety of creek sites draining urban and rural land use areas. Specific to pesticides, creek water was analyzed for organophosphate pesticide concentrations and aquatic toxicity. As described in the Program's Revised Multi-Year Plan, grab samples were collected during two seasons (wet and dry).

Organophosphate pesticides were not detected in any of the twenty samples collected from eight creeks in the Santa Clara Valley in FY 04-05. Specifically, diazinon was not detected above its reporting limit (0.036 ng/L) in any of the samples analyzed.

Results from three species chronic toxicity testing also indicated very few problems in Santa Clara Valley creeks. Six sites were sampled two times (wet and dry seasons) during FY 04-05. The survival and reproduction of test organisms *Ceriodaphnia dubia* and *Pimephales promelas* were slightly inhibited in 3 of 24 samples analyzed. Growth of the green algal *Selenasturm capricornutum* was inhibited in 2 of 12 samples analyzed.

A full description of methods, results and conclusions are presented in the Summary Assessment Report (see Appendix C-1). In future years, the Program will continue to

coordinate pesticide and toxicity monitoring activities with CEP monitoring efforts to ensure that useful and adequate information is being collected. This information should determine the impacts of pesticides on local water bodies.

CEP Urban Creeks Monitoring

In FY 04-05, the Clean Estuary Partnership (CEP) funded the development of an urban creeks monitoring program for pesticides of concern to supplement monitoring already being conducted by local agencies in the Bay Area (e.g., SCVURPPP). During FY 04-05 the CEP's focus was on performing wet weather, storm-event-based sampling and analysis of creek flows for diazinon and aquatic toxicity. This monitoring is intended to provide support for the adaptive implementation of the *Diazinon and Pesticide-Related Toxicity in Urban Creeks Water Quality Attainment Strategy and Total Maximum Daily Load*.

Seven creeks were sampled during WY 2005. These include:

1) Corte Madera Creek (Marin);
2) Blue Rock Springs Creek (Solano);
3) Rheem Creek (Contra Costa);
4) Castro Valley Creek (Alameda);
5) Calabazas Creek (Santa Clara);
6) San Francisquito Creek (Santa Clara/San Mateo); and,
7) Belmont Creek (San Mateo).

A total of nine creek samples were collected between January and May 2005. Field sampling was conducted (by City of Sunnyvale staff) at Calabazas Creek and samples were transported to contracted laboratories for analysis. Creek samples were analyzed for organophosphate pesticides (or diazinon only) and pyrethroid pesticides. Three species chronic aquatic bioassays were also performed using *Selenastrum capicornutum* (green alga), *Ceriodaphnia dubia* (water flea) with acute and chronic (reproduction) endpoints, and *Pimephales promelas* (fathead minnow) with acute and chronic (reproduction) endpoints.

Of the nine samples analyzed, diazinon was only detected in one sample (117 ng/L) above the suggested TMDL target (100 ng/L) for diazinon concentrations in Bay Area urban creeks. In addition, diazinon was detected in four samples at concentrations between 40 and 50 ng/L. Diazinon concentrations in all other samples were not detected above the reporting limit. Pyrethriods were not detected above the reporting limit in any samples analyzed in WY 2005.

Five chronic toxicity effects were exhibited in the nine samples collected. One sample had a significant reduction in fathead minnow growth and Ceriodaphnia reproduction was reduced in four samples. Only one sample caused an acute toxicity effect on Ceriodaphnia (50 percent mortality).

Preliminary results suggest that diazinon concentrations and acute aquatic toxicity are not widespread throughout Bay Area creeks. However, additional data is needed to validate this preliminary finding. Suggested next steps for CEP Urban Creeks Monitoring include: 1) revise site selection criteria; 2) selecting long term monitoring sites; 3) deciding if sediment toxicity and chemistry analysis if warranted; and 4) discussing funding for additional monitoring in WY 2006.

RMP Urban Creeks and Creek/Estuary Interface Monitoring

As part of the RMP's Exposure and Effects Pilot Study (EEPs), sediment toxicity monitoring was conducted in selected tributaries (above and below the tidal prism) during FY 04-05. Creeks sampled included:

1) Suisun Creek (Solano);
2) Napa River (Napa);
3) Petaluma River (Sonoma/Marin);
4) San Lorenzo Creek (Alameda);
5) Coyote Creek (Santa Clara); and,
6) San Mateo Creek (San Mateo).

Results were not available at the time this report was competed. They will be included in the Program's *FY 05-06 Annual Report*. Additional EEPs sampling is also expected to occur in FY 05-06.

Legacy Pesticide Monitoring

Sacramento and San Joaquin River Loadings

In addition to mercury, legacy pesticides were also monitored in the Guadalupe River watershed during WY 2003. From January 10, 2002 to May 6, 2003, 24 discrete water samples were collected for analyses of legacy pesticides (DDTs, Chlordanes and Dieldrin) during and after major storm events. Concentrations of legacy pesticides ranged from 240 to 1,600 pg/L of DDT, 40 to 180 pg/L of chlordanes and 60 to 250 pg/L of dieldrin. Pesticide concentrations were significantly correlated to SSC and displayed a first flush effect consistent with that found for sediment. Ratios of different DDT compounds showed that proportions of DDT and DDE (o,p' and p,p'-isomers), a major aerobic breakdown product of DDT, increased with increasing SSC and discharge, whereas proportions of DDD, an anaerobic breakdown product, decreased. This pattern presumably results from greater contributions of eroded watershed soils with increasingly fresh inputs of DDT residues in samples collected during higher flows.

Organic contaminant mass loads were estimated over the study period using available flow information for the Sacramento-San Joaquin Delta and time-continuous SSC data collected at Mallard Island. Correlations between SSC and pesticide concentrations were used to estimate daily concentrations and loads of these contaminants. Daily contaminant loads varied by one to three orders of magnitude; DDT (1.4 to 150 g), chlordanes (0.22 to 22 g) and dieldrin (0.37 to 56 g). Annual loads for WY 2003 were 9.7 (±3.7) kg DDT, 1.5 (±0.57) kg chlordanes and 3.0 (±1.3) kg dieldrin. Extrapolation of pesticide data (from W Y 2002 and WY 2003) over a nine year period using SSC data (WY 1995 to WY 2003) resulted in long-term average annual loads of 18 (±7.0) kg DDT, 2.7 (±1.0) kg chlordanes, and 6.2 (±2.7) kg dieldrin.

Legacy Pesticide Conceptual Model and Impairment Assessment Report

During FY 04-05, the CEP funded the development of the *Legacy Pesticides in the San Francisco Estuary - Conceptual Model and Impairment Assessment Report (CMIA)*. The CMIA report had several objectives, including:

- Evaluate the current level of impairment of beneficial uses, including description of standards or screening indicators and relevant data;

- Develop a conceptual model than describes the current state of knowledge for the pollutant of concern, including sources, loads, and pathways into and out of the Estuary and its water, sediment, and biota; and
- Identify potential studies that might reduce uncertainties associated with the report's conclusions.

The CMIA report examined legacy pesticides (i.e., pesticides that are no longer used but that persist) in San Francisco Bay. The pesticides of concern include DDTs, chlordanes and dieldrin.

The impairment assessment portion of the CMIA reviewed past information, which led the USEPA to determine that sport fishing in San Francisco Estuary was impaired by legacy pesticides. The assessment used the most recent, available data on concentrations of legacy pesticides in fish tissues, water, sediments, and bird eggs to determine whether sport fishing or other beneficial uses are impaired. The assessment compared the data to screening values and other criteria derived from regulatory standards and scientific literature to determine whether the weight of evidence indicates:

- **No impairment:** The available data demonstrates no negative effect on beneficial uses of the Bay, and there is sufficient information to make the finding.
- **Impairment unlikely:** The data indicate that legacy pesticides cause no impairment to the Bay. However, there is some uncertainty, due to lack of sufficient information or disagreement about how to interpret the data.
- **Possible impairment:** There is some suggestion of impairment, but the uncertainties preclude making a definitive judgment.
- **Definite impairment:** The data clearly demonstrate a negative effect on the beneficial uses of the Bay.
- **Unable to determine impairment:** There is insufficient information to make any determination.

The assessment found some indications that beneficial uses of San Francisco Estuary may continue to be impaired by legacy pesticides. In particular, water and fish data indicate impairment of the Sport Fishing Use. The level of impairment is not high when compared to other organochlorine compounds (e.g., PCBs). There is evidence of long-term declines in pesticide levels. There is less evidence of impairment of other uses of the Bay—preservation of rare and endangered species, fish spawning, or wildlife and estuarine habitat. Chlordane concentrations in sediments may, in some locations, affect animals living in the sediments, and DDT concentrations in bird eggs may be close to limits that would indicate impairment.

The conceptual model portion of the CMIA provides a framework for optimizing management decisions and actions for reducing contamination by legacy pesticides in San Francisco Bay. The conceptual model:

- Presents a simple one-box model of the Bay;
- Synthesizes information on the sources of DDTs, chlordanes, and dieldrin to the Bay;
- Estimates total loads to the Bay;
- Describes the chemical characteristics of the pesticides and the dominant processes that determine their fate within the Bay; and
- Uses the one-box model to facilitate understanding responses within the Estuary and estimating recovery rates.

The conceptual model also identifies areas of uncertainty, which limit the ability to quantify responses and rates.

Results from the conceptual model indicate that legacy pesticides enter the water and active sediment of San Francisco Estuary in runoff from the Central Valley and local watersheds, in municipal and industrial effluent, by deposition from the atmosphere, by erosion of historically contaminated sediment deposits, and through dredging and disposal of dredged material. Runoff from the Central Valley and local watersheds introduce the largest loads of legacy pesticides to the Bay.

There are many uncertainties and information gaps provided in the CMIA conclusions. They include the following:

- Uncertain understanding of the large runoff events from the Central Valley;
- Uncertain understanding of loads from small tributaries;
- Model uncertainties;
- Lack of established criteria for determining impairment;
- Uncertain understanding of trends in pesticide concentrations; and
- Lack of understanding of sediment "hot spots."

Future projects will obtain additional data and conduct more analysis of the sources, fate, transport and effects of legacy pesticides. During FY 05-06, appropriate strategies for addressing legacy pesticides in the Estuary and its watersheds will likely be addressed through CEP efforts. The CMIA suggested that future CEP data gathering and technical analysis should focus on determining the potential effectiveness and actual effects of actions to reduce or eliminate impairment; and to restore beneficial uses of the Bay.

Copper and Nickel[3] Control Measures (Provisions C.9.a and b)

Management Activities

Copper Action Plan and Nickel Action Plan Reviews

In FY 04-05, the Program assisted the SCBWMI Bay Modeling and Monitoring (BMM) Subgroup to conduct two semi-annual reviews of the Copper Action Plan (CAP) and Nickel Action Plan (NAP). These reviews occurred on November 10, 2004 and April 22, 2005. A focus of the November 2004 meeting was to review the current CAP using the adaptive management

[3] In response to Regional Board staff comments dated November 13, 2002 and June 26, 2003, the Program formalized the process in which the Program and Co-permittees identify specific baseline actions within their individual Cu/Ni Work Plans. Program and Co-permittee staff met on June 6 and July 8, 2003 to discuss and subsequently finalize proposed changes to the CAP/NAP reporting approach and format. On August 5, 2003, the Program and Co-permittees submitted a Revised FY 03-04 Copper/Nickel Work Plan consisting of the updated baseline activity tables for each copper and nickel action. Appendices B and C of the Program's 2001 NPDES permit were used as the starting point in developing the updated Cu/Ni baseline activity tables. The Revised FY 03-04 Copper/Nickel Work Plan also included clarifications and additions intended to address questions and concerns raised by Regional Board staff over the last year.

At the Regulatory Executive Forum meeting on September 26, 2003, Regional Board staff provided Program staff a one page document entitled *CAP/NAP briefing 9-23-03 CAP/NAP talking points only*. The document contained comments on several of the baseline activities contained in the Program's Revised FY 03-04 Copper/Nickel Work Plan. On November 21, 2003, Program staff provided Regional Board staff with some additional background information to clarify the baseline activities mentioned in the "talking points".

process built into the CAP. This process involved reviewing tables which described how each baseline activity had either been completed or been incorporated into another on-going Program or POTW activity. The tables also contained proposed revised CAP activities reporting approaches, describing where and how annual CAP activity information could be found within other reports. The goal of the effort was to reduce the increasingly voluminous and generally duplicative CAP reporting by changing to reporting by reference to other reports to the greatest extent possible. The tables also included a column with recommendations on whether or not each baseline activity would be appropriate to implement (or continue to implement) Bay-wide and how reporting might best be conducted. The subgroup agreed that the majority of baseline activities are being addressed by on-going stormwater program required activities or on-going POTW required activities. Agreement was not reached on what activities could be considered "completed" or how to move towards CAP reporting by reference. It was suggested that an actual Bay-wide Copper Action Plan would not necessarily need to be developed if all the pertinent CAP activities were otherwise included and conducted as stormwater and POTW NPDES permit conditions (e.g., pursuant to pollutant reduction plans). Water Board staff is in the process of reviewing the proposed revised CAP activities reporting approach tables and providing comments on the recommendations.

At the April 2005 CAP/NAP review meeting, discussions continued about how the transition would likely occur to a bay-wide Copper Management Strategy (CMS). Water Board staff would like a uniform level of effort bay-wide (by agencies) and an effectiveness level at least as great as that achieved in the CAP/NAP. Ambient monitoring and trigger criteria need to be revisited so that there is a consistent and equivalent level of effort expended North and South of the Dumbarton Bridge. The proposed approach North of the Dumbarton Bridge is to rely on RMP data that is collected once per year versus the monthly dry season data collected south of the Dumbarton Bridge. The City of Palo Alto proposed to convert its Copper Indicators Report to a model for a bay-wide indicators report, if provided the necessary information. New funding mechanisms will need to be identified for on-going implementation of these bay-wide CMS components (stormwater and POTW annual reporting, indicators reporting and ambient monitoring). CMS requirements may be implemented through a blanket (watershed) permit. Currently, timing is uncertain. It is believed that the Basin Plan Amendment adopting the North of Dumbarton Bridge Copper/Nickel (Cu/Ni) site-specific water quality objectives (SSOs) and the CMS would likely be completed and adopted before the Stormwater Regional Group Permit.

Implementation of CAP/NAP Baseline Activities

The majority of baseline actions are implemented at the Program level (except for those assigned to San Jose, Sunnyvale and Palo Alto), and are included in the Program's Annual Reports and Work Plans. In mid-2003, the Program identified the following copper control activities that were deemed appropriate to implement at the Co-permittee level:

- CB-1: Measures to reduce copper discharges from vehicle washing operations;
- CB-3: Measures to control copper in discharges of stormwater in targeted industrial sources;
- CB-6, 7: Measures to reduce traffic congestion/promote alternative transportation;
- CB-8: Measures to classify and assess watersheds and improve institutional arrangements for watershed protection;
- CB-11: Measures to improve street sweeping controls and stormwater system operation and Maintenance;
- CB-12: Measures to control copper discharges from pools and spas;

- CB-21: Measures to discourage architectural use of copper; and
- NB-1: Measures to control nickel discharges from construction sites (sediment).

The *FY 05-06 Copper/Nickel Work Plan* and summary of FY 04-05 accomplishments are provided within Appendix C-4. Currently, the Copper/Nickel Work Plan contains twenty-one copper and seven nickel baseline actions. During FY 04-05, some specific accomplishments included:

- Distributed approximately 2,068 English and 1,038 Spanish Watershed Watch (WW) campaign brochures that included outreach on car washing (aimed at reducing copper and nickel; and other pollutant inputs to stormwater). In addition, the Program distributed Watershed Watch campaign brochures at public events and worked with WW partner, Classic Car Wash, to do four promotional events in October and November 2004(CB-1);
- The City of San Jose conducted additional rooftop inspections of selected facilities that may be potential sources of copper. Contact letters and the stand-alone roof vent BMP information (prepared by the City of San Jose) were mailed to the selected facilities (CB-3);
- Completed the NOI Filers outreach project with the City of San Jose (CB-3);
- The City of Palo Alto prepared the fourth annual Copper Action Plan Report (CB-4.3);
- Continued to actively support the Brake Pad Partnership (BPP) (CB-5), providing resources to fund and advocate BPP through BASMAA, actively tracking activities of BPP and efforts under the Proposition 13 grant, and attending the annual BPP meeting on June 22, 2005.
- Established links/information relating to Bay copper impairment research data posted to a prototype SFEI-based web portal (CB-5, CB-16);
- Continued to work with and support the Land Use Subgroup (LUS). Tasks included finalizing two memoranda relating to transportation impacts on water quality. CB-6 and CB-7);
- Implemented the third year of the Multi-Year Monitoring Plan (Included specific water quality and sediment sampling and analyses for all metals including copper and nickel.) (CB-8.4);
- Continued to implement Co-permittee street sweeping and catch basin cleaning programs consistent with performance standards (aimed at reducing discharges of pollutants, including copper and nickel, to storm drains and receiving waters). Summarized the amount of material collected and miles swept within the Program's jurisdiction (CB-11);
- Continued distributing the updated brochure entitled Keep Pool, Spa and Fountain Water Out of Storm Drains, Creeks, and the Bay (aimed at reducing discharges of pool water, which can contain copper and nickel, to storm drains and receiving waters.) (CB-12);
- Implemented a web-based environmental clearinghouse on copper and nickel pollution prevention activities. (CB-16);
- Continued to track and report relevant activities related to water quality modeling to keep abreast of potential applications and to update the current impairment assessment box model (CB-18) and;

- The City of San Jose continued to monitor dissolved copper and nickel during the dry season (in Lower South San Francisco Bay) as part of their ambient monitoring program (additional information provided below).

Lower South Bay Ambient Monitoring

In February 1997, the City of San Jose, on behalf of all local agencies in the South Bay, began sampling total and dissolved copper and nickel concentrations at ten stations in the Lower South San Francisco Bay (LSSB). In October 1997, two fresh water stations were added, one each in the lower reaches of Coyote Creek and the Guadalupe River, bringing the total number of stations to twelve (Figure 4-1). The sampling design from the CAP/NAP requires monthly compliance sampling. Ten locations in South San Francisco Bay are monitored to compare mean dry season dissolved copper and nickel concentrations to respective trigger levels. Results from monthly monitoring at ten stations show ambient concentrations continuing to be well below the adopted SSOs of 6.9 ug/L and 11.9 ug/L for copper and nickel, respectively. Ambient concentrations have remained consistent (no upward or downward trend) and below the stringent Action Plan trigger values (established as NPDES permit requirements in 2000) of 4.0 ug/L and 6.0 ug/L for copper and nickel, respectively. The monitoring results are located on the City of San Jose's Environmental Services Department website (www.sanjoseca.gov/esd/pub_res.htm).

Figure 4-1: Map of monitoring station locations in LSSB (City of San Jose)

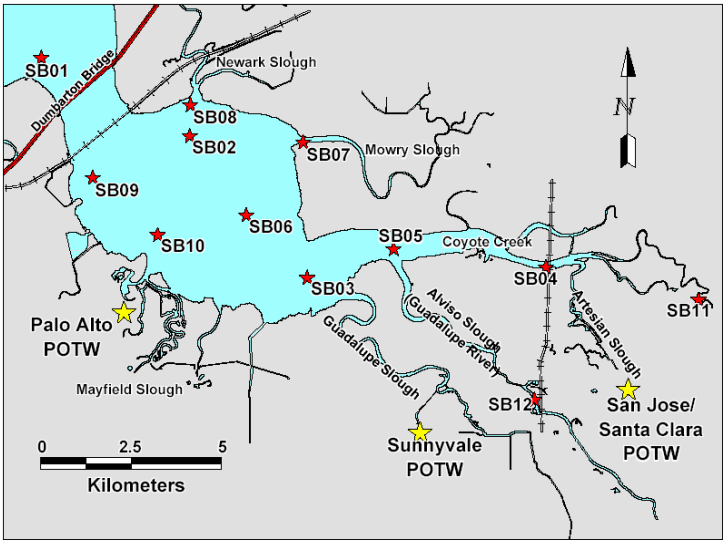

Future CAP/NAP Approach

In 2003, the BMM Subgroup determined that further efforts at fine-tuning the CAP baseline activities would likely be unproductive due to certain remaining inherent challenges with the original CAP/NAP language. To assist in the identification of key baseline copper control activities that are most effective in the removal of copper, the Program helped fund preparation of a Clean Estuary Partnership document entitled *Copper Sources in Urban Runoff and Shoreline Activities: Information Update*. This report was prepared as part of North of Dumbarton Cu/Ni SSOs project funded through the CEP and finalized in November 2004.

Additional information regarding this report is discussed below. The CEP also funded a follow-up project to prepare a draft reporting template and guidance on how the top priority stormwater CMS activities should be implemented and how the effectiveness of those activities should be assessed. The first source to be assessed is architectural copper. The draft CEP report is scheduled for Work Group review in September 2005. Depending on the success of this first effort, additional write-ups may be prepared for vehicle brake pads, copper pesticides and marine antifouling compounds. Other sources of copper in urban runoff would be addressed through existing permit requirements and public outreach.

The Cities of Palo Alto and San Jose are funding efforts to complete a mockup of the bay-wide POTW CMS Annual Performance Summary Report which consists of influent, effluent, and loading time series graphs. More specifically, the Report would include three rolling ~ ten year time series graphs on a single page with likely one page per POTW. At least ten years of data is needed to document the reductions already achieved by past actions. These graphs are designed to provide simple visual documentation of continued reasonable levels of pollution prevention and treatment plant performance by each POTW. Influent concentrations are used as an integrated indicator of the effectiveness of pretreatment, pollution prevention and water purveyors' corrosion control measures within individual POTW service areas. Effluent concentrations are a direct indicator of the effectiveness of plant performance.

As noted above under CAP/NAP reviews, efforts are continuing towards finalizing and implementing a coordinated equitable bay-wide CMS effort that minimizes redundant reporting. Based on these efforts and subsequent review and discussions with Water Board staff and Co-permittees, the Program will develop and submit future Copper/Nickel Work Plan which reflects focused copper control activities.

Monitoring Activities

Watershed Monitoring

During FY 04-05, the Program continued to analyze water samples collected in Santa Clara creeks through the implementation of its Revised Multi-Year Plan. Water samples were collected as screening level indicators of water quality at a variety of creek sites draining urban and rural land use areas and analyzed for total recoverable copper and dissolved copper concentrations. As described in the Program's Revised Multi-Year Plan, grab samples were collected during two seasons (wet and dry).

In FY 04-05, total recoverable copper concentrations ranged from 1.1 to 47 ug/L in twenty samples collected from eight creeks in Santa Clara County. At the same sites, dissolved copper concentrations ranged from 1.0 – 12.0 ug/L. Site B-1 (Barron Creek at Park Blvd.) exhibited the highest total recoverable (47 ug/L) and dissolved (12 ug/L) concentrations for both the dry and wet season sampling events. The median total recoverable copper concentration for all sites during dry season sampling event was 5.1 ug/L, as opposed to wet season sampling event median of 2.1 ug/L (n=20).

Dissolved copper concentrations were adjusted for hardness and compared to copper water quality standards for freshwater described in the California Toxics Rule (CTR). Analytical results indicated that only one sample exceeded the Continuous Concentration Criterion (CCC) for copper (n=20). A full description of methods, results and conclusions are presented in the Summary Assessment Report within Appendix C-1.

Urban Runoff Copper Source Assessment

As mentioned previously, the CEP provided funding during FY 04-05 for the development of a report entitled *Copper Sources in Urban Runoff and Shoreline Activities: Information Update*. This report was prepared as part of North of Dumbarton Bridge Cu/Ni SSOs project. The focus of this report is copper sources in urban runoff to San Francisco Bay. Two types of non-runoff Bay shore copper releases not previously investigated are also included—marine antifouling paint and copper algaecides applied to shoreline lagoons.

The information within this report was assembled from available data sources. Only existing information was used; sampling and chemical analysis were not conducted.
The purpose of this report is to summarize information on copper sources that are carried to San Francisco Estuary in urban runoff; and copper that is released directly into the San Francisco Estuary from shoreline activities. The report accomplishes the following:

- Provides estimates of the amount of copper released to San Francisco Estuary from each source;
- Estimates the relative degree of uncertainty in each copper release estimate and lists the sources of uncertainty for each estimate;
- Reviews available control measures for each copper source, providing control measure effectiveness information to the extent data are available;
- Identifies feasible control measures for copper sources in urban runoff and shoreline activities; and
- Identifies priorities for investigation of sources and control measures.

This report, Cu/Ni loading estimates and Cu/Ni control measures is provided on the Program's Copper *Sources and Management Strategies Clearinghouse Website* (www.scvurppp-w2k.com/cu_clearinghouse_web/cu_source.htm).

Brake Pad Partnership

The Brake Pad Partnership (BPP) is a multi-stakeholder effort to understand the environmental impacts of automobile brake pad wear debris (which contains copper). Manufacturers, regulators, stormwater management agencies (e.g., SCVURPPP) and environmentalists are working together to understand these impacts. BPP efforts are aimed at developing an approach for evaluating potential impacts of copper (from brake pad debris) affecting water quality in the South San Francisco Bay. Brake pad manufacturers have committed to adding this evaluation approach (to existing practices) for designing products that are safe for the environment while meeting performance requirements.

To understand the fate and transport of copper from automobile brake pad wear debris, the Program (through BASMAA) continued to financially support the BPP in conducting a set of interlinked laboratory, environmental monitoring and environmental modeling studies. BPP efforts include the following three environmental modeling studies:

- Air Deposition Modeling—To predict how much brake pad wear debris is released and deposited in the study watershed (Castro Valley);

- Watershed Modeling—To estimate how much copper from the deposited wear debris washes into the storm drainage system and eventually reaches the waters of the South San Francisco Bay; and.

- Bay Modeling—To determine whether and, if so, to what extent copper from brake pad wear debris affects short- and long-term concentrations of copper in the Bay.

In support of these modeling efforts, the BPP is conducting additional studies to develop accurate input data for the models. An air deposition monitoring effort will provide data necessary for comparison of the model results with the data values as a part of the air deposition model evaluation. Stormwater monitoring data is being collected to help calibrate and validate the watershed modeling. In addition, the BPP is conducting physical and chemical characterization analyses to determine model parameters specific to brake pad wear debris.

In FY 04-05, the BPP made substantial progress in its work on air deposition monitoring; generation and characterization of a representative sample of brake pad wear debris; estimating the amount of copper released to the watershed from brake and non-brake sources; water quality monitoring; and watershed modeling. The following are summaries of the findings:

Characterization of Airborne Brake Pad Wear Debris - The characterization of a representative sample of airborne brake pad wear debris has been completed and the BPP's Scientific Advisory Team conducted a stakeholder and independent expert review of their work. The researchers found that the generation of airborne brake pad wear debris varied significantly for the three different materials that comprise the representative sample. The material that generated the most airborne brake pad wear debris produced nearly fifteen times as much wear debris as the one that generated the least. The mass mean aerodynamic diameter of the representative sample of airborne brake pad wear debris was approximately 2.7 µm. A copy of the report can be found on the BPP's website at:
www.suscon.org/brakepad/pdfs/ADPSD%20Final%20Report%2001-28-05.pdf

PCBs and Dioxin Compounds Control Program (Provision C.9.e)

Provision C.9.e. of the Program's NPDES permit requires development of a control program to reduce or eliminate discharges of Polychlorinated Biphenyls (PCBs) and dioxin-like compounds from urban runoff conveyance systems from controllable sources (if any). As part of the PCBs/Dioxins Control Program, monitoring activities were conducted by the Program during FY 04-05. In addition, PCBs/Dioxins related management activities are described.

Polychlorinated Biphenyls

PCBs were manufactured in the United States from 1929 to 1977. They were widely used by many industries because of their low electrical conductivity, high boiling point, chemical stability and flame retardant properties. The largest use of PCBs was in electrical equipment, including transformers and capacitors. However, they were also widely used in a variety of other applications, including hydraulic fluids, dust control, flame retardants, lubricants, paints, sealants, wood preservatives, inks, dyes and plasticizers. PCBs have also been found in a variety of non-liquid materials, including construction materials (i.e., insulation, roofing and siding materials). In 1979, the USEPA banned the manufacture of PCBs in the United States. Their import, export and distribution in commerce were also banned and PCBs uses were restricted to totally enclosed applications. The USEPA has authorized other minor uses since that time but the unavailability of PCBs and health and safety concerns effectively ended their use in new applications. PCBs are often referred to as a "legacy" pollutant, meaning there are relatively few current uses, but past uses appear to have left large amounts in the environment.

All segments of San Francisco Bay were listed as impaired by PCBs in the 2002 Clean Water Act Section 303(d) list. The listing was in response to an interim advisory on the consumption of fish from the Bay issued by the California Office of Environmental Health Hazard Assessment. The advisory was issued after PCBs and other pollutants (e.g., mercury) were found in Bay fish tissue at levels thought to potentially pose a health risk to people consuming fish caught in the Bay. The Water Board has placed high priority on addressing PCBs in the Bay and is currently developing a PCBs TMDL.

The Program has provided leadership to Bay Area storm water management agencies in their efforts to assist the Bay PCBs TMDL. This included leading a regional study that characterized the distribution of PCBs concentrations in storm water conveyance sediments in Bay Area watersheds. The Program also performed PCBs case studies in selected areas where elevated concentrations of PCBs were found during the regional study and coordinated similar case studies by other Bay Area storm water management agencies. The case studies were aimed at identifying PCBs sources and controls. The Program also prepared work plans for the above regional and local field studies. The work plans included a preliminary list of known sites where PCBs were used, stored and/or released in Santa Clara County. To facilitate regional coordination, the Program led a work group of representatives from BASMAA and Water Board staff and provided a staff to represent BASMAA on the CEP PCBs workgroup.

The Program also completed a report on efforts to develop methods of controlling discharges of PCBs from Bay Area urban runoff conveyances. The study describes 1) past, current and planned efforts to identify PCBs control options in the Bay Area, 2) management practices currently implemented by Bay Area storm water management agencies that may reduce discharges of PCBs from urban runoff conveyances, and 3) potential additional PCBs storm water control options and some of their advantages, limitations and cost factors.

During FY 04-05, the Program continued to work with other Bay area dischargers and Water Board staff through BASMAA, the CEP and the RMP to coordinate and plan activities related to PCBs and other pollutants of concern. Efforts included providing funding to these organizations, participating in selected stakeholder meetings, committees and work groups and, as appropriate, reviewing and commenting on relevant documents prepared by the CEP, RMP and Water Board staff. Program staff continued to represent BASMAA on the RMP TRC, RMP SPLWG and CEP PCBs Work Group. CEP projects related to PCBs include the following:

PCBs Concentrations of Nearshore Sediments and Assessment of Data Quality

The primary objective of this project is to determine whether existing data are sufficient to quantify PCB concentrations in the nearshore sediments of central and south San Francisco Bay that are not directly impacted by local PCBs sources (i.e., the project aims to quantify PCB concentrations in nearshore sediments impacted primarily by regional or Bay-wide sources). If existing data are sufficient they may support selection of interim TMDL numeric targets for PCBs in sediments. A draft project report is currently undergoing scientific peer review.

PCBs TMDL Implementation Plan Development

This project will assist Water Board staff in developing an implementation plan for the PCBs TMDL. The project report describes identification and prioritization of PCBs sources, control strategies, and regulatory oversight and responsibility. One focus is municipal roles and responsibilities in the cleanup of PCBs “hot spots,” including on–land spill sites and accumulated sediments with PCBs in storm water conveyances. The first draft of project report

was released in June 2005 and is currently being revised in response to comments from BASMAA and other stakeholders.

Conceptual Model / Impairment Assessment Report on PCBs in San Francisco Bay

This project provides a detailed analysis of the status of the impairment of the Bay by PCBs and associated uncertainties. It also presents a conceptual model that describes sources, estimated loads, and processes that affect the fate of PCBs in the Bay. The first draft of the project report was released in October 2004 and is being revised in response to comments from BASMAA and other stakeholders.

San Francisco Bay Food Web Model

This project expanded an existing Bay food web model to include sensitive wildlife species as endpoints. The expanded model predicts the maximum concentration of PCBs in Bay sediments that result in safe levels of PCBs in Bay wildlife, in addition to the model's capability of predicting sediment concentrations associated with safe levels of PCBs in edible fish tissue for human consumption. These data may assist Water Board staff select numeric targets for PCBs in sediments for the Bay TMDL. A draft project report has undergone stakeholder and scientific peer review and is near finalization.

Multibox Bay PCBs Fate and Transport Model and Multi-year Sediment Sampling Program

This project is a multi-year program, building on model development efforts already underway, to construct a mechanistic model that will advance our understanding of pollutant behavior in the Estuary and provide a new tool for water quality management. The project goals include: 1) developing a better tool for predicting future pollutant concentrations and testing potential management actions; 2) clarifying the uncertainty of existing model predictions; 3) identifying key areas where fieldwork can reduce uncertainties; and 4) conducting key fieldwork, including sediment coring in the Bay to improve estimates of the PCB inventory and historic loads and tracer experiments to quantify flushing. The model is currently undergoing review and testing and a simulation framework for an uncertainty/sensitivity analysis is being built.

Dioxins

The term "dioxin-like compounds" typically refers to a group of chemical compounds with similar chemical structures that fall under three main categories: polychlorinated dibenzo-p-dioxins (PCDDs), polychlorinated dibenzofurans (PCDFs) and certain polychlorinated biphenyl (PCB) congeners with dioxin-like potency that are often referred to as dioxin-like PCBs. Currently, the Program is addressing PCBs, including dioxin-like PCBs, as part of the separate program described above. PCDDs and PCDFs (collectively referred to as "dioxins") are not commercially produced but are unintentional by-products of combustion and chemical production processes. Contemporary sources of dioxins in the Bay Area may be primarily associated with combustion (e.g., residential wood burning and diesel exhaust). Dioxins may also remain in the Bay Area environment from practices potentially carried out more widely in the past. These practices include garbage burning, medical waste incineration and the use of chlorinated pesticides (e.g., pentachlorophenol).

All segments of San Francisco Bay were listed as impaired by certain dioxin compounds in the 1998 and 2002 Clean Water Act Section 303(d) lists. The impetus for the listing was an interim advisory on the consumption of fish from the Bay issued by the California Office of Environmental Health Hazard Assessment. As with PCBs, the advisory was issued after dioxin

compounds and other pollutants were found in Bay fish tissue at levels thought to potentially pose a health risk to people consuming them. The Water Board opposed the 1998 listing of dioxins in the Bay but was overruled by the USEPA. The 2002 303(d) list designates the TMDL priority for dioxins in the Bay as low, and a schedule for performing a TMDL is not included. The Program understands that the Water Board does not plan to perform a TMDL for dioxins in the Bay.

The Program has developed and implemented three work plans related to dioxins. In March 2002, the Program submitted an initial work plan. This work plan specified reviewing readily available data on methods used to characterize dioxins in storm water runoff and surface waters and concentrations typically found in the Bay Area and other areas. The completed review revealed that dioxins have been found in urban runoff in the Bay Area and other locations, and in sediments in the Bay and other estuaries. It was concluded that existing data are not sufficient to characterize the distribution in urban runoff among Bay Area land uses or calculate loadings to the Bay. The second work plan was completed in March 2004 and described the Program's collaboration with other Bay area storm water management agencies to develop an introductory report on dioxins. The completed report emphasized issues related to urban runoff in the Bay area, including regulatory context, impacts, sources, pathways, review of relevant Bay Area, national and international studies, and qualitative review of potential storm water controls. The third work plan was completed in March 2004. It specified that Program Staff will track regional, state and federal efforts to address dioxins and encourage Co-permittees to track, understand, and participate in these programs, as appropriate.

Summary of Selected Regional, State and Federal Efforts Relevant to Addressing Dioxins

In FY 04-05, Program Staff prepared a memorandum which:

- Provides some general and regulatory background information about dioxins;
- Summarizes recent SCVURPPP activities related to dioxins;
- Summarizes selected regional, state and federal efforts that address dioxins; and
- Recommends that the Co-permittees consider implementing dioxins pollution prevention options and/or encourage others to implement dioxins pollution prevention options through outreach and/or resolution adoption.

The memorandum describes programs by the Association of Bay Area of Governments (ABAG), California Environmental Protection Agency and USEPA to address dioxins in the Bay Area environment. In particular, the memorandum describes dioxins pollution prevention options developed by ABAG's Bay Area Dioxins Project in the context of potential implementation by municipalities. Municipal pollution prevention demonstration projects conducted by the Bay Area Dioxins Project are also described. The demonstration projects developed tools and resources intended to facilitate municipal implementation of practices that reduce the use of diesel fuel vehicles, chlorine bleached paper and PVC building materials.

The memorandum also indicates that Program Staff plan to survey all Co-permittees during FY 05-06 to identify dioxins pollution prevention actions currently implemented and formal policies already adopted. Based on the results of the survey, the Management Committee will consider next steps in encouraging dioxins pollution prevention at the municipal level. The Dioxins memorandum is included within Appendix C-5.

Conceptual Model/Impairment Assessment for Dioxins in San Francisco Estuary

In FY 04-05 the CEP funded the development of the *Dioxins in the San Francisco Estuary - Conceptual Model and Impairment Assessment Report (CMIA)*. The CMIA report had several objectives which include:

- Evaluating the current level of impairment of beneficial uses, including descriptions of standards or screening indicators and relevant data;
- Developing a conceptual model that describes the current state of knowledge for the pollutant of concern, including sources, loads, and pathways into and out of the Bay and its water, sediment, and biota; and
- Identifying potential studies that might reduce uncertainties associated with the report's conclusions.

The impairment assessment reviews past information, which led the USEPA to determine that sport fishing in San Francisco Bay was impaired by dioxins. The assessment uses the most recent, available data on concentrations of dioxins in fish tissues, water, sediments, and wildlife to make an independent assessment of the current level of impairment of sport fishing and other uses of the Bay. The assessment uses the data to determine whether there is a weight of evidence indicating:

- **No impairment:** The available data demonstrate no negative effect on beneficial uses of the Bay, and there is sufficient information to make the finding.
- **Impairment unlikely:** The data indicate that dioxins cause no impairment to the Bay. However, there is some uncertainty, due to lack of sufficient information or disagreement about how to interpret the data.
- **Possible impairment:** There is some suggestion of impairment, but the uncertainties preclude making a definitive judgment.
- **Definite impairment:** The data clearly demonstrate a negative effect on the beneficial uses of the Bay.
- **Unable to determine impairment:** There is insufficient information to make any determination.

Dioxins are present in the environment in very low concentrations, and chemical analyses are difficult and expensive. As a result, relatively few measurements have been made of dioxins in the water, sediments, and biota of San Francisco Bay. The majority of available data is difficult to interpret because many specific dioxin compounds are present at levels below analytical detection limits. These constraints make an impairment assessment nearly impossible. Nevertheless, the available fish and water data do indicate possible impairment of the Bay for sport fishing. However, the degree of impairment from dioxins and furans alone is small compared to impairment by the dioxin-like PCBs, which are being addressed by a separate TMDL. Since very little information is available, there is virtually no evidence of impairment of other beneficial uses.

The conceptual model provides a framework for prioritizing management decisions and actions for reducing contamination by dioxins in San Francisco Bay. The conceptual model:

- Presents a simple one-box model of the Bay;
- Synthesizes information on sources of PCDD/Fs to San Francisco Bay, including use of national and regional studies of PCDD/Fs to augment the limited available local data;
- Describes pathways and estimates loads from single-point and more diffuse sources;

- Describes the dominant local processes that determine the fate of PCDD/Fs in the Bay; and
- Presents inputs to and outputs from the one-box mass balance model of the current inventory, long-term change, loading estimates, and loss pathways.

The conceptual model also identifies areas of uncertainty, which limit the ability to quantify responses and rates.

Dioxins are mostly produced as by-products of combustion and as contaminant by-products of chlorinated-chemical processes (e.g., syntheses of organochlorine pesticides, pulp bleaching and manufacture of polyvinyl chloride (PVC). In the past, emissions from facilities (i.e., incinerators and smelters) were thought to be the largest sources of dioxins. These sources have been controlled, reducing the major historic sources of dioxins. More disperse sources (e.g., yard burning and vehicle emissions) remain uncontrolled and persist at levels similar to those in the past.

Since there is little local information, estimates of loads to the Bay are subject to great uncertainties. However, it is clear that the legacy of dioxins in the watershed and the sediments outweigh the other sources. Model estimates of the degradation and transport rates for dioxins suggest that current inputs of dioxins to the Bay may also be sufficient to continue the current level of estimated impairment.

There are many uncertainties and information gaps in this report's conclusions. Perhaps the greatest uncertainty is in dioxin measurements themselves—because so many compounds occur at extremely low concentrations. As a result, the available analyses include estimated and measured values. Dioxins are thought to be so toxic that these estimated values can affect data interpretation. Future projects will obtain additional data and conduct more analysis of the sources, fate, transport, and effects of dioxins.

Sediment Control Program (Provision C.9.f)

<u>San Francisquito Creek Sediment TMDL</u>

In response to a listing of impairment by sediment under section 303(d) of the Clean Water Act and a need to provide information for a TMDL assessment, two separate (but coordinated) projects have been developed. These projects are the San Francisquito Creek Watershed Analysis and Sediment Reduction Plan (Plan), administered by the San Francisquito Creek Joint Powers Authority (JPA); and the Aquatic Habitat Assessment and Limiting Factors Analysis, managed by the Santa Clara Valley Water District (SCVWD). The Plan fulfills Permit Provisions C.9.f.i and C.9.f.ii of the Program's NPDES permit.

The primary issues driving the TMDL are flooding and degradation of habitat, impacting steelhead trout and other threatened aquatic species. The approach adopted by the JPA and SCVWD in these projects is to assess factors limiting the threatened aquatic species, including but not confined to those related to excessive sedimentation caused by human land use activities. Project products are intended to produce information that will assist the Water Board to confirm or reject the validity of the sediment impairment listing and help identify other causes of impairment to aquatic species and their habitats in San Francisquito Creek.

There were two main objectives for developing the Sediment Reduction Plan. The first objective was to understand the erosion, transport and deposition of sediment in the San Francisquito

Creek watershed, focusing on human-related activities that modify hydrology, alter erosion rates or trap sediment. The second objective was to review existing sediment management policies and practices and recommend management measures to effectively reduce erosion and sediment transport in the watershed. The specific tasks for this project are:

1) *Historical Conditions Analysis:* Analyze historical conditions in the San Francisquito watershed, particularly sediment supply, transport, and deposition as they relate to stream and water character;
2) *Existing Conditions Analysis*: Analyze land use, biological resources, stream management and maintenance and designated beneficial uses;
3) *Watershed Sediment Analysis:* Develop a rapid sediment budget for the watershed, detailing sediment sources, sediment sizes, storage and sediment yield;
4) *Assessment of Existing Management Practices:* Assess existing policies and regulations that provide erosion control or channel protection, identified deficiencies and recommended improvements; and
5) *Watershed Analysis and Sediment Reduction Management Plan:* Incorporate all analyses completed in previous tasks and makes recommendations for measures to manage erosion of the identified human-related sediment sources and estimate reduction of sediment load from these measures.

The *Watershed Analysis and Sediment Reduction Management Plan* (Final Report) was completed in May 2004. The sediment study was funded under a Proposition 13 grant and administered by the JPA. This report can be found at www.cityofpaloalto.org/jpa/references.html.

The *Aquatic Habitat Assessment and Limiting Factors Analysis* is intended to characterize channel and habitat conditions with respect to factors that limit the steelhead population in the San Francisquito Creek watershed. Information for this analysis came both from direct data collection and analysis and from studies that have already been performed. Data collection and analysis evaluated stressors that limit: (1) aquatic habitat, (2) steelhead (*Oncorhyncus mykiss*), and (3) development of individuals in specific steelhead life history stages within the watershed. Extensive studies have already been conducted within the watershed. These studies provided a base for study design, and data from these studies were incorporated with new data for the current habitat assessment and the limiting factors analysis. A draft report on the results and conclusions of this project are expected in FY 05-06.

During FY 05-06, the Program will continue to follow and participate in the sediment-related activities within the San Francisquito watershed.

Stevens Creek Watershed Analysis and Sediment Management Practices Assessment

The Program developed a *Work Plan for Conducting a Watershed Analysis and Management Practice Assessment in Other Creeks Potentially Impaired by Sediment from Anthropogenic Activities (*Work Plan) in fulfillment of Permit Provision C.9.f.iii paragraph 2. The Work Plan identifies a two-phased approach to assess watersheds previously identified by the Program as high priority for watershed analysis due to the potential for anthropogenic sediment impairment. Phase 1 entails completing Tasks 1 through 3. The Program contracted with Stillwater Sciences to complete Task 1 of the Work Plan, Conduct Watershed Analysis using a Limiting Factor Analysis (LFA) Approach in the Stevens Creek watershed during FY 03-04. Program staff completed a sediment management practice assessment in the Stevens Creek watershed

to complete Task 2 of the Work Plan. Both the Draft LFA Technical Report and Draft Sediment Management Practice Analysis Report were released on July 7, 2004 for external review by the Watershed Analysis AHTG. The following are summaries of the results and conclusions that were presented in each report.

Stevens Creek LFA Results

The primary focus of the Stevens Creek LFA was to characterize the nature and degree of potential sediment-related effects on a selected indicator species (i.e., Steelhead Trout). The objectives of the LFA were to identify and fill information gaps related to physical and biological factors controlling population dynamics of steelhead and to determine to what degree human-related sediment impacts are key factors limiting steelhead production. Based on the available information and reconnaissance surveys, several focused studies were developed to test hypotheses on potential limiting factors for steelhead. The focused studies addressed the following factors: fish passage barriers, gravel permeability, pool filling, bed mobility, overwintering habitat and water temperature. The LFA was conducted using a weight of evidence approach that was based on best available information and the results from each of the focused studies. The findings of the Stevens Creek LFA included:

1. Barriers, both partial and complete, limit access to a substantial amount of stream habitat; effects of barriers on smolt production depend on the ability of fish to pass barriers (upstream and downstream);
2. Seasonal low flows downstream of Fremont Avenue may severely limit steelhead outmigration success in some years, especially if channel drying occurs before the end of the outmigration period (typically February–May).
3. Gravel permeability is low but not likely limiting smolt production;
4. Pool filling is low, indicating high sediment transport capacity relative to sediment supply;
5. Bed mobility (and therefore potential redd scour) is relatively low in upper reaches but increases downstream;
6. Overwintering habitat is likely the key limiting factor for steelhead prior to smolt outmigration; and
7. Water temperature is elevated but not likely to lethal levels and is not likely limiting fish growth, as evidenced by the size distributions of age 0+ and 1+ steelhead.

In summary, the results from the focused studies indicate that factors associated with fish passage and lack of overwintering habitat are likely to have the greatest influence on the existing and future steelhead populations. The combination of substrate embeddedness, lack of cobble and boulder aggregations of sufficient density and thickness, low amounts of unembedded cobble and boulder substrate, and a lack of other key habitat features such as large woody debris jams, root wads, and backwater habitat, appears to result in relatively low winter carrying capacity for juvenile steelhead. Because of the uncertainties regarding the degree to which specific barriers impede upstream migration and the specific relationship between stream flow and passability, the extent that barriers restrict habitat under existing conditions could not be identified. However, Stillwater maintained the hypothesis that identifying and removing high priority barriers to fish passage would likely lead to substantial increases in smolt production.

Sediment Management Analysis Results

The objectives of the sediment management practices assessment were to inventory and document management practices relevant to erosion processes and sediment transport and deposition within the Stevens Creek watershed; and to evaluate the effectiveness of these

practices to the extent possible. The assessment approach relied on available information identifying existing sediment management practices and policies implemented by Co-permittee that have jurisdictions within the Stevens Creek watershed. The evaluation component of the assessment summarizes the relevant issues related to potential anthropogenic sources of sediment found in the Stevens Creek watershed and identifies data and information needed to more effectively evaluate existing management practices. The following results from the assessment were based on the best available information:

1. A variety of policies and best management practices are currently being implemented in the upper watershed areas that are designed to reduce the impacts of anthropogenic activities on landslide, surface and stream erosion. Although limited information is currently available to determine the effectiveness of these practices, this assessment identified data and information gaps that would be useful to evaluate management practices in the future.
2. Anthropogenic activities may be affecting stream erosion and may be a relatively large source of sediment to Stevens Creek reaches below the dam. Activities that are hypothesized to be potentially causing stream erosion include, dam influences on downstream bank stability, hydromodification, channel modifications and urban encroachment.
3. Surface erosion is believed to be minimal in the Stevens Creek watershed. However, based on preliminary observations, it appears that the Stevens Creek Quarry may be contributing to the release of fine sediment to the lower watershed via the dam.
4. The Stevens Creek dam likely blocks all coarse sediment supply from the upper watershed drainage area. The lack of coarse sediment migrating from the upper watershed to the lower could significantly be affecting channel stability in the lower watershed.
5. Sediment removal in the lower watershed continues to be an effective way to reduce impediments to fish migration in the lower watershed. In addition, existing grade control structures are likely reducing stream erosion by creating depositional areas throughout the creek through the reduction of flow. However, these structures may also be barriers to fish migration.

Conclusions and Recommended Next Steps

Consistent with the findings of the LFA and Sediment Management Practices Assessment, the Watershed Analysis AHTG concludes that although anthropogenic activities may be affecting stream erosion, current data suggests that factors related to anthropogenic sediment inputs are not believed to substantially limit steelhead production. These conclusions are based on results indicating that spawning habitat quality and quantity, as related to sediment, are not limiting the smolt production in Stevens Creek. Furthermore, while the low quality of pools may be limiting the amount of juvenile steelhead habitat, filling of pools by fine sediment does not appear to be an important factor.

Although additional studies would be required to determine the exact mechanisms responsible for the embeddedness, the results of the study suggest that the underlying lithology of the Stevens Creek channel, rather than anthropogenic sediment sources, is the primary contributor. A stiff silty clay layer was observed periodically underlying the channel and in outcrops at the bank toe at various locations along the entire length of Stevens Creek below the dam. This layer, in combination with lack of sediment supply of large substrate, is likely the primary reason

for the embeddedness observed in Stevens Creek. In addition, local inputs of fine sediment from eroding banks in the unurbanized upper reach and sources above the dam may also contribute to surface embeddedness observed in the upper and transitional reaches. Fine sediment deposition on the channel bed is commonly observed in streams below dams when changes to the hydrologic regime reduce scouring flows. However, the study results show low pool filling suggesting that the sediment transport capacity of Stevens Creek is sufficient to transport the majority of fine sediment delivered to the channel.

Future management actions may choose to focus on the key limiting factors that were identified in the LFA. Examples include increasing the availability of overwintering habitat in the upper reaches and evaluating the effects of specific barriers on steelhead migration (upstream and downstream). Further investigation of the feasibility of implementing these management actions is beyond the scope of this study and may be better addressed through additional assessment efforts in the Stevens Creek watershed (e.g., SCVWD's Watershed Stewardship Program).

The Water Board submitted a letter on August 4, 2004 providing comments and recommendations in response to the LFA and Sediment Management Practice Assessment Draft Reports submitted on July 13, 2004. In response to Water Board staff comments, Program staff coordinated a field reconnaissance trip to Stevens Creek on August 25, 2004. Participants on the field trip included Program staff, Water Board staff, Stillwater Sciences staff and SCVWD staff. As a result of the field trip and further discussion, Water Board staff agreed with the conclusions provided in the Limiting Factors Analysis Draft report (i.e., sediment is not a significant limiting factor for steelhead).

Based on the results and conclusions of the LFA and further discussion with Water Board staff, the Program has developed recommended next steps. The following table briefly describes the next steps and their current status.

Recommendation	Current Status
Finalize Stevens Creek Limiting Factors Analysis and Sediment Management Practices Assessment Reports and submitting them to the Water Board in fulfillment of Provision C.9.f.iii paragraph 2	Final reports were submitted to the Water Board on December 8, 2004.
Develop outreach materials for residents in the Stevens Creek watershed that demonstrate ways to protect the current steelhead population.	In FY 05-06, the Program will develop an outreach piece that will be designed to inform the residents of Stevens Creek watershed about the steelhead trout population and recommend ways to protect the current population.
Begin implementation of Phase 1 of the Work Plan in FY 04-05 in the high priority watershed, Upper Penitencia Creek.	See Summary on Watershed Analysis and Sediment Management Practices Assessment in the Upper Penitencia Creek Watershed.

<u>Upper Penitencia Creek Watershed Analysis and Sediment Management Practices Assessment</u>

After completing the Stevens Creek Watershed Analysis and Sediment Management Practices Assessment in FY 04-05, the Program began to conduct an LFA in another high priority watershed, Upper Penitenica Creek. The Program contracted with Stillwater Sciences to

complete Task 1 of the Work Plan, Conduct Watershed Analysis using a Limiting Factor Analysis (LFA) Approach in the Stevens Creek watershed.

In FY 04-05, existing data was complied, analyzed and initial hypothesis and focused field studies were conducted as part of the LFA. The Draft LFA Technical will be released in early September 2005 for external review by the Watershed Analysis AHTG. Consistent with the Program's FY05-06 Work Plan, Program staff will complete a sediment management practice assessment once the LFA is completed.

Trash Characterization and Management Activities

On November 14, 2001, the Water Board released the document entitled *Proposed Revisions to Section 303(d) List of Priorities for Development of Total Maximum Daily Loads for the San Francisco Bay Region* Report. This report states that "between now and the next 303(d) listing cycle, municipalities will be expected to assess trash impairments in their jurisdiction …", Water Board staff will review information concerning trash in the next listing cycle to determine whether specific water bodies warrant 303(d) listing. In a proactive response to the 303(d) Staff Report, the Program's Management Committee formed a Trash AHTG (first meeting on February 21, 2002). The Trash AHTG developed a Work Plan (submitted March 1, 2003) to identify a strategy for addressing trash problem areas that occur in or near urban streams and waterways of the Santa Clara Basin.

During FY 03-04, the Program assisted Co-permittees in completing the following Work Plan tasks: 1) document existing trash management practices implemented by municipalities and agencies within the Program's jurisdiction; 2) identify and map high priority trash problem areas and sources of trash in Santa Clara Basin watersheds; 3) develop a strategy to conduct trash evaluations in or near creeks; 4) sponsor a training workshop on how to use existing trash assessment tools (i.e., RWQCB Rapid Trash Assessment Protocol (Version 7.0) and Keep America Beautiful (KAB) Litter Index); and 5) develop standardized reporting format for documenting and evaluating trash management and monitoring activities.

During FY 04-05, Co-permittee staff and volunteers from watershed stakeholder groups conducted trash evaluations at a subset of the identified trash problem areas. The RWQCB Rapid Trash Assessment Protocol (Version 7.0)[4] was used to qualitatively assess trash conditions in wadeable creeks and the Keep America Beautiful (KAB) Litter Index was used to evaluate trash problem areas not located in creeks. Summary results from Co-permittee trash evaluations conducted during FY 04-05 are provided within a technical memorandum entitled *Trash Problem Area Evaluation Results- FY 04-05* (see Appendix C-6). The table entitled *Trash Evaluation Area Results by Watershed*, which is attached to the memorandum, provides the following information: site ID, date, location of trash problem area, assessment tool, score, trash source, trash management activities and comments. The approximate physical location, score (for both KAB and RWQCB trash evaluations) and major watershed boundaries within the Santa Clara Basin are provided within Figures 1 through 6 of the memorandum. A summary of the trash evaluation results and conclusions are discussed below.

[4] On November 12, 2004, Water Board staff provided RWQCB Rapid Trash Assessment Protocol (Version 8.0) to Program staff. Version 8.0 includes revisions to the text for easier readability; no changes were made to the scoring. Co-permitees plan to use Version 8.0 for all future trash assessments.

Results

Co-permittees conducted a total of 193 trash evaluations within the Program's jurisdiction. Four evaluations consisted of a site visit with no actual evaluation being conducted due to restricted access or observation of a clean site. As a result, 189 sites were scored using one of the existing evaluation tools (see Figure 4-2). Co-permittees conducted 146 trash evaluations using the KAB Litter Index (i.e., non-creek sites) and 43 trash evaluations using the RWQCB Rapid Trash Assessment Protocol (Version 7.0) (i.e., creek sites). The table entitled *FY 04-05 Trash Evaluation Summary Results* provides scores (for both KAB and RWQCB trash evaluations) by watershed. In addition, thirty sites were evaluated more than once (i.e., two to four times) at different seasonal time periods. As a result, a total of 156 unique sites were scored. For sites evaluated more than once, there was no change in score for 45 percent of the sites. Subsequent evaluations indicated that higher scores occurred at 30 percent of the sites and lower scores occurred at 25 percent of the sites. The majority of trash evaluations were conducted in the Guadalupe River (n=35), Coyote Creek (n=28), Calabazas Creek (n=23) and San Tomas Creek watersheds (n=24). Guadalupe River and Coyote Creek watersheds represent the largest watersheds in the Santa Clara Basin.

Evaluation scores for each assessment tool (i.e., RWQCB Rapid Trash Assessment Protocol-Version 7.0) and KAB Litter Index) are provided within the table entitled *Trash Problem Area Evaluations Results by Assessment Tool* (see Appendix C-7). The following results were observed during FY 04-05.

KAB Litter Index – Non-Creek Sites

The KAB Litter Index uses a four-point scoring system to estimate the presence of litter within a specific area. To ensure consistent KAB Litter Index scoring between Co-permittees, Co-permittee staff reviewed materials developed by Keep America Beautiful. These materials included written descriptions (on how to score), photographs (which show conditions) and a training video (which detail how to conduct an evaluation). Several Co-permittees increased the resolution of the original KAB litter scale by assigning scores as fractions. The following describes the modified scoring system of the KAB Litter Index: 0 – 1.0 ("no litter"); 1.1 – 2.0 ("slightly littered"); 2.1 – 3.0 ("littered"); and 3.1 – 4.0 ("extremely littered").

- Seventy-five percent of the sites were scored as "no litter" or "slightly littered";
- Twenty-two percent of the sites were scored as "littered". Only three percent were scored as "extremely littered";
- Guadalupe River and Coyote Creek watersheds had twelve and eight sites, respectively, that were scored as "no litter";
- Guadalupe River and Adobe Creek watersheds had seven and six sites, respectively, that were scored as "littered";
- Coyote, San Tomas, Calabazas and Sunnyvale East watersheds had four, four, three and three "littered" sites, respectively;
- Guadalupe River watershed had three "extremely littered" sites; and
- Coyote Creek and San Tomas Aquino Creek watersheds each had one "extremely littered" site.

The most common trash items observed at the non-creek "littered" sites were beverage containers, food wrappers, paper and plastic bags (note: the actual number of trash items was not recorded). The most common trash source reported for these sites was litter from motorists

that accumulates along roadways. Other common trash sources reported include grocery and convenience stores (e.g., dumpsters and parking lots), fast food restaurants, schools and homeless encampments. Illegal dumping was infrequently reported as potential trash source. Potential management activities identified for these sites include: referral to outside agency (i.e., Cal Trans); inclusion into existing clean up programs (e.g., Adopt-a-Highway); conduct public education outreach to businesses and schools; and continue monitoring to determine trash source.

RWQCB Rapid Trash Assessment Protocol (Version 7.0) – Creek Sites

The RWQCB Rapid Trash Assessment consists of six assessment parameters (with narrative descriptions) that qualitatively rate the trash condition of each parameter on a scale of 0 – 120. The range of scores for each parameter is divided into four categories: "poor", "marginal", "suboptimal", and "optimal". The total site score represents the summation of the six individual parameter scores. For the purposes of this analysis, the total site score was divided into the same four categories: 0 – 30 ("poor"); 31 – 60 ("marginal"); 61-90 ("suboptimal"); and (91 – 120: "optimal").

- Twenty-three percent of the sites were scored as "optimal" or "suboptimal";
- Sixty-three percent of the sites were scored as "marginal" and fourteen percent as "poor";
- Three sites identified as optimal (scores of 91 to 120) were located in upper reaches of Stevens Creek (neither of which were originally identified as trash problem areas) and the Baylands;
- Seven sites identified as suboptimal (scores of 61 to 90) were located in tributaries to Coyote Creek and lower reaches of Sunnyvale East Channel, Barron Creek (near the Baylands), San Tomas Aquino Creek and San Francisquito Creek;
- Twenty-seven sites were identified as marginal (scores of 31 to 60); and
- Six sites identified as poor (scores of 0 to 30) were located in Coyote Creek, Guadalupe River mainstem and San Francisquito Creek mainstem.

The most common trash items observed at the creek sites scored as poor or marginal (i.e., scores ranging between 0 and 60) were plastic (e.g., bags, bottles, wrappers, Styrofoam). Other common items included biodegradables (e.g., paper, yard waste), metal, glass and miscellaneous wastes (e.g., cigarette butts, rubber). The most common trash sources reported for these sites were litter from adjacent land uses that accumulate within and along the creek area. Other important trash sources reported include homeless encampments, illegal dumping and trash accumulation from unknown sources upstream. A majority of the sites were reported to have ongoing clean up efforts related to channel maintenance activities. Potential management activities identified for these sites include installation of trash receptacles or fencing near creek; coordination with local law enforcement to address homeless issues; conduct public education outreach to businesses and schools that are adjacent to creeks; and continue monitoring to determine trash source.

Conclusions

KAB trash evaluation results for non-creek sites indicate that a large number of the originally identified trash problem areas have no or limited amounts of litter (i.e., seventy-five percent). The majority of sites characterized as "littered" or "extremely littered" are along roadways; several which are within Cal Tran's jurisdiction. A majority of the trash (beverage containers

and food wrappers) appeared to be from littering and not from illegal dumping. A data analysis of sites evaluated more than once indicated that there was no consistent pattern in changes of trash condition over time. However, these results do indicate that current trash management practices are maintaining low levels of trash for a majority of evaluated sites.

RWQCB Rapid Trash Assessment evaluation results for creek sites indicate that the majority of the originally identified trash problem areas were scored as "marginal" or "poor" (i.e., seventy-seven percent). These sites contained primarily plastic and paper items. Both waste types are highly mobile litter that can be transported by wind and water. Low trash scores were frequently found in areas with homeless encampments. Several sites also reported moderate amounts of metal and glass, which indicate a direct source of litter within the creek area. There were no apparent spatial patterns for trash conditions in creeks (i.e., optimal and suboptimal sites were located in both upper and lower reaches of watersheds). It is important to note that most Co-permittees expect the originally identified trash problem areas to receive "marginal" or "poor" scores since these areas are considered the most problematic trash areas within their jurisdictions. Further, as discussed in the document entitled *SCVURPPP and SMSTOPPP Pilot Implementation and Testing of the RWQCB Rapid Trash Assessment* (dated March 1, 2003), two rating parameters ("actual number of trash items" and "threat to human health") can influence the overall score towards a "marginal" or "poor" rating. For example, numerical thresholds for trash items observed are too conservative and are not representative for a range of conditions in urban streams; and the presence of glass automatically reduces the score for the threat to human health regardless of human risk to exposure.

Future Trash Work Plan Tasks

The tasks identified in the FY 05-06 Trash Work Plan include: 1) continue conducting trash evaluations in a subset of identified trash problem areas; 2) identify and begin to implement or refine existing trash control measures, as appropriate, to address trash problem areas within high priority areas; and 3) begin to develop a long-term strategy for trash conditions in urban streams and waterways. The Trash AHTG is meeting on a quarterly basis to continue discussing the results of trash evaluations and potential implementation strategies.

Summary of Co-permittee Street Sweeping Results

A summary of street sweeping activities conducted by Co-permittees is provided within the table entitled *Summary of Co-permittee Street Sweeping Activities- FY 2004-2005* (see Appendix C-8). During FY 04-05, Co-permittees swept approximately 198,388 miles of paved streets and removed approximately 74,982 yd^3 or 28,118 tons of material[5]. Approximately 7,980 yd^3 of leaf litter was removed[6] by Co-permittees who have leaf removal programs other than routine street sweeping. In addition, approximately 184,060 tons of yard waste (which includes large amounts of leaves) was routinely collected by Co-permittees. As a result, yard waste pick-up programs are keeping large amounts of leaves out of Co-permittee storm drain systems.

[5] The City of San Jose collects and reports the amount of material removed in tons rather than cubic yards. During FY 04-05, the City removed 9,818 tons of material. To determine the total volume of material removed in cubic yards, it is necessary to convert tons to cubic yards. It is estimated that the average density of street sweeping material is 750 pounds per cubic yard (0.375 tons per cubic yard) assuming equal volume of materials are collected during dry and wet weather (Source: Woodward Clyde Consultants, August 1993, *Street Sweeping Status and Recommendation (Draft Report)*. Prepared for Santa Clara Valley Nonpoint Source Control Program). As a result, a value of 26,181 cubic yards is calculated when 9,818 tons is converted over to cubic yards. In addition, a value of 28,118 tons is calculated when 74,982 cubic yards is converted over to tons

[6] An additional 2,205 tons of leaf litter was collected by the City of Palo Alto. However, this figure is a combined figure that included the weight of the material collected from street sweeping plus the leaves collected by our autumn leaf pushing and pickup program. Since all of the material (both street sweeping debris and leaves gathered by leaf pusher trucks) is combined and hauled to the landfill in garbage compactor trucks, there is no way to provide a separate figure for leaf removal.

Evaluation of Effectiveness

One way to measure street sweeping effectiveness is to determine what solids and associated pollutants are collected within street sweeping debris. A typical unit of measure is the total volume of the pollutant removed by the sweeper relative to the curb length swept (e.g., yd^3/curb mile). This unit is typically referred as the removal rate. During FY 04-05, the average Co-permittee removal rate was 0.38 yd^3/curb mile (see Appendix C-8). The Co-permittee removal rate ranged from 0.20 yd^3/curb mile (City of Saratoga) to 0.59 yd^3/curb mile (City of Palo Alto). During FY 03-04, the average Co-permittee removal rate was 0.34 yd^3/curb mile. The effectiveness of street sweeping depends upon a number of factors including accumulation rates of pollutants, the relationship between rainfall and sweeping frequencies, particle size, pavement condition and automobile parking controls[7].

Many studies have shown that street sweeping removes significant quantities of dirt and debris from street surfaces[8]. However, results also demonstrate that the coefficient of variation of copper values and other metals (e.g., lead and zinc) in street sweeping debris is quite high[9]. To illustrate the effectiveness of street sweeping activities for pollutant removal, Program staff estimated the mean pollutant reduction for the following four metals: copper, nickel, lead and zinc. These estimates are provided within the tables entitled *Summary of Co-permittee Street Sweeping Activities and estimated Mean Pollutant Load Reduction for Copper and Nickel- FY 2004- 2005* and *Summary of Co-permittee Street Sweeping Activities and estimated Mean Pollutant Load Reduction for Lead and Zinc- FY 2004- 2005*. Both tables are provided within Appendix C-8. To determine the estimated pollutant load reduction (in pounds), the volume of material collected (in cubic yards) for each Co-permittee land use type (i.e., residential, commercial and industrial) was determined. This value was then multiplied by the mean concentration of trace metal content for street sweeping samples collected in the study entitled *Chemical and Physical Characteristics of Street Sweeping Sediments in Tampa, Florida, May 1999* and converted over to pounds of pollutant removed. These mean concentration values and the algorithm used to calculate the pounds of pollutant removed are provided within the tables. The estimated mean pollutant load reduction values for each land use type were summed. During FY 04-05, it is estimated that Co-permittees street sweeping activities resulted in the following pollutant load reductions for copper, nickel, lead and zinc:

Land Use Type	**Estimated Mean Pollutant Load Reduction (Pounds)**			
	Copper	Nickel	Lead	Zinc
Residential	837	1602	1560	2100
Commercial	417	826	1993	1412
Industrial	333	64	313	257
Total	**1588**	**2492**	**3865**	**3769**

[7] Source: Woodward Clyde Consultants, December 1994. *Street Sweeping Literature Review/Storm Inlet Modification*, Prepared for Alameda County Urban Runoff Clean Water Program.
[8] Source: Sartor, J. and G. Boyd, 1972. *Water Pollution Aspects of Street Surface Contaminants*. Prepared for United States Environmental Protection Agency, Washington, DC.
[9] Source: EOA, Inc, October 1996. *Estimation of Copper Collected Through Street Sweeping Efforts: Final Report*. Prepared for San Mateo Countywide Stormwater Pollution Prevention Program.

It is important to note that there is uncertainty with these estimates since certain assumptions were made regarding the exact volume of material collected from a particular land use type.

EVALUATION OF EFFECTIVENESS

Although typically subjective, the success (i.e., effectiveness) of a stormwater management program can be measured using many different assessment methods. Effectiveness assessment is defined as the process that managers use to evaluate whether their programs are resulting in desired outcomes, and whether these outcomes are being achieved efficiently and cost-effectively. The specific approach to be used in assessing effectiveness depends on a variety of factors including the type of program element or activity being evaluated and the stage of program development (i.e., planning, implementation, completion). Effectiveness assessments fall into two general categories:

- Implementation Assessment - Provides managers feedback on the effectiveness of their programs in achieving targeted objectives. This type of assessment is essential in determining whether priority sources of pollution are being effectively addressed. Implementation assessment may include any of three levels of analysis: the overall program, the elements that comprise the program (construction sources, municipal sources, etc.), or the specific activities that are conducted within these program elements. These may range in complexity from simple activities (e.g., verifying the completion of activities) to more sophisticated techniques (e.g., assessing the probable or actual locations of these activities and the significance of their spatial distribution).

- Water Quality Assessment - is the use of sampling data and related information to evaluate the condition of non-stormwater or stormwater discharges and the water bodies that receive these discharges. This can include a variety of chemical, biological, and physical parameters or outcomes. In instances where water quality assessment is used to draw conclusions about overall program effectiveness, results are usually very general and require extended periods of analysis.

Ideally, the two types of assessments should be linked together to create an integrated assessment, which is process of evaluating whether program implementation is resulting in the protection or improvement of water quality. In this process, relationships between program activities and water quality improvements are explored and refined. Due to the number and variety of BMPs and control programs being implemented at any given time, and because data is limited, establishing these relationships is difficult.

Efforts to date often include speculative or hypothetical exercises aimed at better understanding likely program outcomes and potential relationships to water quality. Quantitative “cause and effect” relationships will increasingly be sought in the future. This is a critical linkage because implementation assessment is, in many cases, simpler and less costly than water quality assessment. In addition, the time frame needed to see measurable results is shorter for implementation assessments. Over time, correlating water quality improvement to programmatic results will assist the Program in identifying the most expedient and cost-effective approaches to planning and assessing their programs. In the interim, the effectiveness of Program monitoring and assessment activities will continued to be assessed using an implementation assessment approach (i.e., were monitoring objectives met). As a result, the collection of data through environmental indicators continues to inform us about the condition of water bodies in the Santa Clara Valley and allows resources to be focused on the most pressing problems. The implementation of these indicators is a necessary step toward establishing a

sound regulatory basis for locally based watershed management described in Section 5.

Effectiveness of FY 04-05 Monitoring and Assessment Activities

In FY 04-05, the Program effectively met all obligations stated in its FY 04-05 Monitoring Program and Watershed Management Measures Work Plan. Monitoring and assessment activities were implemented through a variety of programs and projects which include the following: 1) baseline water quality monitoring described in the Program's Annual Monitoring Plan and Watershed Management Measures Work Plan; 2) regional collaborative efforts (e.g. RMP and CEP); and 3) active participation in TMDL development. In addition, the Program continued to address the following monitoring program objectives (as stated in the Program's NPDES Permit): (1) characterization of representative drainage areas and stormwater discharges; (2) assessment of existing or potential adverse impacts on beneficial uses caused by pollutants of concern in stormwater discharges; (3) identification of potential sources of pollutants of concern found in stormwater; and (4) evaluation of effectiveness of representative stormwater pollution prevention of control measures. The following paragraphs briefly describe the effectiveness of monitoring activities described in this Annual Report in addressing these objectives.

1) Characterization of Representative Drainage Areas and Stormwater Discharges

- Stevens and Permenente Creek Watershed Characterization Memorandum –This memorandum was intended to assist the Program in developing the appropriate sampling design for Stevens and Permenente Creek watersheds that will be implemented in FY 04-05. To develop this design, existing data and information resources were collected and reviewed; descriptions of the relevant watershed attributes were developed; and key issues relevant to these watersheds were identified. From a Program staff perspective; the memorandum was an effective "first cut" at: 1) describing watershed characteristics that may affect the quality of stormwater discharges in these creeks; 2) identifying known issues in the watershed; and 3) guiding the selection of indicators and sampling sites that will yield useful data.

- Trash Characterization and Management Activities – During FY 04-05, the Co-permittees conducted trash evaluations at a subset of trash problem areas to establish baseline levels of trash. Thirty sites were evaluated more than once to evaluate changes in trash conditions over time and to determine the effectiveness of existing trash management practices (i.e., rate of trash accumulation following clean up activities). A data analysis of sites evaluated more than once indicated that there was no consistent pattern in changes of trash condition over time. More specifically, there was no change in score for 45 percent of the sites. Subsequent evaluations indicated that higher scores occurred at 30 percent of the sites and lower scores occurred at 25 percent of the sites. There was also no apparent pattern in changes of scores for season or in the types of trash observed at the site over time. During the initial trash evaluations, Co-permittee staff, where feasible, identified potential management actions to address trash problem areas (e.g., educational outreach to businesses and schools). During FY 05-06, trash evaluations will be conducted at selected locations over time to determine the effectiveness of both existing and planned trash management actions.

2) Assessment of Existing or Potential Adverse Impacts on Beneficial Uses Caused by Pollutants of Concern in Stormwater Discharges

- Legacy Pesticides, Dioxins and PCBs Conceptual Model/Impairment Assessment Reports –The Bay was first listed as impaired by these pollutants of concern in 1998. Since 1998, a significant amount of data and information has been collected by the RMP and other stakeholders. Therefore, the CEP revisited the data originally used to justify an impairment listing and also assessed more recent data in an attempt to determine if the Bay is still impaired by legacy pesticides and PCBs. Although, the impairment assessment reports did not concretely state that impairments do or do not exist, the completion of the CMIA reports should be considered successful. Each report summarizes existing information into a single document, which allows all stakeholders to discuss possible management and regulatory actions from a level playing field.

- CEP Urban Creeks Monitoring – Urban creeks monitoring that were conducted by the CEP during FY 04-05 greatly assisted Bay Area urban runoff programs and the Water Board in assessing the adverse impacts on beneficial uses caused by pesticides. In addition, the monitoring results validated hypotheses that suggested diazinon concentrations and associated aquatic toxicity would decline with the phase out of diazinon.

- Receiving Water Monitoring – SCVURPPP water quality monitoring and assessments continue to yield baseline information on the condition of water bodies in the Santa Clara Valley. Potential impacts to beneficial uses were identified in the FY 04-05 Summary Assessment Report. Recommended next steps were also outlined to better define the potential issues or management actions that can be implemented.

- Stevens Creek Watershed Analysis – The Limiting Factors Analysis (LFA) conducted in the Stevens Creek watershed directly assessed the factors limiting steelhead trout (i.e., a cold water use). Key limiting factors that are directly attributable to natural conditions and anthropogenic activities were identified along with potential management actions.

3) Identification of Potential Sources of Pollutants of Concern Found in Stormwater

- Urban Runoff Copper Source Assessment – The Copper Source Report assisted stormwater management agencies by summarizing information on the sources of copper that is carried to San Francisco Estuary in urban runoff and copper that is released directly into the San Francisco Estuary from shoreline activities. The report also reviews available control measures for each copper source, providing control measure effectiveness information to the extent data are available.

4) Evaluation of Effectiveness of Stormwater Pollution Prevention of Control Measures

- Urban Runoff BMP Evaluation for Pollutants of Concern – In FY 04-05, SFEI was awarded a Proposition 13 grant to evaluate the effectiveness BMPs in reducing POCs in urban runoff. BASMAA member agencies (including SCVURPPP) have played an active role in developing the scope of work and technical advisory committee during this fiscal year. Results from the project will likely assist the Program in further evaluation of the effectiveness of control measures for POCs.

Table 4-1
Status of FY 2004-2005 Monitoring Activities, continued

Title	Category/ Monitoring Priority (MP)[2]/ Permit Provision	Origin	Capsule Scope	Product(s)[3]	Status Schedule
Quality Assurance Project Plan (QAPP)	MP#2	RWQCB Review of SCVURPPP Monitoring Program	Develop and implement a quality assurance and control plan for the SCVURPPP Multi-Year Receiving Waters Monitoring Program.	Draft QAPP[4a,b]	Draft - 9/15/05 Final - 10/15/05
Regional Monitoring Program (RMP) for Trace Substances in the San Francisco Estuary	MP #2, Permit Provision C.7.b	Permit	Provide funding and technical participation.	Attend meetings and review documents	Completed as needed
Clean Estuary Partnership (CEP)	MP #4		Provide funding and technical participation.	Attend meetings and review documents	Completed as needed
BASMAA Monitoring Committee	MP #4		Provide funding and technical participation.	Attend meetings	Completed as needed
Control Program for Mercury	Permit Provision C.3.e	Permit	Provide in kind funding and technical support (City of San Jose) for Mercury Atmospheric Deposition Monitoring. Participate in the development of the Guadalupe River Watershed TMDL for Mercury b attending meetings and reviewing technical results and reports. Provide funding and technical participation to	Attend meetings and review documents Attend meetings and review documents Final Draft 2003/2004	Completed as needed Completed as needed July 2005

Table 4-1
Status of FY 2004-2005 Monitoring Activities, continued

Title	Category/ Monitoring Priority (MP)[2]/ Permit Provision	Origin	Capsule Scope	Product(s)[3]	Status Schedule
			the RMP. Review technical results and reports. Conduct environmental monitoring via Multi-Year Monitoring Plan.	Report *FY 04-05 Watershed Monitoring and Assessment Summary Report*[4a,b]	 Completed-9/15/05
Control Program for Pesticides	Permit Provision C.3.d	Permit	Provide in kind funding and technical support (City of Sunnyvale) for Urban Creeks Pesticide Monitoring. Provide funding and technical participation to the CEP. Review technical results and reports. Conduct environmental monitoring via Multi-Year Monitoring Plan.	Attend meetings and review documents *Legacy Pesticides Conceptual Model Impairments Assessment (CMIA) for the San Francisco Bay* *FY 04-05 Watershed Monitoring and Assessment Summary Report*[4a,b]	Completed as needed Completed-11/11/04 Completed-9/15/05
Control Program for Copper and Nickel	Permit Provision C.9.a & b	Permit	Assist Bay Modeling and Monitoring (BMM) subgroup to conduct two semi-annual reviews of the Copper Action Plan and Nickel Action Plan	*Copper and Nickel Action Plan FY 03-04 Accomplishments and FY 04-05 Work Plan* *Copper Sources and Management Strategies Clearinghouse (website)* *Copper in San Francisco Bay: Resources to Seduce Scientific Uncertainties (website)*	Completed-9/15/04 Completed-12/3/04 Completed-12/15/04

Table 4-1
Status of FY 2004-2005 Monitoring Activities, continued

Title	Category/ Monitoring Priority (MP)[2]/ Permit Provision	Origin	Capsule Scope	Product(s)[3]	Status Schedule
				Copper and Nickel Action Plan FY 05-06 Work Plan and Reporting Tables (final)	Completed-2/25/05
			Conduct environmental monitoring via Multi-Year Monitoring Plan	*FY 04-05 Watershed Monitoring and Assessment Summary Report*[4a,b]	Completed-9/15/05
			Summarize Information on the Sources of Copper in Urban Runoff	*Copper Sources in Urban Runoff and Shoreline Activities*	Competed-November 2004
			Provide funding and technical participation to the Brake Pad Partners (BPP). Review technical results and reports.	Attend meetings and review documents	Completed as needed
Control Program for PCBs and Dioxin Compounds	Permit Provision C.9.e	Permit	Determine whether existing data are sufficient to quantify PCB concentrations in the near shore sediments of central and south San Francisco Bay that are not directly impacted by local PCBs sources	Draft Repot- *PCBs Concentrations of Nearshore Sediments and Assessment of Data Quality*	Draft report under scientific peer review
			Assist Water Board staff in developing an implementation plan for the PCBs TMDL	Draft Repot- *PCBs TMDL Implementation Plan*	Draft report under internal CEP review
			Provide a detailed analysis of the status of the impairment of the Bay by PCBs and associated uncertainties. It also presents a conceptual model that describes sources, estimated loads, and processes that affect the fate of PCBs in	*Conceptual Model/ Impairment Assessment Report on PCBs in San Francisco Bay*	Draft report under internal CEP review

Table 4-1
Status of FY 2004-2005 Monitoring Activities, continued

Title	Category/ Monitoring Priority (MP)[2]/ Permit Provision	Origin	Capsule Scope	Product(s)[3]	Status Schedule
			the Bay.		
			Provide prediction on the maximum concentration of PCBs in Bay sediments that result in safe levels of PCBs in Bay wildlife, in addition to predicting sediment concentrations associated with safe levels of PCBs in edible fish tissue for human consumption	*San Francisco Bay Food Wed Model*	Draft report under internal CEP review
			Developing a better tool for predicting future pollutant concentrations and testing potential management actions, 2) clarifying the uncertainty of existing model predictions, 3) identifying key areas where fieldwork can reduce uncertainties, and 4) conducting key fieldwork, including sediment coring in the Bay to improve estimates of the PCB inventory and historic loafs and tracer experiments to quantify flushing.	*Multibox Bay PCBs Fate and Transport Model and Multi-year Sediment Sampling Program*	Beta version multi-box model under internal CEP/RMP review
			Describes dioxins pollution prevention options developed by ABAG's Bay Area Dioxins Project in the context of potential implementation by municipalities.	*Summary of Selected Regional, State ad Federal Efforts Relevant to Addressing Dioxins*[4a,b]	Final report completed-9/15/05
			Provide a detailed analysis of the status of the impairment of the Bay by Dioxins and associated uncertainties. It also presents a conceptual model that describes sources, estimated loads, and professes that affect the gate f Dioxins in the Bay.	*Conceptual Model. Impairment Assessment for Dioxins in san Francisco Estuary*	Final report completed-1/20/05

Table 4-1
Status of FY 2004-2005 Monitoring Activities, continued

Title	Category/ Monitoring Priority (MP)[2]/ Permit Provision	Origin	Capsule Scope	Product(s)[3]	Status Schedule
Control Program for Sediment	Permit Provision C.9.f	Permit	Characterize channel and habitat conditions with respect to factors that limit the steelhead population in the San Francisquito Creek Watershed.	*Aquatic Habitat Assessment and Limiting Factors Analysis*	Draft report to be completed- Fall 2005
			Characterize the nature and degree of potential sediment-related effects on a selected indicator species (i.e. Steelhead Trout) in the Stevens Creek Watershed.	*Stevens Creek Limiting Factors Analysis (LFA) Report*	Final report submitted- 12/8/04
			Provide an inventory and document management practices relevant to erosion processes and sediment transport and deposition within the Stevens Creek Watershed, and to evaluate the effectiveness of these practices to the extent possible.	*Analysis of Sediment Management Practices in Stevens Creek Watershed*	Final report submitted- 12/8/04
			Characterize the nature and degree of potential sediment-related effects on a selected indicator species (i.e. Steelhead Trout) in the Upper Penitencia Creek Watershed.	*Upper Penitencia Creek Limiting Factors Analysis (LFA) Report*	Draft report to be completed- Fall 2005
				Analysis of Sediment Management Practices in Upper Penitencia Creek Watershed	Draft report to be completed- FY 05-06
Trash Characterization and Management Activities	MP #3c		Effectively address trash issues in the Santa Clara Basin Watershed	*Trash Problem Area Survey Results- FY 04-05* (include tables and figures)	Completed- 9/15/05

SECTION 5

WATERSHED MANAGEMENT MEASURES

5. WATERSHED MANAGEMENT MEASURES

INTRODUCTION

During FY 04-05, the Program conducted a variety of watershed-related management measures and activities. They included conducting watershed assessment activities and special studies, and participating in and coordinating with the Santa Clara Basin Watershed Management Initiative (SCBWMI) sub- and core groups. Activities described in this section are consistent with Provision C.10 (i.e., Watershed Management) of the Program's NPDES Permit.

The Program's watershed management strategy (pursuant to NPDES Permit Provision C.10) is to integrate its watershed management efforts with the SCBWMI. Activities that include implementing environmental monitoring and assessment measures are necessary components needed to fully integrate our efforts. Therefore, it is important to note that watershed management measures described in this section are not entirely independent from activities described in Section 4 – Monitoring Activities. Information gained from conducting studies and implementing activities/measures described in both sections have been used (and will continue to be used) in concert to meet objectives outlined in Permit Provisions C.7, C.9, and C.10. They include: (1) characterizing watersheds and stormwater discharges; (2) assessing existing or potential adverse impacts to beneficial uses; (3) identifying potential sources of pollutants of concern; (4) aiding in developing and implementing strategies for controlling adverse impacts on beneficial uses; and (5) assessing the effectiveness of pollutant prevention/control measures.

BACKGROUND

The Water Board started the SCBWMI in 1996. The first meetings of the SCBWMI's Core Group and subgroups were held in 1997. During FY 98-99, SCBWMI stakeholders formally joined in a signatory document outlining the SCBWMI's mission, goals and objectives. The Santa Clara Valley Water District and the Cities of San Jose, Sunnyvale and Palo Alto committed additional funds and other resources to the SCBWMI. A Report Preparation Team (RPT) consisting of staff from these agencies developed a plan, schedule, and outline for a Watershed Assessment Report (WAR). The RPT and the SCBWMI subgroups began preparing sections of the WAR soon after.

In late 1999, the Program prepared *Watersheds 2000: A Vision of the Santa Clara Valley Urban Runoff Program's Role in Watershed Management and the Santa Clara Basin Watershed Management Initiative*. This document outlines the Program's long-term vision, roles and responsibilities with regard to the SCBWMI and provides a monitoring/continuous improvement and outreach strategy.

The Program's involvement in the SCBWMI is organized by the concept of continuous improvement, as described in the Program's Urban Runoff Management Plan (URMP). The SCBWMI identifies specific watershed issues and recommendations that are brought to the Program's Management Committee for consideration and action as appropriate. In addition, results from SCVURPPP studies related to watershed monitoring, assessment and management are frequently distributed, presented and discussed with SCBWMI subgroups. This approach creates an informed and coordinated partnership between the Program and SCBWMI.

FY 04-05 SCVURPPP ACCOMPLISHMENTS

1. Bay Area Macroinvertebrate Bioassessment Information Network (BAMBI)

The increased interest in bioassessment within the Bay Area spawned the formation of the Bay Area Macroinvertebrate Bioassessment Information Network (BAMBI) in February 2002. BAMBI is a network of scientists, watershed managers, regulators and community members interested in using biological communities as indicators (i.e., benthic macroinvertebrates) of stream health in the San Francisco Bay Area. The goal of BAMBI is to maximize the utility of aquatic bioassessment in the Bay Area by developing a programmatic and analytical framework for the collection, sharing, analysis and use of bioassessment data.

In collaboration with Alameda Countywide Clean Water Program and Water Board staff, Program staff developed a draft Work Plan to outline tasks that should be completed during the development of a Benthic Macroinvertebrate Index of Biotic Integrity (B-IBI) for creeks and rivers in the San Francisco Bay Area. An IBI serves as an easy-to-use scorecard for determining the condition of water quality and stream habitat (i.e., stream health) using biological communities. The IBI approach is designed to maximize detection of degradation by controlling for natural variation in biological communities. The IBI Work Plan is included as Appendix D-1.

Program staff co-presented the draft Work Plan at the fourth annual Bay Area Macroinvertebrate Bioassessment Information Network (BAMBI) workshop on January 31, 2005. The Work Plan has six main tasks:

1. Form Technical Advisory Group;
2. Compile Existing BMI Data from Participating Agencies/Organizations;
3. Standardize Datasets and Import Into Database;
4. Develop Reference Conditions;
5. Select Metrics for the IBI; and
6. Develop, Validate and Refine IBI.

During FY 04-05, Program staff contributed in-kind services to begin working on Tasks 1-3. In turn, a draft data request form entitled *San Francisco Bay Area Benthic Index of Biotic Integrity (B-IBI)- Potential Fields to Include with Data Request Form* was created to itemize the potential information needed to complete the IBI (see Appendix D-2). In addition, Program staff completed a grant proposal to the San Francisco Bay Fund to complete Task 4 (Develop Reference Conditions). This task entails collecting and analyzing existing watershed/creek data; and conducting bioassessments at reference sites in watersheds within the nine-county San Francisco Bay Area.

In FY 05-06, Program staff plans to continue supporting and actively participating in BAMBI activities, with specific objectives to complete Tasks 1-3 and investigate potential funding sources to complete tasks 4-6 identified in the Work Plan.

2. Stream Studies Inventory

The Watershed Assessment and Monitoring Subgroup (WAMS), an entity within the SCBWMI, has a mission to provide the SCBWMI with a solid scientific foundation for watershed planning. One of WAMS's tasks is to coordinate the SCBWMI's data collection and data management efforts with stream monitoring studies within the Basin. The *Inventory of Santa Clara Basin Stream Studies* (SSI) is a result of this task and was initially prepared by the Program in

November 1998. The purpose of the SSI is to promote inter-agency awareness of environmental investigations within riparian corridors and to facilitate coordination of related data collection and management. It also describes stream-related multi-stakeholder studies and projects that were in-progress in the Santa Clara Basin. The SSI was updated, revised and reissued in February 2000 (Version 2.0), July 2001 (Version 3.0), August 2002 (Version 4.0) and November 2003 (Version 5.0). The Program funded the initial development of the SSI and each of the annual updates.

On June 21, 2005, the Program finalized the *Inventory of Santa Clara Basin Stream Studies (Updated Version 6.0)*. This version describes thirty stream-related multi-stakeholder studies and projects that recently started or are in-progress within the Santa Clara Basin. Information for eight new studies was added to the updated version and twenty-two ongoing projects were updated with current information. Ten projects listed in the SSI Version 5.0 Report were determined to be complete or discontinued. As a result, they are not included within the updated SSI Version 6.0. Information describing the completed studies was archived into the Program's metadata database. Updated SSI Version 6.0 is provided within Appendix D-3.

3. Watershed Data Management

To comply with its NPDES permit, the Program compiles, develops and analyzes a variety of data sets and reports. Most of this data is collected and generated as part of the Program's environmental monitoring and assessment activities. A majority of the information collected and used by the Program originates from different municipalities and agencies that conduct studies within Program jurisdictional boundaries.

The Program developed a relational database as an initial task to systematically describe and document data used for its activities. The intent of the database is to demonstrate its usefulness of how to systematically and efficiently collect and document all of the relevant data used in the Program's activities. In addition, the database was designed to explore the feasibility of eventually expanding and coordinating its maintenance and use with other agencies and organizations in the Program.

The SCVURPPP metadata database currently stores information on watershed studies described in the updated SSI Version 6.0 as well as archived information from previous versions of the SSI. The database was also developed to produce a report listing current project information in a format similar to previous SSI Reports. The project summaries of the 2003 SSI report were produced from the database. In addition, the Program database provides querying capabilities for watershed information listed in both the SSI and SCBWMI's Metadata Database.

On November 30, 2004, the Program continued to expand the accessibility of the SCVURPPP Metadata Database by finalizing a guidance manual entitled *SCVURPPP Metadata Database Program User Documentation*. The manual describes software and hardware requirements, installation procedures, data entry procedures and querying techniques for watershed information listed in both the SSI and SCBWMI's Metadata Database. The *SCVURPPP Metadata Database Program User Documentation* is provided within Appendix D-4.

4. SCBWMI Indicators Work Group (Work Group "I")

Within the 2003 Watershed Action Plan, the SCBWI identified a goal of developing and using environmental indicators to characterize progress toward the protection of watershed health.

The effort to develop environmental indicators for the Santa Clara Basin is referred as the "State of the Santa Clara Basin" Project. The goal of this project is to provide a suite of environmental indicators that can be used to periodically assess the status and trends of stream and riparian systems and management actions within the Santa Clara Basin. In addition, the project is intended to: (1) evaluate the effectiveness of environmental programs, policies and projects; (2) improve environmental planning; and (3) adaptively manage emerging issues within watersheds. During January 2005, the development of indicators began with the initiation of the WMI Phase I Indicators Work Group (Work Group "I").

During FY 04-05, Program staff participated in eight Work Group "I" meetings with the objective of identifying candidate indicators for assessing and reporting on stream ecosystem health within the Santa Clara Basin. The framework used to develop indicators and specific recommendations for candidate indicators were documented in the Phase I Indicators Report (June 2005). The recommendations presented in the report were designed to provide a foundation for broadening the approach for later phases.

5. Develop Strategies for Controlling Impacts of Land Use on Beneficial Uses

To implement this monitoring priority during FY 04-05, Program staff provided administrative support to the SCBWMI Land Use Subgroup (LUS) and served as Interim Chair. Due to concurrent activities of the Water Resources Protection Collaborative, formed by the Santa Clara Valley Water District to address land use activities near streams, the LUS met less frequently than in previous years because many of its members were involved in Collaborative meetings. In August 2005, the Collaborative held its last monthly planning meeting and participating agencies began implementing the resulting guidelines and standards. As a result, the LUS plans to resume its normal meeting schedule in FY 05-06. A new chairperson has been identified and LUS is continuing to implement its 2005 Work Plan.

A summary of LUS accomplishments during FY 04-05 include:

- The Program, in conjunction with the LUS, was tasked under the Copper Action Plan with investigating the role of stormwater agencies in regional congestion management planning and implementation and examining the issue of traffic congestion reduction from a stormwater perspective. Program staff developed two memoranda for review and discussion by the LUS: 1) *Status of Projects to Reduce the Impacts of Transportation on Stormwater using Common Transportation Control Measures;* and 2) *Overview of Alternative Transportation Section - SCVURPPP Development Policies Comparison Project.* The first memorandum provides a status update of projects that may reduce transportation impacts on water quality. The second memorandum provides a summary of alternative transportation-related items from the Development Polices Comparison Project and Site Design Standards Review. The memoranda were finalized on June 7, 2005 and are provided within Appendix D-5.

- LUS reviewed the SCBWMI's *Public Visual Preference Survey* (which includes the same transportation-related subjects) at its October 27, 2004 and April 27, 2005 meetings. The goal of the Survey was to assess the attitudes of residents of the Santa Clara Basin toward a variety of visual images including stormwater controls, housing development styles, modes of transportation, forms of outdoor recreation, and other physical constructs that may affect water quality in the Santa Clara Basin. During the June 2, 2005 SCBWMI Core Group meeting, feedback was provided to the SCBWMI on how to use the Survey. A report

entitled *Santa Clara Basin WMI Visual Preference Survey May 2004: Summary of Findings* is available on the SCBWMI website (www.scbwmi.org).

Table 5-1
Status of FY 2004-2005 Watershed Management Measures Projects[1]

Title	Category/ Monitoring Priority (MP)[2]/ Permit Provision	Capsule Scope	Product(s)[3]	Status Schedule
FY 04-05 Rapid Bioassessments	Permit Provision C.7 and C.10	Evaluate water and physical habitat quality in Santa Clara Basin Watersheds.	*FY 04-05 Watershed Monitoring and Assessment Summary Report*[4a, b]	Completed-9/15/05
Bay Area Macroinvertebrate Bioassessment Information Network (BAMBI)	MP #4	Collaborate with other BASMAA member agencies to develop regional bioassessment tools necessary to provide context to bioassessment data collected in Santa Clara Basin creeks.	BAMBI - San Francisco Bay Area Benthic Index of Biotic Integrity (IBI) Draft IBI Workplan [4a] BAMBI- San Francisco Bay Area Benthic Index of Biotic Integrity (B-IBI) *Potential Fields to Include with Data Request Form*[4a]	Draft Completed-1/26/05 Draft Completed-1/26/05

[1] Projects reviewed and approved for inclusion in Work Plan by Budget Ad Hoc Table Group.
[2] Monitoring Priorities (updated at Monitoring AHTG meeting November 8, 1999):
1) New projects needed to implement the results, and achieve the goals, of current projects.
2) New projects that implement continuous improvement items identified through the annual review process.
3) Projects that support the Santa Clara Basin Watershed Management Initiative in one of the following ways:
   a) Investigate Beneficial Uses and Causes of Impairment (including field work)
   b) Review and Compile Environmental Data and Make it Accessible
   c) Develop Strategies for Controlling Impacts of Land Use on Beneficial Uses
   d) Facilitate and Support WMI Subgroups (including coordination with other agencies)
4) Projects identified through participation in regional monitoring collaborative efforts, including the Regional Monitoring Program and BASMAA1

[3] Refer to Appendix C-1 for additional details.
[4] a) Provided within *FY 04-05 Annual Report*
b) Provided on Program's website (www.scvurppp.org)

Table 5-1
Status of FY 2004-2005 Watershed Management Measures Projects[1]

Title	Category/ Monitoring Priority (MP)[2]/ Permit Provision	Capsule Scope	Product(s)[3]	Status Schedule
Stream Studies Inventory	MP#3b	Promote inter-agency awareness of environmental investigations within riparian corridors and facilitate coordination of related data collection and management.	*Inventory of Santa Clara Basin Stream Studies (Updated Version 6.0) Report* [4a,b]	Completed-June 21, 2005
Watershed Data Management	MP#3b	Develop a metadata database that is focused on description, documentation, and indexing of the data sets, sources, and reports	Updated Metadata Database *SCVURPPP Metadata Database Program User Documentation*[4a, b]	Ongoing Completed – November 30, 2004
WMI Watershed Assessment and Monitoring Subgroup (WAMS)	MP#3d	Provide administrative support to WAMS.	Meeting summaries	Completed as needed
WMI Environmental Indicators Workgroup (Workgroup I)	MP #3d	Participate in meetings and provide comments on work products.	SCVURPPP Meeting summaries	Completed as needed

Table 5-1
Status of FY 2004-2005 Watershed Management Measures Projects[1]

Title	Category/ Monitoring Priority (MP)[2]/ Permit Provision	Capsule Scope	Product(s)[3]	Status Schedule
Support for Land Use Subgroup	WMI Subgroups MP# 1, 3c, 3d	Provide administrative support and leadership for the Land Use Subgroup. Maintain the subgroup mailing list; prepare and distribute agendas; chair meetings; edit and distribute meeting summaries; liaison to, and correspond with, the SCBWMI Core Group other subgroups as needed; update workplans; facilitate interaction between consultants and the subgroup; summarize, compile, and convey subgroup products.	*Status of Projects to Reduce the Impacts of Transportation on Stormwater using Common Transportation Control Measures*[4a] *Overview of Alternative Transportation Section - SCVURPPP Development Policies Comparison Project*[4a] Meeting agendas and summaries, Work Plans and other products as directed by the Subgroup.	Completed- June 7, 2005 Completed- June 7, 2005 Completed as needed

SECTION 6

PESTICIDE MANAGEMENT

6. PESTICIDE MANAGEMENT ACTIVITIES

INTRODUCTION

The goals and objectives of the Program's Urban Runoff Management Plan (URMP) include: effectively prohibiting non-storm water discharges to storm drains and watercourses; reducing pollutants in storm water discharges to the "maximum extent practicable" (MEP); and not causing or contributing to violations of water quality standards, as required by the Program's NPDES permit. The Program's approach to meeting these goals and objectives focuses on the use of best management practices (BMPs) for source control and pollution prevention.

The Program's approach to pesticide management has a similar focus on source control and pollution prevention. Program BMPs for pesticide management have included significant outreach efforts to residents, businesses, and municipal staff to provide education and achieve behavior changes relative to uses of pesticides and less toxic pest control methods. Outreach efforts have been supplemented by monitoring studies to define the problem; participation in regional monitoring and organizations to address pesticide issues; and development of performance standards and local pest management plans.

BACKGROUND

Diazinon and chlorpyrifos have been identified in recent studies as causing toxicity in local creeks and wastewater treatment plant effluent. In May 1999, the U.S. Environmental Protection Agency (USEPA) listed San Francisco Bay and 35 Bay Area urban creeks as impaired by diazinon under Section 303(d) of the Clean Water Act (CWA). The 303(d) listing triggered the need for USEPA and the State to develop Total Maximum Daily Loads (TMDLs) for the impaired waterbodies. The San Francisco Bay Regional Water Quality Control Board developed a draft TMDL work plan that calls for an urban creeks diazinon TMDL to be developed by June 2002, followed by an Implementation Plan by June 2003.

The Program's NPDES Permit Provision C.9.d. includes specific requirements for a pesticide control program. The Program and Co-permittees must develop and implement a pesticide control plan that addresses municipal uses of pesticides, including diazinon and other lower priority banned pesticides (e.g., chlordane, dieldrin, and DDT) and the use of these pesticides by others within municipal jurisdictions. The permit provision also requests that the Program continue to work with the Urban Pesticide Committee, BASMAA, and the California Stormwater Quality Association Pesticide Committee to assess impacts of pesticide use and encourage actions by other state and federal agencies.

As required by Permit Provision C.9.d., the Program developed a Pesticide Management Work Plan (Pesticide Plan) and submitted it to the Water Board on June 26, 2001. The submittal to the Water Board included a preliminary draft Pest Management Performance Standard and municipal pesticide use surveys completed by each Co-permittee. After receiving comments from Water Board staff, the final Pesticide Plan and Pest Management Performance Standard were provided in the Program's *FY 02-03 Work Plan* (dated March 1, 2002).

The purpose of the Pesticide Plan is to control pesticide-related toxicity in urban runoff, by minimizing pesticide use and reducing the amount of pesticides in storm water and landscape runoff to the maximum extent practicable. The Plan identifies the goals of each work plan element, actions, monitoring mechanisms and schedules. The Plan also identifies whether

actions will be implemented at the Program level, municipality level, or both. The details of municipality actions and schedules were provided in individual Co-permittee pest management plans submitted with the Co-permittees' FY 00-01 Annual Reports.

This Annual Report provides information on the progress of tasks in the Pesticide Plan to be completed by the Program in FY 04-05.

PAST PESTICIDE MANAGEMENT ACTIVITIES

The Program has, since its inception, actively participated in a number of activities aimed at understanding water quality problems in creeks and San Francisco Bay and reducing pollutants, including pesticides, to the MEP. The Program's earlier Work Plans and Annual Reports have presented the history of the Program's and Co-permittee's pesticide-related activities in the areas of monitoring and science, outreach and education, URMP implementation and correspondence with Water Board staff regarding these activities.

IMPLEMENTATION OF FY 04-05 PESTICIDE MANAGEMENT TASKS

Table 6-1 presents the status of the Program's pesticide management tasks scheduled for completion in FY 04-05. The table references tasks in the SCVURPPP Pesticide Plan (rev. 2/15/02) and the related performance standard and/or permit provision. More details on the accomplishments for and effectiveness of some of the key elements of the Pesticide Plan are provided below.

Outreach and Education

Highlights of Program PI/P activities specifically related to pesticide use that were accomplished in FY 04-05 include:

- Watershed Watch Campaign – Messages about less-toxic pest control were woven into the campaign advertising and materials. The popular "Got Bugs" ads were used in the media flight from August to October 2004. Additional details on the media campaign are included within Section 3 of this Annual Report.
- Pesticide User Outreach – The various elements of pesticide user outreach are described below:
    - IPM Store Partnership Program – The Program contributed funds to and participated in the Regional IPM Program and implemented the local IPM Partnership Program in 31 stores. The participating stores had in-store "Our Water Our World" displays and IPM fact sheets and stocked less-toxic products. Program staff routinely visited the participating stores for restocking literature racks and updating shelf-talkers. The Program contracted with Ms. Annie Joseph for store employee training. Approximately 71 employees representing the six SummerWinds stores and Palo Alto Hardware were trained in February 2005.
    - Media Advertising – Advertising was conducted in coordination with Watershed Watch Campaign. The popular "Got Bugs" ad was used in the fall media campaign which ran from August through October 2004.
    - Outreach at Events – Program, Co-permittee and Watershed Watch staff conducted IPM outreach at six events. Approximately 2,580 IPM fact sheets and brochures and

2,793 giveaways (pencils, activity books, magnets, tattoos etc.) were distributed to the public.

- Community IPM Workshop --The Watershed Watch Campaign conducted an IPM workshop for the Program in coordination with the Friends of Guadalupe River Park and Gardens; Master Gardeners of Santa Clara County and SummerWinds Nursery. Stephanie Morris, local landscape architect, Laura Monczynski of Master Gardeners and Claudia Groth of Whitney Farms were the featured speakers. The presentations were interactive and featured various examples of plants with pest problems and non-toxic or less-toxic remedies. In addition, SummerWinds Nursery donated plant giveaways (4" drought resistant grasses) to workshop attendees. Workshop attendees were also given a "goody" bag filled with less-toxic pest control literature, a Watershed Watch kit and some promotional items.
- Regional IPM Conference -- The Program contributed funds to a Regional IPM Conference. The conference, which was hosted by Alameda County was held on June 14, 2005 and attracted approximately 412 people. The Program also provided promotional support to the Going Native Garden Tour on April 17, 2005. An event report is included within Appendix B-14.
- IPM Outreach to Special Districts – The Program conducted a mailing to provide information on less toxic pest control to neighboring special districts within the Co-permittees' jurisdiction. A letter explaining the impact of pesticide use on urban runoff was developed and mailed (along with IPM fact sheets) to all special districts. The cover letter and list of special districts are included within Appendix B-16.
- Outreach Articles -- Program staff developed and distributed an IPM outreach article to selected publications. This article was included in the April 2005 issue of *Tideline* magazine and was also placed on the Friends of Guadalupe Gardens website in October 2004. The *Tideline* article is included within Appendix B-15.

Section 3 provides additional detailed descriptions and evaluations of PI/P projects.

Monitoring and Science

Monitoring and TMDL-related activities that were accomplished in FY 04-05 include:

- Continued to fund the Regional Monitoring Program ($160,804) and participate in the Regional Monitoring Program (RMP) steering and technical committees to focus RMP resources on 303(d) problem pollutants (including pesticides);
- Attended the Urban Pesticide Committee meetings and participated in discussions on development of the diazinon TMDL;
- Participated in implementation of a regional Urban Creeks Monitoring Program (developed by the Clean Estuary Partnership) which analyzed pesticide and pesticide-related toxicity in Calabazas Creek;
- Participated in the Clean Estuary Partnership's Diazinon/Toxicity Workgroup;
- Supported actions by the California Stormwater Quality Association (CASQA) to comment on and assist with USEPA's pesticide risk assessments. The Program's dues helped fund the CASQA consultant contract covering comment letters on risk assessments and other pesticide-related tasks.

- Completed third year of sampling for the Program's Multi-Year Receiving Waters Monitoring Program. Conducted organophosphate pesticide analyses of samples collected at two sites in the Adobe Creek watershed; two sites in the Matadero/Baron Creek watershed; three sites in the Sunnyvale East/West Channel watersheds; two sites in the Calabazas Creek watershed; and one site in the San Tomas Creek watershed. Conducted three species toxicity testing in one site in the Adobe Creek watershed; two sites in the Matadero/Baron Creek watershed; two sites in the Calabazas Creek watershed; and one site in the San Tomas Creek watershed.

Additional information on monitoring and science activities, including results, are provided within Section 4 and the *SCVURPPP FY 04-05 Summary Assessment Report* included within Appendix C-2.

URMP Implementation

Pest Management Performance Standard

The Program's 2004 Urban Runoff Management Plan (URMP) contains a model Pest Management Performance Standard (PMPS) approved by Water Board staff that: 1) limits the use of pesticides that are known to cause or contribute to impairment of receiving waters; 2) requires use of least-toxic pest control methods by municipal employees at municipally-owned facilities; and 3) meets other requirements of NPDES Permit Provision C.9.d. The PMPS includes guidance to Co-permittees on work plan tasks and legal authority needed to implement the standard, and BMPs for protecting water quality if pesticides must be used after implementing an IPM program. The Co-permittees have updated their local URMPs to include the PMPS and have been implementing the PMPS since FY 01-02.

Local Pest Management Plans

Co-permittees completed their local pest management work plans and submitted them as part of their FY 00-01 Annual Reports (September 15, 2001). Implementation of these work plan tasks began in FY 01-02. Efforts to date are described in Co-permittees FY 04-05 Annual Reports.

EVALUATION OF EFFECTIVENESS

Outreach and Education

Outreach and education tasks related to pesticide reduction are evaluated in Section 3 and Table 3-1.

Monitoring and Science

The Program and Co-permittee staff completed all environmental and programmatic monitoring tasks that were planned for FY 04-05. This included conducting, funding and/or participating in local and regional monitoring activities. A full description of these activities and an assessment of how effective these activities were in meeting monitoring program objectives are included in Section 4 – Monitoring Activities.

URMP Implementation

Program staff successfully worked with the Pest Management AHTG, Water Board staff and other interested parties to complete a revised version of the Pest Management Performance Standard (PMPS) that was acceptable to all parties involved. The Co-permittees are now in the process of implementing the PMPS. The Co-permittees have evaluated their local pest management efforts during FY 04-05 in their individual Annual Reports.

Table 6-1
Status of FY 04-05 Pesticide Management Tasks[1]

Task[1]	Updated Schedule	Status
I. Municipal Pesticide Use		
I.A.1 Develop and implement a process for tracking pesticide use on municipally owned property (PS#8). Include in the process reporting and justification for the use of OP pesticide and BMPs employed during OP pesticide use.	Annual Reporting	**Completed/ Ongoing** – The Pest Management Performance Standard includes a suggested reporting process, which the Co-permittees implemented for the FY 01-02 Annual Report. The first year was focused on reporting use of organophosphate pesticides, particularly chlorpyrifos and diazinon. For the FY 02-03 Annual Report, Water Board staff requested Co-permittees to submit pesticide use summaries and not actual data. This practice was continued for the FY 04-05 Annual Report.
Monitoring Mechanism 1.A.1 Document completion of tasks in annual reports. Use pesticide-tracking process to document pesticide use.	Annually	**Completed/Ongoing** – Pesticide use summaries are included in Co-permittee FY 04-05 Annual Reports.
II. Public Education and Outreach		
II.A.1 Implement the Watershed Education & Outreach (WE&O) Campaign targeting the general public and include messages about less-toxic pest control and proper disposal. The Campaign will include extensive media campaign with South Bay English- and Spanish-language TV and radio stations.	Began development FY 00-01; Ongoing through 04-05.	**Completed/Ongoing** – The popular "Got Bugs" ads ran from August 2004 through October 2004, and will run again in Fall of 2005.
II.A.2 Develop simple, effective, targeted messages regarding proper pesticide use and disposal, effects on water quality, and IPM.	Ongoing as needed	**Completed/Ongoing** —Website visits and hotline calls showed a remarkable increase during the "Got Bugs" media campaign. Additional details may be found within Section 3 of this Annual Report.

[1] **The status of the complete set of Program Pesticide Plan tasks is presented in Table 6-1 of the Program's *FY 03-04 Annual Report*.**

Table 6-1, continued
Status of FY 04-05 Pesticide Management Tasks

Task[1]	Updated Schedule	Status
II.A.3 Prepare appropriate outreach materials (e.g., fact sheets or a consumer guide regarding pest control services) to address target groups.	Ongoing as needed	**Completed/Ongoing** -- Developed through BASMAA participation. The Program continues to participate in BASMAA's regional IPM partnership and media relations efforts to develop new IPM fact sheets and press releases. The Program purchased and distributed large quantities of the fact sheets.
II.A.4 Identify and attend community events and distribute outreach materials. (Program will attend events strategic to the WE&O Campaign.)	Annually	**Completed/Ongoing** -- Program staff, Co-permittee representatives and Watershed Watch consultant staff conducted IPM outreach at six events during FY 04-05. The IPM display was used at some events. OWOW fact sheets and brochures (e.g., "Grow It!" Guides,"Backyard Bugs" and "Pests Bugging You?") were distributed. (See Section 3 of this Annual Report for details).
II.A.6. Create, update, and publicize web sites to promote IPM and reduce pesticide use.	Completed 6/02; Update as needed.	**Completed/Ongoing** -- The Watershed Watch website was launched in September 2001 and is continually updated. The website directs browsers to call the toll-free number to the Program office for information on less-toxic pest control. A web page specifically for IPM was completed in June 2002 and is updated regularly. The web page also includes many pages in Spanish and links to other sites with information on IPM.
II.A.7 Coordinate with the Master Gardeners program and use their services to train residents. Provide IPM training and information on water quality impacts of pesticide use to Master Gardeners as needed.	Ongoing as appropriate	**Completed/Ongoing** – Since FY 01-02, Program staff has worked with Master Gardeners and San Jose Community Garden staff to conduct IPM training programs for community gardeners. During the last three FYs (including FY 04-05), the Program conducted community IPM workshops in coordination with Watershed Watch, United Neighborhoods, Guadalupe Gardens, the Santa Clara County Household Hazardous Waste Program and Master

Table 6-1, continued
Status of FY 04-05 Pesticide Management Tasks

Task[1]	Updated Schedule	Status
		Gardeners. The FY 04-05 workshop was held on April 23, 2005 at the Spring in Guadalupe Gardens event. Stephanie Morris, local landscape architect, Laura Monczynski of Master Gardeners and Claudia Groth of Whitney Farms were the featured speakers. The presentations were very interactive and featured various examples of plants with pest problems and non-toxic or less-toxic remedies. In addition, SummerWinds Nursery donated plant giveaways (4" drought resistant grasses) to workshop attendees Workshop attendees were also given a "goody" bag filled with less-toxic pest control literature, a Watershed Watch kit and some promotional items.
II.A.8 Create and/or publicize existing IPM demonstration gardens (such as the garden at the San Francisco Bay Wildlife Refuge in Alviso).	Began FY 01-02; Ongoing	**Completed/Ongoing** – Since FY 01-02, the Watershed Watch Campaign has partnered with the Don Edwards San Francisco Bay Wildlife Refuge at Alviso. The Alviso site has a pesticide-free native plant demonstration garden. Workshops at this location are promoted on the Watershed Watch website. In addition, the Watershed Watch consultant is working with Don Edwards staff to develop page on the website specific to the demonstration garden. The Program provided promotional support for the Going Native Garden Tour on April 17, 2005. Approximately 2,000 people attended the tour which featured 28 gardens. Featured gardens demonstrate environmentally sensitive gardening practices which include the use of native plants, water conservation, landscaping to prevent urban runoff, reducing pesticide and fertilizer use, etc.

Table 6-1, continued
Status of FY 04-05 Pesticide Management Tasks

Task[1]	Updated Schedule	Status
II.A.9 Continue to fund BASMAA Regional Media Relations Campaign featuring pitches to Bay Area media and responses to breaking news on pesticide-related topics.	Ongoing.	**Completed/Ongoing** – SCVURPPP funded this campaign as part of its BASMAA baseline dues for FY 04-05. Program staff participated in meetings of the work group and reviewed draft products. (See Section 3 of this Annual Report for additional details)
II.A.11 Identify consumer and business publications that could include articles about IPM or less toxic pest management, submit articles or letters to the editor, and encourage them to print them.	Ongoing	**Completed/Ongoing** -- An article describing impacts of pesticide use to water quality and containing hints for pesticide-free pest control was developed in December 2004 and sent to select publications. The article was included in the April 2005 issue of the *Tideline* magazine and was also placed on the Friends of Guadalupe Gardens website in October 2004
II.A.12 Implement a "Pesticide User Outreach" project targeting residential and commercial users.	FY 01-02 through FY 04-05	**Completed/ Ongoing** -- A Pesticide User Outreach Work Plan is developed and implemented each year, as Program budget allows. Tasks implemented include the media advertising campaign (as part of the Watershed Watch Campaign), local IPM Store Partnership Program, restaurant outreach, IPM workshop, IPM outreach at events, IPM outreach to special districts and development of an outreach article. The Program continued to implement the IPM store partnership program in 31 stores in Santa Clara Valley. Training on selling less-toxic products was provided to 71 employees at seven stores. A summary of evaluations received is included in Appendix B-11 of this Annual Report.

Table 6-1, continued
Status of FY 04-05 Pesticide Management Tasks

Task[1]	Updated Schedule	Status
II.A.13 Provide information on less toxic pest control (e.g., IPM techniques, municipal IPM policies, model contract language, training opportunities, etc.) to neighboring special districts (e.g., Valley Transportation Authority, sanitary and utility districts, open space districts, vector control districts, and school districts) as appropriate.	FY 01-02 through FY 04-05	**Completed** – VTA, open space and vector control district staff were invited to the Program's IPM Workshop in March 2003 and provided copies of the Program's Pest Management Performance Standard. In January 2005, a letter explaining the impact of pesticide use on urban runoff was developed and mailed (along with IPM fact sheets) to all special districts within the Co-permittees' jurisdiction. The cover letter and list of special districts are included within Appendix B-16.
Monitoring Mechanism II.A.1. Document or estimate numbers of residents reached by outreach efforts, including events, web site promotion, municipal employee outreach, and media advertising. Monitor responses to outreach efforts through documentation of calls to the Program's general and watershed campaign hotlines.	Annually	**Completed/Ongoing** -- See Section 3 of this Annual Report.
Monitoring Mechanism II.A.2. Survey local public attitudes and behavior to evaluate the success of outreach efforts and the saturation of outreach messages. (Program will conduct countywide survey as part of evaluation of WE&O Campaign. Program may also conduct surveys to evaluate effectiveness of specific projects.)	FY 03-04 and FY 04-05	**Completed/Ongoing** – A Countywide survey was conducted to evaluate the success of the WE&O Campaign. The evaluation report was included in the Program's *FY 03-04 Annual Report*. Some of the survey questions tracked the publics' knowledge about various pollutants (including pesticides), which affect the water quality in San Francisco Bay. Nineteen percent of the respondents in 2003 say that pesticides affect the water quality of the Bay compared to seven percent in 1991. Approximately 23 percent of residents say that they use less-toxic ways to control pests in their home and garden. Details of the stores partnership program evaluation and IPM outreach events are described in Section 3. In October and November 2004, the BASMAA Regional IPM Committee conducted a customer intercept survey to evaluate the OWOW Store

Table 6-1, continued
Status of FY 04-05 Pesticide Management Tasks

Task[1]	Updated Schedule	Status
		Partnership Project. The survey included interviewing 375 customers at 5 stores in Santa Clara County. The evaluation indicates that: • Overall, 31% of the people interviewed were aware of the Our Water Our World promotion. • The fact sheet garnered the highest recognition of the four items (16%), followed by the logo (15%). • Of the people who had identified at least one of the promotional items in Q3 (n=104), 82 percent said that these items helped them identify less-toxic products or methods. The detailed survey report is included within Appendix B-12 of this Annual Report.
II.B.1 Continue to fund and participate in the BASMAA Regional IPM Partnership.	Ongoing	**Completed/Ongoing** -- SCVURPPP funded this program as part of its BASMAA baseline dues for FY 04-05. Program staff participated in meetings of the work group and reviewed draft products. See Section 3 for details.
II.B.2 Continue to implement cost-effective elements of the IPM Store Partnership Program, as identified in the work plan developed for Action Item II.A.12. Create and provide fact sheets and other materials to pesticide retailers to facilitate point-of-purchase outreach. Visit stores as necessary to ensure ongoing participation.	Ongoing	**Completed/Ongoing** – See Tasks II.A.2, II.A.3, and II.A.12 and Section 3 of this Annual Report. Fact sheets as well as an opportunity for employee training were provided to participating stores.
II.B.3 Offer IPM training opportunities to pesticide retailer employees through coordination with Master Gardener-taught educational programs. (See Action II.A.7.)	Ongoing	**Completed/Ongoing –** The Program contracted with Ms. Annie Joseph to provide training on selling less-toxic products to store employees (See Tasks II.A.12 and Section 3).

Table 6-1, continued
Status of FY 04-05 Pesticide Management Tasks

Task[1]	Updated Schedule	Status
Monitoring Mechanism II.B.1. Document number of participating stores, materials distributed and employees trained. Evaluate the cost-effectiveness of the IPM Store Partnership Program each year. Implement the evaluation component of the Pesticide User Outreach work plan each year.	Annually	**Completed/Ongoing** -- See Section 3 and Table 3-1 of this Annual Report.
III. Pest Control Operators (PCOs)		
III.B.1. Identify and work with PCO trade organizations to develop industry standards for BMPs to protect water quality, through participation in UPC and BASMAA.	Ongoing	**In Progress** – Program will work with the UPC and a consultant to accomplish this task.
IV. Commercial Businesses		
IV.A.1 Research reports and surveys of commercial business pesticide use and other stormwater programs' and POTWs' efforts to address this issue. Develop recommendations and a work plan (including an evaluation component) to provide outreach on less toxic pest control to target businesses in the South Bay, as appropriate and cost-effective.	FY 02-03 through FY 04-05	**Completed/Ongoing –** The SCVURPPP IPM Work Group decided to use San Francisco's "Setting a Table for Pests" poster for outreach to restaurants. This item was approved by the Santa Clara County Department of Environmental Health inspectors for inclusion in their new food facilities packet for distribution to new or remodeled food facilities during routine inspections. Copies of this poster were provided to County Health Inspectors in FY 02-03, FY 03-04 and FY 04-05.

Table 6-1, continued
Status of FY 04-05 Pesticide Management Tasks

Task[1]	Updated Schedule	Status
IV.A.2 Develop and implement education programs that target commercial businesses, per recommendations from Action IV.A.1	Ongoing;	**Completed/Ongoing –** As described above, the Program is distributing the "Don't Lay a Table for Pests" poster to new or remodeled food facilities through County Health Inspectors. During FY 03-04 and FY 04-05, the Program also focused on educating employees at local hardware stores and nurseries on selling less-toxic products to consumers.
Monitoring Mechanism IV.A.1. Document outreach efforts targeting businesses, as recommended in the work plan to be developed by the Program. Implement the evaluation component of the work plan.	Ongoing	County Health Inspectors distributed approximately 628 copies of the "Don't Set a Table for Pests" poster during FY 04-05
V. Household Hazardous Waste Collection		
V.A.3 Work with HHW collection agencies to support, enhance, and help publicize programs for proper pesticide disposal (PS #7).	Ongoing; began FY 00-01	**Ongoing** – In FY 04-05, the Watershed Watch Campaign's "Got Bugs" ad continued to educate consumers on proper pesticide disposal. The County HHW Program collected 4,200 pounds of dursban and diazinon in FY 04-05. In addition, the County HHW Program also managed over 213,000 pounds of poisons during FY 04-05. The Program also contacted all participating stores to ensure that employees were aware of the stop-sale date for diazinon. This follow-up indicated that all stores were aware of the stop-sale date and had taken diazinon off their shelves for proper disposal.

Table 6-1, continued
Status of FY 04-05 Pesticide Management Tasks

Task[1]	Updated Schedule	Status
Monitoring Mechanism V.A.1. Document that household hazardous waste collection programs adequately serve residents and businesses and that any exchange programs do not exchange organophosphate or banned pesticides.	Annually	County HHW -- No residents were turned away with the exception of those who brought munitions, explosives or radioactive waste. Collection facilities and events have expanded in number. The County does operate a material reuse program that allows residents to take usable items (e.g., paint, left by other residents). This program does not include banned pesticides exchange. Palo Alto – No Palo Alto residents were turned away. Palo Alto does not have an exchange for the items brought for disposal.
Monitoring Mechanism V.A.2. Document quantities of pesticide disposal at household hazardous waste collection facilities (only possible on a county-wide basis at present).	Annually	County HHW – Although the public education campaign about dursban and diazinon has ended, the HHW Program collected 4,200 pounds of these two pesticides in FY 04-05. Palo Alto -- 28,091 lbs of pesticides were collected from residents during FY 04-05. This represents a substantial increase from FY 03-04 (9,532 pounds were collected in FY 03-04).
VI. County Agricultural Commissioners – All Tasks Completed		

Table 6-1, continued
Status of FY 04-05 Pesticide Management Tasks

Task[1]	Updated Schedule	Status
VII. New Development		
VII.A.4 Develop and propose enhanced reporting format for documenting use of pesticide reduction measures at development sites. (Draft Permit Provision C.3.n.)	Annual Reports	**Completed/Ongoing** -- A section for documenting pesticide reduction measures required of project applicants is included in the Program's model data collection form for collecting other development project data prior to implementing C.3. (i.e., impervious surface area). The reporting form included in the Planning Procedures Performance Standard for annual reporting of information on Group 1 projects allows Co-permittees to more specifically list the pesticide reduction measures required.
VIII. Monitoring and Science		
VIII.A.1. Continue financial support of the Regional Monitoring Program (RMP). Continue to actively participate in the RMP advisory and technical committees to focus RMP resources on 303(d) problem pollutants, including OP pesticides.	Annually	**Completed/Ongoing** – The Program contributed $160,804 to the RMP in FY 04-05 and has budgeted $168,480 for FY 05-06. Program staff attends the RMP Technical Review Committee meetings and prepare meeting summaries for Management Committee.
VIII.A.2. Work with Water Board staff to refine the problem statement for the diazinon TMDL and determine data needs, with assistance from the BASMAA Pesticide Work Group.	FY 01-02 and beyond	**In Progress** – Program staff attend the Urban Pesticide Committee meetings at which the diazinon TMDL has been discussed. Program staff is also working on the TMDL with Water Board staff as part of the Clean Estuary Program (CEP).
VIII.A.3. Participate in a coordinated regional plan to collect data for the diazinon TMDL, as defined in the RWQCB/BACWA/BASMAA MOU.	FY 01-02 and beyond	**Ongoing** – Program staff are participating in a regional data collection plan as SCVURPPP is a member of the CEP (formerly the TMDL MOU). The Program contributed $97,000 to the CEP in FY 04-05 and will contribute the same amount in FY 05-06.

Table 6-1, continued
Status of FY 04-05 Pesticide Management Tasks

Task[1]	Updated Schedule	Status
Monitoring Mechanism VIII.A.1. Submit monitoring data and reports to the Regional Water Quality Control Board and other interested parties (such as USEPA) per the reporting schedule in the Program's Multi-Year Receiving Waters Monitoring Program.	FY 02-03 and beyond	**Completed/Ongoing –** The Program completed and submitted its third Receiving Waters Monitoring Report in September 2005 (See Section 4-Attachment C-1 of the *FY 04-05 Annual Report*).
IX. Regional, State, and Federal Coordination		
IX.A.1. Support actions by the California Stormwater Quality Task Force (now California Stormwater Quality Association) Pesticide Committee to comment on and assist with USEPA's pesticide risk assessments.	Ongoing	**Completed/Ongoing** – SCVURPPP provided funding to CASQA's consultant contract that funded Geoff Brosseau's and Kelly Moran's efforts to review risk assessments and provide comments on behalf of the CASQA member agencies.
IX.A.2. Through participation in the UPC and CASQA, work with the U.S.EPA, the California Department of Pesticide Regulation, and the pesticide industry to eliminate uses of pesticides likely to enter surface water from those listed on product labels.	Ongoing	**Ongoing** – Program staff regularly participates in the UPC and CASQA and support efforts to eliminate uses of pesticides that cause risk to water quality. The CASQA General Meeting in July 2005 focused on the topic of pesticide use, monitoring, and regulation.
Monitoring Mechanism IX.A.1. Document correspondence with U.S. EPA and the California Department of Pesticide Regulation and successes in achieving changes in registered uses and labeling that protect water quality.	Annually	**Completed/Ongoing –** Copies of correspondence sent by the CASQA Pesticide Committee, with support from SCVURPPP, are provided to the Management Committee and the Water Board. Successes related to protection of water quality were the banning of chlorpyrifos, limiting uses of diazinon and convincing EPA that its Offices of Pesticides and Water needed to coordinate their efforts.
IX.B.1. Participate in the activities of the Bay Area Stormwater Management Agencies Association, the California Storm Water Quality Association, and the Urban Pesticide Committee and communicate Program efforts.	Annually	**Completed/Ongoing** – Program staff regularly attended BASMAA, CASQA (General and Executive Committee) and UPC meetings to communicate Program efforts (see Section 2- Appendix A-2 for list of meetings attended during FY 04-05).

Table 6-1, continued
Status of FY 04-05 Pesticide Management Tasks

Task[1]	Updated Schedule	Status
IX.B.2. Collaborate in technical studies to support TMDL development and implementation. (See Action VIII.A.3.)	As Needed.	**Completed/Ongoing** – Program staff are participating in a regional effort to develop TMDLs. SCVURPPP is a member of the CEP (formerly the TMDL MOU).
Monitoring Mechanism IX.B.1. Document attendance by Program staff at regional and statewide meetings and completion of regional and statewide efforts.	Annually	**Completed/Ongoing** – Section 2-Appendix A-2 contains a list of meetings attended by Program staff during FY 04-05. Meeting summaries are provided within Management Committee packets.
X. Review and Revision of Work Plan		
X.A.1. Review and continuously improve the goals, actions, and monitoring mechanisms of the work plan considering results of self-evaluations, comments from Water Board staff and other interested parties, and results of local performance review meetings if any.	Annually- As Needed	**Completed/Ongoing –** The Pesticide Plan was revised twice in FY 01-02 based on comments from Water Board staff and interested parties (specifically RWQCB letters dated 8/15/01 and 12/21/01) and submitted to the Water Board on October 15, 2001 and March 1, 2002, respectively. The Plan will be updated at the beginning of the next permit cycle to correspond to the reissued permit requirements. Task evaluations are provided in Sections 3, 6, and 8 of this Annual Report.
Monitoring Mechanism IX.A.1. Complete revised work plan that incorporates continuous improvement items, and report on completion of work plan tasks.	Annually	**Completed/Ongoing** – See response to Action X.A.1. above and Section 6 of this Annual Report.

SECTION 7

MERCURY POLLUTION PREVENTION ACTIVITIES

7. MERCURY POLLUTION PREVENTION ACTIVITIES

INTRODUCTION

Mercury has been found in sediments in South San Francisco Bay and the Guadalupe River Watershed. Some types of fish caught in the Bay contain mercury and other pollutants at concentrations that may threaten the health of humans consuming those fish. In response, the California Office of Environmental Health and Hazard Assessment issued an interim fish consumption advisory. The U.S. Environmental Protection Agency (EPA) has listed the Bay and the Guadalupe River Watershed (including the Guadalupe River, Alamitos Creek, Guadalupe Creek, Calero Reservoir, and Guadalupe Reservoir) as impaired by mercury under Section 303(d) of the Clean Water Act. In accordance with Section 303(d), the Water Board is required to establish a Total Maximum Daily Load (TMDL) for mercury in the South San Francisco Bay and the Guadalupe River Watershed.

Permit Provision C.9.c. requires the Program to address the impairment by developing and implementing a mercury pollution prevention plan. The Program developed a Mercury Pollution Prevention Plan (Mercury Plan) consistent with this Provision. The Mercury Plan was submitted to the Water Board on March 1, 2002 as part of the Program's FY 02-03 Work Plan. This section describes and evaluates Mercury Plan tasks completed during FY 04-05.

MERCURY POLLUTION PREVENTION PLAN

The Mercury Plan is based on the premise that a Bay area-wide approach (and coordination) in addressing mercury pollution prevention will be most successful. For this reason, many of the actions identified in the Mercury Plan are for Program-level participation in regional efforts. These efforts are supplemented by countywide and local efforts.

The Mercury Pollution Prevention Plan addresses five general goals:

I. **Municipal Use of Mercury-Containing Products** – Eliminate all unnecessary municipal use of mercury-containing products and establish proper disposal methods for products that cannot be eliminated.

II. **Household Hazardous Waste Collection** – Provide mercury-containing product disposal services through household hazardous waste (HHW) collection programs for residents and small businesses, and encourage use of these programs.

III. **Monitoring and Science** – Participate in coordinated monitoring efforts to support mercury TMDL development and implementation, including assessment of air pollution sources of mercury and concentrations of mercury in sediment.

IV. **Regional, State, and Federal Coordination** – Actively participate in regional, state and federal coordination efforts to achieve a reduction in the amount of mercury in urban runoff and air emissions.

V. **Public Education and Outreach** –Increase awareness of proper disposal of mercury-containing products and available non-mercury containing alternatives.

The Mercury Plan identifies actions that will be implemented at the Program level, municipality level, or both; and provides the schedule for initiation and/or completion of Program-level actions. The details of municipality actions and schedules are included in the individual Co-permittee work plans and/or annual reports, as appropriate.

FY 04-05 MERCURY POLLUTION PREVENTION ACTIVITIES

The status of the Program's FY 04-05 Mercury Plan tasks is summarized in Table 7-1. Highlights of Program accomplishments, as developed and/or implemented by the Mercury P2 Plan AHTG, PIP AHTG, Program staff and municipalities are provided below.

Guidelines for Reduction and Management of Mercury-Containing Products

During FY 02-03, the Mercury P2 Plan AHTG and Program staff developed guidelines for the reduction and management of mercury-containing products identified for virtual elimination. The goals of the *Guidelines for Mercury-Containing Products Reduction and Management* are to work towards the virtual elimination of mercury from controllable sources that may affect urban runoff due to agency operations; and establish proper recycling and disposal methods for products that cannot be eliminated due to technological, safety or economic factors. Co-permittees continued implementing the *Guidelines for Mercury-Containing Products Reduction and Management* in FY 04-05.

Mercury Pollution Prevention Outreach Workgroup

In December 2002, Program staff established a new Work Group called the Mercury Pollution Prevention Outreach Work Group. This Work Group implements the Public Education and Outreach elements of the Mercury Plan by organizing a public education, outreach and participation program designed to reach residential and commercial users of mercury-containing products.

FY 04-05 Tasks

Santa Clara County Household Hazardous Program (CoHHW Program) staff is implementing (with SCVURPPP) the outreach requirements of a $300,000, three-year California Integrated Waste Management Board (CIWMB) grant, specifically the store partnership program for collecting spent fluorescent lamps.

During FY 04-05, the CoHHW Program partnered with approximately thirteen retail stores to provide free fluorescent lamps drop-off locations for residents. The Program's outreach focused on promoting these drop-off locations and educating people about mercury pollution.

The Program's FY 04-05 Mercury Outreach Pollution Prevention Work Plan included implementation of the following tasks:

- Development of In-store Signage Materials – The Program developed posters and floor decals to inform people about the availability of free fluorescent drop-off locations.

- Development of Outreach Articles – A newsletter article and press release were developed to inform residents about store drop-off locations. This information was provided to Co-permittees for use in conducting local outreach (e.g., employee newsletters or community papers).

- Conduct Media Advertising – The fall Watershed Watch Campaign used the Watershed Watch 'Got Paint" ad to educate people on the proper disposal of hazardous wastes (e.g., fluorescent lamps). During spring 2005, a media campaign consisting of print, radio and transit advertising was implemented. A new ad, "Got Bulbs" was developed to inform residents about the free drop-off locations. The advertising campaign ran from March to May 2005. The Program provided funding for radio and print advertising and the Santa Clara County Integrated Waste Management Division provided funding for transit advertising. In addition, radio station KRTY offered, at no cost, an "enter-to-win" contest promoting the drop-off locations. The contest prize was a four day/three night trip to Baja Mexico. Both KRTY and the *San Jose Mercury News* provided free advertising to support this promotion. Listeners/readers were encouraged to participate in the contest by either dropping-off their used fluorescent bulbs at participating stores or by submitting the "pledge to dispose mercury properly" contest entry form available online and within the *San Jose Mercury News*.

Copies of all outreach materials are included within Appendix B-17.

Monitoring and Science

The Santa Clara Basin Watershed Management Initiative (SCBWMI) is serving as the stakeholder forum for the development of the Guadalupe River TMDL Report for Mercury. The Guadalupe River Watershed encompasses parts of San Jose, Los Gatos, Campbell, Monte Sereno and Santa Clara. The Program is a stakeholder in the Guadalupe River TMDL process. The Santa Clara Valley Water District (SCVWD) is taking the lead role in the TMDL development process by solely funding the $900,000 study and serving as Co-Chair of the TMDL Work Group and Stakeholder Group. Program staff is also participating in the TMDL process.

Program staff, along with other Co-permittee staff, have attended work group meetings and reviewed draft technical memoranda developed by the consultant. Sampling in the Guadalupe River watershed, which began in February 2004, included an element to compare total and methyl mercury in creeks draining the urban watershed unaffected by mining (Ross, Canoas and Los Gatos Creeks) to those urban creeks affected by mining (Alamitos, Guadalupe, Arroyo Calero, Canoas, Randol Creeks and Guadalupe River). Results were reported within the *Data Collection Report Volume 1 and Volume 2* (Tetra Tech, February 8, 2005). Under a contract with the Water Board, the consultant has incorporated the data collection results into the *Final Conceptual Model Report* (Tetra Tech, May 22, 2005). Water Board staff are currently developing a draft TMDL report. Program and Co-permittee staff will continue to participate in the development of the Guadalupe River Watershed TMDL for mercury by attending meetings and reviewing technical results and reports.

The Program continued to provide financial support to the Regional Monitoring Program (RMP), including the Mercury Deposition Network Pilot Study. In addition, Program and Co-permittee staff actively participates in RMP Technical Review Committee (TRC) and Steering Committee (SC) meetings and provides meeting summaries to the Management Committee. Staff reviewed available draft reports, including the *Concentrations and Loads of Mercury, PCBs and OC Pesticides in the Lower Guadalupe River, San Jose, California* (SFEI, February 2005).

In addition, the Program's *Multi-Year Receiving Waters Monitoring Plan* includes collecting and analyzing receiving water samples for mercury. Refer to Section 4- Monitoring Activities for additional details regarding mercury monitoring activities.

U.S. Department of Energy (DOE) Office of Building Technology's Vision 2020 Lighting Technology Roadmap

Since the Mercury Plan's first year of implementation, Program staff has been tracking the progress made by the U.S. Department of Energy (DOE) office of Building Technology's Vision 2020 Lighting Technology Roadmap in accordance with Mercury Plan Action IV.F.

DOE's Building Technologies Program continues to move forward on their Vision 2020 Roadmap. Progress includes seven strategies to address the challenges of transforming the lighting marketplace and developing new technologies that enhance lighting quality, efficiency and cost effectiveness. There are no significant updates or progress to report in FY 04-05.

In May 2005, Program staff received a free *Lamp Recycling Outreach Project* CD-ROM. This information, which was developed in a cooperative effort by the Association of Lighting and Mercury Recyclers, NEMA, Solid Waste Association of North America (SWANA) and U.S. EPA will be reviewed by Program staff and provided to interested Co-permittees, as appropriate.

EVALUATION OF PROGRAM EFFECTIVENESS AND NEXT STEPS FOR MERCURY PLAN

During FY 04-05, there was considerable progress made on tasks outlined in the Mercury Plan, specifically related to public outreach and progress of regional partnerships. Significant outcomes from the FY 04-05 Work Plan and the primary mercury pollution prevention activities planned for FY 05-06 include:

Guidelines for Reduction and Management of Mercury-Containing Products: In FY 03-04, Co-permittees began strategizing on how to implement the Program's Guidelines for reducing and managing mercury-containing products identified for virtual elimination and began implementation in FY 04-05. Implementation will continue in FY 05-06.

Mercury Pollution Prevention Outreach: The Mercury Pollution Prevention Outreach Work Group successfully completed the implementation of a two-year, two-phase fluorescent light tube recycling campaign in FY 03-04 and continued outreach in FY 04-05 to support the CoHHW Program's Mercury Reduction Grant.

The mercury outreach media campaign included five free promotional print ads, 100 live promotional announcements, web site exposure and a vacation contest package from KRTY, third party sponsor. Posters, contest boxes and floor decals were featured at participating hardware stores within Santa Clara County. Bus signs were also visible throughout the County and featured a four-week override. Total gross impressions from media advertising were 22,127,000. The total added value of bonus spots, public service announcement's and promotions for the various media partners is estimated at $13,500.

Nearly 400 Got Bulbs contest entries were received by KRTY, mostly from the web site and the *San Jose Mercury News* ad. In addition, the quantity of used fluorescent bulbs collected at participating stores increased during the advertising period (March through May), as shown in the chart below[1].

[1] Since fluorescent light tubes come in different sizes, quantities are reported in terms of the total length (feet) of tubes collected.

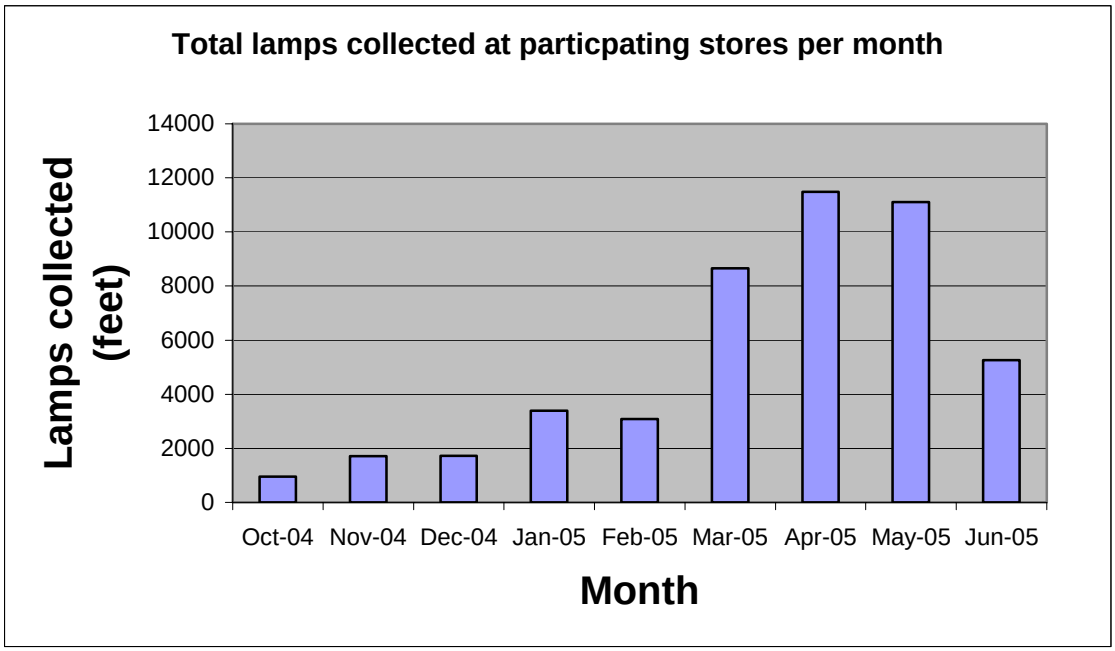

During FY 04-05, the CoHHW Program collected 166,000 feet (41,597 pounds) of fluorescent lamps at 15 retail drop-off locations within Santa Clara County[2]. Rob D'Arcy, Santa Clara County Hazardous Materials Program Manager indicated that the majority of lamps collected were the four-foot fluorescent type[3]. It is estimated that approximately 0.483 kilograms of mercury was destined for recycling from fluorescent lamps collected by the CoHHW Program[4]. During FY 03-04, the CoHHW Program collected 48, 652 feet (12,163 pounds) of fluorescent lamps. In addition, 155 pounds of devices which contained elemental mercury (includes thermostats, thermometers and other products) and 450 mercury-containing thermometers were collected during FY 04-05.

As municipal budgets/resources permit, outreach on the negative health and environmental impacts of mercury and the methods available for properly disposing of FLTs to residents and small businesses will continue. In fall of 2005, the Program plans to conduct a Watershed Watch advertising campaign (see Section 3) which will include the "Got Bulbs?" ad and promote proper disposal of FLTs. In addition, the Program will continue to assist the CoHHW Program with the outreach requirements of their Mercury Reduction Grant.

Coordination Efforts with Regional Organizations: The Guadalupe Hg TMDL Data Collection Reports, SCBWMI Guadalupe Hg Work Group meetings and Program staff review of several draft products are recent highlights of the Program's coordination efforts with local and regional organizations. The Guadalupe River Watershed Mercury TMDL Report draft is

[2] Information regarding the collection of mercury containing products (e.g., fluorescent lamps, thermostats, thermometers and other products) during FY 04-05 and the weight of a four-foot fluorescent lamp was obtained from a memorandum *entitled Fiscal Year 2004/2005 HHW Program Update* (dated August 2, 2005). This memorandum was prepared by Rob D'Arcy, Santa Clara County Hazardous Materials Program Manager.
[3] Information provided with electronic mail (dated August 8, 2005) to John Fusco from Rob D'Arcy.
[4] Based on a 1999 National Electrical Manufacturers Association survey entitled *Environmental Impact Analysis: Spent Mercury-Containing Lamps, January, 2000 (Fourth Edition*), the average four-foot fluorescent lamp contains about 11.6 milligrams (mg) of mercury. For the sake of estimating the amount of mercury sent for recycling, approximately 41,600 four-foot fluorescent lamps were collected. As a result, 0.483 kilograms of mercury destined for recycling is a rough estimate.

expected to be completed by Water Board staff in the upcoming fiscal year. Program Staff will continue to attend CEP (Clean Estuary Partnership) TMDL meetings, Regional Monitoring Program (RMP) Steering Committee and Technical Review Committee meetings.

Table 7-1
Status of FY 04-05 Mercury Pollution Prevention Tasks[1]

Task	Status
I. Municipal Use of Mercury-Containing Products	
I.F. Implement guidelines developed under Action I.E.	**On-going -** Co-permittees began implementation in FY 03-04.
II. Household Hazardous Waste Collection	
II.A. Provide mercury-containing products disposal services for residents and small businesses.	**On-going** – Disposal services are provided by the County HHW Program, Palo Alto Regional Water Pollution Control Plant and the Sunnyvale Materials Recovery and Transfer (SMaRT®) Station.
II.C. Implement guidelines developed under Action II.B.	**On-going -** Co-permittees began implementation in FY 03-04.
II.F. Work with HHW collection agencies to develop and help publicize fluorescent light recycling program.[2]	**Completed/Ongoing –** Began effort in FY 02-03. The Mercury Pollution Prevention Outreach Workgroup collaborated with the Santa Clara CoHHW Program for implementing the outreach component in the Program's two-phase fluorescent light tube (FLT) recycling campaign. The first phase of the campaign, which was developed in FY 02-03, targeted residents. The second phase, completed in FY 03-04, targeted small businesses. The main objective of both phases was to show the negative health and environmental impacts of mercury and the methods available to the public for the proper disposal of FLTs. During FY 04-05, the Program conducted outreach to promote the free fluorescent bulb drop off locations provided by the County HHW Program.
III. Monitoring and Science	
III.A. Continue financial support of the Regional Monitoring Program (RMP), including the Mercury Deposition Network Pilot Study and	**On-going** – Program and Co-permittee staffs actively participated in RMP TRC and SC meetings and provided meeting summaries to

[1] Completed Mercury Pollution Prevention Tasks are described in previous Annual Reports (Table 7-1).
[2] Action II.F. is being conducted in conjunction with Public Education and Outreach Actions.

Table 7-1
Status of FY 04-05 Mercury Pollution Prevention Tasks[1]

	Task	Status
	the Clean Estuary Partnership (CEP). Continue to actively participate in the RMP Steering Committee (SC) and Technical Review Committee (TRC).	Management Committee. Staff reviewed available reports and provided comments. Draft reports included *Pulse of the Estuary* and *Concentrations and Loads of Mercury, PCBs and OC Pesticides in the Lower Guadalupe River, San Jose, California (February 2005).* Both Program and Co-permittees' staffs are actively involved with the CEP technical and management committees; and review of proposed Work Plans and study scopes. Program and Co-permittee staffs also participate in the CEP Mercury Work Group. In addition, the City of San Jose continues to chair the CEP technical committee.
	• The City of San Jose will continue to provide in-kind services for the maintenance of the Mercury Deposition Network site near San Jose.	**On-going through 2005**.
III.B.	Provide financial and staff support for a coordinated regional plan to collect data for the mercury TMDL, as defined in the CEP MOU.	**On-going—** The Program continued to participate in the CEP (see Section 4, Monitoring for a discussion of the CEP (formerly TMDL MOU) activities and accomplishments to date).
IV. Regional, State, and Federal Coordination		
IV.A.	Participate in the activities of the Bay Area Stormwater Management Agencies Association, the California Storm Water Quality Task Force, and the San Francisco Estuary Institute and communicate Program efforts.	**On-going** – Program staff continue to attend BASMAA, CASQA and SFEI RMP meetings (See Internal and External Meetings FY 04-05 attached to the *Review of FY 04-05 Program Management Services* within Appendix A-2).
IV.B.	Collaborate in technical studies to support TMDL development and implementation including the Santa Clara Basin WMI Guadalupe River Mercury TMDL Workgroup.	**On-going** – Program and Co-permittee staffs actively participate in the Guadalupe Mercury TMDL Watershed Work Group and Stakeholder group. Staff reviewed available reports including *Draft Data Collection Report and Final Conceptual Model Report*.
IV.E	Support, participate in, and advocate increased regional collaborati	**Ongoing** – The Program will support the RWQCB in collaborating with the BAAQMD but will not directly work with the BAAQMD. The

Table 7-1
Status of FY 04-05 Mercury Pollution Prevention Tasks[1]

Task	Status
	Program supports the RWQCB through participation in the CEP. Mercury air deposition is being addressed regionally.
IV.F. Support and track the progress of the U.S. Department of Energy (DOE) Office of Building Technology's Vision 2020 Lighting Technology Roadmap.[3]	**In Progress** – DOE's Building Technologies Program continues to move forward on their Vision 2020 Roadmap. Progress includes seven strategies to address the challenges of transforming the lighting marketplace and developing new technologies that enhance lighting quality, efficiency and cost effectiveness. There are no significant updates or progress to report in FY04-05.
V. Public Education and Outreach	
V.A. Develop various outreach programs to educate target audiences about proper disposal of mercury-containing products and alternative non-mercury containing products. Outreach programs will include, but may not be limited to, the following:	**Completed/Ongoing[4] –** In FY 04-05, the Mercury Pollution Prevention Outreach Work Group continued its mercury pollution prevention outreach. Outreach was coordinated with the County HHW Program's Mercury Grant implementation plan.
• Develop and begin to implement a fluorescent light recycling outreach program to educate residential users and encourage proper disposal of fluorescent lights.	**Completed/Ongoing[4] –** Phase I outreach of the two year, two phase Work Plan was completed in FY 02-03. This phase focused on residential outreach. Additional annual coordination will continue, as appropriate. In FY 04-05, the County HHW Program developed partnerships with approximately 13 retails stores to provide free fluorescent lamps drop-off sites for residents. To promote the drop-off locations, the Program conducted a media campaign from March to May 2005 (See Section 7 and Appendix B-17 of this Annual Report for additional details).

[3] DOE's Vision 2020 Lighting Technology Roadmap includes this goal for the year 2020, "Highly efficient, reduced-mercury fluorescent sources will come to market." Sustainable Conservation's September 27, 2000 report entitled *Reducing Mercury Releases from Fluorescent Lamps: Analysis of Voluntary Approaches* concluded that "we do not believe that starting a new collaborative approach with manufacturers to create mercury-free fluorescent lamps is the most effective use of resources at this time." Sustainable Conservation recommends focusing on voluntary recycling of mercury-containing lamps as an alternative approach.

[4] These tasks were marked as Completed and Ongoing since the specific public education and outreach task was completed but outreach is ongoing. Articles will continue to be posted and updated, as appropriate. The Program will continue to assist the CoHHW with public outreach activities as resources allow.

Table 7-1
Status of FY 04-05 Mercury Pollution Prevention Tasks[1]

Task	Status
• Develop and begin to implement a fluorescent light recycling outreach program to educate small businesses and conditionally exempt small quantity generators and encourage proper disposal of fluorescent lights. (For example, the small business outreach program might include coordination with local chapters of the Building Owners and Managers Association [BOMA] or the National Association of Industrial and Office Properties [NAIOP].)	**Completed/Ongoing[4] –** In FY 03-04, the Work Group implemented Phase II of the two-year, two-phase Work Plan. Phase II outreach efforts were focused on small businesses and CESQGs. Additional annual coordination will continue, as appropriate.
• Coordinate with municipal inspectors to integrate mercury outreach to industrial businesses into their existing routine pretreatment, source control, and/or hazardous materials inspection processes	**Ongoing –** Co-permittees began coordination efforts in FY 03-04.
V.B. Develop or adapt existing mercury outreach materials, as needed, for outreach programs.	**Completed/Ongoing[4] –** As part of the Outreach Work Plan for Action V.A, development of materials began in FY 02-03. To date, the following outreach pieces have been developed by the Outreach Work Group: • Two fact sheets for the worldwide web (one for residents and one for businesses); • Two newsletter articles (one for residents and one for businesses); • One press release; • One video public service announcement for broadcast on local city cable channels; • Three newspaper ads, two radio ads, one transit (bus poster) ad; and • In-store signage (posters and decals) for promoting the

Table 7-1
Status of FY 04-05 Mercury Pollution Prevention Tasks[1]

Task	Status
	fluorescent drop-off locations. All outreach pieces aim to show the negative health and environmental impacts of mercury and the methods available to the public for the proper disposal of FLTs. Copies of all outreach materials developed during FY 04-05 are included within Appendix B-17.
V.C. Attend community events and distribute outreach materials.	**Completed/Ongoing[4] –** As part of the Outreach Work Plan for Action V.A, distribution of outreach materials continued during FY 04-05.

SECTION 8

NEW AND REDEVELOPMENT CONTROL MEASURES

8. NEW AND REDEVELOPMENT CONTROL MEASURES

INTRODUCTION

This section describes the Program's efforts during FY 04-05 to assist Co-permittees to control the impacts of development on stormwater quality and flow through the development project planning, review and approval process. Tasks related to construction inspection are described under Section 2, Co-permittee Guidance, and Section 2, Performance Standards.

BACKGROUND

On October 17, 2001, the Water Board adopted Order 01-119 which amended the Program's Permit Provision C.3. (New and Redevelopment Requirements) to contain significant new requirements. These requirements include:

- Numeric design standards for sizing stormwater treatment controls;
- Limits on increases in peak stormwater discharge rates and/or durations from new or redevelopment sites that may result in increased potential for erosion or other adverse impacts in creeks;
- Requirements for operation and maintenance of stormwater controls;
- Requirements for site design and source control measures;
- Definition of a minimum project size, based on amount of impervious surface created, for which the design standards, control measures, peak flow limitations, and maintenance requirements apply;
- Requirements for changes to General Plans and environmental review processes to provide authority to implement the requirements;
- Reporting requirements; and
- Schedule for implementation.

In addition, Permit Provision C.3. requires the Program and Co-permittees to submit specific work plans for: 1) modifications to the development project review process (C.3.b.); 2) implementation of Group 1 requirements (C.3.c.); and 3) site design standards review and revision (C.3.j.). In response, the Program and Co-permittees submitted work plans for implementing all C.3. requirements to the Water Board on March 1, 2002 (as part of the Program's *FY 02-03 Work Plan*, Volume II). To guide this effort, Program staff prepared a separate document entitled *Guidance for Work Plan Tasks Related to Implementation of Permit Provision C.3. (New and Redevelopment Requirements), FY 01-02 and 02-03* (referred to herein as C.3. Work Plan Guidance). This guidance identifies proposed actions to meet the requirements of Provision C.3. and whether the actions will be implemented at the Program level, Co-permittee level or both. The Program and Co-permittee tasks for FY 04-05 (listed in the C.3. Work Plan Guidance) are the basis of this Annual Report section.

In February 2003, the Water Board adopted and/or amended the stormwater permits for the Contra Costa, Alameda, and San Mateo countywide stormwater programs with different requirements than those in the Program's permit. The Water Board Executive Officer stated the Board's intention to make all of the permits consistent, and as a result, extended the deadlines

for implementation of certain C.3. provisions[1]. In addition, the Program submitted a letter to the Water Board on September 22, 2003 proposing an alternative Group 1 and Group 2 project definition consistent with the other stormwater programs' permits[2], which was accepted by the Water Board in a letter dated January 29, 2004[3]. On July 20, 2005, the Water Board adopted a Tentative Order[4] (which amended portions of Provision C.3. in Order 01-119) to further conform the permit language to that of the other permits in the region, amend the Group 2 requirements to include a revised alternative Group 2 definition, and incorporate key provisions in the Hydromodification Management Plan (HMP) Report.

On October 15, 2003, Co-permittees began implementing the C.3. requirements for Group 1 projects (i.e., those projects that included creation or replacement of one acre or more of impervious surface). During FY 04-05, Program efforts were focused on assistance to Co-permittees with C.3. implementation, completion of the HMP Report, negotiations with Water Board staff regarding key provisions of the HMP Report, and the revised alternative Group 2 definition.

IMPLEMENTATION OF FY 04-05 C.3. TASKS

Table 8-1 presents the status of the Program's new and redevelopment (C.3.) tasks scheduled for completion in FY 04-05. The table includes tasks assigned to the Program in the C.3. Work Plan Guidance submitted March 1, 2002, as outlined in the *FY 04-05 Work Plan*.

Highlights of accomplishments and evaluation of effectiveness of some of the key elements of the C.3. Work Plan are provided below.

Ad Hoc Task Group and Work Group Participation

In FY 01-02, the Program formed the C.3. Provision Oversight Ad Hoc Task Group (C3PO AHTG) to oversee, coordinate, and discuss Program guidance on implementation of C.3. tasks. During FY 04-05, the C3PO AHTG continued to meet approximately bimonthly. It has provided valuable assistance to Program staff in development of the C.3. implementation tools and continues to be a useful forum for discussion of experience with implementing the C.3. requirements.

A number of work groups were formed to work on specific issues under C.3. The list of AHTG and work group members, and the missions of each group, is provided in Section 2, Table 2-2. During FY 04-05, one work group (BMP O&M Verification Work Group) was active. HMP issues were addressed by the Executive Committee and Management Committee.

---

[1] Letter to Beau Goldie, SCVURPPP Management Committee Chair, from Loretta K. Barsamian, Executive Officer, California Regional Water Quality Control Board, San Francisco Bay Region, Re: Extension of Specified Deadlines in Order 01-119, May 12, 2003.

[2] Letter to Loretta Barsamian, Executive Officer, California Regional Water Quality Control Board, San Francisco Bay Region, from Beau Goldie, Chair, SCVURPPP Management Committee, Re: Revised Request for Regional Board Approval of an Alternative "Group 2 Project" Definition, September 22, 2003.

[3] Letter to Beau Goldie, SCVURPPP Management Committee Chair, from Bruce Wolfe, Executive Officer, California Regional Water Quality Control Board, San Francisco Bay Region, Re: Approval of the Proposed Alternate Group 2 Project Definition, January 29, 2004.

[4] Order No. R2-2005-0035, NPDES Permit No. CAS029718, Amendment Revising Order No. 01-119 (Provision C.3., New and Redevelopment Requirements), July 20, 2005.

C.3. Workshops

During FY 04-05, the Program conducted one workshop to assist Co-permittees with implementation of Provision C.3.e., Operation and Maintenance of Treatment BMPs. The workshop, entitled *Conducting Stormwater Treatment BMP Maintenance and Inspections* was held on June 9, 2005 and attracted 116 participants. The workshop covered requirements for treatment BMP O&M verification programs; examples of cities' approaches to conducting inspection programs; lessons learned about BMP maintenance from the Caltrans BMP Retrofit Pilot Program and other agencies; mosquito management; and porous pavement design and maintenance. The workshop also featured exhibits for eight stormwater control measure vendors.

The agenda and evaluation summary for the workshop are presented in Section 2, Appendix A-5.

Guidance for Treatment BMP Operation and Maintenance Verification Programs

Provision C.3.e of the Program's NPDES permit requires each Co-permittee to implement a stormwater treatment BMP Operation and Maintenance (O&M) Verification Program. To address Provision C.3.e, the BMP O & M Verification Work Group was formed (by the C3PO AHTG) to develop guidance for implementing an O&M verification program. The Work Group consists of Program staff and representatives from the following jurisdictions: Cupertino, Los Gatos, Mountain View, Milpitas, Palo Alto, San Jose, Santa Clara Valley Water District and Sunnyvale.

In FY 02-03 and FY 03-04, Program staff developed (and the Work Group reviewed) a total of eight guidance documents to assist Co-permittees in implementing a BMP O&M Verification Program. Information from these documents was included in Chapter VI of the *C.3. Stormwater Handbook* (May 2004). The memoranda and the Handbook are available at www.scvurppp.org.

During FY 04-05, the Program provided assistance to Co-permittees that were setting up verification programs; planned and conducted a training workshop on O& M verification; and continued work on defining database and reporting requirements. On May 23, 2005, the C3PO AHTG met with Water Board staff to discuss the reporting requirements described in Permit Provisions C.3.e and C.3.n. At the meeting, Water Board staff requested that the Program propose an approach that would satisfy the reporting requirements described in Permit Provision C.3.e. Working with the BMP O&M Verification Work Group, the Program developed an approach to use standardized data fields to track treatment BMPs and relevant inspection results. To ensure consistent data collection among Co-permittees, Program staff and the Work Group are developing a data collection form which includes the standardized fields. During FY 05-06, the Work Group and C3PO AHTG will finalize the data collection form and determine what inspection data should be included in future Annual Reports. Co-permittees will be expected to use the form or a form with similar standardized fields while conducting BMP O&M verification inspections.

Hydromodification Management Plan

Background

Provision C.3.f. requires the Co-permittees to manage increases in runoff peak flows and volumes from Group 1 development projects through the implementation of a Hydromodification Management Plan (HMP). The HMP Draft Work Plan was developed by the Program's consultant, Geosyntec, in consultation with Program staff and the SCVWD, and submitted to the Water Board on March 1, 2002. A response to Water Board staff comments received May 14, 2002 and a revised HMP Work Plan were submitted to the Water Board on September 13, 2002 (see www.scvurppp.org).

In FY 02-03, the GeoSyntec consultant team was expanded to include Philip Williams & Associates and Balance Hydrologics, Inc. The addition of these consultants brought expanded expertise in geomorphology, stream function, hydrologic/hydraulic modeling and local knowledge to the team. The consultant team also recruited a panel of experts to provide outside technical review of HMP Work Plan products. They included Brian Bledsoe of Colorado State University, Thomas Dunne of University of California at Santa Barbara and Matt Kondolf of University of California at Berkeley. The Program formed an HMP Work Group to start reviewing products developed as part of the Plan. The consultant team developed a watershed assessment methodology and applied it to the first test subwatershed, Lower Silver-Thompson Creek (part of Coyote Creek watershed).

In FY 03-04, completed HMP tasks included the assessment of two additional watersheds, the Ross Creek Subwatershed (representing the Guadalupe River watershed) and the San Tomas Aquino Creek Subwatershed (representing the characteristics of the western watersheds). The assessment methodology consists of four elements: 1) problem area and reach characterization, 2) geomorphic assessment, 3) hydrologic modeling, and 4) stability assessment. The results of the assessments indicated that the methodology works in watersheds with different characteristics and that the watersheds studied are not significantly different to warrant separate hydromodification standards, criteria, and thresholds. Differences between watersheds are accounted for in the assessment methodology.

The Program and its consultant team also completed six technical memoranda describing the technical analyses performed to address key issues which include the range of storm events to be considered for HMP criteria; effectiveness of volume control, discrete storm hydrograph matching, and flow duration control techniques for mitigating hydromodification techniques; and examples of flow duration basin sizing for local projects. Two other draft memoranda on guidelines for exempt areas and development of hydromodification standards were not finalized but instead incorporated into Chapter 4 of the HMP Report.

The list of technical memoranda completed to date includes:

- TM #1 — HMP Assessment Methodology (completed in October 2002)
- TM #2 — Exempt Areas (draft incorporated into Chapter 4 of HMP Report)
- TM #3 — HMP Standards and Criteria (draft incorporated into Chapter 4 of HMP Report)
- TM #4 — Evaluation of the Range of Storms for HMP Performance Criteria
- TM #5 — Evaluation of Volume Control Effectiveness
- TM #6 — Volume Control Sizing Example and Cost Analysis
- TM #7 — Flow Duration Control Example
- TM #8 — Sizing Flow-Duration Controls for a Small Development Project in San Jose

Copies of the technical memoranda are available within Appendix C of the HMP Report provided on the Program's website (www.scvurppp.org).

During FY 03-04, the Program completed four HMP interim and draft reports:

- The *HMP Draft Interim Report, Assessment of the Lower Silver-Thompson Creek Subwatershed*, July 30, 2003. The report focuses on the application of a field investigation and assessment methodology for understanding the impacts of hydromodification on one watershed in Santa Clara Valley
- *Hydromodification Management Plan (Update)*, permit provision C.3.f., submitted January 15, 2004.[5] The update presented a progress report on the HMP, including a description of the products completed which constituted substantial compliance with Provision C.3.f.iv., and a plan and schedule for completion of the HMP Report.
- *Interim Progress Report on SCVURPPP HMP,* permit provision C.3.f., submitted April 1, 2004. A compilation of five technical memoranda on analyses needed for completion of the HMP was submitted to the RWQCB Executive Officer.
- *Hydromodification Management Plan (Public Review Draft),* permit provision C.3.f, submitted July 9, 2004. This draft report was released for public and peer review.

FY 04-05 Accomplishments

After the release of the *Hydromodification Management Plan* (*Public Review Draft)*, the Program conducted a series of public meetings (during July and August 2004) to get input from the development community (developers and engineering consulting firms) and other interested parties on the *Public Review Draft*. These meetings also served to update and get input from the Bay Area Stormwater Management Agencies Association (BASMAA) and Santa Clara Basin Watershed Management Initiative (SCBWMI) members on the HMP. Comments received were incorporated into a *Hydromodification Management Plan Report (Revised Public Review Draft)* released on November 4, 2004. After the release of the *Hydromodification Management Plan Report (Revised Public Review Draft)*, one additional public meeting was held.

A summary of the groups receiving presentations on HMP development and report is presented below:

Groups Receiving Presentations/Briefings	Date	Attendees[6]
HMP Development	2002-2004	
• SCBWMI's Watershed Assessment Subgroup and Flood Management Subgroup	Nov. 18, 2002	Municipal agency staff, SCVWD, CLEAN South Bay, GCRCD, engineering consultants, Water Board staff

[5]Letter to Bruce Wolfe, Executive Officer, California Regional Water Quality Control Board, San Francisco Bay Region, from David Chesterman and Randolph Shipes, Chair and Vice Chair, SCVURPPP Management Committee, Re: Hydromodification Management Plan, January 15, 2004.
[6] Legend: GCRCD = Guadalupe Coyote Resource Conservation District, SCVWD = Santa Clara Valley Water District, HBANC = Home Builders Association of Northern California.

Groups Receiving Presentations/Briefings	Date	Attendees[6]
• BASMAA's New Development Committee	Dec. 5, 2002	Municipal agency staff, Bay area stormwater program representatives, engineering consultants, Water Board staff
• SCVURPPP's C3 Provision Oversight Ad Hoc Task Group	April 26, 2004	Municipal agency staff, SCVWD and Water Board staff
• SCVURPPP's Management Committee	April 29, 2004	Municipal agency staff, Management Committee reps
HMP Report, Public Review Draft	June 29, 2004	
• SCBWMI's Watershed Assessment and Monitoring Subgroup and Flood Management Subgroup	July 30, 2004	Municipal agency staff, SCVWD, League of Women Voters, GCRCD, engineering consultants, Water Board staff
• BASMAA's New Development Committee	Aug. 5, 2004	Municipal agency staff, Bay area stormwater program representatives, engineering consultants, Water Board staff
• City of San Jose Developer Roundtable Meeting	Aug. 5, 2004	City of San Jose staff, developers, engineering consultants, Water Board staff
• City of San Jose Developer Roundtable Meeting	Aug. 12, 2004	City of San Jose staff, developers, engineering consultants, environmental consultants, HBANC, Water Board staff
HMP Report, Revised Public Review Draft	Nov. 4, 2004	
• SCVURPPP's C3 Provision Oversight Ad Hoc Task Group	Nov. 22, 2004	Municipal agency staff, SCVWD, SCVURPPP Management Committee reps
• SCBWMI's Watershed Assessment and Monitoring Subgroup and Flood Management Subgroup	Jan. 18, 2005	Municipal agency staff, GCRCD, Stevens Creek Watershed Council representative

The Final *Hydromodification Management Plan Report* was completed in March 2005 and approved by the Management Committee for submittal (to the Water Board) on April 21, 2005. It addressed comments provided by Water Board staff on the November 2004 *Hydromodification Management Plan Report (Revised Public Review Draft)*. Following submittal of the Final *Hydromodification Management Plan Report*, Water Board staff issued a Tentative Order that adopted the key provisions of the Report. The Tentative Order was approved by the Water Board on July 20, 2005. The Order requires Co-permittees to implement

the HMP provisions within three months of adoption (by October 20, 2005). The Report and its appendices are available on the Program's website (www.scvurppp.org).

Early Implementation of the HMP

City of San Jose, Water District and Program staff have been involved in a pilot project for implementation of the HMP in the Evergreen area (eastern edge of San Jose). Currently, the City of San Jose is developing a Smart Growth Strategy for Evergreen, which addresses the future development of several non-contiguous properties. The development of these properties comprises more than 500 acres and could include approximately 6,000 homes. The Evergreen Smart Growth Strategy provides a unique opportunity to address stormwater and HMP issues early in the planning stages of this community development. During FY 04-05, San Jose, Water District and Program staff continued to meet with the team of consultants representing the property owners and assisted them in evaluating how to meet the HMP requirements for the proposed developments.

San Jose staff is also addressing stormwater and HMP issues in the development of the Coyote Valley Specific Plan. The Land Use Plan Concept for Coyote Valley presented to City Council in January 2005 includes a lake that will be used for flood control and flow control purposes and other site design measures that will help to reduce increases in flow from the development.

Next Steps

The HMP Report will continue to be improved through lessons learned from implementation experiences and review of approaches proposed by other Bay Area stormwater programs. Chapter 7 of the Final HMP Report, HMP Implementation Guidance, describes the anticipated next steps towards addressing remaining implementation issues, refining the guidance and coordinating with other Bay Area programs and Water Board staff in development of a consistent, regional approach. A list and schedule of next steps is provided in Table 8-2.

Other Tasks

Other tasks that Program staff accomplished during FY 04-05 include the following:

- Program staff gave the following presentations on the permit requirements for new and redevelopment projects and other Program elements:
    - "Understanding Potential Barriers to Better Site Design for Water Quality Protection", Putting the LID on Stormwater Management Conference, College Park, Maryland, September 21, 2004.
    - "Urban Runoff Permit Issues: C.3. and the Regional Permit", Municipal Public Works Officials of Santa Clara County, February 10, 2005.
    - "Integrating Water Quality Protection and Development Project Design", American Public Works Association Workshop, May 12, 2005.
    - "Introduction to HMP Requirements – Santa Clara Valley's Experience", San Mateo Countywide Stormwater Pollution Prevention Program 2005 New Development Workshop, May 24, 2005.
- Program staff reported on the Program's C.3. implementation progress at BASMAA New Development Committee meetings.

- Program staff also chaired the BASMAA BMP Sizing Tools Work Group, a group overseeing a Task of Regional Benefit to develop an automated BMP sizing tool, and reviewed Phase 1 products from the consultant. The Program is helping to fund the project and overseeing the consultant contract.

Evaluation of Effectiveness

The process for working with the Co-permittees to prepare for C.3. has worked well. As mentioned above, the C3PO AHTG and its work groups have provided valuable assistance to Program staff in development of the C.3. implementation tools. In addition, the C3PO AHTG has also been a useful forum for discussion of development review processes used by the various Co-permittees and sharing of ideas for implementing C.3. requirements.

During FY 04-05, a significant amount of Program and Co-permittee staff time was expended working with Water Board staff on two Tentative Orders (one of which was adopted) and responding to Water Board staff comments. While the ultimate result was positive, this shifting of resources prevented the Program from making more progress on C.3. and HMP implementation tasks.

The evaluation summary from the BMP O&M Inspection workshop is provided in Appendix A-5. Based on the evaluations, the workshop was successful overall and the expectations of most attendees were met. Comments on the evaluation forms will be used in planning subsequent workshops. The Management Committee has requested a follow-up workshop targeted to maintenance staff with more detail on the actual inspection process.

Program staff will continue to work with the Co-permittees and Water Board staff to evaluate the C.3. planning and implementation process and products during future C3PO AHTG meetings and C.3. workshops.

Table 8-1
Status of FY 04-05 C.3. Implementation Tasks

Task	Updated Schedule	Status
C.3.c. Requirements for Group 1 and Group 2 Projects		
c.8. Conduct analysis of alternative minimum project size and prepare proposal for submittal to Water Board.	Completed 3/05	**Completed** – On September 22, 2003, the Program submitted a letter to the Water Board on September 22, 2003 proposing an alternative Group 1 and Group 2 project definition consistent with the other stormwater programs' permits. This request was accepted by the Water Board in a letter dated January 29, 2004. Program staff have collected impervious surface data for development projects from Co-permittees (during the period April 2002 to August 2003) and conducted an analysis of data trends. Program staff provided the data (and analysis) to the Water Board in a memorandum entitled *Data Analysis of Development Patterns for Group 2 Projects* (dated March 30, 2005). The memorandum was provided to the Water Board following the submittal of a letter with a second alternative Group 2 definition proposal (dated March 18, 2005). On April 18, 2005, Water Board staff requested additional data. Co-permittees responded by providing additional data (from their FY 03-04 Annual Reports) on impervious surface areas of development projects. Water Board staff then drafted a Tentative Order with the Program's proposed alternative Group 2 definition. On July 20, 2005, the Water Board adopted the Tentative Order amending Provision C.3.
c.9. Update guidance manual and performance standards for Group 2 projects as needed.	12/05	**In Progress** – The *C.3. Stormwater Handbook* and Planning Procedures Performance Standard currently cover Group 1 and 2 projects. The documents will be updated to include the most recent alternative Group 2 definition and the key provisions of the Hydromodification Management Plan (HMP), per the adopted Tentative Order (Order R2-2005-0035). This was not done in FY 04-05 since negotiations with Water Board staff were ongoing. *Guidance on Group 2 implementation will assist Co-permittee compliance with regulatory requirements in C.3.c. and C.3.d.*

Table 8-1, continued
Status of FY 04-05 C.3. Implementation Tasks

Task	Updated Schedule	Status
C.3.e. Operation and Maintenance of Treatment BMPs		
e.6. Report on the Co-permittee's treatment BMPs O&M verification program in each annual report, including organizational structure, evaluation of effectiveness, and planned improvement to the program. Include a list or summary of treatment BMPs inspected during the year, inspection results, and any required follow-up and correction.	Annually, beginning with FY 03-04 Annual Report	**Completed/Ongoing** – Co-permittees began reporting on their progress with this task in the *FY 03-04 Annual Report*. Since the C.3. implementation start date was October 15, 2003, Co-permittees have few, if any, BMP verification inspections to report because Group 1 projects proposed in FY 03-04 are either not yet constructed or only recently constructed. Program staff has provided guidance for compilation of data and will continue to assist Co-permittees with this task. *Guidance on O&M annual reporting assisted Co-permittee compliance with regulatory requirements in C.3.e. and C.3.n.*
C.3.f. Hydromodification Management Plan		
f.1. Complete the final HMP and submit to the Water Board.	Completed 4/05	**Completed** – The Program completed the Public Review Draft of the HMP Report in June 2004, and conducted a public review process during July and August 2004. After incorporation of public comments, the Program produced a Revised Public Review Draft of the HMP Report in November 2004. Both drafts were submitted to the Water Board and posted on the Program's website. Following further discussions with and response to comments from Water Board staff, the Program completed the Final HMP Report in April 2005 and submitted it to the Water Board on May 4, 2005. On July 20, 2005, the Water Board adopted a Tentative Order approving key provisions of the HMP Report (Order R2-2005-0035).

Table 8-1, continued
Status of FY 04-05 C.3. Implementation Tasks

Task	Updated Schedule	Status
f.2. Develop guidance to the Co-permittees on implementation of the HMP as part of requirements for Group 1 projects that may cause increased erosion or other related impacts.	Report completed 4/05; additional guidance 12/05	**Completed/Ongoing** – Guidance on HMP implementation is provided within Chapter 7 of the HMP Report. Additional guidance, including fact sheets for training Co-permittee staff and outreach to the development community, will be developed in FY 05-06. The *C.3. Stormwater Handbook* will be updated to include the HMP requirements and implementation guidance (see Task c.9.). *Guidance on HMP implementation will assist Co-permittee compliance with regulatory requirements in C.3.f.*
f.3. Upon adoption by the Water Board, begin implementation of HMP requirements for Group 1 projects that may cause increased erosion or other related impacts. Before adoption, encourage early implementation of likely elements of the HMP where possible.	10/05	**In Progress** –Order R2-2005-0035 (adopted July 20, 2005) requires implementation of HMP requirements by October 20, 2005. In order to implement the HMP, Co-permittees are currently amending their ordinances and policies. San Jose has begun early implementation by requiring flow controls in the conceptual planning phases of large development projects. Program staff will assist with guidance on implementation (see Task f.2.).
f.4. Provide assistance and input as needed to District study to evaluate potential regional treatment and/or flow control projects.	As needed	**Completed/Ongoing –** Program staff is continuing to review District products and participate in discussions with District and San Jose staffs and developers regarding requirements for the Evergreen Specific Plan Area, Coyote Valley Specific Plan and other major development projects (see description in Sec. 8).
C.3.g. Waiver and Compensatory Mitigation Program		
g.3 Assist Co-permittees to track and report information on waivers granted, including project name, location, type, percent impervious surface, reasons for and terms of waiver, and the alternative benefit project and completion date.	Each Annual Report	**Completed/Ongoing** – Program staff developed a reporting form for projects granted a waiver and alternative compliance, which is included in Attachment 6 to the Planning Procedures Performance Standards and Attachment VII-3, Part 3 of the *C.3. Stormwater Handbook*. *Guidance on waiver reporting assisted Co-permittee compliance with regulatory requirements in C.3.g.*
C.3.j. Site Design Measures Guidance and Standards Development		

Table 8-1, continued
Status of FY 04-05 C.3. Implementation Tasks

Task	Updated Schedule	Status
j.2. Assist Co-permittees to prepare and submit reports summarizing the status of review, revision, and implementation of local site design guidance and standards, as part of their annual reports.	Guidance completed 7/03; Site Design Analyses submitted 9/03; Progress report on revised standards due 9/04 in AR; continue in each AR.	**Completed** – Program staff worked with the Site Design Work Group and the C3PO AHTG to define an approach to this task and to prepare guidance, using the Development Policies Comparison Project worksheets as a starting point for Co-permittees to conduct the analysis of design standards. Co-permittee worksheets were combined into one Program submittal and delivered to the Water Board on September 15, 2003. During spring 2004, Program prepared guidance on follow-up reporting for the *FY 03-04 Annual Report*. *Guidance on site design standards review assisted Co-permittee compliance with regulatory requirements in C.3.j.*
C.3.n. Reporting Requirements		
n.1. Provide information described in Table 1 of Provision C.3. in annual reports (Program to provide guidance for each annual report).	Initial Guidance: 6/04 Begin with FY 01-02 AR; continue annually	**Completed/Ongoing** – Each June, Co-permittees are provides guidance (within the Program's Annual Report preparation guidance memorandum) on C.3. reporting. Reporting requirements are cross-referenced within Table 1 of Provision C.3. and any comments/direction provided by Water Board staff. *Guidance on annual reporting assisted Co-permittee compliance with regulatory requirements in C.3.n.*
n.2. Assist Co-permittees to collect information and summarize types of pesticide reduction measures required for development projects, and the percentage of projects for which pesticide reduction measures were required.	Guidance: 6/04 Begin with FY 01-02 AR; continue annually	**Completed/Ongoing** – Program staff provided guidance for reporting within the memorandum entitled *FY 03-04 Annual Report Preparation Guidance*-dated June 11, 2004. (See Task n.1). This is reinforced in subsequent annual report guidance memoranda provided each June. Data can be recorded on C.3. Summary Data Forms and reported using Group 1 and 2 reporting forms (PPPS and Attachment VII-3 of *C.3. Stormwater Handbook*.) *Guidance assisted Co-permittee compliance with regulatory requirements in C.3.n. and C.9.d.ii.*

TABLE 8-2

SCVURPPP HMP - Summary of Next Steps[1]

(From Chapter 7 of April 2005 HMP Report – *tasks in italics added*)

Task	Time Frame	Anticipated Start Date	Anticipated Completion Date
1. Develop the following:	Medium		
a. A funding mechanism such that projects can utilize in-stream control options		12/04	6/06
b. A methodology for determining developer contributions based on the stream changes expected to result from changes in project runoff conditions.		11/04	6/06
2. Work with City/County planning and public works departments and the Water District to determine the timing and method of notifying District staff during the development review process about HMP projects that may need in-stream controls, in a manner that does not unreasonably prolong the review process. Further, look at ways to improve method to provide early communication on group 1 projects reporting.	Short	11/04	10/05
3. Facilitate review of District's MDL analysis, both by the Co-permittees and the Expert Panel, and work with the Management Committee to determine the need to integrate some or all of the MDL analyses into implementation of the HMP.	Short	5/05	12/05
4. Conduct additional studies of implementation of site design, integrated management practices, and/or basins at example development sites in Santa Clara Valley.	Long	7/05	6/06
5. *BAHM Development Project* *Regional*	*Short*	6/05	6/06
(Conducted over 2 FYs) *Local Calibration*	*Long*		05-06& 06-07

[1] All dates depend on availability of resources and cooperation/collaboration of numerous staff from different agencies and may change because of circumstances beyond the control of the Program. The Program periodically updates the Management Committee regarding schedule changes and will transmit updates schedules to Water Board staff.

TABLE 8-2

SCVURPPP HMP - Summary of Next Steps
(From Chapter 7 of April 2005 HMP Report – *tasks in italics added*)

Task	Time Frame	Anticipated Start Date	Anticipated Completion Date
6. During implementation of the HMP, obtain feedback/suggestions for further refinement and implementation guidance	Medium	As needed, begin 1/05	As needed/Ongoing
7. Coordinate with other Bay Area stormwater programs to work toward a consistent approach for the Bay Area.	Medium	Ongoing	Ongoing
8. Coordinate additional Co-permittee, Bay Area stormwater program, and Water Board staff review process and progress meetings, including: a. The development of a schedule for Bay Area-wide HMP implementation pursuant to requirements to be adopted by the Water Board in the upcoming regional municipal urban runoff permit. *b. Public outreach – HMP updates, workshop* *c. HMP Work Group Meetings*	 Medium *Short* *Short*	 1/05 12/04 9/05	 12/05 12/05 Ongoing
9. Collect data on the implementation of the HMP at small sites for a period of two years after the start of implementation, and plan to re-evaluate the small site size threshold and approach at that time. *Conduct and document reevaluation.*	Long	6/05	10/07 10/07
10. Make additional refinements per: 1) lessons learned from implementation efforts based on the draft HMP; 2) the need for consistency with HMPs being developed by other Bay Area stormwater programs; and 3) development community, Co-permittee, and Water Board feedback.	Long	10/05	Report in ARs beginning with FY 05-06 AR

SECTION 9

CO-PERMITTEE IND AND IC/ID SUMMARY TABLES

9. CO-PERMITTEE IND AND IC/ID SUMMARY TABLES

INTRODUCTION

On September 7, 2001, the Industrial Inspection Ad Hoc Task Group (Industrial Inspection AHTG) recommended the adoption of Program-wide categories and enforcement actions developed by the Industrial Inspection AHTG. These categories and procedures are described in the *Continuous Improvement of Industrial Reporting Technical Memorandum* and *Continuous Improvement of Illicit Connection/Illegal Dumping Reporting Technical Memorandum.* The Management Committee approved both memoranda as the Program's strategy to implement IND and IC/ID reporting requirements (as required in Permit Provisions C.6.a.i. and ii). The memoranda were included as attachments within the Program's *FY 00-01 Annual Report* and submitted to the Water Board on September 17, 2001. Each Co-permittee began implementing these procedures immediately thereafter. Implementation of the enhanced reporting requirements by the Co-permittees has been very successful as shown in the past four Program annual reports.

In accordance with the Program's *FY 04-05 Work Plan* submitted to the Water Board on March 1, 2004, the Program committed to updating the Industrial/Commercial Discharger Control Program and Illicit Connection/Illegal Dumping Elimination Activities performance standards during FY 04-05. The updates were essentially administrative (e.g., incorporating enhanced reporting requirements and results of Co-permittee evaluations) and were directed at modifying the Program's model performance standards to reflect Management Committee direction and actual Co-permittee implementation. These administrative updates were provided to the Industrial Inspection AHTG for review during January 2005. The Management Committee approved final updated performance standards on February 17, 2005. Final updates were provided within Attachments 2-1 and 2-2 of the Program's *FY 05-06 Work Plan* (dated March 1, 2005) and hereby incorporated into the URMP.

IND and IC/ID summary tables, provided within Appendix H-1, were constructed by Program staff using data submitted from individual Co-permittees. The categories presented within the summary tables are consistent with the strategy provided in both performance dated February 17, 2005. In addition, summary tables represent incidents and/or inspections that occurred between July 1, 2004 and June 30, 2005. Pie charts and a bar graph showing pertinent information found within the IND and IC/ID summary tables are also included within this section. During FY 04-05, the Co-permittees conducted and/or responded to 7125 IND inspections and IC/ID incidents. A summary of IND inspections and IC/ID incidents reported for individual Co-permittees is provided as Appendix H-2. The vast majority (95 percent) of IND inspections conducted during FY 04-05 resulted in no action or level 1 enforcement (verbal or written warnings). Appendix H-1 provides detailed inspection data relating to facility categories and enforcement actions. In addition, the two most common IC/ID incidents during FY 04-05 were miscellaneous incidents and vehicle & equipment leaking. Approximately 53 percent of the IC/ID incidents received verbal or written warnings. Other relevant IC/ID information relating to incident type, incident report source, incident source and enforcement action is also provided within Appendix H-1.

In accordance with the Water Board's letter, *Review of Program's Draft FY 2003-04 Work Plan* dated June 24, 2003, the Program informed the Co-permittees (see FY 02-03 Annual Report Preparation Guidance dated June 18, 2003) that each Co-permitee should independently

evaluate their individual IND and IC/ID inspection data and utilize the results of the analysis to set inspection priorities and gauge program effectiveness. Within the FY 02-03 Annual Report, Co-permittees provided an effectiveness evaluation or analysis of their IND and ICID programs and/or data. This step was performed to address the Water Board's concerns regarding IND reporting procedures.

033491

WEST VALLEY CLEAN WATER PROGRAM

CITY OF CAMPBELL ANNUAL REPORT FY 2004-2005

SUBMITTED SEPTEMBER 2005

THIS PAGE INTENTIONALLY LEFT BLANK

TABLE OF CONTENTS

TITLE **PAGE #**

Cover Letter 5

Certification Statement 11

List of Acronyms 13

PROGRAM ELEMENTS

IC/ID Elimination Activities 23

Industrial/Commercial Discharger Control Program 31

Public Agency Activities 47

Public Streets, Roads and Highways
Rural Public Works
Storm Drain Operation and Maintenance

New Development/ Planning Procedures 61

Construction Inspection 81

Public Information and Participation 87

Pesticide Management Activities 119

Mercury Pollution Prevention Activities 139

Copper Action Plan/Nickel Action Plan 149

Trash Inventory and Management 161

Water Quality Monitoring and Permit Reapplication 185

TRAINING SUMMARIES: are located at the end of each Element Section

THIS PAGE INTENTIONALLY LEFT BLANK

September 15, 2005

Mr. Bruce Wolfe
Regional Water Quality Control Board
San Francisco Bay Region
1515 Clay St., Suite 1400
Oakland, CA 94612

Subject: West Valley Community Specific Urban Runoff Management Program
FY 2004-2005 Annual Report

Dear Mr. Wolfe:

This report is submitted by the West Valley Cities of Campbell, Monte Sereno, Saratoga, and the Town of Los Gatos, in conjunction with the Santa Clara Valley Urban Runoff Pollution Prevention Program's Annual Report, pursuant to provision C.6.a. of the Program's reissued municipal storm water NPDES Permit (Order No. 01-024). The report summarizes activities performed during FY 2004-2005 in accordance with the West Valley Communities' Urban Runoff Management Plan (URMP) submitted to the Regional Board on September 1, 2004 and the performance standards contained therein.

Contents of Report

The goals of this Annual Report are to: 1) concisely document implementation of our URMP and FY 04-05 work plan during the past fiscal year; 2) evaluate program results for continuous improvement; 3) comply with permit requirements; and 4) share this information with other Co-permittees, municipal decision-makers, and the public. To accomplish these goals, the report contains the following sections:

Table of Contents
Cover Letter
Certification Statements
List of Acronyms

Program Elements:

1. IC/ID Elimination Activities
2. Industrial / Commercial Discharger Control Program
3. Public Agency Activities
    - Storm Drain O & M
    - Corporation Yards & Street Sweeping

- Rural Public Works

4. New Development: Planning Procedures
5. Construction Inspection
6. Public Information & Participation
7. Pesticide Management Activities
8. Mercury Pollution Prevention Activities
9. Copper Action Plan / Nickel Action Plan
10. Trash Inventory & Management
11. Water Quality Monitoring & Permit Re-application

No comments regarding the West Valley Communities FY03-04 Annual Report require a response, as listed in the San Francisco Bay Regional Water Quality Control Board letter to Mr. Dave Chesterman dated April 8, 2005.

Program Highlights and Accomplishments

During FY04-05, the West Valley Communities of Campbell, Los Gatos, Monte Sereno, and Saratoga continued efforts to implement their URMPs to the maximum extent practicable. The activities that were implemented for each element of each Community's URMP are described in Chapter 14 of the Santa Clara Valley Urban Runoff Pollution Prevention Program's URMP. Highlights of the West Valley Communities accomplishments in various program elements are described below.

Industrial/Commercial Discharger Control Program. During FY04-05, the three West Valley Communities of Campbell, Los Gatos, and Saratoga continued to implement their Industrial/Commercial Inspection Program. The goal is that all identified facilities will be inspected each year. The City of Monte Sereno has no industrial or commercial facilities operating within the City and therefore does not participate in this activity. In Campbell, 285 of 311 facilities were inspected (92%), 104 of 113 facilities were inspected (92%) in Los Gatos, and 8 out of 8 facilities in Saratoga were inspected (100%). Inspection reports by facility type and noted violations are included in the IND section of the Program Annual Report. Discharge violations decreased slightly over the past year from 25 to 20 facilities. Of the 20 violations, 13 were auto repair facilities. The West Valley Clean Water Program began a pilot program to target auto repair facilities during FY 01-02 with additional inspections and education. The pilot inspection program was instrumental in getting two automotive facilities to install car wash waste water capture systems. Each facility is given an initial on-site inspection with multiple drive-by inspections. All facilities inspected were in compliance by the end of the fiscal year. This is once more a testament to the benefits of increased scrutiny and education. Due to the success of this targeted outreach to and inspection of auto repair facilities, the pilot was adopted permanently as the West Valley Auto Shop Inspection Program. The procedures and accomplishments were shared with co-permittees in a presentation given by the West Valley Inspector at SCVURPPP's Industrial & Commercial Inspector training on April 5, 2005.

Public Information/Participation Program. In FY 04-05, the West Valley Clean Water Program continued to expand its quest for effective public education and outreach. WVCWP pursued media coverage on six topics: safe disposal of mercury-containing products, household hazardous waste, copper pollution prevention, creek clean-up events, trash cleanup and monitoring by students, a student's science project and his campaign to keep residential pollutants (pesticides and copper) out of the storm drain. Six stories were covered by local community newspapers in FY04-05, including a Saratoga News cover story about local students cleaning up and monitoring trash. The WVCWP was advertised on national television on 10-7-04. CNN interviewed David Marash-Whitman, a student who found the West Valley Clean Water Program via its website. David, at age 12, worked with WVCWP to determine the scope of his award-winning science project, "Ecotoxicology of Stormwater Pollution in our Aquatic Communities." David was chosen as one of top 40 Young Scientists and traveled to Washington D.C. to compete in Discovery Channel's "Challenge". David continues volunteer for the West Valley Clean Water Program and will be mentioned again in the annual report for FY05-06. WVCWP has been pleased to receive extensive media coverage in these stories, which would be beyond its budget scope if purchased as advertising space.

In FY 04-05 a new *Mercury* page was uploaded to *Cleancreeks.org*, two creek cleanup events were advertised on the Home page and new links were added to the *Links* page. A few months into FY 03-04, the West Valley Clean Water Program changed its website host in order to optimize tracking ability for the web site, www.cleancreeks.org. In the twenty-one month period ending on June 30th 2005, visitors averaged about 141 views per month totaling 2,962 Web Page views. This was a substantial increase from the website's 30 hits during its first month of operation.

The West Valley Clean Water Program strives to maximize student involvement at every opportunity. Staff developed a script incorporating fresh messages on pesticides, copper, mercury and trash for its new Coastal Enviroscape and revised the script for the Uplands & Wetlands Enviroscape model. Offering a second Enviroscape station allows West Valley Clean Water staff to teach 20 students every 25 minutes, rather than 10 students. The two fifth grade classes who tried this requested the same presentations for next year. The second Enviroscape allowss staff to elaborate on topics that would initiate changes in behavior. Messages apparently stuck with the students: while participating at a soil infiltration station, a student told the science docent not to empty the waste water near the storm drain.

Illicit Connection and Illegal Dumping Elimination Activities. The IC/ID program is working phenomenally well for all four West Valley Communities. The inspector not only responded to 82 discharge incidents over the year (see the IC/ID section for the number and types of incidences), but conducted 105 proactive and follow-up inspections. Each of these inspection opportunities adds to the business community's knowledge of storm water pollution and prevention issues. As part of the inspection process, the inspector distributes appropriate educational materials. Significantly, the West Valley Clean Water Program's Stormwater Inspector provided 790 brochures and other educational materials to industrial and commercial facilities in FY04-05.

C.3 Implementation. In July and August, 2004 the West Valley Clean Water Program updated all sections of each municipal URMP. A consultant met with staff in each city to review any remaining challenges with C.3 implementation. This year the cities each made progress in preparing for upcoming requirements such as HMP and Group 2 deadlines. In fact, the cities were each prepared to implement requirements on all tiers of Group 2 projects by April 15, 2005.

Pesticide Activities. The most realistic way to implement pesticide management is to provide meaningful training to municipal staff and the public. The WVCWP, in FY03-04 and FY 04-05 utilized significant staff time and resources to offer in-depth, hands-on workshops on specific pests and beneficial predators. WVCWP staff researched speakers, selecting presenters who could offer the optimum learning experience. In FY03-04 more than twenty attendees participated and gave positive feedback. In FY 04-05, thirty-seven municipal staff and stakeholders, such as school district personnel, golf course superintendents and pest control contractors attended; 15 earned Continuing Education Credits at the workshop.

Each of the four municipalities adopted two new Integrated Pest Management plans, one on armored scales and one on soft scales. Additionally, the West Valley Clean Water Program and the Program collaborated on events with a former partner, *Summer Winds Garden Center* in Campbell and began to promote a partnership with *Orchard Supply Hardware,* bordering Saratoga and Campbell. Customers were enthusiastic about IPM samples and materials handed out by WVCWP staff at the OSH "Tax-Free Day" events. The store responded positively to these efforts, which complement their goal of personalized customer service.

Continuous Improvement Activities

Public Information/Participation. The West Valley Clean Water Program received feedback from schools indicating that teachers are inundated with paper promotional products. At the end of FY 04-05 the WVCWP produced a CD/DVD music video/slide show of volunteers, especially featuring students, at local creek cleanup and trash monitoring events. The CD was dubbed with music, including the words: "With my own two hands I can change the world." While WVCWP has not obtained permission to use the music or all of the photos at this point, the CD has already entertained a few students and teachers. Schools will continue to be a primary focus of the West Valley Clean Water Program's outreach efforts over the coming year. In FY 05-06 The West Valley Clean Water Program will enhance its relationship with school teachers, principals and students to involve more participation in trash monitoring and school cleanup events.

Staff Training. The West Valley Communities place a strong emphasis on training. The Annual Reports reflect this with numerous references to the Staff Training Summaries; these Summaries are located at the end of each Element section in the Annual Reports. In FY 05-06 training will be expanded by use of a video camera to tape various trainings, so that additional staff can later receive the same information.

In July and August, 2004 the West Valley Clean Water Program updated all sections of each municipal URMP. In the Streets Maintenance and Storm Drain Maintenance sections, at least two continuing improvement items were identified: efficient training on community-specific storm water BMPs was needed for <u>all</u> maintenance staff. WVCWP held two round-table trainings in January 2005 and in June 2005, where a consultant provided presentations on streets, parks, and rural public works BMPs that were applicable to the West Valley Communities.

By Agreement, storm drain maintenance for the West Valley Communities has been handled by the West Valley Sanitation District since the late 1990s. In the course of updating the URMPs some potential gaps were identified due to an assumed understanding of the Agreement. All staff agreed that they wanted an opportunity to clarify the roles of each signatory to the Agreement. In June 2005, the West Valley Clean Water Program offered a forum for this discussion as part of the annual Storm Drain Supervisor's meeting. A consultant gave a slide show on BMPs for storm drain maintenance and for rural public works, and facilitated a discussion of the Agreement that left everyone on the same page as far as understanding the terms. The West Valley Clean Water Program will continue to prioritize better communication between WVCWP staff and municipal staff and to host effective workshops that are convenient for staff to attend.

Thank you for your review of this Annual Report. If you have any questions regarding the materials submitted, please contact me at 408.354.4734.

Very truly yours,

Cheryl C. Donnelly

Cheri Donnelly
West Valley Clean Water Program Manager

cc. Sue Ma, RWQCB
Attachments

THIS PAGE INTENTIONALLY LEFT BLANK

CITY OF CAMPBELL
Public Works Department.

CAMPBELL

CITY OF CAMPBELL
FY 2004-2005 ANNUAL REPORT
ATTACHMENT A

Certification Statement

"I certify, under penalty of law, that this document and all attachments were prepared under my direction or supervision in accordance with a system designed to ensure that qualified personnel properly gather and evaluate the information submitted. Based on my inquiry of the person or persons who manage the system, or those persons directly responsible for gathering the information, the information submitted, is, to the best of my knowledge and belief, true, accurate, and complete. I am aware that there are significant penalties for submitting false information, including the possibility of fine and imprisonment for knowing violations."

Signature by Duly Authorized Representative:

Oxonian 8/31/2005

Al Oxonian DATE
Sr. Civil Engineer

THIS PAGE INTENTIONALLY LEFT BLANK

Acronyms/Abbreviations

CEUs	Continuing Education Units – Issued by Dept. of Pesticide Regulation or California Nursery Professionals Assn.
Stormwater Reps	Representatives to the WWCWP from each participating WVC
UCCE	University of California Cooperative Extension Service (conducts outreach for UC Davis IPM program; oversees Master Gardeners program)
WVC	West Valley Communities – Cities & Town which are members of the West Valley Clean Water Program: **City of Campbell,** **Town of Los Gatos,** **City of Monte Sereno,** **City of Saratoga**
WVCWP	West Valley Clean Water Program: Stormwater Program for **Campbell, Los Gatos, Monte Sereno, Saratoga**

Acronyms/Abbreviations

AB	Assembly Bill
ABAG	Association of Bay Area Governments
ABC	Annual Budget Review Compilation
ACCWP	Alameda Countywide Clean Water Program
ACOE	U.S. Army Corps of Engineers
AHTG	Ad Hoc Task Group
AR	Annual Report
ASCE	American Society of Civil Engineers
BAAQMD	Bay Area Air Quality Management District
BART	San Francisco Bay Area Rapid Transit
BATG	Budget Ad Hoc Task Group
Basin	Santa Clara Basin
Basin Plan	Water Quality Control Plan for the San Francisco Basin
BACWA	Bay Area Clean Water Agencies
BAHM	Bay Area Hydrology Model
BAMBI	Bay Area Macroinvertebrate Bioassessment Information
BASMAA	Bay Area Stormwater Management Agencies Association
Bay	San Francisco Bay
Bay Area	San Francisco Bay Area
BMI	Benthic Macroinvertebrate
BMM	Lower South Bay Monitoring and Modeling Subgroup
BMP	Best Management Practice
BOMA	Building Owners and Managers Association
BPP	Brake Pad Partnership
BU	beneficial use
C	Celsius
C.3	Permit Provision C.3
C3PO	C.3 Provision Oversight
CA	California
Cal-EPA	California Environmental Protection Agency
Caltrans	California Department of Transportation
CAMLnet	California Aquatic Macroinvertebrate Laboratory Network

Acronyms/Abbreviations

Campaign	Watershed Watch Campaign
CAP	Copper Action Plan
CASQA	California of Stormwater Quality Association
CB	Copper Baseline
CCC	Continuous Concentration Criterion
CD-ROM	Compact Disk-Read Only Memory
CDS	Continuous Deflective Separation
CEP	Clean Estuary Partnership
CEUs	Continuing Education Units
CESQG	Conditionally Exempt Small Quantity Generator
CEQA	California Environmental Quality Act
CFR	Code of Federal Regulations
cfs	cubic feet per second
CI	Continuous Improvement
CIWMB	California Integrated Waste Management Board
CMIA	Conceptual Model Impairment Assessment
CMS	Copper Management Strategy
COA	Condition of Approval
CoHHW	Santa Clara County Household Hazardous Waste Program
CoHHW Program	Santa Clara County Household Hazardous Waste Program
COLD	cold freshwater habitat
CRMP	Coordinated Resources Management and Planning
CSBP	California Stream Bioassessment Procedures
CTR	California Toxic Rule
Cu	Copper
CWA	Clean Water Act
DDD	Dichlorodiphenyldichloroethane
DDE	Dichlorodiphenyldichloroethylene
DDT	Dichlorodiphenyltrichloroethane
DEH	Santa Clara County Department of Environmental Health
District	Santa Clara Valley Water District
DO	Dissolved Oxygen
DOE	Department of Energy

Acronyms/Abbreviations

DPR	Department of Pesticide Regulation
DWR	Department of Water Resources
E. Coli	Enterococus Coli
EEC	SF Bay Wildlife Refuge Environmental Education Center
EEDMS	Environmental Enforcement Data Management System
EEPS	Exposure and Effects Pilot Study
e.g.	for example
EMAP	Environmental Monitoring Program
EMB	Executive Management Board
EOA	Eisenberg, Olivieri, and Associates
EPA	U.S. Environmental Protection Agency
Estuary	San Francisco Bay Estuary
F	Fahrenheit
FLT	Fluorescent Light Tube
FY	Fiscal Year
GCRCD	Guadalupe-Coyote Resource Conservation District
GIASP	General Industrial Activities Stormwater Permit
GIS	Geographic Information System
GRTS	Generalized Random Tessellation Stratified
HBANC	Home Builders Association of Northern California
Hg	Mercury
HMP	Hydromodification Management Plan
HHW	Household Hazardous Waste
HVAC	Heating, Ventilation and Air Conditioning
IBI	Index of Biotic Integrity
IC/ID	Illicit Connection and Illegal Dumping
ID	Identification
IND	Industrial/Commercial
i.e.	that is
IPM	Integrated Pest Management
JPA	Joint Powers Authority
K	Kindergarten
KAB	Keep America Beautiful

Acronyms/Abbreviations

kg	Kilogram
L	Liter
Lb	Pound
LA	load allocation
LFA	Limiting Factors Analysis
LID	Low Impact Development
LSSB	Lower South San Francisco Bay
LUS	Land Use Subgroup
MC	Management Committee
MCMP	Metals Control Measures Plan
MCTT	Multi-Chambered Treatment Train
MDDB	Metadata Database
MDL	Most Downstream Location
MEP	Maximum Extent Practicable
Mercury Plan	Mercury Pollution Prevention Plan
Mg	milligram
mgd	million gallons per day
MIGR	fish migration
MOA	Memorandum of Agreement
MOFO	Morrison & Foerster
MOU	Memorandum of Understanding
MP	Monitoring Priority
MROSD	Mid-Peninsula Regional Open Space District
MYRWMP	Multi-Year Receiving Waters Monitoring Plan
NAP	Nickel Action Plan
NEMA	National Electrical Manufacturers Association
NAIOP	National Association of Industrial and Office Properties
NEPA	National Environmental Policy Act
ng	Nanogram
Ni	Nickel
NOI	Notice of Intent
NPDES	National Pollutant Discharge Elimination System
OC	Organochlorine

Acronyms/Abbreviations

O&M	Operation and Maintenance
OP	Organophosphate
OWOW	Our Water Our World
P2	Pollution Prevention
PAHs	Polynuclear Aromatic Hydrocarbons
PBDE	Polybrominated Diphenyl Ether
Pb	Lead
PCBs	Polychlorinated Biphenyls
PCDD	Polychlorinated Dibenzo-p-Dioxins
PCDF	Polychlorinated Dibenzofurans
PCO	Pest Control Operator
pg	Picogram
PHAB	Physical Habitat Assessments
PIP	Public Information and Participation
PI/P	Public Information and Participation
PIPP	Public Information and Participation Program
PMPS	Pest Management Performance Standard
POC	Pollutant of Concern
POTW	Publicly Owned Treatment Works
PPPS	Planning Procedures Performance Standard
Program	Santa Clara Valley Urban Runoff Pollution Prevention Program
PS	Performance Standard
PVC	Polyvinyl Chloride
Q	Quarter
QAPP	Quality Assurance Project Plan
RAC	Regional Ad Campaign
RARE	preservation of rare and endangered species
RCRA	Resource Conservation and Recovery Act
REC- 1	water contact recreation
REC-2	non-contact water recreation
Regional Board	San Francisco Bay Regional Water Quality Control Board
RFP	Request for Proposal
RMAS	Regional Monitoring and Assessment Strategy

Acronyms/Abbreviations

RMP	Regional Monitoring Program
RPT	Report Preparation Team
RS	Regulatory Subgroup
RTA	Rapid Trash Assessment
RWQCB	San Francisco Bay Regional Water Quality Control Board
SC	Steering Committee
SCC	Santa Clara County
SCBWM1	Santa Clara Basin Watershed Management Initiative
SCVURPPP	Santa Clara Valley Urban Runoff Pollution Prevention Program
SCVWD	Santa Clara Valley Water District
SF	San Francisco
SFEI	San Francisco Estuary Institute
SFEP	San Francisco Estuary Project
SIC	Standard Industrial Classification
SMaRT®	Sunnyvale Materials Recovery and Transfer
SOP	Standard Operating Procedures
South Bay	Lower South San Francisco Bay
SPLWG	Sources, Pathways and Loadings Work Group (RMP)
SPWN	fish spawning
SSC	Suspended Sediment Concentration
SSI	Inventory of Santa Clara Basin Stream Studies
SSO	Water Quality Site-Specific Objective
State Board	State Water Resources Control Board
STOPPP	San Mateo Countywide Stormwater Pollution Prevention Program
SWAMP	Surface Waters Ambient Monitoring Program
SWANA	Solid Waste Association of North America
SWMP	Stormwater Management Plan
SWPPP	Stormwater Pollution Prevention Plan
SWRCB	State Water Resources Control Board
TAC	Technical Advisory Committee
TMDL	Total Maximum Daily Load
TO	Tentative Order
TP	Total Phosphorus

Acronyms/Abbreviations

TPH	Total Petroleum Hydrocarbons
TRC	Technical Review Committee
ug	Microgram
UPC	Urban Pesticide Committee
URMP	Urban Runoff Management Plan
URQM	Urban Runoff Quality Management
USA	Unified Stream Assessment
USEPA	U. S. Environmental Protection Agency
USFWS	U.S. Fish and Wildlife Service
USGS	U.S. Geological Survey
VTA	Santa Clara Valley Transportation Authority
WAC	Watershed Assessment Consultant
WAMS	Watershed Assessment and Monitoring Subgroup
WAR	Watershed Assessment Report
WARM	warm freshwater habitat
Water Board	San Francisco Bay Regional Water Quality Control Board
Water District	Santa Clara Valley Water District
WEF	Water Environment Federation
WEO	Watershed Education and Outreach
WE&O	Watershed Education and Outreach
WERF	Water Environment Research Foundation
WG	Work Group
WILD	wildlife habitat
WLA	Waste Load Allocation
WMI	Watershed Management Initiative
Work Group “I”	SCBWMI Phase I Indicators Work Group
WP	Work Plan
WRPC	Water Resources Protection Collaborative
WVC	West Valley Communities - members of the West Valley Clean Water Program:
	Campbell, Los Gatos, Monte Sereno, Saratoga
WVCWP	West Valley Clean Water Program
WW	Watershed Watch

Acronyms/Abbreviations

WWTP	Wastewater Treatment Plant
WY	Water Year
YSI	Youth Science Institute
Zn	Zinc

THIS PAGE INTENTIONALLY LEFT BLANK

ILLICIT CONNECTION & ILLEGAL DUMPING ELIMINATION ACTIVITIES

FY 2004-2005 Work Plan Self Evaluation Matrix

Source	Work Plan Activity	Work Plan Tasks	Accomplishments	Responsible Party
Update Perf. Standard	ICID Performance Standards	Work with Program staff to update Performance Standards, via Ad hoc task group & Management Committee participation. As available, review and provide comments on the applicability of the updated performance standards.	Campbell and WVCWP staff updated the IC/ID PS in the City's URMP (Sept 2004). The City's Sr. Civil Engineer attended a training discussion, led by the WVCWP Manager, to review the completed revisions to the IC/ID PS on 2-8-05.	SCVURPPP, WVCWP Inspector & WVCWP Manager Municipality to assist
URMP	Response Program	Continue implementation of response program	During FY04-05, the WVCWP inspector responded to 16 reports of potential or actual stormwater violations in the City of Campbell. He also revisited 2 former problem sites and found them to be in compliance. Potential incidents are reported to WVCWP by SCC Fire Dept, the SCV Water District, and SCC DEHS, citizens, and WVCWP or municipal staff.	WV Inspector
Work Plan	Enhanced Reporting	Report on incidents using expanded categories consistent with SCVURPPP Program. Document follow-through to point of resolution or referral for enforcement action (penalty or fine).	FY04-05 is the first year that the WVCWP Inspector has kept 2 databases for inspections. When the WVCWP Inspector first started in FY01-02, he responded to incident reports. Over the next two years he piloted and then implemented two proactive inspection programs, the Restaurant Inspection Program and the Vehicle Shop Inspection Program. With the broadened number and type of inspections, the SCVURPPP Program found it necessary to separate the WVCWP's data in the existing IC/ID database (FY03-04) into two databases (FY04-05). 1. The IC/ID database contains reported incidents or incidents noted by the Inspector during his daily drive-bys. 2. The IND database consists of incidents that are	WV Inspector

			discovered as a result of the Inspector's pro-active inspections related to his Restaurant Program or his Vehicle Body Shop Program.	
CI Item	Restaurant Inspection Program	Continue implementation of inspection program, targeting medium to large-scale restaurants as per FY 03 - 04 Annual Report. *Medium to large-scale* is defined as, restaurants with 6 or more employees and/or restaurants that routinely handle large quantities of grease	In order to keep reporting data consistent with the other Co-permittees Program-wide, procedural revisions were made to data reporting for WVCWP's Restaurant Inspection Program. Pro-active restaurant inspections are now considered an IND task and are reported in the IND / Commercial Inspection section of Campbell's report.	WV Inspector
CI Item	Auto Shop Inspection Program	The West Valley Clean Water Program will continue expansion of the auto body pilot targeting auto repair facilities in the West Valley area and providing additional inspection and education on storm water issues.	In order to keep reporting data consistent with the other Co-permittees Program-wide, procedural revisions were made to data reporting for WVCWP's Vehicle Shop Inspection Program. Pro-active vehicle shop inspections are now considered an IND task and are reported in the IND / Commercial Inspection section of Campbell's report.	WV Inspector
URMP	Education	Distribute BMP materials during routine inspections. Distribute follow up education information for businesses cited for potential stormwater violations.	During FY 04-05, the WVCWP Inspector distributed three hundred forty-eight (348) IC/ID and IND brochures and fact sheets in Campbell, as part of his outreach and education program. The Fire Dept hands out a stormwater compliance packet to new commercial /industrial business owners or management.	SCC Fire and WVCWP Inspector
Work Plan comments RWQCB	Staff Training	WVCWP Inspector to conduct round table training & evaluation meetings with City staff.	The Inspector has started conducting informal round table meetings with municipal public works and building inspectors. In Los Gatos we have seen a big improvement in coordination between staff resulting in timely inspections and reporting. Campbell's Sr. Civil Engineer participated in WV training meetings on 2-8-05 and 4-26-05 where the Inspector discussed a positive break-through (car wash kit being used by citizens) and a review of the IC/ID inspection program.	Sr Civil Engineer, Pub Works Supt; WV Inspector to co-ord

Campbell

Santa Clara Valley Urban Runoff Pollution Prevention Program

FY 2004-2005 ANNUAL REPORT

Campbell Illegal Connection/ Illegal Dumping Incidents

Type of Incident 04-05	Incident Source	General Location	Report Source	Follow-up Action
• 4 Accidental Spill • 1 Dumping Non-Hazardous • 1 Dumping Hazardous • 2 Grey Water Discharge • 1 Pool /Spa/Fountain • 2 Vehicle and Equipment Leak • 1 Construction • 1 Sanitary Spill • 3 Complaint Not Found • 2 Non Incidents **Total 18**	• 1 Public Facility and Utilities • 10 Commercial • 2 Residential • 1 Construction Site	• 14 Commercial • 2 Residential • 1 Public Facilities • 1 Construction (sewer pipe)	• 2 Other Agency • 8 Interdepartmental • 1 Inspector • 4 Citizen Complaint • Other	• 6 Verbal Notice • 2 Written Notice • 3 Educational • 7 No Action o 2 re-inspections (ok now) o 3 accidents (immediate cleanup), o 1 complaint not found o 1 Fire Dept responded w/ absorbent Incident Status • 18 Resolved

IC/ID Program Evaluation

Implementation of IC/ID Performance Standards

WVCWP further implemented enhanced reporting standards by splitting the IC/ID database into two separate databases. The IC/ID database contains reported incidents or incidents noted by the Inspector during his daily drive-bys. The IND database consists of incidents that are discovered as a result of the Inspector's pro-active inspections related to his Restaurant Program or his Vehicle Body Shop Program.

IC/ID Evaluation Of Trends

The recent separation of IC/ID and IND data makes it difficult to comment on trends over the past 2 years.

Out of eighteen (18) reported incidents in Campbell during FY04-05, the most common incident type was *miscellaneous* (5), including grey water near construction of a sewer pipe; a sewer backup caused by a grease blockage; leaking brake fluid from a car (residential); a car oil leak in a parking lot (commercial); and a *complaint not found* concerning grey water (soapy) from a dumpster area.

In FY03-04 there were 3 *miscellaneous* incidents.

The second most common incident type during FY04-05 was *accidental spills*. Out of four, two of these were separate incidents involving oil drums falling off of trucks; one drum of solvent was knocked over; and one vehicle hit a tree resulting in a gas spill.

FY 03-04 data showed (3) *accidental spills*, an increase of one for that incident type.

Finally, there were two (2) *dumping* incidents, two (2) *grey water discharges*, one (1) *pool & spa discharge*, and four (4) *non-incidents*.

In FY03-04, the most common incident type was *automotive* (21 incidents). FY04-05 *automotive* incidents are reported in the IND section. While *automotive* accounted for 24 inspections in FY04-05, 13 actual *automotive* violations were discovered. The data is showing a 50% improvement in that area.

Note: The WVCWP Inspector's notes show that for several incidents *No Action* was listed as the enforcement action. There are three possible definitions for *No Action* in his records. 1) The Fired Dept reported the incident and took action, such as putting down absorbent; 2) the incident was corrected immediately and the Inspector provided some education or educational materials; or 3) *No Action* was taken because it was a *non-incident* or an *accident* where the person causing the problem was already informed. This also may account for *no action required* on many incident referrals. The Fire Dept inspector gives a copy of the potential violation notice to the facility owner. When the WVCWP inspector arrives to conduct the follow up inspection, the owner has had time to complete additional cleanup or repairs.

Procedural Changes for Reporting

One half-time IC/ID Inspector serves the four West Valley communities. The inspector follows up on all reports of potential incidents, including ones observed during his routine drive-bys. His pro-active investigations of restaurants & vehicle shops may lead to further need for education or enforcement. SOPs are discussed and adjusted each year, usually right after compiling the Annual Report. During data evaluation it becomes obvious which changes are necessary.

It is important to have standardized categories, but it has resulted in some awkward reporting modifications (splitting the IC/ID incident data base) for WVCWP staff. Previously all WVCWP inspections were included in one table, making it easier to identify trends. In the West Valley some of the IND program is part of the IC/ID program. Some of the pro-active IND inspections lead to a discovery of a violation. Then the incident is processed in exactly the same way as an IC/ID incident. This creates likelihood for mislabeled data or duplicate reporting. WVCWP staff is working on clearer internal procedures for categorization.

WVCWP Pro-Active Vehicle Shop and Restaurant Inspections are reported in the IND section of this report.

CAMPBELL

IC/ID Inspections Annual Report FY0405

Accidental Spills

#	ICID Date	Contact Name	Incident Address	Report Source	Incident Source	Incident Type	Enforcement Action	Notes - 1	Incident - Status	Follow-up Notes	ComplianceDate
1	8/13/2004	Coast Oil Co.	Winchester Southbound between Hacienda and Sunnyoaks, Campbel	Interdepartmental	Commercial	Accidental spills	Warning Notice	16 gal. drum of gear oil fell off truck. All cleaned up. Nothing got to SD. NTC# 1030 issued.	Incident - Resolved	Rear gate was not secured. Install a chain as a backup. OK now.	13-Aug-04
2	9/23/2004	All American Paving	First St. @ Grant St., Campbell	Interdepartmental	Commercial	Accidental spills	No Action	5 gal. can of RS oil fell off truck. All cleaned up. Nothing got to SD. NTC #1034 issued.	Incident - Resolved	All OK now.	23-Sep-04
3	2/1/2005	Business	41 Lost Lake Ln., Campbell	Interdepartmental	Commercial	Accidental spills	No Action	55 gallon drum knocked over. Solvent running toward SD. Fire stopped flow before SD. Business had Clean Harbors Environ. Servs. Clean up site. All OK now	Incident - Resolved	All OK now. Pictures were taken.	01-Feb-05
4	2/3/2005	Tree hit by vehicle	Campbell Av. @ Central Av., Campbell	Interdepartmental	Commercial	Accidental spills	No Action	Vehicle hit tree. Possible gas spill. All fluids contained before they got to SD. All OK now.	Incident - Resolved	All OK now. Pictures were taken.	03-Feb-05

Dumping

#	ICID Date	Contact Name	Incident Address	Report Source	Incident Source	Incident Type	Enforcement Action	Notes - 1	Incident - Status	Follow-up Notes	Compliance Date
1	3/7/2005	Instant Algae	520 E. McGlincy Ln., #9, Campbell	Illicit discharge inspectors	Commercial	Dumping – non-hazardous	Verbal Notice	Algae being poured into gutter.Told him to put it down a sink or toilet	Incident - Resolved	All OK now.	07-Mar-05
2	5/3/2005	Shannon Corpuz	1381 Estrellita Wy., Campbell	Interdepartmental	Residential	Dumping – hazardous	Verbal Notice	Owner's son changes oil there and dumps in back yard. I called him,Erik Waher 650/280-5596, and told him to clean up right away.	Incident - Resolved	All OK now.	03-May-05

Grey Water Discharge

#	ICID Date	Contact Name	Incident Address	Report Source	Incident Source	Incident Type	Enforcement Action	Notes - 1	Incident - Status	Follow-up Notes	Compliance Date
1	12/8/2004	Dominic	1161 Glenblair, Campbell	Interdepartmental	Construction Sites	Grey water discharge	Verbal Notice	New driveway construction. He hosed down the driveway causing runoff to flow down street gutter. He stopped. Clean it up moving dirt and water to dirt area near driveway. All OK now	Incident - Resolved	Joanna who lives at 1183 Glenblair called Lynn. Her number is 374-3604, cell 309-6584. All AOK now.	08-Dec-04
2	5/2/2005	Pac Aero	354 McGlincey Ln., Campbell	Interdepartmental	Commercial	Grey water discharge	No Action	City of Campbell called. Fire in building. Fire Responded and handled incident. Sprinklers sent grey water to SD. Went out and met with owner John Waxler. Richard Baker, of Fire Dept informed, water is OK, just water.	Incident - Resolved	All OK now.	02-May-05

Pool/Spa Discharge

#	ICID Date	Contact Name	Incident Address	Report Source	Incident Source	Incident Type	Enforcement Action	Notes - 1	Incident - Status	Follow-up Notes	Compliance Date
1	8/27/2004	Snow Apts.	590 Nello Dr., Campbell	Other agency	Commercial	Pools/Spas/Fountains discharge	Verbal Notice	White residue in and around pool equipment. Called Forbes Property Mgmt. They cleaned it up. Took care of problem right away. Nothing got to SD.	Incident - Resolved	AOK. Mailed them a pool brochure.	27-Aug-04

CAMPBELL

IC/ID Inspections Annual Report FY0405

Misc.

#	ICID Date	Contact Name	Incident Address	Report Source	Incident Source	Incident Type	Enforcement Action	Notes - 1	Incident - Status	Follow-up Notes	ComplianceDate
1	7/27/2004	Denny Ray	1160 Glenblair Way, Campbell	Interdepartmental	Residential	Vehicle & equipment leaking	Verbal Notice	Leaking brake fluid from car. Now all cleaned up. Problem taken care of.	Incident - Resolved	this in. AOK now. He was very pleased. Says now he is glad he pays taxes to the City.	27-Jul-04
2	12/7/2004	Orchard Valley Coffee	349 E. Campbell Av., Campbell	Interdepartmental	Commercial	Complaint not found	Verbal Notice	Cameron Colson reported on 12-01-04, an active flow of soapy water in gutter at 29 N. Central Av., just north of Campbell Av. Appears that someone had washed down dumpster area. I talked with owners. They denied any of this. Said they share the dumpster	Incident - Resolved	All OK. Initially, City of Campbell went out and cleaned it up. Nothing got to SD.	07-Dec-04
3	12/17/2004	Insituform Technologies, Inc.	Campbell Av. @ San Thomas Expy., Campbell	Other	Construction Sites	Complaint not found	No Action	Sewer pipe project under construction. Said lots of mud and water. Went out immediately. All OK now. Nothing went to SD. They appear to be doing everything right.	Incident - Resolved	All OK when I got there. I drive this almost every day. I will keep an eye on it.	17-Dec-04
4	1/27/2005	manhole on corner	Audrey Av. & Vale Av., Campbell	Citizen Complaints	Public facilities and Utilities	Sanitary spill or leak	No Action	Sewer backup out of manhole. Citizen, Don Gervich, called it in. WVSD and City of Campbell Pub. Wks. Were both there. Blockage in line caused by grease. WVSD vacuumed out approx. 2,000 gals. Also, washed down with approx. 30,000 gals. of water to dilute	Incident - Resolved	All cleaned up. See findings above.	27-Jan-05
5	5/16/2005	Goodwill Store	60 San Tomas Aquino Rd., Campbell	Citizen Complaints	Commercial	Vehicle & equipment leaking	No Action	Car in back parking lot leaked oil. Small amount went to SD. Fire responded and put down absorbent.	Incident - Resolved	All OK now.	16-May-05

Non Incidents

#	ICIDDate	Contact Name	Incident Address	Report Source	Incident Source	Incident Type	Enforcement Action	Notes - 1	Incident - Status	Follow-up Notes	ComplianceDate
1	1/25/2005	Business	903 Dell Av., Campbell	Other agency	Commercial	Complaint not found	No Action	Gil called. Washing stuff into SD. I went right over. Everything was OK.	Non-Incident	All OK.	25-Jan-05
2	4/7/2005	Pro-Coat Painting	655 McGlincy Ln., Campbell	Citizen Complaints	Commercial	Complaint not found	No Action	It was reported that he was washing paint brushes into SD. He told me he would never do that. He washes them in a bucket and then down a sink.	Incident - Resolved	All OK now.	07-Apr-05
3	4/13/2005	Bauer Concrete, Inc.	615 McGlincey Ln., Campbell	Other	Commercial	Complaint not found	No Action	Problems in past. Used batteries were stored outside with no secondary containment. All OK now	Incident - Resolved	All OK now.	13-Apr-05
4	5/24/2005	Pro-Mac Painting	260 Dillon Av., Campbell	Other	Commercial	Complaint not found	No Action	Problems in past. All OK now. No empty paint cans outside. A cover has now been installed over the storage area. Good	Incident - Resolved	All AOK.	24-May-05

Training Summary: Illegal Connections & Illegal Dumping

Training Description	Date	Attendees
IC/ID Training for Town of Los Gatos Presenter: WVCWP Stormwater Discharge Inspector **Topics:** • Chain of communication in case of violations found • Proper documentation of violations • Options for enforcement • Options for enforcement, continuing non-compliance • Educational materials available • Stormwater Inspector's role in education • Review of previous violators; need for follow-up • Change in contract with WVSD	**July 1, 2004**	**Los Gatos (5)** Senior Engineering Inspector Engineering Inspector Senior Engineering Technician Senior Civil Engineer Code Compliance Officer
NPDES – IC/ID Training for Town of Los Gatos Presenter: WVCWP Stormwater Discharge Inspector **Topics:** • NPDES Stormwater Discharge Permit • C.3 Requirements • Handling C.3 Requirements (i.e. Conditions of Approval, BMP selection matrix, etc.) • CEQA Review • Construction Requirements (NOI, SWPPP, etc.) • Discharge from Existing Uses (Town Code, Problem areas, Restaurants, Auto-related) • Handling Problems – Education, Enforcement • Improving Problem Handling – WVCWP outreach, Work with problem businesses, Revise Town Code	**Oct. 18 , 2004**	**WVCWP Inspector met with Los Gatos (6)** Town Manager Town Attorney Director of Parks & Public Works Town Engineer Senior Engineering Inspector Senior Engineering Technician

Training Summary: Illegal Connections & Illegal Dumping

Training Description	Date	Attendees
IC/ID Training for Town of Los Gatos Presenter: WVCWP Stormwater Discharge Inspector **Topics:** • Handling Problem Sites: • Construction • Car Wash • Ensuring Compliance	**Oct. 19, 2004**	**WVCWP Inspector met with Los Gatos (2)** Senior Engineering Inspector Senior Engineering Technician
Lawyers, Gunk & Money: Proving it in Court Sponsor: CWEA Speaker: John Fioretta, Santa Clara County District Attorney **Topics:** Environmental Offenses Enforcement Role of Regulator & Prosecutor Environmental Offenses Investigation Initial Case Assessment Evidence Collection Who to Contact	**March 1, 2005**	**WVCWP (2)** Program Manager, Program Assistant **Campbell (1)** Senior Civil Engineer
IC/ID & the new Administrative Citation Ordinance for Town of Los Gatos Speaker: Lance Baer, JD **Topics:** • Review of new Ordinance in relation to Stormwater Discharge violations • Citing grading violators • Citing Stormwater discharge violators	**May 10, 2005**	**Los Gatos (6)** Police Sergeant Police Lieutenant Code Compliance Officer Senior Building Inspector Senior Engineering Inspector Senior Engineering Technician

INDUSTRIAL/COMMERCIAL DISCHARGER CONTROL PROGRAMS

FY 2004-2005 Work Plan Self Evaluation Matrix

Source	Work Plan Activity	Work Plan Tasks	FY 04-05 Accomplishments	Responsible Party
Revise Perf. Standards	Commercial/ Industrial Performance Standards	Work with Program staff to revise/ implement the Performance Standards, via Ad hoc task group & Management Committee participation. As available, review and provide comments on the applicability of the new performance standards.	Campbell has implemented the Program's model Revised IND Performance Standard. Campbell's Sr. Civil Engineer attended a discussion led by the WVCWP Manager on the newly approved IND PS at the WVCWP meeting on March 8, 2005.	SCVURPPP; WVCWP Manager and Inspector; and Inspectors from SCC Fire Dept
URMP	DEH Inspections of Retail Food Facilities	Continue joint inspection program w/ DEH. Approximate number of *food handling* facilities in Campbell is 245. All facilities will be inspected at a minimum once per year. WVCWP Discharge Inspector will conduct follow-up and distribute BMP materials as needed per DEH referrals. Continue to evaluate data management and reporting for desirable improvements or updates.	In FY04-05, 261 food-handling facilities were inspected at least once in the City of Campbell by the SCC DEH. DEH provides additional inspections at most food service locations on a pro-active basis. During FY 04-05 the number of DEH food facility inspections and re-inspections totaled 528 in Campbell.	Insp'ns conducted by SCC DEH; Annual Mtg co-ord by WVCWP
Work Plan comments RWQCB	Food Facility Inspection Training & Evaluation	Conduct annual joint meeting/training w/ Cupertino & SCC DEH to evaluate program and confirm distribution of materials. Annual meeting per agreement; typically scheduled for Spring each yr.	The Annual training took place at the WVCWP office on April 27, 2005. The inspection packet letter and BMP checklist were updated at this meeting to give to restaurant owners and managers. See evaluation section.	WVCWP to co-ord. w/ Cupertino, DEH and County of SC
CI Item	WVCWP Restaurant Inspection Program	Continue implementation of inspection program, targeting medium to large-scale restaurants. *Medium to large-scale* is defined as, restaurants with 6 or more employees and/or restaurants that routinely handle large quantities of grease.	This task was originally part of the WVCWP IC/ID Inspector's Restaurant Pilot and was reported in the IC/ID section of Campbell's FY03-04 Annual Report. In FY04-05 the WVCWP Inspector visited 22 restaurants in the City of Campbell. Two (2) food facility inspections were the result of referrals from DEH. The West Valley	WV Inspector

			Inspector's Restaurant Inspection Program accounted for 20 pro-active inspections.	
URMP	Fire Dept Inspections of Designated IND Facilities	By Agreement with Fire Dept, continue joint inspection program. Number of identified commercial Industrial facilities in Campbell is 311. The inspection frequency goal for FY04-05 is 100%. The total number of facilities by business category inspected in FY04-05 will be included in the annual report.	In the City of Campbell, 285 commercial / industrial facilities were inspected by the Fire Dept, meeting 92% of the inspection goal. Of the 285 facilities inspected 9 were closed (no longer in business). The Fire Dept reported sixteen (16) potential or actual violations to the WVCWP for follow up. See IND Inspection report data.	Insp'ns conducted by SCC Fire
Work Plan comments RWQCB	Fire Dept Inspector Training and WVCWP/ Fire Dept Meeting & Evaluation	SCC Fire to conduct annual industrial, commercial inspection training of inspectors. WVCWP to arrange joint meeting/training w/ SCC Fire to evaluate inspection reporting and confirm distribution of materials.	Campbell's Senior Civil Engineer and Senior Construction Inspector attended the SCVURPPP Workshop, "*Conducting Stormwater Inspections of Industrial and Commercial Facilities",* which was held in Cupertino on April 5, 2005. The Fire Dept's Sr Haz Mat Specialist, who administers the inspection Agreement between the Fire Dept and the WV cities and provides training to inspectors, attended this training with two Haz Mat specialists. The Fire Dept's annual staff training was provided to their inspectors during June, 2005. The Inspectors noted that they have plenty of handout materials; most businesses have received all of the educational material during prior inspections. See evaluation below.	Annual Mtg arranged by WVCWP Manager and WVCWP Inspector w/ Sr. Haz Mat Specialist
CI Item	WVCWP Vehicle Shop Inspection Program	The West Valley Clean Water Program will continue expansion of the Vehicle Shop Inspection Program, targeting auto repair facilities in the West Valley area and providing additional inspection and education on storm water issues.	The Inspector conducted 38 inspections of various vehicle shops in the City of Campbell. Eleven (11) automotive inspections were the result of referrals from the Fire Dept. The West Valley Inspector's Vehicle Shop Inspection Program accounted for 27 pro-active inspections.	WV Inspector
2001 Perform. Review	NOI Filers	Provide updated list of NOI Filers to SCC Fire.	The list of NOIs (5 sites in Campbell) was sent electronically to the Fire Dept on 7-30-2004. However, there have been no new industrial NOIs added to the list since 2001.	WV Inspector

CAMPBELL

Santa Clara Valley Urban Runoff Pollution Prevention Program

FY 2004-2005 ANNUAL REPORT

Industrial/Commercial Inspection Report Data					
Inspections by Other Agencies	**Fire Dist Inspections by Facility Type**	**Problems found by other Agencies**	**Referrals from DEH and Fire Dept**	**WVCWP Restaurant and Vehicle Inspection Program**	**Total # of Inspections**
DEH Inspections • 261 Food-Facilities • 528 Inspections • 3 potential / actual violations **Fire Dept Inspections** • 285 by Fire District (See list at right) • 16 potential / actual violations	**Fire Dept Inspections** • 143 Automotive • 21 Construction/Bldg • 1 Corp Yard • 8 Dry Cleaners • 3 Electric Comp • 20 Machine Shop • 1 Metal Manufacturing • 6 Paint • 7 Pesticide Facility • 1 Chiropractor • 3 Haz Waste Facilities • 1 Laboratories • 15 Medical/ Dental • 17 Misc Manuf • 3 Pharmaceutical • 16 Photo/Print • 2 Plastics Mfg • 3 Underground storg tank • 8 Veterinarian • 1 Welding/ iron • 5 Wood Cabinetry/Furn	**19 Potential Violations** **Fire Dept reported 16** potential or actual violations (See list at right) **DEH reported 2** potential or actual violations	**Fire Dept Referrals (16)** • **11 Automotive** • **1 Construction** • **1 Dry Cleaner** • **1 Pesticide/landscp** • **2 Misc Mfg** **Referrals from DEH** • **2 Food Facilities**	**(66) WVCWP** Pro-active Inspections • **38** Automotive • **22** Food Service • **6** Commercial See Inspector's report on violations in table below	**IND & Commercial Total Inspections – 879** **WVCWP 66** **Fire Dept 285** **DEH 528**

Campbell Industrial/Commercial Incidents

Type of Incident	Incident Source	General Location	Report Source	Follow-up action	Resolved
• 1 Misc. incidents • 1 Sanitary spill or leak • 3 Grey water • 15 Vehicle & equip. leaking • 9 Vehicle washing • 5 Dumpster discharge	**34 Incidents** • 24 Automotive • 4 Commercial • 6 Food Service	34 Ind/ Commercial	2 Interdepartmental 14 Other Agency 2 Citizen Complaints 16 Inspector	• 29 Verbal Notice • 5 Written Notice	All 34 Resolved For more details on incidents see the Inspector's spreadsheet and notes, attached to this section.

Industrial/Commercial Program Evaluation

Dept of Env Health Consumer Protection Division Inspections

It is important to note that DEH Inspectors look at all facilities that handle food. While gas station snack bars, *See's* candy stores, and video rental stores are not necessarily where we will find most stormwater violations, it does provide a helpful broad-ranged first look at commercial facilities.

Annual Food Facility Inspection Training Meeting

Alternately each year, the objective of this meeting is 1) to train and get feedback from DEH inspectors or 2) for inspection program administrators to review and adjust procedures as necessary. In FY04-05, two of DEH Consumer Protection Division's Supervising Health Specialists, Cupertino's Environmental Programs Manager, the County of SC's NPS Coordinator, the WVCWP Manager, the WVCWP Inspector, and the Director of Operations from the WV Sanitation District (WVSD), participated in a very productive meeting. Peter Sevcik, of the WVSD, initiated a discussion on the District's Fats, Oils, and Grease (FOG) Program. During a round table discussion participants suggested ways to incorporate FOG objectives into existing restaurant inspections. It was generally agreed that inspectors could, at a minimum, ask restaurants for grease trap cleaning records. Based on the records being readily available or not, the inspectors could refer a food facility to the municipal inspector for follow-up. In the West Valley this referral would go to the WVCWP Inspector. The WVCWP Inspector met with Sanitation District staff following the DEH meeting to gain more background information on implementing the FOG Program.

Other topics and action items at this meeting included

- updating the introductory letter and BMP check list for restaurant owners;
- a review of inspection procedures with discussion on glitches in the system and possible resolutions;
- a review of the effectiveness of outreach & educational handouts and the inclusion of pesticide reduction fact sheets specifically for restaurants,
- a discussion on training needs for inspectors in FY05-06,
- updated contact information.

As a result of this meeting, DEH, Consumer Protection Division's Supervising Health Specialist agreed to implement revised annual reporting procedures to ensure accurate tracking and follow-up for potential and actual violations. This implementation will strengthen coordination between DEH and municipal staff.

The Inspection Program for West Valley Communities continues to run more efficiently each year. The key reasons for this are believed to be 1) increased communication with other agency staff and 2) industrial & commercial facility owners who are becoming accustomed to NPDES requirements (BMPs) and the WVCWP Inspector's frequent educational visits.

West Valley Restaurant Inspection Program

The West Valley IC/ID Inspector continues to manage the West Valley Restaurant Inspection Program, by visiting a selected subset of mid-to large-size facilities in each WV community every year. This year twenty-two restaurants were visited in the City of Campbell. These visits provide an opportunity to educate restaurant owners and managers on the City's NPDES requirements and to introduce the West Valley Clean Water Program.

DEH inspectors or supervisors meet annually with the WVCWP Inspector and Manager to review stormwater quality concerns and objectives. DEH Inspectors refer potential violations to the WV Inspector. Once a food facility has been at risk for a violation, the WVCWP Inspector will revisit the facility until all potential and actual problems have been resolved. After resolution, the facility will remain on the Inspector's list to be re-checked a minimum of once annually depending on the nature of the incident.

Food Facility Inspections Uncover Incidents Predominately Related to Grease

During FY04-05 there were five dumpster discharges noted in the IND Incident Table (above). Four of these were actual grease trap dumpster problems. The IND database does not have a field for *incident type*. Violations are tracked by the less-specific category, *facility type*. The food facility incidents that are shaded in the Excel data attached represent both grease and dumpster discharges. The trends in the number of violations are not as easy to show when the *incident type* is not specified. One possible solution for this reporting problem is to move all pro-active inspections, which involve a violation, to the IC/ID database. *Incident type* is a field in the IC/ID database. For FY04-05 trends were evaluated based on incidents reported in both the IND and IC/ID sections. Nevertheless, the food facility violations reported in FY 04-05 (not counting one grease line problem which was a plumbing error and was immediately corrected), totaled five (5), the same number of food facility violations that were reported in the previous year (FY03-04).

Four (4) grease incidents in Campbell have been resolved. To help combat the grease challenge surrounding food facilities, the WVCWP has noted a procedural addition to the checklist for all future pro-active inspections. Restaurants will be required to present grease trap cleaning records to the WVCWP inspector. If a facility does not have available cleaning records, the site will be referred to the West Valley Sanitation District Dir of Operations for follow up inspection(s).

Feedback on Program-Wide Standardized Reporting Categories

One comment from West Valley staff on the standardized reporting categories is that a separate *incident type* category for *secondary containment* would be useful. During pro-active investigations for West Valley Municipalities, secondary containment problems are relatively common.

Industrial/ Commercial Inspector Training Sponsored by SCVURPPP

The first joint WVCWP/Fire Dept meeting for FY 04-05 was held at the Fire Dept on August 6, 2004. As a result of this meeting the Sr Haz Mat Specialist revised the FD's referral form for potential violations to include only the data required by the inspector and the WVCWP (for reporting purposes). This form will be discussed and may be edited again at the annual meeting in FY05-06. The WVCWP Manager and Inspector work closely with the Sr. Haz Mat Specialist each

year to review procedures for West Valley inspections and make adjustments as needed.

The Program's Industrial & Commercial Inspector training took place on April 5, 2005. In order to benefit from the Program's all day workshop, a Haz Mat Specialist, and the WVCWP Inspector and Manager, participated in planning meetings to select topics which addressed specific questions or concerns for the West Valley Program. The WVCWP Inspector gave his presentation on the ***Body Shop/Vehicle Repair Shop Program in West Valley Communities***. The Sr. Haz Mat Specialist coordinates inspector training each year; this year he held sessions starting in June 2005, allowing him to incorporate material from the Program's workshop. The Program's workshop was successful in answering most of the questions which had not been resolved during prior WVCWP meetings with the Sr. Haz Mat Specialist. City of Campbell's new Stormwater Rep and a construction inspector went to the workshop to gain a better understanding of the City's joint inspection program and how it is coordinated between three agencies.

West Valley Vehicle Shop Inspection Program

The West Valley IC/ID Inspector continues to manage the West Valley Vehicle Shop Inspection Program by visiting a selected subset of vehicle facilities in each WV community every year. This program mirrors the restaurant inspection program and results in the same benefits. Thirty-eight (38) automotive shops were inspected in the City of Campbell. In FY04-05 twenty-four (24) incidents were related to automotive. Out of twenty-four (24) incidents, twelve were re-checks on previously resolved violations. Out of fifteen (15) *Vehicle and Equipment Leaking* incidents noted above, only six (6) were actual violations; and out of nine (9) vehicle washing incidents, only six(6) were actual violations. The Inspector issued 10 level one or verbal warnings. In some cases the Fire Dept will issue a warning and then refer the site to the WVCWP Inspector; by the time the WVCWP Inspector arrives the incident has been resolved and no warning is necessary. The remaining automotive incidents involved rechecking sites where there had been previous problems. A total of twelve (12) actual automotive related violations occurred in FY04-05 compared to 28 (16 Vehicle/Equipment, 7 Vehicle Washing, and 5 Vehicle Repair) violations reported in Campbell's FY 03-04 Annual Report (IC/ID incidents). The reduction demonstrates a 50% improvement in automotive compliance. The perception is that shop owners are much more aware of stormwater issues and that there has been an improvement in controls and acceptance of the requirements

CAMPBELL

IND Inspections Annual Report FY0405

Automotive

#	Date	Facility Name	Facility Address	Enforcement Actions	Automotive Facility Inspection Notes	Notes - 2
1	8/11/2004	Elite Auto Body	1386 White Oaks Rd., Campbell	No Action	Proactive visit. New ownership. Was White Oaks Auto Body. Very seldom wash vehicles. If so, done inside, dry up water with heat lamps so nothing gets to SD.	Keep an eye on. Stop by frequently. OK right now.
2	8/24/2004	Elite Auto Body	1386 White Oaks Rd., Campbell	Level 1	Fire caught them washing vehicle outside. They tell me they are going to install a "Vacuum Boom" system. Keep after them.	Follow up. OK right now.
3	9/16/2004	Alfi's Auto Body	861 Camden Av., Campbell	No Action	Proactive inspection. OK. They have a wash rack which drains to sewer.	All AOK.
4	9/16/2004	Mota's Auto	861 Camden Av., Campbell	No Action	Proactive inspection. All OK. Have a wash rack which drains to sewer.	All AOK.
5	9/16/2004	Peninsulaa Automotive	861 Camden Av., Campbell	No Action	Proactive inspection. All OK. Have a wash rack which drains to sewer.	All AOK.
6	9/16/2004	Miller's Automotive	861 Camden Av., Campbell	No Action	Proactive inspection. All AOK. Have a wash rack which drains to sewer.	All AOK.
7	9/23/2004	Prestige Auto Body	3303 S. Winchester Blvd., Campbell	Level 1	Wants to order a Vacuum Boom product. Follow up.	Go back. OK now, keep checking.
8	9/23/2004	Park Vasona Auto	3303 S. Winchester Blvd., Campbell	No Action	All OK. Do not wash vehicles.	All OK.
9	9/23/2004	Scotty's Automotive	3303 S. Winchester Blvd., Campbell	No Action	All OK. Have been a problem in the past.	All OK.
10	9/23/2004	Mussman Automotive	3303 S. Winchester Blvd., Campbell	No Action	All OK. Do not wassh vehicles.	All OK.
11	9/27/2004	White Oaks Auto Body	1436 White Oaks Rd., Campbell	Level 1	Still washing vehicles. Try to contain it. Some runoff may get to SD.	Keep after. Maybe a Vacuum Boom. OK now.
12	9/27/2004	Silicon Valley Auto Group	1436 White Oaks Rd., Campbell	No Action	AOK. Use Vacuum Boom. Only wash one or two cars per week. No problem.	AOK.
13	11/1/2004	Jiffy Lube	535 Hamilton Av., Campbell	No Action	Proactive visit. Problems in past. OK now. Looks good. Clean. All work now done in service bays.	All OK now.
14	11/2/2004	C.T. Automotive	335 McGlincey Ln., Campbell	No Action	Proactive visit. All OK now. Clean. Problems in past.	All OK now.
15	11/23/2004	Classic Car Wash	981 E. Hamilton Av., Campbell	Level 1	Cameron Coleson. Video. Pressure washing driveway to Bascom. Told them no more power washing. Issued NTC# 1040.	OK for now. No more power washing. Vacuum boom on order. Follow up.
16	12/6/2004	Gemini Automotive/Goodyear	1790 S. Bascom Av., Campbell	Level 1	Fire inspection said exterior shed leakage. OK now but too much absorbent had been used. Ran to SD. Issued NTC#1041.Cleaned up right away.	All OK now.
17	1/3/2005	West Valley Transmissions	1460 White Oaks Rd., Campbell	Level 1	Fire reports inside processing and outside car storage over SD run off. OK now. No problem. Do not wash cars. Keep an eye on parked vehicles. No dripping fluids.	Looks OK.
18	1/3/2005	Concours Autobody	1460 White Oaks Rd., Campbell	Level 1	Fire reports washing cars outside on 12-10-04. Looks OK today. He said he will look into getting a "Vacuum Boom".	See findings. Keep after him. OK now.
19	1/3/2005	White Oaks Body	1436 White Oaks Rd., Campbell	Level 1	Problems in past. Looks OK today. Sometimes wash a car inside. May expand. If they do, he will install a drain to sewer.	OK today. Keep after.
20	2/4/2005	Earl's Transmission	921 Camden Av., Campbell	Level 1	Fire inspection showed an engine stored outside leaking fluids. All OK now. Engine gone. All cleaned up. He learned from this experience.	All Ok now.
21	3/18/2005	FM Autobody	60 E. Sunnyoaks Av., #12, Campbell	Level 1	DEH reported chalky liquid going toward SD. Did not reach SD. Drys up. I told him to build a better berm. Better yet get a "vacuum boom". He is interested.	Very seldom washes a vehicle. When he does he lets it dry and sweeps up residue.
22	5/9/2005	South Bay Auto	2970 Winchester Blvd., Campbell	Level 1	Fire reported used auto parts stored outside in front and on side of building. All parts are metal. No fluids, but he will get rid of these. Old batteries need secondary containment. We took care of this while I was there.	All OK now.

CAMPBELL

IND Inspections Annual Report FY0405

Automotive cont.

#	Date	Facility Name	Facility Address	Enforcement Actions	Automotive Facility Inspection Notes	Notes - 2
23	11/9/2004	Bentley Silicon Valley	1436 White Oaks Rd., Campbell	No Action	Proactive visit. All OK. They have a vacuum boom. Use it effectively.	All OK.
24	11/9/2004	South Bay Auto Care Center	2970 S. Winchester Blvd., Campbell	No Action	Proactive visit. Problems in past. Looks AOK. SD clean.	All OK now.
25	11/9/2004	Wheel Works	1460 White Oaks Rd., Campbell	No Action	Proactive visit. All OK. Do not wash vehicles.	All OK.
26	11/9/2004	White Oaks Auto Body	1436 White Oaks Rd., Campbell	No Action	Proactive visit. Problems in past. Wash a car very seldom. Wash inside, let it dry. I encourage them to get a vacuum boom device.	All OK now. Keep after for long range solution.
27	11/9/2004	Concours Autobody Collision	1460 White Oaks Rd., Campbell	No Action	Proactive inspection. All OK.	All OK.
28	11/9/2004	Elite Auto	1386 White Oaks Rd., Campbell	No Action	Proactive inspection. All OK.	All OK.
29	12/29/2004	Classic Car Wash	981 E. Hamilton Av., Campbell	No Action	Cameron Colson had a video shown on TV. Claims they were power washing car engines. Runoff of grease and water going to SD. I went right out. Talked with Mike Davis, Mgr. They have never power washed a car engine.	They are not power washing anything. They have a "Vacuum Boom" device on order so that they can resume power washing driveway once a week. OK now.
30	3/15/2005	Dell Auto Body	951 Camden Av., Campbell	No Action	Equip/vehicle storage outside reported by Fire. OK, no problem. If fluids they use a drip pan.	No problem.
31	3/15/2005	A+E Performance	980 Camden Av., Campbell	No Action	Fire reported outdoor equip/vehicle storage. All OK. If fluids, they use a drip pan.	All OK.
32	4/13/2005	Streamline Auto Body	261 McGlincey Ln., Campbell	No Action	Problems in past. No longer wash vehicles near SD. Have drain with separater, then drains to sewer.	All OK now.
33	4/27/2005	John's Automotive	238 Curtner Av., Campbell	No Action	Problems in past. Looks good now. Has lots of drip pans in case parked vehicles leak fluids.	All AOK.
34	5/9/2005	Campbell European Motors, Inc.	2565 S. Winchester Blvd., Campbell	No Action	Fire reported stored auto parts (used) in backyard. I went out. Just metal brake drums, no problem. No fluids. They will have them picked up.	All AOK.
35	5/19/2005	Jiffy Lube	1387 Camden Av., Campbell	No Action	Problems in past. Pro active inspection. All OK now. Very clean. Good.	All OK.
36	5/20/2005	Jim's Auto Repair	2068 S. Winchester Blvd., Campbell	No Action	Problems in past. Pro active inspection. All OK now. Good. Clean.	All OK.
37	5/20/2005	Allen's Automotive, Inc.	181 Kennedy Av., Campbell	No Action	Problems in past. Rro-active inspection. All OK now. Good. Clean. No problems.	All AOK.
38	5/23/2005	Campbell Automotive	28 E. Rincon, Campbell	No Action	Problems in past. Pro-active inspection. Storage area outside for drums is now covered. He built a cover. No oil on ground.	All AOK now. Good.

Machine Shops

#	Date	Facility Name	Facility Address	Enforcement Actions	Machine Shop Inspection Notes	Notes - 2
1	7/1/2004	Lindemann Engineering	520 McGlincey Ln. #3, Campbell	No Action	Fire reported open containers at rear of shop. All OK now.	
2	9/10/2004	Golden Gate Runway	970 McGlincey Ln., Campbell	No Action	Fire inspected. Oil fresh and waste outside. OK now. All cleaned up. Oil and waste gone.	All OK now.

CAMPBELL

IND Inspections Annual Report FY0405

Other Commercial Facilities

#	Date	Facility Name	Facility Address	Enforcement Actions	Other Commercial Facility Inspection Notes	Notes - 2
1	8/20/2004	Express Cleaners, Duc Nguyen	1663 S. Bascom Av., Campbell	Level 1	Fire inspection. Found waste oil products in open container in rear shed. I told him to dispose of immediately as a hazardous waste product. He did.	All OK now.
2	3/3/2005	Confidence Landscaping, Inc.	971 E. Hamilton Av., Campbell	Level 1	Fire Dept. follow up. Paint cans stored against rear fence. Paint cans still there. Waiting for warm weather so they can dry out. Go back.	Follow up. OK now.
3	3/4/2005	Cushman Construction	420 E. McGlincy Ln., Campbell	No Action	Fire reported open waste oil and small amounts of fluids under vehicles. All OK now. No open waste oil. Vehicles OK.	All OK.
4	4/21/2005	Sterling Marble and Granite	655 McGlincey Ln., #F, Campbell	Level 1	Cutting leaves residue to SD. Told him to get a silt mat and install in SD. He did so. Mat in on 4-26-05	All Ok now.

Food Service Facilities

#	Date	Facility Name	Facility Address	Enforcement Actions	Food Service Facility Inspection Notes	Notes - 2
1	8/4/2004	Andy's BBQ	700 E. Campbell Av., Campbell	Level 1	Lots of grease running down East side of property to street and SD. Called owner, Ken Smith, told him to clean up right away. Follow up. He did clean it up. All AOK.	Andy's is now closed. Will be demolished for new building.
2	8/23/2004	Casa Lupe Restaurant	2169 Winchester Blvd., Campbell	No Action	Proactive inspection. Very clean kitchen. Dumpster area excellent.	All AOK.
3	8/23/2004	Fresh Choice Restaurant	1654 S. Bascom Av., Campbell	No Action	Proactive inspection. Very clean. Excellent. No problems.	All AOK.
4	8/24/2004	Pollo Rey Restaurant	1875 S. Bascom Av., Campbell	No Action	Closed. Out of business.	Closed.
5	8/24/2004	Andy's BBQ	700 E. Campbell Av., Campbell	No Action	Closed. Building torn down.	Closed.
6	8/25/2004	Campbell Brewing Co. Restaurant	200 E. Campbell Av., Campbell	No Action	Clean. Excellent. Very cooperative. Dumpster area excellent.	No problems.
7	8/25/2004	A. Bellagio Restaurant	33 S. Central Av., Campbell	No Action	Looks good. Owner not in. Go back.	Go back. Looks OK.
8	8/25/2004	The Kings Head Restaurant	201 Orchard City Dr., Campbell	No Action	OK, clean. Dumpster area good.	AOK.
9	9/29/2004	North China Restaurant	727 W. Hamilton Av., Campbell	Level 1	Grease around trap in back. Clean up right away to prevent from going to SD. Issued NTC#1035.	OK now. Follow up. Went back on 11-23-04. OK.
10	10/26/2004	Outback Steakhouse Restaurant	1887 S. Bascom Av., Campbell	Level 1	Proactive inspection. Dumpster area a mess. Grease and food scrapes on concrete floor. Clean up immediately and keep clean. Do not spill. Issued NTC#1037. Go back. Keep after them.	All OK now. Go back. Keep after them.
11	11/29/2004	North China Restaurant	727 W. Hamilton Av., Campbell	Level 1	Problems in past.See NTC#1035.Proactive inspection. Looked like grease had been poured in street in back. Called DEH. They referred me to Code Enforce. Of Campbell. Went back on 12-09-04 and much better. Looks OK.	Looks OK now. Follow up. Keep after.
12	12/3/2004	Jack in the Box Restaurant	1450 Campbell Av., Campbell	No Action	Cameron Coleson emailed pictures of puddle in driveway. Went right out. All I found was a puddle. No real harm. I asked the owner to please get it repaired. !2-09-04 Drove by again. Just a puddle. No soapy water.	All OK.
13	1/4/2005	Elephant Bar Restaurant	499 E. Hamilton Av., Campbell	Level 1	Pro active visit. Problems in past. Looks OK except cover on outside grease storage should be closed. Talked with Mgr. Promised to comply. Went back on 1/5/05. Guy was in dumpster area. Lid was open. Told him to keep it closed.	See findings. Keep after. OK now.

CAMPBELL

IND Inspections Annual Report FY0405

Food Service Facilities cont.

#	Date	Facility Name	Facility Address	Enforcement Actions	**Food Service Facility Inspection Notes**	Notes - 2
14	1/5/2005	Outback Steakhouse Restaurant	1887 S. Bascom av., Campbell	No Action	Resolved - Problems in past. Checked dumpster area. Looks good.	AOK.
15	3/14/2005	Mama Mia's Restaurant	Hamilton @ Third, Campbell	No Action	Strong odor coming from SD. Taken care of by Pub. Works.	All OK now.
16	3/31/2005	Zyng Restaurant	1875 S. Bascom Av., Campbell	Level 1	Grease line on new restaurant hooked up incorrectly to roof runoff which goes to SD. Closed until repairs are made. All OK now.	All OK now.
17	3/31/2005	Buca di Beppo Restaurant	1875 S. Bascom Av., Campbell	No Action	Looks good. All OK.	All AOK.
18	3/31/2005	Kyoto Palace Restaurant	1875 S. Bascom Av., Campbell	No Action	All OK. Looks good.	All AOK.
19	3/31/2005	Left at Albuquerque Restaurant	1875 S. Bascom Av., Campbell	No Action	All OK. Looks good.	All AOK.
20	3/31/2005	Rock Bottom Restaurant	1875 S. Bascom Av., Campbell	No Action	Pro active inspection. Looks good. No problems.	Good. No problems.
21	3/31/2005	El Burro Restaurant	1875 S. Bascom Av., Campbell	No Action	All OK. Looks good.	All AOK.
22	4/12/2005	Elephant Bar Restaurant	499 E. Hamilton Av., Campbell	No Action	Resolved - Problems in past. Follow up. Dumpster area good now. All AOK.	All OK now.

Training Summary: IND & Commercial Inspections

Training Description	Date	Attendees
Business-Type Guide Sheets Speaker: Jeff Brosseau, Calif. Stormwater Quality Assn **Topics:** Review of Business-Specific Guide Sheets from the CASQA Ind. & Comm. BMP Handbook	**March 2, 2005**	**WVCWP (2)** Program Manager, Program Assistant
EPA Region 9s Industrial Non-Filer Initiative Sponsor: CWEA Speaker: Lynn Kuo, U.S. EPA Region 9	**March 2, 2005**	**WVCWP (1)** Program Manager
Updates from Tetra-Tech Industrial Stormwater Inspections Sponsor: CWEA Speaker: Ellen Blake, U.S. EPA Region 9	**March 2, 2005**	**WVCWP (1)** Program Manager
Pre-Treatment: Permitting Sponsor: CWEA Speaker: Keith Silva, U.S. EPA Region 9	**March 2, 2005**	**Campbell (1)** Senior Civil Engineer
Pre-Treatment: Inspecting Sponsor: CWEA Speaker: Greg Arthur, U.S. EPA Region 9	**March 2, 2005**	**Campbell (1)** Senior Civil Engineer
Pre-Treatment: Sampling Sponsor: CWEA Speaker: Keith Silva, U.S. EPA Region 9	**March 2, 2005**	**Campbell (1)** Senior Civil Engineer

Training Summary: IND & Commercial Inspections

Training Description	Date	Attendees
Pre-Treatment: Enforcing Sponsor: CWEA Speaker: Greg Arthur, U.S. EPA Region 9	**March 2, 2005**	**Campbell (1)** Senior Civil Engineer
WVCWP Monthly Meeting/Training Presenter: WVCWP Program Manager **Topics:** ▪ New IND Performance Standard has been approved ▪ Review new IND PS and its inclusion in URMPs	**March 8, 2005**	**WVCWP (2)** Program Assistant Stormwater Discharge Inspector **Campbell (1)** Senior Civil Engineer **Los Gatos (1)** Senior Engineering Technician **Saratoga (1)** Associate Engineer

Training Summary: IND & Commercial Inspections

Training Description	Date	Attendees
Conducting Stormwater Inspections of Industrial and Commercial Facilities Sponsored by SCVURPPP; Speakers included WVCWP Stormwater Discharge Inspector **Topics:** ▪ What To Look For During Stormwater Inspections Of Commercial And Industrial Facilities ▪ Performance Standards And Reporting Requirements Of The SCVURPPP Permit ▪ Model Inspection Forms ▪ State Industrial Activities Stormwater General Permit ▪ Examples Of Common Stormwater Violations ▪ Discussion On Ways To Encourage Good Business Practices ▪ Guidance On Source Control, Proper Disposal And BMP Education Materials For Common Industrial And Commercial Facilities. **Note:** WVCWP Inspector, Manager, and one Fire Dept Inspector, participated in meetings to plan for the workshop. The WVCWP Inspector gave a presentation on WVCWP's Program for inspecting Vehicle Facilities.	**April 5, 2005**	**WVCWP (3)** Stormwater Discharge Inspector Program Manager Program Assistant **SCC Fire Dept (3)** Sr Haz Mat Specialist Haz Mat Specialists (2) (Inspectors for Campbell, Los Gatos, and Saratoga IND and Commercial) **Campbell (2)** Senior Civil Engineer Senior Construction Inspector **Los Gatos (1)** Engineering Technician

Training Summary: IND & Commercial Inspections

Training Description	Date	Attendees
WVCWP Monthly Meeting/Training Presenter: WVCWP Program Manager **Topics:** ▪ Review Work Plan tasks for IND ▪ Review status of Fire Dept. Inspection Agreement	**April 26, 2005**	**WVCWP (2)** Program Assistant Stormwater Discharge Inspector **Campbell (1)** Senior Civil Engineer **Los Gatos (1)** Senior Engineering Technician **Saratoga (1)** Associate Engineer **WV Sanitation District (1)** Director of Engineering & Operations

Training Summary: IND & Commercial Inspections

Training Description	Date	Attendees
Annual Training Meeting: WV Communities, Cupertino & Dept. of Environmental Health and County of Santa Clara **Topics:** ▪ Update Contact Information ▪ Update Letter to Restaurant Owners ▪ Review Inspection Program - Discuss Problems, Trouble Spots, Feedback from Inspectors ▪ Referring Potential and Actual Violations & What to do about Repeat Offenders ▪ Distributing Public Education Materials ▪ *Setting a Table for Pests Brochure* – Discuss Feedback from Inspectors ▪ Pesticide Management - Distribution of Pest-Specific Fact Sheets/Brochures ▪ Training Needs for next year ▪ West Valley Sanitation District – Fats, Oils & Grease	**April 27, 2005**	**WVCWP (2)** Stormwater Discharge Inspector Program Manager **WV Sanitation District (1)** Director of Engineering & Operations **Cupertino (1)** Environmental Programs Manager **Dept Environmental Health (2)** Consumer Protection Division: Supervising Envmtl Health Specialists 2 **SC County (1)** Senior Analyst, Env. Resources Division

Training Summary: IND & Commercial Inspections

Training Description	Date	Attendees
WVCWP Monthly Meeting/Training Presenter: WVCWP Program Manager **Topics:** ▪ Review discussions of Restaurant Inspection DEH meeting ▪ New Fats – Oil – Grease program which WVSD is pursuing with restaurants & WVCWP	**June 28, 2005**	**WVCWP (2)** Program Assistant Stormwater Discharge Inspector **Campbell (1)** Senior Civil Engineer **Los Gatos (1)** Senior Engineering Technician **Saratoga (1)** PW Administrative Analyst

CAMPBELL

Santa Clara Valley Urban Runoff Pollution Prevention Program

FY 2004-2005 ANNUAL REPORT

PUBLIC AGENCY ACTIVITIES: OPERATION AND MAINTENANCE
Storm Drain Operations and Maintenance

FY 2004-2005 Work Plan Self Evaluation Matrix

Source	Work Plan Activity	Work Plan Tasks	FY 04-05 Accomplishments	Responsible Party
URMP	Annual Storm Drain Cleaning	Continue contract w/ WVSD. Continue schedule/cycle for cleaning and maintenance of storm drain system	WVSD performs systematic storm drain cleaning and inspection annually. Each year half the City's storm drains in residential areas are cleaned and inspected. Storm drain cleaning and inspection of the arterials and commercial/ industrial areas is done annually. Engineered treatment BMPs on City parking lots are cleaned twice at least twice a year. Fifteen storm drain filters were cleaned in the Community Center parking lot (3/16/05) WVSD has begun implementation of a GIS map with numbered stormdrains to facilitate monitoring. City staff performs additional pro-active cleaning of storm drain inlets and grates before storm season in high leaf drop areas. See evaluation section below	Sr Civil Engineer co-ord contract; Pub Works Supt co-ord in-field operations
CI Item	Thermoplastic Storm Drain Stenciling	Continue to evaluate thermo-plastic storm drain stencils on curbless storm drains. Observe deterioration, durability, practicality, & cost effectiveness.	Campbell ordered 18 more thermoplastic storm drain stencils for their downtown area. See evaluation section for details.	Public Works Supt
URMP	Annual Storm Drain O&M Training	Annual WVSD / Operations & Maint. Supervisors meeting - evaluate status of annual storm drain cleaning and provide training on maintenance issues.	The WV Storm Drain Op & Maint. Supervisor's workshop was held June 2, 2005. Eight Campbell staff attended, including the Public Works Superintendent, Acting Street Maint Spvsr, Asst. Streets Maint Spvsr, and five (5) Street Maint Workers. Staff from WVSD, WVCWP, and the other WV Communities also participated and joined in a round table discussion. Topics included: • Clarification/ review of roles and tasks of City and WV	Pub Works Supt/ Spvrs to attend; Hosted by WVCWP

CAMPBELL

Santa Clara Valley Urban Runoff Pollution Prevention Program

FY 2004-2005 ANNUAL REPORT

Source	Work Plan Activity	Work Plan Tasks	FY 04-05 Accomplishments	Responsible Party
			Sanitation District staff to prevent gaps • Review of Emergency Response Procedures for SD overflow • Power Point Presentation on BMPs for Streets, Rural Public Works and Storm Drain Maintenance • Working together to proactively prevent storm drain problems due to Fats, Oils and Grease (FOG) See details in *Evaluation* at end of this section, and Staff Training table Attachment.	

Storm Drain Operations and Maintenance Evaluation

Storm Drain Stencils: the City of Campbell has decided to use the thermoplastic storm drain stencils in selected areas. The City ordered 18 more to apply in the commercial downtown area. The fact that they are reflective, which provides visibility at night, and withstand heavy traffic was reason enough to spend more for stenciling in appropriate areas. Unlike the metal plates previously installed by the City, they adhere well to coarse and uneven surfaces, have not peeled, and do not have sharp edges that bend, creating a potential to injure pedestrians or bicyclists.

SDOM Training: WV Storm Drain Op & Maint Supervisor's workshop was held June 2, 2005. The cities participated in a round table discussion and compared maintenance practices. WV Sanitation staff distributed a summary of maintenance activities completed for each city, showcasing the District's new automated system for tracking inspections. WVSD can print out a history of the debris they've found in a storm drain line. This will be useful if history shows that the same lines have debris during each cycle. The cities/town may want to increase maintenance for those spots/lines to an annual rather than biennial schedule. The WVSD report also includes a list of construction deficiencies such as missing bike straps etc. Additional TV tracking of potential problem areas may be conducted by the WVSD at the request and cost of the city.

SD Op & Maint: Photos were passed around at the SD maintenance workshop on June 2, 2005, of debris that was pulled out of the SD lines in the early 90's when WVSD began cleaning the cities' storm drains. Now the work is primarily preventative maintenance and the program is running smoothly. All other aspects of the storm drain operation and maintenance program are working well.

CAMPBELL

Santa Clara Valley Urban Runoff Pollution Prevention Program

FY 2004-2005 ANNUAL REPORT

STREET SWEEPING/ PAVEMENT MANAGEMENT				
URMP	a. Street Sweeping Program	By contract – residential swept twice monthly; downtown every week; arterials and Commercial/industrial areas once weekly. High leaf drop and other noted areas cleaned more frequently and as needed (i.e., construction zones - swept by responsible party).	The City of Campbell has a contractor that provides street sweeping services on residential and arterial streets. During FY 04-05, Campbell collected 1,327 cubic yards of debris from 5,454 curb miles of residential streets, and 994 cubic yards of debris from 1,619 curb miles of commercial and arterial streets. Total annual amount of debris recovered by the sweeper was 2,321 cubic yards. Residents and businesses are also given large recycling receptacles for yard waste as part of the required solid waste service. Yard waste is not allowed in streets but waste from receptacles is picked up weekly. **A total of 6,782 tons of yard waste was recycled** in Campbell during FY 04-05.	Public Works Supt
NPDES Permit	b. Street Sweeping Data Collection	Provide street sweeping data currently to WVCWP for submittal to SCVURPPP.	Street Sweeping was collected quarterly and provided to the SCVURPPP at the end of the fiscal year. The City has two contractors performing sweeping services. The residential and commercial areas are swept with a broom type sweeper and the parking lot and garage areas are swept with vacuum type sweepers. Street sweeping data includes both.	Sr. Civil Eng & Public Wks Specialist to co-ord with WVCWP
Work Plan comments RWQCB	c. Training	Provide training meetings, on collection of street sweeping data, to appropriate municipal staff.	Training on the specific requirements and the need for street sweeping data was covered at WVCWP's June 2, 2005 Storm Drain Operation and Maintenance Supervisors workshop. However, this did not include contractors. See evaluation section.	Senior Civil Engineer to co-ord with Public Works Supt & WVCWP to assist and Public Works staff to attend

CAMPBELL

Santa Clara Valley Urban Runoff Pollution Prevention Program

FY 2004-2005 ANNUAL REPORT

Street Sweeping/ Pavement Management Evaluation

Campbell's street sweeping contractor and Public Works staff kept us adapted to data collection this year. Data was collected and reported quarterly for the first 3 quarters and then monthly for the last quarter.

One continuous improvement item identified at the end of FY04-05 was the potential need to discuss, with street sweeping contractors, why the City tracks this data. This will help sweepers to become more aware of the importance of street cleaning as it relates to water quality.

As is often the case with residents, it is not obvious why sediment and runoff (for example from car washing) is a problem for creeks and the Bay. WVCWP staff have noticed that if others are aware of the reasons and benefits of street cleaning and tracking the results, they are generally more eager to support the activity including taking time to collect accurate data. At the end of FY04-05 the WVCWP Program manager was laying the groundwork for a meeting with Campbell staff and the City's street sweeping contractor.

CORPORATION YARD

Source	Work Plan Activity	Work Plan Tasks	FY 04-05 Accomplishments	Responsible Party
URMP	SWPPP	Implement BMPs.	Staff continued to implement the City's SWPPP and BMPs, which are reviewed annually during the Corp Yard Walk-thru training. Staff also attended the *Maintenance Supervisors Assn.* meeting which featured a review of Public Agency Activity BMPs presented by SCVURPPP staff.	Public Works Supt
URMP	Staff Training	Annual Review and evaluation of BMPs w/ Corp-Yard walk-thru	On April 13, 2005, Public Works and Parks Maintenance Department staff received their annual tour of the Service Center and training on the SWPPP and Best Management Practices for: ▪ IPM in landscaping & gardening ▪ Pool maintenance ▪ Earth moving and dewatering activities ▪ Concrete and mortar application ▪ Roadwork and paving The tour also pointed out the location of several absorbent stations and a demo of proper procedures for pressure washing on sidewalks and in parking lots. (**29 Attendees)** See attached table for additional staff training.	Led by Public Works Supt

CAMPBELL

Santa Clara Valley Urban Runoff Pollution Prevention Program

FY 2004-2005 ANNUAL REPORT

Corporation Yard Evaluation

Staff is aware of the SWPPP. Feedback is that BMPs are working well and have become part of every day procedures. For more on staff training see the Public Agency Staff Training Table (attached).

RURAL PUBLIC WORKS ACTIVITIES

Campbell does not have any Rural Public Roads and therefore does not provide any Rural Public Works services.

Campbell, Los Gatos, Monte Sereno, Saratoga

West Valley Communities

Santa Clara Valley Urban Runoff Pollution Prevention Program

FY 2004-2005 ANNUAL REPORT

Training Summary: Public Agency Activities

Training Description	Date	Attendees
Saratoga's Pre-Storm Maintenance Training Presenter: Street Maintenance Supervisor ▪ Annual Storm Drain Maintenance training to review BMPs before staff pre-cleans storm drains to prepare for heavy storms in known problem areas.	**Nov. 9, 2004**	**Saratoga (14)** Street Maintenance Supervisor Street Maintenance staff (6) Parks Maintenance staff (9)
WVCWP Monthly Meeting/Training Presenter: WVCWP Program Manager **Topics:** Presentation on Storm Drains from West Valley Sanitation District: ▪ Review WVSD Agreement ▪ Handling Storm Drain cleaning referrals ▪ Documentation and reporting on calls for cleaning from citizens or City/Town staff	**Nov. 16, 2004**	**WVCWP (2)** Program Assistant Stormwater Discharge Inspector **Campbell (1)** Environmental Programs Manager Senior Civil Engineer **Los Gatos (1)** Senior Engineering Technician **WV Sanitation District (1)** Director of Engineering & Operations
Stormwater BMPs for Municipal Operations Sponsored by: Maintenance Superintendents Assn Speaker: John Fusco, Senior Engineer/Scientist – SCVURPPP Program Staff **Topics:** ▪ BMPs for Corp Yard Activities ▪ General BMPs ▪ Catch Basin Cleaning ▪ Spill Response ▪ Street Sweeping Debris	**Nov. 18, 2004**	**WVCWP (2)** Program Assistant Stormwater Discharge Inspector **Campbell (3)** Public Works Interim Director Acting Street Maintenance Spvsr Environmental Programs Manager **Saratoga (2)**

SANTA CLARA VALLEY URBAN RUNOFF POLLUTION PREVENTION PROGRAM
FY 2004-2005 ANNUAL REPORT
WEST VALLEY COMMUNITIES

Training Summary: Public Agency Activities

Training Description	Date	Attendees
▪ Patching , Resurfacing and Surface Sealing ▪ Saw-cutting & Grinding ▪ Irrigation Practices ▪ Vegetation Controls ▪ Signing & Striping ▪ Fuel Dispensing Areas ▪ Fleet Maintenance/Vehicle Parking Areas and Vehicle/Equipment Washing ▪ Chemical Usage & Storage		Street Maintenance Supervisor Lead Worker
WVCWP Monthly Meeting/Training Presenter: WVCWP Program Manager **Topics:** ▪ Review new WVCWP monthly table for data collection; will be e-mailed ▪ Review data collection requirements for Street Sweeping ▪ Review evaluations of Thermoplastic Stencils ▪ Demonstrate Los Gatos' Doorhanger program – carried out by Street Sweeping staff - placed for notification of problems with yard waste & construction debris - has proven to be a means of detecting projects without legal building permits ▪ Review Rural Public Works Work Plan Tasks - Required reporting for Annual Report - Importance of evaluation - Review definition of Rural Public Works	**Dec. 21, 2004**	**WVCWP (2)** Program Assistant Stormwater Discharge Inspector **Campbell (3)** Environmental Programs Consultant Environmental Programs Manager Senior Civil Engineer **Los Gatos (1)** Senior Engineering Technician **Saratoga (1)** Parks Maintenance Supervisor **WV Sanitation District (1)** Director of Engineering & Operations
WVCWP Monthly Meeting/Training Presenter: WVCWP Program Manager **Topics:** For new Stormwater Representatives: ▪ Review Public Agency work plan tasks ▪ Discuss importance of Corp Yard trainings, commonly covered topics	**April 26, 2005**	**WVCWP (2)** Program Assistant Stormwater Discharge Inspector **Campbell (1)** Senior Civil Engineer

SANTA CLARA VALLEY URBAN RUNOFF POLLUTION PREVENTION PROGRAM
FY 2004-2005 ANNUAL REPORT

WEST VALLEY COMMUNITIES

Training Summary: Public Agency Activities

Training Description	Date	Attendees
▪ Review data collection requirements for Annual Report – Public Agency Activities		**Los Gatos (1)** Senior Engineering Technician **Saratoga (1)** Associate Engineer **WV Sanitation District (1)** Director of Engineering & Operations
Public Works Best Management Practices **(Town of Los Gatos – City of Monte Sereno)** Speaker: Genevieve Fire, Consulting P.E. **Topics:** ▪ Revised Stormwater Regulations ▪ Los Gatos Maintenance Activities ▪ Maintenance BMPs ▪ Public Streets ▪ Rural Public Works ▪ Feedback and Discussion	**Jan. 25, 2005**	**Los Gatos (20)** Parks & Public Works Director Public Works Supervisor Parks & Forestry Supervisor Snr Engineering Inspector Engineering Inspector Parks & Public Works Maintenance Workers (15) **Monte Sereno (1)** Assistant City Engineer

SANTA CLARA VALLEY URBAN RUNOFF POLLUTION PREVENTION PROGRAM
FY 2004-2005 ANNUAL REPORT

WEST VALLEY COMMUNITIES

Training Summary: Public Agency Activities

Training Description	Date	Attendees
Annual SDOM Training Meeting: WV Communities & WV Sanitation District Held at Monte Sereno City Hall; Sponsored by WVCWP Speaker: Genevieve Fire, Consulting P.E. **Topics:** ▪ Sanitation District Service Agreement Discussion ▪ Emergency Response Procedures for Sewer Drain Overflows ▪ The Fats, Oils and Grease Program (FOG) ▪ Los Gatos' New Street Sweeper ▪ Presentation including Round Table Discussion o Storm Drain Operation & Maintenance BMPs o Rural Public Works BMPs ▪ Questions, Comments – Evaluation	**June 2, 2005**	**WVCWP (4)** Stormwater Discharge Inspector Program Manager, Program Assistant, Outreach Specialist **Campbell (8)** Public Works Superintendent Acting Street Maintenance Spvsr Asst. Streets Maintenance Spvsr Street Maintenance Worker (5) **Los Gatos (1)** Town Engineer **Monte Sereno (1)** Assistant City Engineer **Saratoga (4)** Street Maintenance Supervisor Lead Maintenance Worker Parks Supervisor Lead Parks Worker **WV Sanitation District (2)** Director of Engineering & Operations Operations Supervisor
Campbell Only Training Attendance		
City of Campbell – Public Works Best Management Practices Presenter: John Iaquinto, Public Works Superintendent - video **Topics:** Stormwater-related BMPS for Surface Cleaning	**March 11, 2005**	**Campbell (28)** Street Maintenance Lead Worker Street Maintenance Worker (5) Office Specialist Equipment Maintenance Supervisor Mechanic II (2) Parks Maintenance Supervisor Parks Maintenance Workers (17)

SANTA CLARA VALLEY URBAN RUNOFF POLLUTION PREVENTION PROGRAM
FY 2004-2005 ANNUAL REPORT
WEST VALLEY COMMUNITIES

Training Summary: Public Agency Activities

Training Description	Date	Attendees
City of Campbell - Hazardous Materials Management Presenter: Jim Harrigan – Du-All Safety/John Iaquinto, Public Works Superintendent **Topics:** Spill and leak response: ▪ Location of spill ▪ Location of spill or leak contact list, reporting procedure ▪ Location of emergency fuel shut off switch ▪ Location of any fire extinguishers	**March 11, 2005**	**Campbell (29)** Street Maintenance Lead Worker Street Maintenance Workers (4) Park Supervisor Park Maintenance Workers (16) Building Maintenance Workers (4) Vehicle Maintenance Workers (3)
City of Campbell – Public Works Best Management Practices Presenter: John Iaquinto, Public Works Superintendent **Topics:** Stormwater-related BMPS for: ▪ Landscaping ▪ Gardening ▪ Pool Maintenance ▪ Earth moving and dewatering activities ▪ Heavy equipment operation ▪ Fresh concrete and mortar application ▪ Roadwork/ paving	**April 13, 2005**	**Campbell (28)** Street Maintenance Lead Worker Street Maintenance Worker (5) Office Specialist Equipment Maintenance Supervisor Mechanic II (2) Parks Maintenance Supervisor Parks Maintenance Workers (17)
City of Campbell – Corp Yard Walk-Through Presenter: John Iaquinto, Public Works Superintendent Tour of the Service Center: ▪ Showed location of several absorbent stations ▪ Showed location of SWPPP ▪ Showed proper procedures for pressure washing on sidewalks and in parking lots	**April 13, 2005**	**Campbell (28)** Street Maintenance Lead Worker Street Maintenance Worker (5) Office Specialist Equipment Maintenance Supervisor Mechanic II (2) Parks Maintenance Supervisor Parks Maintenance Workers (17)

SANTA CLARA VALLEY URBAN RUNOFF POLLUTION PREVENTION PROGRAM
FY 2004-2005 ANNUAL REPORT
WEST VALLEY COMMUNITIES

Training Summary: Public Agency Activities

Training Description	Date	Attendees
City of Campbell - Hazardous Materials Management Presenter: USTanx - Contractor **Topics:** Spill and leak response: ▪ Location of spill ▪ Location of spill or leak contact list, reporting procedure ▪ Location of emergency fuel shut off switch ▪ Location of any fire extinguishers	**May 12, 2005**	**Campbell (6)** Public Works Superintendent Street Maintenance Lead Worker Street Maintenance Workers (4)
City of Campbell – Tailgate Safety Training: Non Point Source Management/Storm Systems Presenter: Rick Amaro, Acting Street Maintenance Supervisor **Topics:** ▪ Drain Inlet Maintenance ▪ Emergency Response For Chemical And Sewage Spills ▪ Pool (Chlorinated Water Disposal) ▪ Routine Preventative Maintenance ▪ Emergency N.P.S Contacts	**June 2, 2005**	**Campbell (5)** Street Maintenance Workers (5)
City of Campbell - Hazardous Materials Management Presenter: USTanx - Contractor **Topics:** Spill and leak response: ▪ Location of spill ▪ Location of spill or leak Contact List, reporting procedure ▪ Location of emergency fuel shut off switch ▪ Location of any fire extinguishers	**June 9, 2005**	**Campbell (4)** Street Maintenance Supervisor Equipment Maintenance Supervisor Mechanic II (2)
Los Gatos Only Training Attendance		

SANTA CLARA VALLEY URBAN RUNOFF POLLUTION PREVENTION PROGRAM
FY 2004-2005 ANNUAL REPORT

WEST VALLEY COMMUNITIES

Training Summary: Public Agency Activities

Training Description	Date	Attendees
Public Agency/ Rural Public Works Performance Standards Speaker: Genevieve Fire, P.E.	**Aug. 17, 2004**	**Los Gatos (1)** Street Maintenance Supervisor
Corp Yard Walk-Through: Town of Los Gatos **Topics:** ▪ Review SWPPP ▪ Corp Yard Utility Emergency Shutoff Locations ▪ Locations of Storm Drains ▪ Storage areas for Absorbents ▪ Location of SWPP ▪ Locations of Fire Extinguishers ▪ Review of BMPs	**Sept. 21, 2004**	**Los Gatos (4)** Senior Engineering Technician Senior Engineering Inspector Senior Maintenance Worker Park Service Officer
Saratoga Only Training Attendance		
Public Agency/ Rural Public Works Performance Standards Speaker: Genevieve Fire, P.E.	**July 21, 2004**	**Saratoga (1)** Street Maintenance Supervisor
Annual Storm Drain Maintenance Review **Speaker: Rick Torres, Street Maintenance Supervisor** **Topics:** ▪ Review storm drain problem spots where debris accumulates; instruct on cleaning prior to rainy season ▪ Review BMPs to be employed during cleaning	**Nov.9, 2004**	**Saratoga (4)** **Street Maintenance Workers 4**

SANTA CLARA VALLEY URBAN RUNOFF POLLUTION PREVENTION PROGRAM
FY 2004-2005 ANNUAL REPORT

WEST VALLEY COMMUNITIES

Training Summary: Public Agency Activities

Corp Yard Walk-Through: City of Saratoga Presented by Saratoga Street Maintenance Supervisor **Topics:** ▪ Review changes in SWPPP ▪ Corp Yard Utility Emergency Shutoff Locations ▪ Locations of Storm Drains ▪ Storage areas for Absorbents ▪ Location of SWPP ▪ Locations of Fire Extinguishers ▪ Review of BMPs	**May 26, 2005**	**Saratoga (15)** Street Maintenance Supervisor Parks Maintenance Supervisor Parks Lead Worker 6 Parks Maintenance Workers 5 Street Maintenance Workers 1 Temporary Worker

THIS PAGE INTENTIONALLY LEFT BLANK

CAMPBELL

Santa Clara Valley Urban Runoff Pollution Prevention Program

FY 2004-2005 ANNUAL REPORT

PLANNING PROCEDURES

FY 2004-2005 Work Plan Self Evaluation Matrix

Source	Work Plan Activity	Work Plan Tasks	Accomplishments	Responsible Party
C.3.b Development Project Approval Process -- Planning Procedures				
Implement Ordinance, Policy or COAs	Permit C.3.b, C.3.c.i and C.3.c.ii	Expand C.3 Implementation Ordinance, Policy, Procedures and Conditions of Approval will be implemented to incorporate the requirements of provision C.3.	On April 15, 2005, the City of Campbell began requiring stormwater treatment measures on all Group 2 projects that had not been deemed complete as of 4/14/05. To prepare for these new requirements, the Sr. Civil Engineer wrote a draft policy to provide guidance for Group 2 implementation. Although the Group 2 definition was being re-negotiated between SCVURPPP and the Water Board at that time, the City determined that the existing terms in Campbell's City Code were sufficient to implement Group 2 on April 15, 2005. Public Works and Community Development Department staff will reconsider the need for Code revisions during FY 05-06. In June 2005, the City's Standard Preliminary Conditions of Approval were revised to incorporate C.3 requirements that were previously set on a case-by-case basis. All project application packages now include the attached guidance for applicants. (Attachment B)	Sr. Civil Engineer, Sr Planner
Staff Training	Work Plan	Train appropriate staff (i.e. planning, building, engineering divisions) on new policies, procedures, & C3 provisions (may include SCVURPPP workshops).	April 20, 2005 – Sr. Civil Engineer met with the PW Director; and City Engineer to review and evaluate Group 2 implementation procedures and challenges. June 9, 2005 – Sr. Civil Engineer and Public Works Inspector attended the SCVURPPP workshop, "Conducting Stormwater Treatment BMP Maintenance and Inspections." June 15, 2005 – Sr Civil Engineer, the PW Director, and the	SR. Civil Engineer SCVURPPP (assist)

			City Engineer provided a follow-up training meeting to cover stormwater treatment BMP O&M inspection procedures with the Director of Community Development, and a Sr. Planner. During FY 04-05, the City's Environmental Programs Manager, and later the Sr. Civil Engineer attended SCVURPPP's monthly C3 Provision Oversight meetings as part of the C3 training for municipal staff'.	
C.3.c. Requirements for Group 1 and Group 2 Projects				
URMP: Planning Procedures Performance Std	C.3.c.6.	Continue implementation of Planning Procedures to comply with revised (FY03-04) Performance Standard in local URMP.	In August 2004, Campbell revised and updated all sections of the City's URMP, with a special focus on providing more specific details to the City's Planning Procedures PS. Additional sections on BMP O&M Inspection and Verification were added to this PS. During 04-05, Campbell continued to implement the PPPS.	Sr. Civil Engineer, Sr. Planner WVCWP assist w/ URMP SCVURPPP (guidance)
C.3.e Operation and Maintenance of Treatment BMPs				
BMP Inspection Program O&M Verification	Permit C.3.e	Implement local inspection program for treatment BMPs on all projects. Verify that proper O&M is being performed by the responsible party. (Program to assist in defining which BMPs are priority for inspection).	Campbell did not inspect stormwater treatment BMPs at Group 1 or Group 2 sites during '04-'05 because these BMPs have been in place for less than a year. Given Campbell's staff and budget shortages during FY04-05, the City's Sr. Civil Engineer anticipates that Campbell will inspect BMPs at a prioritized subset of Group 1 and Group 2 sites beginning in FY05-06. See the Evaluation section below.	Sr. Civil Engineer
	Work Plan	<u>Training & Evaluation</u> Train inspectors and data managers on O&M verification program. Include evaluation of effectiveness and planned improvement to the program	Campbell's Senior Civil Engineer and Public Works Inspector attended the SCVURPPP Workshop, "Conducting Stormwater Treatment BMP Maintenance and Inspections" on June 9, 2005. The WVCWP Manager and WVCWP Inspector also attended the training and video taped most of the presentations for WV municipal staff who could not attend. WVCWP staff has had a few delays in transferring the video to DVD for distribution. DVDs are expected to be made and distributed to WVCs during FY05-06.	Sr. Civil Engineer WVCWP to assist

CAMPBELL

Santa Clara Valley Urban Runoff Pollution Prevention Program

FY 2004-2005 ANNUAL REPORT

C.3.f Hydromodification Management Plan				
Hydromodi-fication Manage-ment Plan	Work Plan task	Review and provide comments on the HMP products.	HMP comments were provided on behalf of Campbell via the WVCWP Manager. The WVCWP Manager attended SCVURPPP review meetings on progress of HMP and provided comments from West Valley meetings on the same subject. Campbell submitted a map to SCVURPPP showing undeveloped land parcels to help determine the percent of impervious surface within its local watersheds, San Tomas Aquino and Guadalupe.	Sr. Civil Engineer WVCWP to assist
	C.3.f.viii.5 and C.3.f.i. and C.3.c.i.	Implement HMP, which shall include the requirements of provision C.3.f. Prior to approval of the HMP by the Regional Board, encourage early implementation measures likely to be included in the HMP. Summarize the Progress of incorporating treatment measures, in Annual Reports.	In June 2005, the Sr. Civil Engineer reviewed the HMP applicability criteria and determined that there are no parcels in the City of Campbell that are subject to full HMP requirements. This determination has been made according to the HMP map showing percentage of existing imperviousness and taking into consideration the size of potential projects.	Sr. Civil Engineer, Sr Planner
	FY04-05 Work Plan & RWQCB comments	<u>Training</u> Attend Program workshops on HMP and provide in-house training as appropriate.	SCVURPPP workshops were deferred due to the extended negotiation regarding the HMP. On-going in-house training on the preliminary HMP was done through round table discussions between the WV Cities on May 24, 2005 and again on June 28, 2005. The discussions covered several aspects of the proposed HMP report, including its applicability to the WV cities and its feasibility. Municipal Reps were then prepared to review the comments and considerations with their appropriate municipal staff in follow-up meetings. WV Reps agreed to spend additional time after the May 24th session reviewing the proposed HMP. (Campbell's Sr Civil Engineer, Pub Works Dir, and City Engineer met on 6-15-05 to discuss the HMP). On June 28th all concluded that the WV Cities would prepare to implement the applicable requirements of the HMP on the implementation date specified by the Water Board.	SCVURPPP to host training & Sr. Civil Engineer, Engineering staff and WVCWP staff to attend.

CAMPBELL

Santa Clara Valley Urban Runoff Pollution Prevention Program

FY 2004-2005 ANNUAL REPORT

C.3.g Waiver and Compensatory Mitigation Program				
Waiver Program Staff training and reporting	C.3.g.3 (Permit C.3.g.v.)	If a waiver & compensatory mitigation program is adopted, document in each annual report, all waivers granted according to permit provision C.3.c.g for Group 1 and Group 2 projects. Include: project name, location, type, percent impervious surface, reasons for and terms of waiver, and the alternative benefit project and completion date.	Waiver program was not adopted during FY 04-05 and none is anticipated in the near future. All Group 1 and Group 2 Projects must meet NPDES requirements for stormwater treatment measures.	Sr. Civil Engineer, WVCWP to assist
C.3.h Alternate Certification				
Alternate Certification reporting	(Permit C.3.h)	If alternate certification is used, list the Group 1 and Group 2 projects certified by someone other than City Staff.	The Public Works Department has a list of consultants approved to certify the BMP selection and design. The City will not provide this certification. No Group 1 projects were certified during FY04-05.	Sr. Civil Engineer
C.3.j Site Design Measures Guidance and Standards Development				
Site Design Measures Guidance and Standards Revision	(Permit C.3.j.)	Implement revised local site design standards and guidance, according to Permit C.3.j. by 9/15/04 (Report on progress in Sept. '04 AR) Reference: • City's 9/15/03 submittal labeled *Site Design Standards and Guidance Review,* from SCVURPPP (on CD); • "Development Policies Comparison Report" worksheet, from SCVURPPP (on CD, 4/2003); • Information and summary table from the SCVURPPP Site Design Dialogues & Workshop (FY03-04)	In June 2004, the City Council adopted Ordinance No. 2046 to amend Chapter 14.02, Stormwater Pollution Control, to amplify the existing code. Accordingly staff advises developers to reduce impervious surface and to use native plants in landscape plans. No other changes to code or policy regarding site design were implemented in Campbell during FY040-05.	Sr Civil Engineer, Sr. Planner SCVURPPP (guidance)

CAMPBELL

Santa Clara Valley Urban Runoff Pollution Prevention Program

FY 2004-2005 ANNUAL REPORT

C.3.k Source Control Measures				
Implementa-tion of Source Control Measures	C.3.k.3 (Permit C.3.k. last paragraph)	Implement source control measures requirements by including appropriate conditions of approval in Group 1 and 2 projects. Stormwater pollutant source control measures will be encouraged for projects of all sizes where practicable.	During FY 04-05, the Sr. Civil Engineer compiled a table of source control measures to be used in Group 1 and 2 projects. (See Attachment B)	Sr. Civil Engineer& Sr. Planner
C.3.m Water Quality Review Processes				
CEQA Review	C.3.m.1	Dischargers shall evaluate water quality effects & identify mitigation measures when conducting Env Review Process for all projects. Report on changes to the Environmental Review process, if any.	Campbell ensures that the environmental documents required for projects that fall under CEQA review address both significant and cumulative stormwater quality impacts during the life of the project, and specific mitigation measures related to stormwater management. When considering potential urban runoff impacts for CEQA Review, Planning Division staff refers to SCVURPPP Guidance, including recommendations from the Regional Water Quality Control Board and SCVURPP, related to Provision C.3.m stormwater requirements. There were no changes to the City's environmental review process during FY04-05.	Comm Dev Dir Sr. Planner
C.3.n Reporting Requirements				
Source Control Measures Reporting	Permit C.3.n.i. (C.3.c.)	<u>Reporting on Source Control Measures</u> Use the Planning Procedures Performance Standard Reporting Form to provide detail in annul reports, on implementation of Source Control Measures for all Group 1 & Group 2, new and redevelopment projects: --project name, location, type (per C.3.c.), size (ac. or sq.ft.), and impervious surface	See Evaluation section below for list of stormwater measures on projects that have not been approved yet.	Sr. Civil Engineer/ Sr. Planner collect data WVCWP to prepare report

		area. For redevelopment projects, include area of land disturbance.		
Treatment Measures Reporting	Permit C.3.n.ii. (C.3.d.and C.3.e.)	Reporting on Treatment Measures For projects that must implement treatment measures, report which treatment BMPs were used and numeric-sizing criteria employed, the operation and maintenance responsibility mechanism including responsible party, site design measures used, and source control measures required.	See Part 2 of Group 1 Project Reporting Form for details on Campbell's only Group 1 project approved during FY04-05. (Attachment A) Also, see Evaluation section below.	Sr. Civil Engineer/ Sr. Planner collect data WVCWP to prepare report
Pesticide Control Measures Reporting	Permit C.3.n.iii.	Reporting on Pesticide Reduction Measures Collect information and report a summary of types of pesticide reduction measures required for development Group 1 & Group 2 projects and the percentage of projects for which pesticide reduction measures were required.	Campbell provides the handout "Landscape Maintenance Techniques for Pest Reduction," in the application package for all new and redevelopment projects.	Sr. Planner to collect data. WVCWP to report

Planning Procedures Evaluation

C.3 Implementation is proceeding relatively well with a few challenges. Pesticide Reduction measures are encouraged via the fact sheet on pest reduction in landscaping. However, West Valley Reps have identified a potential continuous improvement item in that it is difficult to require private property owners to comply. WVCWP will provide additional training and/ or round table discussions with municipal Planning staff to determine how best to expand knowledge and feasibility of Pest Resistant Landscaping in future new and redevelopment projects.

City of Campbell staff has worked well with developers applying for Group 1 projects. Newly hired City staff is becoming more comfortable with Provision C.3 requirements as they gain additional knowledge of their NPDES permit requirements.

The following are projects that have not received final approval but whose draft construction drawings show stormwater treatment measures.

- Building at 395 W. Rincon Avenue – ex. church to remain, all else to be removed and replaced w/new building, landscaping and parking: all runoff from site sheet flows to grassy area at back of site. Runoff filters through grass and then infiltrates to groundwater by way of perforated pipes underground. There is no connection to offsite storm drain. (Have not yet determined if this is in the Guadalupe or San Thomas Aquino Watershed)

- At 395 W. Rincon Avenue: sheet flow collected and filtered in landscaping drains to perforated pipes underground. Pipes discharge to detention basin (volume-based sizing) to treat all runoff from site. There is no connection to offsite storm drain. (Have not yet determined if this is in the Guadalupe or San Thomas Aquino Watershed)
- Industrial Park – former recycling and storage yard that had no landscaping at 700 E. McGlincy Lane: new project will add 0.5 acre of landscaping at a 4.5 acre site. Covered dumpsters are required. Two Stormceptors will be installed just upstream from the connection to the City storm drain. Pest Resistant Landscaping fact sheet was given to property owner. (Guadalupe Watershed)

Evaluation of BMP O&M Inspection & Verification Program

Challenges**:**

Although each WV municipality has assigned staff to conduct storm water treatment BMP O&M verification inspections, the biggest challenge, especially for the City of Campbell is to find staff time to carry out the inspections. At the West Valley Clean Water Program follow up session to SCVURPPP's workshop on BMP O&M Verification, Campbell's Sr Civil Engineer asked the WVCWP Manager to look into an alternative means of conducting West Valley BMP O&M inspections. He was interested in finding a consultant to work for all of the West Valley Communities on an "as-needed" schedule to perform annual inspections. The consultant would have sufficient engineering experience to recognize potential maintenance problems on treatment BMPs and be well-trained in stormwater quality requirements. Monte Sereno is not interested in participating because they have sufficient Engineering staff to meet the City's inspection needs. However, the other WV municipalities may be interested in jointly hiring a consultant to perform inspections and write inspection reports, especially during FY 06-07, as Group 1 projects near completion and the schedule for verification inspections becomes imminent. The WVCWP Manager, agreed to work with Campbell toward a resolution to this challenge; the topic of hiring a consultant will be considered during a round-table discussion among the WV Stormwater Reps in September or October 2005.

THIS PAGE INTENTIONALY LEFT BLANK

CITY OF CAMPBELL

Reporting Form for Planning Procedures Performance Standard and Provision C.3.n.i. Reporting Requirements

Part 1

Group 1 New Development and Significant Redevelopment Projects[1] Reviewed and/or Approved During FY 04-05

Project Name	Project Type[2]	Site Size (ac. or s.f.)	New Impervious Surface (s.f.)[3]	Area of Land Disturbed (Ac.)[4]	Project Status Deemed Complete & Project Approval Date[5]	Storm Water Control Measures Included in Project
Private Projects						
1. 1815 S. Bascom Avenue Guadalupe Watershed Developer: Pinn Brothers, Inc.	Group 1 Project is a 4-story building with 4500 sf of mixed use retail, 45 condominiums and underground parking.	1.68 ac.	**1.596 ac.** Redeveloped Area – Entire area used to be a parking lot for a restaurant with minimal landscaping.	1.68 ac.	Deemed Complete Nov. 2004 Approved by City Council 12/7/04. Under Construction.	Biofilters, Media filter in storm interceptor, porous pavement.

[1] List all projects with new impervious surface area greater than 1 acre (43,560 s.f.).
[2] Describe project type, as defined in Provision C.3.c.
[3] "New" is defined as impervious surface created, added or replaced.
[4] If the site is a "significant redevelopment", list the area of land disturbance, if information is readily available.
[5] **Date of Project Approval** is the date of final approval before construction begins on the project, typically approval of a grading or building permit.

CITY OF CAMPBELL

Reporting Form for Planning Procedures Performance Standard and Provision C.3.n.ii. & iii. Reporting Requirements

Part 2

Stormwater Control Measures for Group 1 Projects[6] Reviewed and/or Approved During FY 04-05

Project Name	Treatment BMPs	Numeric Sizing Criteria Used	O&M Responsibility Mechanism and Responsible Party	Site Design Measures	Source Control Measures	Pesticide Reduction Measures
Private Projects						
1. 1815 S. Bascom Avenue Guadalupe Watershed	Biofilters. Media Filter in storm interceptor, Porous pavement.	Volume Based	O&M covenant signed by property owner.	Minimum- impact underground parking lot design. Cluster structures/pavement. Disconnect downspouts.	Wash area/racks, drain to sanitary sewer. Covered dumpster area, drains to sanitary sewer. Swimming pool, drains to sanitary sewer cleanout. Beneficial landscaping.	*Landscape Maintenance Techniques for Pest Reduction* given to developer in application packet.

[6] Beginning October 15, 2003, list all* projects with new impervious surface area greater than 43,560 s.f. (1 acre). See SCVURPP "C.3. Handbook: Guidance for Implementation of Stormwater Requirements for New and Redevelopment Projects".

*Projects that do not require stormwater treatment because they fall under the Alternative Compliance Program must be reported as per Provision C.3.g.v. (see Reporting Form Part 3).

TYPES OF STORMWATER CONTROLS USED

PROJECT NAME: _____
PLN/BLDG NO. _____
CONSULTANT: _____

DESCRIPTION	CODE
☐ Stormwater Treatment Measures	STM
☐ Source Control measures	SCM
☐ Site Design Measures	SDM
☐ None	NON

STORMWATER TREATMENT

* Biofilter (veg, swale/strip)
* Detention Basin (Dry)
* Detention Pond (wet)
* Underground Detention
* Media Filter (sand, organic matter, bioretention)
* Hydrodynamic Device
* Infiltration Trench
*Porous Pavement
* Wetland Basin
* Wetland Channel
* Inlet Filter
* Other _____

SOURCE CONTROLS

* Wash Area/Racks, drain to sanitary sewer
* Covered dumpster area, drain to sanitary sewer
* Swimming pool, drain to sanitary sewer
* Beneficial landscaping (minimizes irrigation, runoff, pesticides and fertilizers, promotes treatment)
* Outdoor material storage protection
* Covers, drains for loading docks, maintenance bays, fueling areas
* Maintenance (street sweeping, catch basin cleaning)
* Other _____

SITE DESIGN

* Minimize land distrubance
* Minimize impervious surface
* Minimum-impact street or parking lot design
* Cluster structures/pavement
* Disconnect downspouts
* Alternative driveway design
* Microdetention in landscaping
* Preserve open space
* Protect riprarian and wetland areas, riprarian buffers
* Minimize hydrograph change
* Other _____

STAFF REVIEW:

Community Development Department
a. Planning Division By:_____ Date: _____
b. Building Division By:_____ Date: _____

Public Works Department By:_____ Date: _____

THIS PAGE INTENTIONALLY LEFT BLANK

City of Campbell

NOTICE

to

Developers & Contractors



State of California
STORMWATER REGULATION CHANGES

This Notice is to inform you of changes to existing **Stormwater Quality Regulations**

NPDES Construction General Permit

As a result of recent state regulatory actions, effective immediately, all construction projects **disturbing an area of one (1) acre** or more are required to comply with:

State of California
"General National Pollutant Discharge Elimination System (NPDES) Permit for Discharges Associated with Construction Activities" ("Construction General Permit")

The size threshold for this permit had previously been 5 acres of disturbed land.

Compliance with this permit requires ALL of the following:

- Applicant to submit a Notice of Intent (**NOI**) and pay an annual payment during the project's construction period to : **State Water Resources Board – see website below for fee schedule**
- preparation of a Storm Water Pollution Prevention Plan (**SWPPP**)
- use of City Approved Best Management Practices (**BMP**s) to control storm water runoff,
- BMP inspection and maintenance by applicant to determine adequacy and maintenance
- File a Notice of Termination upon completion of construction.

For copies of the Construction General Permit, the NOI, and additional permit and fee information consult the **State Water Resources Control Board website** at:

http://www.swrcb.ca.gov/stormwtr/construction.html

STORMWATER QUALITY REGULATIONS

In order to comply with the City's State-issued **NPDES permit, No. 01-119**, Campbell & other public agencies in the Santa Clara Valley are required to place additional Conditions of Approval related to storm water quality control on certain development projects. **As of April 15, 2005, non-exempt projects creating or replacing 10,000 sq. ft. or more of impervious surface**, including roof area, **must incorporate design, control, and engineered treatment measures** to prevent pollutants from being washed into creeks and streams by stormwater runoff from new and re-development sites.

City of Campbell

Conditions of approval will include the use and maintenance of BMPs for site design and storm water treatment, which must be designed per approved numeric sizing criteria. General guidance on the selection and implementation of BMPs and Stormwater Management Plans can be found on the California Stormwater Quality Association website at www.cabmphandbooks.com and C.3 Stormwater Handbook – May 2004 (www.scvurppp.org) Link to "Reports & Products 2003-2004" and "Guidance Manual"

Each project will also require a Certification of Engineered Stormwater Treatment for New and Redevelopment Projects. This form may be obtained at the Department of Public Works, 70 N. First St. Campbell, California 95008.

Owners of properties with treatment BMPs will also be required to certify on-going operation and maintenance.

For information contact: Al Oxonian - 408/866-2162 - AlbertoO@ci.campbell.ca.us

Ed Arango - (408) 866-2166 - EdwardA@ci.campbell.ca.us

West Valley Communities

Campbell, Los Gatos, Monte Sereno and Saratoga

Santa Clara Valley Urban Runoff Pollution Prevention Program

FY 2004-2005 ANNUAL REPORT

Training Summary: New and Re-Development

Maintenance Inspections for Permanent Stormwater Controls Sponsor: CWEA Speaker: Darren Greenwood, City of Livermore **Topics:** ▪ Acceptance Inspections During Swale Construction ▪ Inspection Lessons Learned ▪ Swale Plan Review & Installation Tips ▪ Periodic O&M Inspections of Grassy Swales: methodology, concerns, swale maintenance ▪ Inspection & Maintenance of Separators & Inlet Filters	**March 1, 2005**	**WVCWP(2)** Program Manager Program Assistant
Prioritizing Stormwater Inspections Sponsor: CWEA Speaker: Daniel Rourke, Fresno Metro. Flood Control District **Topics:** Training Suggestions Prioritizing And Selecting Inspection Frequencies Examples Of Documentation & Evaluation Forms	**March 2, 2005**	**WVCWP (2)** Program Assistant **Campbell (1)** Senior Civil Engineer
Interlocking Concrete Pavements & Permeable Interlocking Concrete Pavements Sponsored by Interlocking Concrete Pavement Institute **Topics:** ▪ Construction and maintenance guidelines for this when used as a BMP for compliance to local and state runoff regulations. ▪ Integration with Stormwater Management Objectives and other BMPs ▪ Project examples: Hydrological & Structural Design Exfiltration Options ▪ Soils, Geotextiles, Base & Bedding Sizing: Examples ▪ Maryland & Water Environment Federation methods ▪ Runoff & Pollution Reduction case study ▪ What About Oils?	**March 9, 2005**	**WVCWP (1)** Stormwater Discharge Inspector

West Valley Communities

Campbell, Los Gatos, Monte Sereno and Saratoga

Santa Clara Valley Urban Runoff Pollution Prevention Program

FY 2004-2005 ANNUAL REPORT

Training Summary: New and Re-Development

WVCWP Monthly Meeting/Training Presenter: WVCWP Program Manager **Topics:** ▪ San Jose's C.3.g Alternate Compliance Program ▪ Review C.3 Workplan - Discuss Planning Procedures - Discuss SOPs in URMPs - BMP O&M - Construction Inspection - Reporting (Group 1 & 2)	**March 8, 2005**	**WVCWP (2)** Program Assistant Stormwater Discharge Inspector **Campbell (1)** Senior Civil Engineer **Los Gatos (1)** Senior Engineering Technician **Saratoga (1)** Associate Engineer
WVCWP Monthly Meeting/Training Presenter: WVCWP Program Manager **Topics:** ▪ Review City of Sunnyvale RFQ for Stormwater BMP Certifiers ▪ Discuss Options For Arranging For Certifiers for WVC	**March 29, 2005**	**WVCWP (2)** Program Assistant Stormwater Discharge Inspector **Campbell (1)** Senior Civil Engineer **Los Gatos (1)** Senior Engineering Technician **Saratoga (1)** Associate Engineer

West Valley Communities

Campbell, Los Gatos, Monte Sereno and Saratoga

Santa Clara Valley Urban Runoff Pollution Prevention Program

FY 2004-2005 ANNUAL REPORT

Training Summary: New and Re-Development

WVCWP Monthly Meeting/Training Presenter: WVCWP Program Manager **Topics:** ▪ Review "Certification of Engineered Stormwater Treatment for New & Re-Dev. Projects" ▪ Discuss options for timing of Certification within the Approval Process ▪ Review changes in "Notice to Developers & Contractors" re Group 2 and BMP O&M ▪ Review SCVURPPP proposed Alternate Group 2 Definition	**April 26, 2005**	**WVCWP (2)** Program Assistant Stormwater Discharge Inspector **Campbell (1)** Senior Civil Engineer **Los Gatos (1)** Senior Engineering Technician **Saratoga (1)** Associate Engineer **WV Sanitation District (1)** Director of Engineering & Operations
WVCWP Monthly Meeting/Training Presenter: WVCWP Program Manager **Topics:** ▪ Review Findings 22-28 of HMP in TO ▪ Review HMP map & Fact Sheet ▪ Review need to notify SCVWD of significant projects ▪ Group 1 Issue discussion/ presentation of feedback: Subdividing & selling individual lots – How to Regulate as Group 1? - Related aspects of Subdivision Map Act - On-going NOIs - Assessment Districts	**May 24, 2005**	**WVCWP (2)** Program Assistant Stormwater Discharge Inspector **Los Gatos (1)** Senior Engineering Technician **Saratoga (2)** Associate Engineer PW Admin Analyst

West Valley Communities

Campbell, Los Gatos, Monte Sereno and Saratoga

Santa Clara Valley Urban Runoff Pollution Prevention Program

FY 2004-2005 ANNUAL REPORT

Training Summary: New and Re-Development

Conducting Stormwater Treatment BMP O&M Verification Inspections Sponsor: SCVURPPP **Topics:** ▪ Introduction to Stormwater BMP Maintenance: Requirements and Considerations ▪ Treatment BMP O&M Verification Program Documentation and Reporting ▪ Establishing a Post-Construction BMP Inspection Program - One City's Approach ▪ Lakemont Facility - Operations and Maintenance Experience ▪ Performance of a California Stormwater Pond: Heron Bay Pond ▪ Lessons Learned from the California Department of Transportation BMP Retrofit Pilot Program ▪ Mosquito Management and Stormwater Treatment BMP Maintenance ▪ How to Maintain and Inspect Vegetated Swales ▪ Porous Pavement Maintenance Issues	**June 9, 2005**	**WVCWP (2)** Program Manager, Stormwater Discharge Inspector **Campbell (2)** Senior Civil Engineer Public Works Inspector **Los Gatos (3)** Senior Engineering Technician Engineering Inspector Associate Civil Engineer **Monte Sereno (2)** Building Official Assistant City Engineer **Saratoga (3)** Building Inspectors 3
WVCWP Monthly Meeting/Training Presenter: WVCWP Program Manager **Topics:** ▪ Reporting on C.3 Projects - Requirements for using Program's existing table for Annual Report data submission - Data required for 04-05 AR; data which may be required for 05-06 reporting ▪ BMP O&M Verification Programs - Review of 3 presentations from Workshop: "Treatment BMP O&M Verifictn & Reptng" - Review of Draft BMP Inspection Form	**June 28, 2005**	**WVCWP (2)** Program Assistant Stormwater Discharge Inspector **Campbell (1)** Senior Civil Engineer **Los Gatos (1)** Senior Engineering Technician **Saratoga (1)** PW Admin Analyst

West Valley Communities

Campbell, Los Gatos, Monte Sereno and Saratoga

Santa Clara Valley Urban Runoff Pollution Prevention Program

FY 2004-2005 ANNUAL REPORT

Training Summary: New and Re-Development

Campbell: C.3 Continuing Improvement Training Presented by: WVCWP **Topics:** Challenges in Permit Implementation Campbell's Strengths in Permit Implementation Update on HMP ICID Enforcement Procedures Delineation of tasks: WVCWP and Campbell City staff upon retirement of Campbell's Environmental Programs Manager/ Storm Water Rep Transition of Sr Civil Engineer into role of City's WV Storm Water Rep	**Dec. 8, 2004**	**WVCWP (3)** **Program Manager** Stormwater Discharge Inspector District Manager - West Valley Sanitation District (WVCWP Supervisor) **Campbell (4)** Acting City Manager Environmental Programs Manager Senior Civil Engineer Environmental Programs Consultant
Los Gatos: Planning Procedures Performance Standard; Implementing C.3 & the URMP Speaker: Genevieve Fire, P.E. Topics: Compliance with C.3 requirements & Planning Procedures Performance Standard Review procedure for processing development projects, in relation to URMP Staff project review responsibilities Proposed procedure for handling Group 1 projects Developer guidance materials on C.3 requirements; distribution process CEQA evaluation checklist Standard Conditions of Approval Legal Authority issues	**Aug. 11, 2004**	**Los Gatos(1)** Senior Engineering Technician

West Valley Communities

Campbell, Los Gatos, Monte Sereno and Saratoga

Santa Clara Valley Urban Runoff Pollution Prevention Program

FY 2004-2005 ANNUAL REPORT

Training Summary: New and Re-Development

Saratoga: Planning Procedures Performance Standard; Implementing C.3 & the URMP Speaker: Genevieve Fire, P.E. Topics: Compliance with C.3 requirements & Planning Procedures Performance Standard Review procedure for processing development projects, in relation to URMP Staff project review responsibilities Proposed procedure for handling Group 1 projects Developer guidance materials on C.3 requirements; distribution process CEQA evaluation checklist Standard Conditions of Approval Legal Authority issues	**July 20, 2004**	**Saratoga (1)** City Planner

Campbell

Santa Clara Valley Urban Runoff Pollution Prevention Program

FY 2004-2005 ANNUAL REPORT

DEVELOPMENT & CONSTRUCTION
Construction Inspections

FY 2004-2005 Work Plan Self Evaluation Matrix

Source	04-05 Work Plan Activity	FY04-05 Work Plan Tasks	FY 04-05 Accomplishments	Responsible Party
	URMP	Staff Training Participate in and support SCVURPPP sponsored workshops/ info sessions on erosion control and construction BMPs; support distribution of related materials.	On October 12th WVCWP IC/ID Inspector and Manager attended the "Construction Site Planning & Management for Compliance with NPDES Requirements" workshop, and purchased the videos, "**Hold onto your Dirt**" and "**Keep it Clean**", to use in training sessions within each city. Campbell sent the City's Senior Construction Inspector and Senior Building Inspector to the workshop: See Staff Training Table –Construction Inspection, for details.	WVCWP to co-ord w/ SCVURPPP; attend by City staff
	URMP	Construction Inspections Continue construction site inspections for stormwater issues (i.e., mudtracking, mat'l storage, housekeeping, etc.).	Campbell conducted construction site inspections on all projects. During 04-05 the City had 2 construction related incidents. One was a non-incident and the other was successfully resolved. See Construction Inspection Incident table for details. (Attached). During FY04-05, in Campbell had 1562 building and/or grading permits. Projects that were problematic received daily drive-by spot checks by City staff. Projects that were clearly well controlled were inspected at least every 2 weeks during the rainy season.	Sr Civil Engineer & City Bldg Official

	Program	Construction Inspection Performance Standard Implement revisions to the Construction Inspection Performance Standards (e.g., documenting and reporting enforcement actions and implementing process for graduated levels of enforcement).	WVCWP and Campbell staff rewrote the City's C.I. SOPs for the model Construction Inspection Performance Standards as part of Campbell's URMP revision (submitted to the Regional Board in 9/04).	WVCWP Staff to co-ord w/ Sr Civil Engineer & City Bldg Official

Campbell

Santa Clara Valley Urban Runoff Pollution Prevention Program

FY 2004-2005 ANNUAL REPORT

Construction Inspection Evaluation

Construction Site evaluation of trends:

FY04-05		Previous Year - 03-04	
Grey Water Discharge	1	Tracking Soil (water truck washing into S/D)	1
Complaint not found (in compliance, saw slurry being vacuumed)	0		
Total Number of Incidents	1		1

Potential incidents reported by other agency staff or citizens, are inspected and re-inspected through to final resolution, by the WV Inspector. This year the WVCWP Inspector went out on 2 potential incident reports. See the Construction Site Inspection table following this section. In addition to WVCWP inspections, the Senior Public Works Inspector for the City of Campbell talked with the Marriott general contractor about maintaining their erosion control measures after the first two storms because a section of the silt fence was dislodged.

The number of incidents is the same as the previous year. This year the only incident was a grey water discharge. Tracking soil accounted for 1 violation last year in Campbell. The Cities Construction Inspectors handle most of the incidents that can be easily and quickly resolved. However, meeting regularly with Los Gatos construction site inspectors has opened up better communication and easier reporting channels for referrals from municipal inspection staff. The WV Inspector hopes to meet with Campbell construction and building inspectors during 05-06 to verify that the low number of construction site incidents is an accurate reflection of the routine compliance of contractors working in the City of Campbell. The Site of the 05-06 Construction and Erosion workshop for Santa Clara will be at the Campbell Community Center.

Challenges to attending Construction Site Erosion Workshops, October is the worst month to attend a construction / erosion control workshop. Construction inspectors are, at that time, rushing to meet the October 15th deadline to be prepared for the rainy season. Construction / Erosion workshops in October and November are not practicable. Resolution – WVCWP arranged with a Planner from the SF Estuary Project to hold the Santa Clara Construction/ Erosion Control Workshop on Dec 8, 2005, at Campbell's Community Center.

The Construction Inspection Program currently works well – Continued public outreach efforts and further training or communication between municipal inspection staff and the WV Stormwater Inspector will serve to strengthen the Program.

CAMPBELL

Construciton Site Inspection Table Annual Report FY04-05

#	ICID Date	Contact Name	Incident Address	Report Source	Incident Type	Enforcment Action	Inspector's Notes	Incident - Status	Follow-up Notes	Compliance Date
1	12/8/2004	Dominic	1161 Glenblair, Campbell	Inter-departmental	Grey water discharge	Verbal Notice	New driveway construction. He hosed down the driveway causing runoff to flow down street gutter. He stopped. Clean it up moving dirt and water to dirt area near driveway. All OK now.	Incident - Resolved	Joanna who lives at 1183 Glenblair called Lynn. Her number is 374-3604, cell 309-6584. All AOK now.	08-Dec-04
2	12/17/2004	Insituform Technologies, Inc.	Campbell Av. @ San Thomas Expy., Campbell	Other	Complaint not found	No Action	Sewer pipe project under construction. Said lots of mud and water. Went out immediately. All OK now. Nothing went to SD.	Non-Incident	All OK when I got there. I drive this almost every day. I will keep an eye on it. They appear to be doing everything right.	17-Dec-04

Training Summary: Construction Inspection FY 03-04

Training Description	Date	Attendees
Construction Site Planning & Management for Compliance with NPDES Requirements Sponsored by RWQCB & SF Estuary Project **Topics:** ▪ Construction Regulations & Responsibilities ▪ Erosion & Sediment Control BMPs ▪ Non-stormwater Discharge Prevention ▪ Demonstration Site Visit **Video:** "Hold Onto Your Dirt"	**Oct. 12, 2004**	**WVCWP(2)** Program Manager Stormwater Discharge Inspector **Campbell (2)** Senior Construction Inspector Senior Building Inspector **Los Gatos (2)** Engineering Inspector Senior Engineering Technician **Monte Sereno (2)** Building Official Assistant City Engineer
Construction Site Sampling, Analysis & Interpretation Sponsor: CWEA Speaker: Sandra Mathews, Lawrence Livermore Laboratory **Topics:** History of Sampling & Analysis with NPDES for Construction Activities Current Conditions for S&A Sampling for Turbidity & Sediment Sampling for Non-visible Pollutants	**March 2, 2005**	**WVCWP(2)** Program Manager & Program Assistant **Campbell (1)** Senior Civil Engineer
Construction BMPs Sponsor: CWEA Speaker: Robert Ketley, City of Watsonville	**March 1, 2005**	**WVCWP(2)** Program Assistant Program IC/ID Inspector

THIS PAGE INTENTIONALLY LEFT BLANK

West Valley Communities

Santa Clara Valley Urban Runoff Pollution Prevention Program

FY 2004-2005 ANNUAL REPORT

PUBLIC INFORMATION/PARTICIPATION

FY 2004-2005 Work Plan Self Evaluation Matrix

Note:

In order to prevent redundancy, the PI/P table has been created as one table for all four WV Communities.

Activities sponsored by an individual community are noted where appropriate.

PI/P activities for the WVC tend to be attended by residents from several WV communities, and many of the PI/P tasks are handled by WVCWP for all communities at once. In addition, a number of schools serve residents from more than one community.

Source	04-05 Work Plan Activity	FY04-05 Work Plan Tasks	FY 04-05 Accomplishments	Responsible Party
A. SCV Program Projects/Support				
SCV Program PMP (II.A.1)	General Outreach	<u>a. Watershed Education and Outreach Campaign</u> Support multi-year watershed education and outreach campaign. WVCW Pgm Mgr assists via WEO Ad hoc Task Group. Participate in campaign development and special projects. Campaign will include funding for educational programs at the Alviso Ed Center and funding for ZunZun performances in local schools. Continue establishing partnerships with local recreational attractions to promote watershed messages. (i.e. Happy Hallow Zoo and Bonfante Gardens) See SCVURPPP Project Work Plan for details.	WV Communities (WVC) support the multi year Watershed Education Outreach (WEO) campaign. Program Mgr is active in the WEO AHTG and in the Schools & Youth Education Outreach Subgroup. **<u>Zun Zun Assemblies</u>** Letters and emails were sent to several local WVC Elementary schools informing them about the free sponsored ZunZun Assemblies available to their students. All schools which participated received two (2) vocabulary lists (one for K-2 and one for 3-6) and an information sheet about the assembly content for teachers to refer to. Teachers were asked to familiarize the students with the vocabulary words prior to the assembly. Three (3) WVC schools participated in the assembly. Castlemont Elementary, Campbell **742 students**	WVCWP Staff

West Valley Communities

Santa Clara Valley Urban Runoff Pollution Prevention Program

FY 2004-2005 ANNUAL REPORT

Source	04-05 Work Plan Activity	FY04-05 Work Plan Tasks	FY 04-05 Accomplishments	Responsible Party
			Capri Elementary, Campbell **470 students** Blackford Elementary, Campbell **649 students** The assembly was performed twice at each school. **San Jose Spring Home and Garden Show (4/17/05)** WVCWP participated in staffing the Program's Pesticide Reduction Display & distributing Pest Mgmt fact sheets/brochures. **OSH How to Fair (5/15/05)** WVC provided (1) staff to help attend the booth at the OSH How to Fair at the San Jose Convention Center. **263 residents** had contact with booth personnel. **Classic Car Wash Promotions** WVCWP participated in staffing 2 of the Program's Classic Car Wash events to promote watershed education and proper car washing behavior. Staff assisted in distributing Car Wash fact brochures.	
NPDES Permit, PMP (II.A.12)	Targeted Outreach	b. Pesticide User Outreach Project Provide funding and participate in implementing IPM Store Partnership and Household Chemical Management Projects. Project scope will include items in program's Pesticide Management Plan based on provision c.9.d. of the Permit for outreach to residents, commercial businesses, and pest control operators.	WVCWP continues to partner with the ***Summer Winds Nursery*** in Campbell in educating the general public on less-toxic methods to control pests. This year a seminar was held for all employees (Feb. 2nd) with speaker Annie Joseph. Topics included less toxic pest management and child and pet-safe solutions for homes and gardens. Employees will be able to relay this information to their customers.	WVCWP Staff
CI, Discretion	Educational Outreach	c. Schools Outreach and Watershed Education	In previous years, WVCWP made numerous attempts to meet with 6th - 8th grade science teachers concerning	WVCWP Staff

West Valley Communities

Santa Clara Valley Urban Runoff Pollution Prevention Program

FY 2004-2005 ANNUAL REPORT

Source	04-05 Work Plan Activity	FY04-05 Work Plan Tasks	FY 04-05 Accomplishments	Responsible Party
ary Project		Continue a pilot study on Wacky Watershed's, 6th - 8th grade curriculum, consistent with state required education standards and current watershed campaign messages. Evaluate effectiveness and appeal by providing training to teachers and soliciting their evaluations.	"Wacky Watersheds" but did not receive responses. WVCWP then took a new approach which has proven very successful: since the **Calif. 5th grade** curriculum addresses "Keeping Water Clean" and "Pollutants Travel" in its Water Unit, WVCWP developed an Enviroscape-based 5th grade curriculum addressing these topics. Wacky Watersheds' messages have been incorporated into this curriculum. One rotation station features the Wacky Watersheds video "It's Wet, It's Wild, It's Water". WVCWP gained teacher invitations to present this curriculum to five different 5th grade classes in FY 04-05 (appx. 145 students participated). **Teachers' evaluations state** "Thanks for coming!" and consider that the program *"very much"* helped students learn about watersheds, learn to avoid residential runoff pollution, addressed curriculum topics; teachers state that they would refer it to other teachers. 3 "Wacky Watersheds" materials packages were distributed to participating teachers in FY 04-05. See 2.B.k "Coordinate Watershed Education with schools" for details.	
NPDES Permit, Provision c.9.c.	Targeted Outreach	<u>d. Mercury Pollution Prevention Outreach</u> This project will encompass local implementation of the Program's Mercury Pollution Prevention Plan and will include public education on: 1) the effects of mercury in the environment, and 2) products containing mercury and proper disposal of such products	WVCWP Program Manager participates in the Mercury Ad Hoc Task Group on behalf of the WVC. Project implementation and projects for consideration, which are discussed in the AHTG, are presented to City staff for appropriate follow-through. See Program's Annual Report; see PI/P Sections below, and the Mercury Section for each WVC, for further details.	WVCWP Staff

West Valley Communities

Santa Clara Valley Urban Runoff Pollution Prevention Program

FY 2004-2005 ANNUAL REPORT

Source	04-05 Work Plan Activity	FY04-05 Work Plan Tasks	FY 04-05 Accomplishments	Responsible Party
See SCVURPPP Program Report for evaluation of Program-wide projects				
B. WVCWP Joint Projects				
Materials Distribution *(See specific Elements for background info & evaluation on materials distribution (i.e. Pesticide Management)*				
URMP	General Outreach	a. Distribute Materials. Maintain a website (and phone request line) for public information and distribution of materials.	WVCWP continues to maintain the telephone request line. However most outreach material is now available on our web site, www.cleancreeks.org. **4** requests for information on IPM and general interest were received on the information phone line.	WVCWP Staff
IPM Materials Distribution				
URMP	General Outreach	2.B.a Distribute materials Distribute public information materials at civic centers, libraries, community centers, building and planning department desks.	**829 Total IPM materials distributed + uncounted amounts distributed by City of Campbell** **IPM Guides** 205 – Grow it guides 11 – Kids Guide to Backyard Bugs 55 – Pests Bugging You? 77 – A Child's Garden Coloring book 50 – Good Bug Tub **IPM Fact Sheets** 50 – Naturally Managing Pests for a Healthy Garden 45– Problem Pesticides 10 – Roses 62 – Beautiful Lawns	WVCWP Staff

West Valley Communities

Santa Clara Valley Urban Runoff Pollution Prevention Program

FY 2004-2005 ANNUAL REPORT

Source	04-05 Work Plan Activity	FY04-05 Work Plan Tasks	FY 04-05 Accomplishments	Responsible Party
			6 – Snails & Slugs 45 – Spiders 45 - Yellowjackets 4 – Aphids 10 – West Nile Virus **Other Materials** 76 – 'Sluggo' Snail Bait Samples 50 – Pesticide Reduction FS 28 - "Soil Matters" 32 page book At Campbell Arbor Day, the following materials were distributed, but numbers distributed were not totaled: -Children's Flyer -Grow It Guides -Pests Bugging You IPM Fact Sheets: -Beautiful Lawn -Ants -Cockroaches All other materials listed above were distributed at sites including: **Gardening Centers:** Summer Winds Nursery, Orchard	

West Valley Communities

Santa Clara Valley Urban Runoff Pollution Prevention Program

FY 2004-2005 ANNUAL REPORT

Source	04-05 Work Plan Activity	FY04-05 Work Plan Tasks	FY 04-05 Accomplishments	Responsible Party
			Supply and Hardware **Gardening Classes:** Campbell Community Center Master Gardeners Classes **City Halls/Community Centers/Libraries:** Campbell, Los Gatos, Monte Sereno, Saratoga **Community Events**: Audubon Wildlife Education Day, , Los Gatos Beautiful Celebration/ Farmers' Market, Saratoga Mustard Walk, Saratoga "Building Bridges" event (West Valley Cmmty College), **Schools:** Los Gatos High School	
URMP	Targeted Outreach	2.B.a Distribute materials Provide pesticide management materials to: 1) nurseries and hardware stores for distribution at point-of-sale; 2) pest control operators and landscapers, and 3) municipal employees.	Summer Winds Garden Center in Campbell maintains an IPM materials literature holder for which WVCWP provides some of the outreach material. 50 Grow-It Guides were distributed here in FY 04-05; distribution was delayed by the store's recent change in management, and changing requests for type of display rack (floor vs. wall-mounted). Orchard Supply Hardware (bordering Saratoga & Campbell) allowed WVCWP to place an IPM basket display "Grow-It Guides" in their checkout area; 50 Grow-It Guides & 20 "A Child's Garden" coloring books were part of the display. Pest Control Contractors and Landscape Contractors for all WVC were contacted with information/invitations for the March 2005 free IPM training sponsored by WVC through WVCWP. CEUs for Pesticide Applicators and Nursery Professionals were offered. 1 Pest Control Contractor and 1 independent Landscape Contractor attended. Municipal Employees may pick up IPM materials from their respective City/Town offices.	

West Valley Communities

Santa Clara Valley Urban Runoff Pollution Prevention Program

FY 2004-2005 ANNUAL REPORT

Source	04-05 Work Plan Activity	FY04-05 Work Plan Tasks	FY 04-05 Accomplishments	Responsible Party
Household Hazardous Waste / Copper – Nickel / Mercury / *Other* -- Materials Distribution				
URMP		2.B.a Distribute materials Distribute **Household Hazardous Waste & Home Maintenance** public information materials to general public:	See specific Elements for background info on materials distribution (i.e. Mercury) **1,300 Total HHW & Other materials distributed** **HHW Literature:** 15 -- "Would You Eat It?" Mercury flyer 15 -- Mercury & Autism article reprint/flyer 15 – Earth Day/Apple Computer E-waste Drop-off flyer 4 – Home Maintenance Tips 239 – Household Hazardous Waste Recycling & Disposal 95 -- Free Fluorescent Lamp Drop Off locations 95 -- Mercury FAQ Sheet 95 -- Hunt for Mercury at Home sheet 95 -- Household Battery Drop off Locations 50 – Cars Pollute Too 50 –Washing Cars & Other Vehicles 172 – *WVCWP-created* HHW/Mercury drop-off flyer 77 – *WVCWP-created* flyer: Keep Water Safe from Mercury 53 – Pools & Spas 50 – SCVURPPP Pencils 50 – Watershed Watch Tattoos	WVCWP Staff

West Valley Communities

Santa Clara Valley Urban Runoff Pollution Prevention Program

FY 2004-2005 ANNUAL REPORT

Source	04-05 Work Plan Activity	FY04-05 Work Plan Tasks	FY 04-05 Accomplishments	Responsible Party
			122- Our Water Our World picture frame magnets 8 – West Nile Virus At Campbell Arbor Day, the following materials were distributed, but numbers distributed were not totaled: Take Me Shopping Bay Begins At Your Front Door SCVURPPP Paint Stirrers SCVURPPP Magnets Green Valley curbside recyclables Builders Reuse Recycling Guide Reuse and Recycling List-(including electronics At Campbell Earth Day/ Community Cleanup, the following materials were distributed, numbers distributed are included above: -Household Hazardous Waste Program -Free Fluorescent Lamp Drop Off locations -Mercury FAQ Sheet -Hunt for Mercury at Home sheet -Household Battery Drop off Locations All other materials listed above were distributed at sites including: **Gardening Centers**: Summer Winds Nursery; Orchard	

West Valley Communities

Santa Clara Valley Urban Runoff Pollution Prevention Program

FY 2004-2005 ANNUAL REPORT

Source	04-05 Work Plan Activity	FY04-05 Work Plan Tasks	FY 04-05 Accomplishments	Responsible Party
			Supply & Hardware **Community Groups/Events:** Saratoga: Mustard Walk, "Building Bridges"; Los Gatos Beautiful Celebration/ Farmers Market; Audubon Wildlife Fair **Municipal Offices & Libraries** **Municipal street staff** distribute Pool & Spa brochures during street sweeping and maintenance activities, when appropriate **Real Estate offices:** Intero	

EVALUATION

IPM Materials: The "Soil Matters" 32 page booklet was very-well received by the AgroEcology science class at Los Gatos High school, and will be kept as class reference material and incorporated into the curriculum for that class.

The "Grow-It Guide" continues to be the most popular IPM literature. Although WVCWP and the cities/town make available a variety of IPM materials at public places and community events, it is most common for residents to pick up only the Grow-It Guides. Among the IPM fact sheets, residents seem most interested in the Roses sheet and the Beautiful Lawns sheet.

Items for children are also popular – see 2.B.k "Coordinate Watershed Education with schools" below. One of the most popular items has been the "Our Water Our World" picture frame magnet. While the magnet doesn't give actual IPM advice, it features the web site address, and it is hoped that residents will visit the web site (partially funded by SCVURPPP) as it is an excellent resource. The "Kids Guide to Backyard Bugs" is always popular, but supplies are very limited, so these are distributed sparingly. Many more would be taken, if they were available.

WVCWP has had the most success in providing IPM material to the Master Gardeners classes at the Campbell Community Center, since these supplement the instructor's information, and attendees have an interest in gardening (see Pesticide Mgmt Section for details). It appears that there would be an interest in at least basic IPM info in any of the gardening classes in this series. In FY 05-06 a more concerted effort will be made to get some IPM materials to each of these classes, rather than just distributing to the Pest Management class, as was done this year.

In the WVC, it appears that quite a bit of residential landscape care is handled by very small landscape businesses. WVCWP continues to search for a means of reaching residents who use these services and who could request a change in pesticide use from their contractors. Discussions with Licensed PCOs indicate that residents call them after the small (probably unlicensed) contractors spray a variety of chemicals without successful results. This means that not only are residents resorting to pesticide spraying, they are ending up with more spraying than is actually needed, if the work was initially done correctly. It would be

West Valley Communities

Santa Clara Valley Urban Runoff Pollution Prevention Program

FY 2004-2005 ANNUAL REPORT

Source	04-05 Work Plan Activity	FY04-05 Work Plan Tasks	FY 04-05 Accomplishments	Responsible Party
helpful to have material which could simply and quickly educate residents on this matter. **Household Hazardous Waste / Copper – Nickel / Mercury / *Other:*** Staff created a variety of flyers this year focusing on Mercury, especially the need to recycle Fluorescent Light Bulbs – See" New Creations by WVCWP" below for details. WVCWP staff created a colorful outreach piece related to Copper (aimed at Car Wash Fundraisers --see" New Creations by WVCWP" below), but see a need for a general piece on Car Washing which would explain the reasons to avoid car wash runoff into storm drains. This would be especially helpful if the appearance appealed to a high school/ young adult age group who might be likely to wash at home rather than using a car wash. In addition, staff usually receive questions about copper water pipes when trying to explain the copper/brake pad/water pollution issue. Based on this, and the same questions related to architectural copper, it appears that some sort of outreach piece on copper would be useful. Staff have not yet found any outreach pieces which would serve as good models on these subjects, but will continue looking into possibilities. The Car Wash Kit flyer will be distributed to schools in FY 05-06.				
ICID/IND Materials Distribution				
Materials distributed by WVCWP Stormwater Discharge Inspector	Targeted Outreach	2.B.a Distribute materials **Materials distributed by WVCWP Stormwater Discharge Inspector** Distributed during inspections and during response to incidents	**1,098 outreach materials distributed through IND & IC/ID efforts** **Residential:** 30 – Bay Begins At Your Front Door 20 – Pool and Spa Brochures 128 – Business Cards 98 – IC/ID Door Hangers 9 – Painting Tri-fold **Commercial – General (Dry Cleaners, etc.)** 7 – Bay Begins at Your Front Door 7 – Business cards 5 – Healthy Bay – It's Good Business	

West Valley Communities

Santa Clara Valley Urban Runoff Pollution Prevention Program

FY 2004-2005 ANNUAL REPORT

Source	04-05 Work Plan Activity	FY04-05 Work Plan Tasks	FY 04-05 Accomplishments	Responsible Party
			Vehicle Facilities: 86 – Business Cards 36 – Best Management Practices 31 – Auto Body Work 125* – Washing Cars *(includes 50 distributed at Car Wash Fundraisers) 43 – Your Shop Can Make a Difference 41 – Keeping a Clean Shop 8 – Changing Oil **Restaurants:** 66 – Business Cards 30 – Good Cleaning Practices Restaurants 66 – "Don't Set a Table for Pests" 66 – Water Quality Protection Guidelines – Food Handling **Construction:** 19 – Bay Begins at Your Front Door 110 – Business cards 5 – Healthy Bay Small Business 13 – Blue Print for a Clean Bay "Yes-No" (Multi-Language) Cards 6 – Saw Cutting/ Slurry disposal	

West Valley Communities

Santa Clara Valley Urban Runoff Pollution Prevention Program

FY 2004-2005 ANNUAL REPORT

Source	04-05 Work Plan Activity	FY04-05 Work Plan Tasks	FY 04-05 Accomplishments	Responsible Party
			18 – Tracking Soil Construction Tri-folds: 5 – Fresh Concrete Mortar 20 – General Construction Site Supervision (Construction Tri-folds are given out by all municipal offices to grading/construction permit applicants, and prospective applicants; counter staff do not document number of tri-folds distributed.) **IC/ID material distributed - Totals by City:** **Campbell:** **348 pieces (including business cards)** **Los Gatos:** 323 pieces (including business cards) Los Gatos Street Sweeping staff distributes a doorhanger with IC/ID info when appropriate; number distributed is not documented. **Monte Sereno:** **21 pieces (including business cards)** **Saratoga:** **98 pieces (including business cards)**	

EVALUATION

The Stormwater Discharge Inspector has found that the best outreach item for restaurants is the "Good Cleaning Practices for Restaurants poster, which incorporates 6 pictures of proper cleaning BMPs. The piece is 12"x36" and can be hung either horizontally or vertically; the paper has a greaseproof coating. Unfortunately, WVCWP only has 8 of these left, and they have been distributed very sparingly, depending upon need and interest. SCVURPPP does not have any available on request. The poster was originally part of a 6 piece packet. WVCWP will investigate whether there might be any means/interest/funding for re-

West Valley Communities

Santa Clara Valley Urban Runoff Pollution Prevention Program

FY 2004-2005 ANNUAL REPORT

Source	04-05 Work Plan Activity	FY04-05 Work Plan Tasks	FY 04-05 Accomplishments	Responsible Party
printing the poster alone. The Discharge Inspector also sees a need for a simple piece on Car Washing which would explain the reasons to avoid car wash runoff into storm drains (as discussed above in "Materials Distribution – HHW/ Copper-Nickel"). Los Gatos has had good results with a doorhanger carried by the streetsweeper. When evidence of potential runoff pollution problems are encountered (such as grass clippings in the gutter) the resident receives notification/education through use of the doorhanger.				
New Creations by WVCWP / WVCWP Materials Distribution				
	General Outreach	.B.a WVCWP: Creation of new outreach materials **not part of Work Plan – additional activity**	**Created "With Your Own 2 Hands" – digital music video/ slide show** This DVD highlights Creek Clean-up volunteers and water pollution prevention. It shows *Creek Keepers Volunteers* with trash grabbers and clipboards as they clean creek sites and conduct trash monitoring, along with the creeks' natural beauty, and creek trash problems. WVCWP created this piece as outreach to encourage participation in Creek Clean-ups and to increase awareness of the problems of trash in creeks. WVCWP is discussing potential methods of having teachers and youth group leaders view the video to encourage schools/ scout troops, etc. to partner with WVCWP in Creek Clean-ups. This activity was chosen as an alternative to creation of a WVCWP newsletter this year (see 2.B.h below). The show was created at no extra cost, using existing computer software and existing photos from WVCWP creek clean-ups.	
	Educational	.B.a WVCWP: Creation of new outreach	**Created Ground Water Pollution Lesson – High School**	WVCWP Staff

West Valley Communities

Santa Clara Valley Urban Runoff Pollution Prevention Program

FY 2004-2005 ANNUAL REPORT

Source	04-05 Work Plan Activity	FY04-05 Work Plan Tasks	FY 04-05 Accomplishments	Responsible Party
	Outreach	materials **not part of Work Plan – additional activity**	**level** Distributed to Los Gatos High School Science teachers and Youth Science Institute staff (see 2.B.k "Coordinate Watershed Education with schools")	
	Educational Outreach	.B.a WVCWP: Creation of new outreach materials **not part of Work Plan – additional activity**	**Created 5th Grade Science – Water Curriculum "Pollutants Travel" & "Keeping Water Clean"** – 2x 20 minute presentations, 1 for Coastal Region Watershed Model, 1 for Upland Region Watershed Model. (see 2.B.k "Coordinate Watershed Education with schools")	WVCWP Staff
	General Outreach	.B.a WVCWP: Creation of new outreach materials **not part of Work Plan – additional activity**	**Created Pet Waste Pollution Poster** WVCWP was able to arrange for a free digital/ printable poster with WVCWP logo through "Earth 911". The poster has a humorous, eye-catching look and WVCWP has been using it with good response during school Enviroscape presentations. Text includes: "If you think picking up dog poop is unpleasant, try drinking it… Pet Waste washes into storm drains, polluting our rivers, lakes and drinking water sources. Get the scoop." Staff is discussing additional means of putting the poster to use, and obtaining posters on other topics.	
	General Outreach	.B.a WVCWP: Creation of new outreach materials **not part of Work Plan – additional activity**	**Created "HHW – Mercury" Display:** Color posters highlighting fluorescent light bulbs as HHW were created and attached to 3 tier literature racks. Flyers advertising the free WV HHW Drop-off event were created; these also highlighted proper disposal for Mercury products. Additional material in the displays included the SC County	

West Valley Communities

Santa Clara Valley Urban Runoff Pollution Prevention Program

FY 2004-2005 ANNUAL REPORT

Source	04-05 Work Plan Activity	FY04-05 Work Plan Tasks	FY 04-05 Accomplishments	Responsible Party
			HHW brochure, and WVCWP's "Keep Your Family & Water Safe from Mercury". At least 1 display was placed in each WV community at a library &/or community center or post office.	
	General Outreach	.B.a WVCWP: Creation of new outreach materials **not part of Work Plan – additional activity**	**Created 2 new Mercury Flyers (from Mercury Ad and Mercury article – LA Times)** **"Would You Eat It?"** highlights dangers of mercury in the environment, sources of mercury and where to recycle products (list of local participating hardware stores), and fish to avoid due to mercury contamination. An article from the LA Times (detailing a recent study on mercury in the environment and links to autism) was reprinted and distributed with the Would You Eat It? flyer. These were well-received when distributed at the LG Farmers' Market. All 15 were taken and more could have been given out, if available.	
	Targeted Outreach	.B.a WVCWP: Creation of new outreach materials **not part of Work Plan – additional activity**	**Created Car Wash Kit Flyers** WVCWP created a Flyer for each City/Town, including reference to the relevant Municipal Code for Stormwater. The flyer directs residents to contact WVCWP for free use of the Car Wash Kit whenever a fundraiser car wash will be conducted. The flyer is available at Municipal offices for residents who might ask about any necessary permits for their fundraiser. WVCWP has also initiated distribution of the flyer to schools. See Copper Section Attachment A	WVCWP Staff

EVALUATION

The new curriculums for the 2 Enviroscapes appeared to appeal to the students; students remained very engaged when they participated in their 2nd Enviroscape station and no one expressed any frustration that the 2 presentations were similar. Staff worked hard to create activities that would be unique to each model, and

West Valley Communities

Santa Clara Valley Urban Runoff Pollution Prevention Program

FY 2004-2005 ANNUAL REPORT

Source	04-05 Work Plan Activity	FY04-05 Work Plan Tasks	FY 04-05 Accomplishments	Responsible Party
also to stress a few similar but important points in both models. WVCWP will continue to use the 2 presentations together when space at a school allows for this. WVCWP continues to discuss creation of some type of material which could be distributed to classrooms when the Enviroscape is presented. However, since students bring home so many papers from school, it is felt that any piece would need to appear unique. While the calendar produced last year was unique, useful and popular, the current budget situation does not allow for printing of new calendars each year, and has never allowed for printing enough for the calendars to be 'take home' material. The curriculum on infiltration and pesticide pollution, created for the Ground Water Flow Model, was a very effective teaching tool, according to the High School Science teacher. The presentation has been requested for the 05-06 school year. The Mercury Warning flyer (see "Mercury Ad – Attachment A" in Mercury Section) was handed out with an article on Mercury & Autism, reprinted from the LA Times. Residents appeared to be very interested in both pieces. 15 of each were printed for a trial at Los Gatos Beautiful; all were taken, and many more could have been distributed. The Car Wash Kit flyers were created to meet a need for getting this information to the public. The Town of Los Gatos web site's Public Works page had some of this information, and WVCWP has received a number of calls based upon this page. The flyer was created as a means to easily get the information to schools; it has also been posted in municipal offices. It generated a call from one Los Gatos school district, which is now looking into setting up its own car wash kit. It will be distributed widely in FY 05-06 and will be posted on the WVCWP web site.				
URMP, PMP (II.A.4.)	General Outreach	<u>b. Participate in Community Events</u> Promote watershed messages by participating in community events (e.g., farmers market, festivals, creeks clean-ups, etc.). Conduct or participate in local activities that are coordinated with the Watershed Education & Outreach campaign, including outreach events targeted at pesticide users.	WVCWP partnered with the local Sierra Club chapter & Audubon Society to feature a table at Audubon's annual October "Wildlife Education Fair". The table featured: the Enviroscape hands-on watershed model demonstrating various types pollution in runoff, a display on dangers of diazinon for birds, and IPM materials. The Sierra Club distributed California Golden Poppy seeds to promote pest-resistant planting. Attendance at the fair was a bit lower this year, due to rain. However, the table attracted appx. 25 children, some of whom stayed for 2-3 presentations. Parents watched the presentations from behind their children. The City of Campbell conducted outreach through its Arbor Day activity (April 19th) and Community Clean Up	WVCWP Staff

West Valley Communities

Santa Clara Valley Urban Runoff Pollution Prevention Program

FY 2004-2005 ANNUAL REPORT

Source	04-05 Work Plan Activity	FY04-05 Work Plan Tasks	FY 04-05 Accomplishments	Responsible Party
			Day (April 23rd – 95 participants) and distributed a variety of materials, including IPM & HHW. The Town of Los Gatos conducted outreach through its Farmer's Market /Los Gatos Beautiful Celebration (April 2005). WVCWP staffed booths at the event and distributed a variety a materials. The City of Saratoga conducted outreach through its Building Bridges event (October 2004) and its Mustard Walk (Feb. 2005). A variety of materials was distributed by City staff at both events. WVCWP organized a Creek Clean-up Event with Sacred Heart School in Saratoga (students from all WVC). Appx 60 students and 5 parents participated. The beginning of the Clean-up featured a talk on protecting creeks and preventing litter. The event was featured on the front page of the Saratoga News weekly paper. (See Trash Management section for details) WVCWP Staff participated in **(2) Orchard Supply & Hardware** No Tax Weekends handing out IPM materials and talking with customers about less toxic pest management and mercury issues. *Grow It Guides*, *A Children's Garden* coloring books, and HHW flyers were left at the point of sale for customers. WVCWP staff participated in 4 WEO Outreach events. See Pesticide Management Section and Copper-Nickel Sectio for details.	
URMP, PMP (V.A.5)	c. Prepare Newsletter Articles	Prepare and contribute articles of interest to the City newsletter. Topics such as HHW disposal, pesticide, mercury, trash and copper/nickel will be promoted.	WVCWP contributed a variety of articles to municipal newsletters. Stormwater Reps also consulted with their editors on timely subjects.	WVCWP Staff

West Valley Communities

Santa Clara Valley Urban Runoff Pollution Prevention Program

FY 2004-2005 ANNUAL REPORT

Source	04-05 Work Plan Activity	FY04-05 Work Plan Tasks	FY 04-05 Accomplishments	Responsible Party
			Submitted: "Claire Water" cartoon strip on recycling Fluorescent Lights and items with Mercury. Printed in: the "Campbell Profile", "Los Gatos Vista", and "The Saratogan" Submitted: Article on copper and Draining Pools & Spas, with graphics from Program brochure. Printed in: "Campbell Profile", "Monte Sereno Newsletter" Submitted: WV HHW Drop-off event article, focusing on Mercury problems and proper disposal of Fluorescent Lights, etc. Printed in: "Campbell Profile", "Los Gatos Vista" ▪ Additional information printed by the Los Gatos Vista: ▪ Proper disposal of Electronic Waste ▪ Thermometer Exchange ▪ Administrative Citations Policy (related to Construction Inspection & IC/ID) ▪ Less-Toxic Pest Management for Eucalyptus; IPM web site	
FY99-00 Annual Report, PMP (II.A.10)	d. Press Releases	WVCWP will prepare press releases, feature articles and/or PSAs for local media on topics such as proper disposal of HHW, pesticides, copper, mercury and trash.	The WVC Trash Monitoring/Creek Clean-up program received excellent press coverage due to a Press Release submitted to the Saratoga News weekly paper. An extensive article on the clean-up ran on the front page, coinciding with Earth Day April 2005. The article highlighted WVCWP's Trash Monitoring activities, schoolyards as 'Trash Hot Spots', the problems of trash flowing to the SF Bay, the Clean Water Act and more. It	WVCWP Staff

West Valley Communities

Santa Clara Valley Urban Runoff Pollution Prevention Program

FY 2004-2005 ANNUAL REPORT

Source	04-05 Work Plan Activity	FY04-05 Work Plan Tasks	FY 04-05 Accomplishments	Responsible Party
			included student interviews and photos. (See Trash Management Section for a reprint of this article). A Press Release/Article on mercury toxicity, fluorescent light disposal, and the upcoming HHW WV Drop-off event, was submitted to the SJ Mercury News and the 3 WV weekly newspapers. Several papers shortened the article and ran it (October 2004). A Press Release/Article on a Saratoga student's award-winning Residential Runoff/ "No Dumping-Flows to Creek" science project was submitted to the SJ Mercury News and the 1 WV weekly newspaper. The SJ Mercury shortened the article and ran it (October 2004). WVC received national TV coverage in relation to the above article. The press release had been sent in reference to the student and his project appearing on the television news channel "CNN", as a winner in a national science contest. The student appeared on CNN with a large version of the WVCWP stormdrain stencil and a version of his science project "No Dumping – Flows to Creek". A Press Release on the upcoming IPM Training for WVC Parks staff, and the WVC focus on use of IPM, was submitted to the gardening columnist for 3 WV weeklies (March 2005). Two "Letters to the Editor" concerning architectural copper were submitted to 2 local weekly papers in response to a letter from the 'Copper Development Assn'. The Saratoga News weekly printed an article on local vineyards' efforts to meet Water Quality regulations by preventing erosion and pesticide runoff (a conference on	

West Valley Communities

Santa Clara Valley Urban Runoff Pollution Prevention Program

FY 2004-2005 ANNUAL REPORT

Source	04-05 Work Plan Activity	FY04-05 Work Plan Tasks	FY 04-05 Accomplishments	Responsible Party
			the issue was held at a Saratoga Vineyard).	
URMP, PMP (V.A.3)	e. Ads in Local Newspapers	Continue placement of ad insertions in community newspapers and/or recreation guides.	A "Mercury" ad was created and space purchased in the 3 weekly newspapers serving the West Valley. The Mercury ad ran 2 xs in each of the 3 newspapers. When the ad was printed out as a flyer and distributed at Los Gatos Beautiful booth, it was very well-received – residents appeared to find the graphic appealing, and the information to be useful. See Mercury Section	WVCWP Staff
FY00-01 CI Item	f. WVCWP Web-Site	Continue to expand and update WVCWP web-site to provide new educational material to the public as it becomes available.	WVCWP created a new "Mercury" link on the Clean Creeks home page; the link features the SCVURPPP "Got Bulbs?" poster targeting fluorescent lights. The link takes visitors to a new page with discussion of the mercury runoff problem and links to related sites, such as "recyclemycellphone.org". See Mercury Section – Attachment B. WVCWP created 2 direct links from its website "Clean Creeks.org" to IPM Fact Sheets in PDF format on the Watershed Watch website. The "Creek Clean-up Volunteers" web page was updated, with a new photo and new info. A link to Creek Clean-up events was placed on the home page prior to events. WVCWP checked and updated all the links on its "Links" page, and added new links. **Campbell's** web site added a 'Stormwater Pollution Prevention' section with a Public Works phone # for further information and a link to the SCVURPPP web site. Prior to Earth Day, the web site featured an informational flyer on Electronic Waste and encouraged recycling at the	WVCWP Staff

West Valley Communities

Santa Clara Valley Urban Runoff Pollution Prevention Program

FY 2004-2005 ANNUAL REPORT

Source	04-05 Work Plan Activity	FY04-05 Work Plan Tasks	FY 04-05 Accomplishments	Responsible Party
			Apple Computer Drop-off event April 23rd. **Los Gatos** added a variety of useful information to its Town web site, including: --Extensive information on the Car Wash Kit for fundraisers --A link to Park volunteer opportunities, including creek clean-up opportunities --Suggestions for decreasing use of potential pollutants --"Everyday Activities Pollute Stormwater" Do's and Don'ts **Monte Sereno's** site includes a link to the SC County Dept. of Environmental Health **Saratoga** added an Electronic Waste Recycling/Re-use Directory page to its website. Prior to Earth Day, it posted an informational flyer on Electronic Waste and encouraged recycling at the Apple Computer Drop-off event April 23rd. The flyer was also e-mailed city-wide.	
FY99-00 Annual Report	g. "Creek Keepers" Program	Continue development and promotion of trash monitoring activity. Develop and implement other clean-up activities as feasible.	The Trash Monitoring activity was undertaken at 3 different events: Coastal Clean-up Day, Ntl River Clean-up Day and a school Creek Clean-up event (Sacred Heart). The Monitoring activity received excellent coverage in a front page article in the Saratoga News weekly paper. (See Trash Management Section for details)	WVCWP Staff
FY99-00 Annual Report	h. Publish Newsletter	Publish newsletter to promote "Creek Keepers" Program and encourage participation in community involvement activities.	Based upon evaluation of previous newsletter response, WVCWP staff time was directed to creation of a multi-media piece on Creek Clean-Ups rather than creation of a newsletter. "With Your Own Two Hands" is a DVD music video for outreach to schools and community groups.	WVCWP Staff

West Valley Communities

Santa Clara Valley Urban Runoff Pollution Prevention Program

FY 2004-2005 ANNUAL REPORT

Source	04-05 Work Plan Activity	FY04-05 Work Plan Tasks	FY 04-05 Accomplishments	Responsible Party
			The previous newsletters did not appear to generate interest from schools or the community. Discussions with school staff showed that teachers are inundated with written material and promotions. It is hoped that this short, inspiring video is something that teachers would enjoy showing to students, and that it will generate interest in WVCWP activities including creek clean ups. See "New Creations by WVCWP" above.	
FY99-00 Annual Report	i. Partner with Community Service Programs	Partner with Community or School Service Programs; provide education and/or materials to promote participation in "Creek Keepers" program.	Partnering was accomplished through Creek Clean-ups at Westmont High School and Sacred Heart (3rd – 8th Grade) School. Clean-up participants learned about, and participated in, Trash Monitoring Activity. See 2.B.j (below) and Trash Management Section for details. Additional partnering took place with the Muscular Dystrophy Assn., a Los Gatos Girl Scout Troop and a High School Student Exchange Club during Car Wash Fundraisers (see Copper Section for details).	WVCWP Staff
FY02-03 Work Plan	j. Creek Clean-ups	Conduct a minimum of two clean-up events (i.e. on Coastal Clean-up Day and National Rivers Day).	**WVCWP served as the sponsor for 3 clean-ups.** 1 took place on Coastal Clean-up Day (Sept. 18, 2004). The Creek Clean-up for San Tomas Aquino Creek was publicized through email notifications to several school staff and flyers posted/distributed at Westmont High School (cleanup site). Clean-up was also publicized on the WVCWP and Creek Connections websites. WVCWP served as the sponsor for 1 clean-up site on National River Clean-up Day (May 21, 2005). Creek cleanup was publicized through email to the school, discussion with the school secretary and flyers posted and distributed at Westmont High School (clean-up site). Clean-up was also publicized on the WVCWP and Creek	Env Prgm Mgr, and/or WVCWP Staff

West Valley Communities

Santa Clara Valley Urban Runoff Pollution Prevention Program

FY 2004-2005 ANNUAL REPORT

Source	04-05 Work Plan Activity	FY04-05 Work Plan Tasks	FY 04-05 Accomplishments	Responsible Party
			Connections websites. WVCWP served as the sponsor for 1 school clean-up site at Sacred Heart Elementary School for Wildcat Creek (April 20, 2005). Clean-up was planned, organized and publicized in coordination with local teacher. Appx. 60 3rd – 8th grade students and 5 parents participated. This creek clean-up was featured in the weekly Saratoga News as a front page story. Outreach materials (IPM, Bay Begins Here, etc.) were available at all WVCWP sites. See Trash Management Section for details.	
FY04-05 Work Plan	k. Coordinate Watershed Education with schools	Conduct or schedule Water Quality Protection education or presentations in local schools, using an Enviroscape and/or other interactive methods to engage students as feasible.	**Enviroscape presentations to 3x 5th grade classes – Foothill School, Saratoga** A 3 station presentation of hands-on experiments and visualizations through interactive play. Emphasis was on stormwater pollution and natural infiltration of rain water. Station 1 was the Enviroscape watershed model, station 2 was a soil infiltration investigation, and station 3 was an educational stormwater video. Corresponding curriculum was "Keeping Our Water Clean" & "Pollutants Travel in Water". Topics discussed in the presentation were Trash, Copper, Pesticides, Fertilizer, Mercury, and Pet Waste. Ten students at a time came through each station, with 30 students per class; the presentation was given to 3 different classes during the school year.	WVCWP Staff
FY04-05 Work Plan	k. Coordinate Watershed Education with schools	Conduct or schedule Water Quality Protection education or presentations in local schools, using an Enviroscape and/or other interactive methods to	**Enviroscape presentations to 2x 5th grade classes – Rolling Hills Middle School – serving all WVC** A 3 station presentation of hands-on experiments and visualizations through interactive play. This presentation	WVCWP Staff

West Valley Communities

Santa Clara Valley Urban Runoff Pollution Prevention Program

FY 2004-2005 ANNUAL REPORT

Source	04-05 Work Plan Activity	FY04-05 Work Plan Tasks	FY 04-05 Accomplishments	Responsible Party
		engage students as feasible.	incorporated a new “Coastal” model, along with the previous “Uplands” model. New curriculum was created to highlight topics relevant to each area. Emphasis was on stormwater runoff and pollution. Station 3 was an educational stormwater video. Corresponding curriculum was "Keeping Our Water Clean" & "Pollutants Travel in Water". Topics discussed in the presentation were Trash, Copper, Pesticides, Fertilizer, Mercury, and Pet Waste, effect on aquatic life and marine mammals and methods of avoiding pollution (i.e. recycle fluorescent lights, etc.). Ten students at a time came through each station, with 30 students per class; the presentation was given to 2 different classes.	
FY04-05 Work Plan	k. Coordinate Watershed Education with schools	Conduct or schedule Water Quality Protection education or presentations in local schools, using an Enviroscape and/or other interactive methods to engage students as feasible.	Teachers who invited WVCWP staff into their classroom to give an Enviroscape presentation for students were given one of San Jose's kits including watershed education activities, a video and posters, to use in conjunction with the water units in their science books. Curriculum in the kit is correlated to State Education Standards.	WVCWP Staff
FY04-05 Work Plan	k. Coordinate Watershed Education with schools	Conduct or schedule Water Quality Protection education or presentations in local schools, using an Enviroscape and/or other interactive methods to engage students as feasible.	Ground Water Flow/ Pollution Model presentation to LG High School Hands-on interactive presentation for High School AgroEcology class. Demonstrated how pesticides, etc. pollute our groundwater. The presentation included discussion of infiltration, pollutants traveling in groundwater and problem pesticides. New curriculum was created for this presentation. The Model was borrowed from YSI. Teacher and YSI received copies of the curriculum for future reference/ use. 28	WVCWP Staff

West Valley Communities

Santa Clara Valley Urban Runoff Pollution Prevention Program

FY 2004-2005 ANNUAL REPORT

Source	04-05 Work Plan Activity	FY04-05 Work Plan Tasks	FY 04-05 Accomplishments	Responsible Party
			copies of the new "Soil Matters" 32 pg booklet were given to the class as background reading. Problems with Diazinon and Bifenthrin were used as examples of "environmental threshold" problems.	
FY04-05 Work Plan	k. Coordinate Watershed Education with schools	Conduct or schedule Water Quality Protection education or presentations in local schools, using an Enviroscape and/or other interactive methods to engage students as feasible.	Elementary and High School students received instruction on use of the Car Wash Kit. Hands-on training on how to keep carwash wastewater out of the storm drain, given by the WVCWP IC/ID Inspector. Training was given to a girl scout troupe and a high school student exchange club. The Facilities Maintenance Director for Los Gatos Elementary School District also received instruction and training in use of the Car Wash Kit and will provide instruction to students and parents in the future. This Facilities Director also received instruction on putting together a Car Wash Kit to be owned & used by the School District; he is working on assembling this.	WVCWP Stormwater Discharge Inspector
FY 03-04 CI Item	l. Distribute Promotional Item	Evaluate FY03-04 feedback from promotional item, using endangered species mascots, to determine if additional production and distribution to local teachers will increase watershed awareness in schools.	The calendar did generate some interest, and helped open doors to school presentations, but it did not generate a degree of interest to justify creation of a calendar each year. This year time was invested instead in creation of 2 new curriculums for school presentations (see 2.B.k above) and a multi-media DVD for outreach use (see 2.B.h above).	WVCWP Staff
FY01-02 AR Comm. PMP Plan (II.A.1.)	m. Evaluation/ Reporting	Document or estimate numbers of residents reached by outreach efforts, including events, web site promotion, municipal employee outreach, and media advertising. Monitor outreach efforts through documentation of calls and	It is estimated that all residents, or at least **all households**, in each WVC received some outreach information through features in their municipal newsletter, which are mailed to each household: 38,140 – Campbell	WVCWP Staff

West Valley Communities

Santa Clara Valley Urban Runoff Pollution Prevention Program

FY 2004-2005 ANNUAL REPORT

Source	04-05 Work Plan Activity	FY04-05 Work Plan Tasks	FY 04-05 Accomplishments	Responsible Party
		website hits to the Program for responses to the general and watershed campaign.	28,590 – Los Gatos (12,000 households) 3,800 – Monte Sereno (1,220 households) 32,900 – Saratoga (11,200 households) Some additional figures available for outreach results are: More than 3,227 pieces of outreach material were distributed through a variety of efforts. For the past 21 month period, WVCWP website (www.cleancreeks.org) viewing statistics for each page are: 680 -- Home Page 197 – About WVCWP 30 – Clean Up Volunteers 27 – Clean Water Act 187 – Contact Us 20 – Directions to Office 272 – Links page 398 – Program Materials Pages 47 – Mercury Page (new since mid FY 04-05) 130 – Report Illegal Discharge 545 – Stormwater Pollution 200 – Take Action 229 – West Valley Watersheds **2,962 Web Page Views total = 141 Views**	

West Valley Communities

Santa Clara Valley Urban Runoff Pollution Prevention Program

FY 2004-2005 ANNUAL REPORT

Source	04-05 Work Plan Activity	FY04-05 Work Plan Tasks	FY 04-05 Accomplishments	Responsible Party
			average/month **2,155 Students participated in activities at their schools** 175 – in-class educational presentations 1,860 – Zun Zun assemblies 120 – School area Creek Clean-up participants **Articles & Ads in local newspapers:** **10,000 Households reached by Front page feature article on Creek Clean**-up in the Saratoga News 3 weekly newspapers – "Would You Eat It? Mercury Ad = LG Weekly Times = 20,000 Saratoga News = 10,000 Campbell Reporter = 19,000 **49,000 Households Total reached by Ads** Since total WVC population is 103,400, if it is assumed that households average at least 2 persons/household, it appears that almost every WVC resident had a chance to view the Mercury warning advertisement. This ad was very well received when handed out as a flyer at the LG Farmers Market, so it seems that it was eye-catching and easy to read. **The ad ran 2 xs in each paper**, increasing the chance that it was viewed by most adult residents.	
FY04-05	n. Training	WVCWP staff will receive public outreach	WVCWP staff attended several training sessions related to	WVCWP to co-ord

West Valley Communities

Santa Clara Valley Urban Runoff Pollution Prevention Program

FY 2004-2005 ANNUAL REPORT

Source	04-05 Work Plan Activity	FY04-05 Work Plan Tasks	FY 04-05 Accomplishments	Responsible Party
Work Plan, RWQCB comments		training to prepare for school presentations, community events & responding to public requests.	PI/P, at the CWEA Workshop and at a Stormwater Magazine (Stormcon) conference. See PI/P Training Summary for details.	

Public Information/Participation Program Evaluation

Educational Outreach

The West Valley Clean Water Program will continue to build on the success of the existing public education program, with one of the main activities being outreach through schools.

WVCWP piloted 2 new programs for public schools this year: A "Coastal Watershed" Enviroscape (to supplement the "Uplands Watershed") and a Ground Water Pollution Model activity & curriculum.

WVCWP purchased a new and different (Coastal) *Enviroscape* specifically for targeting students. New outreach materials and activities were developed for this model. It was piloted with a middle school class as 1 of 3 stations relating to "Keeping Water Clean" & "Pollutants Travel". Students appeared to enjoy the opportunity to use the 2 different Enviroscapes, and to learn about different issues with each. The teacher expressed appreciation for an excellent program. It is anticipated that this system (3 stations using 1 video and 2 Enviroscapes) will be the standard WVCWP presentation for 5th grade students.

The WVCWP's Enviroscape/ Water Unit presentation in general is well-received and appears to be an effective educational tool. Students participated enthusiastically in these hands-on activities. Students came up with very good pollution solutions and identified their local watershed at the end of the presentations.

From the Youth Science Institute, WVCWP borrowed a Ground Water Flow Model. It was piloted in a 5th grade classroom and a high school science classroom. It appeared to fit best into the high school science class. An activity and curriculum were developed, focusing on pesticide pollution of groundwater. The new 32 page booklet "Soil Matters" served as an excellent supplement to the presentation. Topics from the presentation were included in the year-end final exam.

The high school teacher expressed appreciation for an excellent classroom activity, and requested a presentation for the coming year. YSI requested copies of the curriculum, and will use it with the model when appropriate; they mentioned that they did not currently have a high school level curriculum to use with the model.

Focusing on schools, teachers and students has proven to be a successful means of conveying information about Stormwater Pollution and Pollution Prevention. The calendar created by WVCWP in FY 03-04 continued to provide an attractive & fun method of keeping Stormwater pollution messages in the public eye throughout the year – calendars are hanging in classrooms, teachers' lounges, Senior Citizen Centers, Community Centers and municipal offices; a new message is displayed each month.

West Valley Communities

Santa Clara Valley Urban Runoff Pollution Prevention Program

FY 2004-2005 ANNUAL REPORT

Source	04-05 Work Plan Activity	FY04-05 Work Plan Tasks	FY 04-05 Accomplishments	Responsible Party

Creek Clean-Up/ Trash Monitoring Outreach

In terms of generating student participation in Creek Clean-ups, WVCWP will try 2 new avenues in FY 05-06. Participation at the spring Westmont High Cleanup was low because the information did not get from the school secretary to the person handling the "morning announcements". WVCWP has found 2 ways to inform the students more directly: the PTSA at Westmont High School will be contacted in order to post the information on their web site. The information will also be featured in the school's daily "e-mail bulletin". Contact names have already been obtained for this. In addition, Creek Clean-up flyers will be distributed to other schools in the area. The new music video "With Your Own 2 Hands" will also be a means of generating interest; WVCWP is investigating ways of letting teachers know about the video.

Additional evaluations have been included in several sections of the PI/P Table above.

Outreach on Pollutants of Concern

Additional outreach information is presented in specific Sections, such as the Copper Section, the Mercury Section and the Pesticide Management Section, within this report.

Note: **In order to prevent redundancy, the PI/P table has been created as one table for all four WV Communities;** activities sponsored by an individual community are noted where appropriate. PI/P activities for the WVC tend to be attended by residents from several WV communities, and many of the PI/P tasks are handled by WVCWP for all communities at once. In addition, a number of schools serve residents from more than one community.

West Valley Communities

Santa Clara Valley Urban Runoff Pollution Prevention Program

FY 2004-2005 ANNUAL REPORT

THIS PAGE INTENTIONALLY LEFT BLANK

Training Summary: Public Information / Participation (PI/P)

Training Description	Date	Attendees
How San Francisco is Using Storm Drain Marking for Public Outreach Sponsor: CWEA Speaker: Lewis Harrison, City of San Francisco **Topics:** Integration of "Only Rain Down the Drain" markers with other PIP programs GIS & Database Tools	**March 1, 2005**	**WVCWP (2)** Program Manager, Program Assistant
Stormwater Program Development & Funding Sponsor: The North American Stormwater Quality Conference - StormCon **Topics:** Money, Revenue, And Resources Stormwater Funding Methods How To Involved And Educate The Public To Build Support Why Utilities Fail	**May 13, 2005**	**WVCWP (1)** Program Manager
WVCWP Monthly Meeting/Training Presenter: WVCWP Program Manager **Topics:** ▪ City of Palo Alto's successful strategy for passing a City Storm Drain ballot measure ▪ Highlights from StormCon on Building Public Support for Stormwater Utility	**May 24, 2005**	**WVCWP (2)** Program Assistant Stormwater Discharge Inspector **Los Gatos (1)** Senior Engineering Technician **Saratoga (2)** Associate Engineer PW Admin Analyst

West Valley Communities

Santa Clara Valley Urban Runoff Pollution Prevention Program

FY 2004-2005 ANNUAL REPORT

Training Summary: Public Information / Participation (PI/P)

Training Description	Date	Attendees
WVCWP Monthly Meeting/Training Presenter: WVCWP Program Manager **Topics:** Availability of 2 new outreach tools: ▪ Coastal version of Enviroscape, with it's own 5th grade curriculum; Cities/Town now have 2 different Enviroscape models, with complementary curriculum, if needed for public presentations ▪ Groundwater Flow Model is available to borrow from Youth Science Institute at Vasona County Park, Los Gatos. WVCWP has created a high-school appropriate curriculum which addresses pesticide use, etc. Forward any inquiries from high school to WVCWP	**June 28, 2005**	**WVCWP (2)** Program Assistant Stormwater Discharge Inspector **Campbell (1)** Senior Civil Engineer **Los Gatos (1)** Senior Engineering Technician **Saratoga (1)** PW Admin Analyst

Campbell

Santa Clara Valley Urban Runoff Pollution Prevention Program

FY 2004-2005 ANNUAL REPORT

PESTICIDE MANAGEMENT ACTIVITES

FY 2004-2005 Work Plan Self Evaluation Matrix

Source	04-05 Work Plan Activity	FY04-05 Work Plan Tasks	FY 04-05 Accomplishments	Responsible Party
URMP: Pest Managemt Performan ce Std		Continue implementation of Pest Management to comply with revised (FY03-04) Performance Standard in local URMP.	In August 2004, the City revised and updated the URMP, including its Pest Management PS. During 04-05, Campbell continued to implement the PMPS. Pest Specific IPM Plans for Armored Scale and Soft Scale were developed in FY 04-05.	Parks Maintenance Spvr w/ Streets Maint. Spvr, Facilities Maint. Spvr & WVCWP staff
	PMP Plan (I.A.1.)	Summary of Use Track and report use of OP and other high use pesticides on municipally owned property. Include in reporting, justification for the use of OP pesticides and BMPs employed during OP pesticide use (if applicable).	No OP pesticides were used in FY 04-05. All pesticide use was reported at end of FY04-05. Data was collected from State Dept. of Pesticide Regulation reporting forms for past 12 months. Data is also being collected from external Pest Control Contractors.	WVCWP to co-ord w/ Env Prgm Mgr/ Public Works Supt/ Bldg Maint. Supvr
	PMP Plan (I.A.3.) PS #3	Implement BMPS and SOPS Continue to Implement standard operating procedures and best management practices for implementing the IPM policy.	WVCWP Program Manager participates in the IPM Ad Hoc Task Group on behalf of the City of Campbell. Developments concerning improvements in SOPs and BMPs, which arise from the AHTG, are relayed to City staff and are incorporated into the City's approach to Pesticide Management activities.	WVCWP Program Manager
	PMP Plan (I.A.3.) PS #3	Implement BMPS and SOPS Continue to Implement standard operating procedures and best management practices for implementing the IPM policy.	Staff have attended trainings on IPM and are implementing IPM practices for control of pests, as practicable. "Standard Operating Procedures for Pesticide Management" are being followed by staff and contractors.	Env Prgm Mgr/ Public Works Supt/ Bldg Maint. Supvr

Campbell

Santa Clara Valley Urban Runoff Pollution Prevention Program

FY 2004-2005 ANNUAL REPORT

Source	04-05 Work Plan Activity	FY04-05 Work Plan Tasks	FY 04-05 Accomplishments	Responsible Party
	PMP Plan (I.A.6.)	Banned Pesticides Inventory Conduct an agency-wide search of chemical storage areas for pesticides no longer legal for application per EPA, State, and/or local requirements, and properly dispose of any such pesticides pursuant to appropriate waste disposal regulations.	All storage areas are cleaned annually, and any pesticides that are no longer legal or no longer used are disposed of according to State regulations.	Public Works Supt/ Bldg Maint. Supvr
	PMP Plan (I.B.1.) PS#5.a	Training for Applicators Ensure that employees who apply pesticides for the agency obtain the appropriate training as required by the County Agricultural Commissioner and the State Department of Pesticide Regulation (DPR)	Any staff and/or contractors who apply pesticides meet all requirements of the County and the State. **17** Parks & Public Works staff attended Annual Safety Training conducted by outside contractor. Training covered drift, affect on wildlife, phototoxicity, proper disposal, IPM Practices and Concepts, and Best Management Practices to be employed. (see Pesticide Management Training Summary). **DPR Continuing Education Units** were awarded to **5** Campbell Parks staff and Campbell's PCO at WVCWP's March IPM training in accordance with DPR certification requirements.	Public Works Supt
	PMP Plan (I.B.2.) PS#5.b	Training for Applicators Provide annual training on the appropriate portions of the IPM Policy, SOPs, and BMPs, and the latest IPM techniques to employees within departments responsible for pesticide application.	Campbell, as part of WVCWP, participated in sponsoring an IPM Training on Pests of Trees & Shrubs (Aphids, Whiteflies, Scales & Thrips) in March 2005. Speaker was the retired UC Extension Urban Horticulture Specialist. CEUs were available for Certified Applicators. The Training was attended by **16 City of Campbell staff** and **the City's Pest Control Contractor**. All attendees received hand lenses for identification of pests vs. beneficial predators.	WVCWP to co-ord w/ Env Prgm Mgr/ Public Works Supt/ Bldg Maint. Supvr

Campbell

Santa Clara Valley Urban Runoff Pollution Prevention Program

FY 2004-2005 ANNUAL REPORT

Source	04-05 Work Plan Activity	FY04-05 Work Plan Tasks	FY 04-05 Accomplishments	Responsible Party
			Parks maintenance staff members attended various IPM trainings throughout FY 04-05. Public Works Superintendent and Parks Maintenance Supervisor attended additional Regional and specialized IPM trainings. (See Pesticide Management Training Summary.) Appropriate staff were advised of any changes in procedure, based on PW Superintendent's & Parks Supervisor's training.	
	PMP Plan (I.B.3.) PS#5.c	Municipal Staff Education Inform employees who are not authorized and trained to apply pesticides that they cannot use over-the-counter pesticides in or around the workplace.	Staff were alerted and informed that staff are prohibited from applying pesticides unless authorized and trained.	Env Prgm Mgr
	PMP Plan (II.A.1.)	Watershed Ed. & Outreach Campaign (WE&O)[1] Attend WEO and IPM work groups and assist with continued implementation of campaign, which targets the general public and includes messages about less-toxic pest control and proper disposal. Campaign features South Bay English- and Spanish-language, radio and print ads.	WVCWP Program Manager participates in the IPM Ad Hoc Task Group on behalf of the City of Campbell. Project implementation and projects for consideration, which are discussed in the AHTG, are presented to City staff for appropriate follow-through. See PI/P Section, "Citizen Participation" & "General Outreach"	WVCWP Staff
	PMP Plan (II.A.4.)	Community Events Identify and attend community events and distribute outreach materials regarding	WVCWP partnered with local Sierra Club chapter & Audubon Society to feature a table at Audubon's "Wildlife Education Fair". Table featured: Enviroscape hands-on watershed model demonstrating pesticide pollution in	WVCWP Staff / Env. Prgm Mgr to assist

[1] Funded by all Co-permittees each year.

Campbell

Santa Clara Valley Urban Runoff Pollution Prevention Program

FY 2004-2005 ANNUAL REPORT

Source	04-05 Work Plan Activity	FY04-05 Work Plan Tasks	FY 04-05 Accomplishments	Responsible Party
	PMP Plan (II.A.5.)	less toxic pest control. Community Groups Coordinate with local community groups and distribute information via libraries, civic and community centers, and other points of social interest.	runoff, a display on dangers of diazinon for birds, and IPM materials; Sierra Club distributed California Golden Poppy seeds to promote pest-resistant planting. The City of Campbell conducted outreach through its Arbor Day activity (April 19th) and distributed IPM material: Pests Bugging You, Grow-It Guides, and 4 varieties of IPM Fact Sheets. WVCWP distributed IPM material at additional community events which Campbell residents attend: Orchard Supply Garden Center "No Tax Days" (Saratoga/Campbell, Oct. 2004), Mustard Walk (Saratoga, Feb. 2005) and Los Gatos Beautiful Celebration (April 2005). Through WVCWP, much IPM outreach has been directed at educational activities in the local schools. Students learn about pesticide runoff and the need to use less-toxic pest management strategies. See PI/P Section, "Citizen Participation" & "General Outreach"	
	PMP Plan (II.A.6.)	Web Site Update and publicize web sites to promote IPM and reduce pesticide use.	WVCWP created 2 direct links from its website "Clean Creeks.org" to IPM Fact Sheets in PDF format on the Program's *Watershed Watch* website. Campbell City web site gives instructions for proper disposal of insecticides: (http://www.ci.campbell.ca.us/cityservices/publicworks/environmental.htm	WVCWP Staff
	PMP Plan (II.A.7.)	Coordinate with the Master Gardeners program Use their services to train residents. Provide IPM training and information on water quality impacts of	1 local UC Extension staff member attended the WVCWP IPM Workshop in March 2005. Campbell's Master Gardener teacher registered, but had a family emergency so received the training materials at a later date.	WVCWP Staff

Campbell

Santa Clara Valley Urban Runoff Pollution Prevention Program

FY 2004-2005 ANNUAL REPORT

Source	04-05 Work Plan Activity	FY04-05 Work Plan Tasks	FY 04-05 Accomplishments	Responsible Party
		pesticide use to Master Gardeners as needed.	Master Gardeners conducted 6 gardening classes, at Campbell Commty Ctr, incorporating IPM, including 1 on Pest Management for over 40 WV residents. WVCWP coordinated with these classes to provide IPM outreach materials to class participants. Approximately **45** students received 10 different materials (= 450 IPM pieces distributed); extra materials were available for class members to share with friends/neighbors.	
	PMP Plan (II.A.9.)	Media Relations Continue to fund BASMAA Regional Media Relations Campaign[2] featuring pitches to Bay Area media and responses to breaking news on pesticide-related topics	See PI/P Section "General Outreach"	WVCWP Staff
	PMP Plan (II.A.10.)	Media Relations Prepare and pitch IPM stories and press releases to local media, as appropriate.	Gardening Columnist for 3 local weekly papers received a press release/invitation to attend the March 2005 WVCWP IPM Workshop on "IPM for Pests of Trees & Shrubs". San Jose Mercury News (9/24/0)4 printed an article on the Master Gardeners' classes at Campbell Community Center. All classes include aspects of IPM, with one class specifically addressing Pest Management.	WVCWP Staff
	PMP Plan (II.A.12.)	"Pesticide User Outreach" project[3] Continue to assist with implementation of local aspects of the project as appropriate. (see Program's FY 04-05	WVCWP Program Manager participates in the IPM Ad Hoc Task Group. WVCWP staff joined in the project's IPM Outreach events; 2 staff distributed IPM materials at the "How To Fair" in San Jose, May 14 & 15.	WVCWP Staff

[2] Funded by all Co-permittees each year.
[3] Funded by all Co-permittees in FY 04-05.

Source	04-05 Work Plan Activity	FY04-05 Work Plan Tasks	FY 04-05 Accomplishments	Responsible Party
		Annual Report).	Campbell's Parks Supervisor attended the project's June 14th 'Regional IPM Workshop'. See PI/P Section "General Outreach"	
	PMP Plan (II.A.13.)	Special Districts Provide information on less toxic pest control (e.g., IPM techniques, municipal IPM policies, model contract language, training opportunities, etc.) to neighboring special districts (e.g., Valley Transportation Authority, sanitary and utility districts, open space districts, vector control districts, and school districts) as appropriate.	WVCWP held a free training on *Less Toxic Control of Pests of Trees & Shrubs* in March 2005. Extensive outreach was conducted to all local school districts, Special Districts (Mid-Peninsula Regional Open Space District and WV Sanitation District) and private golf courses. Local nurseries (including SummerWinds in Campbell) were also contacted about the free Workshop including Pesticide Applicator and Nursery Professional CEUs. Information about the training was e-mailed to staff members and followed up by phone calls. For attendance at IPM training see Pesticide Management Training Summary.	WVCWP Staff
	PMP Plan (II.A.14.)	Conduct internal IPM outreach Target staff who do not necessarily purchase or apply pesticides during the course of their work (to encourage employees to use IPM techniques away from work). Email announcements as appropriate & display IPM materials at City Hall.	IPM material is available for pick-up by employees at City Hall and Campbell Community Center.	WVCWP to provide material / Env Prgm Mgr to distribute as appropriate
	PMP Plan (II.B.2.)	IPM Partnership Program Provide IPM fact sheets and other materials to pesticide retailers to facilitate point-of-purchase outreach. Visit stores	WVCWP coordinates IPM point-of-purchase displays with Summerwinds Garden Center in Campbell. WVCWP investigated purchase of a wall-mounted holder for fact sheets, as per Summerwinds' request. Summerwinds decided to re-institute use of their floor-based literature	WVCWP Staff

Campbell

Santa Clara Valley Urban Runoff Pollution Prevention Program

FY 2004-2005 ANNUAL REPORT

Source	04-05 Work Plan Activity	FY04-05 Work Plan Tasks	FY 04-05 Accomplishments	Responsible Party
		as necessary to determine ongoing participation. Document material distribution.	rack. WVCWP then re-supplied the IPM materials. WVCWP staff distributed IPM material at Orchard Supply Hardware Store special event (bordering Campbell). See PI/P Section "General Outreach"	
	PMP Plan (III.A.1)	Pest Control Operators Develop a database of licensed structural and landscape maintenance PCOs.	A general overview of Pest Control Operators based within the WVC showed that approximately 75% of them are based in the City of Campbell. Those based in Campbell have been compiled into a list. Discussion is underway concerning database development (information fields). Additional local PCOs will be determined and placed in the database, along with Campbell PCO data, during FY05-06.	WVCWP
	PMP Plan (III.A.4)	PCO Training/Reporting Document the numbers of PCOs receiving IPM training; pesticide use by PCOs; and implementation of BMPs, through contract specifications on municipal property.	The co-owner of City of Campbell's PCO attended the WVCWP IPM Training in March 2005, and will pass the information along to employees. This PCO has a Less-Toxic unit, "Sensitive Solutions" which regularly receives training on IPM. Pesticide use by PCOs is reported annually to WVCWP along with City pesticide use reporting.	WVCWP / Env Prgm Mgr/ Public Works Supt/ Bldg Maint. Supvr to assist
	PMP Plan (III.B.2) PS#6	Municipal contractor's (PCOs) Require PCOs contracted by municipality to implement BMPs through contract specifications	PCOs are required to operate according to the Pesticide Management Standard Operating Procedures and Campbell IPM Policy.	Env Prgm Mgr/ Public Works Supt/ Bldg Maint. Supvr
	PMP Plan (IV.A.2.)	Commercial Business Education Continue ICID Inspector's education program that targets commercial businesses. Distribute *Don't Set a Table for Pests.* Document efforts.	WVCWP Inspector distributes outreach material *("Don't Set a Table for Pests")* when conducting Restaurant Inspection Pilot visits; **66** were given to restaurant management staff (in Campbell, Los Gatos & Saratoga) in FY04-05.	WVCWP Staff

Campbell

Santa Clara Valley Urban Runoff Pollution Prevention Program

FY 2004-2005 ANNUAL REPORT

Source	04-05 Work Plan Activity	FY04-05 Work Plan Tasks	FY 04-05 Accomplishments	Responsible Party
			66 brochures which include pesticide reduction in landscaping info ("*Water Quality Protection Guidelines for Food Handling Facilities"*) were distributed by the WV Inspector.	
	PMP Plan (V.A.)	HHW Collection Ensure that adequate pesticide disposal services exist for residents and conditionally exempt small quantity commercial generators.	Pesticide disposal services are handled by SC County Household Hazardous Waste. A HHW drop-off event is held annually for the West Valley; other drop-off events are held throughout the year in neighboring communities.	Env Prgm Mgr WVCWP to assist
	PMP Plan (V.A.3.) PS#8	Publicize HHW Collection Work with HHW collection agencies to support, enhance, and help publicize programs for proper pesticide disposal (PS #7).	SC County Household Hazardous Waste holds an annual HHW drop-off event for the West Valley. WVCWP alerts the local press to the upcoming event (3 local weekly papers and San Jose Mercury News). WVCWP also placed display stands in local libraries with color pictures and flyers publicizing the event, including pesticide disposal. The Fall issue of the "Campbell Profile" newsletter featured information on the Oct. WV HHW event.	WVCWP / Env Pgm Mgr to assist
	PMP Plan (VII.A.2) NPDES Permit Provision C.9.d.ii.	New Development/ IPM Planning Procedures . Consider pest-resistant landscaping & design features in the design, landscaping, and environmental reviews of proposed development projects.	Campbell's Municipal Code 21.26.030 states that water-efficient landscaping shall be consistent with Campbell's Water-Efficient Landscaping Guidelines, which encourage protection of natural areas and designs which minimize irrigation (and pesticide) runoff; and New Development shall retain or incorporate existing mature trees and vegetation into the proposed site plan to the greatest extent feasible. (Ord. 2043 §1(part), 2004).	Sr. Planner
	PMP Plan (VII.A.4)	New Development/ Reporting Summarize the types of pesticide	The City currently has Water Efficient Landscape Standards which promote native, drought-tolerant landscaping.	Sr. Planner to implement / WVCWP to co-ord reporting

Campbell

Santa Clara Valley Urban Runoff Pollution Prevention Program

FY 2004-2005 ANNUAL REPORT

Source	04-05 Work Plan Activity	FY04-05 Work Plan Tasks	FY 04-05 Accomplishments	Responsible Party
	NPDES Permit Provision C.3.n.	reduction measures required (such as by conditions of approval) for new development and significant redevelopment projects, Summarize the percentage of new development and significant redevelopment projects for which pesticide reduction measures were required.	Any applicants for new/re-development activities receive the handout "Landscape Techniques for Pest Reduction". Any new landscaped street medians use native or pest-resistant trees, shrubs and groundcover, based upon the Official Street Tree List. The List was modified to remove tulip trees because of their history of pest problems. Water efficient landscaping is encouraged in 100% of new development and significant redevelopment projects.	
	NPDES Permit Provision C.9.d.ii.	Municipal Staff Training Education programs or training meetings (relevant to PMP Plan VII.A, above) will be conducted with City staff responsible for environmental reviews of new development projects.	The West Valley training meeting (December 21, 2004) included a review of required IPM practices and work plan tasks. Stormwater representatives were advised to deliver handout materials and provide additional review to appropriate municipal staff.	Sr. Planner with WVCWP to assist

Pesticide Management Activities Evaluation

Pest Specific IPM Plans for Armored Scale and Soft Scale were developed in FY 04-05. **This is consistent with the WVC strategy of developing 2 Pest Specific Plans per year to help incorporate IPM into municipal pest control procedures.** Staff received training in some of these methods at the annual WVCWP IPM Training.

Training Activities:

IPM training is a key element in Campbell's Pesticide Management Strategy. The Public Works Superintendent attended 3 external IPM trainings if FY 04-05; the Parks Maintenance Supervisor attended **6** external trainings (04/05); various Parks Maintenance workers also attended a number of trainings (see Pesticide Management Training Summary), including **17** in attendance at the WVCWP IPM for Trees & Shrubs training. Parks Supervisor assisted in development & production of full-day Regional IPM Training.

Parks Maintenance Supervisor participated in the October 04 "Approved Pesticide List Workshop II"; currently investigating possibly of incorporating this approach for Campbell. Park Maintenance Supervisor also participated in the April 05 "Public Agency IPM Exchange Meeting", attended the June 05 "9th Annual

Source	04-05 Work Plan Activity	FY04-05 Work Plan Tasks	FY 04-05 Accomplishments	Responsible Party

San Francisco Urban IPM Conference" and the June 05 "2nd Annual Regional IPM Conference".

IPM Implementation:

Campbell is implementing IPM in the following situations:

1) On-going - Yellowjackets: Campbell uses traps as the main means of control.

Parks Maintenance staff tries to clean off picnic tables to prevent attracting wasps and ants.

If a wasp nest in a tree requires treatment; the PCO uses a non-residual pesticide, and closes the hole in tree so wasps can't return to nest. Parks staff use home insulation spray foam to close the nest/hole; treatment has been successful in preventing return of wasps.

Staff is evaluating new traps which use pheromone to attract wasps, dry fish to bring them into trap, and soap inside trap, which kills in 5-15 seconds

2) On-going - Weeds:

Campbell uses a chipper to create mulch from green waste; this mulch is used for weed control wherever possible.

Work Furlough labor hand hoes weeds where possible.

Staff is investigating use of black plastic for 'solar control' of weeds, and determining spots where this would be feasible.

Staff has been using the tractor with a boom mower for mowing weeds, instead of spraying them. Additionally, the City of Campbell has loaned this tractor to the City of Saratoga and the Town of Los Gatos so they too can mow weeds instead of spraying.

3) On going - Insects:

In 02-03, Campbell controlled an Ash Whitefly infestation with a natural predator, a minute wasp. Since the wasps were ordered and released, they have continued to suppress the Whitefly population.

Staff is identifying insects and utilizing IPM when appropriate instead of using insecticides

Campbell has significantly reduced the spraying of pesticides for infestations of aphid and scale in the Urban forest by employing non-toxic horticultural oils and soaps. Unfortunately, the City has numerous street trees with aphid infestations, and the less-toxic methods, including spraying with ultra-fine oil, have not had a noticeable impact on this pest population. Despite the aphid problem, the City has used NO organophosphate sprays to control the aphids, in keeping with the City of Campbell IPM Plan. Staff will continue to investigate less-toxic control methods for aphids.

IPM Solutions: City staff have participated in implementation of new County computerized "IPM solutions database input/response", which allows input of pest

Source	04-05 Work Plan Activity	FY04-05 Work Plan Tasks	FY 04-05 Accomplishments	Responsible Party

problem and a response with IPM solutions. Staff are beginning to refer to this database as it becomes available.

RESULTS OF PESTICIDE USE REVIEW FY 04-05:

Campbell has taken a strong stance on pesticide use reduction in recent years, as evidenced by the extensive involvement in IPM training by City staff. The City's PW Superintendent and Parks Supervisor have actively been involved in regional IPM planning meetings and workshops.

Training:

Campbell and other WVCWP members are working towards pesticide-use reduction by sponsoring an extensive annual IPM training – 04-05 was the 2nd year of this effort. Expert speakers have been brought in and hands-on educational activities are conducted. The workshops are approved for CEUs by the State Dept. of Pesticide Regulation. Attendees have consistently rated the workshops as "excellent" and "worth my time to attend" and "will implement some of these IPM measures".

On March 23, 2005 WVCWP sponsored a 2.5 hour IPM training on insect egg, larvae and adult identification for all Park's Staff and it's Pest Control Contractors. This training proved valuable in training staff to identify potential insect infestations and to utilize an IPM approach to the problem before pesticides are needed. Hand lenses were distributed to all staff members to facilitate field identification of pests vs. beneficial predators. The training included hands-on identification of pests vs. predators.

Extensive community outreach was also conducted to encourage attendance by local school district staff, nursery staff, golf course staff and PCOs. Campbell provided the facilities for this training and participated in planning the agenda.

Field Activities:

Through use of IPM practices Campbell was able to eliminate use of any OP pesticides for the past 3 years, as compared to using 3.7 oz of diazinon for ant control in 01-02. Campbell has also significantly decreased it's use of pesticides by using oils and soaps to control aphids and scale in the urban forest.

The City is making an effort to stress prevention (prevent weed growth, prevent pest infestations) where possible. Campbell is moving into use of IPM, mechanical and cultural controls, rather than chemical controls, as much as possible given budget and staff limitations.

In City facilities, sanitation is being stressed as a means to prevent pest infestations (ants, mice, etc.) so that chemical controls will not be needed.

Over the past several years, the Public Works Dept. has instituted improved methods of weed control in some parks and roadsides, such as using green waste to make wood chips, used as mulch to prevent weed growth. For the past 2 years, the City has been using its new specialized tractor with boom mower for mowing roadside & park weeds and to avoid spraying.

The City Public Works Dept. has instituted use of more pest resistant trees and shrubs to minimize the need for pesticides; these efforts include removal of certain tree species (such as Tulip and Raywood Ash trees) from the City of Campbell's approved Street Tree List.

THIS PAGE INTENTIONALY LEFT BLANK

Campbell, Los Gatos, Monte Sereno, Saratoga

West Valley Communities

Santa Clara Valley Urban Runoff Pollution Prevention Program

FY 2004-2005 ANNUAL REPORT

Training Summary: Pesticide Management

TRAINING DESCRIPTION	DATE	ATTENDEES
• **Annual IPM Training for West Valley Communities – attended by staff from Campbell, Los Gatos & Saratoga Public Works Depts.** Training was attended by most Parks Maintenance staff (or presentation was given later to staff unable to attend). • Also attended by: Pest Control Operator for 1 City & 1 Town, 2 local private Golf Course Superintendents, staff from 2 LG school districts, 1 UC Extension staff, 1 Master Gardener/Landscaper. Additional trainings follow this row.		
IPM for Controlling Pests of Trees & Shrubs Sponsored by West Valley Communities Presented by Nancy Garrison, retired UCCE Urban Horticulture Specialist Pests covered included: Aphids Scale Whiteflies Thrips **Topics:** ▪ "Hands-On" Identification: Looking at the Actual Pests & Beneficial Predators with Hand Lenses ▪ Detecting Which Pest is Causing the Problem (Including Detecting Egg Clusters) ▪ Beneficial Insects That Can Be Employed ▪ Planting to Encourage Beneficial Insects ▪ Best Time To Use Less-Toxic Sprays if Needed (horticultural oils/soaps) **CEU Credits: 2 hours** "Other" approved by Calif. Dept. of Pesticide Regulation *See "Pesticide Management" Table for further info*	**March 23, 2005**	**CAMPBELL** **City of Campbell (16)** Public Works Interim Director Parks Supervisor Parks Lead Worker Parks Maintenance Worker (13) **City of Campbell &** **Town of Los Gatos:** **Pest Control Contractor (1)** Killroy Pest Control, Owner **LOS GATOS/ MONTE SERENO** **Town of Los Gatos (2)**** Parks & Forestry Superintendent Public Works Supervisor *(Town Pest Control Contractor, see above)* *****see next row also*** **Los Gatos/Monte Sereno Schools** Los Gatos Union School District (3) Director, Buildings & Grounds

Campbell, Los Gatos, Monte Sereno, Saratoga

West Valley Communities

Santa Clara Valley Urban Runoff Pollution Prevention Program

FY 2004-2005 ANNUAL REPORT

Training Summary: Pesticide Management

TRAINING DESCRIPTION	DATE	ATTENDEES
		Groundskeepers (2) Los Gatos High School (1) School/Community Garden Supervisor-Science Teacher **Saratoga (10)** Parks Supervisor Parks Lead Worker Parks Maintenance Workers (8) **Saratoga Country Club (1)** Golf Course Superintendent
WVCWP Monthly Meeting/Training Presenter: WVCWP Program Manager **Topics:** For new Stormwater Program reps: ▪ Review Work Plan tasks ▪ Review City/Town IPM Policies ▪ Review Pest Specific Plans ▪ Review URMP "Standard Operating Procedures" for Pesticide Management vs. URMP attachments ▪ Discuss means of ensuring City/Town PCOs are pursuing least-toxic pest management ▪ Review New & Re-development Pesticide Reduction Measures & reporting on these	**Dec. 21, 2004**	**WVCWP (2)** Program Assistant Stormwater Discharge Inspector **Campbell (3)** Environmental Programs Consultant Environmental Programs Manager Senior Civil Engineer **Los Gatos (1)** Senior Engineering Technician **Saratoga (1)** Parks Maintenance Supervisor **WV Sanitation District (1)** Director of Engineering & Operations

Campbell, Los Gatos, Monte Sereno, Saratoga

West Valley Communities

Santa Clara Valley Urban Runoff Pollution Prevention Program

FY 2004-2005 ANNUAL REPORT

Training Summary: Pesticide Management

TRAINING DESCRIPTION	DATE	ATTENDEES
Controlling Urban Pesticide Runoff Sponsor: CWEA Speaker: Bill Johnson, SF Bay RWQCB **Topics:** Diazinon Use - Declining Bifenthrin, Cyfluthrin, Permethrin, Carbaryl Use - Increasing Threat of Pyrethroids (not addressed well by EPA, CA DPR) Municipalities empowered by Clean Water Act re Pesticide Reduction Implementation Strategy Basin Plan Amendment Timeline	**Feb. 28, 2005**	**WVCWP (2)** Program Manager, Program Assistant
Pesticides News: Potential Wastewater & Stormwater Problems Sponsor: CWEA Speaker: Kelly Moran, TDC Environmental **Topics:** Identification of Pesticides of Urban Water Quality Concern Toxicity of Pesticides Currently in Use Issues With Current Levels Of Regulation	**March 1, 2005**	**WVCWP (2)** Program Manager, Program Assistant
Public Agencies IPM Exchange Meeting Led by Laura Speare – UP3 Project, Chris Geiger – City of San Francisco, Julie Weiss – City of Palo Alto, Sheila Daar – IPM Consultant **Topics:** Update on Approved Pesticides Lists & Screening Criteria Update on Regional Projects Making this Group Helpful Hands-On Trainings at the Local Level	**April 21, 2005**	**WVCWP (1)** Program Manager **Campbell (1)** Park Maintenance Supervisor

Campbell, Los Gatos, Monte Sereno, Saratoga

West Valley Communities

Santa Clara Valley Urban Runoff Pollution Prevention Program

FY 2004-2005 ANNUAL REPORT

Training Summary: Pesticide Management

TRAINING DESCRIPTION	DATE	ATTENDEES
WVCWP Monthly Meeting/Training Presenter: WVCWP Program Manager **Topics:** ▪ Review Cities/Town's New & Re-development Pesticide Reduction Measures ▪ Water Board's requests for Reporting on New & Re-development Pesticide Reduction Measures	**May 24, 2005**	**WVCWP (2)** Program Assistant Stormwater Discharge Inspector **Los Gatos (1)** Senior Engineering Technician **Saratoga (2)** Associate Engineer PW Engineering Admin Analyst
Campbell Only Training Attendance		
Creating an "Approved Pesticides List" Workshop #2 Hosted by Marin County IPM Commissioner **Topics:** ▪ Discussing moves towards standardizing approved lists and deciding on next steps ▪ Discussing other opportunities for regional collaboration ▪ IPM-related activities and issues in Marin County	**Oct. 18, 2004**	**Campbell (1)** Park Supervisor
IPM Control of Pest for Trees Maintenance Superintendents Association – Redwood City Speaker: Gordon Mann **Topics:** ▪ Systemic Insect Control	**March 3, 2005**	**Campbell (1)** Public Works Superintendent

Campbell, Los Gatos, Monte Sereno, Saratoga

West Valley Communities

Santa Clara Valley Urban Runoff Pollution Prevention Program

FY 2004-2005 ANNUAL REPORT

Training Summary: Pesticide Management

TRAINING DESCRIPTION	DATE	ATTENDEES
***City of Campbell* Annual Dept. of Ag Pesticide and IPM Training Class** City of Campbell Service Center, Campbell, CA **Topics:** ▪ Training on Pesticides used in City's Parks Section ▪ IPM Practices and Concepts ▪ Best Management Practices to be employed	**May 25, 2005**	**Campbell (17)** Park Supervisor, 2 Park Lead Workers, 5 Park Maintenance Worker II, 4 Park Maintenance Worker I, 5 Park Temporaries
9th Annual San Francisco Urban IPM Conference The Presidio, San Francisco, CA Sponsors: City of San Francisco, United Nations (I believe) **Topics:** Upon Request	**June 1, 2005**	**Campbell (1)** Park Supervisor
9th Annual Environmental Horticulture IPM Conference Cal Poly – San Luís Obispo **Topics:** ▪ Diagnosing Leaf Spots ▪ Fusarium in Palms ▪ Sharpshooter Biology and Control ▪ Tree and Soil Injection ▪ Soil Drenching ▪ Use of Compost Teas for Pest Management	**June 9-10 2005**	**Campbell (1)** **Public Works Superintendent**
2nd Annual Regional IPM Workshop Oakland, Ca **Topics:** ▪ IPM Practices for Public Agencies	**June 14, 2005**	**Campbell (1)** Park Maintenance Supervisor

Campbell, Los Gatos, Monte Sereno, Saratoga

West Valley Communities

Santa Clara Valley Urban Runoff Pollution Prevention Program

FY 2004-2005 ANNUAL REPORT

Training Summary: Pesticide Management

TRAINING DESCRIPTION	DATE	ATTENDEES
▪ (Additional info Upon Request)		
Los Gatos Only Training Attendance		
Annual IPM Trng for LG staff: IPM for Controlling Pests of Trees & Shrubs – plus Annual Pesticide Safety Training Speaker: Tim Boyer, Town of LG Parks & Forestry Superintendent (repeat of above WVCWP Annual IPM training, presented to staff who were unable to attend initially due to a Town of LG meeting conflict) Pests covered included: • Aphids • Scale • Whiteflies • Thrips **Topics:** ▪ Discussion of Pest & Beneficial Predator Identification - using Hand Lenses ▪ Detecting Which Pest Is Causing The Problem (Including Detecting Egg Clusters) ▪ Beneficial Insects That Can Be Employed ▪ Use of Less-Toxic Sprays if Needed (horticultural oils/soaps) Safety Training: Proper disposal, avoiding drift, personal safety	**April 26, 2005**	**Town of Los Gatos (14)** Park Service Officers (2) Park Maintenance Workers (12)
Saratoga Only Training Attendance		
NPDES Training – new City of Saratoga Parks Supervisor Presenter: West Valley Clean Water Program staff **Presented & reviewed:** ▸ Performance Standard (as part of URMP) ▸ SOPs for use with PCO contractors & for employee training ▸ Workplan ▸ Annual Report requirements ▸ Pesticide use analysis based on EPA table	**Sept. 28, 2004**	**Saratoga (1)** Parks Supervisor

Campbell, Los Gatos, Monte Sereno, Saratoga

West Valley Communities

Santa Clara Valley Urban Runoff Pollution Prevention Program

FY 2004-2005 ANNUAL REPORT

Training Summary: Pesticide Management

TRAINING DESCRIPTION	DATE	ATTENDEES
▸ IPM training requirements/suggestions ▸ City IPM Policy ▸ Pest Specific IPM Plans		
***City of Saratoga* Annual Dept. of Ag Pesticide Safety Training Class** Speaker: Peter Howes, Consultant **Topics:** ▪ Training on Pesticides used in City's Parks Section ▪ Best Management Practices to be employed ▪ Avoiding wind-blown drift	**March 2, 2005**	**Saratoga (16)** Parks Maintenance Supervisor Parks Lead Worker Parks Maintenance Workers 9 Street Maintenance Supervisor Street Maintenance Workers 4

THIS PAGE INTENTIONALLY LEFT BLANK

Section 1.01 MERCURY POLLUTION PREVENTION ACTIVITES

Section 1.02

FY 2004-2005 Work Plan Self Evaluation Matrix

Source	04-05 Work Plan Activity	FY04-05 Work Plan Tasks	FY 04-05 Accomplishments	Responsible Party
	Mercury Plan (I.D.)	Mercury Policy Implement mercury policy or ordinance requiring the virtual elimination of mercury from controllable sources in urban runoff from agency operations.	Campbell adopted its mercury policy in FY 03-04 and continues to implement the policy. Campbell has continued its Battery Recycling Program handled by Building Maintenance Dept. Collection buckets are available in all departments. The City collects all dry cell and wet cell batteries.	WVCWP to assist Eng Div.
	Mercury Plan (I.F.)	Guidelines Continue implementing the Guidelines for Mercury-Containing Products Reduction and Management The quantities of mercury containing devices disposed of will be reported in the FY 04-05 Annual Report.	Guidelines are being implemented; extensive reduction of mercury-containing products is limited by a lack of alternatives. Research on alternatives to mercury-containing products has been conducted and implemented when possible, but few alternatives have been found. Campbell replaced 15 mercury thermostats with mercury-free thermostats. The 15 thermostats were taken for proper disposal by the City's HHW contractor.	WVCWP to assist Eng Div.
	Mercury Plan (II.D.)	Reporting HHW Disposal Continue documenting and reporting quantities of mercury-containing products disposed of by City buildings and departments at hazardous waste collection facilities in FY 04-05.	Although tracking quantities of mercury products disposed of by the City over the past year is not required by the Permit, the City did initiate attempts to track quantities. However, it was found that it was too costly in terms of staff time, especially with current staffing cutbacks. The number of thermostats replaced was tracked (15) but tracking fluorescent bulbs, etc. proved to be impractical. 100% of all mercury-containing items are removed via a private HHW contractor. Bins for recycling used batteries are distributed throughout city departments so that batteries don't end up in the regular trash.	SCVURRPP (guidance), WVCWP to assist Eng Div.

	Mercury Plan (V.A.)	Fluorescent Light Recycling Program Implement an outreach program to educate small businesses and conditionally exempt small quantity generators about recycling fluorescent lights. Coordinate educational outreach with fluorescent light recycling events sponsored by HHW.	City of Campbell communicated with Apple Computer concerning their Earth Day "Electronic Waste Recycling" event. Information was forwarded to all WVC. Details of the event were posted on the City of Campbell web site. Flyers were also posted at the Community Center and throughout the municipal buildings. At Campbell Earth Day/ Community Cleanup, **95 pieces each** of the following materials were distributed: -Household Hazardous Waste Program -Free Fluorescent Lamp Drop Off locations -Mercury FAQ Sheet -Hunt for Mercury at Home sheet -Household Battery Drop off Locations A WVCWP-created display was placed at the Campbell Library. The display included: ▪ a small, color poster ▪ flyer advertising the WV HHW Drop-off in Saratoga ▪ HHW brochures ▪ "Keep Your Family Safe from Mercury" flyers See PI/P "Materials Distribution" Section. "Claire Water" cartoon strip on recycling Fluorescent Lights and items with Mercury was printed in the "Campbell Profile" newsletter. Small Business Outreach was investigated by contacting the Campbell Chamber of Commerce. WVCWP was told that the on-line Chamber newsletter can be used to distribute a short informational mercury disposal article to businesses in the future. Advertising on proper Mercury disposal was handled	SCVURRPP (guidance), WVCWP to co-ord w/ HHW staff

			through placement of a "Mercury" ad. Space was purchased in the 3 weekly newspapers serving the West Valley. The Mercury ad ran 2 times in each of the 3 newspapers. When the ad was printed out as a flyer and distributed at the Los Gatos Beautiful booth, it was very well-received – residents appeared to find the graphic appealing, and the information to be useful. See Attachment A-Mercury. A Press Release/Article on mercury toxicity, fluorescent light disposal, and the upcoming HHW WV Drop-off event, was submitted to the SJ Mercury News and the 3 WV weekly newspapers. Several papers shortened the article and ran it (October 2004). WVCWP's website was revised to include a Mercury link on the home page. The link connects to a new Mercury web page which includes information on free local fluorescent light disposal, free cell phone recycling and mercury and runoff pollution. See Attachment B-Mercury See PI/P Section for additional outreach related to Mercury	

Mercury Pollution Prevention Activities Evaluation

All WVC have participated in several trainings/round table discussions about mercury policies and mercury product disposal in WVCWP meetings. All WVC have procedures in place to ensure safe disposal of mercury-containing products. When municipal staff purchase or replace mercury-containing products, they select products that contain less mercury. Campbell has made progress in this area by replacing 15 old thermostats with new mercury-free thermostats. The mercury policies have been adopted without any setbacks or challenges.

The WVC have also conducted extensive outreach on Mercury issues in FY-4-05. Outreach was conducted through web sites, distribution of a variety of information at various sites, classroom presentations, municipal newsletter articles, and newspaper advertising.

Outreach has included posting a small mercury poster on the WVCWP website home page, linked to a page devoted to mercury issues, including assorted

recycling information. The City of Campbell web site featured an informational flyer on Electronic Waste and encouraged recycling at the Apple Computer Drop-off event April 23rd.

WVCWP has also incorporated discussion of mercury and fluorescent light bulbs into the 5th grade classroom interactive presentations; the topic seems to generate strong interest from teachers and the students – reference to fluorescent lights usually causes students to look up at their overhead lights, and they make an immediate connection about behavior changes that can be included in their lives.

Additional outreach information is listed in the PI/P Section of this report.

Would you eat it?

MER-CU-RY

A **poisonous** heavy silver-white metallic chemical obtained from the mineral cinnabar, used in:

- **Fluorescent light bulbs**
- **Thermostats**
- **Mercury Thermometers**
- **Batteries**
- **Cell Phones**
  Free disposal: www.recyclemycellphone.org

Protect the Bay from Contamination
Dispose of used products that contain mercury safely

Take it to Household Hazardous Waste

Schedule a free appointment: (408) 299-7300 or **(www.hhw.org)**

Mercury is a neurotoxin. **The FDA Advises** Pregnant Women, Women who may become pregnant, Nursing Mothers, and Young Children to reduce their exposure to mercury:

- Eat up to 12 ounces a week of fish & shellfish that are lower in mercury. Common choices are: Shrimp, Canned Light Tuna (not canned white albacore), Salmon, Pollock, & Catfish.
- Check local advisories on the safety of fish caught by family & friends in local lakes, rivers & coastal areas.

For easy disposal & safe use of mercury products, visit West Valley Clean Water Program at

www.cleancreeks.org

THIS PAGE INTENTIONALLY LEFT BLANK

WEST VALLEY
CLEAN WATER PROGRAM
CAMPBELL . LOS GATOS . MONTE SERENO . SARATOGA

Mercury & Watersheds

Home
About WVCWP
Contact Us
WV Watersheds
Stormwater Pollution
Take Action
Program Materials
Links
REPORT Illegal Discharges

Never throw Fluorescent Bulbs in the trash

Each year,
broken and landfilled
fluorescent bulbs
release enough mercury vapors
to contaminate a lake
the size of Lake Tahoe, CA.

Residents may bring bulbs to a Free Drop-Off at participating stores:

Ace Hardware - Los Gatos Blvd., Los Gatos, CA (408) 356-7103
Ace Hardware - 6469 Almaden Expwy, San Jose, CA (408) 997-1784

Don't Throw these Common Household Items In the Trash

- Batteries
- Thermometers (mercury)
- Thermostats
- Fluorescent Bulbs
- Cell phones

Take them to a local Household Hazardous Waste Collection Facility

Santa Clara Valley, CA

call (408) 299-7300 or visit www.hhw.org

Mercury is a neuro-toxin that is **used safely in fluorescent lightbulbs**, as long as the bulbs are disposed of properly after final use.

Recycle cell phones at Wireless Phone Stores

Nextel • Sprint • Verizon

Training Summary: Mercury

Training Description	Date	Attendees
Mercury Reduction Policy Training - Saratoga Speaker: WVCWP Program Manager **Topics:** ▪ Saratoga's Mercury Reduction Policy ▪ Saratoga's Mercury Recycling program ▪ Possible Fluorescent Light alternatives – proper handling of 'green-tipped' lights	**November 12, 2004**	**Saratoga (2)** Public Work Admin Analyst Facilities Maintenance Supervisor
WVCWP Monthly Meeting/Training Presenter: WVCWP Program Manager **Topics:** ▪ Reporting requirements for municipal mercury products ▪ Tracking specific quantities vs. showing what action is being taken for specific products ▪ Municipal programs for used battery collection ▪ Green-tip Fluorescent lights – low mercury, proper disposal ▪ Review Mercury TMDL ▪ Create employee awareness of Mercury Policy	**Nov. 16, 2004**	**WVCWP (2)** Program Assistant Stormwater Discharge Inspector **Campbell (2)** Environmental Program Manager Senior Civil Engineer **Los Gatos (1)** Senior Engineering Technician **WV Sanitation District (1)** Director of Engineering & Operations
Mercury Reduction Plan - Sacramento Regional Co San. Dist. Sponsor: CWEA Speaker: Vicki Frey, SRC Sanitation Dist. **Topics:** Mercury Offset Feasibility Study & Offset Options Sources of Mercury Public Education & Outreach	**Feb. 28, 2005**	**WVCWP (2)** Program Manager, Program Assistant

Training Summary: Mercury

Training Description	Date	Attendees
Beyond Dental BMPs Sponsor: CWEA Speakers: Stephanie Hughes, City of Palo Alto; Lewis Harrison, City of San Francisco	**March 1, 2005**	**WVCWP (1)** Program Manager

CAMPBELL

Santa Clara Valley Urban Runoff Pollution Prevention Program

FY 2004-2005 ANNUAL REPORT

COPPER ACTION PLAN/NICKEL ACTION PLAN

FY 2004-2005 Work Plan Self Evaluation Matrix

Activity	Source	FY04-05 Work Plan Tasks	FY 04-05 Accomplishments	Responsible Party
Vehicle Washing Oper-ations	CB-1	Continue to distribute outreach materials on proper vehicle/equipment washing at Municipal counters/Post Offices/Libraries and public events, and post on WVCWP website.	At its Arbor Day event (April 19th) the City of Campbell distributed *The Bay Begins at Your Door* brochure, which includes appropriate vehicle washing advice. WVCWP created a *Car Wash Kit flyer* to inform residents of the need to use the Kit for Car Wash fund-raisers. The flyer is posted at the City offices; it will be distributed to schools in FY05-06. The flyer incorporates information on the Municipal Code for Stormwater, and information on copper's affect on aquatic life. (see Attachment A) A brochure on proper vehicle washing was distributed at car wash fundraisers by the Stormwater Discharge Inspector, in conjunction with instructing on use of the Car Wash Kit.	WVWCP staff
Vehicle Washing Oper-ations	CB-1	Partner with Nova High School teacher & students to make presentations to Campbell, Los Gatos and Saratoga High School classes, topics will include car washing and proper draining of Pools & Spas.	This year, car washing, pool draining and copper issues were incorporated into WVCWP's Enviroscape presentations given to 5th graders at Foothill Elementary School and Rolling Hills Middle School (Campbell Union School District). Appx. 150 students learned about sources of copper, copper's affect on aquatic life, draining pools to sanitary sewer outlets (photos of an outlet were shown) and proper car washing.	WVWCP staff
Vehicle Washing Oper-ations	CB-1	Provide car wash kit & education to charity car wash organizers. Provide educational brochures/materials where applicable. Track and document occasions for use in	The WVCWP Inspector set up the Car Wash Kit at 4 Car Wash Fundraisers in the WVC in FY 04-05. He provided instruction on how to use it and explained the need to keep car wash water out of storm drains. July 28, 2004 Muscular Dystrophy Adult Support Group	WVWCP staff

CAMPBELL

Santa Clara Valley Urban Runoff Pollution Prevention Program

FY 2004-2005 ANNUAL REPORT

Activity	Source	FY04-05 Work Plan Tasks	FY 04-05 Accomplishments	Responsible Party
		Annual Report.	fundraiser Car Wash held at Ace Hardware in Los Gatos (bordering Campbell). Also: Oct. 30, 2004 Student Exchange Program & Italian Club of LG High School fundraiser Car Wash held at Van Meter School, LG Blvd. 20 students participated; appx. 95 vehicles were washed. April 2005 – LG Union School Dist. Education Foundation - fundraiser Car Wash held at Van Meter Elem. School, LG. April 2005 – Girl Scout Troop 630 Los Gatos - fundraiser Car Wash held at Union 76 gas station at Blossom Hill Rd., LG. 50 copies each of "Cars Pollute Too" and "Washing Cars" were distributed during car wash events.	
Vehicle Washing Oper-ations	CB-1	Submit data regarding vehicle washing outreach activities. Provide an effectiveness evaluation in Annual Reports.	The Stormwater Discharge Inspector distributes several vehicle washing pieces during pro-active inspections and in relation to any actual or suspected IC/ID incident. This means of outreach is very effective and the Inspector is able to answer questions and offer suggestions. See "Inspect Auto Businesses" below. WVCWP staff created a *Car Wash Kit* outreach flyer, including reference to Campbell's Municipal Code for Stormwater and information on copper's toxicity to aquatic life. The flyer is available at the City offices. 50 copies each of "Cars Pollute Too" and "Washing Cars" were distributed during car wash events. At its Arbor Day event (April 19th) the City of Campbell distributed *The Bay Begins at Your Door* brochure, which includes appropriate vehicle washing information.	WVWCP staff

CAMPBELL

Santa Clara Valley Urban Runoff Pollution Prevention Program

FY 2004-2005 ANNUAL REPORT

Activity	Source	FY04-05 Work Plan Tasks	FY 04-05 Accomplishments	Responsible Party
Vehicle Washing Oper-ations	CB-1	Require source control measures for Group 1 new development and redevelopment projects that will conduct vehicle/equipment washing and maintenance activities (consistent with Permit Provision C.3.k).	The City did not have any Group 1 projects that would conduct vehicle/equipment washing and maintenance activities.	Sr. Planner
Vehicle Washing	CB-1	Inspect auto businesses regarding car wash requirements, and prohibited storm drain discharge.	The WVCWP Inspector conducted 38 pro-active auto repair and vehicle facility shop inspections in Campbell. He distributed his fact sheet, providing information on wastewater capture systems to automotive facilities. The fact sheet was designed to provide small-scale automotive facilities (those that find installing a full-fledged wash rack cost prohibitive) with examples of inexpensive treatment technologies and distributor information.	WVWCP ICID Inspector
Vehicle Washing Oper-ations	CB-1	Maintain and inspect car wash systems for City vehicles at the corporation yard	Last year Campbell held a staff training on Mobile Cleaning BMPs. The staff continues to follow the suggested practices and to ensure that the Corp Yard systems function correctly.	WVWCP ICID Inspector / Pub Works Supt
Vehicle Washing Oper-ations	CB-1	Encourage municipal staff to attend SCVURPPP's "Mobile Cleaning Workshop".	Campbell PW Dept. held a Mobile Cleaning Workshop for staff last year.	WVWCP ICID Inspector / Pub Works Supt/ Bldg Maint Supvr
Industrial Copper Control	CB-3	Continue Industrial Inspection program, including NOI sites and other industrial sites such as plating and metal finishing facilities, vehicle service facilities, and other sites.	The City has an agreement with the SCC Fire District to conduct urban runoff inspections for machine shops and metal manufacturing facilities. Inspections were: ▪ 1 out 1 Welding ▪ 10 out of 12 Misc. Manufacturing ▪ 2 out of 2 Electrical components ▪ 22 out of 23 Machine shops ▪ 1 out of 1 Metal Manufacturing	SCVC Fire Dept./ WV ICID Inspector

CAMPBELL

Santa Clara Valley Urban Runoff Pollution Prevention Program

FY 2004-2005 ANNUAL REPORT

Activity	Source	FY04-05 Work Plan Tasks	FY 04-05 Accomplishments	Responsible Party
			See CB-1 "Inspect auto businesses" above for vehicle service facilities. See IND Section	
Reducing Traffic Congest'nPromoting Alternative Transport-ation	CB-6/7	Complete revision of and implement revised development site design standards related to transportation per Permit Provision C.3.j Encourage and promote better transportation-related design practices and alternative modes of transportation.	The City of Campbell endorses and supports Santa Clara Valley Transportation Authority's *Best Practice Principles* for integrating public transportation and land use[1]. Principles promote: designing for pedestrians i.e. public connection to paths and sidewalks and tree covered sidewalks which provide comfortable pedestrian spaces. Providing a diverse mix of land use and focusing growth around transit stops reduces the need for residents to drive. The City continues to cooperate with the VTA as they extend their light rail system into Campbell. On Aug. 12, Light Rail service between Campbell and San Jose is scheduled to begin. The initial line will be 6.8 miles long and will include 3 stations. The June 2005 "Campbell Profile" promoted use of the Light Rail with an article and a map. The "Profile" is mailed to all City households. Additionally, one of the City Council members serves as Vice Chair of the VTA Board.	Sr. Planner with WVCWP guidance
Reducing Traffic Congest'n	CB-6/7	Continue to maintain signal interconnect systems for closely spaced signals on arterial streets to reduce braking and the associated accumulation of copper brake pad dust on streets.	Campbell continues to monitor these systems for efficient traffic flow and makes changes to traffic signal timing as needed.	Traffic Engineer
Reducing Traffic Congest'n	CB-6/7	Continue to partner with the Silicon Valley-ITS Program – a multi-agency effort to reduce congestion by using advanced	Campbell continues to partner with the Silicon Valley ITS Program as a means of working to reduce traffic congestion.	Traffic Engineer

[1] *Community Design & Transportation: a Manual of Best Practices for Integrating Transportation and Land Use* (copyright 2003 Santa Clara Valley Transportation Authority)

CAMPBELL

Santa Clara Valley Urban Runoff Pollution Prevention Program

FY 2004-2005 ANNUAL REPORT

Activity	Source	FY04-05 Work Plan Tasks	FY 04-05 Accomplishments	Responsible Party
		technologies to improve traffic management.		
Reducing Traffic Congest'n	CB-6/7	Biennially monitor six major intersections for conformance with the Congestion Management Agency's Level of Service standards.	Intersections are being monitored and any problems with traffic flow which may be discovered are addressed to the maximum extent practicable.	Traffic Engineer
Reducing Traffic Congest'n	CB-6/7	Best Practice principles from the Santa Clara Valley Transportation Authority's Community Design & Transportation Manual were incorporated into the Land Use and Transportation Element of Campbell's General Plan.	These elements remain in the General Plan and serve as guiding principles for the City's Land Use and Transportation development.	Snr Civil Engr
Water-shed assessm't and protection	CB-8	Revise City's General Plan, as needed, at next scheduled update, based on recommendations from the *Development Policies Comparison Project* and Provision C.3.l.	Where practicable, recommendations from the *Development Policies Comparison Project* will be included in the City's next General Plan revision. The City's next General Plan revision is scheduled for 2011.	Community Dev. Dir.
Water-shed assessm't and protection	CB-8	Continue to implement guidance from SCVURPPP on addressing water quality in the CEQA review process, as part of C.3.m. implementation.	Campbell has adopted the CEQA review guidance from SCVURPPP, as documented in the June 2004, *C.3 Stormwater Handbook*, to address water quality as part of the C.3.m implementation.	Sr. Planner
Water-shed assessm't and protection	CB-8	Participate in the Water Resources Protection Collaborative and implement any agreed upon guidelines and standards for watershed protection.	Until Jan. 05, Campbell had 2 staff attending the Collaborative – the Planning Director and the Env. Programs Mgr (the Env. Programs Mgr has retired); currently the Planning Director attends and is very active in working to develop standards.	Comm. Dev. Dir / Snr Civil Engr
Street sweeping & stormdrain O&M	CB-11	Continue following Program guidance regarding the collection and reporting of street sweeping data. Provide data in accordance with schedule for Annual	City of Campbell staff and contractors have worked closely with WVCWP to collect all necessary street sweeping data. Street Sweeping data was collected quarterly and provided to the SCVURPPP at the end of	Public Works Supt with WVCWP guidance

CAMPBELL

Santa Clara Valley Urban Runoff Pollution Prevention Program

FY 2004-2005 ANNUAL REPORT

Activity	Source	FY04-05 Work Plan Tasks	FY 04-05 Accomplishments	Responsible Party
		Report.	the fiscal year. The City has two contractors performing sweeping services.	
Street sweeping & stormdrain O&M	CB-11	Implement (as appropriate) identified improvements to current street sweeping and storm drain system O&M programs (within available budgets). Provide effectiveness evaluation in FY 04-05 Annual Report.	The street sweeping program is effective in that efficient, predictable routes are maintained, and sweeping days do not conflict with trash pickup days. Residential areas are swept twice a month; Commercial, Industrial and Downtown areas are swept weekly. Residential sweeping information is featured on the City's website, including reference to heavy metals: "Sweeping also helps remove heavy metals which would otherwise wash into the drainage system and eventually into our creeks and the Bay". Annual evaluation of maintenance for the City's storm drain system is conducted at the annual storm drain operations and maintenance supervisor's (superintendent's) meeting. (see "Public Agency Activities – Street Sweeping and Storm Drain O&M" Sections for further details).	Public Works Supt with WVCWP guidance
Outreach on pool, spa maint'nce	CB-12	Continue to distribute outreach materials at local public events; brochures at agency department counters and public places; and placement on WVCWP website.	The City newsletter "Campbell Profile" printed an article on copper runoff; much of the text was from the Program's Pool Brochure. The newsletter is sent to all Campbell households.	WVCWP with Snr Civil Engr assist
Outreach on pool, spa maint'nce	CB-12	Continue to distribute outreach materials and brochures as part of ICID WVC inspections.	See CB-1 "Submit data regarding vehicle washing outreach activities" above.	WV Inspector
Use of architect-ural copper	CB-21	Encourage limiting use of copper on roofs, in roof shingles, and for gutters.	City staff discourages the use of architectural copper in the planning and design stages. If an applicant desires architectural copper, Planning staff point out the water quality issues and suggests use of alternatives.	Sr. Planner

CAMPBELL

Santa Clara Valley Urban Runoff Pollution Prevention Program

FY 2004-2005 ANNUAL REPORT

Activity	Source	FY04-05 Work Plan Tasks	FY 04-05 Accomplishments	Responsible Party
Nickel Action Plan Tasks				
Measures to control nickel discharge from construc-tion sites	NB-1	Continue to implement Construction Inspection Performance Standards (see Construction Inspection work plan section).	WVCWP and Campbell staff rewrote the City's C.I. SOPs for the model Construction Inspection Performance Standards as part of Campbell's URMP revision (submitted to the Regional Board in 9/04).	Snr Civil Engr / Bldg Official/ WVCWP ICID Inspector
Measures to control nickel discharge from construc-tion sites	NB-1	Training: Continue to have inspectors attend Regional Board/Program workshops on construction site management and learn latest erosion/sediment control techniques	On October 12th WVCWP IC/ID Inspector and Manager attended the "Construction Site Planning & Management for Compliance with NPDES Requirements" workshop, and purchased the videos, "**Hold onto your Dirt**" and "**Keep it Clean**", to use in training sessions within each city. Campbell sent the City's Senior Construction Inspector and Senior Building Inspector to the workshop. In March 2005 Campbell's Senior Civil Engineer attended a variety of trainings at the CWEA Workshop, including "Construction Site Sampling, Analysis & Interpretation". See Training Summary – Construction Inspection, for details.	Snr Civil Engr / Bldg Official/ WVCWP ICID Inspector
Measures to control nickel discharge from construc-tion sites	NB-1	Training: Continue to attend Program sponsored or other workshops on post-development stormwater BMPs (C.3.)	In March 2005 Campbell's Senior Civil Engineer attended a variety of trainings at the CWEA Workshop, including "Prioritizing Stormwater Inspections". In June 2005, 2 Campbell staff attended "Conducting Stormwater Treatment BMP O&M Verification Inspections" Sponsored by SCVURPPP. See Training Summary –New & Re-Development, for details.	Snr Civil Engr / Sr. Planner/ Bldg Official/ WVCWP ICID Inspector

CAMPBELL

Santa Clara Valley Urban Runoff Pollution Prevention Program

FY 2004-2005 ANNUAL REPORT

Activity	Source	FY04-05 Work Plan Tasks	FY 04-05 Accomplishments	Responsible Party

Copper/Nickel Action Plan Evaluation

Car Wash Outreach Evaluation:

The Car Wash Kit flyer was posted at the Campbell City offices in spring 2005, but WVCWP has not yet received calls from any groups within Campbell wishing to hold a car wash fundraiser. In Summer and Fall of FY 05-06, the flyer will be distributed to schools in Campbell, in hopes of increasing public awareness of the Car Wash Kit. The flyer will also be posted on the WVCWP website.

Since car washes are sometimes held at gas stations and churches, some form of efficient outreach to these locations is also being discussed. The best approach might be to contact youth sports teams and scout groups, who may hold car washes but perhaps aren't affiliated with a school. In FY 04-05, WVCWP began assembling a *Scouts and Sports Team Contacts* list; in FY05-06, additional contacts will be added and staff will investigate means of distributing the flyer to the appropriate contact people.

The Car Wash Kit for car wash fundraising events has been a success; it was used at 4 events in FY 04-05 year and is estimated to have prevented runoff from several hundred cars. The WVCWP's newly-created Car Wash Kit flyer will be distributed through more avenues in FY 05-06, in an effort reach potential users and to reduce car wash event discharges.

Copper Outreach Evaluation:

The WVCWP will continue to provide outreach on car washing, vehicle maintenance, alternative transportation, and pool maintenance during in-class presentations and partnerships with teachers and students in local schools. WVCWP incorporated messages about activities that can prevent copper runoff as part of the 5th grade Enviroscape curriculum.

The Campbell Profile's article on copper and pool draining reached all Campbell households.

Campbell continued its street sweeping program and was able to collect accurate data for submittal for FY 04-05.

The City has been successful in bringing Light Rail to Campbell to reduce vehicle trips; initial train service begins in August 2005. Light Rail service was promoted to residents in the Summer 05 "Campbell Profile". Campbell will continue to cooperate with VTA on Light Rail expansion.

The WVCWP Inspector's Vehicle Shop Inspection Program continues to be a strong addition to efforts to reduce copper runoff from carwashing. See IND Section.

www.cleancreeks.org , offers a *Take Action* page which encourages people to:

•Take cars to a commercial car wash (where the dirty water will flow to a Treatment Plant), or wash it on a non-paved surface.
•Drain pools and spas into a sanitary sewer outlet, NEVER into a street
•Drive less! Walk, ride a bike or a bus, or carpool.
WVCWP is working on design of a website "Copper" page featuring outreach pieces on residential car washing, use of the Car Wash Kit, and pool draining.

Protect Our Creeks during your next

Car Wash

Fundraising Event

Anyone organizing a **Car Wash Event**
in Campbell, Los Gatos, Monte Sereno or Saratoga
is directed to borrow the **Free Car Wash Kit** from
West Valley Clean Water Program *(WVCWP)*

The *State Water Board* requires municipalities to prevent Car Wash Event runoff from flowing into Storm Drains.
(Campbell Municipal Code 14.02.030)

All Car Wash Events should use the ***Car Wash Kit***, which keeps runoff out of Storm Drains.

To schedule pick-up & training on use of the Car Wash Kit,
e-mail WVCWP at: inspector@cleancreeks.org or phone 408-354-5385

- Copper is toxic to aquatic life - and it washes off of brake pads
- Oil, coolant & other pollutants are also carried in car wash runoff
- The Car Wash Kit drains runoff into the Sanitary Sewer lines, rather than into the Storm Drains (which flow untreated into our creeks)

THIS PAGE INTENTIONALLY LEFT BLANK

Training Summary: Copper

WVCWP Monthly Meeting/Training Presenter: WVCWP Program Manager **Topics:** ▪ Review Copper Work Plan Tasks & Activities ▪ Outreach – Car Wash Kit ▪ Importance of Mobile Surface Cleaning Training – video available through WVCWP ▪ Architectural copper – Cities/Town means of discouraging or prohibiting use	**Nov. 16, 2004**	**WVCWP (2)** Program Assistant Stormwater Discharge Inspector **Campbell (2)** Environmental Program Manager Senior Civil Engineer **Los Gatos (1)** Senior Engineering Technician **WV Sanitation District (1)** Director of Engineering & Operations
Copper Strategies – Brake Pads & Regional Applications Sponsor: CWEA Speakers: Sarah Connick, Sustainable Conservation; Richard Looker, SF Bay RWQCB **Topics:** ▪ Identifying Non-Point Copper Sources ▪ Brake Pad Pollutants Environmental Transport Studies ▪ Action Plan For Brake Pad Partnership ▪ Potential Outcomes	**March 1, 2005**	**WVCWP (2)** Program Manager, Program Assistant

THIS PAGE INTENTIONALLY LEFT BLANK

TRASH INVENTORY & MANAGEMENT

FY 2004-2005 Work Plan Self Evaluation Matrix

Source	04-05 Work Plan Activity	FY04-05 Work Plan Tasks	FY 04-05 Accomplishments	Responsible Party
Trash Work Plan	Strategy and Goals	Use Program guidance to develop a strategy to conduct trash evaluations in watersheds.	The WVCWP Manager and Inspector participated in the Program's Trash Ad Hoc Group and developed goals for the West Valley Communities, which the WVCs approved in FY 03-04. These goals include: • Prioritizing inspections for trash dumpster areas at local restaurants. See IND – Restaurant Inspection Program of each municipality's annual report. • Educate local businesses about the need for dumpster cleanliness and encourage BMPs • Evaluate trash condition of urban creeks through drive-by monitoring and when feasible, rapid trash assessments. • Educate local teachers, students and principals by featuring trash problems and solutions in our interactive school presentations. • Evaluating the progress made on goals in each Ann Rpt	WVCWP to coordinate, WV Stormwater Reps to provide municipal input and feedback
Trash Work Plan	Evaluations	Conduct trash evaluations in a subset of trash problem areas.	The WVCWP staff conducted the following KAB litter index assessments for the identified problem spots for each WV community during FY04-05. See attached reports for detail. For: • Campbell's thirteen (13) identified problem areas, 23 assessments were conducted. • Los Gatos' eight (8) identified problem areas, 12 assessments were conducted. • Monte Sereno's one (1) identified problem areas, 3 assessments were conducted. • Saratoga's four (4) identified problem areas, 6	WVCWP to sponsor events Municipality to identify problem areas

			assessments were conducted. The WVCWP also sponsored three (3) trash cleanup events, where citizen volunteers performed monitoring which is very similar to the Water Board's RTA method.	
Trash Work Plan	Identify Control Measures & Begin Implementation	Identify and begin implementation of trash control measures, as appropriate, to address trash problem areas within high priority areas	The West Valley Cities have successfully implemented all of the strategic trash goals listed in item 1 above.	Municipal Storm Reps to determine Strategic Goals and WVCWP to assist with implementation
Trash Work Plan	Report on Trash Mgmt Practices Implemented	Provide Program staff with information on trash management practices implemented, using standardized reporting format.	Program staff was provided with all trash assessment information for FY 04-05 except for the data that was collected as part of the WVCWP citizen participation program, *Creek Keepers*, mentioned below.	WVCWP Staff
FY01-02 Work Plan	Monitoring/Citizen Participation	Continue to promote citizen participation program to monitor trash in local creeks (element of *Creek Keeper's* Program).	Three public participation events were held in FY04-05 for trash cleanup and monitoring near local creeks. All three event sites were near schools so that WVCWP staff efforts would accomplish three things. 1) Trash monitoring 2) Creek area cleanup and 3) teaching students about a citizen's responsibility to keep trash out of our watersheds. The method used by volunteers at these events resembles the RTA method closely enough that it is possible to take individual trash assessment forms from the participants and put the data almost directly into the RTA forms. Lack of staff time prevented WVCWP from transferring all the data for FY04-05. However data was transferred to the RTA format for the site on Wildcat Creek. See the Program's Trash Activities report. Also see attached data sheets, and the press release for the Wildcat Creek event, and the front-page story from the Saratoga Community Newspaper (Silicon Valley Community Newspaper Group) 4-27-05.	WVCWP Staff

FY04-05 Work Plan, RWQCB comments	Training	Conduct PI/P training meetings on implementation of volunteer creek and school site clean ups. Evaluate effectiveness of volunteer trash monitoring and success of clean-up events	On July 16, 2004, the WVCWP Manager and the half-time Public Outreach Assistant attended the following workshop: Regional Board Trash Rapid Assessment Training Presenters: Water Board Staff for the session on the Rapid Trash Assessment method; (RTA); and SCVURPP Program Staff for the session on the Keep America Beautiful (KAB) method of assessment	WVCWP Staff

Trash Inventory & Management Evaluation

The West Valley Communities have made good progress on each of their strategic goals for trash reduction.

Prioritizing Dumpster Area Inspections & Educating local businesses

The WVCWP Inspector patrols the downtown areas of each community to look for signs of illegal dumping or debris from dumpsters (especially those with open lids) and providing educational chats as needed. Monte Sereno is the exception; being strictly residential, the City does not have many dumpsters. See the IND and ICID section of this report for details.

Evaluate the Trash Condition of Urban Creeks by conducting Drive-by Monitoring of Identified Problem Areas

WVCWP staff conducted *Keep America Beautiful Litter Index* method assessments at all identified problem areas in the West Valley Communities, for a total of 44 assessments. Some new potential problem areas were identified and other, like the *Los Gatos Creek Trail,* which is cleaned up monthly by a local group of University Women, will not remain on the list. Although it is very heavily traveled it is also constantly monitored by residents. WVCWP staff finds that once the patrolling or monitoring has become routine (especially using the simple KAB method) the task is relatively easy to accomplish. WVCWP staff is becoming more familiar with the local watersheds, which makes it easier to identify areas which present potential problems.

Conduct Educational Outreach to Students and Teachers in Local Schools

WVCWP staff will respond to every opportunity to partner with schools and teachers on educating the students. The WVCWP has been particularly successful, in FY 04-05 and F Y03-04 in recruiting student volunteers for creek cleanups and the task of creek monitoring. The WVCWP's own method of trash assessing is very similar to the RTA method except that it is simplified for young students and for the needs the West Valley area. Refer to the combined results of the trash monitoring at three volunteer events, attached. WVCWP events during FY 04-05 all took place in the San Tomas Aquino Watershed. This is partly because choosing a site and recruiting volunteers is time intensive, and it becomes easier as the site is established and volunteers are more familiar with the site and the routine procedures for the event. Sacred Heart School next to Wildcat Creek contacted WVCWP this year to see if staff would sponsor another creek cleanup event. In FY05-06 WVCWP staff will investigate other areas in the West Valley to try to establish an on-gong site in the Guadalupe Watershed (the other West Valley Watershed).

Saratoga Gardening Guerillas

A group of Saratoga Volunteers have been cleaning the streets and sidewalks of the City (sometimes on hands and knees) for the last year. See article attached.

Volunteers met with a hurdle when the Saratoga decided that the City would be liable for the safety of the citizens while they were working. This demonstrates the enthusiasm of the volunteers in West Valley Communities and the set backs that the WVCWP sometimes encounters in encouraging and accepting citizen volunteer services. See attached article (*Gardening Guerillas)* from the Silicon Valley Community Newspaper, *Saratoga News.* Having to walk this fine line is a part of any idea which involves citizens working on municipal property e.g., students applying storm drain stencils or participants in a creek cleanup (especially if volunteers intend to enter the creek to facilitate the cleanup) or even a participation in a holiday parade (public outreach). The WVCWP tries to take advantage of every public participation opportunity without leaving the Municipality vulnerable to potential liability issues.

Trash Problem Area Evaluation Results by Copermittee & Watershed

Campbell

Guadalupe River							
ID #	**Date**	**Location of Trash Problem Areas**	**Assessment Tool**	**Score**	**Trash Sources**	**Evaluation Results**	**Comments**
CA01	6/14/2005	Los Gatos Creek, east side of the trail approx. 100 yards north of the bridge at Campbell Avenue.	KAB	1	Litter (motorists on Highway 17)	City has regular maintenance schedule. Consider removing from list if no problems are present in next evaluation.	Very clean. Regular maintenance seems to be working.
CA02	3/23/2005	Winchester Avenue from old Camden Rd. to Knowles along railroad tracks.	KAB	1.5	Litter (motorists)	Motorist and pedestrian trash found along the street. City has regular maintenance schedule.	Small plastic pieces were found. Will continue to monitor.
CA02	6/14/2005	Winchester Avenue from old Camden Rd. to Knowles along railroad tracks.	KAB	2	Litter (motorists)	City has regular maintenance schedule. Continue to monitor.	Litter appears to be mostly from motorists. Paper, food wrappers and beverage containers.
CA03	3/23/2005	Downing Ave. east of Bascom Ave. under the Highway 17 footbridge.	KAB	1.5	Litter (Trash from pedestrians and motorists)	City has regular maintenance schedule.	Very little trash found (approximately two fast food wrappers). Consider removing from list.
CA03	6/14/2005	Downing Ave. east of Bascom Ave. under the Highway 17 footbridge.	KAB	2	Litter (Trash from pedestrians and motorists)	City has regular maintenance schedule.	Found litter on the east side of footbridge but none on west side. Mostly beverage and food containers.
CA04	6/14/2005	White Oaks from Highway 17, south to Redding on the west side of the street.	KAB	2	Illegal dumping and trash.	City has regular maintenance schedule.	Some litter found. Litter appears to be from motorists. Litter; food wrappers and containers.
CA07	3/23/2005	Dead end on Cristich Lane north of McGlincy.	KAB	1	Litter (pedestrians and motorists)	City has regular maintenance schedule. Consider removing from list if no problems are present in next evaluation.	Found one piece of trash. Site very clean.
CA07	6/14/2005	Dead end on Cristich Lane north of McGlincy.	KAB	1	Litter (pedestrians and motorists)	City has regular maintenance schedule.	Very clean. Consider removing from list. No problems present.
CA08	3/23/2005	Highway 17 off ramp at White Oaks.	KAB	2.5	Litter (motorists)	Cal Trans' jurisdiction.	Traffic litter. Paper, plastic bags and fast food containers.
CA08	6/14/2005	Highway 17 off ramp at White Oaks.	KAB	1	Litter (motorists)	Notify Caltrans.	Looked very good.
CA09	3/23/2005	Highway 17 off ramp at Hamilton Avenue heading south.	KAB	2	Litter (motorists)	CalTrans' jurisdiction. Location fairly clean.	Approximately five items. Cup, plastic and wrappers. Continue evaluations.
CA09	6/14/2005	Highway 17 off ramp at Hamilton Avenue heading south.	KAB	3	Litter (motorists)	Notify Caltrans.	Very littered with trash. Will notify Caltrans and continue to monitor.
CA10	6/14/2005	Los Gatos Creek east of the Camden overpass.	KAB	1	Litter and trash.	Notify SCVWD.	Very clean.
CA12	2/16/2005	E. Campbell Ave. between Winchester and Highway 17	KAB	1	Trash from residents	Overflowing garbage cans have been of concern. Continue to monitor.	Very clean. At the time of the trash evaluation, City staff was picking up the streets. Garbage cans were empty. Consider removing from list if no problem present.
CA13	11/23/2004	Winchester & Camden Ave/San Tomas Expressway	KAB	1	Litter (motorists)	Trash evaluation recommended by employees after seeing litter along roadside.	No trash found. Will continue to monitor. Consider removing from list if no problem present.

CA14	2/16/2005	Winchester and Sunnyoaks	KAB	2	Litter within parking lot (pedestrians and motorists)	Will refer WVCWP inspector to site. Continue to monitor.	Mostly food containers were found.
San Tomas Aquino Creek							
ID #	**Date**	**Location of Trash Problem Areas**	**Assessment Tool**	**Score**	**Trash Sources**	**Evaluation Results**	**Comments**
CA05	3/23/2005	Mona Way east of Lisa Way.	KAB	1	Litter (pedestrians)	City has regular maintenance schedule.	No trash present. Monitor site again. If no problems present, consider removing from list.
CA05	6/14/2005	Mona Way east of Lisa Way.	KAB	3	Litter (pedestrians)	City has regular maintenance schedule.	This site was very dirty. Recommend clean up. Paper, beverage and food containers were present.
CA06	3/23/2005	Gale Dr. and San Tomas Expressway	KAB	2	Litter (pedestrians and motorists)	Continue to monitor.	Motorist litter and debris was present. Litter includes cups, plastic bags and wrappers.
CA06	6/14/2005	Gale Dr. and San Tomas Expressway	KAB	1	Litter (pedestrians and motorists)	Regular maintenance schedule.	Very clean.
CA11(a)	5/21/2005	Westmont Ave and Quito Rd (4805 Westmont Ave)	RWQCB Version 7.0	45	Litter (pedestrians-school)	Continue to monitor and hold clean ups.	Conducted very successful creek cleanup. Most of the items found were high school litter. Students assisted in tallying items found at the site. Approximately 92 pounds of trash and 14 pounds of recyclables were removed.
CA11(b)	3/23/2004	Westmont Ave and Quito Rd (4805 Westmont Ave)	KAB	1	Litter (pedestrians-school)	Schedule creek cleanup on May 21, 2005 and coordinate with teachers to invite students.	Student litter found. Food wrappers, plastic bottle and paper bags (approximately six)
CA11(b)	11/23/2004	Westmont Ave and Quito Rd (4805 Westmont Ave)	KAB	1	Litter (pedestrians-school)	This site is behind a local high school. It has been a creek cleanup site in the past.	Minimal amount of trash found. It had just rained. Continue to monitor.
CA11(b)	2/16/2005	Westmont Ave and Quito Rd (4805 Westmont Ave)	KAB	2	Litter (pedestrians-school)	Student litter found around and on school grounds. Will coordinate creek cleanup in the upcoming months.	Food wrappers and beverage containers found.

San Tomas Aquino (Westmont)
September 18, 2004
Creek Monitoring Summary

Use tick marks in the Category that the trash belongs in (i.e. plastic bag goes in PLASTIC).
At the end of the cleanup, total the tallies, & write the **total** next to the heading.

PLASTIC 767
bags
bottles
buckets
caps, lids
milk jugs
pieces
rope
6-pack holders
toys

STYROFOAM 71
cups, spoons, forks, straws
egg cartons
fast food containers
meat trays
pieces

METAL 271
bottle caps
cans
pieces
wire

CIGARETTE BUTTS 80

PAPER 565
bags
cardboard
cartons
cups
newspaper
pieces

RUBBER 13
balloons
gloves
tires

GLASS 256
bottles
light bulbs

WOOD 73
broken pieces
pallets/large items

CLOTH 39
clothing
rugs

OTHER 71

End of Day Totals

Estimate Length of creek section in miles, i.e. 1/10 mile, 1/8 mile ¾ Mile

Number of bags of trash collected 38

Weight of recyclable trash 100

Weight of non-recyclable trash 400

Fifty (50) Volunteer Participants

1. Describe the stretch of creek monitored using descriptors of boundaries such as landmarks or cross streets. San Tomas Aquino Creek near 4805 Westmont Ave. to McCoy (near San Tomas Aquino Rd) San Jose w/ Campbell address; Cleanup covered some of the school fields.
2. What types of trash were most commonly found? Paper, broken glass, plastic food waste,
3. List the most unusual items found. 30 ft. long metal pole and lawn chair, volleyball, golf ball, *Frisbee*, homework, sweater, milk jug, wire, rags, chair
4. Rate from one to five how dirty or clean the creek was, with one being pristine clean.

(Circle one) 1 2 3 4 5

THIS PAGE INTENTIONALLY LEFT BLANK

West Valley Press Release April 19, 2005 – Trash

From: Cheri Donnelly [mailto:cheri.westvalley@comcast.net]
Sent: Tuesday, April 19, 2005 1:38 PM
To:'ltoth@svcn.com'
Subject: Sacred Heart Students Clean a Creek April 20th

Hi Lisa,

Sacred Heart School children and a few parent volunteers will be cleaning Wildcat Creek, behind their school grounds on Wednesday afternoon (April 20) from 1 to 2:30 pm. They have a **permit from the SCV Water District** to open the normally locked gate and pick up debris that came to the creek from the school lunch/ field area, the streets, or from other yards.

We are beginning to see the spring weather and notice that trash has settled in the creeks. We first approached Sacred Heart's Principal two years ago to see if she would allow the West Valley Clean Water Program staff to enter the creek area behind the school and pick up the trash that volunteers couldn't get to on National River (Creek) Clean up Day.

The Principal not only invited us onto the property but allowed us to hold a watershed assembly at the school to encourage the students to volunteer for the cleanup event. We were surprised when 80 students and parents turned out for the creek protection event. The principal confided to us that in preparation for Clean Water staff's visit to their school, the students combed the school grounds for trash a few days prior to the creek cleanup event.

School grounds and their surrounding areas are well known among creek and Bay environmentalists as a major source of beverage-container and food-wrapper trash. All of which ends up in our local creeks, streams and finally the Bay. We might look around the West Valley and say we don't have a trash problem but all our upstream food and beverage debris is carried by heavy rains to an unmanageable buildup of trash that is choking creeks in downstream areas.

This year the school called us to request that we help them sponsor another cleanup event. We are delighted to provide the gloves and trash bags and guidelines to keep this a safe event. The SCV Water District staff came out and cleared a path to prevent the students from coming into contact with poison oak. After the event the Water District will haul away the bags of collected trash.

We have cute photos of the previous event if you are interested. The student volunteers are from grades K-8. About 45 students have signed up thus far. I wish every school would celebrate Earth Day this way.

Best Regards,

Cheri Donnelly, Program Manager

West Valley Clean Water Program
Representing Campbell, Los Gatos, Monte Sereno and Saratoga
18041 Saratoga-Los Gatos Road
Monte Sereno, CA 95030
408-354-4734

THIS PAGE INTENTIONALLY LEFT BLANK

Wildcat Creek (Sacred Heart)
April 20, 2005
Creek Monitoring Summary

Use tick marks in the Category that the trash belongs in (i.e. plastic bag goes in PLASTIC).
At the end of the cleanup, total the tallies, & write the **total** next to the heading.

PLASTIC	817
bags	
bottles	
buckets	
caps, lids	
milk jugs	
pieces	
rope	
6-pack holders	
toys	
STYROFOAM	49
cups, spoons, forks, straws	
egg cartons	
fast food containers	
meat trays	
pieces	
METAL	46
bottle caps	
cans	
pieces	
wire	
CIGARETTE BUTTS	-

PAPER	96
bags	
cardboard	
cartons	
cups	
newspaper	
pieces	
RUBBER	2
balloons	
gloves	
tires	
GLASS	23
bottles	
light bulbs	
WOOD	12
broken pieces	
pallets/large items	
CLOTH	4
clothing	
rugs	
OTHER	90

End of Day Totals

Estimate Length of creek section in miles, i.e. 1/10 mile, 1/8 mile: 1/8 Mile

Number of bags of trash collected: 12

Weight of recyclable trash: 5 bags

Weight of non-recyclable trash: 7 bags

Approximately 60 Student and 5 Parent Volunteers Participated

1. Describe the stretch of creek monitored using descriptors of boundaries such as landmarks or cross streets. Back of school grounds to Fruitvale Ave. Along Wildcat Creek between 2 points: Saratoga Ave at SH School and 1/8 mile northwest of intersection at Fruitvale and Allendale in Saratoga.
2. What types of trash were most commonly found? Snack & food wrappers & soda cans, plastic bottles
3. List the most unusual items found. A long metal pole
4. Rate from one to five how dirty or clean the creek was, with one being pristine clean.

(Circle one) 1 2 3 4 5

THIS PAGE INTENTIONALLY LEFT BLANK

SARATOGA NEWS

April 27, 2005 Saratoga, California *Since 1955*

Education

Sacred Heart School seventh-graders Lynn Vo (left) and Lucija Stimach participate in a Wildcat Creek cleanup day on April 20 behind the school grounds.

Students doing something about litter

By Lisa Toth

Students at Sacred Heart School may be litterbugs, but they're doing something about it.

More than 65 students in grades four to eight volunteered to clean up Wildcat Creek, which runs behind the Saratoga school's grounds. They were permitted by the Santa Clara Valley Water District to open a normally locked gate to gain access to the creek and they worked for more than two hours on April 20.

The zealous students, parent volunteers and representatives from the sponsoring organization, West Valley Clean Water Program, picked up debris that had been blown into the creek from the school lunch area, streets and school yard. The garbage had been carried into the creek by winter rain storms.

"It's gross," said seventh-grader Elizabeth Carte, picking up trash near the fence line of

the school property. "This shows you how the trash grows. One little piece from everyone becomes a big amount."

Armed with clipboards and pencils, students tracked each piece of trash they picked up, such as random bolts and screws or more common potato chip bags, candy wrappers and beverage containers.

The creek monitoring trash activity will help water program officials determine where the majority of the trash comes from and what behaviors are contributing to the trash. The students were also given gloves, bags for recyclable items and long-handled grippers to pick up hard-to-reach rubbish.

Parent volunteer Georgia Ellenikiotis, the school's Christian service commissioner, said the students received two community service hours for the activity. Each grade level is required to complete a different amount of community service, which includes activities such as playing bingo with senior citizens, assisting at homeless shelters or organizing food drives. Even though the creek cleanup was optional, Ellenikiotis said she was pleased the event had a high turnout. This was the school's third year participating in the creek cleanup event.

"It's fun to be cleaning up with all your friends," said Marianne Gera, a seventh-grader who also serves as the safety and ecology commission officer for the school. "It's helping the environment instead of trashing it."

Before beginning the trash cleaning expedition, students were instructed by Cheri Donnelly, West Valley Clean Water Program's manager, about safety rules, how to avoid poison oak and how to not disrupt the creek's natural habitat. She also showed students photographs of concentrated levels of garbage that can accumulate farther downstream if not prevented or remedied through volunteer cleanup efforts.

Wildcat Creek flows into the San Tomas Aquino Creek and then into Moffet Channel. From there, the water travels through Guadalupe Slough before entering the lower San Francisco Bay, according to Donnelly.

"It's an eye opener for these kids to realize what comes from their own backyard--plastic straws, food wrappers, chip bags, snack bags, bottle caps, water bottles," Ellenikiotis said.

Before the students were allowed to go through the locked gate and head down the steel embankment to access the creek, they had to comb the grounds and collect all the trash that had piled up along the fence line. Kathy Ottenberg, an assistant with the water program, said she hoped the students would take away a sense of responsibility and awareness about not littering in Saratoga.

"We're all partners of the larger community, and our actions and caring about the creek do make a difference," she said. "The creek is part of their campus, but they probably

don't notice it on a daily basis."

Marianne pointed out that much of the trash on the school campus and in the creek was the result of carelessness. She added that the school has implemented a recycling program in the classrooms, and classes are also required to periodically clean up the school yard. Sacred Heart students have been studying topics in their science classes like erosion, pollution and how animals can be affected by trash. In addition, the creek cleanup day also tied into national river cleanup day coming up on May 21 and fell close to Earth Day on April 22.

Donnelly also stressed the importance of the creek cleanup as a savings for taxpayers. In the Los Angeles area, a severe trash problem has resulted in the need for costly filters and trash inserts in storm drain pipes to catch the trash before it can run downstream, she said.

While Santa Clara County isn't listed as having an impaired trash problem and isn't being required to use such filters, representatives like Donnelly are preparing for the possibility of it occurring. The county must adhere to Clean Water Act standards.

"School grounds and their surrounding areas are well-known among creek and Bay environmentalists as a major source of beverage container and food wrapper trash, which ends up in our local creeks, streams and finally the Bay," Donnelly said. "We might look around the West Valley and say we don't have a trash problem, but all of our upstream food and beverage debris is carried by heavy rains to an unmanageable buildup of trash that is choking creeks in downstream areas."

Donnelly added she wished everyone would celebrate Earth Day like Sacred Heart students--by not being litterbugs.

Copyright © **SVCN**, LLC.

THIS PAGE INTENTIONALLY LEFT BLANK

San Tomas Aquino (Westmont)
5/21/05
Creek Monitoring Summary

Use tick marks in the Category that the trash belongs in (i.e. plastic bag goes in PLASTIC).
At the end of the cleanup, total the tallies, & write the **total** next to the heading.

PLASTIC	334
bags	
bottles	
buckets	
caps, lids	
milk jugs	
pieces	
rope	
6-pack holders	
toys	
STYROFOAM	202
cups, spoons, forks, straws	
egg cartons	
fast food containers	
meat trays	
pieces	
METAL	118
bottle caps	
cans	
pieces	
wire	
CIGARETTE BUTTS	50

PAPER	81
bags	
cardboard	
cartons	
cups	
newspaper	
pieces	
RUBBER	5
balloons	
gloves	
tires	
GLASS	60
bottles	
light bulbs	
WOOD	11
broken pieces	
pallets/large items	
CLOTH	13
clothing	
rugs	
OTHER	27

End of Day Totals

Estimate Length of creek section in miles, i.e. 1/10 mile, 1/8 mile: ¾ Mile

Number of bags of trash collected: 7

Weight of recyclable trash: 14 lbs

Weight of non-recyclable trash: 92 lbs

Seven (7) Volunteer Participants

1. Describe the stretch of creek monitored using descriptors of boundaries such as landmarks or cross streets. San Tomas Aquino Creek near 4805 Westmont Ave. to McCoy (near San Tomas Aquino Rd) San Jose w/ Campbell address; Cleanup covered some of the school fields.
2. Types of trash most commonly found? Aluminum & plastic food wrap & bevg cans/ bottles
3. List the most unusual items found. 2 iron items (12 lbs), carpet, realtor's sign, make-up
4. Rate from one to five how dirty or clean the creek was, with one being pristine clean.

(Circle one) 1 2 3 4 5

THIS PAGE INTENTIONALLY LEFT BLANK

SARATOGA NEWS

April 6, 2005 Saratoga, California *Since 1955*

News

Gardening Guerillas do their work in jungles of downtown Saratoga

By Kaustuv Basu

They call themselves the Gardening Guerillas. And it's the mission of these guerillas to clean the sidewalks of downtown Saratoga, get rid of weeds, plant flowers and make the area more attractive to visitors.

Leading the group is Jill Hunter, planning commissioner and president of the Saratoga Business Development Council, recently renamed the Saratoga Village Development Council.

Hunter and her team meet at a downtown coffee shop once a week.

On the rain-drenched morning of March 29, only a handful of people showed up at the International Coffee Exchange for the weekly meeting.

"This is only the beginning. The rain has kept people away," said Hunter.

She hopes that as news about the group spreads, more and more people will sign up.

"Some people have told me that they do not like our name. We might call ourselves the Saratoga Gardeners," Hunter said.

Armed with some improvised garden shears, Hunter and Dr. John Marian of Big Basin Chiropractic walked around, talking to business owners and pulling overgrown weeds and plants from flowerbeds near the sidewalk. They were

joined by Dorothy, Marian's mother.

In a few weeks, the guerillas will be wearing matching aprons as they walk about downtown Saratoga. Other plans include decorating some of the Village alleyways with arches. "We might buy some overhanging flower-pots," Hunter said.

Hunter has ambitious plans for the Village. "It's easy to criticize the city or knock the Village. My first priority is to have no negativity," she said.

Barely an hour before the meeting at the International Coffee Exchange, Hunter had presided over the meeting of the Saratoga Business Development Council, at which the group decided to rename itself the Saratoga Village Development Council and concentrate on business development in downtown Saratoga.

At the meeting, Hunter said that the group would soon request the city to put up a sign near Highway 85 that indicated a historic downtown with shops and restaurants in the vicinity.

Bill Cooper of the Bella Saratoga restaurant said that he hopes to have some of the faded American flags removed from the Village and replace them with spring flags.

"I know that the city has spring flags available," he said.

Cooper is working with other Village merchants so that they can ask the city to fund the Village shuttle program again. The program started last year and took concert-goers from the Village to Montalvo for free for those dining at a city restaurant or staying at a Village hotel.

For more information on the Gardening Guerillas, call Jill Hunter at 408.741.1213.

Copyright © **SVCN**, LLC.

SARATOGA NEWS

April 27, 2005 Saratoga, California *Since 1955*

News

Gardeners cleaning up Village, but city council has concerns

By Kaustuv Basu

The Saratoga Gardeners, a group of volunteers who have been gathering in the Village every week to clean sidewalks and plant flowers, have run into a hurdle.

At its meeting on April 20, the Saratoga City Council asked Jill Hunter to register her group of volunteers with the city or ask the Saratoga Chamber of Commerce for help.

Hunter is the chairwoman of the Saratoga Village Development Council and also serves on the city's planning commission.

"We're asking them to do this because of liability issues," said Mayor Kathleen King.

King also said since the Village sidewalks are owned by Caltrans, they might also decide to ask for some liability insurance.

"We love what you are doing in the Village. But SVDC is like an unincorporated club. It is a legal non-entity. And all of you are working on public property," said Vice Mayor Norman Kline.

Kline said it would not be advisable for the Saratoga Gardeners to hang flower pots from poles or work on alleyways until some kind of liability insurance was guaranteed.

Councilwoman Ann Waltonsmith suggested that the Saratoga Gardeners try to find common cause with the Chamber. "It might be too cumbersome to work with the city," she said.

After the meeting, Hunter said that she will try to work out an amicable solution that will please everyone.

"We are getting some momentum," she said.

Hunter said almost 20 volunteers have attended the meetings, held every Tuesday morning at the International Coffee Exchange in downtown Saratoga.

"A lady from Beijing who was visiting Saratoga donated $100 to us when she saw us on our hands and knees cleaning the Village sidewalks," Hunter said.

She asked the council if it would be possible to install a sign near the Saratoga Avenue exit of Highway 85 that indicated the presence of a historic downtown in the area.

At the meeting, Hunter also said turning on the sprinklers and watering spigots in the Village would help the new shrubs and plants. The sprinklers in the Village have not been used for many years.

John Cherbone, the city's public works director, said some of the sprinkler nozzles might need some upgrading. "They should work. We can fund it as long as the cost is below $5,000," he said.

In other city business, the council directed staff to review the parking standards downtown.

"We have very strict parking rules in the Village. We need to loosen them up," Kline said.

Kline, who with King is part of the Village ad-hoc committee, said relaxing parking requirements might stimulate more business activity in the downtown.

Businesses on Big Basin Way have to buy parking spaces depending on their gross floor areas. For example, restaurants are required to buy one space for each 75 square feet of gross floor area.

Lori Tinfow, assistant city manager, said that the matter would come up for a public hearing soon.

City volunteers were honored at the April 20 council meetings as part of the Saratoga Volunteer Appreciation Week. More than 127 residents volunteered for the city between July 2004 and April 2005 and worked a total of 5,118 hours.

Copyright © SVCN, LLC.

Training Summary: Trash Management

Training Description	Date	Attendees
Regional Board Trash Rapid Assessment Training Presenters: Water Board Staff for the RTA session; SCVURPP Program Staff for the KAB session **Topics:** ▪ Participants conducted in-the -field Rapid Trash Assessments (RTA) using standard RTA assessment forms. ▪ Instructions and a video on how to use the Keep America Beautiful (KAB) trash site monitoring method.	**July 16, 2004**	**WVCWP (2)** Program Manager Public Outreach Specialist
WVCWP Monthly Meeting/Training Presenter: WVCWP Program Manager **Topics:** ▪ Factors in determining a Trash "Problem Area" ▪ How Rapid Trash Assessments will be handled ▪ Number of times / year appropriate to do assessment	**Nov. 16, 2004**	**WVCWP (2)** Program Assistant Stormwater Discharge Inspector **Campbell (2)** Environmental Program Manager Senior Civil Engineer **Los Gatos (1)** Senior Engineering Technician **WV Sanitation District (1)** Director of Engineering & Operations

Training Summary: Trash Management

Training Description	Date	Attendees
Trash TMDL Implementation Plan Sponsor: CWEA Speaker: Shahram Kharaghani, City of Los Angeles **Topics:** ▪ City of LA Trash TMDL ▪ Options For Implementation: Structural vs. Institutional ▪ Projected Costs For Options ▪ Solution Which Is Being Implemented ▪ Importance Of Outreach & Prevention	**Feb. 28, 2005**	**WVCWP (2)** Program Manager, Program Assistant
WVCWP Monthly Meeting/Training Presenter: WVCWP Program Manager **Topics:** ▪ Trash Rapid Assessment Forms ▪ Review Identified Problem Areas ▪ Discuss proposed TRA responsible staff ▪ Info On City Of LA Trash TMDL Status, And LA's Report On Options For Trash Control	**March 8, 2005**	**WVCWP (2)** Program Assistant Stormwater Discharge Inspector **Campbell (1)** Senior Civil Engineer **Los Gatos (1)** Senior Engineering Technician **Saratoga (1)** Associate Engineer

West Valley Communities

Santa Clara Valley Urban Runoff Pollution Prevention Program

FY 2004-2005 ANNUAL REPORT

FY 2004-2005 Work Plan Self Evaluation Matrix

Source	04-05 Work Plan Activity	FY04-05 Work Plan Tasks	FY 04-05 Accomplishments	Responsible Party
Watershed Management				
NPDES Permit	South Bay Watershed Management Initiative	Support and participate in development of Core Group activities and the WMI Watershed Action Plan[1]. See SCVURPPP work plan for detailed activities.	The West Valley Communities supports and participates in the WMI through the SCVURPP Program	WVCWP coordinate with SCVURPPP
	Additional Staff Training	Attend staff training on monitoring for NPS pollutants	Feb. 28, 2005 – WVCWP staff attended CA Water Environment Association (CWEA) Conference presentation on Fecal Indicator Bacteria: A Tiered Approach to Source Tracking Speaker: Ali Boehm, Stanford University Topic: Successful & Unsuccessful methods of tracking non-point source pollutants	**WVCWP** Program Manager, Program Assistant
Permit Reapplication				
NPDES Permit	NPDES Permit Reapplication and URMP Revision & Submittal	Submit a compilation of all annual Urban Runoff Management Plan revisions, in addition to annual URM Plan revisions. This submittal shall serve as part of the reapplication for the next Permit.	The West Valley Communities submitted their complete, revised/ updated URMPs in Sept 2004.	WVCWP staff to update URMP Municipal staff to assist by providing info on internal procedures and practices

[1] On behalf of the City of Campbell, SCVURPPP is signatory to the WMI and participates in the Core Group and subgroups.

NPDES Permit Provision C.14	Permit Reapplication Process	1) Track progress of NPDES Permit reapplication, due February 2005, via briefings to the Management Committee. 2) Participate in permit negotiations, as appropriate.	1) WVCs also approved and signed the Program MOA prior to submittal the Program's NPDES Permit reapplication (February 2005). 2) During 04-05 the WVCWP Manager attended several trainings and meetings related to the proposed Regional Permit, which is now in the process of being developed.	WVCWP Manager to track progress and implement action items via MC and other Program mtgs Municipal staff to assist at municipal level via tasks conveyed at WVCWP training meetings.

Training Summary: NPDES Permit Re-application

Training Description	Date	Attendees
Upcoming Activities, Priorities & Fate of the RWQCBs Sponsor: CWEA Speaker: Bruce Wolfe, SF Bay RWQCB	**Feb. 28, 2005**	**WVCWP (1)** Program Manager
Future Issues in Managing Bay-Delta Water Quality Sponsor: CWEA Speaker: Sam Luoma, USGS	**Feb. 28, 2005**	**WVCWP (2)** Program Manager, Program Assistant
Environmental Advocate's Perspective Sponsor: CWEA Speaker: Michael Lozeau, Attorney	**Feb. 28, 2005**	**WVCWP (2)** Program Manager, Program Assistant
Learning from the Past, Restoring for the Future Sponsor: CWEA Speaker: Steve Ritchie, S Bay Salt Pond Restoration	**Feb. 28, 2005**	**WVCWP (2)** Program Manager, Program Assistant
Progress of the Monterey Bay Area Stormwater Joint Permit Sponsor: CWEA Speaker: Jennifer Gonzalez, City of Monterey; Jennifer Bitting, Central Coast RWQCB	**March 1, 2005**	**WVCWP (1)** Program Assistant
Chloride Source Control in the Santa Clarita Valley Sponsor: CWEA Speaker: Ann Heil, LA County Sanitation Districts	**March 1, 2005**	**WVCWP (1)** Program Manager
Water Softener Controversy in Fillmore Sponsor: CWEA	**March 1, 2005**	**WVCWP (1)** Program Manager

Training Summary: NPDES Permit Re-application

Training Description	Date	Attendees
Speaker: Bert Rapp, City of Fillmore		
Standardizing Municipal Stormwater Permit Provisions in the SF Bay Area Sponsor: CWEA Speaker: Will Bruhns, SF Bay RWQCB; Geoff Brosseau, BASMA	**March 1, 2005**	**WVCWP (2)** Program Manager, Program Assistant
Role of EPA Region 9 in Calif.'s Stormwater Program Sponsor: CWEA Speaker: Kathi Moore, U.S. EPA Region 9	**March 2, 2005**	**WVCWP (2)** Program Manager, Program Assistant
Case Studies of Successful MS4 Programs, Updates on MS4 Audits Sponsor: CWEA Speaker: Jeremy Johnstone, John Tinger, U.S. EPA Region 9	**March 2, 2005**	**WVCWP (2)** Program Manager, Program Assistant
How the Stormwater & Wetlands Programs Work Together Sponsor: CWEA Speaker: Ellen Blake, U.S. EPA Region 9	**March 2, 2005**	**WVCWP (1)** Program Manager **Campbell (1)** Senior Civil Engineer

Training Summary: NPDES Permit Re-application

Training Description	Date	Attendees
WVCWP Monthly Meeting/Training Presenter: WVCWP Program Manager **Topics:** ▪ Review "Tentative Order" ▪ Review Attachment A "Proposed Key Provisions"	**June 28, 2005**	**WVCWP (2)** Program Assistant Stormwater Discharge Inspector **Campbell (1)** Senior Civil Engineer **Los Gatos (1)** Senior Engineering Technician **Saratoga (1)** PW Admin Analyst

THIS PAGE INTENTIONALLY LEFT BLANK

033681

CITY OF CUPERTINO

Urban Runoff Management Program

Annual Report FY 2004-2005

September 1, 2005

City Hall
10300 Torre Avenue
Cupertino, CA 95014-3255
(408) 777-3354
FAX: (408) 777-3333

PUBLIC WORKS DEPARTMENT
Environmental Division

September 1, 2005

Mr. Bruce Wolfe, Executive Officer
Regional Water Quality Control Board
San Francisco Bay Region
1515 Clay St., Suite 1400
Oakland, CA 94612

Subject: City of Cupertino Urban Runoff Management Program
FY 2004-2005 Annual Report

Dear Mr. Wolfe:

This report is submitted by the City of Cupertino, in conjunction with the Santa Clara Valley Urban Runoff Pollution Prevention Program's Annual Report, pursuant to provision C.6.a.of the Program's reissued municipal storm water NPDES Permit (Order No. 01-024). The report summarizes activities performed during FY 2004-2005 in accordance with the City of Cupertino's Urban Runoff Management Plan (URMP) submitted to the Regional Board on September 1, 1997 and updated in October 2000 and September 2004, and the performance standards contained therein.

Contents of Report

The goals of this Annual Report are to: 1) concisely document implementation of our URMP and FY 04-05 work plan during the past fiscal year; 2) evaluate program results for continuous improvement; 3) comply with permit requirements; and 4) share this information with other Co-permittees, municipal decision-makers, and the public. To accomplish these goals, the report contains the following sections:

- A: - Certification Statement
- A1: - Performance Standard Certification Form
- B: - ICID Elimination
- C: - Industrial/Commercial Discharger Control Program
- D: - Public Agency
  - D - 1: Public Streets, Roads & Highways O & M and Rural Roads
  - D - 2: Storm Drain Operation and Maintenance
  - D-3: Corporation Yards Operation and Maintenance
- E: Water Quality Monitoring
- F: Permit Reapplication Process
- G: Trash Inventory and Management
- H: Public Information & Participation
- I: New Development Planning Procedures
- J: Construction Inspection
- K: Pesticide Management
- L: Mercury Pollution Prevention
- M: Copper and Nickel Action Plan
- N: Staff Training Summary Table

- Appendix: Acronyms

Responses to Regional Board Staff's comments on the FY 03-04 Annual Report (April 8, 2005 letter) have been provided in a separate submittal in May 2005 and any requests to improve the annual report have been addressed.

Program Highlights and Accomplishments

Early in the fiscal year the Urban Runoff Management Plan final revisions were made and submitted to the RWQCB in September 2004.

New Development and Construction Controls (Planning Procedures Performance Standard):

A revised draft of Cupertino's "Nonpoint Source Pollution Prevention and Watercourse Protection" ordinance was prepared in March 2005 in anticipation of the final Group 2 requirements. City staff tracked the negotiations of the Tentative Order relating to C.3 and HMP. Subsequently, more changes were required to the ordinance for adoption in October 2005.

Cupertino didn't have any Group 1 projects to report on this year but anticipate a couple of projects to report in the 05-06 Annual Report.

Although the City had no Group 1 projects that qualified for reporting in the New Development Table, staff still incorporates site design, source controls and treatment measures into small projects. The photo on the cover of this report shows pavers on sand installed at a local coffee shop outdoor dining area, adjacent to pavers on concrete in the City's right of way. At this particular site a small swale was constructed to treat and infiltrate roof drain water.

Mercury:

The outreach efforts countywide, funded from the Mercury Education Project, aimed at collecting fluorescent lights has made a great difference in the number of lights collected at all collection sites. The number of pounds and feet of lights collected has more than tripled over the prior year.

Website:

Major changes were made to the City's website by adding documents and links related to C.3. The information is easily accessible and in one place for developers, engineers and architects, as well as city employees.

Thank you for your review of this Annual Report. If you have any questions regarding the materials submitted, please contact me at (408) 777-3242.

CITY OF CUPERTINO

See original document for authorized signature

Lavenia Millar
Environmental Programs Manager

Attachments

City of Cupertino

FY 04- 05 Annual Report

Attachment A

Certification Statement

Attachment A-1

Performance Standard Completion Certification Statement

CITY OF CUPERTINO
FY 2004-2005 ANNUAL REPORT
ATTACHMENT A

Certification Statement

"I certify, under penalty of law, that this document and all attachments were prepared under my direction or supervision in accordance with a system designed to ensure that qualified personnel properly gather and evaluate the information submitted. Based on my inquiry of the person or persons who manage the system, or those persons directly responsible for gathering the information, the information submitted, is, to the best of my knowledge and belief, true, accurate, and complete. I am aware that there are significant penalties for submitting false information, including the possibility of fine and imprisonment for knowing violations."

Signature by Duly Authorized Representative:

See original document for authorized signature

Ralph A. Qualls, Jr. Date
Director of Public Works

CITY OF CUPERTINO
FY 2004-2005 ANNUAL REPORT
ATTACHMENT A - 1

Performance Standard Completion
Certification Statement

"I certify, under penalty of law, that the City of Cupertino has implemented all elements of the following performance standards, except as described in the Self-Evaluation Matrix in Attachment B of this FY 04-05 Annual Report, according to the policies and procedures described in the City of Cupertino's Urban Runoff Management Plan dated September 1, 2004:

- Illicit Connection & Illegal Dumping Elimination Activities
- Industrial/Commercial Discharger Inspection Program
- Public Streets, Roads, and Highways Operations & Maintenance (including Rural Public Works O & M)
- New Development Planning Procedures
- Construction Site Inspection
- Public Information / Participation
- Corporation Yards Operation & Maintenance
- Storm Water System Operation and Maintenance

Based on my inquiry of the person or persons who manage the system, or those persons directly responsible for gathering the information, this information is, to the best of my knowledge and belief, true, accurate, and complete. I am aware that there are significant penalties for submitting false information, including the possibility of fine and imprisonment for knowing violations."

Signature by Duly Authorized Representative:

See Original Document for Authorized Signature

Ralph A. Qualls, Jr.
Director of Public Works

City of Cupertino

FY 04- 05 Annual Report

Attachment B

IC/ID Elimination Activities

Santa Clara Valley Urban Runoff Pollution Prevention Program
FY 2004-2005 Annual Report: General Tasks
Cupertino

P.S. Id.	*Activity*	*FY04-05 Tasks*	*Status / Comments*	*Due Date*	*Responsible Party*
Illicit Connection & Illegal Dumping Elimination Activities					
ICID PS-2	Staff training	Hold annual training for urban runoff inspector and on-call staff.	The NPS Prgm Mgr met with the city's NPS inspector on 5/3/05 for a formal review, as well as meeting on several other occasions, informally. On-call staffs were trained as part of the overall corp yard training held 3/24/05.	1/05	Public Works Dept.
ICID PS-4	Field Investigations	NPS inspector annually walks the creeks, watching for evidence of any illegal dumping or illicit connections.	Throughout the Spring, the nonpoint source inspector walked the creeks in Cupertino. No evidence of homeless camps, broken sewer lines, or trash was found.	On-going	Public Works Dept.
ICID PS-6	Enhanced reporting requirements	Provide quarterly reports to Program.	Quarterly reports were submitted to Program staff as requested.	Quarterly	Public Works Dept.

Santa Clara Valley Urban Runoff Pollution Prevention Program
FY 2004-2005 Annual Report: General Tasks
Cupertino

P.S. Id.	*Activity*	*FY04-05 Tasks*	*Status / Comments*	*Due Date*	*Responsible Party*
ICID PS-7	Effectiveness Evaluation	Review and evaluate the effectiveness of city efforts.	City staff has examined the data and found a total of 23 incidents where 19 required some type of enforcement action. The remaining 4 incidents were follow-ups to outside referrals, but of these, 2 were complaints not found, 1 was an allowable discharge and the other the violator was unknown. The most incidents were from two categories; food facility oil & grease discharge and surface cleaning discharge with 4 incidents each. There were a variety of problems; grease trap overflow, compactor leaking and washing into storm drain, using soap and solvents for surface cleaning. It has been noted that 2 incidents occurred at the same location but for different violations. Tracking the information by computer allows city staff to easily identify repeat problem locations from year to year. Again this year, there doesn't appear to be any major pattern emerging in any one category. The inspector educates violators at the time of the incident and distributes educational materials. The city will continue to provide articles in the city newsletter on topics such as the proper way to discharge pool water, soapy carwash water and disposal of car fluids.	7/05	Public Works Dept.

CUPERTINO
Summary of ICID Inspections
7/1/04 – 6/30/05

	Date	Inspector	Resolved	Facility Name	Address	Incident Reporting Source	Incident Type	Incident Source	Enforcement Action
1	7/5/2004	Barragan	Yes	Hobees Restaurant	21269 Stevens Creek Blvd.	Illicit discharge inspectors	Food Facility Oil & grease discharge	Public facilities and Utilities	Verbal Notice
2	7/12/2004	Barragan	Yes		1655 S. Saratoga Road	Citizen Complaints	Water line breaks	Residential	Verbal Notice
3	7/20/2004	Barragan	Yes	Jamba Juice	21265 Stevens Creek Blvd.	Illicit discharge inspectors	Misc. Incidents	Food Facilities	Verbal Notice
4	7/28/2004	Barragan	Yes	99 Ranch Market	10983 North Wolfe Rd.	Illicit discharge inspectors	Food Facility Oil & grease discharge	Food Facilities	Verbal Notice
5	8/2/2004	Barragan	Yes	The Oaks	21269 Stevens Creek Blvd.	Illicit discharge inspectors	Misc. Incidents	Food Facilities	Verbal Notice
6	8/5/2004	Barragan	Yes		10467 Plum Tree Lane	Citizen Complaints	Paint discharge	Residential	Verbal Notice
7	8/18/2004	Barragan	Yes	P.W. Supermarket	20620 Homestead Road	Illicit discharge inspectors	Misc. Incidents	Food Facilities	Verbal Notice
8	9/1/2004	Barragan	Yes		22306 De Anza Boulevard	Interdepartmental	Paint discharge	Residential	No Action
9	9/16/2004	Tognetti	Yes		18881 Arata Way	Interdepartmental	RV Waste discharge	Residential	Criminal Action
10	9/28/2004	Barragan	Yes	New Look Coatings & Stains	20111 Stevens Creek Blvd.	Interdepartmental	Surface cleaning discharge	Commercial	Verbal Notice
11	12/21/2004	Barragan	Yes	Chili's	20060 Stevens Creek Blvd.	Other agency	Sanitary spill or leak	Commercial	Verbal Notice
12	1/25/2005	Barragan	Yes	Hewlett Packard Company	19111 Pruneridge Ave.	Interdepartmental	Equipment cleaning	Commercial	Warning Notice

	Date	Inspector	Resolved	Facility Name	Address	Incident Reporting Source	Incident Type	Incident Source	Enforcement Action
13	2/1/2005	Barragan	Yes	Arioso Apartments	19608 Pruneridge Ave.	Citizen Complaints	Surface cleaning discharge	Residential	Verbal Notice
14	2/23/2005	Barragan	Yes	Cupertino Sanitary District	20833 Stevens Creek Blvd.	Other	Sanitary spill or leak	Public facilities and Utilities	Verbal Notice
15	2/23/2005	Barragan	Yes	West Paint Sanitation	10092 Bianchi Way	Interdepartmental	Food Facility Oil & grease discharge	Residential	Verbal Notice
16	2/25/2005	Tognetti	Yes	Behrig Diagnostics	20400 Mariana Ave.	Interdepartmental	Allowable discharge	Industrial	No Action
17	3/2/2005	Barragan	Yes	Dranmond Pool	20903 Hanford Dr.	Other	Surface cleaning discharge	Residential	Verbal Notice
18	4/26/2005	Barragan	Yes		Calabasas Creek off Miller	Other agency	Complaint not found	Other/unknown	No Action
19	5/12/2005	Barragan	Yes		20211 Suisun Dr.	Citizen Complaints	Pools/Spas/Fountains discharge	Residential	Warning Notice
20	5/23/2005	Barragan	Yes		23637 Black Oak Way	Citizen Complaints	Pools/Spas/Fountains discharge	Residential	Verbal Notice
21	6/10/2005	Barragan	Yes	Outback Steakhouse	20630 Valley Green	Illicit discharge inspectors	Surface cleaning discharge	Food Facilities	Verbal Notice
22	6/13/2005	Barragan	Yes	Outback Steakhouse	20630 Valley Green Dr.	Citizen Complaints	Food Facility Oil & grease discharge	Food Facilities	Verbal Notice
23	6/14/2005	Barragan	Yes	Apartments	Homestead/ DeAnza	Citizen Complaints	Complaint not found	Residential	No Action

Summary of ICID Inspections by Report Source

7/1/2004 — 6/30/2005

Cupertino	ICID Report Source	Number of Incidents
	Illicit discharge inspectors	6
	Interdepartmental	6
	Other agency	2
	Citizen Complaints	7
	Other	2
	Total:	**23**
	Grand Total	**23**

Summary of ICID Inspections by Enforcement Action

7/1/2004 — 6/30/2005

Cupertino	ICID Enforcement Action	Total
	No Action	4
	Verbal Notice	16
	Warning Notice	2
	Criminal Action	1
	Total:	**23**
	Grand Total	**23**

Summary of ICID Inspections by Incident Type

7/1/2004 — 6/30/2005

Cupertino	ICID Incident Type	Number of Incidents
	Allowable discharge	1
	Complaint not found	2
	Equipment cleaning	1
	Food Facility Oil & grease discharge	4
	Misc. incidents	3
	Paint discharge	2
	Pools/Spas/Fountains discharge	2
	RV Waste discharge	1
	Sanitary spill or leak	2
	Surface cleaning discharge	4
	Water line breaks	1
	Total:	**23**
	Grand Total	**23**

Summary of ICID Inspections by Incident Source

7/1/2004 — 6/30/2005

Cupertino	ICID Incident Source	Number of Incidents
	Residential	10
	Industrial	1
	Commercial	2
	Food Facilities	7
	Public facilities and Utilities	2
	Other/unknown	1
	Total:	**23**
	Grand Total	**23**

City of Cupertino

FY 04- 05 Annual Report

Attachment C

Industrial/Commercial Discharger Control Program

Santa Clara Valley Urban Runoff Pollution Prevention Program
FY 2004-2005 Annual Report: General Tasks
Cupertino

P.S. Id.	*Activity*	*FY04-05 Tasks*	*Status / Comments*	*Due Date*	*Responsible Party*
Industrial/Commercial Discharger Control Programs					
IND-PS-3	Coordination with Health Dept.	Continue to hold an annual overview of the restaurant inspection program with the Co. Health Dept.	A training session was held 4/24/05 with the County Health Dept. along and reps from the WV cities, County and WV Sanitation Dist. on restaurant inspections' tracking, enforcement, data collection and public education materials.	5/05	Public Works Dept.
IND PS-3	Check for new industrial businesses.	In Spring '05 the city's Industrial Inspector will review applications for "Tenant Improvements" (TI) in the Building Dept. to determine if any of the businesses on our two light-Industrial streets had changed their operations and should be included in our routine Industrial inspections.	No improvements were found that would require industrial inspections.	Spring 05	Industrial inspector
IND PS-3	Commercial Inspections	There will not be any service station inspections this year since they were all inspected in FY 03-04. Inspections take place bi-annually.	No inspections by city staff to report this year, service stations are inspected every other year. The County Health Dept. inspected 263 facilities in Cupertino for a total number of 689 inspections. One warning notice was issued.	Report in 9/04 AR	Industrial Inspector
IND PS-4	Staff training	Hold annual training for Industrial Inspector.	A SCVURPPP sponsored training was held on 4/5/05 at the City's community center. Two nonpoint source inspectors attended along with the environmental programs assist. Unfortunately, the primary industrial inspector was not able to attend due to severe staffing shortages in his dept., but was given information and training documents.	2/05	Public Works Dept.
IND PS-4	Enhanced reporting requirements	Continue to track all non-compliance, follow-up enforcement actions and final resolutions resulting from inspections. Submit data to the Program quarterly.	Completed data on restaurant inspections was submitted to the Program in 7/05.	On-going	Public Works Dept.

Santa Clara Valley Urban Runoff Pollution Prevention Program
FY 2004-2005 Annual Report: General Tasks
Cupertino

P.S. Id.	*Activity*	*FY04-05 Tasks*	*Status / Comments*	*Due Date*	*Responsible Party*
IND PS-4	Effectiveness Evaluation	Review and evaluate the effectiveness of city efforts.	County staff reported one warning notice in Cupertino during their restaurant inspections related to urban runoff. The City and County have established a pattern of annual meetings for training and/ or program review that are working well and improving the inspection process. The City's nonpoint source inspector has reported 7 ICID incidents occurring at restaurants this past fiscal year (see ICID report). The inspector is able to respond to incidents he encounters on his daily travels throughout the city and to calls received from the public and other agencies. This provides an enhanced inspection program in addition to the County DEH inspections.	7/05	Public Works Dept.

CUPERTINO
Summary of Restaurant Inspection Violations
By Santa Clara County DEH
7/1/04 – 6/30/05

Date	Facility Name	Site Address	Description	Violation Description
9/29/2004	Formosa Restaurant	1655 S De Anza Bl	Routine Inspection	Urban Runoff - Warning

City of Cupertino

FY 04- 05 Annual Report

Attachment D-1

Public Streets, Roads, and Highways Operation and Maintenance and Rural Roads

Santa Clara Valley Urban Runoff Pollution Prevention Program
FY 2004-2005 Annual Report: General Tasks
Cupertino

P.S. Id.	*Activity*	*FY04-05 Tasks*	*Status / Comments*	*Due Date*	*Responsible Party*
Public Streets, Roads, and Highways Operation and Maintenance and Rural Roads					
PSRH PS-3	Staff training	Hold annual training for public works, streets division staff and public works supervisors.	Annual training was held on 3/24/05 for the streets, parks maintenance, facilities and other corporation yard staff. There was an opportunity for staff to ask questions about storm water concerns in general and specific PW SOPs. Annual training for Public Works staff: Topics included storm drain system operations and maintenance, corporation yard operations and maintenance, public streets and rural public works operation and maintenance, review of surface cleaning/steam cleaning/pressure washing/dumpster and graffiti cleaning BMPs, dumping incidents, corp yard SWPPP, pest management, limiting the use of mercury containing products, and proper disposal and clean-up of mercury containing products.	1/05	Public Works Dept.
PSRH PS-5	Effectiveness Evaluation	Review and evaluate the effectiveness of city efforts.	Many of the topics have been covered previously and the employees are very knowledgeable in those subjects. This year emphasis was placed on BMP's regarding surface cleaning/steam cleaning/pressure washing/dumpster and graffiti cleaning.	7/05	Public Works Dept.

City of Cupertino

FY 04- 05 Annual Report

Attachment D-2

Storm Drain Operation and Maintenance

Santa Clara Valley Urban Runoff Pollution Prevention Program
FY 2004-2005 Annual Report: General Tasks
Cupertino

Storm Drain System Operation and Maintenance

SD PS-1	Storm Drain Maintenance	All tasks are routine and on-going	The City's contractor vacuums all of the storm drain inlets on a 2-year rotating basis. Due to financial constraints, the City no longer vacuums all storm drain inlets each year.	On-going	Public Works Dept.
SD PS - 2	Storm Drain Operation and Maintenance	Review and evaluate one BMP, with input from maintenance staff. Evaluate "hot spots" as appropriate.	It is apparent during annual training that corporation yard staff is well aware of the referral and follow-up process between corp yard staff and the city's nonpoint source inspector. The city's illegal dumping records indicate several interdepartmental referrals. The nonpoint source inspector has worked for the city for 30 years and is well known among the staff. The city has not found any on-going hot spots, the overall storm drain system is working well.	2/05	Public Works dept.
SD-4	Annual training	Hold annual training for staff responsible for the maintenance of the stormdrain system.	Annual training was held on 3/24/05 for the streets, parks maintenance, facilities and other corporation yard staff. There was an opportunity for staff to ask questions about storm water concerns in general and specific PW SOPs. Topics included storm drain system operations and maintenance, corporation yard operations and maintenance, public streets and rural public works operation and maintenance, review of surface cleaning/steam cleaning/pressure washing/dumpster and graffiti cleaning BMPs, dumping incidents, corp yard SWPPP, pest management, limiting the use of mercury containing products, and proper disposal and clean-up of mercury containing products.	2/05	Public Works dept.
SD PS-5	Effectiveness Evaluation	Review and evaluate the effectiveness of city efforts.	Storm drain vacuuming provides the benefit of preventing blockage of the drainage system from a build-up of debris and prevents pollutants of all types that have settled into the drains from being flushed into creeks. Corporation yard staff commented on the usefulness of the information presented in the training, particularly the portion on	7/05	Public Works dept.

			steam/surface cleaning and how to properly cover the storm drains during this process.		

City of Cupertino

FY 04- 05 Annual Report

Attachment D-3

Corp Yard Operation and Maintenance

Santa Clara Valley Urban Runoff Pollution Prevention Program
FY 2004-2005 Annual Report: General Tasks
Cupertino

Corporation Yards Operation and Maintenance

PSRH PS-3	Staff training	Hold annual training for corporation yard staff and public works supervisors.	See description of 3/24/05 street dept. training above.	2/05	Public Works Dept.
PSRH PS-5	Effectiveness Evaluation	Review and evaluate the effectiveness of city efforts.	Corporation yard staff inspects the corporation yard weekly as part of their haz mat inspection. A few minor housekeeping problems were reported throughout the year mostly from vehicle fluid spills.	7/05	Public Works Dept.

City of Cupertino

FY 04- 05 Annual Report

Attachment E

Water Quality Monitoring

Santa Clara Valley Urban Runoff Pollution Prevention Program
FY 2004-2005 Annual Report: General Tasks
Cupertino

Program Work Plan Task	Activity	FY04-05 Tasks	Status / Comments	Due Date (mo/yr)	Responsible Party
Water Quality-Based Requirements					
C.9.e	PCBs/Dioxin Compounds	Support Program staff to perform follow-up work on identifying and evaluating controllable sources.	The City continues to support Program and Program-supported regional efforts.	Ongoing	Public Works Dept.
C.9.f.iii	Sediment	Support Program staff to conduct a watershed analysis and management practices assessment for Stevens Creek to determine if the creek is impaired by sediment production from anthropogenic activities.	City staff has kept apprised of the work and resulting reports of the adhoc group.	Report in 9/04 AR	Public Works Dept.
C.9.f.iii	Sediment	Participate in the Watershed Council for Stevens Creek.	The City's naturalist has attended several of the meetings in FY 04-05.	Ongoing	Park & Recreation Dept. and Public Works Dept.

City of Cupertino

FY 04- 05 Annual Report

Attachment F

Permit Reapplication Process

Santa Clara Valley Urban Runoff Pollution Prevention Program
FY 2004-2005 Annual Report: General Tasks
Cupertino

Program Work Plan Task	Activity	FY04-05 Tasks	Status / Comments	Due Date (mo/yr)	Responsible Party
Permit Reapplication Process					
New	URMP	Update URMP to reflect new performance standards and activities.	The URMP update was completed and submitted to the RWQCB on 9/1/04.	9/04	Public Works Dept., Environmental Div.
New	Permit Negotiations	Participate and/or track progress of the NPDES permit negotiations	City staff have been involved with tracking the progress of the permit negotiations.	FY 04-05	Public Works Dept., Environmental Div.

City of Cupertino

FY 04- 05 Annual Report

Attachment G

Trash Inventory and Management

Santa Clara Valley Urban Runoff Pollution Prevention Program
FY 2004-2005 Annual Report: General Tasks
Cupertino

Program Work Plan Task	Activity	FY04-05 Tasks	Status / Comments	Due Date (mo/yr)	Responsible Party
Watershed Management					
Trash Work Plan	Trash areas ID	Work with the Program to identify trash "hot spots" or trash problem areas within the city.	Complete 12/03. There were no new "hot spots" identified in FY 04-05.	Report in 9/05 AR	Public Works Dept.
Trash Work Plan	Trash mgmt practices	Support Program staff in identifying existing trash management practices.	City staff completed the Trash Management Practices Survey, developed by the Program in FY 03-04. No further action was required,	Task Completed	Public Works Dept.
Trash Work Plan	Trash documentation	Provide Program staff with documentation regarding trash complaints/incidents.	Code Enforcement reported 27 calls for service related to unlawful dumping.	Report in 9/05 AR	Public Works Dept.
Trash Work Plan	Trash eval. wkshop	Participate in trash evaluation methodology training workshop.	The City's contract consultant attended a trash evaluation training in July 2004. The training covered the Keep America Beautiful (KAB) Litter Index, the Regional Board's Rapid Trash Assessment, and SCVURPPP's Trash Problem Area Data Collection form.	FY 04-05	Public Works Dept.
Trash Work Plan	Street sweeping data	Collect street sweeping data and provide data to Program for a street sweeping effectiveness evaluation.	Monthly street sweeping reports for July through June were submitted to the Program for compilation in July 2005.	Report in 9/05 AR	Public Works Dept.
Trash Work Plan (New)	Trash evaluations	Use Program guidance to develop a strategy to conduct trash evaluations in watersheds.	The City conducted a total of 12 trash assessments in FY 04-05 in 6 different locations using the KAB index. The City also participated in 4 regional trash assessments using the Regional Boards Rapid Trash Assessment criteria.	FY 04-05	Public Works Dept.
Trash Work Plan (New)	Trash evaluations	Conduct trash evaluations in a subset of trash problem areas.	Trash evaluations were conducted in October 04 and again in January 05. Reports were submitted to the Program for compilation in April 2005.	FY 04-05	Public Works Dept.
Trash Work Plan (New)	Trash mgmt practices	Identify and begin implementation of trash control measures, as appropriate, to address trash problem areas within high priority areas.	The City's "hot spots" had little to no trash evident in both rounds of assessment. Most sites are City maintained and get cleaned on a regular basis. The site with	FY 04-05	Public Works Dept.

Santa Clara Valley Urban Runoff Pollution Prevention Program
FY 2004-2005 Annual Report: General Tasks
Cupertino

Program Work Plan Task	Activity	FY04-05 Tasks	Status / Comments	Due Date (mo/yr)	Responsible Party
			the largest trash problem was on private property. In this instance, the City's code enforcement contacted the property manager and notified them to clean the area up.		
Trash Work Plan (New)	Trash mgmt practices	Provide Program staff with information on trash management practices implemented in their jurisdictions, using standardized reporting format.	A report of all assessments and trash management activities was submitted to the program on April 12, 2005 (see table immediately following this page).	FY 04-05	Public Works Dept.
	WE&O Outreach	Participate in the WE&O outreach ad hoc group, and two of its subgroups: the Schools outreach group and the IPM group.	The City's environmental programs assistant participated routinely in these groups throughout the year.	Ongoing	Public Works Dept.
	WE&O Core Group	Review WMI meeting minutes and materials.	The MC is briefed on WMI meetings and meeting summaries. WMI meeting minutes and materials are distributed by the Program and reviewed by the City's Environmental Programs Manager.	Ongoing	Public Works Dept.

Cupertino

Calabazas Creek

ID #	Date	Location of Trash Problem Areas	Assessment Tool	Score	Trash Sources	Evaluation Results	Comments
CU01	10/12/2004	Tantau and Finch Avenues, vacant lot; private property	KAB	1.5	Illegal dumping – not in a waterway	Very little trash observed. Code enforcement notified the property owner. A follow-up assessment will be conducted in January 2005 to determine if it should be removed from the list.	Not in a waterway. Very small quantities of paper litter were observed in one area and a small amount of concrete and construction debris was observed in a concentrated area. All litter except construction debris was removed.
CU01	1/24/2005	Tantau and Finch Avenues, vacant lot; private property	KAB	1	Illegal dumping – not in a waterway	Very little trash to no trash observed. Code enforcement notified the property owner after previous assessment. All construction debris was removed. Recommend that site be removed from list.	Not in a waterway - Found very small quantities of paper litter in one area. Trash was removed.
CU03	10/29/2004	Disney Lane near Miller adjacent to Hyde Jr. High; private property	KAB	1	Litter (pedestrians-school)	Very little litter observed. Continue to monitor to determine if it should remain on the list.	Illegal dumping – not in waterway – trash, paper, food containers. All trash was removed.
CU03	1/24/2005	Disney Lane near Miller adjacent to Hyde Jr. High; private property	KAB	1	Litter (pedestrians-school)	Very little litter observed. Recommend that site be removed from list.	Illegal dumping – not in waterway – less that five pieces of trash were found and removed.

Stevens Creek

ID #	Date	Location of Trash Problem Areas	Assessment Tool	Score	Trash Sources	Evaluation Results	Comments
CU02	10/12/2004	Homestead and Mary Ave. adjacent to high school; private property	KAB	1	Litter (pedestrians-school)	Very little litter observed. Continue to monitor to determine if it should remain on the list.	Illegal dumping – not in a waterway-construction debris, newspapers. All litter was removed.
CU02	1/24/2005	Homestead and Mary Ave. adjacent to high school; private property	KAB	1	Litter (pedestrians-school)	Very little litter observed. Recommend that site be removed from list.	Illegal dumping – not in a waterway-two pieces of paper were found in entire lot and were removed
CU05	10/29/2004	Somerset Park owned and maintained by City.	KAB	1	Illegal dumping- not in waterway (litter, trash and debris)	None were necessary. This is a City maintained site. A follow up assessment will be conducted in January 2005 to determine if is should be removed from the list.	Not in a waterway. Besides two cigarette butts, could not find a single piece of trash. Trash was removed from area.
CU05	1/25/2005	Somerset Park owned and maintained by City.	KAB	1	Illegal dumping- not in waterway (litter, trash and debris)	None were necessary. This is a City maintained site. Recommend that site be removed from list.	Not in a waterway - Unable to find a single piece of trash.

Sunnyvale East

ID #	Date	Location of Trash Problem Areas	Assessment Tool	Score	Trash Sources	Evaluation Results	Comments
CU04	10/29/2004	Ann Arbor and Ann Arbor Ct., close to City park	KAB	1	Illegal dumping – not in waterway (trash and appliances)	No Trash was observed. Continue to monitor to determine if it should remain on the list.	Not in a waterway. Could not find a single piece of trash.
CU04	1/25/2005	Ann Arbor and Ann Arbor Ct., close to City park	KAB	1	Illegal dumping – not in waterway (trash and appliances)	No Trash was observed. Recommend that site be removed from list.	Not in a waterway - Could not find a single piece of trash.

CU06	10/29/2004	Park Circle East & West, area behind apartments	KAB	1.5	Illegal dumping - not in waterway (trash and furniture)	This alleyway is located behind an apartment complex and had very little litter present. This is private property and the apartment manager was notified. Will follow up in January 2005 to determine if it should be removed from the list.	Illegal dumping - not in waterway, trash and furniture. All trash was removed.
CU06	1/25/2005	Park Circle East & West, area behind apartments	KAB	1	Illegal dumping - not in waterway (trash and furniture)	This alleyway is located behind an apartment complex and had very little litter present. Recommend that site be removed from list.	Illegal dumping - not in waterway – three pieces of trash found outside dumpster and were removed.

Collaboration

Baylands							
ID #	**Date**	**Location of Trash Problem Areas**	**Assessment Tool**	**Score**	**Trash Sources**	**Evaluation Results**	**Comments**
CL01	11/15/2004	La Avenida Stevens Creek Trailhead, 100 Ft South of island in creek	RWQCB Version 7.0	46	Most trash accumulation- waterborne with some potential trash coming from pedestrians along nearby trail.	Shoreline Park Rangers patrol the area daily and pick up trash on the trail, but not in the creek. Past clean-ups have occurred at this location. Site will continue to be monitored in cooperation with Stevens and Permanente Creeks Watershed Council volunteers.	Most trash was caught on overhanging willow branches into the west channel of the creek. Very little trash was visible on the east channel side.

Stevens Creek							
ID #	**Date**	**Location of Trash Problem Areas**	**Assessment Tool**	**Score**	**Trash Sources**	**Evaluation Results**	**Comments**
CL02	11/15/2004	El Camino Real Bridge crossing, 100 ft north	RWQCB Version 7.0	52	Some trash accumulation is waterborne, other is from debris/ shopping carts being thrown from the El Camino Bridge.	Area downstream of a homeless encampment but only some debris from that source present. Several shopping carts had been pushed from the bridge. Past volunteer cleanups have occurred in this area. The area will continue to be monitored and kept on the clean up list.	Site accessed through gated SCVWD trail, adjacent to the Kelly More Paint store. Area totally fenced off from public. However, kids/graffiti artists still decorate the concrete on the bridge supports.
CL03	11/19/2004	McClellan Ranch, Trailhead access area, 50 ft upstream and 50 ft downstream of the trailhead sign	RWQCB Version 7.0	112	Minor amounts of trash from trail users.	Very small amount of litter along side of trail access area. Site is cleaned at least 2x per year during creek clean up events. Site will continue to be monitored and assessed for trash periodically.	Large blocks of concrete on western bank, used for stabilization purposes many years ago (very overgrown). Historical metal pipes present were used for pumping water from the creek when the site operated as a farm/ranch.
CL04	11/19/2004	Moss Rock, on Stevens Creek Canyon Road, 100 ft downstream of the north end of the rock.	RWQCB Version 7.0	104	Small amounts of trash coming from occasional users of the site for "parties" or as a local youth hang out.	Small quantity of trash present due to area being a local “party” spot. Mostly alcoholic beverage bottles and cans present. Site is monitored and cleaned up at least 2x per year during creek clean up events. Baseline site for RWQCB. Site will continue to be monitored and assessed for trash periodically.	Significant amount of graffiti where moss is not present on the rock. Large 4x4 wood post, embedded metal piece, and red brick left behind.

City of Cupertino

FY 04- 05 Annual Report

Attachment H

Public Information and Participation

Santa Clara Valley Urban Runoff Pollution Prevention Program
FY 2004-2005 Annual Report: General Tasks
Cupertino

Public Information / Participation

PI/P	On-going public Information program	Staff will continue to use a variety of outreach avenues to educate the variety of audiences in the city. See following PI/P table for detail of activities. New subjects involve pesticide use and disposal and mercury-containing products disposal.		On-going	Public Works Dept.

Santa Clara Valley Urban Runoff Pollution Prevention Program
FY 2004-2005 Annual Report: General Tasks
Cupertino

General Outreach

Activity	Level of Implementation	Evaluation
NPS literature distribution to the general public at city facilities: • Library • City Hall lobby • Quinlan Community Ctr. • Planning/ Building Dept. counter • Backyard Compost workshops	**NPS Prgm. literature:** Pests Bugging You?, Grow It, Home Maintenance Tips, eight construction trifolds, Blueprint For a Clean Bay booklet, IPM pest-specific factsheets, Grow-It!, pool water brochure, Keeping It All In Tune, Bay Begins At Your Front Door **HHW Prgm literature:** HHW brochure, Alternatives To Household Chemicals, small business hazardous waste brochure, any new Mercury-products literature **Valley Trans. Agency literature**: bus maps and schedules **Air District** and **Rideshare literature:** Spare-the-Air brochures; transportation alternatives brochures	This material is easily obtained from the agencies or is copied by staff internally. The materials continue to be taken by the public at a pace where a weekly visit to each site is necessary.
Rideshare Week and Bike-to-Work Day: Encourage participation among city employees and the general public	E-mail messages: Email messages to employees in May for Bike-to-Work Day. Bike-to-Work Day breakfast for city employees: this event has been discontinued, but Cupertino's Bicycle Commission supports energizer stations at the Quinlan Community Center, Apple Computer, and Hewlett Packard sites. Articles in Scene newsletter: Articles were published in the May city newsletter, the Scene, for Bike-to-Work Day.	The email message serves to remind employees about this environmentally friendly form of transportation and the related activities occurring on Bike-to-Work Day. A few city staff members participate, but most drive as they have other activities or live too far from work. According to our Bicycle and Pedestrian Commission, 52 cyclists stopped by the Quinlan Community Center Energizer Station, 30 riders stopped by the Apple Computer Energizer Station, and 58 riders stopped at the Hewlett Packard site.

Santa Clara Valley Urban Runoff Pollution Prevention Program
FY 2004-2005 Annual Report: General Tasks
Cupertino

Activity	Level of Implementation	Evaluation
HHW display at Quinlan Community Ctr	General HHW display set up 2 wks prior to Cupertino HHW event in 8/28/04. Articles in Scene newsletter. Articles and ads in the Cupertino Courier and San Jose Mercury Guide (Cupertino region)	The County now surveys the HHW customers about how they became aware of the program-and sorts the data by city. In the most recent data available, FY 2004, residents found out about the program this way: • By calling the garbage company: 31% • By reading the city's newsletter: 33% • By calling the City: 9% • From a flyer: 7% • From the City's website: 8% We can conclude that our city newsletter, the Scene, is a valuable outreach tool. We will continue to buy ads in the local paper and present a display of what typical HHW products can be taken to a HHW event just before our major August HHW event.
NPS literature distribution to residents at Cupertino HHW event	The County's HHW staff distributes the following pieces, at the events, on behalf of the City of Cupertino: Alternatives to Household Chemicals, Santa Clara County HHW brochure, Computer and TV Recycling, and Donation Agency List, An event was held in Cupertino on 8/28/04.	We are assuming that those users of the HHW event are environmentally conscious, and are probably the kind of people who are interested in the IPM literature.
Audubon Fair; literature provided to Parks and Rec. staff to distribute at fair.	Pests Bugging You, Alternatives To Household Chemicals, Home Maintenance Tips brochure, and various IPM factsheets distributed on 10/23/04 at McClellan Ranch.	According to the City's naturalist, who staffed the event, 400-600 attended. Brochures were available to those in attendance.

Santa Clara Valley Urban Runoff Pollution Prevention Program
FY 2004-2005 Annual Report: General Tasks
Cupertino

Activity	Level of Implementation	Evaluation
Website: Include NPS information in city's website, especially new IPM website links.	The City's environmental division website has a specific section on Pest Management and direct links to the Program's IPM website and new information on Mercury.	On-going. As the public becomes more accustomed to using websites, this tool becomes a valuable and easy to use method of education the public.
Watershed Education & Outreach Campaign: Conduct or participate in local activities that are coordinated with the Watershed Education & Outreach campaign. Evaluate the effectiveness of PI/P projects by direct or indirect means as appropriate.	Staff attends WE&O campaign planning meetings and reviews and critiques work plans and campaign products. The City participated in staffing the Annual Home Show in conjunction with program consultants and staff from other jurisdictions.	The Cities Environmental Program Assistant staffed a 6-hour shift for the Annual Home Show held at the San Jose Convention Center. This past show attracted over 22,000 people. Outreach materials distributed included IPM fact sheets, pencils, Got Bugs Magnets, Activity Books, Kids Guide to Backyard Bugs, Grow It Guide, HHW brochure, and Pools and Spas Brochure.

Santa Clara Valley Urban Runoff Pollution Prevention Program
FY 2004-2005 Annual Report: General Tasks
Cupertino

Newsletter, newspaper articles, ads:

Cupertino *Scene* articles:

- 7/04: household haz. waste event, avoiding use of briquette lighter fluid
- hhw: county HHW program
- 9/04: auto pollution in the watershed, take your car to a commercial car wash
- 11/04: flood preparation, residents to keep storm drain grates and gutter clean/ City to vacuum storm drain system/ warning about not dumping HHW, Mercury thermometer exchange, recycling used motor oil @ HHW site, TV recycling, computer and TV recycling
- 2/05: rebates available for switching from wood to gas burning stoves
- 5/05: watch use of soap when washing cars; creek cleanup date set; bike-to-work day, pest control/IPM information available, HHW disposal
- 6/05: special electronics recycling program

Evaluation: The Scene, the city's newsletter provides an easy way for staff to inform local residents and businesses about issues of civic concern. The Scene is mailed to 26,000 postal customers – all residences and businesses.

Cupertino Courier articles: (weekly newspaper in Cupertino)

Article on Apple Computer's Cupertino Recycling Facility (2/2/05, 6/22/05)

Article on the countywide Household Hazardous Waste Program disposal event in Cupertino (8/18/04)

Article on Bike To Work Day (5/11/05)

Article on Draining Pool Water (6/22/05)

Courier ads:

"Hazardous Waste Dropoff" (8/11/04, 8/1804) 4'x 6" ad placed by city to encourage residents to use the HHW program.

"Computer Recycling" (12/15/04, 12/22/04, 4/13/05, 4/20/05) 4'x 6" ad placed by city to remind residents of program.

Santa Clara Valley Urban Runoff Pollution Prevention Program
FY 2004-2005 Annual Report: General Tasks
Cupertino

Type: Targeted Outreach

Targeted Group and Activity	Level of Implementation	Evaluation
City staff annual training: • Building inspectors • Public Works inspector and plan checker • Planning Dept. planners • NPS inspector (in Public Works) • Corp yard & street dept staff • Parks and Rec staff managing golf course maintenance contract and managing facilities pesticide spraying contract • City employees for general info on less-toxic alternatives for their own home use, and info on not using pesticides on the job, if unauthorized (detail in the Pesticide Workplan)	See Training Activities Table, for details about specific trainings. NPS literature distributed, as appropriate E-mails: • Sent 5/13/05 informing them of less toxic alternatives to pesticides and inviting them to get more info and see display. • Sent 5/17/05 informing them of Bike to Work Day Display: for city employees set up in May 2005 with the IPM fact sheets.	**General remarks:** Trainings regularly provide an informal forum for staff to discuss any recent concerns about operations. The city believes that employees understand stormwater concerns as evidenced by the number of public incidents reported by staff, the types of informed questions asked by staff, and the tradition of on-going training for many years. **Building Dept:** Focus: performance standard, construction BMPs and source control BMPs **PW and Planning Plan Checkers:** Focuses: C-3, Group 1 & 2, HMP Pesticide Control, new website information. **Co**rp Yard and Street Dept training: Focus: storm drain system operations and maintenance, corporation yard operations and maintenance, public streets and rural public works operation and maintenance, review of surface cleaning/steam cleaning/pressure washing/dumpster and graffiti cleaning BMPs, dumping incidents, corp yard SWPPP, pest management, limiting the use of mercury containing products, and proper disposal and clean-up of mercury containing products. In addition, building inspectors, planners, public works inspector and the city's storm water inspector may attend Program-sponsored training events.

Santa Clara Valley Urban Runoff Pollution Prevention Program
FY 2004-2005 Annual Report: General Tasks
Cupertino

Targeted Group and Activity	Level of Implementation	Evaluation
City contractors: Require PCOs, contracted for work on city facilities, to use pest control methods consistent with our IPM policy Require these PCOs to attend training workshops, as appropriate. (See Pesticide workplan for details.)	See "Training Activities" Contract specifications require an IPM approach.	The City's contractor for Blackberry Farm has attended accredited courses through the Continuing Education Center for Pest Management. He maintains his license as a Pest Control Advisor. The City's pest management policy and SOPs are reviewed with the contractor annually for compliance.

Santa Clara Valley Urban Runoff Pollution Prevention Program
FY 2004-2005 Annual Report: General Tasks
Cupertino

Targeted Group and Activity	Level of Implementation	Evaluation
Creek cleanup volunteers	*Scene* articles	Article in May '05 *Scene* newsletter
Nurseries: Pt-of-sale IPM campaign (2 stores: Yamagami's Nursery and Summer Winds Garden Ctr.)	IPM Partnership trainer. Program IPM factsheets	By EOA staff. Set up by EOA staff and Program contractor in the Spring. This is a very efficient way to be sure the nurseries get uniform and effective training, and up-to–date information on new products.
Auto Repair Shops	Education of shop mgrs. during bi-annual inspections by City Bldg. Dept staff; use Program lit, if necessary	Most auto repair shops comply with the city's stormwater policy. It is rare when the inspector requests any corrections. Auto repair shop inspections are conducted bi-annually and were completed in FY 03-04. None were conducted in FY 04-05, but will be done again in FY 05-06.
Restaurant education	Restaurant posters are distributed at inspections by County health inspectors, or by city NPS inspector, if responding to problems. County health inspector routinely inspects all restaurants annually, and inspects on an "on-complaint" basis. Additionally, the city's inspector provides a copy of a restaurant worker tri-fold (available in either English, Spanish, Vietnamese, or Chinese) explaining proper restaurant cleaning behavior, as needed. Health Dept. inspectors are now also distributing the recently acquired "Don't Set a Table for Pests" brochure.	The County continues to distribute posters to new restaurants that don't have them. When the city's NPS inspector responds to spills or illegal discharge problems at restaurants, he provides verbal guidance, written violation notices, and often leaves a program brochure, cards or poster. The illustrations on the IC/ID cards are helpful for situations where there is a language barrier. The Chinese version of the tri-fold is helpful in our community, which has a high percentage of Chinese speaking people, and many Chinese restaurants

Development community	Literature distributed at Planning/Bldg counter: • 8 construction tri-folds • Blueprint for a Clean Bay booklet • Small business haz waste brochure • City's post-construction matrix • stormdrain stencils • Pest Resistant Plant list • Pesticide Control Measures for Development Projects • Landscape Maintenance Techniques for Pest Reduction • Construction BMP sheet—is required to be incorporated in all building plan sets.	An important piece distributed by public works and building depts. is our formal Construction BMP sheet. The sheet is attached to all plans that move through the planning and bldg depts. No plans are finalized without it. It is made clear to the project applicant that the information must be conveyed to all subcontractors and that they are responsible for their sub's behavior on the site. The sheet will provide evidence that the NPS concerns were explained to the applicant in case of violations during construction.
	Website information: **Construction Requirements** California Stormwater Quality Association(CASQA) Construction BMP Handbook California Stormwater Quality Association(CASQA) Development BMP Handbook State Water Resource Control Baord (SWRCB) NPDES Construction Permit Website Blueprint For a Clean BayCupertino Muni Code 9.18.040 Discharge to SD prohibited 9.18.090 Storm Water Prevention Plan (SWPPP)	Many C.3 related documents and links were added to the City's website this fiscal year. The information is easily accessible and in one place for developers, engineers and architects, as well as city employees.

Targeted Group and Activity	Level of Implementation	Evaluation
	Development Requirements SCVURPPP Guidebook of Site Design Examples SCVURPPP C.3 Manual Cupertino Stormwater Guidelines for C.3 project Stormwater Management Facility Easement Agreement Stormwater Management Facilities Operation and Maintenance Agreement Pesticide Control Measures For Development Projects Screening Projects for C.3 Requirements Cupertino Notice to Contractors and Developers about C3 "Deemed Complete" Memo (modified) for Development Community Impervious Surface Calculation Worksheet Cupertino Permanent BMP Matrix Cupertino Muni. Code Title 9.18.100 Perm SW Poll. Prev. Measures Requirements	
Problem contractors in the field	Primarily verbal. Program's specific activities cards.	Specific activity cards are available to give to violators in the field on an as-needed basis.
Residents living near creeks	Water District's Stream Care Guide, available at Planning counter. Restock as needed, but now out-of-print.	No feedback from residents, but the guides continue to be taken from the counter display area. Useful to have a piece that addresses the special responsibility of residents that live near creeks.

Santa Clara Valley Urban Runoff Pollution Prevention Program
FY 2004-2005 Annual Report: General Tasks
Cupertino

Targeted Group and Activity	Level of Implementation	Evaluation
Gardening community—city staff to identify and coordinate with local gardening clubs to provide them with IPM info.	Discontinued in FY 04-05 and removed from FY 05-06 workplan due to lack of response from the various gardening groups.	There was no response from the gardening groups, but currently we are reaching our local gardeners with IPM info at nurseries, in the library, city hall, and the community ctr., on the website, and at compost workshops.
Environmental groups, local—city staff to provide IPM factsheets to Audubon Society for their center and for their annual event.	The following pieces of literature are provided: Pests Bugging You, Alternatives To Household Chemicals, Home Composting Literature and Workshop information, Home Maintenance Tips brochure, and various IPM factsheets.	These pieces of information are displayed and available year round at the Audobon Society Center. They are also featured and displayed at their annual event in October.
Provide info on IPM workshop opportunities to school districts and sanitary district. (See Pesticide Workplan for details.)	IPM sheets. Info on IPM websites	Nareesh Duggal of Santa Clara County contacts these groups as trainings become available.
Outreach to local restaurants (working with the County Health inspectors) to encourage less-toxic control (Program Pesticide Workplan for details.)	Restaurant posters are distributed at inspections by County health inspectors, or by city NPS inspector, if responding to problems. County health inspector routinely inspects all restaurants annually, and inspects on an "on-complaint" basis. Additionally, the city's inspector provides a copy of a restaurant worker tri-fold (available in either English, Spanish, Vietnamese, or Chinese) explaining proper restaurant cleaning behavior, as needed. Health Dept. inspectors are now also distributing the recently acquired "Don't Set a Table for Pests" brochure.	The County continues to distribute posters to new restaurants during annual inspections. The enclosed letter from the Program, accompanying the poster, was revised this year to reflect updated information. When the city's NPS inspector responds to spills or illegal discharge problems at restaurants, he provides verbal guidance, written violation notices, and often leaves a program brochure, cards or poster. The illustrations on the IC/ID cards are helpful for situations where there is a language barrier. The Chinese version of the tri-fold is helpful in our community, which has a high percentage of Chinese speaking people, and many Chinese restaurants

Santa Clara Valley Urban Runoff Pollution Prevention Program
FY 2004-2005 Annual Report: General Tasks
Cupertino

Public Participation

Activity	Communication Vehicle	Evaluation
Participate in regional creek cleanup event (if creeks in Cupertino need cleaning). Publicize cleanup.	Article submitted to May '05 Scene City did not host a creek cleanup site.	The Water district bought ads in the Courier and mailed out reminders to last year's volunteers. A site is hosted at the Stevens Creek reservoir, adjacent to the city limits. City staff find this to be a more useful use of the volunteers time, as we have not found any creeks in dire need of cleaning in Cupertino

Santa Clara Valley Urban Runoff Pollution Prevention Program
FY 2004-2005 Annual Report: General Tasks
Cupertino

School/Education Outreach

Activity	Communication Vehicle	Evaluation
Creek Education project available to all 3rd and 3rd/4th teachers in School District: about 82 classes (half are in Cupertino; remaining schools in cities of San Jose, Sunnyvale, Santa Clara, Saratoga, Los Altos). Teachers are trained to teach the creek ed. unit to their own classes, and co-lead creek field trip for students.	Teachers are trained to teach the creek ed. unit to their own classes, and co-lead creek field trip for their students; City's Park & Rec naturalist teaches the teachers. City provides two docents for creek tours. 4-hr training workshops for teachers; 2-wk curriculum for students taught by teachers, w/ half-day creek field trip.	This program is very popular with our school district and the teachers. We started the program in 1995, and continue to refine it as needed. During the one-hour lecture and review of general NPS and creek concepts that precedes the actual creek walk, our docents have the opportunity to observe whether each teacher has, in fact, spent time in the classroom preparing the students for the field trip. Typically, almost all of the students are familiar with the concepts. This past year we had 1560 students participate and 150 parent helpers.
Respond to school group requests for tours, workshop, field trips, as possible	The city's Park and Rec staff naturalist is now assisting the students of Monta Vista High School to regularly perform water quality monitoring and research in Stevens Creek (the city's principal creek, 2 blocks from the high school).	In general, creek and water quality studies have become more common in schools, without the intervention of the city. However our city's naturalist is well known among local teachers as a science resource, and is often informally drawn into school projects. Since she is the lead docent in our 3rd-grade creek program, she is already very aware of stormwater and watershed issues, and shares that info with the teachers and students.

City of Cupertino

FY 04- 05 Annual Report

Attachment I

New Development Planning Procedures

Activity	Permit Item Source	FY04-05 Tasks	Status / Comments	Due Date (mo/yr)	Responsible Party
NEW DEVELOPMENT AND CONSTRUCTION CONTROLS – PLANNING PROCEDURES					
C.3.b Development Project Approval Process -- Planning Procedures					
Ordinance Revision	C.3.b.2	Modify existing review policies, procedures, and/or conditions of approval to incorporate C.3 requirements (based on results of tasks under C.3.c. through C.3.m.)	The City prepared a draft revision to its Water Course Protection ordinance to include Numeric Sizing Criteria requirements for Group 2A projects in March 2005. Completion of the proposed ordinance revision was held-up pending negotiations between the Regional Board & SCVURPPP on the Group 2 definition. As the current schedule calls for Group 2A implementation to begin by October 20, 2005, the proposed ordinance revisions will be brought to the Cupertino City Council by the end of summer 2005. The proposed ordinance revisions will also include requirements for Group 1 projects to comply with HMP requirements. Code changes will be discussed in the FY '05-'06 Annual Report.	9/04 AR Group 2 Ordinance Revision 9/05	Public Works, Planning, City Attorney
Staff Training	C.3.b.3	Continue to train Cupertino staff in planning, building, and engineering departments on the C.3. provisions as they are refined.	Public Works Engineering staff attended the SCVURPPP BMP O&M Verification workshop on June 9, 2005. In-house training given to Planning and Public Work staff on June 22, 2005. Topics included Group 2A and HMP requirements and reviewing projects for architectural copper & pesticide control measures.	6/05	Public Works – Environmental Division
C.3.c. Requirements for Tier 1 and Tier 2 Projects					
Guidance Manual Guidance Manual (continued)	C.3.c.4	Review Guidance Manual developed by Program and, if needed, customize for projects likely in Cupertino.	During FY '04-'05, the City had planned to modify its *Stormwater Quality Guidelines for Development Projects* handout for developers to include Group 1 and Group 2 projects. However, this effort was deferred due to on-going negotiations between the SCVURPPP and the Regional Board regarding the Group 2	9/04 AR Revise Guidance Document 9/05	Public Works Environmental Division

Cupertino

Activity	Permit Item Source	FY04-05 Tasks	Status / Comments	Due Date (mo/yr)	Responsible Party
			project definition. The City's Guidelines will be revised by September 2005, in preparation for the Group 2A implementation deadline on October 20, 2005. The changes will be discussed in the '05-'06 Annual Report. In June 2005, the City added a stormwater regulations section to its web site. This web page links users to the City's Storm Water Quality Guidelines and many other tools, including the SCVURPPP C.3 and the CASQA Handbooks.		
Group 2 Alternative Project Size	C.3.c.8	Conduct analysis of alternative project size and prepare proposal for submittal to Regional Board.	As requested, the City provided SCVURPPP with raw development data related to project type, size and amount of impervious surface existing, replaced, or newly created between April 17, 2002 and September 5, 2003.	4/15/04	Public Works Environmental Division
Guidance Manual Update	C.3.c.9	Update Guidance Manual and Performance Standard for Group 2 projects as needed.	This work was deferred pending negotiations with the Regional Board on the Group 2 definition.	4/05 (original date)	Public Works Environmental Division
C.3.e Operation and Maintenance of Treatment BMPs					
Data Form and Staff Training	C.3.e.1	Log information about treatment BMPs installed at approved Group 1 and 2 projects and maintain a list or database of properties, treatment BMPs, and responsible operators.	In fall 2004, the City began working with SCVURPPP and WVCWP staff on a BMP O&M database. The goal was to augment the municipalities' existing Access databases to include BMP O&M data. The City's engineering consultant continues to coordinate with SCVURPPP staff on integrating the BMP inspection forms and the BMP O&M database. There have been no Group 1 or Group 2 projects approved in Cupertino.	Ongoing	Public Works Environmental Division
BMP O&M Agreement Mechanism	C.3.e.2	Review use of City's BMP O&M and easement agreements and consider modifications, as needed.	A BMP O&M agreement template was prepared and submitted to the Regional Board in September 2005, as part of the	Ongoing	Public Works, Planning, City Attorney

Santa Clara Valley Urban Runoff Pollution Prevention Program
FY 2004-2005 Annual Report: New and Redevelopment Requirements

Cupertino

Activity	Permit Item Source	FY04-05 Tasks	Status / Comments	Due Date (mo/yr)	Responsible Party
BMP O&M Agreement Mechanism (cont.)			Planning Procedures Performance Standard. Since no Group 1 or Group 2 projects have been approved in Cupertino, review of agreement has been deferred until the agreement is actually used.		
BMP Inspection Program	C.3.e.5	Develop local program for inspecting a subset of prioritized treatment BMPs to verify that proper O&M is being performed by the responsible party.	A description of the City's BMP O&M program was prepared and submitted to the Regional Board in September 2004, as part of the Planning Procedures Performance Standard. Subsequently, the Regional Board's comments on the City's '03-'04 Annual Report (dated 4/8/05), required that the FY '04-'05 Annual Report include "a detailed discussion of the organization structure of the Cupertino BMP O&M Inspection Program." A copy of this section of the Performance Standard is attached. The inspection forms included in this document will likely be significantly modified to be consistent with SCVURPPP data collection forms to allow for Program-wide tracking of effectiveness (similar to that done for the IND Inspection Program). Augmenting the City's BMP O&M Inspection Program to include Group 2A projects was deferred to September 2005, due to the negotiations regarding Group 2 definitions. A discussion of this modification to the BMP O&M Inspection Program will be included in FY '05-'06 Annual Report.	FY '05-'06 AR	Public Works Engineering
Reporting Reporting (cont.)	C.3.e.6	Report on the Co-permittee's treatment BMPs O&M verification program in each annual report, including organizational structure, evaluation of effectiveness, and planned improvement to the program. Include a list or summary of treatment	Since no Group 1 or Group 2 projects have been approved in Cupertino, there are no results or analysis to report upon this year.	Ongoing	Public Works Environmental and Engineering Divisions

Santa Clara Valley Urban Runoff Pollution Prevention Program
FY 2004-2005 Annual Report: New and Redevelopment Requirements

Cupertino

Activity	Permit Item Source	FY04-05 Tasks	Status / Comments	Due Date (mo/yr)	Responsible Party
		BMPs inspected during the year, inspection results, and any required follow-up and correction.			
C.3.f Hydromodification Management Plan					
Staff training	C.3.f.3	Upon adoption by the Regional Board, begin implementation of HMP as part of requirements for Group 1 projects that may cause increased erosion or other related impacts. Before adoption, encourage early implementation of likely elements of the HMP where possible.	Where applicable, HMP to be integrated into existing programs for development, review, construction inspection and BMP operations and maintenance. City staff to receive incremental training in HMP requirements. In early December 2004, as prompted by the SCVURPPP, Cupertino Planning staff evaluated opportunities for early implementation of the HMP. At that time, there were no Group 1 projects anticipated on vacant lands subject to the HMP. Most Group 1 projects are redevelopments on relatively small sites (well under 20 acres). Subsequent to that time, one project between 20 and 50 acres appears to be on the horizon. Training on HMP requirements was given to Planning and Public Work staff on June 22, 2005.	*TBD pending RB approval*	Public Works and Planning
C.3.h Alternative Certification					
Reporting	C.3.h.1	List projects certified by someone other than City staff.	There were no projects submitting Alternative Certification.	Ongoing	Public Works Environmental Division
C.3.j Site Design Measures Guidance and Standards Development					
Standards Revisions	C.3.j.4	Incorporate any revised standards and guidance into local project approval process and “fully implement” the revised standards and guidance.	The revised parking ordinance, adopted in July 2004, requires bio-swales in parking lots and permeable or semi-pervious parking stalls. Planners reported no suitable projects where these requirements could be incorporated for this fiscal year.	9/05	Public Works Environmental Division and Planning

Santa Clara Valley Urban Runoff Pollution Prevention Program
FY 2004-2005 Annual Report: New and Redevelopment Requirements

Cupertino

Activity	Permit Item Source	FY04-05 Tasks	Status / Comments	Due Date (mo/yr)	Responsible Party
C.3.k Source Control Measures					
Ordinance Revision	C.3.k.	Enhance source control requirements for new and redevelopment projects.	Effective October 2003, the revised City Code includes a sub-section on source controls. These requirements will be reviewed annually to determine if changes are needed. No changes were needed in 04-05.	Ongoing	
Reporting	C.3.k.3	Implement source control measures requirements by including appropriate conditions of approval in Group 1 and 2 projects. Report status and provide examples of application of conditions in annual reports.	Since no Group 1 or Group 2A projects were approved in 04-05, there are no examples to report.	Ongoing	Public Works Environmental Division
C.3.l Update General Plans					
General Plan Review	C.3.l.1	Review current General Plan policies related to water quality and watershed protection and incorporate additional policies as needed to implement C.3.	General Plan revisions continued to go through the public hearing process during FY '04-'05. The current estimate for presenting the revised General Plan to the City Council for approval is August or September 2005. Approved G.P. revisions related to urban runoff pollution prevention will be discussed in the FY'05-'06 Annual Report. Any applicable modifications needed to address the HMP would occur in next scheduled G.P. revision.	9/06 AR	Public Works Environmental Division and Planning
C.3.m Water Quality Review Processes					
CEQA Review	C.3.m.1	Review CEQA initial study checklists and other environmental review documents and modify documents as needed to include questions that sufficiently address water quality impacts of projects.	In June, the initial study source list was revised to include City of Cupertino URPPP, SCVURPPP, SJ Water Co., NPDES Municipal Stormwater Permit, and HMP as additional sources and documents.	9/04 AR	Public Works Environmental Division and Planning

Santa Clara Valley Urban Runoff Pollution Prevention Program
FY 2004-2005 Annual Report: New and Redevelopment Requirements

Cupertino

Activity	Permit Item Source	FY04-05 Tasks	Status / Comments	Due Date (mo/yr)	Responsible Party
C.3.n Reporting Requirements					
Reporting	C.3.n.1	Provide information described in Table 1 of Provision C.3. in annual reports.	There were no Group 1 projects approved in Cupertino during FY '04-'05.	Ongoing	Public Works Environmental Division and Planning
Reporting	C.3.n.4	Collect and report the following for all projects that must implement treatment measures: BMPs, site design, and source control measures used, sizing criteria, O&M responsibility mechanism and responsible party.	There were no Group 1 projects approved in Cupertino during FY '04-'05.	Ongoing	Planning and Public Works Engineering
Pesticide Control Measures	C.3.n.5	Collect information and report a summary of types of pesticide reduction measures required for development projects and the percentage of projects for which pesticide reduction measures were required.	All projects receive, as part of the application packet, a list of conditions related to reduction of pesticide use, Property Maintenance Fact Sheet, and a Pest Resistant Plant list. Planners were recently instructed to add a COA related to pesticide reduction measures to all Group 1 projects. The City did not approve any Group 1 projects in FY 04-05.	Ongoing	Planning and Public Works Engineering

City of Cupertino
Reporting Form for Planning Procedures Performance Standard
and Provision C.3.n. Reporting Requirements

Part 1

Significant Development Projects[1]
Reviewed and/or Approved During FY 2004-2005

Project Name	Project Type[2]	Site Size (ac. or s.f.)	New Impervious Surface (s.f.)[3]	Area of Land Disturbed (Ac.)[4]	Project Status	Storm Water Control Measures Included in Project
Private Projects						
NO PROJECTS TO REPORT						
Public Projects						
NO PROJECTS TO REPORT						

[1] List all projects with new impervious surface area greater than 10,000 s.f. (Group 1 and 2 projects – see definition on page 3 of the performance standard).

[2] Describe project type, as defined in Provision C.3.c.

[3] "New" is defined as impervious surface created, added or replaced.

[4] If the site is a "significant redevelopment", list the area of land disturbance.

Performance Standard and Supporting Documents for

CITY OF CUPERTINO
PLANNING PROCEDURES

INTRODUCTION

Introduction

The goal of new development and redevelopment control measures is to minimize the storm water quality impacts of land development after construction. These control measures apply to both private development projects and municipal capital improvement projects. The City of Cupertino requires these types of control measures as part of its development plan review procedures, municipal code, general plan, and policies.

The Planning Procedures Performance Standard defines the level of implementation that municipal agencies in the Santa Clara Valley Urban Runoff Pollution Prevention Program (SCVURPPP) must attain in order to demonstrate that their land use planning, development plan review and approval processes control stormwater quality impacts to the maximum extent practicable. This performance standard will be used as the basis for measuring the effectiveness of the City's Planning Procedures activities. Control of impacts on stormwater quality from construction activities is addressed under a separate Construction Inspection Performance Standard, although some overlap exists because the planning process is the most effective mechanism to ensure that projects include erosion and sediment control measures during construction and after completion of construction.

The Planning Procedures Performance Standard was based originally on the San Francisco Bay Regional Water Quality Control Board's April 1994 *Staff Recommendations for New and Redevelopment Controls for Storm Water Programs* (*Recommendations*). The *Recommendations* incorporate the mandates of EPA's storm water regulations as well as the *Coastal Zone Act Reauthorization Amendments.* The performance standard is also consistent with the goals and objectives of the New Development and Construction Activities Component of the Program's *Urban Runoff Management Plan (1997, rev. 2000).* Subsequently, the performance standard was updated to meet the requirements in Provision C.3 of the Program's NPDES permit, amended per Regional Board Order No. 01-119, October 17, 2001.

Performance Standard and Supporting Documents for the
CITY OF CUPERTINO
Planning Procedures

PERFORMANCE STANDARD

1) The City of Cupertino has adequate legal authority to implement new development control measures, including all applicable requirements of Provision C.3, as part of its development plan review and approval procedures and other appropriate new development and redevelopment permitting procedures (Permit Provision C.3.a.i).

2) The City of Cupertino provides developers with information and guidance materials on site design guidelines, building permit requirements, and best management practices (BMPs) for stormwater pollution prevention early in the application process, as appropriate for the type of project and location (C.3.a.ii).

3) The City of Cupertino ensures that the environmental documents required for those projects that fall under CEQA or NEPA review address both significant and cumulative stormwater quality impacts during the life of the project, relevant permit requirements, and specific mitigation measures related to stormwater management. These documents include EIRs, negative declarations, and initial study checklists (C.3.m).

4) All projects subject to City of Cupertino development plan review and approval procedures are encouraged to incorporate appropriate source control and site design measures to minimize stormwater pollutant discharges to the maximum extent practicable[1].

5) The City of Cupertino requires that developers of Group 1 Projects design and implement the following measures to reduce stormwater pollution to the maximum extent practicable.

   a. Site design shall include measures to minimize impervious land coverage, maximize infiltration (where appropriate and designed to protect groundwater quality[2]), and provide detention or retention as part of landscaping where feasible (C.3.b.i and C.3.j);

   b. Source controls[3] shall be required to limit pollution generation, discharge, and runoff as appropriate (C.3.k), including measures to discourage pesticide use (C.9.d.ii);

   c. Stormwater treatment measures shall be designed in accordance with the numeric design criteria in Provision C.3.d;

   d. Increases in peak runoff flow and volume shall be managed for appropriate projects by implementing the guidance in the Program's Hydromodification Management Plan (HMP) for the specific stream receiving the discharge, following approval of the HMP by the Regional Board (C.3.f).

---

[1] Definitions are provided at the end of this document.

[2] Refer to SCVURPPP *C.3. Handbook: Guidance for Implementing Stormwater Requirements for New and Redevelopment Projects*, Infiltration Guidelines.

[3] Source control measures are also required for all discretionary projects that include potential sources of pollutants or activities that are likely to generate pollutants.

6) The City of Cupertino requires developers of projects that disturb a land area of one acre or more to demonstrate coverage under the State General Permit for Storm Water Discharges Associated with Construction Activity (C.3.a.iii).

7) The City of Cupertino requires developers of projects with potential for significant erosion and planned construction activity during the wet season to prepare and implement an effective erosion and/or sediment control plan or similar document prior to the start of the wet season (C.3.a.iv).

8) The City of Cupertino conducts an operation and maintenance (O&M) verification program that includes: (C.3.e)

   a) Compiling a list of private and public properties and responsible operators for all stormwater treatment measures;

   b) Inspecting a subset of prioritized treatment measures for appropriate O&M, on an annual basis, with appropriate follow-up and correction;

   c) Requiring legally enforceable agreements or other mechanisms assigning responsibility for O&M of treatment measures.

9) The City of Cupertino ensures that municipal capital improvement projects include stormwater quality control measures during and after construction, as appropriate for each project, and that contractors comply with stormwater quality control requirements during construction and maintenance activities (C.3.a.v).

10) The City of Cupertino provides training annually to its Planning and Building Division staff, to plan check consultants and to staff in the Public Works Department on planning procedures; ordinances and policies; design guidelines; and BMPs for stormwater pollution prevention (C.3.a.vi).

Performance Standard and Supporting Documents for the
CITY OF CUPERTINO
Planning Procedures
HOW CUPERTINO MEETS THE PERFORMANCE STANDARD

1. Legal Authority (Permit Provision C.3.a.i)

The City has adequate legal authority to implement new development control measures primarily through its Stormwater Pollution Prevention and Watershed Protection Ordinance. There are also relevant ordinances in the Cupertino Building and Zoning sections of the City Code. See Section 2 of this Performance Standard, Legal Authority, for more information.

2. Developer Guidance (Permit Provision C.3.a.ii)

See Section 4 of the Performance Standard supporting documents, Standard Operating Procedures (SOPs). The subsection "General Description of Cupertino's Plan Review Process" provides details about how information and guidance materials are disseminated to the development community.

3. Environmental Review (Permit Provision C.3.m)

Planning staff prepare CEQA Initial Study checklists for private development and City projects using the checklist format available at the State of California Governor's Office of Planning and Research website. The OPR version of this checklist was revised in 1998 and includes more specificity on assessing potential stormwater impacts. Staff in the Planning Division have received training on the requirements of Provision C.3.m and request additional information from the project applicant if needed to complete the Initial Study Checklist. See the SOPs in Section 4 for additional details on the City's environmental review process.

4. Source Control and Site Design Measures

City Municipal Code Sections 9.18.100 and 9.18.110 require that all development and redevelopment projects include permanent BMPs designed and selected to the satisfaction of the Director of Public Works. Section 9.18.110 incorporates, by reference, the latest version of the Cupertino Permanent BMP Selection Matrix, which provides recommended site design and source control BMPs for certain land uses. In addition, Section 9.18.210 of the Cupertino Municipal Code specifies source control BMPs.

The City uses a standard condition of development approval to notify developers that all discretionary projects must include permanent BMPs to control stormwater quality impacts. Community Development and Public Works staff review all development projects for the inclusion of the required permanent BMPs. See the SOPs for more detail on the City's plan review process.

5. Group 1 Project Req. (Provisions C.3.b.i, C.3.d, C.3.f , C.3.j, C.3.k, and C.9.d.ii)

See the response to Item 4, above. Code Sections 9.18.100 through 9.18.180 contain additional requirements for Group 1 Projects. There is a standard condition of development approval used for Group 1 Projects notifying developers of the requirement for a Storm Water Management Plan and the agreements for BMP O&M and BMP Inspection Access. There is also a Public Works Engineering Division standard condition of approval calling for the use of pesticide control measures as part of landscape planning and design.

6. Coverage Under State General Construction Permit (Provision C.3.a.iii)

The City uses a standard condition of development approval to notify developers and contractors that projects disturbing an acre or more must be covered under the State NPDES General Permit for Storm Water Discharges Associated with Construction Activity. City Municipal Code Section 9.18.080 requires preparing a SWPPP, which must be made available at sites covered by the State NPDES Construction permit.

7. Erosion and/or Sediment Control (Provision C.3.a.iv)

City Municipal Code 16.08.110 requires an "Interim" Erosion and Sediment Control Plan. Under City Municipal Code 9.18.130, Group 1 Projects must include the erosion and sedimentation control plan with the required Stormwater Management Plan.

8. BMP O&M Verification Program (Provision C.3.e)

As a condition of the development permit, each owner of a Group 1 project in Cupertino is required, under Section 9.18.160 of the Municipal Code, to enter into a recorded agreement with the City for on-going operation and maintenance of all permanent on-site BMPs. This obligation runs with the land and is binding on all future owners of a Group 1 property. The City uses a standard condition of development approval to notify developers of this requirement.

The City keeps records of the location, ownership, and inspection status of permanent BMPs at private and public Group 1 properties using an Excel spreadsheet. The Public Works Inspectors inspects the BMPs at each Group 1 site annually.

9. City Capital Improvement Projects (Provision C.3.a.v)

The City includes specific construction BMP language in the contract specifications for all municipal capital improvement projects (CIPs).

Consultants design most non-maintenance CIPs. Public Works Project Management staff guide these consultants on the use of permanent BMPs using the City's Permanent BMP Selection Matrix and the SCVURPPP C.3 Compliance Manual. Any Group 1 CIP would have to comply with the related provisions of the City's Stormwater Pollution Prevention and Watershed Protection Ordinance.

10. Annual Planning Procedures Training (Provision C.3.a.vi)

The City provides formal annual training for staff in the Planning, Building and Public Works Departments. Contract building plan checkers also receive periodic training on stormwater issues. Informal on-going training occurs as needed to update City planners and engineers on implementation of the latest C.3 requirements. City staff and a City civil engineering consultant assisting with C.3 compliance also attend SCVURPPP and RWQCB workshops, meetings and roundtable discussions.

Section 1
PLANNING PROCEDURES PERFORMANCE STANDARD IMPLEMENTATION

A copy of the City's current Planning Procedures Annual Workplan is given in Chapter 2 of the City's Urban Runoff Management Plan. The workplan describes the activities conducted by the City to achieve the Performance Standard.

Performance Standard and Supporting Documents for the
CITY OF CUPERTINO
Planning Procedures

Section 2
LEGAL AUTHORITY TO IMPLEMENT

The legal authority of the City of Cupertino to implement this program is based upon the following:

Cupertino Municipal Code (on the Internet at http://www.amlegal.com/cupertino_ca/)

1) Cupertino Municipal Code Chapter 9.18, Stormwater Pollution Prevention and Watershed Protection Ordinance - requires permanent BMPs at all new and redevelopment projects, specifies BMP selection and design options, requires operation and maintenance of permanent BMP at Group 1 properties, prohibits non-permitted discharges to the stormwater system, and provides for enforcement.

2) Cupertino Municipal Code, Chapter 16.08, Excavation, Grading and Retaining Walls - preserves and enhances water quality by controlling surface runoff, erosion and sedimentation and through enforcement. Requires erosion and sediment control plans for specified projects.

3) Cupertino Municipal Code Chapter 19.100 Parking Regulations – contains several sections related to minimizing impervious surface and incorporating stormwater treatment in landscaping. These include, but are not limited to: Section 19.100.030-A.1.d, Regulations for Parking and Keeping Vehicles in Various Zones; Section 19.100.040-A, Regulations for Off-Street Parking; Section 19.100.040-E, Mixed-Use and Shared Parking; Section 19.100.040-N, Landscape Requirements; and Section 19.100.040-O, Swales and Permeable Surfaces.

4) Cupertino Municipal Code Chapter 19.40, Residential Hillside Zones - limits site grading in hillsides, establishes setbacks from watercourses, limits development on slopes 30% or greater.

5) Cupertino Municipal Code Chapter 19.44, Residential Single-Family Cluster Zones – encourages clustering to preserve and enhance land features, provides for open space and easement dedications and includes design criteria.

6) The City of Cupertino's draft General Plan (adoption scheduled by end of 2004)

Section 5, Environmental Resources/Sustainability Element:
(copy of this element in Appendix 'A')

- Policy 5-9: Development Near Sensitive Areas - encourages clustering away from riparian corridors and landscaping
- Policy 5-10: Landscaping Near Natural Vegetation - encourages landscaping for erosion control
- Policy 5-11: Natural Area Protection - encourages preserving natural vegetation and open space as part of new development planning
- Policy 5-12: Recreation and Wildlife Trails - encourages identification of watercourses and protecting them from adjacent development)

- 5-19:Natural Water Bodies and Drainage Systems – requires site design to respect natural topography and drainages and limit grading and disturbances to waterbodies
- 5-20 Reduction of Impervious Surfaces – reduce allowing amount of impervious surfaces and allow porous paving materials
- 5-21 Pollution and Flow Impacts – estimate increases in pollutant loading a flows from development projects, require BMPs to mitigate impacts
- 5-22 Compact Development Away From Sensitive Areas – encourage by zoning ordinances
- 5-23 Conformance With Watershed Based Planning and Zoning – encourage by examining development project in context of entire watershed area
- 5-27 Natural Watercourses – work with SCVWD to retain and restore riparian areas and watercourses
- 5-32 Urban Runoff Program – support and participate in SCVURPPP
- 5-34 Storm Water Runoff – encourage reduction of impervious surface and opportunities to retain and detain runoff on new development
- 5-36 Mitigation for Potential Stormwater Impacts – require mitigation measure for potential stormwater impacts for projects subject to environmental review
- 5-37 Pest-Resistant Landscaping and Design Features – encourage pest-resistance features and incorporation of other site design BMPs into proposed projects.

Land Use and Community Design Element

Many of the site design measures recommended for controlling impacts on stormwater runoff from new and significant redevelopment are discussed in the Land Use and Community Design Element of the General Plan. The SCVURPPP evaluated the City's General Plan as part of its ***Policy, Code & Ordinance Analysis for the Santa Clara Basin.*** A copy of the SCVURPPP's recommendations with the City's response and implementation status is included in Appendix 'B'.

6) Public Works Standard Conditions of Approval (given in Appendix 'C') – requires the following:
- Applicants must file an NPDES Construction Permit NOI if a project will disturb 1 acre or more
- All projects must include BMPs (site design and source control, at minimum)
- Group 1 Projects must use stormwater treatment BMPs
- Pesticide control measures shall be included on the landscaping plans for Group 1 projects
- A certified stormwater management plan is required for Group 1 projects
- All owners of Group 1 projects must enter into agreements with the City for BMP O&M and BMP inspection access

7) CEQA Initial Study Environmental Evaluation Checklist – includes questions related to a project's potential impacts on riparian habitat, erosion, hydrology, surface water quality and quantity, and groundwater quality. City Planning staff prepare this checklist for both private development and public projects. Planning staff have received training on addressing stormwater quality issues when completing this checklist, however, the City is considering the need for additional written guidance. A copy of the Initial Study checklist is given in Appendix 'C'.

Section 3
BMPs AND CONTROL MEASURES

Construction BMPs

The City uses a customized version of the "Blueprint for a Clean Bay" plan sheet based on the SCVURPPP "Blueprint" sheet. A copy of the City's "Blueprint" sheet is given in Appendix 'C'. The City also uses the SCVURPPP tri-fold brochures to relay BMP requirements for small projects. City Public Works Engineering staff may also refer to the California BMP Construction Handbook, the Regional Board's Erosion and Sediment Control Field Manual and the ABAG Manual of Standards for Erosion and Sediment Control Measures.

Contracts for City capital improvement projects include specific provisions requiring construction BMPs.

Permanent BMPs

Staff in the City's Public Works Department review discretionary private development projects and City capital improvement projects for stormwater quality control using the City's Permanent BMP Selection Matrix. A copy of the permanent BMP selection matrix is given in Appendix 'C'. All projects must use permanent source control measures and, as much as feasible, include site design measures. Group 1 projects must also include stormwater treatment BMPs designed to meet the required numeric sizing criteria. The City uses the SCVURPPP C.3 Manual, the California BMP Handbooks and the BASMAA "Start at the Source" Design Guidance Manual for design guidance.

Permanent BMP Operation and Maintenance

Owners of Group 1 properties are required by the City Code to operate and maintain permanent on-site BMPs in perpetuity. As a condition of the development permit for these projects, owners must enter into a written, recorded agreement with the City to this effect. Each year, these owners must submit proof to the City that they have met this requirement.

Since the City anticipates very few Group 1 projects, initially BMPs at all of these properties will be inspected annually by the Public Works Inspector. City access to on-site BMPs is ensured using a recorded Stormwater Management Facility Easement Agreement with Group 1 property owner(s). The City Code contains provisions related to enforcing private BMP maintenance. To determine if inspecting BMPs at every applicable site is cost-effective, the City will re-evaluate its BMP inspection program each year, as part of its annual report preparation.

Performance Standard and Supporting Documents for the
CITY OF CUPERTINO
Planning Procedures

Section 4
STANDARD OPERATING PROCEDURES

This section contains the City of Cupertino standard operating procedures (SOPs) related to managing the stormwater quality impacts of new and redevelopment projects. These SOPs demonstrate that urban runoff requirements related to development approval are incorporated into the development review processes of the Planning and Building Divisions and the Public Works Department. In addition, these SOPs describe how the City ensures continued operation and maintenance (O&M) of permanent BMPs at Group 1 Projects.

Standard operating procedures are provided for the following stormwater quality review processes:

- Private Development Project Approval - Non-Discretionary Projects[4]
- Private Development Project Approval - Discretionary Projects
- Capital Improvement Project Design and Acceptance
- Encroachment Permit Issuance
- Annual Inspection of Group 1 Private Development BMPs

[4] Definitions are provided at the end of this document.

Performance Standard and Supporting Documents for the
CITY OF CUPERTINO
Planning Procedures

STANDARD OPERATING PROCEDURES FOR CUPERTINO'S STORMWATER QUALITY REVIEW PROCESS FOR PRIVATE DEVELOPMENT PROJECTS

The following documents are included in Appendix 'C' of the Planning Procedures Performance Standard:

- CEQA Initial Study Checklist
- Written materials disseminated during the development approval process:
  - Cupertino Notice to Developers and Contractors-Stormwater Regulation Changes
  - Impervious Surface Calculation Worksheet (to determine if development could be a Group 1 project)
  - Cupertino Permanent BMP matrix (selection by land use)
  - Pesticide Control Measures for Development Projects Hand-Out (based on SCVURPPP model conditions of approval)
  - Cupertino Stormwater Quality Guidelines for Development Projects (guidance on complying with C.3 provisions related to Group 1 Projects)
  - Cupertino Blueprint for a Clean Bay Plan Sheet (construction BMPs)
- City of Cupertino Standard Conditions of Approval (includes misc. stormwater related items)
- Templates of BMP O&M and easement agreements

Performance Standard and Supporting Documents for the
CITY OF CUPERTINO
Planning Procedures

Non-Discretionary (Administrative) Private Development Projects

- Building Department plan checkers (in-house or consultants) review non-discretionary projects for the necessary construction and source control BMPs.
- Building Department counter staff attach a copy of the City's "Blueprint for a Clean Bay" sheet to all project plan sets at the time of building permit issuance.

Discretionary Private Development Projects

Preliminary Plans Consultation

The applicant presents the Planning Division with a preliminary project idea. The applicant receives an initial assessment of the idea, finds out which application forms would be necessary and the City's general concerns.

- The application packet includes the City's Notice to Developers and Contractors-Stormwater Regulation Changes (regarding Group 1 Projects and the State NPDES Construction permit); a hand-out on pesticide control measures; and the City's Permanent BMP Selection Matrix (copies of each given in Appendix 'C').
- If the project is subject to CEQA, the Project Planner fills out the CEQA Initial Study checklist, which includes items related to stormwater concerns.
- As needed, the Planning Division will arrange for additional CEQA compliance documentation, including any environmental assessments and studies, which will be paid for by the developer.
- The Planning Division informs the applicant of any environmental studies that will be needed. City staff are guided at this point in the review process by the City's General Plan provisions that pertain to urban runoff concerns.
- Group 1 Project applicants are advised to meet with engineers in the Public Works Department to discuss stormwater quality and other related issues, such as if a project will be built in an "unimproved" area (i.e., an area without curbs and gutters), in an area with drainage problems, on a hillside lot, on a lot with a dirt road needing street improvements, or if the ~~a~~ project will require significant grading.

Preliminary Meeting with Public Works

- If the proposed development could be a Group 1 Project, Public Works Engineering staff give the applicant the City's *Impervious Surface Calculation Worksheet for Projects One Acre of Larger* and explains how to complete this form (copy of worksheet given in Appendix 'C'.
- Public Works staff may recommend design changes to reduce the amount of impervious surface so that the proposed development is not considered a Group 1 Project.
- The Public Works staff will advise the applicant regarding construction and permanent stormwater BMP requirements.
- Applicants of Group 1 projects receive a copy of the *City of Cupertino Stormwater Quality Guidelines for Development Projects.* This document includes additional information on selection

and design of permanent BMPs, the Stormwater Management Plan submittal and long-term BMP operation and maintenance requirements.

- Public Works Engineering staff tell the applicant if a grading permit and an interim erosion and sediment control plan will be necessary and if street improvements will be required.

Development Application Is Submitted

- An application is submitted to the Planning Division, including 6 copies of the application plan set (which includes the site plan, elevations, floor plans, and preliminary landscaping plan.
- A completed *Impervious Surface Calculation Worksheet for Projects One Acre or Larger* is submitted with the development application. This worksheet is forwarded to Public Works Engineering.
- Group 1 Project applications must include a Stormwater Management Plan, which is reviewed by Public Works Engineering staff.
- If a grading permit will be necessary, the initial grading plan and the interim erosion and sediment control plan are submitted to the Public Works Department at the same time as the application.
- Staff from City's Public Works Department, the Building and Planning Divisions, the County Fire District and the Sanitary District will review the construction documents for their major concerns. Two weeks after the application is submitted, the applicant meets with staff from these agencies at the Pre-Hearing meeting.

Grading Permits and Erosion and Sediment Control Plans

- Public Works Engineering staff will review the grading plan and the interim erosion and sediment control plan submittals to verify that appropriate construction BMPs are incorporated.
- If street improvements are required, Public Works staff will review the construction plans for appropriate construction and permanent BMPs.
- If the developer's engineer is unclear about how to protect the streets and storm drains during construction, Public Works staff will provide the engineer with copies of specific BMPs from the *ABAG Manual of Standards for Erosion and Sediment Control Measures* or will suggest that the engineer buy a copy of the document.
- In accordance with City Code Section 9.18.120, no grading, or erosion and sediment control permit will be issued for a Group 1 Project until the Stormwater Management Plan has been reviewed and approved by the Director of Public Works.

Pre-Hearing Meeting

At the Pre-Hearing Meeting, representatives of the Planning and Building Divisions, the Public Works Department, the County Fire District and the Sanitary District formally meet to give their general comments to the applicant.

Environmental Review Committee (ERC)

The ERC (a small review committee made up of key Department heads, a Planning Commissioner, and a City Council member) develop a recommendation, to be presented to the Planning Commission, on the significance of the project's environmental impacts.

Planning Commission Hearing

- The proposed project is presented to the Planning Commission, resulting in a Planning Commission Resolution of denial or approval with Conditions.
- The City's standard Conditions of Approval related to stormwater quality are given in Appendix 'C'. Additional conditions of approval may also be required, depending on the type, size, and location of the proposed development.
- In matters related to stormwater quality, the Planning Commission and Planning staff are generally guided by the city's General Plan, Environmental Resources/Sustainability Element, which contains numerous goals relating to urban runoff pollution control.
- Large, significant development proposals (including most Group 1 projects) may also be presented for approval before the City Council.

Project "Deemed Complete"

- The Cupertino Planning Division provides the developer with a list of the requirements needed for planning application submittals. This list is the criteria for determining whether an application is complete and ready to be processed.
- The Project Planner will review applications within 30 days of submittal to determine if all required information has been provided and the application can be "deemed complete" and accepted.
- If the application submittal is incomplete, the Project Planner will send a letter to the applicant indicating that the application is "deemed incomplete" and lists the items needed to complete the application.
- If the Planning Division's written determination is not made within 30 days after receipt of the application, under State Law, the application is deemed "complete" and staff proceed with processing the application.
- Once an application is accepted as complete, the City cannot ask for new information, although it may require the applicant to clarify or add to the material provided in the application for clarification purposes.
- Proposed developments that would create or replace 10,000 square feet or more of impervious surface that are deemed complete prior to April 15, 2005 will not be subject to the Group 2 C.3 provisions of the City's Municipal NPDES Storm Water Discharge Permit.

Construction Drawings Submittal

- Construction drawings for private development projects are submitted to the Building Department. The Building Department is responsible for monitoring all construction aspects of private projects with the exception of required street improvements and the on-site BMPs, which are monitored by the Public Works Engineering Division.
- Street improvement plans are submitted to the Public Works Department.

- At this point, Building Department counter staff provide the applicant with a copy of the City's "Blueprint for a Clean Bay" sheet. The applicant is required to attach a copy of the "Blueprint" sheet to all construction drawings submittals. The Building Department plan checker verifies that the "Blueprint" sheet is attached. If it is not, he/she will call for the sheet to be attached before the Building Department will sign off on the final plans.
- A set of the drawings is provided to the Planning staff responsible for the project to verify that the project continues to abide by the Planning Commission's Conditions of Approval.
- Building Division staff review the construction drawing for source control BMPs.
- Planning staff also review the plans for non-Group 1 projects for site design BMPs.
- If the proposed development is a Group 1 Project, Public Works engineering staff receive a set of construction documents and review them for C.3 compliance, including incorporation of treatment control BMPs designed to the required numeric sizing criteria and consistency with the project's Stormwater Management Plan.
- If landscape plans are required, Planning staff review these for BMPs related to pesticide control measures.
- Construction tri-fold brochures and a copy of "Blueprint for a Clean Bay" booklet are made available to contractors at the planning/building counter.

Final Plan Approval

- Prior to issuance of a building permit for a Group 1 Project, Public Works Engineering staff will verify that the Stormwater Management Plan has been completed and signed by a Civil Engineer meeting the City's certification requirements, as specified in City Code Section 9.18.140.
- Prior to the issuance of a building permit for a Group 1 Project, Public Works Engineering staff will verify that the owner(s) of the property have signed a Stormwater Management Facilities Operation and Maintenance Agreement and a Stormwater Management Facility Easement Agreement (copies of templates for these agreements are given in Appendix 'C').

Final Occupancy Certificate

As required by City Code Section 9.18.130, after construction of a Group 1 Project and prior to the issuance of a building occupancy certificate, Public Works Engineering staff will require the developer's responsible registered civil engineer to inspect the stormwater management facilities, submit a complete set of as-built drawings, and certify on these drawings that:

- The stormwater management facilities were constructed in compliance with the approved plans.
- The Record Drawings show all pertinent constructed dimensions, elevations, shapes, and materials;
- All variations in construction from the approved design plan have been identified, including omissions to and additions from the approved plan; and
- Any changes are in conformance with local, state, or federal regulations.

STANDARD OPERATING PROCEDURES FOR CUPERTINO'S STORMWATER QUALITY REVIEW PROCESS FOR CAPITAL IMPROVEMENT PROJECTS

Project Design and Management

- Most of the City's non-maintenance capital improvement projects (CIPs) are designed using consultants.
- Public Works Department staff act as project managers and are responsible for reviewing plans and specifications and preparing the contract documents for bidding.
- The Public Works Department Project Manager will advise the consultant's design team of any stormwater quality issues at the project's design kick-off meeting.
- The Public Works Project Manager makes sure that the consultant's design team incorporates site design elements and source control measures into the project to avoid post-construction urban runoff problems. The City's Permanent BMP Selection Matrix, the SCVURPPP C.3 Compliance Manual, the "Start at the Source" Design Manual, and the California BMP Handbooks are used as guidance.
- If a CIP is a Group 1 Project, it is required to meet the stormwater treatment requirements of the City's NPDES Permit, C.3 Provisions.
- Public Works staff attach a copy of the City's Blueprint for a Clean Bay" plan sheet to each set of project plans.
- There is standard stormwater quality compliance contract language for capital improvement projects (a copy of these provisions are included in Appendix 'D'.
- If the CIP is covered under the State NPDES Construction Permit, the Public Works Project Manager will file an NOI.
- If a SWPPP is required, it may be done by the Public Works Project Manager or, by prior arrangement, by the consultant, or, if included in the construction documents, by the CIP contractor.
- If a SWPPP is required, but is written by someone other than City staff (such as the contractor or the design consultant), the Public Works Project Manager reviews it prior to the start of construction.

Project "Deemed Complete"

Any proposed City CIP that would create or replace 10,000 square feet or more of impervious surface would not be subject to the Group 2 C.3 provisions of the City's Municipal NPDES Storm Water Discharge Permit if funding is committed and construction is scheduled by April 15, 2005.

Environmental Review

- Planning and Public Works staff have received training on stormwater issues related to CEQA and are aware of those public projects exempt from the Group 1 requirements of the City's NPDES Permit, C.3 Provisions.
- If a CIP is not "Categorically Exempt" under CEQA and an Initial Study Checklist is needed, it is prepared by Planning Division staff.
- As needed, the CIP design consulting team would be responsible for preparing additional CEQA compliance documentation, including any environmental assessments and studies.

Project Certification

Upon completion of construction, the consultant's responsible registered civil engineer will inspect the stormwater management facilities, submit a complete set of as-built drawings, and certify on these drawings that:

- The stormwater management facilities were constructed in compliance with the approved plans.
- The Record Drawings show all pertinent constructed dimensions, elevations, shapes, and materials;
- All variations in construction from the approved design plan have been identified, including omissions to and additions from the approved plan; and
- Any changes are in conformance with local, state, or federal regulations.

STANDARD OPERATING PROCEDURES FOR CUPERTINO'S STORMWATER QUALITY REVIEW PROCESS FOR ENCROACHMENT PERMITS

- An encroachment permit is required for non-City construction work in the public right-of-way. The Cupertino Public Works Department issues these permits.
- Public Works Engineering staff review the encroachment permit request and attach the appropriate SCVURPPP construction trifold brochures.
- A copy of the City's "Blueprint for a Clean Bay" plan sheet is also attached to all encroachment permits.

STANDARD OPERATING PROCEDURES FOR CUPERTINO'S PERMANENT BMP OPERATION AND MAINTENANCE INSPECTION PROGRAM

The following are included in Appendix 'E' of the Planning Procedures Performance Standard:

- Permanent BMP Inspection tracking system format (Excel spreadsheet and/or Access database)
- Sample permanent BMP O&M inspection form
- Sample permanent BMP O&M Notice of Violation letter

Selection of Annual Permanent BMP O&M Inspection Sites

- Permanent BMPs at all Group 1 Project properties will be inspected annually, in March.
- Beginning April 15th 2006, all Group 1 and Group 2 Project properties will be inspected annually, in March.
- In the future, depending on the total number of Group 1 and 2 properties in Cupertino, the City may develop criteria for inspecting a subset of these sites, as allowed under NPDES Permit Provision C.3.e.

Permanent BMP O&M Inspection Program Responsibilities

- Public Works Engineering Division staff perform development plan review for stormwater quality compliance
- Public Works Engineering Division staff will inform the Public Works Inspector of new Group 1 Project sites as construction plans for these projects are approved.
- The Public Works Inspector maintains the tracking system for permanent BMP construction and BMP O&M inspection and enforcement for all Group 1 Projects (using the database format given in Appendix 'E').
- Since the Public Works Inspector will inspect construction of the on-site permanent BMPs at Group Projects and will sign-off on final City-approval for site occupancy, he/she will note when the project is completed in the Access database.
- The Public Works Inspector will submit a Permanent BMP O&M Inspection report for the previous fiscal year using the Access database to the Environmental Programs Manager by July 15th of each year.
- The Environmental Programs Manager will include BMP O&M inspection data in the Annual Report.

Permanent BMP O&M Pre-Inspection Preparation

- The Public Works Inspector will review the Permanent BMP O&M Inspection database at least two weeks prior to beginning annual inspections.
- The Public Works Inspector or Public Works Administrative staff will contact each Group 1 site owner/manager by telephone to arrange a mutually agreeable inspection appointment.
- Prior to each site inspection, the Public Works Inspector will review the site's Storm Water Management Plan, including any applicable as-built construction plans, for BMP information, including BMP types and locations. At this time, the Inspector will also review the site's current

BMP O&M self-certification report, any previous inspection reports, and any necessary special procedures (e.g., inspection forms, underground confined space entry).

- The Public Works Inspector will review the applicable CASQA or SCVURPPP BMP fact sheets and information on the City's BMP Inspection Program, which may be useful in addressing questions or comments raised by BMP owners or operators during the inspection.
- Prior to each site inspection, the Public Works Inspector will assemble the necessary equipment and supplies.

Permanent BMP O&M Inspection and Enforcement Procedures

- Upon arriving at the inspection site, the Public Works Inspector will contact the site manager/owner and explain the purpose of the visit.
- Permanent BMP O&M inspection by the City will be in accordance with the inspection checklist given in Appendix 'E'.
- Inspection results will be logged in writing using the permanent BMP O&M inspection checklist.
- If any deficiency is noted, the Public Works Inspector will document it in writing. The written Notice of Violation will include a copy of the BMP O&M inspection form, including a list of corrective actions needed and a compliance schedule. This Notice will be sent to the Group 1 property owner/manager within ten working days of an inspection. A sample Notice of Violation is given in Appendix 'E'.
- The Public Works Inspector will enter the permanent BMP O&M inspection information, including any violations, into the Permanent BMP O&M Inspection Access database.
- The Public Works Inspector will notify the Environmental Programs Manager by e-mail of any Group 1 property with a permanent BMP O&M violation, including information on location, the nature of violation and any needed follow-up.
- The property owner and, if applicable, the site manager, will be instructed to notify the Public Works Inspector within the time period indicated on the Notice of Violation so that the facilities can be reinspected. The inspector will complete a new inspection form, noting whether all recommended maintenance activities have been completed and if any other actions are needed to assure proper operation of the facility.
- If repairs are not undertaken or are not done properly within the time allocated in the compliance schedule, the City will begin enforcement proceedings as provided in City Code Section 9.18.
- Once all necessary repairs have been completed, the Public Works Inspector will note this in the Access database, including the date work was completed and any other pertinent information (such as if City intervention was required to complete corrective work).

STANDARD OPERATING PROCEDURES FOR CUPERTINO'S ANNUAL REPORTING

As required by Permit Provision C.3.n, Cupertino will provide the following information in its annual reports.

- The name or other identifier, type of project, site acreage or square footage, and square footage of new impervious surface on all new development and significant redevelopment projects which meet the Group 1 and Group 2 definitions of C.3.c. For significant redevelopment projects, the square footage of land disturbance will be reported.

- The treatment BMPs used and numeric sizing criteria employed, the operation and maintenance responsibility mechanism including the responsible party, site design measures used, and source control measures required for projects that must implement treatment measures.

- A summary of the types of pesticide reduction measures required for those new development and significant redevelopment projects to be addressed under C.3.c and the percentage of such new development and significant redevelopment projects for which pesticide reduction measures were required.

Model reporting forms for this information are provided in Appendix 'F'.

DEFINITIONS

Administrative Project - An "administrative project" is a project that the public agency with jurisdiction merely has to determine conformity with applicable statutes, ordinances or regulations. Examples are electrical or plumbing work requiring a building permit or sign permit.

Discretionary Project - A "discretionary project" is a project that requires the exercise of judgment or deliberation when the public agency with jurisdiction decides to approve or disapprove a particular activity. Examples include rezoning, a general plan land use amendment, a use permit, an architecture and site approval and and a tentative map.

Group 1 Project –A commercial, industrial, or residential development that creates one acre (43,560 square feet) or more of impervious surface, including roof area, streets and sidewalks. This includes development of any type on public or private land, which falls under the planning and building authority of the City of Cupertino, where one acre or more of new or replaced impervious surface, collectively over the entire project site, will be created. Excluded are construction of single-family homes which are not part of a larger common plan of development (with the incorporation of appropriate pollutant source control and design measures), sidewalks, bicycle lanes, trails, bridge accessories, guardrails, and landscape features.

Group 2 Project-This definition is the same as that for the Group 1 Project, except that the size threshold of impervious area is 10,000 square feet or more.

Maximum Extent Practicable – An iterative process to control storm water quality through the cumulative effect of implementing, continuously evaluating, and making corresponding changes to a variety of technically and economically feasible BMPs that ensure the most appropriate controls are implemented in the most effective manner.

Stormwater Management Plan - A document describing how existing runoff characteristics will be affected by a Group 1 Project and containing measures for complying with the provisions of the City's Stormwater Pollution Prevention and Watershed Protection Ordinance.

Wet season – The period from October 1st to April 15, as defined in Section 16.08.020 of the City of Cupertino Municipal Code.

APPENDIX 'E'

CITY OF CUPERTINO

BMP O&M Inspection Program Information

- **BMP O&M Access database format** (working with SCVURPPP on this)
- **Sample BMP O&M inspection checklist(s)**
  - Biofiltration and Infiltration Facilities
  - Porous Pavement
  - Stormwater treatment vault
  - Miscellaneous Stormwater BMPs
- **Typical BMP O&M Notice of Violation letter**

CITY OF CUPERTINO
URBAN RUNOFF MANAGEMENT PROGRAM

Stormwater Treatment Vault Inspection Report Form

Date: _____ **Time:** _____

Project: _____

Address: _____

Inspector: _____ **Others Present :** _____
_____

As-built Plans Available? Y/N **Stormwater Management Plan Available? Y/N**

	Satisfactory	Unsatisfactory
1. Trash/Debris Accumulation		
Trash/debris accumulation < 1 cubic foot	_____	_____
No evidence of excessive oil and grease	_____	_____
2. Sedimentation and Erosion		
Sediment accumulation in treatment facility < 6" deep	_____	_____
3. Dewatering		
No evidence of standing water	_____	_____
No evidence of dry weather flow	_____	_____
No evidence of mosquito larvae	_____	_____
5. Structural Integrity		
Access cover can be opened by one person	_____	_____
No cracks >1/2" or evidence of soil entering through cracks	_____	_____
Baffles in good shape (no corrosion, cracking, warping)	_____	_____
Access ladder is in good shape (properly attached & aligned, no corrosion or missing rungs)	_____	_____
No evidence of outlet blockage	_____	_____

Explanation/Comments:

_____

_____

_____

_____

CITY OF CUPERTINO
URBAN RUNOFF MANAGEMENT PROGRAM

If any of the answers to the items on Page 1 are checked "unsatisfactory," a time frame shall be established for their correction or repair.

☐ **NO VIOLATIONS HAVE BEEN IDENTIFIED. THANK YOU FOR YOUR COOPERATION**

☐ **VIOLATIONS LISTED ABOVE SHALL BE CORRECTED BY _____.**

Facility repairs were indicated and completed. Site re-inspection is necessary to verify corrections.

☐ **SITE REINSPECTION WAS CONDUCTED ON _____.**

☐ **ALL VIOLATIONS HAVE BEEN CORRECTED. THANK YOU.**

Inspector's Signature: _____

CITY OF CUPERTINO
URBAN RUNOFF MANAGEMENT PROGRAM

INSPECTION REPORT FORM FOR BIOFILTRATION AND INFILTRATION FACILITIES[1]

Date: _____ **Time:** _____

Project: _____

Address: _____

Inspector: _____ **Others Present :** _____
_____

As-built Plans Available? Y/N **Stormwater Management Plan Available? Y/N**

	Satisfactory	Unsatisfactory
1. Trash/Debris Accumulation		
Treatment facilities clean of trash/other debris	_____	_____
Contributing drainage areas clean of trash/other debris	_____	_____
No evidence of excessive oil and grease	_____	_____
2. Sedimentation and Erosion		
Contributing drainage area is stabilized	_____	_____
No excessive accumulation of sediment in treatment facility (Depth< 2" for bioswales and buffers, <20% of facility depth for biofiltration. Infiltration facilities should be clean)	_____	_____
No sediment deposition adjacent to facility	_____	_____
If sump used, it should be < 50% full of sediment	_____	_____
No evidence of flows causing erosion/scouring in facility	_____	_____
3. Vegetation		
Mowing is adequate (grass < 6" high)	_____	_____
Vegetation is healthy and coverage is adequate	_____	_____
Plants are as shown on plans	_____	_____
No placement of inappropriate plants or structures	_____	_____
No nuisance vegetation	_____	_____
4. Dewatering		
No evidence of standing water	_____	_____
No evidence of dry weather flows	_____	_____
No evidence of mosquito larvae	_____	_____
5. Check dams/energy dissapators		
No evidence of water going around flow structures	_____	_____
No erosion just downstream of flow structures	_____	_____
6. Outlets/Overflow Structures		
Good condition, no need for repair	_____	_____
No evidence of blockage	_____	_____

[1] May include, but are not limited to, infiltration trenches and basins, retention/microdetention basins, bioswales, and buffer strips

CITY OF CUPERTINO
URBAN RUNOFF MANAGEMENT PROGRAM

Explanation/Comments:

_____

_____

_____

_____

_____

If any of the answers to the items on Page 1 are checked "unsatisfactory," a time frame shall be established for their correction or repair.

☐ **NO VIOLATIONS HAVE BEEN IDENTIFIED. THANK YOU FOR YOUR COOPERATION**

☐ **VIOLATIONS LISTED ABOVE SHALL BE CORRECTED BY _____.**

Facility repairs were indicated and completed. Site re-inspection is necessary to verify corrections.

☐ **SITE REINSPECTION WAS CONDUCTED ON _____.**

☐ **ALL VIOLATIONS HAVE BEEN CORRECTED. THANK YOU.**

Inspector's Signature: _____

CITY OF CUPERTINO
URBAN RUNOFF MANAGEMENT PROGRAM

Porous Pavement Inspection Report Form

Date: _____ **Time:** _____

Project:_____

Address: _____

Inspector: _____ **Others Present :** _____
_____

As-built Plans Available? Y/N **Stormwater Management Plan Available? Y/N**

	Satisfactory	Unsatisfactory
1. Trash/Debris Accumulation		
Porous pavement clean of trash/other debris	_____	_____
No evidence of excessive oil and grease	_____	_____
2. Sediment Accumulation		
Area clean of sediments	_____	_____
3. Structural Condition		
No evidence of surface or subsurface failure	_____	_____
4. Dewatering		
No evidence of ponding on porous paving	_____	_____

Explanation/Comments:

_____

If any of the answers to the items on Page 1 are checked "unsatisfactory," a time frame shall be established for their correction or repair.

☐ **NO VIOLATIONS HAVE BEEN IDENTIFIED. THANK YOU FOR YOUR COOPERATION**

☐ **VIOLATIONS LISTED ABOVE SHALL BE CORRECTED BY _____.**

Facility repairs were indicated and completed. Site re-inspection is necessary to verify corrections.

☐ **SITE REINSPECTION WAS CONDUCTED ON _____.**

☐ **ALL VIOLATIONS HAVE BEEN CORRECTED. THANK YOU.**

Inspector's Signature: _____

CITY OF CUPERTINO
URBAN RUNOFF MANAGEMENT PROGRAM

INSPECTION REPORT FORM FOR MISCELLANEOUS STORMWATER TREATMENT BMPS[1]

Date: _____ **Time:** _____

Project: _____

Address: _____

Inspector: _____ **Others Present :** _____
_____

As-built Plans Available? Y/N **Stormwater Management Plan Available? Y/N**

	Satisfactory	Unsatisfactory
1. Trash/Debris Accumulation		
Treatment facilities clean of trash/other debris	_____	_____
Contributing drainage areas clean of trash/other debris	_____	_____
No evidence of excessive oil and grease	_____	_____
2. Sedimentation and Erosion		
Contributing drainage area is stabilized	_____	_____
No excessive accumulation of sediment in treatment facility	_____	_____
No sediment deposition adjacent to facility	_____	_____
If sump used, it should be < 50% full of sediment	_____	_____
No evidence of flows causing erosion/scouring in facility	_____	_____
3. Vegetation		
Vegetation is healthy and coverage is adequate	_____	_____
Plants are as shown on plans	_____	_____
No placement of inappropriate plants or structures	_____	_____
No nuisance vegetation	_____	_____
4. Dewatering		
No evidence of standing water	_____	_____
No evidence of dry weather flows	_____	_____
No evidence of mosquito larvae	_____	_____
5. Structural Integrity		
No cracking, corrosion or other structural failure	_____	_____
No evidence of water going around structures	_____	_____
No erosion just downstream of structures	_____	_____
6. Outlets/Overflow Structures		
Good condition, no need for repair	_____	_____
No evidence of blockage	_____	_____

[1] Miscellaneous BMPs may include, but are not limited to roof gardens, roof drainage controls, and media filters

CITY OF CUPERTINO
URBAN RUNOFF MANAGEMENT PROGRAM

List types of Stormwater BMPs Inspected:

_____

_____

_____

_____

_____

Explanation/Comments:

_____

_____

_____

_____

If any of the answers to the items on Page 1 are checked "unsatisfactory," a time frame shall be established for their correction or repair.

☐ **NO VIOLATIONS HAVE BEEN IDENTIFIED. THANK YOU FOR YOUR COOPERATION**

☐ **VIOLATIONS LISTED ABOVE SHALL BE CORRECTED BY _____.**

Facility repairs were indicated and completed. Site re-inspection is necessary to verify corrections.

☐ **SITE REINSPECTION WAS CONDUCTED ON _____.**

☐ **ALL VIOLATIONS HAVE BEEN CORRECTED. THANK YOU.**

Inspector's Signature: _____

City of Cupertino

FY 04- 05 Annual Report

Attachment J

Construction Inspection

Santa Clara Valley Urban Runoff Pollution Prevention Program
FY 2004-2005 Annual Report: New and Redevelopment Requirements

Cupertino

Activity	Permit Item Source	FY04-05 Tasks	Status / Comments	Due Date (mo/yr)	Responsible Party
NEW DEVELOPMENT AND CONSTRUCTION CONTROLS –CONSTRUCTION SITE INSPECTION					
Inspection Tracking	Const PS-5	City will include a summary of the year's written inspection notices and follow-up actions in each year's annual report.	The City uses a computer database to collect and track compliance activities. The inspection summaries for FY 04-05 are attached immediately following this section.	Ongoing	Public Works Engineering
Staff training	Const PS-6	Hold annual training for building dept. and public works staff.	The Public Works Inspector and 2 Building Inspectors attended a workshop on Construction Site Planning and Management put on by the SCVURPPP/Regional Board on 10/12/04. Bldg. Inspectors attended an in-house training on 6/14/05 that included a review of construction BMPs.	11/04	Public Works Engineering
Effectiveness Evaluation	Const PS-8	Review and evaluate the effectiveness of city efforts.	The two inspectors that have conducted the construction inspections have noted the following challenges and trends: BMPs are used in the field, but at times are not quite adequate to be effective (i.e. not enough rock at a construction entrance); another inspector notices more problems with homeowners and small contractors in contrast with large contractors that have equipment and resources to take care of problems immediately (i.e. street sweeping equipment).	9/04 AR and ongoing	Public Works Dept.

CUPERTINO
Summary of Construction Inspections
7/1/04 – 6/30/05

	Date	Inspector	Resolved	Facility Name	Address	Incident Reporting Source	Incident Type	Incident Source	Enforcement Action
1	7/6/2004	Squarcia	Yes		20571 Scofield Dr.	Illicit discharge inspectors	storm drain inlet protection	Construction Sites	Warning Notice
2	8/30/2004	Rieden	Yes	Saran Gardens	Rainbow at DeAnza	Illicit discharge inspectors	erosion control	Construction Sites	Verbal Notice
3	9/8/2004	Squarcia	Yes	1601 Jamestown	1601 Jamestown Drive	Illicit discharge inspectors	inadequate BMPs	Construction Sites	Warning Notice
4	9/9/2004	Squarcia	Yes	Elephant Bar	19780 Stevens Creek Blvd	Illicit discharge inspectors	inadequate BMPs	Construction Sites	Warning Notice
5	9/16/2004	Squarcia	Yes	Metro Cupertino	10800 N. Wolfe Rd.	Illicit discharge inspectors	inadequate BMPs	Construction Sites	Verbal Notice
6	9/28/2004	Rieden	Yes		Torre Avenue	Interdepartmental	erosion control	Construction Sites	Verbal Notice
7	10/15/2004	Rieden	Yes	10950 Stevens Canyon Rd	10950 Stevens Canyon Rd	Illicit discharge inspectors	erosion control	Construction Sites	Verbal Notice
8	10/15/2004	Rieden	Yes	22810 Mercedes Rd	22810 Mercedes Rd	Citizen Complaints	erosion control	Construction Sites	Warning Notice
9	10/19/2004	Squarcia	Yes	Linda Lane	875 Brent	Illicit discharge inspectors	inadequate BMPs	Construction Sites	Warning Notice
10	10/19/2004	Squarcia	Yes	18660 Barnhart Ave.	Barnhart Ave	Illicit discharge inspectors	inadequate BMPs	Construction Sites	Warning Notice
11	10/20/2004	Squarcia	Yes	18630 Cynthia	18630 Cynthia	Illicit discharge inspectors	inadequate BMPs	Construction Sites	Warning Notice

	Date	Inspector	Resolved	Facility Name	Address	Incident Reporting Source	Incident Type	Incident Source	Enforcement Action
12	10/21/2004	Squarcia	Yes	10781 Johnson Ave.	10781 Johnson Ave.	Illicit discharge inspectors	inadequate BMPs	Construction Sites	Warning Notice
13	11/3/2004	Squarcia	Yes	1894 Barnhart Ave.	1894 Barnhart Ave.	Illicit discharge inspectors	inadequate BMPs	Construction Sites	Warning Notice
14	11/9/2004	Squarcia	Yes	10285 Wunderlich	10285 Wunderlich	Illicit discharge inspectors	inadequate BMPs	Construction Sites	Warning Notice
15	11/9/2004	Squarcia	Yes	10430 Stern	10430 Stern	Illicit discharge inspectors	inadequate BMPs	Construction Sites	Warning Notice
16	11/10/2004	Squarcia	Yes	1097 Hunterston	1097 Hunterston	Illicit discharge inspectors	inadequate BMPs	Construction Sites	Warning Notice
17	12/1/2004	Squarcia	Yes	Sutton Swim School, Bandley Dr.	10455 Bandley Dr.	Illicit discharge inspectors	storm drain inlet protection	Construction Sites	Warning Notice
18	12/8/2004	Squarcia	Yes	residential	22333 Stevens Creek Blvd	Illicit discharge inspectors	inadequate BMPs	Construction Sites	Warning Notice
19	12/9/2004	Squarcia	Yes	residential	19110 Meiggs	Illicit discharge inspectors	inadequate BMPs	Construction Sites	Warning Notice
20	12/10/2004	Rieden	Yes	Santoro Residence	21951 Lindy Ln	Citizen Complaints	erosion control	Construction Sites	Verbal Notice
21	12/13/2004	Rieden	Yes		11477 Lindy Pl	Illicit discharge inspectors	erosion control	Construction Sites	Verbal Notice
22	12/20/2004	Squarcia	Yes	residence	10581 Castine	Illicit discharge inspectors	inadequate BMPs	Construction Sites	Warning Notice
23	3/31/2005	Rieden	Yes	Lindy Lane	Lindy Lane	Illicit discharge inspectors	un-stabilized construction entrance	Construction Sites	Verbal Notice
24	4/28/2005	Rieden	Yes	Town Center	De Anza at Town Center Ln	Interdepartmental	erosion control	Construction Sites	Verbal Notice
25	5/4/2005	Rieden	Yes	Sam Lawson Middle School	Vista @ Merritt	Interdepartmental	erosion control	Construction Sites	Verbal Notice

	Date	Inspector	Resolved	Facility Name	Address	Incident Reporting Source	Incident Type	Incident Source	Enforcement Action
26	6/2/2005	Squarcia	Yes	10133 S. De Anza Blvd.	10133 S. De Anza Blvd.	Illicit discharge inspectors	inadequate BMPs	Construction Sites	Warning Notice
27	6/6/2005	Squarcia	Yes	Taylor Woodrow @ R-1, 10281 Torre Ave.	10281 Torre Ave.	Illicit discharge inspectors	inadequate BMPs	Residential	Warning Notice
28	6/9/2005	Squarcia	Yes	11117 Linda Vista	11117 Linda Vista	Illicit discharge inspectors	inadequate BMPs	Construction Sites	Warning Notice
29	6/27/2005	Squarcia	Yes	Civic Park	Torre Ave, Town Center	Illicit discharge inspectors	inadequate BMPs	Construction Sites	Warning Notice

Construction Inspection Incident Summary:

Inadequate BMPs	18
Erosion control	8
Storm drain inlet protection	2
Un-stabalized construction entrance	1
Total Incidents	**29**

Summary of Construction Inspections by Enforcement Action

7/1/2004 — 6/30/2005

Cupertino	Enforcement Action	Total
	Verbal Notice	10
	Warning Notice	19
	Total:	**29**
	Grand Total	**29**

Summary of Construction Inspections by Incident Source

7/1/2004 — 6/30/2005

Cupertino	Incident Source	Number of Incidents
	Residential	1
	Construction Sites	28
	Total:	**29**
	Grand Total	**29**

Summary of Construction Inspections by Incident Type

7/1/2004 — 6/30/2005

Cupertino	Incident Type	Number of Incidents
	erosion control	8
	inadequate BMPs	18
	storm drain inlet protection	2
	un-stabilized construction entrance	1
	Total:	**29**
	Grand Total	**29**

Summary of Construction Inspections by Report Source

7/1/2004 — 6/30/2005

Cupertino	Report Source	Number of Incidents
	Illicit discharge inspectors	24
	Interdepartmental	3
	Citizen Complaints	2
	Total:	**29**
	Grand Total	**29**

City of Cupertino

FY 04- 05 Annual Report

Attachment K

Pesticide Management Activities

Santa Clara Valley Urban Runoff Pollution Prevention Program
FY 2004-2005 Annual Report—Pest Management

Cupertino

Program Work Plan Task	Task Description	Status / Comments	Due Date (mo/yr)	Responsible Party
I. Municipal Pesticide Use				
Goal I.A. *Eliminate all unnecessary municipal pesticide use (particularly organophosphate (OP) pesticide use) and implement Integrated Pest Management (IPM) techniques.*				
I.A.1	Track pesticide use on municipally owned property. (PS #9). The results are reported in the AR.	City has collected information on pesticide use from four groups that apply pesticides on city property: • Streets Dept. (on medians) • Parks Dept. (In the parks) • Facilities maintenance (grounds surrounding city buildings) • Golf course Some of these depts. are now simply submitting copies of the monthly County Ag reports or their own information (instead of the use form that the city prepared). This seems to be adequate at this time (with the additional information about the type of pest that is being controlled). No organophosphates pesticides are being used.	On-going	Corp Yard Supervisor & Director, Park & Rec
I.A.3	Continue to refine and implement SOPs and BMPs for implementing the IPM policy. (PS #3).	The city has developed pest-specific and location-specific SOPs for pest management operations at city facilities. Any updates take place on an ongoing basis.	On-going	Corp Yard Supervisor & Director, Park & Rec
I.A.5	Continue to ensure that any contractor employed to conduct pest control and pesticide application on municipal property engages in pest control methods consistent with the IPM policy adopted by the agency (PS #6).	The city employs two contractors for pest management: 1. RPM Complete Pest Service (for structural and building grounds control): The principal has completed the SOPs that he follows when controlling ants, rats, and cockroaches. His work	On-going	Corp Yard Supervisor & Director, Park & Rec

Cupertino

Program Work Plan Task	Task Description	Status / Comments	Due Date (mo/yr)	Responsible Party
		will continue to be monitored by the city's Facilities Supervisor. 2. Professional Turf Management (contractor for maintenance of the golf course grounds). Specific IPM requirements are called out in the contract. Their work will continue to be monitored by the city's Recreation Supervisor at Blackberry Farm Golf Course. Pest-specific SOPs have been jointly established by the contractor, the city's in-house Pest Control Advisor, city Environmental staff, and the city's Recreation Supervisor An overview of SOPs takes place during annual discussions/meetings between city staff and contractors and updates take place on an ongoing basis.		
I.A.6	Conduct annual, city facility search of chemical storage areas for pesticides no longer legal for application, and properly dispose of them. (PS #10)	City staff conducted their annual search and no illegal pesticides were found.	Annually, in July.	Corp Yard Supervisor & Director, Park & Rec
MM I.A.1.	Document completion of tasks in annual reports. Use pesticide-tracking process to document pesticide use.	A summary report on pesticide use is included, following this document. It compares use in FY 03-04 and FY 04-05.	In 04-05 AR, annually	Corp Yard Supervisr & Dir, Park & Rec & Envt'l Div

Santa Clara Valley Urban Runoff Pollution Prevention Program
FY 2004-2005 Annual Report—Pest Management

Cupertino

Program Work Plan Task	Task Description	Status / Comments	Due Date (mo/yr)	Responsible Party
Goal I.B. *Raise awareness of all municipal employees and train employees who apply pesticides for the municipality about the municipality's IPM Policy and/or IPM techniques as appropriate.*				
I.B.1	Ensure that employees who apply pesticides for the agency obtain the appropriate County Ag and DPR-required training (PS #5a).	Included in "Pest Management Training FY 2004-2005," attached.	Spring 2005, annually	Corp Yard Supervisor & Director, Park & Rec
I.B.2	Provide annual training on the IPM Policy, SOPs, and BMPs, and the latest IPM techniques to employees within departments responsible for pesticide application (PS #5b).	This was covered in the trainings/meetings held on 4/24/05, 6/6/05 and 6/14/05 with staff. Additionally, affected staff is trained individually by the city's PCA when specific pest problems occur. See "Attachment N" Staff Training Summary Table.	4/05, annually	Corp Yard Supervisors & Director, Park & Rec & Envt'l Div
I.B.3	Annually inform employees who are not authorized to apply pesticides, that they cannot use over-the-counter pesticides in the workplace (PS #5c)	This subject was covered in the 4/24/05 training.	Spring 05	Envt'l Div
MM I.B.1.	Document and evaluate effectiveness of annual staff training.	From discussions with the city PCA and contract PCA, the industry trend is definitely toward IPM, and this is what is discussed in their professional meetings and trainings. The city's PCA (streets supervisor) and grounds supervisor attended the 2nd Annual Regional IPM Conference in Oakland CA June 14, 2005 sponsored by the County. In meetings with staff and contractors, they are all well aware of the city's IPM policy and have conveyed examples of IPM practices in the field such as baiting, mulching, and replacing plants with pest resistant plants. Staff is continuing to work with contractors to improve the flow of information for reporting and to	Annually in AR	Envt'l Div

Cupertino

Program Work Plan Task	Task Description	Status / Comments	Due Date (mo/yr)	Responsible Party
		ensure policies and SOPs are followed as written.		
II. Public Education and Outreach *Goal II.A. Increase awareness of IPM so target audiences recall less toxic pest management messages and adopt IPM behaviors. Target audiences include residential pesticide users, professional pest control businesses, customers of professional pest control businesses, pesticide retailers, school districts, and other special districts (PS # 7).*				
II.A.1	Assist with local implementation of the Watershed Education & Outreach (WE&O) Campaign[1], which will target the general public and include messages about less-toxic pest control and proper disposal.	City staff continues to participate in the WE&O group. The city's website has a link to the Watershed Watch campaign website. The Program conducted advertising in 04-05. The Program has decided to extend this campaign through FY 05-06. An RFP was released in July 05 for WE&O contract services beginning in FY 06-07.	FY 01-02 through FY 05-06	Envt'l Div
II.A.2	Assist Prgm in developing simple, effective, targeted messages regarding proper pesticide use and disposal, effects on water quality, and IPM.	Staff continues to review new fact sheets and ads.	As review of new pieces is needed.	Envt'l Div
II.A.4	Identify and attend local community events and distribute outreach material. 1. Distribute literature at Backyard Compost workshops 2. Install an IPM-products and literature display in the Community Ctr. for 2 wks	Literature is stocked and available for compost teachers (5 workshops held in Cupertino in 04-05). Staff continues to stock IPM factsheets at the Community Ctr. and the city library, "Pest Bugging You?", Grow It Guides, and Bay Begins at City Hall.	1. At 5 workshops/yr 2. 5/06	Envt'l Div
II.A.6	Review existing city web link, on the Cupertino city website, to any IPM website developed by the WE&O campaign.	The city website has a web link to the Watershed Watch campaign website.	Review annually	Envt'l Div

[1] Funded by all Co-permittees in FY 01-02.

Santa Clara Valley Urban Runoff Pollution Prevention Program
FY 2004-2005 Annual Report—Pest Management

Cupertino

Program Work Plan Task	Task Description	Status / Comments	Due Date (mo/yr)	Responsible Party
II.A.9	Continue to fund BASMAA Regional Media Relations Campaign[2] featuring pitches to Bay Area media and responses to breaking news on pesticide-related topics.	Program funds BASMAA baseline projects, including Regional Media Relations Campaign.	Ongoing	N.A.
II.A.10	City staff to provide IPM-related press releases to local media—using Program generated materials	An IPM-related article appeared in the city newsletter, the Scene about pest specific fact sheets available in the May issue.	Annually, in Spring, as appropriate	Envt'l Div
II.A.12	Continue to assist with implementation of local components of a "Pesticide User Outreach" project targeting residential and commercial users (see Program FY 04-05 Work Plan).	City staff will continue to provide support to Program staff for the retail nursery IPM outreach.	Ongoing Complete annually	Envt'l Div
II.A.13	Inform local elementary and high school districts, and local sanitary district, of any pertinent opportunities for IPM training.	Nareesh Duggal of Santa Clara County contacts these groups as trainings become available.	As future wrkshops are announced.	Envt'l Div
II.A.14	Internal outreach on IPM to encourage employees to use IPM techniques away from work: 1. Set up display of less-toxic products and IPM literature at Corporation Yard and City Hall. 2. Distribute IPM fact sheets electronically to city employees through e-mail.	City staff set up a literature display in May for city employees at city hall and the corporation yard. An email was sent to all employees about the display and to provide a link to the IPM fact sheets on the Watershed Watch website.	5/05	Envt'l Div
MM II.A.1.	Document or estimate numbers of residents reached by outreach efforts and media advertising	Articles in the city's monthly newsletter (The Scene) are reportedly read by 87% of residential households, or about 16,677 households. (The city performs a telephone survey every 3 years). One article has been published in the newsletter in FY 04-05.	Annually, for AR	Envt'l Div

[2] Funded by all Co-permittees each year.

Cupertino

Program Work Plan Task	Task Description	Status / Comments	Due Date (mo/yr)	Responsible Party
		It appears, hundreds of each type of IPM factsheets have been taken from our displays in the Community Center and the city library.		
Goal II.B. *Educate pesticide retailers and consumers about less toxic pest control products and promote the sale of such products.*				
II.B.1	Continue to fund and participate in the BASMAA Regional IPM Partnership	Program funds BASMAA baseline projects, including Regional IPM Partnership.	Ongoing	Envt'l Div
II.B.2	Continue to support the IPM Store Partnership Program.	Two nurseries participate in Cupertino. Nursery employee training provided by Program contractor, Annie Joseph. Re-stocking visits are provided by Stormwater Program staff.	Annually. In Spring 05	Envt'l Div
MM II.B.1.	Assist Program in documenting number of participating stores, materials distributed, employees trained, and cost-effectiveness of the IPM Store Partnership Program.	Will be evaluated by Program staff. Two stores participate in Cupertino; Summerwinds and Yamagami's. Training was conducted for Summerwinds employees in February.	Annually	Envt'l Div

Santa Clara Valley Urban Runoff Pollution Prevention Program
FY 2004-2005 Annual Report—Pest Management

Cupertino

Program Work Plan Task	Task Description	Status / Comments	Due Date (mo/yr)	Responsible Party
III. Pest Control Operators (PCOs)				
***Goal III.A**. Minimize pesticide use by PCOs contracted for structural pest control and landscape maintenance.*				
III.A.4	Require PCOs contracted for municipal applications to use pest control methods consistent with the municipality's IPM policy (through contract specifications). Specifically, require contractors to: a) follow the agency's IPM policy, BMPs, and SOPs; b) provide evidence of current IPM training, when feasible; and c) provide documentation of pesticide use on agency property to the agency in a timely manner (PS#6).	IPM-specific specifications are included in the contract for our city's golf course maintenance contractor (as of Jan '02), An overview of the IPM policy, BMPs and SOPs takes place during annual discussions/meetings between city staff and contractors. The golf course contractor provided a list of training classes, see "Pest Management Training" following this section. The contractor has assured the City that IPM is covered in these seminars and meetings.	On-going Golf course employee annual training info submitted to the city in July	Corp Yard Supervisor & Director, Park & Rec & Envt'l Div
MM III.A.1.	Document pesticide use by PCOs on municipal property. City will strive, over time, to resolve difficulties associated with reporting use by contractors and lease holders, and other data collection limitations.	Pesticide use forms have been submitted to the city's Environmental Div for consolidation. See pesticide use report summary, following this section.	In the Annual Report	Corp Yard Supervisor & Director, Park & Rec
***Goal III.B.** Require all PCOs to implement Best Management Practices (BMPs).*				
III.B.2	Require PCOs contracted by municipalities to implement BMPs through contract specifications.	See III.A.4, above.	Ongoing	Corp Yard Supervisor & Dir. Park & Rec
MM III.B.1.	Document efforts to complete the above actions.	See III.A.4, above.	In the Annual Report	Corp Yard Supervisor & Dir. Park & Rec

Cupertino

Program Work Plan Task	Task Description	Status / Comments	Due Date (mo/yr)	Responsible Party
IV. Commercial Businesses ***Goal IV.A.*** *Determine the extent of commercial business employees' use of pesticides (i.e., pesticide applications not performed by a licensed PCO) and conduct appropriate outreach regarding less toxic pest management.*				
IV.A.2	Assist in implementation of education programs that target commercial businesses, per recommendations developed in Program work plan—with restaurant focus.	Commercial business IPM outreach currently includes: restaurants, retail nurseries, and new development: The Program has provided the County Health Dept. restaurant inspectors with copies of "Don't Set a Table for Pests" brochure that inspectors are distributing to new or remodeled food facilities throughout the County. In Cupertino, outreach to restaurants is performed by County Health inspectors (through an agreement between the city and the Health Dept.) The city's nonpoint source inspector also inspects restaurants as needed and distributes brochures as needed. The Program's retail IPM training contractor held a training for Summerwinds nursery in Cupertino. The Program's Pest-Resistant Plant List is included in the City's development applicant information packet (as of July 2002).	FY 04-05	Envt'l Div
MM IV.A.1.	Document outreach efforts targeting businesses.	The County Health inspectors visited 263 food facilities in Cupertino and conducted 689 inspections. It is assumed, that through training, the inspectors know to distribute outreach materials as needed.	Annually in AR	Envt'l Div

Cupertino

V. Household Hazardous Waste Collection

Goal V.A. *Provide pesticide disposal services through household hazardous waste (HHW) collection programs for all residents and small businesses, and encourage use of these programs.*

V.A.1	Ensure that adequate pesticide disposal services exist for residents and conditionally exempt small quantity commercial generators.	Adequate services are available; the City participates in the Countywide HHW program.	Ongoing	Envt'l Div
V.A.3	Work with HHW collection agencies to support, enhance, and help publicize programs for proper pesticide disposal (PS #7).	The city is working with the County HHW program on developing and publicizing their programs. See PI/P outreach chart for specific complementary outreach.	Ongoing	Envt'l Div
V.A.5	Provide hazardous waste disposal information to residents, through 3-4 city newsletter articles, 3 ads in local newspaper, flyers at city library, community center, and City Hall.	City uses articles in the city's monthly newsletter, ads in the local newspaper, displays in the community center, and flyers in the library and community center, to advertise the HHW and small business hazardous waste disposal programs. See PI/P chart.	Periodically	Envt'l Div

Cupertino

Program Work Plan Task	Task Description	Status / Comments	Due Date (mo/yr)	Responsible Party
MM V.A.1.	Document that household hazardous waste collection programs adequately serve residents and businesses and that any exchange programs do not exchange organophosphate or banned pesticides.	The city currently provides enough funding to the County HHW program to service the disposal needs of over 1,000 households (or 5% of the residential households in the city). The county HHW program does not re-distribute any organophosphate or banned pesticides.	Annually.	Envt'l Div
VII. New Development ***Goal VII.A*** *Minimize pesticide use at new and redevelopment sites.*				
VII.A.2	Consider pest-resistant landscaping and design features in the design, landscaping, and environmental reviews of proposed development projects. (C.9.d.ii.).	All applicants for a development permit are given information on pesticide-resistant plants. Starting in 6/04, each applicant is also given the SCVURPPP brochure, *Landscape Maintenance Techniques for Pest Reduction*, and the City's list of pesticide control measures (based on the SCVURPPP's model pesticide control conditions of approval) to be incorporated into the site design. City's Permanent BMP Selection Matrix includes reference to pest-resistant plantings.	Ongoing	Envt'l Div & Planning Dept.
VII.A.4	Collect information and report a summary of types of pesticide reduction measures required for development projects and the percentage of projects for which pesticide reduction measures were required. (C.3.n.5)	All projects (100%) are given a copy of the document "Pesticide Control Measures for Development Projects", listing six different control measures. Starting in June, 2005 planners will be including a new COA for all Group 1 projects requiring a landscaping plan to include pesticide reduction measures.	Ongoing	Envt'l Div & Planning Dept.

Santa Clara Valley Urban Runoff Pollution Prevention Program
FY 2004-2005 Annual Report—Pest Management

Cupertino

Program Work Plan Task	Task Description	Status / Comments	Due Date (mo/yr)	Responsible Party
MM VII.A.1.	Summarize types of pesticide reduction measures required (such as by conditions of approval) for new development and significant redevelopment projects, and the percentage of new development and significant redevelopment projects for which pesticide reduction measures were required. (C.3.n.)	See VII.A.4, 100% of projects receive Pesticide Control Measures and now the COA.	Annually, in AR	Envt'l Div & Planning Dept.

Santa Clara Valley Urban Runoff Pollution Prevention Program
FY 2004-2005 Annual Report—Pest Management

Cupertino

Program Work Plan Task	Task Description	Status / Comments	Due Date (mo/yr)	Responsible Party
VIII. Monitoring and Science				
Goal VII.A. *Participate in coordinated monitoring efforts to support pesticide TMDL development and implementation.*				
VIII.A.1	Continue financial support of the Regional Monitoring Program (RMP) through city contribution to Program budget.	The city continues to provide financial support through the annual assessment.	Annually	Envt'l Div
X. Review and Revision of Work Plan				
Goal X.A. *Implement a work plan that includes appropriate goals, actions, and monitoring mechanisms to reduce pesticide-related toxicity in urban runoff.*				
X.A.1.	Review and continuously improve the goals, actions, and monitoring mechanisms of the work plan considering results of self-evaluations, comments from Regional Board staff and other interested parties, and results of local performance review meetings, if any.	The Pesticide Work Plan was not revised in FY 04-05. There were no comments from Regional Board staff.	Annually	Envt'l Div
MM X.A.1.	Revise work plan to include any continuous improvement items. Report on completion of work plan tasks in Annual Report.	No continuous improvement items were identified by the RWQCB for Cupertino.	Annually; submit work plan updates in March. AR submitted in Sept.	Envt'l Div

FY 2004-2005 Annual Report
Cupertino

Pest Management Training 2004-2005

Cupertino employees:

Qualified Applicators Certified

The following Cupertino employees are Qualified Applicators Certified (they are members of the Pesticide Applicators Professional Association, who keeps track of the 20 hours of required training necessary in a two-year period.):
Bill Bridge, Shawn Tognetti, John Bisely, Karl Olsen, Mike Laitila, Chris Mertens, Brian Gathers, Cliff Mabutas, Gordon Jensen, John Hetland, Marc LaBrie, Mike Drake, Peter Arnst, Russ Polito, Mike Loomis, Cindy Martinez, Roger Winslow, Todd Hembree, Brad Alexander, Abe Cariaga, Ralph Garcia, Richard Garcia, Robert Hook, Angel Lopez, Diane Mahan, Jesus Moreno, Theodore Tefft, Peter Terada, Leonard Walton

Cupertino's Pest Control Advisor

The city's Pest Control Advisor, Diane Mahan, attended the following recent training sessions in FY 04-05. The PCA is a member of the California Association of Pest Control Advisors, who keeps track of the 40 hours of required training necessary in a two-year period.

7/28/04	PAPA Pesticide Application Seminar, San Jose
8/23/04	Protecting Families, Resources
9/14/04	Tree Care Symposium
12/9/04	PAPA Pesticide Application Seminar, San Jose
1/1/05	San Jose Field Day 2005
1/1/05	Aquatic Workshop

City contractors:

The city's structural pest control contractor, Keith Reuter, of RPM, attends monthly meetings of the Pest Control Operators Association of CA where discussions of IPM take place. He also attends training to satisfy the Structural Pest Control Board training requirements to maintain his license.

The city's Golf Course maintenance and pest control contractor, Professional Turf Management, has a PCA, Don Naumann, who is required to have 40 hours of training in a two-year period. He has attended the following training sessions.

11/08/04	Spreading Branches Managing
1/26/05	Controlled Release Fertilizer
3/21/05	USGA/NCGA Green Section Mtg
4/12/05	Turf Insect ID & Developing Sp

Pesticide Use Summary FY 04-05

IPM Policy:
On October 7, 2002 the City of Cupertino adopted an IPM policy that calls for city employees and city contractors to use reduced-risk Integrated Pest Management techniques, giving preference to reasonably available non-pesticide alternatives, and reduced-risk pesticides. Each Department, that is responsible for pest control, will develop a plan to ensure the long-term prevention or suppression of pest problems, while reducing or eliminating the need for chemical pest controls (to the maximum extent feasible), with minimum negative impact on human health, non-target organisms, and the environment.

Guidelines for Chemical Treatment:

- If corrective action is necessary, select non-chemical physical and biological treatments before choosing chemical treatments, wherever possible.
- Use products that are included in the City of San Francisco's "Reduced Risk Pesticide List", wherever possible. If a chemical product is not on that list, consult with the city's Pest Control Advisor to discuss its use.
- Favor the use of bait stations over sprayed or broadcasted pesticide applications.
- City staff and city contractors should avoid the use of Toxicity Category I pesticides (the label's signal word is "Danger").
- No products containing Clopyralid, Diazinon or Chlorpyrifos (Dursban) can be used by city staff or a city contractor on city property or property maintained by the city.

SOPs:
Pest-specific and site-specific Standard Operating Procedures have been established for all typical pest control situations.

Availability of data on pesticides used:
Stormwater staff consolidated the pesticide use data. A summary table follows this section.

Changes in city pesticide use:

- City crews are chipping tree limb trimmings and using for mulch to keep weeds down in parks on dirt areas. In these areas, spraying is not necessary. A new trail is maintained by using all chips from the site, none are disposed.
- The City's Contractor for the golf course at Blackberry Farm reported culturally using organic fertilizers, vertically mowing to break up disease patterns, using less nitrogen so less disease and less watering. He is using bark chips and compost for weed control under trees as well as using compost with an organic fertilizer on the tees.
- City's Contractor has replaced many Monterey Pine trees on the golf course with native California redwood, because they are pest resistant.
- The City's Contractor reported killing weeds around the lake at the golf course by lowering the water level and using a weed eater.

Continued IPM practices:

- Chlorpyrifos, Clopyralid, and Diazinon are no longer used.
- City does not use copper algaecides in the pond at the golf course.
- The city is awaiting the results of a pilot at the Presidio in San Francisco to see if English Daisy can be successfully controlled by Dow 565 (still not legal). Reportedly, registration costs are high.
- The city is hand-pulling English Daisies on greens only. In FY 04-05 they have virtually eliminated English Daisy growth.
- City crews are using less herbicide on school property since installing drip irrigation systems.
- Pentachloronitrobenzene (in Scotts's FFII) (not on the SF list) use will be permitted on the golf course greens in the short-term for pink show mold control. This fungicide is specific to pink snow mold. We currently prefer its limited use to the use of a more broad-spectrum fungicide such as Heritage (on the SF list). Other alternatives will continue to be researched.
- Thiophanate-methyl (on the SF list) (in Scotts ProTurf Systemic Fungicide) may be used for fungus control on the golf course greens against Dollar Spot and works on pink snow mold.
- The Pentachloronitrobenzene and the Thiophanate-methyl are rotated to eliminate pest resistance.
- The golf course contractor will continue to use canola oil instead of petroleum oil as a pesticide sticker.
- Roundup (Glyphosate) (on the SF list) continues to be the pesticide used in the greatest quantity on city property.

Annual Product Use, City-wide
FY 04-05

The following table.summarizes the use of specific pesticide products on city property in the fiscal years 03-04 and 04-05.

These totals combine data from all Divisions.

Active Ingredient	Target Pest	In SF list?	Locations	FY 03-04	FY 04-05
Aluminum Phosphide:	Rodents	No	Parks	.0094 lb	.0363 lbs
Cyfluthrin:	Ants	Yes	Facilities	1.63 oz	3.36 oz
Deltamethrin	Pests	No	Facilities		.19 oz
Dithiopyr:	Weeds	No	Medians	1 lb	3.14 lbs
Fipronil:	Ants	Yes	Facilities	.36 oz	.36 oz
Glyphosate	Weeds	Yes	Various	218.36 lbs	138.01 lbs
Halosulfuron-methyl	Weeds	No	Golf		1.055 oz.
Isoxaben	Weeds	No	Medians	9.56 lbs	16.5 lbs
Oryzalin (Surflan)	Weeds	No	Medians	143.17 lbs	126.8 lbs
Pendimethalin	Weeds	Yes	Parks	.15 lb	.15 lb
Pentachloronitrobenzene	Fungus	No	Golf		46.35 lbs
Quinclorac	Weeds	No	Golf		.55 oz
Triadimefon	Fungus	No	Golf		.83 lbs
Thiophanate-methyl	Pink snow mold	Yes	Golf		4 lbs
Total:				*372.25 lbs* *1.99 oz*	*336.14lbs* *5.52 oz*

City of Cupertino

FY 04- 05 Annual Report

Attachment L

Mercury Pollution Prevention Activities

Santa Clara Valley Urban Runoff Pollution Prevention Program
FY 2004-2005 Annual Report: Mercury Control Program

Cupertino

Program Work Plan Task	Activity	CI Item Source[1]	FY04-05 Tasks	Status / Comments	Due Date (mo/yr)	Responsible Party
Mercury Control Program						
I. Municipal Use of Mercury-Containing Products						
Goal I. Eliminate all unnecessary municipal use of mercury-containing products and establish proper disposal methods for products that cannot be eliminated.						
I.B	Mercury control program	C.9.c	Report results of survey of mercury-containing products used by municipal departments in Annual Report 9/03	City survey submitted to Prgm: 1/8/03	Reported In Sept 03 AR	Public Works
I.D	Mercury Policy	C.9.c	Adopt a mercury policy requiring the virtual elimination of mercury from controllable sources in urban runoff from city operations.	Cupertino's City Council adopted a policy requiring the virtual elimination of mercury from controllable sources, affecting urban runoff from municipal operations in March 2004.	6/04	Public Works
I.F	Implement guidelines for mercury reduction	C.9.c	Implement guidelines for mercury-containing products reduction and mgmt	Guidelines have been implemented (see next task).	Ongoing	Public Works
MMI	Mercury control program	C.9.c	Document completion of tasks in annual reports. Use mercury-containing product reporting guidelines.	1. The city has submitted the "Mercury-Containing Product Survey" results. 2. Cupertino's City Council adopted a policy requiring the virtual elimination of mercury from controllable sources, affecting urban runoff from municipal operations in March 2004. 3. High priority mercury-containing products are no longer in use. The city stormwater staff has discovered city maintenance staff is using only low- or no- mercury lamps. No mercury switches or relays are in use.	Annually, In AR	Public Works

[1] Place where continuous improvement item identified, either Annual Report, URMP, Work Plan, Review, or Program (task approved by the Management Committee for all co-permittees, if applicable, such as performance standard revisions).

Santa Clara Valley Urban Runoff Pollution Prevention Program
FY 2004-2005 Annual Report: Mercury Control Program

Cupertino

Program Work Plan Task	Activity	CI Item Source[1]	FY04-05 Tasks	Status / Comments	Due Date (mo/yr)	Responsible Party
				4. City maintenance staff has followed a specific protocol for disposal of fluorescent tubes. They are collected as universal waste and sent to a recycling facility for mercury recovery. 5. Corp yard staff trained on mercury policy and what to do when a fluorescent tube breaks. 6. E-mail sent to all city employees (11/04) informing them of a free mercury-free thermometer exchange for an old mercury thermometer. 7. An article was placed in the city newsletter regarding proper disposal of fluorescent tubes and mercury thermometer exchange, November'04. Brochures containing info on proper disposal of fluorescent tubes are distributed at city facilities. 8. Countywide HHW program distributes outreach materials re: mercury.		
II. Household Hazardous Waste Collection **Goal II.** Provide mercury-containing products disposal services through household hazardous waste (HHW) collection programs for residents and small businesses, and encourage use of these programs.						
II.B	Mercury control program	C.9.c	Provide mercury-containing products disposal services for residents and small businesses.	The city has provided adequate funding dedicated to provide hazardous waste disposal services for Cupertino residents since 1992.	Ongoing	

Santa Clara Valley Urban Runoff Pollution Prevention Program
FY 2004-2005 Annual Report: Mercury Control Program

Cupertino

Program Work Plan Task	Activity	CI Item Source	FY03-04 Tasks	Status / Comments	Due Date (mo/yr)	Responsible Party
II.D	Document products disposed	C.9.c	Implement guidelines for documenting and reporting quantities of mercury-containing products disposed.	See Table 2.	Ongoing, AR	Public Works
III. Monitoring and Science **Goal III.** Participate in coordinated monitoring efforts to support mercury TMDL development and implementation, including assessment of air pollution sources of mercury and concentrations of mercury in sediment.						
III.A	Mercury control program	C.9.c	Assist Prgm to continue to provide financial support for the Regional Monitoring Program (RMP), including the Mercury Deposition Network Pilot Study. Support the Prgm's continued participation in the RMP steering committee and technical review committee.	The city supports the RMP and reviews meeting summaries through the Management Committee.	Ongoing	
III.B	Mercury control program	C.9.c	Assist Prgm to provide financial and staff support for a coordinated regional plan to collect data for the mercury TMDL, as defined in the RWQCB/BACWA/BASMAA MOU.	The city supports the mercury TMDL process, being handled at the regional level.	Ongoing	
III.C	Mercury control program	C.9.c	Assist the Prgm in providing continued financial and staff support for the Joint Stormwater Agency Project to Study Urban Sources of Mercury to assess sediment mercury concentrations and percentage of fine material.		Completed	
III.C.2	Mercury control program	C.9.c	Assist the Prgm in preparing the Joint Stormwater Agency Project to Study Urban Sources of Mercury, PCBs and Organochlorine Pesticides - Yr Two Report.		Completed	

Santa Clara Valley Urban Runoff Pollution Prevention Program
FY 2004-2005 Annual Report: Mercury Control Program

Cupertino

Program Work Plan Task	Activity	CI Item Source	FY03-04 Tasks	Status / Comments	Due Date (mo/yr)	Responsible Party
V. Public Education and Outreach **Goal V.** Increase awareness of proper disposal of mercury-containing products and available non-mercury containing alternatives. Target audiences include residential, commercial, and industrial users and municipal employees.						
V.A.	Mercury control program	C.9.c	Assist the Prgm to develop various outreach programs to educate target audiences about proper disposal of mercury-containing products and alternative non-mercury containing products. Outreach programs will include, but may not be limited to, the following subtasks:	Staff participated in the Work Group.	See below.	
V.A.1	Fluorescent light recycling outreach—residential	C.9.c	Continue our fluorescent light recycling outreach program to educate residential users and encourage proper disposal of fluorescent lights.	City staff participates in the review of outreach products associated with the Mercury Outreach group. An article was placed in the city newsletter regarding proper disposal of fluorescent tubes, November '04. Brochures containing info on proper disposal of fluorescent tubes are distributed at city facilities. Mercury Work Group implemented and expanded a residential and small business fluorescent light-recycling program at various hardware stores throughout the County. In 04-05 13,814 bulbs of various sizes equaling a total of 55,992.5 feet were collected.	Ongoing	
V.A.2	Fluorescent light recycling outreach—small businesses	C.9.c	Assist the Prgm to develop and begin to implement a fluorescent light recycling outreach program to educate small businesses and CESQGs and encourage proper disposal of fluorescent lights.	The staff has participated in planning sessions about business disposal. Mercury Work Group implemented and expanded a residential and small business fluorescent light-recycling program at	Ongoing	

Santa Clara Valley Urban Runoff Pollution Prevention Program
FY 2004-2005 Annual Report: Mercury Control Program

Cupertino

Program Work Plan Task	Activity	CI Item Source	FY03-04 Tasks	Status / Comments	Due Date (mo/yr)	Responsible Party
				various hardware stores throughout the County.		
V.A 3	Outreach to auto shops	C.9.c	Coordinate with city inspectors to integrate mercury outreach into their routine auto repair shops inspections	Staff prepared a fact sheet about mercury-containing products and proper disposal that was distributed by the industrial inspector during vehicle maintenance facility inspections in 03-04. Inspections will again be conducted in 05-06.	Ongoing	
V.A.4	Mercury control program	C.9.c	Train City staff on proper disposal of mercury containing products. Inform City staff on Mercury Thermometer Exchange event.	Corp yard staff was trained on how to handle the clean up of a broken fluorescent tube. E-mail sent to all city employees (11/04) informing them of a free mercury-free thermometer exchange for an old mercury thermometer. Corp yard staff trained on mercury policy and what to do when a fluorescent tube breaks.	FY 04-05	
V.B	Mercury control program	C.9.c	Assist Program to develop or adapt existing mercury outreach materials, as needed, for outreach programs.	City staff reviews outreach products that are proposed by the Mercury Outreach AHTG.	Ongoing	
V.C	Mercury control program	C.9.c	Attend community events and distribute outreach materials.	HHW disposal brochures (with fluorescent tubes, thermostats, and thermometers listed) are routinely distributed at the city's library, community center and city hall lobbies.	Ongoing	
MM V.B	Mercury control program	C.9.c	**Monitoring Mechanism V.B.** In the Annual Report, document and evaluate each outreach activity, including the target audience and number of residents and/or businesses reached.	On a countywide basis, participation has increased 6% from the previous year. Countywide HHW program served 24,927 residents during 04-05 and almost 400 small businesses through 64 events held at permanent facilities and 6 held at temporary sites.	Ongoing	

Santa Clara Valley Urban Runoff Pollution Prevention Program
FY 2004-2005 Annual Report: Mercury Control Program

Cupertino

Program Work Plan Task	Activity	CI Item Source	FY03-04 Tasks	Status / Comments	Due Date (mo/yr)	Responsible Party
				Mercury-containing products collected for the county as follows: • Elemental Mercury- 155 pounds (Includes thermostats, thermometers and other products) • Fluorescent Lights – 166,000 feet • 41,597 pounds of lights (or 4' lamps) • 450 thermometers Public Outreach Thermometer Exchanges – 10 separate events. Participated in 34 community events. Countywide outreach includes the use of media, brochures, flyers and posters. Articles published in our city newsletter are widely read by our residents and businesses (as discovered in city surveys).		
MM V.C	Mercury control program	C.9.c	**Monitoring Mechanism V.C.** Assist Program to survey local public attitudes and behavior to evaluate the success of outreach efforts and the saturation of outreach messages (coordinate survey with Watershed Watch Campaign Survey).	Survey conducted by Program in cooperation with HHW Program in 2003 and final evaluation report included in the Program's FY 03-04 Annual Report.	Completed	

City of Cupertino
Table 2: Reporting Format for Annual Report FY 04-05

	Management Option (MO) for Mercury-Containing Product				
HIGH PRIORITY MERCURY-CONTAINING PRODUCTS (not listed in any particular priority)	MO #1: Replace with an alternative product when the product is identified, if an alternative exists	MO #2: Replace upon failure, with an alternative product if an alternative exists.	MO #3: Reduce the use where possible.	MO #4: Recycle when no longer in use	MO #5: When appropriate, dispose of as hazardous waste
LAMPS:					
Compact Source Lamp	NF				
Spectral Lamp	NF				
Fluorescent Lamp *City uses low-merc Sylvania Eco brand*	I			I Collected as Universal wste	
Metal halide Lamp *City uses low-merc Phillips ALTO*	I			I Collected as Universal wste	
High pressure sodium Lamp *City uses low-merc Phillips ALTO*	I			I Collected as Universal wste	
Mercury Vapor Lamps – *only a few left, replaced w/ low-merc HPS lamps*		I			I
Cold Cathode Lamp	NF				
Neon Lamp	NF				
THERMOSTAT PROBES (ALSO KNOWN AS FLAME SENSORS OR GAS SAFETY VALVES):					
Furnaces	NF				
Water heaters	NF				
Ranges, ovens	NF				
Space heaters	NF				
Other mercury-containing products in use that you may know of:					
E.g. Mercury lab thermometers	NF				

Status key:
No Action: No action identified for implementation
ID: Actions have been identified; implementation has not begun
B: Began process of implementation
I: Management option identified has been fully implemented
NF: product was not found in municipal inventory

City of Cupertino

FY 04- 05 Annual Report

Attachment M

Copper Action Plan/Nickel Action Plan

Santa Clara Valley Urban Runoff Pollution Prevention Program
FY 2004-2005 Annual Report: Copper/Nickel Control Program

Cupertino

Program Work Plan Task	Activity	FY03-04 Tasks	Status / Comments	Due Date (mo/yr)	Responsible Party
CB-1. Vehicle Washing Operations					
Goal: Reduce copper discharges from vehicle washing operation					
CB-1.1	Refer mobile cleaners to training	Refer mobile surface cleaners to SJ POTW service cleaning certification trainings, if any are held.	Referred upon request. No mobile surface cleaning certification trainings were held this last fiscal year in SJ.	On-going	Public Works
CB-1.2	Distribute list of trained cleaners	Distribute most recent list of trained mobile cleaners to interested parties, and to city staff who contract for cleaning services.	A list is provided to city corp yard staff for in-house projects and is available to violators in illegal dumping incidents provided by the nonpoint source inspectors.	On-going	Public Works
CB-1.3	Outreach materials	Continue to distribute Home Maintenance Tips brochure at city facilities and city events (contains general remarks on residential car washing).	See PIP section, General Outreach for distribution plan.	On-going	Public Works
CB-1.4	Website for outreach	Add information about copper brake pad dust to the stormwater section of our website, with a link to the SCVURPPP copper brake pad report. Add general information about residential car washing to the city's website.	Our focus this year was to get C.3 documents on the website, and consequently these changes were not made.	9/04	Public Works
CB-1.5	Scene article	Add information about copper brake pad dust to the annual article on home car washing in the city's newsletter, the Scene.	An article was submitted to the editor of the newsletter for the June issue, but not printed due to space constraints.	May '05 Scene	Public Works
CB-1.6	Non-profit car washes	City provides brochures to non-profits about how to properly conduct a car wash event.	City staff provides this brochure to non-profit organizations planning to have a car wash when requested.	On-going	Public Works
CB-1.7	City vehicles	Continue to maintain car wash systems for City vehicles at the corporation yard.	City vehicles are taken to a commercial car wash where the water discharges to the sanitary sewer. Equipment is cleaned in a recycled water, wash facility, on-site.	On-going	Public Works
CB-1.8	Gas station car washing	Verify that all gas stations/repair shops understand and comply with restrictions concerning washing cars on-site.	This was reviewed during the bi-annual vehicle facility inspections in 03-04. The next scheduled inspections are in 05-06.	On-going, during normal inspection routine.	Industrial Inspector
CB-1.9	Auto sales car	Verify that all auto sale operations understand and	At this time, there are no auto sales	On-going,	Industrial

	washing	comply with restrictions concerning washing cars on-site.	businesses in Cupertino. In the past the city had one, but that facility has since closed. Should another one open, it will be inspected as part of the bi-annual industrial inspections.	during normal inspection routine.	Inspector

Program Work Plan Task	Activity	FY03-04 Tasks	Status / Comments	Due Date (mo/yr)	Responsible Party
CB-3. Industrial Copper Control					
Goal: Control copper in discharges of stormwater from targeted industrial sources					
CB-3	Industrial inspection program	Continue industrial inspection of vehicle service facilities and other future permitted sites.	The City inspects the vehicle service facilities once every two years. See Industrial Inspection section.	On-going, during normal inspection routine.	Industrial Inspector
CB-6/7. Reducing Traffic Congestion/Promoting Alternative Transportation					
CB-8. Incorporate watershed protection in planning procedures					
Goal: Classify and assess watersheds, and improve institutional arrangements for watershed protection					
CB-8.1	General Plan changes	Revise City's General Plan, as needed, based on recommendations from the *Development Policies Comparison Project* and Provision C.3.I.	General Plan revisions continued to go through the public hearing process during FY '04-'05. The current estimate for presenting the revised General Plan to the City Council for approval is August or September 2005. The revisions include additional strategies for City participation in Regional Transportation Planning. Discussion of these policies to be included in FY '05-'06 Annual Report.	9/06 AR (revised date)	Planning Division
CB-11. Street sweeping controls & stormdrain system O&M					
Goal: Improve street sweeping controls and stormdrain system O&M					
CB-11.1	Street sweeping	Follow Program guidance regarding the collection and reporting of street sweeping data. Provide data for Annual Report.	Monthly street sweeping reports for 04-05 were submitted to the Program for compilation in July 2005.	On-going; Data in 9/05 AR	Public Works
CB-11.2	Evaluate Street	Evaluate need for improvement of current street	Streets are swept twice a month, and all	9/05 AR	Public Works

Santa Clara Valley Urban Runoff Pollution Prevention Program
FY 2004-2005 Annual Report: Copper/Nickel Control Program

Cupertino

Program Work Plan Task	Activity	FY03-04 Tasks	Status / Comments	Due Date (mo/yr)	Responsible Party
	sweeping and Stormdrain O&M	sweeping and storm drain system O&M programs (within available budgets) in FY 04-05 Annual Report.	catch basins are cleaned on a two year rotating basis and during emergencies as needed. During the heavy leaf fall, certain areas of the city have extra sweeping and leaf pickup. There isn't a build-up of debris or flooding issues that would indicate the need for increased service. The schedule appears to be adequate and within the city's budget.		
CB-12. Pools and Spas *Goal: Control copper discharge from pools and spas*					
CB-12.2	Outreach	• Distribute outreach materials to the public at city facilities. • Place pool information on city stormwater website.	The city distributes the brochure at city facilities, upon request or during related illegal dumping incidents. The brochure is available on the city's website.	Ongoing	Public Works
CB-12.3	Newsletter article	Publish one article/yr. regarding disposal of pool water in city's newsletter.	An article was submitted to the editor of the city newsletter in May for the June issue, but was not published until the July 05 issue.	On-going—in June	Public Works
CB-21. Architectural use of copper *Goal: Discourage architectural use of copper*					
CB-21.2	Staff Training	Conduct outreach to Comm. Dev. and Public Works staff on ban of copper roofs and gutters.	Annual staff training includes a reminder on the ordinance prohibiting architectural use of copper. This training for Planning and Public Works staff was held on June 22, 2005	6/05	Public Works
NB - 1 Nickel Action Plan Tasks					
NB-1	Measures to control nickel	• Continue to implement Construction	See Construction Inspect. work plan	On-going	Pub Wrks/Bldg

Santa Clara Valley Urban Runoff Pollution Prevention Program
FY 2004-2005 Annual Report: Copper/Nickel Control Program

Cupertino

Program Work Plan Task	Activity	FY03-04 Tasks	Status / Comments	Due Date (mo/yr)	Responsible Party
	discharges from construction sites	Inspection Performance Standards • Continue to have inspectors attend Regional Board/Program workshops on construction site management and learn latest erosion/sediment control techniques • Continue to attend Program workshops on post-development stormwater BMPs (C.3.)	section. The Public Works Inspector and two Building inspectors attended a workshop held by the SCVURPPP/ Regional Board on 10/12/04. The workshop focused on erosion and sediment problems and permanent treatment controls. The Environmental Programs Manager provided in-house training to Building Inspectors 6/14/05.	On-going - Fall On-going TBA	Public Works / Building Public Works

City of Cupertino

FY 04- 05 Annual Report

Attachment N

Staff Training Summary Table

City of Cupertino
Stormwater Pollution Prevention Program

FY '04-'05 Annual Report

Training Activities

Training Event	Date	Participants
Trash Assessment Training: Trash training put on by SCVURPPP at the SCVWD on July 16, 2004. Training covered the Keep America Beautiful (KAB) Litter Index and how to use it, the Regional Board's Rapid Trash Assessment (which applies to areas within 100' of a watercourse or shoreline), and SCVURPPP's Trash Problem Area Data Collection form. Training attendees also discussed whether the findings of the collected assessments could result in a new trash performance standard.	8/16/04	Jenny Fire, Consultant
Construction Inspectors: Construction Site Planning and Management for Compliance with Phase I and II NPDES Requirements	10/12/04	Kevin Rieden, Public Works; Tim Orbea, Larry Squarcia, Building.
Public Works staff that apply pesticides: As Qualified Applicators Certified, these employees are required, by the State, to attend 20 hrs.of pesticide applicator training in a two-year period.	1/20/05	Annual Pesticide Handlers Safety training – 29 corporation yard employees attended, training is required for handlers. (20 hours required in a 2-year period)
Industrial inspector: SCVURPPP sponsored workshop regarding industrial inspections.	4/05/05	Manual Barragan, Shawn Tognetti, nonpoint source inspectors, Public Works; Roxan Nasiri, Public Works environmental division.
Corporation Yard/Streets staff: Annual training for Public Works staff: Topics included storm drain system operations and maintenance, corporation yard operations and maintenance, public streets and rural public works operation and maintenance, review of surface cleaning/steam cleaning/pressure washing/dumpster and graffiti cleaning BMPs, dumping incidents, corp yard SWPPP, pest management, limiting the use of mercury containing products, and proper disposal and clean-up of mercury containing products.	4/24/05	Public Works corp yard staff , including on-call staff, facilities, streets, grounds and vehicle maintenance personnel, and supervisors. Roxan Nasiri and Lavenia Millar, Environmental Division of PW

City of Cupertino
Stormwater Pollution Prevention Program
FY '04-'05 Annual Report
Training Activities

Co. Health Dept: Annual meeting with Dept of Environmental Health, restaurant inspection program.	4/27/05	Arlette Kerley, Karioki Humphrey DEH Supervisors; Steve Homan, County Stormwater Program; Peter Sevcik, WV Sanitation; Cheri Donnelly and Jack Lovell, WV cities Program staff; Lavenia Millar, City of Cupertino stormwater staff.
Nonpoint Source Inspector: Annual in-house training to review performance standard and SOPs.	5/3/05	Manuel Barragan, nonpoint source inspector; Diane Mahann, PW streets supervisor; Lavenia Millar, PW.
City's Streets and Grounds Supervisors: Annual in-house training to review performance standards, SOPs and pesticide use.	6/6/05	Diane Mahan, PW Streets supervisor and City's PCA, John Bisely, PW Grounds supervisor, Lavenia Millar and Roxan Nasiri, Public Works Environmental Division.
Public Works Engineering: Conducting Stormwater Treatment BMP Maintenance and Inspections (SCVURPPP)	6/9/05	Jason Chou, Lavenia Millar, Kevin Rieden, Public Works; Jenny Fire, consultant.
Corporation Yard Staff, Parks and Streets staff: Public Agency Regional IPM Conference, Oakland.	6/14/05	Diane Mahann, PW Streets Supervisor and city's PCA, John Bisely, Public Works Parks Supervisor; Roxan Nasiri, Public Works environmental division.
Park & Rec staff; Golf Course contractor: Mtg to review golf course SOPs, permitted pesticides, potential for less-toxic pesticide use.	6/14/05	Mike O'Dowd, Park and Rec Dept.; Don Naumann (Spot Water Management), golf course contractor; Lavenia Millar and Roxan Nasiri, Public Works
Building inspectors: In-house training regarding performance standard, construction BMPs and source control BMPs.	6/14/05	Larry Squarcia, Bob Sabich , building inspectors; Greg Casteel, Building Official; Lavenia Millar, Public Works - trainer.
Planning and Public Works staff: Annual training regarding C.3 requirements (Group 1, 2A, HMP, Pesticide Control), website.	6/22/05	Ciddy Wordell, Vera Gil, Gary Chao, Colin Jung, Alex Stanford and Piu Ghosh, Planning; Jason Chou and Lavenia Millar, Public Works - trainer.
City's Pest Control Advisor: As a Pest Control Advisor, this supervisor is required, by the State, to attend 40 hrs. of PCA training in a two-year period.	On-going	Diane Mahan, PW Streets supervisor, and City's PCA, courses include IPM.
City's Golf Course Contractor, Pest Control Advisor: As a Pest Control Advisor, this contractor is required, by the State, to attend 40 hrs. of PCA training in a two-year period.	On-going	Don Naumann, contractor for Blackberry Farm Golf Course, courses include IPM.

City of Cupertino

FY 04- 05 Annual Report

Appendix

Acronyms

ACRONYMS

BMP	Best Management Practice
COA	Condition of Approval
DEH	Department of Environmental Health, Santa Clara County
HMP	Hydromodification Management Plan
MEP	Maximum Extent Practicable
NPDES	National Pollutant Discharge Elimination System
O&M	Operation and Maintenance
PW	Public Works
RWQCB	Regional Water Quality Control Board
SCVURPPP	Santa Clara Valley Urban Runoff Pollution Prevention Program
SCVWD	Santa Clara Valley Water District
SOP	Standard Operating Procedure
SWMP	Storm Water Management Plan
SWPPP	Storm Water Pollution Prevention Plan
WMI	Watershed Management Initiative
WV	West Valley (cities)

Department of Public Works
Engineering Division
One North San Antonio Road
Los Altos, California 94022-3087
(650) 947-2780
Fax (650) 947-2732

September 15, 2005

Mr. Bruce H. Wolfe
REGIONAL WATER QUALITY CONTROL BOARD
San Francisco Bay Region
1515 Clay St., Suite 1400
Oakland, CA 94612

SUBJECT: CITY OF LOS ALTOS URBAN RUNOFF MANAGEMENT PROGRAM FY 2004-2005 ANNUAL REPORT

Dear Mr. Wolfe:

This report is submitted by the City of Los Altos, in conjunction with the Santa Clara Valley Urban Runoff Pollution Prevention Program's Annual Report, pursuant to provision C.6.a. of the Program's reissued municipal storm water National Pollutant Discharge Elimination System (NPDES) Permit (Order No. 01-024). The report summarizes activities performed during FY 2004-2005 in accordance with the City of Los Altos's Urban Runoff Management Plan (URMP) submitted to the Regional Board on September 1, 1997 and updated in October 2000 and September 2004, and the performance standards contained therein.

Contents of Report

The goals of this Annual Report are to: 1) concisely document implementation of our URMP and FY 04-05 work plan during the past fiscal year; 2) evaluate program results for continuous improvement; and 3) share this information with other Co-permittees, municipal decision-makers, and the public. To accomplish these goals, the City of Los Altos Annual Report contains the following sections:

I. Cover Letter
II. Certification Statement
III. Performance Standard Completion Certification Statement
IV. Self-Evaluation and Work Plan Completion Matrix:
- IC/ID Elimination Activities
- Industrial/Commercial Discharger Control Program
- Public Agency Activities
  - i. Public Streets, Roads and Highways Operation and Maintenance
  - ii. Corporation Yard Operation and Maintenance
  - iii. Storm Drain System Operation and Maintenance
- New Development and Redevelopment Planning Procedures
- New Development and Redevelopment Construction Inspection
- Public Information/Participation
- Pest Management Activities
- Mercury Pollution Prevention Activities
- Other Water Quality and Watershed Management Requirements
  - i. Trash Management
  - ii. Copper Action Plan
  - iii. Nickel Action Plan
- Annual Report and Work Plan
- Staff Training

Program Highlights and Accomplishments

During FY 2004-2005 the City of Los Altos continued to implement our Urban Runoff Management Plan (URMP) to the maximum extent practicable. The activities implemented for each element of the City's URMP are described in Chapter 6 of the Santa Clara Valley Urban Runoff Pollution Prevention Program's Urban Runoff Management Plan. Some brief highlights of our accomplishments during FY 2004/2005 are described below.

The City of Los Altos reports its sanitary sewer overflows as an illegal discharge in the annual reports. The city has completed it citywide sanitary sewer master plan. This plan conducted a complete evaluation of its sewer system and provide detail recommendations for improvements. The improvements were presented in a form of a 20-year program. In anticipation of this the improvements, the city recently approved a five-year budget plans that includes the initiation of this improvement plan during fiscal year 2005-2006. It is hoped that the eventual outcome of the implementation of this plan is a reduction of any sewer overflows. This plan has given the city a head start on complying with the Regional Boards Section 13267 letter, which directed the city to initiate the preparation of a Sewer System Management Plan.

The City of Los Altos is pleased with its maintenance program and compliance with the control of sources of pollution. The City's corporation yard received its 12th consecutive Clean Bay Business certification for having the area in complete compliance with all point source control. The city continues to follow a thorough training program for its staff dealing with the use of pesticides along with the other miscellaneous hazardous material it deals with. For all of its new development, though primary rebuilding of single-family homes, the city continues to enforce its policy of not direct connection to the city's storm drain system. All flow must be directed over landscaped area prior to discharge in the city's system.

Continuous Improvement Activities

The City continues to address challenges encountered in implementation of improvements to its Urban Runoff Management Plan with existing staff. Overall, staff believes that the program is being implemented consistently throughout the City and is effective in reducing pollution of the local creeks. This still has proven to be especially difficult in light of California's economy. As with other cities, Los Altos now has less funding and less staff available for its programs. This is especially true for Los Altos since the city has a small sales tax base due to the lack of commercial and no industrial businesses. The result is that other areas of our operation have been negatively impacted because of the resources required to comply with the new and ever increasing mandates established in our NPDES permit which includes well over one hundred individual tasks that a small city like Los Altos must execute and document each year. The city did try a few years ago to impose a storm drain fee, but was not successful. The city will continue to explore opportunities to help offset the expense required to comply with the permit requirements.

During the recent five-year budget cycle, the City Council approved two new positions for the engineering department. One of these positions is for an inspector. As noted in the construction inspection evaluation of the annual report, the city uses building inspectors to conduct storm water inspections for private projects. But these inspectors are primary used to inspect for building code violation and often only visit the site if the contractor has requested an appointment. Therefore there are times where the requirement for inspection for storm water BMPs for these construction sites have not met the requirements of the city's Management Plan. It is anticipated that with the new inspector that a more aggressive and thorough inspection program can be set up to better comply with the city's Plan.

In summary, the City continues to be committed to the implementation of its Urban Runoff Management Plan. This has proven again to be a challenge with limited staffing levels, less funding availability and increased work effort to comply with the Program. In the coming year the City will continue to strive to increase its level of effort dedicated to the Santa Clara Valley Urban Runoff Pollution Protection Program.

I welcome your review of this Annual Report and any comments that you might have to offer that would help the City improve the managing of the program. If you have any questions regarding the materials submitted, please contact me at (650) 947-2624

Very truly yours,

Larry Lind
Associate Civil Engineer

cc. Sue Ma, RWQCB

Attachments

CITY OF LOS ALTOS
FY 2004-2005 ANNUAL REPORT
ATTACHMENT A

Certification Statement

"I certify, under penalty of law, that this document and all attachments were prepared under my direction or supervision in accordance with a system designed to ensure that qualified personnel properly gather and evaluate the information submitted. Based on my inquiry of the person or persons who manage the system, or those persons directly responsible for gathering the information, the information submitted, is, to the best of my knowledge and belief, true, accurate, and complete. I am aware that there are significant penalties for submitting false information, including the possibility of fine and imprisonment for knowing violations."

Signature by Duly Authorized Representative:

Philip Rose
City Manager

Date AUG 24 2005

Santa Clara Valley Urban Runoff Pollution Prevention Program
FY 2004-2005 Annual Report

Municipality: City of Los Altos ***Attachment B***

ILLICIT CONNECTION & ILLEGAL DUMPING ELIMINATION ACTIVITIES

FY 2004-2005 Work Plan Self Evaluation Matrix

Item No.	Activity	FY 04-05 Work Plan Tasks	FY 04-05 Accomplishments	Responsible Party
1	Continue to provide training as required on ICID activities	Los Altos will continue to provide information and training to Engineering, Planning, Building Inspection and Public Safety personnel with a focus on new personnel. Each Department holds regular meetings for which the subject of ICIDs is discussed. Staff will be encouraged to attend formal training as it comes available.	The City of Los Altos continues to provide training to city staff ICID issues. For example, the city sent personnel to SCVURPPP training workshop, "Conducting Stormwater Inspections of Industrial and Commercial Facilities," in April 2005 at the Quinlan Center in Cupertino. City personnel learned what to look for during stormwater inspections of commercial and industrial facilities.	Community Development & Public Works Department
2	Continue to evaluate and improve response and documentation of illegal dumping activities	Los Altos uses the police department to respond to reports of illegal dumping. Primarily this would be the Code Enforcement Officer during normal working hours. Currently the CEO position is documenting and tracking ICID incidents.	The URP Coordinator continues to work with the police department on means to improve the documentation on these responses. During the past FY, the Coordinator met with the Chief of Police and his staff to discuss their role and solidify requirements for the reportable responses by the police department. During FY 04-05, PD recorded three responses that relate to potential illegal dumping. The sewer maintenance department continues to respond to sewer overflows. The city has a crew on standby 24 hours a day and therefore can respond to these quickly. During FY 04-05, city crews addressed 8 sewer overflows, which were properly cleaned up before entering any storm drain systems.	Public Works Department

Santa Clara Valley Urban Runoff Pollution Prevention Program
FY 2004-2005 Annual Report

Municipality: City of Los Altos ***Attachment B***

Item No.	Activity	FY 04-05 Work Plan Tasks	FY 04-05 Accomplishments	Responsible Party
3	Sanitary Sewer System	Los Altos expects to complete sanitary sewer system master plan and will program system improvement projects identified in the study.	The Sanitary Sewer Master Plan was completed on 1 August 2005. The City has begin budgeting for the repairs that were recommended in the draft version The City has also raised sewer rates in order to fund these improvements and repairs and will continue to raise the rates to fulfill the recommendations of the Master Plan.	Public Works & Community Development Departments
4	Evaluate IC/ID activities in FY 2003-2004 and explore opportunities to increase program effectiveness.	Report results in the FY 2003-2004 Annual Report.	See “ICID Report Data” below.	Public Works Department

ICID Program Evaluation
FY 2004/2005

Overall the program seems to be working very well. It would seem more and more people, as well as contractors, are becoming aware that no discharges, other than storm water, are allowed into the storm drain systems. This appears to have come from the extensive outreach and enforcement throughout the Bay Area. The effectiveness was apparent for the outreach on swimming pool discharges conducted a year ago. The City recently provided all pool owners a copy of the Program’s new brochure on the acceptable method of discharging the pool water and provided a point of contact at the city for any further guidance. During the last fiscal year, staff has continued to assist residents in the proper disposal of pool water, which was in response to the outreach material they had received.

This Program’s effectiveness appears more apparent by the reduced number of illegal discharges that are recorded in the City. City staff continue to assure BMPs are properly applied and are continually trained on the reporting of any illegal dumping incidents to the city’s police department.

The City of Los Altos continues to address sanitary sewer system maintenance practices in an attempt to reduce overflows. With the completion of the citywide Sewer Master Plan, the City has began to implement the long-range plan that was developed in this Plan in hopes to further reduce overflows.

The City continues to struggle with the documentation necessary for any of these incidents. Staff will continue to work with the police department in their documentation and follow-up actions on these incidents.

Santa Clara Valley Urban Runoff Pollution Prevention Program
FY 2004-2005 Annual Report

Municipality: City of Los Altos ***Attachment B***

Item No.	Activity	FY 04-05 Work Plan Tasks	FY 04-05 Accomplishments	Responsible Party

Regional Board Comments on ICID in FY 2003-2004 Annual Report	
RWQCB Comment	**City Of Los Altos Response**
None	

ICID Report Data				
Date of Incident	**Source**	**Location**	**Reported by citizens or employees**	**Follow-up action**
1/7/2005	Dumping of unknown substance into flower bed	682 Rancho Shopping Center	Business Owner	Report of an unknown toxic substance into the victim's front planter box. Resulted in a hazardous waste cleanup by the SCC Fire Department. A person was arrested and case turned over to the County District Attorney for prosecution.
2/26/2005	Dumping into storm drain	Grant Road & Fremont Avenue	Citizen	Unable to find such a discharge.
5/19/2005	Washing of concrete into the street	605 Giralda Drive	Fire Department	Contractor has washing concrete. He was instructed to stop the operations. No further action was taken.
N/A	Sanitary Sewer system overflows	8 separate locations	Mostly by Residents	Line was cleared of plug, site was cleaned up and the impacted sewer lines were put on the 30-day flushing cycle as required to help prevent further plugs and overflows.

Santa Clara Valley Urban Runoff Pollution Prevention Program
FY 2004-2005 Annual Report

Municipality: City of Los Altos ***Attachment B***

INDUSTRIAL/COMMERCIAL DISCHARGER CONTROL PROGRAMS

FY 2004-2005 Work Plan Self Evaluation Matrix

Item No.	Activity	FY 04-05 Work Plan Tasks	FY 04-05 Accomplishments	Responsible Party
1	Inspection of Vehicle Service Facilities	Los Altos will continue to coordinate and support the program conducted by the Palo Alto regional Water Quality Treatment Plant. Palo Alto conducts annual inspections of all 15 vehicle service facilities in Los Altos. The City will document and conduct follow-up on any storm water discharge violations identified in these inspections.	In fall of 2004 the City of Palo Alto inspected 17 vehicle service facilities in Los Altos. None were found with any violations and all facilities were given the Clean Bay Business award. During the year, there were no other reports on discharges from any of these facilities.	URP Coordinator
2	Inspection of Food Service Facilities	Los Altos will continue to coordinate and support the County of Santa Clara Department of Environmental Health's annual inspections of all 101 food service facilities in the City. The City will document and conduct follow-up on any storm water discharge violations identified in these annual inspections.	During the year Santa Clara County Department of Environmental Health (DEH) conducted 378 individual inspections of 133 food services facilities in Los Altos. During inspections, DEH make sure that the wastewater is being deposited in the mop sink. DEH reminds the facility of the importance of using the mop sink and instruct them to not put wastewater outside or to wash mats outside. They also inspect and report on the storage of oil, grease and garbage, which is usually exterior to the facility. They provide guidance and proper handling and cleanup of those areas. During the FY 04/05, DEH reported 4 areas of concern. Three of those were issued a cleanup action by the City's Code Enforcement Officer and was properly addressed. The other was given a warning to cleanup. Follow-up visit showed that the situation had been corrected.	URP Coordinator & Code Enforcement Officer

Santa Clara Valley Urban Runoff Pollution Prevention Program
FY 2004-2005 Annual Report

Municipality: City of Los Altos ***Attachment B***

Item No.	Activity	FY 04-05 Work Plan Tasks	FY 04-05 Accomplishments	Responsible Party
3	Inspection of Other Commercial Facilities	Los Altos has very limited Commercial Facilities (and no Industrial facilities), but is prepared to inspect any of these other listed categories of commercial facilities should a complaint be filed and take necessary action if required.	No violations or complaints were filed during the fiscal year.	URP Coordinator & Code Enforcement Officer
4	Evaluate inspection activities in FY 2003-2004 and explore opportunities to increase program effectiveness.	Report results in the FY 2003-2004 Annual Report.	See “Industrial/Commercial Program Evaluation” below.	URP Coordinator

Industrial/Commercial Program Evaluation
FY 2004/2005

Only one violation was found during the FY 04/05 inspections, which was properly addressed. The city did not receive any other reports of violations. Therefore it would appear that this program is working well. Biggest reason, obviously, is the lack of industrial/commercial facilities in the city. The city could increase the frequency of the inspections, but it is difficult to justify since there are no reportable violations or potential violations. This may be due to the limited number of industrial/commercial businesses in Los Altos.

Regional Board Comments on Industrial/Commercial Inspection in FY 2003-2004 Annual Report

RWQCB Comment	City Of Los Altos Response
• None	

Santa Clara Valley Urban Runoff Pollution Prevention Program
FY 2004-2005 Annual Report

Municipality: City of Los Altos ***Attachment B***

Industrial/Commercial Inspection Report Data FY 2004/2005				
Category	**Number of Inspections**	**Problems found**	***Follow-up action***	**How many were resolved**
Automotive (by the City of Palo Alto)	17	None	N/A	N/A
Food Service Facilities (by the County Department of Public Health)	376 inspections of 133 food service facilities	Three food services located side by side had an oil and grease mess behind their establishment. One other facility was issued a warning regarding a potential discharge to the storm drain system.	The three food services facilities were issued a warning in the City of Los Altos Code Enforcement. Follow-up inspections were conducted at a later date to all four establishments and all problems had been corrected.	All incidents were resolved.

Santa Clara Valley Urban Runoff Pollution Prevention Program
FY 2004-2005 Annual Report

Municipality: City of Los Altos ***Attachment B***

PUBLIC AGENCY ACTIVITIES PUBLIC STREETS, ROADS & HIGHWAY O & M				
FY 2004-2005 Work Plan Self Evaluation Matrix				
Item No.	**Activity**	**FY 04-05 Work Plan Tasks**	**FY 04-05 Accomplishments**	**Responsible Party**
1	BMP for street and road operations and maintenance	Los Altos will continue to assure that BMPs are applied at all of its street maintenance operations. Will evaluated its SOP for this maintenance annually and update as deemed necessary.	Crews are trained to utilizing BMP's from the CSQA Stormwater Best Management Practice Handbook for Municipal Operations. For example, for sawcutting and sidewalk grinding, which is a sizable task for city staff, the SOPs include vacuuming up excessive material and slurry before reaching storm drains.	Public Works Maintenance Department
2	BMP training	Los Altos will continue to provide training on an as needed basis to its municipal staff in the use of appropriate BMPs. Will provide monthly discussions with maintenance staff on the implementation of BMPs. Staff will be encouraged to attend any formal training if available.	City maintenance crews receive a wide range of training during the year. See "Staff Training" list at the end for this report of a list of training attended by the various maintenance staff.	Public Works Department
3	Evaluate O&M activities in FY 2003-2004 and explore opportunities to increase program effectiveness.	Report results in the FY 2003-2004 Annual Report.	Public Streets, Roads & Highway O&M Program Evaluation" section below.	URP Coordinator

Santa Clara Valley Urban Runoff Pollution Prevention Program
FY 2004-2005 Annual Report

Municipality: City of Los Altos ***Attachment B***

Public Streets, Roads & Highway O&M Program Evaluation FY 2004/2005
Roads and streets operations follow BMPs for storm water protection. There have been no complaints or incidents of discharge to the storm system due to Street Division operations. Crews completed 267 hours in road shoulder work to ensure proper drainage and spent 291 hours during the fall leaf pickup program in support of the annual street sweeping program. They picked up over 220 loads of leaves during this time.

Regional Board Comments on Public Streets, Roads & Highway O&M in FY 2003-2004 Annual Report	
RWQCB Comment	**City Of Los Altos Response**
None	

Santa Clara Valley Urban Runoff Pollution Prevention Program
FY 2004-2005 Annual Report

Municipality: City of Los Altos ***Attachment B***

PUBLIC AGENCY ACTIVITIES
CORPORATION YARDS O & M

FY 2004-2005 Work Plan Self Evaluation Matrix

Item No.	Activity	FY 04-05 Work Plan Tasks	FY 04-05 Accomplishments	Responsible Party
1	Storm Water Pollution Prevention Plan	Los Altos will evaluate and continue to improve the plan as necessary.	During FY 04-05, staff continued to ensure all elements of SWPP were followed. Silt sacks were inspected quarterly and replaced as needed. One replacement was required during the FY as a result of these inspections. There were no spills in the Municipal Service Center that required containment.	Public Works Department
2	Evaluate O&M activities in FY 2004-2005 and explore opportunities to increase program effectiveness	Report results in the FY 2004-2005 Annual Report.	See "Public Corporation O&M Program Evaluation" section below.	URP Coordinator

Corporation Yard O&M Program Evaluation
FY 2004/2005

During FY 04-05, the Municipal Service Center was awarded its 12th Clean Bay Business Certificate. Automotive and shop personnel also passed the Hazardous Material Program compliance inspection by the Santa Clara County Department of Environmental Health. Automotive personnel completed 3314 hours on vehicle maintenance and shop personnel spent 42 hours for regulatory compliance in handling petroleum products and hazardous materials. Since FY 03-04, the fuel tank operation has been taken out of service and in early FY 05, the empty fuel tanks and associated pipes and dispensers will be removed. Crews will continue fueling at local gas stations. The one-year-old wash pad has been successful in receiving wastewater and putting it into the sewer system after going through a separator. Regulatory compliance has been maintained in emptying the separator on a quarterly basis and crews have been utilizing BMP's for use of the wash pad.

Santa Clara Valley Urban Runoff Pollution Prevention Program
FY 2004-2005 Annual Report

Municipality: City of Los Altos ***Attachment B***

Regional Board Comments on Corporation Yard O&M in FY 2003-2004 Annual Report	
RWQCB Comment	**City Of Los Altos Response**
None	

Santa Clara Valley Urban Runoff Pollution Prevention Program
FY 2004-2005 Annual Report

Municipality: City of Los Altos ***Attachment B***

PUBLIC AGENCY ACTIVITIES
STORM DRAIN SYSTEM O & M
FY 2004-2005 Work Plan Self Evaluation Matrix

Item No.	Activity	FY 04-05 Work Plan Tasks	FY 04-05 Accomplishments	Responsible Party
1	Storm Drain O & M & Training	Los Altos will continue to train staff & implement and improve BMPs and SOP for the storm drain system operation and maintenance activities. Will evaluate its SOP for this maintenance task annually and update as deemed necessary.	Staff followed the guidance in the CSQA Handbook on Municipal Stormwater Best Management Practice for storm drain maintenance. Entire storm drain system was inspected and cleaned where needed. All material was disposed of properly. Maintenance Staff continue to receive annual training as is noted in the training listed at the end of this Annual Report.	Public Works Department
2	Reporting of Observed ICID Evidence	Los Altos will continue to train and require staff to notify appropriate personnel when hot spots or unusual contaminants are encountered during routine maintenance. Eventually this information is forwarded to the Police Department where it will be documented and considered for enforcement.	The City of Los Altos continues to provide guidance and training to their staff personnel. For example, during routine maintenance staff training, field crews are instructed on what an illegal discharges are and are told to report them to their supervisor or to the city's Code Enforcement Officer for follow-up action. Once during the fiscal the sewer flushing crew spotted and reported what appeared to be a resident that was preparing to drain a swimming pool into the street. This allowed the appropriate staff to respond and provide instructions to the resident on the proper disposal of the pool water prior to any releases into the storm drain system.	Public Works Department

Santa Clara Valley Urban Runoff Pollution Prevention Program
FY 2004-2005 Annual Report

Municipality: City of Los Altos ***Attachment B***

Item No.	Activity	FY 04-05 Work Plan Tasks	FY 04-05 Accomplishments	Responsible Party
3	Evaluate O&M activities in FY 2004-2005, including effectiveness of BMPs and explore opportunities to increase program effectiveness	Report results in the FY 2004-2005 Annual Report.	See "Storm Drain System O&M Program Evaluation" section below.	URP Coordinator

Storm Drain System O&M Program Evaluation
FY 2004/2005

O&M activities for storm drain maintenance were very successful this year. Crews were able to work through zone cleaning of the storm drain system and we experienced very little storm drain problems during the rainy season. Staff has evaluated the method for inspecting and cleaning the storm drain system and will refine our method so that we will be cleaning and inspecting through the GIS quadrant system (63 quadrants) instead of our 10 maintenance zones.

Regional Board Comments on Storm Drain System O&M in FY 2003-2004 Annual Report

RWQCB Comment	City Of Los Altos Response
None	

Santa Clara Valley Urban Runoff Pollution Prevention Program
FY 2004-2005 Annual Report

Municipality: City of Los Altos ***Attachment B***

NEW DEVELOPMENT & REDEVELOPMENT PLANNING PROCEDURES (C.3)

FY 2004-2005 Work Plan Self Evaluation Matrix

Item No.	Activity	FY 04-05 Work Plan Tasks	FY 04-05 Accomplishments	Responsible Party
C.3.b Development Project Approval Process **Goal:** To modify Los Altos' development project approval processes, for both private and public development project, to incorporate the requirement of Provision C.3				
1	Continue to train Los Altos staff in planning, building, and engineering division on the latest developments of the C.3. provisions and goals	Los Altos staff has attended Program workshops as they become available.	Private Projects: The Community Development Department discusses issues associated with the C.3 permit at staff meetings. In addition, staff has attended seminars on the subject. The Planning Technician attended Construction Site Planning and Management for Compliance with Phase I and II NPDES Requirements. Public Projects: As noted in the Staff Training Summary at the end of this Annual Report, Staff involved in the design and review of all Public Projects attended all Program sponsored training on C.3. During FY 2004/2005 there were no Group 1 public projects implemented by the City.	Community Development & Public Works Department
2	Develop new or modify existing review policies, procedures, and/or conditions of approval to incorporate Group 2 requirements	Los Altos will modify documents at necessary for the conversion from Group 1 to Group 2 projects.	Private Projects: The city was prepared to implement Group 2 projects, but was waiting for the final definition and implementation for this Group, which was expected in July 2005. Public Project: The city was prepared to implement Group 2 projects, but was waiting for the final definition and implementation for this Group, which was expected in July 2005.	Community Development & Public Works Department

Santa Clara Valley Urban Runoff Pollution Prevention Program
FY 2004-2005 Annual Report

Municipality: City of Los Altos ***Attachment B***

Item No.	Activity	FY 04-05 Work Plan Tasks	FY 04-05 Accomplishments	Responsible Party
C.3.c Requirements for Group 1 and Group 2 Projects **Goal:** Prepare to require proponents of Group 1 projects to design and implement stormwater treatment BMPs or reduce stormwater pollution of the maximum extent practicable. Participate in development of the proposal for an alternative Group 2 project definition and prepare to implement C.3 requirements for Group 2 projects as needed				
1	Assist Program to conduct analysis of alternative project size and prepare proposal for submittal to Regional Board.	Los Altos will assist the Program as necessary in the evaluation of the data.	The City of Los Altos has completed some of the necessary data required by the Program to evaluate alternative project size for Group 2 projects. Los Altos attends the monthly C.3 Adhoc Committee to assist the Program in analyzing this data and assisted the Program in developing an alternative project size for Group 2 projects.	URP Coordinator
2	Assist Program to update guidance manual and performance standards for Group 2 projects as needed.	Los Altos will assist the Program as necessary to provide the necessary updates.	Los Altos attends the monthly C.3 Adhoc Committee to assist the Program in analyzing this data and assisted the Program in developing an alternative project size for Group 2 projects The approval and implementation of the Group 2 projects is expected to begin in FY 05/06. Therefore, in turn, the guidance manual and performance standard will be revised accordingly.	URP Coordinator

Santa Clara Valley Urban Runoff Pollution Prevention Program
FY 2004-2005 Annual Report

Municipality: City of Los Altos ***Attachment B***

Item No.	Activity	FY 04-05 Work Plan Tasks	FY 04-05 Accomplishments	Responsible Party
C.3.e. Operation and Maintenance of Treatment BMPs **Goal:** To develop and implement local agency operation and maintenance (O&M) verification programs to help ensure the proper maintenance of stormwater treatment measures on public and private property.				
1	Evaluate procedure for logging information about treatment BMPs installed at any approved Group 1 projects and later for group 2 projects, and for maintaining a list or database of properties, treatment BMPs, and responsible operators.	Los Altos will evaluate its process to monitor treatment BMPs installed with Group 1 projects and later for Group 2 projects. Los Altos does not expect to have any Groups 1 or 2 projects during FY 2004-2005.	The City of Los Altos has one Group 1 under construction and is expected by complete in early 2006. The city has a process in place to inspect this and any other Group 1 or Group 2 projects.	Community Development & Public Works Department
2	O&M agreements	Los Altos will review the procedures and documents regarding its O&M agreements and make improvements as deem necessary.	The City of Los Altos has one Group 1 under construction and is expected by complete in early 2006. The city has a draft agreement to have the property owner conduct maintenance on the storm water treatment facilities, which will be implemented pending project completion.	Community Development & URP Coordinator
3	Inspection program of a subset of prioritized treatment BMPs	Los Altos will review the procedures and documents and make improvements as deem necessary for its inspections of Group 1 projects to verify that the responsible party is performing proper O&M.	Once the inspection program has been implement, Los Altos will review the process and make improvements as necessary. The City of Los Altos has one Group 1 under construction and is expected by complete in early 2006	Community Development & URP Coordinator
4	Evaluation of the treatment BMPs O&M verification	A report on the City of Los Altos' Treatment BMPs Operation and Maintenance Verification program will be included in the Annual Report	The City of Los Altos has one Group 1 under construction and is expected by complete in early 2006 therefore there is nothing to report.	Community Development & URP Coordinator

Santa Clara Valley Urban Runoff Pollution Prevention Program
FY 2004-2005 Annual Report

Municipality: City of Los Altos ***Attachment B***

Item No.	Activity	FY 04-05 Work Plan Tasks	FY 04-05 Accomplishments	Responsible Party
C.3.f. Hydromodification Management Plan **Goal:** To manage increases in runoff peak flow and volume for Group 1 projects, where such increases may cause increased erosion of creek beds and banks or related impact, through implementation of a hydromodification management plan (HMP)				
1	Hydromodification Management Plan (HMP)	Upon adoption by the Regional Board, begin implementation of HMP requirements for Group 1 projects that may cause increased erosion or other related impacts. Before adoption, encourage early implementation of likely elements of the HMP where possible.	This plan was not complete by the end of FY 04/05. Based on the definition in the Permit and further clarification used in the current draft at that time, Los Altos would be exempt from the implementation of this Plan since the City is greater than 90% built out, will also meet the definition of an "in-fill" project and most all are single family homes. City of Los Altos will still review each project to verify if it needs to comply with the HMP. However, Los Altos has been providing BMPs for years on their single-family developments, which reduce flows from the site.	
C.3.g. Waiver and Compensatory Mitigation Program **Goal:** Establish a program under which a project proponent may request a waiver from treatment BMP requirements due to impracticability, with a provision to provide an equivalent water quality benefit to the same receiving water (that allows participation in regional solutions)				
1	Model Waiver Program.	Los Altos will continue to assist the Program as required to develop a model waiver program.	The Program has not made substantive progress on waivers but the city is available to provide assistance as required.	URP Coordinator
2	Model Waiver Program	Los Altos is not anticipating supporting any waiver requests. However, we will adopt the model waiver program if it becomes necessary in the future. If the Regional Board has not adopted model waiver program, the City of Altos, we will develop a local program per C.3.g.vi if necessary.	Los Altos' position is that we do not anticipate any need for waivers. During FY 04/05 Los Altos had no need to address the subject.	Community Development & URP Coordinator

Santa Clara Valley Urban Runoff Pollution Prevention Program
FY 2004-2005 Annual Report

Municipality: City of Los Altos ***Attachment B***

Item No.	Activity	FY 04-05 Work Plan Tasks	FY 04-05 Accomplishments	Responsible Party
C.3.j. Site Design Measures Guidance and Standards Development **Goal:** To incorporate site design measures that reduce water quality impacts into local design standards and encourage their use in project designs so as to meet the requirements of C.3				
1	Review existing local design standards and guidance.	Continue to review existing local design standards and guidance. Incorporate any revised standards and guidance into local project approval process and "fully implement" the revised standards and guidance. In the September 2004 Annual Report, Los Altos will summarize the review, analysis, and adoption of changes to local standards and guidance.	See the "Site Design Measures Guidance and Standards Development Action Summary" that follows this section.	Community Development, Public Works Department & URP Coordinator

Santa Clara Valley Urban Runoff Pollution Prevention Program
FY 2004-2005 Annual Report

Municipality: City of Los Altos ***Attachment B***

Item No.	Activity	FY04-05 Work Plan Tasks	FY 04-05 Accomplishments	Responsible Party
C.3.k. Source Control Measures **Goal:** Require source control measures for new redevelopment projects to limit pollutant generation, discharge and runoff to the maximum extent practicable.				
1	Source Control Measures.	Los Altos will continue to evaluate Planning Procedures Performance Standard and continue to implementation of source control measures.	Private Projects: The City of Los Altos had no Group 1 projects during FY 04/05. The City has long required source control on all projects. For example, the new 15,000 square foot building for the new Elephant Pharmacy that was approved during the FY was required to install a covered refuge storage area that did not discharge to the storm drain system. Public Projects: During the time frame between July 1, 2004 and June 30, 2005 the city of Los Altos awarded eight construction projects. None of these projects fell under the definition of a Group 1 project. All projects dealt with some kind of repair to facilities such as street pavements, sidewalks, and curb and gutter. Other than construction BPMs that were applied, these projects did not allow any opportunity to apply such things as source control, etc. However, Los Altos will continue to evaluate Planning Procedures Performance Standard and the implementation of source control measures on public projects as necessary.	Community Development, Public Works Department & URP Coordinator
C.3.m. Water Quality Review Processes **Goal:** To ensure that water quality impacts and appropriate mitigation measures are identified as part of environmental review of proposed projects.				
1	CEQA checklists and other environmental review documents	Review CEQA checklists and other environmental review documents and modify documents as needed to include Group 2 projects. Los Altos will review and update its checklist as necessary	The City of Los Altos' current checklist sufficiently addresses water quality impacts.	Community Development

Santa Clara Valley Urban Runoff Pollution Prevention Program
FY 2004-2005 Annual Report

Municipality: City of Los Altos ***Attachment B***

Item No.	Activity	FY 04-05 Work Plan Tasks	FY 04-05 Accomplishments	Responsible Party
C.3.n. Reporting Requirements **Goal:** To meet the Provision C.3. reporting requirements, and plan for anticipated data needs, and begin collecting and tracking required data on development projects as needed.				
1	Provide information described in Table 1 of Provision C.3. in annual reports	Los Altos will provide the necessary information in each of the annual reports.	See "New Development-Planning Procedures Report Data" that follows for Group 1 projects.	URP Coordinator
2	Section 3.C.n.i	Los Altos will continue to collect the following for all new and redevelopment projects -- project name, location, type (per C.3.c.), size (ac. Or sq.ft.), and impervious surface area. For redevelopment projects, include area of land disturbance and summarize in the Annual Report.	See "New Development-Planning Procedures Report Data" that follows.	Community Development, Public Works Department
3	Section 3.C.n.ii.	Los Altos will continue to collect the following for all projects that must implement treatment measures: BMPs, site design, and source control measures used, sizing criteria, O&M responsibility mechanism and responsible party and summarize in the Annual Report	See "New Development-Planning Procedures Report Data" that follows.	Community Development & URP Coordinator
4	Evaluate C.3 activities	Evaluate C.3 activities in FY 2004-2005 and explore opportunities to increase program effectiveness. Report results in the FY 2004-2005 Annual Report.	See "New Development-Planning Procedures Program Evaluation" that follows	Community Development, Public Works Department & URP Coordinator

Santa Clara Valley Urban Runoff Pollution Prevention Program
FY 2004-2005 Annual Report

Municipality: City of Los Altos ***Attachment B***

New Development-Planning Procedures Program Evaluation FY 2004/2005
Public Projects: During the time frame between July 1, 2004 and June 30, 2005 the City of Los Altos awarded 8 construction projects. None of these projects fell under the definition of a Group 1 or a Group 2 project. All projects dealt with some kind of repair to facilities. Other than construction BPMs that were applied, these projects did not allow any opportunity to apply such things as source control, etc. However, the City of Los Altos continues to review all public projects with respect to all C.3 requirements. Private Projects: During the time frame between July 1, 2003 and June 30, 2004 the City of Los Altos had no new Group 1 projects (nor any Group 2 projects). As a small jurisdiction, the requirements of the program are very difficult for us to implement, though fortunately the City did not have any Group 1 projects during the fiscal year. For many years the City of Los Altos has worked with applicants to limit the amount of storm water runoff from private property. We could use assistance with handouts and other information regarding the program. With limited staff, it is difficult for us to prepare information for the public. We could especially use assistance with the pest resistive landscape information. This is not something our staff is trained to review. If the program could produce information for us, it would be helpful. The City of Los Altos will revise it Municipal Code to include the requirements for Group upon acceptance of the definition for these types of projects.

Santa Clara Valley Urban Runoff Pollution Prevention Program
FY 2004-2005 Annual Report

Municipality: City of Los Altos ***Attachment B***

Site Design Measures Guidance and Standards Development Action Summary			
Site Design Question	**Proposed Action (9/15/03)**	**Personnel Involved in the Discussion**	**Summary of Action Taken (6/30/05)**
Policies to Limit Site Impervious and Incorporate Post-Construction BMPs Into Development Projects			
1. Is the minimum sidewalk width allowed in the community 4 feet or less?	The City of Los Altos has very minimum sidewalks throughout the city. The City standard width is 4 feet unless it can be justified otherwise through usage calculations or to match existing adjacent walkways. Less width would affect ADA requirements. Since Los Altos is built out and will not have any large development, it is anticipated that there is no need to put this in writing.	Public Works (Engineering) & Community Development (Planning)	During FY 04/05 the City of Los Altos did not have any new sidewalks installed mainly because the city is built out and the residents are also resistant to install. Los Altos plans to continue to evaluate new sidewalks on a case-by-case basis and provide directions in the form of the conditions of approval
2. Are sidewalks generally sloped so they drain to the front yard or park strip rather than the street?	The City of Los Altos will work with the Program as appropriate. Los Altos will require that sidewalks drain to a soil area on a case-to-case basis. Since Los Altos is built out, and will not have any large development, it is anticipated that most sidewalks will remain as currently constructed.	Public Works (Engineering) & Community Development (Planning)	During FY 04/05 the City of Los Altos did not have any new sidewalk install mainly because the city is built out and the residents are also resistant to install them. Los Altos will continue to evaluate new sidewalks on a case-by-case basis for drainage and provide directions in the form of the conditions of approval
3. Are the use of benign roof materials promoted?	Through the design review process, the City reviews building materials, including roof materials, and encourages the use of benign roofing materials such as wood shake or tile. The City has required that project sponsors change roofing materials and/or colors to lessen impacts. During this FY the city will adopt an ordinance to prohibiting copper in roofing systems similar to Palo Alto's ordinance	Community Development (Planning) & Public Works (Engineering)	The City of Los Altos is still evaluating the need for an ordinance prohibiting copper roofing systems. Los Altos feels this can be done without an ordinance, as there are very few requests for this type of roofing system. Los Altos would provide directions in the form of the conditions of approval

Santa Clara Valley Urban Runoff Pollution Prevention Program
FY 2004-2005 Annual Report

Municipality: City of Los Altos ***Attachment B***

Site Design Measures Guidance and Standards Development Action Summary (Cont.)			
Site Design Question	**Proposed Action (9/15/03)**	**Personnel Involved in the Discussion**	**Summary of Action Taken (6/30/05)**
4. Does the community encourage inclusion of turf play yards or courtyards that also serve as infiltration areas or overflow parking areas?	Yes, they are encouraged on a case-by-case basis, when large projects are proposed. City has copies of BASMAA's Start at the Source to help encourage such ideas. City of Los Altos will provide a link on local website to SCVURPPP and/ BASMAA website containing electronic copy of BASMAA's Start at the Source.	Public Works (Engineering) & Community Development (Planning)	The City of Los Altos continues to maintain a link on its website to SCVURPPP website containing electronic copy of BASMAA's Start at the Source
5. Is the minimum radius allowed for cul-de-sacs less than 35 feet?	Since Los Altos does not expect to have many, if any, new cul-de-sacs, Los Altos plans to take each on a case-by-case basis and provide the minimum radius agreed upon by the appropriate agencies. Los Altos will also continue to work with the program and other jurisdictions regarding this matter. Will review matter with the Santa Clara County Fire Department for their input	Public Works (Engineering)	During FY 04/05 the City of Los Altos did not have any new cul-de-sacs install mainly because the city is built out. Los Altos will continue to evaluate any new cul-de-sac on a case-by-case basis for requiring a minimum radius as part of the conditions of approval.
6. Are there established design criteria or guidance for swales that can provide stormwater quality treatment (i.e., dry ponds, biofilters, or grass swales)?	City of Los Altos will consider revising the current version of its municipal code this FY by removing the prohibition for the use of reservoirs and simply stating that the device will be subject to approval by the City Engineer to insure flexibility. City of Los Altos will consider any treatment BMP presented in the handbooks on a case-by-case basis.	Public Works (Engineering)	City of Los Altos has not revised its municipal code, but still plans to do so. Los Altos did revise its ordinance to require treatment BMPs on Group 1 projects plans to revise it for the implementation of Group 2 projects.

Santa Clara Valley Urban Runoff Pollution Prevention Program
FY 2004-2005 Annual Report

Municipality: City of Los Altos ***Attachment B***

Site Design Measures Guidance and Standards Development Action Summary (Cont.)			
Site Design Question	**Proposed Action (9/15/03)**	**Personnel Involved in the Discussion**	**Summary of Action Taken (6/30/05)**
7. Are model shared parking agreements provided?	The City does not have a model shared parking agreement, but it currently has an existing parking agreement with a local restaurant. Also the City does have a mechanism to allow cooperatively operated parking facilities. The agreements are reviewed on a case-by-case basis by staff and the City Attorney. Also, the City has allowed a business to rent parking spaces in the public parking plaza during the evening to help satisfy their parking requirement.	Public Works (Engineering) & Community Development (Planning)	No further action was required. During fiscal year 04/05 there were no cases where parking agreement became an issue.
8. If mass transit is provided nearby, is the parking ratio reduced?	All multi-family and mixed-use projects are required to provide affordable housing. The City grants development incentives for all projects with affordable housing. Incentives can include a reduction in the amount of parking. When considering a reduction in parking, proximity to mass transit would be a primary consideration	Community Development (Planning)	During fiscal year 04/05 the city did not have any multi-family or mixed-use projects.
9. Is the minimum driveway width specified in the community 9 feet or less (one lane) or 18 feet (two lanes)?	The driveway widths in certain residential districts and commercially operated public parking facilities can be reduced subject to approval of an alternative design by the architectural and site control committee. The City prefers this approach rather than changing the standards because it allows flexibility and it allows the City to determine the appropriate width based on site conditions.	Community Development (Planning)	During fiscal year 04/05 there were no cases where driveway width really became an issue.

Santa Clara Valley Urban Runoff Pollution Prevention Program
FY 2004-2005 Annual Report

Municipality: City of Los Altos ***Attachment B***

Site Design Measures Guidance and Standards Development Action Summary (Cont.)			
Site Design Question	**Proposed Action (9/15/03)**	**Personnel Involved in the Discussion**	**Summary of Action Taken (6/30/05)**
Drainage Design Requirements			
1. Does the municipality promote limiting runoff to pre-development levels (e.g. through detention or retention, limits on impervious surface area, etc.)?	The City of Los Altos plans to adopt an ordinance to require developer to comply with Provision C.3 of the NPDES permit, which would limit runoff to pre-development level. As a matter of conditions of approval, Los Altos requires limiting runoff from single-family redevelopment not covered by the permit. It is anticipated that this ordinance will be enacted prior to the implementation of the C3 provisions in Oct 2003.	Public Works (Engineering) & Community Development (Planning)	The City of Los Altos adopted an ordinance that require developers of Group 1 projects to comply with Provision C.3 of the NPDES permit limiting runoff to pre-development. During FY 04/05 the city did not have any new Group 1 projects. The city continues to limit runoff from all single-family redevelopment.
2. Are there design criteria for stormwater best management practices?	Will review and implement procedures on a case by case basis for projects as they become available like implementing appropriate best management practices shown in the New Development and Redevelopment handbook by CSQA as a matter of conditions of approval.	Public Works (Engineering) & Community Development (Planning)	The City of Los Altos continues to use those BMPs that are defined in California Stormwater Quality Association *Stormwater Best Management Practice Handbook for New Development and Redevelopment*.
Natural Resource Protection/Restoration			
1. Is the minimum buffer width (from top of bank) 75 feet or more in a stream buffer ordinance/policy/guidelines?	The City works with the Santa Clara Valley Water District, and when necessary requires a biotic study, to determine the appropriate buffer for projects adjacent to a creek. Most of the lots in Los Altos adjacent to the creek are residential. Requiring a 75-foot buffer from top of bank is not practical in most cases, as it would render most lots unusable.	Community Development (Planning)	The City of Los Altos is awaiting the final outcome of the Water Resources Protection Collaborative. Until such time, for each project the city will work with the Santa Clara Valley Water District on a case by case basis

Santa Clara Valley Urban Runoff Pollution Prevention Program
FY 2004-2005 Annual Report

Municipality: City of Los Altos ***Attachment B***

Site Design Measures Guidance and Standards Development Action Summary (Cont.)			
Site Design Question	**Proposed Action (9/15/03)**	**Personnel Involved in the Discussion**	**Summary of Action Taken (6/30/05)**
2. Does the stream buffer ordinance specify enforcement and education mechanisms?	The City's Environmental Committee continues to discuss appropriate creek protection measures and ways to educate the public. Will obtain and include information from the Marin County Stormwater Pollution Prevention Program efforts on creek side approaches.	Community Development (Planning)	The City of Los Altos is awaiting the final outcome of the Water Resources Protection Collaborative. Until such time, for each project the city will work with the Santa Clara Valley Water District on a case by case basis
3. Is land conservation, impervious cover reduction, or other types of water quality protection a major goal or objective to the open space design guidance?	City staff understands the importance of water quality protection and makes sure impacts are evaluated and appropriate protection measures are included in project approvals as a long-standing city policy on source control. The City adopted a new General Plan in November 2002. This document and current development policies encourages the conservation of natural features	Community Development (Planning)	The City continues to follow its General Plan.
4. Are flexible site design criteria available for developers that preserve open space and utilize cluster design options (e.g., setbacks, road widths, lot sizes)?	The City's approach is to consider road width modifications on a case-by-case basis to determine the appropriate width for the specific site being developed. All new residential streets in the City of Los Altos will be 10 minimum lane widths.	Public Works (Engineering)	There were no new streets being proposed during FY 04/05.

Santa Clara Valley Urban Runoff Pollution Prevention Program
FY 2004-2005 Annual Report

Municipality: City of Los Altos ***Attachment B***

Site Design Measures Guidance and Standards Development Action Summary (Cont.)			
Site Design Question	**Proposed Action (9/15/03)**	**Personnel Involved in the Discussion**	**Summary of Action Taken (6/30/05)**
5. Are open space areas encouraged to be consolidated into larger units?	It is City policy to encourage protection of creeks, creek side area and riparian habitat in their natural state while ensuring public safety and preserving valuable natural resources. For example, the City has plans for a bike path along the Hetch-Hetchy right-of-way in conjunction with the development of the Resident Inn/Office Complex on El Camino Real.	Community Development (Planning)	City of Los Altos continues to follow its policy.
6. Does a minimum percentage of open space near sensitive areas have to be managed in a natural condition?	The City continues to work with the Santa Clara Valley Water District and other appropriate agencies to establish buffers near sensitive areas. The appropriate buffer varies based on site conditions. Based on the recommendation of the Santa Clara Valley Water District and a biotic assessment, the City recently required a 25 foot buffer as a condition of approval for a subdivision abutting a creek. The width of the buffer was based on the needs of the site. We prefer this approach to establishing a minimum percentage that may or may not be appropriate for a site. .	Community Development (Planning)	The City of Los Altos is awaiting the final outcome of the Water Resources Protection Collaborative. Until such time, for each project the city will work with the Santa Clara Valley Water District on a case by case basis
7. Does the community encourage minimization of impervious surface areas in recreational open space areas?	The newly adopted General Plan includes policy language that encourages the minimization of impervious surface areas. This policy and requirements in the conditions of approval works well for the City and at this time no additional guidance or policy language is deemed necessary. However, the City will continue to evaluate if addition policy language would be beneficial.	Community Development (Planning)	The City of Los Altos continues to enforce the policy from the General Plan.

Santa Clara Valley Urban Runoff Pollution Prevention Program
FY 2004-2005 Annual Report

Municipality: City of Los Altos ***Attachment B***

Site Design Measures Guidance and Standards Development Action Summary (Cont.)			
Site Design Question	**Proposed Action (9/15/03)**	**Personnel Involved in the Discussion**	**Summary of Action Taken (6/30/05)**
8. Does your municipality encourage distinct low-impervious buffers between cities (e.g., greenbelts, open space, wild land corridors, agricultural areas)?	Given the existing built out environment of the city and the continual housing needs pressure, this is not really practical to create low-impervious buffers between the cities. The westerly and southwesterly borders between Palo Alto, Los Altos Hills and the County is Adobe Creek, and on the easterly border with Sunnyvale is Steven Creek which in itself already serves as a pervious buffer.	Community Development (Planning)	No further action was required.
9. Is there flexibility to meet regulatory or conservation restrictions (density compensations, buffer averaging, transferable development rights, off-site mitigation) offered to developers?	The City recently updated the General Plan. The policies in the General Plan were evaluated and determined to be appropriate for Los Altos.	Community Development (Planning)	The City of Los Altos continues to enforce policies in the General Plan

Santa Clara Valley Urban Runoff Pollution Prevention Program
FY 2004-2005 Annual Report

Municipality: City of Los Altos ***Attachment B***

Site Design Measures Guidance and Standards Development Action Summary (Cont.)			
Site Design Question	**Proposed Action (9/15/03)**	**Personnel Involved in the Discussion**	**Summary of Action Taken (6/30/05)**
Policies to Limit Auto Use/Promote Alternative Transportation			
1. Does the municipality promote comprehensive pedestrian and bike trail corridors through a well-connected network of streets and pathways?	The City of Los Altos completed a citywide Bicycle Transportation Plan in February 2002. The City meets monthly with its Bicycle/Pedestrian Advisory Committee (BPAC) to discuss means to pursue the goals of this Plan and also to improve pedestrian access within the City and into adjacent communities.	Public Works (Engineering)	The City of Los Altos continues to pursue the goals of the Plan with the BPAC, which is a subcommittee of the city's Traffic Commission that was established by City Council.
2. Does the municipality promote neighborhood greenbelts with walkways and bike paths?	The City continues to seek opportunities for bikeways and pathways. The City recently awarded a contract as part of the safe routes to school program to install bike improvements along Berry Avenue. Also, the city has obtained easements along the Hetch-Hetchy right-of-way to use the area for a bike path. As opportunities arise, the City will continue to obtain easements in order to complete this plan for the Hetch-Hetchy.	Public Works (Engineering) & Community Development (Planning)	The City continues to seek opportunities for bikeways and pathways.
3. Do street standards promote street layouts that reduce overall impervious surface area and/or trip length?	The City Council was concerned that many of the streets in Los Altos that did not have curb and gutters were becoming too wide because the residence were allowed to paved their shoulders. Therefore in November 2001 they passed a shoulder paving policy that restricts the width of the street plus the paved shoulders not to exceed 19 feet from the street centerline and also requires new street trees in the shoulder area as part of any new work. It was hoped that this would promote landscaping further out toward the edge of the streets into the public right of way.	Public Works (Engineering) & Community Development (Planning)	The City of Los Altos continues to enforce the Shoulder Paving Policy established by City Council in November 2001.

Santa Clara Valley Urban Runoff Pollution Prevention Program
FY 2004-2005 Annual Report

Municipality: City of Los Altos ***Attachment B***

Site Design Measures Guidance and Standards Development Action Summary (Cont.)			
Site Design Question	**Proposed Action (9/15/03)**	**Personnel Involved in the Discussion**	**Summary of Action Taken (6/30/05)**
Policies to Promote Regional/Watershed-based Planning and Zoning			
1. Are watershed-based zoning options (e.g. overlay districts, performance zoning, incentive zoning, imperviousness overlay zoning, or planned development zoning) available?	The City's PUD ordinance (Chapter 14.62) allows flexibility from development standards and can be used for this purpose	Community Development (Planning)	No further action was required.

Santa Clara Valley Urban Runoff Pollution Prevention Program
FY 2004-2005 Annual Report

Municipality: City of Los Altos ***Attachment B***

Regional Board Comments on New Development-Planning Procedures in FY 2003-2004 Annual Report		
Item	**RWQCB Comment**	**City Of Los Altos Response**
Provision C.3.n.	Because of the variability in detail and the fact that some Co-permittees did not include enough information, Board staff has developed the attached "templates" (see Tables 1 and 2 and accompanying instructions) for you to report on Group 1 and 2 projects in next year's Annual Report. These templates were based in part on Sunnyvale and San Jose's tables. A Group 1 project that submits an application during the reporting period must be added to Table 1. Once a project is included in Table 1, the project cannot be removed from Table 1 until construction is completed. Hence, some projects may be reported in several consecutive Annual Reports and each year, pertinent information for those projects shall be updated to reflect their status at the time the Annual Report is written. Status updates shall include changes in approval/construction dates, and in source control, design, and/or treatment BMPs proposed or built onsite and/or offsite. The same criteria for inclusion and updating of Group 2 projects apply to Table 1.	The City of Los Altos will work with the Program to provide a format to include all appropriate information in our next Annual Report.
Provision C.3.n.iii	The column "Pesticide Reduction Measures Included in Project" refers to specific measures/methods that are included in a project to reduce pests, weeds, and disease prone plants (and hence the need for pesticides and herbicides). The column entries should include such measures as using only pest-resistant plants in the landscaping, installing screens on any vents outside of the buildings, and providing a minimum separation of trees from roofs to prevent migration of pests into homes.	The City of Los Altos will work with the Program to provide a format to include all appropriate information in our next Annual Report.
Provision C.3.n.	Please include a map in the Annual Report that shows the locations of **all** Group 1 projects listed in Table 1. Please ensure that this map is of a large enough scale so that major highways and roads are legible on the map and new projects can be added easily every year.	In our next Annual Report, the City of Los Altos will include a map of the city showing the locations of all Group 1 and Group 2 projects.

Santa Clara Valley Urban Runoff Pollution Prevention Program
FY 2004-2005 Annual Report

Municipality: City of Los Altos ***Attachment B***

Item	RWQCB Comment	City Of Los Altos Response
Page 16 of Annual Report	Text states that "at the end of FY 03/04 Los Altos was reviewing preliminary conceptual design on two potential Group 1 Projects. Please clarify whether these projects had submitted applications to the Planning Department at the end of FY 03-04. If so, please include these two projects in the table on page 34.	The city of Los Altos was reviewing two preliminary projects that were under considerations by developers. The city allows developer to do this prior to submitting formal planning applications. This is why they were not included on the list. It is also worth noting that during this preliminary stage, the city informs the developer of the C3 requirements that are delineated in our municipal codes. During FY 04-05 one of these projects were submitted (prior to April 15, 2005), but it was determined during the application review that this project had less than one acre of new plus replaced impermeable surface and therefore not a Group 1. The other project application has not yet been submitted.
Page 20 of Annual Report	Text states that Los Altos "had one project of 1 acre approved." However, the table on page 34 lists one project, Whole Food Store, as creating 81,801 ft^2 (~1.9 acres) on a 2.44-acre site. If there is an additional project of 1 acre, please provide information for it on page 34. If not, please correct the typographical error on one of these pages.	The narrative on page 20 should have said, "has one project that created greater than one acre of new plus replacement impermeable surface." This project was the Whole Foods Store that was listed on page 34 of the Annual Report. Sorry about the confusion.

Santa Clara Valley Urban Runoff Pollution Prevention Program
FY 2004-2005 Annual Report

Municipality: City of Los Altos ***Attachment B***

New Development-Planning Procedures Report Data During FY 2004-2005							
Submittal Date	**Project Name**	**Project Type**	**Site Size (a. or s.f.)**	**New Impervious Surface (s.f.)**	**Project Status**	**Storm Water Control Measures included in the Project**	**Requirement Mechanism**
Private Projects							
	The City of Los Altos did not have any new Group 1 projects during FY 04/05						
Public Projects							
	The City of Los Altos did not have any new Group 1 projects during FY 04/05.						

Stormwater Control Measures for Group 1 Projects Reviewed and/or Approved During FY 2004-2005						
Project Name	**Treatment BMPs**	**Numeric Sizing Criteria Used**	**O&M Responsibility Mechanism and Responsible Party**	**Site Design Measures**	**Source Control Measures**	**Pesticide Reduction Measures**
Private Projects						
The City of Los Altos did not have any new Group 1 projects during FY 04/05						
Public Projects						
The City of Los Altos did not have any new Group 1 projects during FY 04/05						

Santa Clara Valley Urban Runoff Pollution Prevention Program
FY 2004-2005 Annual Report

Municipality: City of Los Altos ***Attachment B***

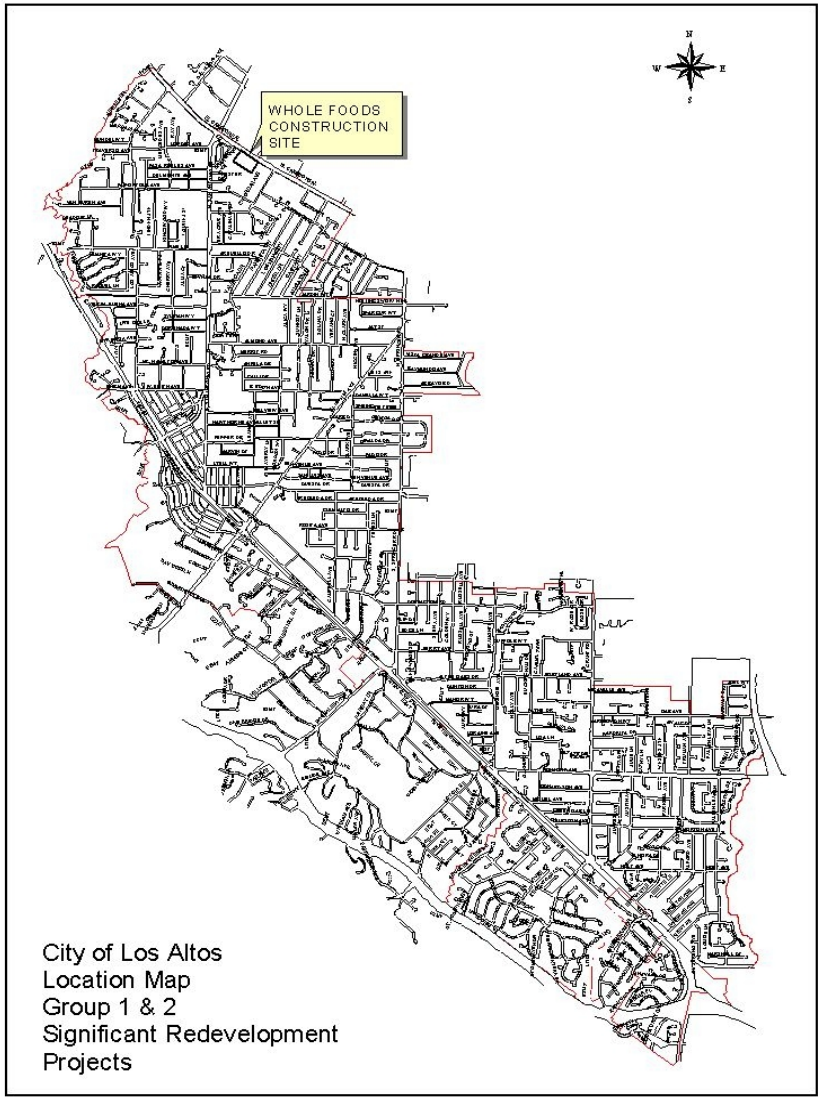

Santa Clara Valley Urban Runoff Pollution Prevention Program
FY 2004-2005 Annual Report

Municipality: City of Los Altos ***Attachment B***

NEW DEVELOPMENT & REDEVELOPMENT CONSTRUCTION INSPECTION

FY 2004-2005 Work Plan Self Evaluation Matrix

Item No.	Activity	FY 04-05 Work Plan Tasks	FY 04-05 Accomplishments	Responsible Party
1	Construction Site Inspections	Los Altos will continue to review and revise SOPs and the City's legal authority related violations as required, as well as conducts and enforces construction site inspections, and identifies continuous improvements. Public projects contain contractual provision requiring the use of BMPs. Los Altos will continue to enforce and improve these provisions.	Public Projects: During the time frame between July 1, 2004 and June 30, 2005 the city of Los Altos awarded eight construction projects. All projects dealt with some kind of repair to facilities such as street pavements, sidewalks, and curb and gutter. Of these, none were under construction during the raining season. Therefore the city had no problem assuring that all proper construction BMPs were in place and properly maintained. Private Projects: A City of Los Altos Standard Operating Procedure is given to owner/contractors throughout the wet season. A spreadsheet database is used for tracking all monthly inspections during the wet season. Seventy-four inspection sites considered a probable source for storm water preventative measures were observed, eight correction notices or stop work orders were written, thirty-seven preventive maintenance procedures observed and all violations corrected whether written or discussed.	Community Development & Public Works Department

Santa Clara Valley Urban Runoff Pollution Prevention Program
FY 2004-2005 Annual Report

Municipality: City of Los Altos ***Attachment B***

Item No.	Activity	FY 04-05 Work Plan Tasks	FY 04-05 Accomplishments	Responsible Party
2	Construction BMPs and Control Measures	Los Altos will continue to implement and review the effectiveness of construction BMPs and other storm water requirements developed through the application process. For Public projects, the contract documents will include the necessary BMPs and control measures applicable for each specific project.	Public Projects: During the time frame between July 1, 2004 and June 30, 2005 the city of Los Altos awarded eight construction projects. All projects dealt with some kind of repair to facilities such as street pavements, sidewalks, and curb and gutter. Of these, none were under construction during the raining season. Therefore the city had no problem assuring that all proper construction BMPs were in place and properly maintained. The City of Los Altos will continue to review this process. Private Projects: Plans submitted to the Community Development Department for permitting are reviewed for all applicable BMP and Control Measure requirements. The plans examiners work with various members of City staff to ensure that all aspects of these requirements are met. All daily inspections performed include verification of the following, as applicable to each site: site access covered with gravel, waddle material and control of site water run off, concrete washout areas, storm drains protected with appropriate material, drainage socks for ground water discharge piping installed and swales created and or other preventative measures assured as necessary.	Community Development & Public Works Department

Santa Clara Valley Urban Runoff Pollution Prevention Program
FY 2004-2005 Annual Report

Municipality: City of Los Altos ***Attachment B***

Item No.	Activity	FY 04-05 Work Plan Tasks	FY 04-05 Accomplishments	Responsible Party
3	Rainy Season Construction Inspections	Los Altos will continue to conduct construction site inspections for adequacy of storm water quality control measures. The sites will be those that have an active permit from the building department and construction at public facilities. Continue to conduct monthly inspections at these sites during wet season. In addition, Los Altos will continue to inspect each site prior to the beginning of the wet season to assure all have adequate storm water quality control measures.	Public Projects: During the time frame between July 1, 2004 and June 30, 2005 the city of Los Altos awarded eight construction projects. All projects dealt with some kind of repair to facilities such as street pavements, sidewalks, and curb and gutter. Of these, none were under construction during the raining season. All sites are inspected daily. Though outside of our jurisdiction, the city did spend time to monitor school projects to assure they applied complied with their SWPPP and applied BMPs to prevent sediment from entering onto the city streets and into the city's storm drain system. Private Projects: The same detailed project tracking as discussed above will be conducted through FY 05/06. All daily inspections performed (approx. 1750 per 3 month period) include verification of the following, as applicable to each site: site access stabilization, waddle material and control of site water run off, concrete washout areas, storm drains protected with appropriate material, drainage socks for ground water discharge piping installed and swales created and or other preventative measures assured as necessary.	Community Development & Public Works Department
4	Staff Training and Educational Material Library.	Los Altos will continue to require inspectors to attend annual workshops and training, as well as providing internal training prior to each rainy season.	Public Projects: City design engineers and construction inspectors attended the November 9. 2004 training at Brisbane on "Construction Site Planning and Management for Compliance with Phase I and Phase II NPDES Requirements". Private Projects: Building Inspectors briefings are conducted with inspectors on a monthly basis. The most up to date materials from the recent URPPP training seminar is provided for each inspectors office for study and review with the public.	Community Development & Public Works Department

Santa Clara Valley Urban Runoff Pollution Prevention Program
FY 2004-2005 Annual Report

Municipality: City of Los Altos ***Attachment B***

Item No.	Activity	FY 04-05 Work Plan Tasks	FY 04-05 Accomplishments	Responsible Party
5	Construction Inspection	Evaluate Inspection activities in FY 2004-2005 and explore opportunities to increase program effectiveness	See "New Development-Construction Inspection Program Evaluation" section below.	Community Development & Public Works Department

New Development-Construction Inspection Program Evaluation FY 2004-2005

Private Projects: All construction projects are evaluated and maintained at the start of all projects. An updated database is created for all construction projects at the start of the rainy season beginning on October 1. This database is updated at each subsequent field inspection. Interdepartmental communications with Planning, Engineering, Police and Code Enforcement are then implemented as needed to emphasize complete water quality protection measures. Annual seminars are attended when they are available from the district Water Quality Board and all new requirements reviewed. Briefings with regard to Best Management Practice measures that can be improved and/or that work best are discussed on a monthly basis. This process is not completely effective, as building inspectors are not only tasked with performing close to 600 inspections per month but also to perform the pre rain inspection. Typically time does not permit for adequate storm water inspections, as this is not the primary focus of the Building Division. The City is working to attempt to improve the inspection, but this involved additional staffing which is difficult to fund under the city's current budget constrains.

Public projects: The city had only eight small construction contracts during the year. All were finished within 3-4 months and none were under construction during the raining season. All construction inspectors are trained in the application of applicable BMPs. For example, catch basins near sites are protected with filter fabric to prevent debris for entering the storm drain system. For public projects, the city has no problem with complying with its permit.

Regional Board Comments on New Development-Construction Inspection in FY 2003-2004 Annual Report

RWQCB Comment	City Of Los Altos Response
None	

Santa Clara Valley Urban Runoff Pollution Prevention Program
FY 2004-2005 Annual Report

Municipality: City of Los Altos ***Attachment B***

PEST MANAGEMENT
(Provision C.9.d of the Permit)

FY 2004-2005 Work Plan Self Evaluation Matrix

Item No.	Activity	FY 04-05 Work Plan Tasks	FY 04-05 Accomplishments	Responsible Party
Municipal Pesticide Use **Goal 1.A.** Eliminate all unnecessary municipal pesticide uses (particularly organophosphate (OP) pesticide use) and implement Integrated Pest Management (IMP) techniques.				
1	Pesticide Use on Municipally Owned	Los Altos will continue to track pesticide use on municipally owned property (PS #8). Will report the results of this tracking in the FY 04/05 AR.	The City continued to record all pesticide application and submit this documentation on a monthly basis to the Santa Clara County Department of Pesticide Regulation. A summary of the pesticide application is summarized at the end of this section. No pesticide violations or other related concerns were reported during the year.	URP Coordinator & Public Works Maintenance Department
2	IPM Policy	Los Altos Public Works has a written and approved IMP policy. Will continue to implement the policy. Will evaluate the policy annually and improve as deemed necessary.	IPM policy was reviewed and other control measures considered before any pesticide application was utilized. Staff provided information on IPM to City staff to educate them about IPM. No improvements have been made to the policy and procedure at this time.	Public Works Maintenance Department

Santa Clara Valley Urban Runoff Pollution Prevention Program
FY 2004-2005 Annual Report

Municipality: City of Los Altos ***Attachment B***

Item No.	Activity	FY 04-05 Work Plan Tasks	FY 04-05 Accomplishments	Responsible Party
3	IPM Standard Operating Procedures (SOPs) and Best Management Practices (BMPs).	Public Works has a written and approved an SOP, which is included within the approved IMP policy. This document contains all applicable BMPs for implementing policy. Los Altos will continue to implement the SOP. Will evaluate the SOP annually and improve as deemed necessary	Staff attended training on BMP's for Landscape Maintenance, Irrigation work and Pesticide applications in accordance with its SOP. Staff continued to review its SOP and during the FY did not find any need to make any improvements.	URP Coordinator & Public Works Maintenance Department
4	City Pest Control Contractors	Los Altos will continue to review process to ensure that any contractor employed to conduct pest control and pesticide application on municipal property.	Staff reviews the IPM and BMP's with three PCO's. Staff will be working to improve the contract language for pesticide applications as necessary during the FY.	Public Works Maintenance Department
5	Agency Wide Inspection.	Continue to conduct a periodic agency-wide search of chemical storage areas for pesticides no longer legal for application per EPA, State, and/or local requirements, and properly dispose of any such pesticides pursuant to appropriate waste disposal regulations.	Maintenance supervisory personnel conduct facility inspections to identify any illegal chemical storage at City buildings on an annual basis. No unauthorized pesticides were found.	Public Works Maintenance Department
6	Internal IPM Outreach	Continue to conduct internal outreach on less toxic pest control to employees who do not necessarily purchase or apply pesticides during the course of their work (to encourage employees to use IPM techniques away from work).	Staff was unable to conduct internal outreach to employees due to high workload.	URP Coordinator

Santa Clara Valley Urban Runoff Pollution Prevention Program
FY 2004-2005 Annual Report

Municipality: City of Los Altos ***Attachment B***

Item No.	Activity	FY 04-05 Work Plan Tasks	FY 04-05 Accomplishments	Responsible Party
7	Documentation	Document completion of tasks in annual reports. Use pesticide-tracking process to document pesticide use.	See the "Summary of Pesticide Usage F04/05" at the end of this section.	URP Coordinator
Goal 1.B. Raise awareness of all municipal employees and train employees who apply pesticides for the municipality about the municipality's IPM Policy and/or IPM techniques as appropriate.				
1	Pesticide Applicator Training	Los Altos will continue to ensure that employees who apply pesticides for the agency obtain the appropriate training as required by the County Agricultural Commissioner and the State Department of Pesticide Regulation (DPR).	All Parks Division employees involved with pesticide application receive annual training in the proper use, handling, mixing, storage, and application of Roundup Pro and Surflan AS (the only two pesticide used by city staff). The last training was completed on June 2005 as noted on the Staff Training list at the end of the Annual Report. Parks Supervisor conducted training in-house. In January 2005, Parks Division passed Santa Clara County Department of Pesticide Regulation annual inspection including our training documentation.	Public Works Maintenance Department
2	Pesticide Applicator Training	Los Altos will continue to provide annual training on the appropriate portions of the IPM Policy, SOPs, and BMPs, and the latest IPM techniques to employees within departments responsible for pesticide application.	12 Parks Division employees involved with pesticide spraying receive annual training conducted at the Municipal Service Center. Training was conducted by certified spray applicator regarding IPM Policy, BMP's, and SOP's. Training is summarized in the Staff Training list at the end of this Annual Report. The last in-house training was conducted in May 2005.	Public Works Maintenance Department
3	Employee Training	Los Altos will continue annually to inform employees who are not authorized and trained to apply pesticides that they cannot use over-the-counter pesticides in or around the workplace, consistent with the IPM Policy.	Staff was unable to conduct internal outreach to employees due to high workload.	Public Works Maintenance Department

Santa Clara Valley Urban Runoff Pollution Prevention Program
FY 2004-2005 Annual Report

Municipality: City of Los Altos ***Attachment B***

Item No.	Activity	FY 04-05 Work Plan Tasks	FY 04-05 Accomplishments	Responsible Party
4	Pest Management Training.	Los Altos will continue to send staff to a workshop on least-toxic pest control methods and pesticide management BMPs. Staff will attend other applicable training as it becomes available.	Parks Division supervisor and staff attended nine separate training seminars during the year that dealt with issues of the city's IPM program in addition to three in-house training sessions. All training is listed in the Staff Training list at the end of this Annual Report.	Public Works Maintenance Department
5	Staff Training	Document and evaluate effectiveness of staff training conducted each year in annual reports.	The City of Los Altos passed the Santa Clara County Department of Pesticide Regulation annual inspection including our training documentation. No violations for pesticide spraying were issued by DPR and no other concerns from other agencies or residents were received during the fiscal year. It would therefore appear training has been effective.	Public Works Maintenance Department
Public Education and Outreach **Goal II.A.** Increase awareness of IPM so target audiences recall less toxic pest management messages and adopt IPM behaviors. Target audiences include residential and commercial users, pesticide retailers, municipal employees, and special districts (PS #6)				
1	Watershed Education & Outreach (WE&O) Campaign	Continue to support the Watershed Education & Outreach (WE&O) Campaign, which will target the general public and include messages about less-toxic pest control and proper disposal. The Campaign will include extensive media campaign with South Bay English- and Spanish- language TV and radio stations.	As documented in the Public Information Participation section of this Annual Report, the City of Los Altos continues to support the Watershed Education & Outreach Campaign.	URP Coordinator
2	BASMAA Regional Media Relations Campaign	Continue to fund BASMAA Regional Media Relations Campaign featuring pitches to Bay Area media and responses to breaking news on pesticide-related topics.	The City of Los Altos continues to fund BASMAA Regional Media Relation Campaign through the Program.	URP Coordinator

Santa Clara Valley Urban Runoff Pollution Prevention Program
FY 2004-2005 Annual Report

Municipality: City of Los Altos ***Attachment B***

Item No.	Activity	FY 04-05 Work Plan Tasks	FY 04-05 Accomplishments	Responsible Party
3	Pesticide User Outreach	Continue to assist Program with implementation of local components of a "Pesticide User Outreach" project targeting residential and commercial users.	The City of Los Altos continues to assist the Program with the implementation of public outreach. This would include such things as public events where brochures such as IPM fact sheets, "Grow It!" guide, "Pests Bugging You?", and "Backyard Bugs" are distributed.	URP Coordinator
4	IPM Outreach	Continue to provide information on less toxic pest control (e.g., IPM techniques, municipal IPM policies, model contract language, training opportunities, etc.) to neighboring special districts (e.g., open space districts, vector control districts, and school districts) as appropriate	The only neighboring districts are the school district and the City of Los Altos did not provide them information on less toxic pest control. Los Altos would provide assistance to them if necessary.	URP Coordinator
5	Outreach Evaluation	Document or estimate numbers of residents reached by outreach efforts and media advertising.	A booth was staffed at seven of the city's farmer's market and approximately 40-50 people each time asked questions and were provided assistance. Three of the four hardware/garden supply stores in Los Altos carry the facts sheets. It is difficult to say exactly how many residents is reaches, but they are constantly restocking the various sheets.	URP Coordinator

Santa Clara Valley Urban Runoff Pollution Prevention Program
FY 2004-2005 Annual Report

Municipality: City of Los Altos ***Attachment B***

Item No.	Activity	FY 04-05 Work Plan Tasks	FY 04-05 Accomplishments	Responsible Party
Goal II.B. Educate pesticide retailers and consumers about less toxic pest control products and promote the sale of such projects.				
1	BASMAA Regional IPM Partnership	Continue to fund and participate in the BASMAA Regional IPM Partnership.	The City of Los Altos still continues to fund and participate, as necessary, in this program.	URP Coordinator
2	IPM Store Partnership Program	Continue to implement cost-effective elements of the IPM Store Partnership Program, as identified in the work plan developed by the Program. Create and provide fact sheets and other materials to pesticide retailers to facilitate point-of-purchase outreach. Visit stores as necessary to ensure ongoing participation. Los Altos will continue working with the City of Palo Alto on this program.	See “FY 04-05 Accomplishments” for Item No. 2 under “Public Information/Participation” section of this report for the accomplishment for this task.	URP Coordinator
3	IPM Store Partnership Program	Continue to assist Program to document number of participating stores, materials distributed and employees trained. Evaluate the cost-effectiveness of the IPM Store Partnership Program each year	The City of Los Altos was available to provide assistance as necessary.	URP Coordinator

Santa Clara Valley Urban Runoff Pollution Prevention Program
FY 2004-2005 Annual Report

Municipality: City of Los Altos ***Attachment B***

Item No.	Activity	FY 04-05 Work Plan Tasks	FY 04-05 Accomplishments	Responsible Party
Pest Control Operators (PCOs) **Goal III.A.** Minimize pesticide use by PCOs contracted for structural pest control and landscape maintenance.				
1	Municipal PCOs	Continue to require PCOs contracted for municipal applications to use pest control methods consistent with the municipality's IPM policy (through contract specifications).	All pesticide work is done through open purchase order. Contract language will be reviewed this year and updated as necessary. Parks Supervisor advises contractors of the City of Los Altos IPM program.	Public Works Maintenance Department
2.	Municipal PCOs	Document the pesticide use by the PCOs on municipal property in the Annual Report.	See "Summary of Pesticide Usage FY 04/05" that follows this section of the Annual Report.	URP Coordinator
Goal III.B. Require all PCOs to implement Best Management Practices (BMPs)				
3	Municipal PCO BMPs	Continue to require PCOs contracted by municipalities to implement BMPs through contract specifications.	All pesticide work is done through open purchase order. Contract language will be reviewed this year and updated as necessary. Parks Supervisor advises contractors of the City of Los Altos IPM program.	Public Works Maintenance Department
4	Documentation.	Los Altos will continue to documents its efforts in the Annual Report	See "Summary of Pesticide Usage FY 04/05" that follows this section of the Annual Report, the Staff Training list at the end of this Annual Report for a list of IPM related training that Staff participated in during FY 04/05, and the program evaluation that follows.	URP Coordinator

Santa Clara Valley Urban Runoff Pollution Prevention Program
FY 2004-2005 Annual Report

Municipality: City of Los Altos ***Attachment B***

Item No.	Activity	FY 04-05 Work Plan Tasks	FY 04-05 Accomplishments	Responsible Party
Commercial Businesses **Goal IV.A.** Determine the extent of commercial business employees' use of pesticides (I.E., pesticide applications not performed by a licensed PCO) and conduct appropriate outreach regarding less toxic pest management.				
1	Commercial Business Outreach Work Plan.	Assist Program to provide outreach on less toxic pest control to target businesses in the South Bay, as appropriate and cost-effective. Program to develop outreach material to target businesses.	The city of Los Altos assisted the Program in the development of the poster for new and remodeled restaurants that was provided to the County. The city of Los Altos also assisted the program in providing education and outreach to the hardware and nurseries in the city.	URP Coordinator
Household Hazardous Waste Collection **Goal V.A.** Provide pesticide disposal services through household hazardous waste (HHW) collection programs for all residents and small businesses, and encourage use of these programs.				
1	Small Quantity Commercial Generators.	Continue to insure that adequate pesticide disposal services exist for residents and conditionally exempt small quantity commercial generators.	The City of Los Altos residents have access to the household hazard waste collection services available through the County Household Hazardous Program. This program includes an appointment-based drop-off at various weekly events held throughout the county including one event held in the City of Los Altos at the Egan School on April 30.	Public Works Department
2	Pesticide Disposal	Continue to work with HHW collection agencies to support, enhance, and help publicize programs for proper pesticide disposal.	The City of Los Altos attends monthly meetings with the Technical Advisory Committee, which consists of cities in the Santa Clara County. Los Altos is also a member of the HHW subcommittee, which meets quarterly. In conjunction with this committee the city provide technical advice and funding to help support the Santa Clara County Household Hazardous Waste web site.	Public Works Department

Santa Clara Valley Urban Runoff Pollution Prevention Program
FY 2004-2005 Annual Report

Municipality: City of Los Altos ***Attachment B***

Item No.	Activity	FY 04-05 Work Plan Tasks	FY 04-05 Accomplishments	Responsible Party
3	Hazardous Waste Disposal Outreach	Continue to provide hazardous waste disposal information to residents, through distribution of materials (e.g., utility bill insert, city newsletter, community events, etc.) or advertising in local media	HHW collection is advertised in the annual mailer sent out to all solid waste customers of the Los Altos Garbage Company and thru telephone response to queries, and through the County's solid waste website at sscgov.org. The local event in Los Altos is advertised in the local paper, the Los Altos Town Crier.	Public Works Department
4	Documentation	Document that household hazardous waste collection programs adequately serve residents and businesses (conditionally exempt small quantity generators) Annual Report	Based on customer feedback at local events, 70% of participants rate the HHW program as "Good" or "Excellent". 96.5% reported they received adequate information when they called the appointment line to schedule their HHW drop-off. Additionally, Los Altos Police Department had no reports of hazardous waste abandoned during the fiscal year.	URP Coordinator
New Development **Goal VI.A.** Minimize pesticide use at new and redevelopment sites.				
1	Pest-resistant Landscaping and Design Features	Los Altos will continue to encourage pest-resistant landscaping and design features in the design, landscaping, and environmental reviews of proposed development projects. Los Altos will report the percentage of new development and redevelopment project for which pesticide reduction measures were required in Annual Report	Private Projects: The City encourages projectapplicants to use pest resistant landscaping and have information available for project sponsors to help them achieve this goal. The City of Los Altos had no Group 1 projects during the FY and most all project are rebuilding of or additions to single family residences. The limited commercial projects are typically remodels in built out areas that have very limited, if any, existing landscaping. Public Projects: There were no public projects during FY 04/05 that required landscaping. The Public Works Engineering maintains a list of pest resistant landscaping and proper landscaping methods and during the project design and review process for public projects; the city will evaluate this list for any projects that require landscaping.	Community Development Department

Santa Clara Valley Urban Runoff Pollution Prevention Program
FY 2004-2005 Annual Report

Municipality: City of Los Altos ***Attachment B***

Monitoring and Science **Goal VII.A.** Participate in coordinated monitoring efforts to support pesticide TMDL development and implementation.				
1	Regional Monitoring Program (RMP)	Assist in the financial support of the Regional Monitoring Program (RMP).	City of Los Altos provides their share of cost to the Program for this effort.	URP Coordinator
Review and Revision of Work Plan **Goal X.A**. Implement a Work Plan that includes appropriate goals, actions and monitoring mechanisms to reduce pesticide-related toxicity in urban runoff.				
1	Continuous Improvement	Revise work plan and add continuous improvement items.	The City of Los Altos believes that the current workplan submitted in March 2004 fulfills this requirement.	URP Coordinator

Santa Clara Valley Urban Runoff Pollution Prevention Program
FY 2004-2005 Annual Report

Municipality: City of Los Altos ***Attachment B***

Pest Management Program Evaluation
FY 2004/2005

The City of Los Altos has a very small pesticide program and therefore we believe we have a good control on pesticides in urban runoff. Improvements could be made in the area of use of more pest resistant landscaping in private projects, but since the city is built out, this extra effort probably would not have much of an impact. The City still could use assistance/information on pest resistant landscaping since staff is not well trained on the development of this type of landscaping.

Staff continues to monitor and comply with Pest Management Program and utilizes IPM policy to determine best procedure for pest control. Through annual training of Maintenance Division personnel on Public Work's IPM policies and practices and following BMP's and SOP's in the safe use and application of pesticides Public Works had no citations or complaints this year. All City pesticide applications are documented with Santa Clara County Department of Pesticide Regulation. All contract spraying was completed with a recommendation from a PCA who was advised of our IPM policy before making a recommendation. We will continue to train Public Works personnel on Public Work's IPM policy

The Household Hazardous Waste program seems to work well. California's AB939 allows jurisdictions to set tipping fees at jurisdiction's landfill's to include a fee to support Household Hazardous Waste collection, and disposal or recycling. Santa Clara County has set this fee at $1.85 / ton of municipal waste. This generates enough revenue for Los Altos resident's HHW disposal costs of $39,160.45, or about 322 households. This funding level is intended to provide "free" disposal of HHW to 3% of the city's households. Actual participation by Los Altos is estimated at 9%, and the City provided augmentation of $51,000 from the general fund in 2004/2005 so that all residents of Los Altos who desire to use the HHW collection program can do so at no direct cost to the resident. The City did not have any abandoned waste this year. There are areas that might need improvement, such as very limited participation by multi-family unit dwellers and families where English is not spoken in the home. Additionally, improved outreach at the State, County, and City level will be needed in the upcoming months to educate residents on disposal options for universal waste, which cannot legally be disposed of in residential garbage after January 2006.

Regional Board Comments on Pest Management in FY 2003-2004 Annual Report

RWQCB Comment	City Of Los Altos Response
None	

Santa Clara Valley Urban Runoff Pollution Prevention Program
FY 2004-2005 Annual Report

Municipality: City of Los Altos ***Attachment B***

Summary of Pesticide Usage FY 04/05 City of Los Altos				
Name of Pesticide	**Active Ingredient**	**Number of Times Applied**	**Total Quantity Applied (ounces)**	***Purpose***
Applied by City Employees				
Round-up Pro	Glyphosphate	101	8753	Weed Control
Surflan AS	Oryzalin	107	8421	Weed Control
Applied by City Contractor				
Delta Card Granules	Deltamethrin	1	10	Ants
Dragnet	Permethrin	1	1	Wasps
Drione	Pyethrin	3	4	Wasps

Santa Clara Valley Urban Runoff Pollution Prevention Program
FY 2004-2005 Annual Report

Municipality: City of Los Altos ***Attachment B***

Name of Pesticide	Active Ingredient	Number of Times Applied	Total Quantity Applied (ounces)	Purpose
Wasp Freeze	PHenothrin	5	16	Bees & Wasps
ZP tracking powder	Inorganic Zinc Phosphide	4	19	Ground Squirrels
No Foam B	Surfactant, Adjuvant	8	106	Poison Oak & Aphids
No Foam A	POE Nonylphennols	2	6	Poison Oak
PCQ	Diphacinone	4	288	Ground Squirrels
Garlon	Triclopyr acetic acid	5	51	Poison Oak
Fumitoxin	Aluminum phosphide	8	144	Ground Squirrels
Turflon	Triclopyr	7	210	Broad Leaf Weeds
Ultra Fine Oil	Light Paraffinic Oil	2	1408	Aphids & Brown Rot, Leaf Curl

Santa Clara Valley Urban Runoff Pollution Prevention Program
FY 2004-2005 Annual Report

Municipality: City of Los Altos ***Attachment B***

Name of Pesticide	Active Ingredient	Number of Times Applied	Total Quantity Applied (ounces)	Purpose
Maxforce Ant Gel Bait	Fipronil	1	6	Ants
Uncle Albert Ant Bait	Disodium Octaborate Tetrahydrate	1	32	Ants
Contrac Blox	Bromadlolone	1	4	Rats
Pyronyl Crop Spray	Piperonyl Butoxide	1	96	Aphids
Quitox	Cholecaciferol	1	5	Rats
Maxforce Roach Bait	Hdramethylnon	1	1	German Roaches

Santa Clara Valley Urban Runoff Pollution Prevention Program
FY 2004-2005 Annual Report

Municipality: City of Los Altos ***Attachment B***

MERCURY POLLUTION PREVENTION PROGRAM
(Provision C.9.c of the Permit)

FY 2004-2005 Work Plan Self Evaluation Matrix

Item No.	Activity	FY 04-05 Work Plan Tasks	FY 04-05 Accomplishments	Responsible Party
Municipal Use of Mercury-Containing Products				
Goal I. Eliminate all unnecessary municipal use of mercury containing products and establish proper disposal methods for products that cannot be eliminated.				
1	Mercury Policy.	Los Altos will continue to implement its policy for mercury-containing product reduction and management.	The City of Los Altos does not have a written mercury policy policy, but has been managing its usage and disposal for some time. For example, when florescent lights are replaced, the old ones are collected and are periodically manifested to a proper disposal site. Last FY the City of Los Altos manifested 96 eight-foot tubes and 1164 four-foot tubes to the Santa Clara County Hazardous Waste Recycling and Disposal Program. New lights are low mercury florescent type. From a city operation standpoint these lights are probably the largest and about the only source of mercury.	URP Coordinator
2	Documentation on Mercury Policy	Los Altos will report the documentation in Annual Reports.	Aside from the fluorescent lighting in most of the city buildings, the only other known mercury sources are mercury thermostats in 5 of 11 city buildings and mercury switches in the cities two sewer pump stations. When they burn out, these florescent light tubes are replaced with low mercury tubes. The old tubes are manifested for proper disposal. Last FY the City of Los Altos manifested 96 eight-foot tubes and 1164 four-foot tubes to the Santa Clara County Hazardous Waste Recycling and Disposal Program.	URP Coordinator

Santa Clara Valley Urban Runoff Pollution Prevention Program
FY 2004-2005 Annual Report

Municipality: City of Los Altos ***Attachment B***

Item No.	Activity	FY 04-05 Work Plan Tasks	FY 04-05 Accomplishments	Responsible Party
Household Hazardous Waste Collection **Goal Ii.** Provide mercury-containing products disposal services through household hazardous waste (HHW) collection programs for residents and small businesses, and encourage use of these programs.				
1	Disposal Services	Continue to provide mercury-containing products disposal services for residents and small businesses.	The City of Los Altos supports the Sunnyvale Smart Station HHW program which includes mercury collection and collection of "universal waste" i.e. florescent light tubes that contain mercury.	Public Works
2	Documenting and Reporting Guidelines	Continue documenting and reporting quantities of mercury-containing products disposed. Los Altos will report the documentation in Annual Reports.	Aside from the fluorescent lighting in most of the city buildings, the only other known mercury sources are mercury thermostats in 5 of 11 city buildings and mercury switches in the cities two sewer pump stations. When they burn out, these florescent light tubes are replaced with low mercury tubes. The old tubes are manifested for proper disposal. Last FY the City of Los Altos manifested 96 eight-foot tubes and 1164 four-foot tubes to the Santa Clara County Hazardous Waste Recycling and Disposal Program	Public Works
3	Fluorescent Light Recycling Program	Continue to develop and publicize fluorescent light recycling program. Continue to assist the Program and work with local agencies to develop and publicize fluorescent light recycling program	The city of Los Altos does not have its own fluorescent light-recycling program but works with the Sunnyvale Smart Station, which offers recycling of these lights. The city continues to develop a local disposal location. Tentative agreement has been reached with a local hardware store to offer the same service for city residence.	Public Works

Santa Clara Valley Urban Runoff Pollution Prevention Program
FY 2004-2005 Annual Report

Municipality: City of Los Altos ***Attachment B***

Item No.	Activity	FY 04-05 Work Plan Tasks	FY 04-05 Accomplishments	Responsible Party
Monitoring and Science **Goal III.** Participate in coordinated monitoring efforts to support mercury TMDL development and implementation, including assessment of air pollution sources of mercury and concentrations of mercury in sediment.				
1	Regional Monitoring Program (RMP)	Continue financial support of the Regional Monitoring Program (RMP). Continue to support the RMP steering committee and technical review committee. Continue to support the coordinated regional plan to collect data for the mercury TMDL, as defined in the RWQCB/BACWA/BASMAA MOU	The City of Los Altos continues to provide financial support for the Regional Monitoring Program. Also the City of Los Altos continues to provide comments as necessary for the program regarding the possibility of a mercury TMDL.	URP Coordinator
Public Education and Outreach **Goal:** Increase awareness of proper disposal of mercury-containing products and available non-mercury containing alternatives. Target Audiences include residential, commercial and industrial users and municipal employees.				
1	Development of Outreach Material	Los Altos will continue to support the program in the development of outreach materials.	The city of Los Altos supported the Program efforts during the FY to develop partnerships with various details stores to provide free fluorescent lamps drop-off sites for residents. The city is working to have one of the city's hardware stores to offer that service.	URP Coordinator
2	Distribution of outreach material	Los Altos will continue to distribute outreach material and document each activity in Annual Report	The City of Los Altos continued to support the program in the development and distribution of various fact sheets, newsletter articles, press releases, newspaper ads, etc. These out reach pieces aim to show the negative health and environmental impacts of mercury. The city also included a short note about this issue in its quarterly citywide newsletter.	URP Coordinator

Santa Clara Valley Urban Runoff Pollution Prevention Program
FY 2004-2005 Annual Report

Municipality: City of Los Altos ***Attachment B***

Mercury Pollution Prevention Program Evaluation FY 2004/2005
Due to the limited amount of mercury products within the city buildings, it is difficult to provide a practical evaluation of this program. The largest and about the only source of mercury within the city's buildings is fluorescent light tubes. During FT 04/05 the City of Los Altos manifested 96 eight-foot tubes and 1164 four-foot tubes to the Santa Clara County Hazardous Waste Recycling and Disposal Program. The City continues to review this program to areas of improvements.

Regional Board Comments on Mercury Pollution Prevention Program in FY 2003-2004 Annual Report	
RWQCB Comment	**City Of Los Altos Response**
None	

Santa Clara Valley Urban Runoff Pollution Prevention Program
FY 2004-2005 Annual Report

Municipality: City of Los Altos ***Attachment B***

OTHER WATER QUALITY AND WATERSHED MANAGEMENT REQUIREMENTS

FY 2004-2005 Work Plan Self Evaluation Matrix

Item No.	Activity	FY 04-05 Work Plan Tasks	FY 04-05 Accomplishments	Responsible Party
1	5 Year Monitoring Plan & FY 04-05 Monitoring Plan (Provision C.7.b)	Los Altos will continue to support the Program in the development on these Plans.	The City of Los Altos continues to support the Program's efforts in their monitoring of streams and waterways in the Santa Clara Valley. The City reviewed and approved the Programs work during FY 04-05.	URP Coordinator
2	Watershed Measures (Provision C.10)	Los Altos will continue to work with the WMI Land Use Subgroup and Program staff	The City of Los Altos continues to monitor the activities by the WMI Land Use Subgroup and Program staff.	URP Coordinator
3	PCB & Dioxin Plans (Provision C.9.e)	Los Altos will continue to monitor that sampling events and is prepared to conduct "hot spot" investigations, if deemed necessary.	The City of Los Altos continued to monitor the program. No "hot spot" investigations by the city were necessary during the FY.	URP Coordinator

Santa Clara Valley Urban Runoff Pollution Prevention Program
FY 2004-2005 Annual Report

Municipality: City of Los Altos ***Attachment B***

Item No.	Activity	FY 04-05 Work Plan Tasks	FY 04-05 Accomplishments	Responsible Party
4	Control Program for Sediment (Provision C.9.f.iii)	Los Altos will work with the Program to develop a plan and time schedule to identify the most effective approach and schedule for conducting a watershed analysis and management practice assessment for the high priority reaches of creeks identified in the report entitled "SCVURPPP - IDENTIFICATION OF CREEKS POTENTIALLY IMPAIRED BY SEDIMENT FROM ANTHROPOGENIC ACTIVITIES (Permit Provision C.9.f.iii)." The approach and schedule will be coordinated with the efforts of the SCVWD and STOPPP relative to San Francisquito Creek per permit provision C9f.i and ii.	The City of Los Altos is a member of the committee dealing with this issue. Los Altos continues to assist the Program. For example, Los Altos recently provided comments on the final version of the Steven Creek Limiting Factors Analysis study. Will continue similar type of support as the Program continues with these evaluations..	URP Coordinator
5	Street Sweeping	Los Altos will continue to evaluate how it documents waste from this operation and provide available information to the Program	See the “Copper Action Plan Task” in this section of the Annual Report	Public Works

Santa Clara Valley Urban Runoff Pollution Prevention Program
FY 2004-2005 Annual Report

Municipality: City of Los Altos ***Attachment B***

Item No.	Activity	FY 04-05 Work Plan Tasks	FY 04-05 Accomplishments	Responsible Party
Trash Management				
6	Trash Evaluation	City of Los Altos will use Program guidance to develop a strategy to conduct trash evaluation with the city as applicable. This will include an evaluation in a subset of identified trash problems areas.	The City of Los Altos is a member of the Trash AHTG working on the development of the Trash Program. Through this task group, the City of Los Altos has assisted the Program during FY 04/05 to facilitate documentation and evaluation of existing task management practice. This includes discussion, review and approval in determining the best approach to set up the program. Los Altos provided the program with a list of our "hot spots".	URP Coordinator
7	Trash Problem Areas	City of Los Altos will identify and begin implementation or refinement of trash control measures, as appropriate to address trash problem areas within high priority areas.	During FY 04/05 the City of Los Altos inspected each of its eight identified hot spots twice. Data is summarized at the end of this "Trash Management" section. The preliminary evaluation of the results of these inspections is summarized in the "Other Water Quality & Watershed Management Programs Evaluation".	URP Coordinator
8	Trash Performance Standards	Los Altos will work with the Program to review existing performance standards relevant to trash management and identify potential revisions to these standards, as appropriate.	The City of Los Altos is a member of the Trash AHTG working on the development of the Trash Program. Through this task group, the City of Los Altos has assisted the Program during FY 04/05 appropriate to review existing performance standard. During the FY, this was limited to developing and documenting the data on the trash hot spots from the various co-permittees.	URP Coordinator

Santa Clara Valley Urban Runoff Pollution Prevention Program
FY 2004-2005 Annual Report

Municipality: City of Los Altos ***Attachment B***

TRASH INSPECTION DATA SUMMARY
FY 04/05

#	Date	Site ID	Watershed	Location	Assessment Tool	Score	Trash Management Activities	Comments
1	1/12/05	1	Adobe Creek	Hetch Hetch pathway	KAB Litter Index	2	Every Friday, maintenance crews from the City of Los Altos conduct cleanups at trash problem areas. Since the City addresses these areas on a weekly basis, no future actions are planned. Other identified areas will be addressed on a case-by-case basis.	Common trash items included convenience/fast food wrappers, bottles, cigarette butts and miscellaneous paper items.
2	1/12/05	2	Adobe Creek	North Plaza btwn 1st and 2nd Streets	KAB Litter Index	1.5	Every Friday, maintenance crews from the City of Los Altos conduct cleanups at trash problem areas. Since the City addresses these areas on a weekly basis, no future actions are planned. Other identified areas will be addressed on a case-by-case basis.	Common trash items included convenience/fast food wrappers
3	1/12/05	3	Adobe Creek	Bus Stop btwn El Camino Real & Acacia	KAB Litter Index	2	Though sometime the city will clean these areas, it is under the jurisdiction of the Valley Transit Authority. They are routinely reminder of cleanup if the area is found to have trash.	Common trash items included convenience/fast food wrappers
4	1/12/05	5	Stevens Creek	Grant Road frontage from Arboretum	KAB Litter Index	1.5	Every Friday, maintenance crews from the City of Los Altos conduct cleanups at trash problem areas. Since the City addresses these areas on a weekly basis, no future actions are planned. Other identified areas will be addressed on a case-by-case basis.	Common trash items included convenience/fast food wrappers

Santa Clara Valley Urban Runoff Pollution Prevention Program
FY 2004-2005 Annual Report

Municipality: City of Los Altos ***Attachment B***

TRASH INSPECTION DATA SUMMARY
FY 04/05 (cont.)

#	Date	Site ID	Watershed	Location	Assessment Tool	Score	Trash Management Activities	Comments
5	1/12/05	8	Adobe Creek	Bus Stop on San Antonio Road north of Almond Ave.	KAB Litter Index	2.5	Though sometime the city will clean these areas, it is under the jurisdiction of the Valley Transit Authority. They are routinely reminder of cleanup if the area is found to have trash.	Common trash items included convenience/fast food wrappers
6	1/12/05	9	Adobe Creek	Intersection of Main Street and Second Street	KAB Litter Index	2	Every Friday, maintenance crews from the City of Los Altos conduct cleanups at trash problem areas. Since the City addresses these areas on a weekly basis, no future actions are planned. Other identified areas will be addressed on a case-by-case basis.	Common trash items included convenience/fast food wrappers
7	1/12/05	10	Adobe Creek	Bus Stop on San Antonio Road btwn El Camino Real and Loucks	KAB Litter Index	2.5	Though sometime the city will clean these areas, it is under the jurisdiction of the Valley Transit Authority. They are routinely reminder of cleanup if the area is found to have trash.	Common trash items included convenience/fast food wrappers
8	1/12/05	12	Adobe Creek	Central Plaza behind Home Consignment	KAB Litter Index	2.5	Every Friday, maintenance crews from the City of Los Altos conduct cleanups at trash problem areas. Since the City addresses these areas on a weekly basis, no future actions are planned. Other identified areas will be addressed on a case-by-case basis.	Common trash items included convenience/fast food wrappers

Santa Clara Valley Urban Runoff Pollution Prevention Program
FY 2004-2005 Annual Report

Municipality: City of Los Altos ***Attachment B***

TRASH INSPECTION DATA SUMMARY
FY 04/05 (cont.)

#	Date	Site ID	Watershed	Location	Assessment Tool	Score	Trash Management Activities	Comments
9	4/6/05	1	Adobe Creek	Hetch Hetch pathway	KAB Litter Index	1	Every Friday, maintenance crews from the City of Los Altos conduct cleanups at trash problem areas. Since the City addresses these areas on a weekly basis, no future actions are planned. Other identified areas will be addressed on a case-by-case basis.	Common trash items included convenience/fast food wrappers
10	4/6/05	2	Adobe Creek	North Plaza btwn 1st and 2nd Streets	KAB Litter Index	2.5	Every Friday, maintenance crews from the City of Los Altos conduct cleanups at trash problem areas. Since the City addresses these areas on a weekly basis, no future actions are planned. Other identified areas will be addressed on a case-by-case basis.	Common trash items included convenience/fast food wrappers
11	4/6/05	3	Adobe Creek	Bus Stop btwn El Camino Real & Acacia	KAB Litter Index	2	Though sometime the city will clean these areas, it is under the jurisdiction of the Valley Transit Authority. They are routinely reminder of cleanup if the area is found to have trash.	Common trash items included convenience/fast food wrappers
12	4/6/05	5	Stevens Creek	Grant Road frontage from Arboretum	KAB Litter Index	1.5	Every Friday, maintenance crews from the City of Los Altos conduct cleanups at trash problem areas. Since the City addresses these areas on a weekly basis, no future actions are planned. Other identified areas will be addressed on a case-by-case basis.	Common trash items included convenience/fast food wrappers

Santa Clara Valley Urban Runoff Pollution Prevention Program
FY 2004-2005 Annual Report

Municipality: City of Los Altos ***Attachment B***

TRASH INSPECTION DATA SUMMARY
FY 04/05 (cont.)

#	Date	Site ID	Watershed	Location	Assessment Tool	Score	Trash Management Activities	Comments
13	4/6/05	8	Adobe Creek	Bus Stop on San Antonio Road north of Almond Ave.	KAB Litter Index	2	Though sometime the city will clean these areas, it is under the jurisdiction of the Valley Transit Authority. They are routinely reminder of cleanup if the area is found to have trash.	Common trash items included convenience/fast food wrappers
14	4/6/05	9	Adobe Creek	Intersection of Main Street and Second Street	KAB Litter Index	2	Every Friday, maintenance crews from the City of Los Altos conduct cleanups at trash problem areas. Since the City addresses these areas on a weekly basis, no future actions are planned. Other identified areas will be addressed on a case-by-case basis.	Common trash items included convenience/fast food wrappers
15	4/6/05	10	Adobe Creek	Bus Stop on San Antonio Road btwn El Camino Real and Loucks	KAB Litter Index	2.5	Every Friday, maintenance crews from the City of Los Altos conduct cleanups at trash problem areas. Since the City addresses these areas on a weekly basis, no future actions are planned. Other identified areas will be addressed on a case-by-case basis.	Common trash items included convenience/fast food wrappers
16	4/6/05	12	Adobe Creek	Central Plaza behind Home Consignment	KAB Litter Index	2.5	Every Friday, maintenance crews from the City of Los Altos conduct cleanups at trash problem areas. Since the City addresses these areas on a weekly basis, no future actions are planned. Other identified areas will be addressed on a case-by-case basis.	Common trash items included convenience/fast food wrappers, bottles, cigarette butts and miscellaneous paper items

Santa Clara Valley Urban Runoff Pollution Prevention Program
FY 2004-2005 Annual Report

Municipality: City of Los Altos ***Attachment B***

Item No.	Activity	FY 04-05 Work Plan Tasks	FY 04-05 Accomplishments	Responsible Party
	Copper Action Plan Tasks			
9	Vehicle Washing Operations (CB-1)	• Continue to distribute outreach materials on proper vehicle/equipment washing at City department counters and public events, and post on City website.	Los Altos dedicates counter space accessible to the public at City Hall for these various brochures like "The Bay Begins at Your Front Door". Los Altos also provides for a link on its web page that the public can also use to access information.	URP Coordinator
		• Continue to submit data regarding vehicle washing outreach activities and effectiveness evaluation in annual reports.	This is difficult for Los Altos to quantify other than to say, from observation; there have been a reduced number of incidents of vehicle washing both during construction operation and residential car washing.	URP Coordinator
		• Continue to require source control measures for Group 1 new development and redevelopment projects that will conduct vehicle/equipment washing and maintenance activities (consistent with Permit Provision C.3.k).	During the FY, Los Altos did not have new Group 1 projects or any project that involved vehicle/equipment washing and maintenance activities.	URP Coordinator
		• Continue to inspect auto businesses regarding car wash requirements, and prohibited storm drain discharge.	All seventeen auto businesses in Los Altos are formally inspected annually. During the year, city staff is aware that these discharges are not allowed and will report such incidents to the Code Enforcement Officer or the URP Coordinator.	URP Coordinator
		• Continue to inspect vehicle-washing facilities as part of stormwater inspections for industrial and commercial businesses.	Other than the auto businesses discussed above, Los Altos does not have any other vehicle washing facilities except the municipal wash rack which is included in the annual auto business inspects discussed above and the school corporation yard which is outside the city's jurisdiction and is not inspected.	URP Coordinator

Santa Clara Valley Urban Runoff Pollution Prevention Program
FY 2004-2005 Annual Report

Municipality: City of Los Altos ***Attachment B***

Item No.	Activity	FY 04-05 Work Plan Tasks	FY 04-05 Accomplishments	Responsible Party
		• Continue to maintain car wash systems for City vehicles at the corporation yard/ • Continue to encourage municipal staff to use certified mobile cleaners when contracting cleaning services.	All city vehicles are washed either at this facility or at a commercial car wash. Fire Stations in the Los Altos are under the County's jurisdiction. All cleaning operations are conduct by the Municipal staff and they all have been certified by the BASMAA training.	Public Works Public Works
10	Industrial Copper Control (CB-3)	Continue Industrial Inspection program for vehicle service facilities and any other related industrial facilities.	In fall of 2004 the City of Palo Alto inspected 17 vehicle service facilities in Los Altos. None were found with any violations and all facilities were given the Clean Bay Business award. During the year, there were no other reports on discharges from any of these facilities. The CB-3 of the Copper Action Plan was primarily directed toward such facilities as circuit board manufactures or similar facility, however there no such facilities in Los Altos	URP Coordinator
11	Reducing Traffic Congestion/ Promoting Alternative Transportation (CB-6/7)	Complete the implementation of results from the Development Policies Comparison Project Report, particularly Section VI, Policies to Limit Auto Use/Promote Alternative Transportation, in the Policy, Code, and Ordinance Worksheet, as applicable.	The City of Los Altos continued to implement the actions noted in the FY 03/04 Annual Report under "Site Design Measures Guidance and Standards Development Action Summary". For example Los Altos has develop several projects that would further promote bicycling in the city which were submitted for budgeting considerations**.**	Community Development & URP Coordinator
12	Watershed assessment and protection (CB-8)	• Continue to implement guidance from SCVURPPP and San Jose on addressing water quality in the CEQA review process, as part of C.3.m. implementation. • Continue to participate in the Water Resources Protection Collaborative and recommend to council implementation of agreed upon guidelines and standards for watershed protection.	The Community Development department feels that the current check list for CEQA issues are inclusive of the issues facing the city's Group 1 and Group 2 projects. This City of Los Altos continues to attend and participate in the monthly meeting of the Collaborative.	Community Development Public Works & Community Development

Santa Clara Valley Urban Runoff Pollution Prevention Program
FY 2004-2005 Annual Report

Municipality: City of Los Altos ***Attachment B***

Item No.	Activity	FY 04-05 Work Plan Tasks	FY 04-05 Accomplishments	Responsible Party
13	Street sweeping and storm drain O&M (CB-11)	• Continue to follow Program guidance regarding the collection and reporting of street sweeping data. Provide data for Annual Report. • Implement (as appropriate) any identified improvements of current street sweeping and storm drain system O&M programs (within available budgets). Provide effectiveness evaluation in Annual Report.	See "Street Sweeping Data Summary at end of the Copper section See "Other Water Quality & Watershed Management Programs Evaluation" section below.	Public Works Public Works
14	Outreach on pool, spa maintenance (CB-12)	• Continue to distribute outreach materials at local public events; brochures at agency department counters and public places; and placement on City website.	The City of Los Altos makes available the pool brochure at the counter in City Hall.	URP Coordinator
15	Use of architectural copper (CB-21)	If ordinance is adopted, prohibit use of copper on roofs, in roof shingles and for gutters	The City of Los Altos will limit the use of copper in the construction of facilities in the city. The city is still considering if there is a need for an ordinance to accomplish this policy.	Public Works & URP Coordinator

Santa Clara Valley Urban Runoff Pollution Prevention Program
FY 2004-2005 Annual Report

Municipality: City of Los Altos ***Attachment B***

STREET SWEEPING DATA SUMMARY
FY 04/05

Month	Removal Method	Miles Swept (Curb Miles*)		Volume of Material Collected (Cubic Yards)***	
		Residential Areas	Commercial Areas**	Residential Areas	Commercial Areas**
July 2004	Regenerative Air	384	223	76	42
August 2004	Regenerative Air	371	292	76	58
September 2004	Regenerative Air	405	123	87	30
October 2004	Regenerative Air	404	360	89	72
November 2004	Regenerative Air	877	362	300	204
December 2004	Regenerative Air	499	162	144	54
January 2005	Regenerative Air	407	162	83	26
February 2005	Regenerative Air	333	185	32	12
March 2005	Regenerative Air	376	195	75	28
April 2005	Regenerative Air	374	226	72	42
May 2005	Regenerative Air	355	247	64	42
June 2005	Regenerative Air	315	45	58	6

*Curb Miles also includes edge of pavement on non-curb and gutter streets.
**Includes major arterials (San Antonio Road) and city parking lots.
***Does not include the 1110 cubic yards collected during the extra pick up for leaves during October, November and December

Santa Clara Valley Urban Runoff Pollution Prevention Program
FY 2004-2005 Annual Report

Municipality: City of Los Altos ***Attachment B***

Item No.	Activity	FY 04-05 Work Plan Tasks	FY 04-05 Accomplishments	Responsible Party
Nickel Action Plan Tasks				
18	Measures to control nickel discharges from construction sites (NB-1)	• Continue to implement Construction Inspection Performance Standards (see Construction Inspection work plan section).	The City of Los Altos continues to implement the procedures that are defined in it URMP Construction inspection PS, both for private, as well as, public projects.	Community Development & Public Works
		• Continue to have inspectors attend Regional Board/Program workshops on construction site management and learn latest erosion/sediment control techniques	As noted in the training section of this Annual Report, city inspectors, planners and engineers have attended the Program construction workshop.	
		• Continue to attend Program workshops on post-development stormwater BMPs (C.3.)	As noted in the training section of this Annual Report, the city sends engineers and planners to these workshops.	

Santa Clara Valley Urban Runoff Pollution Prevention Program
FY 2004-2005 Annual Report

Municipality: City of Los Altos ***Attachment B***

Other Water Quality & Watershed Management Programs Evaluation FY 2004/2005

Monitoring-The City of Los Altos continues to work with the Program on this task. Since the effort is by the Program, they have provided an evaluation of this task.
PCB-Dioxin- The City of Los Altos continues to work with the Program on this task. Since the effort is by the Program, they have provided an evaluation of this task.
Watershed Measures- The City of Los Altos continues to work with the Program on this task. Since the effort is by the Program, they have provided an evaluation of this task.
Sedimentation- The City of Los Altos continues to work with the Program on this task as a member of the Sediment Committee. Since the effort is by the Program, they have provided an evaluation of this task.
Trash Program-The City of Los Altos is in the initial stages of this program. The city has selected and has conducted assessment of eight trash problem areas within the city. The city has a program to inspect these areas and conduct any necessary cleanup on at least a monthly basis. It would appear from the preliminary results of this assessment that Los Altos does not have the same problems as other city. This may be due to the lack of industrial and commercial areas. The city will continue to be a member of the trash committee and continue to provide support to the Program to further comply with its permit.
Copper Action Plan-The city continues to address various tasks as defined by the Action Plan. Due to lack of industrial and commercial areas, this leaves most of the effort to residential areas and to schools. Virtually no private project had a requirement for the use of exterior copper in their construction. The city continues to have an aggressive street sweeping program, which is apparent by the lack of trash throughout the city. The city continues to address inquiries from pool owners on their discharges. The city has room to improve alternate modes of transportation other than cars by improving its pedestrian access and its bicycle facilities. Both are included in the General Plan and future Capital Improvement Projects. The City of Los Altos also continues to work with the Program on this task.
Nickel Action Plan-The primary effort for the city under this Action Plan deals with discharges from construction sites. City inspectors aggressively assure that there is no or minimal discharges from any of its constructions sites. Though the inspectors attend various training sessions, very little, if any, addresses what the nickel sources are that might be coming from construction sites. The City of Los Altos also continues to work with the Program on this task

Regional Board Comments on Other Water Quality & Watershed Management Requirements in FY 2003-2004 Annual Report

RWQCB Comment	City Of Los Altos Response
None	

Santa Clara Valley Urban Runoff Pollution Prevention Program
FY 2004-2005 Annual Report

Municipality: City of Los Altos ***Attachment B***

PUBLIC INFORMATION/PARTICIPATION
(Provision C.4)

FY 2004-2005 Work Plan Self Evaluation Matrix

Item No.	Activity	FY 04-05 Work Plan Tasks	FY 04-05 Accomplishments	Responsible Party
1	Distribution of all current Program BMPs and literature	Los Altos will continue to promote and maintain a request line for public information materials. Continue to distribute public information materials to the City libraries, Public Works Engineering help desk, building and planning department desks, at the Municipal Service Center and Chamber of Commerce. Keep records on the usage of this material	The City of Los Altos continued with the distribution of the public information within the various public buildings in the City of Los Altos that promotes the use of less toxic pesticides. Los Altos also hosted a table at several of its weekly Farmers Market event held during the summer months. The City of Los Altos did its own mailing of the new pool brochure sending the mailing ourselves allowed the city to highlight, in a city cover letter, our municipal code along with the city's point of contact for any questions or issues. As a result, the city received several inquiries by residents during the fiscal year requesting clarification on the proper disposal of pool water. The city added information on its web page on how residents could help to prevent sewer overflows.	URP Coordinator

Santa Clara Valley Urban Runoff Pollution Prevention Program
FY 2004-2005 Annual Report

Municipality: City of Los Altos ***Attachment B***

Item No.	Activity	FY 04-05 Work Plan Tasks	FY 04-05 Accomplishments	Responsible Party
2	IPM Store Partnership	Los Altos will continue participation in IPM Store Partnership Program with the City of Palo Alto by providing funding and participating to supply various outreach information to the two nurseries and the two hardware stores in the City of Los Altos. Monitor effort to realize the goals of this program	The Our Water, Our World (OWOW) program, a partnership between water quality agencies within the Palo Alto service region and local hardware and garden stores, encourages the use of less-toxic gardening techniques and products. Los Altos partner stores are Los Altos Garden Supply, Los Altos Nursery, and Rancho Hardware. During FY 04/05 IPM outreach more specific to Los Altos also included the following activities: • Provided a DVD of the revised "Healthy Home and Garden Less-Toxic Pest Control" to Los Altos Public Library • With the assistance of EOA staff, kept fact sheets stocked at City Hall and the partner stores; kept shelf talkers at stores updated. • Staffed the OWOW booth at the regional horticultural tradeshow and IPM conference • With OWOW consultant, talked to Los Altos Garden Club (105 persons) and provided IPM handouts • Gave talk on encouraging beneficial insects at Los Altos Senior Center's "Bugs' Day Lunch" and provided IPM handouts (~100 persons) • Staffed seven Los Altos Farmers' Market displays, including three on IPM and two (using Toxics Toss beanbag game) on proper disposal of pesticides and other wastes; IPM fact sheets and disposal wheel as handouts [also one Farmers' Market on green cleaning, with Clean It! handout and one on pharmaceuticals disposal, with event flier handout]	URP Coordinator

Santa Clara Valley Urban Runoff Pollution Prevention Program
FY 2004-2005 Annual Report

Municipality: City of Los Altos ***Attachment B***

Item No.	Activity	FY 04-05 Work Plan Tasks	FY 04-05 Accomplishments	Responsible Party
3	Watershed Education & Outreach Campaign.	Los Altos will continue to encourage municipal staff to participate in Watershed Education & Outreach campaign as the events are scheduled	The URP Coordinator continues to monitor the efforts of the Watershed Education & Outreach campaign and the information that they provide. During FY 04/05 this campaigned addressed over 1000 students in the City of Los Altos on various subject matters such as "Microbes in Sewage" or "Who Dirtied the Bay".	URP Coordinator
4	Evaluate the effectiveness of PI/P projects	Los Altos will continue to review and will attempt to assess the effectiveness of all PI/P projects at the local municipal staff level.	See "Public Information/Participation Program Evaluation" section below.	URP Coordinator
5	Web page	Los Altos has plans to add URP issues to its web page.	This year the City of Los Altos added link to address the issue of preventing sanitary sewer overflows. This include a link to the Association of Bay Area Governments program on their sewer prevention program and a link to a document on what residents can to do to help the city prevent sewer overflows.	Community Development, Public Works Department & URP Coordinator
6	Articles in the Communiqué	Los Altos will continue to prepare and contribute articles of interest to the City's publication call the Communiqué. The city tries to have this published up to three times annually.	The newsletter is published by the city three times a year and is mailed to every address in the city. Unfortunately this is a rather small newsletter, but the city will provide a small article on urban storm water runoff issues. For example, in the Spring 2005 issue, the city published an article on the subject of "Easy ways you can help protect our local watershed" which included such suggestion as regularly maintaining your car to avoid leaks of auto fluids, never pouring oil or other automotive fluids into a storm drain or onto the ground.	URP Coordinator
7	Storm Drain Stenciling	Los Altos will continue to be the point of contact with the City's schools and organization that are interested in stenciling storm drain catch basins. Provide support and materials for each event of which they are typically 3-4 per year.	During FY 04/05, the City of Los Altos had two volunteer groups who provided people that stenciled several storm drain catch basins. The City continued to promote this service.	URP Coordinator

Santa Clara Valley Urban Runoff Pollution Prevention Program
FY 2004-2005 Annual Report

Municipality: City of Los Altos ***Attachment B***

Public Information/Participation Program Evaluation
FY 2004/2005

Management of Los Altos partner stores each year seems more positive about the program. Los Altos Garden Supply and Los Altos Nursery, the stores with more shelf space for garden products, are carrying a significantly higher proportion of organic and pelleted fertilizers and less-toxic or other alternative products. Los Altos has one hardware store that has resisted in participating in the program and the city needs to work with this business to persuade them to carry the brochures.

The SCVURPPP program staff and Palo Altos continue to the restocking of fact sheets at the Los Altos stores and City Hall during FY 04-05

The educational aspect of the various programs continues to have an impact. This is very apparent with the following letter that was published in November 9th issue of the Los Altos Town Crier:

"Watch what goes into storm drains
I am a ninth grader at Monta Vista High School. In my biology class, we received information about helping conserve our natural resources and protecting our creeks and Bay. This inspired me to help educate other people about rescuing the environment we live in. One thing many people are misinformed about is where our water goes inside the home versus where it goes out in the street. All the drains inside your house go to the same place: the wastewater treatment plant. Here it is purified with chemicals and is filtered, before flowing out to the bay. The water from the storm drain outside on the curb is treated very differently. Anything and everything that goes down that drain, whether it be solid or liquid, flows directly into your local creek, where it eventually gets to the San Francisco Bay. This water is in no way whatsoever treated. Ever wonder why your creek or Bay is so filthy and polluted? Now you have the answer. Any pesticides or fertilizers used for people's plants can easily run into the storm drain, and drain to the bay. Any oil that drips from a car can easily run down your driveway and into the storm drain, which drains into the bay. If you see anybody putting anything they're not supposed to down the storm drain, tell them to please stop. This can have a big impact on the quality of our water."

Regional Board Comments on Public Information/Participation Requirements in FY 2003-2004 Annual Report

RWQCB Comment	City Of Los Altos Response
None	

Santa Clara Valley Urban Runoff Pollution Prevention Program
FY 2004-2005 Annual Report

Municipality: City of Los Altos ***Attachment B***

ANNUAL REPORTS AND WORKPLANS
(Provision C.6)

FY 2004-2005 Work Plan Self Evaluation Matrix

Item No.	Activity	FY04-05 Work Plan Tasks	FY 04-05 Accomplishments	Responsible Party
1	Annual Report (Provision C.6.a)	Los Altos will prepare a FY 03-04 Annual Report documenting the results of each task that was delineated in the FY 03-04 Work Plan and provide update for work accomplished in Fy03/04 as necessary. Los Altos will address any comments on the FY 02-03 Annual Report	The Annual Report for FY 03/04 was completed by the City of Los Altos and submitted on September 15, 2004. Comments from the Regional Board were received on the City of Los Altos' FY 02/03 Annual Report and are addressed in the applicable sections of that Annual Report. Comments on the FY 03/04 are addressed in this Annual Report.	Community Development, Public Works Department & URP Coordinator
2	Work Plan (Provision C.6.b)	Los Altos will prepare a FY 05-06 Work Plan that will list tasks as dictated by the City's Discharge Permit that will be accomplished between July 1, 2005 and June 30, 2006.	A draft Work Plan for FY 05/06 was completed by the City of Los Altos and submitted on March 1, 2005.	Community Development, Public Works Department & URP Coordinator
3	City of Los Altos Urban Runoff Management Plan	Los Altos will update its Urban Runoff Management Plan as required	The City of Los Altos updated is Urban Runoff Management Plan and submitted in on September 1 2004. Subsequent to that, no other updates were necessary.	Community Development, Public Works Department & URP Coordinator

Santa Clara Valley Urban Runoff Pollution Prevention Program
FY 2004-2005 Annual Report

Municipality: City of Los Altos ***Attachment B***

Regional Board Comments on The City of Los Altos' FY 2003-2004 Annual Report	
RWQCB Comment	**City Of Los Altos Response**
Every Co-permittee should number the pages of their respective sections sequentially, from the first to the last page. For example, if your section contains 30 pages of text, tables, and figures, then the pages should be numbered "1" through "30" sequentially. We commend Los Altos, Mountain View, and San Jose for already following the numbering scheme discussed in this section; because of this, we are able to reference specific page numbers for our comments in Attachment A.	The City of Los Altos appreciates your commendation for this aspect of our Annual Report. We understand the need for page numbers as it also helps us keep track of the information.
Every Co-permittee should include a list of acronyms and their definitions in their respective sections.	The City of Los Altos will review our next Annual Report for acronyms and provide definitions as appropriate.
For FY 2004-05, please submit three hard copies and one electronic copy (on CD) of the Annual Report, in its entirety	The City of Los Altos provided three hard copies and an electronic copy of our Annual Report to the Program for their submittal of the consolidated Annual Report.

Note: See text of this Annual Report for responses to comments made on specific sections

Santa Clara Valley Urban Runoff Pollution Prevention Program
FY 2004-2005 Annual Report

Municipality: City of Los Altos ***Attachment B***

STAFF TRAINING
FY 2004/2005

Training Title	Attendee	Department of Attendee	Date(s) of Training	Location of Training	Contents of Training
2004 Irrigation Seminar	Todd Perotti	Public Works Maintenance	June 10	San Lorenzo	Overview on the maintenance of irrigation, which included preventing excessive watering.
How To Prepare An Effective Construction SWPPP	Larry Lind	Public Works Engineering	August 25	Berkeley	An overview of the design, review, inspection, and implementation of a Storm Water Pollution Prevention Plan
How To Prepare An Effective Construction SWPPP	Victor Chen	Public Works Engineering	August 25	Berkeley	An overview of the design, review, inspection, and implementation of a Storm Water Pollution Prevention Plan
Reducing & Managing Sewer Backup Claims	Larry Lind	Public Works Engineering	August 31	Oakland	Overview on addressing sewer overflows and also their prevention to reduce damage to the environment
Reducing & Managing Sewer Backup Claims	Tony Pineda	Public Works Maintenance	August 31	Oakland	Overview on addressing sewer overflows and also their prevention to reduce damage to the environment
Reducing & Managing Sewer Backup Claims	Brian McCarthy	Public Works Maintenance	August 31	Oakland	Overview on addressing sewer overflows and also their prevention to reduce damage to the environment
Understanding Soils	Doug Riley	Public Works Maintenance	September 2	Modesto	Overview on preventing sediment flows from agriculture land
Farm Water Quality Planning	Todd Perotti	Public Works Maintenance	October 5	Gilroy	A 5-night seminar on the overview of addressing irrigation of agriculture land to reduce the impact on the environment.

Santa Clara Valley Urban Runoff Pollution Prevention Program
FY 2004-2005 Annual Report

Municipality: City of Los Altos ***Attachment B***

STAFF TRAINING FY 2004/2005 (cont.)					
Training Title	**Attendee**	**Department of Attendee**	**Date(s) of Training**	**Location of Training**	**Contents of Training**
Farm Water Quality Planning	Doug Riley	Public Works Maintenance	October 5	Gilroy	A 5-night seminar on the overview of addressing irrigation of agriculture land to reduce the impact on the environment
PAPA Seminar	Todd Perotti	Public Works Maintenance	October 1	Hayward	Overview on property pesticide application.
PAPA Seminar	Doug Riley	Public Works Maintenance	October 1	Hayward	Overview on property pesticide application.
Responding to sewer backup claims	Brian McCarthy	Public Works Maintenance	October 19	San Carlos	Overview on addressing sewer overflows and also their prevention to reduce damage to the environment
Responding to sewer backup claims	Tony Pineda	Public Works Maintenance	October 21	Campbell	Overview on addressing sewer overflows and also their prevention to reduce damage to the environment
Responding to sewer backup claims	Carl Oliver	Public Works Maintenance	October 21	Campbell	Overview on addressing sewer overflows and also their prevention to reduce damage to the environment
Responding to sewer backup claims	Grant Gabler	Public Works Maintenance	October 21	Campbell	Overview on addressing sewer overflows and also their prevention to reduce damage to the environment
Responding to sewer backup claims	Luis Santa Elena	Public Works Maintenance	October 21	Campbell	Overview on addressing sewer overflows and also their prevention to reduce damage to the environment
Prevention of Sewer Overflows	Brian McCarthy	Public Works Maintenance	October 26	Palo Alto	Overview on addressing sewer overflows and also their prevention to reduce damage to the environment
APWA Streets & Sewers 2002	Larry Lind	Public Works Engineering	November 3 & 4	Oakland	Two-day seminar featuring the latest procedures, products and issues in street and sewer maintenance and repair.

Santa Clara Valley Urban Runoff Pollution Prevention Program
FY 2004-2005 Annual Report

Municipality: City of Los Altos ***Attachment B***

STAFF TRAINING FY 2004/2005 (cont.)					
Training Title	**Attendee**	**Department of Attendee**	**Date(s) of Training**	**Location of Training**	**Contents of Training**
APWA Streets & Sewers 2002	Vivian Ma	Public Works Engineering	November 3 & 4	Oakland	Two-day seminar featuring the latest procedures, products and issues in street and sewer maintenance and repair.
APWA Streets & Sewers 2002	Victor Chen	Public Works Engineering	November 3 & 4	Oakland	Two-day seminar featuring the latest procedures, products and issues in street and sewer maintenance and repair.
Construction Site Planning and Management for Compliance with Phase I and II NPDES Requirements	Victor Chen	Public Works Engineering	November 9	Brisbane	Acquire understanding of the general permit requirements and how to comply; learn simple and effective BMP tools for our projects; receive information on monitoring, documentation, site plan update, sampling and management approaches to stay in compliance; gain exposure to post construction/stormwater management techniques.
Construction Site Planning and Management for Compliance with Phase I and II NPDES Requirements	Paul Bosman	Building Inspector	November 9	Brisbane	Acquire understanding of the general permit requirements and how to comply; learn simple and effective BMP tools for our projects; receive information on monitoring, documentation, site plan update, sampling and management approaches to stay in compliance; gain exposure to post construction/stormwater management techniques.
Construction Site Planning and Management for Compliance with Phase I and II NPDES Requirements	Vivian Ma	Public Works Engineering	November 9	Brisbane	Acquire understanding of the general permit requirements and how to comply; learn simple and effective BMP tools for our projects; receive information on monitoring, documentation, site plan update, sampling and management approaches to stay in compliance; gain exposure to post construction/stormwater management techniques.

Santa Clara Valley Urban Runoff Pollution Prevention Program
FY 2004-2005 Annual Report

Municipality: City of Los Altos ***Attachment B***

STAFF TRAINING FY 2004/2005 (cont.)					
Training Title	**Attendee**	**Department of Attendee**	**Date(s) of Training**	**Location of Training**	**Contents of Training**
Construction Site Planning and Management for Compliance with Phase I and II NPDES Requirements	Gerry Beaudin	Planning Department	November 9	Brisbane	Acquire understanding of the general permit requirements and how to comply; learn simple and effective BMP tools for our projects; receive information on monitoring, documentation, site plan update, sampling and management approaches to stay in compliance; gain exposure to post construction/stormwater management techniques.
Title 22 Haz/Training	Gil Fletcher	Public Works Maintenance	November 9	Oakland	Overview on the handling and spill response to hazardous materials
Title 22 Haz/Training	Roby Robertson	Public Works Maintenance	November 9	Oakland	Overview on the handling and spill response to hazardous materials
Title 22 Haz/Training	Doug Henry	Public Works Maintenance	November 9	Oakland	Overview on the handling and spill response to hazardous materials
Title 22 Haz/Training	Todd Perotti	Public Works Maintenance	November 9	Oakland	Overview on the handling and spill response to hazardous materials
Stormwater BMP's for Municipal Operations	Brian McCarthy	Public Works Maintenance	November 18	San Jose	Overview of CSQA's Handbook on Municipal Stormwater Best Management Practice
Stormwater BMP's for Municipal Operations	Todd Perotti	Public Works Maintenance	November 18	San Jose	Overview of CSQA's Handbook on Municipal Stormwater Best Management Practice

Santa Clara Valley Urban Runoff Pollution Prevention Program
FY 2004-2005 Annual Report

Municipality: City of Los Altos ***Attachment B***

STAFF TRAINING FY 2004/2005 (cont.)					
Training Title	**Attendee**	**Department of Attendee**	**Date(s) of Training**	**Location of Training**	**Contents of Training**
Stormwater BMP's for Municipal Operations	Carl Oliver	Public Works Maintenance	November 18	San Jose	Overview of CSQA's Handbook on Municipal Stormwater Best Management Practice
Stormwater BMP's for Municipal Operations	Gil Fletcher	Public Works Maintenance	November 18	San Jose	Overview of CSQA's Handbook on Municipal Stormwater Best Management Practice
Stormwater BMP's for Municipal Operations	Roby Robertson	Public Works Maintenance	November 18	San Jose	Overview of CSQA's Handbook on Municipal Stormwater Best Management Practice
Farm Water Plan	Doug Riley	Public Works Maintenance	January 4	Hollister	Overview on preventing sediment flows from agriculture land
Pesticide Training	Doug Riley	Public Works Maintenance	January 5	Los Altos	Proper application of pesticides.
Pesticide Training	Edward Craig	Public Works Maintenance	January 5	Los Altos	Proper application of pesticides.
Pesticide Training	Greg Abley	Public Works Maintenance	January 5	Los Altos	Proper application of pesticides.
Pesticide Training	Carol Mckee	Public Works Maintenance	January 5	Los Altos	Proper application of pesticides.
Pesticide Training	Mike Conley	Public Works Maintenance	January 5	Los Altos	Proper application of pesticides.

Santa Clara Valley Urban Runoff Pollution Prevention Program
FY 2004-2005 Annual Report

Municipality: City of Los Altos ***Attachment B***

STAFF TRAINING FY 2004/2005 (cont.)					
Training Title	**Attendee**	**Department of Attendee**	**Date(s) of Training**	**Location of Training**	**Contents of Training**
Pesticide Training	Todd Perotti	Public Works Maintenance	January 5	Los Altos	Proper application of pesticides.
Pesticide Training	Rangel Reynoso	Public Works Maintenance	January 5	Los Altos	Proper application of pesticides.
Waste Water Collection	John Cifelli	Public Works Maintenance	January 14	Los Altos	Best Management practice on the prevention of sewer overflows and the cleanup of any sewer overflows.
Waste Water Collection	Luis Santa Elena	Public Works Maintenance	January 14	Los Altos	Best Management practice on the prevention of sewer overflows and the cleanup of any sewer overflows.
Waste Water Collection	Martin Herrera	Public Works Maintenance	January 14	Los Altos	Best Management practice on the prevention of sewer overflows and the cleanup of any sewer overflows.
Waste Water Collection	Keith Amdur	Public Works Maintenance	January 14	Los Altos	Best Management practice on the prevention of sewer overflows and the cleanup of any sewer overflows.
Waste Water Collection	Tom Andrews	Public Works Maintenance	January 14	Los Altos	Best Management practice on the prevention of sewer overflows and the cleanup of any sewer overflows.
California FOG Workshop	Larry Lind	Public Works Engineering	January 26	San Jose	Overview of the California Fat, Oil & Grease developments for sewer systems.
California FOG Workshop	Jim Gustafson	Public Works Engineering	January 26	San Jose	Overview of the California Fat, Oil & Grease developments for sewer systems.
Pesticide Training	Ed Valdez	Public Works Maintenance	February 1	Los Altos	Proper application of pesticides.
Pesticide Training	Rogelio Baltazar	Public Works Maintenance	February 1	Los Altos	Proper application of pesticides.

Santa Clara Valley Urban Runoff Pollution Prevention Program
FY 2004-2005 Annual Report

Municipality: City of Los Altos ***Attachment B***

STAFF TRAINING FY 2004/2005 (cont.)					
Training Title	**Attendee**	**Department of Attendee**	**Date(s) of Training**	**Location of Training**	**Contents of Training**
Conducting Stormwater Inspections of Industrial and Commercial Facilities	Larry Lind	Public Works Engineering	April 5	Cupertino	Overview on what to look for during stormwater inspections of commercial and industrial facilities; performance standards and reporting requirements of the SCVURPPP permit, including model inspection forms; the State's Industrial Activities Stormwater General Permit; examples of common stormwater violations and scission on ways to encourage good business practices, guidance of source control, proper disposal and BMP education materials for common industrial and commercial facilities.
Conducting Stormwater Inspections of Industrial and Commercial Facilities	Victor Chen	Public Works Engineering	April 5	Cupertino	Overview on what to look for during stormwater inspections of commercial and industrial facilities; performance standards and reporting requirements of the SCVURPPP permit, including model inspection forms; the State's Industrial Activities Stormwater General Permit; examples of common stormwater violations and scission on ways to encourage good business practices, guidance of source control, proper disposal and BMP education materials for common industrial and commercial facilities.
Herbicide Tank Set Up	Mike Conley	Public Works Maintenance	April 20	Los Altos	Proper application of pesticides.
Herbicide Mode of Action	Doug Riley	Public Works Maintenance	May 6	Los Altos	Proper application of pesticides
Herbicide Mode of Action	Michael Conley	Public Works Maintenance	May 6	Los Altos	Proper application of pesticides

Santa Clara Valley Urban Runoff Pollution Prevention Program
FY 2004-2005 Annual Report

Municipality: City of Los Altos ***Attachment B***

STAFF TRAINING FY 2004/2005 (cont.)					
Training Title	**Attendee**	**Department of Attendee**	**Date(s) of Training**	**Location of Training**	**Contents of Training**
Conducting Stormwater Treatment BMP Maintenance and Inspections	Larry Lind	Public Works Engineering	June 9	Cupertino	Overview on tips for good maintenance practices for detention basins, vegetated swales, infiltration facilities, media filters and other BMPs; mosquito management issues and techniques; guidance on conducting BMP O&M verification programs, including BMP data management, prioritization and inspection frequency, conducting inspections, documentation and reporting; and experiences of other public agencies with BMP O&M.
Conducting Stormwater Treatment BMP Maintenance and Inspections	Victor Chen	Public Works Engineering	June 9	Cupertino	Overview on tips for good maintenance practices for detention basins, vegetated swales, infiltration facilities, media filters and other BMPs; mosquito management issues and techniques; guidance on conducting BMP O&M verification programs, including BMP data management, prioritization and inspection frequency, conducting inspections, documentation and reporting; and experiences of other public agencies with BMP O&M.
IPM	Todd Perotti	Public Works Maintenance	June 14	Santa Clara	Overview on the proper handling and application of pesticides
IPM	Carol Mckee	Public Works Maintenance	June 14	Santa Clara	Overview on the proper handling and application of pesticides
IPM	Doug Riley	Public Works Maintenance	June 14	Santa Clara	Overview on the proper handling and application of pesticides
Irrigation Seminar	Carol Mckee	Public Works Maintenance	June 15	Newark	Overview on the maintenance of irrigation which included preventing excessive watering

Santa Clara Valley Urban Runoff Pollution Prevention Program
FY 2004-2005 Annual Report

Municipality: City of Los Altos ***Attachment B***

STAFF TRAINING FY 2004/2005 (cont.)					
Training Title	**Attendee**	**Department of Attendee**	**Date(s) of Training**	**Location of Training**	**Contents of Training**
Irrigation Seminar	Todd Perotti	Public Works Maintenance	June 15	Newark	Overview on the maintenance of irrigation which included preventing excessive watering
Irrigation Seminar	Emerio Esquivez	Public Works Maintenance	June 15	Newark	Overview on the maintenance of irrigation which included preventing excessive watering
Irrigation Seminar	Rogelio Baltazar	Public Works Maintenance	June 15	Newark	Overview on the maintenance of irrigation which included preventing excessive watering
Irrigation Seminar	Rangel Reynoso	Public Works Maintenance	June 15	Newark	Overview on the maintenance of irrigation which included preventing excessive watering

LOS ALTOS HILLS
CALIFORNIA

September 15, 2005

Mr. Bruce Wolfe
Regional Water Quality Control Board
San Francisco Bay Region
1515 Clay St., Suite 1400
Oakland, CA 94612

Subject: Town of Los Altos Hills Urban Runoff Management Program
FY 2004-2005 Annual Report

Dear Mr. Wolfe:

This report is submitted by Town of Los Altos Hills, in conjunction with the Santa Clara Valley Urban Runoff Pollution Prevention Program's Annual Report, pursuant to provision C.6.a. of the Program's reissued municipal storm water NPDES Permit (Order No. 01-024). The report summarizes activities performed during FY 2004-2005 in accordance with the Town of Los Altos Hills' Urban Runoff Management Plan (URMP) submitted to the Regional Board on September 1, 1997 and updated in October 2000 and September 2004, and the performance standards contained therein.

Contents of Report

The goals of this Annual Report are to: 1) concisely document implementation of our URMP and FY 04-05 work plan during the past fiscal year; 2) evaluate program results for continuous improvement;3) comply with permit requirements; and 4) share this information with other Co-permittees, municipal decision-makers, and the public. To accomplish these goals, the report contains the following sections:

I. Contents of report;
II. Program highlights and accomplishments;
III. Summary of continuous improvement activities;
IV. Attachments:
   A. Certification Statement
   B. Self-Evaluation and Work Plan Completion Matrix
      - IC/ID Elimination Activities
      - Public Streets, Roads and Highways Operation and Maintenance
      - Corporation Yard Operation and Maintenance
      - Rural Public Works Activities
      - Storm Drain System Operation and Maintenance
      - New Development Planning Procedures
      - Construction Inspection
      - Pesticide Management Activities

26379 Fremont Road
Los Altos Hills
California 94022
650/941-7222
Fax 650/941-3160

- Mercury Pollution Prevention Activities
- Other Water Quality and Watershed Management Requirements
- Public Information/Participation
- Staff Training Summary Table

Program Highlights and Accomplishments

We feel that the Program continued to be effective in meeting our Program goals. Though there are about twenty full time public agency staff in the Town of Los Altos Hills, the staff has been working with team effort to implement our URMP and FY 04-05 Work Plan to the maximum extent practicable.

In FY04-05 the Public Works staff has developed a new ordinance to implement C.3. requirements for the Town of Los Altos Hills. The new ordinance has been introduced to the City Council in August 2005. It is expected to be approved in September 2005.

The Town of Los Altos Hills did not encounter any significant problems or incidents during the past year. The Town had three incidents of construction site wash discharged to the creek or street. The responsible parties cleaned up the discharge after the Town staff made the requests.

Continuous Improvement Activities

The Town of Los Altos Hills was able to accomplish several of the work plan goals in the past year and anticipates continue to improve in outside staff training, public outreach and increased public awareness of Program goals.

This year Public Works staff inspected 66 construction sites of private development and several public works projects. The pre-rainy season and rainy season inspections were effective in getting construction sites to install proper BMPs. The inspection coverage of the sites was adequate because it focused on the erosion/sediment controls. The Town of Los Altos Hills did not take enforcement actions this year since the contractor followed the instructions or warning of the inspector. The inspector always inspected the sites after each verbal warning to make sure the compliance was achieved. The contractors on Public Works projects have done a good job in erosion/sediment control.

In September 2004 Public Works staff has published an article in the Town Newsletter about mercury pollution prevention. This is an effective way to reach property owners since all the property owners receive Town's newsletter each quarter.

Thank you for your review of this Annual Report and welcome any comments that you might have. If you have any questions regarding the materials submitted, please contact Richard Chen at (650) 941-7222.

Very truly yours,

Richard Chen, P.E.
Associate Engineer

Attachments

Town of Los Altos Hills
FY 2004-2005 ANNUAL REPORT
ATTACHMENT A

Certification Statement

"I certify, under penalty of law, that this document and all attachments were prepared under my direction or supervision in accordance with a system designed to ensure that qualified personnel properly gather and evaluate the information submitted. Based on my inquiry of the person or persons who manage the system, or those persons directly responsible for gathering the information, the information submitted, is, to the best of my knowledge and belief, true, accurate, and complete. I am aware that there are significant penalties for submitting false information, including the possibility of fine and imprisonment for knowing violations."

Signature by Duly Authorized Representative:

Henry Louie
City Engineer/Public Works Director

Date 9/12/05

Santa Clara Valley Urban Runoff Pollution Prevention Program
FY 2004-2005 Annual Report

Municipality: Los Altos Hills

P.S. Id.	Activity	CI Item Source[1]	FY 04-05 Tasks	Status / Comments	Due Date (mo/yr)	Responsible Party
Illicit Connection & Illegal Dumping Elimination Activities						
ICID-2	Staff Training	URMP	Conduct annual training for urban runoff inspector and on-call staff.	Urban runoff inspector and on-call staff have attended annual training conducted by the program	On-going	Public Works
			Review and evaluate effectiveness	This year the Town of Los Altos Hills have three incidents of construction site wash discharged to the storm drain system. The responsible parties cleaned up the discharge after Town staff made the requests. See Attachment 1 for detail. Annual training is very effective way to renew and refresh the requirement of urban runoff inspection	On-going	Public Works
Industrial/Commercial Discharger Control Programs						
	None in the Town of Los Altos Hills					
Public Streets, Roads, and Highways Operation and Maintenance						
PSRH-3	Staff Training	URMP	Conduct annual training for Public Works Maintenance staff.	The training on BMP has been conducted on annual basis	On-going	Public Works

[1] Place where continuous improvement item identified, either AR03-04 (Annual Report), URMP (co-permittee URMP work plan); WP03-04 (last year's co-permittee work plan) Review (co-permittee review meeting), or Program (task approved by the Management Committee for all co-permittees, if applicable, such as performance standard revisions).

Santa Clara Valley Urban Runoff Pollution Prevention Program
FY 2004-2005 Annual Report

Municipality: Los Altos Hills

P.S. Id.	Activity	CI Item Source[1]	FY 04-05 Tasks	Status / Comments	Due Date (mo/yr)	Responsible Party
	Street Sweeping	URMP	Sweep streets twice a year. Collect the types of street sweeping data and make it available to Program staff.	The selected streets of 23.3 miles long are swept once a month all year round. About 30 CY of material per month was collected from street sweeping.	On-going	Public Works
			Review and evaluate effectiveness	Town's maintenance crew performed street curb, swale, and shoulder cleaning work prior to rainy season and picked up piles of leaves to keep the street drainage system clean.	On-going	Public Works
Rural Roads						
New	Rural Roads O&M Performance Standards	C.5	Town incorporates the PS into URMP and performs implementation.	The Town has incorporated the Performance standards into URMPs.	Annually	Public Works
			Review and evaluate effectiveness	There was no new rural roads designed or constructed this year. The public works construction on rural sites have been inspected to make sure that erosion and sediment controls were maintained.	On-going	Public Works
Storm Drain System Operation and Maintenance						
SD	Storm Drain Maintenance	URMP	All tasks are routine and on-going.	All routine tasks have been conducted continually.	On-going	Public Works
SD	Reporting of Observed ICID Evidence	URMP	Train maintenance staff for reporting ICID incidents	Staff has attended annual training which covered storm drain facility maintenance and illicit connection issues. Maintenance crews were trained to call Code Enforcement Officer to report ICIDs.	On-going	Public Works

Santa Clara Valley Urban Runoff Pollution Prevention Program
FY 2004-2005 Annual Report

Municipality: Los Altos Hills

P.S. Id.	Activity	CI Item Source[1]	FY 04-05 Tasks	Status / Comments	Due Date (mo/yr)	Responsible Party
	Storm Drain Maintenance	URMP	Evaluate and ensure that contractors use appropriate BMPs when conducting such activities as street painting, storm drain O&M, etc.	We have evaluated and ensured that contractors use appropriate BMPs when conducting such activities as street painting, storm drain O&M, etc.	On-going	Public Works
			Review and evaluate effectiveness	Town's storm drain system was inspected and cleaned prior to and during the rainy season. This preventive measure reduced a lot of complaints or emergency calls during the rainy days. All material collected was disposed properly.	On-going	Public Works
Water Utility Operation and Maintenance						
	Not operated by the Town of Los Altos Hills					
Corporation Yards Operation and Maintenance						
	Staff Training	URMP	Conduct annual training for Public Works Maintenance staff.	The corporation yard in the Town of Los Altos Hills does not perform heavy vehicle and equipment maintenance and does not store hazardous materials.	On-going	Public Works
			Review and evaluate effectiveness	The yard only handle light maintenance for the small scale of the equipment and therefore there is no pollution problem.	On-going	Public Works
New Development and Construction Controls -- Planning Procedures (C.3)						
	C.3.c Requirements for Group 1 and Group 2 Projects					

Santa Clara Valley Urban Runoff Pollution Prevention Program
FY 2004-2005 Annual Report

Municipality: Los Altos Hills

P.S. Id.	Activity	CI Item Source[1]	FY 04-05 Tasks	Status / Comments	Due Date (mo/yr)	Responsible Party
New		C.3.c.9	Update performance standards for Group 2 projects as needed.	Update-In July 2005, the Water Board adopted the Order that amended Provision C.3.c. to require implementation of Group 2A projects by October 20, 2005 and Group 2B project by August 15 2006.	Continuous Improvement	Public Works.
	C.3.e Operation and Maintenance of Treatment BMPs					
New	Reporting	C.3.e.6	Report on the Co-permittee's treatment BMPs O&M verification program in each annual report, including organizational structure, evaluation of effectiveness, and planned improvement to the program. Include a list or summary of treatment BMPs inspected during the year, inspection results, and any required follow-up and correction.	The Town of Los Altos Hills has developed the Town's verification program for the projects requiring stormwater control measures. The staff in Public Works and Planning Departments has been implementing the program. They conduct pre-final and final inspections on site development projects to ensure that drainage, erosion control and landscaping work comply with the stormwater control measures. The Town does not have Group 1 project during the year.	ongoing	Public Works
			Review and evaluate effectiveness	It is very effective to conduct pre-final and final inspections on site development projects to ensure that drainage, erosion control and landscaping work comply with the stormwater control measures		Public Works
	C.3.f Hydrograph Modification Plan					
New	Reporting	C.3.f	Attend HMP training workshop conducted by the County to train staff on HMP		05-06	Public Works
	C.3.j Site Design Measures Guidance and Standards Development					

Santa Clara Valley Urban Runoff Pollution Prevention Program
FY 2004-2005 Annual Report

Municipality: Los Altos Hills

P.S. Id.	Activity	CI Item Source[1]	FY 04-05 Tasks	Status / Comments	Due Date (mo/yr)	Responsible Party
New		C.3.j.4	Incorporate any revised standards and guidance into local project approval process and "fully implement" the revised standards and guidance.	In FY04-05 the Public Works staff has developed a new ordinance to implement C.3. requirements for the Town of Los Altos Hills. The new ordinance has been introduced to the City Council in August 2005. It is expected to be approved in September 2005. It will provide legal authority for the Town to implement C.3. requirements.	9/15/04	Public Works
	C.3.n Reporting Requirements					
New		C.4.n.4	Collect and report the following for all projects that must implement treatment measures: BMPs, site design, and source control measures used, sizing criteria, O&M responsibility mechanism and responsible party.	A system is in place to collect the information in case such a project is proposed. Los Altos Hills did not have any Group 1 new development or redevelopment projects in FY 04-05. See Attachment 2 for detail.	ongoing	Public Works
New	Reporting, staff training, review conditions of approval	C.3.n.5	Collect information and report a summary of types of pesticide reduction measures required for development projects, and the percentage of projects for which pesticide reduction measures were required.	Public Works has customized Program's Model conditions of approval for pest-resistant landscaping features and practices and forwarded to Planning Department for review. As applicable, the Town will modify conditions of approval. The staff has attended C3 workshop related to this issue.	ongoing	Public Works
New Development -- Construction Inspection						
Const -6	Staff Training	URMP	Conduct annual training for Public Works staff.	Annual training for Public Works staff will be conducted by the Program on December 2005.	ongoing	Public Works

Santa Clara Valley Urban Runoff Pollution Prevention Program
FY 2004-2005 Annual Report

Municipality: Los Altos Hills

P.S. Id.	Activity	CI Item Source[1]	FY 04-05 Tasks	Status / Comments	Due Date (mo/yr)	Responsible Party
Const -5		Program (Revised PS)	Inspect all construction sites before and during rainy season per Performance Standard. Los Altos Hills will include a summary of the year's written inspection notices (for sites with inadequate erosion/sediment controls) and follow-up actions in the FY 04-05 AR.	This year Public Works inspector inspected **66** construction sites of private development and 2 public works construction projects. **19** of the private construction sites appeared to have erosion/sediment control problems prior to the 1st or 2nd inspections.	ongoing	Public Works.
			Review and evaluate effectiveness	The typical problems were that site access roads were not covered by the crushed rocks and the mud were tracked to the streets; the soil stockpiles were not covered by the plastic sheets; and fiber rolls were not installed. After 1st or 2nd inspections and warning given to the contractors, the problems on those sites were corrected. Construction inspection before and during rainy season is very effective to correct the inadequate erosion/sediment controls		Public Works
Pest Management Program						
I. Municipal Pesticide Use						
Goal I.A. Eliminate all unnecessary municipal pesticide use (particularly organophosphate (OP) pesticide use) and implement Integrated Pest Management (IPM) techniques.						
		MM I.A.1	Document completion of tasks in annual reports. Use pesticide tracking process to document pesticide use.	The contractors hired by the Town monitored and recorded all pesticide use on Town owned property on a monthly basis.	Annually;	Public Works
Goal I.B. Raise awareness of all municipal employees and train employees who apply pesticides for the municipality about the municipality's IPM Policy and/or IPM techniques as appropriate.						

Santa Clara Valley Urban Runoff Pollution Prevention Program
FY 2004-2005 Annual Report

Municipality: Los Altos Hills

P.S. Id.	Activity	CI Item Source[1]	FY 04-05 Tasks	Status / Comments	Due Date (mo/yr)	Responsible Party
		I.B.3	Periodically (at least annually) inform employees who are not authorized and trained to apply pesticides that they cannot use over-the-counter pesticides in or around the workplace, consistent with the IPM Policy (PS #4c).	The employees are informed annually.	At least Annually	Public Works
II. Public Education and Outreach						
Goal II.A. Increase awareness of IPM so target audiences recall less toxic pest management messages and adopt IPM behaviors. Target audiences include residential and commercial users, pesticide retailers, municipal employees, and special districts. (PS #6)						
		II.A.14	Conduct internal outreach on less toxic pest control to employees who do not necessarily purchase or apply pesticides during the course of their work (to encourage employees to use IPM techniques away from work).	The Town has provided the handouts at the counter regarding the less toxic pest control.	Annually	Public Works
III. Pest Control Operators (PCOs)						
Goal III.A. Minimize pesticide use by PCOs contracted for structural pest control and landscape maintenance.						
		III.A.4	Require PCOs contracted for municipal applications to use pest control methods consistent with the municipality's IPM policy (through contract specifications). Specifically, require contractors to: a) follow the agency's IPM policy, BMPs, and SOPs; b) provide evidence of current IPM training, when feasible; and c) provide documentation of pesticide use on agency property to the agency in a timely manner (PS#6).	Town required the Contractors, Clark Pest Control and Earl's Pest Control, to follow the current IPM policy. They received current IPM training and provided documentation of pesticide use on Town property. See Attachment 3 for details.	Ongoing	Public Works
Goal III.B. Require all PCOs to implement Best Management Practices (BMPs).						
		III.B.2	Require PCOs contracted by municipalities to implement BMPs through contract specifications. (See Action III.A.4, above.) (PS #6)	The Town has notified Clark Pest Control and Earl's Pest Control to implement BMPs in their contract work in the Town.	Annually	Public Works

Santa Clara Valley Urban Runoff Pollution Prevention Program
FY 2004-2005 Annual Report

Municipality: Los Altos Hills

P.S. Id.	Activity	CI Item Source[1]	FY 04-05 Tasks	Status / Comments	Due Date (mo/yr)	Responsible Party
		MM III.B.1	Document efforts to complete the above actions.		Annually	Public Works
IV. Commercial Businesses						
	None in Los Altos Hills.		.			
V. Household Hazardous Waste Collection						
Goal V.A. Provide pesticide disposal services through household hazardous waste (HHW) collection programs for all residents and small businesses, and encourage use of these programs.						
		V.A.5	Provide hazardous waste disposal information to residents, through distribution of materials (e.g., utility bill insert, city newsletter, community events, etc.) or advertising in local media	Los Altos Garbage company provided hazardous waste disposal information to residents through garbage bill inserts.	Periodically, at least annually	Public Works
VII. New Development						
Goal VII.A Minimize pesticide use at new and redevelopment sites.						
		VII.A.2	Consider pesticide reduction in the design, landscaping, and environmental reviews of proposed development projects. (C.9.d.ii.)		Annually	Public Works/Planning
		MM VII.A.1.	Summarize types of pesticide reduction measures required for new development and significant redevelopment projects, and the percentage of new development and significant redevelopment projects for which pesticide reduction measures were required. (C.3.n.) Provide education.	Projects got fact sheet about this subject.	Annually	Public Works
VIII. Monitoring and Science						
X. Review and Revision of Work Plan						
Goal X.A Implement a work plan that includes appropriate goals, actions and monitoring mechanisms to reduce pesticide related toxicity in urban runoff.						

Santa Clara Valley Urban Runoff Pollution Prevention Program
FY 2004-2005 Annual Report

Municipality: Los Altos Hills

P.S. Id.	Activity	CI Item Source[1]	FY 04-05 Tasks	Status / Comments	Due Date (mo/yr)	Responsible Party
		MM X.A.1.	Revise work plan to include any continuous improvement items. Report on completion of work plan tasks in Annual Report.	There is no continuous improvement items.	Annually; submit work plan updates in March; AR in September	Public Works
			Review and evaluate effectiveness			Public Works
Mercury Pollution Prevention Program						
I. Municipal Use of Mercury Containing Products						
Goal I. Eliminate all unnecessary municipal use of mercury-containing products and establish proper disposal methods for products that cannot be eliminated.						
		I.D	Adopt a mercury policy or ordinance requiring the virtual elimination of mercury from controllable sources in urban runoff from agency operations.	Town has conducted thermometer exchange program for the Town residents.	Annually	Public Works
		I.F	Implement guidelines developed under Action I.e.		Annually	Public Works
		MM I	Document completion of tasks in annual reports. Use mercury-containing product reporting guidelines (to be developed under Action I.E.)	The Annual Report summarizes the work completed.	Annually	Public Works
V. Public Education and Outreach						
Goal V. Increase awareness of proper disposal of mercury-containing products and available non-mercury containing alternatives. Target audiences include residential, commercial, and industrial users and municipal employees.						
		V.B	Use existing mercury outreach materials, as needed, for outreach programs.	In September 2004 Public Works staff has published an article in the Town Newsletter about mercury pollution prevention. Los Altos Hills continues to assist Program by providing support.	ongoing	Public Works
		V.C	Attend community events and distribute outreach materials.	Los Altos Hills continues to assist Program by providing support.	Annually	Public Works

Santa Clara Valley Urban Runoff Pollution Prevention Program
FY 2004-2005 Annual Report

Municipality: Los Altos Hills

P.S. Id.	Activity	CI Item Source[1]	FY 04-05 Tasks	Status / Comments	Due Date (mo/yr)	Responsible Party
		MM V.B	In the Annual Report, document and evaluate each outreach activity	See attached PIP Table	Annually	Public Works
			Review and evaluate effectiveness	Publishing article in the Town's newsletter is an effective way to reach property owners since all the property owners receive Town's newsletter each quarter.		Public Works
Other Water Quality and Watershed Management Requirements						
New	Trash Investigation and Plan Development		Work with the Program during the next FY to identify trash "hot spots" or trash problem areas within our jurisdictions: support Program staff in further identifying existing trash management practices; and provide Program staff with documentation regarding trash complaints/incidents.	Maintenance crew takes care of roadside trash. We have provided the annual data to the Program on trash complaints and incidents.	ongoing	Public Works
			Review and evaluate effectiveness	Maintenance crew has removed roadside trash in a timely manner.		Public Works
Public Information / Participation						
	Public Outreach	URMP	Distribute environmental education materials to Los Altos Hills schools	The school district and Los Altos Hills have distributed and maintained environmental education materials to Los Altos Hills school	Ongoing	Public Works
	Public Outreach	URMP	Publish articles targeted to residents in a local Newsletter	Public Works staff has published the article regarding Draining Pools and SPAS in the Town's newsletter for the residents.	Ongoing	Public Works
	Public Outreach	URMP	Distribute information brochures and literatures for residents, developers and contractor	Los Altos Hills has distributed and maintained information brochures and literatures for residents, developers and contractors at the Town Hall	Ongoing	Public Works

Santa Clara Valley Urban Runoff Pollution Prevention Program
FY 2004-2005 Annual Report

Municipality: Los Altos Hills

P.S. Id.	Activity	CI Item Source[1]	FY 04-05 Tasks	Status / Comments	Due Date (mo/yr)	Responsible Party
	Public Participation	URMP	Work with City of Palo Altos and other cities for the activities of Watershed Education & Outreach Campaign	Los Altos Hills has worked with City of Palo Altos, City of Los Altos and other cities for the activities of Watershed Education & Outreach Campaign	Ongoing	Public Works
			Review and evaluate effectiveness	See Attachment 4 for details.		Public Works

Santa Clara Valley Urban Runoff Pollution Prevention Program
FY 2004-2005 Annual Report

Municipality: Los Altos Hills

P.S. Id.	*Activity*	*CI Item Source*	*FY 03-04 Tasks*	*Status / Comments*	*Due Date (mo/yr)*	*Responsible Party*
Copper Action Plan Tasks						
CB-1	Vehicle Washing Operations	CAP	• Distribute outreach materials on car washing at Town Hall counter and public events, and post on Town website. • Submit data regarding car washing outreach activities and effectiveness evaluation in annual reports.	The materials have been distributed. The Town of Los Altos Hills does not have commercial vehicle wash operations.	6/04	Public Works
CB-8	Watershed assessment and protection	CAP	• Revise City's General Plan, as needed, at next scheduled update, based on recommendations from the *Development Policies Comparison Project* and Provision C.3.I. • Review and implement guidance from SCVURPPP and San Jose on addressing water quality in the CEQA review process, as part of C.3.m. implementation.	The Planning Department was informed to review study and ordinance from Palo Alto and consider feasibility of limiting the use of copper on roofs, in roof shingles, and for gutters.	At next update As Needed	Planning Planning
CB-11	Street sweeping and storm drain O&M		• Follow Program guidance regarding the collection and reporting of street sweeping data. Provide data for Annual Report. • Evaluate need for improvement of current street sweeping program (within available budget) in FY 04-05 Annual Report.	The selected streets were swept on a monthly bases. The trash swept from the streets were tree leaves and branches. The current street sweeping program is effective for the Town of Los Altos Hills.	6/04	Public Works

Santa Clara Valley Urban Runoff Pollution Prevention Program
FY 2004-2005 Annual Report

Municipality: Los Altos Hills

P.S. Id.	Activity	CI Item Source	FY 03-04 Tasks	Status / Comments	Due Date (mo/yr)	Responsible Party
CB-12	Outreach on pool, spa maintenance	CAP	• Distribute outreach materials at local public events; brochures at Town Hall counter; and placement on Town website.	The related materials have been distributed at Town Hall counter.	6/04	Public Works
CB-21	Use of architectural copper	CAP	• Review study and ordinance from Palo Alto and consider feasibility of limiting the use of copper on roofs, in roof shingles, and for gutters..	Architectural copper is allowed to use. The storm drain outlet from the roof usually is discharged to the property landscaped ground 30 feet away from the property line.	6/04	Planning
Nickel Action Plan Tasks						
NB-1	Measures to control nickel discharges from construction sites		• Continue to implement Construction Inspection Performance Standards (see Construction Inspection work plan section). • Continue to have inspectors attend Regional Board/Program workshops on construction site management and learn latest erosion/sediment control techniques • Continue to attend Program workshops on post-development stormwater BMPs (C.3.)	Construction Inspection Performance Standards was implemented continuously. Staff will attend Regional Board/Program workshops on construction site management. Staff attended Program workshops on post-development stormwater BMPs (C.3.)	6/04	Public Works

Illicit Connection/Illegal Discharges Report Data, Town of Los Altos Hills

Type of Pollutants	Number of Incidents	General Location	Reports by citizens or employees	Follow-up action
Construction Debris wash to the creek	1	1/13/2005, 26201 Catherine Court	Reported by residents.	Town Safety Officer informed the contractor to cleanup the creek and they cleaned up the standing water in the creek.
Construction Debris wash to the street gutter	1	1/24/2005, 11650 Dawson Dr	Reported by residents.	The contractors removed the debris wash from the street gutter after the Town staff requested the cleaning.
Construction site dewatering discharged to the street without treatment	1	3/7/2005, the creek at Ascension Drive	Reported by residents.	The contractor stopped discharging directly to the street after the Town staff gave the warning.

Town of Los Altos Hills
Reporting Form for Planning Procedures Performance Standard
and Provision C.3.n. Reporting Requirements

Part 1

Significant Development Projects[1]
Reviewed and/or Approved During July, 2004 and June, 2005

Project Name	Project Type[2]	Site Size (ac. or s.f.)	New Impervious Surface (s.f.)[3]	Area of Land Disturbed (Ac.)[4]	Project Status	Storm Water Control Measures Included in Project
Private Projects						
The Town of Los Altos Hills did not have any Group 1 projects in FY 04-05						

[1] List all projects with new impervious surface area greater than 10,000 s.f. (Group 1 and 2 projects – see definition on page 3 of the performance standard).

[2] Describe project type, as defined in Provision C.3.c.

[3] "New" is defined as impervious surface created, added or replaced.

[4] If the site is a "significant redevelopment", list the area of land disturbance.

Attachment 3

PESTICIDE USE REPORT FROM THE CONTRACTOR
Town of Los Altos Hills
FY 04-05

From: John C. McPartland [jmcpartland@clarkpest.com]
Sent: Wednesday, August 24, 2005 8:46 AM
To: rchen@losaltoshills.ca.gov
Subject: materials usage
Attachments: Los Altos Hills 2004-2005.xls

Richard,

Our Weed control service is designed using the IPM philosophy to suppress and control the most common weed species. This application combines different materials to create a weed barrier and control existing weeds. Each application, we will treat resistant weeds and reapply the weed barrier as necessary. The frequency of service depends on the types of weeds present and the varieties of trees, shrubs or landscaping that is located on the areas to be treated.

John C. McPartland
AG Supervisor
CLARK PEST CONTROL
199 Topaz Street
Milpitas, CA 95035
408-945-3600 ph
408-263-8959 fax

Town of Los Altos Hills
Table of FY 04-05 PIP Activities

PI/P Activity[1]	Type of Outreach [2]	Level of Implementation (Description/Dates)	Evaluation of Effectiveness [3]
Town literature distribution	General	The Town continues to check and maintain BMP information brochures at Town Hall. The materials for pickup are: • Watershed Watch Kit • The Bay Begins At Your Front Door • Keeping It All In Tune • Keep Pool/Spa Water Out Of Storm Drains, Streets and Creeks • Pests Bugging You? • Grow It We noticed that refill of brochures is needed because they have been taken away from the site.	The materials are accessible to the public coming to the Town Hall. The outreach is effective. This is reflected by the continued low number of reportable incidences.
Literature provided to distribute at Town's events:	General	LAH 2005 Spring Family Picnic, The brochures include: The Bay Begins at Your Front Door, Watershed Watch Kit, Hazardous Materials in Your Home; Creekside News and others.	Peoples attending the events were interested to pick up those brochures.
Newsletter article and ads	General	We have published an article titled "Mercury-Is there Mercury Lurking in Your Home?" in the Town Newsletters to make public aware of the importance of protecting the watershed.	This is a good communication vehicle to reach the residents. Town's newsletters have been mailed to every property owner and resident in Town.
Inform residents of swimming	Targeted	Staffs have provided brochures and	Telephone calls have been received

Town of Los Altos Hills
Table of FY 04-05 PIP Activities

pool discharge requirements		information to the swimming pool owners when they called or visit Town Hall to ask questions regarding this issue. The brochures are very informative.	and answered; and materials have been distributed upon request in the last FY.
Targeted Outreach for Town staff: Building inspectors and plan checkers, Public Works technicians and engineers, Maintenance staff	Targeted	Internal Training.	See attached table: "Training FY 04-05"
Development Community	Targeted	Literature distribution at Town Hall	Restock as needed, check regularly
Resident Living near creeks	Targeted	Watershed Watch Kit, available at the Town Hall	Restock as needed
Public Participation:			
Participated in regional creek cleanup event.	Citizen Participation	Announced cleanup in Town Crier	Very effective methord
Participate in local activities that are coordinated with the Watershed Education & Outreach Campaign	Citizen Participation	Worked with City of Palo Altos and other cities for the activities of Watershed Education & Outreach Campaign	Very effective method

Town of Los Altos Hills
Staff Training Summary

Date and Location	Topic and Description	Sponsored or Held By	Attendees / Department
6/9/05 Quinlan Community Center, Cupertino	Conduct Stormwater Treatment BMP Maintenance and Inspections	SCVURPPP	Richard Chen, Associate Engineer from Public Works
6/9/05 Quinlan Community Center, Cupertino	Conduct Stormwater Treatment BMP Maintenance and Inspections	SCVURPPP	John Chau, Assistant Engineer from Public Works
6/9/05 Quinlan Community Center, Cupertino	Conduct Stormwater Treatment BMP Maintenance and Inspections	SCVURPPP	Johnson Chung, Engineering Technician from Public Works

		provide information for it on page 34. If not, please correct the typographical error on one of these pages.	
Los Altos Hills	**Compliance Status**	**Comments**	
New Development	conditional compliance	• In response to our comments on last year's Annual Report (FY02-03), Los Altos Hills submitted a discussion of its approval process for all new and redevelopment projects. Los Altos Hills also stated it is "working on adopting an ordinance to provide legal authority to implement C.3. requirements." This year's Annual Report provides no update on the status of this task. We are concerned that Los Altos Hills lacks the legal authority to implement Provision C.3. as required by the Permit. Although Los Altos Hills may not have Group 1 projects, it most certainly will have Group 2 projects; therefore proper legal authority is mandatory. **Within 8 weeks of the date of this correspondence, please submit to the Executive Officer a status report on Los Altos Hills's legal authority (or lack thereof) to implement Provision C.3. requirements.** • Los Altos Hill states that because of its rural setting, treatment BMPs will consist of site design measures in landscaping only. This may be the case but Provision C.3.e. explicitly requires that Los Altos Hills establish and implement an operation and maintenance verification program for all treatment BMPs installed for Group 1 and Group 2 projects. Los Altos Hills must develop its verification program and report on it in next year's Annual Report. All the information required in Provision C.3.e. must be included in this discussion.	Currently the Town of Los Altos Hills utilizes Municipal Code and Design Guideline to minimize erosion and higher rates of runoff for site development and public works projects. The Municipal Code and Design Guideline frame the legal authority for handling of storm water issues. The new and redevelopment projects in the Town of Los Altos Hills are all single family residence. Construction of one single-family home is exempted from Provision C.3. The Town of Los Altos Hills does not have Group 1 and Group 2 projects. Town' new Director of Public Works, Henry Louie, came on board on May 2, 2005. We have drafted an ordinance to provide legal authority to implement C.3. requirements. Henry will work with the City Council to adopt the ordinance. The Town of Los Altos Hills has developed the Town's verification program for the projects requiring stormwater control measures. The staff in Public Works and Planning Departments has been implementing the program. They conduct pre-final and final inspections on every site development projects to ensure that drainage, erosion control and landscaping work comply with the stormwater control measures.

033923

WEST VALLEY CLEAN WATER PROGRAM

TOWN OF LOS GATOS ANNUAL REPORT FY 2004-2005

SUBMITTED SEPTEMBER 2005

THIS PAGE INTENTIONALLY LEFT BLANK

TABLE OF CONTENTS

TITLE **PAGE #**

Cover Letter 5

Certification Statement 11

List of Acronyms 13

PROGRAM ELEMENTS

IC/ID Elimination Activities 23

Industrial/Commercial Discharger Control Program 33

Public Agency Activities 49

Public Streets, Roads and Highways
Rural Public Works
Storm Drain Operation and Maintenance

New Development/ Planning Procedures 63

Construction Inspection 79

Public Information and Participation 85

Pesticide Management Activities 121

Mercury Pollution Prevention Activities 141

Copper Action Plan/Nickel Action Plan 151

Trash Inventory and Management 165

Water Quality Monitoring and Permit Reapplication 189

TRAINING SUMMARIES: are located at the end of each Element Section

THIS PAGE INTENTIONALLY LEFT BLANK

September 15, 2005

Mr. Bruce Wolfe
Regional Water Quality Control Board
San Francisco Bay Region
1515 Clay St., Suite 1400
Oakland, CA 94612

Subject: West Valley Community Specific Urban Runoff Management Program
FY 2004-2005 Annual Report

Dear Mr. Wolfe:

This report is submitted by the West Valley Cities of Campbell, Monte Sereno, Saratoga, and the Town of Los Gatos, in conjunction with the Santa Clara Valley Urban Runoff Pollution Prevention Program's Annual Report, pursuant to provision C.6.a. of the Program's reissued municipal storm water NPDES Permit (Order No. 01-024). The report summarizes activities performed during FY 2004-2005 in accordance with the West Valley Communities' Urban Runoff Management Plan (URMP) submitted to the Regional Board on September 1, 2004 and the performance standards contained therein.

Contents of Report

The goals of this Annual Report are to: 1) concisely document implementation of our URMP and FY 04-05 work plan during the past fiscal year; 2) evaluate program results for continuous improvement; 3) comply with permit requirements; and 4) share this information with other Co-permittees, municipal decision-makers, and the public. To accomplish these goals, the report contains the following sections:

Table of Contents
Cover Letter
Certification Statements
List of Acronyms

Program Elements:

1. IC/ID Elimination Activities
2. Industrial / Commercial Discharger Control Program
3. Public Agency Activities
    - Storm Drain O & M
    - Corporation Yards & Street Sweeping

- Rural Public Works

4. New Development: Planning Procedures
5. Construction Inspection
6. Public Information & Participation
7. Pesticide Management Activities
8. Mercury Pollution Prevention Activities
9. Copper Action Plan / Nickel Action Plan
10. Trash Inventory & Management
11. Water Quality Monitoring & Permit Re-application

No comments regarding the West Valley Communities FY03-04 Annual Report require a response, as listed in the San Francisco Bay Regional Water Quality Control Board letter to Mr. Dave Chesterman dated April 8, 2005.

Program Highlights and Accomplishments

During FY04-05, the West Valley Communities of Campbell, Los Gatos, Monte Sereno, and Saratoga continued efforts to implement their URMPs to the maximum extent practicable. The activities that were implemented for each element of each Community's URMP are described in Chapter 14 of the Santa Clara Valley Urban Runoff Pollution Prevention Program's URMP. Highlights of the West Valley Communities accomplishments in various program elements are described below.

Industrial/Commercial Discharger Control Program. During FY04-05, the three West Valley Communities of Campbell, Los Gatos, and Saratoga continued to implement their Industrial/Commercial Inspection Program. The goal is that all identified facilities will be inspected each year. The City of Monte Sereno has no industrial or commercial facilities operating within the City and therefore does not participate in this activity. In Campbell, 285 of 311 facilities were inspected (92%), 104 of 113 facilities were inspected (92%) in Los Gatos, and 8 out of 8 facilities in Saratoga were inspected (100%). Inspection reports by facility type and noted violations are included in the IND section of the Program Annual Report. Discharge violations decreased slightly over the past year from 25 to 20 facilities. Of the 20 violations, 13 were auto repair facilities. The West Valley Clean Water Program began a pilot program to target auto repair facilities during FY 01-02 with additional inspections and education. The pilot inspection program was instrumental in getting two automotive facilities to install car wash waste water capture systems. Each facility is given an initial on-site inspection with multiple drive-by inspections. All facilities inspected were in compliance by the end of the fiscal year. This is once more a testament to the benefits of increased scrutiny and education. Due to the success of this targeted outreach to and inspection of auto repair facilities, the pilot was adopted permanently as the West Valley Auto Shop Inspection Program. The procedures and accomplishments were shared with co-permittees in a presentation given by the West Valley Inspector at SCVURPPP's Industrial & Commercial Inspector training on April 5, 2005.

Public Information/Participation Program. In FY 04-05, the West Valley Clean Water Program continued to expand its quest for effective public education and outreach. WVCWP pursued media coverage on six topics: safe disposal of mercury-containing products, household hazardous waste, copper pollution prevention, creek clean-up events, trash cleanup and monitoring by students, a student's science project and his campaign to keep residential pollutants (pesticides and copper) out of the storm drain. Six stories were covered by local community newspapers in FY04-05, including a Saratoga News cover story about local students cleaning up and monitoring trash. The WVCWP was advertised on national television on 10-7-04. CNN interviewed David Marash-Whitman, a student who found the West Valley Clean Water Program via its website. David, at age 12, worked with WVCWP to determine the scope of his award-winning science project, "Ecotoxicology of Stormwater Pollution in our Aquatic Communities." David was chosen as one of top 40 Young Scientists and traveled to Washington D.C. to compete in Discovery Channel's "Challenge". David continues volunteer for the West Valley Clean Water Program and will be mentioned again in the annual report for FY05-06. WVCWP has been pleased to receive extensive media coverage in these stories, which would be beyond its budget scope if purchased as advertising space.

In FY 04-05 a new *Mercury* page was uploaded to *Cleancreeks.org*, two creek cleanup events were advertised on the Home page and new links were added to the *Links* page. A few months into FY 03-04, the West Valley Clean Water Program changed its website host in order to optimize tracking ability for the web site, www.cleancreeks.org. In the twenty-one month period ending on June 30th 2005, visitors averaged about 141 views per month totaling 2,962 Web Page views. This was a substantial increase from the website's 30 hits during its first month of operation.

The West Valley Clean Water Program strives to maximize student involvement at every opportunity. Staff developed a script incorporating fresh messages on pesticides, copper, mercury and trash for its new Coastal Enviroscape and revised the script for the Uplands & Wetlands Enviroscape model. Offering a second Enviroscape station allows West Valley Clean Water staff to teach 20 students every 25 minutes, rather than 10 students. The two fifth grade classes who tried this requested the same presentations for next year. The second Enviroscape allowss staff to elaborate on topics that would initiate changes in behavior. Messages apparently stuck with the students: while participating at a soil infiltration station, a student told the science docent not to empty the waste water near the storm drain.

Illicit Connection and Illegal Dumping Elimination Activities. The IC/ID program is working phenomenally well for all four West Valley Communities. The inspector not only responded to 82 discharge incidents over the year (see the IC/ID section for the number and types of incidences), but conducted 105 proactive and follow-up inspections. Each of these inspection opportunities adds to the business community's knowledge of storm water pollution and prevention issues. As part of the inspection process, the inspector distributes appropriate educational materials. Significantly, the West Valley Clean Water Program's Stormwater Inspector provided 790 brochures and other educational materials to industrial and commercial facilities in FY04-05.

C.3 Implementation. In July and August, 2004 the West Valley Clean Water Program updated all sections of each municipal URMP. A consultant met with staff in each city to review any remaining challenges with C.3 implementation. This year the cities each made progress in preparing for upcoming requirements such as HMP and Group 2 deadlines. In fact, the cities were each prepared to implement requirements on all tiers of Group 2 projects by April 15, 2005.

Pesticide Activities. The most realistic way to implement pesticide management is to provide meaningful training to municipal staff and the public. The WVCWP, in FY03-04 and FY 04-05 utilized significant staff time and resources to offer in-depth, hands-on workshops on specific pests and beneficial predators. WVCWP staff researched speakers, selecting presenters who could offer the optimum learning experience. In FY03-04 more than twenty attendees participated and gave positive feedback. In FY 04-05, thirty-seven municipal staff and stakeholders, such as school district personnel, golf course superintendents and pest control contractors attended; 15 earned Continuing Education Credits at the workshop.

Each of the four municipalities adopted two new Integrated Pest Management plans, one on armored scales and one on soft scales. Additionally, the West Valley Clean Water Program and the Program collaborated on events with a former partner, *Summer Winds Garden Center* in Campbell and began to promote a partnership with *Orchard Supply Hardware,* bordering Saratoga and Campbell. Customers were enthusiastic about IPM samples and materials handed out by WVCWP staff at the OSH "Tax-Free Day" events. The store responded positively to these efforts, which complement their goal of personalized customer service.

Continuous Improvement Activities

Public Information/Participation. The West Valley Clean Water Program received feedback from schools indicating that teachers are inundated with paper promotional products. At the end of FY 04-05 the WVCWP produced a CD/DVD music video/slide show of volunteers, especially featuring students, at local creek cleanup and trash monitoring events. The CD was dubbed with music, including the words: "With my own two hands I can change the world." While WVCWP has not obtained permission to use the music or all of the photos at this point, the CD has already entertained a few students and teachers. Schools will continue to be a primary focus of the West Valley Clean Water Program's outreach efforts over the coming year. In FY 05-06 The West Valley Clean Water Program will enhance its relationship with school teachers, principals and students to involve more participation in trash monitoring and school cleanup events.

Staff Training. The West Valley Communities place a strong emphasis on training. The Annual Reports reflect this with numerous references to the Staff Training Summaries; these Summaries are located at the end of each Element section in the Annual Reports. In FY 05-06 training will be expanded by use of a video camera to tape various trainings, so that additional staff can later receive the same information.

In July and August, 2004 the West Valley Clean Water Program updated all sections of each municipal URMP. In the Streets Maintenance and Storm Drain Maintenance sections, at least two continuing improvement items were identified: efficient training on community-specific storm water BMPs was needed for <u>all</u> maintenance staff. WVCWP held two round-table trainings in January 2005 and in June 2005, where a consultant provided presentations on streets, parks, and rural public works BMPs that were applicable to the West Valley Communities.

By Agreement, storm drain maintenance for the West Valley Communities has been handled by the West Valley Sanitation District since the late 1990s. In the course of updating the URMPs some potential gaps were identified due to an assumed understanding of the Agreement. All staff agreed that they wanted an opportunity to clarify the roles of each signatory to the Agreement. In June 2005, the West Valley Clean Water Program offered a forum for this discussion as part of the annual Storm Drain Supervisor's meeting. A consultant gave a slide show on BMPs for storm drain maintenance and for rural public works, and facilitated a discussion of the Agreement that left everyone on the same page as far as understanding the terms. The West Valley Clean Water Program will continue to prioritize better communication between WVCWP staff and municipal staff and to host effective workshops that are convenient for staff to attend.

Thank you for your review of this Annual Report. If you have any questions regarding the materials submitted, please contact me at 408.354.4734.

Very truly yours,

Cheryl C. Donnelly

Cheri Donnelly
West Valley Clean Water Program Manager

cc. Sue Ma, RWQCB
Attachments

THIS PAGE INTENTIONALLY LEFT BLANK

TOWN OF LOS GATOS

PARKS & PUBLIC WORKS DEPARTMENT
PHONE (408) 399-5771
FAX (408) 399-5763

SERVICE CENTER
41 MILES AVENUE
LOS GATOS, CA 95030-6044

TOWN OF LOS GATOS

FY 2004-2005 ANNUAL REPORT
ATTACHMENT A

Certification Statement

"I certify, under penalty of law, that this document and all attachments were prepared under my direction or supervision in accordance with a system designed to ensure that qualified personnel properly gather and evaluate the information submitted. Based on my inquiry of the person or persons who manage the system, or those persons directly responsible for gathering the information, the information submitted, is, to the best of my knowledge and belief, true, accurate, and complete. I am aware that there are significant penalties for submitting false information, including the possibility of fine and imprisonment for knowing violations."

Signature by Duly Authorized Representative:

John E Curtis — Aug 31, 2005

John E. Curtis
Director of Parks and Public Works

Date

N:\B&E\NPDES\Annual Reports\I04-05\Certification.wpd

THIS PAGE INTENTIONALLY LEFT BLANK

Acronyms/Abbreviations

CEUs	Continuing Education Units – Issued by Dept. of Pesticide Regulation or California Nursery Professionals Assn.
Stormwater Reps	Representatives to the WWCWP from each participating WVC
UCCE	University of California Cooperative Extension Service (conducts outreach for UC Davis IPM program; oversees Master Gardeners program)
WVC	West Valley Communities – Cities & Town which are members of the West Valley Clean Water Program: **City of Campbell,** **Town of Los Gatos,** **City of Monte Sereno,** **City of Saratoga**
WVCWP	West Valley Clean Water Program: Stormwater Program for **Campbell, Los Gatos, Monte Sereno, Saratoga**

Acronyms/Abbreviations

AB	Assembly Bill
ABAG	Association of Bay Area Governments
ABC	Annual Budget Review Compilation
ACCWP	Alameda Countywide Clean Water Program
ACOE	U.S. Army Corps of Engineers
AHTG	Ad Hoc Task Group
AR	Annual Report
ASCE	American Society of Civil Engineers
BAAQMD	Bay Area Air Quality Management District
BART	San Francisco Bay Area Rapid Transit
BATG	Budget Ad Hoc Task Group
Basin	Santa Clara Basin
Basin Plan	Water Quality Control Plan for the San Francisco Basin
BACWA	Bay Area Clean Water Agencies
BAHM	Bay Area Hydrology Model
BAMBI	Bay Area Macroinvertebrate Bioassessment Information
BASMAA	Bay Area Stormwater Management Agencies Association
Bay	San Francisco Bay
Bay Area	San Francisco Bay Area
BMI	Benthic Macroinvertebrate
BMM	Lower South Bay Monitoring and Modeling Subgroup
BMP	Best Management Practice
BOMA	Building Owners and Managers Association
BPP	Brake Pad Partnership
BU	beneficial use
C	Celsius
C.3	Permit Provision C.3
C3PO	C.3 Provision Oversight
CA	California
Cal-EPA	California Environmental Protection Agency
Caltrans	California Department of Transportation
CAMLnet	California Aquatic Macroinvertebrate Laboratory Network

Acronyms/Abbreviations

Campaign	Watershed Watch Campaign
CAP	Copper Action Plan
CASQA	California of Stormwater Quality Association
CB	Copper Baseline
CCC	Continuous Concentration Criterion
CD-ROM	Compact Disk-Read Only Memory
CDS	Continuous Deflective Separation
CEP	Clean Estuary Partnership
CEUs	Continuing Education Units
CESQG	Conditionally Exempt Small Quantity Generator
CEQA	California Environmental Quality Act
CFR	Code of Federal Regulations
cfs	cubic feet per second
CI	Continuous Improvement
CIWMB	California Integrated Waste Management Board
CMIA	Conceptual Model Impairment Assessment
CMS	Copper Management Strategy
COA	Condition of Approval
CoHHW	Santa Clara County Household Hazardous Waste Program
CoHHW Program	Santa Clara County Household Hazardous Waste Program
COLD	cold freshwater habitat
CRMP	Coordinated Resources Management and Planning
CSBP	California Stream Bioassessment Procedures
CTR	California Toxic Rule
Cu	Copper
CWA	Clean Water Act
DDD	Dichlorodiphenyldichloroethane
DDE	Dichlorodiphenyldichloroethylene
DDT	Dichlorodiphenyltrichloroethane
DEH	Santa Clara County Department of Environmental Health
District	Santa Clara Valley Water District
DO	Dissolved Oxygen
DOE	Department of Energy

Acronyms/Abbreviations

DPR	Department of Pesticide Regulation
DWR	Department of Water Resources
E. Coli	Enterococus Coli
EEC	SF Bay Wildlife Refuge Environmental Education Center
EEDMS	Environmental Enforcement Data Management System
EEPS	Exposure and Effects Pilot Study
e.g.	for example
EMAP	Environmental Monitoring Program
EMB	Executive Management Board
EOA	Eisenberg, Olivieri, and Associates
EPA	U.S. Environmental Protection Agency
Estuary	San Francisco Bay Estuary
F	Fahrenheit
FLT	Fluorescent Light Tube
FY	Fiscal Year
GCRCD	Guadalupe-Coyote Resource Conservation District
GIASP	General Industrial Activities Stormwater Permit
GIS	Geographic Information System
GRTS	Generalized Random Tessellation Stratified
HBANC	Home Builders Association of Northern California
Hg	Mercury
HMP	Hydromodification Management Plan
HHW	Household Hazardous Waste
HVAC	Heating, Ventilation and Air Conditioning
IBI	Index of Biotic Integrity
IC/ID	Illicit Connection and Illegal Dumping
ID	Identification
IND	Industrial/Commercial
i.e.	that is
IPM	Integrated Pest Management
JPA	Joint Powers Authority
K	Kindergarten
KAB	Keep America Beautiful

Acronyms/Abbreviations

kg	Kilogram
L	Liter
Lb	Pound
LA	load allocation
LFA	Limiting Factors Analysis
LID	Low Impact Development
LSSB	Lower South San Francisco Bay
LUS	Land Use Subgroup
MC	Management Committee
MCMP	Metals Control Measures Plan
MCTT	Multi-Chambered Treatment Train
MDDB	Metadata Database
MDL	Most Downstream Location
MEP	Maximum Extent Practicable
Mercury Plan	Mercury Pollution Prevention Plan
Mg	milligram
mgd	million gallons per day
MIGR	fish migration
MOA	Memorandum of Agreement
MOFO	Morrison & Foerster
MOU	Memorandum of Understanding
MP	Monitoring Priority
MROSD	Mid-Peninsula Regional Open Space District
MYRWMP	Multi-Year Receiving Waters Monitoring Plan
NAP	Nickel Action Plan
NEMA	National Electrical Manufacturers Association
NAIOP	National Association of Industrial and Office Properties
NEPA	National Environmental Policy Act
ng	Nanogram
Ni	Nickel
NOI	Notice of Intent
NPDES	National Pollutant Discharge Elimination System
OC	Organochlorine

Acronyms/Abbreviations

O&M	Operation and Maintenance
OP	Organophosphate
OWOW	Our Water Our World
P2	Pollution Prevention
PAHs	Polynuclear Aromatic Hydrocarbons
PBDE	Polybrominated Diphenyl Ether
Pb	Lead
PCBs	Polychlorinated Biphenyls
PCDD	Polychlorinated Dibenzo-p-Dioxins
PCDF	Polychlorinated Dibenzofurans
PCO	Pest Control Operator
pg	Picogram
PHAB	Physical Habitat Assessments
PIP	Public Information and Participation
PI/P	Public Information and Participation
PIPP	Public Information and Participation Program
PMPS	Pest Management Performance Standard
POC	Pollutant of Concern
POTW	Publicly Owned Treatment Works
PPPS	Planning Procedures Performance Standard
Program	Santa Clara Valley Urban Runoff Pollution Prevention Program
PS	Performance Standard
PVC	Polyvinyl Chloride
Q	Quarter
QAPP	Quality Assurance Project Plan
RAC	Regional Ad Campaign
RARE	preservation of rare and endangered species
RCRA	Resource Conservation and Recovery Act
REC- 1	water contact recreation
REC-2	non-contact water recreation
Regional Board	San Francisco Bay Regional Water Quality Control Board
RFP	Request for Proposal
RMAS	Regional Monitoring and Assessment Strategy

Acronyms/Abbreviations

RMP	Regional Monitoring Program
RPT	Report Preparation Team
RS	Regulatory Subgroup
RTA	Rapid Trash Assessment
RWQCB	San Francisco Bay Regional Water Quality Control Board
SC	Steering Committee
SCC	Santa Clara County
SCBWM1	Santa Clara Basin Watershed Management Initiative
SCVURPPP	Santa Clara Valley Urban Runoff Pollution Prevention Program
SCVWD	Santa Clara Valley Water District
SF	San Francisco
SFEI	San Francisco Estuary Institute
SFEP	San Francisco Estuary Project
SIC	Standard Industrial Classification
SMaRT®	Sunnyvale Materials Recovery and Transfer
SOP	Standard Operating Procedures
South Bay	Lower South San Francisco Bay
SPLWG	Sources, Pathways and Loadings Work Group (RMP)
SPWN	fish spawning
SSC	Suspended Sediment Concentration
SSI	Inventory of Santa Clara Basin Stream Studies
SSO	Water Quality Site-Specific Objective
State Board	State Water Resources Control Board
STOPPP	San Mateo Countywide Stormwater Pollution Prevention Program
SWAMP	Surface Waters Ambient Monitoring Program
SWANA	Solid Waste Association of North America
SWMP	Stormwater Management Plan
SWPPP	Stormwater Pollution Prevention Plan
SWRCB	State Water Resources Control Board
TAC	Technical Advisory Committee
TMDL	Total Maximum Daily Load
TO	Tentative Order
TP	Total Phosphorus

Acronyms/Abbreviations

TPH	Total Petroleum Hydrocarbons
TRC	Technical Review Committee
ug	Microgram
UPC	Urban Pesticide Committee
URMP	Urban Runoff Management Plan
URQM	Urban Runoff Quality Management
USA	Unified Stream Assessment
USEPA	U. S. Environmental Protection Agency
USFWS	U.S. Fish and Wildlife Service
USGS	U.S. Geological Survey
VTA	Santa Clara Valley Transportation Authority
WAC	Watershed Assessment Consultant
WAMS	Watershed Assessment and Monitoring Subgroup
WAR	Watershed Assessment Report
WARM	warm freshwater habitat
Water Board	San Francisco Bay Regional Water Quality Control Board
Water District	Santa Clara Valley Water District
WEF	Water Environment Federation
WEO	Watershed Education and Outreach
WE&O	Watershed Education and Outreach
WERF	Water Environment Research Foundation
WG	Work Group
WILD	wildlife habitat
WLA	Waste Load Allocation
WMI	Watershed Management Initiative
Work Group “I”	SCBWMI Phase I Indicators Work Group
WP	Work Plan
WRPC	Water Resources Protection Collaborative
WVC	West Valley Communities - members of the West Valley Clean Water Program:
	Campbell, Los Gatos, Monte Sereno, Saratoga
WVCWP	West Valley Clean Water Program
WW	Watershed Watch

Acronyms/Abbreviations

WWTP	Wastewater Treatment Plant
WY	Water Year
YSI	Youth Science Institute
Zn	Zinc

THIS PAGE INTENTIONALLY LEFT BLANK

ILLICIT CONNECTION & ILLEGAL DUMPING ELIMINATION ACTIVITIES

FY 2004-2005 Work Plan Self Evaluation Matrix

Source	Work Plan Activity	Work Plan Tasks	Accomplishments	Responsible Party
Update Perf. Standard	ICID Performance Standards	Work with Program staff to update Performance Standards, via Ad hoc task group & Management Committee participation. As available, review and provide comments on the applicability of the updated performance standards.	Los Gatos and WVCWP staff updated the IC/ID PS in the Town's URMP (Sept 2004). The Town's Sr. Engineering Technician attended a training discussion, led by the WVCWP Manager, to review the completed revisions to the IC/ID PS on 2-8-05.	SCVURPPP; WVCWP Inspector and Manager Municipality to assist
URMP	Response Program	Continue implementation of response program	During FY04-05, the WVCWP inspector responded to 48 reports of potential or actual stormwater violations in the Town of Los Gatos. Out of 48 inspections 37 were actual incidents. Potential incidents are reported to WVCWP by SCC Fire Dept, the SCV Water District, SCC DEHS, citizens, and WVCWP or municipal staff.	WVCWP Inspector
Work Plan	Enhanced Reporting	Report on incidents using expanded categories consistent with SCVURPPP Program. Document follow-through to point of resolution or referral for enforcement action (penalty or fine).	FY04-05 is the first year that the WVCWP Inspector has kept 2 databases for inspections. When the WVCWP Inspector first started in FY01-02, he responded to incident reports. Over the next two years he piloted and then implemented two proactive inspection programs, the Restaurant Inspection Program and the Vehicle Shop Inspection Program. With the broadened number and type of inspections, the SCVURPPP Program found it necessary to separate the WVCWP's data in the existing IC/ID database (FY03-04) into two databases (FY04-05). 1. The IC/ID database contains reported incidents or incidents noted by the Inspector during his daily drive-bys. 2. The IND database consists of incidents that are discovered as a result of the Inspector's pro-active	WVCWP Inspector

			inspections related to his Restaurant Program or his Vehicle Body Shop Program.	
CI Item	Restaurant Inspection Program	Continue implementation of inspection program, targeting medium to large-scale restaurants as per FY 03 - 04 Annual Report. *Medium to large-scale* is defined as, restaurants with 6 or more employees and/or restaurants that routinely handle large quantities of grease	In order to keep reporting data consistent with the other Co-permittees Program-wide, procedural revisions were made to data reporting for WVCWP's Restaurant Inspection Program. Pro-active restaurant inspections are now considered an IND task and are reported in the IND / Commercial Inspection section of Los Gatos' report.	WVCWP Inspector
CI Item	Auto Shop Inspection Program	The West Valley Clean Water Program will continue expansion of the auto body pilot targeting auto repair facilities in the West Valley area and providing additional inspection and education on storm water issues.	In order to keep reporting data consistent with the other Co-permittees Program-wide, procedural revisions were made to data reporting for WVCWP's Vehicle Shop Inspection Program. Pro-active vehicle shop inspections are now considered an IND task and are reported in the IND / Commercial Inspection section of Los Gatos' report.	WVCWP Inspector
URMP	Education	Distribute BMP materials during routine inspections. Distribute follow up education information for businesses cited for potential stormwater violations.	During FY04-05, the WVCWP Inspector distributed three hundred twenty-three (323) IC/ID and IND brochures and fact sheets in Los Gatos, as part of his outreach and education program. The Fire Dept hands out a stormwater compliance packet to new commercial /industrial business owners or management.	SCC Fire and WVCWP Inspector
Work Plan comments RWQCB	Staff Training	WVCWP Inspector to conduct round table training & evaluation meetings with Town staff.	The Inspector continues to conduct informal round table meetings with municipal public works and building inspectors. In Los Gatos we have seen a big improvement in coordination between staff resulting in timely inspections and reporting. Los Gatos' Sr. Engineering Technician participated in WV training meetings on 2-8-05 and 4-26-05 where the Inspector discussed a positive break-through (car wash kit being used by citizens) and a review of the IC/ID inspection program.	Sr Engineering Technician, Pub Works and Building Inspectors WVCWP Inspector to co-ord

Los Gatos

Santa Clara Valley Urban Runoff Pollution Prevention Program

FY 2004-2005 ANNUAL REPORT

Los Gatos Illegal Connection/ Illegal Dumping Incidents

Type of Incident 04-05	Incident Source	General Location	Report Source	Follow-up Action
• 2 Dumping Hazardous • 5 Vehicle Wash • 6 Grey Water • 1 Allowable Discharge • 2 Equipment Cleaning • 7 Landscape Materials • 2 Miscellaneous • 2 Water Line Break • 3 Tracking Soil • 1 Dumpster Discharge • 1 Sanitary Spill • 2 Paint Discharge • 1 Dumping Non-Hazardous • 2 Saw Cut Slurry **Total 37**	• 5 Commercial • 4 Auto Facilities • 14 Construction Sites • 3 Food Service • 1 Other / Unknown • 2 PublicFacilities & Utilities	• 14 Commercial • 23 Residential	• 7 Citizen Complaint • 21 Interdepartmental • 7 Other Agency • 2 Inspector	• 17 Verbal Notice • 13 Educational • 7 Written Notice Incident Status • 37 Resolved

IC/ID Program Evaluation

Implementation of IC/ID Performance Standards

WVCWP further implemented enhanced reporting standards by splitting the IC/ID database into two separate databases. The IC/ID database contains reported incidents or incidents noted by the Inspector during his daily drive-bys. The IND database consists of incidents that are discovered as a result of the Inspector's pro-active inspections related to his Restaurant Program or his Vehicle Body Shop Program.

IC/ID Evaluation Of Trends

Los Gatos reported a very high number of IC/ID calls for inspections and a high number of incidents both in FY03-04 (42) and in FY04-05 (48). Town staff has met with the WVCWP Inspector frequently during FY04-05 and it is likely that the improved communication is bringing in more calls. The number of businesses and residents that are being educated also has gone up with the number of inspections and incidents. Some of the incidents are reported by WVCWP staff from potential problems that are seen on the way to the WVCWP office (travel through Los Gatos is necessary to reach the office).

The recent separation of IC/ID and IND data makes it difficult to comment on trends over the past 2 years. While there were 48 IC/ID inspections in the Town of

Los Gatos in FY04-05, thirty-seven (37) were actual incidents. Out of thirty seven (37) incidents in the Town, the most common incident source (for 17 of the violations) was *construction sites*, compared with FY03-04 when the most common incident source (12 out of 42) was also *construction sites.*

The Incident types most commonly found in FY04-05 are compared below with the most commonly found incidents from FY03-04.

FY 04-05 IC/ID Incidents

Most commonly found Incident Types FY04-05

- 7 landscape materials
- 6 grey water
- 4 vehicle washing
- 3 tracking soil

FY 03-04 IC/ID Incidents

Most commonly found Incident Types FY03-04

- 5 Pool-Spas-Fountains
- 4 Landscape Material Dumping
- 4 Unhardened Cement
- 4 Tracking Soil
- 4 Vehicle Washing
- 4 Dumping Non Hazardous

Note: The WVCWP Inspector's notes show that for several incidents *No Action* was listed as the enforcement action. There are three possible definitions for *No Action* in his records. 1) The Fired Dept reported the incident and took action, such as putting down absorbent; 2) the incident was corrected immediately and the Inspector provided some education or educational materials; or 3) *No Action* was taken because it was a *non-incident* or an *accident* where the person causing the problem was already informed. This also may account for *no action required* on many incident referrals. The Fire Dept inspector gives a copy of the potential violation notice to the facility owner. When the WVCWP inspector arrives to conduct the follow up inspection, the owner has had a chance to complete additional cleanup or repairs.

Procedural Changes for Reporting

One half-time IC/ID Inspector serves the four West Valley communities. The inspector follows up on all reports of potential incidents, including ones observed during his routine drive-bys. His pro-active investigations of restaurants & vehicle shops may lead to further need for education or enforcement. SOPs are discussed and adjusted each year, usually right after compiling the Annual Report. During data evaluation it becomes obvious which changes are necessary.

It is important to have standardized categories, but it has resulted in some awkward reporting modifications (splitting the IC/ID incident data base) for WVCWP staff. Previously all WVCWP inspections were included in one table, making it easier to identify trends. In the West Valley some of the IND program is part of the IC/ID program. Some of the pro-active IND inspections lead to a discovery of a violation. Then the incident is processed in exactly the same way as an IC/ID incident. This creates likelihood for mislabeled data or duplicate reporting. WVCWP staff is working on clearer internal procedures for categorization.

WVCWP Pro-Active Vehicle Shop and Restaurant Inspections are reported in the IND section of this report.

LOS GATOS

IC/ID Inspections Annual Report FY0405

Accidental Spills

#	ICID Date	Contact Name	Incident Address	Report Source	Incident Source	Incident Type	Enforcement Action	Notes - 1	Incident - Status	Follow-up Notes	Compliance Date
1	11/17/2004	Testarossa Vineyards	300 A College Av., Los Gatos	Interdepartmental	Commercial	Accidental spills	Verbal Notice	Valve/diverter not fully closed due to rocks and dirt. Wine residue was going into SD. Valve cleaned and is now working properly.	Incident - Resolved	All OK now.	17-Nov-04

Dumping

#	ICID Date	Contact Name	Incident Address	Report Source	Incident Source	Incident Type	Enforcement Action	Notes - 1	Incident - Status	Follow-up Notes	Compliance Date
1	8/4/2004	Amir Pejham	171 Westhill, Los Gatos	Interdepartmental	Residential	Landscape material dumping	Verbal Notice	Tracking soil. Landscape mat'ls in street. Cleaned up right away.	Incident - Resolved	All OK now.	04-Aug-04
2	8/10/2004	Western Way Landscape	271 Coronet Way, Los Gatos	Interdepartmental	Residential	Landscape material dumping	Warning Notice	Landscape materials, compost, in street. Contractor cleaned up. NTC# 1660 issued.	Incident - Resolved	OK now.	10-Aug-04
3	10/21/2004	Craig McClellan	103 Vista de Monte	Interdepartmental	Construction Sites	Landscape material dumping	Warning Notice	Remove all soil from gutter area. Issued NTC#1667.	Incident - Resolved	All OK now.	21-Oct-04
4	10/28/2004	residence	208 Montclaire Rd., Los Gatos	Citizen Complaints	Residential	Dumping - hazardous	No Action	Cheri called me. Resident had placed 6 fluorescent light tubes in trash. I went right out, talked to the resident, took them to HHW approved drop off site, Ace Hardware on Almaden Expy, SJ for recycling.	Incident - Resolved	All taken care of.	28-Oct-04
5	11/9/2004	Residence	225 Montclair Rd., Los Gatos	Citizen Complaints	Residential	Landscape material dumping	Verbal Notice	Digging near SD. Left pile of dirt in street. Told them to cover.	Incident - Resolved	All OK now.	09-Nov-04
6	11/22/2004	Residence	980 Cherrystone Ct., Los Gatos	Interdepartmental	Residential	Landscape material dumping	Warning Notice	Remove all dirt and debris from street. Sweep and vacuum. NTC#1751 issued. All work completed.	Incident - Resolved	All OK now.	22-Nov-04
7	1/19/2005	Residence	211 Old Adobe Rd., Los Gatos	Interdepartmental	Construction Sites	Landscape material dumping	No Action	New driveway. Landscaping in front.Pile of dirt in street. Told them to clean up before end of day. Went by later. All OK.	Incident - Resolved	All OK.	19-Jan-05
8	1/31/2005	Residence	982 Cherrystone , Los Gatos	Interdepartmental	Residential	Landscape material dumping	No Action	Landscaping materials in street. I went out right away. They are putting in flagstone. Pile of sand in street. Told them to clean up street and to cover pile of sand. All OK.	Incident - Resolved	All OK.	31-Jan-05
9	3/11/2005	Storm Drain	167 Villa Av., Los Gatos	Interdepartmental	Residential	Dumping – non-hazardous	No Action	2x4 pieces of wood in SD. Called Chuck in Pub. Works to remove. May cause a blockage.	Incident - Resolved	All taken care of.	11-Mar-05

Grey Water Discharge

#	ICID Date	Contact Name	Incident Address	Report Source	Incident Source	Incident Type	Enforcement Action	Notes - 1	Incident - Status	Follow-up Notes	Compliance Date
1	5/16/2005	Emmanuel Convalescent Hospital	371 Los Gatos Blvd., Los Gatos	Citizen Complaints	Commercial	Grey water discharge	Verbal Notice	Citizen called DEH that waste water in buckets was being dumped out back to SD. I talked with Roland, in charge of housekeeping, said they dump all waste water in sink. I asked him to please talk with his people just to be sure.	Incident - Resolved	Looks OK.	16-May-05

Paint Discharge

#	ICID Date	Contact Name	Incident Address	Report Source	Incident Source	Incident Type	Enforcement Action	Notes - 1	Incident - Status	Follow-up Notes	Compliance Date
1	9/24/2004	residence	16385 Peacock Ln., Los Gatos	Other agency	Residential	Paint discharge	No Action	Washing paint brushes in Ross Creek. All OK when I got there. No one home. Left bus. Card and brochure.	Incident - Resolved	All OK now.	24-Sep-04
2	6/21/2005	Almendra Creek	Area of Tait & Bachman, Los Gatos	Other	Other/unknown	Paint discharge	No Action	White substance, looks like paint, in creek. All gone when we got there. Could not find source. Went back on 06-22-05. All OK. SCVWD working on creek. They will call me if more problems.	Incident - Resolved	All OK now.	21-Jun-05

LOS GATOS

IC/ID Inspections Annual Report FY0405

Discharge

#	ICID Date	Contact Name	Incident Address	Report Source	Incident Source	Incident Type	Enforcement Action	Notes - 1	Incident - Status	Follow-up Notes	Compliance Date
1	8/5/2004	Fisher Middle School	Roberts Rd., Los Gatos	Interdepartmental	Construction Sites	Saw cutting slurry discharge	Warning Notice	Saw cut slurry. NTC #1659 issued.	Incident - Resolved	Contractor cleaned up slurry from surface.	05-Aug-04
2	11/4/2004	Professional Bldg.	437 Los Gatos Blvd., Los Gatos	Other	Commercial	Surface cleaning discharge	No Action	Power washing sidewalk. Water only. OK.	Non-Incident	All OK.	04-Nov-04
3	4/6/2005	WVSD	Bachman @ Tait, Los Gatos	Interdepartmental	Construction Sites	Saw cutting slurry discharge	Verbal Notice	Saw cutting "slobber" dumped in SD. SD must be cleaned. All Ok now.	Incident - Resolved	All Ok now.	06-Apr-05

Tracking Soil

#	ICID Date	Contact Name	Incident Address	Report Source	Incident Source	Incident Type	Enforcement Action	Notes - 1	Incident - Status	Follow-up Notes	Compliance Date
1	8/4/2004	O.S. Construction	917 Blossom Hill Rd., Los Gatos	Interdepartmental	Construction Sites	Tracking soil	Verbal Notice	Residential. Tracking soil. Cleaned up gutter area by the end of day.	Incident - Resolved	All OK.	04-Aug-04
2	8/4/2004	Shvigilo Paving	14675 Winchester Blvd., Los Gatos	Interdepartmental	Construction Sites	Tracking soil	Verbal Notice	Commercial. Soil tracking.	Incident - Resolved	Contractor cleaned up gutter and street.	04-Aug-04
3	12/7/2004	Los Gatos-Saratoga High School District	17421 Farley Rd.W., Los Gatos	Citizen Complaints	Construction Sites	Tracking soil	Verbal Notice	Cameron Colson emailed pictures. Sandbags around SD had been run over and broken. Went right out. Had them clean up around SD and place new sandbags. Also, roadway cleaned up mud and dirt due to construction.	Incident - Resolved	Went back on 12-10-04 and 12-13-04. Much improved. All cleaned up. New sandbags around SD. Took pictures.	07-Dec-04

Vehicle Washing

#	ICID Date	Contact Name	Incident Address	Report Source	Incident Source	Incident Type	Enforcement Action	Notes - 1	Incident - Status	Follow-up Notes	Compliance Date
1	7/22/2004	Mark Gonyea	657 University Av., Los Gatos	Interdepartmental	Automotive Facilities	Vehicle washing	Verbal Notice	Washing cars allowing runoff to SD. Said he would redesign water capture system in front door opening.	Incident - Resolved	Owner of exotic cars is Clif Mizer 761-1225.	22-Jul-04
2	2/17/2005	Exotic car storage location	657 University Av., Los Gatos	Interdepartmental	Automotive Facilities	Vehicle washing	Verbal Notice	Washing cars. Runoff to SD. Problems in past. By the time I got there they were closed.	Incident - Resolved	Follow up. Go back. OK now.	17-Feb-05
3	2/25/2005	Los Gatos Body Shop	17462 Shelburne Wy., Los Gatos	Interdepartmental	Automotive Facilities	Vehicle washing	No Action	Hosing off pickup truck covered with mud. Chuck Hart was there too. Made them stop.	Incident - Resolved	All OK now. He just wasn't thinking.	25-Feb-05
4	4/14/2005	Exotic car storage place	657 University Av., Los Gatos	Other	Automotive Facilities	Vehicle washing	Verbal Notice	Sometimes wash cars in front driveway. Is now installing a drain system to sewer. Will call me when completed. Follow up.	Incident - Resolved	Keep checking. OK today.	

LOS GATOS

IC/ID Inspections Annual Report FY0405

Misc.

#	ICID Date	Contact Name	Incident Address	Report Source	Incident Source	Incident Type	Enforcement Action	Notes - 1	Incident - Status	Follow-up Notes	Compliance Date
1	8/9/2004	Ray Anderson	138 Belvale, Los Gatos	Citizen Complaints	Residential	Misc. incidents	No Action	Algae growth on curb. Not enough slope on curb gutter. Standing water creates problem.	Non-Incident	Private property problem. Would have to restructure curb slope.	09-Aug-04
2	8/11/2004	Residence, BRW Construction	272 Old Adobe Rd., Los Gatos	Citizen Complaints	Construction Sites	Equipment cleaning	Verbal Notice	Contractor washing equipment in street. Cheri called it in. I went right out. Had him clean up.	Incident - Resolved	All AOK.	11-Aug-04
3	8/11/2004	Clogged SD.	San Benito @ Thurston, Los Gatos	Citizen Complaints	Public facilities and Utilities	Misc. incidents	No Action	I called Gill Acosta, WV Sanitation District.	Non-Incident	Full of leaves etc.	11-Aug-04
4	8/20/2004	El Gato Penthouse	20 E. Main St., Los Gatos	Citizen Complaints	Commercial	Misc. incidents	Verbal Notice	Janitor is pouring used carpet cleaning solution into SD.	Incident - Resolved	They now pour down sink. All OK.	20-Aug-04
5	9/28/2004	R.J.Bryant Service Center	41 Miles Av., Los Gatos	Interdepartmental	Public facilities and Utilities	Misc. incidents	No Action	Muddy water pumped to SD. OK now.	Incident - Resolved	OK now.	28-Sep-04
6	10/20/2004	Residence	15971 Stephanie Ln., Los Gatos	Other agency	Construction Sites	Misc. incidents	Warning Notice	Drywall material stored in street. In case of rain, bags would leak and be a problem. Chuck Hart also went out and took care of problem. He issued NTC#1603. All OK now.	Incident - Resolved	All OK now.	20-Oct-04
7	10/21/2004	Vladimir M. Const. at residence	16051 Winterbrook Rd., Los Gatos	Interdepartmental	Construction Sites	Misc. incidents	Warning Notice	Construction site runoff. Silty water in gutter. Cleaned up immediately. NTC# 1602 issued by Chuck.	Incident - Resolved	All OK now.	21-Oct-04
8	10/28/2004	residence	across from 322/320 Bella Vista, Los Gatos	Interdepartmental	Construction Sites	Misc. incidents	No Action	PG&E trenching operation hit a water main. Gyser caused water and silt to run down curb and gutter. Vacuum truck on site vacuuming up silt and water. All OK now.	Incident - Resolved	All OK now.	28-Oct-04
9	11/3/2004	McDonalds Restaurant	15475 Los Gatos Blvd., Los Gatos	Other	Food Facilities	Sanitary spill or leak	No Action	EPA called Cheri in regard to sewer backup. I went out immediately. They had a sewer backup in the building at about 6:40 am. All of spill stayed in building. All fixed by plumber. All cleaned up. All sanitized. Nothing got to a SD.	Incident - Resolved	All OK now.	03-Nov-04
10	11/16/2004	Southern Kitchen Restaurant	27 E. Main St., Los Gatos	Interdepartmental	Food Facilities	Misc. incidents	Verbal Notice	Washing rubber mats outside in side alley. George warned them. I went out. Owner not in. Went back on 11-19-04. Spoke with Mike. Restaurant next door, I Gatti, has an approved wash rack to sewer. They will use that in future.	Incident - Resolved	All OK now.	16-Nov-04
11	11/17/2004	Residence	272 Old Adobe Rd., Los Gatos	Citizen Complaints	Construction Sites	Misc. incidents	Verbal Notice	New driveway and walkway being installed. Silt runoff in gutter. Work almost completed. No more runoff. I made them clean gutter all the way to SD. Went back on 11-18-04. All OK.	Incident - Resolved	All OK now.	17-Nov-04
12	1/21/2005	San Jose Water Co.	in front of 235 Wedgewood Av., Los Gatos	Other agency	Construction Sites	Misc. incidents	Verbal Notice	Lisa called me. SJ Water is repairing a broken valve. Sediment with water going into SD. I had them block off the SD. I called George Garcia. Lisa said she would notify the Reginal Board.	Incident - Resolved		21-Jan-05
13	1/21/2005	Bernard & Linda Kotansky	103 Forrester Ct., Los Gatos	Illicit discharge inspectors	Residential	Misc. incidents	No Action	Follow up. Big problem last year in rainy season with back hill washing down with dirt and sediment. Back hill has been restructured with flow lines and effective landscaping. No problem.	Non-Incident	No problem. AOK.	21-Jan-05

LOS GATOS

IC/ID Inspections Annual Report FY0405

Misc. cont.

#	ICID Date	Contact Name	Incident Address	Report Source	Incident Source	Incident Type	Enforcement Action	Notes - 1	Incident - Status	Follow-up Notes	Compliance Date
14	2/4/2005	Manhole #23	Oak Grove Av., Los Gatos	Interdepartmental	Public facilities and Utilities	Misc. incidents	No Action	Contractor was discharging Into sanitary sewer on 012-31-05. Overflow came out of manhole. Approx. 9,000 gals. Of chlorinated water and sewer efflent flowed into Los Gatos Creek. RWQCB notified on 1-31-05. Given Control #05-0746.	Incident - Resolved	WVSD told crew from SJWC to drain into SS. All OK now.	04-Feb-05
15	2/23/2005	Carl Lepiane	15890 Shannon Rd., Los Gatos	Other	Residential	Misc. incidents	No Action	Lisa Fleming, SCVWD, called me.A brown foamy substance is floating in the creek at his house. Could not determine source or substance. I had Alpha Analytical Lab. Come out and take a sample. Would cost money to test. Mr. Lepiane called and said it's gone.	Incident - Resolved	No problem now.	23-Feb-05
16	4/6/2005	Jos. Albenese	15280 Oak Ridge	Interdepartmental	Residential	Misc. incidents	No Action	Pier spoils in R/W. Remove soils from R/W. OK now.	Incident - Resolved	All OK now.	06-Apr-05
17	6/23/2005	The Diner of Los Gatos	235 Los Gatos Saratoga Rd., Los Gatos	Other agency	Food Facilities	Misc. incidents	Verbal Notice	DEH had several issues. My main concern is the dumpster area. DEH not SD issues. Told him to clean up the dumpster area. Garbage is bagged but lids should be kept closed. He will talk to his people.	Incident - Resolved	Keep after. Go back. OK now.	23-Jun-05

Allowable Discharge

#	ICID Date	Contact Name	Incident Address	Report Source	Incident Source	Incident Type	Enforcement Action	Notes - 1	Incident - Status	Follow-up Notes	Compliance Date
1	7/14/2004	Los Gatos Creek	@ Hwy. 9, Los Gatos	Interdepartmental	Public facilities and Utilities	Allowable discharge	No Action	Citizen thought it was anti-freeze. Actually it was green dye put in by Los Gatos Parks Dept. No problem. All AOK.	Incident - Resolved		14-Jul-04
2	8/9/2004	Lark Av. Car Wash	16500 Lark Av., Los Gatos	Interdepartmental	Commercial	Complaint not found	No Action	Citizen called. Thought they were pumping water through large hose into street. What she saw was the "Vacuum Boom" capturing runoff and pumping it back to recycle area.	Non-Incident	I called her and explained.	09-Aug-04
3	10/7/2004	Sanco Pipeline at residence	15047 Los Gatos Blvd., Los Gatos	Interdepartmental	Construction Sites	Allowable discharge	Warning Notice	Water truck emptying into SD. All taken care of. NTC #1666 issued.	Incident - Resolved	All OK now.	07-Oct-04
4	10/30/2004	Car Wash, Italian Club/Student Exchange Program, LG High School	Union 76 @ 15380 Los Gatos Blvd., Los Gatos	Other	Commercial	Allowable discharge	No Action	Using our approved car wash kit, they had placed the runoff hose in the curb gutter. I put it in a dirt area.All OK now.	Incident - Resolved	All OK now.	30-Oct-04
5	12/10/2004	Jewish Commun. Ctr.	Oka Rd. off Lark Av., Los Gatos	Citizen Complaints	Construction Sites	Complaint not found	No Action	Cameron Colson emailed pictures. Went right out. Construction site for new building. Very clean for a construction site. Nothing wrong. Took pictures. Chuck Hart, L.G., also went out. Reached same conclusion, looks good. Nothing wrong.	Non-Incident	AOK.	10-Dec-04
6	12/18/2004	Los Gatos Creek	10 Monroe Ct., Los Gatos	Citizen Complaints	Construction Sites	Complaint not found	No Action	Concern about pesticide being used to clear ivy may get into creek. Trish thinks they mean herbicide. Project has not been approved. Nothing has been used for ivy removal.	Non-Incident	Somehow she got Cameron Colson to come out and discuss this with her. No problem right now. Project not yet approved.	18-Dec-04
7	2/25/2005	Bldg. under construction	Winchester Blvd. adjacent to Hwy 85	Interdepartmental	Construction Sites	Complaint not found	No Action	Citizen called in regard to soil tracking. George went right out. No problem. I agree.	Incident - Resolved	All AOK.	25-Feb-05

Training Summary: Illegal Connections & Illegal Dumping

Training Description	Date	Attendees
IC/ID Training for Town of Los Gatos Presenter: WVCWP Stormwater Discharge Inspector **Topics:** • Chain of communication in case of violations found • Proper documentation of violations • Options for enforcement • Options for enforcement, continuing non-compliance • Educational materials available • Stormwater Inspector's role in education • Review of previous violators; need for follow-up • Change in contract with WVSD	**July 1, 2004**	**Los Gatos (5)** Senior Engineering Inspector Engineering Inspector Senior Engineering Technician Senior Civil Engineer Code Compliance Officer
NPDES – IC/ID Training for Town of Los Gatos Presenter: WVCWP Stormwater Discharge Inspector **Topics:** • NPDES Stormwater Discharge Permit • C.3 Requirements • Handling C.3 Requirements (i.e. Conditions of Approval, BMP selection matrix, etc.) • CEQA Review • Construction Requirements (NOI, SWPPP, etc.) • Discharge from Existing Uses (Town Code, Problem areas, Restaurants, Auto-related) • Handling Problems – Education, Enforcement • Improving Problem Handling – WVCWP outreach, Work with problem businesses, Revise Town Code	**Oct. 18 , 2004**	**WVCWP Inspector met with Los Gatos (6)** Town Manager Town Attorney Director of Parks & Public Works Town Engineer Senior Engineering Inspector Senior Engineering Technician

Training Summary: Illegal Connections & Illegal Dumping

Training Description	Date	Attendees
IC/ID Training for Town of Los Gatos Presenter: WVCWP Stormwater Discharge Inspector **Topics:** • Handling Problem Sites: • Construction • Car Wash • Ensuring Compliance	**Oct. 19, 2004**	**WVCWP Inspector met with Los Gatos (2)** Senior Engineering Inspector Senior Engineering Technician
Lawyers, Gunk & Money: Proving it in Court Sponsor: CWEA Speaker: John Fioretta, Santa Clara County District Attorney **Topics:** Environmental Offenses Enforcement Role of Regulator & Prosecutor Environmental Offenses Investigation Initial Case Assessment Evidence Collection Who to Contact	**March 1, 2005**	**WVCWP (2)** Program Manager, Program Assistant **Campbell (1)** Senior Civil Engineer
IC/ID & the new Administrative Citation Ordinance for Town of Los Gatos Speaker: Lance Baer, JD **Topics:** • Review of new Ordinance in relation to Stormwater Discharge violations • Citing grading violators • Citing Stormwater discharge violators	**May 10, 2005**	**Los Gatos (6)** Police Sergeant Police Lieutenant Code Compliance Officer Senior Building Inspector Senior Engineering Inspector Senior Engineering Technician

INDUSTRIAL/COMMERCIAL DISCHARGER CONTROL PROGRAMS

FY 2004-2005 Work Plan Self Evaluation Matrix

Source	Work Plan Activity	FY 04-05 Work Plan Tasks	FY 04-05 Accomplishments	Responsible Party
URMP Perf. Standards	Commercial/ Industrial Performance Standards	Work with Program staff to revise Performance Standards, via Ad hoc task group & Management Committee participation. As available, review and provide comments on the applicability of the new performance standards.	Los Gatos has implemented the Program's model Revised IND Performance Standard. The Town's Sr. Engineering Technician / Stormwater Rep attended a discussion led by the WVCWP Manager on the newly approved IND PS at the WVCWP meeting on March 8, 2005.	SCVURPPP; WVCWP Manager and Inspector; and Inspectors from SCC Fire Dept
URMP	DEH Inspections of Retail Food Facilities	Continue joint inspection program w/ DEH. Approximate number of *food handling* facilities in Los Gatos is 160. All facilities will be inspected at a minimum once per year. WVCWP Discharge Inspector will conduct follow-up and distribute BMP materials as needed per DEH referrals. Continue to evaluate data management and reporting for desirable improvements or updates.	In FY 04-05, 196 food-handling facilities were inspected at least once in the Town of Los Gatos by DEH, Consumer Protection Division inspectors. DEH Provides additional inspections at most food service locations on a pro-active basis. During FY 04-05 the number of DEH food facility inspections and re-inspections totaled 336 in Los Gatos.	Insp'ns conducted by SCC DEH; Annual Mtg co-ord by WVCWP
Work Plan comments RWQCB	Food Facility Inspection Training & Evaluation	Conduct annual joint meeting/training w/ Cupertino & SCC DEH to evaluate program and confirm distribution of materials. Annual meeting per agreement; typically scheduled for Spring each yr.	The Annual training took place at the WVCWP office on April 27, 2005. The inspection packet letter and BMP checklist were updated at this meeting to give to restaurant owners and managers. See Evaluation section.	WVCWP to co-ord. w/ Cupertino, DEH and County of SC
CI Item	WVCWP Restaurant Inspection Program	Continue implementation of inspection program, targeting medium to large-scale restaurants. *Medium to large-scale* is defined as, restaurants with 6 or more employees and/or restaurants that	This task was originally part of the WVCWP IC/ID Inspector's Restaurant Pilot and was reported in the IC/ID section of Los Gatos' FY 03-04 Annual Report. In FY 04-05 the WVCWP Inspector visited (9) restaurants in the Town of Los Gatos. Six restaurants were in compliance	WV Inspector

		routinely handle large quantities of grease.	See evaluation below.	
URMP	Fire Dept Inspections of Designated IND Facilities	By Agreement with the Fire Dept, continue joint inspection program. Number of facilities identified commercial / industrial facilities in Los Gatos is 113. The inspection frequency goal for FY 04-05 is 100%. The total number of facilities by business category inspected in FY 04-05 will be included in the annual report.	In the Town of Los Gatos, 104 facilities were inspected, meeting 92% of the inspection goal. Of the 104 facilities inspected 1 was closed (no longer in business). The Fire Dept referred three (3) potential violations to the WVCWP. The DEH referred one (1) violation to the WVCWP for follow up.	Insp'ns conducted by SCC Fire
Work Plan comments RWQCB	Fire Dept Inspector Training and WVCWP/ Fire Dept Meeting & Evaluation	SCC Fire to conduct annual industrial, commercial inspection training of inspectors. WVCWP to arrange joint meeting/training w/ SCC Fire to evaluate inspection reporting and confirm distribution of materials.	Los Gatos' Senior Engineering Technician attended the SCVURPPP Workshop, "*Conducting Stormwater Inspections of Industrial and Commercial Facilities",* which was held in Cupertino on April 5, 2005. The Fire Dept's Sr Haz Mat Specialist, who administers the inspection Agreement between the Fire Dept and the WV cities and provides training to inspectors, attended this training with two Haz Mat specialists. The Fire Dept's annual staff training was provided to their inspectors during June, 2005. The Inspectors noted that they have plenty of handout materials; most businesses have received all of the educational material during prior inspections. See evaluation below.	Annual Mtg arranged by WVCWP w/ Sr. Haz Mat Specialist
CI Item	WVCWP Vehicle Shop Inspection Program	The West Valley Clean Water Program will continue expansion of the Vehicle Shop Inspection Program, targeting auto repair facilities in the West Valley area and providing additional inspection and education on storm water issues.	The Inspector conducted 18 inspections of various vehicle shops in the Town of Los Gatos. Two (2) automotive inspections were the result of referrals from the Fire Dept and one (1) was the result of a citizen call. The West Valley Inspector's Vehicle Shop Inspection Program accounted for fifteen (15) pro-active inspections, ten of which involved restaurants that had storm water violations in the past. Only one violation, on 4-13-05 at Preferred Image Auto Body, turned up as a result of proactive inspections. See evaluation below.	WV Inspector

Los Gatos

Santa Clara Valley Urban Runoff Pollution Prevention Program

FY 2004-2005 ANNUAL REPORT

2001 Perform. Review	NOI Filers	Provide updated list of NOI Filers to SCC Fire.	The list of NOIs, including one (1) site in Los Gatos, was sent electronically to the Fire Dept on 7-30-2004. Three sites are listed with a Los Gatos address on the State's Industrial Permit list. However, two are not in the Town of Los Gatos; one is on Bear Creek Road in Santa Cruz County and the other is in the unincorporated area of the County of SC. There have been no new industrial NOIs added to the list since 2001.	WV Inspector

Industrial/Commercial Inspection Report Data

Inspections by Other Agencies	Fire Dist Inspections by Facility Type	Problems found by other Agencies	Referrals from DEH and Fire Dept	WVCWP Restaurant and Vehicle Inspection Program	Total # of Inspections
DEH Inspections • 196 Food-Facilities • 336 Inspections • 1 potential / actual violation **Fire Dept Inspections** • 104 by Fire District (See list at right) • 3 potential / actual violations	**Fire Dept Inspections** • 43 Automotive • 2 Construction/Bldg • 1 Corp Yard • 12 Dry Cleaners • 2 Transit/Hwy (Misc) • 1 Machine Shop • 4 Pesticide Facility • 17 Medical/ Dental • 2 Misc Mfg • 1 Pharmaceutical • 5 Photo/Print • 10 Underground storg tank • 3 Veterinarian • 1 Welding/ iron	**4 Potential Violations** **Fire Dept reported 3** potential or actual violations(See list at right) **DEH reported 1** potential or actual violation	**Referrals from Fire Dept (3)** • **2 Automotive** • **1 Dry Cleaner** **Referrals from DEH** • **1 Food Facility**	**(29) Proactive** WVCWP Inspections • **18** Automotive • **9** Food Service • **2** Commercial See Inspector's report on violations in table below	**Total IND & Commercial Inspections – 469** **WVCWP 29** **Fire Dept 104** **DEH 336**

Los Gatos

Santa Clara Valley Urban Runoff Pollution Prevention Program

FY 2004-2005 ANNUAL REPORT

Industrial/Commercial Incident Report Data

Type of Incident	Incident Source	General Location	Report Source	Follow-up action	Resolved
• 1 Equipment cleaning • 2 Sanitary spill or leak • 1 Grey water • 1 Vehicle & equipment leakir • 1 Vehicle washing • 1 Accidental spills • 1 Secondary containment **Total 8**	**8 Incidents** • 1 Construction Sites • 4 Commercial • 3 Food Service	• 1 Residential • 7 Commercial	• 4 Other Agency • 4 Inspector	• 7 Verbal Notice • 1 Written Notice	All 8 Resolved

Industrial/Commercial Program Evaluation

Dept of Env Health Consumer Protection Division Inspections

It is important to note that DEH Inspectors look at all facilities that handle food. While gas station snack bars, *See's* candy stores, and video rental stores are not necessarily where we will find most stormwater violations, it does provide a helpful broad-ranged first look at commercial facilities.

Annual Food Facility Inspection Training Meeting

Alternately each year, the objective of this meeting is 1) to train and get feedback from DEH inspectors or 2) for inspection program administrators to review and adjust procedures as necessary. In FY 04-05, two of DEH Consumer Protection Division's Supervising Health Specialists, Cupertino's Environmental Programs Manager, the County of SC's NPS Coordinator, the WVCWP Manager, the WVCWP Inspector, and the Director of Operations from the WV Sanitation District (WVSD), participated in a very productive meeting. Peter Sevcik, of the WVSD, initiated a discussion on the District's Fats, Oils, and Grease (FOG) Program. During a round table discussion participants suggested ways to incorporate FOG objectives into existing restaurant inspections. It was generally agreed that inspectors could, at a minimum, ask restaurants for grease trap cleaning records. Based on the records being readily available or not, the inspectors could refer a food facility to the municipal inspector for follow-up. In the West Valley this referral would go to the WVCWP Inspector. The WVCWP Inspector met with Sanitation District staff following the DEH meeting to gain more background information on implementing the FOG Program.

Other topics and action items at this meeting included

- updating the introductory letter and BMP check list for restaurant owners;
- a review of inspection procedures with discussion on glitches in the system and possible resolutions;

- a review of the effectiveness of outreach & educational handouts and the inclusion of pesticide reduction fact sheets specifically for restaurants,
- a discussion on training needs for inspectors in FY 05-06,
- updated contact information.

As a result of this meeting, DEH, Consumer Protection Division's Supervising Health Specialist agreed to implement revised annual reporting procedures to ensure accurate tracking and follow-up for potential and actual violations. This implementation will strengthen coordination between DEH and municipal staff.

The Inspection Program for West Valley Communities continues to run more efficiently each year. The key reasons for this are believed to be 1) increased communication with other agency staff and 2) industrial & commercial facility owners who are becoming accustomed to NPDES requirements (BMPs) and the WVCWP Inspector's frequent educational visits.

West Valley Restaurant Inspection Program

The West Valley IC/ID Inspector continues to manage the West Valley Restaurant Inspection Program, by visiting a selected subset of mid-to large-size facilities in each WV community every year. This year nine (9) restaurants were visited in the Town of Los Gatos. These visits provide an opportunity to educate restaurant owners and managers on the Town's NPDES requirements and to introduce the West Valley Clean Water Program.

DEH inspectors or supervisors meet annually with the WVCWP Inspector and Manager to review stormwater quality concerns and objectives. DEH Inspectors refer potential violations to the WV Inspector. Once a food facility has been at risk for a violation, the WVCWP Inspector will revisit the facility until all potential and actual problems have been resolved. After resolution, the facility will remain on the Inspector's list to be re-checked a minimum of once annually depending on the nature of the incident.

Food Facility Inspections Evaluation

During FY 04-05 there were three (3) IND food facility violations which resulted in a verbal warning being issued. Two were related to dumpster areas one improper washing of dumpster area and the other a sprinkler problem which allowed water to run over dumpster area and into storm drain. The third incident concerned a drain that is not sufficient to handle food scraps. Although all three were resolved, they will be re-checked to ensure compliance.

One incident was noted by DEH inspectors and will be inspected in FY 05-06. Another three (3) food facility incidents were reported in the IC/ID database. Of the three from IC/ID, one incident involved washing mats outside, and one dumpster area was dirty and lids were left open. The remaining incident was a plumbing problem; which was reported to WVCWP by the facility owner's environmental consultant. The facility was closed, and a plumber corrected the problem before the facility was reopened.

In FY 04-05, the food facility incidents from both databases and the DEH referral totaled seven (7) incidents. Compared to Los Gatos' total number of food facility incidents from FY 03-04, nine (9), the data shows a small (22%) improvement.

Reporting on Food Facility Trends and Addressing Grease Problems

Evaluating trends is difficult for FY 04-05, since the IC/ID database has been split. The IND database does not have a field for *incident type*. Violations are tracked by the less-specific category, *facility type.* The trends in the number of violations are not as easy to show when the *incident type* is not tracked. One possible solution for this reporting problem is to move all pro-active inspections, which involve a violation, to the IC/ID database. *Incident type* is a field in the IC/ID database. For FY 04-05 comparisons were made based on incidents reported in both the IND and IC/ID sections.

Two food facility incidents in Los Gatos, a drain not sufficient for food scraps on 9-14-2004, and a sewer backup on 11-3-2004 were problems related to grease. Three of the West Valley Communities that have food facilities are aware that food facility grease is a problem that must be addressed. To help combat the grease challenge surrounding food facilities, the WVCWP has noted a procedural addition to the checklist for all future pro-active inspections. Restaurants will be required to present grease trap cleaning records to the WVCWP inspector. If a facility does not have available cleaning records, the site will be referred to the West Valley Sanitation District Dir of Operations for follow up inspection(s).

Feedback on Program-Wide Standardized Reporting Categories

One comment from West Valley staff on the standardized reporting categories is that a separate *incident type* category for *secondary containment* would be useful. During pro-active investigations for West Valley Municipalities, secondary containment problems are relatively common.

Industrial/ Commercial Inspector Training Sponsored by SCVURPPP

The first joint WVCWP/Fire Dept meeting for FY 04-05 was held on August 6, 2004. As a result of this meeting the Sr Haz Mat Specialist revised the FD's referral form for potential violations to include only the data required by the inspector and the WVCWP (for reporting purposes). This form will be discussed and may be edited again at the annual meeting in FY 05-06. The WVCWP Manager and Inspector work closely with the Sr. Haz Mat Specialist each year to review procedures for West Valley inspections and make adjustments as needed.

In order to benefit from the Program's all day workshop addressing industrial and commercial inspections, a Haz Mat specialist, and the WVCWP Inspector and Manager, participated in early planning meetings to select topics which addressed specific questions or concerns for the West Valley Program. The WVCWP inspector gave his presentation on the ***Body Shop/Vehicle Repair Shop Program in West Valley Communities***. The Sr. Haz Mat Specialist coordinates inspector training each year; this year he held sessions starting in June 2005, allowing him to incorporate material from the Program's workshop. The Program's workshop was successful in answering most of the questions which had not been resolved during prior WVCWP meetings with the Sr. Haz Mat Specialist. Los Gatos' Stormwater Rep went to the workshop to gain a better understanding of the Town's joint inspection program and how it is coordinated between three agencies.

West Valley Vehicle Shop Inspection Program

The West Valley IC/ID Inspector continues to manage the West Valley Vehicle Shop Inspection Program by visiting a selected subset of vehicle facilities in each WV community every year. This program mirrors the restaurant inspection program and results in the same benefits. In FY 04-05 (18) automotive shops were inspected in the Town of Los Gatos seven (7) were pro-active and seven (7) were follow-up inspections concerning a previous violation. Of those fourteen (14), one (1) verbal warning was given concerning a need for *secondary containment*. The Fire Dept referred two (2) automotive sites to the WVCWP, both were

cleaned up by the time the WVCWP Inspector went to the site. One (1) citizen complaint turned out not to be an actual violation; and one (1) violation was discovered by the WVCWP Inspector on a routine drive by inspection. The violation (*car washing*) was resolved with a verbal warning.

Included in Los Gatos' IC/ID data, were four (4) incidents involving *vehicle washing*; all were resolved but will be on the list to be rechecked. A total of six (6) actual *automotive* related violations occurred in Los Gatos during FY 04-05 compared to seven (7) *automotive* incidents in FY 03-04 (4 *vehicle washing,* 2 *vehicle equipment leaking*, and 1 *vehicle repair*). This demonstrates a minor improvement in the number of automotive incidents. It is worth noting that, out of seven re-inspections, only one had remaining issues.

LOS GATOS

IND Inspections Annual Report FY0405

Automotive

#	Date	Facility Name	Facility Address	Enforcement Actions	Automotive Facility Inspection Notes	Notes - 2
1	7/29/2004	Precision Tune Auto Care	545 N. Santa Cruz Av., Los Gatos	No Action	Fire reported oil in mop bucket. Oil on floor throughout work bays. All cleaned up now. AOK.	All AOK.
2	8/31/2004	Gemini Auto Service	15751 Los Gatos Blvd., Los Gatos	No Action	Follow up proactive inspection. Berm in shed in back looks good. Solved a potential problem.	All OK now.
3	8/31/2004	South Bay Honda	16213 Los Gatos Blvd., Los Gatos	No Action	Follow up proactive inspection. Berm in wash rack area is working effectively.	OK now.
4	10/1/2004	Classic Car Wash	16500 Lark Av., Los Gatos	No Action	Citizen complaint. AOK. No problem.	AOK.
5	10/11/2004	The Preferred Image, Auto Body Shop	663 Industrial Way, Los Gatos	No Action	OK. On site containment is pumped to sanitary sewer.	All AOK.
6	10/20/2004	Al's Auto Body Shop	657 Industrial wy., Los Gatos	No Action	Proactive inspection. No problem. Checked out OK.	AOK.
7	10/20/2004	Los Gatos Body Shop	17462 Shelborne Wy., Los Gatos	No Action	Proactive inspection. Problems in past. All OK now.	All OK.
8	10/20/2004	South Bay Auto Body	627 University Av., Los Gatos	No Action	Proactive inspection. All OK.	All OK.
9	10/20/2004	The Preferred Image	663 Industrial Wy., Los Gatos	No Action	Proactive inspection. Problems in past. OK now.	All OK now.
10	10/20/2004	University Auto Body	617 University Av., Los Gatos	No Action	Proactive inspection. All OK.	All OK now.
11	11/4/2004	Los Gatos Honda	16213 Los Gatos Blvd., Los Gatos	No Action	Proactive visit. Problems in past. Wash rack area looks OK now. Berm is working.	All OK now.
12	11/4/2004	Moore Automotive	15500 Los Gatos Blvd., Los Gatos	No Action	Proactive visit. Problems in past. All OK now. Berm is working.	AOK.
13	11/5/2004	Los Gatos Body Shop	17462 Shelburne Way, Los Gatos	No Action	Proactive visit. Problems in past. They have just installed a new pump which pumps runoff to sanitary sewer. All OK.	All OK.
14	2/28/2005	Gemini, Good Year	15751 Los Gatos Blvd., Los Gatos	Level 1	Problems in past. Batteries in back shed need secondary containment. Tom promised to take care of.	Go back. OK now.
15	2/28/2005	SpeeDee Oil Change	15643 Los Gatos Blvd., Los Gatos	No Action	Problems in past. All OK today.	AOK.
16	4/13/2005	The Preferred Image, auto body shop	663 Industrial Way, Los Gatos	Level 1	Washing a car out front. Runoff going to curbside. Made him move car forward so that drain could capture runoff.	All OK now. Keep checking them.
17	5/19/2005	SpeeDee Oil Change	15643 Los Gatos Blvd., Los Gatos	No Action	Problem in past. Looks great now. Very good. Very clean. Cooperative.	All AOK.
18	6/23/2005	Swanson Ford	16005 Los Gatos Blvd., Los Gatos	No Action	Fire reported run-off issues. Housekeeping issues. Minor oil and coolant spills. All AOK today. They clean up immediately. Very clean. Very cooperative.	All AOK.

Other

#	Date	Facility Name	Facility Address	Enforcement Actions	Other Commercial Facility Inspection Notes	Notes - 2
1	3/3/2005	Residence	110 Madera Ct., Los Gatos	Level 2	Fire called. A contractor was washing grout off his tools over the SD.Haz Mat was there. I mailed a NTC #1042 to contractor. See NTC for details.	OK now.
2	6/23/2005	Orchid Cleaners	15310 Los Gatos Blvd., Los Gatos	Level 1	Fire reported Outside needs secondary containment of TCZ. Also, general housekeeping, lids on containers, lables, etc. Looks OK now except secondary containment should be covered. Will fill up with rain water. Go back.	OK now.

LOS GATOS

IND Inspections Annual Report FY0405

Food Service

#	Date	Facility Name	Facility Address	Enforcement Actions	**Food Service Facility Inspection Notes**	Notes - 2
1	7/1/2004	Los Gatos Brewing Co., restaurant	130 N. Santa Cruz Av., Los Gatos	Level 1	Sprinkler near dumpster area carries food to SD. Told them to cap off sprinkler.	Capping off sprinkler should solve problem. Water shut off. See IND #17.
2	8/31/2004	Los Gatos Brewing Co. Restaurant	130 N. Santa Cruz Av., Los Gatos	No Action	Follow up proactive inspection. See IND #1. All dry. Sprinkler problem OK now.	OK now. See IND #1.
3	9/14/2004	Tandoori Oven Restaurant	133 N. Santa Cruz Av., Los Gatos	Level 1	Met with Melissa, owner. French drain in back. Not sufficent for food scrapes. Shower area should be plumed to a sewer.	Go back. Keep after them. OK now.
4	10/4/2004	Bocce of Los Gatos Campo Di	565 University Av., Los Gatos	Level 1	They were using soap to wash down sidewalk around dumpster area. Told them the proper way to clean up. They will comply.	All OK now.
5	10/8/2004	Live Oak Kitchen Restaurant	15531 Union Av., Los Gatos	No Action	Proactive follow up visit; problems in past. Everything checked out AOK.	All AOK now.
6	12/14/2004	Pedro's Restaurant	316 N. Santa Cruz Av., Los Gatos	No Action	Pro active inspection. Very clean kitchen. Big wash basin inside to clean mats. Looks good. No problem.	Corol Sears very nice. Clean operation.
7	1/24/2005	Kuleto's Restaurant	210 E. Main St., Los Gatos	No Action	Pro active inspection. Excellent. Kitchen very clean. Dumpster area good.	AOK.
8	2/14/2005	Aldo's Restaurant	14109 Winchester Blvd., Los Gatos	No Action	Pro active inspection. Looks good. Dumpster area good. Kitchen clean. No sewer problems.	All OK.
9	2/14/2005	Live Oak Kitchen Restaurant	15531 Union Av., Los Gatos	No Action	Pro active inspection. Problems in past. All OK today. Dumpster area good. Kitchen clean. Back alley good.	Good. All OK.

Training Summary: IND & Commercial Inspections

Training Description	Date	Attendees
Business-Type Guide Sheets Speaker: Jeff Brosseau, Calif. Stormwater Quality Assn **Topics:** Review of Business-Specific Guide Sheets from the CASQA Ind. & Comm. BMP Handbook	**March 2, 2005**	**WVCWP (2)** Program Manager, Program Assistant
EPA Region 9s Industrial Non-Filer Initiative Sponsor: CWEA Speaker: Lynn Kuo, U.S. EPA Region 9	**March 2, 2005**	**WVCWP (1)** Program Manager
Updates from Tetra-Tech Industrial Stormwater Inspections Sponsor: CWEA Speaker: Ellen Blake, U.S. EPA Region 9	**March 2, 2005**	**WVCWP (1)** Program Manager
Pre-Treatment: Permitting Sponsor: CWEA Speaker: Keith Silva, U.S. EPA Region 9	**March 2, 2005**	**Campbell (1)** Senior Civil Engineer
Pre-Treatment: Inspecting Sponsor: CWEA Speaker: Greg Arthur, U.S. EPA Region 9	**March 2, 2005**	**Campbell (1)** Senior Civil Engineer
Pre-Treatment: Sampling Sponsor: CWEA Speaker: Keith Silva, U.S. EPA Region 9	**March 2, 2005**	**Campbell (1)** Senior Civil Engineer

Training Summary: IND & Commercial Inspections

Training Description	Date	Attendees
Pre-Treatment: Enforcing Sponsor: CWEA Speaker: Greg Arthur, U.S. EPA Region 9	**March 2, 2005**	**Campbell (1)** Senior Civil Engineer
WVCWP Monthly Meeting/Training Presenter: WVCWP Program Manager **Topics:** ▪ New IND Performance Standard has been approved ▪ Review new IND PS and its inclusion in URMPs	**March 8, 2005**	**WVCWP (2)** Program Assistant Stormwater Discharge Inspector **Campbell (1)** Senior Civil Engineer **Los Gatos (1)** Senior Engineering Technician **Saratoga (1)** Associate Engineer

Training Summary: IND & Commercial Inspections

Training Description	Date	Attendees
Conducting Stormwater Inspections of Industrial and Commercial Facilities Sponsored by SCVURPPP; Speakers included WVCWP Stormwater Discharge Inspector **Topics:** ▪ What To Look For During Stormwater Inspections Of Commercial And Industrial Facilities ▪ Performance Standards And Reporting Requirements Of The SCVURPPP Permit ▪ Model Inspection Forms ▪ State Industrial Activities Stormwater General Permit ▪ Examples Of Common Stormwater Violations ▪ Discussion On Ways To Encourage Good Business Practices ▪ Guidance On Source Control, Proper Disposal And BMP Education Materials For Common Industrial And Commercial Facilities. **Note:** WVCWP Inspector, Manager, and one Fire Dept Inspector, participated in meetings to plan for the workshop. The WVCWP Inspector gave a presentation on WVCWP's Program for inspecting Vehicle Facilities.	**April 5, 2005**	**WVCWP (3)** Stormwater Discharge Inspector Program Manager Program Assistant **SCC Fire Dept (3)** Sr Haz Mat Specialist Haz Mat Specialists (2) (Inspectors for Campbell, Los Gatos, and Saratoga IND and Commercial) **Campbell (2)** Senior Civil Engineer Senior Construction Inspector **Los Gatos (1)** Engineering Technician

Training Summary: IND & Commercial Inspections

Training Description	Date	Attendees
WVCWP Monthly Meeting/Training Presenter: WVCWP Program Manager **Topics:** ▪ Review Work Plan tasks for IND ▪ Review status of Fire Dept. Inspection Agreement	**April 26, 2005**	**WVCWP (2)** Program Assistant Stormwater Discharge Inspector **Campbell (1)** Senior Civil Engineer **Los Gatos (1)** Senior Engineering Technician **Saratoga (1)** Associate Engineer **WV Sanitation District (1)** Director of Engineering & Operations

Training Summary: IND & Commercial Inspections

Training Description	Date	Attendees
Annual Training Meeting: WV Communities, Cupertino & Dept. of Environmental Health and County of Santa Clara **Topics:** ▪ Update Contact Information ▪ Update Letter to Restaurant Owners ▪ Review Inspection Program - Discuss Problems, Trouble Spots, Feedback from Inspectors ▪ Referring Potential and Actual Violations & What to do about Repeat Offenders ▪ Distributing Public Education Materials ▪ *Setting a Table for Pests Brochure* – Discuss Feedback from Inspectors ▪ Pesticide Management - Distribution of Pest-Specific Fact Sheets/Brochures ▪ Training Needs for next year ▪ West Valley Sanitation District – Fats, Oils & Grease	**April 27, 2005**	**WVCWP (2)** Stormwater Discharge Inspector Program Manager **WV Sanitation District (1)** Director of Engineering & Operations **Cupertino (1)** Environmental Programs Manager **Dept Environmental Health (2)** Consumer Protection Division: Supervising Envmtl Health Specialists 2 **SC County (1)** Senior Analyst, Env. Resources Division

Training Summary: IND & Commercial Inspections

Training Description	Date	Attendees
WVCWP Monthly Meeting/Training Presenter: WVCWP Program Manager **Topics:** ▪ Review discussions of Restaurant Inspection DEH meeting ▪ New Fats – Oil – Grease program which WVSD is pursuing with restaurants & WVCWP	**June 28, 2005**	**WVCWP (2)** Program Assistant Stormwater Discharge Inspector **Campbell (1)** Senior Civil Engineer **Los Gatos (1)** Senior Engineering Technician **Saratoga (1)** PW Administrative Analyst

THIS PAGE INTENTIONALLY LEFT BLANK

LOS GATOS

Santa Clara Valley Urban Runoff Pollution Prevention Program

FY 2004-2005 ANNUAL REPORT

PUBLIC AGENCY ACTIVITIES: OPERATION AND MAINTENANCE
Storm Drain Operations and Maintenance

FY 2004-2005 Work Plan Self Evaluation Matrix

Source	Work Plan Activity	Work Plan Tasks	FY 04-05 Accomplishments	Responsible Party
URMP	Annual Storm Drain Cleaning	Continue contract w/ WVSD. Continue schedule/cycle for cleaning and maintenance of storm drain system	WVSD performs systematic storm drain cleaning and inspection annually which covers half the Town's storm drain system each year. Town Maintenance staff clean as needed due to high leaf drop or storm debris. No problems encountered. WVSD has begun implementation of a GIS map with numbered stormdrains to facilitate monitoring. City staff performs additional pro-active cleaning of storm drain inlets and grates before storm season in high leaf drop areas. High leaf drop and other noted areas cleaned more frequently and as needed.	Dir PW co-ord contract with WVSD Street Maintenance Superint. co-ord field operations
CI Item	Thermoplastic Storm Drain Stenciling	Continue to evaluate thermo-plastic storm drain stencils on curbless storm drains. Observe deterioration, durability, practicality, & cost effectiveness.	On April 26, 2005 Los Gatos ordered 30 additional thermoplastic stencils to use in selected areas. See Evaluation section below.	co-ord contract with WVCWP Inspector Street Maint Superint. co-ord field operations
URMP	Annual Storm Drain O&M Training	Annual WVSD / Operations & Maint. Supervisors meeting - evaluate status of annual storm drain cleaning and provide training on maintenance issues.	The WV Storm Drain Op & Maint. Supervisor's workshop was held June 2, 2005. The Town Engineer attended, along with staff from WVSD, WVCWP, and the other WV Communities. Topics included: • Clarification/ review of roles and tasks of City and WV Sanitation District staff to prevent gaps • Review of Emergency Response Procedures for SD overflow	Mtg lead by WVSD; Attend by PW Maint. Div staff; Hosted by WVCWP

			• Power Point Presentation review of BMPs for Streets, Rural Public Works and Storm Drain Maintenance • Working together to proactively prevent storm drain problems due to Fats, Oils and Grease (FOG) See details in *Evaluation* at end of this section and Staff Training table attached in this section	

Storm Drain Operations and Maintenance Evaluation

Storm Drain Stencils: the Town ordered 30 more thermoplastic storm drain stencils this year to have on hand for use in selected areas. The Town has decided that the fact that they are reflective, which provides visibility at night, and can withstand heavy traffic was reason enough to spend more for stenciling in appropriate areas. Unlike the metal plates previously installed by the Town, they adhere well to coarse and uneven surfaces, have not peeled, and do not have sharp edges that bend, creating a potential to injure pedestrians or bicyclists.

SDOM Training: WV Storm Drain Op & Maint Supervisor's workshop was held June 2, 2005. The cities participated in a round table discussion and compared maintenance practices. WV Sanitation staff distributed a summary of maintenance activities completed for each city, showcasing the District's new automated system for tracking inspections. WVSD can print out a history of the debris they've found in a storm drain line. This will be useful if history shows that the same lines have debris during each cycle. The cities/town may want to increase maintenance for those spots/lines to an annual rather than biennial schedule. The WVSD report also includes a list of construction deficiencies such as missing bike straps etc. Additional TV tracking of potential problem areas may be conducted by the WVSD at the request and cost of the city.

SD Op & Maint: Photos were passed around at the SD maintenance workshop on June 2, 2005, of debris that was pulled out of the SD lines in the early 90's when WVSD began cleaning the cities' storm drains. Now the work is primarily preventative maintenance and the program is running smoothly. All other aspects of the storm drain operation and maintenance program are working well.

STREET SWEEPING/ PAVEMENT MANAGEMENT

Source	Work Plan Activity	Work Plan Tasks	FY 04-05 Accomplishments	Responsible Party
URMP	Street Sweeping Program	By contract – residential, arterials and commercial areas swept monthly. High leaf drop and other noted areas cleaned more frequently and as needed (i.e., construction zones - swept by responsible party).	This year the Town collected an annual total of 1,745 cubic yards of debris from sweeping 6,913 residential curb miles; and collected 942.5 cubic yards of debris from sweeping 3,420 curb miles of commercial streets. **The annual combined total was 10,333 curb miles swept and 2,690**	

			cubic yards of debris collected. See the Program's report on Street Sweeping for additional data. In addition to street sweeping, all residents and businesses are required to utilize large recycling bins for leaves and other yard waste as part of their trash collection service. Yard waste is not allowed in streets but waste from receptacles is picked up weekly. **A total of 7,735 tons of yard waste was recycled** in Los Gatos during FY 04-05.	
NPDES Permit	Street Sweeping Data Collection	Review types of street sweeping data currently collected and provide data to SCVURPPP.	Los Gatos kept detailed street sweeping records. Monthly data was collected and provided to the Program at end of the fiscal year.	Street Sweeper and Public Works Assistant
Work Plan comments RWQCB	Staff Training	Provide training meetings, on collection of street sweeping data, to appropriate municipal staff.	Collection on the specific requirements and need for Street Sweeping Data was covered at the June 2, 2005 SDOM workshop.	

Street Sweeping/ Pavement Management Evaluation

Street Sweeper's Door Hangers Help Construction Inspection Staff: Los Gatos' Sr. Engineering Technician/ Stormwater Rep created a two-sided door hanger that street sweeping staff can place on a property owner's front door. One side addresses yard waste left in the gutter, which is not allowed in Los Gatos. Another side addresses construction debris. The street sweeper writes down the address where a door hanger has been distributed; the address is later entered into the permit tracking database. As a result several construction projects which didn't have building permits were discovered when the info didn't match the database.

New Street Sweeper The Town is in the process of purchasing a new, regenerative air, street sweeper. The sweeper is certified to generate fewer dust particles. This type of sweeper is required in Southern California, but not yet required in Northern CA. More water on surface eliminates material from floating around in atmosphere. Sweeper was on order for June, 2005 delivery.

CORPORATION YARD

Source	Work Plan Activity	Work Plan Tasks	FY 04-05 Accomplishments	Responsible Party
URMP	SWPPP	Implement SWPPP and appropriate BMPs.	Staff continued to implement the Town's SWPPP and BMPs, which are reviewed annually during the Corp Yard Walk-thru training.	Sr Engineering Technician

URMP	Staff Training	Annual Review and evaluation of SWPPP w/ Corp-Yard walk-thru	On September 21, 2005 Los Gatos' Sr Engineering Technician held the annual staff SWPPP review and Corp Yard Walk-Thru. Attendees included: Senior Engineering Technician, Senior Engineering Inspector, Senior Maintenance Worker, Park Service Officer	Sr Engineering Technician

Corporation Yard Evaluation

Staff is aware of the SWPPP. Feedback is that BMPs have become part of every day procedures. For more on staff training see the Public Agency Staff Training Table (attached).

Town's NPDES Coordinator/Sr. Engr. Tech. found that the previously-held Corporation Yard walk-throughs with entire department were not effective because it was too difficult to contain such a large group in an informal setting. In '04-'05, the walk-through was held with the members of the Parks & Public Works Department's Safety Committee. This was an improvement, but information needed to be given to more people. In 0'5-'06, the proposal is to do quarterly walk-throughs with the various divisions within the Public Works Department, and focus on each division's areas of responsibility.

RURAL PUBLIC WORKS ACTIVITIES

Source	Work Plan Activity	Work Plan Tasks	FY 04-05 Accomplishments	Responsible Party
Rural PW PS[1]	Performance Standard	Continue implementation of Rural PW PS[1]	The model Performance Standard has been implemented. Current SOPs were updated in August 2004 as part of the Town's revised Urban Runoff Management Plan, submitted in September 2004.	Municipality, WVCWP assist
Rural PW PS	Hold Training meetings	Train appropriate Public Works staff on the use of current BMPs and SOPs, as noted in the performance standard.	On January 25, 2005, at a monthly Pub Works meeting, twenty Los Gatos staff including, Parks & Public Works Director, Public Works Supervisor, Parks & Forestry Supervisor, Sr Engineering Inspector, Engineering Inspector, and (15) Parks & Public Works Maintenance	Municipality, WVCWP assist

[1] Rural Public Works Maintenance and Support Performance Standard.

			Workers, were given a presentation by Jenny Fire, P.E.. Requirements were reviewed on the use of BMPs for local Rural Public Works. For more information see Pub Agency Staff Training Table attached to the end of this section.	

Rural Public Works Program Evaluation

Stormwater BMPs are currently discussed in pre-construction meetings with contractors; the Town inspects all contracted rural public works work in its jurisdiction and ensures the use of stormwater quality and erosion control BMPs. No CIPs involving Rural Public Works were conducted this year. Maintenance work included clearing of shoulders to prevent erosion and debris runoff during the rainy season. When future construction of Rural Public Works takes place, measures will be implemented for erosion prevention

THIS PAGE INTENTIONALLY LEFT BLANK

Campbell, Los Gatos, Monte Sereno, Saratoga

West Valley Communities

Santa Clara Valley Urban Runoff Pollution Prevention Program

FY 2004-2005 ANNUAL REPORT

Training Summary: Public Agency Activities

Training Description	Date	Attendees
Saratoga's Pre-Storm Maintenance Training Presenter: Street Maintenance Supervisor ▪ Annual Storm Drain Maintenance training to review BMPs before staff pre-cleans storm drains to prepare for heavy storms in known problem areas.	**Nov. 9, 2004**	**Saratoga (14)** Street Maintenance Supervisor Street Maintenance staff (6) Parks Maintenance staff (9)
WVCWP Monthly Meeting/Training Presenter: WVCWP Program Manager **Topics:** Presentation on Storm Drains from West Valley Sanitation District: ▪ Review WVSD Agreement ▪ Handling Storm Drain cleaning referrals ▪ Documentation and reporting on calls for cleaning from citizens or City/Town staff	**Nov. 16, 2004**	**WVCWP (2)** Program Assistant Stormwater Discharge Inspector **Campbell (1)** Environmental Programs Manager Senior Civil Engineer **Los Gatos (1)** Senior Engineering Technician **WV Sanitation District (1)** Director of Engineering & Operations
Stormwater BMPs for Municipal Operations Sponsored by: Maintenance Superintendents Assn Speaker: John Fusco, Senior Engineer/Scientist – SCVURPPP Program Staff **Topics:** ▪ BMPs for Corp Yard Activities ▪ General BMPs ▪ Catch Basin Cleaning ▪ Spill Response ▪ Street Sweeping Debris	**Nov. 18, 2004**	**WVCWP (2)** Program Assistant Stormwater Discharge Inspector **Campbell (3)** Public Works Interim Director Acting Street Maintenance Spvsr Environmental Programs Manager **Saratoga (2)**

SANTA CLARA VALLEY URBAN RUNOFF POLLUTION PREVENTION PROGRAM
FY 2004-2005 ANNUAL REPORT
WEST VALLEY COMMUNITIES

Training Summary: Public Agency Activities

Training Description	Date	Attendees
▪ Patching , Resurfacing and Surface Sealing ▪ Saw-cutting & Grinding ▪ Irrigation Practices ▪ Vegetation Controls ▪ Signing & Striping ▪ Fuel Dispensing Areas ▪ Fleet Maintenance/Vehicle Parking Areas and Vehicle/Equipment Washing ▪ Chemical Usage & Storage		Street Maintenance Supervisor Lead Worker
WVCWP Monthly Meeting/Training Presenter: WVCWP Program Manager **Topics:** ▪ Review new WVCWP monthly table for data collection; will be e-mailed ▪ Review data collection requirements for Street Sweeping ▪ Review evaluations of Thermoplastic Stencils ▪ Demonstrate Los Gatos' Doorhanger program – carried out by Street Sweeping staff - placed for notification of problems with yard waste & construction debris - has proven to be a means of detecting projects without legal building permits ▪ Review Rural Public Works Work Plan Tasks - Required reporting for Annual Report - Importance of evaluation - Review definition of Rural Public Works	**Dec. 21, 2004**	**WVCWP (2)** Program Assistant Stormwater Discharge Inspector **Campbell (3)** Environmental Programs Consultant Environmental Programs Manager Senior Civil Engineer **Los Gatos (1)** Senior Engineering Technician **Saratoga (1)** Parks Maintenance Supervisor **WV Sanitation District (1)** Director of Engineering & Operations
WVCWP Monthly Meeting/Training Presenter: WVCWP Program Manager **Topics:** For new Stormwater Representatives: ▪ Review Public Agency work plan tasks ▪ Discuss importance of Corp Yard trainings, commonly covered topics	**April 26, 2005**	**WVCWP (2)** Program Assistant Stormwater Discharge Inspector **Campbell (1)** Senior Civil Engineer

SANTA CLARA VALLEY URBAN RUNOFF POLLUTION PREVENTION PROGRAM
FY 2004-2005 ANNUAL REPORT

WEST VALLEY COMMUNITIES

Training Summary: Public Agency Activities

Training Description	Date	Attendees
▪ Review data collection requirements for Annual Report – Public Agency Activities		**Los Gatos (1)** Senior Engineering Technician **Saratoga (1)** Associate Engineer **WV Sanitation District (1)** Director of Engineering & Operations
Public Works Best Management Practices **(Town of Los Gatos – City of Monte Sereno)** Speaker: Genevieve Fire, Consulting P.E. **Topics:** ▪ Revised Stormwater Regulations ▪ Los Gatos Maintenance Activities ▪ Maintenance BMPs ▪ Public Streets ▪ Rural Public Works ▪ Feedback and Discussion	**Jan. 25, 2005**	**Los Gatos (20)** Parks & Public Works Director Public Works Supervisor Parks & Forestry Supervisor Snr Engineering Inspector Engineering Inspector Parks & Public Works Maintenance Workers (15) **Monte Sereno (1)** Assistant City Engineer

SANTA CLARA VALLEY URBAN RUNOFF POLLUTION PREVENTION PROGRAM
FY 2004-2005 ANNUAL REPORT

WEST VALLEY COMMUNITIES

Training Summary: Public Agency Activities

Training Description	Date	Attendees
Annual SDOM Training Meeting: WV Communities & WV Sanitation District Held at Monte Sereno City Hall; Sponsored by WVCWP Speaker: Genevieve Fire, Consulting P.E. **Topics:** ▪ Sanitation District Service Agreement Discussion ▪ Emergency Response Procedures for Sewer Drain Overflows ▪ The Fats, Oils and Grease Program (FOG) ▪ Los Gatos' New Street Sweeper ▪ Presentation including Round Table Discussion o Storm Drain Operation & Maintenance BMPs o Rural Public Works BMPs ▪ Questions, Comments – Evaluation	**June 2, 2005**	**WVCWP (4)** Stormwater Discharge Inspector Program Manager, Program Assistant, Outreach Specialist **Campbell (8)** Public Works Superintendent Acting Street Maintenance Spvsr Asst. Streets Maintenance Spvsr Street Maintenance Worker (5) **Los Gatos (1)** Town Engineer **Monte Sereno (1)** Assistant City Engineer **Saratoga (4)** Street Maintenance Supervisor Lead Maintenance Worker Parks Supervisor Lead Parks Worker **WV Sanitation District (2)** Director of Engineering & Operations Operations Supervisor
Campbell Only Training Attendance		
City of Campbell – Public Works Best Management Practices Presenter: John Iaquinto, Public Works Superintendent - video **Topics:** Stormwater-related BMPS for Surface Cleaning	**March 11, 2005**	**Campbell (28)** Street Maintenance Lead Worker Street Maintenance Worker (5) Office Specialist Equipment Maintenance Supervisor Mechanic II (2) Parks Maintenance Supervisor Parks Maintenance Workers (17)

SANTA CLARA VALLEY URBAN RUNOFF POLLUTION PREVENTION PROGRAM
FY 2004-2005 ANNUAL REPORT
WEST VALLEY COMMUNITIES

Training Summary: Public Agency Activities

Training Description	Date	Attendees
City of Campbell - Hazardous Materials Management Presenter: Jim Harrigan – Du-All Safety/John Iaquinto, Public Works Superintendent **Topics:** Spill and leak response: ▪ Location of spill ▪ Location of spill or leak contact list, reporting procedure ▪ Location of emergency fuel shut off switch ▪ Location of any fire extinguishers	**March 11, 2005**	**Campbell (29)** Street Maintenance Lead Worker Street Maintenance Workers (4) Park Supervisor Park Maintenance Workers (16) Building Maintenance Workers (4) Vehicle Maintenance Workers (3)
City of Campbell – Public Works Best Management Practices Presenter: John Iaquinto, Public Works Superintendent **Topics:** Stormwater-related BMPS for: ▪ Landscaping ▪ Gardening ▪ Pool Maintenance ▪ Earth moving and dewatering activities ▪ Heavy equipment operation ▪ Fresh concrete and mortar application ▪ Roadwork/ paving	**April 13, 2005**	**Campbell (28)** Street Maintenance Lead Worker Street Maintenance Worker (5) Office Specialist Equipment Maintenance Supervisor Mechanic II (2) Parks Maintenance Supervisor Parks Maintenance Workers (17)
City of Campbell – Corp Yard Walk-Through Presenter: John Iaquinto, Public Works Superintendent Tour of the Service Center: ▪ Showed location of several absorbent stations ▪ Showed location of SWPPP ▪ Showed proper procedures for pressure washing on sidewalks and in parking lots	**April 13, 2005**	**Campbell (28)** Street Maintenance Lead Worker Street Maintenance Worker (5) Office Specialist Equipment Maintenance Supervisor Mechanic II (2) Parks Maintenance Supervisor Parks Maintenance Workers (17)

SANTA CLARA VALLEY URBAN RUNOFF POLLUTION PREVENTION PROGRAM
FY 2004-2005 ANNUAL REPORT
WEST VALLEY COMMUNITIES

Training Summary: Public Agency Activities

Training Description	Date	Attendees
City of Campbell - Hazardous Materials Management Presenter: USTanx - Contractor **Topics:** Spill and leak response: ▪ Location of spill ▪ Location of spill or leak contact list, reporting procedure ▪ Location of emergency fuel shut off switch ▪ Location of any fire extinguishers	**May 12, 2005**	**Campbell (6)** Public Works Superintendent Street Maintenance Lead Worker Street Maintenance Workers (4)
City of Campbell – Tailgate Safety Training: Non Point Source Management/Storm Systems Presenter: Rick Amaro, Acting Street Maintenance Supervisor **Topics:** ▪ Drain Inlet Maintenance ▪ Emergency Response For Chemical And Sewage Spills ▪ Pool (Chlorinated Water Disposal) ▪ Routine Preventative Maintenance ▪ Emergency N.P.S Contacts	**June 2, 2005**	**Campbell (5)** Street Maintenance Workers (5)
City of Campbell - Hazardous Materials Management Presenter: USTanx - Contractor **Topics:** Spill and leak response: ▪ Location of spill ▪ Location of spill or leak Contact List, reporting procedure ▪ Location of emergency fuel shut off switch ▪ Location of any fire extinguishers	**June 9, 2005**	**Campbell (4)** Street Maintenance Supervisor Equipment Maintenance Supervisor Mechanic II (2)
Los Gatos Only Training Attendance		

SANTA CLARA VALLEY URBAN RUNOFF POLLUTION PREVENTION PROGRAM
FY 2004-2005 ANNUAL REPORT

WEST VALLEY COMMUNITIES

Training Summary: Public Agency Activities

Training Description	Date	Attendees
Public Agency/ Rural Public Works Performance Standards Speaker: Genevieve Fire, P.E.	**Aug. 17, 2004**	**Los Gatos (1)** Street Maintenance Supervisor
Corp Yard Walk-Through: Town of Los Gatos **Topics:** ▪ Review SWPPP ▪ Corp Yard Utility Emergency Shutoff Locations ▪ Locations of Storm Drains ▪ Storage areas for Absorbents ▪ Location of SWPP ▪ Locations of Fire Extinguishers ▪ Review of BMPs	**Sept. 21, 2004**	**Los Gatos (4)** Senior Engineering Technician Senior Engineering Inspector Senior Maintenance Worker Park Service Officer
Saratoga Only Training Attendance		
Public Agency/ Rural Public Works Performance Standards Speaker: Genevieve Fire, P.E.	**July 21, 2004**	**Saratoga (1)** Street Maintenance Supervisor
Annual Storm Drain Maintenance Review **Speaker: Rick Torres, Street Maintenance Supervisor** **Topics:** ▪ Review storm drain problem spots where debris accumulates; instruct on cleaning prior to rainy season ▪ Review BMPs to be employed during cleaning	**Nov.9, 2004**	**Saratoga (4)** **Street Maintenance Workers 4**

SANTA CLARA VALLEY URBAN RUNOFF POLLUTION PREVENTION PROGRAM
FY 2004-2005 ANNUAL REPORT

WEST VALLEY COMMUNITIES

Training Summary: Public Agency Activities

Corp Yard Walk-Through: City of Saratoga Presented by Saratoga Street Maintenance Supervisor **Topics:** ▪ Review changes in SWPPP ▪ Corp Yard Utility Emergency Shutoff Locations ▪ Locations of Storm Drains ▪ Storage areas for Absorbents ▪ Location of SWPP ▪ Locations of Fire Extinguishers ▪ Review of BMPs	**May 26, 2005**	**Saratoga (15)** Street Maintenance Supervisor Parks Maintenance Supervisor Parks Lead Worker 6 Parks Maintenance Workers 5 Street Maintenance Workers 1 Temporary Worker

LOS GATOS

Santa Clara Valley Urban Runoff Pollution Prevention Program

FY 2004-2005 ANNUAL REPORT

PLANNING PROCEDURES

FY 2004-2005 Work Plan Self Evaluation Matrix

Source	Work Plan Activity	Work Plan Tasks	Accomplishments	Responsible Party
C.3.b Development Project Approval Process -- Planning Procedures				
Implement Ordinance, Policy or COAs	Permit C.3.b, C.3.c.i and C.3.c.ii	Expand C.3 Implementation Ordinance, Policy, Procedures and Conditions of Approval will be implemented on all Group 2 projects to incorporate the requirements of provision C.3.	Los Gatos' Municipal Code states that all new development and redevelopment projects are subject to the requirements of the Town's current NPDES permit. Due to protracted negotiations regarding the Group 2 definition, the Town decided to require C.3 compliance for Group 1 and *all* Group 2 projects, in accordance with Permit CAS029718 (as it stood before Order R2-2005-00035 was adopted on 7-20-05). This Town requirement went into effect on April 15, 2005 for Group 1 and Group 2 projects not deemed complete prior to that date. (See Notice to Developers and Contractors (Attachment A).	Associate Planner
C.3.c. Requirements for Group 1 and Group 2 Projects				
URMP: Planning Procedures Performance Std	C.3.c.6.	Continue implementation of Planning Procedures to comply with revised (FY03-04) Performance Standard in local URMP.	In August 2004, the Town revised and updated all sections of its URMP, with a special focus on providing more specific details to the Town's Planning Procedures PS. Additional sections on BMP O&M Inspection and Verification were added to this PS. During 04-05, Los Gatos continued to implement the PPPS.	Associate Planner
C.3.e Operation and Maintenance of Treatment BMPs				
BMP Inspection Program O&M Verification	Permit C.3.e	Implement local inspection program for treatment BMPs on all Group 1 and Group 2 projects, to verify that proper O&M is being performed by the responsible party.	Los Gatos did not give final approval for any Group 1 or Group 2 projects in FY 04-05.	Sr. Eng Tech. & Eng Inspector

LOS GATOS

Santa Clara Valley Urban Runoff Pollution Prevention Program

FY 2004-2005 ANNUAL REPORT

Source	Work Plan Activity	Work Plan Tasks	Accomplishments	Responsible Party
BMP O&M Verification Program Reporting	Permit C.3.e.iii	Operation & Maint. Verification Reporting In Annual Report, provide a description of organizational structure; evaluation of program effectiveness; summary of any planned improvements; and list of results for all treatment BMPs inspected in FY03-04 and 04-05.	As a condition of the development permit, each owner of a Group 1 project in Los Gatos is required to enter into a recorded agreement with the Town for on-going operation and maintenance of all permanent on-site BMPs. This obligation runs with the land and is binding on all future owners of a Group 1 property. The Town uses a standard condition of development approval to notify developers of this requirement. Once the project is completed, the Town Engineering Inspector will inspect the BMPs at each Group 1 site annually. Any enforcement issues would be referred to the Los Gatos Code Enforcement Officer for further action.	Sr. Eng Tech. & Eng Inspector WV Staff to write report
	Work Plan	Training & Evaluation Train inspectors and data managers on O&M verification program. Include evaluation of effectiveness and planned improvement to the program	The Senior Engineering Technician, Engineering Inspector, and Associate Civil Engineer attended the SCVURPPP Workshop titled "Conducting Stormwater Treatment BMP Maintenance and Inspections" on June 9, 2005. The WVCWP Manager and WVCWP Inspector also attended the training and video-taped most of the presentations for WV municipal staff who could not attend. WVCWP staff has had a few delays in transferring the video to DVD for distribution. DVDs are expected to be made and distributed to WVCs during FY05-06. See Staff Training table for other training sessions (Attachment B).	Sr. Eng Tech. & Eng Inspector
C.3.f Hydromodification Management Plan				
Hydromodification Management Plan	C.3.f. (C.3.f.viii)	Review and provide comments on the HMP products.	The Town's Associate Planner and the Senior Engineering Technician attend all of SCVURPPP's C3 Provision Oversight meetings. Therefore Town staff have participated in the periodic review, and offered comments on the development, of the HMP. The Town also provided mapping data to determine percent of build out and imperviousness within its local sub-watersheds.	Asst Eng & Eng Div & Assoc Planner WVCWP to assist

LOS GATOS

Santa Clara Valley Urban Runoff Pollution Prevention Program

FY 2004-2005 ANNUAL REPORT

Source	Work Plan Activity	Work Plan Tasks	Accomplishments	Responsible Party
Hydromodification Management Plan	(C.3.f.viii.5 and C.3.f.i. and C.3.c.i.)	Implement HMP, which shall include the requirements of Provision C.3.f. Prior to approval of the HMP by the Regional Board, encourage early implementation measures likely to be included in the HMP. Summarize the Progress of incorporating treatment measures, in the Annual Report.	The HMP had not yet been approved by the Water Board in FY04-05.	Asst Eng & Eng Div & Assoc Planner
	FY04-05 Work Plan, RWQCB comments	Training Attend Program workshops on HMP and provide in-house training as appropriate.	On 2-4-05 the Town's Sr. Eng Technician attended a WV round table discussion / training on likely HMP requirements and exemptions and possible methods for early implementation. The Sr. Eng Tech and Associate Planner were also kept up-to-date on the progress of HMP development by attending SCVURPPP's monthly C3PO task group meetings. Town staff will attend SCVURPPP sponsored workshop(s) on the approved HMP during FY05-06.	SCVURPPP ; Senior Engineering Technician, Associate Planner, and WVCWP Mgr
C.3.g Waiver and Compensatory Mitigation Program				
Waiver Program Staff training and reporting	C.3.g.3 (Permit C.3.g.v.)	If a waiver & compensatory mitigation program is adopted, document in each annual report, all waivers granted according to permit provision C.3.c.g for Group 1 and Group 2 projects. Include: project name, location, type, percent impervious surface, reasons for and terms of waiver, and the alternative benefit project and completion date.	Waiver program was not adopted during FY 04-05 and none is anticipated in the near future. All Group 1 and Group 2 Projects must meet NPDES requirements for stormwater treatment measures.	Public Works Director to adopt Pgm, Asst Eng to collect data & WVCWP to report
C.3.h Alternate Certification				
Alternate Certification reporting	(Permit C.3.h)	If alternate certification is used, list the Group 1 and Group 2 projects certified by someone other than City Staff.	The Town will not be certifying C.3 compliance for private projects. The City requires the project applicant to be responsible for having all stormwater measures certified for	Associate Civil Engineer and Sr. Eng Tech

Source	Work Plan Activity	Work Plan Tasks	Accomplishments	Responsible Party
			adequacy, according to the requirements of Provisions C.3.d & C.3.f and C.3.h. The City will require proof that each certifier has been adequately trained on BMP design for water quality. The Public Works Department is in the process of developing a list of consultants approved to certify BMP selection and design. No alternate certifications were required, since there were no Group 1 or Group 2 projects approved in Los Gatos during FY 04-05.	WVCWP to report
C.3.j Site Design Measures Guidance and Standards Development				
Site Design Measures Guidance and Standards Revision	(Permit C.3.j.)	Implement revised local site design standards and guidance, according to Permit C.3.j. by 9/15/04 (Report on progress in Sept. '04 AR) Reference: • Town's 9/15/03 submittal labeled *Site Design Standards and Guidance Review,* from SCVURPPP (on CD); • "Development Policies Comparison Report" worksheet, from SCVURPPP (on CD, 4/2003); • Notes and information from the SCVURPPP Site Design Dialogues & Workshop (FY03-04)	The Town submitted a response to SCVURPPP's recommendations in the "Development Policies Comparison Worksheet" in September 2003. The Town's submittal of an updated implementation status using the format of the *Site Design Standards and Guidance Review* was included in the Planning Procedures section of the FY03-04 Annual Report. See Evaluation below regarding work on Municipal Code Revisions that will improve site design options for stormwater quality. The Town is also helping to fund and plan the community project to create bike paths on Hwy 9, running through Los Gatos, Monte Sereno and Saratoga. The paths will open up an inviting alternative to vehicular transportation. The Town's Sr. Eng Technician attended monthly sub-group meetings of the Water Resources Collaborative during FY04-05 to help develop an outcome product," Guidelines and Standards" (for the protecting the riparian corridor).	Associate Planner SCVURPPP (guidance)

LOS GATOS

Santa Clara Valley Urban Runoff Pollution Prevention Program

FY 2004-2005 ANNUAL REPORT

Source	Work Plan Activity	Work Plan Tasks	Accomplishments	Responsible Party
C.3.k Source Control Measures				
Implementation of Source Control Measures	C.3.k.3 (Permit C.3.k. last paragraph)	Implement source control measures requirements by including appropriate conditions of approval in Group 1 and 2 projects. Stormwater pollutant source control measures will be encouraged for projects of all sizes where practicable.	No changes to source control requirements in FY04-05.	Associate Planner
C.3.m Water Quality Review Processes				
CEQA Review	C.3.m.1	Dischargers shall evaluate water quality effects & identify mitigation measures when conducting Env Review Process for all projects. Report on changes to the Environmental Review process, if any.	The Town of Los Gatos ensures that the environmental documents required for projects that fall under CEQA review address both significant and cumulative stormwater quality impacts during the life of the project, and specific mitigation measures related to stormwater management. There were no changes to the CEQA review process in FY '04-'-05.	Associate Planner
C.3.n Reporting Requirements				
Source Control Measures Reporting	Permit C.3.n.i. (C.3.c.)	Reporting on Source Control Measures Use the Planning Procedures Performance Standard Reporting Form to provide detail in annul reports, on implementation of Source Control Measures for all Group 1 & Group 2, new and redevelopment projects: --project name, location, type (per C.3.c.), size (ac. or sq.ft.), and impervious surface area. For redevelopment projects, include area of land disturbance.	The Town did not give final approval to any Group 1 or Group 2 projects during FY 04-05.	Associate Planner & Sr. Eng Technician to collect data WVCWP to prepare report
Treatment Measures Reporting	Permit C.3.n.ii. (C.3.d. & C.3.e.)	Reporting on Treatment Measures For projects that must implement treatment	The Town did not give final approval to any Group 1 or Group 2 projects during FY 04-05.	Associate Planner & Sr. Eng Technician

Source	Work Plan Activity	Work Plan Tasks	Accomplishments	Responsible Party
		measures, report which treatment BMPs were used and numeric-sizing criteria employed, the operation and maintenance responsibility mechanism including responsible party, site design measures used, and source control measures required.		to collect & provide data WVCWP to prepare report
Pesticide Control Measures Reporting	Permit C.3.n.iii.	Reporting on Pesticide Reduction Measures Collect information and report a summary of types of pesticide reduction measures required for development Group 1 & Group 2 projects and the percentage of projects for which pesticide reduction measures were required.	Los Gatos has an irrigation efficiency ordinance to promote use of less water and minimize runoff that can carry pesticides/fertilizers into local waterways. Town Code 26.40.030– encourages protection and preservation of native species, natural areas, and designs to minimize irrigation runoff. The Town's "Hillside Design Guidelines' limit the amount of non-native plants that can be used in new developments and a pesticide reduction fact sheet is given to all project applicants.	Associate Planner & Sr. Eng Technician to collect data. WVCWP to report
C.3 Training & Evaluation				
Staff Training	FY03-04 Work Plan, RWQCB comments	Training Train appropriate staff (i.e. planning, building, and engineering divisions) on new policies, procedures, & C3 provision requirements listed above (may include SCVURPPP workshops).	The Town's Senior Engineering Technician, Engineering Inspector, and Associate Civil Engineer attended SCVURPPP's workshop titled "Conducting Stormwater Treatment BMP Maintenance and Inspections" on June 9, 2005. The Sr. Eng. Tech also attended a WV round table discussion with the other West Valley Community Reps to review guidance on implementing the BMP O&M Verification Program (2/4/05). See Staff Training table for other training sessions (Attachment B).	Associate Planner & Sr. Eng Technician WVCWP & SCVURPPP, as appropriate
Planning Procedures Evaluation				
The Town's planning staff has found SCVURPPP and WVCWP training on C3 requirements useful in trying to incorporate changes benefiting stormwater quality into the project approval process. During FY 04-05, the Associate Planner drafted several amendments to the Town Code, which would result in reduced impervious				

Source	Work Plan Activity	Work Plan Tasks	Accomplishments	Responsible Party

coverage, e.g. reducing driveway widths and depths, allowing permeable paving materials, ribbon strip driveways, and breaks in parking lot curbs to allow for drainage. These amendments went to the Town's General Plan Committee in June 2005 for review. During FY 05-06 the proposed revisions should be going to the Planning Commission and eventually to the Town Council.

Conditions of Approval, Reviews, & Meetings Ensure Incorporation of C.3 Requirements

During '04-'05, the Engineering Division of the Parks and Public Works Department revised the standard Conditions of Approval to comply with new C3 requirements. The advantage of being a small municipality is that the standard conditions can be modified for each project. In addition to the standard Conditions of Approval, we also have a master Technical Review Report that is used as the basis for the review of all projects. This procedure helps to ensure that all requirements are included. The standard Conditions of Approval are included with this report.

On large or complex projects, staff usually meets with the developer and/or their engineer about various engineering aspects of the project, including all C3 requirements.

A copy of each week's Technical Review Agenda is sent to various outside agencies such as the County Fire Department and County Health Department. The developer is required to provide enough copies of the development plans for these agencies also. If those agencies feel that they need to review the project, they will come to the Town's Community Development Department to obtain a copy of the plans. Their comments are given to the developer at the weekly Technical Review Meeting. Several Town departments and outside agencies provide us with conditions of approval that are included in the final report to the Planning Commission/Town Council and made a part of the approval of the project.

Trish Duarte, Sr. Engineering Technician

Evaluation of BMP O&M Inspection & Verification Program

Although each WV municipality has assigned staff to conduct storm water treatment BMP O&M verification inspections, the biggest challenge, for the Town of Los Gatos will be to find staff time to carry out the inspections. At the West Valley follow up session to the Program's workshop on BMP O&M Verification, Campbell's Sr Civil Engineer asked the WVCWP Manager to look into an alternative means of conducting West Valley BMP O&M inspections. He was interested in finding a consultant to work for all of the West Valley Communities on an "as-needed" schedule to perform annual inspections. The consultant would have sufficient engineering experience to recognize potential maintenance problems on treatment BMPs and be well-trained in stormwater quality requirements. Monte Sereno is not interested in participating because they have sufficient Engineering staff to meet the City's inspection needs. However, Los Gatos and the other WV municipalities may be interested in jointly hiring a consultant to perform inspections and write inspection reports, especially during FY 06-07, as Group 1 projects are completed and become due for annual inspections. The WVCWP Manager, agreed to work toward a resolution to this challenge; the topic of hiring a consultant will be considered during a round-table discussion among the WV Stormwater Reps in September or October 2005.

LOS GATOS

Santa Clara Valley Urban Runoff Pollution Prevention Program

FY 2004-2005 ANNUAL REPORT

Town of
Los Gatos

NOTICE
to
Developers & Contractors



State of California

STORMWATER REGULATION CHANGES

This Notice is to inform you of changes to existing **Stormwater Quality Regulations.**

NPDES Construction General Permit

As a result of recent state regulatory actions, effective immediately, all construction projects **disturbing an area of one (1) acre** or more are required to comply with:

State of California
"General National Pollutant Discharge Elimination System (NPDES) Permit
for Discharges Associated with Construction Activities"
("Construction General Permit")

The size threshold for this permit had previously been 5 acres of disturbed land.

Compliance with this permit requires ALL of the following:

- Submitting a Notice of Intent (**NOI**) and pay an annual payment during the project's construction period to: **State Water Resources Control Board – see website below for fee schedule**
- Preparation of a Storm Water Pollution Prevention Plan (**SWPPP**)
- Use of Town Approved Best Management Practices (**BMP**s) to control storm water runoff
- BMP inspection and maintenance by applicant to determine adequacy and maintenance
- File a Notice of Termination upon completion of construction

For copies of the Construction General Permit, the NOI, and additional permit information, consult the State Water Resources Control Board web site at:

http://www.swrcb.ca.gov/stormwtr/construction.html

STORMWATER QUALITY REGULATIONS

Amended Development Project BMP Requirements

In order to comply with the town's State-issued **NPDES permit, No. 01-119**, Los Gatos and 14 other public agencies in the Santa Clara Valley are required to place additional Conditions of Approval related to storm water quality control on certain development projects. **As of April 15, 2005, non-exempt projects creating or replacing 10,000 sq. ft. or more of impervious surface**, including roof area, **must incorporate design, control, and engineered treatment measures** to prevent pollutants from being washed into creeks and streams by stormwater runoff from new and re-development sites.

Conditions of approval will include the use and maintenance of BMPs for site design and storm water treatment, which must be designed per approved numeric sizing criteria. General guidance on the selection and implementation of BMPs and Stormwater Management Plans can be found on the California Stormwater Quality Association (CASQA) website at www.cabmphandbooks.com and C.3. Stormwater Handbook – May 2004, available at www.scvurppp.org (Link to "Reports & Products 2003-2004" and "Guidance Manual."

Town of
Los Gatos

Each project will also require a Certification of the required Engineered Stormwater Management Plan, in compliance with Council Policy.

Owners of properties with treatment BMPs will be required to certify on-going operation and maintenance on an annual basis.

For more information contact:
Trish Duarte - 408/395-5310 - pduarte@losgatosca.gov

West Valley Communities

Campbell, Los Gatos, Monte Sereno and Saratoga

Santa Clara Valley Urban Runoff Pollution Prevention Program

FY 2004-2005 ANNUAL REPORT

Training Summary: New and Re-Development

Maintenance Inspections for Permanent Stormwater Controls Sponsor: CWEA Speaker: Darren Greenwood, City of Livermore **Topics:** ▪ Acceptance Inspections During Swale Construction ▪ Inspection Lessons Learned ▪ Swale Plan Review & Installation Tips ▪ Periodic O&M Inspections of Grassy Swales: methodology, concerns, swale maintenance ▪ Inspection & Maintenance of Separators & Inlet Filters	**March 1, 2005**	**WVCWP(2)** Program Manager Program Assistant
Prioritizing Stormwater Inspections Sponsor: CWEA Speaker: Daniel Rourke, Fresno Metro. Flood Control District **Topics:** Training Suggestions Prioritizing And Selecting Inspection Frequencies Examples Of Documentation & Evaluation Forms	**March 2, 2005**	**WVCWP (2)** Program Assistant **Campbell (1)** Senior Civil Engineer
Interlocking Concrete Pavements & Permeable Interlocking Concrete Pavements Sponsored by Interlocking Concrete Pavement Institute **Topics:** ▪ Construction and maintenance guidelines for this when used as a BMP for compliance to local and state runoff regulations. ▪ Integration with Stormwater Management Objectives and other BMPs ▪ Project examples: Hydrological & Structural Design Exfiltration Options ▪ Soils, Geotextiles, Base & Bedding Sizing: Examples ▪ Maryland & Water Environment Federation methods ▪ Runoff & Pollution Reduction case study ▪ What About Oils?	**March 9, 2005**	**WVCWP (1)** Stormwater Discharge Inspector

West Valley Communities

Campbell, Los Gatos, Monte Sereno and Saratoga

Santa Clara Valley Urban Runoff Pollution Prevention Program

FY 2004-2005 ANNUAL REPORT

Training Summary: New and Re-Development

WVCWP Monthly Meeting/Training Presenter: WVCWP Program Manager **Topics:** ▪ San Jose's C.3.g Alternate Compliance Program ▪ Review C.3 Workplan - Discuss Planning Procedures - Discuss SOPs in URMPs - BMP O&M - Construction Inspection - Reporting (Group 1 & 2)	**March 8, 2005**	**WVCWP (2)** Program Assistant Stormwater Discharge Inspector **Campbell (1)** Senior Civil Engineer **Los Gatos (1)** Senior Engineering Technician **Saratoga (1)** Associate Engineer
WVCWP Monthly Meeting/Training Presenter: WVCWP Program Manager **Topics:** ▪ Review City of Sunnyvale RFQ for Stormwater BMP Certifiers ▪ Discuss Options For Arranging For Certifiers for WVC	**March 29, 2005**	**WVCWP (2)** Program Assistant Stormwater Discharge Inspector **Campbell (1)** Senior Civil Engineer **Los Gatos (1)** Senior Engineering Technician **Saratoga (1)** Associate Engineer

West Valley Communities

Campbell, Los Gatos, Monte Sereno and Saratoga

Santa Clara Valley Urban Runoff Pollution Prevention Program

FY 2004-2005 ANNUAL REPORT

Training Summary: New and Re-Development

WVCWP Monthly Meeting/Training Presenter: WVCWP Program Manager **Topics:** ▪ Review "Certification of Engineered Stormwater Treatment for New & Re-Dev. Projects" ▪ Discuss options for timing of Certification within the Approval Process ▪ Review changes in "Notice to Developers & Contractors" re Group 2 and BMP O&M ▪ Review SCVURPPP proposed Alternate Group 2 Definition	**April 26, 2005**	**WVCWP (2)** Program Assistant Stormwater Discharge Inspector **Campbell (1)** Senior Civil Engineer **Los Gatos (1)** Senior Engineering Technician **Saratoga (1)** Associate Engineer **WV Sanitation District (1)** Director of Engineering & Operations
WVCWP Monthly Meeting/Training Presenter: WVCWP Program Manager **Topics:** ▪ Review Findings 22-28 of HMP in TO ▪ Review HMP map & Fact Sheet ▪ Review need to notify SCVWD of significant projects ▪ Group 1 Issue discussion/ presentation of feedback: Subdividing & selling individual lots – How to Regulate as Group 1? - Related aspects of Subdivision Map Act - On-going NOIs - Assessment Districts	**May 24, 2005**	**WVCWP (2)** Program Assistant Stormwater Discharge Inspector **Los Gatos (1)** Senior Engineering Technician **Saratoga (2)** Associate Engineer PW Admin Analyst

West Valley Communities

Campbell, Los Gatos, Monte Sereno and Saratoga

Santa Clara Valley Urban Runoff Pollution Prevention Program

FY 2004-2005 ANNUAL REPORT

Training Summary: New and Re-Development

Conducting Stormwater Treatment BMP O&M Verification Inspections Sponsor: SCVURPPP **Topics:** ▪ Introduction to Stormwater BMP Maintenance: Requirements and Considerations ▪ Treatment BMP O&M Verification Program Documentation and Reporting ▪ Establishing a Post-Construction BMP Inspection Program - One City's Approach ▪ Lakemont Facility - Operations and Maintenance Experience ▪ Performance of a California Stormwater Pond: Heron Bay Pond ▪ Lessons Learned from the California Department of Transportation BMP Retrofit Pilot Program ▪ Mosquito Management and Stormwater Treatment BMP Maintenance ▪ How to Maintain and Inspect Vegetated Swales ▪ Porous Pavement Maintenance Issues	**June 9, 2005**	**WVCWP (2)** Program Manager, Stormwater Discharge Inspector **Campbell (2)** Senior Civil Engineer Public Works Inspector **Los Gatos (3)** Senior Engineering Technician Engineering Inspector Associate Civil Engineer **Monte Sereno (2)** Building Official Assistant City Engineer **Saratoga (3)** Building Inspectors 3
WVCWP Monthly Meeting/Training Presenter: WVCWP Program Manager **Topics:** ▪ Reporting on C.3 Projects - Requirements for using Program's existing table for Annual Report data submission - Data required for 04-05 AR; data which may be required for 05-06 reporting ▪ BMP O&M Verification Programs - Review of 3 presentations from Workshop: "Treatment BMP O&M Verifictn & Reptng" - Review of Draft BMP Inspection Form	**June 28, 2005**	**WVCWP (2)** Program Assistant Stormwater Discharge Inspector **Campbell (1)** Senior Civil Engineer **Los Gatos (1)** Senior Engineering Technician **Saratoga (1)** PW Admin Analyst

West Valley Communities

Campbell, Los Gatos, Monte Sereno and Saratoga

Santa Clara Valley Urban Runoff Pollution Prevention Program

FY 2004-2005 ANNUAL REPORT

Training Summary: New and Re-Development

Campbell: C.3 Continuing Improvement Training Presented by: WVCWP **Topics:** Challenges in Permit Implementation Campbell's Strengths in Permit Implementation Update on HMP ICID Enforcement Procedures Delineation of tasks: WVCWP and Campbell City staff upon retirement of Campbell's Environmental Programs Manager/ Storm Water Rep Transition of Sr Civil Engineer into role of City's WV Storm Water Rep	**Dec. 8, 2004**	**WVCWP (3)** **Program Manager** Stormwater Discharge Inspector District Manager - West Valley Sanitation District (WVCWP Supervisor) **Campbell (4)** Acting City Manager Environmental Programs Manager Senior Civil Engineer Environmental Programs Consultant
Los Gatos: Planning Procedures Performance Standard; Implementing C.3 & the URMP Speaker: Genevieve Fire, P.E. Topics: Compliance with C.3 requirements & Planning Procedures Performance Standard Review procedure for processing development projects, in relation to URMP Staff project review responsibilities Proposed procedure for handling Group 1 projects Developer guidance materials on C.3 requirements; distribution process CEQA evaluation checklist Standard Conditions of Approval Legal Authority issues	**Aug. 11, 2004**	**Los Gatos(1)** Senior Engineering Technician

West Valley Communities

Campbell, Los Gatos, Monte Sereno and Saratoga

Santa Clara Valley Urban Runoff Pollution Prevention Program

FY 2004-2005 ANNUAL REPORT

Training Summary: New and Re-Development

Saratoga: Planning Procedures Performance Standard; Implementing C.3 & the URMP Speaker: Genevieve Fire, P.E. Topics: Compliance with C.3 requirements & Planning Procedures Performance Standard Review procedure for processing development projects, in relation to URMP Staff project review responsibilities Proposed procedure for handling Group 1 projects Developer guidance materials on C.3 requirements; distribution process CEQA evaluation checklist Standard Conditions of Approval Legal Authority issues	**July 20, 2004**	**Saratoga (1)** City Planner

LOS GATOS

Santa Clara Valley Urban Runoff Pollution Prevention Program

FY 2004-2005 ANNUAL REPORT

DEVELOPMENT & CONSTRUCTION
Construction Inspections

FY 2004-2005 Work Plan Self Evaluation Matrix

Source	04-05 Work Plan Activity	FY04-05 Work Plan Tasks	FY 04-05 Accomplishments	Responsible Party
	URMP	Staff Training Participate in and support SCVURPPP sponsored workshops/ info sessions on erosion control and construction BMPs; support distribution of related materials.	The Town's Senior Engineering Technician attended the Water Board's Construction Site Management and Erosion Control BMPs Workshop on October 12, 2004. The WVCWP IC/ID Inspector and Manager also attended the training and purchased the videos, "**Hold onto your Dirt**" and "**Keep it Clean**", to use in follow-up training sessions with municipal staff. See Staff Training Table –Construction Inspection, for details.	Eng Div staff, WV Inspector & Pgm Mgr to attend
	URMP	Construction Inspections Continue construction site inspections for stormwater issues (i.e., mudtracking, mat'l storage, housekeeping, etc.).	Municipal Code Sec. 12.20.010 et seq., requires erosion and sediment control materials to be onsite by October 1st and in place before October 15th. Once-a-week inspections, and additional inspections during and after every major storm, are carried out by Town Engineering staff on all sites with active grading permits. Building Inspectors note and report to Engineering any active or potential erosion violations on site. Building Inspectors check for proper materials storage and disposal and similar building-related potential pollution problems. Sites with potential problems are inspected at least once a week but not more than twice a week. During 04-05 the Town and WVCWP IC/ID Inspector reported a total of 17 construction site related incidents. Ultimately, all incidents were successfully resolved.	Eng Div staff, & WV Inspector to assist with education on minor violations

			For Inspector's notes see Construction Inspection Incident table (attached). Also, see Evaluation section below.	
	Program	Construction Inspection Performance Standard Implement revisions to the Construction Inspection Performance Standards (e.g., documenting and reporting enforcement actions and implementing process for graduated levels of enforcement).	The Town implemented the Program's enhanced reporting standards in previous years. Increased communication among WV CWP IC/ID Inspector and Town inspectors has resulted in more coordinated, pro-active, inspections and more education for developers and residents. In July and August, as part of revising the Town's URMP (submitted to the Water Board in 9/04), WVCWP and Los Gatos staff updated the documentation of SOPs in the Town's Construction Inspection Performance Standards. Recently added to the URMP for convenient reference, were the Water Board's Performance Review questions for the Town (from December 2003), and Los Gatos' responses. This addition took place after the Sept 2004 URMP submittal.	Asst Eng & Eng Inspectors WV Inspector by referral

Construction Inspection Evaluation

Construction Site Evaluation of Trends:

FY04-05		Previous Year - 03-04	
Tracking Soil	3	Tracking Soil (dirt runoff from landscape & sprinkler)	3
Landscape Mat'l Dumping	2	Landscape Mat'l Dumping (3 listed; 1 was follow-up on NTC)	2
Equipment Cleaning	1	Unhardened Cement (plaster, stucco, concrete slurry)	4
Saw Cutting Slurry	2	Misc Incidents (sediment; cement & const. debris)	2
Complaint not found (concerned citizens, potential violations)	3		
Misc. Incident (3 silt in street; 2 broken water main & broken valve)	5		
Allowable Discharge (water truck emptying water NTC issued	1		
Total Number of Incidents	17		11

Generally the number of incidents has remained about the same for the past 2 years. The increase from 11 to 17 is misleading. This year, out of five (5) miscellaneous incidents, 2 were from accidents (a water main brake and the second from a broken valve). In addition 3 of inspections resulting from calls turned out not to be violations; instead they were reports from concerned citizens regarding potential violations. Not surprisingly, 3 *Tracking Soil* incidents represent one

of the most common types of violations for the Town during both FY03-04 and FY04-05. Silt runoff, classified as miscellaneous type incidents, was responsible for 3 miscellaneous incidents compared with 2 miscellaneous incidents reported in the previous year.

Over all, the number of actual incidents has remained about the same. For the second consecutive year, Inspectors from the Town met regularly with the WVCWP Inspector to compare notes on construction sites and other IC/ID incidents around the Town. The increased communication has promoted a heightened awareness among staff regarding which areas or sites need to be watched more carefully. More familiarity with the potential problem sites or problem individuals, also leads to more efficient patrolling of the area. WVCWP and Town staff will continue to educate contractors and visit sites as frequently as possible. It was noted amongst inspectors that many construction related incidents are the result of smaller jobs (new driveways etc) that do not need a permit. Public outreach to residents and educational visits from the WVCWP Inspector will continue to reduce the number of residential violations.

The Town and the WVCWP have successfully used door hangers to encourage citizens to report anything they notice (other than storm water) in the streets or gutters. During FY 01-02, the WVCWP developed a door hanger to educate residents using a “neighborhood” approach, “Dumping Into Storm Drains Is Illegal…and it has occurred in your neighborhood.” The door hanger has been helpful in soliciting citizen involvement on a number of occasions. This year the Stormwater Rep for Los Gatos developed an additional Town door hanger (more details in the Street Sweeping section evaluation) for use by the street sweeper when encountering yard waste or residential construction debris in the sweeper’s path. Local residents have responded to this type of education with various calls and their vigilance has been helpful.

Fees to cover Inspection costs Los Gatos has imposed fees on developers for stormwater compliance. Extra “Permit” fees pay for inspectors. Most of the Town’s costs for stormwater quality are generated from construction or remodeling inspections and compliance, i.e. installation of a granite counter has to be inspected to ensure saw slurry does not get into the stormdrain. Inspections are not optional for the Town and these fees help meet the cost. (from Minutes - 10/6/05 WV training/ meeting)

Challenges to attending Construction Site Erosion Workshops, October is the worst month to attend a construction / erosion control workshop. Construction inspectors are rushing to meet the October 15th deadline to be prepared for the rainy season. Los Gatos may not be able to send staff if they are working 24 hours a day in order to finish preparations. Construction / Erosion workshops in October and November are not practical for West Valley municipal staff. Resolution – WVCWP arranged with a Planner from the SF Estuary Project to hold the Santa Clara Construction/ Erosion Control Workshop on Dec 8, 2005, at Campbell Community Center. In addition the Town has arranged with developers to provide two field trip training sites for the upcoming workshop.

The Construction Inspection Program Works Well – Continued public outreach efforts and further training or communication among municipal inspection staff and the WV Stormwater Inspector have served to develop a very coordinated and effective construction site inspection program.

THIS PAGE INTENTIONALY LEFT BLANK

LOS GATOS

Construction Site Inspections Annual Report FY0405

#	ICID Date	Contact Name	Incident Address	Report Source	Incident Type	Enforcment Action	Inspector Notes	Incident - Status	Follow-up Notes	Compliance Date
1	8/4/2004	O.S. Construction	917 Blossom Hill Rd., Los Gatos	Interdepartmental	Tracking soil	Verbal Notice	Residential. Tracking soil. Cleaned up gutter area by the end of day.	Incident - Resolved	All OK.	04-Aug-04
2	8/4/2004	Shvigilo Paving	14675 Winchester Blvd., Los Gatos	Interdepartmental	Tracking soil	Verbal Notice	Commercial. Soil tracking.	Incident - Resolved	Contractor cleaned up gutter and street.	04-Aug-04
3	8/5/2004	Fisher Middle School	Roberts Rd., Los Gatos	Interdepartmental	Saw cutting slurry discharge	Warning Notice	Saw cut slurry. NTC #1659 issued.	Incident - Resolved	Contractor cleaned up slurry from surface.	05-Aug-04
4	8/11/2004	Residence, BRW Construction	272 Old Adobe Rd., Los Gatos	Citizen Complaints	Equipment cleaning	Verbal Notice	Contractor washing equipment in street. Cheri called it in. I went right out. Had him clean up.	Incident - Resolved	All AOK.	11-Aug-04
5	10/7/2004	Sanco Pipeline at residence	15047 Los Gatos Blvd., Los Gatos	Interdepartmental	Allowable discharge	Warning Notice	Water truck emptying into SD. All taken care of. NTC #1666 issued.	Incident - Resolved	All OK now.	07-Oct-04
6	10/20/2004	Residence	15971 Stephanie Ln., Los Gatos	Other agency	Misc. incidents	Warning Notice	Drywall material stored in street. In case of rain, bags would leak and be a problem. Chuck Hart also went out and took care of problem. He issued NTC#1603. All OK now.	Incident - Resolved	All OK now.	20-Oct-04
7	10/21/2004	Craig McClellan	103 Vista de Monte	Interdepartmental	Landscape material dumping	Warning Notice	Remove all soil from gutter area. Issued NTC#1667.	Incident - Resolved	All OK now.	21-Oct-04
8	10/21/2004	Vladimir M. Const. at residence	16051 Winterbrook Rd., Los Gatos	Interdepartmental	Misc. incidents	Warning Notice	Construction site runoff. Silty water in gutter. Cleaned up immediately. NTC# 1602 issued by Chuck.	Incident - Resolved	All OK now.	21-Oct-04
9	10/28/2004	residence	across from 322/320 Bella Vista, Los Gatos	Interdepartmental	Misc. incidents	No Action	PG&E trenching operation hit a water main. Gyser caused water and silt to run down curb and gutter. Vacuum truck on site vacuuming up silt and water. All OK now.	Incident - Resolved	All OK now.	28-Oct-04
10	11/17/2004	Residence	272 Old Adobe Rd., Los Gatos	Citizen Complaints	Misc. incidents	Verbal Notice	New driveway and walkway being installed. Silt runoff in gutter. Work almost completed. No more runoff. I made them clean gutter all the way to SD. Went back on 11-18-04. All OK.	Incident - Resolved	All OK now.	17-Nov-04
11	12/7/2004	Los Gatos-Saratoga High School District	17421 Farley Rd.W., Los Gatos	Citizen Complaints	Tracking soil	Verbal Notice	Cameron Colson emailed pictures. Sandbags around SD had been run over and broken. Went right out. Had them clean up around SD and place new sandbags. Also, roadway cleaned up mud and dirt due to construction.	Incident - Resolved	Went back on 12-10-04 and 12-13-04. Much improved. All cleaned up. New sandbags around SD. Took pictures.	07-Dec-04
12	12/10/2004	Jewish Commun. Ctr.	Oka Rd. off Lark Av., Los Gatos	Citizen Complaints	Complaint not found	No Action	Cameron Colson emailed pictures. Went right out. Construction site for new building. Very clean for a construction site. Nothing wrong. Took pictures. Chuck Hart, L.G., also went out. Reached same conclusion, looks good. Nothing wrong.	Non-Incident	AOK.	10-Dec-04
13	12/18/2004	Los Gatos Creek	10 Monroe Ct., Los Gatos	Citizen Complaints	Complaint not found	No Action	Concern about pesticide being used to clear ivy may get into creek. Trish thinks they mean herbicide. Project has not been approved. Nothing has been used for ivy removal.	Non-Incident	Cameron Colson came out to discuss this with her. No problem right now. Project not yet approved.	18-Dec-04
14	1/19/2005	Residence	211 Old Adobe Rd., Los Gatos	Interdepartmental	Landscape material dumping	No Action	New driveway. Landscaping in front.Pile of dirt in street. Told them to clean up before end of day. Went by later. All OK.	Incident - Resolved	All OK.	19-Jan-05
15	1/21/2005	San Jose Water Co.	in front of 235 Wedgewood Av., Los Gatos	Other agency	Misc. incidents	Verbal Notice	Lisa called me. SJ Water is repairing a broken valve. Sediment with water going into SD. I had them block off the SD. I called George Garcia. Lisa said she would notify the Reginal Board.	Incident - Resolved		21-Jan-05
16	2/25/2005	Bldg. under construction	Winchester Blvd. adjacent to Hwy 85	Interdepartmental	Complaint not found	No Action	Citizen called in regard to soil tracking. George went right out. No problem. I agree.	Incident - Resolved	All AOK.	25-Feb-05
17	4/6/2005	WVSD	Bachman @ Tait, Los Gatos	Interdepartmental	Saw cutting slurry discharge	Verbal Notice	Saw cutting "slobber" dumped in SD. SD must be cleaned. All Ok now.	Incident - Resolved	All Ok now.	06-Apr-05

Training Summary: Construction Inspection FY 03-04

Training Description	Date	Attendees
Construction Site Planning & Management for Compliance with NPDES Requirements Sponsored by RWQCB & SF Estuary Project **Topics:** ▪ Construction Regulations & Responsibilities ▪ Erosion & Sediment Control BMPs ▪ Non-stormwater Discharge Prevention ▪ Demonstration Site Visit **Video:** "Hold Onto Your Dirt"	**Oct. 12, 2004**	**WVCWP(2)** Program Manager Stormwater Discharge Inspector **Campbell (2)** Senior Construction Inspector Senior Building Inspector **Los Gatos (2)** Engineering Inspector Senior Engineering Technician **Monte Sereno (2)** Building Official Assistant City Engineer
Construction Site Sampling, Analysis & Interpretation Sponsor: CWEA Speaker: Sandra Mathews, Lawrence Livermore Laboratory **Topics:** History of Sampling & Analysis with NPDES for Construction Activities Current Conditions for S&A Sampling for Turbidity & Sediment Sampling for Non-visible Pollutants	**March 2, 2005**	**WVCWP(2)** Program Manager & Program Assistant **Campbell (1)** Senior Civil Engineer
Construction BMPs Sponsor: CWEA Speaker: Robert Ketley, City of Watsonville	**March 1, 2005**	**WVCWP(2)** Program Assistant Program IC/ID Inspector

West Valley Communities

Santa Clara Valley Urban Runoff Pollution Prevention Program

FY 2004-2005 ANNUAL REPORT

Note:

In order to prevent redundancy, the PI/P table has been created as one table for all four WV Communities.

Activities sponsored by an individual community are noted where appropriate.

PI/P activities for the WVC tend to be attended by residents from several WV communities, and many of the PI/P tasks are handled by WVCWP for all communities at once. In addition, a number of schools serve residents from more than one community.

PUBLIC INFORMATION/PARTICIPATION

FY 2004-2005 Work Plan Self Evaluation Matrix

Source	04-05 Work Plan Activity	FY04-05 Work Plan Tasks	FY 04-05 Accomplishments	Responsible Party
A. SCV Program Projects/Support				
SCV Program PMP (II.A.1)	General Outreach	a. Watershed Education and Outreach Campaign Support multi-year watershed education and outreach campaign. WVCW Pgm Mgr assists via WEO Ad hoc Task Group. Participate in campaign development and special projects. Campaign will include funding for educational programs at the Alviso Ed Center and funding for ZunZun performances in local schools. Continue establishing partnerships with local recreational attractions to promote watershed messages. (i.e. Happy Hallow Zoo and Bonfante Gardens) See SCVURPPP Project Work Plan for details.	WV Communities (WVC) support the multi year Watershed Education Outreach (WEO) campaign. Program Mgr is active in the WEO AHTG and in the Schools & Youth Education Outreach Subgroup. **Zun Zun Assemblies** Letters and emails were sent to several local WVC Elementary schools informing them about the free sponsored ZunZun Assemblies available to their students. All schools which participated received two (2) vocabulary lists (one for K-2 and one for 3-6) and an information sheet about the assembly content for teachers to refer to. Teachers were asked to familiarize the students with the vocabulary words prior to the assembly. Three (3) WVC schools participated in the assembly. Castlemont Elementary, Campbell **742 students**	WVCWP Staff

West Valley Communities

Santa Clara Valley Urban Runoff Pollution Prevention Program

FY 2004-2005 ANNUAL REPORT

PUBLIC INFORMATION/PARTICIPATION				
FY 2004-2005 Work Plan Self Evaluation Matrix				
Source	**04-05 Work Plan Activity**	**FY04-05 Work Plan Tasks**	**FY 04-05 Accomplishments**	**Responsible Party**
			Capri Elementary, Campbell **470 students** Blackford Elementary, Campbell **649 students** The assembly was performed twice at each school. **San Jose Spring Home and Garden Show (4/17/05)** WVCWP participated in staffing the Program's Pesticide Reduction Display & distributing Pest Mgmt fact sheets/brochures. **OSH How to Fair (5/15/05)** WVC provided (1) staff to help attend the booth at the OSH How to Fair at the San Jose Convention Center. **263 residents** had contact with booth personnel. **Classic Car Wash Promotions** WVCWP participated in staffing 2 of the Program's Classic Car Wash events to promote watershed education and proper car washing behavior. Staff assisted in distributing Car Wash fact brochures.	

West Valley Communities

Santa Clara Valley Urban Runoff Pollution Prevention Program

FY 2004-2005 ANNUAL REPORT

PUBLIC INFORMATION/PARTICIPATION

FY 2004-2005 Work Plan Self Evaluation Matrix

Source	04-05 Work Plan Activity	FY04-05 Work Plan Tasks	FY 04-05 Accomplishments	Responsible Party
NPDES Permit, PMP (II.A.12)	Targeted Outreach	b. Pesticide User Outreach Project Provide funding and participate in implementing IPM Store Partnership and Household Chemical Management Projects. Project scope will include items in program's Pesticide Management Plan based on provision c.9.d. of the Permit for outreach to residents, commercial businesses, and pest control operators.	WVCWP continues to partner with the ***Summer Winds Nursery*** in Campbell in educating the general public on less-toxic methods to control pests. This year a seminar was held for all employees (Feb. 2nd) with speaker Annie Joseph. Topics included less toxic pest management and child and pet-safe solutions for homes and gardens. Employees will be able to relay this information to their customers.	WVCWP Staff
CI, Discretionary Project	Educational Outreach	c. Schools Outreach and Watershed Education Continue a pilot study on Wacky Watershed's, 6th - 8th grade curriculum, consistent with state required education standards and current watershed campaign messages. Evaluate effectiveness and appeal by providing training to teachers and soliciting their evaluations.	In previous years, WVCWP made numerous attempts to meet with 6th - 8th grade science teachers concerning "Wacky Watersheds" but did not receive responses. WVCWP then took a new approach which has proven very successful: since the **Calif. 5th grade** curriculum addresses "Keeping Water Clean" and "Pollutants Travel" in its Water Unit, WVCWP developed an Enviroscape-based 5th grade curriculum addressing these topics. Wacky Watersheds' messages have been incorporated into this curriculum. One rotation station features the Wacky Watersheds video "It's Wet, It's Wild, It's Water". WVCWP gained teacher invitations to present this curriculum to five different 5th grade classes in FY 04-05 (appx. 145 students participated). **Teachers' evaluations state** "Thanks for coming!" and consider that the program *"very much"* helped students learn about watersheds, learn to avoid residential runoff	WVCWP Staff

West Valley Communities

Santa Clara Valley Urban Runoff Pollution Prevention Program

FY 2004-2005 ANNUAL REPORT

PUBLIC INFORMATION/PARTICIPATION

FY 2004-2005 Work Plan Self Evaluation Matrix

Source	04-05 Work Plan Activity	FY04-05 Work Plan Tasks	FY 04-05 Accomplishments	Responsible Party
			pollution, addressed curriculum topics; teachers state that they would refer it to other teachers. 3 "Wacky Watersheds" materials packages were distributed to participating teachers in FY 04-05. See 2.B.k "Coordinate Watershed Education with schools" for details.	
NPDES Permit, Provision c.9.c.	Targeted Outreach	d. Mercury Pollution Prevention Outreach This project will encompass local implementation of the Program's Mercury Pollution Prevention Plan and will include public education on: 1) the effects of mercury in the environment, and 2) products containing mercury and proper disposal of such products	WVCWP Program Manager participates in the Mercury Ad Hoc Task Group on behalf of the WVC. Project implementation and projects for consideration, which are discussed in the AHTG, are presented to City staff for appropriate follow-through. See Program's Annual Report; see PI/P Sections below, and the Mercury Section for each WVC, for further details.	WVCWP Staff
See SCVURPPP Program Report for evaluation of Program-wide projects				
B. WVCWP Joint Projects				
Materials Distribution *(See specific Elements for background info & evaluation on materials distribution (i.e. Pesticide Management)*				
URMP	General Outreach	a. Distribute Materials. Maintain a website (and phone request line) for public information and distribution of materials.	WVCWP continues to maintain the telephone request line. However most outreach material is now available on our web site, www.cleancreeks.org. **4** requests for information on IPM and general interest were received on the information phone line.	WVCWP Staff

West Valley Communities

Santa Clara Valley Urban Runoff Pollution Prevention Program

FY 2004-2005 ANNUAL REPORT

PUBLIC INFORMATION/PARTICIPATION

FY 2004-2005 Work Plan Self Evaluation Matrix

Source	04-05 Work Plan Activity	FY04-05 Work Plan Tasks	FY 04-05 Accomplishments	Responsible Party
IPM Materials Distribution				
URMP	General Outreach	2.B.a Distribute materials Distribute public information materials at civic centers, libraries, community centers, building and planning department desks.	**829 Total IPM materials distributed + uncounted amounts distributed by City of Campbell** **<u>IPM Guides</u>** 205 – Grow it guides 11 – Kids Guide to Backyard Bugs 55 – Pests Bugging You? 77 – A Child's Garden Coloring book 50 – Good Bug Tub **<u>IPM Fact Sheets</u>** 50 – Naturally Managing Pests for a Healthy Garden 45– Problem Pesticides 10 – Roses 62 – Beautiful Lawns 6 – Snails & Slugs 45 – Spiders 45 - Yellowjackets 4 – Aphids 10 – West Nile Virus	WVCWP Staff

West Valley Communities

Santa Clara Valley Urban Runoff Pollution Prevention Program

FY 2004-2005 ANNUAL REPORT

PUBLIC INFORMATION/PARTICIPATION

FY 2004-2005 Work Plan Self Evaluation Matrix

Source	04-05 Work Plan Activity	FY04-05 Work Plan Tasks	FY 04-05 Accomplishments	Responsible Party
			Other Materials 76 – 'Sluggo' Snail Bait Samples 50 – Pesticide Reduction FS 28 - "Soil Matters" 32 page book At Campbell Arbor Day, the following materials were distributed, but numbers distributed were not totaled: -Children's Flyer -Grow It Guides -Pests Bugging You IPM Fact Sheets: -Beautiful Lawn -Ants -Cockroaches All other materials listed above were distributed at sites including: **Gardening Centers:** Summer Winds Nursery, Orchard Supply and Hardware **Gardening Classes:** Campbell Community Center Master	

West Valley Communities

Santa Clara Valley Urban Runoff Pollution Prevention Program

FY 2004-2005 ANNUAL REPORT

PUBLIC INFORMATION/PARTICIPATION

FY 2004-2005 Work Plan Self Evaluation Matrix

Source	04-05 Work Plan Activity	FY04-05 Work Plan Tasks	FY 04-05 Accomplishments	Responsible Party
			Gardeners Classes **City Halls/Community Centers/Libraries:** Campbell, Los Gatos, Monte Sereno, Saratoga **Community Events**: Audubon Wildlife Education Day, , Los Gatos Beautiful Celebration/ Farmers' Market, Saratoga Mustard Walk, Saratoga "Building Bridges" event (West Valley Cmmty College), **Schools:** Los Gatos High School	
URMP	Targeted Outreach	2.B.a Distribute materials Provide pesticide management materials to: 1) nurseries and hardware stores for distribution at point-of-sale; 2) pest control operators and landscapers, and 3) municipal employees.	Summer Winds Garden Center in Campbell maintains an IPM materials literature holder for which WVCWP provides some of the outreach material. 50 Grow-It Guides were distributed here in FY 04-05; distribution was delayed by the store's recent change in management, and changing requests for type of display rack (floor vs. wall-mounted). Orchard Supply Hardware (bordering Saratoga & Campbell) allowed WVCWP to place an IPM basket display "Grow-It Guides" in their checkout area; 50 Grow-It Guides & 20 "A Child's Garden" coloring books were part of the display. Pest Control Contractors and Landscape Contractors for all WVC were contacted with information/invitations for the March 2005 free IPM training sponsored by WVC through WVCWP. CEUs for Pesticide Applicators and Nursery Professionals were offered. 1 Pest Control Contractor and 1 independent Landscape Contractor attended.	

West Valley Communities

Santa Clara Valley Urban Runoff Pollution Prevention Program

FY 2004-2005 ANNUAL REPORT

PUBLIC INFORMATION/PARTICIPATION

FY 2004-2005 Work Plan Self Evaluation Matrix

Source	04-05 Work Plan Activity	FY04-05 Work Plan Tasks	FY 04-05 Accomplishments	Responsible Party
			Municipal Employees may pick up IPM materials from their respective City/Town offices.	
Household Hazardous Waste / Copper – Nickel / Mercury / *Other* -- Materials Distribution				
URMP		2.B.a Distribute materials Distribute **Household Hazardous Waste & Home Maintenance** public information materials to general public:	See specific Elements for background info on materials distribution (i.e. Mercury) **1,300 Total HHW & Other materials distributed** **HHW Literature:** 15 -- "Would You Eat It?" Mercury flyer 15 -- Mercury & Autism article reprint/flyer 15 – Earth Day/Apple Computer E-waste Drop-off flyer 4 – Home Maintenance Tips 239 – Household Hazardous Waste Recycling & Disposal 95 -- Free Fluorescent Lamp Drop Off locations 95 -- Mercury FAQ Sheet 95 -- Hunt for Mercury at Home sheet 95 -- Household Battery Drop off Locations 50 – Cars Pollute Too 50 –Washing Cars & Other Vehicles 172 – *WVCWP-created* HHW/Mercury drop-off flyer 77 – *WVCWP-created* flyer: Keep Water Safe from	WVCWP Staff

West Valley Communities

Santa Clara Valley Urban Runoff Pollution Prevention Program

FY 2004-2005 ANNUAL REPORT

PUBLIC INFORMATION/PARTICIPATION

FY 2004-2005 Work Plan Self Evaluation Matrix

Source	04-05 Work Plan Activity	FY04-05 Work Plan Tasks	FY 04-05 Accomplishments	Responsible Party
			Mercury 53 – Pools & Spas 50 – SCVURPPP Pencils 50 – Watershed Watch Tattoos 122- Our Water Our World picture frame magnets 8 – West Nile Virus At Campbell Arbor Day, the following materials were distributed, but numbers distributed were not totaled: Take Me Shopping Bay Begins At Your Front Door SCVURPPP Paint Stirrers SCVURPPP Magnets Green Valley curbside recyclables Builders Reuse Recycling Guide Reuse and Recycling List-(including electronics At Campbell Earth Day/ Community Cleanup, the following materials were distributed, numbers distributed are included above: -Household Hazardous Waste Program -Free Fluorescent Lamp Drop Off locations	

West Valley Communities

Santa Clara Valley Urban Runoff Pollution Prevention Program

FY 2004-2005 ANNUAL REPORT

PUBLIC INFORMATION/PARTICIPATION

FY 2004-2005 Work Plan Self Evaluation Matrix

Source	04-05 Work Plan Activity	FY04-05 Work Plan Tasks	FY 04-05 Accomplishments	Responsible Party
			-Mercury FAQ Sheet -Hunt for Mercury at Home sheet -Household Battery Drop off Locations All other materials listed above were distributed at sites including: **Gardening Centers**: Summer Winds Nursery; Orchard Supply & Hardware **Community Groups/Events:** Saratoga: Mustard Walk, "Building Bridges"; Los Gatos Beautiful Celebration/ Farmers Market; Audubon Wildlife Fair **Municipal Offices & Libraries** **Municipal street staff** distribute Pool & Spa brochures during street sweeping and maintenance activities, when appropriate **Real Estate offices:** Intero	

EVALUATION

IPM Materials: The "Soil Matters" 32 page booklet was very-well received by the AgroEcology science class at Los Gatos High school, and will be kept as class reference material and incorporated into the curriculum for that class.

The "Grow-It Guide" continues to be the most popular IPM literature. Although WVCWP and the cities/town make available a variety of IPM materials at public places and community events, it is most common for residents to pick up only the Grow-It Guides. Among the IPM fact sheets, residents seem most interested in the Roses sheet and the Beautiful Lawns sheet.

West Valley Communities

Santa Clara Valley Urban Runoff Pollution Prevention Program

FY 2004-2005 ANNUAL REPORT

PUBLIC INFORMATION/PARTICIPATION

FY 2004-2005 Work Plan Self Evaluation Matrix

Source	04-05 Work Plan Activity	FY04-05 Work Plan Tasks	FY 04-05 Accomplishments	Responsible Party

Items for children are also popular – see 2.B.k "Coordinate Watershed Education with schools" below. One of the most popular items has been the "Our Water Our World" picture frame magnet. While the magnet doesn't give actual IPM advice, it features the web site address, and it is hoped that residents will visit the web site (partially funded by SCVURPPP) as it is an excellent resource. The "Kids Guide to Backyard Bugs" is always popular, but supplies are very limited, so these are distributed sparingly. Many more would be taken, if they were available.

WVCWP has had the most success in providing IPM material to the Master Gardeners classes at the Campbell Community Center, since these supplement the instructor's information, and attendees have an interest in gardening (see Pesticide Mgmt Section for details). It appears that there would be an interest in at least basic IPM info in any of the gardening classes in this series. In FY 05-06 a more concerted effort will be made to get some IPM materials to each of these classes, rather than just distributing to the Pest Management class, as was done this year.

In the WVC, it appears that quite a bit of residential landscape care is handled by very small landscape businesses. WVCWP continues to search for a means of reaching residents who use these services and who could request a change in pesticide use from their contractors. Discussions with Licensed PCOs indicate that residents call them after the small (probably unlicensed) contractors spray a variety of chemicals without successful results. This means that not only are residents resorting to pesticide spraying, they are ending up with more spraying than is actually needed, if the work was initially done correctly. It would be helpful to have material which could simply and quickly educate residents on this matter.

Household Hazardous Waste / Copper – Nickel / Mercury / *Other:*

Staff created a variety of flyers this year focusing on Mercury, especially the need to recycle Fluorescent Light Bulbs – See" New Creations by WVCWP" below for details.

WVCWP staff created a colorful outreach piece related to Copper (aimed at Car Wash Fundraisers --see" New Creations by WVCWP" below), but see a need for a general piece on Car Washing which would explain the reasons to avoid car wash runoff into storm drains. This would be especially helpful if the appearance appealed to a high school/ young adult age group who might be likely to wash at home rather than using a car wash. In addition, staff usually receive questions about copper water pipes when trying to explain the copper/brake pad/water pollution issue. Based on this, and the same questions related to architectural copper, it appears that some sort of outreach piece on copper would be useful. Staff have not yet found any outreach pieces which would serve as good models on these subjects, but will continue looking into possibilities. The Car Wash Kit flyer will be distributed to schools in FY 05-06.

ICID/IND Materials Distribution

West Valley Communities

Santa Clara Valley Urban Runoff Pollution Prevention Program

FY 2004-2005 ANNUAL REPORT

PUBLIC INFORMATION/PARTICIPATION				
FY 2004-2005 Work Plan Self Evaluation Matrix				
Source	**04-05 Work Plan Activity**	**FY04-05 Work Plan Tasks**	**FY 04-05 Accomplishments**	**Responsible Party**
Materials distributed by WVCWP Stormwater Discharge Inspector	Targeted Outreach	2.B.a Distribute materials **Materials distributed by WVCWP Stormwater Discharge Inspector** Distributed during inspections and during response to incidents	**1,098 outreach materials distributed through IND & IC/ID efforts** **Residential:** 30 – Bay Begins At Your Front Door 20 – Pool and Spa Brochures 128 – Business Cards 98 – IC/ID Door Hangers 9 – Painting Tri-fold **Commercial – General (Dry Cleaners, etc.)** 7 – Bay Begins at Your Front Door 7 – Business cards 5 – Healthy Bay – It's Good Business **Vehicle Facilities:** 86 – Business Cards 36 – Best Management Practices 31 – Auto Body Work 125* – Washing Cars *(includes 50 distributed at Car Wash Fundraisers) 43 – Your Shop Can Make a Difference	

West Valley Communities

Santa Clara Valley Urban Runoff Pollution Prevention Program

FY 2004-2005 ANNUAL REPORT

PUBLIC INFORMATION/PARTICIPATION				
FY 2004-2005 Work Plan Self Evaluation Matrix				
Source	**04-05 Work Plan Activity**	**FY04-05 Work Plan Tasks**	**FY 04-05 Accomplishments**	**Responsible Party**
			41 – Keeping a Clean Shop 8 – Changing Oil **<u>Restaurants:</u>** 66 – Business Cards 30 – Good Cleaning Practices Restaurants 66 – “Don’t Set a Table for Pests” 66 – Water Quality Protection Guidelines – Food Handling **<u>Construction:</u>** 19 – Bay Begins at Your Front Door 110 – Business cards 5 – Healthy Bay Small Business 13 – Blue Print for a Clean Bay <u>“Yes-No” (Multi-Language) Cards</u> 6 – Saw Cutting/ Slurry disposal 18 – Tracking Soil <u>Construction Tri-folds:</u> 5 – Fresh Concrete Mortar 20 – General Construction Site Supervision	

West Valley Communities

Santa Clara Valley Urban Runoff Pollution Prevention Program

FY 2004-2005 ANNUAL REPORT

PUBLIC INFORMATION/PARTICIPATION

FY 2004-2005 Work Plan Self Evaluation Matrix

Source	04-05 Work Plan Activity	FY04-05 Work Plan Tasks	FY 04-05 Accomplishments	Responsible Party
			(Construction Tri-folds are given out by all municipal offices to grading/construction permit applicants, and prospective applicants; counter staff do not document number of tri-folds distributed.) **IC/ID material distributed - Totals by City:** **Campbell:** **348 pieces (including business cards)** **Los Gatos:** 323 pieces (including business cards) Los Gatos Street Sweeping staff distributes a doorhanger with IC/ID info when appropriate; number distributed is not documented. **Monte Sereno:** **21 pieces (including business cards)** **Saratoga:** **98 pieces (including business cards)**	

EVALUATION

The Stormwater Discharge Inspector has found that the best outreach item for restaurants is the “Good Cleaning Practices for Restaurants poster, which incorporates 6 pictures of proper cleaning BMPs. The piece is 12”x36” and can be hung either horizontally or vertically; the paper has a greaseproof coating. Unfortunately, WVCWP only has 8 of these left, and they have been distributed very sparingly, depending upon need and interest. SCVURPPP does not have any available on request. The poster was originally part of a 6 piece packet. WVCWP will investigate whether there might be any means/interest/funding for re-printing the poster alone.

West Valley Communities

Santa Clara Valley Urban Runoff Pollution Prevention Program

FY 2004-2005 ANNUAL REPORT

PUBLIC INFORMATION/PARTICIPATION

FY 2004-2005 Work Plan Self Evaluation Matrix

Source	04-05 Work Plan Activity	FY04-05 Work Plan Tasks	FY 04-05 Accomplishments	Responsible Party
The Discharge Inspector also sees a need for a simple piece on Car Washing which would explain the reasons to avoid car wash runoff into storm drains (as discussed above in "Materials Distribution – HHW/ Copper-Nickel"). Los Gatos has had good results with a doorhanger carried by the streetsweeper. When evidence of potential runoff pollution problems are encountered (such as grass clippings in the gutter) the resident receives notification/education through use of the doorhanger.				
New Creations by WVCWP / WVCWP Materials Distribution				
	General Outreach	.B.a WVCWP: Creation of new outreach materials **not part of Work Plan – additional activity**	**Created "With Your Own 2 Hands" – digital music video/ slide show** This DVD highlights Creek Clean-up volunteers and water pollution prevention. It shows *Creek Keepers Volunteers* with trash grabbers and clipboards as they clean creek sites and conduct trash monitoring, along with the creeks' natural beauty, and creek trash problems. WVCWP created this piece as outreach to encourage participation in Creek Clean-ups and to increase awareness of the problems of trash in creeks. WVCWP is discussing potential methods of having teachers and youth group leaders view the video to encourage schools/ scout troops, etc. to partner with WVCWP in Creek Clean-ups. This activity was chosen as an alternative to creation of a WVCWP newsletter this year (see 2.B.h below). The show was created at no extra cost, using existing computer software and existing photos from WVCWP	

West Valley Communities

Santa Clara Valley Urban Runoff Pollution Prevention Program

FY 2004-2005 ANNUAL REPORT

PUBLIC INFORMATION/PARTICIPATION

FY 2004-2005 Work Plan Self Evaluation Matrix

Source	04-05 Work Plan Activity	FY04-05 Work Plan Tasks	FY 04-05 Accomplishments	Responsible Party
			creek clean-ups.	
	Educational Outreach	.B.a WVCWP: Creation of new outreach materials **not part of Work Plan – additional activity**	**Created Ground Water Pollution Lesson – High School level** Distributed to Los Gatos High School Science teachers and Youth Science Institute staff (see 2.B.k "Coordinate Watershed Education with schools")	WVCWP Staff
	Educational Outreach	.B.a WVCWP: Creation of new outreach materials **not part of Work Plan – additional activity**	**Created 5th Grade Science – Water Curriculum "Pollutants Travel" & "Keeping Water Clean"** – 2x 20 minute presentations, 1 for Coastal Region Watershed Model, 1 for Upland Region Watershed Model. (see 2.B.k "Coordinate Watershed Education with schools")	WVCWP Staff
	General Outreach	.B.a WVCWP: Creation of new outreach materials **not part of Work Plan – additional activity**	**Created Pet Waste Pollution Poster** WVCWP was able to arrange for a free digital/ printable poster with WVCWP logo through "Earth 911". The poster has a humorous, eye-catching look and WVCWP has been using it with good response during school Enviroscape presentations. Text includes: "If you think picking up dog poop is unpleasant, try drinking it… Pet Waste washes into storm drains, polluting our rivers, lakes and drinking water sources. Get the scoop." Staff is discussing additional means of putting the poster to use, and obtaining posters on other topics.	
	General	.B.a WVCWP: Creation of new outreach	**Created "HHW – Mercury" Display:**	

West Valley Communities

Santa Clara Valley Urban Runoff Pollution Prevention Program

FY 2004-2005 ANNUAL REPORT

PUBLIC INFORMATION/PARTICIPATION

FY 2004-2005 Work Plan Self Evaluation Matrix

Source	04-05 Work Plan Activity	FY04-05 Work Plan Tasks	FY 04-05 Accomplishments	Responsible Party
	Outreach	materials **not part of Work Plan – additional activity**	Color posters highlighting fluorescent light bulbs as HHW were created and attached to 3 tier literature racks. Flyers advertising the free WV HHW Drop-off event were created; these also highlighted proper disposal for Mercury products. Additional material in the displays included the SC County HHW brochure, and WVCWP's "Keep Your Family & Water Safe from Mercury". At least 1 display was placed in each WV community at a library &/or community center or post office.	
	General Outreach	.B.a WVCWP: Creation of new outreach materials **not part of Work Plan – additional activity**	**Created 2 new Mercury Flyers (from Mercury Ad and Mercury article – LA Times)** **"Would You Eat It?"** highlights dangers of mercury in the environment, sources of mercury and where to recycle products (list of local participating hardware stores), and fish to avoid due to mercury contamination. An article from the LA Times (detailing a recent study on mercury in the environment and links to autism) was reprinted and distributed with the Would You Eat It? flyer. These were well-received when distributed at the LG Farmers' Market. All 15 were taken and more could have been given out, if available.	
	Targeted Outreach	.B.a WVCWP: Creation of new outreach materials **not part of Work Plan – additional**	**Created Car Wash Kit Flyers** WVCWP created a Flyer for each City/Town, including reference to the relevant Municipal Code for Stormwater.	WVCWP Staff

West Valley Communities

Santa Clara Valley Urban Runoff Pollution Prevention Program

FY 2004-2005 ANNUAL REPORT

PUBLIC INFORMATION/PARTICIPATION

FY 2004-2005 Work Plan Self Evaluation Matrix

Source	04-05 Work Plan Activity	FY04-05 Work Plan Tasks	FY 04-05 Accomplishments	Responsible Party
		activity	The flyer directs residents to contact WVCWP for free use of the Car Wash Kit whenever a fundraiser car wash will be conducted. The flyer is available at Municipal offices for residents who might ask about any necessary permits for their fundraiser. WVCWP has also initiated distribution of the flyer to schools. See Copper Section Attachment A	

EVALUATION

The new curriculums for the 2 Enviroscapes appeared to appeal to the students; students remained very engaged when they participated in their 2nd Enviroscape station and no one expressed any frustration that the 2 presentations were similar. Staff worked hard to create activities that would be unique to each model, and also to stress a few similar but important points in both models. WVCWP will continue to use the 2 presentations together when space at a school allows for this.

WVCWP continues to discuss creation of some type of material which could be distributed to classrooms when the Enviroscape is presented. However, since students bring home so many papers from school, it is felt that any piece would need to appear unique. While the calendar produced last year was unique, useful and popular, the current budget situation does not allow for printing of new calendars each year, and has never allowed for printing enough for the calendars to be 'take home' material.

The curriculum on infiltration and pesticide pollution, created for the Ground Water Flow Model, was a very effective teaching tool, according to the High School Science teacher. The presentation has been requested for the 05-06 school year.

The Mercury Warning flyer (see "Mercury Ad – Attachment A" in Mercury Section) was handed out with an article on Mercury & Autism, reprinted from the LA Times. Residents appeared to be very interested in both pieces. 15 of each were printed for a trial at Los Gatos Beautiful; all were taken, and many more could have been distributed.

The Car Wash Kit flyers were created to meet a need for getting this information to the public. The Town of Los Gatos web site's Public Works page had some of this information, and WVCWP has received a number of calls based upon this page. The flyer was created as a means to easily get the information to schools; it has also been posted in municipal offices. It generated a call from one Los Gatos school district, which is now looking into setting up its own car wash kit. It will be distributed widely in FY 05-06 and will be posted on the WVCWP web site.

West Valley Communities

Santa Clara Valley Urban Runoff Pollution Prevention Program

FY 2004-2005 ANNUAL REPORT

PUBLIC INFORMATION/PARTICIPATION

FY 2004-2005 Work Plan Self Evaluation Matrix

Source	04-05 Work Plan Activity	FY04-05 Work Plan Tasks	FY 04-05 Accomplishments	Responsible Party
URMP, PMP (II.A.4.)	General Outreach	b. Participate in Community Events Promote watershed messages by participating in community events (e.g., farmers market, festivals, creeks clean-ups, etc.). Conduct or participate in local activities that are coordinated with the Watershed Education & Outreach campaign, including outreach events targeted at pesticide users.	WVCWP partnered with the local Sierra Club chapter & Audubon Society to feature a table at Audubon's annual October "Wildlife Education Fair". The table featured: the Enviroscape hands-on watershed model demonstrating various types pollution in runoff, a display on dangers of diazinon for birds, and IPM materials. The Sierra Club distributed California Golden Poppy seeds to promote pest-resistant planting. Attendance at the fair was a bit lower this year, due to rain. However, the table attracted appx. 25 children, some of whom stayed for 2-3 presentations. Parents watched the presentations from behind their children. The City of Campbell conducted outreach through its Arbor Day activity (April 19th) and Community Clean Up Day (April 23rd – 95 participants) and distributed a variety of materials, including IPM & HHW. The Town of Los Gatos conducted outreach through its Farmer's Market /Los Gatos Beautiful Celebration (April 2005). WVCWP staffed booths at the event and distributed a variety a materials. The City of Saratoga conducted outreach through its Building Bridges event (October 2004) and its Mustard Walk (Feb. 2005). A variety of materials was distributed by City staff at both events. WVCWP organized a Creek Clean-up Event with Sacred Heart School in Saratoga (students from all WVC). Appx 60 students and 5 parents participated. The beginning of	WVCWP Staff

West Valley Communities

Santa Clara Valley Urban Runoff Pollution Prevention Program

FY 2004-2005 ANNUAL REPORT

PUBLIC INFORMATION/PARTICIPATION

FY 2004-2005 Work Plan Self Evaluation Matrix

Source	04-05 Work Plan Activity	FY04-05 Work Plan Tasks	FY 04-05 Accomplishments	Responsible Party
			the Clean-up featured a talk on protecting creeks and preventing litter. The event was featured on the front page of the Saratoga News weekly paper. (See Trash Management section for details) WVCWP Staff participated in **(2) Orchard Supply & Hardware** No Tax Weekends handing out IPM materials and talking with customers about less toxic pest management and mercury issues. *Grow It Guides*, *A Children's Garden* coloring books, and HHW flyers were left at the point of sale for customers. WVCWP staff participated in 4 WEO Outreach events. See Pesticide Management Section and Copper-Nickel Sectio for details.	
URMP, PMP (V.A.5)	c. Prepare Newsletter Articles	Prepare and contribute articles of interest to the City newsletter. Topics such as HHW disposal, pesticide, mercury, trash and copper/nickel will be promoted.	WVCWP contributed a variety of articles to municipal newsletters. Stormwater Reps also consulted with their editors on timely subjects. Submitted: "Claire Water" cartoon strip on recycling Fluorescent Lights and items with Mercury. Printed in: the "Campbell Profile", "Los Gatos Vista", and "The Saratogan" Submitted: Article on copper and Draining Pools & Spas, with graphics from Program brochure. Printed in: "Campbell Profile", "Monte Sereno Newsletter" Submitted: WV HHW Drop-off event article, focusing on	WVCWP Staff

West Valley Communities

Santa Clara Valley Urban Runoff Pollution Prevention Program

FY 2004-2005 ANNUAL REPORT

PUBLIC INFORMATION/PARTICIPATION

FY 2004-2005 Work Plan Self Evaluation Matrix

Source	04-05 Work Plan Activity	FY04-05 Work Plan Tasks	FY 04-05 Accomplishments	Responsible Party
			Mercury problems and proper disposal of Fluorescent Lights, etc. Printed in: "Campbell Profile", "Los Gatos Vista" ▪ Additional information printed by the Los Gatos Vista: ▪ Proper disposal of Electronic Waste ▪ Thermometer Exchange ▪ Administrative Citations Policy (related to Construction Inspection & IC/ID) ▪ Less-Toxic Pest Management for Eucalyptus; IPM web site	
FY99-00 Annual Report, PMP (II.A.10)	d. Press Releases	WVCWP will prepare press releases, feature articles and/or PSAs for local media on topics such as proper disposal of HHW, pesticides, copper, mercury and trash.	The WVC Trash Monitoring/Creek Clean-up program received excellent press coverage due to a Press Release submitted to the Saratoga News weekly paper. An extensive article on the clean-up ran on the front page, coinciding with Earth Day April 2005. The article highlighted WVCWP's Trash Monitoring activities, schoolyards as 'Trash Hot Spots', the problems of trash flowing to the SF Bay, the Clean Water Act and more. It included student interviews and photos. (See Trash Management Section for a reprint of this article). A Press Release/Article on mercury toxicity, fluorescent light disposal, and the upcoming HHW WV Drop-off event, was submitted to the SJ Mercury News and the 3 WV weekly newspapers. Several papers shortened the article	WVCWP Staff

West Valley Communities

Santa Clara Valley Urban Runoff Pollution Prevention Program

FY 2004-2005 ANNUAL REPORT

PUBLIC INFORMATION/PARTICIPATION

FY 2004-2005 Work Plan Self Evaluation Matrix

Source	04-05 Work Plan Activity	FY04-05 Work Plan Tasks	FY 04-05 Accomplishments	Responsible Party
			and ran it (October 2004). A Press Release/Article on a Saratoga student's award-winning Residential Runoff/ "No Dumping-Flows to Creek" science project was submitted to the SJ Mercury News and the 1 WV weekly newspaper. The SJ Mercury shortened the article and ran it (October 2004). WVC received national TV coverage in relation to the above article. The press release had been sent in reference to the student and his project appearing on the television news channel "CNN", as a winner in a national science contest. The student appeared on CNN with a large version of the WVCWP stormdrain stencil and a version of his science project "No Dumping – Flows to Creek". A Press Release on the upcoming IPM Training for WVC Parks staff, and the WVC focus on use of IPM, was submitted to the gardening columnist for 3 WV weeklies (March 2005). Two "Letters to the Editor" concerning architectural copper were submitted to 2 local weekly papers in response to a letter from the 'Copper Development Assn'. The Saratoga News weekly printed an article on local vineyards' efforts to meet Water Quality regulations by preventing erosion and pesticide runoff (a conference on the issue was held at a Saratoga Vineyard).	

West Valley Communities

Santa Clara Valley Urban Runoff Pollution Prevention Program

FY 2004-2005 ANNUAL REPORT

PUBLIC INFORMATION/PARTICIPATION

FY 2004-2005 Work Plan Self Evaluation Matrix

Source	04-05 Work Plan Activity	FY04-05 Work Plan Tasks	FY 04-05 Accomplishments	Responsible Party
URMP, PMP (V.A.3)	e. Ads in Local Newspapers	Continue placement of ad insertions in community newspapers and/or recreation guides.	A "Mercury" ad was created and space purchased in the 3 weekly newspapers serving the West Valley. The Mercury ad ran 2 xs in each of the 3 newspapers. When the ad was printed out as a flyer and distributed at Los Gatos Beautiful booth, it was very well-received – residents appeared to find the graphic appealing, and the information to be useful. See Mercury Section	WVCWP Staff
FY00-01 CI Item	f. WVCWP Web-Site	Continue to expand and update WVCWP web-site to provide new educational material to the public as it becomes available.	WVCWP created a new "Mercury" link on the Clean Creeks home page; the link features the SCVURPPP "Got Bulbs?" poster targeting fluorescent lights. The link takes visitors to a new page with discussion of the mercury runoff problem and links to related sites, such as "recyclemycellphone.org". See Mercury Section – Attachment B. WVCWP created 2 direct links from its website "Clean Creeks.org" to IPM Fact Sheets in PDF format on the Watershed Watch website. The "Creek Clean-up Volunteers" web page was updated, with a new photo and new info. A link to Creek Clean-up events was placed on the home page prior to events. WVCWP checked and updated all the links on its "Links" page, and added new links. **Campbell's** web site added a 'Stormwater Pollution Prevention' section with a Public Works phone # for further	WVCWP Staff

West Valley Communities

Santa Clara Valley Urban Runoff Pollution Prevention Program

FY 2004-2005 ANNUAL REPORT

PUBLIC INFORMATION/PARTICIPATION

FY 2004-2005 Work Plan Self Evaluation Matrix

Source	04-05 Work Plan Activity	FY04-05 Work Plan Tasks	FY 04-05 Accomplishments	Responsible Party
			information and a link to the SCVURPPP web site. Prior to Earth Day, the web site featured an informational flyer on Electronic Waste and encouraged recycling at the Apple Computer Drop-off event April 23rd. **Los Gatos** added a variety of useful information to its Town web site, including: --Extensive information on the Car Wash Kit for fundraisers --A link to Park volunteer opportunities, including creek clean-up opportunities --Suggestions for decreasing use of potential pollutants --"Everyday Activities Pollute Stormwater" Do's and Don'ts **Monte Sereno's** site includes a link to the SC County Dept. of Environmental Health **Saratoga** added an Electronic Waste Recycling/Re-use Directory page to its website. Prior to Earth Day, it posted an informational flyer on Electronic Waste and encouraged recycling at the Apple Computer Drop-off event April 23rd. The flyer was also e-mailed city-wide.	
FY99-00 Annual Report	g. "Creek Keepers" Program	Continue development and promotion of trash monitoring activity. Develop and implement other clean-up activities as feasible.	The Trash Monitoring activity was undertaken at 3 different events: Coastal Clean-up Day, Ntl River Clean-up Day and a school Creek Clean-up event (Sacred Heart). The Monitoring activity received excellent coverage in a front page article in the Saratoga News	WVCWP Staff

West Valley Communities

Santa Clara Valley Urban Runoff Pollution Prevention Program

FY 2004-2005 ANNUAL REPORT

PUBLIC INFORMATION/PARTICIPATION

FY 2004-2005 Work Plan Self Evaluation Matrix

Source	04-05 Work Plan Activity	FY04-05 Work Plan Tasks	FY 04-05 Accomplishments	Responsible Party
			weekly paper. (See Trash Management Section for details)	
FY99-00 Annual Report	h. Publish Newsletter	Publish newsletter to promote "Creek Keepers" Program and encourage participation in community involvement activities.	Based upon evaluation of previous newsletter response, WVCWP staff time was directed to creation of a multi-media piece on Creek Clean-Ups rather than creation of a newsletter. "With Your Own Two Hands" is a DVD music video for outreach to schools and community groups. The previous newsletters did not appear to generate interest from schools or the community. Discussions with school staff showed that teachers are inundated with written material and promotions. It is hoped that this short, inspiring video is something that teachers would enjoy showing to students, and that it will generate interest in WVCWP activities including creek clean ups. See "New Creations by WVCWP" above.	WVCWP Staff
FY99-00 Annual Report	i. Partner with Community Service Programs	Partner with Community or School Service Programs; provide education and/or materials to promote participation in "Creek Keepers" program.	Partnering was accomplished through Creek Clean-ups at Westmont High School and Sacred Heart (3rd – 8th Grade) School. Clean-up participants learned about, and participated in, Trash Monitoring Activity. See 2.B.j (below) and Trash Management Section for details. Additional partnering took place with the Muscular Dystrophy Assn., a Los Gatos Girl Scout Troop and a High School Student Exchange Club during Car Wash Fundraisers (see Copper Section for details).	WVCWP Staff
FY02-03	j. Creek Clean-	Conduct a minimum of two clean-up events (i.e. on Coastal Clean-up Day and	**WVCWP served as the sponsor for 3 clean-ups.**	Env Prgm Mgr, and/or

West Valley Communities

Santa Clara Valley Urban Runoff Pollution Prevention Program

FY 2004-2005 ANNUAL REPORT

PUBLIC INFORMATION/PARTICIPATION

FY 2004-2005 Work Plan Self Evaluation Matrix

Source	04-05 Work Plan Activity	FY04-05 Work Plan Tasks	FY 04-05 Accomplishments	Responsible Party
Work Plan	ups	National Rivers Day).	1 took place on Coastal Clean-up Day (Sept. 18, 2004). The Creek Clean-up for San Tomas Aquino Creek was publicized through email notifications to several school staff and flyers posted/distributed at Westmont High School (cleanup site). Clean-up was also publicized on the WVCWP and Creek Connections websites. WVCWP served as the sponsor for 1 clean-up site on National River Clean-up Day (May 21, 2005). Creek cleanup was publicized through email to the school, discussion with the school secretary and flyers posted and distributed at Westmont High School (clean-up site). Clean-up was also publicized on the WVCWP and Creek Connections websites. WVCWP served as the sponsor for 1 school clean-up site at Sacred Heart Elementary School for Wildcat Creek (April 20, 2005). Clean-up was planned, organized and publicized in coordination with local teacher. Appx. 60 3rd – 8th grade students and 5 parents participated. This creek clean-up was featured in the weekly Saratoga News as a front page story. Outreach materials (IPM, Bay Begins Here, etc.) were available at all WVCWP sites. See Trash Management Section for details.	WVCWP Staff
FY04-05 Work Plan	k. Coordinate Watershed Education with	Conduct or schedule Water Quality Protection education or presentations in local schools, using an Enviroscape	**Enviroscape presentations to 3x 5th grade classes – Foothill School, Saratoga** A 3 station presentation of hands-on experiments and	WVCWP Staff

West Valley Communities

Santa Clara Valley Urban Runoff Pollution Prevention Program

FY 2004-2005 ANNUAL REPORT

PUBLIC INFORMATION/PARTICIPATION

FY 2004-2005 Work Plan Self Evaluation Matrix

Source	04-05 Work Plan Activity	FY04-05 Work Plan Tasks	FY 04-05 Accomplishments	Responsible Party
	schools	and/or other interactive methods to engage students as feasible.	visualizations through interactive play. Emphasis was on stormwater pollution and natural infiltration of rain water. Station 1 was the Enviroscape watershed model, station 2 was a soil infiltration investigation, and station 3 was an educational stormwater video. Corresponding curriculum was "Keeping Our Water Clean" & "Pollutants Travel in Water". Topics discussed in the presentation were Trash, Copper, Pesticides, Fertilizer, Mercury, and Pet Waste. Ten students at a time came through each station, with 30 students per class; the presentation was given to 3 different classes during the school year.	
FY04-05 Work Plan	k. Coordinate Watershed Education with schools	Conduct or schedule Water Quality Protection education or presentations in local schools, using an Enviroscape and/or other interactive methods to engage students as feasible.	**Enviroscape presentations to 2x 5th grade classes – Rolling Hills Middle School – serving all WVC** A 3 station presentation of hands-on experiments and visualizations through interactive play. This presentation incorporated a new “Coastal” model, along with the previous “Uplands” model. New curriculum was created to highlight topics relevant to each area. Emphasis was on stormwater runoff and pollution. Station 3 was an educational stormwater video. Corresponding curriculum was "Keeping Our Water Clean" & "Pollutants Travel in Water". Topics discussed in the presentation were Trash, Copper, Pesticides, Fertilizer, Mercury, and Pet Waste, effect on aquatic life and marine mammals and methods of avoiding pollution (i.e. recycle fluorescent lights, etc.).	WVCWP Staff

West Valley Communities

Santa Clara Valley Urban Runoff Pollution Prevention Program

FY 2004-2005 ANNUAL REPORT

PUBLIC INFORMATION/PARTICIPATION

FY 2004-2005 Work Plan Self Evaluation Matrix

Source	04-05 Work Plan Activity	FY04-05 Work Plan Tasks	FY 04-05 Accomplishments	Responsible Party
			Ten students at a time came through each station, with 30 students per class; the presentation was given to 2 different classes.	
FY04-05 Work Plan	k. Coordinate Watershed Education with schools	Conduct or schedule Water Quality Protection education or presentations in local schools, using an Enviroscape and/or other interactive methods to engage students as feasible.	Teachers who invited WVCWP staff into their classroom to give an Enviroscape presentation for students were given one of San Jose's kits including watershed education activities, a video and posters, to use in conjunction with the water units in their science books. Curriculum in the kit is correlated to State Education Standards.	WVCWP Staff
FY04-05 Work Plan	k. Coordinate Watershed Education with schools	Conduct or schedule Water Quality Protection education or presentations in local schools, using an Enviroscape and/or other interactive methods to engage students as feasible.	Ground Water Flow/ Pollution Model presentation to LG High School Hands-on interactive presentation for High School AgroEcology class. Demonstrated how pesticides, etc. pollute our groundwater. The presentation included discussion of infiltration, pollutants traveling in groundwater and problem pesticides. New curriculum was created for this presentation. The Model was borrowed from YSI. Teacher and YSI received copies of the curriculum for future reference/ use. 28 copies of the new “Soil Matters” 32 pg booklet were given to the class as background reading. Problems with Diazinon and Bifenthrin were used as examples of “environmental threshold” problems.	WVCWP Staff
FY04-05 Work Plan	k. Coordinate Watershed Education with	Conduct or schedule Water Quality Protection education or presentations in local schools, using an Enviroscape	Elementary and High School students received instruction on use of the Car Wash Kit. Hands-on training on how to keep carwash wastewater out	WVCWP Stormwater Discharge Inspector

West Valley Communities

Santa Clara Valley Urban Runoff Pollution Prevention Program

FY 2004-2005 ANNUAL REPORT

PUBLIC INFORMATION/PARTICIPATION				
FY 2004-2005 Work Plan Self Evaluation Matrix				
Source	**04-05 Work Plan Activity**	**FY04-05 Work Plan Tasks**	**FY 04-05 Accomplishments**	**Responsible Party**
	schools	and/or other interactive methods to engage students as feasible.	of the storm drain, given by the WVCWP IC/ID Inspector. Training was given to a girl scout troupe and a high school student exchange club. The Facilities Maintenance Director for Los Gatos Elementary School District also received instruction and training in use of the Car Wash Kit and will provide instruction to students and parents in the future. This Facilities Director also received instruction on putting together a Car Wash Kit to be owned & used by the School District; he is working on assembling this.	
FY 03-04 CI Item	l. Distribute Promotional Item	Evaluate FY03-04 feedback from promotional item, using endangered species mascots, to determine if additional production and distribution to local teachers will increase watershed awareness in schools.	The calendar did generate some interest, and helped open doors to school presentations, but it did not generate a degree of interest to justify creation of a calendar each year. This year time was invested instead in creation of 2 new curriculums for school presentations (see 2.B.k above) and a multi-media DVD for outreach use (see 2.B.h above).	WVCWP Staff
FY01-02 AR Comm. PMP Plan (II.A.1.)	m. Evaluation/ Reporting	Document or estimate numbers of residents reached by outreach efforts, including events, web site promotion, municipal employee outreach, and media advertising. Monitor outreach efforts through documentation of calls and website hits to the Program for responses to the general and watershed campaign.	It is estimated that all residents, or at least **all households**, in each WVC received some outreach information through features in their municipal newsletter, which are mailed to each household: 38,140 – Campbell 28,590 – Los Gatos (12,000 households) 3,800 – Monte Sereno (1,220 households)	WVCWP Staff

West Valley Communities

Santa Clara Valley Urban Runoff Pollution Prevention Program

FY 2004-2005 ANNUAL REPORT

PUBLIC INFORMATION/PARTICIPATION

FY 2004-2005 Work Plan Self Evaluation Matrix

Source	04-05 Work Plan Activity	FY04-05 Work Plan Tasks	FY 04-05 Accomplishments	Responsible Party
			32,900 – Saratoga (11,200 households) Some additional figures available for outreach results are: More than 3,227 pieces of outreach material were distributed through a variety of efforts. For the past 21 month period, WVCWP website (www.cleancreeks.org) viewing statistics for each page are: 680 -- Home Page 197 – About WVCWP 30 – Clean Up Volunteers 27 – Clean Water Act 187 – Contact Us 20 – Directions to Office 272 – Links page 398 – Program Materials Pages 47 – Mercury Page (new since mid FY 04-05) 130 – Report Illegal Discharge 545 – Stormwater Pollution 200 – Take Action 229 – West Valley Watersheds	

West Valley Communities

Santa Clara Valley Urban Runoff Pollution Prevention Program

FY 2004-2005 ANNUAL REPORT

PUBLIC INFORMATION/PARTICIPATION

FY 2004-2005 Work Plan Self Evaluation Matrix

Source	04-05 Work Plan Activity	FY04-05 Work Plan Tasks	FY 04-05 Accomplishments	Responsible Party
			2,962 Web Page Views total = 141 Views average/month **2,155 Students participated in activities at their schools** 175 – in-class educational presentations 1,860 – Zun Zun assemblies 120 – School area Creek Clean-up participants **<u>Articles & Ads in local newspapers:</u>** **10,000 Households reached by Front page feature article on Creek Clean**-up in the Saratoga News 3 weekly newspapers – "Would You Eat It? Mercury Ad = LG Weekly Times = 20,000 Saratoga News = 10,000 Campbell Reporter = 19,000 **49,000 Households Total reached by Ads** Since total WVC population is 103,400, if it is assumed that households average at least 2 persons/household, it appears that almost every WVC resident had a chance to view the Mercury warning advertisement. This ad was very well received when handed out as a flyer at the LG	

West Valley Communities

Santa Clara Valley Urban Runoff Pollution Prevention Program

FY 2004-2005 ANNUAL REPORT

PUBLIC INFORMATION/PARTICIPATION

FY 2004-2005 Work Plan Self Evaluation Matrix

Source	04-05 Work Plan Activity	FY04-05 Work Plan Tasks	FY 04-05 Accomplishments	Responsible Party
			Farmers Market, so it seems that it was eye-catching and easy to read. **The ad ran 2 xs in each paper**, increasing the chance that it was viewed by most adult residents.	
FY04-05 Work Plan, RWQCB comments	n. Training	WVCWP staff will receive public outreach training to prepare for school presentations, community events & responding to public requests.	WVCWP staff attended several training sessions related to PI/P, at the CWEA Workshop and at a Stormwater Magazine (Stormcon) conference. See PI/P Training Summary for details.	WVCWP to co-ord

Public Information/Participation Program Evaluation

Educational Outreach

The West Valley Clean Water Program will continue to build on the success of the existing public education program, with one of the main activities being outreach through schools.

WVCWP piloted 2 new programs for public schools this year: A "Coastal Watershed" Enviroscape (to supplement the "Uplands Watershed") and a Ground Water Pollution Model activity & curriculum.

WVCWP purchased a new and different (Coastal) *Enviroscape* specifically for targeting students. New outreach materials and activities were developed for this model. It was piloted with a middle school class as 1 of 3 stations relating to "Keeping Water Clean" & "Pollutants Travel". Students appeared to enjoy the opportunity to use the 2 different Enviroscapes, and to learn about different issues with each. The teacher expressed appreciation for an excellent program. It is anticipated that this system (3 stations using 1 video and 2 Enviroscapes) will be the standard WVCWP presentation for 5th grade students.

The WVCWP's Enviroscape/ Water Unit presentation in general is well-received and appears to be an effective educational tool. Students participated enthusiastically in these hands-on activities. Students came up with very good pollution solutions and identified their local watershed at the end of the presentations.

From the Youth Science Institute, WVCWP borrowed a Ground Water Flow Model. It was piloted in a 5th grade classroom and a high school science classroom. It appeared to fit best into the high school science class. An activity and curriculum were developed, focusing on pesticide pollution of groundwater. The new 32 page booklet "Soil Matters" served as an excellent supplement to the presentation. Topics from the presentation were included in the year-end final exam.

West Valley Communities

Santa Clara Valley Urban Runoff Pollution Prevention Program

FY 2004-2005 ANNUAL REPORT

PUBLIC INFORMATION/PARTICIPATION

FY 2004-2005 Work Plan Self Evaluation Matrix

Source	04-05 Work Plan Activity	FY04-05 Work Plan Tasks	FY 04-05 Accomplishments	Responsible Party

The high school teacher expressed appreciation for an excellent classroom activity, and requested a presentation for the coming year. YSI requested copies of the curriculum, and will use it with the model when appropriate; they mentioned that they did not currently have a high school level curriculum to use with the model.

Focusing on schools, teachers and students has proven to be a successful means of conveying information about Stormwater Pollution and Pollution Prevention. The calendar created by WVCWP in FY 03-04 continued to provide an attractive & fun method of keeping Stormwater pollution messages in the public eye throughout the year – calendars are hanging in classrooms, teachers' lounges, Senior Citizen Centers, Community Centers and municipal offices; a new message is displayed each month.

Creek Clean-Up/ Trash Monitoring Outreach

In terms of generating student participation in Creek Clean-ups, WVCWP will try 2 new avenues in FY 05-06. Participation at the spring Westmont High Cleanup was low because the information did not get from the school secretary to the person handling the "morning announcements". WVCWP has found 2 ways to inform the students more directly: the PTSA at Westmont High School will be contacted in order to post the information on their web site. The information will also be featured in the school's daily "e-mail bulletin". Contact names have already been obtained for this. In addition, Creek Clean-up flyers will be distributed to other schools in the area. The new music video "With Your Own 2 Hands" will also be a means of generating interest; WVCWP is investigating ways of letting teachers know about the video.

Additional evaluations have been included in several sections of the PI/P Table above.

Outreach on Pollutants of Concern

Additional outreach information is presented in specific Sections, such as the Copper Section, the Mercury Section and the Pesticide Management Section, within this report.

Note: **In order to prevent redundancy, the PI/P table has been created as one table for all four WV Communities;** activities sponsored by an individual community are noted where appropriate. PI/P activities for the WVC tend to be attended by residents from several WV communities, and many of the PI/P tasks are handled by WVCWP for all communities at once. In addition, a number of schools serve residents from more than one community.

West Valley Communities

Santa Clara Valley Urban Runoff Pollution Prevention Program

FY 2004-2005 ANNUAL REPORT

THIS PAGE INTENTIONALLY LEFT BLANK

Training Summary: Public Information / Participation (PI/P)

Training Description	Date	Attendees
How San Francisco is Using Storm Drain Marking for Public Outreach Sponsor: CWEA Speaker: Lewis Harrison, City of San Francisco **Topics:** Integration of "Only Rain Down the Drain" markers with other PIP programs GIS & Database Tools	**March 1, 2005**	**WVCWP (2)** Program Manager, Program Assistant
Stormwater Program Development & Funding Sponsor: The North American Stormwater Quality Conference - StormCon **Topics:** Money, Revenue, And Resources Stormwater Funding Methods How To Involved And Educate The Public To Build Support Why Utilities Fail	**May 13, 2005**	**WVCWP (1)** Program Manager
WVCWP Monthly Meeting/Training Presenter: WVCWP Program Manager **Topics:** ▪ City of Palo Alto's successful strategy for passing a City Storm Drain ballot measure ▪ Highlights from StormCon on Building Public Support for Stormwater Utility	**May 24, 2005**	**WVCWP (2)** Program Assistant Stormwater Discharge Inspector **Los Gatos (1)** Senior Engineering Technician **Saratoga (2)** Associate Engineer PW Admin Analyst

Training Summary: Public Information / Participation (PI/P)

Training Description	Date	Attendees
WVCWP Monthly Meeting/Training Presenter: WVCWP Program Manager **Topics:** Availability of 2 new outreach tools: ▪ Coastal version of Enviroscape, with it's own 5th grade curriculum; Cities/Town now have 2 different Enviroscape models, with complementary curriculum, if needed for public presentations ▪ Groundwater Flow Model is available to borrow from Youth Science Institute at Vasona County Park, Los Gatos. WVCWP has created a high-school appropriate curriculum which addresses pesticide use, etc. Forward any inquiries from high school to WVCWP	**June 28, 2005**	**WVCWP (2)** Program Assistant Stormwater Discharge Inspector **Campbell (1)** Senior Civil Engineer **Los Gatos (1)** Senior Engineering Technician **Saratoga (1)** PW Admin Analyst

Los Gatos

Santa Clara Valley Urban Runoff Pollution Prevention Program

FY 2004-2005 ANNUAL REPORT

PESTICIDE MANAGEMENT ACTIVITES

FY 2004-2005 Work Plan Self Evaluation Matrix

Source	04-05 Work Plan Activity	FY04-05 Work Plan Tasks	FY 04-05 Accomplishments	Responsible Party
URMP: Pest Managemt Performan ce Std		Continue implementation of Pest Management to comply with revised (FY03-04) Performance Standard in local URMP.	In August 2004, the Town revised and updated the URMP, including its Pest Management PS. During 04-05, Los Gatos continued to implement the PMPS. Pest Specific IPM Plans for Armored Scale and Soft Scale were developed FY 04-05.	Parks Maintenance Spvr w/ Streets Maint. Spvr, Facilities Maint. Spvr & WVCWP staff
	PMP Plan (I.A.1.)	Summary of Use Track and report use of OP and other high use pesticides on municipally owned property. Include in reporting, justification for the use of OP pesticides and BMPs employed during OP pesticide use (if applicable).	No OP pesticides were used in FY 04-05. All pesticide use was reported at end of FY04-05. Data was collected from State Dept. of Pesticide Regulation reporting forms for past 12 months. Data is also being collected from external Pest Control Contractors.	WVCWP to co-ord w/ Parks Supt & Eng Div
	PMP Plan (I.A.3.) PS #3	Implement BMPS and SOPS Continue to Implement standard operating procedures and best management practices for implementing the IPM policy.	Staff have attended trainings on IPM and are implementing IPM practices for control of pests, as practicable. "Standard Operating Procedures for Pesticide Management" are being followed by staff and contractors.	Parks Supt & Eng Div
	PMP Plan (I.A.6.)	Banned Pesticides Inventory Conduct an agency-wide search of chemical storage areas for pesticides no longer legal for application per EPA, State, and/or local requirements, and properly dispose of any such pesticides	All storage areas are cleaned annually, and any pesticides that are no longer legal or no longer used are disposed of according to State regulations.	Parks Supt & Eng Div

Los Gatos

Santa Clara Valley Urban Runoff Pollution Prevention Program

FY 2004-2005 ANNUAL REPORT

Source	04-05 Work Plan Activity	FY04-05 Work Plan Tasks	FY 04-05 Accomplishments	Responsible Party
		pursuant to appropriate waste disposal regulations.		
	PMP Plan (I.B.1.) PS#5.a	Training for Applicators Ensure that employees who apply pesticides for the agency obtain the appropriate training as required by the County Agricultural Commissioner and the State Department of Pesticide Regulation (DPR)	Any staff and/or contractors who apply pesticides meet all requirements of the County and the State. **DPR Continuing Education Units** were awarded to **1** owner of Los Gatos' PCO at WVCWP's March IPM training in accordance with DPR certification requirements. Parks & Public Works staff attended Annual Safety Training. Training covered drift, proper disposal, IPM Practices and Concepts, and Best Management Practices to be employed. (see Training Summary).	Parks Supt & Eng Div
	PMP Plan (I.B.2.) PS#5.b	Training for Applicators Provide annual training on the appropriate portions of the IPM Policy, SOPs, and BMPs, and the latest IPM techniques to employees within departments responsible for pesticide application.	Los Gatos, as part of WVCWP, participated in sponsoring an IPM Training on Pests of Trees & Shrubs (Aphids, Whiteflies, Scales & Thrips) in March 2005. Speaker was the retired UC Extension Urban Horticulture Specialist. CEUs were available for Certified Applicators All attendees received hand lenses for identification of pests vs. beneficial predators. The Training was attended by 2 Town of Los Gatos Supervisory staff and the Town's Pest Control Contractor. Appropriate staff were advised of any changes in procedure, based on Parks & Forestry Superintendent and Public Works Supervisor training.	WVCWP co-ord w Parks Supt & Eng Div
	PMP Plan (I.B.3.) PS#5.c	Municipal Staff Education Inform employees who are not authorized and trained to apply pesticides that they cannot use over-the-counter pesticides in	Staff were alerted and informed that staff are prohibited from applying pesticides unless authorized and trained.	WVCWP to co-ord w/ PW Dir & Eng Div

Los Gatos

Santa Clara Valley Urban Runoff Pollution Prevention Program

FY 2004-2005 ANNUAL REPORT

Source	04-05 Work Plan Activity	FY04-05 Work Plan Tasks	FY 04-05 Accomplishments	Responsible Party
		or around the workplace.		
	PMP Plan (II.A.1.)	Watershed Ed. & Outreach Campaign (WE&O)[1] Attend WEO and IPM work groups and assist with continued implementation of campaign, which targets the general public and includes messages about less-toxic pest control and proper disposal. Campaign features South Bay English- and Spanish-language, radio and print ads.	WVCWP Program Manager participates in the IPM Ad Hoc Task Group on behalf of the Town of Los Gatos. Project implementation and projects for consideration, which are discussed in the AHTG, are presented to Town staff for appropriate follow-through. See PI/P Section, "Citizen Participation" & "General Outreach"	WVCWP Staff
	PMP Plan (II.A.4.) PMP Plan (II.A.5.)	Community Events Identify and attend community events and distribute outreach materials regarding less toxic pest control. Community Groups Coordinate with local community groups and distribute information via libraries, civic and community centers, and other points of social interest.	WVCWP partnered with local Sierra Club chapter & Audubon Society to feature a table at Audubon's "Wildlife Education Fair". Table featured: Enviroscape hands-on watershed model demonstrating pesticide pollution in runoff, a display on dangers of diazinon for birds, and IPM materials; Sierra Club distributed California Golden Poppy seeds to promote pest-resistant planting. WVCWP distributed IPM material at additional community events which Los Gatos residents attend: Los Gatos Beautiful Celebration (April 2005), Orchard Supply Garden Center "No Tax Days" (Saratoga/Campbell, Oct. 2004), Mustard Walk (Saratoga, Feb. 2005). Through WVCWP, much IPM outreach has been directed at educational activities in the local schools. Students learn about pesticide runoff and the need to use less-toxic pest management strategies. See PI/P Section, "Citizen Participation" & "General	WVCWP Staff / Pub Works staff to assist

[1] Funded by all Co-permittees each year.

Los Gatos

Santa Clara Valley Urban Runoff Pollution Prevention Program

FY 2004-2005 ANNUAL REPORT

Source	04-05 Work Plan Activity	FY04-05 Work Plan Tasks	FY 04-05 Accomplishments	Responsible Party
			Outreach"	
	PMP Plan (II.A.6.)	Web Site Update and publicize web sites to promote IPM and reduce pesticide use.	WVCWP created 2 direct links from its website "Clean Creeks.org" to IPM Fact Sheets in PDF format on the Program's *Watershed Watch* website. Town of Los Gatos web site gives instructions for proper disposal of insecticides: (http://www.town.los-gatos.ca.us/services/4k.html)	WVCWP Staff
	PMP Plan (II.A.7.)	Coordinate with the Master Gardeners program Use their services to train residents. Provide IPM training and information on water quality impacts of pesticide use to Master Gardeners as needed.	1 local UC Extension staff member attended the WVCWP IPM Workshop in March 2005. Campbell's Master Gardener teacher registered, but had a family emergency so received the training materials at a later date. Master Gardeners conducted 6 gardening classes for local residents, at Campbell Commty Ctr, incorporating IPM, including 1 on Pest Management for over 40 WV residents. WVCWP coordinated with these classes to provide IPM outreach materials to class participants. Approximately **45** students received 10 different materials (= 450 IPM pieces distributed); extra materials were available for class members to share with friends/neighbors.	WVCWP Staff

Los Gatos

Santa Clara Valley Urban Runoff Pollution Prevention Program

FY 2004-2005 ANNUAL REPORT

Source	04-05 Work Plan Activity	FY04-05 Work Plan Tasks	FY 04-05 Accomplishments	Responsible Party
	PMP Plan (II.A.9.)	Media Relations Continue to fund BASMAA Regional Media Relations Campaign[2] featuring pitches to Bay Area media and responses to breaking news on pesticide-related topics	See PI/P Section "General Outreach"	WVCWP Staff
	PMP Plan (II.A.10.)	Media Relations Prepare and pitch IPM stories and press releases to local media, as appropriate.	Gardening Columnist for 3 local weekly papers received a press release/invitation to attend the March 2005 WVCWP IPM Workshop on "IPM for Pests of Trees & Shrubs". San Jose Mercury News (9/24/0)4 printed an article on the Master Gardeners' classes for local residents at Campbell Community Center. All classes include aspects of IPM, with one class specifically addressing Pest Management. Los Gatos Vista Newsletter (Fall 2004) printed an article on less-toxic management of the Redgum Psyllid attacking local eucalyptus trees. A link to UC Davis IPM website was highlighted in the article.	WVCWP Staff
	PMP Plan (II.A.12.)	"Pesticide User Outreach" project[3] Continue to assist with implementation of local aspects of the project as appropriate. (see Program's FY 04-05 Work Plan).	WVCWP Program Manager participates in the IPM Ad Hoc Task Group. WVCWP staff joined in the project's IPM Outreach events; 2 staff distributed IPM materials at the "How To Fair" in San Jose, May 14 & 15. See PI/P Section "General Outreach"	WVCWP Staff to
	PMP Plan (II.A.13.)	Special Districts Provide information on less toxic pest	WVCWP held a free training on *Less Toxic Control of Pests of Trees & Shrubs* in March 2005.	WVCWP Staff

[2] Funded by all Co-permittees each year.
[3] Funded by all Co-permittees in FY 04-05.

Los Gatos

Santa Clara Valley Urban Runoff Pollution Prevention Program

FY 2004-2005 ANNUAL REPORT

Source	04-05 Work Plan Activity	FY04-05 Work Plan Tasks	FY 04-05 Accomplishments	Responsible Party
		control (e.g., IPM techniques, municipal IPM policies, model contract language, training opportunities, etc.) to neighboring special districts (e.g., Valley Transportation Authority, sanitary and utility districts, open space districts, vector control districts, and school districts) as appropriate.	Extensive outreach was conducted to all local school districts, Special Districts (Mid-Peninsula Regional Open Space District and WV Sanitation District) and private golf courses. Superintendent of Los Gatos' private golf course attended. (LG's golf course was also notified of the SF Urban IPM Conf. with "Organic Golf Courses" & "Green" Golf Tour.) **3** Los Gatos Union School District maintenance staff attended the training. **1** Los Gatos High School teacher, in charge of the school/community garden, attended the training. Local nurseries (including SummerWinds in Campbell, bordering Los Gatos) were also contacted about the free Workshop including Pesticide Applicator and Nursery Professional CEUs. Information about the training was e-mailed to staff members and followed up by phone calls. **DPR Continuing Education Units** were awarded to**1** Los Gatos School District staff and 1 Los Gatos Golf Course Superintendent at WVCWP's March IPM training in accordance with DPR certification requirements. (see Training Summary for additional information)	
	PMP Plan (II.A.14.)	<u>Conduct internal IPM outreach</u> Target staff who do not necessarily purchase or apply pesticides during the course of their work (to encourage employees to use IPM techniques away from work). Email announcements as appropriate & display IPM materials at	IPM material is available for pick-up by employees at the Town Offices. Employees have been notified by e-mail concerning the need for cleanliness to avoid attracting pests in Town facilities.	PW Dir & Eng Div WVCWP to assist

Los Gatos

Santa Clara Valley Urban Runoff Pollution Prevention Program

FY 2004-2005 ANNUAL REPORT

Source	04-05 Work Plan Activity	FY04-05 Work Plan Tasks	FY 04-05 Accomplishments	Responsible Party
		Town Hall.		
	PMP Plan (II.B.2.)	IPM Partnership Program Provide IPM fact sheets and other materials to pesticide retailers to facilitate point-of-purchase outreach. Visit stores as necessary to determine ongoing participation. Document material distribution.	WVCWP coordinates IPM point-of-purchase displays with Summerwinds Garden Center in Campbell. WVCWP investigated purchase of a wall-mounted holder for fact sheets, as per Summerwinds' request. Summerwinds decided to re-institute use of their floor-based literature rack. WVCWP then re-supplied the IPM materials. WVCWP staff distributed IPM material at Orchard Supply Hardware Store special event (bordering Campbell). See PI/P Section "General Outreach"	WVCWP Staff
	PMP Plan (III.A.1)	Pest Control Operators Develop a database of licensed structural and landscape maintenance PCOs.	A general overview of Pest Control Operators based within the WVC showed that approximately 75% of them are based in the City of Campbell. Those based in Campbell have been compiled into a list. Discussion is underway concerning database development (information fields). Additional local PCOs will be determined and placed in the database, along with Campbell PCO data, during FY05-06.	WVCWP
	PMP Plan (III.A.4)	PCO Training/Reporting Document the numbers of PCOs receiving IPM training; pesticide use by PCOs; and implementation of BMPs, through contract specifications on municipal property.	The co-owner of Town of Los Gatos' PC contractor attended the WVCWP IPM Training in March 2005, and will pass the information along to employees. This PCO has a Less-Toxic unit, "Sensitive Solutions" which regularly receives training on IPM. Pesticide use by PCOs is reported annually to WVCWP along with Town pesticide use reporting.	WVCWP Eng Div to assist
	PMP Plan (III.B.2) PS#6	Municipal contractor's (PCOs) Require PCOs contracted by municipality to implement BMPs through contract	PCOs are required to operate according to the Pesticide Management Standard Operating Procedures and Los Gatos IPM Policy.	Municipality / WVCWP to assist

Los Gatos

Santa Clara Valley Urban Runoff Pollution Prevention Program

FY 2004-2005 ANNUAL REPORT

Source	04-05 Work Plan Activity	FY04-05 Work Plan Tasks	FY 04-05 Accomplishments	Responsible Party
		specifications		
	PMP Plan (IV.A.2.)	Commercial Business Education Continue ICID Inspector's education program that targets commercial businesses. Distribute *Don't Set a Table for Pests.* Document efforts.	WVCWP Inspector distributes outreach material *("Don't Set a Table for Pests")* when conducting Restaurant Inspection Pilot visits; **66** were given to restaurant management staff (in Campbell, Los Gatos & Saratoga) in FY04-05. **66** brochures which include pesticide reduction in landscaping info ("*Water Quality Protection Guidelines for Food Handling Facilities"*) were distributed by the WV Inspector.	WVCWP Inspector
	PMP Plan (V.A.)	HHW Collection Ensure that adequate pesticide disposal services exist for residents and conditionally exempt small quantity commercial generators.	Pesticide disposal services are handled by SC County Household Hazardous Waste. A HHW drop-off event is held annually for the West Valley; other drop-off events are held throughout the year in neighboring communities.	Eng Div / Pub Works Analyst WVCWP to assist
	PMP Plan (V.A.3.) PS#8	Publicize HHW Collection Work with HHW collection agencies to support, enhance, and help publicize programs for proper pesticide disposal (PS #7).	SC County Household Hazardous Waste holds an annual HHW drop-off event for the West Valley. WVCWP alerts the local press to the upcoming event (3 local weekly papers and San Jose Mercury News). WVCWP also placed display stands in local libraries with color pictures and flyers publicizing the event, including pesticide disposal. The Fall issue of the "Los Gatos Vista" newsletter featured an article on proper disposal of HHW including references to pesticides and a picture of a pesticide container.	WVCWP / Municipality to assist
	PMP Plan (VII.A.2) NPDES Permit	New Development/ IPM Planning Procedures Consider pest-resistant landscaping &	Many Town ordinances and the Hillside Specific Plan serve to conserve trees and native vegetation, which are considered to be pest resistant and low maintenance. This policy is explicitly stated in the General Plan	Associate Planner

Los Gatos

Santa Clara Valley Urban Runoff Pollution Prevention Program

FY 2004-2005 ANNUAL REPORT

Source	04-05 Work Plan Activity	FY04-05 Work Plan Tasks	FY 04-05 Accomplishments	Responsible Party
	Provision C.9.d.ii.	design features in the design, landscaping, and environmental reviews of proposed development projects.	Conservation Element –Issue # 4: "C.I.4.1 Native plants: Review site plans to ensure that native or other appropriate plant materials are used to reduce maintenance and irrigation costs and disruption of the native ecology".	
	PMP Plan (VII.A.4) NPDES Permit Provision C.3.n.	New Development/ Reporting Summarize the types of pesticide reduction measures required (such as by conditions of approval) for new development and significant redevelopment projects, Summarize the percentage of new development and significant redevelopment projects for which pesticide reduction measures were required.	The Town promotes native, drought-tolerant landscaping. Water efficient landscaping is encouraged in 100% of new development and significant redevelopment projects. 100% of project applicants receive the flyer "Landscape Maintenance Techniques for Pest Reduction". See Planning Procedures Section – "Pesticide Control Measures Reporting".	Associate Planner to implement / WVCWP to co-ord reporting
	NPDES Permit Provision C.9.d.ii.	Municipal Staff Training Education programs or training meetings (relevant to PMP Plan VII.A, above) will be conducted with Town staff responsible for environmental reviews of new development projects.	The West Valley training meeting (December 21, 2004) included a review of required IPM practices and work plan tasks. Stormwater representatives were advised to deliver handout materials and provide additional review to appropriate municipal staff.	Associate Planner WVCWP to assist

Pesticide Management Activities Evaluation

Pest Specific IPM Plans for Armored Scale and Soft Scale were developed in FY 04-05. This is consistent with the WVC strategy of developing 2 Pest Specific Plans per year to help incorporate IPM into municipal pest control procedures. Staff received training in some of these methods at the annual WVCWP IPM Training, and at a LG staff training for those who were unable to attend the WVCWP workshop.

Los Gatos

Santa Clara Valley Urban Runoff Pollution Prevention Program

FY 2004-2005 ANNUAL REPORT

Source	04-05 Work Plan Activity	FY04-05 Work Plan Tasks	FY 04-05 Accomplishments	Responsible Party

Los Gatos is implementing IPM in the following situations:

PESTICIDE USAGE REDUCTION MEASURES – Pest Specific

ANTS: In structures—handled through maintaining sanitary conditions. Employees receive regular memo and e-mail reminders of cleanliness policy. Town contracts with an especially thorough custodial service to help keep facilities sanitary. This has decreased instances of ant invasions.

YELLOWJACKETS: Los Gatos uses traps as the main means of control.

Parks staff uses steam cleaning on picnic tables to prevent attracting wasps & ants.

If a wasp nest in a tree requires treatment; the PCO uses a non-residual pesticide, & closes the hole in tree so wasps can't return to nest.

WEEDS:

Los Gatos uses a chipper to create mulch from green waste; this mulch is used for weed control wherever possible.

Los Gatos has arranged to receive free wood chippings from PG&E tree-trimming contractor. Mulch is used to reduce weed growth on roadsides, median islands, parking lot landscaping and in parks. In 04-05 Los Gatos spread over 4,000 cubic yds of chips.

Work Furlough labor hand hoes weeds where possible.

Staff hand-pull weeds where feasible.

Los Gatos contracts with CalTrans to mow large areas

Los Gatos borrows a tractor with boom mower from Campbell, especially useful for mowing roadside weeds, rather than spraying weeds.

RODENTS:

Rats & mice are trapped by contractor (baits used as last resort).

Gophers & moles are flooded from their burrows using a hose.

INVASIVE SPECIES:

Various species along Los Gatos Creek are hand-pulled by Native Plant Society volunteers

Los Gatos

Santa Clara Valley Urban Runoff Pollution Prevention Program

FY 2004-2005 ANNUAL REPORT

Source	04-05 Work Plan Activity	FY04-05 Work Plan Tasks	FY 04-05 Accomplishments	Responsible Party
Scotch Broom is cut down by Parks staff				
SCALE INFESTATION ON TULIP TREES				
Parks staff sprays trees with low concentration detergent & water				

Results of Pesticide Use Review FY 04-05:

Los Gatos was able to eliminate use of any OP pesticides in FY 04-05, 03-04 and 02-03, as compared to using .475 oz of diazinon for ant control in FY 01-02 through use of IPM practices and through seeking out less toxic pesticides.

The Town is making an effort to stress prevention (prevent weed growth, prevent pest infestations) where possible. Los Gatos is moving into use of IPM and engineered, rather than chemical, controls as much as possible given budget and staff limitations.

In Town facilities, sanitation is being stressed as a means to prevent pest infestations (ants, mice, etc.) so that chemical controls will not be needed.

Over the past several years, the Public Works Dept. has instituted improved methods of weed control in some parks and roadsides, such as the arrangement for free wood chips which are used as mulch to prevent weed growth; in FY 04-05 LG began borrowing a tractor with boom mower from Campbell in order to mow roadside & park weeds and to avoid spraying. Volunteers work with the Public Works Dept. to trim back brush along the LG Creek Trail, and to remove invasive species.

THIS PAGE INTENTIONALY LEFT BLANK

Campbell, Los Gatos, Monte Sereno, Saratoga

West Valley Communities

Santa Clara Valley Urban Runoff Pollution Prevention Program

FY 2004-2005 ANNUAL REPORT

Training Summary: Pesticide Management

TRAINING DESCRIPTION	DATE	ATTENDEES
• **Annual IPM Training for West Valley Communities – attended by staff from Campbell, Los Gatos & Saratoga Public Works Depts.** Training was attended by most Parks Maintenance staff (or presentation was given later to staff unable to attend). • Also attended by: Pest Control Operator for 1 City & 1 Town, 2 local private Golf Course Superintendents, staff from 2 LG school districts, 1 UC Extension staff, 1 Master Gardener/Landscaper. Additional trainings follow this row.		
IPM for Controlling Pests of Trees & Shrubs Sponsored by West Valley Communities Presented by Nancy Garrison, retired UCCE Urban Horticulture Specialist Pests covered included: Aphids Scale Whiteflies Thrips **Topics:** ▪ "Hands-On" Identification: Looking at the Actual Pests & Beneficial Predators with Hand Lenses ▪ Detecting Which Pest is Causing the Problem (Including Detecting Egg Clusters) ▪ Beneficial Insects That Can Be Employed ▪ Planting to Encourage Beneficial Insects ▪ Best Time To Use Less-Toxic Sprays if Needed (horticultural oils/soaps) **CEU Credits: 2 hours** "Other" approved by Calif. Dept. of Pesticide Regulation *See "Pesticide Management" Table for further info*	**March 23, 2005**	**CAMPBELL** **City of Campbell (16)** Public Works Interim Director Parks Supervisor Parks Lead Worker Parks Maintenance Worker (13) **City of Campbell &** **Town of Los Gatos:** **Pest Control Contractor (1)** Killroy Pest Control, Owner **LOS GATOS/ MONTE SERENO** **Town of Los Gatos (2)**** Parks & Forestry Superintendent Public Works Supervisor *(Town Pest Control Contractor, see above)* *****see next row also*** **Los Gatos/Monte Sereno Schools** Los Gatos Union School District (3) Director, Buildings & Grounds

Campbell, Los Gatos, Monte Sereno, Saratoga

West Valley Communities

Santa Clara Valley Urban Runoff Pollution Prevention Program

FY 2004-2005 ANNUAL REPORT

Training Summary: Pesticide Management

TRAINING DESCRIPTION	DATE	ATTENDEES
		Groundskeepers (2) Los Gatos High School (1) School/Community Garden Supervisor-Science Teacher **Saratoga (10)** Parks Supervisor Parks Lead Worker Parks Maintenance Workers (8) **Saratoga Country Club (1)** Golf Course Superintendent
WVCWP Monthly Meeting/Training Presenter: WVCWP Program Manager **Topics:** For new Stormwater Program reps: ▪ Review Work Plan tasks ▪ Review City/Town IPM Policies ▪ Review Pest Specific Plans ▪ Review URMP "Standard Operating Procedures" for Pesticide Management vs. URMP attachments ▪ Discuss means of ensuring City/Town PCOs are pursuing least-toxic pest management ▪ Review New & Re-development Pesticide Reduction Measures & reporting on these	**Dec. 21, 2004**	**WVCWP (2)** Program Assistant Stormwater Discharge Inspector **Campbell (3)** Environmental Programs Consultant Environmental Programs Manager Senior Civil Engineer **Los Gatos (1)** Senior Engineering Technician **Saratoga (1)** Parks Maintenance Supervisor **WV Sanitation District (1)** Director of Engineering & Operations

Campbell, Los Gatos, Monte Sereno, Saratoga

West Valley Communities

Santa Clara Valley Urban Runoff Pollution Prevention Program

FY 2004-2005 ANNUAL REPORT

Training Summary: Pesticide Management

TRAINING DESCRIPTION	DATE	ATTENDEES
Controlling Urban Pesticide Runoff Sponsor: CWEA Speaker: Bill Johnson, SF Bay RWQCB **Topics:** Diazinon Use - Declining Bifenthrin, Cyfluthrin, Permethrin, Carbaryl Use - Increasing Threat of Pyrethroids (not addressed well by EPA, CA DPR) Municipalities empowered by Clean Water Act re Pesticide Reduction Implementation Strategy Basin Plan Amendment Timeline	**Feb. 28, 2005**	**WVCWP (2)** Program Manager, Program Assistant
Pesticides News: Potential Wastewater & Stormwater Problems Sponsor: CWEA Speaker: Kelly Moran, TDC Environmental **Topics:** Identification of Pesticides of Urban Water Quality Concern Toxicity of Pesticides Currently in Use Issues With Current Levels Of Regulation	**March 1, 2005**	**WVCWP (2)** Program Manager, Program Assistant
Public Agencies IPM Exchange Meeting Led by Laura Speare – UP3 Project, Chris Geiger – City of San Francisco, Julie Weiss – City of Palo Alto, Sheila Daar – IPM Consultant **Topics:** Update on Approved Pesticides Lists & Screening Criteria Update on Regional Projects Making this Group Helpful Hands-On Trainings at the Local Level	**April 21, 2005**	**WVCWP (1)** Program Manager **Campbell (1)** Park Maintenance Supervisor

Campbell, Los Gatos, Monte Sereno, Saratoga

West Valley Communities

Santa Clara Valley Urban Runoff Pollution Prevention Program

FY 2004-2005 ANNUAL REPORT

Training Summary: Pesticide Management

TRAINING DESCRIPTION	DATE	ATTENDEES
WVCWP Monthly Meeting/Training Presenter: WVCWP Program Manager **Topics:** ▪ Review Cities/Town's New & Re-development Pesticide Reduction Measures ▪ Water Board's requests for Reporting on New & Re-development Pesticide Reduction Measures	**May 24, 2005**	**WVCWP (2)** Program Assistant Stormwater Discharge Inspector **Los Gatos (1)** Senior Engineering Technician **Saratoga (2)** Associate Engineer PW Engineering Admin Analyst
Campbell Only Training Attendance		
Creating an "Approved Pesticides List" Workshop #2 Hosted by Marin County IPM Commissioner **Topics:** ▪ Discussing moves towards standardizing approved lists and deciding on next steps ▪ Discussing other opportunities for regional collaboration ▪ IPM-related activities and issues in Marin County	**Oct. 18, 2004**	**Campbell (1)** Park Supervisor
IPM Control of Pest for Trees Maintenance Superintendents Association – Redwood City Speaker: Gordon Mann **Topics:** ▪ Systemic Insect Control	**March 3, 2005**	**Campbell (1)** Public Works Superintendent

Campbell, Los Gatos, Monte Sereno, Saratoga

West Valley Communities

Santa Clara Valley Urban Runoff Pollution Prevention Program

FY 2004-2005 ANNUAL REPORT

Training Summary: Pesticide Management

TRAINING DESCRIPTION	DATE	ATTENDEES
***City of Campbell* Annual Dept. of Ag Pesticide and IPM Training Class** City of Campbell Service Center, Campbell, CA **Topics:** ▪ Training on Pesticides used in City's Parks Section ▪ IPM Practices and Concepts ▪ Best Management Practices to be employed	**May 25, 2005**	**Campbell (17)** Park Supervisor, 2 Park Lead Workers, 5 Park Maintenance Worker II, 4 Park Maintenance Worker I, 5 Park Temporaries
9th Annual San Francisco Urban IPM Conference The Presidio, San Francisco, CA Sponsors: City of San Francisco, United Nations (I believe) **Topics:** Upon Request	**June 1, 2005**	**Campbell (1)** Park Supervisor
9th Annual Environmental Horticulture IPM Conference Cal Poly – San Luís Obispo **Topics:** ▪ Diagnosing Leaf Spots ▪ Fusarium in Palms ▪ Sharpshooter Biology and Control ▪ Tree and Soil Injection ▪ Soil Drenching ▪ Use of Compost Teas for Pest Management	**June 9-10 2005**	**Campbell (1)** **Public Works Superintendent**
2nd Annual Regional IPM Workshop Oakland, Ca **Topics:** ▪ IPM Practices for Public Agencies	**June 14, 2005**	**Campbell (1)** Park Maintenance Supervisor

Campbell, Los Gatos, Monte Sereno, Saratoga

West Valley Communities

Santa Clara Valley Urban Runoff Pollution Prevention Program

FY 2004-2005 ANNUAL REPORT

Training Summary: Pesticide Management

TRAINING DESCRIPTION	DATE	ATTENDEES
▪ (Additional info Upon Request)		
Los Gatos Only Training Attendance		
Annual IPM Trng for LG staff: IPM for Controlling Pests of Trees & Shrubs – plus Annual Pesticide Safety Training Speaker: Tim Boyer, Town of LG Parks & Forestry Superintendent (repeat of above WVCWP Annual IPM training, presented to staff who were unable to attend initially due to a Town of LG meeting conflict) Pests covered included: • Aphids • Scale • Whiteflies • Thrips **Topics:** ▪ Discussion of Pest & Beneficial Predator Identification - using Hand Lenses ▪ Detecting Which Pest Is Causing The Problem (Including Detecting Egg Clusters) ▪ Beneficial Insects That Can Be Employed ▪ Use of Less-Toxic Sprays if Needed (horticultural oils/soaps) Safety Training: Proper disposal, avoiding drift, personal safety	**April 26, 2005**	**Town of Los Gatos (14)** Park Service Officers (2) Park Maintenance Workers (12)
Saratoga Only Training Attendance		
NPDES Training – new City of Saratoga Parks Supervisor Presenter: West Valley Clean Water Program staff **Presented & reviewed:** ▸ Performance Standard (as part of URMP) ▸ SOPs for use with PCO contractors & for employee training ▸ Workplan ▸ Annual Report requirements ▸ Pesticide use analysis based on EPA table	**Sept. 28, 2004**	**Saratoga (1)** Parks Supervisor

Campbell, Los Gatos, Monte Sereno, Saratoga

West Valley Communities

Santa Clara Valley Urban Runoff Pollution Prevention Program

FY 2004-2005 ANNUAL REPORT

Training Summary: Pesticide Management

TRAINING DESCRIPTION	DATE	ATTENDEES
▸ IPM training requirements/suggestions ▸ City IPM Policy ▸ Pest Specific IPM Plans		
***City of Saratoga* Annual Dept. of Ag Pesticide Safety Training Class** Speaker: Peter Howes, Consultant **Topics:** ▪ Training on Pesticides used in City's Parks Section ▪ Best Management Practices to be employed ▪ Avoiding wind-blown drift	**March 2, 2005**	**Saratoga (16)** Parks Maintenance Supervisor Parks Lead Worker Parks Maintenance Workers 9 Street Maintenance Supervisor Street Maintenance Workers 4

THIS PAGE INTENTIONALLY LEFT BLANK

LOS GATOS

Santa Clara Valley Urban Runoff Pollution Prevention Program

FY 2004-2005 ANNUAL REPORT

Section 1.01 MERCURY POLLUTION PREVENTION ACTIVITES

Section 1.02

FY 2004-2005 Work Plan Self Evaluation Matrix

Source	04-05 Work Plan Activity	FY04-05 Work Plan Tasks	FY 04-05 Accomplishments	Responsible Party
	Mercury Plan (I.D.)	Mercury Policy Implement mercury policy or ordinance requiring the virtual elimination of mercury from controllable sources in urban runoff from agency operations.	Los Gatos adopted a written mercury policy in FY 03-04 and continues to implement the policy. Los Gatos has continued its Battery Recycling Program handled by the Building Maintenance Dept. Collection buckets are available in all departments. The Town collects all dry cell and wet cell batteries.	WVCWP to assist Eng Div.
	Mercury Plan (I.F.)	Guidelines Continue implementing the Guidelines for Mercury-Containing Products Reduction and Management. The quantities of mercury containing devices disposed of will be reported in the FY 04-05 Annual Report.	Guidelines are being implemented; extensive reduction of mercury-containing products is limited by a lack of alternatives. Research on alternatives to mercury-containing products has been conducted and implemented when possible, but few alternatives have been found.	WVCWP to assist Eng Div.
	Mercury Plan (II.D.)	Reporting HHW Disposal Continue documenting and reporting quantities of mercury-containing products disposed of by Town buildings and departments at hazardous waste collection facilities in FY 04-05.	Although tracking quantities of mercury products disposed of by the Town over the past year is not required by the Permit, the Town did initiate attempts to track quantities. However, it was found that it was too costly in terms of staff time, especially with current staffing cutbacks. 100% of all mercury-containing items are removed via a private HHW contractor. Bins for recycling used batteries are distributed throughout Town departments so that batteries don't end up in the regular trash.	SCVURRPP (guidance), WVCWP to assist Eng Div.
	Mercury Plan (V.A.)	Fluorescent Light Recycling Program Implement an outreach program to	The Town of Los Gatos conducted extensive outreach for the Oct. 2004 WV HHW free drop-off event. Over 100 flyers were printed and distributed to residents and	SCVURRPP (guidance), WVCWP to co-ord w/ HHW staff

		educate small businesses and conditionally exempt small quantity generators about recycling fluorescent lights. Coordinate educational outreach with fluorescent light recycling events sponsored by HHW.	employees by placing flyers throughout the Town offices. The flier was displayed in the: ▪ Police Dept, ▪ Town Library, ▪ Town Clerk's office, ▪ Community Development office, ▪ Engineering Counter ▪ Parks & Public Works Admin. building, ▪ PPW lunchroom **100 Fliers** were placed at these locations for distribution, (except for the PPW lunchroom) The HHW Flier was also posted on the Town web-site. A WVCWP-created display was placed at the Los Gatos Library. The display included: ▪ a small, color poster ▪ flyer advertising the WV HHW Drop-off in Saratoga ▪ HHW brochures ▪ "Keep Your Family Safe from Mercury" flyers 15 each of 2 new Mercury flyers were distributed at the LG Beautiful Celebration. Flyers for the Apple Computer's free April Earth Day Electronic Waste Recycling event were also distributed. See PI/P "Materials Distribution" Section. "Claire Water" cartoon strip on recycling Fluorescent Lights and items with Mercury was printed in "Los Gatos Vista" newsletter. Articles on Proper disposal of Electronic Waste and a Thermometer Exchange also appeared in the	

			Vista. Small Business Outreach was investigated by contacting the LG Chamber of Commerce. WVCWP was told that the on-line Chamber newsletter can be used to distribute a short informational mercury disposal article to businesses in the future. Advertising on proper Mercury disposal was handled through placement of a “Mercury” ad. Space was purchased in the 3 weekly newspapers serving the West Valley. The Mercury ad ran 2 times in each of the 3 newspapers. When the ad was printed out as a flyer and distributed at Los Gatos Beautiful booth, it was very well-received – residents appeared to find the graphic appealing, and the information to be useful. See Mercury Attachment A. A Press Release/Article on mercury toxicity, fluorescent light disposal, and the upcoming HHW WV Drop-off event, was submitted to the SJ Mercury News and the 3 WV weekly newspapers. Several papers shortened the article and ran it (October 2004). WVCWP’s website was revised to include a Mercury link on the home page. The link connects to a new Mercury web page which includes information on free local fluorescent light disposal, free cell phone recycling and mercury and runoff pollution. See Mercury Attachment B. See PI/P Section for additional outreach related to Mercury	

LOS GATOS

Santa Clara Valley Urban Runoff Pollution Prevention Program

FY 2004-2005 ANNUAL REPORT

Mercury Pollution Prevention Activities Evaluation

All WVC have participated in several trainings/round table discussions about mercury policies and mercury product disposal in WVCWP meetings. All WVC have procedures in place to ensure safe disposal of mercury-containing products. When municipal staff purchase or replace mercury-containing products, they select products that contain less mercury.

The WVC have also conducted extensive outreach on Mercury issues in FY-4-05. Outreach was conducted through web sites, distribution of a variety of information at various sites, classroom presentations, municipal newsletter articles, and newspaper advertising.

Outreach has included posting a small mercury poster on the WVCWP website home page, linked to a page devoted to mercury issues, including assorted recycling information. The Town of Los Gatos web site featured an informational flyer on Electronic Waste and encouraged recycling at the Apple Computer Drop-off event April 23rd.

WVCWP has also incorporated discussion of mercury and fluorescent light bulbs into the 5th grade classroom interactive presentations; the topic seems to generate strong interest from teachers and the students – reference to fluorescent lights usually causes students to look up at their overhead lights, and they make an immediate connection about behavior changes that can be included in their lives.

Additional outreach information is listed in the PI/P Section of this report.

Would you eat it?

MER-CU-RY

A **poisonous** heavy silver-white metallic chemical obtained from the mineral cinnabar, used in:

- **Fluorescent light bulbs**
- **Thermostats**
- **Mercury Thermometers**
- **Batteries**
- **Cell Phones**
  Free disposal: www.recyclemycellphone.org

Protect the Bay from Contamination
Dispose of used products that contain mercury safely

Take it to Household Hazardous Waste

Schedule a free appointment: (408) 299-7300 or **(www.hhw.org)**

Mercury is a neurotoxin. **The FDA Advises** Pregnant Women, Women who may become pregnant, Nursing Mothers, and Young Children to reduce their exposure to mercury:

- Eat up to 12 ounces a week of fish & shellfish that are lower in mercury. Common choices are: Shrimp, Canned Light Tuna (not canned white albacore), Salmon, Pollock, & Catfish.
- Check local advisories on the safety of fish caught by family & friends in local lakes, rivers & coastal areas.

For easy disposal & safe use of mercury products, visit West Valley Clean Water Program at

www.cleancreeks.org

THIS PAGE INTENTIONALLY LEFT BLANK

WEST VALLEY
CLEAN WATER PROGRAM
CAMPBELL . LOS GATOS . MONTE SERENO . SARATOGA

Mercury & Watersheds

Home
About WVCWP
Contact Us
WV Watersheds
Stormwater Pollution
Take Action
Program Materials
Links
REPORT Illegal Discharges

Never throw Fluorescent Bulbs in the trash

Each year,
broken and landfilled
fluorescent bulbs
release enough mercury vapors
to contaminate a lake
the size of Lake Tahoe, CA.

Residents may bring bulbs to a Free Drop-Off at participating stores:

Ace Hardware - Los Gatos Blvd., Los Gatos, CA (408) 356-7103
Ace Hardware - 6469 Almaden Expwy, San Jose, CA (408) 997-1784

Don't Throw these Common Household Items In the Trash

- Batteries
- Thermometers (mercury)
- Thermostats
- Fluorescent Bulbs
- Cell phones

Take them to a local Household Hazardous Waste Collection Facility

Santa Clara Valley, CA

call (408) 299-7300 or visit www.hhw.org

Mercury is a neuro-toxin that is **used safely in fluorescent lightbulbs**, as long as the bulbs are disposed of properly after final use.

Recycle cell phones at Wireless Phone Stores

Nextel • Sprint • Verizon

Training Summary: Mercury

Training Description	Date	Attendees
Mercury Reduction Policy Training - Saratoga Speaker: WVCWP Program Manager **Topics:** ▪ Saratoga's Mercury Reduction Policy ▪ Saratoga's Mercury Recycling program ▪ Possible Fluorescent Light alternatives – proper handling of 'green-tipped' lights	**November 12, 2004**	**Saratoga (2)** Public Work Admin Analyst Facilities Maintenance Supervisor
WVCWP Monthly Meeting/Training Presenter: WVCWP Program Manager **Topics:** ▪ Reporting requirements for municipal mercury products ▪ Tracking specific quantities vs. showing what action is being taken for specific products ▪ Municipal programs for used battery collection ▪ Green-tip Fluorescent lights – low mercury, proper disposal ▪ Review Mercury TMDL ▪ Create employee awareness of Mercury Policy	**Nov. 16, 2004**	**WVCWP (2)** Program Assistant Stormwater Discharge Inspector **Campbell (2)** Environmental Program Manager Senior Civil Engineer **Los Gatos (1)** Senior Engineering Technician **WV Sanitation District (1)** Director of Engineering & Operations
Mercury Reduction Plan - Sacramento Regional Co San. Dist. Sponsor: CWEA Speaker: Vicki Frey, SRC Sanitation Dist. **Topics:** Mercury Offset Feasibility Study & Offset Options Sources of Mercury Public Education & Outreach	**Feb. 28, 2005**	**WVCWP (2)** Program Manager, Program Assistant

Training Summary: Mercury

Training Description	Date	Attendees
Beyond Dental BMPs Sponsor: CWEA Speakers: Stephanie Hughes, City of Palo Alto; Lewis Harrison, City of San Francisco	**March 1, 2005**	**WVCWP (1)** Program Manager

West Valley Communities
Santa Clara Valley Urban Runoff Pollution Prevention Program

FY 2004-2005 ANNUAL REPORT

COPPER ACTION PLAN/NICKEL ACTION PLAN

FY 2004-2005 Work Plan Self Evaluation Matrix

Activity	Source	FY04-05 Work Plan Tasks	FY 04-05 Accomplishments	Responsible Party
Vehicle Washing Operations	CB-1	Continue to distribute outreach materials on proper vehicle/equipment washing at Municipal counters/Post Offices/Libraries and public events, and post on WVCWP website.	WVCWP created a *Car Wash Kit flyer* to inform residents of the need to use the Kit for Car Wash fund-raisers. The flyer is posted at the City offices; it will be distributed to schools in FY05-06. The flyer incorporates information on the Municipal Code for Stormwater, and information on copper's affect on aquatic life. (see Copper Attachment A) A brochure on proper vehicle washing was distributed at car wash fundraisers by the Stormwater Discharge Inspector, in conjunction with instructing on use of the Car Wash Kit.	WVWCP staff
Vehicle Washing Operations	CB-1	Partner with Nova High School teacher & students to make presentations to Campbell, Los Gatos and Saratoga High School classes, topics will include car washing and proper draining of Pools & Spas.	This year, car washing, pool draining and copper issues were incorporated into WVCWP's Enviroscape presentations given to 5th graders at Foothill Elementary School and Rolling Hills Middle School. Appx. 150 students learned about sources of copper, copper's affect on aquatic life, draining pools to sanitary sewer outlets (photos of an outlet were shown) and proper car washing.	WVWCP staff
Vehicle Washing Operations	CB-1	Provide car wash kit & education to charity car wash organizers. Provide educational brochures/materials where applicable. Track and document occasions for use in Annual Report.	The WVCWP Inspector set up the Car Wash Kit at 4 Car Wash Fundraisers in the WVC in FY 04-05. He provided instruction on how to use it and explained the need to keep car wash water out of storm drains. <u>July 28, 2004 Muscular Dystrophy Adult Support Group fundraiser Car Wash</u> held at Ace Hardware in Los Gatos (bordering Campbell). Also:	WVWCP staff

West Valley Communities
Santa Clara Valley Urban Runoff Pollution Prevention Program

FY 2004-2005 ANNUAL REPORT

Activity	Source	FY04-05 Work Plan Tasks	FY 04-05 Accomplishments	Responsible Party
			Oct. 30, 2004 Student Exchange Program & Italian Club of LG High School fundraiser Car Wash held at Van Meter School, LG Blvd. 20 students participated; appx. 95 vehicles were washed. April 2005 – LG Union School Dist. Education Foundation - fundraiser Car Wash held at Van Meter Elem. School, LG. April 2005 – Girl Scout Troop 630 Los Gatos - fundraiser Car Wash held at Union 76 gas station at Blossom Hill Rd., LG. 50 copies each of "Cars Pollute Too" and "Washing Cars" were distributed during car wash events.	
Vehicle Washing Operations	CB-1	Submit data regarding vehicle washing outreach activities. Provide an effectiveness evaluation in Annual Reports.	The Stormwater Discharge Inspector distributes several vehicle washing pieces during pro-active inspections and in relation to any actual or suspected IC/ID incident. This means of outreach is very effective and the Inspector is able to answer questions and offer suggestions. See "Inspect Auto Businesses" below. WVCWP staff created a *Car Wash Kit* outreach flyer, including reference to each WVC's Municipal Code for Stormwater and information on copper's toxicity to aquatic life. The flyer is available at the respective municipal offices. 50 copies each of "Cars Pollute Too" and "Washing Cars" were distributed during car wash events. See "Evaluation" below.	WVWCP staff
Vehicle Washing Operations	CB-1	Require source control measures for Group 1 new development and redevelopment projects that will conduct vehicle/equipment washing and maintenance activities (consistent with	The WVC did not have any new Group 1 projects that would conduct vehicle/equipment washing and maintenance activities during FY 04-05.	WVCWP staff w/ Municipal Staff

West Valley Communities
Santa Clara Valley Urban Runoff Pollution Prevention Program

FY 2004-2005 ANNUAL REPORT

Activity	Source	FY04-05 Work Plan Tasks	FY 04-05 Accomplishments	Responsible Party
		Permit Provision C.3.k).		
Vehicle Washing	CB-1	Inspect auto businesses regarding car wash requirements, and prohibited storm drain discharge.	The WVCWP Inspector conducted 18 pro-active auto repair and vehicle facility shop inspections in Los Gatos (Monte Sereno and Saratoga have no auto service businesses). He distributed his fact sheet, providing information on wastewater capture systems to automotive facilities. The fact sheet was designed to provide small-scale automotive facilities (those that find installing a full-fledged wash rack cost prohibitive) with examples of inexpensive treatment technologies and distributor information. Problems at shops in previous years generally appear to have been corrected, due to Inspector's outreach efforts.	WVWCP ICID Inspector
Vehicle Washing Operations	CB-1	Maintain and inspect car wash systems for City vehicles at the corporation yard	Staff continue to follow the suggested practices and to ensure that the Corp Yard systems function correctly. Monte Sereno does not have a Corp Yard or City vehicles.	WVWCP ICID Inspector / Pub Works Supt
Vehicle Washing Operations	CB-1	Encourage municipal staff to attend SCVURPPP's "Mobile Cleaning Workshop".	Saratoga staff attended a BMP training at the Maintenance Supervisors Assn. meeting; Los Gatos staff received BMP training through WVCWP and a consultant in FY 04-05 (see Training Summary – Public Agency Activities). Monte Sereno does not have a Corp Yard or City vehicles.	WVWCP ICID Inspector / Pub Works Supt/ Bldg Maint Supvr
Industrial Copper Control	CB-3	Continue Industrial Inspection program, including NOI sites and other industrial sites such as plating and metal finishing facilities, vehicle service facilities, and other sites.	The WVC have an agreement with the SCC Fire District to conduct urban runoff inspections for machine shops and metal manufacturing facilities. 4 of these types of facilities are in Los Gatos and were inspected this year; there were no violations. ▪ 1 out of 1 Machine Shop ▪ 2 out of 2 Misc. Mfg	SCVC Fire Dept./ WV ICID Inspector

West Valley Communities
Santa Clara Valley Urban Runoff Pollution Prevention Program

FY 2004-2005 ANNUAL REPORT

Activity	Source	FY04-05 Work Plan Tasks	FY 04-05 Accomplishments	Responsible Party
			1 out of 1 Welding/Iron Monte Sereno and Saratoga have no industry which fall into these categories. See CB-1 "Inspect auto businesses" above for vehicle service facilities. See IND Section	
Reducing Traffic Congest'n Promoting Alternative Transport-ation	CB-6/7	Complete revision of and implement revised development site design standards related to transportation per Permit Provision C.3.j Encourage and promote better transportation-related design practices and alternative modes of transportation.	The WVC endorse and support Santa Clara Valley Transportation Authority's *Best Practice Principles* for integrating public transportation and land use[1]. Principles promote: designing for pedestrians i.e. public connection to paths and sidewalks and tree covered sidewalks which provide comfortable pedestrian spaces. Providing a diverse mix of land use and focusing growth around transit stops reduces the need for residents to drive.	WVCWP w/ Municipal Staff
Water-shed assessm't and protection	CB-8	Revise City's General Plan, as needed, at next scheduled update, based on recommendations from the *Development Policies Comparison Project* and Provision C.3.l.	Where practicable, recommendations from the *Development Policies Comparison Project* will be considered in the WVC's next General Plan revisions. Town of Los Gatos' next revision is scheduled for 2010. Monte Sereno is currently working on a General Plan revision. Saratoga is starting work on a General Plan revision.	Community Dev. Dir.
Water-shed assessm't and protection	CB-8	Continue to implement guidance from SCVURPPP on addressing water quality in the CEQA review process, as part of C.3.m. implementation.	The WVC have adopted the CEQA review guidance from SCVURPPP, as documented in the June 2004, *C.3 Stormwater Handbook*, to address water quality as part of the C.3.m implementation.	Municipal Staff

[1] *Community Design & Transportation: a Manual of Best Practices for Integrating Transportation and Land Use* (copyright 2003 Santa Clara Valley Transportation Authority)

West Valley Communities
Santa Clara Valley Urban Runoff Pollution Prevention Program

FY 2004-2005 ANNUAL REPORT

Activity	Source	FY04-05 Work Plan Tasks	FY 04-05 Accomplishments	Responsible Party
Water-shed assessm't and protection	CB-8	Participate in the Water Resources Protection Collaborative and implement any agreed upon guidelines and standards for watershed protection.	The WVC have staff attending the Collaborative on a regular basis (with the exception of Monte Sereno which has part-time staff in the City Engineering Dept.). All WVC provide data as requested by the Collaborative and are working to implement any guidelines which may be established.	Municipal Staff
Street sweeping & stormdrain O&M	CB-11	Continue following Program guidance regarding the collection and reporting of street sweeping data. Provide data in accordance with schedule for Annual Report.	WVC staff and contractors have worked closely with WVCWP to collect all necessary street sweeping data. Street Sweeping data was collected and was provided to the SCVURPPP at the end of FY 04-05 for all street sweeping activities. The Town of Los Gatos is currently placing a different employee in the street sweeping staff position; the City of Saratoga is working on the bidding process for a new contractor: all new staff will be trained on gathering the required data.	WVCWP staff w/ Municipal Staff
Street sweeping & stormdrain O&M	CB-11	Implement (as appropriate) identified improvements to current street sweeping and storm drain system O&M programs (within available budgets). Provide effectiveness evaluation in FY 04-05 Annual Report.	The street sweeping program is effective in that efficient, predictable routes are maintained, and sweeping days do not conflict with trash pickup days. Street sweeping information/schedules are available on WVC websites. Los Gatos is improving its street sweeping program with the purchase of new street sweeping equipment. A variety of street sweepers were tested in order to determine which could best handle the Town's requirements. Monte Sereno's street sweeping is handled by Los Gatos. Saratoga is undertaking a bidding process for a new street sweeping contractor and envisions a need to increase the budget in order to maintain the current level of service. Annual evaluation of maintenance for the WVC's storm drain system is conducted at the annual storm drain operations and maintenance supervisor's (superintendent's) meeting.	WVCWP staff w/ Municipal Staff

West Valley Communities
Santa Clara Valley Urban Runoff Pollution Prevention Program

FY 2004-2005 ANNUAL REPORT

Activity	Source	FY04-05 Work Plan Tasks	FY 04-05 Accomplishments	Responsible Party
			See Public Agency Activities – "Street Sweeping and Storm Drain O&M" Sections.	
Outreach on pool, spa maint'nce	CB-12	Continue to distribute outreach materials at local public events; brochures at agency department counters and public places; and placement on WVCWP website.	All municipal offices have the new Pool Draining brochure available for residents. Street maintenance staff in Los Gatos and Saratoga carry the Pool Draining brochure for distribution as needed. WVCWP is currently designing a "Copper" page for the web site which will include the Car Wash Kit flyer and the Pool brochure. The Town of Los Gatos' web site "Public Works page" includes 2 paragraphs of information on proper pool draining.	WVCWP staff w/ Municipal Staff
Outreach on pool, spa maint'nce	CB-12	Continue to distribute outreach materials and brochures as part of ICID WVC inspections.	See CB-1 "Submit data regarding vehicle washing outreach activities" above.	WV Inspector
Use of architect-ural copper	CB-21	Encourage limiting use of copper on roofs, in roof shingles, and for gutters.	WVCs discourage the use of architectural copper. The Town of Los Gatos requested, and received, a briefing paper from WVCWP on for Town Planning reference. The paper covered the history of copper issues in the South Bay, and current standards and recommendations. The Planning Commission refers to this when dealing with building project applicants. Monte Sereno: City staff discourages the use of architectural copper in the planning and design stages. If an applicant desires architectural copper, Planning & Engineering staff point out the water quality issues and suggest use of alternatives. The City of Saratoga does not allow the use of	Municipal staff

West Valley Communities
Santa Clara Valley Urban Runoff Pollution Prevention Program

FY 2004-2005 ANNUAL REPORT

Activity	Source	FY04-05 Work Plan Tasks	FY 04-05 Accomplishments	Responsible Party
			architectural copper in the planning and design stages. This is handled during the Conditions of Approval process.	
Nickel Action Plan Tasks				
Measures to control nickel discharge from construc-tion sites	NB-1	Continue to implement Construction Inspection Performance Standards (see Construction Inspection work plan section).	WVCWP and WVC staff rewrote the C.I. SOPs for the model Construction Inspection Performance Standards as part of all WVCs' URMP revision (submitted to the Regional Board in 9/04).	WVCWP staff w/ Municipal Staff l/ WVCWP ICID Inspector
Measures to control nickel discharge from construc-tion sites	NB-1	Training: Continue to have inspectors attend Regional Board/Program workshops on construction site management and learn latest erosion/sediment control techniques	On October 12th WVCWP's IC/ID Inspector and Program Manager attended the "Construction Site Planning & Management for Compliance with NPDES Requirements" workshop, and purchased the videos, "**Hold onto your Dirt**" and "**Keep it Clean**", to use in training sessions within each WVC. 2 Los Gatos staff and 2 Monte Sereno staff attended the Construction Site Planning & Management for Compliance with NPDES Requirements. During the previous year, 11 Saratoga staff members, including Building Inspectors, Plan Check Engineers and Planning staff, participated in an in-house training session featuring both videos. Saratoga has had turnover among most of its Building Inspection staff; new staff will be able to view the training videos during FY 05-06. See Training Summary –Construction Inspection, for details.	WVCWP staff w/ Municipal Staff / WVCWP ICID Inspector
Measures to control nickel discharge	NB-1	Training: Continue to attend Program sponsored or other workshops on post-development stormwater BMPs (C.3.)	In March 2005 WVCWP staff attended a variety of trainings at the CWEA Workshop; this information was provided to WVC Stormwater Reps at WVCWP meetings.	WVCWP staff w/ Municipal Staff / WVCWP ICID

West Valley Communities
Santa Clara Valley Urban Runoff Pollution Prevention Program

FY 2004-2005 ANNUAL REPORT

Activity	Source	FY04-05 Work Plan Tasks	FY 04-05 Accomplishments	Responsible Party
from construc-tion sites			In June 2005, staff attended "Conducting Stormwater Treatment BMP O&M Verification Inspections" Sponsored by SCVURPPP. 3 Los Gatos Engineering staff 2 Monte Sereno Building & Engineering staff 3 Saratoga Building Inspectors See Training Summary –New & Re-Development, for details.	Inspector

Copper/Nickel Action Plan Evaluation

Car Wash Outreach Evaluation:

The Car Wash Kit for car wash fundraising events has been a success; it was used at 4 events in FY 04-05 year and is estimated to have prevented runoff from several hundred cars. The WVCWP's newly-created Car Wash Kit flyer will be distributed through more avenues in FY 05-06, in an effort reach potential users and to reduce car wash event discharges.

The Car Wash Kit flyer was posted at municipal offices in spring 2005, but WVCWP has not yet received calls from any groups resulting from the flyer. All calls so far have been triggered by car wash information on the Town of Los Gatos Public Works web page. In Summer and Fall of FY 05-06, the flyer will be distributed to schools in WVC, in hopes of increasing public awareness of the Car Wash Kit. The flyer will also be posted on the WVCWP website.

Since car washes are sometimes held at gas stations and churches, some form of efficient outreach to these locations is also being discussed. The best approach might be to contact youth sports teams and scout groups, who may hold car washes but perhaps aren't affiliated with a school. In FY 04-05, WVCWP began assembling a *Scouts and Sports Team Contacts* list; in FY05-06, additional contacts will be added and staff will investigate means of distributing the flyer to the appropriate contact people.

Copper Outreach Evaluation:

The WVCWP will continue to provide outreach on car washing, vehicle maintenance, alternative transportation, and pool maintenance during in-class presentations and partnerships with teachers and students in local schools. WVCWP incorporated messages about activities that can prevent copper runoff as part of the 5th grade Enviroscape curriculum.

The WVCs continued their street sweeping programs and were able to collect accurate data for submittal for FY 04-05.

The WVCWP Inspector's Vehicle Shop Inspection Program continues to be a strong addition to efforts to reduce copper runoff from car washing. See IND

West Valley Communities
Santa Clara Valley Urban Runoff Pollution Prevention Program

FY 2004-2005 ANNUAL REPORT

Activity	Source	FY04-05 Work Plan Tasks	FY 04-05 Accomplishments	Responsible Party
Section. www.cleancreeks.org , offers a *Take Action* page which encourages people to: •Take cars to a commercial car wash (where the dirty water will flow to a Treatment Plant), or wash it on a non-paved surface. •Drain pools and spas into a sanitary sewer outlet, NEVER into a street •Drive less! Walk, ride a bike or a bus, or carpool. WVCWP is working on design of a "Copper" page for its website, featuring outreach pieces on residential car washing, use of the Car Wash Kit, and pool draining. The Town of Los Gatos web site features excellent outreach material on car washing and pool draining, along with general information on avoiding stormwater runoff pollution. The site's link to the WVCWP site and the WV Stormwater Inspector's e-mail allows LG residents to easily contact WVCWP concerning car wash fundraiser events. This has triggered implementation of the Car Wash Kit at 4 car washes in FY 04-05; use of the kit avoided runoff pollution from several hundred cars and allowed for education of numerous residents during the car wash activities.				

THIS PAGE INTENTIONALLY LEFT BLANK

Protect Our Creeks during your next

Car Wash
Fundraising Event

Anyone organizing a **Car Wash Event**
in *Campbell, Los Gatos, Monte Sereno or Saratoga*
is directed to borrow the **Free Car Wash Kit** from
West Valley Clean Water Program *(WVCWP)*

The *State Water Board* requires municipalities to prevent Car Wash Event runoff from flowing into Storm Drains.

Town Code Section 22.30.015(a) & (b)

All Car Wash Events should use the ***Car Wash Kit***, which keeps runoff out of Storm Drains.

To schedule pick-up & training on use of the Car Wash Kit,
e-mail WVCWP at: inspector@cleancreeks.org or phone 408-354-5385

- Copper is toxic to aquatic life - and it washes off of brake pads
- Oil, coolant & other pollutants are also carried in car wash runoff
- The Car Wash Kit drains runoff into the Sanitary Sewer lines, rather than into the Storm Drains (which flow untreated into our creeks)

THIS PAGE INTENTIONALLY LEFT BLANK

Training Summary: Copper

WVCWP Monthly Meeting/Training Presenter: WVCWP Program Manager **Topics:** ▪ Review Copper Work Plan Tasks & Activities ▪ Outreach – Car Wash Kit ▪ Importance of Mobile Surface Cleaning Training – video available through WVCWP ▪ Architectural copper – Cities/Town means of discouraging or prohibiting use	**Nov. 16, 2004**	**WVCWP (2)** Program Assistant Stormwater Discharge Inspector **Campbell (2)** Environmental Program Manager Senior Civil Engineer **Los Gatos (1)** Senior Engineering Technician **WV Sanitation District (1)** Director of Engineering & Operations
Copper Strategies – Brake Pads & Regional Applications Sponsor: CWEA Speakers: Sarah Connick, Sustainable Conservation; Richard Looker, SF Bay RWQCB **Topics:** ▪ Identifying Non-Point Copper Sources ▪ Brake Pad Pollutants Environmental Transport Studies ▪ Action Plan For Brake Pad Partnership ▪ Potential Outcomes	**March 1, 2005**	**WVCWP (2)** Program Manager, Program Assistant

THIS PAGE INTENTIONALLY LEFT BLANK

TRASH INVENTORY & MANAGEMENT

FY 2004-2005 Work Plan Self Evaluation Matrix

Source	04-05 Work Plan Activity	FY04-05 Work Plan Tasks	FY 04-05 Accomplishments	Responsible Party
Trash Work Plan	Strategy and Goals	Use Program guidance to develop a strategy to conduct trash evaluations in watersheds.	The WVCWP Manager and Inspector participated in the Program's Trash Ad Hoc Group and developed goals for the West Valley Communities, which the WVCs approved in FY 03-04. These goals include: • Prioritizing inspections for trash dumpster areas at local restaurants. See IND – Restaurant Inspection Program of each municipality's annual report. • Educate local businesses about the need for dumpster cleanliness and encourage BMPs • Evaluate trash condition of urban creeks through drive-by monitoring and when feasible, rapid trash assessments. • Educate local teachers, students and principals by featuring trash problems and solutions in our interactive school presentations. • Evaluating the progress made on goals in each Ann Rpt	WVCWP to coordinate, WV Stormwater Reps to provide municipal input and feedback
Trash Work Plan	Evaluations	Conduct trash evaluations in a subset of trash problem areas.	The WVCWP staff conducted the following KAB litter index assessments for the identified problem spots for each WV community during FY04-05. See attached reports for detail. For: • Campbell's thirteen (13) identified problem areas, 23 assessments were conducted. • Los Gatos' eight (8) identified problem areas, 12 assessments were conducted. • Monte Sereno's one (1) identified problem areas, 3 assessments were conducted. • Saratoga's four (4) identified problem areas, 6	WVCWP to sponsor events Municipality to identify problem areas

			assessments were conducted. The WVCWP also sponsored three (3) trash cleanup events, where citizen volunteers performed monitoring which is very similar to the Water Board's RTA method.	
Trash Work Plan	Identify Control Measures & Begin Implementation	Identify and begin implementation of trash control measures, as appropriate, to address trash problem areas within high priority areas	The West Valley Cities have successfully implemented all of the strategic trash goals listed in item 1 above.	Municipal Storm Reps to determine Strategic Goals and WVCWP to assist with implementation
Trash Work Plan	Report on Trash Mgmt Practices Implemented	Provide Program staff with information on trash management practices implemented, using standardized reporting format.	Program staff was provided with all trash assessment information for FY 04-05 except for the data that was collected as part of the WVCWP citizen participation program, *Creek Keepers*, mentioned below.	WVCWP Staff
FY01-02 Work Plan	Monitoring/Citizen Participation	Continue to promote citizen participation program to monitor trash in local creeks (element of *Creek Keeper's* Program).	Three public participation events were held in FY04-05 for trash cleanup and monitoring near local creeks. All three event sites were near schools so that WVCWP staff efforts would accomplish three things. 1) Trash monitoring 2) Creek area cleanup and 3) teaching students about a citizen's responsibility to keep trash out of our watersheds. The method used by volunteers at these events resembles the RTA method closely enough that it is possible to take individual trash assessment forms from the participants and put the data almost directly into the RTA forms. Lack of staff time prevented WVCWP from transferring all the data for FY04-05. However data was transferred to the RTA format for the site on Wildcat Creek. See the Program's Trash Activities report. Also see attached data sheets, and the press release for the Wildcat Creek event, and the front-page story from the Saratoga Community Newspaper (Silicon Valley Community Newspaper Group) 4-27-05.	WVCWP Staff

FY04-05 Work Plan, RWQCB comments	Training	Conduct PI/P training meetings on implementation of volunteer creek and school site clean ups. Evaluate effectiveness of volunteer trash monitoring and success of clean-up events	On July 16, 2004, the WVCWP Manager and the half-time Public Outreach Assistant attended the following workshop: Regional Board Trash Rapid Assessment Training Presenters: Water Board Staff for the session on the Rapid Trash Assessment method; (RTA); and SCVURPP Program Staff for the session on the Keep America Beautiful (KAB) method of assessment	WVCWP Staff

Trash Inventory & Management Evaluation

The West Valley Communities have made good progress on each of their strategic goals for trash reduction.

Prioritizing Dumpster Area Inspections & Educating local businesses

The WVCWP Inspector patrols the downtown areas of each community to look for signs of illegal dumping or debris from dumpsters (especially those with open lids) and providing educational chats as needed. Monte Sereno is the exception; being strictly residential, the City does not have many dumpsters. See the IND and ICID section of this report for details.

Evaluate the Trash Condition of Urban Creeks by conducting Drive-by Monitoring of Identified Problem Areas

WVCWP staff conducted *Keep America Beautiful Litter Index* method assessments at all identified problem areas in the West Valley Communities, for a total of 44 assessments. Some new potential problem areas were identified and other, like the *Los Gatos Creek Trail,* which is cleaned up monthly by a local group of University Women, will not remain on the list. Although it is very heavily traveled it is also constantly monitored by residents. WVCWP staff finds that once the patrolling or monitoring has become routine (especially using the simple KAB method) the task is relatively easy to accomplish. WVCWP staff is becoming more familiar with the local watersheds, which makes it easier to identify areas which present potential problems.

Conduct Educational Outreach to Students and Teachers in Local Schools

WVCWP staff will respond to every opportunity to partner with schools and teachers on educating the students. The WVCWP has been particularly successful, in FY 04-05 and F Y03-04 in recruiting student volunteers for creek cleanups and the task of creek monitoring. The WVCWP's own method of trash assessing is very similar to the RTA method except that it is simplified for young students and for the needs the West Valley area. Refer to the combined results of the trash monitoring at three volunteer events, attached. WVCWP events during FY 04-05 all took place in the San Tomas Aquino Watershed. This is partly because choosing a site and recruiting volunteers is time intensive, and it becomes easier as the site is established and volunteers are more familiar with the site and the routine procedures for the event. Sacred Heart School next to Wildcat Creek contacted WVCWP this year to see if staff would sponsor another creek cleanup event. In FY05-06 WVCWP staff will investigate other areas in the West Valley to try to establish an on-gong site in the Guadalupe Watershed (the other West Valley Watershed).

Saratoga Gardening Guerillas

A group of Saratoga Volunteers have been cleaning the streets and sidewalks of the City (sometimes on hands and knees) for the last year. See article attached.

Volunteers met with a hurdle when the Saratoga decided that the City would be liable for the safety of the citizens while they were working. This demonstrates the enthusiasm of the volunteers in West Valley Communities and the set backs that the WVCWP sometimes encounters in encouraging and accepting citizen volunteer services. See attached article (*Gardening Guerillas)* from the Silicon Valley Community Newspaper, *Saratoga News.* Having to walk this fine line is a part of any idea which involves citizens working on municipal property e.g., students applying storm drain stencils or participants in a creek cleanup (especially if volunteers intend to enter the creek to facilitate the cleanup) or even a participation in a holiday parade (public outreach). The WVCWP tries to take advantage of every public participation opportunity without leaving the Municipality vulnerable to potential liability issues.

Los Gatos

Guadalupe River							
ID #	**Date**	**Location of Trash Problem Areas**	**Assessment Tool**	**Score**	**Trash Sources**	**Evaluation Results**	**Comments**
LG01	6/14/2005	Los Gatos creek trail; along the whole creek in Los Gatos	KAB	1	Litter (homeless)	A group of university women volunteers cleans the creek trail monthly. Efforts are very noticeable.	Trail and creek very pristine
LG02	11/23/2004	Hicks road between Camden Ave & Shannon Rd	KAB	2	Illegal dumping-not in waterway	This site was listed because of a dumping incident in December 2003. Thirty motorcycle tires were dumped. Town collected and recycled tires. Will continue to monitor.	Lots of paper and plastic found along the roadside. It appears to be dumping or motorist trash.
LG02	3/23/2005	Hicks road between Camden Ave & Shannon Rd	KAB	1	Illegal dumping-not in waterway	Site was found litter free. It may have been just picked up. Will continue to monitor.	No trash found.
LG02	6/14/2005	Hicks road between Camden Ave & Shannon Rd	KAB	3.5	Illegal dumping-not in waterway	Found an abundant amount of litter. Will continue to monitor and collect information from Town staff.	Location is about 30 miles from Guadalupe dump – so it is a problem area. Very dirty along roadside. Litter debris (e.g., cups and food wrappers) were found.
LG03	6/14/2005	Kennedy road from Los Gatos Blvd to Shannon Rd	KAB	2.5	Litter (motorists)	Town picks up twice per month.	Litter along the roadside found. Litter includes beverage containers and food wrappers.
LG04	6/14/2005	Shannon Road from Los Gatos Blvd to Hicks Road	KAB	3.5	Trash accumulation (windborne, motorist)	Town picks up twice per month.	Roadside is littered with motorist trash. Very windy narrow road.
LG05	6/14/2005	Blossom Hill road from Short Rd to Harwood	KAB	3	Trash accumulation (windborne, motorist)	Town picks up twice per month.	Motorist trash observed along the roadside. Trash includes beverage containers, plastic bags and food wrappers.
LG06	6/14/2005	Town of Los Gatos parking lots (9); on Main St. near Monte-Bello and Park Ave	KAB	1	Litter (Homeless, motorist dumping etc)	Town picks up trash 1 – 2 times per week.	Parking lots were very clean. It appears that it may have been just cleaned.

San Tomas Aquino Creek							
ID #	**Date**	**Location of Trash Problem Areas**	**Assessment Tool**	**Score**	**Trash Sources**	**Evaluation Results**	**Comments**
LG07	11/23/2004	Quito and Pollard	KAB	1	Litter (motorists)	Continue to monitor.	No trash found.
LG07	2/16/2005	Quito and Pollard	KAB	2	Litter (motorists)	Continue to monitor.	Found pieces of plastic shopping bag.
LG08	2/16/2005	Quito and Mt. Clair	KAB	1.5	Litter (pedestrians and motorists)	This site was fairly clean. Will continue to monitor.	Several small pieces of a Styrofoam container were found.
LG08	3/31/2005	Quito and Mt. Clair	KAB	1	Litter (pedestrians and motorists)	Continue to monitor.	No trash found. Will continue to monitor. Consider removing from list if no problem present.

THIS PAGE INTENTIONALLY LEFT BLANK

San Tomas Aquino (Westmont)
September 18, 2004
Creek Monitoring Summary

Use tick marks in the Category that the trash belongs in (i.e. plastic bag goes in PLASTIC).
At the end of the cleanup, total the tallies, & write the **total** next to the heading.

PLASTIC	767
bags	
bottles	
buckets	
caps, lids	
milk jugs	
pieces	
rope	
6-pack holders	
toys	
STYROFOAM	71
cups, spoons, forks, straws	
egg cartons	
fast food containers	
meat trays	
pieces	
METAL	271
bottle caps	
cans	
pieces	
wire	
CIGARETTE BUTTS	80

PAPER	565
bags	
cardboard	
cartons	
cups	
newspaper	
pieces	
RUBBER	13
balloons	
gloves	
tires	
GLASS	256
bottles	
light bulbs	
WOOD	73
broken pieces	
pallets/large items	
CLOTH	39
clothing	
rugs	
OTHER	71

End of Day Totals

Estimate Length of creek section in miles, i.e. 1/10 mile, 1/8 mile: ¾ Mile

Number of bags of trash collected: 38

Weight of recyclable trash: 100

Weight of non-recyclable trash: 400

Fifty (50) Volunteer Participants

1. Describe the stretch of creek monitored using descriptors of boundaries such as landmarks or cross streets. San Tomas Aquino Creek near 4805 Westmont Ave. to McCoy (near San Tomas Aquino Rd) San Jose w/ Campbell address; Cleanup covered some of the school fields.
2. What types of trash were most commonly found? Paper, broken glass, plastic food waste,
3. List the most unusual items found. 30 ft. long metal pole and lawn chair, volleyball, golf ball, *Frisbee*, homework, sweater, milk jug, wire, rags, chair
4. Rate from one to five how dirty or clean the creek was, with one being pristine clean.

(Circle one) 1 2 3 4 5

THIS PAGE INTENTIONALLY LEFT BLANK

West Valley Press Release April 19, 2005 – Trash

From: Cheri Donnelly [mailto:cheri.westvalley@comcast.net]
Sent: Tuesday, April 19, 2005 1:38 PM
To:'ltoth@svcn.com'
Subject: Sacred Heart Students Clean a Creek April 20th

Hi Lisa,

Sacred Heart School children and a few parent volunteers will be cleaning Wildcat Creek, behind their school grounds on Wednesday afternoon (April 20) from 1 to 2:30 pm. They have a **permit from the SCV Water District** to open the normally locked gate and pick up debris that came to the creek from the school lunch/ field area, the streets, or from other yards.

We are beginning to see the spring weather and notice that trash has settled in the creeks. We first approached Sacred Heart's Principal two years ago to see if she would allow the West Valley Clean Water Program staff to enter the creek area behind the school and pick up the trash that volunteers couldn't get to on National River (Creek) Clean up Day.

The Principal not only invited us onto the property but allowed us to hold a watershed assembly at the school to encourage the students to volunteer for the cleanup event. We were surprised when 80 students and parents turned out for the creek protection event. The principal confided to us that in preparation for Clean Water staff's visit to their school, the students combed the school grounds for trash a few days prior to the creek cleanup event.

School grounds and their surrounding areas are well known among creek and Bay environmentalists as a major source of beverage-container and food-wrapper trash. All of which ends up in our local creeks, streams and finally the Bay. We might look around the West Valley and say we don't have a trash problem but all our upstream food and beverage debris is carried by heavy rains to an unmanageable buildup of trash that is choking creeks in downstream areas.

This year the school called us to request that we help them sponsor another cleanup event. We are delighted to provide the gloves and trash bags and guidelines to keep this a safe event. The SCV Water District staff came out and cleared a path to prevent the students from coming into contact with poison oak. After the event the Water District will haul away the bags of collected trash.

We have cute photos of the previous event if you are interested. The student volunteers are from grades K-8. About 45 students have signed up thus far. I wish every school would celebrate Earth Day this way.

Best Regards,

Cheri Donnelly, Program Manager

West Valley Clean Water Program
Representing Campbell, Los Gatos, Monte Sereno and Saratoga
18041 Saratoga-Los Gatos Road
Monte Sereno, CA 95030
408-354-4734

THIS PAGE INTENTIONALLY LEFT BLANK

Wildcat Creek (Sacred Heart)
April 20, 2005
Creek Monitoring Summary

Use tick marks in the Category that the trash belongs in (i.e. plastic bag goes in PLASTIC).
At the end of the cleanup, total the tallies, & write the **total** next to the heading.

PLASTIC	817
bags	
bottles	
buckets	
caps, lids	
milk jugs	
pieces	
rope	
6-pack holders	
toys	
STYROFOAM	49
cups, spoons, forks, straws	
egg cartons	
fast food containers	
meat trays	
pieces	
METAL	46
bottle caps	
cans	
pieces	
wire	
CIGARETTE BUTTS	-

PAPER	96
bags	
cardboard	
cartons	
cups	
newspaper	
pieces	
RUBBER	2
balloons	
gloves	
tires	
GLASS	23
bottles	
light bulbs	
WOOD	12
broken pieces	
pallets/large items	
CLOTH	4
clothing	
rugs	
OTHER	90

End of Day Totals

Estimate Length of creek section in miles, i.e. 1/10 mile, 1/8 mile: 1/8 Mile

Number of bags of trash collected: 12

Weight of recyclable trash: 5 bags

Weight of non-recyclable trash: 7 bags

Approximately 60 Student and 5 Parent Volunteers Participated

1. Describe the stretch of creek monitored using descriptors of boundaries such as landmarks or cross streets. Back of school grounds to Fruitvale Ave. Along Wildcat Creek between 2 points: Saratoga Ave at SH School and 1/8 mile northwest of intersection at Fruitvale and Allendale in Saratoga.
2. What types of trash were most commonly found? Snack & food wrappers & soda cans, plastic bottles
3. List the most unusual items found. A long metal pole
4. Rate from one to five how dirty or clean the creek was, with one being pristine clean.

(Circle one) 1 2 3 4 5

THIS PAGE INTENTIONALLY LEFT BLANK

SARATOGA NEWS

April 27, 2005 Saratoga, California *Since 1955*

Education

Sacred Heart School seventh-graders Lynn Vo (left) and Lucija Stimach participate in a Wildcat Creek cleanup day on April 20 behind the school grounds.

Students doing something about litter

By Lisa Toth

Students at Sacred Heart School may be litterbugs, but they're doing something about it.

More than 65 students in grades four to eight volunteered to clean up Wildcat Creek, which runs behind the Saratoga school's grounds. They were permitted by the Santa Clara Valley Water District to open a normally locked gate to gain access to the creek and they worked for more than two hours on April 20.

The zealous students, parent volunteers and representatives from the sponsoring organization, West Valley Clean Water Program, picked up debris that had been blown into the creek from the school lunch area, streets and school yard. The garbage had been carried into the creek by winter rain storms.

"It's gross," said seventh-grader Elizabeth Carte, picking up trash near the fence line of

the school property. "This shows you how the trash grows. One little piece from everyone becomes a big amount."

Armed with clipboards and pencils, students tracked each piece of trash they picked up, such as random bolts and screws or more common potato chip bags, candy wrappers and beverage containers.

The creek monitoring trash activity will help water program officials determine where the majority of the trash comes from and what behaviors are contributing to the trash. The students were also given gloves, bags for recyclable items and long-handled grippers to pick up hard-to-reach rubbish.

Parent volunteer Georgia Ellenikiotis, the school's Christian service commissioner, said the students received two community service hours for the activity. Each grade level is required to complete a different amount of community service, which includes activities such as playing bingo with senior citizens, assisting at homeless shelters or organizing food drives. Even though the creek cleanup was optional, Ellenikiotis said she was pleased the event had a high turnout. This was the school's third year participating in the creek cleanup event.

"It's fun to be cleaning up with all your friends," said Marianne Gera, a seventh-grader who also serves as the safety and ecology commission officer for the school. "It's helping the environment instead of trashing it."

Before beginning the trash cleaning expedition, students were instructed by Cheri Donnelly, West Valley Clean Water Program's manager, about safety rules, how to avoid poison oak and how to not disrupt the creek's natural habitat. She also showed students photographs of concentrated levels of garbage that can accumulate farther downstream if not prevented or remedied through volunteer cleanup efforts.

Wildcat Creek flows into the San Tomas Aquino Creek and then into Moffet Channel. From there, the water travels through Guadalupe Slough before entering the lower San Francisco Bay, according to Donnelly.

"It's an eye opener for these kids to realize what comes from their own backyard--plastic straws, food wrappers, chip bags, snack bags, bottle caps, water bottles," Ellenikiotis said.

Before the students were allowed to go through the locked gate and head down the steel embankment to access the creek, they had to comb the grounds and collect all the trash that had piled up along the fence line. Kathy Ottenberg, an assistant with the water program, said she hoped the students would take away a sense of responsibility and awareness about not littering in Saratoga.

"We're all partners of the larger community, and our actions and caring about the creek do make a difference," she said. "The creek is part of their campus, but they probably

don't notice it on a daily basis."

Marianne pointed out that much of the trash on the school campus and in the creek was the result of carelessness. She added that the school has implemented a recycling program in the classrooms, and classes are also required to periodically clean up the school yard. Sacred Heart students have been studying topics in their science classes like erosion, pollution and how animals can be affected by trash. In addition, the creek cleanup day also tied into national river cleanup day coming up on May 21 and fell close to Earth Day on April 22.

Donnelly also stressed the importance of the creek cleanup as a savings for taxpayers. In the Los Angeles area, a severe trash problem has resulted in the need for costly filters and trash inserts in storm drain pipes to catch the trash before it can run downstream, she said.

While Santa Clara County isn't listed as having an impaired trash problem and isn't being required to use such filters, representatives like Donnelly are preparing for the possibility of it occurring. The county must adhere to Clean Water Act standards.

"School grounds and their surrounding areas are well-known among creek and Bay environmentalists as a major source of beverage container and food wrapper trash, which ends up in our local creeks, streams and finally the Bay," Donnelly said. "We might look around the West Valley and say we don't have a trash problem, but all of our upstream food and beverage debris is carried by heavy rains to an unmanageable buildup of trash that is choking creeks in downstream areas."

Donnelly added she wished everyone would celebrate Earth Day like Sacred Heart students--by not being litterbugs.

Copyright © **SVCN**, LLC.

THIS PAGE INTENTIONALLY LEFT BLANK

San Tomas Aquino (Westmont)
5/21/05
Creek Monitoring Summary

Use tick marks in the Category that the trash belongs in (i.e. plastic bag goes in PLASTIC).
At the end of the cleanup, total the tallies, & write the **total** next to the heading.

PLASTIC	334
bags	
bottles	
buckets	
caps, lids	
milk jugs	
pieces	
rope	
6-pack holders	
toys	
STYROFOAM	202
cups, spoons, forks, straws	
egg cartons	
fast food containers	
meat trays	
pieces	
METAL	118
bottle caps	
cans	
pieces	
wire	
CIGARETTE BUTTS	50

PAPER	81
bags	
cardboard	
cartons	
cups	
newspaper	
pieces	
RUBBER	5
balloons	
gloves	
tires	
GLASS	60
bottles	
light bulbs	
WOOD	11
broken pieces	
pallets/large items	
CLOTH	13
clothing	
rugs	
OTHER	27

End of Day Totals

Estimate Length of creek section in miles, i.e. 1/10 mile, 1/8 mile: ¾ Mile

Number of bags of trash collected: 7

Weight of recyclable trash: 14 lbs

Weight of non-recyclable trash: 92 lbs

Seven (7) Volunteer Participants

1. Describe the stretch of creek monitored using descriptors of boundaries such as landmarks or cross streets. San Tomas Aquino Creek near 4805 Westmont Ave. to McCoy (near San Tomas Aquino Rd) San Jose w/ Campbell address; Cleanup covered some of the school fields.
2. Types of trash most commonly found? Aluminum & plastic food wrap & bevg cans/ bottles
3. List the most unusual items found. 2 iron items (12 lbs), carpet, realtor's sign, make-up
4. Rate from one to five how dirty or clean the creek was, with one being pristine clean.

(Circle one) 1 2 3 4 5

THIS PAGE INTENTIONALLY LEFT BLANK

SARATOGA NEWS

April 6, 2005 Saratoga, California *Since 1955*

News

Gardening Guerillas do their work in jungles of downtown Saratoga

By Kaustuv Basu

They call themselves the Gardening Guerillas. And it's the mission of these guerillas to clean the sidewalks of downtown Saratoga, get rid of weeds, plant flowers and make the area more attractive to visitors.

Leading the group is Jill Hunter, planning commissioner and president of the Saratoga Business Development Council, recently renamed the Saratoga Village Development Council.

Hunter and her team meet at a downtown coffee shop once a week.

On the rain-drenched morning of March 29, only a handful of people showed up at the International Coffee Exchange for the weekly meeting.

"This is only the beginning. The rain has kept people away," said Hunter.

She hopes that as news about the group spreads, more and more people will sign up.

"Some people have told me that they do not like our name. We might call ourselves the Saratoga Gardeners," Hunter said.

Armed with some improvised garden shears, Hunter and Dr. John Marian of Big Basin Chiropractic walked around, talking to business owners and pulling overgrown weeds and plants from flowerbeds near the sidewalk. They were

joined by Dorothy, Marian's mother.

In a few weeks, the guerillas will be wearing matching aprons as they walk about downtown Saratoga. Other plans include decorating some of the Village alleyways with arches. "We might buy some overhanging flower-pots," Hunter said.

Hunter has ambitious plans for the Village. "It's easy to criticize the city or knock the Village. My first priority is to have no negativity," she said.

Barely an hour before the meeting at the International Coffee Exchange, Hunter had presided over the meeting of the Saratoga Business Development Council, at which the group decided to rename itself the Saratoga Village Development Council and concentrate on business development in downtown Saratoga.

At the meeting, Hunter said that the group would soon request the city to put up a sign near Highway 85 that indicated a historic downtown with shops and restaurants in the vicinity.

Bill Cooper of the Bella Saratoga restaurant said that he hopes to have some of the faded American flags removed from the Village and replace them with spring flags.

"I know that the city has spring flags available," he said.

Cooper is working with other Village merchants so that they can ask the city to fund the Village shuttle program again. The program started last year and took concert-goers from the Village to Montalvo for free for those dining at a city restaurant or staying at a Village hotel.

For more information on the Gardening Guerillas, call Jill Hunter at 408.741.1213.

Copyright © **SVCN**, LLC.

SARATOGA NEWS

April 27, 2005 Saratoga, California *Since 1955*

News

Gardeners cleaning up Village, but city council has concerns

By Kaustuv Basu

The Saratoga Gardeners, a group of volunteers who have been gathering in the Village every week to clean sidewalks and plant flowers, have run into a hurdle.

At its meeting on April 20, the Saratoga City Council asked Jill Hunter to register her group of volunteers with the city or ask the Saratoga Chamber of Commerce for help.

Hunter is the chairwoman of the Saratoga Village Development Council and also serves on the city's planning commission.

"We're asking them to do this because of liability issues," said Mayor Kathleen King.

King also said since the Village sidewalks are owned by Caltrans, they might also decide to ask for some liability insurance.

"We love what you are doing in the Village. But SVDC is like an unincorporated club. It is a legal non-entity. And all of you are working on public property," said Vice Mayor Norman Kline.

Kline said it would not be advisable for the Saratoga Gardeners to hang flower pots from poles or work on alleyways until some kind of liability insurance was guaranteed.

Councilwoman Ann Waltonsmith suggested that the Saratoga Gardeners try to find common cause with the Chamber. "It might be too cumbersome to work with the city," she said.

After the meeting, Hunter said that she will try to work out an amicable solution that will please everyone.

"We are getting some momentum," she said.

Hunter said almost 20 volunteers have attended the meetings, held every Tuesday morning at the International Coffee Exchange in downtown Saratoga.

"A lady from Beijing who was visiting Saratoga donated $100 to us when she saw us on our hands and knees cleaning the Village sidewalks," Hunter said.

She asked the council if it would be possible to install a sign near the Saratoga Avenue exit of Highway 85 that indicated the presence of a historic downtown in the area.

At the meeting, Hunter also said turning on the sprinklers and watering spigots in the Village would help the new shrubs and plants. The sprinklers in the Village have not been used for many years.

John Cherbone, the city's public works director, said some of the sprinkler nozzles might need some upgrading. "They should work. We can fund it as long as the cost is below $5,000," he said.

In other city business, the council directed staff to review the parking standards downtown.

"We have very strict parking rules in the Village. We need to loosen them up," Kline said.

Kline, who with King is part of the Village ad-hoc committee, said relaxing parking requirements might stimulate more business activity in the downtown.

Businesses on Big Basin Way have to buy parking spaces depending on their gross floor areas. For example, restaurants are required to buy one space for each 75 square feet of gross floor area.

Lori Tinfow, assistant city manager, said that the matter would come up for a public hearing soon.

City volunteers were honored at the April 20 council meetings as part of the Saratoga Volunteer Appreciation Week. More than 127 residents volunteered for the city between July 2004 and April 2005 and worked a total of 5,118 hours.

Copyright © SVCN, LLC.

Training Summary: Trash Management

Training Description	Date	Attendees
Regional Board Trash Rapid Assessment Training Presenters: Water Board Staff for the RTA session; SCVURPP Program Staff for the KAB session **Topics:** ▪ Participants conducted in-the -field Rapid Trash Assessments (RTA) using standard RTA assessment forms. ▪ Instructions and a video on how to use the Keep America Beautiful (KAB) trash site monitoring method.	**July 16, 2004**	**WVCWP (2)** Program Manager Public Outreach Specialist
WVCWP Monthly Meeting/Training Presenter: WVCWP Program Manager **Topics:** ▪ Factors in determining a Trash "Problem Area" ▪ How Rapid Trash Assessments will be handled ▪ Number of times / year appropriate to do assessment	**Nov. 16, 2004**	**WVCWP (2)** Program Assistant Stormwater Discharge Inspector **Campbell (2)** Environmental Program Manager Senior Civil Engineer **Los Gatos (1)** Senior Engineering Technician **WV Sanitation District (1)** Director of Engineering & Operations

Training Summary: Trash Management

Training Description	Date	Attendees
Trash TMDL Implementation Plan Sponsor: CWEA Speaker: Shahram Kharaghani, City of Los Angeles **Topics:** ▪ City of LA Trash TMDL ▪ Options For Implementation: Structural vs. Institutional ▪ Projected Costs For Options ▪ Solution Which Is Being Implemented ▪ Importance Of Outreach & Prevention	**Feb. 28, 2005**	**WVCWP (2)** Program Manager, Program Assistant
WVCWP Monthly Meeting/Training Presenter: WVCWP Program Manager **Topics:** ▪ Trash Rapid Assessment Forms ▪ Review Identified Problem Areas ▪ Discuss proposed TRA responsible staff ▪ Info On City Of LA Trash TMDL Status, And LA's Report On Options For Trash Control	**March 8, 2005**	**WVCWP (2)** Program Assistant Stormwater Discharge Inspector **Campbell (1)** Senior Civil Engineer **Los Gatos (1)** Senior Engineering Technician **Saratoga (1)** Associate Engineer

West Valley Communities

Santa Clara Valley Urban Runoff Pollution Prevention Program

FY 2004-2005 ANNUAL REPORT

FY 2004-2005 Work Plan Self Evaluation Matrix

Source	04-05 Work Plan Activity	FY04-05 Work Plan Tasks	FY 04-05 Accomplishments	Responsible Party
Watershed Management				
NPDES Permit	South Bay Watershed Management Initiative	Support and participate in development of Core Group activities and the WMI Watershed Action Plan[1]. See SCVURPPP work plan for detailed activities.	The West Valley Communities supports and participates in the WMI through the SCVURPP Program	WVCWP coordinate with SCVURPPP
	Additional Staff Training	Attend staff training on monitoring for NPS pollutants	Feb. 28, 2005 – WVCWP staff attended CA Water Environment Association (CWEA) Conference presentation on Fecal Indicator Bacteria: A Tiered Approach to Source Tracking Speaker: Ali Boehm, Stanford University Topic: Successful & Unsuccessful methods of tracking non-point source pollutants	**WVCWP** Program Manager, Program Assistant
Permit Reapplication				
NPDES Permit	NPDES Permit Reapplication and URMP Revision & Submittal	Submit a compilation of all annual Urban Runoff Management Plan revisions, in addition to annual URM Plan revisions. This submittal shall serve as part of the reapplication for the next Permit.	The West Valley Communities submitted their complete, revised/ updated URMPs in Sept 2004.	WVCWP staff to update URMP Municipal staff to assist by providing info on internal procedures and practices

[1] On behalf of the City of Campbell, SCVURPPP is signatory to the WMI and participates in the Core Group and subgroups.

West Valley Communities

Santa Clara Valley Urban Runoff Pollution Prevention Program

FY 2004-2005 ANNUAL REPORT

NPDES Permit Provision C.14	Permit Reapplication Process	1) Track progress of NPDES Permit reapplication, due February 2005, via briefings to the Management Committee. 2) Participate in permit negotiations, as appropriate.	1) WVCs also approved and signed the Program MOA prior to submittal the Program's NPDES Permit reapplication (February 2005). 2) During 04-05 the WVCWP Manager attended several trainings and meetings related to the proposed Regional Permit, which is now in the process of being developed.	WVCWP Manager to track progress and implement action items via MC and other Program mtgs Municipal staff to assist at municipal level via tasks conveyed at WVCWP training meetings.

Training Summary: NPDES Permit Re-application

Training Description	Date	Attendees
Upcoming Activities, Priorities & Fate of the RWQCBs Sponsor: CWEA Speaker: Bruce Wolfe, SF Bay RWQCB	**Feb. 28, 2005**	**WVCWP (1)** Program Manager
Future Issues in Managing Bay-Delta Water Quality Sponsor: CWEA Speaker: Sam Luoma, USGS	**Feb. 28, 2005**	**WVCWP (2)** Program Manager, Program Assistant
Environmental Advocate's Perspective Sponsor: CWEA Speaker: Michael Lozeau, Attorney	**Feb. 28, 2005**	**WVCWP (2)** Program Manager, Program Assistant
Learning from the Past, Restoring for the Future Sponsor: CWEA Speaker: Steve Ritchie, S Bay Salt Pond Restoration	**Feb. 28, 2005**	**WVCWP (2)** Program Manager, Program Assistant
Progress of the Monterey Bay Area Stormwater Joint Permit Sponsor: CWEA Speaker: Jennifer Gonzalez, City of Monterey; Jennifer Bitting, Central Coast RWQCB	**March 1, 2005**	**WVCWP (1)** Program Assistant
Chloride Source Control in the Santa Clarita Valley Sponsor: CWEA Speaker: Ann Heil, LA County Sanitation Districts	**March 1, 2005**	**WVCWP (1)** Program Manager
Water Softener Controversy in Fillmore Sponsor: CWEA	**March 1, 2005**	**WVCWP (1)** Program Manager

Training Summary: NPDES Permit Re-application

Training Description	Date	Attendees
Speaker: Bert Rapp, City of Fillmore		
Standardizing Municipal Stormwater Permit Provisions in the SF Bay Area Sponsor: CWEA Speaker: Will Bruhns, SF Bay RWQCB; Geoff Brosseau, BASMA	**March 1, 2005**	**WVCWP (2)** Program Manager, Program Assistant
Role of EPA Region 9 in Calif.'s Stormwater Program Sponsor: CWEA Speaker: Kathi Moore, U.S. EPA Region 9	**March 2, 2005**	**WVCWP (2)** Program Manager, Program Assistant
Case Studies of Successful MS4 Programs, Updates on MS4 Audits Sponsor: CWEA Speaker: Jeremy Johnstone, John Tinger, U.S. EPA Region 9	**March 2, 2005**	**WVCWP (2)** Program Manager, Program Assistant
How the Stormwater & Wetlands Programs Work Together Sponsor: CWEA Speaker: Ellen Blake, U.S. EPA Region 9	**March 2, 2005**	**WVCWP (1)** Program Manager **Campbell (1)** Senior Civil Engineer

Training Summary: NPDES Permit Re-application

Training Description	Date	Attendees
WVCWP Monthly Meeting/Training Presenter: WVCWP Program Manager **Topics:** ▪ Review "Tentative Order" ▪ Review Attachment A "Proposed Key Provisions"	**June 28, 2005**	**WVCWP (2)** Program Assistant Stormwater Discharge Inspector **Campbell (1)** Senior Civil Engineer **Los Gatos (1)** Senior Engineering Technician **Saratoga (1)** PW Admin Analyst

THIS PAGE INTENTIONALLY LEFT BLANK

CITY OF MILPITAS

455 EAST CALAVERAS BOULEVARD, MILPITAS, CALIFORNIA 95035-5479 • www.ci.milpitas.ca.gov

September 8, 2005

Mr. Bruce Wolfe
Regional Water Quality Control Board
San Francisco Bay Region
1515 Clay St., Suite 1400
Oakland, CA 94612

Subject: Milpitas Urban Runoff Program
FY 04-05 Annual Report

Dear Mr. Wolfe:

This report is submitted by the City of Milpitas, in conjunction with the Santa Clara Valley Urban Runoff Pollution Prevention Program's Annual Report, pursuant to provision C.6.a. of the Program's reissued municipal storm water National Pollution Discharge Elimination System (NPDES) Permit (Order No. 01-024). The report summarizes activities performed during FY 04-05 in accordance with the Milpitas Urban Runoff Management Plan (URMP) submitted to the Regional Water Quality Control Board (RWQCB) on March 1, 2004, and the performance standards contained therein. Responses to RWQCB comments on the FY 03-04 Annual Report were submitted to the Board on April 12, 2005 (copy attached).

Contents of Report

The goals of this Annual Report are to: 1) document implementation of our FY 04-05 Work Plan during the past fiscal year, 2) evaluate program results for continuous improvement, and 3) share this information with other Co-permittees, municipal decision-makers, and the public. To accomplish these goals, the report contains the following sections:

1. Certification Statement
2. IC/ID Elimination Activities
3. Industrial/Commercial Discharge Control Program
4. Public Agency Activities
    - Public Streets, Roads & Highways O & M, Corp Yard
    - Rural Roads Public Works O & M
    - Storm Drain O & M
    - Water Utility O & M
    - Other Public Agency Activities (parks, ponds etc.)
5. New Development Planning Procedures
6. New Development Construction Activities
7. Public Information and Participation
8. Pest Management Activities
9. Mercury Pollution Prevention Activities
10. Copper Action Plan
11. Nickel Action Plan

12. Trash Inventory and Management
13. Staff Training Summary Table

Each activity contains a Self-Evaluation Matrix, Evaluation comments which describe its accomplishments, highlights and effectiveness, and any additional support information.

Main highlights, accomplishments, and observations in FY 04-05:

- The City hired a consultant who reviewed and provided guidance for preliminary identification and analysis of stormwater management options for the City's library expansion project in November 2004.
- The City developed a C3 waiver program which was approved by the RWQCB in June 2005.
- The City hired a consultant to update the City General Plan, Pesticide Reduction and Stormwater BMP O & M Guidance sections of the City's Stormwater C.3 Guidebook. The Guidebook was reissued on February 23, 2005.
- The City's consultant developed a database to track O & M verification Program. With this database, City will be able to track all projects with permanent BMPs and their status including inspection data. In April 2005, City staff was trained on how to use this database.
- City also participated in the development of Hydromodification Management Plan (HMP).
- The City's Planning and Engineering Departments began review of the first C3 project.

Thank you for your review of this Annual Report. If you have any questions regarding the materials submitted, please contact Paramjit Uppal at (408) 586-3351 or me at (408) 586-3345.

~~Very~~ truly yours,

Darryl Wong
Utility Engineer

Enclosures

cc: Shin-Roei Lee, Chief - South Bay Watershed Management Division - RWQCB
City Manager | City Engineer | Fire Chief
Planning Manager | Fire Marshal | Chief Building Official
Public Works Director | Utility Engineering File - 70.6.1-2005

CITY OF MILPITAS

455 EAST CALAVERAS BOULEVARD, MILPITAS, CALIFORNIA 95035-5479 • www.ci.milpitas.ca.gov

April 12, 2005

Ms. Shin-Roei Lee, Chief
South Bay Watershed Management Division
Regional Water Quality Control Board
San Francisco Bay Region
1515 Clay St., Suite 1400
Oakland, CA 94612

Subject: Response to Milpitas Urban Runoff Program FY 03-04 Annual Report Comments

Dear Ms. Lee:

Thank you for providing comments on the City of Milpitas FY03-04 Annual Urban Runoff Program Report and for suggesting improvements for the next Annual Report. We have provided specific responses to the comments below in bold.

- Comment 1: Milpitas is currently developing an O&M Verification Program database that will include property address, contact person, responsible party, installed BMPs, O&M requirements, post-construction, inspection results, and other pertinent information on permanent C.3 treatment BMPs. We concur with this comprehensive approach and will be including these items in the O&M reporting template that we will develop in the near future. **Comment is noted. We have completed the programming for the database system and have begun staff training on the use of the system.**

- Comment 2: The Reporting Form for Significant Development Projects does not include the residential portion of the Elmwood Project. Please include details of the residential portion in Table 1 of next year's Annual Report. Also, please include any other portions/phases of the Elmwood Project, if applicable (following our guidelines for inclusion in Table 1). **The residential portion of the Elmwood Project was deemed completed prior to the implementation date of the C.3 Group 1 and was therefore not included in the table. Commercial portion of the Elmwood Project has not been submitted to the City yet. We will include commercial portion of this project when/if applicable in our future reports.**

- The "Storm Water Control Measures Included in Project" column of the Reporting Form for Significant Development Projects should list *post*-construction BMPs, not construction BMPs. **We made this same comment on last year's Annual Report. Please ensure that post-construction BMPs are reported in Table 1 next year.** The public projects listed on Milpitas's Reporting Form have no post-construction BMPs and it is unclear when the applications for these projects were submitted and when they were approved. Even though two of these projects have been completed, please include all three public

General Information: 408.586.3000

projects in next year's Annual Report in Table 1. **We appreciate the observation. We had included both construction and post-construction BMP information in the table. In future tables, we will limit the information to post-construction C.3 BMPs.**

If you have any questions regarding our responses or intent, please contact Paramjit Uppal at (408) 586-3351 or me at (408) 586-3345.

Regards,

Darryl Wong
Utility Engineer

cc: Sue Ma, RWQCB
Adam Olivieri, EOA, Inc.
Charles Lawson, City Manager
Greg Armendariz, City Engineer
Tambri Heyden, Acting Planning and Neighborhood Services Director
Utility Engineering File - 70.6.1-2005

City of Milpitas
2004/05 Annual Report
Table of Contents

1. **Cover Letter**

2. **Certification Statement**

3. **IC/ID Elimination Activities**
   A. Self-Evaluation Matrix
   B. Evaluation
   C. Additional Information
      - Enhanced Reporting

4. **Industrial/Commercial Discharger Control Program**
   A. Self-Evaluation Matrix
   B. Evaluation
   C. Additional Information
      - Enhanced Reporting – Inspection Frequency Summary
      - Enhanced Reporting – Detailed Summary

5. **Public Agency Activities**
   - Public Streets, Roads & Highways O & M (including Corp Yard and Street Sweeping Data)
     A. Self-Evaluation Matrix
     B. Evaluation
     C. Summary of Street Sweeping Data
   - Rural Roads Public Works O & M
     A. Self-Evaluation Matrix
     B. Evaluation
   - Storm Drain O & M
     A. Self-Evaluation Matrix
     B. Evaluation
   - Water Utility O & M
     A. Self-Evaluation Matrix
     B. Evaluation
   - Other Public Agency Activities (parks, Ponds etc.)
     A. Self-Evaluation Matrix
     B. Evaluation

6. **New Development Planning Procedures**

A. Self-Evaluation Matrix
B. Evaluation
C. Additional Information
- BMP O & M Verification Program - C3.e
- Site Design Measures Guidance & Standards Development – C3.j.2
- General Plan – C3.l
- Reporting – C3.n.1

7. **New Development Construction Activities**
A. Self-Evaluation Matrix
B. Evaluation

8. Public Information and Participation
A. Self-Evaluation Matrix
B. Evaluation

9. Pesticide Management Activities
A. Self-Evaluation Matrix
B. Evaluation

10. Mercury Pollution Prevention Activities
A. Self-Evaluation Matrix

11. Copper Action Plan
A. Self-Evaluation Matrix

12. Nickel Action Plan
A. Self-Evaluation Matrix

13. Trash Inventory and Management
A. Self-Evaluation Matrix
B. Evaluation

14. Staff Training Summary Table
A. Self-Evaluation Matrix

City of Milpitas
FY 2004-2005 Annual Report

Certification Statement

"I certify, under penalty of law, that this document and all attachments were prepared under my direction or supervision in accordance with a system designed to ensure that qualified personnel properly gather and evaluate the information submitted. Based on my inquiry of the person or persons who manage the system, or those persons directly responsible for gathering the information, the information submitted, is, to the best of my knowledge and belief, true, accurate, and complete. I am aware that there are significant penalties for submitting false information, including the possibility of fine and imprisonment for knowing violations."

Name: _____ Date:
Charles Lawson
Acting City Manager

CITY OF MILPITAS
Illicit Connection & Illegal Dumping Elimination (ICID) Activities – Self-Evaluation Matrix

Implem. Id.	Activity	Item Source	Tasks Identified in FY 2004-2005 Work Plan	Status / Comments	Due Date (mo/yr)	Responsible Party (Lead)/ Coordinator
H-1	Service Requests	URMP page H-5	Review existing service requests (SOP 7-1)	To be reviewed by Code Enforcement. This task could not be implemented in FY 04-05 due to staffing and budget limitations. It would be reviewed whenever resources are available.	6/2006	Code Enforcement)/ Gloria Anaya/ Marilyn Nickel/ Aparna Chatterjee
H-2	Record Tracking and Evaluation	URMP page H-6	Hand-held devices to record inspection details. Data from the devices will be transferred to an inspection database that tracks inspection activity. The purpose is to enhance service to the customer and elimination of duplication of effort by capturing inspection outcome in the field.	Devices became available in 2004. Currently, devices are being used only for HazMat inspection. Later, when funds become available, the devices could be used for ICID reporting.	6/2006	Fire Department (Patti Joki)/ Information Services
H-3	Utility Maintenance SOP on storm drain inspections	URMP page H-6	Revise Utility Maintenance SOP. The SOP will describe efforts for storm drain and outfall inspection, coordination and referral activities if suspicious materials are found.	To be revised by Utility Maintenance	6/2006	Utility Maintenance (Steve Smith)/ Aparna Chatterjee
H-4	Field Investigation, reporting and recording of SWID	URMP page H-6	Train staff, determine known SWID locations, implement SWID inspection, and develop process for reporting and record keeping.	There are no SWIDs on City's or SCVWD's records. In the future, City will report any SWIDs that are found within the City to SCVWD, using referral cards.	Completed	URMP Coordinator (Darryl Wong)/ Aparna Chatterjee
H-5	Additional efforts with restaurants	URMP page H-6	Develop pollution prevention partnership with owners of facilities to educate operators.	Expand efforts to educate food service sites regarding discharges. A special Task force consisting of Haz. Mat. Leads (Fire Dept.), Code Enforcement Staff, Planning Staff and Utility engineering Staff, was formed with the goal of addressing urban runoff pollution prevention at restaurants and retail establishments. The task force will continue inspecting retail food stores and restaurants in shopping centers. The Fire Department Inspectors will also continue to inspect restaurants with grease interceptors every three years.	6/2005 and on-going	URMP Coordinator (Darryl Wong)

Implem. Id.	Activity	Item Source	Tasks Identified in FY 2004-2005 Work Plan	Status / Comments	Due Date (mo/yr)	Responsible Party (Lead)/ Coordinator
H-6	Effectiveness Evaluation	URMP page H-7	Conduct annual evaluation of the effectiveness of the Program. Report the results of the evaluation in the Annual Report. Identify items for continuous improvement.	Completed. Evaluation of program effectiveness was included in the Annual Report.	Completed.	Fire Department (Patti Joki) / Aparna Chatterjee

Evaluation - ICID Elimination Activities

The City staff, primarily through the Fire Department (quick response) and Utility Maintenance Staff responded to IC/ID incidents. A summary of ICID incidents is provided in the attached ICID Enhanced Reporting Form. It categorizes each incident under the standard incident types. There was one vehicle and equipment leaking incident, two accidental spills from the Commercial and Industrial establishments, one food facility oil and grease discharge, one waste water line break at commercial facilities, one miscellaneous unknown incident referred to the Santa Clara Valley Water District, forty-two water service line breaks and sixteen water main leaks.

All restaurants in Milpitas are inspected every three years by the Fire Department. The last inspection was in FY 02-03. In FY 04-05, restaurants were inspected only on the basis of complaints or report of spills. The next inspection is due in 2005-06.

The City of Milpitas responds to all the incidents that are reported. Outreach for proper disposal of applicable materials, including vehicle fluids, is provided to the public in all appropriate circumstances. The annual inspection, coupled with education and outreach has led to better understanding of ICID elimination activities. In FY 04-05, only 9% of the incidents were caused by illegal dumping or illicit connections. The majority of the incidents, about 91%, were due to water line breaks and leaks. We have also made special outreach efforts targeted towards the restaurants. We will continue these efforts in the future.

There were no comments from Regional Board's on FY 03-04 Annual Report.

City of Milpitas
FY 2004-2005 Illicit Connection and Illegal Discharge Report Summary (a) and (c)

ICID Incident Type (b)	Reporting Source					Incident Source								Location Date and Responsible Party	Enforcement Action						Comments
	City Inspector	Inter-Department	Other Agency	Citizen	Other	Resi.	Ind.	Com.	Auto Facility	Food Facility	Const. Site	Public Facility	Other/ Unknown		Verbal (d)	Warning (e)	Adm. (f)	Adm. W/ Penalty or Fine (g)	Criminal (h)	Referral for Enforcement (i)	
Vehicle Washing				x		x								Resident -1228 Moonlight Way, 5/20/2005		x					Citizen reported neighbor was regulary washing a muddy offroading vehicle in the street in front of their home. An advisory letter was mailed to the tenant.
Vehicle Equipment Leaking	Phillip Dye			x									x	200 Block of Smithwood Drive 8/18/2004	x						Owner stated he recently changed transmission fluid in the vehicle and that one of the transmission seals was leaking. Engine provided absorball to clean up spill. Vehicle owner was instructed to use a drip pan to catch remaining fluid leaks.
Accidental Spill	Edward Garcia			x				x						Home Depot 1177 Great Mall Drive, 15/5/2004	x						Cleaned spill with absorbent material and picked up contaminated material for disposal on site with Home Depot's hazardous materials recovery buckets.
Food Facility Oil & Grease Discharge		x								x				Abel Plaza 72 S. Abel Ave 1/25/2005	x	x					Issued warning notice. Requested Restaurant manager to clean spill immediately, verified clean up and provided outreach materials.
Sanitary Spill or Leak	Paul Inouye				x		x							Solectron Corporation 677 Gibraltar Drive 3/23/2005	x						Waste water line break near ramp area. Spill was cleaned by Solectron personnel. Solectron will seal and coat around the ramp area.
Misc. Incidents	Patricia Joki			x									x	Berryessa Creek near I 680, 5/4/2005						x	Received complaint of dead fish in Berryessa Creek. Referred incident to SCVWD who was aware of the situation.
Misc. Incidents				x		x								1/24/2005 - 623 Carlsbade. Hoan Au		x					Received complaint that resident rinsed construction debris off of their driveway and into street. Sent written warning and Home Repair and Remodeling BMPs.
Water Line Breaks	Steve Smith	x	x	x	x							x		throughout the City on various dates							A total of 42 service line breaks and 16 main line breaks happened during fiscal year 04/05. In each case where discharge occurred, we followed procedure to protect creeks and removed pollutants.

(a) Categories conform to those requested by Program

(b) Incident types include only those which were reported for this period

(c) Reporting person's identity is not provided to protect confidentiality

d) Verbal warning providing information for corrective action

e) Written letter providing information for corrective action

f) Official letter describing requirements and consequences

g) Administrative Action with assessment of fines

h) Legal Action

i) Refer case to agency with enforcement powers

CITY OF MILPITAS
Industrial/Commercial Discharger Control Programs - Self-Evaluation Matrix

Implem. Id.	Activity	Item Source	Tasks Identified in FY 2004-2005 Work Plan	Status / Comments	Due Date (mo/yr)	Responsible Party (Lead)/ Coordinator
B-1	Field Inspection/Reporting of SWIDs	URMP page B-6	Determine known SWID locations, develop process for reporting, train staff, and implement.	There are no SWIDs on City or Santa Clara Valley Water District's (SCVWD) records. In the future, City will report any SWIDs found within the City to SCVWD, using the standard referral card.	Completed	URMP Coordinator (Darryl Wong) Aparna Chatterjee
B-2	Violation documentation	URMP page B-6	Review of existing SOP to determine if additional elements should be incorporated.	Urban Runoff Enforcement Process Flowchart has been created by Utility Engineering in September 2003. A copy of the Flowchart is enclosed in the 2004-2005 Urban Runoff Management Plan (Chapter 9, Section H, Exhibit b-11).	Completed	Fire Department (Patti Joki)/ Aparna Chatterjee
B-3,4	Effectiveness evaluation	URMP page B-6	Conduct annual evaluation of the effectiveness of the Program.	Evaluation of program effectiveness is included in this Annual report.	Completed	Fire Department (Patti Joki)

Evaluation - Industrial Commercial Discharge Control Program

During the past reporting period, the Hazardous Materials and Environmental Services Unit continued to implement its comprehensive inspection program. Out of the Fire Department 442 permitted facilities that are included in the annual inspection program, 337 inspections were conducted in 2004-05 (21 of these are NOI filers). The inspection reports are summarized in the two attached Enhanced Reporting Forms.

The program's main emphasis is that of education and outreach to prevent illegal discharge. The Fire Department has been inspecting business for hazardous material code compliance since the early 1980's. The Urban Runoff requirements are in essence the same as many Fire Code regulations. Thus, businesses have been "conditioned" to use best management practices for many years. Further, owing to annual inspections, education and outreach, we have seen a remarkable increase in awareness regarding proper storage, transportation, use and disposal of applicable materials. There is also a growing awareness of the importance of protecting the Bay from unauthorized releases.

The inspection process identifies violations and allows time for compliance. All violations are followed-up and resolved. When the business responsible fails to comply, enforcement action such as issuance of administrative, civil or criminal citations is taken. If a severe violation is observed, such as materials disposed of into a storm drain, then a higher level of enforcement action, such as referral to the City or District Attorney, may be taken. For this past fiscal year, no citation actions were necessary.

.

Response to Regional Board's Comments on FY 03-04 Annual Report

There were no comments from Regional Board.

City of Milpitas
FY 2004-2005 Industrial/Commercial Inspection Frequency Information

Category	Facility Type [1]	Inspection Frequency Planned	Number of Sites	Actual # of Inspections in 04-05
1	Auto Dismantler	once per year	2	2
2	Automotive	once per year	50	48
3	Cleaning Services	once per year	0	0
4	Concrete/Stone/Clay Products	once per year	4	3
5	Construction/Building	once per year	16	15
6	Corporation Yard	once per year	4	4
7	Dry Cleaner	once per year	10	10
8	Electric/Electrical Components	once per year	56	53
9	Food Service [2]	once in three years	53	4
10	Landfills	once per year	0	0
11	Local Transit; Highway Transport	once per year	10	10
12	Machine Shop	once per year	12	12
13	Paint Facilities	once per year	0	0
14	Pesticide Facilities	once per year	0	0
15	Recycling Yards	once per year	1	1
16	Other - Agricultural Production Crops	once per year	1	1
	Other - Amusement & Recreational Services	once per year	2	2
	Other - Business Services	once per year	3	3
	Other - Cabinetry	once per year	2	2
	Other - Building Materials & Garden Supply	once per year	3	2
	Other - Chemicals & Allied Products	once per year	1	1
	Other - Communications	once per year	17	8
	Other - Educational Services	once per year	1	1
	Other - Electric, Gas & Sanitary Services	once per year	2	2
	Other - Environmental Quality & Housing	once per year	14	14
	Other - Engineering & Management Services	once per year	3	1
	Other - Executive, Legislative & General	once per year	2	1
	Other - Fabricated Metal Products	once per year	4	4
	Other - Food Stores	once per year	5	5
	Other - Hazardous Waste	once per year	0	0
	Other - Health Services	once per year	25	21
	Other - Hotel	once per year	4	4
	Other- Other	once per year	30	9
	Other - Instruments & Related Products	once per year	11	8
	Other - Industrial Machining & Equipment	once per year	7	7
	Other - Justice, Public Order and Safety	once per year	4	4
	Other - Laboratory	once per year	5	4
	Other - Lumber & Wood Products	once per year	1	1
	Other - Miscellaneous Manufacturing	once per year	19	16
	Other - Miscellaneous Retail	once per year	4	4
	Other - Paper & Allied Products	once per year	1	1
	Other - Photographic/Printing	once per year	10	9
	Other - Plastics Manufacturing	once per year	0	0
	Other - Metal Manufacturing	once per year	0	0
	Other - Special Trade Contractor	once per year	4	4
	Other - Storage	once per year	6	5
	Other - U.S. Postal Service Underground Storage Tank	once per year	0	0
	Other - Underground Storage Tank	once per year	20	20
	Other - Veterinarian (includes 2 vet clinics, 1 animal clinic, 1 animal hospital)	once per year	5	5
	Other - Welding/Iron Works	once per year	3	2
	Other - Wholesale Trade, Durable Goods	once per year	5	4
	TOTAL		**442**	**337**

(1) These include only permitted hazmat facilities under Fire Code.
(2) Includes restaurants with grease traps, water clarifiers and assembly permits. Assembly permits are issued for occupancy greater than 50.

Enhanced Reporting - Detailed Industrial/Commercial Discharger

BUSINESS NAME	STREET ADDRESS				NOI	VIOLATION	FACILITY TYPE	FACILITY TYPE	INSPECTION DATE
PICK YOUR PART AUTO WRECKING	00595		TRADE ZONE	BLVD	No	No Action	Auto Dismantler		2/23/2005
P & C AUTO WRECKERS	00573		TRADE ZONE	BLVD	Yes	No Action	Auto Dismantler		9/22/2004
DOMINIC'S AUTO SERVICE	01452	S	MAIN	ST	No	No Action	Automotive		1/14/2005
PRECISION TUNE AUTO CARE OF MILPTIAS	01630	S	MAIN	ST	No	No Action	Automotive		1/14/2005
QUALITY IMPORTS AUTO REPAIR	01749		HOURET	CT	No	No Action	Automotive		1/14/2005
ANDY'S AUTOSPORT	01666	S	MAIN	ST	No	No Action	Automotive	Plastics Manufacturing	1/18/2005
COURTESY AUTO SERVICE	00300		SANGO	CT	No	No Action	Automotive		1/26/2005
TC DESIGN	01747		HOURET	CT	No	No Action	Automotive		1/26/2005
EXCLUSIVELY GERMAN	01345		MINNIS	CIR	No	No Action	Automotive		1/8/2005
A-PLUS	00036		WINSOR	ST	No	No Action	Automotive		10/1/2004
BLACKTRAX PERFORMANCE	01819		HOURET	CT	No	No Action	Automotive		10/12/2004
FIL-AM AUTO REPAIR	00135		MINNIS	CIR	No	No Action	Automotive		10/14/2004
MILPITAS AUTO BODY	01488	S	MAIN	ST	No	No Action	Automotive		10/20/2004
CALTECH AUTO BODY	00095		MINNIS	CIR	No	No Action	Automotive		10/28/2004
MILPITAS TRANSMISSIONS	00130		WINSOR	ST	No	No Action	Automotive		11/1/2004
M2 COLLISION CENTER	01416	S	MAIN	ST	No	No Action	Automotive		11/12/2004
MERCEDES SELECT SERVICE CENTER	01650	S	MAIN	ST	No	No Action	Automotive		11/12/2004
HONDA HOSPITAL	01634	S	MAIN	ST	No	No Action	Automotive		11/17/2004
ANGEL BODY AND PAINT	01365		MINNIS	CIR	No	No Action	Automotive		11/5/2004
OLSON BROTHERS	00328		SANGO	CT	No	No Action	Automotive		12/15/2004
YIP'S AUTO REPAIR	01335		MINNIS	CIR	No	No Action	Automotive		12/15/2004
CAL STATE MUFFLER	00312	S	MAIN	ST	No	No Action	Automotive		12/16/2004
WORLD WIDE AUTO REPAIR	01620	S	MAIN	ST	No	No Action	Automotive		12/17/2004
SOUTH BAY CYCLES	00096	S	MAIN	ST	No	No Action	Automotive		12/2/2004
TOTAL TRANSPORTATION	00087		WINSOR	ST	No	No Action	Automotive		12/2/2004
KRAGENS AUTO SUPPLY	00046	S	ABBOTT	AVE	No	No Action	Automotive		2/10/2005
ARCO OIL - ABBOTT AVE	00043	S	ABBOTT	AVE	No	No Action	Automotive		3/22/2005
LANDESS ARCO SERVICE STATION	01575		LANDESS	AVE	No	No Action	Automotive		3/22/2005
STEVEN'S AUTO WORKS	01636	S	MAIN	ST	No	No Action	Automotive		4/15/2005
PRO STAR AUTO SERVICE	00355		SANGO	CT	No	No Action	Automotive		4/4/2005
PACIFIC TIRE OUTLET	00100	S	MAIN	ST	No	No Action	Automotive		5/11/2005
PRECISION TRANSMISSION/MUFFLER	01343		MINNIS	CIR	No	No Action	Automotive		5/12/2005
TRI-VALLEY TRUCK SERVICES	00349		SANGO	CT	No	No Action	Automotive		5/25/2005
KRAGEN AUTO	00164	N	ABEL	ST	No	No Action	Automotive		5/9/2005
EXACT MOTORSPORTS	01624	S	MAIN	ST	No	No Action	Automotive		6/2/2005
BAY CITY AUTOMOTIVE	00075		MINNIS	CIR	No	No Action	Automotive		6/7/2005
M & S COLLISION	00125		MINNIS	CIR	No	No Action	Automotive		7/2/2004
MR. BRAKES	00312	S	MAIN	ST	No	No Action	Automotive		7/28/2004
FERRIS HOIST & REPAIR INC.	00309		SANGO	CT	No	No Action	Automotive		8/12/2004
ALVIN'S AUTO CENTER	01349		MINNIS	CIR	No	No Action	Automotive		8/20/2004
ENTERPRISE MOTORWORKS	01538		GLADDING	CT	No	No Action	Automotive		8/5/2004
MAIN STREET BODY SHOP	00312	S	MAIN	ST	No	No Action	Automotive		8/6/2004
MAIN STREET PAINT AND BODY	00022		SINNOTT	LANE	No	No Action	Automotive		8/6/2004
CALIFORNIA AUTO TECH	01885	N	MILPITAS	BLVD	No	No Action	Automotive		9/1/2004
LIBERTI'S AUTO ELECTRIC	01476	S	MAIN	ST	No	No Action	Automotive		9/28/2004

Enhanced Reporting - Detailed Industrial/Commercial Discharger

BUSINESS NAME	STREET ADDRESS				NOI	VIOLATION	FACILITY TYPE	FACILITY TYPE	INSPECTION DATE
AMERICAN TIRE & SERVICE	01379	S	PARK VICTORIA	DR	No	No Action	Automotive		9/29/2004
LAGUNA AUTO BODY	01351		MINNIS	CIR	No	No Action	Automotive		9/29/2004
TIRES BY WHEEL WORKS	00022	N	ABEL	ST	No	No Action	Automotive		9/8/2004
HANSON CONCRETE PRODUCTS	00001		HANSON	CT	Yes	No Action	Concrete/Stone/Clay Products		12/21/2004
MILPITAS MATERIALS CO.	01125	N	MILPITAS	BLVD	No	No Action	Concrete/Stone/Clay Products		6/8/2005
LIGHTWAVES 2020	01323		GREAT MALL	DR	No	No Action	Concrete/Stone/Clay Products		7/28/2004
SUPERIOR AUTOMATIC SPRINKLER CORP.	00308		SANGO	CT	No	No Action	Construction/Building		1/26/2005
APPIAN ENGINEERING, INC.	00760	E	CAPITOL	AVE	No	No Action	Construction/Building		10/29/2004
WELKER BROTHERS	01390		PIPER	DR	No	No Action	Construction/Building		12/13/2004
DURAN & VENABLES, INC.	00261		BOTHELO	AVE	No	No Action	Construction/Building		3/10/2005
CUSTOM DRYWALL	01570		GLADDING	CT	No	No Action	Construction/Building		3/7/2005
DEVCON	00690		GIBRALTAR	DR	No	No Action	Construction/Building		3/8/2005
DEVCON CONSTRUCTION	00100		RAILROAD	AVE	No	No Action	Construction/Building		3/8/2005
LOS GATOS CONSTRUCTION	00500	S	HILLVIEW	DR	No	No Action	Construction/Building		3/9/2005
PRESTON PIPELINES	00133		BOTHELO	AVE	No	No Action	Construction/Building		3/9/2005
PRESTON-HOLMES	00970	S	MILPITAS	BLVD	No	No Action	Construction/Building		4/13/2005
FLOORSEAL TECHNOLOGY	01005		AMES	AVE	No	No Action	Construction/Building	Building Materials & Garden Supplies	4/25/2005
B.T. MANCINI COMPANY	00876	S	MILPITAS	BLVD	No	No Action	Construction/Building		5/10/2005
THE HOME DEPOT # 1041	01177		GREAT MALL	DR	No	No Action	Construction/Building		5/24/2005
TRI-AMERICAN, INC.	00980		AMES	AVE	No	No Action	Construction/Building		5/4/2005
TUBE SERVICE CO.	00666	S	MILPITAS	BLVD	No	No Action	Construction/Building		9/9/2004
CALTRANS	00115		DEMPSEY	RD	No	No Action	Corporation Yard		10/8/2004
MILPITAS - CORPORATION	01265	N	MILPITAS	BLVD	No	No Action	Corporation Yard		12/21/2004
SUMMIT POINTE COUNTRY CLUB & GOLF COURSE	01500		COUNTRY CLUB	DR	No	No Action	Corporation Yard	Amusement & Recreational Services	7/22/2004
MILPITAS SCHOOL DISTRICT	01585		ROGER	ST	No	No Action	Corporation Yard		8/25/2004
PRUDENTIAL CLEANROOM SERVICES	01439	N	MILPITAS	BLVD	No	No Action	Dry Cleaner		11/3/2004
PRUDENTIAL OVERALL SUPPLY	01429	N	MILPITAS	BLVD	No	No Action	Dry Cleaner		11/3/2004
VICTORIA SQUARE CLEANERS	01285	E	CALAVERAS	BLVD	No	No Action	Dry Cleaner		4/29/2005
DRY CLEAN N SAVE	01481		LANDESS	AVE	No	No Action	Dry Cleaner		4/6/2005
PARKTOWN MARTINIZING	01350	S	PARK VICTORIA	DR	No	No Action	Dry Cleaner		7/19/2004
MICHAEL'S CLEANERS	01309		JACKLIN	RD	No	No Action	Dry Cleaner		8/10/2004
PRO-TECH CLEANERS	00110		DIXON	RD	No	No Action	Dry Cleaner		8/10/2004
FORD CLEANERS	01822		MILMONT	DR	No	No Action	Dry Cleaner		8/11/2004
J C CLEANERS	00076	S	PARK VICTORIA	DR	No	No Action	Dry Cleaner		8/30/2004
SAVING CLEANERS	01241		JACKLIN	RD	No	No Action	Dry Cleaner		8/9/2004
CBR CIRCUITS	00116		MINNIS	CIR	Yes	No Action	Electric/Electrical Components		10/15/2004
THAT INTREGRATED SYSTEMS CORPORATION	00495		FAIRVIEW	WAY	No	No Action	Electric/Electrical Components		10/21/2004
HUSKO	00100	S	MILPITAS	BLVD	Yes	No Action	Electric/Electrical Components		10/6/2004
JDS UNIPHASE	00345		LOS COCHES	ST	No	No Action	Electric/Electrical Components		10/6/2004
INTERSIL	01996		TAROB	CT	No	No Action	Electric/Electrical Components		11/1/2004
INTERSIL CORPORATION	00675		TRADE ZONE	BLVD	No	No Action	Electric/Electrical Components		11/1/2004
INTERSIL CORPORATION	01971		TAROB	CT	No	No Action	Electric/Electrical Components		11/1/2004
LENTHOR ENGINEERING	01478		GLADDING	CT	No	No Action	Electric/Electrical Components		11/17/2004
MAXTOR CORPORATION	00601		MC CARTHY	BLVD	No	No Action	Electric/Electrical Components		11/3/2004
GOLDEN ALTOS CORPORATION	00402	S	HILLVIEW	DR	No	No Action	Electric/Electrical Components		12/1/2004

Enhanced Reporting - Detailed Industrial/Commercial Discharger

BUSINESS NAME	STREET ADDRESS				NOI	VIOLATION	FACILITY TYPE	FACILITY TYPE	INSPECTION DATE
SILICON VALLEY ELECTROPLATING CORP.	01486		GLADDING	CT	No	No Action	Electric/Electrical Components		12/13/2004
SEAGATE TECHNOLOGY	00195	S	MILPITAS	BLVD	Yes	No Action	Electric/Electrical Components		12/14/2004
SEAGATE TECHNOLOGY	00311		TURQUOISE	ST	Yes	No Action	Electric/Electrical Components		12/14/2004
SEAGATE TECHNOLOGY	00155	S	MILPITAS	BLVD	No	No Action	Electric/Electrical Components		12/14/2004
SEMICONDUCTOR ENGINEERING GROUP, INC.	01004		HANSON	CT	No	No Action	Electric/Electrical Components		12/2/2004
GLIDE WRITE	00304		TURQUOISE	ST	No	No Action	Electric/Electrical Components		12/20/2004
LSI LOGIC CORPORATION	00560		COTTONWOOD	DR	No	No Action	Electric/Electrical Components		12/7/2004
CORDOVA CIRCUITS INC.	01648		WATSON	CT	Yes	No Action	Electric/Electrical Components		2/14/2005
AVAYA COMMUNICATIONS	01011		MC CARTHY	BLVD	No	No Action	Electric/Electrical Components		2/25/2005
REMEC MAGNUM, INC.	01590		BUCKEYE	DR	No	No Action	Electric/Electrical Components		3/11/2005
LINEAR TECHNOLOGY	01610		MC CARTHY	BLVD	No	No Action	Electric/Electrical Components		3/14/2005
LINEAR TECHNOLOGY	01630		MC CARTHY	BLVD	No	No Action	Electric/Electrical Components		3/14/2005
HEADWAY TECHNOLOGIES, INC.	00497	S	HILLVIEW	DR	No	No Action	Electric/Electrical Components		3/21/2005
SYMPROTEK CORPORATION	00950		YOSEMITE	DR	No	No Action	Electric/Electrical Components		3/23/2005
INTEL CORPORATION	00551		LUNDY	PL	No	No Action	Electric/Electrical Components		3/29/2005
SIX SIGMA	00905		MONTAGUE	EXPY	No	No Action	Electric/Electrical Components		3/3/2005
PHILLIPS ADAC	00516		ALDER	DR	No	No Action	Electric/Electrical Components		3/30/2005
PHILLIPS ADAC	00540		ALDER	DR	No	No Action	Electric/Electrical Components		3/30/2005
PHILLIPS ADAC	00560		ALDER	DR	No	No Action	Electric/Electrical Components		3/30/2005
PHILLIPS ADAC	01860		BARBER	LANE	No	No Action	Electric/Electrical Components		3/30/2005
SIPEX	00233	S	HILLVIEW	DR	No	No Action	Electric/Electrical Components		3/8/2005
RUCKER & KNOLLS	01054		YOSEMITE	DR	No	No Action	Electric/Electrical Components		4/15/2005
BLUE SKY RESEARCH	01537		CENTRE POINTE	DR	No	No Action	Electric/Electrical Components		4/19/2005
QUALITY TRANSFORMER ELECTRIC	00963		AMES	AVE	No	No Action	Electric/Electrical Components		4/28/2005
HEADWAY TECHNOLOGIES	00678	S	HILLVIEW	DR	No	No Action	Electric/Electrical Components		4/6/2005
XECOM, INC.	00374		TURQUOISE	ST	No	No Action	Electric/Electrical Components		4/8/2005
LINEAR TECHNOLOGY	00275	S	HILLVIEW	DR	No	No Action	Electric/Electrical Components		5/12/2005
ADAPTEC, INC. BLDG. #2	00698		GIBRALTAR	CT	Yes	No Action	Electric/Electrical Components		5/25/2005
ADAPTEC, INC. BLDG #3	00638		GIBRALTAR	CT	Yes	No Action	Electric/Electrical Components		5/25/2005
BAVARIAN MOTORSPORT	01753		HOURET	CT	No	No Action	Electric/Electrical Components		5/4/2005
SOLECTRON CORPORATION BLDG #1	00637		GIBRALTAR	CT	No	No Action	Electric/Electrical Components		6/3/2005
SOLECTRON CORPORATION BLDG #2	00677		GIBRALTAR	CT	No	No Action	Electric/Electrical Components		6/3/2005
SOLECTRON CORPORATION BLDG #3	00727		GIBRALTAR	CT	No	No Action	Electric/Electrical Components		6/3/2005
SOLECTRON CORPORATION BLDG #4	00777		GIBRALTAR	DR	No	No Action	Electric/Electrical Components		6/3/2005
SOLECTRON CORPORATION BLDG #5	00847		GIBRALTAR	DR	No	No Action	Electric/Electrical Components		6/3/2005
SOLECTRON CORPORATION BLDG #6	00927		GIBRALTAR	DR	No	No Action	Electric/Electrical Components		6/3/2005
SOLECTRON CORPORATION BLDG #7	01007		GIBRALTAR	DR	No	No Action	Electric/Electrical Components		6/3/2005
SOLECTRON CORPORATION BLDG #9	01177		GIBRALTAR	DR	No	No Action	Electric/Electrical Components		6/3/2005
ADAPTEC, INC. BLDG #5	00461	S	MILPITAS	BLVD	Yes	No Action	Electric/Electrical Components		7/6/2004
LSI LOGIC CORPORATION	01501		MC CARTHY	BLVD	No	No Action	Electric/Electrical Components		8/5/2004
AMERICAN SKYNET ELECTRONIC CO. LTD	01474		GLADDING	CT	No	No Action	Electric/Electrical Components		9/10/2004
VECTOR FABRICATION, INC.	01629		WATSON	CT	No	No Action	Electric/Electrical Components		9/15/2004
WJ COMMUNICATIONS	01530		MC CARTHY	BLVD	Yes	No Action	Electric/Electrical Components		9/16/2004
THE POOLSIDE GRILL	01811		BARBER	LANE	No	No Action	Food Service		1/19/2005
ASSOCIATED SERVICES COMPANY	00893		AMES	AVE	No	No Action	Food Service		12/16/2004

Enhanced Reporting - Detailed Industrial/Commercial Discharger

BUSINESS NAME	STREET ADDRESS				NOI	VIOLATION	FACILITY TYPE	FACILITY TYPE	INSPECTION DATE
GREAT MALL OF THE BAY AREA	01100	S	MAIN	ST	No	No Action	Food Service	Miscellaneous Retail	3/8/2005
T. MARZETTI COMPANY - WEST	00876		YOSEMITE	DR	Yes	No Action	Food Service		4/18/2005
UNION PACIFIC RAILROAD	00224		CURTIS	AVE	No	No Action	Local Transit; Highway Transport		1/21/2005
GRAEBEL/ERICKSON MOVERS	01001		MONTAGUE	EXPY	No	No Action	Local Transit; Highway Transport		1/31/2005
DOUDELL TRUCKING	00555	E	CAPITOL	AVE	Yes	No Action	Local Transit; Highway Transport		12/21/2004
FROST ALL-CAL TRUCKING	00075		MONTAGUE	EXPY	No	No Action	Local Transit; Highway Transport		3/23/2005
BEST MARINE	00542	S	MAIN	ST	No	No Action	Local Transit; Highway Transport		4/19/2005
ROADWAY EXPRESS	00730	E	CAPITOL	AVE	Yes	No Action	Local Transit; Highway Transport		4/28/2005
PACIFIC GAS & ELECTRIC CO.	00066		RANCH	DR	No	No Action	Local Transit; Highway Transport		5/9/2005
PACIFIC MOTOR TRUCKING CO.	00650		HAMMOND	WAY	Yes	No Action	Local Transit; Highway Transport		9/1/2004
BAY CITIES DIESEL	00765		MONTAGUE	EXPY	No	No Action	Local Transit; Highway Transport		9/9/2004
FEDEX FREIGHT WEST	00743		MONTAGUE	EXPY	No	No Action	Local Transit; Highway Transport		9/9/2004
CUSTOM MICRO MACHINING	00362	S	MILPITAS	BLVD	No	No Action	Machine Shop		1/19/2005
DYNAMIC DETAILS, INC.	01988		TAROB	CT	No	No Action	Machine Shop		11/19/2004
A-1 JAY'S MACHINE SHOP	01490		GLADDING	CT	No	No Action	Machine Shop		11/4/2004
APPRO INTERNATIONAL, INC.	00446	S	ABBOTT	AVE	No	No Action	Machine Shop		12/22/2004
NICHOLS MANUFACTURING	00913		HANSON	CT	No	No Action	Machine Shop		3/25/2005
ALL WELD MACHINE & FABRICATION	01011		PECTEN	CT	Yes	No Action	Machine Shop		5/11/2005
ALL WELD MACHINE & FABRICATION	01031		PECTEN	CT	No	No Action	Machine Shop		5/11/2005
ALL WELD MACHINE & FABRICATION	01051		PECTEN	CT	No	No Action	Machine Shop		5/11/2005
HARO-TECH	00329		SANGO	CT	No	No Action	Machine Shop		6/3/2005
ARGON HYDRAULIC SERVICES	01452	S	MAIN	ST	No	No Action	Machine Shop		6/8/2005
P.P.M.	01518		GLADDING	CT	No	No Action	Machine Shop		8/25/2004
K A TOOL & SUPPLY	01700		SANGO	CT	No	No Action	Machine Shop		9/10/2004
PHOENIX TECHNOLOGIES	00915		MURPHY RANCH	RD	No	No Action	Other	Other	10/29/2004
LENTHOR ENGINEERING	01498		GLADDING	CT	No	No Action	Other	Other	11/17/2004
INTERSIL CORPORATION	00933		MURPHY RANCH	RD	No	No Action	Other	Other	12/15/2004
JUNO DENTAL LABORATORY	00040	S	PARK VICTORIA	DR	No	No Action	Other	Other	12/15/2004
AVAYA, INC.	01033		MC CARTHY	BLVD	No	No Action	Other	Other	2/25/2005
CINGULAR WIRELESS	00500	E	CALAVERAS	BLVD	No	No Action	Other	Other	4/8/2005
VERIZON WIRELESS	01010		AMES	AVE	No	No Action	Other	Other	6/2/2005
TRUGREEN CHEMLAWN	00422	S	HILLVIEW	DR	No	No Action	Other	Other	8/26/2004
MILPITAS MOWERS	00051		MINNIS	CIR	No	No Action	Other	Other	9/29/2004
BEST KITCHEN & BATH CORPORATION	01850		HOURET	CT	No	No Action	Other	Cabinetry	12/1/2004
COMAC, INC.	00565		SINCLAIR FRONTAGE	RD	No	No Action	Other	Storage	1/12/2005
CRAIN CUTTER COMPANY	01155		WRIGLEY	WAY	No	No Action	Other	Miscellaneous Manufacturing	1/12/2005
SHELL OIL	00012	N	PARK VICTORIA	DR	No	No Action	Other	Underground Storage Tank	1/12/2005
STUART RENTAL COMPANY	00454	S	ABBOTT	AVE	No	No Action	Other	Miscellaneous Retail	1/14/2005
ABC PRINTING	01090	S	MILPITAS	BLVD	No	No Action	Other	Photographic/Printing	1/18/2005
NOVUSERVE, INC.	01551		CALIFORNIA	CIR	No	No Action	Other	Underground Storage Tank	1/19/2005
CISCO SYSTEMS (BLDG. 20)	00725		ALDER	DR	No	No Action	Other	Industrial Machinery & Equipment	1/20/2005
CISCO SYSTEMS (BLDG. 21)	00771		ALDER	DR	No	No Action	Other	Industrial Machinery & Equipment	1/20/2005
CISCO SYSTEMS (BLDG. 22)	00821		ALDER	DR	No	No Action	Other	Industrial Machinery & Equipment	1/20/2005
RANCH 99 MARKET	00338		BARBER	LANE	No	No Action	Other	Food Stores Miscellaneous Retail	1/21/2005
CISCO SYSTEMS	00755		SYCAMORE	DR	No	No Action	Other	Industrial Machinery & Equipment	1/24/2005

Enhanced Reporting - Detailed Industrial/Commercial Discharger

BUSINESS NAME	STREET ADDRESS				NOI	VIOLATION	FACILITY TYPE	FACILITY TYPE	INSPECTION DATE
CISCO SYSTEMS, INC. (BLDG. 23)	00560	N	MC CARTHY	BLVD	No	No Action	Other	Miscellaneous Manufacturing	1/24/2005
CISCO SYSTEMS, INC. (BLDG. 24)	00510	N	MC CARTHY	BLVD	No	No Action	Other	Miscellaneous Manufacturing	1/24/2005
WAL-MART STORES, INC.	00301		RANCH	DR	No	No Action	Other	Miscellaneous Retail	1/27/2005
UNI-FAB INDUSTRIES	01465	N	MILPITAS	BLVD	Yes	No Action	Other	Welding/Iron Works	1/3/2005
UNION OIL-CALAVERAS PLAZA UNION 76	00190	W	CALAVERAS	BLVD	No	No Action	Other	Underground Storage Tank	10/12/2004
EDMOND DE ST. GEORGES, D.D.S., INC.	00452	E	CALAVERAS	BLVD	No	No Action	Other	Health Services	10/13/2004
SILICON MICROSTRUCTURES, INC.	01701		MC CARTHY	BLVD	No	No Action	Other	Building Materials & Garden Supplies	10/13/2004
RDM INDUSTRIAL PRODUCTS, INC.	01652		WATSON	CT	No	No Action	Other	Cabinetry	10/25/2004
MCCABE'S QUALITY FOODS	01029		MONTAGUE	EXPY	No	No Action	Other	Wholesale Trade, Durable Goods	10/27/2004
LANDMARK LABEL MANUFACTURING	01664		WATSON	CT	No	No Action	Other	Photographic/Printing	10/29/2004
LESLIE'S POOL SUPPLIES	01261	E	CALAVERAS	BLVD	No	No Action	Other	Miscellaneous Retail	10/8/2004
VERITAS	00115	N	MC CARTHY	BLVD	No	No Action	Other	Special Trade Contractor	10/8/2004
USA GAS STATION	01885	N	MILPITAS	BLVD	No	No Action	Other	Underground Storage Tank	11/10/2004
OHKA AMERICAN	00190		TOPAZ	ST	No	No Action	Other	Wholesale Trade, Durable Goods	11/16/2004
LENTHOR ENGINEERING, INC.	01506		GLADDING	CT	No	No Action	Other	Fabricated Metal Products	11/17/2004
LENTHOR ENGINEERING, INC.	01520		GLADDING	CT	No	No Action	Other	Fabricated Metal Products	11/17/2004
FIB LAB, INC.	01514		CENTRE POINTE	DR	No	No Action	Other	Laboratory	11/18/2004
RITZ CAMERA	00168		GREAT MALL	DR	No	No Action	Other	Photographic/Printing	11/23/2004
CONOCO PHILLIPS	00027	S	PARK VICTORIA	DR	No	No Action	Other	Underground Storage Tank	11/29/2004
MAXTOR CORPORATION	01140		TECHNOLOGY	DR	Yes	No Action	Other	Industrial Machinery & Equipment	11/3/2004
MAXTOR CORPORATION	00500		MC CARTHY	BLVD	Yes	No Action	Other	Industrial Machinery & Equipment	11/3/2004
ILLUMINATE CALIFORNIA	01586		CENTRE POINTE	DR	No	No Action	Other	Miscellaneous Manufacturing	12/10/2004
MILPITAS SMILE DESIGN	00414	S	MAIN	ST	No	No Action	Other	Health Services	12/10/2004
MILPITAS - SPORTS CENTER	01325	E	CALAVERAS	BLVD	No	No Action	Other	Amusement & Recreational Services	12/13/2004
SHAPELL	00100	N	MILPITAS	BLVD	No	No Action	Other	Underground Storage Tank	12/13/2004
EMBASSY SUITES HOTEL #9526	00901	E	CALAVERAS	BLVD	No	No Action	Other	Hotel	12/16/2004
MAIN FIRE STATION 1	00777	S	MAIN	ST	No	No Action	Other	Justice, Public Order & Safety	12/16/2004
KLA TENCOR	00001		TECHNOLOGY	DR	No	No Action	Other	Instruments & Related Products	12/20/2004
KLA TENCOR	00003		TECHNOLOGY	DR	No	No Action	Other	Instruments & Related Products	12/20/2004
KLA TENCOR	00005		TECHNOLOGY	DR	No	No Action	Other	Instruments & Related Products	12/20/2004
KLA TENCOR	00007		TECHNOLOGY	DR	No	No Action	Other	Instruments & Related Products	12/20/2004
E-CYCLE SERVICES	01210		CALIFORNIA	CIR	No	No Action	Other	Business Services	12/21/2004
HUNTFORD PRINTING	00275		DEMPSEY	RD	No	No Action	Other	Photographic/Printing	12/21/2004
CAMP PAPER	00986	S	MILPITAS	BLVD	No	No Action	Other	Storage	12/22/2004
FITNESS USA HEALTH SPA	01800		CLEAR LAKE	AVE	No	No Action	Other	Amusement & Recreational Services	12/22/2004
JEFFERSON SMURFIT CORPORATION	00201	S	HILLVIEW	DR	No	No Action	Other	Paper & Allied Products	12/22/2004
MILPITAS - FIRE STATION #2	01263		YOSEMITE	DR	No	No Action	Other	Justice, Public Order & Safety	12/28/2004
MILPITAS - FIRE STATION #3	00045		MIDWICK	DR	No	No Action	Other	Justice, Public Order & Safety	12/28/2004
MILPITAS - FIRE STATION #4	00775		BARBER	LANE	No	No Action	Other	Justice, Public Order & Safety	12/28/2004
MCI TRANSMITTER STATION	00324	S	MAIN	ST	No	No Action	Other	Communications	12/6/2004
MILPITAS - HIGUERA ADOBE PARK	00823		WESSEX	PL	No	No Action	Other	Executive, Legislative & General	12/6/2004
BOTTOMLEY DISTRIBUTORS	00755		YOSEMITE	DR	Yes	No Action	Other	Underground Storage Tank	12/8/2004
MISSION WEST PROPERTIES	01375		MC CANDLESS	BLVD	No	No Action	Other	Engineering & Management Services	12/8/2004
JERRY H. GLASS, DDS	00151	S	MAIN	ST	No	No Action	Other	Health Services	12/9/2004
LUCKY 7 SUPER MARKET	00777	E	CAPITOL	AVE	No	No Action	Other	Food Stores	12/9/2004

Enhanced Reporting - Detailed Industrial/Commercial Discharger

BUSINESS NAME	STREET ADDRESS				NOI	VIOLATION	FACILITY TYPE	FACILITY TYPE	INSPECTION DATE
QUARTZ INTERNATIONAL	01181		CADILLAC	CT	No	No Action	Other	Miscellaneous Manufacturing	2/14/2005
SHELL OIL - CALAVERAS BL.	00950	E	CALAVERAS	BLVD	No	No Action	Other	Underground Storage Tank	2/14/2005
ICG TELECOM GROUP, INC.	01175		MONTAGUE	EXPY	No	No Action	Other	Communications	2/16/2005
PROCESS STAINLESS	00398		RAILROAD	CT	No	No Action	Other	Fabricated Metal Products	2/16/2005
SFPUC - SCVWD INTERTIE PIPELINE PUMP STATION	00350		TURQUOISE	ST	No	No Action	Other	Electric, Gas & Sanitary Services	2/18/2005
ACCRETECH USA, INC.	01765	S	MAIN	ST	No	No Action	Other	Miscellaneous Manufacturing	2/28/2005
DR. GRIMM, D.D.S.	00460	E	CALAVERAS	BLVD	No	No Action	Other	Health Services	2/28/2005
LEE, KATHY D.D.S.	00470	E	CALAVERAS	BLVD	No	No Action	Other	Health Services	2/9/2005
LIFESCAN	00909	S	MILPITAS	BLVD	No	No Action	Other	Instruments & Related Products	3/10/2005
LIFESCAN	00901		WRIGLEY	WAY	No	No Action	Other	Instruments & Related Products	3/10/2005
LIFESCAN, INC.	01000		GIBRALTAR	DR	No	No Action	Other	Instruments & Related Products	3/10/2005
ONE WORKPLACE L. FERRARI LLC	01065		MONTAGUE	EXPY	No	No Action	Other	Wholesale Trade, Durable Goods	3/11/2005
CREDENCE SYSTEM	01355		CALIFORNIA	CIR	No	No Action	Other	Miscellaneous Manufacturing	3/14/2005
CREDENCE SYSTEMS	01421		CALIFORNIA	CIR	No	No Action	Other	Miscellaneous Manufacturing	3/14/2005
LARRY NAPOLITANO D.D.S.	00454	E	CALAVERAS	BLVD	No	No Action	Other	Health Services	3/16/2005
CELERITY GROUP, INC.	01463		CENTRE POINTE	DR	No	No Action	Other	Special Trade Contractor	3/2/2005
ECO SOLUTIONS	01823		HOURET	CT	No	No Action	Other	Special Trade Contractor	3/2/2005
RANDY T. LEE D.D.S.	00822	N	HILLVIEW	DR	No	No Action	Other	Health Services	3/2/2005
TORRENT LABS	00483		SINCLAIR FRONTAGE	RD	No	No Action	Other	Laboratory	3/24/2004
PW SUPERMARKET	01141		MONTAGUE	EXPY	No	No Action	Other	Storage	3/25/2005
VERIZON WIRELESS/ BATTERY ROOM	00200		SERRA	WAY	No	No Action	Other	Communications	3/25/2005
MADHVI DESAI, D.D.S.	00040	N	PARK VICTORIA	DR	No	No Action	Other	Health Services	3/31/2005
U.S. FILTER	00960		AMES	AVE	No	No Action	Other	Industrial Machinery & Equipment Spec	3/4/2005
METRON TECHNOLOGY	01326		PIPER	DR	No	No Action	Other	Storage	3/8/2005
BALCH PETROLEUM	00930		AMES	AVE	No	No Action	Other	Underground Storage Tank	3/9/2005
ENDODONTIC ASSOCIATES	00442	E	CALAVERAS	BLVD	No	No Action	Other	Health Services	3/9/2005
PARKTOWN VETERINARY CLINIC	01393	S	PARK VICTORIA	DR	No	No Action	Other	Veterinarian	4/12/2005
TOWN CENTER DENTAL	00491	E	CALAVERAS	BLVD	No	No Action	Other	Health Services	4/12/2005
CHEVRON PARKTOWN PLAZA	01490	S	PARK VICTORIA	DR	No	No Action	Other	Underground Storage Tank	4/13/2005
NEXTEL COMMUNICATIONS CA-2028	00668		BARBER	EXPY	No	No Action	Other	Communications	4/13/2005
CROWNE PLAZA	00777		BELLEW	DR	No	No Action	Other	Hotel	4/14/2005
LYNN, EDWARD A. D.D.S.	00466	E	CALAVERAS	BLVD	No	No Action	Other	Health Services	4/16/2005
CALAVERAS VETERINARY CLINIC	00140	W	CALAVERAS	BLVD	No	No Action	Other	Veterinarian	4/19/2005
ANIMAL MEDICAL CLINIC	01405	N	MILPITAS	BLVD	No	No Action	Other	Veterinarian	4/20/2005
BAY CITIES VET CLINIC	00016		CORNING	AVE	No	No Action	Other	Veterinarian	4/20/2005
CARRIGAN, JAMES D.D.S.	00444	E	CALAVERAS	BLVD	No	No Action	Other	Health Services	4/20/2005
NELLA OIL COMPANY	00800		AMES	AVE	No	No Action	Other	Underground Storage Tank	4/20/2005
AN-JAN FEED & PET SUPPLY	00111	S	MAIN	ST	No	No Action	Other	Miscellaneous Retail	4/21/2005
MILPITAS - BELLEW PUMP STA.	00481		MURPHY RANCH	RD	No	No Action	Other	Environmental Quality & Housing	4/21/2005
MILPITAS - BERRYESSA PUMP STA.	00731		FOLSOM	CIR	No	No Action	Other	Environmental Quality & Housing	4/21/2005
MILPITAS - CALIFORNIA CIRCLE PUMP STA	01735		CALIFORNIA	CIR	No	No Action	Other	Environmental Quality & Housing	4/21/2005
MILPITAS CITY PUMP STATION	01425	N	MC CARTHY	BLVD	No	No Action	Other	Environmental Quality & Housing	4/21/2005
MILPITAS - GIBRALTAR PUMP STATION	00641		GIBRALTAR	CT	No	No Action	Other	Environmental Quality & Housing	4/21/2005
MILPITAS - JURGENS PUMP STA	00345		JURGENS	ST	No	No Action	Other	Environmental Quality & Housing	4/21/2005
MILPITAS - MCCARTHY PUMP STATION	01001	N	MC CARTHY	BLVD	No	No Action	Other	Environmental Quality & Housing	4/21/2005

Enhanced Reporting - Detailed Industrial/Commercial Discharger

BUSINESS NAME	STREET ADDRESS				NOI	VIOLATION	FACILITY TYPE	FACILITY TYPE	INSPECTION DATE
MILPITAS - MURPHY RANCH PUMP STA.	00801		MURPHY RANCH	RD	No	No Action	Other	Environmental Quality & Housing	4/21/2005
MILPITAS - OAK CREEK PUMP STA.	01515		MC CARTHY	BLVD	No	No Action	Other	Environmental Quality & Housing	4/21/2005
MILPITAS - PENNITENCIA PUMP	00782		LA HONDA	DR	No	No Action	Other	Environmental Quality & Housing	4/21/2005
MILPITAS - PINEWOOD WELL	00232		GREENTREE	WAY	No	No Action	Other	Environmental Quality & Housing	4/21/2005
MILPITAS PUMP STATION - MANOR	00349		MARYLINN	DR	No	No Action	Other	Environmental Quality & Housing	4/21/2005
MILPITAS - WRIGLEY/FORD PUMP STA.	00075		MARYLINN	DR	No	No Action	Other	Environmental Quality & Housing	4/21/2005
MILPITAS - ZONE 2 PUMP STATION	01429	E	CALAVERAS	BLVD	No	No Action	Other	Environmental Quality & Housing	4/21/2005
EMSL ANALYTICAL INC.	00382	S	ABBOTT	AVE	No	No Action	Other	Laboratory	4/22/2005
THE HOME DEPOT SUPPLY	01535		LANDESS	AVE	No	No Action	Other	Building Materials & Garden Supplies	4/26/2005
PG & E	01455	S	MILPITAS	BLVD	No	No Action	Other	Electric, Gas & Sanitary Services	4/27/2005
INCAL TECHNOLOGY, INC.	01477	N	MILPITAS	BLVD	No	No Action	Other	Miscellaneous Manufacturing	4/7/2005
CINGULAR WIRELESS	00115		DEMPSEY	RD	No	No Action	Other	Communications	4/8/2005
CINGULAR WIRELESS	00931		CADILLAC	CT	No	No Action	Other	Communications	4/8/2005
CINGULAR WIRELESS	00066		RANCH	DR	No	No Action	Other	Communications	4/8/2005
CINGULAR WIRELESS	01250		PIPER	DR	No	No Action	Other	Communications	4/8/2005
ALBERTSON'S	00025	N	MILPITAS	BLVD	No	No Action	Other	Food Stores	5/10/2005
ALBERTSON'S	01350	S	PARK VICTORIA	DR	No	No Action	Other	Food Stores	5/10/2005
MCCARTHY RANCH	00625	N	MC CARTHY	BLVD	No	No Action	Other	Agricultural Production Crops	5/10/2005
SHAW ENVIRONMENTAL	00767		AMES	AVE	No	No Action	Other	Laboratory	5/11/2005
CHEVRON STATION #207673	01249		GREAT MALL	DR	No	No Action	Other	Underground Storage Tank	5/12/2005
KAYO OIL COMPANY	01640	N	MILPITAS	BLVD	No	No Action	Other	Underground Storage Tank	5/12/2005
SIERRA MONITOR CORPORATION	01991		TAROB	CT	No	No Action	Other	Miscellaneous Manufacturing	5/17/2005
ALLIED AIRE	00661		SINCLAIR FRONTAGE	RD	No	No Action	Other	Special Trade Contractor	5/18/2005
OKIDATA	01101		CADILLAC	CT	No	No Action	Other	Wholesale Trade, Durable Goods	5/18/2005
KAISER	00770	E	CALAVERAS	BLVD	No	No Action	Other	Health Services	5/20/2005
KAISER PERMANENTE MEDICAL OFFICES	00611	S	MILPITAS	BLVD	No	No Action	Other	Health Services	5/20/2005
CONOCO PHILLIPS	00097	S	ABBOTT	AVE	No	No Action	Other	Underground Storage Tank	5/26/2005
A TOOL SHED, INC.	01300	S	MAIN	ST	No	No Action	Other	Business Services	5/4/2005
KLAUS ASSEMBLY	01210		AMES	AVE	No	No Action	Other	Miscellaneous Manufacturing	5/4/2005
PARK VICTORIA DENTAL	00033	S	PARK VICTORIA	DR	No	No Action	Other	Health Services	5/4/2005
KOSICH & HOLDER, DDS	00420	E	CALAVERAS	BLVD	No	No Action	Other	Health Services	5/5/2005
MILPITAS ANIMAL HOSPITAL	01316	S	MAIN	ST	No	No Action	Other	Veterinarian	5/5/2005
CONOCO PHILLIPS	01787	S	MAIN	ST	No	No Action	Other	Underground Storage Tank	5/6/2005
PFEIFFER VACUUM, INC.	00568		GIBRALTAR	DR	No	No Action	Other	Miscellaneous Manufacturing	5/6/2005
ORAL CARE ASSOCIATES	00075	S	MILPITAS	BLVD	No	No Action	Other	Health Services	5/9/2005
LION FOOD CENTER	01838	N	MILPITAS	BLVD	No	No Action	Other	Food Stores	6/1/2005
TEK LABELS AND PRINTING	00472		VISTA	WAY	No	No Action	Other	Photographic/Printing	6/2/2005
HDC CORPORATION	00628		GIBRALTAR	CT	No	No Action	Other	Instruments & Related Products	6/6/2005
LARSON PALLET COMPANY	01000		YOSEMITE	DR	No	No Action	Other	Lumber & Wood Products	6/8/2005
MISSION TECHNOLOGY, INC.	00355		SINCLAIR FRONTAGE	RD	No	No Action	Other	Miscellaneous Manufacturing	6/9/2005
NEAL P. SWANN, D.D.S., INC.	00464	E	CALAVERAS	BLVD	No	No Action	Other	Health Services	6/9/2005
DIXON LANDING FAMILY DENTAL	01786		MILMONT	DR	No	No Action	Other	Health Services	7/21/2004
MILPITAS CARE CENTER	00120		CORNING	AVE	No	No Action	Other	Health Services	7/21/2004
MCCARTHY RANCH CHEVRON & CAR WASH	00367		CYPRESS	DR	No	No Action	Other	Underground Storage Tank	7/22/2004
EXCEL SIGN & DECAL COMPANY	01485	N	MILPITAS	BLVD	No	No Action	Other	Business Services	7/29/2004

Enhanced Reporting - Detailed Industrial/Commercial Discharger

BUSINESS NAME	STREET ADDRESS				NOI	VIOLATION	FACILITY TYPE	FACILITY TYPE	INSPECTION DATE
MAIN STREET GAS	00010	N	MAIN	ST	No	No Action	Other	Underground Storage Tank	7/6/2004
MC CALL OIL AND CHEMICAL CORPORATION	00945		AMES	AVE	No	No Action	Other	Underground Storage Tank	7/9/2004
MEDIUS	01103		MONTAGUE	EXPY	No	No Action	Other	Photographic/Printing	7/9/2004
MEDAREX, INC.	00521		COTTONWOOD	DR	No	No Action	Other	Laboratory	8/11/2004
BIT SHOP	01646		WATSON	CT	No	No Action	Other	Miscellaneous Manufacturing	8/16/2004
AMB DESIGNS	00891		AMES	AVE	No	No Action	Other	Storage	8/17/2004
HIGH TECH PRINTING	00511		LOS COCHES	ST	No	No Action	Other	Photographic/Printing	8/17/2004
MAZAK SALES & SERVICE	01497	N	MILPITAS	BLVD	No	No Action	Other	Miscellaneous Manufacturing	8/18/2004
Q PHOTOGRAPHY	00111	N	MILPITAS	BLVD	No	No Action	Other	Photographic/Printing	8/24/2004
MILPITAS HIGH SCHOOL	01285		ESCUELA	PKWY	No	No Action	Other	Educational Services	8/25/2004
THUY-MAI NGUYEN D.D.S.	01418		DEMPSEY	RD	No	No Action	Other	Health Services	8/25/2004
HILLVIEW PRINTING	00250	S	HILLVIEW	DR	No	No Action	Other	Photographic/Printing	8/5/2004
VARIAN ASSOCIATES	00596		ALDER	DR	No	No Action	Other	Instruments & Related Products	9/20/2004
SHELL OIL - JACKLIN RD	00990		JACKLIN	RD	No	No Action	Other	Underground Storage Tank	9/23/2004
SHELL OIL - MAIN ST.	01780	S	MAIN	ST	No	No Action	Other	Underground Storage Tank	9/23/2004
SHERATON	01801		BARBER	LANE	No	No Action	Other	Hotel	9/24/2004
NUNEZ PRECISION WELDING	01763		HOURET	CT	No	No Action	Other	Welding/Iron Works	9/29/2004
FIDELICA MICORSYSTEMS	01585		MC CANDLESS	DR	No	No Action	Other	Miscellaneous Manufacturing	9/3/2004
BEVERLY HERITAGE HOTEL	01820		BARBER	LANE	No	No Action	Other	Hotel	9/30/2004
VALLEY TOOLS & SUPPLY COMPANY, INC.	01827		HOURET	CT	No	No Action	Other	Chemicals & Allied Products	9/7/2004
DYNAMIC DETAILS, INC.	01831		TAROB	CT	Yes	No Action	Other	Fabricated Metal Products	9/8/2004
A & A RECYCLING	00897		AMES	AVE	No	No Action	Recyling Yard		12/8/2004

CITY OF MILPITAS

Public Streets, Roads, and Highways O & M (including Corp Yard & Street Sweeping) - Self-Evaluation Matrix

Implem. Id.	Activity	Item Source	Tasks Identified in FY 2004-2005 Work Plan	Status / Comments	Due Date (mo/yr)	Responsible Party (Lead)/ Coordinator
Corporation Yards Operation and Maintenance						
J-2	Training	URMP page J-a2	Hold routine training sessions	A formal training on the entire SWPPP was conducted once during the past year. Informal discussions occurred throughout the year as needed.	On-going	Public Works Maintenance (Carol Randisi/ Steve Smith/ Marilyn Nickel
J-3	Inspection / Record	URMP page J-a3	Conduct semi-annual inspections Maintain records as part of the Hazardous Materials Business Plan	Periodic inspections were conducted. It was noted that materials were properly stored and spills cleaned up promptly in accordance with material handling BMPs. Records have been kept in accordance with the Hazardous Materials Business Plan.	On-going	Public Works Maintenance (Carol Randisi/ Steve Smith/ Marilyn Nickel
Public Streets, Roads, and Highways Operation and Maintenance						
G-1-1	Street sweeping records	URMP Page G-1-8	Maintain street sweeping records including miles swept and volume of debris collected.	Records are entered in a database daily by the operators of the equipment and summary reports are generated by the supervisors Monthly forms are completed from the summary reports. These forms are submitted to the SCVURPP Program. The forms from July 2004 through June 2005 are included in the Annual Report. This will be an on-going practice. The information in these forms will be used in the future for studying the Copper/Nickel Baseline activities.	Completed / Ongoing	Public Works Maintenance (Dennis Cuciz)/ Utility Engineering (Aparna Chatterjee)

Implem. Id.	Activity	Item Source	Tasks Identified in FY 2004-2005 Work Plan	Status / Comments	Due Date (mo/yr)	Responsible Party (Lead)/ Coordinator
G-1-2	Staff Training	URMP Page G-1-8	Conduct annual training to look for BMP deficiencies in the field	Annual training is provided through Public Works Department's Safety Program. Quarterly meetings are held to bring up new training topics and employees are trained routinely.	Completed / Ongoing	Public Works Maintenance (Dennis Cuciz)/ Utility Engineering (Aparna Chatterjee)
G-1-3	Effectiveness Evaluation	URMP Page G-1-8	Conduct annual evaluation of the effectiveness of the program. Report the results of the evaluation in the Annual Report. Identify items for continuous improvement.	Completed. Evaluation of program effectiveness is included in this Annual Report.	Completed	Public Works Maintenance (Dennis Cuciz)/ Utility Engineering (Aparna Chatterjee)

EVALUATION – PUBLIC STREETS, ROADS AND HIGHWAYS O& M

The City's contract street sweeping program is conducted by the Maintenance Division of the Public Works Department and funded by the Solid Waste collection program. Residential, arterial, and commercial street sweeping is conducted two times a month. Industrial street sweeping is conducted four times a month. Open space areas and mountain roads that have no curb and gutter are not scheduled for routine sweeping, but are swept on an as-needed basis. Each established sweeping route is swept on the same day of the week. Rural roads are not routinely swept but debris from rural roads is picked up twice a week. On Monday and Friday, debris from the rural roads and the main arterial roads are collected. The City's contractor promptly removes street sweeping material and disposes nearly all of the materials at the BFI landfill, and a significant amount of this material is taken to the compost area.

The City places emphasis on street sweeping in the period from early Fall into the Winter months until leaf fall has been completed. During November and December, three primary areas are swept weekly to remove leaves. This practice effectively removes leaves, debris, and other pollutants, which would otherwise be washed into the storm drain system. Additional City crew are called upon to assist in the Fall cleanup.

Beginning June 21, 2004, new sweeping contractor BFI has been doing the street sweeping operation. Statistics on street sweeping activities are kept in a database that is recorded daily by operators of the equipment, and summary reports are generated by the supervisor. The number of curb miles swept and the number of cubic yards of debris picked up are recorded. However, we could not include the November 2004 data in this year's Annual report as the records were misplaced. In FY 04-05, a total of more than 13,775 miles were swept. Debris, amounting to over 3,019 cubic yards, was collected. The volume of debris did not include leaves removed. The City does not keep track of the volume of leaves collected as leaf bags are picked up by solid waste garbage trucks.

The City's field crew are trained annually to look for BMP deficiencies in the field on a daily basis. Training is provided through Public Works Maintenance's Safety Program. Quarterly meetings are held to discuss BMP deficiencies and safety issues. BMP deficiencies are forwarded to the field employee's immediate supervisor and a service request is generated (record keeping and documentation) and directed to the appropriate department for resolution.

Milpitas has a highly effective street maintenance program. There are very few complaints. Most of the complaints are promptly responded to ensure customer and community satisfaction.

Response to Regional Board's Comments on 03-04 Annual Report

There were no comments from the Regional Board.

City of Milpitas
FY 2004-2005 Street Sweeping Data Summary

Months	Residential*		Commercial/Industrial/ Municipal Parking Lots		Comments*
	Volume of Material Collected** (cubic yards)	Miles Swept (curb miles)	Volume of Material Collected** (cubic yards)	Miles Swept (curb miles)	
July	118	643.00	105	644.00	Quarterly advertising in the Milpitas Post and door hangers notifying each residential home of their sweeping day. New sweeping contractor BFI started on June 21, 2004
August	113	527.00	90	574.00	Quarterly advertising in the Milpitas Post and door hangers notifying each residential home of their sweeping day.
September	128	571.00	97	671.00	Quarterly advertising in the Milpitas Post and door hangers notifying each residential home of their sweeping day.
October	184	726.00	197	875.00	Quarterly advertising in the Milpitas Post and door hangers notifying each residential home of their sweeping day.
November**					Quarterly advertising in the Milpitas Post and door hangers notifying each residential home of their sweeping day.
December	269	758.00	329	847.00	Quarterly advertising in the Milpitas Post and door hangers notifying each residential home of their sweeping day.
January	110	543.00	154	834.00	Quarterly advertising in the Milpitas Post
February	80	407.00	100	501.00	Quarterly advertising in the Milpitas Post and door hangers notifying each residential home of their sweeping day.
March	119	586.00	120	708.00	Quarterly advertising in the Milpitas Post and door hangers notifying each residential home of their sweeping day.
April	101	528.00	122	616.00	Quarterly advertising in the Milpitas Post and door hangers notifying each residential home of their sweeping day.

City of Milpitas
FY 2004-2005 Street Sweeping Data Summary

May	127	541.00	113	567.00	Quarterly advertising in the Milpitas Post and door hangers notifying each residential home of their sweeping day.
June	130	541.00	113	567.00	Quarterly advertising in the Milpitas Post and door hangers notifying each residential home of their sweeping day.
Total	1479	6371	1540	7404	

Total miles swept 13775.00

Total volume of debris collected 3019

* Quarterly advertisement in the Milpitas Post and door hangers notifying each residential home of their sweeping day. New sweeping contractor BFI started on June 21, 2004.

** Volume does not include leaves. Leaf removal program is effective during the winter months. In 04-05, leaf removal operation took place in November and December. The City does not keep track of the volume of of leaves collected, as leaf bags are collected by solid waste garbage trucks.

*** November data is missing

CITY OF MILPITAS
Rural Public Works Operation and Maintenance - Self-Evaluation Matrix

Implem. Id.	Activity	Item Source	Tasks Identified in FY 2004-2005 Work Plan	Status / Comments	Due Date (mo/yr)	Responsible Party (Lead)/ Coordinator
G-2-1	Adopt rural roads performance standard	URMP page G-2-7	City to review and adopt rural roads performance standard based on program's model performance standard	Performance standard was adopted in the 04-05 Work Plan. Rural roads comprise only 1.4% of the total roads and are limited to the area in and around Ed Levin Park. The County maintains Ed Levin Park.	Completed	Public Works (Dennis Cuciz) /Utility Engineering (Aparna Chatterjee)
G-2-2	Responsible Department & staff leads	URMP page G-2-7	Identify responsible department and staff leads	City will make efforts to identify the responsible Departments and determine staff roles and responsibilities in 2005-06	June 2006	Public Works (Dennis Cuciz) /Utility Engineering (Aparna Chatterjee)
G-2-3	Ensure legal authority	URMP page G-2-8	Ensure adequate legal authority, including chain of command, in order to conduct and enforce the use of rural public works maintenance BMPs by others.	City will make efforts to complete this task and work out implementation details in 2005-2006	June 2006	Public Works (Dennis Cuciz) /Utility Engineering (Aparna Chatterjee)
G-2-4	Develop SOPs	URMP page G-2-8	Develop SOPs based on guidelines provided by the Program.	City will make efforts to complete this task in 2005-2006. .	June 2006	Public Works (Dennis Cuciz) /Utility Engineering (Aparna Chatterjee)
G-2-5	Develop BMPs	URMP page G-2-8	Develop BMPs based on guidelines provided by the Program.	City will make efforts to complete this task in 2005-2006.	June 2006	Public Works (Dennis Cuciz) /Utility Engineering

Implem. Id.	Activity	Item Source	Tasks Identified in FY 2004-2005 Work Plan	Status / Comments	Due Date (mo/yr)	Responsible Party (Lead)/ Coordinator
						(Aparna Chatterjee)
G-2-6	Develop educational material	URMP page G-2-8	Develop education materials for training maintenance staff and for outreach to contractors.	City will make efforts to complete this task in 2005-2006 and 2006-07.	June 2007	Public Works (Dennis Cuciz) /Utility Engineering (Aparna Chatterjee)
G-2-7	Develop training program	URMP page G-2-8	Develop annual training program for maintenance staff.	City will make efforts to complete this task in 2005-2006 and 2006-07.	June 2007	Public Works (Dennis Cuciz) /Utility Engineering (Aparna Chatterjee)
G-2-8	Effectiveness Evaluation	URMP page G-2-8	Conduct annual evaluate of effectiveness of the rural public works program, report results in Annual Report and identify items for continuous improvement.	Effectiveness evaluation is included in this Annual Report. City will continue to report effectiveness of the Program in the Annual Reports as tasks get completed.	Completed	Public Works (Dennis Cuciz) /Utility Engineering (Aparna Chatterjee)
G-2-9	Identify rural PW facilities	URMP page G-2-8	Identify rural PW facilities under the City's jurisdiction.	City will make efforts to complete this task in 2005-2006.	June 2006	Public Works (Dennis Cuciz) /Utility Engineering (Aparna Chatterjee)

EVALUATION – RURAL PUBLIC WORKS MAINTENANCE AND OPERATION

The rural roads are located in the hillside areas, on the eastern side of Milpitas. There are 138.9 miles of City streets, of which rural roads are only 1.9 miles. Rural roads occupy about 1.4% of the City's total street miles. Typically, open space areas and mountain roads that have no curb and gutter are not scheduled for routine sweeping, but are swept on an as-needed basis. Twice a week, Mondays and Fridays, debris is picked up by hand from the rural roads. These roads are not in the proximity of creeks. The dust swept by wind from these areas would typically accumulate in the City's valley floor areas, and would be removed during routine street sweeping.

The SCVURPP Program has established a definition for rural roads and provided guidelines on performance standard, BMPs and SOPs. The City has adopted the Rural Roads Performance Standard in the 04-05 Work Plan but has not been able to finalize and implement the BMPs and SOPs. Since rural roads constitute a very small portion of the City streets, most of the City's efforts are targeted towards maintaining an efficient street sweeping program for the City streets. The City has plans to finalize the BMPs and SOPs for rural roads based on the Program's guidelines and implement them in the future. Staff will be trained after the BMPs and SOPs are developed.

Response to Regional Board's Comments

There were no comments from the Regional Board on FY 03-04 Annual Report.

City of Milpitas
Storm Drain System Operation and Maintenance - Self-Evaluation Matrix

Implem. Id.	Activity	Item Source	Tasks Identified in FY 2004-2005 Work Plan	Status / Comments	Due Date (mo/yr)	Responsible Party (Lead)/ Coordinator
Added in 2000	Reporting of Observed ICID Evidence	Program	Develop and implement a process for maintenance staff to advise ICID inspectors of observed evidence of ICIDs.	City SOPS 8-6 (Discharge of Pollutants Storm drains and watercourses) and 8-7 (Service Requests) have been revised and combined into one. This addresses citywide response and clean-up guidelines for various scenarios. Staff already implements reporting and referral as needed. The process has been used many times and is effective. Next step is to incorporate into the Utility Maintenance SOP. Completion of this activity is now scheduled for June 2006 due to shortage of resources.	6/06	Public Works Maintenance (Steve Smith)/ Marilyn Nickel
C-1	Routine Inspection	URMP page C-6	Develop SOPs for Routine Inspection & Cleaning	City implements routine inspection and cleaning program. SOP to be updated by June 2006.	6/06	Public Works Maintenance (Steve Smith)/ Marilyn Nickel
C-2	Solid Waste	URMP page C-6	Develop SOPs for Solid Waste handling and disposal	Already being implemented informally – SOP to be updated by June 2006.	6/06	Public Works Maintenance (Steve Smith)/ Marilyn Nickel
C-3	Staff/Contractor Training and Coordination	URMP page C-6	1. Develop BMPs for Staff/Contractor Training and Coordination 2. Develop SOPs for Staff/Contractor Training and Coordination	Estimated at about 80% complete	6/06	Public Works Maintenance (Steve Smith)/ Marilyn Nickel
C-4	Record Keeping and coordination	URMP page C-6	1. Develop BMPs for Record Keeping & Evaluation 2. Develop SOPs for Record Keeping & Evaluation	Estimated at about 80% complete	6/06	Public Works Maintenance (Steve Smith)/ Marilyn Nickel
C-5	Operational	URMP	Develop SOPs for Operational	SOP to be developed by June 2006	6/06	Public Works

	Improvement, Structural Retrofit and Design	page C-6	Improvement, Structural Retrofit and Design			Maintenance (Steve Smith)/ Marilyn Nickel
C-6	Hot Spots	URMP page H-6	See task H-3 in Section H	See task H-3 in Section H	6/06	See task H-9 in Section H

Evaluation - Storm Drain Operations and Maintenance

- Staff from police, fire, and public works coordinated a recent update to the City's SOP 8-6 titled " Response and Clean-up Guidelines for Hazardous and Non-Hazardous Material Releases including Discharges of Pollutants into Storm Drains and Water Courses (Urban Runoff Pollution Prevention)".

- City staff has completed inspection and cleanup of the City's 78 outfalls and determined that 10 needed repairs. Repairs of two were completed in FY 04-05, with the remaining eight scheduled for completion in FY 05-06.

- City staff performed the operation and maintenance tasks of the storm drain system; contractors were not used.

- Staff has not reported any problems with BMPS; no updates are planned at this time.

No comments from Regional Board regarding FY 03-04 Annual Report.

City of Milpitas
Water Utility Operation and Maintenance - Self-Evaluation Matrix

Implem. Id.	Activity	Item Source	Tasks Identified in FY 2004-2005 Work Plan	Status / Comments	Due Date (mo/yr)	Responsible Party (Lead)/ Coordinator
D-1	Inventory	URMP page D-5	Conduct Inventory of all key O & M activities, and identify routine and unplanned non-storm water discharges from these activities.	Required every 3 years. Most recently completed on 9/99. A subsequent inventory has not been completed due to resource shortages.	9/05	Public Works Maintenance (Steve Smith)/ Marilyn Nickel
D-3	WUPPP Utility Maintenance SOP	URMP page D-5	Develop WUPPP Utility Maintenance SOP	Maintenance Staff performed routine duties. Next step is to finalize the documentation. Estimated at 75% complete, scheduled for completion in June 2006	6/06	Public Works Maintenance (Steve Smith)/ Marilyn Nickel
D-5	Individualized Training Plan	URMP page D-5	Develop Individualized Training Plan	Maintenance Staff are trained to perform appropriately at routine and emergency situations. Documentation is estimated at 75% complete, scheduled for completion in June 2006	6/06	Public Works Maintenance (Steve Smith)/ Marilyn Nickel
D-6	Training	URMP page D-5	Develop training program	Informal training already implemented. Deliverable linked to activity D-5	6/06	Public Works Maintenance (Steve Smith)/ Marilyn Nickel
D-7	WUPPP	URMP page D-5	Implement pollution control measures identified in the WUPPP to manage chlorine, biocides, and algaecides and prevent erosion and sediments.	Field Staff applied appropriate BMPs	6/06	Public Works Maintenance (Steve Smith)/ Marilyn Nickel

Evaluation -Water System Operations and Maintenance

- Due to a shortage of staffing resources, we did not take the inventory of key discharges in 2002. It is now scheduled for completion by September 2005.
- Contractors were utilized to fix major water line breaks. The first priority is to stop the flow of water. There were no complaints about contractors not following BMPs to fix water line breaks.
- Staff has not reported any problems with BMPS; no updates are planned at this time.

No comments from Regional Board regarding FY 03-04 Annual Report.

City of Milpitas
Other Program Elements (a) - Self-Evaluation Matrix

Implem. Id.	Activity	Item Source	Tasks Identified in FY 2004-2005 Work Plan	Status / Comments	Due Date (mo/yr)	Responsible Party (Lead)/ Coordinator
K-6	Facility discharge	URMP page K.a-4	Develop SOP	Develop SOP for facility discharge. This task was deferred due to lack of resources.	6/06	Public Works Maintenance (Eddie Loredo)/ Marilyn Nickel
K-7	Pond maintenance	URMP page K.a-4	Develop SOP	Develop SOP for pond maintenance. This task was deferred due to lack of resources.	6/06	Public Works Maintenance (Eddie Loredo)/ Marilyn Nickel
K-8	Fountain maintenance	URMP page K.a-4	Develop SOP	Develop SOP for fountain maintenance. This task was deferred due to lack of resources.	6/06	Public Works Maintenance (Eddie Loredo)/ Marilyn Nickel
K-10	Record keeping	URMP page K.a-4	Develop BMP Develop SOP	Develop BMPs and SOPs. This task was deferred due to lack of resources.	6/06	Public Works Maintenance (Carol Randisi)/ Marilyn Nickel
K-11	Effective evaluation	URMP page K.a-4	Develop BMP Develop SOP	Develop BMPs and SOPs. This task was deferred due to lack of resources.	6/06	Public Works Maintenance (Carol Randisi)/ Marilyn Nickel

City of Milpitas
Other Program Elements (a) - Self-Evaluation Matrix

Implem. Id.	Activity	Item Source	Tasks Identified in FY 2004-2005 Work Plan	Status / Comments	Due Date (mo/yr)	Responsible Party (Lead)/ Coordinator
K-12	Annual review	URMP page K. a-4	Develop BMP Develop SOP	Develop BMPs and SOPs. This task was deferred due to lack of resources.	6/06	Public Works Maintenance (Carol Randisi)/ Marilyn Nickel

Evaluation – Other Public Agency Activities

Parks: Staff has not reported any problems with BMPS; no updates are planned at this time.

Ponds: Staff has not reported any problems with BMPS; no updates are planned at this time.

Public Facilities: Staff has not reported any problems with BMPS; no updates are planned at this time.

No comments from Regional Board regarding FY 03-04 Annual Report.

City of Milpitas
NEW DEVELOPMENT & CONSTRUCTION CONTROLS - PLANNING PROCEDURES - SELF-EVALUATION MATRIX

Implem. Id.	Activity	Item Source	Tasks Identified in FY 2004-2005 Work Plan	Status / Comments	Due Date (mo/yr)	Responsible Party (Lead)/ Coordinator
E-C.3b.1	Project approval process	URMP page E17	Assess current stormwater-related requirements in City's development review process, for public and private projects, and identify additional steps or tools required at each stage of the process to meet C.3. Provisions for permanent BMPs, tracking and documentation, inspection, and others.	• Consultant has updated planning intake forms for private projects to reflect new C.3 provisions. • Worked with a consultant to create a guidebook for staff and developer use, outlining planning submittal requirements, including project design guidelines and a stormwater control plan incorporating BMPs. The Guidebook was adopted on September 24, 2003 and revision adopted on February 23, 2005. Approval process can be found on page 6 of C.3 Guidebook. • City developed and implemented a process to require NOI and SWPPP on project size one acre or more since March 2003. City has developed and implemented a process to provide Project Applicants a C.3 Guidebook at design kick-off meetings. • City has developed and implemented a process for entering Group 1 and Group 2 projects in tracking database.	Completed Completed Completed Completed	Planning (Dennis Carrington) Utility Engineering (Paramjit Uppal) Land Development (Fariborz Heydari) Design & Construction (Doug DeVries) PW Inspections (Gerry Krize) Building Inspection (Ken Brown) Public Works (Steve Smith)
E-C.3b.2 and E-C.3c.2	Develop new or modify existing review procedures for Group1	URMP page E17 and E18	Develop new or modify existing review policies, procedures, and/or conditions of approval to incorporate Group 1 requirements (based on results of tasks under C.3.c. through C.3.m.)	Deemed Complete definition used by the City is as currently defined by the Permit Streamlining Act and the Regional Board The Group 1 requirements are shown in the C3 Guidebook and have been implemented.	Completed	Planning (Dennis Carrington) Utility Engineering (Paramjit Uppal) Land Development (Fariborz

Implem. Id.	Activity	Item Source	Tasks Identified in FY 2004-2005 Work Plan	Status / Comments	Due Date (mo/yr)	Responsible Party (Lead)/ Coordinator
						Heydari)
E-C.3b.3	Train staff	URMP page E17 and E18	Train City staff in planning, building, and engineering departments on the C3 provisions and goals, the required changes in the approval process, and the use of appropriate tools.	City staff attended various training sessions last fiscal year to understand provisions and goals of C3 requirements.	Completed	Planning, Building, and Engineering staff
E-C.3b.4 and E-C.3c.3	Develop project approval process workplan and report progress	URMP page E18	Submit work plan for completion of Provision C.3.b. requirements. Identify incremental progress made toward completion of Actions b.1., b.2., and b.3. above in FY 02-03 Work Plan. (For example, completion of "Development Policies Comparison" work sheet.)	Existing policies, ordinances, guidelines have been reviewed to see what C.3 provisions are already covered. C.3 Guidebook was adopted on September 24, 2003 and updated in February 2005.	Completed	Planning (Dennis Carrington) Utility Engineering (Darryl Wong & Paramjit Uppal) Land Development (Fariborz Heydari)
E-C.3.c.1	Develop Log form to identify Group 1 and Group 2 projects	URMP page E18	Develop and implement a procedure to request and log the type, size, and impervious area of every project (and extent of redevelopment if applicable) for determination of applicability of Group 1 (and later Group 2) requirements.	• City has been collecting impervious surface data from incoming projects since 4/02. • City has developed a procedure to maintain a record of every Group 1 and Group 2 (as applicable) project.	Completed and Continuous	Planning (Dennis Carrington) Utility Engineering (Darryl Wong & Paramjit Uppal) Design & Construction (Doug DeVries)
E-C.3.c.2	Define "deemed complete"	URMP page E18	Develop a method for determining whether a private project was "deemed complete" by 7/15/03, or documenting that a public	The Deemed Complete definition used by the City is as currently defined by the Permit Streamlining Act and the Regional	Completed	Planning (Dennis Carrington)

Implem. Id.	Activity	Item Source	Tasks Identified in FY 2004-2005 Work Plan	Status / Comments	Due Date (mo/yr)	Responsible Party (Lead)/ Coordinator
			project was funded and scheduled for construction by 10/15/03. Required by C.3.c (first paragraph)	Board.		Utility Engineering (Paramjit Uppal)
E-C.3.c.3	Develop Group 1 workplan and report progress	URMP page E18	Submit work plan for completion of Provision C.3.c. requirements. Identify incremental progress made toward completion of Actions c.1. and c.2. above, and other actions related to Group 1 implementation, in FY 02-03 Work Plan and Group 2 implementation, in FY 03-04 Work Plan. Required by C.3.c.i	Group 1 is defined as projects equal to or larger than one acre. The Deemed Complete definition used by the City is as currently defined by the Permit Streamlining Act and the Regional Board. The City adopted a Stormwater C.3 Guidebook on September 24, 2003 and updated it in February 2005. City staff is prepared to implement Group2 requirments.	Completed	Planning (Dennis Carrington) Utility Engineering (Darryl Wong & Paramjit Uppal) Land Development (Fariborz Heydari) Doug DeVries Building Inspection (Ken Brown)
E-C.3.c.4	Site design guidance	URMP page E19	Compile guidance being developed under other elements (i.e., project review procedures, site design measures, source control measures, numeric design criteria, O&M verification, etc.) into one guidance manual for implementation of Group 1 project requirements.	Group 1 is defined as projects equal to or larger than one acre. The Deemed Complete definition used by the City is as currently defined used by the City is as currently defined by the Permit Streamlining Act and the Regional Board. The City adopted a Stormwater C.3 Guidebook on September 24, 2003 and was updated in February 2005. The Guidebook assists developers and the City to conform their projects to the C.3 requirements.	Completed And Ongoing	Planning (Dennis Carrington) Utility Engineering (Paramjit Uppal)
E-C.3.c.5	Revise model Planning Procedures Performance Standards (PS)	URMP page E19	Revise portions of the model Planning Procedures Performance Standards to incorporate the Group 1 requirements and other C.3. requirements.	There were no changes to the Performance Standards.	Completed	Program Planning (Dennis Carrington) Utility

Implem. Id.	Activity	Item Source	Tasks Identified in FY 2004-2005 Work Plan	Status / Comments	Due Date (mo/yr)	Responsible Party (Lead)/ Coordinator
						Engineering (Paramjit Uppal)
E-C.3.c.6	Incorporate PS	URMP page E19	Incorporate revised model Planning Procedures Performance Standards in to local urban runoff management plans.	There were no changes to the Performance Standards.	Completed	Planning (Dennis Carrington) Utility Engineering (Paramjit Uppal)
E-C.3.c.7	Approach for evaluating an alternative Project size	URMP page E19	Develop approach for evaluating an alternative project size and identify data needs from Co-permittees.	Completed and Data Forms have been developed.	Completed and continuous	Program Planning (Dennis Carrington) Utility Engineering (Paramjit Uppal)
E-C.3.c.8	Analysis of alternative project size	URMP page E20	Conduct analysis of alternative project size and prepare proposal for submittal to Regional Board.	Program's task and City participates on Ad-hoc committee to develop model documents per RWQCB acceptance letter.	Completed and Ongoing	Program Planning (Dennis Carrington)
E-C.3.c.9	Develop work plan for Group 2	URMP page E20	Update guidance manual and performance standards for Group 2 projects as needed.	The Guidance Manual has been updated. Due to the recent change in the definition of Group 2, another update is now planned.	Continuous	Program Planning (Dennis Carrington) Utility Engineering (Paramjit Uppal)
E-C.3.d.1	Analysis Rainfall data	URMP page E20	Analyze local rainfall data and develop area-specific volume and flow based design criteria (Program with assistance from SCVWD).	Program's task, City will participate as needed. Project delayed.	Ongoing	Program Utility Engineering (Paramjit Uppal)

Implem. Id.	Activity	Item Source	Tasks Identified in FY 2004-2005 Work Plan	Status / Comments	Due Date (mo/yr)	Responsible Party (Lead)/ Coordinator
						Land Development (Fariborz Heydari)
E-C.3.d.2	Develop guidance	URMP page E20	Develop guidance on appropriate criteria to use for each BMP type.	Program's task and City participates on Ad-hoc committee to develop model documents.	Completed	Program
E-C.3.e.1	Develop logging procedure for O & M verification	URMP page E20	Develop and implement a procedure for logging information about treatment BMPs installed at approved Group 1 projects, and for maintaining a list or database of properties, treatment BMPs, and responsible operators	The City's new computer program database went online in April 2005. Staff will use the database to log information about treatment BMPs installed for both Group 1 and Group 2 projects. All data necessary for O&M verification will be contained in the database. As needed, revisions may be made to the database throughout the year to enhance effectiveness.	Completed Ongoing	Planning (Dennis Carrington) Utility Engineering (Darryl Wong, Pam Lowe & Paramjit Uppal) Land Development (Fariborz Heydari) Design & Construction (Doug DeVries) PW Inspections (Gerry Krize) Building Inspection (Ken Brown)
E-C.3.e.2	Develop model language for O & M verification	URMP page E21	Develop model language for documents assigning responsibility to the developer/owner of private projects for O&M of treatment BMPs, or to the appropriate agency for O&M of treatment BMPs at public projects. These documents	O & M Agreements are addressed in the City's Stormwater C.3 Guidebook. The Guidebook is available from the Planning Division, the Engineering Division, or via the City's website.	Completed	Program Planning (Dennis Carrington) Utility Engineering

Implem. Id.	Activity	Item Source	Tasks Identified in FY 2004-2005 Work Plan	Status / Comments	Due Date (mo/yr)	Responsible Party (Lead)/ Coordinator
			may include O&M responsibility agreements, written conditions in sales/ lease agreements, use permit conditions, provisions in CC&Rs, etc.			(Paramjit Uppal)
E-C.3.e.3	Adopt model O & M verification procedure	URMP page E21	Adopt model O&M agreement language to meet agency-specific needs and requirements and incorporate into the project review and approval process.	O & M Agreements are addressed in City's Stormwater C.3 Guidebook. The Guidebook is available from the Planning Division, the Engineering Division, or via the City's website.	Completed	Planning (Dennis Carrington) Utility Engineering (Darryl Wong & Paramjit Uppal)
E-C.3.e.4	Develop O & M requirements	URMP page E21	Develop fact sheets on the O&M requirements and frequencies for various BMP types that can be used to educate parties responsible for O&M and attached to O&M agreements. Include fact sheets for pesticide reduction measures related to landscape maintenance.	The City's Stormwater C.3 Guidebook references fact sheets contained in the Program's C.3 Stormwater Handbook. The City will update the Guidebook in FY 05/06 to include HMP and Waiver Program or any other necessary changes. The Guidebook assists developers and the City to conform their projects to the C.3 requirements. The Guidebook establishes BMP O&M requirements and verification procedures. The Guidebook is available from the Planning Division, the Engineering Division, or via the City's website.	FY 05/06 Completed	Program
E-C.3.e.5	Develop inspection program for O & M verification	URMP page E21	Develop local programs for inspection of a subset of prioritized treatment BMPs to verify that proper O&M is being performed by the responsible party (Program to assist in defining which BMPs are priority for inspection.)	Being developed in tandem with O&M data management effort. See E-C3.e.1	FY 05/06	Utility Engineering (Darryl Wong & Paramjit Uppal) and Planning (Dennis Carrington)
E-C.3.e.6	Reporting of treatment BMPs	URMP page E21	Report on the Co-permittee's treatment BMPs O&M verification program in each annual report, including organizational	No treatment facilities constructed to date. See E-C.3.e.4. The City's new computer database is in	FY 05/06 Completed	Planning (Dennis Carrington)

Implem. Id.	Activity	Item Source	Tasks Identified in FY 2004-2005 Work Plan	Status / Comments	Due Date (mo/yr)	Responsible Party (Lead)/ Coordinator
			structure, evaluation of effectiveness, and planned improvement to the program. Include a list or summary of treatment BMPs inspected during the year, inspection results, and any required follow-up and correction.	place since April 2005. The database has a reporting component that will summarize treatment BMPs inspected during the year, inspection results, and any follow-up and correction.	Ongoing	Utility Engineering (Paramjit Uppal)
E-c.3.f.1	Prepare HMP	URMP page E22	Complete the HMP and required interim products (Program, SCVWD, and City of San Jose have lead role)	Program's task, SCVWD, and other cities along with our City will participate • Detailed work plan and schedule – 3/02 • Literature review – 9/15/02 • Draft plan – 05 Final plan for approval by RB – 7/05	Completed	Land Development (Fariborz Heydari), Program Utility Engineering (Darryl Wong & Paramjit Uppal)
E-c.3.f.2	Guidance to implement HMP	URMP page E22	Develop guidance to the Co-permittees on implementation of the HMP as part of requirements for Group 1 projects that may cause increased erosion or other related impacts.	Program to develop guidance (see f.1) City adopted its own C3 Guidebook on September 24, 2003 and will start implementing the HMP requirements as soon as the guidance being developed by the Program and SCVWD.	After RB approval	Program
E-c.3.f.3	Adopt HMP	URMP page E22	Upon adoption by the Regional Board, begin implementation of HMP requirements for Group 1 projects that may cause increased erosion or other related impacts. Before adoption, encourage early implementation of likely elements of the HMP where possible.	City to adopt and implement HMP requirements. Board. Going to RB on 7/20/05. City has 4 months to implement this plan after adoption of this Plan by the RB. City will adopt and start implementing its HMP upon adoption by the Regional	After RB approval	Land Development (Fariborz Heydari), Utility Engineering (Darryl Wong & Paramjit Uppal)
E-c.3.f.4	Peak runoff limitation	URMP page E22	Evaluate potential regional treatment and/or flow control projects	Water District with Program and City of San Jose assistance. City has hired a consultant to provide a preliminary feasibility evaluation of its existing stormwater lagoons to determine if	Ongoing	*SCVWD and Program Utility Engineering (Darryl

Implem. Id.	Activity	Item Source	Tasks Identified in FY 2004-2005 Work Plan	Status / Comments	Due Date (mo/yr)	Responsible Party (Lead)/ Coordinator
				treatment capacities can be made available.		Wong)
E-c.3.g.1	Model Waiver program	URMP page E23	Develop a model waiver program that includes (Required by C.3.g.iii - the legal requirements and mechanisms for implementing the waiver program - criteria for determining impracticability or unfeasibility (technical and financial) - method for evaluating the equivalency of the proposed mitigation criteria for participation in regional facilities requirements for logging project information for reporting purposes	City has developed a local waiver program which was approved by the RB in June 2005.	Completed	Program's task Planning (Dennis Carrington) Utility Engineering (Darryl Wong & Paramjit Uppal)
E-c.3.g.2	Local waiver program	URMP page E23	Develop local waiver program, perform legal review, and incorporate waiver provisions in project review process. (If model program has not been adopted by Regional Board, develop interim waiver program per C.3.g.vi.)	City has developed a local waiver program which was approved by the RB in June 2005.	Completed	City Attorney Utility Engineering (Darryl Wong) Planning (Dennis Carrington)
E-c.3.g.3	Track information for granted waivers	URMP page E23	Begin tracking information for reporting on waivers granted, including project name, location, type, percent impervious surface, reasons for and terms of waiver, and the alternative benefit project and completion date.	Will track as project request for waivers.	Ongoing	Planning (Dennis Carrington) Utility Engineering (Darryl Wong, Pam Lowe)
E-c.3.h.1	Alternate certification	URMP page E24	Develop an internal procedure to allow alternative certification.	Requirements have been included in Stormwater C.3 Guidebook. Consultant has prepared a procedure for alternative certification.	Ongoing	Planning (Dennis Carrington) City Attorney Utility

Implem. Id.	Activity	Item Source	Tasks Identified in FY 2004-2005 Work Plan	Status / Comments	Due Date (mo/yr)	Responsible Party (Lead)/ Coordinator
						Engineering (Darryl Wong)
E-C.3.j.1	Develop site design guidance	URMP page E24	Develop and submit a detailed work plan and schedule for review, revision, and implementation of revised site design standards and guidance.	Program task, City participated on Ad-Hoc committee to develop Site Design Guidance. The City adopted a Stormwater C.3 Guidebook on September 24, 2003 and updated it in February 2005. The Guidebook, in Step 3 of Chapter 3 addresses Design to Minimize Imperviousness through cluster development, optimizing the site layout, minimizing directly connected impervious area, detaining and retaining runoff throughout the site and through documentation of design.	Completed	Program Planning (Dennis Carrington) Utility Engineering (Paramjit Uppal)
E-C.3.j.2	Adopt site design guidance locally	URMP page E24	Review existing local design standards and guidance, and compare them to the list of areas to address in Provision C.3.j. and other references such as "Start at the Source" and the "Development Policies Comparison" work sheet. Prepare and submit an analysis of local standards, identified opportunities for revision, and proposed revisions.	The City adopted a Stormwater C.3 Guidebook on September 24, 2003 and was updated in February 2005. The Guidebook, in Step 3 of Chapter 3 addresses Design to Minimize Imperviousness through cluster development, optimizing the site layout, minimizing directly connected impervious area, detaining and retaining runoff throughout the site and through documentation of design.	Completed	Planning (Dennis Carrington) Utility Engineering (Paramjit Uppal)
E-C.3.j.3	Site design guidance	URMP page E25	Oversee completion of and work with the BASMAA work group on the BASMAA project "Using Start at the Source to Comply with Development Standards", which will evaluate how site design measures can be used to meet the numeric design standards in Provision C.3.d.	Program's task, City participates on Ad-Hoc committee to develop model documents. The analysis of the City design standards were submitted to the Program in September of 2003. The City adopted a Stormwater C.3 Guidebook on September 24, 2003 and was updated in February 2005. The Guidebook, in Step 3 of Chapter 3 addresses Design to Minimize	Ongoing	Program to coordinate with the RB

Implem. Id.	Activity	Item Source	Tasks Identified in FY 2004-2005 Work Plan	Status / Comments	Due Date (mo/yr)	Responsible Party (Lead)/ Coordinator
				Imperviousness through cluster development, optimizing the site layout, minimizing directly connected impervious area, detaining and retaining runoff throughout the site and through documentation of design.		
E-C.3.j.4	Incorporate Site design guidance into local project approval process	URMP page E25	Incorporate any revised standards and guidance into local project approval process and "fully implement" the revised standards and guidance.	The City adopted a Stormwater C.3 Guidebook on September 24, 2003 and updated it in February 2005. The Guidebook, in Step 3 of Chapter 3 addresses Design to Minimize Imperviousness through cluster development, optimizing the site layout, minimizing directly connected impervious area, detaining and retaining runoff throughout the site and through documentation of design.	Continuous	Planning (Dennis Carrington) Utility Engineering (Paramjit Uppal) Land Development (Fariborz Heydari) D & C (Doug DeVries)
E-C.3.k.1	Revise existing PS to include Source Controls requirements	URMP page E26	Revise the current Planning Procedures Performance Standard to include source control requirements (complete as part of Action c.5.). Develop a model list of source control measures (in the form of conditions of approval), based on existing lists used by Co-permittees, examples in Provisions C.3.k. and other references, and include the list as an attachment to the revised performance standard. Products, Required by C.3.k (last paragraph): -- Draft conditions of approval for source control measures - 9/15/02 -- Model revised performance standard – 3/1/03	The Guidebook addresses source control requirements in Chapter 3, Step 6 and provides a model list of source control measures in Appendix C including those that must be designed into the project at the outset, and those that comprise operational BMPs activities to be conditioned upon project approval. The C.3 Guidebook was updated in February 2005.	Completed	Program
E-C.3.k.2	Revise existing PS	URMP	Incorporate model revised Planning	Adopted above PS, and Source Control	Completed	Planning

Implem. Id.	Activity	Item Source	Tasks Identified in FY 2004-2005 Work Plan	Status / Comments	Due Date (mo/yr)	Responsible Party (Lead)/ Coordinator
		page E26	Procedures Performance Standard into local urban runoff management plans including effectiveness & evaluation.	Measures are being implemented.		(Dennis Carrington)
E-C.3.k.3	Develop work plan to include Source Control	URMP page E27	Develop a work plan for and begin implementation of source control measures requirements by including appropriate conditions of approval in Group 1 projects. Report status and provide examples of application of conditions in annual reports.	• Began including Conditions of approval (COA) for "Source Control" (City already picks from BMP matrix for all projects). Also included in City's C-3 Guidebook. • Source Control Measures are being implemented and included in Special Conditions of Approval. Also included in City's C-3 Guidebook. • City adopted C-3 stormwater guidebook for staff and developer use on September 24, 2003 and updated it in February 2005. The guidebook outlines requirements for submittal of a Stormwater Control Plan with Group 1 project Planning submittals, such plan to incorporate BMPs into project design at the outset, instead of conditioning the project approval after basic project design was already completed. • Beginning July 1, 2005, City started requiring submittal of a Stormwater Control Plan with Planning application submittal for Group 2A projects. • City staff will continue to include conditions of approval, including a condition that project construction plans incorporate the BMPs in the approved Stormwater Control Plan.	Completed Completed Completed Started Ongoing	Planning (Dennis Carrington) Utility Engineering (Paramjit Uppal)

Implem. Id.	Activity	Item Source	Tasks Identified in FY 2004-2005 Work Plan	Status / Comments	Due Date (mo/yr)	Responsible Party (Lead)/ Coordinator
E-C.3.l.1	Review General Plan (GP)	URMP page E28	Review current General Plan (GP) policies related to water quality and watershed protection and incorporate additional policies as needed to implement C.3. requirements. Refer to Provision C.3.l. for examples.	The General Plan text will be amended in the future pending staff availability to better implement the provisions of C.3	12/05	Planning (Dennis Carrington) Utility Engineering (Darryl Wong)
E-C.3.m.1	Review CEQA checklist	URMP page E28	Review CEQA initial study checklists and other environmental review documents and modify documents as needed to include questions that sufficiently address water quality impacts of projects (see example questions in Provision C.3.m.)	• City, with consultant, reviewed CEQA checklist and determined that the existing checklist was sufficient to address stormwater concerns; no revisions made • It is the City's understanding that a Program task force will address the question of revising the CEQA checklist, with such revisions to be consistent among all the co-permittees, thus creating a consistent process for developers throughout the area. The City has no objections to revising the checklist and will incorporate changes recommended by the task force.	Ongoing	Planning (Dennis Carrington)
E-C.3.n.1	Reporting	URMP page E28	Provide information described in Table 1 of Provision C.3. in annual reports	Program to provide guidance	Annual report	Planning (Dennis Carrington) Utility Engineering (Paramjit Uppal)

Implem. Id.	Activity	Item Source	Tasks Identified in FY 2004-2005 Work Plan	Status / Comments	Due Date (mo/yr)	Responsible Party (Lead)/ Coordinator
						Fire Department (Patti Joki)
E-C.3.n.2	Data management	URMP page E29	Prepare summary of data to be collected to meet C.3. requirements and recommendations for data management (data base fields, stage in review process to request data, etc.)	See c.1, e.1 and e.5. The City's database went online in April 2005. Staff was trained in April 2005.	Completed	Program
E-C.3.n.3	Reporting	URMP page E29	Collect and report the following for all new and redevelopment projects[1] Required by C.3.n.1 -- project name, location, type (per C.3.c.), size (ac. or sq. ft.), and impervious surface area. For redevelopment projects, include area of land disturbance.	Began collecting data in April 2002. Will incorporate into database described in See C.3.e.1 and C.3.n.2	Ongoing	Planning (Dennis Carrington) Utility Engineering (Paramjit Uppal, Pam Lowe) Land Development (Fariborz Heydari) Design & Construction (Doug DeVries) PW (Steve Smith)
E-C.3.n.4	Reporting	URMP page E29	Collect and report the following for all projects that must implement treatment measures: BMPs, site design, and source control measures used, sizing criteria, O&M responsibility mechanism and responsible party.	Began collecting data in April 2002. Will incorporate into database described in See C.3.e.1 and C.3.n.2	First report FY 02-03 Annual Report 9/15/05	Planning (Dennis Carrington) Utility Engineering (Paramjit Uppal) Design &

[1] Provision C.3.n. requires this information for all projects which meet the Group 1 and Group 2 definitions. Program staff request that Co-permittees consider collecting this information for all projects (and inform Program staff of their decisions), so that there is sufficient data to conduct the alternative project size analysis. As the approach to the alternative project size analysis is further developed, the data needs will be better defined and communicated to the Co-permittees.

Implem. Id.	Activity	Item Source	Tasks Identified in FY 2004-2005 Work Plan	Status / Comments	Due Date (mo/yr)	Responsible Party (Lead)/ Coordinator
						Construction (Doug DeVries)
E-C.3.n.5	Effectiveness Evaluation	URMP page E30	Collect information and report a summary of types of pesticide reduction measures required for development projects, and the percentage of projects for which pesticide reduction measures were required. (Model conditions of approval for pest resistant landscaping features and practices and a reporting format for pesticide reduction measures are being prepared as part of Actions VII.A.1. and VII.A.4. of the Program's Pesticide Management Plan. Co-permittees are to begin to consider pest-resistant landscaping and design features in the design, landscaping and environmental reviews of development projects in FY 02-03, per Pesticide Management Plan Action VII.A.2.) Required by C.3.n.iii (Model COA 6/02)	Started collecting data – 7/02 Group 1 projects are shown in the Summary Table of Significant Projects.	Ongoing	Utility Engineering (Marilyn Nickel) Land Development (Fariborz Heydari) PW (Steve Smith)

Evaluation - New Development Planning Procedures

The Planning, Engineering (Land Development, Design and Construction, Utility Engineering), and Building Divisions have coordinated to integrate the C.3 provisions into the City approval procedures. The City updated its Stormwater C3 Guidebook in February 2005 and is planning to update again in FY 05-06 to update O & M verification, Hydromodification, Group 2 definition, Waiver Program and any other requirements as necessary. Staff also participated in program-level C3 Ad Hoc Committees to assist in the process of development of C3 provisions such as O & M Work Group and, Hydromodification Management Plan. Development Review Process Work Group.

City management has worked with other Copermittees in the development of a Waiver Program to address site impracticability, Smart Growth Projects including Transit Village Projects, and redevelopment project areas adopted pursuant to the Community Redevelopment Law (Health & Safety Code 330000 *et seq*), affordable and Senior Housing Projects and Brownfields which was approved by the RWQCB in June 2005. The Smart Growth Project Area is identified to include those areas within the City's planned redevelopment area and/or within a quarter mile radius of existing or planned transit stations.

The City has developed a database to incorporate the O & M verification Program. With this database, the City will be able to track all projects with permanent BMPs and their status including inspection schedule. City staff have been trained to use this database.

City consultant has also reviewed and provided guidance for preliminary identification and analysis of stormwater management options for the City's library expansion project in November 2004.

The City is diligently working on meeting C3 requirements.

Weaknesses and help needed at the Program or Regional Board level – The City would appreciate if the Regional Board would consider combining the Annual Report and Work Plan to avoid duplication of information.

Response to Regional Board's Comments on FY 03-04 Annual Report and during Performance Review: See letter dated April 12, 2005.

Additional Information – New Development Planning Procedures

BMP O & M Verification Program – C.3.e: As part of developing and implementing a program to verify that required treatment BMPs are properly maintained over the life of the project, the City has developed a database to track C.3 activities including the Operation and Maintenance Program. In this database, project information such as property address, contact person, responsible party, BMPs installed, BMPs maintenance and inspection frequency required etc. will be entered. The City will also develop criteria to inspect a subset of prioritized treatment measures for appropriate operation and maintenance on an annual basis.

The City has reviewed Program-provided examples of operation and maintenance-related ordinance, policy and agreement language and had formulated language for special conditions, O & M plans and agreements for incorporation into the City's project approval process.

Site Design Measures Guidance & Standards Development – C.3.j: The City of Milpitas adopted a C.3 Guidebook in 2003 and updated it in 2005. The Stormwater C.3 Guidebook is designed for staff and developer use, outlining planning application submittal requirements, including Site Design Measures to meet development standards for stormwater quality. This Guidebook, which is placed on the city web site, references other standard supporting documents such as BAASMA's design guidance manual for stormwater quality protection Start at the Source electronically.

This Guidebook, in Step 3 of Chapter 3 addresses Design to Minimize Imperviousness through cluster development, optimizing the site layout, minimizing directly connected impervious area, detaining and retaining runoff throughout the site and through documentation of design.

General Plan – C.3.l: The General Plan text is targeted to be amended by December 2005 pending staff availability to better implement the provisions of C.3.

Reporting – C.3.n: Please see attached "Development Projects Table".

Reporting Form for Planning Procedures Performance Standard - Summary Tables / Additional Information

Significant Development Projects[1] Reviewed and/or Approved During July 1, 2004 – June 30, 2005

Public Projects – No significant development projects approved in this fiscal year.					
Private Projects -					
PROJECT NAME - HUMANE SOCIETY OF SILICON VALLEY	**PROJECT DESCRIPTION – REQUEST FOR CONSTRUCTION OF A NEW 47,990 SQ. FT. MULTI-PURPOSE ANIMAL FACILITY WITH ASSOCIATED SITE IMPROVEMENTS INCLUDING THE REMOVAL OF 13 PROTECTED TREES, ANCILLARY RETAIL SHOP, DOG PARK, PARKING MODIFICATIONS & COMAPCT PARKING, LOCATED IN THE AMES INDUSTRIAL PARK AT 901 AMES AVE**	**PROJECT TYPE - COMMERCIAL**	**SITE SIZE (AC) - 4.86 ACRES**	**NEW IMPERVIOUS SURFACE (AC) - 148,975 SQ. FT.**	**PROJECT STATUS (APPROVAL DATE) - Deemed complete April 25, 2004. Have reviewed first submittal of construction plans 1/3/05.**
SITE DESIGN: Reduce impermeable surface area through provision of a major vegetative filter area in the dog park in the southeast portion of the project. Decomposed granite portions of parking areas will provide infiltration in parking areas. Roof	**SOURCE CONTROL:** Covered trash containers. Stenciled inlets. Street sweeping. Landscaping with native and drought tolerant species. Irrigations systems that utilize automatic controllers to prevent over watering.	**TREATMENT BMPS:** Several treatment BMPs ranging from catchment areas to treatment areas showed in the Stormwater Control Plan would treat all runoff before it enters the storm water system. Each BMP has been designed to be larger than the minimum surface area	**NUMERIC CRITERIA:** N/A	**O&M RESPONSIBILITY: HUMANE SOCIETY OF SILICON VALLEY -** An O&M agreement is required prior to building permit issuance will contain an BMP Maintenance Plan that will address responsibility for operation and maintenance of the BMPs. Landscaping	**PESTICIDE REDUCTION MEAS:** Landscape maintenance shall minimize use of pesticides to maximum extent practical.

[1] Projects that create or replace one acre or more of impervious surface area.

downspouts will drain to landscape areas to greatest extent possible. All roof drainage and parking lot drainage will be treated in BMPs located in multiple bio-swales around the site at ground elevation.		requirement.		filter swales and strips shall be irrigated throughout the dry season. Irrigation will be of sufficient quantity and frequency to allow plants to thrive. Landscape maintenance shall minimize use of pesticides to maximum extent practical. Plants will be selected and replaced, and soils amended, as necessary to maintain soil structure and filtering capabilities for all storm water swales and filter strip areas. General landscaping maintenance, including pruning and cleanup, will insure that the BMPs are kept in a good and functional condition at all times. .	
PROJECT NAME – FAIRFIELD MILPITAS MIDTOWN APARTMENTS	**PROJECT DESCRIPTION - MULTI – STORY APARTMENT BUILDING WITH INTERNAL PARKING STRUCTURES**	**PROJECT TYPE - COMMERCIAL**	**SITE SIZE (AC) - 8.2 ACRES**	NEW IMPERVIOUS SURFACE (AC) - **5.9 ACRES**	**PROJECT STATUS (APPROVAL DATE) -** Deemed complete on May 20, 2005 **& have submitted Grading Plans 7/8/05.**
Clustering of buildings, landscape swales in open space	Covered trash areas, parking structure, street sweeping, sanitary sewer drains for	Landscape infiltrating BMPs, landscape swales adjacent to pedestrian trails, structural	N/A	O & M agreement will require that owner is responsible for keeping record available for inspection on	Pesticide and fertilizer usage will be controlled through usage of a licensed landscape

	swimming pools. Storm drain system stenciling, landscaped infiltration areas.	stormwater treatment units, oil-grease separators in parking structures		the project site of all inspections and maintenance of the permanent BMPs.	maintenance company. Pest resistance plant material will be used.

City of Milpitas

NEW DEVELOPMENT & CONSTRUCTION CONTROLS - CONSTRUCTION SITE INSPECTION - SELF-EVALUATION MATRIX

Implem. Id.	Activity	Item Source	Tasks Identified in FY 2004-2005 Work Plan	Status / Comments	Due Date (mo/yr)	Responsible Party (Lead)/ Coordinator
F-6.B	Annual training	URMP page F-11	Provide annual training.	City staff attended trainings throughout the year. See staff training schedule.	Completed and ongoing	Building Div. (Ken Brown); Eng. Div. (Design & Constr. – Doug DeVries); Eng. Div. (Utility Engineering – Paramjit Uppal)
F-6.C	Effective BMP and stormwater regulations	URMP page F-11	Inspectors will receive training and education on effective BMPs and stormwater regulations through workshops, literature reviews on environmental regulations, seminars and conferences conducted by Federal, State, and Local environmental organizations.	City staff attended trainings throughout the year provided by the program.	Completed	Building Div. (Ken Brown); Eng. Div. (Design & Constr. – Doug DeVries); Eng. Div. (Utility Engineering – Paramjit Uppal)
F-7.B	Distribution of new requirements	URMP page F-11	New materials will be developed and distributed when changes are made to the City's ordinances, conditions of approval, or other requirements for construction and post- construction BMPs.	C3 requirements were developed and information was provided to Developers and contractors.	Completed	Building Div. (Ken Brown); Eng. Div. (Design & Constr. – Doug DeVries); Eng. Div. (Utility Engineering – Paramjit Uppal)

Evaluation - New Development Construction Procedures

The City of Milpitas has notified all developers and contractors who do work in the City to file a Notice of Intent (NOI) and annual payment of $700 to the State Water Resources Control Board, prepare a Storm Water Pollution Prevention Plan, and use best management practices (BMPs) to control storm water runoff quality for all Group 1 projects.

The building inspection staff has attended various training classes and workshops for the new regulations.

Public Works Inspector Section has set up a file for the SWPPP and C3 in our general filing system. Additionally, each individual CIP project has a SWPPP file. Approval is required prior to issuing of project a Notice to Proceed. The section has also established a database to track all projects and complaints during the year.

Public works and Building inspectors coordinate to inspect and enforce construction related BMPs. They continue to improve developer and contractor understanding of requirements through education and staff's persistence. Developers and contractors have been increasingly more responsive to Storm Water Pollution Prevention Plan compliance.

No comments from the Regional Board regarding FY 03-04 Annual Report.

CITY OF MILPITAS
PUBLIC INFORMATION/PARTICIPATION-SELF-EVALUATION MATRIX

Implem. Id.	Activity	Item Source	Tasks Identified in FY 2004-2005 Work Plan	Status / Comments	Due Date (mo/yr)	Responsible Party (Lead)/ Coordinator
Public Information / Participation						
I-1	Outreach distribution	URMP Page I-4	Use of reply card on utility bills and Annual Water Quality Report as mechanism to reach residential audience for outreach material Media advertisements, stencil storm drains, slides at movie theaters)	Pollution prevention literature was distributed at City events and available at the following City facilities: City Hall, Senior Center, Community Center, Sports Center, Police Department and Fire Department. In addition, information was distributed to all employees. In 04/05 public service announcements were continuously aired on the City's Radio (1620 AM) and Cable TV (CTV 15) stations. Staff updated announcements frequently. Stormwater pollution prevention videos were aired on CTV 15 twice weekly. The City of Milpitas website included a page on Pollution Prevention which was updated periodically. A series of Claire Water cartoons were published bi-weekly in the Milpitas Post, a local newspaper published weekly.	Ongoing	Utility Engineering (Aparna Chatterjee)
I-2	Targeted Outreach	URMP Page I-4	Continue education efforts targeted to restaurants	Information provided to residential customers based on reply card requests, hotline requests, water bill messages and direct mailing of City publications including the Annual Water Quality Report and the Reusable News. Pollution prevention brochures are distributed with the Finance Department's New Residential Account packet. Information is also provided at City sponsored events. Information on stormwater pollution prevention is mailed by the Utility Billing Section to new commercial, industrial and retail business license applicants. The Fire	Ongoing	Utility Engineering (Aparna Chatterjee)

Implem. Id.	Activity	Item Source	Tasks Identified in FY 2004-2005 Work Plan	Status / Comments	Due Date (mo/yr)	Responsible Party (Lead)/ Coordinator
				Department Inspectors distribute outreach materials at the time of inspection. Regular meetings of the BFI/Shopping Center Task Force continued throughout 04/05. The task force worked with individual business to resolve urban runoff issues and distributed Best Management Practices for Restaurant and Retail Establishments on an as needed basis. BMP's are available in four languages (English, Spanish, Chinese, and Vietnamese). The Fire Department Inspectors also distribute restaurant outreach materials at the time of inspection. Construction BMPs are provided to contractors and developers by the Building Division. The Milpitas Stormwater C.3 Guidebook was updated and distributed to developers on as needed basis. The guidebook is also available on our web site. A letter was sent to all developers and contractors in October notifying them about measures to be taken to prevent sediment erosion into storm drains prior to the rainy season. Pollution Prevention articles were included in the City of Milpitas Newsletter distributed to all postal accounts on a quarterly basis. *Keep Your Pool, Spa and Fountain Copper Free* was distributed to all pool permit applicants.		
I-3	School Education General Public Outreach	URMP Page I-4	Coordinate School volunteers for annual Creek Clean Up event, and Kids in Creeks event	Staff coordinated the September 2004 Creek Clean Up Event. 200 volunteers from various schools removed a total of	9/2004	Utility Engineering (Aparna

Implem. Id.	Activity	Item Source	Tasks Identified in FY 2004-2005 Work Plan	Status / Comments	Due Date (mo/yr)	Responsible Party (Lead)/ Coordinator
				8480 pounds of debris from the Redwood drainage channel, Tularcitos Creek, Calera Creek and Wrigley Creek. Approximately 400 elementary school students participated in “Kids in Creeks”, a hands-on program where kids perform water quality tests in Berryessa Creek. The “Learning to Be Waterwise” program was implemented in fifth grade classrooms at 3 elementary schools. The focus of the program is water conservation. However, sections on the water cycle, stormwater pollution prevention and wastewater treatment are also included. Earthcapade assemblies were presented at 7 elementary schools. About 3,815 students attended. Teacher stipends were offered to encourage teacher participation in watershed education workshops.		Chatterjee)
I-4	Citizen Participation (General Public)	URMP Page I-5	Coordinate for more citizen involvement on City events such as Creek Clean Up and Household Hazardous Waste Collection, and Make a Difference Day	Recruited volunteers using developed contact list. Coordinated with schools for volunteers for Creek Clean Up event and Make A Difference Day. The June 2005 HHW event was promoted to Milpitas residents through newspaper advertisements, public service announcement, web advertisements and a citywide distribution of a door hanger.	9/2004 6/2005	Utility Engineering (Aparna Chatterjee)
I-5	Training (Municipal Employee)	URMP Page I-5	Continue employees yearly training on Urban Runoff Pollution Prevention. Maintain employee’s awareness through workshops, newsletters and meetings.	Employees attended a variety of workshops. See Staff Training Table for more details.	6/2005	Utility Engineering (Aparna Chatterjee)
I-6	Integrated Pest Management`	URMP Page I-5	Develop partnership with local hardware stores to education staff & public on less	City Staff attended two point of purchase outreach events at the Milpitas OSH store.	6/2005	Utility Engineering

Implem. Id.	Activity	Item Source	Tasks Identified in FY 2004-2005 Work Plan	Status / Comments	Due Date (mo/yr)	Responsible Party (Lead)/ Coordinator
			toxic choices.	Staff encouraged the use of safer garden and pest control products and distributed literature such as Grow It, Control It, Watershed Watch Kits, and HHW brochures. IPM information is available on our website. Public Service Announcements were aired on CTV 15 and 1620 AM.		(Aparna Chatterjee)
I-7	Watershed Education and Outreach	URMP Page I-5	Materials to be distributed as necessary. Pollution prevention videos to be shown on local TV channel.	Distributed Watershed Watch Kits at the City's Harvest Festival, OSH outreach events and brochure racks at City Facilities. MUSD Science Teachers were offered a $150 stipend to attend environmental education workshops. Milpitas helped staff Watershed Watch outreach events whenever possible.	6/2005	Utility Engineering (Aparna Chatterjee)
I-8	Effectiveness Evaluation	URMP Page I-5	Develop an evaluation procedure to gauge public (contractors, developers) knowledge of program goals, and effectiveness of PIP activities.	Random surveys of industry and contractors methods will be performed. Completion of this task is now scheduled for June 2006 due to staffing shortages.	6/2005	Utility Engineering (Aparna Chatterjee)

Evaluation of Public Information / Participation Program Effectiveness

The City measures its outreach effectiveness by the number of outreach activities performed, the quality and quantity of materials distributed, and volume of citizen and business participation in city sponsored special events.

In fiscal year 04/05, staff continued to distribute BMP guidelines to residents, developers and contractors during project planning and construction. In addition, staff performed outreach activities by means of direct mailings, literature distribution at City owned facilities, announcements through city media such as the City website, television and radio stations, and placing periodic advertisements in the Recreation Department's Milpitas Connection Magazine (published quarterly), City of Milpitas Newsletter (published quarterly) and the Milpitas Post, (a local newspaper published weekly). As a result, we continued to receive a high number of literature request forms and hotline phone calls.

City sponsored events such as Global Village event, Fall Harvest Festival, Annual Creek Clean Up event and the County Household Hazardous Waste drop off event continue to draw exceptional public participation and are excellent opportunities to educate and interact with a large number of residents. The city also conducted two IPM outreach events at the local Orchard Supply Hardware store.

The "Learning to be Waterwise" program was implemented in 5th grade class rooms at three elementary schools. The program primarily focuses on water conservation. However, sections on the water cycle, urban runoff pollution prevention, and wastewater treatment are included. Some teachers supplemented this program with trips to the Alviso Education Center or neighborhood creeks.

The Kids in creeks program was offered to all elementary school science specialists. The program provides tours of Berryessa Creek . Materials to test water samples, check water flow rates and learn about wildlife are provided by the City.

The City of Milpitas offers a teacher stipend of $150 dollars to encourage participation in environmental education workshops. Teachers were informed of upcoming workshops and assemblies via newsletters, direct mailing and email announcements. Approximately 3460 students (50% of the K-8 population) were reached through various school education programs.

Summary of Evaluation of Public Information / Participation Program Effectiveness

Activity	Type of Outreach	Level of Implementation	Evaluation of Effectiveness
1. City facility literature distribution	General	The Bay Begins At Your Front Door (including Spanish and Vietnamese), Clean It, Grow It, Home Maintenance Tips, Keep Your Pool, Spa and	➢ 160 of each of these brochures were distributed at City facilities: City Hall, Senior Center, Community Center, Sports Center, Police Department, and Fire Department. ➢ Distributed materials to all permanent

Activity	Type of Outreach	Level of Implementation	Evaluation of Effectiveness
		Fountain Copper-free, Help Prevent Pollution of Our Creeks and Bay, Pests Bugging You, Be the Solution to Stormwater Pollution, and Keeping it All in Tune	and temporary municipal employees. ➢ Distributed calendar/decals for city vehicles.
2. City Cable TV Channel 15 and Radio 1610 AM	General	Aired public service announcements on the City's Radio (1620 AM) and Cable TV (CTV 15). Topics covered include: Mercury, IPM, Copper, HHW Recycling, Report Illegal Dumping, Car Care Tips, and Volunteer Opportunities. We also began airing pollution prevention videos including "Stormwater Pollution" and "H2O TV".	➢ 10,000 households subscribe to CTV 15. Each TV PSA aired an average of 30 times per day. Announcements are periodically revised throughout the year. We also ran PSAs on our local radio station at the same frequency. However, we are unable to determine the number of residents reached through this effort . ➢ This year we continued airing pollution prevention videos. 15-30 second spots run in normal rotation at a frequency of 30x/day. The 10-15 minute videos air 2x/Week.
3. City of Milpitas Web site	General	Provide information on Urban Runoff, pollution prevention tips and programs	➢ The website was revised in 04/05 and is accessible to all 650 city employees and 65,000 Milpitas residents. Information was made available throughout the year.
4. City sponsored events	General	Literature distribution and promotional products; pencils, decal calendars, sponges as well as educational displays	➢ Distributed 200 copies of each of the following brochures at City sponsored public events: • HHW Brochures • Grow It's • Control It's • Pests Bugging You • Brochure Request Forms • Watershed Watch Kits • The Bay Begins • Oil Recycling Jugs • Funnels • Pencils • Sponges • No Dumping Calendars

Activity	Type of Outreach	Level of Implementation	Evaluation of Effectiveness
			➢ Coordinated with County for the Household Hazardous Waste Drop-off event in June 2005..
5. Milpitas Connection-City of Milpitas Recreation Department Catalog/ Magazine	General	Pollution Prevention Tips (based upon season) along with mail-in coupon for literature	➢ Articles (including a brochure request form) were published in the Milpitas Connection magazine as space was available.
6. Urban Runoff Hotline	General	Maintain hotline # (408) 586-2605 to provide pollution prevention tips and receive request for information	➢ Staff checked the hotline daily and responded to questions and literature requests immediately.
7. Utility Bill Message and Inserts	General	Provide pollution prevention information	➢ Pollution prevention messages were submitted and included on bills when space was available.
8. Newsletters and Newspapers	General	Milpitas Post (A local newspaper published weekly), provide advertisements on special topic issues-automotive care, home repair, gardening, street sweeping etc.	➢ A series of Claire Water comic strips featuring pollution prevention messages were published bi-weekly in the Milpitas Post, a local newspaper with a weekly circulation of 20,000 ➢ Advertisements were placed in the Milpitas Post announcing volunteer opportunities and special events such as Pollution Prevention Week, and the HHW drop off event. All advertisements included pollution prevention messages. ➢ Placed advertisements in the Milpitas yellow pages promoting proper disposal of fluorescent light bulbs. ➢ In September 2004 a wrap with HHW information was included as part of the City's pollution prevention week activities.
9. Coordinate National Pollution Prevention Week	General	Distribute literature to the general public, display pollution prevention messages on City's web page, school outreach, residential door-hangers (Joint effort with Public Works, and Solid Waste	➢ Aired public service announcements on the City's cable television station and radio station. ➢ Placed advertisements in the local newspaper. ➢ Distributed a door hanger containing pollution prevention messages with focus on litter prevention and recycling

Activity	Type of Outreach	Level of Implementation	Evaluation of Effectiveness
			of mercury containing products, pesticides and other HHW items. ➢ City Council adopted a Proclamation for Pollution Prevention Week.
10.Solid Waste Activities	General	Joint effort with Solid Waste (Household Hazardous Waste Programs), messages in newsletters, etc.	➢ Combined outreach efforts with other departments whenever possible
11. Outreach Distribution	General	Use of reply card on Water Quality Report for residential customers, distribute BMP material and stormwater pollution prevention material to City owned facilities, place and distribute BMP materials at Household Hazardous Waste Collection Event and the Pollution Prevention Week events.	➢ The City received approximately 85 reply cards or information request forms. All calls and information request were answered expeditiously.
12. Residential	Targeted	Mass mailings, City sponsored events	➢ A residential mercury education brochure was developed in FY 04/05 and will be distributed in FY 05/06. ➢ The City's Annual Water Quality Report, including pollution prevention articles and a brochure request from, was mailed to all postal accounts and included in the Finance Department's new account packet.
13. Retail Outlets	Targeted	Regional IPM Store Partnership Program	➢ The local Orchard Supply Hardware Store is participating in the IPM store partnership program. IPM brochures are available in a brochure rack. ➢ City Staff participated in two weekend outreach events at the store. Staff discussed safer pest control options with customers. Watershed Watch Kits, Control It's, Grow It's, Clean It's, and HHW brochures were distributed.
14. Commercial/ Industrial Customers	Targeted	Target mailings to vehicle service shops, restaurants etc.	➢ A Commercial/Industrial mercury education brochure was developed in FY 04/05 and will be distributed in FY 05/06. ➢ Regular meetings of the BFI/Shopping

Activity	Type of Outreach	Level of Implementation	Evaluation of Effectiveness
			Center Task Force continued throughout 04/05. The task force was developed with the goal of forming cooperative relationships with property owners and business tenants to resolve a variety of issues including urban runoff. Urban Runoff BMP's for Restaurant and Retail establishments translated in English, Chinese Vietnamese, and Spanish, were mailed to tenants and property owners on an as needed basis. ➢ Information was provided on request, during inspections or on as-needed basis ➢ Hazardous Materials inspectors distribute information in the field. ➢ Distributed brochure list with new business liscence applications ➢ Mailed brochure list with business liscence renewal forms.
15. Special Interest Groups	Targeted	Provide information on request to target groups (garden clubs, auto enthusiasts, pool owners, handymen, construction workers, etc.)	➢ Information was provided on request, during inspections or on as-needed basis ➢ Distributed a 24X36 blueprint with construction BMPs with all public and private project applications. ➢ Mailed Rainy Season letter to developers. ➢ Keep you Pool, Spa, or Fountain Copper-Free was distributed to all pool permit applicants.
16. Industrial/Commercial Discharges	Targeted	'Industrial BMPs', 'Mobile Cleaner BMPs', 'Preventing Storm Drain Pollution' and other program material	➢ Information was provided on request, during inspections or on as-needed basis
17. New Development and Construction	Targeted	'Blueprint for a Clean Bay', 'BASMAA Recyclers and Disposal Services', 'BMPs for the construction industry (8 pamphlets)	➢ Information was provided on request, during inspections or on as-needed basis ➢ The Milpitas Stormwater C.3 guidebook was updated in 04/05. The guidebook was placed on our website and distributed to developers as needed.
18. Illicit	Targeted	IC/ID cards to be	➢ Information was provided on request,

Activity	Type of Outreach	Level of Implementation	Evaluation of Effectiveness
connection and illegal dumping elimination		distributed to industrial and commercial facilities	during inspections or on as-needed basis
19. Pesticide Discharges	Targeted	Training programs for municipal employees, public education and outreach programs for residential and commercial pesticide users and pest control operators	➢ IPM messages were placed on our website, Radio and CTV. ➢ See Staff Training Table. ➢ Two point of purchase outreach events were held at the Milpitas OSH store to encourage use of less-toxic garden care and pest control products. ➢ IPM articles were placed in various newsletters and newspapers. See numbers 5 and 8 above.
20. Municipal Employee Training	Targeted	Continue employee yearly training on runoff pollution prevention. Maintain Employee awareness through workshops, newsletters and meetings	➢ See Staff Training Table
21.School outreach program	Educational	Involve schools in creek clean up event and the Kids in Creeks education program; stipends to encourage teacher participation in Watershed Education Workshops	➢ Pollution prevention messages and volunteer opportunity announcements were periodically placed in weekly school newsletters. ➢ A total of ten Earth Capades assemblies were conducted at 5 elementary and middle schools. Approximately 2,800 students participated in these environmental education assemblies. ➢ 400 students participated in the Kids in Creeks program and were escorted on field trips to Berryessa creek where they performed water quality tests. ➢ 200 volunteers from various schools participated in the annual Creek Clean Up event. The event focused on Redwood Drainage Channel, Tularcitos Creek, Calera Creek and Wrigley Creek. A total of 8480 lbs of debris was removed. ➢ The "Learning to Be Waterwise" program, which includes a segment on pollution prevention, was implemented in 5th grade classes at 3 elementary schools. A total of 260 students participated in the program.

Activity	Type of Outreach	Level of Implementation	Evaluation of Effectiveness
			➢ Information on IPM workshops and training sessions was forwarded to MUSD staff. A financial incentive was offered to encourage participation and attendance. ➢ The City of Milpitas offered a teacher stipend of $150 to encourage participation in environmental education workshops.
22. Coordinate creek clean up and Household Hazardous Waste disposal events	General	Advertise in Milpitas Post, schools, jointly with Santa Clara Valley Water District Coordinate for more citizen involvement on City events	➢ Articles were placed in the Milpitas Post and school newsletters. The event announcements also received priority placement on our website.
23. Watershed outreach and education	Watershed Outreach and Education	Materials will be distributed as necessary	➢ A link to the Watershed Watch Web site was added to the City's web page. ➢ Watershed Watch Kits were distributed at City sponsored events and IPM outreach events at the Milpitas OSH store. ➢ Teacher stipends were offered for participation in the Wacky Watershed Workshops. ➢ The City of o Milpitas helped staff Watershed Watch outreach events whenever possible.

Response to Regional Board's Comments on FY 03-04 Annual Report

There were no comments from the Regional Board

City of Milpitas
Pesticide Management Activities - Self-Evaluation Matrix

Implem. Id.	Activity	Item Source	Tasks Identified in FY 2004-2005 Work Plan	Status / Comments	Due Date (mo/yr)	Responsible Party (Lead)/ Coordinator
L-1 Pest Management						
L-1 I.A.6	Inventory	URMP L-1 Page 2	Conduct periodic search for pesticides	Carol Randisi inspected for pesticides last year.	Completed	PW Maint Supervisors/ Marilyn Nickel
L-1 I.B.1	Training	URMP L-1 Page 2	Train employees	Completed	Annually	PW Maint Supervisors/ Marilyn Nickel
L-1 I.B.2	Training	URMP L-1 Page 2	Provide training on Integrated Pest Management Plan.	Completed.	Annually	PW Maint Supervisors/ Marilyn Nickel
L-1 I.B.3	Unauthorized Employees	URMP L-1 Page 2	Annually inform employees not authorized or trained to apply pesticides that they cannot use over-the-counter pesticides at the workplace.	Completed	Annually	PW Maint Supervisors/ Marilyn Nickel
L-1 II.A.1	Watershed Education and Outreach Campaign	URMP L-1 Page 2	Implement outreach to general public about less-toxic pest control and proper disposal	Completed. See PIP Table items 1, 2, 3, 4, 8, 13, and 19 for detailed information on outreach efforts.	Ongoing	Outreach Coordinator/ Marilyn Nickel/ Paramjit Uppal
L-1 II.A.9	BASMAA Regional Media Relations Campaign	URMP L-1 Page 2	Program funds BASMAA baseline projects, including Regional Media Relations Campaign.	We supported SCVURPPP's efforts, including BASMAA projects.	Ongoing	SCVURPPP/ Marilyn Nickel
L-1 II.A 10	Integrated Pest Management stories and press releases	URMP L-1 Page 2	Program and BASMAA to assist with releases.	Completed. See PIP Table for outreach efforts.	As appropriate	SCVURPPP/ Marilyn Nickel

City of Milpitas
Pesticide Management Activities - Self-Evaluation Matrix

Implem. Id.	Activity	Item Source	Tasks Identified in FY 2004-2005 Work Plan	Status / Comments	Due Date (mo/yr)	Responsible Party (Lead)/ Coordinator
L-1 II.A.12	Outreach	URMP L-1 Page 3	Provide outreach	Provided outreach materials at events and through variety of media. See PIP Table for outreach efforts.	Ongoing	Outreach Coordinator/ Marilyn Nickel
L-1 II.A. 13	Outreach to special districts	URMP L-1 Page 3	Provide information on less toxic pest control to neighboring special districts.	Provided support to the program.	Ongoing	Outreach Coordinator/ Marilyn Nickel
L-1 II.A. 14	Municipal Employee Outreach	URMP L-1 Page 3	Conduct internal outreach on less toxic pest control to employees who do not necessary purchase or apply pesticides during the course of their work.	Information was distributed to all employees via e-mail.	Completed	Outreach Coordinator/ Marilyn Nickel
L-1 II.B.1	BASMAA IPM Partnership	URMP L-1 Page 2	Continue to fund and participate in the BASMAA Regional IPM Partnership	Supported SCVURPPP efforts on BASMAA projects.	Ongoing	SCVURPPP/ Marilyn Nickel
L-1 II.B.2	IPM Store Partnership	URMP L-1 Page 2	Continue to implement cost-effective elements of the IPM Store Partnership Program. Create and provide fact sheets and other materials to pesticide retailers to facilitate point-of-purchase outreach. Visit stores as necessary to ensure ongoing participation.	Supported Program's efforts in FY 04-05. See PIP Table item #13.	As needed	Outreach Coordinator/ Marilyn Nickel
L-1 II.B.3	Pesticide retailer employees training	URMP L-1 Page 2	Assist Program to offer IPM training opportunities to pesticide retailer employees through coordination with Master Gardener-taught educational programs.	Staff implemented this to the maximum extent possible. Provided support as needed.	As needed	Outreach Coordinator/ Marilyn Nickel
L-1 IV.A.1	Commercial Business Outreach	URMP L-1 Page 2	Develop and implement education programs that target commercial businesses	Provided support as needed.	Assist Program as needed	Outreach Coordinator/ Marilyn

City of Milpitas
Pesticide Management Activities - Self-Evaluation Matrix

Implem. Id.	Activity	Item Source	Tasks Identified in FY 2004-2005 Work Plan	Status / Comments	Due Date (mo/yr)	Responsible Party (Lead)/ Coordinator
						Nickel
L-1 V.A.3	Household Hazardous Waste Collection	URMP L-1 Page 2	Work with HHW collection agencies to support, enhance, and help publicize disposal programs.	Attended County HHW Subcommittee meetings. A collection event was held in July 2005. The City a three year agreement with the County for confirmed participation at the Program.	Ongoing	Util Engr D. Wong & Stobbe/ Marilyn Nickel
L-1 V.A.5	Household Hazardous Waste outreach	URMP L-1 Page 2	Provide hazardous waste disposal information to residents, through distribution of materials	Outreach was performed.	Annually	Util Engr Stobbe/ Marilyn Nickel
L-1 VII. A.1	Minimize pesticide use at new and redevelopment sites	URMP L-1 Page 2	Have appropriate municipal staff coordinate with Program to identify landscaping techniques less likely to attract pests, including a list of pest-resistant plants, and develop model conditions of approval for pest resistant landscaping features, and practices. (Required to meet NPDES Permit Provision C.9.d.ii and C.3.k)	Completed – Requirements are shown in Appendices J, K, and L of the City's C3 Guidebook.	Completed	Planning Heyden/ Marilyn Nickel
L-1 VII. A.2	Pest-Resistant Landscape Design	URMP L-1 Page 2	Consider pest-resistant landscaping and design features in the design, landscaping, and environmental reviews of proposed development projects.	Consideration of pest-resistant landscaping is required as part of the stormwater control plan – see C3-Guidebbok.	Completed	Planning Heyden/ Marilyn Nickel
L-1 VII.A.4	Enhanced reporting	URMP L-1 Page 3	Develop and propose enhanced reporting for documenting use of pesticide reduction measures at development sites.	Completed. This information is included in our C3 database.	Completed	Planning Heyden/ Marilyn Nickel
L-1 VIII.A.1	Regional Monitoring program	URMP L-1 Page 3	Continue financial support for the Regional Monitoring Program	Provided support through the Program budget.	Annually	SCVURPPP/ Marilyn Nickel

City of Milpitas
Pesticide Management Activities - Self-Evaluation Matrix

Implem. Id.	Activity	Item Source	Tasks Identified in FY 2004-2005 Work Plan	Status / Comments	Due Date (mo/yr)	Responsible Party (Lead)/ Coordinator
L-1 X.A.1	Continuons improvement	URMP L-1 Page 2	Review and continuously improve the goals, actions, and monitoring mechanisms of the workplan, considering results of self-evaluation, comments from Regional Board, and other interested parties.	Conducted review, no changes are recommended at this time.	Annually	PW Maint Supervisors/ Marilyn Nickel

Evaluation – Pest Management

City staff has applied pesticides for the control of weeds and insects in landscaped areas around city buildings, in parks, in street medians, right-of-way areas, and in city street trees.

In FY 04-05 the City made a conscious effort to address pest management issues with an integrated approach. Pesticide use was incorporated as one management tool along with the application of cultural and mechanical control practices.

Since the adoption of the City's Integrated Pest Management policy to phase out the use of Category I and Category II pesticides, the use of Category II pre-emergent herbicide Oxadiazon was eliminated in FY 04-05. The replacement Category III pre-emergent Isoxaben was used exclusively this year.

Other products that have been eliminated include Alkylarpolyoxyethylene, Phosphoric Acid, Diurin, Suofometuron Methyl, Aluminum phosphide, Nonlyphenoxy polyethoxy ethanols, and Chlorsulfuron.

A summary showing the volume used by active ingredient is attached. The total volume of pesticides applied was reduced by 36% in FY 04/05.

There were no comments from the Regional Board on FY 03-04 Annual Report.

Summary of Pesticide Use

Form	Target Pest Code	Active Ingredient	2001-02 Total (lbs)	2002-03 Total (lbs)	2003-2004 Total (Lbs)	2004-2005 Total (Lbs)
Liquid	30	Aluminum phosphide	1.45	0	0	0
Dry	40	Chlorsulfuron	0.375	0	0	0
Liquid	40	Diurin	24	0	0	0
Liquid	40	Glyphosate	1219.012	1238.39	1409	1109.11
Liquid	30	Imidacloprid	52.6079	54.07	62.19	25.88
Liquid	40	Nonylphenoxy pollyethoxy ethanols	13.68	0	3.13	17.1
Dry	30 & 40	Isoxaben	4.33	1800	6075.43	3752.75
Liquid	30	Oryzalin	42.3515	520.92	349.29	282.41
Liquid	30	Oxadiazon	4155.56	1135	405	0
Liquid	30 & 40	Paraffinic oils	212.9202	0	0	0
Liquid	30 & 40	Pendimethalin	45.96643125	424.26	168.53	194.19
Liquid	30 & 40	Prodiamine	170	0	0	6.25
		Quinclorac	0	0	0	51
Liquid	30	Sodium cacodylate	9.31734375	0	17.98	0
Dry	40	Sulfometuron Meyhyl	0.5625	0	0	
Liquid	30	Triclopyr	52.125	45.09	0	0.2
TOTAL			6004.257875	5217.73	8490.55	5438.89

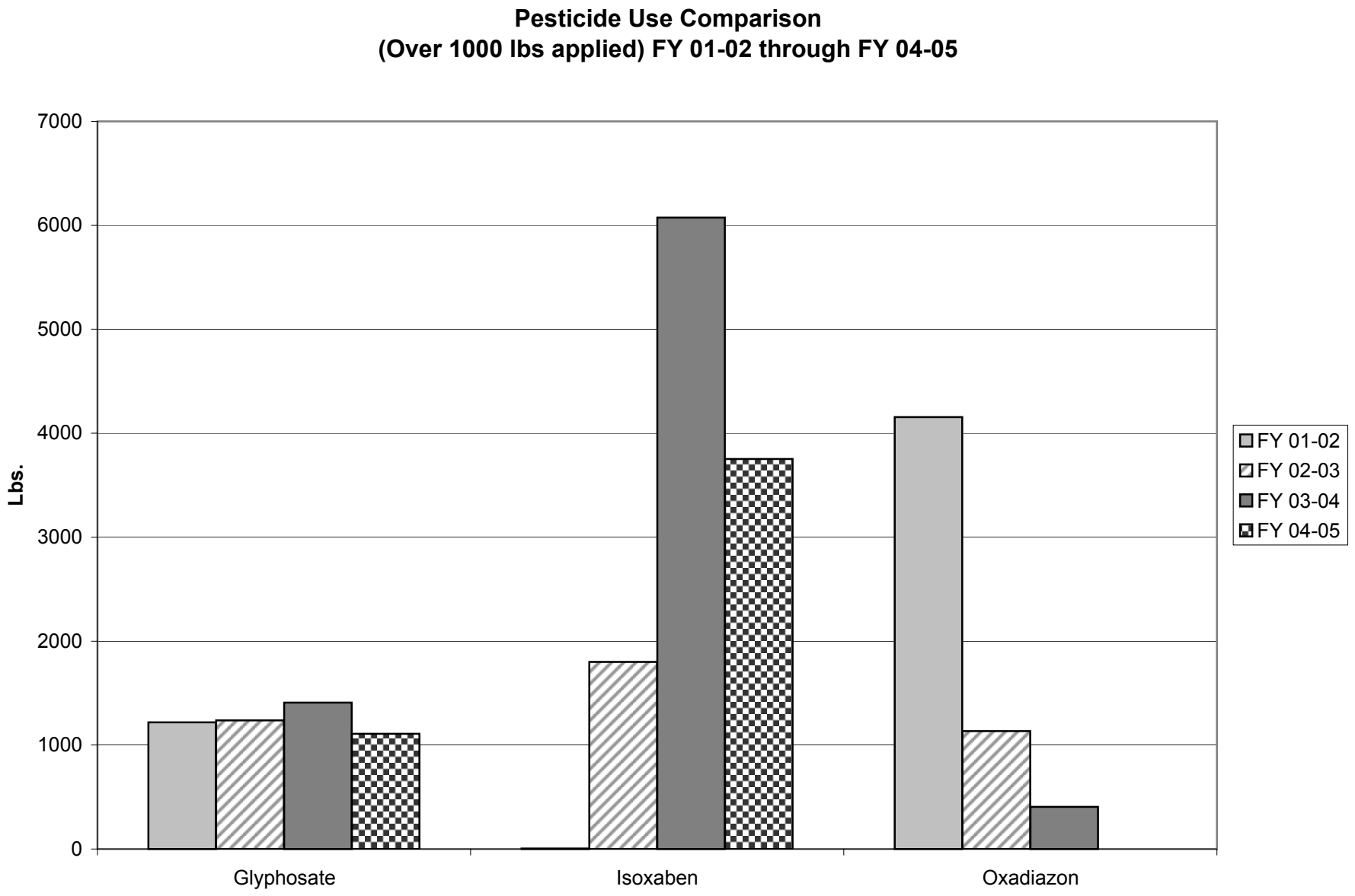
Pesticide Use Comparison
(Over 1000 lbs applied) FY 01-02 through FY 04-05
Lbs.
7000
6000
5000
4000
3000
2000
1000
0
Glyphosate
Isoxaben
Oxadiazon
FY 01-02
FY 02-03
FY 03-04
FY 04-05

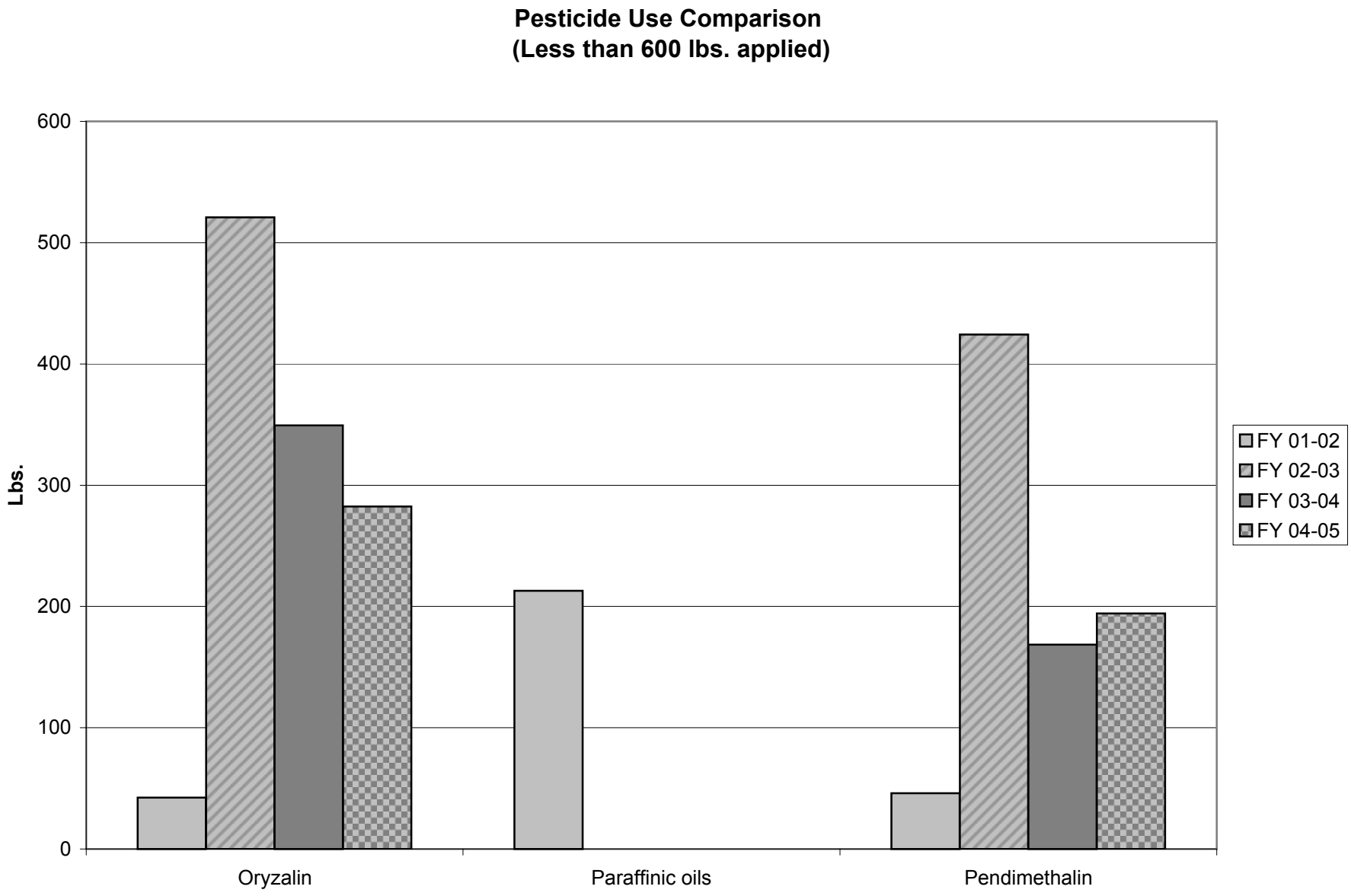
Pesticide Use Comparison
(Less than 600 lbs. applied)
Lbs.
600
500
400
300
200
100
0
Oryzalin
Paraffinic oils
Pendimethalin
FY 01-02
FY 02-03
FY 03-04
FY 04-05

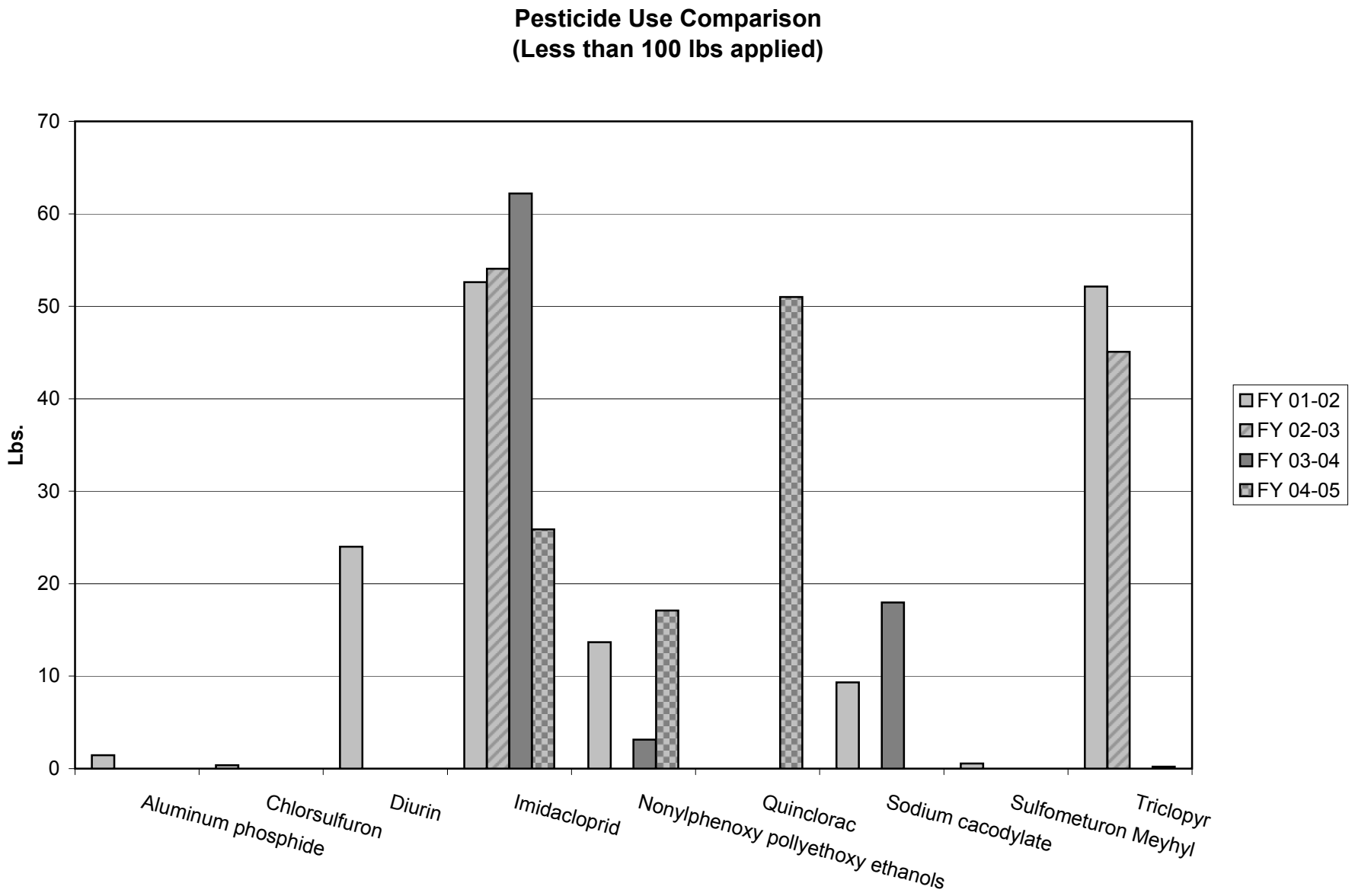
Pesticide Use Comparison
(Less than 100 lbs applied)
Lbs.
70
60
50
40
30
20
10
0
Aluminum phosphide
Chlorsulfuron
Diurin
Imidacloprid
Nonylphenoxy pollyethoxy ethanols
Quinclorac
Sodium cacodylate
Sulfometuron Meyhyl
Triclopyr
FY 01-02
FY 02-03
FY 03-04
FY 04-05

Self-Evaluation Matrix - Mercury

Implem. Id.	Activity	Item Source	Tasks Identified in FY 2004-2005 Work Plan	Status / Comments	Due Date (mo/yr)	Responsible Party (Lead)/ Coordinator
L-2 Mercury Management						
L-2 I.C	Mercury Policy	URMP L-2 Exhibit 'a', pg 1	Develop guidelines for mercury policy requiring the virtual elimination of mercury from controllable sources in urban runoff from agency operations.	Review model guidelines developed by Program	Completed	PW Maint Loredo/ Marilyn Nickel
L-2 I.D	Mercury Policy	URMP L-2 Exhibit 'a', pg 1	Adopt a mercury policy or ordinance requiring the virtual elimination of mercury from controllable sources in urban runoff from agency operations.	Policy was adopted.	Completed	PW Maint Loredo/ Marilyn Nickel
L-2 I.E	Guidelines	URMP L-2 Exhibit 'a', pg 2	Develop guidelines for mercury-containing products reduction and management. These guidelines will include a schedule for the timely phase-out of mercury-containing products identified for virtual elimination as well as reporting requirements, possibly to track recycling, replacement, and reduction in use of mercury-containing products.	Review model from Program.	Completed	PW Maint Loredo/ Marilyn Nickel
L-2 I.F	Guidelines	URMP L-2 Exhibit 'a', pg 2	Implement guidelines developed under Action I.E	Contingent upon completion of review of L-2 I.E. above.	Completed	PW Maint Loredo/ Marilyn Nickel
L-2 II.A	Technical assistance to HHW for Mercury disposal	URMP L-2 Exhibit 'a', pg 2	Assist HHW collection agencies with preparation of a technical memorandum summarizing infrastructure and budgetary concerns regarding the anticipated increase in fluorescent bulbs and other mercury-containing products to be recycled.	Coordinate with County HHW Program.	Completed	Util Engr Wong & Marilyn Nickel
L-2 II.B	Mercury disposal service	URMP L-2	Ensure that adequate funding mechanisms exist to maintain mercury-containing	Continued to provide support to the regional HHW program.	Ongoing	Util Engr Wong &

Self-Evaluation Matrix - Mercury

Implem. Id.	Activity	Item Source	Tasks Identified in FY 2004-2005 Work Plan	Status / Comments	Due Date (mo/yr)	Responsible Party (Lead)/ Coordinator
		Exhibit 'a', pg 2	product disposal services for residents and small businesses.			Marilyn Nickel
L-2 II.C	Guidelines	URMP L-2 Exhibit 'a', pg 3	Develop guidelines for documenting and reporting quantities of mercury-containing products disposed of by city.	Coordinate with Program to identify sample document. Eddie – did you fill out a form for this?	Ongoing	Util Engr Wong & Marilyn Nickel
L-2 II.D	Guidelines	URMP L-2 Exhibit 'a', pg 3	Implement guidelines developed under Action II.C	Contingent upon developing sample document.	6/05	Util Engr Wong & Marilyn Nickel
L-2 III.A	Regional Monitoring Program	URMP L-2 Exhibit 'a', pg 4	Continue financial support of the Regional Monitoring Program (RMP), including the Mercury Deposition Network Pilot Study. Continue to actively participate in the RMP steering committee and technical review committee. • Supported completion of the San Francisco Bay Atmospheric Deposition Pilot Study Part 1: Mercury • The City of San Jose will continue to provide in-kind services for the maintenance of the Mercury Deposition Network site near San Jose.	Provided support as necessary.	Ongoing Submitted 8/01 Ongoing	Util Engr Wong/ Marilyn Nickel
L-2 III.B	Mercury TMDL	URMP L-2 Exhibit 'a', pg 4	Provide financial and staff support for a coordinated regional plan to collect data for the mercury TMDL.	Provided support to the SCVURPPP program on the TMDL effort as needed.	As needed	Util Engr Wong/ Marilyn Nickel
L-2 III.C	Urban Sources of Mercury	URMP L-2 Exhibit	Continue financial support for the Joint stormwater Agency Project to study Urban Sources of Mercury.	Provided support to the SCVURPPP program as needed.	Ongoing	Util Engr Wong/ Marilyn

Self-Evaluation Matrix - Mercury

Implem. Id.	Activity	Item Source	Tasks Identified in FY 2004-2005 Work Plan	Status / Comments	Due Date (mo/yr)	Responsible Party (Lead)/ Coordinator
		'a', pg 4 & 5	• Completed the Work Plan Joint Stormwater Agency Project – Year Two Investigation of Urban Sources of Mercury, PCBs and Organochlorine Pesticides • Preparing the Joint Stormwater Agency Project to Study Urban Sources of Mercury, PCBs and Organochlorine Pesticides - Year Two Report		Submitted 6/03	Nickel
L-2 III.D	5-Year monitoring Program	URMP L-2 Exhibit 'a', pg 5	Develop and implement a five-year program of monitoring efforts	Provided support to the SCVURPPP program as needed.	Ongoing	Util Engr Wong/ Marilyn Nickel
L-2 IV.A	BASMAA	URMP L-2 Exhibit 'a', pg 5	Participate in the BASMAA efforts.	Provided support to the SCVURPPP program as needed.	Ongoing	Util Engr Wong/ Marilyn Nickel
L-2 IV.B	WMI TMDL	URMP L-2 Exhibit 'a', pg 5	Collaborate in technical studies to support TMDL development and implementation including the WMI Guadalupe River Mercury TMDL Workgroup.	Provided support to the SCVURPPP program as needed.	Ongoing	Util Engr Wong/ Marilyn Nickel
L-2 IV.C	WMI Watershed Action Plan	URMP L-2 Exhibit 'a', pg 6	Support and participate in development of the WMI Watershed Action Plan.	Provided support to the SCVURPPP program as needed.	Ongoing	Util Engr Wong/ Marilyn Nickel
L-2 IV.D	Draft Mercury Plan	URMP L-2 Exhibit 'a', pg 6	Submit the SCVURPPP draft Mercury Pollution Prevention Plan to the WMI to ensure that efforts are coordinated.	Provided support to the SCVURPPP program as needed.	Ongoing	Util Engr Wong/ Marilyn Nickel
L-2	Regional	URMP	Support, participate I, and advocate	Provided support to the SCVURPPP	As needed	Util Engr

Self-Evaluation Matrix - Mercury

Implem. Id.	Activity	Item Source	Tasks Identified in FY 2004-2005 Work Plan	Status / Comments	Due Date (mo/yr)	Responsible Party (Lead)/ Coordinator
IV.E	Collaboration	L-2 Exhibit 'a', pg 6	increased regional collaboration with the RWQCB and BAAQMD.	program as needed.		Wong/ Marilyn Nickel
L-2 IV.F	Vision 2020 Lighting Technology Roadmap	URMP L-2 Exhibit 'a', pg 6	Support and track progress of the US dept of Energy Vision 2020 Lighting Technology Roadmap.	Provided support to the SCVURPPP program as needed.	As needed	Util Engr Wong/ Marilyn Nickel
L-2 V.A	Outreach	URMP L-2 Exhibit 'a', pg 7	• Develop various outreach programs to educate target audiences about proper disposal of mercury-containing products and alternative non-mercury containing products. Outreach programs will include, but may not be limited to, the following: • Develop and begin to implement a fluorescent light recycling outreach program to educate residential users and encourage proper disposal of fluorescent lights. • Develop and begin to implement a fluorescent light recycling outreach program to educate small businesses and conditionally exempt small quantity generators and encourage proper disposal of fluorescent lights. (For example, the small business outreach program might include coordination with local chapters of the Building Owners and Managers Association [BOMA] or the National	We provided support to SCVURPPP regional outreach efforts. Additional Outreach was performed. See PIP table items #2, 3, 8, and 9 for detailed information. We provided support to SCVURPPP regional outreach efforts. Additional Outreach was performed. See PIP table items #2, 3, 8, and 9 for detailed information. Developed information – will distribute during FY 05-06.	Ongoing Ongoing Ongoing	Util Engr Wong & Stobbe/ Marilyn Nickel Util Engr Wong & Stobbe/ Marilyn Nickel

Self-Evaluation Matrix - Mercury

Implem. Id.	Activity	Item Source	Tasks Identified in FY 2004-2005 Work Plan	Status / Comments	Due Date (mo/yr)	Responsible Party (Lead)/ Coordinator
			Association of Industrial and Office Properties [NAIOP]). • Coordinate with municipal inspectors to integrate mercury outreach to industrial businesses into their existing routine pretreatment, source control, and/or hazardous materials inspection processes.	Materials were developed in 04/05 and will be distributed during FY 05-06.	Ongoing	Util Engr Wong & Stobbe/ Marilyn Nickel
			• Develop and distribute "tailgate safety meeting cards" about mercury to inspectors and other municipal employees. (The Program will first review the product developed by the Fairfield-Suisin Sewer District when it is made available to the Bay Area Pollution Prevention Group [BAPPG]).	Tailgate Safety cards were developed by the Program and distributed.	Completed	Util Engr Wong & Stobbe/ Marilyn Nickel
L-2 V.B	Outreach	URMP L-2 Exhibit 'a', pg 8	Develop or adapt existing mercury outreach materials.	Supported Program efforts as needed.	As needed	Util Engr Wong & Stobbe/ Marilyn Nickel
L-2 V.C	Community events	URMP L-2 Exhibit	Attend community events and distribute outreach materials.	We provided available materials and several community events; see PIP table item # 4 for detailed information.	As needed	Util Engr Wong & Stobbe/

Self-Evaluation Matrix - Mercury

Implem. Id.	Activity	Item Source	Tasks Identified in FY 2004-2005 Work Plan	Status / Comments	Due Date (mo/yr)	Responsible Party (Lead)/ Coordinator
		'a', pg 8				Marilyn Nickel

There were no comments from the Regional Board on FY 03-04 Annual Report.

City of Milpitas
Copper and Nickel Action Plans - Self Evaluation Matrix

Implem. Id.	Activity	Item Source	Tasks Identified in FY 2004-2005 Work Plan	Status / Comments	Due Date (mo/yr)	Responsible Party (Lead)/ Coordinator
L-3 Copper Action Plan						
CB-1	Vehicle washing	Added per RWQCB 6-26-03	• Continue to distribute outreach materials on proper vehicle/equipment washing at City department counters and public events.	• Provided support to the Watershed Watch campaign as needed. Provided a storm drain kit for use at car-wash fund raisers to protect storm drains as needed.	Ongoing	Util Engr Outreach Coordinator/ Nickel
			• Submit data regarding vehicle washing outreach activities. Provide an effectiveness evaluation in Annual Reports.	• See PIP Table items 4 and 14.	Ongoing	Util Engr Outreach Coordinator
			• Require source control measures for group 1 new development and redevelopment projects that will conduct vehicle/equipment washing and maintenance activities (consistent with Permit Provision C.3.k)	• Source Control Measures have been incorporated into the City.	Completed	Planning Heyden/ Marilyn Nickel
			• Continue to inspect industrial/commercial facilities which conduct vehicle/equipment washing activities on-site (this includes auto-related businesses). Ensure that BMPs for vehicle/equipment washing are implemented. Provide an effectiveness evaluation of inspection/compliance with BMPs (consistent with enhances reporting requirements).	• See section B for tasks related to Industrial/Commercial site inspections.	Ongoing	Fire Marshal Joki/Nickel
			• Continue to maintain and inspect car wash systems for City vehicles at the corporation yard.	• See Section J for tasks related to the carwash system located at the corporation yard.	Ongoing	PW Maint Loredo/ Marilyn Nickel
			• Encourage municipal staff to use certified mobile cleaners when contracting cleaning services.	• In FY 05-06 we will perform in-house coordination to those who procure mobile cleaners to encourage use of	As Needed	PW Maint Loredo/ Marilyn

Implem. Id.	Activity	Item Source	Tasks Identified in FY 2004-2005 Work Plan	Status / Comments	Due Date (mo/yr)	Responsible Party (Lead)/ Coordinator
				certified mobile cleaners.		Nickel
CB-3	Targeted Industrial Sources	Added per RWQCB 6-26-03	Continue Industrial Inspection Program, including NOI sites and other identified industrial facilities. These may include plating and metal finishing facilities, vehicle service facilities and other permitted sites (consistent with enhanced reporting requirements).	Please refer to section B for tasks relating to commercial/industrial inspections.	Ongoing	Fire Marshal Joki/Nickel
CB-6/7	Reducing Traffic Congestion/Promoting Alternative Transportation	Added March 2004	Complete revision of and implement revised development site design standards related to transportation per Permit Provision C.3.j.	Development site design standards have been revised to reduce transportation impacts and are addresses in the City's C3 guidebook. See section E for more details.	Completed	Senior Planner Carrington/Nickel
CB-8	Watershed Protection	Added per RWQCB 6-26-03	• Revise General Plan, as needed, at next scheduled update, based upon recommendations from the development Policies Comparison Project and Provision C.3.I. • Continue to implement guidance from SCVURPPP on addressing water quality in the CEQA review process, as part of C.3.m implementation. • Participate in the Water Resources Protection Collaborative and implement any agreed upon guidelines and standards for watershed protection.	• Staff will incorporate any necessary changes at the next General Plan update, which is scheduled for September 2005. • The CEQA checklist did not require updates during this period. • Participated in the Collaborative.	September 2005 As needed As needed.	Senior Planner Carrington/ Nickel Senior Planner Carrington/ Nickel Senior Planner Carrington/ Nickel
CB-11	Public Agency Activities	Added per RWQCB 6-26-03	• Continue following Program guidance regarding the collection and reporting of street sweeping data. Provide data in accordance with schedule for Annual Report. • Implement (as appropriate) identified improvements to current street sweeping and storm drain system O&M programs (within available budgets). provide effectiveness evaluation in FY 04-05 Annual	Refer to Sections C and G of the workplan for tasks relating to this activity. The Milpitas Municipal Code Title XI Chapter 16 states that use of nickel and copper as roof materials is discouraged. The Milpitas C3 Guidebook also addresses architectural use of copper. Refer to Section E for more details.	Ongoing Ongoing	Senior Maintenance Supervisors Cuciz and Smith

Implem. Id.	Activity	Item Source	Tasks Identified in FY 2004-2005 Work Plan	Status / Comments	Due Date (mo/yr)	Responsible Party (Lead)/ Coordinator
			Report.			
CB-12	Pools and Spas	Added per RWQCB 6-26-03	Continue to distribute outreach materials at local events; brochures at agency department counters and public places; and placement on City websites.	Refer to PIP Table items 4 and 15.	Completed	Util Engr Outreach Coordinator/ Nickel
CB-21	Architectural Use of Copper	Added per RWQCB 6-26-03	Continue to prohibit, limit, or strongly discourage use of copper on roofs, nickel roof shingles, and for gutters.	The Milpitas Municipal Code Title XI Chapter 16 states that use of nickel and copper as roof materials is discouraged. The Milpitas C3 Guidebook also addresses architectural use of copper. Refer to Section E for more details.	Completed	Planning Manager Heyden/Nickel
L-4 Nickel Action Plan						
NB-1	Control nickel discharges from construction sites	Added per RWQCB 6-26-03	• Continue to implement Construction Inspection Performance Standards (see Construction Inspection Workplan section). • Continue to have inspectors attend regional Board/Program workshops on construction site management and learn latest erosion/sediment control techniques. • Continue to attend Program-sponsored or other workshops on post-development stormwater BMPs (c.3).	• Milpitas staff followed the construction inspection performance standard. Refer to Section F for more details. • Staff attended construction site management workshops (see Staff Training Section). • Staff attended post-development stormwater BMPs workshops (see Staff Training Section).	Ongoing	Util Engr Outreach Coordinator/ Nickel Util Engr Outreach Coordinator/ Nickel Util Engr Outreach Coordinator/ Nickel

There were no comments from the Regional Board on FY 03-04 Annual Report.

CITY OF MILPITAS
TRASH WORK PLAN - SELF-EVALUATION MATRIX

Implem. Id.	Activity	Item Source	Tasks	Status/Comment	Due Date	Staff Lead
T-1	Document existing trash management practices	2-3-2004 SCVURPPP's Trash Project Summary	Compile, summarize and evaluate existing trash management practices and policies information.	Staff in Public Works, Neighborhood Services, and Solid Waste Sections maintains their own tracking system and are aware of trash problems in various parts of the City. All complaints are responded to and problems are resolved through discussion with contractor, resident or property owner.	Completed & On-going	Dennis Cuciz, Steve Smith (Public Works), Leslie Stobbe (Solid Waste), Gloria Anaya (Neighborhood Services), Aparna Chatterjee (Utility Engineering)
T-2	Trash evaluations in creeks	2-3-2004 SCVURPPP's Trash Project Summary	Coordinate with the Program to develop a strategy to conduct evaluations of creeks	Staff completed a survey to identify the trash problem areas. Staff has completed an assessment of creek side trash using the KAB litter index. Some amount of trash was observed on the banks of Berryessa Creek and Coyote Creeks. These trash are typically picked up during the annual creek clean-up programs.	Completed & On-going on annual basis	Dennis Cuciz, Steve Smith (Public Works), Aparna Chatterjee (Utility Engineering)
T-3	Identify high priority trash problem areas and sources	2-3-2004 SCVURPPP's Trash Project Summary	Coordinate with the Program to identify high priority trash problem areas and sources of trash	Staff completed a survey to identify the trash problem areas. The Program has prepared a map showing the trash problem spots. Staff has completed an assessment of the problem areas in March 2005 using the KAB litter index. Findings were summarized in the Trash Problem Area Activity Report. Copies of the Trash Problem Area Activity Report and Problem Area Map are included in this Annual Report and have been submitted to the Program.	Completed & On-going on annual basis	Dennis Cuciz, Steve Smith (Public Works), Leslie Stobbe (Solid Waste), Gloria Anaya (Neighborhood Services), Aparna Chatterjee (Utility

CITY OF MILPITAS
TRASH WORK PLAN - SELF-EVALUATION MATRIX

						Engineering)
T-4	Potential control measures	2-3-2004 SCVURP PP's Trash Project Summary	Coordinate with the Program to develop guidance on the implementation of potential control measures and evaluation criteria needed to address problem areas	Staff will work with the Program to develop guidance on the implementation of potential control measures and evaluation criteria needed to address problem areas. During this year's assessment, staff determined that the City does not have significant trash problems, barring a few locations, owing to several trash management activities and control measures. The City will revise the problem areas annually and continue to make annual assessments.	Completed & On-going	Dennis Cuciz, Steve Smith (Public Works), Leslie Stobbe (Solid Waste), Gloria Anaya (Neighborhood Services), Aparna Chatterjee (Utility Engineering)
T-5	Standardized Reporting	2-3-2004 SCVURP PP's Trash Project Summary	Develop a standardized reporting format for documenting and evaluating trash management and monitoring activities	Staff has reported the findings of the March 2005 assessment of trash problem areas on a standard reporting form, the Trash Problem Area Activity Report, that was developed by the Program, and submitted it to the Program. The report includes locations, discussion of the original problem and findings of the assessment. A copy of the Report is included.	Completed & On-going on an annual basis	Aparna Chatterjee (Utility Engineering)

Evaluation – Trash Inventory and Management

The City of Milpitas continued to implement the various trash management activities in FY 04-05. In March 2005, we completed assessment of trash problem areas by using the Keep America Beautiful Litter Index tool. The Trash problem areas were identified in FY 03-04 by conducting a survey, the Identification and Documentation of Known Trash Problem Areas Survey. The survey was submitted to the SCVURPP Program in December 2003. The program compiled information from municipalities and agency staff to identify known trash problem areas that occur in creeks, streets, parks and other land uses within urban areas. Data sources included trash complaint databases, maintenance and operation records, existing list of trash hot spots, employees' knowledge and creek clean-up locations. The Program then converted and mapped the location information of trash problem areas into co-ordinates using the GIS. The City used the list of trash problem areas that was compiled by the Program for completing the assessment in FY 04-05. City staff visited the 12 trash problem areas that were identified in the 03-04 survey to determine the extent of the problems. Staff used the KAB Litter Index that rated each site according to the trash observed at the site. The KAB Litter Index ratings are: 1-No litter, 2- slightly littered, 3- Littered, 4- extremely littered. Of the 12 sites, two sites had ratings between 3 and 2, three sites had ratings of 2, one site had ratings of 1.5 and the remaining six sites had ratings of 1. At each site, staff used a survey and a checklist called the 'Windshield Survey' and 'Neighborhood Spotters Checklist' to identify the quality and quantity of trash. The results of the survey were then entered into the Trash problem Area Activity Report. This Report was submitted to the Program on March 23, 2005, along with a map of the trash problem areas.

The City has several trash management activities. These activities include household hazardous waste collection, curb-side recycling, litter pick-up, street sweeping, free trash drop-off days, an annual volunteer creek clean-up event, storm drain operation and maintenance and responding to trash complaints. The Utility Engineering, Public Works and Planning, Recreation and Neighborhood Preservation Departments are responsible for trash management activities and enforcement. The Utility Engineering Division carries out management of solid waste and yard waste recycling including annual promotional campaigns and school projects. Litter control in parks, streets and right-of-way landscaped areas is handled by Public Works. There are several incentive programs such as household disposal at the Newby Island landfill with up to six visits per year for residential customers, free recycling services for commercial customers, Annual Neighborhood Beautification Awards Program for residential and non-residential properties, the Lend-A-Tool Program for residents, businesses, property owners and community groups, the Abandoned Vehicle Abatement Program, and other volunteer programs such as the Adopt-A-Spot Program and the Garbage Container Collection Services Program for disabled persons. There are school programs such as the Bottles and Cans Recycling funded by the Department of Conservation, and the City Recycling and Composting Project at elementary and middle schools.

All complaints are responded to and problems are resolved through discussion with contractor, resident or property owner. City plans to continue its efforts in the future.

There were no comments from Regional Board on FY 03-04 Annual Report.

City of Milpitas
FY 04-05 Staff Training Summary Table

Training	Location	Date	Employee/Department
Construction Site Planning & Management For Compliance with Phase I and Phase II NPDES Requirements	San Jose All Day (8:00 am to 4:00 pm)	October 12, 2004	Building and Public Works Inspection - Don Hall, Dorsey Wiseman, Shelton Sawyer, Gerry Krize Engineering - Jimmy Nguyen, Julie Waldron
Construction Site Planning & Management For Compliance with Phase I and Phase II NPDES Requirements	Dublin All Day (8:00 am to 4:00 pm)	October 28, 2004	Building and Public Works Inspection - Jim Dutton, Mike Mariano, Don Ayers, Lucinda Kraynick
Conducting Stormwater Inspections of Industrial and Commercial Facilities"	Quinlan Community Center 10185 N. Stelling Road Cupertino 8:30 am – 3:30 pm	April 5, 2005	Haz. Mat. Inspection - Paul Inouye, Clare Owen, Valerian Catunao
Staff C3 Overview Session	Milpitas City Hall	April 6, 2005	Engineering - Darryl Wong, Paramjit Uppal, Vency Woo, Robert Wang, Jeffery Leung, Doug DeVries, Andrew Brozyna, Julie Waldron, Elizabeth Racca-Johnson, Michael Boitnott, Gerry Krize, Shelton Sawyer, Tammy Baeza, Don Ayres, Jorge Bermudez, Greg Armendariz, Pam Lowe, Marilyn Nickel, Lisa Hwang, Joanne Johnson, Fariborz Heydari, Nahid Seddiqui, Joe Ezeokeke, Duc (Jimmy) Nguyen, Nancy Mendizabal, Eva Smith, Lucinda Kraynick, Mehdi Khaila, Mark Rogge Planning - James Lindsay, Dennis Carrington, Tambri Heyden Building - Keyvan

City of Milpitas
FY 04-05 Staff Training Summary Table

			Irannejad, Kenneth Brown IS - Mary Gossman
Staff C3 Database Individual One-on-One Trainings	Milpitas City Hall	April 7 & 13, 2005	Engineering - Eva Smith, Paramjit Uppal, Joe Ezeokeke, Gerry Krize, Jorge Bermudez, Andrew Brozyna, Jeff Leung, Fariborz Heydari, Robert Wang, Jimmy Nguyen, Gil Jaimes, Elizabeth Racca-Johnson, Julie Waldron, Tammy Baeza, Lucinda Kraynick, Don Ayres, Nancy Mendizabal, Michael Boitnott, Nahid Seddiqui, Marilyn Nickel, Darryl Wong, Vency Woo, Nerry Fernandez
SWPPP Review Training	Public works Conference Room, Milpitas	April 27, 2005	Maintenance Group - Jose Lajes, Jorge Diaz, Norman Garcia, Richard House, Gregorio Jimenez, Tony Martinez
Conducting Stormwater Treatment BMP Maintenance and Inspections	Quinlan Community Center 10185 N. Stelling Road Cupertino 8:30 am – 3:30 pm	June 9, 2005	Planning - Dennis Carrington Engineering - Marilyn Nickel, Paramjit Uppal, Vency Woo, Doug DeVries Public Works Inspection - Gerry Krize
Corp Yard SWPPP Training	Corp Yard, Milpitas	June 16, 2005	Maintenance Group - Esteban Ontiveros, Jon Frost, Ricky Dean, Eddie Barbosa, Dan Lopez, Bryan Sexton, Dean Farris, Glen Campi, John Garcia, Jack Santos, Curt McGann, James Levers, Salvador Barriga, Bernie Horcajo, Steve Bunnell, Steve Smith, Judy Ward, Austreberto Herrera

Evaluation – Staff Training

During FY 04-05, the Planning, Engineering (Land Development, Design and Construction, Utility Engineering), Building Divisions, and Public Works Maintenance Staff attended training sessions conducted by the URPPP including sessions on Construction Site Planning & Management for Compliance with phase 1 and Phase 11 NPDES Requirements, Conducting Stormwater Inspections of Industrial and Commercial Facilities, and Conducting Stormwater Treatment BMP Maintenance and Inspections. A detailed list of sessions is identified in Staff Training Summary Table. In addition, as part of the C3 implementation program, Engineering and Planning staff was also trained on C3 Database Management developed by a City hired contractor.

In addition, Public Works Maintenance Staff attended routine and recurring in-house briefing on proper pesticide and herbicide use, and best management practices.

WEST VALLEY CLEAN WATER PROGRAM

CITY OF MONTE SERENO ANNUAL REPORT FY 2004-2005

SUBMITTED SEPTEMBER 2005

THIS PAGE INTENTIONALLY LEFT BLANK

TABLE OF CONTENTS

TITLE **PAGE #**

Cover Letter 5

Certification Statement 11

List of Acronyms 13

PROGRAM ELEMENTS

IC/ID Elimination Activities 23

Industrial/Commercial **MONTE SERENO has no IND/ all Residential**

Public Agency Activities 29

Public Streets, Roads and Highways
Rural Public Works
Storm Drain Operation and Maintenance

New Development/ Planning Procedures 43

Construction Inspection 59

Public Information and Participation 63

Pesticide Management Activities 99

Mercury Pollution Prevention Activities 117

Copper Action Plan/Nickel Action Plan 127

Trash Inventory and Management 139

Water Quality Monitoring and Permit Reapplication 163

TRAINING SUMMARIES: **are located at the end of each Element Section**

THIS PAGE INTENTIONALLY LEFT BLANK

September 15, 2005

Mr. Bruce Wolfe
Regional Water Quality Control Board
San Francisco Bay Region
1515 Clay St., Suite 1400
Oakland, CA 94612

Subject: West Valley Community Specific Urban Runoff Management Program
FY 2004-2005 Annual Report

Dear Mr. Wolfe:

This report is submitted by the West Valley Cities of Campbell, Monte Sereno, Saratoga, and the Town of Los Gatos, in conjunction with the Santa Clara Valley Urban Runoff Pollution Prevention Program's Annual Report, pursuant to provision C.6.a. of the Program's reissued municipal storm water NPDES Permit (Order No. 01-024). The report summarizes activities performed during FY 2004-2005 in accordance with the West Valley Communities' Urban Runoff Management Plan (URMP) submitted to the Regional Board on September 1, 2004 and the performance standards contained therein.

Contents of Report

The goals of this Annual Report are to: 1) concisely document implementation of our URMP and FY 04-05 work plan during the past fiscal year; 2) evaluate program results for continuous improvement; 3) comply with permit requirements; and 4) share this information with other Co-permittees, municipal decision-makers, and the public. To accomplish these goals, the report contains the following sections:

Table of Contents
Cover Letter
Certification Statements
List of Acronyms

Program Elements:

1. IC/ID Elimination Activities
2. Industrial / Commercial Discharger Control Program
3. Public Agency Activities
    - Storm Drain O & M
    - Corporation Yards & Street Sweeping

- Rural Public Works

4. New Development: Planning Procedures
5. Construction Inspection
6. Public Information & Participation
7. Pesticide Management Activities
8. Mercury Pollution Prevention Activities
9. Copper Action Plan / Nickel Action Plan
10. Trash Inventory & Management
11. Water Quality Monitoring & Permit Re-application

No comments regarding the West Valley Communities FY03-04 Annual Report require a response, as listed in the San Francisco Bay Regional Water Quality Control Board letter to Mr. Dave Chesterman dated April 8, 2005.

Program Highlights and Accomplishments

During FY04-05, the West Valley Communities of Campbell, Los Gatos, Monte Sereno, and Saratoga continued efforts to implement their URMPs to the maximum extent practicable. The activities that were implemented for each element of each Community's URMP are described in Chapter 14 of the Santa Clara Valley Urban Runoff Pollution Prevention Program's URMP. Highlights of the West Valley Communities accomplishments in various program elements are described below.

Industrial/Commercial Discharger Control Program. During FY04-05, the three West Valley Communities of Campbell, Los Gatos, and Saratoga continued to implement their Industrial/Commercial Inspection Program. The goal is that all identified facilities will be inspected each year. The City of Monte Sereno has no industrial or commercial facilities operating within the City and therefore does not participate in this activity. In Campbell, 285 of 311 facilities were inspected (92%), 104 of 113 facilities were inspected (92%) in Los Gatos, and 8 out of 8 facilities in Saratoga were inspected (100%). Inspection reports by facility type and noted violations are included in the IND section of the Program Annual Report. Discharge violations decreased slightly over the past year from 25 to 20 facilities. Of the 20 violations, 13 were auto repair facilities. The West Valley Clean Water Program began a pilot program to target auto repair facilities during FY 01-02 with additional inspections and education. The pilot inspection program was instrumental in getting two automotive facilities to install car wash waste water capture systems. Each facility is given an initial on-site inspection with multiple drive-by inspections. All facilities inspected were in compliance by the end of the fiscal year. This is once more a testament to the benefits of increased scrutiny and education. Due to the success of this targeted outreach to and inspection of auto repair facilities, the pilot was adopted permanently as the West Valley Auto Shop Inspection Program. The procedures and accomplishments were shared with co-permittees in a presentation given by the West Valley Inspector at SCVURPPP's Industrial & Commercial Inspector training on April 5, 2005.

Public Information/Participation Program. In FY 04-05, the West Valley Clean Water Program continued to expand its quest for effective public education and outreach. WVCWP pursued media coverage on six topics: safe disposal of mercury-containing products, household hazardous waste, copper pollution prevention, creek clean-up events, trash cleanup and monitoring by students, a student's science project and his campaign to keep residential pollutants (pesticides and copper) out of the storm drain. Six stories were covered by local community newspapers in FY04-05, including a Saratoga News cover story about local students cleaning up and monitoring trash. The WVCWP was advertised on national television on 10-7-04. CNN interviewed David Marash-Whitman, a student who found the West Valley Clean Water Program via its website. David, at age 12, worked with WVCWP to determine the scope of his award-winning science project, "Ecotoxicology of Stormwater Pollution in our Aquatic Communities." David was chosen as one of top 40 Young Scientists and traveled to Washington D.C. to compete in Discovery Channel's "Challenge". David continues volunteer for the West Valley Clean Water Program and will be mentioned again in the annual report for FY05-06. WVCWP has been pleased to receive extensive media coverage in these stories, which would be beyond its budget scope if purchased as advertising space.

In FY 04-05 a new *Mercury* page was uploaded to *Cleancreeks.org*, two creek cleanup events were advertised on the Home page and new links were added to the *Links* page. A few months into FY 03-04, the West Valley Clean Water Program changed its website host in order to optimize tracking ability for the web site, www.cleancreeks.org. In the twenty-one month period ending on June 30th 2005, visitors averaged about 141 views per month totaling 2,962 Web Page views. This was a substantial increase from the website's 30 hits during its first month of operation.

The West Valley Clean Water Program strives to maximize student involvement at every opportunity. Staff developed a script incorporating fresh messages on pesticides, copper, mercury and trash for its new Coastal Enviroscape and revised the script for the Uplands & Wetlands Enviroscape model. Offering a second Enviroscape station allows West Valley Clean Water staff to teach 20 students every 25 minutes, rather than 10 students. The two fifth grade classes who tried this requested the same presentations for next year. The second Enviroscape allowss staff to elaborate on topics that would initiate changes in behavior. Messages apparently stuck with the students: while participating at a soil infiltration station, a student told the science docent not to empty the waste water near the storm drain.

Illicit Connection and Illegal Dumping Elimination Activities. The IC/ID program is working phenomenally well for all four West Valley Communities. The inspector not only responded to 82 discharge incidents over the year (see the IC/ID section for the number and types of incidences), but conducted 105 proactive and follow-up inspections. Each of these inspection opportunities adds to the business community's knowledge of storm water pollution and prevention issues. As part of the inspection process, the inspector distributes appropriate educational materials. Significantly, the West Valley Clean Water Program's Stormwater Inspector provided 790 brochures and other educational materials to industrial and commercial facilities in FY04-05.

C.3 Implementation. In July and August, 2004 the West Valley Clean Water Program updated all sections of each municipal URMP. A consultant met with staff in each city to review any remaining challenges with C.3 implementation. This year the cities each made progress in preparing for upcoming requirements such as HMP and Group 2 deadlines. In fact, the cities were each prepared to implement requirements on all tiers of Group 2 projects by April 15, 2005.

Pesticide Activities. The most realistic way to implement pesticide management is to provide meaningful training to municipal staff and the public. The WVCWP, in FY03-04 and FY 04-05 utilized significant staff time and resources to offer in-depth, hands-on workshops on specific pests and beneficial predators. WVCWP staff researched speakers, selecting presenters who could offer the optimum learning experience. In FY03-04 more than twenty attendees participated and gave positive feedback. In FY 04-05, thirty-seven municipal staff and stakeholders, such as school district personnel, golf course superintendents and pest control contractors attended; 15 earned Continuing Education Credits at the workshop.

Each of the four municipalities adopted two new Integrated Pest Management plans, one on armored scales and one on soft scales. Additionally, the West Valley Clean Water Program and the Program collaborated on events with a former partner, *Summer Winds Garden Center* in Campbell and began to promote a partnership with *Orchard Supply Hardware,* bordering Saratoga and Campbell. Customers were enthusiastic about IPM samples and materials handed out by WVCWP staff at the OSH "Tax-Free Day" events. The store responded positively to these efforts, which complement their goal of personalized customer service.

Continuous Improvement Activities

Public Information/Participation. The West Valley Clean Water Program received feedback from schools indicating that teachers are inundated with paper promotional products. At the end of FY 04-05 the WVCWP produced a CD/DVD music video/slide show of volunteers, especially featuring students, at local creek cleanup and trash monitoring events. The CD was dubbed with music, including the words: "With my own two hands I can change the world." While WVCWP has not obtained permission to use the music or all of the photos at this point, the CD has already entertained a few students and teachers. Schools will continue to be a primary focus of the West Valley Clean Water Program's outreach efforts over the coming year. In FY 05-06 The West Valley Clean Water Program will enhance its relationship with school teachers, principals and students to involve more participation in trash monitoring and school cleanup events.

Staff Training. The West Valley Communities place a strong emphasis on training. The Annual Reports reflect this with numerous references to the Staff Training Summaries; these Summaries are located at the end of each Element section in the Annual Reports. In FY 05-06 training will be expanded by use of a video camera to tape various trainings, so that additional staff can later receive the same information.

In July and August, 2004 the West Valley Clean Water Program updated all sections of each municipal URMP. In the Streets Maintenance and Storm Drain Maintenance sections, at least two continuing improvement items were identified: efficient training on community-specific storm water BMPs was needed for <u>all</u> maintenance staff. WVCWP held two round-table trainings in January 2005 and in June 2005, where a consultant provided presentations on streets, parks, and rural public works BMPs that were applicable to the West Valley Communities.

By Agreement, storm drain maintenance for the West Valley Communities has been handled by the West Valley Sanitation District since the late 1990s. In the course of updating the URMPs some potential gaps were identified due to an assumed understanding of the Agreement. All staff agreed that they wanted an opportunity to clarify the roles of each signatory to the Agreement. In June 2005, the West Valley Clean Water Program offered a forum for this discussion as part of the annual Storm Drain Supervisor's meeting. A consultant gave a slide show on BMPs for storm drain maintenance and for rural public works, and facilitated a discussion of the Agreement that left everyone on the same page as far as understanding the terms. The West Valley Clean Water Program will continue to prioritize better communication between WVCWP staff and municipal staff and to host effective workshops that are convenient for staff to attend.

Thank you for your review of this Annual Report. If you have any questions regarding the materials submitted, please contact me at 408.354.4734.

Very truly yours,

Cheryl C. Donnelly

Cheri Donnelly
West Valley Clean Water Program Manager

cc. Sue Ma, RWQCB
Attachments

THIS PAGE INTENTIONALLY LEFT BLANK

Councilmember: A. Curtis Wright
Councilmember: Mark Brodsky
Councilmember: Erin Garner
Councilmember: Barbara Nesbet
Councilmember: David Baxter

City of Monte Sereno

City Manager: Brian Loventhal
City Clerk: Andrea Chelemengos
Finance Officer: Sue L'Heureux
Building Official: Howard T. Bell

CITY OF MONTE SERENO

FY 2004-2005 ANNUAL REPORT
ATTACHMENT A

Certification Statement

"I certify, under penalty of law, that this document and all attachments were prepared under my direction or supervision in accordance with a system designed to ensure that qualified personnel properly gather and evaluate the information submitted. Based on my inquiry of the person or persons who manage the system, or those persons directly responsible for gathering the information, the information submitted, is, to the best of my knowledge and belief, true, accurate, and complete. I am aware that there are significant penalties for submitting false information, including the possibility of fine and imprisonment for knowing violations."

Signature by Duly Authorized Representative:

8/31/05

Brian Loventhal
City Manager

Date

18041 Saratoga-Los Gatos Road • Monte Sereno, California 95030-4299 • Telephone: 408.354.7635 • Fax: 408.395.7653 • http://www.montesereno.org

THIS PAGE INTENTIONALLY LEFT BLANK

Acronyms/Abbreviations

CEUs	Continuing Education Units – Issued by Dept. of Pesticide Regulation or California Nursery Professionals Assn.
Stormwater Reps	Representatives to the WWCWP from each participating WVC
UCCE	University of California Cooperative Extension Service (conducts outreach for UC Davis IPM program; oversees Master Gardeners program)
WVC	West Valley Communities – Cities & Town which are members of the West Valley Clean Water Program: **City of Campbell,** **Town of Los Gatos,** **City of Monte Sereno,** **City of Saratoga**
WVCWP	West Valley Clean Water Program: Stormwater Program for **Campbell, Los Gatos, Monte Sereno, Saratoga**

Acronyms/Abbreviations

AB	Assembly Bill
ABAG	Association of Bay Area Governments
ABC	Annual Budget Review Compilation
ACCWP	Alameda Countywide Clean Water Program
ACOE	U.S. Army Corps of Engineers
AHTG	Ad Hoc Task Group
AR	Annual Report
ASCE	American Society of Civil Engineers
BAAQMD	Bay Area Air Quality Management District
BART	San Francisco Bay Area Rapid Transit
BATG	Budget Ad Hoc Task Group
Basin	Santa Clara Basin
Basin Plan	Water Quality Control Plan for the San Francisco Basin
BACWA	Bay Area Clean Water Agencies
BAHM	Bay Area Hydrology Model
BAMBI	Bay Area Macroinvertebrate Bioassessment Information
BASMAA	Bay Area Stormwater Management Agencies Association
Bay	San Francisco Bay
Bay Area	San Francisco Bay Area
BMI	Benthic Macroinvertebrate
BMM	Lower South Bay Monitoring and Modeling Subgroup
BMP	Best Management Practice
BOMA	Building Owners and Managers Association
BPP	Brake Pad Partnership
BU	beneficial use
C	Celsius
C.3	Permit Provision C.3
C3PO	C.3 Provision Oversight
CA	California
Cal-EPA	California Environmental Protection Agency
Caltrans	California Department of Transportation
CAMLnet	California Aquatic Macroinvertebrate Laboratory Network

Acronyms/Abbreviations

Campaign	Watershed Watch Campaign
CAP	Copper Action Plan
CASQA	California of Stormwater Quality Association
CB	Copper Baseline
CCC	Continuous Concentration Criterion
CD-ROM	Compact Disk-Read Only Memory
CDS	Continuous Deflective Separation
CEP	Clean Estuary Partnership
CEUs	Continuing Education Units
CESQG	Conditionally Exempt Small Quantity Generator
CEQA	California Environmental Quality Act
CFR	Code of Federal Regulations
cfs	cubic feet per second
CI	Continuous Improvement
CIWMB	California Integrated Waste Management Board
CMIA	Conceptual Model Impairment Assessment
CMS	Copper Management Strategy
COA	Condition of Approval
CoHHW	Santa Clara County Household Hazardous Waste Program
CoHHW Program	Santa Clara County Household Hazardous Waste Program
COLD	cold freshwater habitat
CRMP	Coordinated Resources Management and Planning
CSBP	California Stream Bioassessment Procedures
CTR	California Toxic Rule
Cu	Copper
CWA	Clean Water Act
DDD	Dichlorodiphenyldichloroethane
DDE	Dichlorodiphenyldichloroethylene
DDT	Dichlorodiphenyltrichloroethane
DEH	Santa Clara County Department of Environmental Health
District	Santa Clara Valley Water District
DO	Dissolved Oxygen
DOE	Department of Energy

Acronyms/Abbreviations

DPR	Department of Pesticide Regulation
DWR	Department of Water Resources
E. Coli	Enterococus Coli
EEC	SF Bay Wildlife Refuge Environmental Education Center
EEDMS	Environmental Enforcement Data Management System
EEPS	Exposure and Effects Pilot Study
e.g.	for example
EMAP	Environmental Monitoring Program
EMB	Executive Management Board
EOA	Eisenberg, Olivieri, and Associates
EPA	U.S. Environmental Protection Agency
Estuary	San Francisco Bay Estuary
F	Fahrenheit
FLT	Fluorescent Light Tube
FY	Fiscal Year
GCRCD	Guadalupe-Coyote Resource Conservation District
GIASP	General Industrial Activities Stormwater Permit
GIS	Geographic Information System
GRTS	Generalized Random Tessellation Stratified
HBANC	Home Builders Association of Northern California
Hg	Mercury
HMP	Hydromodification Management Plan
HHW	Household Hazardous Waste
HVAC	Heating, Ventilation and Air Conditioning
IBI	Index of Biotic Integrity
IC/ID	Illicit Connection and Illegal Dumping
ID	Identification
IND	Industrial/Commercial
i.e.	that is
IPM	Integrated Pest Management
JPA	Joint Powers Authority
K	Kindergarten
KAB	Keep America Beautiful

Acronyms/Abbreviations

kg	Kilogram
L	Liter
Lb	Pound
LA	load allocation
LFA	Limiting Factors Analysis
LID	Low Impact Development
LSSB	Lower South San Francisco Bay
LUS	Land Use Subgroup
MC	Management Committee
MCMP	Metals Control Measures Plan
MCTT	Multi-Chambered Treatment Train
MDDB	Metadata Database
MDL	Most Downstream Location
MEP	Maximum Extent Practicable
Mercury Plan	Mercury Pollution Prevention Plan
Mg	milligram
mgd	million gallons per day
MIGR	fish migration
MOA	Memorandum of Agreement
MOFO	Morrison & Foerster
MOU	Memorandum of Understanding
MP	Monitoring Priority
MROSD	Mid-Peninsula Regional Open Space District
MYRWMP	Multi-Year Receiving Waters Monitoring Plan
NAP	Nickel Action Plan
NEMA	National Electrical Manufacturers Association
NAIOP	National Association of Industrial and Office Properties
NEPA	National Environmental Policy Act
ng	Nanogram
Ni	Nickel
NOI	Notice of Intent
NPDES	National Pollutant Discharge Elimination System
OC	Organochlorine

Acronyms/Abbreviations

O&M	Operation and Maintenance
OP	Organophosphate
OWOW	Our Water Our World
P2	Pollution Prevention
PAHs	Polynuclear Aromatic Hydrocarbons
PBDE	Polybrominated Diphenyl Ether
Pb	Lead
PCBs	Polychlorinated Biphenyls
PCDD	Polychlorinated Dibenzo-p-Dioxins
PCDF	Polychlorinated Dibenzofurans
PCO	Pest Control Operator
pg	Picogram
PHAB	Physical Habitat Assessments
PIP	Public Information and Participation
PI/P	Public Information and Participation
PIPP	Public Information and Participation Program
PMPS	Pest Management Performance Standard
POC	Pollutant of Concern
POTW	Publicly Owned Treatment Works
PPPS	Planning Procedures Performance Standard
Program	Santa Clara Valley Urban Runoff Pollution Prevention Program
PS	Performance Standard
PVC	Polyvinyl Chloride
Q	Quarter
QAPP	Quality Assurance Project Plan
RAC	Regional Ad Campaign
RARE	preservation of rare and endangered species
RCRA	Resource Conservation and Recovery Act
REC- 1	water contact recreation
REC-2	non-contact water recreation
Regional Board	San Francisco Bay Regional Water Quality Control Board
RFP	Request for Proposal
RMAS	Regional Monitoring and Assessment Strategy

Acronyms/Abbreviations

RMP	Regional Monitoring Program
RPT	Report Preparation Team
RS	Regulatory Subgroup
RTA	Rapid Trash Assessment
RWQCB	San Francisco Bay Regional Water Quality Control Board
SC	Steering Committee
SCC	Santa Clara County
SCBWM1	Santa Clara Basin Watershed Management Initiative
SCVURPPP	Santa Clara Valley Urban Runoff Pollution Prevention Program
SCVWD	Santa Clara Valley Water District
SF	San Francisco
SFEI	San Francisco Estuary Institute
SFEP	San Francisco Estuary Project
SIC	Standard Industrial Classification
SMaRT®	Sunnyvale Materials Recovery and Transfer
SOP	Standard Operating Procedures
South Bay	Lower South San Francisco Bay
SPLWG	Sources, Pathways and Loadings Work Group (RMP)
SPWN	fish spawning
SSC	Suspended Sediment Concentration
SSI	Inventory of Santa Clara Basin Stream Studies
SSO	Water Quality Site-Specific Objective
State Board	State Water Resources Control Board
STOPPP	San Mateo Countywide Stormwater Pollution Prevention Program
SWAMP	Surface Waters Ambient Monitoring Program
SWANA	Solid Waste Association of North America
SWMP	Stormwater Management Plan
SWPPP	Stormwater Pollution Prevention Plan
SWRCB	State Water Resources Control Board
TAC	Technical Advisory Committee
TMDL	Total Maximum Daily Load
TO	Tentative Order
TP	Total Phosphorus

Acronyms/Abbreviations

TPH	Total Petroleum Hydrocarbons
TRC	Technical Review Committee
ug	Microgram
UPC	Urban Pesticide Committee
URMP	Urban Runoff Management Plan
URQM	Urban Runoff Quality Management
USA	Unified Stream Assessment
USEPA	U. S. Environmental Protection Agency
USFWS	U.S. Fish and Wildlife Service
USGS	U.S. Geological Survey
VTA	Santa Clara Valley Transportation Authority
WAC	Watershed Assessment Consultant
WAMS	Watershed Assessment and Monitoring Subgroup
WAR	Watershed Assessment Report
WARM	warm freshwater habitat
Water Board	San Francisco Bay Regional Water Quality Control Board
Water District	Santa Clara Valley Water District
WEF	Water Environment Federation
WEO	Watershed Education and Outreach
WE&O	Watershed Education and Outreach
WERF	Water Environment Research Foundation
WG	Work Group
WILD	wildlife habitat
WLA	Waste Load Allocation
WMI	Watershed Management Initiative
Work Group “I”	SCBWMI Phase I Indicators Work Group
WP	Work Plan
WRPC	Water Resources Protection Collaborative
WVC	West Valley Communities - members of the West Valley Clean Water Program:
	Campbell, Los Gatos, Monte Sereno, Saratoga
WVCWP	West Valley Clean Water Program
WW	Watershed Watch

Acronyms/Abbreviations

WWTP	Wastewater Treatment Plant
WY	Water Year
YSI	Youth Science Institute
Zn	Zinc

THIS PAGE INTENTIONALLY LEFT BLANK

Monte Sereno

Santa Clara Valley Urban Runoff Pollution Prevention Program

FY 2004-2005 ANNUAL REPORT

ILLICIT CONNECTION & ILLEGAL DUMPING ELIMINATION ACTIVITIES

FY 2004-2005 Work Plan Self Evaluation Matrix

Source	Work Plan Activity	Work Plan Tasks	Accomplishments	Responsible Party
Update Perf. Standard	ICID Performance Standards	Work with Program staff to update Performance Standards, via Ad hoc task group & Management Committee participation. As available, review and provide comments on the applicability of the updated performance standards.	Monte Sereno and WVCWP staff updated the IC/ID PS in the City's URMP (Sept 2004).	SCVURPPP, WVCWP Inspector & WVCWP Manager Municipality to assist
URMP	Response Program	Continue implementation of response program	During FY 04-05, the WVCWP inspector responded to 4 reports of potential or actual stormwater violations in the City of Monte Sereno. He also made pro-active visits to two different sites (cleared lots) where single family dwellings will be built. Potential incidents are reported to WVCWP by SCC Fire Dept, the SCV Water District, and SCC DEHS, citizens, and WVCWP or Municipal staff.	WV Inspector
Work Plan	Enhanced Reporting	Report on incidents using expanded categories consistent with SCVURPPP Program. Document follow-through to point of resolution or referral for enforcement action (penalty or fine).	Although the WVCWP Inspector made changes to his incident tracking procedures and database during FY 04-05, Monte Sereno was not affected because the City does not have any industrial or commercial areas. Program categories are working smoothly for reporting and evaluating trends.	WV Inspector
URMP	Education	Distribute BMP materials during routine residential inspections.	During FY 04-05, the WVCWP Inspector distributed twenty-one (21) IC/ID informational materials in Monte Sereno, as part of his outreach and education program.	WVCWP Inspector
Work Plan comments RWQCB	Staff Training	WVCWP Inspector to conduct informal training & evaluation meetings with City staff.	The Inspector has started conducting informal round table meetings with municipal public works and building inspectors. In Los Gatos we have seen a big improvement in coordination between staff resulting in timely inspections	Building Inspector, and Assistant Engineer with WVCWP Inspector to co-ord

			and reporting. Saratoga's Associate Engineer participated in WV training meetings on 2-8-05 where the Inspector discussed a positive break-through (car wash kit being used by citizens) and a review of the IC/ID inspection program.	

ICID Report Data

Type of Incident 04-05	Incident Source	General Location	Report Source	Follow-up Action
• 1 Dewatering • 1 Dumping Non-Hazardous • 1 Landscape Materials • 1 Paint Discharge **Total 4**	• 1 Construction Site • 1 Other / Unknown • 2 Residential	• 4 Residential	• 2 Interdepartmental • 2 Citizen Complaint	• 3 Educational • 1 Verbal Notice Incident Status • 4 Resolved

IC/ID Program Evaluation

IC/ID Evaluation Of Trends

Out of four (4) reported incidents in Monte Sereno, one incident was actually not within the City's jurisdiction. On Hwy 9 (Cal Trans' responsibility) a pile of debris had been dumped after it had evidently been cleared from a ditch. This was during the rainy season (1-27-05). Los Gatos Public Works came out and cleared it.

There was one paint discharge violation where hired painters were seemingly washing brushes in the back yard and red water was flowing to the storm drain. WVCWP Inspector talked to the contractors and pointed out how the City has staff that patrols the area watching out for this kind of incident. He asked them to be especially careful to keep all liquids out of the storm drain and to rinse paint brushes in a sink or into lawn. The Fire Dept's Sr. Haz Mat Specialist also went out and talked to the contractors. He says workers seemed uneasy about the inspections the incident had initiated and thought that they wouldn't try rinsing paint materials outside again.

Two other incidents were related to construction. Landscaping material was left piled in the street and at another site a hole dug for a swimming pool was being pumped into the street. The Building Inspector for the City went out and told them they had to stop and the WVCWP Inspector suggested they drain the water to a dirt area.

The data shows about a 56% improvement in the number of incidents occurring in Monte Sereno during FY 04-05, compared to nine (9) various construction/ landscaping related incidents during FY 03-04. Monte Sereno Engineers are out regularly during rainy season patrolling the City (total land size is 1/5 sq miles).

Between their inspections and those conducted by the WVCWP Inspector I think that contractors probably expect one staff person or another to be stopping by from time to time. City and WVCWP staff keep an eye on any work that is going on in the City. The West Valley Clean Water Program office is located at Monte Sereno City Hall, next to the post office. Many residents visit the post office on a regular basis. WVCWP staff has taken advantage of several opportunities to educate residents as they find their way into the WVCWP office while looking for the post office.

Solution for Pool and Spa Discharges

One very likely discharge in the City is from pools and spas. The WVCWP Inspector discovered one solution in Saratoga to a rash of incidents relating to emptying / cleaning pools. His answer was to find at least one service maintenance company, whose staff provides pool maintenance. The Inspector visited the Manager bringing brochures and a little education for the staff. The combination of distributing door hangers to the residents explaining the incident that recently affected their neighborhood, and providing education to the employee's manager seems to have worked in resolving the problem. When Monte Sereno has incidents of this nature, WVCWP will respond with what seems to have worked in Saratoga.

Saratoga's Story

The WVCWP Inspector responded to pool water discharge calls five times between August 24th and October 27th in 2004. The incidents were each similar. By the time the Inspector arrived at the site, no one was there and the discharge was stopped. Each time he responded to a pool water call, he would knock on the door but nobody would answer. Then he would distribute the WVCWP door hangers, "Dumping into Storm Drains is Illegal…and it has occurred in your neighborhood." After checking the *Pool and Spa Water* box on the back of the door hanger, the Inspector would put it under door mats up and down the street. Saratoga has an ordinance against hanging door hangers in residential areas.

When he responded to the fourth pool water discharge call, the Inspector found a pool maintenance employee leaving the site. He issued an NTC (*Notice to Comply)* and noticed that the employee drove a truck from *Aqua Blu Pools*. Two weeks later the Inspector went out on another call and found a different pool maintenance employee driving a truck from the same pool maintenance company. The Inspector looked up the address for the company (in San Jose) and drove to the business office with about five Pool & Spa brochures. He told the Manager about the problem and that the City of Saratoga has staff on the watch for such incidents. The Manager agreed to deliver the brochures to the maintenance staff and tell them to use a sanitary sewer clean-out. Saratoga (predominately residential) will most likely continue to turn up more pool & spa discharges but after the Inspector's visit to the business office, there weren't any more reports of that type through the end of FY 04-05.

Note: The WVCWP Inspector's notes show that for several incidents *No Action* was listed as the enforcement action. There are three possible definitions for *No Action* in his records. 1) The Fired Dept or other agency reported the incident and took action, such as putting down absorbent; 2) the incident was corrected immediately and the Inspector provided some education or educational materials; or 3) *No Action* was taken because it was a *non-incident* or an *accident* where the person causing the problem was already informed. This also can account for referrals from other agencies being listed as *No Action;* The Fire Dept or other agency inspector gives a copy of the potentia*l violation notice* to the facility owner/ manager. When the WVCWP inspector arrives to conduct the follow up inspection, the owner has had time to complete cleanup or repairs to bring the facility into compliance.

MONTE SERENO

IC/ID Inspections Annual Report FY0405

Dumping

#	ICID Date	Contact Name	Incident Address	Report Source	Incident Source	Incident Type	Enforcement Action	Notes - 1	Incident - Status	Follow-up Notes	Compliance Date
1	1/27/2005	Ditch at intersection	Farragut Ln. & Hwy 9, Monte Sereno	Citizen Complaints	Other/unknown	Dumping – non-hazardous	No Action	Someone had cleared debris from ditch and left two piles which would wash back to the ditch at the next rain. Steve Regan, LG, had it cleaned up and removed.	Incident - Resolved	All taken care of. See findings.	27-Jan-05
2	2/25/2005	Joyce Kobori	14729 La Rinconada Dr., Monte Sereno	Interdepartmental	Residential	Landscape material dumping	No Action	Landscaping front. Large dirt pile near street should be covered in case of rain. No one home. Left bus. Card. She called and took care of. Drove by on 3-1-05. All OK.	Incident - Resolved	All AOK.	25-Feb-05

Paint Discharge

#	ICID Date	Contact Name	Incident Address	Report Source	Incident Source	Incident Type	Enforcement Action	Notes - 1	Incident - Status	Follow-up Notes	Compliance Date
1	7/1/2004	Karen Loebbaka	17721 Bruce Av., Monte Sereno	Citizen Complaints	Residential	Paint discharge	Verbal Notice	Red paint spill in front of house in street. Appears that someone washed out paint brushes. New paint in front room similar color. Painterts are: Miguel's Painting, ph. 420-2206. They denied washing out brushes in street.	Incident - Resolved	I hung door hangers on houses up and down street.	01-Jul-04

Misc.

#	ICID Date	Contact Name	Incident Address	Report Source	Incident Source	Incident Type	Enforcement Action	Notes - 1	Incident - Status	Follow-up Notes	Compliance Date
1	12/30/2004	resident	15116 Via Lomita, Monte Sereno	Interdepartmental	Construction Sites	Dewatering	No Action	Lisa, MS, called me. Resident was pumping water from hole dug for pool directly to a SD. Howard Bell, MS, went out. Made them stop. Told them to pump it to a dirt area on site. I also went out. They were gone. All AOK.	Incident - Resolved	See findings. All OK now.	30-Dec-04
2	4/19/2005	vacant lot	16030 Rose Av., Monte Sereno	Interdepartmental	Construction Sites	Misc. incidents	No Action	Vacant lot. House to be built. Follow up.	Non-Incident	All OK now.	19-Apr-05
3	6/6/2005	new residence	15022 Karl Av., Monte Sereno	Interdepartmental	Construction Sites	Misc. incidents	No Action	Vacant lot. Probably to be built upon. Check back on construction.	Non-Incident		06-Jun-05

Training Summary: Illegal Connections & Illegal Dumping

Training Description	Date	Attendees
IC/ID Training for Town of Los Gatos Presenter: WVCWP Stormwater Discharge Inspector **Topics:** • Chain of communication in case of violations found • Proper documentation of violations • Options for enforcement • Options for enforcement, continuing non-compliance • Educational materials available • Stormwater Inspector's role in education • Review of previous violators; need for follow-up • Change in contract with WVSD	**July 1, 2004**	**Los Gatos (5)** Senior Engineering Inspector Engineering Inspector Senior Engineering Technician Senior Civil Engineer Code Compliance Officer
NPDES – IC/ID Training for Town of Los Gatos Presenter: WVCWP Stormwater Discharge Inspector **Topics:** • NPDES Stormwater Discharge Permit • C.3 Requirements • Handling C.3 Requirements (i.e. Conditions of Approval, BMP selection matrix, etc.) • CEQA Review • Construction Requirements (NOI, SWPPP, etc.) • Discharge from Existing Uses (Town Code, Problem areas, Restaurants, Auto-related) • Handling Problems – Education, Enforcement • Improving Problem Handling – WVCWP outreach, Work with problem businesses, Revise Town Code	**Oct. 18 , 2004**	**WVCWP Inspector met with Los Gatos (6)** Town Manager Town Attorney Director of Parks & Public Works Town Engineer Senior Engineering Inspector Senior Engineering Technician

Training Summary: Illegal Connections & Illegal Dumping

Training Description	Date	Attendees
IC/ID Training for Town of Los Gatos Presenter: WVCWP Stormwater Discharge Inspector **Topics:** • Handling Problem Sites: • Construction • Car Wash • Ensuring Compliance	**Oct. 19, 2004**	**WVCWP Inspector met with Los Gatos (2)** Senior Engineering Inspector Senior Engineering Technician
Lawyers, Gunk & Money: Proving it in Court Sponsor: CWEA Speaker: John Fioretta, Santa Clara County District Attorney **Topics:** Environmental Offenses Enforcement Role of Regulator & Prosecutor Environmental Offenses Investigation Initial Case Assessment Evidence Collection Who to Contact	**March 1, 2005**	**WVCWP (2)** Program Manager, Program Assistant **Campbell (1)** Senior Civil Engineer
IC/ID & the new Administrative Citation Ordinance for Town of Los Gatos Speaker: Lance Baer, JD **Topics:** • Review of new Ordinance in relation to Stormwater Discharge violations • Citing grading violators • Citing Stormwater discharge violators	**May 10, 2005**	**Los Gatos (6)** Police Sergeant Police Lieutenant Code Compliance Officer Senior Building Inspector Senior Engineering Inspector Senior Engineering Technician

MONTE SERENO

Santa Clara Valley Urban Runoff Pollution Prevention Program

FY 2004-2005 ANNUAL REPORT

PUBLIC AGENCY ACTIVITIES: OPERATION AND MAINTENANCE
Storm Drain Operations and Maintenance

FY 2004-2005 Work Plan Self Evaluation Matrix

Source	Work Plan Activity	FY04-05 Work Plan Tasks	FY 04-05 Accomplishments	Responsible Party
URMP	a. Annual Storm Drain Cleaning	Continue contract w/ WVSD. Continue schedule/ annual cycle for cleaning storm drain system.	WVSD performs systematic storm drain cleaning and inspection annually. Because Monte Sereno is much smaller than the other 3 West Valley cities, all of the City's storm drain systems were inspected and cleaned this year. City contracts with McKenna Landscaping for additional and emergency cleaning as needed due to high leaf drop or storm debris. No problems encountered. This maintenance cycle and additional cleaning for problem areas is working well.	City Mgr co-ord contract
CI Item	b. Thermoplastic Storm Drain Stenciling	Continue installation of thermo-plastic storm drain stencils on all curbless storm drains.	Continued to monitor the resiliency of storm drain stencils on curbless storm drains. While two of the West Valley cities purchased and installed additional thermo-plastic stencils this year, Monte Sereno did not. (See evaluation section). During monthly WVCWP training sessions the Assistant City Engineer has continued to share feedback and strategize with the other cities regarding the most effective way to sign storm drain basins. Storm drain catch basins with the City are all appropriately signed.	WVCWP co-ord w/ municipality
URMP	Storm Drain O&M Training	Annual Training on street maintenance BMPs and annual storm drain cleaning.	The WV Storm Drain Op & Maint Supervisor's workshop was held June 2, 2005. Monte Sereno's Assistant City Engineer attended, along with staff from WVSD, WVCWP, and the other WV Communities.	Mtg led by WVSD; Attend by Asst City Engineer; Hosted by WVCWP

MONTE SERENO

Santa Clara Valley Urban Runoff Pollution Prevention Program

FY 2004-2005 ANNUAL REPORT

Storm Drain Operations and Maintenance Evaluation

Storm Drain Stencils On-going monitoring of thermoplastic stencils has shown that they are not superior enough in quality to merit their large additional expense. This is especially true now, while municipalities are dealing with severe staff shortages due to budget cuts. The difficulty of installation is also a consideration; they require a two-step application process, and the use of torching equipment. On the positive side, the City notes that the thermo-plastic stencils are durable in heavy traffic and are reflective, which provides visibility at night. Unlike the metal plates previously installed by the City, they adhere well to coarse and uneven surfaces, have not peeled, and do not have sharp edges that bend, creating a potential to injure pedestrians or bicyclists.

The City did not purchase and apply additional stencils this year as 2 other West Valley cities did, because most of the City's curbless drains already have thermo-plastic stencils. Staff time needed for application was also a deterrent. The City will continue to use painted stencils. However, in high traffic areas or where warranted, more thermo-plastic stencils may be purchased and applied on curbless drains as needed. Spanish and Vietnamese painted stencils may be added next year in areas of high residential construction work. The WVCs will pilot other means of storm drain signage as products are available and cost allows.

Storm Drain Op & Maint Training: One focus of the annual workshop was to review Municipal and District responsibilities to clearly define the roles of each agency & verify that every aspect of SD maintenance is being covered. The Workshop included a customized presentation for the WVCs by Jenny Fire, P.E. on BMPs for Storm Drain Maintenance, Street Maintenance and Rural Public Works. The cities participated in a round table discussion and compared maintenance practices. WV Sanitation staff distributed a summary of maintenance activities completed for each city, showcasing the District's new automated system for tracking inspections. WVSD can print out a history of the debris they've found in a storm drain line. This will be useful if history shows that the same lines have debris during each cycle. The cities/town may want to increase maintenance for those spots/lines to an annual rather than biennial schedule. The WVSD report also includes a list of construction deficiencies such as missing bike straps etc. Additional TV tracking of potential problem areas may be conducted by the WVSD at the request and cost of the city.

Photos were passed around at the SD maintenance workshop on June 2, 2005, showing debris that was pulled out of the SD lines in the early 90's when WVSD began the biennial cleaning cycle. Now the work is primarily preventative maintenance and the program is running smoothly. All other aspects of the storm drain operation and maintenance program are working well.

MONTE SERENO

Santa Clara Valley Urban Runoff Pollution Prevention Program

FY 2004-2005 ANNUAL REPORT

Street Sweeping/ Pavement Management				
Source	**03-04 Work Plan Activity**	**FY03-04 Work Plan Tasks**	**FY 03-04 Accomplishments**	**Responsible Party**
URMP	a. Street Sweeping Program	Continue schedule/ cycle for street sweeping (residential is monthly, by contract).	Monte Sereno has 28 miles of curbed street, all residential. Streets are swept on a quarterly schedule. The City contracts with the Town of Los Gatos for streetsweeping using a regenerative air sweeper. City contracts with McKenna Landscaping for additional leaf removal if necessary. This year an annual total of 217 curb miles were swept and 67 cubic yards of debris was collected with the following breakdown. See evaluation at end for explanation of dates swept. **July** 2, 2004 - **25 miles** swept; **5 cu yds** debris collected. **Nov** 15-12, 2004 – **76 miles** swept; **15 cu yds** debris collected **Jan** 14 – 15, 2005 – **48 miles** swept; **15 cu yds** debris collected. **Apr** 22, 2005 – **12 miles** swept; **5 cu yds** debris collected **Jun** 17-27, 2005 – **52 miles** swept; **25 cu yds** debris collected In addition to street sweeping, all residents and businesses are required to utilize large recycling bins for leaves and other yard waste as part of their trash collection service. A total of **1,020 tons of yard waste was recycled** by Waste Management Disposal Co. from residents in Monte Sereno during FY 04-05.	City Mgr co-ord contract
STREET SWEEPING/ PAVEMENT MANAGEMENT EVALUATION				
Street sweeping data collection was more carefully tracked this year. The streets are generally swept quarterly in September, December, March and June.				

MONTE SERENO

Santa Clara Valley Urban Runoff Pollution Prevention Program

FY 2004-2005 ANNUAL REPORT

However, the schedule for FY 2004/2005 was off due to the sweeper being "down" some of the time. Monte Sereno was swept in July, Nov, Jan, April and June for FY 2004/2005. Monte Sereno has no commercial roads; all roads serve low-density, low-traffic residential areas.

CORPORATION YARD

Monte Sereno does not have a Corporation Yard; City Hall consists of two buildings plus parking lot, on less than 1 acre. All streetsweeping and street operations and maintenance work is handled by contractors.

MONTE SERENO

Santa Clara Valley Urban Runoff Pollution Prevention Program

FY 2004-2005 ANNUAL REPORT

RURAL PUBLIC WORKS ACTIVITIES				
Source	**Work Plan Activity**	**Work Plan Tasks**	**FY 04-05 Accomplishments**	**Responsible Party**
Rural PW PS[1]	Rural PW PS	Performance Standard Continue implementation of Rural PW PS[1]	The model Performance Standard has been implemented. Current SOPs were updated in August 2004 as part of the City's revised Urban Runoff Management Plan, submitted in September 2004.	Municipality, WVCWP assist
Rural PW PS	Work Plan task	Hold Training meetings for appropriate Public Works staff on the use of current BMPs and SOPs, as noted in the performance standard.	Monte Sereno's Assistant Engineer attended a training meeting in Los Gatos, which included a Public Works presentation for the Town staff by Jenny Fire, P.E. Requirements were reviewed on the use of BMPs for local Rural Public Works. For more information see Pub Agency Staff Training Table at end of this section.	Municipality, WVCWP assist
Rural PW PS	Rural PW PS	Evaluate the effectiveness of Rural PW PS implementation and report on it in the FY04-05 Annual Rpt	No Rural Public Works construction took place this year. When future construction of Rural Publics Works takes place, measures will be implemented for erosion prevention and sediment control:	Municipality, WVCWP assist

Rural Public Works Program Evaluation

Stormwater BMPs are discussed in pre-construction meetings with contractors; the City inspects all contracted rural public works in its jurisdiction and ensures the use of stormwater quality and erosion control BMPs.

Potential erosion and sedimentation problems on existing rural roads include sloughing of banks above roadway onto road surface, and erosion of banks below roadway surface, due to run-off from surface of roadway. These problems will be reviewed for improvement if/when any upgrade takes place on an existing road.

[1] Rural Public Works Maintenance and Support Performance Standard.

Campbell, Los Gatos, Monte Sereno, Saratoga

West Valley Communities

Santa Clara Valley Urban Runoff Pollution Prevention Program

FY 2004-2005 ANNUAL REPORT

Training Summary: Public Agency Activities

Training Description	Date	Attendees
Saratoga's Pre-Storm Maintenance Training Presenter: Street Maintenance Supervisor ▪ Annual Storm Drain Maintenance training to review BMPs before staff pre-cleans storm drains to prepare for heavy storms in known problem areas.	**Nov. 9, 2004**	**Saratoga (14)** Street Maintenance Supervisor Street Maintenance staff (6) Parks Maintenance staff (9)
WVCWP Monthly Meeting/Training Presenter: WVCWP Program Manager **Topics:** Presentation on Storm Drains from West Valley Sanitation District: ▪ Review WVSD Agreement ▪ Handling Storm Drain cleaning referrals ▪ Documentation and reporting on calls for cleaning from citizens or City/Town staff	**Nov. 16, 2004**	**WVCWP (2)** Program Assistant Stormwater Discharge Inspector **Campbell (1)** Environmental Programs Manager Senior Civil Engineer **Los Gatos (1)** Senior Engineering Technician **WV Sanitation District (1)** Director of Engineering & Operations
Stormwater BMPs for Municipal Operations Sponsored by: Maintenance Superintendents Assn Speaker: John Fusco, Senior Engineer/Scientist – SCVURPPP Program Staff **Topics:** ▪ BMPs for Corp Yard Activities ▪ General BMPs ▪ Catch Basin Cleaning ▪ Spill Response ▪ Street Sweeping Debris	**Nov. 18, 2004**	**WVCWP (2)** Program Assistant Stormwater Discharge Inspector **Campbell (3)** Public Works Interim Director Acting Street Maintenance Spvsr Environmental Programs Manager **Saratoga (2)**

SANTA CLARA VALLEY URBAN RUNOFF POLLUTION PREVENTION PROGRAM
FY 2004-2005 ANNUAL REPORT
WEST VALLEY COMMUNITIES

Training Summary: Public Agency Activities

Training Description	Date	Attendees
▪ Patching , Resurfacing and Surface Sealing ▪ Saw-cutting & Grinding ▪ Irrigation Practices ▪ Vegetation Controls ▪ Signing & Striping ▪ Fuel Dispensing Areas ▪ Fleet Maintenance/Vehicle Parking Areas and Vehicle/Equipment Washing ▪ Chemical Usage & Storage		Street Maintenance Supervisor Lead Worker
WVCWP Monthly Meeting/Training Presenter: WVCWP Program Manager **Topics:** ▪ Review new WVCWP monthly table for data collection; will be e-mailed ▪ Review data collection requirements for Street Sweeping ▪ Review evaluations of Thermoplastic Stencils ▪ Demonstrate Los Gatos' Doorhanger program – carried out by Street Sweeping staff - placed for notification of problems with yard waste & construction debris - has proven to be a means of detecting projects without legal building permits ▪ Review Rural Public Works Work Plan Tasks - Required reporting for Annual Report - Importance of evaluation - Review definition of Rural Public Works	**Dec. 21, 2004**	**WVCWP (2)** Program Assistant Stormwater Discharge Inspector **Campbell (3)** Environmental Programs Consultant Environmental Programs Manager Senior Civil Engineer **Los Gatos (1)** Senior Engineering Technician **Saratoga (1)** Parks Maintenance Supervisor **WV Sanitation District (1)** Director of Engineering & Operations
WVCWP Monthly Meeting/Training Presenter: WVCWP Program Manager **Topics:** For new Stormwater Representatives: ▪ Review Public Agency work plan tasks ▪ Discuss importance of Corp Yard trainings, commonly covered topics	**April 26, 2005**	**WVCWP (2)** Program Assistant Stormwater Discharge Inspector **Campbell (1)** Senior Civil Engineer

SANTA CLARA VALLEY URBAN RUNOFF POLLUTION PREVENTION PROGRAM
FY 2004-2005 ANNUAL REPORT

WEST VALLEY COMMUNITIES

Training Summary: Public Agency Activities

Training Description	Date	Attendees
▪ Review data collection requirements for Annual Report – Public Agency Activities		**Los Gatos (1)** Senior Engineering Technician **Saratoga (1)** Associate Engineer **WV Sanitation District (1)** Director of Engineering & Operations
Public Works Best Management Practices **(Town of Los Gatos – City of Monte Sereno)** Speaker: Genevieve Fire, Consulting P.E. **Topics:** ▪ Revised Stormwater Regulations ▪ Los Gatos Maintenance Activities ▪ Maintenance BMPs ▪ Public Streets ▪ Rural Public Works ▪ Feedback and Discussion	**Jan. 25, 2005**	**Los Gatos (20)** Parks & Public Works Director Public Works Supervisor Parks & Forestry Supervisor Snr Engineering Inspector Engineering Inspector Parks & Public Works Maintenance Workers (15) **Monte Sereno (1)** Assistant City Engineer

SANTA CLARA VALLEY URBAN RUNOFF POLLUTION PREVENTION PROGRAM
FY 2004-2005 ANNUAL REPORT

WEST VALLEY COMMUNITIES

Training Summary: Public Agency Activities

Training Description	Date	Attendees
Annual SDOM Training Meeting: WV Communities & WV Sanitation District Held at Monte Sereno City Hall; Sponsored by WVCWP Speaker: Genevieve Fire, Consulting P.E. **Topics:** ▪ Sanitation District Service Agreement Discussion ▪ Emergency Response Procedures for Sewer Drain Overflows ▪ The Fats, Oils and Grease Program (FOG) ▪ Los Gatos' New Street Sweeper ▪ Presentation including Round Table Discussion o Storm Drain Operation & Maintenance BMPs o Rural Public Works BMPs ▪ Questions, Comments – Evaluation	**June 2, 2005**	**WVCWP (4)** Stormwater Discharge Inspector Program Manager, Program Assistant, Outreach Specialist **Campbell (8)** Public Works Superintendent Acting Street Maintenance Spvsr Asst. Streets Maintenance Spvsr Street Maintenance Worker (5) **Los Gatos (1)** Town Engineer **Monte Sereno (1)** Assistant City Engineer **Saratoga (4)** Street Maintenance Supervisor Lead Maintenance Worker Parks Supervisor Lead Parks Worker **WV Sanitation District (2)** Director of Engineering & Operations Operations Supervisor
Campbell Only Training Attendance		
City of Campbell – Public Works Best Management Practices Presenter: John Iaquinto, Public Works Superintendent - video **Topics:** Stormwater-related BMPS for Surface Cleaning	**March 11, 2005**	**Campbell (28)** Street Maintenance Lead Worker Street Maintenance Worker (5) Office Specialist Equipment Maintenance Supervisor Mechanic II (2) Parks Maintenance Supervisor Parks Maintenance Workers (17)

SANTA CLARA VALLEY URBAN RUNOFF POLLUTION PREVENTION PROGRAM
FY 2004-2005 ANNUAL REPORT
WEST VALLEY COMMUNITIES

Training Summary: Public Agency Activities

Training Description	Date	Attendees
City of Campbell - Hazardous Materials Management Presenter: Jim Harrigan – Du-All Safety/John Iaquinto, Public Works Superintendent **Topics:** Spill and leak response: ▪ Location of spill ▪ Location of spill or leak contact list, reporting procedure ▪ Location of emergency fuel shut off switch ▪ Location of any fire extinguishers	**March 11, 2005**	**Campbell (29)** Street Maintenance Lead Worker Street Maintenance Workers (4) Park Supervisor Park Maintenance Workers (16) Building Maintenance Workers (4) Vehicle Maintenance Workers (3)
City of Campbell – Public Works Best Management Practices Presenter: John Iaquinto, Public Works Superintendent **Topics:** Stormwater-related BMPS for: ▪ Landscaping ▪ Gardening ▪ Pool Maintenance ▪ Earth moving and dewatering activities ▪ Heavy equipment operation ▪ Fresh concrete and mortar application ▪ Roadwork/ paving	**April 13, 2005**	**Campbell (28)** Street Maintenance Lead Worker Street Maintenance Worker (5) Office Specialist Equipment Maintenance Supervisor Mechanic II (2) Parks Maintenance Supervisor Parks Maintenance Workers (17)
City of Campbell – Corp Yard Walk-Through Presenter: John Iaquinto, Public Works Superintendent Tour of the Service Center: ▪ Showed location of several absorbent stations ▪ Showed location of SWPPP ▪ Showed proper procedures for pressure washing on sidewalks and in parking lots	**April 13, 2005**	**Campbell (28)** Street Maintenance Lead Worker Street Maintenance Worker (5) Office Specialist Equipment Maintenance Supervisor Mechanic II (2) Parks Maintenance Supervisor Parks Maintenance Workers (17)

SANTA CLARA VALLEY URBAN RUNOFF POLLUTION PREVENTION PROGRAM
FY 2004-2005 ANNUAL REPORT
WEST VALLEY COMMUNITIES

Training Summary: Public Agency Activities

Training Description	Date	Attendees
City of Campbell - Hazardous Materials Management Presenter: USTanx - Contractor **Topics:** Spill and leak response: ▪ Location of spill ▪ Location of spill or leak contact list, reporting procedure ▪ Location of emergency fuel shut off switch ▪ Location of any fire extinguishers	**May 12, 2005**	**Campbell (6)** Public Works Superintendent Street Maintenance Lead Worker Street Maintenance Workers (4)
City of Campbell – Tailgate Safety Training: Non Point Source Management/Storm Systems Presenter: Rick Amaro, Acting Street Maintenance Supervisor **Topics:** ▪ Drain Inlet Maintenance ▪ Emergency Response For Chemical And Sewage Spills ▪ Pool (Chlorinated Water Disposal) ▪ Routine Preventative Maintenance ▪ Emergency N.P.S Contacts	**June 2, 2005**	**Campbell (5)** Street Maintenance Workers (5)
City of Campbell - Hazardous Materials Management Presenter: USTanx - Contractor **Topics:** Spill and leak response: ▪ Location of spill ▪ Location of spill or leak Contact List, reporting procedure ▪ Location of emergency fuel shut off switch ▪ Location of any fire extinguishers	**June 9, 2005**	**Campbell (4)** Street Maintenance Supervisor Equipment Maintenance Supervisor Mechanic II (2)
Los Gatos Only Training Attendance		

SANTA CLARA VALLEY URBAN RUNOFF POLLUTION PREVENTION PROGRAM
FY 2004-2005 ANNUAL REPORT

WEST VALLEY COMMUNITIES

Training Summary: Public Agency Activities

Training Description	Date	Attendees
Public Agency/ Rural Public Works Performance Standards Speaker: Genevieve Fire, P.E.	**Aug. 17, 2004**	**Los Gatos (1)** Street Maintenance Supervisor
Corp Yard Walk-Through: Town of Los Gatos **Topics:** ▪ Review SWPPP ▪ Corp Yard Utility Emergency Shutoff Locations ▪ Locations of Storm Drains ▪ Storage areas for Absorbents ▪ Location of SWPP ▪ Locations of Fire Extinguishers ▪ Review of BMPs	**Sept. 21, 2004**	**Los Gatos (4)** Senior Engineering Technician Senior Engineering Inspector Senior Maintenance Worker Park Service Officer
Saratoga Only Training Attendance		
Public Agency/ Rural Public Works Performance Standards Speaker: Genevieve Fire, P.E.	**July 21, 2004**	**Saratoga (1)** Street Maintenance Supervisor
Annual Storm Drain Maintenance Review **Speaker: Rick Torres, Street Maintenance Supervisor** **Topics:** ▪ Review storm drain problem spots where debris accumulates; instruct on cleaning prior to rainy season ▪ Review BMPs to be employed during cleaning	**Nov.9, 2004**	**Saratoga (4)** **Street Maintenance Workers 4**

SANTA CLARA VALLEY URBAN RUNOFF POLLUTION PREVENTION PROGRAM
FY 2004-2005 ANNUAL REPORT

WEST VALLEY COMMUNITIES

Training Summary: Public Agency Activities

Corp Yard Walk-Through: City of Saratoga Presented by Saratoga Street Maintenance Supervisor **Topics:** ▪ Review changes in SWPPP ▪ Corp Yard Utility Emergency Shutoff Locations ▪ Locations of Storm Drains ▪ Storage areas for Absorbents ▪ Location of SWPP ▪ Locations of Fire Extinguishers ▪ Review of BMPs	**May 26, 2005**	**Saratoga (15)** Street Maintenance Supervisor Parks Maintenance Supervisor Parks Lead Worker 6 Parks Maintenance Workers 5 Street Maintenance Workers 1 Temporary Worker

THIS PAGE INTENTIONALLY LEFT BLANK

MONTE SERENO

Santa Clara Valley Urban Runoff Pollution Prevention Program

FY 2004-2005 ANNUAL REPORT

PLANNING PROCEDURES

FY 2004-2005 Work Plan Self Evaluation Matrix

Source	Work Plan Activity	Work Plan Tasks	Accomplishments	Responsible Party
C.3.b Development Project Approval Process -- Planning Procedures				
Implement Ordinance, Policy or COAs	Permit C.3.b and C.3.c	Expand C.3 Implementation Ordinance, Policy, Procedures and Conditions of Approval will be implemented on all Group 2 projects to incorporate the requirements of provision C.3.	Monte Sereno's Municipal Code states that all new development and redevelopment projects are subject to the requirements of the City's current NPDES permit. Due to protracted negotiations regarding the Group 2 definition, the City decided to require C.3 compliance for Group 1 and *all* Group 2 projects, in accordance with Permit CAS029718 (as it stood before Order R2-2005-00035 was adopted on 7-20-05). This City requirement went into effect on April 15, 2005 for Group 1 and Group 2 projects not deemed complete prior to that date. (See Notice to Developers and Contractors (Attachment A).	City Mgr and City Engineer
C.3.c. Requirements for Group 1 and Group 2 Projects				
URMP: Planning Procedures Performance Std	C.3.c.6.	Continue implementation of Planning Procedures to comply with revised (FY03-04) Performance Standard in local URMP.	The model Planning Procedures Performance Standards, approved by the Water Board during FY 03-04, were reviewed by City staff; SOPs were updated and re-incorporated into the Monte Sereno's 2004 URMP in August 2004.	City Mgr; SCVURPPP guidance; WVCWP assist w/ URMP revisions
C.3.e Operation and Maintenance of Treatment BMPs				
BMP Inspection Program	Permit C.3.e	Implement local inspection program for treatment BMPs on all projects, to verify that proper O&M is being performed by the responsible party. (Program to assist in	As a condition of the development permit, each owner of a Group 1 project in Monte Sereno is required, by Municipal Code Section 08.040 to enter into a recorded covenant with the City for on-going operation and maintenance of all	City Engineer/Inspector and Assistant Engineer/Inspector

MONTE SERENO

Santa Clara Valley Urban Runoff Pollution Prevention Program

FY 2004-2005 ANNUAL REPORT

Source	Work Plan Activity	Work Plan Tasks	Accomplishments	Responsible Party
O&M Verification		defining which BMPs are priorities for inspection).	permanent on-site BMPs. This obligation runs with the land and is binding on all future owners of a Group 1 property. The City uses submittal requirements for subdivision approval to notify developers of this requirement. (All Group 1 and 2 projects will be subdivisions, since the City is zoned as strictly residential and does not have any large municipal projects).	
	Work Plan	Training & Evaluation Train inspectors and data managers on O&M verification program. Include evaluation of effectiveness and planned improvement to the program	The City Building Inspector attended the SCVURPPP Workshop titled "Conducting Stormwater Treatment BMP Maintenance and Inspections" on June 9, 2005. The Assistant City Engineer also attended a meeting with the WVCWP manager to review guidance on implementing the Verification Program (2/4/05). Monte Sereno has not yet had, nor does it anticipate any Group 1 or Group 2 projects in FY 05-06. Therefore, at the earliest, inspection of treatment measures would begin during FY 07-08.	City Mgr, City Bldg Inspector and City Engineer/ Asst Engineer
C.3.f Hydromodification Management Plan				
Hydromodification Management Plan	C.3.f. (C.3.f.viii)	Review and provide comments on the HMP products.	Monte Sereno, via the WVCWP Manager, participated in the periodic review, and offered comments on the development, of the HMP. The City also provided mapping data to determine percent of build-out and imperviousness within its local sub-watersheds, San Tomas Aquino and Guadalupe.	City Mgr WVCWP to assist
	(C.3.f.viii.5 and C.3.f.i. and C.3.c.i.)	Implement HMP, which shall include the requirements of provision C.3.f. Prior to approval of the HMP by the Regional Board, encourage early implementation measures likely to be included in the HMP. Summarize the Progress of incorporating treatment measures, in Annual Reports.	The HMP had not yet been approved by the Water Board during FY04-05. However, Monte Sereno restricts runoff from major new and redevelopment projects and required detention or retention measures (e.g. dry wells) on projects during FY04-05. See significant projects listed in evaluation below.	City Mgr, City Engineer, Assistant Engineer

MONTE SERENO

Santa Clara Valley Urban Runoff Pollution Prevention Program

FY 2004-2005 ANNUAL REPORT

Source	Work Plan Activity	Work Plan Tasks	Accomplishments	Responsible Party
	FY04-05 Work Plan, RWQCB comments	Training Attend Program workshops on HMP and provide in-house training as appropriate.	On 2-4-05 City Assistant Engineer attended a WV round table discussion / training on likely HMP requirements and exemptions and possible methods for early implementation. City staff will attend SCVURPPP sponsored workshop(s) on the approved HMP during FY05-06.	SCVURPPP; City Mgr or Engineering Staff; WVCWP to attend
C.3.g Waiver and Compensatory Mitigation Program				
Waiver Program Staff training and reporting	C.3.g.3 (Permit C.3.g.v.)	If a waiver & compensatory mitigation program is adopted, document in each annual report, all waivers granted according to permit provision C.3.c.g for Group 1 and Group 2 projects. Include: project name, location, type, percent impervious surface, reasons for and terms of waiver, and the alternative benefit project and completion date.	Waiver program was not adopted during FY 04-05 and none is anticipated in the near future. All Group 1 and Group 2 Projects must meet NPDES requirements for stormwater treatment measures.	City Mgr
C.3.h Alternate Certification				
Alternate Certification reporting	(Permit C.3.h)	If alternate certification is used, list the Group 1 and Group 2 projects certified by someone other than City Staff.	The City requires the project applicant to be responsible for having all stormwater measures certified for adequacy, according to the requirements of Provisions C.3.d & C.3.f and C.3.h. The City will require proof that each certifier has been adequately trained on BMP design for water quality. No alternate certifications were required since there were no Group 1 or Group 2 projects approved in Monte Sereno in FY 04-05.	City Mgr/ Planner WVCWP to report
C.3.j Site Design Measures Guidance and Standards Development				
Site Design Measures Guidance and	(Permit C.3.j.)	Implement revised local site design standards and guidance, according to Permit C.3.j. by 9/15/04 (Report on progress in Sept. '04 AR)	The City submitted a response to SCVURPPP's recommendations in the "Development Policies Comparison Worksheet" in September 2003.	City Mgr/ Planner SCVURPPP (guidance)

MONTE SERENO

Santa Clara Valley Urban Runoff Pollution Prevention Program

FY 2004-2005 ANNUAL REPORT

Source	Work Plan Activity	Work Plan Tasks	Accomplishments	Responsible Party
Standards Revision		Reference: • City's 9/15/03 submittal labeled *Site Design Standards and Guidance Review,* from SCVURPPP (on CD); • "Development Policies Comparison Report" worksheet, from SCVURPPP (on CD, 4/2003); • Notes and information from the SCVURPPP Site Design Dialogues & Workshop (FY03-04)	The City's submittal of an updated implementation status using the format of the *Site Design Standards and Guidance Review* was included in the Planning Procedures section of the FY03-04 Annual Report. Progress during FY 04-05 includes working to secure a $1.9 million grant to work with Cal Trans on putting bicycle paths along Hwy 9 (Saratoga-Los Gatos Road) in Monte Sereno, Los Gatos and Saratoga. The planning and engineering phase of the project will probably begin in October 2005. In addition, the City Engineer participated in the Water Resources Collaborative during FY04-05 and the City Manager/ Planning Director plans to bring the approved *Guidelines and Standards* to Council as soon as they are finalized.	
C.3.k Source Control Measures				
Implementation of Source Control Measures	C.3.k.3 (Permit C.3.k. last paragraph)	Implement source control measures requirements by including appropriate conditions of approval in Group 1 and 2 projects. Stormwater pollutant **source control measures** will be encouraged for projects of all sizes where practicable.	Source control measures for development projects are required through City Code Section 8.04.180-B.1, Reduction of Pollutants in Storm Water. No changes to source control requirements in FY04-05.	City Mgr/ Planner
C.3.m Water Quality Review Processes				
CEQA Review	C.3.m.1	Dischargers shall evaluate water quality effects & identify mitigation measures when conducting Env Review Process for all projects. Report on changes to the Environmental Review process, if any.	The City of Monte Sereno ensures that the environmental documents required for projects that fall under CEQA review address both significant and cumulative stormwater quality impacts during the life of the project, and specific mitigation measures related to stormwater management.	City Mgr/ Dir of Planning

Source	Work Plan Activity	Work Plan Tasks	Accomplishments	Responsible Party
			The City Manager/Planning Director prepares the CEQA Initial Study checklists for private development and City projects using a checklist format revised to include recommendations from the Regional Water Quality Control Board and SCVURPP related to Provision C.3.m stormwater requirements. There were no changes to the City's environmental review during FY04-05.	
C.3.n Reporting Requirements				
Source Control Measures Reporting	Permit C.3.n.i. (C.3.c.)	Reporting on Source Control Measures Use the Planning Procedures Performance Standard Reporting Form to provide detail in annul reports, on implementation of Source Control Measures for all Group 1 & Group 2, new and redevelopment projects: --project name, location, type (per C.3.c.), size (ac. or sq.ft.), and impervious surface area. For redevelopment projects, include area of land disturbance.	No changes to source control requirements in FY04-05.	City Mgr/ Planner to collect data WVCWP to prepare report
Treatment Measures Reporting	Permit C.3.n.ii. (C.3.d.and C.3.e.)	Reporting on Treatment Measures For projects that must implement treatment measures, report which treatment BMPs were used and numeric-sizing criteria employed, the operation and maintenance responsibility mechanism including responsible party, site design measures used, and source control measures required.	If Group 1 or Group 2 projects were built in Monte Sereno, all stormwater treatment BMPs would be inspected annually by the City Engineer or Assistant Engineer. A hard copy file of the inspection forms and results will be kept for each project. Also, the Assistant City Engineer will keep a list of Group 1 and Group 2 projects in an electronic format, including the stormwater BMPs and annual inspection results. Since Monte Sereno is made up of 99% single family dwellings, and is purely residential, the list of SW treatment	City Mgr/ Planner to collect data WVCWP to prepare report

MONTE SERENO

Santa Clara Valley Urban Runoff Pollution Prevention Program

FY 2004-2005 ANNUAL REPORT

Source	Work Plan Activity	Work Plan Tasks	Accomplishments	Responsible Party
			inspections may start out with only 1or 2 sites and remain that size indefinitely.	
Pesticide Control Measures Reporting	Permit C.3.n.iii.	Reporting on Pesticide Reduction Measures Collect information and report a summary of types of pesticide reduction measures required for development Group 1 & Group 2 projects and the percentage of projects for which pesticide reduction measures were required.	SCVURPPP Landscape Maintenance Techniques for Pest Reduction, containing design guidance for landscaping is handed out during the development approval process. Monte Sereno's Municipal Code 10.08.050, Section B.5, requires the use of native vegetation in landscaping. There is also a standard condition of approval calling for the use of pesticide control measures as part of landscape planning and design. These measures apply to all development projects.	City Mgr/ Planner provide data. WVCWP to report
C.3 Training & Evaluation				
Work Plan, RWQCB comments	Training	Train appropriate staff (i.e. planning, building, and engineering divisions) on new policies, procedures, & C3 provision requirements listed above (may include SCVURPPP workshops).	The City's Building Inspector attended SCVURPPP's BMP O&M training on 6-9-05 to become familiar with BMP inspection requirements and proper implementation. Training on C.3 implementation requirements takes place on a regular basis between the City Manager/ Planning Director and City Engineers during routine staff meetings.	City Mgr, WVCWP & SCVURPPP, as appropriate

MONTE SERENO

Santa Clara Valley Urban Runoff Pollution Prevention Program

FY 2004-2005 ANNUAL REPORT

Planning Procedures Evaluation

Site Design and Source Control measures are being required on all new development projects via Monte Sereno's "Residential Design Guidelines" and Monte Sereno's Site Development Permit requirements. The City continues to encourage stormwater measure, including flow controls, on all projects. Developers and property owners and developers are receptive to the suggestions, making the process run very smoothly. BMPs used during FY04-05 include the following, all part of single-family residential projects:

1. Rocky swale at 18211 Bancroft
2. Permeable pavement at 17990 Daves Avenue
3. Gravel-paved driveway at Becky Lane – the gravel-paved driveway, consists of gravel with plastic cells or rings that give it a stronger structure. The voids between the gravel will allow water to infiltrate. If covered with a layer of gravel so the plastic rings are not exposed, it's not bad looking.
4. 15965 Grandview Ave – Received Bldg and Grading permits 9/3/04, incorporated a vegetated swale per recommendations from the Development and Technical Review.
5. 16330 Greenwood Lane – Received Bldg and Grading permits 10/20-/05, minimized impervious surface and incorporated a vegetated swale per recommendations from the Development and Technical Review.

THIS PAGE INTENTIONALY LEFT BLANK

City of
Monte Sereno

NOTICE
to
Developers & Contractors



State of California
STORMWATER REGULATION CHANGES

This Notice is to inform you of changes to existing **Stormwater Quality Regulations**

NPDES Construction General Permit

As a result of recent state regulatory actions, effective immediately, all construction projects **disturbing an area of one (1) acre** or more are required to comply with:

State of California
"General National Pollutant Discharge Elimination System (NPDES) Permit for Discharges Associated with Construction Activities" ("Construction General Permit")

The size threshold for this permit had previously been 5 acres of disturbed land.

Compliance with this permit requires ALL of the following:

- Applicant to submit a Notice of Intent (**NOI**) and pay an annual fee during the project's construction period to :**State Water Resources Board – see website below for fee schedule**
- preparation of a Storm Water Pollution Prevention Plan (**SWPPP**)
- use of City Approved Best Management Practices (**BMP**s) to control storm water runoff,
- Daily BMP inspection and maintenance by applicant to determine adequacy and maintenance

For copies of the Construction General Permit, the NOI, and additional permit information consult the State Water Resources Control Board web site at:

http://www.swrcb.ca.gov/stormwtr/construction.html

STORMWATER QUALITY REGULATIONS
Amended Development Project BMP Requirements

1. In order to comply with the City's State-issued **NPDES permit, No. 01-119**, Monte Sereno & other public agencies in the Santa Clara Valley are required to place additional Conditions of Approval related to storm water quality control on certain development projects. **As of April 15, 2005, non-exempt projects creating or replacing 10,000 sq. ft. or more of impervious surface**, including roof area, **must incorporate design, control, and engineered treatment measures** to prevent pollutants from being washed into creeks and streams by stormwater runoff from new and re-development sites.
2. Conditions of approval will include the use and maintenance of BMPs for site design and storm water treatment, which must be designed per approved numeric sizing criteria. Owners of properties with treatment BMPs will be required to certify on-going operation and maintenance.
3. Fill out impervious surface data form
4. Design criteria for BMPs:
   Flow control formula or volume control formula- use:

   CASQA Storm Water BMP Handbook (www.cabmphandbooks.com)

   and C.3 Stormwater Handbook - May 2004 (www.scvurppp.org) -- link to:

   "Reports & Products 2003-2004", find "Guidance Manual"

For more information contact:

City of Monte Sereno Engineering Dept. - Gordon Siebert or Michelle Wu: 354-7635
gordon@montesereno.org - michelle@montesereno.org

THIS PAGE INTENTIONALLY LEFT BLANK

West Valley Communities

Campbell, Los Gatos, Monte Sereno and Saratoga

Santa Clara Valley Urban Runoff Pollution Prevention Program

FY 2004-2005 ANNUAL REPORT

Training Summary: New and Re-Development

Maintenance Inspections for Permanent Stormwater Controls Sponsor: CWEA Speaker: Darren Greenwood, City of Livermore **Topics:** ▪ Acceptance Inspections During Swale Construction ▪ Inspection Lessons Learned ▪ Swale Plan Review & Installation Tips ▪ Periodic O&M Inspections of Grassy Swales: methodology, concerns, swale maintenance ▪ Inspection & Maintenance of Separators & Inlet Filters	**March 1, 2005**	**WVCWP(2)** Program Manager Program Assistant
Prioritizing Stormwater Inspections Sponsor: CWEA Speaker: Daniel Rourke, Fresno Metro. Flood Control District **Topics:** Training Suggestions Prioritizing And Selecting Inspection Frequencies Examples Of Documentation & Evaluation Forms	**March 2, 2005**	**WVCWP (2)** Program Assistant **Campbell (1)** Senior Civil Engineer
Interlocking Concrete Pavements & Permeable Interlocking Concrete Pavements Sponsored by Interlocking Concrete Pavement Institute **Topics:** ▪ Construction and maintenance guidelines for this when used as a BMP for compliance to local and state runoff regulations. ▪ Integration with Stormwater Management Objectives and other BMPs ▪ Project examples: Hydrological & Structural Design Exfiltration Options ▪ Soils, Geotextiles, Base & Bedding Sizing: Examples ▪ Maryland & Water Environment Federation methods ▪ Runoff & Pollution Reduction case study ▪ What About Oils?	**March 9, 2005**	**WVCWP (1)** Stormwater Discharge Inspector

West Valley Communities

Campbell, Los Gatos, Monte Sereno and Saratoga

Santa Clara Valley Urban Runoff Pollution Prevention Program

FY 2004-2005 ANNUAL REPORT

Training Summary: New and Re-Development

WVCWP Monthly Meeting/Training Presenter: WVCWP Program Manager **Topics:** ▪ San Jose's C.3.g Alternate Compliance Program ▪ Review C.3 Workplan - Discuss Planning Procedures - Discuss SOPs in URMPs - BMP O&M - Construction Inspection - Reporting (Group 1 & 2)	**March 8, 2005**	**WVCWP (2)** Program Assistant Stormwater Discharge Inspector **Campbell (1)** Senior Civil Engineer **Los Gatos (1)** Senior Engineering Technician **Saratoga (1)** Associate Engineer
WVCWP Monthly Meeting/Training Presenter: WVCWP Program Manager **Topics:** ▪ Review City of Sunnyvale RFQ for Stormwater BMP Certifiers ▪ Discuss Options For Arranging For Certifiers for WVC	**March 29, 2005**	**WVCWP (2)** Program Assistant Stormwater Discharge Inspector **Campbell (1)** Senior Civil Engineer **Los Gatos (1)** Senior Engineering Technician **Saratoga (1)** Associate Engineer

West Valley Communities

Campbell, Los Gatos, Monte Sereno and Saratoga

Santa Clara Valley Urban Runoff Pollution Prevention Program

FY 2004-2005 ANNUAL REPORT

Training Summary: New and Re-Development

WVCWP Monthly Meeting/Training Presenter: WVCWP Program Manager **Topics:** ▪ Review "Certification of Engineered Stormwater Treatment for New & Re-Dev. Projects" ▪ Discuss options for timing of Certification within the Approval Process ▪ Review changes in "Notice to Developers & Contractors" re Group 2 and BMP O&M ▪ Review SCVURPPP proposed Alternate Group 2 Definition	**April 26, 2005**	**WVCWP (2)** Program Assistant Stormwater Discharge Inspector **Campbell (1)** Senior Civil Engineer **Los Gatos (1)** Senior Engineering Technician **Saratoga (1)** Associate Engineer **WV Sanitation District (1)** Director of Engineering & Operations
WVCWP Monthly Meeting/Training Presenter: WVCWP Program Manager **Topics:** ▪ Review Findings 22-28 of HMP in TO ▪ Review HMP map & Fact Sheet ▪ Review need to notify SCVWD of significant projects ▪ Group 1 Issue discussion/ presentation of feedback: Subdividing & selling individual lots – How to Regulate as Group 1? - Related aspects of Subdivision Map Act - On-going NOIs - Assessment Districts	**May 24, 2005**	**WVCWP (2)** Program Assistant Stormwater Discharge Inspector **Los Gatos (1)** Senior Engineering Technician **Saratoga (2)** Associate Engineer PW Admin Analyst

West Valley Communities

Campbell, Los Gatos, Monte Sereno and Saratoga

Santa Clara Valley Urban Runoff Pollution Prevention Program

FY 2004-2005 ANNUAL REPORT

Training Summary: New and Re-Development

Conducting Stormwater Treatment BMP O&M Verification Inspections Sponsor: SCVURPPP **Topics:** ▪ Introduction to Stormwater BMP Maintenance: Requirements and Considerations ▪ Treatment BMP O&M Verification Program Documentation and Reporting ▪ Establishing a Post-Construction BMP Inspection Program - One City's Approach ▪ Lakemont Facility - Operations and Maintenance Experience ▪ Performance of a California Stormwater Pond: Heron Bay Pond ▪ Lessons Learned from the California Department of Transportation BMP Retrofit Pilot Program ▪ Mosquito Management and Stormwater Treatment BMP Maintenance ▪ How to Maintain and Inspect Vegetated Swales ▪ Porous Pavement Maintenance Issues	**June 9, 2005**	**WVCWP (2)** Program Manager, Stormwater Discharge Inspector **Campbell (2)** Senior Civil Engineer Public Works Inspector **Los Gatos (3)** Senior Engineering Technician Engineering Inspector Associate Civil Engineer **Monte Sereno (2)** Building Official Assistant City Engineer **Saratoga (3)** Building Inspectors 3
WVCWP Monthly Meeting/Training Presenter: WVCWP Program Manager **Topics:** ▪ Reporting on C.3 Projects - Requirements for using Program's existing table for Annual Report data submission - Data required for 04-05 AR; data which may be required for 05-06 reporting ▪ BMP O&M Verification Programs - Review of 3 presentations from Workshop: "Treatment BMP O&M Verifictn & Reptng" - Review of Draft BMP Inspection Form	**June 28, 2005**	**WVCWP (2)** Program Assistant Stormwater Discharge Inspector **Campbell (1)** Senior Civil Engineer **Los Gatos (1)** Senior Engineering Technician **Saratoga (1)** PW Admin Analyst

West Valley Communities

Campbell, Los Gatos, Monte Sereno and Saratoga

Santa Clara Valley Urban Runoff Pollution Prevention Program

FY 2004-2005 ANNUAL REPORT

Training Summary: New and Re-Development

Campbell: C.3 Continuing Improvement Training Presented by: WVCWP **Topics:** Challenges in Permit Implementation Campbell's Strengths in Permit Implementation Update on HMP ICID Enforcement Procedures Delineation of tasks: WVCWP and Campbell City staff upon retirement of Campbell's Environmental Programs Manager/ Storm Water Rep Transition of Sr Civil Engineer into role of City's WV Storm Water Rep	**Dec. 8, 2004**	**WVCWP (3)** **Program Manager** Stormwater Discharge Inspector District Manager - West Valley Sanitation District (WVCWP Supervisor) **Campbell (4)** Acting City Manager Environmental Programs Manager Senior Civil Engineer Environmental Programs Consultant
Los Gatos: Planning Procedures Performance Standard; Implementing C.3 & the URMP Speaker: Genevieve Fire, P.E. Topics: Compliance with C.3 requirements & Planning Procedures Performance Standard Review procedure for processing development projects, in relation to URMP Staff project review responsibilities Proposed procedure for handling Group 1 projects Developer guidance materials on C.3 requirements; distribution process CEQA evaluation checklist Standard Conditions of Approval Legal Authority issues	**Aug. 11, 2004**	**Los Gatos(1)** Senior Engineering Technician

West Valley Communities

Campbell, Los Gatos, Monte Sereno and Saratoga

Santa Clara Valley Urban Runoff Pollution Prevention Program

FY 2004-2005 ANNUAL REPORT

Training Summary: New and Re-Development

Saratoga: Planning Procedures Performance Standard; Implementing C.3 & the URMP Speaker: Genevieve Fire, P.E. Topics: Compliance with C.3 requirements & Planning Procedures Performance Standard Review procedure for processing development projects, in relation to URMP Staff project review responsibilities Proposed procedure for handling Group 1 projects Developer guidance materials on C.3 requirements; distribution process CEQA evaluation checklist Standard Conditions of Approval Legal Authority issues	**July 20, 2004**	**Saratoga (1)** City Planner

MONTE SERENO

Santa Clara Valley Urban Runoff Pollution Prevention Program

FY 2004-2005 ANNUAL REPORT

CONSTRUCTION INSPECTIONS

FY 2004-2005 Work Plan Self Evaluation Matrix

Source	04-05 Work Plan Activity	FY04-05 Work Plan Tasks	FY 04-05 Accomplishments	Responsible Party
	URMP	Staff Training Participate in and support SCVURPPP sponsored workshops/ info sessions on erosion control and construction BMPs; support distribution of related materials.	On October 12, 2004, the City Building Inspector and Assistant City Engineer attended the Water Board's Construction Site Management and Erosion Control BMPs Workshop.	City staff to attend WVCWP to co-ord w/ SCVURPPP
	URMP	Construction Inspections Continue construction site inspections for stormwater issues (i.e., mudtracking, mat'l storage, housekeeping, etc.).	Monte Sereno had approximately 25 active grading permits from October 1, 2004 to April 15, 2005 (all single-family dwellings not part of a larger common development). In early fall, letters were mailed to property owners and contractors reminding them that Municipal Code Section 9.04.120 requires erosion and sediment control materials to be onsite by October 1st and in place before October 15th or a "stop work order" will be issued. Periodic monthly inspections are conducted by the City Engineering staff including inspections before, during, and after every major storm event. Sites with potential problems are inspected at least once a week but not more than twice a week. Citizens will call if erosion control is not installed correctly. See the Evaluation Section below, and the attached Construction Inspection Incident Table, for information on enforcement actions taken in FY '04-'05.	City Mgr & Const Insp / Eng Staff

MONTE SERENO

Santa Clara Valley Urban Runoff Pollution Prevention Program

FY 2004-2005 ANNUAL REPORT

	Program	Construction Inspection Performance Standard Implement revisions to the Construction Inspection Performance Standards (e.g., documenting and reporting enforcement actions and implementing process for graduated levels of enforcement).	In summer 2004, as part of revising Monte Sereno's URMP, WVCWP and Monte Sereno staff updated the documentation of SOPs in the City's Construction Inspection Performance Standard. The Water Board's Performance Review questions for Monte Sereno, from December 2003, and the City's responses were added to the URMP for reference. This addition took place after the Sept 2004 URMP submittal	City Mgr & City Inspectors & WV Insp by referral

Construction Inspection Evaluation

Construction Site evaluation of trends:

FY04-05		Previous Year - 03-04	
Dewatering	1	Tracking Soil	2
Complaint not found	2	Grey Water Discharge	1
		Landscape Material Dumping	1
Total Number of Incidents	1		4

Potential incidents reported by other agency staff or citizens are inspected and re-inspected by the WV Inspector through to final resolution. This year, the WVCWP Inspector went out on 3 potential incident reports. See the Construction Site Inspection table following this section.

The number of incidents was down from the previous year. Dewatering accounted for 1 incident during FY '04-'05 and 2 reports were actual non-incidents. Last year, Monte Sereno reported two tracking soil incidents; one pile of dirt was in the street from a resident filling in a pool and one mixer of stucco was leaking water into the street. Monte Sereno is physically a small City (1.5 sq miles), so it is easy to patrol and provide education as needed. Having only one incident to report may be an accurate representation of the level of cooperation by developers and contractors working for property owners within the City. See the Construction Site Incidents Table following this section.

Challenges to attending Construction Site Erosion Workshops, October is the worst month to attend a construction/erosion control workshop. Construction inspectors are, at that time, rushing to meet Monte Sereno's October 15th deadline to be prepared for the rainy season. Construction /Erosion workshops in October and November are not practical for WV municipal staff. Resolution – WVCWP arranged with a Planner from the SF Estuary Project to hold the Santa Clara Construction/Erosion Control Workshop on Dec 8, 2005, at Campbell's Community Center.

The Monte Sereno Construction Inspection Program works well – Continued public outreach efforts and further training and communication between municipal inspection staff and the WV Stormwater Inspector will serve to strengthen the Program.

MONTE SERENO
Construction Site Inspections Annual Report FY0405

#	ICID Date	Contact	Incident Address	Report Source	Incident Type	Enforcment Action	Inspector's Notes	Incident - Status	Follow-up Notes	Compliance Date
1	12/30/2004	resident	15116 Via Lomita, Monte Sereno	Interdepartmental	Dewatering	No Action	Lisa, MS, called me. Resident was pumping water from hole dug for pool directly to a SD. Howard Bell, MS, went out. Made them stop. Told them to pump it to a dirt area on site. I also went out. They were gone. All AOK.	Incident - Resolved	See findings. All OK now.	30-Dec-04
2	4/19/2005	vacant lot	16030 Rose Av., Monte Sereno	Interdepartmental	Misc. incidents	No Action	Vacant lot. House to be built. Follow up.	Non-Incident	All OK now.	19-Apr-05
3	6/6/2005	new residence	15022 Karl Av., Monte Sereno	Interdepartmental	Misc. incidents	No Action	Vacant lot. Probably to be built upon. Check back on construction.	Non-Incident		06-Jun-05

Training Summary: Construction Inspection FY 03-04

Training Description	Date	Attendees
Construction Site Planning & Management for Compliance with NPDES Requirements Sponsored by RWQCB & SF Estuary Project **Topics:** ▪ Construction Regulations & Responsibilities ▪ Erosion & Sediment Control BMPs ▪ Non-stormwater Discharge Prevention ▪ Demonstration Site Visit **Video:** "Hold Onto Your Dirt"	**Oct. 12, 2004**	**WVCWP(2)** Program Manager Stormwater Discharge Inspector **Campbell (2)** Senior Construction Inspector Senior Building Inspector **Los Gatos (2)** Engineering Inspector Senior Engineering Technician **Monte Sereno (2)** Building Official Assistant City Engineer
Construction Site Sampling, Analysis & Interpretation Sponsor: CWEA Speaker: Sandra Mathews, Lawrence Livermore Laboratory **Topics:** History of Sampling & Analysis with NPDES for Construction Activities Current Conditions for S&A Sampling for Turbidity & Sediment Sampling for Non-visible Pollutants	**March 2, 2005**	**WVCWP(2)** Program Manager & Program Assistant **Campbell (1)** Senior Civil Engineer
Construction BMPs Sponsor: CWEA Speaker: Robert Ketley, City of Watsonville	**March 1, 2005**	**WVCWP(2)** Program Assistant Program IC/ID Inspector

West Valley Communities

Santa Clara Valley Urban Runoff Pollution Prevention Program

FY 2004-2005 ANNUAL REPORT

Note:

In order to prevent redundancy, the PI/P table has been created as one table for all four WV Communities.

Activities sponsored by an individual community are noted where appropriate.

PI/P activities for the WVC tend to be attended by residents from several WV communities, and many of the PI/P tasks are handled by WVCWP for all communities at once. In addition, a number of schools serve residents from more than one community.

PUBLIC INFORMATION/PARTICIPATION				
FY 2004-2005 Work Plan Self Evaluation Matrix				
Source	**04-05 Work Plan Activity**	**FY04-05 Work Plan Tasks**	**FY 04-05 Accomplishments**	**Responsible Party**
A. SCV Program Projects/Support				
SCV Program PMP (II.A.1)	General Outreach	a. Watershed Education and Outreach Campaign Support multi-year watershed education and outreach campaign. WVCW Pgm Mgr assists via WEO Ad hoc Task Group. Participate in campaign development and special projects. Campaign will include funding for educational programs at the Alviso Ed Center and funding for ZunZun performances in local schools. Continue establishing partnerships with local recreational attractions to promote watershed messages. (i.e. Happy Hallow Zoo and Bonfante Gardens) See SCVURPPP Project Work Plan for details.	WV Communities (WVC) support the multi year Watershed Education Outreach (WEO) campaign. Program Mgr is active in the WEO AHTG and in the Schools & Youth Education Outreach Subgroup. **Zun Zun Assemblies** Letters and emails were sent to several local WVC Elementary schools informing them about the free sponsored ZunZun Assemblies available to their students. All schools which participated received two (2) vocabulary lists (one for K-2 and one for 3-6) and an information sheet about the assembly content for teachers to refer to. Teachers were asked to familiarize the students with the vocabulary words prior to the assembly. Three (3) WVC schools participated in the assembly. Castlemont Elementary, Campbell **742 students**	WVCWP Staff

West Valley Communities

Santa Clara Valley Urban Runoff Pollution Prevention Program

FY 2004-2005 ANNUAL REPORT

PUBLIC INFORMATION/PARTICIPATION				
FY 2004-2005 Work Plan Self Evaluation Matrix				
Source	**04-05 Work Plan Activity**	**FY04-05 Work Plan Tasks**	**FY 04-05 Accomplishments**	**Responsible Party**
			Capri Elementary, Campbell **470 students** Blackford Elementary, Campbell **649 students** The assembly was performed twice at each school. **San Jose Spring Home and Garden Show (4/17/05)** WVCWP participated in staffing the Program's Pesticide Reduction Display & distributing Pest Mgmt fact sheets/brochures. **OSH How to Fair (5/15/05)** WVC provided (1) staff to help attend the booth at the OSH How to Fair at the San Jose Convention Center. **263 residents** had contact with booth personnel. **Classic Car Wash Promotions** WVCWP participated in staffing 2 of the Program's Classic Car Wash events to promote watershed education and proper car washing behavior. Staff assisted in distributing Car Wash fact brochures.	

West Valley Communities

Santa Clara Valley Urban Runoff Pollution Prevention Program

FY 2004-2005 ANNUAL REPORT

PUBLIC INFORMATION/PARTICIPATION

FY 2004-2005 Work Plan Self Evaluation Matrix

Source	04-05 Work Plan Activity	FY04-05 Work Plan Tasks	FY 04-05 Accomplishments	Responsible Party
NPDES Permit, PMP (II.A.12)	Targeted Outreach	b. Pesticide User Outreach Project Provide funding and participate in implementing IPM Store Partnership and Household Chemical Management Projects. Project scope will include items in program's Pesticide Management Plan based on provision c.9.d. of the Permit for outreach to residents, commercial businesses, and pest control operators.	WVCWP continues to partner with the ***Summer Winds Nursery*** in Campbell in educating the general public on less-toxic methods to control pests. This year a seminar was held for all employees (Feb. 2nd) with speaker Annie Joseph. Topics included less toxic pest management and child and pet-safe solutions for homes and gardens. Employees will be able to relay this information to their customers.	WVCWP Staff
CI, Discretionary Project	Educational Outreach	c. Schools Outreach and Watershed Education Continue a pilot study on Wacky Watershed's, 6th - 8th grade curriculum, consistent with state required education standards and current watershed campaign messages. Evaluate effectiveness and appeal by providing training to teachers and soliciting their evaluations.	In previous years, WVCWP made numerous attempts to meet with 6th - 8th grade science teachers concerning "Wacky Watersheds" but did not receive responses. WVCWP then took a new approach which has proven very successful: since the **Calif. 5th grade** curriculum addresses "Keeping Water Clean" and "Pollutants Travel" in its Water Unit, WVCWP developed an Enviroscape-based 5th grade curriculum addressing these topics. Wacky Watersheds' messages have been incorporated into this curriculum. One rotation station features the Wacky Watersheds video "It's Wet, It's Wild, It's Water". WVCWP gained teacher invitations to present this curriculum to five different 5th grade classes in FY 04-05 (appx. 145 students participated). **Teachers' evaluations state** "Thanks for coming!" and consider that the program *"very much"* helped students learn about watersheds, learn to avoid residential runoff	WVCWP Staff

West Valley Communities

Santa Clara Valley Urban Runoff Pollution Prevention Program

FY 2004-2005 ANNUAL REPORT

PUBLIC INFORMATION/PARTICIPATION

FY 2004-2005 Work Plan Self Evaluation Matrix

Source	04-05 Work Plan Activity	FY04-05 Work Plan Tasks	FY 04-05 Accomplishments	Responsible Party
			pollution, addressed curriculum topics; teachers state that they would refer it to other teachers. 3 "Wacky Watersheds" materials packages were distributed to participating teachers in FY 04-05. See 2.B.k "Coordinate Watershed Education with schools" for details.	
NPDES Permit, Provision c.9.c.	Targeted Outreach	d. Mercury Pollution Prevention Outreach This project will encompass local implementation of the Program's Mercury Pollution Prevention Plan and will include public education on: 1) the effects of mercury in the environment, and 2) products containing mercury and proper disposal of such products	WVCWP Program Manager participates in the Mercury Ad Hoc Task Group on behalf of the WVC. Project implementation and projects for consideration, which are discussed in the AHTG, are presented to City staff for appropriate follow-through. See Program's Annual Report; see PI/P Sections below, and the Mercury Section for each WVC, for further details.	WVCWP Staff
See SCVURPPP Program Report for evaluation of Program-wide projects				
B. WVCWP Joint Projects				
Materials Distribution *(See specific Elements for background info & evaluation on materials distribution (i.e. Pesticide Management)*				
URMP	General Outreach	a. Distribute Materials. Maintain a website (and phone request line) for public information and distribution of materials.	WVCWP continues to maintain the telephone request line. However most outreach material is now available on our web site, www.cleancreeks.org. **4** requests for information on IPM and general interest were received on the information phone line.	WVCWP Staff

West Valley Communities

Santa Clara Valley Urban Runoff Pollution Prevention Program

FY 2004-2005 ANNUAL REPORT

PUBLIC INFORMATION/PARTICIPATION

FY 2004-2005 Work Plan Self Evaluation Matrix

Source	04-05 Work Plan Activity	FY04-05 Work Plan Tasks	FY 04-05 Accomplishments	Responsible Party
IPM Materials Distribution				
URMP	General Outreach	2.B.a Distribute materials Distribute public information materials at civic centers, libraries, community centers, building and planning department desks.	**829 Total IPM materials distributed + uncounted amounts distributed by City of Campbell** **<u>IPM Guides</u>** 205 – Grow it guides 11 – Kids Guide to Backyard Bugs 55 – Pests Bugging You? 77 – A Child's Garden Coloring book 50 – Good Bug Tub **<u>IPM Fact Sheets</u>** 50 – Naturally Managing Pests for a Healthy Garden 45– Problem Pesticides 10 – Roses 62 – Beautiful Lawns 6 – Snails & Slugs 45 – Spiders 45 - Yellowjackets 4 – Aphids 10 – West Nile Virus	WVCWP Staff

West Valley Communities

Santa Clara Valley Urban Runoff Pollution Prevention Program

FY 2004-2005 ANNUAL REPORT

PUBLIC INFORMATION/PARTICIPATION

FY 2004-2005 Work Plan Self Evaluation Matrix

Source	04-05 Work Plan Activity	FY04-05 Work Plan Tasks	FY 04-05 Accomplishments	Responsible Party
			Other Materials 76 – 'Sluggo' Snail Bait Samples 50 – Pesticide Reduction FS 28 - "Soil Matters" 32 page book At Campbell Arbor Day, the following materials were distributed, but numbers distributed were not totaled: -Children's Flyer -Grow It Guides -Pests Bugging You IPM Fact Sheets: -Beautiful Lawn -Ants -Cockroaches All other materials listed above were distributed at sites including: **Gardening Centers:** Summer Winds Nursery, Orchard Supply and Hardware **Gardening Classes:** Campbell Community Center Master	

West Valley Communities

Santa Clara Valley Urban Runoff Pollution Prevention Program

FY 2004-2005 ANNUAL REPORT

PUBLIC INFORMATION/PARTICIPATION

FY 2004-2005 Work Plan Self Evaluation Matrix

Source	04-05 Work Plan Activity	FY04-05 Work Plan Tasks	FY 04-05 Accomplishments	Responsible Party
			Gardeners Classes **City Halls/Community Centers/Libraries:** Campbell, Los Gatos, Monte Sereno, Saratoga **Community Events**: Audubon Wildlife Education Day, , Los Gatos Beautiful Celebration/ Farmers' Market, Saratoga Mustard Walk, Saratoga "Building Bridges" event (West Valley Cmmty College), **Schools:** Los Gatos High School	
URMP	Targeted Outreach	2.B.a Distribute materials Provide pesticide management materials to: 1) nurseries and hardware stores for distribution at point-of-sale; 2) pest control operators and landscapers, and 3) municipal employees.	Summer Winds Garden Center in Campbell maintains an IPM materials literature holder for which WVCWP provides some of the outreach material. 50 Grow-It Guides were distributed here in FY 04-05; distribution was delayed by the store's recent change in management, and changing requests for type of display rack (floor vs. wall-mounted). Orchard Supply Hardware (bordering Saratoga & Campbell) allowed WVCWP to place an IPM basket display "Grow-It Guides" in their checkout area; 50 Grow-It Guides & 20 "A Child's Garden" coloring books were part of the display. Pest Control Contractors and Landscape Contractors for all WVC were contacted with information/invitations for the March 2005 free IPM training sponsored by WVC through WVCWP. CEUs for Pesticide Applicators and Nursery Professionals were offered. 1 Pest Control Contractor and 1 independent Landscape Contractor attended.	

West Valley Communities

Santa Clara Valley Urban Runoff Pollution Prevention Program

FY 2004-2005 ANNUAL REPORT

PUBLIC INFORMATION/PARTICIPATION

FY 2004-2005 Work Plan Self Evaluation Matrix

Source	04-05 Work Plan Activity	FY04-05 Work Plan Tasks	FY 04-05 Accomplishments	Responsible Party
			Municipal Employees may pick up IPM materials from their respective City/Town offices.	
Household Hazardous Waste / Copper – Nickel / Mercury / *Other* -- Materials Distribution				
URMP		2.B.a Distribute materials Distribute **Household Hazardous Waste & Home Maintenance** public information materials to general public:	See specific Elements for background info on materials distribution (i.e. Mercury) **1,300 Total HHW & Other materials distributed** **HHW Literature:** 15 -- "Would You Eat It?" Mercury flyer 15 -- Mercury & Autism article reprint/flyer 15 – Earth Day/Apple Computer E-waste Drop-off flyer 4 – Home Maintenance Tips 239 – Household Hazardous Waste Recycling & Disposal 95 -- Free Fluorescent Lamp Drop Off locations 95 -- Mercury FAQ Sheet 95 -- Hunt for Mercury at Home sheet 95 -- Household Battery Drop off Locations 50 – Cars Pollute Too 50 –Washing Cars & Other Vehicles 172 – *WVCWP-created* HHW/Mercury drop-off flyer 77 – *WVCWP-created* flyer: Keep Water Safe from	WVCWP Staff

West Valley Communities

Santa Clara Valley Urban Runoff Pollution Prevention Program

FY 2004-2005 ANNUAL REPORT

PUBLIC INFORMATION/PARTICIPATION

FY 2004-2005 Work Plan Self Evaluation Matrix

Source	04-05 Work Plan Activity	FY04-05 Work Plan Tasks	FY 04-05 Accomplishments	Responsible Party
			Mercury 53 – Pools & Spas 50 – SCVURPPP Pencils 50 – Watershed Watch Tattoos 122- Our Water Our World picture frame magnets 8 – West Nile Virus At Campbell Arbor Day, the following materials were distributed, but numbers distributed were not totaled: Take Me Shopping Bay Begins At Your Front Door SCVURPPP Paint Stirrers SCVURPPP Magnets Green Valley curbside recyclables Builders Reuse Recycling Guide Reuse and Recycling List-(including electronics At Campbell Earth Day/ Community Cleanup, the following materials were distributed, numbers distributed are included above: -Household Hazardous Waste Program -Free Fluorescent Lamp Drop Off locations	

West Valley Communities

Santa Clara Valley Urban Runoff Pollution Prevention Program

FY 2004-2005 ANNUAL REPORT

PUBLIC INFORMATION/PARTICIPATION

FY 2004-2005 Work Plan Self Evaluation Matrix

Source	04-05 Work Plan Activity	FY04-05 Work Plan Tasks	FY 04-05 Accomplishments	Responsible Party
			-Mercury FAQ Sheet -Hunt for Mercury at Home sheet -Household Battery Drop off Locations All other materials listed above were distributed at sites including: **Gardening Centers**: Summer Winds Nursery; Orchard Supply & Hardware **Community Groups/Events:** Saratoga: Mustard Walk, "Building Bridges"; Los Gatos Beautiful Celebration/ Farmers Market; Audubon Wildlife Fair **Municipal Offices & Libraries** **Municipal street staff** distribute Pool & Spa brochures during street sweeping and maintenance activities, when appropriate **Real Estate offices:** Intero	

EVALUATION

IPM Materials: The "Soil Matters" 32 page booklet was very-well received by the AgroEcology science class at Los Gatos High school, and will be kept as class reference material and incorporated into the curriculum for that class.

The "Grow-It Guide" continues to be the most popular IPM literature. Although WVCWP and the cities/town make available a variety of IPM materials at public places and community events, it is most common for residents to pick up only the Grow-It Guides. Among the IPM fact sheets, residents seem most interested in the Roses sheet and the Beautiful Lawns sheet.

West Valley Communities

Santa Clara Valley Urban Runoff Pollution Prevention Program

FY 2004-2005 ANNUAL REPORT

PUBLIC INFORMATION/PARTICIPATION

FY 2004-2005 Work Plan Self Evaluation Matrix

Source	04-05 Work Plan Activity	FY04-05 Work Plan Tasks	FY 04-05 Accomplishments	Responsible Party

Items for children are also popular – see 2.B.k "Coordinate Watershed Education with schools" below. One of the most popular items has been the "Our Water Our World" picture frame magnet. While the magnet doesn't give actual IPM advice, it features the web site address, and it is hoped that residents will visit the web site (partially funded by SCVURPPP) as it is an excellent resource. The "Kids Guide to Backyard Bugs" is always popular, but supplies are very limited, so these are distributed sparingly. Many more would be taken, if they were available.

WVCWP has had the most success in providing IPM material to the Master Gardeners classes at the Campbell Community Center, since these supplement the instructor's information, and attendees have an interest in gardening (see Pesticide Mgmt Section for details). It appears that there would be an interest in at least basic IPM info in any of the gardening classes in this series. In FY 05-06 a more concerted effort will be made to get some IPM materials to each of these classes, rather than just distributing to the Pest Management class, as was done this year.

In the WVC, it appears that quite a bit of residential landscape care is handled by very small landscape businesses. WVCWP continues to search for a means of reaching residents who use these services and who could request a change in pesticide use from their contractors. Discussions with Licensed PCOs indicate that residents call them after the small (probably unlicensed) contractors spray a variety of chemicals without successful results. This means that not only are residents resorting to pesticide spraying, they are ending up with more spraying than is actually needed, if the work was initially done correctly. It would be helpful to have material which could simply and quickly educate residents on this matter.

Household Hazardous Waste / Copper – Nickel / Mercury / *Other:*

Staff created a variety of flyers this year focusing on Mercury, especially the need to recycle Fluorescent Light Bulbs – See" New Creations by WVCWP" below for details.

WVCWP staff created a colorful outreach piece related to Copper (aimed at Car Wash Fundraisers --see" New Creations by WVCWP" below), but see a need for a general piece on Car Washing which would explain the reasons to avoid car wash runoff into storm drains. This would be especially helpful if the appearance appealed to a high school/ young adult age group who might be likely to wash at home rather than using a car wash. In addition, staff usually receive questions about copper water pipes when trying to explain the copper/brake pad/water pollution issue. Based on this, and the same questions related to architectural copper, it appears that some sort of outreach piece on copper would be useful. Staff have not yet found any outreach pieces which would serve as good models on these subjects, but will continue looking into possibilities. The Car Wash Kit flyer will be distributed to schools in FY 05-06.

ICID/IND Materials Distribution

West Valley Communities

Santa Clara Valley Urban Runoff Pollution Prevention Program

FY 2004-2005 ANNUAL REPORT

PUBLIC INFORMATION/PARTICIPATION

FY 2004-2005 Work Plan Self Evaluation Matrix

Source	04-05 Work Plan Activity	FY04-05 Work Plan Tasks	FY 04-05 Accomplishments	Responsible Party
Materials distributed by WVCWP Stormwater Discharge Inspector	Targeted Outreach	2.B.a Distribute materials **Materials distributed by WVCWP Stormwater Discharge Inspector** Distributed during inspections and during response to incidents	**1,098 outreach materials distributed through IND & IC/ID efforts** **Residential:** 30 – Bay Begins At Your Front Door 20 – Pool and Spa Brochures 128 – Business Cards 98 – IC/ID Door Hangers 9 – Painting Tri-fold **Commercial – General (Dry Cleaners, etc.)** 7 – Bay Begins at Your Front Door 7 – Business cards 5 – Healthy Bay – It's Good Business **Vehicle Facilities:** 86 – Business Cards 36 – Best Management Practices 31 – Auto Body Work 125* – Washing Cars *(includes 50 distributed at Car Wash Fundraisers) 43 – Your Shop Can Make a Difference	

West Valley Communities

Santa Clara Valley Urban Runoff Pollution Prevention Program

FY 2004-2005 ANNUAL REPORT

PUBLIC INFORMATION/PARTICIPATION				
FY 2004-2005 Work Plan Self Evaluation Matrix				
Source	**04-05 Work Plan Activity**	**FY04-05 Work Plan Tasks**	**FY 04-05 Accomplishments**	**Responsible Party**
			41 – Keeping a Clean Shop 8 – Changing Oil **<u>Restaurants:</u>** 66 – Business Cards 30 – Good Cleaning Practices Restaurants 66 – “Don’t Set a Table for Pests” 66 – Water Quality Protection Guidelines – Food Handling **<u>Construction:</u>** 19 – Bay Begins at Your Front Door 110 – Business cards 5 – Healthy Bay Small Business 13 – Blue Print for a Clean Bay <u>“Yes-No” (Multi-Language) Cards</u> 6 – Saw Cutting/ Slurry disposal 18 – Tracking Soil <u>Construction Tri-folds:</u> 5 – Fresh Concrete Mortar 20 – General Construction Site Supervision	

West Valley Communities

Santa Clara Valley Urban Runoff Pollution Prevention Program

FY 2004-2005 ANNUAL REPORT

PUBLIC INFORMATION/PARTICIPATION

FY 2004-2005 Work Plan Self Evaluation Matrix

Source	04-05 Work Plan Activity	FY04-05 Work Plan Tasks	FY 04-05 Accomplishments	Responsible Party
			(Construction Tri-folds are given out by all municipal offices to grading/construction permit applicants, and prospective applicants; counter staff do not document number of tri-folds distributed.) **IC/ID material distributed - Totals by City:** **Campbell:** **348 pieces (including business cards)** **Los Gatos:** 323 pieces (including business cards) Los Gatos Street Sweeping staff distributes a doorhanger with IC/ID info when appropriate; number distributed is not documented. **Monte Sereno:** **21 pieces (including business cards)** **Saratoga:** **98 pieces (including business cards)**	

EVALUATION

The Stormwater Discharge Inspector has found that the best outreach item for restaurants is the “Good Cleaning Practices for Restaurants poster, which incorporates 6 pictures of proper cleaning BMPs. The piece is 12”x36” and can be hung either horizontally or vertically; the paper has a greaseproof coating. Unfortunately, WVCWP only has 8 of these left, and they have been distributed very sparingly, depending upon need and interest. SCVURPPP does not have any available on request. The poster was originally part of a 6 piece packet. WVCWP will investigate whether there might be any means/interest/funding for re-printing the poster alone.

West Valley Communities

Santa Clara Valley Urban Runoff Pollution Prevention Program

FY 2004-2005 ANNUAL REPORT

PUBLIC INFORMATION/PARTICIPATION

FY 2004-2005 Work Plan Self Evaluation Matrix

Source	04-05 Work Plan Activity	FY04-05 Work Plan Tasks	FY 04-05 Accomplishments	Responsible Party
The Discharge Inspector also sees a need for a simple piece on Car Washing which would explain the reasons to avoid car wash runoff into storm drains (as discussed above in "Materials Distribution – HHW/ Copper-Nickel"). Los Gatos has had good results with a doorhanger carried by the streetsweeper. When evidence of potential runoff pollution problems are encountered (such as grass clippings in the gutter) the resident receives notification/education through use of the doorhanger.				
New Creations by WVCWP / WVCWP Materials Distribution				
	General Outreach	.B.a WVCWP: Creation of new outreach materials **not part of Work Plan – additional activity**	**Created "With Your Own 2 Hands" – digital music video/ slide show** This DVD highlights Creek Clean-up volunteers and water pollution prevention. It shows *Creek Keepers Volunteers* with trash grabbers and clipboards as they clean creek sites and conduct trash monitoring, along with the creeks' natural beauty, and creek trash problems. WVCWP created this piece as outreach to encourage participation in Creek Clean-ups and to increase awareness of the problems of trash in creeks. WVCWP is discussing potential methods of having teachers and youth group leaders view the video to encourage schools/ scout troops, etc. to partner with WVCWP in Creek Clean-ups. This activity was chosen as an alternative to creation of a WVCWP newsletter this year (see 2.B.h below). The show was created at no extra cost, using existing computer software and existing photos from WVCWP	

West Valley Communities

Santa Clara Valley Urban Runoff Pollution Prevention Program

FY 2004-2005 ANNUAL REPORT

PUBLIC INFORMATION/PARTICIPATION

FY 2004-2005 Work Plan Self Evaluation Matrix

Source	04-05 Work Plan Activity	FY04-05 Work Plan Tasks	FY 04-05 Accomplishments	Responsible Party
			creek clean-ups.	
	Educational Outreach	.B.a WVCWP: Creation of new outreach materials **not part of Work Plan – additional activity**	**Created Ground Water Pollution Lesson – High School level** Distributed to Los Gatos High School Science teachers and Youth Science Institute staff (see 2.B.k "Coordinate Watershed Education with schools")	WVCWP Staff
	Educational Outreach	.B.a WVCWP: Creation of new outreach materials **not part of Work Plan – additional activity**	**Created 5th Grade Science – Water Curriculum "Pollutants Travel" & "Keeping Water Clean"** – 2x 20 minute presentations, 1 for Coastal Region Watershed Model, 1 for Upland Region Watershed Model. (see 2.B.k "Coordinate Watershed Education with schools")	WVCWP Staff
	General Outreach	.B.a WVCWP: Creation of new outreach materials **not part of Work Plan – additional activity**	**Created Pet Waste Pollution Poster** WVCWP was able to arrange for a free digital/ printable poster with WVCWP logo through "Earth 911". The poster has a humorous, eye-catching look and WVCWP has been using it with good response during school Enviroscape presentations. Text includes: "If you think picking up dog poop is unpleasant, try drinking it… Pet Waste washes into storm drains, polluting our rivers, lakes and drinking water sources. Get the scoop." Staff is discussing additional means of putting the poster to use, and obtaining posters on other topics.	
	General	.B.a WVCWP: Creation of new outreach	**Created "HHW – Mercury" Display:**	

West Valley Communities

Santa Clara Valley Urban Runoff Pollution Prevention Program

FY 2004-2005 ANNUAL REPORT

PUBLIC INFORMATION/PARTICIPATION

FY 2004-2005 Work Plan Self Evaluation Matrix

Source	04-05 Work Plan Activity	FY04-05 Work Plan Tasks	FY 04-05 Accomplishments	Responsible Party
	Outreach	materials **not part of Work Plan – additional activity**	Color posters highlighting fluorescent light bulbs as HHW were created and attached to 3 tier literature racks. Flyers advertising the free WV HHW Drop-off event were created; these also highlighted proper disposal for Mercury products. Additional material in the displays included the SC County HHW brochure, and WVCWP's "Keep Your Family & Water Safe from Mercury". At least 1 display was placed in each WV community at a library &/or community center or post office.	
	General Outreach	.B.a WVCWP: Creation of new outreach materials **not part of Work Plan – additional activity**	**Created 2 new Mercury Flyers (from Mercury Ad and Mercury article – LA Times)** **"Would You Eat It?"** highlights dangers of mercury in the environment, sources of mercury and where to recycle products (list of local participating hardware stores), and fish to avoid due to mercury contamination. An article from the LA Times (detailing a recent study on mercury in the environment and links to autism) was reprinted and distributed with the Would You Eat It? flyer. These were well-received when distributed at the LG Farmers' Market. All 15 were taken and more could have been given out, if available.	
	Targeted Outreach	.B.a WVCWP: Creation of new outreach materials **not part of Work Plan – additional**	**Created Car Wash Kit Flyers** WVCWP created a Flyer for each City/Town, including reference to the relevant Municipal Code for Stormwater.	WVCWP Staff

West Valley Communities

Santa Clara Valley Urban Runoff Pollution Prevention Program

FY 2004-2005 ANNUAL REPORT

PUBLIC INFORMATION/PARTICIPATION

FY 2004-2005 Work Plan Self Evaluation Matrix

Source	04-05 Work Plan Activity	FY04-05 Work Plan Tasks	FY 04-05 Accomplishments	Responsible Party
		activity	The flyer directs residents to contact WVCWP for free use of the Car Wash Kit whenever a fundraiser car wash will be conducted. The flyer is available at Municipal offices for residents who might ask about any necessary permits for their fundraiser. WVCWP has also initiated distribution of the flyer to schools. See Copper Section Attachment A	

EVALUATION

The new curriculums for the 2 Enviroscapes appeared to appeal to the students; students remained very engaged when they participated in their 2nd Enviroscape station and no one expressed any frustration that the 2 presentations were similar. Staff worked hard to create activities that would be unique to each model, and also to stress a few similar but important points in both models. WVCWP will continue to use the 2 presentations together when space at a school allows for this.

WVCWP continues to discuss creation of some type of material which could be distributed to classrooms when the Enviroscape is presented. However, since students bring home so many papers from school, it is felt that any piece would need to appear unique. While the calendar produced last year was unique, useful and popular, the current budget situation does not allow for printing of new calendars each year, and has never allowed for printing enough for the calendars to be 'take home' material.

The curriculum on infiltration and pesticide pollution, created for the Ground Water Flow Model, was a very effective teaching tool, according to the High School Science teacher. The presentation has been requested for the 05-06 school year.

The Mercury Warning flyer (see "Mercury Ad – Attachment A" in Mercury Section) was handed out with an article on Mercury & Autism, reprinted from the LA Times. Residents appeared to be very interested in both pieces. 15 of each were printed for a trial at Los Gatos Beautiful; all were taken, and many more could have been distributed.

The Car Wash Kit flyers were created to meet a need for getting this information to the public. The Town of Los Gatos web site's Public Works page had some of this information, and WVCWP has received a number of calls based upon this page. The flyer was created as a means to easily get the information to schools; it has also been posted in municipal offices. It generated a call from one Los Gatos school district, which is now looking into setting up its own car wash kit. It will be distributed widely in FY 05-06 and will be posted on the WVCWP web site.

West Valley Communities

Santa Clara Valley Urban Runoff Pollution Prevention Program

FY 2004-2005 ANNUAL REPORT

PUBLIC INFORMATION/PARTICIPATION

FY 2004-2005 Work Plan Self Evaluation Matrix

Source	04-05 Work Plan Activity	FY04-05 Work Plan Tasks	FY 04-05 Accomplishments	Responsible Party
URMP, PMP (II.A.4.)	General Outreach	b. Participate in Community Events Promote watershed messages by participating in community events (e.g., farmers market, festivals, creeks clean-ups, etc.). Conduct or participate in local activities that are coordinated with the Watershed Education & Outreach campaign, including outreach events targeted at pesticide users.	WVCWP partnered with the local Sierra Club chapter & Audubon Society to feature a table at Audubon's annual October "Wildlife Education Fair". The table featured: the Enviroscape hands-on watershed model demonstrating various types pollution in runoff, a display on dangers of diazinon for birds, and IPM materials. The Sierra Club distributed California Golden Poppy seeds to promote pest-resistant planting. Attendance at the fair was a bit lower this year, due to rain. However, the table attracted appx. 25 children, some of whom stayed for 2-3 presentations. Parents watched the presentations from behind their children. The City of Campbell conducted outreach through its Arbor Day activity (April 19th) and Community Clean Up Day (April 23rd – 95 participants) and distributed a variety of materials, including IPM & HHW. The Town of Los Gatos conducted outreach through its Farmer's Market /Los Gatos Beautiful Celebration (April 2005). WVCWP staffed booths at the event and distributed a variety a materials. The City of Saratoga conducted outreach through its Building Bridges event (October 2004) and its Mustard Walk (Feb. 2005). A variety of materials was distributed by City staff at both events. WVCWP organized a Creek Clean-up Event with Sacred Heart School in Saratoga (students from all WVC). Appx 60 students and 5 parents participated. The beginning of	WVCWP Staff

West Valley Communities

Santa Clara Valley Urban Runoff Pollution Prevention Program

FY 2004-2005 ANNUAL REPORT

PUBLIC INFORMATION/PARTICIPATION

FY 2004-2005 Work Plan Self Evaluation Matrix

Source	04-05 Work Plan Activity	FY04-05 Work Plan Tasks	FY 04-05 Accomplishments	Responsible Party
			the Clean-up featured a talk on protecting creeks and preventing litter. The event was featured on the front page of the Saratoga News weekly paper. (See Trash Management section for details) WVCWP Staff participated in **(2) Orchard Supply & Hardware** No Tax Weekends handing out IPM materials and talking with customers about less toxic pest management and mercury issues. *Grow It Guides*, *A Children's Garden* coloring books, and HHW flyers were left at the point of sale for customers. WVCWP staff participated in 4 WEO Outreach events. See Pesticide Management Section and Copper-Nickel Sectio for details.	
URMP, PMP (V.A.5)	c. Prepare Newsletter Articles	Prepare and contribute articles of interest to the City newsletter. Topics such as HHW disposal, pesticide, mercury, trash and copper/nickel will be promoted.	WVCWP contributed a variety of articles to municipal newsletters. Stormwater Reps also consulted with their editors on timely subjects. Submitted: "Claire Water" cartoon strip on recycling Fluorescent Lights and items with Mercury. Printed in: the "Campbell Profile", "Los Gatos Vista", and "The Saratogan" Submitted: Article on copper and Draining Pools & Spas, with graphics from Program brochure. Printed in: "Campbell Profile", "Monte Sereno Newsletter" Submitted: WV HHW Drop-off event article, focusing on	WVCWP Staff

West Valley Communities

Santa Clara Valley Urban Runoff Pollution Prevention Program

FY 2004-2005 ANNUAL REPORT

PUBLIC INFORMATION/PARTICIPATION

FY 2004-2005 Work Plan Self Evaluation Matrix

Source	04-05 Work Plan Activity	FY04-05 Work Plan Tasks	FY 04-05 Accomplishments	Responsible Party
			Mercury problems and proper disposal of Fluorescent Lights, etc. Printed in: "Campbell Profile", "Los Gatos Vista" ▪ Additional information printed by the Los Gatos Vista: ▪ Proper disposal of Electronic Waste ▪ Thermometer Exchange ▪ Administrative Citations Policy (related to Construction Inspection & IC/ID) ▪ Less-Toxic Pest Management for Eucalyptus; IPM web site	
FY99-00 Annual Report, PMP (II.A.10)	d. Press Releases	WVCWP will prepare press releases, feature articles and/or PSAs for local media on topics such as proper disposal of HHW, pesticides, copper, mercury and trash.	The WVC Trash Monitoring/Creek Clean-up program received excellent press coverage due to a Press Release submitted to the Saratoga News weekly paper. An extensive article on the clean-up ran on the front page, coinciding with Earth Day April 2005. The article highlighted WVCWP's Trash Monitoring activities, schoolyards as 'Trash Hot Spots', the problems of trash flowing to the SF Bay, the Clean Water Act and more. It included student interviews and photos. (See Trash Management Section for a reprint of this article). A Press Release/Article on mercury toxicity, fluorescent light disposal, and the upcoming HHW WV Drop-off event, was submitted to the SJ Mercury News and the 3 WV weekly newspapers. Several papers shortened the article	WVCWP Staff

West Valley Communities

Santa Clara Valley Urban Runoff Pollution Prevention Program

FY 2004-2005 ANNUAL REPORT

PUBLIC INFORMATION/PARTICIPATION

FY 2004-2005 Work Plan Self Evaluation Matrix

Source	04-05 Work Plan Activity	FY04-05 Work Plan Tasks	FY 04-05 Accomplishments	Responsible Party
			and ran it (October 2004). A Press Release/Article on a Saratoga student's award-winning Residential Runoff/ "No Dumping-Flows to Creek" science project was submitted to the SJ Mercury News and the 1 WV weekly newspaper. The SJ Mercury shortened the article and ran it (October 2004). WVC received national TV coverage in relation to the above article. The press release had been sent in reference to the student and his project appearing on the television news channel "CNN", as a winner in a national science contest. The student appeared on CNN with a large version of the WVCWP stormdrain stencil and a version of his science project "No Dumping – Flows to Creek". A Press Release on the upcoming IPM Training for WVC Parks staff, and the WVC focus on use of IPM, was submitted to the gardening columnist for 3 WV weeklies (March 2005). Two "Letters to the Editor" concerning architectural copper were submitted to 2 local weekly papers in response to a letter from the 'Copper Development Assn'. The Saratoga News weekly printed an article on local vineyards' efforts to meet Water Quality regulations by preventing erosion and pesticide runoff (a conference on the issue was held at a Saratoga Vineyard).	

West Valley Communities

Santa Clara Valley Urban Runoff Pollution Prevention Program

FY 2004-2005 ANNUAL REPORT

PUBLIC INFORMATION/PARTICIPATION				
FY 2004-2005 Work Plan Self Evaluation Matrix				
Source	**04-05 Work Plan Activity**	**FY04-05 Work Plan Tasks**	**FY 04-05 Accomplishments**	**Responsible Party**
URMP, PMP (V.A.3)	e. Ads in Local Newspapers	Continue placement of ad insertions in community newspapers and/or recreation guides.	A "Mercury" ad was created and space purchased in the 3 weekly newspapers serving the West Valley. The Mercury ad ran 2 xs in each of the 3 newspapers. When the ad was printed out as a flyer and distributed at Los Gatos Beautiful booth, it was very well-received – residents appeared to find the graphic appealing, and the information to be useful. See Mercury Section	WVCWP Staff
FY00-01 CI Item	f. WVCWP Web-Site	Continue to expand and update WVCWP web-site to provide new educational material to the public as it becomes available.	WVCWP created a new "Mercury" link on the Clean Creeks home page; the link features the SCVURPPP "Got Bulbs?" poster targeting fluorescent lights. The link takes visitors to a new page with discussion of the mercury runoff problem and links to related sites, such as "recyclemycellphone.org". See Mercury Section – Attachment B. WVCWP created 2 direct links from its website "Clean Creeks.org" to IPM Fact Sheets in PDF format on the Watershed Watch website. The "Creek Clean-up Volunteers" web page was updated, with a new photo and new info. A link to Creek Clean-up events was placed on the home page prior to events. WVCWP checked and updated all the links on its "Links" page, and added new links. **Campbell's** web site added a 'Stormwater Pollution Prevention' section with a Public Works phone # for further	WVCWP Staff

West Valley Communities

Santa Clara Valley Urban Runoff Pollution Prevention Program

FY 2004-2005 ANNUAL REPORT

PUBLIC INFORMATION/PARTICIPATION

FY 2004-2005 Work Plan Self Evaluation Matrix

Source	04-05 Work Plan Activity	FY04-05 Work Plan Tasks	FY 04-05 Accomplishments	Responsible Party
			information and a link to the SCVURPPP web site. Prior to Earth Day, the web site featured an informational flyer on Electronic Waste and encouraged recycling at the Apple Computer Drop-off event April 23rd. **Los Gatos** added a variety of useful information to its Town web site, including: --Extensive information on the Car Wash Kit for fundraisers --A link to Park volunteer opportunities, including creek clean-up opportunities --Suggestions for decreasing use of potential pollutants --"Everyday Activities Pollute Stormwater" Do's and Don'ts **Monte Sereno's** site includes a link to the SC County Dept. of Environmental Health **Saratoga** added an Electronic Waste Recycling/Re-use Directory page to its website. Prior to Earth Day, it posted an informational flyer on Electronic Waste and encouraged recycling at the Apple Computer Drop-off event April 23rd. The flyer was also e-mailed city-wide.	
FY99-00 Annual Report	g. "Creek Keepers" Program	Continue development and promotion of trash monitoring activity. Develop and implement other clean-up activities as feasible.	The Trash Monitoring activity was undertaken at 3 different events: Coastal Clean-up Day, Ntl River Clean-up Day and a school Creek Clean-up event (Sacred Heart). The Monitoring activity received excellent coverage in a front page article in the Saratoga News	WVCWP Staff

West Valley Communities

Santa Clara Valley Urban Runoff Pollution Prevention Program

FY 2004-2005 ANNUAL REPORT

PUBLIC INFORMATION/PARTICIPATION

FY 2004-2005 Work Plan Self Evaluation Matrix

Source	04-05 Work Plan Activity	FY04-05 Work Plan Tasks	FY 04-05 Accomplishments	Responsible Party
			weekly paper. (See Trash Management Section for details)	
FY99-00 Annual Report	h. Publish Newsletter	Publish newsletter to promote "Creek Keepers" Program and encourage participation in community involvement activities.	Based upon evaluation of previous newsletter response, WVCWP staff time was directed to creation of a multi-media piece on Creek Clean-Ups rather than creation of a newsletter. "With Your Own Two Hands" is a DVD music video for outreach to schools and community groups. The previous newsletters did not appear to generate interest from schools or the community. Discussions with school staff showed that teachers are inundated with written material and promotions. It is hoped that this short, inspiring video is something that teachers would enjoy showing to students, and that it will generate interest in WVCWP activities including creek clean ups. See "New Creations by WVCWP" above.	WVCWP Staff
FY99-00 Annual Report	i. Partner with Community Service Programs	Partner with Community or School Service Programs; provide education and/or materials to promote participation in "Creek Keepers" program.	Partnering was accomplished through Creek Clean-ups at Westmont High School and Sacred Heart (3rd – 8th Grade) School. Clean-up participants learned about, and participated in, Trash Monitoring Activity. See 2.B.j (below) and Trash Management Section for details. Additional partnering took place with the Muscular Dystrophy Assn., a Los Gatos Girl Scout Troop and a High School Student Exchange Club during Car Wash Fundraisers (see Copper Section for details).	WVCWP Staff
FY02-03	j. Creek Clean-	Conduct a minimum of two clean-up events (i.e. on Coastal Clean-up Day and	**WVCWP served as the sponsor for 3 clean-ups.**	Env Prgm Mgr, and/or

West Valley Communities

Santa Clara Valley Urban Runoff Pollution Prevention Program

FY 2004-2005 ANNUAL REPORT

PUBLIC INFORMATION/PARTICIPATION

FY 2004-2005 Work Plan Self Evaluation Matrix

Source	04-05 Work Plan Activity	FY04-05 Work Plan Tasks	FY 04-05 Accomplishments	Responsible Party
Work Plan	ups	National Rivers Day).	1 took place on Coastal Clean-up Day (Sept. 18, 2004). The Creek Clean-up for San Tomas Aquino Creek was publicized through email notifications to several school staff and flyers posted/distributed at Westmont High School (cleanup site). Clean-up was also publicized on the WVCWP and Creek Connections websites. WVCWP served as the sponsor for 1 clean-up site on National River Clean-up Day (May 21, 2005). Creek cleanup was publicized through email to the school, discussion with the school secretary and flyers posted and distributed at Westmont High School (clean-up site). Clean-up was also publicized on the WVCWP and Creek Connections websites. WVCWP served as the sponsor for 1 school clean-up site at Sacred Heart Elementary School for Wildcat Creek (April 20, 2005). Clean-up was planned, organized and publicized in coordination with local teacher. Appx. 60 3rd – 8th grade students and 5 parents participated. This creek clean-up was featured in the weekly Saratoga News as a front page story. Outreach materials (IPM, Bay Begins Here, etc.) were available at all WVCWP sites. See Trash Management Section for details.	WVCWP Staff
FY04-05 Work Plan	k. Coordinate Watershed Education with	Conduct or schedule Water Quality Protection education or presentations in local schools, using an Enviroscape	**Enviroscape presentations to 3x 5th grade classes – Foothill School, Saratoga** A 3 station presentation of hands-on experiments and	WVCWP Staff

West Valley Communities

Santa Clara Valley Urban Runoff Pollution Prevention Program

FY 2004-2005 ANNUAL REPORT

PUBLIC INFORMATION/PARTICIPATION

FY 2004-2005 Work Plan Self Evaluation Matrix

Source	04-05 Work Plan Activity	FY04-05 Work Plan Tasks	FY 04-05 Accomplishments	Responsible Party
	schools	and/or other interactive methods to engage students as feasible.	visualizations through interactive play. Emphasis was on stormwater pollution and natural infiltration of rain water. Station 1 was the Enviroscape watershed model, station 2 was a soil infiltration investigation, and station 3 was an educational stormwater video. Corresponding curriculum was "Keeping Our Water Clean" & "Pollutants Travel in Water". Topics discussed in the presentation were Trash, Copper, Pesticides, Fertilizer, Mercury, and Pet Waste. Ten students at a time came through each station, with 30 students per class; the presentation was given to 3 different classes during the school year.	
FY04-05 Work Plan	k. Coordinate Watershed Education with schools	Conduct or schedule Water Quality Protection education or presentations in local schools, using an Enviroscape and/or other interactive methods to engage students as feasible.	**Enviroscape presentations to 2x 5th grade classes – Rolling Hills Middle School – serving all WVC** A 3 station presentation of hands-on experiments and visualizations through interactive play. This presentation incorporated a new “Coastal” model, along with the previous “Uplands” model. New curriculum was created to highlight topics relevant to each area. Emphasis was on stormwater runoff and pollution. Station 3 was an educational stormwater video. Corresponding curriculum was "Keeping Our Water Clean" & "Pollutants Travel in Water". Topics discussed in the presentation were Trash, Copper, Pesticides, Fertilizer, Mercury, and Pet Waste, effect on aquatic life and marine mammals and methods of avoiding pollution (i.e. recycle fluorescent lights, etc.).	WVCWP Staff

West Valley Communities

Santa Clara Valley Urban Runoff Pollution Prevention Program

FY 2004-2005 ANNUAL REPORT

PUBLIC INFORMATION/PARTICIPATION

FY 2004-2005 Work Plan Self Evaluation Matrix

Source	04-05 Work Plan Activity	FY04-05 Work Plan Tasks	FY 04-05 Accomplishments	Responsible Party
			Ten students at a time came through each station, with 30 students per class; the presentation was given to 2 different classes.	
FY04-05 Work Plan	k. Coordinate Watershed Education with schools	Conduct or schedule Water Quality Protection education or presentations in local schools, using an Enviroscape and/or other interactive methods to engage students as feasible.	Teachers who invited WVCWP staff into their classroom to give an Enviroscape presentation for students were given one of San Jose's kits including watershed education activities, a video and posters, to use in conjunction with the water units in their science books. Curriculum in the kit is correlated to State Education Standards.	WVCWP Staff
FY04-05 Work Plan	k. Coordinate Watershed Education with schools	Conduct or schedule Water Quality Protection education or presentations in local schools, using an Enviroscape and/or other interactive methods to engage students as feasible.	Ground Water Flow/ Pollution Model presentation to LG High School Hands-on interactive presentation for High School AgroEcology class. Demonstrated how pesticides, etc. pollute our groundwater. The presentation included discussion of infiltration, pollutants traveling in groundwater and problem pesticides. New curriculum was created for this presentation. The Model was borrowed from YSI. Teacher and YSI received copies of the curriculum for future reference/ use. 28 copies of the new “Soil Matters” 32 pg booklet were given to the class as background reading. Problems with Diazinon and Bifenthrin were used as examples of “environmental threshold” problems.	WVCWP Staff
FY04-05 Work Plan	k. Coordinate Watershed Education with	Conduct or schedule Water Quality Protection education or presentations in local schools, using an Enviroscape	Elementary and High School students received instruction on use of the Car Wash Kit. Hands-on training on how to keep carwash wastewater out	WVCWP Stormwater Discharge Inspector

West Valley Communities

Santa Clara Valley Urban Runoff Pollution Prevention Program

FY 2004-2005 ANNUAL REPORT

PUBLIC INFORMATION/PARTICIPATION				
FY 2004-2005 Work Plan Self Evaluation Matrix				
Source	**04-05 Work Plan Activity**	**FY04-05 Work Plan Tasks**	**FY 04-05 Accomplishments**	**Responsible Party**
	schools	and/or other interactive methods to engage students as feasible.	of the storm drain, given by the WVCWP IC/ID Inspector. Training was given to a girl scout troupe and a high school student exchange club. The Facilities Maintenance Director for Los Gatos Elementary School District also received instruction and training in use of the Car Wash Kit and will provide instruction to students and parents in the future. This Facilities Director also received instruction on putting together a Car Wash Kit to be owned & used by the School District; he is working on assembling this.	
FY 03-04 CI Item	l. Distribute Promotional Item	Evaluate FY03-04 feedback from promotional item, using endangered species mascots, to determine if additional production and distribution to local teachers will increase watershed awareness in schools.	The calendar did generate some interest, and helped open doors to school presentations, but it did not generate a degree of interest to justify creation of a calendar each year. This year time was invested instead in creation of 2 new curriculums for school presentations (see 2.B.k above) and a multi-media DVD for outreach use (see 2.B.h above).	WVCWP Staff
FY01-02 AR Comm. PMP Plan (II.A.1.)	m. Evaluation/ Reporting	Document or estimate numbers of residents reached by outreach efforts, including events, web site promotion, municipal employee outreach, and media advertising. Monitor outreach efforts through documentation of calls and website hits to the Program for responses to the general and watershed campaign.	It is estimated that all residents, or at least **all households**, in each WVC received some outreach information through features in their municipal newsletter, which are mailed to each household: 38,140 – Campbell 28,590 – Los Gatos (12,000 households) 3,800 – Monte Sereno (1,220 households)	WVCWP Staff

West Valley Communities

Santa Clara Valley Urban Runoff Pollution Prevention Program

FY 2004-2005 ANNUAL REPORT

PUBLIC INFORMATION/PARTICIPATION

FY 2004-2005 Work Plan Self Evaluation Matrix

Source	04-05 Work Plan Activity	FY04-05 Work Plan Tasks	FY 04-05 Accomplishments	Responsible Party
			32,900 – Saratoga (11,200 households) Some additional figures available for outreach results are: More than 3,227 pieces of outreach material were distributed through a variety of efforts. For the past 21 month period, WVCWP website (www.cleancreeks.org) viewing statistics for each page are: 680 -- Home Page 197 – About WVCWP 30 – Clean Up Volunteers 27 – Clean Water Act 187 – Contact Us 20 – Directions to Office 272 – Links page 398 – Program Materials Pages 47 – Mercury Page (new since mid FY 04-05) 130 – Report Illegal Discharge 545 – Stormwater Pollution 200 – Take Action 229 – West Valley Watersheds	

West Valley Communities

Santa Clara Valley Urban Runoff Pollution Prevention Program

FY 2004-2005 ANNUAL REPORT

PUBLIC INFORMATION/PARTICIPATION

FY 2004-2005 Work Plan Self Evaluation Matrix

Source	04-05 Work Plan Activity	FY04-05 Work Plan Tasks	FY 04-05 Accomplishments	Responsible Party
			2,962 Web Page Views total = 141 Views average/month **2,155 Students participated in activities at their schools** 175 – in-class educational presentations 1,860 – Zun Zun assemblies 120 – School area Creek Clean-up participants **<u>Articles & Ads in local newspapers:</u>** **10,000 Households reached by Front page feature article on Creek Clean**-up in the Saratoga News 3 weekly newspapers – "Would You Eat It? Mercury Ad = LG Weekly Times = 20,000 Saratoga News = 10,000 Campbell Reporter = 19,000 **49,000 Households Total reached by Ads** Since total WVC population is 103,400, if it is assumed that households average at least 2 persons/household, it appears that almost every WVC resident had a chance to view the Mercury warning advertisement. This ad was very well received when handed out as a flyer at the LG	

West Valley Communities

Santa Clara Valley Urban Runoff Pollution Prevention Program

FY 2004-2005 ANNUAL REPORT

PUBLIC INFORMATION/PARTICIPATION

FY 2004-2005 Work Plan Self Evaluation Matrix

Source	04-05 Work Plan Activity	FY04-05 Work Plan Tasks	FY 04-05 Accomplishments	Responsible Party
			Farmers Market, so it seems that it was eye-catching and easy to read. **The ad ran 2 xs in each paper**, increasing the chance that it was viewed by most adult residents.	
FY04-05 Work Plan, RWQCB comments	n. Training	WVCWP staff will receive public outreach training to prepare for school presentations, community events & responding to public requests.	WVCWP staff attended several training sessions related to PI/P, at the CWEA Workshop and at a Stormwater Magazine (Stormcon) conference. See PI/P Training Summary for details.	WVCWP to co-ord

Public Information/Participation Program Evaluation

Educational Outreach

The West Valley Clean Water Program will continue to build on the success of the existing public education program, with one of the main activities being outreach through schools.

WVCWP piloted 2 new programs for public schools this year: A "Coastal Watershed" Enviroscape (to supplement the "Uplands Watershed") and a Ground Water Pollution Model activity & curriculum.

WVCWP purchased a new and different (Coastal) *Enviroscape* specifically for targeting students. New outreach materials and activities were developed for this model. It was piloted with a middle school class as 1 of 3 stations relating to "Keeping Water Clean" & "Pollutants Travel". Students appeared to enjoy the opportunity to use the 2 different Enviroscapes, and to learn about different issues with each. The teacher expressed appreciation for an excellent program. It is anticipated that this system (3 stations using 1 video and 2 Enviroscapes) will be the standard WVCWP presentation for 5th grade students.

The WVCWP's Enviroscape/ Water Unit presentation in general is well-received and appears to be an effective educational tool. Students participated enthusiastically in these hands-on activities. Students came up with very good pollution solutions and identified their local watershed at the end of the presentations.

From the Youth Science Institute, WVCWP borrowed a Ground Water Flow Model. It was piloted in a 5th grade classroom and a high school science classroom. It appeared to fit best into the high school science class. An activity and curriculum were developed, focusing on pesticide pollution of groundwater. The new 32 page booklet "Soil Matters" served as an excellent supplement to the presentation. Topics from the presentation were included in the year-end final exam.

West Valley Communities

Santa Clara Valley Urban Runoff Pollution Prevention Program

FY 2004-2005 ANNUAL REPORT

PUBLIC INFORMATION/PARTICIPATION

FY 2004-2005 Work Plan Self Evaluation Matrix

Source	04-05 Work Plan Activity	FY04-05 Work Plan Tasks	FY 04-05 Accomplishments	Responsible Party

The high school teacher expressed appreciation for an excellent classroom activity, and requested a presentation for the coming year. YSI requested copies of the curriculum, and will use it with the model when appropriate; they mentioned that they did not currently have a high school level curriculum to use with the model.

Focusing on schools, teachers and students has proven to be a successful means of conveying information about Stormwater Pollution and Pollution Prevention. The calendar created by WVCWP in FY 03-04 continued to provide an attractive & fun method of keeping Stormwater pollution messages in the public eye throughout the year – calendars are hanging in classrooms, teachers' lounges, Senior Citizen Centers, Community Centers and municipal offices; a new message is displayed each month.

Creek Clean-Up/ Trash Monitoring Outreach

In terms of generating student participation in Creek Clean-ups, WVCWP will try 2 new avenues in FY 05-06. Participation at the spring Westmont High Cleanup was low because the information did not get from the school secretary to the person handling the "morning announcements". WVCWP has found 2 ways to inform the students more directly: the PTSA at Westmont High School will be contacted in order to post the information on their web site. The information will also be featured in the school's daily "e-mail bulletin". Contact names have already been obtained for this. In addition, Creek Clean-up flyers will be distributed to other schools in the area. The new music video "With Your Own 2 Hands" will also be a means of generating interest; WVCWP is investigating ways of letting teachers know about the video.

Additional evaluations have been included in several sections of the PI/P Table above.

Outreach on Pollutants of Concern

Additional outreach information is presented in specific Sections, such as the Copper Section, the Mercury Section and the Pesticide Management Section, within this report.

Note: **In order to prevent redundancy, the PI/P table has been created as one table for all four WV Communities;** activities sponsored by an individual community are noted where appropriate. PI/P activities for the WVC tend to be attended by residents from several WV communities, and many of the PI/P tasks are handled by WVCWP for all communities at once. In addition, a number of schools serve residents from more than one community.

West Valley Communities

Santa Clara Valley Urban Runoff Pollution Prevention Program

FY 2004-2005 ANNUAL REPORT

Training Summary: Public Information / Participation (PI/P)

Training Description	Date	Attendees
How San Francisco is Using Storm Drain Marking for Public Outreach Sponsor: CWEA Speaker: Lewis Harrison, City of San Francisco **Topics:** Integration of "Only Rain Down the Drain" markers with other PIP programs GIS & Database Tools	**March 1, 2005**	**WVCWP (2)** Program Manager, Program Assistant
Stormwater Program Development & Funding Sponsor: The North American Stormwater Quality Conference - StormCon **Topics:** Money, Revenue, And Resources Stormwater Funding Methods How To Involved And Educate The Public To Build Support Why Utilities Fail	**May 13, 2005**	**WVCWP (1)** Program Manager
WVCWP Monthly Meeting/Training Presenter: WVCWP Program Manager **Topics:** ▪ City of Palo Alto's successful strategy for passing a City Storm Drain ballot measure ▪ Highlights from StormCon on Building Public Support for Stormwater Utility	**May 24, 2005**	**WVCWP (2)** Program Assistant Stormwater Discharge Inspector **Los Gatos (1)** Senior Engineering Technician **Saratoga (2)** Associate Engineer PW Admin Analyst

Training Summary: Public Information / Participation (PI/P)

Training Description	Date	Attendees
WVCWP Monthly Meeting/Training Presenter: WVCWP Program Manager **Topics:** Availability of 2 new outreach tools: ▪ Coastal version of Enviroscape, with it's own 5th grade curriculum; Cities/Town now have 2 different Enviroscape models, with complementary curriculum, if needed for public presentations ▪ Groundwater Flow Model is available to borrow from Youth Science Institute at Vasona County Park, Los Gatos. WVCWP has created a high-school appropriate curriculum which addresses pesticide use, etc. Forward any inquiries from high school to WVCWP	**June 28, 2005**	**WVCWP (2)** Program Assistant Stormwater Discharge Inspector **Campbell (1)** Senior Civil Engineer **Los Gatos (1)** Senior Engineering Technician **Saratoga (1)** PW Admin Analyst

Monte Sereno

Santa Clara Valley Urban Runoff Pollution Prevention Program

FY 2004-2005 ANNUAL REPORT

PESTICIDE MANAGEMENT ACTIVITES

FY 2004-2005 Work Plan Self Evaluation Matrix

Source	04-05 Work Plan Activity	FY04-05 Work Plan Tasks	FY 04-05 Accomplishments	Responsible Party
URMP: Pest Managemt Performance Std		Continue implementation of Pest Management to comply with revised (FY03-04) Performance Standard in local URMP.	In August 2004, the City revised and updated all sections of its URMP, including its Pest Management PS. During 04-05, Monte Sereno continued to implement the PMPS. Pest Specific IPM Plans for Armored Scale and Soft Scale were developed in FY 04-05.	City Manager, Facilities Coordinator, WVCWP staff
	PMP Plan (I.A.1.)	Summary of Use Track and report use of OP and other high use pesticides on municipally owned property. Include in reporting, justification for the use of OP pesticides and BMPs employed during OP pesticide use (if applicable).	No OP pesticides were used in FY 04-05. Data was collected from external Pest Control/ Landscape Contractors.	City Mgr WVCWP to co-ord
	PMP Plan (I.A.3.) PS #3	Implement BMPS and SOPS Continue to Implement standard operating procedures and best management practices for implementing the IPM policy.	WVCWP Program Manager participates in the IPM Ad Hoc Task Group on behalf of the City of Monte Sereno. Developments concerning improvements in SOPs and BMPs, which arise from the AHTG, are relayed to City staff and are incorporated into the City's approach to Pesticide Management activities.	WVCWP Program Manager
	PMP Plan (I.A.3.) PS #3	Implement BMPS and SOPS Continue to Implement standard operating procedures and best management practices for implementing the IPM policy.	Written "Standard Operating Procedures for Pesticide Management" were developed and adopted administratively. Should the City need Pest Control services, the contractors are instructed that pesticide activities must adhere to SOPs.	City Mgr
	PMP Plan	Banned Pesticides Inventory	City of Monte Sereno does not purchase or store its own	City Mgr

Monte Sereno

Santa Clara Valley Urban Runoff Pollution Prevention Program

FY 2004-2005 ANNUAL REPORT

Source	04-05 Work Plan Activity	FY04-05 Work Plan Tasks	FY 04-05 Accomplishments	Responsible Party
	(I.A.6.)	Conduct an agency-wide search of chemical storage areas for pesticides no longer legal for application per EPA, State, and/or local requirements, and properly dispose of any such pesticides pursuant to appropriate waste disposal regulations.	pesticides.	
	PMP Plan (I.B.1.) PS#5.a	Training for Applicators Ensure that employees who apply pesticides for the City have obtained the appropriate training as required by the County Agricultural Commissioner and the State Department of Pesticide Regulation (DPR)	In case of the need for pest control, a licensed Pest Control Operator will be called in.	City Mgr
	PMP Plan (I.B.2.) PS#5.b	Training for Applicators Provide training on the appropriate portions of the IPM Policy, SOPs, and BMPs, and the latest IPM techniques to employees.	Written "SOPs for Pesticide Management" have been adopted administratively; pest control contractors will be directed to follow the SOPs and IPM Plan, should the need for a contractor arise.	City Mgr WVCWP to co-ord
	PMP Plan (I.B.3.) PS#5.c	Municipal Staff Education Inform employees who are not authorized and trained to apply pesticides that they cannot use over-the-counter pesticides in or around the workplace.	Staff were alerted and informed that staff are prohibited from applying pesticides unless authorized and trained.	City Mgr to deliver/ WVCWP to provide notice
	PMP Plan (II.A.1.)	Watershed Ed. & Outreach Campaign (WE&O)[1] Attend WEO and IPM work groups and	WVCWP Program Manager participates in the IPM Ad Hoc Task Group on behalf of the City of Monte Sereno. Project implementation and projects for consideration,	WVCWP Staff

[1] Funded by all Co-permittees each year.

Source	04-05 Work Plan Activity	FY04-05 Work Plan Tasks	FY 04-05 Accomplishments	Responsible Party
		assist with continued implementation of campaign, which targets the general public and includes messages about less-toxic pest control and proper disposal. Campaign features South Bay English- and Spanish-language, radio and print ads.	which are discussed in the AHTG, are presented to City staff for appropriate follow-through See PI/P Section, "Citizen Participation" & "General Outreach"	
	PMP Plan (II.A.4.) PMP Plan (II.A.5.)	Community Events Identify and attend community events and distribute outreach materials regarding less toxic pest control. Community Groups Coordinate with local community groups and distribute information via libraries, civic and community centers, and other points of social interest.	WVCWP partnered with local Sierra Club chapter & Audubon Society to feature a table at Audubon's "Wildlife Education Fair" (located on the border between Saratoga & Cupertino). Table featured: Enviroscape hands-on watershed model demonstrating pesticide pollution in runoff, a display on dangers of diazinon for birds, and IPM materials; Sierra Club distributed California Golden Poppy seeds to promote pest-resistant planting. IPM materials were distributed other local events which may be attended by MS residents: the "Mustard Walk" (Saratoga City Hall & Heritage Orchard, Feb. 2005); "Building Bridges" event (WV Cmmty College, Oct. 2004); Los Gatos Beautiful Celebration (April 2005), Orchard Supply Garden Center "No Tax Days" (Saratoga/Campbell, Oct. 2004); Campbell Arbor Day (April 2005). Through WVCWP, much IPM outreach has been directed at educational activities in the local schools. Students learn about pesticide runoff and the need to use less-toxic pest management strategies. See PI/P Section, "Citizen Participation" & "General Outreach"	City Mgr to assist WVCWP Staff
	PMP Plan	Web Site	WVCWP created 2 direct links from its website "Clean	WVCWP Staff

Source	04-05 Work Plan Activity	FY04-05 Work Plan Tasks	FY 04-05 Accomplishments	Responsible Party
	(II.A.6.)	Update and publicize web sites to promote IPM and reduce pesticide use.	Creeks.org" to IPM Fact Sheets in PDF format on the Program's *Watershed Watch* website.	
	PMP Plan (II.A.7.)	Coordinate with the Master Gardeners program Use their services to train residents. Provide IPM training and information on water quality impacts of pesticide use to Master Gardeners as needed.	1 local UC Extension staff member attended the WVCWP IPM Workshop in March 2005. Campbell's Master Gardener teacher registered, but had a family emergency so received the training materials at a later date. Master Gardeners conducted 6 gardening classes for local residents, at Campbell Commty Ctr, incorporating IPM, including 1 on Pest Management for over 40 WV residents. WVCWP coordinated with these classes to provide IPM outreach materials to class participants. Approximately **45** students received 10 different materials (= 450 IPM pieces distributed); extra materials were available for class members to share with friends/neighbors.	WVCWP Staff
	PMP Plan (II.A.9.)	Media Relations Continue to fund BASMAA Regional Media Relations Campaign[2] featuring pitches to Bay Area media and responses to breaking news on pesticide-related topics	See PI/P Section "General Outreach"	WVCWP Staff
	PMP Plan (II.A.10.)	Media Relations Prepare and pitch IPM stories and press releases to local media, as appropriate.	Gardening Columnist for 3 local weekly papers received a press release/invitation to attend the March 2005 WVCWP IPM Workshop on "IPM for Pests of Trees & Shrubs". San Jose Mercury News (9/24/0)4 printed an article on the Master Gardeners' classes for local residents at	WVCWP Staff

[2] Funded by all Co-permittees each year.

Source	04-05 Work Plan Activity	FY04-05 Work Plan Tasks	FY 04-05 Accomplishments	Responsible Party
			Campbell Community Center. All classes include aspects of IPM, with one class specifically addressing Pest Management. Press release sent to several papers re Saratoga student's winning science project, which included impacts of residential pesticide use on Stormwater. Article ran in the SJ Mercury News 10/14/04.	
	PMP Plan (II.A.12.)	"Pesticide User Outreach" project[3] Continue to assist with implementation of local aspects of the project as appropriate. (see Program's FY 04-05 Work Plan).	WVCWP Program Manager participates in the IPM Ad Hoc Task Group. WVCWP staff joined in the project's IPM Outreach events; 2 staff distributed IPM materials at the "How To Fair" in San Jose, May 14 & 15. See PI/P Section "General Outreach"	WVCWP Staff to
	PMP Plan (II.A.13.)	Special Districts Provide information on less toxic pest control (e.g., IPM techniques, municipal IPM policies, model contract language, training opportunities, etc.) to neighboring special districts (e.g., Valley Transportation Authority, sanitary and utility districts, open space districts, vector control districts, and school districts) as appropriate.	WVCWP held a free training on *Less Toxic Control of Pests of Trees & Shrubs* in March 2005. Extensive outreach was conducted to all local school districts, Special Districts (Mid-Peninsula Regional Open Space District and WV Sanitation District) and private golf courses. **3** Los Gatos Union School District maintenance staff attended the training. **1** Los Gatos High School teacher, in charge of the school/community garden, attended the training (Monte Sereno students attend LG schools). Local nurseries were also contacted about the free Workshop including Pesticide Applicator and Nursery Professional CEUs. Information about the training was e-mailed to staff members and followed up by phone calls. **DPR Continuing Education Units** were awarded to**1** Los	WVCWP Staff

[3] Funded by all Co-permittees in FY 04-05.

Monte Sereno

Santa Clara Valley Urban Runoff Pollution Prevention Program

FY 2004-2005 ANNUAL REPORT

Source	04-05 Work Plan Activity	FY04-05 Work Plan Tasks	FY 04-05 Accomplishments	Responsible Party
			Gatos School District staff at WVCWP's March IPM training in accordance with DPR certification requirements. (see Training Summary for additional information)	
	PMP Plan (II.A.14.)	Conduct internal IPM outreach Target staff who do not necessarily purchase or apply pesticides during the course of their work (to encourage employees to use IPM techniques away from work). Email announcements as appropriate & display IPM materials at City Hall.	IPM material is available for pick-up by employees at City Hall.	City Mgr to distribute as appropriate/ WVCWP to provide material
	PMP Plan (II.B.2.)	IPM Partnership Program Provide IPM fact sheets and other materials to pesticide retailers to facilitate point-of-purchase outreach. Visit stores as necessary to determine ongoing participation. Document material distribution.	WVCWP coordinates IPM point-of-purchase displays with Summerwinds Garden Center in Campbell. WVCWP investigated purchase of a wall-mounted holder for fact sheets, as per Summerwinds' request. Summerwinds decided to re-institute use of their floor-based literature rack. WVCWP then re-supplied the IPM materials. WVCWP staff distributed IPM material at Orchard Supply Hardware Store special event (bordering Campbell). See PI/P Section "General Outreach"	WVCWP Staff
	PMP Plan (III.A.1)	Pest Control Operators Develop a database of licensed structural and landscape maintenance PCOs.	Monte Sereno is a strictly residential city; there are no Pest Control Operators based in Monte Sereno. As part of WVCWP, MS joined in a general overview of Pest Control Operators based within the WVC. This showed that approximately 75% of them are based in the City of Campbell. Those based in Campbell have been compiled into a list. Discussion is underway concerning database development (information fields). Additional local PCOs	WVCWP

Source	04-05 Work Plan Activity	FY04-05 Work Plan Tasks	FY 04-05 Accomplishments	Responsible Party
			will be determined and placed in the database, along with Campbell PCO data, during FY05-06	
	PMP Plan (III.A.4)	PCO Training/Reporting Document the numbers of PCOs receiving IPM training; pesticide use by PCOs; and implementation of BMPs, through contract specifications on municipal property.	Monte Sereno's Pest Control Contractor and Landscaping Contractor were unable to attend the IPM training due to other business commitments. Pesticide use by PCOs is reported annually to WVCWP. PCOs are required to operate according to the Pesticide Management Standard Operating Procedures and Monte Sereno IPM Policy.	City Mgr to assist WVCWP
	PMP Plan (III.B.2) PS#6	Municipal contractor's (PCOs) Require PCOs contracted by municipality to implement BMPs through contract specifications	PCOs are required to operate according to the Pesticide Management Standard Operating Procedures and Monte Sereno IPM Policy.	City Mgr WVCWP to assist
	PMP Plan (IV.A.2.)	Commercial Business Education Continue ICID Inspector's education program that targets commercial businesses. Distribute *Don't Set a Table for Pests.* Document efforts.	Although MS has no commercial businesses, as part of WVCWP it sponsors outreach. WVCWP Inspector distributes outreach material *("Don't Set a Table for Pests")* when conducting Restaurant Inspection Pilot visits; **66** were given to restaurant management staff (in Campbell, Los Gatos & Saratoga) in FY04-05. **66** brochures which include pesticide reduction in landscaping info ("*Water Quality Protection Guidelines for Food Handling Facilities"*) were distributed by the WV Inspector.	WVCWP Staff
	PMP Plan (V.A.)	HHW Collection Ensure that adequate pesticide disposal services exist for residents and conditionally exempt small quantity	Pesticide disposal services are handled by SC County Household Hazardous Waste. A HHW drop-off event is held annually for the West Valley; other drop-off events are held throughout the year	City Mgr WVCWP to assist

Monte Sereno

Santa Clara Valley Urban Runoff Pollution Prevention Program

FY 2004-2005 ANNUAL REPORT

Source	04-05 Work Plan Activity	FY04-05 Work Plan Tasks	FY 04-05 Accomplishments	Responsible Party
		commercial generators.	in neighboring communities.	
	PMP Plan (V.A.3.) PS#8	Publicize HHW Collection Work with HHW collection agencies to support, enhance, and help publicize programs for proper pesticide disposal (PS #7).	SC County Household Hazardous Waste holds an annual HHW drop-off event for the West Valley. WVCWP alerts the local press to the upcoming event (3 local weekly papers and San Jose Mercury News). WVCWP also placed display stands in local libraries with color pictures and flyers publicizing the event, including pesticide disposal.	City Mgr to assist WVCWP
	PMP Plan (VII.A.2) NPDES Permit Provision C.9.d.ii.	New Development/ IPM Planning Procedures . Consider pest-resistant landscaping & design features in the design, landscaping, and environmental reviews of proposed development projects.	See "Planning Procedures Element" – "Pesticide Control Measures Reporting".	City Mgr/Planner
	PMP Plan (VII.A.4) NPDES Permit Provision C.3.n.	New Development/ Reporting Summarize the types of pesticide reduction measures required (such as by conditions of approval) for new development and significant redevelopment projects, Summarize the percentage of new development and significant redevelopment projects for which pesticide reduction measures were required.	See "Planning Procedures Element" – "Pesticide Control Measures Reporting".	City Mgr/ Planner to implement WVCWP to co-ord reporting
	NPDES Permit Provision C.9.d.ii.	Municipal Staff Training Education programs or training meetings (relevant to PMP Plan VII.A, above) will	The West Valley training meeting (December 21, 2004) included a review of required IPM practices and work plan tasks. Stormwater representatives were advised to deliver handout materials and provide additional review to	City Mgr WVCWP to assist

Monte Sereno

Santa Clara Valley Urban Runoff Pollution Prevention Program

FY 2004-2005 ANNUAL REPORT

Source	04-05 Work Plan Activity	FY04-05 Work Plan Tasks	FY 04-05 Accomplishments	Responsible Party
		be conducted with City staff responsible for environmental reviews of new development projects.	appropriate municipal staff. WV Program Manager reviewed the training with MS Assistant Engineer, who was unable to attend the original meeting.	

Pesticide Management Activities Evaluation

Pest Specific IPM Plans for Armored Scale and Soft Scale were developed in FY 04-05. **This is consistent with the WVC strategy of developing 2 Pest Specific Plans per year to help incorporate IPM into municipal pest control procedures.**

Results of Pesticide Use Review FY 04-05

Monte Sereno was able to eliminate use of any OP pesticides in particular, and all pesticides in general, for FY 02-03, FY 03-04 and FY04-05, as compared to PCO spraying of 10.3 oz of diazinon for ant control in FY 01-02.

Monte Sereno has controlled pests for the past 3 years through implementation of IPM practices. Monte Sereno's public facilities consist only of a City Hall with less than 4,000 sq. ft.; the lot is appx. ½ acre and there are no City parks. Roadside weed control is left to homeowners. Ants at City Hall are controlled by keeping surfaces clean, and by wiping ant trails with soapy water; citrus-based spray is used if necessary. Weeds are hand-pulled by the landscaping contractor.

Monte Sereno has been making a dedicated, successful effort to keep City facilities pesticide free.

THIS PAGE INTENTIONALLY LEFT BLANK

Campbell, Los Gatos, Monte Sereno, Saratoga

West Valley Communities

Santa Clara Valley Urban Runoff Pollution Prevention Program

FY 2004-2005 ANNUAL REPORT

Training Summary: Pesticide Management

TRAINING DESCRIPTION	DATE	ATTENDEES
• **Annual IPM Training for West Valley Communities – attended by staff from Campbell, Los Gatos & Saratoga Public Works Depts.** Training was attended by most Parks Maintenance staff (or presentation was given later to staff unable to attend). • Also attended by: Pest Control Operator for 1 City & 1 Town, 2 local private Golf Course Superintendents, staff from 2 LG school districts, 1 UC Extension staff, 1 Master Gardener/Landscaper. Additional trainings follow this row.		
IPM for Controlling Pests of Trees & Shrubs Sponsored by West Valley Communities Presented by Nancy Garrison, retired UCCE Urban Horticulture Specialist Pests covered included: Aphids Scale Whiteflies Thrips **Topics:** ▪ "Hands-On" Identification: Looking at the Actual Pests & Beneficial Predators with Hand Lenses ▪ Detecting Which Pest is Causing the Problem (Including Detecting Egg Clusters) ▪ Beneficial Insects That Can Be Employed ▪ Planting to Encourage Beneficial Insects ▪ Best Time To Use Less-Toxic Sprays if Needed (horticultural oils/soaps) **CEU Credits: 2 hours** "Other" approved by Calif. Dept. of Pesticide Regulation *See "Pesticide Management" Table for further info*	**March 23, 2005**	**CAMPBELL** **City of Campbell (16)** Public Works Interim Director Parks Supervisor Parks Lead Worker Parks Maintenance Worker (13) **City of Campbell &** **Town of Los Gatos:** **Pest Control Contractor (1)** Killroy Pest Control, Owner **LOS GATOS/ MONTE SERENO** **Town of Los Gatos (2)**** Parks & Forestry Superintendent Public Works Supervisor *(Town Pest Control Contractor, see above)* *****see next row also*** **Los Gatos/Monte Sereno Schools** Los Gatos Union School District (3) Director, Buildings & Grounds

Campbell, Los Gatos, Monte Sereno, Saratoga

West Valley Communities

Santa Clara Valley Urban Runoff Pollution Prevention Program

FY 2004-2005 ANNUAL REPORT

Training Summary: Pesticide Management

TRAINING DESCRIPTION	DATE	ATTENDEES
		Groundskeepers (2) Los Gatos High School (1) School/Community Garden Supervisor-Science Teacher **Saratoga (10)** Parks Supervisor Parks Lead Worker Parks Maintenance Workers (8) **Saratoga Country Club (1)** Golf Course Superintendent
WVCWP Monthly Meeting/Training Presenter: WVCWP Program Manager **Topics:** For new Stormwater Program reps: ▪ Review Work Plan tasks ▪ Review City/Town IPM Policies ▪ Review Pest Specific Plans ▪ Review URMP "Standard Operating Procedures" for Pesticide Management vs. URMP attachments ▪ Discuss means of ensuring City/Town PCOs are pursuing least-toxic pest management ▪ Review New & Re-development Pesticide Reduction Measures & reporting on these	**Dec. 21, 2004**	**WVCWP (2)** Program Assistant Stormwater Discharge Inspector **Campbell (3)** Environmental Programs Consultant Environmental Programs Manager Senior Civil Engineer **Los Gatos (1)** Senior Engineering Technician **Saratoga (1)** Parks Maintenance Supervisor **WV Sanitation District (1)** Director of Engineering & Operations

Campbell, Los Gatos, Monte Sereno, Saratoga

West Valley Communities

Santa Clara Valley Urban Runoff Pollution Prevention Program

FY 2004-2005 ANNUAL REPORT

Training Summary: Pesticide Management

TRAINING DESCRIPTION	DATE	ATTENDEES
Controlling Urban Pesticide Runoff Sponsor: CWEA Speaker: Bill Johnson, SF Bay RWQCB **Topics:** Diazinon Use - Declining Bifenthrin, Cyfluthrin, Permethrin, Carbaryl Use - Increasing Threat of Pyrethroids (not addressed well by EPA, CA DPR) Municipalities empowered by Clean Water Act re Pesticide Reduction Implementation Strategy Basin Plan Amendment Timeline	**Feb. 28, 2005**	**WVCWP (2)** Program Manager, Program Assistant
Pesticides News: Potential Wastewater & Stormwater Problems Sponsor: CWEA Speaker: Kelly Moran, TDC Environmental **Topics:** Identification of Pesticides of Urban Water Quality Concern Toxicity of Pesticides Currently in Use Issues With Current Levels Of Regulation	**March 1, 2005**	**WVCWP (2)** Program Manager, Program Assistant
Public Agencies IPM Exchange Meeting Led by Laura Speare – UP3 Project, Chris Geiger – City of San Francisco, Julie Weiss – City of Palo Alto, Sheila Daar – IPM Consultant **Topics:** Update on Approved Pesticides Lists & Screening Criteria Update on Regional Projects Making this Group Helpful Hands-On Trainings at the Local Level	**April 21, 2005**	**WVCWP (1)** Program Manager **Campbell (1)** Park Maintenance Supervisor

Campbell, Los Gatos, Monte Sereno, Saratoga

West Valley Communities

Santa Clara Valley Urban Runoff Pollution Prevention Program

FY 2004-2005 ANNUAL REPORT

Training Summary: Pesticide Management

TRAINING DESCRIPTION	DATE	ATTENDEES
WVCWP Monthly Meeting/Training Presenter: WVCWP Program Manager **Topics:** ▪ Review Cities/Town's New & Re-development Pesticide Reduction Measures ▪ Water Board's requests for Reporting on New & Re-development Pesticide Reduction Measures	**May 24, 2005**	**WVCWP (2)** Program Assistant Stormwater Discharge Inspector **Los Gatos (1)** Senior Engineering Technician **Saratoga (2)** Associate Engineer PW Engineering Admin Analyst
Campbell Only Training Attendance		
Creating an "Approved Pesticides List" Workshop #2 Hosted by Marin County IPM Commissioner **Topics:** ▪ Discussing moves towards standardizing approved lists and deciding on next steps ▪ Discussing other opportunities for regional collaboration ▪ IPM-related activities and issues in Marin County	**Oct. 18, 2004**	**Campbell (1)** Park Supervisor
IPM Control of Pest for Trees Maintenance Superintendents Association – Redwood City Speaker: Gordon Mann **Topics:** ▪ Systemic Insect Control	**March 3, 2005**	**Campbell (1)** Public Works Superintendent

Campbell, Los Gatos, Monte Sereno, Saratoga

West Valley Communities

Santa Clara Valley Urban Runoff Pollution Prevention Program

FY 2004-2005 ANNUAL REPORT

Training Summary: Pesticide Management

TRAINING DESCRIPTION	DATE	ATTENDEES
***City of Campbell* Annual Dept. of Ag Pesticide and IPM Training Class** City of Campbell Service Center, Campbell, CA **Topics:** ▪ Training on Pesticides used in City's Parks Section ▪ IPM Practices and Concepts ▪ Best Management Practices to be employed	**May 25, 2005**	**Campbell (17)** Park Supervisor, 2 Park Lead Workers, 5 Park Maintenance Worker II, 4 Park Maintenance Worker I, 5 Park Temporaries
9th Annual San Francisco Urban IPM Conference The Presidio, San Francisco, CA Sponsors: City of San Francisco, United Nations (I believe) **Topics:** Upon Request	**June 1, 2005**	**Campbell (1)** Park Supervisor
9th Annual Environmental Horticulture IPM Conference Cal Poly – San Luís Obispo **Topics:** ▪ Diagnosing Leaf Spots ▪ Fusarium in Palms ▪ Sharpshooter Biology and Control ▪ Tree and Soil Injection ▪ Soil Drenching ▪ Use of Compost Teas for Pest Management	**June 9-10 2005**	**Campbell (1)** **Public Works Superintendent**
2nd Annual Regional IPM Workshop Oakland, Ca **Topics:** ▪ IPM Practices for Public Agencies	**June 14, 2005**	**Campbell (1)** Park Maintenance Supervisor

Campbell, Los Gatos, Monte Sereno, Saratoga

West Valley Communities

Santa Clara Valley Urban Runoff Pollution Prevention Program

FY 2004-2005 ANNUAL REPORT

Training Summary: Pesticide Management

TRAINING DESCRIPTION	DATE	ATTENDEES
▪ (Additional info Upon Request)		
Los Gatos Only Training Attendance		
Annual IPM Trng for LG staff: IPM for Controlling Pests of Trees & Shrubs – plus Annual Pesticide Safety Training Speaker: Tim Boyer, Town of LG Parks & Forestry Superintendent (repeat of above WVCWP Annual IPM training, presented to staff who were unable to attend initially due to a Town of LG meeting conflict) Pests covered included: • Aphids • Scale • Whiteflies • Thrips **Topics:** ▪ Discussion of Pest & Beneficial Predator Identification - using Hand Lenses ▪ Detecting Which Pest Is Causing The Problem (Including Detecting Egg Clusters) ▪ Beneficial Insects That Can Be Employed ▪ Use of Less-Toxic Sprays if Needed (horticultural oils/soaps) Safety Training: Proper disposal, avoiding drift, personal safety	**April 26, 2005**	**Town of Los Gatos (14)** Park Service Officers (2) Park Maintenance Workers (12)
Saratoga Only Training Attendance		
NPDES Training – new City of Saratoga Parks Supervisor Presenter: West Valley Clean Water Program staff **Presented & reviewed:** ▸ Performance Standard (as part of URMP) ▸ SOPs for use with PCO contractors & for employee training ▸ Workplan ▸ Annual Report requirements ▸ Pesticide use analysis based on EPA table	**Sept. 28, 2004**	**Saratoga (1)** Parks Supervisor

Campbell, Los Gatos, Monte Sereno, Saratoga

West Valley Communities

Santa Clara Valley Urban Runoff Pollution Prevention Program

FY 2004-2005 ANNUAL REPORT

Training Summary: Pesticide Management

TRAINING DESCRIPTION	DATE	ATTENDEES
▸ IPM training requirements/suggestions ▸ City IPM Policy ▸ Pest Specific IPM Plans		
***City of Saratoga* Annual Dept. of Ag Pesticide Safety Training Class** Speaker: Peter Howes, Consultant **Topics:** ▪ Training on Pesticides used in City's Parks Section ▪ Best Management Practices to be employed ▪ Avoiding wind-blown drift	**March 2, 2005**	**Saratoga (16)** Parks Maintenance Supervisor Parks Lead Worker Parks Maintenance Workers 9 Street Maintenance Supervisor Street Maintenance Workers 4

THIS PAGE INTENTIONALLY LEFT BLANK

Monte Sereno

Santa Clara Valley Urban Runoff Pollution Prevention Program

FY 2004-2005 ANNUAL REPORT

Section 1.01 MERCURY POLLUTION PREVENTION ACTIVITES

Section 1.02

FY 2004-2005 Work Plan Self Evaluation Matrix

Source	04-05 Work Plan Activity	FY04-05 Work Plan Tasks	FY 04-05 Accomplishments	Responsible Party
	Mercury Plan (I.D.)	Mercury Policy Implement mercury policy or ordinance requiring the virtual elimination of mercury from controllable sources in urban runoff from agency operations.	Monte Sereno was operating on an administrative Mercury policy and adopted a formal mercury policy in Fall 2004: Monte Sereno City Hall continues to implement the policy.	WVCWP to assist Eng Div.
	Mercury Plan (I.F.)	Guidelines Continue implementing the Guidelines for Mercury-Containing Products Reduction and Management The quantities of mercury containing devices disposed of will be reported in the FY 04-05 Annual Report.	Guidelines are being implemented; extensive reduction of mercury-containing products is limited by a lack of alternatives. Research on alternatives to mercury-containing products has been conducted and implemented when possible, but few alternatives have been found. Monte Sereno City Hall consists of 2 small, former residential buildings, so the number of fluorescent bulbs or any mercury-containing products is minimal and opportunities for reduction are limited.	WVCWP to assist Eng Div.
	Mercury Plan (II.D.)	Reporting HHW Disposal Continue documenting and reporting quantities of mercury-containing products disposed of by City buildings and departments at hazardous waste collection facilities in FY 04-05.	Although tracking quantities of mercury products disposed of by the City over the past year is not required by the Permit, the City did initiate attempts to track quantities. However, it was found that it was too costly in terms of staff time, especially due to being short-staffed for part of FY 04-05. 100% of all mercury-containing items are taken to HHW or other E-Waste recycling drop-offs.	SCVURRPP (guidance), WVCWP to assist Eng Div.
	Mercury Plan (V.A.)	Fluorescent Light Recycling Program Implement an outreach program to	A WVCWP-created display was placed at the Monte Sereno Post Office/City Hall. The display included:	SCVURRPP (guidance), WVCWP to co-ord w/ HHW staff

		educate small businesses and conditionally exempt small quantity generators about recycling fluorescent lights. Coordinate educational outreach with fluorescent light recycling events sponsored by HHW.	▪ a small, color poster ▪ flyer advertising the WV HHW Drop-off in Saratoga ▪ HHW brochures ▪ "Keep Your Family Safe from Mercury" flyers See PI/P "Materials Distribution" Section. Small Business Outeach will not be conducted in Monte Sereno as the City is strictly residential. Advertising on proper Mercury disposal was handled through placement of a "Mercury" ad. Space was purchased in the 3 weekly newspapers serving the West Valley. The Mercury ad ran 2 times in each of the 3 newspapers. When the ad was printed out as a flyer and distributed at the Los Gatos Beautiful booth, it was very well-received – residents appeared to find the graphic appealing, and the information to be useful. See Mercury Attachment A. A Press Release/Article on mercury toxicity, fluorescent light disposal, and the upcoming HHW WV Drop-off event, was submitted to the SJ Mercury News and the 3 WV weekly newspapers. Several papers shortened the article and ran it (October 2004). WVCWP's website was revised to include a Mercury link on the home page. The link connects to a new Mercury web page which includes information on free local fluorescent light disposal, free cell phone recycling and mercury and runoff pollution. See Mercury Attachment B. See PI/P Section for additional outreach related to Mercury	

Mercury Pollution Prevention Activities Evaluation

All WVC have participated in several trainings/round table discussions about mercury policies and mercury product disposal in WVCWP meetings. All WVC have procedures in place to ensure safe disposal of mercury-containing products. When municipal staff purchase or replace mercury-containing products, they select products that contain less mercury.

The WVC have also conducted extensive outreach on Mercury issues in FY-4-05. Outreach was conducted through web sites, distribution of a variety of information at various sites, classroom presentations, municipal newsletter articles, and newspaper advertising.

Outreach has included posting a small mercury poster on the WVCWP website home page, linked to a page devoted to mercury issues, including assorted recycling information.

WVCWP has also incorporated discussion of mercury and fluorescent light bulbs into the 5th grade classroom interactive presentations; the topic seems to generate strong interest from teachers and the students – reference to fluorescent lights usually causes students to look up at their overhead lights, and they make an immediate connection about behavior changes that can be included in their lives.

Additional outreach information is listed in the PI/P Section of this report.

THIS PAGE INTENTIONALLY LEFT BLANK

Would you eat it?

MER-CU-RY

A **poisonous** heavy silver-white metallic chemical obtained from the mineral cinnabar, used in:

- **Fluorescent light bulbs**
- **Thermostats**
- **Mercury Thermometers**
- **Batteries**
- **Cell Phones**
  Free disposal: www.recyclemycellphone.org

Protect the Bay from Contamination
Dispose of used products that contain mercury safely

Take it to Household Hazardous Waste

Schedule a free appointment: (408) 299-7300 or **(www.hhw.org)**

Mercury is a neurotoxin. **The FDA Advises** Pregnant Women, Women who may become pregnant, Nursing Mothers, and Young Children to reduce their exposure to mercury:

- Eat up to 12 ounces a week of fish & shellfish that are lower in mercury. Common choices are: Shrimp, Canned Light Tuna (not canned white albacore), Salmon, Pollock, & Catfish.
- Check local advisories on the safety of fish caught by family & friends in local lakes, rivers & coastal areas.

For easy disposal & safe use of mercury products, visit West Valley Clean Water Program at

www.cleancreeks.org

THIS PAGE INTENTIONALLY LEFT BLANK

WEST VALLEY
CLEAN WATER PROGRAM

CAMPBELL . LOS GATOS . MONTE SERENO . SARATOGA

Mercury & Watersheds

Home
About WVCWP
Contact Us
WV Watersheds
Stormwater Pollution
Take Action
Program Materials
Links
REPORT Illegal Discharges

Never throw Fluorescent Bulbs in the trash

Each year,
broken and landfilled
fluorescent bulbs
release enough mercury vapors
to contaminate a lake
the size of Lake Tahoe, CA.

Residents may bring bulbs to a Free Drop-Off at participating stores:

Ace Hardware - Los Gatos Blvd., Los Gatos, CA (408) 356-7103

Ace Hardware - 6469 Almaden Expwy, San Jose, CA (408) 997-1784

Don't Throw these Common Household Items In the Trash

- Batteries
- Thermometers (mercury)
- Thermostats
- Fluorescent Bulbs
- Cell phones

Take them to a local Household Hazardous Waste Collection Facility

Santa Clara Valley, CA

call (408) 299-7300 or visit www.hhw.org

Mercury is a neuro-toxin that is **used safely in fluorescent lightbulbs**, as long as the bulbs are disposed of properly after final use.

Recycle cell phones at Wireless Phone Stores

Nextel • Sprint • Verizon

THIS PAGE INTENTIONALLY LEFT BLANK

Training Summary: Mercury

Training Description	Date	Attendees
Mercury Reduction Policy Training - Saratoga Speaker: WVCWP Program Manager **Topics:** ▪ Saratoga's Mercury Reduction Policy ▪ Saratoga's Mercury Recycling program ▪ Possible Fluorescent Light alternatives – proper handling of 'green-tipped' lights	**November 12, 2004**	**Saratoga (2)** Public Work Admin Analyst Facilities Maintenance Supervisor
WVCWP Monthly Meeting/Training Presenter: WVCWP Program Manager **Topics:** ▪ Reporting requirements for municipal mercury products ▪ Tracking specific quantities vs. showing what action is being taken for specific products ▪ Municipal programs for used battery collection ▪ Green-tip Fluorescent lights – low mercury, proper disposal ▪ Review Mercury TMDL ▪ Create employee awareness of Mercury Policy	**Nov. 16, 2004**	**WVCWP (2)** Program Assistant Stormwater Discharge Inspector **Campbell (2)** Environmental Program Manager Senior Civil Engineer **Los Gatos (1)** Senior Engineering Technician **WV Sanitation District (1)** Director of Engineering & Operations
Mercury Reduction Plan - Sacramento Regional Co San. Dist. Sponsor: CWEA Speaker: Vicki Frey, SRC Sanitation Dist. **Topics:** Mercury Offset Feasibility Study & Offset Options Sources of Mercury Public Education & Outreach	**Feb. 28, 2005**	**WVCWP (2)** Program Manager, Program Assistant

Training Summary: Mercury

Training Description	Date	Attendees
Beyond Dental BMPs Sponsor: CWEA Speakers: Stephanie Hughes, City of Palo Alto; Lewis Harrison, City of San Francisco	**March 1, 2005**	**WVCWP (1)** Program Manager

West Valley Communities
Santa Clara Valley Urban Runoff Pollution Prevention Program

FY 2004-2005 ANNUAL REPORT

COPPER ACTION PLAN/NICKEL ACTION PLAN

FY 2004-2005 Work Plan Self Evaluation Matrix

Activity	Source	FY04-05 Work Plan Tasks	FY 04-05 Accomplishments	Responsible Party
Vehicle Washing Operations	CB-1	Continue to distribute outreach materials on proper vehicle/equipment washing at Municipal counters/Post Offices/Libraries and public events, and post on WVCWP website.	WVCWP created a *Car Wash Kit flyer* to inform residents of the need to use the Kit for Car Wash fund-raisers. The flyer is posted at the City offices; it will be distributed to schools in FY05-06. The flyer incorporates information on Municipal Codes for Stormwater, and information on copper's affect on aquatic life. Since Monte Sereno does not have schools or businesses within its own borders, the Car Wash flyer for Los Gatos, with the LG Town Code, is most relevant to Monte Sereno residents and is made available to them. See Copper Attachment A A brochure on proper vehicle washing was distributed at car wash fundraisers by the Stormwater Discharge Inspector, in conjunction with instructing on use of the Car Wash Kit.	WVWCP staff
Vehicle Washing Operations	CB-1	Partner with Nova High School teacher & students to make presentations to Campbell, Los Gatos and Saratoga High School classes, topics will include car washing and proper draining of Pools & Spas.	This year, car washing, pool draining and copper issues were incorporated into WVCWP's Enviroscape presentations given to 5th graders at Foothill Elementary School and Rolling Hills Middle School. Appx. 150 students learned about sources of copper, copper's affect on aquatic life, draining pools to sanitary sewer outlets (photos of an outlet were shown) and proper car washing.	WVWCP staff
Vehicle Washing Operations	CB-1	Provide car wash kit & education to charity car wash organizers. Provide educational brochures/materials where applicable. Track and document occasions for use in Annual Report.	The WVCWP Inspector set up the Car Wash Kit at 4 Car Wash Fundraisers in the WVC in FY 04-05. He provided instruction on how to use it and explained the need to keep car wash water out of storm drains. July 28, 2004 Muscular Dystrophy Adult Support Group	WVWCP staff

West Valley Communities
Santa Clara Valley Urban Runoff Pollution Prevention Program

FY 2004-2005 ANNUAL REPORT

Activity	Source	FY04-05 Work Plan Tasks	FY 04-05 Accomplishments	Responsible Party
			fundraiser Car Wash held at Ace Hardware in Los Gatos (bordering Campbell). Also: Oct. 30, 2004 Student Exchange Program & Italian Club of LG High School fundraiser Car Wash held at Van Meter School, LG Blvd. 20 students participated; appx. 95 vehicles were washed. April 2005 – LG Union School Dist. Education Foundation - fundraiser Car Wash held at Van Meter Elem. School, LG. April 2005 – Girl Scout Troop 630 Los Gatos - fundraiser Car Wash held at Union 76 gas station at Blossom Hill Rd., LG. 50 copies each of "Cars Pollute Too" and "Washing Cars" were distributed during car wash events.	
Vehicle Washing Operations	CB-1	Submit data regarding vehicle washing outreach activities. Provide an effectiveness evaluation in Annual Reports.	While Monte Sereno is strictly residential, MS contributes to funding the WVCWP Stormwater Discharge Inspector. The Stormwater Inspector distributes several vehicle washing pieces during pro-active inspections and in relation to any actual or suspected IC/ID incident. This means of outreach is very effective and the Inspector is able to answer questions and offer suggestions. See "Inspect Auto Businesses" below. WVCWP staff created a *Car Wash Kit* outreach flyer, including reference to each WVC's Municipal Code for Stormwater and information on copper's toxicity to aquatic life. The flyer is available at the respective municipal offices. 50 copies each of "Cars Pollute Too" and "Washing Cars" were distributed during car wash events.	WVWCP staff

West Valley Communities
Santa Clara Valley Urban Runoff Pollution Prevention Program

FY 2004-2005 ANNUAL REPORT

Activity	Source	FY04-05 Work Plan Tasks	FY 04-05 Accomplishments	Responsible Party
			See "Evaluation" below.	
Vehicle Washing Operations	CB-1	Require source control measures for Group 1 new development and redevelopment projects that will conduct vehicle/equipment washing and maintenance activities (consistent with Permit Provision C.3.k).	The WVC did not have any new Group 1 projects that would conduct vehicle/equipment washing and maintenance activities during FY 04-05.	WVCWP staff w/ Municipal Staff
Vehicle Washing	CB-1	Inspect auto businesses regarding car wash requirements, and prohibited storm drain discharge.	The WVCWP Inspector conducted 18 pro-active auto repair and vehicle facility shop inspections in Los Gatos (Monte Sereno and Saratoga have no auto service businesses). He distributed his fact sheet, providing information on wastewater capture systems to automotive facilities. The fact sheet was designed to provide small-scale automotive facilities (those that find installing a full-fledged wash rack cost prohibitive) with examples of inexpensive treatment technologies and distributor information. Problems at shops in previous years generally appear to have been corrected, due to Inspector's outreach efforts.	WVWCP ICID Inspector
Vehicle Washing Operations	CB-1	Maintain and inspect car wash systems for City vehicles at the corporation yard	Monte Sereno does not have a Corp Yard or City vehicles.	WVWCP ICID Inspector / Pub Works Supt
Vehicle Washing Operations	CB-1	Encourage municipal staff to attend SCVURPPP's "Mobile Cleaning Workshop".	Monte Sereno does not have a Corp Yard or City vehicles.	WVWCP ICID Inspector / Pub Works Supt/ Bldg Maint Supvr
Reducing Traffic	CB-6/7	Complete revision of and implement	The WVC endorse and support Santa Clara Valley	WVCWP w/ Municipal

West Valley Communities
Santa Clara Valley Urban Runoff Pollution Prevention Program

FY 2004-2005 ANNUAL REPORT

Activity	Source	FY04-05 Work Plan Tasks	FY 04-05 Accomplishments	Responsible Party
Congest'n Promoting Alternative Transport-ation		revised development site design standards related to transportation per Permit Provision C.3.j Encourage and promote better transportation-related design practices and alternative modes of transportation.	Transportation Authority's *Best Practice Principles* for integrating public transportation and land use[1]. Principles promote: designing for pedestrians i.e. public connection to paths and sidewalks and tree covered sidewalks which provide comfortable pedestrian spaces. Providing a diverse mix of land use and focusing growth around transit stops reduces the need for residents to drive.	Staff
Water-shed assessm't and protection	CB-8	Revise City's General Plan, as needed, at next scheduled update, based on recommendations from the *Development Policies Comparison Project* and Provision C.3.l.	Where practicable, recommendations from the *Development Policies Comparison Project* will be considered in the WVC's next General Plan revisions. Monte Sereno is currently working on a General Plan revision.	Community Dev. Dir.
Water-shed assessm't and protection	CB-8	Continue to implement guidance from SCVURPPP on addressing water quality in the CEQA review process, as part of C.3.m. implementation.	The WVC have adopted the CEQA review guidance from SCVURPPP, as documented in the June 2004, *C.3 Stormwater Handbook*, to address water quality as part of the C.3.m implementation.	Municipal Staff
Water-shed assessm't and protection	CB-8	Participate in the Water Resources Protection Collaborative and implement any agreed upon guidelines and standards for watershed protection.	The WVC have staff attending the Collaborative on a regular basis (with the exception of Monte Sereno which has part-time staff in the City Engineering Dept.). All WVC provide data as requested by the Collaborative and are working to implement any guidelines which may be established.	Municipal Staff
Street sweeping & stormdrain O&M	CB-11	Continue following Program guidance regarding the collection and reporting of street sweeping data. Provide data in accordance with schedule for Annual Report.	WVC staff and contractors have worked closely with WVCWP to collect all necessary street sweeping data. Street Sweeping data was collected and was provided to the SCVURPPP at the end of FY 04-05 for all street sweeping activities. The Town of Los Gatos is currently placing a different employee in the street sweeping staff position; this employee will handle Monte Sereno street	WVCWP staff w/ Municipal Staff

[1] *Community Design & Transportation: a Manual of Best Practices for Integrating Transportation and Land Use* (copyright 2003 Santa Clara Valley Transportation Authority)

West Valley Communities
Santa Clara Valley Urban Runoff Pollution Prevention Program

FY 2004-2005 ANNUAL REPORT

Activity	Source	FY04-05 Work Plan Tasks	FY 04-05 Accomplishments	Responsible Party
			sweeping.	
Street sweeping & stormdrain O&M	CB-11	Implement (as appropriate) identified improvements to current street sweeping and storm drain system O&M programs (within available budgets). Provide effectiveness evaluation in FY 04-05 Annual Report.	The street sweeping program is effective in that efficient, predictable routes are maintained, and sweeping days do not conflict with trash pickup days. Street sweeping information/schedules are available on WVC websites. Los Gatos is improving its street sweeping program with the purchase of new street sweeping equipment. A variety of street sweepers were tested in order to determine which could best handle the Town's requirements. Monte Sereno's street sweeping is handled by Los Gatos. Annual evaluation of maintenance for the WVC's storm drain system is conducted at the annual storm drain operations and maintenance supervisor's (superintendent's) meeting. See "Public Agency Activities – Street Sweeping and Storm Drain O&M" Sections.	WVCWP staff w/ Municipal Staff
Outreach on pool, spa maint'nce	CB-12	Continue to distribute outreach materials at local public events; brochures at agency department counters and public places; and placement on WVCWP website.	All municipal offices have the new Pool Draining brochure available for residents. WVCWP is currently designing a "Copper" page for the web site which will include the Car Wash Kit flyer and the Pool brochure.	WVCWP staff w/ Municipal Staff
Outreach on pool, spa maint'nce	CB-12	Continue to distribute outreach materials and brochures as part of ICID WVC inspections.	See CB-1 "Submit data regarding vehicle washing outreach activities" above.	WV Inspector
Use of architect-ural copper	CB-21	Encourage limiting use of copper on roofs, in roof shingles, and for gutters.	WVCs discourage the use of architectural copper. Monte Sereno: City staff discourages the use of architectural copper in the planning and design stages. If an applicant desires architectural copper, Planning &	Municipal staff

West Valley Communities
Santa Clara Valley Urban Runoff Pollution Prevention Program

FY 2004-2005 ANNUAL REPORT

Activity	Source	FY04-05 Work Plan Tasks	FY 04-05 Accomplishments	Responsible Party
			Engineering staff point out the water quality issues and suggest use of alternatives.	
Nickel Action Plan Tasks				
Measures to control nickel discharge from construc-tion sites	NB-1	Continue to implement Construction Inspection Performance Standards (see Construction Inspection work plan section).	WVCWP and WVC staff rewrote the C.I. SOPs for the model Construction Inspection Performance Standards as part of all WVCs' URMP revision (submitted to the Regional Board in 9/04).	WVCWP staff w/ Municipal Staff l/ WVCWP ICID Inspector
Measures to control nickel discharge from construc-tion sites	NB-1	Training: Continue to have inspectors attend Regional Board/Program workshops on construction site management and learn latest erosion/sediment control techniques	On October 12th WVCWP's IC/ID Inspector and Program Manager attended the "Construction Site Planning & Management for Compliance with NPDES Requirements" workshop, and purchased the videos, "**Hold onto your Dirt**" and "**Keep it Clean**", to use in training sessions within each WVC. 2 Monte Sereno staff attended the Construction Site Planning & Management for Compliance with NPDES Requirements. See Staff Training Table –Construction Inspection, for details.	WVCWP staff w/ Municipal Staff / WVCWP ICID Inspector
Measures to control nickel discharge from construc-tion sites	NB-1	Training: Continue to attend Program sponsored or other workshops on post-development stormwater BMPs (C.3.)	In March 2005 WVCWP staff attended a variety of trainings at the CWEA Workshop; this information was provided to WVC Stormwater Reps at WVCWP meetings. In June 2005, staff attended "Conducting Stormwater Treatment BMP O&M Verification Inspections" Sponsored by SCVURPPP. 2 Monte Sereno Building & Engineering staff See Training Summary –New & Re-Development	WVCWP staff w/ Municipal Staff / WVCWP ICID Inspector

West Valley Communities
Santa Clara Valley Urban Runoff Pollution Prevention Program

FY 2004-2005 ANNUAL REPORT

Activity	Source	FY04-05 Work Plan Tasks	FY 04-05 Accomplishments	Responsible Party

Copper/Nickel Action Plan Evaluation

Car Wash Outreach Evaluation:

The Car Wash Kit for car wash fundraising events has been a success; it was used at 4 events in FY 04-05 year and is estimated to have prevented runoff from several hundred cars. The WVCWP's newly-created Car Wash Kit flyer will be distributed through more avenues in FY 05-06, in an effort reach potential users and to reduce car wash event discharges.

The Car Wash Kit flyer was posted at municipal offices in spring 2005, but WVCWP has not yet received calls from any groups resulting from the flyer. All calls so far have been triggered by car wash information on the Town of Los Gatos Public Works web page. In Summer and Fall of FY 05-06, the flyer will be distributed to schools in WVC, in hopes of increasing public awareness of the Car Wash Kit. The flyer will also be posted on the WVCWP website.

Since car washes are sometimes held at gas stations and churches, some form of efficient outreach to these locations is also being discussed. The best approach might be to contact youth sports teams and scout groups, who may hold car washes but perhaps aren't affiliated with a school. In FY 04-05, WVCWP began assembling a *Scouts and Sports Team Contacts* list; in FY05-06, additional contacts will be added and staff will investigate means of distributing the flyer to the appropriate contact people.

Copper Outreach Evaluation:

The WVCWP will continue to provide outreach on car washing, vehicle maintenance, alternative transportation, and pool maintenance during in-class presentations and partnerships with teachers and students in local schools. WVCWP incorporated messages about activities that can prevent copper runoff as part of the 5th grade Enviroscape curriculum.

The WVCs continued their street sweeping programs and were able to collect accurate data for submittal for FY 04-05.

www.cleancreeks.org , offers a *Take Action* page which encourages people to:

•Take cars to a commercial car wash (where the dirty water will flow to a Treatment Plant), or wash it on a non-paved surface.

•Drain pools and spas into a sanitary sewer outlet, NEVER into a street

•Drive less! Walk, ride a bike or a bus, or carpool.

WVCWP is working on design of a "Copper" page for its website, featuring outreach pieces on residential car washing, use of the Car Wash Kit, and pool draining.

The Town of Los Gatos web site, which is referred to by Monte Sereno residents for a variety of information, features excellent outreach material on car washing and pool draining, along with general information on avoiding stormwater runoff pollution. The site's link to the WVCWP site and the WV Stormwater Inspector's e-mail allows LG residents to easily contact WVCWP concerning car wash fundraiser events. This has triggered implementation of the Car Wash Kit at 4 car

West Valley Communities
Santa Clara Valley Urban Runoff Pollution Prevention Program

FY 2004-2005 ANNUAL REPORT

Activity	Source	FY04-05 Work Plan Tasks	FY 04-05 Accomplishments	Responsible Party
washes in FY 04-05; use of the kit avoided runoff pollution from several hundred cars and allowed for education of numerous residents during the car wash activities.				

Protect Our Creeks during your next

Car Wash

Fundraising Event

Anyone organizing a **Car Wash Event**
in *Campbell, Los Gatos, Monte Sereno or Saratoga*
is directed to borrow the **Free Car Wash Kit** from
West Valley Clean Water Program *(WVCWP)*

The *State Water Board* requires municipalities to prevent Car Wash Event runoff from flowing into Storm Drains.

Town Code Section 22.30.015(a) & (b)

All Car Wash Events should use the ***Car Wash Kit***, which keeps runoff out of Storm Drains.

To schedule pick-up & training on use of the Car Wash Kit,
e-mail WVCWP at: inspector@cleancreeks.org or phone 408-354-5385

- Copper is toxic to aquatic life - and it washes off of brake pads
- Oil, coolant & other pollutants are also carried in car wash runoff
- The Car Wash Kit drains runoff into the Sanitary Sewer lines, rather than into the Storm Drains (which flow untreated into our creeks)

THIS PAGE INTENTIONALLY LEFT BLANK

Training Summary: Copper

WVCWP Monthly Meeting/Training Presenter: WVCWP Program Manager **Topics:** ▪ Review Copper Work Plan Tasks & Activities ▪ Outreach – Car Wash Kit ▪ Importance of Mobile Surface Cleaning Training – video available through WVCWP ▪ Architectural copper – Cities/Town means of discouraging or prohibiting use	**Nov. 16, 2004**	**WVCWP (2)** Program Assistant Stormwater Discharge Inspector **Campbell (2)** Environmental Program Manager Senior Civil Engineer **Los Gatos (1)** Senior Engineering Technician **WV Sanitation District (1)** Director of Engineering & Operations
Copper Strategies – Brake Pads & Regional Applications Sponsor: CWEA Speakers: Sarah Connick, Sustainable Conservation; Richard Looker, SF Bay RWQCB **Topics:** ▪ Identifying Non-Point Copper Sources ▪ Brake Pad Pollutants Environmental Transport Studies ▪ Action Plan For Brake Pad Partnership ▪ Potential Outcomes	**March 1, 2005**	**WVCWP (2)** Program Manager, Program Assistant

THIS PAGE INTENTIONALLY LEFT BLANK

TRASH INVENTORY & MANAGEMENT

FY 2004-2005 Work Plan Self Evaluation Matrix

Source	04-05 Work Plan Activity	FY04-05 Work Plan Tasks	FY 04-05 Accomplishments	Responsible Party
Trash Work Plan	Strategy and Goals	Use Program guidance to develop a strategy to conduct trash evaluations in watersheds.	The WVCWP Manager and Inspector participated in the Program's Trash Ad Hoc Group and developed goals for the West Valley Communities, which the WVCs approved in FY 03-04. These goals include: • Prioritizing inspections for trash dumpster areas at local restaurants. See IND – Restaurant Inspection Program of each municipality's annual report. • Educate local businesses about the need for dumpster cleanliness and encourage BMPs • Evaluate trash condition of urban creeks through drive-by monitoring and when feasible, rapid trash assessments. • Educate local teachers, students and principals by featuring trash problems and solutions in our interactive school presentations. • Evaluating the progress made on goals in each Ann Rpt	WVCWP to coordinate, WV Stormwater Reps to provide municipal input and feedback
Trash Work Plan	Evaluations	Conduct trash evaluations in a subset of trash problem areas.	The WVCWP staff conducted the following KAB litter index assessments for the identified problem spots for each WV community during FY04-05. See attached reports for detail. For: • Campbell's thirteen (13) identified problem areas, 23 assessments were conducted. • Los Gatos' eight (8) identified problem areas, 12 assessments were conducted. • Monte Sereno's one (1) identified problem areas, 3 assessments were conducted. • Saratoga's four (4) identified problem areas, 6	WVCWP to sponsor events Municipality to identify problem areas

			assessments were conducted. The WVCWP also sponsored three (3) trash cleanup events, where citizen volunteers performed monitoring which is very similar to the Water Board's RTA method.	
Trash Work Plan	Identify Control Measures & Begin Implementation	Identify and begin implementation of trash control measures, as appropriate, to address trash problem areas within high priority areas	The West Valley Cities have successfully implemented all of the strategic trash goals listed in item 1 above.	Municipal Storm Reps to determine Strategic Goals and WVCWP to assist with implementation
Trash Work Plan	Report on Trash Mgmt Practices Implemented	Provide Program staff with information on trash management practices implemented, using standardized reporting format.	Program staff was provided with all trash assessment information for FY 04-05 except for the data that was collected as part of the WVCWP citizen participation program, *Creek Keepers*, mentioned below.	WVCWP Staff
FY01-02 Work Plan	Monitoring/Citizen Participation	Continue to promote citizen participation program to monitor trash in local creeks (element of *Creek Keeper's* Program).	Three public participation events were held in FY04-05 for trash cleanup and monitoring near local creeks. All three event sites were near schools so that WVCWP staff efforts would accomplish three things. 1) Trash monitoring 2) Creek area cleanup and 3) teaching students about a citizen's responsibility to keep trash out of our watersheds. The method used by volunteers at these events resembles the RTA method closely enough that it is possible to take individual trash assessment forms from the participants and put the data almost directly into the RTA forms. Lack of staff time prevented WVCWP from transferring all the data for FY04-05. However data was transferred to the RTA format for the site on Wildcat Creek. See the Program's Trash Activities report. Also see attached data sheets, and the press release for the Wildcat Creek event, and the front-page story from the Saratoga Community Newspaper (Silicon Valley Community Newspaper Group) 4-27-05.	WVCWP Staff

FY04-05 Work Plan, RWQCB comments	Training	Conduct PI/P training meetings on implementation of volunteer creek and school site clean ups. Evaluate effectiveness of volunteer trash monitoring and success of clean-up events	On July 16, 2004, the WVCWP Manager and the half-time Public Outreach Assistant attended the following workshop: Regional Board Trash Rapid Assessment Training Presenters: Water Board Staff for the session on the Rapid Trash Assessment method; (RTA); and SCVURPP Program Staff for the session on the Keep America Beautiful (KAB) method of assessment	WVCWP Staff

Trash Inventory & Management Evaluation

The West Valley Communities have made good progress on each of their strategic goals for trash reduction.

Prioritizing Dumpster Area Inspections & Educating local businesses

The WVCWP Inspector patrols the downtown areas of each community to look for signs of illegal dumping or debris from dumpsters (especially those with open lids) and providing educational chats as needed. Monte Sereno is the exception; being strictly residential, the City does not have many dumpsters. See the IND and ICID section of this report for details.

Evaluate the Trash Condition of Urban Creeks by conducting Drive-by Monitoring of Identified Problem Areas

WVCWP staff conducted *Keep America Beautiful Litter Index* method assessments at all identified problem areas in the West Valley Communities, for a total of 44 assessments. Some new potential problem areas were identified and other, like the *Los Gatos Creek Trail,* which is cleaned up monthly by a local group of University Women, will not remain on the list. Although it is very heavily traveled it is also constantly monitored by residents. WVCWP staff finds that once the patrolling or monitoring has become routine (especially using the simple KAB method) the task is relatively easy to accomplish. WVCWP staff is becoming more familiar with the local watersheds, which makes it easier to identify areas which present potential problems.

Conduct Educational Outreach to Students and Teachers in Local Schools

WVCWP staff will respond to every opportunity to partner with schools and teachers on educating the students. The WVCWP has been particularly successful, in FY 04-05 and F Y03-04 in recruiting student volunteers for creek cleanups and the task of creek monitoring. The WVCWP's own method of trash assessing is very similar to the RTA method except that it is simplified for young students and for the needs the West Valley area. Refer to the combined results of the trash monitoring at three volunteer events, attached. WVCWP events during FY 04-05 all took place in the San Tomas Aquino Watershed. This is partly because choosing a site and recruiting volunteers is time intensive, and it becomes easier as the site is established and volunteers are more familiar with the site and the routine procedures for the event. Sacred Heart School next to Wildcat Creek contacted WVCWP this year to see if staff would sponsor another creek cleanup event. In FY05-06 WVCWP staff will investigate other areas in the West Valley to try to establish an on-gong site in the Guadalupe Watershed (the other West Valley Watershed).

Saratoga Gardening Guerillas

A group of Saratoga Volunteers have been cleaning the streets and sidewalks of the City (sometimes on hands and knees) for the last year. See article attached.

Volunteers met with a hurdle when the Saratoga decided that the City would be liable for the safety of the citizens while they were working. This demonstrates the enthusiasm of the volunteers in West Valley Communities and the set backs that the WVCWP sometimes encounters in encouraging and accepting citizen volunteer services. See attached article (*Gardening Guerillas)* from the Silicon Valley Community Newspaper, *Saratoga News.* Having to walk this fine line is a part of any idea which involves citizens working on municipal property e.g., students applying storm drain stencils or participants in a creek cleanup (especially if volunteers intend to enter the creek to facilitate the cleanup) or even a participation in a holiday parade (public outreach). The WVCWP tries to take advantage of every public participation opportunity without leaving the Municipality vulnerable to potential liability issues.

Monte Sereno

Guadalupe River							
ID #	**Date**	**Location of Trash Problem Areas**	**Assessment Tool**	**Score**	**Trash Sources**	**Evaluation Results**	**Comments**
MS01	3/8/2005	Old Highway 9 (from Rose Ave to Daves Ave)	KAB	2	Litter (pedestrians and motorists)	Continue to monitor. Cal Trans' jurisdiction.	Approximately twelve wrappers (fast food liter) were observed on side of highway and in the median.
MS01	3/10/2005	Old Highway 9 (from Rose Ave to Daves Ave)	KAB	2	Litter (pedestrians and motorists)	Continue to monitor. Cal Trans' jurisdiction.	Approximately forty wrappers, shopping sacks and beverage containers were observed.
MS01	3/15/2005	Old Highway 9 (from Rose Ave to Daves Ave)	KAB	1	Litter (pedestrians and motorists)	Continue to monitor. Cal Trans' jurisdiction.	Medians were clean. Large black trash bags were full and ready for pick up (Cal Trans must have cleaned up).

THIS PAGE INTENTIONALLY LEFT BLANK

San Tomas Aquino (Westmont)
September 18, 2004
Creek Monitoring Summary

Use tick marks in the Category that the trash belongs in (i.e. plastic bag goes in PLASTIC).
At the end of the cleanup, total the tallies, & write the **total** next to the heading.

PLASTIC	767
bags	
bottles	
buckets	
caps, lids	
milk jugs	
pieces	
rope	
6-pack holders	
toys	
STYROFOAM	71
cups, spoons, forks, straws	
egg cartons	
fast food containers	
meat trays	
pieces	
METAL	271
bottle caps	
cans	
pieces	
wire	
CIGARETTE BUTTS	80

PAPER	565
bags	
cardboard	
cartons	
cups	
newspaper	
pieces	
RUBBER	13
balloons	
gloves	
tires	
GLASS	256
bottles	
light bulbs	
WOOD	73
broken pieces	
pallets/large items	
CLOTH	39
clothing	
rugs	
OTHER	71

End of Day Totals

Estimate Length of creek section in miles, i.e. 1/10 mile, 1/8 mile: ¾ Mile

Number of bags of trash collected: 38

Weight of recyclable trash: 100

Weight of non-recyclable trash: 400

Fifty (50) Volunteer Participants

1. Describe the stretch of creek monitored using descriptors of boundaries such as landmarks or cross streets. San Tomas Aquino Creek near 4805 Westmont Ave. to McCoy (near San Tomas Aquino Rd) San Jose w/ Campbell address; Cleanup covered some of the school fields.
2. What types of trash were most commonly found? Paper, broken glass, plastic food waste,
3. List the most unusual items found. 30 ft. long metal pole and lawn chair, volleyball, golf ball, *Frisbee*, homework, sweater, milk jug, wire, rags, chair
4. Rate from one to five how dirty or clean the creek was, with one being pristine clean.

(Circle one) 1 2 3 4 5

THIS PAGE INTENTIONALLY LEFT BLANK

West Valley Press Release April 19, 2005 – Trash

From: Cheri Donnelly [mailto:cheri.westvalley@comcast.net]
Sent: Tuesday, April 19, 2005 1:38 PM
To:'ltoth@svcn.com'
Subject: Sacred Heart Students Clean a Creek April 20th

Hi Lisa,

Sacred Heart School children and a few parent volunteers will be cleaning Wildcat Creek, behind their school grounds on Wednesday afternoon (April 20) from 1 to 2:30 pm. They have a **permit from the SCV Water District** to open the normally locked gate and pick up debris that came to the creek from the school lunch/ field area, the streets, or from other yards.

We are beginning to see the spring weather and notice that trash has settled in the creeks. We first approached Sacred Heart's Principal two years ago to see if she would allow the West Valley Clean Water Program staff to enter the creek area behind the school and pick up the trash that volunteers couldn't get to on National River (Creek) Clean up Day.

The Principal not only invited us onto the property but allowed us to hold a watershed assembly at the school to encourage the students to volunteer for the cleanup event. We were surprised when 80 students and parents turned out for the creek protection event. The principal confided to us that in preparation for Clean Water staff's visit to their school, the students combed the school grounds for trash a few days prior to the creek cleanup event.

School grounds and their surrounding areas are well known among creek and Bay environmentalists as a major source of beverage-container and food-wrapper trash. All of which ends up in our local creeks, streams and finally the Bay. We might look around the West Valley and say we don't have a trash problem but all our upstream food and beverage debris is carried by heavy rains to an unmanageable buildup of trash that is choking creeks in downstream areas.

This year the school called us to request that we help them sponsor another cleanup event. We are delighted to provide the gloves and trash bags and guidelines to keep this a safe event. The SCV Water District staff came out and cleared a path to prevent the students from coming into contact with poison oak. After the event the Water District will haul away the bags of collected trash.

We have cute photos of the previous event if you are interested. The student volunteers are from grades K-8. About 45 students have signed up thus far. I wish every school would celebrate Earth Day this way.

Best Regards,

Cheri Donnelly, Program Manager

West Valley Clean Water Program
Representing Campbell, Los Gatos, Monte Sereno and Saratoga
18041 Saratoga-Los Gatos Road
Monte Sereno, CA 95030
408-354-4734

THIS PAGE INTENTIONALLY LEFT BLANK

Wildcat Creek (Sacred Heart)
April 20, 2005
Creek Monitoring Summary

Use tick marks in the Category that the trash belongs in (i.e. plastic bag goes in PLASTIC).
At the end of the cleanup, total the tallies, & write the **total** next to the heading.

PLASTIC	817
bags	
bottles	
buckets	
caps, lids	
milk jugs	
pieces	
rope	
6-pack holders	
toys	
STYROFOAM	49
cups, spoons, forks, straws	
egg cartons	
fast food containers	
meat trays	
pieces	
METAL	46
bottle caps	
cans	
pieces	
wire	
CIGARETTE BUTTS	-

PAPER	96
bags	
cardboard	
cartons	
cups	
newspaper	
pieces	
RUBBER	2
balloons	
gloves	
tires	
GLASS	23
bottles	
light bulbs	
WOOD	12
broken pieces	
pallets/large items	
CLOTH	4
clothing	
rugs	
OTHER	90

End of Day Totals

Estimate Length of creek section in miles, i.e. 1/10 mile, 1/8 mile: 1/8 Mile

Number of bags of trash collected: 12

Weight of recyclable trash: 5 bags

Weight of non-recyclable trash: 7 bags

Approximately 60 Student and 5 Parent Volunteers Participated

1. Describe the stretch of creek monitored using descriptors of boundaries such as landmarks or cross streets. Back of school grounds to Fruitvale Ave. Along Wildcat Creek between 2 points: Saratoga Ave at SH School and 1/8 mile northwest of intersection at Fruitvale and Allendale in Saratoga.
2. What types of trash were most commonly found? Snack & food wrappers & soda cans, plastic bottles
3. List the most unusual items found. A long metal pole
4. Rate from one to five how dirty or clean the creek was, with one being pristine clean.

(Circle one) 1 2 3 4 5

THIS PAGE INTENTIONALLY LEFT BLANK

SARATOGA NEWS

April 27, 2005 Saratoga, California *Since 1955*

Education

Sacred Heart School seventh-graders Lynn Vo (left) and Lucija Stimach participate in a Wildcat Creek cleanup day on April 20 behind the school grounds.

Students doing something about litter

By Lisa Toth

Students at Sacred Heart School may be litterbugs, but they're doing something about it.

More than 65 students in grades four to eight volunteered to clean up Wildcat Creek, which runs behind the Saratoga school's grounds. They were permitted by the Santa Clara Valley Water District to open a normally locked gate to gain access to the creek and they worked for more than two hours on April 20.

The zealous students, parent volunteers and representatives from the sponsoring organization, West Valley Clean Water Program, picked up debris that had been blown into the creek from the school lunch area, streets and school yard. The garbage had been carried into the creek by winter rain storms.

"It's gross," said seventh-grader Elizabeth Carte, picking up trash near the fence line of

the school property. "This shows you how the trash grows. One little piece from everyone becomes a big amount."

Armed with clipboards and pencils, students tracked each piece of trash they picked up, such as random bolts and screws or more common potato chip bags, candy wrappers and beverage containers.

The creek monitoring trash activity will help water program officials determine where the majority of the trash comes from and what behaviors are contributing to the trash. The students were also given gloves, bags for recyclable items and long-handled grippers to pick up hard-to-reach rubbish.

Parent volunteer Georgia Ellenikiotis, the school's Christian service commissioner, said the students received two community service hours for the activity. Each grade level is required to complete a different amount of community service, which includes activities such as playing bingo with senior citizens, assisting at homeless shelters or organizing food drives. Even though the creek cleanup was optional, Ellenikiotis said she was pleased the event had a high turnout. This was the school's third year participating in the creek cleanup event.

"It's fun to be cleaning up with all your friends," said Marianne Gera, a seventh-grader who also serves as the safety and ecology commission officer for the school. "It's helping the environment instead of trashing it."

Before beginning the trash cleaning expedition, students were instructed by Cheri Donnelly, West Valley Clean Water Program's manager, about safety rules, how to avoid poison oak and how to not disrupt the creek's natural habitat. She also showed students photographs of concentrated levels of garbage that can accumulate farther downstream if not prevented or remedied through volunteer cleanup efforts.

Wildcat Creek flows into the San Tomas Aquino Creek and then into Moffet Channel. From there, the water travels through Guadalupe Slough before entering the lower San Francisco Bay, according to Donnelly.

"It's an eye opener for these kids to realize what comes from their own backyard--plastic straws, food wrappers, chip bags, snack bags, bottle caps, water bottles," Ellenikiotis said.

Before the students were allowed to go through the locked gate and head down the steel embankment to access the creek, they had to comb the grounds and collect all the trash that had piled up along the fence line. Kathy Ottenberg, an assistant with the water program, said she hoped the students would take away a sense of responsibility and awareness about not littering in Saratoga.

"We're all partners of the larger community, and our actions and caring about the creek do make a difference," she said. "The creek is part of their campus, but they probably

don't notice it on a daily basis."

Marianne pointed out that much of the trash on the school campus and in the creek was the result of carelessness. She added that the school has implemented a recycling program in the classrooms, and classes are also required to periodically clean up the school yard. Sacred Heart students have been studying topics in their science classes like erosion, pollution and how animals can be affected by trash. In addition, the creek cleanup day also tied into national river cleanup day coming up on May 21 and fell close to Earth Day on April 22.

Donnelly also stressed the importance of the creek cleanup as a savings for taxpayers. In the Los Angeles area, a severe trash problem has resulted in the need for costly filters and trash inserts in storm drain pipes to catch the trash before it can run downstream, she said.

While Santa Clara County isn't listed as having an impaired trash problem and isn't being required to use such filters, representatives like Donnelly are preparing for the possibility of it occurring. The county must adhere to Clean Water Act standards.

"School grounds and their surrounding areas are well-known among creek and Bay environmentalists as a major source of beverage container and food wrapper trash, which ends up in our local creeks, streams and finally the Bay," Donnelly said. "We might look around the West Valley and say we don't have a trash problem, but all of our upstream food and beverage debris is carried by heavy rains to an unmanageable buildup of trash that is choking creeks in downstream areas."

Donnelly added she wished everyone would celebrate Earth Day like Sacred Heart students--by not being litterbugs.

Copyright © **SVCN**, LLC.

THIS PAGE INTENTIONALLY LEFT BLANK

San Tomas Aquino (Westmont)
5/21/05
Creek Monitoring Summary

Use tick marks in the Category that the trash belongs in (i.e. plastic bag goes in PLASTIC).
At the end of the cleanup, total the tallies, & write the **total** next to the heading.

PLASTIC	334
bags	
bottles	
buckets	
caps, lids	
milk jugs	
pieces	
rope	
6-pack holders	
toys	
STYROFOAM	202
cups, spoons, forks, straws	
egg cartons	
fast food containers	
meat trays	
pieces	
METAL	118
bottle caps	
cans	
pieces	
wire	
CIGARETTE BUTTS	50

PAPER	81
bags	
cardboard	
cartons	
cups	
newspaper	
pieces	
RUBBER	5
balloons	
gloves	
tires	
GLASS	60
bottles	
light bulbs	
WOOD	11
broken pieces	
pallets/large items	
CLOTH	13
clothing	
rugs	
OTHER	27

End of Day Totals

Estimate Length of creek section in miles, i.e. 1/10 mile, 1/8 mile: ¾ Mile

Number of bags of trash collected: 7

Weight of recyclable trash: 14 lbs

Weight of non-recyclable trash: 92 lbs

Seven (7) Volunteer Participants

1. Describe the stretch of creek monitored using descriptors of boundaries such as landmarks or cross streets. San Tomas Aquino Creek near 4805 Westmont Ave. to McCoy (near San Tomas Aquino Rd) San Jose w/ Campbell address; Cleanup covered some of the school fields.
2. Types of trash most commonly found? Aluminum & plastic food wrap & bevg cans/ bottles
3. List the most unusual items found. 2 iron items (12 lbs), carpet, realtor's sign, make-up
4. Rate from one to five how dirty or clean the creek was, with one being pristine clean.

(Circle one) 1 2 3 4 5

THIS PAGE INTENTIONALLY LEFT BLANK

SARATOGA NEWS

April 6, 2005 Saratoga, California *Since 1955*

News

Gardening Guerillas do their work in jungles of downtown Saratoga

By Kaustuv Basu

They call themselves the Gardening Guerillas. And it's the mission of these guerillas to clean the sidewalks of downtown Saratoga, get rid of weeds, plant flowers and make the area more attractive to visitors.

Leading the group is Jill Hunter, planning commissioner and president of the Saratoga Business Development Council, recently renamed the Saratoga Village Development Council.

Hunter and her team meet at a downtown coffee shop once a week.

On the rain-drenched morning of March 29, only a handful of people showed up at the International Coffee Exchange for the weekly meeting.

"This is only the beginning. The rain has kept people away," said Hunter.

She hopes that as news about the group spreads, more and more people will sign up.

"Some people have told me that they do not like our name. We might call ourselves the Saratoga Gardeners," Hunter said.

Armed with some improvised garden shears, Hunter and Dr. John Marian of Big Basin Chiropractic walked around, talking to business owners and pulling overgrown weeds and plants from flowerbeds near the sidewalk. They were

joined by Dorothy, Marian's mother.

In a few weeks, the guerillas will be wearing matching aprons as they walk about downtown Saratoga. Other plans include decorating some of the Village alleyways with arches. "We might buy some overhanging flower-pots," Hunter said.

Hunter has ambitious plans for the Village. "It's easy to criticize the city or knock the Village. My first priority is to have no negativity," she said.

Barely an hour before the meeting at the International Coffee Exchange, Hunter had presided over the meeting of the Saratoga Business Development Council, at which the group decided to rename itself the Saratoga Village Development Council and concentrate on business development in downtown Saratoga.

At the meeting, Hunter said that the group would soon request the city to put up a sign near Highway 85 that indicated a historic downtown with shops and restaurants in the vicinity.

Bill Cooper of the Bella Saratoga restaurant said that he hopes to have some of the faded American flags removed from the Village and replace them with spring flags.

"I know that the city has spring flags available," he said.

Cooper is working with other Village merchants so that they can ask the city to fund the Village shuttle program again. The program started last year and took concert-goers from the Village to Montalvo for free for those dining at a city restaurant or staying at a Village hotel.

For more information on the Gardening Guerillas, call Jill Hunter at 408.741.1213.

Copyright © **SVCN**, LLC.

SARATOGA NEWS

April 27, 2005 Saratoga, California *Since 1955*

News

Gardeners cleaning up Village, but city council has concerns

By Kaustuv Basu

The Saratoga Gardeners, a group of volunteers who have been gathering in the Village every week to clean sidewalks and plant flowers, have run into a hurdle.

At its meeting on April 20, the Saratoga City Council asked Jill Hunter to register her group of volunteers with the city or ask the Saratoga Chamber of Commerce for help.

Hunter is the chairwoman of the Saratoga Village Development Council and also serves on the city's planning commission.

"We're asking them to do this because of liability issues," said Mayor Kathleen King.

King also said since the Village sidewalks are owned by Caltrans, they might also decide to ask for some liability insurance.

"We love what you are doing in the Village. But SVDC is like an unincorporated club. It is a legal non-entity. And all of you are working on public property," said Vice Mayor Norman Kline.

Kline said it would not be advisable for the Saratoga Gardeners to hang flower pots from poles or work on alleyways until some kind of liability insurance was guaranteed.

Councilwoman Ann Waltonsmith suggested that the Saratoga Gardeners try to find common cause with the Chamber. "It might be too cumbersome to work with the city," she said.

After the meeting, Hunter said that she will try to work out an amicable solution that will please everyone.

"We are getting some momentum," she said.

Hunter said almost 20 volunteers have attended the meetings, held every Tuesday morning at the International Coffee Exchange in downtown Saratoga.

"A lady from Beijing who was visiting Saratoga donated $100 to us when she saw us on our hands and knees cleaning the Village sidewalks," Hunter said.

She asked the council if it would be possible to install a sign near the Saratoga Avenue exit of Highway 85 that indicated the presence of a historic downtown in the area.

At the meeting, Hunter also said turning on the sprinklers and watering spigots in the Village would help the new shrubs and plants. The sprinklers in the Village have not been used for many years.

John Cherbone, the city's public works director, said some of the sprinkler nozzles might need some upgrading. "They should work. We can fund it as long as the cost is below $5,000," he said.

In other city business, the council directed staff to review the parking standards downtown.

"We have very strict parking rules in the Village. We need to loosen them up," Kline said.

Kline, who with King is part of the Village ad-hoc committee, said relaxing parking requirements might stimulate more business activity in the downtown.

Businesses on Big Basin Way have to buy parking spaces depending on their gross floor areas. For example, restaurants are required to buy one space for each 75 square feet of gross floor area.

Lori Tinfow, assistant city manager, said that the matter would come up for a public hearing soon.

City volunteers were honored at the April 20 council meetings as part of the Saratoga Volunteer Appreciation Week. More than 127 residents volunteered for the city between July 2004 and April 2005 and worked a total of 5,118 hours.

Copyright © SVCN, LLC.

Training Summary: Trash Management

Training Description	Date	Attendees
Regional Board Trash Rapid Assessment Training Presenters: Water Board Staff for the RTA session; SCVURPP Program Staff for the KAB session **Topics:** ▪ Participants conducted in-the -field Rapid Trash Assessments (RTA) using standard RTA assessment forms. ▪ Instructions and a video on how to use the Keep America Beautiful (KAB) trash site monitoring method.	**July 16, 2004**	**WVCWP (2)** Program Manager Public Outreach Specialist
WVCWP Monthly Meeting/Training Presenter: WVCWP Program Manager **Topics:** ▪ Factors in determining a Trash "Problem Area" ▪ How Rapid Trash Assessments will be handled ▪ Number of times / year appropriate to do assessment	**Nov. 16, 2004**	**WVCWP (2)** Program Assistant Stormwater Discharge Inspector **Campbell (2)** Environmental Program Manager Senior Civil Engineer **Los Gatos (1)** Senior Engineering Technician **WV Sanitation District (1)** Director of Engineering & Operations

Training Summary: Trash Management

Training Description	Date	Attendees
Trash TMDL Implementation Plan Sponsor: CWEA Speaker: Shahram Kharaghani, City of Los Angeles **Topics:** ▪ City of LA Trash TMDL ▪ Options For Implementation: Structural vs. Institutional ▪ Projected Costs For Options ▪ Solution Which Is Being Implemented ▪ Importance Of Outreach & Prevention	**Feb. 28, 2005**	**WVCWP (2)** Program Manager, Program Assistant
WVCWP Monthly Meeting/Training Presenter: WVCWP Program Manager **Topics:** ▪ Trash Rapid Assessment Forms ▪ Review Identified Problem Areas ▪ Discuss proposed TRA responsible staff ▪ Info On City Of LA Trash TMDL Status, And LA's Report On Options For Trash Control	**March 8, 2005**	**WVCWP (2)** Program Assistant Stormwater Discharge Inspector **Campbell (1)** Senior Civil Engineer **Los Gatos (1)** Senior Engineering Technician **Saratoga (1)** Associate Engineer

West Valley Communities

Santa Clara Valley Urban Runoff Pollution Prevention Program

FY 2004-2005 ANNUAL REPORT

FY 2004-2005 Work Plan Self Evaluation Matrix

Watershed Management

Source	04-05 Work Plan Activity	FY04-05 Work Plan Tasks	FY 04-05 Accomplishments	Responsible Party
NPDES Permit	South Bay Watershed Management Initiative	Support and participate in development of Core Group activities and the WMI Watershed Action Plan[1]. See SCVURPPP work plan for detailed activities.	The West Valley Communities supports and participates in the WMI through the SCVURPP Program	WVCWP coordinate with SCVURPPP
	Additional Staff Training	Attend staff training on monitoring for NPS pollutants	Feb. 28, 2005 – WVCWP staff attended CA Water Environment Association (CWEA) Conference presentation on Fecal Indicator Bacteria: A Tiered Approach to Source Tracking Speaker: Ali Boehm, Stanford University Topic: Successful & Unsuccessful methods of tracking non-point source pollutants	**WVCWP** Program Manager, Program Assistant

Permit Reapplication

NPDES Permit	NPDES Permit Reapplication and URMP Revision & Submittal	Submit a compilation of all annual Urban Runoff Management Plan revisions, in addition to annual URM Plan revisions. This submittal shall serve as part of the reapplication for the next Permit.	The West Valley Communities submitted their complete, revised/ updated URMPs in Sept 2004.	WVCWP staff to update URMP Municipal staff to assist by providing info on internal procedures and practices

[1] On behalf of the City of Campbell, SCVURPPP is signatory to the WMI and participates in the Core Group and subgroups.

West Valley Communities

Santa Clara Valley Urban Runoff Pollution Prevention Program

FY 2004-2005 ANNUAL REPORT

NPDES Permit Provision C.14	Permit Reapplication Process	1) Track progress of NPDES Permit reapplication, due February 2005, via briefings to the Management Committee. 2) Participate in permit negotiations, as appropriate.	1) WVCs also approved and signed the Program MOA prior to submittal the Program's NPDES Permit reapplication (February 2005). 2) During 04-05 the WVCWP Manager attended several trainings and meetings related to the proposed Regional Permit, which is now in the process of being developed.	WVCWP Manager to track progress and implement action items via MC and other Program mtgs Municipal staff to assist at municipal level via tasks conveyed at WVCWP training meetings.

Training Summary: NPDES Permit Re-application

Training Description	Date	Attendees
Upcoming Activities, Priorities & Fate of the RWQCBs Sponsor: CWEA Speaker: Bruce Wolfe, SF Bay RWQCB	**Feb. 28, 2005**	**WVCWP (1)** Program Manager
Future Issues in Managing Bay-Delta Water Quality Sponsor: CWEA Speaker: Sam Luoma, USGS	**Feb. 28, 2005**	**WVCWP (2)** Program Manager, Program Assistant
Environmental Advocate's Perspective Sponsor: CWEA Speaker: Michael Lozeau, Attorney	**Feb. 28, 2005**	**WVCWP (2)** Program Manager, Program Assistant
Learning from the Past, Restoring for the Future Sponsor: CWEA Speaker: Steve Ritchie, S Bay Salt Pond Restoration	**Feb. 28, 2005**	**WVCWP (2)** Program Manager, Program Assistant
Progress of the Monterey Bay Area Stormwater Joint Permit Sponsor: CWEA Speaker: Jennifer Gonzalez, City of Monterey; Jennifer Bitting, Central Coast RWQCB	**March 1, 2005**	**WVCWP (1)** Program Assistant
Chloride Source Control in the Santa Clarita Valley Sponsor: CWEA Speaker: Ann Heil, LA County Sanitation Districts	**March 1, 2005**	**WVCWP (1)** Program Manager
Water Softener Controversy in Fillmore Sponsor: CWEA	**March 1, 2005**	**WVCWP (1)** Program Manager

Training Summary: NPDES Permit Re-application

Training Description	Date	Attendees
Speaker: Bert Rapp, City of Fillmore		
Standardizing Municipal Stormwater Permit Provisions in the SF Bay Area Sponsor: CWEA Speaker: Will Bruhns, SF Bay RWQCB; Geoff Brosseau, BASMA	**March 1, 2005**	**WVCWP (2)** Program Manager, Program Assistant
Role of EPA Region 9 in Calif.'s Stormwater Program Sponsor: CWEA Speaker: Kathi Moore, U.S. EPA Region 9	**March 2, 2005**	**WVCWP (2)** Program Manager, Program Assistant
Case Studies of Successful MS4 Programs, Updates on MS4 Audits Sponsor: CWEA Speaker: Jeremy Johnstone, John Tinger, U.S. EPA Region 9	**March 2, 2005**	**WVCWP (2)** Program Manager, Program Assistant
How the Stormwater & Wetlands Programs Work Together Sponsor: CWEA Speaker: Ellen Blake, U.S. EPA Region 9	**March 2, 2005**	**WVCWP (1)** Program Manager **Campbell (1)** Senior Civil Engineer

Training Summary: NPDES Permit Re-application

Training Description	Date	Attendees
WVCWP Monthly Meeting/Training Presenter: WVCWP Program Manager **Topics:** ▪ Review "Tentative Order" ▪ Review Attachment A "Proposed Key Provisions"	**June 28, 2005**	**WVCWP (2)** Program Assistant Stormwater Discharge Inspector **Campbell (1)** Senior Civil Engineer **Los Gatos (1)** Senior Engineering Technician **Saratoga (1)** PW Admin Analyst

THIS PAGE INTENTIONALLY LEFT BLANK

CITY OF MOUNTAIN VIEW

Fire Department • Fire and Environmental Protection Division • 1000 Villa Street • Mountain View, CA 94041-1295
650-903-6378 • FAX 650-903-6122

September 15, 2005

Mr. Bruce Wolfe, RWQCB Executive Officer
Regional Water Quality Control Board
San Francisco Bay Region
1515 Clay St., Suite 1400
Oakland, CA 94612

Subject: City of Mountain View's Urban Runoff Management Program
FY 2004-2005 Annual Report

Dear Mr. Wolfe:

This report is submitted by the City of Mountain View, in conjunction with the Santa Clara Valley Urban Runoff Pollution Prevention Program's Annual Report, pursuant to provision C.6.a. of the Program's reissued municipal storm water NPDES Permit (Order No. 01-024). The report summarizes activities performed during FY 2004-2005 in accordance with the City of Mountain View's Urban Runoff Management Plan (URMP) submitted to the Regional Board on September 1, 1997 and updated in October 2000, and the performance standards contained therein.

Contents of Report

The goals of this Annual Report are to: 1) concisely document implementation of our URMP and FY 04-05 work plan during the past fiscal year; 2) evaluate program results for continuous improvement;3) comply with permit requirements; and 4) share this information with other Co-permittees, municipal decision-makers, and the public. To accomplish these goals, the report contains the following sections:

I. Contents of report;
II. Program highlights and accomplishments;
III. Summary of continuous improvement activities;
IV. Attachments:
   A. Certification Statement
   B. Self-Evaluation and Work Plan Completion Matrix
      - ICID
      - IND/COMM Inspections
      - Street, Roads, and Highways
      - Corporation Yards
      - Rural Public Works
      - Storm Drain O&M
      - Water Operations
      - New Development Planning Procedures
      - New Development Construction Inspection
      - Pest Management
      - Mercury Pollution Prevention

- Copper/Nickel
- Trash Inventory and Management
- Water Quality Monitoring
- PIP
- Staff Training
- Annual Reports and Work Plans

Program Highlights and Accomplishments

The City's Urban Runoff Management Plan URMP describes activities that are implemented to control storm water runoff pollution. During FY 04-05, the City continued efforts to implement its URMP to the maximum extent practicable. Attachment B provides self-evaluation for each element in the City's URMP. Highlights of the City's FY 04-05 URMP accomplishments are listed below:

- The City responded to 74 ICID incidents, which resulted in the issuance of 4 warning notices, and 1 administrative action with a penalty. A total of $600 in penalties was collected.
- The City continued its increased restaurant inspection and outreach program, conducting 192 restaurant inspections. This is an increase from 17 restaurant inspections conducted in FY 02-03, and 166 in FY 03-04.
- The City implemented the enhanced data collection and reporting requirements for the ICID and Industrial inspection programs.
- In addition to the restaurant inspections, the City conducted 196 industrial/commercial inspections and re-inspections (this figure does not include restaurants and hazardous materials facilities) during FY 04-05. The City assessed $850 in penalties resulting from the inspection program.
- The City conducted training for streets, parks, water, wastewater, fleet services, facilities personnel.
- The City implemented its PIP program, which included school outreach, publications, and public events, and multi-cultural outreach.
- The City reviewed 150 projects for storm water related items.
- The City implemented its C.3 requirements, which included approval of 9 projects, which included required runoff BMPs.
- The City conducted 148 construction site inspections, issuing 20 written notices.
- The City implemented its IPM Policy and IPM Plan.
- The City utilized a database for tracking pesticide use.
- Parks, forestry, and golf course staff received IPM training.

Continuous Improvement Activities

The City is committed to seeking URMP areas for improvement. The current continuous improvement items are listed below:

- The City will continue to implement its enhanced restaurant inspection program.
- The City will continue to work to improve implementation of the C.3 requirements, including revisions to include updated Group 2 and HMP requirements, and will seek ways to improve the program.

- The City will continue to evaluate and implement improvements to the IPM Plan, and pesticide management program.

Thank you for your review of this Annual Report. If you have any questions regarding the materials submitted, please contact me at (650) 903-6378.

Very truly yours,

Eric Anderson, Urban Runoff Coordinator

cc. Sue Ma, RWQCB

Attachments

CITY OF MOUNTAIN VIEW
FY 2004-2005 ANNUAL REPORT
ATTACHMENT A

Certification Statement

"I certify, under penalty of law, that this document and all attachments were prepared under my direction or supervision in accordance with a system designed to ensure that qualified personnel properly gather and evaluate the information submitted. Based on my inquiry of the person or persons who manage the system, or those persons directly responsible for gathering the information, the information submitted, is, to the best of my knowledge and belief, true, accurate, and complete. I am aware that there are significant penalties for submitting false information, including the possibility of fine and imprisonment for knowing violations."

Signature by Duly Authorized Representative:

8/22/05

Gary Leinweber
Fire Marshal

Date

CITY OF MOUNTAIN VIEW
FY 04-05 ANNUAL REPORT
ATTACHMENT

Performance Standard Completion
Certification Statement

"I certify, under penalty of law, that the City of Mountain View has implemented all elements of the following performance standards, except as described in the Self-Evaluation Matrix in Attachment B of this FY 03-04 Annual Report, according to the policies and procedures described in the City of Mountain View's Urban Runoff Management Plan dated September 2004:

- Illicit Connection/Illegal Discharges
- Industrial/Commercial Discharger Control Program
- Public Streets, Roads, and Highways Operation and Maintenance
- Rural Public Works Maintenance
- Storm Drain System Operation and Maintenance
- Water Utility Operation and Maintenance
- New Development and Redevelopment Planning Procedures
- New Development Construction Inspections
- Public Facilities Operation and Maintenance (including Pest Management)

Based on my inquiry of the person or persons who manage the system, or those persons directly responsible for gathering the information, this information is, to the best of my knowledge and belief, true, accurate, and complete. I am aware that there are significant penalties for submitting false information, including the possibility of fine and imprisonment for knowing violations."

Signature by Duly Authorized Representative:

8/25/05

Gary Leinweber — Date
Fire Marshal

ATTACHMENT B

SANTA CLARA VALLEY URBAN RUNOFF POLLUTION PREVENTION PROGRAM

FY 2004-2005 ANNUAL REPORT

Municipality: City of Mountain View

ILLICIT CONNECTION & ILLEGAL DUMPING ELIMINATION ACTIVITIES

FY 2004-2005 Work Plan Self Evaluation Matrix

Item No.	Activity	FY04-05 Work Plan Tasks	FY 04-05 Accomplishments	Responsible Party
ICID – 6	Performance Standard	Update the City's URMP to add enhanced reporting requirements.	Enhanced reporting implemented.	FD
ICID – 6	Reporting and Record Keeping	Revise ICID database to implement enhanced reporting and record keeping requirements.	City's ICID database includes the required enhanced reporting and record keeping requirements. The City submitted ICID data to SCVURPPP for Program-wide data reporting. A summary generated by the ICID database for FY 04-05 is attached.	FD
ICID - 7	Review and Evalaute Effectiveness	Continue ICID program review and effectiveness evaluation.	Effectiveness evaluation is on-going. See evaluation below.	FD

ICID Report Data

Type of Pollutants	Number of Incidents	General Location	Reports by citizens or employees	Follow-up action
See attached summary report	See attached summary report	See attached summary report	See attached summary report.	FD

ATTACHMENT B

SANTA CLARA VALLEY URBAN RUNOFF POLLUTION PREVENTION PROGRAM

FY 2004-2005 ANNUAL REPORT

Municipality: City of Mountain View

Regional Board Comments on ICID in FY 2003-2004 Annual Report

Item	RWQCB Comment	City of Mountain View Response
ICID rated "Compliance"	No improvement or compliance actions were required.	

ICID Program Evaluation

During FY 04-05, the City responded to 74 ICID incidents, which is less than past years' results (92 incidents in FY 02-03 and 89 incidents in FY 03-04). The breakdown of the types of incidents, potential source, sources of reports, and follow-up and enforcement actions are summarized in the attachment to this section of the annual report. During FY 04-05 the City responded to 15 fewer incidents than during FY 03-04. Evaluation of the "Incident Type" data showed that the City responded to 11 fewer accidental spills, 3 fewer oil and grease incidents, and 5 fewer saw cutting incidents in FY 04-05. The "accidental spills" incident type are mostly vehicle accidents that result in spilled vehicle fluids. Conversely, the City responded to 5 more sanitary sewer spills during FY 04-05 compared to FY 03-04. The remaining incident types were consistent (+/- 1) during FY 04-05 when compared to FY 03-04.

The total number of incidents from food facility activity declined slightly from FY 03-04, but due to high turnover rate in restaurant employees, the City continued to target food facilities as potential source. During FY 04-05, the City continued its restaurant inspection program to address restaurant-related ICID incidents. This will be discussed further in the IND section of the annual report.

The City responded to 2 concrete discharge incidents during FY 04-05, which is consistent with the 2 incidents that occurred in FY 03-04.

Review of the data does not provide useful information regarding the distribution of ICID incidents. The incidents appear to be randomly occurring throughout the City.

ATTACHMENT B

SANTA CLARA VALLEY URBAN RUNOFF POLLUTION PREVENTION PROGRAM

FY 2004-2005 ANNUAL REPORT

Municipality: City of Mountain View

FY 04-05
ICID Incident Summary Report

ICID Incident Report Source	Number of Incidents
Illicit discharge inspectors	3
Interdepartmental	11
Citizen complaints	60
Total	**74**

ICID Incident Source	Number of Incidents
Residential	26
Industrial	7
Commercial	15
Automotive Facilities	0
Food Facilities	2
Construction Sites	3
Public facilities and Utilities	2
Other/unknown	19
Total	**74**

ICID Incident Type	Number of Incidents
Abandoned drums discharge	10
Accidental spills	13
Allowable discharge	2
Carpet Cleaning	1
Complaint not found	2
Dumping - non-hazardous	1
Dumpster discharge	1
Food Facility Oil and grease discharge	1

ATTACHMENT B

SANTA CLARA VALLEY URBAN RUNOFF POLLUTION PREVENTION PROGRAM

FY 2004-2005 ANNUAL REPORT

Municipality: City of Mountain View

Grey water	1	
Misc. incidents		3
Paint discharge		1
Pools/Spas/Fountains discharge		1
RV waste	1	
Sanitary spill or leak	13	
Surface Cleaning		1
Un-hardened cement discharge		2
Used oil dumping	1	
Vehicle and equipment leaking		19
Total	**74**	

ICID Enforcement Action	**Number of Incidents**	
No Action	54	
Verbal Notice	15	
Warning Notice		4
Administrative Action w/Penalty		1
Total	**74**	

Total Penalties Collected: $600

ATTACHMENT B

SANTA CLARA VALLEY URBAN RUNOFF POLLUTION PREVENTION PROGRAM

FY 2004-2005 ANNUAL REPORT

Municipality: City of Mountain View

FY 04-05

ICID Enforcement Action Summary by Incident Source

ICID Incident Source	No Action	Verbal Notice	Warning Notice	Administrative Action	Administrative Action with Penalty	Referral to Enforcement	Criminal Action	Total
Automotive Facilities								**0**
Commercial	9	5	1					**15**
Construction Sites		3			1			**4**
Food Facilities		1	1					**2**
Industrial	6	1						**7**
Other/unknown	19							**19**
Public facilities and Utilities	2							**2**
Residential	18	5	2					**25**
Total:	**54**	**15**	**4**	**0**	**1**	**0**	**0**	**74**

ATTACHMENT B

SANTA CLARA VALLEY URBAN RUNOFF POLLUTION PREVENTION PROGRAM

FY 2004-2005 ANNUAL REPORT

Municipality: City of Mountain View

FY 04-05

ICID Enforcement Action Summary by Incident Type

ICID Incident Source	No Action	Verbal Notice	Warning Notice	Administrative Action	Administrative Action with Penalty	Referral to Enforcement	Criminal Action	Total
Abandoned drums discharge	9	1						**10**
Accidental spills	12	1						**13**
Allowable discharge	2							**2**
Carpet Cleaning	1							**1**
Complaint not found	2							**2**
Dumping - non-hazardous	1							**1**
Dumpster		1						**1**
Food Facility Oil and grease discharge			1					**1**
Grey water		1						**1**
Misc. incidents		2	1					**3**
Paint discharge				1				**1**
Pools/Spas/Fountains discharge		1						**1**
RV Waste Discharge		1						**1**
Sanitary spill or leak	10	3						**13**
Saw cutting slurry discharge								
Surface Cleaning		1						**1**
Un-hardened cement discharge		2						**2**
Used oil dumping			1					**1**
Vehicle and equipment leaking	17	1	1					**19**
Total:	**54**	**15**	**4**	**1**				**74**

ATTACHMENT B

SANTA CLARA VALLEY URBAN RUNOFF POLLUTION PREVENTION PROGRAM

FY 2004-2005 ANNUAL REPORT

Municipality: City of Mountain View

INDUSTRIAL/COMMERCIAL DISCHARGER CONTROL PROGRAMS

FY 2004-2005 Work Plan Self Evaluation Matrix

Item No.	Activity	FY04-05 Work Plan Tasks	FY 04-05 Accomplishments	Responsible Party
IND – 4	Performance Standard	Update URMP to include enhanced reporting requirements.	Enhanced reporting implemented.	FD
IND – 3	Commercial Facility Inspections – Food Service Facilities	Continue restaurant outreach/inspection program.	During FY 04-05, the City conducted 192 restaurant inspections, which is an increase from the past years. Restaurant inspections for environmental issues focus on outdoor housekeeping, grease handling, grease removal device maintenance, and providing BMPs and the poster to facilities. See the self-evaluation for more details.	FD
IND – 4	Reporting and Record Keeping	Use the revised IND inspection database to implement enhanced reporting requirements.	City's IND database includes the required enhanced reporting and record keeping requirements. The City submitted IND data to SCVURPPP for Program-wide data reporting. A summary generated by the IND database for FY 04-05 is attached.	FD
IND - 6	Review and Evaluate Effectiveness	Review and evaluate Program effectiveness.	Effectiveness evaluation is on-going. See evaluation below.	FD

ATTACHMENT B

SANTA CLARA VALLEY URBAN RUNOFF POLLUTION PREVENTION PROGRAM

FY 2004-2005 ANNUAL REPORT

Municipality: City of Mountain View

Industrial/Commercial Inspection Report Data

Category	Number of Inspections	Problems found	Reports by citizens or employees	Follow-up action	How many were resolved
Automotive	163	129	0	106	106
Manufacturing	4	0	0	0	0
Machine Shop	4	2	0	2	2
Metal Mftg.	2	1	0	1	1
Cooling tower	1	0	0	0	0
Electrical and Electronic Components	3	1	0	1	1
Construction Facility	4	4	0	4	4
Corporation Yard	1	1	0	1	1
Laboratory	13	2	0	2	2

ATTACHMENT B

SANTA CLARA VALLEY URBAN RUNOFF POLLUTION PREVENTION PROGRAM
FY 2004-2005 ANNUAL REPORT

Municipality: City of Mountain View

Pesticide Facility	1	1	0	1	1
Restaurant	192	82	0	73	73

Regional Board Comments on Industrial/Commercial Inspection in FY 2003-2004 Annual Report

Item	RWQCB Comment	City of Mountain View Response
IND rated "compliance."	No improvement or compliance actions were required.	

Industrial/Commercial Program Evaluation

During FY 04-05, the City implemented its Industrial/Commercial inspection program. The data above summarizes the City's actions. Common types of problems found are spills and leaks, housekeeping, training requirements, secondary containment needs, and for restaurants, washing or housekeeping problems. Discrepancies between the problems found and resolved were addressed in the FY 03-04 Annual Report. In summary, the discrepancies relate to scheduling of compliance dates outside of the reporting period, and some facilities failing to complete employee training. During FY 04-05, 23 automotive facilities failed to complete the training.

During FY 04-05, the City continued its restaurant inspection program. The City reorganized a position within the Fire Department, so an inspector was assigned to the Fire and Environmental Protection Division. One of the inspector's responsibilities is to inspect restaurant for fire code issues and environmental issues. This arrangement has resulted in a streamlined restaurant inspection program, and has resulted in a significant increase in restaurant inspections compared to past years.

During FY 04-05, The City assessed penalties in the amount of $850.

The City's Fire and Environmental Protection Division is currently short-staffed, so inspection duties will be prioritized to industrial waste pretreatment facilities, and facilities and industrial/commercial types with the greatest potential to contribute to storm water pollution.

ATTACHMENT B

SANTA CLARA VALLEY URBAN RUNOFF POLLUTION PREVENTION PROGRAM
FY 2004-2005 ANNUAL REPORT

Municipality: City of Mountain View

PUBLIC AGENCY ACTIVITIES
PUBLIC STREETS, ROADS & HIGHWAY O & M

FY 2004-2005 Work Plan Self Evaluation Matrix

Item No.	Activity	FY04-05 Work Plan Tasks	FY 04-05 Accomplishments	Responsible Party
PSR - 1	Clean Sweep Program	Continue to implement the "Clean Sweep" program.	Clean Sweep program was implemented during FY 04-05. Clean Sweep provides sweeper access to streets that are heavily impacted with parked cars.	PSD, Streets Section
PSR - 3	Employee Training	Train employees regarding storm water pollution prevention.	Training conducted by the Safety and Training Manager on February 17, 2005 reviewed the Environmental Compliance Plan for the Operations and Maintenance Divisions. This training covered incident response (including spills), chemical handling, emergency response, and handling abandoned waste.	FD PSD
PSR - 5	Review and Evaluate Effectiveness	City will continue to review and evaluate effectiveness.	See evaluation below.	PSD

Regional Board Comments on Public Streets, Roads & Highway O&M in FY 2003-2004 Annual Report

Item	RWQCB Comment	City of Mountain View Response
No comment	NA	NA

ATTACHMENT B

SANTA CLARA VALLEY URBAN RUNOFF POLLUTION PREVENTION PROGRAM

FY 2004-2005 ANNUAL REPORT

Municipality: City of Mountain View

Public Streets, Roads & Highway O&M Program Evaluation

During FY 04-05, the City's sweeping totals were lower compared to FY 03-04. A summary of the City's sweeping totals is included with this report. The main reduction in overall sweeping mileage occurred from August through December, and was the result of equipment problems and redistribution of staff resources during the affected period. The reduced sweeping mileage was not significant. The City also continued to implement the Clean Sweep program, which provides access to streets that are impacted with parked cars.

Training during FY 04-05 (February 17, 2005) focused on incident response, preventing spills from reaching the storm drain or the sanitary sewer drain, chemical handling, and how to handle abandoned wastes. The Public Services Department's Safety and Training Manager coordinated the training. Training in conjunction with the Safety and Training Manager is a good way to present multiple topics to the employees without impacting operations.

ATTACHMENT B

SANTA CLARA VALLEY URBAN RUNOFF POLLUTION PREVENTION PROGRAM
FY 2004-2005 ANNUAL REPORT

Municipality: City of Mountain View

City of Mountain View
FY 2004-2005 Annual Report

Street Sweeping Data

Month	Travel Miles	Residential Miles Swept	Commercial Miles Swept	Industrial Miles Swept	Material Swept (cubic yards)
July	292	551.4	217.6	136	282
August	262	58.1	79.4	248.6	259.2
September	357	60.4	120.8	346.2	328.5
October	318	72.8	89.5	502.5	516.5
November	418	72.6	174.3	846.9	961.5
December	413	89.8	106.5	752.7	810
January	313	608.8	209.2	121.5	433.5
February	293	533.4	150.7	95.7	206
March	301	483.1	195.1	120.8	279
April	307	578.8	211.4	120.9	296
May	315	570.7	209.9	145.6	261
June	326	567.7	199.6	133.7	288.5
Total	**3,905 miles**	**4,247.6 miles**	**1,964 miles**	**3,571.1 miles**	**4,927.7 cu. yds.**

Total Miles Swept	**9,782.7 miles**
Total Leaves Removed	**721 cu. yds.**

ATTACHMENT B

SANTA CLARA VALLEY URBAN RUNOFF POLLUTION PREVENTION PROGRAM
FY 2004-2005 ANNUAL REPORT

Municipality: City of Mountain View

PUBLIC AGENCY ACTIVITIES
CORPORATION YARDS O & M

FY 2004-2005 Work Plan Self Evaluation Matrix

Item No.	Activity	FY04-05 Work Plan Tasks	FY 04-05 Accomplishments	Responsible Party
PF-5	Public Facility Inventory	Design, fund, and construct a roof structure over the bulk materials storage area at the Municipal Operations Center.	Roof structure over the bulk storage area was not completed during FY 04-05. Project has been delayed since the original due date of 6/01. Due to budget concerns, the status of the project is unknown.	PSD
PF-5	Review and evaluate effectiveness	City will continue to review and evaluate effectiveness.	See evaluation below.	PSD, FD

Regional Board Comments on Corporation Yard O&M in FY 2003-2004 Annual Report

Item	RWQCB Comment	City of Mountain View Response
No comment	NA	NA

Corporation Yard O&M Program Evaluation

During FY 04-05, the City conducted training for all MOC operations and maintenance employees regarding the Environmental Compliance Plan. The training mostly covered hazardous materials issues, such as storage, and incident response, spill mitigation, and reporting.

The City continued its contract for SWPPP inspections and monitoring for the MOC. Quarterly dry weather inspections and monthly wet weather inspections did not result in discoveries of new pollutant sources or new BMPs that may be needed. The recommendation to install a roof over the bulk storage area is still in place. The roof would prevent runoff of some sediment. The Annual Report for the MOC SWPPP is available for review upon request.

ATTACHMENT B

SANTA CLARA VALLEY URBAN RUNOFF POLLUTION PREVENTION PROGRAM
FY 2004-2005 ANNUAL REPORT

Municipality: City of Mountain View

PUBLIC AGENCY ACTIVITIES
RURAL PUBLIC WORKS ACTIVITIES

FY 2004-2005 Work Plan Self Evaluation Matrix

Item No.	Activity	FY04-05 Work Plan Tasks	FY 04-05 Accomplishments	Responsible Party
RPW - All	Rural Public Works Performance Standards	Review the final model Rural Public Works Performance Standard, and adopt the Performance Standard, if acceptable.	The model Rural Public Works Performance Standards are adopted and are included in the City's URMP.	PW FD

Regional Board Comments on Rural Public Works in FY 2003-2004 Annual Report

Item	RWQCB Comment	City of Mountain View Response
No comment	NA	NA

Rural Public Works Program Evaluation

The City of Mountain View is urbanized, so most of the Rural Public Works Performance Standards do not apply. The standards describing work performed along or across stream channels may be applicable depending on the project. The City's Public Works specifications require contractors to install erosion controls, and City contacts require contractor to obtain the necessary permits for working in and along watercourses.

ATTACHMENT B

SANTA CLARA VALLEY URBAN RUNOFF POLLUTION PREVENTION PROGRAM
FY 2004-2005 ANNUAL REPORT

Municipality: City of Mountain View

PUBLIC AGENCY ACTIVITIES
STORM DRAIN SYSTEM O & M

FY 2004-2005 Work Plan Self Evaluation Matrix

Item No.	Activity	FY04-05 Work Plan Tasks	FY 04-05 Accomplishments	Responsible Party
SD - 4	Employee Training	Train employees regarding storm water pollution prevention.	Training conducted by the Safety and Training Manager on February 17, 2005 reviewed the Environmental Compliance Plan for the Operations and Maintenance Divisions. This training covered incident response (including spills), chemical handling, emergency response, and handling abandoned waste.	FD PSD
SD - 5	Review and Evaluate Effectiveness	City will continue to review and evaluate effectiveness.	See evaluation below.	PSD

Regional Board Comments on Storm Drain System O&M in FY 2003-2004 Annual Report

Item	RWQCB Comment	City of Mountain View Response
No comment	NA	NA

ATTACHMENT B

SANTA CLARA VALLEY URBAN RUNOFF POLLUTION PREVENTION PROGRAM

FY 2004-2005 ANNUAL REPORT

Municipality: City of Mountain View

Storm Drain System O&M Program Evaluation

During FY 04-05, the City's Wastewater Section continued to maintain storm drains by cleaning catch basins using a vacuum truck. The Wastewater Section also stencils storm drains throughout the City. Wastewater conducts preventative maintenance on the City's sanitary sewer system, which reduces sewer overflow incidents. In cases where sewer overflows occur, Wastewater will unplug the sewer, and vacuum the spilled sewage. These incidents are reported in the ICID data. During FY 04-05, the City reports an increased number of sewage overflows from 8 to 13 incidents. This may result from improved reporting rather than an actual increased number of incidents. Wastewater now reports incidents, which were considered minor and un-reportable in the past. Wastewater also responds to other types spill incidents, when needed.

Training during FY 04-05 focused on incident response, preventing spills from reaching the storm drain or the sanitary sewer drain, chemical handling, and how to handle abandoned wastes. The Public Services Department's Safety and Training Manager coordinated the training. Training in conjunction with the Safety and Training Manager is a good way to present multiple topics to the employees without impacting operations.

ATTACHMENT B

SANTA CLARA VALLEY URBAN RUNOFF POLLUTION PREVENTION PROGRAM
FY 2004-2005 ANNUAL REPORT

Municipality: City of Mountain View

PUBLIC AGENCY ACTIVITIES
WATER SYSTEM O & M

FY 2004-2005 Work Plan Self Evaluation Matrix

Item No.	Activity	FY04-05 Work Plan Tasks	FY 04-05 Accomplishments	Responsible Party
WU-1	WUPPP Inventory	Using the Program WUPPP, the City will develop a WUPPP specific to Mountain View operations.	The City uses the SCVURPPP Water Utility Pollution Prevention Plan as guidance for Water Utility O&M BMPs.	PSD
WU - 3	Employee Training	Train employees regarding storm water pollution prevention.	Training conducted by the Safety and Training Manager on February 17, 2005 reviewed the Environmental Compliance Plan for the Operations and Maintenance Divisions. This training covered incident response (including spills), chemical handling, emergency response, and handling abandoned waste.	FD PSD
WU - 4	Review and Evaluate Effectiveness	City will continue to review and evaluate effectiveness.	See evaluation below.	PSD

Regional Board Comments on Water System O&M in FY 2003-2004 Annual Report

Item	RWQCB Comment	City of Mountain View Response
No comment	NA	NA

ATTACHMENT B

SANTA CLARA VALLEY URBAN RUNOFF POLLUTION PREVENTION PROGRAM

FY 2004-2005 ANNUAL REPORT

Municipality: City of Mountain View

Water System O&M Program Evaluation
During FY 04-05, the City's Water System maintenance section implemented BMPs during operations. The City will continue to evaluate Water Utility operations. The City converted to using chloramines as the disinfectant, and will incorporate BMPs for mitigating chloramines when those BMPs are developed.

ATTACHMENT B

SANTA CLARA VALLEY URBAN RUNOFF POLLUTION PREVENTION PROGRAM
FY 2004-2005 ANNUAL REPORT

Municipality: City of Mountain View

NEW DEVELOPMENT PLANNING PROCEDURES (C.3)

FY 2004-2005 Work Plan Self Evaluation Matrix

Item No.	Activity	FY04-05 Work Plan Tasks	FY 04-05 Accomplishments	Responsible Party
C.3.a Performance Standard Implementation Goal: To modify Mountain View's URMP to include revised model Planning Procedures Performance Standards which incorporate Provision C.3 requirements.				
NDP - all	**a.1.** Incorporate revised model Planning Procedures Performance Standards into local urban runoff management plans.	The City will review the Program-developed model Planning Procedures Performance Standards when completed. If acceptable, the City will incorporate the model Planning Procedures Performance Standard into its Urban Runoff Management Plan.	The Program's model Performance Standard and Supporting Documents for Planning Procedures for New Development and Redevelopment are adopted and included in the City's URMP.	FD
C.3.b Development Project Approval Process Goal: To modify Mountain View's development project approval processes, for both private and public development project, to incorporate the requirement of Provision C.3				
NDP – 1	**b.1.** Assess current stormwater-related requirements in Co-	1) Review development review process to identify steps or tools required to comply with C.3 requirements. Recommend modifications to the	1. The C.3 requirements are implemented using the City's existing development review process. Conditions of approval have been modified to require the controls, and guidance documents	FD CDD PW

	permittee's development review process, for public and private projects, and identify additional steps or tools required at each stage of the process to meet C.3. requirements.	development project approval process to comply with C.3. 2) Develop guidance document to assist developers and City staff implement the C.3 requirements.	have been modified or developed. 2. Guidance document is used to explain the requirements to developers. The Guidance document outlines the information that is required in the Storm Water Management Plan (SWMP) submitted with building plans. The SWMP includes the required BMPs, sizing information, O&M, and other details, which are reviewed by the City. The guidance document will be revised to reflect Group 2 requirements.	
NDP – 1	**b.2.** Develop new or modify existing review policies, ordinances, procedures, and/or conditions of approval to incorporate Group 1 requirements (based on results of tasks under C.3.c. through C.3.m.)	Upon completion of the b.1 tasks listed above, the City will begin the process of developing or modifying policies, procedures, and/or conditions of approval to implement Group 1 and Group 2 requirements.	In October 2004, the Mountain View City Council adopted a new section (Sec. 35.32.23) of the ordinance, titled "Permanent storm water pollution prevention measures." This ordinance section requires implementation of the C.3 requirements, the City's storm water Quality Guidelines, and inspection and maintenance responsibilities. Standard Operating Procedures are included in the URMP. Conditions of approval modified to require C.3 controls. Guidance document outlines C.3 requirements for developers. Guidance document will be revised to update Group 2 requirements.	FD CDD PW
NDP - 10	**b.3.** Train Co-permittee staff in planning,	The City will train Planning, Building, and Engineering staff on all changes to the development review process, and	City staff attended SCVURPPP C.3 training workshop on 6/9/2005 regarding BMP maintenance and inspection.	FD CDD

	building, and engineering departments on the C.3. provisions and goals, the required changes in the approval process, and the use of appropriate tools.	the use of tools, such as check sheets and updated materials. Staff training will be performed either in-house, or as part of a Program-wide effort.		PW
C.3.c Requiremnts for Group 1 and Group 2 Projects Goal: Prepare to require proponents of Group 1 projects to design and implement stormwater treatment BMPs or reduce stormwater pollution to the maximum extent practicable. Participate in development of the proposal for an alternative Group 2 project definition and prepare to implement C.3 requirements for Group 2 projects as needed				
NDP – 12	**c.1.** Develop and implement a procedure to request and log the type, size, and impervious area of every project (and extent of redevelopment if applicable) for determination of applicability of Group 1 (and later Group 2) requirements.	1. An impervious surface data sheet was developed for preliminary information about the types of projects that occur in Mountain View. 2. The impervious surface data collection sheet may be modified for use in the guidance document as a way to determine applicability of the C.3 requirements.	Impervious surface data collection sheets are required to be submitted with the Storm Water Management Plan required by the City's guidance document. Impervious surface calculation sheets may also be required during the Planning review process to determine if the project meets the C.3 threshold.	FD CDD PW

ATTACHMENT B

SANTA CLARA VALLEY URBAN RUNOFF POLLUTION PREVENTION PROGRAM

FY 2004-2005 ANNUAL REPORT

Municipality: City of Mountain View

NDP – 12	**c.2.** Develop a method for determining whether a private project was "deemed complete" by 7/15/03, or documenting that a public project was funded and scheduled for construction by 10/15/03.	1. For Group 1 projects, Community Development Applications received on or after October 15, 2003 will be subject to the City's C.3 implementation program outlined in the guidance document. 2. For public projects, the City will document projects funded and scheduled for construction by 10/15/03, which will be exempted from C.3 requirements.	1. The City determined that group 1 project applications received on or after October 15, 2003 will be subject to C.3 requirements. For Group 2A, the date will be October 2005, and for Group 2B, the date will be August 2006. 2. C.3 requirements will be included in public projects that have been funded and are scheduled for construction by 1/15/2004. For Group 2A, the date will be October 2005, and for Group 2B, the date will be August 2006.	FD CDD PW

ATTACHMENT B

SANTA CLARA VALLEY URBAN RUNOFF POLLUTION PREVENTION PROGRAM

FY 2004-2005 ANNUAL REPORT

Municipality: City of Mountain View

Item No.	Activity	FY04-05 Work Plan Tasks	FY 04-05 Accomplishments	Responsible Party
C.3.e. Operation and Maintenance of Treatment BMPs Goal: To develop and implement local agency operation and maintenance (O&M) verification programs to help ensure the proper maintenance of stormwater treatment measures on public and private property.				
NDP – 8	**e.1.** Develop and implement a procedure for logging information about treatment BMPs installed at approved Group 1 projects, and for maintaining a list or database of properties, treatment BMPs, and responsible operators.	The City's Fire and Environmental Protection Division currently maintains a database of facilities that have storm water treatment BMPs. The database is set up to print out annual letters requiring the facility contact to submit proof of BMP maintenance.	The City's existing database will be used to track treatment BMPs.	FD RBF
NDP – 8	**e.2.** Adapt model O&M agreement language to meet agency-specific needs and requirements and incorporate into the project review and	The City will review the model O&M agreement language that will be developed by the Program, and is due 12/02. If acceptable, the O&M agreement language will be incorporated into the project review and approval process as appropriate.	A final O&M agreement has been developed. Completed O&M agreements are required as part of the Storm Water Management Plan review and approval.	FD

	approval process.			
NDP – 8	**e.3.** Develop local programs for inspection of a subset of prioritized treatment BMPs to verify that the responsible party is performing required O&M.	The City will utilize the O&M verification system that is currently in place for treatment BMPs. The current system is to send annual maintenance letters to all facilities with treatment BMPs requiring submittal of maintenance certification. Additionally, treatment BMPs that are considered to be a priority for inspections will be inspected annually.	Inspections will be included in the existing Industrial/Commercial inspection program.	FD
NDP - 12	**e.4.** Report on BMP O&M verification program.	The City will report on the progress of the BMP O&M verification program during the Annual Reporting process. The annual reports will include effectiveness evaluation and planned program improvements.	At this time there are no completed projects with treatment BMPs that have been installed due to the C.3 requirement (Group 1) projects, so no inspections of the treatment BMPs have been performed. FY 05-06 should be the first year to report BMP O&M results.	FD
C.3.f. Hydromodification Management Plan (HMP) Goal: To manage increases in runoff peak flow and volume for Group1 projects, where such increases may cause increases erosion of creek beds and banks or related impacts, through implementation of a HMP.				
NDP – 1	**f.1.** Upon adoption by the Regional Board, begin implementation of HMP requirements for Group 1 projects that may cause	The City will review the HMP requirements. If acceptable, the HMP requirements will be implemented	HMP requirements will be incorporated into the City's C.3 implementation process and into the guidance document.	FD CDD PW

	increased erosion of other related impacts.			
C.3.h. Alternative Certification Goal: To allow a professionally qualified person to certify the adequacy of design of stormwater treatment measures.				
NDP	**h.1.** Alternative certfication	The City will develop an internal procedure to allow alternative certification of the adequacy of design of stormwater treatment measures.	Alternative Certification was discussed for inclusion in the City's Guidance Manual. The City is strongly considering including the alternative certification in the Guidance Manual.	FD CDD PW
C.3.g. Waiver and Compensatory Mitigation Program Goal: Establish a program under which a project proponent may request a waiver from treatment BMP requirements due to impracticability, with a provision to provide an equivalent water quality benefit to the same receiving water (that allows participation in regional solutions).				
NDP – 1	**g.1.** Develop local waiver program, perform legal review, and incorporate provisions in project review process	The City will review the model waiver and compensatory mitigation program that will be developed by the Program, and is due 3/03. If acceptable, the waiver and compensatory mitigation program will be incorporated into the project review and approval process as appropriate.	At this time, the City does not have a waiver and compensatory mitigation program since there is not a system to allow for participation in regional solutions. The City will consider a waiver and compensatory mitigation program if a viable opportunity becomes available.	
NDP - 12	**g.2.** Tracking information for reporting on waivers granted, including project data, reasons for and terms of the waiver, and the alternative benefit	If an acceptable waiver and compensatory mitigation program is adopted, the City's Fire and Environmental Protection Division will update the new development tracking database to include the requested waiver information.	Waiver tracking program is not applicable at this time.	

	project and completion date.			
C.3.j. Site Design Measures Guidance and Standards Development Goal: To incorporate site design measures that reduce water quality impacts into local design standards and encourage their use in project designs to meet C.3. requirements.				
NDP – 4	**j.1.** Review existing local design standards and guidance, and compare them to the list of areas to address in Provision C.3.j. and other references such as "Start at the Source" and the "Development Policies Comparison" work sheet. Prepare and submit an analysis of local standards, identified opportunities for revision, and proposed revisions.	1. Review list of recommended site design measures to reduce water quality impacts using references, including the NPDES Permit and "Start at the Source." 2. Compare the list of recommended site design measures with existing City standards and guidance. 3. Identify opportunities for revisions to City standards that will incorporate site design measures to reduce water quality impacts. 4. Prepare and submit an analysis of the revisions proposed to be incorporated into the City's project review process, including schedule for revisions and implementation	Interim C.3 guidance document references site design measures. C.3 guidance manual will include site design measures and standards.	CDD FD

ATTACHMENT B

SANTA CLARA VALLEY URBAN RUNOFF POLLUTION PREVENTION PROGRAM
FY 2004-2005 ANNUAL REPORT

Municipality: City of Mountain View

NDP – 4	**j.2.** Incorporate the revised standards and guidance into local project approval process and "fully implement" site design measures and guidance.	The revisions recommended from action j.2. will be incorporated and implemented during FY 04-05.	Site design measures are encouraged during review and comments on project Storm Water Management Plans.	CDD FD
C.3.k. Source Control Measures Goal: Require source control measures for new redevelopment projects to limit pollutant generation, discharge and runoff to the maximum extent practicable.				
NDP – 4	**k.1.** Revise conditions of approval to include the source control measures recommended in Provision C.3.k.	The City will review the model list of source control measures that will be developed by the Program, and is due 9/15/02. If acceptable, the City's Conditions of Approval will be revised to include the required source control measures.	Most source control measures were already included in the Mountain View City Code and listed in the Storm Drain Plan Review Check Sheet. During FY 02-03 (May 2003), the Mountain View City Code and the Storm Drain Check Sheet were also revised to include additional source control measures.	FD

Item No.	Activity	FY04-05 Work Plan Tasks	FY 04-05 Accomplishments	Responsible Party
C.3.l. Update General Plans Goal: Include water quality and watershed protection principles and policies in General Plans to the extent necessary to provide the basis for implementation of the measures required by Provision C.3.				
NDP - 1	**I.1.** Review current	The current City General Plan Policy has been reviewed, and pursuant to	General Plan was reviewed and found to adequately address policies needed to implement Provision C.3.	CA FD

	General Plan policies related to water quality and watershed protection, and incorporate additional policies as shown in C.3.I. as appropriate.	Goal F, Policy 16 of the Environmental Management Chapter is shown to adequately address the principles and policies that are needed to implement Provision C.3.	The pertinent General Plan sections are included in the City's URMP.	
C.3.m. Water Quality Review Processes Goal: To ensure that water quality impacts and appropriate mitigation measures are identified as part of environmental review of proposed projects.				
NDP - 3	**m.1.** Review CEQA initial study checklists and other environmental review documents and modify documents as needed to include questions that sufficiently address water quality impacts of projects.	1. Review and evaluate the examples of CEQA Water Quality Review questions that are listed in C.3.m. 2. Compare the examples in C.3.m. to the City's existing CEQA and other environmental review documents. 3. Revise CEQA and other environmental review documents as necessary.	The City reviewed the example Water Quality Review questions listed in C.3.m, and determined that the City's existing CEQA check list adequately addresses the questions in a manner that is consistent with the SCVURPPP memo, dated October 17, 2003.	FD CDD
C.3.n. Reporting Requirements Goal: To meet the Provision C.3. reporting requirements, and plan for anticipated data needs, and begin collecting and tracking required data on development projects as needed.				

ATTACHMENT B

SANTA CLARA VALLEY URBAN RUNOFF POLLUTION PREVENTION PROGRAM

FY 2004-2005 ANNUAL REPORT

Municipality: City of Mountain View

NDP – 12	**n.1.** Provide information from Table 1 of Provision C.3 in Annual Reports	Tables will be included in Annual Reports.	See project reporting tables (Part 1 and Part 2) that are included in this report.	CDD PW
NDP - 8	**n.3.** Collect information and report a summary of types of pesticide reduction measures required for development projects, and the percentage of projects for which pesticide controls were required.	The City will continue to review and evaluate pesticide reduction measures for possible implementation. The City currently requires the following pesticide reduction measures for landscaping on new projects: • No steep slopes (>10%) • Use of mulches • Selecting plants appropriate for the climate zone • Irrigation systems that reduce runoff	No new pesticide reduction measures were added during FY 04-05. The Fire and Environmental Protection Division reviewed 20 projects as part of the development review process during FY 04-05. Conditions to reduce pesticide runoff were placed on 10 of the 20 projects.	FD CDD

ATTACHMENT B

SANTA CLARA VALLEY URBAN RUNOFF POLLUTION PREVENTION PROGRAM
FY 2004-2005 ANNUAL REPORT

Municipality: City of Mountain View

Regional Board Comments on New Development-Planning Procedures in FY 2003-2004 Annual Report		
Item	**RWQCB Comment**	**City of Mountain View Response**
04-05 Annual Report comments.	RWQCB requested a clarification/discussion regarding the City's Impervious Surface Data sheet.	City submitted a response to the RWQCB comment stating that the data sheet is used to determine if projects are required to comply with C.3. Data sheet is also required in Storm Water Management Plans, which are required in the City's C.3 guidance document.

New Development-Planning Procedures Program Evaluation

During FY 04-05, the City implemented the C.3 requirements using its existing development review process. Information regarding the requirements is provided to applicants early in the planning process. The Fire and Environmental Protection Division places conditions of approval on projects requiring applicants to prepare and submit a Storm Water Management Plan for applicable projects. The information required in the Storm Water Management Plan is listed in the City's Storm Water Quality Guidelines document. The Storm Water Management Plan includes information about the treatment controls that will be installed or used to comply with the requirements. The Plan also describes the O&M requirements. During the plan review phase of the process, building plans and the Storm Water Management Plan are checked to verify that the conditions and requirements are met. Plans are approved and a building permit will be issued when the conditions and requirements are met.

During FY 04-05, the City approved seven private Group 1 projects and two public Group 1 projects. Each of the projects includes installation of CDS treatment devices. Some of the projects also incorporate vegetated swales as part of the site's treatment control strategy. Conditions were places on all projects that Maintenance Agreements would be entered and recorded prior to final occupancy. At this time, none of the approved Group 1 projects have been completed, so post-construction O&M and inspection requirements have not been initiated. Most of the projects in Mountain View are dense, with little landscaping available for infiltration, which is why manufactured treatment devices are typically selected. The City is currently reviewing three additional private Group 1 projects. A summary of the Group 1 projects is listed below.

By October 2005, the City will revise its Storm Water Quality Guidelines to include the Group 2A requirements and the Hydrograph

Modification Plan requirements.

The City reviewed 150 projects for potential storm water related impacts and requirements.

Part 1 – Group 1 New Development and Significant Redevelopment Projects							
Submittal Date	**Project Name**	**Project Type**	**Site Size (a. or s.f.)**	**New Impervious Surface (s.f.)**	**Project Status**	**Storm Water Control Measures included in the Project**	**Requirement Mechanism**
Private Projects – Approved							
February 2004	Whisman Park - Phase IV	Townhomes	87,991 sq. ft.	61,420 sq. ft.	Storm Water Management Plan approved 9/1/2004. Project under construction	CDS treatment unit. High density housing near light rail. Limited landscaping.	Development Review Process and plan check
September 2003	Allison BMW	New auto service facility	59,241 sq. ft.	55,032 sq. ft.	Storm water management Plan approved 2/11/2005. Project under construction.	CDS treatment unit. Source controls.	Development review process and plan review process.

ATTACHMENT B

SANTA CLARA VALLEY URBAN RUNOFF POLLUTION PREVENTION PROGRAM
FY 2004-2005 ANNUAL REPORT

Municipality: City of Mountain View

April 2004	Office Buildings – 555 Clyde	Office Buildings	214,287 sq. ft.	184, 630 sq. ft.	Storm Water Management Plan approved 3/3/2005. Project under construction.	CDS treatment unit	Development review process and plan review process.
July 2001	2 commercial buildings – 1380 Pear Avenue	Retail/comm. buidlings	64,474 sq. ft.	49,391 sq. ft.	Storm Water Management Plan approved 3/8/2005. Project under construction.	CDS treatment unit. Parking lot drains to swale.	Development review process and plan review process.
October 2003	Office Building – 369 to 465 Whisman Rd.	Multiple office bldgs and parking garage	214,270 sq. ft.	177,844 sq. ft.	Storm Water Management Plan approved. Project under construction.	CDS treatment unit.	Development review process and plan review process.
March 2004	Camino Medical Group	Medical Facility	420,790 sq. ft.	350,658 sq. ft.	Storm Water Management Plan approved 5/11/2005. Project under construction.	CDS treatment units. Source controls.	Development review process and plan review process.
February 2005	El Camino Hospital	Hospital	242,063 sq. ft.	181, 819 sq. ft.	Storm Water Management Plan	CDS treatment units. Parking lot swales. Source	Development review process and plan review process.

ATTACHMENT B

SANTA CLARA VALLEY URBAN RUNOFF POLLUTION PREVENTION PROGRAM
FY 2004-2005 ANNUAL REPORT

Municipality: City of Mountain View

					approved. Project under construction.	controls.	
Public Project - Approved							
January 2005	Alta Vista Continuation High School	Public High School	101,059 sq. ft.	57,499 sq. ft.	Storm Water Management Plan approved 1/13/ 2005. Project under construction.	CDS treatment unit. Vegetated swale. Underground detention vault.	Project review
January 2004	Mountain View Senior Center	Public facilitity	210,046 sq. ft.	141,300 sq. ft.	Storm Water Management Plan approved 6/7/2005. Project under construction.	CDS treatment unit. Vegetated swales. Source controls.	Plan review process.

ATTACHMENT B

SANTA CLARA VALLEY URBAN RUNOFF POLLUTION PREVENTION PROGRAM
FY 2004-2005 ANNUAL REPORT

Municipality: City of Mountain View

Part 2 – Stormwater Control Measures for Group 1 Projects						
Project Name	**Treatment BMPs**	**Numeric Sizing Criteria Used**	**O&M Responsibility Mechanism and Responsible Party**	**Site Design Measures**	**Source Control Measures**	**Pesticide Reduction Measures**
Private Projects - Approved						
Whisman Park - Phase IV	CDS treatment device	Flow based – Uniform Intensity Approach	Maintenance Agreement/Home-owner's Association	High density housing; Transit-oriented development; Impervious pavers in low traffic area; narrow street design	Street Sweeping; Storm Drain Stenciling; Tuck-under parking	Minimal landscaping; Efficient irrigation;
Allison BMW	CDS treatment device	Flow based – Uniform Intensity Approach	Maintenance Agreement/Allison BMW	Site mostly impervious – limited opportunity for site design measures.	Chemical storage controls; vehicle washing area (sanitary sewer); parking garage	Minimal landscaping; Efficient irrigation
Office Buildings – 555 Clyde	CDS treatment device	Flow based – Uniform Intensity Approach	Maintenance Agreement/Prop. Management Group	Pervious materials on walkways	Parking lot sweeping; drain stenciling	Minimal landscaping; Efficient irrigation
2 commercial buildings – 1380 Pear Avenue	CDS treatment device; vegetated swale	Flow based – Uniform Intensity Approach	Maintenance Agreement/Prop. owner	Partial roof drainage to landscape	Parking lot sweeping; drain stenciling	Efficient irrigation

ATTACHMENT B

SANTA CLARA VALLEY URBAN RUNOFF POLLUTION PREVENTION PROGRAM
FY 2004-2005 ANNUAL REPORT

Municipality: City of Mountain View

Office Building – 369 to 465 Whisman Rd.	CDS treatment device	Flow based – Uniform Intensity Approach	Maintenance Agreement/prop. Owner	Pervious materials on walkways	Parking garage	Minimal landscaping; efficient irrigation
Camino Medical Group	CDS treatment device	Flow based – Uniform Intensity Approach	Maintenance Agreement/Camino Medical Group	Limited self-treating area	Parking garage; spill control in loading dock	Minimal landscaping; efficient irrigation; native plant selection
El Camino Hospital	CDS treatment device; vegetated swales	Flow based – Uniform Intensity Approach	Maintenance Agreement/ El Camino Hospital	Roof garden	Parking garage	Efficient irrigation; native plant selection
Public Projects - Approved						
Alta Vista Continuation High School	CDS treatment device; vegetated swale; Detention vault	Flow based – Uniform Intensity Approach	Maintenance Agreement/Alta Vista High School	Some drainage to pervious landscaping	Sweeping; storm drain stenciling	Efficient irrigation; native plant selection
Mountain View Senior Center	CDS treatment device; vegetated swale	Flow based – Uniform Intensity Approach	City of Mountain View	Impervious materials for walkways	Covered garbage enclosure with sanitary sewer drain; equipment drains to sanitary sewer; sweeping	Efficient irrigation native plant selection

ATTACHMENT B

SANTA CLARA VALLEY URBAN RUNOFF POLLUTION PREVENTION PROGRAM
FY 2004-2005 ANNUAL REPORT

Municipality: City of Mountain View

NEW DEVELOPMENT CONTRUCTION INSPECTION

FY 2004-2005 Work Plan Self Evaluation Matrix

Item No.	Activity	FY04-05 Work Plan Tasks	FY 04-05 Accomplishments	Responsible Party
CIPS - All	Performance Standards	Adopt and implement the Construction Inspection Performance Standards.	Model Construction Inspection Performance Standard was adopted and is included in the City's URMP. The Performance Standard is implemented.	FD
CIPS-2	Construction Inspections	During FY 04-05, the City will conduct inspections in accordance with the Performance Standards.	During FY 04-05, the City conducted 148 construction inspections, and issued 20 written notices for corrective actions. All violations were minor, and the corrective actions were to sweep the street, replace filter material, or install rock driveway.	FD
CIPS - 6	Training	Attend inspector training urban runoff BMPS.	The primary inspector for urban runoff construction BMPs attended construction training during FY 04-05 (November 2004).	FD
CIPS - 8	Review and Evaluate Effectiveness	The City will continue to review and evaluate its Program effectiveness.	See evaluation below.	FD

Regional Board Comments on New Development-Construction Inspection in FY 2003-2004 Annual Report

Item	RWQCB Comment	City of Mountain View Response
No comment	NA	NA

ATTACHMENT B

SANTA CLARA VALLEY URBAN RUNOFF POLLUTION PREVENTION PROGRAM

FY 2004-2005 ANNUAL REPORT

Municipality: City of Mountain View

New Development-Construction Inspection Program Evaluation

During FY 04-05, the City continued to implement an effective construction inspection program. The City conducted 148 construction site inspections and issued 20 written notices. All notices were for minor violations with corrective actions, and no penalties were levied. The majority of the inspections were conducted at small project sites. The City currently has a few moderately sized projects, which are the priority sites for inspections. During FY 03-04, the City did not have many larger projects, so inspections were focused on much smaller projects, which resulted in a larger number of inspections. The focus changed during FY 04-05, to prioritze inspection of the larger sites that began construction, which resulted in a lower priority on smaller sites. Most of the construction inspection items identified were housekeeping issues that were corrected, such as sweeping, replacing filters, and adding rock to the construction driveway. Pre-winter inspections were conducted and information was distributed, which seemed to help maintain compliance throughout the winter.

The City will continue to implement its construction inspection program. Pre-winter inspection and information distribution is important for achieving compliance, and will be conducted again in FY 05-06. .

ATTACHMENT B

SANTA CLARA VALLEY URBAN RUNOFF POLLUTION PREVENTION PROGRAM

FY 2004-2005 ANNUAL REPORT

Municipality: City of Mountain View

PEST MANAGEMENT
(Provision C.9.d of the Permit)

FY 2004-2005 Work Plan Self Evaluation Matrix

Item No.	Activity	FY 03-04 Work Plan Tasks	FY 04-05 Accomplishments	Responsible Party
Municpal Pesticide Use				
Goal 1.A. Eliminate all unnecessary municipal pesticide use (particularly organophoshate (OP) pesticide use) and implement Integrated Pest Management (IMP) techniques.				
I.A.1	Record Keeping and Tracking	Develop and implement a process for tracking pesticide use on municipally owned property (PS #8). Include in the process reporting and justification for the use of OP pesticides and BMPs employed during OP pesticide use.	Pesticide use tracking database was used during FY 04-05. Pesticide use data for FY 04-05 is available on request.	FD, CSD, SGL, and PCO
I.A.2	IPM Policy	Adopt an IPM policy and/or ordinance requiring the use of IPM techniques in the agency's operations, minimization of pesticide use, and the restricted use of organophosphate pesticides only when their use is justified and adverse water quality impacts are minimized (PS #2).	City's IPM Policy was adopted by the City Council on September 10, 2002.	FD, CSD, SGL
I.A.3	IPM Plan	Develop and implement standard operating procedures (SOPs) and best management practices (BMPs) for implementing the IPM policy. (PS #3).	Final IPM Plan was completed in June 2003. IPM Plan includes SOPs and BMPs. The Plan was implemented during FY 04-05.	FD, CSD, SGL, CM

ATTACHMENT B

SANTA CLARA VALLEY URBAN RUNOFF POLLUTION PREVENTION PROGRAM

FY 2004-2005 ANNUAL REPORT

Municipality: City of Mountain View

		BMPs will include special precautions to reduce water quality impacts when applying pesticides.		
I.A.4	Performance Standards	Update local URMPs to incorporate/adapt the model Pest Management Performance Standard, including a description of the legal authority (IPM policy/ordinance, contract language), work plan elements, BMPs, and SOPs needed for implementation. (Program FY 01-02 Work Plan)	Program's Model PS is adopted and included in the City's URMP.	FD
I.A.5	Contract PCOs	Develop and implement a process to ensure that any contractor employed to conduct pest control and pesticide application on municipal property engages in pest control methods consistent with the IPM policy adopted by the agency (PS #5).	City's PCO contract did not go for bid during FY 04-05. City's purchasing Division was notified of the IPM Policy and will be informed that future IPM requirements will be included when new PCO Contract is solicited. IPM Policy and Plan have been provided to the City's PCO contractor.	FD, purchasing
I.A.6	Chemical storage area inspection	Conduct a periodic agency-wide search of chemical storage areas for pesticides no longer legal for application per EPA, State, and/or local requirements, and properly dispose of any such pesticides pursuant to appropriate waste disposal regulations.	During FY 04-05, the Fire Department evaluated City-wide chemical inventories. No OP pesticides were identified.	FD
MM I.A.1	Annual report	Document completion of tasks in annual reports. Use pesticide-tracking process to document pesticide use.	Pesticide use data will be used in the effectiveness evaluation section of the annual report.	FD

ATTACHMENT B

SANTA CLARA VALLEY URBAN RUNOFF POLLUTION PREVENTION PROGRAM

FY 2004-2005 ANNUAL REPORT

Municipality: City of Mountain View

Goal 1.B. Raise awareness of all municipal employees and train employees who apply pesticides for the municipality about the municipality's IPM Policy and/or IPM techniques as appropriate.

I.B.1	Employee Training	Ensure that employees who apply pesticides for the agency obtain the appropriate training as required by the County Agricultural Commissioner and the State Department of Pesticide Regulation (DPR) (PS #4a).	All City pesticide applicators receive training required by the County and State.	CSD, SGL
I.B.2	IPM Training	Provide annual training on the appropriate portions of the IPM Policy, SOPs, and BMPs, and the latest IPM techniques to employees within departments responsible for pesticide application (PS #4b).	City Community Services Department Managers and Supervisors met on June 9, 2005 to discuss IPM Plan implementation, including record keeping. Shoreline Golf Links Managers and Supervisors attended IPM training discussing IPM at golf courses on June 1, 2005. Community Services Managers and Supervisors attended the Regional IPM training workshop on June 14, 2005.	FD. CSD, SGL
I.B.3	Training	Periodically (at least annually) inform employees who are not authorized and trained to apply pesticides that they cannot use over-the-counter pesticides in or around the workplace, consistent with the IPM Policy (PS #4c).	Departments have been informed to contact the PCO for pest problems. Training conducted by the Safety and Training Manager on February 17, 2005 reviewed the Environmental Compliance Plan for the Operations and Maintenance Divisions. This training covered incident response (including spills), chemical handling, emergency response, and handling abandoned waste.	FD, CSD, PS

ATTACHMENT B

SANTA CLARA VALLEY URBAN RUNOFF POLLUTION PREVENTION PROGRAM

FY 2004-2005 ANNUAL REPORT

Municipality: City of Mountain View

I.B.4	Training Workshop	Assist with and send staff to a workshop on least-toxic pest control methods and pesticide management BMPs. (Program FY 01-02 Work Plan)	Shoreline Golf Links Managers and Supervisors attended IPM training discussing IPM at golf courses on June 1, 2005. Community Services Managers and Supervisors attended the Regional IPM training workshop on June 14, 2005.	NA

ATTACHMENT B

SANTA CLARA VALLEY URBAN RUNOFF POLLUTION PREVENTION PROGRAM

FY 2004-2005 ANNUAL REPORT

Municipality: City of Mountain View

Item No.	Activity	FY04-05 Work Plan Tasks	FY 04-05 Accomplishments	Responsible Party
Public Education and Outreach **Goal II.A.** Increase awareness of IPM so target audiences recall less toxic pest management messages and adopt IPM behaviors. Target audiences include residential and commercial users, pesticide retailers, municipal employees, and special districts (PS #6)				
II.A.1	WE&O Outreach	Assist with local implementation of the Watershed Education & Outreach (WE&O) Campaign[1], which will target the general public and include messages about less-toxic pest control and proper disposal (Program FY 01-02 Work Plan).	The City supports WE&O Outreach through Program participation. The City distributed IPM and less toxic pest control information at various public events, such as the Art and Wine Festival, and Arbor Day Fair. The Community Outreach Coordinator also distributed Pest control fact sheets in Spanish.	FD, CM
II.A.10	Local Outreach	Prepare and pitch IPM stories and press releases to local media.	During FY 04-05, the City did not prepare IPM articles.	FD
II.A.12	IPM Outreach	Assist with implementation of local components of a "Pesticide User Outreach" project[2] targeting residential and commercial users (see Program FY 01-02 Work Plan).	City supports this item through Program Participation.	FD
II.A.13	IPM Outreach	Provide information on less toxic pest control (e.g., IPM techniques, municipal IPM policies, model contract language, training opportunities, etc.) to neighboring special districts (e.g., open space districts, vector control districts,	The City did not provide information to neighboring special districts. City supports outreach through regional effort.	FD

[1] Funded by all Co-permittees in FY 01-02.
[2] Funded by all Co-permittees in FY 01-02.

ATTACHMENT B

SANTA CLARA VALLEY URBAN RUNOFF POLLUTION PREVENTION PROGRAM
FY 2004-2005 ANNUAL REPORT

Municipality: City of Mountain View

		and school districts) as appropriate		
MM II.A.1	Annual report	Document or estimate numbers of residents reached by outreach efforts and media advertising	Through distribution of IPM materials at community events, the City educated approximately 2,500 residents.	FD
Goal II.B. Educate pesticide retailers and consumers about less toxic pest control products and promote the sale of such projects.				
II.B.1	IPM Otreach	Continue to fund and participate in the BASMAA Regional IPM Partnership[3]. (Program FY 01-02 Work Plan)	City addressed this item through Program participation.	FD
II.B.2	IPM Outreach	Continue to implement cost-effective elements of the IPM Store Partnership Program. Create and provide fact sheets and other materials to pesticide retailers to facilitate point-of-purchase outreach. Visit stores as necessary to ensure ongoing participation. (Program FY 01-02 Work Plan)	The City continued its support of the Our Water Our World program during FY 04-05. Three stores in Mountain View participated in the program.	FD
II.B.3	IPM Outreach	Assist Program to offer IPM training opportunities to pesticide retailer employees through coordination with Master Gardener-taught educational programs.	This item addressed through Program participation.	FD
MM II.B.1	IPM Outreach	Document number of participating stores, materials distributed and employees trained. Evaluate the cost-effectiveness of the IPM Store	Three stores continued participation in the OWOW program. Pest fact sheets, and shelf talkers provided at the stores.	FD

[3] Funded by all Co-permittees in FY 01-02.

		Partnership Program each year		
Pest Control Operators (PCOs) **Goal III.A.** Minimize pesticide use by PCOs contracted for structural pest control and landscape maintenance.				
III.A.4	PCO operations	Require PCOs contracted for municipal applications to use pest control methods consistent with the municipality's IPM policy (through contract specifications). Specifically, require contractors to: a) follow the agency's IPM policy, BMPs, and SOPs; b) provide evidence of current IPM training, when feasible; and c) provide documentation of pesticide use on agency property to the agency in a timely manner (PS#5).	IPM Policy and Plan was provided to the City's contract PCO, Bay Valley Pest. Bay Valley submits records of pesticide applications to the City.	FD
MM III.A.1	Record keeping and tracking	Document pesticide use by PCOs on municipal property	During FY 04-05, records of pesticide applications by Bay Valley were submitted to the City. These records were included in the pesticide database. Pesticide use data for FY 04-05 is available on request.	
Goal III.B. Require all PCOs to implement Best Management Practices (BMPs)				
III.B.2	PCO Contracts	Require PCOs contracted by municipalities to implement BMPs through contract specifications (see Action III.A.4., PS #5)	PCO contract was not up for renewal during FY 04-05. IPM Policy was provided to City's purchasing Division for inclusion in future contracts.	
MM III.B.1	Reporting	Document efforts to complete the above actions	Purchasing Division was advised of requirement to include IPM in City pest control operations.	FD, FASD

ATTACHMENT B

SANTA CLARA VALLEY URBAN RUNOFF POLLUTION PREVENTION PROGRAM

FY 2004-2005 ANNUAL REPORT

Municipality: City of Mountain View

Commercial Businesses

Goal IV.A. Determine the extent of commercial business employees use of pesticides (I.E., pesticide applications not performed by a licensed PCO) and conduct appropriate outreach regarding less toxic pest management.

IV.A.1	Commercial Outreach	Develop and implement education programs that target commercial businesses, per recommendations developed in Program work plan.	No commercial outreach regarding IPM was conducted in FY 04-05. City supports regional outreach efforts.	NA
MM IV.A.1	Commercial Outreach	Document outreach efforts targeting businesses, as recommended in the work plan to be developed by the Program	No commercial outreach regarding IPM was conducted in FY 04-05. City supports regional outreach efforts.	NA

Household Hazardous Waste Collection

Goal V.A. Provide pesticide disposal services through household hazardous waste (HHW) collection programs for all residents and small businesses, and encourage use of these programs.

V.A.1	HHW	Ensure that adequate pesticide disposal services exist for residents and conditionally exempt small quantity commercial generators.	The City participates in the Santa Clara County HHW Program. Businesses are also eligible to participate in the Palo Alto small quantity program.	PW – Solid Waste
V.A.3	HHW	Work with HHW collection agencies to support, enhance, and help publicize programs for proper pesticide disposal (PS #7).	The Public Works Department, Solid Waste Division publicizes HHW information in the Resource newsletter.	PW – Solid Waste
V.A.5	HHW Outreach	Provide hazardous waste disposal information to residents, through distribution of materials (e.g., utility bill insert, city newsletter, community events, etc.) or advertising in local	HHW information included in the City's Resource newsletter.	PW- Solid Waste

		media		
MM V.A.1	Reporting	Document that household hazardous waste collection programs adequately serve residents and businesses and that any exchange programs do not exchange organophosphate or banned pesticides.	The City participates in the Santa Clara County HHW Program. Documentation regarding the ability to serve the residents and the prohibition against exchanging OP pesticides or banned pesticides is available from the County HHW Program.	SC County HHW
New Development **Goal VI.A.** Minimize pesticide use at new and redevelopment sites.				
VII.A.1	New Development	Have appropriate municipal staff coordinate with Program to identify landscaping techniques less likely to attract pests, including a list of pest-resistant plants, and develop model conditions of approval for pest resistant landscaping features and practices. (Required to meet NPDES Permit Provision C.9.d.ii. and Draft Permit Provision C.3.k.)	During FY 04-05, the City used planning conditions to minimize irrigation runoff, which also reduces pesticide runoff. Standard condition also directs developers to select appropriate plants for the location and in accordance with the appropriate climate zones.	FD
VII.A.2	New Development Review	Consider pest-resistant landscaping and design features in the design, landscaping, and environmental reviews of proposed development projects. (NPDES Permit Provision C.9.d.ii.)	During FY 04-05, the City used planning conditions to minimize irrigation runoff, which also reduces pesticide runoff. Standard condition also directs developers to select appropriate plants for the location and in accordance with the appropriate climate zones.	FD
VII.A.3	Training	Train staff responsible for design review on pest-resistant landscaping techniques and model conditions of approval and the importance of	No new pesticide reduction conditions were added, so no additional training was conducted.	FD

		minimizing pesticide use in runoff from development sites (NPDES Permit Provision C.9.d.ii.).		
VII.A.4	Tracking	Develop and propose enhanced reporting format for documenting use of pesticide reduction measures at development sites. (Draft Permit Provision C.3.n.)	No action on this item during FY 04-05.	FD
MM VII.A.1	Reporting	Summarize types of pesticide reduction measures required (such as by conditions of approval) for new development and significant redevelopment projects, and the percentage of new development and significant redevelopment projects for which pesticide reduction measures were required (Draft Permit Provision C.3.n.).	During FY 04-05, the following conditions were required to control irrigation runoff, which also reduces pesticide runoff: 1. Require no steep slopes exceeding 10%; use mulch as cover; plants with low water requirements; appropriate plants for climate zone. 2. Efficient irrigation systems, including; multiprogramable timers; rain shutoff devices; drip irrigation, and flow reducers.	FD

Item No.	Activity	FY04-05 Work Plan Tasks	FY 04-05 Accomplishments	Responsible Party
Monitoring and Science **Goal VII.A.** Participate in coordinated monitoring efforts to support pesticide TMDL development and implementation.				
VII.A.1	Monitoring	Continue financial support of the Regional Monitoring Program (RMP) (FY 01-02 Program budget line item for $150,000). (Program FY 01-02 Work Plan)	Item addressed through Program participation.	FD

ATTACHMENT B

SANTA CLARA VALLEY URBAN RUNOFF POLLUTION PREVENTION PROGRAM

FY 2004-2005 ANNUAL REPORT

Municipality: City of Mountain View

Review and Revision of Work Plan

Goal X.A. Implement a Work Plan that includes appropriate goals, actions and monitoring mechanisms to reduce pesticide-related toxicity in urban runoff.

X.A.1	Work Plan	Review and continuously improve the goals, actions, and monitoring mechanisms of the work plan considering results of self-evaluations, comments from Regional Board staff and other interested parties, and results of local performance review meetings if any.	City's Work Plan was submitted to the Regional Board.	FD
X.A.1	Work Plan	Revise work plan and add continuous improvement items.	No actions for this item.	FD

Regional Board Comments on Pest Management in FY 2003-2004 Annual Report

Item	RWQCB Comment	City of Mountain View Response
No Comments	No Comments in 03-04 Annual Report	NA

Pest Management Program Evaluation

The City's Pest Management Program evaluation is provided in the attached memo. The Memo will also be included in the City's IPM Plan.

ATTACHMENT B

SANTA CLARA VALLEY URBAN RUNOFF POLLUTION PREVENTION PROGRAM
FY 2004-2005 ANNUAL REPORT

Municipality: City of Mountain View

MERCURY POLLUTION PREVENTION PROGRAM
(Provision C.9.c of the Permit)

FY 2004-2005 Work Plan Self Evaluation Matrix

Item No.	Activity	FY04-05 Work Plan Tasks	FY 04-05 Accomplishments	Responsible Party
MPP Pro-gram	Survey of City-used Mercury	Complete mercury survey that describes mercury-containing products used by the City.	Survey was completed and submitted. This item will be removed from future Work Plans and Annual Reports	PW FD PSD
MPP Pro-gram	Adoption of City mercury reduction policy.	The City will adopt a mercury policy in FY 03-04, requiring the virtual elimination of mercury from controllable sources in urban runoff from agency operations.	In June 2004, the City finalized Administrative Instruction No: 16-01, which established a Mercury Control Program. The Mercury Control Program includes: a procedure for the elimination of mercury-containing products to the maximum extent practicable; maximum recycling of fluorescent lights; participation in a household hazardous waste collection program for residential disposal of mercury-containing products; and public outreach.	FD
MP Task I.F	Implement guidelines for mercury-containing products reduction and management	The City will implement measures to reduce the quantity of mercury-containing products, and manage essential mercury-containing products.	No major mercury reduction measures were identified for FY 04-05. Mercury-containing switches will be removed at the time of replacement. Fluorescent lights are hauled for disposal.	PW
MP Task II.D	Documentation and reporting of mercury-containing	The City will implement measures for documenting and reporting quantities of mercury-containing products disposed.	The City maintained fluorescent light disposal records. During FY 04-05, the City recycled: 716 fluorescent tubes, 211 U-tubes, 30 2' lamps, and 7 round 12-lamps.	PW

	products disposal			
MP Task V.A	Mercury Disposal Outreach	The City will assist with program efforts to provide outreach to educate small business and small quantity generators about fluorescent light recycling programs.	Information about HHW and small business waste disposal programs is included in the City's Resource newsletter, which is mailed to all residents and businesses three time a year.	
MPP Pro-gram	HHW Collection	No specific tasks. City to continue HHW efforts through participation in the Santa Clara County HHW Collection Program.	City continued participation in the Santa Clara County HHW collection program. The City of Mountain View collaborated with the City of Palo Alto to offer fluorescent light and mercury thermometer drop-off services to residents.	PW

Regional Board Comments on Mercury Pollution Prevention Program in FY 2003-2004 Annual Report

Item	RWQCB Comment	City of Mountain View Response
No Comments.	NA	NA

Mercury Pollution Prevention Program Evaluation

During FY 04-05, the City implemented its Mercury Control Program. The Mercury Control Plan establishes a policy for reducing mercury-containing products at City facilities, through identification of mercury-containing parts and devices at City facilities, and the gradual phase-out of those parts and devices. The City supports the County-wide HHW and small quantity generators programs.

ATTACHMENT B

SANTA CLARA VALLEY URBAN RUNOFF POLLUTION PREVENTION PROGRAM
FY 2004-2005 ANNUAL REPORT

Municipality: City of Mountain View

COPPER ACTION PLAN/NICKEL ACTION PLAN

FY 2004-2005 Work Plan Self Evaluation Matrix

Item No.	Activity	FY 04-05 Work Plan Tasks	FY 04-05 Accomplishments	Responsible Party
CB-1	Vehicle Washing Operations	• Public outreach and education efforts to reduce vehicle wash discharges, including brochure distribution, and mobile cleaners information • Provide car wash kit to charity car wash organizers and educate on the use of the kits. • Inspect auto businesses regarding car wash requirements, and prohibited storm drain discharge. • Continue to maintain car wash systems for City vehicles at the Corp yard and Fire Stations. • Require vehicle wash systems draining to the sanitary sewer as source control measures for projects, where the control is applicable. • Submit data regarding vehicle washing outreach activities and	During FY 04-05, the City provided a car wash kit to local charities conducting car washes. The car wash kit is used to divert car wash water from storm drains. The City also maintained 6 City car wash facilities (2 at the Corporation Yard, and 4 at Fire Stations). The vehicle service facility inspection program verifies that fleet washing water is not draining into the storm drain system. Vehicle facility operators are also notified about vehicle washing requirements, including rental operations. Vehicle BMP information is provided to residents at City outreach facilities, including the Art and Wine Festival, and Arbor Day.	FD

ATTACHMENT B

SANTA CLARA VALLEY URBAN RUNOFF POLLUTION PREVENTION PROGRAM
FY 2004-2005 ANNUAL REPORT

Municipality: City of Mountain View

		effectiveness evaluation in annual reports.		
CB-3	Industrial Copper Control	Continue Industrial Inspection program, including NOI sites such as plating and metal finishing facilities, vehicle service facilities, and other permitted sites.	The City conducted its industrial facility inspection program. Details are provided in the Industrial/Commercial Discharges Control Program section of this report. Inspections involve observing outdoor areas where spills or equipment discharges could release pollutants including copper and nickel into the storm drain system.	FD
CB-6/7	Reducing Traffic Congestion/Promoting Alternative Transportation	Review the results of the Development Policies Comparison Project Report, particularly Section VI., Policies to Limit Auto Use/Promote Alternative Transportation, in the Policy, Code, and Ordinance Worksheet, and investigate updating local development rules to promote better transportation-related design practices and alternative modes of transportation.	The City of Mountain View has actively supported public transportation projects including light rail. The City has also promoted transit-oriented development.	Community Development Department
CB-8	Watershed Protection Measures	• General Plan revisions are being reviewed as part of C.3 implementation. Revisions will be considered during the next City-wide GP revision, which currently is not scheduled. • CEQA revisions related to storm water are currently being evaluated as described in the C.3 Work Plan. Guidance from	The General Plan was not revised during FY 03-04. The City's existing CEQA document adequately addresses water quality review issues.	

ATTACHMENT B

SANTA CLARA VALLEY URBAN RUNOFF POLLUTION PREVENTION PROGRAM
FY 2004-2005 ANNUAL REPORT

Municipality: City of Mountain View

		SCVURPPP and the City of San Jose addressing water quality review in CEQA will be reviewed and implemented, if acceptable. • HMP implementation will be incorporated upon completion of the document. • Continue C.3 implementation efforts	The City will evaluate HMP implementation needs , when the HMP is completed. See New Development – Planning Procedures.	
CB-11	Street Sweeping	• City will continue to implement street sweeping program. • City will continue "Clean Sweep" program designed to secure access to heavily impacted streets that have a lot of cars typically parked throughout the day. • Maintain effective street sweeping equipment. • Continue to collect and report street sweeping information including mile swept and material removed for annual reports. • Continue to manage street sweeping solids. • Continue to maintain storm drain catch basins • Attend SCVURPPP training	See Streets and Roads Maintenance Section for more details.	

ATTACHMENT B

SANTA CLARA VALLEY URBAN RUNOFF POLLUTION PREVENTION PROGRAM
FY 2004-2005 ANNUAL REPORT

Municipality: City of Mountain View

		workshops, if provided. • Evaluate need for improvement in FY 03-04 annual report.		
CB-12	Copper from Pools and Spas	• City will respond to complaints of pool/spa discharges. • Assist Program development of pool brochure. • City will distribute outreach materials.	The City responded to 1 pool discharge incident. The City supports regional outreach efforts. The Program completed mailing of the new Program pool brochure.	FD
CB-21	Architectural Copper	Review study and ordinance from Palo Alto and consider feasibility of limiting the use of these materials.	The City does not currently limit the use of architectural copper materials. The City reviewed Palo Alto's ordinance and is not planning to ban or limit the use of architectural copper materials at this time.	
NB-1	Discharges from Construction Sites	Continue to implement Construction Inspection Performance Standards and other tasks in Construction Inspection element of the Work Plan.	See the Construction Inspection section of this report for more details.	FD

Regional Board Comments on Copper Action Plan/Nickel Action Plan Requirements in FY 2003-2004 Annual Report

Item	RWQCB Comment	City of Mountain View Response
No comments	NA	NA

ATTACHMENT B

SANTA CLARA VALLEY URBAN RUNOFF POLLUTION PREVENTION PROGRAM

FY 2004-2005 ANNUAL REPORT

Municipality: City of Mountain View

Copper Action Plan/Nickel Action Plan Programs Evaluation
The City continued copper and nickel control efforts through implementation of vehicle washing controls, vehicle service facility inspections, industrial inspections, and construction site inspections.

ATTACHMENT B

SANTA CLARA VALLEY URBAN RUNOFF POLLUTION PREVENTION PROGRAM
FY 2004-2005 ANNUAL REPORT

Municipality: City of Mountain View

TRASH INVENTORY AND MANAGEMENT

FY 2004-2005 Work Plan Self Evaluation Matrix

Item No.	Activity	FY04-05 Work Plan Tasks	FY 04-05 Accomplishments	Responsible Party
Water Quality and Water-shed Mgt.	Trash Investigations and Plan Development	The City will support the Program's effort to develop a Trash Work Plan. The Work Plan will characterize the trash problem, identify trash hot spots, identify on-going efforts to reduce trash, and provide documentation regarding trash complaints/incidents.	The City conducted trash abatement activities, including sponsoring two creek cleanups, and maintenance of parks, roadways, and the Stevens Creek Trail. City Public Services employees also respond to trash dumping incidents. The City participated in trash assessments at two sites in Mountain View at Stevens Creek. The trash assessment data was submitted to the Regional Board. The assessments were completed collaboratively with volunteers from the Stevens Creek watershed Council, and staff from the Santa Clara Valley Water District, the City of Sunnyvale, and the City of Cupertino.	FD PW

Regional Board Comments on Trash Inventory and Management Requirements in FY 2003-2004 Annual Report

Item	RWQCB Comment	City of Mountain View Response
No comments	NA	NA

ATTACHMENT B

SANTA CLARA VALLEY URBAN RUNOFF POLLUTION PREVENTION PROGRAM
FY 2004-2005 ANNUAL REPORT

Municipality: City of Mountain View

Other Water Quality & Watershed Management Programs Evaluation

Current trash control efforts include two City-sponsored creek cleanups a year. These cleanup events occurred on Stevens Creek and Permanente Creek. A local organization, Friends of Stevens Creek Trail, with some support from the City also conducted creek cleanups throughout the year. City Community Services Department personnel and Shoreline Park Rangers also patrol Stevens Creek Trail and remove trash as needed. After conducting volunteer creek clean-ups for a number of years, it appears that the amount of trash removed during these events is decreasing.

City Community Services Department employees maintain City parks, including litter removal. City Public Services Department personnel also respond to trash dumping incidents that may occur throughout the City.

The City participated in a collaborative effort with volunteers from the Stevens Creek Watershed Council, and staff from the Water District, to conduct its trash assessments. These assessments were conducted at two sites along Stevens Creek. A summary of those assessments is attached.

ATTACHMENT B

SANTA CLARA VALLEY URBAN RUNOFF POLLUTION PREVENTION PROGRAM
FY 2004-2005 ANNUAL REPORT

Municipality: City of Mountain View

WATER QUALITY MONITORING

FY 2004-2005 Work Plan Self Evaluation Matrix

Item No.	Activity	FY 04-05 Work Plan Tasks	FY 04-05 Accomplishments	Responsible Party
NA	NA	NA	NA	NA

Regional Board Comments on Water Quality Monitoring in FY 2003-2004 Annual Report

Item	RWQCB Comment	City of Mountain View Response
No comments in FY 03-04 Annual Report	NA	NA

Other Water Quality & Watershed Management Programs Evaluation

The City did not conduct water quality monitoring during FY 04-05. The City's water quality monitoring activities are performed through participation in SCVURPPP.

ATTACHMENT B

SANTA CLARA VALLEY URBAN RUNOFF POLLUTION PREVENTION PROGRAM
FY 2004-2005 ANNUAL REPORT

Municipality: City of Mountain View

PUBLIC INFORMATION/PARTICIPATION
(Provision C.4)

FY 2004-2005 Work Plan Self Evaluation Matrix

Item No.	Activity	FY04-05 Work Plan Tasks	FY 04-05 Accomplishments	Responsible Party
General Outreach				
PIP – 1-4	PIP Master Plan – General Outreach	Continue to conduct PIP General Outreach activities.	General outreach activities conducted during FY 04-05 include maintaining brochure stands at City facilities, participating in HHW program, storm drain stenciling, and articles in local publications.	FD
Targeted Outreach				
PIP – 1-4	PIP Master Plan – Targeted Outreach	Continue to conduct PIP targeted outreach activities.	Targeted outreach activities conducted during FY 04-05 include participation in the Clean Bay Business Program, displaying brochures at local auto parts stores, and continuing restaurant outreach. Targeted outreach to restaurants is explained in the Industrial/Commercial section of this report. Three Mountain View stores also participated in the Our Water, Our World Program designed to distribute pesticide alternatives. This is further explained in the Pest Management Section of the report.	FD
PIP – 1-4	Targeted Outreach – Multicultural	Continue to support the City's multicultural outreach program, which is designed to provide information	During FY 04-05, the multicultural outreach program distributed pollution prevention information at public events. Spanish brochures and fact sheets for vehicle	CM

	Outreach	regarding various topics to non-English speaking people.	BMPs and pesticide information are distributed through the multi-cultural outreach program.	
Educational Programs				
PIP – 1-4	PIP Master Plan – Education Activities	Continue to conduct PIP education activities.	During FY 04-05, the City sponsored a school education and outreach program along with the City of Palo Alto. In total, 16 school presentations were made to 330 students in Mountain View. The presentations were made to 2nd-6th grade groups. A summary of the school outreach program is available upon request. The City also conducted employee training activities, which are summarized in the Staff Training Table.	FD
Citizen Participation				
PIP – 1-4	PIP Master Plan – Citizen Participation	Continue to conduct PIP citizen participation activities.	During FY 04-05, the City sponsored two creek cleanup events, where citizens removed trash and debris from local creeks. The City also staffed information booths at the Mountain View Art and Wine Festival, and the Arbor Day Fair. The primary messages at those events were IPM and pesticide reduction, Mercury reduction, and vehicle sources.	FD

ATTACHMENT B

SANTA CLARA VALLEY URBAN RUNOFF POLLUTION PREVENTION PROGRAM
FY 2004-2005 ANNUAL REPORT

Municipality: City of Mountain View

Regional Board Comments on Public Information/Participation Requirements in FY 2003-2004 Annual Report		
Item	**RWQCB Comment**	**City of Mountain View Response**
No Comments	NA	NA

Public Information/Participation Program Evaluation

General Outreach:

During FY 04-05, articles in the Resource newsletter advertised HHW, creek clean-up, and mercury thermometer drop-off events. The City continued storm drain stenciling activities. The City also displayed BMP brochures at City facilities.

Targeted Outreach:

Vehicle BMP brochures were provided for distribution at local auto parts stores. Three hardware and garden stores in Mountain View also participated in the Our Water, Our World program, which promotes use of less toxic pesticides. As explained in the Industrial Commercial Discharges section of this report, restaurant inspections included distribution of BMP posters.

The multicultural outreach program seems to be an effective method to provide information in different languages. However, limited multi-language outreach materials are available. The City supports regional efforts to produce multi-language materials.

Education Activities:

The City's participation in the school education program was conducted through funding the Palo Alto Program. Mountain View commends the education consultant, and the City of Palo Alto for developing and implementing an outstanding program, and for educating students in

Mountain View about water pollution issues.

A summary of employee training efforts is listed below.

Citizen Participation:

During FY 04-05, the City sponsored two volunteer creek cleanups and supported other cleanup efforts. These events successfully removed litter and debris from local waterways. The City also distributed information at public events. The effectiveness of information distribution at these public events is difficult to describe because a lot of people who visit the information booth are already informed about the issues, and some visitors seem to randomly collect free materials without considering the message.

ATTACHMENT B

SANTA CLARA VALLEY URBAN RUNOFF POLLUTION PREVENTION PROGRAM
FY 2004-2005 ANNUAL REPORT

Municipality: City of Mountain View

STAFF TRAINING

Training Title	Attendee(s)	Department of Attendee	Date(s) of Training	Location of Training	Contents of Training
Environmental Compliance Plan, Spill and Emergency Incident Response, Storm Water Pollution Prevention	City staff members from various Divisions	Public Services (water, wastewater, streets, facilities, and fleet services) Community Services (Parks, Forestry, Golf Links)	February 17, 2005	Municipal Operations Center	Spill and Emergency Incident Response. Handling Hazardous Materials and Waste. Storm water pollution prevention.
Golf Course IPM Practices	Golf Course Manager, Golf Course Superintendent, and the Head Golf Professional	Shoreline Golf Links	June 1, 2005	Harding Park Golf Course San Francisco, CA	Examples of IPM practices for golf courses.
Regional IPM Conference	Urban Runoff Coordinator, Community Services Manager and Supervisors	Fire Dept., and Community Services	6/14/2004	Oakland City Center	Integrated Pest Management practices.

ATTACHMENT B

SANTA CLARA VALLEY URBAN RUNOFF POLLUTION PREVENTION PROGRAM
FY 2004-2005 ANNUAL REPORT

Municipality: City of Mountain View

Construction Site Planning	Urban Runoff Coordinator	Fire Department	11/9/2004	Brisbane	Annual construction site training. Urban Runoff Coordinator conducts majority of construction site inspections for the City. Public Works inspectors also attended Program sponsored training.
Conducting Stormwater Inspections of Industrial and Commercial Facilities	Urban Runoff Coordinator Fire and Environmental Compliance Inspector	Fire Department	4/5/2005	Cupertino	Commercial and Industrial facility inspections, BMPs, record keeping, and case studies. Urban Runoff Coordinator presented at the training seminar.
C.3 Workshop – Conducting Stormwater Treatment BMP Maintenance and Inspections	Urban Runoff Coordinator	Fire Department	6/9/2004	Cupertino	Workshop describing technical information about storm water treatment BMPS O & M.

Staff Training Evaluation

During FY 04-05, staff received training on a number of topics, including spill response, storm drain pollution prevention, IPM practices, industrial inspections, construction inspections, and stormwater BMP O&M. The City strongly supports regional training efforts for IPM-related issues.

The City continued to train employees about storm water pollution prevention. Storm water pollution prevention training is coordinated and conducted with safety training assemblies, which seems to be a great method for streamlining different training requirements.

City of Palo Alto
Public Works Department

September 15, 2005

Mr. Bruce Wolfe
Regional Water Quality Control Board
San Francisco Bay Region
1515 Clay St., Suite 1400
Oakland, CA 94612

Subject: City of Palo Alto Urban Runoff Management Program
FY 2004-2005 Annual Report

Divisions
Administration
650.329.2373
650.329.2299 fax
Engineering
650.329.2151
650.329.2299 fax
Environmental Compliance
650.329.2598
650.494.3531 fax
Equipment Management
650.496.6922
650.496.6938 fax
Facilities Management
650.496.6900
650.496.6938 fax
Operations
650.496.6974
650.852.9289 fax
Regional Water Quality Control
650.329.2598
650.494.3531 fax

Dear Mr. Wolfe:

This report is submitted by the City of Palo Alto, in conjunction with the Santa Clara Valley Urban Runoff Pollution Prevention Program's Annual Report, pursuant to provision C.6.a. of the Program's municipal storm water NPDES Permit (Order No. 01-024). The report summarizes activities performed during FY 2004-2005 in accordance with the City of Palo Alto's Urban Runoff Management Plan (URMP) submitted to the Regional Board on September 1, 2004 and the performance standards contained therein.

Contents of Report

The goals of this Annual Report are to: 1) concisely document implementation of our URMP and FY 04-05 work plan during the past fiscal year; 2) evaluate program results for continuous improvement; 3) comply with permit requirements; and 4) share this information with other Co-permittees, municipal decision-makers, and the public. To accomplish these goals, the report contains the following sections:

I. Contents of report;
II. Program highlights and accomplishments;
III. Summary of continuous improvement activities;
IV. Attachments:
   A. Certification Statements
   B. Annual Report
      - IC/ID Elimination Activities
      - Industrial/Commercial Discharger Control Program
      - Public Agency Activities

P.O.Box 10250
Palo Alto, CA 94303

Printed with soy-based inks on 100% recycled paper processed without chlorine

- Public Streets, Roads, and Highways O & M
- Corporation Yard O & M
- Rural Public Works O & M
- Storm Drain O & M
- Water Utility O & M

- New Development Planning Procedures
- Construction Inspection
- Public Information and Participation
- Pest Management Activities
- Mercury Pollution Prevention Activities
- Copper Action Plan/Nickel Action Plan
- Trash Inventory and Management
- Water Quality Monitoring
- Watershed Management Measures
- Sediment Control Measures
- Staff Training Summary Table

Program Highlights and Accomplishments

The City of Palo Alto's Urban Runoff Pollution Prevention Program for FY 2004-05 included several notable accomplishments. The following programs and activities are described in the body of this Annual Report:

- Palo Alto has demonstrated continued leadership in the area of land development review. Staff in the Public Works, Utilities, and Planning Departments have been briefed on the C.3 requirements by the Management Committee representative and have attended Program training workshops. Presentations on C.3 design concepts and requirements have been made to the land development decision makers (Planning Commission, Architectural Review Board, City Council).

  As noted in the attached Annual Report, there were only two permit applications approved during FY 04-05 for projects with new or replacement impervious area in excess of one acre, although there were several additional applications pending as of the end of the year. We have not as yet begun to conduct BMP maintenance verification inspections, since the two approved Group 1 projects are still under construction. There are maintenance agreements pending with the project owners, however, and staff is preparing to implement its inspection program in the coming year.

City Public Works and Planning staff members participated in the Santa Clara Valley Water Resources Protection Collaborative and the development of its Guidelines and Standards (G&S) for Land Uses Near Streams. The City Council approved a resolution of support for the Collaborative's goals on July 18, 2005, pledging to strive to incorporate the G&S into City policies and regulations by February 2007.

The City Council has adopted a revised storm water ordinance that will regulate Group 2A projects and require hydromodification management measures for specified projects. The ordinance will take effect for all permit applications deemed complete on or after October 13, 2005. Our progress with incorporating storm water site design measures into our policies and ordinances has been delayed by the slow progress of the comprehensive Zoning Ordinance Update (ZOU). The single-family residential zoning code was updated this year; other zoning classifications (including commercial, industrial, and multi-family residential) are expected to be modified during the coming year. In the mean time, we are continuing our practice of encouraging appropriate construction-stage and post-construction storm water BMPs for all significant development projects.

- Palo Alto's street sweeping program provides an exceptional level of service to the community and provides effective pollutant removal. Residential streets are swept every week, and commercial districts are swept three times weekly. Palo Alto also has a high level of participation in its residential yard trimmings pick-up program, which includes curbside pick-up of leaves, grass clippings, and tree trimmings. In FY 04-05, 2205 tons of material was collected through street sweeping and 9667 tons of residential yard trimmings were collected. After assessing our trash hot spots this year, we will be looking at innovative ways (including closer coordination with other responsible agencies such as Caltrans and the Valley Transportation Agency) to reduce the amount of trash at these locations in the coming year.

- Palo Alto's pest management program continues to be a model for other agencies. Working closely with departmental staff and City contractors and vendors, we have achieved a significant reduction in the use of pesticides at City parks and facilities. The message of integrated pest management and use of less-toxic alternatives reached an audience of 70 persons throughout the Regional Water Control Plant (RWQCP) service area through this year's Bug Buster workshops. RWQCP staff played a significant role in planning the 2005 Regional IPM Conference, which drew a large number of pest control operators (PCO).

- The City of Palo Alto has a solid Public Information/Participation program, regularly reaching out to the public in a variety of ways – events, public displays, presentations, direct mailings, utility flyers, newspaper ads, cable TV shows, and an extensive web site. We also have a well-received school outreach program, featuring a hands-on lab

experience for middle schoolers and a week-long "sewer science" program for high school students. The program reached 4,370 students in the POTW service area during FY 04-05. The *Our Water, Our World* campaign is an effective means of promoting integrated pest management throughout the region, with its extensive series of fact sheets and brochures, in-store displays, training of garden/hardware store employees, and outreach advertising.

- City staff has actively participated in many of the Program's Ad Hoc Task Groups (including Watershed Education & Outreach, Trash Management, San Francisquito Creek Sediment Study, C.3 Provision Oversight, Hydrograph Modification Management Plan (HMP), and O&M Inspection and Verification), the Watershed Management Initiative, and the Water Resources Protection Collaborative, providing valuable input to Program endeavors and keeping informed of the current issues and policies relevant to storm water pollution prevention.

Continuous Improvement Activities

The following is a summary of the key continuous improvement activities to be pursued in the coming year:

Identified Improvement	Status	Schedule for Completion
Implement transition to Group 2A projects for C.3 requirements	Begin enforcement of the revised ordinance making the C.3 requirements applicable to Group 2A projects.	October 2005
Implement Hydromodification Management Plan (HMP) requirements	Begin enforcement of the revised ordinance making the HMP requirements applicable to specified Group 1 projects.	October 2005
Review and modify site design measures	Continue to implement changes to the site design measures required by the City's zoning ordinance and other development regulations.	June 2006
Implement the Water Resources Protection Collaborative's Guidelines and Standards for Land Uses Near Streams	Begin to incorporate the G&S into the appropriate zoning & grading ordinances.	February 2007
Provide training for the new storm water inspector (Construction, IC/ID)	Long-tenured storm water inspector retired in FY 2004-05. Need to provide training for new employee.	Fall 2005 and ongoing
Address trash hot spots	Implement innovative techniques to reduce trash at identified hot spots, including closer coordination with Caltrans and the Valley Transportation Agency.	June 2006
Implement recommendations	After receiving the TetraTech	June 2006

Implement recommendations generated by the TetraTech audit	After receiving the TetraTech audit report on Palo Alto's urban runoff program, we will implement appropriate measures to respond to the audit findings and recommendations for improvement.	June 2006

Thank you for your review of this Annual Report. If you have any questions regarding the materials submitted, please contact me at (650) 329-2129.

Very truly yours,

Joe Teresi

Joe Teresi
City of Palo Alto Management Committee Representative
Senior Engineer
Engineering Division

cc: Sue Ma, RWQCB
Glenn Roberts
Phil Bobel
Mike Sartor
Ken Torke
Chris Fujimoto
Javad Ghaffari

Attachments

CITY OF PALO ALTO
FY 2004-2005 ANNUAL REPORT
ATTACHMENT A

Certification Statement

"I certify, under penalty of law, that this document and all attachments were prepared under my direction or supervision in accordance with a system designed to ensure that qualified personnel properly gather and evaluate the information submitted. Based on my inquiry of the person or persons who manage the system, or those persons directly responsible for gathering the information, the information submitted, is, to the best of my knowledge and belief, true, accurate, and complete. I am aware that there are significant penalties for submitting false information, including the possibility of fine and imprisonment for knowing violations."

Signature by Duly Authorized Representative:

Joe Teresi 9/8/05

Joe Teresi
Senior Engineer
Public Works Engineering

Date

City OF PALO ALTO
FY 2004-2005 ANNUAL REPORT
ATTACHMENT

Performance Standard Completion Certification Statement

"I certify, under penalty of law, that the City of Palo Alto has implemented all elements of the following performance standards, except as described in the Self-Evaluation Matrix in Attachment B of this FY 04-05 Annual Report, according to the policies and procedures described in the City of Palo Alto's Urban Runoff Management Plan dated September 1, 2004:

- Illicit Connection/Illegal Dumping Elimination Activities
- Industrial/Commercial Discharger Control Program
- Public Streets, Roads, and Highways O & M
- Rural Public Works O & M
- Storm Drain System O & M
- Water Utility O & M
- New Development Planning Procedures
- Construction Inspection
- Pest Management

Based on my inquiry of the person or persons who manage the system, or those persons directly responsible for gathering the information, this information is, to the best of my knowledge and belief, true, accurate, and complete. I am aware that there are significant penalties for submitting false information, including the possibility of fine and imprisonment for knowing violations."

Signature by Duly Authorized Representative:

Joe Teresi 9/9/05

Joe Teresi
Senior Engineer

Date

Santa Clara Valley Urban Runoff Pollution Prevention Program
FY 2004-2005 ANNUAL REPORT

Municipality: City of Palo Alto

ILLICIT CONNECTION & ILLEGAL DUMPING ELIMINATION ACTIVITIES

FY 2004-2005 Work Plan Self Evaluation Matrix

Item No.	Activity	FY04-05 Work Plan Tasks	FY 04-05 Accomplishments	Responsible Party
	Education and Outreach	1. Continue to offer training and certification to mobile cleaners upon request. 2. Participate in effort to provide online training and certification for mobile cleaners.	1. We have had no requests for training since the online program was established at http://www.basmaa.org/. We will continue to offer personalized instruction as an option. 2. We continue to support BASMAA and the online training program.	Public Works Environmental Compliance
	Reporting and Record Keeping	Work on a regional basis to develop a mobile polluters database (subject to interest and participation by others).	There has not been a regional program established but we remain committed to participation in any future efforts.	Public Works Environmental Compliance
	Reporting and Record Keeping	Prepare Annual Report using enhanced reporting procedures adopted in December 2001.	Semi-annual reports to the Program have been produced and submitted as required and in a timely manner. We intend to improve the record keeping and eliminate the need for follow-up by the Program.	Public Works Environmental Compliance
	Effectiveness Evaluation	Review and evaluate effectiveness of ICID program as part of Annual Report.	See effectiveness evaluation discussion below.	Public Works Environmental Compliance

ICID Report Data

See attached IC/ID reporting data for Palo Alto.

Santa Clara Valley Urban Runoff Pollution Prevention Program
FY 2004-2005 ANNUAL REPORT

Municipality: City of Palo Alto

Regional Board Comments on IC/ID in FY 2003-2004 Annual Report		
Item	**RWQCB Comment**	**City Of Palo Alto Response**
N/A	N/A	N/A

IC/ID Program Evaluation

We continue to receive illegal dumping reports from the public as well as from City employees. Awareness among City staff has improved over the past several years. Proactive members of the fire department, building inspection, street maintenance, storm water collection maintenance, and wastewater field operations crews have been a consistent source of referrals. This leads us to believe that there are more active observers out in the field each day beyond those employed directly within our program.

Although construction activities still dominate the IC/ID incidents they do appear to be less frequent, and a larger percentage of construction personnel appear to have already received the storm water pollution prevention message. Aggressive monitoring and enforcement as well as information provided during the planning and permitting process appears to be effective. There has, however, been an increase in problematic de-watering incidents. This appears to be caused by the significant upward trend in the number of private residences constructing larger, new homes with basements as well as the addition of basements to existing homes. This has also led to some long-term dewatering issues. We have addressed this within the planning and building permitting processes and believe that we now have effective solutions in place.

There has been a noticeable increase in efforts from our industrial waste staff and the wastewater collection system operations staff regarding identification, prioritization and prevention of sanitary sewer overflows (SSO). Increased focus will continue to be applied to the use of source control measures to reduce the amount of blockage-causing grease discharged by food service facilities to the sanitary sewer system and to reduce on-site storage and cleaning issues. The wastewater operations field crew has stepped up efforts for the identification of hot spots for increased line cleaning and identification and documentation of non-compliant facilities. This has been driven by new management in the operations staff (the former manager of the industrial waste inspection program is now managing the wastewater collection system maintenance staff) as well as the Regional Board's new SSO reporting requirements and the pending collection system maintenance plan requirements. The number of SSOs has been lower than in previous years due to these efforts.

ICID Incident Summary Report

Palo Alto

ICID Incident Report Source	Number of Incidents
Illicit discharge inspectors	111
Interdepartmental	50
Citizen Complaints	18
Other	1
Total:	**180**

ICID Incident Source	Number of Incidents
Residential	16
Industrial	1
Commercial	13
Food Facilities	15
Construction Sites	123
Public facilities and Utilities	6
Other/unknown	6
Total:	**180**

ICID Incident Type	Number of Incidents
Abandoned drums discharge	1
Accidental spills	2
Allowable discharge	2
Complaint not found	8
Dewatering	17
Dumping - non-hazardous	5
Equipment cleaning	3
Food Facility Oil & grease discharge	6
Grey water discharge	6
Landscape material dumping	1
Misc. incidents	96
Paint discharge	1
Pools/Spas/Fountains discharge	2
Sanitary spill or leak	4
Saw cutting slurry discharge	2

ICID Incident Summary Report

Tracking soil	8
Un-hardened cement discharge	11
Vehicle & equipment leaking	4
Water line breaks	1
Total:	**180**

ICID Enforcement Action	Number of Incidents
No Action	79
Verbal Notice	54
Warning Notice	29
Administrative Action	5
Administrative Action with Penalty &/or Fine	12
Referral for Enforcement	1
Total:	**180**

ICID Enforcement Action Summary by Incident Source

Palo Alto

ICID Incident Source	No Action	Verbal Notice	Warning Notice	Administrative Action	Administrative Action with Penalty	Referral to Enforcement	Criminal Action	Total
Commercial	4	6	2		1			**13**
Construction Sites	49	38	24	4	8			**123**
Food Facilities	4	8	2		1			**15**
Industrial	1							**1**
Other/unknown	6							**6**
Public facilities and Utilities	5	1						**6**
Residential	10	1	1	1	2	1		**16**
Total:	**79**	**54**	**29**	**5**	**12**	**1**	**0**	**180**

ICID Enforcement Action Summary by Incident Type

Palo Alto

ICID Incident Type	No Action	Verbal Notice	Warning Notice	Administrative Action	Administrative Action with Penalty	Referral to Enforcement	Criminal Action	Total
Abandoned drums discharge	1							**1**
Accidental spills		2						**2**
Allowable discharge	2							**2**
Complaint not found	7	1						**8**
Dewatering	5	7	2	1	2			**17**
Dumping - non-hazardous	4			1				**5**
Equipment cleaning			3					**3**
Food Facility Oil & grease discharge		5			1			**6**
Grey water discharge	1	3	2					**6**
Landscape material dumping			1					**1**
Misc. incidents	51	26	14		5			**96**
Paint discharge	1							**1**
Pools/Spas/Fountains discharge		1		1				**2**
Sanitary spill or leak	2				2			**4**
Saw cutting slurry discharge	1			1				**2**
Tracking soil	1	6	1					**8**
Un-hardened cement discharge		3	6		2			**11**
Vehicle & equipment leaking	2			1		1		**4**
Water line breaks	1							**1**
Total:	**79**	**54**	**29**	**5**	**12**	**1**	**0**	**180**

Santa Clara Valley Urban Runoff Pollution Prevention Program
FY 2004-2005 ANNUAL REPORT

Municipality: City of Palo Alto

INDUSTRIAL/COMMERCIAL DISCHARGER CONTROL PROGRAMS

FY 2004-2005 Work Plan Self Evaluation Matrix

Item No.	Activity	FY04-05 Work Plan Tasks	FY 04-05 Accomplishments	Responsible Party
	Food Service Facility Inspections	1. Continue to work with Statewide Fat-Oils-Grease (FOG) work group to develop measures to prevent sanitary sewer blockages caused by FOG discharges by food service facilities. 2. Work with the Bay Area Pollution Prevention Program (in cooperation with the FOG work group) to develop BMPs and outreach materials for food service facilities. 3. Share information/recommendations from FOG with Program co-permittees. 4. Develop web site with BMP information for food service facility owners. 5. Establish protocol for Electric	1. City of Palo Alto continues to play an active role in the statewide Fat-Oils-Grease work group. 2. The City hosts and maintains the CalFOG website (http://www.calfog.org), which includes a collection of superior outreach materials from around the country. 3. The City discusses concerns with the Program co-permittees as they arise and during regular RWQCP Partners meetings. We send copies of all outreach materials and modify them as requested for the co-permittees. The City relies on the CalFOG website to share resources with the co-permittees. 4. The City has documents available on http://www.city.palo-alto.ca.us/cleanbay/grease.html and also relies on the CalFOG website to share resources with food service facilities. 5. Electric Utilities staff now have direct	Public Works Environmental Compliance

		Utilities staff to report illegal discharges to underground utility vaults from food service facilities.	communications with and access to the wastewater collection system operations team as well as Environmental Compliance staff. It has been decided that no more formal protocol beyond these communications is needed.	
	Inspection of Facilities	Continue enforcement of new provisions in Sewer Use Ordinance, updated in 2002.	The City has worked with the planning and building inspection divisions to ensure that all newly-constructed and remodeled facilities meet all requirements. Industrial facilities are inspected for compliance during each pretreatment inspection. Non-permitted facilities have received information but have not proven to be an easily reachable audience.	Public Works Environmental Compliance
	Enhanced Reporting Procedures	Prepare Annual Report using enhanced reporting procedures adopted in December 2001.	Semi-annual reporting relies on the complete and accurate documentation within the data system. The data system has been modified to allow for greater ease of use and additional ways of interpreting the data.	Public Works Environmental Compliance
	Effectiveness Evaluation	Review and evaluate effectiveness of IND program as part of Annual Report.	See effectiveness evaluation discussion below.	Public Works Environmental Compliance

Industrial/Commercial Inspection Report Data

See attached Industrial/Commercial reporting data for Palo Alto.

Regional Board Comments on Industrial/Commerical Inspection in FY 2003-2004 Annual Report

Item	RWQCB Comment	City Of Palo Alto Response
N/A	N/A	N/A

Santa Clara Valley Urban Runoff Pollution Prevention Program
FY 2004-2005 ANNUAL REPORT

Municipality: City of Palo Alto

Industrial/Commercial Program Evaluation

The largest single facility category in FY 04-05 remains Automotive and the compliance rate for this category remains above 95%. The Automotive category (more accurately, "Vehicle Service Facilities") has been very thoroughly addressed by the City's Clean Bay Business Program through outreach, positive incentives, inspections, sampling, and enforcement. The Program will be continued due to the high compliance rate that it is achieving.

Restaurants continue to be one of the more difficult facilities to educate and bring into compliance. The alleys and parking lots behind commercial businesses are prime problem areas. Tallow bins, dumpsters, equipment and vehicles are key sources. While the City has made advances in these areas, there is still room for improvement. In addition to commercial inspections, this will become an increased area of proactive inspections by the storm water investigator. The wastewater operations group has also become more proactive in sewer line cleaning and videotaping and will be using the gathered information to drive inspections, corrective actions and enforcement. The Fats-Oils-Grease (FOG) program will receive more attention in the coming years and we anticipate more frequent and more rigorous inspections.

The storm water inspection of industrial facilities has become solidly integrated into the wastewater inspection program and awareness at the facilities has come into line with that expectation. As a result, there are relatively few storm water issues found during inspections at permitted facilities.

IND Inspection Summary Report

Palo Alto

IND Facility Category	Number of Inspections
Automotive	118
Construction/Building	2
Corporation Yards	2
Electric/Electrical Components	1
Food Service	45
Metal Manufacturing	6
Other	77
Total:	**251**

IND Enforcement Action	Number of Inspections
No Action	220
Level 1	30
Level 3	1
Total:	**251**

IND Inspection Summary Report

CoPermittee	Category	# Inspections	No Action	Level 1	Level 2	Level 3
Palo Alto						
	Automotive	118	116	2		
	Construction/Building	2	1	1		
	Corporation Yards	2	1	1		
	Electric/Electrical Components	1	1			
	Food Service	45	36	8		1
	Metal Manufacturing	6	5	1		
	Other	77	60	17		
	Total:	**251**	**220**	**30**	**0**	**1**

Santa Clara Valley Urban Runoff Pollution Prevention Program
FY 2004-2005 ANNUAL REPORT

Municipality: City of Palo Alto

PUBLIC AGENCY ACTIVITIES
PUBLIC STREETS, ROADS & HIGHWAY O & M

FY 2004-2005 Work Plan Self Evaluation Matrix

Item No.	Activity	FY04-05 Work Plan Tasks	FY 04-05 Accomplishments	Responsible Party
	Public Streets, Roads, and Highways Operations and Maintenance	Palo Alto Public Works Operations staff are continuing to implement all the elements of the Public Streets and Highways Operations and Maintenance Performance Standard, as contained in the City's Urban Runoff Management Plan, on an ongoing basis.	Any storm water pollution violations observed by field crews during the course of their work are reported to the Environmental Compliance staff for enforcement action.	Public Works Operations
	Staff Training	Provide annual training to Public Works Operations street maintenance crews.	All Public Works Operations staff (concrete crew, asphalt crew, signing/striping crew, storm drain maintenance crew, tree maintenance crew, etc.) received overview of BMPs and storm water pollution prevention training from Environmental Compliance staff at annual meeting. Ongoing training and feedback also takes place at individual crew tailgate meetings held every two weeks.	Public Works Operations
	Effectiveness Evaluation	Review and evaluate effectiveness of PS operations and maintenance program as part of Annual Report.	See effectiveness evaluation discussion below.	Public Works Operations

Santa Clara Valley Urban Runoff Pollution Prevention Program
FY 2004-2005 ANNUAL REPORT

Municipality: City of Palo Alto

Regional Board Comments on Public Streets, Roads & Highway O&M in FY 2003-2004 Annual Report		
Item	**RWQCB Comment**	**City Of Palo Alto Response**
N/A	N/A	N/A

Public Streets, Roads & Highway O&M Program Evaluation

STREET SWEEPING DATA

See attached sheet for annual street sweeping data.

Public Works Operations staff reports storm water pollution violations to Environmental Compliance staff when violations are observed by field crews or (on rare occasions) reported by residents. Environmental Compliance staff are supportive when violations are reported and take appropriate steps to follow-up with the responsible party to promote future compliance with storm water discharge regulations and BMPs. Ongoing BMPs are reviewed by individual work crews at bi-weekly tailgate meetings and evaluated for effectiveness and potential modification. For example, crews no longer use base rock to fill the bags used to create protective dams around catch basins. They found that the bags had a tendency to break when using base rock (with the rock material then sometimes spilling into the catch basin being "protected"), and so have switched back to using sand in the bags. The slurry recovery system & trailer purchased last year for use by the street maintenance crew is working well. The new system has a longer vacuum hose, a more powerful motor, and more storage capacity for captured slurry.

Santa Clara Valley
Urban Runoff
Pollution Prevention Program

FY 2004-2005 Monthly Record Keeping Form

Month and Year: 7/1/04 – 6/30/05

Agency: City of Palo Alto

Completed by: David Aro, Supervisor – Public Works **Date**: 7/7/05

STREET SWEEPING	Volume of material collected (cubic yards)	Miles swept* (curb miles)
1. Sweeping		
Residential Areas:		
Broom	1,092	3,277
Regenerative Air	10,002	10,939
Vacuum	0	0
Commercial Areas:		
Broom	231	901
Regenerative Air	762	2,065
Vacuum	0	0
Industrial Areas:		
Broom	205	2,020
Regenerative Air	160	500
Vacuum	0	0
Other Areas Swept: (e.g., parking lots, major arterials)		
Broom	137	739
Regenerative Air	185	1,277
Vacuum	0	0
TOTAL	12,774	21,718

2. Have there been any changes in your street sweeping program?
(efforts to have parked cars removed, changed sweeping frequency, new equipment, significant downtime, etc.)

- After a successful trial period, in March 2005 we posted permanent NO PARKING signs in a congested portion of the Downtown North neighborhood to prohibit parking for one hour a week on street sweeping day in order to conduct a more thorough sweeping of the streets in this area.

LEAF REMOVAL

Volume of leaves removed by City/Town crews: 2,205 TONS (Note: This figure is a combined figure that includes the weight of the material tabulated above PLUS the leaves collected by our autumn leaf pushing and pickup program. Since all of the material (both street sweeping debris and leaves gathered by leaf pusher trucks) is combined and hauled to the landfill in garbage compactor trucks, there is no way to provide a separate figure for leaf removal.)

Leaves bagged by residents and picked up by your City/Town: 9,667 TONS (Note: This figure is the total weight of the material collected by the City yard trimmings pickup program (this includes leaves, grass clippings, tree trimmings, etc.) We do not have the ability to separate out the weight or volume of leaves alone.)

Check box if you do not have a leaf removal program other than routine street sweeping: ☐

* Report total miles covered by sweepers including areas operated in tandem or repeated.

Santa Clara Valley Urban Runoff Pollution Prevention Program
FY 2004-2005 ANNUAL REPORT

Municipality: City of Palo Alto

PUBLIC AGENCY ACTIVITIES
CORPORATION YARDS O & M

FY 2004-2005 Work Plan Self Evaluation Matrix

Item No.	Activity	FY04-05 Work Plan Tasks	FY 04-05 Accomplishments	Responsible Party
	Staff Training	Conduct annual staff training for Municipal Service Center (MSC) employees.	Training conducted in several sessions to different work groups (Public Works Operations, Water-Gas-Wastewater Operations, Electric Operations, Parks Maintenance) during the early winter of FY 04-05.	Public Works Environmental Compliance & MSC staff.
	Facility inspection	Conduct annual inspection of Municipal Service Center facility to identify any remedial actions required to protect storm water quality.	Annual facility inspection conducted on September 30, 2004. Inspections were also conducted in preparation for the Tetratech audit on April 14th and 27th. See summary of findings in evaluation section below.	Public Works Engineering & Environmental Compliance & MSC staff.

Regional Board Comments on Corporation Yard O&M in FY 2003-2004 Annual Report

Item	RWQCB Comment	City Of Palo Alto Response
N/A	N/A	N/A

Corporation Yard O&M Program Evaluation

The Municipal Service Center (MSC) yard and facilities were in relatively good shape with the following items requiring some attention.

Utilities Storage Area: a container of biopolymer viscosifier was moved to a covered location.

Santa Clara Valley Urban Runoff Pollution Prevention Program
FY 2004-2005 ANNUAL REPORT

Municipality: City of Palo Alto

Utilities Asphalt Patching: The waste diesel/asphalt emulsion drum area needs better housekeeping. There was an open drum with waste that needed to be labeled, closed, and placed into secondary containment. There was an old, unlabeled, black, 5-gallon tote that needed to be identified, labeled and either disposed of or moved to secondary containment. There was an unlabeled pesticide type sprayer that needed to be identified, labeled and either disposed of or moved to secondary containment.

Paint/Stencil Area: This cleanliness of the area was better than in the past. The stencils and paint storage areas were covered and generally clean. However, the paint shop should be reminded to keep the area swept and minimize paint chips and run-off from the area as much as practical. The preference is to move the operation indoors.

Natural Gas Compressor: There were some oily areas within the enclosure. The drain collection bucket needed to be placed in secondary containment and the oily area cleaned.

SWPPP: Should be updated and made more specific to different operations within the MSC.

Spills: Conduct regular inspections for automotive and equipment spills and leaks.

All of the recommended corrective actions have been taken. The SWPPP for the Municipal Service Center will be updated during FY 05-06.

Santa Clara Valley Urban Runoff Pollution Prevention Program
FY 2004-2005 ANNUAL REPORT

Municipality: City of Palo Alto

PUBLIC AGENCY ACTIVITIES
RURAL PUBLIC WORKS ACTIVITIES

FY 2004-2005 Work Plan Self Evaluation Matrix

Item No.	Activity	FY04-05 Work Plan Tasks	FY 04-05 Accomplishments	Responsible Party
	Rural Roads O&M Performance Standard	1. Review applicability of Performance Standard to Palo Alto. 2. Incorporate Performance Standard into URMP (if applicable). 3. Provide training to staff on new requirements (if applicable). 4. Implement activities required by Performance Standard (if applicable).	1. Staff has identified that the performance standard is applicable to maintenance of fire roads, utility access roads, roadside clearing and culvert maintenance in the foothills, and stream maintenance on City-owned creek reaches. 2. Performance standard has been incorporated into the City's URMP, effective September 1, 2004. 3. Initial staff training took place during the fall of 2004, and will be conducted annually hereafter.	Public Works, Utilities, and Community Services Departments

Regional Board Comments on Rural Public Works in FY 2003-2004 Annual Report

Item	RWQCB Comment	City Of Palo Alto Response
N/A	N/A	N/A

Santa Clara Valley Urban Runoff Pollution Prevention Program
FY 2004-2005 ANNUAL REPORT

Municipality: City of Palo Alto

Rural Public Works Program Evaluation
The Best Management Practices included in the Performance Standard worked well during the first season of implementation. The contractor who performs fire road and trail maintenance for the Community Services Department in the City's foothills parkland is well-versed in erosion control techniques. The contractor provides valuable advice to City staff on road and trail maintenance issues.

Santa Clara Valley Urban Runoff Pollution Prevention Program
FY 2004-2005 ANNUAL REPORT

Municipality: City of Palo Alto

PUBLIC AGENCY ACTIVITIES
STORM DRAIN SYSTEM O & M

FY 2004-2005 Work Plan Self Evaluation Matrix

Item No.	Activity	FY04-05 Work Plan Tasks	FY 04-05 Accomplishments	Responsible Party
	Storm Drain System Operations and Maintenance	Palo Alto Public Works Operations staff are continuing to implement all the elements of the Storm Drain System Operations and Maintenance Performance Standard, as contained in the City's Urban Runoff Management Plan, on an ongoing basis.	Inspected and cleaned 2712 catch basins to remove debris before it enters the Bay. Flushed 313,414 linear feet of storm drain pipelines and vacuumed up the debris. Reported a number of potential discharge violations to Environmental Compliance Division for remedy and follow-up.	Public Works Operations
	Staff Training	Provide annual training to Public Works Operations storm drain maintenance crews.	Storm drain maintenance crew attended annual pollution prevention training presented by Environmental Compliance staff.	Public Works Operations
	Effectiveness Evaluation	Review and evaluate effectiveness of SD operations and maintenance program as part of Annual Report.	See effectiveness evaluation discussion below.	Public Works Operations

Regional Board Comments on Storm Drain System O&M in FY 2003-2004 Annual Report

Item	RWQCB Comment	City Of Palo Alto Response
N/A	N/A	N/A

Santa Clara Valley Urban Runoff Pollution Prevention Program
FY 2004-2005 ANNUAL REPORT

Municipality: City of Palo Alto

Storm Drain System O&M Program Evaluation

STORM DRAIN MAINTENANCE DATA

Number of catch basins cleaned – 2,712 each
Weight of debris removed from catch basins (using hand tools) – unknown (see note below)
Weight of debris removed by vactor truck – 140,900 lbs.
Linear feet of pipeline cleaning by vactor truck – 313,414 lf.
Hours of maintenance on storm water pump stations – 323 hours

The weight of debris removed by hand cleaning of storm drain catch basins is unknown because a staff member from another City department mistakenly cleared debris from the drying bunker. The weight was likely similar to FY 03-04 (18,000 lbs.)

The significant increase in linear footage cleaned by vactor truck (43% increase over last year) is due to better experience with the new Vaccon truck. and its superior capabilities (larger water reservoir, higher pressure water jet, etc.).

Reported our concerns regarding Best Management Practices for contractors using sand bags filled with base rock materials as not a preferred method. Construction projects often last many months and the bags rot in the sunlight during the non-rainy season. BMP inspection is a lower priority item for construction crews, and they often ignore the sand bags once placed. Consequently, City Staff is left to remove damaged sand bags from blocked inlets and clean base rock out of the catch basins. More emphasis is being placed on BMPs such as perimeter straw wattles and stabilized construction entrances that keep sediment on site (rather than trying to capture sediment in the gutter with sand bags).

Santa Clara Valley Urban Runoff Pollution Prevention Program
FY 2004-2005 ANNUAL REPORT

Municipality: City of Palo Alto

PUBLIC AGENCY ACTIVITIES
WATER SYSTEM O & M

FY 2004-2005 Work Plan Self Evaluation Matrix

Item No.	Activity	FY04-05 Work Plan Tasks	FY 04-05 Accomplishments	Responsible Party
	Water System Operations and Maintenance	Palo Alto Water Utility staff are continuing to implement all the elements of the Water Utility Operations and Maintenance Performance Standard, as contained in the City's Urban Runoff Management Plan, on an ongoing basis.	Ongoing and in compliance.	Utilities-WGW Division
	Staff Training	Provide annual training to Water Utility Operations crews.	Training on use of dechloramination devices is ongoing. Prior to each potable water flushing event, staff is being reminded to use the dechloramination device. The last construction/maintenance BMP training for the Water-Gas-Wastewater crews took place on July 27. The next annual training is scheduled for the fall of 2005.	Utilities-WGW Division
	Effectiveness Evaluation	Review and evaluate effectiveness of WU operations and maintenance program as part of Annual Report.	See effectiveness evaluation below.	Utilities-WGW Division

Regional Board Comments on Water System O&M in FY 2004-2005 Annual Report

Item	RWQCB Comment	City Of Palo Alto Response
N/A	N/A	N/A

Santa Clara Valley Urban Runoff Pollution Prevention Program
FY 2004-2005 ANNUAL REPORT

Municipality: City of Palo Alto

Water System O&M Program Evaluation
Water crews continue to employ best management practices to dechloraminate potable water prior to discharge to gutters and storm drains and to control pollutant discharges during construction/maintenance activities. Employed innovative technique to decholraminate water during emptying of potable water storage reservoir (placed large bag of ascorbic acid tablets in storm drain and drained the reservoir slowly in order to dechloraminate the discharge). Despite a staff shortage in the Water-Gas-Wastewater Operations crew, there were no significant problems encountered in implementation of this program element during the past year.

Santa Clara Valley Urban Runoff Pollution Prevention Program
FY 2004-2005 ANNUAL REPORT

Municipality: City of Palo Alto

NEW DEVELOPMENT
PLANNING PROCEDURES (C.3)
FY 2004-2005 Work Plan Self Evaluation Matrix

Item No.	Activity	FY04-05 Work Plan Tasks	FY 04-05 Accomplishments	Responsible Party
	Permit Provision C.3.c	1. Modify City's storm water ordinance to include Group 2 projects. 2. Begin enforcement of requirements for Group 2 projects.	1. Deadline for Group 2A compliance was postponed by the Regional Board until October 20, 2005. Ordinance revision was taken to City Council for first reading on August 8, 2005. Ordinance effective date will be October 13. 2. Enforcement will begin for permit applications deemed complete on or after October 13, 2005.	Public Works Engineering & Planning
	Permit Provision C.3.e	1. Continue inspection of BMP controls to verify maintenance at Group 1 projects on an annual basis. 2. Modify BMP inspection program to incorporate Group 2 projects. 3. Report on BMP maintenance inspections.	1. No Group 1 projects have been completely constructed as of June 30, 2005. First projects will be subject to inspection in Winter 05-06. 2. Ordinance modified to include Group 2A in maintenance inspection program, effective October 13, 2005. 3. No maintenance inspections have been conducted to-date.	Public Works Environmental Compliance
	Permit provision C.3.f	1. Continue participation in development of Program HMP. 2. Develop ordinance changes and/or conditions or approval to comply with HMP. 3. Provide staff training on HMP requirements.	1. Actively participated on Program's HMP Ad Hoc Task Group; chaired Exempt Areas work group. Provided GIS data to Program to assist in development of HMP applicability maps. 2. HMP requirements incorporated into City Council-approved ordinance, to take effect October 13, 2005. 3. Staff training will be provided in FY 05-06, although	Public Works Engineering

		4. Start implementation of HMP requirements for applicable projects.	the HMP requirements are expected to apply to very few projects in Palo Alto, due to the built-out nature of the City and the prevalence of lined or tidally-influenced creeks. 4. Implementation of the HMP requirements will begin effective October 13, 2005.	
	Permit Provision C.3.j	1. Adopt changes to appropriate ordinances and/or policies based on review of existing local design standards and a comparison to the list of areas to address in Provision C.3.j and other references such as "Start at the Source" and the "Development Policies Comparison" worksheet. 2. Report on ordinance and policy changes as part of Annual Report.	Incorporation of ordinance changes is tied to the pace of the Citywide Zoning Ordinance Update. So far, only the Single-Family Residential zoning code has been modified. Changes included 1) a requirement that 60% of the front yard setback of single-family residential parcels remain pervious, provided that all sites may have an impervious 16' x 20' driveway and an impervious 4' x 20' walkway, and 2) allowing the use of pervious materials for residential driveways. City Public Works and Planning staff members also participated in the Santa Clara Valley Water Resources Protection Collaborative and the development of its Guidelines and Standards (G&S) for Land Uses Near Streams. City Council approved resolution of support on July 18, 2005, pledging to strive to incorporate the G&S by February 2007.	Public Works Engineering & Environmental Compliance, Planning, & Building Inspection
	Permit Provision C.3.m	Report on changes to environmental review process as part of Annual Report.	Palo Alto has not yet revised its CEQA guidance documentation. This is a task that is needed regardless of the C.3 regulations, as the existing CEQA guidelines are outdated and inadequate. The guidance from SCVURPP and San Jose will be considered when the CEQA guidelines are updated by Planning.	Planning
	Permit Provision C.3.n	Report on new development and redevelopment projects for which C.3 requirements apply, as part of Annual Report.	See attached matrix.	Public Works Engineering

Santa Clara Valley Urban Runoff Pollution Prevention Program
FY 2004-2005 ANNUAL REPORT

Municipality: City of Palo Alto

	Staff Training	Provide annual training to Planning and Public Works Engineering staff.	Provided training to applicable work groups on the storm water regulations as follows: • Planning: November 10, 2004 • Building Inspection: October 29, 2004 • PW Engineering: November 17, 2004 • Utilities Engineering: November 18, 2004 • Environmental Compliance: July 29 2004	Planning & Public Works Engineering Divisions
	Effectiveness Evaluation	Review and evaluate effectiveness of planning procedures as part of Annual Report.	See effectiveness evaluation discussion below.	Planning & Public Works Engineering Divisions

Regional Board Comments on New Development-Planning Procedures in FY 2003-2004 Annual Report

Item	RWQCB Comment	City Of Palo Alto Response
N/A	N/A	N/A

New Development-Planning Procedures Program Evaluation

All of the elements (revised ordinance, staff training, long-term maintenance agreement, etc.) are in place for the implementation of the C.3 requirements. As reported, only two applications with impervious area > one acre were received during the fiscal year, although several additional applications were pending as the year ended. The challenges for the coming year will be incorporating the new HMP requirements, accommodating the change to Group 2A requirements, and making changes to site design standards through the City-wide Zoning Ordinance Update and Standard Drawings and Specifications update.

Santa Clara Valley Urban Runoff Pollution Prevention Program
FY 2004-2005 ANNUAL REPORT

Municipality: City of Palo Alto

City of Palo Alto
Reporting Form for Planning Procedures Performance Standard
and Provision C.3.n.i. Reporting Requirements

Part 1

Group 1 New Development and Significant Redevelopment Projects[1]
Approved During FY 2004-05

Project Name	Project Type[2]	Site Size (ac. or s.f.)	New Impervious Surface (s.f.)[3]	Area of Land Disturbed (Ac.)[4]	Project Status	Storm Water Control Measures Included in Project
Private Projects						
800 High Street	Redevelopment	42000 sf	38267 sf	46,190 sf	Under construction	Covered parking w/drain to sanitary sewer; covered dumpster; covered car wash area w/drain to sanitary sewer; bioremediation planter drains; vortex separator.
VTA Transit Station	Redevelopment	2.5 acres	59923 sf	69,890 sf	Under construction	Catch basin inserts, vegetated swales, contracted street sweeping.

[1] List all projects with new impervious surface area greater than 1 acre (43,560 s.f.).
[2] Describe project type, as defined in Provision C.3.c.
[3] "New" is defined as impervious surface created, added or replaced.
[4] If the site is a "significant redevelopment", list the area of land disturbance, if information is readily available.

Santa Clara Valley Urban Runoff Pollution Prevention Program
FY 2004-2005 ANNUAL REPORT

Municipality: City of Palo Alto

City of Palo Alto
Reporting Form for Planning Procedures Performance Standard
and Provision C.3.n.ii. & iii. Reporting Requirements

Part 2

Stormwater Control Measures for Group 1 Projects[5]
Approved During FY 2004-05

Project Name	Treatment BMPs	Numeric Sizing Criteria Used	O&M Responsibility Mechanism and Responsible Party	Site Design Measures	Source Control Measures	Pesticide Reduction Measures
Private Projects						
800 High Street	Bioremediation planter drains; vortex separator	Flow-based sizing	Recorded maintenance agreement with owner pending	Close to public transit station (Caltrain); bicycle parking provided	Covered parking area, covered car wash area; covered dumpster	Outreach brochure given to applicant
VTA Transit Station	Catch basin inserts, vegetated swales	Flow-based sizing	Recorded maintenance agreement with VTA pending	Transit facility	Stenciled catch basins; street sweeping	Outreach brochure given to applicant

[5] Beginning October 15, 2003, list all* projects with new impervious surface area greater than 43,560 s.f. (1 acre). See SCVURPP "C.3. Handbook: Guidance for Implementation of Stormwater Requirements for New and Redevelopment Projects".

*Projects that do not require stormwater treatment because they fall under the Alternative Compliance Program must be reported as per Provision C.3.g.v. (see Reporting Form Part 3).

Santa Clara Valley Urban Runoff Pollution Prevention Program
FY 2004-2005 ANNUAL REPORT

Municipality: City of Palo Alto

NEW DEVELOPMENT CONSTRUCTION INSPECTION

FY 2004-2005 Work Plan Self Evaluation Matrix

Item No.	Activity	FY04-05 Work Plan Tasks	FY 04-05 Accomplishments	Responsible Party
	Site Inspections	1. Inspect construction sites before, and during the rainy season, in compliance with adopted schedule in URMP. 2. Continue inspections of sites covered by permit provision C.3 to ensure appropriate installation of permanent storm water BMPs.	1. Construction site inspections were made throughout the year in accordance with the schedule in the URMP. 2. The first C.3 sites are nearing completion. Regular inspections to ensure compliance will begin during FY 05-06.	Public Works Environmental Compliance
	Staff Training	Provide annual training to storm water and building inspectors.	Building inspector storm water BMP training was conducted during FY 04-05.	Public Works Environmental Compliance
	Effectiveness Evaluation	Review and evaluate effectiveness of construction inspection program as part of Annual Report.	See effectiveness evaluation discussion below.	Public Works Environmental Compliance

Regional Board Comments on New Development-Construction Inspection in FY 2003-2004 Annual Report

Item	RWQCB Comment	City Of Palo Alto Response
N/A	N/A	N/A

Santa Clara Valley Urban Runoff Pollution Prevention Program
FY 2004-2005 ANNUAL REPORT

Municipality: City of Palo Alto

New Development-Construction Inspection Program Evaluation

This season's early, significant storm event highlighted the need to continue to inspect all sites well ahead of the official beginning of the rainy season. Problems at a large inter-jurisdictional construction project during this early event also highlighted to need to maintain oversight for projects on or near City borders.

Lack of precise information about actual construction start dates for new sites has impacted effectiveness in the past. Building permit issuance allows, but doesn't require, start up of actual work. A recent addition to the building permit is a requirement for formal notification of the City prior to the actual start up date. The City's building plan approval database will also be used to identify upcoming construction sites earlier in the process.

The City's long-tenured storm water inspector retired near the end of the FY 04-05 rainy season. Familiarity with the program and the contractors and projects in the City will take some time to replace. The City's budget issues and hiring constraints led to a significant delay in filling the position, and coverage for storm water activities was strained during the transition. The program, while not neglected, was not maintained at the normal, proactive level and instead mostly responded to complaints and interdepartmental referrals during the non-rainy season. A City code enforcement officer was hired into the position and brings existing knowledge of the city, City procedures and code enforcement activities to the position. Training for the other aspects of the job is underway and should be well in place for the FY 05-06 rainy season.

An audit of the City's construction inspection program was conducted by Tetratech in April, 2005. While the audit report has not yet been received, the findings presented at the post-inspection conference were mostly positive. Areas for potential improvement included preparation of SOPs and improved record keeping. These two areas will be addressed in the coming fiscal year.

Santa Clara Valley Urban Runoff Pollution Prevention Program
FY 2004-2005 ANNUAL REPORT

Municipality: City of Palo Alto

PUBLIC INFORMATION/PARTICIPATION (Provision C.4)

FY 2004-2005 Work Plan Self Evaluation Matrix

Item No.	Activity	FY04-05 Work Plan Tasks	FY 04-05 Accomplishments	Responsible Party
	Pesticide Outreach	1. Develop, prepare, and distribute appropriate outreach materials (fact sheets, brochures, etc.) regarding proper pesticide use and disposal and IPM techniques. 2. Attend community events and coordinate with local gardening and environmental groups to distribute materials. 3. Conduct residential IPM workshops. 4. Update City's Clean Bay website to provide information about and promote IPM techniques.	1. Ran three ads for IPM workshops and related information. 2. Attended 8 events such as Farmer's Markets, fairs and guest speaker programs. 3. 70 RWQCP service area residents attended less-toxic pest control workshops. Began holding workshops in RWQCP partner cities. 4. Ongoing.	Public Works Environmental Compliance
	Mercury Outreach	Continue public outreach/education on the hazards of mercury-containing products, proper disposal techniques, and alternative products.	1. Continued thermometer take back event at senior centers/municipal agencies. Partnered with Utilities Department on energy-efficient/no mercury thermostat exchange. Ads, utility inserts, partnership with SCVURPPP outreach.	Public Works Environmental Compliance
	Copper Outreach	Conduct outreach to Building/Planning staff and to developers on ban of copper roofs and gutters implemented in January 2003.	1. Created a stamp to notify residents regarding the copper ordinance that is stamped on all building permit plan sets approved by the Development Center.	Public Works Environmental Compliance

Santa Clara Valley Urban Runoff Pollution Prevention Program
FY 2004-2005 ANNUAL REPORT

Municipality: City of Palo Alto

			2. Continued to contact the Development Center staff to ensure that residents are notified early in the permit process about this requirement.	
	School Outreach	Continue outreach to elementary, middle, and high schools, focusing on pesticides, mercury, and other pollutants of concern (school programs include "What's Bugging You?" and "Mercury: Past and Present")	In 2004-05, the Palo Alto's RWQCP school outreach program reached 4,370 students throughout the service area. All programs include a discussion of stormwater and pollution prevention. • 110 elementary school presentations and tours • 35 middle school presentations (includes hands-on lab) • 15 "Sewer Science" high school labs – a week-long hands-on water treatment unit Of the 160 total presentations, 76 were conducted in Palo Alto; 84 in RWQCP partner cities.	Public Works Environmental Compliance
	Vehicle Service Facility Recognition	Continue periodic recognition (newspaper advertisement and promotional materials) of vehicle service facilities that qualify for designation as Clean Bay Businesses.	Vehicle service facilities that qualify as "Clean Bay Businesses" receive promotional materials and are listed in full-page newspaper ads paid for by the RWQCP. Shops that have been Clean Bay Businesses for 10 consecutive years receive a special "Outstanding Achievement" plaque and other recognition materials	Public Works Environmental Compliance
	Watershed Education and Outreach	1. Develop City FY 05-06 PI/P workplan that is coordinated with the Program's Watershed Education and Outreach Campaign. 2. Implement PI/P FY 04-05 workplan.	1. Palo Alto participates in development and evaluation of the Program's Watershed Education and Outreach campaign. The City's PI/P workplan (a component of the annual Clean Bay Plan document) is coordinated with the overall Program effort. 2. Completed for FY 04-05.	Public Works Environmental Compliance & Engineering

Santa Clara Valley Urban Runoff Pollution Prevention Program
FY 2004-2005 ANNUAL REPORT

Municipality: City of Palo Alto

Regional Board Comments on Public Information/Participation Requirements in FY 2003-2004 Annual Report		
Item	**RWQCB Comment**	**City Of Palo Alto Response**
N/A	N/A	N/A

Public Information/Participation Program Evaluation

Pesticide Outreach: Approximately 570 people have taken Bug Buster workshops to-date. A review of workshop evaluations through 2004 (for all previous years) revealed that 91% said they are more likely to look for less toxic products at local stores featuring the *Our Water Our World* logo. 83% said they are likely to try two or more IPM techniques they learned at the workshop.

Mercury Outreach: See evaluation in Mercury Program Section

Copper Outreach: The ordinance banning copper architectural materials has been effective at eliminating the installation of new copper roofs.

School Outreach: 71% of teachers returned a postage-paid evaluation postcard, with a cumulative rating of 4.9 out of 5 in both quality of program and clarity of presenter. 98% stated students' understanding of water pollution prevention and the difference between storm drain/sewer systems INCREASED.

Vehicle Service Facilities: Since inception of this program, the participation has increased to 98% of eligible facilities. Eighty-eight shops have participated in the Clean Bay program for at least 10 years.

Santa Clara Valley Urban Runoff Pollution Prevention Program
FY 2004-2005 ANNUAL REPORT

Municipality: City of Palo Alto

PEST MANAGEMENT
(Provision C.9.d of the Permit)

FY 2004-2005 Work Plan Self Evaluation Matrix

Item No.	Activity	FY04-05 Work Plan Tasks	FY 04-05 Accomplishments	Responsible Party
	Municipal Pesticide Use	1. Report on use and justification for the use of OP pesticides and BMPs employed during pesticide use. 2. Provide annual training on IPM Policy, SOP's, BMPs, and IPM techniques to employees responsible for pesticide application. 3. Document and evaluate effectiveness of annual staff training. 4. Ensure that City contractors use pest control methods consistent with IPM Policy.	1. No OP pesticides used. 2. Implemented ground squirrel IPM pilot project in July '04. Provided ant and wasp IPM training to maintenance staff. 3. Structural pest management training for wasps and ants was effective in changing staff's approach for dealing with these pests–over 80% reduction in structural pesticides has been realized since 2001. The ground squirrel pilot project was successful and is scheduled to expand in FY 05-06. 4. Continuing to revise contracts to include language emphasizing IPM approach and discontinued use of products associated with water quality concerns. Staff's state training requirements are routinely checked via the annual pest management reporting process.	Public Works Environmental Compliance
	Public Education and Outreach	1. Develop, prepare, and distribute appropriate outreach materials (fact sheets, brochures, etc.) regarding proper pesticide use and disposal	1. Ran four Bug Buster workshop ads (in conjunction with the City's Recycling Program) and one utility bill insert.	Public Works Environmental Compliance

		and IPM techniques. 2. Attend community events and coordinate with local gardening and environmental groups to distribute materials. 3. Update City's Clean Bay website to provide information about and promote IPM techniques. 4. Contribute to BASMAA Regional Media Relations Campaign and pitch IPM stories to local media. 5. If possible, assist the Palo Alto Unified School District with creating an IPM Policy. 6. Conduct outreach to employees who do not apply pesticides during the course of their work. 7. Continue to implement IPM Partnership with hardware/garden supply stores in POTW service area. 8. Offer training to employees of IPM Partnership stores in POTW service area. 9. Document and report on number of residents reached through outreach and level of IPM Partnership participation.	2. Held four less-toxic pest control workshops (71 attendees) during FY 04-05 including expansion of workshops in RWQCP partner cities. This effort will continue in 2005-06. 3. Ongoing activity. 4. Active, regular participant in 2004-05. 5. Contacted teachers at Palo Alto High School regarding development of an IPM policy for the district. Will continue to pursue this option in 2005-2006. 6. Ongoing task. 7. Staff updated point of purchase information and continued to work closely with store personnel. 8. Coordinated through BASMAA. 9. Ads were targeted to reach all residents in our six-city service area. Ads promoting IPM receive approximately 32,877 gross impressions per ad. Utility inserts reached all Palo Alto residents (approx 18,000 homes).	

Santa Clara Valley Urban Runoff Pollution Prevention Program
FY 2004-2005 ANNUAL REPORT

Municipality: City of Palo Alto

	Pest Control Operators	1. Support a regional PCO training and recognition program. 2. Require PCO's contracted for City pest control to comply with City IPM Policy through contract specifications. 3. Document and report on City use of PCO's and their pesticide usage.	**1.** RWQCP played a significant role in planning the 2005 Regional IPM Conference which draws PCOs. Recognition of PCOs has not yet occurred in the Santa Clara County permit area and needs to happen regionally. RWQCP staff will broach this as a possible SCVURPPP work plan item in July '05. **2.** Revising contract language is underway and happening incrementally as new contracts are renewed or sent out for bid. **3.** Ongoing as part of the City's annual IPM report. This year's focus was on simplified electronic reporting and converting data to a GIS format to target future pesticide reductions.	Public Works Environmental Compliance
	New Development	Document and report on pest-resistant landscaping measures incorporated into land development projects.	No changes in this activity. Emphasis is mainly on outreach and education. Still need to improve the effectiveness of this activity through the coordination of multiple ongoing programs (water conservation, pest management, and Water Resources Protection Collaborative's Guidelines and Standards for Land Uses Near Streams).	Public Works Environmental Compliance and Utilities Water Conservation
	Regional, State, and Federal Coordination	Continue active participation in the Urban Pesticide Committee, BASMAA Pesticide Work Group, and IPM Partnership to provide input and keep informed on latest pesticide management issues	Ongoing activities. New activities also include participation in Regional IPM Conference planning, UP3 IPM Exchange, and independent collaboration with other agencies.	Public Works Environmental Compliance

Santa Clara Valley Urban Runoff Pollution Prevention Program
FY 2004-2005 ANNUAL REPORT

Municipality: City of Palo Alto

Regional Board Comments on Pest Management in FY 2003-2004 Annual Report		
Item	**RWQCB Comment**	**City Of Palo Alto Response**
N/A	N/A	N/A

Pest Management Program Evaluation

1. The City's pesticide use has been markedly reduced over time by using IPM strategies. Revised contract specifications, in-house training and pilot projects are targeting the reduction of pesticides associated with eco-toxicity, such as pyrethroids.

2. Our Water, Our World (OWOW) regional campaign:
This period's evaluative instrument, rather than last year's program summary, was a survey of customers queried in the pest control aisles of selected Bay Area partner stores. Results included the findings that:

- Over 30 percent of respondents knew of the program and/or recognized program fact sheets or other branding.
- Of those respondents, 81.8 percent responded that program materials had helped them identify less-toxic products.
- On the day of the survey, 20.5 percent of respondents planned to buy a less-toxic product.

In the 2004 –2005 fiscal year, the program expanded its reach to all OSH stores state-wide, thus assuring an OWOW presence throughout the state.

3. Bug Buster workshops drew 70 people, and new workshops will be scheduled to serve the broader RWQCP service area.

4. Regional participation in the conference and workshop planning is leveraging collective regional knowledge to further IPM.

Santa Clara Valley Urban Runoff Pollution Prevention Program
FY 2004-2005 ANNUAL REPORT

Municipality: City of Palo Alto

MERCURY POLLUTION PREVENTION PROGRAM
(Provision C.9.c of the Permit)

FY 2004-2005 Work Plan Self Evaluation Matrix

Item No.	Activity	FY04-05 Work Plan Tasks	FY 04-05 Accomplishments	Responsible Party
	Municipal Use of Mercury-Containing Products	1. Continue to implement the City's Mercury Elimination Policy. 2. Continue recycling of fluorescent bulbs used in City facilities and purchase of low-mercury bulbs. 3. Regional Water Quality Control Plant will continue to replace mercury switches with non-mercury alternatives (typically upon failure).	1. Ongoing 2. Ongoing. 3. RWQCP facilities staff continue to replace mercury switches at the POTW with non-mercury alternatives.	Public Works Environmental Compliance
	Household Hazardous Waste Collection	1. Continue fluorescent bulb drop-off and recycling program for residents at local hardware stores. 2. Continue fluorescent bulb, thermometer, and thermostat drop-off and recycling program for residents at the POTW. 3. Continue collection of fluorescent bulbs, thermometers, and thermostats from residents and small quantity commercial generators at Household Hazardous Waste collection events in Palo	1. Program was adopted and expanded by Santa Clara County. Because of Santa Clara County HHW funding cuts, the City of Palo Alto HHW program will begin funding the program again in early '06. Fluorescent light collection was expanded to the City of Palo Alto Recycling Center. Other recycling centers in the RWQCP service area were considered for expansion, but operational or staff challenges made it infeasible at this time. 2. Ongoing, except for fluorescent bulbs, which are collected at the City of Palo Alto Recycling Center. 3. Ongoing.	Public Works Environmental Compliance

		Alto. 4. Document and report on collection of mercury-containing products.	4. **Fluorescent lights:** During FY 04-05, 6174 lbs of fluorescent lights were collected at the new Recycling Center drop-off site and 1,308 individual lamps were collected from hardware stores prior to Santa Clara County assuming the program in November 2004. **Thermometers: 552; Thermostats: 54** (from partnership with Utilities Dept for thermostat rebate/exchange).	
	Regional, State, and Federal Coordination	Support and participate in development of the WMI Watershed Action Plan, and efforts by BASMAA and the Bay Area Pollution Prevention Group to control mercury.	Palo Alto staff regularly participate in regional mercury efforts. RWQCP and its partners passed and began implementing a dental amalgam separator ordinance.	Public Works Environmental Compliance
	Public Outreach and Education	1. Continue to publicize the fluorescent bulb, thermometer, and thermostat drop-off programs through utility bill inserts, newspaper advertising, etc. 2. Provide digital thermometer to all residents who recycle mercury thermometers. 3. Expand and promote collection sites for mercury thermometers at senior	1. Ongoing: • Web site publicizes all locations for lamp recycling and thermometer exchanges. • Fluorescent light recycling also advertised through County outreach program • Periodic newsletter/special event take-backs at local senior centers. • As part of School Outreach Campaign, reached 660 students in 26 fourth grade classroom presentations specific to mercury. Publicized our drop-off campaign. 2. Ongoing. 3. Thermometer take-backs now offered as special	Public Works Environmental Compliance

Santa Clara Valley Urban Runoff Pollution Prevention Program
FY 2004-2005 ANNUAL REPORT

Municipality: City of Palo Alto

		centers and municipal locations. 4. Work with the Thermostat Recycling Corporation to increase the number of HVAC equipment wholesalers that provide thermostat recycling to plumbing and heating contractors. 5. Support the Program's efforts to provide outreach and assistance regarding Universal Waste Rule (UWR) to conditionally-exempt small quantity generators. 6. Support County's grant program to incorporate Palo Alto's model program of fluorescent bulb drop-off at hardware stores and recycling centers.	event service. Locations for thermometer take-backs in East Palo Alto were identified for events in late 2005. 4. Suggest that a regional group collaborate to promote TRC's program in Northern California. 5. Staff began to participate in a Regional Universal Waste Committee to discuss how to target CESGQs as the February 2006 date approaches which disallows disposal of any fluorescent lights. 6. County assumed responsibility for the RWQCP program in 2005 and expanded it to include other Santa Clara County sites. Due to Santa Clara County HHW funding issues, RWQCP may need to reassume program administration and cost in 2006.	

Regional Board Comments on Mercury Pollution Prevention Program in FY 2003-2004 Annual Report

Item	RWQCB Comment	City Of Palo Alto Response
N/A	N/A	N/A

Santa Clara Valley Urban Runoff Pollution Prevention Program
FY 2004-2005 ANNUAL REPORT

Municipality: City of Palo Alto

Mercury Pollution Prevention Program Evaluation
Since 2002, the RWQCP has replaced or removed 37 mercury switches (approximately 2.2 pounds) from the wastewater treatment plant. The City's mercury thermometer program continued from the previous year collecting almost 6,000 thermometers. This tremendous success is likely three-fold: (1) improved ease and level of interest of residents to receive a thermometer (rather than deal with a store coupon), (2) the number of convenient locations for the exchanges, and (3) the high-visibility advertising campaign. Due to success of the fluorescent lamp recycling program, the County obtained a state grant to expand the program throughout the county in November 2004. The Recycling Center also started collection of fluorescent lights and is heavily used.

Santa Clara Valley Urban Runoff Pollution Prevention Program
FY 2004-2005 ANNUAL REPORT

Municipality: City of Palo Alto

COPPER ACTION PLAN/NICKEL ACTION PLAN
(Provision C.9.a & b of the Permit)

FY 2004-2005 Work Plan Self Evaluation Matrix

Item No.	Activity	FY04-05 Work Plan Tasks	FY 04-05 Accomplishments	Responsible Party
CB-1	Vehicle Washing Operations	• Distribute outreach materials on proper vehicle/equipment washing at City department counters and public events, and post on City web site. • Provide car wash kit to charity car wash organizers and educate on the use of the kits. • Submit data regarding vehicle washing outreach activities and effectiveness evaluation in annual reports. • Require source control measures for Group 1 new development and redevelopment projects that will conduct vehicle/equipment washing and maintenance activities (consistent with Permit Provision C.3.k). • Inspect auto businesses regarding car wash requirements, and prohibited storm drain discharge.	Within CB-1, Paragraphs 1,2,5,6,7 & 8 are ongoing programs which have been run by Palo Alto for a number of years, and which were run again successfully in FY 04-05. Paragraph 3 calls for an effectiveness evaluation regarding vehicle washing outreach. Utility bill stuffers, fliers, and special event displays have been used successfully to promote changes in vehicle washing practices as a means to protect storm water quality. Awareness of this issue has grown over the years, serving as a testament to the outreach program. Palo Alto does not do its own public opinion surveys, but rather relies on regional surveys to quantify and confirm the success of this and other behavior modifications. With respect to paragraph 4, neither of the two Group 1 projects approved to-date in Palo Alto include vehicle/equipment washing or maintenance activities.	Public Works Environmental Compliance Public Works Environmental Compliance Public Works Environmental Compliance Public Works Engineering Public Works Environmental Compliance

		• Inspect vehicle washing facilities as part of stormwater inspections for industrial and commercial businesses. • Continue to maintain car wash systems for City vehicles at the corporation yard and fire stations. • Encourage municipal staff to use certified mobile cleaners when contracting cleaning services. • Respond to training requests from mobile surface cleaners who desire initial BASMAA surface cleaning certification. Maintain list of individuals and dates of training. Provide training information to Program staff for reporting purposes. (Palo Alto, Sunnyvale, San Jose only)	With respect to Paragraph 9, no requests for mobile cleaner training were received in FY 04-05, undoubtedly due to the fact that the training is now available online.	Public Works Environmental Compliance Public Works Fleet Mgmt. & Fire Dept. Public Works Operations & Facilities Mgmt. Public Works Environmental Compliance
CB-3	Industrial Copper Control	• Continue Industrial Inspection program, including NOI sites such as plating and metal finishing facilities, vehicle service facilities, and other permitted sites.	All sites were inspected in FY 04-05.	Public Works Environmental Compliance
CB-4	Quantify Source Loadings of Copper	• Collect data on potential indicators of copper. Consider copper additions to water supply reservoirs	The copper data was collected and the potential indicators report was prepared as part of the 2005 Clean	Public Works Environmental

		and prepare fact sheet for reservoir managers. • Prepare and submit report on potential indicators as part of Clean Bay Plan.	Bay Plan. The Fact Sheet was deferred to the Bay-wide regional effort which is assuming responsibility for the Santa Clara Valley's Copper Action Plan activities.	Compliance
CB-6/7	Reducing Traffic Congestion/ Promoting Alternative Transportation	• Review the results of the Development Policies Comparison Project Report, particularly Section VI, Policies to Limit Auto Use/Promote Alternative Transportation, in the Policy, Code, and Ordinance Worksheet, and investigate updating local development rules to promote better transportation-related design practices and alternative modes of transportation.	No local development rule changes were made during FY 04-05 relative to this provision.	Public Works Engineering & Planning
CB-8	Watershed assessment and protection	• Revise City's General Plan, as needed, at next scheduled update, based on recommendations from the *Development Policies Comparison Project* and Provision C.3.l. • Review and implement guidance from SCVURPPP and San Jose on addressing water quality in the CEQA review process, as part of C.3.m. implementation.	No changes were made to the City of Palo Alto Comprehensive Plan during FY 04-05. Palo Alto has not yet revised its CEQA guidance documentation. This is a task that is needed regardless of the C.3 regulations, as the existing CEQA guidelines are outdated and inadequate. The guidance from SCVURPP and San Jose will be considered when the CEQA guidelines are updated.	Planning

Santa Clara Valley Urban Runoff Pollution Prevention Program
FY 2004-2005 ANNUAL REPORT

Municipality: City of Palo Alto

CB-11	Street sweeping and storm drain O&M	• Follow Program guidance regarding the collection and reporting of street sweeping data. Provide data for Annual Report. • Evaluate need for improvement of current street sweeping and storm drain system O&M programs (within available budgets) in FY 04-05 Annual Report.	Program guidance is being followed. Palo Alto's sweeping program exceeds minimum frequencies, and further frequency increases were neither implemented nor deemed necessary.	Public Works Operations
CB-12	Outreach on pool, spa maintenance	• Assist Program develop and implement distribution plan for the updated pool brochure. • Distribute outreach materials at local public events; brochures at agency department counters and public places; and placement on City website.	The pool brochure has been completed with the assistance of Palo Alto and is being distributed to pool owners. Palo Alto staff distributed the new brochure at a meeting of the local pool maintenance association.	Public Works Environmental Compliance
CB-21	Use of architectural copper	• Perform plan checks for compliance with existing ban on copper on roofs, in roof shingles, and for gutters. • Distribute fact sheet on copper ban at building counter and on web site.	Palo Alto continued to conduct these tasks in FY 04-05	Public Works Environmental Compliance
NB-1	Measures to control nickel discharges from construction sites	• Continue to implement Construction Inspection Performance Standards (see Construction Inspection work plan section). • Continue to have inspectors attend Regional Board/Program workshops	Palo Alto continued to conduct these tasks during FY 04-05.	Public Works Environmental Compliance

		on construction site management and learn latest erosion/sediment control techniques • Continue to attend Program workshops on post-development stormwater BMPs (C.3.).		Public Works, Utilities, and Community Services

Regional Board Comments on Copper Action Plan/Nickel Action Plan FY 2003-2004 Annual Report

Item	RWQCB Comment	City Of Palo Alto Response
N/A	N/A	N/A

Copper Action Plan/Nickel Action Plan Program Evaluation

The Copper And Nickel Action Plan activities have become institutionalized and, for the most part, routine. An exception is the activities related to the C.3 development/redevelopment regulations. Compliance checking and maintenance verification inspections at completed C.3 projects will be starting in FY 05-06, causing Palo Alto to implement improved tracking procedures for construction sites. Palo Alto will use this opportunity to more fully coordinate building permit milestone dates (e.g. construction commencement & final project sign-off) with inspections conducted by Environmental Compliance Division staff.

Santa Clara Valley Urban Runoff Pollution Prevention Program
FY 2004-2005 ANNUAL REPORT

Municipality: City of Palo Alto

TRASH INVENTORY & MANAGEMENT PROGRAM

FY 2004-2005 Work Plan Self Evaluation Matrix

Item No.	Activity	FY04-05 Work Plan Tasks	FY 04-05 Accomplishments	Responsible Party
	Trash Investigations and Plan	1. Conduct trash evaluations at "hot spot" trash problem areas. 2. Provide Program staff with results of trash evaluations. 3. Modify City's trash control program (and advocate for changes at other agencies), as needed given results of the trash evaluations. 4. Provide Program staff with documentation of changes in trash control practices at problem locations.	Initial trash hot-spot evaluations have been completed and the results forwarded to Program staff , in compliance with tasks 1 & 2. The assessment results and proposed action items have been entered into Palo Alto's Geographic Information System (GIS) and a companion data base. A second assessment will be done over the summer of 2005, and the latest assessment results will added to the GIS and the companion data base. Modifications to the City's Trash Control Plan are expected in FY 05-06, after the next round of assessments confirms the degree to which the problem is an ongoing one.	Public Works Environmental Compliance

Regional Board Comments on Trash Inventory & Management Program in FY 2003-2004 Annual Report

Item	RWQCB Comment	City Of Palo Alto Response
N/A	N/A	N/A

Santa Clara Valley Urban Runoff Pollution Prevention Program
FY 2004-2005 ANNUAL REPORT

Municipality: City of Palo Alto

Trash Inventory & Management Program Evaluation
The trash assessments and proposed action plans have been completed. This phase of the process went smoothly, with the more difficult steps ahead: finalizing and implementing action plans. Palo Alto envisions that the implementation phase may not go as smoothly, with an increasing need for careful coordination among implementing agencies, including Caltrans, the Valley Transportation Agency, and other agencies who are not SCVURPPP co-permitees.

Palo Alto

Baylands							
ID #	**Date**	**Location of Trash Problem Areas**	**Assessment Tool**	**Score**	**Trash Sources**	**Evaluation Results**	**Comments**
PA05	7/12/2005	Flooding Basin at the end of Embarcadero; Tide Gate Trash Rack	KAB	1	Creek Accumulation	Continue to monitor throughout the year.	Clean with no trash.
PA06	7/6/2005	Matadero Creek, from East Bayshore Road to 200 Feet Downstream	RWQCB Version 7.0	112	Creek Accumulation	Allow for more monitoring during low tide. Consider monitoring during winter when flow rates are higher.	Looks very clean.
PA07	6/24/2005	U.S. Route 101/University Avenue Interchange	KAB	3	Litter From Vehicles, Wind	Learn about the Adopt-a-Highway program in the area (determine if it can be extended to the freeway exits). Determine the possibility of working with local McDonalds franchises and area managers on reducing litter by drive-thru customers. Learn about possibly incorporating area into DUI cleanup program.	The majority of trash was McDonalds wrappers and drive-thru trash. Problem areas included NB US 101 entrance, NB US 101 exit and EB University Ave. to SB US 101 entrance.

Matadero/Barron Creeks							
ID #	**Date**	**Location of Trash Problem Areas**	**Assessment Tool**	**Score**	**Trash Sources**	**Evaluation Results**	**Comments**
PA08	6/24/2005	U.S. Route 101/Embarcadero Road Interchange	KAB	3	Litter from Vehicles, Wind	Learn about the Adopt-a-Highway program in the area (determine if it can be extended to the freeway exits). Determine the possibility of working with local McDonalds franchises and area managers on reducing litter by drive-thru customers. Learn about possibly incorporating area into DUI cleanup program.	Problem areas included EB Embarcadero before US 101 overpass, SB US 101 exit to Embarcadero EB junction, NB US 101 exit and SB 101 exit.
PA09	6/24/2005	Molley Stone's Supermarket at California & Park	KAB	1	Trash from Dumpsters, Litter	Continue to monitor throughout the summer 2005 to ensure that cleanliness is maintained. Possibly monitor just prior to collection times.	The dumpster area and site looks good.
PA10	6/24/2005	Albertsons Supermarket at West Bayshore and Embarcadero Road	KAB	3	Trash From Dumpsters, Litter	Try to confirm source of litter and brainstorm solutions with store manager. Inquire about having Albertsons clean their fence periodically. Determine if there is a Section 5 Municipal Code violation.	Litter was blowing off parking lot and collecting against nearby fence.
PA12	6/30/2005	Oregon Expressway from Waverley to Middlefield	KAB	2	Homeless Camps, Litter	Consider posting signs regarding proper cigarette disposal at problem locations. Determine appropriate agency to conduct street sweeping.	Many cigarette butts accumulating along median.
PA15	7/12/2005	Wet well at Matedero Creek Pump Station at West Bayshore	KAB	2	Accumulation from storm drain system	Continue to monitor throughout summer 2005.	One piece of floatable trash observed.
PA16	7/7/2005	Tributary to Arastradero Creek, along Arastradero Road on the preserve side, between Gates A and B.	KAB	2	Litter from roadway	Continue to monitor throughout summer 2005.	Minor trash visible from slow moving car.

San Francisquito Creek							
ID #	**Date**	**Location of Trash Problem Areas**	**Assessment Tool**	**Score**	**Trash Sources**	**Evaluation Results**	**Comments**

PA01	7/7/2005	San Francisquito Creek; El Camino Real to El Palo Alto Park	RWQCB Version 7.0	30	Homeless Camping, Litter	Consider notifying police and Watershed Council of the homeless encampment problem. Consider starting discussions with Watershed Council regarding trash cleanup. Possibly work with police to discuss remedies to the graffiti problem (consider video surveillance?). Consider starting program to ensure the creek maintains levels of cleanliness.	Homeless encampments near the creek with scattered litter. Paint cans and other chemical hazards present. Large amount of gang graffiti.
PA02	7/1/2005	Small City-owned Parks on San Francisquito Creek at Webster and between Tasso & Cowper	RWQCB Version 7.0	25	Homeless Camping, Drinking	Consider notifying police and Watershed Council of the homeless encampment problem. Consider starting discussions with Watershed Council regarding trash cleanup. Consider establishing a neighborhood watch program in the area. Consider starting program to ensure the creek maintains levels of cleanliness.	Homeless litter observed on bank and items thrown off bank. Large pile of trash from homeless encampment in creek with chemical hazards present. Possible human health hazard for cleanup crew.
PA03	7/1/2005	San Francisquito Creek: Middlefield Road Bridge	RWQCB Version 7.0	74	Homeless Camping, Drinking, Graffiti	Work on identifying upstream sources and possible remedies. Consider consulting with the Watershed Council regarding additional volunteer cleanups (more frequently than biannually). Consider notifying police and Watershed Council of the graffiti and homeless encampment problem.	Trash appears to be accumulating from downstream transport. One tidy homeless encampment with no trash was observed. Golf balls found.
PA13	6/30/2005	Paulsen Lane and Lane 20 from Ramona to Waverley adjacent to University Avenue	KAB	2	Business Trash and Homeless Activity	Continue to monitor throughout summer 2005.	One recycling bin slightly overflowing. The site was clean.
PA14	6/30/2005	City Alley Connecting University and Hamilton between Ramona & Emerson	KAB	1	Trash From Dumpsters, Litter	Continue to monitor throughout summer 2005.	Clean and neat.
PA17	6/30/2005	Lanes from Bryant St. to Waverly St. between University Ave. and Lytton Ave. (Lane 20)	KAB	1	Business Trash and Homeless Activity	Continue to monitor throughout summer 2005.	Clean and neat.
PA18	6/30/2005	Mitchell Lane and University Ave	KAB	2	Homeless Activity	Possibly monitor after construction ends.	Evidence of past littering in bushes from homeless encampments.
PA19	6/30/2005	City Lane from Bryant St. to Waverly St. between Hamilton Ave. and University Ave. (Lane 21)	KAB	1	Business Trash and Homeless Activity	Consider graffiti removal. Continue to monitor throughout summer 2005.	Graffiti on dumpsters. The site is clean.
PA20	7/1/2005	San Francisco Creek at Manhattan Ave.	RWQCB Version 7.0	78	Illegal Dumping, Litter From Bus Stop	Site is within city of East Palo Alto. Consider monitoring to ensure that trash does not enter San Francisquito Creek.	Trash present on top of bank from bus stop. No trash was found in the creek or low on the bank.

Santa Clara Valley Urban Runoff Pollution Prevention Program
FY 2004-2005 ANNUAL REPORT

Municipality: City of Palo Alto

WATER QUALITY MONITORING PROGRAM
(Provision C.7 of the Permit)

FY 2004-2005 Work Plan Self Evaluation Matrix

Item No.	Activity	FY04-05 Work Plan Tasks	FY 04-05 Accomplishments	Responsible Party
	Water Quality Monitoring Program	Palo Alto staff will submit copies of its creek water quality monitoring data to the Program for inclusion in Program-wide monitoring reports.	Water quality monitoring data collected by the City from San Francisquito, Matadero, and Adobe Creeks and the Palo Alto Flood Basin was submitted to the Program for inclusion in the FY 04-05 Annual Report.	Public Works Environmental Compliance

Regional Board Comments on Water Quality Monitoring Program in FY 2003-2004 Annual Report

Item	RWQCB Comment	City Of Palo Alto Response

Water Quality Monitoring Program Evaluation

Water quality data collected by the City of Palo Alto was submitted to the Program for inclusion in the FY 04-05 Annual Report.

Santa Clara Valley Urban Runoff Pollution Prevention Program
FY 2004-2005 ANNUAL REPORT

Municipality: City of Palo Alto

WATERSHED MANAGEMENT MEASURES
(Provision C.10 of the Permit)

FY 2004-2005 Work Plan Self Evaluation Matrix

Item No.	Activity	FY04-05 Work Plan Tasks	FY 04-05 Accomplishments	Responsible Party
	Watershed Management Measures	Continue to participate in the SCB WMI through membership on the Core Group, Communications Subgroup, Permits/Regulatory Subgroup, Emerging Contaminants Workgroup, and WE&O Workgroup; housing the WMI's data repository (hard copy and electronic form) for the 3 pilot watersheds.	Palo Alto continued to play a lead role in the Watershed Management Initiative, serving as Co-chair and housing & funding the Project Coordinator during FY 04-05. Palo Alto staff also led the Emerging Contaminant Subgroup and drafted the Whitepaper on Pharmaceutical Chemicals, helping to clarify next steps in controlling the disposal of unused pharmaceuticals. Staff also served on the WE&O subgroup, helping to set priorities for the upcoming new outreach consultant contract. Preparation of new Fact Sheets on the WMI's latest public opinion survey and WMI accomplishments also occurred in FY 04-05. Work on eco-health indicators, capital project coordination, and preparation of watershed-based Stewardship Plans were other WMI highlights for the year.	Public Works Environmental Compliance

Regional Board Comments on Watershed Management Measures in FY 2003-2004 Annual Report

Item	RWQCB Comment	City Of Palo Alto Response
N/A	N/A	N/A

Santa Clara Valley Urban Runoff Pollution Prevention Program
FY 2004-2005 ANNUAL REPORT

Municipality: City of Palo Alto

Watershed Management Measures Program Evaluation
Stewardship Planning, Ecosystem Health Indicator Development, Upper Penitencia Creek Watershed Project Coordination, and Whitepaper & Fact Sheet Development were among this year's WMI highlights in which staff from the City of Palo Alto participated. The strength of the WMI is its consensus-based process and ability to bring stakeholders together. Looking ahead, a new focus for the WMI will be coordination, information sharing, training, and awareness-building among planners and developers with respect to stream protection (specifically centered on the Guidelines & Standards for Land Uses Near Streams developed by the Water Resources Protection Collaborative).

Santa Clara Valley Urban Runoff Pollution Prevention Program
FY 2004-2005 ANNUAL REPORT

Municipality: City of Palo Alto

SEDIMENT CONTROL MEASURES
(Provision C.9.f of the Permit)

FY 2004-2005 Work Plan Self Evaluation Matrix

Item No.	Activity	FY04-05 Work Plan Tasks	FY 04-05 Accomplishments	Responsible Party
	Sediment Control Measures	Assist with review of the San Francisquito Creek limiting factors study being spearheaded by the Santa Clara Valley Water District	The work performed on this study was primarily technical in nature, and the work products were reviewed by a panel of technical experts. Palo Alto staff had limited opportunities to comment on the study due to a lack of specific expertise in the subject area. Staff will continue to monitor the status of the report during FY 05-06.	Public Works Engineering

Regional Board Comments on Sediment Control Measures in FY 2003-2004 Annual Report

Item	RWQCB Comment	City Of Palo Alto Response
N/A	N/A	N/A

Sediment Control Measures Program Evaluation

Palo Alto staff had limited opportunities to comment on the San Francisquito Creek limiting factors study due to a lack of specific expertise in the subject area. Staff will continue to monitor the status of the report and the San Francisquito Creek sediment TMDL during FY 05-06.

Santa Clara Valley Urban Runoff Pollution Prevention Program
FY 2004-2005 ANNUAL REPORT

Municipality: City of Palo Alto

STAFF TRAINING

Training Title	Attendee	Department of Attendee	Date(s) of Training	Location of Training	Contents of Training
Annual staff training		Utilities Dept. Water-Gas-Wastewater & Electric Engr & Inspection staff	11/18/04	Palo Alto	Construction BMPs State General Permit for Construction Activities C.3 provisions for Group 1 projects
Annual staff training		Utilities Operations staff	12/04	Palo Alto	Construction and maintenance BMPs Reporting procedures for illegal dumping incidents Sanitary sewer spill response procedures
Annual staff training		Public Works Operations staff	12/04	Palo Alto	Construction and maintenance BMPs Reporting procedures for illegal dumping incidents
Annual staff training		Building inspection staff	10/29/04	Palo Alto	Construction BMPs State General Permit for Construction Activities Reporting procedures for illegal dumping incidents/poor construction site conditions
Annual staff training		Planning staff	11/10/04	Palo Alto	State General Permit for Construction Activities C.3 provisions for Group 1 projects
Annual staff training		Public Works Engineering	11/17/04	Palo Alto	Construction BMPs State General Permit for Construction

Santa Clara Valley Urban Runoff Pollution Prevention Program
FY 2004-2005 ANNUAL REPORT

Municipality: City of Palo Alto

		staff			**Activities** **C.3 provisions for Group 1 projects**
Annual staff training		**Public Works Environmentl Compliance staff**	**7/29/04**		**Review of Storm Water Performance Standards**
Program Commercial/ Industrial Inspection Workshop	**Ken Torke** **Margaret Zittle**	**Public Works Environmentl Compliance**	**4/5/05**	**Cupertino**	**Conducting storm water inspections of industrial and commercial facilities**
Program Storm Water Treatment BMP Maintenance & Inspection Workshop	**Joe Teresi** **Bob Morris** **Ken Torke** **Brian Jones** **David Chung**	**Engineering** **Engineering** **Env Compl** **Env Compl** **Building Insp**	**6/9/05**	**Cupertino**	**Conducting Storm Water Treatment BMP Maintenance & Inspection for C.3 Projects**

Evaluation: Continuing to conduct annual staff training just prior to the rainy season in early Fall increased the effectiveness of the training by making it more timely and relevant to the employees. The information presented was able to be used by staff in the near future on construction and maintenance projects they managed or performed. We will continue this schedule for FY 05-06.

It will be a priority to provide training to the recently hired storm water inspector in the coming year.

034510

City of San José
Urban Runoff Management Plan
Annual Report 2004-2005



Santa Clara Valley
Urban Runoff
Pollution Prevention Program

CITY OF
SAN JOSE
CAPITAL OF SILICON VALLEY

City of San José
Urban Runoff Management Plan
Annual Report 2004-2005

September 2005

Acknowledgements

This report was prepared by the City of San José
Environmental Services Department
Watershed Protection Division
Urban Runoff Program Section

In partnership with:
Environmental Services Department: Watershed Enforcement
Environmental Services Department: Municipal Water
Department of Parks, Recreation, & Neighborhood Services
Department of Planning, Building & Code Enforcement
Department of Public Works
Department of Transportation
General Services Department
San José Redevelopment Agency

TABLE OF CONTENTS

EXECUTIVE SUMMARY I

CERTIFICATION STATEMENT IX

1. ICID: ILLICIT CONNECTION / ILLEGAL DISCHARGE INSPECTION 1

1.A ICID WORK PLAN SELF EVALUATION MATRIX 1
1.B ICID PROGRAM EVALUATION 3
1.C ICID RESPONSE TO WATER BOARD COMMENTS 6
1.D ICID SUMMARY TABLES / ADDITIONAL INFORMATION 7
Incident Types by Potential Source of Incident 7
Workload Summary 8
Complainant Source Summary 8
Enforcement Summary 9

2. IND: INDUSTRIAL & COMMERCIAL DISCHARGES 11

2.A IND WORK PLAN SELF EVALUATION MATRIX 11
2.B IND PROGRAM EVALUATION 15
2.C IND RESPONSE TO WATER BOARD COMMENTS 16
2.D IND SUMMARY TABLES / ADDITIONAL INFORMATION 17
IND Summary Tables 17
Enforcement Actions Summary 18
IND Facility Categories for the City of San José 19
Companies Requiring NOI Based on SIC But Have Not Filed 20
Companies Requiring NOI Based on Exposure But Have Not Filed 20

3. MON: MONITORING 23

3.A MON WORK PLAN SELF EVALUATION MATRIX 23
3.B MON PROGRAM EVALUATION 25
3.C MON RESPONSE TO WATER BOARD COMMENTS 25
3.D MON SUMMARY TABLES / ADDITIONAL INFORMATION 25

4. NDC: NEW AND REDEVELOPMENT 27

4.A NDC WORK PLAN SELF EVALUATION MATRIX 27
4.B NDC PROGRAM EVALUATION 35
4.C NDC RESPONSE TO WATER BOARD COMMENTS 38
4.D NDC SUMMARY TABLES / ADDITIONAL INFORMATION 39
Significant Development Projects Reviewed and/or Approved During July 1, 2004 – June 30, 2005 39
Development Activity Map 56
Procedures for BMP O&M Verification Program 57

5. CON: CONSTRUCTION INSPECTION 61

5.A CON WORK PLAN SELF EVALUATION MATRIX 61
5.B CON PROGRAM EVALUATION 66
5.C CON RESPONSE TO WATER BOARD COMMENTS 67

5.D CON SUMMARY TABLES 68
Permits for Significant Development Projects Reviewed and/or Approved July 1, 2004 – June 30, 2005 *68*

6. PSR: PUBLIC STREETS, ROADS, & HIGHWAYS 81

6.A PSR WORK PLAN SELF EVALUATION MATRIX 81
6.B PSR PROGRAM EVALUATION 86
6.C PSR RESPONSE TO WATER BOARD COMMENTS 88
6.D PSR SUMMARY TABLES / ADDITIONAL INFORMATION 88
Parks Included in the Rural Public Works Performance Standard *88*

7. SDO: STORM DRAIN SYSTEM OPERATION & MAINTENANCE 89

7.A SDO WORK PLAN SELF EVALUATION MATRIX 89
7.B SDO PROGRAM EVALUATION 93
7.C SDO RESPONSE TO WATER BOARD COMMENTS 94
7.D SDO SUMMARY TABLES / ADDITIONAL INFORMATION 94

8. PM: PESTICIDE MANAGEMENT 95

8.A PM WORK PLAN SELF EVALUATION MATRIX 95
8.B PM PROGRAM EVALUATION 101
8.C PM RESPONSE TO WATER BOARD COMMENTS 103
8.D PM SUMMARY TABLES / ADDITIONAL INFORMATION 104
Active Ingredient Use Comparison: FY 03-04 & FY 04-05 *104*

9. M: MERCURY 107

9.A M WORK PLAN SELF EVALUATION MATRIX 107
9.B M PROGRAM EVALUATION 110
9.C M RESPONSE TO WATER BOARD COMMENTS 111
9.D M SUMMARY TABLES / ADDITIONAL INFORMATION 111
Mercury-Containing Product Management Practices *111*

10. WUOM: WATER UTILITIES OPERATIONS & MAINTENANCE 113

10.A WUOM WORK PLAN SELF EVALUATION MATRIX 113
10.B WUOM PROGRAM EVALUATION 114
10.C WUOM RESPONSE TO WATER BOARD COMMENTS 114
10.D WUOM SUMMARY TABLES / ADDITIONAL INFORMATION 114

11. PIP: PUBLIC INFORMATION / PUBLIC PARTICIPATION 115

11.A PIP WORK PLAN SELF EVALUATION MATRIX 115
11.B PIP PROGRAM EVALUATION 118
11.C PIP RESPONSE TO WATER BOARD COMMENTS 118
11.D PIP SUMMARY TABLES / ADDITIONAL INFORMATION 119
PIP Activities *119*
FY 04-05 San José School Outreach *128*
Outreach Materials Distributed *130*

12. MC: MUNICIPAL COMPLIANCE 135

12.A MC WORK PLAN SELF EVALUATION MATRIX 135
12.B MC PROGRAM EVALUATION 137
12.C MC RESPONSE TO WATER BOARD COMMENTS 138
12.D MC SUMMARY TABLES / ADDITIONAL INFORMATION 138

Municipal Employee Training Summary *138*

13. CNAP: COPPER / NICKEL ACTION PLANS 143

13.A CNAP WORK PLAN SELF EVALUATION MATRIX 143
13.B CNAP PROGRAM EVALUATION 145
13.C CNAP RESPONSE TO WATER BOARD COMMENTS 146
13.D CNAP SUMMARY TABLES / ADDITIONAL INFORMATION 146

14. TRA: TRASH 147

14.A TRA WORK PLAN SELF EVALUATION MATRIX 147
14.B TRA PROGRAM EVALUATION 148
14.C TRA RESPONSE TO WATER BOARD COMMENTS 149
14.D TRA SUMMARY TABLES / ADDITIONAL INFORMATION 150
Trash Problem Area Activity Report *150*

GLOSSARY 154

Executive Summary

The City is required to submit to the Regional Water Quality Control Board (Water Board) an Annual Report that documents the progress of the Urban Runoff Management Plan for the previous fiscal year. The Annual Report is prepared pursuant to provision C.6 of the City's National Pollutant Discharge Elimination System (NPDES) permit for stormwater discharge to the City's storm sewer system.

The Report includes sections for each of the program elements included in the Urban Runoff Management Plan as required in the permit. Each section is comprised of an update on the status of the work plan, an evaluation of various performance elements, responses to Water Board feedback received during the past year, and additional tables or information to demonstrate performance for a program element. Summaries are also provided for the array of outreach activities and municipal training sessions that are included in various program elements.

Most program elements contain requirements that affect more than one City department. The strategy for attaining compliance focuses on three different types of activities that the City conducts:

1) Enforcement and monitoring to detect and respond to incidents of illegal discharge to the storm sewer system;
2) Structural and business process changes to City operations and services; and
3) Education for municipal employees as well as the community at large.

The City also contributes to activities undertaken by the Santa Clara Valley Urban Runoff Pollution Prevention Program (Program); however, this report includes only activities performed by the City. An overview of the year for each program element follows.

Illicit Connection / Illegal Discharge Inspection (ICID)

The City's Environmental Services Department (ESD) responds to complaints regarding illegal discharges or threats of discharge to the storm sewer system. This year, the City responded to more than 800 cases, an increase from last year but within the five-year average. Residential incidents continue to be most frequent with vehicle-related sources being most common. Dumping of various materials was also a prevailing source. Construction related incidents are still notable but have declined over previous years as coordination of inspections across departments improves. ESD responds to all complaints with education and enforcement in partnership to achieve compliance and prevent future incidents.

In 2004-05, ESD conducted several preventative outreach and clean-up activities to address illegal discharges. Inspectors began attending preparation meetings in advance of outdoor events sponsored by the City to educate organizers on best management practices (BMPs) to prevent pollution. Inspectors conducted on-site trainings at selected multi-tenant businesses to educate them on pollution prevention practices. The City also responded to several complaints regarding litter in or along local creeks. Clean up activities were coordinated across departments through this and the Trash program elements.

Industrial & Commercial Discharges (IND)

Under this program element, ESD inspects more than 3,000 businesses per year to ensure that proper practices are employed to prevent stormwater pollution. How frequently a business is inspected depends on their potential for contributing pollutants as determined by previous inspection results. This method of assigning inspection frequencies has been effective in focusing limited inspection resources on high priority cases to best protect water quality. 70% of the businesses inspected are found to have no significant stormwater issues and thus do not warrant near-term re-inspection. When issues are identified, education and enforcement are used together to achieve compliance.

Approximately one third of the businesses inspected are restaurants or other food service facilities. These inspections address how a restaurant conducts cleaning practices, particularly outdoors. Increasingly, this program also addresses how a facility manages its oil and grease wastes. Such wastes pose a risk of clogging the sanitary sewer system, which can then result in illegal stormwater discharges. This year, the City produced a comprehensive outreach packet to focus on restaurants. This and other outreach efforts appear to be working. Among restaurants, inspectors note that housekeeping issues are improving but that oil and grease issues remain persistent.

Inspectors have been able to manage an increasing workload through prioritization and the sound use of technology. A City effort to encourage business licensing has resulted in a large influx of additional businesses to incorporate into the program. These newly licensed businesses are being phased in over a three-year period to effectively manage the workload. Inspectors continue to use the new Environmental Enforcement Data Management System (EEDMS) database and personal digital assistants (PDAs) to efficiently conduct inspections and manage information.

Monitoring (MON)

Monitoring activities required in the stormwater permit are generally implemented in collaboration with other agencies. The City continues to participate in monitoring activities area-wide, including Regional and Program-focused investigation of pollutants and sources to the storm drain system. The City also provides input and support to the Program's multi-year monitoring program, and reviews work products as various Program-level projects are designed and completed.

New and Redevelopment (NDC)

This program element is driven by provision C.3 (New and Redevelopment) of the permit, as amended in October 2001 and most recently in July 2005. This provision requires that development projects implement controls to address pollutant discharges and increased storm flows for the life of a project. The implementation of the new requirements for Group 1 projects (those that create one acre or more of impervious surface) began on October 15, 2003 and was expanded in February 2005 to include all Group 1 projects. This requirement was again expanded on May 17, 2005, to include Group 2A projects (those that create or replace 10,000 square feet or more of impervious surface and have a significant potential to contribute pollutants).

During the past year, the City has made significant strides in implementing this program. The City has revised administrative processes and updated relevant documents needed for implementation. The primary tools for implementation are the Municipal Code and the Council Policy on Post Construction Urban Runoff Management. Policy revisions were approved by City Council on February 15, 2005 and May 17, 2005. The City also remains an active partner in the Program's development of various guidelines and tools for implementation of the C.3 provisions. At the local level, the City now requires developers to submit a Stormwater Control Plan for all applicable projects to delineate clearly how stormwater requirements are being met for new development. This Plan is intended to expedite review and ensure that stormwater measures are tracked throughout the development cycle. The City also implemented an expansive training program to give staff the information and resources needed to effectively guide and review development applications. Among the training highlights was a four-session series focused on stormwater controls from design to maintenance to proper selection. Staff from five departments attended.

Generally, implementation of stormwater controls is easier on undeveloped, "greenfield" sites, such as Coyote Valley (at the southern tip of San Jose) because the land requirements for runoff treatment BMPs can be factored into the master plan and accommodated early in the development process. Implementing stormwater controls on smaller, infill sites in a developed urban area is much more difficult given limited land area, the high cost of land, and the City's policies that discourage sprawl and encourage increased densities. These policies have an associated water quality benefit as they reduce traffic congestion and the associated air pollution.

The City continues to emphasize site design and source control as the primary tactics for addressing stormwater on a project-by-project basis. The City has also continued to participate in efforts to develop analytical tools and outreach on a regional basis. Planning and Public Works continue to provide information about stormwater issues and new requirements to the public and the development community.

Construction Inspection (CON)

The City inspects activities at construction sites to prevent sediment and other pollutants from entering the storm sewer system. Inspectors from Public Works and Building review stormwater controls as part of their routine inspections. Environmental Services supplements this effort with limited inspection and broad enforcement follow-up. These departments also collaborate in providing outreach materials and training to the development community on appropriate best management practices.

In 2004-05, the City focused on staff training as a means of increasing inspector awareness of conditions that lead to stormwater pollution and improving coordination across departments. Public Works inspectors now regularly refer cases to ESD for follow-up and include detailed information on issues identified at a site to both ESD and Building. Inspectors also conducted on-site trainings at selected sites to educate project managers and subcontractors on BMPs.

While inspection efforts are improving, site conditions do still show stormwater issues need to be addressed. Overall, the need for enforcement decreased, but more than 300 verbal warnings were issued in addition to more than 70 written notices or citations.

Public Streets, Roads, & Highways (PSR)

This program element is pursuant to provision C.2.a of the permit and is one of several that address municipal activities. These program elements essentially consist of best management practices (BMPs) being incorporated into City operations such as street repair. Training plays a key role in ensuring that staff uses the proper techniques during the course of their duties to protect water quality. For 2004-05, this training was completed in May 2005. Session content centered on review of the Department of Transportation's BMPs and Standard Operating Procedures (SOPs) for O&M activities. Training content is directed by which work groups are present, and the training curriculum is revised when needed to reflect new practices. For example, a new training module specific to DOT electrical staff was developed and training conducted in June 2005. On average, 96% of the employees responded that the BMPs taught were appropriate for their work.

Training was also conducted for Rural Public Works BMPs in accordance with provision C.5, which requires that the City employ proper techniques when conducting maintenance activities in rural areas. This standard is integrated as part of the PSR program element. The City's departments of Parks, Recreation, and Neighborhood Services; General Services; and Transportation are responsible for managing rural public works maintenance and support activities.

Storm Drain System Operation & Maintenance (SDO)

Storm Drain System Operation and Maintenance is another municipal activity program element implemented in accordance with provision C.2.a of the permit. This program includes key maintenance activities that are conducted to ensure the proper function of the storm sewer system to collect and convey clean rainwater. Maintenance staff training is conducted to coincide with that of the PSR program element and was completed in May 2005.

DOT successfully implemented its annual storm drain inlet inspection and cleaning program, cleaning approximately 28,000 inlets. To date, the City has been able to achieve the more comprehensive Tier 2 level of inlet cleaning performance. Due to budget constraints anticipated for 2005-06, a modified implementation of Tier 2 may be needed. In 2004-05, new criteria were developed for inlet cleaning data collection, and training on the criteria was conducted for the cleaning crews prior to the start of the inlet cleaning program. The new data collection criteria worked well. Evaluation of the inlet cleaning data collected indicates that approximately five percent of the City's storm drain inlets and catch basins had a problem associated with them. The key problems for stormwater protection were cars parked on catch basins; high debris (leaves, lawn clippings, dirt and other natural materials); excessive garbage (paper, bottles, cans, and other man-made waste); and illicit pollution (concrete, antifreeze, oil, paint, etc. that appear to have been intentionally dumped into the inlet or catch basin). Maintenance staff is directed to contact Environmental Enforcement when illicit pollution is identified. Using this information, the City can direct resources to known problem areas.

Pesticide Management (PM)

This program element is required pursuant to provision C.9.d. of the permit. The purpose of the Pesticide Management program is to reduce the amount of pesticides in stormwater and landscape runoff. Activities include setting municipal policy, implementing proper techniques when selecting and applying pesticides on City property, staff training, public education, and City participation in regional efforts to influence regulations that affect pesticide management. In 2003, the Council adopted an IPM Policy, which calls for municipal operations to incorporate IPM techniques and to reduce, phase-out, and ultimately eliminate the use of pesticides that cause impairment of surface waters.

The City has incorporated the use of integrated pest management techniques for many years. Pesticide use on City of San José municipal property is based upon specific site needs. The decision to use a pesticide is determined by several factors, i.e., site evaluation, accurate identification of the pest, past history, monitoring of thresholds, review of alternative means of control, and selection of the most favorable and effective pesticide. The City also seeks to reduce the need for pesticide usage through alternate actions such as mulching, weed barriers, proper irrigation, and selection of disease resistant plants. In many instances, plant diseases and pest problems are tolerated rather than employing any pesticides. When pesticide use is necessary, the City strives to use products that are less toxic and safer for employees.

In 2004-05, the City implemented a new data management tool to compile and evaluate information on pesticide use on City property. This database includes information reported by City staff and contractors. While some issues remain with incomplete data from contractors, comparative data was reviewed for City staff applications and for golf courses. In general, City use of the two most common herbicides (Roundup and Pendulum) decreased despite an increase in total acreage maintained. In some cases, Gallery was used to replace Pendulum to address escape weeds and resistance to Pendulum. The use of diuron products was increased to maintain effective weed control along undeveloped rights-of-way and alleviate the need for repeated treatment. Golf course applications fluctuated to address specific infestations such as pink snow mold and dollar spot fungus. Golf course managers also began using a crystalline form of copper, as a test to determine whether it provides longer lasting algae control than the liquid form used previously.

Mercury (M)

This program element is implemented pursuant to provision C.9.c of the permit. The City has continued its efforts to reduce or eliminate mercury discharges in municipal operations. The City purchases, almost exclusively, low mercury-containing fluorescent lamps. Expired lamps are required to be recycled. A flyer was distributed to staff in various departments to ensure that lamps are stored, handled, and disposed properly. In 2004-05, the City recycled nearly 38,000 feet of mercury-containing lamps. Residential recycling of lamps is accomplished through the City's support of the Santa Clara County's Household & Small Business Hazardous Waste program. The City also conducts various outreach efforts at both the City and Program levels.

In addition, the City has operated and maintained a National Mercury Deposition Network (MDN) site since January 2000, collecting samples, recording data, and sending both to the national MDN laboratory. The City also continues its support of the San Francisco Bay Regional Monitoring Program, AB 982 TMDL Public Advisory Group, WMI Guadalupe River Mercury TMDL Workgroup, and the Clean Estuary Partnership. The City continues its commitment to work with the Water Board and stakeholders toward TMDLs that are technically defensible and feasible for implementation.

Water Utilities Operations & Maintenance (WUOM)

This program element addresses a municipal activity and is implemented in accordance with provision C.2.a. The program addresses operation and maintenance activities at the City's Municipal Water System. The key tools for implementing this program are the Water Utility Pollution Prevention Plan and staff training to ensure that proper techniques are employed during maintenance activities. The City's training program includes the development of a video demonstrating the implementation of BMPs for a specific work function. This year, the tank cleaning program was the focus of annual evaluation of SOPs and the review found that no changes in the current practice are needed.

Public Information / Participation (PIP)

This program is implemented in accordance with provision C.4 and includes general outreach, targeted outreach, educational programs, and public participation. Conducting outreach to the community and providing opportunities for participation in water quality protection activities are critical to evoking the behavior changes needed to manage stormwater quality. They are also important for garnering the support needed to continue and expand services and programs.

The City participates in and supports a wide variety of outreach and education activities, including many in collaboration with other agencies, such as through the Program or regional groups. Highlights for 2004-05 include continued stenciling of storm drain inlets throughout the City with the appropriate neighborhood creek name and 945-3000 hotline number; hosting creek clean-up sites; completion of a BMP packet aimed at restaurants; and participation in a Water Wizard Festival for 300 third grade children. Outreach continues to be a vital tool for enforcement inspectors, allowing for direct education of polluters and potential polluters. Educating the youth of San José continues to be a priority, with several different programs targeting both students and teachers with watershed education.

The City also actively supports Program-wide outreach and education activities, including IPM outreach, Mercury outreach, and the Watershed Watch campaign. Coordinating outreach activities with the Program and Bay Area-wide efforts enables the City to deliver some of its pollution prevention message more effectively and at reduced cost.

Municipal Compliance (MC)

This program element summarizes the City's efforts to train City staff on pollution prevention practices and to ensure that City facilities comply with stormwater requirements. In 2004-05, the City held more than 70 sessions on various topics to ensure that City staff received training on

procedures and issues related to stormwater programs. Some are part of well-established training regimens. Strong emphasis was maintained on "keeping mud out of the streets and storm drains" during the erosion and sediment control training for both City staff and developers. Best management practices were reviewed in detail with various operations and maintenance personnel. New trainings held this year addressed implementation of the C.3 (New and Redevelopment) requirements including a series of workshops addressing control measure selection and design.

To ensure stormwater compliance at City properties, Corporation Yards were routinely inspected for stormwater permit compliance. An annual inspection was conducted at each of the six yards during the first two quarters of 2005. Quarterly hazardous material inspections, which include stormwater issues, were also conducted in 2004-05. A Corporation Yards' Pollution Prevention Team (P2 Team) was formed in December 2004. The responsibilities of the team are to review and update Corp Yard Stormwater Pollution Prevention Plans (SWPPPs), assess the Corp Yards for current stormwater best management practices (BMPs) in use, determine if new BMPs should be included in the SWPPPs, and assist in implementing the SWPPPs (i.e., training). As a first task, the Main Yard SWPPP was revised in June 2005. The combination of site inspections and the semi-annual meetings appears to be working well. The Corp Yards' general appearances have improved over the last several years and the concerns identified in the inspection reports are usually minor and resolved swiftly.

Copper & Nickel Action Plans (CNAP)

This program element is implemented pursuant to provisions C.9.a and b of the permit, which incorporate Action Plans for copper and nickel to be implemented based on water quality monitoring results in the South Bay. The action plans include activities for which various agencies or entities assume responsibility. Only activities undertaken at the municipal level for stormwater are included in this report. Such activities have largely been integrated into other ongoing program elements but are reported as a summary for clarity. Copper and Nickel remain among the list of pollutants addressed by general and targeted outreach regarding stormwater pollution prevention.

In the City's Industrial and Commercial Inspection program, key activities have been implemented to address copper either exclusively or among the array of potential pollutants. A fact sheet regarding rooftop sources of copper pollution were previously distributed to industrial facilities. In 2004-05, ESD began a project to include additional rooftop inspections of select facilities in order to evaluate the degree of BMP implementation and the need for additional outreach or enforcement efforts. The project will continue through next year.

The City also completed its "NOI Filers" project. This activity was aimed at increasing awareness among industrial facilities of their obligations under the State's General Industrial Activities Stormwater Permit. Review of this information has already been successfully incorporated into routine inspections and the City reports to the Water Board a list of facilities that have not yet filed under the State permit. This year, the City also completed a mass mailing to prospective facilities to alert them to the requirements. This mailing will be repeated and the project evaluated next year.

Trash (TRA)

This program element is implemented pursuant to the Program's Trash Work Plan and provision C.1 of the permit. The purpose of the Trash program is to address the litter and illegal dumping that threatens to pollute urban waterways. The impetus for this program was the 2001 Water Board Staff Report recommending that all urban creeks, lakes, and shorelines be placed on a monitoring list due to the threat of trash impairment to water quality. Activities associated with the Trash program since its inception in FY 02-03 include a survey of San Jose's established trash management services and programs and identification of litter hotspots.

Trash assessments, hotspot prioritization, and enhancements to trash management practices were the focus of activities during 2004-05. The hotspot list is comprised of Antilitter Program sites, parks, and homeless encampments located throughout the City. This year assessments were performed at hotspots within the Coyote watershed using standard protocol selected by the Program. The assessments provided useful information regarding the type and potential sources of trash found in and around urban creeks and offered insight into the effectiveness of existing trash management practices. The trash assessments revealed that existing trash management activities are sufficient at many locations assessed, but that enhancements are needed in others. Preliminary efforts to enhance trash management practices at high priority locations and in general to address potential impacts to creeks began in 2004-05.

This year the City of San Jose and the Santa Clara Valley Water District (District) executed a Memorandum of Agreement (MOA) for Trash Prevention and Removal (Trash MOA). Both the City and the District have individually established programs that entail trash removal from creek areas. The purpose of the Trash MOA is to formalize the commitment of the City and District to coordinate resources, when feasible, to remove trash in and near creeks. Among other provisions, the MOA calls for up to three partnered cleanup projects each calendar year. The trash cleanup projects are intended to take place at locations that fall outside the normal scope of operations of the City and District. During this reporting period, one such project occurred in an area along Coyote Creek with a large in-creek trash accumulation. Two additional cleanups are scheduled to take place in 2005.

Certification Statement

City of San José
FY 2004-2005 ANNUAL REPORT

Certification Statement

"I certify, under penalty of law, that this document and all attachments were prepared under my direction or supervision in accordance with a system designed to ensure that qualified personnel properly gather and evaluate the information submitted. Based on my inquiry of the person or persons who manage the system, or those persons directly responsible for gathering the information, the information submitted, is, to the best of my knowledge and belief, true, accurate, and complete. I am aware that there are significant penalties for submitting false information, including the possibility of fine and imprisonment for knowing violations."

Signature by Duly Authorized Representative:

RANDOLPH A. SHIPES
Deputy Director
Environmental Services Department
Watershed Protection

034525

This page intentionally left blank.

1. ICID: Illicit Connection / Illegal Discharge Inspection

1.A ICID Work Plan Self Evaluation Matrix

ITEM NO.	ACTIVITY	COMPLIANCE DATE	FY 04-05 STATUS	RESPONSIBLE PARTY
ICID 1	**Response to Complaints** The City of San José will respond to complaints regarding IC/ID dumping activities into the storm drain system and will ensure that the activity has ceased or is an allowable discharge**.**			
ICID 1.A.	Update database system to track IC/ID complaint information.	Done FY 02-03	Done FY 02-03.	ESD-WE
ICID 1.B.	Document to RWQCB annually the number of IC/ID complaints that City received, & that activity has ceased or is an allowable discharge.	Annually	Done. See 1.D ICID Summary Tables/Additional Information.	ESD-WE
ICID 1.C.	Document to the RWQCB annually follow-up activities from each IC/ID complaint response. (Table 1 in the Annual Report)	Annually	Done. See 1.D ICID Summary Tables/Additional Information.	ESD-WE
ICID 1.D.	Review effectiveness of standard operating procedures for responding to IC/ID complaints.	Annually	Done.	ESD-WE
ICID 1.E.	Work with SCVURPPP to refine administrative procedure for providing referrals to the Regional Board.	03/01/05	Pending activity by Program ICID AHTG. Anticipated new completion date: Spring 2006.	ESD-WE, Program
ICID 1.F.	Revise standard operating procedures to incorporate results of ICID 1E.	03/01/05	Pending completion of ICID 1E. Anticipated new completion date: Spring 2006.	ESD-WE, Program
ICID 2	**Investigations** The City of San José will conduct investigations of high priority areas. High Priority is defined as areas with a high potential for non-stormwater discharges to the City's collection system.			
ICID 2.A.	Identify high priority areas, primary types & sources of IC/ID pollution based on complaints, historical inspection records, inspector knowledge and monitoring information.	Annually	Done. Priority areas based on complaints received. All complaints are investigated.	ESD-WE
ICID 2.A.1	Perform GIS analysis on frequently occurring ICID sources and/or types.	FY 03-04	Done. See 1.D ICID Summary Tables/Additional Information.	ESD-UR
ICID 2.B.	Conduct investigations of high priority areas based on ICID 2A.	Ongoing	Done. See 1.D ICID Summary Tables/Additional Information. Additionally staff conducted outreach efforts in business areas that had consistent ICID complaints.	ESD-WE
ICID 2.C.	Document to the RWQCB that high priority areas have been conducted, per Table 2 in revised reporting format.	Annually	Done. See 1.D ICID Summary Tables/Additional Information.	ESD-WE
ICID 3	**Inspector Training** The City of San José will ensure that IC/ID inspectors are adequately trained in inspection procedures, documentation, and enforcement related to stormwater pollution prevention.			

ITEM NO.	ACTIVITY	COMPLIANCE DATE	FY 04-05 STATUS	RESPONSIBLE PARTY
ICID 3.A.	Conduct annual training for IC/ID inspectors.	Annually	Done. See 12.D: *Municipal Employee Training Summary* for details.	ESD-WE
ICID 3.B.	Provide and document on-the-job training and other training opportunities, such as inspection workshops.	Annually	Done. See 12.D: *Municipal Employee Training Summary* for details.	ESD-WE
ICID 3.C.	Review inspection training protocols to identify new training opportunities, approaches, and materials.	Annually	Done. During annual reviews and during the budget cycle ESD annually reviews the training and material needs for each inspector and the Watershed Enforcement section as a whole.	ESD-WE
ICID 4	**Outreach and Technology Transfer** The City of San José will distribute outreach and technology transfer material containing applicable control measures and/or BMPs to target parties responsible for IC/ID activities.			
ICID 4.A.	Develop and/or modify existing outreach material, as needed, based on report developed under ICID 4B	Ongoing, as needed.	Done. Six restaurant grease information sheets entitled 1) *Chemicals, Enzymes and Bacteria*, 2) *Power Operated Grease Removal Devices*, 3) *Grease Interceptor Maintenance*, 4) *Grease Trap Maintenance*, 5) *Maintenance Documentation Requirements* and 6) *Vapor/Ventilation Hood Cleaning* were printed in English. A poster entitled *Commercial Fats, Oils and Grease* was produced in English, Spanish and Vietnamese.	ESD-WE/Marcom
ICID 4.B.	Determine need for new outreach and technology transfer material by getting feedback from inspectors regarding 1) continuing problem activities 2) discharge types and 3) monitoring and complaint data, 4) usefulness of existing outreach and technology transfer material.	Ongoing	Done. Feedback from inspectors is collected during regular staff meetings. Needs are identified and responded to as priorities and budget allow. *Preventing Storm Drain Pollution* was translated into Spanish and Vietnamese. The *Draining Pools and Spas* brochure was reprinted in English.	ESD-WE and UR
ICID 4.C.	Document to RWQCB that outreach technology transfer material and/ or BMPs have been distributed; tracked in Urban Runoff database.	Annually	See 11.D: *PIP Activities* for a count of outreach and technology transfer materials distributed as part of inspection activities.	ESD-UR
ICID 4.D.	Develop and implement standard operating procedures to gather customer feedback on IC/ID services.	Development Done FY 02-03 Implementation Ongoing	Customer feedback cards are routinely distributed to ICID complainants. See Section 11 A, Item PIP 2.B 1 for details.	ESD-WE
ICID 5	**SOPs Effectiveness Evaluation** The City of San José's Watershed Enforcement staff will review and evaluate the effectiveness of its SOPs in responding to complaints regarding illicit connections and illegal discharge dumping activities into the storm drain system.			
ICID 5.A.	Document and evaluate effectiveness of SOPs	Annually	Done and ongoing. Outreach was added as a standard element to areas that have consistent ICID reports.	ESD WE
ICID 5.B.	In Annual Report, document and evaluate what worked well and what needs improvement.	Annually	See 1.B: ICID Program Evaluation.	ESD WE

1.B ICID Program Evaluation

Figure 1 illustrates the distribution of ICID incident types for Residential, Commercial, Industrial, Automotive, Food, Construction, and Public facilities.

The number of vehicle and equipment leaking incidents is up slightly to 137 from a total of 123 last year. This type of incident continues to be the leading incident type investigated in residential areas and residential areas lead in the total number of complaints at 371. (See Section 1.D ICID Summary Tables/Additional Information). In FY 05-06 staff will analyze geographically the residential complaint data and examine whether there are clusters of complaints originating from specific residential areas in the City. The Strong Neighborhoods Initiative (SNI) is a partnership between the City of San José, the Redevelopment Agency (RDA) and San José's residents and business owners to strengthen the City's neighborhoods by building clean, safe and strong neighborhoods with independent, capable and sustainable neighborhood organizations. SNI may be a good venue to engage the community about the ICID Program.

The number of construction related incidents was down significantly from 117 last fiscal year to 73 this year. Staff in ESD, PW, and PBCE all coordinated their efforts to more effectively prevent construction related incidents. Please see the CON section for details.

Targeted Outreach Efforts in FY 04-05

Staff focused on outreach this fiscal year and conducted a number of targeted outreach activities in an effort to reduce the number of ICID calls which reached a high of 1,437 cases in FY 99-00. Through targeted outreach activities, the number of ICID calls has been significantly reduced and staff continues to work towards further reducing the number of calls.

Outdoor Events Coordination

Over the last year, Watershed Enforcement has responded to a number of complaints regarding outdoor events and the lack of BMPs or illegal discharges to storm drains. In cooperation with the City's Office of Cultural Affairs, inspection staff now attends all "pre-event meetings" for outdoor events, in an effort to improve customer service and help prevent pollution through education. WE staff identify potential sources of stormwater contamination at events and recommend measures to alleviate them and also distribute outreach material relating to storm drain pollution prevention.

On-site Training at Kings Row Properties

Kings Row is an acronym given to an area of San José that has several Commercial/Industrial businesses on a private property off Kings Row (street). Over the last few years, this area had on-going issues with illegal discharges to the storm drains, with poor housekeeping practices by the businesses. As part of on-going monitoring and enforcement, Watershed Enforcement staff conducted an information/training meeting on April 28, 2005, with all the tenants to educate them on stormwater regulations and possible enforcement actions. The training was offered in response to requests from property owners and managers who felt that this kind of training from City staff would be effective in raising awareness among the business owners and operators.

Stormwater Training for Grand Century Mall

Watershed Protection staff provided an on-site training in Vietnamese at Grand Century Mall in San José to train the food-related tenants about best housekeeping practices to prevent storm drain pollution. This site has an ongoing history of illegal dumping of wash water to the storm drain and some grease related problems in the sanitary sewers. Grease related educational material was distributed at this training as well.

Significant clean ups

ESD Enforcement staff also cleaned up a number illegal non-hazardous dumping cases on both the Los Gatos and Coyote Creek and coordinated with other City departments to clean up a storm line on Leo Avenue and a suspected methamphetamine laboratory.

Los Gatos Creek Illegal Dumping Cleanup

Watershed Enforcement staff responded to a complaint about illegal dumping of possible auto fluids along the bank of Los Gatos Creek, at Home Street. Six, 5-gallon containers of waste oil were dumped onto the creek banks. Staff coordinated with the Fire Department (HIT) to remove the raw material. ESD contracted services to provide environmental remediation of the effected soil. The effort was also coordinated with DOT, which provided the services for removal and replacement of the barricades and fence at the end of the street, to provide access for the remediation work.

Coyote Creek Illegal Dumping Cleanup

Staff responded to a call from the Santa Clara Valley Water District about "blue" colored water in the Coyote Creek. ESD coordinated with DOT to pump the contaminated water out of the creek and into the sanitary sewer system. Investigation led the source to be possible dumping from charter buses that operate out of a shopping mall parking lot in East San José. Staff is in the process of identifying the responsible parties to pursue enforcement.

Coyote Creek Trail Cleanup

Watershed Enforcement received a concerned citizen complaint regarding trash accumulation and dumping along the Coyote Creek trail, south of Capitol Expressway. Upon investigation, it was found that the problem spanned the entire length of the trail and included several sources, including homeless encampments and large item dumping by vehicles driving onto the creek banks. ESD coordinated with PRNS, DOT and GSA to close breaches in the fences, pick-up trash and eliminate the homeless encampments. An onsite meeting on February 1, 2005, showed that majority of the trash has been eliminated. The complaining party had also been sent information about the City's Adopt-a-Creek program to encourage neighborhood participation in creek and trail maintenance.

Environmental Support for Illegal Drug Lab Cleanup

Watershed Enforcement staff provided support and environmental investigation services related to a suspected methamphetamine laboratory operation in South San José on May 20, 2005. The Santa Clara County Department of Environmental Health requested assistance at the site to investigate and sample for possible illegal dumping of chemicals into the sanitary or storm sewer related to the activities. Staff also answered questions from news reporters related to environmental activities involved with the investigation of the site.

Figure 1. Total Number of Incidents by Type

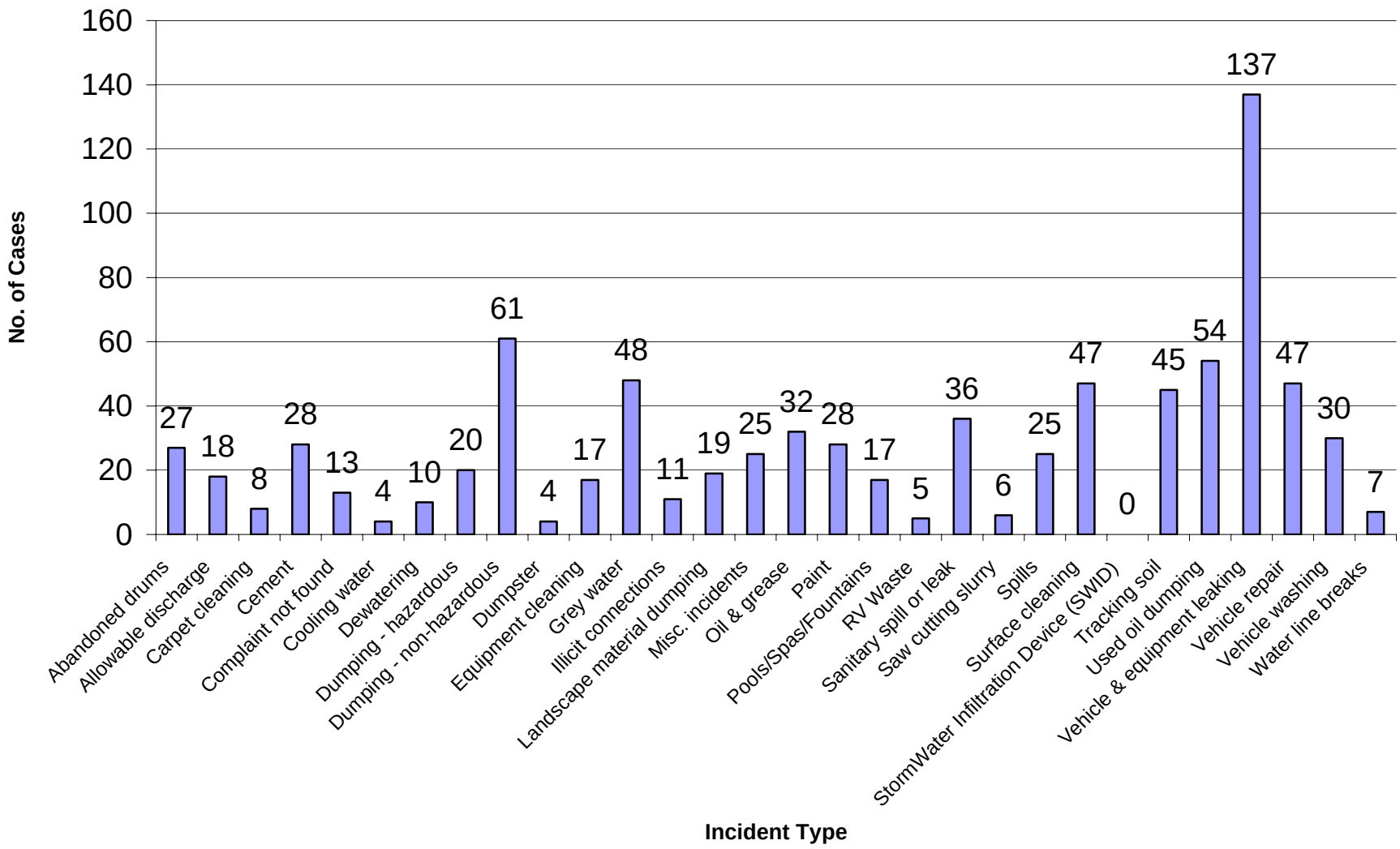

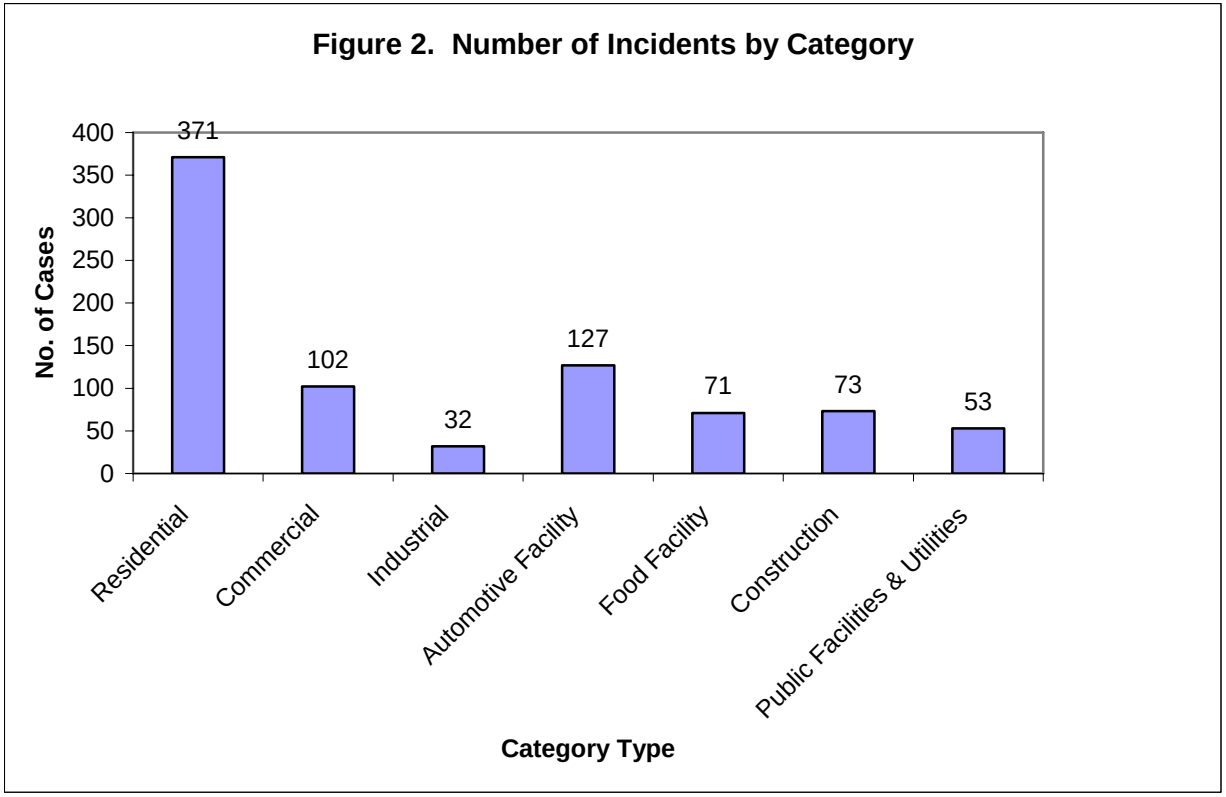

1.C ICID Response to Water Board Comments

No comments received from Water Board on this Program Element.

1.D ICID Summary Tables / Additional Information

Incident Types by Potential Source of Incident

Incident Type	Residential	Commercial	Industrial	Automotive Facility	Food Facility	Construction	Public Facilities & Utilities	Totals
Abandoned drums	4	2	1	20	0	0	0	**27**
Allowable discharge	5	3	0	1	1	2	6	**18**
Carpet cleaning	3	3	0	2	0	0	0	**8**
Cement	16	2	0	2	0	7	1	**28**
Complaint not found	11	0	0	1	1	0	0	**13**
Cooling water	1	1	0	0	1	1	0	**4**
Dewatering	0	2	1	0	0	4	3	**10**
Dumping - hazardous	8	3	2	1	3	1	2	**20**
Dumping - non-hazardous	22	7	7	7	2	8	8	**61**
Dumpster	1	0	0	0	2	0	1	**4**
Equipment cleaning	3	3	1	6	3	0	1	**17**
Grey water	20	7	0	4	15	1	1	**48**
Illicit connections	5	3	2	0	0	0	1	**11**
Landscape material dumping	13	0	1	0	1	3	1	**19**
Misc. incidents	12	7	3	0	1	0	2	**25**
Oil & grease	4	3	0	5	17	0	3	**32**
Paint	19	3	1	1	0	3	1	**28**
Pools/Spas/Fountains	13	2	0	2	0	0	0	**17**
RV Waste	3	2	0	0	0	0	0	**5**
Sanitary spill or leak	19	4	0	0	5	1	7	**36**
Saw cutting slurry	1	2	0	0	1	2	0	**6**
Spills	10	4	1	3	3	1	3	**25**
Surface cleaning	10	11	1	8	9	7	1	**47**
StormWater Infiltration Device (SWID)	0	0	0	0	0	0	0	**0**
Tracking soil	3	4	0	5	0	31	2	**45**
Used oil dumping	36	4	5	6	2	0	1	**54**
Vehicle & equipment leaking	91	5	4	35	0	1	1	**137**
Vehicle repair	28	6	1	11	0	0	1	**47**
Vehicle washing	9	9	1	7	4	0	0	**30**
Water line breaks	1	0	0	0	0	0	6	**7**
Totals	***371***	***102***	***32***	***127***	***71***	***73***	***53***	***829***

Workload Summary

Workload	04-05	03-04	02-03	01-02	00-01	Definitions
Total Cases	829	716	925	885	953	Total number of ICID reports received by complainants. Effective FY04-05 this category excludes complaints redirected to other agencies.
Total Investigations	1,359	939	1,926	1,635	1,579	This number is the sum of inspections for complaints/cases filed in the reporting fiscal year. This includes initial and follow up inspections.
Carry over Cases	53	102	87	45	64	The number of cases still open at the end of fiscal year.

Complainant Source Summary

# Cases By Complainant Source	04-05	03-04	02-03	01-02	00-01	Definitions
ICID Inspectors	25	123	243	22	--	Environmental Services Department staff employed in Watershed Protection Division, Environmental Enforcement.
City Staff	281	114	176	163	--	Any employee of the City of San José.
Other Agency	33	19	29	24	--	Any government agency other than the City of San José.
Citizen Complaints	434	359	476	518	--	Any person residing or working in the City of San José.
Other	56	101	1	15	--	Any complainant that is not included in the above source types.
Total	829	716	925	742	--	
How Complainants Heard about Program (PIP)	**04-05**	**03-04**	**02-03**	**01-02**	**00-01**	
Storm Drain Stencil	43	43	--	--	--	
City Operator/411	25	21	--	--	--	
Complainant is a City Employee	311	202	--	--	--	
Outside Agency	25	20	--	--	--	
Have filed complaint before	41	50	--	--	--	
N/A	197	211	--	--	--	
Other	187	169	--	--	--	
Total	829	716	--	--	--	

Enforcement Summary

Total Enforcement Actions Taken	04-05	03-04	02-03	01-02	00-01	Definitions
Total BMPS	1,054	1,061	1,726	--	--	Total Number of BMPS Distributed
Verbal Notice	285	173	334	330	--	Verbal warning providing information for corrective actions
Warning Notice	357	234	375	293	368	Written letter providing information for corrective actions (In San José this is an Official Warning Notice.)
Administrative Action	N/A	0	0	0	--	Official letter describing requirements and consequences (a Compliance Order in San José, which is no longer used.)
Administrative Action with Penalty &/or Fine	12	6	12	9	10	Administrative actions, including fines (In San José this is an Administrative Citation.)
Criminal Action	0	0	0	0	--	Legal actions
Referral for Enforcement	0	0	0	0	--	Refer case to agency with enforcement powers
Referral for other reason	24	1	105	136	--	Refer case to internal or external agency for cleanup, information or jurisdictional reasons.
Cases by #Inspections	**04-05**	**03-04**				**Definitions**
One Inspection	485	530				Number of Cases requiring one total inspection to achieve compliance
Two Inspections	241	160				Number of Cases requiring two total inspections to achieve compliance
Three Inspections	62	17				Number of Cases requiring three total inspections to achieve compliance
Four Inspections	27	2				Number of Cases requiring four total inspections to achieve compliance
Five or More Inspections	14	6				Number of Cases requiring five or more total inspections to achieve compliance
Total	829	716				
Cases by Highest Level of Enforcement Action	**04-05**	**03-04**				**Definitions**
No Enforcement Action	279	83				Cases with no Enforcement Action taken
BMP Distribution	93	129				Cases with BMPs Distributed as the highest Enforcement Action to achieve compliance
Verbal Notice	155	310				Cases with Verbal Notice as the highest Enforcement Action to achieve compliance
Warning Notice	290	190				Cases with Warning Notice as the highest Enforcement Action to achieve compliance
Administrative Citation	12	4				Cases with Administrative Citation as the highest Enforcement Action to achieve compliance
Criminal Action	0	0				Cases with Criminal Action as the highest Enforcement Action to achieve compliance
Total	829	716				

This page intentionally left blank.

2. IND: Industrial & Commercial Discharges

2.A IND Work Plan Self Evaluation Matrix

ITEM NO.	ACTIVITY	COMPLIANCE DATE	FY 04-05 STATUS	RESPONSIBLE PARTY
IND 1	**Notice of Intent (NOI) Filers** The City of San José will conduct inspections of those facilities that have filed an NOI with the State and appear on a list provided by the State.			
IND 1.A.	Annually, obtain NOI filer database from State with annual information, review information and identify new NOI facilities for inspection next year.	Annually	Done. List obtained and incorporated in 7/04.	ESD-WE
IND 1.B.	Conduct and document initial inspections of NOI Filers within one year using the inspector checklist form to determine exposure and assign a future inspection frequency to each facility accordingly. Document whether the facility had submitted an NOI, and whether a SWPPP and a SWMP were on site.	Ongoing	Done. See 2.D IND Summary Tables/Additional Information.	ESD-WE
IND 1.C.	Conduct & document annual inspections of facilities determined to have exposure in accordance with inspection frequency schedule.	Ongoing	Done. See 2.D IND Summary Tables/Additional Information.	ESD-WE
IND 1.D.	Collect information during inspections on the potential for stormwater pollution at industrial and commercial facilities in order to determine the appropriate inspection frequency for the various facilities.	Deleted FY 04-05	Work Plan item deleted FY 04-05; activity is ongoing under IND 1.B.	ESD-WE
IND 1.E.	Conduct & document inspections of facilities that need to file an NOI at least once every five years for facilities determined have exposure in accordance with inspection frequency schedule. Enter inspection information from the inspector facility audit form onto the database.	Ongoing	Done. See 2.D IND Summary Tables/Additional Information.	ESD-WE
IND 1.F.	Collect information during inspections on the potential for stormwater pollution at industrial and commercial facilities in order to determine the appropriate inspection frequency for the various facilities	Deleted FY 04-05	Work Plan item deleted FY 04-05; activity is ongoing under IND 1.E.	ESD-WE
IND 1.G.	Update the database to track the inspection information from the inspector checklist and to include all NOI filer SIC codes required by the Industrial Activities Storm Water General Permit	Ongoing	Done. Originally, the system had the capability to track and report multiple SIC categories for each facility which resulted in a difference between the total number of facilities inspected and the number of IND facilities categorized. In order to remedy this issue, staff defined primary SIC Codes for each facility. Facilities are categorized according to their assigned primary SIC Code and inspected accordingly. This refinement to inspection procedures and the database has successfully eliminated	ESD-WE

ITEM NO.	ACTIVITY	COMPLIANCE DATE	FY 04-05 STATUS	RESPONSIBLE PARTY
			duplication.	
IND 2	**Non-Filer Investigations** The City of San José will inspect industrial facilities that may be subject to general permit requirements but are not found on the NOI filer list provided by the State.			
IND 2.A.	Identify industrial facilities that conduct activities with the SIC codes listed in the IND SOPs.	Annually	Done July 2004: Determined the Inspection schedule for the year based on the IND SOP.	ESD-WE
IND 2.B.	Develop a list of facilities targeted for inspection during upcoming year that may be subject to general permit requirements for NOI based on business licenses, etc.	Annually	Done, July 2004: Determined the Inspection schedule for the year based on the IND SOP.	ESD-WE
IND 2.C.	Conduct and document initial inspections of industrial facilities with the SIC codes listed referenced in IND 2A, using the inspector checklist form to document whether the facility "has exposure" or "no washing/no service" facility, whether the facility had submitted an NOI, and whether a SWPPP and a SWMP were on site.	Ongoing	Done. See 2.D IND Summary Tables/Additional Information.	ESD-WE
IND 2.D.	Conduct & document annual inspections of facilities determined to be Significant Facilities in accordance with implementation schedule. Add the facility to appropriate database(s) and assign an inspection frequency. If the facility inspected is determined to need to file an NOI and is not able to provide an NOI, SWPPP or SWMP, refer to the RWQCB.	Ongoing	Done. See 2.D IND Summary Tables/Additional Information.	ESD-WE
IND 2.E.	Work with the Program's Industrial Inspection Ad Hoc TG on an Administrative procedure for providing referrals to the Regional Board and document providing referrals to the Regional Board for facilities with significant problems.	Pending Implementation by Program	Pending activity by Program IND AHTG. Anticipated new completion date: Spring 2006.	ESD-WE
IND 3	**City Regulated Facilities** The City of San José will conduct inspections of City Regulated facilities as identified below: Food Service Facilities: 2 or more AOCs* over a rolling three year time period - Every year 1 AOC over a rolling three year time period – Every two (2) years 0 AOCs over a rolling three year time period - Every three (3) years All other City-regulated Facilities: 2 or more AOCs* over a rolling five year time period – Every year 1 AOC over a rolling five year time period – Every two (2) years 0 AOCs over a rolling five year time period but have exposure – Every five (5) years 0 AOCs over a rolling five year time period with no exposure or potential for exposure – No further inspections Facilities for which a referral or ICID complaint is received: As soon as practicable for violations and every year until they meet the above criteria.			
IND 3.A.	Determine industrial/commercial facilities identified in the IND SOPs	Annually Q1	Done, July 2004: Determined the Inspection schedule for the year based on the IND SOP.	ESD-WE

ITEM NO.	ACTIVITY	COMPLIANCE DATE	FY 04-05 STATUS	RESPONSIBLE PARTY
IND 3.B.	Conduct and document inspections of City Regulated facilities, other than food service facilities, at least once every five (5) years in accordance with the inspection frequency schedule. If determined to have no impact or no potential for pollution, will not be scheduled for future inspection.	Ongoing	Done. See 2.D IND Summary Tables/Additional Information.	ESD-WE
IND 3.C.	Conduct and document inspections of City Regulated food service facilities at least once every three (3) years. Initial approved performance standards require inspections every three years. If determined to have no impact or no potential for pollution, will not be scheduled for future inspection.	Ongoing	Done. See 2.D IND Summary Tables/Additional Information.	ESD-WE
IND 3.D.	Conduct and document inspections for which a referral or complaint was received within one year. After the inspections, enter the information from the inspector facility inspection report onto the database.	Ongoing	Done. See 2.D IND Summary Tables/Additional Information.	ESD-WE
IND 3.E.	Develop a database to track the inspection information from the inspector facility inspection report.	Done FY 02-03	Done FY 02-03.	ESD-WE
IND 3.E.1.	Implement new Environmental Enforcement Data Management System.	Done FY 03-04	Done FY 03-04.	
IND 3.F.	Revise database to track inspection information from inspector facility inspection report and to include new industrial program categories.	Done FY 03-04	Done FY 03-04.	ESD-WE
IND 3.G.	For B, C, D, and E, collect information during inspections on the potential for stormwater pollution at City Regulated facilities in order to determine the appropriate inspection frequency for the various facilities.	Ongoing	Done. Areas of Concern (AOC) determine inspection frequency. AOCs are identified during inspection.	ESD-WE
IND 3.H.	Develop an inspection frequency plan to track frequency of inspections. Implement & update, as needed, the inspection frequency plan.	Done FY 01-02 Implementation Ongoing Updated as Needed	Done FY 01-02. Areas of Concern (AOC) determine inspection frequency. AOCs are identified during inspection.	ESD-WE
IND 4	**Compliance** The City of San José will conduct industrial/commercial inspections to determine the existence of discharges or threatened discharges, which are illegal under local ordinances. The facility operator will be notified of observed areas of concern to be corrected and/or if official action on violations is necessary, it will take place under local enforcement procedures.			
IND 4.A.	Document facilities that have enforcement actions, and the type of enforcement actions, conducted for the existence of discharges or threatened discharges that	Ongoing	Done. See 2.D IND Summary Tables/Additional Information.	ESD-WE

ITEM NO.	ACTIVITY	COMPLIANCE DATE	FY 04-05 STATUS	RESPONSIBLE PARTY
	are illegal under local ordinances.			
IND 5	**Training** The City of San José will ensure that industrial/commercial inspectors are adequately trained in inspection procedures, documentation, and enforcement related to stormwater pollution prevention.			
IND 5.A.	Develop training procedures.	Done	Done FY 04-05. A comprehensive training manual was developed for use along with the new database. Inspection procedures will be updated to reflect the use of the new database.	ESD-WE
IND 5.B.	Conduct initial training based on the training procedures for industrial/commercial inspectors.	As Needed	Done. See 12.D: *Municipal Employee Training Summary* for details.	ESD-WE
IND 5.C.	Provide on-the-job training and other training opportunities such as industrial/commercial inspection workshops.	Ongoing	Done. See 12.D: *Municipal Employee Training Summary* for details.	ESD-WE
IND 6	**Outreach** The City of San José will help develop and distribute outreach and technology transfer material containing applicable control measures and/or BMPs to industrial/commercial facility operators responsible for IND activities.			
IND 6.A.	Identify and list existing outreach and technology transfer material. Distribute applicable outreach and technology transfer material to industrial/commercial facility operators. Document to the RWQCB that outreach and technology transfer material and/or BMPs have been distributed, as needed, to industrial/commercial facility operators.	Annually Distribution Ongoing	Done. Outreach materials are listed in Appendix A of the City's URMP. See 11.D: *Outreach Materials Distributed* for a count of outreach and technology transfer materials distributed as part of Inspection activities.	ESD-UR
IND 6.B	Determine usefulness of outreach and technology transfer materials by obtaining feedback from industrial/ commercial facilities. Obtain feedback from inspectors about the effectiveness of existing outreach and technology transfer material.	As Needed	Done. Feedback from inspectors is collected during regular staff meetings. Needs are identified and responded to as priorities and budget allow.	ESD-UR
IND 7	**NOI Filers Effectiveness Evaluation** The City of San José's Watershed Enforcement staff will review and evaluate the effectiveness of its NOI Filers inspections procedures and database tracking system.			
IND 7.A.	In the Annual Report document and evaluate the effectiveness of NOI Filers inspections procedures.	Annually	Done. NOI filers are inspected in a similar manner as all facilities. These procedures were updated to include a better mechanism for determining whether a facility needs to file for an NOI if conditional.	ESD-WE
IND 7.B.	In the Annual Report document and evaluate the effectiveness of the NOI Filers database tracking system.	Annually	The NOI filer database tracking system identifies whether facilities are conditional or not and includes a special button for indicating if there is any potential for exposure.	ESD-WE

ITEM NO.	ACTIVITY	COMPLIANCE DATE	FY 04-05 STATUS	RESPONSIBLE PARTY
IND 7.C.	In the Annual Report document and evaluate what worked well and what needs improvement.	Annually	Done. See 2.D IND Summary Tables/Additional Information.	ESD-WE

2.B IND Program Evaluation

The goal of the IND Program Element is to reduce storm drain pollution from commercial and industrial facilities through inspection. The Environmental Enforcement Section of the Watershed Protection Division is primarily responsible for inspecting over 3,000 businesses in San José each year.

Business License Outreach

Due to the City's outreach program regarding business licenses, 3,500 new applicable businesses were identified. This constitutes an increase of new businesses by over 300%. In light of this large increase and the desire to keep facility inspections equitable annually and to avoid creating a peak year, inspections for these facilities were distributed over three years. This fiscal year, staff inspected approximately 800 of these new businesses. In FY 05-06, approximately 1,700 are scheduled for inspection and the remainder will be complete in FY 06-07. Although the business outreach effort resulted in very large increase in number of inspections and a growing caseload for inspectors, staff has successfully integrated these additional inspections with the existing workload.

SIC Codes and Database

In 2003, the new Environmental Enforcement Data Management System (EEDMS) was implemented. This system utilizes handheld personal digital assistant (PDAs) for field inspections and data collection. Originally, the system had the capability to track and report multiple SIC categories for each facility which resulted in a difference between the total number of facilities inspected and the number of IND facilities categorized. In order to remedy this issue, staff defined primary SIC Codes for each facility. Facilities are categorized according to their assigned primary SIC Code and inspected accordingly. This refinement to inspection procedures and the database has successfully eliminated duplication.

Food services

FY 04-05 marks the end of 3-year period of food service inspections. All of the food service facilities in San José have been inspected on schedule. This represents over 3,000 additional businesses that were inspected on time and on schedule. The first year of the program represented a large learning curve for food service operators in the City; however, by the end of the third year, most food service facilities inspected had a general awareness of stormwater issues related to their business type. Staff credits this awareness to successful outreach efforts to the industry.

Over the course of the past three years, staff found that housekeeping measures were generally well done. This could be largely in part due to frequent Health Department inspections and regulations. The major issue related to food service inspections was, not surprisingly, fats, oils and grease (FOG). As a result, staff has developed a toolkit for inspectors for food facilities which includes outreach materials on fats, oils and grease and grease management. Additionally, senior staff is refining the restaurant inspection to incorporate requirements of a sanitary sewer management plan (SSMP) and a FOG Program. A number of inspectors attended training specifically related to FOG.

2.C IND Response to Water Board Comments

No comments received from Water Board on this Program Element.

2.D IND Summary Tables / Additional Information

IND Summary Tables

Overall Facility Inspection Totals	04-05	03-04	02-03	01-02	00-01	Description of item
Facilities Subject to Inspection in database	6,164	4,991	3,943	3,924	3,031	All facilities in the database that require inspections to meet the performance standard, whether or not they are scheduled for inspection in the current year. This includes both city-regulated and GIASP facilities. This excludes facilities that the City has determined are not subject to future inspection based on a determination that there was no exposure, incorrect SIC, etc.
Facilities Scheduled for Inspection	3,020	3,022	2,500	1,743	2,501	All facilities that were determined to need inspection by existing schedule date and imports from business license, Harris Info, and NOI filers state listing for reporting year.
Facilities Inspected	3,029	2,872	2,210	1,720	2,172	All facilities subject to inspection that were inspected. Also described as number of cases.
Other City Regulated Facilities	51	26	30	43	63	These facilities had an Illicit Connection Illegal Dumping complaint filed against them, so now are scheduled to receive an industrial/commercial inspection as per IND 3D.
Facilities Scheduled for Inspection the following fiscal year	3,237	3,144	3,132	2,500	884	All facilities subject to inspection for the following fiscal year.

Status of GIASP Implementation	04-05	03-04	02-03	01-02	00-01	Description of item
Board Referrals						
New NOI Filers	4	20	9	260	665	Total industrial facilities in San José with new NOI filed according to Water Board Database as of July 2004. Prior to 02-03, data included all Active NOI filers; not just new ones.
New NOI Filers Inspected	4	17	9	N/A	N/A	Of the Facilities referred to the City by the Water Board, the number inspected during the fiscal year.
Inspections						
Potential NOI Facilities	746	521	544	N/A	N/A	Of the Facilities scheduled for inspection during the fiscal year, the number that may be subject to GIASP provisions
Have Filed	96	126	110	N/A	N/A	Of the Facilities inspected, the number that have filed.
SWPPP or SWMP on-site	87	149	108	N/A	N/A	Per IND 1B and IND 2C, the number of facilities having a SWPPP or SWMP on-site
Need to File	90	26	122	98	144	Of the Facilities inspected, the number determined to need to file in accordance with the GIASP. These facilities are listed in 2.D Companies Requiring NOI Based on SIC But Have Not Filed AND Companies Requiring NOI Based on Exposure But Have Not Filed.
Do Not Need to File (Conditional - No Permit Required)	560	279	164	465	665	All facilities that were determined to need an inspection per the GIASP with findings of no permit required.
Closed/Moved Facilities	248	521	447	N/A	N/A	NOI facilities no longer in operation.

Enforcement Actions Summary

TOTAL ENFORCEMENT ACTIONS TAKEN	04-05	03-04	02-03	01-02	00-01	DESCRIPTION OF ITEM
AOCs	2,591	2,624	1,790	1,069	701	Area of concern with a compliance date and any enforcement action activity.
BMPs Distributed	6,890	5,796	4,267	1,878	2,154	Number of BMPs issued as part of Enforcement.
Verbal Warning	1,280	1,927	753	N/A	N/A	Verbal warning providing information for corrective actions. An inspection report accompanies each verbal warning.
Official Warning Notice	384	162	77	N/A	N/A	Written letter providing information for corrective actions.
Administrative Action with Penalty &/or Fine	15	3	3	N/A	N/A	Administrative actions, including fines (In San José this is an Administrative Citation.)
Criminal Action	0	0	0	N/A	N/A	Legal actions
Referral for Enforcement	0	0	0	N/A	N/A	Refer case to agency with enforcement powers.
Referral for other reason	0	0	4	N/A	N/A	Refer case to internal or external agency for cleanup, information or jurisdictional reasons.

HIGHEST ENFORCEMENT ACTION TAKEN	04-05	03-04	DESCRIPTION OF ITEM
No Enforcement Action	780	835	Cases with no Enforcement Action taken
BMPs Distributed	939	850	Cases with BMPs Distributed as the highest Enforcement Action to achieve compliance
Verbal Warning	1,045	1,064	Cases with Verbal Notice as the highest Enforcement Action to achieve compliance
Warning Notice	255	120	Cases with Warning Notice as the highest Enforcement Action to achieve compliance
Administrative Citation	10	3	Cases with Administrative Citation as the highest Enforcement Action to achieve compliance
Criminal Action	0	0	Cases with Criminal Action as the highest Enforcement Action to achieve compliance
Total	3,029	2,872	All facilities subject to inspection that were inspected. Also described as number of cases.

INSPECTIONS REQ'D FOR COMPLIANCE	04-05	03-04	DESCRIPTION OF ITEM
One Inspection	2,132	2,057	Number of Cases requiring one inspection to achieve compliance
Two Inspections	675	535	Number of Cases requiring two inspections to achieve compliance
Three Inspections	162	158	Number of Cases requiring three inspections to achieve compliance
Four Inspections	45	59	Number of Cases requiring four inspections to achieve compliance
Five Inspections or More	15	63	Number of Cases requiring five inspections or more to achieve compliance
No Inspections	0	0	Number of Cases requiring zero inspections (These are duplicates and facilities determined to be non-existent by Business List and phone calls)
Total	3,029	2,872	All facilities subject to inspection that were inspected. Also described as number of cases.

IND Facility Categories for the City of San José

(Developed by AHTG to use for Program-wide Reporting, September 7, 2001 Memo's 17 categories + 3 City categories)

CATEGORY #	PROGRAM CATEGORY	CURRENT AHTG MUNICIPAL CATEGORY	SCHEDULED	ACTUAL
1	Automotive	Automotive sales, engine and body repair, gas stations, car washes, parking, vehicle services	488	497
2	Food Service	Eating and drinking establishments, including cafeterias, delis, bakeries, mobile food	1,590	1,573
3	Paint Facilities	Manufacturing and retailing	1	1
4	Dry Cleaners	Dry cleaners	52	56
5	Cleaning Services	Mobile washers, building cleaning, carpet cleaning	4	5
6	Pesticide Facilities	Manufacturing and retailing; pesticide applicators	3	3
7	Machine Shops	Industrial machinery and equipment	99	100
8	Metal Manufacturing	Metal fabricating, finishing, plating, metal work (40 CFR 413, 433)	59	59
9	Electric/Electrical Components	Manufacturing (40 CFR 469)	96	95
10	Construction/ Building	Retail, trade contractors, construction, landscape and garden businesses	9	9
11	Local Transit; Highway Transport	Electric, Gas and Sanitary Services, Trucking Industries	194	193
12	Recycling yards	Assembling, breaking up, sorting and wholesale distribution of scrap and waste materials. This includes auto wreckers engaged in dismantling automobiles for scrap.	21	21
13	Auto Dismantlers	Dismantling motor vehicles for the purpose of selling parts.	4	3
14	Concrete/Stone/Clay Products	Manufacturing cement, structural clay products, pottery, concrete and gypsum products, cut stone, abrasive and asbestos products, and other products from materials taken principally from the earth in the form of stone, clay and sand.	118	120
15	Corporation Yards	PG&E, Caltrans, School bus, VTA, Municipal	0	0
16	Landfills	Dumps; Garbage collecting, destroying and processing; Landfill; Rubbish collection and disposal.	10	10
17	Wood Furniture & Other Products	Manufacturing finished articles made entirely or mainly of wood or related materials.	18	17
18	Chemical Manufacturing	Manufacturing/producing basic chemicals, chemical products to be used in further manufacture (synthetic fibers, etc.) and finished chemical products to be used for ultimate consumption or as materials or supplies in other industries (such as cosmetics, soaps, fertilizers)	6	6
19	Misc. Manufacturing	Caskets, Furniture, Glass, Jewelry/Precious Metal, Manufacturing Industries-NEC, Medical, Office & Store Fixtures, Paper, Petroleum & Coal, Pharmaceuticals, Rubber & Plastics, Signs, Toys & Sports	127	128
20	Other	**Other includes:** Air Conditioning Services, Amusement Parks, Chiropractors, Commercial Areas, Florist, Hazardous Waste, Laboratories, Laundries, Medical and Dental Labs, Miscellaneous, Petroleum Pipelines, Petroleum Refining, Photographic/Printing, Property Management, Radiologists, Steam Electric Power Generation (per permit), Storage, Veterinarians, Welding/Iron Works, Welding Repair, Winery, and Underground Storage Tanks and unspecified SIC Code.	122	133
		TOTAL	3,020	3,029

Companies Requiring NOI Based on SIC But Have Not Filed

Facility Number	SIC	Business Name	St Num	Dir	Street Name	Type	Bldg
1218	4959	Acme & Sons Sanitation, Inc.	1880	S	7TH	St	
9076	3281	MARBLE CREATIONS	1781		JUNCTION	Ave	
11825	3281	HV GRANITE & MARBLE COMPANY	146		GOBLE	Ln	
11977	3315	SECURITY CONTRACTORS SERVICES	170	N	28TH	St	
11996	2499	VIKING DOOR CO	1060	S	5TH	St	
12063	2441	TRANS-PAK INC	520		MARBURG	Way	
12281	4953	SILVER SPURS HAULING SVCS	719		HIGH GLEN	Dr	
12305	3281	The BARRAGANS	1761		JUNCTION	Ave	
12536	2400	BAY AREA LUMBER INC	50		UMBARGER	Rd	
12665	3269	SOUTH BAY MATERIALS	1781		ANGELA	St	
12671	5093	METALS WEST	1436		STATE	St	
12733	2952	METACRYLICS	142	N	27TH	St	
12794	5093	CITY METALS RECYCLING	11665		BERRYESSA	Rd	
13652	4950	DANEL HAULING & CLEANING	792		DELAWARE	Ave	
14561	2400	AMBERWOOD PRODUCTS	1555	S	7TH	St	
14561	2400	AMBERWOOD PRODUCTS	1555	S	7TH	St	
14655	3211	J T RENCHARD STUDIO POTTER	14271		WYRICK	Ave	
14944	4950	TWENTY/TWENTY RECYCLE CENTER	1771	E	CAPITOL	Expy	
15167	5093	BAY VALLEY ENVIRONMENTAL	1475		CHAVEZ	Way	
15436	5093	TOYOTA TRUCK & 4X4 DISMANTLE	991		BERRYESSA	Rd	
15608	5093	DELEON, FELIX TOWING	1749	S	10TH	St	
15869	3200	FIRE CLAY TILE	495	W	JULIAN	St	
16422	3272	DIAMOND STONE PRODUCTS	1625	S	SEVENTH	St	
17156	4955	J S HAULING	479		WASKOW	Dr	

Companies Requiring NOI Based on Exposure But Have Not Filed

Facility Number	SIC	Business Name	St Num	Dir	Street Name	Type	Bldg
307	3672	Dynamic Details, Inc	1831		TAROB	Ct	
840	4111	Santa Clara County Trans. Agency 7th	2240	S	7TH	St	
907	3471	Superior Metal Finishers	414		UMBARGER	Rd	A
967	2653	Golden Bear Packaging, Inc.	740	N	10TH	St	

Facility Number	SIC	Business Name	St Num	Dir	Street Name	Type	Bldg
1039	3672	United Plating	810		PARK	Ave	
1159	3471	Triad Tool And Engineering, Inc.	1750		ROGERS	Ave	
1178	3600	General Electric Company	175		CURTNER	Ave	
1281	4500	Federal Express Corporation RHVA	710		DADO	Ave	
1298	3674	OSRAM Opto Semiconductors, Inc.	3870	N	FIRST	St	
1346	3499	Johnson Matthey, Inc	1070		COMMERCIAL	St	
9017	3400	VULCAN FORGE & MACHINE	1789		SMITH	Ave	
9039	4213	RICHEY HALL US ARMY RESERVE CENTER	155	W	HEDDING	St	
9712	4214	SAN JOSE FRUIT BAR INC	1148	E	SAN ANTONIO	St	
10550	4214	S C CO OFFICE OF EDUCATION-HEA	1279		ALMA	Ct	
11785	4226	EQUILON	2165		OTOOLE	Ave	
12133	3499	APPLIED ENGINEERING	970		LONUS	St	
12135	3589	ROSS COOK INC	1551		LAS PLUMAS	Ave	
12444	2851	SHERWIN-WILLIAMS CO	1815		JUNCTION	Ave	
12458	3400	SUPERIOR METALS INC	838		JURY	Ct	
12524	3443	ITT	595	W	TAYLOR	St	
12616	4212	NEVIL STORAGE	1895	S	10TH	St	
12707	3599	Metron Technology	4425		FORTRAN	Ct	
12738	4225	SAN JOSE DISTRIB SVCS/ZONE #18	2055	S	7TH	St	
12757	4119	INTER-CAL TRANSPORT	752	N	10TH	St	
12758	4119	SAND TRANSPORTATION SERVICE	1095		ROCK	Ave	
12871	4119	AFFAIRS AND ELEGENCE	920		PARK	Ave	
12957	3400	METRO STEEL FAB	701		KINGS ROW		
13061	4225	COYOTE STORAGE	611		BLANCHARD	Rd	
13328	4212	U-HAUL	2395		OAKLAND	Rd	
13681	4212	DIVERSIFIED RECLAIMATION	1615	S	7TH	St	
13713	3540	THANN'S AUTO REPAIR	1571		MONTEREY	Hwy	
12738	4225	SAN JOSE DISTRIB SVCS/ZONE #18	2055	S	7TH	St	
12757	4119	INTER-CAL TRANSPORT	752	N	10TH	St	
12758	4119	SAND TRANSPORTATION SERVICE	1095		ROCK	Ave	
12871	4119	AFFAIRS AND ELEGENCE	920		PARK	Ave	
12957	3400	METRO STEEL FAB	701		KINGS ROW		
13061	4225	COYOTE STORAGE	611		BLANCHARD	Rd	
13328	4212	U-HAUL	2395		OAKLAND	Rd	
13681	4212	DIVERSIFIED RECLAIMATION	1615	S	7TH	St	
13713	3540	THANN'S AUTO REPAIR	1571		MONTEREY	Hwy	

Facility Number	SIC	Business Name	St Num	Dir	Street Name	Type	Bldg
13945	2099	KELLOGGS	475		EGGO	Way	
13989	4212	ACE RELOCATION SYSTEMS	675		QUINN	Ave	
14282	4212	EL GATO TRUCKING	298		AZUCAR	Ave	
14442	4212	FORBES TRANSPORT	715		GLENBURRY	Way	
14619	4214	South Bay Beverage	630		QUINN	Ave	
14621	4212	FOX, M E & CO INC.	128		COMPONENT	Dr	
14673	4212	U-HAUL COMPANY	1027		THE ALAMEDA		
15189	3400	ALLEN JAC CORP	1190	N	13TH	St	
15350	4212	BAY AREA TRUCK SERVICES	757		COMMERCIAL	St	
15499	4142	FRONTIER TOURS	372		PHELAN	Ave	
15670	3540	LORD & SONS	1085	N	7TH	St	
15993	3400	BORCH'S IRON WORKS	20	S	AUTUMN	St	
16047	3449	ABS MANUFACTURERS	519		HORNING	St	
16171	3469	DUUS PERFORATING	242		PHELAN	Ave	
16181	3999	ROBECK'S WELDING & FABRICAT	1150		MABURY	Rd	
16183	3400	F & F STEEL & STAIRWAY	1775		MONTEREY	Rd	
16712	3540	DUKES PRECISION MACHINING	691		QUINN	Ave	
16879	3999	REACTION TECHNOLOGY, INC	2236		CONCOURSE	Dr	
17080	4212	HB TRUCKING INC	185	E	HUMBOLT	St	
17119	3540	OMNITECH PRECISION	630		UNIVERSITY	Ave	
29103	4212	AY TRANSPORT INC	125		COMPONENT	Dr	
29180	4212	ALL MACHINERY MOVING/RIGGING	135		LEWIS	Rd	A
29537	4212	SILVA TRUCKING	10120		CLAYTON	Rd	
29632	4212	MONT/ROSE MOVING SYSTEMS INC	1585		MABURY	Rd	A

3. MON: Monitoring

3.A MON Work Plan Self Evaluation Matrix

ITEM NO.	ACTIVITY	COMPLIANCE DATE	FY 04-05 STATUS	RESPONSIBLE PARTY
PCB	**PCB Control Program**			
PCB.A.	Identify sampling sites that may contain PCB contaminated sediment based on land use, anecdotal information, and suitability of the site for data collection.	Done 6/00	Done, prior to FY 01-02.	Program
PCB.B.	Conduct initial sampling at four sites determined by Task A.	Done 10/00 & 3/01	Done, prior to FY 01-02.	Program
PCB.C.	Prepare and submit to the Program a case study report for drainage areas associated with initial PCB sampling.	Done 10/01	Done FY 01-02.	Program
PCB.D.	Conduct a second round of sampling at 10 additional sites selected for follow up study.	Done 11/01	Done FY 01-02.	Program
PCB.E.	Submit a report on the second-year watershed characterization studies to the Regional Board.	4/15/02	Done FY 01-02.	Program
PCB.F.	Complete a draft work plan with additional actions related to identifying PCBs sources and implementing controls and a schedule for their completion.	6/3/02	Done FY 01-02.	Program
PCB.G.	Begin implementation of final PCB Control Plan upon approval.	TBD	The City is working with the Program and the Water Board through the CEP to develop a comprehensive strategy for PCB control. As a follow-up to information gained during the Joint Stormwater Agencies Study on Mercury and PCBs, cleanup activities were conducted at the Leo Avenue location in San José in June 2005.	ESD-WE, Program
Dioxin	**Dioxin-like Compound Control Program**			
Dioxin.A.	Characterize distribution of Dioxin-like compounds in the urban runoff system based on existing data.	6/02	Program level activity.	Program
Dioxin.B.	Begin implementation of SCVURPPP plan to characterize distribution of Dioxins.	10/02	Program level activity.	Program
Dioxin.C.	Submit plan that identifies control measures / management practices to eliminate or reduce discharges of Dioxins, if needed.	3/03	Program submitted draft Control Plan separately 3/1/02.	Program
MON 1	**Industrial Storm Water Monitoring Pilot Program**			
MON 1.A.	Review data used to estimate the industrial contribution of pollutants to storm system in MCMP.	Done 5/97	Done, prior to FY 01-02.	ESD
MON 1.B.	Identify monitoring objectives based on issues identified in task A. Select industry group.	Done 6/97	Done, prior to FY 01-02.	ESD

ITEM NO.	ACTIVITY	COMPLIANCE DATE	FY 04-05 STATUS	RESPONSIBLE PARTY
MON 1.C.	Identify willing industry participants. Review site SWPPPs.	Done 7/97	Done, prior to FY 01-02.	ESD
MON 1.D.	Design sampling program for industry sites identified per task C.	Done 8/97	Done, prior to FY 01-02.	ESD
MON 1.E.	Conduct sampling during first 30 minutes of effective storm events.	Done 4/98	Done, prior to FY 01-02.	ESD
MON 1.F.	Analyze data per the Program objectives	Done 5/98	Done, prior to FY 01-02.	Program
MON 1.G.	Develop guidance for industry to improve SWPPP implementation and monitoring.	Done 6/98	Done, prior to FY 01-02.	ESD
MON 1.H.	Provide technology transfer information and training to industry and municipal inspectors.	Ongoing, See IND PS	Done. Remaining ongoing portions of MON 1 done as part of IND 6.	ESD
MON 1.H1	Identify facilities for general outreach/awareness programs.	Ongoing, See IND PS	Done. Remaining ongoing portions of MON 1 done as part of IND 6.	ESD
MON 1.H2	Develop educational materials for general outreach programs. Identify appropriate forum for outreach efforts.	Ongoing, See IND PS	Done. Remaining ongoing portions of MON 1 done as part of IND 6.	ESD
MON 1.H3	Train trade organizations in Industrial Activities Stormwater outreach programs. Conduct outreach.	5/02 Done	Done. Remaining ongoing portions of MON 1 done as part of IND 6.	ESD
MON 1.H4	Identify industrial facilities for focused BMP Development.	7/02 Done	Done FY 01-02.	ESD
MON 1.H5	Gain participation of trade organizations in identifying significant pollutant sources and developing appropriate BMPs.	9/02 Done	Done FY 01-02.	ESD
MON 1.H6	Conduct program to develop BMPs and measure effectiveness.	11/02	Done. Remaining ongoing portions of MON 1 done as part of IND 6.	ESD
MON 3	**First Flush Monitoring Program**			
MON 3.A.	Identify sampling sites based on land use, and suitability of the site for data collection.	Done 6/97	Done, prior to FY 01-02.	ESD
MON 3.B.	Train staff on sampling procedures, protocols and safety measures.	Done 9/97	Done, prior to FY 01-02.	ESD
MON 3.C.	Collect representative samples from first effective rainfall and every opportune rainfall event of the season.	Done 4/98 through 4/00	Done, prior to FY 01-02.	ESD
MON 3.D.	Analyze each season's data to characterize runoff constituents.	Done 6/98 through 6/00	Done, prior to FY 01-02.	ESD
MON 3.E.	Provide screen of analysis to further identify location and extent of pollutants for source control and outreach efforts.	Done 7/98 through 6/00	Done, prior to FY 01-02.	ESD

ITEM NO.	ACTIVITY	COMPLIANCE DATE	FY 04-05 STATUS	RESPONSIBLE PARTY
MON 3.F.	Based on analysis, provide information for targeting sampling.	Done 12/02	Done FY 02-03.	Program
MON 3.G.	Compare results with other sites, regional monitoring efforts, trends and other data to provide indication of relative magnitude of pollutant problem.	Done 9/02	Done FY 02-03.	Program
MON 3.H.	Explore modeling approaches to characterize water quality in the watershed and target additional monitoring efforts.	Done 9/02	Done FY 02-03.	Program
MON 3.I.	Provide data to SCVURPPP Program as part of 5-Year Monitoring Program.	Report 6/02	Done FY 02-03.	ESD

3.B MON Program Evaluation

Monitoring activities are conducted effectively at the Program level with participation from City staff to support collaboration with the Water Board (through the CEP) and to provide technical review of Program products.

3.C MON Response to Water Board Comments

No comments received from Water Board on this Program Element.

3.D MON Summary Tables / Additional Information

No tables or additional information.

This page intentionally left blank.

4. NDC: New and Redevelopment

4.A NDC Work Plan Self Evaluation Matrix

ITEM NO.	ACTIVITY	COMPLIANCE DATE	FY 04-05 STATUS	RESPONSIBLE PARTY
NDC 1	**Legal Authority** The City of San José has and will continue to evaluate the adequacy of its legal authority to implement new development control measures as it considers modifications to its development plan review and approval procedures.			
			Done. The City currently has adequate legal authority to implement new development control measures. City Council approved revisions to the Council Policy on Post Construction Urban Runoff Management on February 15, 2005 and May 17, 2005. See 4.B NDC Program Evaluation for details.	PBCE, ESD, PW, RDA
NDC 2	**Guidance to Developers** The development community is provided with guidance on post construction measures as early in the application process as possible.			
NDC 2.A.	Draft necessary revision(s) to Guidance Manual on Selection of Stormwater Quality Control Measures to allow incorporation of hydraulic sizing design criteria and provide to developers.	Done FY 02-03	Done FY 02-03. In FY 04-05 the Guidance Manual on Selection of Stormwater Quality Control Measures was updated to include the revised Council Policy on Post Construction Urban Runoff Management. City staff intends to revise the Manual further to include Hydromodification Management Plan requirements.	PBCE, ESD, PW, RDA
NDC 2.B.	Provide development community with revised information and guidance materials concerning any adopted on site design, building permit requirements and hydraulic sizing design criteria and maintenance requirements for BMPs for stormwater treatment measures.	Done FY 02-03	Done FY 02-03 and Ongoing. Revised information is provided by 1) printed status bulletin information sheets distributed by e-mail to the development community and as handouts at public information counter and at developer roundtables; 2) webpage updates; 3) and inviting the development community to attend Program workshops and City sponsored Developers' Roundtables; 4) biweekly meetings with the engineering consulting	PBCE, ESD, PW, RDA

ITEM NO.	ACTIVITY	COMPLIANCE DATE	FY 04-05 STATUS	RESPONSIBLE PARTY
			community. See 11.D *PIP Activities*.	
NDC 2.B.1	Coordinate with development community on proposed hydraulic sizing criteria for structural stormwater treatment measures and any proposed revisions to Guidance Manual and policy through workshops and regular meetings.	Done FY 02-03	Done FY 02-03. See NDC 2.A. and 2.B. above.	PBCE, ESD, PW, RDA
NDC 2.B.2	Develop guidance material regarding maintenance responsibilities for any adopted structural stormwater treatment measures requirements.	Done FY 02-03	Done FY 02-03.	PBCE, ESD, PW, RDA, Program
NDC 3	**CEQA Requirements** Environmental documents required for those projects that fall under CEQA or NEPA review, such as EIRs, negative declarations, and initial study checklists, will address: 1) Stormwater quality impacts for land development during construction and after construction has been completed (both significant and cumulative); 2) Required permits, and 3) Specific mitigation measures related to stormwater quality.			
NDC 3.A.	Review and evaluate the City's Environmental Review procedures to improve the review for water quality impacts and identification of mitigation measures. (Provision C.3.m.)	Done FY 02-03	Done FY 02-03. The City uses the existing Office of Public Research initial study checklist questions. Separate guidance text developed in coordination with the Program for addressing water quality impacts and identification of mitigation measures is posted on the website.	PBCE, ESD, PW, RDA
NDC 3.A.1	Identify areas where new or additional water quality review processes and related documents or checklist questions are needed and propose schedule for revision.	Done FY 02-03	Done FY 02-03. See NDC 3.A.	PBCE, ESD, PW, RDA
NDC 3.A.2	Implement any necessary revisions to water quality questions and procedures, if needed.	Done FY 02-03	Done FY 02-03. See NDC 3.A.	PBCE, ESD, PW, RDA
NDC 3.B.	Report on revisions made to environmental review process.	Done FY 02-03	Done FY 02-03. See NDC 3.A.	PBCE, ESD, PW, RDA
NDC 4	**Project Mitigation Measures and Provision. C.3. design requirements implementation** Developers of projects with significant stormwater pollution potential will be required by the City of San José to mitigate stormwater quality impacts to the maximum extent practicable, through proper site planning and design techniques and/or addition of permanent stormwater quality control measures.			
NDC 4.A.	Propose revisions to current Policy on Post-Construction Urban Runoff Management as necessary to incorporate hydraulic sizing design criteria.	Done FY 03-04	Done FY 03-04. In FY 04-05, the policy was further revised on 02/15/05 and 05/17/05. See 4.B NDC Program Evaluation for details.	PBCE, ESD, PW, RDA, CAO
NDC 4.A.1	Revise policy as needed for Group 2 & HMP implementation.	Done FY 04-05	Done FY 04-05. The Policy was revised on February 15, 2005 to expand Group One implementation of hydraulic sizing requirements. The Policy was further revised on May 17, 2005 to incorporate hydraulic sizing criteria for Group Two projects. See 4.B NDC Program Evaluation for details.	PBCE, ESD PW, RDA, CAO
NDC 4.B.	Review and modify development permit approval procedures as necessary for adopted revisions.	Done FY 03-04	Done FY 03-04. In FY 04-05 development procedures were further modified to require a Stormwater Control Plan	PBCE, ESD, PW, RDA

ITEM NO.	ACTIVITY	COMPLIANCE DATE	FY 04-05 STATUS	RESPONSIBLE PARTY
			with each permit application. The Plan consolidates grading, drainage and landscape elements to provide a comprehensive picture of how stormwater is treated on site. Also, Public Works development review memos specify hydraulic sizing requirements in addition to a stormwater memo by Planning. See 4.B NDC Program Evaluation for details.	
NDC 4.B.1	Develop criteria & checklist to aid Department of Planning, Building & Code Enforcement & Department of Public Works planners & engineers in determining whether a development project should be required to incorporate post-construction treatment control measures & their related operation and maintenance requirements.	Done FY 02-03	Done FY 02-03.	PBCE, ESD, PW, RDA
NDC 4.B.2	Draft standard conditions of approval as necessary to ensure proper selection, design of and installation of structural stormwater treatment measures per Provision C.3.b., c., d.	Done FY 02-03	Done FY 02-03.	PBCE, ESD, PW, RDA
NDC 4.B.3	Draft standard conditions of approval as necessary to ensure proper maintenance of structural stormwater treatment measures. (Provision C.3.e.)	Done FY 02-03	Done FY 02-03.	PBCE, ESD, PW, RDA
NDC 4.B.4	Refine and modify development approval procedures as needed to accommodate HMP and Group 2 implementation.	Done FY 04-05	Done FY04-05. Policy 6-29 was updated on February 15, 2005 to expand Group One implementation and on May 17, 2005 to address phased Group Two implementation of hydraulic sizing requirements. Stormwater control plans are required for Group One and Group Two projects and Public Works memos comment on hydraulic sizing. Development procedures will be modified to reflect HMP requirements in FY 05-06. See 4.B NDC Program Evaluation for details.	PBCE, ESD, PW, RDA
NDC 4.C.	Implement any new adopted development conditions of approval, and procedures to developments with significant stormwater pollution potential. (Provision C.3.b.)	Done FY 02-03	Done FY 02-03. Approval procedures are implemented in accordance with Policy 6-29. See NDC 4.B.	PBCE, ESD, PW, RDA
NDC 4.D.	Collect data on the projects for enhanced annual reporting. Produce a list of projects and data tracked for the last two years and provide to SCVURPPP for analysis. (Provision C.3.c.)	Annually	Done. Data is compiled for San José's Annual Report. See Section 4.D: *Significant Development Projects Reviewed and/or Approved During July 1, 2004 – June 30, 2005.*	PBCE, ESD, PW, RDA
NDC 4.E.	Draft post-construction treatment BMP certification procedures. (Provision C.3.h)	Done FY 02-03	Done FY 02-03.	PBCE, ESD, PW, RDA
NDC 4.E.1	Evaluate implementing an alternative certification	Done FY 02-03	Done FY 02-03.	PBCE, ESD, PW,

ITEM NO.	ACTIVITY	COMPLIANCE DATE	FY 04-05 STATUS	RESPONSIBLE PARTY
	program and develop one if deemed necessary. (Provision C.3.h.)			RDA
NDC 4.G.	First report to City Council on Alternatives Program. (Provision C.3.g.)	Done FY 03-04	The City incorporated an Alternatives Program in its Post Construction Urban Runoff Pollution Prevention Policy, which City Council approved on 10/7/03.	PBCE, ESD, PW, RDA
NDC 4.H.	Develop list of Annual Reporting requirements from Provision C.3. Design data tracking needs and protocols.	Done FY 02-03	Done FY 02-03.	PBCE, ESD, PW, RDA
NDC 4.H.1	Compile a list of new development and redevelopment projects by name, type of project, site acreage, site acreage or square footage, square footage of new impervious surface, treatment BMPs and numeric sizing criteria used for applicable projects. Also, list the source control and pesticide reduction measures.	Annually	Done and ongoing. See Section 4.D: *Significant Development Projects Reviewed and/or Approved During July 1, 2004 – June 30, 2005*.	PBCE, ESD, PW, RDA
NDC 4.H.2	Track name and location of projects in the Alternatives Program, project type and size, percent impervious surface, reason for granting waiver, terms of waiver, equivalent benefit provided, alternative treatment project or regional project receiving the benefit and date of completion of the alternative treatment project or regional project.	Annually	Done. Implementation continues in accordance with Council Policy. In FY 04-05, no projects were approved under the Alternatives Program.	PBCE, ESD, PW, RDA
NDC 4.I.	Participate on SCVURPPP's Hydromodification Management Plan work group and develop procedures for limiting peak stormwater runoff discharge rates from development projects. (Provision C.3.f.)	Ongoing as Needed	Done FY 04-05 and ongoing as needed. City staff continued to participate on the Program's Hydromodification Management Plan work group and the Final Report was submitted to the Water Board in April 2005.	PBCE, ESD, PW, RDA
NDC 4.J.	Review the design standards and guidance for opportunities to make revisions that would result in reduced impacts to water quality and summarize how they were incorporated into approval procedures. Such revisions are listed in Provision C.3.j.	Done FY 03-04	Done FY 03-04. In FY04-05, planning staff continues to update and expand the design guidance information provided on its stormwater management web page. Project status letters that Planning staff provides to applicants refer to the guidance presented on the web page as a basis for project specific design comments and requests for design revisions. Staff is continuing to research and explore alternative design standards and methods that improve water quality and reduce erosion. See 4.B NDC Program Evaluation for details.	PBCE, ESD, PW, RDA
NDC 4.J.1	Identify and document existing site design standards	Done FY 03-04	Done FY 03-04.	PBCE, ESD, PW, RDA

ITEM NO.	ACTIVITY	COMPLIANCE DATE	FY 04-05 STATUS	RESPONSIBLE PARTY
	and guidance documents and policies.			
NDC 4.J.2	Compile a Report on Site Design Measures and Revised Standards: Identify areas where new or additional site design measures are needed and propose timeline for revision.	Done FY 03-04	Done FY 03-04.	PBCE, ESD, PW, RDA
NDC 4.J.3	Revise Site Design Measures and Standards, if necessary.	Done FY 03-04	Done FY 03-04. In FY 04-05, the Post-Construction Urban Runoff Management Policy (approved on October 7, 2003) was further revised on February 15, 2005 and May 17, 2005. The policy includes minimum BMPs to be incorporated in projects. City staff continues to work with the engineering community and consultants to explore street right-of-way widths and alternatives to curb and gutter requirements. Treatment BMPs and long-term maintenance solutions are also being discussed. See 4.B NDC Program Evaluation for details. Staff participated in the Water Resources Protection Collaborative workgroup and developed siting and site design standards for projects in proximity to streams and creeks. Stormwater and erosion protection requirements were also considered. Some of these standards can also be applicable to sites elsewhere in the City.	PBCE, ESD, PW, RDA
NDC 4.K.	Review the existing source control measures contained in site design standards, guidance documents and conditions of approval for opportunities to limit stormwater pollution. (Provision C.3.k.)	Done FY 03-04	Done FY 03-04 in coordination with the Program.	PBCE, ESD, PW, RDA
NDC 4.K.1	Identify and document existing source control measures, guidance documents, and conditions of approval.	Done FY 02-03	Done FY 02-03 in coordination with the Program and the WMI-LUS.	PBCE, ESD, PW, RDA
NDC 4.K.2	Compile a Report on Existing Source Control Measures: Identify areas where new or additional source control measures are needed and propose timeline for revision of conditions of approval and guidance.	Done FY 02-03	Done FY 02-03 in coordination with the Program.	PBCE, ESD, PW, RDA
NDC 4.K.3	Revise conditions of approval and guidance, if needed.	Done FY 02-03	Done FY 02-03.	PBCE, ESD, PW, RDA
NDC 4.L.	Review General Plan and revise as necessary to incorporate water quality and watershed protection principles and policies, and summarize revisions made. (Provision C.3.l.)	FY 02-03	Done FY 03-04. In FY 04-05, the Floor Area Ratio for development in North San José adjacent to the Guadalupe River and Guadalupe Transit corridor was increased to allow higher densities and Smart Growth development. Residential uses and pedestrian oriented design are	PBCE

ITEM NO.	ACTIVITY	COMPLIANCE DATE	FY 04-05 STATUS	RESPONSIBLE PARTY
			strongly encouraged in this area.	
NDC 4.L.1	Identify and document existing General Plan principles and policies. Compile a Report on Existing General Plan principles and policies.	FY 02-03	Done FY 02-03.	PBCE
NDC 4.L.2	Identify areas where new or additional General Plan principles or policies are needed and propose timeline for revision, if needed.	FY 02-03	Done FY 02-03.	PBCE
NDC 4.L.3	Make revisions to General Plan principles and policies, if needed, per work plan.	FY 02-03	Done FY 02-03. See NDC 4.L.	PBCE
NDC 4.M.	Develop & propose enhanced reporting format for documenting use of pesticide reduction measures at development sites. (Provision C.3.n. & C.9.ii.)	Done FY 02-03	Done FY 02-03.	PBCE, ESD, PW, RDA
NDC 4.M.1	Based on City's Pesticide Management Plan, establish criteria for tracking percentage of new development projects for which pesticide reduction measures were required & begin tracking. (Provision C.3.n. & C.9.d.ii)	Done FY 03-04 Implementation Ongoing	Done FY 03-04.	PBCE, ESD, PW, RDA
NDC 5	**Developer Conformance with State Requirements** Developers of projects that disturb a land area of one acre or more are required by the City to demonstrate conformance with the State General Construction Activity Storm Water Permit including filing of NOI, development of a SWPPP, et al.			
NDC 5.A.	Include as condition of approval for projects that disturb a land area of one acre or more, a requirement to demonstrate coverage under the State General Construction Activity Storm Water Permit.	Done FY 02-03	Done FY 02-03.	PBCE, PW, RDA
NDC 5.B.	Track the projects that contained above condition of approval.	Annual Report	Done FY 02-03 and ongoing.	PBCE, PW, RDA
NDC 5.C.	Review, evaluate, and modify, as necessary, existing Planning procedures & conditions of approval to incorporate change in applicable land area to one acre or more starting 01/03.	Done FY 02-03	Done FY 02-03.	PBCE
NDC 6	**Developer Erosion Control Plans** Developers of projects with potential for significant erosion and planned construction activity during the wet season are required by the City of San José to prepare and implement an effective erosion and/or sediment control plan or similar document prior to the start of the wet season.			
NDC 6.A.	Include as a condition of approval for applicable projects a requirement to prepare and implement an erosion and sediment control plan.	FY 02-03	Done FY 02-03 and ongoing.	PBCE, PW, RDA

ITEM NO.	ACTIVITY	COMPLIANCE DATE	FY 04-05 STATUS	RESPONSIBLE PARTY
NDC 6.B.	Track the projects that contained above condition of approval.	FY 02-03	Done FY 02-03 and ongoing.	PBCE, PW, RDA
NDC 7	**Operation and Maintenance for Structural Storm Water Controls** Developers of projects that include installation of permanent structural stormwater controls are required by the City of San José to establish and provide a method for operation and maintenance of such structural controls.			
NDC 7.A.	Work with SCVURPPP to develop guidance for implementing O&M Program.	Done FY 02-03	Done FY 02-03.	PBCE, ESD, PW, RDA
NDC 7.B.	Draft policy and procedures for an operation and maintenance verification program.	Done FY 02-03	Done FY 02-03. See 4.C NDC Response to Water Board Comments for details and 4.D: *SOP for BMP O&M Verification Program*.	PBCE, ESD, PW, RDA
NDC 7.C.	Draft summary of details of operation and maintenance verification program: organizational structure, evaluation, proposed improvements, inspections and follow-up, including criteria for setting priorities. (Provision C.3.e.)	Done FY 03-04	Done FY 03-04. See 4.C NDC Response to Water Board Comments for details and 4.D: *SOP for BMP O&M Verification Program*.	PBCE, ESD, PW, RDA
NDC 7.D.	Include as a condition of approval a requirement that developers of projects that include installation of permanent structural stormwater controls are required to establish and provide proof of operation and maintenance of such structural controls.	Done FY 03-04	Done FY 03-04.	PBCE, ESD, PW, RDA
NDC 7.D.1	Develop model permit conditions with fact sheets to include in use permits where appropriate.	Done FY 02-03	Done FY 02-03 in coordination with the Program.	PBCE, ESD, PW, RDA
NDC 7.D.2	In-ground BMPs	Done FY 02-03	Done FY 02-03 in coordination with the Program.	PBCE, ESD, PW, RDA
NDC 7.D.3	Landscape and all others	Done FY 03-04	Done FY 03-04 in coordination with the Program.	PBCE, ESD, PW, RDA
NDC 7.D.4	Compile a list of projects & responsible operators subject to C.3.e. provision.	FY 03-04 Annually thereafter	Done FY 03-04.	PBCE, ESD, PW, RDA
NDC 7.E.	Track and compile a list of priority properties inspected and inspection results. (Provision C.3.e.iii.)	Ongoing	Implemented with Group 1 Projects after October 15, 2003 and with Group 2 Projects after May 17, 2005 in accordance with Council Policy 6-29.	PBCE, ESD, PW, RDA
NDC 7.E.1	Revise criteria for setting priorities for inspection of structural stormwater treatment measures & inspection frequency.	Done FY 03-04	Done FY 03-04. Participated with Program criteria development. San José places its emphasis on maintenance verification as part of City's routine enforcement efforts. See 4.C NDC Response to Water Board Comments for details.	PBCE, ESD, PW, RDA
NDC 7.E.2	Revise local inspection program for verification of proper O & M.	Done FY 03-04	Done FY 03-04. Existing enforcement programs were revised and augmented to include verification of proper O&M. Until approved funding can be identified, maintenance verification will be done as part of the City's routine enforcement efforts. See 4.C NDC Response to Water Board Comments for details.	PBCE, ESD, PW, RDA

ITEM NO.	ACTIVITY	COMPLIANCE DATE	FY 04-05 STATUS	RESPONSIBLE PARTY
NDC 8	**Applicability to Public Projects** The City of San José will include stormwater quality control measures during and after construction, appropriate for each municipal capital improvement project, and that contractors comply with stormwater quality control requirements during construction activities.			
NDC 8.A.	Develop and implement a process to ensure that municipal capital improvement projects install structural stormwater quality control measures as necessary.	Done FY 02-03	In FY 04-05, the City dedicated one half of a full-time position to provide in-house consultation on BMPs for public projects and to conduct small group training on the design of stormwater controls (See NDC 9.A.).	PBCE, ESD, PW, RDA
NDC 8.A.1	Participate on SCVURPPP work group tasked with developing a technical guidance document for use by municipal staff to ensure that the document includes standard specifications and details, sizing methodologies, & model conditions of approval acceptable for use in City projects as necessary. (Provision C.3.b. & d.)	Done FY 02-03	Done FY 02-03. San José staff has participated and continues to participate in all Program work groups.	PBCE, ESD, PW, RDA
NDC 8.A.2	Review and revise Redevelopment Agency Project Request for Proposal procedures as necessary to comply with revised Provision C.3. requirements. (Provision C.3.c.)	Done FY 03-04	Done FY 03-04.	PBCE, RDA
NDC 8.A.3	Review and Revise Public Works Capital Improvement Project approval procedures and Road Improvement Project approval procedures as necessary to comply with revised Provision C.3. requirements. (Provision C.3.c.)	Done FY 02-03	Done FY 02-03. Procedures will be revised further as necessary to incorporate hydromodification controls.	PBCE, ESD, PW, RDA
NDC 8.B.	Review, evaluate, and modify the procedures, as necessary.	Done FY 03-04	Done FY 03-04 and ongoing. In coordination with the Program, planning procedures have been further modified to ensure selection, installation, and maintenance of appropriate BMPs. Procedures will be further revised as necessary to incorporate hydromodification controls.	PBCE, ESD, PW, RDA
NDC 8.C.	Begin tracking required data on the public projects subject to Provision C.3. hydraulic sizing criteria requirements for Annual Report.	Done FY 03-04	Done FY 03-04. Began tracking required data after 10/15/03 with implementation of Group 1 Projects and after 05/17/05 for Group 2 Projects in conformance with Council policy.	PBCE, PW, RDA
NDC 8.D.	Monitor development of City's Green Building program for opportunities to discourage architectural use of copper in development projects (Prov. C.9.a.) and to incorporate urban runoff considerations.	Ongoing	Ongoing. The City approved a policy in 2001 which requires new City buildings over 10,000 square feet in size to be designed to the LEED certified rating. ESD has a dedicated LEED certified staff person who reviews public projects and advises City staff on Green Building materials and techniques, including discouraging architectural use of copper.	PBCE, ESD, PW, RDA
NDC 9	**City Staff Training** Key City staff is trained on planning procedures, policies, design guidelines, and BMPs for stormwater pollution prevention annually.			

ITEM NO.	ACTIVITY	COMPLIANCE DATE	FY 04-05 STATUS	RESPONSIBLE PARTY
NDC 9.A.	Provide training to Planning and Public Works staff on planning procedures, policies, design guidelines, and BMPs for stormwater pollution prevention. (Provision C.3.a.vi.)	Ongoing	Done. The City added a senior engineering position to provide in-house consultation on BMPs and to conduct small group training in the design of stormwater controls. See 12.D: *Municipal Employee Training Summary* and 4.B NDC Program Evaluation for details.	PBCE, ESD, PW, RDA
NDC 9.B.	Provide training to Redevelopment Agency and Department of Transportation staff on planning procedures, policies, design guidelines, and BMPs for stormwater pollution prevention. (Provision C.3.a.vi.)	Ongoing	Done. See 12.D: *Municipal Employee Training Summary* and 4.B NDC Program Evaluation for details.	PBCE, ESD, PW, RDA, DOT
NDC 9.C.	Revise the training protocol to incorporate any newly adopted Provision C.3. permit requirements and related revised procedures.	As needed	Done FY 03-04 and ongoing in coordination with the Program.	PBCE, ESD, PW, RDA
NDC 9.D.	Train staff responsible for design review on pest-resistant landscaping techniques and model conditions of approval and the importance of minimizing pesticide use in runoff from development sites. (Provision C.3.n. and Provision C.9.d.ii)	Ongoing	Done and ongoing in coordination with the Program. See 12.D: *Municipal Employee Training Summary* for details.	PBCE, ESD, PW, RDA
NDC 10	**Development Plan Review and Approval Procedures Effectiveness Evaluation** The City of San José will review and evaluate the effectiveness of its development plan review and approval procedures.			
NDC 10.A.	Evaluate and incorporate any needed improvements in review and approval process.	Annually	Done. See 4.B NDC Program Evaluation.	PBCE, ESD, PW, RDA
NDC 10.B.	Document and evaluate what worked well and what needs improvement.	Annually	Done. See 4.B NDC Program Evaluation.	PBCE, ESD, PW, RDA

4.B NDC Program Evaluation

The City has made significant strides in implementing the New and Redevelopment program element. Accomplishments in 2004-2005 include revisions to expand implementation through Policy 6-29, the addition of a Stormwater Control Plan in the development permit plan set, robust training of City staff, and frequent interaction with the development community in order to successfully implement stormwater treatment control measure hydraulic sizing requirements. Site design and source control techniques also continue to be important tools for reducing stormwater impacts. Key program components are described in more detail below.

Policy 6-29 Revisions and Group 2 Implementation

Policy 6-29 (entitled "Post Construction Urban Runoff Management"), the City's primary implementation tool of stormwater requirements, was updated twice this fiscal year. Collectively, the policy revisions expand and intensify implementation of control measures in an effort to further enhance and protect water quality. On February 15, 2005, Policy 6-29 was significantly revised. The policy was completely reorganized to emphasize the applicability of stormwater BMPs to all projects regardless of size. The requirements for hydraulically sized treatment control measures was expanded to all Group 1 projects. Additionally, the revisions refined the criteria and reduced the scope of projects eligible for alternative compliance methods.

On May 17, 2005, the policy was again revised to address Group 2 requirements consistent with the Program's proposal for an alternative Group 2 proposal. After discussions with Water Board staff, the final policy included the expansion of the requirement for hydraulically sized treatment control measures to also include projects that create or replace 10,000 square feet or more of impervious surface if they are defined as Land Uses of Concern. Land Uses of Concern are identified as those uses that have significant potential to contribute pollutants; they include gas stations, auto wrecking yards, loading docks and surface parking lots. This implementation approach

was later codified by the Water Board in a July 20, 2005 amendment to the permit. Implementation of what is now termed Group 2A began on May 17, 2005, five months earlier than the required October 20, 2005 implementation date.

Stormwater Control Plan

In February 2005, a Stormwater Control Plan (SCP) was added to the list of required plans in development permit applications. This represents a significant change to the development review process. The SCP consolidates relevant stormwater information and includes numeric sizing calculations on one plan set sheet. The SCP is submitted in addition to the Stormwater Data Sheet which accompanies each permit application.

The SCP is expected to lead to improved data collection. Previously data was collected from approved permits, the Stormwater Data Sheet, the Site Plan, the Grading and Drainage Plan, and the Landscape Plan. It was very time-consuming for staff to look at all these sources. The SCP improves documentation of stormwater treatment controls in an effort to expedite compliance review and better ensure that stormwater requirements are readily tracked throughout the development process.

The SCP supplements the Grading and Drainage Plan and is required to show the following:

Sheet No. 4a - Stormwater Control Plan

a. All existing natural hydrologic features (depressions, names of watercourses, etc.) and significant natural resources.
b. Specify soil type(s).
c. Specify depth to groundwater.
d. 100-year flood elevation.
e. All existing and proposed topographic contours with drainage areas and sub areas delineated and arrows showing flow direction.
f. Separate drainage areas depending on complexity of drainage network. For each drainage area, specify types of impervious area (roof, plaza, sidewalk, streets, parking, etc) and area of each.
g. Location, size, and identification (including description), of types of water quality treatment control measures such as swales, detention basins, infiltration trenches, etc.
h. Details of all proposed water quality treatment control measures.
i. Location, size and identification of proposed landscaping/plant material.
j. Ensure consistency with Grading and Drainage Plan and Landscape Plan.
k. Supplemental Report :
    1. Calculations illustrating water quality treatment control measures meet numerical standards set forth in Post-Construction Urban Runoff Management Policy No. 6-29.
    2. Name and location of receiving water body.
    3. Identify pollutants and pollutant source areas, including loading docks, food service areas, refuse areas, outdoor processes and storage, vehicle cleaning, repair or maintenance, fuel dispensing.
    4. Water quality Treatment Control Measure maintenance requirements.
    5. Licensed certification that the specified Treatment Control Measures meet the requirements in Post-Construction Urban Runoff Management Policy No. 6-29.

Training

Training City staff about the hydraulic sizing requirements was a primary focus this fiscal year. Staff received training about the addition of the SCP in the plan set and its relevance. Public Works staff had weekly training sessions for the second half of the fiscal year and were educated about sizing criteria, methods to hydraulically size, policy changes, resources, changes to the development review process, and changes to standard memorandum language regarding stormwater requirements.

Public Works staff is responsible for the review of hydraulic sizing calculations. In response to staff demands for additional training on sizing methods, the City contracted with RBF Consultants, Inc for an informative training series on treatment control measures and sizing. The training was entitled "Post-Construction Stormwater Treatment Control Workshops" and was conducted over a period of five weeks. Staff from the departments of Public Works; Planning, Building and Code Enforcement; Transportation; General Services; and Environmental Services attended the series. Overall evaluations of the workshops were very positive.

The City also accepted presentations from six stormwater product vendors to provide information on their products to staff. The products varied from methods to reduce impervious surfaces to treatment and detention of stormwater. Porous concrete vendors as well as vendors of mechanical devices demonstrated how their products would work with an opportunity for City staff to ask questions on design, construction, cost, operation, and maintenance.

Outreach and training of the development and engineering community is also an essential and ongoing component of successful implementation of hydraulic sizing requirements. Staff was present at both Planning and Public Works engineering and development roundtables and kept the engineering and development community apprised of SCP requirements and training opportunities with SCVURPPP. Staff met biweekly with the engineering community to discuss stormwater designs in the context of the Evergreen Visioning Strategy Area. Solutions discussed in that setting are likely to have citywide implications.

Successes with Site Design

San José has very strong policies in the General Plan to encourage smart growth, infill development, and the reuse of existing infrastructure. As a result, San José has been successful in reducing the number of projects proposed outside the City boundaries on undeveloped land. By doing so, watersheds outside the urban service boundary remain in an undeveloped state. The General Plan already includes many of the suggestions in the EPA document *Protecting Water Resources with Smart Growth*.

The City has also strong site design policies for infill sites. As a result, most developments approved are at much higher densities than elsewhere in Santa Clara County and result in a smaller impervious surface per person ratio than traditional single-family development. The City also encourages the reuse of buildings for residential units and/or covered parking areas. By doing so, very little additional impervious surface area is added to the project site. For example, a recently approved project on a four-acre site in downtown San José reused two historic buildings and provided 262 living units with covered parking. The project did not create any additional impervious surface area.

Staff also strongly encourages the reduction of impervious surface area through better site design. For example, the following projects reported in Section 4.D: *Significant Development Projects* resulted in decreased impervious surface area compared to existing conditions:

- Chinese Baptist Church of San José
- Alberstons Store Remodel
- Stevens Creek Volkswagon
- Westgate Community Bible Church
- Donati Bascom Building
- CIM Group
- Hacienda Gardens
- Summerhill Homes
- Tamien Place
- Bernal Park Townhomes
- San Carlos Affordable Senior Apartments and Townhomes.

Additionally, City staff stress source control techniques including underground or covered parking and locating trash areas inside buildings.

Small Site Constraints

Over the course of project review, staff has found that the most difficult sites to incorporate treatment controls are small, infill sites with limited landscape areas. These types of sites result in less impervious surface per person because of high densities but prove difficult to incorporate landscape-based treatment measures. The local development community representatives and engineering consultants have expressed strong concern about introducing water near building footings and proximity of water to underground utilities. The City is also characterized by clay soils conditions that are not conducive to infiltration techniques. Staff is continuing to do research on treatment control techniques that lend themselves to high-density urban development.

4.C NDC Response to Water Board Comments

Item Reference	Water Board Comments	San José Response	Changes for FY 05-06 (if applicable)
	From Water Board comments on FY 03-04 Annual Report: **On page 31, San José states that a summary of details of operation and maintenance verification program: organizational structure, evaluation, proposed improvements, inspections and follow-up, including criteria for setting priorities, was completed during the reporting period. However, no details on these elements have been included in the Annual Report as required by Provision C.3.e. Please ensure that the required information listed in Provision C.3 is included in next year's Annual Report.**	The Operation and Maintenance Program for Group 1 and Group 2 projects is summarized in 4D: SOP for BMP O&M Verification Program. To date, no Group 1 or 2 projects have been constructed.	To date, no Group 1 hydraulically sized treatment BMPs have been constructed. To build experience with BMP inspection, the City will implement a pilot inspection program during FY 05-06 to inspect treatment BMPs that were constructed prior to numeric sizing requirements. The intention of the pilot program is to assess workload impacts, data tracking and collection methods, and funding for O&M programs and to use this information to revise the O&M Program. An ICID Inspector will be assigned to inspect treatment control measures that have been recently constructed during the rainy season. The inspector will use the inspection forms developed by SCVURPPP to record information and the data will be analyzed by City staff with a view to refining the existing O&M Program.

4.D NDC Summary Tables / Additional Information

Significant Development Projects[1] Reviewed and/or Approved During July 1, 2004 – June 30, 2005

Project File Number	Project Description	Project Location	Project Type	Site Size (Ac)	New Impervious Surface (Ac)	Project Status (Approval Date)
Private Development Projects						
CP03-065	**Chinese Baptist Church of San Jose** Conditional Use Permit to allow demolition of two single-family detached residences, allow site improvements, and construction of 17,136 square foot addition for church uses to an existing 12,850 square foot church on a 1.96 gross acre site.	North side of Curtner Avenue opposite of the terminus of Joseph Avenue.	Institutional	1.96	1.0	12/17/04
Site Design: Site design for church expansion project reconfigured existing church parking lot and replaced some of the existing paving with landscaping. Project resulted in a 880 sq. ft. net reduction in impervious surface. New parking areas were designed to drain into landscaping.	**Source Control:** Stenciled inlets, street sweeping, covered trash enclosures.	**Treatment BMPs:** Landscaping, swales.	**Numeric Criteria:** N/A, deemed complete 10/28/03.	**O&M Responsibility:** Property owner shall maintain treatment measures in conformance with Section 20.95.120 of the Zoning Ordinance.	**Pesticide Reduction Meas:** Pesticide reduction is done through education and outreach. The SCVURPPP C3 Handbook and the Landscape Maintenance Techniques for Pest Reduction Fact Sheet are posted on the City website.	
CP03-074	**Albertsons Store Remodel** Conditional Use Permit to (1) demolish an existing 23,237 square foot building; (2) construct a new 32,196 square foot building for grocery store use (Albertsons) with associated site improvements; (3) allow the off-site sale of alcoholic beverages; and (4) allow 24 hour operation of a grocery store.	Southwest corner of Minnesota Avenue and Bird Avenue.	Commercial	3.89	1.6	08/25/04
Site Design: Grocery store renovation project reconfigured existing store parking lot to increase amount of landscaped area. Existing paving is replaced with wider perimeter landscaped areas and the number and size of tree planters between parking stalls has been increased. Site design for the store expansion project ultimately results in a 3,034 sq. ft. net	**Source Control:** Stenciled inlets, door skirts at loading docks, covered trash enclosures, street sweeping.	**Treatment BMPs:** Inlet filters, landscaping.	**Numeric Criteria:** N/A, deemed complete 11/26/03.	**O&M Responsibility:** Property owner shall maintain treatment measures in conformance with Section 20.95.120 of the Zoning Ordinance.	**Pesticide Reduction Meas:** Pesticide reduction is done through education and outreach. The SCVURPPP C3 Handbook and the Landscape Maintenance Techniques for Pest Reduction Fact Sheet are posted on the City website.	

[1] Projects that 1) create or replace one acre or more of impervious surface area or 2) effective 5/17/05, create or replace 10,000 square feet or more of impervious surface area and are a Land Use of Concern.

PROJECT FILE NUMBER	PROJECT DESCRIPTION	PROJECT LOCATION	PROJECT TYPE	SITE SIZE (AC)	NEW IMPERVIOUS SURFACE (AC)	PROJECT STATUS (APPROVAL DATE)
decrease in impervious surface.						
CP04-014	**Stevens Creek Volkswagon** Conditional Use Permit to demolish two modular buildings and to construct a two-story 40,900 sq ft building to accommodate an automobile showroom/ sales offices, 30 repair and service bays, and car wash on a 2.95 gross acre site.	South side of Stevens Creek Boulevard on the east side of Palace Drive (4490 stevens Creek Blvd.)	Commercial	2.96	2.6	04/27/05
SITE DESIGN: Project reconfigured a portion of a site that is entirely paved and added substantial landscaping. Site plan resulted in an approximately 13,700 sq. ft. net decrease in impervious surface. Project includes provisions for bicycle and motorcycle parking.	**SOURCE CONTROL:** Covered trash enclosures, stenciled inlets, industrial waste required to be discharged into sanitary sewer system, all service work to occur within enclosed bays, floor drains inside shops plumbed to sanitary sewer system.	**TREATMENT BMPS:** Landscaping, swales, inlet filters.	**NUMERIC CRITERIA:** N/A, deemed complete 2/25/04.	**O&M RESPONSIBILITY:** Property owner shall maintain treatment measures in conformance with Section 20.95.120 of the Zoning Ordinance.	**PESTICIDE REDUCTION MEAS:** Pesticide reduction is done through education and outreach. The SCVURPPP C3 Handbook and the Landscape Maintenance Techniques for Pest Reduction Fact Sheet are posted on the City website.	
CP04-098	**Westgate Community Bible Church** Conditional Use Permit to construct 15,038 square feet for religious assembly uses to an existing church on a 3.38 gross acre site.	West side of Saratoga Avenue 500 feet southerly of Campbell Avenue.	Institutional	3.38	2.0	04/11/05
SITE DESIGN: Site design for church expansion project reconfigured an existing church parking lot, increased landscaped areas resulting in a substantial decrease in existing impervious surface.	**SOURCE CONTROL:** Covered trash enclosures, stenciled inlets, street sweeping.	**TREATMENT BMPS:** Landscaping, swales, retrofit existing inlets with inlet filters.	**NUMERIC CRITERIA:** N/A, deemed complete 10/5/04.	**O&M RESPONSIBILITY:** Property owner shall maintain treatment measures in conformance with Section 20.95.120 of the Zoning Ordinance.	**PESTICIDE REDUCTION MEAS:** Pesticide reduction is done through education and outreach. The SCVURPPP C3 Handbook and the Landscape Maintenance Techniques for Pest Reduction Fact Sheet are posted on the City website.	
SP04-064	**Hellyer Commons** Special Use Permit to allow for the construction of 16 industrial park buildings (total of approximately 97,200 sq.ft.) and off-site, alternating parking to serve an adjacent religious assembly use on a 7.4 gross acre site.	Southeasterly corner of Piercy Road and Hellyer Avenue.	Industrial	7.44	5.4	11/29/04
SITE DESIGN: Project minimizes required surface parking area by providing alternating parking for an adjacent church when industrial buildings are not in use. Substantial landscaping covers approximately 2.8 acres of the site. Bicycle and motorcycle parking areas provided.	**SOURCE CONTROL:** Stenciled inlets, street sweeping.	**TREATMENT BMPS:** Swales, inlet filters.	**NUMERIC CRITERIA:** N/A, deemed complete 9/8/02.	**O&M RESPONSIBILITY:** Property owner shall maintain treatment measures in conformance with Section 20.95.120 of the Zoning Ordinance.	**PESTICIDE REDUCTION MEAS:** Pesticide reduction is done through education and outreach. The SCVURPPP C3 Handbook and the Landscape Maintenance Techniques for Pest Reduction Fact Sheet are posted on the City website.	
H02-024	**Trans- Pac**	East side of Marburg Avenue approximately 500 feet southerly of	Industrial	9.9	1.5	02/18/05

Project File Number	Project Description	Project Location	Project Type	Site Size (Ac)	New Impervious Surface (Ac)	Project Status (Approval Date)
	Site Development Permit to construct 37,430 square foot of warehouse/storage building on a 9.90 gross acre site.	Las Plumas Avenue.				
Site Design: Project site design includes approximately 9,500 sq.ft. of landscaped area and a 100-foot riparian setback covering approximately 3.0 acres adjacent to Lower Silver Creek.	**Source Control:** Covered trash enclosures, stenciled inlets, street sweeping.	**Treatment BMPs:** Landscaping, inlet filters.	**Numeric Criteria:** N/A, deemed complete 5/9/02.	**O&M Responsibility:** Property owner shall maintain treatment measures in conformance with Section 20.95.120 of the Zoning Ordinance.	**Pesticide Reduction Meas:** Pesticide reduction is done through education and outreach. The SCVURPPP C3 Handbook and the Landscape Maintenance Techniques for Pest Reduction Fact Sheet are posted on the City website.	
H04-015	**Tully Office Building** Site Development Permit to construct two office buildings for a total of 32,352 square feet on a 1.88 gross acre site.	South side of Tully Road approximately 500 feet easterly of Monterey Road.	Office	1.9	1.1	11/19/04
Site Design: Disconnected impervious surface-substantial landscaped and turf areas (totaling approximately 0.8 acre) are distributed throughout the entire site. Provisions for bicycle and motorcycle parking.	**Source Control:** Covered trash enclosures, stenciled inlets, street sweeping.	**Treatment BMPs:** Swales, landscaping, In-line hydrodynamic devices. Disconnected Downspouts drain into landscaped areas.	**Numeric Criteria:** N/A, deemed complete 3/26/04.	**O&M Responsibility:** Property owner shall maintain treatment measures in conformance with Section 20.95.120 of the Zoning Ordinance.	**Pesticide Reduction Meas:** Pesticide reduction is done through education and outreach. The SCVURPPP C3 Handbook and the Landscape Maintenance Techniques for Pest Reduction Fact Sheet are posted on the City website.	
H04-019	**Venture Corporation** Site Development Permit to allow demolition of existing residential structures and the construction of approximately 67,660 square feet of industrial park uses on a 4.8 gross acre site.	North side of Piercy Road approximately 500 feet westerly of English Place.	Industrial	4.8	3.9	08/13/04
Site Design: Motorcycle and bicycle parking required.	**Source Control:** Covered trash enclosures, stenciled inlets.	**Treatment BMPs:** Swales, inlet filters.	**Numeric Criteria:** N/A, deemed complete 4/22/04.	**O&M Responsibility:** Property owner shall maintain treatment measures in conformance with Section 20.95.120 of the Zoning Ordinance.	**Pesticide Reduction Meas:** Pesticide reduction is done through education and outreach. The SCVURPPP C3 Handbook and the Landscape Maintenance Techniques for Pest Reduction Fact Sheet are posted on the City website.	
H04-034	**Donati Bascom Building** Site Development Permit to construct 24,300 square feet of retail/commercial (for a strip mall) on a 1.44 gross acre site.	East side of South Bascom Avenue approximately 250 feet north of Leon Drive.	Commercial	1.4	1.1	11/12/04
Site Design: Project design included 13,756 sq. ft. of landscaped area and ultimately resulted in a substantial reduction in impervious surface from the existing pre-project condition. Pedestrian pathway	**Source Control:** Covered trash enclosures, stenciled inlets, street sweeping.	**Treatment BMPs:** Swales, landscaping, inlet filters.	**Numeric Criteria:** N/A, deemed complete 7/15/04.	**O&M Responsibility:** Property owner shall maintain treatment measures in conformance with Section 20.95.120 of the Zoning Ordinance.	**Pesticide Reduction Meas:** Pesticide reduction is done through education and outreach. The SCVURPPP C3 Handbook and the Landscape Maintenance Techniques for Pest Reduction Fact Sheet are	

PROJECT FILE NUMBER	PROJECT DESCRIPTION	PROJECT LOCATION	PROJECT TYPE	SITE SIZE (AC)	NEW IMPERVIOUS SURFACE (AC)	PROJECT STATUS (APPROVAL DATE)
constructed of interlocking pavers provides pedestrian linkage through the site from Del Mar Avenue. to Bascom Avenue.					posted on the City website.	
H04-038	**CIM Group** Site Development Permit to construct 1,073,361 square feet of floor area for residential and commercial uses including (1) 335 single-family attached residences, (2) 68,267 square feet of ground-floor retail, and (3) above-and-below grade parking garages.	Southeast corner of South Second Street and San Fernando Street.	Residential & Commercial Mixed-Use	2.9	2.4	01/14/05
SITE DESIGN: Very high density mixed-use project in a multi-story high rise building located in the Downtown Core provides pedestrian linkages in close proximity to public transit as well as many other Downtown services and amenities. Project includes landscaped areas on a site that is fully paved resulting in a net reduction in impervious surface from the existing condition.	**SOURCE CONTROL:** Stenciled inlets, street sweeping, covered trash enclosures. Parking structure.	**TREATMENT BMPS:** Landscaping, groundwater remediation program.	**NUMERIC CRITERIA:** N/A, deemed complete 8/11/04.	**O&M RESPONSIBILITY:** Property owner shall maintain treatment measures in conformance with Section 20.95.120 of the Zoning Ordinance.	**PESTICIDE REDUCTION MEAS:** Pesticide reduction is done through education and outreach. The SCVURPPP C3 Handbook and the Landscape Maintenance Techniques for Pest Reduction Fact Sheet are posted on the City website.	
H04-041	**Newcastle Partners** Site Development Permit to construct 113,200 square feet of research and development facility uses on a 8.56 gross acre site.	South side of Piercy Road approximately 600 feet southwest of English Place.	Industrial R&D	8.56	6.4	11/24/04
SITE DESIGN: 100-foot riparian setback provided from Lower Silver Creek, downspouts drain into landscaped areas, designated bicycle and motorcycle parking areas.	**SOURCE CONTROL:** Stenciled inlets, covered trash enclosures, street sweeping.	**TREATMENT BMPS:** Landscaping, swales, inlet filters.	**NUMERIC CRITERIA:** N/A, deemed complete 8/31/04.	**O&M RESPONSIBILITY:** Property owner shall maintain treatment measures in conformance with Section 20.95.120 of the Zoning Ordinance.	**PESTICIDE REDUCTION MEAS:** Pesticide reduction is done through education and outreach. The SCVURPPP C3 Handbook and the Landscape Maintenance Techniques for Pest Reduction Fact Sheet are posted on the City website.	
HA01-002-01	**WTA Piercy LLC** Site Development Permit Amendment to allow an additional 90 parking spaces on a 7.22 gross acre site.	East side of Piercy Road approximately 450 westerly of English Place.	Industrial	7.22	4.8	02/05/05
SITE DESIGN: Disconnected impervious surfaces - substantial landscaped areas, totaling 2.4 acres, distributed throughout entire project site, motorcycle/bicycle parking facilities provided.	**SOURCE CONTROL:** Stenciled inlets, covered trash enclosures, street sweeping.	**TREATMENT BMPS:** Landscaping, swales, inlet filters.	**NUMERIC CRITERIA:** N/A, deemed complete 12/6/01.	**O&M RESPONSIBILITY:** Property owner shall maintain treatment measures in conformance with Section 20.95.120 of the Zoning Ordinance.	**PESTICIDE REDUCTION MEAS:** Pesticide reduction is done through education and outreach. The SCVURPPP C3 Handbook and the Landscape Maintenance Techniques for Pest Reduction Fact Sheet are	

Project File Number	Project Description	Project Location	Project Type	Site Size (Ac)	New Impervious Surface (Ac)	Project Status (Approval Date)
					posted on the City website.	
PD03-006	**Fairgrounds Family Housing** Planned Development Permit to construct 561 multi-family and single-family attached residences on a 11.63 gross acre site.	South side of Tully Road approximately 400 feet easterly of South Tenth Street.	100% Affordable Residential	11.4	8.5	03/09/05
Site Design: 100% affordable residential project. Minimized impervious surfaces. Project redeveloped an existing paved site used for a County fairgrounds parking lot with high-density affordable residential project. Site design includes up to four-story residential structure over a podium parking garage and includes substantial landscaped and open space areas and features narrow private streets.	**Source Control:** Stenciled inlets, street sweeping, covered trash enclosures Parking structure, bicycle/motorcycle parking accommodations.	**Treatment BMPs:** Landscaping, swales, off-site stormwater detention basins.	**Numeric Criteria:** N/A, deemed complete 1/16/03. 100% affordable residential project.	**O&M Responsibility:** Property owner shall maintain treatment measures in conformance with Section 20.95.120 of the Zoning Ordinance.	**Pesticide Reduction Meas**: Pesticide reduction is done through education and outreach. The SCVURPPP C3 Handbook and the Landscape Maintenance Techniques for Pest Reduction Fact Sheet are posted on the City website.	
PD03-038	**Hacienda Gardens** Planned Development Permit to allow 299 multi-family attached residences, approximately 168,184 square feet of commercial uses, and to allow an existing nightclub (Cardinal) and 24-hour uses (Cardinal, Rite-Aid and Albertson's) on a 20.86 gross acre site.	West side of Meridian Avenue on both sides of Foxworthy Avenue.	Residential & Commercial Mixed-Use	20.9	18.2	11/05/04
Site Design: Mixed use high-density residential project on infill site on podium over parking garage/ with adjacent commercial. Project design reduced the amount of paving from existing site condition by a minimum of 13% or 2.7-acres. Landscaped areas between parking, driveways and streets provides for substantial landscaped areas distributed throughout the site. Project preserves numerous existing trees and adds 600 new trees on site. Bicycle and motorcycle parking.	**Source Control:** Stenciled inlets, street sweeping, covered trash enclosures, parking structures, recycled construction materials.	**Treatment BMPs:** Swales, in-line hydrodynamic units, inlet filters.	**Numeric Criteria:** N/A, deemed complete 6/27/03.	**O&M Responsibility:** Property owner and Homeowners Association shall maintain treatment measures in conformance with Section 20.95.120 of the Zoning Ordinance.	**Pesticide Reduction Meas**: Pesticide reduction is done through education and outreach. The SCVURPPP C3 Handbook and the Landscape Maintenance Techniques for Pest Reduction Fact Sheet are posted on the City website.	
PD03-061	**Summerhill Homes** Planned Development Permit to construct 56 single-family detached residences on a 5.39 gross acre site.	Southeast corner of Woodglen Avenue and Campbell Avenue.	Residential	5.4	3.4	09/28/04

Project File Number	Project Description	Project Location	Project Type	Site Size (Ac)	New Impervious Surface (Ac)	Project Status (Approval Date)
Site Design: Minimize impervious surfaces. Project replaced existing hardscape areas at a former school site resulting in a 1.4 acre reduction in impervious surface from existing condition. Substantial open space provided. Project provides over 2 acres in private yards areas and provides additional space in common landscaped areas. Roofs drain into landscaped areas.	**Source Control:** Stenciled inlets, street sweeping.	**Treatment BMPs:** Landscaping, inlet filters.	**Numeric Criteria:** N/A, deemed complete 10/4/03.	**O&M Responsibility:** Homeowners Association shall maintain treatment measures in conformance with Section 20.95.120 of the Zoning Ordinance.	**Pesticide Reduction Meas:** Pesticide reduction is done through education and outreach. The SCVURPPP C3 Handbook and the Landscape Maintenance Techniques for Pest Reduction Fact Sheet are posted on the City website.	
PD03-062	**North Park** Planned Development Permit to construct 445 attached multi-family residences on a 7.6 gross acre site.	West side of Zanker Road between Tasman Road and River Oaks.	Residential	7.6	7.0	10/29/04
Site Design: Very high-density residential project on infill site. A seven-acre phase in a 44-acre planned high density mixed use project in proximity to Guadalupe Corridor Light Rail Transit and includes large expanses of open space areas, including a five acre park. This phase provides five story buildings on podium with parking below. Provides substantial landscaped areas in planter boxes on top of podium deck and additional perimeter landscaping at grade. Directly adjacent to Bonaventura Light rail station, design provides pedestrian pathways to Light Rail Transit.	**Source Control:** Stenciled inlets, street sweeping, covered trash enclosures, parking structures, decorative fountain lined and pool, parking garage and fountains all plumbed to sanitary sewer system.	**Treatment BMPs:** Landscaping.	**Numeric Criteria:** N/A, deemed complete 10/14/03.	**O&M Responsibility:** Homeowners Association shall maintain treatment measures in conformance with Section 20.95.120 of the Zoning Ordinance.	**Pesticide Reduction Meas:** Pesticide reduction is done through education and outreach. The SCVURPPP C3 Handbook and the Landscape Maintenance Techniques for Pest Reduction Fact Sheet are posted on the City website.	
PD03-064	**Almaden Subdivision** Planned Development Permit to construct 26 single-family detached residences on a 7.02 gross acre site.	Southeast corner of Almanden Road and Barnes Lane.	Residential	7.0	2.9	07/02/04
Site Design: Landscaping. Project design provides substantial area (4.10 acres) for private yards, open space and landscaping. Roof runoff drains into landscaped	**Source Control:** Stenciled inlets, street sweeping.	**Treatment BMPs:** Landscaping, swales in sideyards.	**Numeric Criteria:** N/A, deemed complete 10/15/03.	**O&M Responsibility:** Property owner shall maintain treatment measures in conformance with Section 20.95.120 of the Zoning Ordinance.	**Pesticide Reduction Meas:** Pesticide reduction is done through education and outreach. The SCVURPPP C3 Handbook and the Landscape Maintenance Techniques for	

Project File Number	Project Description	Project Location	Project Type	Site Size (Ac)	New Impervious Surface (Ac)	Project Status (Approval Date)
areas. Reduced street widths (44 - 48-foot wide rights-of-way) for internal public streets. Substantial tree plantings.					Pest Reduction Fact Sheet are posted on the City website.	
PD04-008	**Falk Development** Planned Development Permit to construct 159 single-family attached residences on a 2.3 gross acre site.	Southeast corner of Madden Avenue and Jackson Avenue.	Residential	2.3	1.1	08/13/04
Site Design: High density residential project in four-story building over podium parking on infill site along future BART alignment (within Jackson-Taylor pedestrian oriented Planned Community). Project includes ample common open space areas and dedicates a 0.31 acre for a public park. Wide sidewalks along public street frontages to encouarge walking.	**Source Control:** Stenciled inlets, covered trash enclosures, motorcycle/bicycle parking provided. Drains in parking structure and decorative fountains are plumbed to sanitary sewer system.	**Treatment BMPs:** Landscaping.	**Numeric Criteria:** N/A, deemed complete 2/09/04.	**O&M Responsibility:** Property owner and Homeowners Association shall maintain treatment measures in conformance with Section 20.95.120 of the Zoning Ordinance.	**Pesticide Reduction Meas:** Pesticide reduction is done through education and outreach. The SCVURPPP C3 Handbook and the Landscape Maintenance Techniques for Pest Reduction Fact Sheet are posted on the City website.	
PD04-019	**Bay Area Self-Storage** Planned Development Permit to construct 129,410 square feet of ministorage use, with outdoor storage for RVs and boats on a 9.91 gross acre site.	West side of South King Road approximately 800 feet south of Aborn Road.	Industrial	9.91	8.9	03/03/05
Site Design: The proposed indoor and outdoor storage facility involves large expanses of impervious surfaces. Porous concrete is used to help separate (disconnect) the impervious surface areas and substantial landscaping is placed around the perimeter of the site to collect additional stormwater runoff.	**Source Control:** Stenciled inlets, covered trash enclosures.	**Treatment BMPs:** Swales, porous concrete, in-line hydrodynamic device, inlet filters.	**Numeric Criteria:** N/A, deemed complete 3/19/04.	**O&M Responsibility:** Property owner shall maintain treatment measures in conformance with Section 20.95.120 of the Zoning Ordinance.	**Pesticide Reduction Meas:** Pesticide reduction is done through education and outreach. The SCVURPPP C3 Handbook and the Landscape Maintenance Techniques for Pest Reduction Fact Sheet are posted on the City website.	
PD04-021	**Tamien Place** Planned Development Permit to demolish existing bowling alley and office buildings and construct 240 single-family attached residences on a 3.18 gross acre site.	Northwest corner of Lick Avenue and Alma Avenue.	Residential	3.18	3.1	08/13/04
Site Design: High-density residential project in eleven-story structures and 12 townhouses on infill site adjacent to Tamien multi-modal transit	**Source Control:** Stenciled inlets and covered trash enclosures, street sweeping. Pool, decorative fountain and parking structure are plumbed to	**Treatment BMPs:** Inlet filters, landscaping.	**Numeric Criteria:** N/A, deemed complete 4/01/04.	**O&M Responsibility:** Homeowners Association shall maintain treatment measures in conformance with Section 20.95.120 of the Zoning	**Pesticide Reduction Meas:** Pesticide reduction is done through education and outreach. The SCVURPPP C3 Handbook and the Landscape	

PROJECT FILE NUMBER	PROJECT DESCRIPTION		PROJECT LOCATION	PROJECT TYPE	SITE SIZE (AC)	NEW IMPERVIOUS SURFACE (AC)	PROJECT STATUS (APPROVAL DATE)
facilities (Tamien Station provides Cal Train, VTA light rail/bus, bicycle pathways, park and ride and pedestrian connections @ planned Guadalupe Hwy/Transit Corridor). Provides parking structure and bicycle/ motorcycle parking and pedestrian linkages, daycare and other amenities designed to support and encourage transit ridership. Project replaces an existing bowling alley and parking lot on a site almost entirely covered with impervious surface resulting in a 1,000 sq. ft. net reduction in impervious surface.	sanitary sewer system. All fountains and landscaping to use recycled water.			Ordinance.		Maintenance Techniques for Pest Reduction Fact Sheet are posted on the City website.	
PD04-024	**Venetian Terrace** Planned Development Permit to construct 170 single-family attached residences on a 4.76 gross acre site.		West side of Masonic Drive approximately 520 feet southerly of Canoas Avenue.	Residential	4.73	2.7	02/25/05
SITE DESIGN: High density residential project in six-story podium building over two-level underground parking garage on vacant infill site in proximity to Guadalupe Corridor Light Rail transit facilities. Project provides landscaping/open space including approximately 34,800 sq. ft. of perimeter landscaping and dedication of a 1.3 acre park site. Bicycle & motorcycle parking areas provided.	**SOURCE CONTROL:** Stenciled inlets, covered trash enclosures, street sweeping, parking structure drains and decorative fountain plumbed to sanitary sewer system.	**TREATMENT BMPS:** Inlet filters, landscaping.	**NUMERIC CRITERIA:** N/A, deemed complete 4/14/04.	**O&M RESPONSIBILITY:** Homeowners Association shall maintain treatment measures in conformance with Section 20.95.120 of the Zoning Ordinance.		**PESTICIDE REDUCTION MEAS**: Pesticide reduction is done through education and outreach. The SCVURPPP C3 Handbook and the Landscape Maintenance Techniques for Pest Reduction Fact Sheet are posted on the City website.	
PD04-027	**Bernal Park Townhomes** Planned Development Permit to construct 100 single-family attached residences on a 4.3 gross acre site.		Southwest corner of North Eighth Street and Hedding Street.	Residential	4.3	2.6	09/10/04
SITE DESIGN: Project replaces a site almost completely covered by impervious surface resulting in an approximately 1.7 acre net reduction in impervious surface. High Density Residential project on infill site within Jackson-Taylor	**SOURCE CONTROL:** Stenciled inlets, covered trash enclosures, street sweeping.	**TREATMENT BMPS:** Disconnected downspouts drain into landscaping, permeable paving.	**NUMERIC CRITERIA:** N/A, deemed complete 4/20/04.	**O&M RESPONSIBILITY:** Homeowners Association shall maintain treatment measures in conformance with Section 20.95.120 of the Zoning Ordinance.		**PESTICIDE REDUCTION MEAS**: Pesticide reduction is done through education and outreach. The SCVURPPP C3 Handbook and the Landscape Maintenance Techniques for Pest Reduction Fact Sheet are posted on the City website.	

Project File Number	Project Description	Project Location	Project Type	Site Size (Ac)	New Impervious Surface (Ac)	Project Status (Approval Date)
Planned Community, along future BART extension, provides compact pedestrian oriented site design with no front setbacks and pedestrian connections to transit and the surrounding community.						
PD04-029	**Tuscany Hills Block 3** Planned Development Permit to construct 126 single-family detached residences on a 7.3-acre site.	North side of Hillsdale Avenue, opposite the terminus of Vista Park Drive.	Residential	7.3	5.8	10/22/04
Site Design: Compact site design for detached residences on infill site minimizes amounts of impervious surface. Phase of Communications Hill Master Planned Development Community which provides for a mixture of housing types in proximity to the Guadalupe Multi-Modal Transit Corridor. Communications Hill Specific Plan also clusters all development to provide substantial permanent open space areas.	**Source Control:** Stenciled inlets, street sweeping.	**Treatment BMPs:** Inlet filters, landscaping, detention basin for flood control provides some flow control.	**Numeric Criteria:** N/A, deemed complete 4/28/04.	**O&M Responsibility:** Homeowners Association, County and City shall maintain treatment measures in conformance with Section 20.95.120 of the Zoning Ordinance.	**Pesticide Reduction Meas**: Pesticide reduction is done through education and outreach. The SCVURPPP C3 Handbook and the Landscape Maintenance Techniques for Pest Reduction Fact Sheet are posted on the City website.	
PD04-048	**Tuscany Hills Phase 5** Planned Development Permit to construct 68 single-family attached residences on a 3.0 gross acre site.	Blocks Two and Six within the Tuscany Hills Development portion of Communications Hill.	Residential	3.0	2.4	01/14/05
Site Design: Compact site design for attached residences on infill site minimizes amounts of impervious surface. Phase of Communications Hill Master Planned Development Community which provides for a mixture of housing types in proximity to the Guadalupe Multi-Modal Transit Corridor. Communications Hill Specific Plan also clusters residential development to provide substantial permanent open space areas along hillsides.	**Source Control:** Stenciled inlets, street sweeping.	**Treatment BMPs:** Inlet filters, landscaping, detention basin constructed for flood control provides some flow control.	**Numeric Criteria:** N/A, deemed complete 6/18/04.	**O&M Responsibility:** Homeowners Association, County and City shall maintain treatment measures in conformance with Section 20.95.120 of the Zoning Ordinance.	**Pesticide Reduction Meas**: Pesticide reduction is done through education and outreach. The SCVURPPP C3 Handbook and the Landscape Maintenance Techniques for Pest Reduction Fact Sheet are posted on the City website.	
PD04-053	**San Jose Bible College**	Southeast corner of South Twelfth Street and Orvis Avenue on west side	Residential	8.6	3.2	12/10/04

Project File Number	Project Description	Project Location	Project Type	Site Size (Ac)	New Impervious Surface (Ac)	Project Status (Approval Date)
	Planned Development Permit to demolish existing structures and hardscape and construct 46 single-family detached residences on a 8.6 acre site.	of Coyote Creek.				
Site Design: Project site design provides 5.6 acres for public and private open space, including a setback from Coyote Creek that has an 0.83 acre common space at the creek frontage and dedication of a 2.38 strip of land adjacent to the creek to the Santa Clara Valley Water District. Project includes a riparian planting and restoration program within portions of the riparian setback.	**Source Control:** Stenciled inlets, street sweeping.	**Treatment BMPs:** Landscaping, disconnected downspouts drain into landscaping.	**Numeric Criteria:** N/A, deemed complete 7/15/04.	**O&M Responsibility:** Homeowners Association shall maintain treatment measures in conformance with Section 20.95.120 of the Zoning Ordinance.	**Pesticide Reduction Meas:** Pesticide reduction is done through education and outreach. The SCVURPPP C3 Handbook and the Landscape Maintenance Techniques for Pest Reduction Fact Sheet are posted on the City website.	
PD04-057	**Paloma Center** Planned Development Permit to construct 69,525 square feet of retail on a 5 gross acre site.	Southwesterly corner of Lower Silver Creek Road and Aborn Road.	Commercial	5.0	4.3	10/01/04
Site Design: Project provides landscaping.	**Source Control:** Stenciled inlets, street sweeping, covered trash enclosures.	**Treatment BMPs:** Swales.	**Numeric Criteria:** N/A, deemed complete 7/3/04.	**O&M Responsibility:** Property owner shall maintain treatment measures in conformance with Section 20.95.120 of the Zoning Ordinance.	**Pesticide Reduction Meas:** Pesticide reduction is done through education and outreach. The SCVURPPP C3 Handbook and the Landscape Maintenance Techniques for Pest Reduction Fact Sheet are posted on the City website.	
PD04-059	**BEA Systems** Planned Development Permit to allow master grading for future research and development/office development on a 40.92 gross acre site.	West side of North First Street on both sides of Component Drive.	Industrial	40.92	33.2	10/22/04
Site Design: Compact industrial campus site at 1.57 :1 FAR provides 8 multi-story industrial research and development buildings and includes three multi-story parking garage structures, bicycle and motorcycle parking provided, and on-site employee support facilities including dining and training facilities. Adjacent to Guadalupe Corridor Light Rail transit facilities.	**Source Control:** Stenciled inlets, street sweeping covered trash enclosures, parking structure drainage inlets plumbed to sanitary sewer system.	**Treatment BMPs:** Landscaping, swales, turf block.	**Numeric Criteria:** N/A, deemed complete 8/14/04.	**O&M Responsibility:** Property owner shall maintain treatment measures in conformance with Section 20.95.120 of the Zoning Ordinance.	**Pesticide Reduction Meas:** Pesticide reduction is done through education and outreach. The SCVURPPP C3 Handbook and the Landscape Maintenance Techniques for Pest Reduction Fact Sheet are posted on the City website.	

Project File Number	Project Description	Project Location	Project Type	Site Size (Ac)	New Impervious Surface (Ac)	Project Status (Approval Date)
PD04-065	**12th and Keyes Streets Affordable Apartments** Planned Development Permit to construct 88 affordable multi-family attached residences and 2,500 square feet of retail space on a 1.61 gross acre site.	Southeast corner of Keyes Street and South 12th Street.	Mixed use 100% affordable residential and commercial	1.61	1.4	11/19/04
Site Design: Compact high density site design for a project that provides 55.6 units per acre in four-story buildings on a podium over a two-level below ground parking garage on an infill site. Substantial landscaping provided in at-grade planter beds around project perimeters and additional landscaped areas are provided in raised planters on top of the podium deck.	**Source Control:** Stenciled inlets, covered trash enclosures, street sweeping, parking structure drains and decorative fountain plumbed to sanitary sewer system. Bicycle & motorcycle parking areas provided.	**Treatment BMPs:** Swales, inlet filters.	**Numeric Criteria:** N/A, deemed complete 8/27/04.	**O&M Responsibility:** Homeowners Association shall maintain treatment measures in conformance with Section 20.95.120 of the Zoning Ordinance.	**Pesticide Reduction Meas:** Pesticide reduction is done through education and outreach. The SCVURPPP C3 Handbook and the Landscape Maintenance Techniques for Pest Reduction Fact Sheet are posted on the City website.	
PD04-067	**Paloma Medical Center** Planned Development Permit to allow for the construction of 37,050 square feet of medical offices on a 1.5 gross acre site.	Southeast corner Towers Lane and Aborn Road.	Institutional	1.5	1.4	02/23/05
Site Design: Landscaping. Dedication of (Parcel 3) for 1.0 acre for public park use as a part of the Master PD Zoning approval.	**Source Control:** Stenciled inlets, street sweeping, covered trash enclosures.	**Treatment BMPs:** Swales.	**Numeric Criteria:** N/A, deemed complete 9/13/04.	**O&M Responsibility:** Property owner shall maintain treatment measures in conformance with Section 20.95.120 of the Zoning Ordinance.	**Pesticide Reduction Meas:** Pesticide reduction is done through education and outreach. The SCVURPPP C3 Handbook and the Landscape Maintenance Techniques for Pest Reduction Fact Sheet are posted on the City website.	
PD04-072	**Autumn Terrace at William** Planned Development Permit to allow grading, soil remediation, a new public street, and 105 lots for single-family detached residential uses on a 13.06 gross acre site.	South side of East William Street approximately 400 feet west of McLaughlin Avenue.	Residential	13.1	2.6	12/22/04
Site Design: Project redevelops blighted brownfields infill site with first time buyer single-family detached housing and includes; contaminated soil cleanup program because of previous railroad use, landscaping and pedestrian/bicycle trail connections.	**Source Control:** Stenciled inlets, street sweeping.	**Treatment BMPs:** Landscaping.	**Numeric Criteria:** N/A, deemed complete 9/24/04.	**O&M Responsibility:** Homeowners Association shall maintain treatment measures in conformance with Section 20.95.120 of the Zoning Ordinance.	**Pesticide Reduction Meas:** Pesticide reduction is done through education and outreach. The SCVURPPP C3 Handbook and the Landscape Maintenance Techniques for Pest Reduction Fact Sheet are posted on the City website.	

Project File Number	Project Description	Project Location	Project Type	Site Size (Ac)	New Impervious Surface (Ac)	Project Status (Approval Date)
PD04-074	**Lands of Sobrato Interests & Philips Semiconductor** Planned Development Permit to demolish existing office buildings and construct 304 single-family attached residences on a 17.38 gross acre site.	Southwest corner of Lundy Avenue and McKay Avenue.	Residential	17.38	10.9	12/26/04
Site Design: High density residential project on infill site provides compact site design and includes attached units on podium with sub-grade parking garage, narrow private street sections, 0.67 acre private open space, 3.63 acres of landscaping and a 1.25 acre public park totaling over 5 acres of the project site dedicated to landscaping and open space.	**Source Control:** Stenciled inlets, street sweeping.	**Treatment BMPs:** In-line underground proprietary devices and stormwater planter boxes on podium.	**Numeric Criteria:** N/A, deemed complete 9/29/04.	**O&M Responsibility:** Homeowners Association shall maintain treatment measures in conformance with Section 20.95.120 of the Zoning Ordinance.	**Pesticide Reduction Meas:** Pesticide reduction is done through education and outreach. The SCVURPPP C3 Handbook and the Landscape Maintenance Techniques for Pest Reduction Fact Sheet are posted on the City website.	
PD04-076	**Ajisai Gardens** Planned Development Permit to construct 143 single-family attached residences and 12,000 square feet of commercial space on a 2.0 gross acres site.	Southeast corner of North 7th Street and East Taylor Street.	Mixed-use, residential and commercial	2.0	1.4	05/04/05
Site Design: High density mixed-use project designed for infill this site along future BART alignment, includes residential units and neighborhood-serving commercial in a pedestrian oriented five-story building on podium over parking within Jackson-Taylor Planned Community. Pedestrian oriented buildings at front setback consistent with Jackson-Taylor strategy. Bicycle and motorcycle parking provided.	**Source Control:** Stenciled inlets, street sweeping.	**Treatment BMPs:** Landscaping.	**Numeric Criteria:** N/A, deemed complete 10/8/04.	**O&M Responsibility:** Homeowners Association shall maintain treatment measures in conformance with Section 20.95.120 of the Zoning Ordinance.	**Pesticide Reduction Meas:** Pesticide reduction is done through education and outreach. The SCVURPPP C3 Handbook and the Landscape Maintenance Techniques for Pest Reduction Fact Sheet are posted on the City website.	
PD04-077	**San Jose Market Center** Planned Development Permit to construct 356,341 square feet for commercial uses, allow operation after midnight, drive-through uses, and off-sale of alcoholic beverages at several proposed stores on a 38.28 gross acres site.	Southerly corner of Coleman Avenue and West Taylor Street.	Commercial	38.28	28.1	12/10/04
Site Design: Landscaping. Substantial landscaping covers over ten acres distributed throughout the	**Source Control:** Stenciled inlets, covered trash enclosures, street sweeping. Door skirts at loading docks.	**Treatment BMPs:** Swales, inlet filters.	**Numeric Criteria:** N/A, deemed complete 10/13/04.	**O&M Responsibility:** Property owner shall maintain treatment measures in conformance with Section	**Pesticide Reduction Meas:** Pesticide reduction is done through education and outreach. The SCVURPPP C3	

Project File Number	Project Description	Project Location	Project Type	Site Size (Ac)	New Impervious Surface (Ac)	Project Status (Approval Date)
project site including planting strips between parking stalls and extensive tree plantings. A frontage road and 100-foot riparian corridor setback buffer is provided from the Guadalupe River and includes additional plantings of native vegetation.	Bicycle/motorcycle parking.		20.95.120 of the Zoning Ordinance.		Handbook and the Landscape Maintenance Techniques for Pest Reduction Fact Sheet are posted on the City website.	
PD04-082	**Lands of Hoang, Pham, Rausch and Ross. DKB Homes LLC** Planned Development Permit to allow for the construction of 19 single-family detached residential units on a 1.75 gross acre site.	Southeast terminus of East San Antonio Street and South 34th Street.	Residential	1.75	1.1	03/25/05
Site Design: Landscaping, narrow private streets, substantial number of shade trees added.	**Source Control:** Stenciled inlets, street sweeping.	**Treatment BMPs:** Landscaping.	**Numeric Criteria:** N/A, deemed complete 11/17/04.	**O&M Responsibility:** Homeowners Association shall maintain treatment measures in conformance with Section 20.95.120 of the Zoning Ordinance.	**Pesticide Reduction Meas:** Pesticide reduction is done through education and outreach. The SCVURPPP C3 Handbook and the Landscape Maintenance Techniques for Pest Reduction Fact Sheet are posted on the City website.	
PD04-083	**Petroni Family Partnership** Planned Development Permit to construct 57 single-family attached residences on a 3.23 gross acre site.	South side of Marburg Way at its westerly terminus, approximately 550 feet west of 33rd Street.	Residential	3.2	2.2	06/09/05
Site Design: Project replaces a blighted industrial use and includes contaminated soil clean up resulting from leaking above ground and underground storage tanks with attached residential project on infill site in a neighborhood revitalization area. Project site plan includes compact site design with narrow private streets, and includes almost one-acre of landscaped area and an additional 0.18 acre of private open space.	**Source Control:** Stenciled inlets, street sweeping.	**Treatment BMPs:** Swales, interlocking unit pavers on pedestrian pathways.	**Numeric Criteria:** N/A, deemed complete 11/22/04.	**O&M Responsibility:** Homeowners Association shall maintain treatment measures in conformance with Section 20.95.120 of the Zoning Ordinance.	**Pesticide Reduction Meas:** Pesticide reduction is done through education and outreach. The SCVURPPP C3 Handbook and the Landscape Maintenance Techniques for Pest Reduction Fact Sheet are posted on the City website.	
PD04-084	**Paseo Center at Coyote Creek** Planned Development Permit to demolish existing structures (hay storage, horse boarding, residential use, community services) and construct 218 multi-family residences on a 7.2 gross acre site.	East side of Senter Road approximately 600 feet southerly of Needles Drive.	Residential	7.2	3.7	03/18/05
Site Design: High density residential project	**Source Control:** Stenciled inlets, street sweeping,	**Treatment BMPs:** Landscaping, swales, inlet filters.	**Numeric Criteria:** N/A, deemed	**O&M Responsibility:** Property owner shall maintain	**Pesticide Reduction Meas:** Pesticide reduction is done	

Project File Number	Project Description	Project Location	Project Type	Site Size (Ac)	New Impervious Surface (Ac)	Project Status (Approval Date)
redevelops infill site to provide100% affordable units in four-story building and provides parking in a five-level parking structure. Wool Creek Road is used to provide a frontage road buffer from Coyote Creek. Graded to allow prevent drainage to Wool Creek Road. Riparian setback up to 100-feet (approx. 75-feet average) covers 1.9 acres adjacent to Coyote Creek. Streambank improvements at Coyote Creek frontage. Project includes invasive plant removal and riparian restoration program within riparian buffer area.	covered trash enclosures.	complete 11/24/04.	treatment measures in conformance with Section 20.95.120 of the Zoning Ordinance.		through education and outreach. The SCVURPPP C3 Handbook and the Landscape Maintenance Techniques for Pest Reduction Fact Sheet are posted on the City website.	
PD04-090	**Regional Medical Center Planned Development Permit - Phase 1** Planned Development Permit to allow expansion of 256,000 square feet and allow 24 hour operation for hospital uses on a 34.22 gross acre site.	Southwest corner of McKee Road and Jackson Avenue.	Institutional	34.22	22.8	04/15/05
Site Design: Landscaping distributed throughout the site. Parking structures. Project preserved and incorporated any existing mature trees into site design.	**Source Control:** Stenciled inlets, street sweeping, covered trash enclosures.	**Treatment BMPs:** Swales, inlet filters.	**Numeric Criteria:** N/A, deemed complete 12/6/04.	**O&M Responsibility:** Property owner shall maintain treatment measures in conformance with Section 20.95.120 of the Zoning Ordinance.	**Pesticide Reduction Meas**: Pesticide reduction is done through education and outreach. The SCVURPPP C3 Handbook and the Landscape Maintenance Techniques for Pest Reduction Fact Sheet are posted on the City website.	
PD04-092	**Lands of TLB properties** Planned Development Permit to construct 30 single-family detached residences on a 3.49 gross acres site.	North side of Umbarger Road approximately 1,200 feet west of Senter Road.	Residential	3.5	1.3	06/30/05
Site Design: Efficient site design provides one standard width through public street connected to existing street network to serve 34 single-family detached units on small lots, averaging 3,000 sq. ft. and reserves 1.35 acre or 54 percent of the project site as landscaped open space in the form of private yards. Projects includes a tree protection and tree replacement program.	**Source Control:** Stenciled inlets, street sweeping.	**Treatment BMPs:** Landscaping.	**Numeric Criteria:** N/A, deemed complete 12/10/04.	**O&M Responsibility:** Property owner shall maintain treatment measures in conformance with Section 20.95.120 of the Zoning Ordinance.	**Pesticide Reduction Meas**: Pesticide reduction is done through education and outreach. The SCVURPPP C3 Handbook and the Landscape Maintenance Techniques for Pest Reduction Fact Sheet are posted on the City website.	

Project File Number	Project Description	Project Location	Project Type	Site Size (Ac)	New Impervious Surface (Ac)	Project Status (Approval Date)
PD04-095	**Lands of Braddock and Logan Services Inc.** Planned Development Permit to construct 15 single-family detached residences on a 2.18 gross acres site.	Southwest corner of Story Road and Clayton Road.	Residential	2.18	1.2	03/18/05
Site Design: Project site layout designed to maximize use of existing roads for access, provides on new narrow private street.	**Source Control:** Stenciled inlets, street sweeping.	**Treatment BMPs:** Landscaping.	**Numeric Criteria:** N/A, deemed complete 12/22/04.	**O&M Responsibility:** Homeowners Association shall maintain treatment measures in conformance with Section 20.95.120 of the Zoning Ordinance.	**Pesticide Reduction Meas:** Pesticide reduction is done through education and outreach. The SCVURPPP C3 Handbook and the Landscape Maintenance Techniques for Pest Reduction Fact Sheet are posted on the City website.	
PD04-103	**San Carlos Affordable Senior Apartment and Townhome Development** Planned Development Permit to allow mixed use development including 95 senior apartments, 32 single-family attached residences and 4500 square feet of commercial uses on a 3.19 gross acre site.	North side of west San Carlos Street between north Buena Vista Avenue and North Willard Avenue.	Residential	3.19	1.1	08/25/04
Site Design: 2.1 acre reduction in impervious surface. Project replaced fully paved site with mixed-use high density affordable housing and commercial uses in proximity to Major Transit Corridor. Most parking provided in underground structure. Pedestrian oriented amenities, including plazas.	**Source Control:** Stenciled inlets, street sweeping, covered trash enclosures, recycled water for all landscape irrigation. Decorative fountain uses recycled water and plumbed to sanitary sewer system.	**Treatment BMPs:** Swales, inlet filters.	**Numeric Criteria:** N/A, deemed complete 5/10/04.	**O&M Responsibility:** Property owner shall maintain treatment measures in conformance with Section 20.95.120 of the Zoning Ordinance.	**Pesticide Reduction Meas:** Pesticide reduction is done through education and outreach. The SCVURPPP C3 Handbook and the Landscape Maintenance Techniques for Pest Reduction Fact Sheet are posted on the City website.	
PD05-006	**Autumn Terrace at Bonita** Planned Development Permit to construct 80 single-family detached residences on a 7.69 gross acre site.	Northeast corner of Bonita Avenue and Sunny Court.	Residential	8.0	5.7	06/15/05
Site Design: Project will apply soil remediation on a site formerly used for industrial purposes and will replace substantial expanses of impervious surfaces including industrial buildings, parking lots and outdoor storage tanks with new residential development and open space. Impervious surfaces currently occupies approximately 80% or eight acres of the site. New project provides compact site plan for single-family	**Source Control:** Stenciled inlets, street sweeping.	**Treatment BMPs:** Landscaping, interlocking unit pavers on pedestrian paths, roof downspouts drain into landscaped areas and extensive tree plantings.	**Numeric Criteria:** N/A, deemed complete 1/27/05.	**O&M Responsibility:** Homeowners Association shall maintain treatment measures in conformance with Section 20.95.120 of the Zoning Ordinance.	**Pesticide Reduction Meas:** Pesticide reduction is done through education and outreach. The SCVURPPP C3 Handbook and the Landscape Maintenance Techniques for Pest Reduction Fact Sheet are posted on the City website.	

Project File Number	Project Description	Project Location	Project Type	Site Size (Ac)	New Impervious Surface (Ac)	Project Status (Approval Date)
detached product on infill site, and includes narrow private streets with private yards, substantial landscaping and a 0.9-acre public park.						
PD05-008	**Lago De Como Villas** Planned Development Permit to demolish two single-family detached residences and related accessory structures to construct 26 single-family attached residences on a 1.7 gross acres site in the A (PD) Planned Development Zoning District.	South side of Hillsdale Avenue approximately 450 feet east of Highway 87.	Residential	1.7	1.1	04/08/05
Site Design: High density residential project on a small infill site provides a 30-foot riparian setback from Canoas Creek and includes riparian revegetation using species that originate from Los Gatos Creek Watershed. Site design includes narrow private streets and substantial landscaping.	**Source Control:** Stenciled inlets, street sweeping.	**Treatment BMPs:** Landscaping, roof downspouts drain into landscaped areas, unit pavers in pedestrian pathways.	**Numeric Criteria:** N/A, deemed complete 2/1/05.	**O&M Responsibility:** Homeowners Association shall maintain treatment measures in conformance with Section 20.95.120 of the Zoning Ordinance.	**Pesticide Reduction Meas:** Pesticide reduction is done through education and outreach. The SCVURPPP C3 Handbook and the Landscape Maintenance Techniques for Pest Reduction Fact Sheet are posted on the City website.	
PD05-011	**Altura at Campbell Avenue** Planned Development Permit to construct 220 single-family attached residences and associated improvements on a 10.1 gross acres site.	Northeast corner of Newhall Street and Campbell Avenue.	Residential	10.1	6.5	06/09/05
Site Design: High Density development on infill site in proximity to future BART alignment and planned BART station. Project replaces site mostly covered by impervious surfaces, including an old industrial building and parking lot. New residential project provides 2.26 acres in landscaped areas and dedicates a 1.4 acre park. Provides narrow private internal streets and includes permeable pedestrian pathways.	**Source Control:** Stenciled inlets, street sweeping.	**Treatment BMPs:** Landscaping, in-line underground (CDS) units.	**Numeric Criteria:** N/A, deemed complete 2/4/05.	**O&M Responsibility:** Homeowners Association shall maintain treatment measures in conformance with Section 20.95.120 of the Zoning Ordinance.	**Pesticide Reduction Meas:** Pesticide reduction is done through education and outreach. The SCVURPPP C3 Handbook and the Landscape Maintenance Techniques for Pest Reduction Fact Sheet are posted on the City website.	
Public Projects						
CIP 1309	**Evergreen Branch Library** Demolition of existing library facility and construction of new 21,500 square foot library on same site.	Aborn Rd. between Kettman and Renfield.	Institutional	2.5	1.5	07/30/04
Site Design:	**Source Control:**	**Treatment BMPs:**	**Numeric Criteria:**	**O&M Responsibility:**	**Pesticide Reduction Meas:**	

Project File Number	Project Description	Project Location	Project Type	Site Size (Ac)	New Impervious Surface (Ac)	Project Status (Approval Date)
Swale, disconnected downspouts.	Landscaping, covered trash, stenciled inlets, street sweeping.	Vegetated Swale.	N/A. Funded prior to 10/15/03, but includes swales sized to 0.2 in/hr flow intensity.	Swales are maintained by City during routine site maintenance.	Pesticide reduction is done via the City's Integrated Pest Management Policy.	
CIP 1310	**Hillview Branch Library** Construction of new 21,035 square foot branch library.	Hopkins Drive between Evelyn and Simon.	Institutional	2.5	1.6	01/25/05
Site Design: Swale, disconnected downspouts.	**Source Control:** Landscaping, covered trash, stenciled inlets, street sweeping.	**Treatment BMPs:** Vegetated Swale.	**Numeric Criteria:** N/A. Funded prior to 10/15/03, but includes swales sized to 0.2 in/hr flow intensity.	**O&M Responsibility:** Swales are maintained by City during routine site maintenance.	**Pesticide Reduction Meas:** Pesticide reduction is done via the City's Integrated Pest Management Policy.	
CIP 1311	**Cambrian Branch Library** Replacement of existing branch library with new 27,800 square foot facility.	Hillsdale Ave. between Ross and Manda.	Institutional	1.5	1.6	12/15/04
Site Design: Swale, disconnected downspouts, porous concrete.	**Source Control:** Landscaping, covered trash, stenciled inlets, street sweeping.	**Treatment BMPs:** Vegetated Swale.	**Numeric Criteria:** N/A. Funded prior to 10/15/03, but includes swales sized to 0.2 in/hr flow intensity.	**O&M Responsibility:** Swales are maintained by City during routine site maintenance.	**Pesticide Reduction Meas:** Pesticide reduction is done via the City's Integrated Pest Management Policy.	
PD03-077	**Zone 3 Reservoir and Pipeline Project** Planned Development Permit to construct 2 reinforced concrete recycled water tanks, pipelines, and an access road on a 17.16 gross acre site.	Northeast corner of Yerba Buena Road and Old Yerba Buena Road.	Institutional	17.16	5.7	03/09/05
Site Design: Landscaping/minimize land disturbance. Project will construct two water tanks, an underground pipeline and an approximately 3,000 linear foot access road. Approximately 11.5 acres to remain as undisturbed open space.	**Source Control:** Street sweeping.	**Treatment BMPs:** Landscaping.	**Numeric Criteria:** N/A. Funded prior to 10/15/03.	**O&M Responsibility:** Routine maintenance by City.	**Pesticide Reduction Meas:** Pesticide reduction is done via the City's Integrated Pest Management Policy.	

Development Activity Map

Standard Operating Procedure
BMP O&M VERIFICATION PROGRAM

Overview

The City of San Jose's New and Redevelopment (NRD) Post-Construction BMP Operation and Maintenance Verification Program is a multi-department effort. The Departments of Environmental Services (ESD) and Planning, Building & Code Enforcement (PBCE) work together to verify that maintenance of Post-Construction BMPs is conducted as required by Provision C.3 of the stormwater permit. The key components of this program include BMP Tracking, Inspection, Enforcement and Follow Up, and Reporting.

PBCE is responsible for BMP Tracking and supports escalated enforcement if needed to achieve compliance. ESD's Watershed Enforcement section is responsible for receiving BMP Tracking information, conducting inspections on a subset of BMPs, and performing enforcement and follow up as needed. ESD's Urban Runoff Section is responsible for compiling program data and reporting results annually to the Water Board.

BMP Tracking

Information on BMPs required by Provision C.3 is collected throughout the Development Review process. Final information on BMPs is available when construction is complete.

Table 1 : Procedure for BMP Data Compilation

STEP	RESPONSIBILITY	ACTION
1	PBCE – Planning Division Planners	1. Collect and document information on BMPs required for NRD Program. Information must include description of BMP, location, BMP owner, responsible party for maintenance and any available contact info, O&M requirement mechanism, and any additional conditions imposed related to BMP O&M.
2	PBCE – Planning Division Urban Runoff Coordinator	2. Compile annually (each July) and provide to ESD a data file of all BMPs and projects which have completed construction during the previous fiscal year.

Inspection

ESD selects sites for inspection based on complaints received. All complaints are investigated; and inspection and follow up procedures are consistent with the City's ICID Program. All post-construction BMP complaints are investigated within five days of the initial complaint in keeping with ICID procedures.

Table 2 summarizes the procedure for inspection of BMPs under this program. The Watershed Enforcement Section of the Watershed Protection Division has one environmental inspector assigned to responding to treatment BMP complaints.

Table 2: Procedure for BMP Inspection

STEP	RESPONSIBILITY	ACTION
1	ESD - Clerical	1. Answer call and address as an ICID complaint. See ESD Environmental Enforcement Division policies and procedures "ICID Complaint Intake" dated 02/03/99 Section Number 2410.00.
2	ESD -	1. Address complaints on post-construction BMPs as an ICID incident. See ESD

STEP	RESPONSIBILITY	ACTION
	Environmental Inspector	Watershed Enforcement Section polices and procedures "ICID Complaint Investigation" dated 01/01/04 revised 02/05/04, section number 5420 with the following additional requirements: 2. Visually inspect treatment BMP using SCVURPPP Standard Stormwater BMP Inspection Data Collection Form and refer to SCVURPPP Table 2 Potential Inspection Results with Definitions to record inspection results. a. If immediate threat to storm sewer system or creek, follow Watershed Enforcement Response Plan (WERP). b. If BMP is functional and maintained, record inspection results. Distribute BMP Maintenance Fact Sheet from C3 Handbook and schedule follow-up inspection if necessary. c. If BMP is non-functional, record inspection results. Follow Watershed Enforcement Response Plan (WERP) and proceed to Step 2.3. 3. Conduct Permit research and determine whether an approved land use permit with enforceable BMP O&M conditions is recorded against the property. a. If the property has an approved land use permit proceed to Table 3 below. b. If there is no enforceable land use permit, distribute BMP Maintenance Fact Sheet from C3 Handbook and continue to follow WERP. 4. Log inspection information as Post-Construction Treatment BMP Incident Type.

Enforcement and Follow Up

Table 3 summarizes the enforcement procedures for BMP Inspections. ESD's Watershed Enforcement is the first tier of enforcement with PBCE Code Enforcement involved to employ the land use permit as the basis for enforcement.

Table 3

STEP	RESPONSIBILITY	ACTION
1	ESD - Environmental Inspector (EI)	1. Develop Notice of Violation to Responsible Person including description of violation, corrective actions required and compliance date. 2. Re-inspect after compliance date. a. If violations corrected, deadfile case and following Reporting Procedures b. If violation continues, proceed to Step 3
2	ESD - Environmental Inspector	1. Within 48 hours, refer violation via e-mail to Code Enforcement Administrator including the following: a. Field Inspection Notes b. Notice of Violation c. Planning Permit Condition Violation Number d. Digital picture of initial violation and re-inspection e. Signed Photo Evidence Affidavit f. Recommended Compliance Timeline
3	PBCE - Code Enforcement Administrator	1. Within 24 hours, review referral for completeness. Contact EI if indicated. 2. If complete, open case in Code Enforcement System (CES) within 24 hours.

STEP	RESPONSIBILITY	ACTION
	(CEA)	3. Within 48 hours, Issue Compliance Order to Responsible Person(s) including compliance date. Send electronic copy to EI.
4	ESD - Environmental Inspector	1. After compliance date, re-inspect for compliance. a. If compliance achieved, advise CEA to deadfile case in CES. Follow reporting requirements. b. If Compliance is not achieved, document violation (See Step 2.1.a,d, and e) and notify CEA.
5	PBCE - Code Enforcement Administrator (CEA)	1. Within 5 working days, develop Notice of Hearing and notify Responsible Person(s). 2. Schedule issue before the Appeals Hearing Board. 3. Notify EI to attend AHB to provide testimony.

Reporting

Table 4 summarizes the reporting procedures for the O&M Verification Program for BMPs. The Environmental Inspector logs the inspection information on both the SCVURPPP Standard Stormwater Treatment BMP Inspection Data Collection Form and enters the incident type in the EEDMS database.

Table 4

STEP	RESPONSIBILITY	ACTION
1	ESD - Environmental Inspector	1. Log inspection information using SCVURPPP Standard Stormwater Treatment BMP Inspection Data Collection Form. 2. Log inspection information as "Post-Construction Treatment BMP" Incident type in EEDMS database.
2	ESD - UR	1. Collect completed SCVURPPP Standard Stormwater Treatment BMP Inspection Data Collection Form. 2. Compile all "Post-Construction Treatment BMP" incidents annually through EEDMS reporting and report in ICID Summary Tables and cross reference in NRD section of Annual Report.

This page intentionally left blank.

5. CON: Construction Inspection

5.A CON Work Plan Self Evaluation Matrix

ITEM NO.	ACTIVITY	COMPLIANCE DATE	FY 04-05 STATUS	RESPONSIBLE PARTY
CON 1	**Site Housekeeping** The City ensures through a construction inspection program that construction contractors properly store, use, and dispose of construction materials, chemicals, and wastes at construction sites and prevent illicit discharges to storm drains and watercourses.			
CON 1.A.	PB&CE Building Division Inspectors develop SOPs to address housekeeping measures at construction sites.	Done FY 03-04	Done FY 03-04.	ESD, PBCE
CON 1.B.	Develop hand-off procedure for transferring project information and status to ensure Building Inspectors are informed of project site data collected by Public Works Inspectors.	Done FY 03-04	Done FY 03-04.	ESD, PW, PBCE
CON 1.C.	Track & document incidents of housekeeping issues at construction sites	Ongoing	Done. Inspectors from ESD, PW, and PBCE Building tracked and documented incidents of housekeeping issues at construction sites during FY 04-05 and these records are on file for review. At the private development projects, PW inspectors found housekeeping issues at 53 of 126 sites inspected. Issues included no cover on dirt stockpile/dumpsters, inadequate inlet protection, maintenance of gravel construction entrances, maintenance of perimeter protection, improper installation of perimeter protection, tracking of dust and mud on public streets.	ESD, PW, PBCE
CON 2	**Local Ordinance** For development projects with significant erosion potential and planned construction activity during the wet season, the City ensures, through a construction inspection program, that erosion and/or sediment control measures are implemented in accordance with local ordinances and project conditions of approval and maintained as needed during construction.			
CON 2.A.	Review existing legal authority to conduct and enforce construction site inspections, if necessary revise.	Done FY 02-03	Done FY 02-03.	
CON 2.B.	Identify needed ordinance changes 1. Identify timeline for revised grading ordinance	Done FY 02-03	Done FY 02-03.	
CON 2.C.	Develop SOPs & conduct training for inspection of construction sites requiring erosion control plans before wet season. Include enforcement (see Environmental Engineering Enforcement Procedures)	Annually	Done. SOPs were developed during FY 03-04. Training on existing SOPs was held by PBCE Building Inspection on 9/14/04, 10/20/04 and 11/09/04. ESD Watershed Enforcement Inspection held training on existing SOPs 7/12/04 – 7/16/04. See Section 12D: *Municipal Employee Training Summary*	ESD, PW

ITEM NO.	ACTIVITY	COMPLIANCE DATE	FY 04-05 STATUS	RESPONSIBLE PARTY
CON 3	**Construction Inspection Frequency** The City inspects construction sites for adequacy of stormwater control measures. The frequency of inspections for active sites is at least once per month, or more frequently based on size of project, site conditions, precipitation, & project's potential impact on stormwater quality.			
CON 3.A.	Review construction inspection procedures to incorporate performance standards requirements for monthly inspections into SOPs.	Done FY 02-03	Done FY 02-03.	
CON 3.B.	Document inspections of active construction sites.	Annually	Done. ESD and PW documented inspections of active construction sites during FY 04-05 at active construction sites. These records are on file for review. Inspections included: ESD 272 PW (TDS) 562 ESD inspections are lower for FY 04-05 (272) than for FY 03-04 (570) because in 04-05, ESD only inspected sites that were referred to them from PW and PBCE or sites that had a previous enforcement history. In contrast, ESD inspected all sites during FY 03-04. Last year's report incorrectly listed the number of PW inspections as 981; this number should have been 658. In FY 04-05, this number reduced to 562. In addition to the inspections listed above, PBCE Building inspectors also include stormwater issues in their inspections. Currently, stormwater inspections are done during the course of routine building inspections. The outcomes are tracked only if an inspection results in a stormwater issue identified that warrants follow-up. Based on a workload review of building inspections conducted during FY 04-05, an estimated 2,600 inspections were conducted by Building inspectors to include a review of stormwater issues.	ESD, PW, PBCE
CON 3.B.1	Evaluate use of Amanda system for tracking inspection information.	6/30/04	Done FY 03-04.	ESD, PW, PBCE
CON 3.C.	Evaluate the effectiveness of the construction inspection program and make improvements, as necessary.	Ongoing	Done. The coordination meetings among Building, ESD, and Public Works inspectors that began in FY 03-04 continued during FY 04-05. These meetings plus the citywide training conducted 10/13/2004-10/15/2004 improved the communications and coordination amongst inspectors in all three departments.	ESD, PW, PBCE
CON 4	**Wet Season Preparation** Prior to the beginning of the wet season each year, the City inspects all sites requiring erosion and/or sediment control plans, to ensure that measures have been taken to minimize erosion and discharges of sediment from disturbed areas.			

ITEM NO.	ACTIVITY	COMPLIANCE DATE	FY 04-05 STATUS	RESPONSIBLE PARTY
CON 4.A.	Review and revise, as needed, procedures for Public Works staff regarding wet season construction requirements.	As Needed	Done. Procedures for wet season preparation were reviewed and found to be adequate with no changes identified. Public Works project managers continued to implement language in Section 10-2, Storm Water Pollution Prevention for public projects.	PW
CON 4.B.	Document pre-season inspection of construction sites to ensure adequate implementation of winterizing BMPs, prior to the wet season.	Annually	Done. The City documented pre-season inspection of construction sites to ensure adequate implementation of winterizing BMPs, prior to the wet season during FY 04-05. Pre-season inspections were performed by Public Works for 46 private development projects. PBCE Building inspectors delivered notices to all active construction sites identified by Public Works. ESD Watershed Enforcement inspectors conducted 57 pre-season inspections before 10/01/04.	PW
CON 5	**Inspection and Site Evaluation Follow-up** Construction sites with inadequate erosion/sediment controls are given verbal and/or written notice of the inadequacies, according to the City's enforcement procedures, and followed up with action(s) commensurate with the risk of pollutants entering City storm drains or waterways. Written notices and follow-up actions are tracked and summarized in the City's Annual Report to the Regional Board.			
CON 5.A.	Draft and implement procedures for follow-up actions and graduated levels of enforcement, to be used on construction sites.	Done FY 02-03	Done FY 02-03.	ESD, PW
CON 5.B.	Track and summarize notices and follow-up actions for annual reports.	Annually	Each of the implementing departments follows a procedure for escalated action depending on the outcomes of an inspection. Public Works issued 197 Verbal Warnings. 36 sites received more than one Verbal Warning. 17 Written Notices were issued. 2 sites received more than one Written Notice. 12 referrals were made to ESD. Building Inspectors issued a total of 79 notices to construction sites either requiring adjustments to the superintendent's performance or noting compliance with guidelines after a previous notice was delivered. Currently, stormwater inspections are done during the course of routine building inspections. The outcomes are tracked only if an inspection results in a stormwater issue identified that warrants follow-up. ESD Watershed Enforcement inspectors investigated 68 active construction sites for a total of 272 inspections. Throughout the season, ESD issued 124 Verbal Warnings, 47 Written Notices, and 14 Administrative Citations (fines).	ESD, PW, PBCE

ITEM NO.	ACTIVITY	COMPLIANCE DATE	FY 04-05 STATUS	RESPONSIBLE PARTY
CON 5.C.	Evaluate the feasibility of increasing the # of staff with the authority to issue enforcement actions.	FY 03-04	Done FY 03-04.	ESD, PW
CON 6	**Municipal Training** The City provides training annually to its construction inspection staff on inspection procedures, documentation, and enforcement related to stormwater pollution prevention. All inspectors receive training on the latest construction-related stormwater pollution prevention techniques and appropriate follow up actions at least once every two years. The City keeps documentation that inspectors have received training.			
CON 6.A.	Revise training curriculum to incorporate revised notice and follow-up requirements and graduated levels of enforcement Develop training materials to address wet season construction and housekeeping Develop training materials to address dry season construction and housekeeping	Done FY 02-03	Done FY 02-03.	ESD, PW
CON 6.B.	Develop training schedule and staff feedback plan regarding inspection procedures.	Done FY 02-03	Done FY 02-03.	ESD, PW
CON 6.C.	Conduct training for Public Works, ESD, and Building Inspection staffs on new standard operating procedures for erosion control plan review inspection process (at least once every 2 years) Conduct training of Planning, Building & Code Enforcement-Building Division inspectors regarding housekeeping BMPs Train DPW & PBCE inspectors on new SOPs for inspection during wet season Train DPW & PBCE inspectors on new SOPs for inspection during dry season	Ongoing	Done. See Section 12.D: *Municipal Training Summary*	Program, Regional Water Quality Control Board, ESD, PW, PBCE
CON 6.D.	Track and document that inspectors have received training.	Annually	Done. See Section 12.D: *Municipal Training Summary*	ESD
CON 6.E.	Evaluate the training curriculum and frequency and improvements, as necessary.	Annually	The training curriculum and frequency were satisfactory. More than 14 sessions were held on construction inspection. Strong emphasis on "keeping mud out of the streets" was again stressed during the training of city construction inspectors.	ESD, PW, PBCE
CON 7	**Outreach** The City provides outreach materials to contractors, developers, and municipal staff on construction BMPs and compliance with the State General Construction Activity Storm Water Permit.			
CON 7.A.	Review outreach/technology transfer materials and make improvements, as necessary	Annually	Done. Construction BMP information tri-folds in Spanish and Vietnamese were printed and distributed as needed in trainings and in permanent displays in City Hall.	ESD

ITEM NO.	ACTIVITY	COMPLIANCE DATE	FY 04-05 STATUS	RESPONSIBLE PARTY
			Distribution quantities are captured in 11.D: *Outreach Materials Distributed*. References to the General Construction Activities Stormwater Permit were updated to reflect the new requirement that project sites that disturb a total of 1 acre or more need to apply (reduced down from 5 acres).	
CON 7.A.1	Develop outreach materials to address wet season construction.	Done FY 02-03	Done FY 02-03.	
CON 7.B.	Review SOPs for distributing outreach/technology transfer material by inspectors.	Done FY 02-03	Done FY 02-03.	ESD
CON 7.C.	Conduct outreach sessions to development community.	Ongoing, Q2	Done and continuing Annually. See 11.D: *PIP Activities* for details.	ESD, PW
CON 7.D.	Document outreach to development community.	Annually	Done. DPW and ESD inspectors continued to distribute BMPs to the development community during construction site inspections. Outreach materials were also given to development community representatives at training sessions on 8/31/2004 and 9/14/2004, and at permit service counters. See 11.D: *PIP Activities* for details.	ESD
CON 7.E.	Evaluate outreach program and make improvements, as necessary.	Annually	The City's outreach program is sufficient. With inspections, meetings, and training sessions, the outreach for this program element includes significant face-to-face contact. Inspectors also distribute materials to developers and contractors as part of inspection. During FY 04-05 "Clean Bay Blueprint" was formatted and updated. It will be printed and distributed to developers and city inspectors in FY 05-06. The City also plans on producing signs to be displayed at construction site with the "No Dumping and 945-3000 Telephone Hotline" message for site employees and the public to see. Signs will be procured and distributed to developers during FY 05-06. The City will review key BMP materials and make changes as needed in FY 05-06.	ESD, PW, PBCE
CON 8	**Public Works Projects** The City will develop and implement a process to ensure that contractors hired to construct public works projects have adequate erosion control plans and use appropriate Best Management Practices (BMPs) adopted by the Department of Public Works.			
CON 8.A.	Develop & conduct training for Public Works capital improvement project staff (Architectural Engineering Design & Construction and Streets, Bridges & Sewers Design and Construction) on contract language & enforcement.	Done FY 02-03 Annually	Done. Training was developed and conducted on 12/09/04. See Section 12.D: *Municipal Employee Training Summary*	ESD, PW
CON 8.B.	Track the number of Public Works projects with these requirements.	Annually	Done. Tracked number of Public Works capital improvement projects to ensure erosion and sediment	ESD, PW

ITEM NO.	ACTIVITY	COMPLIANCE DATE	FY 04-05 STATUS	RESPONSIBLE PARTY
			control language was included. Records are on file.	
CON 9	**Construction Inspection Effectiveness Evaluation** The City of San José will review and evaluate effectiveness of its construction inspection SOPs and BMPs.			
CON 9.A.	Evaluate and incorporate any needed improvements in construction inspection SOPs and BMPs.	Annually	Done FY 03-04.	ESD, PW
CON 9.B.	Document and evaluate what worked well and what needs improvement.	Annually	The communications and cooperation amongst Public Works, PBCE Building, and ESD Watershed Enforcement inspectors worked well. The citywide construction inspector's trainings held October 13-15, 2004, and the monthly citywide construction supervisors meetings played a big part in this improvement. The City will continue to conduct the inspector's training and hold supervisors meetings during FY 05-06. PW (TDS) inspectors continue to observe housekeeping problems at private development sites. Some of the problems include: • No cover on dirt stockpile/dumpsters • Inadequate inlet protection • Inadequate maintenance of gravel construction entrances • Inadequate maintenance of perimeter protection • Tracking of dust and mud on public streets City inspectors will continue to work with developers to ensure effective BMPs are implemented to prevent these housekeeping issues.	ESD, PW, PBCE

5.B CON Program Evaluation

Several things worked well during the construction inspection process for FY 04-05. Included below is a list of activities the City implemented to improve the construction inspection program.

First, the City retained a consultant to design and deliver erosion and sediment control training for city construction inspectors. Approximately 113 inspectors attended the October 13-15, 2004 training from PBCE Building, Public Works (for both private development and public projects) and ESD Watershed Enforcement. The training emphasized effective BMPs contractors/developers should implement to prevent stormwater runoff pollution at construction sites. The trainer showed pictures contrasting effective and ineffective BMPs. Also, the City's Standard Operating Procedure on Construction Inspections was discussed in detail by ESD staff. The training was very successful based on feedback from City staff that attended.

Second, ESD assigned inspectors to a specific region of the City to handle the larger grading projects. Communications between inspectors from ESD, PW, and Building was much better, resulting in improved transfer of information as construction projects moved from one phase to the next.

Third, Public Works Roads and Bridges instituted a practice of including a separate pay item in bids for erosion and sediment control. Contractors are now paid for implementing erosion and sediment control BMPs. This has proven to be highly effective for motivating contractors to implement BMPs at construction sites.

Fourth, prior to the early start of the rainy season ESD inspectors conducted pre-season inspections on 15 public and 24 private construction sites. The sites were selected based upon the size of the project, past history of compliance, potential for impact on nearby streams, and project location limitations that could compromise erosion and sediment control.

Implementation of BMPs by contractors, and education and enforcement by City inspectors are considered adequate. Inspectors continue to be vigilant in observing site conditions for erosion and sediment control problems. In spite of these efforts some problems continue to exist. For example, PW (TDS) inspectors found the following housekeeping issues during FY 04-05: no cover on dirt stockpile and dumpsters; inadequate inlet protection; improper maintenance of gravel construction entrances; improper maintenance of perimeter protection; improper installation of perimeter protection; and tracking of dust and mud on public streets. City inspectors will continue to work closely with contractors to reduce these types of problems during FY 05-06.

5.C CON Response to Water Board Comments

No comments received from Water Board on this Program Element.

5.D CON Summary Tables

Permits for Significant Development Projects Reviewed and/or Approved July 1, 2004 – June 30, 2005

Project Name	Project Type	Site Size (Ac or s.f.)	Area of Land Disturbed (Ac)	Project Status	Storm Water Control Measures Included in Project	Requirement Mechanism
Department of Public Works, Airport Division						
Public Projects						
Runway 30L Extension	Runway	16 Ac	16 Ac	Completed	Standard Construction Best Management Practices (BMPS) including sediment and erosion control	Silt fencing, sandbags, filter fabric, etc.
North Concourse – Package One	Terminal	7.5 Ac	3.9 Ac	Ongoing	Standard Construction Best Management Practices (BMPS) including sediment and erosion control	Silt fencing, sandbags, filter fabric, etc.
Department of Public Works, Transportation & Development Services Division						
Private Projects						
COURT YARD GRADING	Non-Residential	6.25 Ac	0.43 Ac	Construction not Started	Standard BMPs	Planning/grading permits, Follow BMPs
CONSTRUCT 3,870 S.F. ENCLOSED TEST TOWER	Non-Residential	5.20 Ac	0.28 Ac	Construction not Started	Standard BMPs	Planning/grading permits, Follow BMPs
RUSSO COURT TOWNHOMES	Residential	0.96 Ac	0.96 Ac	Under Construction (Grading Completed)	Standard BMPs	Planning/grading permits, Follow BMPs
GRADING FOR A TENANT IMPROVEMENT	Commercial	2.00 Ac	0.25 Ac	Construction Completed	Standard BMPs	Planning/grading permits, Follow BMPs
100 CONDO UNITS	Residential	4.30 Ac	4.30 Ac	Grading On-going	Stabilized construction entrance, fiber rolls, inlet protection,	Planning/grading permits, Follow SWPPP & Erosion Control Plan, Applicant/developer/consultant/contractor attend PW Erosion/Sediment Controls Training
VENETIAN TERRACE - INTERIM GRADING FOR C-LOMR	Residential	4.76 Ac	0.72 Ac	Construction not Started	Standard BMPs	Planning/grading permits, Follow SWPPP & Erosion Control Plan, Applicant/developer/consultant/contractor attend PW Erosion/Sediment Controls Training

PROJECT NAME	PROJECT TYPE	SITE SIZE (AC OR S.F.)	AREA OF LAND DISTURBED (AC)	PROJECT STATUS	STORM WATER CONTROL MEASURES INCLUDED IN PROJECT	REQUIREMENT MECHANISM
TO DEMOLISH A 22,000 SF BUILDING AND REPLACE WITH SURFACE PARKING AND NEW LANDSCAPING	Non-Residential	17.70 Ac	0.80 Ac	Construction not Started	Standard BMPs	Planning/grading permits, Follow BMPs
CONSTRUCTION OF 107 SINGLE FAMILY DETACHED RESIDENCES.	Residential	13.70 Ac	13.70 Ac	Grading On-going	Stabilized construction entrance, fiber rolls, inlet protection,	Planning/grading permits, Follow SWPPP & Erosion Control Plan, Applicant/developer/consultant/contractor attend PW Erosion/Sediment Controls Training
ON SITE GRADING FOR 53 SINGLE FAMILY UNITS	Residential	8.60 Ac	8.60 Ac	Grading On-going	Stabilized construction entrance, fiber rolls, inlet protection,	Planning/grading permits, Follow SWPPP & Erosion Control Plan, Applicant/developer/consultant/contractor attend PW Erosion/Sediment Controls Training
ALMADEN RD APTS.	Residential	4.96 Ac	4.96 Ac	Grading On-going	Standard BMPs	Planning/grading permits, Follow SWPPP & Erosion Control Plan
GRADING FOR (N) RETAINING WALL LEVELING	Non-Residential	0.63 Ac	0.63 Ac	Construction not Started	Standard BMPs	Planning/grading permits, Follow BMPs
FOR TEMPORARY HELIPAD AREA ONLY.	Temporary Helipad	0.50 Ac	0.50 Ac	Under Construction (Grading Completed)	Standard BMPs	Planning/grading permits, Follow BMPs
NEW 12,624 SF WAREHOUSE WITH OFFICE	Non-Residential	0.54 Ac	0.54 Ac	Construction not Started	Standard BMPs	Planning/grading permits, Follow BMPs
ON-SITE GRADING ADJACENT TO ALEXANDER AVENUE	Cemetery	1.65 Ac	0.25 Ac	Under Construction (Grading Completed)	Standard BMPs	Planning/grading permits, Follow BMPs
NEW HOUSE ON VACANT LOT	Residential	0.25 Ac	0.10 Ac	Under Construction (Grading Completed)	Standard BMPs	Planning/grading permits, Follow BMPs
INDUSTRIAL BUILDINGS	Non-Residential	11.55 Ac	11.55 Ac	Grading On-going	Stabilized construction entrance, concrete blocks wrapped in fabric at drain gate, fiber rolls, drop inlet sediment traps	Planning/grading permits, Follow SWPPP & Erosion Control Plan, Applicant/developer/consultant/contractor attend PW Erosion/Sediment Controls Training

Project Name	Project Type	Site Size (Ac or s.f.)	Area of Land Disturbed (Ac)	Project Status	Storm Water Control Measures Included in Project	Requirement Mechanism
GRADING FOR PROPOSED TARGET STORE & COMMERCIAL /RETAIL BLDGS.	Commercial	14.20 Ac	14.00 Ac	Under Construction (Grading Completed)	Stabilized construction entrance, fiber rolls, inlet protection,	Planning/grading permits, Follow SWPPP & Erosion Control Plan, Applicant/developer/consultant/contractor attend PW Erosion/Sediment Controls Training
GRADING FOR A COMMERCIAL BUILDING	Commercial	0.53 Ac	0.50 Ac	Under Construction (Grading Completed)	Standard BMPs	Planning/grading permits, Follow BMPs
PHASE II B GRADING	Non-Residential	8.80 Ac	1.32 Ac	Construction Completed	Standard BMPs	Planning/grading permits, Follow SWPPP & Erosion Control Plan
ON SITE GRADING FOR A 148 UNIT APARTMENT COMPLEX	Residential	1.99 Ac	1.99 Ac	Under Construction (Grading Completed)	Stabilized construction entrance, fiber rolls, inlet protection,	Planning/grading permits, Follow SWPPP & Erosion Control Plan, Applicant/developer/consultant/contractor attend PW Erosion/Sediment Controls Training
PARTIAL SITE GRADING FOR SOIL REMEDIATION	Residential	0.60 Ac	0.60 Ac	Under Construction (Grading Completed)	Standard BMPs	Planning/grading permits, Follow BMPs
GRADING FOR 3 SINGLE FAMILY DETACHED RESIDENCES ON 0.827 GROSS ACRE SITE.	Residential	0.82 Ac	0.41 Ac	Under Construction (Grading Completed)	Standard BMPs	Planning/grading permits, Follow BMPs
CONSTRUCT ENGINEERED FILL FOR FUTURE SWIMMING POOL AT FRONT OF SINGLE FAMILY RESIDENCE. EXIST. RET WALL TO BE DEMOLISHED AND REPLACED WITH A FILL SLOPE.	Residential	1.76 Ac	0.11 Ac	Grading On-going	Standard BMPs	Planning/grading permits, Follow BMPs
GRADING ON PARCEL 1 FOR COMMERCIAL BUILDINGS	Commercial	4.90 Ac	4.90 Ac	Under Construction (Grading Completed)	Stabilized construction entrance, fiber rolls, inlet protection,	Planning/grading permits, Follow SWPPP & Erosion Control Plan, Applicant/developer/consultant/contractor attend PW Erosion/Sediment Controls Training
REMOVAL OF CONTAMINATED SOIL FROM SITE AND DISPOSAL AT NINE PAR LANDFILL.	Non-Residential	1.88 Ac	0.40 Ac	Project Accepted	Standard BMPs	Planning/grading permits, Follow BMPs
GRADING FOR TRACT 9664	Residential	0.44 Ac	0.44 Ac	Grading On-going	Standard BMPs	Planning/grading permits, Follow BMPs

Project Name	Project Type	Site Size (Ac or s.f.)	Area of Land Disturbed (Ac)	Project Status	Storm Water Control Measures Included in Project	Requirement Mechanism
GRADING PERMIT FOR NEW COMMERCIAL BUILDING	Commercial	0.40 Ac	0.40 Ac	Under Construction (Grading Completed)	Standard BMPs	Planning/grading permits, Follow BMPs
construction of a new 11,632 square foot office building for an existing warehouse operation	Commercial	4.70 Ac	0.75 Ac	Under Construction (Grading Completed)	Standard BMPs	Planning/grading permits, Follow SWPPP & Erosion Control Plan, Applicant/developer/consultant/contractor attend PW Erosion/Sediment Controls Training
THE SYCAMORE 445 UNITS (APN 97-07-88 & 90) NORTHPARK BUILDING D AND AA	Residential	7.57 Ac	7.57 Ac	Grading On-going	(N/A - Construction not Started)	Planning/grading permits, Follow SWPPP & Erosion Control Plan, Applicant/developer/consultant/contractor attend PW Erosion/Sediment Controls Training
PARKING LOT EXPANSION	Non-Residential	0.84 Ac	0.25 Ac	Construction not Started	Standard BMPs	Planning/grading permits, Follow BMPs
CONSTRUCTION OF 12 SFR UNITS	Residential	1.48 Ac	1.48 Ac	Construction Completed	Standard BMPs	Planning/grading permits, Follow SWPPP & Erosion Control Plan
SITE GRADING FOR TWO NEW RETAIL BUILDINGS AND PARKING LOT	Retail Buildings	1.98 Ac	1.98 Ac	Grading On-going	Standard BMPs	Planning/grading permits, Follow SWPPP & Erosion Control Plan
FILL 40 CY FOR 3,397 S.F. PROF. CTR.	Non-Residential	0.20 Ac	0.20 Ac	Construction not Started	Standard BMPs	Planning/grading permits, Follow BMPs
GRADING PLAN FOR CUNNINGHAM COURT - TRACT NO. 9527	Residential	1.44 Ac	0.85 Ac	Under Construction (Grading Completed)	Sediment trap, fiber rolls	Planning/grading permits, Follow SWPPP & Erosion Control Plan, Applicant/developer/consultant/contractor attend PW Erosion/Sediment Controls Training
CHEVRON GAS STATION	Commercial	0.70 Ac	0.70 Ac	Construction Completed	Standard BMPs	Planning/grading permits, Follow BMPs
RETROACTIVE PERMIT TO ADDRESS GRADING ACTIVITY ON SITE (STOCKPILING OF DIRT FROM THE WOODS (3-04600) AND ANOTHER PROJECT IN LOS GATOS).	Non-Residential	38.8 Ac	0 Ac	Construction not Started	(N/A - Construction not Started)	Planning/grading permits, Follow SWPPP & Erosion Control Plan

PROJECT NAME	PROJECT TYPE	SITE SIZE (AC OR S.F.)	AREA OF LAND DISTURBED (AC)	PROJECT STATUS	STORM WATER CONTROL MEASURES INCLUDED IN PROJECT	REQUIREMENT MECHANISM
GRADING FOR 16 COMMERCIAL CONDOS, H04-015.	Commercial Condominiums	1.88 Ac	1.88 Ac	Construction Completed	Stabilized construction entrance, fiber rolls, inlet protection,	Planning/grading permits, Follow SWPPP & Erosion Control Plan, Applicant/developer/consultant/contractor attend PW Erosion/Sediment Controls Training
ROUGH GRADING PLAN FOR SAN JOSE MARKET CENTER PROJECT AT COLEMAN AND TAYLOR	Non-Residential	39 Ac	33 Ac	Grading On-going	(N/A- Retroactive permit)	Planning/grading permits, Follow SWPPP & Erosion Control Plan
24 LOT COMMERCIAL DEVELOPMENT	Commercial	38.28 Ac	0 Ac	Grading On-going	Standard BMPs	Planning/grading permits, Follow SWPPP & Erosion Control Plan, Applicant/developer/consultant/contractor attend PW Erosion/Sediment Controls Training
TO ALLOW GRADING FOR 265 SINGLE-FAMILY ATTACHED RESIDENTIAL UNITS. APPROVED GRADING MYLARS PLANS ARE WITH MACKAY & SOMPS	Residential	4.21 Ac	4.21 Ac	Under Construction (Grading Completed)	Stabilized construction entrance, fiber rolls, inlet protection,	Planning/grading permits, Follow SWPPP & Erosion Control Plan, Applicant/developer/consultant/contractor attend PW Erosion/Sediment Controls Training
PHASE II GRADING FOR CAHILL SOUTH. TRACT 9597 - 11 LOTS WITH 100 CONDO UNITS.	Residential	6.57 Ac	6.57 Ac	Under Construction (Grading Completed)	Standard BMPs	Planning/grading permits, Follow SWPPP & Erosion Control Plan
6 UNIT CONDO	Residential	0.26 Ac	0.26 Ac	Construction not Started	Standard BMPs	Planning/grading permits, Follow BMPs
1 NEW SFR	Residential	0.20 Ac	0.10 Ac	Under Construction (Grading Completed)	Standard BMPs	Planning/grading permits, Follow BMPs
DELMAS PARK – APARTMENTS W/RETAIL ON THE GROUND FLOOR	Residential	0.80 Ac	0.80 Ac	Under Construction (Grading Completed)	Standard BMPs	Planning/grading permits, Follow BMPs
GRADING FOR TRACTS 9682 AND 9683	Residential	14.07 Ac	14.07 Ac	Grading On-going	Stabilized construction entrance, inlet protection, silt sacks, fiber rolls, flow diversion berm	Planning/grading permits, Follow SWPPP & Erosion Control Plan, Applicant/developer/consultant/contractor attend PW Erosion/Sediment Controls Training

PROJECT NAME	PROJECT TYPE	SITE SIZE (AC OR S.F.)	AREA OF LAND DISTURBED (AC)	PROJECT STATUS	STORM WATER CONTROL MEASURES INCLUDED IN PROJECT	REQUIREMENT MECHANISM
CONSTRUCTION OF 40 CONDO UNITS AND A TWO STORY GARAGE AT GRADE.	Residential	1.12 Ac	1.12 Ac	Under Construction (Grading Completed)	Stabilized construction entrance, fiber rolls, inlet protection,	Planning/grading permits, Follow SWPPP & Erosion Control Plan, Applicant/developer/consultant/contractor attend PW Erosion/Sediment Controls Training
LOT 39 GRADING FOR CUSTOM LOT	Residential	3.42 Ac	0.76 Ac	Under Construction (Grading Completed)	Standard BMPs	Planning/grading permits, Follow BMPs
NEW SFR	Residential	0.55 Ac	0.18 Ac	Under Construction (Grading Completed)	Standard BMPs	Planning/grading permits, Follow BMPs
3-14058G	Residential	1.60 Ac	.27 Ac	Under Construction (Grading Completed)	Standard BMPs	Planning/grading permits, Follow BMPs
TRACT NO. 9630 - ON SITE GRADING FOR 20 TOWNHOMES	Residential	1.1 Ac	1.1 Ac	Grading On-going	Standard BMPs	Planning/grading permits, Follow SWPPP & Erosion Control Plan
DEMOLITION OF EXISTING RELIGIOUS BUILDINGS ON SITE. CONSTRUCTION OF 12,255 SF RELIGIOUS BUILDING.	Church	2.00 Ac	2.00 Ac	Grading On-going	Standard BMPs	Planning/grading permits, Follow SWPPP & Erosion Control Plan
THIS PERMIT IS FOR THE 2ND PHASE OF GRADING TO COMPLETE THE STREET LAYOUTS AND FINAL PADS.	Residential	264 Ac	44 Ac	Grading On-going	Stabilized construction entrance, sediment barrier, check dam, straw wattles, silt fence	Planning/grading permits, Follow SWPPP & Erosion Control Plan
ROUGH GRADING PERMIT FOR BLOCK 7 PODIUM BUILDING	Residential	1.30 Ac	1.30 Ac	Under Construction (Grading Completed)	Standard BMPs	Planning/grading permits, Follow SWPPP & Erosion Control Plan
NEW SFR	Residential	0.33 Ac	0.25 Ac	Under Construction (Grading Completed)	Stabilized construction entrance, fiber rolls	Planning/grading permits, Follow SWPPP & Erosion Control Plan, Applicant/developer/consultant/contractor attend PW Erosion/Sediment Controls Training

Project Name	Project Type	Site Size (Ac or s.f.)	Area of Land Disturbed (Ac)	Project Status	Storm Water Control Measures Included in Project	Requirement Mechanism
CONCRETE CRUSHING AREA	Commercial	1.70 Ac	1.70 Ac	Construction not Started	Stabilized construction entrance, sediment trap	Planning/grading permits, Follow SWPPP & Erosion Control Plan, Applicant/developer/consultant/contractor attend PW Erosion/Sediment Controls Training
NEW SFR	Residential	0.49 Ac	0.14 Ac	Construction not Started	Stabilized construction entrance, fiber rolls, inlet protection	Planning/grading permits, Follow SWPPP & Erosion Control Plan, Applicant/developer/consultant/contractor attend PW Erosion/Sediment Controls Training
SILVER CREEK BUSINESS CENTER	Non-Residential	7.22 Ac	7.22 Ac	Grading On-going	Standard BMPs	Planning/grading permits, Follow SWPPP & Erosion Control Plan
INDUSTRIAL CONDO	Industrial Condominiums	4.80 Ac	4.80 Ac	Grading On-going	Standard BMPs	Planning/grading permits, Follow SWPPP & Erosion Control Plan
RESIDENTIAL	Residential	0.79 Ac	0.79 Ac	Construction not Started	Standard BMPs	Planning/grading permits, Follow BMPs
47 SFDR UNITS	Residential	5.39 Ac	5.39 Ac	Grading On-going	Stabilized construction entrance, fiber rolls, straw mulch, inlet protection, silt fence	Planning/grading permits, Follow SWPPP & Erosion Control Plan, Applicant/developer/consultant/contractor attend PW Erosion/Sediment Controls Training
GRADING FOR CITY HEIGHTS PROJECT	Residential	0.85 Ac	0.77 Ac	Grading On-going	Standard BMPs	Planning/grading permits, Follow BMPs
GRADING FOR TRACT 9644	Residential	12.44 Ac	12.44 Ac	Grading On-going	Standard BMPs	Planning/grading permits, Follow SWPPP & Erosion Control Plan, Applicant/developer/consultant/contractor attend PW Erosion/Sediment Controls Training
STOCKPILE GRADING PERMIT	Residential	3.50 Ac	1.60 Ac	Construction not Started	(N/A - Construction not Started)	Planning/grading permits, Follow SWPPP & Erosion Control Plan

PROJECT NAME	PROJECT TYPE	SITE SIZE (AC OR S.F.)	AREA OF LAND DISTURBED (AC)	PROJECT STATUS	STORM WATER CONTROL MEASURES INCLUDED IN PROJECT	REQUIREMENT MECHANISM
CONSTRUCTION OF 26 SINGLE FAMILY DWELLINGS	Residential	7.02 Ac	7.02 Ac	Under Construction (Grading Completed)	Stabilized construction entrance, fiber rolls, inlet protection,	Planning/grading permits, Follow SWPPP & Erosion Control Plan, Applicant/developer/consultant/contractor attend PW Erosion/Sediment Controls Training
GRADING FOR TRACT 9494	Residential	0.45 Ac	0.45 Ac	Grading On-going	Standard BMPs	Planning/grading permits, Follow BMPs
TEMPORARY PARKING LOT FOR SOBRATO USE.	Parking Lot	0.27 Ac	0.27 Ac	Construction not Started	Standard BMPs	Planning/grading permits, Follow BMPs
GRADING FOR TRACT 9464	Residential	0.62 Ac	0.62 Ac	Construction not Started	Stabilized construction entrance, fiber rolls, inlet protection,	Planning/grading permits, Follow SWPPP & Erosion Control Plan, Applicant/developer/consultant/contractor attend PW Erosion/Sediment Controls Training
AVBASE	Non-Residential	4.90 Ac	0.20 Ac	Grading On-going	Standard BMPs	Planning/grading permits, Follow BMPs
GRADING FOR HOLY CROSS ROMANIAN ORTHODOX CHURCH	Church	0.27 Ac	0.27 Ac	Construction not Started	Standard BMPs	Planning/grading permits, Follow BMPs
8-UNIT COMMERCIAL OFFICE CONDO	Office Condominiums	1.04 Ac	1.04 Ac	Under Construction (Grading Completed)	Standard BMPs	Planning/grading permits, Follow SWPPP & Erosion Control Plan
GRADING FOR TRACT 9685 - TAMIEN PLACE (ALMA BOWL)	Residential	3.18 Ac	3.18 Ac	Construction not Started	Stabilized construction entrance, fiber rolls, sediment trap, silt fence	Planning/grading permits, Follow SWPPP & Erosion Control Plan, Applicant/developer/consultant/contractor attend PW Erosion/Sediment Controls Training
CRYY OUT CHRISTIAN FELLOWSHIP	Non-Residential	1.62 Ac	1.47 Ac	Construction not Started	Stabilized construction entrance, straw wattles at perimeter, inlet protection	Planning/grading permits, Follow SWPPP & Erosion Control Plan, Applicant/developer/consultant/contractor attend PW Erosion/Sediment Controls Training
SITE GRADING AND EROSION CONTROL FOR THE UNDERGROUND GARAGE AND 160 CONDO UNITS. AKA JACKSON SQUARE	Residential	2.34 Ac	2.34 Ac	Under Construction (Grading Completed)	Standard BMPs	Planning/grading permits, Follow SWPPP & Erosion Control Plan

Project Name	Project Type	Site Size (Ac or s.f.)	Area of Land Disturbed (Ac)	Project Status	Storm Water Control Measures Included in Project	Requirement Mechanism
GRADING FOR A DUPLEX	Residential	0.14 Ac	0.14 Ac	Grading On-going	Standard BMPs	Planning/grading permits, Follow BMPs
PROPOSED DEVELOPMENT OF A SINGLE FAMILY RESIDENCE ON 2.093 ACRE SITE ON THE EAST SIDE OF SIERRA ROAD.	Residential	2.09 Ac	2.09 Ac	Construction not Started	Stabilized construction entrance, straw wattles, sediment filter, inlet protection, silt fence	Planning/grading permits, Follow SWPPP & Erosion Control Plan, Applicant/developer/consultant/contractor attend PW Erosion/Sediment Controls Training
FOR 6 LOTS	Residential	0.46 Ac	0.46 Ac	Under Construction (Grading Completed)	Standard BMPs	Planning/grading permits, Follow BMPs
8 NEW SFR	Residential	1.74 Ac	1.74 Ac	Grading On-going	Standard BMPs	Planning/grading permits, Follow SWPPP & Erosion Control Plan, Applicant/developer/consultant/contractor attend PW Erosion/Sediment Controls Training
LONGS DRUGSTORE	Non-Residential	0.95 Ac	0.90 Ac	Under Construction (Grading Completed)	Standard BMPs	Planning/grading permits, Follow BMPs
GRADING FOR 2 LOT SUBDIVISION	Residential	0.64 Ac	0.39 Ac	Construction not Started	Standard BMPs	Planning/grading permits, Follow BMPs
5 NEW SFR DETACHED	Residential	0.32 Ac	0.32 Ac	Under Construction (Grading Completed)	Stabilized construction entrance, fiber rolls, inlet protection	Planning/grading permits, Follow SWPPP & Erosion Control Plan
NEW 2 STORY COMML BLDG	Commercial	0.60 Ac	0.60 Ac	Construction not Started	Standard BMPs	Planning/grading permits, Follow BMPs
GRADING FOR SINGLE FAMILY HOME IN GEOHAZARD ZONE	Residential	1.73 Ac	0.48 Ac	Under Construction (Grading Completed)	Standard BMPs	Planning/grading permits, Follow SWPPP & Erosion Control Plan
113 SINGLE FAMILY ATTACHED	Residential	5.12 Ac	5.12 Ac	Grading On-going	Standard BMPs	Planning/grading permits, Follow SWPPP & Erosion Control Plan, Applicant/developer/consultant/contractor attend PW Erosion/Sediment Controls Training

Project Name	Project Type	Site Size (Ac or s.f.)	Area of Land Disturbed (Ac)	Project Status	Storm Water Control Measures Included in Project	Requirement Mechanism
NEW SFR ON 3.3 ACRE LOT	Residential	3.34 Ac	1.20 Ac	Grading On-going	Stabilized construction entrance, fiber rolls, silt fence	Planning/grading permits, Follow SWPPP & Erosion Control Plan
GRADING FOR TRACT 9702 - 15 SFDR UNITS	Residential	2.18 Ac	2.18 Ac	Under Construction (Grading Completed)	Stabilized construction entrance, concrete washout area, fiber rolls, inlet protection, silt fence	Planning/grading permits, Follow SWPPP & Erosion Control Plan, Applicant/developer/consultant/contractor attend PW Erosion/Sediment Controls Training
PROPERTY OWNERS APPEARS TO HAVE GRADED PROPERTY IN VIOLATION OF MUNI CODE. THIS PERMIT WILL ALLOW OWNER TO REMOVE ILLEGAL FILL PLACED ON HILLSIDE.	Residential	0.43 Ac	0.43 Ac	Project Accepted	Stabilized construction entrance	Planning/grading permits, Follow SWPPP & Erosion Control Plan
GRADING FOR NEW SFDR	Residential	2.67 Ac	0.50 Ac	Under Construction (Grading Completed)	Standard BMPs	Planning/grading permits, Follow SWPPP & Erosion Control Plan, Applicant/developer/consultant/contractor attend PW Erosion/Sediment Controls Training
GRADING FOR A NEW SFD ON THE COMBINED 2 PARCELS, REF PLANNING # PRE03-395 & AT04-020	Residential	0.80 Ac	0.60 Ac	Under Construction (Grading Completed)	Standard BMPs	Planning/grading permits, Follow BMPs
GRADING FOR NEW SFDR ON VACANT LOT	Residential	0.47 Ac	0.47 Ac	Under Construction (Grading Completed)	Stabilized construction entrance, check dam, fiber rolls, sediment traps/basins, temporary swales	Planning/grading permits, Follow SWPPP & Erosion Control Plan, Applicant/developer/consultant/contractor attend PW Erosion/Sediment Controls Training
GRADING PERMIT FOR WALGREENS	Commercial	1.10 Ac	1.10 Ac	Under Construction (Grading Completed)	Stabilized construction entrance, fiber rolls, sediment basin, inlet protection, silt fence	Planning/grading permits, Follow SWPPP & Erosion Control Plan, Applicant/developer/consultant/contractor attend PW Erosion/Sediment Controls Training
REMEDIATION WORK FOR MINOR ILLEGAL GRADING	Residential	0.58 Ac	0.58 Ac	Under Construction (Grading Completed)	Standard BMPs	Planning/grading permits, Follow BMPs
MINOR GRADING FOR PARKING LOT RENOVATION	Non-Residential	0.54 Ac	0.25 Ac	Construction Completed	Standard BMPs	Planning/grading permits, Follow BMPs

Project Name	Project Type	Site Size (Ac or s.f.)	Area of Land Disturbed (Ac)	Project Status	Storm Water Control Measures Included in Project	Requirement Mechanism
Department of Public Works, Engineering and Construction Services Division						
Public Projects						
60 Inch Sanitary Interceptor	Sanitary Sewer Construction	1.9 Ac	1.9 Ac	Under construction	SWPPP, BMP (street vacuuming sweeping cleaning, inlet filters, silt fence, hay bails) Gravel access, outdoor material storage protection	Project Plans and Specifications
Department of Public Works, City Facilities and Architectural Services Division						
Public Projects						
Tully Road Ball Park Ph. 3	Recreational	15 Ac	14 Ac	Construction Complete	Construction complete – notice of termination filed	SWPPP
Gardner Community Center	Recreational	5.5 Ac	50,000 SF	Construction Complete	Construction complete – notice of termination filed	SWPPP
Camden Community Center	Recreational	10 Ac	3.3 Ac	Under Construction	SWPPP in place – stormwater controls, material protection, storage, cleaning, erosion and sediment controls, soil stabilization, post construction water management, waste management, maintenance, training	SWPPP
William Cilker Park	Recreational	2 Ac	2.0 Ac	Completed	Construction complete – notice of termination to be filed	SWPPP
Guadalupe River Reach 12 Trail	Recreational	4.6 Ac	4.6 Ac	Construction Complete	Construction complete – notice of termination filed	SWPPP
San Thomas Aquino/Saratoga Creek Trail Reach 6	Recreational	27 Ac	2 Ac	Under Construction	SWPPP in place – stormwater controls, material protection, storage, cleaning, erosion and sediment controls, soil stabilization, post construction water management, waste management, maintenance, and training	SWPPP
Guadalupe River Trail at Almaden Lake	Recreational	3.9 Ac	3.9 Ac	Construction Complete	Construction Complete – notice of termination to be filed	SWPPP
Prusch Park Perimeter Landscaping	Recreational	1.75 Ac	1.75 Ac	Construction Complete	Construction complete – notice of termination filed	SWPPP
Edenvale Garden Park	Recreational	1 Ac	1 Ac	Construction Complete	Construction complete – notice of termination to be filed	SWPPP
Berryessa Branch Library	Library	2.54 Ac	2.45 Ac	Construction Complete	Construction complete – notice of termination to be filed	SWPPP
Tully Branch Library	Library	2.0 Ac	1.95 Ac	Under Construction	Construction complete – notice of termination filed	SWPPP

PROJECT NAME	PROJECT TYPE	SITE SIZE (AC OR S.F.)	AREA OF LAND DISTURBED (AC)	PROJECT STATUS	STORM WATER CONTROL MEASURES INCLUDED IN PROJECT	REQUIREMENT MECHANISM
Alum Rock Library	Library	1.75 Ac	1.75 Ac	Under Construction	SWPPP in place – stormwater controls, material protection, storage, cleaning, erosion and sediment controls, soil stabilization, post construction water management, waste management, maintenance, training	SWPPP
Almaden Community Center and Branch Library	Library	5.66 Ac	4.5 Ac	Under Construction	SWPPP in place – stormwater controls, material protection, storage, cleaning, erosion and sediment controls, soil stabilization, post construction water management, waste management, maintenance, training	SWPPP
Cambrian Branch Library	Library	1.8 Ac	1.8 Ac	Under Construction	SWPPP in place – storm water controls, material protection, storage, cleaning, erosion and sediment controls, soil stabilization, post construction water management, waste management, maintenance, training	SWPPP
Hillview Branch Library	Library	2.5 Ac	2.5 Ac	Under Construction	SWPPP in place – storm water controls, material protection, storage, cleaning, erosion and sediment controls, soil stabilization, post construction water management, waste management, maintenance, training	SWPPP
Evergreen Branch Library	Library	2.0 Ac	2.0 Ac	Under Construction	SWPPP in place – storm water controls, material protection, storage, cleaning, erosion and sediment controls, soil stabilization, post construction water management, waste management, maintenance, training	SWPPP
San José Redevelopment Agency						
Public Projects						
Responsibility for San José Redevelopment Agency projects was transferred to Public Works						

This page intentionally left blank.

6. PSR: Public Streets, Roads, & Highways

6.A PSR Work Plan Self Evaluation Matrix

ITEM NO.	ACTIVITY	COMPLIANCE DATE	FY 04-05 STATUS	RESPONSIBLE PARTY
PSR 1	**Implementation of BMPs** The City of San José will implement Best Management Practices (BMPs) for street, road, and highway operation and maintenance (O&M) activities to reduce pollutants in stormwater and eliminate illicit discharges to the maximum extent practicable.			
PSR 1.A.	Identify BMPs currently used by staff as well as areas where BMPs still need to be developed per baseline model.	Done	Done prior to FY 02-03.	DOT, ESD
PSR 1.B.	Audit areas beyond the scope of the baseline model.	Done	Done prior to FY 02-03.	DOT, ESD
PSR 1.C.	Develop additional BMPs based on audit results as needed.	Done	Done prior to FY 02-03.	DOT, ESD
PSR 1.D.	Develop SOPs based on BMPs.	Done	Done prior to FY 02-03.	DOT, ESD
PSR 1.E.	Create plan to integrate BMPs and SOPs into training program.	Done	Done prior to FY 02-03.	DOT, ESD
PSR 1.F.	Deleted	Deleted	Deleted prior to FY 02-03.	DOT, ESD
PSR 1.G.	Update BMPs as indicated.	Annually	Done. During DOT annual training, conducted in May 2005, BMPs were reviewed - no updates were found to be necessary. The list of BMPs reviewed included: 1. SOP & BMP Annual Effectiveness Reviews 2. Catch Basin Cleaning 3. Spill Response 4. Infrastructure Maintenance Storm Drain System Problem Area Reporting 5. Street Sweeping 6. Resurfacing, Sealing, & Patching 7. Sawcutting 8. Pavement Marking and Legend Removal 9. Landscape Chemical Application 10. Roadway Irrigation System Repair.	DOT, ESD

ITEM NO.	ACTIVITY	COMPLIANCE DATE	FY 04-05 STATUS	RESPONSIBLE PARTY
PSR 1.G.1	1. Review PSR and SDO SOPs and augment as needed.	6/30/05	Done. PSR and SDO SOPs were reviewed in FY 04-05. Several SOPs need to be revised and/or new SOPs written in FY 05-06: • Sidewalk/Plaza Maintenance: Cleaning, concrete installation and replacement, surface removal and repair; • Bridge and Structure Maintenance: Painting and paint removal, repair work, and graffiti removal; • Median and Road Embankment Maintenance (SOPs exist for PRNS; expand to DOT); • Storm Drain Line Cleaning; • Management of Storm Drain System Solid Waste; • Pump Station Inspection and Cleaning; • Drainage Ditch Cleaning	DOT, ESD
PSR 2	**Contractor Use of BMPs** The City of San José will develop & implement a process to ensure that contractors employed to perform street, road, & highway O&M activities use appropriate BMPs adopted by the agency.			
PSR 2.A.	Contract managers for public street, road, and highway O&M contracts will be trained on related stormwater BMPs annually.	Done FY 02-03 Annually	Done. Training was conducted for DOT contract managers in June 2005. The City received no complaints regarding contractors conducting PSR O&M activities for the City.	DOT, ESD
PSR 2.B	Develop standard contract language for PSR maintenance activities.	6/30/05	Done. Staff drafted stormwater standard contract language for general POs and contracts; POs and contracts which contain pest management activities; and POs and contracts which contain PSR, RPW, and SDO operation and maintenance activities. The language is currently under review by the implementing departments and the City Attorney's Office.	DOT, ESD
PSR 3	**City Staff Annual Training** The City of San José will provide annual training to its municipal staff in the use of appropriate BMPs. The City will also provide a mechanism for obtaining feedback from staff on the implementation and effectiveness of the BMPs and Control Measures.			
PSR 3.A.	Identify training goals by reviewing level of use of BMPs by staff.	Done	Done prior to FY 02-03.	DOT, ESD
PSR 3.B.	Identify training opportunities.	Annually	Done. Training opportunities were identified in April 2005.	DOT, ESD
PSR 3.C.	Create training modules for affected City staff and contractors formatted for available training opportunities.	Done FY 01-02 As needed	Done. A new training module was created and implemented for the DOT electrical crews in June 2005.	DOT, ESD
PSR 3.D.	Create collateral material based on training modules.	Done FY 01-02 As needed	Done. Collateral material, *Pesticide Safety Training – Product Information Summaries*, was created for the DOT electrical crew training. On occasion, DOT electrical crews have a need to use pesticides in the course of conducting their work – working on electrical boxes, street	DOT, ESD

ITEM NO.	ACTIVITY	COMPLIANCE DATE	FY 04-05 STATUS	RESPONSIBLE PARTY
			lights, or underground vaults. The City's IPM policy requires that any employee using a pesticide in the course of conducting their work must receive training on that pesticide. *Pesticide Safety Training – Product Information Summaries* were created for the two pesticide products that the DOT electrical crews use. Training on these two products was included in the July 9, 2005, DOT Electrical Crew training.	
PSR 3.E.	Schedule training with affected supervisors.	Annually	Done. DOT inlet cleaning crews training was scheduled with supervisors in August 2004. DOT electrical crews training was scheduled with supervisors in May 2005. Training for DOT street maintenance crews was scheduled with supervisors in April 2005.	DOT, ESD
PSR 3.E.1	Improve the focus of the training on the specific BMPs used by a section.	Done FY 03-04 Ongoing as Needed	Done. Using feedback received from the FY 03-04 trainings, two new training modules were developed and implemented in FY 04-05. These modules were tailored to two specific work groups – the DOT inlet cleaning crews and the DOT electrical crews. Existing training for DOT street maintenance crews was scheduled by section, but open to all affected personnel to accommodate individual schedules. At the beginning of each class, the trainer asks staff present which sections they are from and tailors the training to those present.	DOT, ESD
PSR 3.E.2	Develop and implement a new training module specifically for DOT electrician staff.	6/30/05	Done. The new DOT electrical staff training module was developed in May 2005. The training was first implemented in June 2005.	DOT, ESD
PSR 4	**Notification of Public Agencies** The City of San José will inform other parties (e.g., CalTrans, the County of Santa Clara, and public utilities) conducting street, road, and highway O&M activities within its jurisdiction of the requirements to implement BMPs and Control Measures to reduce pollutants in stormwater to the maximum extent practicable and eliminate illicit discharges.			
PSR 4.A.	Identify conditions under which another agency will be notified of City O&M operations.	Done	Done prior to FY 02-03. The City notifies other agencies conducting street, road, and highway O&M activities within its jurisdiction of the requirements to implement BMPs and Control Measures on a complaint driven basis. When a complaint is received, a Watershed Enforcement Inspector investigates the complaint and educates the agency on proper BMPs and Control Measures; a citation is issued if necessary. For each complaint the City received involving other agencies in FY 04-05, Watershed Enforcement investigated the complaint and educated the agency contacts on proper BMPs and control measures to be used when conducting PSR O&M activities within the City. No citations were warranted.	ESD

ITEM NO.	ACTIVITY	COMPLIANCE DATE	FY 04-05 STATUS	RESPONSIBLE PARTY
PSR 4.B.	Draft notification procedure.	Deferred	Deleted. No separate notification procedure needed.	ESD
PSR 4.C.	Review and comment from internal and external stakeholders.	Deferred	Deleted.	ESD
PSR 4.D.	Distribute final policy to internal & external organizations & agencies.	Deferred	Deleted.	ESD
PSR 5	**BMP Effectiveness Reviews** As part of the annual review process, the City of San José will review and evaluate the effectiveness of its BMPs in reducing pollutants in stormwater and eliminating illicit discharges.			
PSR 5.A.	Draft procedure for annual effectiveness reporting, including sub-procedures for gathering feedback from affected supervisors and for modifications to BMPs & SOPs as necessary.	Done FY 01-02	Done FY 01-02.	DOT, ESD
PSR 5.A.1.	Review procedures for annual effectiveness evaluation. Consider obtaining feedback from supervisors on how to assess BMP effectiveness and the use of training sessions with staff as an opportunity to evaluate BMPs and SOPs.	FY 04-05 Annually	Done. The annual DOT Stormwater BMP and SOP training was conducted in May 2005. Both DOT crews and supervisors attended the training conducted in May. PSR & SDO BMPs and SOPs were reviewed and feedback was requested during the training sessions. Written evaluations for the training were also distributed. Feedback received from both sources indicated that the existing BMPs and SOPs are effective and no modifications were necessary in FY 04-05. See 6.B PSR Program Evaluation for the summary of training evaluation data.	DOT, ESD
PSR 5.B.	Review and comment on draft procedure from stakeholders.	Done FY 01-02	Done FY 01-02.	DOT, ESD
PSR 5.C.	Distribute final procedure to stakeholders.	Done FY 01-02	Done FY 01-02.	DOT, ESD
PSR 6	**Rural Public Works Maintenance and Support Activities** The City will extend its control measure strategy for PSR to address water quality impacts resulting from public works maintenance and support activities in rural areas.			
PSR 6.A.	Identify City-owned properties that are applicable under the RPW performance standard.	Done FY 02-03	Done FY 02-03. The initial list of rural public works facilities under the jurisdiction of the City of San José was compiled to include the largest City parks, which were reviewed for the following criteria: 1. Not serviced by an integrated municipal storm drain system; and 2. Not serviced by curbs and gutters; and 3. Contains roads or trails that are intended to be passable for a maintenance vehicle (i.e. 1/2 ton pick up truck or larger)	ESD, PRNS, DOT, GS
PSR 6.A.1	Re-evaluate the feasibility of using GIS information to	6/30/06	First evaluated in 03-04 and found infeasible using	PRNS, GS, DOT, ESD

ITEM NO.	ACTIVITY	COMPLIANCE DATE	FY 04-05 STATUS	RESPONSIBLE PARTY
	identify additional applicable properties, if any.		available data and resources. This task will be re-evaluated in FY 05-06.	
PSR 6.B.	Develop or adapt Standard Operating Procedures (SOPs) and Best Management Practices (BMPs) for rural public works activities.	Done FY 03-04	Done FY 03-04.	PRNS, GS, DOT, ESD
PSR 6.C.	Provide annual training on appropriate SOPs/BMPs to City staff that perform rural public works operations & maintenance activities.	Annually	Done. Training on the RPW SOPs was conducted in October 2004 for City PRNS staff conducting RPW O&M activities.	PRNS, GS, DOT, ESD
PSR 6.D.	Through contract specifications, require contractors hired by the City to use appropriate SOPs/BMPs when performing rural public works construction or maintenance.	6/30/05	Done. Training was conducted for DOT contract managers in June 2005. The City received no complaints regarding contractors conducting RPW O&M activities for the City.	PRNS, GS, DOT, ESD
PSR 6.E.	Annually conduct an evaluation of the effectiveness of the rural public works program, report the results in the Urban Runoff Annual Report. Identify items for continuous improvement.	Begin w/ FY 03-04 Annually	The RPW BMPs and SOPs training was conducted in October 2004. Feedback was requested during the training, and evaluations were distributed. The feedback indicated that no modifications to the BMPs and SOPs were necessary. See 6.B PSR Program Evaluation for the summary of training evaluation data.	PRNS, GS, DOT, ESD

6.B PSR Program Evaluation

ITEM NO.	ACTIVITY	FY 04-05 EVALUATION	CHANGES FOR FY 05-06 (IF APPLICABLE)
PSR 3	Annual training of municipal staff in the use of appropriate BMPs. Provide a mechanism for obtaining feedback from staff on the implementation and effectiveness of the BMPs and Control Measures.	Annual municipal staff training was held in May 2005 for the PSR and SDO program elements. Participants were given an evaluation form to fill out. Of the 161 staff that participated in the training, 97 evaluations were completed and returned. Results of the completed evaluations are summarized below: ➢ 96% responded that the training subjects taught are appropriate to their work ➢ 95% responded that the BMPs/SOPs described match their work practices ➢ 94% responded that the training adequately described the relationship of BMPs/SOPs to compliance with the City's Stormwater NPDES permit ➢ 94% responded that the training adequately explained how they, City staff, can help the City maintain compliance with the Stormwater NPDES permit Specific training was held for the DOT electrical crews on June 9, 2005. Participants were given an evaluation form to fill out. Of the 16 staff that participated in the training, 14 evaluations were completed and returned. Results of the completed evaluations are summarized below: ➢ 86% responded that the training subjects taught are appropriate to their work ➢ 100% responded that the BMPs/SOPs described match their work practices ➢ 100% responded that the training adequately described the relationship of BMPs/SOPs to compliance with the City's Stormwater NPDES permit ➢ 100% responded that the training adequately explained how they, City staff, can help the City maintain compliance with the Stormwater NPDES permit	Add specific components from DOT Electrical Crew module to the General DOT Street Crew module in FY 05-06. These components include: asphalt/concrete removal, concrete installation and repair, and mercury lamp recycling and/or disposal.
PSR 5	Annually the City will review and evaluate the effectiveness of its BMPs in reducing pollutants in	BMP effectiveness is evaluated using staff feedback gathered from training sessions. See evaluation	The City anticipates expanding the areas in which parking restrictions are enforced for street sweeping

ITEM NO.	ACTIVITY	FY 04-05 EVALUATION	CHANGES FOR FY 05-06 (IF APPLICABLE)
	stormwater and eliminating illicit discharges.	above. In addition, the City received no complaints regarding contractors conducting PSR O&M activities for the City. The City conducts an extensive Street Sweeping program. The program includes the sweeping of the Central Business District; Arterials, Collectors, and Bicycle Lanes; and Residential Streets. The City is continuing to expand the areas in which parking restrictions are enforced to improve the effectiveness of the street sweeping program. In FY 04-05, the enforcement area was broadened from 120 to 160 curb miles. In FY 04-05, 9,819 tons of material was collected during all street sweeping operations.	by 40 curb miles in FY 05-06.
PSR 6	Annually conduct an evaluation of the effectiveness of the Rural Public Works program.	Training was held in October 2004 in order to train the PRNS staff that had been unable to attend the earlier March 2004 training. Participants were generally positive about the content and relevance of the training session. Of the 29 staff that participated in the training, 23 evaluations were completed and returned. Results of the completed evaluations are summarized below: ➢ 91% responded that the training subjects taught are appropriate to their work ➢ 91% responded that the BMPs/SOPs described match their work practices ➢ 91% responded that the training adequately described the relationship of BMPs/SOPs to compliance with the City's Stormwater NPDES permit ➢ 91% responded that the training adequately explained how they, City staff, can help the City maintain compliance with the Stormwater NPDES permit	RPW training will be scheduled in the Fall each year to better coordinate with PRNS staff schedules.

6.C PSR Response to Water Board Comments

No comments received from Water Board on this Program Element.

6.D PSR Summary Tables / Additional Information

Parks Included in the Rural Public Works Performance Standard

Name of Park	Location	Acreage	Type of Park
Almaden Lake Park	Almaden Expwy & Coleman	64.9	Regional
Alum Rock Park	Alum Rock & Penitencia Creek	718.0	Regional
Emma Prusch Farm Park	Story & King	43.5	Regional
Guadalupe River Park	Between Hwy 880 and 280 along Guadalupe River in downtown San José	205.0	Regional
Kelley Park	Senter & Story	138.0	Regional
Lake Cunningham Park/Raging Waters	Capitol & Tully	202.0	Regional
Montgomery Hill Park	Yerba Buena & Murillo	59.6	Neighborhood
Overfelt Gardens	Education Park & McKee	32.6	Regional

7. SDO: Storm Drain System Operation & Maintenance

7.A SDO Work Plan Self Evaluation Matrix

ITEM NO.	ACTIVITY	COMPLIANCE DATE	FY 04-05 STATUS	RESPONSIBLE PARTY
SDO 1	**O&M BMP Implementation** The City of San José will implement best management practices (BMPs) for the storm drain system operation and maintenance (O&M) to reduce pollutants in stormwater to the maximum extent practicable. Specific BMPs for each type of O&M activity will be those listed in the City's Work Plan BMPs and Control Measures (Section 3).			
SDO 1.A.	Audit BMPs.	Annually	Done. During DOT annual training, conducted in May 2005, BMPs were reviewed - no updates were found to be necessary. The list of BMPs reviewed included: 1. SOP & BMP Annual Effectiveness Reviews 2. Catch Basin Cleaning 3. Spill Response 4. Infrastructure Maintenance Storm Drain System Problem Area Reporting 5. Street Sweeping 6. Resurfacing, Sealing, & Patching 7. Sawcutting 8. Pavement Marking and Legend Removal 9. Landscape Chemical Application 10. Roadway Irrigation System Repair	DOT, ESD
SDO 1.B.	Implement an annual inspection and cleaning work plan to achieve a Tier 2 level review.	Done Ongoing	Done. For inlet cleaning, DOT schedules and implements the inspection and cleaning schedule annually. To date, the City has been able to achieve a Tier 2 level review with a modified implementation timeframe. In FY 05-06, the City's intent is to continue the Tier 2 level review. However, due to budget constraints, the extended window for implementation of Tier 2 may be needed. In FY 04-05, over 28,000 inlets were cleaned between 09/12/2004 and 01/03/2005.	DOT
SDO 1.C.	Create procedure for collecting data on Problem Areas from City field personnel.	Done	Done FY 01-02.	DOT, ESD
SDO 1.D.	Review and revise procedure for collecting data on Problem Areas from City field personnel.	Done FY 01-02	Done FY 01-02.	DOT, ESD
SDO 1.E.	Create plan for coordinating data tracking between ICID & Storm Drain Management System databases. Include analysis of data to identify trends for targeting solutions.	Done FY 01-02	Done FY 01-02.	DOT, ESD
SDO 1.F.	Review and revise plan for coordinating data tracking	Done FY 01-02	Done FY 01-02.	DOT, ESD

ITEM NO.	ACTIVITY	COMPLIANCE DATE	FY 04-05 STATUS	RESPONSIBLE PARTY
	between ICID & Storm Drain Management System databases. Include analysis of data to identify trends for targeting solutions.			
SDO 1.G.	Develop SOPs based on BMPs.	Done	Done 12/00.	DOT, ESD
SDO 1.G.1	Staff will review PSR and SDO SOPs and augment as needed.	6/30/05	Done. See comments in PSR 1.G.1.	DOT, ESD
SDO 1.H.	Create any additional required BMPs, including structural controls.	Ongoing as Needed	Done 12/00.	DOT, ESD
SDO 1.I.	Develop SOPs based on BMPs and other programs or solutions identified by database analysis including revision of Problem Area list.	Ongoing as Needed	Done 12/00.	DOT, ESD
SDO 1.J.	Create plan integrating BMPs and SOPs into training program.	Ongoing as Needed	Done 12/00.	DOT, ESD
SDO 1.K.	~~*Allocate appropriate resources for supporting work plan*~~	Deleted FY 03-04	Deleted.	N/A
SDO 2	**Problem Tracking and Process Improvement** The City of San José will develop and implement processes for tracking problem areas and ensuring that appropriate BMPs and SOPs will be implemented for storm drain operation and maintenance activities.			
SDO 2.A.	Determine reporting requirements, including tracking Problem Areas.	Done	Done. DOT compiles a Problem Area Report annually.	DOT, ESD
SDO 2.B.	Create criteria for collecting data from City field personnel for the purposes of determining Problem Areas.	Done	Done. In FY 04-05, the inlet cleaning data collection form was revised. Specific criteria were included in order to obtain more quantifiable data from the cleaning crews. Training on the new form and criteria was conducted on September 8, 2004, prior to the crews starting the inlet cleaning program.	DOT, ESD
SDO 2.C.	Develop procedures for documenting frequency, nature, and type of recurring problem. Coordinate the data from ICID & Storm Drain Management System databases.	Done	Done prior to FY 02-03.	DOT, ESD
SDO 2.D.	Create procedure for data reports to be used to update Problem Area list. Include process and criteria for analyzing ICID trends.	Done FY 01-02	Done FY 01-02.	DOT, ESD
SDO 2.E.	Revise documentation and problem area reporting procedure to improve reporting performance.	As Needed	Done. In September 2004, new data collection criteria were developed for the Storm Inlet Cleaning Form. The new criteria were as follows: ➢ High Debris in excess of 3' in depth – This amount of debris can include leaves, lawn clippings, dirt and other natural debris ➢ Garbage in excess of a grocery shopping bag – This includes paper, bottles, cans, and other man-made waste.	DOT, ESD

ITEM NO.	ACTIVITY	COMPLIANCE DATE	FY 04-05 STATUS	RESPONSIBLE PARTY
			➢ Illicit pollution – concrete, oil, antifreeze, paint etc. that appear to have been intentionally dumped into the inlet ➢ Any other abnormality that crews felt should be noted. Using GIS, the data collected was mapped and reviewed for trends and improvements to the inlet cleaning program for FY 05-06.	
SDO 2.F.	Produce Problem Area report.	Annually	Done. The FY 04-05 Infrastructure Maintenance Division Storm Drain System Problem Area Report (IMSPAR) was produce in March 2005.	DOT
SDO 2.G.	Create plan for addressing Problem Areas through ICID enforcement/ education activities, additional BMP development, program development or retrofit.	Done FY 02-03	Done FY 02-03. See 7.B SDO Program Evaluation for FY 04-05 Problem Area report evaluation.	DOT, ESD
SDO 2.H.	~~*Implement work plan*~~	Deleted FY 03-04	Deleted.	N/A
SDO 3	**Contractor Use of BMPs** All City SDO O&M is conducted in-house, and City staff receives BMP/SOP training annually. The only time storm drain maintenance might be contracted out would be for a rare flood emergency situation. The City has standard specifications that cover storm drain BMPs for construction activities.			
SDO 3.A.	Contract managers for storm drain construction contracts will be trained on related stormwater BMPs annually.	Annually	Done. Training was conducted for DOT contract managers in June 2005. The City received no complaints regarding contractors conducting SDO O&M activities for the City.	DOT, ESD
SDO 4	**Staff Training and BMP Feedback** The City of San José will provide annual training to its municipal staff in use of appropriate BMPs and/or Control Measures. The City will also provide a mechanism for obtaining feedback from staff on implementation and effectiveness of BMPs and Control Measures.			
SDO 4.A.	Identify training goals by reviewing training needs of other performance standards.	Done	Done prior to FY 01-02.	DOT, ESD
SDO 4.B.	Provide training prior to the rainy season.	Annually	Done. DOT Stormwater BMP and SOP training was conducted in May 2005.	DOT, ESD
SDO 4.B.1	Improve the focus of the training on the specific BMPs used by a section.	Done FY 03-04 Ongoing as Needed	Done. Using feedback received from the FY 03-04 trainings, two new training modules were developed and implemented in FY 04-05. These modules were tailored to two specific work groups – the DOT inlet cleaning crews and the DOT electrical crews. Existing training for DOT street maintenance crews was scheduled by section, but open to all affected personnel to accommodate individual schedules. At the beginning of each class, the trainer asks staff present which sections they are from and tailors the training to those present.	DOT, ESD
SDO 4.C.	Create training modules for affected City staff formatted for available training opportunities.	Ongoing as Needed	Done. A new training was conducted for the new storm inlet cleaning data collection criteria on September 8, 2004.	DOT, ESD

ITEM NO.	ACTIVITY	COMPLIANCE DATE	FY 04-05 STATUS	RESPONSIBLE PARTY
SDO 4.E.	Produce schedule for training.	Annually	Done. DOT inlet cleaning crews training was scheduled with supervisors in August 2004. DOT electrical crew training was scheduled with supervisors in May 2005. Training for DOT street maintenance crews was scheduled with supervisors in April 2005.	DOT, ESD
SDO 5	**Data Analysis** As part of the annual review process, the City of San José will evaluate data regarding cleaning activities and unusual flows observed during inspection. The review and evaluation will include consideration of storm drain structural retrofit.			
SDO 5.A.	Draft procedure for annual review and evaluation of data.	Done FY 01-02	Done FY 01-02.	DOT, ESD
SDO 5.A.1	Provide specific training to inlet cleaning crews on IMSPAR data collection in advance of inlet cleaning program implementation in FY 04-05.	9/04	Done. Training specific to inlet cleaning crews on IMSPAR data collection was conducted on September 8, 2004, prior to the start of the FY 04-05 storm inlet cleaning program.	DOT, ESD
SDO 5.A.2	Investigate the feasibility of collecting data on the amount of materials removed during inlet cleaning.	6/30/05	Done. The feasibility of collecting data on the amount of materials removed during inlet cleaning was investigated. In August 2004, new data collection criteria were developed for the Storm Inlet Cleaning Form to provide more quantitative information. The new criteria are as follows: ➢ High Debris in excess of 3' in depth – This amount of debris can include leaves, lawn clippings, dirt and other natural debris ➢ Garbage in excess of a grocery shopping bag – This includes paper, bottles, cans and other man-made waste. ➢ Illicit pollution – concrete, oil, antifreeze, paint etc. that appear to have been intentionally dumped into the inlet ➢ Any other abnormality that crews felt should be noted. In FY 04-05, the Storm Inlet Cleaning Program removed approximately 1,183 cubic yards of material from the City's storm inlets and catch basins.	DOT, ESD
SDO 5.B.	Include provisions for monitoring of trash as a part of routine outfall inspection.	Evaluated FY 02-03	Done Evaluated in FY 02-03.	DOT, ESD
SDO 5.C.	Review and comment from stakeholders.	Done FY 01-02	Done FY 01-02.	DOT, ESD
SDO 5.D.	Distribute final procedure to stakeholders.	Done FY 02-03	Done FY 02-03.	DOT, ESD
SDO 6	**BMP Effectiveness Reviews** As part of the annual review process, the City of San José will review and evaluate the effectiveness of its BMPs in reducing pollutants in stormwater and eliminating illicit discharges.			
SDO 6.A	Review with supervisors to get feedback and	Done FY 03-04	Done. DOT supervisors attended annual training, where	DOT, ESD

ITEM NO.	ACTIVITY	COMPLIANCE DATE	FY 04-05 STATUS	RESPONSIBLE PARTY
	information on how to assess BMP effectiveness.	Annually	evaluations were distributed, to elicit information on BMP effectiveness. Feedback received indicates that the BMPs and SOPs are effective and no modifications were necessary in FY 04-05.	
SDO 6.B	Use annual training sessions with staff as an opportunity to evaluate the effectiveness of BMPs & SOPs.	Annually	Done. DOT Stormwater BMP and SOP training was conducted in May 2005. Both DOT crews and supervisors attended the training conducted in May. PSR & SDO BMPs and SOPs were reviewed and feedback was requested during the training sessions. Written evaluations for the training were also distributed. Feedback received from both sources indicated that the BMPs and SOPs are effective and no modifications were necessary in FY 04-05. See 7.B SDO Program Evaluation for the summary of training evaluation data.	DOT, ESD

7.B SDO Program Evaluation

ITEM NO.	ACTIVITY	FY 04-05 EVALUATION	CHANGES FOR FY 05-06 (IF APPLICABLE)
SDO 4	Annual training of municipal staff in the use of appropriate BMPs and/or Control Measures. Provide a mechanism for obtaining feedback from staff on the implementation and effectiveness of the BMPs and Control Measures.	See 6.B PSR Program Evaluation, Item No. PSR 3.	Add specific components from DOT Electrical Crew module to the General DOT Street Crew module in FY 05-06. These components include: asphalt/concrete removal, concrete installation and repair, and mercury lamp recycling and/or disposal.
SDO 5	As part of the annual review process, the City of San José will evaluate data regarding cleaning activities and unusual flows observed during inspection. The review and evaluation will include consideration of storm drain structural retrofit.	The City reviews data on cleaning activities via the Infrastructure Maintenance Division Storm Drain System Problem Area Report (IMSPAR). The new data collection criteria developed in FY 04-05 for the Storm Inlet Cleaning program worked well. This was the first year that quantifiable data was collected by the inlet cleaning crews. Evaluation of the FY 04-05 IMSPAR data indicates that approximately 5% of the City's storm drain inlets and catch basins had a problem associated with them. The key problems for urban runoff were: 1. Cars parked over catch basins (~1.7%) – crews could not reach the catch basin to clean it. During review, the City considered options for minimizing parked cars but concluded that sign posting would be cost prohibitive at this time. Currently staff return to these catch basins at least once for subsequent cleaning attempts.	Upon review of the IMSPAR data, the City identified several potential changes for FY 05-06. Cars on Catch Basins – In response to the IMSPAR report, the City will further evaluate how follow up is conducted by crews when this issue is identified in order to better understand to what extent parked cars are a barrier to cleaning. Garbage/High Debris – The City will evaluate how to integrate the results of the IMSPAR report into scheduling additional cleaning for FY 05-06 and subsequent years. While budget constraints are an important driver for defining the level of effort practicable, the IMSPAR report can focus City efforts in areas where additional inlet cleaning can do the most good. In FY 05-06, the City will also propose to employ hand held devices to collect data during catch basin cleaning and potentially other maintenance

ITEM NO.	ACTIVITY	FY 04-05 EVALUATION	CHANGES FOR FY 05-06 (IF APPLICABLE)
		2. High Debris (~1.1%) – debris (leaves, lawn clippings, dirt and other natural materials) in excess of 3 feet deep in catch basin. 3. Garbage (~1.0%) – volume of garbage (paper, bottles, cans, and other man-made waste) in excess of a full grocery bag. 4. Illicit pollution (~0.1%) – materials such as concrete, antifreeze, oil, paint, etc. that appear to have been intentionally dumped into the catch basin. Maintenance staff are directed to contact Environmental Enforcement when this issue is identified. Other problems encountered included roots, construction, silt sacks, and no access to catch basin (grate could not be opened).	activities. Implementation would likely not be completed until FY 06-07.
SDO 6	As part of the annual review process, the City of San José will review and evaluate the effectiveness of its BMPs in reducing pollutants in stormwater and eliminating illicit discharges.	BMP effectiveness is evaluated using staff feedback gathered from training sessions. See evaluation above in SDO 4. The City received no complaints regarding contractors conducting SDO O&M activities for the City.	No changes anticipated in FY 05-06.

7.C SDO Response to Water Board Comments

No comments received from Water Board on this Program Element.

7.D SDO Summary Tables / Additional Information

No additional information.

8. PM: Pesticide Management

8.A PM Work Plan Self Evaluation Matrix

ITEM NO.	ACTIVITY	COMPLIANCE DATE	FY 04-05 STATUS	RESPONSIBLE PARTY
PM 1	**Integrated Pest Management** The City will adopt an Integrated Pest Management (IPM) policy and/or ordinance requiring use of IPM techniques in the agency's operations; and, minimization of pesticide use, particularly organophosphate and copper-based pesticides, by agency staff and contractors.			
PM 1.A.	Develop a section stating City IPM policy for inclusion in Pesticide Management Plan.	Done FY 02-03	Done FY 02-03. Pollution Prevention Policy adopted June 24, 2003.	ESD
PM 2	**Pesticide Management Plan** The City will develop and implement a Pesticide Management Plan that will minimize pesticide use and reduce the amount of pesticides in stormwater and landscape runoff to the maximum extent practicable.			
PM 2.A.	Draft a City of San José Pesticide Management Plan.	Done FY 01-02	Done FY 01-02.	ESD
PM 2.B.	Submit plan for City Manager approval.	Done FY 01-02	Done FY 01-02.	ESD
PM 2.C.	Publish City Management Plan in URMP.	Done FY 01-02	Done FY 01-02. The City's Pesticide Management Plan was incorporated into the March 2002 URMP as the Pesticide Management Work Plan.	ESD
PM 3	**IPM SOPs and BMPs** The City will develop and implement standard operating procedures (SOPs) and best management practices (BMPs) for implementing the IPM Policy			
PM 3.A.	Develop a list of pest specific SOPs & BMPs for implementing IPM policy.	Done FY 01-02	Done FY 01-02.	GS, DOT, ESD
PM 3.B.	For each type of pest problem identified, seek model SOPs and BMPs from published literature.	Done FY 01-02	Done FY 01-02.	GS, DOT, ESD
PM 3.C.	Incorporate or develop appropriate IPM measures into City SOPs & BMPs.	Done FY 02-03	Done FY 02-03. The Pesticide Management Committee (PMC) developed SOPs & BMPs that incorporate IPM measures.	GS, DOT, ESD
PM 3.D.	Update City URMP to incorporate model Pest Management Performance Standard, including description of legal authority (IPM policy & contract language), work plan elements, BMPs, & SOPs needed for implementation.	Done FY 02-03	Done FY 02-03.	ESD
PM 4	City Employee Training The City will ensure that employees receive pest management training by implementing the following: 1. Employees who apply pesticides for the City will obtain the appropriate training as required by County Ag. Commissioner and State Department of Pesticide Regulation (DPR); 2. Employees within departments responsible for pesticide application will receive annual training on appropriate portions of City IPM Policy, SOPs, and BMPs, and latest IPM techniques; 3. Employees who are not authorized to apply pesticides will be annually trained not to use over-the-counter pesticides at workplace, consistent with IPM Policy.			

ITEM NO.	ACTIVITY	COMPLIANCE DATE	FY 04-05 STATUS	RESPONSIBLE PARTY
	4. Annual internal outreach will be conducted to employees, who do not necessarily purchase or apply pesticides during their course of work, on less toxic pest control and to encourage employees to use IPM techniques away from work.			
PM 4.A.	Ensure that employees who apply pesticides for the agency obtain appropriate training required by County Ag. Commissioner & State DPR.	Annually	Done. DOT, GS, and PRNS staff received safety training in January 2005 on the specific pesticides used during the course of their work. Training meets State DPR requirements. Additional training is done throughout the year for new employees prior to using pesticides or if new pesticides, which were not covered in the annual training, are introduced. Training is provided annually. See 12.D: *Municipal Employee Training Summary* for summary of attendance.	GS, DOT
PM 4.B.	Provide annual training on IPM Policy, SOPs, and BMPs, and latest IPM techniques to employees within departments responsible for pesticide application. Include in training, annually informing employees who are not authorized / trained to apply pesticides not to use over-the-counter pesticides at workplace, consistent with IPM Policy.	Annually	Done. Training for DOT, GS and PRNS staff was held in January 2005. Training topics included safety, City IPM Policy, SOPs, and BMPs. Notification that untrained staff are not to utilize over-the-counter pesticides in the workplace was provided at the training and in a June 2005 staff notice. IPM policy training was originally developed and incorporated into pesticide applicator training in FY 03-04. The presentation was updated and included in the January 2005 annual applicator training session. See 12.D: *Municipal Employee Training Summary* for summary of attendance.	GS, DOT, ESD
PM 4.B.1	Develop and integrate an IPM policy (approved June 2003) training into pesticide applicator training.	Done FY 03-04	Done FY 03-04.	GS, DOT, ESD
PM 4.C.	**Monitoring Mechanism I.B.1.** Document and evaluate effectiveness of staff training conducted each year in annual report.	Annually	Done. The training required for certificates and licenses is reviewed and approved for Continuing Education Units (CEUs) by the Department of Pesticide Regulation (DPR) – this ensures it is valuable and effective for applicators. In FY 04-05, an evaluation/survey for class participants was updated and used for IPM training conducted in January 2005. The results were compiled and will be used to implement improvements for the next training. See 8.B PM Program Evaluation for a summary of evaluation results.	GS, DOT, ESD
PM 4.C.1	Develop and implement a class evaluation/survey for IPM training classes conducted by City staff.	Done FY 03-04	Done FY 03-04.	GS, DOT, ESD
PM 4.D.	Public Education & Outreach Task II.A.14 Conduct internal outreach on less toxic pest control to employees who do not necessarily purchase or apply pesticides during the course of their work (to encourage employees to use IPM techniques away from work).	Annually	This message was included in the January 2005 IPM training and the May 2005 DOT Stormwater BMP and SOP training. Approximately 300 employees combined attended the trainings. IPM was the focus of a pollution prevention article that	ESD

ITEM NO.	ACTIVITY	COMPLIANCE DATE	FY 04-05 STATUS	RESPONSIBLE PARTY
			appeared in the Spring 2005 "ESD Connections" newsletter. The article focused on personal responsibility, and offered several ways for City employees to prevent pollution at home and at work. ESD also hosted a Brown Bag presentation on IPM safer alternatives to pesticide use (See 12.D: Municipal Employee Training Summary). GS issued email to facility contacts as a reminder that untrained personnel are not allowed to use over the counter pesticides and provided IPM tips for pest control and prevention.	
PM 5	**Contractor Pesticide Management Requirements** The City will develop and implement a process to ensure that contractors employed to conduct pest control and pesticide application on municipal property engage in pest control methods consistent with City IPM Policy. Specifically, the City will require contractors to: ▪ follow City IPM policy, BMPs, and SOPs; ▪ provide evidence of current IPM training, when feasible; and provide documentation of pesticide use on City property to the City in a timely manner.			
PM 5.A.	Develop and implement a process to ensure contractors employed to conduct pest control/pesticide application on municipal property engage in methods consistent with City IPM policy.	Ongoing	Done. Process initially developed for structural pest control contracts in FY 02-03 with implementation beginning in FY 03-04. Specifications for structural pest control contracts written in FY 03-04 and FY 04-05 required IPM methods to be used on City property in a manner consistent with the City's IPM policy. Requests for Quotations (RFQs) released for services to be provided in FY 05-06 also included copies of the City's IPM policy, SOPs and BMPs. Compliance is monitored through review of monthly reports and communication with contractors. Current landscape contractors have been provided with copies of the City IPM policy, SOPs, and BMPs. Compliance is monitored by inspection and monthly reports. Future requests for proposals/quotations will include relevant specifications and the SOPs, BMPs, and the IPM policy as attachments.	GS, DOT, ESD, PRNS, PW, RDA
PM 5.B.	Develop a list of all contractors employed by the City who perform pest application work.	Done FY 01-02	Done FY 01-02.	GS, DOT, ESD, PRNS, PW, CAE, RDA
PM 5.B.1	Review and update list of contractors.	Annually	Done. Contractor list was updated in FY 04-05.	GS, DOT, ESD, PRNS, PW, CAE, RDA
PM 5.C.	Implement a procedure to provide to each contractor a copy of the City IPM policy developed in Activity 2.A. above	Done FY 02-03	Done FY 02-03. Implementation is ongoing.	GS, DOT, ESD, PRNS, PW, CAE, RDA
PM 5.D.	Identify pest specific SOPs and BMPs, developed in Activity 3.B above, that are appropriate in each contractor's case.	Ongoing	Existing structural pest control and landscape maintenance contractors were provided copies of pest specific SOPs and BMPs.	GS, DOT, ESD, PRNS, PW, CAE, RDA

ITEM NO.	ACTIVITY	COMPLIANCE DATE	FY 04-05 STATUS	RESPONSIBLE PARTY
PM 5.D.1	For agreements prior to FY 04-05 contract managers will request and review contractor BMPs and SOPs for conformance with City standards.	Begin FY 04-05 Ongoing	one. Structural pest control contract managers have provided contractors with City SOPs and BMPs and requested that contractors notify the contract manager if they are unable to comply. To date, no contractor has indicated an inability to comply. Contract managers did not request and review contractor BMPs and SOPs as planned due to the resources required to carryout the task. Contract managers intend to continue to request that contractor's self-certify their compliance with the City SOPs and BMPs for agreements established prior to FY 04-05 rather than perform a full review of contractor BMPs and SOPs.	GS, DOT, ESD
PM 5.D.2	Contractors will be supplied with copies of pest specific BMPs and SOPs. If contractors want to use their own BMPs and SOPs, they must submit them in writing to the contract manager. The contract manager must then review and approve the contractor's BMPs and SOPs for conformance with the City's IPM policy, BMPs and SOPs.	Begin FY 04-05 Ongoing	Structural and landscape maintenance contractors were provided with copies of the pest specific BMPs and SOPs. No contractor has indicated an inability to comply with City SOPs and BMPs. Nor has any contractor submitted a request to use their own BMPs and SOPs.	GS, DOT, ESD
PM 5.E.	Require City contracted PCOs to implement appropriate BMPs through contract specifications.	Deleted FY 04-05 See PM 5.F	Deleted FY 04-05.	GS
PM 5.F.	Require through contract specifications that PCOs contracted for municipal applications to: a) follow City IPM policy, BMPs, and SOPs; b) provide evidence of current IPM training, when feasible; and c) provide documentation of pesticide use on City property to the City in a timely manner.	Ongoing	Ongoing. IPM language is included in City PCO contract specifications – however, contract language is not uniform among the contracts. In FY 04-05, all PCO contracts required documentation of pesticide use on City property in a timely manner. To remedy this, in FY 04-05, the Pesticide Management Committee developed standard content for contract/specification language. Pending approval, standard content will be included in landscape and pest control RFQs in FY 05-06.	GS
PM 5.G.	**Monitoring Mechanism III.A.1.** Document numbers of PCOs receiving presentations and/or training on pesticide use by PCOs on municipal property.	Annually	Done. In FY 04-05, the City retained two PCOs for the City's facilities/structural pest control needs. One PCO attended the Regional IPM Conference. The other PCO has management staff within the County IPM Board.	GS, ESD
PM 6	**Pesticide Management Outreach** The City will identify outreach activities it will conduct consistent with Program Pesticide Management Plan. Work plan elements will address outreach to residential and commercial pesticide users, pesticide retailers, and special districts. Information will be provided on less-toxic pest control practices, proper disposal of pesticides, and the City's own IPM practices, as applicable.			
PM 6.A.	Increase awareness of IPM so target audiences recall less toxic pest management messages and adopt IPM	Annually	Done. See 11.D: *PIP Activities* for details.	ESD

ITEM NO.	ACTIVITY	COMPLIANCE DATE	FY 04-05 STATUS	RESPONSIBLE PARTY
	behaviors. Target audiences include residential pesticide users, professional pest control businesses, customers of professional pest control businesses, pesticide retailers, school districts, and other special districts.			
PM 6.B.	Prepare IPM stories and press releases to local media.	Annually	This activity is typically done in collaboration with the Program or BASMAA, but was not done in FY 04-05. BASMAA planned to issue an IPM press release but decided to postpone until a significant media worthy issue arises, such as the Diazinon and Toxicity TMDL. BASMAA Media Relations plans to do a press release in FY 05-06.	ESD
PM 6.C.	In conjunction with Program, provide information on less toxic pest control (e.g., IPM techniques, municipal IPM policies, model contract language, training opportunities, etc.) to neighboring special districts (e.g., VTA, sanitary and utility districts, open space districts, vector control districts, and school districts) as appropriate.	Pending Implementation by Program	Done FY 04-05. Implemented at Program level. Program sent information regarding IPM to special districts during FY 04-05.	ESD
PM 6.D.	Create & provide fact sheets & materials to pesticide retailers to facilitate point-of-purchase outreach to support IPM Store Partnership Program.	Ongoing	Done through Program. See 11.D: *PIP Activities* for details.	ESD
PM 6.E	Identify, develop and implement education programs that target commercial businesses.	Ongoing	The following programs included IPM education to target businesses: • An article was published in the Spring 2005 issue of the Tributary Tribune providing tips for selecting a pest control operator. • IPM was included in the April 2005 Industrial Users Academy. • A letter was mailed to 92 selected retailers regarding the stop sell of Diazinon. See 11.D: *PIP Activities* and Program Annual Report for details.	ESD
PM 6.F	**Monitoring Mechanism:** Document or estimate numbers of residents reached by outreach efforts, including events, web promotion, municipal employee outreach, and media advertising. Monitor responses to outreach efforts by documenting calls to the Program's general and watershed campaign hotlines.	Annually	Done. See 11.D: *PIP Activities Table* for evaluation of outreach activities.	ESD
PM 6.G	**Monitoring Mechanism IV.A.1.** Document outreach efforts targeting businesses, recommended in the work	Annually	Done. See 11.D: *PIP Activities* and Program Annual Report for details.	ESD

ITEM NO.	ACTIVITY	COMPLIANCE DATE	FY 04-05 STATUS	RESPONSIBLE PARTY
	plan, to be developed by the Program. Implement evaluation component of the work plan.			
PM 7	**HHW Pesticide Disposal** The City will coordinate with household hazardous waste (HHW) collection agencies to support, enhance, and help publicize programs for proper pesticide disposal.			
PM 7.A.	Work with HHW collection agencies to support, enhance, and publicize programs for pesticide disposal.	Annually	This work is done at the Program level. See Program Annual Report for details.	ESD
PM 7.B.	Verify that adequate pesticide disposal services exist for residents and conditionally exempt small quantity commercial generators.	Annually	Done. Adequate pesticide disposal services were available during FY 04-05. No customers were turned away and appointments were scheduled in a timely manner.	ESD
PM 7.C.	Provide hazardous waste disposal information to residents, through distribution of materials (e.g., utility bill insert, city newsletter, community events, etc.) or advertising in local media.	Annually	Done. Hazardous waste disposal information is provided on the City's website along with a link to the Santa Clara County HHW Program's website. The City's Integrated Waste Management (IWM) outreach includes the Santa Clara County HHW Program's hotline.	ESD
PM 7.D.	**Monitoring Mechanism V.A.1.** Document that HHW collection programs adequately serve residents and businesses and that any exchange programs do not exchange organophosphate or banned pesticides.	Annually	Done. The Santa Clara County HHW Program served 3.26% of the City's households in FY 04-05. There was no wait in order to schedule an appointment and no customers were turned away. The HHW Program does not exchange organophosphate or banned pesticides.	ESD
PM 8	**City Pesticide Use Tracking** The City will develop and implement a process for tracking pesticide use on municipally-owned property.			
PM 8.A	Develop and implement a pilot pesticide tracking process for Diazinon and Chlorpyriphos products.	Done FY 01-02	Done FY 01-02. City staff does not purchase, use or write recommendations for the use of Diazinon or Chlorpyriphos. It is also written into contract specifications for structural pest control that these pesticides (and clopyralid) cannot be used on City property.	GS, DOT, ESD
PM 8.B	As part of the PMP, develop and implement a process for tracking pesticide use on municipally owned property. Include reporting and justification for use of OP pesticides and BMPs employed during OP pesticide use.	Done FY 02-03 Ongoing	Done. Neither the City nor its contractors purchased, used, or wrote recommendations for the use of OP pesticides on municipal property. Contracts for structural pest control include requirements for reporting and justification of use of OP pesticides and BMPs employed during OP pesticide use in the contract specifications.	GS, DOT, ESD
PM 8.B.1	Evaluate feasibility of implementing electronic data management system for pesticide use.	12/31/04	Done FY 04-05. A database was developed and implemented to track pesticide use on municipal property by City staff and contractors. The database will help the City more effectively track pesticide usage from one year to the next. In addition, an electronic form was developed	GS, DOT, ESD

ITEM NO.	ACTIVITY	COMPLIANCE DATE	FY 04-05 STATUS	RESPONSIBLE PARTY
			to provide a standard format on which City contractors can submit data to the City.	
PM 8.C	**Monitoring Mechanism I.A.1.** Use pesticide tracking process to document pesticide use in annual reports.	Annually	Done. Monthly pesticide use reports submitted by contractors were compiled and reviewed. See 8.B PM Program Evaluation.	GS, DOT, ESD, PRNS, PW, RDA, CAE
PM 9	**City Pesticide Inventory Search** The City will conduct periodic citywide search of its chemical inventory for pesticides no longer legal for application per EPA, State, and/or local requirements. These pesticides, if found, will be properly disposed pursuant to appropriate waste disposal regulations.			
PM 9.A.	All departments conduct citywide search of chemical storage areas for pesticides no longer legal for application per EPA, State, and/or local requirements. Properly dispose of any such pesticides pursuant to appropriate waste disposal regulations.	Annually	GS and DOT conducted search in June 2005. DOT found one container of expired Embark growth regulator. The chemical was disposed as a hazardous material.	GS, DOT
PM 10	**Pesticide Management Plan / IPM Policy Review** As part of annual reporting process, the City will review and evaluate, with input from municipal staff, the effectiveness of its Pest Management Plan and IPM Policy in achieving the goals of the Plan to the maximum extent practicable.			
PM 10.A.	Review and continuously improve goals, actions, and monitoring mechanisms of the work plan considering results of self-evaluations, comments from Regional Board staff and other interested parties, and results of local performance review meetings if any.	Annually	See 8.B PM Program Evaluation.	GS, DOT, ESD
PM 10.B.	**Monitoring Mechanism IX.A.1.** Complete revised work plan that incorporates continuous improvement items, and report on completion of work plan tasks.	Annually	Done (between 05-06 Work Plan and this Annual Report).	ESD
PM 10.C.	**Monitoring Mechanism VII.A.1.** Summarize types of pesticide reduction measures required (such as by conditions of approval) for new development & significant redevelopment projects, & percentage of new development/ significant redevelopment projects for which pesticide reduction measures were required. (Draft Permit Provision C.3.n.)	Annually	See Item No. NDC 4.M in Section 4.A NDC Work Plan Self Evaluation Matrix.	ESD

8.B PM Program Evaluation

Integrated Pest Management

The City continues to pursue opportunities to resolve pest problems with less toxic and non-chemical, integrated pest management techniques. This year staff anticipated a problem with Tussock moth infestation during Spring 2005 due to an extended period of hot weather. Rather than rely upon chemical controls to address the problem, the City secured a vendor specializing in biological controls to manage the pest should infestation occur. In addition, Parks continued its ongoing mulching program to help alleviate the need for pre-emergent herbicide use. San José's residential yard trimmings contracts include the provision of 1,500 tons of finished products in the form of compost, mulch, and woodchips for City use. The mulching program is effective, resulting in reduced need for pesticide, water use, etc. In FY 05-06, the City will begin the process of Green Business Certification for parks and landscape right-of-ways. Green Business certification has a pollution prevention element that includes integrated

pest management. Applicants must demonstrate practices such as appropriate plant selection and placement, landscaping to minimize waste, reduced pesticide and water use, etc.

All median islands constructed in FY 04-05 were constructed according to current City landscape specifications, which call for 4 inches of decorative gravel. This greatly reduces the emergence of weeds and associated maintenance required by Department of Transportation (DOT) Landscape Maintenance. Landscape specifications are currently under revision and will soon include a weed fabric barrier placed between the soil and rock. All roadside landscapes have a 3" layer of wood mulch and will also include a weed barrier in the future. It is anticipated that these changes will suppress weed growth and decrease herbicide use.

DOT Special Districts has actively implemented practices to ensure that the right plants are placed in the right environment as a way to prevent disease from occurring. DOT has discontinued severe pruning and reduced irrigation water usage to reduce incidents of disease and root rot. DOT works closely with its contractors to ensure that non-chemical alternatives have been considered before pesticide use occurs. The City's Special Districts Arborist thoroughly reviews alternatives with contractors to determine whether non-chemical solutions are possible.

The City's Los Lagos Golf Course has been certified as an Audubon International Cooperative Sanctuary since 2002. In order to become a Cooperative Sanctuary, a golf course must be certified in several categories including environmental planning, water conservation, water quality management, and chemical use reduction. In addition, the superintendent for Los Lagos Golf Course received distinguished recognition by the Golf Course Superintendents Association of America/Golf Digest Chapter for Environmental Leaders. Only nine public courses nationwide met the standards for such recognition.

Data Tracking

In FY 04-05, a database was developed and implemented to track pesticide use on municipal property by City staff and contractors. The database will help the City more effectively track pesticide usage from one year to the next. In addition, an electronic form was developed to provide a standard format on which City contractors can submit data to the City. The electronic format will help ensure that contractors know what information to submit and will allow for automatic upload of information into the database. Prior to implementation of the database and development of the reporting form, all data was manually entered and tracked.

While the database and electronic reporting form represent significant progress toward more accurate and efficient data entry and tracking from this year forward, some data challenges remain. All pesticide use data received from City applicators and contractors (Golf Courses, Facilities and Special Districts) during FY 04-05 was entered into the pesticide database. However, due to Special Districts and Facilities contractors not providing complete information, comparative data is not yet available. The City will continue to work with contractors in FY 05-06 to resolve outstanding reporting and data issues.

Pesticide Use

City staff applications of Gallery (isoxaben), a pre-emergent herbicide with a broad spectrum of weed control, increased this past year because it was used by DOT as a substitute for Pendulum (pendimethalin). The substitution was necessary due to problems with escape weeds and resistance of some weeds to pendimethalin. The use of isoxaben reduced the need for DOT staff to go back and retreat areas. The use of diuron also increased in FY 04-05 due to DOT's more focused approach for maintaining effective weed control on undeveloped right-of-ways to alleviate the need to retreat areas or manually remove weeds with limited resources. In general, the use of Roundup (glyphosate) and Pendulum (pendimethalin), the two herbicides most commonly used by City staff, has declined substantially (21% and 49%) despite an increase in acreage to maintain.

Golf course maintenance mangers increased use of several chemicals including PCNB, copper sulfate, and chlorothalonil, and notably decreased use of zinc ion and manganese bisdithiocarbamate. Additional applications of PCNB were needed in FY 04-05 to address an increase in the occurrence of pink snow mold. Golf course maintenance began using copper sulfate crystals and decreased use of a liquid form of copper. While the liquid form of copper is more potent, the heavier copper sulfate crystals break down more slowly and were used in FY 04-05 as a test to determine whether they would provide longer lasting control of lake algae. The crystals were effective for the most part, but were unable to control the algae during a prolonged heat wave, during which one application of the liquid copper sulfate was needed. Copper sulfate is limited to use in golf course lakes. Chlorothalonil was used in greater quantities this year to control an increase in dollar spot fungus. Managers alternate use of zinc ion and manganese bisdithiocarbamate with use of chlorothalonil to control resistance. Some of the mold and fungus problems experienced this year are due to the very wet weather experienced this year.

Contracts

Standard contract language was drafted in FY 04-05 in an effort to ensure that all contracts issued for structural pest control services and landscape management include consistent requirements related to reporting and compliance with the City IPM Policy, SOPs, and BMPs. The draft language is currently undergoing department and attorney review and, if approved, will be incorporated into all new contracts for pest control services and landscape maintenance.

The City requested that landscape contractors submit monthly pesticide use reports for City applications, but has faced challenges receiving the information from some contractors since the requirement is not specified in their long-standing current contracts. The intent is to remedy the problem by including the appropriate specifications in the RFQ and/or contract. Full implementation may take several years as many landscape maintenance agreements and structural pest control contracts are issued with the option to renew for multiple years. Until then, the City will continue to work cooperatively with contractors to obtain the information needed.

In accordance with the City's URMP, all pest control and landscape maintenance contractors were provided with copies of the City IPM Policy, SOPs, and BMPs. However, the City did not request and review contractor BMPs and SOPs for agreements executed prior to FY 04-05 due to the resources required to carryout the task. Instead, contractors were asked to review the City SOPs and BMPs and to confirm compliance. Contract managers intend to continue to request that contractor's self-certify their compliance with the City SOPs and BMPs for agreements prior to FY 04-05, rather than perform a full review of contractor BMPs and SOPs.

Training

The City held its annual training for staff responsible for applying pesticides in January 2005.

Participants were given an evaluation form to fill out. Of the 134 staff that participated in the training, 72 evaluations were completed and returned. Results of the completed evaluations indicate that:

- 93% thought that the training subjects taught are appropriate to their work
- 82% thought the training adequately described the City's IPM policy
- 83% thought that the BMPs/SOPs described match their work practices
- 80% thought that the training adequately described the relationship of BMPs/SOPs to compliance with the City's Stormwater NPDES permit
- 83% thought that the training adequately explained how they, City staff, can help the City maintain compliance with the Stormwater NPDES permit

This information will be used to improve the training for next year. In FY 05-06, contractors will be invited to participate in the training workshop.

8.C PM Response to Water Board Comments

No comments received from Water Board on this Program Element.

8.D PM Summary Tables / Additional Information

Active Ingredient Use Comparison: FY 03-04 & FY 04-05

ACTIVE INGREDIENT	FY 03-04 (LBS)	FY 04-05 (LBS)	DIFFERENCE	%CHANGE *
CITY APPLICATIONS				
2,4-D, 2-Ethylhexyl Ester	13.85		-13.85	-100%
Aluminum Phosphide	0.10		-0.10	-100%
Carfentrazone-Ethyl	0.71		-0.71	-100%
Cyfluthrin		0.0002	0.0002	
Dicamba	0.88		-0.88	-100%
Diquat Dibromide	6.60	0.40	-6.20	-94%
Diuron	424.00	874.19	450.19	106%
Ethephon		0.07	0.07	
Fluazifop-P-Butyl		0.12	0.12	
Glyphosate, Isopropylamine Salt	1857.16	1474.34	-382.82	-21%
Glyphosate, Monoammonium Salt		22.82	22.82	
Halosulfuron	0.02	0.04	0.02	100%
Imidacloprid		0.23	0.23	
Isoxaben	73.31	178.59	105.28	144%
Mecoprop-P	3.51		-3.51	-100%
Metaldehyde		0.20	0.20	
MSMA	0.95		-0.95	-100%
Nonanoic Acid		24.76	24.76	
Nonanoic Acid, Other Related		1.30	1.30	
Nonylphenoxy polyethoxy ethanols, isopropanol and fatty acids	29.81		-29.81	-100%
Oryzalin	112.95	86.29	-26.66	-24%
Oxadiazon	82.18	59.14	-23.04	-28%
Pelargonic Acid	41.56		-41.56	-100%
Pendimethalin	1603.68	818.38	-785.30	-49%
Related Fatty Acids (C-6, C-12)	2.19		-2.19	-100%
Sethoxydim	3.35		-3.35	-100%
Triclopyr, Butoxyethyl Ester	20.57	2.13	-18.44	-90%
Trifluralin	18.00		-18.00	-100%
GOLF COURSES				
2,4-D		21.88	21.88	
2,4-D, Dimethylamine Salt	0.39		-0.39	-100%
3,7-Dichloro-8-quinolinecarboxylic	0.70		-0.70	-100%

ACTIVE INGREDIENT	FY 03-04 (LBS)	FY 04-05 (LBS)	DIFFERENCE	%CHANGE *
Acid Blue 9, Diammonium Salt	4.34	8.74	4.40	101%
Acid Yellow 23	0.44		-0.44	-100%
Azoxystrobin	3.13	1.63	-1.50	-48%
Chlorothalonil		462.53	462.53	
Clopyralid, Monoethanolamine Salt		0.16	0.16	
Clopyralid,Triethylamine Salt		18.00	18.00	
Copper	65.76	39.41	-26.35	-40%
Copper Carbonate, Basic		4.20	4.20	
Copper Ethanolamine Complexes, Mixed		20.89	20.89	
Copper Sulfate (Pentahydrate)		629.24	629.24	
Deltamethrin		0.28	0.28	
Dicamba		2.06	2.06	
Dicamba, Dimethylamine Salt	0.04		-0.04	-100%
Diquat Dibromide	0.23	0.38	0.15	65%
Dithiopyr	3.61	32.30	28.69	795%
Floridone	1.00		-1.00	-100%
Fluazifop-P-Butyl		0.13	0.13	
Flutolanil	51.10	8.40	-42.70	-84%
Fosetyl-AL		16.80	16.80	
Glyphosate, Isopropylamine Salt	38.50	28.68	-9.82	-26%
Glyphosate, Monoammonium Salt		20.37	20.37	
Imidacloprid		0.90	0.90	
Iprodione	13.08		-13.08	-100%
Mancozeb		261.60	261.60	
Maneb		80.09	80.09	
MCPP		9.79	9.79	
MCPP, Dimethylamine Salt	0.10		-0.10	-100%
Oryzalin		2.35	2.35	
PCNB	54.00	110.15	56.15	104%
Pendimethalin	11.20		-11.20	-100%
Polyoxorim D Zinc Salt	0.69		-0.69	-100%
Propiconazole	270.57	5.21	-265.36	-98%
Pyraclostrobin		3.96	3.96	
Quinclorac		6.28	6.28	
Tartrazine		0.88	0.88	
Thiophanate-Methyl	29.27	23.45	-5.82	-20%
Triclopyr, Triethylamine Salt		50.00	50.00	

ACTIVE INGREDIENT	FY 03-04 (LBS)	FY 04-05 (LBS)	DIFFERENCE	%CHANGE *
Trifloxystrobin	2.00	1.50	-0.50	-25%
Trimec	31.50		-31.50	-100%
Zinc Ion and Manganese Bisdithiocarbamate	160.80		-160.80	-100%

* % Change is left blank for active ingredients used in FY 04-05, but not in FY 03-04.

9. M: Mercury

9.A M Work Plan Self Evaluation Matrix

ITEM NO.	ACTIVITY	COMPLIANCE DATE	FY 04-05 STATUS	RESPONSIBLE PARTY
M 1	**Municipal Use of Mercury –Containing Products** The City will eliminate all unnecessary municipal use of mercury-containing products and establish proper disposal methods for products that cannot be eliminated.			
M 1.A.	Complete and report results of survey of mercury-containing products used by City departments.	Done FY 02/03	Done FY 02-03.	ESD
M1.A.1	Conduct a follow-up mercury-containing product survey	Done FY 03-04	Done FY 03-04	ESD
M 1.B.	Develop a mercury policy requiring the virtual elimination of mercury from controllable sources in urban runoff from agency operations.	Done FY 02-03	Done FY 02-03. Pollution Prevention Policy adopted June 24, 2003.	ESD, GS, DOT
M 1.C.	Implement SCVURPPP guidelines for mercury-containing products reduction and management. These guidelines will include a schedule for the timely phase-out of mercury-containing products identified for virtual elimination as well as reporting requirements, possibly to track recycling, replacement, and reduction in use of mercury-containing products.	Ongoing	Done FY 04-05 and Ongoing. Updated current management options for mercury-containing lamps used by the City. See 9.D: *Mercury-Containing Product Management Practices* for a list of management options. The City purchases, almost exclusively, low mercury fluorescent lamps. The City recycled more than 37,970 feet of mercury-containing lamps in FY 04-05 through its Lamp Recycling Program. On August 18, 2004 a memo with information on the collection and recycling requirements for fluorescent lamps was distributed to all General Services employees and contractors who change fluorescent bulbs, as well as to departments that change their own bulbs. The same memo was given to the Corporation Yard Masters who handle hazardous waste issues on June 24, 2005.	ESD, GS
M 1.D.	Monitoring Mechanism I. Document completion of tasks in annual reports. Use mercury-containing product reporting guidelines (to be developed).	Annually	Done. See 9.D*: Mercury Containing Product Management Practices* for a summary of management options identified and/or implemented to date.	ESD
M 2	**Household Hazardous Waste Collection** The City will provide mercury-containing product disposal services through household hazardous waste (HHW) collection programs for residents and small businesses, and encourage use of these programs.			
M 2.A.	Provide mercury-containing products disposal services for residents and small businesses.	Ongoing	Ongoing. The City supports the County of Santa Clara Department of Environmental Health's (DEH) Household and Small Business Hazardous Waste program. County DEH hosts weekly household and small business hazardous waste collection events. This service is provided to residents and small businesses in the county	ESD-IWM

ITEM NO.	ACTIVITY	COMPLIANCE DATE	FY 04-05 STATUS	RESPONSIBLE PARTY
			to collect and properly dispose of hazardous wastes, including mercury-containing products. If FY 04-05, The County HHW Program collected 25,000 pounds of household batteries and 155 pounds of elemental mercury (from thermostats, thermometers and other products). See County Annual Report for details.	
M 2.B.	Work with HHW collection agencies to develop and help publicize fluorescent light recycling program to ensure maximum recycling.	Ongoing	Done and Ongoing. The City supports the County of Santa Clara Department of Environmental Health's (DEH) Household and Small Business Hazardous Waste Program. As of June 2005 the County has collected 166,000 feet (41,597 pounds) of lights (or 4' lamps). The City and the Program also worked with the County to assist with the implementation of its Universal Waste Grant. The Program developed and implemented the "Got Bulbs?" media campaign designed to encourage residents to take their spent fluorescent lamps to any of 13 drop-off locations funded by the Universal Waste grant. In FY 04-05 a total of 17,591 feet of fluorescent lamps were collected at the five drop-off locations in San José.	ESD, Program
M 3	**Monitoring and Science** The City will participate in coordinated monitoring efforts to support mercury TMDL development and implementation, including assessment of air pollution sources of mercury and concentrations of mercury in sediment.			
M 3.A	Continue financial support of the Regional Monitoring Program (RMP), including the Mercury Deposition Network Pilot Study. Continue to actively participate in the RMP steering committee and technical review committee.	Ongoing	Ongoing. The City continues to support the RMP financially and through in-kind services operating the Mercury Deposition Network Pilot Study station number CA76. (see M 3.B)	ESD
M 3.B	The City of San José will continue to provide in-kind services for the maintenance of the Mercury Deposition Network site near San José.	Ongoing 12/31/2005	Done and Ongoing. The City has operated and maintained the National Mercury Deposition Network site #CA72 since January 2000. The City collects samples, records data, and sends both to the national MDN contract laboratory for analysis. The City also sends records to SFEI for inclusion in SF Bay RMP analyses. Weekly sample collection and data reporting is scheduled to continue at this time. Information on the National MDN program (including pictures of collection apparatus) is found at: http://nadp.sws.uiuc.edu/mdn/. The City is evaluating whether to continue this activity past 12/05.	ESD
M 4	**Regional, State, and Federal Coordination** Actively participate in regional, state, and federal coordination efforts to achieve a reduction in the amount of mercury in urban runoff and air emissions.			
M 4.A.	Collaborate in technical studies to support TMDL development and implementation including the Santa Clara Basin WMI Guadalupe River Mercury TMDL	Ongoing	Ongoing. The City participates in and supports programs to reduce mercury in stormwater runoff and air emissions, including the San Francisco Bay Regional Monitoring	ESD

ITEM NO.	ACTIVITY	COMPLIANCE DATE	FY 04-05 STATUS	RESPONSIBLE PARTY
	Workgroup.		Program, National Mercury Deposition Network, AB 982 TMDL Public Advisory Group, WMI Guadalupe River Mercury TMDL Workgroup, and the Clean Estuary Partnership.	
M 4.B.	Support and participate in WMI Watershed Action Plan development.	Ongoing	Ongoing. The Watershed Management Initiative (WMI) continues to work on implementing the Watershed Action Plan, through the actions of its subgroups and cooperative efforts with other collaborative groups, such as the Water Resources Protection Collaborative. In February 2005, the San José City Council and the Santa Clara Valley Water District Board of Directors adopted the recommendations of the Upper Penitencia Creek/King Road Bridge Stakeholder Group (a WMI short-term workgroup led by City staff). In May 2005, the WMI published its programmatic report card, which evaluated the WMI's progress on implementing the various components of the Action Plan, and established a suite of watershed health indicators. The City remains active in the WMI Core Group, most of the subgroups, and is contributing in-kind staff time for the WMI project coordinator position.	ESD
M 5	**Public Education and Outreach** Increase awareness of proper disposal of mercury-containing products and available non-mercury containing alternatives. Target audiences include residential, commercial, and industrial users and municipal employees.			
M 5.A.	Work with Program to develop and begin to implement a fluorescent light recycling outreach program to educate residential users and encourage proper disposal of fluorescent lights.	Done FY 03-04 & Ongoing	Done FY 03-04, with some work continued into FY 04-05. Program posted mercury-related information for residents on the watershedwatch.net website. During the "Got Bulbs?" Campaign, a total of 636 visits generating 752 views were recorded on the Watershed Watch Mercury Education page. Mercury and/or Household Hazardous Waste messages were also included at the Home Show event. See Section 11.D: *PIP Activities.*	ESD
M 5.B.	Work with Program to develop and begin to implement a fluorescent light recycling outreach program to educate small businesses and conditionally exempt small quantity generators and encourage proper disposal of fluorescent lights.	Done FY 03-04 & Ongoing	Done in FY 03-04. In FY 04-05 City staff attended meetings of the Regional Universal Waste workgroup. This informal group of Stormwater, Solid and Hazardous Waste agencies discussed strategies for handling universal waste collection, funding, outreach and education. When the Universal Waste rules take effect in February 2006, implementation will commence.	ESD
M 5.C.	Coordinate with municipal inspectors to integrate mercury outreach to industrial businesses into their existing routine pretreatment, source control, and/or hazardous materials inspection processes.	Ongoing	Done FY 04-05 and Ongoing. Information on the proper handling and disposal of mercury-containing products was presented to industrial businesses attending the Industrial Users Academy. (See 11.D: *PIP Activities*) Copies of the	ESD

ITEM NO.	ACTIVITY	COMPLIANCE DATE	FY 04-05 STATUS	RESPONSIBLE PARTY
			Department of Toxic Substances Control brochure, *Mercury in the Environment*, are available for distribution by inspectors, as needed. The City has postponed printing the DTSC fact sheet on Universal Waste until after the February 2006 deadline for Residential Compliance with Universal Waste rules, and pending updated information from the DTSC. The City published an article in the Spring 2005 Tributary Tribune with information on fluorescent lamp recycling requirements. See 11.D: *PIP Activities.*	
M 5.D.	Develop and distribute "tailgate safety meeting cards" about mercury to inspectors and other municipal employees. (The Program will first review the product developed by the Fairfield-Suisun Sewer District when it is made available to the Bay Area Pollution Prevention Group (BAPPG).)	TBD	Tailgate Safety Meeting Cards did not meet City needs. Instead, the City distributed a memo to City Departments with information about mercury lamp disposal. A newsletter article was submitted & published in the ESD department newsletter about the hazards of improper mercury disposal and how to properly dispose of mercury-containing products.	ESD
M 5.E.	Attend community events and distribute outreach materials.	Ongoing	Done FY 04-05 and Ongoing. Messages regarding proper disposal of fluorescent tubes is included whenever the Household Hazardous Waste program is promoted, e.g. the Home Show. See 11.D: *PIP Activities* for details.	ESD
M 5.F.	**Monitoring Mechanism V.B.** In the Annual Report, document and evaluate each outreach activity, including the target audience and number of residents and/or businesses reached.	Annually	See Program report and 11.D: *PIP Activities* for evaluation of outreach activities.	ESD, Program

9.B M Program Evaluation

Mercury-containing lamps continue to be the focus of City efforts to reduce the impact of mercury from City operations. The City purchases, almost exclusively, and encourages the use of low mercury fluorescent lamps. The City recycled more than 37,970 feet mercury-containing lamps and over 205,000 pounds of electronic waste in FY 04-05 through its recycling programs. The City took the Program-developed "Got Bulbs?" poster and modified it for internal use to reinforce the City's SOP of recycling all fluorescent lamps. Distribution to all City Departments and sections that change fluorescent lamps will occur in the beginning of FY 05-06. Questions regarding mercury content and alternative products are part of the City's Request for Quotation Forms. The Universal Waste Rule for residential mercury disposal requirements starts in February 2006, and the City will continue to work with solid and hazardous waste collection agencies to address the requirements laid out in the Rule.

The City continues its commitment to work with the Water Board and stakeholders toward a TMDL that is technically defensible and feasible for implementation. City staff participates in mercury TMDL efforts by providing comments on the Baywide Mercury TMDL Report and Basin Plan Amendment, and serves as the WMI Watershed Assessment and Monitoring Subgroup representative to the Guadalupe Mercury TMDL project. The City expects to actively participate in the development of both TMDLs in the next fiscal year. In addition, the City supports SCVURPPP, the CEP, RMP, BASMAA and BACWA as these agencies conduct technical studies to address uncertainties regarding mercury in the watershed.

9.C M Response to Water Board Comments

No comments received from Water Board on this Program Element.

9.D M Summary Tables / Additional Information

Mercury-Containing Product Management Practices

Mercury-Containing Products	Not Found	MO #1: Replace with Alternative	MO #2: Alternative upon Failure	MO #3: Reduce Use	MO #4: Recycle	MO #5: Hazardous Waste	Comments
LAMPS:							
Compact Source Lamp					I		Recycled through City's Lamp Recycling Program
Spectral Lamp	NF						
Fluorescent Lamp (Tubes)			I		I		Replacing existing tubes with low Hg tubes (ALTOs) upon failure. City operations under review to ensure that all ALTOs are also recycled through City's Lamp Recycling Program.
Metal halide Lamp					I		Recycled through City's Lamp Recycling Program
High pressure sodium Lamp					I		Recycled through City's Lamp Recycling Program
Mercury Vapor Lamps					I		Recycled through City's Lamp Recycling Program
Cold Cathode Lamp	NF						
Neon Lamp	NF						
THERMOSTAT PROBES (ALSO KNOWN AS FLAME SENSORS OR GAS SAFETY VALVES):							Have limited information from Municipal Surveys. Will continue data collection in 04-05.
Furnaces							
Water heaters							
Ranges, ovens							
Space heaters							
TILT SWITCHES AND RELAYS:							Have limited information from Municipal Surveys. Will continue data collection in 04-05.
e.g., Wetted reed relay							
WPCP LAB MATERIALS							
Thermometers	NF						Lab uses alcohol-based thermometers and other traditionally mercury-containing apparatus
Mercury-containing Samples						I	Spent samples treated as Hazardous Waste and picked up by hauler every 2-3 months

Status Key:
No Action: No action identified for implementation
ID: Actions have been identified; implementation has not begun
B: Began process of implementation
I: Management option identified has been fully implemented
NF: product was not found in municipal inventory to date

Management Options Key:
MO #1: Replace with an alternative product when the product is identified, if an alternative exists.
MO #2: Replace upon failure, with an alternative product if an alternative exists.
MO #3: Reduce the use where possible
MO #4: Recycle when no longer in use
MO #5: When appropriate, dispose of as hazardous waste

This page intentionally left blank.

10. WUOM: Water Utilities Operations & Maintenance

10.A WUOM Work Plan Self Evaluation Matrix

ITEM NO.	ACTIVITY	COMPLIANCE DATE	FY 04-05 STATUS	RESPONSIBLE PARTY
WUOM 1	**Inventory of O&M Activities** The City of San José's Municipal Water System will conduct an inventory of all-key operations and maintenance activities, and identify routine and unplanned non-stormwater discharges from these activities. This inventory will be conducted every three years and evaluated at least once a year.			
WUOM 1.A.	Review current procedures for operations and maintenance	Annually	Done FY 04-05. The current procedures have been reviewed and no change is recommended at this time.	ESD-Muni
WUOM 1.B.	Three-year update of list	3/06 Every 3 years Next Due 3/06	Completed 3/03. Next inventory not due until 3/06.	ESD-Muni
WUOM 2	**Implementation of WUPPP** The City of San José's Municipal Water System will implement the pollution control measures identified in the Water Utility Pollution Prevention Plan (WUPPP) to manage chlorine, biocides, and algaecides and prevent erosion and sedimentation.			
WUOM 2.A.	Implement WUPPP/Report on activities	Annually	Done FY 04-05. WUPPP was implemented in 2000. Muni Water staff and their contractors comply with the BMPs and SOPs included in the WUPPP.	ESD-Muni
WUOM 3	**Staff Training and Contractor WUPPP Compliance** The City of San José's Municipal Water System will conduct annual training for municipal staff and coordinate WUPPP elements with water utility project planning, including WUPPP elements (BMPs, conditions, specifications, etc., in contract and services agreements).			
WUOM 3.A.	Develop training program	Done 11/98	Done FY 98-99.	ESD-Muni
WUOM 3.B.	Implement training program	Annually	Done FY 04-05. See 12.D: *Municipal Employee Training Summary.*	ESD-Muni
WUOM 4	**WUPPP Effectiveness Evaluation** The City of San José's Municipal Water System will evaluate the effectiveness of the WUPPP annually. Maintain accurate documentation and revise the WUPPP as necessary.			
WUOM 4.A.	Develop evaluation program	Annually	Done FY 04-05. Muni Water has developed an evaluation program, which includes evaluating one of the SOPs annually. See 10.B WUOM Program Evaluation	ESD-Muni
WUOM 4.B.	Provide progress and update report to Santa Clara Valley Urban Runoff Pollution Prevention Program	Annually	Done FY 04-05.	ESD-Muni

10.B WUOM Program Evaluation

The evaluation program that Muni Water has developed consists of reviewing one SOP or BMP from start to finish on an annual basis. This effort is combined with the training program. As part of the training program, Muni Water staff creates a training video of a single SOP. Staff and others involved in the process view the video for training. The paperwork process is discussed and then the forum is opened up for discussion. Individuals who perform the activity share their thoughts on what works and what does not work. The facilitator (typically, a designated supervisor) writes down the comments and suggestions. If possible, the procedure is revised to incorporate the results of the discussion.

In December 2004, Muni Water conducted an evaluation of the tank cleaning program. A training video was made according to the SOP outlined in the "Water Utility Operation and Maintenance Discharge Pollution Prevention Plan." Staff and a responsible representative of Muni Water's contractor attended the training session and viewed the video. After viewing the video, staff discussed the pros and cons of the procedure. Staff found the procedures to be satisfactory and effective for meeting the goals of the URMP. No changes were recommended at this time.

Contractor performance for Muni Water is monitored by staff inspection. If the contractor fails to follow the BMP, the Muni Water inspector on the job will notify the contractor. In addition, Muni Water may receive complaints from other parties; however, this is not typical since the inspector usually resolves the issue right away.

10.C WUOM Response to Water Board Comments

No comments received from Water Board on this Program Element.

10.D WUOM Summary Tables / Additional Information

No additional information (Updated inventory of O&M activities not due until 2006).

11. PIP: Public Information / Public Participation

11.A PIP Work Plan Self Evaluation Matrix

ITEM NO.	ACTIVITY	COMPLIANCE DATE	FY 04-05 STATUS	RESPONSIBLE PARTY
PIP 1	**Public Awareness** The City of San José will promote general citizen awareness regarding the functions of the storm drain system, pathways and sources of urban runoff pollution to the South Bay watershed, behaviors that adversely affect water quality, what a watershed is, and activities citizens can participate in to learn about and benefit the watershed.			
PIP 1.A	Identify, support and participate in appropriate community events to further general public awareness.	n/a	Done. See 11.D: *PIP Activities.*	ESD
PIP 1.A 1	Work with Program events work group, and WE&O ad hoc Task Group.	Ongoing	Ongoing. City staff participated in both AHTGs. San José staff served as Chair of WE&O AHTG in FY 04-05. City staff participated in events by providing staffing and material support where appropriate.	ESD, Program
PIP 1.B	Support, and/or develop and implement school and youth education programs. Projects include:			
PIP 1.B.1	Participate in WE&O Schools work group.	Ongoing	Ongoing. Participated in developing schools work plan and activities for Urban Runoff Program and Watershed Watch campaign. City Staff participated in both WE&O Ad Hoc Task Group and Schools and Youth Work group meetings, and serve as Chair of both groups. Direct implementation takes place through the Urban Runoff Program staff and the Watershed Watch Contractor. Through the City's Youth Watershed Education Team (YWET) staff collaborated to update and promote City's middle school curriculum.	ESD, Program
PIP 1.B.2	Participate in the Alviso Education Center work group.	Ongoing	Ongoing. City staff participated in work group meetings. Program Staff administered the SCVURPPP Ed Center Grant. See Program Annual Report for details.	ESD, Program
PIP 1.B.3	Participate in City Education programs such as the Youth Watershed Education Team, Rangers in Schools, etc.	Ongoing	Ongoing. See 11.D: *PIP Activities.*	ESD, PRNS
PIP 1.C	Give presentations upon request that focus on stormwater messages to elementary through college grade levels, neighborhood groups, etc.	As Needed	Ongoing. See 11.D: *PIP Activities.*	ESD
PIP 1.D	Participate in WMI Outreach, and coordinate WMI outreach with Watershed Watch and Program efforts.	Ongoing	Ongoing. City staff supported coordination of WMI and Program messages in the Watershed Watch campaign through WE&O AHTG and attended WMI COS workgroup meetings to keep WMI staff informed of activities.	ESD, WMI, Program

ITEM NO.	ACTIVITY	COMPLIANCE DATE	FY 04-05 STATUS	RESPONSIBLE PARTY
PIP 1.D 1	Participate in Watershed Watch campaign.	Ongoing	Ongoing. City staff assists with planning and implementation through WE&O AHTG. See Program Annual Report for complete campaign annual report.	ESD, Program
PIP 2	**Targeted Outreach** The City of San José will develop and implement targeted residential outreach and education campaigns, based on identification of up to two high priority pollutants, to effectively reduce pollutant-causing behaviors and promote Best Management Practices.			
PIP 2.A	Identify general residential practices contributing to stormwater pollution. Identify reasonable alternatives to pollutant causing behavior.	n/a	Done. Addressing messages through the Watershed Watch Campaign.	ESD, Program
PIP 2.A 1	Review surveys and applicable reports.	Ongoing	Ongoing. Target audiences have been based on Program survey and are documented in the Watershed Watch strategy. San José tailors its outreach to compliment Program and regional outreach efforts, which include periodic surveys to evaluate products and outcomes.	ESD
PIP 2.A 2	Review 945-3000 hotline calls information.	Ongoing	Ongoing. How complainants hear about ICID services is tracked. See *1.D: Complainant Source Summary*.	ESD
PIP 2.A 3	Meet with inspectors to discuss and document residential outreach needs.	Ongoing	Ongoing. Outreach staff attend monthly Inspectors' meeting. Outreach needs are identified and incorporated into work plans as needed.	ESD
PIP 2.A 4	Prepare report identifying residential outreach needs and tasks.	Annually	Done. Outreach staff submits a report to Watershed Protection Management on projected outreach needs and recommendations.	ESD
PIP 2.B	Identify ICID practices and target audience(s) contributing to pollution.	n/a	Done. ICID Feedback cards are regularly distributed to complainants. How complainants hear about ICID services is also tracked. See *1.D: Complainant Source Summary*.	ESD
PIP 2.B 1	Review ICID reports.	Ongoing	Ongoing. 169 feedback cards were distributed to complainants. 91 were returned, of which 67 had viable data. 70% felt their complaint had been resolved, 67% felt their complaint had been resolved in a timely manner, and 61% felt their complaint had been resolved to their satisfaction. 70% rated the City's service as excellent or good, and 30% rated it as fair or needs improvement. How complainants heard about ICID services is also tracked. See 1.D: *Complainant Source Summary* for details.	ESD
PIP 2.B 2	Review 945-3000 hotline calls information.	Ongoing	Ongoing. How complainants hear about ICID services tracked. See 1.D: *Complainant Source Summary*.	ESD
PIP 2.B 3	Meet with ICID inspectors to discuss and document outreach needs.	Ongoing	Ongoing. Outreach staff attend monthly Inspectors' meeting. Outreach needs are identified and incorporated into work plans as needed.	ESD

ITEM NO.	ACTIVITY	COMPLIANCE DATE	FY 04-05 STATUS	RESPONSIBLE PARTY
PIP 2.B 4	Prepare report identifying ICID outreach needs and tasks.	Annually	Done FY 04-05. Outreach staff submits a report on projected outreach needs and recommendations.	ESD – Marcom
PIP 2.C	Promote selected residential and ICID messages through regional activity (e.g. Program PIP, BASMAA PIP, BAPPG Spanish radio ad messages, Media Relations PSAs)			
PIP 2.C 1	Report on targeted residential and ICID outreach activity.	Annually	Done FY 04-05. See 11.D: *PIP Activities.*	ESD – Marcom
PIP 2.C 2	Participate in the Program's HHW ad hoc task group.	Ongoing	Ongoing. Staff participated in AHTG and collaborated with regional HHW efforts that are focusing on Universal Waste requirements. See Program Annual Report.	ESD, Program
PIP 3	**Citizen Involvement Programs** The City of San José will support and/or develop and implement citizen involvement programs designed to increase citizen understanding and appreciation of the South Bay watershed.			
PIP 3.A	Support and/or develop involvement opportunities for San José residents			
PIP 3.Aa	Participate in creek cleanups on a bi-annual basis through in-kind staff support for the Creek Connections Action Group.	n/a	Done FY 04-05. Coordinated with Parks, Recreation, and Neighborhood Services.	ESD, PRNS
PIP 3.A1	Fall creek cleanup.	Coastal Cleanup Day Q1 FY 04/05	Done FY 04-05. See 11.D: *PIP Activities.*	ESD, PRNS
PIP 3.A2	Spring creek Cleanup.	National Rivers Day Q4 FY 04/05	Done FY 04-05. See 11.D: *PIP Activities.*	ESD, PRNS
PIP 3.B	Promote WMI's Public Participation Opportunities list.			
PIP 3.B 1	Report on actions promoting Public Participation Opportunities list.	Annually	Done FY 04-05. Public Participation Opportunities List is posted on the City's web site and is available for distribution at events. See 11.D: *PIP Activities.*	ESD
PIP 4	**Outreach Evaluation** The City of San José will develop and implement evaluation and feedback mechanism(s) to determine the effectiveness of outreach and education campaigns and evaluate changes in citizen awareness and understanding.			
PIP 4.A	Implement selected evaluation tools.	n/a	See 11.B PIP Program Evaluation.	ESD
PIP 4.A.1	Work with Program, WMI, and Watershed Watch AHTG to Plan for Program's Watershed watch campaign follow –up survey.	Triennially FY 06/07	Not scheduled for FY 04-05.	ESD, Program
PIP 4.A.2	Report on survey and evaluation activity during the report period	Annually	In FY 04-05, the City conducted a set of two focus groups in order to elicit feedback regarding the City's environmental programs. See 11.B PIP Program Evaluation for details.	ESD
PIP 4.B	Annually review, modify and report on outreach plans based on effectiveness results.	n/a	Done FY 04-05. Work plans are evaluated and modified as needed based on evaluation results.	ESD
PIP 4.B 1	Produce written report on effectiveness of outreach activities conducted in prior fiscal year.	Annually	Done FY 04-05. See 11.D: *PIP Activities.*	ESD

11.B PIP Program Evaluation

San José conducts the bulk of its general outreach through the Program's Watershed Watch Campaign, the BASMAAA Regional Ad Campaign workgroup, and the Regional Media Relations workgroup. The City supplements the Program's efforts with funding and staffing support. See Program Annual Report for details. The City continues to reach out to the general public at selected community events that the Watershed Watch Campaign does not attend. These events are good venues to reach San José citizens.

FY 04-05 marked the third year the City contracted with the San José Conservation Corps to stencil storm drain inlets with the No Dumping message and a phone number to report incidents. Storm drain stencils are placed in locations that are highly visible to residents. Including the neighborhood creek name gives residents specific information about how their actions tie in to the local environment.

FY 04-05's targeted efforts focused on pesticides and IPM; fats, oils, and grease (FOG); and construction-related pollution. Additional targets included sediment, copper, nickel, mercury, and general pollution prevention. For pesticides, San José has been able to direct successfully a variety of messages to a wide array of audiences through in-store events, training workshops, and direct mailing at the local level, as well as collaborative efforts at the regional level. Targeted outreach has been the most difficult to implement at the Program-wide level, primarily because of prioritization and staffing constraints. The Program's targeted outreach focus has been, appropriately, readying the co-permittees' staff for implementation of C.3. For FOGs, San José developed a new restaurant package with messages in three languages, and began distribution of the package in 04-05. Targeted outreach supplements tasks done in other elements of the URMP, such as Illicit Connection/Illegal Dumping, the Industrial/Commercial Dischargers, Construction Inspection, Pesticide Management, Mercury, and the Copper and Nickel Action Plans.

The City participated in three cleanup events, as well as a Bike to Work Day, designed to promote participation and stewardship in the citizens of San José. Tying cleanup days to pre-existing events such as Coastal Cleanup Day and the Great American Pick-up is a good way to maximize promotion. Advertising paid for by regional entities is a useful for raising awareness locally. The City's Urban Runoff Program continued working with the Anti-Litter Program on FY 04-05 to tie watershed objectives in with existing successful effort.

Education continues to be a vital component of San José's pollution prevention plan. The City actively contributes to education both as a City and through the Program. San José commits significant resources to youth education with the goal of instilling a sense of stewardship for the environment. San José employs both in-class education and train-the-trainer approaches to outreach. In-class presentations are more expensive per student reached, but lend themselves better to evaluation. The City's Water Awareness Program reached 293 students in the targeted grades of fifth, sixth, and seventh. This is down 472 from FY 04-05. The City will evaluate this decline, and make changes to the program in FY 04-05 accordingly. Train-the-trainer methods have the potential to reach many more students, but it is extremely difficult to measure the effectiveness of this potential. Youth Watershed Education Grants provide funding for groups and educators to implement their own programs, which in turn accomplish the City's education goals.

In FY 04-05, the City conducted a set of two focus groups, one of restaurateurs and the other of office property managers, in order to elicit feedback regarding the City's environmental programs. The goal of this effort was to improve ESD's contribution to business retention and attraction by better serving businesses in the context of the City's regulatory mission. Five restaurateurs and nine property managers participated in the focus groups. Some highlights from the focus groups:

- Participants noted that grease interceptors required in newer facilities were significantly larger and more costly to operate than those in older facilities.
- Participants expressed concern regarding new stormwater retention regulations for new development. Although most of participants did not directly deal with new development, they had perception that new regulations were targeting new development and would only deal with small increment of runoff problem overall, so they questioned the efficacy of this approach.

The City will use the data collected in these focus groups, and other sources of evaluation information, to help guide future strategies and work plans.

11.C PIP Response to Water Board Comments

No comments received from Water Board on this Program Element.

11.D PIP Summary Tables / Additional Information

PIP Activities

Outreach Type:

❍ = General Outreach ◎ = Targeted Outreach ✋ = Citizen Involvement ✎ = Education

04-05 Work Plan ID#	URMP Reference	Activity	Outreach Type	FY 04-05 Status	Evaluation
1	n/a	Storm Drain Stenciling	❍	The San José Conservation Corps stenciled approximately 4,000 storm drain inlets throughout the City with "No Dumping Flows to Neighborhood Creek" and the 945-3000 hotline number.	This was the third year field crews have stenciled inlets under a contract agreement with the City. The Corps has now stenciled approximately 24,000 inlets over the past three years. Storm drain stencils are placed in locations that are highly visible to residents. Including the neighborhood creek name gives residents specific information about how their actions tie in to the local environment.
3	PIP 1.A. PIP 2.C. CB-1.C.	Classic Car Wash Promotion	❍	The Watershed Watch campaign partnered with Classic Car Wash to host four (4) half-price events in September and October 2004. San José staff assisted with the event. Less polluting methods of car washing were emphasized. Discount car washes were available through December 2004 with the Watershed Watch card.	See Program Annual Report for details.
4	PIP 1.A. PIP 2.C. CB-1.C.	Quality Tune-Up Promotion	❍	The Watershed Watch campaign partnered with Quality Tune-up and Smog Centers to offer discounted oil change services.	See Program Annual Report for details.
4	PIP 1.A.	Harvest Festival at Prusch Park Farm	❍	October 2, 2004. Watershed Watch booth with games and Pollution Prevention information.	See Program Annual Report for details.
4	PIP 1.A.	Pumpkins in the Park at Discovery Meadow	❍	October 9, 2004. Watershed Watch booth with games and Pollution Prevention information. San José prepared and displayed a Scarecrow with Anti-Litter messages. The Scarecrow won First Prize in the	Approximately 10,000 people attended. See Program Annual Report for more details.
4	PIP 1.A.	YSI Wildlife Festival	❍	October 17, 2004. Watershed Watch booth with games and Pollution Prevention information.	See Program Annual Report for details.
5	PIP 1.A. PIP 2.C.	Water Awareness web page	❍	This ESD web page highlights several water issues, including Pollution Prevention, Storm Drain vs. Sanitary Sewer, IPM, Household	The Water Awareness web page is updated quarterly with seasonally pertinent information about a variety of water-related issues. A total of 473 visits and 506 views were

04-05 Work Plan ID#	URMP Reference	Activity	Outreach Type	FY 04-05 Status	Evaluation
	PM 6.A. PM 6.F. M 2.B.			Hazardous Waste, Automotive Fluids, Anti-Litter Program, etc. Links to watershedwatch.net and the County's Household Hazardous Waste program are also included.	recorded on the City's Water Awareness web page.
5	N/A	Website Revisions	❍	After reviewing the current Watershed Protection website, ESD Staff decided a major overhaul of the entire website was needed, above and beyond the revisions called for in this work plan. ESD Staff have identified goals and objectives for the website, and are building the website around them. The overhaul will be completed in FY 05-06.	Ongoing. The City will track site views once major changes are uploaded. The City is also considering holding site functionality focus groups to solicit feedback.
N/A	PIP 1.A. PIP 1.B.3 PIP 1.D.1	Watershed Watch sign at Happy Hollow Park and Zoo	❍	A pollution prevention interpretive sign, installed in FY 03-04, features a photo montage of beneficial uses of creeks and the Bay, along with four pollution-prevention messages: keep your car tuned to avoid oil leaks, avoid pesticide use, especially before rains, proper disposal of household hazardous wastes, and no dumping into storm drains.	In FY 04-05, approximately 317,000 visitors attended Happy Hollow Park and Zoo. The sign is located at the bottom of the entrance walkway into the Zoo. Every visitor to the zoo passes by the sign entering and leaving.
N/A	PIP 1.A. PM 6.A.	Community Festival – Council District 1	❍	September 11, 2004. San José hosted booth. Messages included IPM and solid/hazardous waste disposal.	The "Wheel of Fortune" game, featuring a spinning wheel and a quiz question about pollution prevention, attracted many families with small children. Approximately 150 attendees visited the tent and were especially interested in literature on ants and mosquitos.
N/A	PIP 1.A. PM 6.A.	Community Festival – Council District 2	❍	September 18, 2004. San José hosted booth. Messages included IPM, urban runoff, and solid/hazardous waste disposal.	Approximately 100 adults and children visited the tent and took away copies of "Grow It", "Bay Begins", "Ants", and "Mosquitoes". There is a large interest in mosquito control this year due to West Nile Virus.
N/A	PIP 1.A. PM 6.A.	Community Festival – Council District 5	❍	September 25, 2004. San José hosted booth. Messages included IPM, solid/hazardous waste disposal.	This event has a large Spanish-speaking attendance. This year there was interest in "Grow Its", "Ants", and "Mosquitoes". Approximately 100 people visited the tent.
N/A	PIP 1.A. PM 6.A.	Community Festival – Council District 7	❍	October 2, 2004. San José hosted booth. Messages included IPM, solid/hazardous waste disposal.	This event has a large Vietnamese-speaking attendance. The "Wheel of Fortune" game attracted many families. Again, with the West Nile Virus, there was a large interest in "Mosquitoes". "Ants" and "Grow Its" also went over well.

04-05 Work Plan ID#	URMP Reference	Activity	Outreach Type	FY 04-05 Status	Evaluation
Overall Assessment of General Outreach Activities			❍	San José conducts the bulk of general outreach through the Program's Watershed Watch Campaign. The City supplements the Program's efforts with funding and staffing support. See Program Annual Report for details. The City also routinely hosts a number of community events and includes pollution prevention information in them. The City continues to reach out to the general public at selected community events the Watershed Watch Campaign does not attend. The City is currently reviewing the list of events it considers attending, and plans on evaluating the overall benefit and effectiveness of attending events in FY 05-06.	
2	PIP 2.C. M 5.F.	Regional Media Relations	◎: Media	Three pitches were pursued in FY 04-05: mercury TMDL, household hazardous waste, and pesticides. Media Relations began the process of working with meteorologists to incorporate water pollution prevention messages into their broadcasts. Placements include media outlets that serve San José residents, including the San José Mercury News, the Associated Press, KRON-TV, KTVU-TV, KGO-TV, and other local-serving print, web and radio outlets.	Regional partnership and coordination of media relations allows cities to pool their messages and resources into one consistent effort. Overall, 36 articles and broadcast stories were covered by the media in FY 04-05, including 9 print articles, 7 television, 7 radio stories, and 10 web stories and 3 wire stories. These results were achieved despite the fact that two planned pitches were not pursued because of the lack of a project manager; a third pitch on new development was not pursued after the project manager determined that there were no new regulations in place to warrant a story; and, a final pitch on the BASMAA advertising campaign on trash was not pursued because post-campaign survey results did not provide a strong enough hook to warrant a media pitch. See Regional Media Relations Campaign Final Report in the Program's Annual Report for full details.
7	IND 6.A.	Print "Preventing Storm Drain Pollution" BMP in two languages	◎: Industrial	In FY 04-05 "Preventing Storm Drain Pollution" was translated into Spanish and Vietnamese. The process took longer than expected, so print runs of both pieces was delayed until July 2005.	Distribution of the pieces will be tracked beginning in FY 05-06.
8	PIP 1.A. PM 6.A. PM 6.F.	Home and Garden Show	◎: Home-owners	April 15-17, 2005. San José provided booth space. Booth Staffed by SCVURPPP staff, co-permittees, and San José staff. See Program report for details.	See Program Annual Report for details. Booth location was poor this year, and traffic was below expectations. City will work with the Program to look for an alternative event to reach this audience.
9	IND 6.A. PIP 1.A. PM 6.E. PM 6.G. M 5.F. CB-3.D.	Industrial Users Academy	◎: Industrial	April 27, 2005. Stormwater issues discussed include: facility inspections, GIASP/NOI requirements, IPM, Mercury, Trash, and General NPDES information.	25 attendees. 22 submitted evaluations. 91% agreed or strongly agreed that the workshop was useful. 86% indicated an increase in understanding for the big picture of water regulations.

04-05 Work Plan ID#	URMP Reference	Activity	Outreach Type	FY 04-05 Status	Evaluation
10	CON 7.C.	Conduct outreach sessions to development community	◎: Developers	August 31, 2004. Department of Public Works and ESD staff conducted training on erosion and sediment control for private developers of Type 2 projects.	13 private developers of Type 2 projects attended. Four topics were covered; 1) Overview of erosion and sediment control requirements in the City; 2) Friends of the SF Estuary video "Keep it Clean – Preventing Pollution from Construction Sites;" 3) the City's stormwater permit; and 4) the City's enforcement procedures.
10	CON 7.C.	Conduct outreach sessions to development community	◎: Developers	September 15, 2004. Erosion Control Meeting. Training was given on Best Management Practices and SWPPP implementation.	30 developers and 1 City employee attended. The developers were reminded of BMPs for erosion and sediment control at construction sites in preparation for the rainy season that started October 15, 2004. In addition they were shown some of the latest products to prevent stormwater runoff from construction sites by vendors. Annual trainings plus "Round Table Meetings" such as this are helping to improve communications between City staff and developers as to erosion and sediment control requirements and expectations.
10	CON 7.C	Conduct outreach sessions to development community	◎: Developers	October 12, 2004. Construction Site Planning and Management for Compliance with NPDES Requirements.	14 private developer representatives attended this training, sponsored by the Water Board and hosted at San Jose's Leninger Center.
10	CON 7.C PIP 1.C	Conduct outreach sessions to development community	◎: Developers	February 16, 2005. Pre-Construction Training on San José Airport – North Concourse Project	Project Managers requested Stormwater BMP training for contractors and other stakeholders. Over 30 people attended.
10	NDC 2.B	Conduct outreach sessions to development community	◎: Developers/ Consultant Engineers	Meetings held by PW on August 5, 2004, October 7, 2004, December 2, 2004, February 3, 2005, and April 7, 2005 with consulting engineers; bi-weekly meetings held with Evergreen Specific Plan consulting engineers; and meetings hosted by PBCE on August 12, 2004, October 8, 2004, December 10, 2004, February 11, 2005, March 25, 2005, and April 22, 2005 for developers and development consultants. Fact sheets were distributed June 2005.	Approximately 6-10 attendees were present at each meeting. Staff finds these meetings a very effective way to educate the engineering and development industry about hydraulic sizing requirements for structural stormwater treatment measures and Policy 6-29 revisions. Additionally, SCVURPPP and ESD staff made presentations on the HMP and consulting engineers and developers were asked for comments on the draft, revised, and Final HMP Reports as they were released for public review.
11	PM 6.D.	Create & provide fact sheets & materials to pesticide retailers to facilitate point-of-purchase outreach to support IPM Store Partnership Program	◎	There are nine stores in San José participating in the IPM store partnership. This work is done at the Program level.	See Program Annual Report for details.

04-05 Work Plan ID#	URMP Reference	Activity	Outreach Type	FY 04-05 Status	Evaluation
11	PIP 1.A. PM 6.A. PM 6.F.	IPM Outreach at Orchard Supply Hardware stores	◎: Home-owners	San José staff assisted Program staff with events, and provided fact sheets when needed.	Although the fact sheets are always available in the store, customers and store personnel may not take the time to read them. Holding in-store events from time to time draws attention to the fact sheet rack and the IPM messages. See Program Annual Report for additional details.
13	M 5.C. PIP 2.C. TRA 6	Tributary Tribune	◎: Industrial	Newsletter published for industrial users permitted to the Water Pollution Control Plant. The Fall 2004 Tribune featured contact information for reporting spills to the storm drain. The Spring 2005 Tribune featured an insert with information on fluorescent lamp recycling, trash management, and pesticide management.	Tributary Tribune was published three times in FY 04-05. It goes to every Industrial User permitted to the San José/Santa Clara Water Pollution Control Plant (approximately 330). The Tributary Tribune web page generated 178 views from 154 visits in FY 04-05.
13	PIP 2.C.1 M 5.E.	Mercury Outreach	◎	San José and Program staff assisted County with Mercury-related outreach for the County's Universal Waste grant activities.	See Program Annual Report for details.
23	PIP 2.C.1 PM 6.A. PM 6.B.	Pesticide Outreach	◎	Participated in regional IPM campaign (Our Water Our World) through BACWA/BAPPG and SCVURPPP/BACWA. Pesticide messages delivered through Watershed Watch Campaign ads (Got Bugs? Campaign).	See Program Annual Report for details.
N/A	n/a	Storm Drain Stenciling	◎: Commercial	City staff provided approximately 39 stencils to developers and private businesses for stenciling approximately 250 storm drain inlets. In addition, 109 English, 62 Spanish, and 24 Vietnamese "No Dumping! Flows To Bay" stencils were distributed by ESD Inspectors to commercial and industrial businesses.	Storm drain stencils are placed in locations that are highly visible to employees. Including the neighborhood creek name gives residents specific information about how their actions tie in to the local environment. Developers are required as a condition of the permitting process to stencil all storm drains inlets on a development.
N/A	PIP 1.A. PIP 2.C. PM 6.F. M 5.A. CB-11	Curbside Courier web page and newsletter	◎: Residential	Web page and newsletter focused on solid waste issues. Newsletter mailed to city recycling customers. The Spring 2005 feature article was on composting and it's benefits to the Watershed. Secondary article focused on Diazinon and how to properly dispose of it. National Rivers Cleanup Day was highlighted, as was Spring in Guadalupe Gardens and the Great American Litter Pick-up. A hyperlink to OWOW fact sheets and to watershedwatch.net was included on the website version.	The Curbside Courier is published twice a year as a Recycle Plus utility bill insert, reaching approximately 185,000 single-family households. Additionally, 2272 pageviews of the online version of the Curbside Courier were recorded from March through June 2005.

04-05 Work Plan ID#	URMP Reference	Activity	Outreach Type	FY 04-05 Status	Evaluation
N/A	TRA 6	Anti-Litter Program bill insert	◎: Residential	A bill insert was created and distributed to San Jose residents in FY 04-05. It drew the connection between trash and creeks, listed BMPs for preventing trash from getting into creeks, and highlighted four "Adopt-a-spot" litter hotspots in creeks that need volunteers to help keep them clean. It was mailed out as part of the Municipal Water billing cycle in Winter 2004, and went to approximately 20,000 single-family and multi-family dwellings.	The flier prompted residents to call the City's Anti-litter Program (ALP). ALP did not formally track calls, but anecdotally the program received more calls after the flier went out. ALP requested any unused fliers, so they can use them for their outreach. The City altered the flier and used it again in July-August 2006. That activity will be reported in the FY 05-06 URMP Annual Report.
N/A	IND 6 CB-1.B.	Mobile Surface Cleaner Training Workshops	◎: Commercial	Training available upon request.	Training available upon request. Companies requesting training are first referred to BASMAA's online training and offered live training if online version does not meet their needs.
N/A	IND 6 ICID 4 CB-3.B.	Roof Vent BMP for metal finishers and printed circuit board facilities	◎: Metal Finishers and PCB Manufac-turers	Distributed Roof Vent BMP along with a contact letter informing select businesses that their roofs may also be inspected as part of their scheduled stormwater inspection.	Letter sent to 102 facilities. Inspections started in Spring 05 and will continue through December 2005. An evaluation of the effort will be conducted at that time.
N/A	PIP 2.A. CB 11 TRA 6	Street Sweeping bill insert and web page	◎: Residential	Bill insert included in the November-December billing cycle for Recycle Plus bills. Insert includes information on how street sweepers work, what they remove, and gives tips on how to maximize the effectiveness of street sweeping, such as moving vehicles off of the street on sweeping days.	Recycle Plus bill inserts reach approximately 185,000 single-family households. Additionally, 23 pageviews of the online version of the insert were recorded from August 2004 through June 2005.
N/A	PIP 2.C.1 PM 6.A. PM 6.B.	Diazinon stop-sale contact letter	◎: Pesticide Retailers	Contact letter sent to the owners and managers of stores that may sell Diazinon products. Letter reminds retailers of the USEPA's stop-sale date for all diazinon outdoor non-agricultural use products. Letter directs stores to contact their distributors for buy-back information, and instructs them not to dump Diazinon down the drain, gutter or garbage.	Sent to 92 drug stores and small pesticide retailers in San José. These stores were targeted because of their small size, and due to the chance that their main business (which is not the sale of pesticides) would suggest they may have been missed by the larger USEPA mailing.
N/A	PIP 1.C	Franklin-McKinley School District SWPPP Training	◎: School Custodial	Lecture, BMPs and discussion with School District employees about SWPPP implementation given by Watershed Enforcement.	15 attendees. The presentation was well received. Brochures on SWPPP-related BMPs and pollution prevention were distributed.

04-05 Work Plan ID#	URMP Reference	Activity	Outreach Type	FY 04-05 Status	Evaluation
			Staff		
Overall Assessment of Targeted Outreach activities			◎	FY 04-05's targeted outreach efforts focused on getting tailored messages out to a specific target audience, e.g. the Diazinon contact letter for small pesticide retailers, developers workshops, etc. The goal was to reach specific audiences that are missed with general outreach, to get pertinent information to those that need it, and to explore different methods of reaching different audiences. Targeted outreach in FY 04-05 used a variety of means to get the message out, from direct mailings to one-on-one training to media campaigns to training workshops. Face to face training, either singly or in groups, offers the greatest opportunity to connect with the target audience. But the number of people reached is small, and the investment of time and resources to reach those people is great.	
14	PIP 3.B.	Coastal Cleanup Day	✋	September 18, 2004. Promoted event in the ESD newsletter and on the City web site.	Over 1,100 volunteers at 33 sites. Over 30,800 pounds of trash and over 6400 pounds of recyclables removed. 16 out of 33 cleanup sites were located in San José. Volunteers surveyed after the event. See the Santa Clara Valley Water District's Annual Report for details.
N/A	PIP 1.A.	Mayor's Volunteer Recognition Faire	✋	October 7, 2004. Event held to recognize and thank everyone who volunteered in the City the previous year	WMI Public Participation Opportunities list and HHW Disposal information distributed.
N/A	PIP 1.A. PIP 3.A.1	Great American Pick Up	✋	April 23, 2005. ESD, DOT, PBCE, Mayor' Office, City Manager's Office, Council Offices and PRNS planned & coordinated event in San José.	30 cleanup sites, 3 per Council District. Post-event recognition party had information from Cal Trans' "Don't Trash California" campaign, and City literature about litter in creeks. 370 volunteers participated, despite the rainy weather. The City plans to continue doing this event in future years.
15	PIP 3.A.1	National Rivers Cleanup Day	✋	May 21, 2005. Promoted event in the ESD newsletter, in a Recycle Plus bill insert to all San José residents, and on the City web site.	682 volunteers at 28 sites. Over 15,000 pounds of trash and 1,400 pounds of recyclables removed. 17 out of 28 cleanup sites in the County were in San José. Volunteers surveyed after the event. See the Santa Clara Valley Water District's Annual Report for details.
N/A	PIP 3.A.	National Bike to Work Day	✋	May 6, 2005. City hosted five "energizer stations" with drinks, give-aways and information to give out to bikers.	An estimated 218 people rode by or stopped at the City's energizer stations, a slight increase from last year's event. Both stormwater and air quality benefit from the reduced number of cars on the road. Encouraging people to use alternative modes of transportation highlights this benefit and encourages public participation.
	PIP 3.B.1	Public Participation Opportunities List	✋	Webpage download with a list of sixty groups and organizations which offer residents and businesses the opportunity to get involved with their Watershed.	No views or visits were recorded on the Public Participation Opportunities List download page. The City will look into different ways to promote this information.
	PIP 1.A	Anti-Litter Campaign	✋	City initiative to expand litter awareness and	Provided free supplies for 23 group cleanups. Also, 895 new

04-05 Work Plan ID#	URMP Reference	Activity	Outreach Type	FY 04-05 Status	Evaluation
				encourage litter cleanups in San José.	Pick Up San José and Anti-Litter Volunteers were recruited.
Overall Assessment of Citizen Participation Outreach Activities				Tying efforts to pre-existing events such as Coastal Cleanup Day and National Rivers Week is a good way to maximize promotion. Advertising paid for by regional entities is a useful for raising awareness locally. Worked more closely with City's Anti-Litter campaign in FY 04-05, and plan on continuing that interdepartmental partnership.	
17	PIP 1.B.	Wacky Watersheds Workshops		October 30, 2004. Presented South Bay Water Connections curriculum to middle school educators within San José/Santa Clara Water Pollution Control Plant service area. The educators were also given a tour of the Don Edwards San Francisco Bay National Wildlife Refuge.	12 attendees. The City is working closely with the Schools and Youth Workgroup to develop a stipend program, to encourage greater attendance and to elicit greater feedback from teachers and generate long-term use of the curriculum.
18	PIP 1.B. PIP 1.C.	Water Awareness Program		Presentations focusing on Pollution Prevention. *It's Wet It's Wild It's Water!* Curriculum distributed to teachers. See 11.D: *FY 04-05 San José School Outreach* for details.	2893 people reached. 293 students in targeted grades 5-7 reached.
19	PIP 1	Slow the Flow		Grant to Don Edwards Alviso Environmental Education Center to host 9 different types of events: special events, interpretive programs, teacher orientation, field trips, in-class presentations, outreach presentations, workshops, special visits and interpretive displays.	Slow the Flow program(s) reached 11,969 people during the year (21,196 including visits to the Center for self-guided tours and/or viewing the static exhibits.) There is an increase in interest from college groups as well as out-of-area groups. This year the program had an appearance at NASA for the week long Jason (Disappearing Wetlands) Project. This even drew over 6000 students and teachers. The game at this event was voted among the visitor's favorites. The Program's previous coordinator submitted an article on how the Slow the Flow program promotes watershed stewardship. It was published in the U.S. Fish and Wildlife Service's December 2004 edition of *Endangered Species Bulletin.* From a presentation standpoint, the program continues to get very high evaluations from both teachers and students. Almost 40% of those attending are repeat customers. From a content standpoint between 93 and 100% of those questioned in exit exams recalled key messages of the presentations.
20	PIP 1.B.	Youth Watershed Education Grants		13 Grants awarded in FY 04-05. Seven Schools and six non-profits received grants. A total of $43,538 was given in grants ranging from $800 to $5,000 each.	This year's grant cycle saw a steep decline in the number of grant applications and approvals. 13 grants were awarded in FY 04-05, as opposed to 4 in FY 03-04. Grant projects are ongoing, and will be evaluated at the end of the grant cycle.

04-05 Work Plan ID#	URMP Reference	Activity	Outreach Type	FY 04-05 Status	Evaluation
21	N/A	High School Activities		The City's Youth Watershed Education Team (YWET) chose to focus on wastewater messages for it's high school outreach in FY 04-05. With the production of the Oakland Museum of California watershed topographic maps in FY 05-06, YWET will partner with the Program to develop and pilot a package of materials for use at the High School level.	
22	N/A	Additional ZunZun Presentations		The City applied for a California Coastal Commission grant to fund fifty additional ZunZun presentations. Unfortunately the City did not win this grant.	
N/A	PIP 1.C.	Village School Science Fair Enviroscape Presentation		May 25, 2005. Stormwater presentation with Enviroscape watershed model presented at school's Science Fair.	Over 200 students and adults reached.
N/A	PIP 1.A. PIP 1.B. PIP 1.C.	Water Wizard Festival		May 27, 2005. Water education festival for 300 3rd graders from Summerdale, Taylor, Willow Glen and Bishop Elementary Schools in San José and Sunnyvale. The purpose of the Children's Water Wizard Festival was to increase the awareness of the importance of water and promote stewardship of water as a resource. ESD taught 2 activities related to our mission concerning water and watershed issues. The messages taught were: Pollution Prevention (P2), Difference between Storm and Sanitary Sewer Systems, Value of Recycled Water, Value of Treatment Plant, Importance of Soil and the Value of composting	300 students from San José public schools. Pre- and post-testing of each student showed knowledge increases in all areas: Up 7% in knowing that the water we use at home affects our rivers. (54% to 61%) Up 3% in knowing polluted water is not good to drink. (93% to 96%) Up 2% in knowing all living things need water. (96% to 98%) Up 38% in knowing that we live in a watershed. (28% to 66%)
		Overall Assessment of Education Outreach Activities		Education continues to be a vital component of San José's pollution prevention plan. The City actively contributes to education both as a City and through the Program. San José commits significant resources to youth education with the goal of instilling a sense of stewardship for the environment. San José employs both in-class education and train-the-trainer approaches to outreach. In-class presentations are more expensive per student reached, but lend themselves better to evaluation. Train-the-trainer has the potential to reach many more students, but it is extremely difficult to measure the effectiveness of this potential. Youth Watershed Education Grants provide funding for groups and educators to implement their own programs that accomplish the City's education goals. The increase in demand for Youth Watershed Education Grant services was offset by a decrease in the number of students reached with other City education programs. The City will look into partnering with the Anti-Litter Program's education efforts to increase the number of students who receive pollution prevention messages.	

FY 04-05 San José School Outreach

Program & Description	Contractor	Type of Program	Target Grade	Location	School Name	School Location	# Events Held	# Students Reached	Evaluation Included?
Bussing for Creek Program Bussing for San José students participating in Cupertino's 3rd grade creek program	City of Cupertino	Teacher Training, Field Trip	3	See Cupertino data for details	See Cupertino data for details	San José	See Cupertino data	See Cupertino data	See Cupertino data
Youth Watershed Education Grant Grant program for the SJ/SC WPCP Tributary Area that focuses on: supporting watershed projects for youth education; curriculum development; field trips; adoption and implementation of watershed-based curricula; teacher or youth leader-training.	None	Other	K-12	various	13 grants to 7 schools and 6 non-formal education groups	multiple locations	13	5498	yes
Wacky Watersheds Workshop Hands-on training to explore the concepts of water use, wastewater treatment, pollution prevention and watershed protection	None (Partnered with RAFT)	Teacher Training	K-12 + college	RAFT	San José Conservation Corps Charter School, Menlo School, Morgan Hill Charter School, Springstone School, Cupertino Middle School, National Hispanic University, Tzu Chi Chinese School, St. Claire School, Union Middle School	San José	1	12 teachers	yes
Water Awareness Program also known as Rangers in Schools. Classroom presentation + distribution of "It's Wet It's Wild It's Water!" curriculum. Presentations also done at selected community events and non-formal education groups like the Boy Scouts.	San José Park Rangers	Presentation	5-7th, but reached as young as 1st and as old as 11th.	San José	multiple schools and community events	San José	18	2893	Surveys given to teachers
It Goes With the Flow Presentation based on the South Bay Water Connections curriculum. Given to educators at 2 events: California Science Teachers Association Conference and Wacky Watersheds Workshop.	None	Teacher Training Workshop	5-12	Various	Multiple schools	multiple locations	2	36 (with a potential of 3804 students reached afterwards)	Surveys given to teachers
Enviroscape Presentation Presentation of stormwater messages and the Enviroscape watershed model at Village School Science Fair.	None	Presentation	K-5	Campbell	Village School	Campbell	1	Over 200	No

Program & Description	Contractor	Type of Program	Target Grade	Location	School Name	School Location	# Events Held	# Students Reached	Evaluation Included?
Water Wizard Festival May 27, 2005. Water education festival for 300 3rd graders. The purpose of the Children's Water Wizard Festival was to increase the awareness of the importance of water and promote stewardship of water as a resource. ESD taught 2 activities related to our mission concerning water and watershed issues. The messages taught were: Pollution Prevention (P2), Difference between Storm and Sanitary Sewer Systems, Value of Recycled Water, Value of Treatment Plant, Importance of Soil and the Value of composting	Guadalupe River Park and Gardens	Presentation	3	Guadalupe River Park and Gardens	Summerdale Elementary Taylor Elementary Willow Glen Elementary Bishop Elementary	San José Sunnyvale	1	300	yes
Slow the Flow In-class presentations, field trips, teacher training, and more. Students explore the concepts of water use, wastewater treatment, habitat protection using Zoology, Life Science, Integrated Science, Chemistry, Physical Science, Environmental Science, Biology, Engineering, and Marine Science.	Don Edwards SF Bay National Wildlife Refuge	Presentation, Field Trip, Teacher Training, Other	5-12th	Alviso Environmental Education Center	see below	n/a			yes
Special Events		Field Trip			not tracked by individual school		4	759	
Interpretive Programs		Field Trip			not tracked by individual school		21	300	
Teacher Orientation		Teacher Training			not tracked by individual school		0	0	
Field Trips		Field Trip			Total (Field Trips)		34	902	Exit surveys
Special Events		Field Trip			not tracked by individual school		2	300	
Outreach Presentations		Presentation			not tracked by individual school		3	6713	
Workshops		Teacher Training			not tracked by individual school		0	0	
Special Visits		Field Trip			not tracked by individual school		0	0	
Interactive Display Visitors		Other			not tracked by individual school		Daily/we	9500	
In Class Presentations		Presentation		Multiple locations	Multiple schools	Multiple locations	40	2722	Exit surveys

Outreach Materials Distributed

BMP Issued by Watershed Enforcement Inspectors	Dist. By Inspectors *	Other **
A Clear Look at Our Water booklet	40	171
Auto Dismantlers Best Management Practices brochure (Spanish)	19	0
Auto Dismantlers Best Management Practices brochure (Vietnamese)	5	0
Auto Dismantlers Best Management Practices brochure (English)	19	0
Auto Facts: How to Dispose of Automotive Fluids Correctly	41	0
Bay Begins (English)	575	154
Bay Begins (Spanish)	213	35
Bay Begins (Vietnamese)	101	35
Blueprint for a Clean Bay booklet	54	40
BMP for Hospitals and Health Care Facilities binder	1	0
BMP for Industrial Storm Water Pollution Control booklet	19	0
BMP for Machine Shops booklet	63	0
BMP for Printing and Photoprocessing Operations booklet	14	202
BMP for the Construction Industry – Earth-moving Activities tri-fold pamphlet	11	353
BMP for the Construction Industry – General Construction and Site Supervision tri-fold pamphlet	24	244
BMP for the Construction Industry – Heavy Equipment Operation tri-fold pamphlet	6	573
BMP for the Construction Industry – Home Repair and Remodeling		973
BMP for the Construction Industry – Landscaping, Gardening, and Pool Maintenance tri-fold pamphlet	5	413
BMP for the Construction Industry – Mortar Application tri-fold pamphlet	27	475
BMP for the Construction Industry – Painting and Application of Solvents and Adhesives tri-fold pamphlet	18	342
BMP for the Construction Industry – Roadwork and Paving tri-fold pamphlet	7	266
Builders Recycle Guide	2	0
Clean Bay Blueprint poster	25	30
Clean It	4	1
Construction Storm Water Pollution Control Compliance binder	3	0
Controlling Ants in your House (English)	2	55
Controlling Ants in your House (Spanish)	3	0
Controlling Aphids in your Garden	0	0
Controlling Snails and Slugs in your Garden	1	0
Controlling Yellowjackets around your Home	2	0
Cooling Towers Regulations, Pollution Prevention & Flow Reduction	0	642
Copper Plumbing and the Health of the Bay	0	462
Developments Protecting Water Quality: A guidebook of Site Design Examples	0	19
Dewatering from Construction Sites	16	15
Do It Right poster (Spanish/English)	71	15
Do It Right poster (Vietnamese/English)	38	0

BMP Issued by Watershed Enforcement Inspectors	Dist. By Inspectors *	Other **
Does Your Facility Need to be Covered by the General Permit?	0	39
Draining Pools and Spas	31	60
Discover How to Save Money	2	0
Endocrine Disrupting Compounds – WMI Information Sheet	0	157
Fat-Free Sewer – Grease	97	0
Fluorescent Tube Memo	0	20
Get Rid of your Household Hazardous Waste for Free! Tri-language trifold	0	371
Good Cleaning Practices to Protect Our Creeks and Bay tri-fold brochure (Chinese)	81	0
Good Cleaning Practices to Protect Our Creeks and Bay tri-fold brochure (English)	942	30
Good Cleaning Practices to Protect Our Creeks and Bay tri-fold brochure (Korean)	45	0
Good Cleaning Practices to Protect Our Creeks and Bay tri-fold brochure (Spanish)	572	30
Good Cleaning Practices to Protect Our Creeks and Bay tri-fold brochure (Vietnamese)	184	0
Grease Guide	302	0
Grease Management: Grease Trap Maintenance	12	65
Grease Management: Grease Interceptor Maintenance	10	65
Grease Management: Limitations on the use of Chemicals, Enzymes and Bacteria for Grease Removal	15	40
Grease Management: Vapor/Ventilation Hood Cleaning	13	65
Grease Management: Maintenance Documentation	12	65
Grease Management: Power Operated Grease Removal Devices	4	35
Grease Management: Good Cleaning Practices Folder	17	65
Grease Management: FOG Poster (Eng/Spa/Viet)	23	38
Grow-it!	0	250
Guidelines for Vehicle Service Facilities – Body Work pamphlet (English)	43	0
Guidelines for Vehicle Service Facilities – Body Work pamphlet (Spanish)	28	0
Guidelines for Vehicle Service Facilities – Body Work pamphlet (Vietnamese)	13	0
Guidelines for Vehicle Service Facilities – Changing Oil and Other Fluids pamphlet	82	0
Guidelines for Vehicle Service Facilities – Engine & Parts Cleaning and Radiator Flushing pamphlet	28	1
Guidelines for Vehicle Service Facilities – Keeping a Clean Shop pamphlet	91	0
Guidelines for Vehicle Service Facilities – Tips for Managers of Vehicle Service Facilities pamphlet	72	0
Guidelines for Vehicle Service Facilities – Washing Cars and Other Vehicles pamphlet (English)	40	0
Guidelines for Vehicle Service Facilities – Washing Cars and Other Vehicles pamphlet (Spanish)	33	0
Guidelines for Vehicle Service Facilities – Washing Cars and Other Vehicles pamphlet (Vietnamese)	7	0
Guidelines for Vehicle Service Facilities pamphlet set	1	0
Hazardous Waste Disposal Program for Small Businesses in Santa Clara County tri-fold brochure	34	0
Help Prevent Illegal Dumping	2	0
Home Maintenance Tips	81	60
Household Hazardous Waste Disposal Program in Santa Clara County tri-fold brochure	0	0
IC/ID Card for Concrete Work (English/Spanish/Vietnamese)	21	0
IC/ID Card for Engine Degreasing (English/Spanish/Vietnamese)	23	0
IC/ID Card for General Dumping Into Storm Drain (English/Spanish/Vietnamese)	175	0

BMP Issued by Watershed Enforcement Inspectors	Dist. By Inspectors *	Other **
IC/ID Card for Grey Water (English/Spanish/Vietnamese)	374	0
IC/ID Card for Landscape Maintenance (English/Spanish/Vietnamese)	9	0
IC/ID Card for Overwatering (English/Spanish/Vietnamese)	2	0
IC/ID Card for Painting (English/Spanish/Vietnamese)	31	0
IC/ID Card for Residential Car Washing (English/Spanish/Vietnamese)	19	0
IC/ID Card for Saw Cut Slurry (English/Spanish/Vietnamese)	3	0
IC/ID Card for Sediments (English/Spanish/Vietnamese)	11	20
IC/ID Card for Storing Landscape Materials (English/Spanish/Vietnamese)	7	0
IC/ID Card for Vehicle Fluids (English/Spanish/Vietnamese)	253	0
Keep Pollutants From the Drain Post-It Notes	6	0
Keep Your Shop in Tune and Protect the Bay poster	10	0
Keeping It All In Tune (English)	95	0
Keeping It All In Tune (Spanish)	28	0
Landscaping While Protecting Our Creeks	8	58
Managing Universal Waste in California: Rules for managing some common wastes	0	25
Mobile Cleaner BMP CETA stapled sheets	220	0
Paint – Safe Use and Disposal poster	1	0
Pens, 6-message	0	126
Pollution From Surface Cleaning glossy tri-fold folder	108	1
Pollution Prevention Tips for Carpet Cleaners tri-fold brochure	15	0
Post-it Note Pad	0	55
Preventing Storm Drain Pollution booklet	1,191	481
Resource Phone Card, Laminated	0	0
Resource Sheet for Storm Drain Protection	25	0
Resources for Pollution Prevention and Water Conservation	8	0
Restaurant Poster and Checklist	898	15
Safe Use and Disposal of Pesticides	0	90
Sanitary sewer tri-fold.	4	0
Santa Clara County Household Hazardous Waste brochure	10	0
Sawcut Slurry tri-fold brochure	10	65
South Bay Water Recycling Brochure	2	0
Spill Response Sheet	8	0
Storm Drain Permit Requirements Checklist	4	0
Storm Drain Stencil (English)	109	83
Storm Drain Stencil (Spanish)	62	77
Storm Drain Stencil (Vietnamese)	24	53
Storm Drain Stencil (creek-specific)	0	39
Streets & Traffic Brochure	3	0

BMP Issued by Watershed Enforcement Inspectors	Dist. By Inspectors *	Other **
Tips for a Healthy, Beautiful Lawn	0	90
Waste Audit Folder	1	0
Wastewater Paths	0	62
Wastewater Plan Check	0	101
Watershed Watch Kit (Eng)	0	26
We're Stenciling Curbs! (Eng)	0	2
We're Stenciling Curbs! (Span)	0	1
Where your water goes	3	1
Your Shop Can Make a Difference	54	0
Total	**8181**	**8442**

* = in accordance with IND 6.A.
** = includes events, permanent displays, website downloads, direct mailings, and trainings.

This page intentionally left blank.

12. MC: Municipal Compliance

12.A MC Work Plan Self Evaluation Matrix

ITEM NO.	ACTIVITY	COMPLIANCE DATE	FY 04-05 STATUS	RESPONSIBLE PARTY
MC 1	**Municipal Training** Municipal Training is a critical function of the City's NPDES Permit. Municipal compliance is dependent on the level and quality of the training provided.			
MC 1.A	Identify training needs	Annually	Done FY 04-05. NPDES C.3 technical training related to hydraulic sizing of post-construction treatment BMPs and inlet cleaning data collection were among the training needs identified.	ESD
MC 1.B	Develop curricula	As Needed	Done FY 04-05 for training noted in MC 1.A.	ESD
MC 1.C	Conduct training	Annually Ongoing	Done FY 04-05. See 12.D: *Municipal Employee Training Summary*.	ESD
MC 2	**Municipal Facilities Assessment and Compliance** Municipal facilities are required to comply with stormwater regulations. Efforts to reduce contaminated discharges from City facilities must be similar to those required of private businesses. While many elements for permit compliance are in place, the City requires a systematic approach to City facilities compliance at the level of effort required in the URMP.			
MC 2.A	Conduct Corp Yard assessments and inspections	Annually	Done. Annual Corp Yard stormwater inspections were completed in the first two quarters of 2005. In January 2005, a new Stormwater Inspection form was developed for the Corp Yard inspections. The new form lists general areas of concern, which are common to Corp Yards, to be inspected and includes sections for response/action taken to correct a concern, who took the action and the date the action was completed. Quarterly Hazardous Material inspections at the Corp Yards and Municipal Garage, which include stormwater issues, were conducted in FY 04-05.	ESD-UR, GS, DOT
MC 2.A.1	Conduct Citywide meeting to discuss Hazardous Material, Safety, and Stormwater issues for City corporation yards (up to two times per year).	Annually	Done. Citywide Hazardous Materials Management meetings were conducted on October 5, 2004 and June 24, 2005. These meetings are conducted in order to provide staff with information and training on the correct handling and storage of hazardous materials, safety procedures, and stormwater best management practices.	GS, ESD, DOT, Fire, Police
MC 2.B	Municipal Facilities SWPPPs	Annually	Done. In FY 04-05, one corporation yard SWPPP – the Main Yard– was chosen to be the pilot for full revision which included the reformatting of the written SWPPP and the SWPPP maps. This revision was completed in June 2005 and is currently under review. In FY 04-05, electronic SWPP maps were developed for the Main	ESD, GS, DOT

ITEM NO.	ACTIVITY	COMPLIANCE DATE	FY 04-05 STATUS	RESPONSIBLE PARTY
			Corporation Yard, with the intent to develop maps for the remaining yards next year. In FY 05-06, a work plan will be developed for placing the remaining corporation yard SWPPPs onto the new format.	
MC 2.C	Develop and formalize policies to develop proper disposal of mercury containing products.	Deleted FY 03-04	Deleted. Superceded by Mercury Work Plan.	
MC 3	**Integrated Pest Management** Assist with development of performance standards for integrated pest management for municipal use and comply with requirements developed.			
MC 3.A	Assist with performance standard development	Done FY 01-02	Done FY 01-02.	
MC 3.B	Coordinate implementation of performance standard.	Deleted FY 03-04	Deleted. Superceded by PM Work Plan.	
MC 3.C	Create and update existing policies and ordinances.	Deleted FY 03-04	Deleted. Superceded by PM Work Plan.	

12.B MC Program Evaluation

ITEM NO.	ACTIVITY	FY 04-05 EVALUATION	CHANGES FOR FY 05-06 (IF APPLICABLE)
MC 1	Municipal Training	During FY 04-05, the City conducted municipal training for all required Program Elements. See 12D: Municipal Employee Training Summary. Staff training continues to be an integral component in San José's program. Highlights from this year's training include: 1) The City contracted with RBF Consulting to conduct a series of NPDES C.3 technical training workshops over the course of five weeks. The in-depth training covered technical topics related to hydraulic sizing of post-construction treatment BMPs. It also included overviews of various types of post-construction treatment measures. Staff attended from five departments including Planning, Building and Code Enforcement; Public Works; Transportation; General Services; and Environmental Services. Approximately 61 staff attended. 2) The City contracted with Storm Water Compliance Specialists Consulting to conduct a three-day training workshop for construction inspectors citywide. The training covered effective BMPs that contractors/developers should implement at construction cites. ESD staff discussed City Standard Operating Procedures on Construction Inspections. Approximately 116 inspectors from Public Works, PBCE Building, and ESD Watershed Enforcement attended. 3) ESD staff conducted training for Department of Transportation field crews. The training covered stormwater BMPs and SOPs for PSR and SDO O&M activities including topics such as storm drain inlet and catch basin cleaning, electrical work, and street repair and marking. Approximately 160 DOT staff attended the training.	
MC 2	Municipal Facilities Assessment and Compliance	Annual Corp Yard stormwater inspections were completed in the first two quarters of 2005. The new Stormwater Inspection form for Corp Yards proved to be more organized and easier to use than the previous inspection report format. The new form also makes it easier to track staff responses to the concerns captured in the inspection report and whether further follow up is necessary. The form needs to be revised to address confusion on whether a listed area of concern is not applicable (activity and/or equipment not present at the facility) or is applicable (present at the facility) but not inspected during the inspection. Quarterly Hazardous Material inspections, which include stormwater issues, were conducted in FY 04-05. Two Citywide meetings to discuss Hazardous Material, Safety, and Stormwater issues were held on October 5, 2004 and June 24, 2005 – the semi-annual meetings have proven to be effective in improving the coordination between GS staff, ESD staff and Corp Yard representatives. The combination of an annual stormwater assessment inspection, including stormwater concerns in the quarterly hazardous material inspections, and the semi-annual meetings which include stormwater issues appears to be working well. The Corp Yards' general appearances have improved over the last several years and the concerns identified in the inspection reports are usually minor and resolved swiftly; concerns that are	The Corp Yard inspection form will be revised. Using the Main Yard revised SWPPP pilot process as a template. The City anticipates completion of full revisions for the 5 remaining Corp Yard SWPPPs over the next two years. Training on revised Corp Yard SWPPP BMPs will be conducted in FY 05-06 for all yards based on that developed for the pilot SWPPP at the Main Yard.

ITEM NO.	ACTIVITY	FY 04-05 EVALUATION	CHANGES FOR FY 05-06 (IF APPLICABLE)
		more significant are less frequently noted as the program is becoming part of the institution of the Corp Yards.	

12.C MC Response to Water Board Comments

No comments received from Water Board on this Program Element.

12.D MC Summary Tables / Additional Information

Municipal Employee Training Summary

PS ID #	DATE OF TRAINING	TOPIC	SPONSORED OR HELD BY	DIVISION/SECTION ATTENDING	# ATTENDED	TENTATIVE FY 05-06 SCHEDULE
ICID 3A & 3B	7/12/04-7/16/04	WE Annual Training on ICID, CON procedures & Update on Database	ESD Watershed Enforcement	ESD Watershed Enforcement Inspectors	12	TBD
ICID 3A & 3B	2/28/05-3/2/05	Inspector Training Enforcement, Stormwater Controls, Technology, Pollution Prevention Case Studies, and Stormwater Program Developments	CWEA Pretreatment, Pollution Prevention and Stormwater Conference Program	ESD Watershed Enforcement Inspectors, ESD Source Control Inspectors, ESD Urban Runoff, ESD Watershed Investigations, ESD Engineering	19	TBD
ICID 3A & 3B	4/07/05-4/08/05	Environmental Enforcement Data Management System	Enfotech	ESD Watershed Enforcement Inspectors	12	TBD
ICID 3A & 3B	5/24/05	Safety/Ergonomics Training	ESD WE	ESD Watershed Enforcement Inspectors	12	TBD
IND 5B & 5C	7/12/04-7/16/04	WE Annual Training on IND procedures & Restaurant Program	ESD Watershed Enforcement	ESD Watershed Enforcement Inspectors	12	TBD
IND 5B & 5C	9/13/04	Hazwop (Hazardous Waste Operations) Annual Refresher	Network Environmental Systems	ESD Watershed Enforcement Inspectors	2	TBD
IND 5B & 5C	4/05/05	Conducting Effective Stormwater Inspections of Industrial & Commercial Facilities Workshop	SCVURPPP	ESD Watershed Enforcement Inspectors	13	TBD
IND 5B & 5C	5/03/05, 5/10/05, 5/11/05	New Restaurant BMP	ESD Urban Runoff	ESD WE Enforcement Inspectors, ESD Engineering, ESD Source Control Inspectors	30	TBD
NDC 9A, 9B, & 9D	8/05/04	NPDES C.3 Training – Watershed Overview	ESD & PBCE	PBCE – Planning	31	TBD

PS ID #	Date of Training	Topic	Sponsored or Held By	Division/Section Attending	# Attended	Tentative FY 05-06 Schedule
NDC 9A, 9B, & 9D	10/08/04	NPDES C.3 Training – Watershed Overview	ESD & PW	PW – Storm/Utilities	14	TBD
NDC 9A, 9B, & 9D	10/02/04	NPDES C.3 Training – Storm Drain system Overview	ESD & PBCE	PBCE – Planning	25	TBD
NDC 9A, 9B, & 9D	11/02/04	NPDES C.3 Training – Resource Binder Overview	ESD & PW	PW – T&D	10	TBD
NDC 9A, 9B, & 9D	12/09/04	NPDES C.3 Training –Watershed Overview	ESD & PW	DOT – Engineering Services	4	TBD
NDC 9A, 9B, & 9D	12/09/04	NPDES C.3 Training – Key Requirements and Dates	ESD & PBCE	PBCE – Planning	25	TBD
NDC 9A, 9B, & 9D	1/19/05	Weekly - NPDES C.3 Training	ESD & PW	PW – T&D	17	TBD
NDC 9A, 9B, & 9D	2/02/05	Weekly - NPDES C.3 Training	ESD & PW	PW – T&D	14	TBD
NDC 9A, 9B, & 9D	2/03/05	NPDES C.3 Training – Swales and Pervious Paving	ESD & PBCE	PBCE – Planning	25	TBD
NDC 9A, 9B, & 9D	2/09/05	Weekly - NPDES C.3 Training	ESD & PW	PW – T&D	14	TBD
NDC 9A, 9B, & 9D	2/16/05	Weekly - NPDES C.3 Training	ESD & PW	PW – T&D	15	TBD
NDC 9A, 9B, & 9D	2/17/05	NPDES C.3 Training – Resource Binder Training	ESD & PBCE	PBCE – Planning	32	TBD
NDC 9A, 9B, & 9D	2/23/05	Weekly - NPDES C.3 Training	ESD & PW	PW – T&D	12	TBD
NDC 9A, 9B, & 9D	3/02/05	Weekly - NPDES C.3 Training	ESD & PW	PW – T&D	12	TBD
NDC 9A, 9B, & 9D	3/16/05	Weekly - NPDES C.3 Training	ESD & PW	PW – T&D	10	TBD
NDC 9A, 9B, & 9C	3/30/05	NPDES C.3 Technical Training, Session 1: Urban Stormwater Management Overview & Runoff Calculations	ESD & PW	PW, DOT, GS, PBCE	53	TBD
NDC 9A, 9B, & 9C	4/13/05	NPDES C.3 Technical Training, Session 2: Overview of Structural Best Management Practices (BMPs) & Design of filtration & Detention Methods	ESD & PW	PW, DOT, GS, PBCE	51	TBD
NDC 9A, 9B, & 9C	4/20/05	NPDES C.3 Technical Training, Session 3: Design of Infiltration & Mechanical Methods	ESD & PW	PW, DOT, GS, PBCE	49	TBD
NDC 9A, 9B, & 9C	4/27/05	NPDES C.3 Technical Training, Session 4: Overview of Site Improvements to Minimize Runoff	ESD & PW	PW, DOT, GS, PBCE	29	TBD

PS ID #	Date of Training	Topic	Sponsored or Held By	Division/Section Attending	# Attended	Tentative FY 05-06 Schedule
NDC 9A, 9B, & 9D	5/04/05	Weekly - NPDES C.3 Training	ESD & PW	PW – T&D	17	TBD
NDC 9A, 9B, & 9D	5/04/05	NPDES C.3 Product Presentation	ESD	PW – T&D, PW – CFAS, PBCE, DOT	17	TBD
NDC 9A, 9B, & 9D	5/11/05	Weekly - NPDES C.3 Training	ESD & PW	PW – T&D	15	TBD
NDC 9A, 9B, & 9D	5/13/05	BMP Selection Workshop	StormCon	ESD	1	TBD
NDC 9A, 9B, & 9D	5/18/05	Weekly - NPDES C.3 Training	ESD & PW	PW – T&D	8	TBD
NDC 9A, 9B, & 9C	6/01/05	Engineered Soils	ESD	PW, DOT, GS, PBCE	15	TBD
NDC 9A, 9B, & 9C	6/02/05	Update on Policy 6-29 Changes and Pros and Cons of Types of Stormwater BMPs	ESD & PBCE	PBCE	23	TBD
NDC 9A, 9B, & 9C	6/09/05	SCVURPPP BMP Maintenance and Inspections Workshop	SCVURPPP	ESD, PW, PRNS, DOT	20	TBD
CON 6C	9/09/04	Construction Site Planning and Management for Compliance with NPDES Requirements, Novato, California	Water Board	ESD WE Inspectors	3	9/05
CON 6C	10/12/04	Construction Site Planning and Management for Compliance with NPDES Requirements, San José, California	Water Board	ESD WE Inspectors ESD UR PW	8	10/05
CON 6C	10/13/04	Session 1: Erosion & Sediment Control Training for Private Development Inspectors	ESD & Consultant	PW Private Development Inspectors	15	10/05
CON 6C	10/13/04	Session 2: Erosion & Sediment Control Training for Municipal Project Inspectors	ESD & Consultant	PW Municipal Projects Inspectors	24	10/05
CON 6C	10/14/04	Session 3: Erosion & Sediment Control Training for Building Inspectors	ESD & Consultant	PBCE Building Inspectors	25	10/05
CON 6C	10/14/04	Session 4: Erosion & Sediment Control Training for Municipal Project Inspectors	ESD & Consultant	ESD Watershed Enforcement Inspectors, PW Municipal Project Inspectors	20	10/05
CON 6C	10/15/04	Session 5: Erosion & Sediment Control Training for Building Inspectors	ESD & Consultant	PBCE Building Inspectors	26	10/05
CON 6C	10/15/04	Session 6: Erosion & Sediment Control Training for Private Development Inspectors, Project	ESD & Consultant	PBCE, ESD, PW Inspectors	6	10/05

PS ID #	Date of Training	Topic	Sponsored or Held By	Division/Section Attending	# Attended	Tentative FY 05-06 Schedule
		Managers, & Engineers				
CON 6C	9/14/04	PBCE Inspection Management for Field Supervisors and Inspectors: Outreach to Project Builders; Construction Requirements for Large Projects; How to Handle Inspections, Enforcement, and Referrals	PBCE Inspection Management	Building specialty inspectors and supervisors	50	TBD
CON 6C	10/20/04	Same as above.	PBCE Inspection Management	All Building inspectors and supervisors	85	TBD
CON 6C	11/09/04	Same as above.	PBCE Inspection Management	Building specialty inspectors and supervisors	50	TBD
CON 6C	3/18/05	Issues with Enforcement at Construction Sites	ESD WE	PW Private Development Inspectors	12	TBD
CON 8A	12/09/04	Erosion & Sediment Control Training for CIP Project Managers	ESD & PW	PW – CIP Project Managers	29	12/05
PSR 3E & SDO 4B, PM 4B	5/10/05	DOT Crew Stormwater BMP/SOP Training	ESD	DOT – Field crews	19	05/06
PSR 3E & SDO 4B, PM 4B	5/11/05	DOT Crew Stormwater BMP/SOP Training	ESD	DOT – Field crews	29	05/06
PSR 3E & SDO 4B, PM 4B	5/12/05	DOT Crew Stormwater BMP/SOP Training	ESD	DOT – Field crews	20	05/06
PSR 3E & SDO 4B, PM 4B	5/16/05	DOT Crew Stormwater BMP/SOP Training	ESD	DOT – Field crews	10	05/06
PSR 3E & SDO 4B, PM 4B	5/18/05	DOT Crew Stormwater BMP/SOP Training	ESD	DOT – Field crews	47	05/06
PSR 3E & SDO 4B, PM 4B	5/19/05	DOT Crew Stormwater BMP/SOP Training	ESD	DOT – Field crews	36	05/06
PSR 3E.2	6/09/05	DOT Electrical Staff Stormwater BMP/SOP Training	ESD	DOT – Electrical staff	16	05/06
PSR 6C	10/27/04	PRNS Rural Public Works BMP/SOP Training	ESD	PRNS staff	29	10/05
SDO 3A & PSR 2A	6/28/05	DOT Contract Manager Training	ESD	DOT, PRNS, GS – Contract Managers	10	12/05
SDO 5A.1	9/08/04	DOT Inlet Cleaning Data Collection Training	DOT& ESD	DOT – Catch Basin Cleaning Crews	16	09/05
PM 4B	11/17/04	Green Cleaning and Pest Control Products at Home and Work	ESD Green Biz Team	ESD staff (various sections)	18	N/A
PM 4A, PM 4B	1/13/05	City of San José IPM Training	ESD, GS, DOT & Target	PRNS, GS, DOT	134	TBD

PS ID #	Date of Training	Topic	Sponsored or Held By	Division/Section Attending	# Attended	Tentative FY 05-06 Schedule
			Specialty Products			
PM 4B	2/28/05-3/2/05	Pesticide News: Potential Wastewater and Stormwater Problems; Preventing Urban Pesticide Pollution; Controlling Urban Pesticide Runoff	CWEA Pretreatment, Pollution Prevention and Stormwater Conference Program	ESD Watershed Enforcement Inspectors, ESD Source Control Inspectors, ESD Urban Runoff, ESD Watershed Investigations, ESD Engineering	19	TBD
PM 4B	3/16/05	Pesticides Use, Water Quality and Alternatives	ESD Green Biz Team	ESD staff (various sections)	18	N/A
PM 4B	5/18/05	Compost – Use it! Make it!	ESD Green Biz Team	ESD staff (various sections)	10	N/A
PM 4B	6/01/05	Toward a More Organic Golf Course; Tips and Tricks in Structural Pest Control; Bats-Bothers or Beneficials; Biocontrol of Cockroaches	9th Annual San Francisco Integrated Pest Management Conference held by SF Department of the Environment	ESD (Watershed Protection staff)	1	TBD
PM 4B	6/14/05	IPM: Its Roots, Its Reality; Pesticides, Water and You: How the Pesticides We Use Affect Water Quality; Pesticides and Human Health; Ground Squirrel Control; How to Start an IPM Program	2nd Annual Regional IPM Conference held by the Regional IPM Alliance	ESD (Watershed Protection staff), GS, PRNS)	9	6/06
M 5C	8/18/04	New DTSC's Requirements for Recycling Fluorescent Tube Lamps	ESD & GS	GS (Facilities, Prusch Park, Purchasing/Warehouse, Custodial, Electrical)	11	TBD
M 5C	2/28/05-3/2/05	Mercury Product Recovery, Beyond Dental BMPs	CWEA Pretreatment, Pollution Prevention and Stormwater Conference Program	ESD Watershed Enforcement Inspectors, ESD Source Control Inspectors, ESD Urban Runoff, ESD Watershed Investigations, ESD Engineering	19	N/A
WUOM 3B	12/01/04	BMP Video on Selected Operation. FY 04-05: Tank Cleaning	ESD (Muni Water)	Muni Water Operations & Maintenance Crews	17	12/05
MC C	3/25/05	Impact of Trash on the Waterways & Update on Urban Runoff Projects Related to Trash	ESD - UR	ESD Mid-Managers	60	N/A
MC 2.A.1	6/24/05	Hazardous Material Management Refresher Training	GS	ESD, GS, DOT, PRNS	22	N/A

13. CNAP: Copper / Nickel Action Plans

13.A CNAP Work Plan Self Evaluation Matrix

ITEM NO.	ACTIVITY	COMPLIANCE DATE	FY 04-05 STATUS	RESPONSIBLE PARTY
CB-1	**Vehicle Washing Operations**			
CB-1.A.	Have member of San José team trained to lead mobile cleaners certification seminar.	Done FY 02-03	Done FY 02-03. City staff are available to train as needed.	ESD
CB-1.B.	Support Program in providing training to mobile surface cleaners.	Done FY 03-04 Next FY 05-06	Done FY 03-04. BASMAA now has training available online. City now refers requests for training to the BASMAA website.	ESD
CB-1.B.1	Promote list of certified mobile cleaning service providers.	Ongoing	Done FY 04-05. A link to the database of BASMAA-trained Recognized Mobile Surface Cleaners is posted on the City's website.	ESD
CB-1.C.	Distribute coupons in support of Program partnership with Western Car Wash Association.	Done FY 03-04 Continue in FY 04-05 pending implementation by Program.	Done FY 04-05. Watershed Watch campaign partnered with Classic Car Wash to provide discounted car washes with the Watershed Watch card. See 11.D: *PIP Activities* for details.	ESD
CB-1.D.	Develop and distribute charity car wash outreach material.	Done FY 02-03	Done FY 02-03.	
CB-3	**Industrial Discharges**			
CB-3.A.	Work with Program to discuss results of CSJ outreach efforts and potentially develop improvements to the IND Performance Standard.	6/30/05	Done FY 04-05. Outreach efforts were presented to the IND AHTG. It was determined that no changes needed to be made to the Performance Standard based on outreach efforts. The Management Committee approved the revised IND Performance Standard in February 2005.	
CB-3.B.	Publish BMP info on copper from roof vents.	Done FY 01-02	Done FY 01-02.	ESD
CB-3.C.	Continue distribution of info regarding copper from roof vents. Develop BMP for distribution and mail to permitted industries.	Done FY 03-04 Distribution Ongoing	Done FY 03-04 and distribution is ongoing. Information is available on ESD website. The Roof Vent BMP was also distributed to pertinent Industrial Users in San José, along with a cover letter informing IUs of the potential for roof inspections at their facilities. See CB-3.C.1 for details.	ESD
CB-3.C.1	Follow up with pertinent dischargers to evaluate need for additional effort.	6/30/05	Done. Pertinent dischargers were identified using *1997 Industrial Stormwater Monitoring Pilot* study. A program to inspect the roofs of pertinent dischargers began in FY 04-05 and will continue into FY 05-06. The need for additional effort will be evaluated once the inspection program is complete.	ESD-WE
CB-3.D.	Continue NOI Filers project.	Ongoing	Done. See IND section. NOI requirements are taught at Industrial User Academy. Watershed Enforcement	ESD-WE

ITEM NO.	ACTIVITY	COMPLIANCE DATE	FY 04-05 STATUS	RESPONSIBLE PARTY
			inspectors check for NOI status as part of routine facility inspections and educate as needed. A package of BMPs and information on the GIASP was sent to 178 pertinent dischargers in San José in May 2005.	
CB-6	**Reduce Traffic Congestion**			
CB-6.A.	Summarize San José efforts that address traffic congestion management.	Done FY 03-04	Done FY 03-04.	ESD PBCE Planning
CB-8	**Watershed Assessments and New Development**			
	See NDC section for details on San José implementation of C.3 permit provisions.		See NDC section for details on San José implementation of C.3 permit provisions.	
CB-11	**Street Sweeping and Storm System O&M**			
CB-11.A.	Track quantitative data on the tons of material removed and disposed and other relevant street sweeping program data.	Annually	Done. Residential street sweeping frequency is once per month. In FY 04-05, the area in which parking restrictions are enforced was again broadened from 120 curb miles in to 160 curb miles in FY 04-05, double what it was 2 years ago. The intent has been to maximize the cost effectiveness of the program. In FY 04-05, approximately 9,819 tons of debris were collected during all street sweeping operations. See *6.B: PSR Program Evaluation* for more information on street sweeping activities. The City also has a comprehensive storm sewer inlet cleaning program, where a Vactor removes debris from all of the City's inlets. In FY 04-05, approximately 1,183 cubic yards of debris were removed. See 7.A: SDO Work Plan Self Evaluation Matrix for details.	ESD-IWM, DOT
CB-12	**Pools and Spas**			
CB-12.A.	Work with SCVURPPP to develop outreach material directed at pool owners.	Done FY 02-03	Done FY 02-03.	ESD, Program
CB-12.B.	Work with SCVURPPP to develop and implement distribution plan for the pool materials.	Done FY 03-04	Done FY 03-04.	ESD
CB-12.C.	Distribute outreach materials at events, public counters, and post on City website.	Ongoing	Done. See Section 11.D: *PIP Activities.*	ESD
CB-21	**Architectural use of copper**			
CB-21.A.	Continue to discourage architectural use of copper during Planning application review.	Ongoing	Ongoing. As projects undergo review, comments, discouraging architectural use of copper in development projects are given. Projects have been revised to reduce the use of copper and direct runoff to landscaped areas. See NDC 8.D.	ESD, PBCE-Planning, PW, RDA
CB-21.B.	Continue to monitor progress of San José Green Building program to identify opportunities for	Ongoing	Ongoing. ESD has a dedicated LEED certified staff person who reviews public projects and advises City staff	ESD, PW, RDA, PBCE-Planning

ITEM NO.	ACTIVITY	COMPLIANCE DATE	FY 04-05 STATUS	RESPONSIBLE PARTY
	discouraging architectural use of copper.		on Green Building materials and techniques, including discouraging architectural use of copper.	
NB-1	**Discharges from Construction Sites**			
NB-1.A.	See NDC and CON program elements for activities that address erosion control.	Ongoing	Ongoing. See NDC and CON program elements for activities that address erosion control.	

13.B CNAP Program Evaluation

Measures to control copper discharges that require implementation at the Co-permittee level have been integrated into ongoing program elements. Copper and Nickel remain among the list of pollutants addressed by general and targeted outreach regarding stormwater pollution prevention. In addition to the activities described above, the City also actively participates in semi-annual meetings with the Water Board and other stakeholders to review implementation of the Copper and Nickel Action Plans. Additionally, the City provides the monitoring and data analysis used to evaluate water quality trigger levels associated with the Copper and Nickel Action Plans.

In FY 04-05, the City's Watershed Enforcement Program began a project to include additional rooftop inspections of select facilities. The purpose is to evaluate the degree of BMP implementation with respect to rooftop sources of pollution. Facilities were selected by SIC code based on the 1998 *Industrial Stormwater Quality Monitoring Pilot* Project's recommendations of facilities with a potential for significant contribution to polluted stormwater runoff. Contact letters and the Roof Vent BMP Fact Sheet were mailed to the selected facilities. Inspections will continue into FY 05-06, and the project will be evaluated in the FY 05-06 Annual Report.

The City completed its NOI Filers Project in FY 04-05. Select facilities were contacted and encouraged to comply with the State's General Industrial Activities Stormwater Permit (GIASP). The Contact letter included a checklist to help determine if the facility needed to be covered by the GIASP, a flow chart detailing the development and implementation of a SWPPP, and a reprint of a previously published Tributary Tribune article with information about the GIASP and the Storm Water Enforcement Act of 1998 (AB 2019). The City sent the contact package to 178 facilities in San José. These facilities were selected based on the following criteria:

- Facilities listed in Watershed Enforcement's Industrial and Commercial database (EEDMS).
- Facilities with a GIASP Category of 8 or 10 (Based on SIC Code)
- Facilities documented by Watershed Enforcement Inspectors as either needing to file NOI or no determination made. (Facilities identified as not needing to file or found to have already filed were not contacted.)

Initially the contact package was to be sent out to all facilities with the above criteria AND with the SIC code identified in the 1998 *Industrial Stormwater Quality Monitoring Pilot Project*. However, the City decided to send the information to all facilities in our database which may be subject to the GIASP.

In response, three calls and one letter were received from facilities requiring additional information. The letter was given to that facility's Inspector, and the facility is on the FY 05-06 schedule for IND Inspections. Two callers stated they had already filed their NOI and wished to know if there were additional requirements. The City referred them to the Water Board for further information. The third used the Checklist and self-determined that they had no exposure. The City told them that the GIASP only applied to facilities in Categories 8 and 10 (of which this facility was, see criteria above) with exposure, and that Watershed Enforcement Inspectors also make exposure determination as part of their stormwater inspection. The City plans to repeat this outreach program to facilities in FY 05-06 as it evaluates the effectiveness of the mailer on business compliance with GIASP NOI requirements.

Watershed Enforcement Inspectors are trained in GIASP requirements. They evaluate each facility for applicability of the GIASP, and make recommendations to the facility owners/operators based upon their findings. These activities are fully integrated into the standard operating procedures for Watershed Enforcement inspections. Facilities found to need to file are reported to the Water Board annually in the City's URMP Annual Report. *See 2.D: Companies Requiring NOI Based on SIC But Have Not Filed* and *2.D Companies Requiring NOI Based on Exposure But Have Not Filed* for this information.

13.C CNAP Response to Water Board Comments

No comments were received from the Water Board on this Program Element.

13.D CNAP Summary Tables / Additional Information

No additional information for this Program Element.

14. TRA: Trash

14.A TRA Work Plan Self Evaluation Matrix

ITEM NO.	ACTIVITY	COMPLIANCE DATE	FY 04-05 STATUS	RESPONSIBLE PARTY
TRA 1	**Inventory, Document and Evaluate Trash Management Practices**			
TRA 1.A.	Complete Program survey of existing trash management practices.	Done FY 02-03	Done FY 02-03.	ESD
TRA 2	**Document and Map Known Trash Problem Areas**			
TRA.2.A	Identify data sources and information showing the location of known trash problem areas (e.g., trash complaints/ incidents and eradication efforts.)	Done FY 03-04	Done FY 03-04.	ESD
TRA 2.B	Compile trash problem location data/information and submit to Program for conversion to coordinates for GIS mapping.	Done FY 03-04	Done FY 03-04.	ESD
TRA 3	**Conduct Trash Evaluations**			
TRA 3.A.	Work with Program to select trash evaluation methodology.	Done FY 03-04	Done FY 03-04.	ESD
TRA 3.B.	Assist Program with planning and organizing of training workshop for municipal staff.	Done FY 03-04	Done FY 03-04.	ESD
TRA 3.C.	Participate in the Training Workshop.	5/31/04	Done. Training was held on July 16,2004. Two representatives from the City of San José participated. The morning session covered the Rapid Trash Assessment methodology and in the afternoon session covered the Keep America Beautiful assessment methodology.	ESD
TRA 3.D.	Identify which entities will conduct trash evaluations (e.g. municipal staff, volunteer groups, etc.).	Done FY 03-04	Done FY 03-04.	ESD
TRA 3.E.	Conduct trash evaluations and submit to Program staff:	--	--	ESD
TRA 3.E.1	Coyote Watershed	12/31/04	Done. Assessments of litter hotspots were completed at the 18 litter hotspots identified in the Coyote Watershed. The Rapid Trash Assessment was used at 3 locations and the KAB Litter Index was used at the remaining 16 sites. Accessibility limited the sites at which RTA could be used. See 14.D: *Trash Problem Area Activity Report.*	ESD
TRA 3.E.2	Remaining San José locations	FY 05-06	Scheduled for FY 05-06.	ESD
TRA 4	**Develop Standardized Documentation and Reporting Format**			
TRA 4.A.	Work with Program to develop a reporting format to document trash management activities in Annual Reports.	Done FY 03-04	Done FY 03-04.	ESD

ITEM NO.	ACTIVITY	COMPLIANCE DATE	FY 04-05 STATUS	RESPONSIBLE PARTY
TRA 5	**Document and Analyze Evaluation Results; Identify and Prioritize Trash Problem Areas**			
TRA 5.A.	Assist Program staff with the documentation and analysis of trash evaluation results.	12/31/04	Done FY 04-05 and ongoing. The City submitted trash assessment data to Program for compilation. Participated in meetings with other co-permittees to discuss next steps based on initial assessments.	ESD
TRA 5.B.	Identify high priority trash areas using trash evaluation results:	--	--	ESD
TRA 5.B.1	Coyote Watershed	12/31/04	Done FY 04-05. Classified sites with a KAB Litter Index score of 3 (littered) or 4 (extremely littered) were included on the list of high priority areas. All sites with trash in creek waters were included on the high priority list.	ESD
TRA 5.B.2	Remaining San José locations	FY 05-06	Scheduled for FY 05-06.	ESD
TRA 6	**Identify and Implement Trash Management Practices**			
TRA 6.A.	Identify reasonable trash management practices to address high priority areas (in TRA 5B).	Ongoing (Start 7/31/04)	Done FY 04-05. The assessment for each site includes a listing of existing and recommended trash management practices. See TRA 14.D: *Trash Problem Area Activity Report.*	ESD, PRNS, GS
TRA 6.B.	Begin implementation or refinement of trash management practices at high priority areas to the maximum extent practicable.	Ongoing (Start 1/31/05)	Ongoing. Partnered with District to cleanup a significant in-creek trash accumulation at one of the high priority trash sites (SJ27). Supported NRCD efforts at site SJ28. Provided general outreach to solicit volunteers for Anti Litter Program hotspots located near or along creeks. See 11.D: *PIP Activities*	ESD, PRNS, GS
TRA 6.C.	Document and report implementation of trash management actions.	7/31/05	See TRA 14.D: *Trash Problem Area Activity Report.*	ESD
TRA 7	**Review and Update Performance Standards Relevant to Trash Management**			
TRA 7.A.	Assist with the review and update of existing standards that address BMPs or control measures relevant to trash management.	4/30/05	Pending Program implementation.	ESD

14.B TRA Program Evaluation

Trash assessments, hotspot prioritization, and maximizing trash management practices were the priority activities for FY 04-05. Trash assessments of the Coyote Watershed hotspots were completed using both the Keep America Beautiful (KAB) Litter Index and the EPA Rapid Trash Assessment (RTA) methodologies. The original intent was to use the KAB methodology only in areas outside the immediate vicinity of the creek. However, due to safety concerns and access limitations it was necessary to use the KAB to assess most creek area trash hotspots. The RTA was successfully used at 3 trash hotspot locations on the Coyote Creek. Seven “high priority” hotspots were designated based the presence of trash in the creek bed and/or a score of 3 (littered) or 4 (extremely littered) on the KAB Litter Index.

The assessment exercise provided useful information regarding the type and potential sources of trash and offered insight into the effectiveness of existing trash management practices. The most commonly found items at litter hotspots include assorted convenience food wrappers and cups, bottles (plastic and glass), plastic bags,

and packing foam pieces. In many cases, the trash appeared to have been transported by wind or air to the trash hotspots. Most assessed sites showed evidence of vehicular and pedestrian sources of litter. Illegal dumping and homeless encampment refuse were identified at a lesser number of locations.

The trash assessments revealed that existing trash management activities are sufficient at most locations assessed, but that enhancements are needed in others. Only 4 of the 15 sites assessed using the KAB methodology earned a scored of 3 (littered) or 4 (extremely littered), indicating a need for improvement. These sites were placed on the high priority list for follow up action. The trash management practices at the remaining 11 sites appeared to be working well based on observations at the time of the assessment. Ten sites on the trash hotspot list are included in the City's Anti-Litter Program litter spots list and are adopted by community members and/or cleaned periodically by City crews. A majority of the Anti-Litter sites were found in good condition, scoring 1 (no litter) or 2 (slightly littered) indicating that the Anti Litter Program efforts are effective. There were a few exceptions, however, where ALP sites scored 3 or 4. The RTA assessment methodology was applied at 3 sites (See TRA 14.D: *Trash Problem Area Activity Report*), which were also listed as high priority.

The City began efforts began to refine trash management practices at high priority locations and in general to address potential impacts to creeks. The City and Santa Clara Valley Water District (District) partnered to cleanup a large in-creek trash accumulation at one of the designated high priority locations (See 14.D: Trash Summary Tables). Following this initial cleanup, the City and District executed a Trash Memorandum of Agreement that represents a formal commitment for the agencies to coordinate where possible to achieve the common goal of cleaner creeks. The MOA provisions include up to three partnered cleanup projects per year. Cleanups under this MOA are not limited to sites on the hotspot list. During the week of June 21, 2005, a heavily trashed stretch of bank along the Coyote Creek, not included on the hotspot list, was cleaned as part of the Trash MOA yielding approximately 4.5 tons of garbage. Additional, partnered cleanup projects will occur over the summer months. Trash management enhancement efforts were also focused on expanding the reach of the Anti-Litter Program as its efforts are instrumental in preventing litter from entering storm drains and reaching the waterways. This was accomplished primarily through outreach, but also through partnering with the Anti-Litter Program to retain a collection vehicle. Staff attempted to maximize public outreach opportunities to raise awareness about the connection between litter on the streets and pollution of creeks and the Bay and to encourage the public not to litter and to participate in creek cleanup activities. (See 11.D: *PIP Activities*).

In FY 05-06 the City's strategy is to continue trash assessments of hotspots and efforts to maximize trash management practices at high priority sites. Assessments will be repeated at the high priority sites in the Coyote Watershed to track change over time. In addition, initial assessments will be done at the remaining San José locations on the trash hotspot list. ESD will continue to work with PRNS, GS and community partners to find solutions for persistent litter hotspots. The City will continue to participate in Program efforts to address the issue of trash, and is evaluating a number of additional activities for FY 05-06 and beyond including outreach and structural controls.

14.C TRA Response to Water Board Comments

No comments were received from the Water Board on this Program Element.

14.D TRA Summary Tables / Additional Information

Trash Problem Area Activity Report

#	Date	Site ID	Watershed	Location	Assessment Method	Trash Source	Score	Trash Management Action	Comments
1.	9/23/04	SJ03	Coyote	Santa Clara between 17thSt and 20th St.	KAB	TNC	3	▪ Consider general outreach and education to the neighboring community. ▪ This location is on the Anti Litter Program hotspot list and has been adopted.	▪ Litter observed on creek bank at bridge at Roosevelt Park. ▪ Litter receptacles are present in park. ▪ Santa Clara is a busy street, so vehicular litter may contribute to the problem.
2.	9/22/04	SJ04	Coyote	North side of Suncrest Dr from Perie Ln to Colonial Ln.	KAB	TNC	1	▪ Area is posted with signs indicating $1,000 fines for littering. ▪ This location is on the Anti Litter Program hotspot list and has been adopted.	▪ This location is very clean. Almost no litter visible. ▪ Area did not appear to be close to a creek area. ▪ Not recommended for future assessment.
3.	9/24/05	SJ05	Coyote	Summer between Dobern Av and dead end along Hwy 680	KAB	TNC	2	▪ Submitted request to have "Flows to Bay" stencils repainted. ▪ "No littering" signs are posted. ▪ Consider what measures Cal Trans can take to address the litter on their property around storm drain inlet. ▪ This location is on the Anti Litter Program hotspot list, but has not been adopted. City crews periodically clean un-adopted sites.	▪ A noticeable amount of litter is visible at the location. ▪ Paint had worn and was unreadable on storm drain stencil located at the corner of Summer and Dobern. ▪ Cal Trans storm drain inlet is located at the bottom of slope, behind fenced area adjacent to 680.
4.	10/1/04	SJ07	Coyote	Penitencia Creek near Creekland Circle to Mabury Road	RTA	TCA	86/45	▪ Consider placement of a garbage receptacle along the trail to help deter littering. ▪ This location is on the Anti Litter Program hotspot list, but has not been adopted. City crews periodically clean un-adopted sites. ▪ Consider additional practices after future assessment.	▪ The site appeared relatively clean so maintenance efforts in place are somewhat effective. ▪ Removed trash while at the site. Found a number of discarded beverage containers.
5.	9/22/04	SJ08	Coyote	Penitencia Creek between Gateview Dr and Jackson Av on north side of Mossdale	KAB	TCA	1	▪ Trash and recyclables receptacles are placed at the trailhead. ▪ Boulders are placed to prevent access for illegal dumping. . ▪ A group of community volunteers	▪ Volunteers have received support from the City Trails Program, County Parks and Water District. This walkway connects residential area and Light Rail Station.

#	Date	Site ID	Watershed	Location	Assessment Method	Trash Source	Score	Trash Management Action	Comments
								actively maintains the pathway. ▪ Consider additional fencing along certain areas to further deter illegal dumping. ▪ This location is on the Anti Litter Program hotspot list and has been adopted.	▪ No trash was observed in creek. The area was very clean with the exception of one incident of illegal dumping. Focus of assessment was on trail, so used KAB rather than RTA.
6.	9/23/04	SJ09	Coyote	East side of King Rd (between Chopin and Enesco Av)	KAB	TNC	1	▪ Consider general anti litter outreach. ▪ This location is on the Anti Litter Program hotspot list and has been adopted.	▪ Area appeared mostly litter free. Noticed only a few litter items on the road and some in flood control area.
7.	9/24/04	SJ10	Coyote	680 Pedestrian overpass (at Sunset and Lavonne Av)	KAB	TNC	2	▪ Consider follow up with Cal Trans regarding maintenance of the area. ▪ This location is on the Anti Litter Program hotspot list and has been adopted.	▪ This location appears to be Cal Trans property. ▪ This area does not appear to be very near a creek. ▪ Litter was not visible on lot at the foot of the bridge. Along the back fence were illegally dumped bags of garbage. Some litter found in the walkway.
8.	9/23/04	SJ12	Coyote	Thompson Creek Area from Aborn Rd to Quimby Rd	KAB	TCA	1	▪ Water District placed boulders to block access to illegal dumpers. ▪ Abandoned cart reported to City for pick up. ▪ This location is on the Anti Litter Program hotspot list and has been adopted.	▪ Entered area at Pelly and Scottsdale. ▪ Area appeared very clean. Anti Litter Program effort seems effective. ▪ Identified an abandoned shopping cart in the area. ▪ Future assessment probably not needed.
9.	9/23/04	SJ13	Coyote	South side of Aborn Rd from Kettman Rd to White Rd	KAB	TNC	1	▪ This location is on the list of Anti Litter Program hotspot list, but has not been adopted. City crews maintain un-adopted locations.	▪ Current efforts seem to be effective. Area along Aborn looked very clean. Did not see any litter. ▪ This location does not appear to be near a creek. Not recommended for future assessment.
10.	9/24/04	SJ22	Coyote	Capitol Park located at Peter Pan and Bambi Ln	KAB	TNC	1	▪ Consider outreach to the adjacent Mildred Goss Middle School. ▪ Consider better signs around dumpster enclosure to help to deter illegal dumping. ▪ Consider targeted outreach to the neighborhood. ▪ This park is on the Adopt a Park list and has been adopted.	▪ Park was very clean at the time of assessment; however, the parks maintenance staff reported that the park is trashed on a regular basis. ▪ Some illegal dumping occurs on site. Park staff sometimes receives help from the General Assistance program labor.

#	Date	Site ID	Watershed	Location	Assessment Method	Trash Source	Score	Trash Management Action	Comments
11.	9/23/04	SJ11	Coyote	East end of Yerba Buena Park along Yerba Buena Rd to Villa Vista Av	KAB	TCA	2	▪ Consider advertising need for litter cleanup volunteers and/or outreach at Evergreen Community College. ▪ Consider placing garbage receptacles along this area. ▪ This location is on the Anti Litter Program hotspot list but has not been adopted. City crews periodically maintain un-adopted locations.	▪ Evaluated 100 ft creek area running from the creek to the roadside. Accessibility prevents use of RTA. ▪ Trash was visible in creek near path. Some evidence of illegal dumping. Area is somewhat hidden. Cars park in this area. ▪ Some pedestrian foot traffic. ▪ Steep bank would make clean up difficult.
12.	10/1/04	SJ23	Coyote	Evergreen Park located at Yerba Buena Rd and San Felipe Road	RTA	TNC	60/135	▪ Consider contacting the Longs Drugs Store located near the park to remove shopping carts stolen from their business on an ongoing basis. ▪ Consider recruiting stores at the nearby strip mall to help spread the anti litter message. ▪ Consider placing garbage/recycling containers near the pedestrian bridge. ▪ Consider outreach at Evergreen Community College. ▪ This park is on the Adopt a Park list and has been adopted.	▪ Unable to access most of west bank due to poison oak and thick brush. ▪ Found lots of items from nearby restaurants including Panda Express, McDonalds, Starbucks, and Jamba Juice. ▪ No water in creek bed at time of assessment.
13.	9/22/04	SJ24	Coyote	Fernish Park located at Fernish and Rubion	KAB	TNC	1	▪ Consider outreach to neighboring schools (Mt. Pleasant Elementary School and middle school) to help curb littering. ▪ Consider contacting park supervisor to determine whether park is typically as clean as observed. ▪ This park is on the Adopt a Park list and has been adopted.	▪ This location was clean and does not seem close enough to a creek to have an impact. ▪ The very small amount of litter identified was likely generated by path users. ▪ The area at the Guluzzo/ Questa side of park had a very small amount of garbage, mostly wrappers. ▪ Parks maintenance staff reported this site as a problem.
14.	9/23/04	SJ26	Coyote	Watson Park located at E. Jackson St and 22nd St	KAB	TNC	2	▪ Several trash receptacles are placed in the main park area. ▪ Consider placing additional trash receptacles closer to the trail area to help limit littering. ▪ This park is on the Adopt a Park list and has been adopted.	▪ The evaluation included general park area above creek bank and walkway. ▪ Lots of newspaper, plastic and bottles were found. ▪ Homeless and daytime park users are the likely litter generators. ▪ This site was reported by parks maintenance as a litter problem area.

#	Date	Site ID	Watershed	Location	Assessment Method	Trash Source	Score	Trash Management Action	Comments
15.	9/14/04	SJ27	Coyote	Coyote Creek between Berryessa Rd and Mabury Rd (south side of Flea Market)	KAB	TCA	4	▪ City and Water District conducted a cleanup of a large trash accumulation during week of 9/13/04. District crews trimmed the vegetation causing the trash accumulation. City provided disposal of garbage removed from the creek. ▪ Consider additional practices after future assessment.	▪ RTA was not used at this location because it is not a wadable area. ▪ A community member reported site as a problem area.
16.	9/14/04	SJ28	Coyote	Coyote Creek at Julian Street Bridge near San José Academy	KAB	TCA	3	▪ Consider how to remove the illegally dumped items and prevent future illegal dumping. ▪ Consider investigating opportunities to partner with community groups to maintain the area. ▪ Consider targeted outreach to San José Academy.	▪ This location is along a somewhat busy roadway and is next to the San José Academy. ▪ A significant amount of litter and some illegal dumping was observed in the area. ▪ RTA not possible due to access limitations. ▪ A community member reported this area as a litter problem area.
17.	9/23/04	SJ30	Coyote	Coyote Creek at Upper Penitencia Creek (confluence and areas adjacent to flea market)	KAB	TCA	3	▪ Consider partnering with Flea Market to do anti litter outreach and address trash management practices. ▪ Consider additional practices after future assessment.	▪ At the time of the assessment no litter was observed in the waterway. ▪ Some litter was visible on banks, especially opposite fence surrounding parking. ▪ Limited accessibility prevented use of RTA. ▪ A community member reported this site as a litter problem area. ▪ Need to confirm ownership of creek area. Flea Market may only own one side.
18	10/7/04	SJ29	Coyote	Coyote Creek at Watson Park between Lower Silver confluence and Mabury Rd bridge	RTA	TCA	39/162	▪ Consider placement of additional trash receptacles closer to the creek. ▪ Consider and pursue options for removing the shopping carts and mesh fencing from the creek bed. ▪ This park is included on the Adopt a Park list and has been adopted.	▪ Lots of trash was wrapped around trees at high water mark. ▪ Homeless appear to be active in the area. ▪ Access limited on the bank opposite park due to steepness. ▪ A community member reported this site.

Keep America Beautiful (KAB) Litter Index ratings are: 1-No litter, 2- slightly littered, 3- Littered, 4- extremely littered

Rapid Trash Assessment (RTA) scores range from 0 (worst) to 120 (best). Scores are expressed above as overall numeric score/quantity of trash counted.

TNC = Trash not in creek (but may contribute to creek); TCA = Trash in creek from accumulation (either waterborne or windborne); TCID = Trash in creek from illegal dumping.

Glossary

ABBREVIATION	DESCRIPTION
AHTG	Ad Hoc Task Group
AOC	Area of Concern
BACWA	Bay Area Clean Water Agencies
BAPPG	Bay Area Pollution Prevention Group
BASMAA	Bay Area Stormwater Management Agency Association
BMP	Best Management Practice
CAE	Department of Conventions, Arts & Entertainment
CAO	City Attorney Office
CEP	Clean Estuary Partnership
CEQA	California Environmental Quality Act
CETA	Cleaning Equipment Trade Association
CGASP	General Construction Activity Stormwater Discharge Permit
CIP	Capital Improvement Program
CNAP	Copper & Nickel Action Plans
CON	Construction Inspection
DEH	Santa Clara County Department of Environmental Health
DOT	Department of Transportation
DPR	Department of Pesticide Regulation
DTSC	Department of Toxic Substances Control
ECP	Erosion Control Plan
EE	Environmental Enforcement
EEDMS	Environmental Enforcement Data Management System
EIR	Environmental Impact Report
ESD	Environmental Services Department
FOG	Fats, Oils, and Grease
GIASP	General Industrial Activity Stormwater Permit
GIS	Geographic Information System
GS	General Services Department
HHW	Household Hazardous Waste
HMP	Hydromodification Management Plan
ICID	Illicit Connection/Illegal Dumping
IMSPAR	Infrastructure Maintenance Division Storm Drain System Problem Area Report
IND	Industrial/Commercial Discharger Inspection Program
IPM	Integrated Pest Management
IWM	Integrated Waste Management
KAB	Keep America Beautiful
M	Mercury
Marcom	Marketing and Communications

ABBREVIATION	DESCRIPTION
MC	Municipal Compliance
MDN	Mercury Deposition Network
MDN	National Mercury Deposition Network
MEP	Maximum Extent Practicable
MOA	Memorandum of Agreement
MON	Monitoring
Muni Water	City of San José Municipal Water System
NDC	New and Redevelopment
NEPA	National Environmental Protection Act
NOI	Notice of Intent
NPDES	National Pollutant Discharge Elimination Program
NPS	Non-point Source Pollution
O&M	Operation and Maintenance
OWOW	Our Water Our World
PBCE	Department of Planning, Building & Code Enforcement
PCB	Poly Chlorinated Biphenyl
PCO	Pest Control Operator
PIP	Public Information and Participation
Planning	Planning Division of PBCE
PM	Pesticide Management
PRNS	Department of Parks, Recreation, and Neighborhood Services
Program	Santa Clara Valley Urban Runoff Pollution Prevention Program
PSR	Public Streets, Roads, and Highways
PW	Department of Public Works
RDA	Redevelopment Agency
RFQ	Requests for Quotation
RMP	San Francisco Bay Regional Monitoring Program
RPW	Rural Public Works
RTA	Rapid Trash Assessment
RWQCB	Regional Water Quality Control Board (Water Board)
SCBWMI	Santa Clara Basin Watershed Management Initiative
SCP	Stormwater Control Plan
SCVURPPP	Santa Clara Valley Urban Runoff Pollution Prevention Program
SDO	Storm Drains Operation and Maintenance
SFEI	San Francisco Estuary Institute
SIC	Standard Industrial Classification
SJPD	San José Police Department
SOP	Standard Operating Procedure
SWMP	Storm Water Management Plan
SWPPP	Storm Water Pollution Prevention Plan
TDS	PW (Transportation & Development Services)
The City	The City of San José

ABBREVIATION	DESCRIPTION
TMDL	Total Maximum Daily Load
TRA	Trash
UR	Urban Runoff section of ESD
URMP	Urban Runoff Management Plan
WE	Watershed Enforcement section of ESD
WEO	Watershed Education & Outreach
WMI	Watershed Management Initiative
WUOM	Water Utilities Operations and Maintenance
WUPPP	Water Utility Pollution Prevention Program
YWET	Youth Watershed Education Team

CITY OF SANTA CLARA

URBAN RUNOFF POLLUTION PREVENTION PROGRAM

FY 2004-05 ANNUAL REPORT

September 15, 2005

Santa Clara
All-America City
2001

Street Department

September 15, 2005

Ms. Loretta K. Barsamian
Regional Water Quality Control Board
San Francisco Bay Region
1515 Clay Street, Suite 1400
Oakland, CA 94612

Subject: City of Santa Clara Urban Runoff Management Program
FY 2004–2005 Annual Report

Dear Ms. Barsamian:

This report is submitted by City of Santa Clara in conjunction with the Santa Clara Valley Urban Runoff Pollution Prevention Program's Annual Report, pursuant to provision C.6.a. of the Program's reissued municipal storm water NPDES Permit (Order No. 01-024). The report summarizes activities performed during FY 2004-2005 in accordance with the City of Santa Clara's Urban Runoff Management Plan (URMP) submitted to the Regional Board on September 1, 1997 and updated in January 2004, and the performance standards contained therein.

Contents of Report

The goals of this Annual Report are to: 1) concisely document implementation of our URMP and FY 03-04 Work Plan during the past fiscal year; 2) evaluate program results for continuous improvement; 3) comply with permit requirements; and 4) share this information with other Co-permittees, municipal decision-makers, and the public. To accomplish these goals, the report contains the following sections:

- Certification Statement
- IC/ID Elimination Activities
- Industrial/Commercial Discharger Control Program
- Public Agency Activities
    - Public Streets, Roads and Highways O&M (including Corporation Yards)
    - Rural Public Works O&M
    - Storm Drain O&M
    - Water Utility O&M
- New Development Planning Procedures
- Construction Inspection
- Public Information and Participation
- Pesticide Management Activities
- Mercury Pollution Prevention Activities
- Copper Action Plan/Nickel Action Plan
- Trash Inventory and Management
- Staff Training Summary Table
- Performance Standard Certification Statement

Corporation Yard
1700 Walsh Avenue
Santa Clara, CA 95050
(408) 615-3080
FAX (408) 988-0237
www.ci.santa-clara.ca.us

Program Highlights and Accomplishments

The City of Santa Clara has been active in the Program elements and very active at the Co-permittee element level. IC/ID activity reported 175 incidents, down from 179 last year. IND/COM inspections totaled 251. Construction inspections totaled 482 (27 SWPPP inspections and 455 windshield inspections) with 47 violations as compared to 39 inspections with 12 violations last fiscal year. The increase in violations is contributed to the large number of windshield inspections conducted and an increase in construction permit value. Public Agency activity, IPM, Mercury/Copper and Trash elements have been steady and consistent.

Analyzing / detection of trends at the Co-permittee level continues to improve with each Annual Report. The City is alert to the various reporting information that is collected and has developed a history of adapting its resources to minimize storm water pollution.

The City, as in FY 03/04 continues to retain EOA Inc. to assist with the planning and implementation of the C.3. Provisions. The assistance provided by EOA has been valuable in supporting staff on site specific C.3. Provision questions.

Continuous Improvement Activities

The City of Santa Clara takes pride in our Urban Runoff Management Program and the quality of storm water. In the IC/ID element it was identified, as in past years, that concrete contractors are the primary violators. To address this continuing problem, the City has not only continued its focus on the industry, but has increased education efforts to the residents hiring these contractors. The IND/COM element continues to be dynamic in identifying industries with reoccurring violations. To this end, the City has identified, as in past years, automotive and food service facilities. The City's goal is to reduce storm water pollution to the maximum extent practicable through education, targeted inspection on identified hot spots and if necessary, through vigorous enforcement of our Storm Drain Ordinances.

The City has assumed an aggressive stance with repeat violation facilities by issuing Pre-Citation / Administrative Citations instead of repetitive violation notices. The occurrence of verbal notices to repeat offenders, as indicated in FY 03-04 Annual Report, continue to be replaced with violation notices and citations as are warranted by the situation.

Thank you for your review of this FY 04-05 Annual Report. If you have any questions regarding the materials submitted, please contact Rick Mauck at 408-615-2099.

Very truly yours,

Richard J. Mauck
Director of Streets and Automotive Services

RJM:kh

Attachments

I:\Publicworks\Street\Karin II\ANNUAL REPORTS & WORK PLANS\FY 04-05 Annual Report\FY 04-05 Trans ltr.doc

CITY OF SANTA CLARA

URBAN RUNOFF POLLUTION PREVENTION PROGRAM

FY 2004-05 ANNUAL REPORT

September 15, 2005

City of Santa Clara

FY 04- 05 Annual Report

Certification Statement

CITY OF SANTA CLARA
FY 2004-2005 ANNUAL REPORT

Certification Statement

"I certify, under penalty of law, that this document and all attachments were prepared under my direction or supervision in accordance with a system designed to ensure that qualified personnel properly gather and evaluate the information submitted. Based on my inquiry of the person or persons who manage the system, or those persons directly responsible for gathering the information, the information submitted, is, to the best of my knowledge and belief, true, accurate, and complete. I am aware that there are significant penalties for submitting false information, including the possibility of fine and imprisonment for knowing violations."

Signature by Duly Authorized Representative:

Richard J. Mauck
Director of Street & Auto Services

September 2, 2005

City of Santa Clara

FY 04- 05 Annual Report

IC/ID Elimination Activities

CITY OF SANTA CLARA
FY 2004-05 ANNUAL REPORT
ICID ELIMINATION ACTIVITIES

1. **What type of incident causes the most problem?**

   The type of incident that causes the most compliance issues are cement related washouts from smaller concrete and masonry contractors. Cement related incidents totaled 71 out of 175 (refer to page 4 "breakdown of top five violators for level of enforcement action"). Enforcement actions and BMPs are continuously distributed to cement related contractors due to the high rate of violations. The potential reason for this problem is unlicensed contractors and the belief that these individuals do not stress to their employees storm water protection.

2. **Is a particular location or source a large part of the problem?**

   The locations where most of these types of incidents occurred were in residential neighborhoods. Residential cement related incidents total 115 out of 175 total incidents (see attached chart titled "ICID Elimination Activities Violation Percentage").

3. **Might it be getting better or worse?**

   The total number of incidents for FY 2004-05 is less than FY 2003-04 (60 as compared to 98).

4. **What might be the causes?**

   The cause is BMP information not being received from smaller cement related businesses. The cement related businesses, given their transient nature, are either not receiving the outreach or are not passing the information on to all their employees. Unlicensed contractors are further compounding the issue because the permit process is often not completed, circumventing the distribution of BMP material.

5. **What, if anything, will you do differently next year?**

   In FY 2003-04, the City featured an article in the City newspaper (mailed to all residents quarterly) concerning cement in storm drains. The article was designed to educate our residents who hire cement related contractors. In this current year, the article will be

featured on our City website. It is unlikely that the additional effort, over what is already occurring, will better educate all cement related contractors. In spite of storm drain inlets having the "NO Dumping" stencils, and through word-of-mouth not to dump into storm drains, the best solution is to continue to educate our residents.

"…the best solution is to educate our residents"

CITY OF SANTA CLARA
FY 2004-05 ANNUAL REPORT
ICID ELIMINATION ACTIVITIES

1. Number of incidents:
    - 175

    The number of violations encountered this year by category:
    - Tracking soil and sediments/erosion-13
    - Saw cutting slurry discharge-11
    - Surface cleaning discharge-1
    - Vehicle & equipment leaking-7
    - Dewatering-5
    - Landscaping material dumping-19
    - SWIDs-0
    - Vehicle washing-5
    - Vehicle repair-7
    - Cement/plaster/tile cutting discharge-60
    - Equipment cleaning-3
    - Dumpster discharge-0
    - Pool/spa discharge-3
    - Accidental spills-4
    - Dumping hazardous-2
    - Grey water discharge-3
    - Paint discharge-5
    - Food facility oil/grease discharge- 12
    - RV waste discharge-2
    - Misc. incidents-1

2. The number of violations encountered this year by locations:
    - 110 Residential; 28 Industrial; 36 Commercial; 1 Public Facilities & Utilities

3. How many incidents were reported by citizens or employees:
    - 9 by citizens; 120 by employees; 43 by illicit discharge inspectors; 3 by other agency

4. Follow up actions (how many incidents were investigated, how many enforcement actions of each level were taken):
    - 192 re-inspections
    - enforcement actions
        i. verbal notice – 43
        ii. warning notice – 77
        iii. administrative action – 22
        iv. administrative action with penalty and/or fine – 24
        v. criminal enforcement – 2
        vi. referral for enforcement – 6

    Breakdown of top five (5) violators for level of enforcement action:
    - Cement (60)
        vii. verbal notice – 18
        viii. warning notice – 30
        ix. administrative action – 4
        x. administrative action with penalty and/or fine – 5
        xi. criminal enforcement – 0
        xii. referral for enforcement – 3

    - Landscaping Material Dumping (19)
        i. verbal notice – 5
        ii. warning notice – 9
        iii. administrative action – 4
        iv. administrative action with penalty and/or fine – 1
        v. criminal enforcement – 0
        vi. referral for enforcement – 0

- Tracking Soil and Sediments/Erosion (13)
  - i. verbal notice – 3
  - ii. warning notice – 6
  - iii. administrative action – 1
  - iv. administrative action with penalty and/or fine – 4
  - v. criminal enforcement – 0
  - vi. referral for enforcement – 0

- Food Facility Oil/Grease Discharge (12)
  - i. verbal notice – 1
  - ii. warning notice – 2
  - iii. administrative action – 6
  - iv. administrative action with penalty and/or fine - 3
  - v. criminal enforcement - 0
  - vi. referral for enforcement – 0

- Saw Cutting Slurry Discharge (11)
  - i. verbal notice – 1
  - ii. warning notice – 7
  - iii. administrative action – 2
  - iv. administrative action with penalty and/or fine - 0
  - v. criminal enforcement – 1
  - vi. referral for enforcement – 0

CITY OF SANTA CLARA
FY 2004-05 ANNUAL REPORT
ICID ELIMINATION ACTIVITIES VIOLATION PERCENTAGE BY INCIDENT TYPE

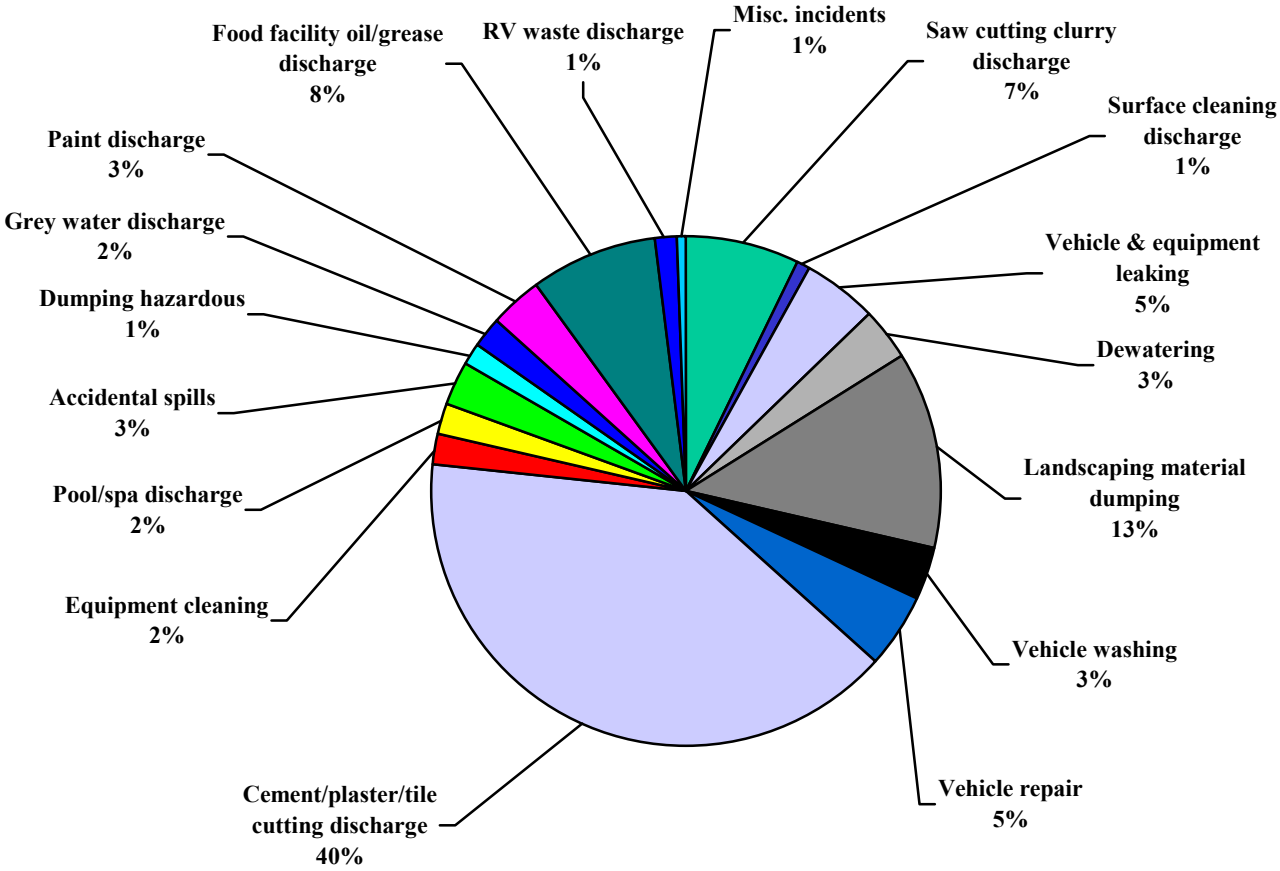

<u>Note</u>:
The majority of incidents were cement/plaster/tile cutting discharge at 40% of the 175 total incidents.

CITY OF SANTA CLARA
FY2004-05 ANNUAL REPORT
ICID ELIMINATION ACTIVITIES SOURCE OF INCIDENTS

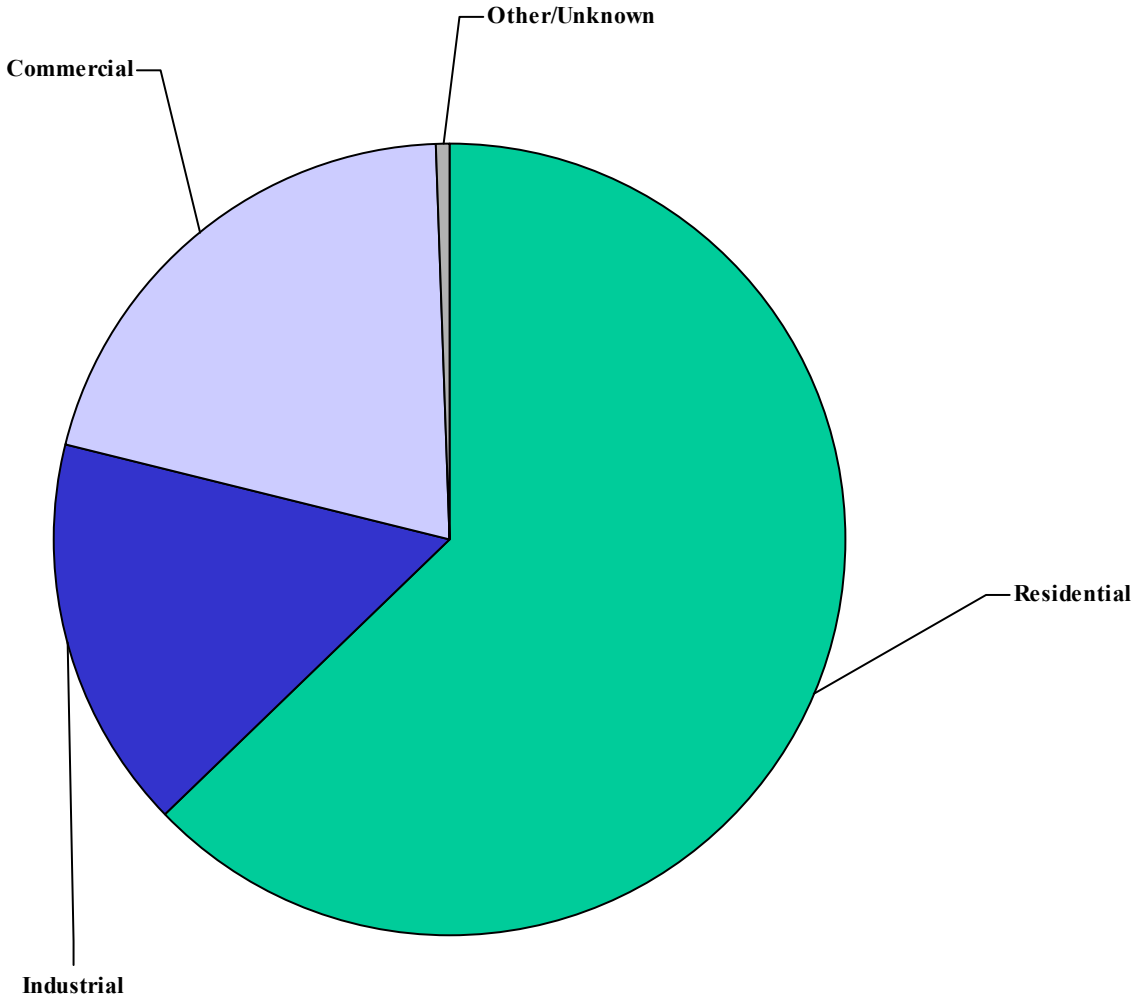

Total number of IC/ID incidents: 175

COMPARISON OF FY 2003-04 TO FY 2004-05 VIOLATIONS

Illicit Connection Illegal Dumping Incident Types	**FY 2003-04** Number of Violations	**FY 2004-05** Number of Violations	**% < >**
Tracking soil sediments and erosion	16	13	< 18.75%
Saw cut slurry discharge	1	11	> 1100%
Surface cleaning discharge	4	1	< 75%
Vehicle & equipment leaking	8	7	< 12.5%
Dewatering	2	5	> 150%
Landscaping material dumping	8	19	> 137.5%
SWIDs	1	0	< 100%
Vehicle washing	3	5	> 66.6%
Vehicle repair	6	7	> 16.6%
Cement/plaster/tile cutting discharge	98	60	< 38.77%
Equipment cleaning	3	3	0%
Dumpster discharge	2	0	< 100%
Pool/spa discharge	10	3	< 70%
Accidental spills	4	4	0%
Dumping hazardous	1	2	> 100%
Grey water discharge	1	3	> 200%
Paint discharge	5	5	0%
Food facility oil and grease discharge	4	12	> 200%
RV waste discharge	1	2	> 100%
Misc. incidents	1	1	0%

CITY OF SANTA CLARA URBAN RUNOFF POLLUTION PREVENTION PROGRAM
FY 2004-05 ANNUAL REPORT

ILLICIT CONNECTION AND ILLEGAL DUMPING ELIMINATION ACTIVITIES						
Performance Standard Identification	**Activity**	**Continuous Improvement Source Item**	**FY 2004-05 Tasks**	**Status / Comments**	**Due Date**	**Responsible Party**
IC/ID 1	Resource Commitment	2004 URMP	Identify Enforcement Responsibility	The Street Dept. has the lead role in IC/ID enforcement in the City. There are 3 personnel in the Street Dept. with Administrative Citation authority.	Ongoing	Street Dept.
IC/ID 2	Training / Education/ Outreach	2004 URMP	Schedule/establish regular in- house staff training of field personnel in various departments.	The City employed one As-Needed Inspector for FY 04-05. The main duties focus on IC/ID and IND/ICD activities. In addition, the Storm Drain Foreperson takes the lead on all IC/ID events. This individual attended training events a total of 4 times. A total of 15 City employees (in Departments other than Street) attended 4 training events. All staff are aware of BMP/Outreach materials.	Ongoing	Street Dept. Planning Dept. Building Inspection Fire
IC/ID 3	Complaint Referral/ Incident Response System	2004 URMP	Coordinate Response/Cleanup Efforts	Either the Street Dept. or Fire Dept., depending on hazard potential, responds to all IC/ID incidents. All other City depts. coordinate with Street and Fire Depts. on IC/ID events.	Ongoing	Street Dept. Fire Dept.

CITY OF SANTA CLARA URBAN RUNOFF POLLUTION PREVENTION PROGRAM
FY 2004-05 ANNUAL REPORT

ILLICIT CONNECTION AND ILLEGAL DUMPING ELIMINATION ACTIVITIES						
Performance Standard Identification	**Activity**	**Continuous Improvement Source Item**	**FY 2004-05 Tasks**	**Status / Comments**	**Due Date**	**Responsible Party**
IC/ID 3	Complaint Referral/ Incident Response System	2004 URMP	Work with program to develop mobile pollution incident sheet that receives monthly input from co-permittees and when computed at the end of the month is forwarded in its entirety to co-permittees.	Task has not been completed to date but remains a goal	12/05	Street Dept. Program
IC/ID 4	Field Investigation	2004 URMP	Storm System Investigation/Complaint Response	The Storm Drain Division of the Street Dept. routinely investigates/cleans IC/ID incidents under the direction of the Storm Drain Foreperson/Non-Point Source Fire Inspectors. High priority areas are closely monitored.	Ongoing	Street Dept.
IC/ID 5	Enforcement / Follow Up	2004 URMP	Maintain additional personnel for IC/ID activities.	For FY 04-05, the Non-Point Source Fire Inspector and the Storm Drain Foreperson have been working full to partial on IC/ID incidents. In total, 538 BMPs have been distributed on 175 incidents.	Ongoing	Street Dept. Fire Dept.

CITY OF SANTA CLARA URBAN RUNOFF POLLUTION PREVENTION PROGRAM
FY 2004-05 ANNUAL REPORT

ILLICIT CONNECTION AND ILLEGAL DUMPING ELIMINATION ACTIVITIES						
Performance Standard Identification	**Activity**	**Continuous Improvement Source Item**	**FY 2004-05 Tasks**	**Status / Comments**	**Due Date**	**Responsible Party**
IC/ID 6	Record Keeping / Recording	2004 URMP	Complete data base system for IC/ID.	An Excel spreadsheet, available to the Non-Point Source Inspector and Foreperson, is utilized to track IC/ID events. This coordinated effort insures that repeat offenders are noticed and educated/cited as appropriate. Cross-jurisdictional violators continue to be poorly coordinated.	Ongoing	Street Dept.
IC/ID 6	Record Keeping/ Recording	2004 URMP	Integrate the record keeping for I/CD and IC/ID elements into one coordinated process to increase efficiency.		Complete	Street Dept.

CITY OF SANTA CLARA URBAN RUNOFF POLLUTION PREVENTION PROGRAM
FY 2004-05 ANNUAL REPORT

ILLICIT CONNECTION AND ILLEGAL DUMPING ELIMINATION ACTIVITIES						
Performance Standard Identification	**Activity**	**Continuous Improvement Source Item**	**FY 2004-05 Tasks**	**Status / Comments**	**Due Date**	**Responsible Party**
IC/ID 7	Effectiveness Evaluation	2004 URMP	Review Effectiveness	The IC/ID element for the City is very effective. City staff are quick to notify of potential problems and response time is within minutes. Outreach/documentation of incidents are thorough, with history files extending back several years.	Ongoing	Street Dept.
IC/ID 7	Effectiveness Evaluation	2004 URMP	Continually analyze incidents by location, type, and frequency to determine trends, if any.	Outreach efforts should follow analysis	Ongoing	Street Dept.

City of Santa Clara

FY 04- 05 Annual Report

Industrial/Commercial Discharger Control Program

CITY OF SANTA CLARA
FY 2004-05 ANNUAL REPORT
INDUSTRIAL/COMMERCIAL DISCHARGE CONTROL PROGRAM

The City of Santa Clara's Industrial/Commercial Discharge element has become well-established and efficient in monitoring and enforcing the businesses of concern within the City. The City's NPS Inspector has five years experience working with the many elements of the City's storm water pollution prevention program. Continuity in this position has provided greater efficiency, better communication within other departments and the insight to identify trends over time.

During the FY 2004-05, the City's NPS Inspector conducted a total of two hundred fifty one IND/COM mandatory and non-mandatory inspections (see attached chart titled "FY 04/05 IND/COM Number of Inspections by Category") as compared to two hundred two for FY 03-04, an increase of twenty five percent. Forty-seven mandated inspections were conducted for FY 2004-05. Mandated inspection facilities are typically inspected bi-annually or sooner as determined by SIC code. Non-mandated inspections required in the FY 04-05 Work Plan vary from year to year. For example, in the FY 2003 Work Plan there were ten facility categories inspected resulting in two hundred two mandated and non-mandated inspections. In the FY 04-05 Work Plan there were nine facility categories inspected with two hundred fifty one inspections. The inspections conducted at these facilities resulted in a total number of violations detailed in the following graph. Note that the total number of inspections includes both initial inspections and re-inspections as necessary to confirm compliance.

"The City of Santa Clara's Industrial/Commercial Discharge element has become well established and efficient in monitoring and enforcing the businesses of concern within the City."

FY 04-05 IND/COM
MANDATED AND NON-MANDATED OCCURING VIOLATIONS AS COMPARED TO NO VIOLATIONS

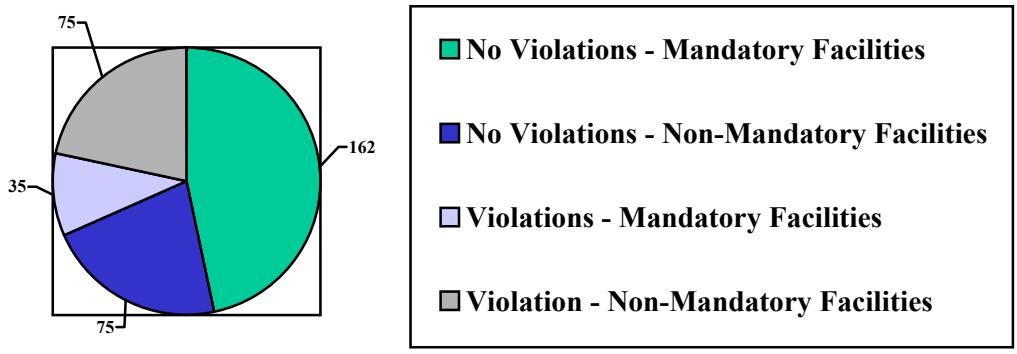

Note: A non-mandatory inspection is an inspection that occurs at a facility type designated in the current work plan. A mandatory inspection is the result of a pre-determined inspection frequency based upon SIC code.

A total of one hundred ten violations were found in FY 04-05. Thirty five of those violations were found during mandatory inspections and seventy five violations during non-mandatory inspections. This represents a fifty nine percent increase in violations from FY 2003-04 violation numbers. The greater frequency of violations as compared, to FY 2003-04 violation numbers, can be partly contributed to an increase in inspections. An example of this is food facilities, which in FY 2004-05 had 25% more inspections as compared to FY 2003-04.

All IND/COM violations in the City of Santa Clara received follow up inspections and were corrected timely as dictated by conditions. All IND/COM inspections conducted in the City are documented on a Non-Point Source IND/COM inspection sheet and kept on file.

When violations are found as a result of our numerous inspections, proper BMPs are distributed and a follow up inspection is conducted. When a violation is minor, a letter stating that corrective action has been completed from the facility contact person with supporting dated pictures is an acceptable means of compliance.

Refer to the below table for detail of the type of violations found for each respective category.

FY 2004-05
STATUS OF INSPECTIONS AND VIOLATIONS BY FACILITY CATEGORY

Mandatory Inspections

Category	Description	Status/Common Violations Found	# of Inspections	# of Violations
1	**Automotive Facilities:**	Inspected FY 02-03.	0	0
3	**Paint Facilities:**	Inspections scheduled FY 05-06.	0	0
4	**Dry Cleaners:**	Inspected FY 02-03.	0	0
5	**Cleaning Services:**	Inspect in future workplans if warranted.	0	0
6	**Pesticide Facilities:**	None within City.	0	0
7	**Machine Shops:**	Improper waste oil storage.	4	0
8	**Metal Manufacturing:**	Improper waste oil storage and improper storm drain inlet protection.	7	8
9	**Electric/ Components:**	Expired storm water permit, improper wastewater disposal, and improper waste oil storage.	14	13
10	**Construction/Building:**	No construction/building facilities were inspected this year.	0	0
11	**Local Transit:**	Wastewater improperly disposed of, and poor housekeeping.	5	4
12	**Recycling Yards:**	Poor housekeeping/ SWPPP update.	2	3
13	**Auto Dismantlers:**	Improper waste oil/battery storage, poor housekeeping, and improper parts storage.	4	2
14	**Concrete Products:**	Improper material storage.	3	1
15	**Industrial Corp. Yards:**	No industrial corp. yards were inspected this year.	0	0
16	**Landfills:**	No active landfills in the City.	0	0
17	**Other:**	Poor housekeeping.	8	4

Non Mandatory Inspections

2	**Food Facilities:**	Tallow bin dumpster area condition/ improper wash water disposal/ oven. roof vent leaking food grease onto roof	204	75
		Total	**251**	**110**

FY 2004-05 IND/COM
Number of Inspections by Facility Category

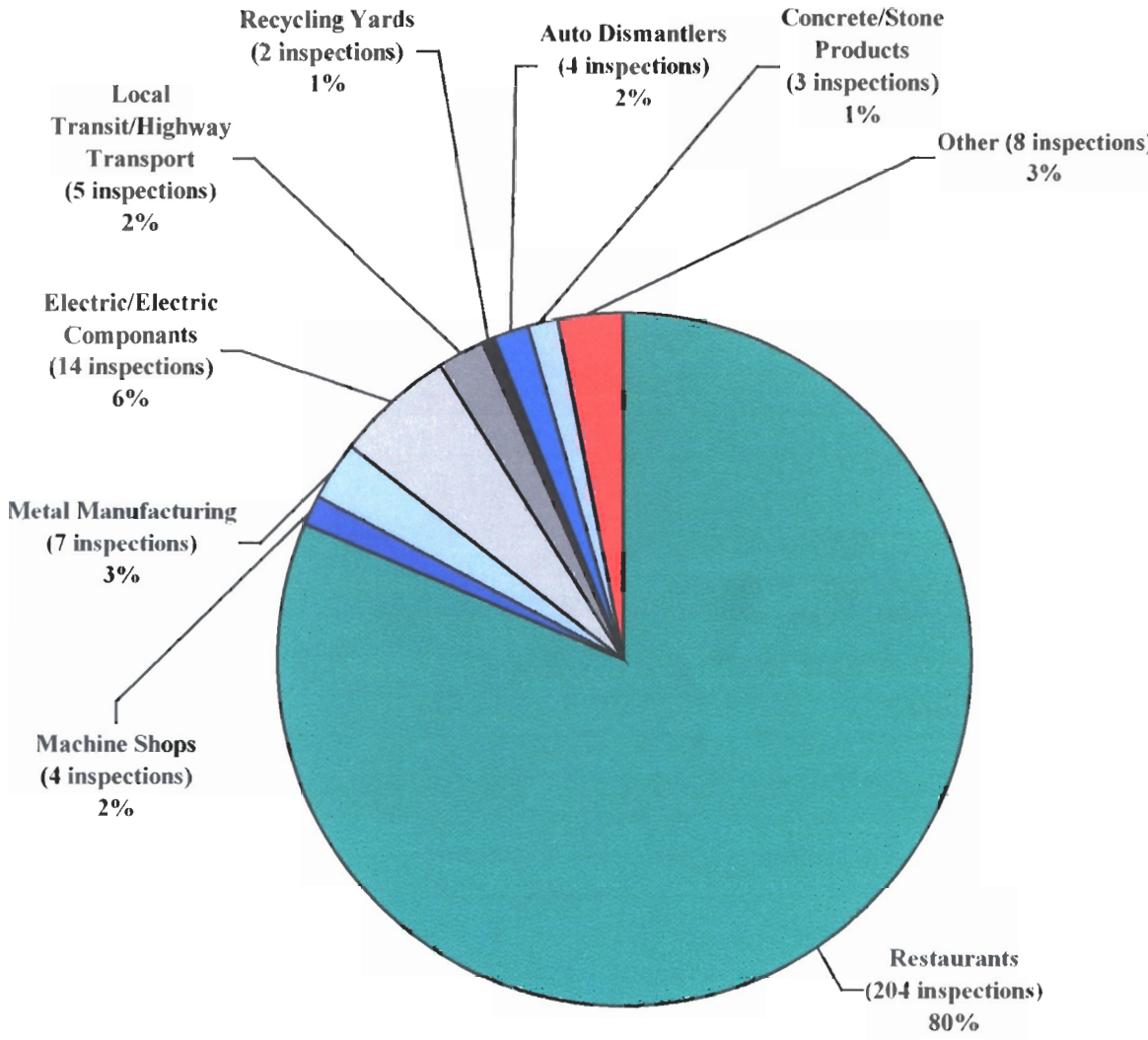

Total number of Industrial/Commercial Inspections: 251

For FY 2004-05 there were seven metal manufacturing inspections conducted resulting in eight violations. This resulted in a high rate of violations to inspections of 114%. For FY 2004-05 there were two hundred four food facilities inspections resulting in seventy-five violations. The food facility category had the greatest number of violations (75 out of a total of 247). The rate of violations to inspections for food facilities was 38%.

For FY 2004-05 and prior years, the violation to inspection ratio of the automotive facility (specifically dismantlers), and food service facility categories had the highest number of violations and repetitive violations. There are five automotive dismantlers in the City. In FY 2004-05, this facility type received a violation upon each inspection. The automotive facility category has been an ongoing enforcement problem, prompting the City to increase enforcement on repeat violators by increasing/accelerated enforcement actions. There are four hundred thirty four food service facilities in the City. Employee turn-over and the resulting loss in stormwater pollution control education has caused this facility category to have a higher than desired violation to inspection ratio. For the food service category, the City is issuing pre-citation notices or administrative citations to facilities immediately rather than issuing repetitive violation notices.

This year and prior year inspection/violation data has shown that the majority of facilities with reoccurring violations continue poor storm water practices despite prior education. For these facilities, warnings are not effective and as a result pre-citations and administrative citations have been increasingly used. Pre-citation and administrative citations demand their attention and in many cases result in monetary damages. Through the issuance of pre-citations and administrative citations, NPS inspectors have had prompt violation correction and less reoccurring violations as compared to FY 2003-04.

“Pre-citation and administrative citations demand their attention and in many cases result in monetary damages.”

The City will continue to target facilities in our yearly workplans that have the highest rate of violations fore each to inspection.

A improved inspection form covering all seventeen facility categories in greater detail has been created and is currently in use by inspectors.
The new form was a product of the Performance Review conducted in February 2005. This enhanced form is helping inspectors conduct more thorough inspections and giving facility owners a better reference tool to train employees listing each violation or potential violation in detail for each category. A copy of the form is provided to each facility being inspected.

“A new inspection form covering all seventeen facility categories in greater detail has been created and is now in use by inspectors.”

FY 2004-05 IND/COM

Percentage of Facility Categories With Violations Requiring Re-Inspections

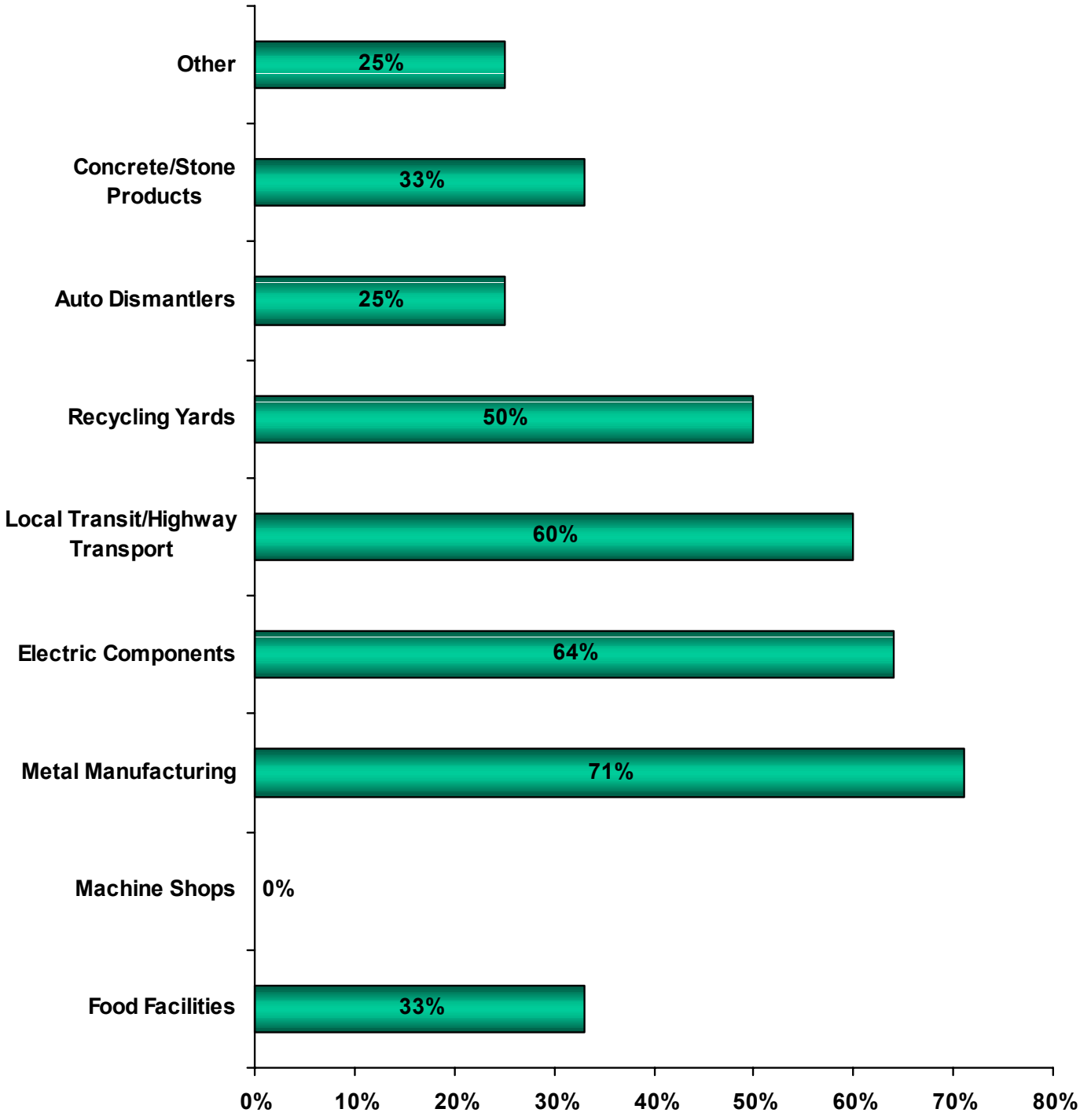

CITY OF SANTA CLARA URBAN RUNOFF POLLUTION PREVENTION PROGRAM
FY 2004-05 ANNUAL REPORT

INDUSTRIAL/COMMERCIAL DISCHARGE CONTROL PROGRAM						
Performance Standard Identification	**Activity**	**Continuous Improvement Source Item**	**FY 2004-05 Tasks**	**Status / Comments**	**Due Date**	**Responsible Party**
I/CD 1	NOI Filers	2004 URMP	Establish efficient and accurate system to update NOI / Non NOI listings.	The volatility of businesses coming and going continues. However, the Non-Point Source Fire Inspectors and Storm Drain Foreperson are diligent in monitoring the industrial and commercial areas of the City for activity.	Ongoing	Street Dept.
I/CD 2	Non-Filer Investigations	2004 URMP	Maintain current list of Non- NOI filers (amended).	With the volatility in the economy and the nature of the businesses, it has been determined that the best way to maintain an accurate Non-NOI filer list is to conduct visual inspections of industrial/commercial areas and compare previous lists with the NOI filler database on the State Board's website. This is an ongoing activity done concurrently with scheduled NOI/Non-NOI inspections.	Ongoing	Street Dept.

CITY OF SANTA CLARA URBAN RUNOFF POLLUTION PREVENTION PROGRAM
FY 2004-05 ANNUAL REPORT

INDUSTRIAL/COMMERCIAL DISCHARGE CONTROL PROGRAM						
Performance Standard Identification	**Activity**	**Continuous Improvement Source Item**	**FY 2004-05 Tasks**	**Status / Comments**	**Due Date**	**Responsible Party**
I/CD 2	Non-Filer Investigations	2004 URMP	Amend business license applications to include SIC Codes as required information.		Complete	Street Dept. Finance Dept.
I/CD 3	Commercial Facilities	2004 URMP	Frequency of Inspections	The City is up to date on all required inspections. Food inspection, vehicle service and metal plating facilities have received inspections at a frequency greater than that required.	Ongoing	Street Dept.
I/CD 4	General Administration	2004 URMP	Improve filing/tracking system.	The tracking/filing system has been improved for IND/ICD inspections. An Excel spreadsheet, accessible to the Non-Point Source Fire Inspectors and Storm Drain Foreperson, is utilized and mutually updated.	Ongoing	Street Dept.
I/CD 5	Training	2004 URMP	Train Required Staff.	Non-Point Source Fire Inspectors and Storm Drain Foreperson attended 4 training opportunities during FY 04-05 related to IND/ICD.	Ongoing	Street Dept.

CITY OF SANTA CLARA URBAN RUNOFF POLLUTION PREVENTION PROGRAM
FY 2004-05 ANNUAL REPORT

INDUSTRIAL/COMMERCIAL DISCHARGE CONTROL PROGRAM						
Performance Standard Identification	**Activity**	**Continuous Improvement Source Item**	**FY 2004-05 Tasks**	**Status / Comments**	**Due Date**	**Responsible Party**
I/CD 6	Effectiveness Evaluation	2004 URMP	Compare for significance I/CD data collected by facility/type/location/time to determine trends/outreach needed, etc.	This has been an active analysis ongoing for several years.	Ongoing	Street Dept.

City of Santa Clara

FY 04- 05 Annual Report

Public Agency Activities

City of Santa Clara

FY 04- 05 Annual Report

Corporation Yard Inspections

CITY OF SANTA CLARA
URBAN RUNOFF POLLUTION PREVENTION PROGRAM
FY 2004-05 ANNUAL REPORT

PUBLIC AGENCY ACTIVITIES

Corporation Yard Inspections

The Storm Water Pollution Prevention Plans (SWPPP) have been complete for the various Corporation Yards throughout the City (Street, Electric, Water/Sewer and Parks).

A performance review was conducted by Tetra-Tech in February 2005 at the Street, Water/Sewer and Electric yards. The inspector comments for this review element were positive with only minor corrections being noted. To confirm compliance with the SWPPP, Storm Water Inspectors inspect the various Corporation Yards twice a year.

CITY OF SANTA CLARA URBAN RUNOFF POLLUTION PREVENTION PROGRAM
FY 2004-05 ANNUAL REPORT

CORPORATION YARD AND FIRE STATION INSPECTIONS						
Performance Standard Identification	**Activity**	**Continuous Improvement Source Item**	**FY 2004-05 Tasks**	**Status / Comments**	**Due Date**	**Responsible Party**
N/A	General Activity	2004 URMP 2005 Performance Review	Review SWPPP's at City Yards (Electric, Water/Sewer, Parks and Streets) and update to conform with 2004 URMP as necessary. Review practices at fire stations to ensure BMPs/SOPs are being uniformly followed.	The Electric, Water/Sewer, Parks and Street SWPPP's have been updated to conform to 2005 URMP. Installation of storm drain check-valves in Fire station storm drains is scheduled to take place.	Complete Ongoing	Street Dept. Water/Sewer Dept. Electric Dept. Parks Dept.

City of Santa Clara

FY 04- 05 Annual Report

Rural Public Works Operation and Maintenance

CITY OF SANTA CLARA
FY 2004-05 ANNUAL REPORT
PUBLIC AGENCY ACTIVITIES

Rural Public Works Operation and Maintenance

Rural roads within the City are the responsibility of the Parks Department. One exception is the creek trails that have been/are being constructed along San Tomas-Aquino Creek. Reach 1 (Hwy 237 to Agnew) was completed in early 2004 and Reach 2 (Agnew to Scott Blvd.) will be complete in late 2005. Reach 3 (Scott Boulevard to Monroe Street) is currently in design. These improvements, as they are completed, are/will be maintained by the Street Department.

In this Annual Report, seven (7) Performance Standards (RPWM 1 – RPWM 7) were evaluated. The City, for FY 04-05, partially constructed approximately 1.5 miles of new rural roads along San Tomas Aquino Creek. For other locations, such as City parks and the golf course, no new construction activity occurred in fiscal year 2004-05.

As with other elements, staff knowledge is monitored and education on Storm Water Pollution Prevention BMP's is provided. For current and future contracted projects, BMP's are contractual required and enforced by on-site inspectors and/or Storm Water Inspectors.

CITY OF SANTA CLARA URBAN RUNOFF POLLUTION PREVENTION PROGRAM
FY 2004-05 ANNUAL REPORT

RURAL PUBLIC WORKS MAINTENANCE AND SUPPORT ACTIVITIES						
Performance Standard Identification.	**Activity**	**Continuous Improvement Source Item**	**FY 2004-05 Tasks**	**Status / Comments**	**Due Date**	**Responsible Party**
RPWM 1	Contractor Compliance	2004 URMP	Insure contractor compliance to BMPs.	When trails are constructed within the City, Storm Water Inspections attend and have input to the pre-construction meeting. Contractual requirements are enforced throughout the project.	Ongoing	Parks Dept. Street Dept.
RPW 1	Contractor BMP	2004 URMP	Require contract language specific to improvements or rural roads.	Standard City contract language prevents and prohibits stormwater pollution.	Complete	Street Dept. Parks Dept.
RPWM 2	Erosion Prevention	2004 URMP	Eliminate / reduce erosion potential.	The City is flat, paved trail widths are 8' in parks, 12' at golf course, 10' on creek trails.	Ongoing	Parks Dept. Street Dept.
RPW 2	Design of Park Trails	2004 URMP	See above		Complete	Street Dept.

CITY OF SANTA CLARA URBAN RUNOFF POLLUTION PREVENTION PROGRAM
FY 2004-05 ANNUAL REPORT

RURAL PUBLIC WORKS MAINTENANCE AND SUPPORT ACTIVITIES						
Performance Standard Identification.	**Activity**	**Continuous Improvement Source Item**	**FY 2004-05 Tasks**	**Status / Comments**	**Due Date**	**Responsible Party**
RPWM 3	Construction BMPs	2004 URMP	Eliminate / reduce pollution potential caused by contractors.	The City had significant trail construction in FY 04-05 with approx. 1.5 miles constructed along San Tomas Aquino Creek Trail from Agnew Rd to Scott Blvd.	Ongoing	Parks Dept. Street Dept.
RPWM 3	Construction Inspection	2004 URMP	Inspect park improvements that have ability to affect stormwater quality.	Park improvements are often not included in Engineering/Street Dept. projects.	Complete	Street Dept. Parks Dept.
RPWM 4	Equipment Use	2004 URMP	Proper storage of equipment and supplies.	Parks and Street Dept. staff are trained in storm water BMPs and IPM policies.	Ongoing	Parks Dept. Street Dept.

CITY OF SANTA CLARA URBAN RUNOFF POLLUTION PREVENTION PROGRAM
FY 2004-05 ANNUAL REPORT

RURAL PUBLIC WORKS MAINTENANCE AND SUPPORT ACTIVITIES						
Performance Standard Identification.	**Activity**	**Continuous Improvement Source Item**	**FY 2004-05 Tasks**	**Status / Comments**	**Due Date**	**Responsible Party**
RPW 4	Storage of Materials	2004 URMP	Inspect Park Dept. storage areas for stormwater pollution prevention	Part of the Corporation Yard inspection.	Complete	Street Dept. Parks Dept.
RPWM 5	Training	2004 URMP	Training of staff.	Staff is regularly trained on BMPs/IPM	Ongoing	Parks Dept. Street Dept.
RPWM 5	Training	2004 URMP	Inform/require Parks Dept. staff to attend available training and implement BMP's as applicable.	Coordinate with IPM element.	Complete	Street Dept. Parks Dept. Program
RPWM 6	Permits	2004 URMP	Obtain appropriate permits.	The City complies with all permit requirements.	Ongoing	Parks Dept. Street Dept.
RPWM 7	Outreach Materials	2004 URMP	Distribute Outreach materials.	Contract specifications require compliance to BMP materials. Inspectors review those materials at the pre-construction meeting and enforce throughout the project.	Ongoing	Parks Dept. Street Dept.

CITY OF SANTA CLARA URBAN RUNOFF POLLUTION PREVENTION PROGRAM
FY 2004-05 ANNUAL REPORT

RURAL PUBLIC WORKS MAINTENANCE AND SUPPORT ACTIVITIES						
Performance Standard Identification.	**Activity**	**Continuous Improvement Source Item**	**FY 2004-05 Tasks**	**Status / Comments**	**Due Date**	**Responsible Party**
RPWM 7	Outreach	2004 URMP	Refer to RPWM 1		Complete	Street Dept. Parks Dept.
RPWM 8	Evaluate Implementation	2004 URMP	Monitor Parks Dept. for RPW element requirements in daily operations.		Complete	Parks Dept. Street Dept.

General Comment: The City has a total park area of 187.5 acres, 39,375 linear feet of 8-foot wide trails, 21,600 linear feet of 12-foot wide golf trails, nearly 3 miles of paved creek trails (1.5 miles partially constructed only) and 1.25 acres of concrete lined ponds/fountains.

City of Santa Clara

FY 04- 05 Annual Report

Public Streets, Roads, and Highways Operation and Maintenance

CITY OF SANTA CLARA
FY 2004-05 ANNUAL REPORT
PUBLIC AGENCY ACTIVITIES

Public Streets, Roads & Highways Operation and Maintenance

The Street Department is responsible for the maintenance of approximately 240 miles of streets within the City of Santa Clara. It should be noted that the following streets are not within the jurisdiction of the City:

- Central Expressway (County)
- Lawrence Expressway (County)
- San Tomas Expressway (County)

In addition, some boundary streets are shared with other jurisdictions – most notably Stevens Creek Boulevard (primarily with San Jose). BMP's observed include, but are not limited to, protection of storm drain inlets, collection of sawcut slurry and routine sweeping of City streets. Contractors completing work within the City streets are contractually required to follow BMP's. Street Department staff is trained to report poor contractor activity to the Non Point Source Fire Inspectors and/or the Storm Drain Foreperson.

BMP effectiveness has been good mainly due to a constant City presence and contractual responsibilities. Staff and City contractors are well educated on BMP use. The City policy on residential street sweeping is bi-weekly guaranteed (typically done every week), industrial/commercial sweeping is done every 11-12 days. This is not a change over previous years activities.

For fiscal year 2004-05, there were 43 verbal warnings, etc. required to contractors working for the City on public streets.

Sweeping

The City of Santa Clara employs (3) full-time Street Sweeper Operators to sweep all of its streets, which consist of 367 residential route miles and 181 industrial route miles. The City utilizes three Schwarze A7000 regenerative air sweepers as its front-line sweepers. A Schwarze A4000 regenerative air sweeper and a Johnston suction sweeper serve as back-ups. The regenerative sweepers are very effective at collecting fine sediments.

"The regenerative sweepers are very effective at collecting fine sediments."

Residential streets are scheduled to be swept the day following the assigned garbage/recycling collection day. Residential streets are swept on a weekly basis about 70% of the time. The City guarantees bi-weekly residential street sweeping. Residential streets were swept on a bi-weekly basis 100% of the time in FY 2004-05. The City relies upon voluntary cooperation from residents to remove their vehicles from the street on their assigned street sweeping day. There are some areas in the City that are often parked in and cannot be swept. The Street Department posts temporary "No Parking" signs in these areas a few times a year to efficiently clean the gutterline.

The City has twenty-four (24) industrial routes that are swept on a continuous basis. Each Street Sweeper Operator is responsible for eight (8) routes. Each operator completes one industrial route, prior to sweeping the assigned residential route for the day. Industrial routes are typically swept twice per month. In total, 27,202 miles of sweeping occurred in fiscal year 2004-05 as compared to 26,383 miles in fiscal year 2003-04 and 6,888 yards of debris was collected. This included both residential and industrial sweeping. The industrial sweeping route map is attached for reference.

"In total, 27,202 miles of sweeping occurred…"

The City, beginning in fiscal year 2003-04, no longer hires contractors to perform street sweeping services during leaf season or to cover employee-scheduled absence due to budgetary constraints.

Leaf Collection

Typically, November marks the beginning of the Leaf Collection Program. For this program, the City utilizes two leaf vacuums (10 yard boxes) that are manned by a 2-man crew covering 10 routes. This program typically, depending on weather, operates for 2 months and is done in conjunction to the normal street sweeping operation. For fiscal year 2004-05, this program collected 2,183 cubic yards as compared to 1,260 cubic yards in fiscal year 2003-04. Ground crews manually rake leaves around obstacles, allowing the leaf vacuums easier access to the leaves. Litter is generally removed prior to vacuuming. Leaves collected are treated as green waste at the landfill.

Residents also deposit leaves in their green waste container. It is not possible to distinguish between the types of green waste collected (branches, lawn clippings and leaves). For reference, 11,365 tons of green waste was picked up in fiscal year 2004-05.

CITY OF SANTA CLARA URBAN RUNOFF POLLUTION PREVENTION PROGRAM
FY 2004-05 ANNUAL REPORT

PUBLIC STREETS, ROADS, AND HIGHWAY OPERATION AND MAINTENANCE						
Performance Standard Identification.	**Activity**	**Continuous Improvement Source Item**	**FY 2004-05 Tasks**	**Status / Comments**	**Due Date**	**Responsible Party**
PSRH 1	Implementation of BMPs / SOPS	2004 URMP	Set standard for street Maintenance BMP implementation.	The Street Maintenance Division of the Street Dept. conducts all maintenance activities for the City's 240-mile road network. They follow all BMPs.	Ongoing	Street Dept.
PSRH 1	Implementation of BMPs / SOPS	2004 URMP	Consider alternate methods of maintenance/construction	Not all methods of construction have the same potential to cause stormwater pollution. Methods that reduce pollution potential should be considered.	Ongoing	Street Dept.
PSRH 2	Agency Contractor Compliance	2004 URMP	Insure that City contractors follow BMPs.	City contract language requires Contractor compliance on BMPs. Most street improvement projects are coordinated through the Street Dept. – the responsible department for storm water pollution prevention.	Ongoing	Street Dept.

CITY OF SANTA CLARA URBAN RUNOFF POLLUTION PREVENTION PROGRAM
FY 2004-05 ANNUAL REPORT

PUBLIC STREETS, ROADS, AND HIGHWAY OPERATION AND MAINTENANCE						
Performance Standard Identification.	**Activity**	**Continuous Improvement Source Item**	**FY 2004-05 Tasks**	**Status / Comments**	**Due Date**	**Responsible Party**
PSRH 2	Agency Contractor Compliance	2004 URMP	Same as above. Include Engineering Department in process.	Public Works contracts and Service Agreements may require revision to reflect a desired method of construction that has a lower potential to pollute stormwater.	Ongoing	Street Dept. Eng. Dept.
PSRH 3	Staff Training	2004 URMP	Provide in-house training to street maintenance personnel.	Use of BMPs have become well established and proven. Their use is routine and ongoing.	Ongoing	Street Dept.
PSRH 4	Third Party Contractor Compliance	2004 URMP	Improve education / compliance of BMP implementation by contractors.	City standard contract language requires contractors to reduce/eliminate storm water pollution to the maximum extent practicable.	Ongoing	Street Dept. Water/Sewer Field Services Electrical Dept.

CITY OF SANTA CLARA URBAN RUNOFF POLLUTION PREVENTION PROGRAM
FY 2004-05 ANNUAL REPORT

PUBLIC STREETS, ROADS, AND HIGHWAY OPERATION AND MAINTENANCE						
Performance Standard Identification.	**Activity**	**Continuous Improvement Source Item**	**FY 2004-05 Tasks**	**Status / Comments**	**Due Date**	**Responsible Party**
PSRH 6	Street Sweeping	2004 URMP	Sweep Residential Streets on a bi-weekly basis and commercial streets twice Per Month	The City continues to have an aggressive Street Sweeping Division in the Street Department. In total they swept 27,202 miles in FY 04-05. This is an increase of 819 miles as compared to last fiscal year.	Ongoing	Street Dept.
	Repair & Maintenance	2004 URMP	Maintain a Minimum of a 80 Pavement Condition Index	The City has one of the best-maintained streets in the Bay Area. Our current PCI is 83 out of a possible 100 – indicating that our streets are well maintained, free of raveling.	Ongoing	Street Dept.
PSRH 7	Review and Evaluate Effectiveness	2004 URMP	Maintain Incident Log of NPS items on City projects.	Integrated with Construction Inspections/ICID Elements	Complete Ongoing	Street Dept.

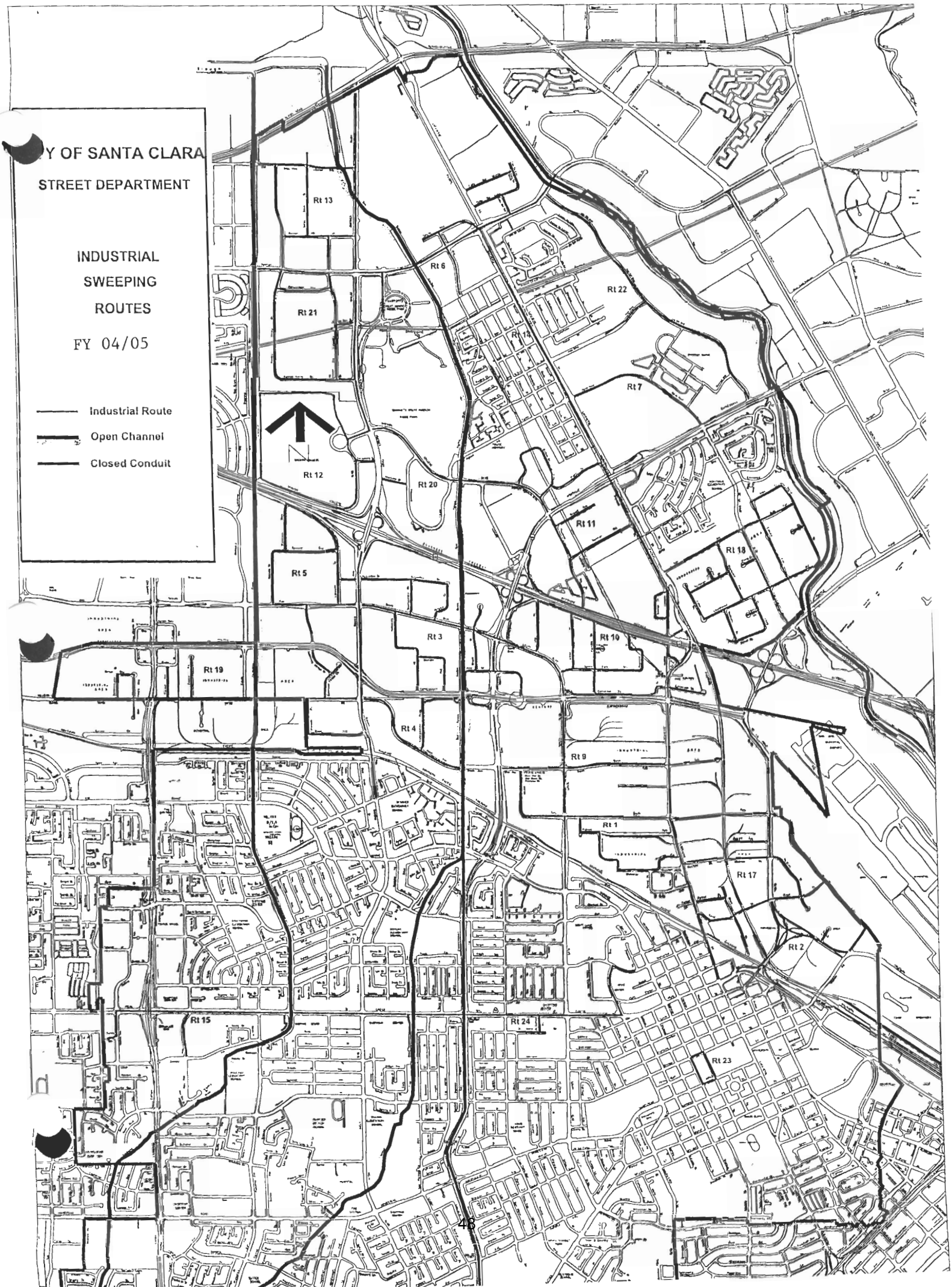
Y OF SANTA CLARA
STREET DEPARTMENT
INDUSTRIAL
SWEEPING
ROUTES
FY 04/05
Industrial Route
Open Channel
Closed Conduit
Rt 13
Rt 6
Rt 22
Rt 21
Rt 14
Rt 7
Rt 12
Rt 20
Rt 11
Rt 18
Rt 5
Rt 3
Rt 10
Rt 19
Rt 4
Rt 9
Rt 1
Rt 17
Rt 2
Rt 15
Rt 24
Rt 23

City of Santa Clara

FY 04- 05 Annual Report

Storm Drain Operation and Maintenance

CITY OF SANTA CLARA
FY 2004-05 ANNUAL REPORT
PUBLIC AGENCY ACTIVITIES

Storm Drain System Operation and Maintenance:

1. Which BMP's were evaluated formally or informally this year?

    - BMP's for Storm Drain System Operation and Maintenance have become well established and are routinely used by the Storm Drain Division. Most efforts of the Storm Drain Division are focused on line/inlet cleaning and support of any clean-up efforts required of IC/ID and construction events. Placing of "No Dumping – Flows To Bay" placards are part of the Storm Drain Division responsibilities. For greater effectiveness, placards are enameled metal or thermoplastic. This Division also is first response support for hazardous materials spills. For these efforts, BMP's to isolate the event are for each situation. All Storm Drain Divison personnel are trained in confined space to implement BMP's as required.

2. Does your process for tracking hot spots appear to be working?

    - Storm Drain personnel carry plat books that map out the entire City of Santa Clara's storm drainage system. Hot spots are indicated on these maps, periodically monitored and coordinated with the Fire Department (Hazardous Materials Unit) as events occur.

3. What were your major hot spots during the fiscal year, and how has that changed from previous years?

    - The City's major hot spots were locations that received significant localized flooding during major storm events. Maintenance crews are well trained to respond and maintain those locations. Due to a relatively dry winter season, there were few areas of localized flooding for FY 2004-05.

4. What evidence do you have that contractors are/aren't fully implementing BMP's?

    - Storm drain inlets and catch basins are cleaned twice yearly. Debris collected from those structures indicates the type of activity causing the build-up. As indicated in the IC/ID element, cement contractors continue to be the major contractor causing violation. Overall, contractor violation events are recognized and cleaned up before entering the Storm Drain System. In instances where this is not the case, all efforts are made to track the debris back to the violator for enforcement action.

5. Which agencies and/or staff are receiving training and which are not?

    - The City's Street Maintenance and Storm Drain Maintenance Divisions are trained on maintenance of the storm drain system and any illegal dumping into the storm drain. Please refer to the staff training summary table at the back of this report. City Utility Departments (Water, Sewer & Electric) have also been trained that only rainwater is to go down the drain. When substances other than rainwater is observed, these departments are outstanding in reporting the event to the Storm Water Division.

6. What feedback has staff given about the effectiveness of BMP's?

    - The implementation of BMP's has become standard operating procedure. Current efforts have been to increase effectiveness/ease of use for the BMP's. An example would be using sandbags made of UV resistant long life bags.

CITY OF SANTA CLARA URBAN RUNOFF POLLUTION PREVENTION PROGRAM
FY 2004-05 ANNUAL REPORT

STORM DRAIN SYSTEM OPERATION AND MAINTENANCE						
Performance Standard Identification	**Activity**	**Continuous Improvement Source Item**	**FY 2004-05 Tasks**	**Status / Comments**	**Due Date**	**Responsible Party**
SDOM 1	Implementation of BMPs / SOPS	2004 URMP	Set standard for storm drain BMP implementation.	All City Departments utilized BMPs for work they are conducting to reduce / eliminate storm water pollution. Inlets are protected, pollutants are picked up at the source and measures are followed to reduce/eliminate activities that may cause storm water pollution.	Ongoing	Street Dept.
SDOM 2	Tracking Hot Spots	2004 URMP	Coordinate with Fire Dept. a map indicating mandated industrial/commercial inspection sites to assist in evaluating pollution prevention in the event of a fire.	Fire Dept. maintains hazardous materials inventories and maps for all reportable quantities of all hazardous material wastes required by Federal and State law. Fire Dept. has the inventory on a secured database and a hard copy in the Fire Marshals offices.	Ongoing	Street Dept. Fire Dept.

CITY OF SANTA CLARA URBAN RUNOFF POLLUTION PREVENTION PROGRAM
FY 2004-05 ANNUAL REPORT

STORM DRAIN SYSTEM OPERATION AND MAINTENANCE						
Performance Standard Identification	**Activity**	**Continuous Improvement Source Item**	**FY 2004-05 Tasks**	**Status / Comments**	**Due Date**	**Responsible Party**
SDOM 3	Contractor Compliance	2004 URMP	Coordinate with Engineering and Building Inspection Departments to develop a system to notify Storm Drain Division of upcoming construction projects.	A notice has been implemented with Planning and Engineering to notify inspectors of upcoming construction projects. Inspectors review BMPs with contractors at pre-con meetings and enforce throughout the project.	Ongoing	Street Dept. Eng. Dept. Build. Dept.
SDOM 4	Staff Training	Chapter 12 City of Santa Clara URMP (Revised 8/11/2000)	Provide in-house training to division other than Storm Drain. Including Water / Sewer Departments, Parks Department, Solid Waste Division, Street Division and Building Inspection.	Use of BMPs have become well established and proven. Their use is routine and ongoing.	Ongoing	Street Dept.
SDOM 6	Notification between Maintenance Personnel and ICID Inspectors	2004 URMP	Formalize notification procedures as identified in SDOM 2 and SDOM 3	Maintenance personnel have received training to notify ICID inspectors governing unlawful discharges.	Ongoing	Street Dept.

CITY OF SANTA CLARA URBAN RUNOFF POLLUTION PREVENTION PROGRAM
FY 2004-05 ANNUAL REPORT

STORM DRAIN SYSTEM OPERATION AND MAINTENANCE						
Performance Standard Identification	**Activity**	**Continuous Improvement Source Item**	**FY 2004-05 Tasks**	**Status / Comments**	**Due Date**	**Responsible Party**
SDOM 7	Inlet / Catch Basin Maintenance	2004 URMP	Clean catch basins twice per year.	Routine 6,319 catch basins were cleaned in FY 04-05	Ongoing	Street Dept.
SDOM 7			Compare/contrast with monthly Street Dept. report.		Complete	
	Line / Manhole Maintenance	2004 URMP	Clean known problem areas once per year.	Routine	Ongoing	Street Dept.
			Compare/contrast with monthly Street Dept. report.		Complete	
SDOM 7	Pump Station Maintenance	2004 URMP	Clean pump station sumps once per year.	Performed complete cleaning/removal of silt and debris from pump sumps. Removed approx. 6 cubic yards of material for each of the 21 pump station locations.	Complete	Street Dept.
			Compare/contrast with monthly Street Dept. report.		Complete	

CITY OF SANTA CLARA URBAN RUNOFF POLLUTION PREVENTION PROGRAM
FY 2004-05 ANNUAL REPORT

STORM DRAIN SYSTEM OPERATION AND MAINTENANCE						
Performance Standard Identification	**Activity**	**Continuous Improvement Source Item**	**FY 2004-05 Tasks**	**Status / Comments**	**Due Date**	**Responsible Party**
SDOM 7	Creek Maintenance	2004 URMP	Walk creeks twice per year.	Ongoing	Complete	Street Dept.
			Compare/contrast with monthly Street Dept. report.		Complete	
SDOM 7	New Device Testing	2004 URMP	Montior project (Pump Station / Outfall) where an interceptor device would be practicable.	A Vactor Clean Out Station has been constructed at Highway 237 and Lafayette Street. The site has storm and sanitary clean out facilities. Each facility utilizes a sand/gravel media prior to a sedimentation tank for dewatering the debris bunker. This facility has been working very well.	Complete	Street Dept.

City of Santa Clara

FY 04- 05 Annual Report

Water Utility Operation and Maintenance

CITY OF SANTA CLARA
FY 2004-05 ANNUAL REPORT
PUBLIC AGENCY ACTIVITIES

Water Utility Operation and Maintenance

The Water/Sewer Department is responsible for maintenance of City's water distribution system. Key O&M activities, potentially affecting storm water quality, include line flushing, hydrant exercising and water meter testing. These scheduled activities have all discharges tested and treated (if needed) prior to release. Contractors working for the Water Department are contractually required to follow BMP's. Water Department staff report poor contractor activity to the Non Point Source Inspectors and/or the Storm Drain Foreperson.

The effectiveness of the Water Department in minimizing storm water pollution is good. Required staff have been trained in testing/treating of planned discharges. Only emergency/unscheduled discharges go without treatment. For these events, the storm drains are protected as quickly as possible and the discharge stopped.

CITY OF SANTA CLARA URBAN RUNOFF POLLUTION PREVENTION PROGRAM
FY 2004-05 ANNUAL REPORT

WATER UTILITY OPERATION AND MAINTENANCE PROGRAM						
Performance Standard Identification	**Activity**	**Continuous Improvement Source Item**	**FY 2004-05 Tasks**	**Status / Comments**	**Due Date**	**Responsible Party**
Water O & M Component 1	Inventory of Discharges	2004 URMP	Every (3) years, conduct an inventory of all key O & M activities and identify routine and unplanned non-storm water discharges from these activities.	The Water Department had 3648 routine discharges and 88 unplanned discharges during FY 04-05. Not all discharges can be controlled.	Ongoing	Water Dept.
Water O & M Component 2	Pollution Control (Line/Storage Mtce. Discharge)	2004 URMP	Control/treat planned discharges to reduce storm water pollution to maximum extent practicable.	Routine	Ongoing	Water Dept.
Water O & M Component 2	Pollution Control (Emergency Line Discharge)	2004 URMP	Control/treat unplanned discharges for chlorine products/sediment control.	Difficult to control in total. Promptness of Water Utility limits discharges to small volume.	Ongoing	Water Dept.
Water O & M Component 3	Staff/Contractor training and coordination	2004 URMP	Conduct annual training, coordinate WUPPP elements with Water Utility Project Manager	31 Water personnel have received training on dechlorination treatment units and on WUDPPP laws governing discharges. The training program is organized to allow classes as crew and personnel changes dictate. Training may occur several times in a year.	Ongoing	Water Dept.

CITY OF SANTA CLARA URBAN RUNOFF POLLUTION PREVENTION PROGRAM
FY 2004-05 ANNUAL REPORT

WATER UTILITY OPERATION AND MAINTENANCE PROGRAM						
Performance Standard Identification	**Activity**	**Continuous Improvement Source Item**	**FY 2004-05 Tasks**	**Status / Comments**	**Due Date**	**Responsible Party**
Water O & M Component 4	Review and Evaluate WUPPP	2004 URMP	Evaluate the effectiveness of the WUPPP annually.	The Water Dept. is very effective in managing/treating discharges. Water conservation efforts are high.	Ongoing	Water Dept.
Water O & M Component 5	Self Evaluation Matrix Tasks	2004 URMP	Overall self-evaluation of WUPPP.	The Water Dept. has been an innovator in the design of treatment apparatus, conservation and recycled water use.	Ongoing	Water Dept.

City of Santa Clara

FY 04- 05 Annual Report

New Development Planning Procedures

City of Santa Clara
FY 2004-2005 Annual Report
NEW DEVELOPMENT PLANNING PROCEDURES

1. Self-Evaluation Matrix (based on C.3. FY 04-05 Work Plan) -- enclosed

2. NDC Summary Table – Significant Development (Group 1) Projects Approved During July 1, 2004 through June 30, 2005 -- enclosed

3. Response to Regional Board Comments on the New Development Section of the FY 03-04 Annual Report (submitted in Attachment A to the SCVURPPP Response to RWQCB FY 03-04 Annual Report Comments, letter to RWQCB dated 6/3/05).

> Regional Board Comment:
> "Santa Clara's Table of Group 1 Projects lists the Sobrato Development on 445 El Camino Real as a transit-oriented infill site creating 250,000 ft^2 of new impervious surface. Even though it meets the definition of a Group 1 project, it is not listed as such. **Within 8 weeks of the date of this correspondence, please submit to the Executive Officer clarification on whether this facility is being regulated as a Group 1 project. If it is not, please explain the reasons it has been exempted.**"
>
> Response:
> This project was erroneously listed as exempt but has been reviewed and approved as a Group 1 project. The project includes construction and post-construction BMPs in accordance with the Program requirements. The project represents an approximately 10% net reduction in impervious surface on this transit-oriented development site and more than 50% reduction in the overall site (combined with the adjoining Santa Clara University baseball stadium as replacement of the original site development). BMP measures include paved area runoff to landscaped swales.

4. Evaluation of This Element

The focus of effort in this element of the City's urban runoff program during FY 04-05 was continued implementation of the C.3. provisions for the first Group 1 projects. There were five Group 1 projects approved this year (two of the projects reduced impervious surface such that they were below the Group 1 threshold).. Description of the site design, source control and treatment control requirements for these projects are provided in the enclosed NDC Summary Table. Review of these projects provided an opportunity to test and fine tune the changes to the development review process for C.3. The City also required site design measures (e.g., parking lot, driveway, and roof drainage routed to landscaping) at other sites that were below the Group 1 size threshold.

The City of Santa Clara is well prepared to implement C.3. site design, source control, and treatment requirements for Group 1 projects. Staff have implemented changes to the development application review process, and have incorporated these changes into the Standard Operating Procedures of the Planning Procedures Performance Standard in the City's URMP. A number of tools and forms have been developed to assist City staff with C.3. implementation.

On April 27, 2005, the City participated in an MS4 Program Evaluation conducted by Tetra Tech and Water Board staff that focused on implementation of the C.3. provisions and other program elements. Tetra Tech staff comments were generally positive, and the City was commended for the materials developed to assist planning staff and the development community in complying with C.3. The City is awaiting receipt of the final Program Evaluation Report and plans to address any recommendations in the report during FY 05-06.

More detailed information about the City's accomplishments on C.3.-related tasks during FY 04-05 are provided in the Self-Evaluation Matrix.

CITY OF SANTA CLARA URBAN RUNOFF POLLUTION PREVENTION PROGRAM
FY 2004-05 ANNUAL REPORT

NEW DEVELOPMENT PLANNING PROCEDURES						
P.S. I.D.	**Activity**	**C.3. Work Plan Task**	**FY 2004-05 Tasks**	**Status / Comments**	**Due Date**	**Responsible Party**
	Alternative Minimum Project Size	c.8	Assist Program to conduct analysis of alternative minimum project size and prepare proposal for submittal to Regional Board.	**Completed** – City staff collected project size and impervious surface data for project applications submitted during FY 02-03. City staff worked with Program Management Committee and Budget Ad Hoc Task Group to review and approve the Program's Alternative Group 2 Project Definition Proposal (letter to RWQCB dated 3/18/05).	Comp. 3/05	Planning and Street Depts.
PPPS 5.	Group 2 Projects	c.9.	Require stormwater treatment BMPs at Group 2 Projects in addition to Group 1 Projects.	**Update –** In July 2005, the Water Board adopted Order R2-2005-0035 that amended Provision C.3.c. to require implementation of Group 2A projects by October 20, 2005 and Group 2B projects by August 15, 2006. City staff began applying interim requirements for Group 2 projects in April, 2005 and will begin applying full requirements on Oct. 20.	Group 2A: 10/05; Group 2B: 8/06	Planning Dept.
PPPS 8.a.	BMP O&M Database	e.1	Develop procedure for logging information about treatment BMPs installed at approved Group 1 projects and maintain a list or database of properties, treatment BMPs, and responsible operators.	**Completed** – City staff have integrated information about BMPs into their current data management approach for tracking development applications (i.e., the City's electronic permit system called Tidemark). Group 1 and Group 2 projects are tracked, as well as projects where incorporation of BMPs is voluntary. The City is developing a	6/04	Planning and Street Depts.

CITY OF SANTA CLARA URBAN RUNOFF POLLUTION PREVENTION PROGRAM
FY 2004-05 ANNUAL REPORT

NEW DEVELOPMENT PLANNING PROCEDURES						
P.S. I.D.	**Activity**	**C.3. Work Plan Task**	**FY 2004-05 Tasks**	**Status / Comments**	**Due Date**	**Responsible Party**
				process by which the BMP information is extracted and provided to the Street Dept. for the inspection program.		
PPPS 8.c.	BMP O&M Agreement Mechanism	e.3	Adapt model O&M agreement language to meet agency-specific needs and requirements and incorporate into the project review and approval process.	**In Progress** – City staff has developed draft maintenance and easement agreements, using SCVURPPP model agreement language. Currently, City staff are waiting for final legal review but are using the model forms with current applicants on an interim basis .	6/05	Planning and Street Dept.
PPPS 8.b.	BMP Inspection Program	e.5	Develop local programs for inspection of a subset of prioritized treatment BMPs to verify that proper O&M is being performed by the responsible party (Program to assist in defining which BMPs are priority for inspection.)	**In Progress** – City staff have reviewed the guidance developed by SCVURPPP for setting up BMP inspection programs and prioritizing BMPs for inspection and are in process of setting up their own inspection program. The coordination procedure among Building, Planning and Street Depts. is currently being worked out.	6/05	Planning and Street Dept.

CITY OF SANTA CLARA URBAN RUNOFF POLLUTION PREVENTION PROGRAM
FY 2004-05 ANNUAL REPORT

NEW DEVELOPMENT PLANNING PROCEDURES						
P.S. I.D.	**Activity**	**C.3. Work Plan Task**	**FY 2004-05 Tasks**	**Status / Comments**	**Due Date**	**Responsible Party**
PPPS 8.	BMP O&M Reporting	e.6.	Report on the City's treatment BMPs O&M verification program in each annual report, including organizational structure, evaluation of effectiveness, and planned improvement to the program. Include a list or summary of treatment BMPs inspected during the year, inspection results, and any required follow-up and correction.	**In Progress --** Since C.3. implementation began, no Group 1 projects have completed construction, so there are no BMPs that need inspection. The Building Dept. conducts inspections at completion of construction and provides data on installed BMPs to Street Dept. for inspection. No BMPs needed inspection during FY 04-05. It is too early to summarize inspection results, evaluate effectiveness, or plan improvements.	Annually	Street Dept.
PPPS 5.d.	HMP	f.2.	Review Program guidance to the Co-permittees on implementation of the HMP as part of requirements for Group 1 projects that may cause increased erosion or other related impacts.	**Update –** The final HMP Report was completed in April 2005 and contains an implementation chapter. Additional Program guidance is being developed. Task will be completed in FY 05-06 (see Task f.3.).	FY 05-06	Planning and Street Dept.
PPPS 5.d.	HMP	f.3.	Upon adoption by the Regional Board, begin implementation of HMP requirements for Group 1 projects that may cause increased erosion or other related impacts. Before adoption, encourage early implementation of likely elements of the HMP where possible.	**Update –** Task will be completed in FY 05-06. Key provisions of the SCVURPPP HMP Report were adopted on July 20, 2005 (Order R2-2005-0035). The Order requires implementation of HMP requirements by October 20, 2005. City is encouraging site design and treatment measures that provide flow control.	FY 05-06	Planning and Street Dept.

CITY OF SANTA CLARA URBAN RUNOFF POLLUTION PREVENTION PROGRAM
FY 2004-05 ANNUAL REPORT

NEW DEVELOPMENT PLANNING PROCEDURES						
P.S. I.D.	**Activity**	**C.3. Work Plan Task**	**FY 2004-05 Tasks**	**Status / Comments**	**Due Date**	**Responsible Party**
PPPS 5	Local Waiver Program	g.2	Develop local waiver program, perform legal review, and incorporate waiver provisions in project review process.	**In Progress** – The City is continuing to evaluate the feasibility of a local waiver program and will implement if justified.	6/06	Planning and Street Dept.
PPPS 5	Local Waiver Program	g.3.	Begin tracking information for reporting on waivers granted, including project name, location, type, percent impervious surface, reasons for and terms of waiver, and the alternative benefit project and completion date.	**Update –** Will track information if City decides to implement a local waiver program (see Task g.2.).	6/06	Planning and Street Dept.
PPPS 4	Alternative Certification	h.1	Develop an internal procedure to allow alternative certification (optional).	**In Progress** – The City is continuing to evaluate whether alternative certifica-tion by outside parties will be necessary. The City worked with its consultant to simplify the BMP review process so that it can be accomplished in-house.	6/06	Planning
PPPS 4, 5.a.	Site Design Standards Analysis	j.4.	Incorporate any revised standards and guidance into local project approval process and "fully implement" the revised standards and guidance.	**In Progress** – The City is in the process of making revisions to standards and implementing them on Group 1 projects. Measures applied to five projects in FY04-05 will be evaluated for effectiveness when complete and in use.	9/04	Planning

CITY OF SANTA CLARA URBAN RUNOFF POLLUTION PREVENTION PROGRAM
FY 2004-05 ANNUAL REPORT

NEW DEVELOPMENT PLANNING PROCEDURES						
P.S. I.D.	**Activity**	**C.3. Work Plan Task**	**FY 2004-05 Tasks**	**Status / Comments**	**Due Date**	**Responsible Party**
PPPS 4, 5.a.	Site Design Standards	j.5.	Educate staff regarding the availability of references such as SCVURPPP's "Manual of Better Site Design Examples" to help project proponents understand and see examples of better site design techniques from a water quality perspective.	**In Progress –** Planners had two internal meetings to review plans together and discuss the application of C.3. requirements.	6/05	Planning
PPPS 4, 5.a.	Site Design Standards	j.6.	Create a summary detailing any revisions made to site design standards and guidance that has been incorporated into the local approval process.	**In Progress –** The City has made sufficient changes to begin implementation of C.3. City staff will review additional revisions that may be necessary during FY 05-06.	6/05	Planning
PPPS 4, 5..b.	Source Control Measures	k.2.	Implement activities to meet the recently revised Planning Procedures Performance Standard in the City's URMP.	**Completed/Ongoing –** The list of source controls is checked at Project Clearance Committee review and then checked again during Planning Department review of engineering drawings. (Most projects have been residential and source control measures have not been required).	ongoing	Planning

CITY OF SANTA CLARA URBAN RUNOFF POLLUTION PREVENTION PROGRAM
FY 2004-05 ANNUAL REPORT

NEW DEVELOPMENT PLANNING PROCEDURES						
P.S. I.D.	**Activity**	**C.3. Work Plan Task**	**FY 2004-05 Tasks**	**Status / Comments**	**Due Date**	**Responsible Party**
PPPS 4, 5..b.	Source Control Measures	k.3	Begin implementation of source control measures requirements by including appropriate conditions of approval in Group 1 projects. Report status and provide examples of application of conditions in annual reports.	**In Progress** – The City began implementation of C.3. requirements on 10/15/03. Source control measures required for projects approved in FY 04-05 are listed in the attached project tracking table. Measures applied to these 5 projects will be evaluated for effectiveness when complete and in use.	10/03; Annually	Planning
PPPS 4, 5..b.	Source Control Measures	k.4.	Begin implementation of source control measures requirements by including appropriate conditions of approval in Group 2 projects. Report status and provide examples of application of conditions in annual reports	**Update –** This task will be done in FY 05-06. Per Order R2-2005-0035, implementation of Group 2A projects will begin by October 20, 2005 and Group 2B projects by August 15, 2006. City staff have already been requiring source controls in projects other than Group 1 projects as needed.	10/05	
PPPS 1, 3	General Plan Review	l.1	Review current General Plan policies related to water quality and watershed protection and incorporate additional policies as needed to implement C.3.	**Completed** – The City reviewed its General Plan policies and concluded that the General Plan policies cover the basic goals of Provision C.3. and the Plan does not need modification to effectively implement C.3. City staff are considering adding some more specific language to several elements of the Plan at the next scheduled revision (due July 2007). Work on the General Plan update will begin in FY 05-06.	[Next scheduled revision after 10/04]	Planning

CITY OF SANTA CLARA URBAN RUNOFF POLLUTION PREVENTION PROGRAM
FY 2004-05 ANNUAL REPORT

NEW DEVELOPMENT PLANNING PROCEDURES						
P.S. I.D.	**Activity**	**C.3. Work Plan Task**	**FY 2004-05 Tasks**	**Status / Comments**	**Due Date**	**Responsible Party**
PPPS 3	CEQA Review	m.2	Create a summary of any revisions to the Environmental Review Process adopted to address water quality impacts of projects.	**Completed** – Have given direction to environmental review consultants to interpret standard CEQA checklist to address water quality impacts for compliance with NPDES requirements.	9/04	Planning
PPPS Attach-ment 6	Reporting	n.1	Provide information described in Table 1 of Provision C.3. in annual reports (Program to provide guidance).	**Completed/Ongoing** – See attached City of Santa Clara NDC Summary Table – Significant Development Projects Approved During July 1, 2004 through June 30, 2005.	9/15/04 AR and ongoing	Planning and Street Depts.
PPPS Attach-ment 6	Reporting	n.3	Collect and report the following for all approved Group 1 new and redevelopment projects: --project name, location, type (per C.3.c.), size (ac. or sq.ft.), and impervious surface area. For redevelopment projects, include area of land disturbance.	**Completed/Ongoing** – See attached City of Santa Clara NDC Summary Table – Significant Development Projects Approved During July 1, 2004 through June 30, 2005.	9/15/02 AR and ongoing	Planning and Street Depts.
PPPS Attach-ment 6	Reporting	n.4.	Collect and report the following for all projects that must implement treatment measures: BMPs, site design, and source control measures used, sizing criteria, O&M responsibility mechanism and responsible party.	**Completed/Ongoing** – See attached City of Santa Clara NDC Summary Table – Significant Development Projects Approved During July 1, 2004 through June 30, 2005.	9/15/04 AR and ongoing	Planning and Street Depts.

CITY OF SANTA CLARA URBAN RUNOFF POLLUTION PREVENTION PROGRAM
FY 2004-05 ANNUAL REPORT

NEW DEVELOPMENT PLANNING PROCEDURES						
P.S. I.D.	**Activity**	**C.3. Work Plan Task**	**FY 2004-05 Tasks**	**Status / Comments**	**Due Date**	**Responsible Party**
PPPS Attach-ment 6	Pesticide Reduction Measures Reporting	n.5	Collect information and report a summary of types of pesticide reduction measures required for development projects and the percentage of projects for which pesticide reduction measures were required.	**Completed/Ongoing** – The City's arborist currently reviews landscape plans for pesticide reduction measures and selection of appropriate plants. The Landscape Maintenance BMP Fact Sheet is distributed to applicants as appropriate. See attached City of Santa Clara NDC Summary Table – Significant Development Projects Approved During July 1, 2004 through June 30, 2005.	9/15/04 AR and ongoing	Planning and Street Depts.

City of Santa Clara - NDC Summary Tables / Additional Information

Significant Development Projects[1] Approved During July 1, 2004 Through June 30, 2005

Project File Number	Project Description	Project Type	Site Size (Ac)	New Impervious Surface (Ac)	Project Status (Approval Date)
PLN2004-04317	5301 Stevens Creek Boulevard – Agilent Technologies Development Agreement and Rezoning for Campus Master Plan involving the addition of 560,000 square feet of office/R&D space to an existing 835,000 square feet of office/R&D/manufacturing space.	Commercial/ Industrial	55.0 acres	19.2 acres of redeveloped area (net loss of imprv area)	07/12/05
Site Design: Redevelop existing parking lots as new buildings and parking structures, with landscaping improvements; net reduction in impervious surface area under new master plan, but exact numbers to be determined, as final design plans are not prepared.	**Source Control:** SWPPP required. Stenciled stormwater catch basins; Microretention techniques, such as tree well filters in parking and landscaping areas; Disconnected downspouts, covered dumpster, trash and storage areas.	**Treatment BMPs:** Bioswales, landscape swales, or vegetated filters in new landscape and surface parking areas; Design landscape areas to be lower in elevation than surrounding paved areas.	**Numeric Criteria:** Details to be provided with architectural approvals of phasing plans.	**O&M Responsibility:** Owner/developer responsible for records for inspection per City O&M agreement due with architectural approvals.	**Pesticide Reduction Meas:** Use of landscape species that minimize irrigation, runoff, pesticide and fertilizer application.
PLN2004-04479	1490 Lincoln Street – Santa Clara Lumber Site Redevelopment Demolish existing lumberyard; retain existing office; construct 19 townhomes and 1 single family residence; voluntary compliance measures as impervious area is less than 1.0 acre	Residential/ Commercial	1.08 acres	0.85 acres	03/08/05
Site Design: Existing buildings and pavement are replaced with attached residences with landscaped areas to absorb stormwater runoff; net reduction in site impervious area.	**Source Control:** SWPPP required. Disconnected downspouts directed to landscape area drains; Stenciled stormwater catch basins.	**Treatment BMPs:** Landscape swales in common yard areas.	**Numeric Criteria:** Not required as site is less than 1 acre in impervious area; Site change from 100% impervious existing development to 20% landscaped area.	**O&M Responsibility:** HOA responsible to maintain landscape drainage areas and records for inspection per City O&M agreement to be completed prior to occupancy.	**Pesticide Reduction Meas:** Use of landscape species that minimize irrigation, pesticide and fertilizer application.
PLN2004-04688	801-865 Franklin Street – Jesuit Living Center Remove existing parking lot and construction 32-unit housing project with underground and surface parking; includes relocation of historic residence to site as part of development.	Residential	1.12 acres	0.7acres	03/08/05
Site Design: Remove existing open paved parking area; construct courtyard style residence with underground parking	**Source Control:** SWPPP required. Minimize surface parking areas; Disconnected downspouts directed to landscape area swales and drains; Stenciled stormwater catch basins. Trash area covered.	**Treatment BMPs:** Landscape swales for surface lot runoff treatment. (open curb) Sweeping of surface parking area.	**Numeric Criteria:** Project result in only 30,684 sq ft of impervious ,area (0.7 acre)	**O&M Responsibility:** Santa Clara University is responsible to maintain landscape drainage areas	**Pesticide Reduction Meas:** Use of landscape species that minimize irrigation, pesticide and fertilizer application.

[1] Projects that create or replace one acre or more of impervious surface area; also includes projects disturbing more than 1 acre. All projects deemed complete in FY 2004-05.

Project File Number	Project Description	Project Type	Site Size (Ac)	New Impervious Surface (Ac)	Project Status (Approval Date)
PLN2004-04699	735 Franklin Street – Santa Clara University Off-site parking facilities Construction of surface parking facilities and landscape improvements on various properties	Institutional (parking)	1.96 acres	1.63 acres	03/08/05

Site Design:	Source Control:	Treatment BMPs:	Numeric Criteria:	O&M Responsibility:	Pesticide Reduction Meas:
Replacement of existing buildings, driveway and parking and landscaped areas with new surface parking and landscaping	SWPPP required. Litter control. Stenciled stormwater catch basins.	Landscape swales for surface lot runoff treatment. (open curb) Sweeping of surface parking area. Inlet filters in some paved areas.	Existing site is 94% impervious; new development is reduced to 83.3% total impervious area	Santa Clara University is responsible to maintain landscape drainage areas and records for inspection per City O&M agreement to be completed prior to occupancy.	Use of landscape species that minimize irrigation, pesticide and fertilizer application.

PLN2004-04707	3600 Pruneridge Avenue – Diamond Properties Planned Development rezoning for the demolition of existing office complex and construction of 35-unit small-lot single family subdivision	Residential	2.43 acres	1.57 acres	03/22/05

Site Design:	Source Control:	Treatment BMPs:	Numeric Criteria:	O&M Responsibility:	Pesticide Reduction Meas:
Remove existing office complex with surface parking and landscape features; construct 35 residences on individual lots with private yard areas and a private roadway	SWPPP required. Disconnected downspouts directed to landscape area drains; Stenciled stormwater catch basins.	Landscape swales in private yard areas for flow based treatment. May include yard area percolation trenches. Installation of hydrodynamic device and water quality filter in an in-line system of private storm drain outfall to City storm drain.	Existing site is 70.6% impervious; new development is reduced to 64.5% total impervious area. New development runoff required to be treated is 0.36 cfs.	HOA and individual homeowners responsible to maintain landscape drainage areas. HOA responsible for records for inspection per City O&M agreement to be completed prior to occupancy.	Use of landscape species that minimize irrigation, pesticide and fertilizer application. Education materials to be provided to buyers by developer.

Public Projects					
None					

Site Design:	Source Control:	Treatment BMPs:	Numeric Criteria:	O&M Responsibility:	Pesticide Reduction Meas:

I:\PLANNING\ENVIRON\UrbanRunoffP\04-05 Annual Report\CSC NDC Summary Tables 04-05.doc

City of Santa Clara

FY 04- 05 Annual Report

Construction Inspection

CITY OF SANTA CLARA
FY 2004-05 ANNUAL REPORT
CONSTRUCTION INSPECTION

1. **Do pre-rainy season inspections appear effective in getting all construction sites to install proper BMP's before October 15?**

Pre-rainy season inspections have been effective in enforcing construction site SWPPP's prior to October 15 by insuring compliance before the first rain. The City inspected ten construction sites both prior to October 15th. These ten sites were the total number of sites under construction prior to October 15 that were considered to have the greatest potential to pollute. Each site for these inspections was given a copy of the construction inspection form and proper/adequate BMP usage (see attached form) was confirmed. If a site had a violation, a Non Point Source Violation Notice was issued with a re-inspection for compliance occurring timely. For the ten inspections conducted, nine violations were issued. All sites were in compliance prior to the first rain event near October 15.

2. **Do you think your inspection coverage of construction sites is adequate: why or why not?**

The City has very adequate coverage of construction sites. All construction sites are inspected before, during and after the rainy season. In addition, due to the limited number of construction sites, each are inspected during and after major rain events. For FY 2004-05 there was a total of 455 inspections conducted at twenty-one sites. On average twenty-two inspections were completed per construction site.

"On average twenty-two inspections were completed per construction site."

Inspections include pre-rainy season SWPPP review, pre-rain event, rain event, and post rain event. All inspections are documented on an inspection form. Pre-rain SWPPP inspections include the review of site-specific SWPPP requirements. These inspections ensure that BMP's required of the SWPPP are timely implemented on site. Pre-rain event,

rain event, and post rain event inspections are supplemented by windshield inspections. For windshield inspections the inspector drives through and around the site, already being knowledgeable of the SWPPP requirements and confirms BMP compliance. Typically, windshield survey inspections for proper BMP's implementation are not documented on an inspection form unless a violation is found. Individual windshield surveys and inspections are recorded on a construction site spreadsheet. When no violations are discovered, only the date of the inspection is entered.

City employees not normally responsible for inspections, such as building inspectors, are knowledgeable of our storm water program and report any violations they may see directly to the Non Point Source Inspector. City Building Department inspectors are trained regarding proper storm water practices and contact the NPS Inspector as violations occur or most appropriately, prior to discharge. NPS inspectors also attend preconstruction meetings for City projects to inform the contractor that the City will be inspecting the site for proper storm water BMP management.

3. Did your City take an unusually large or small number of enforcement actions this year, and what are the possible reasons?

In FY 2003-04 the City conducted eleven SWPPP inspections and forty-two windshield inspections, for a total for fifty-three inspections. A SWPPP inspection is where the SWPPP site is reviewed and a walk-through inspection takes place. For FY 2003-04 there were twenty-six violations. For FY 2004-05 the City conducted twenty-seven SWPPP inspections and four hundred and fifty-five windshield inspections. For FY 2004-05 there were forty-seven violations. The increase in violations for FY 2004-05 as compared to FY 2003-04 is due in large part to more frequent windshield inspections (see attached graph titled "FY 2003-04 and FY 2004-05 Construction Inspection Comparison").

In FY 2003-04 there were $247,000,000 in construction permits active in the City of Santa Clara. In FY 2004-05 there were $351,000,000 in active permits. A second possible reason for the increase in violations was the increased value of construction.

4. **How are verbal warnings followed up to determine whether compliance is achieved?**

Verbal and written warnings are given for all violations and are followed up by a re-inspection of the site. Any time a warning is given, a follow up inspection was always conducted. If the violation was not corrected, a written violation or pre-citation notice was issued. Weekly windshield inspections are conducted during the rainy season and include inspections of all areas of concern. If a violation was found, the site construction superintendent was notified immediately and a full SWPPP inspection was conducted. A total of twenty-one SWPPP inspections were conducted. For these twenty-one sites, a total of eighteen re-inspections were required and completed.

5. **Are there specific contractors who need repeated warnings?**

Yes, there have been some contractors that have required repeated warnings. If a verbal warning was given to a contractor and the potential violation was not corrected, a violation notice was issued. If the violation was corrected and a different violation is found during a later inspection, a pre-citation notice was issued. If the contractor continues to be out of compliance, administrative citations are issued. Escalating enforcement occurred several times at Fire Station Six building project. For this site, four administrative citations, one pre-citation and two violation notices were issued within a short period of time. Both the four administrative citations and one pre-citation were found during windshield inspections.

"Both the four administrative citations and one pre-citation were found during windshield inspections."

6. **Are the contractors on Public Works projects doing a good job in**

erosion/sediment control?

Contractors engaged in public works projects are contractually required to follow all appropriate BMP's. Engineering Department-Field Services Division personnel are fully aware of our URMP program and do not hesitate to notify a Non Point Source Fire Inspector as violations are seen. For most projects, inspectors are able to identify potential discharges prior to there being an event.

At the Fire Station Six building project the City had reoccurring issues with the Contractor not following the required BMP's. As mentioned prior, the site was given several administrative citations, several verbal and written warnings in a short period of time. To help avoid the issue of ongoing repeating offenses, the City's NPS Inspector has met with building inspectors responsible for City construction projects and reinforced timely and proper BMP practices. To this end, NPS Inspectors also attend preconstruction meetings for City projects to educate contractors.

7. Are BMP's being used in your City adequately, or do you see a lot of substandard controls like sand bags and hay bails?

BMP's are being used adequately within the City. All twenty-one-construction sites had the required BMP's in place either before or immediately after inspection per their approved Storm Water Pollution Prevention Plans. The prompt issuance of violations and reinspections for compliance has insured that all BMP's are in place. No hay bales or sand bags were used as a primary source of storm water protection. The City is no longer using the "Earth-Moving Activities" Brochures that advocate the use of hay bales. (2002 Performance Review Comment). The type of BMP's the City encourages include those that stress controlling erosion at the source - for example, stabilizing dirt slopes, covering stockpiles of materials, proper storage of materials and education. Protection of inlets alone is not considered adequate.

8. Does outreach to contractors or City staff need to be improved?

The City continuously educates and monitors City staff and contractors regarding storm water pollution prevention protection. This in part is completed by frequent inspections and distribution of BMP pamphlets specifying construction storm water protection. Improvement can always be made and additional emphasis has been given to make sure contractors, when applying for permits, are given all applicable BMP information

"NPS Inspectors also attend preconstruction meetings for City projects to educate contractors."

FY 03-04 and 04-05 Construction Inspection Comparison

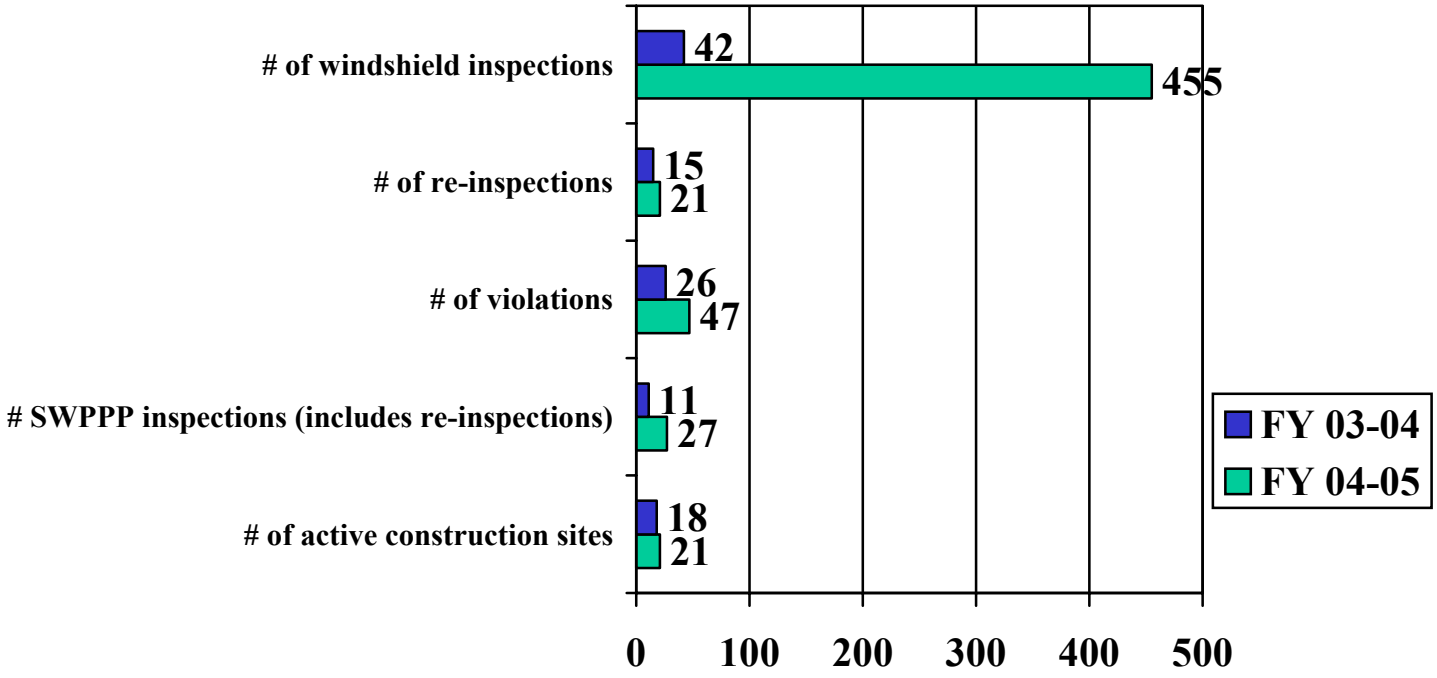

Note: The increase in violations found in FY 04-05 as compared to FY 03-04 is due primarily to the increased frequency of windshield inspections done at the various construction sites. Forty-two windshield surveys were conducted in FY 03-04 as compared to four hundred fifty-five in FY 04-05. The increase in inspections led to an increase in enforcement actions.

This element was reviewed in the 2005 performance review by Tetra-Tech. During the review, Tetra-Tech questioned the value of windshield inspections. Clarification was provided that these inspections are conducted only after a thorough initial walk-around inspection has been completed. Once the site is known by the inspector, the windshield inspection focuses on areas of concern to whatever detail is necessary to confirm compliance.

Initial inspections of construction sites are done with the site superintendent and the SWPPP is reviewed. If a violation is found, the appropriate enforcement action is given to the superintendent and frequent re-inspections as are necessary are conducted to eliminate further violations. The City's NPS inspector and Storm Drain Foreperson perform at a

minimum a windshield inspection before, during, and after a rain event. Any violations found are documented on an inspection form or the date is logged on an Excel spreadsheet if no violation is found.

Street Department 1700 Walsh Avenue Santa Clara, CA 95050 (408) 615-3080

City of Santa Clara IND/COM Storm Water Inspection Form

Santa Clara All-America City 2001

F y Name:	Date/Time: Previous Inspection Date:
Address:	Facility Category (Refer to Table 1):
Responsable Person:	Business License:
Telephone:	Inspector:
Post Construction Structural BMPs: ☐ Yes ☐ No	Type of BMP_____
Previous Enforcement Action (Refer to Table 2 on Back):	Current Enforcement Action:
Previous Municipal Code Violation (Refer to Table 2 on Back):	
Current Municipal Code Violation (Refer to Table 2 on Back):	
NOI: ☐ Yes ☐ No ☐ N/A	SWPPP: ☐ Yes ☐ No ☐ N/A Updated:

Table 1 Facility Categories

1: Automotive Facilities

- ☐ 1. Hazardous Materials Storage
- ☐ 2. Illegal Discharge
- ☐ 3. Spill Kits on Site (absorbent etc.)
- ☐ 4. Process Residues
- ☐ 5. Waste Water Disposal/Mop Water
- ☐ 6. Vehicle/Equipment Washing
- ☐ 7. Housekeeping (oil spills etc.)
- ☐ 8. SWPPP Violation
- ☐ 9. Other:

2: Food Facilities

- ☐ 1. Tallow/Trash Containers
- ☐ 2. Grease Traps
- ☐ 3. Waste Water Disposal/Mop Water
- ☐ 4. Food Waste
- ☐ 5. Oven Hood Roof Vent
- ☐ 6. Illegal Discharge
- ☐ 7. Other:

3: Paint Facilities

- ☐ 1. Hazardous Material Storage
- ☐ 2. Process Residues
- ☐ 3. Waste Water Disposal/Mop Water
- ☐ 4. Roof Condition
- ☐ 5. Paint Wash out area
- ☐ 6. SWPPP Violation
- ☐ 7. Illegal Discharge
- ☐ 8. Vehicle Maintenance area
- ☐ 9. Loading Docks
- ☐ 10. Other:

4: Dry Cleaners

- ☐ 1. Hazardous Material Storage
- ☐ 2. Process Residues
- ☐ 3. Equipment Maintenance
- ☐ 4. Cooling Water
- ☐ 5. Wash Water Disposal/Mop Water
- ☐ 6. Recovery Filter Disposal
- ☐ 7. Illegal Discharge
- ☐ 8. Other:

5: Cleaning Service

- ☐ 1. Cleaning Water Disposal
- ☐ 2. Process Residues
- ☐ 3. Hazardous Material Storage/Disposal
- ☐ 4. Equipment Maintenance
- ☐ 5. Illegal Discharge
- ☐ 6. Other:

6: Pesticide Facilities

- ☐ 1. Hazardous Materials Storage
- ☐ 2. Process Residues
- ☐ 3. Waste Water Disposal/Mop Water
- ☐ 4. SWPPP Violation
- ☐ 5. Illegal Discharge
- ☐ 6. Other:

7: Machine Shops

- ☐ 1. Hazardous Materials Storage
- ☐ 2. Process Residues
- ☐ 3. Waste Water Disposal/Mop Water
- ☐ 4. Parts Cleaning
- ☐ 5. Tumbling Deburring
- ☐ 6. Spill Kits (Absorbent etc.)
- ☐ 7. Scrap Storage
- ☐ 8. Loading Docks
- ☐ 9. Other:

8: Metal Manufacturing

- ☐ 1. Hazardous Material Storage
- ☐ 2. Process Residues
- ☐ 3. Air Compressors
- ☐ 4. SWPPP Violation
- ☐ 5. Waste Water Disposal/Mop Water
- ☐ 6. Illegal Discharge
- ☐ 7. Cooling Water/Water Treatment
- ☐ 8. Parts Storage
- ☐ 9. Loading Docks
- ☐ 10. Other:

9: Electric/Electric Components

- ☐ 1. Hazardous Material Storage
- ☐ 2. Process Residues
- ☐ 3. Waste Water Disposal/Mop Water
- ☐ 4. SWPPP Violation
- ☐ 5. Cooling Water/Water Treatment
- ☐ 6. Roof Equipment/Scrubbers
- ☐ 7. Parts Storage
- ☐ 8. Air Compressors
- ☐ 9. Loading Docks
- ☐ 10. Other:

10: Construction/Building

- ☐ 1. Hazardous Material Storage
- ☐ 2. Process Residues
- ☐ 3. Air Compressors
- ☐ 4. SWPPP Violation
- ☐ 5. Waste Water Disposal/Mop Water
- ☐ 6. Illegal Discharge
- ☐ 7. Vehicle/Equipment Maintenance
- ☐ 8. Spill Kits (Absorbent)
- ☐ 9. Other:

11: Local Transit/Highway Transport

- ☐ 1. Hazardous Materials Storage
- ☐ 2. Process Residues
- ☐ 3. Vehicle Maintenance Area
- ☐ 4. Vehicle Storage Area
- ☐ 5. Spill Kit on site (Absorbent etc.)
- ☐ 6. SWPPP Violation
- ☐ 7. Waste Water Disposal/Mop Water
- ☐ 8. Vehicle/Equipment Washing
- ☐ 9. Illegal Discharge
- ☐ 10. Loading Docks

12: Recycling Yards

- ☐ 1. Material Storage
- ☐ 2. SWPPP Violation
- ☐ 3. Waste Water Disposal/Mop Water
- ☐ 4. Illegal Discharge
- ☐ 5. Equipment Cleaning/Maintenance
- ☐ 6. Loading Docks
- ☐ 7. Hazardous Material Storage
- ☐ 8. Process Residues
- ☐ 9. Other:

13: Auto Dismantlers

- ☐ 1. Hazardous Material Storage
- ☐ 2. SWPPP Violations
- ☐ 3. Vehicle/Parts Storage(Drained Fluids)
- ☐ 4. Loading Docks
- ☐ 5. Vehicle Maintenance Area
- ☐ 6. Spill Kits (Absorbent)
- ☐ 7. Waste Water Disposal/Mop Water.
- ☐ 8. Housekeeping(spills etc.)
- ☐ 9. Other:

14: Concrete/Clay/Stone Products

- ☐ 1. Hazardous Material Storage
- ☐ 2. Process Residues
- ☐ 3. Raw Material Storage Area
- ☐ 4. SWPPP Violation
- ☐ 5. Waste Water Disposal/Mop Water
- ☐ 6. Water Treatment System
- ☐ 7. Vehicle Storage/Maintenance
- ☐ 8. Illegal Discharge
- ☐ 9. Other:

15: Corporation Yards

- ☐ 1. Hazardous Material Storage
- ☐ 2. SWPPP Violations
- ☐ 3. Vehicle/Equipment Washing
- ☐ 4. Loading Docks
- ☐ 5. Vehicle/Equipment Maintenance
- ☐ 6. Spill Kits (Absorbent)
- ☐ 7. Waste Water Disposal/Mop Water.
- ☐ 8. Housekeeping(spills etc.)
- ☐ 9. Other:

16: Landfills

No Active Landfills In City

17: Other:

- ☐ 1. SWPPP Violation
- ☐ 2. Other:

Comments/Referrals/Actions Required (Refer to Table 1)

Table 1 Facility Categories

034763

1: Automotive Facilities	2: Food Facilities
☐ 1. Hazardous Materials Storage ☐ 2. Illegal Discharge ☐ 3. Spill Kits on Site (absorbent etc.) ☐ 4. Process Residues ☐ 5. Waste Water Disposal/Mop Water ☐ 6. Vehicle/Equipment Washing ☐ 7. Housekeeping (oil spills etc.) ☐ 8. SWPPP Violation ☐ 9. Other:	☐ 1. Tallow/Trash Containers ☐ 2. Grease Traps ☐ 3. Waste Water Disposal/Mop Water ☐ 4. Food Waste ☐ 5. Oven Hood Roof Vent ☐ 6. Illegal Discharge ☐ 7. Other:
3: Paint Facilities	**4: Dry Cleaners**
☐ 1. Hazardous Material Storage ☐ 2. Process Residues ☐ 3. Waste Water Disposal/Mop Water ☐ 4. Roof Condition ☐ 5. Paint Wash out area ☐ 6. SWPPP Violation ☐ 7. Illegal Discharge ☐ 8. Vehicle Maintenance area ☐ 9. Loading Docks ☐ 10. Other:	☐ 1. Hazardous Material Storage ☐ 2. Process Residues ☐ 3. Equipment Maintenance ☐ 4. Cooling Water ☐ 5. Wash Water Disposal/Mop Water ☐ 6. Recovery Filter Disposal ☐ 7. Illegal Discharge ☐ 8. Other:
5: Cleaning Service	**6: Pesticide Facilities**
☐ 1. Cleaning Water Disposal ☐ 2. Process Residues ☐ 3. Hazardous Material Storage/Disposal ☐ 4. Equipment Maintenance ☐ 5. Illegal Discharge ☐ 6. Other:	☐ 1. Hazardous Materials Storage ☐ 2. Process Residues ☐ 3. Waste Water Disposal/Mop Water ☐ 4. SWPPP Violation ☐ 5. Illegal Discharge ☐ 6. Other:
7: Machine Shops	**8: Metal Manufacturing**
☐ 1. Hazardous Materials Storage ☐ 2. Process Residues ☐ 3. Waste Water Disposal/Mop Water ☐ 4. Parts Cleaning ☐ 5. Tumbling Deburring ☐ 6. Spill Kits (Absorbent etc.) ☐ 7. Scrap Storage ☐ 8. Loading Docks ☐ 9. Other:	☐ 1. Hazardous Material Storage ☐ 2. Process Residues ☐ 3. Air Compressors ☐ 4. SWPPP Violation ☐ 5. Waste Water Disposal/Mop Water ☐ 6. Illegal Discharge ☐ 7. Cooling Water/Water Treatment ☐ 8. Parts Storage ☐ 9. Loading Docks ☐ 10. Other:
9: Electric/Electric Components	**10: Construction/Building**
☐ 1. Hazardous Material Storage ☐ 2. Process Residues ☐ 3. Waste Water Disposal/Mop Water ☐ 4. SWPPP Violation ☐ 5. Cooling Water/Water Treatment ☐ 6. Roof Equipment/Scrubbers ☐ 7. Parts Storage. ☐ 8. Air Compressors ☐ 9. Loading Docks ☐ 10. Other:	☐ 1. Hazardous Material Storage ☐ 2. Process Residues ☐ 3. Air Compressors ☐ 4. SWPPP Violation ☐ 5. Waste Water Disposal/Mop Water ☐ 6. Illegal Discharge ☐ 7. Vehicle/Equipment Maintenance ☐ 8. Spill Kits (Absorbent) ☐ 9. Other:
11: Local Transit/Highway Transport	**12: Recycling Yards**
☐ 1. Hazardous Materials Storage ☐ 2. Process Residues ☐ 3. Vehicle Maintenance Area ☐ 4. Vehicle Storage Area ☐ 5. Spill Kit on site (Absorbent etc.) ☐ 6. SWPPP Violation ☐ 7. Waste Water Disposal/Mop Water ☐ 8. Vehicle/Equipment Washing ☐ 9. Illegal Discharge ☐ 10. Loading Docks	☐ 1. Material Storage ☐ 2. SWPPP Violation ☐ 3. Waste Water Disposal/Mop Water ☐ 4. Illegal Discharge ☐ 5. Equipment Cleaning/Maintenance ☐ 6. Loading Docks ☐ 7. Hazardous Material Storage ☐ 8. Process Residues ☐ 9. Other:
13: Auto Dismantlers	**14: Concrete/Clay/Stone Products**
☐ 1. Hazardous Material Storage ☐ 2. SWPPP Violations ☐ 3. Vehicle/Parts Storage(Drained Fluids) ☐ 4. Loading Docks ☐ 5. Vehicle Maintenance Area ☐ 6. Spill Kits (Absorbent) ☐ 7. Waste Water Disposal/Mop Water. ☐ 8. Housekeeping(spills etc.) ☐ 9. Other:	☐ 1. Hazardous Material Storage ☐ 2. Process Residues ☐ 3. Raw Material Storage Area ☐ 4. SWPPP Violation ☐ 5. Waste Water Disposal/Mop Water ☐ 6. Water Treatment System ☐ 7. Vehicle Storage/Maintenance ☐ 8. Illegal Discharge ☐ 9. Other:
15: Corporation Yards	**16: Landfills**
☐ 1. Hazardous Material Storage ☐ 2. SWPPP Violations ☐ 3. Vehicle/Equipment Washing ☐ 4. Loading Docks ☐ 5. Vehicle/Equipment Maintenance ☐ 6. Spill Kits (Absorbent) ☐ 7. Waste Water Disposal/Mop Water. ☐ 8. Housekeeping(spills etc.) ☐ 9. Other:	**No Active Landfills In City**
17: Other:	
☐ 1. SWPPP Violation ☐ 2. Other:	

Comments/Referrals/Actions Required (Refer to Table 1)

You are hereby notified to correct, or submit plans to correct, the violation(s) above within _____ hours/days from the .date of service of this notice. Your cooperation is required and appreciated. Prompt correction will avoid the necessity for legal remedies.

Issuing Inspector:_____ **Received By:**_____

Reinspection Date:_____ **Reinspection Date:**_____ **Reinspection Date:**_____ **Reinspection Date:**_____

Correction Date:_____ **Inspector Initials:**_____ **Received By Initials: 1st**_____**2nd**_____

* See reverse for table referance descriptions and municipal code violations.

Original (white) file, Copy (yellow) responsible party, Copy (pink) file inspection book.

CITY OF SANTA CLARA URBAN RUNOFF POLLUTION PREVENTION PROGRAM
FY 2004-05 ANNUAL REPORT

CONSTRUCTION INSPECTION – NEW DEVELOPMENT						
Performance Standard Identification	**Activity**	**Continuous Improvement Source Item**	**FY 2004-05 Tasks**	**Status / Comments**	**Due Date**	**Responsible Party**
CSI 1	Construction Inspections	2004 URMP	Develop and implement a Field Inspector checklist for inspection of storm water pollution prevention requirements.	To date, Building Inspectors refer storm water issues to the Non-Point Source Fire Inspectors and/or the Storm Drain Foreperson. The referral system is working well. Building Inspectors typically do not check for a SWPPP but will forward problems they see to the Street Dept. Prior/during construction the Street Dept. is inspecting the site for storm water/SWPPP compliance.	Ongoing	Street Dept. Planning Dept. Building
CSI 1	Construction Inspections	2004 URMP	Improve coordination with Building Department to require efficient updating of active construction sites.	Some minor projects are ongoing without the knowledge of the Non-Point Source Inspector and are found by chance. This is not acceptable to this element	Complete	Street Dept. Planning Dept. Building
CSI 2	Wet Weather Inspection	2004 URMP	Inspect construction sites during weather events.	In FY 04-05 there were 27 SWPPP inspections made on 21 sites prior to the wet weather events, and 455 windshield inspections were conducted during wet weather events.	Ongoing	Street Dept.

CITY OF SANTA CLARA URBAN RUNOFF POLLUTION PREVENTION PROGRAM
FY 2004-05 ANNUAL REPORT

CONSTRUCTION INSPECTION – NEW DEVELOPMENT						
Performance Standard Identification	**Activity**	**Continuous Improvement Source Item**	**FY 2004-05 Tasks**	**Status / Comments**	**Due Date**	**Responsible Party**
CSI 2	Wet Weather Inspection	2004 URMP	Provide significant sites a copy of our inspection sheet to assist them in education/compliance.	Some Contractor's, despite considerable outreach efforts are surprised with stormwater requirements.	Ongoing	
CSI 3	Inspection Frequency	2004 URMP	Maintain inspection frequency.	Between the two Non-Point Source Fire Inspectors and the Storm Drain Foreperson, inspection frequency has increased. A total of 503 inspections were completed with 27 SWPPP inspections and 21 re-inspections.	Ongoing	Street Dept. Building
CSI 4	Pre Wet Weather Inspections	2004 URMP	Inspect site prior to wet weather.	In FY 04-05 there were 9 pre-wet weather inspections for (10) sites. Inspections were conducted by the Non-Point Source Fire Inspectors.	Ongoing	Street Dept. Building Inspection
CSI 5	Enforcement of Inadequate Sites	2004 URMP	Follow enforcement procedures.	All pertinent sites inspected and enforced in FY 04-05.	Ongoing	Street Dept.
CSI 6	Staff Training	2004 URMP	Continue to improve building inspector knowledge of program goals, by providing training at least once every two years.	In FY 2004-05 two Street Department staff attended training events related to construction inspection.	Ongoing	Street Dept. Building

CITY OF SANTA CLARA URBAN RUNOFF POLLUTION PREVENTION PROGRAM
FY 2004-05 ANNUAL REPORT

CONSTRUCTION INSPECTION – NEW DEVELOPMENT						
Performance Standard Identification	**Activity**	**Continuous Improvement Source Item**	**FY 2004-05 Tasks**	**Status / Comments**	**Due Date**	**Responsible Party**
CSI 7	Outreach	2004 URMP	ROUTINE AND ONGOING			Street Dept.
CSI 8	Review and Evaluate Effectiveness	2004 URMP	Determine/evaluate causes of incidents resulting in non-compliance of contractors following BMP's	Early Education/Outreach along with frequent inspections have assisted with contractor compliance.	Complete Ongoing	Street Dept.

City of Santa Clara

FY 04- 05 Annual Report

Public Information and Participation

CITY OF SANTA CLARA
FY 2004-05 ANNUAL REPORT
PUBLIC INFORMATION AND PARTICIPATION

The City of Santa Clara provides information to the public in four basic ways- during mandatory and non-mandatory inspections, IC/ID events, public events and providing BMP literature for distribution at City facilities. Measuring the effectiveness of how this information is used by the public is difficult.

In past Annual Reports our IND/COM and IC/ID elements have analyzed the number of repeat violations. The City has seen repeat violations as an indicator to poor education (not utilizing BMP information). This is open to interpretation. Some industries/businesses are volatile by nature, have high employee turnover and/or are improperly managed. These are all considerations that affect BMP education effectiveness.

Public events are a great opportunity to distribute BMP literature and interact directly with citizens in an informal way. Although a large number of BMP pamplets are distributed, they are received by a public that may or may not be a target audience. As a result, BMP effectiveness can only be inferred.

The City of Santa Clara is committed to educating its businesses and residents in stormwater pollution prevention. Our participation in program activities will continue, as will our commitment to identify problem businesses for specialized inspection/distribution of specific BMP's.

CITY OF SANTA CLARA URBAN RUNOFF POLLUTION PREVENTION PROGRAM
FY 2004-05 ANNUAL REPORT

PIP ACTIVITY TABLE			
PI/P Activity	**Type of Outreach**	**Level of Implementation (Description/Dates)**	**Evaluation of Effectiveness**
Libraries: Central & Mission Branch, Community Centers & various locations throughout the City.	General / Educational	BMP's: Bay Begins at Your Front Door, Pest Bugging You?, Clean It!, Grow It!, Home Maintenance Tips, Home Repair & Maintenance, Pool/Spa, Painting, and Concrete and Mortar Application. Distribution continuously.	Works well in terms of numbers distributed; difficult to measure effectiveness. Provides good exposure to Storm Water Pollution Prevention, but does not provide the opportunity for interaction.
New Resident Information	General	City calendar and annual report distributed – contains information on City meetings and events for the year. Provided yearly.	Sent to approx. 49,000 residents and businesses. Well received for general information. Informs residents of upcoming events (Disposal Days, Household Hazardous Waste Drop Offs, etc.). Includes suggestion/comment card that allows for feedback, but very few returned last year.
Public Events	General	City staff helped staff booths at events. Migratory Bird Day, May 14, 2005 Spring in Guadalupe Gardens, April 23, 2005	Both events provided opportunity to educate public. Much larger turnout for Spring in Guadalupe Gardens event.

CITY OF SANTA CLARA URBAN RUNOFF POLLUTION PREVENTION PROGRAM
FY 2004-05 ANNUAL REPORT

PIP ACTIVITY TABLE			
PI/P Activity	**Type of Outreach**	**Level of Implementation (Description/Dates)**	**Evaluation of Effectiveness**
Household Battery Disposal/ Information on TV/computer monitor disposal	General	Article in December utility bill insert, Mission City Scenes Fall 2004 article in City newspaper, Inside Santa Clara	Well-received program. Residents comment on convenience factor (no appointment necessary). Increased requests for "battery bucket" pickup.
Storm Drain Maintenance update & URPPP tips, hints, offer for info.	General / Educational	"Falling Leaves" article in September utility bill insert, Mission City Scenes Fall 2004 article in City newspaper, Inside Santa Clara Winter 2004 article in City newspaper, Inside Santa Clara, "Keep Grease out of Stormdrains" (resolutions) Spring 2004 article in City newspaper, Inside Santa Clara, "Keep Construction Debris Out of Storm Drain"	Mission City Scenes sent to approx. 45,000 residents. Timed for wet weather. Does help reduce number of blocked storm drains due to clogged leaves, debris, etc. Phone number for the Street Department is listed to provide additional information. Few calls are received. Inside Santa Clara sent to approx 49,000 residents and businesses.
Street Sweeping Leaf Vac Program	General	February utility bill insert, Mission City Scenes, article. Provided yearly. "Falling Leaves" article in September utility bill insert, Mission City Scenes	Approx. 49,000 residents. Provides residents with information on street sweeping schedule so they are able to remove cars from the street on street sweeping days. Compliance and phone calls to the Street Department are increased after article appears.

CITY OF SANTA CLARA URBAN RUNOFF POLLUTION PREVENTION PROGRAM
FY 2004-05 ANNUAL REPORT

PIP ACTIVITY TABLE			
PI/P Activity	**Type of Outreach**	**Level of Implementation (Description/Dates)**	**Evaluation of Effectiveness**
Camellia Show	General / Educational	Advertised in January utility bill insert, Mission City Scenes February 26th & 27th, 2005	Approx. 300 attended. Article in Utility insert. Brochures "Grow It, Pests, Pool, Home Maintenance" distributed at show. Audience shows interest in the above BMPs –good match of PIP activity and information provided.
City Clean-Up Campaign	General / Educational	April 4, 2005 – April 29, 2005 Spring 2004 article in City newspaper, Inside Santa Clara Program Outreach Information (POI)): Distributed info regarding proper disposal & alternative uses to pesticides & household cleaners.	Total of 9,376 tons gross weight collected with a significant amount of hazardous materials also collected. Very effective in terms of removing potential storm water pollution from the City and increasing awareness.
Free Disposal Days	General	September 19, 2004 January 9, 2005	Total of 654 residents participated in the September event, and 219 in January. Effective in terms of removing potential storm water pollution from the City. Very well received by residents.

CITY OF SANTA CLARA URBAN RUNOFF POLLUTION PREVENTION PROGRAM
FY 2004-05 ANNUAL REPORT

PIP ACTIVITY TABLE			
PI/P Activity	**Type of Outreach**	**Level of Implementation (Description/Dates)**	**Evaluation of Effectiveness**
Arbor Day	General / Educational	Article in utility bill insert, Mission City Scenes April 15, 2005 Public presentation – School age related educational materials	Approximately 1,186 students, teachers & volunteers attended. URPPP Interactive display booth & handouts appropriate for this age group. Great opportunity to reach large number of school-age children. Assembly and teacher packets are very well received. Good response from the children at the water pollution booth demonstration.
City Hall Open House	General / Educational	Due to economic reasons, this event was not held.	
Household Hazardous Waste Drop-off Events	General / Educational	Advertised in August utility bill insert, Mission City Scenes Fall 2004 article in City newspaper, Inside Santa Clara Spring 2004 article in City newspaper, Inside Santa Clara The City participates in the Santa Clara County Program which had 69 operating days in FY 2004-05 Distributed info regarding alternative uses to pesticides & household cleaners.	Over 2,030 residents used this program last year. Very effective at removing potential storm water pollution from City.

CITY OF SANTA CLARA URBAN RUNOFF POLLUTION PREVENTION PROGRAM
FY 2004-05 ANNUAL REPORT

PIP ACTIVITY TABLE			
PI/P Activity	**Type of Outreach**	**Level of Implementation (Description/Dates)**	**Evaluation of Effectiveness**
Food Services Facilities Construction Sites Supermarkets Mandatory Industrial Inspections	Targeted	As needed – specific BMPs & literature Mandatory Industrial Inspections schedule defined by SIC code	Currently inspecting for compliance. Works well. Accelerated rate of administrative action has increased compliance.
Distribute existing Program Outreach materials & BMPs – construction specific.	General / Targeted	Planning/Permit Center, Utility billing, Licensing Continuing	Distributed at counter and available from two self-serve racks. Effectiveness is difficult to measure, but opportunity is available for resident interaction.
URPPP info City Web Page	General / Educational	Article advertising web page in June utility bill insert, Mission City Scenes Information on the Fire Department's Hazardous Materials Division, Household Hazardous Waste Drop Off Days, Free Disposal Days, and Urban Runoff Pollution Prevention. Internet - Continuous	"Hits" continue but difficult to measure effectiveness.
Distributed via educational letters prompted by complaint	Targeted / Educational	Home Maintenance Tips; Home Repair & Remodeling; Pool/Spa Water; Landscape, Gardening, and Pool Maintenance; Painting & Application of Solvents & Adhesives; Roadwork & Paving; Earth Moving Activities; Heavy Equipment Operation;	Distributed 538 + BMP's. Effectiveness is good – repeat offenders are greatly reduced. Information is directed to individual residents/contractors. This may have more of an impact.

CITY OF SANTA CLARA URBAN RUNOFF POLLUTION PREVENTION PROGRAM
FY 2004-05 ANNUAL REPORT

PIP ACTIVITY TABLE			
PI/P Activity	**Type of Outreach**	**Level of Implementation (Description/Dates)**	**Evaluation of Effectiveness**
		Fresh Concrete & Mortar Application; General Construction & Site Supervision; The Bay Begins at Your Front Door!; Blueprint for a Clean Bay; San Francisco Bay Area Recyclers & Disposal Services for Construction Sites Continuous	Accelerated rate of administrative action has increased compliance.

CITY OF SANTA CLARA URBAN RUNOFF POLLUTION PREVENTION PROGRAM
FY 2004-05 ANNUAL REPORT

PUBLIC INFORMATION AND PARTICIPATION						
Performance Standard Identification.	**Activity**	**Continuous Improvement Source Item**	**FY 2004-05 Tasks**	**Status / Comments**	**Due Date**	**Responsible Party**
N/A	General Activity	FY 03-04 Work Plan FY 02-03 RWQCB Work Plan	Continue general outreach activities at public events and targeted outreach during ICID and industrial / commercial discharge compliance monitoring.	Attachment A indicates the public activities that the City coordinates. Staff is present at these activities to promote general storm water pollution prevention. General and industry specific BMPs are presented. Targeted outreach for FY 03-04 was machine shops and automotive facilities. BMPs were distributed specifically to these business types. These targeted outreach efforts are substantially complete. Since July 1, 2004, 204 food service facilities, 4 machine shops, 7 metal manufacturing facilities, 14 electric/electric component facilities, 5 local transit/highway transport facilities, 2 recycling yards, 4 auto dismantlers, 3 concrete/stone/clay product facilities, and 8 other (category 17) facilities have been inspected.	Ongoing	Street Dept Fire Dept.

CITY OF SANTA CLARA URBAN RUNOFF POLLUTION PREVENTION PROGRAM
FY 2004-05 ANNUAL REPORT

PUBLIC INFORMATION AND PARTICIPATION						
Performance Standard Identification.	**Activity**	**Continuous Improvement Source Item**	**FY 2003-03 Tasks**	**Status / Comments**	**Due Date**	**Responsible Party**
N/A	General Activity	2004 URMP	Evaluate the effectiveness of PI/P Projects by direct or indirect means as appropriate.	Often difficult to find direct relationship. Effort is put into analyzing I/CD/IC/ID and other element data to find relationship, if any, of incidents versus outreach accomplished.	Ongoing	Street Dept.

CITY OF SANTA CLARA
SCHEDULED PIP EVENTS*

EVENT	DATE
Camellia Show	February 26 & 27, 2005
Citywide Clean Up Campaign	April 4 – 29, 2005
Art and Wine Festival	September 18 & 19, 2005
Free Disposal Days	September 19, 2004 & February 11, 2005
Arbor Day/Earth Day	April 15, 2005
Fish Derby	April 23, 2005
Household Hazardous Waste Events	Continuous (69 events for FY 2004-05)

***Each event has a purpose separate than PIP, however many of the events produce an outstanding opportunity for Staff to set up interactive games for children, a visual computer display for adults and to distribute BMPs.**

City of Santa Clara

FY 04- 05 Annual Report

Pesticide Management Activities

CITY OF SANTA CLARA
FY 2004-05 ANNUAL REPORT
PESTICIDE MANAGEMENT AND USE REPORT

The City of Santa Clara has adopted the major components of an Integrated Pesticide Management Program. These components have included prevention, pest and symptom identification, regular surveying for pests, action thresholds and guidelines and the sound application of cultural/mechanical/physical/biological/chemical controls. The City of Santa Clara Street Department employs full time, two Pest Control Advisors (PCA) and eleven qualified Applicator Certificate personnel. The Parks Department employs full time three Pest Control Advisors (PCA), one qualified Applicator License and 36 qualified Applicator Certificate personnel. Application of pesticides by these individuals is regulated by the Department of Pesticide Regulation (DPR) and the State Agricultural Department. Chemical control is considered the last and least preferable method to control pests. When chemical control is required, the chemical with the least toxicity and potential to degrade storm water quality is always selected. Of the four toxicity categories defined, Danger I, Warning II, Caution III, and Caution IV, the City has typically limited its use to Caution III or Caution IV – the categories with the least toxicity.

Goal

Minimize pesticide use, particularly organophosphate pesticides, and reduce the amount of pesticides in storm water and landscape runoff to the maximum extend practicable.
These objectives apply equally to City of Santa Clara employees and contract personnel. Educate other pesticide users within the City about less toxic pest control methods and disposal requirements.

Results

Of the (34) major types of pesticides/herbicides used by the City, (12) had reduced quantities used in FY 04-05 as compared to FY 02-03. Reductions totaled approximately 8,139 ounces of material; gains in the other 9 types totaled 13,708 ounces with the balance (12) types having no change. Increases were to less toxic materials. The total

increase of material is estimated to be approximately 5,569 ounces. Dursban was again not used in FY 04-05.

"Reductions totaled approximately 8,139 ounces of material, gains in the other 9 types totaled 13,708 ounces with the balance (12) types having no change."

As noted in last year's report, weather plays a role in pesticide application. This year there was an increase in some herbicides but there was also a reduction in others whether they were herbicides or pesticides. Currently, Parkways & Boulevards is using up current pesticide inventory and will be replacing them with safer, more effective chemicals, if available.

License Status:

All employees who have applied herbicides in the past, but did not have a Qualified Applicators License (Q.A.C.), are currently testing for this license. In the past, those employees worked under a "Recommendation" from a Q.A.C. Employees with a Q.A.C. are required to attend continuing education classes and additional training to maintain their license.

Improved IPM Methods:

Toxic baits are currently not being used in heavy foot traffic areas. The Street Department is using traps. Gopher traps are scented with garlic as an attractant to the trap and rat traps are being baited with peanut butter. Trap sites are monitored daily and cleaned.

Overhead spraying of pesticides continues to be reduced by the use of soil injection. In this process, the affected shrubs or trees are injected at the base of plant instead of spraying over the top, limiting the controlled chemical to the targeted site. The Parkways & Boulevards and Tree Divisions are currently using this practice since 1996. In addition, soil injection and soil drenching have a longer affect on pest control. As a result, a significant reduction in spraying pesticides has been achieved.

"Soil injection and soil drenching have a longer affect on pest control. As a result, a significant reduction in spraying pesticides has been achieved."

For FY 2004-05, the Parkways & Boulevards Division used tighter matting mulches to prevent weeds. In addition, pre-emergence application was better timed resulting in the reduction of post-emergence herbicides. Drip Irrigation Systems replaced conventional Bobbler Systems at locations. Better irrigation management has resulted in the reduction of weeds and the potential of irrigation runoff into the storm drain.

The Parkways & Boulevards Division has been trained to recognize plants that have become infested with pests and to trim off infected areas as soon as possible. If pesticide treatment is reduced, the method of application has been through soil drenching, soil injection or fertilizing with fertilizers that contain systemic pesticides. These practices have reduced the need for overhead spraying and have kept the pesticide on site without the possibility of drift or run-off. For FY 2004-05, our inventory was reduced to safer

less toxic material (on-going). All landscape personnel are encouraged to participate by observation and contributing their thoughts and ideas to assist in better pesticide management.

The City of Santa Clara IPM Policy requires the following:

- The purchase of any pesticides/herbicides by staff is prohibited unless directed by a City Pest Control Adviser.

- A weekly storage and annual inventory is conducted to remove and dispose of any chemicals that are unwanted or that are prohibited from City use by the IPM policy. These chemicals will be disposed through the City's Hazardous Waste Program.

- Mulch is used to control weed growth.

- Drip systems installation is recommended to prevent water over spray that can promote weed growth.

- City staff, who manage pest problems and who apply pesticides as a part of their job, must be trained according to Department of Pesticide Regulation requirements.

- All City staff who apply pesticides will maintain pest management and pesticide application records using the Daily Use and Monthly City Pesticide Use Record. Contractors are required to send copies of Monthly Contractor Pesticide Use Record detailing their use. Detailed records will be maintained by each Division using pesticides and kept with that Division. All records will be made available to the public upon request.

- By July 1 of each year, the Annual Pesticide Report for the preceding calendar year shall be made available to interested members of the public. A list of interested persons shall be maintained.

- Training will be provided by staff who apply, prescribe, or supervise pesticide application. Training will include: DPR pesticide training requirements as outlined in the California Code of Regulations Title 3, Division 6 for pesticide applicators and advisors. Annual IPM training for all staff who apply any pesticides on the job.

- Submit California State Monthly Summery Pesticide Use reports to County Agricultural Department.

See attached table titled "Fiscal Year 2004/05 IPM Pesticide Usage" and "01/02, 02/03, 03/04 and 04/05 Pesticide Usage Comparison"

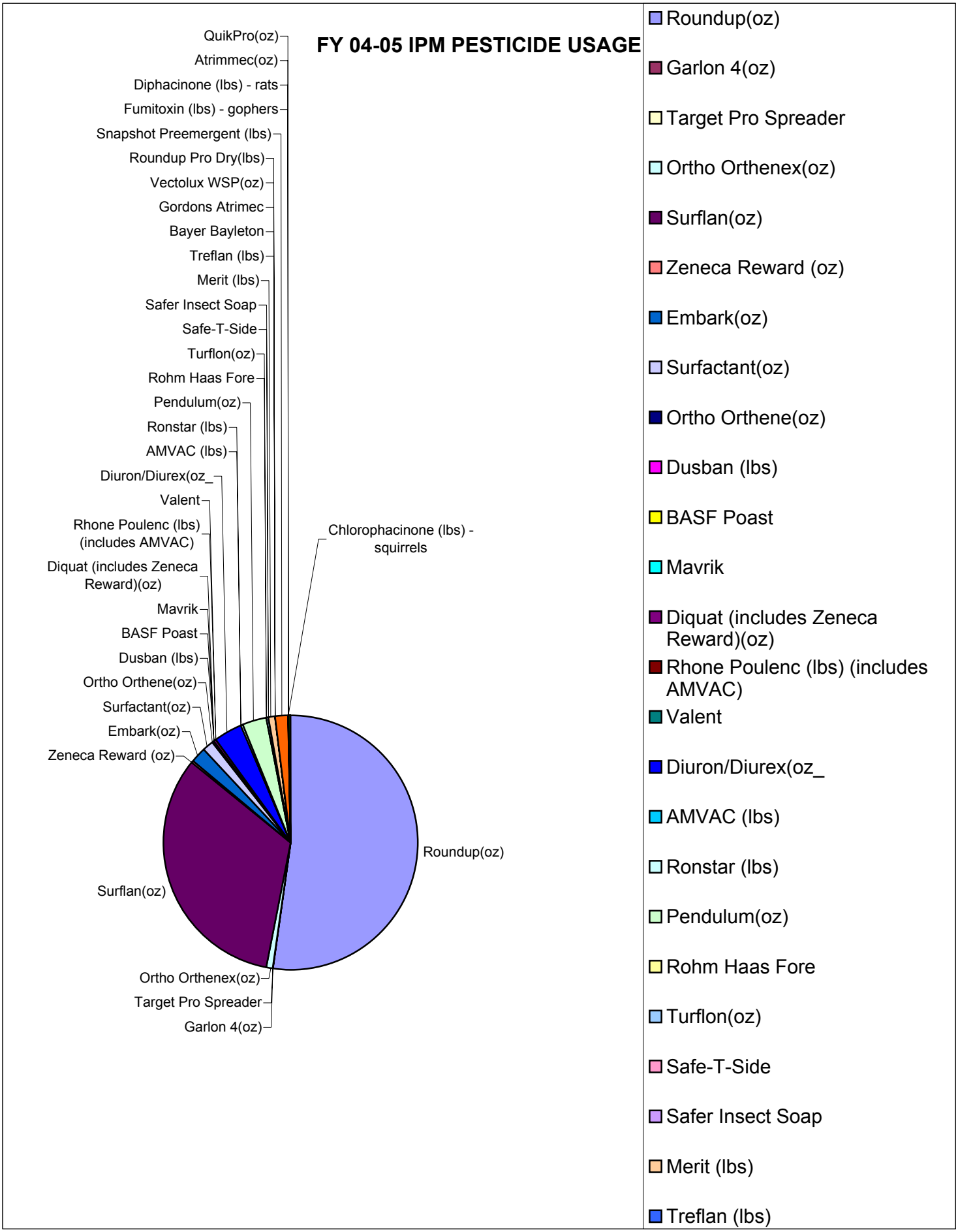
FY 04-05 IPM PESTICIDE USAGE
QuikPro(oz)
Atrimmec(oz)
Diphacinone (lbs) - rats
Fumitoxin (lbs) - gophers
Snapshot Preemergent (lbs)
Roundup Pro Dry(lbs)
Vectolux WSP(oz)
Gordons Atrimec
Bayer Bayleton
Treflan (lbs)
Merit (lbs)
Safer Insect Soap
Safe-T-Side
Turflon(oz)
Rohm Haas Fore
Pendulum(oz)
Ronstar (lbs)
AMVAC (lbs)
Diuron/Diurex(oz_
Valent
Rhone Poulenc (lbs) (includes AMVAC)
Diquat (includes Zeneca Reward)(oz)
Mavrik
BASF Poast
Dusban (lbs)
Ortho Orthene(oz)
Surfactant(oz)
Embark(oz)
Zeneca Reward (oz)
Chlorophacinone (lbs) - squirrels
Roundup(oz)
Surflan(oz)
Ortho Orthenex(oz)
Target Pro Spreader
Garlon 4(oz)
Roundup(oz)
Garlon 4(oz)
Target Pro Spreader
Ortho Orthenex(oz)
Surflan(oz)
Zeneca Reward (oz)
Embark(oz)
Surfactant(oz)
Ortho Orthene(oz)
Dusban (lbs)
BASF Poast
Mavrik
Diquat (includes Zeneca Reward)(oz)
Rhone Poulenc (lbs) (includes AMVAC)
Valent
Diuron/Diurex(oz_
AMVAC (lbs)
Ronstar (lbs)
Pendulum(oz)
Rohm Haas Fore
Turflon(oz)
Safe-T-Side
Safer Insect Soap
Merit (lbs)
Treflan (lbs)

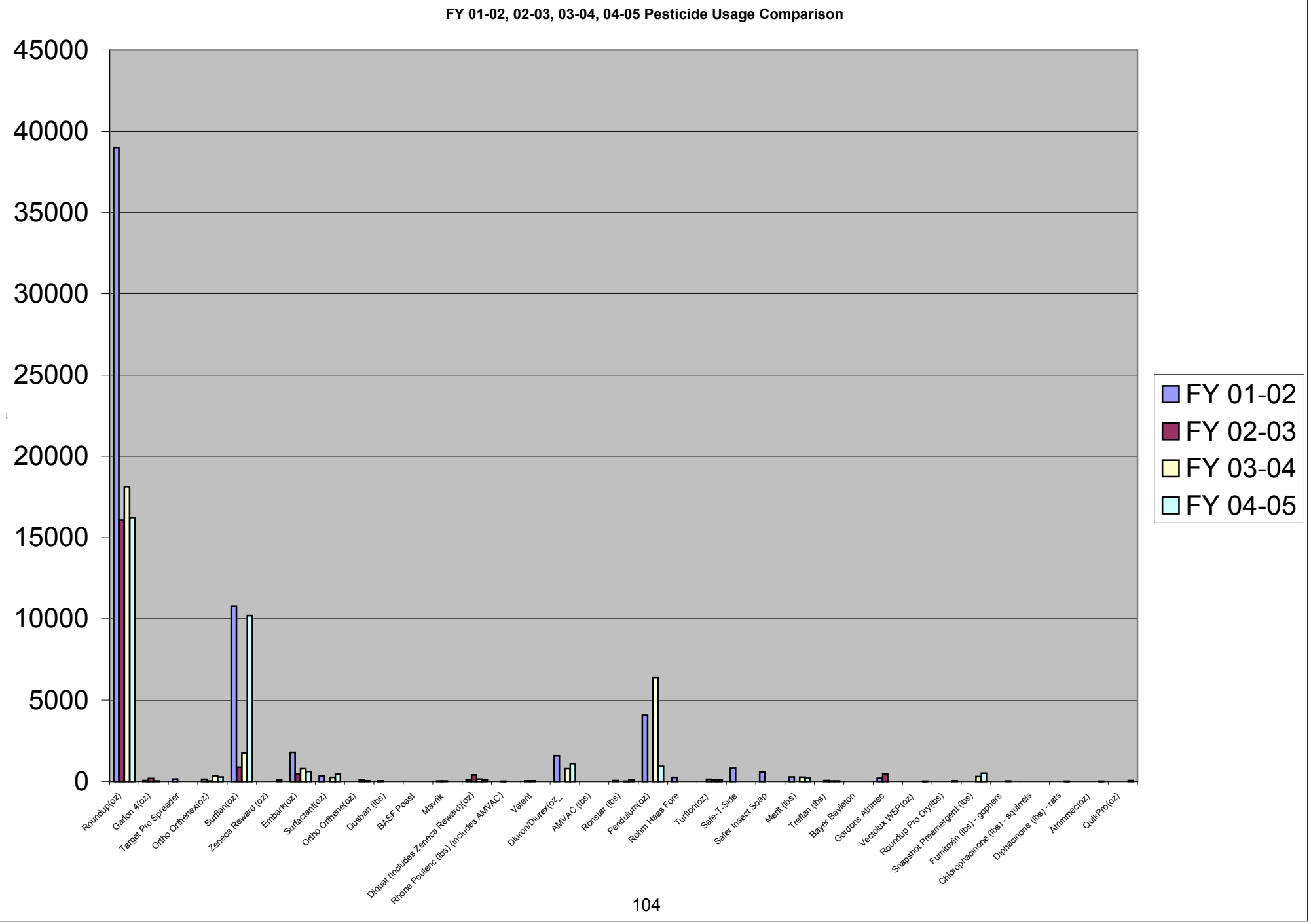
FY 01-02, 02-03, 03-04, 04-05 Pesticide Usage Comparison
45000
40000
35000
30000
25000
20000
15000
10000
5000
0
Roundup(oz)
Garlon 4(oz)
Target Pro Spreader
Ortho Orthenex(oz)
Surflan(oz)
Zeneca Reward (oz)
Embark(oz)
Surfactant(oz)
Ortho Orthene(oz)
Dusban (lbs)
BASF Poast
Mavrik
Diquat (includes Zeneca Reward)(oz)
Rhone Poulenc (lbs) (includes AMVAC)
Valent
Diuron/Diurex(oz_
AMVAC (lbs)
Ronstar (lbs)
Pendulum(oz)
Rohm Haas Fore
Turflon(oz)
Safe-T-Side
Safer Insect Soap
Merit (lbs)
Treflan (lbs)
Bayer Bayleton
Gordons Atrimec
Vectolux WSP(oz)
Roundup Pro Dry(lbs)
Snapshot Preemergent (lbs)
Fumitoxin (lbs) - gophers
Chlorophacinone (lbs) - squirrels
Diphacinone (lbs) - rats
Atrimmec(oz)
QuikPro(oz)
FY 01-02
FY 02-03
FY 03-04
FY 04-05

CITY OF SANTA CLARA
FY 04-05 ANNUAL REPORT
PESTICIDE MANAGEMENT ACTIVITIES

Pesticide and Sanitizer Training FY 04-05

Parks Department

JOB CLASS	OUTSIDE SEMINARS*	IN-HOUSE ANNUAL PESTICIDE TRAINING	SANITIZER IN-HOUSE TRAINING	TOTALS
GMI	128 hours	0 hours	0 hours	128 hours
GMII	158 hours	0 hours	0 hours	158 hours
GMIII	110 hours	0 hours	0 hours	110 hours
CRAFTSMAN	20 hours	0 hours	0 hours	20 hours
FOREMAN	67 hours	0 hours	0 hours	67 hours
SUPERVISOR	43 hours	0 hours	0 hours	43 hours
AS NEEDED	0 hours	0 hours	0 hours	0 hours
TOTALS	526 hours	0 hours	0 hours	526 hours

Street Department

JOB CLASS	OUTSIDE SEMINARS*	IN-HOUSE ANNUAL PESTICIDE TRAINING	TOTALS
GMI	35 hours	20 hours	55 hours
GMII	22 hours	8 hours	30 hours
GMIII	39 hours	12 hours	51 hours
ST. MTCE. WKR. I	8 hours	4 hours	12 hours
ST. MTCE. WKR. III	20 hours	4 hours	24 hours
ST. MTCE. WKR. IV	11 hours	4 hours	15 hours
FOREMEN	20 hours	2 hours	22 hours
SUPERVISOR	28.5 hours	4 hours	32.5 hours
SR. TREE TRIMMER	8 hours	8 hours	16 hours
AS NEEDED	0 hours	8 hours	14 hours
TOTALS	166 hours	68 hours	244 hours

*Outside Seminars incule PAPA seminars, NCTLC turf shows, IPM workshops and other outside seminars.

General Comments: 90 out of 99 employees combined from both the Parks Department and Street Department (all Divisions) maintain a Qualifed Applicator License regulated by the State. The Qualified Applicator license is renewed every two years and requires a minimum of 20 hours of continuing education within that 2 year period. This also includes 3 PesT Control Advisor Licenses that are renewed every two years and require a minimum of 40 hours of continuing education within that 2 year period.

CITY OF SANTA CLARA
URBAN RUNOFF POLLUTION PREVENTION PROGRAM
FY 2004-05 ANNUAL REPORT

IPM SEMINARS/C.E. LIST FOR 2004-05		
NAME	**SEMINAR ATTENDED**	**DATES**
Mike Aguilar	Industrial Vegetation Management and IPM *	9/10/2004
John Gavidia	Industrial Vegetation Management and IPM *	9/10/2004
Larry Spearman	Industrial Vegetation Management and IPM *	9/10/2004
Chuck Quanz	Industrial Vegetation Management and IPM *	9/10/2004
Ron Janzing	Pesticide Management Seminar **	12/9/2004
Mark Romagna	Pesticide Management Seminar **	12/9/2004
Mike Aguilar	PAPA Seminar – San Jose **	12/9/2004
Brian Brickman	PAPA Seminar – San Jose **	12/9/2004
Cliff Myers	PAPA Seminar – San Jose **	12/9/2004
Todd O'Dell	PAPA Seminar – San Jose **	12/9/2004
Larry Spearman	PAPA Seminar – San Jose **	12/9/2004
Esteban Banuelos	Annual Training – In House **	1/12/2005
Brian Brickman	Annual Training – In House **	1/12/2005
Conrado Casas	Annual Training – In House **	1/12/2005
Mick Cucuzza	Annual Training – In House **	1/12/2005
Gabe Dias	Annual Training – In House **	1/12/2005
Cesar Diaz	Annual Training – In House **	1/12/2005
Mike Feliciano	Annual Training – In House **	1/12/2005
John Gavidia	Annual Training – In House **	1/12/2005
Alfredo Guajardo	Annual Training – In House **	1/12/2005
Ron Janzing	Annual Training – In House **	1/12/2005
Bill Locke	Annual Training – In House **	1/12/2005
Joe Luna	Annual Training – In House **	1/12/2005
Dennis Magill	Annual Training – In House **	1/12/2005
Bob Means	Annual Training – In House **	1/12/2005
Cliff Myers	Annual Training – In House **	1/12/2005
Don Myers	Annual Training – In House **	1/12/2005
Todd O'Dell	Annual Training – In House **	1/12/2005
Francisco Orozco	Annual Training – In House **	1/12/2005
Chuck Quanz	Annual Training – In House **	1/12/2005
Mark Romagna	Annual Training – In House **	1/12/2005
Larry Spearman	Annual Training – In House **	1/12/2005
Rich Wood	Annual Training – In House **	1/12/2005
Larry Zichowic	Annual Training – In House **	1/12/2005
John Mendoza	California Tree Failure Report **	1/13/2005

IPM SEMINARS/C.E. LIST FOR 2004-05		
NAME	**SEMINAR ATTENDED**	**DATES**
John Mendoza	Emerging IPM Problems in Winter *	1/28/2005
Bob Means	PAPA Seminar – Hayward **	5/19/2005
Todd O'Dell	PAPA Seminar – Hayward **	5/19/2005
Larry Spearman	PAPA Seminar – Hayward **	5/19/2005
Chuck Quanz	PAPA Seminar – Hayward **	5/19/2005
John Gavidia	Respirator Fit Testing and Training **	6/6/2005
Todd O'Dell	Respirator Fit Testing and Training **	6/6/2005
Chuck Quanz	Respirator Fit Testing and Training **	6/6/2005
Larry Spearman	Respirator Fit Testing and Training **	6/6/2005
John Mendoza	Ninth Annual Environmental Horticultural Pest Mgmt. Conf. *	6/9-10/2005
Brian Brickman	Second Annual Regional Integrated Pest Management Conf. *	6/14/2005
Joe Luna	Second Annual Regional Integrated Pest Management Conf. *	6/14/2005
Chuck Quanz	Second Annual Regional Integrated Pest Management Conf. *	6/14/2005
Larry Zichowic	Second Annual Regional Integrated Pest Management Conf. *	6/14/2005

*** = Training specific to IPM**
**** = State mandated training**

General Comment:

All PAPA seminars are mandated by D.P.R. in order for employees to maintain their Q.A.C. . These classes contain continued education hours and provide IPM training as well. Information in the use of mulches, foam solutions made of sugar extract from coconut and corn for weed control, new pesticide products that provide lower risks and less residual build up are also introduced.

The County of Santa Clara IPM Program was developed to assist public agencies, private industry and anyone concerned with pesticide usage on a countywide level. Discussions on different methods of pesticide use and reduction are discussed to reach a common goal. These classes are voluntary by those attending.

CITY OF SANTA CLARA URBAN RUNOFF POLLUTION PREVENTION PROGRAM
FY 2004-05 ANNUAL REPORT

PESTICIDE MANAGEMENT PLAN						
Performance Standard Identification	**Activity**	**Continuous Improvement Source Item**	**FY 2004-05 Tasks**	**Status / Comments**	**Due Date**	**Responsible Party**
P.S. #1	Overall Plan		Develop and Implement a Pesticide Management Plan	The City has developed an IPM plan and is implementing the requirements. Note that the City has been following IPM models for many years.	Complete	Street Dept.
P.S. #1	Overall Plan	2004 URMP	Coordinate with arborist or other relevant staff to identify landscaping techniques less likely to attract pests, including a list of pest-resistant plants, and develop model conditions of approval for pest resistant landscaping features and practices.		Ongoing	Planning Dept. Street Dept.

CITY OF SANTA CLARA URBAN RUNOFF POLLUTION PREVENTION PROGRAM
FY 2004-05 ANNUAL REPORT

PESTICIDE MANAGEMENT PLAN						
Performance Standard Identification	**Activity**	**Continuous Improvement Source Item**	**FY 2004-05 Tasks**	**Status / Comments**	**Due Date**	**Responsible Party**
P.S. #1	Overall Plan	2004 URMP	Consider pest-resistant landscaping and design features in the design, landscaping and environmental reviews of proposed development projects.		Ongoing	Planning Dept.
P.S. #1	Overall Plan	2004 URMP	Train staff responsible for design review on pest-resistant landscaping techniques and model conditions of approval and the importance of minimizing pesticide use in runoff from development sites.	General training has been conducted at a multi-department level. Additional training specific to the role of particular staff will be provided with the completion of work on techniques and conditions of approval.	Ongoing	Planning Dept.
P.S. #1	Overall Plan	2004 URMP	Develop and propose enhanced reporting format for documenting use of pesticide reduction measures at development sites.		Ongoing	Planning Dept.

CITY OF SANTA CLARA URBAN RUNOFF POLLUTION PREVENTION PROGRAM
FY 2004-05 ANNUAL REPORT

PESTICIDE MANAGEMENT PLAN						
Performance Standard Identification	**Activity**	**Continuous Improvement Source Item**	**FY 2004-05 Tasks**	**Status / Comments**	**Due Date**	**Responsible Party**
P.S. #2	Legal Authority	2004 URMP	Adopt an IPM policy that utilized IPM techniques and reduces the use of organophosphate and copper-based pesticides.	The City has an IPM policy in place that advocates the reduction of pesticide use that causes impairment of surface waters.		Ongoing
P.S. #4	Procedures for Municipal Staff	2004 URMP	Develop/implement SOPs and BMPs with appropriate outreach to municipal staff.	City employees who apply pesticides/herbicides are trained in the IPM policy procedures. All applications are conducted per the State Department of Pesticide Regulation (DPR).		Ongoing
P.S. #5	Procedures for Municipal Staff	2004 URMP	Conduct a workshop for municipal staff on least-toxic pest control methods and pesticide management BMPs .	**ROUTINE & ONGOING** .		Street Dept.
P.S. #5	Procedures for Municipal Staff	2004 URMP	Ensure that employees who apply pesticides for the agency obtain the appropriate training as required by the Count Agricultural Commissioner and the State Department of Pesticide Regulation (DPR).	**ROUTINE & ONGOING** .		IPM #5a

CITY OF SANTA CLARA URBAN RUNOFF POLLUTION PREVENTION PROGRAM
FY 2004-05 ANNUAL REPORT

PESTICIDE MANAGEMENT PLAN						
Performance Standard Identification	**Activity**	**Continuous Improvement Source Item**	**FY 2004-05 Tasks**	**Status / Comments**	**Due Date**	**Responsible Party**
P.S. #5	Procedures for Municipal Staff	2004 URMP	Provide annual training on the appropriate portions of the IPM policy, SOPs, and BMPs, and the latest IPM techniques to employees within departments responsible for pesticide application.	**ROUTINE & ONGOING**		Street Dept. Parks Dept.
P.S. #5	Procedures for Municipal Staff	2004 URMP	Annually inform employees who are not authorized and trained to apply pesticides that they cannot use over-the-counter pesticides in or around the workplace, consistent with the IPM policy.	**ROUTINE & ONGOING**		Street Dept. Parks Dept.
P.S. #5	Procedures for Contractors	2004 URMP	Develop and implement a process to ensure that any contractor employed to conduct pest control and pesticide application on municipal property engages in pest control methods consistent with the IPM policy adopted.	**ROUTINE & ONGOING**		Street Dept Parks Dept. Bldg. Dept.

CITY OF SANTA CLARA URBAN RUNOFF POLLUTION PREVENTION PROGRAM
FY 2004-05 ANNUAL REPORT

PESTICIDE MANAGEMENT PLAN						
Performance Standard Identification	**Activity**	**Continuous Improvement Source Item**	**FY 2004-05 Tasks**	**Status / Comments**	**Due Date**	**Responsible Party**
P.S. #6	Procedures for Contractors	2004 URMP	Require PCOs contracted for municipal applications to use pest control methods consistent with the municipality's IPM policy (through contract specifications). Require contractors to: (a) follow the agency's IPM policy, BMPs, and SOPs; (b) provide evidence of current IPM training, when feasible; and (c) provide documentation of pesticide use on agency property to the agency in a timely manner.	All City Contractors are required to follow the IPM policy.	Ongoing	Street Dept. Parks Dept.
P.S. #7	Outreach to Other Users	2004 URMP	Work with Program on outreach efforts and with City newspaper / cable station to outreach IPM goals.	The City participates in Program efforts and actively collects/educates residents about pesticide collection during the Annual Cleanup Campaign and household hazardous waste collection events.	Ongoing	Street Dept.

CITY OF SANTA CLARA URBAN RUNOFF POLLUTION PREVENTION PROGRAM
FY 2004-05 ANNUAL REPORT

PESTICIDE MANAGEMENT PLAN						
Performance Standard Identification	**Activity**	**Continuous Improvement Source Item**	**FY 2004-05 Tasks**	**Status / Comments**	**Due Date**	**Responsible Party**
P.S. #7	Outreach to Other Users	2004 URMP	Continue to fund BASMAA Regional Media Relations Campaign featuring pitches to Bay Area media and responses to breaking news on pesticide-related topics	**WORKING WITH PROGRAM**		Program Street Dept.
P.S. #7	Outreach to Other Users	2004 URMP	Develop and implement education programs that target commercial businesses, per recommendations from Action IV.A.1.	**WORKING WITH PROGRAM**		Program Street Dept.
P.S. #7	Outreach to Other Users	2004 URMP	Ensure that adequate pesticide disposal services exist for residents and conditionally exempt small quantity commercial generators.	**ROUTINE & ONGOING** *City of Santa Clara has a well developed Household Hazardous Waste Program combined with the County.		Street Dept. Fire Dept.

CITY OF SANTA CLARA URBAN RUNOFF POLLUTION PREVENTION PROGRAM
FY 2004-05 ANNUAL REPORT

PESTICIDE MANAGEMENT PLAN						
Performance Standard Identification	**Activity**	**Continuous Improvement Source Item**	**FY 2004-05 Tasks**	**Status / Comments**	**Due Date**	**Responsible Party**
P.S. #7	Outreach to Other Users	2004 URMP	Work with HHW collection agencies to support, enhance, and help publicize programs for proper pesticide disposal.	**ROUTINE & ONGOING**		Street Dept. Fire Dept.
P.S. #8	Outreach to Other Users	2004 URMP	Provide hazardous waste disposal information to residents, through distribution on materials (e.g., utility bill insert, city newsletter, community events, etc.) or advertising in local media.	**ROUTINE & ONGOING**		Street Dept.
P.S. #9	Municipal Pesticide Use Evaluation and Reporting	2004 URMP	Tracking pesticide use on municipally owned property. Include in the process reporting and justification for the use of OP pesticides and BMPs employed during OP pesticide use.	Tracking of pesticide use currently being completed under the Department of Pesticide Regulation. Inventory Use Sheets are used to document specifics for every application.	Ongoing	Street Dept Parks Dept.

CITY OF SANTA CLARA URBAN RUNOFF POLLUTION PREVENTION PROGRAM
FY 2004-05 ANNUAL REPORT

PESTICIDE MANAGEMENT PLAN						
Performance Standard Identification	**Activity**	**Continuous Improvement Source Item**	**FY 2004-05 Tasks**	**Status / Comments**	**Due Date**	**Responsible Party**
P.S. #10	Evaluation and Reporting	2004 URMP	Conduct a periodic agency-wide search of chemical storage areas for pesticides no longer legal for application per EPA, state, and/or local requirements, and properly dispose of any such pesticides pursuant to appropriate waste disposal regulations.	**ROUTINE & ONGOING**		Street Dept Parks Dept.
P.S. #11	Evaluating and Reporting	2004 URMP	Review and evaluate effectiveness of IPM in achieving goals.	Please see narrative regarding effectiveness.	Complete	Street Dept.

City of Santa Clara

FY 04- 05 Annual Report

Mercury/Copper/Nickel Pollution Prevention Activities

CITY OF SANTA CLARA
FY 2004-05 ANNUAL REPORT
MERCURY/COPPER/NICKEL POLLUTION PREVTION ACTIVITIES

In the 2004 URMP update, the Mercury Reduction and Copper/Nickel Reduction Activities were combined into one element. The City of Santa Clara has a program to replace mercury-containing products on an ongoing basis. The City Building Department routinely replaces, as needed due to burnout, mercury-containing lights tubes with low mercury and no mercury light tubes. As the mercury containing light tubes fail, the Building Department replaces the tubes and failed tubes are brought to the Street Corporation Yard's hazardous materials storage bins located at 1700 Walsh Avenue. The used tubes are collected by a licensed recycling vendor. Failed mercury switches, thermostats, and other mercury-containing products are also held at the Street Corporation Yard hazardous material storage bins and recycled by a licensed vendor.

Mercury containing thermostats/switches that are in operation, are utilized indoors and have little or no potential of getting into the storm system. When replacements of these types of parts are needed, a priority to mercury free products is maintained.

The City participates with the countywide Hazardous Materials Collection events. The following pie chart is a breakdown of mercury-containing products collected:

Mercury Containing Products Collected April 2005
(Identified by the type and quantity.)

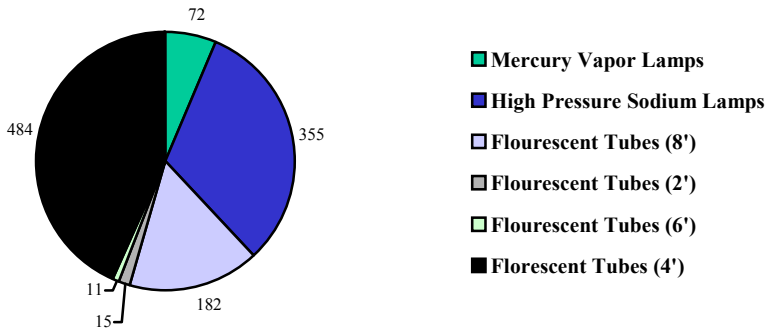

CITY OF SANTA CLARA
FY 2005-05 ANNUAL REPORT
MERCURY/COPPER/NICKEL POLLUTION PREVENTION ACTIVITIES

Copper

The City of Santa Clara has in previous workplans aggressively inspected automotive facilities and metal plating facilities. This occurred in FY 2001-02 & FY 2002-03 for automotive and FY 2002-03 & FY 2004-05 for metal plating. These facilities are inspected once every two years due to their SIC code but inspection frequency are accelerated if repetitive violations are found. As a result, outreach to these types of facilities has been thorough and well documented. Our street sweeping program mandates bi-weekly sweeping of all residential streets and twice monthly of industrial streets. Use of architectural copper is discouraged and is being eliminated from design in new public buildings.

Nickel

The City of Santa Clara, through our construction inspection element, has documented construction best management practices activity within the City for many years. In FY 2004-05 twenty-seven construction inspections occurred on ten sites. Inspectors also conducted four hundred fifty five windshield inspections of all construction sites. Emphasis has been on preventing storm water pollution at the source.

CITY OF SANTA CLARA URBAN RUNOFF POLLUTION PREVENTION PROGRAM
FY 2004-05 ANNUAL REPORT

MERCURY / COPPER / NICKEL POLLUTION PREVENTION ACTIVITIES (MCNP)						
Performance Standard Identification	**Activity**	**Continuous Improvement Source Item**	**FY 2004-05 Tasks**	**Status / Comments**	**Due Date**	**Responsible Party**
MCNP P.S. #2	Municipal Use of Mercury Containing Products AKA- Prioritization of Mercury / Copper / Nickel Products	Order No. 01-024 2004 URMP	Develop a process to survey the types of mercury-containing products used by City departments. Identify appropriate municipal personnel to conduct survey. For those products with a potential to enter storm water runoff, identify possible alternatives or proper disposal procedures.	Building Maintenance Department requires all mercury containing products to be properly disposed via the Household Hazardous Waste Program.	Ongoing	Street Dept. Building Maintenance
MCNP P.S. #3	Municipal Use of Mercury Containing Products AKA- Identify Management Options	Order No. 01-024 2004 URMP	Follow Performance Standards in identifying management option for mercury-containing products reduction. These standards include a schedule for the timely phase-out of mercury-containing products identified for virtual elimination as well as reporting requirements, replacement, and reduction in use of mercury-containing products.		Ongoing	Street Dept.
MCNP P.S. #3	Household Hazardous Waste Collection	Order No. 01-024 2004 URMP	Provide mercury-containing products disposal services for residents and small businesses.	There were 69 Household Hazardous Waste collection events in FY 2004-05.	Ongoing	Street Dept. Fire Dept.

CITY OF SANTA CLARA URBAN RUNOFF POLLUTION PREVENTION PROGRAM
FY 2004-05 ANNUAL REPORT

MERCURY / COPPER / NICKEL POLLUTION PREVENTION ACTIVITIES (MCNP)						
Performance Standard Identification	**Activity**	**Continuous Improvement Source Item**	**FY 2004-05 Tasks**	**Status / Comments**	**Due Date**	**Responsible Party**
MCNP P.S. #3	Household Hazardous Waste Collection	Order No. 01-024 2004 URMP	Develop guidelines for documenting and reporting quantities of mercury-containing products disposed of by City.	Documentation is currently being conducted under Dept. of Toxic Substance Control Form 303, submitted annually by the County on behalf of the City.	Complete Ongoing	Street Dept.
MCNP P.S. #3	Public Education and Outreach AKA – Identify Management Options	Order No. 01-024 2004 URMP	Implement a fluorescent light recycling outreach program to educate residential users and encourage proper disposal of fluorescent lights.	Widely included in the outreach advising residents of the Household Hazardous Waste Collection events coordinated with the County.	Ongoing	
MCNP P.S. #3	Identify Management Options	2004 URMP	Monitor/educate vehicle washing operations. Maintain/inspect carwash systems operated by City at Corporation Yard/Fire Stations. Provide weekly street sweeping Include control of nickel discharged in construction site inspections.	More emphasis was placed towards Copper Pollution Reduction in the Construction Inspection element. Complimented Corporation Yard inspections. Complimented Street Operations Element. Weekly in residential – at least bi-weekly in industrial areas. Compliments construction site inspections.	Complete & Ongoing Complete & Ongoing Complete & Ongoing Complete & Ongoing	Street Dept. Street Dept. Fire Dept. Street Dept. Street Dept.

CITY OF SANTA CLARA URBAN RUNOFF POLLUTION PREVENTION PROGRAM
FY 2004-05 ANNUAL REPORT

MERCURY / COPPER / NICKEL POLLUTION PREVENTION ACTIVITIES (MCNP)						
Performance Standard Identification	**Activity**	**Continuous Improvement Source Item**	**FY 2004-05 Tasks**	**Status / Comments**	**Due Date**	**Responsible Party**
MCNP P.S. #3	Vehicle Washing Operations	2004 URMP	Distribute outreach materials on proper vehicle/equipment washing at City department counters and public events, and post on City website. Inspect auto businesses regarding car wash requirements, and prohibited storm drain discharge. Inspect vehicle washing facilities as part of storm water inspections for industrial and commercial businesses. Continue to maintain car wash systems for City vehicles at the corporation yard and fire stations. Encourage municipal staff to use certified mobile cleaners when contracting cleaning services. Respond to training requests from mobile surface cleaners who desire initial BASMAA surface cleaning certification. Maintain list of	Outreach materials are distributed by Non Point Source Inspectors during IC/ID inspections. Automobile businesses have been a target industrial of our IND/ICD program. All City Corporation Yards are equipped with car wash systems that are closed looped. BMP's are being implemented in the construction of two new City Fire Stations. Permanent BMP's are being developed for our existing Fire Stations.	Complete	Street Dept.

CITY OF SANTA CLARA URBAN RUNOFF POLLUTION PREVENTION PROGRAM
FY 2004-05 ANNUAL REPORT

MERCURY / COPPER / NICKEL POLLUTION PREVENTION ACTIVITIES (MCNP)						
Performance Standard Identification	**Activity**	**Continuous Improvement Source Item**	**FY 2004-05 Tasks**	**Status / Comments**	**Due Date**	**Responsible Party**
			individuals and dates of training. Provide training information to Program staff for reporting purposes. (Palo Alto, Sunnyvale, San Jose only).			
MCNP P.S. #3	Industrial Copper Control	2004 URMP	Continue Industrial Inspection program, including NOI sites such as plating and metal finishing facilities, vehicle service facilities, and other permitted sites.	Metal Plating shops are inspected at the frequency determined by their SIC code.	Ongoing	Street Dept.
MCNP P.S. #3	Reducing Traffic Congestion/ Promoting Alternative Transportation	2004 URMP	Review the results of the Development Policies Comparison Project Report, particularly Section VI., Policies to Limit Auto Use/Promote Alternative Transportation, in the Policy, Code, and Ordinance Worksheet, and investigate updating local development rules to promote better transportation-related design practices and alternative modes of transportation.		Complete with program	Planning Dept. Street Dept.
MCNP P.S. #3	Street sweeping and storm drain O&M	2004 URMP	Follow Program guidance regarding the collection and reporting of street sweeping data. Provide data for Annual Report.	The City has approx. 240 miles of streets with approx. 27,202 combined miles swept per year.	Complete	Street Dept.

CITY OF SANTA CLARA URBAN RUNOFF POLLUTION PREVENTION PROGRAM
FY 2004-05 ANNUAL REPORT

MERCURY / COPPER / NICKEL POLLUTION PREVENTION ACTIVITIES (MCNP)						
Performance Standard Identification	**Activity**	**Continuous Improvement Source Item**	**FY 2004-05 Tasks**	**Status / Comments**	**Due Date**	**Responsible Party**
MCNP P.S. #3	Outreach on pool, spa maintenance	2004 URMP	Assist Program develop and implement distribution plan for the updated pool brochure. Distribute outreach materials at local public events; brochures at agency department counters and public places; and placement on City website.	The City utilizes the City newspaper and cable station to routinely educate residents on storm water pollution prevention efforts.	Complete	Street Dept.
MCNP P.S. #3	Measures to control nickel discharges from construction sites.	2004 URMP	Continue to implement Construction Inspection Performance Standards. Continue to have inspectors attend Regional Board/Program workshops on construction site management and learn latest erosion/sediment control techniques. Continue to attend Program workshops on post-development storm water BMPs (C.3.).	Ongoing and Routine	Complete	Street Dept.
MCNP P.S. #3	Control nickel discharges from construction sites.	2004 URMP	Prevent erosion from construction sites. Promote education of inspectors / contractors.	Concurrent with Construction Inspection Program.	Ongoing	Street Dept. Building Inspection

CITY OF SANTA CLARA URBAN RUNOFF POLLUTION PREVENTION PROGRAM
FY 2004-05 ANNUAL REPORT

MERCURY / COPPER / NICKEL POLLUTION PREVENTION ACTIVITIES (MCNP)						
Performance Standard Identification	**Activity**	**Continuous Improvement Source Item**	**FY 2004-05 Tasks**	**Status / Comments**	**Due Date**	**Responsible Party**
MCNP P.S. #3	Use of architectural copper	2004 URMP	Review study and ordinance from Palo Alto and consider feasibility of limiting the use of copper on roofs, in roof shingles, and for gutters.	Reduced as much as possible	Complete	Planning Dept. Street Dept.
MCNP P.S. #4	Municipal Use of Mercury-Containing Products AKA – Municipal Training & Outreach	Order No. 01-024 2004 URMP	Ensure that Municipal employees responsible for purchase / use / replacement of mercury-containing products receive information on City Mercury Prevention Plan (Mercury Plan).		Ongoing	Street Dept.
MCNP P.S. #4	Public Education and Outreach	Order No. 01-024 2004 URMP	Support various outreach programs to educate target audiences about proper disposal of mercury-containing products and alternative non-mercury containing products.	Working with Program	Ongoing	Street Dept.
MCNP P.S. #5	Monitoring and Science AKA – Tracing / Reviewing and Reporting Effectiveness	Order No. 01-024 2004 URMP	Develop process to trace/review and report effectiveness of the Mercury Products Reduction and Management Practices in achieving the goals of the Mercury Plan.	Products containing mercury that are used by the City have a low potential to get in storm water. Replacement is done at product failure. This process causes effectiveness to be difficult to measure.	Ongoing	Street Dept. Building Maintenance

CITY OF SANTA CLARA URBAN RUNOFF POLLUTION PREVENTION PROGRAM
FY 2004-05 ANNUAL REPORT

MERCURY / COPPER / NICKEL POLLUTION PREVENTION ACTIVITIES (MCNP)						
Performance Standard Identification	**Activity**	**Continuous Improvement Source Item**	**FY 2004-05 Tasks**	**Status / Comments**	**Due Date**	**Responsible Party**
MCNP P.S. #5	Monitoring Mechanism	Order No. 01-024	In the Annual Report document and evaluate each outreach activity, including the target audience and number of residents and/or businesses reached.	Outreach has occurred in City newspaper, website and Clean Up Campaign materials. Evaluation of effectiveness is difficult but trends in yearly collected quantities are reviewed.	Ongoing	Street Dept.
MCNP P.S. #5	Monitoring	Order No. 01-024 2004 URMP	Update URMP to incorporate / adapt model Mercury Pollution Prevention Management Performance Standards.	Completed in January 2004 – named the "Mercury / Copper / Nickel Reduction Activities".	Complete	Street Dept.
MCNP P.S. #6	Training	2004 URMP	Attend training events specific to Mercury, Copper and Nickel reduction.		Ongoing	Street Dept. Program
MCNP	Watershed assessment and protection	2004 URMP	Revise City's General Plan, as needed, at next scheduled update, based on recommendations from the *Development Policies Comparison Project* and Provision C.3.l. Review and implement guidance from SCVURPPP and San Jose on addressing water quality in the CEQA review process, as part of C.3.m. implementation.	Current general plan was reviewed and determined effective w/ current language.	Complete	Planning Dept. Street Dept.

CITY OF SANTA CLARA URBAN RUNOFF POLLUTION PREVENTION PROGRAM
FY 2004-05 ANNUAL REPORT

MERCURY/COPPER/NICKEL POLLUTION PREVENTION ACTIVITIES (MCNP)						
P.S. ID	**Activity**	**C.I. Item Source**	**FY 2004-05 Tasks**	**Status / Comments**	**Due Date**	**Responsible Party**
MCNP Overall Commitment	Monitoring and Science	Order No. 01-024 2004 URMP	Provide financial and staff support for a coordinated regional plan to collect data for the mercury TMDL, as defined in the RWQCB / BACWA / BASMAA.	Work with Program	Ongoing	Street Dept.

City of Santa Clara

FY 04- 05 Annual Report

Trash Inventory and Management

CITY OF SANTA CLARA
FY 2004-05 ANNUAL REPORT
TRASH INVENTORY AND MANAGEMENT

In the City of Santa Clara the NPS inspector and/or Storm Drain Foreperson and/or Solid Waste Foreperson respond to trash complaints. Initial response, depending on the nature of the event, may be responded to by other City personnel.

A trash "hot spot" list was generated based on the data received from complaints and catch basin cleaning crew findings. A survey was conducted using the KAB litter index and documented on a spreadsheet. This information is updated every year. Locations that appear on our "hot spot" list on more than one occasion receive further investigation to find a source of the litter. Facilities that can be found responsible for the trash receive a violation notice for a first offence, pre-citation notice for the second, and administrative citation for the third. Regardless of the source, trash is typically picked up within one week or sooner depending on the potential to enter the storm drain.

Attached is the table of the City's trash "hot spots" relative to the watershed affected if the trash entered the storm drain system.

Santa Clara (City)

Calabazas Creek							
ID #	**Date**	**Location of Trash Problem Areas**	**Assessment Tool**	**Score**	**Trash Sources**	**Evaluation Results**	**Comments**
SC01	4/14/2005	French Street at Agate	KAB	2	Illegal dumping – not in waterway (likely from the residents in the adjacent apartments during move outs)	Area has been fenced off. Some trash and litter is still dumped in adjacent cul-de-sac.	Illegal dumping of furniture and trash. Trash seems to be coming from Lawrence Expressway and nearby area.
SC10	4/14/2005	Pomeroy Avenue between Calabazas and Benton Street	KAB	1.75	Illegal dumping-not in water way (during the clean-up campaign)	Will continue to inspect and compare previous scores to determine if location can be removed from list.	Some litter found.
SC11	4/14/2005	3700 El Camino Real	KAB	3	Litter (nearby stores)	Stores may be the trash source. Will conduct another inspection to verify. If true, BMP materials will be handed out to each store in the area.	Paper from nearby stores.

Guadalupe River							
ID #	**Date**	**Location of Trash Problem Areas**	**Assessment Tool**	**Score**	**Trash Sources**	**Evaluation Results**	**Comments**
SC04	4/14/2005	Bellomy Street, Lafayette Street, Washington Street, and Alviso Street by Santa Clara University.	KAB	1	Santa Clara University students littering - over filled garbage containers.	Will continue to inspect and compare previous scores to determine if location can be removed from list.	Little to no litter found.
SC12	4/14/2005	Clyde/Haig/Lafayette	KAB	2.5	Litter (surrounding apartments)	Trash from surrounding apartments. If area is not clean by next inspection, BMPs will be given to apartment owners.	Paper and trash throughout entire area.
SC13	4/14/2005	4767 Lafayette	KAB	3.25	Litter (stores and possible homeless encampment)	Continue to inspect area and determine litter source. If litter source is nearby stores, BMPs will be given to owners. Possible homeless encampment.	Excessive amounts of paper and litter is accumulating in back of property.
SC14	4/14/2005	Lafayette/Yerba Buena	KAB	3	Litter (motorists)	Continue to inspect area. Caltrans right of way. Will contact Caltrans if the problem continues.	Trash may be coming from Highway 237.
SC15	4/14/2005	Martin/De La Cruz	KAB	2.75	Unknown	Will continue to inspect and find trash source.	Litter throughout area.

San Tomas Aquino Creek							
ID #	**Date**	**Location of Trash Problem Areas**	**Assessment Tool**	**Score**	**Trash Sources**	**Evaluation Results**	**Comments**
SC16	4/14/2005	Bowe Ave	KAB	3.75	Litter (nearby stores)	Stores may be the trash source. Will conduct another inspection to verify. If true, BMP materials will be handed out to each store in the area.	Paper from nearby stores.
SC17	4/14/2005	Bellomy in front of 1995 Bellomy	KAB	1.5	Some litter (may be coming from auto shop.)	Will continue to inspect and compare previous scores to determine if location can be removed from list.	Little to no litter found.
SC18	4/14/2005	583 Saratoga	KAB	1.5	Litter (nearby businesses)	Will continue to inspect and compare previous scores to determine if location can be removed from list.	Little to no litter found.

SC19	4/14/2005	Martin/Richard	KAB	1.25	Litter (may be coming from catering trucks.)	Will continue to inspect and compare previous scores to determine if location can be removed from list.	Small amount of litter was found.

CITY OF SANTA CLARA

STREET DEPARTMENT

FY 2004-05 Annual Report
Trash Hot Spots

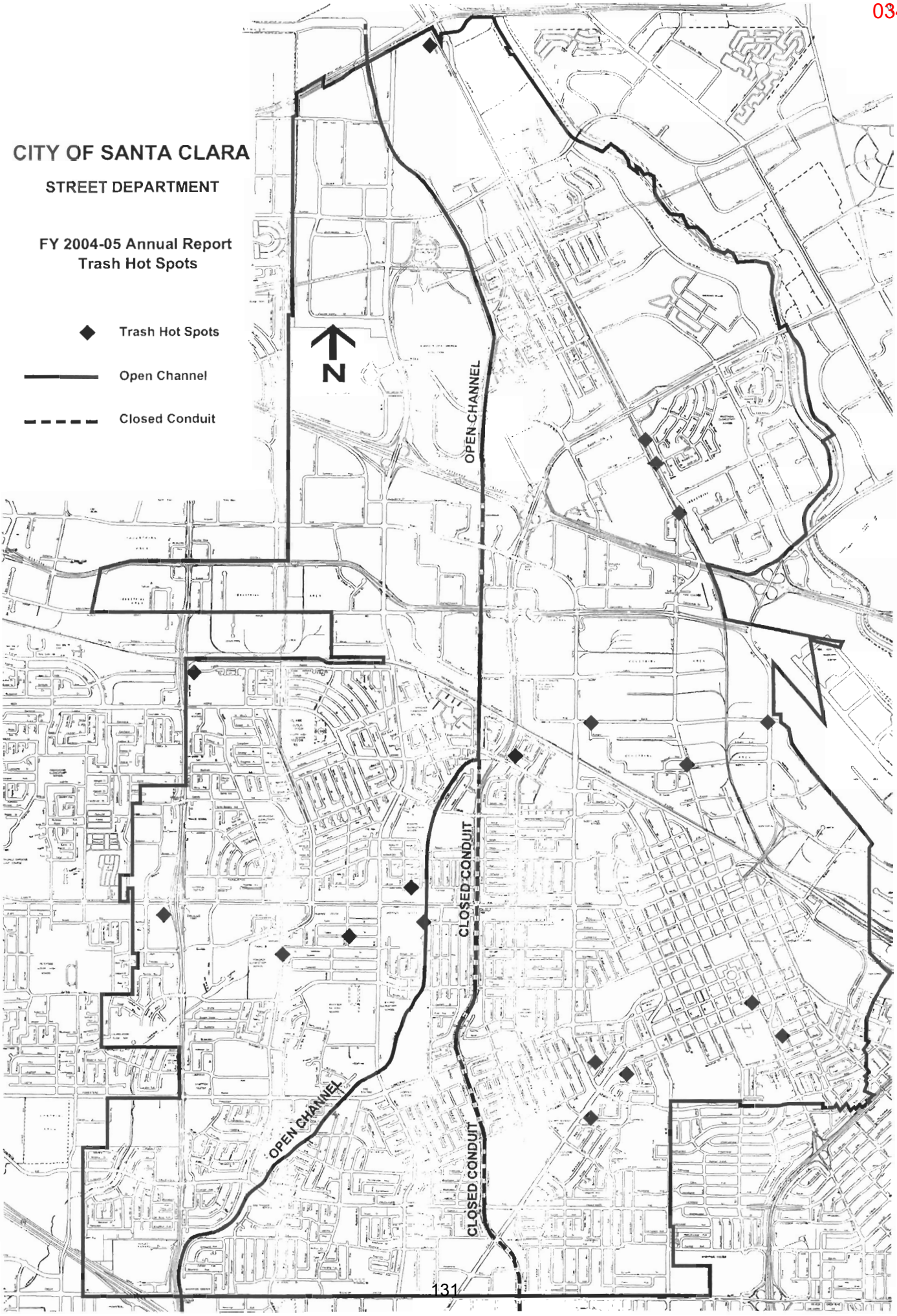

CITY OF SANTA CLARA URBAN RUNOFF POLLUTION PREVENTION PROGRAM
FY 2004-05 ANNUAL REPORT

TRASH INVENTORY AND MANAGEMENT						
Performance Standard Identification	**Activity**	**Continuous Improvement Source Item**	**FY 2004-05 Tasks**	**Status / Comments**	**Due Date**	**Responsible Party**
TM 1	Resource Commitment	2004 URMP	Modify City map to show areas of City not under our maintenance for trash management.		Complete	Street Dept.
TM 2	Trash Evaluation	2004 URMP	Monitor known or suspected areas of trash problems.		Ongoing	Street Dept.
TM 3	Trash Control	2004 URMP	Implement trash control measures in areas of trash problems.		Ongoing	Street Dept.
TM 4	Record Keeping	2004 URMP	Create log of trash complaints.		Complete	Street Dept.
TM 5	Effectiveness Evaluation	2004 URMP	Analyze incidents of trash problems over FY 04-05.		4/05	Street Dept.
TM 6	Training	2004 URMP	Attend training in trash evaluation methodology.		Ongoing	Street Dept.

CITY OF SANTA CLARA URBAN RUNOFF POLLUTION PREVENTION PROGRAM
FY 2004-05 ANNUAL REPORT

TRASH INVENTORY AND MANAGEMENT						
Performance Standard Identification	**Activity**	**Continuous Improvement Source Item**	**FY 2004-05 Tasks**	**Status / Comments**	**Due Date**	**Responsible Party**
N/A	General Activity	Trash Ad Hoc Work Group	Trash hot spots are generated from complaints, cleaning crew findings, and prior lists. A KAB litter survey is conducted, a source is identified and enforcement action is taken. "Hot Spots" which have a low KAB score from FY to FY will be removed from the list.	KAB litter surveys were implemented in April 2005. A full year of tracking will be useful in determining the effectiveness of this program.	Ongoing	Street Dept./ Solid Waste

City of Santa Clara

FY 04- 05 Annual Report

Staff Training Summary Table

CITY OF SANTA CLARA
FY 2004-05 ANNUAL REPORT
STAFF TRAINING EVALUATION

Participation

This year the City of Santa Clara has made an effort to increase the number of employees who attend training that highlights stormwater pollution prevention. This year a total of 40 employees attended various seminars and classes, with 35% attending more than two events, 8% attending three events and an additional 8 % attending four or more classes. The number of employees attending multiple seminars/classes has increased from last year, but the total number of attendees is down. This should not indicate that the City is relaxing its training efforts. Many staff continue to be informally educated and, with the assistance of EOA, Inc., trained in house (Planning C.3. Provisions).

Evaluation

Evaluating the effectiveness of staff training is at best subjective. The approach of the City is to provide training in a timely, focused manner. Participation rates may not indicate that the training is being received at the right time by the right individual. To this end, management within each City department responsible for stormwater pollution prevention is expected to support their employee training. In this regard the City is effective in training.

Storm Water Pollution Prevention Review and Training Table

Department	Provide S W Review	Percentage by Dept.	Attended Workshop	Training Workshop *See note at bottom of chart
Building Inspection		**0%**		
	Frank Compani - Inspector			
	Mike Doyle - Inspector			
	Paul Faulkenburg - Inspector			
	Robert (Jay) Harrison - Inspector			
	Ket Le- Building Inspection			
	Sheila Lee - Building Official			
	Jim McGinley			
	Robert Marshall			
	Craig Miller - Inspector			
	Robert Santos - Inspector			
	Terry Schmidt - Supervising Inspector			
Engineering Department		**10%**		
	Falungi Amin - Civil Engineer II		Falugi Amin	4
	Rajeev Batra - City Engineer			
	Pat Berry - Public Works Inspector			
	Nelson Damian - Principal Engineering Aide			
	Blossom Dulos - Principal Engineer			
	Ron Eng - Civil Engineer II			
	Sayed Fakhry - Civil Engineer II			
	Mark Gervacio - Civil Engineer II			
	Gustavo Gomez - Principal Engineer			
	David Kocina - Public Works Inspector			
	Ken Kratz - Public Works Inspector			
	Bob La Placa - Public Works Inspector			
	Chanh Le - Senior Engineering Aide			
	Mary Lee - Senior Engineering Aide			
	Noel Lozano - Civil Engineer I			
	Hung Luu - Senior Engineering Aide			
	Darrell Mackie - Civil Engineer II			
	Fred Muashima - Chief of Party			
	Chau Nguyen - Engineering - Design			
	Jim Parissenti - Principal Engineer-Design		Jim Parissenti	4

Storm Water Pollution Prevention Review and Training Table

Department	Provide S W Review	Percentage by Dept.	Attended Workshop	Training Workshop *See note at bottom of chart
	Ferdinand Pastrana - Civil Engineer II		Ferdinand Pastrana	2
	Lynne Richards - Office Specialist III			
	Ramon Santos - Civil Engineer II			
	Tom Supan - Principal Engineer			
	Hoa Thach -			
	Scott Thatch - Water Utility Engineer			
	Benison Tran - Civil Engineer II			
	Kimchi Tran - Civil Engineer I			
	Steve Yoshino - Director of Public Works/City Engineer			
Fire Inspection		**33%**		
	Clark Custodio - Deputy Fire Chief			
	Steve Silva - Fire Inspector			
	Elliot Weir - NPS Fire Inspector Aide		Elliot Weir	2, 3, 6, 9
Planning Department		**50%**		
	Eric Chen - Principal Engineer			
	Yen Chen - Associate Planner		Yen Chen	1, 5
	Debby Fernandez - Assistant Planner II		Debby Fernandez	1, 5
	George Goodfellow - Dir. Planning & Inspection			
	Doug Handerson - Associate Planner		Doug Handerson	1, 5
	Art Henriques - City Planner			
	Ket Le - Associate Planner			
	Jeff Pedersen - Community Services Division Manager			
	Kevin Riley - Principal Planner		Kevin Riley	1, 5
	Jeff Schwilk - Assistant Planner II		Jeff Schwilk	1, 5
	Gloria Sciara			
	Judith Silva - Assistant Planner II		Judith Silva	1, 5
Street Department		**14%**		
	Esteban Banuelos- Sr. Tree Trimmer			
	Brian Brickman - Grounds Maintenance Worker I			
	Dan Contreras - Storm Drain Foreman		Dan Contreras	2, 3, 6, 9
	Mick Cucuzza - Street Maintenance Worker III			
	Wilfredo Dones - Construction Project Engineer			
	Mike Feliciano - Street Maintenance Worker III			

Storm Water Pollution Prevention Review and Training Table

Department	Provide S W Review	Percentage by Dept.	Attended Workshop	Training Workshop *See note at bottom of chart
	John Gavidia- Grounds Maintenance Worker III			
	Alfredo Gujardo - Grounds Maintenance Worker I			
	Ron Janzing - Landscape Foreman			
	Roger Lee - Street/Storm Maintenance Superintendent		Roger Lee	7, 8
	Bill Locke - Grounds Maintenance Worker I			
	Joe Luna - Street Maintenance Worker I			
	Rick Mauck - Director of Streets and Auto Services		Rick Mauck	4
	John Mendoza - Asst. St. Superintendent/City Arborist			
	Cliff Myers - Grounds Maintenance Worker I			
	Don Myers - Street Maintenance Worker III			
	Todd O'Dell - Grounds Maintenance Worker I			
	Mark Romagna-Sr. Tree Trimmer			
	Larry Spearman - Grounds Maintenance Worker III			
	Charles Quanz - Grounds Maintenance Worker III			
	Rich Wood - Street Maintenance Worker III			
	Larry Zichowuc - Street Maintenace Worker IV			
Traffic Engineering		**0%**		
	Jim Goss - Utility Worker			
	Chris Kruger - Street Maintenance Worker			
	Fred Laigo - Civil Engineer I			
	Dan Lerma - Street Maintenance Worker			
	Lorenzo Lopez - Civil Engineer II			
	Rui Martins - Street Maintenance Worker			
	Kim Parara - Traffic Foreman			
	Perry Penvenne - Street Maintenance Worker			
	Dave Pitton - Traffic Engineer			
	Chris Sepulveda - Sign Technician			
	Manuel Sereno - Street Maintenance Worker			
	Garry Wittenmeier - Senior Engineering Aide			
Water / Sewer Utilities		**0%**		
	Todd Anderson -			
	Ron Enos - Assistant Water Superintendent			
	Charlie Grant - Assistant Water Superintendent			
	Dave Holmes - Water Superintendent			

Storm Water Pollution Prevention Review and Training Table

Department	Provide S W Review	Percentage by Dept.	Attended Workshop	Training Workshop *See note at bottom of chart
	Alan Kurotori - Senor Project Engineer			
	Dennis Ma - Assistant Director of Water Utililty			
	Erlinda Martin			
	Bruce Myers - Assistant Sanitary Sewer Superintendent			
	John Peterson - Sanitary Sewer Superintendent			
	Mark Pullin			
	Robin Saunders - Director of Water and Sewer Utilities			
	Jim Sims			
	Hugh Slater			

***Note: Legend of Workshops**

1. In-house review of analyzing one or more current projects to consider BMPs and runoff calcs for projects subject to C.3; October 28, 2004; 1 hour; Planning Department; City of Santa Clara
2. "Construction Site Planning and Management for Compliance with Phase I and II NPDES Requirements" (erosion workshop); November 9, 2004; 8 hours; Brisbane; San Francisco Estuary Project, SF Bay RWQCB and Freiends of the Estuary
3. "Stormwater Best Management Practices for Municipal Operations"; November 18, 2004; 2 hours; San Jose; Maintenance Superintendents Association
4. "Hydrology 101- Basic Hydrologic and Geomorphic Processes in Stream Restoration"; January 26, 2005; Kelley Park, San Jose; 7 hours; City of San Jose's Enviornmental Services Department
5. In-house review of analyzing one or more current projects to consider BMPs and runoff calcs for projects subject to C.3; March 10, 2005; 1 hour; Planning Department; City of Santa Clara
6. "Conducting Stormwater Inspections of Industrial and Commercial Facilities"; April 5, 2005; Quinlan Community Center, Cupertino; 7 hours; SCVURPPP and RWQCB
7. "2005 Industrial Users Academy"; April 27, 2005; SJ/SC Water Pollution Control Plant; 8.5 hours; CSJ Environmental Services Department
8. "7th Annual (but 8th) Pavement Maintenance & Rehabilitation Strategies Seminar"; May 5, 2005 ; 7 hours; Merced; Merced County Public Works Department
9. "Conducting Stromwater Treatment BMP Maintenance and Inspections"; June 9, 2005; 7 hours; Quinlan Community Center, Cupertino; SCVURPPP

City of Santa Clara

FY 04- 05 Annual Report

Performance Standard Certification Statement

CITY OF SANTA CLARA
FY 2004-05 ANNUAL REPORT
ATTACHMENT

Performance Standard Completion Certification Statement

"I certify, under penalty of law, that the City of Santa Clara has implemented all elements of the following performance standard, except as described in the Self-Evaluation Matrix in Attachment B of this FY 04-05 Annual Report, according to the policies and procedures described in the City of Santa Clara's Urban Runoff Management Plan dated January 2004.

Appendix C.1 - Industrial/Commercial Discharge
Appendix C.2 - Storm Drain Operations & Maintenance
Appendix C.3 - Water Operations & Maintenance
Appendix C.4 - New Development – Planning
Appendix C.5 - New Development – Construction Inspection
Appendix C.6 - Public Streets, Road and Highways
Appendix C.7 - Illicit Connection & Illegal Dumping Elimination Activities
Appendix C.8 - Rural Public Works Maintenance & Support
Appendix C.9 - Integrated Pest Management
Appendix C.10 - Mercury/Copper/Nickel Reduction Activities
Appendix C.11 - Trash Management

Based on my inquiry of the person or persons who manage the system, or those persons directly responsible for gathering the information, this information is, to the best of my knowledge and belief, true, accurate, and complete. I am aware that there are significant penalties for submitting false information, including the possibility of fine and imprisonment for knowing violations."

Signature by Duly Authorized Representative:

Richard J. Mauck
Director of Streets and Auto Services

Date September 2, 2005

I:\Publicworks\Street\Karin II\ANNUAL REPORTS & WORK PLANS\FY 04-05 Annual Report\AnnualReportCertificationStatement.docl

034823

WEST VALLEY CLEAN WATER PROGRAM

CITY OF SARATOGA ANNUAL REPORT FY 2004-2005

SUBMITTED SEPTEMBER 2005

THIS PAGE INTENTIONALLY LEFT BLANK

TABLE OF CONTENTS

TITLE **PAGE #**

Cover Letter 5

Certification Statement 11

List of Acronyms 13

PROGRAM ELEMENTS

IC/ID Elimination Activities 23

Industrial/Commercial Discharger Control Program 31

Public Agency Activities 45

Public Streets, Roads and Highways
Rural Public Works
Storm Drain Operation and Maintenance

New Development/ Planning Procedures 59

Construction Inspection 77

Public Information and Participation 83

Pesticide Management Activities 119

Mercury Pollution Prevention Activities 139

Copper Action Plan/Nickel Action Plan 149

Trash Inventory and Management 163

Water Quality Monitoring and Permit Reapplication 187

TRAINING SUMMARIES: are located at the end of each Element Section

THIS PAGE INTENTIONALLY LEFT BLANK

September 15, 2005

Mr. Bruce Wolfe
Regional Water Quality Control Board
San Francisco Bay Region
1515 Clay St., Suite 1400
Oakland, CA 94612

Subject: West Valley Community Specific Urban Runoff Management Program
FY 2004-2005 Annual Report

Dear Mr. Wolfe:

This report is submitted by the West Valley Cities of Campbell, Monte Sereno, Saratoga, and the Town of Los Gatos, in conjunction with the Santa Clara Valley Urban Runoff Pollution Prevention Program's Annual Report, pursuant to provision C.6.a. of the Program's reissued municipal storm water NPDES Permit (Order No. 01-024). The report summarizes activities performed during FY 2004-2005 in accordance with the West Valley Communities' Urban Runoff Management Plan (URMP) submitted to the Regional Board on September 1, 2004 and the performance standards contained therein.

Contents of Report

The goals of this Annual Report are to: 1) concisely document implementation of our URMP and FY 04-05 work plan during the past fiscal year; 2) evaluate program results for continuous improvement; 3) comply with permit requirements; and 4) share this information with other Co-permittees, municipal decision-makers, and the public. To accomplish these goals, the report contains the following sections:

Table of Contents
Cover Letter
Certification Statements
List of Acronyms

Program Elements:

1. IC/ID Elimination Activities
2. Industrial / Commercial Discharger Control Program
3. Public Agency Activities
    - Storm Drain O & M
    - Corporation Yards & Street Sweeping

- Rural Public Works

4. New Development: Planning Procedures
5. Construction Inspection
6. Public Information & Participation
7. Pesticide Management Activities
8. Mercury Pollution Prevention Activities
9. Copper Action Plan / Nickel Action Plan
10. Trash Inventory & Management
11. Water Quality Monitoring & Permit Re-application

No comments regarding the West Valley Communities FY03-04 Annual Report require a response, as listed in the San Francisco Bay Regional Water Quality Control Board letter to Mr. Dave Chesterman dated April 8, 2005.

Program Highlights and Accomplishments

During FY04-05, the West Valley Communities of Campbell, Los Gatos, Monte Sereno, and Saratoga continued efforts to implement their URMPs to the maximum extent practicable. The activities that were implemented for each element of each Community's URMP are described in Chapter 14 of the Santa Clara Valley Urban Runoff Pollution Prevention Program's URMP. Highlights of the West Valley Communities accomplishments in various program elements are described below.

Industrial/Commercial Discharger Control Program. During FY04-05, the three West Valley Communities of Campbell, Los Gatos, and Saratoga continued to implement their Industrial/Commercial Inspection Program. The goal is that all identified facilities will be inspected each year. The City of Monte Sereno has no industrial or commercial facilities operating within the City and therefore does not participate in this activity. In Campbell, 285 of 311 facilities were inspected (92%), 104 of 113 facilities were inspected (92%) in Los Gatos, and 8 out of 8 facilities in Saratoga were inspected (100%). Inspection reports by facility type and noted violations are included in the IND section of the Program Annual Report. Discharge violations decreased slightly over the past year from 25 to 20 facilities. Of the 20 violations, 13 were auto repair facilities. The West Valley Clean Water Program began a pilot program to target auto repair facilities during FY 01-02 with additional inspections and education. The pilot inspection program was instrumental in getting two automotive facilities to install car wash waste water capture systems. Each facility is given an initial on-site inspection with multiple drive-by inspections. All facilities inspected were in compliance by the end of the fiscal year. This is once more a testament to the benefits of increased scrutiny and education. Due to the success of this targeted outreach to and inspection of auto repair facilities, the pilot was adopted permanently as the West Valley Auto Shop Inspection Program. The procedures and accomplishments were shared with co-permittees in a presentation given by the West Valley Inspector at SCVURPPP's Industrial & Commercial Inspector training on April 5, 2005.

Public Information/Participation Program. In FY 04-05, the West Valley Clean Water Program continued to expand its quest for effective public education and outreach. WVCWP pursued media coverage on six topics: safe disposal of mercury-containing products, household hazardous waste, copper pollution prevention, creek clean-up events, trash cleanup and monitoring by students, a student's science project and his campaign to keep residential pollutants (pesticides and copper) out of the storm drain. Six stories were covered by local community newspapers in FY04-05, including a Saratoga News cover story about local students cleaning up and monitoring trash. The WVCWP was advertised on national television on 10-7-04. CNN interviewed David Marash-Whitman, a student who found the West Valley Clean Water Program via its website. David, at age 12, worked with WVCWP to determine the scope of his award-winning science project, "Ecotoxicology of Stormwater Pollution in our Aquatic Communities." David was chosen as one of top 40 Young Scientists and traveled to Washington D.C. to compete in Discovery Channel's "Challenge". David continues volunteer for the West Valley Clean Water Program and will be mentioned again in the annual report for FY05-06. WVCWP has been pleased to receive extensive media coverage in these stories, which would be beyond its budget scope if purchased as advertising space.

In FY 04-05 a new *Mercury* page was uploaded to *Cleancreeks.org*, two creek cleanup events were advertised on the Home page and new links were added to the *Links* page. A few months into FY 03-04, the West Valley Clean Water Program changed its website host in order to optimize tracking ability for the web site, www.cleancreeks.org. In the twenty-one month period ending on June 30th 2005, visitors averaged about 141 views per month totaling 2,962 Web Page views. This was a substantial increase from the website's 30 hits during its first month of operation.

The West Valley Clean Water Program strives to maximize student involvement at every opportunity. Staff developed a script incorporating fresh messages on pesticides, copper, mercury and trash for its new Coastal Enviroscape and revised the script for the Uplands & Wetlands Enviroscape model. Offering a second Enviroscape station allows West Valley Clean Water staff to teach 20 students every 25 minutes, rather than 10 students. The two fifth grade classes who tried this requested the same presentations for next year. The second Enviroscape allowss staff to elaborate on topics that would initiate changes in behavior. Messages apparently stuck with the students: while participating at a soil infiltration station, a student told the science docent not to empty the waste water near the storm drain.

Illicit Connection and Illegal Dumping Elimination Activities. The IC/ID program is working phenomenally well for all four West Valley Communities. The inspector not only responded to 82 discharge incidents over the year (see the IC/ID section for the number and types of incidences), but conducted 105 proactive and follow-up inspections. Each of these inspection opportunities adds to the business community's knowledge of storm water pollution and prevention issues. As part of the inspection process, the inspector distributes appropriate educational materials. Significantly, the West Valley Clean Water Program's Stormwater Inspector provided 790 brochures and other educational materials to industrial and commercial facilities in FY04-05.

C.3 Implementation. In July and August, 2004 the West Valley Clean Water Program updated all sections of each municipal URMP. A consultant met with staff in each city to review any remaining challenges with C.3 implementation. This year the cities each made progress in preparing for upcoming requirements such as HMP and Group 2 deadlines. In fact, the cities were each prepared to implement requirements on all tiers of Group 2 projects by April 15, 2005.

Pesticide Activities. The most realistic way to implement pesticide management is to provide meaningful training to municipal staff and the public. The WVCWP, in FY03-04 and FY 04-05 utilized significant staff time and resources to offer in-depth, hands-on workshops on specific pests and beneficial predators. WVCWP staff researched speakers, selecting presenters who could offer the optimum learning experience. In FY03-04 more than twenty attendees participated and gave positive feedback. In FY 04-05, thirty-seven municipal staff and stakeholders, such as school district personnel, golf course superintendents and pest control contractors attended; 15 earned Continuing Education Credits at the workshop.

Each of the four municipalities adopted two new Integrated Pest Management plans, one on armored scales and one on soft scales. Additionally, the West Valley Clean Water Program and the Program collaborated on events with a former partner, *Summer Winds Garden Center* in Campbell and began to promote a partnership with *Orchard Supply Hardware,* bordering Saratoga and Campbell. Customers were enthusiastic about IPM samples and materials handed out by WVCWP staff at the OSH "Tax-Free Day" events. The store responded positively to these efforts, which complement their goal of personalized customer service.

Continuous Improvement Activities

Public Information/Participation. The West Valley Clean Water Program received feedback from schools indicating that teachers are inundated with paper promotional products. At the end of FY 04-05 the WVCWP produced a CD/DVD music video/slide show of volunteers, especially featuring students, at local creek cleanup and trash monitoring events. The CD was dubbed with music, including the words: "With my own two hands I can change the world." While WVCWP has not obtained permission to use the music or all of the photos at this point, the CD has already entertained a few students and teachers. Schools will continue to be a primary focus of the West Valley Clean Water Program's outreach efforts over the coming year. In FY 05-06 The West Valley Clean Water Program will enhance its relationship with school teachers, principals and students to involve more participation in trash monitoring and school cleanup events.

Staff Training. The West Valley Communities place a strong emphasis on training. The Annual Reports reflect this with numerous references to the Staff Training Summaries; these Summaries are located at the end of each Element section in the Annual Reports. In FY 05-06 training will be expanded by use of a video camera to tape various trainings, so that additional staff can later receive the same information.

In July and August, 2004 the West Valley Clean Water Program updated all sections of each municipal URMP. In the Streets Maintenance and Storm Drain Maintenance sections, at least two continuing improvement items were identified: efficient training on community-specific storm water BMPs was needed for <u>all</u> maintenance staff. WVCWP held two round-table trainings in January 2005 and in June 2005, where a consultant provided presentations on streets, parks, and rural public works BMPs that were applicable to the West Valley Communities.

By Agreement, storm drain maintenance for the West Valley Communities has been handled by the West Valley Sanitation District since the late 1990s. In the course of updating the URMPs some potential gaps were identified due to an assumed understanding of the Agreement. All staff agreed that they wanted an opportunity to clarify the roles of each signatory to the Agreement. In June 2005, the West Valley Clean Water Program offered a forum for this discussion as part of the annual Storm Drain Supervisor's meeting. A consultant gave a slide show on BMPs for storm drain maintenance and for rural public works, and facilitated a discussion of the Agreement that left everyone on the same page as far as understanding the terms. The West Valley Clean Water Program will continue to prioritize better communication between WVCWP staff and municipal staff and to host effective workshops that are convenient for staff to attend.

Thank you for your review of this Annual Report. If you have any questions regarding the materials submitted, please contact me at 408.354.4734.

Very truly yours,

Cheryl C. Donnelly

Cheri Donnelly
West Valley Clean Water Program Manager

cc. Sue Ma, RWQCB
Attachments

THIS PAGE INTENTIONALLY LEFT BLANK

CITY of SARATOGA
13777 FRUITVALE AVENUE • SARATOGA, CALIFORNIA 95070 • (408) 868-1200

Incorporated October 22, 1956

COUNCIL MEMBERS:
Aileen Kao
Kathleen King
Norman Kline
Nick Streit
Ann Waltonsmith

CITY OF SARATOGA
FY 2004-2005 ANNUAL REPORT
ATTACHMENT A

Certification Statement

"I certify, under penalty of law, that this document and all attachments were prepared under my direction or supervision in accordance with a system designed to ensure that qualified personnel properly gather and evaluate the information submitted. Based on my inquiry of the person or persons who manage the system, or those persons directly responsible for gathering the information, the information submitted, is, to the best of my knowledge and belief, true, accurate, and complete. I am aware that there are significant penalties for submitting false information, including the possibility of fine and imprisonment for knowing violations."

Signature by Duly Authorized Representative:

John Cherbone — 08/31/05

John Cherbone
Public Works Director

Date

Printed on recycled paper.

THIS PAGE INTENTIONALLY LEFT BLANK

Acronyms/Abbreviations

CEUs	Continuing Education Units – Issued by Dept. of Pesticide Regulation or California Nursery Professionals Assn.
Stormwater Reps	Representatives to the WWCWP from each participating WVC
UCCE	University of California Cooperative Extension Service (conducts outreach for UC Davis IPM program; oversees Master Gardeners program)
WVC	West Valley Communities – Cities & Town which are members of the West Valley Clean Water Program: **City of Campbell,** **Town of Los Gatos,** **City of Monte Sereno,** **City of Saratoga**
WVCWP	West Valley Clean Water Program: Stormwater Program for **Campbell, Los Gatos, Monte Sereno, Saratoga**

Acronyms/Abbreviations

AB	Assembly Bill
ABAG	Association of Bay Area Governments
ABC	Annual Budget Review Compilation
ACCWP	Alameda Countywide Clean Water Program
ACOE	U.S. Army Corps of Engineers
AHTG	Ad Hoc Task Group
AR	Annual Report
ASCE	American Society of Civil Engineers
BAAQMD	Bay Area Air Quality Management District
BART	San Francisco Bay Area Rapid Transit
BATG	Budget Ad Hoc Task Group
Basin	Santa Clara Basin
Basin Plan	Water Quality Control Plan for the San Francisco Basin
BACWA	Bay Area Clean Water Agencies
BAHM	Bay Area Hydrology Model
BAMBI	Bay Area Macroinvertebrate Bioassessment Information
BASMAA	Bay Area Stormwater Management Agencies Association
Bay	San Francisco Bay
Bay Area	San Francisco Bay Area
BMI	Benthic Macroinvertebrate
BMM	Lower South Bay Monitoring and Modeling Subgroup
BMP	Best Management Practice
BOMA	Building Owners and Managers Association
BPP	Brake Pad Partnership
BU	beneficial use
C	Celsius
C.3	Permit Provision C.3
C3PO	C.3 Provision Oversight
CA	California
Cal-EPA	California Environmental Protection Agency
Caltrans	California Department of Transportation
CAMLnet	California Aquatic Macroinvertebrate Laboratory Network

Acronyms/Abbreviations

Campaign	Watershed Watch Campaign
CAP	Copper Action Plan
CASQA	California of Stormwater Quality Association
CB	Copper Baseline
CCC	Continuous Concentration Criterion
CD-ROM	Compact Disk-Read Only Memory
CDS	Continuous Deflective Separation
CEP	Clean Estuary Partnership
CEUs	Continuing Education Units
CESQG	Conditionally Exempt Small Quantity Generator
CEQA	California Environmental Quality Act
CFR	Code of Federal Regulations
cfs	cubic feet per second
CI	Continuous Improvement
CIWMB	California Integrated Waste Management Board
CMIA	Conceptual Model Impairment Assessment
CMS	Copper Management Strategy
COA	Condition of Approval
CoHHW	Santa Clara County Household Hazardous Waste Program
CoHHW Program	Santa Clara County Household Hazardous Waste Program
COLD	cold freshwater habitat
CRMP	Coordinated Resources Management and Planning
CSBP	California Stream Bioassessment Procedures
CTR	California Toxic Rule
Cu	Copper
CWA	Clean Water Act
DDD	Dichlorodiphenyldichloroethane
DDE	Dichlorodiphenyldichloroethylene
DDT	Dichlorodiphenyltrichloroethane
DEH	Santa Clara County Department of Environmental Health
District	Santa Clara Valley Water District
DO	Dissolved Oxygen
DOE	Department of Energy

Acronyms/Abbreviations

DPR	Department of Pesticide Regulation
DWR	Department of Water Resources
E. Coli	Enterococus Coli
EEC	SF Bay Wildlife Refuge Environmental Education Center
EEDMS	Environmental Enforcement Data Management System
EEPS	Exposure and Effects Pilot Study
e.g.	for example
EMAP	Environmental Monitoring Program
EMB	Executive Management Board
EOA	Eisenberg, Olivieri, and Associates
EPA	U.S. Environmental Protection Agency
Estuary	San Francisco Bay Estuary
F	Fahrenheit
FLT	Fluorescent Light Tube
FY	Fiscal Year
GCRCD	Guadalupe-Coyote Resource Conservation District
GIASP	General Industrial Activities Stormwater Permit
GIS	Geographic Information System
GRTS	Generalized Random Tessellation Stratified
HBANC	Home Builders Association of Northern California
Hg	Mercury
HMP	Hydromodification Management Plan
HHW	Household Hazardous Waste
HVAC	Heating, Ventilation and Air Conditioning
IBI	Index of Biotic Integrity
IC/ID	Illicit Connection and Illegal Dumping
ID	Identification
IND	Industrial/Commercial
i.e.	that is
IPM	Integrated Pest Management
JPA	Joint Powers Authority
K	Kindergarten
KAB	Keep America Beautiful

Acronyms/Abbreviations

kg	Kilogram
L	Liter
Lb	Pound
LA	load allocation
LFA	Limiting Factors Analysis
LID	Low Impact Development
LSSB	Lower South San Francisco Bay
LUS	Land Use Subgroup
MC	Management Committee
MCMP	Metals Control Measures Plan
MCTT	Multi-Chambered Treatment Train
MDDB	Metadata Database
MDL	Most Downstream Location
MEP	Maximum Extent Practicable
Mercury Plan	Mercury Pollution Prevention Plan
Mg	milligram
mgd	million gallons per day
MIGR	fish migration
MOA	Memorandum of Agreement
MOFO	Morrison & Foerster
MOU	Memorandum of Understanding
MP	Monitoring Priority
MROSD	Mid-Peninsula Regional Open Space District
MYRWMP	Multi-Year Receiving Waters Monitoring Plan
NAP	Nickel Action Plan
NEMA	National Electrical Manufacturers Association
NAIOP	National Association of Industrial and Office Properties
NEPA	National Environmental Policy Act
ng	Nanogram
Ni	Nickel
NOI	Notice of Intent
NPDES	National Pollutant Discharge Elimination System
OC	Organochlorine

Acronyms/Abbreviations

O&M	Operation and Maintenance
OP	Organophosphate
OWOW	Our Water Our World
P2	Pollution Prevention
PAHs	Polynuclear Aromatic Hydrocarbons
PBDE	Polybrominated Diphenyl Ether
Pb	Lead
PCBs	Polychlorinated Biphenyls
PCDD	Polychlorinated Dibenzo-p-Dioxins
PCDF	Polychlorinated Dibenzofurans
PCO	Pest Control Operator
pg	Picogram
PHAB	Physical Habitat Assessments
PIP	Public Information and Participation
PI/P	Public Information and Participation
PIPP	Public Information and Participation Program
PMPS	Pest Management Performance Standard
POC	Pollutant of Concern
POTW	Publicly Owned Treatment Works
PPPS	Planning Procedures Performance Standard
Program	Santa Clara Valley Urban Runoff Pollution Prevention Program
PS	Performance Standard
PVC	Polyvinyl Chloride
Q	Quarter
QAPP	Quality Assurance Project Plan
RAC	Regional Ad Campaign
RARE	preservation of rare and endangered species
RCRA	Resource Conservation and Recovery Act
REC- 1	water contact recreation
REC-2	non-contact water recreation
Regional Board	San Francisco Bay Regional Water Quality Control Board
RFP	Request for Proposal
RMAS	Regional Monitoring and Assessment Strategy

Acronyms/Abbreviations

RMP	Regional Monitoring Program
RPT	Report Preparation Team
RS	Regulatory Subgroup
RTA	Rapid Trash Assessment
RWQCB	San Francisco Bay Regional Water Quality Control Board
SC	Steering Committee
SCC	Santa Clara County
SCBWM1	Santa Clara Basin Watershed Management Initiative
SCVURPPP	Santa Clara Valley Urban Runoff Pollution Prevention Program
SCVWD	Santa Clara Valley Water District
SF	San Francisco
SFEI	San Francisco Estuary Institute
SFEP	San Francisco Estuary Project
SIC	Standard Industrial Classification
SMaRT®	Sunnyvale Materials Recovery and Transfer
SOP	Standard Operating Procedures
South Bay	Lower South San Francisco Bay
SPLWG	Sources, Pathways and Loadings Work Group (RMP)
SPWN	fish spawning
SSC	Suspended Sediment Concentration
SSI	Inventory of Santa Clara Basin Stream Studies
SSO	Water Quality Site-Specific Objective
State Board	State Water Resources Control Board
STOPPP	San Mateo Countywide Stormwater Pollution Prevention Program
SWAMP	Surface Waters Ambient Monitoring Program
SWANA	Solid Waste Association of North America
SWMP	Stormwater Management Plan
SWPPP	Stormwater Pollution Prevention Plan
SWRCB	State Water Resources Control Board
TAC	Technical Advisory Committee
TMDL	Total Maximum Daily Load
TO	Tentative Order
TP	Total Phosphorus

Acronyms/Abbreviations

TPH	Total Petroleum Hydrocarbons
TRC	Technical Review Committee
ug	Microgram
UPC	Urban Pesticide Committee
URMP	Urban Runoff Management Plan
URQM	Urban Runoff Quality Management
USA	Unified Stream Assessment
USEPA	U. S. Environmental Protection Agency
USFWS	U.S. Fish and Wildlife Service
USGS	U.S. Geological Survey
VTA	Santa Clara Valley Transportation Authority
WAC	Watershed Assessment Consultant
WAMS	Watershed Assessment and Monitoring Subgroup
WAR	Watershed Assessment Report
WARM	warm freshwater habitat
Water Board	San Francisco Bay Regional Water Quality Control Board
Water District	Santa Clara Valley Water District
WEF	Water Environment Federation
WEO	Watershed Education and Outreach
WE&O	Watershed Education and Outreach
WERF	Water Environment Research Foundation
WG	Work Group
WILD	wildlife habitat
WLA	Waste Load Allocation
WMI	Watershed Management Initiative
Work Group “I”	SCBWMI Phase I Indicators Work Group
WP	Work Plan
WRPC	Water Resources Protection Collaborative
WVC	West Valley Communities - members of the West Valley Clean Water Program:
	Campbell, Los Gatos, Monte Sereno, Saratoga
WVCWP	West Valley Clean Water Program
WW	Watershed Watch

Acronyms/Abbreviations

WWTP	Wastewater Treatment Plant
WY	Water Year
YSI	Youth Science Institute
Zn	Zinc

THIS PAGE INTENTIONALLY LEFT BLANK

ILLICIT CONNECTION & ILLEGAL DUMPING ELIMINATION ACTIVITIES

FY 2004-2005 Work Plan Self Evaluation Matrix

Source	Work Plan Activity	Work Plan Tasks	Accomplishments	Responsible Party
Update Perf. Standard	ICID Performance Standards	Work with Program staff to update Performance Standards, via Ad hoc task group & Management Committee participation. As available, review and provide comments on the applicability of the updated performance standards.	Saratoga and WVCWP staff updated the IC/ID PS in the City's URMP (Sept 2004). The City's Associate Engineer attended a training discussion, led by the WVCWP Manager, to review the completed revisions to the IC/ID PS on 2-8-05.	SCVURPPP, WVCWP Inspector & WVCWP Manager Municipality to assist
URMP	Response Program	Continue implementation of response program	During FY 04-05, the WVCWP inspector responded to 11 reports of potential or actual stormwater violations in the City of Saratoga. He also revisited 1 former residential construction site that had been a problem and found it to be in compliance. Potential incidents are reported to WVCWP by SCC Fire Dept, the SCV Water District, and SCC DEHS, citizens, and WVCWP or Municipal staff.	WV Inspector
Work Plan	Enhanced Reporting	Report on incidents using expanded categories consistent with SCVURPPP Program. Document follow-through to point of resolution or referral for enforcement action (penalty or fine).	FY 04-05 is the first year that the WVCWP Inspector has kept 2 databases for inspections. When the WVCWP Inspector first started in FY 01-02, he responded to incident reports. Over the next two years he piloted and then implemented two proactive inspection programs, the Restaurant Inspection Program and the Vehicle Shop Inspection Program. With the broadened number and type of inspections, the SCVURPPP Program found it necessary to separate the WVCWP's data in the existing IC/ID database (FY 03-04) into two databases (FY 04-05). 1. The IC/ID database contains reported incidents or incidents noted by the Inspector during his daily drive-bys.	WV Inspector

			2. The IND database consists of incidents that are discovered as a result of the Inspector's pro-active inspections related to his Restaurant Program or his Vehicle Body Shop Program.	
CI Item	Restaurant Inspection Program	Continue implementation of inspection program, targeting medium to large-scale restaurants as per FY 03 - 04 Annual Report. *Medium to large-scale* is defined as, restaurants with 6 or more employees and/or restaurants that routinely handle large quantities of grease.	In order to keep reporting data consistent with the other Co-permittees Program-wide, procedural revisions were made to data reporting for WVCWP's Restaurant Inspection Program. Pro-active restaurant inspections are now considered an IND task and are reported in the IND / Commercial Inspection section of Saratoga's report.	WV Inspector
CI Item	Auto Shop Inspection Program	The West Valley Clean Water Program will continue expansion of the auto body pilot targeting auto repair facilities in the West Valley area and providing additional inspection and education on storm water issues.	In order to keep reporting data consistent with the other Co-permittees Program-wide, procedural revisions were made to data reporting for WVCWP's Vehicle Shop Inspection Program. Pro-active vehicle shop inspections are now considered an IND task and are reported in the IND / Commercial Inspection section of Saratoga's report.	WV Inspector
URMP	Education	Distribute BMP materials during routine inspections. Distribute follow up education information for businesses cited for potential stormwater violations.	During FY 04-05, the WVCWP Inspector distributed ninety-eight (98) IC/ID and IND brochures and fact sheets in Saratoga, as part of his outreach and education program. The Fire Dept hands out a stormwater compliance packet to new commercial /industrial business owners or management.	SCC Fire and WVCWP Inspector
Work Plan comments RWQCB	Staff Training	WVCWP Inspector to conduct round table training & evaluation meetings with City staff.	The Inspector has started conducting informal round table meetings with municipal public works and building inspectors. In Los Gatos we have seen a big improvement in coordination between staff resulting in timely inspections and reporting. Saratoga's Associate Engineer participated in WV training meetings on 2-8-05 and 4-26-05 where the Inspector discussed a positive break-through (car wash kit being used by citizens) and a review of the IC/ID inspection	Public Works Analyst; Building Official; WV Inspector to co-ord

			program. At the end of FY 04-05 the Inspector made tentative plans to meet with Saratoga Building Official about coordinating inspection efforts between the City and the WVCWP.	

Saratoga Illegal Connection/ Illegal Dumping Incidents

Type of Incident 04-05	Incident Source	General Location	Report Source	Follow-up Action
• 1 Saw Cut Slurry • 2 Tracking Soil • 1 Concrete Residue • 1 Vehicle and Equipment Leaking • 5 Pools/Spas/Fountains • 1 Unhardened Cement **Total 11 for FY 04-05**	• 5 Construction Site • 6 Residential	• 3 Commercial • 8 Residential	• 5 Interdepartmental • 2 Other Agency • 4 Citizen Complaint	• 5 Educational • 3 Verbal Notice • 3 Written Notice One Follow-up from 03-04 • 1 Resolved Incident Status • 12 Resolved

IC/ID Program Evaluation

Implementation of IC/ID Performance Standards

WVCWP further implemented enhanced reporting standards by splitting the IC/ID database into two separate databases. The IC/ID database contains reported incidents or incidents noted by the Inspector during his daily drive-bys. The IND database consists of incidents that are discovered as a result of the Inspector's pro-active inspections related to his Restaurant Program or his Vehicle Body Shop Program.

IC/ID Evaluation Of Trends

The recent separation of IC/ID and IND data makes it difficult to comment on trends over the past 2 years. Out of eleven (11) reported incidents in Saratoga during FY 04-05, five (5) *Pool & Spa Discharges* accounted for the most common incident type, compared to four (4) *Pool & Spa Discharges* out of a total of twenty (20) incidents in FY 03-04.

Solution for Pool and Spa Discharges in Saratoga

The WVCWP Inspector responded to pool water discharge calls five times between August 24th and October 27th in 2004. The incidents were each similar. By the time the Inspector arrived at the site, no one was there and the discharge was stopped. Each time he responded to a pool water call, he would knock on the door but nobody would answer. Then he would distribute the WVCWP door hangers, "Dumping into Storm Drains is Illegal…and it has occurred in your neighborhood."

After checking the *Pool and Spa Water* box on the back of the door hanger , the Inspector would put it under door mats up and down the street. Saratoga has an ordinance against hanging door hangers in residential areas.

When he responded to the fourth pool water discharge call, the Inspector found a pool maintenance employee leaving the site. He issued an NTC (*Notice to Comply)* and noticed that the employee drove a truck from *Aqua Blu Pools*. Two weeks later the Inspector went out on another call and found a different pool maintenance employee driving a truck from the same pool maintenance company. The Inspector looked up the address for the company (in San Jose) and drove to the business office with about five Pool & Spa brochures. He told the Manager about the problem and that the City of Saratoga has staff on the watch for such incidents. The Manager agreed to deliver the brochures to the maintenance staff and tell them to use a sanitary sewer clean-out. Saratoga (predominately residential) will most likely continue to turn up more pool & spa discharges but after the Inspector's visit to the business office, there weren't any more reports of that type through the end of FY 04-05.

Evaluation of Predominant Incident Types :Four (4) construction site incidents were reported during FY 04-05 compared to eight (8) construction site incidents reported in FY 03-04. The data shows a 50% improvement in that incident source category. Finally, four (4) dumpster (food facility) violations were reported in the IND section of this report. This actually involves only 2 dumpsters because three restaurants share one dumpster. This represents little change from the three (3) food facility incidents reported in FY 03-04.

Note: The WVCWP Inspector's notes show that for several incidents *No Action* was listed as the enforcement action. There are three possible definitions for *No Action* in his records. 1) The Fired Dept or other agency reported the incident and took action, such as putting down absorbent; 2) the incident was corrected immediately and the Inspector provided some education or educational materials; or 3) *No Action* was taken because it was a *non-incident* or an *accident* where the person causing the problem was already informed. This also can account for referrals from other agencies being listed as *No Action;* The Fire Dept or other agency inspector gives a copy of the potentia*l violation notice* to the facility owner/ manager. When the WVCWP inspector arrives to conduct the follow up inspection, the owner has had time to complete cleanup or repairs to bring the facility into compliance.

Procedural Changes for Reporting

One half-time IC/ID Inspector serves the four West Valley communities. The inspector follows up on all reports of potential incidents, including ones observed during his routine drive-bys. His pro-active investigations of restaurants & vehicle shops may lead to further need for education or enforcement. SOPs are discussed and adjusted each year, usually right after compiling the Annual Report. During data evaluation it becomes obvious which changes are necessary.

It is important to have standardized categories, but it has resulted in some awkward reporting modifications (splitting the IC/ID incident data base) for WVCWP staff. Previously all WVCWP inspections were included in one table, making it easier to identify trends. In the West Valley some of the IND program is part of the IC/ID program. Some of the pro-active IND inspections lead to a discovery of a violation. Then the incident is processed in exactly the same way as an IC/ID incident. This creates likelihood for mislabeled data or duplicate reporting. WVCWP staff is working on clearer internal procedures for categorization.

WVCWP Pro-Active Vehicle Shop and Restaurant Inspections are reported in the IND section of this report.

SARATOGA

IC/ID Inspections Annual Report FY0405

Tracking Soil

#	ICID Date	Contact Name	Incident Address	Report Source	Incident Source	Incident Type	Enforcement Action	Notes - 1	Incident - Status	Follow-up Notes	Compliance Date
1	8/3/2004	Barry Swenson, Builder	Fruitvale, Saratoga	Interdepartmental	Construction Sites	Tracking soil	Verbal Notice	Dirt tracking on Fruitvale, between Hwy 9 and Allendale. Construction project on roadway. I spoke to a Mr. Rodriguez, Proj. Mgr. Street sweeper will be there today between 1:00 and 2:00 pm. Went by again next day, all AOK.	Incident - Resolved	All OK now.	03-Aug-04
2	3/18/2005	House under construction	12916 Pierce Rd., Saratoga	Other	Construction Sites	Tracking soil	No Action	Dirt tracking in roadway. Told them to put down rock where trucks enter and leave site. They complied right away.	Incident - Resolved	All OK now.	18-Mar-05

Discharge

#	ICID Date	Contact Name	Incident Address	Report Source	Incident Source	Incident Type	Enforcement Action	Notes - 1	Incident - Status	Follow-up Notes	Compliance Date
1	3/8/2005	Brian Sterling	11860 Brookglen Dr., Saratoga	Other	Residential	Un-hardened cement discharge	Verbal Notice	Contractor was washing morter into SD. Made him stop.	Incident - Resolved	All OK now.	08-Mar-05
2	4/14/2005	Joan Smith	20446 Tricia Wy., Saratoga	Citizen Complaints	Construction Sites	Un-hardened cement discharge	Verbal Notice	Putting in new sidewalk and driveway. Concrete residue going to SD. Contractor Rob Tulua did it. I delivered brochures to hilm and explained proper procedures.	Incident - Resolved	All OK now.	14-Apr-05

Pools/Spas Discharge

#	ICID Date	Contact Name	Incident Address	Report Source	Incident Source	Incident Type	Enforcement Action	Notes - 1	Incident - Status	Follow-up Notes	Compliance Date
1	8/24/2004	Residence	20042 Karn Circle, Saratoga	Citizen Complaints	Residential	Pools/Spas/Fountains discharge	No Action	Someone was draining a pool. No one home. No pool draining now. Left business card and pool brochure. Also distributed door hangers to neighbors.	Incident - Resolved	OK now.	24-Aug-04
2	9/1/2004	residence	20056 Karn Circle, Saratoga	Citizen Complaints	Residential	Pools/Spas/Fountains discharge	No Action	Some one emptying fish ponds into street gutter. I went right out. Looks OK. No one home. Left business card and brochure. Hung door hangers on houses in neighborhood.	Incident - Resolved	OK now.	01-Sep-04
3	9/21/2004	Residence	19091 Myren Dr., Saratoga	Interdepartmental	Residential	Pools/Spas/Fountains discharge	No Action	Draining pool. No one home. OK now. Left bus. card and pool brochure.	Incident - Resolved	OK now.	21-Sep-04
4	10/14/2004	Aqua Blu Pools at residence	13304 Glen Brae Drive, Saratoga	Interdepartmental	Residential	Pools/Spas/Fountains discharge	Warning Notice	Draining pool into SD. Issued NTC#1036. Made them stop.	Incident - Resolved	OK now.	14-Oct-04
5	10/27/2004	residence	19642 Charters Av., Saratoga	Interdepartmental	Residential	Pools/Spas/Fountains discharge	Warning Notice	Pumping water from pool into street. Made them stop. Pump to sewer clean out or to a dirt area. Issued NTC# 1039.	Incident - Resolved	All OK now.	27-Oct-04

Misc.

#	ICID Date	Contact Name	Incident Address	Report Source	Incident Source	Incident Type	Enforcement Action	Notes - 1	Incident - Status	Follow-up Notes	Compliance Date
1	10/13/2004	Anita Hunter	across from 20761 Sixth St., Saratoga	Other	Construction Sites	Misc. incidents	No Action	Follow up proactive visit. Problems in past. OK now. House under construction.	Non-Incident	All OK now.	13-Oct-04
2	10/27/2004	residence	14137 Okanogan Dr., Saratoga	Citizen Complaints	Construction Sites	Vehicle & equipment leaking	Warning Notice	Oil on ground from tractor. Excavation for pool in back. Get tractor repaired. Dispose of oil properly. Issued NTC#1038.	Incident - Resolved	All OK now.	27-Oct-04

Allowable Discharge

#	ICID Date	Contact Name	Incident Address	Report Source	Incident Source	Incident Type	Enforcement Action	Notes - 1	Incident - Status	Follow-up Notes	Compliance Date
1	2/3/2005	Intersection	Big Basin Way @ Saratoga Av., Saratoga	Interdepartmental	Construction Sites	Complaint not found	No Action	Saw cutting for traffic signals. Reported dust getting to SD. Doing everything right. Vacuum etc. Signal Electric Construction, Inc. doing the work.	Incident - Resolved	All AOK.	03-Feb-05

THIS PAGE INTENTIONALLY LEFT BLANK

Training Summary: Illegal Connections & Illegal Dumping

Training Description	Date	Attendees
IC/ID Training for Town of Los Gatos Presenter: WVCWP Stormwater Discharge Inspector **Topics:** • Chain of communication in case of violations found • Proper documentation of violations • Options for enforcement • Options for enforcement, continuing non-compliance • Educational materials available • Stormwater Inspector's role in education • Review of previous violators; need for follow-up • Change in contract with WVSD	**July 1, 2004**	**Los Gatos (5)** Senior Engineering Inspector Engineering Inspector Senior Engineering Technician Senior Civil Engineer Code Compliance Officer
NPDES – IC/ID Training for Town of Los Gatos Presenter: WVCWP Stormwater Discharge Inspector **Topics:** • NPDES Stormwater Discharge Permit • C.3 Requirements • Handling C.3 Requirements (i.e. Conditions of Approval, BMP selection matrix, etc.) • CEQA Review • Construction Requirements (NOI, SWPPP, etc.) • Discharge from Existing Uses (Town Code, Problem areas, Restaurants, Auto-related) • Handling Problems – Education, Enforcement • Improving Problem Handling – WVCWP outreach, Work with problem businesses, Revise Town Code	**Oct. 18 , 2004**	**WVCWP Inspector met with Los Gatos (6)** Town Manager Town Attorney Director of Parks & Public Works Town Engineer Senior Engineering Inspector Senior Engineering Technician

Training Summary: Illegal Connections & Illegal Dumping

Training Description	Date	Attendees
IC/ID Training for Town of Los Gatos Presenter: WVCWP Stormwater Discharge Inspector **Topics:** • Handling Problem Sites: • Construction • Car Wash • Ensuring Compliance	**Oct. 19, 2004**	**WVCWP Inspector met with Los Gatos (2)** Senior Engineering Inspector Senior Engineering Technician
Lawyers, Gunk & Money: Proving it in Court Sponsor: CWEA Speaker: John Fioretta, Santa Clara County District Attorney **Topics:** Environmental Offenses Enforcement Role of Regulator & Prosecutor Environmental Offenses Investigation Initial Case Assessment Evidence Collection Who to Contact	**March 1, 2005**	**WVCWP (2)** Program Manager, Program Assistant **Campbell (1)** Senior Civil Engineer
IC/ID & the new Administrative Citation Ordinance for Town of Los Gatos Speaker: Lance Baer, JD **Topics:** • Review of new Ordinance in relation to Stormwater Discharge violations • Citing grading violators • Citing Stormwater discharge violators	**May 10, 2005**	**Los Gatos (6)** Police Sergeant Police Lieutenant Code Compliance Officer Senior Building Inspector Senior Engineering Inspector Senior Engineering Technician

INDUSTRIAL/COMMERCIAL DISCHARGER CONTROL PROGRAMS

FY 2004-2005 Work Plan Self Evaluation Matrix

Source	Work Plan Activity	Work Plan Tasks	FY 04-05 Accomplishments	Responsible Party
URMP Perf Stds	Commercial/ Industrial Performance Standards	Work with Program staff to revise/ implement the Performance Standards, via Ad hoc task group & Management Committee participation. As available, review and provide comments on the applicability of the new performance standards.	Saratoga has implemented the Program's model Revised IND Performance Standard. Saratoga's Associate Engineer attended a discussion led by the WVCWP Manager on the newly approved IND PS at the WVCWP meeting on March 8, 2005.	SCVURPPP; WVCWP Manager and Inspector; and Inspectors from SCC Fire Dept
URMP	DEH Inspections of Retail Food Facilities	Continue joint inspection program w/ DEH. Approximate number of *food handling* facilities in Saratoga is 103. All facilities will be inspected at a minimum once per year. WVCWP Discharge Inspector will conduct follow-up and distribute BMP materials as needed per DEH referrals. Continue to evaluate data management and reporting for desirable improvements or updates.	In FY04-05, 103 food-handling facilities were inspected at least once in the City of Saratoga by the SCC DEH. Saratoga's Farmer's Market Stalls accounted for eighteen (18) of these inspections and all were found to be in compliance. See Evaluation section DEH provides additional inspections at most food service locations on a pro-active basis. During FY 04-05 the number of DEH food facility inspections and re-inspections totaled 198 in Saratoga.	Insp'ns conducted by SCC DEH; Annual Mtg co-ord by WVCWP.
Work Plan comments RWQCB	Food Facility Inspection Training & Evaluation	Conduct annual joint meeting/training w/ Cupertino & SCC DEH to evaluate program and confirm distribution of materials. Annual meeting per agreement; typically scheduled for Spring each yr.	The Annual training took place at the WVCWP office on April 27, 2005. The inspection packet letter and BMP checklist were updated at this meeting to give to restaurant owners and managers. See Evaluation section.	WVCWP to co-ord. w/ Cupertino, DEH and County of SC
CI Item	WVCWP Restaurant Inspection Program	Continue implementation of inspection program, targeting medium to large-scale restaurants. *Medium to large-scale* is defined as, restaurants with 6 or more employees and/or restaurants that	This task was originally part of the WVCWP IC/ID Inspector's Restaurant Pilot and was reported in the IC/ID section of Campbell's FY03-04 Annual Report. In FY 04-05 the WVCWP Inspector visited 4 restaurants in	WV Inspector

		routinely handle large quantities of grease.	the City of Saratoga; three of these facilities were inspected three different times. All four restaurants are now clean and in compliance. Odor is gone, which shows improved dumpster conditions and better grease containment. The West Valley Inspector's Restaurant Inspection Program accounted for a total of 10 pro-active inspections in Saratoga during FY04-05.	
URMP	Fire Dept Inspections of Designated Facilities	By Agreement with Fire Dept, continue joint inspection program. Number of identified commercial Industrial facilities in Campbell is 311. The inspection frequency goal for FY04-05 is 100%. The total number of facilities by business category inspected in FY04-05 will be included in the annual report.	In the City of Saratoga eight (8) commercial facilities were inspected by the Fire Dept, meeting 100% of the inspection goal. Saratoga does not have any Industrial sites in the City. Of the 8 facilities inspected all are active. The Fire Dept referred one (1) potential carwash violation to the WVCWP Inspector. The follow-up inspection will be reported in FY04-05, the year it took place. See Evaluation section.	Insp'ns conducted by SCC Fire
Work Plan comments RWQCB	Fire Dept Inspector Training and WVCWP/ Fire Dept Meeting & Evaluation	SCC Fire to conduct annual industrial, commercial inspection training of inspectors. WVCWP to arrange joint meeting/training w/ SCC Fire to evaluate inspection reporting and confirm distribution of materials.	The WVCWP Manager and Inspector attended the SCVURPPP Workshop, "*Conducting Stormwater Inspections of Industrial and Commercial Facilities",* which was held in Cupertino on April 5, 2005. The Fire Dept's Sr Haz Mat Specialist, who administers the inspection Agreement between the Fire Dept and the WV cities and provides training to inspectors, attended this training with two Haz Mat specialists. The Fire Dept's annual staff training was provided to their inspectors during June, 2005. The Inspectors noted that they have plenty of handout materials; most businesses have received all of the educational material during prior inspections. See evaluation below.	Annual Mtg arranged by WVCWP Manager and WVCWP Inspector w/ Sr. Haz Mat Specialist
CI Item	WVCWP Vehicle Shop Inspection Program	The West Valley Clean Water Program will continue expansion of the Vehicle Shop Inspection Program, targeting auto repair facilities in the West Valley area and providing additional inspection and education on storm water issues.	The WVCWP Inspector did not re-inspect any automotive facilities in Saratoga during FY04-05, but will report an inspection (in early FY05-06) for *Classic Car Wash* on Prospect Avenue, Saratoga. There are only 4 automotive facilities in Saratoga; including two gas stations, one tire retail shop and one carwash. The Fire Dept inspects these sites annually. The WVCWP's half-time Inspector (during	WV Inspector

			FY03-04) was successful in encouraging *Classic Car Wash* in Saratoga to purchase a wastewater capture system to bring the facility into compliance. Per a Fire Dept referral, the site will need to be re-inspected regarding inadequate secondary containment. The WVCWP's half-time Inspector spent several days and weekends during FY 04-05, promoting and facilitating the use of the *WVCWP's Car Wash Kit* at local school and non-profit fundraisers (See Copper section of this report).	
2001 Perform. Review	NOI Filers	Provide updated list of NOI Filers to SCC Fire.	The list of NOIs was sent electronically to the Fire Dept on 7-30-2004. Of the two (2) sites listed in Saratoga, both were wineries; one is in the County's unincorporated area; and the other is on a private restaurant and is not inspected by the Fire Dept. However, there have been no new industrial NOIs added to the list since 2001.	WVCWP Inspector

Industrial/Commercial Inspection Report Data

Inspections by Other Agencies	Fire Dist Inspections by Facility Type	Problems found by other Agencies	Referrals from DEH and Fire Dept	WVCWP Restaurant and Vehicle Inspection Program	Total # of Inspections
DEH Inspections • 103 Food-Facilities • 198 Inspections • 0 potential / actual violations **Fire Dept Inspections** • 8 by Fire District (See list at right) • 1 potential / actual violation	**By Facility Type** • 4 Automotive • 2 Dry Cleaners • 1 Haz Waste Facilities • 1 Underground storg tank	**1 Potential Violation** **Fire Dept reported 1** potential secondary containment incident at Classic Car Wash **No Referrals from DEH**	**Fire Dept Referrals** • **1 Car Wash** **Referrals from DEH** • **0 Food Facilities**	**(10) Proactive** WVCWP Inspections • **10** Food Service See Inspector's report on violations in table below	**IND & Commercial Total Inspections – 212** **WVCWP 10** **Fire Dept 8** **DEH 212**

Saratoga Industrial/Commercial Incidents

Type of Incident	Incident Source	General Location	Report Source	Follow-up action	Resolved
• 3 Dumpster Discharge	**3 Incidents** • 3 Food Service	• 3 Commercial	• 3 WVCWP Inspector	• 3 Written Notice	All 3 Resolved

Industrial/Commercial Program Evaluation

Dept of Env Health Consumer Protection Division Inspections

It is important to note that DEH Inspectors look at all facilities that handle food. While gas station snack bars, *See's* Candy stores and video rental stores are not necessarily where we will find most stormwater violations, it does provide a helpful broad-ranged first look at commercial facilities. In Saratoga, Farmer's Market stalls accounted for 18 of DEH's food facility inspections.

Annual Food Facility Inspection Training Meeting

Alternately each year, the objective of this meeting is 1) to train and get feedback from DEH inspectors or 2) for inspection program administrators to review and adjust procedures as necessary. In FY04-05, two of DEH Consumer Protection Division's Supervising Health Specialists, Cupertino's Environmental Programs Manager, the County of SC's NPS Coordinator, the WVCWP Manager, the WVCWP Inspector, and the Director of Operations from the WV Sanitation District (WVSD), participated in a very productive meeting. Peter Sevcik, of the WVSD, initiated a discussion on the District's Fats, Oils, and Grease (FOG) Program. During a round table discussion participants suggested ways to incorporate FOG objectives into existing restaurant inspections. It was generally agreed that inspectors could, at a minimum, ask restaurants for grease trap cleaning records. Based on the records being readily available or not, the inspectors could refer a food facility to the municipal inspector for follow-up. In the West Valley this referral would go to the WVCWP Inspector. The WVCWP Inspector met with Sanitation District staff following the DEH meeting to gain more background information on implementing the FOG Program.

Other topics and action items at this meeting included

- updating the introductory letter and BMP check list for restaurant owners;
- a review of inspection procedures with discussion on glitches in the system and possible resolutions;
- a review of the effectiveness of outreach & educational handouts and the inclusion of pesticide reduction fact sheets specifically for restaurants,
- a discussion on training needs for inspectors in FY05-06,
- updated contact information.

As a result of this meeting, DEH, Consumer Protection Division's Supervising Health Specialist agreed to implement revised annual reporting procedures to

ensure accurate tracking and follow-up for potential and actual violations. This implementation will strengthen coordination between DEH and municipal staff.

The Inspection Program for West Valley Communities continues to run more efficiently each year. The key reasons for this are believed to be 1) increased communication with other agency staff and 2) industrial & commercial facility owners who are becoming accustomed to NPDES requirements (BMPs) and the WVCWP Inspector's frequent educational visits.

West Valley Restaurant Inspection Program

The West Valley IC/ID Inspector continues to manage the West Valley Restaurant Inspection Program, by visiting a subset of mid-to large-size facilities in each WV community every 2 -3 years. This year four (4) restaurants were visited one or more times, for a total of 10 inspections in the City of Saratoga. These visits provide an opportunity to educate restaurant owners and managers on the City's NPDES requirements and to introduce the West Valley Clean Water Program.

DEH inspectors or supervisors meet annually with the WVCWP Inspector and Manager to review stormwater quality concerns and objectives. DEH Inspectors refer potential violations to the WV Inspector. Once a food facility has been at risk for a violation, the WVCWP Inspector will revisit the facility until all potential and actual problems have been resolved. After resolution, the facility will remain on the Inspector's list to be re-checked a minimum of once annually depending on the nature of the incident.

Food Facility Inspections Evaluation

During FY04-05 there were four (4) dumpster discharges violations noted for the City of Saratoga. For FY04-05 trends were evaluated based on incidents reported in both the IND and IC/ID sections. In Saratoga's case there were not any additional food service reports for possible violations noted in the IC/ID section. In FY 04-05 there were four (4) *Dumpster Discharges* compared to three (3) food facility incidents in FY03-04. Of four dumpster violations reported in this fiscal year, there were actually only 2 dumpsters. One dumpster is shared by three restaurants. Therefore to keep a close watch on the situation the WVCWP Inspector visited this dumpster area three times during FY04-05.

None of the restaurants are above concern when it comes to potential grease problems and sewage backups due to grease blockages. To help combat the grease challenge surrounding food facilities, the WVCWP has noted a procedural addition to the checklist for all future pro-active inspections. Restaurants will be required to present grease trap cleaning records to the WVCWP inspector. If a facility does not have available cleaning records, the site will be referred to the West Valley Sanitation District Dir of Operations for follow up inspection(s).

Feedback on Program-Wide Standardized Reporting Categories

One comment from West Valley staff on the standardized reporting categories is that a separate *incident type* category for *secondary containment* would be useful. During pro-active investigations for West Valley Municipalities, secondary containment problems are relatively common.

Industrial/ Commercial Inspector Training Sponsored by SCVURPPP

The first joint WVCWP/Fire Dept meeting for FY 04-05 was held at the Fire Dept on August 6, 2004. As a result of this meeting the Sr Haz Mat Specialist revised the FD's referral form for potential violations to include only the data required by the inspector and the WVCWP (for reporting purposes). This form will be discussed and may be edited again at the annual meeting in FY05-06. The WVCWP Manager and Inspector work closely with the Sr. Haz Mat Specialist each year to review procedures for West Valley inspections and make adjustments as needed.

The Program's Industrial & Commercial Inspector training took place on April 5, 2005. In order to benefit from the Program's all day workshops, a Haz Mat Specialist, and the WVCWP Inspector and Manager, participated in planning meetings to select topics which addressed specific questions or concerns for the West Valley Program. The WVCWP Inspector gave his presentation on the ***Body Shop/Vehicle Repair Shop Program in West Valley Communities***. The Sr. Haz Mat Specialist coordinates inspector training each year; this year he held sessions starting in June 2005, allowing him to incorporate material from the Program's workshop. The Program's workshop was successful in answering most of the questions which had not been resolved during prior WVCWP meetings with the Sr. Haz Mat Specialist.

West Valley Vehicle Shop Inspection Program

The West Valley IC/ID Inspector continues to manage the West Valley Vehicle Shop Inspection Program by visiting vehicle facilities in each WV community, at least every 2 – 3 years depending on the number of facilities in the city and the risk for potential violations. This program mirrors the Restaurant Inspection Program and results in the same benefits.

Saratoga is predominately residential, with very few commercial businesses other than the food facilities mentioned above. In addition the City has only four (4) facilities that would be categorized as vehicle or automotive shops, including two gas stations, one commercial tire retail shop, and one car wash. The WVCWP Inspector periodically checks car washes but generally only inspects the gas stations upon referral. The follow up for the car wash referral from the Fire Dept will be reported in FY 05-06 data, the year it took place. The Fire Dept inspects all of Saratoga's identified automotive facilities annually. In FY 04-05 there was only one incident related to vehicles, a secondary containment problem at *Classic Car Wash*, noted by the Fire Dept. This is compared to two (2) vehicle related incidents during FY 03-04. One runoff problem from vehicle washing at the car wash (now corrected) and one vehicle leaking incident when a hydraulic fluid line burst on a garbage truck. The incidents remain down but WVCWP education for residential vehicle owners continues with the promotion of the *Car Wash Kit* and educational presentations in schools, which provide visual lessons about good water quality practices related to oil changes and car washing.

SARATOGA

IND Inspections Annual Report FY0405

Restaurants

#	Date	Facility Name	Facility Address	Enforcement Actions	**Food Service Facility Inspection Notes**	Notes - 2
1	9/3/2004	Gervais Restaurant	14560 Big Basin Way, Saratoga	Level 1	Dumpster area problem. Issued NTC#1032.	OK now.
2	9/3/2004	The Basin Restaurant	14572 Big Basin Way, Saratoga	Level 1	Dumpster problem. Issued NTC#1033.	All OK now.
3	9/3/2004	Viaggio Restaurant	14550 Big Basin Way, Saratoga	Level 1	Dumpster area horrible. Odor, food scrapes etc. Unsanitary. Dumpster area is shared with Gervais and Basin restaurants. Sent a letter to all three. They got it cleaned up right away. Issued NTC#1031.	Now OK. Have gone back many times, still clean. Good.
4	10/13/2004	3 Restaurants, Dumpster area (Viaggo, Basin, Gervaisi)	Big Basin Way, Saratoga	No Action	Proactive visit to dumpster area. Great improvement. No problem now.	All OK now.
5	11/30/2004	Viaggio, Gervais, & Basin Restaurants	Big Basin Way, Saratoga	No Action	They all share the same dumpster area. Problems in past. So much better. No odor. No cleanup needed. All AOK.	All OK now.
6	12/10/2004	Chef Wong Restaurant	12172 Saratoga-Sunnyvale Rd., Saratoga	No Action	Proactive follow up visit. Problems in past. All OK now. All clean. Good.	All OK.

THIS PAGE INTENTIONALLY LEFT BLANK

Training Summary: IND & Commercial Inspections

Training Description	Date	Attendees
Business-Type Guide Sheets Speaker: Jeff Brosseau, Calif. Stormwater Quality Assn **Topics:** Review of Business-Specific Guide Sheets from the CASQA Ind. & Comm. BMP Handbook	**March 2, 2005**	**WVCWP (2)** Program Manager, Program Assistant
EPA Region 9s Industrial Non-Filer Initiative Sponsor: CWEA Speaker: Lynn Kuo, U.S. EPA Region 9	**March 2, 2005**	**WVCWP (1)** Program Manager
Updates from Tetra-Tech Industrial Stormwater Inspections Sponsor: CWEA Speaker: Ellen Blake, U.S. EPA Region 9	**March 2, 2005**	**WVCWP (1)** Program Manager
Pre-Treatment: Permitting Sponsor: CWEA Speaker: Keith Silva, U.S. EPA Region 9	**March 2, 2005**	**Campbell (1)** Senior Civil Engineer
Pre-Treatment: Inspecting Sponsor: CWEA Speaker: Greg Arthur, U.S. EPA Region 9	**March 2, 2005**	**Campbell (1)** Senior Civil Engineer
Pre-Treatment: Sampling Sponsor: CWEA Speaker: Keith Silva, U.S. EPA Region 9	**March 2, 2005**	**Campbell (1)** Senior Civil Engineer

Training Summary: IND & Commercial Inspections

Training Description	Date	Attendees
Pre-Treatment: Enforcing Sponsor: CWEA Speaker: Greg Arthur, U.S. EPA Region 9	**March 2, 2005**	**Campbell (1)** Senior Civil Engineer
WVCWP Monthly Meeting/Training Presenter: WVCWP Program Manager **Topics:** ▪ New IND Performance Standard has been approved ▪ Review new IND PS and its inclusion in URMPs	**March 8, 2005**	**WVCWP (2)** Program Assistant Stormwater Discharge Inspector **Campbell (1)** Senior Civil Engineer **Los Gatos (1)** Senior Engineering Technician **Saratoga (1)** Associate Engineer

Training Summary: IND & Commercial Inspections

Training Description	Date	Attendees
Conducting Stormwater Inspections of Industrial and Commercial Facilities Sponsored by SCVURPPP; Speakers included WVCWP Stormwater Discharge Inspector **Topics:** ▪ What To Look For During Stormwater Inspections Of Commercial And Industrial Facilities ▪ Performance Standards And Reporting Requirements Of The SCVURPPP Permit ▪ Model Inspection Forms ▪ State Industrial Activities Stormwater General Permit ▪ Examples Of Common Stormwater Violations ▪ Discussion On Ways To Encourage Good Business Practices ▪ Guidance On Source Control, Proper Disposal And BMP Education Materials For Common Industrial And Commercial Facilities. **Note:** WVCWP Inspector, Manager, and one Fire Dept Inspector, participated in meetings to plan for the workshop. The WVCWP Inspector gave a presentation on WVCWP's Program for inspecting Vehicle Facilities.	**April 5, 2005**	**WVCWP (3)** Stormwater Discharge Inspector Program Manager Program Assistant **SCC Fire Dept (3)** Sr Haz Mat Specialist Haz Mat Specialists (2) (Inspectors for Campbell, Los Gatos, and Saratoga IND and Commercial) **Campbell (2)** Senior Civil Engineer Senior Construction Inspector **Los Gatos (1)** Engineering Technician

Training Summary: IND & Commercial Inspections

Training Description	Date	Attendees
WVCWP Monthly Meeting/Training Presenter: WVCWP Program Manager **Topics:** ▪ Review Work Plan tasks for IND ▪ Review status of Fire Dept. Inspection Agreement	**April 26, 2005**	**WVCWP (2)** Program Assistant Stormwater Discharge Inspector **Campbell (1)** Senior Civil Engineer **Los Gatos (1)** Senior Engineering Technician **Saratoga (1)** Associate Engineer **WV Sanitation District (1)** Director of Engineering & Operations

Training Summary: IND & Commercial Inspections

Training Description	Date	Attendees
Annual Training Meeting: WV Communities, Cupertino & Dept. of Environmental Health and County of Santa Clara **Topics:** ▪ Update Contact Information ▪ Update Letter to Restaurant Owners ▪ Review Inspection Program - Discuss Problems, Trouble Spots, Feedback from Inspectors ▪ Referring Potential and Actual Violations & What to do about Repeat Offenders ▪ Distributing Public Education Materials ▪ *Setting a Table for Pests Brochure* – Discuss Feedback from Inspectors ▪ Pesticide Management - Distribution of Pest-Specific Fact Sheets/Brochures ▪ Training Needs for next year ▪ West Valley Sanitation District – Fats, Oils & Grease	**April 27, 2005**	**WVCWP (2)** Stormwater Discharge Inspector Program Manager **WV Sanitation District (1)** Director of Engineering & Operations **Cupertino (1)** Environmental Programs Manager **Dept Environmental Health (2)** Consumer Protection Division: Supervising Envmtl Health Specialists 2 **SC County (1)** Senior Analyst, Env. Resources Division

Training Summary: IND & Commercial Inspections

Training Description	Date	Attendees
WVCWP Monthly Meeting/Training Presenter: WVCWP Program Manager **Topics:** ▪ Review discussions of Restaurant Inspection DEH meeting ▪ New Fats – Oil – Grease program which WVSD is pursuing with restaurants & WVCWP	**June 28, 2005**	**WVCWP (2)** Program Assistant Stormwater Discharge Inspector **Campbell (1)** Senior Civil Engineer **Los Gatos (1)** Senior Engineering Technician **Saratoga (1)** PW Administrative Analyst

PUBLIC AGENCY ACTIVITIES
Storm Drain Operations and Maintenance
FY 2004-2005 Work Plan Self Evaluation Matrix

Source	04-05 Work Plan Activity	FY04-05 Work Plan Tasks	FY 04-05 Accomplishments	Responsible Party
	URMP	Annual Storm Drain Cleaning Continue contract w/ WVSD. Continue schedule/cycle for cleaning and maintenance of storm drain system (two year cycle for residential & one year cycle for commercial/industrial); High leaf drop and other noted areas cleaned more frequently and as needed.	WVSD performs systematic storm drain cleaning and inspection annually. Saratoga is on a biennial cycle. City crew assisted sweeper in heavy leaf pick up in December in residential area 3. Crew picked up approx. 24 yards of leaves. This also took place in October and November '04 but exact amount of leaves removed is not known.	Pub Works Dir contract: Streets Supervisor co-ord in-field operations
	CI Item	Thermoplastic Storm Drain Stencil Pilot Continue to evaluate thermo-plastic storm drain stencils on curbless storm drains. Observe deterioration, durability, practicality, & cost effectiveness.	Continued to monitor the resiliency of storm drain stencils on curbless storm drains. While two of the West Valley cities purchased and installed additional thermo-plastic stencils this year, Saratoga did not. (See evaluation section). During monthly WVCWP training sessions the Associate Engineer has continued to provide feedback from the Street Maintenance Supervisor and strategize with the other cities regarding the most effective way to sign storm drain basins. Storm drain catch basins with the City are all appropriately signed.	Streets Supervisor & WV Inspector
	URMP	Training - Annual WVSD/ Oper. & Maint. Meeting Annual WVSD / Operations & Maint. Supervisors meeting - evaluate status of annual storm drain cleaning and provide training on maintenance issues.	The WV Storm Drain Op & Maint. Supervisor's workshop was held June 2, 2005. Saratoga's Street Maintenance Supervisor, Lead Maintenance Worker, Parks Supervisor & Lead Parks Worker all attended, along with staff from WVSD, WVCWP, and the other WV Communities. Topics included:	Mtg lead by WVSD; Attend by Streets Supervisor, Hosted by WVCWP

			• Clarification/ review of roles and tasks of City and WV Sanitation District staff to prevent gaps • Review of Emergency Response Procedures for SD overflow • Power Point Presentation review of BMPs for Streets, Rural Public Works and Storm Drain Maintenance • Working together to proactively prevent storm drain problems due to Fats, Oils and Grease (FOG) See details in evaluation at end of this section and Staff Training table attached in this section	

Storm Drain Operations and Maintenance Evaluation

Storm Drain Stencils: Saratoga's on-going monitoring of thermoplastic stencils has shown that they are not superior enough in quality to merit their large additional expense. This is especially true now, while municipalities are dealing with severe staff shortages due to budget cuts. The difficulty of installation is also a consideration; they require a two-step application process, and the use of torching equipment. On the positive side, the City notes that the thermo-plastic stencils are durable in heavy traffic and are reflective, which provides visibility at night. Unlike the metal plates previously installed by the City, they adhere well to coarse and uneven surfaces, have not peeled, and do not have sharp edges that bend, creating a potential to injure pedestrians or bicyclists. The City's Streets Maintenance Supervisor elected to paint the stencils, and does not have any plans to purchase more of the thermoplastic stencils because of the comparative cost.

SDOM Training: WV Storm Drain Op & Maint Supervisor's workshop was held June 2, 2005. The cities participated in a round table discussion and compared maintenance practices. WV Sanitation staff distributed a summary of maintenance activities completed for each city, showcasing the District's new automated system for tracking inspections. WVSD can print out a history of the debris they've found in a storm drain line. This will be useful if history shows that the same lines have debris during each cycle. The cities/town may want to increase maintenance for those spots/lines to an annual rather than biennial schedule. The WVSD report also includes a list of construction deficiencies such as missing bike straps etc. Additional TV tracking of potential problem areas may be conducted by the WVSD at the request and cost of the city.

SD Op & Maint: Photos were passed around at the SD maintenance workshop on June 2, 2005, of debris that was pulled out of the SD lines in the early 90's when WVSD began cleaning the cities' storm drains. Now the work is primarily preventative maintenance and the program is running smoothly. All other aspects of the storm drain operation and maintenance program are working well.

Saratoga

Santa Clara Valley Urban Runoff Pollution Prevention Program

FY 2004-2005 ANNUAL REPORT

Street Sweeping/ Pavement Management

Source	04-05 Work Plan Activity	FY04-05 Work Plan Tasks	FY 04-05 Accomplishments	Responsible Party
URMP	Street Sweeping Program	By contract – residential, arterials and commercial areas swept monthly. High leaf drop and other noted areas cleaned more frequently and as needed (i.e., construction zones - swept by responsible party).	All streets get swept once a month in Saratoga. This includes 65 curb miles of arterial streets and 210 curb miles of residential streets for a **total of 3,495 curb miles annually**. The City **collected** an annual total of approx. **705 cu. yards of debris during FY04-05. See note in evaluation below.** Residents and businesses are also given large recycling receptacles for yard waste as part of the required solid waste service. Yard waste is not allowed in streets but waste from receptacles is picked up weekly. **A total of 10,939 tons of yard waste was recycled** in Saratoga during FY 04-05.	Streets Supervisor
NPDES Permit	Street Sweeping Data Collection	Review types of street sweeping data currently collected and provide data to SCVURPPP.	Data was collected quarterly and provided to the Program at end of the fiscal year.	PW Analyst & Streets Supervisor to collect data
Work Plan comments RWQCB	Training	Provide training meetings, on collection of street sweeping data, to appropriate municipal staff.	Collection on the specific requirements and need for Street Sweeping Data was covered at the June 2, 2005 SDOM workshop.	Streets Supervisor & WVCWP

STREET SWEEPING/ PAVEMENT MANAGEMENT EVALUATION

The streets are generally swept monthly in Saratoga. However, Saratoga has faced a challenge in trying to report on the amount of debris collected by residential versus commercial area. **Note: ***Debris collected is the total for all areas swept. The City of Saratoga is predominantly residential. Commercial areas exist as scattered pockets among residential areas. Arterials are also lined mainly by residential areas. Therefore, curb miles are separated by residential and arterial, and it is not possible to separate materials collected by area. In June 2005, Saratoga was taking steps to change the City's Street Sweeping Contractor. The street sweeping data collection requirements will be reviewed with the new contractor so that consistent data will be collected and reported in FY05-06.

One continuous improvement item identified at the end of FY04-05 was the potential need to discuss, with street sweeping contractors, why the City tracks this

data. This will help sweepers to become more aware of the importance of street cleaning as it relates to water quality.

As is often the case with residents, it is not obvious why sediment and runoff (for example from car washing) is a problem for creeks and the Bay. WVCWP staff have noticed that if others are aware of the reasons and benefits of street cleaning and tracking the results, they are generally more eager to support the activity including taking time to collect accurate data. At the end of FY04-05 the WVCWP Program manager was laying the groundwork for a meeting with Saratoga staff and the City's street sweeping contractor.

CORPORATION YARD

Source	04-05 Work Plan Activity	FY04-05 Work Plan Tasks	FY 04-05 Accomplishments	Responsible Party
URMP	SWPPP	Implement BMPs.	Saratoga's Street Maintenance Spvsr reviewed and updated the City's SWPPP. It was approved by the Public Works Dir. in February 2005.	Streets Supervisor
URMP	Staff Training	Annual Review and evaluation of BMPs w/ Corp-Yard walk-thru	Saratoga's Street Maintenance Spvsr held a Corp Yard walk-thru and SWPPP staff training on 5-26-05. Fifteen of the City's Maintenance Workers from Parks and Streets attended. Training covered during the walk-thru included: Review of revised municipal plan for Storm Water Pollution Prevention (SWPPP), Reminder to staff on where the SWPPP is kept so that they can refer to it as needed, An Opportunity for staff to provide feedback on how the SWPPP is working	Streets Supervisor

Corporation Yard Evaluation

T Staff is aware of the SWPPP. Feedback is that BMPs are working well and have become part of every day procedures. For more detail see the Public Agency Staff Training Table (attached).

RURAL PUBLIC WORKS ACTIVITIES

Source	Work Plan Activity	Work Plan Tasks	FY 04-05 Accomplishments	Responsible Party
Rural PW PS[1]	Rural PW PS	Performance Standard Continue implementation of Rural PW PS[1]	The model Performance Standard has been implemented. Current SOPs were updated in August 2004 as part of the City's revised Urban Runoff Management Plan, submitted in September 2004.	Streets Maintenance Supervisor WVCWP assist
Rural PW PS	Rural PW PS	Evaluate the effectiveness of Rural PW PS implementation and report on it in the FY04-05 Annual Rpt	No Rural Public Works construction took place this year. When future construction of Rural Public Works takes place, measures will be implemented for erosion prevention and sediment control:	Streets Maintenance Supervisor
Rural PW PS	FY04-05 Work Plan, RWQCB comments	Hold Training meetings for appropriate Public Works staff on the use of current BMPs and SOPs, as noted in the performance standard.	Saratoga's Street Maintenance Spvsr and Lead Maint. Worker attended the WVCWP workshop on June 2, '05. The Workshop included a customized presentation for the WVCs by Jenny Fire, P.E. reviewing the requirements and use of BMPs for local Rural Public Works. For more information see Pub Agency Staff Training Table at end of this section.	Streets Maintenance Supervisor and Street Maint staff to attend WVCWP to host workshop

Rural Public Works Program Evaluation

Stormwater BMPs are discussed in pre-construction meetings with contractors; the City inspects all contracted rural public works in its jurisdiction and ensures the use of stormwater quality and erosion control BMPs.

Potential erosion and sedimentation problems on existing rural roads include sloughing of banks above roadway onto road surface, and erosion of banks below roadway surface, due to run-off from surface of roadway. These problems will be reviewed for improvement if/when any upgrade takes place on an existing road.

[1] Rural Public Works Maintenance and Support Performance Standard.

THIS PAGE INTENTIONALLY LEFT BLANK

Campbell, Los Gatos, Monte Sereno, Saratoga

West Valley Communities

Santa Clara Valley Urban Runoff Pollution Prevention Program

FY 2004-2005 ANNUAL REPORT

Training Summary: Public Agency Activities

Training Description	Date	Attendees
Saratoga's Pre-Storm Maintenance Training Presenter: Street Maintenance Supervisor ▪ Annual Storm Drain Maintenance training to review BMPs before staff pre-cleans storm drains to prepare for heavy storms in known problem areas.	**Nov. 9, 2004**	**Saratoga (14)** Street Maintenance Supervisor Street Maintenance staff (6) Parks Maintenance staff (9)
WVCWP Monthly Meeting/Training Presenter: WVCWP Program Manager **Topics:** Presentation on Storm Drains from West Valley Sanitation District: ▪ Review WVSD Agreement ▪ Handling Storm Drain cleaning referrals ▪ Documentation and reporting on calls for cleaning from citizens or City/Town staff	**Nov. 16, 2004**	**WVCWP (2)** Program Assistant Stormwater Discharge Inspector **Campbell (1)** Environmental Programs Manager Senior Civil Engineer **Los Gatos (1)** Senior Engineering Technician **WV Sanitation District (1)** Director of Engineering & Operations
Stormwater BMPs for Municipal Operations Sponsored by: Maintenance Superintendents Assn Speaker: John Fusco, Senior Engineer/Scientist – SCVURPPP Program Staff **Topics:** ▪ BMPs for Corp Yard Activities ▪ General BMPs ▪ Catch Basin Cleaning ▪ Spill Response ▪ Street Sweeping Debris	**Nov. 18, 2004**	**WVCWP (2)** Program Assistant Stormwater Discharge Inspector **Campbell (3)** Public Works Interim Director Acting Street Maintenance Spvsr Environmental Programs Manager **Saratoga (2)**

SANTA CLARA VALLEY URBAN RUNOFF POLLUTION PREVENTION PROGRAM
FY 2004-2005 ANNUAL REPORT
WEST VALLEY COMMUNITIES

Training Summary: Public Agency Activities

Training Description	Date	Attendees
▪ Patching , Resurfacing and Surface Sealing ▪ Saw-cutting & Grinding ▪ Irrigation Practices ▪ Vegetation Controls ▪ Signing & Striping ▪ Fuel Dispensing Areas ▪ Fleet Maintenance/Vehicle Parking Areas and Vehicle/Equipment Washing ▪ Chemical Usage & Storage		Street Maintenance Supervisor Lead Worker
WVCWP Monthly Meeting/Training Presenter: WVCWP Program Manager **Topics:** ▪ Review new WVCWP monthly table for data collection; will be e-mailed ▪ Review data collection requirements for Street Sweeping ▪ Review evaluations of Thermoplastic Stencils ▪ Demonstrate Los Gatos' Doorhanger program – carried out by Street Sweeping staff - placed for notification of problems with yard waste & construction debris - has proven to be a means of detecting projects without legal building permits ▪ Review Rural Public Works Work Plan Tasks - Required reporting for Annual Report - Importance of evaluation - Review definition of Rural Public Works	**Dec. 21, 2004**	**WVCWP (2)** Program Assistant Stormwater Discharge Inspector **Campbell (3)** Environmental Programs Consultant Environmental Programs Manager Senior Civil Engineer **Los Gatos (1)** Senior Engineering Technician **Saratoga (1)** Parks Maintenance Supervisor **WV Sanitation District (1)** Director of Engineering & Operations
WVCWP Monthly Meeting/Training Presenter: WVCWP Program Manager **Topics:** For new Stormwater Representatives: ▪ Review Public Agency work plan tasks ▪ Discuss importance of Corp Yard trainings, commonly covered topics	**April 26, 2005**	**WVCWP (2)** Program Assistant Stormwater Discharge Inspector **Campbell (1)** Senior Civil Engineer

SANTA CLARA VALLEY URBAN RUNOFF POLLUTION PREVENTION PROGRAM
FY 2004-2005 ANNUAL REPORT

WEST VALLEY COMMUNITIES

Training Summary: Public Agency Activities

Training Description	Date	Attendees
▪ Review data collection requirements for Annual Report – Public Agency Activities		**Los Gatos (1)** Senior Engineering Technician **Saratoga (1)** Associate Engineer **WV Sanitation District (1)** Director of Engineering & Operations
Public Works Best Management Practices **(Town of Los Gatos – City of Monte Sereno)** Speaker: Genevieve Fire, Consulting P.E. **Topics:** ▪ Revised Stormwater Regulations ▪ Los Gatos Maintenance Activities ▪ Maintenance BMPs ▪ Public Streets ▪ Rural Public Works ▪ Feedback and Discussion	**Jan. 25, 2005**	**Los Gatos (20)** Parks & Public Works Director Public Works Supervisor Parks & Forestry Supervisor Snr Engineering Inspector Engineering Inspector Parks & Public Works Maintenance Workers (15) **Monte Sereno (1)** Assistant City Engineer

SANTA CLARA VALLEY URBAN RUNOFF POLLUTION PREVENTION PROGRAM
FY 2004-2005 ANNUAL REPORT

WEST VALLEY COMMUNITIES

Training Summary: Public Agency Activities

Training Description	Date	Attendees
Annual SDOM Training Meeting: WV Communities & WV Sanitation District Held at Monte Sereno City Hall; Sponsored by WVCWP Speaker: Genevieve Fire, Consulting P.E. **Topics:** ▪ Sanitation District Service Agreement Discussion ▪ Emergency Response Procedures for Sewer Drain Overflows ▪ The Fats, Oils and Grease Program (FOG) ▪ Los Gatos' New Street Sweeper ▪ Presentation including Round Table Discussion o Storm Drain Operation & Maintenance BMPs o Rural Public Works BMPs ▪ Questions, Comments – Evaluation	**June 2, 2005**	**WVCWP (4)** Stormwater Discharge Inspector Program Manager, Program Assistant, Outreach Specialist **Campbell (8)** Public Works Superintendent Acting Street Maintenance Spvsr Asst. Streets Maintenance Spvsr Street Maintenance Worker (5) **Los Gatos (1)** Town Engineer **Monte Sereno (1)** Assistant City Engineer **Saratoga (4)** Street Maintenance Supervisor Lead Maintenance Worker Parks Supervisor Lead Parks Worker **WV Sanitation District (2)** Director of Engineering & Operations Operations Supervisor
Campbell Only Training Attendance		
City of Campbell – Public Works Best Management Practices Presenter: John Iaquinto, Public Works Superintendent - video **Topics:** Stormwater-related BMPS for Surface Cleaning	**March 11, 2005**	**Campbell (28)** Street Maintenance Lead Worker Street Maintenance Worker (5) Office Specialist Equipment Maintenance Supervisor Mechanic II (2) Parks Maintenance Supervisor Parks Maintenance Workers (17)

SANTA CLARA VALLEY URBAN RUNOFF POLLUTION PREVENTION PROGRAM
FY 2004-2005 ANNUAL REPORT
WEST VALLEY COMMUNITIES

Training Summary: Public Agency Activities

Training Description	Date	Attendees
City of Campbell - Hazardous Materials Management Presenter: Jim Harrigan – Du-All Safety/John Iaquinto, Public Works Superintendent **Topics:** Spill and leak response: ▪ Location of spill ▪ Location of spill or leak contact list, reporting procedure ▪ Location of emergency fuel shut off switch ▪ Location of any fire extinguishers	**March 11, 2005**	**Campbell (29)** Street Maintenance Lead Worker Street Maintenance Workers (4) Park Supervisor Park Maintenance Workers (16) Building Maintenance Workers (4) Vehicle Maintenance Workers (3)
City of Campbell – Public Works Best Management Practices Presenter: John Iaquinto, Public Works Superintendent **Topics:** Stormwater-related BMPS for: ▪ Landscaping ▪ Gardening ▪ Pool Maintenance ▪ Earth moving and dewatering activities ▪ Heavy equipment operation ▪ Fresh concrete and mortar application ▪ Roadwork/ paving	**April 13, 2005**	**Campbell (28)** Street Maintenance Lead Worker Street Maintenance Worker (5) Office Specialist Equipment Maintenance Supervisor Mechanic II (2) Parks Maintenance Supervisor Parks Maintenance Workers (17)
City of Campbell – Corp Yard Walk-Through Presenter: John Iaquinto, Public Works Superintendent Tour of the Service Center: ▪ Showed location of several absorbent stations ▪ Showed location of SWPPP ▪ Showed proper procedures for pressure washing on sidewalks and in parking lots	**April 13, 2005**	**Campbell (28)** Street Maintenance Lead Worker Street Maintenance Worker (5) Office Specialist Equipment Maintenance Supervisor Mechanic II (2) Parks Maintenance Supervisor Parks Maintenance Workers (17)

SANTA CLARA VALLEY URBAN RUNOFF POLLUTION PREVENTION PROGRAM
FY 2004-2005 ANNUAL REPORT
WEST VALLEY COMMUNITIES

Training Summary: Public Agency Activities

Training Description	Date	Attendees
City of Campbell - Hazardous Materials Management Presenter: USTanx - Contractor **Topics:** Spill and leak response: ▪ Location of spill ▪ Location of spill or leak contact list, reporting procedure ▪ Location of emergency fuel shut off switch ▪ Location of any fire extinguishers	**May 12, 2005**	**Campbell (6)** Public Works Superintendent Street Maintenance Lead Worker Street Maintenance Workers (4)
City of Campbell – Tailgate Safety Training: Non Point Source Management/Storm Systems Presenter: Rick Amaro, Acting Street Maintenance Supervisor **Topics:** ▪ Drain Inlet Maintenance ▪ Emergency Response For Chemical And Sewage Spills ▪ Pool (Chlorinated Water Disposal) ▪ Routine Preventative Maintenance ▪ Emergency N.P.S Contacts	**June 2, 2005**	**Campbell (5)** Street Maintenance Workers (5)
City of Campbell - Hazardous Materials Management Presenter: USTanx - Contractor **Topics:** Spill and leak response: ▪ Location of spill ▪ Location of spill or leak Contact List, reporting procedure ▪ Location of emergency fuel shut off switch ▪ Location of any fire extinguishers	**June 9, 2005**	**Campbell (4)** Street Maintenance Supervisor Equipment Maintenance Supervisor Mechanic II (2)
Los Gatos Only Training Attendance		

SANTA CLARA VALLEY URBAN RUNOFF POLLUTION PREVENTION PROGRAM
FY 2004-2005 ANNUAL REPORT

WEST VALLEY COMMUNITIES

Training Summary: Public Agency Activities

Training Description	Date	Attendees
Public Agency/ Rural Public Works Performance Standards Speaker: Genevieve Fire, P.E.	**Aug. 17, 2004**	**Los Gatos (1)** Street Maintenance Supervisor
Corp Yard Walk-Through: Town of Los Gatos **Topics:** ▪ Review SWPPP ▪ Corp Yard Utility Emergency Shutoff Locations ▪ Locations of Storm Drains ▪ Storage areas for Absorbents ▪ Location of SWPP ▪ Locations of Fire Extinguishers ▪ Review of BMPs	**Sept. 21, 2004**	**Los Gatos (4)** Senior Engineering Technician Senior Engineering Inspector Senior Maintenance Worker Park Service Officer
Saratoga Only Training Attendance		
Public Agency/ Rural Public Works Performance Standards Speaker: Genevieve Fire, P.E.	**July 21, 2004**	**Saratoga (1)** Street Maintenance Supervisor
Annual Storm Drain Maintenance Review **Speaker: Rick Torres, Street Maintenance Supervisor** **Topics:** ▪ Review storm drain problem spots where debris accumulates; instruct on cleaning prior to rainy season ▪ Review BMPs to be employed during cleaning	**Nov.9, 2004**	**Saratoga (4)** **Street Maintenance Workers 4**

SANTA CLARA VALLEY URBAN RUNOFF POLLUTION PREVENTION PROGRAM
FY 2004-2005 ANNUAL REPORT

WEST VALLEY COMMUNITIES

Training Summary: Public Agency Activities

Corp Yard Walk-Through: City of Saratoga Presented by Saratoga Street Maintenance Supervisor **Topics:** ▪ Review changes in SWPPP ▪ Corp Yard Utility Emergency Shutoff Locations ▪ Locations of Storm Drains ▪ Storage areas for Absorbents ▪ Location of SWPP ▪ Locations of Fire Extinguishers ▪ Review of BMPs	**May 26, 2005**	**Saratoga (15)** Street Maintenance Supervisor Parks Maintenance Supervisor Parks Lead Worker 6 Parks Maintenance Workers 5 Street Maintenance Workers 1 Temporary Worker

PLANNING PROCEDURES

FY 2004-2005 Work Plan Self Evaluation Matrix

Source	Work Plan Activity	Work Plan Tasks	Accomplishments	Responsible Party
C.3.b Development Project Approval Process -- Planning Procedures				
Implement Ordinance, Policy or COAs	Permit C.3.b, C.3.c.i and C.3.c.ii	Expand C.3 Implementation Ordinance, Policy, Procedures and Conditions of Approval will be implemented on all development projects to incorporate the requirements of provision C.3.	Saratoga's Municipal Code states that all new development and redevelopment projects are subject to the requirements of the City's current NPDES permit. Due to protracted negotiations regarding the Group 2 definition, the City decided to require C.3 compliance for Group 1 and *all* Group 2 projects, in accordance with Permit CAS029718 (as it stood before Order R2-2005-00035 was adopted on 7-20-05). This City requirement went into effect on April 15, 2005 for Group 1 and Group 2 projects not deemed complete prior to that date. See Notice to Developers (Attachment B).	Com Dev Dir and Associate Engineer
C.3.c. Requirements for Group 1 and Group 2 Projects				
URMP: Planning Procedures Performance Std	C.3.c.6.	Continue implementation of Planning Procedures to comply with revised (FY03-04) Performance Standard in local URMP.	In August 2004, the City revised and updated all sections of its URMP, with a special focus on providing more specific details to the City's Planning Procedures PS. Additional sections on BMP O&M Inspection and Verification were added to this PS. During 04-05, Saratoga continued to implement the PPPS.	Com Dev Dir & Associate Engineer
C.3.e Operation and Maintenance of Treatment BMPs				
BMP Inspection Program O&M Verification	Permit C.3.e	Implement local inspection program for treatment BMPs on all projects, to verify that proper O&M is being performed by the responsible party. (Program to assist in defining which BMPs are priorities for	Saratoga did not have any Group 1 or Group 2 projects this year. However, during FY-04-05 the City Engineer tracked the maintenance of permanent S/W treatment BMPs on a retirement community project which was deemed complete	Pub Works Dir co-ord & Com Dev Dir & WV Inspector

		inspection).	before 10-15-03. Permanent BMPs include a large detention pond w/ raised overflow inlet, and a small parking lot with cuts in curb allowing water to run into a grassy swale with a raised overflow inlet. Pond is designed as an amenity in a visible area, w/ large cattails. Natural vegetation and trees preserved. The Owner provides for routine maintenance on all BMPs. The detention pond has a potential to fill with silt so it is cleaned at least once a year. The City Associate Engineer requested an annual maintenance schedule. For more details see the *Maintenance of BMPs Letter,* dated 9-23-04 (Attachment 4A) regarding BMP maintenance at Saratoga Retirement Community.	
O&M Verification Program Reporting	Permit C.3.e.iii	Operation & Maint Verification Reporting In Ann Rpt provide a description of organizational structure; evaluation of program effectiveness; summary of any planned improvements; and list of results for all treatment BMPs inspected in FY03-04 and 04-05.	When Saratoga has Group 1 or Group 2 projects, all stormwater treatment BMPs will be inspected annually by the Public Works Inspector. The Inspector will contact each site owner/manager by telephone to arrange a mutually agreeable inspection appointment. A hard copy file of the inspection forms and results will be kept for each project. Also, the Associate Engineer will maintain a list of Group 1 and Group 2 projects in an electronic format, including the stormwater BMPs and the annual inspection results. See Evaluation section below.	Associate Engineer to co-ord with Public Works Director WVCWP to write report
Work Plan	O & M Training & Evaluation	Train inspectors and data managers on O&M verification program. Include evaluation of effectiveness and planned improvement to the program	Three (3) of Saratoga's building inspectors attended the SCVURPPP Workshop titled "Conducting Stormwater Treatment BMP Maintenance and Inspections" on June 9, 2005. The WVCWP Manager and WVCWP Inspector also attended the training and video-taped most of the presentations for WV municipal staff who could not attend. WVCWP staff has had a few delays in transferring the video to DVD for distribution. DVDs are expected to be made and distributed to WVCs during FY05-06. See Staff training table (Attachment 4C) for other training sessions.	Associate Engineer & Building Inspectors

Saratoga

Santa Clara Valley Urban Runoff Pollution Prevention Program

FY 2004-2005 ANNUAL REPORT

C.3.f Hydromodification Management Plan				
Hydromodification Mngmnt Plan	Work Plan task	Review and provide comments on the HMP products.	HMP comments were provided on behalf of Saratoga via the WVCWP Manager. The WVCWP manager attended SCVURPPP review meetings on progress of HMP and provided comments from West Valley meetings on the same subject. Saratoga submitted a map to SCVURPPP showing undeveloped land parcels to help determine the percent of impervious surface within its local watersheds, San Tomas Aquino and Calabazas.	Com Dev Dir, Pub Works Dir; Associate Engineer WVCWP Mgr to assist
HMP Implementation	C.3.f.viii.5 and C.3.f.i. and C.3.c.i.	Implement HMP, which shall include the requirements of provision C.3.f. Prior to approval of the HMP by the Regional Board, encourage early implementation measures likely to be included in the HMP. Summarize the Progress of incorporating treatment measures, in the Annual Report.	The HMP had not yet been approved by the Water Board during FY04-05. There were no sites applicable for early HMP implementation in Saratoga.	Com Dev Dir & Pub Works Dir
HMP Training	FY04-05 Work Plan RWQCB comments	<u>Training</u> Attend Program workshops on HMP and provide in-house training as appropriate.	On 5-24-05 City Associate Engineer and Saratoga's newly appointed WV Storm Water Rep attended a WV round table discussion / training on likely HMP requirements and exemptions and possible methods for early implementation City staff will attend SCVURPPP sponsored workshop(s) on the approved HMP during FY05-06.	SCVURPPP; City staff & WVCWP to attend
C.3.g Waiver and Compensatory Mitigation Program				
Waiver Program Staff training and reporting	C.3.g.3 (Permit C.3.g.v.)	If a waiver & compensatory mitigation program is adopted, document in each annual report, all waivers granted according to permit provision C.3.c.g for Group 1 and Group 2 projects. Include: project name, location, type, percent impervious surface, reasons for and terms of waiver, and the alternative benefit project and completion date.	A waiver program was not adopted during FY 04-05 and none is anticipated in the near future. All Group 1 and Group 2 Projects must meet NPDES requirements for stormwater treatment measures.	Com Dev Dir WVCWP to assist

Saratoga

Santa Clara Valley Urban Runoff Pollution Prevention Program

FY 2004-2005 ANNUAL REPORT

C.3.h Alternate Certification				
Alternate Certification reporting	(Permit C.3.h)	If alternate certification is used, list the Group 1 and Group 2 projects certified by someone other than City Staff.	The City will require proof that each certifier has been adequately trained on BMP design for water quality. The City will not provide this certification.	Comm Dev Dir & Pub Works Dir WVCWP to report
C.3.j Site Design Measures Guidance and Standards Development				
Site Design Measures Guidance and Standards Revision	(Permit C.3.j.)	Implement revised local site design standards and guidance, according to Permit C.3.j. by 9/15/04 (Report on progress in Sept. '04 AR) Reference: City's 9/15/03 submittal labeled *Site Design Standards and Guidance Review, from* SCVURPPP (on CD); "Development Policies Comparison Report" worksheet, from SCVURPPP (on CD, 4/2003); Notes and information from the SCVURPPP Site Design Dialogues & Workshop (FY03-04)	The following are site design policies or practices that have changed or been modified since Saratoga submitted a site design update in the FY03-04 Annual Report. Saratoga's residential projects are allowed a maximum of sixty percent (60%) impervious surface (including pools). Saratoga has a standard condition of approval for new or substantially remodeled construction, which requires <u>all</u> storm water runoff to be maintained /retained on site. In an effort to reduce parking requirements (impervious surface) in the downtown "Village" area, the minimum parking ratio for a professional office building was being reviewed and was still in progress on 6/30/05. Parking requirements were reduced during FY04-05 on a case-by-case review, based on a conditional use permit process. The City allows shared parking through a conditional use permit. Parking lot runoff – Saratoga requires that parking areas provide a <u>minimum</u> of fifteen percent (15%) landscaping. Saratoga requires a minimum buffer width (from top of creek bank) to be at least 75 feet. (City Code 15-20.050) Now, through Conditions of Approval, Saratoga often requires home owner associations to manage open space. Bioswales are being encouraged through Conditions of Approval	Com Dev Dir. SCVURPPP (guidance from C3 task group)

Saratoga

Santa Clara Valley Urban Runoff Pollution Prevention Program

FY 2004-2005 ANNUAL REPORT

C.3.k Source Control Measures				
Implementation of Source Control Measures	C.3.k.3 (Permit C.3.k. last paragraph)	Implement source control measures requirements by including appropriate conditions of approval in Group 1 and 2 projects. Stormwater pollutant source control measures will be encouraged for projects of all sizes where practicable.	No changes to source control requirements in FY04-05. In a discussion with other West Valley Cities, it was discovered that Saratoga Planning staff always requires a roof for outdoor trash enclosure; and sanitary sewer connections are required for all enclosures at restaurants, gas stations, and car washes etc. Measures to reduce pollutants in runoff, such as not allowing outdoor storage of supplies, materials, and equipment or store product, continue to be handled through "Conditions of Approval".	Com Dev Dir & Pub Works Dir
C.3.m Water Quality Review Processes				
CEQA Review	C.3.m.1	Dischargers shall evaluate water quality effects & identify mitigation measures when conducting Env Review Process for all projects. Report on changes to the Environmental Review process, if any.	The City of Saratoga ensures that the environmental documents required for projects that fall under CEQA review address both significant and cumulative stormwater quality impacts during the life of the project, and specific mitigation measures related to stormwater management. There were no changes to the CEQA review process in FY '04-'-05	Com Dev Dir
C.3.n Reporting Requirements				
Source Control Measures Reporting	Permit C.3.n.i. (C.3.c.)	<u>Reporting on Source Control Measures</u> Use the Planning Procedures Performance Standard Reporting Form to provide detail in annul reports, on implementation of Source Control Measures for all Group 1 & Group 2, new and redevelopment projects: --project name, location, type (per C.3.c.), size (ac. or sq. ft.), and impervious surface area. For redevelopment projects, include area of land disturbance.	Saratoga did not approve any Group 1 or Group 2 projects this year.	Com Dev Dir & Pub Works Dir to collect data WVCWP to prepare report

Treatment Measures Reporting	Permit C.3.n.ii. (C.3.d.and C.3.e.)	Reporting For Projects That Must Implement Treatment Measures, report which treatment BMPs were used and numeric-sizing criteria employed, the operation and maintenance responsibility mechanism including responsible party, site design measures used, and source control measures required.	There were no Group 1 or Group 2 projects approved during FY '04-'05.	Com Dev Dir & Public Works Dir to collect data WVCWP to prepare report
Pesticide Control Measures Reporting	Permit C.3.n.iii.	Reporting on Pesticide Reduction Measures Collect information and report a summary of types of pesticide reduction measures required for development Group 1 & Group 2 projects and the percentage of projects for which pesticide reduction measures were required.	Projects requiring landscape plans must comply with the following conditions of approval. • efficient irrigation to reduce runoff and promote surface infiltration; • landscaping that treats runoff by incorporating elements that collect, detain and infiltrate runoff; • pest-resistant plants as part of an approved landscape plan, and where water is detained, plants that are tolerant of saturated soil conditions; • plant materials which are appropriate to site specific characteristics, i.e., soil type, topography, climate, amount of sunlight, rainfall, air movement, ecological consistency, & plant interactions, to ensure plant establishment; • existing native, trees and/ or ground cover incorporated into the landscape plan. • Proper maintenance with minimal pesticide use shall be the responsibility of the property owner. SCVURPPP's *Landscape Maintenance Techniques for Pest Reduction* is given to property owners during the dev approval process.	Com Dev Dir & Pub Works Dir PW Analyst to collect data WVCWP to report

C.3 Training & Evaluation

Staff Training	FY03-04 Work Plan, RWQCB comments	Training Train appropriate staff (i.e. planning, building, and engineering divisions) on new policies, procedures, & C3 provision requirements listed above (may include SCVURPPP workshops).	(See training item in C.3.e,above)	Com Dev Dir, WVCWP & SCVURPPP, as appropriate

Planning Procedures Evaluation

The City's Associate Engineer took on the role of Storm Water Rep until a new SW Rep was hired in May 2005. The City of Saratoga was recovering from layoffs and staff shortages in FY04-05. The West Valley Stormwater Representative for the City, as well as the Assistant Planner who had been working on C.3 implementation, and the Community Development Director, each left their positions at the City during FY04-05. T By the end of FY04-05 the City had promoted a Planner to Community Development Director and had started the process of hiring a new Associate Planner.

The City Engineer provided the following comments, articulating Saratoga's zeal for ensuring maximum water quality protection during FY04-05.

Each grading permit application was reviewed by Saratoga's Grading/ Drainage Plan Examiner. The Plan Examiner, even for projects smaller than 10,000 sq ft, was careful to ensure that each project incorporated site design and source control measures.

Staff was very thorough and evaluated all projects to ensure that post project runoff would not exceed estimated pre-project runoff rates whenever possible. When necessary, City staff required design revisions to preserve water quality and to prevent erosion and siltation of creeks and waterways.

City staff closely examined all proposed storm water measures to ensure optimum maintenance and inspection access, and a minimum of future maintenance problems.

Evaluation of BMP O&M Inspection & Verification Program

Although each WV municipality has assigned staff to conduct storm water treatment BMP O&M verification inspections, the biggest challenge, for the City of Saratoga will be to find staff time to carry out annual inspections. At the West Valley Clean Water Program's follow-up session to SCVURPPP's work-shop on BMP O&M Verification, Campbell's Rep asked the WVCWP Manager to explore an alternative means of conducting West Valley BMP O&M inspections, i.e., hiring a consultant to work for all of the West Valley Communities on an "as-needed" schedule to perform annual O&M inspections. The consultant would have sufficient engineering experience to recognize potential maintenance problems and be well-trained in stormwater quality requirements. Saratoga and two other WV municipalities may be interested in jointly hiring a consultant to perform inspections and write inspection reports, especially during FY 05-06, as Group 1 and Group 2 projects are approved. The WVCWP Manager, agreed to work toward a resolution to this challenge; the topic of hiring a consultant will be considered during a round-table discussion among the WV Stormwater Reps in September or October 2005.

THIS PAGE INTENTIONALLY LEFT BLANK

Saratoga
RETIREMENT
COMMUNITY

Iveta Harvancik
Associate Engineer
City of Saratoga
Re: Storm Drain Maintenance

September 23, 2004

Dear Iveta,

Thank you for your prompt response in providing me with the information I requested on city required storm drain maintenance.

Our proposed maintenance program for the storm drains, retention ponds and runoff areas will be comprised of the following:

1. All curb drains and retention ponds will be inventoried and placed into our computerized maintenance program for scheduled maintenance inspections.
2. Preventive Maintenance specifications will be developed for each site specific location.
3. All curb drains will be monitored on a monthly basis to ensure that the grate is clear and that sediment has not built up to inhibit the outflow of storm water and runoff.
4. The retention ponds will be monitored on a quarterly basis. We will inspect sediment buildup and plant growth to ensure that the outflow pipe is clean and functioning properly. We would prefer to keep the natural look (cattails) of the ponds as long as it does not cause any problems with the designed performance.
5. The grassy area near the parking lot will be maintained by our Landscaping service provider. I will meet with them to ensure that the area is maintained on a scheduled basis to meet your requirements for functionality and our requirements for aesthetics.
6. If for any reason during the maintenance inspection we determine that the storm drain system is not performing as designed, we will make the necessary repairs in an expedient manner.
7. In addition the storm drain system will be monitored during and after periods of heavy rain to ensure that it is functioning correctly.

Please contact me if you have any comments or questions. Once I have completed writing the text for the preventive maintenance inspections I will forward it to you for your review.

Sincerely,

Scott Richardson
Director of Facility Services
Saratoga Retirement Community
(408) 741-7123 (Office)
(408) 438-1038 (Cell)

City of
Saratoga

NOTICE
to
Developers & Contractors



State of California
STORMWATER REGULATION CHANGES

This Notice is to inform you of changes to existing **Stormwater Quality Regulations.**

NPDES Construction General Permit

All construction projects **disturbing an area of one (1) acre** or more are required to comply with:

State of California
"General National Pollutant Discharge Elimination System (NPDES) Permit for Discharges Associated with Construction Activities" ("Construction General Permit")

Compliance with this permit requires ALL of the following:

- submitting a Notice of Intent (**NOI**) and annual payment to:
  State Water Resources Control Board
- preparation of a Storm Water Pollution Prevention Plan (**SWPPP**)
- use of City Approved Best Management Practices (**BMP**s) to control storm water runoff,
- Daily BMP inspection and maintenance by applicant to determine adequacy and maintenance

For copies of the Construction General Permit, the NOI, and additional permit information consult the State Water Resources Control Board website: www.swrcb.ca.gov/stormwtr/construction.html

STORMWATER QUALITY REGULATIONS
Amended Development Project BMP Requirements

1. In order to comply with the City's State-issued **NPDES permit, No. 01-119**, Saratoga & other public agencies in the Santa Clara Valley are required to place additional Conditions of Approval related to storm water quality control on certain development projects. **As of April 15, 2005, non-exempt projects creating or replacing 10,000 sq. ft. or more of impervious surface**, including roof area, **must incorporate design, control, and engineered treatment measures** to prevent pollutants from being washed into creeks and streams by stormwater runoff from new and re-development sites.
2. Conditions of approval will include the use and maintenance of BMPs for site design and storm water treatment, which must be designed per approved numeric sizing criteria. Owners of properties with treatment BMPs will be required to certify on-going operation and maintenance.
3. Fill out impervious surface data form
4. Design criteria for BMPs: Flow control formula or volume control formula- use:

   CASQA Storm Water BMP Handbook (www.cabmphandbooks.com)

   and C.3 Stormwater Handbook - May 2004 (www.scvurppp.org) -- link to "Reports & Products 2003-2004" and find "Guidance Manual"
5. Each project will also require a Certification of the required Engineered Stormwater Management Plan, in compliance with Council Policy.
6. Owners of properties with treatment BMPs will be required to certify on-going operation and maintenance on an annual basis.

For more information contact:

Public Works Dept. - Iveta Harvancik – (408) 868-1274 iharvancik@saratoga.ca.us
Community Dev Dept, Therese Schmidt – (408) 868-1230 tschmidt@saratoga.ca.us

THIS PAGE INTENTIONALLY LEFT BLANK

West Valley Communities

Campbell, Los Gatos, Monte Sereno and Saratoga

Santa Clara Valley Urban Runoff Pollution Prevention Program

FY 2004-2005 ANNUAL REPORT

Training Summary: New and Re-Development

Maintenance Inspections for Permanent Stormwater Controls Sponsor: CWEA Speaker: Darren Greenwood, City of Livermore **Topics:** ▪ Acceptance Inspections During Swale Construction ▪ Inspection Lessons Learned ▪ Swale Plan Review & Installation Tips ▪ Periodic O&M Inspections of Grassy Swales: methodology, concerns, swale maintenance ▪ Inspection & Maintenance of Separators & Inlet Filters	**March 1, 2005**	**WVCWP(2)** Program Manager Program Assistant
Prioritizing Stormwater Inspections Sponsor: CWEA Speaker: Daniel Rourke, Fresno Metro. Flood Control District **Topics:** Training Suggestions Prioritizing And Selecting Inspection Frequencies Examples Of Documentation & Evaluation Forms	**March 2, 2005**	**WVCWP (2)** Program Assistant **Campbell (1)** Senior Civil Engineer
Interlocking Concrete Pavements & Permeable Interlocking Concrete Pavements Sponsored by Interlocking Concrete Pavement Institute **Topics:** ▪ Construction and maintenance guidelines for this when used as a BMP for compliance to local and state runoff regulations. ▪ Integration with Stormwater Management Objectives and other BMPs ▪ Project examples: Hydrological & Structural Design Exfiltration Options ▪ Soils, Geotextiles, Base & Bedding Sizing: Examples ▪ Maryland & Water Environment Federation methods ▪ Runoff & Pollution Reduction case study ▪ What About Oils?	**March 9, 2005**	**WVCWP (1)** Stormwater Discharge Inspector

West Valley Communities

Campbell, Los Gatos, Monte Sereno and Saratoga

Santa Clara Valley Urban Runoff Pollution Prevention Program

FY 2004-2005 ANNUAL REPORT

Training Summary: New and Re-Development

WVCWP Monthly Meeting/Training Presenter: WVCWP Program Manager **Topics:** ▪ San Jose's C.3.g Alternate Compliance Program ▪ Review C.3 Workplan - Discuss Planning Procedures - Discuss SOPs in URMPs - BMP O&M - Construction Inspection - Reporting (Group 1 & 2)	**March 8, 2005**	**WVCWP (2)** Program Assistant Stormwater Discharge Inspector **Campbell (1)** Senior Civil Engineer **Los Gatos (1)** Senior Engineering Technician **Saratoga (1)** Associate Engineer
WVCWP Monthly Meeting/Training Presenter: WVCWP Program Manager **Topics:** ▪ Review City of Sunnyvale RFQ for Stormwater BMP Certifiers ▪ Discuss Options For Arranging For Certifiers for WVC	**March 29, 2005**	**WVCWP (2)** Program Assistant Stormwater Discharge Inspector **Campbell (1)** Senior Civil Engineer **Los Gatos (1)** Senior Engineering Technician **Saratoga (1)** Associate Engineer

West Valley Communities

Campbell, Los Gatos, Monte Sereno and Saratoga

Santa Clara Valley Urban Runoff Pollution Prevention Program

FY 2004-2005 ANNUAL REPORT

Training Summary: New and Re-Development

WVCWP Monthly Meeting/Training Presenter: WVCWP Program Manager **Topics:** ▪ Review "Certification of Engineered Stormwater Treatment for New & Re-Dev. Projects" ▪ Discuss options for timing of Certification within the Approval Process ▪ Review changes in "Notice to Developers & Contractors" re Group 2 and BMP O&M ▪ Review SCVURPPP proposed Alternate Group 2 Definition	**April 26, 2005**	**WVCWP (2)** Program Assistant Stormwater Discharge Inspector **Campbell (1)** Senior Civil Engineer **Los Gatos (1)** Senior Engineering Technician **Saratoga (1)** Associate Engineer **WV Sanitation District (1)** Director of Engineering & Operations
WVCWP Monthly Meeting/Training Presenter: WVCWP Program Manager **Topics:** ▪ Review Findings 22-28 of HMP in TO ▪ Review HMP map & Fact Sheet ▪ Review need to notify SCVWD of significant projects ▪ Group 1 Issue discussion/ presentation of feedback: Subdividing & selling individual lots – How to Regulate as Group 1? - Related aspects of Subdivision Map Act - On-going NOIs - Assessment Districts	**May 24, 2005**	**WVCWP (2)** Program Assistant Stormwater Discharge Inspector **Los Gatos (1)** Senior Engineering Technician **Saratoga (2)** Associate Engineer PW Admin Analyst

West Valley Communities

Campbell, Los Gatos, Monte Sereno and Saratoga

Santa Clara Valley Urban Runoff Pollution Prevention Program

FY 2004-2005 ANNUAL REPORT

Training Summary: New and Re-Development

Conducting Stormwater Treatment BMP O&M Verification Inspections Sponsor: SCVURPPP **Topics:** ▪ Introduction to Stormwater BMP Maintenance: Requirements and Considerations ▪ Treatment BMP O&M Verification Program Documentation and Reporting ▪ Establishing a Post-Construction BMP Inspection Program - One City's Approach ▪ Lakemont Facility - Operations and Maintenance Experience ▪ Performance of a California Stormwater Pond: Heron Bay Pond ▪ Lessons Learned from the California Department of Transportation BMP Retrofit Pilot Program ▪ Mosquito Management and Stormwater Treatment BMP Maintenance ▪ How to Maintain and Inspect Vegetated Swales ▪ Porous Pavement Maintenance Issues	**June 9, 2005**	**WVCWP (2)** Program Manager, Stormwater Discharge Inspector **Campbell (2)** Senior Civil Engineer Public Works Inspector **Los Gatos (3)** Senior Engineering Technician Engineering Inspector Associate Civil Engineer **Monte Sereno (2)** Building Official Assistant City Engineer **Saratoga (3)** Building Inspectors 3
WVCWP Monthly Meeting/Training Presenter: WVCWP Program Manager **Topics:** ▪ Reporting on C.3 Projects - Requirements for using Program's existing table for Annual Report data submission - Data required for 04-05 AR; data which may be required for 05-06 reporting ▪ BMP O&M Verification Programs - Review of 3 presentations from Workshop: "Treatment BMP O&M Verifictn & Reptng" - Review of Draft BMP Inspection Form	**June 28, 2005**	**WVCWP (2)** Program Assistant Stormwater Discharge Inspector **Campbell (1)** Senior Civil Engineer **Los Gatos (1)** Senior Engineering Technician **Saratoga (1)** PW Admin Analyst

West Valley Communities

Campbell, Los Gatos, Monte Sereno and Saratoga

Santa Clara Valley Urban Runoff Pollution Prevention Program

FY 2004-2005 ANNUAL REPORT

Training Summary: New and Re-Development

Campbell: C.3 Continuing Improvement Training Presented by: WVCWP **Topics:** Challenges in Permit Implementation Campbell's Strengths in Permit Implementation Update on HMP ICID Enforcement Procedures Delineation of tasks: WVCWP and Campbell City staff upon retirement of Campbell's Environmental Programs Manager/ Storm Water Rep Transition of Sr Civil Engineer into role of City's WV Storm Water Rep	**Dec. 8, 2004**	**WVCWP (3)** **Program Manager** Stormwater Discharge Inspector District Manager - West Valley Sanitation District (WVCWP Supervisor) **Campbell (4)** Acting City Manager Environmental Programs Manager Senior Civil Engineer Environmental Programs Consultant
Los Gatos: Planning Procedures Performance Standard; Implementing C.3 & the URMP Speaker: Genevieve Fire, P.E. Topics: Compliance with C.3 requirements & Planning Procedures Performance Standard Review procedure for processing development projects, in relation to URMP Staff project review responsibilities Proposed procedure for handling Group 1 projects Developer guidance materials on C.3 requirements; distribution process CEQA evaluation checklist Standard Conditions of Approval Legal Authority issues	**Aug. 11, 2004**	**Los Gatos(1)** Senior Engineering Technician

West Valley Communities

Campbell, Los Gatos, Monte Sereno and Saratoga

Santa Clara Valley Urban Runoff Pollution Prevention Program

FY 2004-2005 ANNUAL REPORT

Training Summary: New and Re-Development

Saratoga: Planning Procedures Performance Standard; Implementing C.3 & the URMP Speaker: Genevieve Fire, P.E. Topics: Compliance with C.3 requirements & Planning Procedures Performance Standard Review procedure for processing development projects, in relation to URMP Staff project review responsibilities Proposed procedure for handling Group 1 projects Developer guidance materials on C.3 requirements; distribution process CEQA evaluation checklist Standard Conditions of Approval Legal Authority issues	**July 20, 2004**	**Saratoga (1)** City Planner

SARATOGA

Santa Clara Valley Urban Runoff Pollution Prevention Program

FY 2004-2005 ANNUAL REPORT

CONSTRUCTION INSPECTIONS

FY 2004-2005 Work Plan Self Evaluation Matrix

Source	04-05 Work Plan Activity	FY04-05 Work Plan Tasks	FY 04-05 Accomplishments	Responsible Party
	URMP	Staff Training Participate in and support SCVURPPP sponsored workshops/ info sessions on erosion control and construction BMPs; support distribution of related materials.	On October 12th WVCWP IC/ID Inspector and Manager attended the Water Board's Construction Site Management and Erosion Control BMPs Workshop and purchased the videos, "**Hold onto your Dirt**" and "**Keep it Clean**", to use in training sessions within each city. Last year on 9-30-03 (FY03-04) eleven (11) Saratoga staff members, including Building Inspectors, Plan Check Engineers and Planning staff, participated in an in-house training session featuring both videos. In '04-'05, due to considerable staff turnover and staff reductions, Saratoga relied on the WVCWP Inspector and Manager to attend the erosion control workshop and review highlights during the monthly WV training meeting.	WVCWP to co-ord City staff to attend
	URMP	Construction Inspections Continue construction site inspections for stormwater issues (i.e., mudtracking, mat'l storage, housekeeping, etc.).	During FY04-05, in Saratoga had 310 construction projects including 18 grading projects, 32 new single family dwellings, 154 major additions to single family dwellings, and 2 new commercial buildings. This also included new garages, swimming pools & demolition projects. Projects that were problematic received daily drive-by spot checks by City inspectors. Projects that were clearly well controlled were inspected at least every 2 weeks during the rainy season. .	Pub work Dir & Building Official
	Program	Construction Inspection Performance Standards Continue implementation of model C.I. Performance Standards and incorporate any revisions in the City's URMP	In summer 2004, as part of revising Saratoga's URMP, WVCWP and City staff updated the documentation of SOPs in the City's Construction Inspection Performance Standard. The Water Board's Performance Review questions for Saratoga, from December 2003, and the City's responses	City Building Official and Inspectors, with WV Inspections by referral

			were added to the URMP for reference. This addition took place after the Sept 2004 URMP submittal	

Construction Inspection Evaluation

Construction Site evaluation of trends:

FY04-05		Previous Year - 03-04	
Tracking Soil	2	Tracking Soil (dirt runoff from landscape & sprinkler)	1
Vehicle and Equipment Leaking	1	Landscape Material Dumping (dirt pile in road)	1
Unhardened Cement discharge	1	Dewatering (rain water pumped from under house to street)	1
Complaint not found (in compliance, saw slurry being vacuumed)	0	Misc Incidents (sediment: concrete debris; sandy substance) (in roadway/street/gutter)	3
Misc. Incident (a proactive follow up from previous year)	0		
Total Number of Incidents	4		6

Coordinated efforts between the City's building inspectors and the WVCWP Inspector are working well. Potential incidents reported by other agency staff or citizens, are inspected and re-inspected through to final resolution, by the WV Inspector. This year the WVCWP Inspector went out on 5 potential incident reports, and made one proactive site visit. All sites that have been issued a Notice to Comply and then have been resolved are revisited, pro-actively, during the following year. See the Construction Site Incident table following this section.

The number of incidents is about the same as the previous year. Tracking soil accounted for 2 incidents this year and only 1 last year. Last year the majority of incidents (3) were attributed to miscellaneous incident types but all were related to construction debris or sediment in the roadway. Last year's actual violations totaled 6 and this year's actual violations totaled only 4. In general the number of incidents remained about the same, with some minor improvement. Most Construction Site incidents are related to dirt tracking or sediment/construction debris in the roadway. Inspectors will continue to educate the contractors and visit the sites more often. It is possible that the majority of the construction related incidents are the result of smaller jobs (new driveways etc) that do not need a permit. Public Outreach to residents and educational visits from the WVCWP Inspector will reduce the number of residential violations.

Challenges to attending Construction Site Erosion Workshops, October is the worst month to attend a construction / erosion control workshop. Construction inspectors are rushing to meet the October 15th deadline to be prepared for the rainy season. Saratoga would not be able to send staff, as they are working 24 hours a day in order to finish preparations. Construction / Erosion workshops in October and November are not practical for WV municipal staff. Resolution – WVCWP arranged with a Planner from the SF Estuary Project to hold the Santa Clara Construction/ Erosion Control Workshop on Dec 8, 2005, at Campbell's Community Center.

The Construction Inspection Program currently works well – Continued public outreach efforts and further training or communication between municipal inspection staff and the WV Stormwater Inspector will only serve to strengthen the Program.

SARATOGA
Construction Incidents Annual Report FY0405

#	ICIDDate	Contact Name	Incident Address	Report Source	Incident Type	Enforcment Action	Inspector's Notes	Incident - Status	Follow up Notes	ComplianceDate
1	8/3/2004	Barry Swenson, Builder	Fruitvale, Saratoga	Interdepartmental	Tracking soil	Verbal Notice	Dirt tracking on Fruitvale, between Hwy 9 and Allendale. Construction project on roadway. I spoke to a Mr. Rodriguez, Proj. Mgr. Street sweeper will be there today between 1:00 and 2:00 pm. Went by again next day, all AOK.	Incident - Resolved	All OK now.	03-Aug-04
2	10/13/2004	Anita Hunter	across from 20761 Sixth St., Saratoga	Other	Misc. incidents	No Action	Follow up proactive visit. Problems in past. OK now. House under construction.	Non-Incident	All OK now.	13-Oct-04
3	10/27/2004	residence	14137 Okanogan Dr., Saratoga	Citizen Complaints	Vehicle & equipment leaking	Warning Notice	Oil on ground from tractor. Excavation for pool in back. Get tractor repaired. Dispose of oil properly. Issued NTC#1038.	Incident - Resolved	All OK now.	27-Oct-04
4	2/3/2005	City of Saratoga, I. Harvancik, Associate Engineer	Big Basin Way @ Saratoga Av., Saratoga	Interdepartmental	Complaint not found	No Action	Saw cutting for traffic signals. Reported dust getting to SD. Doing everything right. Vacuum etc. Signal Electric Construction, Inc. doing the work.	Incident - Resolved	All AOK.	03-Feb-05
5	3/18/2005	House under construction	12916 Pierce Rd., Saratoga	Other	Tracking soil	No Action	Dirt tracking in roadway. Told them to put down rock where trucks enter and leave site. They complied right away.	Incident - Resolved	All OK now.	18-Mar-05
6	4/14/2005	Joan Smith	20446 Tricia Wy., Saratoga	Citizen Complaints	Un-hardened cement discharge	Verbal Notice	Putting in new sidewalk and driveway. Concrete residue going to SD. Contractor Rob Tulua did it. I delivered brochures to hilm and explained proper procedures.	Incident - Resolved	All OK now.	14-Apr-05

THIS PAGE INTENTIONALLY LEFT BLANK

Training Summary: Construction Inspection FY 03-04

Training Description	Date	Attendees
Construction Site Planning & Management for Compliance with NPDES Requirements Sponsored by RWQCB & SF Estuary Project **Topics:** ▪ Construction Regulations & Responsibilities ▪ Erosion & Sediment Control BMPs ▪ Non-stormwater Discharge Prevention ▪ Demonstration Site Visit **Video:** "Hold Onto Your Dirt"	**Oct. 12, 2004**	**WVCWP(2)** Program Manager Stormwater Discharge Inspector **Campbell (2)** Senior Construction Inspector Senior Building Inspector **Los Gatos (2)** Engineering Inspector Senior Engineering Technician **Monte Sereno (2)** Building Official Assistant City Engineer
Construction Site Sampling, Analysis & Interpretation Sponsor: CWEA Speaker: Sandra Mathews, Lawrence Livermore Laboratory **Topics:** History of Sampling & Analysis with NPDES for Construction Activities Current Conditions for S&A Sampling for Turbidity & Sediment Sampling for Non-visible Pollutants	**March 2, 2005**	**WVCWP(2)** Program Manager & Program Assistant **Campbell (1)** Senior Civil Engineer
Construction BMPs Sponsor: CWEA Speaker: Robert Ketley, City of Watsonville	**March 1, 2005**	**WVCWP(2)** Program Assistant Program IC/ID Inspector

THIS PAGE INTENTIONALLY LEFT BLANK

West Valley Communities

Santa Clara Valley Urban Runoff Pollution Prevention Program

FY 2004-2005 ANNUAL REPORT

Note:

In order to prevent redundancy, the PI/P table has been created as one table for all four WV Communities.

Activities sponsored by an individual community are noted where appropriate.

PI/P activities for the WVC tend to be attended by residents from several WV communities, and many of the PI/P tasks are handled by WVCWP for all communities at once. In addition, a number of schools serve residents from more than one community.

PUBLIC INFORMATION/PARTICIPATION

FY 2004-2005 Work Plan Self Evaluation Matrix

Source	04-05 Work Plan Activity	FY04-05 Work Plan Tasks	FY 04-05 Accomplishments	Responsible Party
A. SCV Program Projects/Support				
SCV Program PMP (II.A.1)	General Outreach	a. Watershed Education and Outreach Campaign Support multi-year watershed education and outreach campaign. WVCW Pgm Mgr assists via WEO Ad hoc Task Group. Participate in campaign development and special projects. Campaign will include funding for educational programs at the Alviso Ed Center and funding for ZunZun performances in local schools. Continue establishing partnerships with local recreational attractions to promote watershed messages. (i.e. Happy Hallow Zoo and Bonfante Gardens) See SCVURPPP Project Work Plan for details.	WV Communities (WVC) support the multi year Watershed Education Outreach (WEO) campaign. Program Mgr is active in the WEO AHTG and in the Schools & Youth Education Outreach Subgroup. **Zun Zun Assemblies** Letters and emails were sent to several local WVC Elementary schools informing them about the free sponsored ZunZun Assemblies available to their students. All schools which participated received two (2) vocabulary lists (one for K-2 and one for 3-6) and an information sheet about the assembly content for teachers to refer to. Teachers were asked to familiarize the students with the vocabulary words prior to the assembly. Three (3) WVC schools participated in the assembly. Castlemont Elementary, Campbell **742 students**	WVCWP Staff

West Valley Communities

Santa Clara Valley Urban Runoff Pollution Prevention Program

FY 2004-2005 ANNUAL REPORT

PUBLIC INFORMATION/PARTICIPATION				
FY 2004-2005 Work Plan Self Evaluation Matrix				
Source	**04-05 Work Plan Activity**	**FY04-05 Work Plan Tasks**	**FY 04-05 Accomplishments**	**Responsible Party**
			Capri Elementary, Campbell **470 students** Blackford Elementary, Campbell **649 students** The assembly was performed twice at each school. **San Jose Spring Home and Garden Show (4/17/05)** WVCWP participated in staffing the Program's Pesticide Reduction Display & distributing Pest Mgmt fact sheets/brochures. **OSH How to Fair (5/15/05)** WVC provided (1) staff to help attend the booth at the OSH How to Fair at the San Jose Convention Center. **263 residents** had contact with booth personnel. **Classic Car Wash Promotions** WVCWP participated in staffing 2 of the Program's Classic Car Wash events to promote watershed education and proper car washing behavior. Staff assisted in distributing Car Wash fact brochures.	

West Valley Communities

Santa Clara Valley Urban Runoff Pollution Prevention Program

FY 2004-2005 ANNUAL REPORT

PUBLIC INFORMATION/PARTICIPATION

FY 2004-2005 Work Plan Self Evaluation Matrix

Source	04-05 Work Plan Activity	FY04-05 Work Plan Tasks	FY 04-05 Accomplishments	Responsible Party
NPDES Permit, PMP (II.A.12)	Targeted Outreach	b. Pesticide User Outreach Project Provide funding and participate in implementing IPM Store Partnership and Household Chemical Management Projects. Project scope will include items in program's Pesticide Management Plan based on provision c.9.d. of the Permit for outreach to residents, commercial businesses, and pest control operators.	WVCWP continues to partner with the ***Summer Winds Nursery*** in Campbell in educating the general public on less-toxic methods to control pests. This year a seminar was held for all employees (Feb. 2nd) with speaker Annie Joseph. Topics included less toxic pest management and child and pet-safe solutions for homes and gardens. Employees will be able to relay this information to their customers.	WVCWP Staff
CI, Discretionary Project	Educational Outreach	c. Schools Outreach and Watershed Education Continue a pilot study on Wacky Watershed's, 6th - 8th grade curriculum, consistent with state required education standards and current watershed campaign messages. Evaluate effectiveness and appeal by providing training to teachers and soliciting their evaluations.	In previous years, WVCWP made numerous attempts to meet with 6th - 8th grade science teachers concerning "Wacky Watersheds" but did not receive responses. WVCWP then took a new approach which has proven very successful: since the **Calif. 5th grade** curriculum addresses "Keeping Water Clean" and "Pollutants Travel" in its Water Unit, WVCWP developed an Enviroscape-based 5th grade curriculum addressing these topics. Wacky Watersheds' messages have been incorporated into this curriculum. One rotation station features the Wacky Watersheds video "It's Wet, It's Wild, It's Water". WVCWP gained teacher invitations to present this curriculum to five different 5th grade classes in FY 04-05 (appx. 145 students participated). **Teachers' evaluations state** "Thanks for coming!" and consider that the program *"very much"* helped students learn about watersheds, learn to avoid residential runoff	WVCWP Staff

West Valley Communities

Santa Clara Valley Urban Runoff Pollution Prevention Program

FY 2004-2005 ANNUAL REPORT

PUBLIC INFORMATION/PARTICIPATION

FY 2004-2005 Work Plan Self Evaluation Matrix

Source	04-05 Work Plan Activity	FY04-05 Work Plan Tasks	FY 04-05 Accomplishments	Responsible Party
			pollution, addressed curriculum topics; teachers state that they would refer it to other teachers. 3 "Wacky Watersheds" materials packages were distributed to participating teachers in FY 04-05. See 2.B.k "Coordinate Watershed Education with schools" for details.	
NPDES Permit, Provision c.9.c.	Targeted Outreach	d. Mercury Pollution Prevention Outreach This project will encompass local implementation of the Program's Mercury Pollution Prevention Plan and will include public education on: 1) the effects of mercury in the environment, and 2) products containing mercury and proper disposal of such products	WVCWP Program Manager participates in the Mercury Ad Hoc Task Group on behalf of the WVC. Project implementation and projects for consideration, which are discussed in the AHTG, are presented to City staff for appropriate follow-through. See Program's Annual Report; see PI/P Sections below, and the Mercury Section for each WVC, for further details.	WVCWP Staff
See SCVURPPP Program Report for evaluation of Program-wide projects				
B. WVCWP Joint Projects				
Materials Distribution *(See specific Elements for background info & evaluation on materials distribution (i.e. Pesticide Management)*				
URMP	General Outreach	a. Distribute Materials. Maintain a website (and phone request line) for public information and distribution of materials.	WVCWP continues to maintain the telephone request line. However most outreach material is now available on our web site, www.cleancreeks.org. **4** requests for information on IPM and general interest were received on the information phone line.	WVCWP Staff

West Valley Communities

Santa Clara Valley Urban Runoff Pollution Prevention Program

FY 2004-2005 ANNUAL REPORT

PUBLIC INFORMATION/PARTICIPATION

FY 2004-2005 Work Plan Self Evaluation Matrix

Source	04-05 Work Plan Activity	FY04-05 Work Plan Tasks	FY 04-05 Accomplishments	Responsible Party
IPM Materials Distribution				
URMP	General Outreach	2.B.a Distribute materials Distribute public information materials at civic centers, libraries, community centers, building and planning department desks.	**829 Total IPM materials distributed + uncounted amounts distributed by City of Campbell** **<u>IPM Guides</u>** 205 – Grow it guides 11 – Kids Guide to Backyard Bugs 55 – Pests Bugging You? 77 – A Child's Garden Coloring book 50 – Good Bug Tub **<u>IPM Fact Sheets</u>** 50 – Naturally Managing Pests for a Healthy Garden 45– Problem Pesticides 10 – Roses 62 – Beautiful Lawns 6 – Snails & Slugs 45 – Spiders 45 - Yellowjackets 4 – Aphids 10 – West Nile Virus	WVCWP Staff

West Valley Communities

Santa Clara Valley Urban Runoff Pollution Prevention Program

FY 2004-2005 ANNUAL REPORT

PUBLIC INFORMATION/PARTICIPATION

FY 2004-2005 Work Plan Self Evaluation Matrix

Source	04-05 Work Plan Activity	FY04-05 Work Plan Tasks	FY 04-05 Accomplishments	Responsible Party
			Other Materials 76 – 'Sluggo' Snail Bait Samples 50 – Pesticide Reduction FS 28 - "Soil Matters" 32 page book At Campbell Arbor Day, the following materials were distributed, but numbers distributed were not totaled: -Children's Flyer -Grow It Guides -Pests Bugging You IPM Fact Sheets: -Beautiful Lawn -Ants -Cockroaches All other materials listed above were distributed at sites including: **Gardening Centers:** Summer Winds Nursery, Orchard Supply and Hardware **Gardening Classes:** Campbell Community Center Master	

West Valley Communities

Santa Clara Valley Urban Runoff Pollution Prevention Program

FY 2004-2005 ANNUAL REPORT

PUBLIC INFORMATION/PARTICIPATION

FY 2004-2005 Work Plan Self Evaluation Matrix

Source	04-05 Work Plan Activity	FY04-05 Work Plan Tasks	FY 04-05 Accomplishments	Responsible Party
			Gardeners Classes **City Halls/Community Centers/Libraries:** Campbell, Los Gatos, Monte Sereno, Saratoga **Community Events**: Audubon Wildlife Education Day, , Los Gatos Beautiful Celebration/ Farmers' Market, Saratoga Mustard Walk, Saratoga "Building Bridges" event (West Valley Cmmty College), **Schools:** Los Gatos High School	
URMP	Targeted Outreach	2.B.a Distribute materials Provide pesticide management materials to: 1) nurseries and hardware stores for distribution at point-of-sale; 2) pest control operators and landscapers, and 3) municipal employees.	Summer Winds Garden Center in Campbell maintains an IPM materials literature holder for which WVCWP provides some of the outreach material. 50 Grow-It Guides were distributed here in FY 04-05; distribution was delayed by the store's recent change in management, and changing requests for type of display rack (floor vs. wall-mounted). Orchard Supply Hardware (bordering Saratoga & Campbell) allowed WVCWP to place an IPM basket display "Grow-It Guides" in their checkout area; 50 Grow-It Guides & 20 "A Child's Garden" coloring books were part of the display. Pest Control Contractors and Landscape Contractors for all WVC were contacted with information/invitations for the March 2005 free IPM training sponsored by WVC through WVCWP. CEUs for Pesticide Applicators and Nursery Professionals were offered. 1 Pest Control Contractor and 1 independent Landscape Contractor attended.	

West Valley Communities

Santa Clara Valley Urban Runoff Pollution Prevention Program

FY 2004-2005 ANNUAL REPORT

PUBLIC INFORMATION/PARTICIPATION

FY 2004-2005 Work Plan Self Evaluation Matrix

Source	04-05 Work Plan Activity	FY04-05 Work Plan Tasks	FY 04-05 Accomplishments	Responsible Party
			Municipal Employees may pick up IPM materials from their respective City/Town offices.	
Household Hazardous Waste / Copper – Nickel / Mercury / *Other* -- Materials Distribution				
URMP		2.B.a Distribute materials Distribute **Household Hazardous Waste & Home Maintenance** public information materials to general public:	See specific Elements for background info on materials distribution (i.e. Mercury) **1,300 Total HHW & Other materials distributed** **HHW Literature:** 15 -- "Would You Eat It?" Mercury flyer 15 -- Mercury & Autism article reprint/flyer 15 – Earth Day/Apple Computer E-waste Drop-off flyer 4 – Home Maintenance Tips 239 – Household Hazardous Waste Recycling & Disposal 95 -- Free Fluorescent Lamp Drop Off locations 95 -- Mercury FAQ Sheet 95 -- Hunt for Mercury at Home sheet 95 -- Household Battery Drop off Locations 50 – Cars Pollute Too 50 –Washing Cars & Other Vehicles 172 – *WVCWP-created* HHW/Mercury drop-off flyer 77 – *WVCWP-created* flyer: Keep Water Safe from	WVCWP Staff

West Valley Communities

Santa Clara Valley Urban Runoff Pollution Prevention Program

FY 2004-2005 ANNUAL REPORT

PUBLIC INFORMATION/PARTICIPATION

FY 2004-2005 Work Plan Self Evaluation Matrix

Source	04-05 Work Plan Activity	FY04-05 Work Plan Tasks	FY 04-05 Accomplishments	Responsible Party
			Mercury 53 – Pools & Spas 50 – SCVURPPP Pencils 50 – Watershed Watch Tattoos 122- Our Water Our World picture frame magnets 8 – West Nile Virus At Campbell Arbor Day, the following materials were distributed, but numbers distributed were not totaled: Take Me Shopping Bay Begins At Your Front Door SCVURPPP Paint Stirrers SCVURPPP Magnets Green Valley curbside recyclables Builders Reuse Recycling Guide Reuse and Recycling List-(including electronics At Campbell Earth Day/ Community Cleanup, the following materials were distributed, numbers distributed are included above: -Household Hazardous Waste Program -Free Fluorescent Lamp Drop Off locations	

West Valley Communities

Santa Clara Valley Urban Runoff Pollution Prevention Program

FY 2004-2005 ANNUAL REPORT

PUBLIC INFORMATION/PARTICIPATION

FY 2004-2005 Work Plan Self Evaluation Matrix

Source	04-05 Work Plan Activity	FY04-05 Work Plan Tasks	FY 04-05 Accomplishments	Responsible Party
			-Mercury FAQ Sheet -Hunt for Mercury at Home sheet -Household Battery Drop off Locations All other materials listed above were distributed at sites including: **Gardening Centers**: Summer Winds Nursery; Orchard Supply & Hardware **Community Groups/Events:** Saratoga: Mustard Walk, "Building Bridges"; Los Gatos Beautiful Celebration/ Farmers Market; Audubon Wildlife Fair **Municipal Offices & Libraries** **Municipal street staff** distribute Pool & Spa brochures during street sweeping and maintenance activities, when appropriate **Real Estate offices:** Intero	

EVALUATION

IPM Materials: The "Soil Matters" 32 page booklet was very-well received by the AgroEcology science class at Los Gatos High school, and will be kept as class reference material and incorporated into the curriculum for that class.

The "Grow-It Guide" continues to be the most popular IPM literature. Although WVCWP and the cities/town make available a variety of IPM materials at public places and community events, it is most common for residents to pick up only the Grow-It Guides. Among the IPM fact sheets, residents seem most interested in the Roses sheet and the Beautiful Lawns sheet.

West Valley Communities

Santa Clara Valley Urban Runoff Pollution Prevention Program

FY 2004-2005 ANNUAL REPORT

PUBLIC INFORMATION/PARTICIPATION

FY 2004-2005 Work Plan Self Evaluation Matrix

Source	04-05 Work Plan Activity	FY04-05 Work Plan Tasks	FY 04-05 Accomplishments	Responsible Party

Items for children are also popular – see 2.B.k "Coordinate Watershed Education with schools" below. One of the most popular items has been the "Our Water Our World" picture frame magnet. While the magnet doesn't give actual IPM advice, it features the web site address, and it is hoped that residents will visit the web site (partially funded by SCVURPPP) as it is an excellent resource. The "Kids Guide to Backyard Bugs" is always popular, but supplies are very limited, so these are distributed sparingly. Many more would be taken, if they were available.

WVCWP has had the most success in providing IPM material to the Master Gardeners classes at the Campbell Community Center, since these supplement the instructor's information, and attendees have an interest in gardening (see Pesticide Mgmt Section for details). It appears that there would be an interest in at least basic IPM info in any of the gardening classes in this series. In FY 05-06 a more concerted effort will be made to get some IPM materials to each of these classes, rather than just distributing to the Pest Management class, as was done this year.

In the WVC, it appears that quite a bit of residential landscape care is handled by very small landscape businesses. WVCWP continues to search for a means of reaching residents who use these services and who could request a change in pesticide use from their contractors. Discussions with Licensed PCOs indicate that residents call them after the small (probably unlicensed) contractors spray a variety of chemicals without successful results. This means that not only are residents resorting to pesticide spraying, they are ending up with more spraying than is actually needed, if the work was initially done correctly. It would be helpful to have material which could simply and quickly educate residents on this matter.

Household Hazardous Waste / Copper – Nickel / Mercury / *Other:*

Staff created a variety of flyers this year focusing on Mercury, especially the need to recycle Fluorescent Light Bulbs – See" New Creations by WVCWP" below for details.

WVCWP staff created a colorful outreach piece related to Copper (aimed at Car Wash Fundraisers --see" New Creations by WVCWP" below), but see a need for a general piece on Car Washing which would explain the reasons to avoid car wash runoff into storm drains. This would be especially helpful if the appearance appealed to a high school/ young adult age group who might be likely to wash at home rather than using a car wash. In addition, staff usually receive questions about copper water pipes when trying to explain the copper/brake pad/water pollution issue. Based on this, and the same questions related to architectural copper, it appears that some sort of outreach piece on copper would be useful. Staff have not yet found any outreach pieces which would serve as good models on these subjects, but will continue looking into possibilities. The Car Wash Kit flyer will be distributed to schools in FY 05-06.

ICID/IND Materials Distribution

West Valley Communities

Santa Clara Valley Urban Runoff Pollution Prevention Program

FY 2004-2005 ANNUAL REPORT

PUBLIC INFORMATION/PARTICIPATION

FY 2004-2005 Work Plan Self Evaluation Matrix

Source	04-05 Work Plan Activity	FY04-05 Work Plan Tasks	FY 04-05 Accomplishments	Responsible Party
Materials distributed by WVCWP Stormwater Discharge Inspector	Targeted Outreach	2.B.a Distribute materials **Materials distributed by WVCWP Stormwater Discharge Inspector** Distributed during inspections and during response to incidents	**1,098 outreach materials distributed through IND & IC/ID efforts** **Residential:** 30 – Bay Begins At Your Front Door 20 – Pool and Spa Brochures 128 – Business Cards 98 – IC/ID Door Hangers 9 – Painting Tri-fold **Commercial – General (Dry Cleaners, etc.)** 7 – Bay Begins at Your Front Door 7 – Business cards 5 – Healthy Bay – It's Good Business **Vehicle Facilities:** 86 – Business Cards 36 – Best Management Practices 31 – Auto Body Work 125* – Washing Cars *(includes 50 distributed at Car Wash Fundraisers) 43 – Your Shop Can Make a Difference	

West Valley Communities

Santa Clara Valley Urban Runoff Pollution Prevention Program

FY 2004-2005 ANNUAL REPORT

PUBLIC INFORMATION/PARTICIPATION				
FY 2004-2005 Work Plan Self Evaluation Matrix				
Source	**04-05 Work Plan Activity**	**FY04-05 Work Plan Tasks**	**FY 04-05 Accomplishments**	**Responsible Party**
			41 – Keeping a Clean Shop 8 – Changing Oil **<u>Restaurants:</u>** 66 – Business Cards 30 – Good Cleaning Practices Restaurants 66 – “Don’t Set a Table for Pests” 66 – Water Quality Protection Guidelines – Food Handling **<u>Construction:</u>** 19 – Bay Begins at Your Front Door 110 – Business cards 5 – Healthy Bay Small Business 13 – Blue Print for a Clean Bay <u>“Yes-No” (Multi-Language) Cards</u> 6 – Saw Cutting/ Slurry disposal 18 – Tracking Soil <u>Construction Tri-folds:</u> 5 – Fresh Concrete Mortar 20 – General Construction Site Supervision	

West Valley Communities

Santa Clara Valley Urban Runoff Pollution Prevention Program

FY 2004-2005 ANNUAL REPORT

PUBLIC INFORMATION/PARTICIPATION

FY 2004-2005 Work Plan Self Evaluation Matrix

Source	04-05 Work Plan Activity	FY04-05 Work Plan Tasks	FY 04-05 Accomplishments	Responsible Party
			(Construction Tri-folds are given out by all municipal offices to grading/construction permit applicants, and prospective applicants; counter staff do not document number of tri-folds distributed.) **IC/ID material distributed - Totals by City:** **Campbell:** **348 pieces (including business cards)** **Los Gatos:** 323 pieces (including business cards) Los Gatos Street Sweeping staff distributes a doorhanger with IC/ID info when appropriate; number distributed is not documented. **Monte Sereno:** **21 pieces (including business cards)** **Saratoga:** **98 pieces (including business cards)**	

EVALUATION

The Stormwater Discharge Inspector has found that the best outreach item for restaurants is the “Good Cleaning Practices for Restaurants poster, which incorporates 6 pictures of proper cleaning BMPs. The piece is 12”x36” and can be hung either horizontally or vertically; the paper has a greaseproof coating. Unfortunately, WVCWP only has 8 of these left, and they have been distributed very sparingly, depending upon need and interest. SCVURPPP does not have any available on request. The poster was originally part of a 6 piece packet. WVCWP will investigate whether there might be any means/interest/funding for re-printing the poster alone.

West Valley Communities

Santa Clara Valley Urban Runoff Pollution Prevention Program

FY 2004-2005 ANNUAL REPORT

PUBLIC INFORMATION/PARTICIPATION

FY 2004-2005 Work Plan Self Evaluation Matrix

Source	04-05 Work Plan Activity	FY04-05 Work Plan Tasks	FY 04-05 Accomplishments	Responsible Party
The Discharge Inspector also sees a need for a simple piece on Car Washing which would explain the reasons to avoid car wash runoff into storm drains (as discussed above in "Materials Distribution – HHW/ Copper-Nickel"). Los Gatos has had good results with a doorhanger carried by the streetsweeper. When evidence of potential runoff pollution problems are encountered (such as grass clippings in the gutter) the resident receives notification/education through use of the doorhanger.				
New Creations by WVCWP / WVCWP Materials Distribution				
	General Outreach	.B.a WVCWP: Creation of new outreach materials **not part of Work Plan – additional activity**	**Created "With Your Own 2 Hands" – digital music video/ slide show** This DVD highlights Creek Clean-up volunteers and water pollution prevention. It shows *Creek Keepers Volunteers* with trash grabbers and clipboards as they clean creek sites and conduct trash monitoring, along with the creeks' natural beauty, and creek trash problems. WVCWP created this piece as outreach to encourage participation in Creek Clean-ups and to increase awareness of the problems of trash in creeks. WVCWP is discussing potential methods of having teachers and youth group leaders view the video to encourage schools/ scout troops, etc. to partner with WVCWP in Creek Clean-ups. This activity was chosen as an alternative to creation of a WVCWP newsletter this year (see 2.B.h below). The show was created at no extra cost, using existing computer software and existing photos from WVCWP	

West Valley Communities

Santa Clara Valley Urban Runoff Pollution Prevention Program

FY 2004-2005 ANNUAL REPORT

PUBLIC INFORMATION/PARTICIPATION

FY 2004-2005 Work Plan Self Evaluation Matrix

Source	04-05 Work Plan Activity	FY04-05 Work Plan Tasks	FY 04-05 Accomplishments	Responsible Party
			creek clean-ups.	
	Educational Outreach	.B.a WVCWP: Creation of new outreach materials **not part of Work Plan – additional activity**	**Created Ground Water Pollution Lesson – High School level** Distributed to Los Gatos High School Science teachers and Youth Science Institute staff (see 2.B.k "Coordinate Watershed Education with schools")	WVCWP Staff
	Educational Outreach	.B.a WVCWP: Creation of new outreach materials **not part of Work Plan – additional activity**	**Created 5th Grade Science – Water Curriculum "Pollutants Travel" & "Keeping Water Clean"** – 2x 20 minute presentations, 1 for Coastal Region Watershed Model, 1 for Upland Region Watershed Model. (see 2.B.k "Coordinate Watershed Education with schools")	WVCWP Staff
	General Outreach	.B.a WVCWP: Creation of new outreach materials **not part of Work Plan – additional activity**	**Created Pet Waste Pollution Poster** WVCWP was able to arrange for a free digital/ printable poster with WVCWP logo through "Earth 911". The poster has a humorous, eye-catching look and WVCWP has been using it with good response during school Enviroscape presentations. Text includes: "If you think picking up dog poop is unpleasant, try drinking it… Pet Waste washes into storm drains, polluting our rivers, lakes and drinking water sources. Get the scoop." Staff is discussing additional means of putting the poster to use, and obtaining posters on other topics.	
	General	.B.a WVCWP: Creation of new outreach	**Created "HHW – Mercury" Display:**	

West Valley Communities

Santa Clara Valley Urban Runoff Pollution Prevention Program

FY 2004-2005 ANNUAL REPORT

PUBLIC INFORMATION/PARTICIPATION

FY 2004-2005 Work Plan Self Evaluation Matrix

Source	04-05 Work Plan Activity	FY04-05 Work Plan Tasks	FY 04-05 Accomplishments	Responsible Party
	Outreach	materials **not part of Work Plan – additional activity**	Color posters highlighting fluorescent light bulbs as HHW were created and attached to 3 tier literature racks. Flyers advertising the free WV HHW Drop-off event were created; these also highlighted proper disposal for Mercury products. Additional material in the displays included the SC County HHW brochure, and WVCWP's "Keep Your Family & Water Safe from Mercury". At least 1 display was placed in each WV community at a library &/or community center or post office.	
	General Outreach	.B.a WVCWP: Creation of new outreach materials **not part of Work Plan – additional activity**	**Created 2 new Mercury Flyers (from Mercury Ad and Mercury article – LA Times)** **"Would You Eat It?"** highlights dangers of mercury in the environment, sources of mercury and where to recycle products (list of local participating hardware stores), and fish to avoid due to mercury contamination. An article from the LA Times (detailing a recent study on mercury in the environment and links to autism) was reprinted and distributed with the Would You Eat It? flyer. These were well-received when distributed at the LG Farmers' Market. All 15 were taken and more could have been given out, if available.	
	Targeted Outreach	.B.a WVCWP: Creation of new outreach materials **not part of Work Plan – additional**	**Created Car Wash Kit Flyers** WVCWP created a Flyer for each City/Town, including reference to the relevant Municipal Code for Stormwater.	WVCWP Staff

West Valley Communities

Santa Clara Valley Urban Runoff Pollution Prevention Program

FY 2004-2005 ANNUAL REPORT

PUBLIC INFORMATION/PARTICIPATION

FY 2004-2005 Work Plan Self Evaluation Matrix

Source	04-05 Work Plan Activity	FY04-05 Work Plan Tasks	FY 04-05 Accomplishments	Responsible Party
		activity	The flyer directs residents to contact WVCWP for free use of the Car Wash Kit whenever a fundraiser car wash will be conducted. The flyer is available at Municipal offices for residents who might ask about any necessary permits for their fundraiser. WVCWP has also initiated distribution of the flyer to schools. See Copper Section Attachment A	

EVALUATION

The new curriculums for the 2 Enviroscapes appeared to appeal to the students; students remained very engaged when they participated in their 2nd Enviroscape station and no one expressed any frustration that the 2 presentations were similar. Staff worked hard to create activities that would be unique to each model, and also to stress a few similar but important points in both models. WVCWP will continue to use the 2 presentations together when space at a school allows for this.

WVCWP continues to discuss creation of some type of material which could be distributed to classrooms when the Enviroscape is presented. However, since students bring home so many papers from school, it is felt that any piece would need to appear unique. While the calendar produced last year was unique, useful and popular, the current budget situation does not allow for printing of new calendars each year, and has never allowed for printing enough for the calendars to be 'take home' material.

The curriculum on infiltration and pesticide pollution, created for the Ground Water Flow Model, was a very effective teaching tool, according to the High School Science teacher. The presentation has been requested for the 05-06 school year.

The Mercury Warning flyer (see "Mercury Ad – Attachment A" in Mercury Section) was handed out with an article on Mercury & Autism, reprinted from the LA Times. Residents appeared to be very interested in both pieces. 15 of each were printed for a trial at Los Gatos Beautiful; all were taken, and many more could have been distributed.

The Car Wash Kit flyers were created to meet a need for getting this information to the public. The Town of Los Gatos web site's Public Works page had some of this information, and WVCWP has received a number of calls based upon this page. The flyer was created as a means to easily get the information to schools; it has also been posted in municipal offices. It generated a call from one Los Gatos school district, which is now looking into setting up its own car wash kit. It will be distributed widely in FY 05-06 and will be posted on the WVCWP web site.

West Valley Communities

Santa Clara Valley Urban Runoff Pollution Prevention Program

FY 2004-2005 ANNUAL REPORT

PUBLIC INFORMATION/PARTICIPATION

FY 2004-2005 Work Plan Self Evaluation Matrix

Source	04-05 Work Plan Activity	FY04-05 Work Plan Tasks	FY 04-05 Accomplishments	Responsible Party
URMP, PMP (II.A.4.)	General Outreach	b. Participate in Community Events Promote watershed messages by participating in community events (e.g., farmers market, festivals, creeks clean-ups, etc.). Conduct or participate in local activities that are coordinated with the Watershed Education & Outreach campaign, including outreach events targeted at pesticide users.	WVCWP partnered with the local Sierra Club chapter & Audubon Society to feature a table at Audubon's annual October "Wildlife Education Fair". The table featured: the Enviroscape hands-on watershed model demonstrating various types pollution in runoff, a display on dangers of diazinon for birds, and IPM materials. The Sierra Club distributed California Golden Poppy seeds to promote pest-resistant planting. Attendance at the fair was a bit lower this year, due to rain. However, the table attracted appx. 25 children, some of whom stayed for 2-3 presentations. Parents watched the presentations from behind their children. The City of Campbell conducted outreach through its Arbor Day activity (April 19th) and Community Clean Up Day (April 23rd – 95 participants) and distributed a variety of materials, including IPM & HHW. The Town of Los Gatos conducted outreach through its Farmer's Market /Los Gatos Beautiful Celebration (April 2005). WVCWP staffed booths at the event and distributed a variety a materials. The City of Saratoga conducted outreach through its Building Bridges event (October 2004) and its Mustard Walk (Feb. 2005). A variety of materials was distributed by City staff at both events. WVCWP organized a Creek Clean-up Event with Sacred Heart School in Saratoga (students from all WVC). Appx 60 students and 5 parents participated. The beginning of	WVCWP Staff

West Valley Communities

Santa Clara Valley Urban Runoff Pollution Prevention Program

FY 2004-2005 ANNUAL REPORT

PUBLIC INFORMATION/PARTICIPATION

FY 2004-2005 Work Plan Self Evaluation Matrix

Source	04-05 Work Plan Activity	FY04-05 Work Plan Tasks	FY 04-05 Accomplishments	Responsible Party
			the Clean-up featured a talk on protecting creeks and preventing litter. The event was featured on the front page of the Saratoga News weekly paper. (See Trash Management section for details) WVCWP Staff participated in **(2) Orchard Supply & Hardware** No Tax Weekends handing out IPM materials and talking with customers about less toxic pest management and mercury issues. *Grow It Guides*, *A Children's Garden* coloring books, and HHW flyers were left at the point of sale for customers. WVCWP staff participated in 4 WEO Outreach events. See Pesticide Management Section and Copper-Nickel Sectio for details.	
URMP, PMP (V.A.5)	c. Prepare Newsletter Articles	Prepare and contribute articles of interest to the City newsletter. Topics such as HHW disposal, pesticide, mercury, trash and copper/nickel will be promoted.	WVCWP contributed a variety of articles to municipal newsletters. Stormwater Reps also consulted with their editors on timely subjects. Submitted: "Claire Water" cartoon strip on recycling Fluorescent Lights and items with Mercury. Printed in: the "Campbell Profile", "Los Gatos Vista", and "The Saratogan" Submitted: Article on copper and Draining Pools & Spas, with graphics from Program brochure. Printed in: "Campbell Profile", "Monte Sereno Newsletter" Submitted: WV HHW Drop-off event article, focusing on	WVCWP Staff

West Valley Communities

Santa Clara Valley Urban Runoff Pollution Prevention Program

FY 2004-2005 ANNUAL REPORT

PUBLIC INFORMATION/PARTICIPATION				
FY 2004-2005 Work Plan Self Evaluation Matrix				
Source	**04-05 Work Plan Activity**	**FY04-05 Work Plan Tasks**	**FY 04-05 Accomplishments**	**Responsible Party**
			Mercury problems and proper disposal of Fluorescent Lights, etc. Printed in: "Campbell Profile", "Los Gatos Vista" ▪ Additional information printed by the Los Gatos Vista: ▪ Proper disposal of Electronic Waste ▪ Thermometer Exchange ▪ Administrative Citations Policy (related to Construction Inspection & IC/ID) ▪ Less-Toxic Pest Management for Eucalyptus; IPM web site	
FY99-00 Annual Report, PMP (II.A.10)	d. Press Releases	WVCWP will prepare press releases, feature articles and/or PSAs for local media on topics such as proper disposal of HHW, pesticides, copper, mercury and trash.	The WVC Trash Monitoring/Creek Clean-up program received excellent press coverage due to a Press Release submitted to the Saratoga News weekly paper. An extensive article on the clean-up ran on the front page, coinciding with Earth Day April 2005. The article highlighted WVCWP's Trash Monitoring activities, schoolyards as 'Trash Hot Spots', the problems of trash flowing to the SF Bay, the Clean Water Act and more. It included student interviews and photos. (See Trash Management Section for a reprint of this article). A Press Release/Article on mercury toxicity, fluorescent light disposal, and the upcoming HHW WV Drop-off event, was submitted to the SJ Mercury News and the 3 WV weekly newspapers. Several papers shortened the article	WVCWP Staff

West Valley Communities

Santa Clara Valley Urban Runoff Pollution Prevention Program

FY 2004-2005 ANNUAL REPORT

PUBLIC INFORMATION/PARTICIPATION

FY 2004-2005 Work Plan Self Evaluation Matrix

Source	04-05 Work Plan Activity	FY04-05 Work Plan Tasks	FY 04-05 Accomplishments	Responsible Party
			and ran it (October 2004). A Press Release/Article on a Saratoga student's award-winning Residential Runoff/ "No Dumping-Flows to Creek" science project was submitted to the SJ Mercury News and the 1 WV weekly newspaper. The SJ Mercury shortened the article and ran it (October 2004). WVC received national TV coverage in relation to the above article. The press release had been sent in reference to the student and his project appearing on the television news channel "CNN", as a winner in a national science contest. The student appeared on CNN with a large version of the WVCWP stormdrain stencil and a version of his science project "No Dumping – Flows to Creek". A Press Release on the upcoming IPM Training for WVC Parks staff, and the WVC focus on use of IPM, was submitted to the gardening columnist for 3 WV weeklies (March 2005). Two "Letters to the Editor" concerning architectural copper were submitted to 2 local weekly papers in response to a letter from the 'Copper Development Assn'. The Saratoga News weekly printed an article on local vineyards' efforts to meet Water Quality regulations by preventing erosion and pesticide runoff (a conference on the issue was held at a Saratoga Vineyard).	

West Valley Communities

Santa Clara Valley Urban Runoff Pollution Prevention Program

FY 2004-2005 ANNUAL REPORT

PUBLIC INFORMATION/PARTICIPATION

FY 2004-2005 Work Plan Self Evaluation Matrix

Source	04-05 Work Plan Activity	FY04-05 Work Plan Tasks	FY 04-05 Accomplishments	Responsible Party
URMP, PMP (V.A.3)	e. Ads in Local Newspapers	Continue placement of ad insertions in community newspapers and/or recreation guides.	A "Mercury" ad was created and space purchased in the 3 weekly newspapers serving the West Valley. The Mercury ad ran 2 xs in each of the 3 newspapers. When the ad was printed out as a flyer and distributed at Los Gatos Beautiful booth, it was very well-received – residents appeared to find the graphic appealing, and the information to be useful. See Mercury Section	WVCWP Staff
FY00-01 CI Item	f. WVCWP Web-Site	Continue to expand and update WVCWP web-site to provide new educational material to the public as it becomes available.	WVCWP created a new "Mercury" link on the Clean Creeks home page; the link features the SCVURPPP "Got Bulbs?" poster targeting fluorescent lights. The link takes visitors to a new page with discussion of the mercury runoff problem and links to related sites, such as "recyclemycellphone.org". See Mercury Section – Attachment B. WVCWP created 2 direct links from its website "Clean Creeks.org" to IPM Fact Sheets in PDF format on the Watershed Watch website. The "Creek Clean-up Volunteers" web page was updated, with a new photo and new info. A link to Creek Clean-up events was placed on the home page prior to events. WVCWP checked and updated all the links on its "Links" page, and added new links. **Campbell's** web site added a 'Stormwater Pollution Prevention' section with a Public Works phone # for further	WVCWP Staff

West Valley Communities

Santa Clara Valley Urban Runoff Pollution Prevention Program

FY 2004-2005 ANNUAL REPORT

PUBLIC INFORMATION/PARTICIPATION

FY 2004-2005 Work Plan Self Evaluation Matrix

Source	04-05 Work Plan Activity	FY04-05 Work Plan Tasks	FY 04-05 Accomplishments	Responsible Party
			information and a link to the SCVURPPP web site. Prior to Earth Day, the web site featured an informational flyer on Electronic Waste and encouraged recycling at the Apple Computer Drop-off event April 23rd. **Los Gatos** added a variety of useful information to its Town web site, including: --Extensive information on the Car Wash Kit for fundraisers --A link to Park volunteer opportunities, including creek clean-up opportunities --Suggestions for decreasing use of potential pollutants --"Everyday Activities Pollute Stormwater" Do's and Don'ts **Monte Sereno's** site includes a link to the SC County Dept. of Environmental Health **Saratoga** added an Electronic Waste Recycling/Re-use Directory page to its website. Prior to Earth Day, it posted an informational flyer on Electronic Waste and encouraged recycling at the Apple Computer Drop-off event April 23rd. The flyer was also e-mailed city-wide.	
FY99-00 Annual Report	g. "Creek Keepers" Program	Continue development and promotion of trash monitoring activity. Develop and implement other clean-up activities as feasible.	The Trash Monitoring activity was undertaken at 3 different events: Coastal Clean-up Day, Ntl River Clean-up Day and a school Creek Clean-up event (Sacred Heart). The Monitoring activity received excellent coverage in a front page article in the Saratoga News	WVCWP Staff

West Valley Communities

Santa Clara Valley Urban Runoff Pollution Prevention Program

FY 2004-2005 ANNUAL REPORT

PUBLIC INFORMATION/PARTICIPATION

FY 2004-2005 Work Plan Self Evaluation Matrix

Source	04-05 Work Plan Activity	FY04-05 Work Plan Tasks	FY 04-05 Accomplishments	Responsible Party
			weekly paper. (See Trash Management Section for details)	
FY99-00 Annual Report	h. Publish Newsletter	Publish newsletter to promote "Creek Keepers" Program and encourage participation in community involvement activities.	Based upon evaluation of previous newsletter response, WVCWP staff time was directed to creation of a multi-media piece on Creek Clean-Ups rather than creation of a newsletter. "With Your Own Two Hands" is a DVD music video for outreach to schools and community groups. The previous newsletters did not appear to generate interest from schools or the community. Discussions with school staff showed that teachers are inundated with written material and promotions. It is hoped that this short, inspiring video is something that teachers would enjoy showing to students, and that it will generate interest in WVCWP activities including creek clean ups. See "New Creations by WVCWP" above.	WVCWP Staff
FY99-00 Annual Report	i. Partner with Community Service Programs	Partner with Community or School Service Programs; provide education and/or materials to promote participation in "Creek Keepers" program.	Partnering was accomplished through Creek Clean-ups at Westmont High School and Sacred Heart (3rd – 8th Grade) School. Clean-up participants learned about, and participated in, Trash Monitoring Activity. See 2.B.j (below) and Trash Management Section for details. Additional partnering took place with the Muscular Dystrophy Assn., a Los Gatos Girl Scout Troop and a High School Student Exchange Club during Car Wash Fundraisers (see Copper Section for details).	WVCWP Staff
FY02-03	j. Creek Clean-	Conduct a minimum of two clean-up events (i.e. on Coastal Clean-up Day and	**WVCWP served as the sponsor for 3 clean-ups.**	Env Prgm Mgr, and/or

West Valley Communities

Santa Clara Valley Urban Runoff Pollution Prevention Program

FY 2004-2005 ANNUAL REPORT

PUBLIC INFORMATION/PARTICIPATION

FY 2004-2005 Work Plan Self Evaluation Matrix

Source	04-05 Work Plan Activity	FY04-05 Work Plan Tasks	FY 04-05 Accomplishments	Responsible Party
Work Plan	ups	National Rivers Day).	1 took place on Coastal Clean-up Day (Sept. 18, 2004). The Creek Clean-up for San Tomas Aquino Creek was publicized through email notifications to several school staff and flyers posted/distributed at Westmont High School (cleanup site). Clean-up was also publicized on the WVCWP and Creek Connections websites. WVCWP served as the sponsor for 1 clean-up site on National River Clean-up Day (May 21, 2005). Creek cleanup was publicized through email to the school, discussion with the school secretary and flyers posted and distributed at Westmont High School (clean-up site). Clean-up was also publicized on the WVCWP and Creek Connections websites. WVCWP served as the sponsor for 1 school clean-up site at Sacred Heart Elementary School for Wildcat Creek (April 20, 2005). Clean-up was planned, organized and publicized in coordination with local teacher. Appx. 60 3rd – 8th grade students and 5 parents participated. This creek clean-up was featured in the weekly Saratoga News as a front page story. Outreach materials (IPM, Bay Begins Here, etc.) were available at all WVCWP sites. See Trash Management Section for details.	WVCWP Staff
FY04-05 Work Plan	k. Coordinate Watershed Education with	Conduct or schedule Water Quality Protection education or presentations in local schools, using an Enviroscape	**Enviroscape presentations to 3x 5th grade classes – Foothill School, Saratoga** A 3 station presentation of hands-on experiments and	WVCWP Staff

West Valley Communities

Santa Clara Valley Urban Runoff Pollution Prevention Program

FY 2004-2005 ANNUAL REPORT

PUBLIC INFORMATION/PARTICIPATION

FY 2004-2005 Work Plan Self Evaluation Matrix

Source	04-05 Work Plan Activity	FY04-05 Work Plan Tasks	FY 04-05 Accomplishments	Responsible Party
	schools	and/or other interactive methods to engage students as feasible.	visualizations through interactive play. Emphasis was on stormwater pollution and natural infiltration of rain water. Station 1 was the Enviroscape watershed model, station 2 was a soil infiltration investigation, and station 3 was an educational stormwater video. Corresponding curriculum was "Keeping Our Water Clean" & "Pollutants Travel in Water". Topics discussed in the presentation were Trash, Copper, Pesticides, Fertilizer, Mercury, and Pet Waste. Ten students at a time came through each station, with 30 students per class; the presentation was given to 3 different classes during the school year.	
FY04-05 Work Plan	k. Coordinate Watershed Education with schools	Conduct or schedule Water Quality Protection education or presentations in local schools, using an Enviroscape and/or other interactive methods to engage students as feasible.	**Enviroscape presentations to 2x 5th grade classes – Rolling Hills Middle School – serving all WVC** A 3 station presentation of hands-on experiments and visualizations through interactive play. This presentation incorporated a new “Coastal” model, along with the previous “Uplands” model. New curriculum was created to highlight topics relevant to each area. Emphasis was on stormwater runoff and pollution. Station 3 was an educational stormwater video. Corresponding curriculum was "Keeping Our Water Clean" & "Pollutants Travel in Water". Topics discussed in the presentation were Trash, Copper, Pesticides, Fertilizer, Mercury, and Pet Waste, effect on aquatic life and marine mammals and methods of avoiding pollution (i.e. recycle fluorescent lights, etc.).	WVCWP Staff

West Valley Communities

Santa Clara Valley Urban Runoff Pollution Prevention Program

FY 2004-2005 ANNUAL REPORT

PUBLIC INFORMATION/PARTICIPATION

FY 2004-2005 Work Plan Self Evaluation Matrix

Source	04-05 Work Plan Activity	FY04-05 Work Plan Tasks	FY 04-05 Accomplishments	Responsible Party
			Ten students at a time came through each station, with 30 students per class; the presentation was given to 2 different classes.	
FY04-05 Work Plan	k. Coordinate Watershed Education with schools	Conduct or schedule Water Quality Protection education or presentations in local schools, using an Enviroscape and/or other interactive methods to engage students as feasible.	Teachers who invited WVCWP staff into their classroom to give an Enviroscape presentation for students were given one of San Jose's kits including watershed education activities, a video and posters, to use in conjunction with the water units in their science books. Curriculum in the kit is correlated to State Education Standards.	WVCWP Staff
FY04-05 Work Plan	k. Coordinate Watershed Education with schools	Conduct or schedule Water Quality Protection education or presentations in local schools, using an Enviroscape and/or other interactive methods to engage students as feasible.	Ground Water Flow/ Pollution Model presentation to LG High School Hands-on interactive presentation for High School AgroEcology class. Demonstrated how pesticides, etc. pollute our groundwater. The presentation included discussion of infiltration, pollutants traveling in groundwater and problem pesticides. New curriculum was created for this presentation. The Model was borrowed from YSI. Teacher and YSI received copies of the curriculum for future reference/ use. 28 copies of the new “Soil Matters” 32 pg booklet were given to the class as background reading. Problems with Diazinon and Bifenthrin were used as examples of “environmental threshold” problems.	WVCWP Staff
FY04-05 Work Plan	k. Coordinate Watershed Education with	Conduct or schedule Water Quality Protection education or presentations in local schools, using an Enviroscape	Elementary and High School students received instruction on use of the Car Wash Kit. Hands-on training on how to keep carwash wastewater out	WVCWP Stormwater Discharge Inspector

West Valley Communities

Santa Clara Valley Urban Runoff Pollution Prevention Program

FY 2004-2005 ANNUAL REPORT

PUBLIC INFORMATION/PARTICIPATION				
FY 2004-2005 Work Plan Self Evaluation Matrix				
Source	**04-05 Work Plan Activity**	**FY04-05 Work Plan Tasks**	**FY 04-05 Accomplishments**	**Responsible Party**
	schools	and/or other interactive methods to engage students as feasible.	of the storm drain, given by the WVCWP IC/ID Inspector. Training was given to a girl scout troupe and a high school student exchange club. The Facilities Maintenance Director for Los Gatos Elementary School District also received instruction and training in use of the Car Wash Kit and will provide instruction to students and parents in the future. This Facilities Director also received instruction on putting together a Car Wash Kit to be owned & used by the School District; he is working on assembling this.	
FY 03-04 CI Item	l. Distribute Promotional Item	Evaluate FY03-04 feedback from promotional item, using endangered species mascots, to determine if additional production and distribution to local teachers will increase watershed awareness in schools.	The calendar did generate some interest, and helped open doors to school presentations, but it did not generate a degree of interest to justify creation of a calendar each year. This year time was invested instead in creation of 2 new curriculums for school presentations (see 2.B.k above) and a multi-media DVD for outreach use (see 2.B.h above).	WVCWP Staff
FY01-02 AR Comm. PMP Plan (II.A.1.)	m. Evaluation/ Reporting	Document or estimate numbers of residents reached by outreach efforts, including events, web site promotion, municipal employee outreach, and media advertising. Monitor outreach efforts through documentation of calls and website hits to the Program for responses to the general and watershed campaign.	It is estimated that all residents, or at least **all households**, in each WVC received some outreach information through features in their municipal newsletter, which are mailed to each household: 38,140 – Campbell 28,590 – Los Gatos (12,000 households) 3,800 – Monte Sereno (1,220 households)	WVCWP Staff

West Valley Communities

Santa Clara Valley Urban Runoff Pollution Prevention Program

FY 2004-2005 ANNUAL REPORT

PUBLIC INFORMATION/PARTICIPATION

FY 2004-2005 Work Plan Self Evaluation Matrix

Source	04-05 Work Plan Activity	FY04-05 Work Plan Tasks	FY 04-05 Accomplishments	Responsible Party
			32,900 – Saratoga (11,200 households) Some additional figures available for outreach results are: More than 3,227 pieces of outreach material were distributed through a variety of efforts. For the past 21 month period, WVCWP website (www.cleancreeks.org) viewing statistics for each page are: 680 -- Home Page 197 – About WVCWP 30 – Clean Up Volunteers 27 – Clean Water Act 187 – Contact Us 20 – Directions to Office 272 – Links page 398 – Program Materials Pages 47 – Mercury Page (new since mid FY 04-05) 130 – Report Illegal Discharge 545 – Stormwater Pollution 200 – Take Action 229 – West Valley Watersheds	

West Valley Communities

Santa Clara Valley Urban Runoff Pollution Prevention Program

FY 2004-2005 ANNUAL REPORT

PUBLIC INFORMATION/PARTICIPATION

FY 2004-2005 Work Plan Self Evaluation Matrix

Source	04-05 Work Plan Activity	FY04-05 Work Plan Tasks	FY 04-05 Accomplishments	Responsible Party
			2,962 Web Page Views total = 141 Views average/month **2,155 Students participated in activities at their schools** 175 – in-class educational presentations 1,860 – Zun Zun assemblies 120 – School area Creek Clean-up participants **<u>Articles & Ads in local newspapers:</u>** **10,000 Households reached by Front page feature article on Creek Clean**-up in the Saratoga News 3 weekly newspapers – "Would You Eat It? Mercury Ad = LG Weekly Times = 20,000 Saratoga News = 10,000 Campbell Reporter = 19,000 **49,000 Households Total reached by Ads** Since total WVC population is 103,400, if it is assumed that households average at least 2 persons/household, it appears that almost every WVC resident had a chance to view the Mercury warning advertisement. This ad was very well received when handed out as a flyer at the LG	

West Valley Communities

Santa Clara Valley Urban Runoff Pollution Prevention Program

FY 2004-2005 ANNUAL REPORT

PUBLIC INFORMATION/PARTICIPATION

FY 2004-2005 Work Plan Self Evaluation Matrix

Source	04-05 Work Plan Activity	FY04-05 Work Plan Tasks	FY 04-05 Accomplishments	Responsible Party
			Farmers Market, so it seems that it was eye-catching and easy to read. **The ad ran 2 xs in each paper**, increasing the chance that it was viewed by most adult residents.	
FY04-05 Work Plan, RWQCB comments	n. Training	WVCWP staff will receive public outreach training to prepare for school presentations, community events & responding to public requests.	WVCWP staff attended several training sessions related to PI/P, at the CWEA Workshop and at a Stormwater Magazine (Stormcon) conference. See PI/P Training Summary for details.	WVCWP to co-ord

Public Information/Participation Program Evaluation

Educational Outreach

The West Valley Clean Water Program will continue to build on the success of the existing public education program, with one of the main activities being outreach through schools.

WVCWP piloted 2 new programs for public schools this year: A "Coastal Watershed" Enviroscape (to supplement the "Uplands Watershed") and a Ground Water Pollution Model activity & curriculum.

WVCWP purchased a new and different (Coastal) *Enviroscape* specifically for targeting students. New outreach materials and activities were developed for this model. It was piloted with a middle school class as 1 of 3 stations relating to "Keeping Water Clean" & "Pollutants Travel". Students appeared to enjoy the opportunity to use the 2 different Enviroscapes, and to learn about different issues with each. The teacher expressed appreciation for an excellent program. It is anticipated that this system (3 stations using 1 video and 2 Enviroscapes) will be the standard WVCWP presentation for 5th grade students.

The WVCWP's Enviroscape/ Water Unit presentation in general is well-received and appears to be an effective educational tool. Students participated enthusiastically in these hands-on activities. Students came up with very good pollution solutions and identified their local watershed at the end of the presentations.

From the Youth Science Institute, WVCWP borrowed a Ground Water Flow Model. It was piloted in a 5th grade classroom and a high school science classroom. It appeared to fit best into the high school science class. An activity and curriculum were developed, focusing on pesticide pollution of groundwater. The new 32 page booklet "Soil Matters" served as an excellent supplement to the presentation. Topics from the presentation were included in the year-end final exam.

West Valley Communities

Santa Clara Valley Urban Runoff Pollution Prevention Program

FY 2004-2005 ANNUAL REPORT

PUBLIC INFORMATION/PARTICIPATION

FY 2004-2005 Work Plan Self Evaluation Matrix

Source	04-05 Work Plan Activity	FY04-05 Work Plan Tasks	FY 04-05 Accomplishments	Responsible Party

The high school teacher expressed appreciation for an excellent classroom activity, and requested a presentation for the coming year. YSI requested copies of the curriculum, and will use it with the model when appropriate; they mentioned that they did not currently have a high school level curriculum to use with the model.

Focusing on schools, teachers and students has proven to be a successful means of conveying information about Stormwater Pollution and Pollution Prevention. The calendar created by WVCWP in FY 03-04 continued to provide an attractive & fun method of keeping Stormwater pollution messages in the public eye throughout the year – calendars are hanging in classrooms, teachers' lounges, Senior Citizen Centers, Community Centers and municipal offices; a new message is displayed each month.

Creek Clean-Up/ Trash Monitoring Outreach

In terms of generating student participation in Creek Clean-ups, WVCWP will try 2 new avenues in FY 05-06. Participation at the spring Westmont High Cleanup was low because the information did not get from the school secretary to the person handling the "morning announcements". WVCWP has found 2 ways to inform the students more directly: the PTSA at Westmont High School will be contacted in order to post the information on their web site. The information will also be featured in the school's daily "e-mail bulletin". Contact names have already been obtained for this. In addition, Creek Clean-up flyers will be distributed to other schools in the area. The new music video "With Your Own 2 Hands" will also be a means of generating interest; WVCWP is investigating ways of letting teachers know about the video.

Additional evaluations have been included in several sections of the PI/P Table above.

Outreach on Pollutants of Concern

Additional outreach information is presented in specific Sections, such as the Copper Section, the Mercury Section and the Pesticide Management Section, within this report.

Note: **In order to prevent redundancy, the PI/P table has been created as one table for all four WV Communities;** activities sponsored by an individual community are noted where appropriate. PI/P activities for the WVC tend to be attended by residents from several WV communities, and many of the PI/P tasks are handled by WVCWP for all communities at once. In addition, a number of schools serve residents from more than one community.

West Valley Communities

Santa Clara Valley Urban Runoff Pollution Prevention Program

FY 2004-2005 ANNUAL REPORT

THIS PAGE INTENTIONALLY LEFT BLANK

Training Summary: Public Information / Participation (PI/P)

Training Description	Date	Attendees
How San Francisco is Using Storm Drain Marking for Public Outreach Sponsor: CWEA Speaker: Lewis Harrison, City of San Francisco **Topics:** Integration of "Only Rain Down the Drain" markers with other PIP programs GIS & Database Tools	**March 1, 2005**	**WVCWP (2)** Program Manager, Program Assistant
Stormwater Program Development & Funding Sponsor: The North American Stormwater Quality Conference - StormCon **Topics:** Money, Revenue, And Resources Stormwater Funding Methods How To Involved And Educate The Public To Build Support Why Utilities Fail	**May 13, 2005**	**WVCWP (1)** Program Manager
WVCWP Monthly Meeting/Training Presenter: WVCWP Program Manager **Topics:** ▪ City of Palo Alto's successful strategy for passing a City Storm Drain ballot measure ▪ Highlights from StormCon on Building Public Support for Stormwater Utility	**May 24, 2005**	**WVCWP (2)** Program Assistant Stormwater Discharge Inspector **Los Gatos (1)** Senior Engineering Technician **Saratoga (2)** Associate Engineer PW Admin Analyst

Training Summary: Public Information / Participation (PI/P)

Training Description	Date	Attendees
WVCWP Monthly Meeting/Training Presenter: WVCWP Program Manager **Topics:** Availability of 2 new outreach tools: ▪ Coastal version of Enviroscape, with it's own 5th grade curriculum; Cities/Town now have 2 different Enviroscape models, with complementary curriculum, if needed for public presentations ▪ Groundwater Flow Model is available to borrow from Youth Science Institute at Vasona County Park, Los Gatos. WVCWP has created a high-school appropriate curriculum which addresses pesticide use, etc. Forward any inquiries from high school to WVCWP	**June 28, 2005**	**WVCWP (2)** Program Assistant Stormwater Discharge Inspector **Campbell (1)** Senior Civil Engineer **Los Gatos (1)** Senior Engineering Technician **Saratoga (1)** PW Admin Analyst

PESTICIDE MANAGEMENT ACTIVITES

FY 2004-2005 Work Plan Self Evaluation Matrix

Source	04-05 Work Plan Activity	FY04-05 Work Plan Tasks	FY 04-05 Accomplishments	Responsible Party
URMP: Pest Managemt Performance Std		Continue implementation of Planning Procedures to comply with revised (FY03-04) Performance Standard in local URMP.	In August 2004, the City revised and updated the URMP, including its Pest Management PS. During 04-05, Saratoga continued to implement the PMPS. Pest Specific IPM Plans for Armored Scale and Soft Scale were developed in FY 04-05.	Parks Maintenance Spvr w/ Streets Maint. Spvr, Facilities Maint. Spvr & WVCWP staff
	PMP Plan (I.A.1.)	<u>Summary of Use</u> Track and report use of OP and other high use pesticides on municipally owned property. Include in reporting, justification for the use of OP pesticides and BMPs employed during OP pesticide use (if applicable).	A total of 64 oz. of Diazinon were sprayed in 2 applications by Saratoga's licensed Pest Control contractor to eliminate an aphid infestation on deodar cedar trees along an arterial road (Fruitvale Ave.). Diazinon was diluted in appx. 100 gallons of water to treat a number of very large trees. The contractor was careful to ensure that there was no runoff, and that conditions were conducive to avoiding any drift. Diazinon was used due to a combination of a difficult-to–treat tree (thick, shaggy bark) and an escalating situation of the pest weakening large trees in the median of a narrow, but heavily traveled road. Parks Supervisor and PC contractor were concerned that the trees would be weakened by the aphids to a degree where borers would attack, which could cause large branches to drop off posing a traffic safety hazard. The aphid infestation had been on-going, but was exacerbated by an unusually long, wet spring. The thick shaggy bark of the host tree makes it difficult to control	Pub Works Analyst to co-ord w/ Parks Maint Supervisor & WVCWP to write Ann Rpt

Source	04-05 Work Plan Activity	FY04-05 Work Plan Tasks	FY 04-05 Accomplishments	Responsible Party
			aphids with other means. Parks Supervisor will continue to investigate less-toxic methods which could prove successful in this situation.	
	PMP Plan (I.A.3.) PS #3	Implement BMPS and SOPS Continue to use standard operating procedures and best management practices for implementing the IPM policy.	Staff have attended trainings on IPM and are implementing IPM practices for control of pests, as practicable. "Standard Operating Procedures for Pesticide Management" are being followed by staff and contractors. PC contractor and 3 Landscaping Contractors signed for receipt of City's SOPs and agreed to adhere to the IPM Plan.	Parks Maint Supervisor
	PMP Plan (I.A.6.)	Banned Pesticides Inventory Conduct an agency-wide search of chemical storage areas for pesticides no longer legal for application per EPA, State, and/or local requirements, and properly dispose of any such pesticides pursuant to appropriate waste disposal regulations.	All storage areas are cleaned annually, and any pesticides that are no longer legal or no longer used are disposed of according to State regulations.	Parks Maint Supervisor
	PMP Plan (I.B.1.) PS#5.a	Training for Applicators Ensure that employees who apply pesticides for the agency obtain the appropriate training as required by the County Agricultural Commissioner and the State Department of Pesticide Regulation (DPR)	Any staff and/or contractors who apply pesticides meet all requirements of the County and the State. **DPR Continuing Education Units** were awarded to **6 Saratoga Parks staff members** at WVCWP's March IPM training in accordance with DPR certification requirements. Parks & Public Works staff attended Annual Safety Training conducted by outside contractor. Training included avoiding drift, and proper disposal. (see	Parks Maint Supervisor

Saratoga

Santa Clara Valley Urban Runoff Pollution Prevention Program

FY 2004-2005 ANNUAL REPORT

Source	04-05 Work Plan Activity	FY04-05 Work Plan Tasks	FY 04-05 Accomplishments	Responsible Party
			Training Summary).	
	PMP Plan (I.B.2.) PS#5.b	Training for Applicators Provide annual training on the appropriate portions of the IPM Policy, SOPs, and BMPs, and the latest IPM techniques to employees within departments responsible for pesticide application.	Saratoga, as part of WVCWP, participated in sponsoring an IPM Training on "Pests of Trees & Shrubs" (Aphids, Whiteflies, Scales & Thrips) in March 2005. Speaker was the retired UC Extension Urban Horticulture Specialist. CEUs were available for Certified Applicators. All attendees received hand lenses for identification of pests vs. beneficial predators. The Training was attended by **10** City of Saratoga Parks staff.	Parks Maint Supervisor/ WVCWP to co-ord
	PMP Plan (I.B.3.) PS#5.c	Municipal Staff Education Inform employees who are not authorized and trained to apply pesticides that they cannot use over-the-counter pesticides in or around the workplace.	Staff were alerted and informed that staff are prohibited from applying pesticides unless authorized and trained. The City's web site featured an Earth Day ad which included a link for proper pesticide disposal. The ad was also e-mailed city-wide.	PW Dir & PW Analyst/ WVCWP to provide notice
	PMP Plan (II.A.1.)	Watershed Ed. & Outreach Campaign (WE&O)[1] Attend WEO and IPM work groups and assist with continued implementation of campaign, which targets the general public and includes messages about less-toxic pest control and proper disposal. Campaign features South Bay English- and Spanish-language, radio and print ads.	WVCWP Program Manager participates in the IPM Ad Hoc Task Group on behalf of the City of Saratoga. Project implementation and projects for consideration, which are discussed in the AHTG, are presented to City staff for appropriate follow-through. See PI/P Section, "Citizen Participation" & "General Outreach"	WVCWP Staff
	PMP Plan	Community Events	WVCWP partnered with local Sierra Club chapter & Audubon Society to feature a table at Audubon's "Wildlife	PW Analyst to assist

[1] Funded by all Co-permittees each year.

Saratoga

Santa Clara Valley Urban Runoff Pollution Prevention Program

FY 2004-2005 ANNUAL REPORT

Source	04-05 Work Plan Activity	FY04-05 Work Plan Tasks	FY 04-05 Accomplishments	Responsible Party
	(II.A.4.) PMP Plan (II.A.5.)	Identify and attend community events and distribute outreach materials regarding less toxic pest control. <u>Community Groups</u> Coordinate with local community groups and distribute information via libraries, civic and community centers, and other points of social interest.	Education Fair" (located on the border between Saratoga & Cupertino). Table featured: Enviroscape hands-on watershed model demonstrating pesticide pollution in runoff, a display on dangers of diazinon for birds, and IPM materials; Sierra Club distributed California Golden Poppy seeds to promote pest-resistant planting. Saratoga distributed quantities of IPM material at the "Mustard Walk" (Saratoga City Hall & Heritage Orchard, Feb. 2005) and the "Building Bridges" event (WV Cmmty College, Oct. 2004). WVCWP distributed IPM material at additional community events which Saratoga residents attend: Los Gatos Beautiful Celebration (April 2005), Orchard Supply Garden Center "No Tax Days" (Saratoga/Campbell, Oct. 2004). Through WVCWP, much IPM outreach has been directed at educational activities in the local schools. Students learn about pesticide runoff and the need to use less-toxic pest management strategies. See PI/P Section, "Citizen Participation" & "General Outreach"	WVCWP
	PMP Plan (II.A.6.)	<u>Web Site</u> Update and publicize web sites to promote IPM and reduce pesticide use.	WVCWP created 2 direct links from its website "Clean Creeks.org" to IPM Fact Sheets in PDF format on the the Program's *Watershed Watch website*. The City's web site featured an Earth Day ad which included a link for proper pesticide disposal. The ad was also e-mailed city-wide.	WVCWP Staff
	PMP Plan (II.A.7.)	<u>Coordinate with the Master Gardeners program</u> Use their services to train	1 local UC Extension staff member attended the WVCWP IPM Workshop in March 2005. Campbell's Master	WVCWP Staff

Source	04-05 Work Plan Activity	FY04-05 Work Plan Tasks	FY 04-05 Accomplishments	Responsible Party
		residents. Provide IPM training and information on water quality impacts of pesticide use to Master Gardeners as needed.	Gardener teacher registered, but had a family emergency so received the training materials at a later date. Master Gardeners conducted 6 gardening classes for local residents, at Campbell Commty Ctr, incorporating IPM, including 1 on Pest Management for over 40 WV residents. WVCWP coordinated with these classes to provide IPM outreach materials to class participants. Approximately **45** students received 10 different materials (= 450 IPM pieces distributed); extra materials were available for class members to share with friends/neighbors.	
	PMP Plan (II.A.9.)	<u>Media Relations</u> Continue to fund BASMAA Regional Media Relations Campaign[2] featuring pitches to Bay Area media and responses to breaking news on pesticide-related topics	See PI/P Section "General Outreach"	WVCWP Staff
	PMP Plan (II.A.10.)	<u>Media Relations</u> Prepare and pitch IPM stories and press releases to local media, as appropriate.	Gardening Columnist for 3 local weekly papers received a press release/invitation to attend the March 2005 WVCWP IPM Workshop on "IPM for Pests of Trees & Shrubs". San Jose Mercury News (9/24/0)4 printed an article on the Master Gardeners' classes for local residents at Campbell Community Center. All classes include aspects of IPM, with one class specifically addressing Pest Management. Press release sent to several papers re Saratoga	WVCWP Staff

[2] Funded by all Co-permittees each year.

Source	04-05 Work Plan Activity	FY04-05 Work Plan Tasks	FY 04-05 Accomplishments	Responsible Party
			student's winning science project, which included impacts of residential pesticide use on Stormwater. Article ran in the SJ Mercury News 10/14/04. The weekly "Saratoga News" featured an article on the "Farm Water Quality "course held at a Saratoga vineyard for 28 Bay Area vineyards. Coverage included a quote on limiting pesticide use.	
	PMP Plan (II.A.12.)	"Pesticide User Outreach" project[3] Continue to assist with implementation of local aspects of the project as appropriate. (see Program's FY 04-05 Work Plan).	WVCWP Program Manager participates in the IPM Ad Hoc Task Group. WVCWP staff joined in the project's IPM Outreach events; 2 staff distributed IPM materials at the "How To Fair" in San Jose, May 14 & 15. See PI/P Section "General Outreach"	WVCWP Staff
	PMP Plan (II.A.13.)	Special Districts Provide information on less toxic pest control (e.g., IPM techniques, municipal IPM policies, model contract language, training opportunities, etc.) to neighboring special districts (e.g., Valley Transportation Authority, sanitary and utility districts, open space districts, vector control districts, and school districts) as appropriate.	WVCWP held a free training on *Less Toxic Control of Pests of Trees & Shrubs* in March 2005. Extensive outreach was conducted to all local school districts, Special Districts (Mid-Peninsula Regional Open Space District and WV Sanitation District) and private golf courses. Superintendent of Saratoga's private golf course attended. (Saratoga's golf course was also notified of the SF Urban IPM Conf. with "Organic Golf Courses" & "Green" Golf Tour.) Local nurseries (including Yamagami's and SummerWinds, in Cupertino bordering Saratoga) were also contacted about the free Workshop including Pesticide Applicator and Nursery Professional CEUs. Information about the training was e-mailed to staff	WVCWP Staff

[3] Funded by all Co-permittees in FY 04-05.

Source	04-05 Work Plan Activity	FY04-05 Work Plan Tasks	FY 04-05 Accomplishments	Responsible Party
			members and followed up by phone calls. **DPR Continuing Education Units** were awarded to 1 Saratoga Golf Course Superintendent at WVCWP's March IPM training in accordance with DPR certification requirements. (see Training Summary for additional information)	
	PMP Plan (II.A.14.)	Conduct internal IPM outreach Target staff who do not necessarily purchase or apply pesticides during the course of their work (to encourage employees to use IPM techniques away from work). Email announcements as appropriate & display IPM materials at City Hall.	IPM material is available for pick-up by employees at the City Offices. Employees have been notified by e-mail concerning the need for cleanliness to avoid attracting pests in City facilities. The City's web site featured an Earth Day ad which included a link for proper pesticide disposal. The ad was also e-mailed city-wide.	Parks Maint Supervisor to distribute as appropriate/ WVCWP to provide material
	PMP Plan (II.B.2.)	IPM Partnership Program Provide IPM fact sheets and other materials to pesticide retailers to facilitate point-of-purchase outreach. Visit stores as necessary to determine ongoing participation. Document material distribution.	WVCWP coordinates IPM point-of-purchase displays with Summerwinds Garden Center in Campbell. WVCWP investigated purchase of a wall-mounted holder for fact sheets, as per Summerwinds' request. Summerwinds decided to re-institute use of their floor-based literature rack. WVCWP then re-supplied the IPM materials. WVCWP staff distributed IPM material at Orchard Supply Hardware Store special event (bordering Campbell). See PI/P Section "General Outreach"	WVCWP Staff
	PMP Plan (III.A.1)	Pest Control Operators Develop a database of licensed structural and landscape maintenance PCOs.	A general overview of Pest Control Operators based within the WVC showed that approximately 75% of them are based in the City of Campbell. Those based in Campbell have been compiled into a list. Discussion is underway concerning database development (information	WVCWP

Source	04-05 Work Plan Activity	FY04-05 Work Plan Tasks	FY 04-05 Accomplishments	Responsible Party
			fields). Additional local PCOs will be determined and placed in the database, along with Campbell PCO data, during FY05-06.	
	PMP Plan (III.A.4)	PCO Training/Reporting Document the numbers of PCOs receiving IPM training; pesticide use by PCOs; and implementation of BMPs, through contract specifications on municipal property.	Saratoga's Pest Control Contractor was unable to attend the IPM training due to other business commitments. Pesticide use by PCOs is reported annually to WVCWP along with City pesticide use reporting. PCOs are required to operate according to the Pesticide Management Standard Operating Procedures and Saratoga	Parks Maint Supervisor to assist WVCWP
	PMP Plan (III.B.2) PS#6	Municipal contractor's (PCOs) Require PCOs contracted by municipality to implement BMPs through contract specifications	PCOs are required to operate according to the Pesticide Management Standard Operating Procedures.	Parks Maint Supervisor WVCWP to assist
	PMP Plan (IV.A.2.)	Commercial Business Education Continue ICID Inspector's education program that targets commercial businesses. Distribute *Don't Set a Table for Pests.* Document efforts.	WVCWP Inspector distributes outreach material *("Don't Set a Table for Pests")* when conducting Restaurant Inspection. Pilot visits; **66** were given to restaurant management staff (in Campbell, Los Gatos & Saratoga) in FY04-05. **66** brochures which include pesticide reduction in landscaping info ("*Water Quality Protection Guidelines for Food Handling Facilities"*) were distributed by the WV Inspector.	WVCWP Staff
	PMP Plan (V.A.)	HHW Collection Ensure that adequate pesticide disposal services exist for residents and conditionally exempt small quantity	Pesticide disposal services are handled by SC County Household Hazardous Waste. A HHW drop-off event is held annually for the West Valley; other drop-off events are held throughout the year	PW Analyst WVCWP to assist

Source	04-05 Work Plan Activity	FY04-05 Work Plan Tasks	FY 04-05 Accomplishments	Responsible Party
		commercial generators.	in neighboring communities.	
	PMP Plan (V.A.3.) PS#8	Publicize HHW Collection Work with HHW collection agencies to support, enhance, and help publicize programs for proper pesticide disposal (PS #7).	SC County Household Hazardous Waste holds an annual HHW drop-off event for the West Valley. WVCWP alerts the local press to the upcoming event (3 local weekly papers and San Jose Mercury News). WVCWP also placed display stands in local libraries with color pictures and flyers publicizing the event, including pesticide disposal. The City website features a direct link to the County HHW info which includes info on Pesticide Disposal and Recycling	PW Analyst to assist WVCWP
	PMP Plan (VII.A.2) NPDES Permit Provision C.9.d.ii.	New Development/ IPM Planning Procedures Consider pest-resistant landscaping & design features in the design, landscaping, and environmental reviews of proposed development projects.	The City of Saratoga' Zoning Regulations contain provisions and criteria which promote native, pest-resistant landscaping, including the following requirements: In Article 15-47 WATER EFFICIENT LANDSCAPES: "Protection and preservation of native species and natural areas is encouraged wherever it is consistent with the other provisions of this Article." In Article 15-20 Residential-Open Space Districts: "Landscaping. In the selection of new landscaping, preference shall be given to natural, indigenous and drought resistant plants and materials in accordance with City Xeriscape Standards. Non-indigenous landscaping shall be limited to the immediate area around the house. The total of non-native landscaped area including the allowable impervious coverage shall not exceed twelve thousand square feet."	Comm Dev Dir
	PMP Plan	New Development/ Reporting	Drought tolerant landscaping is required, and native	Comm Dev Dir to

Source	04-05 Work Plan Activity	FY04-05 Work Plan Tasks	FY 04-05 Accomplishments	Responsible Party
	(VII.A.4) NPDES Permit Provision C.3.n.	Summarize the types of pesticide reduction measures required (such as by conditions of approval) for new development and significant redevelopment projects, Summarize the percentage of new development and significant redevelopment projects for which pesticide reduction measures were required.	landscaping is encouraged, through Standard Conditions of Approval. See Planning Procedures Section – "Pesticide Control Measures Reporting". 100% of new and re-development projects are required to meet the Zoning Regulations criteria on Water Efficient Landscapes. 100% of project applicants receive the flyer "Landscape Maintenance Techniques for Pest Reduction".	implement / WVCWP to co-ord reporting
	NPDES Permit Provision C.9.d.ii.	Municipal Staff Training Education programs or training meetings (relevant to PMP Plan VII.A, above) will be conducted with City staff responsible for environmental reviews of new development projects.	The West Valley training meeting (December 21, 2004) included a review of required IPM practices and work plan tasks. Stormwater representatives were advised to deliver handout materials and provide additional review to appropriate municipal staff.	Comm Dev Dir w/ WVCWP to assist

Pesticide Management Activities Evaluation

Pest Specific IPM Plans for Armored Scale and Soft Scale were developed in FY 04-05. This is consistent with the WVC strategy of developing 2 Pest Specific Plans per year to help incorporate IPM into municipal pest control procedures. Staff received training in some of these methods at the annual WVCWP IPM Training.

Saratoga is implementing IPM in the following situations:

PESTICIDE USAGE REDUCTION MEASURES – Pest Specific

1) APHIDS: 2 trees had aphid problems – downtown with lots of foot traffic – injected with a systemic pesticide to reduce environmental impact.

2) YELLOWJACKETS:

Saratoga uses traps as the main means of control.

Source	04-05 Work Plan Activity	FY04-05 Work Plan Tasks	FY 04-05 Accomplishments	Responsible Party

Parks staff tries to clean off picnic tables every Monday to prevent attracting wasps & ants. The Parks Dept will be ordering plastic tables which are easier to keep clean and should serve to attract fewer wasps.

NO new nests

Only if above steps don't work, and a public health problem develops, is Wasp Freeze used.

3) WEEDS:

Saratoga used free mulch from tree service contractor; this mulch is used for weed control wherever possible. Wood chips were dumped and spread as mulch on the unlandscaped medians on Fruitvale Ave (a major arterial). This action resulted in NO spraying on a half mile stretch of median which would otherwise be a problem area.

Saratoga borrowed Campbell's tractor with boom mower for a weed abatement trial. It was used once but was found to be too small for the work it was required to do, so will probably not be an option in the future. The Street Maintenance Dept. did hire a landscape company to cut down roadside weeds twice this year instead of spraying; this cut pesticide applications from 4 to 2 for that task.

Hand hoeing/pulling of weeds where possible. Weekly walk-through with lots of hand weeding; Round-up used when weeds begin to get out of control, such as springtime – the emphasis is on catching the problem early in an attempt to avoid having to spray larger areas later.

4) RODENTS: A contractor is engaged to trap rodents in order to avoid poisonous baits; this is done when there is an outbreak of a number of rodents at once.

ANTS: Based upon BMPs presented at a WVCWP IPM training, the city ended use of PCO spraying for ants. Ants are vacuumed up; trails are cleaned away with soapy water. If ant problem persists, last resort is ant bait stations with fipronil, placed indoors.

MEDIAN LANDSCAPING: Policy is to install pest resistant shrubs and landscaping and avoid high-maintenance, low-pest resistance turf and greenery.

MICROSPRAY IRRIGATION: Microspray irrigation systems have been installed in the Heritage Orchard and computerized irrigation systems in medians, to reduce any possible runoff which could carry pesticides. Installations are on-going as budget allows; 50% are now computerized. Main medians on major arterials have all been completed.

HAKONE GARDENS (15.5 acre City park, leased to the Hakone Foundation, maintained by Japanese Garden Specialist/Certified Pesticide Applicator)

Hakone garden is also a wildlife habitat and is completely maintained using an IPM program:

All weeding is done by hand.

The garden is mulched with composted wood chips to reduce weeding and improve the clay soil with organic amendments. It also helps with water infiltration and

Source	04-05 Work Plan Activity	FY04-05 Work Plan Tasks	FY 04-05 Accomplishments	Responsible Party

conservation.

Saratoga is borrowing the tractor with boom mower from City of Campbell for roadside removal of weeds, to avoid spraying.
Rat traps are used for the occasional problem of rodents going into the house in winter.

Yellowjackets: traps with pheromone attractant are used.

Saratoga experienced staff turnover in positions related to pesticide use decisions (Facilities Maintenance Supervisor and Parks Maintenance Supervisor) in early FY 04-05. Implementation of any major IPM-related changes have been postponed while new staff develops an overview.

Results of Pesticide Use Review FY 04-05:

Although Saratoga was able to eliminate use of any OP pesticides in 03-04 & 02-03, 64 oz of diazinon was sprayed by the City's contractor for aphid control in FY 04-05. Although the City tries to avoid use of OPs, through implementation of IPM practices and through seeking out less toxic pesticides, in this instance the contractor was not able to find an alternative. The aphid infestation involved a type of tree (deodar cedar) with a very shaggy bark which protected the aphids so they had proven resistant to less-toxic management efforts and it appeared that the infestation could weaken the trees to the degree where they would pose a traffic safety hazard.

The City is making an effort to stress prevention (prevent weed growth, prevent pest infestations) where possible. Saratoga is moving into use of IPM and engineered, rather than chemical, controls as much as possible given budget and staff limitations.

In City facilities, sanitation is being stressed as a means to prevent pest infestations (ants, mice, etc.) so that chemical controls will not be needed.

Over the past several years, the Public Works Dept. has worked on landscape design and improved irrigation systems which will reduce need for perticide/heribicide use, and reduce any potential runoff which could carry pesticides.

Natural insect controls include use of traps for wasp control, and soapy water for ant control.

Through these types of efforts, Saratoga is progressively reducing chemical pesticide use.

Campbell, Los Gatos, Monte Sereno, Saratoga

West Valley Communities

Santa Clara Valley Urban Runoff Pollution Prevention Program

FY 2004-2005 ANNUAL REPORT

Training Summary: Pesticide Management

TRAINING DESCRIPTION	DATE	ATTENDEES
• **Annual IPM Training for West Valley Communities – attended by staff from Campbell, Los Gatos & Saratoga Public Works Depts.** Training was attended by most Parks Maintenance staff (or presentation was given later to staff unable to attend). • Also attended by: Pest Control Operator for 1 City & 1 Town, 2 local private Golf Course Superintendents, staff from 2 LG school districts, 1 UC Extension staff, 1 Master Gardener/Landscaper. Additional trainings follow this row.		
IPM for Controlling Pests of Trees & Shrubs Sponsored by West Valley Communities Presented by Nancy Garrison, retired UCCE Urban Horticulture Specialist Pests covered included: Aphids Scale Whiteflies Thrips **Topics:** ▪ "Hands-On" Identification: Looking at the Actual Pests & Beneficial Predators with Hand Lenses ▪ Detecting Which Pest is Causing the Problem (Including Detecting Egg Clusters) ▪ Beneficial Insects That Can Be Employed ▪ Planting to Encourage Beneficial Insects ▪ Best Time To Use Less-Toxic Sprays if Needed (horticultural oils/soaps) **CEU Credits: 2 hours** "Other" approved by Calif. Dept. of Pesticide Regulation *See "Pesticide Management" Table for further info*	**March 23, 2005**	**CAMPBELL** **City of Campbell (16)** Public Works Interim Director Parks Supervisor Parks Lead Worker Parks Maintenance Worker (13) **City of Campbell &** **Town of Los Gatos:** **Pest Control Contractor (1)** Killroy Pest Control, Owner **LOS GATOS/ MONTE SERENO** **Town of Los Gatos (2)**** Parks & Forestry Superintendent Public Works Supervisor *(Town Pest Control Contractor, see above)* *****see next row also*** **Los Gatos/Monte Sereno Schools** Los Gatos Union School District (3) Director, Buildings & Grounds

Campbell, Los Gatos, Monte Sereno, Saratoga

West Valley Communities

Santa Clara Valley Urban Runoff Pollution Prevention Program

FY 2004-2005 ANNUAL REPORT

Training Summary: Pesticide Management

TRAINING DESCRIPTION	DATE	ATTENDEES
		Groundskeepers (2) Los Gatos High School (1) School/Community Garden Supervisor-Science Teacher **Saratoga (10)** Parks Supervisor Parks Lead Worker Parks Maintenance Workers (8) **Saratoga Country Club (1)** Golf Course Superintendent
WVCWP Monthly Meeting/Training Presenter: WVCWP Program Manager **Topics:** For new Stormwater Program reps: ▪ Review Work Plan tasks ▪ Review City/Town IPM Policies ▪ Review Pest Specific Plans ▪ Review URMP "Standard Operating Procedures" for Pesticide Management vs. URMP attachments ▪ Discuss means of ensuring City/Town PCOs are pursuing least-toxic pest management ▪ Review New & Re-development Pesticide Reduction Measures & reporting on these	**Dec. 21, 2004**	**WVCWP (2)** Program Assistant Stormwater Discharge Inspector **Campbell (3)** Environmental Programs Consultant Environmental Programs Manager Senior Civil Engineer **Los Gatos (1)** Senior Engineering Technician **Saratoga (1)** Parks Maintenance Supervisor **WV Sanitation District (1)** Director of Engineering & Operations

Campbell, Los Gatos, Monte Sereno, Saratoga

West Valley Communities

Santa Clara Valley Urban Runoff Pollution Prevention Program

FY 2004-2005 ANNUAL REPORT

Training Summary: Pesticide Management

TRAINING DESCRIPTION	DATE	ATTENDEES
Controlling Urban Pesticide Runoff Sponsor: CWEA Speaker: Bill Johnson, SF Bay RWQCB **Topics:** Diazinon Use - Declining Bifenthrin, Cyfluthrin, Permethrin, Carbaryl Use - Increasing Threat of Pyrethroids (not addressed well by EPA, CA DPR) Municipalities empowered by Clean Water Act re Pesticide Reduction Implementation Strategy Basin Plan Amendment Timeline	**Feb. 28, 2005**	**WVCWP (2)** Program Manager, Program Assistant
Pesticides News: Potential Wastewater & Stormwater Problems Sponsor: CWEA Speaker: Kelly Moran, TDC Environmental **Topics:** Identification of Pesticides of Urban Water Quality Concern Toxicity of Pesticides Currently in Use Issues With Current Levels Of Regulation	**March 1, 2005**	**WVCWP (2)** Program Manager, Program Assistant
Public Agencies IPM Exchange Meeting Led by Laura Speare – UP3 Project, Chris Geiger – City of San Francisco, Julie Weiss – City of Palo Alto, Sheila Daar – IPM Consultant **Topics:** Update on Approved Pesticides Lists & Screening Criteria Update on Regional Projects Making this Group Helpful Hands-On Trainings at the Local Level	**April 21, 2005**	**WVCWP (1)** Program Manager **Campbell (1)** Park Maintenance Supervisor

Campbell, Los Gatos, Monte Sereno, Saratoga

West Valley Communities

Santa Clara Valley Urban Runoff Pollution Prevention Program

FY 2004-2005 ANNUAL REPORT

Training Summary: Pesticide Management

TRAINING DESCRIPTION	DATE	ATTENDEES
WVCWP Monthly Meeting/Training Presenter: WVCWP Program Manager **Topics:** ▪ Review Cities/Town's New & Re-development Pesticide Reduction Measures ▪ Water Board's requests for Reporting on New & Re-development Pesticide Reduction Measures	**May 24, 2005**	**WVCWP (2)** Program Assistant Stormwater Discharge Inspector **Los Gatos (1)** Senior Engineering Technician **Saratoga (2)** Associate Engineer PW Engineering Admin Analyst
Campbell Only Training Attendance		
Creating an "Approved Pesticides List" Workshop #2 Hosted by Marin County IPM Commissioner **Topics:** ▪ Discussing moves towards standardizing approved lists and deciding on next steps ▪ Discussing other opportunities for regional collaboration ▪ IPM-related activities and issues in Marin County	**Oct. 18, 2004**	**Campbell (1)** Park Supervisor
IPM Control of Pest for Trees Maintenance Superintendents Association – Redwood City Speaker: Gordon Mann **Topics:** ▪ Systemic Insect Control	**March 3, 2005**	**Campbell (1)** Public Works Superintendent

Campbell, Los Gatos, Monte Sereno, Saratoga

West Valley Communities

Santa Clara Valley Urban Runoff Pollution Prevention Program

FY 2004-2005 ANNUAL REPORT

Training Summary: Pesticide Management

TRAINING DESCRIPTION	DATE	ATTENDEES
***City of Campbell* Annual Dept. of Ag Pesticide and IPM Training Class** City of Campbell Service Center, Campbell, CA **Topics:** ▪ Training on Pesticides used in City's Parks Section ▪ IPM Practices and Concepts ▪ Best Management Practices to be employed	**May 25, 2005**	**Campbell (17)** Park Supervisor, 2 Park Lead Workers, 5 Park Maintenance Worker II, 4 Park Maintenance Worker I, 5 Park Temporaries
9th Annual San Francisco Urban IPM Conference The Presidio, San Francisco, CA Sponsors: City of San Francisco, United Nations (I believe) **Topics:** Upon Request	**June 1, 2005**	**Campbell (1)** Park Supervisor
9th Annual Environmental Horticulture IPM Conference Cal Poly – San Luís Obispo **Topics:** ▪ Diagnosing Leaf Spots ▪ Fusarium in Palms ▪ Sharpshooter Biology and Control ▪ Tree and Soil Injection ▪ Soil Drenching ▪ Use of Compost Teas for Pest Management	**June 9-10 2005**	**Campbell (1)** **Public Works Superintendent**
2nd Annual Regional IPM Workshop Oakland, Ca **Topics:** ▪ IPM Practices for Public Agencies	**June 14, 2005**	**Campbell (1)** Park Maintenance Supervisor

Campbell, Los Gatos, Monte Sereno, Saratoga

West Valley Communities

Santa Clara Valley Urban Runoff Pollution Prevention Program

FY 2004-2005 ANNUAL REPORT

Training Summary: Pesticide Management

TRAINING DESCRIPTION	DATE	ATTENDEES
▪ (Additional info Upon Request)		
Los Gatos Only Training Attendance		
Annual IPM Trng for LG staff: IPM for Controlling Pests of Trees & Shrubs – plus Annual Pesticide Safety Training Speaker: Tim Boyer, Town of LG Parks & Forestry Superintendent (repeat of above WVCWP Annual IPM training, presented to staff who were unable to attend initially due to a Town of LG meeting conflict) Pests covered included: • Aphids • Scale • Whiteflies • Thrips **Topics:** ▪ Discussion of Pest & Beneficial Predator Identification - using Hand Lenses ▪ Detecting Which Pest Is Causing The Problem (Including Detecting Egg Clusters) ▪ Beneficial Insects That Can Be Employed ▪ Use of Less-Toxic Sprays if Needed (horticultural oils/soaps) Safety Training: Proper disposal, avoiding drift, personal safety	**April 26, 2005**	**Town of Los Gatos (14)** Park Service Officers (2) Park Maintenance Workers (12)
Saratoga Only Training Attendance		
NPDES Training – new City of Saratoga Parks Supervisor Presenter: West Valley Clean Water Program staff **Presented & reviewed:** ▸ Performance Standard (as part of URMP) ▸ SOPs for use with PCO contractors & for employee training ▸ Workplan ▸ Annual Report requirements ▸ Pesticide use analysis based on EPA table	**Sept. 28, 2004**	**Saratoga (1)** Parks Supervisor

Campbell, Los Gatos, Monte Sereno, Saratoga

West Valley Communities

Santa Clara Valley Urban Runoff Pollution Prevention Program

FY 2004-2005 ANNUAL REPORT

Training Summary: Pesticide Management

TRAINING DESCRIPTION	DATE	ATTENDEES
▸ IPM training requirements/suggestions ▸ City IPM Policy ▸ Pest Specific IPM Plans		
***City of Saratoga* Annual Dept. of Ag Pesticide Safety Training Class** Speaker: Peter Howes, Consultant **Topics:** ▪ Training on Pesticides used in City's Parks Section ▪ Best Management Practices to be employed ▪ Avoiding wind-blown drift	**March 2, 2005**	**Saratoga (16)** Parks Maintenance Supervisor Parks Lead Worker Parks Maintenance Workers 9 Street Maintenance Supervisor Street Maintenance Workers 4

THIS PAGE INTENTIONALLY LEFT BLANK

Section 1.01 MERCURY POLLUTION PREVENTION ACTIVITES

Section 1.02

FY 2004-2005 Work Plan Self Evaluation Matrix

Source	04-05 Work Plan Activity	FY04-05 Work Plan Tasks	FY 04-05 Accomplishments	Responsible Party
	Mercury Plan (I.D.)	Mercury Policy Implement mercury policy or ordinance requiring the virtual elimination of mercury from controllable sources in urban runoff from agency operations.	Saratoga was operating on an administrative Mercury policy and adopted a formal mercury policy in September 2004 and continues to implement the policy. At the beginning of FY 04-05 Saratoga's new Facilities Maintenance Supervisor received training from WVCWP on implementation of a mercury policy.	WVCWP to assist Eng Div.
	Mercury Plan (I.F.)	Guidelines Continue implementing the Guidelines for Mercury-Containing Products Reduction and Management The quantities of mercury containing devices disposed of will be reported in the FY 04-05 Annual Report.	Guidelines are being implemented; extensive reduction of mercury-containing products is limited by a lack of alternatives. Research on alternatives to mercury-containing products has been conducted and implemented when possible, but few alternatives have been found. Saratoga does reduce mercury by using green-tipped fluorescent bulbs, made with a reduced amount of mercury; the bulbs are removed for recycling by the City's HHW contractor.	WVCWP to assist Eng Div.
	Mercury Plan (II.D.)	Reporting HHW Disposal Continue documenting and reporting quantities of mercury-containing products disposed of by City buildings and departments at hazardous waste collection facilities in FY 04-05.	Although tracking quantities of mercury products disposed of by the City over the past year is not required by the Permit, the City did initiate attempts to track quantities. However, it was found that it was too costly in terms of staff time, especially with current staffing cutbacks. 100% of all mercury-containing items are removed via a private HHW contractor.	SCVURRPP (guidance), WVCWP to assist Eng Div.
	Mercury Plan (V.A.)	Fluorescent Light Recycling Program Implement an outreach program to	The City of Saratoga promoted Apple Computer's Earth Day "Electronic Waste Recycling" event on the City's web site. The web site also initiated a new "Electronics	SCVURRPP (guidance), WVCWP to co-ord w/ HHW staff

		educate small businesses and conditionally exempt small quantity generators about recycling fluorescent lights. Coordinate educational outreach with fluorescent light recycling events sponsored by HHW.	Recycling Directory" page. A WVCWP-created display was placed at the Saratoga Library and at the City's booth during the "Building Bridges" event at WV College. The display included: ▪ a small, color poster ▪ flyer advertising the WV HHW Drop-off in Saratoga ▪ HHW brochures ▪ "Keep Your Family Safe from Mercury" flyers See PI/P "Materials Distribution" Section. A "Claire Water" cartoon strip on recycling Fluorescent Lights and items with Mercury was printed in "The Saratogan" newsletter. Small Business Outreach was investigated by contacting the Saratoga Chamber of Commerce. WVCWP was told that the on-line Chamber newsletter can be used to distribute a short informational mercury disposal article to businesses in the future. Advertising on proper Mercury disposal was handled through placement of a "Mercury" ad. Space was purchased in the 3 weekly newspapers serving the West Valley. The Mercury ad ran 2 times in each of the 3 newspapers. When the ad was printed out as a flyer and distributed at the Los Gatos Beautiful booth, it was very well-received – residents appeared to find the graphic appealing, and the information to be useful. See Mercury Attachment A. A Press Release/Article on mercury toxicity, fluorescent light disposal, and the upcoming HHW WV Drop-off event, was submitted to the SJ Mercury News and the 3 WV weekly newspapers. Several papers shortened the article and ran it (October 2004). WVCWP's website was revised to include a Mercury link	

			on the home page. The link connects to a new Mercury web page which includes information on free local fluorescent light disposal, free cell phone recycling and mercury and runoff pollution. See See Mercury Attachment B. See PI/P Section for additional outreach related to Mercury	

Mercury Pollution Prevention Activities Evaluation

All WVC have participated in several trainings/round table discussions about mercury policies and mercury product disposal in WVCWP meetings. All WVC have procedures in place to ensure safe disposal of mercury-containing products. When municipal staff purchase or replace mercury-containing products, they select products that contain less mercury; Saratoga has made strides in this area by switching to low-mercury green-tipped fluorescent lights. The mercury policies have been adopted without any setbacks or challenges.

The WVC have also conducted extensive outreach on Mercury issues in FY-4-05. Outreach was conducted through web sites, distribution of a variety of information at various sites, classroom presentations, municipal newsletter articles, and newspaper advertising.

Outreach has included posting a small mercury poster on the WVCWP website home page, linked to a page devoted to mercury issues, including assorted recycling information. The City of Saratoga web site featured an informational flyer on Electronic Waste and encouraged recycling at the Apple Computer Drop-off event April 23rd.

WVCWP has also incorporated discussion of mercury and fluorescent light bulbs into the 5th grade classroom interactive presentations; the topic seems to generate strong interest from teachers and the students – reference to fluorescent lights usually causes students to look up at their overhead lights, and they make an immediate connection about behavior changes that can be included in their lives.

Additional outreach information is listed in the PI/P Section of this report.

THIS PAGE INTENTIONALLY LEFT BLANK

Would you eat it?

MER-CU-RY

A **poisonous** heavy silver-white metallic chemical obtained from the mineral cinnabar, used in:

- **Fluorescent light bulbs**
- **Thermostats**
- **Mercury Thermometers**
- **Batteries**
- **Cell Phones**
  Free disposal: www.recyclemycellphone.org

Protect the Bay from Contamination
Dispose of used products that contain mercury safely

Take it to Household Hazardous Waste

Schedule a free appointment: (408) 299-7300 or **(www.hhw.org)**

Mercury is a neurotoxin. **The FDA Advises** Pregnant Women, Women who may become pregnant, Nursing Mothers, and Young Children to reduce their exposure to mercury:

- Eat up to 12 ounces a week of fish & shellfish that are lower in mercury. Common choices are: Shrimp, Canned Light Tuna (not canned white albacore), Salmon, Pollock, & Catfish.
- Check local advisories on the safety of fish caught by family & friends in local lakes, rivers & coastal areas.

For easy disposal & safe use of mercury products, visit West Valley Clean Water Program at

www.cleancreeks.org

THIS PAGE INTENTIONALLY LEFT BLANK

WEST VALLEY
CLEAN WATER PROGRAM
CAMPBELL . LOS GATOS . MONTE SERENO . SARATOGA

Mercury & Watersheds

Home
About WVCWP
Contact Us
WV Watersheds
Stormwater Pollution
Take Action
Program Materials
Links
REPORT Illegal Discharges

Never throw Fluorescent Bulbs in the trash

Each year,
broken and landfilled
fluorescent bulbs
release enough mercury vapors
to contaminate a lake
the size of Lake Tahoe, CA.

Residents may bring bulbs to a Free Drop-Off at participating stores:

Ace Hardware - Los Gatos Blvd., Los Gatos, CA (408) 356-7103
Ace Hardware - 6469 Almaden Expwy, San Jose, CA (408) 997-1784

Don't Throw these Common Household Items In the Trash

- Batteries
- Thermometers (mercury)
- Thermostats
- Fluorescent Bulbs
- Cell phones

Take them to a local Household Hazardous Waste Collection Facility

Santa Clara Valley, CA

call (408) 299-7300 or visit www.hhw.org

Mercury is a neuro-toxin that is **used safely in fluorescent lightbulbs**, as long as the bulbs are disposed of properly after final use.

Recycle cell phones at Wireless Phone Stores

Nextel • Sprint • Verizon

Training Summary: Mercury

Training Description	Date	Attendees
Mercury Reduction Policy Training - Saratoga Speaker: WVCWP Program Manager **Topics:** ▪ Saratoga's Mercury Reduction Policy ▪ Saratoga's Mercury Recycling program ▪ Possible Fluorescent Light alternatives – proper handling of 'green-tipped' lights	**November 12, 2004**	**Saratoga (2)** Public Work Admin Analyst Facilities Maintenance Supervisor
WVCWP Monthly Meeting/Training Presenter: WVCWP Program Manager **Topics:** ▪ Reporting requirements for municipal mercury products ▪ Tracking specific quantities vs. showing what action is being taken for specific products ▪ Municipal programs for used battery collection ▪ Green-tip Fluorescent lights – low mercury, proper disposal ▪ Review Mercury TMDL ▪ Create employee awareness of Mercury Policy	**Nov. 16, 2004**	**WVCWP (2)** Program Assistant Stormwater Discharge Inspector **Campbell (2)** Environmental Program Manager Senior Civil Engineer **Los Gatos (1)** Senior Engineering Technician **WV Sanitation District (1)** Director of Engineering & Operations
Mercury Reduction Plan - Sacramento Regional Co San. Dist. Sponsor: CWEA Speaker: Vicki Frey, SRC Sanitation Dist. **Topics:** Mercury Offset Feasibility Study & Offset Options Sources of Mercury Public Education & Outreach	**Feb. 28, 2005**	**WVCWP (2)** Program Manager, Program Assistant

Training Summary: Mercury

Training Description	Date	Attendees
Beyond Dental BMPs Sponsor: CWEA Speakers: Stephanie Hughes, City of Palo Alto; Lewis Harrison, City of San Francisco	**March 1, 2005**	**WVCWP (1)** Program Manager

West Valley Communities
Santa Clara Valley Urban Runoff Pollution Prevention Program

FY 2004-2005 ANNUAL REPORT

COPPER ACTION PLAN/NICKEL ACTION PLAN

FY 2004-2005 Work Plan Self Evaluation Matrix

Activity	Source	FY04-05 Work Plan Tasks	FY 04-05 Accomplishments	Responsible Party
Vehicle Washing Operations	CB-1	Continue to distribute outreach materials on proper vehicle/equipment washing at Municipal counters/Post Offices/Libraries and public events, and post on WVCWP website.	WVCWP created a *Car Wash Kit flyer* to inform residents of the need to use the Kit for Car Wash fund-raisers. The flyer is posted at the City offices; it will be distributed to schools in FY05-06. The flyer incorporates information on the Municipal Code for Stormwater, and information on copper's affect on aquatic life. (see Copper Attachment A) A brochure on proper vehicle washing was distributed at car wash fundraisers by the Stormwater Discharge Inspector, in conjunction with instructing on use of the Car Wash Kit.	WVWCP staff
Vehicle Washing Operations	CB-1	Partner with Nova High School teacher & students to make presentations to Campbell, Los Gatos and Saratoga High School classes, topics will include car washing and proper draining of Pools & Spas.	This year, car washing, pool draining and copper issues were incorporated into WVCWP's Enviroscape presentations given to 5th graders at Foothill Elementary School and Rolling Hills Middle School. Appx. 150 students learned about sources of copper, copper's affect on aquatic life, draining pools to sanitary sewer outlets (photos of an outlet were shown) and proper car washing.	WVWCP staff
Vehicle Washing Operations	CB-1	Provide car wash kit & education to charity car wash organizers. Provide educational brochures/materials where applicable. Track and document occasions for use in Annual Report.	The WVCWP Inspector set up the Car Wash Kit at 4 Car Wash Fundraisers in the WVC in FY 04-05. He provided instruction on how to use it and explained the need to keep car wash water out of storm drains. <u>July 28, 2004 Muscular Dystrophy Adult Support Group fundraiser Car Wash</u> held at Ace Hardware in Los Gatos (bordering Campbell). Also:	WVWCP staff

West Valley Communities
Santa Clara Valley Urban Runoff Pollution Prevention Program

FY 2004-2005 ANNUAL REPORT

Activity	Source	FY04-05 Work Plan Tasks	FY 04-05 Accomplishments	Responsible Party
			Oct. 30, 2004 Student Exchange Program & Italian Club of LG High School fundraiser Car Wash held at Van Meter School, LG Blvd. 20 students participated; appx. 95 vehicles were washed. April 2005 – LG Union School Dist. Education Foundation - fundraiser Car Wash held at Van Meter Elem. School, LG. April 2005 – Girl Scout Troop 630 Los Gatos - fundraiser Car Wash held at Union 76 gas station at Blossom Hill Rd., LG. 50 copies each of "Cars Pollute Too" and "Washing Cars" were distributed during car wash events.	
Vehicle Washing Operations	CB-1	Submit data regarding vehicle washing outreach activities. Provide an effectiveness evaluation in Annual Reports.	The Stormwater Discharge Inspector distributes several vehicle washing pieces during pro-active inspections and in relation to any actual or suspected IC/ID incident. This means of outreach is very effective and the Inspector is able to answer questions and offer suggestions. See "Inspect Auto Businesses" below. WVCWP staff created a *Car Wash Kit* outreach flyer, including reference to each WVC's Municipal Code for Stormwater and information on copper's toxicity to aquatic life. The flyer is available at the respective municipal offices. 50 copies each of "Cars Pollute Too" and "Washing Cars" were distributed during car wash events. See "Evaluation" below.	WVWCP staff
Vehicle Washing Operations	CB-1	Require source control measures for Group 1 new development and redevelopment projects that will conduct vehicle/equipment washing and maintenance activities (consistent with	The WVC did not have any new Group 1 projects that would conduct vehicle/equipment washing and maintenance activities during FY 04-05.	WVCWP staff w/ Municipal Staff

West Valley Communities
Santa Clara Valley Urban Runoff Pollution Prevention Program

FY 2004-2005 ANNUAL REPORT

Activity	Source	FY04-05 Work Plan Tasks	FY 04-05 Accomplishments	Responsible Party
		Permit Provision C.3.k).		
Vehicle Washing	CB-1	Inspect auto businesses regarding car wash requirements, and prohibited storm drain discharge.	The WVCWP Inspector conducted 18 pro-active auto repair and vehicle facility shop inspections in Los Gatos (Monte Sereno and Saratoga have no auto service businesses). He distributed his fact sheet, providing information on wastewater capture systems to automotive facilities. The fact sheet was designed to provide small-scale automotive facilities (those that find installing a full-fledged wash rack cost prohibitive) with examples of inexpensive treatment technologies and distributor information. Problems at shops in previous years generally appear to have been corrected, due to Inspector's outreach efforts.	WVWCP ICID Inspector
Vehicle Washing Operations	CB-1	Maintain and inspect car wash systems for City vehicles at the corporation yard	Staff continue to follow the suggested practices and to ensure that the Corp Yard systems function correctly.	WVWCP ICID Inspector / Pub Works Supt
Vehicle Washing Operations	CB-1	Encourage municipal staff to attend SCVURPPP's "Mobile Cleaning Workshop".	Saratoga staff attended a BMP training at the Maintenance Supervisors Assn. meeting; Los Gatos staff received BMP training through WVCWP and a consultant in FY 04-05 (see Training Summary – Public Agency Activities). Monte Sereno does not have a Corp Yard or City vehicles.	WVWCP ICID Inspector / Pub Works Supt/ Bldg Maint Supvr
Industrial Copper Control	CB-3	Continue Industrial Inspection program, including NOI sites and other industrial sites such as plating and metal finishing facilities, vehicle service facilities, and other sites.	The WVC have an agreement with the SCC Fire District to conduct urban runoff inspections for machine shops and metal manufacturing facilities. 4 of these types of facilities are in Los Gatos and were inspected this year; there were no violations. ▪ 1 out of 1 Machine Shop ▪ 2 out of 2 Misc. Mfg	SCVC Fire Dept./ WV ICID Inspector

West Valley Communities
Santa Clara Valley Urban Runoff Pollution Prevention Program

FY 2004-2005 ANNUAL REPORT

Activity	Source	FY04-05 Work Plan Tasks	FY 04-05 Accomplishments	Responsible Party
			1 out of 1 Welding/Iron Monte Sereno and Saratoga have no industry which fall into these categories. See CB-1 "Inspect auto businesses" above for vehicle service facilities. See IND Section	
Reducing Traffic Congest'n Promoting Alternative Transport-ation	CB-6/7	Complete revision of and implement revised development site design standards related to transportation per Permit Provision C.3.j Encourage and promote better transportation-related design practices and alternative modes of transportation.	The WVC endorse and support Santa Clara Valley Transportation Authority's *Best Practice Principles* for integrating public transportation and land use[1]. Principles promote: designing for pedestrians i.e. public connection to paths and sidewalks and tree covered sidewalks which provide comfortable pedestrian spaces. Providing a diverse mix of land use and focusing growth around transit stops reduces the need for residents to drive.	WVCWP w/ Municipal Staff
Water-shed assessm't and protection	CB-8	Revise City's General Plan, as needed, at next scheduled update, based on recommendations from the *Development Policies Comparison Project* and Provision C.3.l.	Where practicable, recommendations from the *Development Policies Comparison Project* will be considered in the WVC's next General Plan revisions. Town of Los Gatos' next revision is scheduled for 2010. Monte Sereno is currently working on a General Plan revision. Saratoga is starting work on a General Plan revision.	Community Dev. Dir.
Water-shed assessm't and protection	CB-8	Continue to implement guidance from SCVURPPP on addressing water quality in the CEQA review process, as part of C.3.m. implementation.	The WVC have adopted the CEQA review guidance from SCVURPPP, as documented in the June 2004, *C.3 Stormwater Handbook*, to address water quality as part of the C.3.m implementation.	Municipal Staff

[1] *Community Design & Transportation: a Manual of Best Practices for Integrating Transportation and Land Use* (copyright 2003 Santa Clara Valley Transportation Authority)

West Valley Communities
Santa Clara Valley Urban Runoff Pollution Prevention Program

FY 2004-2005 ANNUAL REPORT

Activity	Source	FY04-05 Work Plan Tasks	FY 04-05 Accomplishments	Responsible Party
Water-shed assessm't and protection	CB-8	Participate in the Water Resources Protection Collaborative and implement any agreed upon guidelines and standards for watershed protection.	The WVC have staff attending the Collaborative on a regular basis (with the exception of Monte Sereno which has part-time staff in the City Engineering Dept.). All WVC provide data as requested by the Collaborative and are working to implement any guidelines which may be established.	Municipal Staff
Street sweeping & stormdrain O&M	CB-11	Continue following Program guidance regarding the collection and reporting of street sweeping data. Provide data in accordance with schedule for Annual Report.	WVC staff and contractors have worked closely with WVCWP to collect all necessary street sweeping data. Street Sweeping data was collected and was provided to the SCVURPPP at the end of FY 04-05 for all street sweeping activities. The Town of Los Gatos is currently placing a different employee in the street sweeping staff position; the City of Saratoga is working on the bidding process for a new contractor: all new staff will be trained on gathering the required data.	WVCWP staff w/ Municipal Staff
Street sweeping & stormdrain O&M	CB-11	Implement (as appropriate) identified improvements to current street sweeping and storm drain system O&M programs (within available budgets). Provide effectiveness evaluation in FY 04-05 Annual Report.	The street sweeping program is effective in that efficient, predictable routes are maintained, and sweeping days do not conflict with trash pickup days. Street sweeping information/schedules are available on WVC websites. Los Gatos is improving its street sweeping program with the purchase of new street sweeping equipment. A variety of street sweepers were tested in order to determine which could best handle the Town's requirements. Monte Sereno's street sweeping is handled by Los Gatos. Saratoga is undertaking a bidding process for a new street sweeping contractor and envisions a need to increase the budget in order to maintain the current level of service. Annual evaluation of maintenance for the WVC's storm drain system is conducted at the annual storm drain operations and maintenance supervisor's (superintendent's) meeting.	WVCWP staff w/ Municipal Staff

West Valley Communities
Santa Clara Valley Urban Runoff Pollution Prevention Program

FY 2004-2005 ANNUAL REPORT

Activity	Source	FY04-05 Work Plan Tasks	FY 04-05 Accomplishments	Responsible Party
			See Public Agency Activities – "Street Sweeping and Storm Drain O&M" Sections.	
Outreach on pool, spa maint'nce	CB-12	Continue to distribute outreach materials at local public events; brochures at agency department counters and public places; and placement on WVCWP website.	All municipal offices have the new Pool Draining brochure available for residents. Street maintenance staff in Los Gatos and Saratoga carry the Pool Draining brochure for distribution as needed. WVCWP is currently designing a "Copper" page for the web site which will include the Car Wash Kit flyer and the Pool brochure. The Town of Los Gatos' web site "Public Works page" includes 2 paragraphs of information on proper pool draining.	WVCWP staff w/ Municipal Staff
Outreach on pool, spa maint'nce	CB-12	Continue to distribute outreach materials and brochures as part of ICID WVC inspections.	See CB-1 "Submit data regarding vehicle washing outreach activities" above.	WV Inspector
Use of architect-ural copper	CB-21	Encourage limiting use of copper on roofs, in roof shingles, and for gutters.	WVCs discourage the use of architectural copper. The Town of Los Gatos requested, and received, a briefing paper from WVCWP on for Town Planning reference. The paper covered the history of copper issues in the South Bay, and current standards and recommendations. The Planning Commission refers to this when dealing with building project applicants. Monte Sereno: City staff discourages the use of architectural copper in the planning and design stages. If an applicant desires architectural copper, Planning & Engineering staff point out the water quality issues and suggest use of alternatives. The City of Saratoga does not allow the use of	Municipal staff

West Valley Communities
Santa Clara Valley Urban Runoff Pollution Prevention Program

FY 2004-2005 ANNUAL REPORT

Activity	Source	FY04-05 Work Plan Tasks	FY 04-05 Accomplishments	Responsible Party
			architectural copper in the planning and design stages. This is handled during the Conditions of Approval process.	
Nickel Action Plan Tasks				
Measures to control nickel discharge from construc-tion sites	NB-1	Continue to implement Construction Inspection Performance Standards (see Construction Inspection work plan section).	WVCWP and WVC staff rewrote the C.I. SOPs for the model Construction Inspection Performance Standards as part of all WVCs' URMP revision (submitted to the Regional Board in 9/04).	WVCWP staff w/ Municipal Staff l/ WVCWP ICID Inspector
Measures to control nickel discharge from construc-tion sites	NB-1	Training: Continue to have inspectors attend Regional Board/Program workshops on construction site management and learn latest erosion/sediment control techniques	On October 12th WVCWP's IC/ID Inspector and Program Manager attended the "Construction Site Planning & Management for Compliance with NPDES Requirements" workshop, and purchased the videos, "**Hold onto your Dirt**" and "**Keep it Clean**", to use in training sessions within each WVC. 2 Los Gatos staff and 2 Monte Sereno staff attended the Construction Site Planning & Management for Compliance with NPDES Requirements. During the previous year, 11 Saratoga staff members, including Building Inspectors, Plan Check Engineers and Planning staff, participated in an in-house training session featuring both videos. Saratoga has had turnover among most of its Building Inspection staff; new staff will be able to view the training videos during FY 05-06. See Training Summary –Construction Inspection, for details.	WVCWP staff w/ Municipal Staff / WVCWP ICID Inspector
Measures to control nickel discharge	NB-1	Training: Continue to attend Program sponsored or other workshops on post-development stormwater BMPs (C.3.)	In March 2005 WVCWP staff attended a variety of trainings at the CWEA Workshop; this information was provided to WVC Stormwater Reps at WVCWP meetings.	WVCWP staff w/ Municipal Staff / WVCWP ICID

West Valley Communities
Santa Clara Valley Urban Runoff Pollution Prevention Program

FY 2004-2005 ANNUAL REPORT

Activity	Source	FY04-05 Work Plan Tasks	FY 04-05 Accomplishments	Responsible Party
from construc-tion sites			In June 2005, staff attended "Conducting Stormwater Treatment BMP O&M Verification Inspections" Sponsored by SCVURPPP. 3 Los Gatos Engineering staff 2 Monte Sereno Building & Engineering staff 3 Saratoga Building Inspectors See Training Summary –New & Re-Development, for details.	Inspector

Copper/Nickel Action Plan Evaluation

Car Wash Outreach Evaluation:

The Car Wash Kit for car wash fundraising events has been a success; it was used at 4 events in FY 04-05 year and is estimated to have prevented runoff from several hundred cars. The WVCWP's newly-created Car Wash Kit flyer will be distributed through more avenues in FY 05-06, in an effort reach potential users and to reduce car wash event discharges.

The Car Wash Kit flyer was posted at municipal offices in spring 2005, but WVCWP has not yet received calls from any groups resulting from the flyer. All calls so far have been triggered by car wash information on the Town of Los Gatos Public Works web page. In Summer and Fall of FY 05-06, the flyer will be distributed to schools in WVC, in hopes of increasing public awareness of the Car Wash Kit. The flyer will also be posted on the WVCWP website.

Since car washes are sometimes held at gas stations and churches, some form of efficient outreach to these locations is also being discussed. The best approach might be to contact youth sports teams and scout groups, who may hold car washes but perhaps aren't affiliated with a school. In FY 04-05, WVCWP began assembling a *Scouts and Sports Team Contacts* list; in FY05-06, additional contacts will be added and staff will investigate means of distributing the flyer to the appropriate contact people.

Copper Outreach Evaluation:

The WVCWP will continue to provide outreach on car washing, vehicle maintenance, alternative transportation, and pool maintenance during in-class presentations and partnerships with teachers and students in local schools. WVCWP incorporated messages about activities that can prevent copper runoff as part of the 5th grade Enviroscape curriculum.

The WVCs continued their street sweeping programs and were able to collect accurate data for submittal for FY 04-05.

The WVCWP Inspector's Vehicle Shop Inspection Program continues to be a strong addition to efforts to reduce copper runoff from car washing. See IND

West Valley Communities
Santa Clara Valley Urban Runoff Pollution Prevention Program

FY 2004-2005 ANNUAL REPORT

Activity	Source	FY04-05 Work Plan Tasks	FY 04-05 Accomplishments	Responsible Party
Section.				
www.cleancreeks.org , offers a *Take Action* page which encourages people to:				
•Take cars to a commercial car wash (where the dirty water will flow to a Treatment Plant), or wash it on a non-paved surface.				
•Drain pools and spas into a sanitary sewer outlet, NEVER into a street				
•Drive less! Walk, ride a bike or a bus, or carpool.				
WVCWP is working on design of a "Copper" page for its website, featuring outreach pieces on residential car washing, use of the Car Wash Kit, and pool draining.				
The Town of Los Gatos web site features excellent outreach material on car washing and pool draining, along with general information on avoiding stormwater runoff pollution. The site's link to the WVCWP site and the WV Stormwater Inspector's e-mail allows LG residents to easily contact WVCWP concerning car wash fundraiser events. This has triggered implementation of the Car Wash Kit at 4 car washes in FY 04-05; use of the kit avoided runoff pollution from several hundred cars and allowed for education of numerous residents during the car wash activities.				

THIS PAGE INTENTIONALLY LEFT BLANK

Protect Our Creeks during your next

Car Wash

Fundraising Event

Anyone organizing a **Car Wash Event**
in Campbell, Los Gatos, Monte Sereno or Saratoga
is directed to borrow the **Free Car Wash Kit** from
West Valley Clean Water Program *(WVCWP)*

The *State Water Board* requires municipalities to prevent Car Wash Event runoff from flowing into Storm Drains.
(Saratoga Municipal Code 6-15.070)

All Car Wash Events should use the ***Car Wash Kit***, which keeps runoff out of Storm Drains.

To schedule pick-up & training on use of the Car Wash Kit,
e-mail WVCWP at: inspector@cleancreeks.org or phone 408-354-5385

- Copper is toxic to aquatic life - and it washes off of brake pads
- Oil, coolant & other pollutants are also carried in car wash runoff
- The Car Wash Kit drains runoff into the Sanitary Sewer lines, rather than into the Storm Drains (which flow untreated into our creeks)

THIS PAGE INTENTIONALLY LEFT BLANK

Training Summary: Copper

WVCWP Monthly Meeting/Training Presenter: WVCWP Program Manager **Topics:** ▪ Review Copper Work Plan Tasks & Activities ▪ Outreach – Car Wash Kit ▪ Importance of Mobile Surface Cleaning Training – video available through WVCWP ▪ Architectural copper – Cities/Town means of discouraging or prohibiting use	**Nov. 16, 2004**	**WVCWP (2)** Program Assistant Stormwater Discharge Inspector **Campbell (2)** Environmental Program Manager Senior Civil Engineer **Los Gatos (1)** Senior Engineering Technician **WV Sanitation District (1)** Director of Engineering & Operations
Copper Strategies – Brake Pads & Regional Applications Sponsor: CWEA Speakers: Sarah Connick, Sustainable Conservation; Richard Looker, SF Bay RWQCB **Topics:** ▪ Identifying Non-Point Copper Sources ▪ Brake Pad Pollutants Environmental Transport Studies ▪ Action Plan For Brake Pad Partnership ▪ Potential Outcomes	**March 1, 2005**	**WVCWP (2)** Program Manager, Program Assistant

THIS PAGE INTENTIONALLY LEFT BLANK

TRASH INVENTORY & MANAGEMENT

FY 2004-2005 Work Plan Self Evaluation Matrix

Source	04-05 Work Plan Activity	FY04-05 Work Plan Tasks	FY 04-05 Accomplishments	Responsible Party
Trash Work Plan	Strategy and Goals	Use Program guidance to develop a strategy to conduct trash evaluations in watersheds.	The WVCWP Manager and Inspector participated in the Program's Trash Ad Hoc Group and developed goals for the West Valley Communities, which the WVCs approved in FY 03-04. These goals include: • Prioritizing inspections for trash dumpster areas at local restaurants. See IND – Restaurant Inspection Program of each municipality's annual report. • Educate local businesses about the need for dumpster cleanliness and encourage BMPs • Evaluate trash condition of urban creeks through drive-by monitoring and when feasible, rapid trash assessments. • Educate local teachers, students and principals by featuring trash problems and solutions in our interactive school presentations. • Evaluating the progress made on goals in each Ann Rpt	WVCWP to coordinate, WV Stormwater Reps to provide municipal input and feedback
Trash Work Plan	Evaluations	Conduct trash evaluations in a subset of trash problem areas.	The WVCWP staff conducted the following KAB litter index assessments for the identified problem spots for each WV community during FY04-05. See attached reports for detail. For: • Campbell's thirteen (13) identified problem areas, 23 assessments were conducted. • Los Gatos' eight (8) identified problem areas, 12 assessments were conducted. • Monte Sereno's one (1) identified problem areas, 3 assessments were conducted. • Saratoga's four (4) identified problem areas, 6	WVCWP to sponsor events Municipality to identify problem areas

			assessments were conducted. The WVCWP also sponsored three (3) trash cleanup events, where citizen volunteers performed monitoring which is very similar to the Water Board's RTA method.	
Trash Work Plan	Identify Control Measures & Begin Implementation	Identify and begin implementation of trash control measures, as appropriate, to address trash problem areas within high priority areas	The West Valley Cities have successfully implemented all of the strategic trash goals listed in item 1 above.	Municipal Storm Reps to determine Strategic Goals and WVCWP to assist with implementation
Trash Work Plan	Report on Trash Mgmt Practices Implemented	Provide Program staff with information on trash management practices implemented, using standardized reporting format.	Program staff was provided with all trash assessment information for FY 04-05 except for the data that was collected as part of the WVCWP citizen participation program, *Creek Keepers*, mentioned below.	WVCWP Staff
FY01-02 Work Plan	Monitoring/Citizen Participation	Continue to promote citizen participation program to monitor trash in local creeks (element of *Creek Keeper's* Program).	Three public participation events were held in FY04-05 for trash cleanup and monitoring near local creeks. All three event sites were near schools so that WVCWP staff efforts would accomplish three things. 1) Trash monitoring 2) Creek area cleanup and 3) teaching students about a citizen's responsibility to keep trash out of our watersheds. The method used by volunteers at these events resembles the RTA method closely enough that it is possible to take individual trash assessment forms from the participants and put the data almost directly into the RTA forms. Lack of staff time prevented WVCWP from transferring all the data for FY04-05. However data was transferred to the RTA format for the site on Wildcat Creek. See the Program's Trash Activities report. Also see attached data sheets, and the press release for the Wildcat Creek event, and the front-page story from the Saratoga Community Newspaper (Silicon Valley Community Newspaper Group) 4-27-05.	WVCWP Staff

FY04-05 Work Plan, RWQCB comments	Training	Conduct PI/P training meetings on implementation of volunteer creek and school site clean ups. Evaluate effectiveness of volunteer trash monitoring and success of clean-up events	On July 16, 2004, the WVCWP Manager and the half-time Public Outreach Assistant attended the following workshop: Regional Board Trash Rapid Assessment Training Presenters: Water Board Staff for the session on the Rapid Trash Assessment method; (RTA); and SCVURPP Program Staff for the session on the Keep America Beautiful (KAB) method of assessment	WVCWP Staff

Trash Inventory & Management Evaluation

The West Valley Communities have made good progress on each of their strategic goals for trash reduction.

Prioritizing Dumpster Area Inspections & Educating local businesses

The WVCWP Inspector patrols the downtown areas of each community to look for signs of illegal dumping or debris from dumpsters (especially those with open lids) and providing educational chats as needed. Monte Sereno is the exception; being strictly residential, the City does not have many dumpsters. See the IND and ICID section of this report for details.

Evaluate the Trash Condition of Urban Creeks by conducting Drive-by Monitoring of Identified Problem Areas

WVCWP staff conducted *Keep America Beautiful Litter Index* method assessments at all identified problem areas in the West Valley Communities, for a total of 44 assessments. Some new potential problem areas were identified and other, like the *Los Gatos Creek Trail,* which is cleaned up monthly by a local group of University Women, will not remain on the list. Although it is very heavily traveled it is also constantly monitored by residents. WVCWP staff finds that once the patrolling or monitoring has become routine (especially using the simple KAB method) the task is relatively easy to accomplish. WVCWP staff is becoming more familiar with the local watersheds, which makes it easier to identify areas which present potential problems.

Conduct Educational Outreach to Students and Teachers in Local Schools

WVCWP staff will respond to every opportunity to partner with schools and teachers on educating the students. The WVCWP has been particularly successful, in FY 04-05 and F Y03-04 in recruiting student volunteers for creek cleanups and the task of creek monitoring. The WVCWP's own method of trash assessing is very similar to the RTA method except that it is simplified for young students and for the needs the West Valley area. Refer to the combined results of the trash monitoring at three volunteer events, attached. WVCWP events during FY 04-05 all took place in the San Tomas Aquino Watershed. This is partly because choosing a site and recruiting volunteers is time intensive, and it becomes easier as the site is established and volunteers are more familiar with the site and the routine procedures for the event. Sacred Heart School next to Wildcat Creek contacted WVCWP this year to see if staff would sponsor another creek cleanup event. In FY05-06 WVCWP staff will investigate other areas in the West Valley to try to establish an on-gong site in the Guadalupe Watershed (the other West Valley Watershed).

Saratoga Gardening Guerillas

A group of Saratoga Volunteers have been cleaning the streets and sidewalks of the City (sometimes on hands and knees) for the last year. See article attached.

Volunteers met with a hurdle when the Saratoga decided that the City would be liable for the safety of the citizens while they were working. This demonstrates the enthusiasm of the volunteers in West Valley Communities and the set backs that the WVCWP sometimes encounters in encouraging and accepting citizen volunteer services. See attached article (*Gardening Guerillas)* from the Silicon Valley Community Newspaper, *Saratoga News.* Having to walk this fine line is a part of any idea which involves citizens working on municipal property e.g., students applying storm drain stencils or participants in a creek cleanup (especially if volunteers intend to enter the creek to facilitate the cleanup) or even a participation in a holiday parade (public outreach). The WVCWP tries to take advantage of every public participation opportunity without leaving the Municipality vulnerable to potential liability issues.

Saratoga

Calabazas Creek							
ID #	**Date**	**Location of Trash Problem Areas**	**Assessment Tool**	**Score**	**Trash Sources**	**Evaluation Results**	**Comments**
SA01	6/14/2005	Calabazas Creek at intersection of Southern Pacific Railroad and Arroyo De Arguello (between Norada Court and Grenada Court)	KAB	1	Litter from pedestrians that blows onto rail road corridor.	Monitor one more time. Suggest taking off list since entire area is pristine.	Land owned by the Santa Clara Valley Water District, Southern Pacific Railroad Company and Pacific Gas and Electric Company. One empty, sport-sized water bottle was in the gutter. Otherwise, entire area was pristine. Monitor one more time. If no problem present, consider removing from list.
SA04	3/8/2005	Lawrence Expressway and Brook Glen	KAB	2	Litter (pedestrians-school)	This site is near a local high school and generates lots of trash. Continue to monitor.	Food wrappers and papers found in front of school.
SA04	3/23/2005	Lawrence Expressway and Brook Glen	KAB	2	Litter (pedestrians-school)	Possibly coordinate cleanup with school. Continue to monitor.	Food wrappers and papers found in front of school.

San Tomas Aquino Creek							
ID #	**Date**	**Location of Trash Problem Areas**	**Assessment Tool**	**Score**	**Trash Sources**	**Evaluation Results**	**Comments**
SA02	3/23/2005	Wildcat Creek from Fruitvale Avenue Bridge by City Hall Campus to back of Sacred Heart School Campus.	KAB	3	Litter (students eating lunch)	Contact school about possible creek cleanup event. Continue to monitor.	Debris from school lunches is blown into the surrounding creek area.
SA02	6/14/2005	Wildcat Creek from Fruitvale Avenue Bridge by City Hall Campus to back of Sacred Heart School Campus.	KAB	3	Litter (students eating lunch)	Plan and conduct creek cleanup event. Continue school educational awareness program and monitoring behind the school.	Debris from school lunches is blown into the surrounding creek area.
SA03	6/14/2005	Dumpster area behind three restaurants located on big basin way.	KAB	3	Trash accumulation	Perform frequent Inspections by West Valley IC/ID Inspector. Continue inspections and public education outreach.	Found a couple dumpster areas littered with restaurant trash surrounding garbage cans.

THIS PAGE INTENTIONALLY LEFT BLANK

San Tomas Aquino (Westmont)
September 18, 2004
Creek Monitoring Summary

Use tick marks in the Category that the trash belongs in (i.e. plastic bag goes in PLASTIC).
At the end of the cleanup, total the tallies, & write the **total** next to the heading.

PLASTIC	767
bags	
bottles	
buckets	
caps, lids	
milk jugs	
pieces	
rope	
6-pack holders	
toys	
STYROFOAM	71
cups, spoons, forks, straws	
egg cartons	
fast food containers	
meat trays	
pieces	
METAL	271
bottle caps	
cans	
pieces	
wire	
CIGARETTE BUTTS	80

PAPER	565
bags	
cardboard	
cartons	
cups	
newspaper	
pieces	
RUBBER	13
balloons	
gloves	
tires	
GLASS	256
bottles	
light bulbs	
WOOD	73
broken pieces	
pallets/large items	
CLOTH	39
clothing	
rugs	
OTHER	71

End of Day Totals

Estimate Length of creek section in miles, i.e. 1/10 mile, 1/8 mile: ¾ Mile

Number of bags of trash collected: 38

Weight of recyclable trash: 100

Weight of non-recyclable trash: 400

Fifty (50) Volunteer Participants

1. Describe the stretch of creek monitored using descriptors of boundaries such as landmarks or cross streets. San Tomas Aquino Creek near 4805 Westmont Ave. to McCoy (near San Tomas Aquino Rd) San Jose w/ Campbell address; Cleanup covered some of the school fields.
2. What types of trash were most commonly found? Paper, broken glass, plastic food waste,
3. List the most unusual items found. 30 ft. long metal pole and lawn chair, volleyball, golf ball, *Frisbee*, homework, sweater, milk jug, wire, rags, chair
4. Rate from one to five how dirty or clean the creek was, with one being pristine clean.

(Circle one) 1 2 3 4 5

THIS PAGE INTENTIONALLY LEFT BLANK

West Valley Press Release April 19, 2005 – Trash

From: Cheri Donnelly [mailto:cheri.westvalley@comcast.net]
Sent: Tuesday, April 19, 2005 1:38 PM
To:'ltoth@svcn.com'
Subject: Sacred Heart Students Clean a Creek April 20th

Hi Lisa,

Sacred Heart School children and a few parent volunteers will be cleaning Wildcat Creek, behind their school grounds on Wednesday afternoon (April 20) from 1 to 2:30 pm. They have a **permit from the SCV Water District** to open the normally locked gate and pick up debris that came to the creek from the school lunch/ field area, the streets, or from other yards.

We are beginning to see the spring weather and notice that trash has settled in the creeks. We first approached Sacred Heart's Principal two years ago to see if she would allow the West Valley Clean Water Program staff to enter the creek area behind the school and pick up the trash that volunteers couldn't get to on National River (Creek) Clean up Day.

The Principal not only invited us onto the property but allowed us to hold a watershed assembly at the school to encourage the students to volunteer for the cleanup event. We were surprised when 80 students and parents turned out for the creek protection event. The principal confided to us that in preparation for Clean Water staff's visit to their school, the students combed the school grounds for trash a few days prior to the creek cleanup event.

School grounds and their surrounding areas are well known among creek and Bay environmentalists as a major source of beverage-container and food-wrapper trash. All of which ends up in our local creeks, streams and finally the Bay. We might look around the West Valley and say we don't have a trash problem but all our upstream food and beverage debris is carried by heavy rains to an unmanageable buildup of trash that is choking creeks in downstream areas.

This year the school called us to request that we help them sponsor another cleanup event. We are delighted to provide the gloves and trash bags and guidelines to keep this a safe event. The SCV Water District staff came out and cleared a path to prevent the students from coming into contact with poison oak. After the event the Water District will haul away the bags of collected trash.

We have cute photos of the previous event if you are interested. The student volunteers are from grades K-8. About 45 students have signed up thus far. I wish every school would celebrate Earth Day this way.

Best Regards,

Cheri Donnelly, Program Manager

West Valley Clean Water Program
Representing Campbell, Los Gatos, Monte Sereno and Saratoga
18041 Saratoga-Los Gatos Road
Monte Sereno, CA 95030
408-354-4734

THIS PAGE INTENTIONALLY LEFT BLANK

Wildcat Creek (Sacred Heart)
April 20, 2005
Creek Monitoring Summary

Use tick marks in the Category that the trash belongs in (i.e. plastic bag goes in PLASTIC).
At the end of the cleanup, total the tallies, & write the **total** next to the heading.

PLASTIC	817
bags	
bottles	
buckets	
caps, lids	
milk jugs	
pieces	
rope	
6-pack holders	
toys	
STYROFOAM	49
cups, spoons, forks, straws	
egg cartons	
fast food containers	
meat trays	
pieces	
METAL	46
bottle caps	
cans	
pieces	
wire	
CIGARETTE BUTTS	-

PAPER	96
bags	
cardboard	
cartons	
cups	
newspaper	
pieces	
RUBBER	2
balloons	
gloves	
tires	
GLASS	23
bottles	
light bulbs	
WOOD	12
broken pieces	
pallets/large items	
CLOTH	4
clothing	
rugs	
OTHER	90

End of Day Totals

Estimate Length of creek section in miles, i.e. 1/10 mile, 1/8 mile: 1/8 Mile

Number of bags of trash collected: 12

Weight of recyclable trash: 5 bags

Weight of non-recyclable trash: 7 bags

Approximately 60 Student and 5 Parent Volunteers Participated

1. Describe the stretch of creek monitored using descriptors of boundaries such as landmarks or cross streets. Back of school grounds to Fruitvale Ave. Along Wildcat Creek between 2 points: Saratoga Ave at SH School and 1/8 mile northwest of intersection at Fruitvale and Allendale in Saratoga.
2. What types of trash were most commonly found? Snack & food wrappers & soda cans, plastic bottles
3. List the most unusual items found. A long metal pole
4. Rate from one to five how dirty or clean the creek was, with one being pristine clean.

(Circle one) 1 2 3 4 5

THIS PAGE INTENTIONALLY LEFT BLANK

SARATOGA NEWS

April 27, 2005 Saratoga, California *Since 1955*

Education

Sacred Heart School seventh-graders Lynn Vo (left) and Lucija Stimach participate in a Wildcat Creek cleanup day on April 20 behind the school grounds.

Students doing something about litter

By Lisa Toth

Students at Sacred Heart School may be litterbugs, but they're doing something about it.

More than 65 students in grades four to eight volunteered to clean up Wildcat Creek, which runs behind the Saratoga school's grounds. They were permitted by the Santa Clara Valley Water District to open a normally locked gate to gain access to the creek and they worked for more than two hours on April 20.

The zealous students, parent volunteers and representatives from the sponsoring organization, West Valley Clean Water Program, picked up debris that had been blown into the creek from the school lunch area, streets and school yard. The garbage had been carried into the creek by winter rain storms.

"It's gross," said seventh-grader Elizabeth Carte, picking up trash near the fence line of

the school property. "This shows you how the trash grows. One little piece from everyone becomes a big amount."

Armed with clipboards and pencils, students tracked each piece of trash they picked up, such as random bolts and screws or more common potato chip bags, candy wrappers and beverage containers.

The creek monitoring trash activity will help water program officials determine where the majority of the trash comes from and what behaviors are contributing to the trash. The students were also given gloves, bags for recyclable items and long-handled grippers to pick up hard-to-reach rubbish.

Parent volunteer Georgia Ellenikiotis, the school's Christian service commissioner, said the students received two community service hours for the activity. Each grade level is required to complete a different amount of community service, which includes activities such as playing bingo with senior citizens, assisting at homeless shelters or organizing food drives. Even though the creek cleanup was optional, Ellenikiotis said she was pleased the event had a high turnout. This was the school's third year participating in the creek cleanup event.

"It's fun to be cleaning up with all your friends," said Marianne Gera, a seventh-grader who also serves as the safety and ecology commission officer for the school. "It's helping the environment instead of trashing it."

Before beginning the trash cleaning expedition, students were instructed by Cheri Donnelly, West Valley Clean Water Program's manager, about safety rules, how to avoid poison oak and how to not disrupt the creek's natural habitat. She also showed students photographs of concentrated levels of garbage that can accumulate farther downstream if not prevented or remedied through volunteer cleanup efforts.

Wildcat Creek flows into the San Tomas Aquino Creek and then into Moffet Channel. From there, the water travels through Guadalupe Slough before entering the lower San Francisco Bay, according to Donnelly.

"It's an eye opener for these kids to realize what comes from their own backyard--plastic straws, food wrappers, chip bags, snack bags, bottle caps, water bottles," Ellenikiotis said.

Before the students were allowed to go through the locked gate and head down the steel embankment to access the creek, they had to comb the grounds and collect all the trash that had piled up along the fence line. Kathy Ottenberg, an assistant with the water program, said she hoped the students would take away a sense of responsibility and awareness about not littering in Saratoga.

"We're all partners of the larger community, and our actions and caring about the creek do make a difference," she said. "The creek is part of their campus, but they probably

don't notice it on a daily basis."

Marianne pointed out that much of the trash on the school campus and in the creek was the result of carelessness. She added that the school has implemented a recycling program in the classrooms, and classes are also required to periodically clean up the school yard. Sacred Heart students have been studying topics in their science classes like erosion, pollution and how animals can be affected by trash. In addition, the creek cleanup day also tied into national river cleanup day coming up on May 21 and fell close to Earth Day on April 22.

Donnelly also stressed the importance of the creek cleanup as a savings for taxpayers. In the Los Angeles area, a severe trash problem has resulted in the need for costly filters and trash inserts in storm drain pipes to catch the trash before it can run downstream, she said.

While Santa Clara County isn't listed as having an impaired trash problem and isn't being required to use such filters, representatives like Donnelly are preparing for the possibility of it occurring. The county must adhere to Clean Water Act standards.

"School grounds and their surrounding areas are well-known among creek and Bay environmentalists as a major source of beverage container and food wrapper trash, which ends up in our local creeks, streams and finally the Bay," Donnelly said. "We might look around the West Valley and say we don't have a trash problem, but all of our upstream food and beverage debris is carried by heavy rains to an unmanageable buildup of trash that is choking creeks in downstream areas."

Donnelly added she wished everyone would celebrate Earth Day like Sacred Heart students--by not being litterbugs.

Copyright © **SVCN**, LLC.

THIS PAGE INTENTIONALLY LEFT BLANK

San Tomas Aquino (Westmont)
5/21/05
Creek Monitoring Summary

Use tick marks in the Category that the trash belongs in (i.e. plastic bag goes in PLASTIC).
At the end of the cleanup, total the tallies, & write the **total** next to the heading.

PLASTIC	334
bags	
bottles	
buckets	
caps, lids	
milk jugs	
pieces	
rope	
6-pack holders	
toys	
STYROFOAM	202
cups, spoons, forks, straws	
egg cartons	
fast food containers	
meat trays	
pieces	
METAL	118
bottle caps	
cans	
pieces	
wire	
CIGARETTE BUTTS	50

PAPER	81
bags	
cardboard	
cartons	
cups	
newspaper	
pieces	
RUBBER	5
balloons	
gloves	
tires	
GLASS	60
bottles	
light bulbs	
WOOD	11
broken pieces	
pallets/large items	
CLOTH	13
clothing	
rugs	
OTHER	27

End of Day Totals

Estimate Length of creek section in miles, i.e. 1/10 mile, 1/8 mile: ¾ Mile

Number of bags of trash collected: 7

Weight of recyclable trash: 14 lbs

Weight of non-recyclable trash: 92 lbs

Seven (7) Volunteer Participants

1. Describe the stretch of creek monitored using descriptors of boundaries such as landmarks or cross streets. San Tomas Aquino Creek near 4805 Westmont Ave. to McCoy (near San Tomas Aquino Rd) San Jose w/ Campbell address; Cleanup covered some of the school fields.
2. Types of trash most commonly found? Aluminum & plastic food wrap & bevg cans/ bottles
3. List the most unusual items found. 2 iron items (12 lbs), carpet, realtor's sign, make-up
4. Rate from one to five how dirty or clean the creek was, with one being pristine clean.

(Circle one) 1 2 3 4 5

THIS PAGE INTENTIONALLY LEFT BLANK

SARATOGA NEWS

April 6, 2005 Saratoga, California *Since 1955*

News

Gardening Guerillas do their work in jungles of downtown Saratoga

By Kaustuv Basu

They call themselves the Gardening Guerillas. And it's the mission of these guerillas to clean the sidewalks of downtown Saratoga, get rid of weeds, plant flowers and make the area more attractive to visitors.

Leading the group is Jill Hunter, planning commissioner and president of the Saratoga Business Development Council, recently renamed the Saratoga Village Development Council.

Hunter and her team meet at a downtown coffee shop once a week.

On the rain-drenched morning of March 29, only a handful of people showed up at the International Coffee Exchange for the weekly meeting.

"This is only the beginning. The rain has kept people away," said Hunter.

She hopes that as news about the group spreads, more and more people will sign up.

"Some people have told me that they do not like our name. We might call ourselves the Saratoga Gardeners," Hunter said.

Armed with some improvised garden shears, Hunter and Dr. John Marian of Big Basin Chiropractic walked around, talking to business owners and pulling overgrown weeds and plants from flowerbeds near the sidewalk. They were

joined by Dorothy, Marian's mother.

In a few weeks, the guerillas will be wearing matching aprons as they walk about downtown Saratoga. Other plans include decorating some of the Village alleyways with arches. "We might buy some overhanging flower-pots," Hunter said.

Hunter has ambitious plans for the Village. "It's easy to criticize the city or knock the Village. My first priority is to have no negativity," she said.

Barely an hour before the meeting at the International Coffee Exchange, Hunter had presided over the meeting of the Saratoga Business Development Council, at which the group decided to rename itself the Saratoga Village Development Council and concentrate on business development in downtown Saratoga.

At the meeting, Hunter said that the group would soon request the city to put up a sign near Highway 85 that indicated a historic downtown with shops and restaurants in the vicinity.

Bill Cooper of the Bella Saratoga restaurant said that he hopes to have some of the faded American flags removed from the Village and replace them with spring flags.

"I know that the city has spring flags available," he said.

Cooper is working with other Village merchants so that they can ask the city to fund the Village shuttle program again. The program started last year and took concert-goers from the Village to Montalvo for free for those dining at a city restaurant or staying at a Village hotel.

For more information on the Gardening Guerillas, call Jill Hunter at 408.741.1213.

Copyright © **SVCN**, LLC.

SARATOGA NEWS

April 27, 2005 Saratoga, California *Since 1955*

News

Gardeners cleaning up Village, but city council has concerns

By Kaustuv Basu

The Saratoga Gardeners, a group of volunteers who have been gathering in the Village every week to clean sidewalks and plant flowers, have run into a hurdle.

At its meeting on April 20, the Saratoga City Council asked Jill Hunter to register her group of volunteers with the city or ask the Saratoga Chamber of Commerce for help.

Hunter is the chairwoman of the Saratoga Village Development Council and also serves on the city's planning commission.

"We're asking them to do this because of liability issues," said Mayor Kathleen King.

King also said since the Village sidewalks are owned by Caltrans, they might also decide to ask for some liability insurance.

"We love what you are doing in the Village. But SVDC is like an unincorporated club. It is a legal non-entity. And all of you are working on public property," said Vice Mayor Norman Kline.

Kline said it would not be advisable for the Saratoga Gardeners to hang flower pots from poles or work on alleyways until some kind of liability insurance was guaranteed.

Councilwoman Ann Waltonsmith suggested that the Saratoga Gardeners try to find common cause with the Chamber. "It might be too cumbersome to work with the city," she said.

After the meeting, Hunter said that she will try to work out an amicable solution that will please everyone.

"We are getting some momentum," she said.

Hunter said almost 20 volunteers have attended the meetings, held every Tuesday morning at the International Coffee Exchange in downtown Saratoga.

"A lady from Beijing who was visiting Saratoga donated $100 to us when she saw us on our hands and knees cleaning the Village sidewalks," Hunter said.

She asked the council if it would be possible to install a sign near the Saratoga Avenue exit of Highway 85 that indicated the presence of a historic downtown in the area.

At the meeting, Hunter also said turning on the sprinklers and watering spigots in the Village would help the new shrubs and plants. The sprinklers in the Village have not been used for many years.

John Cherbone, the city's public works director, said some of the sprinkler nozzles might need some upgrading. "They should work. We can fund it as long as the cost is below $5,000," he said.

In other city business, the council directed staff to review the parking standards downtown.

"We have very strict parking rules in the Village. We need to loosen them up," Kline said.

Kline, who with King is part of the Village ad-hoc committee, said relaxing parking requirements might stimulate more business activity in the downtown.

Businesses on Big Basin Way have to buy parking spaces depending on their gross floor areas. For example, restaurants are required to buy one space for each 75 square feet of gross floor area.

Lori Tinfow, assistant city manager, said that the matter would come up for a public hearing soon.

City volunteers were honored at the April 20 council meetings as part of the Saratoga Volunteer Appreciation Week. More than 127 residents volunteered for the city between July 2004 and April 2005 and worked a total of 5,118 hours.

Copyright © SVCN, LLC.

Training Summary: Trash Management

Training Description	Date	Attendees
Regional Board Trash Rapid Assessment Training Presenters: Water Board Staff for the RTA session; SCVURPP Program Staff for the KAB session **Topics:** ▪ Participants conducted in-the -field Rapid Trash Assessments (RTA) using standard RTA assessment forms. ▪ Instructions and a video on how to use the Keep America Beautiful (KAB) trash site monitoring method.	**July 16, 2004**	**WVCWP (2)** Program Manager Public Outreach Specialist
WVCWP Monthly Meeting/Training Presenter: WVCWP Program Manager **Topics:** ▪ Factors in determining a Trash "Problem Area" ▪ How Rapid Trash Assessments will be handled ▪ Number of times / year appropriate to do assessment	**Nov. 16, 2004**	**WVCWP (2)** Program Assistant Stormwater Discharge Inspector **Campbell (2)** Environmental Program Manager Senior Civil Engineer **Los Gatos (1)** Senior Engineering Technician **WV Sanitation District (1)** Director of Engineering & Operations

Training Summary: Trash Management

Training Description	Date	Attendees
Trash TMDL Implementation Plan Sponsor: CWEA Speaker: Shahram Kharaghani, City of Los Angeles **Topics:** ▪ City of LA Trash TMDL ▪ Options For Implementation: Structural vs. Institutional ▪ Projected Costs For Options ▪ Solution Which Is Being Implemented ▪ Importance Of Outreach & Prevention	**Feb. 28, 2005**	**WVCWP (2)** Program Manager, Program Assistant
WVCWP Monthly Meeting/Training Presenter: WVCWP Program Manager **Topics:** ▪ Trash Rapid Assessment Forms ▪ Review Identified Problem Areas ▪ Discuss proposed TRA responsible staff ▪ Info On City Of LA Trash TMDL Status, And LA's Report On Options For Trash Control	**March 8, 2005**	**WVCWP (2)** Program Assistant Stormwater Discharge Inspector **Campbell (1)** Senior Civil Engineer **Los Gatos (1)** Senior Engineering Technician **Saratoga (1)** Associate Engineer

West Valley Communities

Santa Clara Valley Urban Runoff Pollution Prevention Program

FY 2004-2005 ANNUAL REPORT

FY 2004-2005 Work Plan Self Evaluation Matrix

Watershed Management

Source	04-05 Work Plan Activity	FY04-05 Work Plan Tasks	FY 04-05 Accomplishments	Responsible Party
NPDES Permit	South Bay Watershed Management Initiative	Support and participate in development of Core Group activities and the WMI Watershed Action Plan[1]. See SCVURPPP work plan for detailed activities.	The West Valley Communities supports and participates in the WMI through the SCVURPP Program	WVCWP coordinate with SCVURPPP
	Additional Staff Training	Attend staff training on monitoring for NPS pollutants	Feb. 28, 2005 – WVCWP staff attended CA Water Environment Association (CWEA) Conference presentation on Fecal Indicator Bacteria: A Tiered Approach to Source Tracking Speaker: Ali Boehm, Stanford University Topic: Successful & Unsuccessful methods of tracking non-point source pollutants	**WVCWP** Program Manager, Program Assistant

Permit Reapplication

NPDES Permit	NPDES Permit Reapplication and URMP Revision & Submittal	Submit a compilation of all annual Urban Runoff Management Plan revisions, in addition to annual URM Plan revisions. This submittal shall serve as part of the reapplication for the next Permit.	The West Valley Communities submitted their complete, revised/ updated URMPs in Sept 2004.	WVCWP staff to update URMP Municipal staff to assist by providing info on internal procedures and practices

[1] On behalf of the City of Campbell, SCVURPPP is signatory to the WMI and participates in the Core Group and subgroups.

West Valley Communities

Santa Clara Valley Urban Runoff Pollution Prevention Program

FY 2004-2005 ANNUAL REPORT

NPDES Permit Provision C.14	Permit Reapplication Process	1) Track progress of NPDES Permit reapplication, due February 2005, via briefings to the Management Committee. 2) Participate in permit negotiations, as appropriate.	1) WVCs also approved and signed the Program MOA prior to submittal the Program's NPDES Permit reapplication (February 2005). 2) During 04-05 the WVCWP Manager attended several trainings and meetings related to the proposed Regional Permit, which is now in the process of being developed.	WVCWP Manager to track progress and implement action items via MC and other Program mtgs Municipal staff to assist at municipal level via tasks conveyed at WVCWP training meetings.

Training Summary: NPDES Permit Re-application

Training Description	Date	Attendees
Upcoming Activities, Priorities & Fate of the RWQCBs Sponsor: CWEA Speaker: Bruce Wolfe, SF Bay RWQCB	**Feb. 28, 2005**	**WVCWP (1)** Program Manager
Future Issues in Managing Bay-Delta Water Quality Sponsor: CWEA Speaker: Sam Luoma, USGS	**Feb. 28, 2005**	**WVCWP (2)** Program Manager, Program Assistant
Environmental Advocate's Perspective Sponsor: CWEA Speaker: Michael Lozeau, Attorney	**Feb. 28, 2005**	**WVCWP (2)** Program Manager, Program Assistant
Learning from the Past, Restoring for the Future Sponsor: CWEA Speaker: Steve Ritchie, S Bay Salt Pond Restoration	**Feb. 28, 2005**	**WVCWP (2)** Program Manager, Program Assistant
Progress of the Monterey Bay Area Stormwater Joint Permit Sponsor: CWEA Speaker: Jennifer Gonzalez, City of Monterey; Jennifer Bitting, Central Coast RWQCB	**March 1, 2005**	**WVCWP (1)** Program Assistant
Chloride Source Control in the Santa Clarita Valley Sponsor: CWEA Speaker: Ann Heil, LA County Sanitation Districts	**March 1, 2005**	**WVCWP (1)** Program Manager
Water Softener Controversy in Fillmore Sponsor: CWEA	**March 1, 2005**	**WVCWP (1)** Program Manager

Training Summary: NPDES Permit Re-application

Training Description	Date	Attendees
Speaker: Bert Rapp, City of Fillmore		
Standardizing Municipal Stormwater Permit Provisions in the SF Bay Area Sponsor: CWEA Speaker: Will Bruhns, SF Bay RWQCB; Geoff Brosseau, BASMA	**March 1, 2005**	**WVCWP (2)** Program Manager, Program Assistant
Role of EPA Region 9 in Calif.'s Stormwater Program Sponsor: CWEA Speaker: Kathi Moore, U.S. EPA Region 9	**March 2, 2005**	**WVCWP (2)** Program Manager, Program Assistant
Case Studies of Successful MS4 Programs, Updates on MS4 Audits Sponsor: CWEA Speaker: Jeremy Johnstone, John Tinger, U.S. EPA Region 9	**March 2, 2005**	**WVCWP (2)** Program Manager, Program Assistant
How the Stormwater & Wetlands Programs Work Together Sponsor: CWEA Speaker: Ellen Blake, U.S. EPA Region 9	**March 2, 2005**	**WVCWP (1)** Program Manager **Campbell (1)** Senior Civil Engineer

Training Summary: NPDES Permit Re-application

Training Description	Date	Attendees
WVCWP Monthly Meeting/Training Presenter: WVCWP Program Manager **Topics:** ▪ Review "Tentative Order" ▪ Review Attachment A "Proposed Key Provisions"	**June 28, 2005**	**WVCWP (2)** Program Assistant Stormwater Discharge Inspector **Campbell (1)** Senior Civil Engineer **Los Gatos (1)** Senior Engineering Technician **Saratoga (1)** PW Admin Analyst

THIS PAGE INTENTIONALLY LEFT BLANK

City of Sunnyvale
Urban Runoff Pollution Prevention Program

FY 04-05
Annual Report

Table of Contents

Attachment A Certification Statement

Attachment B IC/ID Elimination Activities

C Attachment C Industrial/Commercial Discharger Control Program

D Attachment D Public Streets and Roads; Rural Public Works; Storm Drain; Water Utility O & M

E Attachment E New Development Planning Procedures

F Attachment F Construction Inspection

G Attachment G Public Information and Participation

H Attachment H Pesticide Management Activities

I Attachment I Mercury Pollution Prevention Activities

J Attachment J Copper Action Plan/Nickel Action Plan

K Attachment K Trash Inventory Management

L Attachment L Water Quality Monitoring

M Attachment M Staff Training Summary Table

Attachment N Watershed Management Activities

Attachment O PCB Plan Development Activities

P Attachment P Sediment Impairment Studies Activities

Q

R

S

T

U

V

W

X

Y

Z

AVERY

Acronyms and Abbreviations Used – FY O4-05 Annual Report

AC	Acres
BASMAA	Bay Area Storm Water Management Agencies Association
BMP	Best Management Practice(s)
CAP	Copper Action Plan
CDD	Community Development Department
CEQA	California Environmental Quality Act
CESQG	Conditionally Exempt Small Quantity Generator
CEU	Continuing Education Unit
CI	Constuction Inspection
CIP	Capital Improvement Project
COA	Condition of Approval
COS	Communications and Outreach Subgroup (WMI)
DSP	Downtown Specific Plan
Env. Spec.	Environmental Specialist
EOA	Eisenberg, Olivieri, and Associates
EPP policy	Environmentally Preferable Procurement policy
FS	Field Services
FY	Fiscal Year
GIS	Geographic Information Systems
Hg	Mercury
HHW	Household Hazardous Waste
HMP	Hydromodification Management Plan
HW policy	Hazardous Waste policy
ICD	Industrial Commercial Discharge
ICID	Illegal Connection, Illicit Discharge
IPM	Integrated Pest Management
KAB	Keep America Beautiful
Lab/Pretreat. Mgr	Laboratory/Pretreatment Manager
LUS	Land Use Subgroup (WMI)
LUTE	Land Use and Transportation Element (General Plan)
MEP	Maximum Extent Practicable
Mnt. Sup.	Maintenance Supervisor
MPW	Minimum Paved Width
NAP	Nickel Action Plan
NPDES	National Pollutant Discharge Elimination System
O & M	Operation & Maintenance
OP pesticides	Organo-Phosphage pesticides
OWOW	Our Water Our World (campaign)
PCB	Poly-Chlorinated Biphenyl
PI/P	Public Information and Participation
PSA	Public Service Announcement
PW	Public Works
ROW	Right of Way
RWQCB	Regional Water Quality Control Board
s.f. or sq. ft.	square feet
SCBWMI or WMI	Santa Clara Basin Watershed Management Initiative
SCVURPPP	Santa Clara Valley Urban Runoff Pollution Prevention Program
SCVWD	Santa Clara Valley Water District

Acronyms and Abbreviations Used – FY O4-05 Annual Report (Continued)

SMC	Sunnyvale Municipal Code
SOP	Standard Operating Procedure
SPAG	Stewardship Planning Advisory Group (WMI)
SV	Sunnyvale
SWID	Stormwater Infiltration Device
SWMP	Stormwater Management Plan
SWPPP	Stormwater Pollution Prevention Plan
URMP	Urban Runoff Management Plan
WAG	Wetlands Advisory Group (WMI)
WAMS	Watershed Assessment and Monitoring Subgroup (WMI)
WEO	Watershed Education and Outreach
wkplan	workplan
WUPPP	Water Utility Pollution Prevention Plan

City of Sunnyvale

FY 04- 05 Annual Report

Attachment A

Certification Statement

City of Sunnyvale
FY 2004-2005 ANNUAL REPORT
ATTACHMENT A

Certification Statement

"I certify, under penalty of law, that this document and all attachments were prepared under my direction or supervision in accordance with a system designed to ensure that qualified personnel properly gather and evaluate the information submitted. Based on my inquiry of the person or persons who manage the system, or those persons directly responsible for gathering the information, the information submitted, is, to the best of my knowledge and belief, true, accurate, and complete. I am aware that there are significant penalties for submitting false information, including the possibility of fine and imprisonment for knowing violations."

Signature by Duly Authorized Representative:

Marvin A. Rose 8/23/05

Marvin A. Rose — Date
Director of Public Works

City of Sunnyvale

FY 04- 05 Annual Report

Attachment B

IC/ID Elimination Activities

Santa Clara Valley Urban Runoff Pollution Prevention Program
Attachment B
FY 2004-2005 Annual Report
Municipality: Sunnyvale

1) Self Evaluation Matrix

P.S. Id.	Activity	CI Item Source[1]	FY 04-05 Tasks	Status / Comments	Due Date (mo/yr)	Responsible Party
	Illicit Connection & Illegal Dumping Elimination Activities					
	Effectiveness Evaluation of Enhanced Illicit Connection/Illegal Discharge (ICID) Reporting	Permit Prov. c.6.a.ii	Evaluate results recorded on the IC/ID standard reporting form for Type of Incident and Source of Incident. Use this information to identify new or improve current public outreach efforts in problem areas that are identified. Continue to collect data for enhanced IC/ID reporting. Report results in the Annual Report.	The Pretreatment Program continues to review IC/ID reports on a monthly basis during staff tailgate meetings. The reports are reviewed to discuss trends and identify areas that will require public outreach or enforcement. • IC/ID reports identified "sanitary spills" as a problem area, with increased incidences for the year 04/05. The increase of incidences is attributed to more education and outreach to the City Sewer Department, resulting in enhanced reporting of blockages and overflows to the Pretreatment Program. • The Pretreatment Program is working on a Sanitary Sewer Overflow (SSO) project to identify high density residential areas to target public outreach regarding grease disposal BMPs. •The SSO program is also working closely with the Fats / Oil / and Grease Program, which will target restaurants more so than residential for enforcement and outreach. • The program continues to receive calls regarding pool and spa discharges, more calls are regarding questions on how to	Annually Report 09/05	Dave Grabiec, Laboratory/Pretreatment Mgr.

[1] Place where continuous improvement item is identified: e.g. Urban Runoff Management Plan (URMP); **WP 04-05** (last year's Sunnyvale work plan); **Permit Provision** from Order No. 01-024 and Revised Order No. 01-119; Program Work Plan (**PWP**) task number submitted to the Regional Board and identified for inclusion into co-permitees in work plans; or **Program** (task approved by the Management Committee for all co-permittees). The **P.S. Id.** column refers to the specific performance standard in the Sunnyvale URMP.

Santa Clara Valley Urban Runoff Pollution Prevention Program
Attachment B
FY 2004-2005 Annual Report
Municipality: Sunnyvale

P.S. Id.	Activity	CI Item Source[1]	FY 04-05 Tasks	Status / Comments	Due Date (mo/yr)	Responsible Party
				drain pools properly than calls reporting illegal discharges. • IC/ID reporting also has identified construction site discharges of un-hardened concrete as increased incidents. This increase in calls can be attributed to an increased public awareness due to an article in the citywide Quarterly Newsletter regarding proper handling of construction waste.		
ICID-3a	Annual Training	URMP	Continue annual training for staff regarding IC/ID storm water inspection procedures, enhanced reporting requirements for ICID incidents, effectiveness evaluation and public outreach.	• The Pretreatment Program supervisors continue to review IC/ID reports on a monthly basis to identify training needs for staff on inspection reports, and database effectiveness. For the reporting year 04/05, Pretreatment Program staff have made improvements to the IC/ID database and created a streamlined process involving support services and data entry and storage, to track IC/ID reports. • A new database has been created to track sanitary sewer blockages and overflows. The database collects information such as date and location of blockage, and what caused the blockage. The Pretreatment Program hopes to see a decrease in the amount of blockages and overflows as outreach and enforcement become more effective. • See Attachment M for other staff training received	Annually Report 09/05	Dave Grabiec, Laboratory/Pretreatment Mgr.

P.S. Id.	Activity	CI Item Source	FY 04-05 Tasks	Status / Comments	Due Date (mo/yr)	Responsible Party
ICID-3.b	Restaurant IC/ID Reporting	URMP	Continue to study the effectiveness of Restaurant BMP materials. Note problem practices observed. Follow up with appropriate changes to educational materials and/or enforcement actions, as needed.	During the reporting year 04/05 staff noted that restaurant managers and staff were responding positively to the latest BMPs provided in Spanish, and Chinese. Restaurant personnel indicated that having more languages would benefit a greater target audience, and the Pretreatment Program is currently looking into obtaining Restaurant BMPs in Indian, Tagalog, Japanese, Korean, and Vietnamese. The number of IC/ID's at food service facilities has decreased during the latest reporting year. The Pretreatment Program attributes this to an increased awareness of the BMPs due to training and increased inspection frequencies.	Annually	Dave Grabiec, Laboratory/Pretreatment Mgr.
ICID-5a	Effectiveness Evaluation	URMP	Evaluate customer service/ responses to incidents/complaints. Determine effectiveness of program and suggestions for improvement through customer interviews and reviews of responses.	All incidents of customer complaints were responded to within 2 business days of the complaint. In most cases, where contact information was provided, a follow up call was made to the caller regarding the Program's response to the complaint. The Pretreatment Program has received positive feedback from external customers, as well as internal departments regarding incident responses. The Sewer Department and the Pretreatment Program have been working closely regarding effectively identifying and responding to grease blockages and overflows. The Program has met all Performance Standards submitted in the latest Sunnyvale URMP revision dated September 1, 2004.	Annually Report 09/05	Dave Grabiec, Laboratory/Pretreatment Mgr.

P.S. Id.	Activity	CI Item Source1	FY 04-05 Tasks	Status / Comments	Due Date (mo/yr)	Responsible Party
ICID-5b	Performance Standard revision	URMP	Review the IC/ID Performance Standards with staff. Draft new performance standards, as necessary, to meet the needs identified in the effectiveness evaluation of the enhanced IC/ID program. Implement changes, as needed.	All incidents of customer complaints were responded to within 2 business days of the complaint. In most cases, where contact information was provided, a follow up call was made to the caller regarding the Program's response to the complaint. The Pretreatment Program has received positive feedback from external customers, as well as internal departments regarding incident responses. The Sewer Department and the Pretreatment Program have been working closely regarding effectively identifying and responding to grease blockages and overflows. The Program has met all Performance Standards submitted in the latest Sunnyvale URMP revision dated September 1, 2004.	Annually Report 09/05	Dave Grabiec, Laboratory/Pre treatment Mgr.

2) Reporting Data (See Enhanced Reporting Tables for IC/ID Incidents in Attachment C, Appendix 1.)

- *Number of incidents:*

25 separate incidents were reported to the Pretreatment Program in FY 04-05. Multiple calls were received for some incidents which were recorded as separate incidents in the ICID Enforcement Action Summary by incident source in Attachment C, Appendix 1 giving a total of 35 incidents for the City on that table.

- *Types of pollutants and pollutant sources:*

  The majority of the sources of the incidents were from residential and construction sites. A smaller number of incidents came from food service facilities, industrial sources, and automotive facilities. The most common types of pollutants were sanitary wastewater overflows and un-hardened concrete.

- The program identified improvement in the number of oil/grease incidents from restaurants due to an effective campaign to inspect food service facilities on an annual frequency with an emphasis on education and best management practices literature. The program identified an improvement in residential homes that was linked to pool water discharges to the street due to the "Draining Pools and Spas" literature campaign.
- The increase in construction site incidents is related to an increase in the amount of new and re-development within the City of Sunnyvale, and a heightened awareness due to public outreach campaigns highlighting stormwater issues in construction.
- An increase in sanitary sewer spill incidents in residential neighborhoods indicates the need for outreach in those areas where there is a higher concentration of high density residential complexes. It also reflects on the increased communication and reporting from the City Sewer Department to the Pretreatment Program.
- The other types of discharge categories were very random without any type of connection from the potential sources.

- *General locations (certain industrial areas or neighborhoods where incidents occurred or were incidents randomly spread out?)*
  Most incidents were randomly spread out through the city with no clusters identified from the data. The sanitary sewer spills were mostly in high density residential areas within the City.

- *Number of incidents reported by citizens or employees:*
  There were 16 complaints reported by citizens, 16 complaints reported by City of Sunnyvale employees, and 3 incidences reported by other agencies or found by inspectors

Follow-up actions:

- *Number of investigations:*
  - 19 incidents where the discharge required a correction be made were followed up with an inspection to ensure compliance.
  - 7 of the incidents were either resolved onsite or did not require follow up.

- *Which enforcement actions were taken and to what level?*
  - Of the verbal notices, all 19 were corrected at the time of the inspection or within the amount of time given to correct the violations. The majority of verbal notices were issued to residents regarding construction activity were resulting from contractors working at a site and not following the City's BMPs. All received outreach BMPs and corrected the violations in a timely manner.

- For the two warning notices issued, follow up inspections within 30 days confirmed correction of the violation. One was issued to a construction site and the other to a residential project.

- Two notices of violation were issued. One notice was given to a residential discharge of grey water to the storm drain when the resident did not comply with a previous verbal notice. One Notice of Violation was issued to a restaurant that did not maintain their sewer pipes and resulted in a blockage and overflow through the interceptor. The restaurant made necessary plumbing repairs and maintains the interceptor per requirements.

3) Response to Regional Board Comments on ICID section of FY 03-04 Annual Report.

No comments were received.

4) Evaluation of ICID Program in FY 04-05:

How well did ICID program work?
The Sunnyvale Pretreatment Program response to ICID incidents exceeded expectations based on the performance standard requirement for ICID response time. There was a slight decrease in the number of ICID incidents from the past year linked to public outreach to food service facilities and residences that own pools. Through program training, the inspectors have generated improvements on the inspection report and complaint response forms that promote the effectiveness of the program.

The program continues to improve on the "response complaint form" and educating the answer point personnel at the Corporation Yard and the Water Pollution Control Plant. This effort continues to be very effective in helping inspectors with the identification of the source of the incident, its location, and any educational tools/information that could be provided to the party causing the violation.

Increased communications with City Sewer Department lead to more reports of sanitary sewer spills. In reality there were probably not more spills, but more are being reported to the Pretreatment Program. This is based on a review of the Sewer Crew logbooks since 2002, which showed a steady number of blockages and overflows, but now it appears that more of them are being reported to the Pretreatment Program. The increased coordination will aid the program in developing and implementing its' Sanitary Sewer Overflow Control Program.

Santa Clara Valley Urban Runoff Pollution Prevention Program
Attachment B
FY 2004-2005 Annual Report
Municipality: Sunnyvale

What caused the most trouble?
The Pretreatment Program focused on continuing the education of food service facility staff do to the high turnover in those facilities and to increased outreach efforts to residents performing home improvement activities. In addition, residential construction projects seem to be on the rise, with contractors performing most of the work. In some cases the incidents were reported after the fact, and when the inspections were conducted there was no one there to take responsibility and no obvious source to link the pollutant to. Encouraging residents to report incidents as they are occurring would make this situation occur less.

Is there a particular geographical area that causes the most problems?
High density to medium density residential areas seemed to have a greater incidence of sanitary sewer spills. Outreach will be targeted to those areas regarding proper fats, oils, and grease disposal.

Are problems getting better or worse?
The problems are improving with the public outreach efforts.

Describe some potential causes:
With the high turnover rate and language barriers of food service facility locations and managers, public outreach needs to be on an annual basis for education and inspections to keep up with the loss of knowledge through job turnover and new facilities. The increase in other sources such as sanitary sewer overflows and residential construction activity discharges can be attributed to an increased awareness in the public and within City departments as to what to look for and how to report. The Pretreatment Program and Environmental Outreach departments both have links on their websites on how to report illegal discharges / connections.

What, if anything will we do differently in the next FY?
BMPs in more languages are being explored as an option for food service facilities. Restaurants will continue to be inspected annually, but with more emphasis placed on grease interceptor operation and maintenance in addition to BMPs. Outreach will be provided to high density residential areas regarding proper disposal of fats, oils, and greases from home cooking, in order to reduce the sanitary sewer spills occurring in the City.

Additional public outreach to home contractors/home owners with "do-it-yourself" types of construction projects will be considered.

City of Sunnyvale

FY 04- 05 Annual Report

Attachment C

Industrial/Commercial Discharger Control Program

Santa Clara Valley Urban Runoff Pollution Prevention Program
Attachment C
FY 2004-2005 Annual Report
Municipality: Sunnyvale

1) Self Evaluation Matrix

P.S. Id.	Activity	CI Item Source	FY 04-05 Tasks	Status / Comments	Due Date (mo/yr)	Responsible Party
Industrial/Commercial Discharger Control Programs						
ICD-3(a-d)	General Industrial Permit Facilities	URMP	Complete inspection of all industries regulated under Industrial Permit.	All facilities permitted with a General Industrial Permit were inspected in the reporting year 04-05.	Annually Report 09/05	Dave Grabiec, Laboratory/Pretreatment Mgr.
ICD-4	Field Investigation	URMP and Program Task	Review SWID location lists from SCVWD and facility inspections by Sunnyvale staff. Evaluate known SWIDs for potential pollutant sources that could impact groundwater.	One SWID was identified in reporting year 04-05. The SWID was evaluated for potential pollutant sources, and determined not to have any potential for impacting groundwater. The SWID receives runoff from a driveway located at a kennel facility. There are no industrial activities or processes occurring that would result in polluted stormwater runoff into the SWID. The SWID will be reported as outlined in the URMP.	Annually Report 09/05	Dave Grabiec, Laboratory/Pretreatment Mgr.
ICD-7.a	Record Keeping	URMP	Continue efforts to improve record keeping activities. Discuss progress at staff meetings.	The Pretreatment Program continues to review inspection reports and database information on a monthly basis. An ongoing project is the evaluation and revision of inspection forms and the database to reflect program standards and document effectiveness and trends more efficiently.	Annually Report 09/05	Dave Grabiec, Laboratory/Pretreatment Mgr.

Santa Clara Valley Urban Runoff Pollution Prevention Program
Attachment C
FY 2004-2005 Annual Report
Municipality: Sunnyvale

Industrial/Commercial Discharger Control Programs (cont.)						
ICD-7.a	Performance Standard revision	URMP	Review existing performance standards and draft new performance standards, as necessary, to meet the needs identified in the effectiveness evaluation of enhanced ICD discharge reporting.	The Pretreatment Program did not make any changes to the Performance Standards in FY 04-05. The latest revisions to the Sunnyvale URMP were submitted to the Regional Board on 9/1/04. Current projects that will affect performance standards, SOPs and BMPs in the future include updated Wastewater Discharge Permit Applications for ICDs, increased inspection frequencies for some ICDs, and internal reviews of ICD inspection reports. These future changes will be reflected in updated SOPs, to be included in revisions to the URMP.	Report 09/05	Dave Grabiec, Laboratory/Pretreatment Mgr.
ICD-7.a	Annual Training	URMP	Continue annual training for staff regarding industrial/commercial storm water inspection procedures, enhanced reporting requirements for ICD inspections, effectiveness evaluation and public outreach.	Inspectors attended Stormwater training at the 2005 CWEA Annual P3S Conference. Pretreatment staff attended several SCVURPPP training sessions regarding stormwater requirements for new and redevelopment projects. Pretreatment Program supervisors continue to evaluate IC/ID and IND reports and database information to identify training needs. See attachment M for specific training completed by City personnel.	Annually Report 09/05	Dave Grabiec, Laboratory/Pretreatment Mgr.
	Enhanced Industrial/Commercial Discharger (ICD) Reporting	Permit Prov. C.6.a.i	Collect data for enhanced ICD reporting. Discuss results of enhanced reporting with staff.	Enhanced reporting data submitted to the SCVURPPP. See Appendix 1 of this attachment for IND report information. IND report information is discussed at weekly tailgate meetings by the Pretreatment Program, to assess outreach or enforcement needed and program effectiveness.	Annually Report 09/05	Dave Grabiec, Laboratory/Pretreatment Mgr.

Santa Clara Valley Urban Runoff Pollution Prevention Program
Attachment C
FY 2004-2005 Annual Report
Municipality: Sunnyvale

2) Reporting Data

- ***Number of inspections conducted, grouped by category of industry/commercial business:***

Automotive	Construction/ Building	Dry Cleaner	Electric/ Electr. Components	Food Service	Machine Shop	Cleaning Services	Other	**Total**
65	12	10	3	357	11	1	88	**547**

See Attachment C, Appendix 1 for IND inspection summary report from the Program.

- ***How many problems were found during inspections?***
  Of the 547 inspections completed, there were 26 (Level 1) verbal notices given and, 2 written Warning Notices.

- ***Describe the kinds of problems found:***

  6 Verbal warnings were issued to Automotive facilities for violations such as lacking secondary containment for used oil, excessive oil spots on the ground, used car parts uncovered laying outside on the ground, and air compressor condensate draining to the outside on the ground. 2 verbal warnings were issued to construction sites for soil tracking and improper BMP use. One verbal warning was given to a machine shop for air compressor condensate draining to the outside on the ground. There were 17 verbal warnings issued to food service facilities for violations such as mop water being dumped outside, mat rinsing outside, spilled or leaking dumpsters or tallow bins, and mostly in places with high turnover. Two written Warning Notices were issued to restaurants that had previously been issued verbal warnings for leaking dumpsters and wash water being discharged to storm drains

- ***Numbers of inspections that were the result of citizen complaints or employee tips?***

  None.

- ***How many of the problems received follow up actions?***
  All the warning notice violations received a follow up inspection within 30 days to validate compliance. Of the 2 warning notice violations, all were corrected within the time frame of 30 days. Restaurants with known repetitive issues receive drive by inspections at a greater frequency to check up on stormwater issues.

- ***Describe enforcement actions that occurred and at what level:***
  There were no enforcement actions taken beyond the written notices this year.

- ***Were enforcement actions spread evenly throughout the categories or were they focused in certain areas?***
  The enforcement actions were focused on the automotive and food service facilities. Primarily this was due to the high number of inspections that were concentrated in these categories.

- ***How many problems were resolved?***
  All problems were resolved within 30 days.

3) Response to Regional Board Comments on ICID section of FY 03-04 Annual Report.
No comments were received.

4) Evaluation of IND Program in FY 04-05:

Provide comments/bullets in the following areas:
Where were the most violations found?
Most violations were found outside of the maintenance bays at automotive facilities and the areas around the grease interceptor and/or tallow bin at food service facilities.

Is there a particular location or industry that is troublesome?
Based on the data, there was no single location or industry that was troublesome. Automotive and food service facilities in general were recorded as having most of the infractions during stormwater inspections. There is no specific geographical area within the City's jurisdiction where more problems were noted than in any other.

Santa Clara Valley Urban Runoff Pollution Prevention Program
Attachment C
FY 2004-2005 Annual Report
Municipality: Sunnyvale

Are things getting better or worse?
Based on the data, public outreach has gradually improved the automotive and food service facilities approach to stormwater protection.

What are potential causes for the improvement or the problems?
The main focus of improvement is due to public outreach efforts. The Pretreatment Program conducts food service facility inspections annually to create a partnership through education and learning and enforcement as the situation deems necessary.

Are the enforcement actions effective? Why or why not?
The Pretreatment Program has been successful with the type of enforcement issued to facilities that violated stormwater regulations. The main focus of the Pretreatment Program is building a solid relationship with commercial businesses by promoting a partnership in protecting the receiving waters through education and workshops that bring together the community and multiple agencies that facilitates communication and understanding of all aspects of stormwater protection.

What will we do differently next year?
The Pretreatment Program will focus outreach efforts on the areas that were identified as having enforcement activities and to look for trends that will help facilitate future public outreach efforts. Restaurant BMPs in other languages such as Hindi, Tagalog, Japanese, Korean and Vietnamese are being explored for possible outreach as they have proven effective with Chinese and Spanish languages.

What priority industries or industrial/commercial zones will be targeted for next year?
The Pretreatment Program will focus the majority of their effort on the automotive and food service facilities. In addition, the Pretreatment Program (working with the P/IP Outreach Staff) will spend time evaluating residential needs for stormwater pollution prevention information related to home construction activities and sanitary spills and developing information packets for distribution at street fairs or other venues.

City of Sunnyvale

FY 04- 05 Annual Report

Attachment C

Industrial/Commercial Discharger Control Program

Appendix 1
IND/ICID Reporting Tables

Sunnyvale

ICID Incident Summary Report

Sunnyvale

ICID Incident Report Source	Number of Incidents
Illicit discharge inspectors	1
Interdepartmental	16
Citizen Complaints	16
Other	2
Total:	**35**

ICID Incident Source	Number of Incidents
Residential	20
Industrial	1
Automotive Facilities	2
Food Facilities	2
Construction Sites	8
Other/unknown	2
Total:	**35**

ICID Incident Type	Number of Incidents
Grey water discharge	4
Misc. incidents	4
Pools/Spas/Fountains discharge	3
Sanitary spill or leak	7
Saw cutting slurry discharge	2
Surface cleaning discharge	1
Un-hardened cement discharge	5
Used oil dumping	1
Vehicle & equipment leaking	6
Vehicle repair	1
Vehicle washing	1
Total:	**35**

ICID Enforcement Action	Number of Incidents
No Action	10
Verbal Notice	19
Warning Notice	2
Administrative Action	2
Referral for Enforcement	2
Total:	**35**

ICID Enforcement Action Summary by Incident Source

Sunnyvale

ICID Incident Source	No Action	Verbal Notice	Warning Notice	Administrative Action	Administrative Action with Penalty	Referral to Enforcement	Criminal Action	Total
Automotive Facilities		2						**2**
Construction Sites	3	4	1					**8**
Food Facilities		1		1				**2**
Industrial						1		**1**
Other/unknown	2							**2**
Residential	5	12	1	1		1		**20**
Total:	**10**	**19**	**2**	**2**	**0**	**2**	**0**	**35**

ICID Enforcement Action Summary by Incident Type

Sunnyvale

ICID Incident Type	No Action	Verbal Notice	Warning Notice	Administrative Action	Administrative Action with Penalty	Referral to Enforcement	Criminal Action	Total
Grey water discharge		2	1	1				**4**
Misc. incidents	2	1				1		**4**
Pools/Spas/Fountains discharge		3						**3**
Sanitary spill or leak	3	2		1		1		**7**
Saw cutting slurry discharge	1		1					**2**
Surface cleaning discharge		1						**1**
Un-hardened cement discharge	1	4						**5**
Used oil dumping	1							**1**
Vehicle & equipment leaking	2	4						**6**
Vehicle repair		1						**1**
Vehicle washing		1						**1**
Total:	**10**	**19**	**2**	**2**	**0**	**2**	**0**	**35**

IND Inspection Summary Report

Sunnyvale

IND Facility Category	Number of Inspections
Automotive	65
Cleaning Services	1
Construction/Building	12
Dry Cleaners	10
Electric/Electrical Components	3
Food Service	357
Machine Shops	11
Other	88
Total:	**547**

IND Enforcement Action	Number of Inspections
No Action	519
Level 1	28
Total:	**547**

IND Inspection Summary Report

CoPermittee	Category	# Inspections	No Action	Level 1	Level 2	Level 3
Sunnyvale						
	Automotive	65	59	6		
	Cleaning Services	1	1			
	Construction/Building	12	10	2		
	Dry Cleaners	10	10			
	Electric/Electrical Components	3	3			
	Food Service	357	338	19		
	Machine Shops	11	10	1		
	Other	88	88			
	Total:	**547**	**519**	**28**	**0**	**0**

City of Sunnyvale

FY 04- 05 Annual Report

Attachment D-1

Public Streets, Roads, and Highways Operation and Maintenance

Santa Clara Valley Urban Runoff Pollution Prevention Program
Attachment D-1 Public Agency Activities: Public Streets, Roads and Highways and Corp Yard Operations
FY 2004-2005 Annual Report
Municipality: Sunnyvale

1) Self Evaluation Matrix

P.S. Id.	Activity	CI Item Source	FY 04-05 Tasks	Status / Comments	Due Date (mo/yr)	Responsible Party
	Public Streets, Roads, and Highways Operation and Maintenance					
ST-1	Use of O&M Pollution Control Measures	URMP	Continue full implementation of O&M measures. Report on implementation in Annual Report.	O&M Measures were implemented on a daily basis. Results of City street sweeping activities in FY 04-05 are included in Appendix 1 of this section.	Annually Report 09/05	Tony Pineda, Street Mnt. Sup.
ST-2	Record Keeping	URMP	Continue to track incidents that Street Maintenance staff responds to. Notify Pre-treatment Program of ICID incidents that may impact storm drains or water quality. Include staff training on enhanced ICID reporting requirements.	One incident was reported by Field Services staff to Pretreatment staff to investigate during FY 04/05. Annual training on incident reporting process was conducted on 6/21/05. (See Attachment M for staff training details.)	Annually Report 09/05	Tony Pineda, Street Mnt. Sup. & Dave Grabiec, Lab. /Pretreat. Mgr.
ST-6	Streets and Roads O&M	URMP	Annually review and evaluate effectiveness of O&M pollution control measures and BMPs.	Streets and Roads O&M measures/BMPs for storm water pollution prevention were discussed at tailgate meetings. SOPs/ BMPs were not modified this fiscal year.	Annually Report 09/05	Tony Pineda, Street Mnt. Sup.

2) Response to Regional Board Comments on Streets and Roads/Corp Yard section of FY 03-04 Annual Report:
No comments were received on this section from the Regional Board.

3) Evaluation of Streets & Roads Activities in FY 04-05:

- *List BMPs from the performance standard that were evaluated this year and who evaluated them*
  BMPs were not evaluated this year, since they were evaluated for the URMP submitted to the Regional Board in September 2004.

- *Describe the evidence that shows that contractors were or were not fully implementing BMPs (list sources: e.g., citizen complaints, staff drive-by inspections, other?)*
  No evidence was found (e.g., citizen complaints or staff inspections) there were problems with the implementation of BMPs by City contractors for Corp Yard or Streets and Roads projects.

- *Which staff are receiving training and who does not receive it?*
  All personnel in Streets received training on BMPs and SOPs. See Attachment M for training details.

City of Sunnyvale

FY 04- 05 Annual Report

Attachment D-1 – Appendix 1

Street Sweeping Data Collected for FY 04-05

Santa Clara Valley
Urban Runoff
Pollution Prevention Program

Record Keeping Form- Street Sweeping
Section D-1 Appendix 1

Year: FY 04/05

Agency: City of Sunnyvale

Completed by: Tony Pineda/ Valeria Rose **Date:** 7/5/05

STREET SWEEPING	Volume of material collected (cubic yards)	Miles swept* (curb miles)
1. Sweeping		
Residential Areas:		
Broom		
Regenerative Air	6,069	10,478
Vacuum		
Commercial Areas:		
Broom		
Regenerative Air	1,773	4,290[1]
Vacuum		
Industrial Areas:		
Broom		
Regenerative Air		(1)
Vacuum		
Other Areas Swept: (e.g., parking lots, major arterials)		
Broom		
Regenerative Air		(1)
Vacuum		
TOTAL		14,768

2. Have there been any changes in your street sweeping program?
(efforts to have parked cars removed, changed sweeping frequency, new equipment, significant downtime, etc.)
Sweeping schedule is once a month in residential areas, more frequently in commercial areas. When requested, City staff will post "No Parking" signs to remove parked cars in problem areas. Frequency is increased during heavy leaf drop season, and returned to reduced schedule during other seasons.

LEAF REMOVAL

Volume of leaves removed by City/Town crews: 3,942 cubic yards

Leaves bagged by residents and picked up by your City/Town: N/A bags

Check box if you do not have a leaf removal program other than routine street sweeping: ☐

* Report total miles covered by sweepers including areas operated in tandem or repeated.

[1] These areas are all swept together, no individual numbers are available.

City of Sunnyvale

FY 04- 05 Annual Report

Attachment D-2

Rural Public Works Operation and Maintenance

Santa Clara Valley Urban Runoff Pollution Prevention Program
Attachment D-2 Public Agency Activities: Rural Public Works
FY 2004-2005 Annual Report
Municipality: Sunnyvale

1) Self Evaluation Matrix

P.S. Id.	Activity	CI Item Source	FY 04-05 Tasks	Status / Comments	Due Date (mo/yr)	Responsible Party
	Rural Public Works					
	Rural Public Works Activities	Permit Prov. C.5	Implement applicable Rural Public Works Performance standards and BMPs.	• Initial staff training on Rural PW performance standards occurred on 7/20/04. • No rural PW activities took place this year. • Included staff training on Rural PW Performance Standards and BMPs in other streets and roads annual training. (See Attachment M).	Ongoing Report 09/05	Kristy McCumby, Environmental Specialist, Parks / Rec. (TBD) & Public Works (Tony Pineda)

2) Response to Regional Board Comments on Rural Public Works section of FY 03-04 annual report:
No comments were received on this section from the Regional Board.

3) Evaluation of Rural Public Works Activities for FY 04-05:

- ***Evaluate where this element applies to your jurisdiction and what activities have been identified as being subject to the Performance Standard?***

Only the limited portion of the San Francisco Bay Trail that is maintained by the City of Sunnyvale has been identified as an area where the Rural Public Works performance standards apply. Since the City is virtually built out, there are no longer rural areas (unpaved or paved streets without curbs and gutters) where these requirements may apply. The only area identified that the City maintains is the Bay Trail from the border of the Lockheed Property in the West to Baylands Park in the East.

No maintenance was performed on the trail in FY 04-05.

Santa Clara Valley Urban Runoff Pollution Prevention Program
Attachment D-2 Public Agency Activities: Rural Public Works
FY 2004-2005 Annual Report
Municipality: Sunnyvale

- ***What are the biggest erosion and sedimentation problems under this program element?***

No significant erosion or sedimentation problems have been noted for this area where the performance standards apply. Most work is done to level the trail surface due to settlement and brush cutting along the sides to prevent overgrowth.

- ***Were any rural roads designed and constructed this FY?***

No Rural Roads were designed or constructed in FY 04-05.

- ***Which employees have received training regarding the BMPs and Performance Standards this FY and who will receive the training in FY 04-05?***

All Public Works Streets and Roads staff as well as supervisors at Parks and Rec., and Public Works received training in FY 04-05. Discussion of the Rural Public Works performance standards is included in the annual training provided regarding the storm water program for Public Works – Field Services staff.

City of Sunnyvale

FY 04- 05 Annual Report

Attachment D-3

Storm Drain Operation and Maintenance

Santa Clara Valley Urban Runoff Pollution Prevention Program
Attachment D-3 Public Agency Activities: Storm Drain O & M
FY 2004-2005 Annual Report
Municipality: Sunnyvale

1) Self Evaluation Matrix

P.S. Id.	Activity	CI Item Source	FY 04-05 Tasks	Status / Comments	Due Date (mo/yr)	Responsible Party
Storm Drain System Operation and Maintenance						
SD-5	Storm Drain O&M	URMP	Annually review and evaluate effectiveness of O&M pollution control measures	Storm Drain O&M activities reviewed and evaluated with senior staff. Existing O&M (revised last fiscal year) is adequate, no changes made or suggested. Staff is considering reviewing and updating the Corp Yard Storm Water Pollution Prevention Plan during FY 05-06 if time permits.	Annually Report 09/05	Jim Craig, Superintendent of Field Services
SD-3	Effectiveness Evaluation	URMP	Include O&M Performance Standard Implementation discussion in staff training; summarizing feedback in written form.	Effectiveness was evaluated with staff during O&M review. No suggested improvements to current standards.	Annually	Jim Craig, Superintendent of Field Services
SD-2	Reporting of Observed ICID Evidence	URMP and Permit Prov. C.6.a.ii	Train maintenance staff on procedures to notify Pretreatment Inspectors about observed ICID incidents and assist with the collection of data needed for enhanced reporting.	PW Environmental Division staff reviewed enhanced ICID reporting requirements with Maintenance Staff on June 22, 2005. IC/ID Notification cards were distributed to staff who needed them (didn't receive them in previous training or were new staff).	Annually Report in 09/05	Dave Grabiec, Laboratory/ Pretreatment Mgr. & Jim Craig, Superintendent of Field Services

2) Response to Regional Board Comments on Storm Drain O&M section of FY 03-04 Annual Report:
No comments were received from the Regional Board on this section.

3) Evaluation of Storm Drain O&M Activities in FY 04-05:
Describe BMPs that were evaluated this year. (See performance standard for BMP lists)

- The Department Supervisor evaluated the Storm Drain O&M BMPs. The Catch Basin Inspection and Cleaning BMP were reviewed and associated SOPs have been brought up-to-date with current practices, equipment available, and staff requirements. Updated information is included in the 2004 Sunnyvale URMP submitted in September 2004.

City of Sunnyvale

FY 04- 05 Annual Report

Attachment D-4

Water Utility Operation and Maintenance

Santa Clara Valley Urban Runoff Pollution Prevention Program
Attachment D-4 Public Agency Activities: Water Utility O&M
FY 2004-2005 Annual Report
Municipality: Sunnyvale

1) Self Evaluation Matrix

P.S. Id.	Activity	CI Item Source	FY 04-05 Tasks	Status / Comments	Due Date (mo/yr)	Responsible Party
Water Utility Operation and Maintenance						
WU-1	Inventory of Key O&M Activities	URMP	Inventory all key water utility O&M activities to identify routine and unplanned non-storm water discharges	Inventory is to be performed every three years. Key O&M activities were reviewed last fiscal year, and revised SOPs were issued. Staff plans to update SOPs for recycled water during FY 05/06.	Report O9/05	Val Conzet, Public Works Supervisor
WU-3	Staff Training	URMP	Provide staff training on the regulatory requirements of the URMP and the use of the WUPPP.	Staff training is performed annually. Staff continuously reviews requirements during tailgate meetings. See Table M for staff training details.	Report 09/05	Val Conzet, Public Works Supervisor
WU-5	WUPPP	URMP	Annually review and evaluate effectiveness of Water Utility Pollution Prevention Plan. Use both staff and contractor (if appropriate) feedback.	Updated staff information reported to the Env. Spec. No other changes required.	Annually Report 09/05	Val Conzet, Public Works Supervisor

2) Response to Regional Board Comments on Water Utility O&M section of FY 03-04 Annual Report:

No comments were received from the Regional Board on this section.

3) Evaluation of Water Utility O&M Activities in FY 04-05:

- ***What key O&M activities did you inventory for routine and unplanned discharges as per Performance Standard #1?***

Water Utility staff reviews all activities on an annual basis and determine which routine and unplanned O&M activities would result in non-stormwater discharges.

- ***Describe the evidence you have that contractors are or aren't fully implementing the BMPs (e.g., staff, drive by complaints, others?)***

There were no problems with contractors as monitored by Project Administration related to Water Utility activities this past year. See Attachment F Table 1 (Construction Inspection – Public Projects) for information on any problems with BMP implementation on public projects.

- ***Summarize the results of your evaluations of BMP effectiveness.***

BMPs continued to be effective. SOPs to implement BMPs were updated and included in the 2004 URMP revision. In addition, we found that an SOP needed to be developed to deal with line breaks from Recycled Water pipes or sprinklers. This is still under development due to changes in management. Completion is anticipated in FY 05-06.

City of Sunnyvale

FY 04- 05 Annual Report

Attachment D-5

Public Agency Activities: Corp Yard

Santa Clara Valley Urban Runoff Pollution Prevention Program
Attachment D-5 Public Agency Activities: Corp Yard
FY 2004-2005 Annual Report
Municipality: Sunnyvale

1) Self Evaluation Matrix

P.S. Id.	Activity	CI Item Source	FY 04-05 Tasks	Status / Comments	Due Date (mo/yr)	Responsible Party
Corporation Yards Operation and Maintenance (Including Parks Division)						
Corp Yard SWPP	Staff Training	URMP	Hold annual Public Works staff training regarding the SWPPP for Corporation Yard.	A one-hour training session was provided by Meredith Durant (Kennedy Jenks) to all Field Services staff on 4/11/05. Meredith also reviewed any operational improvements made based on her facility inspections. (See Attachment M for staff training details.)	Annually Report 09-05	Jim Craig, Superintendent of Field Services
Corp Yard SWPP	Annual Meetings with O&M Supervisor	URMP	Meet annually with URMP Coordinator /staff and CY supervisors on progress and problems in implementing BMPs at the Corporation Yard.	A meeting was held in 2004 between PW Environmental Division staff and Field Services supervisors to prepare for the upcoming wet season. Suggestions from PW Environmental Division to update sections of the Corp Yard SWPPP were provided in April 2005. Updating of SWPPP (minor revisions) is planned for FY 05-06.	Annually	Jim Craig, Superintendent of Field Services

2) Response to Regional Board Comments on Streets and Roads/Corp Yard section of FY 03-04 Annual Report:
No comments were received on this section from the Regional Board.

3) Evaluation of Corp Yard Activities in FY 04-05:

- *List BMPs from the performance standard that were evaluated this year and who evaluated them*
  All BMPs and SOPs were reviewed as a part of the URMP update Submitted in September 2004. These were reviewed by the Public Works staff in the Field Services Division who is responsible for their implementation. A review of the Corp Yard SWPPP in the spring of 2005 identified some minor updates that need to be incorporated into the SWPPP.

Santa Clara Valley Urban Runoff Pollution Prevention Program
Attachment D-5 Public Agency Activities: Corp Yard
FY 2004-2005 Annual Report
Municipality: Sunnyvale

- *Describe the evidence that shows that contractors were or were not fully implementing BMPs (list sources: e.g., citizen complaints, staff drive-by inspections, other?)*
  No evidence was found (e.g., citizen complaints or staff inspections) there were problems with the implementation of BMPs by City contractors for Corp Yard projects.

- *Which staff are receiving training and who does not receive it?*
  All Corp Yard staff received training on BMPs and SOPs. And See Attachment M for training details.

- *Describe the feedback that staff have given about the effectiveness of the BMPs*
  No specific comments were received from the Corp Yard staff about the effectiveness of the BMPs.

City of Sunnyvale

FY 04- 05 Annual Report

Attachment E

New Development Planning Procedures

Santa Clara Valley Urban Runoff Pollution Prevention Program
Attachment E- Planning
FY 2004-2005 Annual Report
Municipality: Sunnyvale

P.S. Id.	Activity	CI Item Source	FY 04-05 Tasks	Status / Comments	Due Date (mo/yr)	Responsible Party
New Development and Construction Controls -- Planning Procedures						
PL-2	Site Design Guidance to Developers	URMP	Provide information and guidance material to developers early in the project development process regarding site design requirements for stormwater pollution prevention and treatment.	• Staff Continue to provide BMP Guidance materials and refer developers to the City's web site where information and links are available. The City's website was updated to provide more information on the process and access to the Stormwater management Guidance Manual. The link is:http://sunnyvale.ca.gov/Departments/Community+Development/Planning+Division/Commercial-Industrial+Planning/Stormwater+Requirements.htm • Additional handouts were developed to provide clarity on the transition in requirements from the Group 1 projects to the Group 2 projects.	Ongoing Report 09/05	Jamie McLeod, Assoc. Planner. Support: Kristy McCumby, Env. Spec.
PL-10	Staff Training	URMP	Provide staff training (PW and CDD) on policies, design guidelines, and pre- and post construction BMPs and control measures.	Staff includes information on Stormwater Management as part of the application requirements. Staff reviews related issues as they arise during the bi-weekly Pre-Project Review Committee (pre-PRC) meetings. The stormwater requirements for projects are reviewed during the Pre-PRC meetings, prior to the project being deemed complete. Training on Project reviews has occurred on a case by case basis with CDD staff as applications for projects come in. Environmental Division staff provided training on policies, applicability of requirements, and HMP to Planners at several staff meeting. See Attachment M for other staff training activities.	Annually Report 09-05	Jamie McLeod, Assoc. Plan. Support: Kristy McCumby, Env. Spec.

Santa Clara Valley Urban Runoff Pollution Prevention Program
Attachment E- Planning
FY 2004-2005 Annual Report
Municipality: Sunnyvale

P.S. Id.	Activity	CI Item Source	FY 04-05 Tasks	Status / Comments	Due Date (mo/yr)	Responsible Party
PL-11	Planning Procedure Performance Measures	URMP	Staff reviews of revised performance measures in order to evaluate effectiveness.	Evaluation of the performance measures will be submitted in written form to the URMP Coordinator, Lorrie Gervin.	06/05	Jamie McLeod, Assoc. Planner
PL-8b	Effectiveness Evaluation	URMP	Include Planning Procedures Performance Standard Implementation discussion in staff training; summarize feedback in written form.	Annual discussion and submission of a formal written report to the URMP Coordinator, Lorrie Gervin.	06/05	Jamie McLeod, Assoc. Planner
	C.3 b Development Project Approval Process					
	Revise URMP Planning Procedures Perf. Standards	Order 01-119 PWP C.3 b.1	Review Program Guidance and identify new Planning Procedures Performance Standards and/or revise existing standards Group 2 Projects (when determined).	The City's URMP was revised to address Group 1 projects in September 2004. The URMP Planning Procedures Performance Standards, BMPs and SOPs will be revised to include Group 2 requirements and HMP applicability to areas of Sunnyvale by October 20, 2005, as the amendments to SMC 12.60 become effective.	Ongoing Report 09/05	Jamie McLeod, Assoc. Planner and Kristy McCumby, Env. Spec.
	Project Review Process Modification	Order 01-119 PWP C.3 b.2	Develop new or modify existing City policies, procedures, and/or conditions of approval to incorporate Group 1 and Group 2 requirements	• Group 1 policy changes are complete. • SMC 12.60 is being amended prior to October 20, 2005 to include Group 2 definition and incorporate HMP requirements applicable to Sunnyvale. City's BMP Guidance Manual is being updated to include Group 2 and HMP applicability information as well. • Pretreatment Program has revised the checklist for Conditions of Approval used in project reviews at the Project Review Committee (PRC) stage of the permitting process. This will assist applicants in preparation of Storm Water Management Plans (SWMPs) that include Treatment BMPs.	Group 2 ~~04/05~~ 10/20/05	Lead: Jamie McLeod, Assoc. Planner Support: Dave Grabiec, Lab. /Pretreat. Mgr.

Santa Clara Valley Urban Runoff Pollution Prevention Program
Attachment E- Planning
FY 2004-2005 Annual Report
Municipality: Sunnyvale

C.3 b Development Project Approval Process (cont.)						
	Project Review Process Training	Order 01-119 PWP C.3 b.3	Annually train Planning and Public Project staff on C.3 provisions, goals, and changes in the approval process and use of appropriate tools.	Planning, Building, and Public Works staff who review and approve project plans received training on C.3 implementation requirements at several staff meeting or in 1:1 training for specific projects as they came in. See Table M for Staff training received.	Annually Report in 09/05	Lead: Jamie McLeod, Assoc. Planner, and Gordon Blancher Build. Inspector Support: Hira Raina/ Nasser Fakih
C.3.c Requirements for Group 1 and Group 2 Projects						
	Collect information for "Enhanced Reporting"	Order 01-119 PWP C.3 c.1	Collect information on each project covered by the enhanced performance standard for enhanced annual reporting requirements.	Information has been collected for FY 04-05 and is included in Table 1, parts 1 & 2 in this attachment.	Ongoing Report 09/05	Jamie McLeod, Assoc. Planner
	Review Guidance under development by Program and provide comments	Order 01-119 PWP C.3.c. 4, 5, & 7	Review Guidance Manual, Model Planning Procedures Performance Standards, and Alternative Minimum Project Size guidance for Group 2 projects as provided by the Program.	Sunnyvale staff reviewed the prioritized implementation approach for Group 2 projects and decided to have them apply to all projects that meet the Group 2 criteria (not just the prioritized projects) as of October 15, 2005. The Planning Procedures Performance Standards, SOPs and BMPs are being changed to reflect the Group 2 applicability to projects that add or replace 10,000 square feet of impervious area. The Sunnyvale BMP Guidance Manual is being revised to incorporate the changes that will become effective on October 20, 2005.	Ongoing Report 09/05	CDD and Public Works staff. City review coordinated by Kristy McCumby
	Requirements for Group 2 Projects	Order 01-119 PWP C.3 c.6	Incorporate changes for revised model Planning Procedures Performance Standards for Group 2 projects in Sunnyvale Urban Runoff Management Plan and City's BMP Guidance Manual for both private and public projects.	Both the URMP sections on model planning procedures performance standards for Group 2 projects and the City's BMP Guidance Manual are in the process of being revised to meet the October 20, 2005 deadline for implementation.	Complete before ~~04/15//05~~ 10/20/05 Report 09/05	Lead: Jamie McLeod, Assoc. Planner Support: Hira Raina/ Nasser Fakih, Kristy McCumby

Santa Clara Valley Urban Runoff Pollution Prevention Program
Attachment E- Planning
FY 2004-2005 Annual Report
Municipality: Sunnyvale

	C.3.e Operation and Maintenance of Treatment BMPs					
	Operation and Maintenance of Treatment BMPs	Order 01-119 PWP C.3 e.1	Continue to track information about treatment BMPs installed at approved Group 1 projects (and Group 2 projects after 4/15/05). Lists of properties, type of treatment BMP, and operators responsible for BMP maintenance will be tracked.	•Information on BMPs included in approved projects that are under construction is tracked by CDD/ Building Inspection staff. Once occupancy permit is approved, they will notify the Pretreatment Program by sending a copy of the Building Project Information Sheet, a set of plans on the post construction BMPs installed, and information on the project be transferred to Pre-Treatment Program for inclusion in their tracking database. •To date, none of the Group 1 Projects that were approved last year are complete and ready for post-construction inspections to begin. • Information on the project, BMPs constructed, responsible parties, inspection results and enforcement activities will be tracked and reported on annually. Community Development will collect & record data on approved projects. Data will be provided to PW Environmental Division. Community Dev. staff will assist in annual report preparation Pretreatment will maintain a listing of properties that have post construction BMPs, from which inspections will be conducted.	Ongoing Report 09/05	Lead: Jamie McLeod Assoc... Plan. & Gordon Blancher Building Insp./ Coord. Support: Public Works, Env. Div. Staff (Pretreatment Program)
	Long-term Maintenance of Treatment BMPs	Order 01-119 PWP C.3 e.3	Adapt model agreement language provided by Program for O&M of treatment BMPs to meet Sunnyvale needs. Incorporate agreement language into the City's project review and approval process as appropriate and apply it to Group 2 projects.	Amendments to SMC12.60 to apply to Group 2 projects are drafted. It is anticipated the Ordinance changes will come before the City Council in September 2005, with full implementation by October 20, 2005. The amendments will apply to all projects that add or replace 10,000 square feet of impervious area that are not exempt.	Complete before ~~04/15/05~~ 10/20/05 Report 09/05	Lead: Dave Grabiec, Support: Jamie McLeod, Assoc. Planner & Gordon Blancher, Bldg Insp. Coord. ,City Attorney's Office, (TBD)

Santa Clara Valley Urban Runoff Pollution Prevention Program
Attachment E- Planning
FY 2004-2005 Annual Report
Municipality: Sunnyvale

	C.3.e Operation and Maintenance of Treatment BMPs (cont.)					
	Effectiveness Evaluation of Inspection of Treatment BMPs	Order 01-119 PWP C.3 e.4	Review and evaluate the inspection procedures for treatment BMPs that verify the O&M being performed by the responsible party.	Currently, Group 1 projects approved last year are under construction and not yet complete. Once completed, the inspections procedures will be initiated to verify that O&M is being performed by the responsible parties per their post-construction Storm Water Management Plan (SWMP) that was included as a Condition of Approval for the projects. (See Annual Report for FY 03-04 for more information on the Pretreatment Program's post-construction inspection plans.) Pretreatment staff plans to work with Community Development and Public Works (Construction) to ascertain information and feedback regarding the inspection procedures. Inspection report forms have been drafted and are being reviewed for use to verify O&M performance.	Evaluate by ~~06/05~~ 06/06 Report ~~09/05~~ 09/06	Dave Grabiec, Laboratory/ Pretreatment Mgr.
	Annual report of treatment BMPs and ongoing verification program	Order 01-119 PWP C.3 e.6	Collect information for the September 2005 Annual Report regarding treatment BMPs inspected in FY 04/05, inspection results, and any follow up, corrections, or enforcement.	No Group 1 post-construction BMP inspections were conducted in FY 04/05. Group 1 projects with post-construction BMPs are presently under construction and none are completed and ready for inspection. No Group 2 projects were constructed between April 15, 2005 and the end of the reporting year. It is anticipated that post-construction BMPs will be inspected in FY 05-06, pending completion of their construction.	Ongoing Report 09/05	Dave Grabiec, Laboratory/ Pretreatment Mgr.

Santa Clara Valley Urban Runoff Pollution Prevention Program
Attachment E- Planning
FY 2004-2005 Annual Report
Municipality: Sunnyvale

	C.3.f Hydromodification Management Plan					
	Implementation of HMP as required for Group 1 projects	Order 01-119 PWP C.3 f.3	Review program guidance for HMP management practices, rules, BMP selection and design guidance to protect stream channels downstream of development areas as they apply to Sunnyvale situations. Begin implementation of HMP for Group 1 projects that may cause increased erosion or other related impacts as determined, for Sunnyvale projects that meet the criteria.	The HMP was approved by the Regional Board in July 2005. Currently staff is preparing amendments to SMC 12.60 to incorporate the HMP requirements as they apply to areas of Sunnyvale. With the help of a consultant, the City has prepared a map that identifies down to the lot number, those areas of the City storm drainage system that discharge into Stevens Creek and portions of Calabazas Creek where the HMP applies. Changes to the City's BMP Guidance Manual are under way and staff training on the HMP requirements has been initiated and will continue in FY 05-06.	Begin after Regional Board Approval, Ongoing Report 09/05	Lead: Planning/PW/ PW Env. and PW Env. div. staff
	C.3.g Waiver and Compensatory Mitigation Program					
	Local waiver program	Order 01-119 PWP C.3 g.2	Continue tracking information on any projects with a Compensatory Mitigation Program approved by the City. Include project name, location, type, percent impervious surface, reasons for and terms of the waiver, and the alternative benefit project and completion date	No alternative compliance approvals were issued for projects in FY 04-05. The City is in the process of revising its municipal code to modify the Impracticability Criteria of SMC 12.60.280 to not include the value of land in the calculation of the project cost.	Ongoing Report 09/05	Lead: Planning, and PW Staff (TBD) Support: Lorrie Gervin/PW Env. Div. staff
	C.3.j Site Design Measures Guidance and Standards Development					
	Modify local project approval process	Order 01-119 PWP C.3 j.4	Summarize the status of review, revision and implementation of site design guidance and standards changed as a part of the City's project approval process to address the Development Policy - Compare and Contrast document. Use the Program's table (to be provided after January 2004) to help with revisions and updates of the City's site design measures guidance and standards.	• Changes have been incorporated into staff recommendations. Staff continues to work on steps necessary to revise approval process (Council Study Issues process). • The items to be revised include: prohibiting ornamental copper, street and sidewalk designs, etc. • See Appendix 1 of this Attachment for an updated table on the status of outstanding items to revise the City's site design measures guidance and standards.	Ongoing Report 09/05	Lead: Jamie McLeod, Assoc. Planner Support: PW engineering, PW Env. Div.

Santa Clara Valley Urban Runoff Pollution Prevention Program
Attachment E- Planning
FY 2004-2005 Annual Report
Municipality: Sunnyvale

	C.3.h Alternate Certification					
	Identify projects that have been certified by other parties	Order 01-119 PWP C.3.h	Summarize those stormwater management plans certified by a firm listed on the Qualified Consultants List the City developed.	• See Table 1, Group 1 and 2, Part 2 sections for more information on BMPs required for each project approved, sizing methods used and site design measures incorporated to reduce imperviousness. • Examples of BMPs and site design measures include: - Underground retention and treatment (Hydrodynamic device) - Bioswales - Vortex Separator - Permeable/porous pavement - Reduction of directly connected impervious areas – rooftop drainage treatment in vegetated areas. - Baker Tank to treat groundwater prior to discharge	Ongoing Report 09/05	Lead: Jamie McLeod, Assoc. Planner Support: PW engineering, PW Env. Div.
	C.3.k Source Control Measures					
	Implement conditions of approval for Group 2 projects	Order 01-119 PWP C.3 k.3	Begin implementation of source control measure requirements by requiring appropriate conditions for approval of Group 2 projects starting 04/15/05. Report status and provide examples of the application of these conditions in annual reports.	The Public Works director approved a memorandum in May 2005 to incorporate the Group 2 requirements into the City's BMP Guidance Manual. The City began requiring site design and treatment control sizing requirements to the maximum extent practicable for projects that add or replace 10,000 square feet of impervious area at that time. See attached Tables 1 & 2 for information on any projects approved in FY 04-05 for private projects approved. No Group 2 public projects were deemed complete during this reporting period.	Ongoing Activity Report 09/05	Lead: Jamie McLeod, Assoc. Planner Support: Hira Raina/Vivian Wong

Santa Clara Valley Urban Runoff Pollution Prevention Program
Attachment E- Planning
FY 2004-2005 Annual Report
Municipality: Sunnyvale

	C.3.l Update General Plans					
	Update General Plans	Order 01-119 PWP C.3 l.3	Review current General Plan policies regarding watershed protection and water quality. Identify changes or additional policies that need to be developed in order to implement the C.3 provisions of the permit.	Current Surface Runoff Sub Element of the City's General Plan does not need any change in order to begin implementation of C.3 provisions. A revision of the current Surface Runoff Sub Element is not yet scheduled.	Revise after 10/15/04 at next scheduled time	General Plan Workgroup: Hira Raina, Vivian Wong, Jamie McLeod, OCM and OCA reps (as needed) and Lorrie Gervin, Env. Div. Mgr.
	C.3.m Environmental Review Process					
	Environmental Review Process	Order 01-119 PWP C.3. m	Summarize revisions to the Environmental Review process, if any are made.	To date, legal review has not identified any additional changes needed to the existing process. The internal CEQA guidance to the checklist was revised in FY 03-04.	Annually Report 09/05	Lead: Jamie McLeod, Assoc. Planner. Support: Hira Raina/Vivian Wong
	C.3.n Reporting Requirements					
	Reporting Requirements	Order 01-119 PWP C.3 n.1	Provide information described in Table 1 in annual reports (Annual and One-time Reporting Requirements) of provision C.3) based on guidance received from the Program.	Projects approved in FY 04-05 are listed in Table 1, parts 1 and 2 in this section.	Annually Report 09/05	Lead: Jamie McLeod, CDD, (PW) Hira Raina/ Nasser Fakih Reports: Kristy McCumby, Env. Spec.
	Reporting Requirements	Order 01-119 PWP C.3 n.4	Collect and report the following for all projects that must implement treatment measures: -BMPs -Site design -Source control measures used -sizing criteria -O&M responsibility mechanism -O&M responsible party	Information is collected by CDD and PW Staff for private and public projects. Projects approved in FY 04-05 are reported in Table 1, parts 1 & 2 in this section.	Ongoing Report 09/05	Lead: Jamie McLeod, Assoc. Planner, Hira Raina/ Nasser Fakih Support: Public Works Env. Div. Staff (report writing)

Santa Clara Valley Urban Runoff Pollution Prevention Program
Attachment E- Planning
FY 2004-2005 Annual Report
Municipality: Sunnyvale

C.3.n Reporting Requirements (cont.)						
	Reporting Requirements	Order 01-024 C.9.d.1 & Order 01-119 PWP C.3. n.5	- Ensure consideration of the use of pest-resistant landscaping and design features in the design, landscaping, and environmental review of development projects -Train staff on pest-resistant landscaping techniques and importance of minimizing pesticides in potential runoff from development sites -Collect and report a summary of pesticide reduction measures that are required for development projects and the percentage of projects that required pesticide reduction measures as conditions for their approval.	Pesticide reduction measures are reported for each project deemed complete in FY 04-05 in Table 1, Part 2 in this section. All applicants for Group 1 and now Group 2 projects are provided with pest control measure educational hand-outs. This is being incorporated into the projects Storm Water Management Plans (which are required as conditions of approval) for Group 1 and now Group 2 projects.	Ongoing Report 09/05 and annually thereafter	Lead: Jamie McLeod, Assoc. Planner Support: Leonard Dunn, Urban Landscape Supervisor

2) Response to Regional Board Comments on New Development Planning Procedures Section of FY 03-04 Annual Report:

No comments were received from the Regional Board on this section.

3) Evaluation of New Development Planning Procedures Activities in FY 04-05;

- *How well is the program going this year?*

The program is proceeding well. BMPs have been incorporated into the several large projects reviewed this past year. This program has provided the opportunity to include stormwater management measures into the design of the projects to a level that would not otherwise been realized.

Staff is learning more about stormwater management issues and becoming more comfortable with the requirements, though staff looks forward to more opportunities in the coming year for additional training, especially for the newly hired staff. Staff is also considering undergoing a process improvement cycle in the fall of 2005 to look for additional learning and streamlining opportunities.

Santa Clara Valley Urban Runoff Pollution Prevention Program
Attachment E- Planning
FY 2004-2005 Annual Report
Municipality: Sunnyvale

- *Describe any strengths or weaknesses of the program.*

One of the benefits of the program is that it provides a mechanism to ensure better stormwater management for projects. The challenges include having to incorporate the requirements into the review process of a wide variety of staff with many different backgrounds. It has been challenging to enforce the Group 2 requirements with some developers who have projects in multiple cities as not all cities are on the same timetable for implementation of the Group 2 projects.

- *Describe what actions/activities you will emphasize for next year.*

In FY 05-06, staff plans on undertaking a process improvement cycle to ensure a smooth delivery of services. Revisions and updates to the GIS layer map to assist staff with the implementation of the HMP requirements will also be completed. Staff training on the changes and refinements to the program will continue (these changes will depend, in part, on the availability of IT resources for technical support).

The emphasis will also include post-construction inspection procedures and reporting. Since many of the first projects approved under the Group 1 criteria are under construction at the present time, it is likely they will be completed in the current reporting year. Post-construction inspections by Pretreatment Program staff will begin after construction is complete and the occupancy permits are issued.

- *Describe where help is needed at the Program or Regional Board level.*

Timely reviews of and submission of comments on the annual reports and work plans that are submitted would be appreciated. It is difficult to know if the City is providing the information needed to assess the effectiveness of our permit implementation when feedback is limited and is received after work plans for upcoming fiscal years have been developed and submitted.

City of Sunnyvale

FY 04- 05 Annual Report

Attachment E – Table 1, Parts 1 & 2
Group 1 Projects

New Development Planning Procedures

Santa Clara Valley Urban Runoff Pollution Prevention Program
Attachment E- Table 1. Report Form for Planning Procedures Performance Standard and Provision C.3.n
FY 2004-2005 Annual Report
Municipality: Sunnyvale

Group 1 Projects (Part 1)
Significant Development Projects[1]
Reviewed and/or Approved July 2004 – June 2005

Project Name	Project Type[1]	Site Size (ac. or sq.ft.)	New Impervious Surface (sq. ft.)[3]	Area of Land Disturbed (sq. ft.)[2]	Project Status	Project Storm Water Control Measures
Private Projects – Group 1						
1-1) Residential Project at 1485 Sunnyvale-Saratoga Rd Project No.: 2004-0505 Description: Construction of 25 New Houses.	Significant Redevelopment	2.02 acres	56,753 sq. ft (1.3 acres)	2.02 acres	Approved by Planning Commission on 8/09/04	- Storm Water Treatment Measures - Source Control Measures - Site Design Measures
1-2) Residential Project at 545 E Weddell Drive Project No.: 2004-0603 Description: Construction of 130 townhomes and 1 common recreational building.	Significant Redevelopment	6.56 acres	207,153 sq.ft (4.76 acres)	6.56 acres	Approved by Planning Commission on 9/27/04	- Storm Water Treatment Measures - Source Control Measures - Site Design Measures

[1] For projects from July 2004 through June 2005, report projects with new impervious surface area greater than 10,000 sq. ft. (Group 1 and 2).
[2] As defined in C.3.c If the site is a "significant redevelopment", list the area of land disturbance.
[3] "New" is defined as impervious surface added, created, or replaced.

Santa Clara Valley Urban Runoff Pollution Prevention Program
Attachment E- Table 1. *Report Form for Planning Procedures Performance Standard and Provision C.3.n*
FY 2004-2005 Annual Report
Municipality: Sunnyvale

Project Name	Project Type[1]	Site Size (ac. or sq.ft.)	New Impervious Surface (sq. ft.)[3]	Area of Land Disturbed (sq. ft.)[2]	Project Status	Project Storm Water Control Measures
Private Projects – Group 1						
1-3) Residential Project at 430 Toyama Project No.: 2004-0650 Description: Construction of 50 new townhomes.	Significant Redevelopment	2.66 acres	93,530 sq. ft. (2.15 acres)	2.66 acres	Approved by Planning Commission on 9/27/04	- Storm Water Treatment Measures - Source Control Measures - Site Design Measures
1-4) Commercial Project at 1165 E. Arques Ave. Project No.: 2005-0033 Description: Demolition of existing industrial building and the construction of a new self-storage facility.	Significant Redevelopment	133,896 sq.ft. (3.07 acres)	Existing impervious (129,879 sq. ft.) Replaced– (107,039 sq. ft.) Net gain of 22,840 sq ft or 0.52 acres of pervious area.	133,896 (entire site improved)	Approved by Planning Commission on 2/14/05	- Site Design Measures - Source Control Measures -Storm Water Treatment Measures

Santa Clara Valley Urban Runoff Pollution Prevention Program
Attachment E- Table 1. *Report Form for Planning Procedures Performance Standard and Provision C.3.n*
FY 2004-2005 Annual Report
Municipality: Sunnyvale

Project Name	Project Type[1]	Site Size (ac. or sq.ft.)	New Impervious Surface (sq. ft.)[3]	Area of Land Disturbed (sq. ft.)[2]	Project Status	Project Storm Water Control Measures
1-5) Industrial (R&D) Project at 450 E Java Drive Project No.: 2005-0340 Description: Construction of Master Plan for the R&D Campus, including demolition of two buildings and development of 5 new buildings, 1 amenity building, and 3 multi-level parking structures.	Significant Redevelopment	45.89 acres	723,465 sq ft or 16.6 acres replaced	30.29 acres	Approved by Planning Commission on 6/27/05	- Site Design Measures - Source Control Measures -Storm Water Treatment Measures
1-6) Retail Development at 776 E. El Camino Real. Project No. 2004-0534 Description: Demolition of existing car dealership for 59,000 s.f. of retail development (PetsMart and Best Buy)	Significant Redevelopment	4.9 acres	4.03 acres replaced impervious surface 0.87 acres or 36,824 sq.ft. of new pervious surface	4.9 acres	Approved by City Council on 10/12/04	-Stormwater Treatment -Source Controls -Site Design

Santa Clara Valley Urban Runoff Pollution Prevention Program
Attachment E- Table 1. *Report Form for Planning Procedures Performance Standard and Provision C.3.n*
FY 2004-2005 Annual Report
Municipality: Sunnyvale

Project Name	Project Type1	Site Size (ac. or sq.ft.)	New Impervious Surface (sq. ft.)3	Area of Land Disturbed (sq. ft.)2	Project Status	Project Storm Water Control Measures
1-7) Commercial Project at 811 E. Arques Ave. Project No. 2004-0927 Description: Demolition of industrial buildings and construction of a retail store (Lowes) with associated site improvements	Significant Redevelopment	656,449 sq. ft (or 15.07 acres)	609,049 sq ft replaced 47,400 sq. ft of new pervious area added (8%increase in perviousness)	656,449 sq. ft	Approved by Planning Commission on 2/14/04	-Stormwater Treatment Measures -Source Control Measures -Site Design Measures
1-8) Residential and Commercial Project at 524 East Evelyn Ave. Project No.: 2004-0531 Description: Demolish tow existing commercial buildings and construct 47 new town homes	Significant Redevelopment	56,497 sq. ft.	46,090 sq ft. replaced 10,407 sq ft of new pervious area (18% increase in perviousness)	56,497 sq. ft	Approved by Planning Commission on 8/23/04 Approved by City Council on 10/26/04	-Stormwater Treatment Measures -Source Control Measures -Site Design Measures

Santa Clara Valley Urban Runoff Pollution Prevention Program
Attachment E- Table 1. *Report Form for Planning Procedures Performance Standard and Provision C.3.n*
FY 2004-2005 Annual Report
Municipality: Sunnyvale

Project Name	Project Type[1]	Site Size (ac. or sq.ft.)	New Impervious Surface (sq. ft.)[3]	Area of Land Disturbed (sq. ft.)[2]	Project Status	Project Storm Water Control Measures
Public Projects – Group 1						
1-9) Borregas Avenue Sanitary Sewer Line Replacement (UY-02/01-04)	Linear replacement of pavement – CIP project for sewer line replacement in existing paved roadway	2.5 acres	Replacement of 2.5 acres of road surface after replacing sewer line	1.4 acres	Project funding approved in 2002, Construction began in December 2004 and is ongoing.	-Stormwater treatment measures -Source control measures

Santa Clara Valley Urban Runoff Pollution Prevention Program
Attachment E- Table 1. Report Form for Planning Procedures Performance Standard and Provision C.3.n
FY 2004-2005 Annual Report
Municipality: Sunnyvale

Group 1 Projects (Part 2)
Storm Water Control Measures for Group 1
Reviewed and/or Approved July 2003 – June 2004

Project Name	Treatment BMPs	Numeric Sizing Criteria Used	O&M Responsibility Mechanism and Responsible Party	Site Design Measures*	Source Control Measures	Pesticide Reduction Measures*
Private Projects – Group 1						
1-1) Residential Project at 1485 Sunnyvale-Saratoga Rd Project No.: 2004-0505 Description: Construction of 25 New Houses.	Bioswales and Vortex Separator	Flow Hydraulic Design Basis using methodology of Appendix D of the CASQA Storm Water Quality BMP Handbook (2003), using local rainfall data.	3rd Party Certification of Storm Water Management Plan (SMWP) SWMP must be recorded with the property deed. The property owner is responsible for maintaining the stormwater BMPs	- Minimize impervious surfaces - Beneficial use of landscaping	- Site maintenance (e.g. litter clean up and landscape maintenance) - Covered dumpster area	- Education – IPM flyer included in Sunnyvale BMP Guidance Manual and Storm Water Management Plan (SWMP) preparation guidance.
1-2) Residential Project at 545 E Weddell Drive Project No.: 2004-0603 Description: Construction of 130 townhomes and 1 common recreational building.	Bioswales and Vortex separator	Flow and Volume hydraulic Design Basis using methodology of Appendix D of the CASQA Storm Water Quality BMP Handbook (2003), using local rainfall data.	3rd Party Certified Stormwater Management Plans must be recorded with the property deed. The owner is responsible for maintaining the stormwater BMPs	- Minimize impervious surfaces - Beneficial use of landscaping	- Site maintenance (e.g. litter clean up and landscape maintenance) - Covered dumpster area	-Education – IPM flyer included in Sunnyvale BMP Guidance Manual and Storm Water Management Plan (SWMP) preparation guidance.

Santa Clara Valley Urban Runoff Pollution Prevention Program
Attachment E- Table 1. *Report Form for Planning Procedures Performance Standard and Provision C.3.n*
FY 2004-2005 Annual Report
Municipality: Sunnyvale

Project Name	Treatment BMPs	Numeric Sizing Criteria Used	O&M Responsibility Mechanism and Responsible Party	Site Design Measures*	Source Control Measures	Pesticide Reduction Measures*
1-3) Residential Project at 430 Toyama Project No.: 2004-0650 Description: Construction of 50 new townhomes.	Bioswales and Vortex Separator	SWMP is in preparation and not and has not yet received 3rd Party Certification	3rd Party Certified Stormwater Management Plans must be recorded with the property deed. The owner is responsible for maintaining the stormwater BMPs	- Minimize impervious surfaces - Beneficial use of landscaping	- Site maintenance (e.g. litter clean up and landscape maintenance) - Covered dumpster area	-Education – IPM flyer included in Sunnyvale BMP Guidance Manual and Storm Water Management Plan (SWMP) preparation guidance.
1-4) Commercial Project at 1165 E. Arques Ave. Project No.: 2005-0033 Description: Demolition of existing industrial building and the construction of a new self-storage facility.	Under-ground retention and treatment – Hydrodyna-mic device -Porous pavement	Volume hydraulic Design Basis using methodology of Appendix D of the CASQA Storm Water Quality BMP Handbook (2003), using local rainfall data.	3rd Party Certified Stormwater Management Plans must be recorded with the property deed. The owner is responsible for maintaining the stormwater BMPs	Minimize impervious surfaces -Microdetention in landscape -Minimize change in runoff hydrograph by adding pervious area - Beneficial use of landscaping	Wash area/racks drain to sanitary sewer area -Covered Dumpster Area -Outdoor material storage protection -Maintenance (e.g. street sweeping and catch basin cleaning)	Education – IPM flyer included in Sunnyvale BMP Guidance Manual and Storm Water Management Plan (SWMP) preparation guidance.

Santa Clara Valley Urban Runoff Pollution Prevention Program
Attachment E- Table 1. *Report Form for Planning Procedures Performance Standard and Provision C.3.n*
FY 2004-2005 Annual Report
Municipality: Sunnyvale

Project Name	Treatment BMPs	Numeric Sizing Criteria Used	O&M Responsibility Mechanism and Responsible Party	Site Design Measures*	Source Control Measures	Pesticide Reduction Measures*
1-5) Industrial (R&D) Project at 450 E Java Drive Project No.: 2005-0340 Description: Master Plan for R&D Campus, including demolition of two buildings and development of 5 new buildings, 1 amenity building, and 3 multi-level parking structures.	Bioswales and Vortex Separator	Flow and Volume hydraulic Design Basis using methodology of Appendix D of the CASQA Storm Water Quality BMP Handbook (2003), using local rainfall data.	3rd Party Certified Stormwater Management Plans must be recorded with the property deed. The owner is responsible for maintaining the stormwater BMPs	- Minimize impervious surfaces - Beneficial use of landscaping	- Site maintenance (e.g. litter clean up and landscape maintenance) - Covered dumpster area	Education – IPM flyer included in Sunnyvale BMP Guidance Manual and Storm Water Management Plan (SWMP) preparation guidance.
1-6) Retail Development at 776 E. El Camino Real Project No. 2004-0534 Description: Demolition of existing car dealership for 59,000 s.f. of retail development (PetsMart and Best Buy)	-Bioswales Vortex Separator (VortSentry) Inlet	Flow and Volume hydraulic Design Basis using methodology of Appendix D of the CASQA Storm Water Quality BMP Handbook (2003), using local rainfall data.	3rd Party Certified Stormwater Management Plans must be recorded with the property deed. The owner is responsible for maintaining the stormwater BMPs	- Minimize impervious surfaces - Beneficial use of landscaping	- Site maintenance (e.g. litter clean up and landscape maintenance) -Parking & Storage Maintenance -Drainage System Maintenance	- Education – IPM flyer included in Sunnyvale BMP Guidance Manual and Storm Water Management Plan (SWMP) preparation guidance.

Santa Clara Valley Urban Runoff Pollution Prevention Program
Attachment E- Table 1. *Report Form for Planning Procedures Performance Standard and Provision C.3.n*
FY 2004-2005 Annual Report
Municipality: Sunnyvale

Project Name	Treatment BMPs	Numeric Sizing Criteria Used	O&M Responsibility Mechanism and Responsible Party	Site Design Measures*	Source Control Measures	Pesticide Reduction Measures*
1-7) Commercial Project at 811 E. Arques Ave. Project No. 2004-0927 Description: Demolition of industrial buildings and construction of a retail store (Lowes) with associated site improvements	Devices: -Stormwater Management Stormfilters device, Stormgate (trademarked equipment from Stormwater Management Inc.)	Volume hydraulic Design Basis using methodology of Appendix D of the CASQA Storm Water Quality BMP Handbook (2003), using local rainfall data.	3rd Party Certified Stormwater Management Plan must be recorded with the property deed. The property owner is responsible for maintaining the stormwater BMPs.	-Minimize impervious surfaces (using 32,000 sq ft of grass-crete for alternative parking area). - Roof drains to vegetated areas.	- Site maintenance (e.g. litter clean up and landscape maintenance) -Parking & Storage Maintenance	- Education – IPM flyer included in Sunnyvale BMP Guidance Manual and Storm Water Management Plan (SWMP) preparation guidance.
1-8) Residential and Commercial Project at 524 East Evelyn Ave. Project No.: 2004-0531 Description: Demolish two existing commercial buildings and construct 47 new town homes	Devices: Catchbasin stormfilter (trademarked equipment from Stormwater Management Inc.)	Flow hydraulic Design Basis using methodology of Appendix D of the CASQA Storm Water Quality BMP Handbook (2003), using local rainfall data.	3rd Party Certified Stormwater Management Plans must be recorded with the property deed. The Home Owner's Association is responsible for maintaining the storm water BMPs.	-Minimize impervious surfaces - Roof drains to vegetated areas	- Site maintenance (e.g. litter clean up and landscape maintenance) -Parking areas maintenance (sweeping)	- Education – IPM flyer included in Sunnyvale BMP Guidance Manual and Storm Water Management Plan (SWMP) preparation guidance.

Santa Clara Valley Urban Runoff Pollution Prevention Program
Attachment E- Table 1. *Report Form for Planning Procedures Performance Standard and Provision C.3.n*
FY 2004-2005 Annual Report
Municipality: Sunnyvale

Project Name	Treatment BMPs	Numeric Sizing Criteria Used	O&M Responsibility Mechanism and Responsible Party	Site Design Measures*	Source Control Measures	Pesticide Reduction Measures*
Public Projects – Group 1						
1-9) Borregas Avenue Sanitary Sewer Line Replacement (UY-02/01-04)	Used Baker Tank to treat groundwater prior to discharge	Not Applicable-construction project is exempt, since it is in the footprint of an existing roadway	Not Applicable-construction project is exempt, since it is in the footprint of an existing roadway	Not Applicable-construction project is exempt, since it is in the footprint of an existing roadway	Source control measures implemented during construction phase (e.g., Blueprint for a Clean Bay)	Not Applicable-construction project is exempt, since it is in the footprint of an existing roadway

City of Sunnyvale

FY 04- 05 Annual Report

Attachment E – Table 1, Parts 1 & 2
Group 2 Projects

New Development Planning Procedures

Santa Clara Valley Urban Runoff Pollution Prevention Program
Attachment E- Table 1. Report Form for Planning Procedures Performance Standard and Provision C.3.n
FY 2004-2005 Annual Report
Municipality: Sunnyvale

Group 2 Projects (Part 1)
Significant Development Projects[1]
Reviewed and/or Approved July 2004 – June 2005

Project Name	Project Type[1]	Site Size (ac. Or sq.ft.)	New Impervious Surface (sq. ft.)[3]	Area of Land[2] Disturbed (sq. ft.)	Project Status	Project Storm Water Control Measures
Private Projects – Group 2						
2-1) Residential Project at 1038 Morse Project No.: 2005-0556 Description: (Phase II of 430 Toyama) Demolition of an existing one-story industrial building and construction of 16 townhomes (17 requested).	Significant Redevelopment	0.735 acre	0.735 acre	0.735 acre	Approved by Planning Commission (for 16 units) on 7/25/05, Appealed back to Planning Commission for reconsideration (revised data); hearing scheduled for 9/26/05	-Source Control -Storm Water Treatment Measures -Site Design Measures

[1] For projects from July 2004 through June 2005, report projects with new impervious surface area greater than 10,000 sq. ft. (Group 1 and 2).
[2] As defined in C.3.c If the site is a "significant redevelopment", list the area of land disturbance.
[3] "New" is defined as impervious surface added, created, or replaced.

Santa Clara Valley Urban Runoff Pollution Prevention Program
Attachment E- Table 1. *Report Form for Planning Procedures Performance Standard and Provision C.3.n*
FY 2004-2005 Annual Report
Municipality: Sunnyvale

Project Name	Project Type[1]	Site Size (ac. Or sq.ft.)	New Impervious Surface (sq. ft.)[3]	Area of Land[2] Disturbed (sq. ft.)	Project Status	Project Storm Water Control Measures
2-2) Residential Project at 635 E El Camino Real Project No.: 2004-0365 Description: Conversion of 58 condominium units from an 88 unit existing hotel.	Condominium Conversion	106,286 sq. ft.	12,451 sq. ft.	18,360 sq. ft.	Approved by Planning Commission on 7/12/04 Approved by City Council on 8/10/04	**Deemed complete prior to April 15, 2005.** - Source Control Measures
2-3) Private School project at 1030 Astoria Drive Project No.: 2004-0734 Description: Addition to an existing building and construction of a sanctuary.	Partial Reconstruction	4.3 acres	24,290 sq ft. (0.56 acres)	42,,290 sq. ft. (0.97 acres)	Approved by Planning Commission on 7/11/05, Appealed to City Council for hearing on 8/23/05	**Deemed complete prior to April 15, 2005.** -Site Design -Source Control Measures

Santa Clara Valley Urban Runoff Pollution Prevention Program
Attachment E- Table 1. *Report Form for Planning Procedures Performance Standard and Provision C.3.n*
FY 2004-2005 Annual Report
Municipality: Sunnyvale

Project Name	Project Type1	Site Size (ac. Or sq.ft.)	New Impervious Surface (sq. ft.)[3]	Area of Land[2] Disturbed (sq. ft.)	Project Status	Project Storm Water Control Measures
2-4) Commercial Project at 144 W. El Camino Real Project No.: 2004-0856 Description: New retail pad, façade and landscaping for existing shopping center.	Redevelopment	235,850 sq. ft	28,000 sq. ft.	28,000 sq.ft.	Approved by Administrative Hearing Officer on 1/26/05	**Deemed complete prior to April 15, 2005.** Source Control Measures
2-5) Residential Project at 1276 Poplar Avenue Project No.: 2004-0857 Description: Construction of 3 new single family homes.	Redevelopment	12,000 sq ft	7,600 sq ft.	12,000 sq ft	Approved by City Council on 1/25/05	**Deemed complete prior to April 15, 2005.** -Site Design Measures
2-6) Residential Project at 775 S. Wolfe Road Project No.: 2004-0955 Description: Construction of 8 single-family homes on a vacant lot.	Significant Redevelopment	0.89 acres	0.89 acres	0.89 acres	Approved by City Council on 2/15/05	**Deemed complete prior to April 15, 2005.** - Source Control Measures - Site Design Measures

Santa Clara Valley Urban Runoff Pollution Prevention Program
Attachment E- Table 1. *Report Form for Planning Procedures Performance Standard and Provision C.3.n*
FY 2004-2005 Annual Report
Municipality: Sunnyvale

Project Name	Project Type[1]	Site Size (ac. Or sq.ft.)	New Impervious Surface (sq. ft.)[3]	Area of Land[2] Disturbed (sq. ft.)	Project Status	Project Storm Water Control Measures
2-7) Residential Project at 707 East Homestead Rd Project No.: 2004-0987 Description: Construction of 8 single family homes.	Significant Redevelopment (Prior to April 15, 2005)	32,993 sq ft	16,500	32,993 sq ft	Approved by City Council on 3/22/05	**Deemed complete prior to April 15, 2005.**
2-8) Commercial Project at 883 Borregas Project No.: 2005-0080 Description: Development of a new 5,220 square foot retail center on a vacant lot.	Redevelopment	16,988 sq. ft.	13,590 sq ft of impervious surface replaced. (Increased pervious area by 3,398 sq. ft.)	16,988 sq. ft. repaved and landscaped	Approved by Administrative Hearing Officer on 3/16/05	**Deemed complete prior to April 15, 2005.** Source Control Measures Site Design
2-9) Residential Project at 857 Carlisle Way Project No.: 2005-0046 Description: Conversion of 60 condominium units from an existing 60 apartments	Condominium Conversion	1.54 acres	Replacing 21,560 of impervious surface. No new impervious surface. Replacing 22,000 sq ft with pervious landscaping	1 acre	Approved by Planning Commission on 2/14/05	- Storm Water Treatment Measures - Source Control Measures - Site Design Measures

Santa Clara Valley Urban Runoff Pollution Prevention Program
Attachment E- Table 1. *Report Form for Planning Procedures Performance Standard and Provision C.3.n*
FY 2004-2005 Annual Report
Municipality: Sunnyvale

Public Projects – Group 2
No Public Projects approved for FY 04-05 met the criteria for Group 2 requirements. **Most of the City capital projects noted were repavement of streets within their existing foot print of the Right-of-Way, re-striping of streets for bicycle lanes, or minor improvements to public parks such as landscaping work or projects that added less than 10,000 sq. ft. of impervious area.**

Santa Clara Valley Urban Runoff Pollution Prevention Program
Attachment E- Table 1. Report Form for Planning Procedures Performance Standard and Provision C.3.n
FY 2004-2005 Annual Report
Municipality: Sunnyvale

Group 2 Projects (Part 2)
Significant Development Projects[2]
Reviewed and/or Approved July 2004 – June 2005

Project Name	Treatment BMPs	Numeric Sizing Criteria Used	O&M Responsibility Mechanism and Responsible Party	Site Design Measures	Source Control Measures	Pesticide Reduction Measures
Private Projects – Group 2						
2-1) Residential Project at 1038 Morse Project No: 2005-0556 Description: (Phase II of 430 Toyama) Demolition of an existing one-story industrial building and construction of 16 town homes (17 requested)	-Bioswales -Water Quality inlet or Vortex separator (to be determined)	**SWMP is under review and has not yet received 3rd party certification**	3rd Party Certified SWMP must be recorded with the property deed. The owner is responsible for maintaining the stormwater BMPs	-Minimize impervious surface -Reduce street width - Beneficial use of landscaping	- Site maintenance (e.g. litter clean up and landscape maintenance)	- Education – IPM flyer included in Sunnyvale BMP Guidance Manual and Storm Water Management Plan (SWMP) preparation guidance.

[1] For projects from July 2004 through June 2005, report projects with new impervious surface area greater than 10,000 sq. ft. (Group 1 and 2).
[2] As defined in C.3.c If the site is a "significant redevelopment", list the area of land disturbance.
[3] "New" is defined as impervious surface added, created, or replaced.

Santa Clara Valley Urban Runoff Pollution Prevention Program
Attachment E- Table 1. *Report Form for Planning Procedures Performance Standard and Provision C.3.n*
FY 2004-2005 Annual Report
Municipality: Sunnyvale

Project Name	Treatment BMPs	Numeric Sizing Criteria Used	O&M Responsi-bility Mechanism and Responsible Party	Site Design Measures	Source Control Measures	Pesticide Reduction Measures
2-2) Residential Project at 635 E El Camino Real Project No.: 2004-0365 Description: Conversion of 58 condominium units from an 88 unit existing hotel	Not applicable – deemed complete before 4/15/05	Not applicable – deemed complete before 4/15/05	Not applicable – deemed complete before 4/15/05	Include BMPs in the landscape plan to minimize storm water runoff from the site. Roof downspouts drain to landscaping.	Covered dumpster area. Landscape maintenance, trash collection and site sweeping requirements.	-Education – IPM flyer included in Sunnyvale BMP Guidance Manual
2-3) Private School project at 1030 Astoria Drive Project No.: 2004-0734 Description: Addition to an existing building and construction of a sanctuary.	Not applicable – deemed complete before 4/15/05	Not applicable – deemed complete before 4/15/05	Not applicable – deemed complete before 4/15/05	Include Best Management Practices (BMPs) in the landscape plan to minimize stormwater runoff from the site.	Landscape maintenance, trash collection and site sweeping requirements.	-Education – IPM flyer included in Sunnyvale BMP Guidance Manual

Santa Clara Valley Urban Runoff Pollution Prevention Program
Attachment E- Table 1. *Report Form for Planning Procedures Performance Standard and Provision C.3.n*
FY 2004-2005 Annual Report
Municipality: Sunnyvale

Project Name	Treatment BMPs	Numeric Sizing Criteria Used	O&M Responsi-bility Mechanism and Responsible Party	Site Design Measures	Source Control Measures	Pesticide Reduction Measures
2-4) Commercial Project at 144 W. El Camino Real Project No.: 2004-0856 Description: New retail pad, façade and landscaping for existing shopping center.	Not applicable – deemed complete before 4/15/05	Not applicable – deemed complete before 4/15/05	Not applicable – deemed complete before 4/15/05	Roof downspouts drain to landscaping	Landscape maintenance, trash collection and site sweeping requirements.	-Education – IPM flyer included in Sunnyvale BMP Guidance Manual
2-5) Residential Project at 1276 Poplar Avenue Project No.: 2004-0857 Description: Construction of 3 new single family homes.	Not applicable – deemed complete before 4/15/05	Not applicable – deemed complete before 4/15/05	Not applicable – deemed complete before 4/15/05	Roof drain spouts to yard areas	Landscape maintenance, trash collection and site sweeping requirements.	-Education – IPM flyer included in Sunnyvale BMP Guidance Manual
2-6) Residential Project at 775 S. Wolfe Road Project No.: 2004-0955 Description: Construction of 8 single-family homes on a vacant lot.	Not applicable – deemed complete before 4/15/05	Not applicable – deemed complete before 4/15/05	Not applicable – deemed complete before 4/15/05	Roof drain spouts to yard areas	Maintain landscaped areas	-Education – IPM flyer included in Sunnyvale BMP Guidance Manual

Santa Clara Valley Urban Runoff Pollution Prevention Program
Attachment E- Table 1. *Report Form for Planning Procedures Performance Standard and Provision C.3.n*
FY 2004-2005 Annual Report
Municipality: Sunnyvale

Project Name	Treatment BMPs	Numeric Sizing Criteria Used	O&M Responsi-bility Mechanism and Responsible Party	Site Design Measures	Source Control Measures	Pesticide Reduction Measures
2-7) Residential Project at 707 East Homestead Rd Project No.: 2004-0987 Description: Construction of 8 single family homes.	Not applicable – deemed complete before 4/15/05	Not applicable – deemed complete before 4/15/05	Not applicable – deemed complete before 4/15/05	Roof drain spouts to yard areas.	Landscape maintenance, trash collection and site sweeping requirements.	-Education – IPM flyer included in Sunnyvale BMP Guidance Manual
2-8) Commercial Project at 883 Borregas Project No.: 2005-0080 Description: Development of a new 5,220 square foot retail center on a vacant lot.	Not applicable – deemed complete before 4/15/05	Not applicable – deemed complete before 4/15/05	Not applicable – deemed complete before 4/15/05	Minimize impervious surfaces. Roof downspouts drain to landscaping.	Landscape maintenance, trash collection and site sweeping requirements.	-Education – IPM flyer included in Sunnyvale BMP Guidance Manual

Santa Clara Valley Urban Runoff Pollution Prevention Program
Attachment E- Table 1. *Report Form for Planning Procedures Performance Standard and Provision C.3.n*
FY 2004-2005 Annual Report
Municipality: Sunnyvale

Project Name	Treatment BMPs	Numeric Sizing Criteria Used	O&M Responsi-bility Mechanism and Responsible Party	Site Design Measures	Source Control Measures	Pesticide Reduction Measures
2-9) Residential Project at 857 Carlisle Way Project No.: 2005-0046 Description: Conversion of 60 condominium units from an existing 60 unit hotel.	Porous pavement Bioswales	Volume Hydraulic Design Basis using methodology of Appendix D of the California Stormwater Quality BMP Handbook (2003), using local rainfall data.	3rd Party Certification of Storm Water Management Plan (SMWP) SWMP must be recorded with the property deed. The property owner is responsible for maintaining the stormwater BMPs	- Minimize impervious surfaces - Beneficial landscaping	- Site maintenance (e.g. litter clean up and landscape maintenance) - Covered dumpster area	- Education – IPM flyer included in Sunnyvale BMP Guidance Manual and Storm Water Management Plan (SWMP) preparation guidance.

City of Sunnyvale

FY 04- 05 Annual Report

Attachment E
New Development Planning Procedures

Appendix 1
Policy, Code, and Ordinance Worksheet Update

Attachment E, Appendix 1
Santa Clara Valley Urban Runoff Pollution Prevention Program
Policy, Code & Ordinance Worksheet for the City of Sunnyvale - Updated Table
FY 04-05 Annual Report
Municipality: City of Sunnyvale

Site Design Question		Answer	Comments and Recommendations from Development Policies Comparison Project	Site Design Measure(s) Addressed	Sunnyvale Actions
Section II: Policies to Limit Site Imperviousness and to Incorporate Post-Construction BMPs into Development Projects					
Section II: Subsection A: Site Design – All Types of Development					
II.1 Setbacks and Building Footprints					
3	b. Are there more stringent setback requirements for developments adjacent to creeks/sensitive areas?	Partial	**Comments: Industrial Design Guidelines IV. Landscaping – General A. 10:** Sites adjacent to creeks and canals shall give special attention to landscape, fence, and wall design in order to enhance natural features or minimize development impacts. Recommendations: Review current setback requirements and determine if they need revision to help protect creeks or sensitive areas.	Preservation and/or restoration of riparian areas and wetlands as project amenities.	The Santa Clara Valley Water District's Stream Protection Ordinance 83-2 is currently in place for waterways within the City's boundaries. Staff continues to participate in the Water Resources Protection Collaborative with the SCVWD and other co-permittees in the development of guidelines and standards for streambank protection. The City is participating in a pilot project with the SCVWD in which a District representative attends City Project Review Committee meetings and provides input on projects under development to address SCVWD concerns. No District concerns about ongoing projects have evolved thus far. ***• The initial version of the Guidelines and Standards for Projects near streams has been finalized by the Collaborative and Sunnyvale staff will work to bring the proposed changes before the City Council for ratification in 2006. Meanwhile, staff advises applicants with projects along streams that they should consult with the Water District prior to project completion and obtain a permit, as necessary.***
II.3 Rooftop Runoff					
10	b. Is the use of benign roof materials promoted?	Partially: Formal design standards under consider-ation	**Comments: City- Wide Design Guidelines. II. Building Design – Roof E. 8:** Standing seam metal mansard roof design is strongly discouraged. **Erin Walters, personal communication, 2002:** Staff is currently developing policies promoting benign roof materials. **Recommendations:** Review new policies and update form.	Lot-level design measures.	***• The City-Wide Design Guidelines have not yet been revised (Council did not rank study issue high enough to be reviewed this year). Staff will again propose the study issue for December 2005 issue ranking. Meanwhile, staff continues to encourage the use of benign roof materials.***

Attachment E, Appendix 1
Santa Clara Valley Urban Runoff Pollution Prevention Program
Policy, Code & Ordinance Worksheet for the City of Sunnyvale - Updated Table
FY 04-05 Annual Report
Municipality: City of Sunnyvale

II.5 Street Width					
Section II: Subsection C: Parking					
II.9 Parking Ratios					
25	a. Are parking requirements set as maximum or median (rather than minimum) requirements?	~~No~~ Partially Changes to standards under consider-ation	**Comments: Municipal Code Title 19. Zoning Chapter 19.48 Off Street Parking and Loading 19.48.080 Parking Spaces - General Offices (a)** For freestanding general office buildings, except within M-S and M-3 zoning districts and as regulated by Section 19.48.110, one parking space shall be provided for every two hundred twenty five square feet of gross floor area. Up to fifty percent of such required parking spaces may be compact spaces. **Recommendations:** Consider revising parking requirements to set standards as maximums or medians rather than minimums. If standards are kept as minimums, consider requiring an area equal to that displaced by the difference between the two methods of computing parking ratios to be paved using permeable pavement concepts.	Parking area design standards.	Parking standards are set at minimums in order for commercial and residential projects to provide adequate parking. Development practice and trends show that commercial and residential projects do not tend to exceed the minimum parking requirements due to other site development requirements and associated land costs. However development practice shows that industrial uses do tend to exceed minimum parking standards- that is why the Sunnyvale Municipal Code provides a maximum and minimum range for parking standard for industrial uses. The Moffett Park Specific Plan has a project review and design guidelines that state the following under Sustainable Design and Green Building Techniques: 2. Impervious surfaces, including parking areas, shall be kept to the minimum amount necessary to adequately serve the use. The one exception was a higher ratio for corporate offices, which typically require high peak demand. 4. Impervious surface design shall incorporate methods to reduce impacts such as heat island effect and stormwater runoff. Use of light colored materials, vegetation, permeable pavement, tree shading, phasing of parking, are examples of methods to address the negative impacts of impervious surfaces. 5. Parking lot design shall allow for phased implementation as necessitated by on-site demand. Overflow parking or underutilized periphery spaces shall emphasize ecological design techniques. The City-Wide Design Guidelines include a guideline under III. Parking and Circulation- General, which states, A2. When surface parking is unavoidable, cluster parking spaces into small parking areas, dispersed around the site, to avoid large paved expanses. ***• The City Council did not rank study issue high***

Attachment E, Appendix 1
Santa Clara Valley Urban Runoff Pollution Prevention Program
Policy, Code & Ordinance Worksheet for the City of Sunnyvale - Updated Table
FY 04-05 Annual Report
Municipality: City of Sunnyvale

					enough to be reviewed this year. Staff will again propose the study issue for December 2005 issue ranking. Meanwhile, staff continues to encourage the use of permeable pavement material for overflow parking areas. One such example is the Lowes project, which included approximately 24,000 sq. ft. of overflow parking that used grass-crete, to allow for greater on-site permeability.
26	b. Is the minimum parking ratio for a professional office building (per 1,000-sq. ft. of gross floor area) less than 3.0 spaces?	~~No~~ Partially Changes to standards under consider-ation	**Comments: Municipal Code Title 19. Zoning Chapter 19.48 Off Street Parking and Loading 19.48.080 Parking Spaces - General Offices (a)** For freestanding general office buildings, except within M-S and M-3 zoning districts and as regulated by Section 19.48.110, one parking space shall be provided for every two hundred twenty five square feet of gross floor area. Up to fifty percent of such required parking spaces may be compact spaces. (> 4 spaces/1000 sq. ft.) Recommendations: Consider reducing required parking ratios subsequent to setting standards as maximums or medians.	Parking area design standards.	See response for 25a. above. ***• The City Council did not rank study issue high enough to be reviewed this year. Staff will again propose the study issue for December 2005 issue ranking.***
27	c. Is the minimum required parking ratio for shopping centers (per 1,000-sq. ft. gross floor area) 4.5 spaces or less?	Partially-Changes to standards under consider-ation	**Comments: Municipal Code Title 19. Zoning Chapter 19.48 Off Street Parking and Loading 19.48.155 (d)** The amount of parking to be provided by shopping centers shall be as follows: (1) Shopping centers containing less than twenty thousand square feet of gross floor area shall provide at least one parking space per one hundred eighty square feet of gross floor area. (5.6 spaces/ 1000 sq. ft.) (2) Shopping centers containing twenty thousand square feet of gross floor area but less than fifty thousand square feet of gross floor area shall provide at least one parking space per two hundred square feet of gross floor area. (5 spaces/1000 sq. ft.) (3) Shopping centers containing 50,000 square feet of gross floor area or more shall provide at least one parking space per two hundred twenty five square feet of gross floor area. (4.4 spaces/1000 sq. ft.) **Recommendations:** Consider reducing required parking ratios subsequent to setting standards as maximums or medians.	Parking area design standards.	See response for 25a. above. ***• The City Council did not rank study issue high enough to be reviewed this year. Staff will again propose the study issue for December 2005 issue ranking.***

Attachment E, Appendix 1
Santa Clara Valley Urban Runoff Pollution Prevention Program
Policy, Code & Ordinance Worksheet for the City of Sunnyvale - Updated Table
FY 04-05 Annual Report
Municipality: City of Sunnyvale

28	d. Is the minimum required parking ratio for single family homes (per home) less than or equal to 2.0 spaces?	~~No~~ Partially Changes to standards under consider-ation	**Comments: Municipal Code Title 19. Zoning Chapter 19.48 Off Street Parking and Loading 19.48.030 Parking Spaces - Single family detached and two-family dwellings and mobile home park. (a)** Each new single family detached and two-family dwelling shall have at least two covered parking spaces **(b)** Each single family detached and two family dwelling shall have a driveway with minimum dimensions of twenty feet in length and seventeen feet in width to provide sufficient parking for two vehicles outside the sidewalk area. **Recommendations:** Consider reducing required parking ratios subsequent to setting standards as maximums or medians.	Parking area design standards.	See response for 25a. above. ***• The City Council did not rank study issue high enough to be reviewed this year. Staff will again propose the study issue for December 2005 issue ranking.***
II.11 Parking Lots					
35	d. Are at least 30% of the spaces at larger commercial parking lots required to have smaller dimensions for compact cars?	~~No~~ Partially Changes to standards under consider-ation	**Comments: Municipal Code Title 19. Zoning Chapter 19.48 Off Street Parking and Loading 19.48.080 Parking Spaces - General Offices (a)** For freestanding general office buildings, except within M-S and M-3 zoning districts and as regulated by Section 19.48.110, one parking space shall be provided for every two hundred twenty five square feet of gross floor area. Up to fifty percent of such required parking spaces may be compact spaces. **19.48.090 Parking spaces - Restaurants with bars, restaurants without bars, fast food restaurants, bars and nightclubs. (e)** Compact parking spaces may be used to provide up to ten percent of the required parking spaces for all of the above uses, provided that at least fifty percent of the compact spaces are sited on the periphery of the parking area. **19.48.155 Parking Spaces - Retail (e)** Up to ten percent of parking spaces provided for all retail uses may be compact spaces, provided that; (1) At least 50% of such compact spaces are located along the periphery of the lot, or are farthest from storefront entrances, and are designated as employees' compact parking; and (2) The remaining percentage of compact	Parking area design standards.	Currently SMC parking requirements allow 10% of required commercial parking spaces to be compact. ***• The City Council did not rank study issue high enough to be reviewed this year. Staff will again propose the study issue for December 2005 issue ranking.***

Attachment E, Appendix 1
Santa Clara Valley Urban Runoff Pollution Prevention Program
Policy, Code & Ordinance Worksheet for the City of Sunnyvale - Updated Table
FY 04-05 Annual Report
Municipality: City of Sunnyvale

			spaces provided are interspersed throughout the lot. **Recommendations:** Consider reviewing the SMC parking design standards to include greater minimums for compact car parking.		
II. 14 Residential Driveways					
39	a. Is the minimum driveway width specified in the community 9 feet or less (one lane) or 18 feet (two lanes)?	Partially Changes to standards under consider-ation	**Comments: Standard Specifications For Public Works Construction 2000 Edition and Standard Details For Public Works Construction 2000 Edition. Residential Driveway Approach in Monolithic Curb, Gutter and Sidewalk:** Note 1. Driveway width. Single 10'-0" minimum, 15'-0" maximum, double 17'-6" minimum, 25' -0" maximum. **Recommendations:** Consider decreasing the minimum standard for single lane driveways to 9 feet or less to promote reductions in impervious surface areas.	Lot-level design measures. Minimize impervious surface.	The SMC currently requires 10 feet in width for a one car residential driveway and 10 feet for single car driveway approaches. In order to maintain consistency between the driveway approach and the driveway width the 10 foot dimension shall be maintained in order to maintain safety and appropriate maneuvering areas. The SMC requires that the *parking area* shall not cover more than fifty percent of any required front yard and that the parking area be on a stabilized permanent surface approved by the director of community development. ***• The City Council did not rank study issue high enough to be reviewed this year. Staff will again propose the study issue for December 2005 issue ranking.***
Section III: Requirements for Drainage Designs					
Stormwater Outfalls and Drainage Design					
44	a. Is storm water required to be routed through a filtration or infiltration device to improve its quality prior to discharge	~~Partially~~ Yes	**Recommendations: Meet the requirements of Provision C.3 of SCVURPPPs NPDES Permit**	Minimize impervious surfaces. Improve storm water quality.	SMC Chapter 12.60 added in September 2003 to require appropriately sized treatment devices for Group 1 projects. ***• Implementation for Group 2-sized projects began 4/15/05 and the SMC 12.60 will be amended as of 10/20/05 to apply treatment and sizing requirements to projects that add or replace 10,000 sq. ft of impervious area... Stormwater treatment and minimization of directly connected impervious surfaces are encouraged for reviewed projects that require City permits.***
45	c. Does the municipality promote limiting runoff to pre-development levels (e.g. through detention or retention, limits on impervious surface area, etc.)?	Yes	**City-Wide Design Guidelines. I. Site Design - Setting A.5:** Minimize paved areas for curb cuts and parking on the street frontage of projects to maintain a continuous and attractive streetscape. **Recommendations:** Consider providing more specific guidance on and promotion of limiting runoff to pre-development levels, protection of streams from the hydrologic impacts of development (especially for residential and	Minimize impervious surface. Reduce effects of hydromodification, as needed. Lot-level design measures.	***• City has participated in the development of the HMP with the Program that was submitted to the Regional Board in April 2005. The City's NPDES Permit was amended on July 20, 2005, requiring the adoption of the Key Provisions of the HMP by October 20, 2005.The City is amending SMC 12.60 to include the HMP provisions for projects that occur in areas where hydromodification may occur to natural streams, as identified by the location of storm drainage outfalls in those***

Attachment E, Appendix 1
Santa Clara Valley Urban Runoff Pollution Prevention Program
Policy, Code & Ordinance Worksheet for the City of Sunnyvale - Updated Table
FY 04-05 Annual Report
Municipality: City of Sunnyvale

			commercial zones), and treatment of stormwater prior to its discharge into a jurisdictional wetlands, sole source aquifers, and sensitive areas through implementation of the C.3 permit requirements.		***creeks (Stevens Creek and unarmored reaches of Calabazas Creek). Staff is preparing a map specific to lot-location to determine which projects in a particular storm drainage area will need to comply with HMP requirements for protection of the identified areas.*** ***• The City continues to work with the Santa Clara Valley Water District and the Water Protection Collaborative to help develop and implement guidelines and BMPs to assist in the protection of sensitive streambank areas. The City participates in a Pilot Project with the SCVWD to have a representative from the District attend Project Review Committee meetings and provide input regarding any District concerns at an early stage in the development review process.***
46	d. Does the municipality's policies/guidance cover protection of streams from hydrologic impacts from development in a manner that avoids altering natural drainage systems?	Yes	**Comments: Industrial Design Guidelines IV. Landscaping - General A.10:** Sites adjacent to creeks and canals shall give special attention to landscape, fence, and wall design in order to enhance natural features or minimize development impacts.	Reduce effects of hydromodification, as needed. Preservation and/or restoration of riparian areas and wetlands as project amenities.	***• City has participated in the development of the HMP with the Program that was submitted to the Regional Board in April 2005. The City's NPDES Permit was amended on July 20, 2005, requiring the adoption of the Key Provisions of the HMP by October 20, 2005.The City is amending SMC 12.60 to include the HMP provisions for projects that occur in areas where hydromodification may occur to natural streams, as identified by the location of storm drainage outfalls in those creeks (Stevens Creek and unarmored reaches of Calabazas Creek). Staff is preparing a map down to lot-location to determine which projects in a particular storm drainage area will need to comply with HMP requirements for protection of the identified areas.*** ***•The City continues to work with the Santa Clara Valley Water District and the Water Protection Collaborative to help develop and implement guidelines and BMPs to assist in the protection of sensitive streambank areas. The City participates in a Pilot Project with the SCVWD to have a representative from the District attend Project Review Committee meetings and provide input regarding any District concerns at an early stage in the development review process.***

Attachment E, Appendix 1
Santa Clara Valley Urban Runoff Pollution Prevention Program
Policy, Code & Ordinance Worksheet for the City of Sunnyvale - Updated Table
FY 04-05 Annual Report
Municipality: City of Sunnyvale

Section V: Natural Resource Protection/Restoration					
Section V: Subsection A: Stream Buffers					
50	a. Is there a stream buffer ordinance/policy/guidelines in the community?	Partially	**Comments: Industrial Design Guidelines IV. Landscaping - General A.10:** Sites adjacent to creeks and canals shall give special attention to landscape, fence, and wall design in order to enhance natural features or minimize development impacts. **General Plan. Surface Runoff Sub-Element. Community Conditions. Fundamentals of Hydrology and Surface Runoff Design Criteria. Plan for Improvement** The following describes various BMPs being implemented by SCVURPPP as well as other BMPs, which may improve storm water quality. Stream/Channel /Ditch Land Buffers: the presence of vegetative land buffers adjacent to watercourses minimizes the discharge of pollutants to watercourses. In addition to reducing the direct discharge of pollutants, vegetative buffers may stabilize banks and add to the riparian habitat. **Recommendations:** Consider developing a more formal policy (e.g. internal planning dept. policy) addressing riparian issues in those areas that are not built out in case of staff turnover. Consider long term planning for stream and canal buffers that could come into being during property turnover.	Preservation and/or restoration of riparian areas and wetlands as project amenities.	***• Work is being done to provide a stream buffer, based on the proposed Guidelines and Standards developed by the Water Protection Collaborative. The City will consider adopting appropriate policies or ordinances and the guidelines and standards in 2006, as revised from the development of a new SCVWD ordinance to replace Ordinance 83-2 for stream buffer areas.***
51	b. If so, is the minimum buffer width (*from top of bank*) 75 feet or more?	Not Specified	**Comments:** Not specified in the General Plan or Municipal Ordinance. **Recommendations:** Consider review or revision of Plans/ Ordinance to include buffers for specific creeks.	Preservation and/or restoration of riparian areas and wetlands as project amenities.	***• The City will consider adopting appropriate policies or ordinances once the SCVWD/Collaborative pilot project is complete and the guidelines and standards, as revised from the development of a new SCVWD ordinance to replace Ordinance 83-2 for stream buffer areas, are established.***

Attachment E, Appendix 1
Santa Clara Valley Urban Runoff Pollution Prevention Program
Policy, Code & Ordinance Worksheet for the City of Sunnyvale - Updated Table
FY 04-05 Annual Report
Municipality: City of Sunnyvale

52	c. Is expansion of the buffer to include freshwater wetlands, steep slopes or the 100-year floodplain required?	Not Specified	**Comments:** Not specified in the General Plan or Municipal Ordinance. **Recommendations:** Consider review or revision of Plans/Ordinance to include buffers for freshwater wetlands, steep slopes, or 100-year flood plain.	Preservation and/or restoration of riparian areas and wetlands as project amenities.	The City has little grade and no steep slopes. Public Works Engineering, and CDD-Planning to review and consider feasibility of including buffers for freshwater wetlands or the 100-year flood plain in either the next revision of the General Plan or in an ordinance. Since the City is over 98% built out, the potential for significant benefit to water quality by implementing these recommendations will be limited. ***• The City will consider adopting appropriate policies or ordinances once the SCVWD/Collaborative pilot project is complete and the guidelines and standards, as revised from the development of a new SCVWD ordinance to replace Ordinance 83-2 for stream buffer areas, are established.***
SECTION V: Subsection B: Open Space					
V.3 Cluster / Open Space Design					
57	b. Is land conservation, impervious cover reduction, or other types of water quality protection a major goal or objective to the open space design guidance?	~~Partially~~ Yes Changes to standards under consider-ation	**Comments: City-Wide Design Guidelines. I. Site Design - Open Space C.1:** Design every project site for maximum utility of open space for ventilation, sunlight, recreation and views for both new and existing buildings. **(Industrial Design Guidelines I. Site Design - Open Space C.1)** **Recommendations:** Consider including water quality or impervious cover reduction as an objective in the City-Wide and Industrial Design Guidelines for open space.	Preserve high-quality open space.	NPDES permit requirements have already been incorporated into our storm water ordinance (SMC Section 12.60) and referenced in appropriate sections of our Zoning Code (Title 19 of the Sunnyvale Municipal Code). We will add the appropriate storm water references to our City-Wide Design and Industrial Guidelines to ensure consistency between all of these documents. ***Staff proposed a modification to the City-Wide Design Guidelines for the December 2004 Study Session by City Council; however, the issue was not ranked high enough to be included in the FY 2005/2006 Study Issue calendar. Staff will re-submit the study issue materials to the City Manager for consideration. This would encourage more pervious surface coverage for new and redevelopment projects.***

City of Sunnyvale

FY 04- 05 Annual Report

Attachment F

Construction Inspection

Santa Clara Valley Urban Runoff Pollution Prevention Program
Attachment F- Construction Inspection
FY 2004-2005 Annual Report
Municipality: Sunnyvale

1) Self Evaluation Matrix

P.S. Id.	Activity	CI Item Source	FY 04-05 Tasks	Status / Comments	Due Date (mo/yr)	Responsible Party
New Development and Construction Controls – Construction Site Inspection						
CI-1-4	Construction Inspection Performance Standards	URMP	Conduct annual staff review of performance measures in order to evaluate their effectiveness.	A written evaluation on the implementation of the performance standards was submitted to the Environmental Division Manager. All performance standards are being implemented and are effective. Staff provides outreach materials to contractors and developers by attaching copies of construction tri-folds "Preventing Pollution, It's up to Us" or the "Sunnyvale Blueprint for a Clean Bay" to plans and/or job card before permits are issued. 30 written Erosion/sediment Control Correction Notices and Re-inspection Notices were issued in FY 04-05 by CDD Building Inspection staff.	8/05	Gordon Blancher, Building Inspector /Coordinator
CI-2 - CI-5	Inspection of sites with significant erosion potential and construction planned for the wet season	URMP	Conduct inspection of sites (public and private) with significant erosion potential and/or construction planned during the wet season to ensure that erosion and sediment control measures are implemented in accordance with SMC and any conditions of approval for the project.	Inspections of projects (public and private) were done to ensure that the project's erosion and sediment control measures are maintained, as needed, during construction. Enforcement for compliance with Sunnyvale Municipal Code requirements was done, as needed.	Ongoing Report 09/05	Gordon Blancher, Building Inspector /Coordinator Nasser Fakih, PW Inspector
CI-4	Effectiveness Evaluation: Private Development and Public Works Inspection Program	URMP	Annually review and evaluate effectiveness of inspection programs using staff/contractor feedback	CDD- Building Division: Staff and contractor feedback indicate that the inspection programs are effective and meeting goals. Using the "FIELD INSPECTION – BMP" notices helps with documenting violations and corrective actions.	Annually Report 09/05	Gordon Blancher, Building Inspector /Coordinator Nasser Fakih, PW Inspector

Santa Clara Valley Urban Runoff Pollution Prevention Program
Attachment F- Construction Inspection
FY 2004-2005 Annual Report
Municipality: Sunnyvale

New Development and Construction Controls – Construction Site Inspection (cont.)						
	Implement Revised Construction Inspection Performance Standards	Permit Prov. C.3.a. (vi)	Annually train Construction Inspection staff (both Community Development and Public Works) on current Construction Inspection Performance Standards and changes to BMPs and SOP's. Also include training on construction inspection procedures, documentation, and enforcement. Every two years, all inspectors will receive training on the latest construction BMPs and techniques. Implementation of BMPs and SOP's will be discussed, as needed, at regular staff meetings.	CDD – Building Division: Staff received annual training on Performance Standards, BMPs and SOPs in the URMP in addition to documentation/enforcement procedures for inspections. See Attachment M for staff Training in FY 04-05. Public Works CI- Staff attended training provided by Santa Clara County. (See Attachment M for staff training information.)	Annually, before October 1 Report 09/05	Gordon Blancher, Building Inspector /Coordinator Nasser Fakih, PW Inspector
	Erosion and Sediment Control Plans by Contractors for Public Projects	Permit Prov. C.3.a. (iv)	CDD Building Inspection staff and PW Construction staff to ensure that developers/contractors of projects with significant erosion potential and planned construction during the wet season have prepared an effective erosion and/or sediment control plan prior to the start of the wet season.	CDD- Building Division: Compliance and enforcement of potential erosion and/or sediment control plans prior to the start of the wet season was done with good cooperation from developers and contractors. Public Works CI- Inspections of projects prior to the rainy season (September/Early October) resulted in 7 BMP correction directions given to construction site operators. Re-inspection of the sites indicated the problems were addressed.	Report 09/05	Gordon Blancher, Building Inspector /Coordinator Nasser Fakih, PW Inspector
	Municipal capital improvement project stormwater quality control measures	Permit Prov. C.3.a. (v)	Perform and document inspections of contractors on capital improvement projects to ensure their compliance with stormwater quality control requirements during construction and maintenance activities. Initiate enforcement actions, as needed. Report annually on results of inspection program.	This summary was prepared and is included in Table 1 of this section of the report.	Ongoing Report 09/05	Hira Raina, Nasser Fakih

2) Response to Regional Board Comments on this section of the FY 03-04 Annual Report
No comments were received on this section.

Santa Clara Valley Urban Runoff Pollution Prevention Program
Attachment F- Construction Inspection
FY 2004-2005 Annual Report
Municipality: Sunnyvale

3) Evaluation of Construction Inspection Activities in FY 04-05

CDD: Pre-rainy season inspections continue to be an effective way to make sure proper BMPs are installed before October 15. Staff continues to inspect BMPs as a regular part of their site inspections. Verbal warnings work well, especially when followed up by a site inspection. Once corrections are made, they are documented in the daily diaries and in progress meeting minutes. If not corrected a notice of non-compliance is issued and the contractor is required to comply immediately. If compliance is achieved, it will be noted in the file. If the contractor fails to comply, the City will issue a stop work notice. No Stop Work notices were issued in FY 04-05. Staff did not note any specific contractors that needed multiple verbal warnings for the same item. If a verbal warning did not work, then written notice was given, followed by an appropriate additional enforcement, as needed.

Fewer Correction Notices for private projects (30 - of which 21 were Correction Notices and 9 re-inspections) were written in FY 04-05 than in FY 02-03 (approximately 86) and FY 03-04 (approximately 45). This continued downward trend in numbers of Correction Notices may be due to continued better education and outreach for contractors through both Regional Board and SCVURPPP training that has been held locally over the past five years, since City staff inspection efforts continued at a similar level each year.

Construction BMP trifolds and copies of the "Sunnyvale Blueprint for a Clean Bay" are made available to the public in the Building Division office at City Hall.

PW: Public works inspection staff monitors compliance with SWPPP requirements throughout the year. Staff requires all contractors to submit water pollution control plans for approval prior to start of construction regardless of the size and the type of the project. Once approved, the staff discusses the requirements with the contractor prior to commencing the work. During the work, staff monitors compliance and verbally informs the contractor of any violations. Staff also performs pre-rainy season inspections and pre storm inspections. Any potential violations are communicated to contractors for correction. For this year, all contractors complied with the staff's verbal notifications. This is documented in the daily dairies and in the minutes of the weekly progress meetings. Were the contractor not to comply, a notice of non-compliance would be issued and the contractor would be required to comply immediately. If compliance is achieved, it will be noted in the inspector's daily dairies. If the contractor fails to comply, the City will issue a stop work notice for the area affected by the noncompliance.

No Stop Work notices were issued in FY 04-05. Only the contractor on the Borregas Avenue Sewer Line Replacement needed multiple verbal warnings in FY 04-05.

Of the 16 Public projects under construction in FY 04-05, only one had deficiencies noted. Contractors are generally very aware of the water pollution requirements and are generally prepared to comply with required BMPs.

Santa Clara Valley Urban Runoff Pollution Prevention Program
Attachment F – Table 1
FY 2004-2005 Annual Report
Municipality: Sunnyvale

Table 1: Field Inspections – BMPs Correction Notices Enforcement Report

Project Address	Project Number	Date of Notice	Contractor/ Owner	Con-struction BMPs	Contractor Notified by Inspector	Contractor Complied at Time of Notice	Comments
Private Projects FY 04-05							
1574 Dominion	N/A	11/19/04	Unknown	N/A	Yes	Yes	Clean street
635 E El Camino	2004-4321	4/1/05	Contractor	Yes	Yes	Yes	Complete Construction BMP'S
Holly Tr.	N/A	10/12/04	Contractor	Yes	Yes	Reinspection Required	Clean storm system
Holly Tr.	N/A	10/13/04	Contractor	Yes	Yes	Yes	Reinspection
Holly Tr.	N/A	11/12/04	Contractor	Yes	Yes	Yes	Clean Street
1629 Honfleur	2004-3042	1/19/05	Owner	Yes	Yes	Reinspection Required	Clean Street Gutter
1629 Honfleur	2004-3042	1/20/05	Owner	Yes	Yes	Yes	Reinspection
772 Inverness	N/A	8/4/04	Unknown	Yes	Yes	Yes	Clean Street
741 Lond-onderry	2004-3624	3/16/05	Contractor	Yes	Yes	Yes	Concrete Wash in Gutter
741 Lond-onderry	2004-3624	3/17/05	Contractor	Yes	Yes	Yes	Sand and Gravel in Street
807 Lori	2004-3206	10/20/04	Unknown	Yes	Yes	Yes	Need Waddle
Mathilda & W. ECR	N/A	4/11/05	Unknown	Yes	Yes	Reinspection Required	Tracking on Street
Mathilda & W. ECR	N/A	4/12/05	Unknown	Yes	Yes	Yes	Reinspection
585 Maple	2004-4039	1/25/05	Unknown	Yes	Yes	Reinspection Required	Dirt in Street
585 Maple	2004-4039	1/25/05	Unknown	Yes	Yes	Yes	Reinspection
Mary & Iowa	N/A	12/1/04	Contractor	Yes	Yes	Reinspection Required	Clean Around Storm Inlets
Mary & Iowa	N/A	12/2/04	Contractor	Yes	Yes	Yes	Reinspection
1109 Munich	2003-3770	11/17/04	Contractor	Yes	Yes	Yes	Open Bag of Cement, Garage, Clean Street
1109 Munich	2003-3770	12/3/05	Contractor	Yes	Yes	Yes	Install BMPs Buildings 3 & 4
1317 Nelson	N/A	3/24/05	Unknown	Yes	Yes	Yes	Dirt in Street
1110 Parkington	N/A	1/13/05	Unknown	Yes	Yes	Yes	Concrete Wash in Street
1146 Quince	2004-3392	12/14/05	Contractor	Yes	Yes	Reinspection Required	Dirt in Street
1146 Quince	2004-3392	12/15/05	Contractor	Yes	Yes	Yes	Reinspection

Santa Clara Valley Urban Runoff Pollution Prevention Program
Attachment F – Table 1
FY 2004-2005 Annual Report
Municipality: Sunnyvale

Project Address	Project Number	Date of Notice	Contractor/ Owner	Con-struction BMPs	Contractor Notified by Inspector	Contractor Complied at Time of Notice	Comments
1601 Tenaka	2004-0741	10/20/04	Contractor	Yes	Yes	Yes	Need Waddles
1601 Tenaka	2004-0741	3/24/05	Contractor	Yes	Yes	Yes	Clean Street, Install Secondary Containment, Gravel at 2nd Gate
1001 E Washing-ton	N/A	10/21/04	Unknown	Yes	Yes	Yes	Install Waddles, Cover Dirt Mounds
331 E Washing-ton	2004-2718	4/27/05	Contractor	Yes	Yes	Reinspection Required	Sheet rock mud in street
331 E Washing-ton	2004-2718	4/27/05	Contractor	Yes	Yes	Yes	Reinspection
1010 Wright	N/A	4/27/05	Unknown	Yes	Yes	Reinspection Required	Clean Sidewalk, Gutter & Street
1010 Wright	N/A	4/27/05	Unknown	Yes	Yes	Yes	Reinspection
Public Projects FY 04-05							
Project location	Project #	Date Completed	Contractor Name	Construc-tion BMPs	Contractor notified by Inspector	Contractor Complied	Comments
Borregas Ave Sewer Line Replace-ment	N/A	Ongoing	Mountain Cascade, Inc.	Yes	Yes – 8 separate incidents	Yes	BMPs required. Verbal notices for dust control, maintaining storm drain inlet protection, concrete wash area, dewatering and spill control when noted as unsatisfactory by inspectors.
Ortega Park Improve-ments	N/A	11/5/04	N/A	Yes	0	Yes	BMPs required for dust control, inlet protection, and concrete wash area
Lakewood Park Improve-ments	N/A	8/31/04	N/A	Yes	0	Yes	BMPs required for dust control, inlet protection, and concrete wash area
Golf Cart Storage Building	N/A	10/11/04	N/A	Yes	0	Yes	BMPs required for Inlet protection, sawcut slurry vacuuming

Santa Clara Valley Urban Runoff Pollution Prevention Program
Attachment F – Table 1
FY 2004-2005 Annual Report
Municipality: Sunnyvale

Project location	Project #	Date Completed	Contractor Name	Construc -tion BMPs	Contractor notified by Inspector	Contractor Complied	Comments
City Hall Annex HVAC System improve-ments	N/A	10/26/04	N/A	No	0	Yes	No specific BMPs required- rooftop and interior work.
Sunnyvale Bike Network (Phase 2	N/A	8/20/04	N/A	Yes	0	Yes	BMPs required for sawcut slurry vacuuming
Connecting N & S Sunnyvale for Bicyclists	N/A	12/02/04	N/A	No	0	Yes	No specific BMPs required: restriping only
Resurface Biosolids Drying Beds	N/A	12/2/04	N/A	Yes	0	Yes	BMPs required for inlet protection
Gresham, Cypress, Britton & Duane Sewer Replace-ment	N/A	12/07/04	N/A	Yes	0	Yes	BMPs required for inlet Protection
WPCP Lab Roof Replace-ment	N/A	Ongoing	N/A	Yes	0	Yes	BMPs required for inlet protection
WPCP Oxidation Pond Levee Improve-ments	N/A	Ongoing	N/A	Yes	0	Yes	BMPs required for dust control and concrete wash area.
Energy Recovery facilities	N/A	Ongoing	N/A	Yes	0	Yes	BMPs required for inlet protection
WPCP Chemical System Improve-ments	N/A	Ongoing	N/A	Yes	0	Yes	BMPs required for inlet Protection
Calabazas Creek Trail	N/A	Ongoing	N/A	Yes	0	Yes	BMPs required for dust control, inlet protection, concrete wash area, and slope protection.

Santa Clara Valley Urban Runoff Pollution Prevention Program
Attachment F – Table 1
FY 2004-2005 Annual Report
Municipality: Sunnyvale

Project location	Project #	Date Completed	Contractor Name	Construc -tion BMPs	Contractor notified by Inspector	Contractor Complied	Comments
SCADA system Improve-ments	N/A	Ongoing	N/A	Yes	0	Yes	BMPs required for inlet protection and concrete wash area
Golf Course HVAC Update	N/A	Ongoing	N/A	Yes	0	Yes	No BMPs required: rooftop and interior work.

City of Sunnyvale

FY 04- 05 Annual Report

Attachment G

Public Information and Participation

Santa Clara Valley Urban Runoff Pollution Prevention Program
Attachment G- Public Information and Participation (PI/P) Activities
FY 2004-2005 Annual Report
Municipality: Sunnyvale

1) Self Evaluation Matrix

P.S. Id.	Activity	CI Item Source[1]	FY 04-05 Tasks	*Status / Comments	Due Date (mo/yr)	Responsible Party
Public Information / Participation						
PIP-1	Identification of pollution issues/problems	URMP	Continue to discuss water pollution prevention, conservation, and watershed education with regional co-permittees, pretreatment staff, and urban runoff staff to determine current issues and pollutants of concern.	This is an ongoing process and the projects selected for FY 04-05 reflect Sunnyvale's response to those discussions. See attached Table 1 - Detailed PIP Activities and Self-Evaluation for FY 04-05.	Ongoing Report 9/05	Sally Personett, Environmental Outreach Coordinator
PIP-2	Implementation of strategy to address issues	URMP	To insure efficient and effective use of resources, continue to select projects that automatically send behavior change messages to the greatest number of people without requiring staff to be present.	Projects include on-screen theater ads, media ads/articles, web site updates, utility bill inserts, email message blitz, etc. See attached Table 1 for detailed PIP activities and the self-evaluation for FY 04-05.	Ongoing Report 9/05	Sally Personett, Environmental Outreach Coordinator
PIP-3	Dissemination of outreach/education materials	URMP	Continue to make materials available through school and youth programs, corporate environmental fairs, speakers bureau presentations, community requests/events, city distribution points, plant tours, regional events, etc.	The inventory of outreach materials is regularly tracked for quantity, reviewed for accuracy, and updated with new information. New materials are developed as needed, and disseminated via a variety of methods. See PIP-2 above and Table 1 for a more detailed list of PIP activities.	Ongoing Report 9/05	Sally Personett, Environmental Outreach Coordinator

[1] Place where continuous improvement item identified, either AR (Annual Report), URMP (co-permittee URMP); WP (last year's co-permittee work plan) Review (co-permittee review meeting), Permit (Order No. 01-024 Provisions), Revised Order (Order No. 01-119) or Program (task approved by the Management Committee for all co-permittees, if applicable, such as performance standard revisions).

Santa Clara Valley Urban Runoff Pollution Prevention Program
Attachment G- Public Information and Participation (PI/P) Activities
FY 2004-2005 Annual Report
Municipality: Sunnyvale

P.S. Id.	Activity	CI Item Source	FY 04-05 Tasks	Status / Comments	Due Date (mo/yr)	Responsible Party
Public Information / Participation (cont)						
PIP-4 & C.9	Municipal Employee Training	URMP and Permit	Provide additional training to Community Development, Parks and Recreation, and Public Works Department staff related to URMP Performance Standards and Watershed Outreach and Education campaign. (See also Pest Management Plan & Mercury Control Plan training tasks)	Environmental Division staff continued to provide training on the Urban Runoff program, storm water pollution prevention, and how to report illegal discharges to the City's Storm Drain to City staff. The Storm Water Illegal Discharge Response Card and the City's Urban Runoff Pollution Prevention Plan, including the sections specific to the various departments/divisions were provided to Public Works and Parks and Rec. staff. Training was provided to CDD, Public Works, and Pretreatment Inspectors regarding implementation of the C.3 Provisions and post-construction BMPs to minimize impacts to storm water. Training was provided to Parks staff regarding the City's IPM. Attachment M includes information on training provided by Environmental Division Staff to City employees. PIP staff included new outreach activities developed by the Program and the WEO campaign in messages to municipal employees.	Ongoing Report 09/05	Kristy McCumby, Environmental Specialist and Dave Grabiec, Lab/Pretreat-ment Mgr.

Santa Clara Valley Urban Runoff Pollution Prevention Program
Attachment G- Public Information and Participation (PI/P) Activities
FY 2004-2005 Annual Report
Municipality: Sunnyvale

P.S. Id.	Activity	CI Item Source	FY 03-04 Tasks	Status / Comments	Due Date (mo/yr)	Responsible Party
Public Information / Participation (cont.)						
PIP-5	Evaluation of effort and strategy	URMP	Use various feedback methods to determine 1) level of satisfaction and 2) level of knowledge to measure effectiveness of selected projects.	Evaluation forms are distributed after school presentations and recreation summer camps, and feedback is used to adjust and fine tune the learning level of material presented, add or delete activities, and/or modify the presentation in order to optimize the educational experience of the targeted audience. This approach was designed to determine the level of knowledge obtained and satisfaction with the presentation. It was not a measure of difference in usage patterns or behavior change.	Ongoing Report 9/05	Sally Personett, Environmental Outreach Coordinator
PIP-6	Work Plan Revision	URMP	As a result of ongoing evaluation and discussions as listed in PIP 1, determine projects to be continued, deleted or added.	Outreach continued to provide a wide-range of education to targeted and general audiences through participation in various events and activities in Sunnyvale, through media promotions, and in project collaborations with other agencies and partners both regional and local. Projects Added: Teacher Resource Fair, Sunnyvale Pancake Breakfast, Quality Tune-up, Earth Day event, Thermometer Exchange, Grow Your Own Gardening Conference. Projects Deleted: Ad in SJ Mercury News Projects Continued: See P/IP Table 1 for a detailed listing of activities and the self evaluation for FY 04-05	Ongoing Report 9/05	Sally Personett, Environmental Outreach Coordinator

Santa Clara Valley Urban Runoff Pollution Prevention Program
Attachment G- Public Information and Participation (PI/P) Activities
FY 2004-2005 Annual Report
Municipality: Sunnyvale

P.S. Id.	Activity	CI Item Source	FY 04-05 Tasks	Status / Comments	Due Date (mo/yr)	Responsible Party
Public Information / Participation (cont.)						
PIP-7	Mercury Outreach	Permit Prov. C.9.c (Mercury wrkplan)	In coordination with the Program and County-wide efforts, continue to implement a residential outreach program to inform the community about opportunities to recycle fluorescent lights, the proper disposal of other mercury-containing products, and the availability of non-mercury containing alternatives. Monitor and document results in the Annual Report.	- GOT BULBS? A "Keep Mercury out of the Environment" utility bill insert was developed and sent to Sunnyvale residents and businesses. - KSUN, the Sunnyvale community channel, aired an announcement regarding proper disposal of fluorescent bulbs during Pollution Prevention Week - A "P2" tip regarding pollution from mercury was sent out to all City employees with access to a computer - An article ran in the City of Sunnyvale employee newsletter regarding proper disposal of fluorescents at work and at home - An ad regarding proper disposal of mercury thermometers was placed in the Sunnyvale Sun. - A thermometer exchange event was conducted at the Earth Day Celebration. - A "Dispose of Mercury Properly" advertisement aired on theater billboards - Collaboration and participation in the Got Bulbs? Campaign coordinated by HHW - A flyer regarding mercury thermometers was produced and distributed at the Sunnyvale Farmers Market. - Information regarding proper disposal of fluorescent bulbs is published on the City of Sunnyvale Solid Waste Recycling website, referring residents and businesses to HHW for drop-off events in the City. ***(See Table 1 for activities conducted in FY 04-05.)***	Ongoing Report 09/05	Sally Personett, Environmental Outreach Coordinator and HHW/SMaRT station staff

Santa Clara Valley Urban Runoff Pollution Prevention Program
Attachment G- Public Information and Participation (PI/P) Activities
FY 2004-2005 Annual Report
Municipality: Sunnyvale

P.S. Id.	Activity	CI Item Source	FY 04-05 Tasks	Status / Comments	Due Date (mo/yr)	Responsible Party
Public Information / Participation (cont.)						
PIP-8	Integrated Pest Management Outreach	Permit Prov. C.9.d (Pesticide workplan)	Continue to provide local public outreach on proper use and disposal of pesticide products and use of less toxic pest control methods in cooperation with Program IPM activities. This includes local IPM Store Partnership activities and participation in Regional outreach events. (Also see Water Quality Provisions of Order No. 01-024: Control Program for Pesticides for additional Outreach tasks.)	• Sunnyvale outreach staff has been active in all aspects of the Our Water Our World (OWOW) campaign both locally and regionally by writing and publishing articles in local community and employee newsletters, editing and producing PSAs, reviewing website development, organizing local events and staffing regional events, presenting school and summer camp programs, and designing promotional material used as collateral and for airing on community TV and theater advertisement screens. • Supported the Program's outreach requirements to the retail sector in continuing to implement the Pesticide Plan to the two participating retail stores in Sunnyvale, and regionally in Santa Clara Co. Participating stores in Sunnyvale have literature racks that regularly distribute the Program's IPM literature and promotional materials to consumers. The Summerwinds Nursery in Sunnyvale is a newly recruited campaign partner, in support of the Our Water, Our World campaign and Greening Your Green Thumb workshops. Sunnyvale also contributed by staffing a booth at several regionally organized IPM events. • IPM material and Watershed Watch kits are regularly distributed at Sunnyvale's Farmers Market which attracts 2 – 3,000 visitors each week, and at other regionally organized events which attract over 25,000 in combined attendance. • See Attachment H Pest Management for additional outreach efforts and activities	Ongoing Report 09/05	Sally Personett, Environmental Outreach Coordinator

Santa Clara Valley Urban Runoff Pollution Prevention Program
Attachment G- Public Information and Participation (PI/P) Activities
FY 2004-2005 Annual Report
Municipality: Sunnyvale

See Table 1 for the PI/P Outreach audiences assigned to each activity and the evaluation of that activity as accomplished in FY 04-05. The audience types are listed below:
General Outreach: Outreach of a general nature that does not fit any of the categories listed below. Effectiveness evaluations of General Outreach activities are included in Table 1.
Targeted Outreach: Outreach to municipal staff, targeted industries, commercial entities, and to citizens that targets a specific pollutant or behavior. Effectiveness evaluations of targeted outreach activities either individually or as a whole are included in Table 1.
Educational Programs: Outreach to schools and other activities, as appropriate. Effectiveness of educational activities is included in Table 1.
Citizen Participation: Sunnyvale's support/interaction with citizen Advisory committees, Creek Groups, citizen monitoring, and creek and trash clean up activities. Effectiveness of citizen participation activities is included in Table 1.

2) Response to Regional Board Comments on Public Information and Participation section of FY 03-04 Annual Report:

No comments were received from the Regional Board on this section that needs to be addressed.

3) Include any new brochures/flyers/graphics or outreach material created in FY 04-05.

The following Sunnyvale outreach pieces created in FY 04-05 are included at the end of this attachment:

Mercury Disposal - Harbinger March/April 2005
Bay Restoration Project Begins - Harbinger Sept/Oct 2004
Draining Pools and Spas – Sunnyvale Quarterly Report – summer 2005
Celebrate Earth Day at Sunnyvale's Plaza Del Sol - Quarterly Report – spring 2005
Earth Day Pollution Prevention Tips – Quarterly Report – spring 2005
Storm Drains – No Dumping, Flows to Bay – Quarterly Report - winter 2005
Storm Drains and Yard Debris - Quarterly Report - Fall 2004
Examples of KSUN (Sunnyvale Community Channel) PSAs
Example of Thermometer Exchange advertisement placed in Sunnyvale Sun
Example of Thermometer Exchange flyer
Examples of On-Screen Theater Advertisements from FY 04-05
Example of paid advertisement in Chamber of Commerce Business Directory 2005
Examples of paid advertisements inserted in Sunnyvale utility bills
5th Grade, 2nd Grade and Kinder Class Presentation topics
Summer Camps - Summary of games/activities presented

City of Sunnyvale

FY 04- 05 Annual Report

Attachment G
Table 1 – Detailed PI/PActivities and Evaluation of Effectiveness

Public Information and Participation

Santa Clara Valley Urban Runoff Pollution Prevention Program
Attachment G- Public Information and Participation (PI/P) Table 1
FY 2004-2005 Annual Report
Municipality: Sunnyvale

Table 1. Detailed Description of FY 04-05 PI/P Activities and Self Evaluation Matrix

PI/P Activity[1]	Type of Outreach [1]	Level of Implementation (Description/Dates)	Evaluation of Effectiveness [2]
Community			
Theater Billboards (on screen advertising) Watershed protection campaign slides aired on all 20 AMC screens in Santa Clara Mercado Shopping Center.	Targeted and General - promotion	July 04 to December 04 *Mother Nature Wants You* *Prevent Litter* *Keep our Creeks and the Bay Clean* *Keep our Water and Wildlife Healthy* January to May – 05 *Let's Keep our Watershed Healthy, Clean and Beautiful* *Please don't litter* *Dispose of Mercury Properly*	Screen slides were shown 3.1 times (every 4.8 minutes) for 8 seconds each during the 15 minutes prior to the feature film. For our agency, this has proven to be a cost effective method to continually repeat a variety of specific pollution prevention behaviors to a wide audience without the need to commit staff resources outside of the office.
KSUN – PSAs aired on Community Cable TV targeted to Sunnyvale residents	Targeted and General – promotion	September 20 – 26, 2004 *Help Prevent Pollution Tips:* *Carwash* *Less toxic pest control* *Fluorescent bulbs* *Leaves and yard clippings* The above slides were aired on the community cable channel during P2 Week. August – September 04 A "Fight the Bite" video supplied by Santa Clara County Vector Control was aired on KSUN for community education about West Nile Virus.	KSUN reaches approximately 20,000 Sunnyvale residents with cable TV of whom about 20% watch KSUN at least once a month.

[1] Reference FY 04-05 PI/P Work Plan
[2] Include numbers of participants/audience reached, materials distributed, etc.

Santa Clara Valley Urban Runoff Pollution Prevention Program
Attachment G- Public Information and Participation (PI/P) Table 1
FY 2004-2005 Annual Report
Municipality: Sunnyvale

PI/P Activity[1]	Type of Outreach[1]	Level of Implementation (Description/Dates)	Evaluation of Effectiveness[2]
Community (cont.)			
National Pollution Prevention Week - annual event coordinated by the Dept. of Toxic Substances Control about P2 general. WPCP promoted water pollution prevention messages.	General - promotion	September 19-25 2004 Posters promoting general awareness were placed at five citywide info distribution points. Specific tips about water pollution prevention were e-mailed each day during the week to SV City staff. Ads were rotated to viewers of KSUN community channel showing ways to help prevent water pollution of storm drains.	Any person living, working, or going to school in Sunnyvale who used the library, community center, senior center, or city hall (two locations) could see posters. Approx. 1000 SV City staff with access to e-mail could read the specific behaviors requested. KSUN reaches approx. 20,000 Sunnyvale residents with cable TV of whom about 20% watch KSUN at least once a month
Leadership Sunnyvale Environmental Issues Day – Annual event conducted to provide an overview to current and potential civic leaders about how City departments such as Public Works are managed, giving them an idea about the issues faced by cities and how residents can participate in the process of governing.	Citizen participation - event	Group toured the Water Pollution Control Plant and the SMaRT Station. A variety of brochures and other informational items was distributed. Apr/05	This event provides the opportunity for one-on-one discussion with Sunnyvale civic leaders and residents about local groundwater and shallow groundwater cleanup issues, the sanitary sewer project, public education and HHW information, and environmental issues relating to water quality in the sanitary sewer and storm drain systems. This year, 20 community members participated in this event.
Columbia Neighborhood Health and Safety Fair – Annual event conducted by Columbia Neighborhood Association and city of Sunnyvale.	Targeted and general - event	Outreach conducted 10 Enviroscape demonstrations at this event, advising adults and youth about watersheds, storm drains, and water pollution problems caused by human activities. Literature distributed included Clean-Its, Grow-Its, Pests Bugging You, Dirty Dozen brochures and IPM fact sheets. May 05	This event, in the form of an activity and exhibit fair, brings residents of Sunnyvale together with Public Safety, Neighborhood/Community Services, and Public Works to receive a broad range of health, safety, pollution prevention, and community service information. 60 adults visited our exhibit and watched the presentation. Feedback from the crowds indicated the presentations were engaging, interesting, and fun.
Farmers' Markets – IPM outreach opportunity to promote less toxic alternatives indoor and outdoor for gardening and housekeeping. The market draws 2-3,000 people each Saturday during the peak months from March – Oct from Sunnyvale and neighboring communities to buy organic produce.	Targeted – event	Exhibitor booth features the "Where Does Your Water Go" outreach message. Literature distribution includes: Clean Its, Grow Its, Pests Bugging You, and Dirty Dozen brochures, as well as individually requested IPM fact sheets. One Saturday each month from 9 a.m. to 1 p.m. July 04 – June 05	An effective way to interface with shoppers in a setting that promotes healthy food and pesticide free gardening. Of those who stop at the booth (up to 100 per event,) about half are already informed about less toxic products and their benefits, but want to know more or share information. A minimum of 10 exhibit events are staffed per FY

Santa Clara Valley Urban Runoff Pollution Prevention Program
Attachment G- Public Information and Participation (PI/P) Table 1
FY 2004-2005 Annual Report
Municipality: Sunnyvale

PI/P Activity[1]	Type of Outreach[1]	Level of Implementation (Description/Dates)	Evaluation of Effectiveness[2]
Community (cont.)			
Organic Garden Tours Tours were conducted in partnership with the Foundation for Global Community and Valley of the Heart's Delight program	General - event	Two tours were organized for Saturday, June 18 to view 4 local organic gardens. Information included year-round gardening tips, drip irrigation for minimal water usage, home produced compost for rich soil amendment, organic garden tips, and gardening for beneficial insects. June 05	With the knowledge that conventional farming practices pollute the water and deplete the soil, the goal of the program was to open up new opportunities for local, organically grown food production, in order to restore the fertility of the soils and reduce the reliance on pesticides, fertilizers and fuels that pollute the environment. Participants met the gardeners, asked questions and shared information.
Grow Your Own Conference	General - event	Presented by the City of Sunnyvale, and the Valley of Hearts Delight, the conference offers workshops, networking, and information sharing opportunities for organic garden enthusiasts. A display area was provided for exhibitors providing information and vendors selling related products. Feb 05	250 people attended this event and approximately 50 individuals visited the booth for IPM information and questions about the outreach program.
Earth Day	General - event	Outreach conducted 8 Enviroscape demonstrations at this event, advising adults and youth about watersheds, storm drains, and water pollution problems caused by fertilizers, pesticides, pet waste, car washing, auto fluids and litter. Literature distributed included Clean-Its, Grow-Its, Pests Bugging You, Dirty Dozen brochures and IPM fact sheets. April 05	This was an extremely successful event with excellent community turnout. Exhibits featured local organizations offering environmentally-friendly education, services and products. Approximately 400-500 adults and 200 children attended the event.

Santa Clara Valley Urban Runoff Pollution Prevention Program
Attachment G- Public Information and Participation (PI/P) Table 1
FY 2004-2005 Annual Report
Municipality: Sunnyvale

PI/P Activity[1]	Type of Outreach[1]	Level of Implementation (Description/Dates)	Evaluation of Effectiveness[2]
Community (cont.)			
Thermometer Exchange	Targeted and general - event	Coordinated in collaboration with HHW, a thermometer exchange event was conducted at the Earth Day Celebration. Flyers were distributed at the Farmers Market, at business events, and other locations around the city. An email was sent to city employees advising them of the issue with mercury thermometers and notifying them of the event. An ad to advise the community was placed in the Sunnyvale Sun one week prior to the event. April 05	Conducting the thermometer exchange event in conjunction with the Earth Day Celebration offered an effortless, convenient opportunity for residents and city employees to exchange their household mercury thermometer for a non-mercury thermometer. About 45 mercury thermometers were turned in during the 4-hour event.
Pancake Breakfast	General - event	Outreach conducted 10 Enviroscape demonstrations at this event, discussing watersheds, storm drains, and water pollution problems caused by fertilizers, pesticides, pet waste, car washing, auto fluids, and litter with individuals from the community. Literature distributed included Clean-Its, Grow-Its, Pests Bugging You, Dirty Dozen brochures and IPM fact sheets. October 05	Over 1,000 breakfasts were served at this popular community event. The water pollution demonstration was extremely popular. Parents accompanied their children during the demonstrations and approximately 25 adults learned about preventing water pollution through change in human activities and behaviors.
Plant Tours – Educate groups of adults, youth, business, industry, and technical wastewater professionals about our Plant and the sewage treatment process.	General - event	Teach the environmental impact of discharging to the Bay and watershed stewardship. Explain the differences between storm drains and sewer systems. Explain beneficial reuse of wastewater treatment byproducts. Ongoing	A cost-effective way to reach a wide age range of students and other general audiences. Number of individuals in each group range from 8 to 60. Total number of tour participants this year = 448 Adults (65) High school students ((128) College students (140) Elementary school students (73) Scouting troops (42)

Santa Clara Valley Urban Runoff Pollution Prevention Program
Attachment G- Public Information and Participation (PI/P) Table 1
FY 2004-2005 Annual Report
Municipality: Sunnyvale

PI/P Activity[1]	Type of Outreach[1]	Level of Implementation (Description/Dates)	Evaluation of Effectiveness[2]
Community (cont.)			
The Harbinger newsletter – Monthly newsletter available electronically to about 1000 City of Sunnyvale employees with access to a computer.	Targeted – promotion	Article titles and publication dates: March/April 2005 – *Mercury Disposal* Sept/Oct 2004 – *Bay Restoration Project Begins*	Cost-effective way to reach all City of Sunnyvale staff with specific water pollution information and suggestions for behavioral change that could be useful both on the job and at home.
Sunnyvale Quarterly – this Sunnyvale community Newsletter is mailed quarterly to residents and businesses. Contents include Council information and current affairs in city government, library updates, neighborhood news, environmental outreach and community calendar.	Targeted – promotion	Outreach topics included: copper, environmental events, storm drain pollution from litter, pesticides, auto fluids, yard debris, and sanitary sewer pollution from chemicals in cleaning products. *Draining Pools and Spas* – summer 05 *Celebrate Earth Day* – spring 05 *Earth Day Pollution Prevention Tips* – spring 05 *Storm Drains-No Dumping Flows to Bay* – winter 04 *Storm Drains and Yard Debris* – fall 04	The Quarterly Report is mailed to approximately 60,000 Sunnyvale residents and businesses each quarter. In addition, 2000 copies of the report are distributed to reception and outreach areas in Sunnyvale. The Quarterly Report has proven to be a cost effective way to reach people who live, work, and/or go to school in Sunnyvale with information on water pollution, water conservation, and watershed stewardship. General topics include water quality, tips on behavioral changes to prevent water pollution, and the differences between storm drains and sanitary sewer.
Utility Bill Insert – Mailed to all Sunnyvale rate payers on a two-month billing cycle	Targeted – promotion	Topics included: mercury (proper disposal of fluorescents) litter, and watershed education *Got Bulbs? May/June 05* *The Environmental Impact of Litter* – Jan/Feb 05 *What is a Watershed?* – Nov/Dec 04	Cost-effective way to reach 30,000 utility accounts in Sunnyvale. Mailing of utility bills is staggered over a two-month timeframe.
WPCP Web Site – Includes specific pages for business BMPs and general tips on water pollution prevention, water conservation, and watershed stewardship.	General – promotion	Information and graphics on the WPCP portion of the City of Sunnyvale main website is updated as needed with new information. Ongoing	There is no "counter" on our site so no way of determining number of hits.
Participation in Stevens & Permanente Creek Watershed Council development	Citizen Participation	Staff attended 5 meetings of the Stevens & Permanenete Creeks Watershed Council in FY 04-05. Staff provided technical knowledge and a place for the group to meet for several meetings Staff encouraged other neighboring municipalities to participate in the group. Ongoing	Participation in this group continues to be a good way to reach citizens who have an interest in watershed protection and enhancement in the Stevens Creek area of the City. Approximately 15 to 30 Stevens Creek area residents attended each meeting. It provided a good venue for resource and information exchanges about Stevens Creek issues. watershed issues.

Santa Clara Valley Urban Runoff Pollution Prevention Program
Attachment G- Public Information and Participation (PI/P) Table 1
FY 2004-2005 Annual Report
Municipality: Sunnyvale

PI/P Activity[1]	Type of Outreach[1]	Level of Implementation (Description/Dates)	Evaluation of Effectiveness[2]
Business and Industry			
Hotel Water Conservation – Hotels/Motels offer their guests tips on conserving water during hotel stay.	Targeted, Educational, and Citizen Participation - promotion	Outreach continued to survey the General Managers of Sunnyvale hotels to offer free tent cards with water conservation tips for the bathroom counters in hotel rooms. Explained the possible cost benefits in terms of savings on water utility bills. Ongoing	Many facilities (of the 30 in Sunnyvale) have already implemented a water conservation program using in-room signage of one sort or another because of their corporate policies. For this reporting period - (5) hotels have requested replacement cards or have joined the program as new participants. Outreach will continue to follow-up with hotels to place new tent cards or to replace tent cards that are missing or broken.
Lockheed Employee Environmental Faire.	Targeted, Educational - event	In partnership with the Environmental Dept. at Lockheed, Outreach set up and staffed an exhibit promoting the differences between storm drains and sanitary sewers, and water pollution from pesticides and auto fluids. Literature distributed included Grow-Its, Clean-Its, Dirty Dozen, and Pests Bugging You brochures. May 05	Environmental health and safety event organized by Lockheed. Recycling, clean air, water pollution and other environmental issues are promoted and discussed with Lockheed staff. The event generally attracts between 700 and 1000 employees, and approximately 150 individuals visited the booth.
Network Appliance Environmental Fair Display booths and exhibits from a variety of organizations and agencies showcasing environmental topics.	Targeted, Educational - event	The event was held during lunch hours in the company cafeteria so employees could attend the event during lunch. The outreach exhibit displayed the difference between storm drains and sanitary sewers, and water pollution from pesticides and auto fluids. Distribution of literature included Grow-Its, Clean-Its, Dirty Dozen, and Pests Bugging You brochures. April 05	This event is designed for Network Appliance employees to learn about issues facing the environment such as recycling, clean air, HHW, and other environmental issues. Approximately 100 employees attended the event and about 20 employees visited the outreach booth for IPM information.
Schools and Youth			
Summer Camps – Partnership with SV Parks and Recreation Department to teach environmental games as a part of their regular summer camps.	Targeted, Educational - event	Outreach conducts environmental presentations, plays both indoor and outdoor games, and conducts arts and crafts activities that teach water pollution prevention, water conservation, and watershed stewardship messages to the kids. June – Aug 04 and June 05	A fun, hand-on, engaging and memorable way to help youth understand the impact of their daily activities on the environment, and to teach them methods of water conservation and how to prevent water pollution. Staff conducted 19 environmental activities this reporting year, reaching 552 youth. Evaluation forms from camp counselors indicate the children enjoyed the environmental games and activities, but reported it was not clear if it increased their understanding of water pollution problems.

Santa Clara Valley Urban Runoff Pollution Prevention Program
Attachment G- Public Information and Participation (PI/P) Table 1
FY 2004-2005 Annual Report
Municipality: Sunnyvale

PI/P Activity[1]	Type of Outreach[1]	Level of Implementation (Description/Dates)	Evaluation of Effectiveness[2]
Schools and Youth			
Earth Day	Targeted and Targeted - event	Exhibits featured local organizations offering environmentally-friendly education, services and products. The children's area included a parade for the earth, Wildlife Rescue, face painting, environmental arts and crafts, interactive activities and water pollution demonstrations. April 05	This event, held during school spring break, was designed to promote environmental citizenship and to raise awareness about the need to continue protecting our environment. Decorated with environmental exhibits from local businesses, governmental agencies, and non-profit organizations, the event was open to the general public. Approximately 200 children from the community were in attendance. Outreach conducted 8 Enviroscape demonstrations, advising adults and youth about watersheds, storm drains, and water pollution problems caused by fertilizers, pesticides, pet waste, car washing, auto fluids and litter.
Pancake Breakfast	Targeted and General – event	Outreach conducted 10 Enviroscape demonstrations at this event, discussing watersheds, storm drains, and water pollution problems caused by fertilizers, pesticides, pet waste, car washing, auto fluids, and litter with both youths and adults. Literature distributed included Clean-Its, Grow-Its, Pests Bugging You, Dirty Dozen brochures and IPM fact sheets. October 04	The water pollution demonstrations were conducted to improve children's understanding of watersheds, storm drains, and water pollution caused by human activities. Feedback from the crowds indicated the presentations were engaging, interesting and fun. One boy was so enthralled he watched the demonstration 3 times. This event proved to be an excellent opportunity and our exhibit was popular among the kids. Over 80 youth learned about preventing water pollution through change in human activities and behaviors.
Columbia Neighborhood Health and Safety Fair – Annual event conducted by Columbia Neighborhood Association and city of Sunnyvale.	Targeted and General – event	Outreach conducted 10 Enviroscape demonstrations at this event, advising adults and youth about watersheds, storm drains, and water pollution problems caused by human activities. Literature distributed included Clean-Its, Grow-Its, Pests Bugging You, Dirty Dozen brochures and IPM fact sheets. May 05	This event, in the form of an activity and exhibit fair, brings residents of Sunnyvale together with Public Safety, Neighborhood/Community Services, and Public Works to receive a broad range of health, safety, pollution prevention, and community service information. About 80 kids visited our exhibit and watched the presentation. Feedback from the crowds indicated the presentations were engaging, interesting, and fun. At the completion of each demonstration, the children and adults were asked a relevant question about water pollution. Approximately 97% answered the question correctly.

Santa Clara Valley Urban Runoff Pollution Prevention Program
Attachment G- Public Information and Participation (PI/P) Table 1
FY 2004-2005 Annual Report
Municipality: Sunnyvale

PI/P Activity[1]	Type of Outreach[1]	Level of Implementation (Description/Dates)	Evaluation of Effectiveness[2]
Schools and Youth			
Classroom presentations	Targeted, Educational - events	Water pollution education provides an interactive program correlated to the State of California's curriculum standards for the earth sciences. Students learn the forms of water, how the water cycle works, how water is polluted, where polluted water goes, what a watershed is, how to prevent water pollution, how to conserve water and be a watershed steward. The program and lesson plans are appropriate for fifth grade students. September 03 - April 04	Outreach conducted 25 classroom presentations this school year, and 12 teachers returned the evaluation form. Evaluations indicated teachers felt the visual aids were excellent and the information greatly improved student understanding of watersheds, storm drains, and water pollution caused by human activities. Written feedback indicated the presentations were engaging, interactive and fun. Teachers felt the program reinforced and supplemented their own curriculum and are interested in scheduling future presentations.
Bay Care Badge – Merit Badge and Patch Program for youth groups. Youth earn a patch after completing an activity relating to water such as pollution prevention, water conservation, plant and animal identification, and watershed stewardship.	Targeted, Educational - promotion	Groups are provided with a brochure (created by WPCP) listing four sections (Water Pollution Prevention, Water Conservation, Plant and Animal Identification, and Watershed Stewardship) with related activities. Individuals may complete one section or choose two activities (total eight) from each section to earn the badge/patch. Ongoing all year	Plant tours teach youth about the function of wastewater treatment, water pollution prevention, and water conservation. When scouting troops take a tour of the plant, it completes their badge requirement. 4 scouting troops, 31 kids took part in the Bay Care Badge program this reporting year.
Water Pollution Control Plant Tours are conducted for school groups K-12, college students, scouting/youth groups, and other youth oriented groups as requested. Tours are arranged on a reservation basis and each tour concludes with a special goodie bag distributed to each student.	Targeted, Educational Event	Plant tours focus on the importance of wastewater treatment in protecting the Bay, the value of recycled water, the importance of water conservation, and pollution prevention. Additionally, tours at the wastewater treatment plant highlight Plant operations and processes, the differences between storm and sanitary, etc. Ongoing during the school year	Plant tours teach youth about the function of wastewater treatment, water pollution prevention, and water conservation. Oftentimes, the tour is a supplement to a water study module in the classroom, and approximately 50% are repeat tours scheduled year after year by teachers. Students are curious and genuinely interested, and ask many questions about wastewater processing. WPCP conducted 25 student tours this year, reaching 383 youth.

Santa Clara Valley Urban Runoff Pollution Prevention Program
Attachment G- Public Information and Participation (PI/P) Table 1
FY 2004-2005 Annual Report
Municipality: Sunnyvale

PI/P Activity[1]	Type of Outreach[1]	Level of Implementation (Description/Dates)	Evaluation of Effectiveness[2]
Schools and Youth			
Teachers Resource Fair	Targeted - event	In partnership with Santa Clara County Office of Education and NOVA, this back-to-school event for teachers featured vendor exhibits and products from science, art, museums cultural centers, theater and environmental agencies. September 04	The event offered the opportunity to promote Sunnyvale's environmental outreach program to teachers. About 150 teachers from schools in Santa Clara County attended the event to learn about classroom resource opportunities and vendor products. The outcome was that this event is not a productive outreach opportunity because few (if any) Sunnyvale teachers attended. 12 SSC teachers stopped by the booth for information.
Groundhog Job Shadow Career Day	Targeted - Educational	In partnership with Junior Achievement of Silicon Valley and NOVA, students from local high schools investigate career options in order to prepare to match the required skills and educational requirements while in college. February 05	Job shadowing allows students to experience the job duties and education requirements of a particular job of interest, allowing them to make informed career and college study decisions. The student assigned to WPCP was interested in the sciences and learned about testing water in the Lab.
Creek Education - "Water" and "Structures of Life"	Targeted, Educational – Grade 3 event	In partnership with the Cupertino Public Works Department, the Creek Education program provides watershed, urban runoff, water pollution prevention, storm water, creek education, and wastewater information to Sunnyvale students at schools in the Cupertino School District. Sep 04 – Jun 05	After studying water and structures of life course in class, students take a creek education trip to McClellan Ranch Park as a supplement to the water studies course. This reporting year Sunnyvale provided funding to cover the transportation cost of (5) buses, reaching (11) full classes and (4) half classes for a total of (390) students.
Environmental Education Materials, Books and Videos.	Targeted, Educational – K-12 and various youth organizations and adults - promotion	A four-color brochure is mailed on request to market the various resources WPCP has for youth educators. Books and videos are suitable for various ages including adults. Ongoing all year	Useful tool that provides a summary of the resources as well as a synopsis of each video and book in the Outreach Library. See individual activities listed above for a summary of materials distributed per event. Materials distributed by phone request:

Santa Clara Valley Urban Runoff Pollution Prevention Program
Attachment G- Public Information and Participation (PI/P) Table 1
FY 2004-2005 Annual Report
Municipality: Sunnyvale

PI/P Activity[1]	Type of Outreach[1]	Level of Implementation (Description/Dates)	Evaluation of Effectiveness[2]
Regional			
Watershed Education and Outreach Campaign (WE&O) (SCVURPPP) - Watershed Watch events, brochures, and media promotion	Targeted (audiences in Santa Clara County per strategy developed from a survey) – promotion and events	Sunnyvale Outreach has been a contributing member and active in all aspects of the campaign from the recruitment of the consultant to editing scripts, approving media plans and promotions, supporting and attending events, suggesting ideas, reviewing brochures, contributing to web site development, etc. during its 5-year campaign Ongoing all year	Co-permittes and the Program, in coordination with the media consulting firm, have done an excellent job to date with campaign efforts. All parties meet on a regular basis to confer, plan, organize and launch various Watershed Watch promotions. One of the more successful outcomes of these meetings is that co-permittees disclose individual campaigns which provide an opportunity to share information on outreach efforts, literature development, and campaign strategies for other members to replicate. The media consulting firm is in contact with the Program and provides program updates and campaign strategies on a regular basis. Evaluation of projects is ongoing.
Zun Zun performances (Part of WE&O campaign) – A musical presentation to teach watershed stewardship and pollution prevention.	Targeted – (elementary school assemblies) - events	Through a loose story line and elaborate stage props, the performers wove environmental messages into the songs and dances. WE&O promoted availability and schools book appearances. Ongoing all school year	The Zun Zun program and performance is reviewed and reported on a regular basis and suggestions to fine tune the performances are incorporated. Feedback surveys are conducted after each performance and both teachers and students alike quote the program as highly engaging and effective. This reporting year two elementary schools in Sunnyvale booked performances.
Integrated Pest Management (IPM) known as the "Our Water, Our World" outreach campaign.	General – promotion and events	Supported the Program's outreach requirements to continue implementing the Pesticide Plan to the two participating retail stores in Sunnyvale and regionally in Santa Clara Co. Sunnyvale participated in the IPM Plan by staffing a booth at several regional IPM oriented events. Annual campaign Mar-May 05	• Participating stores in Sunnyvale have literature racks that regularly distribute the Program's IPM literature and promotional materials to consumers. • The Summerwinds Nursery in Sunnyvale is a newly recruited campaign partner, in support of the Our Water, Our World campaign and Greening Your Green Thumb workshops. • IPM material and Watershed Watch kits are regularly distributed at Sunnyvale's Farmers Market which attracts 2 – 3,000 visitors each week, and at other regionally organized events which attract over 25,000 in combined attendance.

Santa Clara Valley Urban Runoff Pollution Prevention Program
Attachment G- Public Information and Participation (PI/P) Table 1
FY 2004-2005 Annual Report
Municipality: Sunnyvale

PI/P Activity[1]	Type of Outreach[1]	Level of Implementation (Description/Dates)	Evaluation of Effectiveness[2]
Regional			
Classic Car Wash – a community outreach event conducted at several Classic Car Wash locations in Santa Clara County. In support of the Watershed Watch Campaign, the event invites consumers to take advantage of a discount on a car wash.	General – event	Co-permittees and the Program partnered by staffing a booth and outreach exhibit at Classic Car Wash promotion events in four different locations. Exhibit included the message *Where Does Your Water Go* and *Cars Pollute Water* Too display. WW Watch Kits, *The Bay Begins at Your Front Door*, *Keeping it all in Tune* and *Cars Pollute Water Too* brochures were distributed. October 2004	Partners in this annual event include Classic Car Wash, KRTY, and Watershed Watch. The event offers the general public 50% off car wash services during a two-hour period. Drawing consumers in through deep discounts greatly increases the number of customers at the car wash and provides the opportunity to reach customers with literature and discussions about CAP water pollution. Additionally, KRTY promoted the Watershed Watch message to over 1,374.500 (gross impressions) listeners during 100 on-air message spots.
Quality Tune Up – a community outreach event conducted at several Quality Tune-up locations in Santa Clara County. In support of the Watershed Watch Campaign, the event invites consumers to take advantage of a discount on automotive oil changes.	Targeted – event	Outreach staffed a booth at the Quality Tune-up event location in Sunnyvale. On event day, KUFX conducted a live remote performance on-site at Quality Tune-up in order to draw consumers to the event, thereby providing the opportunity to reach customers with Watershed Watch kits, *Keeping it all in Tune* and *Cars Pollute Water Too* literature, and discussion about water pollution and automotive fluids issues. September 04	This community outreach program is conducted through a combined partnership with Quality Tune-up, Watershed Watch, and KUFX. Through 100 free promotional on-air message spots, KUFX helped promote the Watershed Watch message to 1,747,333 (gross impression) Santa Clara County listeners during the August/September 2004 campaign.
Spring in Guadalupe Gardens	General – event	The Spring in Guadalupe Gardens offers attendees a fun and activity filled gardening event. Activities at the event include plant sales, food and entertainment, tours, garden advice, alternative energy information, compost instructions, and garden accessory sales. This is an environmentally focused event targeted to Bay Area families. April 05	Outreach collaborated with the Program at this event and participated by staffing an exhibit booth with the *Watershed Watch* and *Where Does Your Water Go* display. Collateral distributed at this event included Watershed Watch kits and IPM outreach material. Youth attending the event were invited to play the bean bag game.

Santa Clara Valley Urban Runoff Pollution Prevention Program
Attachment G- Public Information and Participation (PI/P) Table 1
FY 2004-2005 Annual Report
Municipality: Sunnyvale

PI/P Activity[1]	Type of Outreach[1]	Level of Implementation (Description/Dates)	Evaluation of Effectiveness[2]
Regional			
Prusch Farms Harvest Festival	General - event	The Prusch Farms Harvest Festival celebrates the area's rich diversity and bountiful harvest. The day includes entertainment, folkloric dancing, ethnic foods, a pumpkin contest, master gardeners, environmental education and gardening information. October 04	Outreach collaborated with the Program at this event and participated by staffing an exhibit booth with the *Watershed Watch* and *Where Does Your Water Go* display. Collateral distributed at this event included Watershed Watch kits and IPM outreach material. Youth attending the event were invited to play the bean bag game. Approximately 6,000 people attend this event and outreach distributed 71WW Kits and 1,040 pieces of other related literature such as brochures and promotional material.

City of Sunnyvale

FY 04- 05 Annual Report

Attachment G

Public Information and Participation

Appendix 1

Examples of Outreach Materials Developed for Sunnyvale

National Volunteer Week

National Volunteer Week (April 17 – 23) is the time of year America sets aside to say "thank you" to the millions of people who volunteer in communities across the nation. Sunnyvale will host a reception to honor our City volunteers on Tuesday, April 19th, 5 p.m. – 6:30 p.m. at the Senior Center Orchard Pavilion. The Mayor, City Councilmembers, and department directors will highlight the service commitment and achievements of our City volunteers.

Inspire by Example
NATIONAL VOLUNTEER WEEK
April 17-23, 2005

What can you do to thank your special volunteers in April?

- Encourage them to attend the reception and plan to meet them there.
- Write a note or card of thanks. Be specific. Tell them exactly how their efforts have saved you time, helped you complete a project, or made a difference to your program, division, or department.
- Host a coffee break with your work team and your volunteer – 10 minutes to relax, have a snack and get to know one another just a little better.
- Get personal: take time to demonstrate your personal interest.
- Involve the volunteer in a staff or other significant meeting.
- Leave a flower or helium balloon at the volunteer's work space.
- Above all, let your volunteer know how much you appreciate his or her contributions.

For more recognition ideas, contact **Romie Georgia**, volunteer resources manager, at 730-7536.

Mercury Disposal

In order to function properly, fluorescent lamps contain a small amount of mercury, a toxic pollutant. When fluorescent lamps are improperly disposed of and then break, this toxic pollutant can be transported by air or runoff from rain and deposited in our creeks and the Bay.

City employees should never dispose of fluorescent lamps in the trash. Facilities Management follows a program that guides safe replacement and disposal of fluorescent lamps in our municipal buildings. They collect spent lamps at multiple areas throughout the City, repackage them for protection, and deliver them to the County of Santa Clara for proper disposal/recycling via the Household Hazardous Waste Program.

It is unsafe to dispose of such hazardous waste with regular trash. At home, help prevent mercury pollution by recycling used fluorescent lamps and other mercury products at your local hazardous waste collection center. For employees living in Santa Clara County (except Palo Alto and Sunnyvale), you can dispose of used fluorescent lamps and other household hazardous waste at disposal events organized by Santa Clara County's Household Hazardous Waste Program. Call (408) 299-7300 or visit *www.hhw.org* to schedule an appointment. Employees who live in Sunnyvale can visit *www.sunnyvalerecycles.org* or call (408) 730-7262 for disposal information. Palo Alto residents can call (650) 496-6980 or visit *www.city.palo-alto.ca.us/hazwaste/househaz*.

Bay Restoration Project Begins

On July 19, Sunnyvale was home to the start of one of the most ambitious environmental projects in the nation. Tidal gates were opened to allow bay waters to merge with the salt evaporation ponds located along the shoreline of Sunnyvale and Mountain View. State, federal and local officials, as well as project stakeholders, individuals from the community, curious onlookers and members of the news media were on hand to record this historic event.

The opening of the tidal gates is just one step in a 30-year effort to restore large portions of former Cargill salt ponds back to wetlands and tidal marshes. Resource agencies, including the U.S. Fish and Wildlife Service, the Coastal Conservancy and the California Department of Fish and Game, have been working on a five-year plan for all the ponds. Preliminary studies are under way to determine specific details for the project, including how best to restore the ponds, which levees to strengthen or remove, what types of habitat to create and where to allow public recreation. The South Bay Salt Pond Restoration Project is the largest wetlands restoration ever undertaken on the West Coast, akin only to the restoration of the Florida Everglades and Louisiana's coastal marshes.

Blending the water from the salt ponds with bay water must be done in a gradual fashion. Ponds with the lowest salinity are among the first scheduled to be released. Ponds with water up to four times more saline will be released gradually during this year and next. Ponds with the highest salt content must continue to be diluted before being released over the next five years.

The salt ponds project begins an exciting new phase in the restoration of the San Francisco Bay to an important ecological area where dozens of species of birds, fish and mammals can thrive in harmony with Bay Area residents.



SUGGESTION AWARDS RETURN

Thanks to a dedicated group of City of Sunnyvale employees, a subcommittee was formed at the direction of City Council to review and update our Employee Suggestion Award Program. They spent many hours combing over the Program, improving it substantially. City Council approved the program with the FY 2004/2005 budget and now City employees are utilizing the program again. Many thanks to **John Addeo**, **Jeff Sorrick** and **Bobbie Parr** from Public Works and **Robin Montano** from Finance for their contributions.

The Suggestion Award Program was developed to recognize and reward City employees who contribute workable solutions for the improvement of City operations. It provides the opportunity and incentive for employees to submit suggestions which will result in increase efficiency, improving safety and/or opportunities to save money. If you have an idea you think will save money, increase revenue, improve methods or strengthen morale, complete a suggestion form and submit it to Mindy Vargas in Human Resources. After a review process it will go to the Personnel Board, which determines which suggestions are awardable. Awards range from $50 to a maximum of $500.

For more information:

- **Mindy Vargas (HRD)**
  (408) 730-7491
  mvargas@ci.sunnyvale.ca.us
- *http://jasmine/hrd/*

035130

Quarterly REPORT Summer 2005

Draining Pools and Spas

Keep Pool, Spa and Fountain Water Out of Our Storm Drains, Creeks and the Bay

Clean water is vital to the health of fish, plants, animals and humans, but many human chores and activities can lead to water pollution. Common culprits are swimming pools and spas, which must be drained properly to ensure chemicals don't enter storm drains where water flows untreated to our local creeks and Bay. Copper is used as an algaecide in pools, spas and fountains, and copper pipes are commonly used in pool plumbing. Draining pools, spas and fountains to storm drains can pollute our creeks and Bay with copper, chlorine, sediments, and other contaminants. A properly maintained pool, spa or fountain may reduce the need for draining.

Maintaining your pool, spa or fountain

- Minimize algae buildup to prevent the need for toxic algaecides
- Clean regularly, maintain proper chlorine levels, and maintain water filtration and circulation.
- Manage pH and water hardness to minimize copper pipe corrosion that can stain your pool and end up in our creeks and the Bay.
- Ask your pool maintenance service for help resolving persistent algae problems without using copper algaecides.

Cleaning

- Never clean a filter in the street, gutter, or storm drain.
- Rinse cartridge filters onto a dirt area and spade filter residue into the soil.
- Keep backwash discharges out of the street and storm drain. Backwash sand and diatomaceous earth filters onto a dirt area. Dispose of spent filter materials in the trash.

Draining

- Don't drain to a street, gutter, or storm drain. Instead, discharge water to a sanitary sewer clean-out.
- To report a pool in your neighborhood draining to the street, or for information about locating your sanitary sewer clean-out call the Sunnyvale Water Pollution Control Plant at (408) 730-7260.

What does a sanitary sewer clean-out look like?

- Look on your property for a small concrete or metal cover marked "sewer." Clean-outs are often located under them.
- Look for a small circular cap on a pipe, with a raised square on it, sticking out of your house or out of the ground. These caps often cover clean-outs.
- In either case, remove the cap and place the hose in the pipe to drain. To prevent backflow, keep the end of the hose from touching the bottom of the sewer pipe while draining.

Tips for finding your clean-out:

- If your kitchen or bathroom is on an exterior wall of your house, look outside along that wall for a clean-out.
- Stand on the sidewalk looking toward your house. Line up the main water sources in your house: bathrooms, kitchen, washers, etc. The clean-out is often located on that line, in front of or behind your house.
- Look for an "S" stamped into the curb or sidewalk near your house. It marks where the sewer line is. Your clean-out may be along it.
- Look for a slight linear depression in your yard between your house and the street. This may indicate the location of a sewer line, and your clean-out may be on it.

Residents of Sunnyvale can dispose of pool chemicals at a hazardous waste drop-off event. For more information call Sunnyvale Solid Waste and Recycling at (408) 730-7262 or visit *www.sunnyvalerecycles.org*.

For information about how to protect our creeks and bay, call (866) WATERSHED or visit the Watershed Watch Web site at *www.watershedwatch.net*.

035131

Quarterly REPORT Spring 2005

Celebrate Earth Day at Sunnyvale's Plaza del Sol

10 a.m. - 2 p.m., Friday, April 22

If live music, great exhibits, displays of local art and interactive entertainment sound like fun, you should plan to attend the 35th anniversary of Earth Day. The event will be held Friday, April 22, in Plaza del Sol, 200 W. Evelyn Ave., in downtown Sunnyvale.

You'll find plenty of fun for kids, including crafts, face painting and clowns. Get your kids excited about caring for the Earth with plenty of eco-friendly information and entertainment at this midday festival. Festival-goers of all ages may visit exhibits such as Wildlife Rescue and Hidden Villa.

Exhibits from the business community will highlight environmentally-friendly services and products, and non-profit exhibitors will provide ideas to help celebrate and protect the Earth. Learn about local environmental resources and City programs. You may also recycle your unwanted cell phones and enter the environmentally-friendly prize drawings.

Sunnyvale's environmental achievements will be recognized, as will Sunnyvale businesses that have been certified as "green businesses" by the Santa Clara County Environmental Resources Agency.

"We want to let the community know that we appreciate their efforts in protecting the Earth," said Marvin Rose, Sunnyvale Director of Public Works. "We also want to show how we can continue to reduce our impact on the Earth's resources through the choices that we make in our daily lives. Earth Day is an opportunity to focus on what's important and share our successes."

Music and entertainment for the event will be provided by artists with an environmental focus, including Ben James, EarthCapades and ZunZun.

So walk, bike or use convenient nearby public transportation to get to Plaza del Sol. The plaza area is served by Caltrain and VTA lines 54, 53 and 32. Bring your lunch, or pick up a bite to eat at one of the many restaurants in downtown Sunnyvale and enjoy the show.

Wrap up your Earth Week activities by shopping during Sunnyvale's Garage Sale Day, Saturday April 23. For more information and a complete list of Earth Week activities, including birding and biking, visit *www.sunnyvalerecycles.org* or *www.sunnyvale.ca.gov*, or contact Dorlene Russell with the Recycling Program at (408) 730-7278, TDD (408) 730-7501. The Earth Day event schedule will be posted on the City's Web site in April.

BIKE TO WORK DAY

The City will celebrate the 11th annual Bike to Work Day May 19. Bicycling to work helps improve air quality and is a healthy alternative to driving.

The City will host three energizer stations to reward and encourage those who bike to work. The energizer stations will be located at:

- Mary Avenue and Maude Avenues
- Wolfe Road/Fremont Avenue and El Camino Real
- Sunnyvale Multimodal Transit Station

For more information, call (408) 730-2713, TDD (408) 730-7501, or e-mail *dcogill@ci.sunnyvale.ca.us*.

035132

EARTH DAY POLLUTION PREVENTION TIPS

With Earth Day right around the corner, there is no better time to think about ways to protect our watershed from pollution. The watershed includes our foothills, roadways, lawns and storm drains, all of which drain runoff from rain and over-watering to our local creeks and San Francisco Bay.

Common pollutants such as pesticides, fertilizers, auto fluids and litter that accumulate on streets, sidewalks, driveways and parking lots are carried by runoff to the storm drain system. By taking a few easy steps when performing chores and activities, you can affect the health of our watershed in a positive way. Make every day an Earth Day. By using some of the suggestions below, we can work together to protect our watershed and our environment for the future.

In the Home

You don't need harsh cleaning products to clean your home, and there are many good reasons to make a switch. Some commercial household cleaning products can be hazardous to your family's health. Hazards can come from chemical fumes, improper mixing of products or from being swallowed by small children. Try to purchase the most environmentally-friendly products, and when you purchase cleaning supplies, don't buy more than you need. Make your own products whenever possible. Vinegar can make windows sparkle and lemons remove greasy fingerprints on windows. Baking soda is a good all-purpose cleaner. In fact, baking soda and water can be used in place of ammonia-based all-purpose cleaners. Instead of purchasing a drain cleaner, mix 1/4 cup baking soda with 1/4 cup vinegar, then flush the drain with boiling water. Unclogging your drains with chemical drain cleaners adds pollutants to waste water that can leave a harmful residue in water discharged to the Bay.

Do you have ants in the house but want to avoid using a pesticide indoors? Clean up lines of ants with a vacuum, or spray ants with soapy water and wipe up with a sponge. Soap washes away the chemical trail that ants follow. To repel ants, use red chili pepper, paprika, dried peppermint or cinnamon.

Finally, help conserve water by turning off the faucet when you brush your teeth, and only run full loads in the washing machine or dishwasher.

In the Garden

Try using an integrated pest management (IPM) approach in the garden. IPM is an ecologically-based strategy of using natural methods to overcome plant disease and pest problems. Using IPM creates a system that keeps the good bugs alive in the garden, while avoiding the undesirable effects of chemicals in pesticides and fertilizers. If you have bugs, grow plants whose pollen and nectar provide food that attract beneficial insects like ladybugs, lacewings, ground beetles, dragonflies and spiders. Beneficial insects help control pests by feeding on a wide variety of insects and mites. Consider pesticides only after other natural pest-control methods have been employed.

If you do use chemical controls in the garden, be sure to read the label and choose fertilizers and pesticides containing less-toxic products. Signal words like caution, warning, danger and poison on the label indicate the products level of toxicity. Use pesticides and fertilizers sparingly and according to label directions. Do not apply when rain is predicted or when watering the lawn or garden. Sunnyvale residents may safely dispose of unwanted or outdated insecticides by taking them to a scheduled household hazardous waste drop-off event.

Automobiles

Runoff washes vehicle pollutants such as tailpipe exhaust, zinc from automotive engine oil, copper from brake pad dust, cadmium, lead and automotive fluids off roads and streets into storm drains. These pollutants threaten water quality and the health of wildlife in our waterways. To conserve gasoline, reduce harmful emissions and avoid leaking auto fluids, keep your car well-tuned and in good repair. If your car does leak oil onto your driveway or the street, soak it up by sprinkling the oil with cat litter, then sweep it up and put it in the garbage. Never pour oil on the ground; it can contaminate groundwater supplies. Instead, dispose of used motor oil, oil filters and antifreeze at a household hazardous waste drop-off event. To protect plant and animal wildlife in our creeks and Bay, wash your car on a grassy area or unpaved surface, or use a commercial car wash. Dirty, soapy water from washing cars on the driveway flows to the storm drain and pollutes our creeks and Bay.

Everyone can do his or her part to help sustain water quality. Encourage others by letting them know what they can do to help prevent pollution in our watershed.

S a r i K e 2 0 0 5

035133

115

Storm Drains

The City of Sunnyvale is asking for your help to keep flooding to a minimum. Storm drains are designed to prevent flooding by draining excess rainwater away from streets. But they can also be a key source of both water pollution and flooding.

Pollutants from washing cars or over-fertilizing lawns can pollute our local creeks and Bay. Paint products, automobile fluids, pesticides, litter,

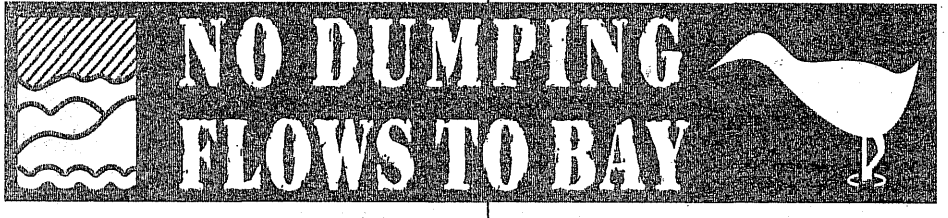

pet waste, golf balls, dirty diapers and dead animals are found in storm drain systems on a daily basis. While storm drains are designed to handle normal storm water flow, debris dumped into storm drains or washed down by rainfall not only pollutes the creeks and Bay, but clogs storm drain systems as well.

Operation, maintenance and repair of water, sewer and storm drain systems in Sunnyvale are the responsibility of the Field Services Division of the Department of Public Works. Crews generally service the storm drains in the fall, and as needed through the winter. While their efforts provide a high level of service, flooding may still occur during heavy rain. That's where you come in.

How can you help?

Flooding in neighborhoods is often the result of heavy rainfall in a very short time period, but flooding problems increase when trash and other debris block and clog the storm drain. If you see debris blocking a storm drain, you can help by removing it before the next rainfall. To prevent street flooding from leaf-clogged drains, please do not pile or sweep debris, leaves or tree branches into the street or storm drain. Instead, put leaves and yard trimmings in your yardwaste cart or a compost bin.

Dispose of household hazardous waste such as paint, motor oil and pesticides at a Sunnyvale household hazardous waste drop-off event. For more information call Sunnyvale Solid Waste and Recycling at (408) 730-7262, TDD (408) 730-7501, or visit *www.sunnyvalerecycles.org.*

Community organizations, service groups and clubs can help by adopting a project to paint or refresh the "NO DUMPING—FLOWS TO BAY" stencil on storm drain inlets. By fostering this effort, you are helping to remind co-workers, friends and neighbors that nothing except rainwater should enter the storm drains. Stencils are availab by calling (408) 730-7717, TDD (408) 730-7501.

To Report Problems

To report a storm drain that i flooding or clogged with debris, (408) 730-7510, TDD (408) 730-7 Please provide the address, near cross street, your name, daytime telephone number and any othe information you believe will he locate the problem. Repair crew will be dispatched. During time extraordinarily heavy rains, storr drains may overflow even when clogged. This is expected, but th water should subside as the rain subsides.

By working together, we can minimize the damage that future storms may have on our commu our neighborhoods and our cree and the Bay.

035134

Wastewater Issues

Summer's breeze has ended, and in its place is the crisp, cooler air of fall. The evenings are shorter, and backyard barbecues have been replaced by pots of steaming soup and warm bread. Winter and cold weather bring rainstorms, blowing leaves and debris about the neighborhood and into the streets and gutter. There is no better time than the present to protect our watershed.

A watershed is a land area that drains water into a creek, river, wetland or bay. Our watershed includes our foothills, roadways, lawns and storm drains, all of which drain water directly into our local creeks and the San Francisco Bay. By preparing your house and yard for harsher weather, you can help protect the watershed.

- Sweep debris from sidewalks and driveways rather than power-washing it away. This will help prevent storm drain pollution and save water.
- Rake up grass clippings and leaves. Yard trimmings should be disposed of by either composting or placing in the yard cart for collection.
- Do not allow yard debris to wind up in the street or gutter. During heavy winds or rain, the debris could be washed into the storm drain. Yard debris in the storm drain goes straight to the nearest creek, and eventually the Bay. Once in the creeks and Bay, grass and leaves biodegrade, robbing the water of valuable oxygen. When oxygen is depleted, it can kill fish and other aquatic life.
- Avoid over-watering your yard or watering the streets and sidewalks. Poorly adjusted sprinklers can lead to storm water pollution by carrying garden pesticides and fertilizers into our creeks and the Bay.
- Lawn maintenance can help make a beautiful home. But what we do to maintain our lawns could be detrimental to the environment around us. Consider natural alternatives to pesticides and fertilizers.
- Keep trash contained, so it can't enter the storm drain, and prevent street flooding by checking and unclogging storm drains.

Remember, debris and urban runoff mixed with wind and rain become storm water pollution. Responsible management of house and garden activities makes us good stewards of our creeks and Bay.

To learn more about water pollution, visit the Water Pollution Control Plant Web site at *wpcp.sunnyvale.ca.gov*, or call Environmental Outreach at (408) 730-7717, TDD (408) 730-7501.

NATIONAL POLLUTION PREVENTION WEEK

September 20 – 26, 2004

Help Prevent Pollution



of our Water, Soil and Air

Pollution Prevention Tip: Clean up leaves and yard clippings. Compost or recycle yard debris as green waste.

For more information call the Water Pollution Control Plant at 408-730-7717 or visit http://wpcp.sunnyvale.ca.gov

NATIONAL POLLUTION PREVENTION WEEK

September 20 – 26, 2004

Help Prevent Pollution



of our Water, Soil and Air

<u>Pollution Prevention Tip:</u> Dispose of fluorescent bulbs at your local Household Hazardous Waste Drop-off Event.

For more information call the Water Pollution Control Plant at 408-730-7717 or visit http://wpcp.sunnyvale.ca.gov

NATIONAL POLLUTION PREVENTION WEEK

September 20 – 26, 2004

Help Prevent Pollution



of our Water, Soil and Air

Pollution Prevention Tip: Use a less-toxic alternative to control pests in your home or garden.

For more information call the Water Pollution Control Plant at 408-730-7717 or visit http://wpcp.sunnyvale.ca.gov

035138

120

NATIONAL POLLUTION PREVENTION WEEK

September 20 – 26, 2004

Help Prevent Pollution



of our Water, Soil and Air

Pollution Prevention Tip:

Avoid polluting the stormdrain. Wash your car on an unpaved area, or take it to a commercial car wash.

For more information call the Water Pollution Control Plant at 408-730-7717 or visit http://wpcp.sunnyvale.ca.gov

Celebrate Earth Day at the Plaza del Sol In Sunnyvale

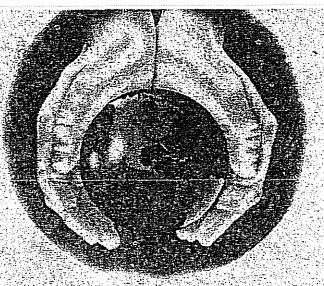

(near downtown & train station)

Friday, April 22, 2005
10 a.m. – 2 p.m.

Listen to Live Music • Enjoy Entertainment • See Exhibits

Also Featuring:

- Art and photography exhibit by local artists
- Collection of unwanted cell phones for recycling
- Lots of activities for kids
- Drawing for earth-friendly prizes
- Coffee grounds giveaway for your garden
- A Community Parade

Come have a great time and learn about protecting our environment!

Take a Break for the Earth!

The plaza area is served by Caltrain and VTA. Bring a lunch, or get a bite to eat at one of the many restaurants in downtown Sunnyvale and enjoy the show.
visit www.sunnyvalerecycles.org,

Recycling Program (408) 730-7278, TDD (408) 730-7501

This Earth Day get mercury out of your home and our environment at the Earth Day Festival

Thermometer Exchange Event

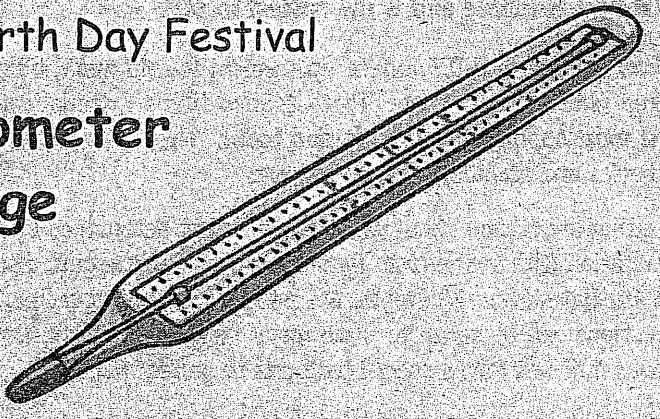

The Problem

Some household thermometers contain mercury, a toxic pollutant harmful to fish, wildlife and humans. Keep your family and the environment safe by disposing of mercury thermometers correctly.

Bring your mercury thermometer in its case and enclosed in a plastic ziploc bag to the Thermometer Exchange Event and receive a FREE non-mercury thermometer in return (while supplies last.)

Or, for additional information on safe disposal of mercury thermometers, contact Hazardous Waste Recycling & Disposal for

This Earth Day get mercury out of your home and our environment

Thermometer Exchange

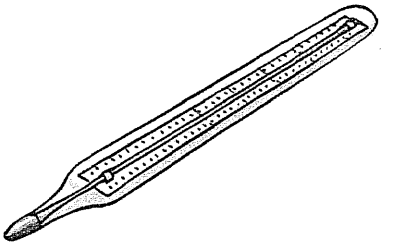

The Bad News:

Some household thermometers contain mercury, a nerve toxin that can cause brain damage, birth defects, & environmental harm.

The half-gram of mercury in a thermometer is enough to pollute 5 million gallons of Bay water.

Break a thermometer and that mercury is on its way into our environment, where it can poison people & wildlife.

The Good News:

There are mercury-free thermometers that are just as accurate as the mercury ones.

Come to this thermometer exchange with your mercury thermometer in its case and enclosed in a **plastic ziploc type bag** and receive a FREE non-mercury thermometer in return (while supplies last).

EARTH DAY FESTIVAL

Friday, April 22, 2005
10:00am - 2:00pm
Plaza del Sol
200 W. Evelyn Avenue
Sunnyvale

Hazardous Waste Recycling & Disposal
FOR SANTA CLARA COUNTY

408-299-7300

For information, please contact
Gena Pinheiro at 408-918-1991

The Department of Environmental Health Household Hazardous Waste Mercury Education Project is funded by a grant from the California Integrated Waste Management Board.

INTEGRATED WASTE MANAGEMENT BOARD

Let's Keep Our Watershed Healthy, Clean and Beautiful



Dispose of Mercury Properly

Contact your local Household Hazardous Waste Program

THE CITY OF SUNNYVALE · WATER POLLUTION CONTROL PLANT

City of Sunnyvale
Water Pollution Control Plant
(408) 730-7717

CITY OF SUNNYVALE · CALIFORNIA

035142

Let's keep our watershed healthy, clean and beautiful
Please don't litter
City of Sunnyvale
Water Pollution Control Plant
(408) 730-7717
THE CITY OF SUNNYVALE
WATER POLLUTION CONTROL PLANT
CITY OF SUNNYVALE
CALIFORNIA

SUNNYVALE WATER POLLUTION CONTROL PLANT

THE CITY OF SUNNYVALE • WATER POLLUTION CONTROL PLANT •

A Healthy Bay – It's Good Business

Indoor Drains Flow to Plant

Water draining from showers, sinks, and toilets is called wastewater, and it flows through the sanitary sewer system to the Water Pollution Control Plant. When wastewater arrives at the Plant, the task is to clean it of ordinary pollutants such as detergent, food waste, paper products and human waste, so the resulting effluent is safe enough to discharge to the San Francisco Bay.

Industries that work with hazardous materials on-site are required to treat their process water before discharging it to the sanitary sewer. The Pretreatment Program works directly with commercial businesses and industrial facilities to prevent industrial waste from getting into wastewater or storm drains, which may cause damage to the sewer system, interfere with Plant operations, or compromise public health or the environment.

Treating municipal wastewater before discharge to the bay protects the health of people, property, and the environment.

Storm Drains Flow to Bay

When rain or other water is washed from parking lots, driveways, or streets, pollutants such as pesticides, paints, solvents, chemicals, grease, oil, and dirty bucket water are carried along with the water to storm drains in the parking lot or street. In Sunnyvale, storm drains were built only to control flooding, and water that enters the storm drain system is not treated before flowing to our local creeks and the bay.

Increasing Environmental Awareness

To learn about the Best Management Practices and Standard Operating Procedures your business can apply to reduce or eliminate pollution flowing to the bay, call the Pretreatment Program at 408-730-7260. To learn more about water pollution prevention in your community, call Environmental Outreach at 408-730-7738. For information about the Water Pollution Control Plant and its programs, visit our web site at *wpcp.sunnyvale.ca.gov.*

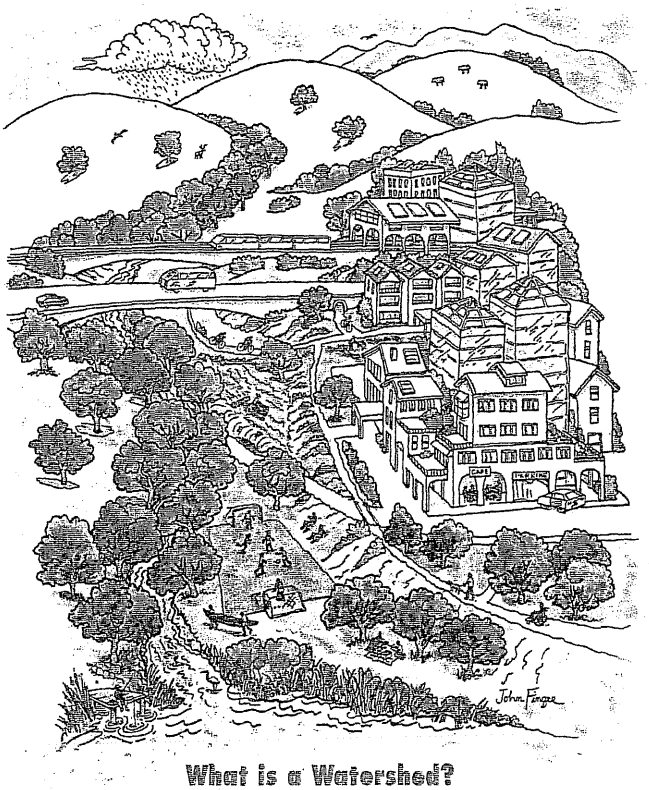

What is a Watershed?

A watershed is the area of land that drains into a body of water such as a river, pond, lake, ocean or bay. Hills and mountains form the boundaries between watersheds. Wherever you are, wherever you live – you are in a watershed!

Protect Our Watershed

Rain and water runoff from urban activity (car washing or overflow from sprinklers) flows over land and streets and can pick up whatever is on the ground – auto fluids, litter and cigarette butts, as well as toxic residues from pesticides and fertilizers. The polluted water then drains into our local creeks – Calabazas Creek and Stevens Creek – and ultimately into San Francisco Bay.

Let's keep our watershed healthy, clean and beautiful.

To learn more about how to help prevent watershed pollution, call the Water Pollution Control Plant at (408)730-7717 or visit our Web site at *wpcp.sunnyvale.ca.gov*

THE CITY OF SUNNYVALE • WATER POLLUTION CONTROL PLANT

Illustration courtesy of Santa Clara Basin Management Initiative

CITY OF SUNNYVALE CALIFORNIA

035145



The Environmental Impact of Litter

Litter is more than just an eyesore – it creates environmental problems in our watershed. Water polluted with litter and debris can be deadly to plants, wildlife and fish through physical disruption of habitat and impacts to water quality.

Water runoff from rain and over-sprinkling enters storm drains, carrying pollutants such as litter, debris, motor oil, pesticides and fertilizers to our local waterways, often distributing this pollution far downstream from its original source. Blockage of the storm drain from litter and debris may lead to flooding – requiring expensive clean-up and repair. The most common litter items thrown or blown onto streets and sidewalks include:

- Bags/food wrappers
- Plastic/glass bottles
- Fast food containers
- Beverage cans
- Cigarette butts
- Plastic/styrofoam cups

What can you do to help?

- Always dispose of trash in a proper receptacle.
- Carry a litterbag in your vehicle and never throw anything out of the window.
- Pick up trash after your event or activity.

LET'S KEEP OUR WATERSHED HEALTHY, CLEAN AND BEAUTIFUL

To learn more about how to help prevent pollution in our watershed, call the Water Pollution Control Plant at (408) 730-7717 or visit our Web site at *wpcp.sunnyvale.ca.gov*

THE CITY OF SUNNYVALE WATER POLLUTION CONTROL PLANT

Remember, a watershed is all the land that drains into a body of water.

CITY OF SUNNYVALE CALIFORNIA

GOT BULBS?



Keep Mercury out of the Environment

Fluorescent lamps are an excellent choice to provide long-life performance and reduce energy consumption. Please be aware that these products do contain a small amount of mercury, a toxic pollutant.

When mercury-containing products are disposed of improperly or break, this toxic pollutant can be transported by air or runoff from rain and deposited in our creeks and bay. Help us in efforts to contain, reduce and eventually eliminate mercury in the environment.

How can you help?

- Never dispose of mercury products in the sink, the trash, in storm drains or on the ground.
- Prevent pollution of our environment by recycling mercury products such as fluorescent bulbs, button batteries, thermometers, thermostats and some types of switches, relays and sensors.
- Bring products that contain mercury to one of the monthly Household Hazardous Waste drop-off events in Sunnyvale.

Household Hazardous Waste
EVENTS HELD MONTHLY
(except December) on the third Saturday
Hours: 8 a.m. - 1 p.m. • 164 Carl Rd, Sunnyvale

THE CITY OF SUNNYVALE WATER POLLUTION CONTROL PLANT

For more information, contact the Recycling Program
(408) 730-7262
TDD (408) 730-7501 or visit
www.sunnyvalerecycles.org

CITY OF SUNNYVALE CALIFORNIA

Environmental Presentations
Kidstuff Summer Camp 2005

	Date	Activity	Lesson	Counselor Assistance
Session 1	June 28	Enviroscape (demonstration)	How pollution from different sources in the community can pollute water that flows in the storm drain to our creeks and Bay.	Most kids can't help themselves from reaching out and touching the "community" so I could use the help of a counselor to gently dissuade the children from touching and disrupting the presentation for others.
Session 2	July 12	Outdoor Game (team game using a large ball)	Recall and review the water pollution lesson from the previous week. Organize and play a team game "pushing" the pollution out of the water.	Help me organize two teams. Strongest child paired against similar strongest, tallest, shortest, most shy, most aggressive, etc all paired with similar partner to make playing against one another "fair"
Session 3	July 26	Craft Project (insect mobiles)	Many insects are natural enemies of pests and how "beneficial" insects are useful in the garden. Stress that using pesticides not only disrupts natural controls but also pollutes storm drain water	May need the help of a counselor to assist kids as they assemble their project. Also, distract the kids that finish their project early while others are still working
Session 4	August 9	Enviroscape (demonstration)	How pollution from different sources in the community can pollute water that flows in the storm drain to our creeks and Bay.	Most kids can't help themselves from reaching out and touching the "community" so I could use the help of a counselor to gently dissuade the children from touching and disrupting the presentation for others.

City of Sunnyvale
Environmental Outreach
408-730-7738

Water Pollution Presentation
5th Grade Script

Introduction

- We already know that water is one of Earth's most important resources
  - We know that all forms of life on Earth – plants, animals, fish, humans - need water to live

So how much water is available?

- So let's talk a little bit about how much water there is on earth.
  - Did you know that the Earth is covered in water – but of all the water covering the Earth, 98% of the water is saltwater?
  - And that another 2% of the water on earth is frozen in ice or glaciers? So if 98% is saltwater, and 2% is frozen in ice (so far that makes 99%), can anyone guess how much water is left for our use?
  - That's right. Just 1%. Can you believe of all the water on Earth, we only have 1% available for our use.

Forms of water

- Let's talk a little bit about the different forms water can take.

  LIQUID - When we think of water, we usually think of liquid, because liquid is the most common form of water. When it rains, water fills our lakes, rivers, streams and oceans.

  SOLID - Water can also be found in solid form, in the form of ice or snow. Water changes to solid form in very cold places, where the temperature changes and falls below 32 degrees F, causing water to freeze.

  GAS or VAPOR - Gas or vapor is the form water takes when it evaporates. Water evaporates at the boiling point of 212 degrees F, or when it is left open to the air. In these forms it can be seen as steam or clouds in the sky.

The water cycle

- Did you know that the water we have today is the same water we've had for centuries? Never more and never less - and it's the very same water the dinosaurs drank.

- That's because of the water cycle. Let's look at the way water moves through the water cycle in its different forms:

  - **EVAPORATION** - Most of the water in the atmosphere comes from surface water like oceans, lakes, and rivers. The warmth from the sun turns water into vapor that rises into the air. When liquid water turns to vapor, its called evaporation.

  - **CONDENSATION** - When the vapor rises, it cools and turns into droplets that collect into clouds in a process called condensation. It can also be seen in this form as fog on windows and mirrors, or on the side of a cold drink.

  - **PRECIPITATION** - The droplets in the clouds grow in size until they become heavy enough to fall to Earth as rain. If the temperature is low enough, the droplets freeze on the way down and become snow or hail. When that happens, it's called precipitation.

What is a watershed?

Has anyone ever heard the word **watershed?**

- When rain falls over the land, it rains on the tops of hills and mountains, and it rains over the valleys. So, all of the land that drains the rain and water to its lowest point is called a watershed. Everyone lives in a watershed. Our watershed in Santa Clara County is bordered by the Santa Cruz Mountains and Mt. Hamilton.

- Where do watersheds drain the rain and water? Most of the water that falls to the Earth is drained in a watershed and collects above the ground in rivers, lakes and oceans. This water is known as surface water.

- But where does the water and rain drain when it rains on buildings and houses in a community? The rain and water that flows off the houses and buildings is Known as urban runoff, and it flows down the streets in the gutter. The urban runoff is draining to its lowest point in the street, usually the storm drain.

VIDEO

Let's take a few minutes to watch a video. It's about some students doing a community project, and what they learn about water that drains in Storm Drains.

Sewers and Storm Drains

In the video, the students reported that the water inside of houses and buildings drains to the sewer, and the wastewater in the sewer flows in pipes to the sewer treatment plant. At the sewer treatments plant, the water is treated, or cleaned, before it is released out to the Bay.

But, the students also reported on what happens to storm drain water, the urban runoff that flows down the street in the gutter to the storm drain.

How many of you have ever seen a storm drain? (Show the graphic of the storm drain)

What happens to that water? As the water flows it carries all the pollution from litter, auto fluids, pesticides, dog waste, yard clippings with it, straight to the creeks and Bay without being cleaned. To demonstrate, I brought a learning tool called the Enviroscape. It is going to show us how storm drain water can pollute our lakes, rivers, creek and Bay.

Introduce the Enviroscape
Explain how the Enviroscape represents different areas of a community

ENVIROSCAPE DEMONSTRATION – Student interactive

Residential
- Household products both indoor and outdoor
- Hazardous waste
- Pet waste

Construction
- Sediment
- Oil and grease

Golf course
- Pesticides
- Fertilizers

Forest area
- Sediment

Industry
- Chemicals
- Oil and grease

Farming

- Pesticides
- Fertilizers
- Manure
- Sediment

Wastewater treatment plant

- What is a wastewater treatment plant?
- What does it do?

Pollution Prevention

- What can we do to prevent storm water pollution?
  - Only storm water should go to the storm drain

- Water pollution prevention
  - Properly dispose of chemicals and hazardous materials by taking them to HHW collection event.
  - Prevent littering – pick up trash
  - Wash car on the lawn or on soil
  - Name the pollutant and ask students to suggest pollution prevention tips

- Water conservation suggestions?
  - Ask students for suggestions of water conservation tips

Close

- Protecting our water quality is a serious issue
- Water quality should be a priority
- Preventing pollution is everyone's responsibility
- Look for ways you can help

Wrap-up

- Hand out the goodie bags
  - Activities
  - Freebies
  - Stickers

City of Sunnyvale
Environmental Outreach
408-730-7738

Healthy Watersheds
Kindergarten Presentation

Establishing Fact

Water is all over the earth. It's in rivers, lakes and oceans. When rain falls from the clouds to the earth, all the rain is collected in our creeks, rivers, lakes and oceans.

Why is water important?

Who can think of some ways we use water?

All living things (people, plants and animals) need water to live.
- Fish live in water.
- Plants need to be watered.
- People drink water every day.

What happens if we forget to drink water? (We are thirsty). When we are thirsty, our bodies are reminding us to drink water.

So, if water is all over the earth, and humans, plants, and animals need water to live, what do you think happens if water becomes **polluted**? Can plants and animals live in polluted rivers and streams?

What do you think of when you hear the word "pollution?"

Today we are going to talk about how water becomes polluted, and I brought my Enviroscape to show you:

- How people in this neighborhood live and how their actions might pollute the environment
- The pollution can get into our creeks and Bay and harm animals and fish that live in or near the water.

The Environment

What do you see in this neighborhood environment?
- Do you see a farm?
- Do you see a golf course?
- Do you see houses with cars in the driveway?

On the farm there are lots of farm animals, a barn, tractors and fences. All of these things are part of the "environment "of the farm.

What about the golf course? Do you see flags? Do you see lawn? All of these things are part of the "environment" on the golf course.

Let's look at the environment of this classroom. Are there posters and chalkboards? How about chairs and desks? These are all things that are part of the "environment" of your classroom.

So, your "environment" is everything that's around you.

- It's where you live and who you live with.
- It's your family, your house, your school, your neighborhood.
- Our environment has people, plants and animals and things
- It has ground, air and water.

Watershed

When it rains, the rain falls from the sky to the land - and the ground area drains the water. *Start Demo of the watershed –make it "rain" and point out how the water is draining.*

Watch how the water is draining off the land. As it rains on this hillside, where is the water draining? How about at the factory? Where does the rain water drain from the factory? At this farm, when it rains on the farmer's field, where is the water draining?

A land area that drains the rain is called a **watershed**. And like we saw in this neighborhood - the water will always drain downhill, off the land to the nearest creek, river, or lake. In this neighborhood, we saw that the in the end, the creeks drained into the Bay.

Storm drains also carry water to the creeks and Bay.

Storm Drains

Does anyone know what a storm drain is? All neighborhoods have storm drains.

- You can find them in your street and they usually have a marking on them like this – Hold up picture of storm drain in the street
- Storm drains are built so the water is drained off the streets and the ground. Rain drains to a storm drain so the water doesn't collect and flood the street.

Spray the water on the neighborhood and point our how the water is going into the storm drain.

- After the water goes into the storm drain, it flows in a pipe under the street, and the pipe empties the water into the creeks, and the creeks flow to the bay.

Start the Enviroscape Demonstration

Neighborhood
Some neighborhoods have lots of pollutants on the streets, and in the grass, or in the yard. See the cars parked in this neighborhood? Some cars leak oil, and sometimes people change the oil in their car at home (sprinkle oil) And, when people wash their car in the driveway, soapy water gets washed off the car and it flows into the street (sprinkle dishwashing soap)

See this dog in the neighborhood? Some families have pets. Most of the time when people take their dogs for a walk, they pick up the dog poop. But not everyone picks up after their pets, and sometimes the dog poop is left in the yard or on the sidewalk (sprinkle dog waste)

Litter in the street
Sometimes people throw litter and trash on the ground or out of their car window when they are driving on freeways. Now there is litter on the street and in this neighborhood. (Sprinkle litter)

Golf Course
Over at the golf course, the owners want to make sure the grass grows strong and is free of weeds, so they apply a chemical fertilizer on the lawn to make it nice and green. (Sprinkle fertilizer)

Industrial
At the factory, they had a bad oil spill. They tried to clean it up but they did not do a very good job. Some of the oil is spilled on the ground near the creek. (Sprinkle oil)

Farm
At the farm, the farmer grows fruits and vegetables. He sprays the crops with pesticides that have chemicals in them to keep the bugs off the plants, and he fertilizes the soil to help grow strong plants. Also, when he plowed his field the soil was very loose. (Sprinkle with pesticides and soil)

What do you think will happen when it rains in this neighborhood? What will happen when the rainwater drains to the creeks and the Bay?

Make it rain. Have the kids take turns spraying water on the Enviroscape.

Look how the rain carries the pollutants to the storm drain. See how it's draining to the creeks and the bay and changing the color of the water in the stream? Is the water dirty (polluted) now?

What's the problem with having pollution in the water?

Most pollution is caused by people, and pollution can cause many types of problems for humans, plants and animals. When pollution like oil and chemicals like fertilizers and pesticides get into our creeks and the Bay, it can harm plants, fish, and wildlife, and can make the water undrinkable for animals. If there is a bad oil spill, birds get oil on their bodies and their wings, then they can't fly.

Once the water is dirty with pollution, can we make it clean again?

Let's think of some things that people can do so our environment and our water is not polluted.

- Don't throw litter on ground – put it in garbage or recycle it
- Keep car tuned-up so oil doesn't leak
- Don't wash the car at home, take it to a car wash
- Pick up dog waste
- People can use products in their yard or garden that don't have chemicals in them

Conclusion

Since plants, animals and people need good, clean water, it's important that we all work very hard **together** to keep it clean and free from pollution. We should take care of our water and our environment.

Any questions?

City of Sunnyvale

FY 04- 05 Annual Report

Attachment H

Pesticide Management Activities

Santa Clara Valley Urban Runoff Pollution Prevention Program
Attachment H
FY 2004-2005 Annual Report
Municipality: Sunnyvale

1) Self Evaluation Matrix

P.S. Id.	Activity	CI Item Source	FY 04-05 Tasks	Status / Comments	Due Date (mo/yr)	Responsible Party
	Control Program for Pesticides					
	Pest Management Plan/Policy Implementation	Permit Prov. C.9.d	Continue to track OP pesticide usage and other pesticides identified as creating potential water quality problems on City-owned property. Report types and quantities used in Annual Report for the previous calendar year. Track the top five pesticides used (in quantity) by the City and report on the quantities and locations used.	See Table 1 of Appendix 1 in this Attachment for details on quantities applied of the most frequently used pesticides on City property by City Staff and contractors in calendar year 2004. Some Diazinon was applied in 2004 at the Golf Course and the justification for the application is included in Appendix 1, per the requirements of the City's IPM policy.	Annually Report 09/05	Kristy McCumby Env. Spec.
	Pest Management Plan/Policy Implementation	Permit Prov. C.9.d	Train staff who apply pesticides as a regular part of their job duties as to the requirements of the Plan and Policy. Provide information and training on the contents of the plan to all City employees	City staff (Public Works and Parks and Recreation/Golf Course staff all received refresher training on the City's IPM policy on April 28, 2005. The IPM policy is available to all City employees on the City's Intranet (Jasmine) website. An e-mail was sent to all employees during National Pollution Prevention Week in September 2004, reminding them that the City has an IPM policy, where to find it, and that the City's pest control contractor (who has IPM training) is to be notified when there is a pest problem.	Annually Report 09/05	Kristy McCumby Env. Spec.
	Pest Management Plan/Policy Implementation	Permit Prov. C.9.d	Modify Pest Control Vendor's contracts with the City as they come up for renewal, to include requirements that they 1) Follow the City's IPM Plan/Policy, BMPs and SOPs. 2) Provide evidence of current IPM training for contractor employees working on City property. 3) Contractors to annually provide copies of State of California Monthly Summary Pesticide Use Report (Form PR-ENF-060 Rev. 4/92) to City staff responsible for their contract management.	•No Pest Control contractors were used for Parks and Rec or the Golf Course in FY 04-05. •The Structural Pest Control Vendor contract was renewed in May 2005. The contract included the requirement to follow the City's IPM policy and that vendor will provide the information needed on pesticides applied to City – owned property. (See Appendix 1 for the pesticide usage on City-owned property.) Vendor has supplied documentation of training on IPM as provided by Santa Clara County in 2004.	Annually Report 09/05	Kristy McCumby Env. Spec. and Elaine Wesley, Finance Manager

Santa Clara Valley Urban Runoff Pollution Prevention Program
Attachment H
FY 2004-2005 Annual Report
Municipality: Sunnyvale

Control Program for Pesticides (cont.)						
	Pest Management Plan/Policy Implementation	Permit Prov. C.9.d	Inform any new leaseholders of the City's IPM policy	A flyer regarding the City's IPM policy was prepared in FY 03-04 and was distributed to inform new leaseholders regarding the City's policy in FY 04-05, as well. Ten new leaseholders received the information.	Annually Report 09/05	Kristy McCumby, Env. Spec. & Mike Chan, City Property Manager
	Pest Management Plan/Policy Implementation	Permit Prov. C.9.d	Document training of all city staff who apply pesticides to ensure compliance with training requirements established by the County Agriculture Commissioner and the State Department of Pesticide Regulation. Provide annual training to staff who apply pesticides on the City's Pest Management Plan, IPM Policy, SOPs, BMPs, and the latest IPM techniques appropriate to the pests	Information as to IPM training and other pesticide application training received by City staff is included in Attachment M.	Annually Report 09/05	Lead: Kristy McCumby Env. Spec. Support: Bill Fosbenner (Public Works) and Scott Morton, (Parks)
	Pest Management Plan/Policy Implementation	Permit Prov. C.9.d	Document training on the City's IPM Plan/Policy for staff who do not apply pesticides and on the prohibition for use of over-the-counter pesticides by untrained staff in and around the workplace (consistent with the City's IPM Plan/Policy). Report on activities/ numbers reached in Annual Report.	An e-mail was sent to all City employees (over 600) during National Pollution Prevention week, reminding them that the City has an IPM policy and that they should contact Facilities Management for assistance from the City's pest control contractor to deal with pest problems in office areas. They should not be initiating pest control actions on their own.	Annually Report 09/05	Kristy McCumby Env. Spec. Support: Sally Personett, Environmental Outreach Coord.

Santa Clara Valley Urban Runoff Pollution Prevention Program
Attachment H
FY 2004-2005 Annual Report
Municipality: Sunnyvale

Control Program for Pesticides (cont.)						
	Pest Management Plan/Policy Implementation	Permit Prov. C.9.d	Evaluate effectiveness of training. Report on progress in Annual Report.	•Staff who apply pesticides as part of their normal job understand the importance of the IPM policy and their role in helping to implement its requirements. Annual training helps to keep IPM focused as a standard way of dealing with pest problems. Verbal feedback from staff attending the training has been positive. •It is more difficult to assess the effectiveness of outreach efforts to the workers who do not apply pesticides as a normal part of job duties; similar to the way it is difficult to assess success of outreach efforts to the general public. However, employees are making pest referrals to the structural pest control contractor, who uses IPM techniques rather than trying to deal with the problems on their own.	Annually Report 09/05	Kristy McCumby Env. Spec.
	Pest Management Plan/Policy Implementation	Permit Prov. C.9.d	Conduct annual citywide search of chemical storage areas for pesticides that are no longer legal for application per EPA, State, and/or local requirements. Properly dispose of any such pesticides pursuant to appropriate waste disposal regulations.	• No pesticides that are no longer legal for application were found by Parks and Rec staff. • Public Works – Landscape Boulevards inventoried their pesticides and found some diazinon, Dursban, and Killmaster products that are no longer being used. Arrangements are being made to properly dispose of these pesticides as hazardous wastes. Hazardous waste disposal contractors have been contacted for bids to remove the pesticides.	Annually Report 09/05	(Report) Kristy McCumby, Env. Spec. (Support) Bill Fosbenner, PW, Scott Morton (Parks & Rec.), Gary Carls, (Golf)

Santa Clara Valley Urban Runoff Pollution Prevention Program
Attachment H
FY 2004-2005 Annual Report
Municipality: Sunnyvale

Control Program for Pesticides (cont.)						
	Pest Management Plan/Policy Implementation	Permit Prov. C.9.d	Continue to assist with local implementation of the Watershed Education and Outreach (WE&O) Campaign to send messages about less toxic pest control methods and proper disposal techniques to the general public.	Outreach has been active locally in all aspects of implementing the campaign. Various methods have been deployed such as: - Writing and publishing articles - Sending an email blitz to Sunnyvale employees - Attending and staffing general public and community events - Presenting demonstrations, discussions and activities at local elementary schools and summer camps regarding IPM. See PIP activities, Attachment G, Table 1 for specific activity details.	Annually Report 09/05	Sally Personett, Environmental Outreach Coordinator
	Pest Management Plan/Policy Implementation	Permit Prov. C.9.d	Update City's web page as needed with information on the City's IPM Plan and Policy. Also, include updates on IPM techniques for pests as they become available.	The Water Pollution Control Plant web page is updated with IPM information when needed and includes the City's IPM policy. It can be found at wpcp.sunnyvale.ca.gov	Annually Report 09/05	Sally Personett, Environmental Outreach Coordinator
	Pest Management Plan/Policy Implementation	Permit Prov. C.9.d	Continue to provide at least one story on IPM practices/ successes and/or the City's Pest Management Plan and IPM Policy to local newspapers and/or citywide newsletters.	A message reminding staff about IPM and use of less-toxic pesticide was emailed to city employees September 04 The following article discussing the IPM approach was published in the Sunnyvale Quarterly: • Earth Day Pollution Prevention Tips Spring 05 See PIP activities, Attachment G, Table 1 for additional and more detailed descriptions of activities.	Ongoing Report 09/05	Sally Personett, Environmental Outreach Coordinator

Santa Clara Valley Urban Runoff Pollution Prevention Program
Attachment H
FY 2004-2005 Annual Report
Municipality: Sunnyvale

Control Program for Pesticides (cont.)						
	Pest Management Plan/Policy Implementation	Permit Prov. C.9.d	1) Continue to assist with the local components of a "Pesticide User Outreach" as proposed by the program. Target residential and commercial users. 2) Based on recommendations from the Program's research reports and surveys of business pesticide usage, develop and implement education that will target specific businesses.	Outreach continues to support the program consultant in providing literature to participating hardware stores and nurseries. Two retail stores in Sunnyvale have racks that distribute the Program's IPM literature. Outreach participated in two environmental events presented by major corporations to benefit their employees. An ad was placed in the Chamber of Commerce Directory that informs new businesses and residents about the dangers of pesticides in stormwater. See PIP activities, Attachment G, Table 1 for additional and more detailed descriptions of activities.	Annually Report 09/05	Sally Personett, Environmental Outreach Coordinator
	Pest Management Plan/Policy Implementation	Permit Prov. C.9.d	Continue to provide information on less toxic pest control (e.g., IPM techniques, municipal IPM policies, model contract language, training opportunities) to neighboring special districts (e.g., open space districts, vector control districts, and school districts) as appropriate.	Sunnyvale doesn't have any "special districts" other than school districts within its jurisdiction. Promotion to school districts was conducted in program year FY02-03. See PIP activities, Attachment G, Table 1 for additional and more detailed descriptions of activities. The City Parks Division has maintenance agreements for outside grounds with some schools within the City's jurisdiction. All pertinent laws are followed regarding posting, public notifications, and types of pesticides that are used.	Annually Report 09/05	Sally Personett, Env. Outreach Coordinator

Santa Clara Valley Urban Runoff Pollution Prevention Program
Attachment H
FY 2004-2005 Annual Report
Municipality: Sunnyvale

Control Program for Pesticides (cont.)						
Prov. C.9.d	Pest Management Plan/Policy Implementation	Permit Prov. C.9.d	Track and/or estimate the numbers of Sunnyvale residents and staff reached through outreach efforts (including advertising) regarding the City's IPM policy, pesticide use reduction, and related topics.	Outreach to city residents occurs through the city website listed above as well as through articles in the Sunnyvale quarterly that is mailed to all residents. Staff also provides information at various public outreach events in the Sunnyvale area. See Table 2 in Appendix 1 for details on estimates of numbers reached by event.	Annually Report 09/05	John Pilger, Com Officer & Sally Personett, Env. Outreach Coordinator

2) Response to Regional Board Comments on Pesticide Management Activities section of FY 03-04 Annual Report:

No comments were received from the Regional Board on this section.

3) Summary of How Pesticide Usage has changed in FY 04-05.

The City continues to try to reduce, as much as possible, the use of pesticides containing Diazinon or Chlorpyrifos, as described in the Sunnyvale IPM Policy. The Public Works, Parks and Recreation Department, and Golf division continue to reduce their product inventories and try to order products on as a-needed basis as much as possible. Due to budget constraints, contracts for turf and grounds pest control and pesticide applications by contractors were not renewed in FY 04-05. The City has one structural pest control contractor that handles all city building facilities. Information as to the types and quantities of structural pesticides applied is included in Table 1 in Appendix 1 at the end of this section. At the end of the table there is a discussion of the City's program show how the City's pesticide use is changing.

All products used by the Parks division are Category III (caution). IPM methods are continually taught and implemented. Some examples include:

- Wood chips/mulch usage – Over 400 cubic yards were spread (much by volunteers).
- Irrigation controls – Continual monitoring, adjustment, and repair to prevent under or over watering, which are conducive to weed growth.
- Manual methods – Removal of weeds by hand using volunteers and seasonal staff.

The City's current budget difficulties have an effect on amounts of pesticides used. Parks has had a 20% labor reduction since 2002, which has caused a greater use of chemicals, particularly in situations where manual removal of weeds had been used before. In other cases, the reduction in funds available for outside contractors has decreased the amount of pesticides used.

City of Sunnyvale

FY 04- 05 Annual Report

Attachment H

Appendix 1
Table 1 a-j: Top Five Pesticides Applied to City Property
Table 2: PI/P Pesticide Management Activities – Numbers Reached

Santa Clara Valley Urban Runoff Pollution Prevention Program
Attachment H – Appendix 1 – Tables 1a-1j
FY 2004-2005 Annual Report
Municipality: Sunnyvale

The tables below show the top five pesticides applied on City property from calendar year 2001 through 2004.

Table 1a. Top Five Pesticide Quantities Applied by City Staff in 2001 (liquid)

Product Name/Manufacturer	*Total Amount of Product Used*	*Unit of Measure*	*Active Ingredient Name*	*% Active Ingredient Present*	*Total Quantity of Active Ingredient Applied*	*Locations of Applications (By Division)*
Round up Pro/Monsanto Co.	40,980.7	OZ	Isopropylamine salt of glyphosate	41.0	16802.07 OZ (131.3 gal.)	Parks, Trees and Landscape, and Golf
Scythe Herbicide/Mycogen Corp.	5842.1	OZ	Nonanoic acid	57.0	3329.97 OZ (26.01 gal.)	Parks
Pendulum 3.3 E.C. /BASF Corp.	4780.8	OZ	Pendimethalin	37.4	1788.01 OZ (13.96 gal.)	Trees and Landscape
Garlon 4 Herbicide/Dow Agrosciences	1895.0	OZ	Trichlpyr/Butoxethyl Ester	61.6	1167.62 OZ (9.1 gal.)	Trees and Landscape
Surflan AS Herbicide/Elanco	2011.9	OZ	Oryzalin	40.4	812.8 OZ (6.35 gal.)	Parks, Golf

Table 1b. Top Five Pesticide Quantities Applied by City Staff in 2001 (solid)

Product Name/Manufacturer	*Total Amount of Product Used*	*Unit of Measure*	*Active Ingredient Name*	*% Active Ingredient Present*	*Total Quantity of Active Ingredient Applied*	*Locations of Applications (By Division)*
PCNB 10%/Turfgo/ Cleary	1350	lb.	Pentochloronitrobenzene	10	135 lb.	Golf
Aliette/RhonePoulenc AG Co.	85	lb.	Fosetyl - AL	80	68 lb.	Golf
Engage TM 10G/ United Horticultural Supply	650	lb	Pentachloronitrobenzene	10	65 lb.	Golf
Pendulum 2G/ BASF Corp	2484	lb	Pendimethalin	2.17	53.9 lb.	Trees and Landscaping
Fore/ Rome and Haas	31.25	lb	Mancozeb	80	25 lb.	Golf

Santa Clara Valley Urban Runoff Pollution Prevention Program
Attachment H – Appendix 1 – Tables 1a-1j
FY 2004-2005 Annual Report
Municipality: Sunnyvale

Table 1c. Top Five Pesticide Quantities Applied by City Staff in 2002 (liquid)

Product Name/Manufacturer	*Total Amount of Product Used*	*Unit of Measure*	*Active Ingredient Name*	*% Active Ingredient Present*	*Total Quantity of Active Ingredient Applied*	*Locations of Applications (By Division)*
Round up Pro/ Monsanto Co.	21,450	OZ	Isopropylamine salt of glyphosate	41	8,794 OZ (68.7 gal.)	Parks, Trees and Landscape, Golf
Pendulum 3.3 EC/BASF Co.	5,330	OZ	Pendimethalin	37.4	1,993 OZ (15.6 gal.)	Trees and Landscape
Scythe Herbicide/Mycogen Corp.	1,753	OZ	Nonanoic acid	57	999 OZ (7.8 gal.)	Parks
Aliette/Rhone Poulenc AG Co.	1,000	OZ	Fosetyl-al	80	800 OZ (6.3 gal.)	Golf
Fore/Rome and Haas	716	OZ	Mancozeb	80	573 OZ (4.5 gal.)	Golf

Table 1d. Top Five Pesticide Quantities Applied by City Staff in 2002 (solid)

Product Name/Manufacturer	*Total Amount of Product Used*	*Unit of Measure*	*Active Ingredient Name*	*% Active Ingredient Present*	*Total Quantity of Active Ingredient Applied*	*Locations of Applications (By Division)*
PCNB 10%/Turfgo	1318	lb	Pentochloronitrobenzene	10	138 lb.	Golf
Pendulum 3.3 E.C./BASF Corp	216	lb	Pendimethalin	37.4	129 lb.	Trees and Landscape
Fungicide X/ Scotts Co.	1243.6	lb	Iprodione	1.3	16 lb.	Golf
Dimension/J.R. Simplot	750	lb	Dithiopyr	0.2	15 lb.	Golf
Metaldehyde 3.5G/Platte Chemical Co.	136	lb	Metaldehyde	3.5	5 lb.	Parks

Santa Clara Valley Urban Runoff Pollution Prevention Program
Attachment H – Appendix 1 – Tables 1a-1j
FY 2004-2005 Annual Report
Municipality: Sunnyvale

Table 1e. Top Five Pesticide Quantities Applied by City Staff in 2003 (liquid)

Product Name/Manufacturer	*Total Amount of Product Used*	*Unit of Measure*	*Active Ingredient Name*	*% Active Ingredient Present*	*Total Quantity of Active Ingredient Applied*	*Locations of Applications (By Division)*
Round up Pro/ Monsanto Co.	30064 (236 gal)	OZ	Isopropylamine salt of glyphosate	41	12326 oz (96 gal)	Parks, Trees and Landscape, Golf
Pendulum 3.3 EC/BASF Co.	8647 (66 gal)	OZ	Pendimethalin	37.4	3234 oz (25 gal)	Trees and Landscape & Parks
Scythe Herbicide/Mycogen Corp.	3950 (30 gal)	OZ	Nonanoic acid	57	2251 oz (17.5 gal)	Parks
Aquashade/Aquashade Corp	40	gal	Acid Blue 9-diammonium salt	23.63	9.5 gal	Golf, Parks
Chipco26GT flowable fungicide /Rhone-Poulenc AG Co.	960 (7.5 gal)	OZ	Iprodine	23.3	224 oz (1.7gal)	Golf

Table 1f. Top Five Pesticide Quantities Applied by City Staff in 2003 (solid)

Product Name/Manufacturer	*Total Amount of Product Used*	*Unit of Measure*	*Active Ingredient Name*	*% Active Ingredient Present*	*Total Quantity of Active Ingredient Applied*	*Locations of Applications (By Division)*
Turfgo Engage 10G	1600	Lb	PCNB	10	160 lb	Golf
Pendulum 3.3 E.C./BASF Corp	1033	lb	Pendimethalin	37.4	386 lb.	Parks
Turfcide PNCB 10%	900	lb	PCNB	10.0	90 lb.	Golf
Metaldehyde 3.5G/Platte Chemical Co.	580	lb	Metaldehyde	3.5	20.3lbs	Parks
Fungicide X/ Scotts Co.	407	lb	Iprodione	1.3	5.3 lb.	Golf

Table 1g. Pesticide Quantities Applied by Contractor on City Property in 2003 (July – December 2003)

Product Name/Manufacturer	*Total Amount of Product Used*	*Unit of Measure*	*Active Ingredient Name*	*% Active Ingredient Present*	*Total Quantity of Active Ingredient Applied*	*Locations of Applications (By Division)*
Demon WP	4040	gal	Cypermethrin	0.1	4.0 gal	All City buildings
Talstar Granular	180.2	lb	Bifenthrin	0.02	0.04 lb	All City buildings
Tempo	480	gal	Cyfluthrin	0.05	0.24 gal	All City buildings

Table 1h. Top Five Pesticide Quantities Applied by City Staff in 2004 (liquid)

Product Name/Manufacturer	*Total Amount of Product Used*	*Unit of Measure*	*Active Ingredient Name*	*% Active Ingredient Present*	*Total Quantity of Active Ingredient Applied*	*Locations of Applications (By Division)*
Round up Pro/ Monsanto Co.	26,784	OZ	Isopropylamine salt of glyphosate	41	10,981 oz (85.8 gal)	Parks, Trees and Landscape, Golf
Pendulum WDG/ Monsanto Co.	4,445	OZ	Pendimethalin	60	2667 oz (20.8 gal)	Blvd. Landscaping
Pendulum Aqua Cap/BASF Co.	4400	OZ	Pendimethalin	38.7	1703 oz (13.3 gal)	Public Works/Trees & Landscaping
Quikpro/Monsanto Co.	1926	OZ	Glyphosate, monoamonium salt Diquat dibromide	73.3 2.9	1412 oz (11.0 gal) 55.9 oz (0.5 gal)	Parks
Pendulum 3.3 EC/BASF Co.	2954	OZ	Pendimethalin	37.4	1105 oz (8.6 gal)	Trees and Landscape & Parks

Table 1i. Top Five Pesticide Quantities Applied by City Staff in 2004 (solid)

Product Name/Manufacturer	*Total Amount of Product Used*	*Unit of Measure*	*Active Ingredient Name*	*% Active Ingredient Present*	*Total Quantity of Active Ingredient Applied*	*Locations of Applications (By Division)*
Turfcide PNCB 10%	1300	lb	PCNB	10.0	130 lbs	Golf
PCNB 10%/ AAMVAC	1295	lb	PCNB	10.0	130 lbs	Golf
Pendulum 2G./BASF Corp	1074	lb	Pendimethalin	2.0	21 lbs	Parks
Fungicide X/ Scotts Co.	1158	lb	Iprodione	1.3	15 lbs	Golf
Metaldehyde 3.5G/Platte Chem. Co.	335	lb	Metaldehyde	3.5	12 lbs	Parks

Santa Clara Valley Urban Runoff Pollution Prevention Program
Attachment H – Appendix 1 – Tables 1a-1j
FY 2004-2005 Annual Report
Municipality: Sunnyvale

Table 1j. Pesticide Quantities Applied by Contractor on City Property in 2004 (liquids and solids)

Product Name/Manufacturer	*Total Amount of Product Used*	*Unit of Measure*	*Active Ingredient Name*	*% Active Ingredient Present*	*Total Quantity of Active Ingredient Applied*	*Locations of Applications (By Division)*
Talstar Granular	368.95	lb	Bifenthrin	0.02	.074lbs	All City buildings
Tempo	57.75	gal	Cyfluthrin	0.05	0.29 gal	All City buildings
Drion (dust)	2.0	lb	Pyrethrin Piperonyl Butoxide Amorphus silica gel	0.1 10.0 40.0	0.02 lbs 0.2 lbs 0.8 lbs	All City buildings
Demon WP	0.5	gal	Cypermethrin	0.1	0.005 gal	All City buildings
PT 565 Plus XLO	0.53	gal	Pyrethirn d-trans Alethrin Piperony Butoxide n-Octyl Bicycloheptene - Dicarboximide	0.25 0.25 1.0 1.0	.001 gal .001 gal .005 gal .005 gal	All City buildings

Pesticide Use and Integrated Pest Management Policy Implementation in the City of Sunnyvale

Quantities of Diazinon and Chlopyrifos-Containing Compounds Applied:

- No pesticides containing Diazinon were applied on City of Sunnyvale Properties from 2001 through 2004
- In 2001 and 2002, two products that contained Chlorpyrifos were used by City staff in very small amounts. In 2003, no chlopyrifos-containing pesticides were used.
- In July of 2004 1.5 gallons (45.1 oz of active ingredient chlorpyrifos) of Dursban Pro/Dow Chemicals were applied to putting greens at Sunnyvale Golf Course to treat for cutworms. While every effort was made to avoid using chemical treatments, there was really no alternative means to eliminate the cutworm problem. The cutworm levels were beyond a threshold to the point where the birds were destroying turf on the putting greens in their efforts to feed on the cutworms. While this is acceptable in other turf areas of the golf course it is unacceptable on putting greens because it creates an uneven surface for play. The product was used at the recommended rates, sprayed it at night and watered in per label instructions. None of the greens are in locations where the product could runoff to other water sources.

Pesticide Removals:

- Employees were informed in the employee newsletter of the IPM policy and the proper procedures for dealing with pest problems on site. Outreach at staff meetings continues as needed, and employees are reminded periodically of the IPM policy which is posted on the City's intranet website.

Santa Clara Valley Urban Runoff Pollution Prevention Program
Attachment H – Appendix 1 – Tables 1a-1j
FY 2004-2005 Annual Report
Municipality: Sunnyvale

- Annual searches of pesticide storage areas in Public Works, Parks and Recreation, and the Golf Course did not turn up any pesticides that were prohibited for current use. Some pesticides containing Diazinon, Dursban, and chlorpyrifos were found by Public Works staff that were no longer being used by trained staff. These were flagged for proper disposal and arrangements are in process with a hazardous waste contractor to remove and properly dispose of these chemicals in FY 05-06.

Sunnyvale's IPM Policy:

- A copy of the IPM Policy that was placed in the City's Administrative Policy Manual (APM) and is available to all staff for viewing on the City's intranet website. It is also available to the public through the Water Pollution Control Plant website at http://wpcp.sunnyvale.ca.gov

- Outreach to the City's trained/licensed pesticide application staff about the IPM policy continued in FY 04-05 (See Attachment M for staff training information.) Outreach continued to all City staff about the IPM policy through an e-mail to all City staff during Pollution Prevention week.

Contractors and the City's IPM Policy:

- Pest Control Companies who had contracts with the City to apply agricultural pesticides/herbicides to City properties in FY 01-02 and FY 02-03 did not use any Diazinon or Chlorpyrifos-containing compounds in calendar years 2001, 2002, or 2003. Due to budget constraints, contracts for Parks and Recreation agricultural pesticide/herbicide application contractors were not renewed for FY 03-04. Parks and Recreation certified pesticide applicators performed all applications to City-owned property themselves in FY 04-05. No contractors were engaged due to budget limitations.

- The City employs one structural pest control contractor, who is required to abide by the IPM policy in their contract that became effective July 1, 2003 and was renewed in 2005. Data on types and quantities of pesticides used in structural pest control activities from July 2003 – December 2003, and calendar year 2004 are included in Table 1 above. The current structural pest control contractor uses a very limited number of "caution" labeled products and follows IPM practices such as monitoring and pest identification prior to application of a pesticide. Traps and baits are often used prior to the use of pest control sprays or granular materials. Copies of their IPM training received are kept on file and provided to the City upon request. Contractor staff received 7.5 hours of IPM training in 2004 offered by Santa Clara County.

IPM and City Property Leaseholders:

- Lease holders were notified of the City's IPM policy in 2003 by the City's property manager.

- A new property manager was contracted to manage City properties in August 2004. A flyer was prepared for the property manager to distribute to new leasees that provides information about the City's IPM policy and where information can be found about selecting less toxic options for pest problems.

- Flyer and information on City's IPM policy were distributed to 10 new leaseholders in FY 04-05.

Santa Clara Valley Urban Runoff Pollution Prevention Program
Attachment H – Appendix 1 – Table 2
PI/P Pesticide Management Activities – Estimated Numbers Reached
FY 2004-2005 Annual Report
Municipality: Sunnyvale

Sunnyvale Targeted Outreach for the Pest Management Plan			
Pest Management Plan/Policy Implementation	Track and/or estimate the numbers of Sunnyvale residents and staff reached through outreach efforts (including advertising) regarding the City's IPM policy, pesticides use reduction, and related topics.	Sunnyvale Quarterly Report	The Quarterly Report is mailed to approximately 60,000 Sunnyvale residents and businesses each quarter. In addition, 2000 copies of the report are distributed to reception areas at the Sunnyvale Library, City Hall, Community Center, Senior Center, Public Safety and Columbia Neighborhood Center. The Quarterly Report is also available on our Web site at: wpcp.sunnyvale.ca.gov
		E-mail promotion National Pollution Prevention Week	IPM and less toxic pesticide use was one of several pollution prevention messages sent via e-mail to over 1000 Sunnyvale staff during Pollution Prevention Week.
		Sunnyvale Utility Bill Insert	Utility bill inserts reach approx. 30,000 house holds and businesses in Sunnyvale staggered over a two-month timeframe.
		Sunnyvale Farmers Market	The Farmers Market draws 2-3,000 people each Saturday, and approximately 75-100 individuals visit the IPM Outreach exhibit on display once per month.
		Sunnyvale Schools Outreach	25 classrooms from seven different schools in Sunnyvale requested classroom presentations. Over 614 students and 25 teachers received IPM and water pollution prevention information.
		Sunnyvale Pancake Breakfast	Over 1,000 breakfasts were served at this popular event. During exhibit presentations, 80 students and 25 adults learned about water pollution prevention through reduction in pesticide use.
		Network Appliance Earth Day event	Approximately 26 individuals visited the IPM exhibit booth during this lunch hour event.

Santa Clara Valley Urban Runoff Pollution Prevention Program
Attachment H – Appendix 1 – Table 2
PI/P Pesticide Management Activities – Estimated Numbers Reached
FY 2004-2005 Annual Report
Municipality: Sunnyvale

Pest Management Plan/Policy Implementation	Track and/or estimate the numbers of Sunnyvale residents and staff reached through outreach efforts (including advertising) regarding the City's IPM policy, pesticides use reduction, and related topics	Lockheed Environmental Fair	This was a successful event for the purpose of reaching employees of the Lockheed community. Attendance by Lockheed employees was very strong. Approx. 135 individuals visited the booth seeking information about IPM
		Earth Day	This was an extremely successful event with excellent community turnout. Exhibits featured local organizations offering environmentally-friendly education, services and products. Children's activities included interactive exhibits, arts and crafts and water pollution demonstrations. Approximately 400-500 adults and 150 children attended the event.
		Summer Camps	The indoor/outdoor games and activities allow kids to learn about water pollution prevention (includes pesticides), water conservation, and watershed stewardship. Evaluation forms from camp counselors indicate the children enjoyed the environmental games and activities, but reported it was not clear if it increased their understanding of water pollution problems. Outreach staff conducted 19 environmental activities, reaching 552 youth this reporting year.
		Grow Your Own Conference	Presented by the City of Sunnyvale, and the Valley of Hearts Delight, this conference offers workshops for garden enthusiasts. 250 people attended this event and approximately 50 individuals visited the booth for IPM information.
		Organic Garden Tours	In partnership with the Foundation for Global Community and Valley of the Heart's Delight, tours of 4 local organic gardens were conducted for the purpose of participant networking and information sharing about gardening.

Santa Clara Valley Urban Runoff Pollution Prevention Program
Attachment H – Appendix 1 – Table 2
PI/P Pesticide Management Activities – Estimated Numbers Reached
FY 2004-2005 Annual Report
Municipality: Sunnyvale

Pest Management Plan/Policy Implementation	Track and/or estimate the numbers of Sunnyvale residents and staff reached through outreach efforts (including advertising) regarding the City's IPM policy, pesticides use reduction, and related topics	Columbia Health and Safety Fair	At this activity and exhibit fair, the community receives a broad range of health, safety, pollution prevention, and community service information. The demonstration presented by Outreach provided 60 adults and at least 80 children with information on water pollution. Feedback from the crowds indicated the presentations were engaging, interesting, and fun.
		Advertisement in the Sunnyvale Chamber of Commerce Business and Residential Directory	10,000 copies of the Sunnyvale Chamber Directory are mailed to Chamber members, major businesses, and newcomer residents. Copies of the Directory are included in Chamber business packets and are distributed at hotels, City Hall, Sunnyvale Community Resource Center, and through realtors and banks. Directories are also available on request.
		IPM information via Sunnyvale website.	The City of Sunnyvale does not have the ability to count number of hits to the website

City of Sunnyvale

FY 04- 05 Annual Report

Attachment I

Mercury Pollution Prevention Activities

Santa Clara Valley Urban Runoff Pollution Prevention Program
Attachment I
FY 2004-2005 Annual Report
Municipality: Sunnyvale

1) Self Evaluation Matrix

P.S. Id.	Activity	CI Item Source	FY 04-05 Tasks	Status / Comments	Due Date (mo/yr)	Responsible Party
Control Program for Mercury						
Hg Work Plan I.A	Mercury Plan Development	Permit Prov. C.9c	Sunnyvale staff to continue to work with SCVURPPP Mercury Pollution Prevention Plan work group	Staff continued to attend the work group and education/outreach group meetings in FY 04-05. Staff shared the flyer produced for outreach to small businesses on fluorescent lamp disposal BMPs with other group members. Staff also was able to coordinate a thermometer take-back event with County HHW in the spring of 2005.	Ongoing Report 09/05	Kristy McCumby Env. Specialist
I.D &, I.F	Mercury Plan Implementation	Permit' Prov. C.9c	Sunnyvale Mercury Work Group to continue to meet and determine how Program-provided guidelines for the "virtual" elimination of mercury in urban runoff will be implemented to address controllable City sources.	• Outreach to City staff (by both Public Works Environmental Division and Public Works Solid Waste Division) regarding the Environmentally Preferable Purchasing policy continued. Meetings were held in November 2004 and again in April 2005 to discuss the best way to incorporate EPP language as related to mercury-containing products and wastes into City contracts and bid documents. Standard language to include in Requests for Quotes/Proposals was developed. Purchasing and Public works staff agreed to include the draft language in new contracts to help reduce the amount of mercury-containing products purchased wherever feasible. • A series of outreach events at city department staff meetings is scheduled for Oct. and Nov. 2005 to remind staff about the City's EPP Policy.	Ongoing Report 09/05	K. McCumby & Sunnyvale Mercury Work Group (PW, Parks and Rec., Admin. Serv, Public Safety reps.)

Santa Clara Valley Urban Runoff Pollution Prevention Program
Attachment I
FY 2004-2005 Annual Report
Municipality: Sunnyvale

Control Program for Mercury (Cont.)						
I.F & MM 1	Mercury Plan Implementation	Permit Prov. C.9.c	Continue improving current recycling programs for fluorescent lamps and Hg-containing products, as needed. Other products (e.g., thermometers/thermostats) may be included as appropriate to a particular City Department.	•The quantities collected /shipped for recycling in the City in FY 04-05 are reported in Appendix 1 of this Attachment. • A new area near the hazardous waste storage area in the Corporation Yard was designated for storage of burned-out lamps until a sufficient number is ready for pick up. • PW Field Services contracted with Onyx Electronics to dispose and recycle lamps, after Onyx provided documentation proving that the business complies with all applicable laws and regulations.	Ongoing Report 09/ 05	Kristy McCumby, Environmental Specialist & Sunnyvale Mercury Work Group
II.B	Mercury Plan Implementation	Permit Prov. C,9.c	Continue with existing Hg-containing product disposal services offered through the City's Household Hazardous Waste collection program, through support of the Santa Clara County HHW program.	Current Sunnyvale program provides HHW (including Hg- containing wastes) to City residents and small businesses that are Conditionally Exempt Small Quantity Generators (CESQGs). The City will continue to contribute to the County HHW collection efforts.	Ongoing Report 09/ 05	Kristy McCumby, Env. Spec. and Rich Gurney, HHW Collection Program
II.C	Mercury Plan Implementation	Permit Prov. C.9.c	Annually document quantities disposed or recycled by the City divisions/ departments.	Information as to quantities of fluorescent lamps and other mercury containing devices/products that were recycled by the City is reported in Table 1 at the end of this section.	Ongoing, Report 09/05	Kristy McCumby Env. Spec. with support from Larry Iaquinto, Jim Craig, & Curtis Black

Santa Clara Valley Urban Runoff Pollution Prevention Program
Attachment I
FY 2004-2005 Annual Report
Municipality: Sunnyvale

Control Program for Mercury (Cont.)						
II.C	Mercury Plan Implementation	Permit Prov. C.9.c	Collect and report information on quantities of fluorescent lamps collected by City HHW collection program at the SMaRT Station from residential customers. Provide this information to the Program, as needed, to add to County data for HHW collected from residents and CESQG business collection programs.	See Table 1 at the end of this attachment for quantities of lamps collected and shipped for recycling by the City in FY 04-05.	Ongoing Report 09/05	Kristy McCumby Env. Spec. and Rich Gurney, Recycling Coordinator
II.F	Mercury Plan Implementation	Permit Prov. C.9.c	Continue working with HHW programs in cities/County to develop and help publicize fluorescent lamp and other mercury-containing product recycling programs.	• In collaboration with HHW and other supporting cities, Sunnyvale participated in the roll-out of the 04 -05 mercury program by contributing to the development of radio scripts, decals, posters and transit ads for the Got Bulbs collection campaign. • GOT BULBS? A "Keep Mercury out of the Environment" utility bill insert was developed and sent to Sunnyvale residents and businesses explaining proper disposal of fluorescents at HHW events. •During Pollution Prevention Week, KSUN (the Sunnyvale community channel) aired a PSA regarding proper disposal of fluorescent bulbs - A "P2" tip regarding pollution from mercury and advising proper disposal was sent via email to all City employees with access to a computer • In collaboration with County HHW, the City conducted a mercury -thermometer exchange event in conjunction with the Earth Day Celebration. (See Attachment G, Table 1 for details of the event.)	Ongoing	Sally Personett, Env. Outreach Coordinator and Rich Gurney, SW Recycling Coordinator

Santa Clara Valley Urban Runoff Pollution Prevention Program
Attachment I
FY 2004-2005 Annual Report
Municipality: Sunnyvale

Control Program for Mercury (Cont.)						
III.A	Mercury Plan Implementation	Permit Prov. C.9.c	Continue financial support of Regional Monitoring Program through SCVURPPP funding.	The City continues funding of the RMP through financial contributions to SCVURPPP programs.	Ongoing	Lorrie Gervin, Env. Div. Mgr.
IV.C	Mercury Plan Implementation	Permit Prov. C.9.c	Support and participate in the development and implementation of the WMI Watershed Action Plan.	City staff continues to participate in the SCBWMI as co-chair of the group. In addition, staff participates in many of the subgroups that are tasked to implement the aspects of the Watershed Action Plan. The City provides some funding in support of the Watershed Assessment and Monitoring Subgroup.	Ongoing	Lorrie Gervin, Env. Div. Manager
V.A.3	Mercury Plan Implementation	Permit Prov. C.9.c	Pretreatment Inspectors will continue to integrate distribution of Mercury Outreach materials and provide outreach to industries and businesses when doing routine inspections of facilities for source control measures	•Pretreatment inspectors continue to include Mercury Outreach materials, such as the brochure prepared in FY 03-04 for distribution to businesses and industries during routine inspections. • Another brochure is under development "Is Mercury Hiding in your Construction or Demolition Project?" and will be available later this FY. This was done at the request of Public Works and Building staff and can be distributed at the City's One-stop permit counter, as well as distributed by Pre-treatment program staff, when appropriate.	Ongoing activity Report 09/05	Robert Gallo, Sen. Insp. Pretreatment Program

Santa Clara Valley Urban Runoff Pollution Prevention Program
Attachment I
FY 2004-2005 Annual Report
Municipality: Sunnyvale

Control Program for Mercury (Cont.)						
V.B	Mercury Plan Implementation	Permit Prov. C.9.c	Document and evaluate each outreach activity, including the target audience and number of businesses and/or residents reached.	- An article was published in the Harbinger (City of Sunnyvale) employee newsletter regarding proper disposal of fluorescents at work and at home - An article was published in the Poop Scoop (WPCP) employee newsletter reminding staff about the BMPs for recycling spent lamps. - A "Dispose of Mercury Properly" fluorescents advertisement aired on theater billboards at the Mercado Theater - Information regarding proper disposal of fluorescent bulbs is published on the City of Sunnyvale Solid Waste and Recycling website and refers residents and businesses to HHW for drop-off events in the City. • See Table 1 in the PI/P Self Evaluation Matrix (Attachment G in this report) for details on target audiences and numbers reached in the Mercury related activities conducted in FY 04-05 that are discussed above.	Annually Report 09/04	Sally Personett, Env. Outreach Coord. & Rob. Gallo, Sr. Ind. Waste Insp.
V.C	Mercury Plan Implementation	Permit Prov. C.9.c	Assist with the survey of local attitudes and behaviors to evaluate the success of the outreach efforts and saturation of outreach messages as coordinated with the Watershed Watch Campaign Survey	During FY02-03, a questionnaire was developed to target disposal from residential, and the survey was implemented in a short-term effort. • The Watershed Watch Campaign did not conduct a survey of local attitudes in FY 03-04 or FY 04-05. When it is initiated City staff will assist with WWC survey, as directed by the Program.	To be deter-mined Report 09/05	Sally Personett, Env. Outreach Coord.

Santa Clara Valley Urban Runoff Pollution Prevention Program
Attachment I
FY 2004-2005 Annual Report
Municipality: Sunnyvale

2) Response to Regional Board Comments on Mercury Plan Activities section of FY 03-04 Annual Report:

No comments were received from the Regional Board on this section.

3) Summary of How Mercury-containing Product Usage and Handling Changed in FY 04-05

- Staff attended a training seminar in March 2005 entitled "How to specify Environmentally Preferable Lighting Equipment" sponsored by Pacific Gas and Electric. The seminar provided a number of ideas regarding language and specifications that could be included in bid specs for public projects that would help to encourage the use if mercury-containing product alternatives and identify mercury-containing products in HVAC equipment that is repaired or replaced on City buildings. The suggested language will be incorporated into building specifications for new projects per discussions with City engineering staff.

- Field Services staff requested quotes on lower-mercury-containing lamps, but found that the lamps are 2 to 3 times more expensive than the regular ones. Since life expectancy of the lower-mercury lamps was not much higher than the ones currently in use, it was decided to wait until more competition develops and prices for the new lamps go down before purchasing them. Staff continues to recycle existing lamps with the higher mercury content.

- City Departments/Divisions continue to improve their individual recycling programs for fluorescent and other mercury-containing lamps. Outreach will continue to remind staff of the appropriate BMPs to use when collecting and recycling lamps.

Santa Clara Valley Urban Runoff Pollution Prevention Program
Attachment I – Table 1
FY 2004-2005 Annual Report
Municipality: Sunnyvale

Table 1:
Quantities of Hg-containing wastes recycled from City Facilities in FY 04-05.

CITY DEPARTMENT/ LOCATION	TYPE OF WASTE	QUANTITY OF WASTE
SMaRT Station (Wastes from residences and small businesses, and Facilities Management/ Administrative Services for City-owned Buildings)	Fluorescent Lamps (4 ft or less length) (> 4 ft length)	2,240 each 272 each
Water Pollution Control Plant (City-owned property)	Fluorescent Lamps (4 ft length) Misc. shaped lamps and HID, Metal Halide Hg-containing wastes (thermometers, switches, and laboratory chemical compounds)	318 each 46 each 163 lbs
Corp Yard - Public Works (City-owned Property	HID, metal halide, & Mercury vapor lamps (shipped)	553 lamps

Total Fluorescent Recycled/collected (all sized tubes): **2830 lamps**
Total HID, Mercury Vapor, & Metal Halide: **559 lamps**
Other Hg-containing wastes: **163 lbs**

City of Sunnyvale

FY 04- 05 Annual Report

Attachment J

Copper Action Plan/Nickel Action Plan

Santa Clara Valley Urban Runoff Pollution Prevention Program
Attachment J
FY 2004-2005 Annual Report
Municipality: Sunnyvale

1) Self Evaluation Matrix

P.S. Id.	Activity	CI Item Source	FY 04-05 Tasks	Status / Comments	Due Date (mo/yr)	Responsible Party
	Copper/Nickel Baseline Activities					
CB-1 (1 &4)	Measures to reduce copper discharges from vehicle washing operations	Permit Prov. C.9.a (CAP)	Distribute materials (brochures and other information) at city offices, public places, and events. Advertise in various media, e.g. The Quarterly, KSUN, website, theater ads, and utility bill inserts. Conduct mass mailout of outreach materials regarding disposal of pool water.	1) Actions for public outreach related to vehicle washing in FY 04-05 are described below: MEDIA Outreach "Earth Day Pollution Prevention Tips" article in the Sunnyvale Quarterly Community Newsletter discussed storm drain pollution related to runoff from vehicles -Spring 05 "Storm Drains - No Dumping - Flows to Bay" article was published in the Sunnyvale Quarterly discussing water pollution caused by washing cars and automobile fluids - Winter 05 "What is a Watershed/Protect Our Watershed" pollution from auto fluids message was conveyed to Sunnyvale businesses and residents in a utility bill stuffer – November 04 A PSA advertising the problems of car washing and storm drain pollution was aired on KSUN community TV during National Pollution Prevention Week in September 04 An e-mail blitz with a message about pollution resulting from washing cars in	Ongoing Report 09/05	Sally Personett PW Env. Outreach Coord.

				driveways was sent to Sunnyvale employees during National Pollution Prevention Week – September 04. PUBLIC Outreach At the following community events "Cars Pollute Water Too" and "The Bay Begins at Your Front Door" automotive brochures were distributed and Enviroscape demonstrations showing storm drain pollution from car washing and automotive fluids was presented: • Pancake Breakfast – October 04 • Columbia Health and Safety Fair May 05 • Earth Day Community Event April 05 SCHOOLS Outreach This reporting year Outreach was invited to present the Enviroscape presentation to 25 classes in Sunnyvale Elementary Schools. A large portion of the demonstration is devoted to storm drain pollution from car washing and automotive fluids. REGIONAL Outreach Outreach staff participated extensively with the Program on the Watershed Watch promotional campaign encouraging vehicle owners to help reduce copper discharges from vehicle washing activities by using commercial car wash establishments. Classic Car Wash event – Outreach		

				staffed a booth at two car wash events presented in partnership with KRTY and Classic Car Wash. Quality Tune-up – Outreach staffed a booth at one Quality Tune-up event presented in partnership with KUFX and Quality Tune-up. Other vehicle pollution prevention activities and their effectiveness evaluations are included in Table 1 of Attachment G of this report. **2)** The Pretreatment program continues to inspect commercial/industrial facilities to ensure that BMPs for vehicle washing are employed by utilizing revised inspection reports, program literature and data collection for effectiveness evaluation. The City additionally ensures that any community car wash events operating within the City adhere to BMPs required, by collecting wash water and discharging to sanitary instead of storm.		
CB-1 (1 &4)	Measures to reduce copper discharges from vehicle washing operations	Permit Prov. C.9.a (CAP)	Require source control measures for Group 1 new and redevelopment projects that conduct vehicle/equipment washing and maintenance activities (Consistent with Provision C.3.k)	Conditions of Approval (COAs) for Group 1 (and now Group 2) New and Redevelopment Projects have been identified. These are incorporated as COAs for projects as determined appropriate by CDD and Pretreatment staff at project review committee meetings. No Group 1 projects deemed complete in FY 04-05 included vehicle washing as an activity that would occur on the project site.	Ongoing Report 09/05	CDD staff (to be determined) and Pretreatment staff (to be determined)

Santa Clara Valley Urban Runoff Pollution Prevention Program
Attachment J
FY 2004-2005 Annual Report
Municipality: Sunnyvale

	Copper/Nickel Baseline Activities cont.					
CB-1 (2 & 4)	Measures to reduce copper discharges from vehicle washing operations	Permit Prov. C.9.a (CAP)	• Continue to inspect commercial/ industrial facilities that have vehicle washing activities occur on site (this includes auto-related businesses). • Ensure BMPs for vehicle washing are employed. • Provide an effectiveness evaluation of inspection/compliance with BMPs. • Continue to inspect vehicle-washing areas for City vehicles at the Corp Yard.	• The Pretreatment program continues to inspect commercial/industrial facilities to ensure that BMPs for vehicle washing are employed by utilizing revised inspection reports, program literature and data collection for effectiveness evaluation. • The City additionally ensures that any community car wash events operating within the City adhere to BMPs required, by collecting wash water and discharging to sanitary instead of storm.	Ongoing Report 09/05	Robert Gallo, Sr. Ind. Waste Insp.
CB-1 (3 & 4)	Measures to reduce copper discharges from vehicle washing operations	Permit Prov. C.9.a (CAP)	• Continue to provide training (as needed) to new mobile cleaners. • Provide bi-annual re-certification training to cleaners who have already been certified. • Evaluate effectiveness of the training program. • Encourage municipal staff to use certified mobile cleaners when contracting for cleaning services. • Respond to training requests from mobile surface cleaners that want certification and provide training as needed. Maintain records on who has been trained. Report on numbers trained in the annual report.	• Staff maintains the Surface Cleaners Training Kit developed by the Program to provide training to new mobile cleaners when requested. • No new training events were held during the reporting year 04/05 as most recertification training was done in FY 03/04. • New training requests were referred to BAASMA website for online training and testing. • Requests for certified cleaners were referred to BAASMA's list of certified surface cleaners.	Ongoing Report 09/05	Robert Gallo, Sr. Ind. Waste Insp.

Santa Clara Valley Urban Runoff Pollution Prevention Program
Attachment J
FY 2004-2005 Annual Report
Municipality: Sunnyvale

	Copper/Nickel Baseline Activities cont.					
CB-3	Measures to control copper discharges to storm water from targeted industrial sources	Permit Prov. C.9.a (CAP)	• Industrial Waste Inspection staff will continue specific outreach to older printed circuit board manufacturers and metal plating facilities using copper (if any continue to do business in Sunnyvale) for inspections related to potential copper discharges into storm water. Distribute and discuss BMPs/information to minimize copper discharges. • Continue Industrial Inspection program, including NOI sites such as plating, metal finishers, vehicle service, and other permitted sites	All printed circuit board manufacturers, electroplaters and metal finishers that use copper products on site were inspected during FY05/05 and provided specific outreach literature that addresses copper discharges into storm water. Industrial Waste Inspectors distributed outreach materials including BMPs to implement area-wide "Measures to control copper discharges from targeted industrial sources" during inspections of metal platers and older printed circuit board manufacturers.	Ongoing Report 09/05	Robert Gallo, Sr. Ind. Waste Insp.
CB-6/7	Reducing Traffic Congestion/ Promoting Alternative Transportation	Permit Prov. C.9.a (CAP)	Continue implementation of site design standards related to transportation to meet the requirement of C.3.j of the permit. Report on significant projects where traffic congestion reductions were included in design plans.	•Project Administration reported no new road projects, other than grinding and resurfacing of existing paved roads within their Right of Way. • The City continues to promote alternative transportation through the restriping of various streets to provide bike lanes and connect with existing bike pathways. Two such projects were underway in FY 04-05 as Public Works projects.	Report 09//04 and annually thereafter	PW Project Admin. Staff and Planning staff (to be determined)
CB-8	Measures to classify and assess watersheds and to improve institutional arrangements for watershed protection	Permit Prov. C.9.a (CAP)	• Address implementation of Hydromodification Management Plan in review of new and redevelopment projects after plan has been approved by the Regional Board. • Continue to review EIRs and complete CEQA reviews to ensure watershed protection is considered in CEQA actions.	• City staff participated in the HMP work group and provided comments on the final document... The City will implement the HMP requirements as applicable to Sunnyvale projects upon approval by City Council of amendments to SMC 12.60. • City has reviewed its General plan and	Ongoing Report 09/05	Lorrie Gervin, Env. Div. Manager and Kristy McCumby, Env. Spec.

Santa Clara Valley Urban Runoff Pollution Prevention Program
Attachment J
FY 2004-2005 Annual Report
Municipality: Sunnyvale

			• Continue participation in SCBWMI activities as it moves toward implementation of the Watershed Action Plan. • Revise Sunnyvale's General Plan (Surface Water Sub Element), as needed, at the next scheduled update. Include recommendations based on the review of the Development Policies Comparison Project and Provision C.3.I of Order 01-119 as determined to be appropriate. • Continue participation in the Water Resources Protection Collaborative and implement guidelines and standards that are agreed upon by the group to the extent feasible and appropriate the City.	CEQA review documents to ensure they address watershed protection. Projects are reviewed using "Appendix G" questions to evaluate the impacts to water quality when environmental reviews are conducted. • City participates in SCBWMI as Co-chair and on many Sub groups) such as WAS, WAG, COS, etc.). (See Attachment N for details of the City's SWBWMI involvement. • The City's revision of the Surface Water Sub Element of the General Plan is not yet scheduled. • Sunnyvale participated in the Collaborative in FY 04-05 and provided reviews and comments on the Guidelines and Standards under development.		

Santa Clara Valley Urban Runoff Pollution Prevention Program
Attachment J
FY 2004-2005 Annual Report
Municipality: Sunnyvale

Copper/Nickel Baseline Activities cont.						
CB-11	Measures to improve street sweeping controls and storm water system operation and maintenance	Permit Prov. C.9.a, (CAP)	• Implement (as appropriate) improvements identified for current sweeping program and storm drain system O&M (within available City Budgets). • Evaluate the effectiveness of street sweeping and storm drain O&M in the annual report (See Streets and Roads and Storm Drain sections of this work plan)	• There was no additional funding of capital expenditures for improvements to the street sweeping during FY 04/05. Regular (according to budget cuts) sweeping schedule was maintained. • Storm water catch basins staff continued with their annual cleanout schedule and on an as-needed basis to prevent flooding. More frequent cleaning is unlikely to occur until budget increases. • Collected materials are disposed of as solid waste at the SMaRT Station.	Ongoing Report 09/05	Tony Pineda, PW Supv. & Jim Craig, Field Services Superint.
CB-11	Measure to Track Street Sweeping Data	Permit Prov. C.9.a (CAP)	Continue to follow Program guidance regarding the collection and reporting of street sweeping data. Provide information periodically to the program. Information for reporting includes: quantity of waste collected (cubic yards), number of miles swept, and frequency of sweeping as required.	Information was tabulated from PW Streets maintenance daily logs. City continued to report number of miles of road swept and quantity of debris collected. (See Attachment D-1 for information on miles swept and quantities of debris disposed of.)	Ongoing Report 09/05	Tony Pineda/ PW Supv. & Kristy McCumby, Env. Spec.
CB-12	Measures to Control Copper Discharges from Pools and Spas	Permit Prov. C.9.a, (CAP)	Distribute materials (brochures and other information) at city offices, public places, and events. Advertise in various media, e.g. The Quarterly, KSUN, website, theater ads, and utility bill inserts. Conduct mass mailout of outreach materials regarding disposal of pool water.	1) The pool and spa brochure has proven to be a popular informational hand out, prompting many questions and phone calls from residents about locating the sanitary sewer clean-out on their property. This reporting year the brochure was distributed at the following community and business events where the environmental outreach theme was The Difference Between Sanitary Sewers and Storm Drains: • Columbia Health and Safety Fair • Network Appliance Env. Fair	Ongoing Report 09/05	Sally Personett, Outreach Coord.

Santa Clara Valley Urban Runoff Pollution Prevention Program
Attachment J
FY 2004-2005 Annual Report
Municipality: Sunnyvale

				• Lockheed Env. Fair As an alternative method of distribution, an article entitled "Draining Pools and Spas" was published for community viewing in the Sunnyvale Quarterly newsletter. Summer 05 2) During the year Parks and Rec, Golf Division used copper-based products several times to treat land-locked, man-made ponds at Sunnyvale Golf Course for algae blooms. The algae blooms are aesthetically unacceptable due to visual and odor problems. Copper-containing products are used only as directed by the labels and there are no outflows from any of the ponds to any other water sources on or off of City property. Golf Division staff have tried other treatments to try and minimize the use of these products. Other treatments include increased use of pond aerators to increase circulation and the use of gypsum. These alternatives met with some success, but are not effective during hot weather. Golf staff is investigating the use of barley straw as an alternative treatment but have not located a local supplier at this time. Golf staff has also used pond dye whenever possible to decrease the sunlight in the ponds, which has met with some success until hot weather occurs.		

Santa Clara Valley Urban Runoff Pollution Prevention Program
Attachment J
FY 2004-2005 Annual Report
Municipality: Sunnyvale

	Copper/Nickel Baseline Activities cont.					
CB-21	Measures to Discourage the Architectural Use of Copper	Permit Prov. C.9.a (CAP)	• The ornamental/architectural use of copper in building designs is discouraged, but not prohibited by Sunnyvale ordinance. • After careful review, those policies or codes that need change in order to comply with provision C.3.j and C.9.a will be adopted into the local project approval process so that they will be implemented by the September 15, 2004 date required in Order 01-119.	• It is the Planning staff's policy to continue to discourage the ornamental and architectural use of copper in new building designs. • Policies or codes that have been identified for potential change, but must go through the City's code amendment process. The City will consider limiting the use of copper on roofs, in roof shingles, and for gutters through code changes	Ongoing Report 09/05and annually thereafter	Jamie McLeod, Assoc. Planner and Kristy McCumby, Env. Spec
NB-1	Measures to Implement Metals Controls Measures: Erosion 1) Implement perf. Stds for Const. Inspect. Erosion 2) Participate in region-wide training and certification of site inspectors	Permit Prov. C.9.b (NAP)	• Continue to implement Construction Inspection Performance Standards • Continue to have Inspectors attend Regional Board/Program workshops on Construction Site Management and erosion controls to learn the latest in erosion and sediment control techniques. • Continue to attend Program-sponsored workshops on post-development storm water control BMPs	• Performance standards continue to be implemented. • Staff continues to participate in training opportunities as provided by SCVURPPP and the Regional Board. As additional training becomes available, staff will be encouraged to attend it, if appropriate. Annual training on City's URMP requirements occurred. • See Construction Inspection (Attachment F) of this report for information about staff inspections and enforcement activities.	Ongoing Report 09/05	Gordon Blancher, Building Insp./ Coord. Hira Raina/ Nasser Fakih

2) Response to Regional Board Comments on CAP/NAP Activities section of FY 03-04 Annual Report:

No comments were received on this section.

City of Sunnyvale

FY 04- 05 Annual Report

Attachment K

Trash Inventory and Management

Santa Clara Valley Urban Runoff Pollution Prevention Program
Attachment K
FY 2004-2005 Annual Work Plan
Municipality: Sunnyvale

1) Self Evaluation Matrix

P.S. Id.	Activity	CI Item Source	FY 04-05 Tasks	Status / Comments	Due Date (mo/yr)	Responsible Party
Trash Investigations and Plan Development						
	Trash Investigations and Plan Development	Program Task RWQCB Letter	Continue to work with Program staff to characterize the extent of the trash problem in local (Sunnyvale) watersheds. Provide descriptions of current efforts, their effectiveness, possible improvements, and implementation timelines.	A summary of the trash survey results is included in Tables 1 and 2. Detailed information on the results of trash assessments done by Sunnyvale staff is included in Appendix 1 of Attachment K. This information was provided to the Program for use in development of the region-wide trash management activities	Ongoing Report 09/05	Kristy McCumby, Env. Specialist
	Trash Investigations and Plan Development	Program Task RWQCB Letter	Use SCVURPPP guidance to develop a strategy to conduct trash evaluations in watersheds in Sunnyvale's jurisdiction.	The City divided its problem areas identified in FY 03/04 into two groups – land based and ones with direct surface water impacts. The Keep America Beautiful (KAB) method was used to assess land-based areas and the RWQCB Rapid Trash Assessment Methodology was used on Sunnyvale East and Sunnyvale West Channels that intersected a trash problem area roadway.	Begin July 04 Report 09/05	Kristy McCumby/Env. Spec & Solid Waste Division staff (TBD)
	Trash Investigations and Plan Development	Program Task RWQCB Letter	Participate in trash evaluation methodology field training	Staff attended the RWQCB Rapid Trash Assessment training in July 2004 with other co-permittees. Training on the Keep America Beautiful assessment techniques for land-based trash problems was also received.	Begin July 04 Report 09/05	Kristy McCumby/ Env Spec. and Sally Personett, Env. Outreach Coord.

Santa Clara Valley Urban Runoff Pollution Prevention Program
Attachment K
FY 2004-2005 Annual Work Plan
Municipality: Sunnyvale

P.S. Id.	Activity	CI Item Source	FY 04-05 Tasks	Status / Comments	Due Date (mo/yr)	Responsible Party
Trash Investigations and Plan Development (cont.)						
	Trash Investigations and Plan Development	Program Task RWQCB Letter	Conduct trash evaluations in a subset of trash problem areas identified within Sunnyvale's jurisdiction	Trash evaluations were conducted in 21 locations in Sunnyvale with the assistance of a city resident volunteer. Staff assisted with 4 in-stream assessments in Stevens Creek, along with the Cities of Mountain View, Cupertino, the SCVWD and representatives from the Stevens Creek Watershed Council. Three new sites were added, based on input from Public Works staff and site visits and were assessed using the KAB method. Two in-stream sites in Sunnyvale East and Sunnyvale West Channels added since they area adjacent to a section of Caribbean Drive, which was included as a problem area last year. Some sites from the problem areas list may be dropped after a third inspection has shown that litter is no longer a problem at the sites. Details on the results of the Evaluations are included in Appendix 1.	Begin July 04 Report 09/05	Kristy McCumby/ Env. Specialist
	Trash Investigations and Plan Development	Program Task RWQCB Letter	Identify and begin implementation of trash control measures, as appropriate to address high priority trash problem areas within Sunnyvale's jurisdiction,	Chronic problem areas are identified in Appendix 1 of this chapter. Staff has taken some actions that were identified and will be doing more in the upcoming year as more targeted outreach opportunities are found.	Begin July 04 Report 09/05	Kristy McCumby/Env. Spec & Solid Waste Division staff (TBD)

Santa Clara Valley Urban Runoff Pollution Prevention Program
Attachment K
FY 2004-2005 Annual Work Plan
Municipality: Sunnyvale

P.S. Id.	Activity	CI Item Source	FY 04-05 Tasks	Status / Comments	Due Date (mo/yr)	Responsible Party
Trash Investigations and Plan Development (cont.)						
	Trash Investigations and Plan Development	Program Task RWQCB Letter	Provide Program staff with trash management practices information from within Sunnyvale's jurisdiction, using a standardized reporting format.	Standard reporting format was used and submitted to the Program. See Appendix 1 of this section for completed reporting templates.	Begin July 04 Report 09/05	Kristy McCumby/ Env. Specialist

2) Response to Regional Board Comments on Trash Inventory and Management Activities section of FY 03-04 Annual Report:

No comments were received from the Regional Board on this section.

3) Response to Regional Board comments for a performance review (when applicable):

No performance review by the Regional Board was done for this activity in FY 04-05.

- *Give brief evaluation comments, such as conclusions about trash sources or pollutant types and whether the activities will continue, change, or be curtailed.*

The information gathered for the trash problem areas investigation completed by Sunnyvale is included in the Program's Trash Inventory and Management Activities Section of the FY 04-05 Annual Report and more detailed assessment activities are included in Appendix 1 to this section. Sunnyvale was fortunate to have a community volunteer assist with the trash investigations, which allowed us to do more assessments this last year than anticipated. Sunnyvale staff will continue assessments of problem areas identified in FY 05-06 as outlined in the work plan. Three new sites were added this year, based on input from Public Works staff. A few sites will likely be removed next year, if no trash is observed in the next round of assessments, since they will not have had trash accumulations in three years of observation.

In addition to the PI/P trash prevention-related outreach activities listed in Attachment G (Table 1) of this report, the City's Solid Waste Division continues with its activities to reduce waste and provide environmentally sound options for waste disposal. See the City's website at http://sunnyvale.ca.gov/Departments/Public+Works/Solid+Waste+and+Recycling/ for a listing of waste disposal options (e.g., extra dump days, household hazardous waste collections/drop-off, and code enforcement).

Santa Clara Valley Urban Runoff Pollution Prevention Program
Attachment K
FY 2004-2005 Annual Work Plan
Municipality: Sunnyvale

Public Works street sweeping frequency in FY 04-05 remains on the reduced schedule due to budgetary constraints (see Attachment D-1 for details on street sweeping frequency). In areas where litter is more common due to high traffic and pedestrian numbers (e.g., City parking lots/Murphy Street) or type of activity (e.g., main access roads to SMaRT Station) the frequency of street cleaning/litter pick up will remain the same (weekly).

As a part of the Trash Assessment actions, the City will continue looking for potential sources and options for targeted outreach or other appropriate actions to help minimize trash problems in these areas in the future. We have initiated some actions as described in Attachment K, Appendix 1.

ATTACHMENT K TABLE 1

Sunnyvale

Calabazas Creek

ID #	Date	Location of Trash Problem Areas	Assessment Tool	Score	Trash Sources	Evaluation Results	Comments
SU02	11/2/2004	Helen Avenue, Alley off of El Camino	KAB	1.5	Illegal dumping- not in a waterway (Occasional overflowing dumpsters and accumulation of trash from apartments)	Very little litter visible but a number of shopping carts from nearby businesses. Continue to monitor and determine if specific actions are needed.	Contacted PW staff and notified them about the shopping carts. PW will contact business owners to get them removed.
SU03	11/2/2004	Tamarack Lane, Various apartments (Between Helen Ave. and Miramar Way)	KAB	1.5	Illegal dumping- not in a waterway (Overflowing dumpsters, accumulation of trash)	Very little litter visible but a number of shopping carts from nearby businesses. Continue to monitor and determine if specific actions are needed.	Contacted PW staff and notified them about the shopping carts. PW will contact business owners to get them removed.
SU04	11/2/2004	1034 E. El Camino Real - Alleyway behind business.	KAB	1.5	Trash accumulation due to overflowing dumpster.	Very little litter visible in parking lot. Dumpster is full but contained in enclosure. Continue to monitor and determine if it should be removed from the list.	No additional actions needed at this time.
SU06	11/2/2004	1053 E. El Camino Real - Alleyway behind business.	KAB	1.75	Trash accumulation due to overflowing dumpster.	Alleyway behind business had very little litter. Continue to monitor and determine if it should be removed from the list.	Dumpster and alleyway are gated to prevent unauthorized dumping. No additional actions are needed at this time.
SU09	11/2/2004	1131 Lawrence Expressway	KAB	1.5	Trash accumulation due to overflowing dumpster.	Very little litter visible. No overflowing dumpsters. Continue to monitor and determine if it should be removed from the list.	Small amount of litter observed. Litter may be from cars parked at strip mall.
SU10	10/28/2004	911 Duane Ave. - Alleyway behind business.	KAB	1.5	Trash accumulation due to overflowing dumpster.	Alleyway behind business had very little litter. Continue to monitor and determine if it should be removed from the list.	Dumpster and alleyway are gated to prevent unauthorized dumping. No additional actions are needed at this time.
SU12	10/26/2004	Lawrence Expressway and Highway 237 intersection - on ramps and exits	KAB	3	Litter from motorists and windborne accumulations of trash against fences. Occasional illegal dumping - not in a waterway.	Area is under Cal Tran's jurisdiction. City is responsible for areas along Caribbean Drive but not on-ramps and exits. Area is periodically picked up by Cal Trans but becomes littered fairly quickly due to heavy traffic.	Consider working with Cal Trans through SCVURPPP to address all highway-related trash hot-spots within the City of Sunnyvale.
SU13	10/26/2004	Willow Ave. and Aster Ave. intersection to Agate Dr. (in Santa Clara) - Area under Lawrence Expressway Overpass and CalTrain Station.	KAB	3	Litter (pedestrians, roadway above, and periodic homeless encampment)	Most of the litter was on the overpass embankment, which is under County jurisdiction. Continue to monitor for homeless encampment activity.	One abandoned "homeless" cart observed. Need to determine litter jurisdictions in area between County and City of Sunnyvale.
SU20	11/22/2004	Wildwood Drive and Lawrence Expressway	KAB	2	Trash accumulation from litter by pedestrians and nearby road way.	City-owned ROW that is currently monitored for trash accumulation by PW staff. Consider adding to hot spot list for future monitoring and clean up activities, as needed.	This site was identified as a "hot spot" after the preliminary identification work was done last year. It should be included in future monitoring activities.

Sunnyvale East

ID #	Date	Location of Trash Problem Areas	Assessment Tool	Score	Trash Sources	Evaluation Results	Comments

SU01	11/1/2004	600 Block, Grand Fir and Bellflower Ave.	KAB	1	Illegal dumping- not in a waterway (Occasional trash dumping from apartment complexes on a cul-de-sac)	No litter visible. No illegal dumping. Consider removing from list.	Continue to monitor site. If no problems present, consider removing from list.
SU05	11/2/2004	594 E. El Camino Real - Alleyway behind business.	KAB	1	Trash accumulation due to overflowing dumpster. Possible illegal dumping, not in a waterway next to the dumpster.	No litter visible in alleyway behind business. No illegal dumping. Consider removing from list.	Continue to monitor site. If no problems present, consider removing from list.
SU07	11/1/2004	1675 Hollenbeck Ave - Alleyway behind business.	KAB	1	Trash accumulation due to overflowing dumpster. Possible illegal dumping, not in a waterway, next to the dumpster.	No litter visible in alleyway behind business. No illegal dumping. Consider removing from list.	Continue to monitor site. If no problems present, consider removing from list.
SU08	11/1/2004	727 Sunnyvale-Saratoga Road - Alleyway behind business.	KAB	3	Trash accumulation due to overflowing dumpster. Possible illegal dumping, not in a waterway next to the dumpster.	Most of the litter comes from the grocery operation in the mall. Dumpsters were not enclosed and some were overflowing.	Continue monitoring the site. Contacted City solid waste staff who will work with Neighborhood Preservation to bring the problems to attention of the business and require clean up of the area.
SU11	11/1/2004	Matilda Ave. and Highway 101 intersection - on ramps and exits.	KAB	2.75	Litter from motorists and wind borne accumulations of trash against fences	Area is under Cal Tran's jurisdiction. City is responsible for areas along Caribbean Drive but not on-ramps and exits. Area is periodically picked up by Cal Trans but becomes littered fairly quickly due to heavy traffic.	Consider working with Cal Trans through SCVURPPP to address all highway-related trash hot-spots in the City of Sunnyvale.
SU14	11/1/2004	Angel Ct. Parking Lot, under Matilda Ave. overpass, near CalTrain Depot.	KAB	1.5	Litter (pedestrians and cars in parking lot - local teenage hangout)	City-owned parking lot and part of ROW near Cal Train ROW are monitored monthly for trash and shopping cart accumulation by PW staff.	Will continue to monitor site. Should consider removing from the list due to PW maintenance activities.
SU15	10/26/2004	Victory Village Park and Fair Oaks Overpass	KAB	2.3	Litter (pedestrians and "casual" labor waiting for work near local hardware store)	Litter from business parking lot entering onto City ROW. Most coming from day laborers who frequent the area while waiting for jobs.	Work with PW Boulevard Landscaping staff to determine best options for the site. Options may include placement of trash cans, posting of signs or increased enforcement actions.
SU16b	10/29/2004	100 feet north of the Caribbean Drive bridge	RWQCB Version 7.0	59	Litter from trucks/vehicles on their way to the SMaRT station on Carl Road, not in a waterway.	Trash may be coming from upstream or adjacent land uses (road used by vehicles transporting trash to the SmaRT Station and Sports playing fields).	Work with Solid Waste staff who manages the contract for SmaRT station operations to ensure roadway litter pick up actions are done according to contract requirements (weekly). Continue monitoring to determine other sources of debris found in channel.
SU17	11/1/2004	California Ave on ramp to Central Expressway	KAB	2	Litter from vehicles, wind borne trash accumulation.	Most debris appears to be windblown from vehicles. Will need to determine the jurisdictional boundaries between Cal Trans, County and City of Sunnyvale.	Continue to monitor site and investigate jurisdictional boundaries for potential future clean up actions.

SU19	11/22/2004	Wolf Road Overpass, access from Evelyn Ave.	KAB	2	Occasional homeless use of area - leaving debris behind. Occasional illegal dumping of debris.	Area under overpass owned by City and monitored monthly by Public Works staff for illegal dumping and homeless encampments. Consider adding to Hot spot list for future monitoring activities and clean up actions, as needed.	This site was identified as a "hot spot" after the preliminary identification work was done last year. It should be included in future monitoring activities.
SU21	11/22/2004	Persian Drive Roadway strip (blocks 190-400)	KAB	2	Trash from vehicles and possibly pedestrians. Occasional illegal dumping.	City-owned ROW that is currently monitored for trash accumulation by PW staff. Consider adding to hot spot list for future monitoring and clean up activities as needed.	This site was identified as a "hot spot" after the preliminary identification work was done last year. It should be included in future monitoring activities.
				Sunnyvale West			
ID #	**Date**	**Location of Trash Problem Areas**	**Assessment Tool**	**Score**	**Trash Sources**	**Evaluation Results**	**Comments**
SU16a	10/28/2004	100 ft north of Sunnyvale West Channel Crossing Caribbean Drive	RWQCB Version 7.0	81	Litter from vehicles and trucks transporting wastes to the SMaRT Station.	Trash may be coming from upstream or adjacent land uses (road used by vehicles transporting trash to the SmaRT Station and Sports playing fields).	Work with Solid Waste staff who manages the contract for SmaRT station operations to ensure roadway litter pick up actions are done according to contract requirements (weekly). Continue monitoring to determine other sources of debris found in channel.
SU16c	10/26/2004	Caribbean Drive between Lawrence Expy and Matilda Ave.	KAB	2	Litter from vehicles and trucks transporting wastes to the SMaRT Station.	Some litter visible. Talked with PW staff managing the SmaRT Station contract and discussed the need for litter pick up in accordance with contract requirements. Weekly litter pick up is supposed to occur.	Continue monitoring site. Work with SmaRT station staff to ensure contractor complies with contract conditions. Continue monitoring the area and provide feedback to Solid waste staff.

ATTACHMENT K TABLE 2

Collaboration

ID #	Date	Location of Trash Problem Areas	Assessment Tool	Score	Trash Sources	Evaluation Results	Comments
Baylands							
CL01	11/15/2004	La Avenida Stevens Creek Trailhead, 100 Ft South of island in creek	RWQCB Version 7.0	46	Most trash accumulation-waterborne with some potential trash coming from pedestrians along nearby trail.	Shoreline Park Rangers patrol the area daily and pick up trash on the trail, but not in the creek. Past clean-ups have occurred at this location. Site will continue to be monitored in cooperation with Stevens and Permanente Creeks Watershed Council volunteers.	Most trash was caught on overhanging willow branches into the west channel of the creek. Very little trash was visible on the east channel side.
Stevens Creek							
CL02	11/15/2004	El Camino Real Bridge crossing, 100 ft north	RWQCB Version 7.0	52	Some trash accumulation is waterborne, other is from debris/ shopping carts being thrown from the El Camino Bridge.	Area downstream of a homeless encampment but only some debris from that source present. Several shopping carts had been pushed from the bridge. Past volunteer cleanups have occurred in this area. The area will continue to be monitored and kept on the clean up list.	Site accessed through gated SCVWD trail, adjacent to the Kelly More Paint store. Area totally fenced off from public. However, kids/graffiti artists still decorate the concrete on the bridge supports.
CL03	11/19/2004	McClellan Ranch, Trailhead access area, 50 ft upstream and 50 ft downstream of the trailhead sign	RWQCB Version 7.0	112	Minor amounts of trash from trail users.	Very small amount of litter along side of trail access area. Site is cleaned at least 2x per year during creek clean up events. Site will continue to be monitored and assessed for trash periodically.	Large blocks of concrete on western bank, used for stabilization purposes many years ago (very overgrown). Historical metal pipes present were used for pumping water from the creek when the site operated as a farm/ranch.
CL04	11/19/2004	Moss Rock, on Stevens Creek Canyon Road, 100 ft downstream of the north end of the rock.	RWQCB Version 7.0	104	Small amounts of trash coming from occasional users of the site for "parties" or as a local youth hang out.	Small quantity of trash present due to area being a local "party" spot. Mostly alcoholic beverage bottles and cans present. Site is monitored and cleaned up at least 2x per year during creek clean up events. Baseline site for RWQCB. Site will continue to be monitored and assessed for trash periodically.	Significant amount of graffiti where moss is not present on the rock. Large 4x4 wood post, embedded metal piece, and red brick left behind.

City of Sunnyvale

FY 04- 05 Annual Report

Attachment K

Trash Inventory and Management

Appendix 1

Trash Survey Forms/Data and Photos

City of Sunnyvale

FY 04- 05 Annual Report

Attachment K
Appendix 1 – Sunnyvale Sites Assessed

Trash Inventory and Management

Santa Clara Valley
Urban Runoff
Pollution Prevention Program

Trash Problem Area Activity Data Collection Form

Date: 11/01/04

I. Site Information

1. **Site ID#** SU 01 **Watershed:** Sunnyvale East Channel **Location:** 600 Block, Grand Fir and Bellflower Ave.

II. Assessment Information

1. Which assessment tool was used? (Check one)
   - ☐**Creek**-RWQCB Version 7.0 ☐**Non-Creek**-Windshield Survey
   - ☒**Non-Creek**-KAB Litter Index ☐Other _____
2. **Total Score** (RWQCB Version 7.0 or KAB Litter Index) [1]
3. Windshield Survey Results-Trash Priority: ☒**NA** ☐**High** ☐**Medium** ☐**Low**
4. What percentage or length of the area is impacted with trash (e.g. 5%, five feet, etc.)? 0%
5. This assessment is ☒**Initial** ☐**Follow-up** (Check one)
6. If applicable, how many follow-up assessments have been conducted at this site? _____

III. Trash Information

1. Describe trash type (Check five most prevalent types):
   - ☐Rubber products ☐Metal products ☐Construction debris
   - ☐Plastic bags ☐Cigarette butts ☐Fabric and cloth
   - ☐Styrofoam products ☐Plastic/Synthetic items ☐Toxic substances
   - ☐Aluminum cans ☐Tires ☐Appliances
   - ☐Bottles (plastic and glass) ☐Woody debris ☐Furniture
   - ☐Convenience/Fast Food wrappers ☐Yard waste ☐Biohazards
   - ☐Man-made wood products ☐Batteries ☐Other _____
2. Potential trash source (Check all that apply):
   - ☐Trash accumulation (water-borne) ☐Homeless encampments ☐Outfall _____
   - ☐Trash accumulation (wind-borne) ☐Illegal dumping ☐Other _____
   - ☐Litter-Vehicular ☐Litter-Dumpster/Receptacle (describe) _____
   - ☐Litter-Commercial business (name) _____
   - ☐Litter-School/Institution (name) _____
   - ☐Litter-Other (describe) _____
3. Was trash observed near (Check one): ☐**Storm drain inlets** ☐**Storm drain outfalls** ☐**Creek**☒ **N/A**
4. Identify adjacent land uses to the trash areas assessed (if possible): Residences/ apartment complexes

IV. Trash Management Actions

1a. Are trash management actions planned for the site? **Yes** ☐ **No** ☒
1b. If trash was removed, provide total weight or volume (if known): _____
1c. Photographic documentation: **Yes** ☒ **No**☐
2a. Other Trash Management Actions Taken (describe): _____
3a. Follow-up action needed: **Yes** ☐ **No** ☒
3b. Future trash management actions needed (Please describe): Site should be assessed again, then considered as a candidate for removal from the hot spots list..
3c. Is trash routinely removed from this site? **Yes**☒ **No** ☐ If yes, at what frequency City street sweeping (monthly
3d. Is a future assessment needed? **Yes**☒ **No** ☐

3e. If Yes, which tool? ☐**Creek**-RWQCB Version 7.0 ☐**Non-Creek**-Windshield Survey
☒**Non-Creek**-KAB Litter Index ☐Other _____

Notes: No litter visible at the site this day. Dumping has occurred here in the past, but does not appear to be and issue at present

Santa Clara Valley
Urban Runoff
Pollution Prevention Program

Trash Problem Area Activity Data Collection Form

Date: 11/02/04

I. Site Information

1. **Site ID#** **SU 02** **Watershed:** Calabazas Creek **Location:** Helen Ave., Alley off of El Camino Real

II. Assessment Information

1. Which assessment tool was used? (Check one)
   ☐**Creek**-RWQCB Version 7.0 ☐**Non-Creek**-Windshield Survey
   ☒**Non-Creek**-KAB Litter Index ☐Other _____
2. **Total Score** (RWQCB Version 7.0 or KAB Litter Index) 1.5
3. Windshield Survey Results-Trash Priority: ☒**NA** ☐**High** ☐**Medium** ☐**Low**
4. What percentage or length of the area is impacted with trash (e.g. 5%, five feet, etc.)? 30%
5. This assessment is ☒**Initial** ☐**Follow-up** (Check one)
6. If applicable, how many follow-up assessments have been conducted at this site? _____

III. Trash Information

1. Describe trash type (Check five most prevalent types):

☐Rubber products	☐Metal products	☐Construction debris
☐Plastic bags	☐Cigarette butts	☐Fabric and cloth
☐Styrofoam products	☐Plastic/Synthetic items	☐Toxic substances
☐Aluminum cans	☐Tires	☐Appliances
☒Bottles (plastic and glass)	☐Woody debris	☐Furniture
☐Convenience/Fast Food wrappers	☐Yard waste	☐Biohazards
☐Man-made wood products	☐Batteries	☒Other paper cups, paper

2. Potential trash source (Check all that apply):

☐Trash accumulation (water-borne)	☐Homeless encampments	☐Outfall _____
☒Trash accumulation (wind-borne)	☐Illegal dumping	☐Other _____
☒Litter-Vehicular	☐Litter-Dumpster/Receptacle (describe) _____	

   ☐Litter-Commercial business (name) _____
   ☐Litter-School/Institution (name) _____
   ☒Litter-Other (describe) "Borrowed" shopping carts
3. Was trash observed near (Check one): ☐**Storm drain inlets** ☐**Storm drain outfalls** ☐**Creek** ☒**N/A**
4. Identify adjacent land uses to the trash areas assessed (if possible): Residential/multi-family apartments.

IV. Trash Management Actions

1a. Are trash management actions planned for the site? **Yes** ☐ **No** ☒
1b. If trash was removed, provide total weight or volume (if known): _____
1c. Photographic documentation: **Yes** ☒ **No**☐
2a. Other Trash Management Actions Taken (describe): Contacted Public Works staff resposible for contacted businesess who have lost shopping carts to have them come retreive them.
3a. Follow-up action needed: **Yes** ☐ **No** ☒
3b. Future trash management actions needed (Please describe): Continue to monitor and see if specific actions can be identified.
3c. Is trash routinely removed from this site? **Yes** ☒ **No** ☐ If yes, at what frequency Streets are swept by City on monthly basis, but litter in yards and driveways is not picked up.
3d. Is a future assessment needed? **Yes** ☒ **No** ☐
3e. If Yes, which tool? ☐**Creek**-RWQCB Version 7.0 ☐**Non-Creek**-Windshield Survey
☒**Non-Creek**-KAB Litter Index ☐Other _____

Notes: Lots of shopping carts on side walk(>8). Light litter on the street. Some debris in yards and full dumpsters

Santa Clara Valley
Urban Runoff
Pollution Prevention Program

Trash Problem Area Activity Data Collection Form



Santa Clara Valley
Urban Runoff
Pollution Prevention Program

Trash Problem Area Activity Data Collection Form



Santa Clara Valley
Urban Runoff
Pollution Prevention Program

Trash Problem Area Activity Data Collection Form

Date: 11/02/04

I. Site Information

1. **Site ID#** SU 03 **Watershed:** Calabazas Creek **Location:** Tamarack lane, various apartments (between Helen Ave. and Miramar Way)

II. Assessment Information

1. Which assessment tool was used? (Check one)
   - ☐**Creek**-RWQCB Version 7.0
   - ☐**Non-Creek**-Windshield Survey
   - ☒**Non-Creek**-KAB Litter Index
   - ☐Other _____
2. **Total Score** (RWQCB Version 7.0 or KAB Litter Index) 1.5
3. Windshield Survey Results-Trash Priority: ☒**NA** ☐**High** ☐**Medium** ☐**Low**
4. What percentage or length of the area is impacted with trash (e.g. 5%, five feet, etc.)? 10%
5. This assessment is ☒**Initial** ☐**Follow-up** (Check one)
6. If applicable, how many follow-up assessments have been conducted at this site? _____

III. Trash Information

1. Describe trash type (Check five most prevalent types):
   - ☐Rubber products
   - ☐Plastic bags
   - ☐Styrofoam products
   - ☐Aluminum cans
   - ☐Bottles (plastic and glass)
   - ☐Convenience/Fast Food wrappers
   - ☐Man-made wood products
   - ☐Metal products
   - ☐Cigarette butts
   - ☐Plastic/Synthetic items
   - ☐Tires
   - ☐Woody debris
   - ☐Yard waste
   - ☐Batteries
   - ☐Construction debris
   - ☐Fabric and cloth
   - ☐Toxic substances
   - ☐Appliances
   - ☐Furniture
   - ☐Biohazards
   - ☒Other Shopping carts, paper
2. Potential trash source (Check all that apply):
   - ☐Trash accumulation (water-borne)
   - ☐Trash accumulation (wind-borne)
   - ☐Litter-Vehicular
   - ☐Homeless encampments
   - ☐Illegal dumping
   - ☐Litter-Dumpster/Receptacle (describe) _____
   - ☐Outfall _____
   - ☐Other Apartments
   - ☐Litter-Commercial business (name) _____
   - ☐Litter-School/Institution (name) _____
   - ☒Litter-Other (describe) Pedestrian
3. Was trash observed near (Check one): ☐**Storm drain inlets** ☐**Storm drain outfalls** ☐**Creek N/A**
4. Identify adjacent land uses to the trash areas assessed (if possible): Apartment complexes, residences

IV. Trash Management Actions

1a. Are trash management actions planned for the site? **Yes** ☐ **No** ☒
1b. If trash was removed, provide total weight or volume (if known): _____
1c. Photographic documentation: **Yes** ☒ **No**☐
2a. Other Trash Management Actions Taken (describe): Contacted PW staff responsible for working with businesses to pick up the shopping carts in the neighborhood.
3a. Follow-up action needed: **Yes** ☐ **No** ☒
3b. Future trash management actions needed (Please describe): Continue to monitor area and determine if there are actions that could be taken to help reduce the cart accumulation problem
3c. Is trash routinely removed from this site? **Yes** ☒ **No** ☐ If yes, at what frequency City streets are swept monthly but debris is not removed from private property or sidewalks.
3d. Is a future assessment needed? **Yes** ☒ **No** ☐
3e. If Yes, which tool? ☐**Creek**-RWQCB Version 7.0 ☐**Non-Creek**-Windshield Survey ☒**Non-Creek**-KAB Litter Index ☐Other _____

Notes: Sofa in one yard, but not on street . Minor litter and Numerous shopping carts present

Santa Clara Valley
Urban Runoff
Pollution Prevention Program

Trash Problem Area Activity Data Collection Form

Santa Clara Valley
Urban Runoff
Pollution Prevention Program

Trash Problem Area Activity Data Collection Form

Date: 11/02/04

I. Site Information

1. **Site ID#** SU 04 **Watershed:** Calabazas Creek **Location:** 1034 E. El Camino real- Dumpsters of the business.

II. Assessment Information

1. Which assessment tool was used? (Check one)
   ☐**Creek**-RWQCB Version 7.0 ☐**Non-Creek**-Windshield Survey
   ☒**Non-Creek**-KAB Litter Index ☐Other _____
2. **Total Score** (RWQCB Version 7.0 or KAB Litter Index) 1.5
3. Windshield Survey Results-Trash Priority: ☒**NA** ☐**High** ☐**Medium** ☐**Low**
4. What percentage or length of the area is impacted with trash (e.g. 5%, five feet, etc.)? 10%
5. This assessment is ☒**Initial** ☐**Follow-up** (Check one)
6. If applicable, how many follow-up assessments have been conducted at this site? _____

III. Trash Information

1. Describe trash type (Check five most prevalent types):

☐Rubber products	☐Metal products	☐Construction debris
☐Plastic bags	☐Cigarette butts	☐Fabric and cloth
☐Styrofoam products	☐Plastic/Synthetic items	☐Toxic substances
☐Aluminum cans	☐Tires	☐Appliances
☐Bottles (plastic and glass)	☐Woody debris	☐Furniture
☐Convenience/Fast Food wrappers	☐Yard waste	☐Biohazards
☐Man-made wood products	☐Batteries	☒Other Cardboard

2. Potential trash source (Check all that apply):
   ☐Trash accumulation (water-borne) ☐Homeless encampments ☐Outfall _____
   ☐Trash accumulation (wind-borne) ☐Illegal dumping ☐Other _____
   ☐Litter-Vehicular ☒Litter-Dumpster/Receptacle (describe) pieces of litter falling from the dumpster because of the wind
   ☐Litter-Commercial business (name) _____
   ☐Litter-School/Institution (name) _____
   ☐Litter-Other (describe) _____
3. Was trash observed near (Check one): ☐**Storm drain inlets** ☐**Storm drain outfalls** ☐**Creek**☒ **N/A**
4. Identify adjacent land uses to the trash areas assessed (if possible): Businesses parking lot

IV. Trash Management Actions

1a. Are trash management actions planned for the site? **Yes** ☐ **No** ☒
1b. If trash was removed, provide total weight or volume (if known): _____
1c. Photographic documentation: **Yes** ☒ **No**☐
2a. Other Trash Management Actions Taken (describe): None at this time.
3a. Follow-up action needed: **Yes** ☐ **No** ☒
3b. Future trash management actions needed (Please describe): Site should be monitored for a while, then consider removing from hot spot list, due to improvements in litter control efforts.
3c. Is trash routinely removed from this site? **Yes** ☒ **No** ☐ If yes, at what frequency unknown
3d. Is a future assessment needed? **Yes** ☒ **No** ☐
3e. If Yes, which tool? ☐**Creek**-RWQCB Version 7.0 ☐**Non-Creek**-Windshield Survey
☒**Non-Creek**-KAB Litter Index ☐Other _____

Notes: Dumpster in front of the building is full, but not a litter issue, contained within enclosure.

Santa Clara Valley
Urban Runoff
Pollution Prevention Program

Trash Problem Area Activity Data Collection Form



Santa Clara Valley
Urban Runoff
Pollution Prevention Program

Trash Problem Area Activity Data Collection Form

Date: 11/02/04

I. Site Information

1. **Site ID#** **SU 05** **Watershed:** Sunnyvale East Channel **Location:** 594E. El Camino Real – Alleyway behind business

II. Assessment Information

1. Which assessment tool was used? (Check one)
   ☐**Creek**-RWQCB Version 7.0 ☐**Non-Creek**-Windshield Survey
   ☒**Non-Creek**-KAB Litter Index ☐Other _____
2. **Total Score** (RWQCB Version 7.0 or KAB Litter Index) 1
3. Windshield Survey Results-Trash Priority: ☒**NA** ☐**High** ☐**Medium** ☐**Low**
4. What percentage or length of the area is impacted with trash (e.g. 5%, five feet, etc.)?)0%
5. This assessment is ☒**Initial** ☐**Follow-up** (Check one)
6. If applicable, how many follow-up assessments have been conducted at this site? _____

III. Trash Information

1. Describe trash type (Check five most prevalent types):

☐Rubber products	☐Metal products	☐Construction debris
☐Plastic bags	☐Cigarette butts	☐Fabric and cloth
☐Styrofoam products	☐Plastic/Synthetic items	☐Toxic substances
☐Aluminum cans	☐Tires	☐Appliances
☐Bottles (plastic and glass)	☐Woody debris	☐Furniture
☐Convenience/Fast Food wrappers	☐Yard waste	☐Biohazards
☐Man-made wood products	☐Batteries	☐Other _____

2. Potential trash source (Check all that apply):

☐Trash accumulation (water-borne)	☐Homeless encampments	☐Outfall _____
☐Trash accumulation (wind-borne)	☐Illegal dumping	☐Other _____
☐Litter-Vehicular	☐Litter-Dumpster/Receptacle (describe) _____	

   ☐Litter-Commercial business (name) _____
   ☐Litter-School/Institution (name) _____
   ☐Litter-Other (describe) _____
3. Was trash observed near (Check one): ☐**Storm drain inlets** ☐**Storm drain outfalls** ☐**Creek** ☒ **N/A**
4. Identify adjacent land uses to the trash areas assessed (if possible): Small businesses/strip mall _____

IV. Trash Management Actions

1a. Are trash management actions planned for the site? **Yes** ☐ **No** ☒
1b. If trash was removed, provide total weight or volume (if known): _____
1c. Photographic documentation: **Yes** ☒ **No** ☐
2a. Other Trash Management Actions Taken (describe): _____
3a. Follow-up action needed: **Yes** ☐ **No** ☒
3b. Future trash management actions needed (Please describe): Will check again, but may be a candidate for removal from the hot spot list.
3c. Is trash routinely removed from this site? **Yes** ☒ **No** ☐ If yes, at what frequency unknown, but litter not visible
3d. Is a future assessment needed? **Yes** ☒ **No** ☐
3e. If Yes, which tool? ☐**Creek**-RWQCB Version 7.0 ☐**Non-Creek**-Windshield Survey
☒**Non-Creek**-KAB Litter Index ☐Other _____

Notes: Dumpster not overflowing. No problems observed

Santa Clara Valley
Urban Runoff
Pollution Prevention Program

Trash Problem Area Activity Data Collection Form



Santa Clara Valley
Urban Runoff
Pollution Prevention Program

Trash Problem Area Activity Data Collection Form



Santa Clara Valley
Urban Runoff
Pollution Prevention Program

Trash Problem Area Activity Data Collection Form

Date: 11/02/04

I. Site Information

1. **Site ID#** SU 06 **Watershed:** Calabazas Creek **Location:** 1053 E. El Camino Real- Alleyway behind business

II. Assessment Information

1. Which assessment tool was used? (Check one)
   - ☐**Creek**-RWQCB Version 7.0
   - ☐**Non-Creek**-Windshield Survey
   - ☒**Non-Creek**-KAB Litter Index
   - ☐Other _____
2. **Total Score** (RWQCB Version 7.0 or KAB Litter Index) 1.75
3. Windshield Survey Results-Trash Priority: ☒**NA** ☐**High** ☐**Medium** ☐**Low**
4. What percentage or length of the area is impacted with trash (e.g. 5%, five feet, etc.)? 30%
5. This assessment is ☒**Initial** ☐**Follow-up** (Check one)
6. If applicable, how many follow-up assessments have been conducted at this site? _____

III. Trash Information

1. Describe trash type (Check five most prevalent types):
   - ☐Rubber products
   - ☐Plastic bags
   - ☐Styrofoam products
   - ☐Aluminum cans
   - ☐Bottles (plastic and glass)
   - ☐Convenience/Fast Food wrappers
   - ☐Man-made wood products
   - ☐Metal products
   - ☐Cigarette butts
   - ☐Plastic/Synthetic items
   - ☐Tires
   - ☐Woody debris
   - ☐Yard waste
   - ☐Batteries
   - ☐Construction debris
   - ☐Fabric and cloth
   - ☐Toxic substances
   - ☐Appliances
   - ☐Furniture
   - ☐Biohazards
   - ☒Other paper
2. Potential trash source (Check all that apply):
   - ☐Trash accumulation (water-borne)
   - ☒Trash accumulation (wind-borne)
   - ☐Litter-Vehicular
   - ☐Homeless encampments
   - ☐Illegal dumping
   - ☐Litter-Dumpster/Receptacle (describe) _____
   - ☐Outfall _____
   - ☐Other _____
   - ☒Litter-Commercial business (name) _____
   - ☐Litter-School/Institution (name) _____
   - ☐Litter-Other (describe) _____
3. Was trash observed near (Check one): ☐**Storm drain inlets** ☐**Storm drain outfalls** ☐**Creek** ☒ **N/A**
4. Identify adjacent land uses to the trash areas assessed (if possible): Small businesses in a strip mall.

IV. Trash Management Actions

1a. Are trash management actions planned for the site? **Yes** ☐ **No** ☒
1b. If trash was removed, provide total weight or volume (if known): _____
1c. Photographic documentation: **Yes** ☒ **No**☐
2a. Other Trash Management Actions Taken (describe): None at this time.
3a. Follow-up action needed: **Yes**☐ **No**☒
3b. Future trash management actions needed (Please describe): Site should be monitored in the future to see if it sti should remain on the hot spot list. Very little litter debris was observed on on this visit
3c. Is trash routinely removed from this site? **Yes** ☒ **No** ☐ If yes, at what frequency unknown
3d. Is a future assessment needed? **Yes** ☒ **No** ☐

3e. If Yes, which tool? ☐**Creek**-RWQCB Version 7.0 ☐**Non-Creek**-Windshield Survey ☒**Non-Creek**-KAB Litter Index ☐Other _____

Notes: Dumpster in alleyway is gated, so no outside dumping can occur. Minimal amount of litter/ trash is visible.

Santa Clara Valley
Urban Runoff
Pollution Prevention Program

Trash Problem Area Activity Data Collection Form



Santa Clara Valley
Urban Runoff
Pollution Prevention Program

Trash Problem Area Activity Data Collection Form

Date: 11/01/04

I. Site Information

1. **Site ID#** SU 07 **Watershed:** Sunnyvale East Channel **Location:** 1675 Hollenbeck Ave-Alleyway behind Business

II. Assessment Information

1. Which assessment tool was used? (Check one)
   ☐**Creek**-RWQCB Version 7.0 ☐**Non-Creek**-Windshield Survey
   ☒**Non-Creek**-KAB Litter Index ☐Other _____
2. **Total Score** (RWQCB Version 7.0 or KAB Litter Index) 1
3. Windshield Survey Results-Trash Priority: ☒**NA** ☐**High** ☐**Medium** ☐**Low**
4. What percentage or length of the area is impacted with trash (e.g. 5%, five feet, etc.)? 0%
5. This assessment is ☒**Initial** ☐**Follow-up** (Check one)
6. If applicable, how many follow-up assessments have been conducted at this site? _____

III. Trash Information

1. Describe trash type (Check five most prevalent types):

☐Rubber products	☐Metal products	☐Construction debris
☐Plastic bags	☐Cigarette butts	☐Fabric and cloth
☐Styrofoam products	☐Plastic/Synthetic items	☐Toxic substances
☐Aluminum cans	☐Tires	☐Appliances
☐Bottles (plastic and glass)	☐Woody debris	☐Furniture
☐Convenience/Fast Food wrappers	☐Yard waste	☐Biohazards
☐Man-made wood products	☐Batteries	☒Other paper

2. Potential trash source (Check all that apply):
   ☐Trash accumulation (water-borne) ☐Homeless encampments ☐Outfall _____
   ☒Trash accumulation (wind-borne) ☐Illegal dumping ☐Other _____
   ☐Litter-Vehicular ☐Litter-Dumpster/Receptacle (describe) _____
   ☐Litter-Commercial business (name) _____
   ☐Litter-School/Institution (name) _____
   ☐Litter-Other (describe) _____
3. Was trash observed near (Check one): ☐**Storm drain inlets** ☐**Storm drain outfalls** ☐**Creek** ☒**N/A**
4. Identify adjacent land uses to the trash areas assessed (if possible): Grocery and Drugstore complex with parking lots.

IV. Trash Management Actions

1a. Are trash management actions planned for the site? **Yes** ☐ **No** ☒
1b. If trash was removed, provide total weight or volume (if known): _____
1c. Photographic documentation: **Yes** ☒ **No**☐
2a. Other Trash Management Actions Taken (describe): _____
3a. Follow-up action needed: **Yes** ☐ **No** ☒
3b. Future trash management actions needed (Please describe): Monitor site again, but consider removing from Hot spot list since there does not appear to be an accumulation of debris or litter here.
3c. Is trash routinely removed from this site? **Yes** ☒ **No** ☐ If yes, at what frequency unknown
3d. Is a future assessment needed? **Yes** ☒ **No** ☐
3e. If Yes, which tool? ☐**Creek**-RWQCB Version 7.0 ☐**Non-Creek**-Windshield Survey
☒**Non-Creek**-KAB Litter Index ☐Other _____

Notes: Very few pieces of litter visible. Looks like it may have been recently cleaned. Few loose shopping carts present but belong to the businesses in the complex.

Santa Clara Valley
Urban Runoff
Pollution Prevention Program

Trash Problem Area Activity Data Collection Form



Santa Clara Valley
Urban Runoff
Pollution Prevention Program

Trash Problem Area Activity Data Collection Form

Date: 11/01/04

I. Site Information

1. **Site ID# SU 08** **Watershed:** Sunnyvale East Channel **Location:** 727 Sunnyvale-Saratoga road-Alleyway behind business

II. Assessment Information

1. Which assessment tool was used? (Check one)
   - ☐**Creek**-RWQCB Version 7.0
   - ☐**Non-Creek**-Windshield Survey
   - ☒**Non-Creek**-KAB Litter Index
   - ☐Other _____
2. **Total Score** (RWQCB Version 7.0 or KAB Litter Index) 3
3. Windshield Survey Results-Trash Priority: ☒**NA** ☐**High** ☐**Medium** ☐**Low**
4. What percentage or length of the area is impacted with trash (e.g. 5%, five feet, etc.)? 90%
5. This assessment is ☒**Initial** ☐**Follow-up** (Check one)
6. If applicable, how many follow-up assessments have been conducted at this site? _____

III. Trash Information

1. Describe trash type (Check five most prevalent types):

☐Rubber products	☐Metal products	☐Construction debris
☒Plastic bags	☐Cigarette butts	☐Fabric and cloth
☐Styrofoam products	☒Plastic/Synthetic items	☐Toxic substances
☐Aluminum cans	☐Tires	☐Appliances
☐Bottles (plastic and glass)	☐Woody debris	☐Furniture
☐Convenience/Fast Food wrappers	☐Yard waste	☐Biohazards
☐Man-made wood products	☐Batteries	☒Other cardboards, paper

2. Potential trash source (Check all that apply):
   - ☐Trash accumulation (water-borne)
   - ☐Homeless encampments
   - ☐Outfall _____
   - ☒Trash accumulation (wind-borne)
   - ☐Illegal dumping
   - ☐Other _____
   - ☐Litter-Vehicular
   - ☒Litter-Dumpster/Receptacle (describe) over flowing dumpsters
   - ☒Litter-Commercial business (name) Multiple businesses in the strip mall
   - ☐Litter-School/Institution (name) _____
   - ☐Litter-Other (describe) _____
3. Was trash observed near (Check one): ☐**Storm drain inlets** ☐**Storm drain outfalls** ☐**Creek** ☒ **N/A**
4. Identify adjacent land uses to the trash areas assessed (if possible): _____

IV. Trash Management Actions

1a. Are trash management actions planned for the site? **Yes** ☐ **No** ☒
1b. If trash was removed, provide total weight or volume (if known): _____
1c. Photographic documentation: **Yes** ☒ **No** ☐

2a. Other Trash Management Actions Taken (describe): Contacted City Solid Waste staff who will work with Neighborhood Preservation to bring problems to the attention of the business and require clean up of the area.
3a. Follow-up action needed: **Yes** ☒ **No** ☐
3b. Future trash management actions needed (Please describe): Continued monitoring of the site should occur.

3c. Is trash routinely removed from this site? **Yes** ☐ **No** ☐ If yes, at what frequency _____
3d. Is a future assessment needed? **Yes** ☒ **No** ☐

3e. If Yes, which tool? ☐**Creek**-RWQCB Version 7.0 ☐**Non-Creek**-Windshield Survey ☒**Non-Creek**-KAB Litter Index ☐Other _____

Notes: Most of the debris in the alley appeared to come from the grocery operation in the mall. However other businesses had overflowing dumpsters. Numerous wood pallets, shopping carts, display racks, and other light plastic wrap, paper, cardboard, and packing material was observed outside the dumpster or any enclosed area.

Santa Clara Valley
Urban Runoff
Pollution Prevention Program

Trash Problem Area Activity Data Collection Form



Santa Clara Valley
Urban Runoff
Pollution Prevention Program

Trash Problem Area Activity Data Collection Form

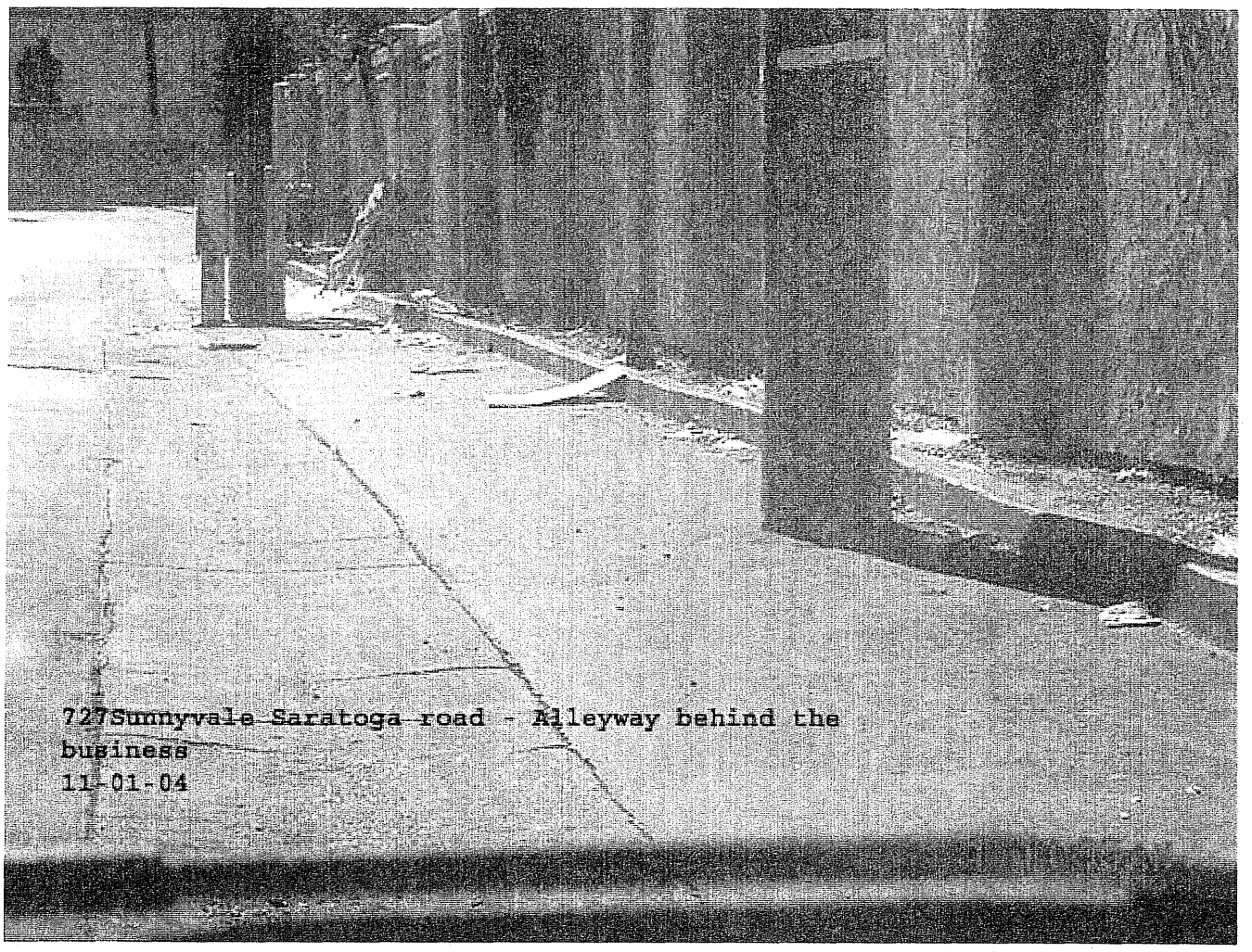

Santa Clara Valley
Urban Runoff
Pollution Prevention Program

Trash Problem Area Activity Data Collection Form



Santa Clara Valley
Urban Runoff
Pollution Prevention Program

Trash Problem Area Activity Data Collection Form



Santa Clara Valley
Urban Runoff
Pollution Prevention Program

Trash Problem Area Activity Data Collection Form

Date: 11/02/04

I. Site Information

1. **Site ID#** SU 09 **Watershed:** Calabazas Creek **Location:** 1131 Lawrence Expressway

II. Assessment Information

1. Which assessment tool was used? (Check one)
   - ☐**Creek**-RWQCB Version 7.0 ☐**Non-Creek**-Windshield Survey
   - ☒**Non-Creek**-KAB Litter Index ☐Other _____
2. **Total Score** (RWQCB Version 7.0 or KAB Litter Index) 1.5
3. Windshield Survey Results-Trash Priority: ☒**NA** ☐**High** ☐**Medium** ☐**Low**
4. What percentage or length of the area is impacted with trash (e.g. 5%, five feet, etc.)? 10%
5. This assessment is ☒**Initial** ☐**Follow-up** (Check one)
6. If applicable, how many follow-up assessments have been conducted at this site? _____

III. Trash Information

1. Describe trash type (Check five most prevalent types):

☐Rubber products	☐Metal products	☐Construction debris
☐Plastic bags	☐Cigarette butts	☐Fabric and cloth
☐Styrofoam products	☐Plastic/Synthetic items	☐Toxic substances
☐Aluminum cans	☐Tires	☐Appliances
☐Bottles (plastic and glass)	☐Woody debris	☐Furniture
☐Convenience/Fast Food wrappers	☐Yard waste	☐Biohazards
☐Man-made wood products	☐Batteries	☒Other paper

2. Potential trash source (Check all that apply):
   - ☐Trash accumulation (water-borne) ☐Homeless encampments ☐Outfall _____
   - ☒Trash accumulation (wind-borne) ☐Illegal dumping ☐Other _____
   - ☒Litter-Vehicular ☒Litter-Dumpster/Receptacle (describe) _____
   - ☐Litter-Commercial business (name) _____
   - ☐Litter-School/Institution (name) _____
   - ☐Litter-Other (describe) _____
3. Was trash observed near (Check one): ☐**Storm drain inlets** ☐**Storm drain outfalls** ☐**Creek** ☒**N/A**
4. Identify adjacent land uses to the trash areas assessed (if possible): Strip mall and associated parking lots

IV. Trash Management Actions

1a. Are trash management actions planned for the site? **Yes** ☐ **No** ☒
1b. If trash was removed, provide total weight or volume (if known): _____
1c. Photographic documentation: **Yes** ☒ **No** ☐
2a. Other Trash Management Actions Taken (describe): _____
3a. Follow-up action needed: **Yes** ☐ **No** ☒
3b. Future trash management actions needed (Please describe): Site should be inspected again and then determined if it should be removed from the hot spot list.
3c. Is trash routinely removed from this site? **Yes** ☒ **No** ☐ If yes, at what frequency unknown
3d. Is a future assessment needed? **Yes** ☒ **No** ☐

3e. If Yes, which tool? ☐**Creek**-RWQCB Version 7.0 ☐**Non-Creek**-Windshield Survey ☒**Non-Creek**-KAB Litter Index ☐Other _____

Notes: No overflowing dumpster. Few small pieces of paper in the parking lot area. Litter could be from cars or blowing from dumpsters.

Santa Clara Valley
Urban Runoff
Pollution Prevention Program

Trash Problem Area Activity Data Collection Form



Santa Clara Valley
Urban Runoff
Pollution Prevention Program

Trash Problem Area Activity Data Collection Form

Date: 10/26/04

I. Site Information

Site ID# SU 10 **Watershed:** Calabazas Creek **Location:** 911 Duane Avenue – Alley way behind store

II. Assessment Information

1. Which assessment tool was used? (Check one)
   - ☐**Creek**-RWQCB Version 7.0 ☐**Non-Creek**-Windshield Survey
   - ☒**Non-Creek**-KAB Litter Index ☐Other _____
2. **Total Score** (RWQCB Version 7.0 or KAB Litter Index) 1.5
3. Windshield Survey Results-Trash Priority: ☒**NA** ☐**High** ☐**Medium** ☐**Low**
4. What percentage or length of the area is impacted with trash (e.g. 5%, five feet, etc.)? 10%
5. This assessment is ☒**Initial** ☐**Follow-up** (Check one)
6. If applicable, how many follow-up assessments have been conducted at this site? _____

III. Trash Information

1. Describe trash type (Check five most prevalent types):

☐Rubber products	☐Metal products	☐Construction debris
☐Plastic bags	☐Cigarette butts	☐Fabric and cloth
☐Styrofoam products	☐Plastic/Synthetic items	☐Toxic substances
☐Aluminum cans	☐Tires	☐Appliances
☒Bottles (plastic and glass)	☐Woody debris	☐Furniture
☐Convenience/Fast Food wrappers	☐Yard waste	☐Biohazards
☐Man-made wood products	☐Batteries	☒Other paper

2. Potential trash source (Check all that apply):

☐Trash accumulation (water-borne)	☐Homeless encampments	☐Outfall _____
☒Trash accumulation (wind-borne)	☐Illegal dumping	☐Other _____
☐Litter-Vehicular	☒Litter-Dumpster/Receptacle (describe) Contained well within the gate	

   - ☐Litter-Commercial business (name) _____
   - ☐Litter-School/Institution (name) _____
   - ☐Litter-Other (describe) _____
3. Was trash observed near (Check one): ☐**Storm drain inlets** ☐**Storm drain outfalls** ☐**Creek** ☒**N/A**
4. Identify adjacent land uses to the trash areas assessed (if possible): Commercial businesses, residential

IV. Trash Management Actions

1a. Are trash management actions planned for the site? **Yes** ☐ **No** ☒
1b. If trash was removed, provide total weight or volume (if known): _____
1c. Photographic documentation: **Yes** ☒ **No**☐
2a. Other Trash Management Actions Taken (describe): _____
3a. Follow-up action needed: **Yes** ☐ **No** ☒
3b. Future trash management actions needed (Please describe): Business has debris fairly well contained and there was not a lot visible on the ground. Site may be a candidate for removal from the list in the future.
3c. Is trash routinely removed from this site? **Yes** ☒ **No** ☐ If yes, at what frequency unknown –need to ask business
3d. Is a future assessment needed? **Yes** ☒ **No** ☐
3e. If Yes, which tool? ☐**Creek**-RWQCB Version 7.0 ☐**Non-Creek**-Windshield Survey ☒**Non-Creek**-KAB Litter Index ☐Other _____

Notes: Site had minimal amounts of trash visible around the perimeter of the alleyway. Does not appear to be a signficant source as there were not any storm drains nearby

Santa Clara Valley
Urban Runoff
Pollution Prevention Program

Trash Problem Area Activity Data Collection Form



Santa Clara Valley
Urban Runoff
Pollution Prevention Program

Trash Problem Area Activity Data Collection Form

Date: 11/01/04

I. Site Information

1. **Site ID# SU 11** **Watershed:** Sunnyvale East Channel **Location:** Matilda Ave. and Highway 101 intersection on ramps and exits

II. Assessment Information

1. Which assessment tool was used? (Check one)

☐**Creek**-RWQCB Version 7.0 ☐**Non-Creek**-Windshield Survey
☒**Non-Creek**-KAB Litter Index ☐Other _____

2. **Total Score** (RWQCB Version 7.0 or KAB Litter Index) 2.75

3. Windshield Survey Results-Trash Priority: ☒**NA** ☐**High** ☐**Medium** ☐**Low**

4. What percentage or length of the area is impacted with trash (e.g. 5%, five feet, etc.)? 50%

5. This assessment is ☒**Initial** ☐**Follow-up** (Check one)

6. If applicable, how many follow-up assessments have been conducted at this site? _____

III. Trash Information

1. Describe trash type (Check five most prevalent types):

☐Rubber products	☐Metal products	☐Construction debris
☒Plastic bags	☐Cigarette butts	☐Fabric and cloth
☐Styrofoam products	☐Plastic/Synthetic items	☐Toxic substances
☐Aluminum cans	☐Tires	☐Appliances
☒Bottles (plastic and glass)	☒Woody debris	☐Furniture
☐Convenience/Fast Food wrappers	☐Yard waste	☐Biohazards
☐Man-made wood products	☐Batteries	☒Other paper cups, paper

2. Potential trash source (Check all that apply):

☐Trash accumulation (water-borne)	☐Homeless encampments	☐Outfall _____
☒Trash accumulation (wind-borne)	☐Illegal dumping	☐Other _____
☒Litter-Vehicular	☐Litter-Dumpster/Receptacle (describe) _____	

☐Litter-Commercial business (name)_____
☐Litter-School/Institution (name)_____
☐Litter-Other (describe)_____

3. Was trash observed near (Check one): ☐**Storm drain inlets** ☐**Storm drain outfalls** ☐**Creek** ☒**N/A**

4. Identify adjacent land uses to the trash areas assessed (if possible):highway on-ramps and exits

IV. Trash Management Actions

1a. Are trash management actions planned for the site? **Yes** ☐ **No** ☒
1b. If trash was removed, provide total weight or volume (if known): _____
1c. Photographic documentation: **Yes** ☒ **No** ☐
2a. Other Trash Management Actions Taken (describe): _____
3a. Follow-up action needed: **Yes** ☐ **No** ☒
3b. Future trash management actions needed (Please describe): Area is picked up by Cal Trans, but due to heavy traffic, becomes littered quickly after a clean-up. Site should continue to be monitored and then consider what region-wide issues can be address with CalTrans through SCVURPPP.
3c. Is trash routinely removed from this site? **Yes** ☒ **No** ☐ If yes, at what frequency Unknown, need to ask Cal Trans.
3d. Is a future assessment needed? **Yes** ☒ **No** ☐
3e. If Yes, which tool? ☐**Creek**-RWQCB Version 7.0 ☐**Non-Creek**-Windshield Survey
☒**Non-Creek**-KAB Litter Index ☐Other_____

Notes: Some of the litter was trapped in the vegetation alongside the access control fences.

Santa Clara Valley
Urban Runoff
Pollution Prevention Program

Trash Problem Area Activity Data Collection Form



Santa Clara Valley
Urban Runoff
Pollution Prevention Program

Trash Problem Area Activity Data Collection Form



Santa Clara Valley
Urban Runoff
Pollution Prevention Program

Trash Problem Area Activity Data Collection Form



Santa Clara Valley
Urban Runoff
Pollution Prevention Program

Trash Problem Area Activity Data Collection Form

Date: 10/26/04

I. Site Information

1. **Site ID#** SU 12 **Watershed:** Calabazas Creek **Location:** Lawrence Expressway and Highway 237 intersection- on ramps and exits

II. Assessment Information

1. Which assessment tool was used? (Check one)
   - ☐**Creek**-RWQCB Version 7.0 ☐**Non-Creek**-Windshield Survey
   - ☒**Non-Creek**-KAB Litter Index ☐Other _____
2. **Total Score** (RWQCB Version 7.0 or KAB Litter Index) 3
3. Windshield Survey Results-Trash Priority: ☒**NA** ☐**High** ☐**Medium** ☐**Low**
4. What percentage or length of the area is impacted with trash (e.g. 5%, five feet, etc.)? 100%
5. This assessment is ☒**Initial** ☐**Follow-up** (Check one)
6. If applicable, how many follow-up assessments have been conducted at this site? _____

III. Trash Information

1. Describe trash type (Check five most prevalent types):

☐Rubber products	☐Metal products	☒Construction debris
☒Plastic bags	☐Cigarette butts	☐Fabric and cloth
☐Styrofoam products	☐Plastic/Synthetic items	☐Toxic substances
☒Aluminum cans	☐Tires	☐Appliances
☒Bottles (plastic and glass)	☐Woody debris	☐Furniture
☐Convenience/Fast Food wrappers	☐Yard waste	☐Biohazards
☐Man-made wood products	☐Batteries	☒Other paper, fiber glass insulation

2. Potential trash source (Check all that apply):
   - ☐Trash accumulation (water-borne) ☐Homeless encampments ☐Outfall _____
   - ☒Trash accumulation (wind-borne) ☐Illegal dumping ☐Other _____
   - ☒Litter-Vehicular ☐Litter-Dumpster/Receptacle (describe) _____
   - ☐Litter-Commercial business (name) _____
   - ☐Litter-School/Institution (name) _____
   - ☐Litter-Other (describe) _____
3. Was trash observed near (Check one): ☐**Storm drain inlets** ☐**Storm drain outfalls** ☐**Creek** ☒ **N/A**
4. Identify adjacent land uses to the trash areas assessed (if possible): Freeway on-ramps

IV. Trash Management Actions

1a. Are trash management actions planned for the site? **Yes** ☐ **No** ☒
1b. If trash was removed, provide total weight or volume (if known): _____
1c. Photographic documentation: **Yes** ☐ **No** ☒
2a. Other Trash Management Actions Taken (describe): _____
3a. Follow-up action needed: **Yes** ☐ **No** ☒
3b. Future trash management actions needed (Please describe): Area is under CAL Trans jurisdiction. City is responsible for dealing with area along Carribean Drive, but not the on-ramps and exits
3c. Is trash routinely removed from this site? **Yes** ☒ **No** ☐ If yes, at what frequency Unknown, need to check with CAL Trans
3d. Is a future assessment needed? **Yes** ☒ **No** ☐
3e. If Yes, which tool? ☐**Creek**-RWQCB Version 7.0 ☐**Non-Creek**-Windshield Survey ☒**Non-Creek**-KAB Litter Index ☐Other _____

Notes: Site is cleaned up periodically by Cal Trans, but due to heavy traffic, it becomes littered very quickly. The issues dealing with litter from CalTrans is something that we need to consider as a SCUVRPPP-wide topic.

Santa Clara Valley
Urban Runoff
Pollution Prevention Program

Trash Problem Area Activity Data Collection Form

Date: 10/26/04

I. Site Information

Site ID# SU 13 **Watershed:** Calabazas Creek **Location:** Willow Ave. and Aster Ave. intersection to Agate Dr.(in Santa Clara) Area under Lawrence Expressway Overpass and Cal Train Station

II. Assessment Information

1. Which assessment tool was used? (Check one)
   - ☐**Creek**-RWQCB Version 7.0 ☐**Non-Creek**-Windshield Survey
   - ☒**Non-Creek**-KAB Litter Index ☐Other _____
2. **Total Score** (RWQCB Version 7.0 or KAB Litter Index) 3
3. Windshield Survey Results-Trash Priority: ☒**NA** ☐**High** ☐**Medium** ☐**Low**
4. What percentage or length of the area is impacted with trash (e.g. 5%, five feet, etc.)? 50%
5. This assessment is ☒**Initial** ☐**Follow-up** (Check one)
6. If applicable, how many follow-up assessments have been conducted at this site? _____

III. Trash Information

1. Describe trash type (Check five most prevalent types):

☒Rubber products	☐Metal products	☐Construction debris
☒Plastic bags	☐Cigarette butts	☐Fabric and cloth
☐Styrofoam products	☒Plastic/Synthetic items	☐Toxic substances
☐Aluminum cans	☒Tires	☐Appliances
☒Bottles (plastic and glass)	☐Woody debris	☐Furniture
☐Convenience/Fast Food wrappers	☐Yard waste	☐Biohazards
☐Man-made wood products	☐Batteries	☒Other shopping cart

2. Potential trash source (Check all that apply):
   - ☐Trash accumulation (water-borne) ☐Homeless encampments ☐Outfall _____
   - ☒Trash accumulation (wind-borne) ☐Illegal dumping ☐Other _____
   - ☒Litter-Vehicular ☐Litter-Dumpster/Receptacle (describe) _____
   - ☐Litter-Commercial business (name) _____
   - ☐Litter-School/Institution (name) _____
   - ☒Litter-Other (describe) homeless activity, passing through
3. Was trash observed near (Check one): ☐**Storm drain inlets** ☐**Storm drain outfalls** ☐**Creek** ☒**N/A**
4. Identify adjacent land uses to the trash areas assessed (if possible): Road way/Lawrence Expressway embankment and overpass. Caltrain station stop.

IV. Trash Management Actions

1a. Are trash management actions planned for the site? **Yes** ☐ **No** ☒ _____

1c. Photographic documentation: **Yes** ☒ **No** ☐

2a. Other Trash Management Actions Taken (describe): None Yet

3a. Follow-up action needed: **Yes** ☒ **No** ☐

3b. Future trash management actions needed (Please describe):Determine if overpass embankment is County road jurisdiction. Find out about clean up activities that City PW has scheduled and continue to monitor for homeless debris.

3c. Is trash routinely removed from this site? **Yes** ☒ **No** ☐ If yes, at what frequency as needed by PW

3d. Is a future assessment needed? **Yes** ☒ **No** ☐

3e. If Yes, which tool? ☐**Creek**-RWQCB Version 7.0 ☐**Non-Creek**-Windshield Survey ☐**Non-Creek**-KAB Litter Index ☐Other _____

Notes: One old shopping cart was found on the road side. No current evidence of homeless encampment but needs to be monitored continually.

Santa Clara Valley
Urban Runoff
Pollution Prevention Program

Trash Problem Area Activity Data Collection Form



Santa Clara Valley
Urban Runoff
Pollution Prevention Program

Trash Problem Area Activity Data Collection Form



Santa Clara Valley
Urban Runoff
Pollution Prevention Program

Trash Problem Area Activity Data Collection Form

Date: 11/01/04

I. Site Information

1. **Site ID# SU 14** **Watershed:** Sunnyvale East Channel **Location:** Angel Ct. parking lot under Matilda Ave. overpass, near Cal Train and Hendy Road, adjacent to Cal Train

II. Assessment Information

1. Which assessment tool was used? (Check one)
   ☐**Creek**-RWQCB Version 7.0 ☐**Non-Creek**-Windshield Survey
   ☒**Non-Creek**-KAB Litter Index ☐Other _____
2. **Total Score** (RWQCB Version 7.0 or KAB Litter Index) 1.5
3. Windshield Survey Results-Trash Priority: ☒**NA** ☐**High** ☐**Medium** ☐**Low**
4. What percentage or length of the area is impacted with trash (e.g. 5%, five feet, etc.)? 20%
5. This assessment is ☒**Initial** ☐**Follow-up** (Check one)
6. If applicable, how many follow-up assessments have been conducted at this site? _____

III. Trash Information

1. Describe trash type (Check five most prevalent types):

☐Rubber products	☐Metal products	☐Construction debris
☐Plastic bags	☐Cigarette butts	☐Fabric and cloth
☐Styrofoam products	☐Plastic/Synthetic items	☐Toxic substances
☐Aluminum cans	☐Tires	☐Appliances
☐Bottles (plastic and glass)	☐Woody debris	☐Furniture
☒Convenience/Fast Food wrappers	☐Yard waste	☐Biohazards
☐Man-made wood products	☐Batteries	☒Other paper cups, paper

2. Potential trash source (Check all that apply):

☐Trash accumulation (water-borne)	☐Homeless encampments	☐Outfall _____
☒Trash accumulation (wind-borne)	☐Illegal dumping	☐Other _____
☒Litter-Vehicular	☐Litter-Dumpster/Receptacle (describe) _____	

   ☐Litter-Commercial business (name) _____
   ☐Litter-School/Institution (name) _____
   ☒Litter-Other (describe) _____
3. Was trash observed near (Check one): ☐**Storm drain inlets** ☐**Storm drain outfalls** ☐**Creek** ☒**N/A**
4. Identify adjacent land uses to the trash areas assessed (if possible): Cal Train ROW, City-owned parking lot and Businesses

IV. Trash Management Actions

1a. Are trash management actions planned for the site? **Yes** ☐ **No** ☒
1b. If trash was removed, provide total weight or volume (if known): _____
1c. Photographic documentation: **Yes** ☒ **No**☐
2a. Other Trash Management Actions Taken (describe): _____
3a. Follow-up action needed: **Yes** ☐ **No** ☒
3b. Future trash management actions needed (Please describe) Will continue to monitor as litter seems to appear periodically. May be a candidate for removal from the hot spot list if litter continues to be there in low amounts.
3c. Is trash routinely removed from this site? **Yes** ☒ **No** ☐ If yes, at what frequency Monthly, by City crews
3d. Is a future assessment needed? **Yes** ☒ **No** ☐
3e. If Yes, which tool? ☐**Creek**-RWQCB Version 7.0 ☐**Non-Creek**-Windshield Survey
☒**Non-Creek**-KAB Litter Index ☐Other _____

Notes: City owned parking lo under Matilda Ave and strip of land adjacent to Cal Train ROW on Hendy Street. Area is monitored by City PW department and cleaned up as needed or on a monthly basis. Occasional shopping carts appear in the area as well.

Santa Clara Valley
Urban Runoff
Pollution Prevention Program

Trash Problem Area Activity Data Collection Form



Santa Clara Valley
Urban Runoff
Pollution Prevention Program

Trash Problem Area Activity Data Collection Form



Santa Clara Valley
Urban Runoff
Pollution Prevention Program

Trash Problem Area Activity Data Collection Form



Santa Clara Valley
Urban Runoff
Pollution Prevention Program

Trash Problem Area Activity Data Collection Form

Date: 10/26/04

I. Site Information

1. **Site ID# SU 15 Watershed:** Sunnyvale East Channel **Location:** Victory Village Park and Fair Oaks overpass

II. Assessment Information

1. Which assessment tool was used? (Check one)
   ☐**Creek**-RWQCB Version 7.0 ☐**Non-Creek**-Windshield Survey
   ☒**Non-Creek**-KAB Litter Index ☐Other _____
2. **Total Score** (RWQCB Version 7.0 or KAB Litter Index) 2.3
3. Windshield Survey Results-Trash Priority: ☒**NA** ☐**High** ☐**Medium** ☐**Low**
4. What percentage or length of the area is impacted with trash (e.g. 5%, five feet, etc.)? 30%
5. This assessment is ☒**Initial** ☐**Follow-up** (Check one)
6. If applicable, how many follow-up assessments have been conducted at this site? _____

III. Trash Information

1. Describe trash type (Check five most prevalent types):

☐Rubber products	☒Metal products	☐Construction debris
☐Plastic bags	☐Cigarette butts	☐Fabric and cloth
☐Styrofoam products	☐Plastic/Synthetic items	☐Toxic substances
☒Aluminum cans	☐Tires	☐Appliances
☒Bottles (plastic and glass)	☐Woody debris	☐Furniture
☐Convenience/Fast Food wrappers	☐Yard waste	☐Biohazards
☐Man-made wood products	☐Batteries	☒Other paper cups, paper

2. Potential trash source (Check all that apply):
   ☐Trash accumulation (water-borne) ☐Homeless encampments ☐Outfall _____
   ☐Trash accumulation (wind-borne) ☐Illegal dumping ☐Other
   ☐Litter-Vehicular ☐Litter-Dumpster/Receptacle (describe) _____
   ☐Litter-Commercial business (name) _____
   ☐Litter-School/Institution (name) _____
   ☒Litter-Other (describe) Most litter from day laborers waiting at the site for a job.
3. Was trash observed near (Check one): ☐**Storm drain inlets** ☐**Storm drain outfalls** ☐**Creek N/A**
4. Identify adjacent land uses to the trash areas assessed (if possible): Right of way next to Home Depot parking lot – an area where day-laborors congregate while waiting for jobs.

IV. Trash Management Actions

1a. Are trash management actions planned for the site? **Yes** ☐ **No** ☒
1b. If trash was removed, provide total weight or volume (if known): _____
1c. Photographic documentation: **Yes** ☒ **No** ☒
2a. Other Trash Management Actions Taken (describe): _____
3a. Follow-up action needed: **Yes** ☐ **No** ☒
3b. Future trash management actions needed (Please describe): Maybe put a 'trash can' for the day workers to use and post a "no littering" sign. Work with Home Depot and City Public Works staff to reduce the problem.
3c. Is trash routinely removed from this site? **Yes** ☒ **No** ☐ If yes, at what frequency PW Streets and Boulevards maintenance staff routinely pick up debris at the site (quarterly) or as requested.
3d. Is a future assessment needed? **Yes** ☒ **No** ☐
3e. If Yes, which tool? ☐**Creek**-RWQCB Version 7.0 ☐**Non-Creek**-Windshield Survey
☒**Non-Creek**-KAB Litter Index ☐Other _____

Notes: Actions to control litter will need to be done in cooperation with the business and city PW staff.

Santa Clara Valley
Urban Runoff
Pollution Prevention Program

Trash Problem Area Activity Data Collection Form



Santa Clara Valley
Urban Runoff
Pollution Prevention Program

Trash Problem Area Activity Data Collection Form

Date: 10/28/04

I. Site Information

Site ID# SU 16 a **Watershed:** Sunnyvale West Channel **Location:** 100ft North of Caribbean Drive Bridge

II. Assessment Information

1. Which assessment tool was used? (Check one)
   ☒**Creek**-RWQCB Version 7.0 ☐**Non-Creek**-Windshield Survey
   ☐**Non-Creek**-KAB Litter Index ☐Other _____
2. **Total Score** (RWQCB Version 7.0 or KAB Litter Index) 81
3. Windshield Survey Results-Trash Priority: ☒**NA** ☐**High** ☐**Medium** ☐**Low**
4. What percentage or length of the area is impacted with trash (e.g. 5%, five feet, etc.)? 50%
5. This assessment is ☒**Initial** ☐**Follow-up** (Check one)
6. If applicable, how many follow-up assessments have been conducted at this site?_____

III. Trash Information

1. Describe trash type (Check five most prevalent types):

☐Rubber products	☐Metal products	☐Construction debris
☐Plastic bags	☐Cigarette butts	☐Fabric and cloth
☒Styrofoam products	☒Plastic/Synthetic items	☐Toxic substances
☒Aluminum cans	☐Tires	☐Appliances
☒Bottles (plastic and glass)	☐Woody debris	☐Furniture
☐Convenience/Fast Food wrappers	☐Yard waste	☐Biohazards
☐Man-made wood products	☐Batteries	☒Other Paper, rubber/plastic balls

2. Potential trash source (Check all that apply):
   ☒Trash accumulation (water-borne) ☐Homeless encampments ☐Outfall _____
   ☒Trash accumulation (wind-borne) ☐Illegal dumping ☐Other _____
   ☒Litter-Vehicular ☐Litter-Dumpster/Receptacle (describe) _____
   ☐Litter-Commercial business (name)_____
   ☐Litter-School/Institution (name)_____
   ☐Litter-Other (describe)_____
3. Was trash observed near (Check one): ☐**Storm drain inlets** ☐**Storm drain outfalls** ☒**Creek**
4. Identify adjacent land uses to the trash areas assessed (if possible): Industrial park campus, Twin Creeks sports complex, Bay trail access point. Closed landfill

IV. Trash Management Actions

1a. Are trash management actions planned for the site? **Yes** ☐ **No** ☒
1b. If trash was removed, provide total weight or volume (if known): 1-2lbs Less than 1 cubic foot
1c. Photographic documentation: **Yes** ☒ **No** ☐
2a. Other Trash Management Actions Taken (describe): Contacted SmaRT Station staff about cleaning litter that was outside the survey area, but could have eventually become windblown into the channel.
3a. Follow-up action needed: **Yes** ☐ **No** ☒
3b. Future trash management actions needed (Please describe): Channel already adopted for Creek clean up. Other activities need to be determined.
3c. Is trash routinely removed from this site? **Yes** ☒ **No** ☐ If yes, at what frequency 2x year
3d. Is a future assessment needed? **Yes** ☒ **No** ☐

3e. If Yes, which tool? ☒**Creek**-RWQCB Version 7.0 ☐**Non-Creek**-Windshield Survey ☐**Non-Creek**-KAB Litter Index ☐Other_____

Notes: Trash routinely removed from Caribbean Drive. Unable to pick up some cans, some bottles, and some styrofoam pellets due to mud and steep sides of channel.

Fi

Santa Clara Valley
Urban Runoff
Pollution Prevention Program

Trash Problem Area Activity Data Collection Form



Santa Clara Valley
Urban Runoff
Pollution Prevention Program

Trash Problem Area Activity Data Collection Form

Date: 10/29/04

I. Site Information

Site ID# SU 16 b Watershed: Sunnyvale East Channel Location: Sunnyvale East Channel -100ft North Of Caribbean Dr. Bridge

II. Assessment Information

1. Which assessment tool was used? (Check one)
   ☒**Creek**-RWQCB Version 7.0 ☐**Non-Creek**-Windshield Survey
   ☐**Non-Creek**-KAB Litter Index ☐Other _____
2. **Total Score** (RWQCB Version 7.0 or KAB Litter Index) 59
3. Windshield Survey Results-Trash Priority: ☒**NA** ☐**High** ☐**Medium** ☐**Low**
4. What percentage or length of the area is impacted with trash (e.g. 5%, five feet, etc.)? 100%
5. This assessment is ☒**Initial** ☐**Follow-up** (Check one)
6. If applicable, how many follow-up assessments have been conducted at this site?_____

III. Trash Information

1. Describe trash type (Check five most prevalent types):

☐Rubber products	☐Metal products	☐Construction debris
☒Plastic bags	☐Cigarette butts	☐Fabric and cloth
☒Styrofoam products	☒Plastic/Synthetic items	☐Toxic substances
☐Aluminum cans	☐Tires	☐Appliances
☒Bottles (plastic and glass)	☐Woody debris	☐Furniture
☐Convenience/Fast Food wrappers	☐Yard waste	☐Biohazards
☐Man-made wood products	☐Batteries	☒Other pet waste

2. Potential trash source (Check all that apply):
   ☒Trash accumulation (water-borne) ☐Homeless encampments ☐Outfall _____
   ☒Trash accumulation (wind-borne) ☐Illegal dumping ☐Other _____
   ☒Litter-Vehicular ☐Litter-Dumpster/Receptacle (describe) _____
   ☐Litter-Commercial business (name)_____
   ☐Litter-School/Institution (name)_____
   ☒Litter-Other (describe) Nearby sports activity field
3. Was trash observed near (Check one): ☐**Storm drain inlets** ☐**Storm drain outfalls** ☒**Creek(channel)**
4. Identify adjacent land uses to the trash areas assessed (if possible):Roadway, open space, public trails, sports complex

IV. Trash Management Actions

1a. Are trash management actions planned for the site? **Yes**☐ **No** ☒
1b. If trash was removed, provide total weight or volume (if known): 3-5lbs ~ 1cubic ft
1c. Photographic documentation: **Yes** ☒ **No** ☐
2a. Other Trash Management Actions Taken (describe): None for the creek. Caribbean Drive is routilnely cleaned of of trash by SmaRT Station Contractor.
3a. Follow-up action needed: **Yes** ☐ **No** ☒
3b. Future trash management actions needed (Please describe): Possible posting with "pickup pet waste" see if channel can be "adopted" for creek clean up activities. Others yet to be determined
3c. Is trash routinely removed from this site? **Yes** ☐ **No** ☒If yes, at what frequency _____
3d. Is a future assessment needed? **Yes** ☒ **No** ☐
3e. If Yes, which tool? ☒**Creek**-RWQCB Version 7.0 ☐**Non-Creek**-Windshield Survey ☐Other_____ ☐**Non-Creek**-KAB Litter Index

Notes: Unable to collect large rubber ball, some cups and block of styro foam in the channel. Collected litter at low tide

Santa Clara Valley
Urban Runoff
Pollution Prevention Program

Trash Problem Area Activity Data Collection Form



Fi

Santa Clara Valley
Urban Runoff
Pollution Prevention Program

Trash Problem Area Activity Data Collection Form

Santa Clara Valley
Urban Runoff
Pollution Prevention Program

Trash Problem Area Activity Data Collection Form

Date: 10/26/04

I. Site Information

Site ID# SU 16 c **Watershed:** Sunnyvale West Channel **Location:** Caribbean Drive, between Lawrence Expressway and Matilda Ave

II. Assessment Information

1. Which assessment tool was used? (Check one)
   ☐**Creek**-RWQCB Version 7.0 ☐**Non-Creek**-Windshield Survey
   ☒**Non-Creek**-KAB Litter Index ☐Other _____
2. **Total Score** (RWQCB Version 7.0 or KAB Litter Index) 2
3. Windshield Survey Results-Trash Priority: ☒**NA** ☐**High** ☐**Medium** ☐**Low**
4. What percentage or length of the area is impacted with trash (e.g. 5%, five feet, etc.)? 60%
5. This assessment is ☒**Initial** ☐**Follow-up** (Check one)
6. If applicable, how many follow-up assessments have been conducted at this site? N/A

III. Trash Information

1. Describe trash type (Check five most prevalent types):

☐Rubber products	☐Metal products	☐Construction debris
☒Plastic bags	☐Cigarette butts	☐Fabric and cloth
☐Styrofoam products	☐Plastic/Synthetic items	☐Toxic substances
☒Aluminum cans	☐Tires	☐Appliances
☒Bottles (plastic and glass)	☐Woody debris	☐Furniture
☒Convenience/Fast Food wrappers	☐Yard waste	☐Biohazards
☐Man-made wood products	☐Batteries	☒Other paper

2. Potential trash source (Check all that apply):
   ☐Trash accumulation (water-borne) ☐Homeless encampments ☐Outfall _____
   ☒Trash accumulation (wind-borne) ☐Illegal dumping ☐Other _____
   ☒Litter-Vehicular ☐Litter-Dumpster/Receptacle (describe) _____
   ☐Litter-Commercial business (name)_____
   ☐Litter-School/Institution (name)_____
   ☐Litter-Other (describe)_____
3. Was trash observed near (Check one): ☐**Storm drain inlets** ☐**Storm drain outfalls** ☐**Creek** ☒**N/A**
4. Identify adjacent land uses to the trash areas assessed(if possible):Businesses & access road to SMaRT station

IV. Trash Management Actions

1a. Are trash management actions planned for the site? **Yes** ☐ **No** ☒
1b. If trash was removed, provide total weight or volume (if known): _____
1c. Photographic documentation: **Yes** ☒ **No** ☐
2a. Other Trash Management Actions Taken (describe): Contacted the City's SMaRT Station contract manager regarding the trash observed and to check on frequency of last pick up activity.
3a. Follow-up action needed: **Yes** ☐ **No** ☒
3b. Future trash management actions needed (Please describe): Discuss frequency of clean up with SMaRT Station staff to determine if there needs to be a change in frequency of clean up or better containment of wastes in trucks.
3c. Is trash routinely removed from this site? **Yes** ☒ **No** ☐ If yes, at what frequency SMaRT Station contractor is supposed to pick up trash twice each week in this area.
3d. Is a future assessment needed? **Yes** ☒ **No** ☐
3e. If Yes, which tool? ☐**Creek**-RWQCB Version 7.0 ☐**Non-Creek**-Windshield Survey
☒**Non-Creek**-KAB Litter Index ☐Other_____

Notes: More Trash visible on north side of Caribbean. More trash is visible on the east of Borregas Ave intersection than west of Borregas. Contacted the City's SmaRT Station contract manager and informed her of the litter that was seen. She indicated she would check up with the contractor to ensure they met their clean-up requirements as listed in their contract with the City.

Santa Clara Valley
Urban Runoff
Pollution Prevention Program

Trash Problem Area Activity Data Collection Form

Santa Clara Valley
Urban Runoff
Pollution Prevention Program

Trash Problem Area Activity Data Collection Form

Date: 11/01/04

I. Site Information

1. **Site ID# SU 17** **Watershed:** Sunnyvale East Channel **Location:** California Ave. on ramp to Central Expressway

II. Assessment Information

1. Which assessment tool was used? (Check one)
   ☐**Creek**-RWQCB Version 7.0 ☐**Non-Creek**-Windshield Survey
   ☒**Non-Creek**-KAB Litter Index ☐Other _____
2. **Total Score** (RWQCB Version 7.0 or KAB Litter Index) [2]
3. Windshield Survey Results-Trash Priority: ☒**NA** ☐**High** ☐**Medium** ☐**Low**
4. What percentage or length of the area is impacted with trash (e.g. 5%, five feet, etc.)? 30%
5. This assessment is ☒**Initial** ☐**Follow-up** (Check one)
6. If applicable, how many follow-up assessments have been conducted at this site? _____

III. Trash Information

1. Describe trash type (Check five most prevalent types):

☐Rubber products	☐Metal products	☐Construction debris
☐Plastic bags	☐Cigarette butts	☐Fabric and cloth
☒Styrofoam products	☐Plastic/Synthetic items	☐Toxic substances
☐Aluminum cans	☐Tires	☐Appliances
☒Bottles (plastic and glass)	☐Woody debris	☐Furniture
☐Convenience/Fast Food wrappers	☐Yard waste	☐Biohazards
☐Man-made wood products	☐Batteries	☒Other paper cups, paper

2. Potential trash source (Check all that apply):

☐Trash accumulation (water-borne)	☐Homeless encampments	☐Outfall _____
☒Trash accumulation (wind-borne)	☐Illegal dumping	☐Other _____
☒Litter-Vehicular	☐Litter-Dumpster/Receptacle (describe) _____	

   ☐Litter-Commercial business (name) _____
   ☐Litter-School/Institution (name) _____
   ☐Litter-Other (describe) _____
3. Was trash observed near (Check one): ☐**Storm drain inlets** ☐**Storm drain outfalls** ☐**Creek** ☒**N/A**
4. Identify adjacent land uses to the trash areas assessed (if possible): Central Expressway (highway)

IV. Trash Management Actions

1a. Are trash management actions planned for the site? **Yes** ☐ **No** ☒
1b. If trash was removed, provide total weight or volume (if known): _____
1c. Photographic documentation: **Yes** ☒ **No**☐
2a. Other Trash Management Actions Taken (describe): _____
3a. Follow-up action needed: **Yes** ☐ **No** ☒
3b. Future trash management actions needed (Please describe): Will need to investigate jurisdictional boundaries with the City/CalTrans/or Count for future clean up activities.
3c. Is trash routinely removed from this site? **Yes**☒ **No** ☐ If yes, at what frequency unknown
3d. Is a future assessment needed? **Yes** ☒ **No** ☐
3e. If Yes, which tool? ☐**Creek**-RWQCB Version 7.0 ☐**Non-Creek**-Windshield Survey
☒**Non-Creek**-KAB Litter Index ☐Other _____

Notes: Area is on access roads to and from the Central Expressway. It is not clear where the city's jurisdiction ends and the Cal Trans/County jurisdiction begins. Most debris appears to be windblown from vehicles.

Santa Clara Valley
Urban Runoff
Pollution Prevention Program

Trash Problem Area Activity Data Collection Form



Santa Clara Valley
Urban Runoff
Pollution Prevention Program

Trash Problem Area Activity Data Collection Form

Date: 11/22/04

I. Site Information

1. **Site ID#** SU 19 (new site) **Watershed:** Sunnyvale East **Location:** Wolf Road over pass/ North side access from Evelyn

II. Assessment Information

1. Which assessment tool was used? (Check one)
   - ☐**Creek**-RWQCB Version 7.0 ☐**Non-Creek**-Windshield Survey
   - ☒**Non-Creek**-KAB Litter Index ☐Other _____
2. **Total Score** (RWQCB Version 7.0 or KAB Litter Index) 2
3. Windshield Survey Results-Trash Priority: ☒**NA** ☐**High** ☐**Medium** ☐**Low**
4. What percentage or length of the area is impacted with trash (e.g. 5%, five feet, etc.)? 10%
5. This assessment is ☒**Initial** ☐**Follow-up** (Check one)
6. If applicable, how many follow-up assessments have been conducted at this site? _____

III. Trash Information

1. Describe trash type (Check five most prevalent types):

☐Rubber products	☒Metal products	☒Construction debris
☐Plastic bags	☐Cigarette butts	☐Fabric and cloth
☐Styrofoam products	☒Plastic/Synthetic items	☐Toxic substances
☐Aluminum cans	☐Tires	☐Appliances
☐Bottles (plastic and glass)	☐Woody debris	☒Furniture
☐Convenience/Fast Food wrappers	☐Yard waste	☐Biohazards
☒Man-made wood products	☐Batteries	☐Other

2. Potential trash source (Check all that apply):
   - ☐Trash accumulation (water-borne) ☒Homeless encampments ☐Outfall _____
   - ☐Trash accumulation (wind-borne) ☒Illegal dumping ☐Other _____
   - ☐Litter-Vehicular ☐Litter-Dumpster/Receptacle (describe) _____
   - ☐Litter-Commercial business (name) _____
   - ☐Litter-School/Institution (name) _____
   - ☐Litter-Other (describe) _____
3. Was trash observed near (Check one): ☐**Storm drain inlets** ☐**Storm drain outfalls** ☐**Creek** ☒ **N/A**
4. Identify adjacent land uses to the trash areas assessed (if possible): Industrial park, city owned property

IV. Trash Management Actions

1a. Are trash management actions planned for the site? **Yes** ☒ **No** ☐
1b. If trash was removed, provide total weight or volume (if known): _____
1c. Photographic documentation: **Yes** ☐**No**☒

2a. Other Trash Management Actions Taken (describe): Site monitored regularly by PW staff as a problem dumping area. PW notified of need to pickup debris from city owned property
3a. Follow-up action needed: **Yes** ☒ **No** ☐
3b. Future trash management actions needed (Please describe): Added to "Hotspot" list for future monitoring and clean up actions

3c. Is trash routinely removed from this site? **Yes** ☒ **No** ☐ If yes, at what frequency as needed or accumulated
3d. Is a future assessment needed? **Yes** ☒ **No** ☐
3e. If Yes, which tool? ☐**Creek**-RWQCB Version 7.0 ☐**Non-Creek**-Windshield Survey
☒**Non-Creek**-KAB Litter Index ☐Other _____

Notes: Occasional homeless users – some illegal dumping. Area under Wolfe road overpass

Santa Clara Valley
Urban Runoff
Pollution Prevention Program

Trash Problem Area Activity Data Collection Form

Date: 11/22/04

I. Site Information

1. **Site ID#** SU 20 (new site) **Watershed:** Calabazas Creek **Location:** Wildwood Drive off Lawrence Expressway

II. Assessment Information

1. Which assessment tool was used? (Check one)
   ☐**Creek**-RWQCB Version 7.0 ☐**Non-Creek**-Windshield Survey
   ☒**Non-Creek**-KAB Litter Index ☐Other _____
2. **Total Score** (RWQCB Version 7.0 or KAB Litter Index) 2
3. Windshield Survey Results-Trash Priority: ☒**NA** ☐**High** ☐**Medium** ☐**Low**
4. What percentage or length of the area is impacted with trash (e.g. 5%, five feet, etc.)? 60%
5. This assessment is ☒**Initial** ☐**Follow-up** (Check one)(site inspected by PW)
6. If applicable, how many follow-up assessments have been conducted at this site? _____

III. Trash Information

1. Describe trash type (Check five most prevalent types):

☐Rubber products	☐Metal products	☐Construction debris
☐Plastic bags	☐Cigarette butts	☐Fabric and cloth
☐Styrofoam products	☐Plastic/Synthetic items	☐Toxic substances
☒Aluminum cans	☐Tires	☐Appliances
☒Bottles (plastic and glass)	☐Woody debris	☐Furniture
☒Convenience/Fast Food wrappers	☐Yard waste	☐Biohazards
☐Man-made wood products	☐Batteries	☐Other

2. Potential trash source (Check all that apply):
   ☐Trash accumulation (water-borne) ☐Homeless encampments ☐Outfall _____
   ☒Trash accumulation (wind-borne) ☐Illegal dumping ☐Other _____
   ☒Litter-Vehicular ☐Litter-Dumpster/Receptacle (describe) _____
   ☐Litter-Commercial business (name)_____
   ☐Litter-School/Institution (name)_____
   ☒Litter-Other (describe)Maybe some litter from pedestrians
3. Was trash observed near (Check one): ☐**Storm drain inlets** ☐**Storm drain outfalls** ☐**Creek**☒ **N/A**
4. Identify adjacent land uses to the trash areas assessed (if possible):Residential, convenience store, highway/ Expressway

IV. Trash Management Actions

1a. Are trash management actions planned for the site? **Yes** ☒ **No** ☐
1b. If trash was removed, provide total weight or volume (if known): _____
1c. Photographic documentation: **Yes** ☐**No**☒
2a. Other Trash Management Actions Taken (describe): Notify PW to pick up litter. City-owned ROW.
3a. Follow-up action needed: **Yes** ☐ **No** ☒
3b. Future trash management actions needed (Please describe): Add to "Hotspot lis"t for future monitoring. Consider trying to work with nearby business to put out trash receptacles.
3c. Is trash routinely removed from this site? **Yes** ☒ **No** ☐ If yes, at what frequency as needed or 3x a year
3d. Is a future assessment needed? **Yes** ☒ **No** ☐
3e. If Yes, which tool? ☐**Creek**-RWQCB Version 7.0 ☐**Non-Creek**-Windshield Survey
☒**Non-Creek**-KAB Litter Index ☐Other_____

Notes: City owned property. Litter may be from local pedestrians or some may be wind blown from nearby expressway

Santa Clara Valley
Urban Runoff
Pollution Prevention Program

Trash Problem Area Activity Data Collection Form

Date: 11/22/04

I. Site Information

1. **Site ID#** SU 21 (new site) **Watershed:** Sunnyvale East **Location:** Roadway ROW Block 190-397 Persian Drive

II. Assessment Information

1. Which assessment tool was used? (Check one)
   ☐**Creek**-RWQCB Version 7.0 ☐**Non-Creek**-Windshield Survey
   ☒**Non-Creek**-KAB Litter Index ☐Other _____
2. **Total Score** (RWQCB Version 7.0 or KAB Litter Index) 2
3. Windshield Survey Results-Trash Priority: ☒**NA** ☐**High** ☐**Medium** ☐**Low**
4. What percentage or length of the area is impacted with trash (e.g. 5%, five feet, etc.)? 50%
5. This assessment is ☒**Initial** ☐**Follow-up** (Check one) Note: site is monitored by PW
6. If applicable, how many follow-up assessments have been conducted at this site? _____

III. Trash Information

1. Describe trash type (Check five most prevalent types):

☐Rubber products	☐Metal products	☐Construction debris
☐Plastic bags	☐Cigarette butts	☐Fabric and cloth
☐Styrofoam products	☐Plastic/Synthetic items	☐Toxic substances
☒Aluminum cans	☐Tires	☐Appliances
☒Bottles (plastic and glass)	☒Woody debris	☐Furniture
☐Convenience/Fast Food wrappers	☒Yard waste	☐Biohazards
☐Man-made wood products	☐Batteries	☒Other paper

2. Potential trash source (Check all that apply):

☐Trash accumulation (water-borne)	☐Homeless encampments	☐Outfall _____
☐Trash accumulation (wind-borne)	☒Illegal dumping	☐Other _____
☒Litter-Vehicular	☐Litter-Dumpster/Receptacle (describe) _____	

   ☐Litter-Commercial business (name) _____
   ☐Litter-School/Institution (name) _____
   ☒Litter-Other (describe) Pedestrians in the area may be contributing to litter.
3. Was trash observed near (Check one): ☐**Storm drain inlets** ☐**Storm drain outfalls** ☐**Creek** ☒**N/A**
4. Identify adjacent land uses to the trash areas assessed (if possible): Residential/Roadway adjacent to sound wall near freeway wall

IV. Trash Management Actions

1a. Are trash management actions planned for the site? **Yes** ☒ **No**☐
1b. If trash was removed, provide total weight or volume (if known): _____
1c. Photographic documentation: **Yes** ☐ **No**☒
2a. Other Trash Management Actions Taken (describe): PW staff monitors the site monthly to determine if it needs attention. Notify PW to remove yard waste and debris
3a. Follow-up action needed: **Yes** ☒ **No** ☐
3b. Future trash management actions needed (Please describe): New site this year. Included on Hot spot list for future monitoring.
3c. Is trash routinely removed from this site? **Yes** ☒ **No** ☐ If yes, at what frequency 3 times a year
3d. Is a future assessment needed? **Yes** ☒ **No** ☐
3e. If Yes, which tool? ☐**Creek**-RWQCB Version7.0 ☐**Non-Creek**-Windshield Survey
☒**Non-Creek**-KAB Litter Index ☐Other _____

Notes: Area showed some dumping of yard waste, other minor amounts of litter from vehicles or foot traffic.

City of Sunnyvale

FY 04- 05 Annual Report

Attachment K
Appendix 1 – Sites Assessed With Other Co-permittes

Trash Inventory and Management

Santa Clara Valley
Urban Runoff
Pollution Prevention Program

Trash Problem Area Activity Data Collection Form

Date: 11/19/04

I. Site Information

1. **Site ID#** TBD **Watershed:** Stevens Creek **Location:** McClellan Ranch (Trail head access area-50ft in either direction from trail head sign

II. Assessment Information

1. Which assessment tool was used? (Check one)
   ☒**Creek**-RWQCB Version 7.0 ☐**Non-Creek**-Windshield Survey
   Non-Creek-KAB Litter Index ☐Other _____
2. **Total Score** (RWQ☐CB Version 7.0 or KAB Litter Index) 112
3. Windshield Survey Results-Trash Priority: ☒**NA** ☐**High** ☐**Medium** ☐**Low**
4. What percentage or length of the area is impacted with trash (e.g. 5%, five feet, etc.)? 30%
5. This assessment is ☒**Initial** ☐**Follow-up** (Check one)
6. If applicable, how many follow-up assessments have been conducted at this site? _____

III. Trash Information

1. Describe trash type (Check five most prevalent types):

☐Rubber products	☐Metal products	☐Construction debris
☒Plastic bags	☐Cigarette butts	☐Fabric and cloth
☐Styrofoam products	☒Plastic/Synthetic items	☐Toxic substances
☐Aluminum cans	☐Tires	☐Appliances
☒Bottles (plastic and glass)	☐Woody debris	☐Furniture
☒Convenience/Fast Food wrappers	☐Yard waste	☐Biohazards
☐Man-made wood products	☐Batteries	☒Other paper

2. Potential trash source (Check all that apply):
   ☐Trash accumulation (water-borne) ☐Homeless encampments ☐Outfall _____
   ☒Trash accumulation (wind-borne) ☐Illegal dumping ☐Other _____
   ☐Litter-Vehicular ☐Litter-Dumpster/Receptacle (describe) _____
   ☐Litter-Commercial business (name) _____
   ☐Litter-School/Institution (name) _____
   ☒Litter-Other (describe) Park/walking trail – litter dropped in place from use
3. Was trash observed near (Check one): ☐**Storm drain inlets** ☐**Storm drain outfalls** ☒**Creek**☐ **N/A**
4. Identify adjacent land uses to the trash areas assessed (if possible): _____

IV. Trash Management Actions

1a. Are trash management actions planned for the site? **Yes** ☐ **No** ☒
1b. If trash was removed, provide total weight or volume (if known): Less than a quart volume and less than ½ lb
1c. Photographic documentation: **Yes** ☒ **No**☐
2a. Other Trash Management Actions Taken (describe): _____
3a. Follow-up action needed: **Yes** ☐ **No** ☒
3b. Future trash management actions needed (Please describe): Continued monitoring of area is suggested
3c. Is trash routinely removed from this site? **Yes** ☒ **No** ☐ If yes, at what frequency Spring and Fall creek clean ups
3d. Is a future assessment needed? **Yes** ☒ **No** ☐
3e. If Yes, which tool? ☒**Creek**-RWQCB Version7.0 ☐**Non-Creek**-Windshield Survey
☐**Non-Creek**-KAB Litter Index ☐Other _____

Notes: Large Blocks of concrete on west bank for Bank Stabilization. Large Metal Pipe(historical artifact)

Santa Clara Valley
Urban Runoff
Pollution Prevention Program

Trash Problem Area Activity Data Collection Form



Santa Clara Valley
Urban Runoff
Pollution Prevention Program

Trash Problem Area Activity Data Collection Form

Santa Clara Valley
Urban Runoff
Pollution Prevention Program

Trash Problem Area Activity Data Collection Form



Santa Clara Valley
Urban Runoff
Pollution Prevention Program

Trash Problem Area Activity Data Collection Form

Date: 11/19/04

I. Site Information

1. **Site ID#** TBD **Watershed:** Stevens Creek **Location:** Stevens Creek Canyon Rd at Moss Rock (North end of Moss Rock – 100ft downstream)

II. Assessment Information

1. Which assessment tool was used? (Check one)
   ☒**Creek**-RWQCB Version 7.0 ☐**Non-Creek**-Windshield Survey
   Non-Creek-KAB Litter Index ☐Other _____
2. **Total Score** (RWQ☐CB Version 7.0 or KAB Litter Index) 104
3. Windshield Survey Results-Trash Priority: ☒**NA** ☐**High** ☐**Medium** ☐**Low**
4. What percentage or length of the area is impacted with trash (e.g. 5%, five feet, etc.)? 30%
5. This assessment is ☒**Initial** ☐**Follow-up** (Check one)
6. If applicable, how many follow-up assessments have been conducted at this site? _____

III. Trash Information

1. Describe trash type (Check five most prevalent types):

☐Rubber products	☐Metal products	☒Construction debris
☐Plastic bags	☒Cigarette butts	☐Fabric and cloth
☐Styrofoam products	☒Plastic/Synthetic items	☐Toxic substances
☒Aluminum cans	☐Tires	☐Appliances
☒Bottles (plastic and glass)	☐Woody debris	☐Furniture
☐Convenience/Fast Food wrappers	☐Yard waste	☐Biohazards
☐Man-made wood products	☐Batteries	☒Other paper

2. Potential trash source (Check all that apply):
   ☐Trash accumulation (water-borne) ☐Homeless encampments ☐Outfall _____
   ☒Trash accumulation (wind-borne) ☐Illegal dumping ☒Other Local "party" spot
   ☒Litter-Vehicular ☐Litter-Dumpster/Receptacle (describe) _____
   ☐Litter-Commercial business (name) _____
   ☐Litter-School/Institution (name) _____
   ☐Litter-Other (describe) _____
3. Was trash observed near (Check one): ☐**Storm drain inlets** ☐**Storm drain outfalls** ☒**Creek** ☐**N/A**
4. Identify adjacent land uses to the trash areas assessed (if possible): Road side, Open space

IV. Trash Management Actions

1a. Are trash management actions planned for the site? **Yes** ☐ **No** ☒
1b. If trash was removed, provide total weight or volume (if known): Less than a cubic foot (5lbs)
1c. Photographic documentation: **Yes** ☒ **No**☐
2a. Other Trash Management Actions Taken (describe): _____
3a. Follow-up action needed: **Yes** ☐ **No** ☒
3b. Future trash management actions needed (Please describe): Site will continue to be periodically monitored
3c. Is trash routinely removed from this site? **Yes** ☒ **No** ☐ If yes, at what frequency Spring and Fall creek clean ups
3d. Is a future assessment needed? **Yes** ☒ **No** ☐
3e. If Yes, which tool? ☒**Creek**-RWQCB Version7.0 ☐**Non-Creek**-Windshield Survey
☐**Non-Creek**-KAB Litter Index ☐Other _____

Notes: Left behind large 8ft long 4by4 piece of wood. Embedded metal and 1 red brick(Total no of items is 22) Significant quantity of graffiti on the backside (creek side) of the rock, but no spray paint cans found.

Santa Clara Valley
Urban Runoff
Pollution Prevention Program

Trash Problem Area Activity Data Collection Form

Santa Clara Valley
Urban Runoff
Pollution Prevention Program

Trash Problem Area Activity Data Collection Form



Santa Clara Valley
Urban Runoff
Pollution Prevention Program

Trash Problem Area Activity Data Collection Form



Santa Clara Valley
Urban Runoff
Pollution Prevention Program

Trash Problem Area Activity Data Collection Form

Santa Clara Valley
Urban Runoff
Pollution Prevention Program

Trash Problem Area Activity Data Collection Form



Santa Clara Valley
Urban Runoff
Pollution Prevention Program

Trash Problem Area Activity Data Collection Form



Santa Clara Valley
Urban Runoff
Pollution Prevention Program

Trash Problem Area Activity Data Collection Form

Date: 11/15/04

I. Site Information

Site ID# TBD Watershed: Stevens Creek Location: El Camino Real Bridge, 100 ft N

II. Assessment Information

1. Which assessment tool was used? (Check one)
   ☒**Creek**-RWQCB Version 7.0 ☐**Non-Creek**-Windshield Survey
   ☐**Non-Creek**-KAB Litter Index ☐Other _____
2. **Total Score** (RWQCB Version 7.0 or KAB Litter Index) 52
3. Windshield Survey Results-Trash Priority: ☒**NA** ☐**High** ☐**Medium** ☐**Low**
4. What percentage or length of the area is impacted with trash (e.g. 5%, five feet, etc.)? About 25%
5. This assessment is ☒ **Initial** ☐**Follow-up** (Check one)
6. If applicable, how many follow-up assessments have been conducted at this site? _____

III. Trash Information

1. Describe trash type (Check five most prevalent types):

☐Rubber products	☐Metal products	☐Construction debris
☒Plastic bags	☐Cigarette butts	☒Fabric and cloth
☐Styrofoam products	☒Plastic/Synthetic items	☐Toxic substances
☐Aluminum cans	☐Tires	☐Appliances
☐Bottles (plastic and glass)	☐Woody debris	☐Furniture
☐Convenience/Fast Food wrappers	☐Yard waste	☐Biohazards ☒Metal pieces
☐Man-made wood products	☐Batteries	☒Other glass pieces

2. Potential trash source (Check all that apply):
   ☒Trash accumulation (water-borne) ☒Homeless encampments -upstream ☐Outfall _____
   ☒Trash accumulation (wind-borne) ☐Illegal dumping ☐Other _____
   ☒Litter-Vehicular ☐Litter-Dumpster/Receptacle (describe) _____
   ☐Litter-Commercial business (name) _____
   ☐Litter-School/Institution (name) _____
   ☐Litter-Other (describe) _____
3. Was trash observed near (Check one): ☐**Storm drain inlets** ☐**Storm drain outfalls** ☒**Creek**
4. Identify adjacent land uses to the trash areas assessed (if possible): Gated access through SCVWD property- El Camino Real highway to north, Kelly Moore Paint Store and Kragen Auto Parts to the west. No development on east bank, very steep.

IV. Trash Management Actions

1a. Are trash management actions planned for the site? **Yes** ☐ **No** ☐
1b. If trash was removed, provide total weight or volume (if known): Approx. 200 lbs with shopping cart and manhole cover, otherwise it was about 20-25 lbs and took up 2-3 cubic feet of space.
1c. Photographic documentation: **Yes** ☒ **No** ☐
2a. Other Trash Management Actions Taken (describe): Removed all debris except for embedded metal
3a. Follow-up action needed: **Yes** ☒ **No** ☐ Notify SCVWD to pickup shopping carts and heavy metal
3b. Future trash management actions needed (Please describe): Past volunteer creek cleanups have been conducted at this site by a local volunteer group. The site will be considered for future cleanup events.
3c. Is trash routinely removed from this site? **Yes** ☐ **No** ☐ If yes, at what frequency _____
3d. Is a future assessment needed? **Yes** ☒ **No** ☐
3e. If Yes, which tool? ☒**Creek**-RWQCB Version 7.0 ☐**Non-Creek**-Windshield Survey
☐**Non-Creek**-KAB Litter Index ☐Other _____

Notes: Graffiti was observed on concrete walls under the bridge. It appeared that shopping carts were thrown over the guard railing of the El Camino Crossing. No obvious homeless encampments in the area, but some are located upstream.

Santa Clara Valley
Urban Runoff
Pollution Prevention Program

Trash Problem Area Activity Data Collection Form



Santa Clara Valley
Urban Runoff
Pollution Prevention Program

Trash Problem Area Activity Data Collection Form



Santa Clara Valley
Urban Runoff
Pollution Prevention Program

Trash Problem Area Activity Data Collection Form



Santa Clara Valley
Urban Runoff
Pollution Prevention Program

Trash Problem Area Activity Data Collection Form



Santa Clara Valley
Urban Runoff
Pollution Prevention Program

Trash Problem Area Activity Data Collection Form

Santa Clara Valley
Urban Runoff
Pollution Prevention Program

Trash Problem Area Activity Data Collection Form

Date: 11/15/04

I. Site Information

Site ID# TBD Watershed: Stevens Creek Location: La Avenida – Stevens Creek Trail access point

II. Assessment Information

1. Which assessment tool was used? (Check one)
   ☒**Creek**-RWQCB Version 7.0 ☐**Non-Creek**-Windshield Survey
   ☐**Non-Creek**-KAB Litter Index ☐Other _____
2. **Total Score** (RWQCB Version 7.0 or KAB Litter Index) 46
3. Windshield Survey Results-Trash Priority: ☒**NA** ☐**High** ☐**Medium** ☐**Low**
4. What percentage or length of the area is impacted with trash (e.g. 5%, five feet, etc.)? approx. 20%
5. This assessment is ☒**Initial** ☐**Follow-up** (Check one)
6. If applicable, how many follow-up assessments have been conducted at this site? _____

III. Trash Information

1. Describe trash type (Check five most prevalent types):

☐Rubber products	☐Metal products	☐Construction debris
☒Plastic bags	☒Cigarette butts	☐Fabric and cloth
☒Styrofoam products	☐Plastic/Synthetic items	☐Toxic substances
☐Aluminum cans	☐Tires	☐Appliances
☒Bottles (plastic and glass)	☐Woody debris	☐Furniture
☒Convenience/Fast Food wrappers	☐Yard waste	☐Biohazards
☐Man-made wood products	☐Batteries	☒Other Tennis balls

2. Potential trash source (Check all that apply):

☒Trash accumulation (water-borne)	☐Homeless encampments	☐Outfall _____
☒Trash accumulation (wind-borne)	☐Illegal dumping	☐Other _____
☐Litter-Vehicular	☐Litter-Dumpster/Receptacle (describe) _____	

   ☐Litter-Commercial business (name) _____
   ☐Litter-School/Institution (name) _____
   ☐Litter-Other (describe) _____
3. Was trash observed near (Check one): ☐**Storm drain inlets** ☐**Storm drain outfalls** ☒**Creek**
4. Identify adjacent land uses to the trash areas assessed (if possible): Stevens Creek Trail on West, Industrial park campus buildings (west) and NASA/AMES Housing (east) that is separated from site by chain link fence.

IV. Trash Management Actions

1a. Are trash management actions planned for the site? **Yes** ☒ **No** ☐
1b. If trash was removed, provide total weight or volume (if known): Total weight was 20-30 lbs, approx. 2-3 cubic ft
1c. Photographic documentation: **Yes** ☒ **No** ☐
2a. Other Trash Management Actions Taken (describe): Trash was picked up and removed from trash assessment area.
3a. Follow-up action needed: **Yes** ☐ **No** ☒
3b. Future trash management actions needed (Please describe): Shoreline Park Rangers will continue patrolling the trail and picking up litter along the trail. Past cleanup events have been conducted at this location. Site will be considered for future volunteer cleanup events.
3c. Is trash routinely removed from this site? **Yes** ☒ **No** ☐ If yes, at what frequency: Shoreline Park staff patrol the trail area daily to pick up trash, but are not down in the creek.
3d. Is a future assessment needed? **Yes** ☒ **No** ☐
3e. If Yes, which tool? ☒**Creek**-RWQCB Version 7.0 ☐**Non-Creek**-Windshield Survey
☐**Non-Creek**-KAB Litter Index ☐Other _____

Notes: Most trash was caught up on some willow branches that were overhanging the western channel of the creek. Very little trash was observed in the main stem of the creek.

Santa Clara Valley
Urban Runoff
Pollution Prevention Program

Trash Problem Area Activity Data Collection Form



Santa Clara Valley
Urban Runoff
Pollution Prevention Program

Trash Problem Area Activity Data Collection Form

Santa Clara Valley
Urban Runoff
Pollution Prevention Program

Trash Problem Area Activity Data Collection Form



Santa Clara Valley
Urban Runoff
Pollution Prevention Program

Trash Problem Area Activity Data Collection Form

Date: 10/29/04

I. Site Information

Site ID# SU 16 b Watershed: Sunnyvale East Channel Location: 100ft North Of Caribbean Dr. Bridge

II. Assessment Information

1. Which assessment tool was used? (Check one)
   ☒**Creek**-RWQCB Version 7.0 ☐**Non-Creek**-Windshield Survey
   ☐**Non-Creek**-KAB Litter Index ☐Other _____
2. **Total Score** (RWQCB Version 7.0 or KAB Litter Index) 59
3. Windshield Survey Results-Trash Priority: ☒**NA** ☐**High** ☐**Medium** ☐**Low**
4. What percentage or length of the area is impacted with trash (e.g. 5%, five feet, etc.)? 100%
5. This assessment is ☒**Initial** ☐**Follow-up** (Check one)
6. If applicable, how many follow-up assessments have been conducted at this site? _____

III. Trash Information

1. Describe trash type (Check five most prevalent types):

☐Rubber products	☐Metal products	☐Construction debris
☒Plastic bags	☐Cigarette butts	☐Fabric and cloth
☒Styrofoam products	☒Plastic/Synthetic items	☐Toxic substances
☐Aluminum cans	☐Tires	☐Appliances
☒Bottles (plastic and glass)	☐Woody debris	☐Furniture
☐Convenience/Fast Food wrappers	☐Yard waste	☐Biohazards
☐Man-made wood products	☐Batteries	☒Other pet waste

2. Potential trash source (Check all that apply):
   ☒Trash accumulation (water-borne) ☐Homeless encampments ☐Outfall _____
   ☒Trash accumulation (wind-borne) ☐Illegal dumping ☐Other _____
   ☒Litter-Vehicular ☐Litter-Dumpster/Receptacle (describe) _____
   ☐Litter-Commercial business (name) _____
   ☐Litter-School/Institution (name) _____
   ☒Litter-Other (describe) Nearby sports activity field
3. Was trash observed near (Check one): ☐**Storm drain inlets** ☐**Storm drain outfalls** ☒**Creek(channel)**
4. Identify adjacent land uses to the trash areas assessed (if possible): Roadway, open space, public trails, sports complex

IV. Trash Management Actions

1a. Are trash management actions planned for the site? **Yes**☐ **No** ☒
1b. If trash was removed, provide total weight or volume (if known): 3-5lbs ~ 1cubic ft
1c. Photographic documentation: **Yes** ☒ **No** ☐
2a. Other Trash Management Actions Taken (describe): None for the creek. Caribbean Drive is routilnely cleaned of of trash by SmaRT Station Contractor.
3a. Follow-up action needed: **Yes** ☐ **No** ☒
3b. Future trash management actions needed (Please describe): Possible posting with "pickup pet waste" see if channel can be "adopted" for creek clean up activities. Others yet to be determined
3c. Is trash routinely removed from this site? **Yes** ☐ **No** ☒If yes, at what frequency _____
3d. Is a future assessment needed? **Yes** ☒ **No** ☐
3e. If Yes, which tool? ☒**Creek**-RWQCB Version 7.0 ☐**Non-Creek**-Windshield Survey ☐Other _____ ☐**Non-Creek**-KAB Litter Index

Notes: Unable to collect large rubber ball, some cups and block of styro foam in the channel. Collected litter at low tide

Santa Clara Valley
Urban Runoff
Pollution Prevention Program

Trash Problem Area Activity Data Collection Form



Santa Clara Valley
Urban Runoff
Pollution Prevention Program

Trash Problem Area Activity Data Collection Form

City of Sunnyvale

FY 04- 05 Annual Report

Attachment L

Water Quality Monitoring

Santa Clara Valley Urban Runoff Pollution Prevention Program
Attachment L
FY 2004-2005 Annual Report
Municipality: Sunnyvale

1) Self Evaluation Matrix

No Water Quality Monitoring Activities were identified in the FY 04-05 Work Plan for the City of Sunnyvale to undertake on its own. All activities supported those found in the Program's Water Quality Monitoring Section of the Annual Report.

- City staff assisted the Program in collection of water samples from Calabazas Creek subsequent to storm events in FY 04-05.

2) Response to Regional Board Comments on monitoring for Sunnyvale in the FY 03-04 Annual Report:

No comments were received from the Regional Board on this section of the report and there was not a separate section for the City, apart from what was submitted by the Program.

City of Sunnyvale

FY 04- 05 Annual Report

Attachment M

Staff Training Summary Table

Santa Clara Valley Urban Runoff Pollution Prevention Program
Attachment M
FY 2004-2005 Annual Report
Municipality: Sunnyvale

STAFF TRAINING BY DEPARTMENT/DIVISION FOR FY 04-05

1) Staff Training Table

TRAINING DATE	SUBJECT	APPROXIMATE NUMBER OF STAFF ATTENDING
PW - Street Maintenance		
7/20/2004	URMP additions- Rural Roads Perf. Std, BMPs, SOPs	24
9/14/2004	Stormwater Pollution Prevention and Watershed Protection required in the URMP (Enviroscape)	24
10/12/2004	Daily logs, records, SOP, BMP for street sweeping	23
3/29/ 2005	URMP, washrack refresher	27
4/11/2005	Non-Point Source, Hazardous Wastes, Corp Yard SWPPP and storm drains, Roads Operation and Maintenance	30
6/212005	URMP- Performance Standards, BMPs and SOPs, including IC/ID reporting and City's IPM policy	38
PW - Corp Yard & Public Works Field Services: Water, Sewer, and Stormwater		
9/15/2004	Stormwater Pollution Prevention and Watershed Protection required in the URMP (Enviroscape)	34
3/30/2005[1]	URMP, washrack refresher	17
4/11/2005	Non-Point Source, Hazardous Wastes, URMP and storm drains, Roads Operation and Maintenance	20
6/22/2005	URMP- Performance Standards, BMPs and SOPs, including IC/ID reporting and City's IPM policy	20
Public Works - Street Trees and Boulevard Landscaping		
6/17/2004	Pesticide training topics included: Safe Handling & Use, Review city IPM Policy (1 hour), Storage, Worker Protection (5 hours)	13
7/28/2004	PAPA Pesticide Appl. Seminar (8.5 hours) IPM Training (Using Botanicals in an IPM program 1 hour)	3
10/16/2005	Stormwater Pollution Prevention and Watershed Protection required in the URMP (Enviroscape)	18
11/25/2004	Cleaning spray rig and wash rack review (1 hour)	16
1/28/2005	NCTLC Mtg. Santa Clara pesticide training (6.5 hours) IPM (1 hour) New technology for Organic Hot foam weed control (1 hour) Bay Friendly Landscaping	5
1/29/2005	NCTLC Mtg. Santa Clara pesticide training (3 hours) IPM (1 hour) Keeping Trees Beautiful and Pest and Disease Free	5
2/17/2005	Pesticide training topics included: Safe Handling & Use, Review city IPM Policy (1 hour), Storage, Worker Protection (5 hours)	18
3/29/2005	Wash Rack Refresher (1hour)	40
4/14/2005	Non Point Source/MSDS (1hour)	40

[1] As of March 28, 2005 Streets, Sewer, and Storm Water staff had their training together.

Santa Clara Valley Urban Runoff Pollution Prevention Program
Attachment M
FY 2004-2005 Annual Report
Municipality: Sunnyvale

Public Works - Street Trees and Boulevard Landscaping (cont.)		
4/22/2005	PAPA Pesticide Appl. Seminar (7 hours) 2 hours IPM Training	3
5/10/2005	Fill gas cans and filling up small equipment (1/2 hour)	15
5/18/2005	S. J. Field Day (4 hour)	3
6/23/2005	URMP- Performance Standards, BMPs and SOPs, including IC/ID reporting and City's IPM policy	40
PW - Environmental Division		
Outreach Coordinator		
7/16/04	Trash Assessment Workshop	1
8/24/04	South Bay Salt Ponds Restoration Tour	1
10/16/04	Project Wet	1
Env. Division Manager and Env. Specialist		
10/21/2004	Alameda County -Stormwater Treatment Measures and Maintenance (Staff presenting section and attending)	1
4/5/2005	SCVURPPP-Conducting Effective Stormwater Inspections of Industrial and Commercial Facilities	1
6/9/2005	SCVURPPP-Conducting Stormwater Treatment BMP Maintenance and Inspections (Staff presenting section and attending)	1
04/2005	City of San Jose "Hydromodification 101" Seminar	1
Pretreatment Program		
11/02/04	Sunnyvale Urban Runoff Management Plan revisions and updates	8
03/01/05	Stormwater Program Developments – CWEA Annual P3S Conference	1
03/02/05	CASQA Stormwater Training – CWEA Annual P3S Conference	1
03/02/05	EPA Stormwater Training – CWEA Annual P3S Conference	1
03/21/05	C.3 Training on Group 2 implementation	8
04/05/05	SCVURPPP - Conducting Effective Stormwater Inspections of Industrial and Commercial Facilities	6
04/11/05	Training on Hydromodification Management Plan – as applicable to areas of Sunnyvale	8
06/09/05	Conducting Stormwater Treatment BMP Maintenance and Inspections – SCVURPPP	6
6/20/2005	Stormwater Permits and Reporting Requirements	4
PW - Engineering Division and Project Administration		
9/17/04	Using Site Design Techniques to meet Development Standards for Stormwater Quality – video and discussion	19
10/29/04	Sunnyvale Urban Runoff Management Plan revisions and updates	17
11/2/2004	C.3 requirements, URMP revisions, and Stormwater Permit requirements	2
6/9/2005	SCVURPPP- Conducting Stormwater Treatment BMP Maintenance and Inspections	3

Santa Clara Valley Urban Runoff Pollution Prevention Program
Attachment M
FY 2004-2005 Annual Report
Municipality: Sunnyvale

Parks and Rec. - Parks Division, Baylands Park, and Golf Services		
Golf Division		
11/9/2004	Sunnyvale Parks Dept. IPM Training tour – sports fields	4
12.9/2004	PAPA 8 –hr Pesticide Mgt Seminar – Turf Grass IPM, Healthy Schools Act	1
2/16/2005	Northern CA Turf and Landscape Council Conference: DPR regulation changes and product usage	4
3/8/2005	Pesticide product training day at Sunnyvale Golf Course: Topics include: product safety, applicator safety, MSDS sheets, and following all label instructions	14
3/21/2005	USGA/NCGA : Maximizing Irrigation efficiency, Turf Diseases, and Maintenance trends in the Southwest	2
Parks Division		
9/16/2004	Pesticide Training for QACs (Qualified Applicators) (3 hrs) Includes IPM, product safety, application techniques	25
11/11/2004	Pesticide Training for QACs (Qualified Applicators) (4 hrs) Includes IPM, product safety, application techniques	25
4/28/2005	Parks Department Pesticide Training, IPM, City Policy, Product training and general pesticide safety. (Includes Golf Division Staff)	45
Community Development Department (CDD) - Planning		
9/13/2004	Using Site Design Techniques to meet Development Standards for Stormwater Quality – video and discussion	6
10/11/2004	URMP – Planning Procedures Performance Standards, BMPs and SOPs	6
3/28/2005	Training on Hydromodification Management Plan – as applicable to areas of Sunnyvale	5
4/11/2005	C.3 –Group 2 Implementation training	7
6/8/2005	C.3 Reporting Requirements and Data collection	6
CDD - Building Inspection		
10/20/2004	Annual URMP Construction Inspection SOP and BMP Training	7
6/9/2005	Conducting Stormwater Treatment BMP Operation and Maintenance and O&M Verification Inspections	1

2) Response to Regional Board Comments on previous year's annual report:
None received.

3) Summarization of staff feedback, planned changes, and any other evaluation comments:
Staff feedback is not collected by the City from training presented by SCVURPPP or other agencies. SCVURPPP reports general feedback in the Program's section of the annual report.

Feedback is not formally collected from in-house training that occurs at Department meetings for City staff. The evaluation of the effectiveness of in-house staff training is determined by the Environmental Division of the Public Works Department, which has oversight for the development of the annual work plan and annual report preparation for the City's NPDES Stormwater Discharge Permit. If no problems are noted during the

preparation of these documents, then that is an indication that staff has been trained and knows their responsibilities under the permit and URMP requirements. If problem areas are identified, then additional staff training is provided to those specific groups who need it.

The City will continue to take advantage of training opportunities provided by the Program and other agencies, as they become available. Additional training on the implementation of the C.3 provisions and the Hydromodification Management Plan implementation as it pertains to Sunnyvale locations will be provided. More post-construction BMP inspection training is also anticipated.

City of Sunnyvale

FY 04- 05 Annual Report

Attachment N

Watershed Management Activities

Santa Clara Valley Urban Runoff Pollution Prevention Program
Attachment N
FY 2004-2005 Annual Report
Municipality: Sunnyvale

1) Self Evaluation Matrix

P.S. Id.	Activity	CI Item Source	FY 04-05 Tasks	Status / Comments	Due Date (mo/yr)	Responsible Party
Watershed Management						
	Watershed Management-Watershed Assessment	Permit Prov. C.10	City staff will continue to work through the Santa Clara Basin Watershed Management Initiative (SCBWMI) to develop a priority listing of watersheds to be assessed and a schedule for conducting assessments.	•City Environmental Division Manager continued as a SCBWMI co-chair and other staff continued as chairperson of the Watershed Assessment and Monitoring Sub Group in FY 04-05. •Staff also participated in Sub Groups such as the Wetlands Advisory Group, Watershed Stewardship Advisory Group, Land Use Sub Group, Communications and Outreach Sub Group and the Indicators Work Group. •The WMI has not initiated new watershed assessments itself, but has worked through other assessment efforts on behalf of SCVURPPP and the SCVWD, through their Watershed Stewardship program. • City staff also participated in the Watershed Protection "Collaborative" sponsored by the Santa Clara Valley Water District.	Ongoing Report 09/05	Lorrie Gervin, Environmental Division Manager

2) Response to Regional Board Comments on Watershed Management Assessment section of FY 03-04 Annual Report:

No comments were received on this section of the FY 03-04 Annual Report.

City of Sunnyvale

FY 04- 05 Annual Report

Attachment O

PCB Plan Development Activities

Santa Clara Valley Urban Runoff Pollution Prevention Program
Attachment O
FY 2004-2005 Annual Report
Municipality: Sunnyvale

1) Self Evaluation Matrix

P.S. Id.	Activity	CI Item Source	FY 04-05 Tasks	Status / Comments	Due Date (mo/yr)	Responsible Party
	PCB Plan Development					
	PCB Plan Development	Permit Prov. C.9.e	City staff will continue to work with Program Staff through the Monitoring Ad hoc committee as Program PCB plan is implemented and monitoring results are available for review.	Staff continues to participate in the Monitoring Ad hoc committee. No new information related to areas within Sunnyvale's jurisdiction was reported this past FY.	Ongoing Report 09/05	Kristy McCumby, Env. Specialist
	PCB Monitoring Plan Actions	Permit Prov. C.9.e	City staff to review any new data results from PCB monitoring studies completed by SCVURPPP. If study results indicate a need for case study development for sites within Sunnyvale, the City will initiate case studies, as needed.	No sites have been identified within Sunnyvale that warrant case study development thus far.	If case study sites are identified Report 09/05	Lorrie Gervin, Environmental Division Manager
	PCB -TMDL Development for SF Bay		Review and provide comments on Bay - PCB TMDL-related documents, as they become available from the Regional Board.	Sunnyvale provided comments on the January 2004 RWQCB Project Report. Sunnyvale staff reviewed the March 2004 SCVURPPP- PCB report... No additional documents have been available for review and comment this past FY. The City continues efforts to reduce sediment (and the subsequent discharge of other particle-bound pollutants of concern like PCBs) from entering the storm drain system. This is done by requiring SWPPPs and through inspection of construction projects by city inspectors.	TBD Report 09/05	Kristy McCumby, Env. Specialist & Lorrie Gervin, Environmental Division Manager

2) Response to Regional Board Comments on PCB Plan Development Activities section of FY 03-04 Annual Report:

No comments were received from the Regional Board on this section.

City of Sunnyvale

FY 04- 05 Annual Report

Attachment P

Sediment Impairment Studies Activities

Santa Clara Valley Urban Runoff Pollution Prevention Program
Attachment P
FY 2004-2005 Annual Report
Municipality: Sunnyvale

1) Self Evaluation Matrix

P.S. Id.	Activity	CI Item Source	FY 04-05 Tasks	Status / Comments	Due Date (mo/yr)	Responsible Party
Watershed Analysis -Sediment Control Plan Development						
	Sediment Impairment Studies	Permit Prov. C.9.f	City staff will work with SCVURPPP staff through the Monitoring Ad hoc committee to develop a report identifying creeks in the Santa Clara Basin that may be sediment impaired.	Staff participated in the SCVURPPP Monitoring AHTG and Watershed Analysis Work Group. Comments were provided on the Draft Stevens Creek Watershed Analysis Report. Staff continues to participate in the analysis of Upper Penitencia Creek that is currently under way.	Ongoing Report 09/ 05	Kristy McCumby, Env. Specialist
	Control Program for Sediment	Permit Prov. C.9.f (iii)	City staff will continue to work with SCVURPPP and the Watershed Analysis Work Plan Ad Hoc Task Group to coordinate activities within Sunnyvale's jurisdiction.	The Stevens Creek Watershed analysis was completed by the Program for the Stevens Creek this FY. No actions were specifically identified for the City in the Stevens Creek Watershed Analysis report. (See Program's Section of the Annual Report on Sediment Management Practices for Stevens Creek).	Annually Report 09/05	Lorrie Gervin, Environmental Division Mgr./ Kristy McCumby/Env. Spec.
	Participate in Stevens Creek Watershed Council		City Staff will continue to participate in meetings of the Stevens Creek Watershed Council to address actions identified within Sunnyvale's jurisdiction.	Staff participated in four watershed council meetings in the past year, providing meeting space for the group on two occasions. No specific actions have been identified for the City's action in the past year. City staff will continue participation in the Council.	Ongoing Report 09/05	Kristy McCumby/Env. Spec.

2) Response to Regional Board Comments Sediment Control sections of FY 03-04 Annual Report:
No comments were received from the Regional Board on this section.

035290

Santa Clara Valley
Urban Runoff
Pollution Prevention Program

SCVURPPP

COUNTY OF SANTA CLARA

CLEAN WATER PROGRAM

ANNUAL REPORT

FY 05

Submittal date: 9/15/2005

Development Services Office
DEPARTMENT OF PLANNING AND DEVELOPMENT
70 West Hedding St., 7th Floor, E-Wing
San Jose, CA 95110

Phone: (408) 299-5737
Fax: (408) 279-8537

County of Santa Clara

Environmental Resources Agency
Office of Development Services

County Government Center, East Wing
70 West Hedding Street, 7th Floor
San Jose, California 95110
Bldg. Inspec. (408) 299-5700 Land Devel. 299-5730 FAX 279-8537
www.sccbuilding.org

September 15, 2005

Mr. Bruce H. Wolfe
Executive Officer
Regional Water Quality Control Board
San Francisco Bay Region
1515 Clay St., Suite 1400
Oakland, CA 94612

Subject: COUNTY OF SANTA CLARA CLEAN WATER PROGRAM: FY 05 ANNUAL REPORT

Dear Mr. Wolfe:

This report is submitted by the County of Santa Clara, in conjunction with the Santa Clara Valley Urban Runoff Pollution Prevention Program's Annual Report, pursuant to provision C.6.(a). of its reissued municipal storm water discharge National Pollutant Discharge Elimination System Permit (Orders No. 01-024, and 01-119).

This report summarizes activities performed during FY 05, in accordance with the County's Urban Runoff Management Plan (URMP), which was submitted to the Regional Board in September 1997 and updated subsequently, the performance standards contained therein, and the 2001 NPDES Storm Water Discharge Permit.

Goals and Contents of the Report

The goals of this Annual Report are to: 1) document implementation of the URMP and the FY 05 work plan during the past fiscal year; 2) evaluate program results for continuous improvement; 3) comply with NPDES Storm Water Discharge Permit requirements; and 4) share this information with other Co-permittees, jurisdiction decision-makers, and the public. A table of contents is included with the report.

Program Highlights

1). The County's Clean Water Program continues to be funded directly from the County General Fund. As was stated in previous annual reports, the storm water fee that supported Clean Water Program activities was eliminated by the effects of Proposition 218, in 1997. The County Clean Water program is staffed by one Senior Management Analyst. Departmental staff members coordinate compliance activities within each involved department.

2). The involved departments include Capital Programs (now a part of the Fleet and Facilities Department under the County Executive), the Department of Roads and

Board of Supervisors: Donald F. Gage, Blanca Alvarado, Pete McHugh, James T. Beall, Jr., Liz Kniss
County Executive: Peter Kutras, Jr.

Airports, the Department of Parks and Recreation, the Department of Planning and Development (Planning Office, Development Services Office, Surveying), the Department of Environmental Health (Consumer Protection, Hazardous Materials, Solid Waste, Household Hazardous Waste, Vector Control), Agriculture and Resource Management (Integrated Waste Management /Pollution Prevention/Graffiti and Litter Abatement/Green Business Program), and the County Executive's Office (Special Construction Projects, Integrated Pest Management).

3). The County continues to move forward with implementation of the 2001 NPDES Permit. Some C3. eligible private projects have been proposed. Some C3. eligible public projects have been constructed.

4). County staff members from the various involved departments have been active this fiscal year in attending informational presentations regarding implementing the requirements of the NPDES Permit and preventing storm water pollution.

Continuous Improvement Activities

1) The County Planning Office continues to participate in the Water Collaborative, regarding an area wide approach to Land Use Regulations near streams.

2) The Department of Environmental Health continues to provide enhanced reporting for IC/ID and IND/COMM activities in the unincorporated area.

3) Involved County departments continue to take direct responsibility for implementation and reporting of NPDES Permit requirements to the Clean Water Program Coordinator.

4). Attendance at training events has been very good for the involved departments.

5). The name of the County's program has been changed from the "Nonpoint Source Pollution Control Program" to the "Clean Water Program", for improved identification by the public.

Thank you in advance for your review of this Annual Report. If you or your staff members have any questions regarding the materials submitted, please contact me at (408) 299-5737.

Sincerely,

Steve Homan

Steve Homan, R.E.H.S., R.E.A., B.S.
Clean Water Program Coordinator
Office of Development Services
DEPARTMENT OF PLANNING AND DEVELOPMENT

cc: Thomas P. Whisler, P.E., Interim Manager, Development Services Office

COUNTY OF SANTA CLARA

CLEAN WATER PROGRAM FY 05 ANNUAL REPORT

Contents

- Transmittal Letter
- Table of Contents
- Legend of Abbreviations

A. Certification Statement

B. Illicit Connection/Illegal Dumping Elimination Activities (IC/ID)
(SW & HMCD--DEH)
B.1 IC/ID Review and Evaluation
B.2 IC/ID Matrix
B.3 IC/ID Data

C. Industrial/Commercial Discharger Control Program (IND/COMM) (DEH)
C.1 Industrial/Commercial Review and Evaluation (IND/COMM)(HMCD & CPD--DEH)
C.2 Household Hazardous Waste Review and Evaluation (HHW--DEH)
C.3 Battery and Bulb Recycling at County Facilities Data(OSEC & FAF)
C.4 Category "A" Inspection Data
C.5 IND Matrix
C.6 IND Data
C.7 COMM Data

D. Public Agency Activities
D.1 C3. Reporting Forms for County Departments (Roads and Airports, Parks and Recreation, Planning and Development, Capital Programs--FAF)
D.2 Public Streets, Roads and Highways Operation and Maintenance (Roads and Airports)
D.3 Rural Public Works Operation and Maintenance (Roads and Airports, Parks and Recreation)

D.4 Storm Drain Operation and Maintenance (Roads and Airports)
D.5 Water Utility Operation and Maintenance (N/A)
D.6 Other Public Agency Activities (Dept. of Parks and Recreation)
D.7 Other Public Agency Activities (Capital Programs--FAF)

E. New Development Planning Procedures (Planning and Development)

F. Construction Inspection (Planning and Development)

G. Public Information and Participation (Integrated Waste Management, Green Business Program, Graffiti and Litter Abatement)

H. Pesticide Management Activities (IPM Coordinator)

I. Mercury Pollution Prevention Activities

J. Copper Action Plan/Nickel Action Plan

K. Trash Inventory and Management

L. Water Quality Monitoring (N/A)

M. Staff Training Summary Information

N. Stanford University Activities Summary (From the City of Palo Alto)

Santa Clara Valley Urban Runoff Pollution Prevention Program (SCVURPPP)

Co-permittee:

County of Santa Clara

FY 05 Annual Report

LEGEND

AR: Annual Report

HLUET: Housing, Land Use, Environment, and Transportation Subcommittee of the Board of Supervisors

CWP: County of Santa Clara Clean Water Program (formerly the Nonpoint Source Pollution Control Program, NPS Program, NPSP)

SCVURPPP: Santa Clara Valley Urban Runoff Pollution Prevention Program

DEH: Department of Environmental Health of the County of Santa Clara

HMCD: Hazardous Materials Control Division of DEH

HHW: Household Hazardous Waste Section of DEH-HMCD

VC: Vector Control Division of DEH

SW-LEA or SW: Solid Waste-Local Enforcement Agency of DEH

CPD: Consumer Protection Division of DEH

PS: Performance Standard

NPDES: National Pollutant Discharge Elimination System

WP: Work Plan

DSO: Development Services Office (formerly "Building Inspection, Land Development Engineering, and Surveying") of the County of Santa Clara

LDE: Land Development Engineering Section of DSO

PLN: County Planning Office

BIO: Building Inspection Office

HMP: Hydrograph Modification Plan

FAF: Fleet and Facilities Dept. of County Executive

IPM: Integrated Pest Management

IWM: Integrated Waste Management

County of Santa Clara
Clean Water Program
FY 05 ANNUAL REPORT

ATTACHMENT A

Certification Statement

"I certify, under penalty of law, that this document and all attachments were prepared under my direction or supervision in accordance with a system designed to ensure that qualified personnel properly gather and evaluate the information submitted. Based on my inquiry of the person or persons who manage the system, or those persons directly responsible for gathering the information, the information submitted is, to the best of my knowledge and belief, true, accurate, and complete. I am aware that there are significant penalties for submitting false information, including the possibility of fine and imprisonment for knowing violations."

Signature by Duly Authorized Representative:

Thomas P. Whisler 9/15/05

Thomas P. Whisler, P.E. Date
Interim Manager
Development Services Office
Department of Planning and Development

Santa Clara Valley Urban Runoff Pollution Prevention Program

FY 05 Annual Report

Attachment B - Illicit Connection/Illegal Dumping Elimination Activities (IC/ID)

County of Santa Clara
Clean Water Program
DEVELOPMENT SERVICES OFFICE
DEPT. OF PLANNING AND DEVELOPMENT
70 West Hedding St., 7th Floor East Wing
San Jose, CA 95110

DEPARTMENT OF ENVIRONMENTAL HEALTH (DEH) (IC/ID)

- **Solid Waste Local Enforcement Agency (SW-LEA)**

The Solid Waste Program approaches the goals of storm water pollution prevention to the maximum extent practicable very pragmatically. Every complaint received and investigated is approached considering what is is needed to remove the threat of pollution. This often leads to a referral to another agency having jurisdiction over the cause of the polluting responsibble party

In many cases, the solid waste program confirms the threat and issues an order to abate the violation. Usually the threat of legal action leads to abatement of the violation, but occasionally cases are referred to the District Attorney's Environmental Crimes Unit for legal action.

The complaint investigations are widely varied in scope, but are nonetheless related to preventing pollution of the environment and are backed by the County Ordinances relating to yard waste, refuse accumulations, illegal dumping, refuse collection vehicles, and the septage or grease pumper vehicles.

Abatement of facilities that are routinely inspected, include vehicle storage yards and solid waste facilities, operations such as landfills, transfer stations, composting facilities, and closed landfills. These facilities are under the jurisdiction of state laws and the state-designated local enforcement program.

This section inspects all large facilities that generate medical or bio-hazardous wastes and ensure that their waste stream handling does not result in bio-hazardous waste contamination of the storm water systems near such facilities. It is stressed at SW-LEA staff meetings and in training that one of the principal goals of our inspections is to identify and investigate any and all critical control points of the programs promoting clean water. The SW-LEA program is effective in reducing or eliminating storm water pollution because it keeps illegally dumped materials out of the storm water system and therefore out of watersheds.

Training: In addition to the Industrial/Commercial SCVURPPP Inspector Workshop earlier this year, the solid waste staff participated in training on May 11, 12 & 13, 2005. Solid waste staff attended a CIWMB/LEA conference promoting coordination between various state oversight boards, such as air, water and solid waste. The topics centered around solid waste facilities and how the public and the environment can be better protected from the impacts of these facilities and the improper or illegal disposal of solid waste. There were presentations relating to illegal dumping abatement as well as coordinating efforts with the RWQCBs, since local inspectors are their eyes and ears out in the field. The solid waste staff gained valuable information from several topics

covered relating to storm water pollution prevention.

Attendees from DEH included Chris Rummel and Stan Chau, Senior Environmental Health Specialists, Solid Waste Program; Danielle Lin, Environmental Health Specialist, Solid Waste Program; Nicole Pullman, Program Manager for Solid Waste, LOP and CUPA Programs; and Ben Gale, Director of Department of Environmental Health.

Santa Clara Valley Urban Runoff Pollution Prevention Program
FY 05 ANNUAL REPORT: IC/ID

COUNTY OF SANTA CLARA CLEAN WATER PROGRAM

P.S. Id.	*Activity*	*FY 04-05 Tasks*	*Comments*	*Status*	*Responsible Party/Dept.*
Illicit Connection & Illegal Dumping Elimination Activities					
ICID PS-2	Staff training	Document annual training for DEH inspectors	Routine	Ongoing	DEH
ICID PS-4	Field Investigations	DEH will continue to respond to ICID Complaints	Routine	Ongoing	DEH
ICID PS-6	Enhanced reporting requirements	Provide quarterly reports to SCVURPPP.	Routine	Ongoing Quarterly	DEH
ICID PS-7	Effectiveness Evaluation	Review and evaluate the effectiveness of County efforts.	Routine	Ongoing Annually 7/30	DEH

ICID Incident Summary Report

Santa Clara (County)

ICID Incident Report Source	Number of Incidents
Illicit discharge inspectors	3
Interdepartmental	1
Other agency	2
Citizen Complaints	55
Other	2
Total:	**63**

ICID Incident Source	Number of Incidents
Residential	50
Industrial	3
Automotive Facilities	1
Construction Sites	1
Public facilities and Utilities	4
Other/unknown	4
Total:	**63**

ICID Incident Type	Number of Incidents
Abandoned drums discharge	2
Accidental spills	1
Complaint not found	6
Dumping - hazardous	4
Dumping - non-hazardous	35
Grey water discharge	1
Landscape material dumping	8
Misc. incidents	4
Vehicle & equipment leaking	1
Vehicle repair	1
Total:	**63**

ICID Enforcement Action	Number of Incidents
No Action	39
Verbal Notice	13
Warning Notice	10

ICID Incident Summary Report

Referral for Enforcement	1
Total:	**63**

ICID Enforcement Action Summary by Incident Source

Santa Clara (County)

ICID Incident Source	No Action	Verbal Notice	Warning Notice	Administrative Action	Administrative Action with Penalty	Referral to Enforcement	Criminal Action	Total
Automotive Facilities			1					**1**
Construction Sites						1		**1**
Industrial	2		1					**3**
Other/unknown	2	1	1					**4**
Public facilities and Utilities	1	2	1					**4**
Residential	34	10	6					**50**
Total:	**39**	**13**	**10**	**0**	**0**	**1**	**0**	**63**

ICID Enforcement Action Summary by Incident Type

Santa Clara (County)

ICID Incident Type	No Action	Verbal Notice	Warning Notice	Administrative Action	Administrative Action with Penalty	Referral to Enforcement	Criminal Action	Total
Abandoned drums discharge	1		1					**2**
Accidental spills		1						**1**
Complaint not found	6							**6**
Dumping - hazardous	2		1			1		**4**
Dumping - non-hazardous	21	9	5					**35**
Grey water discharge	1							**1**
Landscape material dumping	5	2	1					**8**
Misc. incidents	2	1	1					**4**
Vehicle & equipment leaking			1					**1**
Vehicle repair	1							**1**
Total:	**39**	**13**	**10**	**0**	**0**	**1**	**0**	**63**

Santa Clara Valley Urban Runoff Pollution Prevention Program

FY 05 Annual Report

Attachment C - Industrial/Commercial Discharger Control Program (IND/COMM)

County of Santa Clara
Clean Water Program
DEVELOPMENT SERVICES OFFICE
DEPT. OF PLANNING AND DEVELOPMENT
70 West Hedding St., 7th Floor East Wing
San Jose, CA 95110

DEPARTMENT OF ENVIRONMENTAL HEALTH (DEH) (IND/COM)

- **Consumer Protection Division (CPD) (Commercial Inspection Activities)**

As part of the Department of Environmental Health's ongoing commitment to participate in storm water pollution prevention activities, CPD Environmental Health Specialist inspection staff continues to look for relevant violations within the unincorporated area, as part of the food facility inspection and complaint investigation programs.

In addition to staff conducting routine food facility inspections and complaint investigations, activities also include interviewing business owners and managers regarding the proper disposal of waste and the utilization of approved cleaning practices. Any water pollution violations found are noted, referred as required, and always followed up on. Enforcement action is initiated as needed for non-compliance.

Food facility owners and mangers are given a SCVURPPP BMP packet at time of ownership change or upon the opening of a new food facility. The packet includes a letter outlining the Program, a checklist of best cleaning practices, and a BMP poster to hang up for easy employee reference.

Training: CPD inspection staff members who work in the unincorporated area participate in training every other year with the West Valley Cities' Clean Water Program (CWP) Coordinator, the CWP Coordinator for the City of Cupertino, and the County CWP Coordinator. On alternate years, the staff training occurs at a meeting with the CPD Supervisors.

DEH continues to track food facility inspections and complaints using a database. The data is transmitted quarterly to SCVURPPP and annually to the County Clean Water Program Coordinator. This program is considered very effective since (1) the number of inspections far exceeds the inspection frequency targeted in the County's Urban Runoff Management Plan, (2) very few violations have been found, and (3) new businesses receive educational information regarding storm water pollution prevention.

- **Hazardous Materials Control Division (HMCD) (Industrial Inspection Activities)**

Program Evaluation: In general, the industrial sector seems to be well informed about storm drain pollution issues. The primary storm drain issue seems to relate to accidental releases, but businesses are typically prepared to respond to spills. It appears that more and more people are becoming aware that only discharges of storm water are allowed into the storm drain systems. Inspections, program handouts and other related information have appeared to greatly increase the knowledge and requirements of the program in the industrial sector.

The Hazardous Materials Unit is constantly looking for opportunities to become more consistent and develop better methods to improve inspection effectiveness. Training this past year went a long way in establishing the importance of this program. Ongoing training that provides detailed program issues and methods of resolution would greatly assist the field inspectors. The changes to our inspection form, checklists and existing database have made data collection easier and improved inspection documentation. Use of the SCVURPPP database has made data reporting and transfer much easier. All complaints and inspections (hazardous materials and solid waste) in the unincorporated areas are documented in this database. The programis effective in preventing storm drain pollution, since it prevents hazardous materials from entering the storm water system and therefore out of watersheds.

Training:
The training that the Hazardous Materials Specialists received during FY 05 directly related to the protection of surface water or storm water quality was the Commercial / Industrial Inspector SCVURPPP workshop.

Hazardous Materials Specialists (HMS's) received on-going training in a variety of hazardous materials program areas that indirectly are related to the Clean Water Program. The first Tuesday of every month the Santa Clara County Fire Chief's Hazardous Materials Subcommittee provides a training forum for inspectors from different programs and geographic areas. This past year this Subcommittee has provided training in the following areas:

Inspection Report Writing:	Presented by the State Department of Toxics Substances Control
Enforcement:	Legal aspects of digital photography, presented by the District Attorneys Office
	Citation process, presented by the District Attorneys Office
Industry Specific Training:	Auto Body Refinishing
	Mobile Spray Operations
	LP Gas Systems
	UST Monitoring systems
	UST Installation Requirements and Issues (Plan Checking)
Inspector Roundtable:	Variety of issues related to use, storage, and disposal of hazardous materials

In addition, the HMS's attended an annual week-long training conference on a variety of related programs. The Unified Program Training Conference serves several vital purposes, all of which promote regulatory compliance, assist regulated communities, and enhance the professionalism of the regulators and businesses. The conference offers a four-day training program with over 60 technical sessions presented by 150 experts, providing the latest information polices, programs, and practices affecting the local hazardous materials programs. Training is provided in different tracks ranging from enforcement to technical programs (underground tank, hazardous material business plan, Cal ARP, universal waste, hazardous waste, etc.).

Staff also participated in roundtable discussions where state, federal and local regulators scrutinize current practices and propose improvement on how the laws and regulations can be implemented. Because of the wide range of program responsibilities, HMS staff receives a significant amount of training in areas that overlap with programs like the Clean Water Program.

Memorandum

August 2, 2005

To: Stormwater/Urban Runoff P2 Staff

From: Rob D'Arcy, Hazardous Materials Program Manager

Re: FY 05 HHW Program Update

Participation
The HHW Program served 24,927 residents from July 1, 2004 through June 30, 2005, representing a 6% increase in participation from the previous year. In addition, over 2 million pounds of hazardous waste was managed safely and legally. There were 64 collection events for residents at three permanent facilities and six temporary events strategically located throughout the County. In addition, the Program served almost 400 small businesses.

Paint
Latex paint accounted for 652,000 pounds and other paint related materials (including oil paint) accounted for approximately 384,000 pounds. Together, paint represents 50% of the hazardous waste collected.

Pesticides
Although the grant award to conduct public education about Dursban and diazinon has ended, we continued to manage 4200 pounds of these two pesticides. Over 213,000 pounds of poisons were managed.

Batteries
The HHW Program recycled almost 25,000 pounds of household batteries

UNIVERSAL WASTE
MERCURY GRANT OVERVIEW

The County of Santa Clara Department of Environmental Health Household Hazardous Waste Program provides residents with opportunities to recycle mercury-containing products (fluorescent lights, batteries, thermostats and thermometers) at retail locations, community centers and special outreach events. These products contain varying amounts of mercury, a heavy metal, which is a U.S. Environmental Protection Agency waste minimization priority chemical. A community-based collection system is convenient, cost-effective and combined with an aggressive educational outreach program, will increase awareness and participation. Outreach includes the use of consistent educational messages through the media and the development and distribution of brochures, flyers and posters as well as literature and event attendance. The **Mercury Education Project** is funded by a grant from the California Integrated Waste Management Board.

Mercury containing products collected in FY 2004/2005

Recycling partners were established at retail and community drop-off locations. These partners agreed to allow customers to drop-off Universal Waste, such as batteries and fluorescent lamps. To date 15 retail stores serve as fluorescent lamp drop-offs and 12 community centers serve as battery drop-offs. The HHW Program picks up th waste and recycled it for them. In addition, the HHW Program has established five drop-off locations for mercury-containing thermostats. Thermostats are dropped off for recycling by heating, air conditioning and ventilation contractors at five electrical wholesalers

Elemental Mercury- 155 pounds (Includes thermostats, thermometers and other products)
Fluorescent Lights – 166,000 feet 41,597 pounds
450 mercury-containing thermometers

Public Outreach
10 Thermometer Exchanges – residents exchange their mercury-containing thermometers for a free digital thermometer.

HHW participated in 34 community events.

Hazardous Waste Recycling & Disposal FOR SANTA CLARA COUNTY

Battery and Bulb Recycling (County Operated Facilities)(Fleet and Facilities & Office of Safety and Environmental Compliance)

During FY 05, the County Office of Safety and Environmental Compliance (OSEC) collected and sent for recycling a total of 3348 pounds of alkaline and rechargeable batteries.

During FY 05, the County Office of Safety and Environmental Compliance (OSEC) collected and sent for recycling a total of 1318 Universal Waste bulbs that were individual pieces (not fluorescent tubes), and 41,162 linear feet of fluorescent light tubes.

COUNTY OF SANTA CLARA
Category A Inspections -- Significant Industrial Facilities
FY 05

Facility Name	**Inspection Date DEH--HMCD** (All)	**Inspection Date Clean Water Prgm. Coord.** (Quarries Only)	**FY 05 Comments**
West Coast Aggregates- Lexington Quarry	4/26/05	6/29/05	
Hanson Quarry and Cement	12/14/04, 1/11/05	-	
United Technology - Pratt and Whitney	10 inspections Ongoing closure activities at the site	N/A	Various RWQCB Orders for site closure - perchlorate
Raisch – Serpa Quarry	6/14/05	6/29/05	Not presently operating 6/05
Reid-Hillview Airport	4/28/05	N/A	
Stevens Creek Quarry	2/28/05	6/30/05	
Raisch – Azevedo Quarry	8/26/04	6/29/05	Non-NOI Filer, on-site percolation lake
Desilva Gates – Curtner Quarry	1/13/05	6/29/05	Not presently operating 6/05
Palo Alto Airport	4/28/05	N/A	(Leased to City of Palo Alto)
Elmwood Correctional Facility	5/31/05	N/A	(Medium security jail)
Valley Medical Center	7/21/05	N/A	(County Hospital)
Stanford University	Ongoing – HMCD conducted over 40 inspections of different buildings, projects and closure activities	N/A	Palo Alto POTW conducts inspections per informal agreement; also County DEH conducts inspections of food facilities, food facil. construction, complaints and hazardous materials managment. (please refer to Stanford Att. N. of this report for Palo Alto submitted information.

COUNTY OF SANTA CLARA CLEAN WATER PROGRAM

P.S. Id.	*Activity*	*FY 05 Tasks*	*Comments*	*Status*	*Responsible Party*
Industrial/Commercial Discharger Control Programs					
IND PS-3	Check for new industrial businesses.	Automatic, as part of regulatory permit process.	(1) Unincorporated area has few industrial facilities. (2) New facilities apply for County Hazmat Storage Permits, and Hazmat Generator Permits. In that way they are automatically included in the inspection inventory. (3) CWP Coord. has generated NOI list from SWRCB data	Ongoing	DEH
IND PS-3	Commercial Inspections	Inspect 1/3 automotive and service stations in FY 04/05 • Inspect all facilities determined to be potentially significant contributors to stormwater pollution annually ("Category A"). • Inspect one-third of all non-significant facilities annually. • Review the lists of significant and non-significant facilities, and revise as necessary • Inspect (non-NOI filers) with SICs 5015 (auto dismantlers); 5093 (other recycling industries); 3200 (trucking facilities that repair, wash, or maintain vehicles), and state the frequency of these inspections in the Annual Report (1/3 annually). • Inspect (1/3) of all vehicle service	(URMP Goal)	Ongoing Program	DEH

COUNTY OF SANTA CLARA CLEAN WATER PROGRAM

P.S. Id.	*Activity*	*FY 05 Tasks*	*Comments*	*Status*	*Responsible Party*
		facilities annually (URMP-1997) • Inspect one-third or more of all food service facilities annually. • Inspect all facilities promptly for which a complaint is received. • Evaluate the effectiveness of the County's storm water inspection efforts and of its enforcement actions in correcting any problems found (see below).			
IND PS-4	Staff training	Document annual training for Hazmat and Food Facilities Inspectors	Routine	Ongoing	DEH
IND PS-4	Enhanced reporting requirements	Continue to track all non-compliance, follow-up enforcement actions and final resolutions resulting from inspections. Submit data to the Program quarterly.	Routine	Ongoing	DEH
IND PS-4	Effectiveness Evaluation	Review and evaluate the effectiveness of County efforts.	Routine	Ongoing annually 7/30	DEH

IND Inspection Summary Report

Santa Clara (County)

IND Facility Category	Number of Inspections
Automotive	4
Concrete/Stone/Clay Products	3
Corporation Yards	10
Machine Shops	1
Other	60
Recycling yards	1
Total:	**79**

IND Enforcement Action	Number of Inspections
No Action	72
Level 1	7
Total:	**79**

IND Inspection Summary Report

CoPermittee	Category	# Inspections	No Action	Level 1	Level 2	Level 3
Santa Clara (County)						
	Automotive	4	4			
	Concrete/Stone/Clay Products	3	2	1		
	Corporation Yards	10	9	1		
	Machine Shops	1	1			
	Other	60	55	5		
	Recycling yards	1	1			
	Total:	**79**	**72**	**7**	**0**	**0**

COUNTY OF SANTA CLARA
DEH Food Facil. Inspections FY 05

FACILITY_NAME	ADDRESS	AREA	DATE	TYPE	TYPE INSPECT.	COMPLIANCE
ST-STERN HALL	ESCONDIDO RD	STANFORD	7/28/04	RSTRT,	ROUTINE	NO VIOLATIONS
ST-STADIUM PRESSBOX	STANFORD FOOTBALL STADI	STANFORD	9/4/04	RSTRT,	ROUTINE	NO VIOLATIONS
ST-WILBUR HALL	ESCONDIDO RD	STANFORD	10/22/04	RSTRT,	ROUTINE	NO VIOLATIONS
STANFORD CATERING @ BRANNEI	655 ESCONDIDO RD	STANFORD	10/22/04	RSTRT,	ROUTINE	NO VIOLATIONS
ST-EL CUADRO EATING CLUB	43 ARGUELLO ST	STANFORD	10/22/04	RSTRT,	ROUTINE	NO VIOLATIONS
ST-BEEFEATERS DINING SOCIETY	591 LOS ARBOLES AV	STANFORD	11/12/04	RSTRT,	ROUTINE	NO VIOLATIONS
ST-680 LOMITA	680 LOMITA DR	STANFORD	11/12/04	RSTRT,	ROUTINE	NO VIOLATIONS
ST-THETA DELTA CHI	675 LOMITA DR	STANFORD	11/12/04	RSTRT,	ROUTINE	NO VIOLATIONS
ST-KAPPA SIGMA FRATERNITY	1035 CAMPUS DR	STANFORD	11/12/04	RSTRT,	ROUTINE	NO VIOLATIONS
ST-SIGMA ALPHA EPSILON FRATEF	1047 CAMPUS DR	STANFORD	11/12/04	RSTRT,	ROUTINE	NO VIOLATIONS
ST-BOLLARD SOCIETY EATING CLU	591 LOS ARBOLES AV	STANFORD	11/12/04	RSTRT,	ROUTINE	NO VIOLATIONS
ST-AVANTI EATING CLUB	591 LOS ARBOLES AV	STANFORD	11/12/04	RSTRT,	ROUTINE	NO VIOLATIONS
ST-MIDDLE EARTH EATING CLUB	591 LOS ARBOLES AV	STANFORD	11/12/04	RSTRT,	ROUTINE	NO VIOLATIONS
CAMP COSTANOAN	13851 STEVENS CANYON RD	UNINC	11/17/04	RSTRT,	ROUTINE	NO VIOLATIONS
SPRING VALLEY GOLF COURSE	3441 E CALAVERAS BL	UNINC	11/30/04	RSTRT,	ROUTINE	NO VIOLATIONS
ST-MANZANITA	ESCONDIDO RD	STANFORD	1/11/05	RSTRT,	ROUTINE	NO VIOLATIONS
ST-UNIVERSITY HOSPITAL GIFT SH	300 PASTEUR DR	STANFORD	1/11/05	RSTRT,	ROUTINE	NO VIOLATIONS
ST-TRESIDDER EXPRESS	429 LAGUNITA DR	STANFORD	1/11/05	RSTRT,	ROUTINE	NO VIOLATIONS
ST-LAKESIDE LAGUNITA	326 SANTA TERESA	STANFORD	1/11/05	RSTRT,	ROUTINE	NO VIOLATIONS
ST-SCHWAB RESIDENTIAL CENTEF	680 SERRA ST	STANFORD	2/1/05	RSTRT,	ROUTINE	NO VIOLATIONS
ST-CHRISTINE RICKER	238 SANTA TERESA ST & CAI	STANFORD	2/1/05	RSTRT,	ROUTINE	NO VIOLATIONS
SANTA TERESA GOLF CLUB	260 BERNAL RD	UNINC	2/8/05	RSTRT,	ROUTINE	NO VIOLATIONS
ST-SLAVIANSKII DOM	650 MAYFIELD AV	STANFORD	2/10/05	RSTRT,	ROUTINE	NO VIOLATIONS
ST-DURAND HOUSE	634 MAYFIELD AV	STANFORD	2/10/05	RSTRT,	ROUTINE	NO VIOLATIONS
ST-ENCHANTED BROCCOLI FORES	1115 CAMPUS DR	STANFORD	2/17/05	RSTRT,	ROUTINE	NO VIOLATIONS
ST-FLORENCE MOORE HALL	436 MAYFIELD AV	STANFORD	3/8/05	RSTRT,	ROUTINE	NO VIOLATIONS
ST-FLORENCE MOORE HALL	436 MAYFIELD AV	STANFORD	3/8/05	RSTRT,	COMPLAINT-1	NO VIOLATIONS
ST-BECHTEL INTERNATIONAL CEN	LAGUNITA & MAYFIELD	STANFORD	3/29/05	RSTRT,	ROUTINE	NO VIOLATIONS

In FY 2005 there were 10 staff vacancies. Recently, 6 positions have been filled.

ROUTINE = Routine Food Facility Inspection including Clean Water Program Component in Uninc. Area

Santa Clara Valley Urban Runoff Pollution Prevention Program

FY 05 Annual Report

Attachment D - Public Agency Activities

County of Santa Clara
Clean Water Program
DEVELOPMENT SERVICES OFFICE
DEPT. OF PLANNING AND DEVELOPMENT
70 West Hedding St., 7th Floor East Wing
San Jose, CA 95110

Santa Clara Valley Urban Runoff Pollution Prevention Program

FY 05 Annual Report

Attachment D1 - C3. Reporting Forms

County of Santa Clara
Clean Water Program
DEVELOPMENT SERVICES OFFICE
DEPT. OF PLANNING AND DEVELOPMENT
70 West Hedding St., 7th Floor East Wing
San Jose, CA 95110

County of Santa Clara, CAPITAL PROGRAMS-FAF
Reporting Form for Planning Procedures Performance Standard
and Provision C.3.n.i. Reporting Requirements

Part 1

Group 1 New Development and Significant Redevelopment Projects[1]
Reviewed and Approved During FY 05

Project Name	Project Type[2]	Site Size (ac. or s.f.)	New Impervious Surface (s.f.)[3]	Area of Land Disturbed (Ac.)[4]	Project Status	Storm Water Control Measures Included in Project
Private Projects						
N/A						
Public Projects						
(1) New Crime Lab	Group 1	65,340 sf	58,806	65,340 sf	Design; construction sched to commence late 2005	Interception and detention basins
(2) Valley Specialty Center	Significant redevelopment	4.7 ac.	152,460 sf	4.7 ac.	Construction started June 2005	Hydrodynamic separator
(3) Valley Health Center at Fair Oaks	Significant redevelopment	2.8 ac	108,000 sf	2.8 ac	Design; construction sked to commence late 2005	CDS Unit

[1] List all projects with new impervious surface area greater than 1 acre (43,560 s.f.).
[2] Describe project type, as defined in Provision C.3.c.
[3] "New" is defined as impervious surface created, added or replaced.
[4] If the site is a "significant redevelopment", list the area of land disturbance, if information is readily available.

County of Santa Clara, CAPITAL PROGRAMS-FAF

Reporting Form for Planning Procedures Performance Standard and Provision C.3.n.ii. & iii. Reporting Requirements

Part 2

Stormwater Control Measures for Group 1 Projects[5] Reviewed and Approved During FY 05

Project Name	Treatment BMPs (perm. post constr.)	Numeric Sizing Criteria Used (Sec. C3.d)	O&M Responsibility Mechanism and Responsible Party	Site Design Measures	Source Control Measures	Pesticide Reduction Measures
Private Projects						
Public Projects						
(1) Crime Lab	Storm-Ceptor filtration system/device	C3. d ii 1) Flow Basis	County FAF Dept., Director	None Special. Using Storm Water Treatment	Routine Maintenance	Condition of Design LLA
(2) Valley Spec.Ctr	Storm-Ceptor filtration system/device	C3. d ii 1) Flow Basis	County FAF Dept., Director	None Special. Using Storm Water Treatment	Routine Maintenance	Condition of Design LLA
(3) Valley Health Ctr. Fair Oaks	**Continuous Deflective Separation Unit (CDS)**	Flow Based Criteria TBD	County FAF Dept., Director	None Special. Using Storm Water Treatment	Routine Maintenance	Condition of Design LLA

[5] Beginning October 15, 2003, list all* projects with new impervious surface area greater than 43,560 s.f. (1 acre). See SCVURPP "C.3. Handbook: Guidance for Implementation of Stormwater Requirements for New and Redevelopment Projects".

*Projects that do not require stormwater treatment because they fall under the Alternative Compliance Program must be reported as per Provision C.3.g.v. (see Reporting Form Part 3).

County of Santa Clara, CAPITAL PROGRAMS-FAF
Reporting Form for Planning Procedures Performance Standard
and Provision C.3.g.v. Reporting Requirements

Part 3

Alternative Compliance/Waiver Program Projects
Reviewed and Approved During FY 05

Project Name and Location	Project Type	Final Percent Impervious Surface	Reasons for Allowing Alternative Compliance	Alternative Compliance Terms	Project Receiving Benefit (Date of Completion)
Private Projects					
N/A -- No Alternative Compliance Program					
Public Projects					
N/A -- No Alternative Compliance Program					

County of Santa Clara, DEPT. OF ROADS AND AIRPORTS
Reporting Form for Planning Procedures Performance Standard
and Provision C.3.n.i. Reporting Requirements

Part 1

Group 1 New Development and Significant Redevelopment Projects[1]
Reviewed and Approved During FY 05

Project Name	Project Type[2]	Site Size (ac. or s.f.)	New Impervious Surface (s.f.)[3]	Area of Land Disturbed (Ac.)[4]	Project Status	Storm Water Control Measures Included in Project
Private Projects						
N/A						
Public Projects						
None this fiscal year						

[1] List all projects with new impervious surface area greater than 1 acre (43,560 s.f.).
[2] Describe project type, as defined in Provision C.3.c.
[3] "New" is defined as impervious surface created, added or replaced.
[4] If the site is a "significant redevelopment", list the area of land disturbance, if information is readily available.

County of Santa Clara, DEPARTMENT OF ROADS AND AIRPORTS

Reporting Form for Planning Procedures Performance Standard and Provision C.3.n.ii. & iii. Reporting Requirements

Part 2

Stormwater Control Measures for Group 1 Projects[5] Reviewed and Approved During FY 05

Project Name	Treatment BMPs	Numeric Sizing Criteria Used	O&M Responsibility Mechanism and Responsible Party	Site Design Measures	Source Control Measures	Pesticide Reduction Measures
Private Projects						
N/A						
Public Projects						
None this fiscal year						

[5] Beginning October 15, 2003, list all* projects with new impervious surface area greater than 43,560 s.f. (1 acre). See SCVURPP "C.3. Handbook: Guidance for Implementation of Stormwater Requirements for New and Redevelopment Projects".

*Projects that do not require stormwater treatment because they fall under the Alternative Compliance Program must be reported as per Provision C.3.g.v. (see Reporting Form Part 3).

County of Santa Clara, DEPT. OF ROADS AND AIRPORTS
Reporting Form for Planning Procedures Performance Standard
and Provision C.3.g.v. Reporting Requirements

Part 3

Alternative Compliance/Waiver Program Projects
Reviewed and Approved During FY 05

Project Name and Location	Project Type	Final Percent Impervious Surface	Reasons for Allowing Alternative Compliance	Alternative Compliance Terms	Project Receiving Benefit (Date of Completion)
Private Projects					
N/A -- No Alternative Compliance Program					
Public Projects					
N/A -- No Alternative Compliance Program					

County of Santa Clara, DEPT. OF PARKS AND RECREATION
Reporting Form for Planning Procedures Performance Standard
and Provision C.3.n.i. Reporting Requirements

Part 1

Group 1 New Development and Significant Redevelopment Projects[1]
Reviewed and Approved During FY 05

Project Name	Project Type[2]	Site Size (ac. or s.f.)	New Impervious Surface (s.f.)[3]	Area of Land Disturbed (Ac.)[4]	Project Status	Storm Water Control Measures Included in Project
Private Projects						
N/A						
Public Projects						
None						

[1] List all projects with new impervious surface area greater than 1 acre (43,560 s.f.).
[2] Describe project type, as defined in Provision C.3.c.
[3] "New" is defined as impervious surface created, added or replaced.
[4] If the site is a "significant redevelopment", list the area of land disturbance, if information is readily available.

County of Santa Clara, DEPARTMENT OF PARKS AND RECREATION

Reporting Form for Planning Procedures Performance Standard and Provision C.3.n.ii. & iii. Reporting Requirements

Part 2

Stormwater Control Measures for Group 1 Projects[5] Reviewed and Approved During FY 05

Project Name	Treatment BMPs	Numeric Sizing Criteria Used	O&M Responsibility Mechanism and Responsible Party	Site Design Measures	Source Control Measures	Pesticide Reduction Measures
Private Projects						
N/A						
Public Projects						
None						

[5] Beginning October 15, 2003, list all* projects with new impervious surface area greater than 43,560 s.f. (1 acre). See SCVURPP "C.3. Handbook: Guidance for Implementation of Stormwater Requirements for New and Redevelopment Projects".

*Projects that do not require stormwater treatment because they fall under the Alternative Compliance Program must be reported as per Provision C.3.g.v. (see Reporting Form Part 3).

County of Santa Clara, DEPT. OF PARKS AND RECREATION
Reporting Form for Planning Procedures Performance Standard
and Provision C.3.g.v. Reporting Requirements

Part 3

Alternative Compliance/Waiver Program Projects
Reviewed and Approved During FY 05

Project Name and Location	Project Type	Final Percent Impervious Surface	Reasons for Allowing Alternative Compliance	Alternative Compliance Terms	Project Receiving Benefit (Date of Completion)
Private Projects					
N/A -- No Alternative Compliance Program					
Public Projects					
N/A -- No Alternative Compliance Program					

County of Santa Clara, DEPT. OF PLANNING AND DEVELOPMENT

Reporting Form for Planning Procedures Performance Standard and Provision C.3.n.i. Reporting Requirements

Part 1

Group 1 New Development and Significant Redevelopment Projects[1] Reviewed and Approved During FY 05

Project Name	Project Type[2]	Site Size (ac. or s.f.)	New Impervious Surface (s.f.)[3]	Area of Land Disturbed (Ac.)[4]	Project Status	Storm Water Control Measures Included in Project
Private Projects						
Stanford University Equestrian Center	Stables and Equestrian Center, Grp 1, Significant Redev.	8180 Acres Total; 4017 Acres in the Uninc. Area of Santa Clara County	Over 1 acre	Over 1 acre (NOI Reqd.)	Approved, under construction	Bioswale, Manure Management Plan, Minimum Landscaping
Public Projects						
N/A						

[1] List all projects with new impervious surface area greater than 1 acre (43,560 s.f.).
[2] Describe project type, as defined in Provision C.3.c.
[3] "New" is defined as impervious surface created, added or replaced.
[4] If the site is a "significant redevelopment", list the area of land disturbance, if information is readily available.

County of Santa Clara, DEPARTMENT OF PLANNING AND DEVELOPMENT

Reporting Form for Planning Procedures Performance Standard and Provision C.3.n.ii. & iii. Reporting Requirements

Part 2

Stormwater Control Measures for Group 1 Projects[5] Reviewed and Approved During FY 05

Project Name	Treatment BMPs	Numeric Sizing Criteria Used	O&M Responsibility Mechanism and Responsible Party	Site Design Measures	Source Control Measures	Pesticide Reduction Measures
Private Projects						
Stanford University Equestrian Center	Bioswale	C3.d(ii)2 Design Cert. form signed by PE	Written Agreement Stanford Univ. Facils.	Minimum pavement	Manure Management Plan	Minimum landscape, Pesticide Cert. signed by LLA.
Public Projects						
N/A						

[5] Beginning October 15, 2003, list all* projects with new impervious surface area greater than 43,560 s.f. (1 acre). See SCVURPP "C.3. Handbook: Guidance for Implementation of Stormwater Requirements for New and Redevelopment Projects".

*Projects that do not require stormwater treatment because they fall under the Alternative Compliance Program must be reported as per Provision C.3.g.v. (see Reporting Form Part 3).

County of Santa Clara, DEPT. OF PLANNING AND DEVELOPMENT
Reporting Form for Planning Procedures Performance Standard
and Provision C.3.g.v. Reporting Requirements

Part 3

Alternative Compliance/Waiver Program Projects
Reviewed and Approved During FY 05

Project Name and Location	Project Type	Final Percent Impervious Surface	Reasons for Allowing Alternative Compliance	Alternative Compliance Terms	Project Receiving Benefit (Date of Completion)
Private Projects					
N/A -- No Alternative Compliance Program					
Public Projects					
N/A -- No Alternative Compliance Program					

Proposed Permanent Storm Water Treatment BMP
Operation and Maintenance Inspection Program

1). The County Departments that install permanent BMPs for County-owned facilities are responsible for inspecting and maintaining the BMPs, as well as for record keeping. These Departments are Parks and Recreation, Roads and Airports, and Capital Programs--Fleet and Facilities.

2). For private projects, the County Department of Planning and Development will require a recordable written agreement signed by the property owner and/or developer. The agreement shall run with the land, and be recorded with the County Recorder.

3). The Agreement will specify the frequency of required inspections and the necessity of providing timely maintenance. The inspection frequency will be based on the type of BMP, with more frequent inspections for proprietary devices and less frequent inspections for landscape based BMPs.

4). Inspections shall be performed by a private Registered Civil Engineer who is registered to practice in California.

5). The County Clean Water Program will provide inspection forms and reference material from SCVURPPP.

6). It is planned that the requirements of this program will be included in an amendment to the County Ordinance Code that will be proposed to the Board of Supervisors during Fall, 2005. The purpose of the ordinance amendment will be to adopt Section C3 Group 1 and Group 2 storm water treatment requirements and the Hydrograph Modification Plan requirements.

Santa Clara Valley Urban Runoff Pollution Prevention Program

FY 05 Annual Report

Attachment D2 - Public Streets, Roads, and Highways O & M

County of Santa Clara
Clean Water Program
DEVELOPMENT SERVICES OFFICE
DEPT. OF PLANNING AND DEVELOPMENT
70 West Hedding St., 7th Floor East Wing
San Jose, CA 95110

COUNTY OF SANTA CLARA
Department of Roads and Airports

Self-Evaluation Document for the FY 05 NPS Program Annual Report

The County Department of Roads and Airports participates in the Clean Water Program in a number of ways:

1) The department follows Maintenance Yard and field work BMPs, and has adopted SOPs.

2) Storm Water Pollution Prevention Plans (SWPPPs) have been written and are referenced in the departmental maintenance yards. (The East and West Yards are within the Phase I NPDES Permit zone.)

3) The department is using NPDES Permit C3. requirements to design storm water treatment for C3.-eligible new and replacement impervious areas, such expressway widening within the NPDES Phase I Permit area.

4). The department is utilizing additional water quality questions in CEQA review, as required by the NPDES Permit.

5) The department is working with the County IPM Coordinator to reduce and eliminate pesticides where practicable, including in new landscaping and roadside vegetation management. No pesticides or herbicides are applied without the prescription of a Licensed Pest Control Operator. None are purchased without approval of the County IPM Program Coordinator.

6) NOIs and SWPPPs are prepared and filed when the disturbed area of a proposed project will be 1 acre or more.

7) The department is planning for 10/20/05 and thereafter, when the C3. Group 2A requirements are reduced to 10,000 square feet of new or replacement impervious area. Projects vary, but each project is carefully evaluated as to whether or not C3 requirements apply. FY05 projects have not involved adding significant amounts of new impermeable surfaces.

8) The department is observing the Rural Public Works Performance Standards and with the assistance of the NPS Coordinator did develop specific SOPs.

9) Litter and trash are removed from public rights of way to a permitted sanitary landfill. Observed illegal dumping problems when not in the public right of way are referred to the DEH.

10) Departmental data certification is now provided for the NPS Annual Report.

11) Street sweeping and storm drain maintenance records have been maintained for many years. These records are now made available annually in the form of a spread sheet.

12) The department provides water quality related training for its employees.

13) The department coordinates between design, construction, and maintenance to ensure Section C3 mitigations are properly monitored and maintained. The first C3 mitigation improvements are still under construction, and are expected to pass from the contractor to department maintenance in FY06.

Summary and Evaluation:

The Department of Roads and Airports believes that its staff members and their actions are effective in preventing storm water pollution in both the maintenance yard and construction site environments.

Managers, engineers, and maintenance staff have an increasing awareness of the need to prevent storm water pollution, the BMPs necessary to support that goal, and also of the C3 requirements for storm water treatment for certain impervious areas.

The department is pleased to work cooperatively toward these goals with the County Clean Water Program Coordinator and the County IPM Coordinator. It is understood that continuous improvement in these areas is expected, to the maximum extent practicable.

The department has benefited from a variety of training resources, but especially appreciates the SCVURPPP-sponsored workshops.

In FY06, the department looks forward to implementing monitoring and maintenance of C3 mitigations that will be installed as a part of the Montague Expressway project.

DEPARTMENT OF ROADS AND AIRPORTS
Street Sweeping and Storm Drain Cleaning FY 05

Expressway Curb Miles	*West*	*East*	*South*	*Total*
Almaden Express		1723		1723
Capitol Expressway		1897		1897
Central Express	1302			1302
Foothill Express	1108			1108
Lawrence Express	1563			1563
Montague Express	196	963		1159
Oregon-Page Mill	847			847
San Tomas Express	1498			1498
Santa Teresa			40	40
	6514	**4583**	**40**	**11137**

Residential Curb Miles ***554***

FY05

Summary of Sweeping Activities

Sweeping - Expressway/ Curb Miles	Jul.	Aug	Sept	Oct	Nov	Dec	Jan	Feb	Mar	Apr	May	Jun	Total
East	230	254	302	435	527	407	607	141	419	389	419	453	4583
West	96	133	521	788	551	549	591	789	762	796	595	343	6514
Totals	326	387	823	1223	1078	956	1198	930	1181	1185	1014	796	11097

Sweeping - Arterials/Miles	Jul.	Aug	Sept	Oct	Nov	Dec	Jan	Feb	Mar	Apr	May	Jun	Total
East	0	0	0	0	0	4	0	0	11	0	0	0	15
West	0	0	0	0	0	0	0	0	0	0	0	0	0
South	3	0	30	0	22	26	0	28	32	20	0	0	161
Totals	3	0	30	9	22	35	0	28	43	20	0	0	190

Sweeping - Residential/Miles	Jul.	Aug	Sept	Oct	Nov	Dec	Jan	Feb	Mar	Apr	May	Jun	Total
East	47	72	63	60	0	0	34	7	25	43	55	38	444
West	0	12	12	0	0	0	36	0	0	0	0	0	60
South	0	10	5	0	0	0	0	35	0	0	0	0	50
Totals	47	94	80	60	0	0	70	42	25	43	55	38	554

Sweeping - Mountain/Commercial/Miles	Jul.	Aug	Sept	Oct	Nov	Dec	Jan	Feb	Mar	Apr	May	Jun	Total
East	2	0	14	112	10	0	0	5	11	27	37	3	221
West	0	0	0			0	5	0	0	0	0	0	5
Totals	2	0	14	12	10	0	5	5	11	27	37	3	126
Sweeper Loads - yd^3	**Jul.**	**Aug**	**Sept**	**Oct**	**Nov**	**Dec**	**Jan**	**Feb**	**Mar**	**Apr**	**May**	**Jun**	**Total**
East	68	70	101	137	162	119	173	41	466	124	138	133	1732
West	85	121	117	112	59	90	165	213	205	215	160	92	1634
South	1	0	0	0	5	1	0	17	8	5	0	0	37
Totals	154	191	218	249	226	210	338	271	679	344	298	225	3403

Summary of Other Non-Point Source Activities

Catchbasin & Culvert Cleaning-ea	Jul.	Aug	Sept	Oct	Nov	Dec	Jan	Feb	Mar	Apr	May	Jun	Total
East - Expressway	0	0	0	78	48	210	4	0	0	0	0	0	340
West - Expressway	0	0	0	0	0	244	36	0	0	0	0	0	280
East - Arterials	0	0	0	0	0	0	0	0	0	0	0	0	0
West - Arterials	0	0	0	0	0	0	0	0	0	0	0	0	0
South - Arterials	0	0	0	0	45	102	14	118	39	0	0	0	318
East - Residential	0	0	40	162	47	23	73	12	0	0	0	0	357
West - Residential	0	0	0	3	165	88	67	21	174	0	0	0	518
South - Residential	0	0	3	15	29	63	51	24	0	8	0	0	193
East - Rural/Mountain	0	0	0	46	0	0	19	0	0	0	0	0	65
West - Rural/Mountain	0	0	0	96	42	77	54	2112	183	0	0	0	2564
South - Rural/Mountain	0	0	0	41	94	119	38	149	16	0	0		457
East - Commercial	0	0	0	0	0	0	0	0	0	0	0	0	0
West - Commercial	0	0	0	0	0	0	0	0	0	0	0	0	0
South - Commercial	0	0	0	0	0	0	0	0	0	0	0	0	0

DEPARTMENT OF ROADS AND AIRPORTS
Street Sweeping and Storm Drain Cleaning FY 05

Loads Collected - yd^3	Jul.	Aug	Sept	Oct	Nov	Dec	Jan	Feb	Mar	Apr	May	June	Total
East	0	0	1	10	3.5	8	4	0.5	0	0	0	0	27
West	0	0	0	1.5	3	2.5	2.5	30	6	0	0	0	45.5
South	0	0	0.5	1	3	5	1.5	5	1	0	0	0	17

Stormline/ Ditch Cleaning - feet	Jul	Aug	Sept	Oct	Nov	Dec	Jan	Feb	Mar	Apr	May	Jun	Total
East - Arterials	0	0	0	0	0	0	0	0	0	0	0	0	0
West - Arterials	0	0	0	0	0	0	0	0	0	0	0	0	0
South - Arterials	0	0	0	0	5224	6796	6468	7400	9900	5575	0	0	41363
East - Expressway	0	0	0	0	0	0	0	0	0	0	0	0	0
West - Expressway	0	0	0	0	0	0	0	0	0	0	0	300	300
South - Expressway	0	0	0	0	0	0	0	0	0	0	0	0	0
East - Residential	0	0	0	0	0	0	0	0	0	0	0	0	0
West - Residential	0	0	0	0	0	0	0	0	0	0	0	0	0
South - Residential	0	0	0	0	0	0	0	0	0	0	0	0	0
East - Commercial	0	0	0	0	0	0	0	0	0	0	0	0	0
South - Commercial	0	0	0	0	0	0	0	0	0	0	0	0	0
West - Commercial	0	0	0	0	0	0	0	0	0	0	0	0	0
East - Rural/Mountain	0	0	0	0	0	0	510	140	0	0	0	0	650
West - Rural/Mountain	0	0	0	0	0	3564	2856	47190	31246	33254	0	0	118110
South - Rural/Mountain	0	0	0	0	0	2086	3590	5400	9446	5645	2112	0	28279

Loads Collected - yd^3	Jul.	Aug	Sept	Oct	Nov	Dec	Jan	Feb	Mar	Apr	May	Jun	Total
East	0	0	0	0	0	0	4	1	0	0	0	0	5
West	0	0	0	0	0	41	60	318	264	295	0	0	978
South	0	0	0	0	51	172	27	34	47	175	0	0	506
													0
South - Culverts	0	0	0	0	0	0	0	0	0	0	0	0	0
South - Ditches	0	0	0	0	0	0	0	0	0	0	0	0	0

Santa Clara Valley Urban Runoff Pollution Prevention Program

Summary of Co-permittee Street Sweeping Activities - FY 2004-2005

Municipality	Miles of Paved Streets	Total Miles Swept	Volume of Material Collected	Removal Rate Vol./ Mile	Leaf Litter Collected[19]
City of Cupertino[1,2]	308	8,479	2,716 yd^3	0.32 yd^3/miles	
City of Los Altos	215	7,682	1,772 yd^3	0.23 yd^3/miles	1,110 yd^3
City of Los Altos Hills[2,3,4]	3	36			
City of Milpitas[5,6]	126	13,775	3,019 yd^3	0.22 yd^3/miles	
City of Mountain View	340	9,783	4,922 yd^3	0.50 yd^3/miles	721 yd^3
City of Palo Alto	419	21,718	12,774 yd^3	0.59 yd^3/miles	2,205[7] tons 9,667[8] tons
City of San Jose[9,10,11,17]	5,306	61,214	26,181 yd^3	0.43 yd^3/miles	145,712 tons
City of Santa Clara[12]	247	27,202	6,888 yd^3	0.25 yd^3/miles	2,183 yd^3
City of Sunnyvale[13]	734	14,768	7,842 yd^3	0.53 yd^3/miles	3,942 yd^3
West Valley Communities					
City of Campbell[1,14]	149	7,073	2,321 yd^3	0.33 yd^3/miles	6,782 tons
Town of Los Gatos[1,14]	110	10,333	2,690 yd^3	0.26 yd^3/miles	7,735 tons
City of Monte Sereno[1,14]	28	217	65 yd^3	0.30 yd^3/miles	1,020 tons
City of Saratoga	275	3,495	705 yd^3	0.20 yd^3/miles	10,939[14] tons 24[15] yd^3
County of Santa Clara[2]	232	16,171	3,403 yd^3	0.21 yd^3/miles	
Santa Clara Valley Water District[16]					
TOTALS[18]	**8,492 miles**	**201,910 miles**	**75,298 yd^3**		**184,060 tons** **7,980 yd^3**
TOTAL MILES		**201,946 miles**			
AVERAGE[18]		**15,532 miles**	**5,792 yd^3**	**0.37 yd^3/miles**	

Notes:
1. Leaf litter included in material removed.
2. No leaf removal program other than routine street sweeping.
3. The selected streets were swept on a monthly basis. The trash swept from the streets were tree leaves and branches.
4. Los Altos Hills does not quantify street sweeping data.
5. Street sweeping totals for November 2004 are not included.
6. The volume of material collected does not include leaves. Leaf removal program is effective in November and December 2004. The City of Milpitas does not keep track of the volume of leaves removed since leaf bags are picked up by solid waste garbage trucks.
7. This figure is a combined figure that includes the weight of the material tabulated above PLUS the leaves collected by our autumn leaf pushing and pickup program. Since all of the material (both street sweeping and debris and leaves gathered by leaf pusher trucks) is combined and hauled to the landfill in garbage compactor trucks, there is no way to provide a separate figure for leaf removal.
8. This figure is the total weight of the material collected by the City of Palo Alto Yard Trimmings Pickup Program. Material collected includes leaves, grass clippings, tree trimmings, etc. The City of Palo Alto does not have the ability to separate out the weight or volume of leaves alone.
9. Starting July 1, 2004, the City of San Jose started reporting the yard trimmings collected by the City's Yard Trimmings Program. Leaf litter is co-mingled within yard trimmings. As a result, the Yard Trimmings Program is keeping a large amount of leaves out of the storm drain system.
10. The percentage of leaves within yard trimmings during quarters 1,3 and 4 ranges from 15 to 20 percent. However, the percentage of leaves within yard trimmings during quarter 2 (heavy leaf drop period) is estimated at 65 percent.
11. Approximately seven days of street sweeping were cancelled due to rain.
12. Leaf litter is removed by leaf vacuum crews. A total of 1,373 curb miles were completed during FY 04-05.
13. Street sweeping frequency is increased during heavy leaf drop season. The frequency is returned to a reduced schedule during other seasons.
14. Residents and businesses are provided large yard waste receptacles for leaves and other yard waste. This figure is the total weight of yard waste collected within each city during FY 04-05. The weight or volume of leaves is included in the total weight.
15. Volume of leaves collected from an extra leaf drop cleanup conducted in December 2004. Leaf litter was collected without a street sweeper.
16. Does not conduct street sweeping.
17. The City of San Jose collects and reports the amount of material removed in tons rather than cubic yards. During FY 04-05, the City removed 9,818 tons of material. To determine the total volume of material removed in cubic yards, it is necessary to convert tons to cubic yards. It is estimated that the average density of street sweeping material is 750 pounds per cubic yard (0.375 tons per cubic yard) assuming equal volume of materials are collected during dry and wet weather (Source: Woodward Clyde Consultants, August 1993,*Street Sweeping Status and Recommendation (Draft Report).* Prepared for Santa Clara Valley Nonpoint Source Control Program). Therefore, a value of 26,181 cubic yards is calculated when 9,818 tons is converted over to cubic yards.
18. Total and average does not include 36 miles swept by the Town of Los Altos Hills.
19. Includes total weight of yard trimmings collected by individual Co-permittees. Leaf litter is co-mingled with yard trimmings. Co-permittees do not have the ability to separate the weight or volume of leaves from this waste stream.

Santa Clara Valley Urban Runoff Pollution Prevention Program
FY 05 ANNUAL REPORT: Public Streets, Roads, and Highways Operation and Maintenance; Storm Drain Operation and Maintenance; Maintenance Yards

COUNTY OF SANTA CLARA CLEAN WATER PROGRAM

P.S. Id.	*Activity*	*FY 05 Tasks*	*Comments*	*Status*	*Responsible Party*
Public Streets, Roads, and Highways Operation and Maintenance and Rural Public Works PS					
PSR H PS-3	Staff training	Arrange annual training for Roads and Airports Staff and Maint. Yard Supervisors.	Routine	Ongoing	Roads and Airports Dept., CWP Prgm. Coord.
PSR H PS-5	Effectiveness Evaluation	Review and evaluate the effectiveness of R&A efforts.	Routine	Ongoing annually	Roads and Airports Dept.
RPW -PS	Rural PW PS	Continue using the Rural Public Works-PS	Routine	Ongoing annually	Parks, Roads and Airports
Storm Drain System Operation and Maintenance					
SD PS-1	Storm Drain Maintenance	All tasks are routine and on-going (URMP)	Routine	Ongoing	Roads and Airports Dept.
SD-4	Annual training	Arrange for annual training for staff responsible for the maintenance of the storm drain system.	Routine	Ongoing	Roads and Airports Dept., CWP Prgm. Coord., Roads Sr. Env. Compliance Spec.
SD PS-5	Effectiveness Evaluation	Review and evaluate the effectiveness of R&A efforts.	Routine	Ongoing annually	Roads and Airports Dept.

Santa Clara Valley Urban Runoff Pollution Prevention Program

FY 05 ANNUAL REPORT: Public Streets, Roads, and Highways Operation and Maintenance; Storm Drain Operation and Maintenance; Maintenance Yards

COUNTY OF SANTA CLARA CLEAN WATER PROGRAM

P.S. Id.	*Activity*	*FY 05 Tasks*	*Comments*	*Status*	*Responsible Party*
Maintenance Yards					
PSR H PS-3	Staff training	Arrange annual training for R&A maintenance yard staff and supervisors.	Routine	Ongoing	Roads and Airports Dept., CWP Prgm. Coord., Roads Sr. Env. Compliance Spec.
PSR H PS-5	Effectiveness Evaluation	Review and evaluate the effectiveness of R&A efforts.	Routine	Ongoing annually	Roads and Airports Dept.

Santa Clara Valley Urban Runoff Pollution Prevention Program

FY 05 ANNUAL REPORT: Public Streets, Roads, and Highways Operation and Maintenance; Storm Drain Operation and Maintenance; Maintenance Yards

COUNTY OF SANTA CLARA CLEAN WATER PROGRAM

Santa Clara Valley Urban Runoff Pollution Prevention Program

FY 05 Annual Report

Attachment D3 - Rural Public Works O & M

Note: A Sr. Civil Engineer from the Department of Roads and Airports and a Sr. Project Manager from the Department of Parks and Recreation both actively participated in the committee that wrote the jointly authored SCVURPPP/RWQCB Rural Public Works Performance Standard.

The two involved departments, Roads and Parks, have since adopted and incorporated the Performance Standard into their maintenance routines.

The Standard Operating Procedures (SOPs) for this performance standard have been written by both of the involved departments. No difficulties have been reported by the involved departments in implementing the standards.

County of Santa Clara
Clean Water Program
DEVELOPMENT SERVICES OFFICE
DEPT. OF PLANNING AND DEVELOPMENT
70 West Hedding St., 7th Floor East Wing
San Jose, CA 95110

Santa Clara Valley Urban Runoff Pollution Prevention Program

FY 05 Annual Report

Attachment D4 - Storm Drain O & M

Note: Please refer to Section D2. The Department of Roads and Airports is responsible for this activity, and this report is included with the Public Streets Roads and Highways street sweeping data.

County of Santa Clara
Clean Water Program
DEVELOPMENT SERVICES OFFICE
DEPT. OF PLANNING AND DEVELOPMENT
70 West Hedding St., 7th Floor East Wing
San Jose, CA 95110

Santa Clara Valley Urban Runoff Pollution Prevention Program

FY 05 Annual Report

Attachment D5 - Water Utility O & M

Note: This section is not applicable, since the County does not maintain any water utility systems.

County of Santa Clara
Clean Water Program
DEVELOPMENT SERVICES OFFICE
DEPT. OF PLANNING AND DEVELOPMENT
70 West Hedding St., 7th Floor East Wing
San Jose, CA 95110

Santa Clara Valley Urban Runoff Pollution Prevention Program

FY 05 Annual Report

Attachment D6 - Department of Parks and Recreation

County of Santa Clara
Clean Water Program
DEVELOPMENT SERVICES OFFICE
DEPT. OF PLANNING AND DEVELOPMENT
70 West Hedding St., 7th Floor East Wing
San Jose, CA 95110

County of Santa Clara

Parks and Recreation Department

298 Garden Hill Drive
Los Gatos, California 95032-7669
(408) 355-2200 FAX 355-2290
Reservations (408) 355-2201
www.parkhere.org

August 12, 2005

Subject: County Nonpoint Source Pollution Control Annual Report FY04
Parks and Recreation Department Self Evaluation

The County of Santa Clara Parks and Recreation Department (Department) is pleased to offer this brief summary of our process toward the goal of storm water pollution prevention as it has been implemented thus far into our operations.

In addition to extensive staff training detailed in a separate training summary, the Department has initiated and reinforced several program elements to assure that potential sources of storm water pollution are reduced to the maximum extent possible.

Daily Maintenance Operations

All large-scale maintenance activities involving heavy equipment, parts cleaning and repairs have been consolidated to our Central Yard facility. There, most major activities take place indoors and every effort is made to eliminate any discharges to the environment that could reach or affect storm water. The equipment wash pad utilizes covered zero discharge wastewater recycling technology. Filters are changed regularly and oil is skimmed and collected for recycling.

The parts washer was recently upgraded to a closed loop, hot water and detergent based system, and solvents were eliminated from the parts cleaning process on a department wide basis. Based on the results of a recent storm water inspection, a new large capacity spill cleanup station was added adjacent to the fuel dispensing inlands, new filter fabric was installed on the storm drain that serves the central parking lot area of the facility, and the storage of materials outdoors, always limited, has been further decreased with some additional clean up. The result of this latter effort has allowed more covered area for material storage. The most recent improvements includes, but not limited to, re-painting "Flow to Bay" signs on all storm water drains, installation of 10' rock strip for oil collection before reaching parking lot and budgeting for a cover of the gas pumps.

The Rural Public Works Performance Standards have been shared and embraced by the Department's field staff, who now bring storm water pollution prevention strategies to assigned tasks as one of the "tools of the trade" necessary for being a Parks professional.

Project Planning and Construction:"

Careful consideration is given to all environmental impacts that could be created or impacted by project related activities. As stewards of the land, the Department is serious and proud of its roles related to resource conservation and preservation, In particular, effort are made to

minimize grading, integrate tree planting, preserve heritage trees, utilize drip irrigation systems, and assume that remediation and new trail construction conform to modern standards. Some of those trails standards include out sloping, rolling dips and using bio-technical methods for erosion control.

During project construction, the Department complies with RWQCB guidelines for soil erosion and stability, continuously monitors all construction activities, and has no current C3 qualified projects budgeted which reflects our focus on open space in project design over impervious surfacing wherever possible.

Community Involvement

Working with the San Jose Conservation Corps and our Volunteer Program, the department is involved in creek clean up activities, including garbage removal from parklands and streams, to enhance the natural experience and promote cleaner waterways. As part of our Volunteer Program, the Department has instituted an "Adopt a Trail" program, which employs the aforementioned trail management techniques. For every trail adopted under this program there is a "volunteer crew lead" assigned and head volunteer must go through a rigorous training program to learn the proper techniques for trail building and maintenance. Careful attention is given in these training programs to learning about he to protect our waterways and these volunteer crew leads impart this information to the "Adopt-a-Trail" volunteers. It's a win-win community model that helps to accomplish the objectives for protecting our water resources.

The Santa Clara County Parks and Recreation Department is an active partner in protecting streams, creeks and waterways. We are proud of the efforts we undertake on a daily basis to minimize impacts to the environment, while we protect and preserve the lands that the public entrusts us to maintain, on their behalf, for current and future enjoyment.

Should you have any additional comments or questions on this report, please feel free to contact me at (408) 355-2208 or Bill Grimes, Environmental Health & Safety Compliance Specialist, at (408) 355-2273.

Respectfully Submitted,

Mohamed Assaf, Sr. Facilities Engineer
Construction Division Manager

CC: Lisa Killough, Director, Parks and Recreation Department
Bill Grimes, Environmental Health & Safety Compliance Specialist
Jim O'Connor, Maintenance Division Manager

Santa Clara County Parks Recreation Department
Parkland Acreages as of August 15, 2005

SCCPRD = Santa Clara County Parks and Recreation Department
SCVWD = Santa Clara Valley Water District

	SCCPRD Owned	SCVWD Owned	Other	Other Name	SCCPRD Operated Total	Notes
Almaden Quicksilver	3,943.00	209.00	0.00		4,152.00	
Alviso	18.90	0.00	0.00		18.90	
Anderson	1,773.00	1,339.00	32.00	California Pioneers	3,144.00	
Calero	2,603.00	890.00	0.00		3,493.00	
Chesbro Reservoir	0.00	215.00	0.00		215.00	
Chitactac-Adams	4.30	0.00	0.00		4.30	
Coyote Creek South	1,613.00	81.00	0.00		1,694.00	
Coyote Hellyer	325.00	29.00	0.00		354.00	
Coyote Lake - Bear Ranch	3,663.00	932.00	0.00		4,595.00	
Ed R. Levin	1,541.00	0.00	0.00		1,541.00	
Field Sports Park	93.00	0.00	0.00		93.00	
Joseph D. Grant	9,560.00	0.00	0.00		9,560.00	
Lexington	161.00	753.00	0.00		914.00	
Little Arthur Creek	17.00	0.00	0.00		17.00	Not an active park
Los Gatos Creek	11.00	104.00	0.00		115.00	
Llagas Creek (Silveira Park)	53.00	0.00	0.00			Operated by City of Morgan Hill
Moody Gulch	160.00	0.00	0.00		160.00	Not an active park
Martial Cottle	153.00	0.00	131.00	State Parks	284.00	Joint Mgmt. Agreement with State Parks
Motorcycle	442.00	0.00	0.00		442.00	
Mt. Madonna	3,705.00	0.00	0.00		3,705.00	
New Avenue	9.00	0.00	0.00		9.00	
Penitencia Creek	78.00	34.00	25.00	City of San Jose	78.00	Joint Mgmt. Agreement between Parties
Rancho San Antonio	289.00	0.00	164.00	Leased to MROSD	125.00	
Sanborn	3,449.00	0.00	0.00		3,449.00	
Santa Teresa	1,568.00	9.00	69.00	IBM/PG & E	1,646.00	
Stevens Creek	918.00	159.00	0.00		1,077.00	
Stuart Ridge (Camp Stuart)	263.00	0.00	0.00		263.00	Not an active park
Sunnyvale Baylands	219.00	0.00	5.00	City of Sunnyvale	42.00	182 Ac. Leased by Sunnyvale
Upper Stevens Creek	1,276.00	0.00	0.00		1,276.00	
Uvas Canyon	1,133.00	0.00	0.00		1,133.00	
Uvas Carnadero	95.00	0.00	0.00			Leased to Gilroy
Uvas Reservoir	0.00	626.00	0.00		626.00	
Vasona	60.00	70.00	20.00	Town of Los Gatos	150.00	
Villa Montalvo	0.00	0.00	173.00	Montalvo Assoc.	173.00	Trail Operation leased to SCCPRD
Totals	39,196.20	5,450.00	619.00		44,548.20	

Santa Clara Valley Urban Runoff Pollution Prevention Program

FY 05 Annual Report

Attachment D7 - Capital Programs, Fleet and Facilities

County of Santa Clara
Clean Water Program
DEVELOPMENT SERVICES OFFICE
DEPT. OF PLANNING AND DEVELOPMENT
70 West Hedding St., 7th Floor East Wing
San Jose, CA 95110

County of Santa Clara

Facilities and Fleet Department
Capital Programs Division

2310 North First Street, 2nd Floor, Suite 200
San Jose, California 95131-1011
Tele (408) 993-4600 FAX (408) 993-4695

August 10, 2005

To: Steve Homan, Coordinator
Clean Water Program
Office of Development Services

From: Ken Rado
Manager, Facilities and Fleet Capital Programs Division

Subject: **NPS ANNUAL REPORT**

This report is written to meet the annual reporting requirements of the County's Phase I NPDES Storm Water Discharge Permit.

I have provided, as Attachment 1, "C.3" Reporting Requirements information. This chart is little-changed from last year, although I have updated the timeline for construction commencement for our New Crime Lab project at Hedding and Guadalupe streets, and our Valley Health Center at Fair Oaks (Sunnyvale) project. We have initiated no new projects subject to the NPDES permit.

Capital Programs Division continues to emphasize compliance with the NPDES requirements, and the need for controlling storm water contamination from construction activity. In the area of training, several of my staff attended a one-day seminar in July 2005 entitled "Current Issues in Storm Water Regulation," taught by Lorman Education Services. I have also personally provided staff training in the area of monitoring Construction Contractor compliance with our contract requirements for submission of a SWPPP.

In addition to staff training Capital Programs is now using a very comprehensive SWPPP specification for all of our construction projects. This specification is provided as Attachment 2 to this report.

My staff are being vigilant in reviewing and critiquing Contractor SWPPP plans and monitoring Contractor compliance with their plans. We are being good stewards of the environment, especially considering our major role in managing the design and construction of County facilities.

Attachment 1: C.3 report
Attachment 2: Capital Programs SWPPP specification

Board of Supervisors: Donald F. Gage, Blanca Alvarado, Pete McHugh, James T. Beall Jr., Liz Kniss
County Executive: Peter Kutras, Jr.

SECTION 01570
STORM WATER POLLUTION PREVENTION PLAN (SWPPP)

[DESIGN CONSULTANT SHOULD DETERMINE IF SWPPP WILL BE REQUIRED. IF NOT REQUIRED, DELETE SECTION 01570 IN ITS ENTIRETY]

PART 1 - GENERAL

1.01 SUMMARY

.A This Section includes:

.1 Part 1 – General

.a 1.01 – Summary

.b 1.02 – Related Documents and Sections

.c 1.03 - Definitions

.d 1.04 - SWPPP Requirements

.e 1.05 - Submittals

.2 Part 2 – Products (Not Used)

.3 Part 3 – Execution (Not Used)

.4 Part 4 – Forms (Not Used)

1.02 RELATED DOCUMENTS AND SECTIONS

.A Document 00700.3.19, “Water Pollution Control”

.B Section 01330, "Submittal Procedures."

.C Section 01450, “Contractor’s Quality Control (QC) System”

1.03 DEFINITIONS

.A **NOI** - Notice of Intent

.B **SWPPP -** Storm Water Pollution Prevention Plan

.C **NOT -** Notice of Termination

1.04 SWPPP REQUIREMENTS

.A The project will comply with the NPDES General Construction Activity Storm Water Permit administered by the Regional Water Quality Control Board.

.B Prior to construction grading for the proposed land uses, the Owner will file a “Notice of Intent” (NOI) to comply with the General Permit.

.C The Contractor must prepare and maintain and implement, for the entire construction period, a Storm Water Pollution Prevention Plan (SWPPP) which addresses measures to minimize and control construction and post-construction storm water runoff.

.D Comprehensive SWPPP requirements are provided as Appendix A at the end of this section. At a minimum, the following measures must be included in the SWPPP:

.1 Burlap bags filled with drain rock will be installed around storm drains to route sediment and other debris away from the drains.

.2 Earthmoving or other dust-producing activities will be suspended during periods of high winds.

.3 All exposed or disturbed soil surfaces will be watered at least twice daily to control dust.

.4 Stockpiles of soil or other materials that can be blown by the wind will be watered or covered.

.5 All trucks hauling soil, sand, and other loose materials will be covered and maintain at least two feet of freeboard

.6 All paved access roads, parking areas, staging areas and residential streets adjacent to the construction sites will be swept daily (with water sweepers).

.E Contractor must submit five (5) copies of the draft SWPPP to the Owner for review. The Owner must accept the SWPPP before the Contractor starts any work on site which might cause storm-water contamination.

.F The Contractor must maintain the Owner-accepted SWPPP, along with any revisions, at the Project Site, and the SWPPP must be updated to reflect current site conditions.

.G When Milestone completion of the entire Project is achieved the Contractor shall prepare necessary documentation to allow the Owner to file a Notice of Termination (NOT) for the General Permit for Construction with the Regional Water Quality Control Board and applicable Governmental Agency. The NOT will document that all elements of the SWPPP have been executed, construction materials and waste have been properly disposed of, and a post-construction storm water management plan is in place as described in the SWPPP for the site.

1.05 SUBMITTALS

.A Submit the Storm Water Pollution Prevention Plan (SWPPP) in accordance with Section 01300, "Submittal Procedures."

.B Submit four (4) copies of the Notice of Termination (NOT) documentation to the Owner

PART 2 - PRODUCTS (Not Used)

PART 3 - EXECUTION (Not Used)

PART 4 - FORMS`

//

//

//

//

//

//

//

/

Appendix A: STORM WATER POLLUTION PREVENTION PLAN

1. Objectives

   The Contractor shall develop and submit for Owner acceptance, a Storm Water Pollution Prevention Plan (SWPPP). The Contractor shall certify the SWPPP in accordance with the signatory requirements of section C, Standard Provision for Construction Activities of the Phases I and II of the National Pollution Discharge Elimination System (NPDES) requirements. The SWPPP shall be developed and amended or revised, when necessary, to meet the following objectives:

   a. Identify all pollutant sources including sources of sediment that may affect the quality of storm water discharge associated with construction activity (storm water discharges) from the construction site;

   b. Identify non-storm water discharges;

   c. Maintain Best Management Practices (BMPs) to reduce similar pollutants in storm water discharges and authorized non-storm water discharges from the construction site during construction;

   d. Identify a sampling and analysis strategy, and sampling schedule for discharges, from construction activity which discharge directly into water bodies listed on Attachment 3 of the Clean Water Act Section 303(d) [303{d)] Water Bodies listed for Sedimentation; and

   e. For all construction activity, identify a sampling and analysis strategy, and sampling schedule, for discharges that have been discovered through visual monitoring to be potentially contaminated by pollutants not visually detectable in the runoff.

2. Implementation Schedule

   a. The SWPPP shall be developed prior to the start of soil-disrupting activity in accordance with this Section and shall be implemented concurrently with commencement of soil-disturbing activities.

3. Availability

   The SWPPP shall remain on the construction site while the site is under construction during working hours, commencing with the initial construction activity and ending with termination of coverage under the General Permit.

4. Required Changes

   The Contractor shall amend the SWPPP whenever there is a change in construction or operations which may affect the discharge of pollutants to surface waters, ground waters, or a municipal separate storm sewer system (MS4). The SWPPP shall also be amended if the Contractor violates any condition of the General Permit, or has not achieved the general objective of reducing or eliminating pollutants in storm water discharges. If the Owner determines that the discharge is in violation of the Genera1 Permit, the SWPPP shall be amended and implemented in a timely manner, but in no case more than 14-calendar days after notification by the Owner. All amendments should be dated and directly attached to the SWPPP.

5. SWPPP Contents

The SWPPP shall include: (a) project information; and (b) pollutant source identification, combined with an itemization of those BMPs specifically chosen to control the pollutants listed.

a. Project information

(1) The SWPPP shall include a vicinity map locating the project site with respect to easily identifiable major roadways, geographic features, or landmarks. At a minimum, the map must show the construction site perimeter, the geographic features surrounding the site, and the general topography.

(2) The SWPPP shall include a site map(s) which shows the construction project in detail, including the existing and planned paved areas and buildings.

(a) At a minimum, the map must show the construction site perimeter; existing and proposed buildings, lots, roadways, storm water collection and discharge points; general topography both before and after construction; and the anticipated discharge location(s) where the storm water from the construction site discharges to a municipal storm sewer system or other water body.

(b) The drainage patterns across the project area must clearly be shown on the map, and the map must extend as far outside the site perimeter as necessary to illustrate the relevant drainage areas. Where relevant drainage areas are too large to depict on the map, map notes or inserts illustrating the upstream drainage areas are sufficient.

(c) Temporary on-site drainages to carry concentrated flow shall be selected to comply with local ordinances, to control erosion, to return flows to their natural drainage courses, and to prevent damage to downstream properties.

(3) Information presented in the SWPP may be represented either by narrative or by graphics. Where possible, narrative descriptions should be plan notes. Narrative descriptions which do not lend themselves to plan notes can be contained in a separate document which must be referenced on the plan.

b. Pollutant Source and BMP Identification

The SWPPP shall include a description of potential sources which are likely to add pollutant(s) to storm water discharges, or which may result in nonstorm water discharges from the construction site. Discharges originating from off-site which flow across or through areas disturbed by construction that may contain pollutants should be reported to the Owner.

The SWPP shall:

(1) Show drainage patterns and slopes anticipated after major grading activities are completed. Runoff from off-site areas should be from flowing through areas that have been disturbed by construction unless appropriate conveyance systems are in place. The amount of anticipated storm water run-on must be considered to determine the appropriateness of the BMPs chosen. Slow all calculations for anticipated storm water run-on, and describe all BMPs

implemented to divert off-site drainage described in section A.5.a. (2) {c) around or through the construction project.

(2) Show the drainage patterns into each on-site storm water inlet point or receiving water. Show or describe the BMPs that will protect operational storm water inlets or receiving waters from contaminated discharges other than sediment discharge, such as, but not limited to: storm water with elevated pH levels from contact with soil amendments such as lime or gypsum; slurry from saw cutting of concrete or asphalt ;washing of exposed aggregate concrete; concrete rinse wager; building washing operations; equipment washing operations; minor street washing associated with street delineation; and/or sealing and paving activities occurring during rains.

(3) Show existing site features that, as a result of known past usage, may contribute to storm water- (e.g., toxic materials that are known co have been treated, stored, disposed, spilled, or leaked onto the construction site). Show or describe the BMPs implemented to minimize the exposure of storm water to contaminated soil or toxic materials.

(4) Show areas designated for the (a) s t o r age of soil or waste; (b) vehicle storage and service areas; (c) construction material loading, unloading, and access areas; and (d) equipment storage, cleaning and maintenance areas.

(5) Describe the BMPs for control of discharges from waste handling and disposal areas and methods of on-site storage and disposal of construction materials and construction waste. Describe the BMPs designed to minimize or eliminate the exposure of storm water to construction materials, equipment, vehicles, waste storage areas, or service areas. The BMPs described shall be in compliance with Federal, State, and local laws, regulations, and ordinances.

(6) Show the locations of direct discharge from the construction site into a Section 303(d) listed water body. Show the designated sampling locations in the receiving waters, which represent the prevailing conditions of the water bodies upstream of the construction site discharge and immediately down stream from the last point of discharge.

(7) Show the locations designated for sampling the discharges identified above. Samples shall be taken should visual monitoring indicate that there has been a breach, malfunction, leakage, or spill from a BMP which could result in the discharge in storm water of pollutants that would not be visually detectable, or if storm water comes into contact with soil amendments or other exposed materials or contamination and is allowed to he discharged. Describe the sampling procedure, location, and rationale for obtaining the uncontaminated sample of storm water.

(8) The SWPFP shall include a construction activity schedule which describes all major activities such as mass grading, paving, lot or parcel improvements at the sire and the proposed time frame to conduct those activities.

c. Additional Information

(1) The SWPPP shall include a narrative description of pollutant sources and BMPs that cannot be adequately communicated or identified on the site map. In addition, a narrative description of preconstruction control practices (if any) to

reduce sediment and other pollutants in storm water discharges shall be included.

(2) The SWPPP shall include an inventory of all materials used and activities performed during construction that have the potential contribute to the discharge of pollutants other than sediment in storm water. Describe the BMPs selected and the basis far their selection to eliminate or reduce b e pollutants in the storm water discharges.

(3) The SWPPP shall include the following information regarding the construction site surface area: the size (in acres or square feet), the runoff coefficient before and after construction, and the percentage that is impervious (e.g., paved, roofed, etc.) before and after construction.

(4) The SWPPP shall list the name and telephone number of the qualified person(s) who have been assigned responsibility for pre-storm, post-storm, and storm event BMP inspections; and the qualified person assigned responsibility to ensure full compliance with the permit and implementation of all elements of the SWPPP, including the preparation of the annual compliance evaluation and the elimination of all unauthorized discharges.

d. Erosion Control

(1) At a minimum, the Contractor must implement an effective way to retain soil and sediment control on all disturbed areas during the rainy season. These disturbed areas include tough graded roadway, slopes, and building pads. Until permanent vegetation is established soil cover is the most cost-effective and expeditious method to protect soil particles from detachment and transport by rainfall. Temporary soil stabilization can be the single-most important factor in reducing erosion at .construction sites. The Contractor shall consider measures such as covering with mulch, temporary seeding, soil stabilizers, rolls or blankets, temporary vegetation, permanent seeding, and a variety of other methods.

(2) The SWPP shall include a description of the erosion control practices including a time schedule, to be implemented during construction to minimize erosion on disturbed areas of a construction site. The discharger must consider the full range of erosion control BMPs. The Contractor must consider any additional site-specific and seasonal conditions when selecting and implementing appropriate BMPs. The above listed erosion control measures are examples of what should be considered and not exclusive of new or innovative approaches currently available or being developed.

(3) Include an outline of the areas of vegetative soil cover or native vegetation on site which will remain undisturbed during the construction project.

(4) Include an outline of all areas of soil disturbance including cut or fill areas which will be stabilized during the rainy season by temporary or permanent erosion control measures, such as seeding, mulch or blankets, etc.

(5) Include an outline of the areas of soil disturbance, cut, or fill which will be left exposed during any part of the rainy season, representing areas of potential soil erosion where sediment control BMPs are required to be used during construction.

(6) Include a proposed schedule for the implementation of erosion control measures.

e. Sediment Control

(1) The SWPPP shall include a description or illustration of BMPs which will be implemented to prevent a net increase of sediment load in storm water discharge dative to preconstruction levels. Sediment control BMPs are required at appropriate locations along the sire perimeter and at all operational internal inlets to the storm drain system at all rimes during the rainy season. Sediment control practices may include filtration devices and barriers (such as fiber rolls, silt fence, straw bale barriers, and gravel inlet filters) and/or settling devices (such as sediment traps or basins). Effective filtration devices, barriers, and settling devices shall be selected, installed and maintained properly. A proposed schedule for deployment of sediment control BMPs shall be included in the SWPPP. These are the most basic measures to prevent sediment from leaving the project site.

(2) During the non-rainy season, the Contractor is responsible for ensuring that adequate sediment control materials are available to control sediment discharges at the downgrade perimeter and operational inlets in the event of a predicted storm. The Contractor shall consider a full range of sediment controls, in addition to the controls listed above, such as straw bale dikes, earth dikes, brush barriers, drainage swales, check darns, subsurface drain, sandbag dikes, fiber rolls, or other controls. At a minimum, the Contractor must implement an effective combination of erosion and sediment control on all disturbed areas during the rainy season.

If the Contractor chooses to rely on sediment basins for treatment purposes, sediment basins shall, or a minimum, be designed and maintained as follows:

Option 1: Pursuant to local ordinance for sediment basin design and maintenance, provided that the design efficiency is as protective or more protective of water quality than Option 3.

OR

Option 2: Sediment basin(s), as measured from the bottom of the basin to the principal outlet, shall have at least a capacity equivalent to 3,600 cubic feet of storage per acre draining into fie sediment basin. 'The length of the basin shall be more than twice the width of the basin. The Length is determined by measuring the distance between the inlet and the outlet and the depth must not be less than three feet nor greater than five feet for safety reasons and for maximum efficiency.

f. Stabilization

(1) All disturbed area of the construction site must be stabilized. Final stabilization for the purposes of submitting a NOT is satisfied when:

All soil disturbing activities are completed AND EITHER OF THE TWO FOLLOWNG CRITERIA ARE MET:

(a) A uniform cover with 70 percent coverage has been established OR:

(b) equivalent stabilization measures have been employed. These measures include the use of such BMPs as blankets, reinforced channel liners, soil cement, fiber matrices, geotextiles, or other erosion resistant soil coverings or treatments.

(2) Where background native vegetation covers less than 100 percent of the surface, such as in arid areas, the 70 percent coverage criteria is adjusted as follows: If the native vegetation covers 50 percent of the ground surface, 70 percent of 50 percent (.70 X .50=.35) would require 35 percent total uniform surface coverage.

END OF SECTION 01570

Santa Clara Valley Urban Runoff Pollution Prevention Program

FY 05 Annual Report

Attachment E - New Development Planning Procedures

County of Santa Clara
Clean Water Program
DEVELOPMENT SERVICES OFFICE
DEPT. OF PLANNING AND DEVELOPMENT
70 West Hedding St., 7th Floor East Wing
San Jose, CA 95110

COUNTY OF SANTA CLARA CLEAN WATER PROGRAM

Activity	Permit Item Source	FY 05 Tasks	Comments	Status	Responsible Party
C.3.b Development Project Approval Process -- Planning Procedures					
Ordinance Revision	C.3.b.2	Develop new ordinance incorporate C3. requirements	Amend existing NPS ordinance to include Numeric Sizing Criteria requirements for Group 1,2 projects.	Delayed so that ordinance can include HMP material, planned for Fall 05	CWP Prgm. Coord., Planning Office, County Counsel, Land Development Engineering.
Staff Training	C.3.b.3	Provide training opportunities for County staff in the planning office, building inspection office, and land development engineering with training on the C.3. provisions including SCVURPPP sponsored and RWQCB sponsored workshops	Written guidance, staff meetings and SCVURPPP workshops.	Ongoing	CWP Prgm. Coord., Planning, Building, FAF, LDE
C.3.c. Requirements for Group 1 and Group 2 Projects					
Guidance Manual	C.3.c.4	Review Guidance Manual developed by Program and, if needed, customize for Group 1 projects.	Guidance Manual may be general enough to be used locally with only minor changes, if any.	Done	CWP Coord., Planning, Building, LDE
Group 2 Alternative Project Size	C.3.c.8	Conduct analysis of alternative project size and prepare proposal for submittal to Regional Board. (Initial submittal to be handled by SCVURPPP/EOA Inc.	Continue to assist Program with data collection and analysis, as requested. Plan on implementing Group 2A on 10/20/05	Ongoing	Building Inspection, Planning Office, CWP Prgm. Coord.
Guidance Manual Update	C.3.c.9	Update Guidance Manual and Performance Standard for Group 2 projects as needed.	Assist Program with development and review, as requested.	As requested	

Santa Clara Valley Urban Runoff Pollution Prevention Program
FY 2003-2004 Work Plan: New and Redevelopment Requirements

COUNTY OF SANTA CLARA

Activity	Permit Item Source	FY 05 Tasks	Comments	Status	Responsible Party
C.3.e Operation and Maintenance of Treatment BMPs					
Data Form and Staff Training	C.3.e.1	Log information about treatment BMPs installed at approved Group 1 projects and maintain a list or database of properties, treatment BMPs, and responsible operators.	Review data collected and evaluate need to modify data collection method and need for additional staff training on tracking information.	Ongoing for AR	CWP Prgm. Coord., Planning, Building, LDE
BMP O&M Agreement Mechanism	C.3.e.2	Adapt model O&M agreement language to meet agency-specific needs and requirements and incorporate into the project review and approval process.	Will incorporate recorded maint. agreement into NPS Ord. C3. Revision Fall 05	Now planned for Fall 05	CWP Program Coord., Planning, County Counsel
BMP Inspection Program	C.3.e.5	Develop local programs for inspection of a subset of prioritized treatment BMPs to verify that proper O&M is being performed by the responsible party (Program to assist in defining which BMPs are priority for inspection.)	For Group 1 projects, County to develop written BMP inspection priority criteria and inspection and enforcement forms and procedures. (County will require private PE or LLA inspection)	Now planned for Fall 05 and to include HMP BMPs as well	LDE, CWP Prgm. Coord.
Reporting	C.3.e.6	Report on the County's treatment BMPs O&M verification program in each annual report, including organizational structure, evaluation of effectiveness, and planned improvement to the program. Include a list or summary of treatment BMPs inspected during the year, inspection results, and any required follow-up and correction.		Ongoing for AR	CWP Prgm. Coord., Planning, Building, LDE

COUNTY OF SANTA CLARA

Activity	Permit Item Source	FY 05 Tasks	Comments	Status	Responsible Party
C.3.f Hydromodification Management Plan					
Staff training	C.3.f.3	Upon adoption by the Regional Board, begin implementation of HMP as part of requirements for Group 1 projects that may cause increased erosion or other related impacts.	Where applicable, HMP to be integrated into existing programs for development, review, construction inspection and BMP operations and maintenance. County staff to receive incremental training in HMP requirements.	*Training now planned for FY 05/06, due to HMP adoption*	LDE, Building, Planning, FAF, Roads, Parks, CWP Prgm. Coord.
C.3.g (Waiver) Compensatory Mitigation Program					
Model Waiver Program for SCVURPPP	C.3.g.1	Develop a model waiver program.	Assist SCVURPPP by reviewing documents.	*Ongoing*	CWP Coord., Planning Dir., Building Official, County Counsel, GSA, Parks Dir., Roads, Dir.,.
Local Waiver Program (Compensatory Mitigation)	C.3.g.2	Consider developing local waiver program, perform legal review, and incorporate waiver provisions in project review process. (If model program has not been adopted by Regional Board, consider developing interim waiver program per C.3.g.vi.). Provide info on waivers granted, if any.	Currently this is a very low priority. With large lot and parcel sizes, there is currently no perceived need for a local waiver program.	No local waiver program planned	CWP Coord., Planning Dir., Building Official, County Counsel, FAF, Parks Dir., Roads, Dir.,

COUNTY OF SANTA CLARA

Activity	Permit Item Source	FY 05 Tasks	Comments	Status	Responsible Party
				9/15/04	
Staff training and reporting	C.3.g.3	Begin tracking information for reporting on waivers granted, including project name, location, type, percent impervious surface, reasons for and terms of waiver, and the alternative benefit project and completion date.	If County adopts waiver program, responsible County staff will be trained on its implementation. Currently, developing a local waiver program is a very low priority.	As needed	CWP Coord., Planning Dir., Building Official, County Counsel, FAF, Parks Dir., Roads.
C.3.j Site Design Measures Guidance and Standards Development					
Policy and standards review	C.3.j.2	Review existing local design standards and guidance, and compare them to the list of areas to address in provision C.3.j. and other references such as "Start at the Source" and the "Development Policies Comparison" work sheet. Prepare and submit an analysis of local standards, identified opportunities for revision, and proposed revisions. (Program to prepare guidance for Co-permittees on this work product.)	County will focus on making sure BMP list is updated to be consistent with revised General Plan, any new ordinance requirements, C3. Numeric Sizing Criteria and the latest technical guidance documents such as the upcoming HMP, SCVURPPP "Guidance Manual," the "Using Start at the Source" manual. and the revised California BMP Handbooks.	Ongoing	CWP Prgm. Coord., LDE, Planning, Roads, Fire Marshall, Parks, FAF
Standards Revisions	C.3.j.4	Incorporate any revised standards and guidance into local project approval process and "fully implement" the revised standards and guidance.	Any modification to required design standards will be done with input from Planning, Fire Marshall's Office, and other affected local agencies.	Ongoing	LDE, Fire Marshall, FAF, Roads, Parks

COUNTY OF SANTA CLARA

Activity	Permit Item Source	FY 05 Tasks	Comments	Status	Responsible Party
			(Reduced road width and other design standards (pervious paving, etc) are not the highest priority on large parcel single site SFD development with ample existing infiltration area and BMP installation areas available.		
C.3.k Source Control Measures					
Reporting	C.3.k.3	Implement source control measures requirements by including appropriate conditions of approval. Report status and provide examples of application of conditions in annual reports.	Report on source control BMPs required for particular projects. (The NPDES Permit seems to indicate that C3. items apply only to Group 1 and Group 2 projects; however, use of source control BMPs is appropriate for all projects.	Ongoing	Planning, Building, CWP Coord., Roads, FAF, Parks, DEH
C.3.l Update General Plans					
General Plan Review	C.3.l.1	Review current General Plan policies related to water quality and watershed protection and incorporate additional policies as needed to implement C.3.	Depending on the content of the HMP, the County may need to modify the General Plan to incorporate new goals and policies. (Planning Office is continuing to work on a Riparian Protection Ordinance)	[Next sche-duled revision]	Planning Office, CWP Prgm. Coord.

COUNTY OF SANTA CLARA

Activity	Permit Item Source	FY 05 Tasks	Comments	Status	Responsible Party
C.3.m Water Quality Review Processes					
CEQA Review	C.3.m.1	Review CEQA initial study checklists and other environmental review documents and modify documents as needed to include questions that sufficiently address water quality impacts of projects.	With guidance from the Reg. Board & Program, once additional guidance is obtained, provide staff training on completing the revised Initial Study checklist.	Ques-tions revised 11/02, Parks CEQA review also modified GSA uses Planning Office for CEQA review.	Planning Office
C.3.n Reporting Requirements					
Reporting	C.3.n.1	Provide information described in Table 1 of Provision C.3. in annual reports (SCVURPPP to provide guidance for each annual report).		9/15/04 AR and ongoing	CWP Prgm. Coord.
Reporting	C.3.n.3	Collect and report the following for all Gr 1,2 new and redevelopment projects: --project name, location, type (per C.3.c.), size (ac. or sq.ft.), and impervious surface area. For redevelopment projects, include area of land disturbance.		9/15/04 AR and ongoing	LDE, Planning, Building, CWP Prgm. Coord.
Reporting	C.3.n.4	Collect and report the following for all projects that must implement treatment measures: BMPs, site design, and source control measures used, sizing criteria, O&M		Ongoing And 9/15/04 AR	LDE, Planning, Building, CWP Prgm. Coord.

COUNTY OF SANTA CLARA

Activity	Permit Item Source	FY 05 Tasks	Comments	Status	Responsible Party
		responsibility mechanism and responsible party.			
Pesticide Control Measures	C.3.n.5	Collect information and report a summary of types of pesticide reduction measures required for development projects and the percentage of projects for which pesticide reduction measures were required.	Lic. Landscape Architect Certification for Grp. 1,2 Projects.	Ongoing	Planning, Building, LDE, CWP Prgm. Coord.

Santa Clara Valley Urban Runoff Pollution Prevention Program

FY 05 Annual Report

Attachment F - Construction Inspection

County of Santa Clara
Clean Water Program
DEVELOPMENT SERVICES OFFICE
DEPT. OF PLANNING AND DEVELOPMENT
70 West Hedding St., 7th Floor East Wing
San Jose, CA 95110

COUNTY OF SANTA CLARA
CLEAN WATER PROGRAM
ANNUAL REPORT FY 05

CONSTRUCTION INSPECTION

The following report is based on the County Performance Standard for Construction Inspections:

1) The County ensures through a construction inspection program that construction contractors properly store, use, and dispose of construction materials, chemicals, and wastes at construction sites and prevent illicit discharges to storm drains and watercourses.

Building and grading inspectors include these items in their inspection routine. Referrals are made to DEH--HMCD as appropriate.

2) For development projects with significant erosion potential and planned construction activity during the wet season the County ensures, through a construction inspection program, that erosion and/or sediment control measures are implemented in accordance with local ordinances and project conditions of approval and maintained as needed during construction.

The County Grading ordinance and Construction Inspectors require winterization and implementation of erosion control BMPs of projects that will continue into or start in the rainy season (10/15 each year). Ongoing inspections evaluate the effectiveness of control measures, and require changes and/or additions to BMPs where needed. Throughout the past winter, inspectors continued to monitor construction sites, and shut down any projects where erosion control measures were inadequate. Grading violators are also required to "winterize" their illegally graded sites.

3) The County inspects construction sites for adequacy of storm water quality control measures on a regular basis, with the frequency of inspections based on the size of the project and its potential impact on storm water quality.

Grading Inspectors continue to inspect all projects on a continuing basis, and endeavor to inspect sites with a high potential for erosion more frequently.

4) Prior to the beginning of the wet season each year, the County inspects all sites requiring erosion and/or sediment control plans, to ensure that measures have been taken to minimize discharges of sediment from disturbed areas.

This is the normal procedure for grading inspectors, and they have continued to require this throughout the past rainy season.

5) During the wet season of each year, the County inspects all construction sites requiring erosion and/or sediment control plans following each major storm event or series of events.

Grading inspectors try to inspect each active site with high erosion potential frequently, which includes the days following any major storm. In cases where they cannot get to every site, they prioritize and inspect those sites with the greatest erosion potential as soon after the rain as possible.

6) The County provides training annually to its construction inspection staff on inspection procedures, documentation, and enforcement related to storm water pollution prevention.

The County's Clean Water Program staff has worked closely with the grading inspectors and their supervisor, and problems are discussed as they arise. The inspectors are familiar with the goals of the NPS Program and refer problems to the NPS inspector when appropriate, and carry out enforcement action where necessary. The Construction Inspectors meet informally several times per week with the CWP Program Coordinator regarding enforcement needs and problems. Construction Inspectors have attended several erosion prevention and law enforcement classes.

7) The County provides outreach materials to contractors, developers, and County staff on construction BMPs and compliance with the State General Construction Activity Storm Water Permit.

Blueprint for a Clean Bay is available to applicants for building permits, and a county-prepared handbook on erosion control measures is available from the CWP office. Tri-folds for individuals and the construction trades are available near the building counter. NOI filing information and forms is available at the Planning and Building Counters.

8) The County investigates and follows up thoroughly on grading violations, especially those with a high potential for erosion and sediment transport.

In FY 05, fifteen properties were cited with grading violations. Official notices were sent to the property owners as orders to abate the violation, and notices of violation were recorded with the County Recorder.

9) Official Notice Forms

New official notice forms for grading violations, grading warnings, and erosion violations were developed, for review during the Tetra Tech program revisit.

Santa Clara Valley Urban Runoff Pollution Prevention Program

FY 05 Annual Report

Attachment G - Public Information and Participation (PI/P)

County of Santa Clara
Clean Water Program
DEVELOPMENT SERVICES OFFICE
DEPT. OF PLANNING AND DEVELOPMENT
70 West Hedding St., 7th Floor East Wing
San Jose, CA 95110

COUNTY OF SANTA CLARA
CLEAN WATER PROGRAM
ANNUAL REPORT FY 05

COUNTY GALA PROGRAM

This report summarizes Graffiti and Litter Abatement (GALA) Program activities from July 2004 through June 30, 2005.

Eradication
The Sunday Route Program, a collaborative effort between Integrated Waste Management and the Juvenile Probation Department, has been successful this past year in both graffiti and litter removal. GALA Program staff administers the program and funds an extra help group counselor from the Juvenile Probation Department for a crew leader to supervise a team of probationers in the removal of graffiti and litter each Sunday. In FY 05, the Sunday Route crew painted out a total of 53 graffiti tags, accounting for 1,073 square feet removed. Additionally, the crew collected 1,134 bags of litter and 240 bags of recyclable materials from County roads. As a result of this program, 302 probationers were able to perform their community service hours. The Sunday Route Program, coupled with the swift response from the Roads and Airports Department, continues to provide the appropriate level of service needed to meet current graffiti trends.

Clean Up Events
On September 11, 2004 Integrated Waste Management (IWM) staff picked up seven bags of litter and three bags of recyclable materials in the Lexington Hills area while residents cleaned out their garages and backyards, dumping 25.41 tons of items in eight debris boxes provided by Green Waste Recovery. This event served 1,180 homes in the Lexington Hills area.

A similar event was held September 18, 2004 in the Southside Drive area of District Two. IWM staff and Deputy District Attorney JoAnne McCracken led seven truant youth through neighborhoods, picking up 23 bags of litter and two bags of recyclable items as residents filled 30 debris boxes provided by Green Valley. Three hundred eighty-five households disposed of an amazing 84.95 tons of garbage. A member of Supervisor Alvarado's staff was on hand to greet constituents and assist residents with loading up the bins.

On October 23, 2004, IWM staff was again leading seven habitually truant youth through the Burbank area of District Four, collecting 32 bags of litter and recyclable materials. Nine hundred households were served and residents filled 30 debris boxes with nearly 71 tons of garbage.

On March 26, 2005, IWM staff supervised five youth in picking up nine bags of litter and two bags of recyclable items in the Story and White area of District Two. Forty-five tons were collected and 385 households served by Green Valley Disposal.

Another event was held on April 16, 2005 in the McKee/Gion neighborhood. Staff supervised six youth who collected seven bags of trash and 2 bags of recyclables. Green Valley collected 57.8 tons from 360 households.

The Great American Litter Pick Up took place on April 23, 2005. Forty-four participants picked up 34 bags of litter and recyclable items in Alum Rock, Burbank and San Martin. The Great American Litter Pick Up is an annual event coordinated by a multi-jurisdictional task force that includes Santa Clara County Integrated Waste Management Division, Santa Clara County Office of the District Attorney, Caltrans, the Valley Transportation Authority, the City of San Jose and the City of Campbell.

On May 21, 2005 a clean up event was held in the Cambrian neighborhood of District Four. Staff supervised five youth who collected eight bags of litter and recyclable items while neighborhood residents filled 26 debris boxes with 72 tons of material.

Per the franchise agreement, South County residents are provided with 12 yard waste vouchers and one disposal voucher per year. There is also an annual "recycling days" event in which residents may bring unlimited quantities of wood and metal items to be recycled.

Upcoming Clean Up Events
There are clean up events scheduled for the Golf/Toyon area and Lexington Hills in early fall. Staff will be available to supervise youth and volunteers and will coordinate with Board offices to confirm dates.

Enforcement
Staff continues to maintain a database of graffiti tags and shares information with the Sheriff's Office and the District Attorney's Office when requested. There has been a marked decrease in graffiti over the past year.

Interdepartmental Partnerships
Staff continues to work with the District Attorney's Office, the Probation Department and the Roads and Airports Department.

The District Attorney's Office has received a federal Weed and Seed grant for the Burbank community to weed out criminal activity and seed the area with resources and services to benefit the community. Staff serves on the Weed and Seed Steering Committee and attends bi-monthly meetings.

The partnerships with the Probation Department and the Roads and Airports Department continue to be the most efficient way of abating graffiti and litter in unincorporated pocket areas. The Roads and Airports Department is responsive to calls for service and the Sunday Route Program provides abatement services on a weekly basis.

Status of Performance Goals
1. Coordinate six graffiti and litter abatement events.
Coordinated seven clean up events.

2. Coordinate 300 participants for graffiti and litter abatement.
Coordinated 444 participants.

3. Abate 5,000 square feet of graffiti.
Abated 2,755 square feet.

4. Abate 375 graffiti tags.
Removed 54 tags.

5. Collect 650 bags of litter and recycled materials.
Collected 1,702 bags of litter and recycled materials.

Performance goals for FY are:
1. Coordinate six graffiti and litter abatement events.
2. Coordinate 400 participants for graffiti and litter abatement.
3. Abate 2,000 square feet of graffiti.
4. Abate 100 graffiti tags.
5. Collect 1,500 bags of litter and recycled materials.

County Integrated Waste Management Division Activities Related to Reduction of Nonpoint Source Pollution FY 2005

Type of Activity	Description
Residential Garbage Collection Services	Weekly garbage collection services were provided to 19,699 unincorporated area households and all unincorporated area businesses.
Residential Recycling Collection Services	Provided weekly (13,854 households) or bi-weekly (4,902 households) recycling collection services. Recycling services provided to unincorporated area businesses vary per customer request.
Residential Yard Waste Services	Provided weekly yard wastes collection services to 13,854 households and bi-weekly services to 1,691 households. In South County unincorporated area, 3,211 residences received yard waste vouchers to provide for monthly drop off of yard wastes at San Martin Transfer Station.
Residential used oil & used oil filter collection	Collected used oil & used oil filters at curbside on a weekly basis from all unincorporated area neighborhoods (19,699 households served).
On-call disposal days	12,149 households were offered 2 days per year to set out extra waste or yard waste for collection at no added cost; 3,211 households received a voucher for one no cost drop-off at San Martin Transfer Station.
Special Cleanup Services and Events	4,110 households were served by special community cleanup events in their neighborhoods (different neighborhoods are served by this program each year). A total of 299 tons of waste and recyclable metals were collected. South County residents are now provided with vouchers foron free drop-off at the San Martin Transfer Station annually.
Public Outreach Campaigns	A number of countywide public outreach campaigns were conducted.
Public Outreach Events	Information on waste prevention, recycling, household hazardous waste management, home composting, and other environmental topics was provided at many local public outreach events.

Public Outreach Information	The Countywide Recycling Hotline (1-800-533-8414) and Recycling Website (ReduceWaste.org) provided a wide range of waste reduction and recycling information to the public.
Newsletters	Unincorporated area residents received quarterly newsletters providing information on a variety of waste and recycling-related topics.
Litter	Litter reduction and management information and tips are provided through various outreach materials. Additionally, IWM has an agreement with the Juvenile Probation department to pick up litter on a weekly basis. More detailed information is provided in the attached report.

SANTA CLARA COUNTY POLLUTION PREVENTION PROGRAM • FY 05 ACCOMPLISHMENTS

Initiative/Activity	Partners	Accomplishments	Next Steps
Green Business Program	San Jose, Palo Alto, Gilroy, Morgan Hill, County of Santa Clara, SCVWD, PG&E, ABAG, DTSC	• 26 businesses certified in FY 05 bringing total to 65. • 12 newly enrolled businesses in FY05. • Total enrolled, working towards certification is 29. • Participants have undertaken numerous actions to reduce energy and water use, buy recycled, prevent waste and pollution. **Local Accomplishments:** • Participating businesses are influencing employees, vendors and clients, members and children. • Public agencies certified: Santa Clara Valley Water District, City of San Jose Environmental Services. Department, City of Sunnyvale Fleet Services, City of Sunnyvale Senior Center, County of Santa Clara Department of Agriculture – South County. • In June 2005, the Technical Advisory Committee to the Recycling and Waste Reduction Commission voted to expand the program to include ALL cities in Santa Clara County, making it a truly countywide program. **Regional Accomplishments:** • Participated in San Francisco Green Festival. • Hired marketing firm to develop outreach strategy. • Over 500 businesses/other organizations certified. • Expansion underway within Bay Area and to other areas within EPA Region 9, including development of a database that will allow for better qualitative data tracking. • Held recognition of all certified Public Agencies in the Bay Area **Pollution Prevention:** Assessments identified potential pollution sources and ways to reduce use of toxic materials. Businesses stenciled ***no dumping flows to bay*** on storm drain inlets on their property.	**Incorporate Strategic Priorities** • Leverage regional resources to enhance local efforts • Conduct research on factors motivating business participation to support development of outreach and recruitment strategies • Enhance website resources 1) Simplify/streamline Green Business certification process 2) Continue to build partnerships with cities, regulatory agencies, etc. to assist in implementation and business certifications **Implementation Priorities** 1) Increase the number of enrolled and certified businesses countywide. 2) Develop/conduct local outreach to educate the public on the GBP and the importance of patronizing certified green businesses.

Electronic Product Waste	15 Cities, DEH, Private Industry	**What all have we done?**	Continue to participate in local & regional stakeholder discussions to identify potential solutions and develop local ordinance.
Sustainable Silicon Valley - Environmental Management System Development	SVMG, SVTC, Cal/EPA, BAAQMD, SVEP, P2 Committee, other community groups	• This partnership is lead by Cal/EPA in association with local business groups. • IWMD is a partner is this effort. • IWMD staff has provided the partnership input regarding identification of priority environmental issues affecting the county and residents. • Participated in design of a strategic plan, outreach and website. • Provided input on design of and internet based system to conduct the survey to obtain the broadest possible response.	• Review and assist in implementing strategic plan • Select industries to target for implementation of plan.

Santa Clara Valley Urban Runoff Pollution Prevention Program
FY 05 ANNUAL REPORT: Public Information and Participation PI/P
COUNTY OF SANTA CLARA CLEAN WATER PROGRAM

Program Work Plan Task	Activity	FY 05Tasks	Comments	Status	Responsible Party
	WE&O Outreach	Support WEO in SCVURPPP budget		Ongoing	CWP Prgm. Coord.
	WMI Core Group, LUSG	Monitor WMI meeting minutes and materials: Core Group, Land Use Sub-Group		Ongoing	CWP Prgm. Coord.; Planning Office
Public Information / Participation					
PI/P	On-going public Information program	Staff will continue to use a variety of outreach avenues to educate the variety of audiences in the County. See following PI/P table for detail of activities.	Green business program is ongoing. IWM and P2 and GALA have been included within the Dept. of Agriculture and Resource Management	Ongoing	IWM Coord., P2 Coord., GALA Coord., DEH, CWPPrgm. Coord.

General Outreach

Activity	Communication Vehicle	Goal
NPS literature distribution to the general public at County facilities: • Govt. Center • Planning/ Building Dept. counter • Events, i.e. Earth Day, County Safety Day Seminar	**CWP Literature:** Pests Bugging You?, Home Maintenance Tips, eight construction tri-folds, Blueprint For a Clean Bay booklet, IPM pest-specific fact sheets, Grow-It!, pool water brochure. **HHW Prgm literature:** HHW brochures, small business hazardous waste brochure, (and any new Mercury-products literature as it becomes available)	Ongoing-- Keep stocked in view of public
HHW Collection Events	Handouts	Ongoing

		throughout the year
Website: Include new information in County NPS Prgm. website. Include NPS Ordinance C3. changes when adopted.	County web site	Ongoing
Watershed Education & Outreach Campaign: Conduct or participate in local activities that are coordinated with the Watershed Education & Outreach campaign. Evaluate the effectiveness of PI/P projects by direct or indirect means as appropriate.	Any ed. materials developed by the WE&O campaign. Continue handing out Watershed Watch packets until gone.	TBA

Targeted Outreach

Activity	Communication Vehicle	Goal
County staff: • Building inspectors • Construction Inspectors and Engineer/Plan Checkers • Planning Office: Planners • Maint. Yard& Roads Maint. staff • Roads staff and GSA staff managing facilities pesticide spraying contract • County employees for general info on less-toxic alternatives for their	NPS literature, as appropriate In-house and Program trainings E-mails	Internal training at least once/yr, for each listed group of employees (except the general County employee info on IPM) In addition, building inspectors, construction inspectors, planners, engineers are encouoraged to attend SCVURPPP-sponsored training events.

own home use, and info on not using pesticides on the job, if unauthorized (detail in the Pesticide Workplan)		
County Contractors: Require PCOs, contracted for work on County facilities, to use pest control methods consistent with our IPM policy and demonstrate adequate training (IPM Coord.) (See Pesticide workplan for details.)	Contract specifications. IPM Ordinance. SCVURPPP sponsored IPM workshops as they occur.	Adequate contract specifications. Appropriate contractor & GSA staff attendance at Program workshops. (IPM Coord., Parks, Roads, GSA)

Auto Repair Shops	Education of shop mgrs. during tri-annual inspections by DEH; use SCVURPPP lit., when necessary	Ongoing
Restaurant education	Restaurant poster distr. at inspections by County health inspectors as needed, when not present in facility, when wall space allows.	Posters left at restaurants at routine inspections by DEH as appropriate.
Development community	Literature distr. at Planning/Bldg Lobby *Blueprint for a Clean Bay* manual; eight construction tri-folds; storm drain stencils are available.	Restock as needed, checked regularly
Problem contractors in the field	Outreach letter to problem contractors (40 on database—warning letters sent in the past to all). Illegal dumping of soil: targeted letters to swimming pool contractors. Verbal and Written notices and follow up. Improve written notices for erosion	Postponed until Fall 05

	problems.	Constr Insp. Perf. Std.
Residents living near creeks	Water District's Stream Care Guide	Display, restocked as needed
Gardening community—IWM Coord. contacts and coordinates with local gardening clubs to provide them with IPM info. through composting program	IPM fact sheets from SCVURPPP and others	As opportunities arise. (IWM Coord.)
Outreach to local restaurants (working with DEH inspectors) to encourage less-toxic control (Program Pesticide Workplan for details.)		Ongoing -- Arrange for distribution as the new materials become available. (DEH--CPD)

Public Participation

Activity	Communication Vehicle	Goal
Encourage participation in regional creek cleanup event. Help publicize cleanup.	Email, hang posters in Govt. Center	Involve public and county work force

School/Education Outreach

Activity	Communication Vehicle	Goal
Public Schools N/A [Students primarily attend schools within the incorporated cities; therefore this is not a priority for the County]	Via Cities' existing and planned outreach	Present storm water pollution prevention message to youth

Santa Clara Valley Urban Runoff Pollution Prevention Program

FY 05 Annual Report

Attachment H - Pesticide Management Activities

County of Santa Clara
Clean Water Program
DEVELOPMENT SERVICES OFFICE
DEPT. OF PLANNING AND DEVELOPMENT
70 West Hedding St., 7th Floor East Wing
San Jose, CA 95110

County of Santa Clara
Office of the County Executive
Administration

HLUET−CE01 081805

Prepared by: Naresh Duggal
Program Manager

DATE: August 18, 2005

TO: Supervisor Don Gage, Chairperson
Supervisor Pete McHugh, Vice−Chairperson
Housing, Land Use, Environment, & Transportation Committee (HLUET)

FROM: Gary A. Graves
Chief Deputy County Executive

SUBJECT: Integrated Pest Management and Pesticide Use Ordinance − Quarterly Status Report for the period of June'05− August'05

RECOMMENDED ACTION

Forward a favorable recommendation to the Board of Supervisors for the acceptance of the quarterly status report on the progress of implementation of the Integrated Pest Management and Pesticide Use Ordinance.

FISCAL IMPLICATIONS

There are no fiscal implications associated with acceptance of this report.

CONTRACT HISTORY

Not applicable.

REASONS FOR RECOMMENDATION

Budget Strategies for Implementation of IPM Technology

In order to include the use of IPM tools & techniques in on−going departmental activities, long−term strategies are necessary to promote transfer of existing funding to environmentally friendly technologies. While there are short−term start−up costs for any new technology, in the long run IPM has often proven to be more cost−effective than a strictly chemical control program. Development, review and implementation of landscape planning and facility design should include evaluation of IPM components and cost analysis in accordance with the requirements of the IPM ordinance. Consideration should be given to:

- Landscape and facility design and construction criteria and standards that promote cost−effective and ecologically sound management of landscape vegetation and pests.
- Inclusion of an implementation timetable, strategy and costs of the IPM component of the landscape and facility design.

The County IPM Manager is currently in discussion with the Department IPM Coordinators and Managers to plan ahead for FY06/FY07 on the issues facing them. Possible areas of activity include use of recommendations consulting professionals to project designs and incorporation of projects in capital project planning.

Status Report on Implementation Priorities

A. Pest Management and Facility Maintenance: Proactive & Preventive facility maintenance is critical to mitigate chronic pest problems. Control measures such as sanitation, and building maintenance and modifications are strong elements of a structural IPM project. Eliminating or reducing sources of food, water, and harborage that are available to pests, and limiting pest access into and throughout buildings needs close attention. The Facility Managers and/or Department IPM Coordinators should review and follow up on the inspection reports and recommendations on pest activity and related sanitation, housekeeping and maintenance issues. "IPM Guide for Facility Managers", a companion manual to "SCC IPM Administrative Guidelines & Procedures" is now available as reference. The purpose of the guide is to present

a sampling of techniques and procedures to illustrate the facilities management approach to pest control. All of the methods cited have been tried previously, and all have proved successful in real−world situations.

Pest monitoring, reduced risk control treatments & related occupant education are also underway in the facilities with reoccurring infestations. The County IPM Manager is closely monitoring the efficacy of control strategies to ensure that pest free environment is maintained for building occupants. The County IPM Manager is also conducting site−specific inspections, addressing issues related to sanitation, housekeeping, and building & landscape maintenance to mitigate pest problems. On going chronic activity may warrant limited use of restricted (under the SCC IPM Ordinance) pesticides. However, no exemption has been given to date.

B. Ecological Urban Landscape Planning:

The key to successful and economical IPM in landscapes is preventing pest problems, mostly by carefully planning, designing and managing healthy plant care (PHC). Many PHC methods and principles are included within IPM as well. PHC emphasize managing a healthy plant ecosystem and working with nature to provide a flourishing landscape. The excellent results achieved by applying PHC principles often eliminate pest problems entirely. Rather than accepting pest attack as inevitable, progressive landscape management sees a pest problem as a sign that there is an underlying plant health problem they need to address.

Factors to consider in designing or improving a landscape:

- o Soil conditions, including fertility, drainage, pH and organic matter
- o Facility design, such as planters and beds, irrigation systems, walkways that prevent weed growth, pest harborage, breeding
- o Plant selection, for cultivars resistant to pests and adapted to the climate and site taking into account sun and shade conditions, winter temperatures, winds and patterns of use
- o Plant diversity, by choosing a variety of plant families, species and cultivars; this avoids monocultures, which are more likely to suffer pest outbreaks
- o Plant care, such as transplanting methods, spacing, watering, fertilizing, pruning, staking, aeration, dethatching, mowing practices

Most Santa Clara County facilities already have established landscapes. Once immediate pest problems have been dealt with, the department landscape managers should be looking for

ways to correct the underlying conditions that led to the problem. This might mean developing a long−term plan to replace problem plants, rebuild ground, redesign planters or make other changes. The process of "designing in" good growing conditions should be implemented. In order to begin, the existing landscapes need to be evaluated, determine project life cycle costs, and a budgeting and implementation plan needs to be developed. Preliminary discussions on the subject were held on July 19, 2005 at the IPM−TAG meeting. The County IPM Manager is now initiating the project planning process with individual user departments.

A pilot demonstration using non−chemical approaches to Urban Turf & Landscape maintenance is under consideration. A site at least one acre in size, if possible located at the County Administration building, is being sought. This demonstration will provide a real world example comparing current practices to maintenance through alternative practices. The project will also assist in assessing potential cost.

C. Posting of Pesticide Use: Land signs will be used for posting any pesticide applications on turf & landscape. Delays have been experienced due to getting quotes. The existing supplier does not entertain quotations for small quantities and the project is on hold until an alternative is found. Two thousand dollars ($2000.00) in one−time funds are available for this project. Departments will buy the signs on as needed basis.

D. Pest Management & Pesticide Use − Record Keeping (PUR) & Reporting: Pesticide use data (Departmental summaries) for the first & second quarter of 2005 are now available for review. Records of each application reside with the departments and the contractors and are available upon request on case−by−case basis. Quarterly comparative analysis is on hold, since it requires a central database and uniform data entry. It will be made available once the web based electronic PUR database is fully developed and functional. ISD has moved the estimated launch to October 2005 or December 2005 based on staff availability.

E. Pesticide Use Exemption: While we have achieved significant progress since the adoption of the IPM Ordinance, continued efforts are needed based on our experiences during the last three years. One pesticide use exemption per Section B28−5 was granted as follows:

1. Health & Hospital Department for a specific use exemption under Section B28−5(c): use of the following pesticides applications to control subterranean termites at the San

Martin Clinic location:

First Line GT (Sulfuramid) Bait − approved for specific use

Tim−Bor (Disodium Octaborate Tetrahydrate) − approved for specific use

Cy−Kick (Cyfluthrin) − approved for specific use

Premise (Imidacloprid) − approved for specific use

Termidor (Fipronil) − approved for specific use purpose.

2. Department of Parks & Recreation, for a Specific Use/Emergency use exemption under Section B28−5(c): "Wasp Freeze" Wasp & Hornet Killer (d−trans Allethrin 0.129%). This product will be used in case of emergency response to stinging insects in Regional Parks.

One pesticide use exemptions per Section B27−5 is under consideration:

1. Request for exemption by the Fleet and Facilities Department for Termidor (Fipronil 0.006%) liquid spray application to control argentine ants is still under consideration on a case−by−case basis. This subject has already been discussed at several IPM−TAG meetings. IPM−TAG members representing Pesticide Alternatives of Santa Clara County (PASCC) have expressed their reservations to the exemption. To date, no exemption has been granted. Insecticide baiting using low impact/ least toxic baits and residual application of Rosemary Oil based EPA exempt insecticide will continue be the primary method of control. The facility managers have been informed of conditions conducive to pest attraction, breeding and harborage such as landscape / sanitation/housekeeping & maintenance. Close attention on correcting these conditions by the facility management & building occupants will help to minimize reliance on chemical alternatives to control ants. The County IPM Manager will continue to provide on−site−inspections, evaluate and address preventive and proactive alternatives & solutions on case−by−case basis.

F. IPM Web site: The IPM web page design has been finalized. ISD is assisting in the web development. Creation of this website will help in dissemination of necessary IPM awareness and education to all user groups and the public. Anticipated launch date is now moved to October 2005, in conjunction with the launch of Pesticide Use Reporting Database. ISD project manager will provide the update on launch accordingly.

G. IPM Projects & Demonstrations aiming at Pesticide Use Reduction: The IPM projects & demonstrations reported earlier are now being implemented, providing sites where hands−on

education about IPM is coupled with a relevant, "real−world" example.
The reports on each site visit are available to interested parties.

1. Use of Matran (Clove Oil formulation); Radiant Heat & Weed Flamer torches in post emergent vegetation control: A large scale cost efficacy trial started in late January 2005 at Ed Levin Park by the Department of Parks and Recreation in partnership with EcoSmart Technologies. The company provided the product (250 gallons) and will provide technical service support at no charge over the two−season trial. The project is underway. The landscape maintenance contractor and Fleet & Facilities ground maintenance have also started using Matran (Clove oil formulation) a post emergent herbicide on urban landscapes, a significant achievement compared to earlier practice of scheduled applications of conventional herbicides on urban landscapes throughout the county facilities. The on going unusual weather & record rainfall has resulted in slight set back in this project. Unsightly weed growth in certain areas of the county landscapes is anticipated as we undergo this transition and learn about optimizing logistics and protocols. It is highly unlikely to find one technology or product (conventional herbicide or alternative) as a panacea of all. An integrated approach including variety of tools & techniques is necessary and should be appropriately designed and implemented within the overall management of urban ecosystem. For example, to supplement clove oil post emergent vegetation control at Health & Hospital facilities, the landscape contractor (TruGreen Landcare) is also using radiant heat and weed flamers. The Fleet & Facilities department has also been encouraged to explore & integrate such technologies into their operations, including principles of plant health care (PHC), radiant heat, weed flamers, use of mulch, weed fabric, plant selection, and design improvements etc. A meeting is planned in August 2005 with the Fleet & Facilities management team to discuss the same in the broad spectrum of vegetation management in urban landscapes. The Clove Oil project will continue in the upcoming 2005−06 season to determine optimum time of product application and protocol. The users departments should plan for purchase and use the product in the upcoming season.

The County IPM Manager met the EcoSmart Technologies management team on February 15, 2005 to discuss avenues for reduction of the product cost, increasing the economic viability of its use. The desired outcome is to provide a convincing, viable alternative to minimize the use of conventional herbicides on right of ways on county's landscapes, roads, airports & parks. It will effectively minimize the runoff pollution concerns from

conventional pesticides into our streams & waterways, thus preserving the environment.

2.Yellow Jacket Abatement Control: Last year (2004) was extremely challenging for the Department of Parks & Recreation with regard to yellow jacket control. Unfortunately, there is no abatement chemical/product registered in California that can successfully intercept this pest early in the season. However, research projects are underway in some institutions. The County IPM Coordinator has been successful in negotiating a collaborative research work with scientists from the University of California, Riverside. The project was implemented in May 2005 at Santa Teresa, Vasona and Uvas Canyon parks covering approx. 150 acres. The study will continue until late October in 2005 and will continue in the May−October 2006 timeframe.

The desired outcome of this project is the registration of insecticide bait that will be effective in the elimination of Yellow Jacket nests, and in Yellow Jacket traps and a strategic service/abatement protocol for the user groups. A successful project will potentially help alleviate this vexing problem in 27 regional parks of Santa Clara County, covering 50,000 acres, and could be expanded to urban turf & landscape areas in County owned complexes. It will also benefit other public agencies & public at large throughout California & even throughout the United States, if a successful Integrated Pest Management protocol and effective abatement strategy is developed with the registration of effective bait & lure traps.

3.Rights of Way vegetation management by use of Hydro−Mechanical Obliteration (HMO) and hydro seeding/Hydromulching technology: One potential vegetation management plan is use of HMO to remove existing vegetation followed by hydro seeding of desired vegetation or coverage of the soil with mulch. The process appears ideal for certain segments of Rights−of−way vegetation management. If used consistently, it can reduce the ongoing vegetation maintenance costs in the long run. The HMO technology uses high−pressure water to shear unwanted vegetation. During the last quarter, demonstrations were organized to understand the technology and its adaptability in right of way vegetation management. Initial observations & comments by Department of Roads & Airport and Department of Parks & Recreation management indicate a promising & desired performance. However, like other new technologies or concepts, its use, equipment design, service protocol, user adaptability and cost economics needs further investigation. A small−scale (1/6 linear acre on Chaparral Ranch Road at Ed Levin Park)

performance trial started in late January 2005 and at the playgrounds at Vasona Park, in partnership with Cameron Colson Corporation. The County IPM Manager met Mr. Cameron Colson on February 15, 2005 to discuss the economic viability of its use, protocol and logistics. The subject was also discussed in subsequent meetings with the IPM−TAG on April 19, 2005 and the Department of Roads & Airport on May 4, 2005. The Department of Roads & Airport has agreed to implement a pilot project at selected expressway sites (medians & intersections). The County IPM Manager will explore this subject with the Santa Clara County Department of Agriculture and University of California. The desired outcome may provide a paradigm shift or a turning point towards non−chemical approach to right of way vegetation management.

H. IPM Awareness, Education & Interactive Application:

1.Annual Regional IPM Conference: Lack of training is often cited as an obstacle to the wider adoption of IPM methods, where each individual has to understand their role and participate to promote pest prevention and minimize pesticide use. Establishment of a collaborative IPM training program and conference, inclusive of several bay area agencies, has been a long−term goal of the program. A jointly produced and attended event allows education and outreach to a greater community, addresses issues that go beyond city or county boundaries, as well as an efficient use of scarce resources. Funding for conference costs can be contributed by each agency, and all participants benefit from sharing the cost of one conference. Santa Clara County has taken a leadership role in forming the IPM Regional Alliance.

The second Regional IPM Conference was held on June 14, 2005 in Marriott City Center, Oakland, CA. It was a great success and staff received numerous compliments. The conference had a broad agenda providing IPM awareness and technical education to a diverse audience. Throughout the day, seventeen (17) IPM subject matter specialist speakers, kept the audience engaged with their interactive and informative talks. More than 400 participants from approximately 300 plus public agencies & private businesses benefited through this IPM education & outreach. One hundred and four (104) participants were from Santa Clara County. Twenty−eight (28) organizations provided displays. Forty−Seven (47) organizations or groups provided support financially or through alternative, in kind, or technical contributions. The County IPM Manager was also successful in compiling & editing the 2nd Edition of "Regional IPM Resource Manual".

Approximately five hundred (500) CD−ROM copies were developed and distributed to the participants and other interested parties.

2.Subject Matter Specific Training Modules: The County IPM Manager has recently produced a training video titled "Sanitation, Maintenance and Housekeeping−Role of Facility Managers and Building Occupants in Preventing Pest Problems". The video production is a collaborative effort of the County IPM Program and Orkin Exterminating Inc., which currently provides the Structural IPM services for the County. The County IPM Manager has also written an accompanying "IPM Guidance Manual for the Facility Managers". Copies of the video (in VHS & DVD format) and the "IPM Guidance Manual" will be distributed to all departments/facility groups, so that it can be viewed/referenced periodically during their staff meetings to refresh each individual's role in pest management. The training through this media is capable of reaching all 16,000 county employees. We are also planning to disseminate the same to other interested public agencies and the pest control industry.

The County IPM Manager is also exploring collaborations with public agencies and industry for development of other subject matter specific on−the−job training modules (audio−video formats). This will enable education & outreach to IPM practitioners including County employees, who are responsible for pest management activities in their respective trades. Other plans include purchase of already existing IPM educational videos and exploration of grants & funding opportunities for training & education.

3. Safety Coordinator's IPM & Precautionary Principles Awareness: The IPM program is participating in the upcoming OSEC Safety Conference. IPM−Precautionary Principles & their role will be discussed with the participants.

4. Occupant/Tenant Awareness & Training: Two training programs for year 2005 are planned to educate building occupants/tenants on practices such as good sanitation, housekeeping, and maintenance. These awareness training will help to mitigate several pest management problems. The method of delivery (educational workshop versus staff meetings) for large audience is under discussion. The County IPM Coordinator is currently working with the Departments to plan the training agenda & schedules accordingly. The dates will soon be posted on the SCC IPM website.

5. Public Awareness: One brochure & one PSA (public service announcement) will be developed to promote the county s IPM efforts. These brochures will introduce the concept of IPM to a diverse audience. The description about IPM, its components and its advantages will be written in house by the County IPM coordinator. Six thousand dollars ($6000.00) are available for this project from the one−time funds allocated to the IPM program. The project is on hold due to time limitation and engagements with other IPM priorities.

BACKGROUND

On May 21, 2002, Board adopted the Integrated Pest Management (IPM) and Pesticide Use Ordinance. The IPM Ordinance went into effect on June 20, 2002. As required by the ordinance, staff is to provide a quarterly status report to the Housing, Land Use, Environment, and Transportation Committee and then to the full Board for their review and comment. The Technical Advisory Group (TAG) has previously agreed to proceed on the implementation priorities summarized in this report.

CONSEQUENCES OF NEGATIVE ACTION

Not applicable

STEPS FOLLOWING APPROVAL

Staff will incorporate any comments or direction into a follow−up transmittal to the full Board of Supervisors.

cc: Peter Kutras, Jr.

ATTACHMENTS

•

Attachment H. Pesticide Management Activities

The County of Santa Clara maintains an Integrated Pest Management (IPM) Program for County buildings and properties.

The County employs a full time IPM Coordinator. The IPM Coordinator is active in coordinating regional IPM educational programs.

The County Board of Supervisors has adopted an IPM Ordinance. The County was the first jurisdiction in Santa Clara County to do so. The ordinance requires the least toxic approach to pest management, and certain pesticides are banned.

The IPM Ordinance may be viewed or downloaded at the following URL:

http://www.sccgov.org/scc/assets/docs/scc_ordinance/TOC074.HTM

2nd Annual Regional IPM Conference - Participants from County of Santa Clara, 6/14/2005, Oakland, CA

NAME	Title/Position	Org/Dept/Company
Albert Garcia	Road Maintenance Worker	SCC Roads South Yard
Anna Griffin	Administrative Assistant	Santa Clara County Roads
Charlene Lilie	Staff	Santa Clara County Health/Hosp
Craig Crawford	Field Support Manager	Santa Clara County Parks & Rec.
Diane Stambaugh	Procurement Manager SCC	Santa Clara County Procurement
Elva Wilson	SCC Buyer SCC	Santa Clara County Procurement
Greg Guevara	Road Maintenance Worker	SCC Road South Yard
Jeff Larsen	Road Maintenance Worker	SCC Roads East Yard
Jess Alonzo	Road Maintenance Worker	SCC Road South Yard
John Rodoni	Road Maintenance Worker	SCC Roads South Yard
Lowanda Pierson	Registered Nurse	Santa Clara County DADS
Mel Biggs	Road Maintenance Worker	SCC Road South Yard
Michelle Nachand	Agriculture Biologist	Santa Clara County Agriculture
Naresh Duggal	County IPM Manager	Santa Clara County IPM Program
Porter Dimery	Janitor Supervisor	Santa Clara County Health/Hosp.
Randy Fragosa	Road Maintenance Worker	SCC Road West Yard
Richie Matthews	Road Maintenance Worker	SCC Road West Yard
Robert Bertlow	Road Maintenance Worker	SCC Road West Yard
Steve Parshall	Road Maintenance Worker	SCC Road East Yard
Thomas Martinez	Road Maintenance Worker	SCC Road South Yard

COUNTY OF SANTA CLARA CLEAN WATER PROGRAM

Program Work Plan Task	Task Description	Comments	Status	Responsible Party
I. Municipal Pesticide Use ***Goal I.A.*** *Eliminate all unnecessary municipal pesticide use (particularly organophosphate (OP) pesticide use) and implement Integrated Pest Management (IPM) techniques.*				
I.A.1	Track pesticide use on County owned property. (PS #9). The results are reported in the AR.		Ongoing	County IPM Program Coordinator in County Exec's Office, FAF
I.A.3	Continue to refine and implement SOPs and BMPs for implementing the IPM policy. (PS #3).		Ongoing	County IPM Coord., FAF
I.A.4	Update URMP with Pest Mgmt. changes.		Ongoing IPM Ord.	CWP Prgm Coord.
I.A.5	Continue to ensure that any contractor employed to conduct pest control and pesticide application on County property engages in pest control methods consistent with the IPM policy adopted by the agency (PS #6).		Ongoing	County IPM Coordinator, FAF
I.A.6	Arrange annual, County facility search of chemical storage areas for pesticides no longer legal for application, and properly dispose of them. (PS #10)		Conducted once. Now ALL pesticide purchase goes through IPM	County IPM Coord.

COUNTY OF SANTA CLARA CLEAN WATER PROGRAM

Program Work Plan Task	Task Description	Comments	Status	Responsible Party
			Prgm. Coord.	
MM I.A.1.	Document completion of tasks in annual reports. Use pesticide-tracking process to document pesticide use.		Ongoing	County IPM Coord.

Program Work Plan Task	Task Description	Comments	Status	Responsible Party
Goal I.B. *Raise awareness of all municipal employees and train employees who apply pesticides for the jurisdictiony about the IPM Policy and/or IPM techniques as appropriate.*				
I.B.1	Ensure that employees who apply pesticides for the agency continue to obtain the appropriate County Ag and DPR- required training (PS #5a).		Annually	County IPM Coord. GSA, Parks, Roads
I.B.2	Provide for annual training on the IPM Policy, SOPs, and BMPs, and the latest IPM techniques to employees within departments responsible for pesticide application (PS #5b).		Annually	County IPM Coordinator
I.B.3	Annually inform employees who are not authorized to apply pesticides, that they cannot use over-the-counter pesticides in the workplace (PS #5c)		Annually, by e-mail or county newsletter	County IPM Coordinator
MM I.B.1.	Document and evaluate effectiveness of annual staff training.	Quarterly HLUET Committee reports also.	Annually for AR	County IPM Coordinator

Program Work Plan Task	Task Description	Comments	Status	Responsible Party
II. Public Education and Outreach *Goal II.A. Increase awareness of IPM so target audiences recall less toxic pest management messages and adopt IPM behaviors. Target audiences include residential pesticide users, professional pest control businesses, customers of professional pest control businesses, & pesticide retailers, school districts(PS # 7).*				
II.A.1	Assist with local implementation of the Watershed Education & Outreach (WE&O) Campaign[1], which will target the general public and include messages about less-toxic pest control and proper disposal. Support SCVURPPP as requested		FY 02 through FY 05	CWP Prgm. Coord.
II.A.2	Assist SCVURPPP in developing targeted messages regarding proper pesticide use and disposal, effects on water quality, and IPM.		Review of new pieces as developed by SCVURPPP	CWP Prgm. Coord.
II.A.4	Identify and attend local community events and distribute outreach material. Distribute literature at Backyard Compost or Master Composter workshops.		Ongoing	IWM Prgm. Coord., P2 Coord.
II.A.5	Maintain contact with local gardening groups and offer them literature.		Ongoing	IWM Prgm Coord., P2
II.A.9	Continue to support BASMAA Regional Media Relations Campaign featuring pitches to Bay Area media and responses to	SCVURPPP funds BASMAA baseline projects, including Regional Media Relations Campaign.	Ongoing	NPS Prgm. Coord.

Program Work Plan Task	Task Description	Comments	Status	Responsible Party
	breaking news on pesticide-related topics.			
II.A.10	IPM coord. to provide IPM-related press releases to local media as appropriate—using SCVURPPP generated materials when appropriate		Ongoing	IPM Coord.
II.A.12	Continue to assist with implementation of local components of a "Pesticide User Outreach" project targeting residential and commercial users	Will assist as needed.	As requested by SCVURPPP	CWP Prgm. Coor., IPM Coord.
II.A.14	Internal outreach on IPM to encourage employees to use IPM techniques away from work: Distribute IPM fact sheets electronically to involved County employees through e-mail or web site or newsletter.		Intermittently	IPM Prgm. Coord., IWM Coord.
MM II.A.1.	Document or estimate numbers of residents reached by outreach efforts and media advertising		Annually, for AR	IPM Prgm. Coord., IWM Coord.
Goal II.B. *Educate pesticide retailers and consumers about less toxic pest control products and promote the sale of such products.*				
II.B.1	Continue to fund and participate in the BASMAA Regional IPM Partnership	SCVURPPP funds BASMAA baseline projects, including Regional IPM Partnership.	Ongoing	CWP Prgm. Coord.
II.B.2	Continue to support the IPM Store	Support through SCVURPPP	Ongoing	CWP Prgm.

Program Work Plan Task	Task Description	Comments	Status	Responsible Party
	Partnership Program. (Nurseries)			Coord.
II.B.3	Assist Program to offer IPM training opportunities to pesticide retailer employees (nurseries) through coordination with Master Gardener-taught educational programs.	Task eliminated. SCVURPPP coordinating nursery outreach in cities.		SCVURPPP
MM II.B.1.	Assist Program in documenting number of participating stores, materials distributed, employees trained, and cost-effectiveness of the IPM Store Partnership Program.		Annually	SCVURPPP

Program Work Plan Task	Task Description	Comments	Status	Responsible Party
III. Pest Control Operators (PCOs)				
Goal III.A. *Minimize pesticide use by PCOs contracted for structural pest control and landscape maintenance.*				
III.A.4	Require PCOs contracted for municipal applications to use pest control methods consistent with the County's IPM policy (through contract specifications). Specifically, require contractors to: a) follow the agency's IPM policy, BMPs,	IPM-specific specifications are included in the contracts.	Ongoing	Maint. Yard Supervisor & Parks, FAF

Program Work Plan Task	Task Description	Comments	Status	Responsible Party
	and SOPs; b) provide evidence of current IPM training, when feasible; and c) provide documentation of pesticide use on agency property to the agency in a timely manner (PS#6).			IPM Prgm. Coord.
MM III.A.1.	Document pesticide use by PCOs on County property.		Avail. on request	IPM Prgm. Coord., FAF
Goal III.B. *Require all PCOs to implement Best Management Practices (BMPs).*				
III.B.2	Require PCOs contracted by County to implement BMPs through contract specifications.		Ongoing	Roads and Airports Fleet and Ops Mgr. Parks Sr. Env. Compliance Specialist Park & Rec IPM Prgm. Coord.
MM III.B.1.	Document efforts to complete the above actions.		In the Annual Report	Roads and Airports Fleet and Ops Mgr. Parks Sr. Env. Compliance Specialist Park & Rec IPM Prgm.

Program Work Plan Task	Task Description	Comments	Status	Responsible Party
IV. Commercial Businesses ***Goal IV.A.*** *Determine the extent of commercial business employees' use of pesticides (i.e., pesticide applications not performed by a licensed PCO) and conduct appropriate outreach regarding less toxic pest management.*				
IV.A.2	Assist as requested in implementation of education programs that target commercial businesses, per recommendations developed in SCVURPPP work plan.		Ongoing	SCVURPPP, DEH--CPD
MM IV.A.1.	Document outreach efforts targeting businesses.		Annually in AR	SCVURPPP , IPM Coord., DEH
V. Household Hazardous Waste Collection ***Goal V.A.*** *Provide pesticide disposal services through household hazardous waste (HHW) collection programs for all residents and small businesses, and encourage use of these programs.*				
V.A.1	Ensure that adequate pesticide disposal services exist for residents and conditionally exempt small quantity commercial generators.		Ongoing	DEH--HHW, Ag. Commis-sioner's Office
V.A.3	Support, enhance, and help publicize programs for proper pesticide disposal (PS #7).		Ongoing	DEH, Ag. Commis-sioner's Office
V.A.5	Provide hazardous waste disposal information to residents through DEH		Ongoing	DEH—HMCD,

Program Work Plan Task	Task Description	Comments	Status	Responsible Party
	website and handouts at collection centers.			DEH--HHW

Program Work Plan Task	Task Description	Comments	Status	Responsible Party
MM V.A.1.	Document that household hazardous waste collection programs adequately serve residents and businesses and that any exchange programs do not exchange organophosphate or banned pesticides.		Annually	DEH--HHW
VII. New Development ***Goal VII.A*** *Minimize pesticide use at new and redevelopment sites.*				
VII.A.2	Consider pest-resistant landscaping and design features in the design, landscaping, and environmental reviews of proposed development projects. (C.9.d.ii.)	Certification will required for Grp. 1 Projects	Ongoing	CWP Prgm. Coord., Planning Office, Office of Developmen t Services
VII.A.4	Collect information and report a summary of types of pesticide reduction measures required for development projects and the percentage of projects for which pesticide reduction measures were required. (C.3.n.5)	County to require LLA certification for Grp. 1 projects. No Grp. 1 projects yet.	Ongoing	CWP Prgm. Coord., Planning Office, Office of

Program Work Plan Task	Task Description	Comments	Status	Responsible Party
				Developmen t Services
MM VII.A.1.	Summarize types of pesticide reduction measures required (such as by conditions of approval) for new development and significant redevelopment projects, and the percentage of new development and significant redevelopment projects for which pesticide reduction measures were required. (C.3.n.)		Annually, in AR	CWP Prgm. Coord., Planning Office, Office of Development Services

Program Work Plan Task	Task Description	Comments	Status	Responsible Party
VIII. Monitoring and Science				
Goal VII.A. *Participate in coordinated monitoring efforts to support pesticide TMDL development and implementation.*				
VIII.A.1	Continue financial support of the Regional Monitoring Program (RMP) through County contribution to SCVURPPP budget.		Annually	CWP Prgm. Coord.
X. Review and Revision of Work Plan				
Goal X.A. *Implement a work plan that includes appropriate goals, actions, and monitoring mechanisms to reduce pesticide-related toxicity in urban runoff.*				
X.A.1.	Review and continuously improve the goals, actions, and monitoring mechanisms of the		Annually	CWP Prgm. Coord., IPM

Program Work Plan Task	Task Description	Comments	Status	Responsible Party
	work plan considering results of self-evaluations, comments from Regional Board staff and other interested parties, and results of local performance review meetings, if any.			Prgm. Coord.
MM X.A.1.	Revise work plan to include any continuous improvement items. Report on completion of work plan tasks in Annual Report.		Annually; submit work plan updates in March. AR submitted in Sept.	NPS Prgm. Coord.

Santa Clara Valley Urban Runoff Pollution Prevention Program

FY 05 Annual Report

Attachment I - Mercury Elimination Activities

County of Santa Clara
Clean Water Program
DEVELOPMENT SERVICES OFFICE
DEPT. OF PLANNING AND DEVELOPMENT
70 West Hedding St., 7th Floor East Wing
San Jose, CA 95110

COUNTY OF SANTA CLARA CLEAN WATER PROGRAM

Program Work Plan Task	Activity	Contin-uous Improve-ment Item Source	FY 05 Tasks	Comments	Status	Responsible Party
Mercury Control Program						
I. Municipal Use of Mercury-Containing Products Goal I. Eliminate all unnecessary municipal use of mercury-containing products and establish proper disposal methods for products that cannot be eliminated.						
I.B	Mercury control program	C.9.c	Continue to handle mercury-containing products in accordance with Universal Waste Regulations. Participate in the Program ad hoc Task Group.			GSA, DEH—HHW CWP Prgm. Coord.
I.D	Mercury Policy	C.9.c	Propose a mercury policy or ordinance requiring the virtual elimination of mercury from controllable sources in urban runoff from county operations.	SCVURPPP to provide guidelines for a policy.		CWP Prgm. Coord., GSA, DEH, IWM, DEH-HHW, HMCD
I.F	Implement guidelines for mercury reduction	C.9.c	Implement guidelines for mercury-containing products reduction and mgmt	Program provided guidelines 3/03.		FAF
MMI	Mercury control program	C.9.c	Document completion of tasks in annual reports. Use mercury-containing product reporting guidelines.		Annually, In AR	FAF

COUNTY OF SANTA CLARA CLEAN WATER PROGRAM

Program Work Plan Task	Activity	Contin-uous Improve-ment Item Source	FY 05 Tasks	Comments	Status	Responsible Party
II. Household Hazardous Waste Collection **Goal II.** Provide mercury-containing products disposal services through household hazardous waste (HHW) collection programs for residents and small businesses, and encourage use of these programs.						
II.B	Mercury control program	C.9.c	Provide mercury-containing products disposal services for residents and small businesses.	DEH--HHW	Ongoing	DEH—HMCD, HHW

Program Work Plan Task	Activity	CI Item Source[1]	FY 05 Tasks	Comments	Status	Responsible Party
II.D	Document products disposed	C.9.c	Implement guidelines for documenting and reporting quantities of mercury-containing products disposed.	Program developed guidelines by 3/03		FAF DEH--HHW
III. Monitoring and Science **Goal III.** Participate in coordinated monitoring efforts to support mercury TMDL development and implementation, including assessment of air pollution sources of mercury and concentrations of mercury in sediment.						
III.A	Mercury control program	C.9.c	Assist SCVURPPP as requested, County to continue to provide financial support for the Regional Monitoring Program		Ongoing	CWP Prgm. Coord., County Budget

Program Work Plan Task	Activity	CI Item Source[1]	FY 05 Tasks	Comments	Status	Responsible Party
			(RMP) through annual SCVURPPP assessment. Support SCVURPPP's continued participation in the RMP steering committee and technical review committee.			
III.B	Mercury control program	C.9.c	Assist SCVURPPP when requested by supporting a coordinated regional plan to collect data for the mercury TMDL.		Ongoing	CWP Prgm. Coord.
III.C	Mercury control program	C.9.c	Assist SCVURPPP when requested in providing support for the Joint Storm Water Agency Project to Study Urban Sources of Mercury to assess sediment mercury concentrations and percentage of fine material.		as requested	CWP Prgm. Coord.
III.C.2	Mercury control program	C.9.c	Assist SCVURPPP when requested in preparing the Joint Stormwater Agency Project to Study Urban Sources of Mercury, PCBs and Organochlorine Pesticides		as requested	CWP Prgm. Coord.

Program Work Plan Task	Activity	CI Item Source[1]	FY04-05 Tasks	Comments	Status	Responsible Party
V. Public Education and Outreach **Goal V.** Increase awareness of proper disposal of mercury-containing products and available non-mercury containing alternatives. Target audiences include residential, commercial, and industrial users and municipal employees.						
V.A.	Mercury control program	C.9.c	Assist SCVURPPP when requested to develop various outreach programs to educate target audiences about proper disposal of mercury-containing products and alternative non-mercury containing products.		See below.	DEH—HHW, IWM Coord., CWP Prgm. Coord.
V.A.1	Fluorescent light recycling outreach—residential	C.9.c	Continue fluorescent light recycling program. Educate residential users and encourage proper disposal of fluorescent lights.		Ongoing	DEH--HHW
V.A.2	Fluorescent light recycling outreach—small businesses	C.9.c	Assist SCVURPPP when requested to develop and begin to implement a fluorescent light recycling outreach program for small businesses and encourage proper disposal of fluorescent lights.		Ongoing	DEH—HHW, P2, IWM
V.A 3	Outreach to auto shops	C.9.c	Coordinate with DEH--HMCD inspectors to integrate future mercury outreach into the routine auto repair shops inspections	As material becomes available.		DEH--HMCD

COUNTY OF SANTA CLARA CLEAN WATER PROGRAM

Program Work Plan Task	Activity	CI Item Source[1]	FY04-05 Tasks	Comments	Status	Responsible Party
V.A.4	Mercury control program	C.9.c	Assist SCVURPPP as requested to develop "tailgate safety meeting cards" about mercury.		Unknown, depends on SCV-URPPP priorities	NPS Prgm. Coord.
V.B	Mercury control program	C.9.c	Assist SCVURPPP as requested to develop or adapt existing mercury outreach materials, as needed, for outreach programs.		Ongoing	
V.C	Mercury control program	C.9.c	Attend community events and distribute outreach materials, when available.	Unknown availability	Ongoing	P2, IWM, DEH--HHW
MM V.B	Mercury control program	C.9.c	**Monitoring Mechanism V.B.** In the Annual Report, document and evaluate each County outreach activity, including the target audience and estimated number of residents and/or businesses reached.		AR FY 03/04	DEH-HHW, HMCD, IWM, P2
MM V.C	Mercury control program	C.9.c	**Monitoring Mechanism V.C.** Assist SCVURPPP when requested to survey public attitudes and behavior and the success of outreach efforts.		Ongoing	NPS Prgm. Coord.

Memorandum

August 2, 2005

To: Stormwater/Urban Runoff P2 Staff

From: Rob D'Arcy, Hazardous Materials Program Manager

Re: FY 05 HHW Program Update

Participation
The HHW Program served 24,927 residents from July 1, 2004 through June 30, 2005, representing a 6% increase in participation from the previous year. In addition, over 2 million pounds of hazardous waste was managed safely and legally. There were 64 collection events for residents at three permanent facilities and six temporary events strategically located throughout the County. In addition, the Program served almost 400 small businesses.

Paint
Latex paint accounted for 652,000 pounds and other paint related materials (including oil paint) accounted for approximately 384,000 pounds. Together, paint represents 50% of the hazardous waste collected.

Pesticides
Although the grant award to conduct public education about Dursban and diazinon has ended, we continued to manage 4200 pounds of these two pesticides. Over 213,000 pounds of poisons were managed.

Batteries
The HHW Program recycled almost 25,000 pounds of household batteries

UNIVERSAL WASTE
MERCURY GRANT OVERVIEW

The County of Santa Clara Department of Environmental Health Household Hazardous Waste Program provides residents with opportunities to recycle mercury-containing products (fluorescent lights, batteries, thermostats and thermometers) at retail locations, community centers and special outreach events. These products contain varying amounts of mercury, a heavy metal, which is a U.S. Environmental Protection Agency waste minimization priority chemical. A community-based collection system is convenient, cost-effective and combined with an aggressive educational outreach program, will increase awareness and participation. Outreach includes the use of consistent educational messages through the media and the development and distribution of brochures, flyers and posters as well as literature and event attendance. The **Mercury Education Project** is funded by a grant from the California Integrated Waste Management Board.

Mercury containing products collected in FY 2004/2005

Recycling partners were established at retail and community drop-off locations. These partners agreed to allow customers to drop-off Universal Waste, such as batteries and fluorescent lamps. To date 15 retail stores serve as fluorescent lamp drop-offs and 12 community centers serve as battery drop-offs. The HHW Program picks up th waste and recycled it for them. In addition, the HHW Program has established five drop-off locations for mercury-containing thermostats. Thermostats are dropped off for recycling by heating, air conditioning and ventilation contractors at five electrical wholesalers

Elemental Mercury- 155 pounds (Includes thermostats, thermometers and other products)
Fluorescent Lights – 166,000 feet 41,597 pounds
450 mercury-containing thermometers

Public Outreach
10 Thermometer Exchanges – residents exchange their mercury-containing thermometers for a free digital thermometer.

HHW participated in 34 community events.

Hazardous Waste Recycling & Disposal FOR SANTA CLARA COUNTY

County of Santa Clara
Department of Environmental Health

Memorandum

August 2, 2004

To: Stormwater/Urban Runoff P2 Staff

From: Rob D'Arcy, Hazardous Materials Program Manager

Re: Fiscal Year 2004/2005 HHW Program Update

Participation
The HHW Program served 24,927 residents from July 1, 2004 through June 30, 2005, representing a 6% increase in participation from the previous year. In addition, over 2 million pounds of hazardous waste was managed safely and legally. There were 64 collection events for residents at three permanent facilities and six temporary events strategically located throughout the County. In addition, the Program served almost 400 small businesses.

Paint
Latex paint accounted for 652,000 pounds and other paint related materials (including oil paint) accounted for approximately 384,000 pounds. Together, paint represents 50% of the hazardous waste collected.

Pesticides
Although the grant award to conduct public education about Dursban and diazinon has ended, we continued to manage 4200 pounds of these two pesticides. Over 213,000 pounds of poisons were managed.

Batteries
The HHW Program recycled almost 25,000 pounds of household batteries

UNIVERSAL WASTE
MERCURY GRANT OVERVIEW

The County of Santa Clara Department of Environmental Health Household Hazardous Waste Program provides residents with opportunities to recycle mercury-containing products (fluorescent lights, batteries, thermostats and thermometers) at retail locations, community centers and special outreach events. These products contain varying amounts of mercury, a heavy metal, which is a U.S. Environmental Protection Agency waste minimization priority chemical. A community-based collection system is convenient, cost-effective and combined with an aggressive educational outreach program, will increase awareness and participation. Outreach includes the use of consistent educational messages through the media and the development and distribution of brochures, flyers and posters as well as literature and event attendance. The **Mercury Education Project** is funded by a grant from the California Integrated Waste Management Board.

Mercury containing products collected in FY 2004/2005

Recycling partners were established at retail and community drop-off locations. These partners agreed to allow customers to drop-off Universal Waste, such as batteries and fluorescent lamps. To date 15 retail stores serve as fluorescent lamp drop-offs and 12 community centers serve as battery drop-offs. The HHW Program picks up th waste and recycled it for them. In addition, the HHW Program has established five drop-off locations for mercury-containing thermostats. Thermostats are dropped off for recycling by heating, air conditioning and ventilation contractors at five electrical wholesalers

Elemental Mercury- 155 pounds (Includes thermostats, thermometers and other products)
Fluorescent Lights – 166,000 feet 41,597 pounds of lights (or 4' lamps)
450 mercury-containing thermometers

Public Outreach
10 Thermometer Exchanges – residents exchange their mercury-containing thermometers for a free digital thermometer.

Participated in 34 community events.

Hazardous Waste Recycling & Disposal FOR SANTA CLARA COUNTY

C3. Battery and Bulb Recycling (County Operated Facilities)

During FY 05, the County Office of Safety and Environmental Compliance (OSEC) collected and sent for recycling a total of 3348 pounds of alkaline and rechargeable batteries.

During FY 05, the County Office of Safety and Environmental Compliance (OSEC) collected and sent for recycling a total of 1318 Universal Waste bulbs that were individual pieces (not fluorescent), and 41,162 linear feet of fluorescent bulbs, or approximately 10,000 four foot bulbs.

Santa Clara Valley Urban Runoff Pollution Prevention Program

FY 05 Annual Report

Attachment J - Copper/Nickel Action Plan

County of Santa Clara
Clean Water Program
DEVELOPMENT SERVICES OFFICE
DEPT. OF PLANNING AND DEVELOPMENT
70 West Hedding St., 7th Floor East Wing
San Jose, CA 95110

Santa Clara Valley Urban Runoff Pollution Prevention Program
FY 05 ANNUAL REPORT: COPPER ACTION PLAN TASKS

Jurisdiction: COUNTY OF SANTA CLARA CLEAN WATER PROGRAM

Ref-erence	Activity	CI Item Source	FY 04-05 Tasks	Comments	Status	Responsible Party
Copper Action Plan Tasks						
CB-1	Vehicle Washing Operations	CAP	• Continue to distribute outreach materials on proper vehicle/equipment washing at County P&D Department counters and public events.		Ongoing	CWP Coord., Roads
			• Submit data regarding vehicle washing outreach activities. Provide an effectiveness evaluation in Annual Reports.		Ongoing	CWP Coord.
			• Require source control measures for Group 1 new development and redevelopment projects that will conduct vehicle/equipment washing and maintenance activities (consistent with Permit Provision C.3.k).		Ongoing	LDE, Roads, GSA
			• Continue to inspect industrial/ commercial auto related facilities that may also conduct vehicle/equipment washing. Ensure that BMPs for vehicle/equipment washing are implemented. Provide an effectiveness evaluation of inspection/compliance with BMPs consistent with enhanced reporting requirements.		Ongoing	DEH--HMCD
			Continue to maintain and inspect car wash systems for City vehicles at the corporation yards .		Ongoing	Roads

Ref-erence	Activity	CI Item Source	FY 04-05 Tasks	Comments	Status	Responsible Party
			Encourage municipal staff to use certified mobile cleaners when contracting cleaning service.		Ongoing	CWP Coord., GSA
NPSCB-3	Industrial Copper Control	CAP	• Continue Industrial Inspection program, including identified industrial facilities. These may include plating and metal finishing facilities, vehicle service facilities and other permitted sites (consistent with enhanced reporting requirements).		Ongoing	DEH--HMCD
CB-6/7	Reducing Traffic Congestion/ Promoting Alternative Transportation	CAP	• Complete revision of and implement revised development site design standards related to transportation per Permit Provision C.3.j.	Rural and large lot suburban areas are not conducive to such measures. The SCV Transp. Authority (VTA) handles transit service in the uninc. area. Fifty year old land use policies and GP and zoning direct urban style development to the cities.	Under annual consider-ation	LDE, CWP Coord.
CB-8	Watershed assessment and protection	CAP	• Revise County's General Plan, as needed, at next scheduled update, based on recommendations from the *Development Policies Comparison Project* and Provision C.3.l. • Continue to implement any	Not needed. Existing GP addresses water quality issues. County will review the matter at the next scheduled update	At next scheduled update	Planning Office

Santa Clara Valley Urban Runoff Pollution Prevention Program
FY 05 ANNUAL REPORT: COPPER ACTION PLAN TASKS

Jurisdiction: COUNTY OF SANTA CLARA CLEAN WATER PROGRAM

Ref-erence	Activity	CI Item Source	FY 04-05 Tasks	Comments	Status	Responsible Party
			guidance received from SCVURPPP on addressing water quality in the CEQA review process, as part of C.3.m. implementation.		Ongoing	Planning Office
CB-11	Street sweeping and storm drain O&M		• Continue following Program guidance regarding the collection and reporting of street sweeping data. Provide data in accordance with schedule for Annual Report. • Implement (as appropriate) identified improvements to current street sweeping and storm drain system O&M programs (within available budgets). Provide effectiveness evaluation in FY 04-05 Annual Report.		Ongoing As scheduled Ongoing	Roads Roads
CB-12	Outreach on pool, spa maintenance	CAP	• Continue to distribute outreach materials at local public events; brochures at agency department counters and public places; and placement on County website.		Ongoing	CWP Coord.
CB-21	Use of architectural copper	CAP	• Continue to strongly discourage use of copper on roofs, in roof shingles, and for gutters.	Low priority—will monitor other jurisdictions. Few such projects noted.	Ongoing	CWP Coord.

Santa Clara Valley Urban Runoff Pollution Prevention Program
FY 05 ANNUAL REPORT: COPPER ACTION PLAN TASKS

Jurisdiction: COUNTY OF SANTA CLARA CLEAN WATER PROGRAM

Ref-erence	Activity	CI Item Source	FY 04-05 Tasks	Comments	Status	Responsible Party
Nickel Action Plan Tasks						
NB-1	Measures to control nickel discharges from construction sites		• Continue to implement Construction Inspection Performance Standards (see Construction Inspection work plan section). • Continue to provide opportunities for inspectors to attend Regional Board/SCVURPPP workshops on construction site management and learn latest erosion/sediment control techniques • Continue to attend Program-sponsored or other workshops on post-development stormwater BMPs (C.3.)		Ongoing As scheduled As Scheduled	LDE, BIO, GSA CWP Coord. CWP Coord. Planning, FAF

Santa Clara Valley Urban Runoff Pollution Prevention Program

FY 05 Annual Report

Attachment K - Trash Inventory and Management

(Please refer to Attachment B, for illegal dumping complaint resolution information, and to Attachment G (PI/P), for Graffiti and Litter Abatement Activities, and to the overall SCVURPPP Annual Report, Trash Inventory and Management Section.)

County of Santa Clara
Clean Water Program
DEVELOPMENT SERVICES OFFICE
DEPT. OF PLANNING AND DEVELOPMENT
70 West Hedding St., 7th Floor East Wing
San Jose, CA 95110

Santa Clara Valley Urban Runoff Pollution Prevention Program

FY 05 Annual Report

Attachment L - Water Quality Monitoring (not applicable)

The County relies on the SCVURPPP water quality monitoring program .

County of Santa Clara
Land Development Engineering Section
OFFICE OF DEVELOPMENT SERVICES
DEPT. OF PLANNING AND DEVELOPMENT
ENVIRONMENTAL RESOURCES AGENCY
70 West Hedding St., 7th Floor East Wing
San Jose, CA 95110

Santa Clara Valley Urban Runoff Pollution Prevention Program

FY 05 Annual Report

Attachment M - Staff Training Information

County of Santa Clara
Clean Water Program
DEVELOPMENT SERVICES OFFICE
DEPT. OF PLANNING AND DEVELOPMENT
70 West Hedding St., 7th Floor East Wing
San Jose, CA 95110

SANTA CLARA COUNTY ROADS AIRPORTS DEPARTMENT
NPDES Permit Reporting -- Surface Storm Water Quality
Staff Training by Fiscal Year

Fiscal Year 2004-2005

Training Course	Source/ Instructor	Staff Attendance	Date(s)	Hours	Cost	Notes
Construction Site Planning and Management for Compliance with Phase I and II NPDES Requirements	San Francisco Estuary Project	Khoa Vo Roy Cabaltera Tony Rittenhouse	10/12/04	8	$90 ea.	San Jose
In-house training of the above seminar's information	Staff - Tony Rittenhouse and Khoa Vo	Nancy Puterbaugh Greg Stutz Debbie Burke Mike Hurley Ron McNay Jim Schramm Phil Jones Chuck Tucker	11/19/04	2	NC	Skyport Drive training room
Field Demonstration of Erosion Control Product from ERTEC	ERTEC Vince Morris	Khoa Vo	3/10/05	2	NC	Montague Expwy
Effective Erosion And Sediment Control And Soil Stability In The Construction Process	LORMAN Educational Services	Aida Rivera Khoa Vo	3/16/05	8		San Jose (Hyatt)
In-house training of the above seminar's information at staff meeting		Dan Collen Roy Caballera Bernardine Caceres Paul Pascoal Craig Petersen	5/27/05	0.5		

SANTA CLARA COUNTY ROADS AIRPORTS DEPARTMENT
NPDES Permit Reporting -- Surface Storm Water Quality
Staff Training by Fiscal Year

						Skyport Training
NPDES Training Video: "Hold Onto Your Dirt"	SCVURPPP	Tran Ho Ron Chitwood Larry Frye Bill Lee Raluca Nitescu Felix Lopez Ted Nguyen Carmelo Peralta Rex Wonnell Bob Smith	4/21/05	1	NC	
BMP O&M Workshop	SCVURPPP	Dan Collen Nicole Jakaby Dave Jones Ron Chitwood Larry Frye Carmelo Peralta Steve Flemmer Rene Vargas Clarence Salim	6/9/05	6	NC	Cupertino
In-house training of the above seminar's information at staff meeting		Roy Cabaltera Bernardine Caceres Paul Pascoal Craig Petersen Khoa Vo Aida Rivera	6/24/05			

DEH - CPD Training FY 05

Training: CPD inspection staff members who work in the unincorporated area participate in training every other year with the West Valley Cities' Clean Water Program (CWP) Coordinator, the CWP Coordinator for the City of Cupertino, and the County CWP Coordinator.

On alternate years, the staff training occurs at a meeting with the CPD Supervisors, the West Valley Cities' Clean Water Program (CWP) Coordinator, the CWP Coordinator for the City of Cupertino, and the County CWP Coordinator. FY 05 was the year for this meeting. (Please see next page).

Cupertino • West Valley • DEH • County of Santa Clara • WV Sanitation District
Food Facility Inspection Program
April 27, 2005
Meeting Summary

Attendees:
Steve Homan, County of Santa Clara
Lavenia Millar, City of Cupertino
Arlette Kerley, Dept of Environmental Health Consumer Protection Division
Humphrey Karioki , Dept of Environmental Health Consumer Protection Division
Cheri Donnelly, West Valley CWP
Jack Lovell, West Valley CWP
Peter Sevcik, WV Sanitation District

1. Introductions & Update Contact Information

2. Update Cover Letter to Restaurant Owners & Managers

Cover Letter and Best Practices Checklist: The group provided comments for an updated version to be included in DEH Inspector handout packets for new restaurant owners or managers.

➔ **Action Item**: Update contact information and incorporate comments into a revised cover letter and best practices checklist, obtain signatures from SCVURPPP and DEH representatives, and work with SCVURPPP to get copies printed for inspector's handout packets.

Note: The Best Practices Checklist covers most of the material in the *Water Quality Protection Guidelines for Food Handling Facilities* booklet discussed in agenda item #5.

3. Evaluation of Inspection Program

The Inspection Program is working well. The *Dept of Environmental Health Consumer Protection Division* inspects each food facility 2 or 3 times per year. Violations are very few since education, verbal warnings, and official notices, motivate the responsible party to correct potential violations immediately. Potential storm drain discharge violations are documented by DEH inspectors and referred to the municipal IC/ID Inspector for follow up. The municipal IC/ID Inspector provides educational outreach and introduces restaurant owners or managers to the local inspection program.

Problems and challenges

- When dumpsters are "shared" between two or more businesses it is difficult to enforce compliance. Both businesses point the finger at the other. WVCWP Inspector has followed through with the property manager as well as the facility owner to resolve "shared" violations. Cupertino finds out who leases the dumpster and holds that person responsible for compliance. DEH has a permit category for *facilities held in common*. DEH Inspectors will have the facility manager or owner show the permit to determine who is responsible for the dumpster. Most often the facility manager will take care of the problem before it gets to that point.

4. Referring Potential and Actual Violations

Violations from the previous year and procedures for handling repeat violations were reviewed and discussed. If an inspection doesn't uncover any potential violations then the inspection is not reported to the individual municipalities until fiscal year-end. If there is a reason that the

facility may be at risk for non-compliance, the report is forwarded to the municipality's IC/ID Inspector. The IC/ID Inspector will conduct as many inspections as it takes to ensure compliance. A facility that has been referred to the IC/ID Inspector for follow up is also targeted for more frequent routine inspections in the future.

The County DEH inspectors ultimately have the authority to write citations in the unincorporated areas. Therefore, the County NPS Coordinator is not notified unless the problem is significant or requires unusual enforcement action. Some violations are for issues such as food safety that are not related to water quality. Only the water quality issues will be referred to municipal inspectors.

Problems and challenges

- At the end of last fiscal year West Valley requested that a year-end report from DEH, detailing the documented potential violations. West Valley double checked to make sure that each potential violation had been inspected by the WVCWP Inspector. Cupertino did not receive the same report. DEH is using the new enhanced data reporting forms, which don't leave room for extensive comments.

➔ **Action Item**: Review and modify data reporting procedures to ensure that Cupertino and West Valley get year-end reports detailing all actual or potential violations discovered during inspections.

5. Distributing Public Education Materials

handout "*Water Quality Protection Guidelines for Food Handling Facilities*

The group briefly reviewed the WVCWP food handling guidelines booklet to determine its usefulness. The WVCWP borrowed the booklet from Palo Alto before 1999 and made a reprint using West Valley contact information. Since supply is very low, the group considered looking into another reprint. This handout is very popular with restaurant owners, DEH inspectors, and the WVCWP Inspector. However, it was noted that some of the contact information is not valid and some of the BMP information should be updated. Most of the booklet information is covered in the *Best Practices Checklist* that the group revised as part of agenda item #2. A reprint of the booklet will not be pursued at this time. If funding is available it might be considered as a work plan task for FY 06-07.

Don't Set a Table for Pests, is an IPM related handout for food facilities. The Cupertino and West Valley municipal IC/ID inspectors are distributing them during their inspections. All agreed that DEH inspectors should hand these brochures out as part of the inspection packet as long as the supply lasts. Until supply can be verified with SCVURPPP, DEH inspectors will hand them out to restaurants in Cupertino and West Valley.

➔ **Action Item**: WVCWP will check with SCVURPPP to see how many of these handouts are available and DEH will find out how many are needed for the handout packets.

6. Training Needs for Next Year

On alternate years the West Valley, Cupertino, and County restaurant inspection meeting includes staff training for inspectors. We use this opportunity to coordinate the requirements and procedures of the municipalities with the County of Santa Clara. Next year the County would like to see if we can obtain a training video. We have training videos for construction inspections but to our knowledge there aren't any for commercial facilities or restaurant inspections.

7. West Valley Sanitation District – Fats Oils & Grease (FOG) Program

The State Water Board has put some regulations in place so that the Sanitation District is under more stringent reporting requirements. The Sanitation District and other sewer agencies nation-wide must create a Fats, Oils and Grease (FOG) control program. They will have to control how much grease is actually getting into the sanitary sewer system. Grease causes a large percentage of sewer overflows. When a sewer backs up, in most cases it backs up in urbanized areas and ends up in a storm drain or in the creek if they don't catch it. WVSD is thinking about partnering with the WVCWP IC/ID Inspector to control grease backups and sewer overflows.

In addition to looking at whether they are washing their equipment and mats outside, the WVSD would like stormwater discharge inspectors to look at how often the restaurants are pumping their grease traps. The WVSD is not sure who is looking into that right now. The requirements are in place for the building inspectors to make sure grease traps were put in. After that, unless there is an issue, the traps don't get checked regularly.

The restaurant inspection meeting is a good opportunity for the Sanitation District to find out if there are common issues that inspectors can address when they are looking at food facilities for cleanliness and water quality compliance. The WVSD wants to make sure that the grease traps are being maintained adequately. The IC/ID inspectors could check to see if pumping records are available. Restaurants are required to keep them for three years. If the facility can't produce the records they should be given a notice of violation. It sends up a red flag and the WVSD should be notified.

Currently inspections are conducted from a cleanliness standpoint. Grease traps would not be addressed unless someone sees an overflow. Outside of a full scale program, the WVSD would like to be notified if the inspector comes across a restaurant that is not cooperating. The WVSD has a fairly big hammer that they can use, such as fines of as much as $10,000 per day. This is under the food facility's sewer connection permit. Cupertino has had grease problems in the past because backups flow into the storm drain. Cupertino's building inspection department would help out on this type of problem. It doesn't appear that anyone is addressing this on a pro-active basis. The WVCWP Inspector would need some training if he were to incorporate this facet into his program.

➔ **Action Item**: The WVCWP Inspector will meet with the WVSD Director of Engineering to discuss how it might fit into the West Valley Restaurant Inspection Program. If the WVCWP incorporates this step successfully for a year then it is a possibility that the additional inspection step would be added to the DEH inspector training next year.

8. Other

DEH wanted to revisit a West Valley request from two years ago. At one time West Valley asked if DEH inspectors would distribute pool brochures during their commercial pool inspections. It was noted that the new pool brochure was really geared for private pool owners. The brochure was sent to all private pool and spa owners in the SCVURPPP agencies' jurisdiction. Commercial pools are taken into account in the West Valley Sanitation District's permit. They discharge to a sanitary sewer. It was decided that the Sanitation District should provide appropriate educational outreach to commercial pool owners.

➔ **Action Item**: check on number of pool brochures available with the Program to see how many might be given to DEH to hand out on an as appropriate basis. Some of the information is valuable for commercial pool owners as well as private owners.

- Gave 8 Pool & Spa brochures to DEH as samples

DEH SW-LEA TRAINING

Training: In addition to the Industrial/Commercial SCVURPPP Inspector Workshop earlier this year, the solid waste staff participated in training on May 11, 12 & 13, 2005. Solid waste staff attended a CIWMB/LEA conference promoting coordination between various state oversight boards, such as air, water and solid waste.

The topics at the CIWMB/LEA conference centered around solid waste facilities and how the public and the environment can be better protected from the impacts of these facilities and the improper or illegal disposal of solid waste. There were presentations relating to illegal dumping abatement as well as coordinating efforts with the RWQCBs, since local inspectors are often their eyes and ears out in the field. The solid waste staff gained valuable information from several topics covered relating to storm water pollution prevention.

Attendees from DEH included Chris Rummel and Stan Chau, Senior Environmental Health Specialists, Solid Waste Program; Danielle Lin, Environmental Health Specialist, Solid Waste Program; Nicole Pullman, Program Manager for Solid Waste, LOP and CUPA Programs; and Ben Gale, Director of Department of Environmental Health.

DEH-HMCD Training

Training:
The training that the Hazardous Materials Specialists received during FY 05 directly related to the protection of surface water or storm water quality was the Commercial / Industrial Inspector SCVURPPP workshop.

Hazardous Materials Specialists (HMS's) received on-going training in a variety of hazardous materials program areas that indirectly are related to the Clean Water Program. The first Tuesday of every month the Santa Clara County Fire Chief's Hazardous Materials Subcommittee provides a training forum for inspectors from different programs and geographic areas. This past year this Subcommittee has provided training in the following areas:

Inspection Report Writing:	Presented by the State Department of Toxics Substances Control
Enforcement:	Legal aspects of digital photography, presented by the District Attorneys Office Citation process, presented by the District Attorneys Office
Industry Specific Training:	Auto Body Refinishing Mobile Spray Operations LP Gas Systems UST Monitoring systems UST Installation Requirements and Issues (Plan Checking)
Inspector Roundtable:	Variety of issues related to use, storage, and disposal of hazardous materials

In addition, the HMS's attended an annual week-long training conference on a variety of related programs. The Unified Program Training Conference serves several vital purposes, all of which promote regulatory compliance, assist regulated communities, and enhance the professionalism of the regulators and businesses. The conference offers a four-day training program with over 60 technical sessions presented by 150 experts, providing the latest information polices, programs, and practices affecting the local hazardous materials programs. Training is provided in different tracks ranging from enforcement to technical programs (underground tank, hazardous material business plan, Cal ARP, universal waste, hazardous waste, etc.).

Staff also participated in roundtable discussions where state, federal and local regulators scrutinize current practices and propose improvement on how the laws and regulations can be implemented. Because of the wide range of program responsibilities, HMS staff receives a significant amount of training in areas that overlap with programs like the Clean Water Program.

April 5, 2005 SCVURPPP Ind/Comm Inspector Training Workshop Attendees from the County of Santa Clara

Conducting Stormwater Inspections of Industrial and Commercial Facilities April 5, 2005

Last	First	Company	Address	City	State	Zip	Phone	Fax
Homan	Steve	Santa Clara County CWP	70 W. Hedding St.	San Jose	CA	95110	(408) 299-5737	(408) 279-8537
Baker	Mary Anne	Santa Clara County DEH	1555 Berger Drive, Suite 300	San Jose	CA	95112	(408) 918-1975	(408) 280-6479
Balliet	Michael	Santa Clara County DEH	1555 Berger Drive, Suite 300	San Jose	CA	95112	(408) 918-1976	(408) 280-6479
Blamey	Jim	Santa Clara County DEH	1555 Berger Drive, Suite 300	San Jose	CA	95112	(408) 918-1980	(408) 280-6479
Breshears	Greg	Santa Clara County DEH	1555 Berger Drive, Suite 300	San Jose	CA	95112	(408) 918-1978	(408) 280-6479
Cervantes	Michael	Santa Clara County DEH	1555 Berger Drive, Suite 300	San Jose	CA	95112	(408) 918-3437	(408) 258-5891
Dufrense	Marlena	Santa Clara County DEH	1555 Berger Drive, Suite 300	San Jose	CA	95112	(408) 918-1980	(408) 280-6479
Flores	Lisa	Santa Clara County DEH	1555 Berger Drive, Suite 300	San Jose	CA	95112	(408) 918-3432	(408) 258-5891
Hamilton	Kerry Ann	Santa Clara County DEH	1555 Berger Drive, Suite 300	San Jose	CA	95112	(408) 918-3440	(408) 258-5891
Janjua	Muhammad	Santa Clara County DEH	1555 Berger Drive, Suite 300	San Jose	CA	95112	(408) 918-1982	(408) 280-6479
Jorgensen	Nicole	Santa Clara County DEH	1555 Berger Drive, Suite 300	San Jose	CA	95112	(408) 918-3492	(408) 258-5891
Kaahaaina	Jennifer	Santa Clara County DEH	1555 Berger Drive, Suite 300	San Jose	CA	95112	(408) 918-4795	(408) 280-6479
Kakinami	Ross	Santa Clara County DEH	1555 Berger Drive, Suite 300	San Jose	CA	95112	(408) 918-3479	(408) 258-5891
Lamadrid	Aleli	Santa Clara County DEH	1555 Berger Drive, Suite 300	San Jose	CA	95112	(408) 918-3460	(408) 258-5891
Le	Becky	Santa Clara County DEH	1555 Berger Drive, Suite 300	San Jose	CA	95112	(408) 918-1978	(408) 280-6479
Lee	Darrin	Santa Clara County DEH	1555 Berger Drive, Suite 300	San Jose	CA	95112	(408) 918-3435	(408) 258-5891
Lin	Danielle	Santa Clara County DEH	1555 Berger Drive, Suite 300	San Jose	CA	95112	(408) 918-1963	(408) 280-6479
Ortiz	Ana	Santa Clara County DEH	1555 Berger Drive, Suite 300	San Jose	CA	95112	(408) 918-1978	(408) 280-6479
Owens	Richard	Santa Clara County DEH	1555 Berger Drive, Suite 300	San Jose	CA	95112	(408) 918-1979	(408) 280-6479
Rummel	Chris	Santa Clara County DEH	1555 Berger Drive, Suite 300	San Jose	CA	95112	(408) 918-1964	(408) 280-6479
Smith	Matthew	Santa Clara County DEH	1555 Berger Drive, Suite 300	San Jose	CA	95112	(408) 918-1965	(408) 280-6479
Tran	Loc	Santa Clara County DEH	1555 Berger Drive, Suite 300	San Jose	CA	95112	(408) 918-3475	(408) 258-5891
Wien	Martha	Santa Clara County DEH	1555 Berger Drive, Suite 300	San Jose	CA	95112	(408) 918-3409	(408) 258-5891
Williams	Ruben	Santa Clara County DEH	1555 Berger Drive, Suite 300	San Jose	CA	95112	(408) 918-1985	(408) 280-6479
Rodriguez	Christina	Santa Clara County DEH	1555 Berger Drive, Suite 300	San Jose	CA	95112	(408) 299-3400	(408) 280-6479
Yip	Wayne	Santa Clara County DA	70 W. Hedding St.	San Jose	CA	95110	(408) 792-2591	(408) 286-2522

Attendees of SCVURPPP Storm Water BMPs Maintenance Workshop from the County of Santa Clara

Last	First	Company	Address	City	State	Zip	Phone
Anderson	Jerry	County of Santa Clara					
Arroyo	Cecelia	County of Santa Clara	3210 N. First St. Second Floor, Suite 200	San Jose	CA	95131	(408) 993-4632
Chitwood	Ron	County of Santa Clara	101 Skyport Drive	San Jose	CA	95110	(408) 690-9468
Collen	Dan	County of Santa Clara	101 Skyport Drive	San Jose	CA	95110	(408) 573-2492
Crawford	Craig	County of Santa Clara					
Dalai	Rikti	County of Santa Clara	1505 Schallenberger Rd., Bldg. 2	San Jose	CA	95131	(408) 494-1345
Flemmer	Steve	County of Santa Clara	1360 Murphy Avenue	San Jose	CA	95046	(408) 686-0605
Flores	Richard	County of Santa Clara					
Frye	Larry	County of Santa Clara	101 Skyport Drive	San Jose	CA	95110	(408) 573-2461
Gaska	Dave	County of Santa Clara	1505 Schallenberger Road	San Jose	CA	95131	(408) 494-1311
Ho	Tran	County of Santa Clara	101 Skyport Drive	San Jose	CA	95110	(408) 690-8873
Jakaby	Nicole	County of Santa Clara	1505 Schallenberger	San Jose	CA	95131	(408) 494-2719
Jones	Dave	County of Santa Clara	1505 Schallenberger Road	San Jose	CA	95131	(408) 494-2718
Li	Christine	County of Santa Clara	1505 Schallenberger Rd., Bldg. 2	San Jose	CA	95131	(408) 494-1386
Neves	William	County of Santa Clara	2310 North First Street, 2nd floor suite 200	San Jose	CA	95131	(408) 993-4619
Paterson	John	County of Santa Clara					
Peralta	Carmelo	County of Santa Clara	101 Skyport Drive	San Jose	CA	95110	(408) 573-2450
Rivas	Manuel	County of Santa Clara	101 Skyport Drive	San Jose	CA	95110	(408) 573-2476
Salim	Clarence	County of Santa Clara	1505 Schallenberger Rd., Bldg. 2	San Jose	CA	95131	(408) 494-1338
Salisbury	Robert	County of Santa Clara	70 West Hedding Street	San Jose	CA	95110	(408) 299-5785
Samuel	George	County of Santa Clara	298 Garden Hill Drive	Los Gatos	CA	95032	(408) 355-2240
Su	Aaron	County of Santa Clara	70 West Hedding Street	San Jose	CA	95110	(408) 299-5736
Vargas	Rene	County of Santa Clara	1505 Schallenberger Road	San Jose	CA	95131	(408) 494-1307
Wonnell	Rex	County of Santa Clara	101 Skyport Drive	San Jose	CA	95110	(408) 690-9467
Wu	Pamela	County of Santa Clara	70 West Hedding Street	San Jose	CA	95110	(408) 299-5775
Yeung	Bill	County of Santa Clara	1505 Schallenberger Rd., Bldg. 2	San Jose	CA	95131	(408) 494-1364

Date: 6/9/2005

2nd Annual Regional IPM Conference - Participants from County of Santa Clara, 6/14/2005, Oakland, CA

NAME	Title/Position	Org/Dept/Company
Albert Garcia	Road Maintenance Worker	SCC Roads South Yard
Anna Griffin	Administrative Assistant	Santa Clara County Roads
Charlene Lilie	Staff	Santa Clara County Health/Hosp
Craig Crawford	Field Support Manager	Santa Clara County Parks & Rec.
Diane Stambaugh	Procurement Manager SCC	Santa Clara County Procurement
Elva Wilson	SCC Buyer SCC	Santa Clara County Procurement
Greg Guevara	Road Maintenance Worker	SCC Road South Yard
Jeff Larsen	Road Maintenance Worker	SCC Roads East Yard
Jess Alonzo	Road Maintenance Worker	SCC Road South Yard
John Rodoni	Road Maintenance Worker	SCC Roads South Yard
Lowanda Pierson	Registered Nurse	Santa Clara County DADS
Mel Biggs	Road Maintenance Worker	SCC Road South Yard
Michelle Nachand	Agriculture Biologist	Santa Clara County Agriculture
Naresh Duggal	County IPM Manager	Santa Clara County IPM Program
Porter Dimery	Janitor Supervisor	Santa Clara County Health/Hosp.
Randy Fragosa	Road Maintenance Worker	SCC Road West Yard
Richie Matthews	Road Maintenance Worker	SCC Road West Yard
Robert Bertlow	Road Maintenance Worker	SCC Road West Yard
Steve Parshall	Road Maintenance Worker	SCC Road East Yard
Thomas Martinez	Road Maintenance Worker	SCC Road South Yard

Santa Clara Valley Urban Runoff Pollution Prevention Program

FY 05 Annual Report

Attachment N - Activities at Stanford University

County of Santa Clara
Clean Water Program
DEVELOPMENT SERVICES OFFICE
DEPT. OF PLANNING AND DEVELOPMENT
70 West Hedding St., 7th Floor East Wing
San Jose, CA 95110

City of Palo Alto
Public Works Department

August 18, 2005

Steve Homan
Urban Runoff Program
County of Santa Clara
Environmental Resources Agency
County Government Center, East Wing
70 West Hedding Street, 7th Floor
San Jose, CA 95110

Divisions

Administration
650.329.2373
650.329.2299 fax

Engineering
650.329.2151
650.329.2299 fax

Environmental Compliance
650.329.2598
650.494.3531 fax

Equipment Management
650.496.6922
650.496.6958 fax

Facilities Management
650.496.6900
650.496.6958 fax

Operations
650.496.6974
650.852.9289 fax

Regional Water Quality Control
650.329.2598
650.494.3531 fax

Dear Mr. Homan,

The storm water oversight plan for Stanford University has been managed by the City of Palo Alto as agreed in our February 13, 1996 letter to your office. The areas reviewed included those already monitored by the Industrial Waste program as well as the other areas identified in the letter. Enclosed you will find a checklist of all the dates and areas visited since June of 2004. The following outline indicates the areas specified for oversight.

I. General
   A. Annual review of SU's SWPPP
   B. Maintenance of a separate RWQCP binder for updates
   C. Standing agenda item for bi-monthly meetings. Minutes in binder.
   D. Running list of areas inspected and problems found and resolved.

II. Facilities Monitored
   A. Semi-Annual industrial waste inspections
      1. Chemistry Department
      2. Science and Engineering Quadrangle
      3. Center for Integrated Systems
      4. Stanford Hospital
      5. Hoover Hospital
      6. Central Energy Facility
      7. School of Medicine
   B. Vehicle Service Facilities
      1. Fleet Services
      2. Golf Course Maintenance
   C. Peninsula Sanitary Service Inc. (Household Recycling Facility)
   D. Food Service Facilities (By County Program)
   E. Red Barn (Equestrian Facility)
   F. Construction Sites
   G. Golf Course
   H. Environmental Health and Safety Facility (Incinerator)

P.O.Box 10250
Palo Alto, CA 94303

III. General Grounds
   A. Campus divided into thirds.
   B. Each toured each three years.
   C. Tours prior to the rainy season

If you would like to discuss this report further please call myself at 329-2285 or Brad Eggleston at 329-2104.

Sincerely,

Phil Bobel, Manager
Environmental Compliance Division

cc: Marty Laporte, Stanford

Stanford University Storm Water Review (Inspections Conducted by the City of Palo Alto POTW Staff, FY 05

Date	Event	Location	Report Source	Findings	Actions Taken	Date Resolved	Responsible Party
7/17/05	Bimonthly Meeting	RWQCP	Brad	• Discussed San Francisquito Creek long-term monitoring program and new web site to display data.			
4/29/05	Inspection	Fleet Services, Golf Course Maintenance	Margaret	• No storm drain issues identified.			
12/14/04	Semiannual Inspection	CIS Loading Dock Purified Water Area	Brad	• Deionized water canisters and an AquaMedia tank have drain lines that are directed to a sump and trench drain in the purified water area. The area is outdoors but is covered. Please determine whether the drains in this area flow to the storm drain or sanitary sewer system.	Stanford Response: The drains were determined to flow to the storm drain system. The drain from the influent reservoir tank that is directed into the adjacent storm trench is an emergency overflow drain line. Effluent from this line would be a minimal amount of domestic water. The two drain lines originating from the polishing unit are also for emergency discharge purposes. The gray poly lines are normally kept closed. The white poly lines could backflow if a tank is removed improperly or malfunctions. Any discharge from these lines into the storm system would be highly filtered water, unpolished R/O treated water. This area will be revisited during the 2005 one-third of campus storm water inspection.	pending	Tracy
12/3/04	Construction Inspection	Maples Pavilion, Arrillaga	Roberto	• Arrillaga Center: A vacuum sweeper or hand sweeping should be used to	Letter detailing findings sent to Stanford on 12/10/04.	12/10/04	LeeAnn

Date	Event	Location	Report Source	Findings	Actions Taken	Date Resolved	Responsible Party
		Center, CSLI, Lucas, Bakewell		avoid spreading tracked mud onto the street. BMPs should be provided for the closed inlets when the impervious material is removed and the inlets are opened. • CSLI Site: Loose soil running along the western fence and gutter at the site needs to be removed and covered. The drain inlet on the northwest site needs to be maintained. • No issues identified at other sites visited.			
11/30/04	Bimonthly Meeting	RWQCP	Brad	• Discussed status of campus construction sites and scheduling for construction site visits.			
10/18/04	Inspection	PSSI	Margaret	• No storm drain issues identified.			
10/1/04	Construction Inspection/ Tour	Sand Hill Road Widening Project	Brad/Ken	• The Sand Hill Road project was toured with the onsite inspector, contractor representatives, and a Stanford Land Management Company representative to verify that adequate BMPs were in place. • Several suggestions were made and implemented for improving existing BMPs and addressing minor issues prior to the onset of rain.			
9/14/04	Bimonthly	RWQCP	Brad	• Discussed follow-ups to			

Date	Event	Location	Report Source	Findings	Actions Taken	Date Resolved	Responsible Party
	Meeting			6/15/04 EHS Facility storm water inspection and 8/26/04 "one-third of campus" storm water inspection. • Discussed San Francisquito Creek long-term monitoring program for upcoming rainy season.			
8/26/04	Storm Water Inspection: One-Third of Campus	Enchanted Broccoli Forest Housing	Brad	• The loading dock drain is not labeled, but appears to be a storm drain. Please verify whether the drain is connected to the storm drain or to the sanitary sewer, and label it accordingly. Mop buckets and kitchen mats were present in the area adjacent to the drain. There was no outdoor hose. If the loading dock drain is connected to the storm drain system, please ensure that no cleaning or rinsing takes place outside. In addition, an unlabeled five-gallon bucket that appeared to contain oil was being used as a doorstop. Please properly dispose of the bucket.	The loading dock drain was determined to be connected to the storm drain system and was labeled as such. Staff and students working in the kitchen were reminded that non-storm water rinsing into any storm drain is prohibited. The five-gallon bucket was removed and disposed of properly.	9/29/04	LeeAnn
8/26/04	Storm Water Inspection: One-Third of Campus	Kappa Alpha	Brad	• A paved area in back of the building by the laundry room had a hose present. The hose may be placed there for car washing. Please remind the students	The garden hose was removed. Stanford will remind all returning students of Stanford's policy to prohibit the washing of vehicles in locations not designated as wash areas, i.e. offsite car washing locations.	9/29/04	LeeAnn

Date	Event	Location	Report Source	Findings	Actions Taken	Date Resolved	Responsible Party
				of Stanford's policy regarding car washing, and remove the hose if appropriate. (Car wash water in this location would drain into landscaping.)			
8/26/04	Storm Water Inspection: One-Third of Campus	Roble Hall	Brad	• A cast iron pipe exits the basement under a staircase, and does not appear to be a fire sprinkler water drain. Please determine the source of the pipe and whether anything is discharged through it. The back entrance area of the Hall has a hose faucet, but no hose present. You may wish to address this faucet in Stanford's program of capping outdoor faucets to prevent car washing.	The cast iron pipe was identified as a sprinkler system drain. Stanford will consider capping the hose faucet after consulting with Housing and Roble Hall staff.	9/29/04	LeeAnn
8/26/04	Storm Water Inspection: One-Third of Campus	Roble Dining	Brad	• The loading dock area has a sloped pad that drains to an unlabeled sanitary sewer connection. The area adjacent to the sloped pad drains to a stenciled storm drain inlet. There is a hose outside with a hot and cold water faucet. A person working in the kitchen stated that they do washing outside to the sanitary sewer drain. A small amount of washwater had left the sloped pad area and entered the storm drain inlet. As a follow-up to the	Stanford Response: Stanford's policy for kitchen/dining equipment cleaning dictates that staff use designated indoor areas, i.e. mop sink, kitchen sinks, or floor drains, for kitchen wastewater disposal. An outdoor drain that is bermed or graded and dedicated to the sanitary sewer system may also be used for wastewater disposal when great care is used to prevent any non-storm water runoff from entering an adjacent storm drain inlet. Formal storm water training for all campus dining/housing staff has been scheduled for October 2004. Stenciling of the few sanitary sewer inlets is under consideration given the multiple	9/29/04	LeeAnn

Date	Event	Location	Report Source	Findings	Actions Taken	Date Resolved	Responsible Party
				2001 inspection of this area, Stanford stated that Roble kitchen staff had been instructed that all washing was to take place inside the building. Please verify and describe the procedures that are in place for washing. If washing is to take place outside, the kitchen staff must be certain that no washwater will enter the storm drain inlet. In addition, please label the sanitary sewer drain.	considerations.		
8/26/04	Storm Water Inspection: One-Third of Campus	Avanti/Middle Earth Housing	Brad	• An outside sink has a faucet with a very long hose attached to it that may be there for car washing. Please remind the students of Stanford's policy regarding car washing, and remove the hose if appropriate.	Stanford will remind all returning students of Stanford's policy to prohibit the washing of vehicles in locations not designated as wash areas, i.e. offsite car washing locations.	9/29/04	LeeAnn
8/26/04	Storm Water Inspection: One-Third of Campus	Student Housing Areas	Brad	• Storm drain catchbasins in many student housing areas were unstenciled. Please ensure that catchbasins in these areas, especially those in the vicinity of loading docks and kitchen areas, are stenciled.	All identified storm drain inlets were stenciled.	9/29/04	LeeAnn
8/26/04	Storm Water Inspection: One-Third of Campus	Lyman/Sterling Quad	Brad	• Four gallons of paints and four unlabeled one gallon containers that appear to contain antifreeze were present in the garbage area.	All of the containers were disposed of properly.	9/29/04	LeeAnn

Date	Event	Location	Report Source	Findings	Actions Taken	Date Resolved	Responsible Party
				Please dispose of these items appropriately.			
8/26/04	Storm Water Inspection: One-Third of Campus	Roble Gym	Brad	• A six-inch iron pipe exiting the building wall and daylighting next to the "hypochlorite shack" had a constant dripping of liquid. Please determine the source of the liquid.	The iron pipe exiting the Roble Gym northwest wall was found to contain a steam pressure relief valve for steam exhaust. The drip is the result of a faulty valve. Stanford Athletics Department initiated a project to alter the plumbing of the questioned line. This will involve the termination of the relief valve line inside the building in order to plumb the flow to the sanitary sewer.	9/29/04	LeeAnn
8/26/04	Storm Water Inspection: One-Third of Campus	Water Yard Paving Area	Brad	• Four five-gallon buckets of oil were stored outside without secondary containment. Please move the containers indoors or place them in secondary containment.	The five-gallon oil buckets were moved indoors.	9/29/04	LeeAnn
8/26/04	Storm Water Inspection: One-Third of Campus	CCSR Loading Area	Brad	• The storm drain catchbasins in this area require stenciling.	The storm drain catchbasins were stenciled.	9/29/04	LeeAnn
6/15/04	Storm Inspection	EHS Facility	Brad	• Three five-gallon containers were stored outside without secondary containment. One of the containers contained a resin compound and two were unlabeled.	The three containers were disposed of as hazardous waste.	6/30/04	Craig
6/15/04	Storm Inspection	EHS Facility	Brad	• The storm drain valve serving the EHS facility loading area was tested during the inspection visit. The valve was visually observed to close when activated. It is	Stanford's 6/30/04 response to the inspection letter stated that testing would be scheduled within the next 90 days, and that an appropriate ongoing preventative maintenance program would be developed if needed.	9/14/04	Craig

Date	Event	Location	Report Source	Findings	Actions Taken	Date Resolved	Responsible Party
				recommended that the integrity of the valve be periodically tested to assure that it is not leaking.	During the 9/14/04 bimonthly meeting, Stanford confirmed that the valve had been tested and was found to be water tight.		
6/15/04	Storm Inspection	EHS Facility	Brad	• While discussing the incinerator area plumbing with a Stanford Utilities representative, it was discovered that one of the two sump pumps serving the below-grade incinerator area is connected to the storm drain system. In previous discussions, Stanford representatives stated that both sump pumps were connected to the sanitary sewer system. Use of the sump pumps during incinerator burns has likely caused discharges to the storm drain system of incinerator scrubber wastewater with high metals concentrations.	Stanford Response: During the 9/00 and 2/02 incinerator runs following the August 1999 agreement with the PARWQCP regarding use of the sump, no water has been discharged to either the sanitary sewer or the storm sewer during operational periods, or at the conclusion. In each case the water from the scrubber tank was not sewerable, the contents were emptied into the sump, and all the contents in the sump was removed by waste contractors. To prevent any possibility of discharging process water to the storm sewer, we have labeled each pump control with "Storm Sewer" or "Sanitary Sewer" as appropriate. The control switch for the storm sewer pump will remain off during the dry season. The RWQCP collected a grab sample from the sump for metals analysis on 7/14/04 to evaluate the likelihood that contaminated water had been pumped to the storm drain system during the previous wet season. Metals concentrations were found to be typical of urban storm water.	6/30/04	Craig

035446

Santa Clara Valley Water District

FISCAL YEAR 2004-2005
ANNUAL REPORT
OF
URBAN RUNOFF
POLLUTION PREVENTION ACTIVITIES

September 7, 2005

TABLE OF CONTENTS

Certification Statement ii

Performance Standard Completion Certification Statement iii

Introduction 1

Program Highlights and Accomplishments 2
- 1.1 IC/ID Elimination Activities 2
- 1.2 Public Agency Activities 4
  - Rural Public Works 4
  - Storm Drain System Operation & Maintenance 4
  - Water Utility Pollution Prevention Plan/Operations & Maintenance 4
- 1.3 New Development Planning Procedures 5
- 1.4 Construction Inspection 7
- 1.5 Public Information and Participation Activities 8
- 1.6 Pesticide Management Activities 12
- 1.7 Mercury Pollution Prevention Activities
  Copper/Nickel Action Plan 13
- 1.8 Trash Inventory and Management 18
- 1.9 Other Water Quality and Watershed Management Requirements 19
  - Facility SWPPPs – Corporation Yard 19
  - Flood Control/Channel Maintenance Activities 19
  - San Francisquito Creek Sediment Project 20
- 1.10 Staff Training Matrix 21
- 1.11 Last Year's Continuous Improvement Activities and Status 21

Summary of Continuous Improvement Activities 22
- District SWPPP inspection implementation at some facilities 22
- SWPPP Updates 22

Attachments
- 1.1 IC/ID Elimination Activities
- 1.2 Public Agency Activities
  - Rural Public Works
  - Storm Drain Operation & Maintenance
  - Water Utility Pollution Prevention Plan/Operations & Maintenance
- 1.3 New Development Planning Procedures
- 1.4 Construction Inspection
- 1.5 Public Information and Participation Activities
- 1.6 Pesticide Management Activities
- 1.7 Mercury Pollution Prevention Activities; Copper Nickel Action Plan
- 1.8 Trash Inventory and Management
- 1.9 Other Water Quality and Watershed Management Requirements
  - Facility SWPPPs – Corporation Yard
  - Flood Control/Channel Maintenance Activities
  - Monitoring
  - Sediment Control
  - Watershed Measures
- 1.10 Staff Training Matrix

SANTA CLARA VALLEY WATER DISTRICT
URBAN RUNOFF ANNUAL REPORT FOR FY 2003-04

INTRODUCTION

This is the Santa Clara Valley Water District (District) Urban Runoff Program's Fiscal Year (FY) 04-05 Annual Report (Annual Report). This Annual Report is prepared to comply with section *C.6* of Regional Board Order 01-024 and section *n* of Regional Board Order 01-119[1]. In their entirety these two Regional Board Orders comprise the Municipal Stormwater Permit (Permit). This Annual Report is to demonstrate and describe District compliance with the Permit.

The 2004-2005 Annual Report describes the actions taken to comply with the requirements of the Municipal Stormwater Permit. The Annual Report is formatted per instructions and template received from Regional Board staff.

Annual Report (AR)

The Regional Board has established a cycle of regulatory submittals that includes the District's annual Urban Runoff Work Plan (Work Plan) that is to be submitted by March 1 of each year. The Work Plan describes planned urban runoff activities for the upcoming fiscal year. The Annual Report provides a description of completed Work Plan elements and must be submitted by September 15 each year.

The Santa Clara Valley Water District's (District) Urban Runoff Pollution Prevention Program (DURP) completed several vital tasks during the 2004-2005 fiscal year (FY 04-05). The Stream Water Quality Unit this year focused on five main objectives; 1) the study of mercury and methyl mercury processes in the Guadalupe watershed, 2) Sampling of Lake Almaden, Coyote, Calero, Chesbro, Uvas, Guadalupe, Stevens Creek, Lexington, and Almaden Reservoirs for ammonia, sulfate, nitrate, phosphorous, mercury, and methyl mercury; 3) Completion of trash assessments on more than 50% of the hot spots identified by the District in the previous year; 4) the continued Hydromodification (HMP) studies in several watersheds in the county and; 5) Pilot study of the application of a Water Quality Indicators protocol to rate the water quality at 11 locations in the Guadalupe watershed. Items 1, 2, 4 and 5 are above and beyond the tasks identified in the FY 04-05 Work Plan.
The DURP includes both an area-wide component and an agency specific component. The area wide component is achieved through participation in the Santa Clara Valley Urban Runoff Pollution Prevention Program (Program) which is a collaborative effort by 15 agencies, including the District, to implement pollution prevention measures on an area-wide scale irrespective of the jurisdictional boundaries of the individual participating agencies. The agency specific component of the Urban Runoff Program targets District activities and facilities that are potential sources, or potential receptors, of non-point source pollution. These activities include construction of capital improvements for flood control and water supply, channel maintenance, facility maintenance, and water utility operation and maintenance. Other sources of stormwater pollution, which are not associated with District activities, include illicit connections to storm drains, and illegal or accidental dumping or discharges on District facilities and waterways

Santa Clara Valley Water District Organization

The mission of the District is a healthy, safe and enhanced quality of living in Santa Clara County through watershed stewardship and comprehensive management of water resources in a practical, cost-effective and environmentally sensitive manner.

[1] Regional Board Order 01-119 revises section *C.3* (regarding runoff from new and redevelopment projects) of Regional Board Order 01-024.

Readers are encouraged to read last year's FY03-04 AR for further information about the District.

Structure of Report
The Annual Report follows the format and instructions received from the Regional Board. The report includes two sections that describe 1) Program Highlights and Accomplishments and 2) Summary of Continuous Improvement Activities. A third section presents a series of attachments. Each attachment is consistent with the Work Plan submitted in March 2004. The attachments include a Self-Evaluation Matrix and supporting information. The outline of the Annual Report is as follows:

- Certification Statement
- Program Highlights and Accomplishments
- Summary of Continuous Improvement Activities
- Attachments
  - ICID Elimination Activities
  - Public Agency Activities
    - Rural Public Works
    - Storm Drain System Operation & Maintenance
    - Water Utility Pollution Prevention Plan/Operation & Maintenance
  - New Development Planning Procedures
  - Construction Inspection
  - Public Information and Participation Activities
  - Pesticide Management Activities
  - Mercury Pollution Prevention Activities & Copper/Nickel Action Plan
  - Trash Inventory and Management
  - Other Water Quality and Watershed Management Requirements
    - Facility SWPPPs-Corporation Yard
    - Flood Control/Channel Maintenance Activities
    - Monitoring
    - Sediment Control
    - Watershed Measures
  - Staff Training Matrix

PROGRAM HIGHLIGHTS AND ACCOMPLISHMENTS

The District's Urban Runoff Pollution Prevention Program accomplished several vital tasks during the 2004-2005 Fiscal Year. The details of these accomplishments are included in the attachments to this Annual Report. Some of the Program highlights are summarized below. The full description of the activity can be found by referencing the section number with the attachment.

1.1 Illicit Connection/Illegal Dumping (IC/ID) Elimination Activities (Attachment 1.1)

Emergency Response
The District continues to focus significant staff resources in support of the ICID program. Key elements of the District's ICID program include a 24-hour, 7-day per week Pollution Prevention Hotline (1-888-510-5151); enforcement of District Ordinance 83-2; Hazardous material removal; and staff training.

The Stream Water Quality Unit has continued internal outreach efforts. Stream Water Quality Unit staff attend various District unit staff meetings to personally inform District staff of the Emergency Response Pollution Prevention Hotline number and services provided. Field Maintenance staff, Water Utility Discharge staff and Construction Administration Unit staff were re-informed of the Hotline number at their respective annual training events. Staff from many of the field operations units as well as staff who work with the public have been provided with red 4"x1" stickers with the Emergency Response/Pollution Prevention Hotline number boldly displayed for placement on clipboards or in vehicles.

The District received and responded to a total of 113 emergency response reports during fiscal year 2004-2005. The data from the emergency response reports indicates that Guadalupe River was the waterway with the greatest number of incidents with a total of 9 reports. Los Gatos Creek had 8 incident reports, Coyote Creek had 7, San Tomas Creek and Calabazas Creek both had 6. The predominant contaminants were "Hydrocarbons" and "Chemical" with 24 and 23 reports respectively, each of them representing 21% of the total incidents. Trash was the third most common contaminant that occurred in 14 of the incidents, which represents 12% of all cases. Sewage was the fourth most common contaminant.

Who made the reports? 60% (68) of the reports to the Hotline were from District staff, 29% (33) of the reports were from citizens and 8% (9) were from other agency staff (co-permittees, county communications, etc).

The majority of incidents (43) this year occurred within the limits of the City of San Jose. The City of Los Gatos had the second highest number of responses with 21, followed by the City of Santa Clara and the Town of Campbell with 8 each. The District records every response it receives. The District may forward the report information to other cities and the cities may be the actual responder but the District still logs the report for our records. It is important for the District to be able to accurately track the number of reports. The Regional Board should be aware of the fact that the total countywide number of reports from all co-permittees may be artificially elevated due to the possibility of redundant reporting.

83-2 Ordinance Enforcement

The ordinance 83-2 program has been hampered due to a lack of staff and funding. The position that resided in the Community Projects Review Unit was vacated by the retirement of an individual and the position was temporarily removed due to the reduction of District funds by California's diverting of $51 million dollars in District property tax revenue to the State Education Revenue Augmentation Fund in Fiscal Years 2004-2005 and 2005-2006. However the Coyote Watershed Division which oversees the Community Projects Review Unit does intend to reevaluate the Ordinance Enforcement Program this year and hire staff to resurrect the program.

Training and Education

The District continued ICID training of District staff, other response agencies and the public. The District has made inroads, as part of the Urban Runoff workshops, to inform District field maintenance crews and other District staff of the pollution prevention hotline. Field crews continue to be provided with "Pollution Hotline" stickers (that include the hotline phone number) to be placed in District vehicles and on clipboards.

1.2 Public Agency Activities (Attachment 1.2)

This category focuses on the District's access roads, levees, and storm drain systems. This category is also responsible for tracking of Water Utility facilities operation and maintenance. Key elements of the District's Activities include:

1. Rural Public Works
2. Storm Drain Operation & Maintenance
3. Water Utility Pollution Prevention Plan/Operations & Maintenance

Rural Public Works
The District has continued to emphasize to staff the importance of woody debris in the creeks for habitat to facilitate the reduction of potential erosion and sediment challenges at various facilities.

Storm Drain System Operations & Maintenance
Storm drain inspections and cleaning work orders continue to be distributed via the District's Maximo Preventative Maintenance program. Each month some facility maintenance staff automatically receive a computer generated work order to inspect all storm drains at their facility and have them cleaned as needed.

Due to the previous years limited attendance for the SWPPP and Storm Drain O&M training it was determined to postpone the 04-05 training to the late summer of 05, at which time the training will be provided at each facility to ensure greater attendance by responsible District staff and to provide more focused guidance on inspections and data collection at each facility. In June of 2005 this program modification was developed to provide site specific Storm Drain Operations and Maintenance training at each District facility. This new site specific training was developed as a way to increase inspection frequency at various facilities. This training will begin in August 2005.

Water Utility Pollution Prevention Plan/Operations & Maintenance
Annual refresher training was held on June 30, 2005 for fourteen District staff members who work with discharges. Participants included staff from the following District units: Operations, Planning & Analysis, Utility Maintenance, Process Engineering, Stream Water Quality, Water Quality Infrastructure Planning, and Environmental Planning. Workshop topics included: Why Pollution Prevention Matters (Environmental Impacts, Potential Pollutants and Sources, Regulatory Requirements, District Performance Standards), Water Utility Discharge Pollution Prevention Guidance Manual Overview, Roles and Procedures, BMP Implementation, Dechlorination, and Reporting and Tracking.

In July 2005, program evaluation questionnaires were sent to 50 District staff members responsible for water utility O&M. 18% (9) were returned completed. From those questionnaires received, control measures and BMPs are being implemented properly during all discharges and are functioning effectively.

This program's planned and unplanned notification policies and practices with the Regional Board have been so successful that the Regional Board has recommended that San Francisco Public Utilities Commission follow the same notification policy and practice that is used by the District.

1.3 New Development Planning Procedures (Attachment 1.3)

Hydromodification Plan (HMP)

Thompson Creek

1. Collected three years of continuous flow data (at 15 minute interval) on Thompson Creek. Other than the USGS gage on Coyote Creek, this is the longest period of continuous flow recorded on the eastern watersheds of Santa Clara County. This length of record will be used to recalibrate the HEC-HMS model. The initial calibration was to the first half year of data.

Upper Penitencia Creek

1. Installed gages on Upper Penitencia Creek for continuous flow measurement for hydrologic and sediment transport modeling

2. Geomorphic Survey, Sediment Transport Model (SIAM) and Channel Stability Assessment
    a. Completed longitudinal profile and cross-sectional survey of Upper Penitencia Creek from Dorel Avenue to Berryessa Industrial Park which is just upstream of confluence with Coyote Creek
    b. Completed pebble count, pavement and sub-pavement particle size analysis
    c. Collected suspended solids and bed load transport data for one winter to develop suspended sediment and bed load rating curves. This data will have to be collected for two more winters.

Geomorphic data and sediment transport model are necessary elements for designing future flood flow conveyance channels and erosion protection on this creek. The Upper Penitencia Creek also provides significant length of stable reference channels.

Berryessa Creek

1. The effort is similar to Upper Penitencia Creek. District staff have installed gages on Berryessa Creek for continuous flow measurement

2. Geomorphic Survey for Sediment Transport Model (SIAM) and Channel Stability
    a. Completed longitudinal profile and cross-sectional survey of Berryessa Creek from the step pool section beginning 1000 feet upstream of Old Piedmont Road to the beginning of the concrete lined channel located downstream of Berryessa Park.
    b. Completed pebble count, pavement and sub-pavement particle size analysis
    c. Collected suspended solids and bed load transport data for one winter to develop suspended sediment and bed load transport data. This data will have to be collected for two more winters.

Adobe Creek

The effort has focused on the development of a design for Upper Reach 5 that is stable, maximizes natural elements and can be accommodated to the best extent possible within the limited easement. The data collected and the models developed apply to all future stream stabilization projects that the District may undertake between 280 and El Camino Real.

1. Collected geomorphic data on stable reference reaches to provide a basis for repairing all failing reaches (Reaches 4 to 10). Stable reference reaches were identified along Hidden Villa Ranch and between Manresa and Burke Roads.
2. Collected longitudinal profile and cross-sectional data in Hidden Villa and from Okeefe to Foothill Expressway.
3. Installed continuous flow gage on Adobe Creek at Middlefield Road (ISCO 4150) to develop and calibrate HEC-HMS model continuous flow runoff model.

Future data requirements for Upper Reach 5 design include pavement and sub-pavement sampling to specify stream bed material for Upper Reach 5. This information will also be applicable to restoration efforts on other reaches. Also, the longitudinal profile and cross-sectional data will have to be collected from Foothill Expressway to El Camino Real for future SMP erosion repair and Capital projects that may be conducted downstream of Foothill Expressway. This is best done in a joint effort with City of Palo Alto where the District and City resources are pooled to collect the data. This data and detailed methodology will improve the reliability of District projects. The savings generated from subsequent repairs and redesigns will exceed the cost of data collection.

Stevens Creek

The project team has undertaken the development of a design through the Blackberry Farm area that realigns the creek to remove the fish barriers and hardscape, and provide the District credit for restoration of several thousand feet of creek. This credit is an element of the FAHCE agreement. Work completed includes; 1) Conducted geomorphic survey from upstream of Deep Cliff Golf Course to downstream of Blackberry farm. This includes longitudinal profile and cross-sectional measurements; 2) Conducted a Log Pearson III analysis of data through this section to determine a flow-frequency curve (flows at different return intervals, including the bankfull flow return interval) for the creek in this reach. The Log Pearson III was based on 25 years of continuous flow gage data downstream of Stevens Creek reservoir. Based on this, we have determined the skew coefficient for stream influenced by reservoir release. This skew coefficient is 0.24, which is substantially lower than regional skew coefficient of 0.6 used by the District for streams without reservoirs. 3) Determined the bankfull flow and its frequency; 4) Currently analyzing the data to determine channel sizing and shape; 5) Will determine channel relocation alternatives and provide information to City of Cupertino to complete CEQA documents

Ross Creek

Developing a stream restoration and erosion repair design for 500 feet of creek downstream of Kirk Road. The analysis for the design included application of geomorphology data collected during the HMP project and later, the HEC-HMS model developed, the HEC-RAS and shear stress model.

Some of the challenges facing Ross Creek are the limited bankfull flood plain width at the existing location. The original creek was a meandering channel adjacent to the existing location. It was moved into a trapezoidal channel in the 1950s. Since its construction, the watershed has urbanized significantly, with the percent impervious area changing from less than 10 percent to over 40 percent. This has resulted in two conditions: the flows are substantially higher at the 1 to 10 year period than the original design and channel size; the bridges are undersized for the hydromodified flows and cause a constriction and exacerbate erosion downstream.

The project has adopted new techniques such as elimination of one access road to allow for increase in the width and allow for creation of a bankfull flood plain, creation of a bankfull channel within the trapezoidal channel, riffle and bends to increase the stability, and vegetation of the bankfull plus channel. It is the first stream restoration under the SMP permit that takes a comprehensive look at geomorphology, hydrology and channel stability.

HMP – Stream Impact Master Plan Elements

1. Developed, tested and presented method and computations for determining allocation of costs for in-stream Regional Solutions to SCVURPPP and Cities. In-stream regional solution is an alternative for those new developments and existing developments whose impacts are addressed only partially through on-site or off-site means.
2. Identified Most Downstream Limit (MDL) of erosion along creeks in watersheds in Northern Santa Clara County. The MDL is a reach where the stream is at its threshold of stability at the upstream end of the MDL reach and has exceeded the threshold of stability within the MDL reach. To qualify for classification as a MDL reach, the reach must show a minimum of 200 feet of active erosion. This helps distinguish it from local erosion or scouring that may occur as a result of discharge from an outfall or through a constricted bridge. The erosion observed is the result of cumulative amount of impervious area added in the watershed, in addition to other changes that may have taken place.
3. Allocated costs of in-stream regional solutions in the Thompson and Lower Silver watershed upstream of the MDL to existing and future developments. Total cost allocated to each development is the sum total of costs allocated for instream solutions between consecutive junctions along a creek. Costs allocated between consecutive junctions is based on the fraction of impervious area contributed by each development as compared to the total impervious area, measured upstream of the junction.
4. Planning on extending the computation and cost allocation to other watersheds upstream of MDL.

Shear Stress and SMP Design Toolkit

1. Developed a toolkit for SMP design based on geomorphic, hydraulic and shear stress analysis.
2. Publishing a protocol for geomorphic survey
3. Developed a shear stress and restoration computational model

Published elements of the toolkit and shear stress model

1.4 Construction Inspection (Attachment 1.4)

The District continued to use the monthly inspection sheet developed FY 02-03 to facilitate compliance and follow up inspections. The Stream Water Quality Unit continued to meet with the Construction Inspectors in the field to go over SWPPP implementation at construction sites. These field meetings proved very successful for several projects and will continue in FY 05-06.

Construction Administration Unit continues to use the Incident Response/Pollution Prevention Hotline to contact Stream Water Quality Unit staff to report construction sites that are creating sediment discharges.

In FY 04-05, the District had 9 Capital Improvement Projects (CIP) under construction that included 5 flood protection/channel improvement projects, the addition at Vasona Pumping

Plant, and 3 water treatment plant projects. SWQU assisted with review of CIP SWPPPs as requested.

Construction Inspection Training for 23 District staff was completed on March 15, 2005. The training was opened up this year to include staff from the District's Capital Programs Units. Four staff from the Construction Engineering Unit (80%), 14 staff from the Construction Inspection Unit (93%), one person from the Environmental Planning Unit, and 4 Engineers from various Capital Program Units (Process, Structural, and Hydraulic) attended the training. Additionally, 12 contract staff for the Lower Silver Creek project received the training on February 10, 2005.

Effectiveness evaluation questionnaires were distributed prior to the annual training. Seven respondents encouraged SWQU to continue monthly email reminders, provide resources to enforce non-compliance and continue to assist with review of project SWPPPs as requested.

1.5 Public Information and Participation (PIP) Activities (Attachment 1.5)

The District serves a community of 1.7 million countywide and has excellent outreach programs to many sectors of the community. Key elements of the District's PIP Program include the Adopt-A-Creek Program providing outreach to creekside residents, creek clean up events supporting citizen participation, attendance at community events targeting the general public, numerous workshops presented by the Water Conservation Unit, and the School Outreach Program.

GENERAL OUTREACH

The District attended 27 community events during FY 04-05. A complete listing of all events is included in this section.

Creek Care was mailed to over 30,000 streamside residents in August 2004. The mailer provided information on keeping creeks clean and the Adopt-A-Creek program. The brochure included the same article in Chinese, Spanish and Vietnamese.

ValleyWater News quarterly issue for April-June 2004 was sent to more than 4,000 businesses and residents. This issue contained an article on using water wisely.

The District's website continues to be improved to provide continual updates to the community. During the winter season, the District's home page featured a link to flood-related information, the District's efforts to protect the waterways in the event of a flood, and sandbag distribution sites. Our on-line maintenance request form empowers citizens to report dumping or waterway-related problems, and allows them to send messages to the appropriate watershed staff. The site also includes a link to the Santa Clara Valley Urban Runoff Pollution Prevention Program.

TARGETED OUTREACH

Workshops

In October 2004, the District's Water Quality, Groundwater Management, Vegetation Management and Water Use Efficiency Units worked together with the Loma Prieta

Resource Conservation District, the University of California Cooperative Extension and the United States Department of Agriculture Natural Resource Conservation Service to conduct the fourth annual Stewardship for Small Acreages – A Series of Workshops on Land Management for Clean Water. The goal was to provide rural landowners with the resources needed to protect both surface and ground water quality on and off their property. A total of 131 people attended the four sessions.

In March 2005, the Water Use Efficiency Unit conducted a four-part Water Efficient Landscaping Workshop Series. A total of 190 people attended the four sessions: Selecting Plants for Your Water-Wise Garden, Water-Wise Garden Design, Water Efficient Irrigation Design, and Gardening with Natives. In April, the District co-sponsored the Third Annual Going Native Garden Tour, which spotlighted 30 homes in the South Bay providing examples of bird and butterfly friendly residential gardens that are both water-efficient and easy to maintain.

In June 2005, the District conducted two Irrigation Seminars for Landscapers. One session was held in English and the other in Spanish. Topics included basic hydraulics of an irrigation system, increasing distribution uniformity and common mechanical and electrical problems. A total of 50 people attended the two sessions.

Media Campaign

The District conducted two campaigns during FY 04-05: one on flood awareness/safety and the other on water conservation. Both campaigns included the District's website where people could get urban runoff information. The campaigns included the use of frequent targeted public service announcements on radio stations, targeted grassroots mailing to residents, community-based print media placement, theater slides, and 10-second sponsored traffic radio spots prior to and/or during a storm. The District's web site, news media relations and community events were utilized to extend the reach of the campaign.

The District continued to rotate various messages into our on-hold telephone announcements. Three new announcements were developed this year:

- May is water awareness month, but the Santa Clara Valley Water District works every day to ensure there is enough water for Santa Clara County homes, businesses and the environment. Water – our mission for 75 years.
- It's time for a little spring cleaning! Slip on your gloves, wear some sturdy shoes and get ready for National River Cleanup Day on Saturday, May 21. The event kicks off at 9 am and ends at noon. Cleanups benefit our local waterways with the removal of trash and pollutants. Head out o any one of 32 locations from Palo Alto to Gilroy. Go to www.valleywater.org to find out more.
- Be part of the solution to creek pollution during Coastal Cleanup Day. Volunteers are needed on Saturday, September 18 at 9 am to help keep our Santa Clara County waterways clear of trash and debris. Participants are asked to wear long pants, sturdy shoes and sunscreen. Cleanup supplies and refreshments will be provided. Go to www.valleywater.org to find out more.

The District also rotated in the message developed last year aimed at keeping our creeks clear of trash and debris, reminding listeners of their responsibilities and to call us or join the Adopt-A-Creek Program.

Flood Hazard Notification 2005 was mailed in January 2005 to over 100,000 flood plain residents. Although the mailer's main focus is flood preparedness and safety, it also contained articles on illegal dumping and keeping trash and debris out of creeks. There were five versions of the mailer, containing the map of the resident's specific watershed: Lower Peninsula, West Valley, Guadalupe, Coyote, and Uvas/Llagas.

AquaFacts, the District's employee newsletter, continued this year as an online publication. Quarterly hard copy issues were still published.

An all employee Pollution Prevention Week email campaign was conducted September 20 through 24, 2004. Five emails were sent providing pollution prevention tips. Topics included: general pollution prevention week information, watershed protection, pollution prevention on the road, preventing mercury pollution, and pesticide reduction. In addition, a Pollution Prevention Week Brown Bag was conducted on September 20. Two videos, "Secrets of the Bay" and "After the Storm" were shown. Numerous requests for brochures were received from the employees, as well as many comments on the campaign. This continues to be a good method to present pollution prevention ideas to District employees.

EDUCATIONAL OUTREACH

The District's educational outreach program serves a diverse population and responds to the needs of the schools throughout the County. Programming is consistent with State standards and regularly integrates messages and issues of other District communication programs. The District's School Outreach Program visited 207 public and private schools and reached 32,688 students and 2,628 educators during FY 04-05; 61 classes were conducted in Spanish, 35 classes were new to the program this year, and 18 teachers workshops were held. The District offers a comprehensive education outreach program for early childhood, elementary, middle school, high school, and college-aged students to establish a foundation for understanding and appreciation of water resources. The program provides age-appropriate classroom presentations, teacher in-service training in water education, and tours in order to help children understand and appreciate their local water resources.

One issue of AquaCycles (teacher's newsletter) was published and distributed to all teachers in Santa Clara County. In January 2005, AquaDrops eNews, an electronic teacher's newsletter was developed and teachers can request to be added to the mailing list.

The Coyote Creek Outdoor classroom encompasses land alongside Coyote Creek and includes a covered gazebo classroom for students and teachers, as well as a platform overlooking the creek where students can study the stream's natural habitat. A groundwater monitoring well on site enables students to observe and evaluate the underground water table and understand how surface and groundwater interact. The site features two planting areas – one site close to the creek planted with native trees and shrubs to improve the stream's wildlife habitat, and a "high terrace" or upland area landscaped with oaks, grasses and other native plants to demonstrate drought-tolerant gardens. During the 2004-05 school year, the program provided 1 class tour for 27 students and 4 teacher in-services for 12 teachers.

Morley Park Outdoor Classroom in the City of Campbell provides the opportunity to teach students about the purpose of wetlands, urban runoff and the value of percolation ponds. During the 2004-05 school year, the program provided 6 tours for 118 students and 3 teacher in-services for 12 teachers.

CITIZEN PARTICIPATION

The District established the Adopt-A-Creek Program in 1994 to encourage residents of Santa Clara County to take an active role in helping to preserve the health and beauty of our local creeks. In FY 04-5, 7 new permits and 32 renewal permits were issued and 33 creek clean up events were conducted. The program currently has 150 active participants.

The District participated in two creek cleanup events: the 20th Annual Coastal Cleanup Day on September 18, 2004 and National River Cleanup Day on May 21, 2005. During Coastal Cleanup Day, over 1,100 volunteers collected more than 30,800 pounds of trash at 33 sites. On National River Cleanup Day, 675 volunteers collected 15,000 pounds of trash at 29 countywide sites.

In 2001, the Board initiated a pilot grant program, Grant-In-Aid, to partner with community-based, non-profit organizations engaged in watershed stewardship efforts to enhance ecosystem health, water supply and water quality in Santa Clara County. These community-based organizations were awarded grants to help accomplish the watershed stewardship mission of the District.

In 2003, the pilot program was re-named Watershed Stewardship Grant Program (Program) and its purpose was expanded to include developing and strengthening local community partnerships; protecting public health and restore local watersheds; and enhancing community identity and quality of life in Santa Clara County.

To date, the Program's collaborative partnerships have resulted in awarding 52 watershed stewardship grant projects, totaling approximately $943,000 in grant awards. In FY04-05 the Board awarded 19 grants totaling nearly $394,000.

- The grant projects that were funded are identified in Attachment 1.5.

PROGRAM EVALUATION

The District uses numerous methods to conduct outreach, including written brochures, radio, newspaper, website, theater slides, community events and workshops. The wide variety of methods increases the probability that the messages are being received and understood. Combining all these different methods is very effective at meeting our public education goals. The variety of methods also ensures that many segments of the Santa Clara Valley population are being reached, including residents, businesses, students, as well as people from other locations. The District evaluates the different outreach methods and continuously seeks to improve messages and outreach methods. We work collaboratively with many other agencies and organizations to conduct outreach and will continue these partnerships in the future.

GENERAL OUTREACH

The District feels that attendance at community events is an effective public outreach method. The individual contact made at the events allows staff to answer specific questions and deliver more extensive messages. A wide variety of information can be distributed and the games and displays are a good way to attract event participants.

TARGETED OUTREACH

The District's targeted outreach efforts provide in-depth training and information to a small, targeted audience with the opportunity to answer specific questions from individuals in the group. This method allows the District to assist targeted groups to meet regulatory requirements, change behaviors that impact water quality, and provide the knowledge needed for the group to solve any water quality problems they may be experiencing. The District plans to continue this outreach method as we feel it is a valuable service to these targeted audiences and can positively impact water resources.

EDUCATIONAL OUTREACH

The District feels that the educational outreach program is a cost-effective method for educating children, teachers, and indirectly, parents.

CITIZEN PARTICIPATION

The Adopt-A-Creek program and the creek cleanup events are very effective at creating and increasing stewardship and individual responsibility for the county's water resources.

1.6 Pesticide Management Activities (Attachment 1.6)

The District uses pesticides as one of the tools for pest management on its properties and facilities. The primary category of pesticides used is herbicides. Insecticides and rodenticides are used in small quantities. In all cases, pesticide products are used only after an assessment has been made regarding environmental, economical, and public health aspects of each of the alternatives. The District has always been proactive and conservative in the use of pesticides.

The District continues to implement a pesticide policy and an "Approved Pesticide List." Except for three products, the District's Approved Pesticide List met the criteria established in the District's Pesticide Policy for water quality, environmental and public health hazards. The District's policy states "Category I and II pesticides may only be used if required to meet health and safety concerns or if mandated to maintain regulatory compliance such as dam safety." The three "Toxicity Category I" products, one herbicide and two rodenticides, were exempted from meeting the toxicity restriction due to the following factors:

1. They are integral in meeting the structural engineering requirements of the District's levee systems and dam safety program
2. There are no practical alternatives at this time
3. The toxicity and hazard exposure of these products applies only to the applicator at the time of application. These hazards are mitigated with protective clothing and eye protection which minimize the exposure hazard to the maximum extent.

The District believes that use of the less toxic products is beneficial to the environment and the health and safety of employees. The District's annual pesticide use summary report for calendar year 2004 is included in this section as Table 5.1.

The District began implementation of the arundo mitigation program in 2002. The eradication program has increased the District's use of some pesticides. The cut stump method of application minimizes the potential for environmental impacts. The District currently has a program for monitoring the water quality impacts of this work type.

The District is also continuing the program in South County to control vegetation on levee roads, in right-of-ways, and on the top of banks. The District has designated FY 02-03 as the baseline year for measuring pesticide reduction in the future. A comparison of 2002-03 usage to 2003-04 usage shows the following decreases and increases (Table 5.2):

Product	Reduction	Product	Increase
Rodeo	100.00%	Surflan	210.01%
Telar	100.00%	Pro-Spreader	70.07%
Transline	96.61%	Aquamaster	56.52%
Garlon 4	20.68%	Roundup Pro	45.18%
Pendulum	8.31%	Gallery	40.39%

One pesticide, Garlon 3A, was not used in FY 02-03 but was used in small quantities in FY 04-05 (see Table 5.1). R-11 was not used in FY 2004-05, but will remain on the list of approved pesticides for possible use in the future.

ALTERNATIVE PEST MANAGEMENT PRACTICES

The District continued to integrate mechanical harvesting and non-toxic dye colorants with the use of algaecides and herbicides to manage algae at percolation ponds.

TRAINING/CERTIFICATION

Continuing education (CE) is required to maintain certification. Employees can obtain CEs through seminars sponsored by Pesticide Applicators Professional Association (PAPA), California Association of Pest Control Advisors (CAPCA), manufacturers and universities. CEs are tracked by PAPA/CAPCA and records can be obtained from their websites. All District employees prepare an Employee Performance Plan and County Agricultural Commissioner and the State Department of Pesticide Regulations certification and training requirements are included in individual Performance Plans. Performance Plan evaluations are conducted every January for all employees. Employees not meeting certification and training requirements contained in their Performance Plan may face disciplinary action or termination of employment.

1.7 Mercury Pollution Prevention Activities & Copper/Nickel Action Plan (Attachment 1.7)

Mercury Pollution Prevention Activities

Between March and September 2004, the District implemented a Data Collection Plan that included seven elements, each of which was intended to address specific questions and hypotheses developed by the public stakeholder group. The data from Sampling Elements 1

through 4 resulted in the estimation of wet season loads of total, dissolved, and methyl mercury within the watershed and from Guadalupe River to the Bay. These data are expected to be the core of the Regional Board's TMDL regarding loads and load allocations. The sampling elements to develop these load estimates were as follows:

- Sampling Element 1 collected data to estimate the contribution of mercury in runoff from the tributaries to the reservoirs, providing estimates of the "background" mercury load (defined as the sum of atmospheric deposition and local un-mined geologic sources) and the relative increased load due to mercury in tributaries draining the mining district (identified as "mines" on Figure 3). Background loads of total mercury to Almaden, Calero and Guadalupe Reservoirs range from 13.9 to 27.5 grams per season. The background load to Lexington Reservoir is estimated to be 112 grams per season, comparatively larger due to its much larger watershed. Similarly, methyl mercury from the mining district sources is higher than background sources.

- Sampling Element 2 collected data to estimate the contribution of mercury in runoff from in-stream mobilization of bank and bed sediment in Alamitos, Guadalupe and Calero Creeks. The total mercury load appears to decrease in Guadalupe Creek with distance downstream of Guadalupe Reservoir, with about 61% of the load retained in the creek and behind the Alamitos Drop Structure. The total mercury load appears to increase significantly in Alamitos Creek between Almaden Reservoir and its confluence with Calero Creek (indicating in-stream mobilization of sediment as a source of mercury in the water column), with about 31% of the load retained in Alamitos Creek, Lake Almaden and behind the Alamitos Drop Structure. The total mercury load appears to decrease in Calero Creek with distance downstream of Calero Reservoir, with about 33% of the load retained in the creek. Methyl mercury loads behave similarly.

- Sampling Element 3 provided data to estimate the contribution of mercury in urban runoff. The data show that, for most urban drainages, the contribution of total and methyl mercury in urban runoff is about the same order of magnitude as the contribution from background sources.

- Sampling Element 4 provided data to determine what happens to the mercury as it reaches the main stem of the Guadalupe River and how much is discharged to the Bay. The estimated total mercury load to the Bay (9956.3 grams per season) is about 12 times higher than the estimated loads into the River from all sources (821.4 grams per season), indicating in-stream mobilization of sediment as a source of total mercury in the water column. The methyl mercury load to the Bay (26.7 grams per season) is over 3 times higher than the estimated loads into the River from all sources (7.4 grams per season).

- Sampling Element 5 provided information regarding the mercury content of bank and bed sediments in Guadalupe River, Guadalupe Creek, and Alamitos Creek. The data show that mercury concentrations decrease with distance from the mining district, ranging from 40 mg/kg above the Alamitos Drop Structure to 0.3 mg/kg at Highway 237. The data show that Lake Almaden and the Alamitos Drop Structure are obstacles to the transport of bed load sediment from the most contaminated creeks to Guadalupe River.
- Sampling element 6, conducted during the dry season of 2004, was made possible by collaboration between the District and EPA. The District had the necessary permits and staff resources to collect fish from the creeks below the reservoirs. EPA provided the

equipment and staff (supplemented with District biologists) to collect fish from Lake Almaden and from Almaden, Calero, Guadalupe, and Lexington Reservoirs, and for laboratory analyses of the fish samples. District staff collected fish from Los Gatos, Alamitos, and Guadalupe Creeks, and from Guadalupe River.

- Sampling element 7, conducted during the dry season of 2004, was a focused study to evaluate the production of methyl mercury in Almaden and Guadalupe Reservoirs over the dry season. Methyl mercury is the chemical form of mercury most directly linked to uptake by biota. An understanding of methylation processes in reservoirs is needed to develop the linkage between mercury in the water column and mercury in fish. Elevated methyl mercury concentrations were measured in the hypolimnion and epilimnion of the reservoirs in the Synoptic Survey, but the zone of production of the methyl mercury is not known.

The detailed report on the results of this sampling is available on the District's web site.

Mercury Removal Projects and Programs Completed and Underway

Lower Guadalupe River Capital Project

The Lower Guadalupe River capital project construction began in 2003 and was completed in 2004. An estimated 52,000 cubic yards were excavated in the reaches from the Union Pacific railroad tracks (Alviso) to Montague Expressway. The average concentration of mercury in these excavated materials was 1.25 mg/kg, which results in an estimated 88 kg of mercury removed from the Guadalupe River. Note that this average concentration is less than half that estimated in the Bay TMDL to be entering the Bay from the Guadalupe River.

Also for this project, an estimated 38,000 cubic yards was excavated from the reaches above Montague Expressway to Highway 101 and disposed off-site. Mercury in these sediments average 5 mg/kg, for an estimated removal of 257 kg of mercury. These materials are higher in mercury concentration due to the larger particle size of sediments in these reaches.

The ten-year projected maintenance in the reaches above Montague Expressway to Highway 101 will excavate and dispose off-site 100,000 cubic yards of bed sediment. If these sediments also contain mercury at 5 mg/kg (as existing data indicate) these activities will remove an estimated 677 kg of mercury from the Guadalupe River.

In summary, over the next ten years, nearly 1000 kg of mercury will be removed from the Lower Guadalupe River near its confluence with San Francisco Bay, more than double the load reduction called for this time period in the Bay TMDL.

Downtown and Lower Guadalupe River Capital Projects

Several sedimentation studies were conducted to support the planning and design of the flood protection projects constructed in 2004 from the Union Pacific railroad tracks (Alviso) to Interstate 280. The studies indicate that the river is sediment starved in these reaches, due to dams and urbanization upstream that has reduced the input of sediment to the river. The source of sediment being mobilized through these reaches is primarily erosion of the bed and banks of the river in an incision process. The projects being constructed were designed according to the models that predicted that the channel would be stable upstream of Trimble

Road, and that aggradation of sediment would occur below this reach in the tidal influenced reaches. This aggradation would result from both watershed derived sediment and Bay sediments transported upstream on incoming tides. In order to maintain design flood capacity, periodic sediment removal will be needed in these lower reaches (see Lower Guadalupe River Capital Project above). The models also estimate that the average annual sediment load reaching the Union Pacific railroad tracks (Alviso) will be 33.6M kilograms of sediment (essentially entirely composed of silts and clays), under completed project conditions. Compared to the average annual sediment load estimate in the Bay TMDL of 44M kilograms, these models indicate the load of sediment exiting the Guadalupe River at Alviso has now been reduced by approximately 24 percent.

In summary, existing models using the most recent data indicate that the average annual sediment load exiting the Guadalupe River at Alviso has now been reduced by approximately 24 percent. This effectively reduces the Bay TMDL mercury load reduction for the Guadalupe River from 90 to 69 kg per year.

Stream Maintenance Program

In 2001, the District obtained a ten-year permit to conduct countywide routine stream maintenance with the primary objectives of maintaining flood carrying capacity and protection of property. A large component of the program is comprised of sediment removal and erosion control projects. In 2001, 2002 and 2003, over 184,000 cubic yards of sediment were excavated from drainages to San Francisco Bay and disposed off site, resulting in a removal of 243 kg of mercury. Of these amounts, nearly 20,000 cubic yards of sediment and 197 kg of mercury were from the Guadalupe River watershed. It is noted here that a grant-funded project partnership between the District and the Regional Board on Alamitos Creek that resulted in the removal of nearly 3400 cubic yards of sediment containing 138 kg of mercury is included in these data.

In summary, routine sediment removal maintenance over the three year period from 2001 through 2003 resulted in an average reduction of urban runoff mercury load of about 15 kg per year, or about 75 percent of the load reduction of 21 kg per year in the Bay TMDL for urban runoff. In addition, 197 kg of mercury, or approximately 43 percent of the Guadalupe River load reduction required over the next ten years for the Bay TMDL, was removed from the watershed as a result of the sediment removal projects in the Guadalupe River watershed.

In 2004, routine sediment removal maintenance resulted in the disposal of 34,595 cubic yards of material, with 2,811 of this total from the creeks in the upper portion of the Guadalupe River Watershed. The total mercury removed from the system was 45 kg, with 41 kg from the Guadalupe River Watershed.

Mercury Reduction Summary

In 2004, 390 kg of mercury was removed from tributaries to San Francisco Bay:

- 345 kg of mercury was removed from the Guadalupe River as a result of the construction of the Lower Guadalupe River flood protection project;
- 41 kg of mercury was removed from the upper portion of the Guadalupe River Watershed as a result of stream maintenance;
- 4 kg of mercury was removed from other urban creeks outside of the Guadalupe River Watershed

In addition, completion of the Downtown and Lower Guadalupe River flood protection projects is estimated to reduce sediment (and mercury) loading to the Bay by 24 percent.

Monitoring

In May 2005, the District initiated a monitoring program to evaluate water quality in Lake Almaden, Almaden Reservoir, Calero Reservoir, Guadalupe Reservoir and Stevens Creek Reservoir. Biweekly depth profile measurements of temperature, pH, conductivity, and dissolved oxygen were conducted in May and June 2005. In addition, water samples were collected from the epilimnion and hypolimnion for analyses of total and dissolved mercury, total and dissolved methyl mercury, ammonia, nitrate/nitrite, sulfate and phosphorus. Samples were also collected from the epilimnion for analyses for chlorophyll a. The purpose of this monitoring is to establish existing water quality conditions and seasonal variability prior to the implementation of management changes to reservoir operations.

Mercury Control Program

In March 2005, following completion of the District Guadalupe River Watershed Mercury Study, the District initiated three projects to control mercury in the Guadalupe River Watershed: Jacques Gulch Restoration, Reservoir Oxygenation, and Lake Almaden Aeration.

Jacques Gulch Restoration

Jacques Gulch is a tributary to Almaden Reservoir that drains approximately one-third of the reservoir watershed. A portion of this drainage includes a small tributary that drains a portion of the former New Almaden Mining District, which is now Almaden-Quicksilver County Park. The project will remove, cap, or control erosion of extensive mercury deposits in the tributary above its confluence with Jacques Gulch, and in Jacques Gulch above its confluence with Almaden Reservoir. This project will require planning, permitting and construction, and is scheduled for completion in 2011. In 2005, the District initiated the process for securing consultant services for planning and design of the project.

Reservoir Oxygenation

The Guadalupe River Watershed Mercury Study identified reservoirs as a significant source of methyl mercury that bioaccumulates in fish within the reservoirs and in downstream creeks. The study also demonstrated a correlation between the seasonal development of anoxia in the hypolimnion and increased methyl mercury concentrations. In 2005, the District secured consultant services to develop a preliminary design for an oxygenation system for Calero Reservoir. The District intent is to install and operate a pilot oxygenation system to evaluate the multiple water quality benefits that would potentially be realized, including reduced methyl mercury production, improved fisheries, reduced ammonia and hydrogen sulfide production, improved water clarity, and improved taste and odor (Calero is source water for the District's drinking water treatment plant). Design and planning are scheduled to be completed in 2006, with installation of a pilot system scheduled for 2007.

Lake Almaden Aeration

Lake Almaden is a former quarry that lies at the confluence of Guadalupe Creek and Los Alamitos Creek that drain Guadalupe and Almaden Reservoirs, respectively. Below this confluence is the Guadalupe River. This lake provides recreational amenities to the community, including swimming, boating, and fishing. The Guadalupe River Watershed Mercury Study identified the lake as a significant source of methyl mercury that bioaccumulates in fish within the lake and in fish downstream. In 2005, the District initiated a monitoring and sampling program to establish baseline water quality and fish tissue concentrations, and a project to design an aeration system for the lake. The District intent is to install and operate a pilot aeration system to improve water quality to evaluate the multiple water quality benefits that would potentially be realized, including reduced methyl mercury production, improved fisheries, reduced ammonia and hydrogen sulfide production, and improved water clarity.

Copper/Nickel Action Plan

The District enacted a policy several years ago to have District vehicles washed and vacuumed at the existing covered wash rack that discharges through a clarifier to the sanitary sewer system. The District is very proactive in attempting to reduce traffic and pollutants caused by traffic. The district provides, free to employees, bicycle lockers, and reimburses staff for use of public transit for business purposes.

1.8 Trash Inventory and Management (Attachment 1.8)

The District continues to focus a significant amount of resources on trash removal from the watersheds and the property within the District's jurisdiction. The Stream Water Quality Unit also conducted a focused study of trash hotspots using the Regional Boards SWAMP assessment protocols this past year. The District had identified 35 hotspots to be evaluated using the Regional Water Quality Control Board Rapid Trash Assessment Protocol. In FY 04-05, 26 of these hotspots were evaluated using the above mentioned protocol. Scores ranged from 63 to 11. The average score was 43.35 (Marginal). The District continues to include litter prevention training in its school outreach programs as well as other outreach efforts associated with youth group field trips, etc. Please see the attached charts in Attachment 1.8 for further clarification of the trash data set.

The District employs maintenance crews to provide routine creek cleanup for trash, debris, and sediment that accumulates in District waterways. Some of this material is deposited in creek channels and constitutes illegal dumping but is not reported to District hazmat or code enforcement staff due to the inability to establish an individual source or responsible party. During FY 04-05, The District's Clean, Safe Creeks Natural Flood Protection Program, Good Neighbor component removed and disposed of approximately 10,002.5 cubic yards of trash and debris from county waterways. Last year a total 6,231 cubic yards of trash and debris was removed. The increase in volume is probably not due to increased dumping but rather due to improved removal techniques as well as more focused attention associated with homeless encampments and other hot spots. The breakdown by watershed is as follows; Guadalupe watershed 3,154 cubic yards (32%), Lower Peninsula watershed 2851 cubic yards (28%), Coyote watershed 1,391.5 cubic yards (14%), West Valley watershed 1381 cubic yards (14%), and Uvas Llagas had 1225 cubic yards (12%). The Guadalupe watershed Good Neighbor Program continues to conduct monthly homeless encampment clean up activities. The Good Neighbor Program coordinates with the Santa Clara County Department of Corrections to utilize

inmate labor for some of the creek cleanup activities. The Adopt-A-Creek program is highlighted in the PIP activities and also pertains to this section.

Last years breakdown by watershed was for comparison was; Guadalupe watershed 2,047 cubic yards (33%), West Valley watershed 1,494 cubic yards (24%), Coyote watershed 1,185 cubic yards (19%), the Lower Peninsula 928 cubic yards (15%) and Uvas Llagas had 576 cubic yards (9%). The Guadalupe watershed Good Neighbor Program continues to conduct monthly homeless encampment clean up activities. The Good Neighbor Program coordinates with the Santa Clara County Department of Corrections to utilize inmate labor for some of the creek cleanup activities. The Adopt-A-Creek program is highlighted in the PIP activities and also pertains to this section.

1.9 Other Water Quality and Watershed Management Requirements (Attachment 1.9)

This section captures other pollution prevention activities, many of which are unique to the District. These activities include:

1. Facility SWPPPs – Corporation Yard
2. Flood Control/Channel Maintenance Activities
3. San Francisquito Creek Sediment Project

Facility SWPPPs – Corporation Yard

BMPs were formally inspected quarterly during non-stormwater observations at all District facilities except Coyote and Pacheco Pump Stations. The pump stations do not warrant non-stormwater observations due to the low potential for these types of discharges to occur. The Corporation Yard culvert inlet protection device was evaluated and performs well at containing sediment. Other BMPs are working effectively, as noted on the non-stormwater observation forms submitted. All three water treatment plants have been under construction during some time in the past fiscal year and two have been operating under the contractor's SWPPP.

Due to the previous years limited attendance for the SWPPP and Storm Drain O&M training it was determined to postpone the 04-05 training to the late summer of 05, at which time the training will be provided at each facility to ensure greater attendance by responsible District staff and to provide more focused guidance on inspections and data collection at each facility.

Flood Control/Channel Maintenance Activities

The District maintains over 700 miles of stream channels to provide flood protection for the Santa Clara County communities. Under the Multi-Year Stream Maintenance Program (SMP) the District removes sediment, provides for erosion protection, and conducts vegetation management activities. Minor maintenance activities include trash removal, fence and access repair, maintenance of revegetation sites, and removal of downed trees or other blockages from the streams. During FY 04-05, the District removed 58,644 cubic yards of sediment and completed bank protection projects totaling 4,567 linear feet.

Annual SMP archeology awareness and BMP training was conducted in June 2005 and 87% of District employees from the Watershed Field Operations Units, Watershed Program Support Units, Ecological Services Unit, and Regulatory Compliance Unit received the training (67

employees). In addition, 20 staff from the Stream Water Quality, Construction Inspection, Hydraulic Engineering, Hydrologic Engineering, Structural Engineering, Vegetation Management, and Watershed Business Management Units also attended.

BMP training evaluation forms were distributed during the training session and attendees were asked to complete them before leaving. Forty-nine evaluations were returned. Of the respondents, 98% felt the training was valuable. Suggestions for improving the training will be incorporated into next year's training.

The annual Lessons Learned meeting with the regulatory agencies and stakeholders was held in February 2005. Internal lesson learned meetings were held prior to the February regulatory meeting. Recommendations for changes to one BMP and a new BMP were submitted and approved by the regulatory agencies.

BMP inspection checklists continued to be used for sediment removal and bank protection projects and for chemical and non-chemical vegetation management activities. The checklists provide documentation of BMP implementation at the SMP projects, inspection of the BMPs, and track any adjustments made to BMP implementation. Several issues relating to the checklists were discussed during the annual effectiveness evaluation meeting and changes were made to improve the forms.

San Francisquito Creek Sediment Project

During fiscal year 2004-2005 the District has been sponsoring an Aquatic Habitat and Limiting Factors Assessment (AHALFA) of San Francisquito Creek as a follow up to the "San Francisquito Creek Watershed Sediment Analysis Final Report" and "San Francisquito Creek Watershed Existing Conditions Analysis Final Report" that were completed the prior year. The goal of the AHALFA is to determine what, if any, factors limit current Steelhead habitat and, if so, what linkages may or may not be made to the creek's designation as impaired by sediment under Clean Water Act Section 303(d).

Specifically, through both literature review and field work the AHALFA project has considered potential limiting factors to (1) Adult Upstream Migration, (2) Spawning and Incubation, (3) Early Rearing, (4) Juvenile Rearing, (5) Smolting and Outmigration. Due to resource constraints the geographic scope of the study has been limited to the lower main stem of San Francisquito Creek and the Los Trancos Creek subwatershed within Santa Clara County. The tributaries of the upper San Francisquito Creek watershed and the Bear Creek Watershed within San Mateo County are not part of the geographic scope of this study.

The study itself has progressed through the following stages: (1) formation of an Expert Advisory Panel (EAP); (2) Completion of a Literature Review and Data Gaps Analysis; (3) Development and Execution of a Field Survey Plan; and (4) Reporting. The EAP is composed of experts from academia, regulatory agencies, and environmental interests and has been presented data and invited to comment on technical memos that mark major stages of the project (Literature Review/Data Gaps; Field Survey Plan). The literature Review and Data Gaps Analysis was utilized to identify the most effective use of field work - avoiding redundant investigation except where necessary to establish habitat trends. Primarily the Field Survey Plan distinguished between riffles, runs, and pools as it focused on the following habitat characteristics that are most influenced by sedimentation: (1) juvenile outmigration barrier and flow analysis; (2) spawning and incubation habitat characteristics such as gravel permeability

and embeddedness; and (3) characteristics such as temperature, dissolved oxygen, flow, pool filling, bank condition, and macroinvertebrate food supply that variously affect both incubation, early rearing, and juvenile rearing developmental stages. Field work has been conducted in all four seasons to determine both low flow and high flow habitat conditions. Completion of the limiting factors analysis and reporting is scheduled for November 2005.

Water Quality Index

In the fall of 2004 the Stream Water Qualtiy Unit implemented a study of general water quality monitoring in the Guadalupe Watershed to compare the watershed to other studies taking place in the country. This study has just completed the collection of the second of three rounds of sample collection at 8 sites. At one of the sites both a high tide and a low tide sample are collected.

The results of the District WQI pilot project to date are summarized in the Figure 9-1. The water quality was of good to excellent quality in the two rounds of sampling. The sample results from the spring sampling are higher scoring than those for the fall. This is what we would expect especially considering the significant rainfall experienced this year in the South Bay. The District looks forward to continueing this study over the next year to complete two full cycles of sampling to identify the usefulness of this form of analysis to rate in a simplified manner the water quality within other watersheds in Santa Clara County.

1.10 Staff Training Matrix (Attachment 1.10)

Numerous staff attended various training opportunities as detailed in the Training Section. The District feels it has met the training requirements.

1.11 Last Year's Continuous Improvement Activities and Status

Contractor SWPPP Implementation

Finalize the procedure to inform District managers, contractor offices and the Regional Board of continued non-compliance with construction site SWPPPs.

Response-This task is complete, a chain of command protocol has been developed and utilized on construction sites to facilitate compliance at the rare construction site that present a challenge for storm water control implementation.

Updating and Maintenance of the District's Comprehensive Best Management Practices List

The Stream Water Quality Unit has recently been assigned the task of maintaining the Quality Environmental Management System's "Best Management Practices-A comprehensive list, September 2003". This document is a agency wide compilation of the Best Management Practices (BMP) the District uses in the process of daily work activities which includes structural and administrative BMP's as well as the checklist that staff utilize to document BMP compliance.

Response-The compilation portion of this task is nearly complete. This task currently is being completed by a collaborative of District Units.

Hydrograph Modification Management Plan Implementation and continued studies

As an extension of the Hydrograph Modification Management Plan (HMP), District continues to perform detailed geomorphic assessment following the University of Colorado's method to improve the current design methodologies for Stream Maintenance Program projects and Capital Improvement Projects to reduce erosion and enhance natural habitat for existing and future conditions. These geomorphic assessments, hydrologic and hydraulic modeling will be incorporated in to the District's Regional Storm Water Management Plan.
Response- This program continues as indicated in the previous sections of this summary as well as more thoroughly in Attachment section 1.3.

SUMMARY OF CONTINUOUS IMPROVEMENT ACTIVITIES

District SWPPP inspection implementation at some facilities

The Stream Water Quality Unit has identified the need to encourage more frequent inspections and monitoring of Storm Drain systems at some District facilities. Changes have been made to the training program and we look forward to reporting our improved inspection frequency next year.

SWPPP updates

The Stream Water Quality Unit has identified that several of the facility SWPPP's are in need of updates as some of the Roles and Responsibilities have changed over the last few years.

035470

September 15, 2006

Santa Clara Valley
Urban Runoff
Pollution Prevention Program

FY 2005-2006 Annual Report

Sections 1-9
Program Activities

Submitted in Compliance with NPDES Permit Order
No. 01-024, Provision C.6.a.

Campbell • Cupertino • Los Altos • Los Altos Hills • Los Gatos • Milpitas • Monte Sereno • Mountain View • Palo Alto
San Jose • Santa Clara • Saratoga • Sunnyvale • Santa Clara County • Santa Clara Valley Water District

Santa Clara Valley
Urban Runoff
Pollution Prevention Program

Campbell • Cupertino • Los Altos • Los Altos Hills • Los Gatos • Milpitas • Monte Sereno • Mountain View • Palo Alto
San Jose • Santa Clara • Saratoga • Sunnyvale • Santa Clara County • Santa Clara Valley Water District

Hand Delivered on September 15, 2006

September 15, 2006

Mr. Bruce H. Wolfe
Executive Officer
San Francisco Bay Region
Regional Water Quality Control Board
1515 Clay Street, Suite 1400
Oakland, CA 94612

Subject: Submittal of FY 2005-2006 Annual Report

Dear ~~Mr. Wolfe~~ Bruce:

I am pleased to submit the Annual Report for implementation of the Santa Clara Valley Urban Runoff Pollution Prevention Program's (SCVURPPP's) Urban Runoff Management Plan (URMP) during fiscal year 2005-2006. Submittal of this Annual Report fulfills Provision C.6 of NPDES Permit No. CAS029718 (Order 01-024 as amended). The report provides documentation of the SCVURPPP's and the Co-permittees' activities; evaluation of the effectiveness of these activities; and measures for continuous improvement toward achieving the SCVURPPP goals. In addition, a summary of Co-permittee responses to RWQCB comments dated July 26, 2006 on the Program's *FY 04-05 Annual Report* (dated September 15, 2005) are included within Appendix A-9 of this Annual Report.

Sections 1 and 2 of the Annual Report describe activities conducted by the SCVURPPP on behalf of the Co-permittees, in the areas of program management, permit management and continuous improvement. Section 3 contains information on the Program's local and regional public information/participation program including the Watershed & Outreach efforts coordinated with the Santa Clara Basin Watershed Management Initiative (SCBWMI). Section 4 contains information on the Program's two pronged monitoring approach covering: environmental monitoring and assessment, and programmatic monitoring for FY-05-06. Section 5 covers the Program's watershed management measures including the work that Program and Co-permittees have conducted to both support the SCBWMI and integrate both efforts. Section 6 covers the Program's pesticide management activities to comply with Provision C.9.d.and Section 7 contains a report of the Program's Mercury Pollution Prevention Activities conducted during FY 05-06 per Provision C.9.c

Section 8 describes the Program's efforts during FY 05-06 to assist Co-permittees in addressing and controlling development and re-development as it relates to stormwater quality and flow through the development project planning, review and approval process, per Provision C.3. Section 9 contains the Co-permittees' IND and IC/ID Summary Tables for FY 05-06. Co-permittee summary tables are also included in each Co-permittee Annual Report and contain similar information to what is found within Section 9 of the Program's *FY 04-05 Annual Report*.

699 Town & Country Village • Sunnyvale, CA 94086 • tel: (408) 720-8811 • fax: (408) 720-8812
1410 Jackson Street • Oakland, CA 94612 • tel: (510) 832-2852 • fax: (510) 832-2856
1-800-794-2482

Section 10 (bound in two separate volumes) contains the Co-permittees' FY 05-06 Annual Reports, prepared in accordance with the Water Board staff document entitled *Suggested SCVURPPP Co-permittee Annual Report Format* (Draft) dated May 29, 2003. Each Co-permittee Annual Report includes a cover letter summarizing local program highlights, accomplishments and continuous improvement items; and a certification statement.

On September 7, 2006, we were notified that the Program received the EPA's 2006 Clean Water Act Recognition Award, First Place, for a Municipal Stormwater Management Program. We appreciate the mention of this award at the September 13, 2006 Water Board meeting.

Please contact me if you have any comments or questions. We look forward to working with you to successfully address new challenges during FY 06-07.

Very truly yours,

Adam

Adam W. Olivieri, Dr. P.H., P.E.
Program Manager

CC: Trish Mulvey, CLEAN South Bay
SCVURPPP Management Committee Members
Robert Falk, Morrison & Foerster

Attachments: FY 2005-2006 Annual Report- Sections 1-9- three (3) hard copies
FY 2005-2006 Annual Report- Appendices- three (3) hard copies
FY 2005-2006 Annual Report- Sections 1-9 and Appendices- one (1) compact disk
FY 2005-2006 Annual Report- Section 10- Volume I- three (3) hard copies
FY 2005-2006 Annual Report- Section 10- Volume II- three (3) hard copies

** The Program's *FY 05-06 Annual Report* is also provided at www.scvurppp.org.

FY 05-06 Annual Report

Santa Clara Valley
Urban Runoff
Pollution Prevention Program

Campbell • Cupertino • Los Altos • Los Altos Hills • Los Gatos • Milpitas • Monte Sereno • Mountain View • Palo Alto
San Jose • Santa Clara • Saratoga • Sunnyvale • Santa Clara County • Santa Clara Valley Water District

Certification Regarding SCVURPPP Program Annual Report

"I certify, under penalty of law, that this document and all attachments* were prepared under my direction or supervision in accordance with a system designed to ensure that qualified personnel properly gather and evaluate the information submitted. Based on my inquiry of the person or persons who manage the system, or those persons directly responsible for gathering the information, the information submitted, is, to the best of my knowledge and belief, true, accurate, and complete. I am aware that there are significant penalties for submitting false information, including the possibility of fine and imprisonment for knowing violations."

Submitted on behalf of the
Santa Clara Valley Urban Runoff Pollution Prevention Program
September 15, 2006

Adam W. Olivieri, Dr. P.H., P.E.
Program Manager

* Co-permittees have been requested to submit separate certifications regarding their respective submissions including attachments.

699 Town & Country Village • Sunnyvale, CA 94086 • tel: (408) 720-8811 • fax: (408) 720-8812
1410 Jackson Street • Oakland, CA 94612 • tel: (510) 832-2852 • fax: (510) 832-2856
1-800-794-2482

Table of Contents

CREDITS i

SECTION 1—INTRODUCTION **1-1**
Background 1-1
Organization of Report 1-4

TABLES & FIGURES
Figure 1-1: Program Implementation
Figure 1-2: Continuous Improvement

SECTION 2—PROGRAM MANAGEMENT **2-1**
Program Budget 2-1
General Program Management Activities 2-1
Permit Management Activities 2-4
Development of New or Revised Model Performance Standards 2-7
Local Program Performance Reviews 2-8
Continuous Improvement Measures 2-8
Permit Provision C.1. Compliance Summary Table 2-8

TABLES & FIGURES
Table 2-1: SCVURPPP Total FY 05-06 Budget
Table 2-2: FY 2005-2006 Ad Hoc Task Groups and Accomplishments
Table 2-3: Performance of FY 05-06 Program Management Tasks
Table 2-4: Program Continuous Improvement (CI) Tasks
Table 2-5: SCVURPPP Current and Proposed BMPs for Pollutants of Concern Prepared in Compliance with NPDES Order 01-024

APPENDIX A
A-1: Management Committee Representatives/Attendees, July 14, 2006
A-2: Review of FY 2005-2006 Program Management Services, August 24, 2006
– Table 1: Performance of FY 05-06 Program Management Tasks
– Internal and External Meetings, FY 05-06
A-3: Chronology of Program Submittals and Regional Board Staff Responses (Beginning with the most recent submittals)
A-4: How Creeks Affect Development - How Development Affect Creeks: Workshop and Creek Tour – December 7, 2005
– Workshop Announcement
– Workshop Agenda
– Attendance List
– Workshop Evaluation Responses
A-5: Construction Site Planning and Management for Compliance with Phase I and II NPDES Requirements – December 9, 2005
– Workshop Announcement
– Workshop Agenda
– Attendance List
– Workshop Evaluation Responses
A-6: Development and Water Resources: Making the Connection Workshop and Walking Tour of the Guadalupe River – May 3, 2006
– Workshop Announcement
– Workshop Agenda
– Attendance List

Table of Contents (continued)

- Workshop Evaluation Responses

A-7: Constructing, Maintaining and Inspecting Stormwater Treatment BMPs - June 6, 2006
- Workshop Announcement
- Workshop Agenda
- Attendance List
- Workshop Evaluation Responses

A-8: Summary of Co-permittee Responses to FY 2004-2005 Performance Evaluation Report
- Letter to Shin-Roei Lee, Chief, South Bay Watershed Division (dated November 3, 2005) – Transmittal of Responses to FY 04-05 Program Evaluation Report for Milpitas, Palo Alto, Santa Clara and Santa Clara County Programs

A-9: Summary of Co-permittee Responses to FY 2004-2005 Annual Report-New/Redevelopment Section
- Letter to Shin-Roei Lee, Division Chief, South Bay Watershed Management Division (dated September 12, 2006) – Response to Regional Board Staff Comments on SCVURPPP's FY 04-05 Annual Report

SECTION 3—PUBLIC INFORMATION/PARTICIPATION 3-1

Introduction 3-1
FY 05-06 PI/P Projects 3-1
Ongoing PI/P Projects 3-11
Regional Collaboration 3-13

TABLES & FIGURES

Table 3-1: Evaluation of PI/P Projects Conducted During FY 05-06 (New and Ongoing)

APPENDIX B

B-1: Watershed Watch Final Campaign and Media Report - July 2005 – December 2005.
B-2: Watershed Watch Focus Groups
- SCVURPPP Advertising Test Research Summary Report (March 2006)
- Watershed Watch Campaign Recommendations based on Focus Groups **conducted March 16, 2006**

B-3: Watershed Watch Conceptual Plan - Fiscal Years 2006-2009 (Final)
B-4: FY 05-06 Watershed Watch Partner Contact Information
B-5: Watershed Watch Web Statistics
B-6: ZunZun School Assemblies for Watershed Watch- FY 2005-2006 Academic Year
- ZunZun Assemblies for Watershed Watch-2005-2006 Academic Year Final Report
- Memorandum- Evaluation of the School Assembly Program for FY 05-06 (July 17, 2006)

B-7: Watershed Watchers: Keeping Out Waterways Clean: FY 05-06 Fourth Quarter Report including end-of-year Summary - from Alviso
B-8: IPM Store Partnership Program
- FY 05-06 Store Employee Training Update
- List of Stores in the IPM Store Partnership Program
- FY 05-06 Summary of Store Employee Training Evaluations

B-9: Going Native Garden Tour 2006- Summary Report
B-10: Mercury Pollution Prevention Outreach Materials
B-11: Education Programs Outreach Reporting Tables
B-12: FY 05-06 Regional Media Relations Campaign Final Report
B-13: "Our Water Our World" Program Advertisements
B-14: SCVURPPP Fact Sheets

Table of Contents (continued)

- Water Quality Monitoring and Watershed Assessment - 1/9/2006
- Sediment Impact and Management Practices Assessments - 1/9/2006
- Watershed Education and Outreach - 1/9/2006
- General Program - 1/16/2006
- Trash Evaluation and Management - 4/13/2006

SECTION 4—MONITORING ACTIVITIES 4-1

Introduction 4-1
Background 4-1
Summaries of FY 05-06 Monitoring and Assessment Activities 4-3
Evaluation of Effectiveness 4-29

TABLES & FIGURES

Table 4-1: Status of FY 2005-2006 Monitoring Activities

APPENDIX C

C-1: Major Reports and Major Work Products 1997-2006
C-2: SCVURPPP FY 05-06 Watershed Monitoring and Assessment Summary Report (Summary Assessment Report) – September 15, 2006
C-3: Copper/Nickel Baseline Action Tables – FY 05-06 Accomplishments and FY 06-07 Work Plan
C-4: Dioxin Control Program- FY 2005-2006 Activities – August 24, 2006
C-5: Upper Penitencia Creek Limiting Factors Analysis Technical Report (Final) – August 18, 2006
C-6: Trash Problem Area Evaluation Results – FY 05-06
- Memorandum: Trash Problem Area Evaluation Results – FY 05-06
- FY 05-06 Trash Evaluation Summary Results (Table)
- Trash Problem Area Evaluation Results by Watershed (Table)
- Figures 1 through 6- Show approximate physical location, score and major watershed boundaries within the Santa Clara Basin

C-7: Trash Problem Area Evaluation Results by Assessment Tool
C-8: Collection of Street Sweeping Data- Co-permittees
- Summary of Street Sweeping Activities for FY 2005-2006
- Summary of Co-permittee Street Sweeping Activities and Estimated Mean Pollutant Load Reduction for Copper and Nickel - FY 2005-2006
- Summary of Co-permittee Street Sweeping Activities and Estimated Mean Pollutant Load Reduction for Lead and Zinc - FY 2005-2006

SECTION 5—WATERSHED MANAGEMENT MEASURES 5-1

Introduction 5-1
Background 5-1
FY 05-06 SCVURPPP Accomplishments 5-2

TABLES & FIGURES

Table 5-1: Status of FY 2005-2006 Watershed Management Measures Projects

APPENDIX D

D-1: Bay Area Macroinvertebrate Bioassessment Information Network
- 5th Annual Bay Area Macroinvertebrate Bioassessment Information Network (BAMBI) Workshop Agenda - January 31, 2006
- Bay Area Macroinvertebrate Bioassessment Information Network (BAMBI) - San Francisco Bay Area Creek IBI Workgroup Meeting Agenda - June 21, 2006

D-2: Inventory of Santa Clara Basin Stream Studies- Updated Version 7.0 – September 15, 2006

Table of Contents (continued)

SECTION 6—PESTICIDE MANAGEMENT 6-1
Introduction 6-1
Background 6-1
Past Pesticide Management Activities 6-2
Implementation of FY 05-06 Pesticide Management Tasks 6-2
Evaluation of Effectiveness 6-4

TABLES & FIGURES
Table 6-1: Status of FY 05-06 Pesticide Management Tasks

APPENDIX E
No Attachments

SECTION 7—MERCURY POLLUTION PREVENTION ACTIVITIES 7-1
Introduction 7-1
Mercury Pollution Prevention Plan 7-1
FY 05-06 Mercury Pollution Prevention Activities 7-2
Evaluation of Program Effectiveness and Next Steps for Mercury Plan 7-4

TABLES & FIGURES
Table 7-1: Status of FY 04-05 Mercury Pollution Prevention Tasks

APPENDIX F
No Attachments

SECTION 8—NEW AND REDEVELOPMENT CONTROL MEASURES 8-1
Introduction 8-1
Background 8-1
Implementation of FY 05-06 C.3 Tasks 8-2
Evaluation of Effectiveness 8-8

TABLES & FIGURES
Table 8-1: Status of FY 05-06 C.3. Implementation Tasks
Table 8-2: SCVURPPP HMP – Summary of Next Steps

APPENDIX G
G-1: New Development Controls Fact Sheets
– Stormwater Pollution Control Requirements: What Developers, Builders and Project Applicants Need to Know – December 5, 2005
– Hydromodification Management Plan (HMP): What Developers, Builders and Project Applicants Need to Know – May 31, 2006
G-2: Standard Stormwater Treatment BMP Inspection Data Collection Form with Definitions

SECTION 9—CO-PERMITTEE IND AND IC/ID SUMMARY TABLES 9-1
Introduction 9-1

APPENDIX H
H-1: Co-Permittee IND and IC/ID Summary Tables – FY 2005-2006
H-2: Summary of IC/ID Incidents and IND Inspections – FY 2005-2006

Table of Contents (continued)

CO-PERMITTEES

A. *Cupertino*
B. *Los Altos*
C. *Los Altos Hills*
D. *Milpitas*
E. *Mountain View*
F. *Palo Alto*
G. *San Jose*
H. *Santa Clara*
I. *Sunnyvale*
J. *West Valley Communities (Campbell, Los Gatos, Monte Sereno, Saratoga)*
K. *Santa Clara County*
L. *Santa Clara Valley Water District*

CREDITS

This Annual Report was a collaborative effort of the fifteen agencies participating in the Santa Clara Valley Urban Runoff Pollution Prevention Program (Program). EOA, Inc., as the Program management consultant, coordinated and compiled the Annual Reports submitted by the fifteen Co-permittees, wrote Sections 1 through 9, and was responsible for the overall preparation of the Program's Annual Report. The Program expresses its appreciation to all those who contributed to this sixteenth Annual Report.

Management Committee

Palo Alto -- Joe Teresi

Campbell – Al Oxonian

Milpitas – Paramjit Uppal/Marilyn Nickel

Saratoga – John Cherbone

San Jose – Melody Tovar/Steve Osborn

Cupertino -- Lavenia Millar

Santa Clara -- Rick Mauck/Roger Lee

Los Altos – Larry Lind

Sunnyvale – Lorrie Gervin/Kristy McCumby

Los Altos Hills – Richard Chen

Monte Sereno – Brian Loventhal

Mountain View -- Eric Anderson

Santa Clara County -- Steve Homan

Los Gatos – John Curtis

West Valley Communities – Cheri Donnelly

Santa Clara Valley Water District – Dave Chesterman, Chair/Roger Narsim

Acronyms/Abbreviations

AB	Assembly Bill
ABAG	Association of Bay Area Governments
ABC	Annual Budget Review Compilation
ACCWP	Alameda Countywide Clean Water Program
ACOE	U.S. Army Corps of Engineers
AHTG	Ad Hoc Task Group
AR	Annual Report
ASCE	American Society of Civil Engineers
BAAQMD	Bay Area Air Quality Management District
BART	San Francisco Bay Area Rapid Transit
BATG	Budget Ad Hoc Task Group
Basin	Santa Clara Basin
Basin Plan	Water Quality Control Plan for the San Francisco Basin
BACWA	Bay Area Clean Water Agencies
BAHM	Bay Area Hydrology Model
BAMBI	Bay Area Macroinvertebrate Bioassessment Information
BASMAA	Bay Area Stormwater Management Agencies Association
Bay	San Francisco Bay
Bay Area	San Francisco Bay Area
BMI	Benthic Macroinvertebrate
BMM	Lower South Bay Monitoring and Modeling Subgroup
BMP	Best Management Practice
BOMA	Building Owners and Managers Association
BPP	Brake Pad Partnership
BU	beneficial use
C	Celsius
C.3	Permit Provision C.3
C3PO	C.3 Provision Oversight
CA	California
Cal-EPA	California Environmental Protection Agency
Caltrans	California Department of Transportation
CAMLnet	California Aquatic Macroinvertebrate Laboratory Network

Acronyms/Abbreviations

Campaign	Watershed Watch Campaign
CAP	Copper Action Plan
CASQA	California of Stormwater Quality Association
CB	Copper Baseline
CCC	Continuous Concentration Criterion
CD-ROM	Compact Disk-Read Only Memory
CDS	Continuous Deflective Separation
CEP	Clean Estuary Partnership
CESQG	Conditionally Exempt Small Quantity Generator
CEQA	California Environmental Quality Act
CFR	Code of Federal Regulations
cfs	cubic feet per second
CI	Continuous Improvement
CIWMB	California Integrated Waste Management Board
CMIA	Conceptual Model Impairment Assessment
CMS	Copper Management Strategy
COA	Condition of Approval
CoHHW	Santa Clara County Household Hazardous Waste Program
CoHHW Program	Santa Clara County Household Hazardous Waste Program
COLD	cold freshwater habitat
CRMP	Coordinated Resources Management and Planning
CSBP	California Stream Bioassessment Procedures
CTR	California Toxic Rule
Cu	Copper
CWA	Clean Water Act
DDD	Dichlorodiphenyldichloroethane
DDE	Dichlorodiphenyldichloroethylene
DDT	Dichlorodiphenyltrichloroethane
DEH	Santa Clara County Department of Environmental Health
District	Santa Clara Valley Water District
DO	Dissolved Oxygen
DOE	Department of Energy
DPR	Department of Pesticide Regulation

Acronyms/Abbreviations

DWR	Department of Water Resources
E. Coli	Enterococcus Coli
EDAS	Ecological Data Application System
EEC	SF Bay Wildlife Refuge Environmental Education Center
EEDMS	Environmental Enforcement Data Management System
EEPS	Exposure and Effects Pilot Study
e.g.	for example
EMAP	Environmental Monitoring Program
EMB	Executive Management Board
EOA	Eisenberg, Olivieri, and Associates
EPA	U.S. Environmental Protection Agency
Estuary	San Francisco Bay Estuary
F	Fahrenheit
FLT	Fluorescent Light Tube
FY	Fiscal Year
GCRCD	Guadalupe-Coyote Resource Conservation District
GIASP	General Industrial Activities Stormwater Permit
GIS	Geographic Information System
GRTS	Generalized Random Tessellation Stratified
HBANC	Home Builders Association of Northern California
Hg	Mercury
HMP	Hydromodification Management Plan
HHW	Household Hazardous Waste
HVAC	Heating, Ventilation and Air Conditioning
IBI	Index of Biotic Integrity
IC/ID	Illicit Connection and Illegal Dumping
ID	Identification
IND	Industrial/Commercial
i.e.	that is
IPM	Integrated Pest Management
JPA	Joint Powers Authority
K	Kindergarten
KAB	Keep America Beautiful

Acronyms/Abbreviations

kg	Kilogram
L	Liter
Lb	Pound
LA	load allocation
LFA	Limiting Factors Analysis
LID	Low Impact Development
LSSB	Lower South San Francisco Bay
LUS	Land Use Subgroup
MC	Management Committee
MCMP	Metals Control Measures Plan
MCTT	Multi-Chambered Treatment Train
MDDB	Metadata Database
MDL	Most Downstream Location
MEP	Maximum Extent Practicable
Mercury Plan	Mercury Pollution Prevention Plan
mg	milligram
mgd	million gallons per day
MIGR	fish migration
MOA	Memorandum of Agreement
MOFO	Morrison & Foerster
MOU	Memorandum of Understanding
MP	Monitoring Priority
MROSD	Mid-Peninsula Regional Open Space District
MRP	Municipal Regional Permit
MYRWMP	Multi-Year Receiving Waters Monitoring Plan
NAP	Nickel Action Plan
NEMA	National Electrical Manufacturers Association
NAIOP	National Association of Industrial and Office Properties
NEPA	National Environmental Policy Act
ng	Nanogram
Ni	Nickel
NOI	Notice of Intent
NPDES	National Pollutant Discharge Elimination System

Acronyms/Abbreviations

OC	Organochlorine
O&M	Operation and Maintenance
OP	Organophosphate
OWOW	Our Water Our World
P2	Pollution Prevention
PAHs	Polynuclear Aromatic Hydrocarbons
PBDE	Polybrominated Diphenyl Ether
Pb	Lead
PCBs	Polychlorinated Biphenyls
PCDD	Polychlorinated Dibenzo-p-Dioxins
PCDF	Polychlorinated Dibenzofurans
PCO	Pest Control Operator
pg	Picogram
PHAB	Physical Habitat Assessments
PIP	Public Information and Participation
PI/P	Public Information and Participation
PIPP	Public Information and Participation Program
PMPS	Pest Management Performance Standard
POC	Pollutant of Concern
POTW	Publicly Owned Treatment Works
PPPS	Planning Procedures Performance Standard
Program	Santa Clara Valley Urban Runoff Pollution Prevention Program
PS	Performance Standard
PSA	Public Service Announcement
PVC	Polyvinyl Chloride
Q	Quarter
QAPP	Quality Assurance Project Plan
RAC	Regional Ad Campaign
RARE	preservation of rare and endangered species
RCRA	Resource Conservation and Recovery Act
REC- 1	water contact recreation
REC-2	non-contact water recreation
Regional Board	San Francisco Bay Regional Water Quality Control Board

Acronyms/Abbreviations

RFP	Request for Proposal
RMAS	Regional Monitoring and Assessment Strategy
RMP	Regional Monitoring Program
RPT	Report Preparation Team
RS	Regulatory Subgroup
RTA	Rapid Trash Assessment
RWQCB	San Francisco Bay Regional Water Quality Control Board
SC	Steering Committee
SCC	Santa Clara County
SCBWM1	Santa Clara Basin Watershed Management Initiative
SCVURPPP	Santa Clara Valley Urban Runoff Pollution Prevention Program
SCVWD	Santa Clara Valley Water District
SF	San Francisco
SFEI	San Francisco Estuary Institute
SFEP	San Francisco Estuary Project
SIC	Standard Industrial Classification
SMaRT®	Sunnyvale Materials Recovery and Transfer
SOP	Standard Operating Procedures
South Bay	Lower South San Francisco Bay
SPLWG	Sources, Pathways and Loadings Work Group (RMP)
SPWN	fish spawning
SSC	Suspended Sediment Concentration
SSI	Inventory of Santa Clara Basin Stream Studies
SSO	Water Quality Site-Specific Objective
State Board	State Water Resources Control Board
STOPPP	San Mateo Countywide Stormwater Pollution Prevention Program
SWAMP	Surface Waters Ambient Monitoring Program
SWANA	Solid Waste Association of North America
SWMP	Stormwater Management Plan
SWPPP	Stormwater Pollution Prevention Plan
SWRCB	State Water Resources Control Board
TAC	Technical Advisory Committee
TAG	Technical Advisory Group

Acronyms/Abbreviations

TMDL	Total Maximum Daily Load
TO	Tentative Order
TP	Total Phosphorus
TPH	Total Petroleum Hydrocarbons
TRC	Technical Review Committee
ug	Microgram
UPC	Urban Pesticide Committee
URMP	Urban Runoff Management Plan
URQM	Urban Runoff Quality Management
USA	Unified Stream Assessment
USEPA	U. S. Environmental Protection Agency
USFWS	U.S. Fish and Wildlife Service
USGS	U.S. Geological Survey
VTA	Santa Clara Valley Transportation Authority
WAC	Watershed Assessment Consultant
WAMS	Watershed Assessment and Monitoring Subgroup
WAR	Watershed Assessment Report
WARM	warm freshwater habitat
Water Board	San Francisco Bay Regional Water Quality Control Board
Water District	Santa Clara Valley Water District
WEF	Water Environment Federation
WEO	Watershed Education and Outreach
WE&O	Watershed Education and Outreach
WERF	Water Environment Research Foundation
WG	Work Group
WILD	wildlife habitat
WLA	Waste Load Allocation
WMI	Watershed Management Initiative
Work Group “I”	SCBWMI Phase I Indicators Work Group
WP	Work Plan
WRPC	Water Resources Protection Collaborative
WVCWP	West Valley Clean Water Program
WW	Watershed Watch

Acronyms/Abbreviations

WWTP	Wastewater Treatment Plant
WY	Water Year
YSI	Youth Science Institute
Zn	Zinc

SECTION 1

INTRODUCTION

1. INTRODUCTION

BACKGROUND

Program Description

The Santa Clara Valley Urban Runoff Pollution Prevention Program ("Program") is an association of thirteen cities and towns in Santa Clara Valley, the County of Santa Clara, and the Santa Clara Valley Water District ("Co-permittees") that share a common permit to discharge stormwater to South San Francisco Bay. The Program incorporates regulatory, monitoring and outreach measures aimed at reducing pollution in urban runoff to the "maximum extent practicable" to improve the water quality of South San Francisco Bay and the streams of Santa Clara Valley. The Program is organized, coordinated, and implemented in accordance with a Memorandum of Agreement (MOA) signed by the Co-permittees in 1990, 1999, 2005 and 2006. The MOA covers the responsibilities of each Co-permittee and a cost-sharing formula for joint expenditures.

In June 1990, the San Francisco Bay Regional Water Quality Control Board (Water Board or RWQCB) issued the Program its first NPDES permit.[1] The permit was reissued in 1995[2] and 2001.[3] On October 17, 2001, the Water Board amended the permit[4] to include expanded requirements for controlling pollutants from new and redevelopment activities (Provision C.3.). On July 20, 2005, the Water Board approved a second amendment which revised Provisions C.3.c. and C.3.f.[5]

The Program's Management Committee, consisting of one designated representative from each Co-permittee, is the official decision-making body for the Program. At the inception of the Program, the Santa Clara Valley Water District took the lead responsibility for management of the Program. In September 1997, the Management Committee retained EOA, Inc. to provide Program management services. On July 1, 2005, the City of Sunnyvale became the Program's new fiscal agent.

The Program's Urban Runoff Management Plan

The Program and Co-permittees submitted a *Storm Water Management Plan* (SWMP) as part of the application for its 1995 NPDES permit renewal. The 1995 Permit required the Program to develop performance standards[6] for various stormwater control measures and incorporate them in a revised management plan by September 1, 1997. The revised plan, called the *Urban Runoff Management Plan* (URMP) because of its focus on stormwater pollution prevention efforts in urban areas, was completed and submitted to the Water Board on September 1, 1997 and subsequently approved by Water Board staff (7/10/98 and 12/14/98 letters). In addition, the URMP is incorporated into the urban runoff permit. In 2000 and 2005, updated URMPs were submitted to the Water Board as part of permit renewal applications.

---

[1] NPDES Permit No. CAS029718, Order No. 90-094.
[2] NPDES Permit No. CAS029718, Order No. 95-180 (as amended 7/21/99).
[3] NPDES Permit No. CAS029718, Order No. 01-024 (2/21/01).
[4] NPDES Permit No. CAS029718, Order No. 01-119, Amendment Revising Provision C.3. (10/17/01).
[5] NPDES Permit No. CAS029718, Order No. R2-2005-0035, Amendment Revising Order 01-119 (7/20/05).
[6] Performance standards are defined as "the level of implementation necessary to demonstrate control of pollutants in stormwater to the maximum extent practicable."

The URMP consists of an area-wide plan and individual Co-permittee plans describing what the fifteen Co-permittees will do, collectively and individually, to reduce urban runoff pollution. The URMP describes the goals and objectives of the Program and its various elements, including monitoring and watershed management measures.

The URMP also contains model performance standards that may be modified as appropriate to fit local conditions and are implemented by the Co-permittees. These include:

- Illicit Connection and Illegal Dumping (IC/ID) Elimination Activities
- Industrial/Commercial Discharger (IND) Control Program
- Public Streets, Roads, and Highways Operation and Maintenance
- Storm Drain System Operation and Maintenance
- Water Utility Operation and Maintenance
- Planning Procedures for New Development and Redevelopment
- Construction Inspection
- Pest Management
- Rural Public Works Maintenance and Support

In addition, the URMP presents a framework for the relationship between Program area-wide and Co-permittee specific Public Information/Participation (PI/P) activities that the Program and Co-permittees use to develop and conduct PI/P tasks.

In early FY 04-05, Program staff updated the URMP to include the new and revised model performance standards and other Management Committee-approved multi-year plans (e.g., Guidelines for Reduction and Management of Mercury-Containing Products, revised Multi-Year Receiving Waters Monitoring Plan, Pesticide Management Work Plan, sediment assessment Work Plan, CAP/NAP approach, Trash Work Plan and goals statement, Watershed Education and Outreach strategy, etc.). The revised Program URMP was part of the NPDES permit reapplication package submitted to the Water Board on February 24, 2005.

The Program implements watershed management through its participation in the Santa Clara Basin Watershed Management Initiative (SCBWMI). The SCBWMI was established (by the EPA, State Water Resources Control Board and Water Board) to manage water resources within the Santa Clara Basin watersheds. Stakeholders that include local, state and federal government agencies; business, agriculture and industry associations; and environmental and civic groups guide the SCBWMI. The Program has been an active participant in the SCBWMI Core Group and its subgroups. The Program is working through the SCBWMI to: 1) identify and assess beneficial uses in the watershed within the urban area; and 2) identify and prioritize reasonable urban runoff control strategies.

Co-permittee Urban Runoff Management Plans

Each Co-permittee has developed an URMP tailored to its local characteristics. The Co-permittee URMPs contain strategies for local urban runoff controls, covering each of the Program elements (Industrial/Commercial Discharger Control, New Development and Construction, etc.) that are applicable to local conditions. The Co-permittee URMPs include:

- Performance standards (using the Program URMP's model performance standards as a template);
- Work Plans to implement performance standards;

- Description of the Co-permittee's legal authority;
- Best management practices (BMPs); and
- Standard operating procedures (SOPs) that detail how control measures will be carried out from day-to-day.

The Co-permittees also have responsibilities to conduct local PI/P programs, properly maintain corporation yards, conduct staff training and participate in Program and SCBWMI activities as appropriate.

The general relationship between the NPDES Permit, the Program's URMP and the Co-permittees' URMPs is shown on Figure 1-1.

In accordance with Permit Provision C.2.b., all Co-permittees updated their URMPs and submitted the revisions to the Water Board on September 1, 2004. The updated Co-permittee URMPs, which were part of the NPDES permit reapplication package submitted to the Water Board on February 24, 2005, included a summary table indicating what changes were made and/or what sections were added to the URMP's since the last version was updated in October 2000.

Program Work Plan

By March 1 of each year, the Program submits to the Water Board a draft Work Plan for implementation of the Program's URMP for the coming fiscal year, in accordance with NPDES Permit Provision C.6.b. The Work Plan includes clearly defined tasks, responsibilities and schedules to be implemented by the Program and Co-permittees. It also includes development of new, or modification of existing performance standards (Provision C.2.b), provides the Work Plan for implementing Provision C.3, describes planned monitoring activities (Provision C.7), describes pollutant-specific requirements (Provision C.9) and defines the Program's role relative to Watershed Management efforts (Provision C.10).

The Work Plan builds on the baseline efforts conducted by the Program and Co-permittees through a "continuous improvement" process, in which the Program seeks new opportunities to control stormwater pollution. The continuous improvement process contained in the URMP is illustrated on Figure 1-2. The Work Plan includes a discussion of continuous improvement tasks that were identified, in part, during individual Co-permittee performance reviews, effectiveness evaluations in previous annual reports, and cooperative efforts between the Program and groups that include the Bay Area Stormwater Management Agencies Association (BASMAA), SCBWMI, Regional Monitoring Program (RMP) and Clean Estuary Partnership (CEP).

On March 1, 2005, the Program's *FY 05-06 Work Plan* was submitted to the Water Board, and no comments have been received on that submittal. On March 1, 2006, the Program's *FY 06-07 Work Plan* was submitted to the Water Board. No comments were received on that submittal.

Program Annual Report

In accordance with NPDES Permit Provision C.6.a., the Program must submit an Annual Report by September 15 of each year. In addition, the Annual Report serves as an important internal Program tool in the cycle of planning, implementation, evaluation and continuous improvement. The Annual Report is the mechanism for documenting the status of planned activities,

evaluating the effectiveness of those activities and identifying potential improvements. An additional evaluation mechanism is holding local program performance review meetings with each of the Co-permittees. These meetings serve as external evaluations, while the Annual Report is a self-evaluation by the Program. The results of the Annual Report and the performance reviews are used to assist the Program and Co-permittees in revising their Work Plans for the following year, as part of the Program's continuous improvement process. During FY 05-06, Water Board staff did not conduct performance review meetings.

On September 15, 2005, the Program's *FY 04-05 Annual Report* was submitted to the Water Board. On July 26, 2006, the Program received Water Board comments on the *FY 04-05 Annual Report*. The Water Board staff review focused only on the New and Redevelopment section. A response to Water Board staff comments on the *FY 04-05 Annual Report* is included within the individual New and Redevelopment sections of Co-permittee FY 05-06 Annual Reports. In addition, the Program has summarized these responses, which are provided within Appendix A-9.

The goals of this *FY 05-06 Annual Report* are to: 1) meet specific permit requirements for reporting; 2) provide an efficient mechanism for reporting and self-evaluation without duplicating information in the work plan or urban runoff management plans (URMPs); and 3) identify areas for continuous improvement.

ORGANIZATION OF REPORT

The *FY 05-06 Annual Report* consists of two volumes and one appendix placed in three-ring binders. Volume I will contain Program's activities and Volume II will consist of Co-permittees' activities. Each section contains relevant tables at the end of the section.

Following Section 1, Volume I of the *FY 05-06 Annual Report* describes the implementation of *FY 05-06 Work Plan* activities in the following sections:

FY 05-06 Annual Report	FY 05-06 Work Plan
Section 2 – Program Management	Program FY 05-06 Budget Performance Standard Revisions Program Continuous Improvement Tasks
Section 3 – Public Information/Participation (PI/P) Activities	FY 05-06 PI/P Work Plan
Section 4 – Monitoring	Multi-Year Year Receiving Waters Monitoring Plan FY 05-06 Annual Monitoring Plan
Section 5 – Watershed Management Measures	FY 05-06 Monitoring Plan (activities undertaken with/for the SCBWMI)
Section 6 – Pesticide Management	FY 05-06 Pesticide Management Work Plan
Section 7 – Mercury Pollution Prevention Activities	FY 05-06 Mercury Pollution Prevention Work Plan
Section 8 – New and Redevelopment Control Measures	FY 05-06 C.3. Work Plan

Section 9 contains the Co-permittees' IND and IC/ID Summary Tables for FY 05-06. Each Co-permittee summary table provides information on the required categories as described in the Industrial/Commercial Discharger Control Program and Illicit Connection & Illegal Dumping Elimination Activities Performance Standards. Co-permittee summary tables are also included in each Co-permittee Annual Report and will contain similar information to what is found within Section 9 of the Program's *FY 05-06 Annual Report*. Each Co-permittee includes a breakdown of the levels of enforcement action taken for each IND inspection.

Section 10 contains the Co-permittees' FY 05-06 Annual Reports. Each Co-permittee report includes a cover letter summarizing local program highlights, accomplishments and continuous improvement items; and a certification statement. Co-permittees have prepared and submitted the following information (with appropriate attachments) in accordance with the Water Board's document entitled *Suggested SCVURPPP Co-permittee Annual Report Format* (Draft) dated May 29, 2003:

- IC/ID Elimination Activities
- Industrial/Commercial Discharger Control Program
- Public Agency Activities
  - Public Streets, Roads and Highways O&M (including Corporation Yards)
  - Rural Public Works O&M
  - Storm Drain O&M
  - Water Utility O&M
  - Other Public Agency Activities (Golf Courses, Parks, Ponds, etc.)
- New Development Planning Procedures
- Construction Inspection
- Public Information and Participation
- Pesticide Management Activities
- Mercury Pollution Prevention Activities
- Copper Action Plan/Nickel Action Plan
- Trash Inventory and Management
- Water Quality Monitoring
- Staff Training Summary Table

Other elements that do not fall under the above categories (e.g., PCB Control Program (C.9.e.), Control Program for Sediment (C.9.f.) and Watershed Management (C.10.)) are provided by each respective Co-permittee conducting the activity.

Figure 1-1. Program Implementation

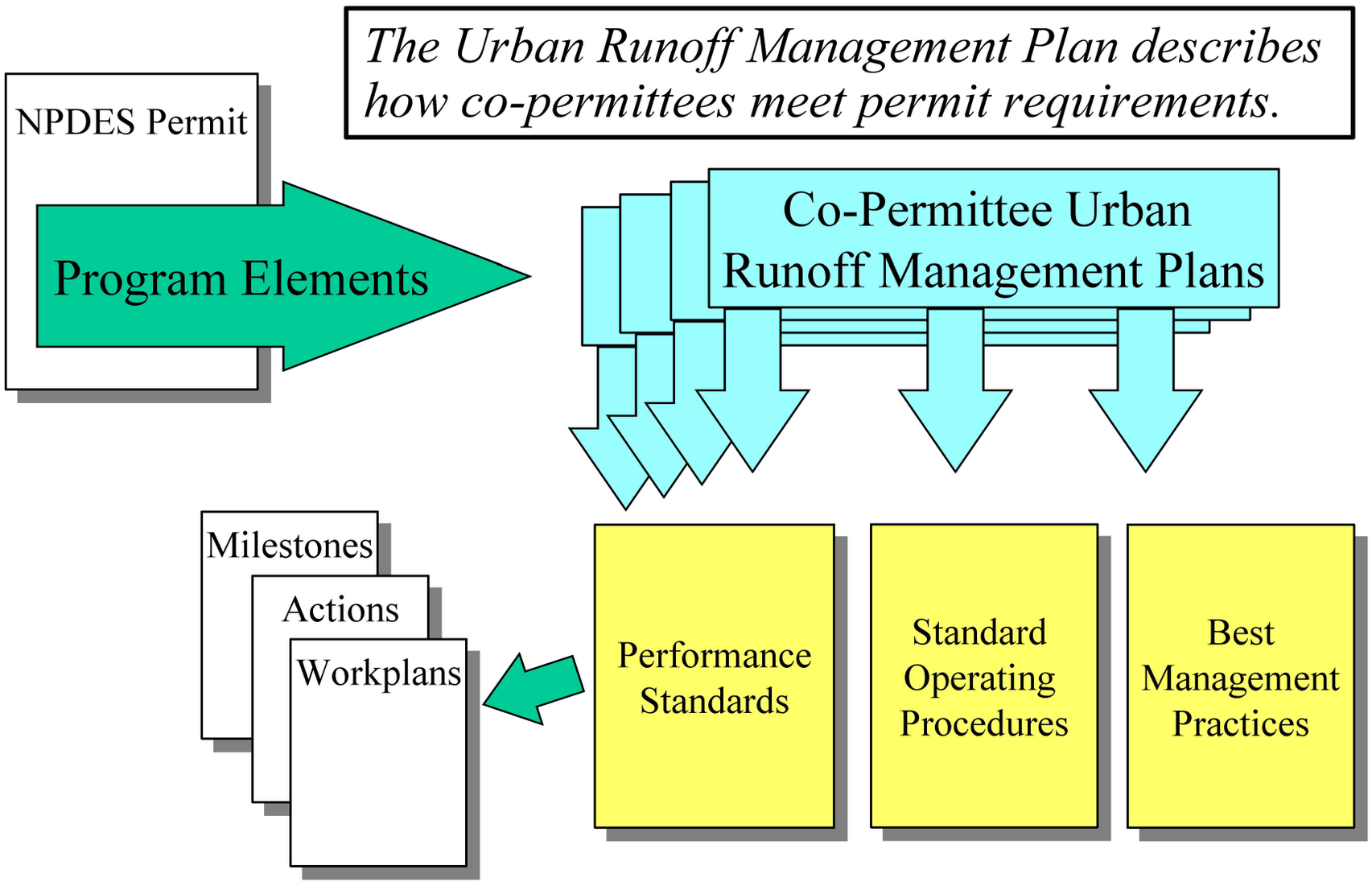

Figure 1-2
Continuous Improvement

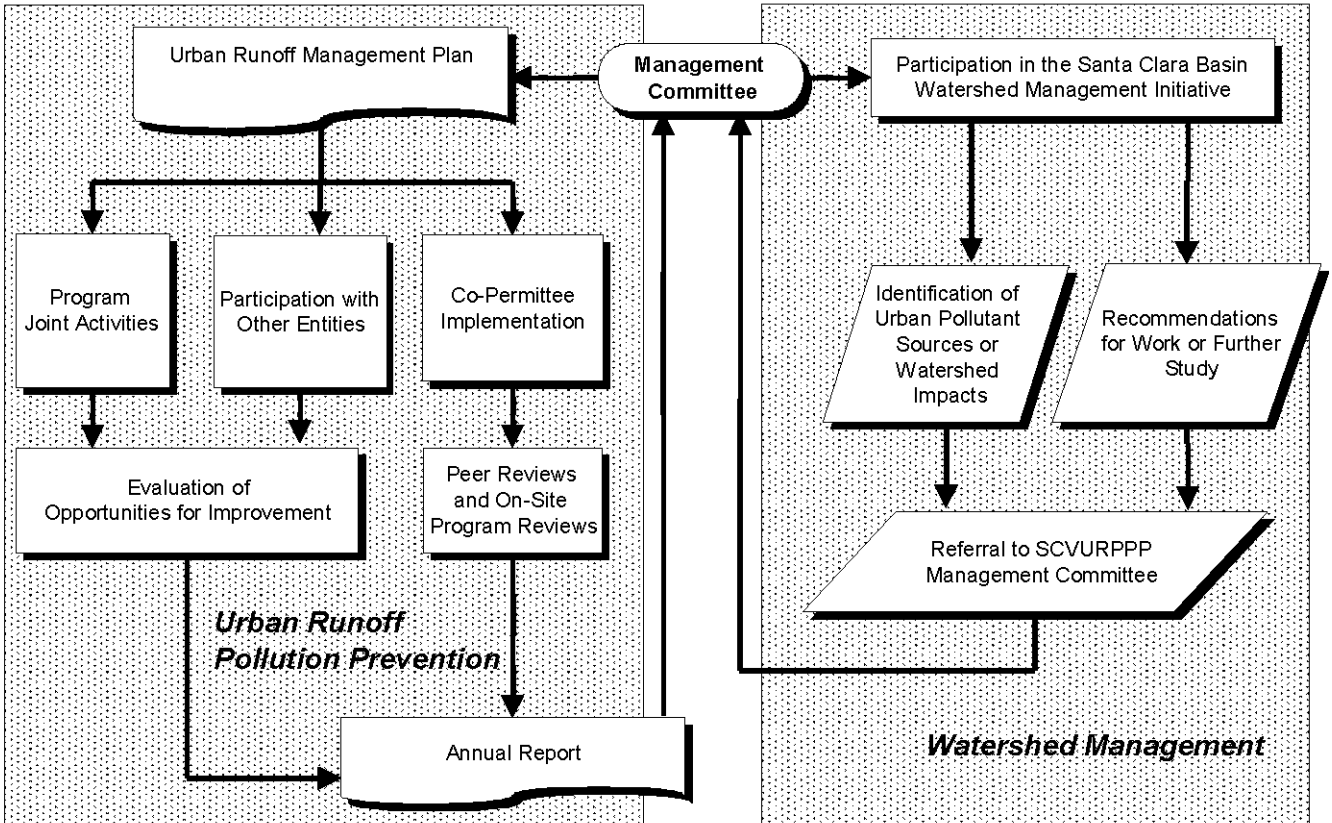

SECTION 2

PROGRAM MANAGEMENT

2. PROGRAM MANAGEMENT

PROGRAM BUDGET

FY 05-06 Budget

The FY 05-06 Program Budget is summarized in Table 2-1. A budget of $3,287,400 represents the same amount of funding as the FY 04-05 budget. The Program budget has been able to remain flat over the past four years while more work has been accomplished and additional fees and collaboration contributions (i.e., annual permit fee, BASMAA, RMP, CEP) have been paid. It is important to note that the Program funds collected from the Co-permittees represent only what is spent on Program-wide activities. It does not include what the Co-permittees are spending to implement controls within their jurisdictions.

FY 06-07 Budget

During FY 05-06, the FY 06-07 Budget was prepared by Program staff, reviewed and approved by the Budget Ad Hoc Task Group and the Management Committee, and submitted as part of the *FY 06-07 Draft Work Plan*. The total budget for FY 06-07 is $3,287,618. The Management Committee is concerned that permit fees and collaborative resource demands are increasing and are a significant percentage of the overall budget. As a result, these demands as well as the increased need for in-kind resources to participate in various regulatory programs will continue to reduce the overall operating budget. Further, Co-permittees have the limited ability to increase current funding sources. The Management Committee is concerned that potential new permit requirements, as part of the Municipal Regional Permit (MRP), will be costly. This prioritization is key to the success of the MRP.

GENERAL PROGRAM MANAGEMENT ACTIVITIES

Management Committee Meetings

The Management Committee continues to meet monthly, on the third Thursday of the month from 9:00 a.m. to 12 noon, to discuss and make decisions regarding Program business. Agendas and supporting information were mailed and posted on the Program's website (www.scvurppp.org) approximately one week in advance of each meeting and handouts were presented at each meeting. The meeting agendas were posted at Sunnyvale City Hall at least 72 hours prior to each meeting and meetings were held in the City of Sunnyvale's West Conference Room. A list of current Management Committee representatives is provided as Appendix A-1 and is on the Program's website.

Ad Hoc Task Group and Work Group Meetings

In order to effectively manage the area-wide activities required by the NPDES permit, Ad Hoc Task Groups are formed by the Management Committee to address specific Program elements or major work items. These are groups of Co-permittee representatives and Program staff with expertise in the issue at hand. Once the Ad Hoc Task Group's assignment is completed to the satisfaction of the Management Committee, the group is disbanded. The Management Committee reviews the need for Ad Hoc Task Groups on a quarterly basis. Ad Hoc Task Groups may form smaller work groups with subsets of their members to focus on specific issues

in more detail. The work groups bring information back to the overseeing Ad Hoc Task Group for decision making.

A Program management organizational chart showing current Ad Hoc Task Groups and work groups is provided on the Program's website. Ad Hoc Task Groups and work groups generally meet on an as-needed basis, although some establish a regular meeting schedule.

Table 2-2 presents a list of the FY 05-06 Ad Hoc Task Groups, their members and their accomplishments. These groups worked with Program staff to provide products or recommendations to the Management Committee. There were a total of 29 Ad Hoc Task Group (AHTG) and work group meetings held during the fiscal year. In addition, task group and work group products were often distributed for review and comment via electronic mail ("virtual meetings"), thus minimizing the number of actual meetings.

The Watershed Education and Outreach (WE&O) Ad Hoc Task Group defines the final work plans for and oversees the implementation of FY 05-06 PI/P projects. An evaluation of PI/P projects conducted during FY 05-06 is provided within Section 3, Table 3-1. In addition, two work groups (e.g., the HMP Implementation Phase Work Group and the BMP O&M Verification Work Group) formed under the C.3 Provision Oversight (C3PO) AHTG were active during FY 05-06, as described in Section 8.

Program Management Activities

Program management activities provided by Program staff during the period July 1, 2005 through June 30, 2006 are summarized in Table 2-3. These tasks, which are discussed within the Annual Report, are separate from the permit management and technical support provided by Program staff. General types of activities completed during FY 05-06 include the following:

- Responded to calls on the Program's and Watershed Watch toll-free numbers and distributed materials to the public;
- Facilitated and supported Management Committee and Ad Hoc Task Group meetings;
- Developed the FY 06-07 Program Budget and tracked expenditures;
- Communicated with and assisted the Program's legal counsel;
- Prepared and submitted the Program's *FY 04-05 Annual Report, FY 06-07 Draft Work Plan* and other permit-required submittals;
- Provided guidance to Co-permittees on technical and Program-related issues;
- Conducted and/or assisted with four workshops relating to how development and creeks affect each other; the connection between development and water resources; construction site planning and management; and constructing, maintaining and inspecting stormwater treatment BMPs.
- Oversaw development and implementation of the Watershed Education & Outreach Campaign;
- Represented the Program at external organization meetings;
- Continued to oversee and/or assist with implementation of the Pesticide User Outreach and Mercury Pollution Prevention Outreach Plans;
- Participated in the Regional Media Relations, Regional IPM Partnership and Regional Advertising Campaign projects (through BASMAA); and
- Retained Hilton, Farnkopf & Hobson, LLC to review Program's Management services.

During FY 05-06, a significant amount of Program staff time was devoted to preparation of permit-required submittals, additional Water Board submittals and other Program-related work

products. These activities are discussed in Section 2, Permit Management Activities. Additional details on completed Program management activities are provided in the memorandum entitled *Review of FY 05-06 Program Management Services* within Appendix A-2.

External Organization Meetings

Program staff represented the Program at 211 external organization meetings during FY 05-06. These included meetings of the following organizations (Program staff positions indicated in parentheses):

- Bay Area Stormwater Management Agencies Association (BASMAA) – Executive Board (Vice Chair), - New Development Committee, Regional IPM Partnership, Media Relations Committee, and Regional Advertising Campaign;
- Municipal Regional Permit Work Groups– New Development, Monitoring, Municipal Maintenance, Mercury/PCBs, Mercury and Steering Committee;
- Regional Monitoring Program Technical Review Committee, Steering Committee, Contaminant Fate Work Group and Sources, Pathways and Loadings Work Group;
- Clean Estuary Partnership Technical Committee, Mercury Risk Reduction Work Group and PCBs Work Group;
- Urban Pesticide Committee (UPC);
- BASMAA/Water Board PCB Stakeholders Work Group;
- California Stormwater Quality Association (CASQA) – Board of Directors and Executive Program Committee;
- Bay Area Macro-invertebrate Bioassessment Information Network.

In addition, Program staff participated in 44 meetings relating to the Santa Clara Basin Watershed Management Initiative (SCBWMI). These included meetings of the following organizations:

- Core Group
- Watershed Assessment and Monitoring Subgroup (including Guadalupe Stakeholder Work Group);
- Land Use Subgroup;
- Bay Monitoring and Modeling Subgroup (including Copper/Nickel TMDL and Copper Action Plan Work Groups).
- Work Group "I" (Environmental Indicator and Scorecard Development)

Program staff prepared meeting summaries for the Management Committee highlighting items of interest and required action items. Summaries are routinely included in Management Committee mail-out and handout packets and posted on the Program's website. Tables listing all internal and external meetings attended during FY 05-06 are attached to the memorandum entitled *Review of FY 05-06 Program Management Services* within Appendix A-2.

Evaluation of Effectiveness

During FY 05-06, Program staff continued to implement policies and procedures related to consideration of funding requests, subcontracting, budget tracking and other improvements in Program management identified in past years. A significant amount of staff time during FY 05-

06 was devoted to preparation of permit-required submittals, additional Water Board submittals and other Program-related work products. Despite these resource needs, Program staff completed the general Program management tasks on schedule. The Program budget development and mid-year and year-end reviews were completed within a reasonable timeframe.

The "Work Plan" for many of the Program management activities is the scope of work in EOA's contract for Program management services. Each year, Program staff prepares a self-audit report on Program management services, including significant accomplishments, continuous improvement for existing program elements and feedback regarding Program status, as required by Section 200.5 of the Program Bylaws. A draft of this year's report, *Review of FY04-05 Program Management Services,* was submitted to the Management Committee on March 15, 2006 and approved by the Management Committee on April 20, 2006. The final version of the *Review of FY05-06 Program Management Services* is provided in Appendix A-2.

The results of the Program Cost Allocation Review indicated that the Program is more rigorously managed than any other of the five programs surveyed in California; and that the Program has management controls, self-audit procedures, budget monitoring and reporting requirements not found in any of the other programs. Based on various benchmark comparisons, the Program is in line with other Bay Area programs. This is noteworthy since it is the most heavily scrutinized (i.e., two State and Federal audits in the past two years) and exercises the strongest management controls.

Continuous improvement items related to Program management are normally identified from three sources: the Program's performance review with Water Board staff; Water Board staff comments on the prior year's Annual Report; and/or Management Committee comments on the draft *Review of Program Management Services* memorandum submitted each year. There were no continuous improvement items identified through these sources for FY 05-06. An update and plan of action for continuous improvement items remaining from previous years are presented within Table 2-4 of this Annual Report. Comments and recommendations for continuous improvement of Program Management during FY 05-06 and beyond are provided within the *FY 05-06 Review of Program Management Services* memorandum.

To satisfy Bylaws Section 200.4, Program staff prepared an *Annual Budget Review Compilation Report* ("ABC Report") that was submitted to the Management Committee as an addendum to the report on Program management services. The addendum contained the FY 04-05 budget, periodic budget status reports, mid-year budget reconciliation, final budget closeout balance sheet and other supporting documentation. The FY 04-05 Annual Budget Review Compilation Report ("ABC Report") was posted on the website. An e-mail providing a username and password was distributed to the MC on December 9, 2005. The MC approved the ABC Report on December 15, 2005.

PERMIT MANAGEMENT ACTIVITIES

This section describes tasks related to permit management (i.e., compliance with permit requirements and Co-permittee guidance) completed by Program staff during FY 05-06.

Reporting Requirements

In addition to the Program's Annual Report and Annual Work Plan[1], the Program completed the following permit-required items during FY 05-06:

1. *Copper and Nickel Action Plan FY 04-05 Accomplishments and FY 05-06 Work Plan*, submitted September 15, 2005, per POTW order 00-109 and permit provisions C.9.a and b.
2. *SCVURPPP FY04-05 Watershed Monitoring and Assessment Summary Report*, submitted September 15, 2005, per permit provision C.10.b.
3. *Upper Penitencia Creek Limiting Factor Analysis Technical Report* (Peer Review Draft), permit provision C.9.f.iii, submitted December 8, 2005.
4. *Copper and Nickel Action Plan FY 06-07 Work Plan and Reporting Tables (Final)*, submitted March 1, 2006, per POTW order 00-109 and permit provisions C.9.a and b.
5. *FY 06-07 Annual Receiving Waters Monitoring Plan and Watershed Management Measures Work Plan* submitted March 1, 2006, per permit provisions C.7.c and C.10.
6. *Upper Penitencia Creek Limit Factor Analysis Technical Report (Final)*, per permit provision C.9.f.iii, submitted September 15, 2006.

Additional submittals to the Water Board included:

- Submitted FY 04-05 Co-permittee Street Sweeping Activity Summary on September 15, 2005 (as part of the Program's *FY 04-05 Annual Report*).
- Submitted Summary of Co-permittee Street Sweeping Activities and estimated Mean Pollutant Load Reduction for Copper and Nickel- FY 2004- 2005 on September 15, 2005 (as part of the Program's *FY 04-05 Annual Report*).
- Submitted Summary of Co-permittee Street Sweeping Activities and estimated Mean Pollutant Load Reduction for Lead and Zinc- FY 2004- 2005 on September 15, 2005 (as part of the Program's *FY 04-05 Annual Report*)..
- Submitted Preliminary Draft Multi-Year Receiving Waters Monitoring Quality Assurance Project Plan (QAPP) on September 15, 2005 (as part of the Program's *FY 04-05 Annual Report*).
- Submitted letter entitled Transmittal of Responses to FY 04-05 Program Evaluation Report for Milpitas, Palo Alto, Santa Clara and Santa Clara County Programs on November 3, 2005. The responses were developed by the Cities of Milpitas, Palo Alto and Santa Clara in response to the FY 04-05 Program Evaluation Report provided by the RWQCB on October 3, 2005.
- Submitted letter entitled Summary of Co-permittee Ordinances and Policies for Implementation of Permit Provision C.3. to RWQCB on November 15, 2005. This letter includes a table which summarizes the status of Co-permittee ordinances and policies for implementing Provision C.3, particularly changes regarding Group 2 projects and the key provisions of the HMP.
- Submitted Executive Summary- FY 2004-2005 Annual Report to RWQCB on November 16, 2005.
- Submitted technical memorandum entitled Watershed Characterization and Sampling Design Rationale for Coyote Creek Watershed to RWQCB on March 1, 2006 (as part of the Program's *FY 06-07 Work Plan*).
- Response to RWQCB comments dated March 6, 2006 on the Program's technical report entitled *Upper Penitencia Creek Limiting Factor Analysis Technical Report (Draft)* dated

[1] As of August 1, 2006, no comments have been received from the Water Board on the Program's *FY 05-06 Work Plan*.

on December 7, 2005 (submitted to RWQCB on August 23, 2006); and
- Response to RWQCB comments dated July 26, 2006 on the Program's *FY 04-05 Annual Report (*submitted to RWQCB on September 15, 2006 as part of the Program's *FY 05-06 Annual Report,* Appendix A-9).

A summary of the Program's permit-required submittals, Water Board staff comments, Program responses, and Water Board staff approvals during the past several years (beginning with the most recent submittals) is included within Appendix A-3.

Guidance to Co-permittees

The Program sponsored four workshop sessions to educate Co-permittee staff and others about important issues and program requirements, as described below. The workshop flyers, agendas, attendance lists, and evaluation summaries for listed workshops are presented in Appendices A-4 through A-7.

How Development Affects Creeks- How Creeks Affect Development

On December 7, 2005, the Program, in collaboration with the Land Use Subgroup, planned and held the workshop entitled "How Development Affects Creeks – How Creeks Affect Development". Presentations were given on stream geomorphology and aquatic ecology; and on low-impact design techniques to protect water quality and beneficial uses. The presentations were followed by a walking tour of a nearby segment of Coyote Creek. The workshop attracted 115 participants. Evaluation forms showed that the vast majority of participants gave the workshop high remarks (see evaluation summary within Appendix A-4.)

Construction Site Planning and Management for Compliance with Phase I and II NPDES Requirements

Each year, the Program works with Water Board staff to coordinate training of agency staff on construction site management with the Water Board's training for developers and contractors. On December 9, 2005, the Program, in cooperation with the San Francisco Estuary Project, Water Board and Friends of the Estuary sponsored an extra training day for municipal agency staff. The workshop attracted 82 participants and covered construction regulations and responsibilities, erosion and sediment control BMPs, non-stormwater discharge prevention, examples of good and bad construction site management practices and demonstration of erosion and sediment control products by vendors. Evaluation forms showed that the workshops were successful in educating attendees (see evaluation summary within Appendix A-5).

Development and Water Resources: Making the Connection

On May 3, 2006, the Program, in collaboration with the Land Use Subgroup, planned and held the workshop entitled "Development and Creeks – Making the Connection". Presentations focused on how humans have altered the landscape and water resources of the Santa Clara Basin, and how understanding historical ecology can improve future land use decisions and site designs. The presentations were followed by a walking tour of the Guadalupe River. The workshop attracted 41 participants. Evaluation forms showed that the vast majority of participants found the workshop content to be very useful or useful (see evaluation summary within Appendix A-6.)

Constructing, Maintaining and Inspecting Stormwater Treatment BMPs

On June 9, 2006, the Program conducted a one-day workshop to assist Co-permittees with implementation of Provision C.3.e., Operation and Maintenance of Treatment BMPs. The workshop, which attracted 117 participants, covered recent changes to the SCVURPPP permit; examples of treatment control BMPs recently implemented within certain cities; proper design, construction, and maintenance of biofiltration BMPs; examples of treatment BMPs; standardized approach to conducting BMP O&M inspection programs; lessons learned from a post-construction inspection (City of Sunnyvale); and mosquito management. The workshop also featured exhibits for five stormwater control measure vendors. The agenda and evaluation summary for the workshop are presented in Appendix A-7.

Other Workshops

Program staff and Co-permittees also participated in the following workshops conducted by other agencies:

- Floodplain Managers Association Conference, Sacramento, CA, September 8, 2005 — Jill Bicknell gave a presentation entitled "Hydromodification Management Plan for Santa Clara Valley".
- CASQA Conference, Ontario, CA, October 3, 2005 —Jill Bicknell gave a presentation entitled "Development of a Hydromodification Management Plan for the Santa Clara Valley- Guidance for Local Implementation".
- Bay Area Macroinvertebrate Bioassessment Information (BAMBI) Workshop, January 31, 2006 – Chris Sommers gave a presentation entitled "Benthic Index of Biotic Integrity (IBI) for San Francisco Bay Area Creeks-Project Update".
- CASQA General Membership Meeting, San Jose, CA, May 12, 2006—Chris Sommers gave a presentation entitled "Assessing Stormwater Impacts on Receiving Waters".

DEVELOPMENT OF NEW OR REVISED MODEL PERFORMANCE STANDARDS

The Program developed model performance standards (PS) in 1996. Model PS were accepted by the Water Board in June 1997. Co-permittees adopted the model PS that applied to their specific conditions. The PS were incorporated into the September 1, 1997 Urban Runoff Management Plan (URMP) and into the Co-permittees' local URMPs. The Program and local URMPs were updated by October 2000 to include revisions to performance standards for Industrial/Commercial Discharger Control, Illicit Connection/Illegal Dumping Elimination and Storm Drain Operation and Maintenance.

Priorities for recent efforts to revise or create new performance standards have been driven by the requirements in the Program's NPDES permit and/or continuous improvement tasks. All new or revised PS required by the permit have been completed. Future efforts to revise or update existing PS will be identified as part of the permit re-issuance.

The Water Utility Operation and Maintenance Performance Standard is the last original performance standard needing revision. Issues which need to be addressed include changes in methods of disinfection of potable water supplies and the appropriate BMPs for discharges of these waters to storm drains. During FY 06-07, Program staff will work with BASMAA and Water Board staff on the Municipal General Permit to address any modifications and future expectations for the Water Utility Operation and Maintenance Performance Standard.

LOCAL PROGRAM PERFORMANCE REVIEWS

As part of the Program's continuous improvement process (as described in the 2004 URMP), the Program, Water Board staff and interested outside parties conduct on-site performance reviews of the Co-permittees' local urban runoff management programs. Performance reviews in recent years have focused on one element of the Co-permittees' local programs in detail.

During April 26-28, 2005, Tetra Tech, Inc. provided an independent third party evaluation of certain elements of the Cities of Milpitas, Palo Alto, Santa Clara and Santa Clara County stormwater programs, under the direction of Water Board staff. The following elements were included within the evaluation: ICID/IND inspections and enforcement, municipal maintenance, new development/redevelopment and construction inspection. The Program Evaluation Report was provided to the Program and Co-permittees on October 3, 2005. The report recommended improvements to the construction, illicit discharge, and industrial inspection programs for some of the cities, and stated that Santa Clara County had made the improvements recommended during the December 2003 program evaluations. In response to these comments, the Program submitted a letter entitled *Transmittal of Responses to FY 04-05 Program Evaluation Report for Milpitas, Palo Alto, Santa Clara and Santa Clara County Programs* (Appendix A-8) on November 3, 2005. Co-permittee improvements planned or made in response to the comments are described in their individual annual reports.

Water Board staff did not conduct any other performance reviews during FY 05-06.

CONTINUOUS IMPROVEMENT MEASURES

In its annual Work Plans and Annual Reports, the Program presents a list of continuous improvement items to be addressed at the Program level and an approach for implementing them. As discussed earlier under Program Management, continuous improvement items are normally identified from three sources: the Program's performance review with Water Board staff; Board staff comments on the prior year's annual report; and Management Committee comments on the *Review of Program Management Services* memorandum and other Program staff products.

Internal CI tasks identified include updating and maintaining the Program's web site (www.scvurppp.org) to ensure the effective distribution and review of draft and final products; and internal communication with the MC and other interested parties. In July 2005, Program staff released an updated version of the Program's website. The updated version allows easier navigation and location of final work products and other relevant information. In addition, Program staff has focused both technical and legal resources on working with Water Board staff (through the Municipal Regional Permit Work Groups and Steering Committee) on developing a Municipal Regional Permit that will address the Program's permit re-issuance.

Finally, there are a few remaining lower priority continuous improvement tasks from previous years. Their status and updated schedules are provided within Table 2-4 of the *FY 05-06 Annual Report*. Program staff will continue to complete these items during FY 06-07. There were no new continuous improvement items identified for FY 06-07.

PERMIT PROVISION C.1. COMPLIANCE SUMMARY TABLE

The State of California's and USEPA's 303(d) water quality list, approved in 1999, identifies several "pollutants of concern" in the Lower South San Francisco Bay for which urban runoff is

listed as a potential source. Consistent with Provision C.1 of its NPDES Permit, the Program has prepared a "C.1. Table" which summarizes the urban runoff controls being implemented to address these pollutants of concern. Although not required by Provision C.1, Table 2-5 provides an update to Table 2-5 contained in the *FY 03-04 Annual Repor*t and, as required, addresses the direction received from Water Board staff with regard to certain items.

Table 2-5 provides an updated summary of the Program's current and proposed (i.e., FY 06-07) BMPs/programs for the "pollutants of concern" and "pollutants of potential concern" in the Lower South San Francisco Bay for which urban runoff is listed as a potential source. Although urban runoff is listed as a potential source, in reality urban runoff is the transport vehicle and not the actual source. Therefore, key urban sources of the "pollutants of concern" and "pollutants of potential concern" are identified in Table 2-5.

As noted in Table 2-5, additional information on the Program's controls/programs can be found in the following documents:

- Program and Co-permittee 2004 *Urban Runoff Management Plans*
- 1997 *Metals Control Measures Plan*
- Past Annual Report and Work Plans
- Pollutant-specific technical reports (www.scvurppp.org)

In addition, the Program intends to incorporate updates to the summary table as part of the Program's continuous improvement process where new controls/programs will be identified and reported in the Program's Annual Work Plan.

Table 2-1
SCVURPPP Total FY 05-06 Budget

Budget Summary

Item	Budget
Operational Group	
1. Program Management/Administration (EOA)	$454,168
2. Permit Management (EOA)	$481,408
3. Technical Program Management (EOA)	$143,000
4. Legal Services (MOFO)	$87,818
5. Fiscal Agent (City of Sunnyvale)	$50,000
6. RMP Contribution (SFEI) (see Collaborative Budget)	
Subtotal Operational Group	**$1,216,394**
Projects Group	
7. Monitoring Projects (EOA/Subs)	$735,000
8. HMP Technical Assistance/Guidance/Workshops	$234,797
9. PI/P & WEO budget	$378,200
10. Project Monitoring Special Study (10% per MOA – moved to Collaborative Group)	
11. NPDES Permit Renewal	$75,000
Sub-total Project Group	**$1,422,997**
Collaborative Group	
A. Program Monitoring Special Studies	$80,000
B. WE&O - Watershed Support Fund	$0
C. CASQA Dues (Regional Collaboration)	$15,000
D. TMDL CEP Participation (Regional Collaboration)	$97,000
E. RMP Fee (Regional Collaboration)	$168,480
F. BASMAA Fee (Regional Collaboration)	$85,000
G. WERF Dues	$8,000
H. MOA Review	$25,000
Subtotal Collaborative Group	**$478,480**
NPDES Permit fee	**$169,529**
TOTAL FY 05-06 BUDGET	**$3,287,400**

Table 2-2
FY 05-06 Ad Hoc Task Groups and Accomplishments

NAME/PURPOSE	MEMBERS	START DATE	DISBAND DATE	ACCOMPLISHMENTS
Budget – Close-out old budgets; review and approve proposed budgets; review and provide direction to the MC on budget & policy issues. Permit Provision: Program Management	Lorrie Gervin, Sunnyvale – Chair Randolph Shipes, San Jose (former member) Melody Tovar, San Jose Steven Osborn, San Jose Rick Mauck, Santa Clara Cheri Donnelly, West Valley Communities Dave Chesterman, SCVWD Roger Narsim, SCVWD Jill Bicknell, Program staff Adam Olivieri; Program Staff	10/16/97		Reviewed and approved FY 06-07 budget; conducted mid-year FY 05-06 budget review and recommended adjustments to the MC. Hired a consultant to do a review of the Program's MOA and cost allocation; reviewed and approved the report. Reviewed and approved the Program Manager's Self-Audit Report.
Monitoring* - Review & approve monitoring project priorities and products for consistency with Program and WMI goals, and with NPDES permit requirements. * Meets quarterly in concert with SCBWMI WAMS meetings. Permit Provision: C.7.	Marilyn Nickel, Milpitas Dave Grabiec, Sunnyvale Kristy McCumby-Hyland, Sunnyvale Chris Sommers, Program staff Jim Ervin, San Jose James Downing, San Jose Steven Osborn, San Jose Jan O'Hara, RWQCB Brett Calhoun, SCVWD Kate Slama, SCVWD Dave Chesterman, SCVWD Adam Olivieri; Program Staff	6/19/97		Met jointly with WMI Watershed Assessment and Monitoring Subgroup (WAMs) to provide input on FY 06-07 Receiving Waters Monitoring Plan, FY 04-05 Monitoring Results, and SSI and MDDB updates.

*No longer a member of the group

Table 2-2
FY 05-06 Ad Hoc Task Groups and Accomplishments

NAME/PURPOSE	MEMBERS	START DATE	DISBAND DATE	ACCOMPLISHMENTS
Municipal Employee Training Protocols – develop stormwater BMP training curriculum with modules for different activities that can be customized by each co-permittee. Permit Provision: C.2.	Kristy McCumby-Hyland, Sunnyvale Melody Tovar, San Jose Eric Anderson, Mountain View Roger Lee, Santa Clara John Fusco, Program Staff Kate Slama, SCVWD Cheryl Dayley, San Jose Cheri Donnelly, West Valley	4/15/99		Did not meet in FY 05-06.
PI/P and WEO – Develop list of proposed Program PI/P activities for annual work plan using process outlined in the PI/P Strategy, and work with Program staff and consultant to develop work plans for and implement the Watershed Education and Outreach (WEO) Campaign. Permit Provision: C.4. **(Work Groups under PIP/ WEO are:** Scripts Review Schools Outreach Alviso Education Program IPM Pesticide Outreach Mercury P2 Outreach Pool Pump Magnet/Sticker	Mary Morse, San Jose – Chair Cheri Donnelly, West Valley Communities Delia Romero, West Valley Communities Bruce Frisbey, San Jose Eric Anderson, Mountain View Karin Hickey, Santa Clara Sally Personett, Sunnyvale Lorrie Gervin, Sunnvyale Joanne Johnson, Milpitas Julie Weiss, Palo Alto Trish Mulvey, CLEAN South Bay Roxan Nasiri, Cupertino Vishakha Atre, Program Staff Kate Slama, SCVWD	Reformed 5/18/00		Reviewed, approved and implemented the following Watershed Education and Outreach projects: • Watershed Watch Campaign • Watershed Watchers Program at the Don Edwards San Francisco Bay Wildlife Refuge • ZunZun School Assemblies Issued a RFP and selected a new consultant for the Watershed Watch Campaign.

Table 2-2
FY 05-06 Ad Hoc Task Groups and Accomplishments

NAME/PURPOSE	MEMBERS	START DATE	DISBAND DATE	ACCOMPLISHMENTS
Industrial Inspection – Revise performance standard/guidance to include recommendations for enhanced reporting, implement and review results. Permit Provision: C.6.a.i.	John Fusco, Program Staff Eric Anderson, Mountain View Dave Grabiec, Sunnyvale Anastazia Aziz, San Jose Mary Morse, San Jose (former member) Bhavani Yerrapotu, San Jose Jack Lovell, West Valley Brett Calhoun, SCVWD Roger Lee, Santa Clara Chris Fujimoto, Palo Alto	2/6/01		Did not meet in FY 05-06.
Mercury Pollution Prevention – Assist Co-permittee and Program staffs to implement Mercury P2 Plan tasks. Permit Provision: C.9.c.	Kristy McCumby-Hyland, Sunnyvale Melody Tovar, San Jose Sharon Newton, San Jose James Downing, San Jose Dave Drury, SCVWD Steve Homan, Santa Clara County Rob D'Arcy, SC County HHW Program Kristin Kerr, Program Staff Mary Morse, San Jose Eric Anderson, Mountain View Cheri Donnelly, West Valley Communities Julie Weiss, Palo Alto	10/18/01		Developed mercury-containing product use survey, and model guidelines and virtual elimination policy for implementing the Mercury Pollution Prevention Plan. Did not meet in FY 05-06
Pest Management Performance Standard - Develop new performance standard to address Permit Provision C.9.d. and to assist Program staff to implement Program tasks. Permit Provision: C.9.d.	Phil Bobel, Palo Alto (Chair) Julie Weiss, Palo Alto Melody Tovar, San Jose Sharon Newton, San Jose Cheryl Dayley, San Jose Jean La Duc, San Jose Kate Slama, SCVWD Kristy McCumby-Hyland, Sunnyvale John Mendoza, Santa Clara Jill Bicknell, Program Staff	8/17/00	10/21/04	Developed, reviewed and finalized the Pest Management Performance Standards in FY 01-02 and FY 02-03. Did not meet in FY 05-06

Table 2-2
FY 05-06 Ad Hoc Task Groups and Accomplishments

NAME/PURPOSE	MEMBERS	START DATE	DISBAND DATE	ACCOMPLISHMENTS
Watershed Analysis – Assist with conduct and review of work plan tasks to conduct watershed analysis and management practice assessment in "other creeks" which may be impaired by sediment. Permit Provision: C.9.f.iii	Brett Calhoun, SCVWD Kristy McCumby-Hyland, Sunnyvale Steve Homan, Santa Clara County Larry Lind, Los Altos Jim Ervin, San Jose James Downing, San Jose (former member) Neil Van Keuren, San Jose Chris Sommers, Program Staff Paul Randall, Program Staff Jae Abel, SCVWD (former member)	6/20/02		Conducted Limiting Factors Analysis (LFA) in the Upper Penitencia Creek Watershed. The final LFA technical report was finalized in August 2006.
Trash – Develop Trash Work Plan, coordinate trash-related activities, and assist Program Staff to implement Program tasks. Permit Provision: C.1.	Dave Staub, Santa Clara Cheri Donnelly, WVCWP Kristy McCumby-Hyland, Sunnyvale Brett Calhoun, SCVWD Skip LaCaze, San Jose Sharon Newton, San Jose Melody Tovar, San Jose Phil Bobel, Palo Alto Chris Rummel, County DEH Steve Homan, Santa Clara County Lisa Rose, County GALA Trish Mulvey, CLEAN South Bay Jan O'Hara, RWQCB John Fusco, Program Staff Paul Randall, Program Staff Chris Fujimoto, Palo Alto Roxan Nasiri, Cupertino Larry Lind, Palo Alto	12/20/01		Revised RWQCB Rapid Trash Assessment (RTA) Protocol (Version 7.0) to improve the assessment of trash-impacted sites in urban streams. The Program's Urban RTA (Version 1.0) was used to evaluate trash problem areas during FY 05-06. Revised format for reporting trash evaluation results. Revisions will improve consistency of Co-permittee responses and enhance interpretation and reporting of information.

Table 2-2
FY 05-06 Ad Hoc Task Groups and Accomplishments

NAME/PURPOSE	MEMBERS	START DATE	DISBAND DATE	ACCOMPLISHMENTS
C.3. Provision Oversight (C3PO) – Develop approach to implementing Permit Provision C.3.requirements for new and redevelopment and review Program work products. **(Work Groups under C3PO are:** HMP HMP Implementation Phase BMP O&M Verification Infiltration) <u>Permit Provision</u>: C.3.	Joe Teresi, Palo Alto Paramjit Uppal, Milpitas Cheri Donnelly, WVCWP Sandy Baily, Los Gatos Trish Duarte, Los Gatos Kevin Riley, Santa Clara Roger Lee, Santa Clara Mike Campbell, HMH Anastazia Aziz, San Jose Joe Vafa, San Jose Calvin Matsui, San Jose Ebrahim Sohrabi, San Jose Maria Angeles, San Jose Timm Borden, San Jose Laurel Prevetti, San Jose Jenny Nusbaum, San Jose Dipankar Sen, SCVWD Roger Narsim, SCVWD Jill Bicknell, Program staff Sue Ma, RWQCB Kristy McCumby-Hyland, Sunnyvale Erin Walters, Sunnyvale (former member) Christine Cannizzo, Sunnyvale (former member) Liliana Price, Sunnyvale (former member) Eric Anderson, Mountain View Genevieve Fire, Cupertino Curtis Banks, Los Altos Therese Schmidt, Saratoga Kristen Borel, Saratoga Al Oxonian, Campbell Steve Homan, Santa Clara County	11/15/01		Received updates on C.3. and HMP issues and projects; reviewed fact sheets and updates to C.3. Handbook; planned annual workshop; shared information on implementation of C.3.

Table 2-2
FY 05-06 Ad Hoc Task Groups and Accomplishments

NAME/PURPOSE	MEMBERS	START DATE	DISBAND DATE	ACCOMPLISHMENTS
	Richard Chen, Los Altos Hills Michael Liw, San Jose (former member) Bill Ekern, SJ Redevelopment Agency Mary Ellen Dick, San Jose (former member) Melody Tovar, San Jose Bill Scott, San Jose (former member) Michael Stephenson, Vector Control (SCC) Salifu Yakubu, San Jose Brett Calhoun, SCVWD Bill Springer, SCVWD Pamela Wu, Santa Clara County Chris Freitas, Santa Clara County Tracy Ingebritsen, Stanford Kelly Rohlfs, Stanford Larry Lind, Palo Alto Amit Mutsuddy, San Jose Iveta Harvancik, Saratoga Julia Nguyen, San Jose Dionne Early, San Jose Jamie McLeod, Sunnyvale Vivian Wong, Sunnyvale Jan Palajac, San Jose			

Table 2-2
FY 05-06 Ad Hoc Task Groups and Accomplishments

NAME/PURPOSE	MEMBERS	START DATE	DISBAND DATE	ACCOMPLISHMENTS
Waiver Provision – Develop proposed model waiver. Permit Provision: C.3.g.	Randolph Shipes, San Jose (former member) Mollie Dent, San Jose Counsel Anthony Bennetti, SCVWD Counsel Blair King, Milpitas Darryl Wong, Milpitas Donna Scott, Sunnyvale Counsel Shelley Emerson, Mountain View Counsel Bob Reid, West Valley Communities Adam Olivieri, Program Staff Robert Falk, Program Counsel	11/15/01	10/21/04	Completed revised model alternative compliance program during FY 02-03 and accepted it as internal guidance. Did not meet in FY 05-06.
WORK GROUP INFORMATION **(PIP & WEO Work Groups)**				
Script Review – To review scripts created for media use related to the Watershed Watch Campaign (on a short turn around basis), oversee development of Watershed Watch web site and review page content. Permit Provision: C.4.	Roxan Nasiri, Cupertino Sally Personett, Sunnyvale Cheri Donnelly, WVCWP Bruce Frisbey, San Jose Mary Morse, San Jose Kate Slama, SCVWD Julie Weiss, Palo Alto Vishakha Atre, Program Staff	12/99		Provided input on a number of radio scripts and print ads with a short turnaround time.

Table 2-2
FY 05-06 Ad Hoc Task Groups and Accomplishments

NAME/PURPOSE	MEMBERS	START DATE	DISBAND DATE	ACCOMPLISHMENTS
Pesticide User Outreach – To help Program staff develop work plans for and implement pesticide user outreach tasks from the Program's Pesticide Management Work Plan. This project combines elements of the IPM Store partnership Work Group and the Household Chemical Management Work Group. It builds on the relationships developed with independent nurseries and hardware stores developed during the previous years of the IPM Store Partnership project. The work group also reviews the Program's Work Plan for pesticide outreach and participates in outreach events. Permit Provision: C.9.d.	Joanne Johnson, Milpitas Roxan Nasiri, Cupertino Julie Weiss, Palo Alto Larry Lind, Los Altos Paramjit Uppal, Milpitas Eric Anderson, Mountain View Bruce Frisbey, San Jose Sharon Newton, San Jose Cheryl Dayley, San Jose Mary Morse, San Jose Kristy McCumby-Hyland, Sunnyvale Sally Personett, Sunnyvale Kate Slama, SCVWD Cheri Donnelly, WVCWP Rob D'Arcy, Santa Clara Co. Rosemary Lombard, Palo Alto Vishakha Atre, Program Staff	Reformed 8/02		Reviewed and approved detailed FY 05-06 Work Plan; provided input to Program staff on Regional IPM issues; reviewed and approved materials for the fall advertising campaign, planned, conducted and staffed IPM outreach related events; conducted outreach to stores.
Mercury P2 Outreach – To help Program staff, develop work plans for and implement mercury outreach tasks. Permit Provision: C.9.c.	Julie Weiss, Palo Alto (Chair) Roxan Nasiri, Cupertino Mary Morse, San Jose Sally Personett, Sunnyvale Kristy McCumby-Hyland, Sunnyvale Kate Slama, SCVWD Marilyn Nickel, Milpitas Joanne Johnson, Milpitas Zakk Devine, County IWM Division Rob D'Arcy, CoHHW Program Cheri Donnelly, WVCWP Vishakha Atre, Program Staff Sharon Newton, San Jose	12/02		Reviewed and approved the detailed FY 05-06 work plan; reviewed and approved materials for the fall advertising campaign.

Table 2-2
FY 05-06 Ad Hoc Task Groups and Accomplishments

NAME/PURPOSE	MEMBERS	START DATE	DISBAND DATE	ACCOMPLISHMENTS
Schools Outreach – To plan for and oversee school outreach activities coordinated with the WEO Campaign (e.g. ZunZun performances), coordinate Co-permittee school outreach efforts and identify gaps in outreach for watershed/stormwater education. Identify a program for conducting outreach at the middle-school level. Permit Provision: C.4.	Mary Morse, San Jose – Chair Roxan Nasiri, Cupertino Julie Weiss, Palo Alto Jan Raissle, Palo Alto Bruce Frisbey, San Jose Trish Mulvey, CLEAN South Bay Cheri Donnelly, West Valley Kate Slama, SCVWD Vishakha Atre, Program Staff Sally Personett, Sunnyvale	12/99		Provided input for conducting 50 ZunZun school assemblies.
Alviso Education Program – To periodically evaluate and provide input to S.F. Bay Wildlife Refuge staff regarding educational programs funded by SCVURPPP. Permit Provision: C.4.	Kate Slama, SCVWD Bob Chessman, San Jose Bruce Frisbey, San Jose Roxan Nasiri, Cupertino Sally Personett, Sunnvyale Mary Morse, San Jose Genie Moore, S.F. Bay Wildlife Refuge Laurie McEwen, S.F. Bay Wildlife Refuge Trish Mulvey, CLEAN South Bay Vishakha Atre, Program Staff Cheri Donnelly, WVCWP	12/99		Reviewed work done in FY 05-06; discussed improvements and approved work plan for FY 06-07.

Table 2-2
FY 05-06 Ad Hoc Task Groups and Accomplishments

NAME/PURPOSE	MEMBERS	START DATE	DISBAND DATE	ACCOMPLISHMENTS
C3PO Work Groups				
Hydromodification Management Plan (HMP) Work Group - Review task and approve products, final HMP, and co-permittee guidance. Permit Provision: C.3.f.	Joe Teresi, Palo Alto Dipankar Sen, SCVWD Roger Narsim, SCVWD Jenny Nusbaum, San Jose (former member) Anastazia Aziz, San Jose Ebrahim Sohrabi, San Jose Maria Angeles, San Jose Joe Vafa, San Jose Calvin Matsui, San Jose Melody Tovar, San Jose Cheri Donnelly, WVCWP Fariborz Heydari, Milpitas Trish Mulvey, CLEAN South Bay Kristy McCumby-Hyland, Sunnyvale Lorrie Gervin, Sunnyvale Jan O'Hara, RWQCB Jill Bicknell, Program Staff Paul Randall, Program Staff	4/22/02		Did not meet in FY 05-06 (replaced by HMP Implementation Phase Work Group).
BMP Operations & Maintenance Verification Work Group -- Review model O&M documentation and develop guidance for conducting verification programs and reporting inspection data. Permit Provision: C.3.e.	Dipankar Sen, SCVWD Patti Joki, Milpitas Paramjit Uppal, Milpitas Jenny Nusbaum, San Jose Brett Calhoun, SCVWD Cheri Donnelly, WVCWP Dan Cloak, DCE (former)	4/22/02		Developed an approach to use standardized data fields to track treatment BMPs and relevant inspection results; completed the Standard Stormwater Treatment BMP Inspection Data Collection Form and guidance on annual reporting of data;

Table 2-2
FY 05-06 Ad Hoc Task Groups and Accomplishments

NAME/PURPOSE	MEMBERS	START DATE	DISBAND DATE	ACCOMPLISHMENTS
	Eric Anderson, Mountain View Genevieve Fire, Cupertino Trish Duarte, Los Gatos Jack Lovell, West Valley Communities Jamie Matthews, San Jose Jan O'Hara, RWQCB (former) Kristy McCumby-Hyland, Sunnyvale Lavenia Millar, Cupertino Maria Angeles, San Jose Melody Tovar, San Jose Anastazia Aziz, San Jose Rafles Warnars, San Jose Ray Ho, San Jose Robert Gallo, Sunnyvale Roger Narsim, SCVWD Chris Fujimoto, Palo Alto John Fusco, Program Staff Paul Randall, Program Staff			helped plan workshop on BMP inspection; coordinated with County Vector Control District.
HMP Implementation Phase Work Group	Melody Tovar, San Jose Kristy McCumby-Hyland, Sunnyvale Mike Campbell, HMH Engineers Larry Lind, Los Altos Dipankar Sen, SCVWD Roger Narsim, SCVWD Dave Chesterman, SCVWD Den Thap, Program Staff (former member) Kristin Kerr, Program Staff Jill Bicknell, Program Staff Joe Teresi, Palo Alto Anastazia Aziz, San Jose			Received updates on HMP issues and projects, permit status, and activities of other programs; provided input on implementation tools needed; reviewed fact sheets and updates to the C.3. Handbook; reviewed and sent an RFQ for qualified consultants to design HMP controls; shared information on implementation of HMP requirements on

Table 2-2
FY 05-06 Ad Hoc Task Groups and Accomplishments

NAME/PURPOSE	MEMBERS	START DATE	DISBAND DATE	ACCOMPLISHMENTS
	Joe Vafa, San Jose Maria Angeles, San Jose Julia Nguyen, San Jose Christine Mohanna, San Jose Fariborz Heydari, Milpitas Trish Mulvey, Clean South Bay			development projects.
Infiltration Work Group - To develop guidance to Co-permittees on design of Stormwater infiltration measures to protect groundwater quality. Permit Provision: C.3.i	Yaping Liu, SCVWD Larry Lind, Los Altos Mike Campbell, RBF Consulting Jenny Nusbaum, San Jose (former member) Anastazia Aziz, San Jose Kelly Rohlfs, Stanford (former member) Kristy McCumby-Hyland, Sunnyvale Jill Bicknell, Program Staff Roger Narsim, SCVWD Paul Randall, Program Staff Bill Scott, San Jose (former member) Tracy Ingebritsen, Stanford	1/22/03		Did not meet in FY 05-06.

Table 2-3
Performance of FY 05-06 Program Management Tasks

Task Description	Work Items	Work Completed / Comments
	1.0 Program Management/Administration	
Task 1.1 - Administrative Assistance	• Provide general administrative assistance • Maintain toll-free numbers for both SCVURPPP and the Watershed Watch Campaign. • Distribute materials to the public	• Continuing • Responded to 37 calls in FY 05-06. Database of requests is regularly updated and will be distributed to Co-permittees. • Sent materials to all 29 callers who requested materials. Responded to 46 requests from the Watershed Watch website for Watershed Watch kits. •
Task 1.2 - Management Committee and Ad Hoc Task Group (AHTG) Support	• Facilitate and support up to 12 MC meetings* • Facilitate and support up to 40 AHTG meetings (includes Work Group meetings)*	• Completed 15 meetings (12 regular and three special) in FY 05-06. • Facilitated 22 AHTG meetings. AHTG meetings include: Budget AHTG (5); C3 Provision Oversight AHTG (5); Trash AHTG (3); Watershed Analysis Work Plan AHTG (1); Watershed Education & Outreach AHTG (8). • Program Staff also facilitated 7 Work Group meetings: Alviso Work Group (1); BMP O&M Verification Work Group (1); HMP Instream Projects Work Group (1); HMP Implementation Phase (HIP) Work Group (4).

* Includes: develop/distribute agendas, comply with Brown Act, update mailing lists, do copying, reserve meeting places, facilitate meetings, draft/finalize minutes, and organize/conduct follow-up.

Table 2-3
Performance of FY 05-06 Program Management Tasks

Task Description	Work Items	Work Completed / Comments
		Note: Program staff helped reduce the number of actual meetings by using electronic mail for review of work products and other correspondence.
Task 1.3 - Program Budget Administration	• Develop subsequent year's budget	• Total Program budget distributed to Budget AHTG (BATG) and MC on 1/20/06; budget approved by BATG at their 1/26/06 meeting (BATG recommended approval by MC at 2/16/06 meeting); budget approved by MC on 2/16/06.
	• Track expenditures and prepare quarterly reports to Management Committee	• Continued tracking system developed in FY 97-98. Submitted budget updates in September 2005, December 2005 and March 2006.
	• Identify and apply for grant opportunities as directed by Management Committee	• Program staff assisted City of San Jose in preparing a concept proposal for a grant under the State Water Board Consolidated Grants Program. The grant related to the implementation of trash controls. The concept proposal was not selected for further consideration. • Supported the City of San Jose in applying for a grant from the SWRCB to fund the City's Public Works Urban Runoff Design Elements Project.
Task 1.4 - Coordination with Fiscal Agent	• Track Program Fund receipts/expenditures; obtain budget status information	• Continued to receive updated information on revenues and expenditures monthly from the City of Sunnyvale and directed the City

Table 2-3
Performance of FY 05-06 Program Management Tasks

Task Description	Work Items	Work Completed / Comments
		to pay invoices. This process worked effectively.
Task 1.5 - Coordination with Legal Consultant	• Communicate with and provide assistance to legal counsel.	• Held one closed session with the Management Committee (8/25/05). • Coordinated with legal counsel on other permit issues (e.g., MRP, TMDLs and HMP).
Task 1.6 – Coordinate Program Representation	• Communicate with and report information provided by Co-permittees representing Program at external meetings.	• Program staff attends external meetings requiring Program representation. See report under Task 2.3. Co-permittees normally do not represent the Program at external meetings. An exception is that several Co-permittees represent themselves at the San Francisquito Creek Watershed Council meetings regarding sediment control studies. (Program staff is not involved).
Task 1.7 – Develop and Manage PI/P Program	• Conduct long-range planning for Program PI/P activities	• Managed the implementation of the Watershed Watch Campaign; including development of the Watershed Watch Mid-year Campaign Report, Teacher Evaluation Mid-year and Final Reports, and Final Campaign Final Report; reviewed products by consultants; conducted an RFP and interview process to select a consultant for the next phase of the Watershed Watch Campaign; coordinated campaign with other PIP goals and activities.

Table 2-3
Performance of FY 05-06 Program Management Tasks

Task Description	Work Items	Work Completed / Comments
	• Manage development of PI/P work plan for FY 06-07	• Developed FY 06-07 PI/P Work Plan with input from Budget and WEO AHTGs. Updated pollutant/PIP materials matrix and developed recommendations and strategies for FY 06-07 projects. • Throughout the year, oversaw development of work plans for and/or management of PI/P projects.
	• Miscellaneous Outreach Tasks	• Program Fact Sheets. Developed and distributed Program-specific fact sheets on the following topics: Watershed Education and Outreach; Water Quality Monitoring and Watershed Assessment; Sediment Impact and Management Practice Assessments; General Program; and Trash Evaluation and Management. • Award Applications. Prepared and submitted award applications for the following awards: United States Environmental Protection Agency Clean Water Act Recognition Award- Stormwater Management Excellence (submitted June 23, 2006); CASQA Stormwater Research Project of the Year (submitted July 14, 2006); and National Association of Flood and Stormwater Management Agencies-Excellence in Communication Awards (submitted August 15, 2006).
	• Provide support to Co-permittee's requests for public education assistance	• Ongoing support to Co-permittee requests; coordinated reprints of materials and

Table 2-3
Performance of FY 05-06 Program Management Tasks

Task Description	Work Items	Work Completed / Comments
		distribution of Watershed Watch kits; staff outreach events, as needed; kept PI/P contacts informed about local and regional activities through email. • Coordinated with BASMAA Regional Ad Campaign.
	2.0 Permit Management	
Task 2.1 - Report Preparation & Submittal	• Prepare Program Annual Report and submit to Water Board by Sept. 15 of each year.	• FY 04-05 Annual Report prepared and submitted on September 15, 2005. Continued the streamlined reporting format to reduce Co-permittee effort while satisfying Water Board requirements. Prepared guidance to Co-permittees and reviewed Co-permittee submittals for completeness and consistency. • Executive Summary- FY 2004-2005 Annual Report. Distributed at the November 16, 2005 Water Board meeting and posted on the Program's website. Additional copies were provided to Co-permittees for distribution to interested parties within their agencies.
	• Prepare FY 06-07 Draft Work Plan and submit to Water Board by March 1	• FY 06-07 Draft Work Plan prepared and submitted on March 1, 2006. Work Plan contained the following: the Program Continuous Improvement Plan, Future Performance Standard Revisions, PI/P Work Plan, FY 06-07 Annual Receiving Water Monitoring Plan, FY 06-07 Copper/Nickel Work Plan, Watershed

Table 2-3
Performance of FY 05-06 Program Management Tasks

Task Description	Work Items	Work Completed / Comments
		Management Measures, Status of ongoing Pesticide Management Plan tasks, Mercury Pollution Prevention efforts and Work Plan, New and Redevelopment (C.3.) Work Plan and Program FY 06-07 Budget and Co-permittee FY 06-07 Work Plan Summary Tables.
Task 2.2 - Internal Co-Permittee Liaison	• Develop guidance as directed by MC. May include guidance documents, evaluation methods and effectiveness indicators.	• Developed guidance on the Annual Report, Work Plan, C.3 implementation, Copper Action Plan Work Plan, street sweeping tracking and evaluation, submittal of trash problem area evaluation data and submittal of IND and IC/ID inspection data. Provided additional guidance to Co-permittees in response to telephone and email requests.
	• Conduct local program reviews	• During April 26-28, 2005, Water Board staff, in cooperation with EPA's contractor Tetra Tech, Inc. conducted performance reviews of selected Co-permittee (i.e., Cities of Milpitas, Palo Alto, Santa Clara and Santa Clara County) stormwater programs. An evaluation report was provided to Program and Co-permittee staff on October 3, 2005. Program staff submitted a letter entitled *Subject: Transmittal of Responses to FY 04-05 Program Evaluation Report for Milpitas, Palo Alto, Santa Clara and Santa Clara County Programs* on November 3, 2005. The responses were developed by the Cities of Milpitas, Palo Alto and Santa Clara.

Table 2-3
Performance of FY 05-06 Program Management Tasks

Task Description	Work Items	Work Completed / Comments
	• Conduct up to 4 training workshops; may include educational outreach to businesses.	• Planned, conducted, assisted with, and/or co-sponsored the following workshops: 1) How Development Affects Creeks: How Creeks Affect Development (December 7, 2005) - attracted 115 participants. 2) Construction Site Planning and Management for Compliance with Phase I and II NPDES Requirements" (December 9, 2005) - attracted 82 participants. 3) Development and Water Resources: Making the Connection (May 3, 2006) - attracted 41 participants. 4) Conducting Stormwater Treatment Best Management Practices (BMP) Maintenance and Inspections (June 6, 2006) - attracted 117 participants. Gave presentations on behalf of the Program at workshops/conferences planned by others: 1) Floodplain Managers Association Conference, Sacramento, CA, presentation by Jill Bicknell on "Hydromodification Management Plan for Santa Clara Valley", September 8, 2005; 2) CASQA Conference, Ontario, CA, presentation by Jill Bicknell on "Development of a Hydromodification Management Plan for the Santa Clara Valley- Guidance for Local Implementation", October 3, 2005; 3) Bay Area

Table 2-3
Performance of FY 05-06 Program Management Tasks

Task Description	Work Items	Work Completed / Comments
		Macroinvertebrate Bioassessment Information (BAMBI) Workshop, presentation by Chris Sommers on "Benthic Index of Biotic Integrity (IBI) for San Francisco Bay Area Creeks-Project Update", January 31, 2006; and 4) CASQA General Membership Meeting, San Jose, CA, presentation by Chris Sommers on "Assessing Stormwater Impacts on Receiving Waters", May 12, 2006.
Task 2.3 - External Organization Liaison	• Identify regulatory issues, prepare comments, and represent Program at meetings.	• Distributed information to MC on following issues: revisions to 303(d) list and TMDL priorities; mercury, diazinon, pesticides, PBDE's and copper/nickel TMDL studies and action plans; issues discussed at Municipal Regional Permit work group and stakeholder meetings; legislation of concern; other items of interest from the RWQCB, BASMAA and CASQA. Program staff served on the PCB TMDL Stakeholder Group and Mercury TMDL Work Group (no meetings so far), commented and prepared TMDL study products, helped update and report progress on the Copper Action Plan, and assisted Water Board staff with preparation of Basin Plan amendments related to mercury.
	• Represent Program at up to 77 external organization meetings (RWQCB, BASMAA, CASQA, CEP, RMP, others) as directed by MC.	• Attended 211 external organization meetings (see separate summary table – not including WMI and Program Data Coordination meetings); prepared

Table 2-3
Performance of FY 05-06 Program Management Tasks

Task Description	Work Items	Work Completed / Comments
		summaries for MC distribution; prepared and/or distributed full meeting notes for most meetings.
		• Program staff served on the BASMAA Executive Board (Vice Chair), CASQA Board of Directors and CASQA Executive Program Committee; and represents BASMAA on the RMP Steering Committee, RMP Technical Committee, Municipal Regional Permit Steering Committee and three Municipal Regional Permit Work Groups.
	• Represented Program at WMI Core Group and Subgroup meetings.	• Attended 44 WMI meetings, including: Land Use Subgroup (8); BAMBI Workshop (1); Bay Area Macroinvertebrate Discussion Group (1); LUS Workshop/Walking Tour of Coyote Creek Planning Meeting (2); LUS Workshop/Walking Tour of Coyote Creek (1); SCBWMI Core Group (8); SCBWMI Watershed Assessment and Monitoring Subgroup (6); SCBWMI Retreat (1); SCBWMI Workgroup I- Indicator Development (9); SCBWMI Chair Meeting (1); SCBWMI Guadalupe Stakeholder Work Group (1); Work Group I Report Card Subgroup (5).
	• Obtain updates to State NOI database.	• Continued to place updated NOI lists on SCVURPPP website on a quarterly basis.

Table 2-3
Performance of FY 05-06 Program Management Tasks

Task Description	Work Items	Work Completed / Comments
Task 2.4 – Permit Renewal	• Coordinate development of permit with WMI via Regulatory Subgroup	• Coordinated with Water Board staff. MC direction contained in work plan and budget for FY 05-06.
	• Present to Water Board at regular Board meeting	• N/A- At direction of the Management Committee, Program staff attended and made presentations at Water Board meetings.
		• Program staff worked with Water Board staff on two Tentative Orders, released in December 2004 and May 2005, the latter of which was adopted by the Water Board in July 2005. Program staff conducted extensive review of the draft Orders, provided written comments to Water Board staff and negotiated revisions on behalf of the Management Committee.
		• Program staff, at direction of MC, is participating in the Municipal Regional Permit (MRP) development process. During FY 05-06, Program staff has attended 60 MRP meetings, including: Monitoring Work Group (11); New Development Work Group (10); Municipal Maintenance Work Group (8); Mercury Work Group (1); Mercury/PCBs Work Group (8); Steering Committee (4); and special BASMAA Board Meetings (18). (as well as conducted numerous e-mail review of products).

Table 2-3
Performance of FY 05-06 Program Management Tasks

Task Description	Work Items	Work Completed / Comments
Task 2.5 – Implement Continuous Improvement Items	• Investigate, develop implementation plans, and implement items for Program continuous improvement identified in Co-permittee reviews, work plan, and annual report	• Table 1-1 of the *FY 06-07 Draft Work Plan* and Table 2-4 of the *FY 05-06 Annual Report* presented the progress of continuous improvement tasks. There were no new continuous improvement items identified for FY 05-06.
	• Summarize for Program Annual Report	• The status of continuous improvement items was presented in the *FY 06-07 Draft Work Plan,* and is updated in the *FY 05-06 Annual Report.*
	3.0 Technical Program Management	
Task 3.1 - Prepare RFPs and Manage Contractors	• Develop RFPs, scopes of work, and contracts for up to 4 projects/services; assist with advertisement and selection; oversee contracted work.	• Prepared scopes of work for monitoring projects for FY 05-06; continue to oversee contracted work. (All contractors are now subcontractors to EOA, Inc., per the Program's "Procedures for Contracting Outside Services", 5/15/98).
		• Coordinated CEP Work Group investigating PCBs and Hg in the Bay and managed contractor finishing PCB case study investigations. Worked via CEP to develop RFPs and manage contractors.
		• Developed scopes and contracts; and managed contractors conducting Multi-year Receiving Waters Monitoring Plan, sediment assessment and bioassessment scopes of work (Contractors were selected by MC and are assisting the Program with implementing

Table 2-3
Performance of FY 05-06 Program Management Tasks

Task Description	Work Items	Work Completed / Comments
		the Multi-year Plan in accordance with the permit). • Managed the following regional project: Introduction to Dioxins for Bay Areas Stormwater Management Agencies (BASMAA task of regional benefit). • Developed scope and contract; and managed WE&O contractor (TRG and Associates and Carl & Manor- both selected previously via RFP process). • Developed scopes and contracts and managed two outreach contractors, the ZunZun performance group and the San Francisco Bay Wildlife Society's Environmental Education Center in Alviso. • Developed scope and contract for and managed contractor to complete Phase I of the BASMAA Task of Regional Benefit – BMP Sizing Tool Project (AEI-CASC).
Task 3.2 - Provide Technical Review	• Provide technical review of work products of contractors and provide recommendations to MC regarding acceptability/modifications.	• Reviewed all consultant products related to C.3. HMP, Multi-year Receiving Waters Monitoring Plan, sediment and bioassessment work.

Table 2-3
Performance of FY 05-06 Program Management Tasks

Task Description	Work Items	Work Completed / Comments
Task 3.3 - Develop Additional Performance Standard	• Assist MC in developing or improving one performance standard.	• Starting in FY 05-06, Program staff will work with BASMAA and Water Board staff on the Municipal General Permit to address any modifications and future expectations for the Performance Standards.

Table 2-4
Program Continuous Improvement (CI) Tasks

Tasks	Updated Schedule	Status[1]
New Development and Redevelopment		
1. Develop design guidance containing stormwater control opportunities for small road modifications.	June 2007	**Update** – The Program's permit requirements were made consistent with other Bay Area permits, which exempt road reconstruction (within the same footprint) from C.3. However, the C3PO AHTG members have expressed interest in the development of stormwater control design guidance for small road and right-of-way modifications and other tight spaces. This was a lower priority than other C.3. tasks in FY 05-06, and will be addressed in FY 06-07.
Program Management		
1. Conduct a workshop for municipal staff based on the municipal training protocols being developed by an ad hoc task group. (Priority – Medium)	June 2007	**Update** – Five Power Point presentations have been developed on BMPs for corporation yards, storm drain O&M, road maintenance, pest management and mercury pollution prevention. Program staff will repackage each training protocol into smaller, focused modules. This approach will allow Co-permittees to train municipal staff on certain key municipal elements in shorter blocks on time (e.g., 15 minutes). This task was delayed until FY 06-07 due to Program staff focus on higher priority items.
2. Consider developing, with the help of an ad hoc task group, a fact sheet addressing common construction BMP problems, like drain inlet protection and dewatering. (Priority – Medium)	June 2007	**Update** – Management Committee approved having the Program adapt an existing brochure on dewatering (created by Palo Alto, Mountain View and San Jose) for the other Co-permittees' use. The C3PO AHTG confirmed its interest in this project at its September 26, 2005 meeting, but it was a lower priority than other C.3. tasks. Will be completed in FY 06-07.
3. Look into providing storm water training to building officials through the Peninsula Chapter of Building Officials monthly training sessions. (Priority –Low)	June 2006	**Completed** – The C3PO AHTG confirmed its interest in this task at its September 26, 2005 meeting. Program staff contacted the Peninsula Chapter of Building Officials, who said that a presentation could be scheduled at a future meeting. However, a survey of Co-permittee building inspection staffs indicated that they would prefer "in-house" training, and thus the C3PO AHTG directed Program staff to address their training needs at the June 6, 2006 workshop.

[1] Tasks reported as completed in the FY 04-05 Annual Report have been removed from the list.

Table 2-5
SCVURPPP Current and Proposed BMPs for Pollutants of Concern Prepared in Compliance with NPDES Order 01-024

CHEMICAL	WATER-BODY	KEY URBAN SOURCES[i]	URBAN RUNOFF CONTROLS (ONGOING PROGRAM CONTROLS)[ii]	FY 05-06 ADDITIONAL URBAN RUNOFF CONTROLS/PROGRAMS PROPOSED TO REDUCE POLLUTANTS[iii]	CONTINUOUS IMPROVEMENT (IDENTIFICATION & ASSESSMENT OF NEW URBAN RUNOFF CONTROLS/PROGRAMS)
Pollutants of Concern [iv]					
Metals (particulate form)	**Lower South Bay**	**All Urban Sources**	Performance standards[v]: • Illicit Discharge and Illegal Dumping Elimination • Industrial/Commercial Discharger Control • Public Streets, Roads and Highways O&M • Storm Drain Systems O&M • Water Utility O&M • New Development and Construction Control Measures-Planning Procedures • New Development and Construction Control Measures-Construction Inspections • Rural Public Works Maintenance and Support	Performance Standard Improvements: Implement & Track Performance (see Section 2 and 6 of Work Plan and changes to Work Plan contained in Annual Report): PI/P Work Plan: Implement and Track Watershed Education & Outreach Strategy (see Section 3 of Work Plan, Tables 2-2 and 3-1 for specific Program projects and Co-permittee Work Plans) Monitoring Program: Implement and Track monitoring projects. (See Section 4 of Work Plans). See Annual Report Section 4 for a summary of specific projects. Watershed Measures: Implement and Track watershed measures (see Sections 4 and 5 for details). Five areas of effort include: • Characterizing watersheds and stormwater discharges; • Assessing existing or potential adverse impacts to beneficial uses; • Identifying potential sources of pollutants of concern; • Aiding in developing and implementing strategies for controlling adverse impacts of beneficial uses; and • Assessing the effectiveness of pollutant prevention/control	Evaluate the need for additional BMPs to reduce discharges of "pollutants of concern".

Table 2-5
SCVURPPP Current and Proposed BMPs for Pollutants of Concern Prepared in Compliance with NPDES Order 01-024

CHEMICAL	WATER-BODY	KEY URBAN SOURCES[i]	URBAN RUNOFF CONTROLS (ONGOING PROGRAM CONTROLS)[ii]	FY 05-06 ADDITIONAL URBAN RUNOFF CONTROLS/PROGRAMS PROPOSED TO REDUCE POLLUTANTS[iii]	CONTINUOUS IMPROVEMENT (IDENTIFICATION & ASSESSMENT OF NEW URBAN RUNOFF CONTROLS/PROGRAMS)
				measures. See SCVURPPP Watershed Monitoring and Assessment Summary Report (September 15, 2006) and revised MY-RWMP (July 1, 2004) per permit condition C7b and C9. See Watershed Integration report (June 29, 2001) prepared per condition C10a. Program is a key player in the CEP and RMP efforts and is involved in various technical advisory committees. The Program provides funding to the CEP and the RMP to investigate key issues related to the health of the Bay; and assists the RWQCB in meeting TMDL mandates. Develop guidance for the implementation of Permit Provision C3, which is indirectly related to the control of many of the pollutants of concern.	
Copper	**Lower South Bay**	**Brake pads & Industrial sources** (approximately 46% of total copper load to Lower South Bay)	Same as above for general metals, plus copper specific controls: AUTO-1 *Support Brake Pad Partnership efforts to promote reformulation of friction materials in brake pads.* AUTO-2 *Participate in educating the storm water community about the significance of metals loading from brake pads* AUTO-3 *Participate in educating the public about the significance of metals*	See Permit Provision C9a. Same as above for metals, plus baseline copper specific controls described in Table 4-1 (reviewed and approved by BMM/RS on August 23, 2000) of the Lower South San Francisco Bay- Copper Action Plan (June 2000). See CAP table attached to Permit. Refer to the FY 06-07 Copper/Nickel Work Plan and FY 05-06 Reporting Tables (see Appendix C-3) for specific	• Evaluate the results of Table 4-1 control activities. • Develop Bay-wide stormwater Copper Management Strategy through the MRP development process. • Continue to actively track activities of Brake Pad Partnership

Table 2-5
SCVURPPP Current and Proposed BMPs for Pollutants of Concern Prepared in Compliance with NPDES Order 01-024

CHEMICAL	WATER-BODY	KEY URBAN SOURCES[i]	URBAN RUNOFF CONTROLS (ONGOING PROGRAM CONTROLS)[ii]	FY 05-06 ADDITIONAL URBAN RUNOFF CONTROLS/PROGRAMS PROPOSED TO REDUCE POLLUTANTS[iii]	CONTINUOUS IMPROVEMENT (IDENTIFICATION & ASSESSMENT OF NEW URBAN RUNOFF CONTROLS/PROGRAMS)
			loading from brake pads AUTO-4 *Monitor, and respond to research reports that could lead to an effective methodology for prioritizing cleaning of "hot spot" catch basins* INDUSTRY-1 *Assist industry, on a pilot program basis, to develop storm water sampling and analysis protocols and conduct independent spot-checking to verify SWRCB industrial data. -Completed* INDUSTRY-2, *Collaborate with targeted industry (i.e., electroplating) to investigate potential pathways and develop appropriate BMPs*. Developing a pilot education and outreach effort in San Jose and Sunnyvale and evaluating best approach to update Program performance standard.	activities planned and completed during FY 05-06. See semi-annual meeting notes for BMM review meetings (November 11, 2003 and April 22, 2005) and relative to implementing CAP and semi-annual review reports prepared by Program. See summary of CAP and NAP implementation contained in Annual Report. A summary of FY 04-05 and FY 05-06 activities are contained in the FY 06-07 Copper/Nickel Work Plan and FY 05-06 Reporting Tables (see Appendix C-3). CEP approved and funded a project to measure the loading of a variety of contaminants (e.g., mercury, copper, nickel and PCBs) from the Guadalupe River to the Bay.	
Nickel	**Lower South Bay**	**Industrial sources, tailpipe emissions & construction erosion** (Major nonpoint source is erosion of native soils, approximately	Same as above for general metals and copper, plus nickel specific controls connected with sediment control activities: • Support RWQCB's Annual Workshops for contractors and municipal staff on construction site management and erosion/sediment controls. EROSION-1 *Implement performance standards for construction inspection.* EROSION-2 *Participate in development of region-wide training and certification*	See Permit Provision C9b. Same as above for metals and copper, plus nickel specific controls connected with sediment control activities: • BASMAA media relations campaign topic, • Construction Tri-folds, • "Start at the Source" manual and workshops, • Construction site management workshops, and • Mobile polluter database project.	• Evaluate the results of Table 4-1 control activities, and • Evaluate the need for Phase 1 and Phase II control activities (see August 2000 Nickel Action Plan and Table 4-2 reviewed and approved by the BMM/RS on August 23, 2000).

Table 2-5
SCVURPPP Current and Proposed BMPs for Pollutants of Concern Prepared in Compliance with NPDES Order 01-024

CHEMICAL	WATER-BODY	KEY URBAN SOURCES[i]	URBAN RUNOFF CONTROLS (ONGOING PROGRAM CONTROLS)[ii]	FY 05-06 ADDITIONAL URBAN RUNOFF CONTROLS/PROGRAMS PROPOSED TO REDUCE POLLUTANTS[iii]	CONTINUOUS IMPROVEMENT (IDENTIFICATION & ASSESSMENT OF NEW URBAN RUNOFF CONTROLS/PROGRAMS)
		59% of total nickel load to Lower South Bay)	*program for construction site inspectors.*	Baseline nickel specific controls described in Table 4-1 (reviewed and approved by BMM/RS on August 23, 2000) of the Lower South San Francisco Bay- Nickel Action Plan (August 2000). NAP discussion is the same as above for CAP. A summary of FY 04-05 and FY 05-06 activities are contained in the FY 06-07 Copper/Nickel Work Plan and FY 05-06 Reporting Tables (see Appendix C-3). Implemented revised Construction Inspection Performance Standard, incorporate into Co-permittee URMPs and initiate implementation. Implementing the Rural PW Maintenance and Support Performance Standard. CEP approved and funded a project to measure the loading of a variety of contaminants (e.g., mercury, copper, nickel and PCBs) from the Guadalupe River to the Bay.	
Diazinon	**Fresh Water Streams**[vi]	**Urban Uses** (primarily residential)[vii]	Co-permittee participation in the local Integrated Pest Management (IPM) Store Partnership Program Implementation of Co-permittee BMPs for pesticides usage and pest management (see Performance Standard for Public Streets, Roads and Highways O&M,	See Permit Provision C9d. • IPM Store Partnership Program • BASMAA Media Relations Campaign • Household Chemical Management Project • Pesticide Table Top Display	• Develop a Monitoring Plan for Diazinon through the Clean Estuary Partnership. • Conduct monitoring for pesticides in accordance with Revised Multi-Year Receiving Water Monitoring Plan.

Table 2-5
SCVURPPP Current and Proposed BMPs for Pollutants of Concern Prepared in Compliance with NPDES Order 01-024

CHEMICAL	WATER-BODY	KEY URBAN SOURCES[i]	URBAN RUNOFF CONTROLS (ONGOING PROGRAM CONTROLS)[ii]	FY 05-06 ADDITIONAL URBAN RUNOFF CONTROLS/PROGRAMS PROPOSED TO REDUCE POLLUTANTS[iii]	CONTINUOUS IMPROVEMENT (IDENTIFICATION & ASSESSMENT OF NEW URBAN RUNOFF CONTROLS/PROGRAMS)
			Section V.D.3) Co-permittee support of local or county-wide household hazardous waste programs Distribution of educational materials such as "Pests Bugging You?", "Grow It Guide", and IPM Fact Sheets on 11 different pest control problems. Support through Program's Watershed Action Fund of local community group efforts to demonstrate gardening techniques without use of toxic chemicals. Continued implementation of pesticide outreach and education programs, including: • Participation in BASMAA Regional Ad Campaign on use of less toxic methods for pest control; • Participation in BASMAA Regional Media Relations Campaign and continue to pitch pesticide-related stories to Bay area media; • Participation in BASMAA Regional IPM Store Partnership Committee • Local ad campaigns on less toxic methods for pest control	• Urban Pesticide Committee (UPC) • Participate (Chair) BASMAA Pesticide Work Group • Supported actions by the California Stormwater Quality Association (CASQA) Also See June 26, 2001 Submittal (revised October 15, 2001 and March 1, 2002) of Pesticide Management Plan including: • Pesticide Management Plan –Goals, Actions and Monitoring Mechanisms • Preliminary Draft pest Management Performance Standard • Co-permittees' Municipal Pest Management Surveys RMP approved and funded a project to measure the loading of a variety of contaminants (e.g., mercury, copper, nickel and PCBs) from the Guadalupe River to the Bay. Continue to fund RMP. Conducted monitoring for pesticides in accordance with Revised Multi-Year Receiving Water Monitoring Plan	

Table 2-5
SCVURPPP Current and Proposed BMPs for Pollutants of Concern Prepared in Compliance with NPDES Order 01-024

CHEMICAL	WATER-BODY	KEY URBAN SOURCES[i]	URBAN RUNOFF CONTROLS (ONGOING PROGRAM CONTROLS)[ii]	FY 05-06 ADDITIONAL URBAN RUNOFF CONTROLS/PROGRAMS PROPOSED TO REDUCE POLLUTANTS[iii]	CONTINUOUS IMPROVEMENT (IDENTIFICATION & ASSESSMENT OF NEW URBAN RUNOFF CONTROLS/PROGRAMS)
Mercury	**Fresh Water Streams**	**Tailpipe emissions** (Tailpipe emissions represent approximately 42% of load to Lower South Bay; major nonpoint sources include natural erosion & mine tailings which represent approximately 55% of load to Lower South Bay)	Same as above for general metals, copper and nickel, plus: AIR-1 *Support BAAQMD to reduce metals emissions from diesel-powered vehicles, and with the CMA to reduce, through congestion management, metals emissions from all vehicles.* AIR-2 *Support BAAQMD implementation of Toxic Air Contaminant Reduction Plan* BASMAA "Spare the Air and Water Too" campaign press release and public service announcements	See permit Provision C9c and results of C9e reporting. Same as controls for nickel, plus: • BASMAA Regional Advertising Campaign (tailpipe emissions) • Continue to implement monitoring as part of multi-year plan Guadalupe River TMDL: Participate as stakeholder, and assist with identification and possible implementation of future controls	
Pollutants of Potential Concern					
Mercury	**Lower South Bay**	**Tailpipe emissions** (Same as above for mercury)	Same as above for general metals, copper, nickel and mercury, plus: Bay-Wide TMDL: Participate as stakeholder and assist with conduct of TMDL and identification and implementation of future controls.	See Permit Provision C9c Developed and continue implementing: • "Guidelines for Mercury-Containing Products Reduction and Management" • "Mercury Virtual Elimination Policy"	
PCBs **Dioxin Like Compounds**	**Bay-wide**	**Legacy pollutants** (Industry applications)	See program developed to respond to Permit Provision C9e.	See program developed to respond to Permit Provision C9e.	

Table 2-5
SCVURPPP Current and Proposed BMPs for Pollutants of Concern Prepared in Compliance with NPDES Order 01-024

CHEMICAL	WATER-BODY	KEY URBAN SOURCES[i]	URBAN RUNOFF CONTROLS (ONGOING PROGRAM CONTROLS)[ii]	FY 05-06 ADDITIONAL URBAN RUNOFF CONTROLS/PROGRAMS PROPOSED TO REDUCE POLLUTANTS[iii]	CONTINUOUS IMPROVEMENT (IDENTIFICATION & ASSESSMENT OF NEW URBAN RUNOFF CONTROLS/PROGRAMS)
		Combustion (Air Emission)			
Sediment/Siltation (viii)	**San Francisquito Creek** **Potential Other South Bay Creeks**	**Construction**	Constriction Inspection Performance Standard See Permit Provision C9f	Construction Inspection Performance Standard See Permit Provision C9f *Upper Penitencia Creek Limiting Factor Analysis Technical Report* Provide information for a TMDL assessment of San Francisquito Creek *Watershed Analysis of Saratoga Creek Watershed*	Continue to implement *Workplan for Conducting Watershed Analysis and Management Practice Assessment in Other Creeks Potentially Impaired by Sediment from Anthropogenic Activities.*

[i] The SCVURPPP Metals Control Measures Plan (MCMP) contains an updated loads assessment and source evaluation, environmental significance evaluation, and identification and evaluation of existing and new source controls for metals in the particulate form (WWC/EOA, 1997). The analysis was conducted consistent with NPDES Permit provision C.6, and the results and measures have been incorporated into the approved SCVURPPP 1997 Urban Runoff Management Plan (URMP). Estimated loads are taken from MCMP.
[ii] Complete descriptions of all controls can be found in the 1997 URMP and the FY 98-99 and FY 99-00 Work Plans. Controls identified as AUTO, INDUSTRY and EROSION were developed as part of Metals Control Measures Plan and are contained in 1997 URMP.
[iii] Complete description of controls can be found in the Annual Work Plans submitted on March 1 of each year to the RWQCB and the final additions to the Work Plan contained in the Annual Report dated submitted each year to the RWQCB on September 15.
[iv] For South San Francisco Bay, urban runoff/storm sewers are identified on the 303(d) list as contributing to the discharge of the following pollutants that may be causing impairment: copper and nickel.
[v] Performance Standards describe a specific result, or level of effort, which constitutes the "maximum extent practicable", based on current technical knowledge, available resources and local conditions (see the SCVURPPP 1997 Urban Runoff Management Plan). Co-permittee URMPs contain community specific performance standards, standard operating procedures and best management practices. The URMPs also contain annually updated Workplans including specific actions and milestones.
[vi] Freshwater streams in the Santa Clara Valley where urban runoff/storm sewers are identified on the 303(d) list as contributing to the discharge of diazinon that may be causing or contributing to impairment include: Calabazas Creek, Coyote Creek, Guadalupe Creek, Guadalupe River, Los Gatos Creek, Matadero Creek, San Francisquito Creek, Saratoga Creek, and Stevens Creek.
[vii] Based on draft San Francisco Bay RWQCB Urban Creeks Diazinon TMDL Workplan (January 28, 1999).
[viii] In addition, sedimentation/siltation is a pollutant of concern from nonpoint sources in San Francisquito Creek and is being addressed by various cities in San Mateo County with involvement from two SCVURPPP Co-permittees (i.e., SCVWD and the City of Palo Alto).

SECTION 3

PUBLIC INFORMATION/PARTICIPATION

3. PUBLIC INFORMATION/PARTICIPATION

INTRODUCTION

The goals of the PI/P element of the Program are to identify and change behaviors that adversely affect water quality, and to increase the understanding and appreciation of streams and the Bay. The Program's FY 05-06 PI/P Work Plan provided a strategy to achieve these education and public participation goals with specific projects funded in the Program's FY 05-06 budget.

A number of ad hoc task groups (AHTGs) and work groups, comprised of Co-permittee representatives and Program staff, continued to meet and communicate via email to implement PI/P projects. A summary of the work groups' accomplishments is provided in Table 2-2.

Highlights of the accomplishments of FY 05-06 PI/P projects and ongoing projects from previous years are described below, along with an evaluation of the effectiveness of activities and measures for continuous improvement. Table 3-1 presents a summary of the projects and the effectiveness evaluation.

FY 05-06 PI/P PROJECTS

FY 05-06 PI/P Work Plan

The Program conducts its public education and outreach through three projects: Watershed Education and Outreach, Pesticide User Outreach and Mercury Pollution Prevention Outreach. In FY 04-05, the Program completed all tasks planned for these projects under the current permit. During FY 05-06, ongoing tasks were implemented.

The Management Committee approved the PI/P Work Plan and budget for specific projects, and the work plan was submitted as part of the Program's FY 05-06 Work Plan, submitted on March 1, 2005. No comments on the FY 05-06 Work Plan were received from the Water Board.

FY 05-06 PI/P projects included:

- Watershed Education and Outreach (WEO) Campaign (this includes funding for Watershed Watch Campaign, ZunZun School Assemblies and the Watershed Watchers Program at the Alviso Education Center, Don Edwards San Francisco Bay National Wildlife Refuge).
- Pesticide User Outreach
- Mercury Pollution Prevention Outreach
- Schools and Youth Education Outreach
- Regional Coordination (participation in BASMAA PI/P Work Groups, described at the end of Section 3),
- Program Supplies/Materials Reprinting

Scopes of work for these projects were included in Section 3 of the Program's FY 05-06 Work Plan. The FY 05-06 PI/P Work Plan also includes ongoing PI/P support activities, such as support of the toll-free information hotlines, mailing brochures and Watershed Watch kits on request, etc.

Watershed Education and Outreach Campaign

The Program's Watershed Education and Outreach Campaign included funding for the Watershed Watch Campaign, the Watershed Watchers program at the San Francisco Bay National Wildlife Refuge Environmental Education Center in Alviso ("Wildlife Refuge") and ZunZun assemblies at elementary schools in Santa Clara County.

Watershed Watch Campaign

The Watershed Watch Campaign completed 5 years of implementation (and four years of advertising) in FY 04-05. The WEO AHTG recommended that FY 05-06 should be a "planning" year and include limited implementation of outreach activities. Based on this recommendation, outreach tasks (e.g., media advertising and attending community events) were conducted in the first half of the fiscal year. The second half focused on planning Campaign implementation in future years to meet the requirements in the new Permit.

TRG & Associates completed five successful years as Campaign consultants in FY 04-05. The WEO AHTG recommended issuing a RFP for the next phase of the Campaign to other consultants in accordance with the policies of some of the Co-permittees. Based on this recommendation, the Program issued a RFP in June 2005. The selection process consisted of evaluating written proposals and conducting two rounds of interviews. Following this selection process, the committee selected Carl and Manor Advertising as the new Campaign consultant.

The Watershed Watch Campaign tasks completed in FY 05-06 are described below.

Media Advertising

A media campaign consisting of print, radio and transit advertising was conducted in September and October 2005. Transit advertising was funded by the County Integrated Waste Management group. The media campaign used the popular "Got Bugs" and "Got Paint" ads. The media buys included 10 paid print ads (plus five free ads), 462 paid radio ads (plus 200 free ads) and 75 transit (bus taillight poster) ads. The *San Jose Mercury News* and KRTY/KLIV cross-promoted an enter-to-win contest featuring messages pertaining to the proper disposal of mercury-containing fluorescent light bulbs. Media support included five free quarter-page ads in the *San Jose Mercury News* and 120 promotional announcements airing on KRTY and KLIV. During the four-week contest period nearly 400 entries were received for a chance to win a customized professional sporting package for two. The net advertising budget for media was $40,800; the media partners provided a total added value package of benefits and resources of $70,415. Additional details on the media campaign are included in Appendix B-1.

Event Participation

Program, consultant and Co-permittee staff used the Watershed Watch booth and distributed the Watershed Watch kit and IPM materials at three events. Additional details are included in Appendix B-1.

Partner Development

The consultants continued development of the partner database and conducted numerous meetings with potential partners. A list of current Campaign partners is included in Appendix B-4

Focus Group Study

One of the main tasks of FY 05-06 was to evaluate the Watershed Watch Campaign and develop a long term plan for the next phase of the Campaign to meet the requirements in the new Permit.

Campaign consultants Carl and Manor Advertising developed a series of advertisements, designed a new Campaign logo and recommended a new name for the Campaign. To obtain input from the general public on these materials, two focus groups were conducted in March 2006. The first group was comprised of English speaking, Santa Clara County residents. Participants were college-educated homeowners between 34-54 years old. The second focus group was comprised of Hispanic / Spanish-speaking Santa Clara County residents. Participants were a mix of homeowners and renters. Their ages ranged from 22-49 years.

The following concepts were tested:

- Two logos: "Clean Water Way" and "Watershed Watch"
- Two print campaigns: "Toxic Pesticides" and "Mercury Pollution"
- Four taglines:
  - Watershed Watch, Protect our creeks and bay
  - Watershed Watch, Do it the clean water way
  - Do it the clean water way, For clean waterways
  - Do it the clean water way, Protect our creeks and bays

Highlights from the focus group study are described below:

- Both focus groups preferred the Watershed Watch logo over the Clean Water Ways logo.
- The English focus group preferred the "Watershed Watch, Protect our creeks and Bay" tagline.
- The Spanish focus group preferred the "Do it the clean water way, Protect our creeks and Bay" tagline. This was mainly because the words "Watershed Watch" were not translated into Spanish.
- They liked the idea of adding "A coalition of your local government agencies" to the ads as this brings more credibility to the messages. However, they felt that the SCVURPPP name is too long.
- The groups recommended including the Watershed Watch website and phone number on all ads. They also recommended using the numbers (i.e., 1-866-927-3774) that represent 1-866-WATERSHED.
- The recommended that the ads should include specific information on where to buy less-toxic pesticides or where to dispose of fluorescent light bulbs.
- They recommended that the website www.WatershedWatch.net should be changed to www.WateshedWatch.org . They felt that .net or .com websites are too "commercial".

The major change implemented in FY 05-06, based on the focus group feedback, was to change the website address from www.WatershedWatch.net to www.MyWatershedWatch.org. Other focus group recommendations included:

- Increase the frequency of messages. Information needs to be there when the need arises; it should be widely available and serve as constant reminder to the public.

- The messages should be clear, crisp and simplified (e.g., bullet points). The messages should answer questions like why, what and how, and stress convenience (easy to do). Messages that indicate that "it is the right thing to do" are not motivating enough.
- Messages should include specific tips/information whenever possible (e.g., how to get rid of pests, where to take fluorescent light bulbs for proper disposal).
- Messages should include a sentence mentioning SCVURPPP sponsorship. It makes the ads more credible and more motivating.

A detailed report on the focus group study and recommendations is included in Appendix B-2. Campaign consultants used these recommendations to develop new creative for the Campaign and to prepare the Watershed Watch Campaign Conceptual Plan (included in Appendix B-3).

Watershed Watch Conceptual Plan

The consultants developed the Watershed Watch Campaign Conceptual Plan using focus group feedback. The Conceptual Plan provides: key strategies, target audience(s) and message focus, partnership and resource opportunities, and evaluation and reporting procedures for implementing the next phase of the Campaign. The Conceptual Plan is included in Appendix B-3.

Watershed Watch Website

Program and consultant staff continued to maintain and update the Watershed Watch website. During FY 05-06, the web site had an average of 321 page views per day compared to 342 page views per day in FY 04-05. While this is a decrease, it is apparent that the website is gaining popularity and people are visiting it in large numbers even when it is not being advertised. Only one advertising campaign was conducted this year, and of the ads used, only the "Got Bugs" ads promoted the Watershed Watch website. The "Got Bulbs" ads promoted the County HHW Program website. The detailed website statistics report is included in Appendix B-5.

Evaluation of Effectiveness

The FY 05-06 Watershed Watch Campaign focused on planning future outreach efforts and included limited implementation. Program staff and consultants successfully completed the implementation of FY 05-06 tasks. In addition, unanticipated activities (e.g., focus groups) were successfully completed. The focus group feedback indicated that the general public likes the Campaign logo, tagline and messages; and Campaign materials are effective in conveying the Program's messages. In addition, in spite of conducting limited outreach in the first half of the fiscal year, and not conducting any advertising in the second half, the Watershed Watch website continued to receive many visitors. The Watershed Watch fall media campaign was also a success as seen by the large number of gross impressions (20,420,100), and value-added resources from partners ($70,415).

<u>The Watershed Watchers Program at the Don Edwards San Francisco Bay Wildlife Refuge, Alviso ("Wildlife Refuge")</u>

The Wildlife Refuge Environmental Education Center (EEC) offers trails and access to wildlife viewing for the public to gain first-hand knowledge of the value of Bay habitats. Visitors to the EEC can view a storm drain model and receive copies of Program materials, including the Watershed Watch kits and pesticide reduction brochures and fact sheets.

Evaluation of Effectiveness

As part of their "Watershed Watchers" Program, EEC staff conducted 105 programs that attracted 6,856 participants. Topics discussed at the workshops included watershed protection, wildlife in the watershed, gardening without chemicals, and the public's role in urban runoff pollution. The EEC's Fourth Quarter Report, including a summary of FY 05-06 accomplishments, is provided in Appendix B-7.

Pesticide User Outreach

A detailed FY 05-06 Pesticide User Outreach Work Plan was developed by Program staff and approved by the Pesticide User Outreach Work Group on December 16, 2005. The Pesticide User Outreach Work Plan included the following tasks:

- IPM store partnership program
- Media advertising
- IPM outreach events

The accomplishments of this project are described below:

Integrated Pest Management (IPM) Store Partnership Program

Background

The IPM Store Partnership Program, also known as the Our Water Our World (OWOW) program, was in its eighth year in FY 05-06. The goal of the OWOW program is to reduce toxicity caused by pesticides in stormwater, creeks and the Bay by:

- Developing partnerships with retailers who can educate the general public about water quality problems related to residential pesticide use while promoting the sales and use of less toxic alternatives; and
- Through the partnerships with retailers, educate the public about effective less-toxic pest control strategies, the value of the IPM approach to home and garden pest control and safe use and disposal of pesticides.

The Program contributes funding to and participates in the Regional IPM (OWOW) program, which is administered through BASMAA. The Regional Program, with input from IPM experts and participating stormwater programs, has developed fact sheets, promotional materials, training sessions, display materials for stores and an alternative products list. The Program and Co-permittees are responsible for recruiting stores, arranging training sessions for store employees, in-store display set-up, display maintenance and on-going contact with participating stores.

FY 05-06 Activities

During FY 05-06, the Program continued to support participating stores within the Program's jurisdiction. Program staff visited all the participating 31 stores at regular intervals and updated the display racks and shelf talkers, as needed.

Outreach material purchased for the Stores Partnership Program included IPM fact sheets, shelf talkers and literature rack material (side decals, headers and property tags).

The Program also continued to use the services of Ms. Annie Joseph, an experienced IPM consultant, to provide training to store employees on selling less-toxic products. Ms. Joseph is also a consultant to BASMAA for the Pesticide Distributor Outreach Project (now funded through a Prop 13 grant to Marin County). The purpose of the Pesticide Distributor Project is to increase the amount and variety of less-toxic products on store shelves by working through the product distributors and educating the distributor sales force. This is a valuable complimentary program to the OWOW program as it helps to ensure that the products OWOW promotes will be available to support consumer choices. Ms. Joseph's presence at stores through this project made them more receptive to the local Store Partnership Program and increased the likelihood of attending the trainings.

Past Program experience with training stores indicated that employees were not amenable to attending off-site trainings. In FY 05-06, the Program continued to offer trainings as in-the-aisle trainings during working hours or on-site after-hour trainings. Approximately 112 employees representing 13 stores were trained this year. Employees were also requested to fill out evaluations. The list of participating stores, their training status and a summary of evaluations received are provided within Appendix B-8.

Evaluation of Effectiveness

The IPM Store Partnership (OWOW) program continued to be a success in FY 05-06. The store managers and employees were enthusiastic about the program and extremely receptive to having the OWOW display in stores. Feedback on the trainings was also very positive, as indicated in the evaluation summary included in Appendix B-8. A few highlights of the evaluation are:

- 97% of the respondents agreed that the training information was useful;
- 65% agreed that the information changed their attitude about pesticides;
- 90% agreed that the information will help them sell less-toxic products; and
- 95% agreed that they would recommend the training to co-workers.

Media Advertising

The Program's Watershed Watch Campaign used the "Got Bugs" radio and print ads in its fall advertising campaign. Details of the media campaign are included in the Watershed Watch Fall Campaign and Media Report attached as Appendix B- 1.

Evaluation of Effectiveness

The "Got Bugs?" print and radio ads caused a sharp increase in the number of web page views and hot line calls. Website visits increased significantly during the advertising phase, reaching a peak of 397 page views per day in November 2005. The OWOW IPM fact sheets were mailed to people requesting information on less-toxic pest control. Additional information is available in the Watershed Watch Fall Campaign and Media Report (Appendix B-1).

IPM Outreach to Restaurants

The Program continued to provide copies of the "Don't Lay a Table for Pests" poster to County Health inspectors for distribution to food facilities. This poster has been incorporated into the "Final Construction" packet of information that is distributed to new and remodeled food facilities. In addition, these posters were also provided to Co-permittees for distribution during routine stormwater inspections. The Program will consider printing more posters in FY 06-07.

Evaluation of Effectiveness

During FY 05-06, County Health inspectors distributed 465 posters and will continue to distribute posters to restaurants during FY 06-07.

IPM Outreach Events

Program staff and Co-permittees staffed five events at which IPM outreach was conducted. To reduce staffing requirements, five events were coordinated with Watershed Watch outreach. Outreach events in FY 05-06 included:

- Guadalupe River Park & Gardens Grand Opening Event – September 10, 2005
- Pumpkins in the Park – October 8, 2005
- Happy Hollow Park & Zoo Halloween Event – October 30, 2005
- San Jose Spring Home and Garden Show, San Jose Convention Center, San Jose – May 5 – May 7, 2006;
- OSH How To Fair, Santa Clara Convention Center, May 20 – May 21, 2006.

In addition to talking to the general public about less-toxic pest control methods, event staff distributed fact sheets; "Grow It" guides, "Backyard Bugs" brochures, "Pests Bugging You" brochures and other IPM related brochures and giveaways. The beanbag game for children was also used at most of the events.

Evaluation of Effectiveness

Overall, the five outreach events were successful in providing opportunities for educating the public about less-toxic pest control methods. Event staff distributed more than 4,000 IPM fact sheets, brochures and, giveaways (pencils, activity books, magnets, etc.).

The Program also provided support for promotion of the Going Native Garden Tour held on April 30, 2006. Approximately 3,000 people attended the tour. The tour featured 46 gardens that demonstrated environmentally sensitive gardening practices which include the use of native plants, water conservation, landscaping to prevent urban runoff, reducing pesticide and fertilizer use, etc. The final report for the Going Native Garden Tour is included in Appendix B-9.

Mercury Pollution Prevention Outreach Project

The Program's mercury outreach continued to focus on educating Santa Clara Valley residents on the proper disposal of fluorescent lamps. The Program coordinated its outreach with the Santa Clara County Household Hazardous Waste Program (County HHW Program).

FY 05-06 Work Plan tasks

In FY 05-06, the County HHW Program partnered with approximately 17 retail stores to provide free fluorescent bulb drop-off locations for residents. The Program's outreach focused on promoting these drop-off locations and educating people about mercury pollution.

The Program's Mercury Outreach Pollution Prevention Work Plan included the following tasks:

- Development of Signage Materials – The Program developed posters to inform people about the availability of free fluorescent bulb drop-off locations. The posters were placed in participating stores and in community locations like libraries, city halls etc.

- Implementation of a Media Campaign –The fall Watershed Watch Campaign used the Watershed Watch 'Got Bulbs" ad to educate people on the proper disposal of hazardous wastes (e.g., fluorescent lamps). The advertising campaign ran in September-October 2005. The Program provided funding for radio and print advertising and the Santa Clara County Integrated Waste Management Division provided funding for transit advertising. In addition, radio station KRTY offered, at no cost, an "enter-to-win" contest promoting the drop-off locations. Both KRTY and the *San Jose Mercury News* provided free advertising to support this promotion. Listeners/readers were encouraged to participate in the contest by either dropping-off their used fluorescent bulbs at participating stores or by submitting the "pledge to dispose of mercury properly" contest entry form available online and within the *San Jose Mercury News*.

Copies of all mercury outreach materials are included in Appendix B-10.

Evaluation of Effectiveness

The mercury outreach media campaign included free promotional print ads, live promotional announcements, web site exposure and a sports event contest package from KRTY, third party sponsor Posters. Contest boxes and floor decals were featured at participating hardware stores within Santa Clara County. Bus signs were also visible throughout the County and featured a four-week override.

Nearly 400 Got Bulbs contest entries were received by KRTY, mostly from the web site and the *San Jose Mercury News* ad.

During FY 05-06, the CoHHW Program collected 277,000 feet (67,943 pounds[1]) of fluorescent bulbs at 18 retail drop-off locations within Santa Clara County[2] .This is a significant increase from FY 04-05. In FY 04-05, the CoHHW Program collected 166,000 feet (41,597 pounds) of fluorescent bulbs.

It is estimated that approximately 0.803 kilograms of total mercury was diverted (i.e., discharge to the environment was avoided) to recycling from fluorescent lamps collected by the CoHHW Program[3] in FY 05-06. In addition, the HHW Program also collected 231 mercury-containing

[1] Since fluorescent light bulbs come in different sizes, quantities are reported in terms of the total length (feet) of tubes collected.
[2] Information regarding the collection of mercury containing products (e.g., fluorescent bulbs, thermostats, thermometers and other products) during FY 05-06 obtained from a memorandum *entitled Fiscal Year 2005/2006 HHW Program Update* (dated July 21, 2006). This memorandum was prepared by Rob D'Arcy, Santa Clara County Hazardous Materials Program Manager.
[3] Based on a 1999 National Electrical Manufacturers Association survey entitled *Environmental Impact Analysis: Spent Mercury-Containing Lamps, January, 2000 (Fourth Edition)*, the average four-foot fluorescent lamp contains about 11.6 milligrams (mg) of mercury. For the sake of estimating the amount of mercury sent for recycling, approximately 69,250 four-foot fluorescent lamps

thermometers, 425 pounds of elemental mercury (includes thermostats, thermometer and other products) and 51,050 pounds of household batteries during FY 05-06.

Schools and Youth Education Outreach

The following tasks were accomplished under this project:

General Outreach to Schools

The Program and its Co-permittees conduct various school outreach programs individually and through the Program. These activities are described in detail in the tables provided in Appendix B-11.

Outreach to Elementary Schools

Each year, the Program's Schools and Youth Education and Outreach Work Group provide a list of schools for ZunZun to contact. In addition to schools with high Hispanic populations, the Work Group continued to extend outreach to schools with high Asian/Pacific Islander populations. The Program's Schools and Youth Outreach Work Group researched demographics of Santa Clara County and generated a list of 103 schools for ZunZun to contact. The ZunZun performances use physical comedy, audience participation and musical instruments to educated teachers and children about watersheds and stormwater pollution prevention. ZunZun continued to distribute the two vocabulary lists (one for grades K-2 and the other for grades 3-6) of terms used in the presentation. These lists were mailed to every school prior to the presentation.

Evaluation of Effectiveness

During FY 05-06, ZunZun conducted 50 assemblies reaching 14,059 students in grades K-5 at 26 schools in eight cities. Assemblies were evaluated using postage-paid evaluation cards that were distributed to all teachers present at the performances. The Program received completed evaluation cards from 183 teachers. Overall, the feedback has been very positive and indicates an increase in the students' knowledge about watersheds and pollution prevention. A few highlights of the evaluation are:

- Thirty-seven teachers (out of the 183 that sent completed evaluation cards) indicated that 50 percent of their students know what a watershed is; 61 teachers indicated that 75 percent of their students know what a watershed is and 26 teachers indicated that 100 percent of their students know what a watershed is.

- Nineteen teachers indicated that 50 percent of their students could name a way to prevent pollution in the watershed; 58 teachers indicated that 75 percent of their students can name a way to prevent pollution in the watershed; and 95 teachers indicate that 100 percent of their students can name a way to prevent pollution in the watershed.

Overall, teachers had positive comments on the presentation.

were collected. As a result, 0.803 kilograms of total mercury diverted (i.e., discharge to the environment was avoided) to recycling is a rough estimate.

ZunZun's Final Report and the Teachers' Evaluation Report are included in Appendix B-6. Highlights of the teachers' evaluations are presented on page 3 of the Teachers' Evaluation Report. Comments on the effectiveness evaluation of Co-permittee schools outreach are included within Appendix B-11.

Outreach to Middle Schools

In response to a request by Water Board staff, the Program conducted a gap analysis study in FY 03-04 to identify gaps in school outreach conducted by the Program and its Co-permittees.

The objective of the study was to conduct a detailed review and analysis of the data to guide further school outreach. Data collected from Co-permittees was analyzed and GIS maps were developed to present the data. The final Schools Outreach Gap Analysis Report was submitted to the Water Board within the FY 03-04 Annual Report. The study identified some geographic gaps in outreach and gaps at the middle school level, and recommended that the Program and Co-permittees develop Program-wide outreach that targets the middle/intermediate school level. In addition, it was recommended that outreach increase to underserved and underrepresented communities.

The Work Group evaluated various methods for targeting outreach to this grade level and identified a teachers training program as the best means of maximizing outreach with limited resources. After considering several options, the work group decided to use the City of San Jose's South Bay Water Connections "Wacky Watersheds" teachers training workshop. Currently, the workshop is structured as a full-day Saturday workshop offered to all teachers within the San Jose POTW service area. In FY 03-04, the Work Group selected three Project WET lessons plans on watershed education at the middle school level for inclusion in the "Wacky Watershed" binder, and contracted with an educator to correlate the lesson plans to California State Standards.

In July 2005, the Work Group purchased tote bags for teachers for packaging the workshop materials (binder, video tapes and a map). The Work Group also recommended that teachers should be offered stipends as incentives to increase attendance at the workshop. Teachers will receive the stipend only after the Work Group receives documented completion of their proposed watershed project. In FY 05-06, the Wacky Watershed workshop staff held 4 workshops and trained 40 teachers.

Work group members are also trying to coordinate with their school districts so this workshop can be made available to middle school teachers at their "in-service" training days. Currently, this workshop is available only a few times a year on Saturdays.

Other Program PI/P Support Activities

Program's Toll-Free Telephone Numbers

The Program maintained two toll free telephone numbers, the Program's information number (800-794-2482) and the Watershed Watch hotline (866-WATERSHED), for calls from the general public and requests for information. Program staff responded to about 37 calls during FY 05-06 and sent information materials to about 29 of these callers.

PI/P Material Reprints and Supplies

The Program purchased and coordinated Co-permittee orders for reprinting the following materials:

- "Draining Pools and Spas" brochure
- "Blue Print for a Clean Bay" booklets
- "Pest or Pal" Activity Books
- Storm Drain Stencils

ONGOING PI/P PROJECTS

Creek Clean-ups

In FY 05-06, the Creek Connection Action Group sponsored two creek clean-up events: Coastal Clean-up Day on September 17, 2005 and National Rivers Clean-up Day on May 20, 2006. The Program provided financial support for one of the events (National Rivers Clean-up Day). A total of 1,458 volunteers participated in cleaning 55 sites and removed approximately 39,730 pounds of trash from the creeks during the two events.

Results by clean-up event for FY 05-06 are as follows:

	Coastal Clean-up Day Sept. 17, 2005	National Rivers Clean-up Day May 20, 2006	Total
Number of sites	28	27	55
Number of volunteers	808	650	1,458
Pounds of recyclables	3,325	785	4,110
Pounds of trash	18,077	11,171	29,248
Pounds of material (trash plus recyclables)	21,402	11,956	33,358

Evaluation of Effectiveness

To evaluate the effectiveness of the two annual creek clean-up events, data from the past eight years of events were compiled and reviewed. The table below presents the total numbers of sites, numbers of volunteers, and pounds of materials collected each year.

Summary Results of Creek Clean-up Events[4], September 1998 – May 2006

	FY 98-99	FY 99-00	FY 00-01	FY 01-02	FY 02-03	FY 03-04	FY 04-05	FY 05-06	Annual Average	Total
No. of sites	35	35	41	37	48	56	61	55	46	368
No. of volunteers	1,877	1,586	1,745	1,742	2,091	1,943	1,618	1,458	1,758	14,060
Lbs. of recyclables				13,750	8,071	6,537	7,890	4,110	5,045	40,358
Lbs. of trash	84,582	43,475	58,108	59,340	44,883	36,718	39,730	29,248	49,511	396,084
Total lbs. collected	84,582	43,475	58,108	73,090	52,954	43,255	47,620	33,358	54,555	436,442

Beginning in FY 01-02, some site managers implemented a procedure for separating out recyclable materials from trash prior to weighing it. Thus, the total pounds of material collected are the sum of the recyclables and trash quantities. According to the Santa Clara Valley Water District, this procedure is done more frequently at Coastal Clean-up Event sites than at National Rivers Day sites. Since this procedure is not done at all sites, it is more appropriate to compare the total quantities of materials collected rather than the individual components.

The total amount of trash and recyclables collected during the two creek cleanup events each year are plotted in the figure below:

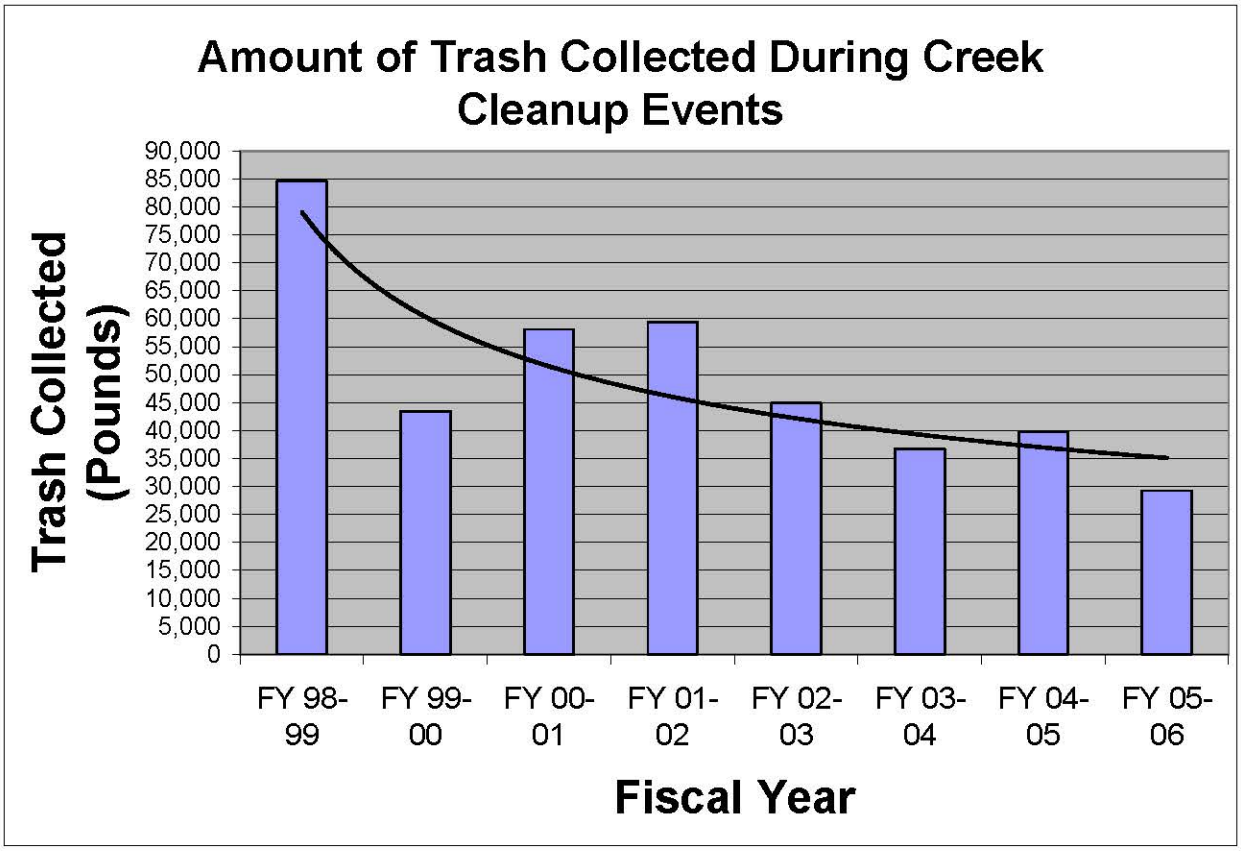

[4] The data presented in this table represent the total quantities from the two major creek cleanup events in Santa Clara County. The data do not include quantities of trash that may have been collected by the Santa Clara Valley Water District (SCVWD) or by other volunteer groups during other times of the year. The SCVWD has an "Adopt-a-Creek" program in which community groups (e.g., scout troops and schools) agree to care for a certain section of creek. Care includes trash pickup at least twice during the year. These groups are not required to report the amount of trash they collect. A section of creek that is regularly cleaned may not be included as one of the sites involved in the two major creek cleanup events.

From the data in the table and figure, it can be concluded that the total amount of trash and recyclables collected shows a decreasing trend over the past eight years. The number of volunteers has remained almost constant, while the number of sites has increased. This reduction in trash and recyclables is likely due in part to the success of outreach being conducted to the general public about not dumping trash in creeks, rivers and storm drains. It may also be due to the increase in Adopt-a Creek and other trash reduction programs encouraging trash pickup during other times of the year (see footnote on previous page).

Restaurant BMP Materials

In FY 99-00, a work group comprised of Program staff, representatives of the California Restaurant Association and Santa Clara County Department of Environmental Health (DEH), and Co-permittee stormwater inspectors developed a strategy of targeting food handling facility personnel with one simple message and continuously reinforcing the message over a three-year period. The focus for the first three-year period is on the improper discharge of wash water.

In FY 00-01, a restaurant wash water BMPs kit (letter, list of BMPs and a poster) was created for County Health Inspectors to hand out to restaurant managers during inspections (see FY 00-01 Annual Report). The Santa Clara County Department of Environmental Health inspectors (Consumer Protection Division) have been distributing this kit to every newly constructed and remodeled food facility in the County. In FY 02-03, one of the signatories of the cover letter was changed. The letter was updated for distribution in FY 03-04. In FY 04-05, the BMP list was updated and signatories changed. In FY 05-06, the kit was distributed to 465 food facilities.

REGIONAL COLLABORATION

Bay Area Stormwater Management Agencies Association (BASMAA) PI/P Committee

The BASMAA PI/P Committee has not met for some time, due to the Committee's interest in focusing its efforts on three active work groups: Media Relations, Regional IPM Store Partnership Program and Regional Advertising Campaign. Program staff participated in the Media Relations and Regional IPM Partnership Program, and the Program benefited from regional PI/P activities, as described below.

Media Relations Campaign

Program staff participated in the development and implementation of the sixth year of the joint Media Relations effort supported by BASMAA and the Bay Area Clean Water Association (BACWA). The primary goals of the campaign are to develop long-term relationships with the media and to generate media coverage that would encourage individuals to adopt behavior changes to prevent water pollution. The Program contributed funding (approximately $9,000) to the campaign as part of its baseline budget contribution to BASMAA.

A copy of the BASMAA/BACWA Regional Media Relations Campaign Final Report is included in Appendix B-12. Campaign accomplishments included the following:

- During FY 05-06 the media covered 37 articles and broadcast stories, including 14 print articles, 6 television, 12 radio stories, and 5 web stories
- The total value of the coverage is estimated at $93,950. The figure is 20% more than the coverage value in FY 04-05.

- The campaign received greater television coverage this yea, including coverage by KTSF-TV and Univision, two of the premier foreign language stations. The campaign was also bolstered by two home section cover stories on the pitch to convince residents to not burn gift wrap during the holiday season. Overall, print coverage was notable this year for being extremely well-rounded in terms of reach to the entire region.

Regional IPM Work Group

The IPM Store Partnership Program, also known as the Our Water Our World (OWOW) program, completed its eight year in FY 05-06. The Program contributed funds and participated in the Regional Program, which is administered through BASMAA (the Program's contribution for FY 05-06 was approximately $5,000). The Regional Program, with input from IPM experts and participating stormwater programs, provides fact sheets, promotional materials, training sessions, display materials for stores, and an alternative products list. The Program and Co-permittees are responsible for recruiting stores, arranging training sessions for store employees, in-store display set-up, display maintenance, and on-going contact with participating stores.

In FY 05-06, the OWOW Program completed the translation of all fact sheets into Spanish. A regional print run of fact sheets and promotional materials was also conducted.

The customer intercept survey conducted in FY 04-05 indicated a very low awareness among residents about the OWOW program. To increase awareness, the OWOW program conducted an advertising campaign in FY 05-06. Details of the advertising campaign are below:

Orchard Supply Hardware – OSH ran a full page ad in their weekly mailer that ran during the week of March 13. OSH is continuing to use the Our Water, Our World program logo next to less-toxic products in most of their weekly ads this year.

Sunset magazine – The OWOW advertisements were placed in three issues of Sunset magazine. The OWOW Program is also listed in their Resources section: http://www.sunset.com/sunset/marketplace/article/0,20633,919812,00.html.

Bay Nature magazine –This is a quarterly San Francisco Bay Area publication (baynature.com). Although the readership is only about 15,000, it is a high-value publication that is used by schools and others as a reference. The OWOW ad was placed in 4 issues of this magazine.

Copies of the advertisements are included in Appendix B- 13

Pesticide Distributors Outreach Project

During FY 02-03, the Program contributed $5,000 to a BASMAA Task of Regional Benefit known as the Pesticide Distributors Outreach Program, an expansion of the IPM Store Partnership concept to target distributors of pesticide products to retail stores. The purpose of the program is to increase the amount and variety of less-toxic products on store shelves by working through the product distributors and educating the distributor sales force. This is a valuable complimentary program to the OWOW program as it helps to ensure that the products OWOW promotes will be available on the shelves to support consumer choices and makes stores more willing to participate in the OWOW program. The Distributors Outreach Program achieved significant success and translated into more stores wanting to participate in the OWOW program in the future. In May 2003, Marin County received a Proposition 13 grant from the State to expand this program into State Water Board Regions 1 (North Coast) and 3

(Central Coast) and create a website for the program (www.ourwaterourworld.org). The Pesticide Distributors Outreach Project for Region 2 was also continued through this grant funding.

The Program continued to support this project by offering staff to help with tabling or training events conducted within Santa Clara County stores. Program and Co-permittee helped staff the outreach booth at the OSH How to Fair at the Santa Clara Convention Center, May 20 – May 21, 2006.

BASMAA Regional Ad Campaign

In FY 03-04, the Program's WEO AHTG recommended participating in the Regional Ad Campaign for FY 04-05. During FY 02-03, FY 03-04, the Regional Ad Campaign (RAC) Committee implemented the "Beautiful Watersheds" advertising campaigns for increasing the public's awareness about watersheds. In FY 04-05, a new ad focusing on problems caused due to littering was developed and used. The Program contributed $50,000 to the RAC in FY 05-06. However, due to contractual difficulties, advertising could not be conducted in FY 05-06. The RAC Committee will implement the next advertising campaign in FY 06-07.

Caltrans "Don't Trash California Campaign"

In FY 05-06, as part of its anti-littering outreach campaign, Caltrans developed television Public Service Announcements (PSAs) in English and Spanish. Many Co-permittees obtained copies of these PSAs for airing on their local public cable access television stations. The following table includes the number of times the PSAs were aired in Program cities.

Name of Community	Name of TV Station	Area Served	Number of Airings
Palo Alto, East Palo, Atherton, Menlo Park, Stanford	The Media Center, Channels 27, 28, 30	Palo Alto, East Palo, Atherton, Menlo Park, Stanford	English – 223 Spanish - 86
City of Cupertino	The City Channel	Cupertino	English – 125
City of Santa Clara	City of Santa Clara, Channel 15	Santa Clara	English – 900
City of San Jose	Civic Center TV	San Jose	English - 25

Program Information Fact Sheets

In FY 05-06, Program staff developed fact sheets describing several Program elements. The fact sheets aim to provide a brief non-technical overview of Program activities. Fact sheets on the following topics were developed and distributed:

- Water Quality Monitoring and Watershed Assessment
- Sediment Impact and Management Practice Assessments
- Watershed Education and Outreach
- General Program
- Trash Evaluation and Management

All fact sheets have been posted on the SCVURPPP website at www.scvurppp.org. They are also included in Appendix B-15 of this Annual Report.

Other External Coordination

Program staff tracked PI/P activities and attended meetings (as needed) conducted by the following local and regional programs in FY 05-06:

- California Stormwater Quality Association, PIPP Forum
- Santa Clara County Household Hazardous Waste Program
- Bay Area Pollution Prevention Group
- Watershed Management Initiative's Outreach Subgroup
- Urban Pesticide Committee.

Continuous Improvement

The status of PI/P continuous improvement tasks, identified during the evaluation of projects in previous years, is presented in Table 2-4 of Section 2. There were no PI/P continuous improvement tasks identified in FY 05-06. Program staff will obtain input from Co-permittees on continuous improvement items for FY 05-06 and document any agreed upon items in the Program's FY 06-07 Work Plan submittal (March 1, 2006).

Future Tasks

Section 3 of the Program's FY 06-07 Work Plan (submitted March 1, 2005) describes the PI/P activities planned for FY 06-07.

Table 3-1
Evaluation of PI/P Projects Conducted During FY 05-06 (New and Ongoing)

Project Title	Project Description[1]	Type of Outreach[2]	Summary of Evaluation of Effectiveness[3]
Watershed Education and Outreach Campaign	This project included funding for conducting year five of the Watershed Watch Campaign, ZunZun Schools Assemblies and the Watershed Watchers Program at the Alviso Education Center (San Francisco Bay Wildlife Refuge), and educational assemblies at elementary schools by the musical group ZunZun	G,T,P,C	**Effective**- Some measures of the success of the FY 05-06 Watershed Watch Campaign include: the number of new campaign partners (3); value-added resources from partners ($70,415); Watershed Watch events (3); gross impressions from advertising (20,420,100); average of 321 page views a day at the Watershed Watch website; and the positive feedback on Campaign materials from the focus groups. **Alviso Ed Center** – 105 programs were conducted and 6,856 people participated. **ZunZun Assemblies** – ZunZun conducted 50 assemblies at 26 schools reaching 14,059 students and their teachers
Pesticide User Outreach – "Household Chemical Management" and "Local IPM Store Partnership Program"	Implementation of the following tasks: • Conduct media advertising on less-toxic pest control methods • Implement the local store partnership program • Conduct IPM outreach at events • Conduct IPM workshops • Conduct IPM outreach to businesses • Other outreach as needed	G,T,P,C	**Effective** – • The Watershed Watch Campaign advertising used the "Got Bugs" print and radio ads in September to October 2005. Website visits increased significantly during the advertising phase. • The local IPM Store Partnership Program continued to be a success in FY 05-06. Ms. Annie Joseph, who is also a consultant to BASMAA on the Pesticide Distributors Outreach project, was contracted to provide training on selling less-toxic products to store

[1] For detailed project descriptions, see FY 01-02 Annual Report, Section 3, and FY 02-03 Work Plan, Section 3.
[2] Type of outreach codes: G = General, T = Targeted, P = Public Education, C = Citizen Participation
[3] Please refer to text in Section 3 for more detailed effectiveness evaluations and recommendations for improvement.

Table 3-1
Evaluation of PI/P Projects Conducted During FY 05-06 (New and Ongoing)

Project Title	Project Description[1]	Type of Outreach[2]	Summary of Evaluation of Effectiveness[3]
			employees. Ms. Joseph's presence at stores through the Pesticide Distributors project (this project is now being funded through a Prop 13 Grant) made them more receptive to the local Store Partnership Program and willing to attend trainings. Ms. Joseph trained approximately 112 employees representing 13 stores. Program staff maintained all 31 participating stores (set-up, restocking of fact sheets, etc.) during FY 05-06. This ensured regular maintenance of stores and helped build an ongoing relationship with the stores. • IPM outreach was conducted at five events. Event staff distributed more than 4,000 IPM fact sheets, brochures and giveaways (pencils, activity books, magnets, tattoos etc.). • The Program continued to provide copies of the "Don't Lay a Table for Pests" poster to County Health Inspectors for distribution to newly constructed or remodeled food facilities. County Health inspectors distributed 465 posters during FY 05-06. • The Program contributed funds for promoting the Going Native Garden Tour 2006. The tour was held on April 30, 2006 and attracted approximately 3,000 people. The tour featured 46 gardens. Featured gardens demonstrate environmentally sensitive gardening practices that include the use of native plants, water conservation, landscaping to prevent urban runoff, reducing pesticide and fertilizer use, etc.

Table 3-1
Evaluation of PI/P Projects Conducted During FY 05-06 (New and Ongoing)

Project Title	Project Description[1]	Type of Outreach[2]	Summary of Evaluation of Effectiveness[3]
Mercury Pollution Prevention Outreach Project	The Program worked closely with the Santa Clara County Household Hazardous Waste Program in developing the outreach plan. Outreach activities implemented during FY 05-06 include the following: • Development of In-store Signage Materials – The Program developed posters to inform people about the availability of free fluorescent bulb drop-off locations. • Implementation of Media Campaign – The fall Watershed Watch Campaign used the Watershed Watch 'Got Bulbs" ad to educate people on the proper disposal of hazardous wastes (e.g., fluorescent bulbs). The advertising campaign ran in September to October 2005. The Program provided funding for radio and print advertising and the Santa Clara County Integrated Waste Management Division provided funding for transit advertising. In addition, radio station KRTY offered, at no cost, an "enter-to-win" contest promoting the drop-off locations. Both KRTY and the *San Jose Mercury News* provided free advertising		**Effective** – Total gross impressions from mercury and pesticides media advertising were 20,420,100. The total added value of bonus spots, public service announcements and promotions for the various media partners is estimated at $70,415. Nearly 400 Got Bulbs contest entries were received by KRTY, mostly from the web site and the *San Jose Mercury News* ad. Additional details are included in Appendix B-1. The CoHHW Program collected 277,000 feet (67,943 pounds) of fluorescent lamps at 18 retail drop-off locations within Santa Clara County[4]. It is estimated that approximately 0.803 kilograms of total mercury was diverted (i.e., discharge to the environment was avoided) to recycling from fluorescent lamps collected by the CoHHW Program[5]. In addition, the HHW Program also collected 231 mercury-containing thermometers, 425 pounds of elemental mercury (includes thermostats, thermometer and other products) and 51,050 pounds of household batteries during FY 05-06. It is estimated that approximately 0.155 kilograms of total mercury was diverted (i.e., discharge to the environment was avoided)

[4] Information regarding the collection of mercury containing products (e.g., fluorescent lamps, thermostats, thermometers and other products) during FY 04-05 and the weight of a four-foot fluorescent lamp was obtained from a memorandum *entitled Fiscal Year 3005/2006 HHW Program Update* (dated June 21, 2006). Rob D'Arcy, Santa Clara County Hazardous Materials Program Manager, prepared this memorandum.
[5] Based on a 1999 National Electrical Manufacturers Association survey entitled *Environmental Impact Analysis: Spent Mercury-Containing Lamps, January, 2000 (Fourth Edition)*, the average four-foot fluorescent lamp contains about 11.6 milligrams (mg) of mercury. For the purpose of estimating the amount of mercury sent for recycling, approximately 69,250 four-foot fluorescent lamps were collected. As a result, 0.803 kilograms of total mercury diverted (i.e., discharge to the environment was avoided) to recycling is a rough estimate.

Table 3-1
Evaluation of PI/P Projects Conducted During FY 05-06 (New and Ongoing)

Project Title	Project Description[1]	Type of Outreach[2]	Summary of Evaluation of Effectiveness[3]
	to support this promotion. Listeners/readers were encouraged to participate in the contest by either dropping-off their used fluorescent bulbs at participating stores or by submitting the "pledge to dispose mercury properly" contest entry form available online and within the *San Jose Mercury News*.		to recycling from mercury-containing thermometers collected by the CoHHW Program[6].
Schools and Youth Outreach Work Group	In FY 02-03, the Watershed Action Fund was reformed as the Schools and Youth Outreach Work Group. The group aimed to accomplish the following tasks: • Provide input for conducting 50 ZunZun school assemblies and report on activities conducted individually by Co-permittees. • Identify a program for increasing outreach to middle schools	T,P,C	**Effective**- During FY 05-06, ZunZun performed at 26 schools reaching 14,059 children. The teacher evaluations of the performances indicate they were successful in increasing the children's knowledge about watersheds and pollution prevention activities (see Appendix B-6). In FY 02-03, the Work Group collected data on outreach (conducted in FY 01-02) from all Co-permittees and completed the gap analysis study. The study indicated that 47 percent of all schools in Santa Clara Valley receive outreach from the Program and/or Co-permittees. The study identified a gap in outreach at the middle school level and recommended targeting outreach to this level. In FY 03-04, the Work Group identified an existing teachers training program at the City of San Jose for addressing gaps in outreach. To include additional information on watersheds, the Work Group identified three lesson plans for this program. In FY 04-05, the Work Group

[6] As stated in the Powerpoint presentation entitled *Lighting & Recycling: National Energy Star Lighting Partner Conference - April 5, 2005* (presenter: J.G. Howley)), the typical mercury-containing thermometer contains about 500 milligrams (mg) of mercury. For the purpose of estimating the amount of mercury sent for recycling, approximately 231 mercury-containing thermometers were collected. As a result, 0.155 kilograms of total mercury diverted (i.e., discharge to the environment was avoided) to recycling is a rough estimate.

Table 3-1
Evaluation of PI/P Projects Conducted During FY 05-06 (New and Ongoing)

Project Title	Project Description[1]	Type of Outreach[2]	Summary of Evaluation of Effectiveness[3]
			purchased tote bags for teachers for packaging the workshop materials (binder, video tapes and a map). The Work Group also recommended that to increase attendance at the workshop, teachers should be offered stipends as incentives. In FY 05-06, the Wacky Watershed workshop staff held 4 workshops and trained 40 teachers
Program Supplies	Conduct reprints of materials for Program use and order supplies as necessary.	G,T,P,C	**Effective**- The Program Supplies budget was used toward printing storm drain stencils, "Draining Pools and Spas" brochure, "Blue Print for a Clean Bay" booklets, "Pest or Pal" activity books, and storm drain stencils.
Program Toll Free Number	Answer the Program's toll free number (1-800-794-2482) and the Watershed Watch Campaign's toll free number, 1-866-WATERSHED, and respond to requests for information.	G,P	**Effective**- Both phone numbers are being used to contact the Program and request materials. Phones are answered and messages are checked daily. During, FY 05-06, Program staff responded to approximately 37 calls and sent information materials to approximately 29 callers
Creek Cleanup Events	Work with Creek Connections Action Group to organize and fund two creek cleanup events per year.	G,C	**Effective**- Provided support for advertising for one event. A total of 1,458 volunteers participated in cleaning 55 sites and removed nearly 36,442 pounds of trash. The quantities of trash and recyclables have shown a decreasing trend since 1998, which is likely due in part to the success of public outreach about not dumping trash in creeks, rivers and storm drains.
Restaurant BMP	Distribute a restaurant wash water BMP packet for County Health Inspectors to hand out to restaurant managers via County Health Inspectors at the time of their inspections	T,P	**Effective** - In FY 05-06, County Health inspectors distributed the wash water BMPs and the poster to 465 newly constructed and remodeled food facilities in the County.

Table 3-1
Evaluation of PI/P Projects Conducted During FY 05-06 (New and Ongoing)

Project Title	Project Description[1]	Type of Outreach[2]	Summary of Evaluation of Effectiveness[3]
Regional Collaboration	Participate in the following BASMAA PI/P work groups and tasks of regional benefit. Attend meetings as needed, participate in review of products, and obtain input from Co-permittee representatives. • Media Relations Work Group • Regional IPM Store Partnership Program Work Group • Pesticide Distributors Outreach Project • Regional Ad Campaign	 G,P G,P G,P T	**Effective**- See Media Relations Campaign Final Report in Appendix B-12. **Effective**- Contributions to BASMAA helped fund IPM fact sheet reprints, translation of remaining fact sheets into Spanish and implementation of the OWOW advertising campaign. The Program budgeted $50,000 for the Regional Ad Campaign (RAC) in FY 05-06. BASMAA did not conduct the RAC in FY 05-06. It will be conducted in FY 06-07. Co-permittees obtained copies of the Caltrans "Don't Trash California" Public Service Announcements (PSAs) for airing on local cable access television. The PSAs were aired by the following cities: City of Palo Alto – 223 times (English), 86 times (Spanish) City of Santa Clara – 900 times (English) City of Cupertino – 125 times (English) City of San Jose – 25 times (English)

Table 3-1
Evaluation of PI/P Projects Conducted During FY 05-06 (New and Ongoing)

Project Title	Project Description[1]	Type of Outreach[2]	Summary of Evaluation of Effectiveness[3]
Program Fact Sheets	Develop non-technical fact sheets to describe Program activities. Program specific fact sheets on the following topics were developed and distributed: • Water Quality Monitoring and Watershed Assessment Fact Sheet • Sediment Impact and Management Practice Assessments Fact Sheet • Watershed Education and Outreach Fact Sheet • General Program • Trash Evaluation and Management Fact Sheet	G,T,P	

SECTION 4

MONITORING ACTIVITIES

4. MONITORING ACTIVITIES

INTRODUCTION

During FY 05-06, a considerable amount of water quality data and information were gathered and/or assessed by the Program through the direct implementation of and active participation in monitoring-related activities in the San Francisco Bay Area. The Program's monitoring resources were primarily spent preparing permit-required submittals, continuing to implement the Program's Revised Multi-Year Receiving Waters Monitoring Plan (Revised Multi-Year Plan), participating in regional monitoring-related programs, conducting special studies and implementing pollutant-specific control programs.

This section provides a brief background of the Program's monitoring and assessment program and summarizes significant monitoring-related activities conducted during FY 05-06. The activities described in this section are consistent with Provisions C.7 and C.9 of the Program's NPDES Permit. Each summary includes the following information, to the extent possible:

1) A description of the relationship to NPDES Permit requirement(s) and management question(s) the study was designed to address;
2) A brief description of subtasks and status of project/activity;
3) A brief description of the results;
4) A summary of findings to-date and recommendations (where feasible); and
5) A description of lessons learned and planned/recommended follow-up activities.

In addition, summaries of management activities conducted through the implementation of the Program's Pollutant of Concern (POC) Control Plans are provided for those POCs that do not have separate Annual Report sections (e.g., PCBs, Copper/Nickel and Dioxins). An effectiveness assessment of current monitoring activities is also provided at the end of the chapter.

The findings of many technical reports are briefly described within this section. To ensure public access to completed reports, work products and environmental data, the Program has placed the majority of its reports and work products on its website (www.scvurppp.org). The website is continually updated to include the latest reports and work products, data inventory sets and other pertinent Program information. When viewing the website, a large majority of the reports and work products are linked to downloadable documents. Reports and work products not available through the website may be obtained by submitting a request form to Program staff.

BACKGROUND

Multi-Year Receiving Waters Monitoring Plan

Consistent with Provision C.7.b and C.9 of its Permit, the Program developed (and submitted to the Water Board), a Multi-Year Receiving Waters Monitoring Plan (Multi-Year Plan) on March 1, 2002 that identifies Program monitoring activities in Santa Clara Basin Watersheds over an eight-year period. As new monitoring priorities were established, the Multi-Year Plan was revised in FY 03-04 (Revised Multi-Year Plan). This Revised Multi-Year Plan can be found

under the Environmental Monitoring and Assessment Measures link on the Program's website (www.scvurppp.org).
The Revised Multi-Year Plan contains the following information: watershed location (prioritized based on SCBWMI and Program assessment priorities), data type (chemical, biological and physical), number and frequency of sampling events, fiscal years (eight years starting with FY 02-03 through FY09-10), rationale and lead agency. The information on data type uses a tiered monitoring approach discussed by the Water Board staff in its Regional Monitoring and Assessment Strategy (RMAS) memo (Draft Monitoring Design in Water Board-lead Pilot Watersheds, spring 2001) dated February 8, 2001. The following monitoring categories were included within the memorandum: screening level, detailed investigation, and status and trends. The field and analytical methods used in the Revised Multi-Year Plan are described in the Program's Draft Quality Assurance Project Plan (QAPP), which is consistent with the Water Board's Surface Waters Ambient Monitoring Program (SWAMP) Quality Assurance Project Plan.

The Revised Multi-Year Plan incorporates specific data needs that have been identified in Program activities relevant to watershed assessment and monitoring. For example, the Revised Multi-Year Plan incorporates future monitoring activities that will be implemented for sediment-related studies in Stevens and Upper Penitencia Creek watersheds. Tasks associated with these monitoring activities are identified in the Program's Work Plan entitled *Workplan for Conducting Watershed Analysis and Management Practice Assessment in Other Creeks Potentially Impaired by Sediment from Anthropogenic Activities* (dated August 30, 2002). A clear identification of the specific monitoring activities planned for each year is included as part of the Program's Annual Monitoring Plan submitted to the Water Board every March 1.

Annual Monitoring and Watershed Management Measures Work Plans and Watershed Characterization Memorandum

During FY 04-05, the Program developed the *FY 05-06 Annual Monitoring and Watershed Management Measures Work Plan* (FY 05-06 Monitoring Plan). The FY 05-06 Monitoring Plan was included in the Program's *FY 05-06 Draft Work Plan* (submitted March 1, 2005). The FY 05-06 Monitoring Plan identified monitoring and watershed assessment activities for six sites in the Permanente Creek watershed, eight sites in Stevens Creek watershed, three sites in the Matadero/Barron Creek watershed, four sites in the Calabazas Creek watershed, and two sites in the Sunnyvale East/West Channel watersheds. The selection of these watersheds is consistent with the Program's *Watershed Management and Urban Runoff Management Integration Report* (dated June 29, 2001). The data type and sampling frequency were identified for each sampling site and accompanied by maps showing proposed sampling locations. The monitoring schedule is consistent with the sampling design presented in the Revised Multi-Year Plan (i.e., two sampling events per year representing different hydrological cycles). Information collected during implementation of the FY 05-06 Monitoring Plan is described in this Annual Report.

In preparation for Program-led receiving waters monitoring in FY 06-07, the Program developed the *FY 06-07 Annual Monitoring and Watershed Management Measures Work Plan* (FY 06-07 Monitoring Plan) in FY 05-06. The FY 06-07 Monitoring Plan was submitted to the Water Board on March 1, 2006 as part of the Program's *FY 06-07 Draft Work Plan*. Similar to past annual monitoring plans, the FY 06-07 Monitoring Plan describes planned monitoring that will be conducted during FY 06-07 in Permanente and Stevens Creek (year two) and Coyote Creek mainstem (year one). To provide additional details on the rationale for the selecting sampling site locations and parameters, the Program supplemented the FY 06-07 Monitoring Plan with a

watershed characterization technical memorandum. This memorandum includes a summary of existing data and information resources; descriptions of the relevant watershed attributes; and lists key issues relevant to the development of the proposed sampling design for Coyote Creek mainstem that will be implemented in FY 06-07.

SUMMARIES OF FY 05-06 MONITORING AND ASSESSMENT ACTIVITIES

A summary of FY 05-06 monitoring and assessment activities is provided within Appendix C-1 and Table 4-1. Appendix C-1 provides a historical summary of all monitoring and assessment activities conducted by the Program. The following summaries highlight the objectives, results and conclusions of specific monitoring-related projects conducted during FY 05-06. Monitoring activities were generally aimed at developing and implementing programs/projects designed to assess the condition of water bodies using practical, implementable indicators and protocols. The implementation of these indicators and protocols are a necessary step toward establishing a sound regulatory basis for locally based watershed management.

Monitoring activities presented within this section, involve multiple tasks, subtasks, or coordinated activities that may take place over multiple years and at varying geographical scales (i.e., regional or sub-watershed). In addition, it is important to note that monitoring and assessment activities described within this section are not entirely independent from activities described in Section 5 – Watershed Management Measures. Information gained from conducting studies and implementing activities/measures described in both sections have been used (and will continue to be used) in concert to meet objectives outlined in Permit Provisions C.7, C.9, and C.10, which include; (1) characterizing watersheds and stormwater discharges; (2) assessing existing or potential adverse impacts to beneficial uses; (3) identifying potential sources of pollutants of concern; (4) aiding in developing and implementing strategies for controlling adverse impacts on beneficial uses; and (5) assessing the effectiveness of pollutant prevention/control measures.

SCVURPPP Receiving Waters Monitoring and Assessment

In accordance with Provision C.10 (b), the Program developed a *Watershed Monitoring and Assessment Summary Report* (Summary Assessment Report) that summarizes the results and analyses of baseline data collected during the implementation of the Program's FY 05-06 Annual Monitoring and Watershed Management Measures Work Plan (FY 05-06 Monitoring Plan). The FY 05-06 Monitoring Plan included ambient surface water quality monitoring; and physical habitat assessment studies and bioassessment studies for the following watersheds:

- Permanente Creek;
- Stevens Creek;
- Matadero/Barron Creeks;
- Calabazas Creek; and
- Sunnyvale East/West Channels

The Summary Assessment Report provides information on possible beneficial use impacts to the extent possible (based on the study design and available data) and suggests next steps for monitoring/assessments and developing strategies to control potential impacts. The following paragraphs provide a brief synopsis of the information found within the Summary Assessment Report that is included within Appendix C-2.

City of Palo Alto Creek Monitoring

San Francisquito Creek Long Term Monitoring and Assessment Plan (LTMAP)

In addition to environmental monitoring conducted by the Program, the City of Palo Alto operates a water quality sampling station on San Francisquito Creek (at Newell Road) as part of the Long Term Monitoring and Assessment Plan (LTMAP). The Newell Road station is located in the lower portion of the watershed and therefore receives runoff from nearly the entire San Francisquito watershed, including most of the urbanized portion.

At the Newell Road location, flows are intermittent, with flow beginning during the rainy season and tapering off in the late spring or early summer. During each water year, five to six rainfall events are sampled using a time-integrated sampling regime. Samples are analyzed for total metals (including low level mercury, dissolved mercury, and methylmercury), nutrients, pesticides (organochlorine, organophosphate, and pyrethroids) and suspended solids. One sample each year is analyzed for dioxins. Stanford University, Stanford Linear Accelerator Center and Jasper Ridge Biological Preserve operate three additional LTMAP sampling stations in the upper watershed. Additional information on the LTMAP and data can be found at www.city.palo-alto.ca.us/cleanbay/creeks/index.html.

Volunteer Creek Monitoring Program

The City of Palo Alto's volunteer creek monitoring program was developed after a November 2002 fish die-off within the Palo Alto Flood Control Basin. Since April 2003, approximately six volunteers and Regional Water Quality Control Plant staff monitor twenty-one sites, twice a month, on Adobe, Barron and Matadero Creeks; and the Palo Alto Flood Control Basin. A YSI multi-meter probe is used to take measurements of temperature, conductivity, dissolved oxygen and pH. The volunteer program has collected three years of data that allow evaluation of water quality overtime within the creeks and flood basin. This data is useful in making policy decisions with respect to managing adequate dissolved oxygen levels within the flood control basin.

Regional Collaborative Monitoring Activities

Regional Monitoring Program for Water Quality (RMP)

The Regional Monitoring Program for Water Quality in the San Francisco Estuary (RMP) is a collaborative effort between the San Francisco Estuary Institute (SFEI), the Water Board and the regulated discharger community (including SCVURPPP). The RMP's goal is to collect scientifically valid information that allows movement towards understanding contaminant impacts on beneficial uses of the Bay. The RMP focuses on determining spatial patterns and long term trends through sampling of water, sediment, bivalves, and fish; effects on sensitive organisms; and chemical loading to the Bay. To provide the most complete assessment possible of chemical contamination in the Bay, the RMP seeks to synthesize RMP data with data from other sources.

The RMP is based on management questions and program objectives that are updated by the Water Board, RMP staff, RMP Technical Review Committee (TRC) and RMP Steering Committee (SC) every five years. The RMP recently updated its management questions and objectives in January 2005 (www.sfei.org/rmp/RMPproginfo.htm). The current RMP objectives are:

1. Describe the distribution and trends of pollutant concentrations in the Estuary;
2. Project future contaminant status and trends using best understanding of ecosystem processes and human activities;
3. Describe sources, pathways, and loading of pollutants entering the Estuary;
4. Measure pollution exposure and effects on selected parts of the Estuary ecosystem (including humans);
5. Compare monitoring information to relevant benchmarks, such as TMDL targets, tissue screening levels, water quality objectives, and sediment quality objectives; and,
6. Effectively communicate information from a range of sources to present a more complete picture of the sources, distribution, fate, and effects of pollutants and beneficial use attainment or impairment in the Estuary ecosystem.

The Program actively participated and contributed approximately $168,480 to SFEI for FY 05-06 expenditures on the RMP. This funding to SFEI is in addition to funding provided by the three south Bay public owned treatment works (POTWs), which are also Co-permittees. In addition, Program staff actively participated on a variety of RMP committees and work groups that included the RMP Steering Committee; Technical Review Committee; Sources, Pathways and Loadings Work Group (SPLWG); and, Contaminant Fate Workgroup. In addition, a City of San Jose staff member currently serves as the chair of the RMP TRC. In FY 06-07, the Program will continue to provide financial support for the RMP and actively participate in committees and workgroups.

The RMP budget is generally broken into two monitoring programs: Status and Trends; and Special and Pilot Studies. The following paragraphs provide a brief overview of these programs.

Status and Trends Monitoring Program

The Status and Trends Monitoring Program is the long-term contaminant-monitoring component of the RMP that was initiated as a pilot study in 1989. The Status and Trends Monitoring Program is comprised of four program elements that collect data to address the RMP objectives:

1. The *Status and Trends Monitoring Program* consists of long-term contaminant monitoring to characterize the status and trends for contaminants in water, sediment and biota (bivalves) in the Estuary (Objectives 1,3, and 4);
2. The *Sport Fish Contamination Study* is a triennial screening of fish tissue for contaminants of concern to human health (Objectives 1,3, and 4);
3. The *Episodic Toxicity Monitoring* component investigates potential toxic effects in Estuary tributaries (Objectives 1 and 2); and,
4. The *USGS* conducts two long-term monitoring efforts partially funded by the RMP, including monthly water quality measurements in the deep channels of the Estuary (from the Lower South Bay to the confluence of the Sacramento and San Joaquin Rivers), and sediment transport monitoring and modeling in the northern Estuary.

The summaries provided within this section focus on the latest information available from the Status and Trends Monitoring Program (i.e., 2004). The 2004 information was the third year that the Status and Trends Monitoring Program collected water and sediment samples using EPA's Environmental Monitoring Program (EMAP) Generalized Random Tessellation Stratified (GRTS) sample design. This type of design is appropriate for addressing the RMP objective (Objective 1) to describe the spatial and temporal patterns of contamination in the Estuary.

Monitoring data are available for downloading via the RMP website using the *Status and Trends Monitoring Data Access Tool* at www.sfei.org/rmp/data.htm.

Pilot and Special Studies

The RMP also conducts Pilot and Special Studies. Pilot Studies usually are designed to investigate and develop new monitoring measures related to anthropogenic contamination or contaminant effects on biota in the Estuary. Special Studies address specific scientific issues that the TRC, SC, or Water Board identify for further study. These additional studies are developed through an open application process, which starts with an applicant submitting a study idea to the RMP Program Manager for discussion at a TRC quarterly meeting.

Summaries of the most pertinent Pilot and Special Studies conducted in FY 05-06 are provided under each summary of pollutant-specific monitoring activities within this section. A summary of past Pilot and Special Studies conducted by the RMP is available on the RMP website (www.sfei.org/rmp/). In addition to providing funding for these studies, Program and Co-permittee staff provided in-kind support on the development, analysis of results and conclusions of each study summarized.

Clean Estuary Partnership

On August 6, 2001, a Memorandum of Understanding (MOU) regarding development of: 1) a Water Quality Attainment Strategy for San Francisco Bay-Delta and Tributaries; and 2) TMDLs for 303(d) pollutants (including mercury) was entered into by the Water Board, Bay Area Clean Water Agencies (BACWA) and Bay Area Stormwater Management Agencies Association (BASMAA). This group is referred to as the Clean Estuary Partnership (CEP).

The mission of the Clean Estuary Partnership (CEP) is to use sound science, adaptive management, and public collaboration to develop and implement technically valid and cost-effective strategies (including TMDLs) that result in identifiable, sustainable water quality improvements for San Francisco Bay. As a member agency of BASMAA, the Program contributed $97,000 to the CEP in FY 05-06. In addition, Program staff participated in CEP Executive Management Board (EMB) meetings, CEP Technical Committee (TC) meetings, pollutant-specific workgroup meetings and CEP Mercury Risk Reduction Work Group meetings. A City of San Jose staff member also serves as chair of the CEP TC.

FY 05-06 accomplishments included (but were not limited to) the development of a variety of technical reports and projects. Summaries of information collected during these studies are included under each summary of pollutant-specific monitoring activities provided below. In addition to the SCVURPPP providing funding for these studies, Program and Co-permittee staff provided in-kind support on the design, analysis of results and development of conclusions for each study summarized.

Program participation is tentative for FY 06-07, as the CEP is currently undergoing review and redesign.

BASMAA Monitoring Committee

The purpose of the BASMAA Monitoring Committee (MC) is to discuss and coordinate monitoring activities conducted by the Bay area urban runoff management programs. In FY 05-06, the main emphasis for BASMAA MC representatives, including Program and Co-permittee staff, was to participate in development of the monitoring and pollutant of concern-related

sections of the Municipal Regional Permit (MRP). The MRP is anticipated to replace the Program's NPDES permit and other Bay Area Phase I municipal stormwater permits. During FY 06-07, the Program will continue to actively participate in the BASMAA MC.

Mercury Monitoring Activities (Provision C.9.c)

Permit Provision C.9.c. requires the Program to develop and implement a mercury pollution prevention plan. In response, the Program developed a Mercury Pollution Prevention Plan (Mercury Plan) consistent with the Provision. The Mercury Plan was submitted to the Water Board on March 1, 2002 as part of the Program's *FY 02-03 Work Plan*. The Mercury Plan identifies actions that will be implemented at the Program level, municipality level, or both; and provides the schedule for initiation and/or completion of Program-level actions. The details of municipality actions and schedules are included in the individual Co-permittee Work Plans and/or Annual Reports, as appropriate.

During FY 05-06, a variety of mercury-related monitoring activities occurred including sampling and analysis of total and methylmercury in water, sediment, air and biota in the Estuary and the Guadalupe River watershed; and water quality monitoring conducted by the Program in accordance with the Revised Multi-Year Plan. In addition, a conceptual model of mercury in the San Francisco Bay was completed. The following summaries briefly describe the results and conclusions of these efforts. A more detailed description of FY 05-06 accomplishments and the prominent mercury pollution prevention activities planned for FY 06-07 are provided within Section 7 - Mercury Pollution Prevention Activities.

Watershed Monitoring

In FY 05-06, the Program continued to analyze water samples collected in Santa Clara creeks through the implementation of its Revised Multi-Year Plan. Water samples were collected as screening level indicators of water quality at a variety of creek sites draining urban and rural land use areas. As described in the Program's Revised Multi-Year Plan, grab samples were collected during two seasons (wet and dry).

Mercury concentrations detected in Santa Clara creeks in FY 05-06 ranged between 5.0 ng/L and 9.2 ng/L, below the four-day average mercury water quality objective (25 ng/L) for freshwater bodies in the San Francisco Bay region. A full description of methods, results and conclusions are presented in the Summary Assessment Report (see Appendix C-2).

Mercury Atmospheric Deposition Monitoring

One pathway of pollutants to the Estuary is atmospheric deposition, which was examined in the RMP Atmospheric Deposition Pilot Study. One study site (i.e., San Jose) remains from this pilot effort. RMP and City of San Jose in-kind funding were used in FY 05-06 to continue mercury deposition monitoring. The following objectives were used:

- Evaluate concentrations of mercury in rainwater as part of TMDL refinement; and
- Contribute to the national database to evaluate contributions of mercury from large urban areas and long-range aerial transport from outside the region to surface waters.

The latest results (2004 and 2005) were not available at the time of this report, but will be summarized in the Program's FY 06-07 Annual Report. Once available, results can also be

accessed at www.sfei.org/rmp/rmp_data_access.html. Current plans call for the RMP and the City of San Jose to continue to fund the San Jose monitoring station in FY 06-07.

Pollutant Loads from the Sacramento and San Joaquin Rivers

This study's primary objective is to estimate sediment and associated pollutant loads (including mercury, PCBs, chlorinated pesticides and PAHs) to San Francisco Bay from the Sacramento and San Joaquin Rivers, which drain the Central Valley. In FY 05-06, the RMP continued to collaborate with the USGS to monitor suspended solid concentrations at Mallard Island. Ten years of continuous sediment data are now available when combined with data collected by the USGS from 1994-98. The RMP also collected mercury and other sediment-related pollutant concentrations at Mallard Island for the purpose of developing statistical relationships between concentrations and optical backscatter turbidity measurements. These relationships can be used to estimate time-continuous concentration data, and when combined with estimates of discharge, allow estimation of pollutant loads from the Central Valley.

The most recent data analyzed during this study are from Water Years (WY) 2002 and 2003. Total mercury was measured in 30 water samples collected during these years. Total mercury concentrations ranged from 4 to 14 ng/L, whereas dissolved mercury concentrations in seven samples ranged from 0.8 to 1.6 ng/L. Despite dissolved mercury concentrations making up between 11 to 24 percent of the total mercury concentrations, a linear relationship was observed between instantaneous SSC and total mercury. The linear relationship allowed for estimation of annual loads for WY 2002 and WY 2003, which were 58(±20) and 97(±33) kg for total mercury. Extrapolation of mercury data (from WY 2002 and WY 2003) over a nine year period (WY 1995 to WY 2003) using SSC data resulted in long-term average annual load of 201(±68) kg total mercury entering the Estuary from the Sacramento and San Joaquin Rivers.

Data collection at Mallard Island continued during WYs 2004 and 2005. In December 2005, routine wet season sampling was completed during the first flush of WY 2006. In January 2006, following RMP Technical Review Committee approval, RMP contingency funds were expended to sample during a large flood event (approximately 7-year return frequency). This storm resulted in much higher flows compared to any previous RMP sampling episodes at Mallard Island. This data is currently being compiled and analyzed for future reporting. One goal is to compare long-term trends in mercury loads to TMDL Waste Load Allocations (WLAs) assigned to the Central Valley region. This will determine if required load reductions are met. The RMP has approved funding for continuation of this study through 2009.

Guadalupe River Pollutant Loading Study

This long-term monitoring study aims to measure sediment and associated pollutants loads to the Estuary from the Guadalupe River watershed; and demonstrates methods that could be used to estimate loads from other small tributaries to San Francisco Bay. Water samples and turbidity data are collected at a station near the bottom of the watershed. Three years of fieldwork and analysis are complete (WY 2003, 2004 and 2005) and field data from a fourth year (WY 2006) is currently being compiled and analyzed. Analytes include suspended sediment concentration (SSC), mercury, PCBs and a suite of metals. Beginning with year three of the study, PBDEs and methyl mercury were added and organochlorine pesticides were discontinued.

Sediment loads have decreased each year of the study. This appears to be related to climatic variation, and pollutant loads show similar trends. In WYs 2003, 2004, and 2005, the loads of

total mercury were estimated to be 116 ± 36 kg, 15 ± 4.5 kg, and 8 ± 2.5 kg, respectively. The Program funded mercury bed load measurements during year three of the study. The data indicated that bed load comprised about 1 percent of the total mercury load for WY 2005.

All observations to-date support the hypothesis that the majority of total mercury transported in the system is derived from out-of-channel sources in the New Almaden historic mining district. Other mercury sources (e.g., runoff and channel erosion in urban areas, erosion from Lake Almaden, atmospheric deposition, and channel erosion in the Alamitos Creek and Guadalupe Creek mainstems) appear to be subordinate given the observation of relatively high mercury concentrations on the falling stages when sediments primarily originate from the upper watershed. Controlled releases from the Guadalupe and Almaden reservoirs did not appear to increase mercury concentrations. Particle concentrations of metals associated with urban runoff (e.g., copper and lead and organics (PCBs and PBDEs) were elevated on the rising stages when flood waters are derived mainly from urban runoff.

The RMP Sources, Pathways and Loading Work Group provides study oversight and believes the study should be continued since the data set is still short relative to climatic variability in the Bay Area,. Funding for a fifth year has not yet been secured.

Guadalupe River TMDL for Mercury

The Santa Clara Basin Watershed Management Initiative (SCBWMI) is serving as the stakeholder forum for the development of the Guadalupe River TMDL Report for Mercury. The Guadalupe River Watershed encompasses parts of San Jose, Los Gatos, Campbell, Monte Sereno and the unincorporated Santa Clara County. The Program is a stakeholder in the Guadalupe River TMDL. The Santa Clara Valley Water District (SCVWD) is taking a lead role in the TMDL development process by funding a $900,000 study of mercury sources, fate and transport, and is participating as Co-Chair of the TMDL Work Group and Stakeholder Group. Program staff is also participating in the TMDL process. In addition, the SCVWD entered into a Memorandum of Understanding (MOU) with the Water Board for Phase I and Phase II studies which were funded by the SCVWD.

Since FY 02-03, Program staff, along with other Co-permittee staff, have attended Work Group meetings and reviewed draft technical memoranda developed by the consultant (i.e., Tetra Tech). During July and August 2003, a synoptic survey and preliminary field sampling effort was conducted. The results of the synoptic survey were incorporated into the *Draft Conceptual Model Report* (Tetra Tech, October 2, 2003). Based on the information collected for the conceptual model, a *Data Collection Plan* (Tetra Tech, February 20, 2004) was developed. Sampling in the Guadalupe River watershed, which began in February 2004, included an element to compare total and methyl mercury in creeks draining urban watersheds unaffected by mining (Ross, Canoas and Los Gatos Creeks) to those affected by mining (Alamitos, Guadalupe, Arroyo Calero, Canoas, Randol Creeks and Guadalupe River). Under a contract with the Water Board, the consultant has incorporated the data collection results into the *Final Conceptual Model Report* (Tetra Tech, May 22, 2005). A summary of the findings in this report were provided in the Program's *FY 04-05 Annual Report*.

Building on the information presented in the conceptual model report, Water Board staff released a TMDL Project Report in January 2006 that describes the estimated loads from source categories, TMDL targets and load and wasteload allocations, and preliminary implementation actions. Program, City of San Jose and SCVWD staff presented oral comments to Water Board staff during the SCBWMI TMDL Stakeholder Workgroup meeting on May 14,

2006. The purpose of the meeting was to obtain Workgroup input on the TMDL Implementation Plan.

Public notice of the release of the Basin Plan Amendment (BPA) package is currently scheduled for December 2006, with Water Board hearings scheduled for February and April 2007. Program and Co-permittee staff will continue to participate in the development of the Guadalupe River Watershed TMDL for mercury by attending meetings and reviewing/commenting on future TMDL reports.

Pesticide Monitoring Activities (Provision C.9.d)

In response to Provision C.9.d of the Program's NPDES Permit, the SCVURPPP developed a Pesticide Management Plan consistent with the Provision. The Pesticide Management Plan, which has many components, is described in Section 6 of the Annual Report. Pesticide-related monitoring activities conducted during FY 05-06 are described below.

Organophosphate Pesticides and Pesticide Related-Toxicity

Watershed Monitoring Activities
During FY 05-06, the Program continued to analyze water samples collected in Santa Clara creeks through the implementation of its Revised Multi-Year Plan. Water samples were collected as screening level indicators of water quality at a variety of creek sites draining urban and rural land use areas. Specific to pesticides, creek water was analyzed for organophosphate pesticide concentrations and aquatic toxicity. As described in the Program's Revised Multi-Year Plan, grab samples were collected during two seasons (wet and dry).

Organophosphate pesticides were detected in only one of the eighteen samples collected from seven creeks in the Santa Clara Valley in FY 05-06. Specifically, the diazinon at site BAR010 during the dry season event was 0.0344 ug/L, below the diazinon TMDL target of 0.100 ug/L.

Results from three species chronic toxicity testing also indicated very few problems in Santa Clara Valley creeks. Five sites were sampled two times (wet and dry seasons) during FY 05-06. No significant acute toxic effects (i.e., reduced survival) were observed in the ten samples. Growth/Reproduction (i.e., chronic effects) of test organisms *Ceriodaphnia dubia* and/or *Pimephales promelas* was slightly inhibited in two of ten samples analyzed. Growth of the green algal *Selenasturm capricornutum* was inhibited in two of ten samples analyzed.

A full description of methods, results and conclusions are presented in the Summary Assessment Report (see Appendix C-2). In future years, the Program will continue to coordinate pesticide and toxicity monitoring activities with regional monitoring efforts (e.g., BASMAA and RMP) to ensure that useful and adequate information is being collected. This information should assist the Program in determining the impacts of pesticides on local water bodies.

Legacy Pesticide Monitoring

Guadalupe River Pollutant Loading Study
Background information for this study was described earlier in this section (see Mercury Monitoring Activities). A report that included legacy pesticide monitoring results was completed in July 2005. In WY 2003, the loads of DDT, chlordane, and dieldrin to the Estuary from the Guadalupe River watershed were estimated at 1100 ± 270 grams, 790 ± 13 grams, and 82 ± 17

grams, respectively. In WY 2004, the loads were estimated at 700 ± 210 grams, 550 ± 140 grams, and 54 ± 13 grams, respectively. This project discontinued monitoring for legacy pesticides after WY 2004.

Copper and Nickel Control Measures (Provisions C.9.a and b)

Management Activities

Copper Action Plan and Nickel Action Plan Reviews
In FY 05-06, Program staff, in consultation with Water Board staff, decided that the SCBWMI Bay Modeling and Monitoring (BMM) Subgroup did not need to conduct semi-annual reviews of the Copper Action Plan (CAP) and Nickel Action Plan (NAP) due to the pending related activities of the Clean Estuary Partnership (CEP) and Water Board regarding the Municipal Regional Permit (MRP).

Limited discussions about how the transition would likely occur to a bay-wide Copper Management Strategy (CMS) occurred within the MRP Work Groups. MRP development related activities were considered higher priority by Water Board staff than CAP/NAP activities during most of FY 2005-2006. Ambient monitoring and trigger criteria were revisited to move towards a consistent and equivalent level of effort expended North and South of the Dumbarton Bridge. The proposed approach North of the Dumbarton Bridge is to rely on RMP data that is collected once per year versus the monthly dry season data collected south of the Dumbarton Bridge. The City of San Jose prepared a report entitled *Re-evaluation of San Francisco Bay Triggers fro Copper and Nickel* (dated April 2006) that evaluated alternative strategies for a consistent bay-wide approach. The report results were presented to Water Board and SFEI staff. The City of Palo Alto continued to offer to convert its Copper Indicators Report to a model for a bay-wide indicators report, if provided the necessary information. New funding mechanisms will need to be identified for on-going implementation of these bay-wide CMS components (stormwater and POTW annual reporting, indicators reporting and ambient monitoring). The Basin Plan Amendment adopting the North of Dumbarton Bridge Copper/Nickel (Cu/Ni) site-specific water quality objectives (SSOs) and the CMS are currently scheduled for adoption in early 2007.

Implementation of CAP/NAP Baseline Activities
The majority of baseline actions are implemented at the Program level (except for those assigned to San Jose, Sunnyvale and Palo Alto), and are included in the Program's Annual Reports and Work Plans. In mid-2003, the Program identified the following copper control activities that were deemed appropriate to implement at the Co-permittee level:

- CB-1: Measures to reduce copper discharges from vehicle washing operations;
- CB-3: Measures to control copper in discharges of stormwater in targeted industrial sources;
- CB-6, 7: Measures to reduce traffic congestion/promote alternative transportation;
- CB-8: Measures to classify and assess watersheds and improve institutional arrangements for watershed protection;
- CB-11: Measures to improve street sweeping controls and stormwater system operation and Maintenance;
- CB-12: Measures to control copper discharges from pools and spas;
- CB-21: Measures to discourage architectural use of copper; and
- NB-1: Measures to control nickel discharges from construction sites (sediment).

The *FY 06-07 Copper/Nickel Work Plan* and summary of FY 05-06 accomplishments are provided within Appendix C-3. Currently, the Copper/Nickel Work Plan contains twenty-one copper and seven nickel baseline actions. During FY 05-06, some specific accomplishments included:

- Distributed approximately 2,000 English and Spanish Watershed Watch (WW) campaign brochures that included outreach on car washing (aimed at reducing copper and nickel; and other pollutant inputs to stormwater). In addition, the Program distributed Watershed Watch campaign brochures at public events, ZunZun assemblies and through website and hotline requests (CB-1);
- The City of San Jose conducted additional rooftop inspections of selected facilities that may be potential sources of copper. Contact letters and the stand-alone roof vent BMP information (prepared by the City of San Jose) were mailed to the selected facilities (CB-3);
- The City of Palo Alto prepared the fifth annual Copper Action Plan Report (CB-4.3);
- Continued to actively support the Brake Pad Partnership (BPP) (CB-5), providing resources to fund and advocate BPP through BASMAA, actively tracking activities of BPP and efforts under the Proposition 13 grant;
- Continued to work with and support the Land Use Subgroup (LUS). Tasks included conducting two workshops (December 2005 and May 2006) relating to impacts on water quality. CB-6 and CB-7);
- Implemented the fourth year of the Multi-Year Monitoring Plan (Included specific water quality and sediment sampling and analyses for all metals including copper and nickel.) (CB-8.4);
- Continued to implement Co-permittee street sweeping and catch basin cleaning programs consistent with performance standards (aimed at reducing discharges of pollutants, including copper and nickel, to storm drains and receiving waters). Summarized the amount of material collected and miles swept within the Program's jurisdiction (CB-11);
- Continued distributing the updated brochure entitled Keep Pool, Spa and Fountain Water Out of Storm Drains, Creeks, and the Bay (aimed at reducing discharges of pool water, which can contain copper and nickel, to storm drains and receiving waters.) (CB-12);
- The City of San Jose continued to monitor dissolved copper and nickel during the dry season (in Lower South San Francisco Bay) as part of their ambient monitoring program (additional information provided below).

Lower South Bay Ambient Monitoring

In February 1997, the City of San Jose, on behalf of all local agencies in the South Bay, began sampling total and dissolved copper and nickel concentrations at ten stations in the Lower South San Francisco Bay (LSSB). In October 1997, two fresh water stations were added, one each in the lower reaches of Coyote Creek and the Guadalupe River, bringing the total number of stations to twelve (Figure 4-1). The sampling design from the CAP/NAP requires monthly compliance sampling. Ten locations in South San Francisco Bay are monitored to compare mean dry season dissolved copper and nickel concentrations to respective trigger levels. Results from monthly monitoring at ten stations show ambient concentrations continuing to be well below the adopted SSOs of 6.9 ug/L and 11.9 ug/L for copper and nickel, respectively. Ambient concentrations have remained consistent (no upward or downward trend) and below the stringent Action Plan trigger values (established as NPDES permit requirements in 2000) of 4.0 ug/L and 6.0 ug/L for copper and nickel, respectively. The monitoring results are located on the City of San Jose's Environmental Services Department website (www.sanjoseca.gov/esd/pub_res.htm).

Figure 4-1: Map of monitoring station locations in LSSB (City of San Jose)

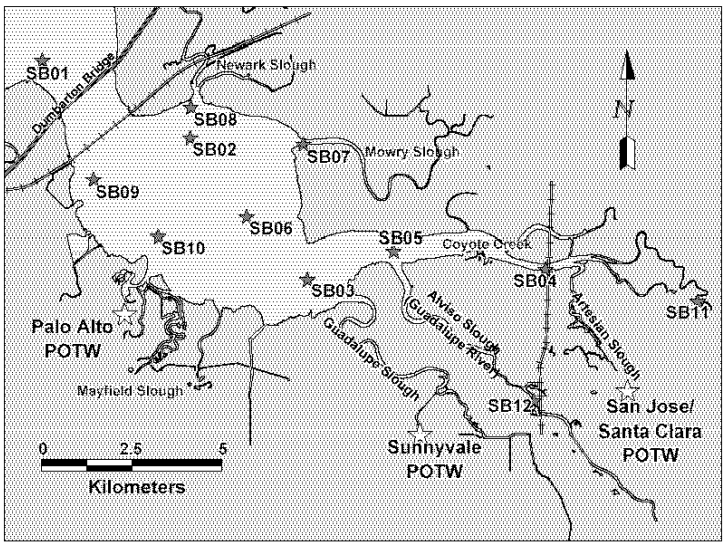

Future CAP/NAP Approach

Since 2003, the BMM Subgroup determined that further efforts at fine-tuning the CAP baseline activities would likely be unproductive due to certain remaining inherent challenges with the original CAP/NAP language. To assist in the identification of key baseline copper control activities that are most effective in the removal of copper, the Program helped fund preparation of a Clean Estuary Partnership document entitled *Copper Sources in Urban Runoff and Shoreline Activities: Information Update*. This report was prepared as part of North of Dumbarton Cu/Ni SSOs project funded through the CEP and finalized in November 2004.

The CEP also funded a follow-up project to prepare a reporting template and guidance on how the top priority stormwater CMS activities should be implemented and how the effectiveness of those activities should be assessed. The first source assessed was architectural copper in the CEP report entitled *Copper Management Strategy Development Resources, Element 1: Architectural Copper.* The report was reviewed at a Work Group meeting in December 2005. The CEP funded a follow-up report entitled *Copper Management Strategy Development Resources, Version 1* that addressed brake pads, copper pesticides and marine antifouling compounds. Other sources of copper in urban runoff are proposed to be addressed through existing permit requirements and public outreach.

The Cities of Palo Alto and San Jose continued funding efforts to develop a proposed BACWA sponsored bay-wide POTW CMS Annual Performance Summary Report which would consist in part of influent, effluent, and loading time series graphs. These graphs are designed to provide simple visual documentation of continued reasonable levels of pollution prevention and treatment plant performance by each POTW.

Monitoring Activities

Watershed Monitoring

During FY 05-06, the Program continued to analyze water samples collected in Santa Clara creeks through the implementation of its Revised Multi-Year Plan. Water samples were collected as screening level indicators of water quality at a variety of creek sites draining urban and rural land use areas and analyzed for total recoverable copper and dissolved copper

concentrations. As described in the Program's Revised Multi-Year Plan, grab samples were collected during two seasons (wet and dry).

In FY 05-06, total recoverable copper concentrations ranged from 0.68 to 20 ug/L in eighteen samples collected from seven creeks in Santa Clara County. At the same sites, dissolved copper concentrations ranged from 0.59 – 12.0 ug/L. Site BAR010 (Barron Creek at Park Blvd.) exhibited the highest total recoverable (20 ug/L) and dissolved (12 ug/L) copper concentrations for both the dry and wet season sampling events. The median total recoverable copper concentration for all sites during dry season sampling event was 1.6 ug/L (n=18), as opposed to wet season sampling event median of 2.3 ug/L (n=18).

Dissolved copper concentrations were adjusted for hardness and compared to copper water quality standards for freshwater described in the California Toxics Rule (CTR). Analytical results indicated that only one of eighteen samples (site BAR010) exceeded the Continuous Concentration Criterion (CCC) for copper. A full description of methods, results and conclusions are presented in the Summary Assessment Report within Appendix C-2.

Brake Pad Partnership

The Brake Pad Partnership (BPP) is a multi-stakeholder effort to understand the environmental impacts of automobile brake pad wear debris (which contains copper). Manufacturers, regulators, stormwater management agencies (e.g., SCVURPPP) and environmentalists are working together to understand these impacts. BPP efforts are aimed at developing an approach for evaluating potential impacts of copper (from brake pad debris) affecting water quality in the South San Francisco Bay. Brake pad manufacturers have committed to adding this evaluation approach (to existing practices) for designing products that are safe for the environment while meeting performance requirements.

To understand the fate and transport of copper from automobile brake pad wear debris, the Program (through BASMAA) continued to financially support the BPP in conducting a set of interlinked laboratory, environmental monitoring and environmental modeling studies. The BPP efforts include the following three environmental modeling studies:

- Air Deposition Modeling—To predict how much brake pad wear debris is released and deposited in the study watershed (Castro Valley);

- Watershed Modeling—To estimate how much copper from the deposited wear debris washes into the storm drainage system and eventually reaches the waters of the South San Francisco Bay; and.

- Bay Modeling—To determine whether and, if so, to what extent copper from brake pad wear debris affects short- and long-term concentrations of copper in the Bay.

In support of these modeling efforts, the BPP is conducting additional studies to develop accurate input data for the models. An air deposition monitoring effort will provide data necessary for comparison of the model results with the data values as a part of the air deposition model evaluation. Stormwater monitoring data is being collected to help calibrate and validate the watershed modeling. In addition, the BPP is conducting physical and chemical characterization analyses to determine model parameters specific to brake pad wear debris.

In FY 05-06, the BPP again made substantial progress in its work on air deposition monitoring; generation and characterization of a representative sample of brake pad wear debris; estimating

the amount of copper released to the watershed from brake and non-brake sources; water quality monitoring; and watershed modeling. The status and/or findings of each project can be found at www.suscon.org/brakepad/documents.asp.

PCBs and Dioxin Compounds Control Program (Provision C.9.e)

Provision C.9.e. of the Program's NPDES permit requires development of a control program to reduce or eliminate discharges of polychlorinated biphenyls (PCBs) and dioxin-like compounds from urban runoff conveyance systems from controllable sources (if any). As part of the PCBs/Dioxins Control Program, monitoring activities were conducted by the Program during FY 05-06. In addition, PCBs/Dioxins related management activities are described.

Polychlorinated Biphenyls (PCBs)

The Water Board has placed high priority on addressing PCBs in the Bay and is currently developing a PCBs TMDL. A recent report prepared by the CEP (*PCBs in San Francisco Bay: Impairment Assessment/Conceptual Model Report, February 2006*) provides a comprehensive discussion of issues related to PCBs in San Francisco Bay. This report is described below.

The Program has provided leadership to Bay Area storm water management agencies in their efforts to assist the Bay PCBs TMDL. This included leading a regional study that characterized the distribution of PCBs concentrations in storm water conveyance sediments in Bay Area watersheds. The Program also performed PCBs case studies in selected areas where elevated concentrations of PCBs were found during the regional study and coordinated similar case studies by other Bay Area storm water management agencies. The case studies were aimed at identifying PCBs sources and controls. The Program also prepared work plans for the above regional and local field studies. The work plans included a preliminary list of known sites where PCBs were used, stored and/or released in Santa Clara County. To facilitate regional coordination, the Program led a work group of representatives from BASMAA and Water Board staff and provided a staff to represent BASMAA on the CEP PCBs workgroup.

The Program also completed a report on efforts to develop methods of controlling discharges of PCBs from Bay Area urban runoff conveyances. The study describes 1) past, current and planned efforts to identify PCBs control options in the Bay Area, 2) management practices currently implemented by Bay Area storm water management agencies that may reduce discharges of PCBs from urban runoff conveyances, and 3) potential additional PCBs storm water control options and some of their advantages, limitations and cost factors.

During FY 05-06, the Program continued to work with other Bay Area dischargers and Water Board staff through BASMAA, the CEP and the RMP to coordinate and plan activities related to PCBs and other pollutants of concern. Efforts included providing funding to these organizations, participating in selected stakeholder meetings, committees and work groups and, as appropriate, reviewing and commenting on relevant documents prepared by the CEP, RMP and Water Board staff. Program staff continued to represent BASMAA on the RMP TRC, RMP SPLWG and CEP PCBs Work Group. Summaries of CEP projects related to PCBs are provided below. Full reports are available at www.cleanestuary.org.

PCBs Concentrations of Nearshore Sediments and Assessment of Data Quality
The primary objective of this project was to determine if existing data was sufficient to quantify PCB concentrations in the nearshore sediments of central and south San Francisco Bay that are not directly impacted by local PCBs sources (i.e., the project aimed to quantify PCB

concentrations in nearshore sediments impacted primarily by regional or Bay-wide sources). Various statistical approaches were applied but did not yield definitive results. Many issues with the study approach were raised by external scientific peer reviewers; however, the CEP decided that resolving the issues was not currently a high priority. A final project report was released and the comments from the peer reviewers were attached as appendices (*Final Report, Existing Data on PCB Concentrations of Nearshore Sediments and Assessment of Data Quality, October 2005*).

PCBs TMDL Implementation Plan Development

The objective of this project was to develop essential information needed during the development of an implementation plan for the Bay PCBs TMDL. Pertinent project topics included identification and prioritization of PCB sources; control strategies; and regulatory oversight and responsibility. One focus was municipal roles and responsibilities in the cleanup of PCBs sites, including on–land spill sites and accumulated sediments with PCBs in storm water conveyances. A final project report was recently released (*PCB TMDL Implementation Plan Development, May 2006*).

Conceptual Model / Impairment Assessment Report on PCBs in San Francisco Bay

During FY 05-06, the CEP completed *PCBs in San Francisco Bay: Impairment Assessment/Conceptual Model Report, February 2006*. The CMIA report had several objectives, including:

- Evaluate the current level of impairment of beneficial uses, including descriptions of standards or screening indicators and relevant data;
- Develop a conceptual model than describes the current state of knowledge for the pollutant of concern, including sources, loads, and pathways into and out of the Estuary and its water, sediment, and biota; and
- Identify potential studies that might reduce uncertainties associated with the report's conclusions.

The impairment assessment portion of the CMIA reviewed the information that led the USEPA to determine that sport fishing in San Francisco Estuary was impaired by PCBs. The assessment also used the most recent available data on concentrations of legacy pesticides in fish tissue, water, sediments, Bay harbor seals and bird eggs to evaluate whether sport fishing or other beneficial uses are impaired. The assessment compared the data to screening values and other criteria derived from regulatory standards and scientific literature to determine whether the weight of evidence indicates:

- **No impairment:** The available data demonstrates no negative effect on beneficial uses of the Bay, and there is sufficient information to make the finding.
- **Impairment unlikely:** The data indicate that legacy pesticides cause no impairment to the Bay. However, there is some uncertainty, due to lack of sufficient information or disagreement about how to interpret the data.
- **Possible impairment:** There is some suggestion of impairment, but the uncertainties preclude making a definitive judgment.
- **Definite impairment:** The data clearly demonstrate a negative effect on the beneficial uses of the Bay.
- **Unable to determine impairment:** There is insufficient information to make any determination.

The assessment found that some beneficial uses of San Francisco Estuary are or may be impaired by PCBs. In particular, fish tissue monitoring data indicate impairment of the Sport Fishing beneficial use. In addition, several sources of information indicate that PCB concentrations in the Bay may be high enough to adversely affect wildlife, including rare and endangered species.

The conceptual model portion of the CMIA provides a framework for optimizing management decisions and actions for reducing contamination by PCBs in San Francisco Bay. The conceptual model:

- Presents a simple one-box model of the Bay;
- Synthesizes information on the sources and pathways of PCBs to the Bay;
- Estimates total PCB loads to the Bay;
- Describes the chemical characteristics of PCBs and the dominant processes that determine their fate within the Bay; and
- Uses the one-box model to facilitate understanding responses within the Estuary and estimating recovery rates.

Sources of PCB loads to the Bay include 1) urban runoff; 2) Central Valley (Delta outflow); 3) buried sediment; 4) in-Bay localized areas with elevated PCBs; 5) dredging and dredged material disposal; 6) wastewater effluent; and 7) non-urban runoff. Urban runoff, the Central Valley, erosion of buried sediment, and in-Bay localized areas with elevated PCBs likely represent the largest pathways. Localized areas with elevated PCBs in the Bay are likely a major contributor of PCBs to the Bay food web and are also not well quantified. These areas are known to cause increased PCB bioaccumulation on a local scale, and are suspected to contribute to bioaccumulation on a regional scale.

The database on temporal trends in PCB concentrations over the past forty years is very fragmented. PCB concentrations in shiner surfperch, a key indicator species, declined from 832 ng/g wet in 1965 to 217 ng/g wet in 2003. Regular sport fish monitoring conducted from 1994 to 2003 has shown no clear pattern of decline. Transplanted mussels at northern Estuary locations have shown declines from approximately 4,000 ng/g lipid in 1982 to 1,000 ng/g lipid in 2003. For the southern Estuary locations, concentrations have declined from approximately 6,000 ng/g lipid in 1982 to 2,000 ng/g lipid in 2003. Data from the top of the Bay food web also indicate that PCB concentrations have declined over the past twenty years.

The conceptual model also identifies information gaps that limit the ability of scientist and managers to evaluate management alternatives and estimate recovery rates. Priority information needs at present relate to:

- Understanding the sources, magnitude of loads, and effectiveness of management options for urban runoff;
- The regional influence of localized areas with elevated PCBs;
- Remobilization of PCBs from buried sediments in the Bay;
- *in-situ* degradation rates of PCBs;
- Reliable recovery forecasts under different management scenarios;
- The spatial distribution of PCBs in soils and sediments; and
- The biological effects of PCBs in interaction with other stressors.

Future projects will develop additional data regarding the sources, pathways, loadings, transport fate and effects of PCBs in the Estuary.

San Francisco Bay Food Web Model
This project expanded an existing Bay food web model to include sensitive wildlife species as endpoints. The expanded model predicts the maximum concentration of PCBs in Bay sediments that result in safe levels of PCBs in Bay wildlife, in addition to the model's capability of predicting sediment concentrations associated with safe levels of PCBs in edible fish tissue for human consumption. These data may assist Water Board staff select numeric targets for PCBs in sediments for the Bay TMDL. A final project report was released following scientific peer review (*San Francisco Bay PCB Food Web Bioaccumulation Model, Final Technical Report, July 2005*).

Multibox Bay PCBs Fate and Transport Model and Multi-year Sediment Sampling Program
This project is a multi-year program, building on model development efforts already underway, to construct a mechanistic model that will advance our understanding of pollutant behavior in the Estuary and provide a new tool for water quality management. The project goals include: 1) developing a better tool for predicting future pollutant concentrations and testing potential management actions; 2) clarifying the uncertainty of existing model predictions; 3) identifying key areas where fieldwork can reduce uncertainties; and 4) conducting key fieldwork, including sediment coring in the Bay to improve estimates of the PCB inventory and historic loads and tracer experiments to quantify flushing. During FY 05-06, the model was independently tested. The results are documented in *Results of Independent Testing of SFEI's Multibox Model for PCB Fate and Transport, September 2005*. Recommendations included:

- Updating and improving the model documentation;
- Reviewing and modifying the input data sets used by the model since some historical data sets are incomplete and should be populated;
- Evaluating possible impacts of sea level rise at the Golden Gate on PCB flushing from the Bay within the 21st century (the time frame of the forecast period);
- Analyzing the effects of overestimating suspended solid concentrations in the lower layers of the model's boxes on PCB transport;
- Evaluating the effects of the spin-up period to determine if PCB transport was influenced during the hindcast and forecast period; and
- Examining issues related to the model generally over-predicting the amount of PCBs in the Bay's water and sediment.

Dioxins

All segments of San Francisco Bay were listed as impaired by certain dioxin compounds in the 1998 and 2002 Clean Water Act Section 303(d) lists. The Water Board opposed the 1998 listing of dioxins in the Bay but was overruled by the USEPA. The 2002 303(d) list designates the TMDL priority for dioxins in the Bay as low, and a schedule for performing a TMDL is not included. The Program understands that the Water Board does not plan to perform a TMDL for dioxins in the Bay. A recent report prepared by the CEP (*Dioxins in San Francisco Bay: Conceptual Model/Impairment Assessment, January 2005*) provides a comprehensive discussion of issues related to dioxins in San Francisco Bay.

The Program has developed and implemented three work plans related to dioxins. In March 2002, the Program submitted an initial work plan. This work plan specified reviewing readily available data on methods used to characterize dioxins in storm water runoff and surface waters

and concentrations typically found in the Bay Area and other areas. The completed review revealed that dioxins have been found in urban runoff in the Bay Area and other locations, and in sediments in the Bay and other estuaries. It was concluded that existing data are not sufficient to characterize the distribution in urban runoff among Bay Area land uses or calculate loadings to the Bay. The second work plan was completed in March 2004 and described the Program's collaboration with other Bay area storm water management agencies to develop an introductory report on dioxins. The completed report emphasized issues related to urban runoff in the Bay area, including regulatory context, impacts, sources, pathways, review of relevant Bay Area, national and international studies, and qualitative review of potential storm water controls. The third work plan was completed in March 2004. It specified that Program Staff will track regional, state and federal efforts to address dioxins and encourage Co-permittees to track, understand, and participate in these programs, as appropriate. A memorandum documenting the results of this tracking was completed in FY 04-05.

Dioxins Control Program- FY 05-06 Activities

During FY 05-06, Program staff surveyed the Co-permittees regarding dioxins pollution prevention actions they currently implement and any related formal policies, resolutions or ordinances already adopted. The survey revealed that Co-permittees currently implement a wide range of activities that may help prevent formation of dioxins. In particular, the survey revealed most Co-permittees are taking measures that may help address what are the potentially the largest contemporary sources of dioxins in the Bay Area: residential wood burning, diesel exhaust and use of the pesticide 2,4-D. Program staff also continued to track regional, state and federal efforts to address dioxins.

The A memorandum entitled *Dioxin Control Program - FY 2005-2006 Activities* (Attachment C-4) documents the results of the survey. It also describes programs by the Association of Bay Area of Governments (ABAG), California Environmental Protection Agency and USEPA to address dioxins within the Bay Area environment. In particular, the memorandum describes dioxins pollution prevention options developed by ABAG's Bay Area Dioxins Project in the context of potential implementation by municipalities. Municipal pollution prevention demonstration projects conducted by the Bay Area Dioxins Project are also described. The demonstration projects developed tools and resources intended to facilitate municipal implementation of practices that reduce the use of diesel fuel vehicles, chlorine bleached paper and PVC building materials.

The memorandum recommends that Co-permittees review their dioxin pollution prevention efforts, activities conducted by other Co-permittees and regional efforts (e.g., ABAG's Bay Area Dioxins Project). The information provided in the memorandum is intended to facilitate such a review. The memorandum states that based upon the results of the review, Co-permittees may wish to consider expanding existing efforts or implementing new dioxin pollution prevention activities as feasible within current fiscal constraints, with priority given to addressing residential wood burning, diesel exhaust, and use of the pesticide 2,4-D.

Sediment Control Program (Provision C.9.f)

San Francisquito Creek Sediment TMDL

In response to a listing of impairment by sediment under section 303(d) of the Clean Water Act and a need to provide information for a TMDL assessment, two separate (but coordinated) projects have been developed. These projects are the San Francisquito Creek Watershed Analysis and Sediment Reduction Plan (Plan), administered by the San Francisquito Creek

Joint Powers Authority (JPA); and the Aquatic Habitat Assessment and Limiting Factors Analysis (AHALFA), managed by the Santa Clara Valley Water District (SCVWD). The Plan fulfills Permit Provisions C.9.f.i and C.9.f.ii of the Program's NPDES permit.

The primary issues driving the TMDL are flooding and degradation of habitat, impacting steelhead trout and other threatened aquatic species. The approach adopted by the JPA and SCVWD in these projects is to assess factors limiting the threatened aquatic species, including but not confined to those related to excessive sedimentation caused by human land use activities. Project products are intended to produce information that will assist the Water Board to confirm or reject the validity of the sediment impairment listing and help identify other causes of impairment to aquatic species and their habitats in San Francisquito Creek.

There were two main objectives for developing the Sediment Reduction Plan. The first objective was to understand the erosion, transport and deposition of sediment in the San Francisquito Creek watershed, focusing on human-related activities that modify hydrology, alter erosion rates or trap sediment. The second objective was to review existing sediment management policies and practices and recommend management measures to effectively reduce erosion and sediment transport in the watershed. The specific tasks for this project are:

1) *Historical Conditions Analysis:* Analyze historical conditions in the San Francisquito watershed, particularly sediment supply, transport, and deposition as they relate to stream and water character;
2) *Existing Conditions Analysis:* Analyze land use, biological resources, stream management and maintenance and designated beneficial uses;
3) *Watershed Sediment Analysis:* Develop a rapid sediment budget for the watershed, detailing sediment sources, sediment sizes, storage and sediment yield;
4) *Assessment of Existing Management Practices:* Assess existing policies and regulations that provide erosion control or channel protection, identified deficiencies and recommended improvements; and
5) *Watershed Analysis and Sediment Reduction Management Plan:* Incorporate all analyses completed in previous tasks and makes recommendations for measures to manage erosion of the identified human-related sediment sources and estimate reduction of sediment load from these measures.

The Watershed Analysis and Sediment Reduction Management Plan (Final Report) was completed in May 2004. The sediment study was funded under a Proposition 13 grant and administered by the JPA. This report can be found at www.cityofpaloalto.org/jpa/references.html.

The *Aquatic Habitat Assessment and Limiting Factors Analysis* (AHALFA) is intended to characterize channel and habitat conditions with respect to factors that limit the steelhead population in the San Francisquito Creek watershed. Information for this analysis came both from direct data collection and analysis and from studies that have already been performed. Data collection and analysis evaluated stressors that limit: (1) aquatic habitat, (2) steelhead (*Oncorhyncus mykiss*), and (3) development of individuals in specific steelhead life history stages within the lower San Francisquito Creek watershed. The study area includes the lower mainstem of San Francisquito Creek and the Los Trancos Creek subwatershed within Santa Clara County.

The AHALFA Final Report was released on June 12, 2006. The study concluded the following:

1. Suitable winter refuge in pools and other habitats is the key limiting factor limiting smolt production within the study area. The primary cause for lack of overwintering habitat appears to be disconnection of upstream sources of material and loss of material due to hydraulic simplification of the watershed. Existing evidence suggests that overwintering habitat was likely to be historically a limiting factor for steelhead in the lower San Francisquito Creek watershed.
2. Juvenile summer rearing and spawning habitat was determined to be degraded in the study area; however increases in quality and quantity of these habitat features would not likely increase smolt production with commensurate increases in winter rearing habitat.
3. Steelhead outmigration success is limited by seasonal drying of the channel, which may be exacerbated when habitat connectivity is interrupted by passage impediments.
4. Limited available water temperature data suggests that temperatures are generally suitable for steelhead in Los Trancos Creek and unsuitable during the summer months in the San Francisquito Creek mainstem.

The Final Report identified key information needs and future studies to extend the temporal and geographic data sources; and to increase the certainty of the analysis. Some of the key recommendations include:

1. Extend the analysis into the upper reaches of the watershed in San Mateo County, with emphasis on the San Francisquito Creek mainstem, Bear Creek subwatershed and Corte Madera Creek subwatershed.
2. Document the location and carrying capacity of critical steelhead habitat for the entire watershed.
3. Conduct smolt outmigrant trapping and determine the timing and magnitude of flows necessary for downstream passage by smolts.
4. Monitor juvenile steelhead populations in established reaches once (fall) or twice (fall and spring) annually.

During FY 06-07, the Program will continue to follow and participate in the sediment-related activities within the San Francisquito watershed.

Upper Penitencia Creek Watershed Analysis

The Program developed a *Work Plan for Conducting a Watershed Analysis and Management Practice Assessment in Other Creeks Potentially Impaired by Sediment from Anthropogenic Activities* (Work Plan) in fulfillment of Permit Provision C.9.f.iii paragraph 2. The Work Plan identifies a two-phased approach to assess watersheds previously identified by the Program as high priority for watershed analysis due to the potential for anthropogenic sediment impairment.

Phase I includes conducting a Limiting Factors Analysis (LFA) and sediment management practices assessment. Phase II includes conducting a rapid sediment budget, which will only be conducted when the Phase I study results indicate that excessive sediment from anthropogenic sources is impacting beneficial uses in the watershed.

The Upper Penitencia Creek watershed was identified as a high priority watershed to conduct a watershed analysis focused on sediment. An LFA was initiated in the Upper Penitencia Creek watershed in FY 04-05. The final Upper Penitencia Creek LFA report is included within

Appendix C-5. The results, conclusions and recommended next steps presented in report are summarized below.

Summary of Upper Penitencia Creek LFA Results and Conclusions

The primary focus of the Upper Penitencia Creek LFA was to characterize the nature and degree of potential sediment-related effects on a selected indicator species (i.e., Steelhead Trout). The objectives of the LFA were to identify and fill information gaps related to physical and biological factors controlling population dynamics of steelhead and to determine to what degree human-related sediment impacts are key factors limiting steelhead production. Based on the available information and reconnaissance surveys, several focused studies were developed to test hypotheses on potential limiting factors for steelhead. The focused studies addressed the following factors: fish passage barriers, gravel permeability, pool filling, overwintering habitat, and summer rearing and growth. The LFA was conducted using a weight of evidence approach that was based on best available information and the results from each of the focused studies. The findings of the Upper Penitencia Creek LFA include:

1. No barriers to upstream migration below natural waterfalls in Upper Penitencia Creek and Arroyo Aguague were identified. However, a passage impediment in Alum Rock Park may limit passage opportunities at some flow levels;
2. Seasonal low flows in the downstream reaches may limit steelhead outmigration success in some years, especially if channel drying occurs before the end of the outmigration period (typically March–May);
3. Gravel permeability is low but not likely limiting smolt production due to habitat limitations at other life stages;
4. Pool filling is low, indicating high transport capacity of fine sediment relative to supply;
5. Preliminary analysis suggests that overwintering habitat is likely the key limiting factor for steelhead prior to smolt outmigration;
6. Potential limitations to steelhead density and fish growth may exist in Upper Penitencia Creek due to low stream flows and warm water temperatures during the summer period.

These findings indicate that factors associated with juvenile rearing, especially winter habitat conditions, are likely to have the greatest influence on the steelhead population in the Upper Penitencia creek watershed. Sediment dynamics in Upper Penitencia Creek are directly related to juvenile rearing capacities by the embedding of coarse substrate (i.e., cobble and boulders). However, existing information is not sufficient to differentiate current anthropogenic sediment inputs from what is likely a naturally high sediment yield from the watershed. Additional uncertainty remains regarding the potential effects on smolt production of seasonal low flows and elevated water temperatures during the outmigration and summer rearing periods. Important data gaps and information needs were identified to reduce uncertainty associated with development and testing of the key hypotheses investigated in this study.

Next Steps

To address the findings presented in the Upper Penitencia LFA report and meet the intent of Permit Provision C.9.f.iii paragraph 2, the Program intends to conduct an Upper Penitencia Creek watershed sediment management practices assessment in FY 06-07. The assessment is intended to meet the following three objectives: 1) document current sediment management practices in the watershed; 2) assess the effectiveness of these practices in preventing excess sediment reaching Upper Penitencia Creek and its tributaries; and 3) recommend improvements to existing practices and/or recommend new practices that are within or outside of the Program's jurisdictional boundaries. The Program is not planning to conduct a sediment source assessment (i.e., rapid sediment budget) at this time because (a) the upper watershed land

area that drains to the rearing habitat is entirely non-urban, and (b) it is not clear that the relevant sediment inputs are anthropogenic and distinct from those naturally occurring in the upper watershed. Fieldwork conducted during the sediment management practices assessment will seek to identify relatively large sources of sediment within and outside the Program boundaries to the extent possible; and recommend management actions to the appropriate entities that could be implemented to reduce sediment impacts to steelhead rearing habitat. Completion of Sediment Management Practices Assessment Report will be coordinated through the Program's Watershed Analysis AHTG in FY 06-07.

Saratoga Creek Water Body Assessment

Following Upper Penitencia Creek, Saratoga Creek (upstream of the San Jose Water Company diversion) is the next highest priority creek scheduled for investigation of potential sediment impairment due to anthropogenic activities. In FY 05-06, Program staff began conducting a water body assessment in Saratoga Creek to:

- Evaluate potential sediment impacts to fish/habitat;
- Evaluate Beneficial Use attainment; and,
- Identify data gaps and additional monitoring needs.

In FY 05-06, the Program used the Unified Stream Assessment (USA) method (developed by the Center for Watershed Protection in 2004) on Saratoga Creek to evaluate instream and riparian corridor conditions and associated stressors. In addition, fish population surveys were conducted in fall 2005 and spring 2006 to assess the current population of cold water fisheries within the watershed. An assessment report that summarize results, findings and recommendations based on all the Program's survey data for Saratoga Creek will be released for public comment in FY 06-07.

Trash Characterization and Management Activities

On November 14, 2001, the Water Board released the document entitled *Proposed Revisions to Section 303(d) List of Priorities for Development of Total Maximum Daily Loads for the San Francisco Bay Region* Report. This report states that "between now and the next 303(d) listing cycle, municipalities will be expected to assess trash impairments in their jurisdiction …", Water Board staff will review information concerning trash in the next listing cycle to determine whether specific water bodies warrant 303(d) listing. In a proactive response to the 303(d) Staff Report, the Program's Management Committee formed a Trash AHTG (first meeting on February 21, 2002). The Trash AHTG developed a Work Plan (submitted March 1, 2003) to identify a strategy for addressing trash problem areas that occur in or near urban streams and waterways of the Santa Clara Basin.

During FY 03-04, the Program assisted Co-permittees in completing the following Work Plan tasks: 1) document existing trash management practices implemented by municipalities and agencies within the Program's jurisdiction; 2) identify and map high priority trash problem areas and sources of trash in Santa Clara Basin watersheds; 3) develop a strategy to conduct trash evaluations in or near creeks; 4) sponsor a training workshop on how to use existing trash assessment tools (i.e., RWQCB Rapid Trash Assessment Protocol (Version 7.0) and Keep America Beautiful (KAB) Litter Index); and 5) develop standardized reporting format for documenting and evaluating trash management and monitoring activities.

During FY 04-05, Co-permittee staff and volunteers from watershed stakeholder groups conducted a total of 189 trash evaluations, including 146 trash evaluations using the KAB Litter Index (i.e., non-creek sites) and 43 trash evaluations using the RWQCB Rapid Trash Assessment Protocol (Version 7.0) (i.e., creek sites). A summary of the trash evaluation results was provided in the Program's *FY 04-05 Annual Report*.

During FY 05-06, the Program revised the RWQCB Rapid Trash Assessment Protocol (Version 7.0) to improve the effectiveness of the evaluation tool to better assess trash problem areas in urban streams. The revised Urban Rapid Trash Assessment (RTA) Protocol (Version 1.0) was implemented by Co-permittees for trash evaluations of creek sites. In addition, the Program revised the format for reporting trash evaluation results to improve consistency of Co-permittee responses and to enhance the analysis of trash assessment data on a Program-wide basis. Summary results from Co-permittee trash evaluations conducted during FY 05-06 are provided within a technical memorandum entitled *Trash Problem Area Evaluation Results- FY 05-06* (see Appendix C-6). The table entitled *Trash Evaluation Area Results by Watershed*, which is attached to the memorandum, provides the following information: ID #, date, location of trash problem area, assessment tool, score, existing management actions, recommended management actions and/or future evaluations. The approximate physical location, score (for both KAB and Urban RTA trash evaluations) and major watershed boundaries within the Santa Clara Basin are provided within Figures 1 through 6 of the memorandum. A summary of the trash evaluation results and conclusions are discussed below.

Summary Results

Co-permittees conducted a total of 233 trash evaluations, including 206 trash evaluations using the KAB Litter Index (i.e., non-creek sites) and 27 trash evaluations using the Urban RTA Protocol (Version 1.0) (i.e., creek sites). *Table 1: Summary Results of FY 05-06 Trash Evaluations* provides scores (for both KAB and RTA trash evaluations) by watershed. A total of 149 unique sites were assessed. The KAB Litter Index was used at 128 sites and the Urban RTA Protocol at 19 sites. A combination of the KAB and Urban RTA Protocol was used at two sites. Nine of the sites evaluated were new sites (i.e., not previously listed in the memorandum entitled *Trash Problem Area Survey Results* dated May 10, 2004).

Seventy-two sites were evaluated more than once (i.e., two to five times), typically during different seasonal time periods (i.e., late fall/winter and spring/ early summer). The re-assessed sites included 66 non-creek sites and six creek sites. Subsequent evaluations at non-creek sites indicated that there was no change in score for fifty percent of the sites, higher scores occurred at twenty-five percent of the sites (i.e., conditions degraded) and lower scores occurred at twenty-five percent of the sites (i.e., conditions improved). Subsequent evaluations at creek sites indicated that over 80 percent of the sites (n=5) exhibited higher scores (i.e., conditions improved) and about 20 percent of the sites (n=1) exhibited no change in score. Improved trash conditions during subsequent evaluations may be related to trash being removed by Co-permittee staff during the first trash evaluation.

Seventy percent of the trash evaluations were conducted in the Guadalupe River (n=64), San Tomas Aquino Creek (n=45), Calabazas Creek (n=29) and Sunnyvale East Channel (n=26) watersheds.

Evaluation scores for each assessment tool (i.e., Urban RTA Protocol (Version 1.0) and KAB Litter Index) are provided within the table entitled *Trash Problem Area Evaluations Results by Assessment Tool* (see Appendix C-7). The following results were observed during FY 05-06:

KAB Litter Index – Non-Creek Sites

The KAB Litter Index uses a four-point scoring system to estimate the presence of litter within a specific area. To ensure consistent KAB Litter Index scoring between Co-permittees, Co-permittee staff reviewed materials developed by Keep America Beautiful. These materials included written descriptions (on how to score), photographs (which show conditions) and a training video (which detail how to conduct an evaluation). Several Co-permittees increased the resolution of the original KAB litter scale by assigning scores as fractions. The following describes the modified scoring system of the KAB Litter Index: 0 – 1.0 ("no litter"); 1.1 – 2.0 ("slightly littered"); 2.1 – 3.0 ("littered"); and 3.1 – 4.0 ("extremely littered").

- Seventy-eight percent of the sites were scored as "no litter" or "slightly littered";
- Eighteen percent of the sites were scored as "littered". Only four percent were scored as "extremely littered";
- Guadalupe River and San Tomas Aquino Creek watersheds had the greatest number of sites, twenty-four and eighteen respectively, that were scored as "no litter" or "slightly littered";
- Guadalupe River, Calabazas Creek and Sunnyvale East watersheds had the greatest number of sites, seven, five and three, respectively, that were scored as "littered"; and
- Guadalupe River and San Tomas Aquino Creek watershed had five and two "extremely littered" sites, respectively. (**Note**: Guadalupe River is the second largest watershed in the Santa Clara Basin and contained the greatest number of sites (n=34) and evaluations (n=64) compared to all other watersheds. As a result, Guadalupe watershed exhibited a wide range of trash conditions).

The majority of trash problem areas in non-creek areas occurred adjacent to roadways (28%), commercial areas (22%) and residential homes (16%) and apartments (12%). Seventy-five percent of the most prevalent trash items reported by Co-permittees during KAB evaluations (n=259) were biodegradeable/paper (41%) and plastic/Styrofoam (35%). Approximately twenty percent of the reported trash items observed during these evaluations were a combination of miscellaneous items (includes cigarette butts), glass and metal (**Note**: the actual number of trash items was not recorded). Sixty-three percent of the suspected trash sources reported by Co-permittees during KAB evaluations (n=242) included litter from both pedestrians (32%) and vehicular traffic (31%). Approximately thirty percent of the remaining trash sources reported was from a combination of litter at commercial areas, illegal dumping, homeless encampments, litter at schools and dumpsters.

The most common recommended management actions reported by Co-permittees (n=130) include the following : referral to agency staff (e.g., public works, solid waste and police); coordinate with Cal Trans; inclusion into existing clean up programs; and conduct public education outreach to businesses and schools. Fifty percent of the responses recommended future assessments. However, sixteen percent of the responses (n=21) indicated no trash problem and recommended removal of the trash problem area from the list. Over twenty-five percent of the responses indicated that existing management actions were adequate at the site.

During FY 05-06, a higher number of trash evaluations were conducted in non-creek areas (n=206) compared to FY 04-05 (n=146). Trash scores were very similar for both years with seventy-five (FY 04-05) and seventy-eight percent (FY 05-06) of all sites scored as "no litter" or "slightly littered". Similar to FY 04-05, there was no consistent pattern in changes of trash condition over time at non-creek sites. In addition, KAB assessment results did not indicate any spatial relationships between littered non-creek sites and creek sites with poor/marginal trash

condition. The KAB assessment results were not conclusive for identifying and prioritizing trash problem areas that are sources of litter in the creeks.

SCVURPPP Urban Rapid Trash Assessment (RTA) – Creek Sites

The Urban Rapid Trash Assessment consists of six assessment parameters (with narrative descriptions) that qualitatively rate the trash condition of each parameter on a scale of 0 – 120. The range of scores for each parameter is divided into four categories: "poor", "marginal", "suboptimal" and "optimal". The total site score represents the summation of the six individual parameter scores. For the purposes of this analysis, the total site score was divided into the same four categories: 0 – 30 ("poor"); 31 – 60 ("marginal"); 61-90 ("suboptimal"); and (91 – 120: "optimal").

- Ninety-five percent of the sites were scored as "optimal" or "suboptimal";
- Five percent of the sites were scored as "marginal"; no sites were scored as "poor";
- Nine sites identified as optimal (scores of 91 to 120) were located in lower reaches of San Francisquito Creek (n=3); middle reaches of Stevens Creek (n=3), and middle or lower areas of Calabazas Creek, Adobe Creek and Sunnyvale West Channel watersheds (one site within each watershed);
- Eleven sites identified as suboptimal (scores of 61 to 90) were located in the middle and lower reaches of six different watersheds or within the Baylands (n=2);
- One site scored as marginal (scores of 31 to 60) occurred in Coyote Creek; and
- Volume of trash removed during an Urban RTA evaluation typically ranged from a partially filled garbage bag (less than one cubic foot) to two filled garbage bags (32 gallon size or about three cubic feet).

The majority of trash problem areas in creek areas occurred adjacent to roadways (28%), residential (23%) and park/trail land uses (20%). Fifty-four percent of the most prevalent trash items reported by Co-permittees (n=56) during Urban RTA evaluations were plastic/Styrofoam (34%) and biodegradeable/paper (20%) (**Note:** trash items are classified and enumerated for a 100 foot section of stream). Over forty percent of the remaining trash items reported, in order of most frequent, were a combination of glass, miscellaneous, construction materials and metal. Over seventy percent of the suspected trash sources reported by Co-permittees (n=51) during Urban RTA evaluations included litter from pedestrians (31%); upstream/stormdrain catchment (18%); and litter from vehicular traffic (12%) and recreational areas (10%). Approximately thirty percent of the remaining trash sources reported was from a combination of litter at commercial areas, illegal dumping, homeless encampments, litter at schools and dumpsters.

A majority of the sites were reported to have ongoing clean up efforts related to channel maintenance activities. The most common recommended management actions reported (n=21) by Co-permittees include the following: increase enforcement or police patrols; support volunteer clean up programs; conduct public education outreach to homeowners associations and schools; and install new BMPs (i.e., fences along roadway). Over fifty percent of the responses recommended future assessments, in some cases to evaluate effectiveness of upstream management actions. A small number of responses (n=3) indicated that existing management actions were adequate.

During FY 05-06, a fewer number of trash evaluations were conducted in creeks (n=27) compared to FY 04-05 (n=43). This was partly due to unseasonably high flows during spring and early summer 2006. The SCVWD is planning to conduct trash assessments at creek sites during fall 2006. Overall trash scores for creek sites evaluated in FY 05-06 were generally

much higher (i.e., better condition) than creek sites evaluated in FY 04-05. Ninety-five percent of the creek sites evaluated in FY 05-06 were scored "optimal" or suboptimal", while twenty-three percent of the creek sites evaluated in FY 04-05 were scored "optimal" or suboptimal". The higher overall scores in FY 05-06 may have been the result of the following conditions: 1) fewer creek assessments, with many new sites that were not previously identified as trash problem areas; 2) revisions to the Water Board RTA Protocol (Version 7.0) that were incorporated into the Urban RTA Protocol implemented in FY 05-06; and 3) large storms resulting in high stream flows during winter and spring season of FY 05-06. This may have resulted in more flushing of litter and debris out of previously identified trash problem areas and redistributing the material in other locations downstream.

Conclusions

KAB trash evaluation results for non-creek sites indicate that a majority of the trash problem areas have no or limited amounts of litter (i.e., seventy-eight percent). A majority of these sites occurred in roadways, commercial and residential land uses. The prevalent trash items observed during evaluations was biodegradable/paper and plastic/Styrofoam. Sources of trash were reported to be primarily from littering by pedestrian and vehicular traffic. Preliminary analysis of sites evaluated more than once indicated that there was no consistent pattern in changes of trash condition over time. In addition, KAB site locations and assessment scores did not appear to have any spatial correlation with location and severity of trash problem areas in creeks. As a result, current implementation of the KAB assessment tool does not appear to be useful approach for identifying potential sources of litter in creeks.

Urban Rapid Trash Assessment evaluation results for creek sites indicate that the majority of the trash problem areas were scored as "optimal" or "suboptimal" (i.e., ninety-five percent). A majority of these sites occurred in roadways, residential and park/trail land uses. These sites contained primarily plastic/Styrofoam and biodegradeable/paper items, which are highly mobile litter easily transported by wind and water. Sources of trash were reported to be primarily from littering by pedestrians and vehicle traffic, upstream/stormdrain catchments and recreational areas. There were no apparent spatial patterns for trash conditions in creeks (i.e., optimal and suboptimal sites were located in upper, middle and lower reaches of watersheds). Preliminary analysis of sites evaluated more than once indicated that there was improvement in trash condition over time. Improved trash conditions during subsequent evaluations may be related to trash being removed by Co-permittee staff during the first trash evaluation. Overall trash scores for creek sites evaluated in FY 05-06 were generally much higher (i.e., less impacted) than creek sites evaluated during FY 04-05. These results may be due to the limited number of creek assessments conducted at trash problem areas during FY 05-06 and revisions made to the RTA protocol between the two assessment years.

Next Steps

Co-permittees have identified the following tasks in the FY 06-07 Work Plan: 1) identify high priority areas to continue conducting trash evaluations; 2) identify and begin to implement or refine existing trash control measures, as appropriate, to address these areas; and 3) implement pilot demonstration project using structural best management practices. The Trash AHTG will continue to meet on a quarterly basis to continue discussing the results of trash evaluations and potential implementation strategies.

Summary of Co-permittee Street Sweeping Results

A summary of street sweeping activities conducted by Co-permittees is provided within the table entitled *Summary of Co-permittee Street Sweeping Activities- FY 2005-2006* (see Appendix C-8). During FY 05-06, Co-permittees swept approximately 204,625 miles of paved streets and removed approximately 82,717 yd^3 or 53,725 tons of material[1]. Approximately 8,039 yd^3 of leaf litter was removed[2] by Co-permittees who have leaf removal programs other than routine street sweeping. In addition, approximately 149,617 tons of yard waste (which includes large amounts of leaves) was routinely collected by Co-permittees. As a result, yard waste pick-up programs are keeping large amounts of leaves out of Co-permittee storm drain systems.

Evaluation of Effectiveness

One way to measure street sweeping effectiveness is to determine what solids and associated pollutants are collected within street sweeping debris. A typical unit of measure is the total volume of the pollutant removed by the sweeper relative to the curb length swept (e.g., yd^3/curb mile). This unit is typically referred as the removal rate. During FY 04-05, the average Co-permittee removal rate was 0.41 yd^3/curb mile (see Appendix C-8). The Co-permittee removal rate ranged from 0.20 yd^3/curb mile (City of Los Altos) to 0.65 yd^3/curb mile (City of Palo Alto). During FY 04-05, the average Co-permittee removal rate was 0.38 yd^3/curb mile. The effectiveness of street sweeping depends upon a number of factors including accumulation rates of pollutants, the relationship between rainfall and sweeping frequencies, particle size, pavement condition and automobile parking controls[3].

Many studies have shown that street sweeping removes significant quantities of dirt and debris from street surfaces[4]. However, results also demonstrate that the coefficient of variation of copper values and other metals (e.g., lead and zinc) in street sweeping debris is quite high[5]. To illustrate the effectiveness of street sweeping activities for pollutant removal, Program staff estimated the mean pollutant reduction for the following four metals: copper, nickel, lead and zinc. These estimates are provided within the tables entitled *Summary of Co-permittee Street Sweeping Activities and estimated Mean Pollutant Load Reduction for Copper and Nickel- FY 2005- 2006* and *Summary of Co-permittee Street Sweeping Activities and estimated Mean Pollutant Load Reduction for Lead and Zinc- FY 2005- 2006*. Both tables are provided within Appendix C-8. To determine the estimated pollutant load reduction (in pounds), the volume of material collected (in cubic yards) for each Co-permittee land use type (i.e., residential, commercial and industrial) was determined. This value was then multiplied by the mean concentration of trace metal content for street sweeping samples collected in the study entitled *Chemical and Physical Characteristics of Street Sweeping Sediments in Tampa, Florida, May*

---

[1] To determine the total volume of material removed in tons, it is necessary to convert cubic yards to tons. It is estimated that the average density of street sweeping material is 1,299 pounds per cubic yard (0.6495 tons per cubic yard) (Source: EOA, Inc., October 1996, Estimation of Copper Collected Through Street Sweeping Efforts. Prepared for San Mateo Countywide Stormwater Pollution Prevention Program). A value of 53,725 tons is calculated when 82,717 cubic yards is converted over to tons (82,717 cubic yards* .6495 tons/cubic yard= 53,725 tons).

[2] An additional 2,205 tons of leaf litter was collected by the City of Palo Alto. However, this figure is a combined figure that included the weight of the material collected from street sweeping plus the leaves collected by our autumn leaf pushing and pickup program. Since all of the material (both street sweeping debris and leaves gathered by leaf pusher trucks) is combined and hauled to the landfill in garbage compactor trucks, there is no way to provide a separate figure for leaf removal.

[3] Source: Woodward Clyde Consultants, December 1994. *Street Sweeping Literature Review/Storm Inlet Modification*, Prepared for Alameda County Urban Runoff Clean Water Program.

[4] Source: Sartor, J. and G. Boyd, 1972. *Water Pollution Aspects of Street Surface Contaminants*. Prepared for United States Environmental Protection Agency, Washington, DC.

[5] Source: EOA, Inc, October 1996. *Estimation of Copper Collected Through Street Sweeping Efforts*: Final Report. Prepared for San Mateo Countywide Stormwater Pollution Prevention Program.

1999 and converted over to pounds of pollutant removed. These mean concentration values and the algorithm used to calculate the pounds of pollutant removed are provided within the tables. The estimated mean pollutant load reduction values for each land use type were summed. During FY 05-06, it is estimated that Co-permittees street sweeping activities resulted in the following pollutant load reductions for copper, nickel, lead and zinc:

Land Use Type	Estimated Mean Pollutant Load Reduction (Pounds)			
	Copper	Nickel	Lead	Zinc
Residential	1108	2191	2140	3842
Commercial	513	1016	2338	2028
Industrial	306	59	208	105
Total	**1927**	**3266**	**4686**	**5975**

It is important to note that there is uncertainty with these estimates since certain assumptions were made regarding the exact volume of material collected from a particular land use type.

EVALUATION OF EFFECTIVENESS

The success (i.e., effectiveness) of a stormwater management program can be measured using many different assessment methods. Effectiveness assessment is defined as the process that managers use to evaluate whether their programs are resulting in desired outcomes, and whether these outcomes are being achieved efficiently and cost-effectively. The specific approach to be used in assessing effectiveness depends on a variety of factors including the type of program element or activity being evaluated and the stage of program development (i.e., planning, implementation, completion). Effectiveness assessments fall into two general categories:

- Implementation Assessment - Provides managers feedback on the effectiveness of their programs in achieving targeted objectives. This type of assessment is essential in determining whether priority sources of pollution are being effectively addressed. Implementation assessment may include any of three levels of analysis: the overall program, the elements that comprise the program (construction sources, municipal sources, etc.), or the specific activities that are conducted within these program elements. These may range in complexity from simple activities (e.g., verifying the completion of activities) to more sophisticated techniques (e.g., assessing the probable or actual locations of these activities and the significance of their spatial distribution).
- Water Quality Assessment - is the use of sampling data and related information to evaluate the condition of non-stormwater or stormwater discharges and the water bodies that receive these discharges. This can include a variety of chemical, biological, and physical parameters or outcomes. In instances where water quality assessment is used to draw conclusions about overall program effectiveness, results are usually very general and require extended periods of analysis.

Ideally, the two types of assessments should be linked together to create an integrated

assessment, which is process of evaluating whether program implementation is resulting in the protection or improvement of water quality. In this process, relationships between program activities and water quality improvements are explored and refined. Due to the number and variety of BMPs and control programs being implemented at any given time, and because data is limited, establishing these relationships is difficult.

Efforts to date often include speculative or hypothetical exercises aimed at better understanding likely program outcomes and potential relationships to water quality. Quantitative "cause and effect" relationships will increasingly be sought in the future. This is a critical linkage because implementation assessment is, in many cases, simpler and less costly than water quality assessment. In addition, the time frame needed to see measurable results is shorter for implementation assessments. Over time, correlating water quality improvement to programmatic results will assist the Program in identifying the most expedient and cost-effective approaches to planning and assessing their programs. In the interim, the effectiveness of Program monitoring and assessment activities will continued to be assessed using an implementation assessment approach (i.e., were monitoring objectives met). As a result, the collection of data through environmental indicators continues to inform us about the condition of water bodies in the Santa Clara Valley and allows resources to be focused on the most pressing problems. The implementation of these indicators is a necessary step toward establishing a sound regulatory basis for locally based watershed management described in Section 5.

Effectiveness of FY 05-06 Monitoring and Assessment Activities

In FY 05-06, the Program effectively met all obligations stated in its FY 05-06 Monitoring Program and Watershed Management Measures Work Plan. Monitoring and assessment activities were implemented through a variety of programs and projects which include the following: 1) baseline water quality monitoring described in the Program's Annual Monitoring Plan and Watershed Management Measures Work Plan; 2) regional collaborative efforts (e.g. RMP and CEP); and 3) active participation in TMDL development. In addition, the Program continued to address the following monitoring program objectives (as stated in the Program's NPDES Permit): (1) characterization of representative drainage areas and stormwater discharges; (2) assessment of existing or potential adverse impacts on beneficial uses caused by pollutants of concern in stormwater discharges; (3) identification of potential sources of pollutants of concern found in stormwater; and (4) evaluation of effectiveness of representative stormwater pollution prevention of control measures. The following paragraphs briefly describe the effectiveness of monitoring activities described in this Annual Report in addressing these objectives.

1) Characterization of Representative Drainage Areas and Stormwater Discharges

- Coyote Creek Watershed Characterization Memorandum –This memorandum was developed as part of the Program's FY 06-07 Monitoring and Watershed Management Measures Workplan; and was intended to assist the Program in developing the appropriate sampling design for Coyote Creek mainstem that will be implemented in FY 06-07. To develop this design, existing data and information resources were collected and reviewed; descriptions of the relevant watershed attributes were developed; and key issues relevant to these watersheds were identified. From a Program staff perspective; the memorandum was an effective "first cut" at: 1) describing watershed characteristics that may affect the quality of stormwater discharges in these creeks; 2) identifying known issues in the watershed; and 3) guiding the selection of indicators and sampling sites that will yield useful data.

- Trash Characterization and Management Activities – During FY 05-06, the Co-permittees conducted a second year of trash evaluations at a subset of trash problem areas to establish baseline levels of trash. Seventy-two sites were evaluated more than once to evaluate changes in trash conditions over time and to determine the effectiveness of existing trash management practices (i.e., rate of trash accumulation following clean up activities). The re-assessed sites included 66 non-creek sites and six creek sites. Subsequent evaluations at non-creek sites indicated that there was no change in score for fifty percent of the sites, higher scores occurred at twenty-five percent of the sites (i.e., conditions degraded) and lower scores occurred at twenty-five percent of the sites (i.e., conditions improved). Subsequent evaluations at creek sites indicated that over 80 percent of the sites exhibited higher scores (i.e., conditions improved) and about 20 percent of the sites exhibited no change in score. Improved trash conditions during subsequent evaluations may be related to trash being removed by Co-permittee staff during the first trash evaluation. During the initial trash evaluations, Co-permittee staff, where feasible, identified potential management actions to address trash problem areas (e.g., educational outreach to businesses and schools). During FY 06-07, trash evaluations will be conducted at selected locations over time to determine the effectiveness of both existing and planned trash management actions.

2) *Assessment of Existing or Potential Adverse Impacts on Beneficial Uses Caused by Pollutants of Concern in Stormwater Discharges*

- Receiving Water Monitoring – SCVURPPP water quality monitoring and assessments continue to yield baseline information on the condition of water bodies in the Santa Clara Basin. Potential impacts to beneficial uses were identified in the FY 05-06 Summary Assessment Report. Recommended next steps were also outlined to better define the potential issues or management actions that can be implemented.
- Legacy Pesticides Conceptual Model/Impairment Assessment Reports –The Bay was first listed as impaired by these pollutants of concern in 1998. Since 1998, a significant amount of data and information has been collected by the RMP and other stakeholders. Therefore, the CEP revisited the data originally used to justify an impairment listing and also assessed more recent data in an attempt to determine if the Bay is still impaired by legacy pesticides. Although, the impairment assessment report did not concretely state that impairment does or does not exist, the completion of the CMIA report should be considered successful. The report summarizes existing information into a single document, which allows all stakeholders to discuss possible management and regulatory actions from a level playing field.
- Upper Penitencia Creek Watershed Analysis – The Limiting Factors Analysis (LFA) conducted in the Upper Penitencia Creek watershed directly assessed the factors limiting steelhead trout (i.e., a cold water use). Key limiting factors that are directly attributable to natural conditions and anthropogenic activities were identified along with potential management actions.
- Saratoga Creek Water Body Assessment – The Program made progress in analyzing two years of screening level monitoring data collected during FY 03-04 and FY 04-05 in the Saratoga Creek watershed. SCVURPPP monitoring data will be evaluated with other available data sources to evaluate attainment of aquatic life and recreational uses in the watershed. The study will also assess potential effects of excessive sediment deposition on the existing trout population and aquatic habitat. It is scheduled for completion in FY 06-07.

3) *Identification of Potential Sources of Pollutants of Concern Found in Stormwater*

- Mercury Atmospheric Deposition Monitoring – Wet and dry atmospheric deposition monitoring was again conducted in San Jose to assess the mass of mercury entering Bay Area watersheds from air sources. This study was successful in continuing the development of a long-term data set for the Bay Area.
- Urban Runoff BMP Evaluation for Pollutants of Concern – In FY 04-05, SFEI was awarded a Proposition 13 grant to evaluate the effectiveness BMPs in reducing POCs in urban runoff. During FY 05-06, BASMAA member agencies (including SCVURPPP) played an active role in providing direction for this study and participated in stakeholder and technical advisory committee meetings. Results from the project will likely assist the Program in further evaluation of the effectiveness of control measures for sediment associated POCs.
- Estimating Pollutant Loads from the Sacramento and San Joaquin Rivers – In FY 05-06, the RMP continued conducting field work to estimate the loading of sediment-associated pollutants from the Sacramento and San Joaquin Rivers. This data collection contributes to a long term data collection efforts equipped to assess trends in loads from a relatively large source of mercury to San Francisco Bay.
- Guadalupe River Loading Study – Through the RMP, field work was again conducted to estimate the loading of sediment-associated pollutants from the Guadalupe River watershed. This data collection contributes to a long term data collection efforts equipped to assess trends in loads from another relatively large source of mercury to San Francisco Bay.

4) Evaluation of Effectiveness of Stormwater Pollution Prevention and Control Measures

- Urban Runoff BMP Evaluation for Pollutants of Concern – In FY 04-05, SFEI was awarded a Proposition 13 grant to evaluate the effectiveness BMPs in reducing POCs in urban runoff. During FY 05-06, BASMAA member agencies (including SCVURPPP) played an active role in developing the scope and participated in technical advisory committee meetings. Results from the project will likely assist the Program in further evaluation of the effectiveness of control measures for POCs.
- Survey of Dioxins Pollution Prevention Actions – In FY 05-06, Program Staff surveyed the Co-permittees regarding dioxins pollution prevention actions currently implemented and any related formal policies, resolutions or ordinances already adopted. The survey revealed that Co-permittees currently implement a wide range of activities that may help prevent formation of dioxins. In particular, the survey revealed most Co-permittees are taking measures that may help address the potentially largest contemporary sources of dioxins in the Bay Area: residential wood burning, diesel exhaust and use of the pesticide 2,4-D. Recommendations were also provided to Co-permittee to: 1) review dioxin pollution prevention efforts, activities conducted by other Co-permittees, and regional efforts (e.g., ABAG's Bay Area Dioxins Project); and 2) consider expanding existing efforts or implementing new dioxin pollution prevention activities, as feasible within current fiscal constraints.

Table 4-1
Status of FY 2005-2006 Monitoring Activities[1]

Title/Subtitle	Category/ Monitoring Priority (MP)[2]/ Permit Provision	Origin	Capsule Scope	SCVURPPP Participation	Product(s)[3]	Status Schedule
FY 05-06 Receiving Waters Monitoring and Assessment	Permit Provision C.7(c)	Permit	Conduct watershed/water quality monitoring and assessment activities in Santa Clara Basin watersheds to meet Program and Permit monitoring objectives.	Conducted by SCVURPPP	*FY 05-06 Watershed Monitoring and Assessment Summary Report*[4a,b]	Complete-9/15/06
FY 06-07 Annual Monitoring Program Work Plan	Permit Provision C.7(c)	Permit	Develop an annual monitoring plan that identifies Program monitoring activities in Santa Clara Basin watersheds that will be implemented in FY 06-07.	Developed by SCVURPPP	*FY 06-07 Annual Monitoring Plan and Watershed Management Measures Work Plan*[4b]	Completed-3/1/06

[1] Projects reviewed and approved by Budget Ad Hoc Table Group for inclusion in Work Plan.
[2] Monitoring Priorities (updated at Monitoring AHTG meeting November 8, 1999):
1) New projects needed to implement the results, and achieve the goals, of current projects.
2) New projects that implement continuous improvement items identified through the annual review process.
3) Projects that support the Santa Clara Basin Watershed Management Initiative in one of the following ways:
a) Investigate Beneficial Uses and Causes of Impairment (including field work)
b) Review and Compile Environmental Data and Make it Accessible
c) Develop Strategies for Controlling Impacts of Land Use on Beneficial Uses
d) Facilitate and Support WMI Subgroups (including coordination with other agencies)
4) Projects identified through participation in regional monitoring collaborative efforts, including the Regional Monitoring Program and BASMAA
[3] Refer to Appendix C-1 for additional details
[4] a) Provided within *FY 05-06 Annual Report*
b) Provided on Program's website (www.scvurppp.org)

Table 4-1
Status of FY 2005-2006 Monitoring Activities, continued

Title/Subtitle	Category/ Monitoring Priority (MP)[2]/ Permit Provision	Origin	Capsule Scope	SCVURPPP Participation	Product(s)[3]	Status Schedule
Receiving Waters Monitoring Quality Assurance Project Plan (QAPP)	MP#2	RWQCB Review of Program's Monitoring Program	Develop and implement a quality assurance and control plan for the SCVURPPP Multi-Year Receiving Waters Monitoring Program.	Developed by SCVURPPP	Draft QAPP	Draft (on hold until MRP monitoring requirements are finalized)
Regional Monitoring Program (RMP) for Water Quality in the San Francisco Estuary	MP #2, Permit Provision C.7(b)	Permit	Provide water quality information needed to manage the Estuary effectively.	Financial contribution and active participation in Committees by Program staff	2005 *Pulse of the Estuary*, various other technical reports (see pollutant specific sections below)	Completed as needed
Clean Estuary Partnership (CEP)	MP #4		Assist in developing sound science, adaptive management, and public collaboration needed to develop and implement technically valid and cost-effective strategies that result in identifiable, sustainable water quality improvements for the Estuary.	Financial contribution and active participation in Committees by Program staff	Various technical reports (see pollutant specific sections below)	Completed as needed
BASMAA Monitoring Committee	MP #4		Coordinate monitoring activities conducted by the Bay area urban runoff management programs.	Active participation in Committee by Program staff	N/A	Completed as needed

Table 4-1
Status of FY 2005-2006 Monitoring Activities, continued

Title/Subtitle	Category/ Monitoring Priority (MP)[2]/ Permit Provision	Origin	Capsule Scope	SCVURPPP Participation	Product(s)[3]	Status Schedule
Mercury-related Monitoring Activities	Permit Provision C.9(c)	Permit				
• *SCVURPPP Receiving Waters Monitoring*			Measure water column mercury concentrations in Santa Clara Basin creeks.	Conducted by SCVURPPP	*FY 05-06 Watershed Monitoring and Assessment Summary Report*[4a,b]	Complete-9/15/06
• *Mercury Atmospheric Deposition Monitoring (RMP)*			Measure mercury concentrations in wet and dry atmospheric deposition in San Jose.	Financial contribution and active participation by Program staff	2005 *Pulse of the Estuary*	Completed-5/05
• *Mercury Loadings from the Sacramento and San Joaquin Rivers (RMP)*			Develop annual loading estimates of mercury from the Sacramento and San Joaquin Rivers to the San Francisco Bay	Financial contribution and active participation by Program staff	*Concentrations and Loads of Organic Contaminants and Mercury associated with Suspended Sediment Discharged to San Francisco Bay from the Sacramento-San Joaquin River Delta*	Completed-2005
• *Guadalupe River Pollutant Loading Study (RMP)*			Develop annual loading estimates of mercury from the Guadalupe River to the San Francisco Bay.	Financial contribution and active participation by Program staff	*Concentrations and Loads of Mercury, PCBs and PBDEs in the Lower Guadalupe River, San Jose, California: Water Years 2003, 2004, and 2005*	Completed-6/30/06
• *Guadalupe River TMDL for Mercury (SCBWMI)*			Participate in the development of the Guadalupe River Watershed TMDL for Mercury by attending meetings and reviewing technical results and reports.	Active participation by Program staff	SCVURPPP meeting summaries	Completed as needed

Table 4-1
Status of FY 2005-2006 Monitoring Activities, continued

Title/Subtitle	Category/ Monitoring Priority (MP)[2]/ Permit Provision	Origin	Capsule Scope	SCVURPPP Participation	Product(s)[3]	Status Schedule
• *Conceptual Model of Mercury in the San Francisco Bay (CEP)*			Present an overview of mercury transformation processes of the San Francisco Bay and processes of uptake.	Financial contribution and active participation by Program staff	*Conceptual Model of Mercury in the San Francisco Bay*	Completed-1/06
Pesticide-related Monitoring Activities	Permit Provision C.9(d)	Permit				
• ***SCVURPPP Receiving Waters Monitoring***			Measure water column organophosphate pesticide concentrations and toxicity in Santa Clara Basin creeks.	Conducted by SCVURPPP	*FY 05-06 Watershed Monitoring and Assessment Summary Report*[4a,b]	Complete-9/15/06
• ***Guadalupe River Pollutant Loading Study (RMP)***			Develop loading estimates of organochlorine pesticides (i.e., DDT, dieldrin, chlordane) from the Guadalupe River to the San Francisco Bay.	Financial contribution and active participation in Committees by Program staff	*Concentrations and Loads of Mercury, PCBs, and OC Pesticides in the Lower Guadalupe River, San Jose, California: Water Years 2003 and 2004.*	Completed-7/05
Control Program for Copper and Nickel	Permit Provision C.9.a & b	Permit	Review of the Copper Action Plan and Nickel Action Plan	Conducted by SCVURPPP	*Copper and Nickel Action Plan FY 05-06 Accomplishments and FY 06-07 Work Plan*	Complete-9/15/06
					Copper and Nickel Action Plan FY 06-07 Work Plan and Reporting Tables (final)	Completed-3/1/06
					FY 05-06 Watershed Monitoring and Assessment Summary Report[4a,b]	Complete-9/15/06

Table 4-1
Status of FY 2005-2006 Monitoring Activities, continued

Title/Subtitle	Category/ Monitoring Priority (MP)[2]/ Permit Provision	Origin	Capsule Scope	SCVURPPP Participation	Product(s)[3]	Status Schedule
			Conduct environmental monitoring via Multi-Year Monitoring Plan	Conducted by SCVURPPP	*Review of the Effects of Copper on Salmonid Olfaction*	Competed-4/06
			Summarize Information on the Sources of Copper in Urban Runoff	Financial contribution	*Copper Sources in Urban Runoff and Shoreline Activities;*	Competed-11/05
			Provide funding and technical participation to the Brake Pad Partners (BPP). Review technical results and reports.	Financial contribution		
PCBs and Dioxin Compounds Control Program	Permit Provision C.9(e)	Permit				
• *PCBs Concentrations of Nearshore Sediments and Assessment of Data Quality (CEP)*			Determine whether existing data are sufficient to quantify PCB concentrations in the near shore sediments of central and south San Francisco Bay that are not directly impacted by local PCBs sources	Financial contribution and active participation in Committees by Program staff	*PCBs Concentrations of Nearshore Sediments and Assessment of Data Quality*	Completed-10/05
• *PCBs TMDL Implementation Plan Development (CEP)*			Assist Water Board staff in developing an implementation plan for the PCBs TMDL.	Financial contribution and active participation in Committees by Program staff	*PCBs TMDL Implementation Plan*	Completed-5/06
• *Conceptual Model/ Impairment Assessment Report on PCBs (CEP)*			Provide a detailed analysis of the status of the impairment of the Bay by PCBs and associated uncertainties. It also presents a	Financial contribution and active participation in Committees by	*Conceptual Model/ Impairment Assessment Report on PCBs in San Francisco Bay*	Completed-2/06

Table 4-1
Status of FY 2005-2006 Monitoring Activities, continued

Title/Subtitle	Category/ Monitoring Priority (MP)[2]/ Permit Provision	Origin	Capsule Scope	SCVURPPP Participation	Product(s)[3]	Status Schedule
			conceptual model that describes sources, estimated loads, and processes that affect the fate of PCBs in the Bay.	Program staff		
• *San Francisco Bay Food Wed Model(CEP)*			Provide prediction on the maximum concentration of PCBs in Bay sediments that result in safe levels of PCBs in Bay wildlife, in addition to predicting sediment concentrations associated with safe levels of PCBs in edible fish tissue for human consumption	Financial contribution and active participation in Committees by Program staff	*San Francisco Bay Food Wed Model*	Completed-7/05
• *Multibox Bay PCBs Fate and Transport Model and Multi-year Sediment Sampling Program(CEP/RMP)*			Developing a better tool for predicting future pollutant concentrations and testing potential management actions, 2) clarifying the uncertainty of existing model predictions, 3) identifying key areas where fieldwork can reduce uncertainties, and 4) conducting key fieldwork, including sediment coring in the Bay to improve estimates of the PCB inventory and historic loafs and tracer experiments to quantify flushing.	Financial contribution and active participation in Committees by Program staff	*Results of Independent Testing of SFEI's Multibox Model for PCBs Fate and Transport.*	Completed-9/05
• *Dioxins Control Program Review*			Document dioxin pollution prevention actions currently implemented by SCVURPPP Co-permitees.	Developed by SCVURPPP	*Dioxin Control Program - FY 2005-06 Activities*	Completed-8/06

Table 4-1
Status of FY 2005-2006 Monitoring Activities, continued

Title/Subtitle	Category/ Monitoring Priority (MP)[2]/ Permit Provision	Origin	Capsule Scope	SCVURPPP Participation	Product(s)[3]	Status Schedule
Control Program for Sediment	Permit Provision C.9 (f)	Permit				
• *San Francisquito Creek Watershed*			Characterize channel and habitat conditions with respect to factors that limit the steelhead population in the San Francisquito Creek Watershed.	Conducted by SCVURPPP	*Aquatic Habitat Assessment and Limiting Factors Analysis*	Completed-7/12/06
• *Upper Penitencia Creek Watershed*			Characterize the nature and degree of potential sediment-related effects on a selected indicator species (i.e. Steelhead Trout) in the Stevens Creek Watershed.	Conducted by SCVURPPP	*Upper Penitencia Creek Limiting Factors Analysis (LFA) Technical Report (Final)*	Complete-9/15/06
			Provide an inventory and document management practices relevant to erosion processes and sediment transport and deposition within the Upper Penitencia Creek Watershed, and to evaluate the effectiveness of these practices to the extent possible.	Conducted by SCVURPPP	*Analysis of Sediment Management Practices in Upper Penitencia Creek Watershed*	Draft report to be completed-FY 06-07
• *Saratoga Creek Watershed*			Characterize the nature and degree of potential sediment-related effects on a selected indicator species (i.e. Rainbow Trout) in the Saratoga Creek watershed.	Conducted by SCVURPPP	*Water Body Assessment of Saratoga Creek and Tributaries*	Draft report to be completed-FY 06-07

Table 4-1
Status of FY 2005-2006 Monitoring Activities, continued

Title/Subtitle	Category/ Monitoring Priority (MP)[2]/ Permit Provision	Origin	Capsule Scope	SCVURPPP Participation	Product(s)[3]	Status Schedule
Trash Characterization and Management Activities	MP #3c		Effectively address trash issues in the Santa Clara Basin Watershed	Conducted by SCVURPPP	*Trash Problem Area Survey Results- FY 05-06* (include tables and figures)	Complete- 9/15/06

035605

SECTION 5

WATERSHED MANAGEMENT MEASURES

5. WATERSHED MANAGEMENT MEASURES

INTRODUCTION

During FY 05-06, the Program conducted a variety of watershed-related management measures and activities. They included conducting watershed assessment activities and special studies, and participating in and coordinating with the Santa Clara Basin Watershed Management Initiative (SCBWMI) sub- and core groups. Activities described in this section are consistent with Provision C.10 (i.e., Watershed Management) of the Program's NPDES Permit.

The Program's watershed management strategy (pursuant to NPDES Permit Provision C.10) is to integrate its watershed management efforts with the SCBWMI. Activities that include implementing environmental monitoring and assessment measures are necessary components needed to fully integrate our efforts. Therefore, it is important to note that watershed management measures described in this section are not entirely independent from activities described in Section 4 – Monitoring Activities. Information gained from conducting studies and implementing activities/measures described in both sections have been used (and will continue to be used) in concert to meet objectives outlined in Permit Provisions C.7, C.9, and C.10. They include: (1) characterizing watersheds and stormwater discharges; (2) assessing existing or potential adverse impacts to beneficial uses; (3) identifying potential sources of pollutants of concern; (4) aiding in developing and implementing strategies for controlling adverse impacts on beneficial uses; and (5) assessing the effectiveness of pollutant prevention/control measures.

BACKGROUND

The Water Board started the SCBWMI in 1996. The first meetings of the SCBWMI's Core Group and subgroups were held in 1997. During FY 98-99, SCBWMI stakeholders formally joined in a signatory document outlining the SCBWMI's mission, goals and objectives. The Santa Clara Valley Water District and the Cities of San Jose, Sunnyvale and Palo Alto committed additional funds and other resources to the SCBWMI. A Report Preparation Team (RPT) consisting of staff from these agencies developed a plan, schedule, and outline for a Watershed Assessment Report (WAR). The RPT and the SCBWMI subgroups began preparing sections of the WAR soon after.

In late 1999, the Program prepared *Watersheds 2000: A Vision of the Santa Clara Valley Urban Runoff Program's Role in Watershed Management and the Santa Clara Basin Watershed Management Initiative*. This document outlines the Program's long-term vision, roles and responsibilities with regard to the SCBWMI and provides a monitoring/continuous improvement and outreach strategy.

The Program's involvement in the SCBWMI is organized by the concept of continuous improvement, as described in the Program's Urban Runoff Management Plan (URMP). The SCBWMI identifies specific watershed issues and recommendations that are brought to the Program's Management Committee for consideration and action as appropriate. In addition, results from SCVURPPP studies related to watershed monitoring, assessment and management are frequently distributed, presented and discussed with SCBWMI subgroups. This approach creates an informed and coordinated partnership between the Program and SCBWMI.

FY 05-06 SCVURPPP ACCOMPLISHMENTS

1. Bay Area Macroinvertebrate Bioassessment Information Network (BAMBI)

The increased interest in bioassessment within the Bay Area spawned the formation of the Bay Area Macroinvertebrate Bioassessment Information Network (BAMBI) in February 2002. BAMBI is a network of scientists, watershed managers, regulators and community members interested in using biological communities as indicators (i.e., benthic macroinvertebrates) of stream health in the San Francisco Bay Area. The goal of BAMBI is to maximize the utility of aquatic bioassessment in the Bay Area by developing a programmatic and analytical framework for the collection, sharing, analysis and use of bioassessment data. Specific activities conducted by BAMBI in FY 05-06 are presented below. Additional information on BAMBI is provided at www.bayareabugs.org.

BAMBI 2006 Annual Meeting

Since 2002, Program staff has helped coordinate an Annual BAMBI meeting where bioassessment data and analyses can be presented from a local, regional or state perspective. On January 31, 2006, the fourth annual BAMBI meeting was held. Presentations included an update on the development of the Index of Biotic Integrity (IBI) for San Francisco Bay Area creeks, long-term variability of bioassessment data and the effects of urbanization on BMIs. Presenters included UC Berkeley PhD candidates and Program staff. The meeting agenda for the January 31 meeting is included within Appendix D-1.

Index of Biotic Integrity (IBI) for San Francisco Bay Area Creeks

In collaboration with Alameda Countywide Clean Water Program and Water Board staff, Program staff developed a draft Work Plan to outline tasks that should be completed during the development of a Benthic Macroinvertebrate Index of Biotic Integrity (B-IBI) for creeks in the San Francisco Bay Area. An IBI serves as an easy-to-use scorecard for determining the condition of water quality and stream habitat (i.e., stream health) using biological communities. The IBI approach is designed to maximize detection of degradation by controlling for natural variation in biological communities. The San Francisco Bay Area IBI Work Plan was included in the Program's *FY 04-05 Annual Report*.

The Work Plan has six main tasks listed in sequential order:

1. Form Technical Advisory Group;
2. Compile Existing BMI Data from Participating Agencies/Organizations;
3. Standardize Datasets and Import into Database;
4. Develop Reference Conditions;
5. Select Metrics for the IBI; and
6. Develop, Validate and Refine IBI.

During FY 05-06, Program staff contributed substantial in-kind services towards the completion of tasks 1 through 4. The following are status summaries for these tasks:

Task 1: Technical Advisory Group (TAG) - A Technical Advisory Group (TAG) was formed in 2006. The TAG consists of Program, California Department of Fish and Game (CDFG) and USGS staff, UC Berkeley graduate students and other Bay Area municipal stormwater program staff. On June 21, 2006, the TAG met to discuss the initial steps in developing reference

conditions for Bay Area creeks. A meeting agenda is included within Appendix D-1. The TAG will likely meet again in late 2006.

Task 2 – Compile Existing Data – In FY 05-06, Program staff spent a substantial amount of time collecting and compiling existing benthic macroinvertebrate data from eight Bay Area counties. Data sources included the Water Board, municipal stormwater programs and volunteer monitoring programs. Data from approximately 350 sites has been compiled. It will be available on the World Wide Web in 2007.

Task 3: Standardize Datasets and Import into Database – Datasets compiled in Task 2 were standardized into a format that could be imported to the California Ecological Data Application System (Cal EDAS), which is currently housed at SCVURPPP. All bioassessment data collected through Spring 2005 was placed in Cal EDAS. Program staff will begin generating data outputs needed to complete Tasks 4-6.

Task 4: Develop Reference Conditions – The development of biological reference conditions for Bay Area creeks is an integral step in completing the B-IBI. Reference conditions provide a way for comparing biological data from a potentially impacted site to a "least disturbed" site. They are also used to determine the degree of impact of a site. On June 21, 2006, the TAG met to begin discussing reference conditions development. As a next step, supplemental physical habitat data is being compiled by Bay Area stormwater programs to objectively define reference condition attributes used to test and select appropriate biological metrics used to develop the B-IBI.

In FY 06-07, Program staff plans to continue supporting and actively participating in BAMBI activities, with specific objectives to complete a Draft Provisional B-IBI for San Francisco Bay Area creeks.

2. Stream Studies Inventory

The Watershed Assessment and Monitoring Subgroup (WAMS), an entity within the SCBWMI, has a mission to provide the SCBWMI with a solid scientific foundation for watershed planning. One of WAMS's tasks is to coordinate the SCBWMI's data collection and data management efforts with stream monitoring studies within the Basin. The *Inventory of Santa Clara Basin Stream Studies* (SSI) is a result of this task and was initially prepared by the Program in November 1998. The purpose of the SSI is to promote inter-agency awareness of environmental investigations within riparian corridors and to facilitate coordination of related data collection and management. It also describes stream-related multi-stakeholder studies and projects that were in-progress in the Santa Clara Basin. The SSI was updated, revised and reissued in February 2000 (Version 2.0), July 2001 (Version 3.0), August 2002 (Version 4.0), November 2003 (Version 5.0) and June 2005 (Version 6.0).

On September 15, 2006, the Program finalized the *Inventory of Santa Clara Basin Stream Studies (Updated Version 7.0)*. This version describes twenty-nine related multi-stakeholder studies and projects that recently started or are in-progress within the Santa Clara Basin. Information for seven new studies was added to the updated version and twenty-two ongoing projects were updated with current information. Eight projects listed in the SSI Version 6.0 Report were determined to be complete or discontinued. As a result, they are not included within the updated SSI Version 7.0. Information describing the completed studies was archived into the Program's metadata database. Updated SSI Version 7.0 is provided within Appendix D-2.

3. Watershed Data Management

To comply with its NPDES permit, the Program compiles, develops and analyzes a variety of data sets and reports. Most of this data is collected and generated as part of the Program's environmental monitoring and assessment activities. A majority of the information collected and used by the Program originates from different municipalities and agencies that conduct studies within Program jurisdictional boundaries.

The Program developed a relational database as an initial task to systematically describe and document data used for its activities. The intent of the database is to demonstrate its usefulness of how to systematically and efficiently collect and document all of the relevant data used in the Program's activities. In addition, the database was designed to explore the feasibility of eventually expanding and coordinating its maintenance and use with other agencies and organizations in the Program.

The SCVURPPP metadata database currently stores information on watershed studies described in the updated SSI Version 7.0 as well as archived information from previous versions of the SSI. The database was also developed to produce a report listing current project information in a format similar to previous SSI Reports. The project summaries of the 2003 SSI report were produced from the database. In addition, the Program database provides querying capabilities for watershed information listed in both the SSI and SCBWMI's Metadata Database.

The SCVURPPP Metadata Database guidance manual entitled *SCVURPPP Metadata Database Program User Documentation* is also available. The manual describes software and hardware requirements, installation procedures, data entry procedures and querying techniques for watershed information listed in both the SSI and SCBWMI's Metadata Database. The *SCVURPPP Metadata Database Program User Documentation* can be found on the Program's website (www.scvurppp.org).

4. SCBWMI Indicators Work Group (Work Group "I")

Within the 2003 Watershed Action Plan, the Santa Clara Basin Watershed Management Initiative (SCBWI) identified a goal of developing and using environmental indicators to characterize progress toward the protection of watershed health. The effort to develop environmental indicators for the Santa Clara Basin is referred as the "State of the Santa Clara Basin" Project. The goal of this project is to provide a suite of environmental indicators that can be used to periodically assess the status and trends of stream and riparian systems and management actions within the Santa Clara Basin. In addition, the project is intended to: (1) evaluate the effectiveness of environmental programs, policies and projects; (2) improve environmental planning; and (3) adaptively manage emerging issues within watersheds.

During January 2005, the development of indicators began with the initiation of the WMI Phase I Indicators Work Group (Work Group "I"). At the same time that Workgroup I was being formed, the Water Resources Protection Collaborative and the Water District decided to develop a suite of environmental indicators to report on stream ecosystem health. These efforts were integrated into a single scope of work for Workgroup I. Therefore, the original scope of work for Workgroup I included objectives to both develop a suite of environmental indicators and to develop an environmental indicators report card.

During FY 05-06, SCBWMI Workgroup I developed a suite of environmental indicators and a prototype environmental "scorecard" for Coyote Creek (mainstem channel). The scorecard

reports on the health of Coyote Creek by evaluating environmental indicators that measure the current condition of Coyote Creek in comparison to a best existing condition. The indicators in the prototype scorecard are riparian habitat, water quality, benthic macroinvertebrates, fish assemblages, aquatic habitat and stream channel condition. Program staff, at the direction of the Management Committee, assisted SCBWMI Workgroup I with preparation of the report card. The Program and SCBWMI Core Group plan to approve the report card in FY 06-07.

5. Develop Strategies for Controlling Impacts of Land Use on Beneficial Uses

During FY 05-06, the Program collaborated with the SCBWMI Land Use Subgroup on the following activities:

- On December 7, 2005, the Program, in collaboration with the Land Use Subgroup, planned and held the workshop entitled "How Development Affects Creeks – How Creeks Affect Development". Presentations were given on stream geomorphology and aquatic ecology; and on low-impact design techniques to protect water quality and beneficial uses. The presentations were followed by a walking tour of a nearby segment of Coyote Creek. The workshop attracted 115 participants. Evaluation forms showed that the vast majority of participants gave the workshop high remarks (see evaluation summary within Appendix A-4).
- On May 3, 2006, the Program, in collaboration with the Land Use Subgroup, planned and held the workshop entitled "Development and Creeks – Making the Connection". Presentations focused on how humans have altered the landscape and water resources of the Santa Clara Basin, and how understanding historical ecology can improve future land use decisions and site designs. The presentations were followed by a walking tour of the Guadalupe River. The workshop attracted 41 participants. Evaluation forms showed that the vast majority of participants found the workshop content to be very useful or useful (see evaluation summary within Appendix A-6.)
- At the June 7, 2006 LUS meeting, Program staff presented information regarding the connection between transportation and water quality from the following two sources:
  - State Air Resources Board and the State Water Resource Board Joint Workshop on Atmospheric Deposition and Water Quality (February 9, 2006)
  - USEPA report entitled Protecting Water Resources with Higher-Density Development (January 2006).

Table 5-1
Status of FY 2005-2006 Watershed Management Measures Projects[1]

Title	Category/ Monitoring Priority (MP)[2]/ Permit Provision	Capsule Scope	Product(s)[3]	Status Schedule
FY 05-06 Rapid Bioassessments	Permit Provision C.7 and C.10	Evaluate water and physical habitat quality in Santa Clara Basin Watersheds.	*FY 05-06 Watershed Monitoring and Assessment Summary Report*[4a, b]	Complete-9/15/06
Bay Area Macroinvertebrate Bioassessment Information Network (BAMBI)	MP #4	Collaborate with other BASMAA member agencies to develop regional bioassessment tools necessary to provide context to bioassessment data collected in Santa Clara Basin creeks.	BAMBI – annual meeting agenda[4a] BAMBI- San Francisco Bay Area Benthic Index of Biotic Integrity (B-IBI) Work Group meeting agenda and matierals[4a]	Completed-1/31/06 Completed-6/21/06

[1] Projects reviewed and approved for inclusion in Work Plan by Budget Ad Hoc Table Group.
[2] Monitoring Priorities (updated at Monitoring AHTG meeting November 8, 1999):
1) New projects needed to implement the results, and achieve the goals, of current projects.
2) New projects that implement continuous improvement items identified through the annual review process.
3) Projects that support the Santa Clara Basin Watershed Management Initiative in one of the following ways:
   a) Investigate Beneficial Uses and Causes of Impairment (including field work)
   b) Review and Compile Environmental Data and Make it Accessible
   c) Develop Strategies for Controlling Impacts of Land Use on Beneficial Uses
   d) Facilitate and Support WMI Subgroups (including coordination with other agencies)
4) Projects identified through participation in regional monitoring collaborative efforts, including the Regional Monitoring Program and BASMAA.
[3] Refer to Appendix C-1 for additional details.
[4] a) Provided within *FY 05-06 Annual Report*
b) Provided on Program's website (www.scvurppp.org)

Table 5-1
Status of FY 2005-2006 Watershed Management Measures Projects[1]

Title	Category/ Monitoring Priority (MP)[2]/ Permit Provision	Capsule Scope	Product(s)[3]	Status Schedule
Stream Studies Inventory	MP#3b	Promote inter-agency awareness of environmental investigations within riparian corridors and facilitate coordination of related data collection and management.	*Inventory of Santa Clara Basin Stream Studies (Version 7.0) Report* [4a,b]	Complete-9/15/06
Watershed Data Management	MP#3b	Develop a metadata database that is focused on description, documentation, and indexing of the data sets, sources, and reports	Updated Metadata Database	Ongoing
WMI Watershed Assessment and Monitoring Subgroup (WAMS)	MP#3d	Provide administrative support to WAMS.	Meeting summaries	Completed as needed
WMI Environmental Indicators Workgroup (Workgroup I)	MP #3d	Participate in meetings and provide comments on work products.	SCVURPPP meeting summaries	Completed as needed
Support for Land Use Subgroup	WMI Subgroups MP# 1, 3c, 3d	Provide administrative support and leadership for the Land Use Subgroup. Maintain the subgroup mailing list; prepare and distribute agendas; chair meetings; edit and distribute meeting summaries; liaison to, and correspond with, the SCBWMI Core Group other subgroups as needed; update workplans; facilitate interaction between consultants and the subgroup; summarize, compile, and convey subgroup products.	Workshop agenda and evaluation summary - *"How Development Affects Creeks – How Creeks Affect Development"* Workshop agenda and evaluation summary - "*Development and Water Resources: Making the Connection*"	Completed 12/7/05 Completed 5/3/06

035613

SECTION 6

PESTICIDE MANAGEMENT

6. PESTICIDE MANAGEMENT ACTIVITIES

INTRODUCTION

The goals and objectives of the Program's Urban Runoff Management Plan (URMP) include: effectively prohibiting non-storm water discharges to storm drains and watercourses; reducing pollutants in storm water discharges to the "maximum extent practicable" (MEP); and not causing or contributing to violations of water quality standards, as required by the Program's NPDES permit. The Program's approach to meeting these goals and objectives focuses on the use of best management practices (BMPs) for source control and pollution prevention.

The Program's approach to pesticide management has a similar focus on source control and pollution prevention. Program BMPs for pesticide management have included significant outreach efforts to residents, businesses, and municipal staff to provide education and achieve behavior changes relative to uses of pesticides and less toxic pest control methods. Outreach efforts have been supplemented by monitoring studies to define the problem; participation in regional monitoring and organizations to address pesticide issues; and development of performance standards and local pest management plans.

BACKGROUND

Diazinon and chlorpyrifos have been identified in recent studies as causing toxicity in local creeks and wastewater treatment plant effluent. In May 1999, the U.S. Environmental Protection Agency (USEPA) listed San Francisco Bay and 35 Bay Area urban creeks as impaired by diazinon under Section 303(d) of the Clean Water Act (CWA). The 303(d) listing triggered the need for USEPA and the State to develop Total Maximum Daily Loads (TMDLs) for the impaired waterbodies. The San Francisco Bay Regional Water Quality Control Board developed a draft TMDL work plan that calls for an urban creeks diazinon TMDL to be developed by June 2002, followed by an Implementation Plan by June 2003.

The Program's NPDES Permit Provision C.9.d. includes specific requirements for a pesticide control program. The Program and Co-permittees must develop and implement a pesticide control plan that addresses municipal uses of pesticides, including diazinon and other lower priority banned pesticides (e.g., chlordane, dieldrin, and DDT) and the use of these pesticides by others within municipal jurisdictions. The permit provision also requests that the Program continue to work with the Urban Pesticide Committee, BASMAA, and the California Stormwater Quality Association Pesticide Committee to assess impacts of pesticide use and encourage actions by other state and federal agencies.

As required by Permit Provision C.9.d., the Program developed a Pesticide Management Work Plan (Pesticide Plan) and submitted it to the Water Board on June 26, 2001. The submittal to the Water Board included a preliminary draft Pest Management Performance Standard and municipal pesticide use surveys completed by each Co-permittee. After receiving comments from Water Board staff, the final Pesticide Plan and Pest Management Performance Standard were provided in the Program's *FY 02-03 Work Plan* (dated March 1, 2002).

The purpose of the Pesticide Plan is to control pesticide-related toxicity in urban runoff, by minimizing pesticide use and reducing the amount of pesticides in storm water and landscape runoff to the maximum extent practicable. The Plan identifies the goals of each work plan element, actions, monitoring mechanisms and schedules. The Plan also identifies whether

actions will be implemented at the Program level, municipality level, or both. The details of municipality actions and schedules were provided in individual Co-permittee pest management plans submitted with the Co-permittees' FY 00-01 Annual Reports.

All scheduled Pesticide Plan tasks were completed in FY 04-05 and no new tasks were identified for FY 05-06. The Program continued to implement ongoing Pesticide Plan tasks. This Annual Report provides information on the progress of these ongoing tasks.

PAST PESTICIDE MANAGEMENT ACTIVITIES

The Program has, since its inception, actively participated in a number of activities aimed at understanding water quality problems in creeks and San Francisco Bay and reducing pollutants, including pesticides, to the MEP. The Program's earlier Work Plans and Annual Reports have presented the history of the Program's and Co-permittee's pesticide-related activities in the areas of monitoring and science, outreach and education, URMP implementation and correspondence with Water Board staff regarding these activities.

IMPLEMENTATION OF FY 05-06 PESTICIDE MANAGEMENT TASKS

Table 6-1 presents the status of the FY 05-06 ongoing pesticide management tasks. The table references tasks in the SCVURPPP Pesticide Plan (rev. 2/15/02) and the related performance standard and/or permit provision. More details on the accomplishments for and effectiveness of some of the key elements of the Pesticide Plan are provided below.

Outreach and Education

Highlights of Program PI/P activities specifically related to pesticide use that were accomplished in FY 05-06 include:

- Watershed Watch Campaign – Messages about less-toxic pest control were woven into the campaign advertising and materials. The popular "Got Bugs" ads were used in the media flight from September to October 2005. Additional details on the media campaign are included within Section 3 and Appendix B-1 of this Annual Report.
- Pesticide User Outreach – The various elements of pesticide user outreach are described below:
  - IPM Store Partnership Program – The Program contributed funds to and participated in the Regional IPM Program and implemented the local IPM Partnership Program in 31 stores. The participating stores had in-store "Our Water Our World" displays and IPM fact sheets and stocked less-toxic products. Program staff routinely visited the participating stores for restocking literature racks and updating shelf-talkers. The Program contracted with Ms. Annie Joseph for store employee training. Ms. Joseph trained approximately 112 employees representing thirteen stores. More details on the trainings are included within Appendix B- 8 of this Annual Report
  - Media Advertising – Advertising was conducted in coordination with Watershed Watch Campaign. The popular "Got Bugs" ad was used in the media campaign which ran in September to October 2005.
  - Outreach at Events – Program, Co-permittee and Watershed Watch staff conducted IPM outreach at five events. More than 4,000 IPM fact sheets, brochures and, giveaways (pencils, activity books, magnets, etc.) were distributed to the public.

Monitoring and Science

Monitoring and TMDL-related activities that were accomplished in FY 05-06 include:

- Continued to fund the Regional Monitoring Program ($168,480) and participate in the Regional Monitoring Program (RMP) steering and technical committees to focus RMP resources on 303(d) problem pollutants (including pesticides);
- Attended the Urban Pesticide Committee meetings and participated in discussions on development of the diazinon TMDL;
- Participated in the Clean Estuary Partnership's Diazinon/Toxicity Workgroup;
- Supported actions by the California Stormwater Quality Association (CASQA) to comment on and assist with USEPA's pesticide risk assessments. The Program's dues helped fund the CASQA consultant contract covering comment letters on risk assessments and other pesticide-related tasks.
- Completed fourth year of sampling for the Program's Multi-Year Receiving Waters Monitoring Program. Conducted organophosphate pesticide analyses of samples collected at two sites in the Matadero/Baron Creek watershed; two sites in the Sunnyvale East/West Channel watersheds; one site in the Calabazas Creek watershed; two sites in the Stevens Creek watershed; and two sites in the Permanente Creek watershed. Conducted three species toxicity testing in one site in Matadero/Baron Creek watershed; two sites in the Stevens Creek watershed; and two sites in the Permanente Creek watershed.

Additional information on monitoring and science activities, including results, are provided within Section 4 and the *SCVURPPP FY 05-06 Summary Assessment Report* included within Appendix C-2.

URMP Implementation

Pest Management Performance Standard

The Program's 2004 Urban Runoff Management Plan (URMP) contains a model Pest Management Performance Standard (PMPS) approved by Water Board staff that: 1) limits the use of pesticides that are known to cause or contribute to impairment of receiving waters; 2) requires use of least-toxic pest control methods by municipal employees at municipally-owned facilities; and 3) meets other requirements of NPDES Permit Provision C.9.d. The PMPS includes guidance to Co-permittees on work plan tasks and legal authority needed to implement the standard, and BMPs for protecting water quality if pesticides must be used after implementing an IPM program. The Co-permittees have updated their local URMPs to include the PMPS and have been implementing the PMPS since FY 01-02.

Local Pest Management Plans

Co-permittees completed their local pest management work plans and submitted them as part of their FY 00-01 Annual Reports (September 15, 2001). Implementation of these work plan tasks began in FY 01-02. Efforts to date are described in Co-permittees FY 05-06 Annual Reports.

EVALUATION OF EFFECTIVENESS

Outreach and Education

Outreach and education tasks related to pesticide reduction are evaluated in Section 3 and Table 3-1.

Monitoring and Science

The Program and Co-permittee staff completed all environmental and programmatic monitoring tasks that were planned for FY 05-06. This included conducting, funding and/or participating in local and regional monitoring activities. A full description of these activities and an assessment of how effective these activities were in meeting monitoring program objectives are included in Section 4 – Monitoring Activities.

URMP Implementation

Program staff successfully worked with the Pest Management AHTG, Water Board staff and other interested parties to complete a revised version of the Pest Management Performance Standard (PMPS) that was acceptable to all parties involved. The Co-permittees are now in the process of implementing the PMPS. The Co-permittees have evaluated their local pest management efforts during FY 05-06 in their individual Annual Reports.

Table 6-1
Status of FY 05-06 Pesticide Management Tasks[1]

Task[1]	Updated Schedule	Status
I. Municipal Pesticide Use		
I.A.1 Develop and implement a process for tracking pesticide use on municipally owned property (PS#8). Include in the process reporting and justification for the use of OP pesticide and BMPs employed during OP pesticide use.	Annual Reporting	**Completed/Ongoing** – The Pest Management Performance Standard includes a suggested reporting process, which the Co-permittees implemented for the FY 01-02 Annual Report. The first year was focused on reporting use of organophosphate pesticides, particularly chlorpyrifos and diazinon. For the FY 02-03 Annual Report, Water Board staff requested Co-permittees to submit pesticide use summaries and not actual data. This practice was continued for the FY 05-06 Annual Report.
Monitoring Mechanism 1.A.1 Document completion of tasks in annual reports. Use pesticide-tracking process to document pesticide use.	Annually	**Completed/Ongoing** – Pesticide use summaries are included in Co-permittee FY 05-06 Annual Reports.
II. Public Education and Outreach		
II.A.1 Implement the Watershed Education & Outreach (WE&O) Campaign targeting the general public and include messages about less-toxic pest control and proper disposal. The Campaign will include extensive media campaign with South Bay English- and Spanish-language TV and radio stations.	Began development FY 00-01; Ongoing through 05-06.	**Completed/Ongoing** – The popular "Got Bugs" ads ran in September and October 2005.
II.A.2 Develop simple, effective, targeted messages regarding proper pesticide use and disposal, effects on water quality, and IPM.	Ongoing as needed	**Completed/Ongoing** —Website visits and hotline calls showed an increase during the "Got Bugs" media campaign. Additional details are included within Section 3 of this Annual Report.

[1] The status of the complete set of Program Pesticide Plan tasks is presented in Table 6-1 of the Program's *FY 03-04 Annual Report*.

Table 6-1, continued
Status of FY 05-06 Pesticide Management Tasks

Task[1]	Updated Schedule	Status
II.A.3 Prepare appropriate outreach materials (e.g., fact sheets or a consumer guide regarding pest control services) to address target groups.	Ongoing as needed	**Completed/Ongoing** -- Developed through BASMAA participation. The Program continues to participate in BASMAA's Regional IPM Partnership and Media Relations efforts to develop new IPM fact sheets and press releases. The Program purchased and distributed large quantities of the fact sheets.
II.A.4 Identify and attend community events and distribute outreach materials. (Program will attend events strategic to the WE&O Campaign.)	Annually	**Completed/Ongoing** -- Program staff, Co-permittee representatives and Watershed Watch consultant staff conducted IPM outreach at five events during FY 05-06. The IPM display was used at some events. OWOW fact sheets and brochures (e.g., "Grow It!" Guides,"Backyard Bugs" and "Pests Bugging You?") were distributed. (See Section 3 of this Annual Report for details).
II.A.6. Create, update, and publicize web sites to promote IPM and reduce pesticide use.	Completed 6/02; Update as needed.	**Completed/Ongoing** -- The Watershed Watch website was launched in September 2001 and is continually updated. The website directs browsers to call the toll-free number to the Program office for information on less-toxic pest control. A web page specifically for IPM was completed in June 2002 and is updated regularly. The web page also includes many pages in Spanish and links to other sites with information on IPM.
II.A.7 Coordinate with the Master Gardeners program and use their services to train residents. Provide IPM training and information on water quality impacts of pesticide use to Master Gardeners as needed.	Ongoing as appropriate	**Completed/Ongoing** – Since FY 01-02, Program staff has worked with Master Gardeners and San Jose Community Garden staff to conduct IPM training programs for community gardeners. From FY 02-03 to FY 04-05, the Program conducted community IPM workshops in coordination with Watershed Watch, United Neighborhoods, Guadalupe Gardens, the

Table 6-1, continued
Status of FY 05-06 Pesticide Management Tasks

Task[1]	Updated Schedule	Status
		Santa Clara County Household Hazardous Waste Program and Master Gardeners.
II.A.8 Create and/or publicize existing IPM demonstration gardens (such as the garden at the San Francisco Bay Wildlife Refuge in Alviso).	Began FY 01-02; Ongoing	**Completed/Ongoing** – Since FY 01-02, the Watershed Watch Campaign has partnered with the Don Edwards San Francisco Bay Wildlife Refuge at Alviso. The Alviso site has a pesticide-free native plant demonstration garden. Workshops at this location are promoted on the Watershed Watch website. Since FY 03-04, the Program has been providing promotional support for the Going Native Garden Tour. In FY 05-06, approximately 3,000 people attended the tour which featured 46 gardens. Featured gardens demonstrate environmentally sensitive gardening practices which include the use of native plants, water conservation, landscaping to prevent urban runoff, reducing pesticide and fertilizer use, etc.
II.A.9 Continue to fund BASMAA Regional Media Relations Campaign featuring pitches to Bay Area media and responses to breaking news on pesticide-related topics.	Ongoing.	**Completed/Ongoing** – SCVURPPP funded this campaign as part of its BASMAA baseline dues for FY 05-06. Program staff participated in meetings of the work group and reviewed draft products. (See Section 3 of this Annual Report for additional details)

Table 6-1, continued
Status of FY 05-06 Pesticide Management Tasks

Task[1]	Updated Schedule	Status
II.A.11 Identify consumer and business publications that could include articles about IPM or less toxic pest management, submit articles or letters to the editor, and encourage them to print them.	Ongoing	**Completed/Ongoing** -- An article describing impacts of pesticide use on water quality and containing hints for pesticide-free pest control was developed in December 2004 and sent to select publications. The article was included in the April 2005 issue of the *Tideline* magazine and was also placed on the Friends of Guadalupe Gardens website in October 2004. No articles were published in FY 05-06.
II.A.12 Implement a "Pesticide User Outreach" project targeting residential and commercial users.	FY 01-02 through FY 05-06	**Completed/ Ongoing** -- A Pesticide User Outreach Work Plan is developed and implemented each year, as Program budget allows. Tasks implemented include the media advertising campaign (as part of the Watershed Watch Campaign), local IPM Store Partnership Program, restaurant outreach, IPM workshop, IPM outreach at events, IPM outreach to special districts and development of an outreach article.
II.A.13 Provide information on less toxic pest control (e.g., IPM techniques, municipal IPM policies, model contract language, training opportunities, etc.) to neighboring special districts (e.g., Valley Transportation Authority, sanitary and utility districts, open space districts, vector control districts, and school districts) as appropriate.	FY 01-02 through FY 04-05	**Completed** – VTA, open space and vector control district staff were invited to the Program's IPM Workshop in March 2003 and provided copies of the Program's Pest Management Performance Standard. In January 2005, a letter explaining the impact of pesticide use on urban runoff was developed and mailed (along with IPM fact sheets) to all special districts within the Co-permittees' jurisdiction. The cover letter and list of special districts were included in the FY 04-05 Annual Report.
Monitoring Mechanism II.A.1. Document or estimate numbers of residents reached by outreach efforts, including events, web site promotion, municipal employee	Annually	**Completed/Ongoing** -- See Section 3 of this Annual Report.

Table 6-1, continued
Status of FY 05-06 Pesticide Management Tasks

Task[1]	Updated Schedule	Status
outreach, and media advertising. Monitor responses to outreach efforts through documentation of calls to the Program's general and watershed campaign hotlines.		
Monitoring Mechanism II.A.2. Survey local public attitudes and behavior to evaluate the success of outreach efforts and the saturation of outreach messages. (Program will conduct countywide survey as part of evaluation of WE&O Campaign. Program may also conduct surveys to evaluate effectiveness of specific projects.)	FY 03-04 and FY 04-05	**Completed/Ongoing** – A Countywide survey was conducted to evaluate the success of the WE&O Campaign. The evaluation report was included in the Program's *FY 03-04 Annual Report*. Some of the survey questions tracked the publics' knowledge about various pollutants (including pesticides), which affect the water quality in San Francisco Bay. Nineteen percent of the respondents in 2003 say that pesticides affect the water quality of the Bay compared to seven percent in 1991. Approximately 23 percent of residents say that they use less-toxic ways to control pests in their home and garden. Details of the stores partnership program evaluation and IPM outreach events are described in Section 3. In October and November 2004, the BASMAA Regional IPM Committee conducted a customer intercept survey to evaluate the OWOW Store Partnership Project. The survey included interviewing 375 customers at 5 stores in Santa Clara County. The evaluation indicates that: • Overall, 31% of the people interviewed were aware of the Our Water Our World promotion. • The fact sheet garnered the highest recognition of the four items (16%), followed by the logo (15%). • Of the people who had identified at least one of the promotional items in Q3 (n=104), 82 percent

Table 6-1, continued
Status of FY 05-06 Pesticide Management Tasks

Task[1]	Updated Schedule	Status
		said that these items helped them identify less-toxic products or methods. The detailed survey report was included in the FY04-05 Annual Report.
II.B.1 Continue to fund and participate in the BASMAA Regional IPM Partnership.	Ongoing	**Completed/Ongoing** -- SCVURPPP funded this program as part of its BASMAA baseline dues for FY 05-06. Program staff participated in meetings of the work group and reviewed draft products. See Section 3 for details.
II.B.2 Continue to implement cost-effective elements of the IPM Store Partnership Program, as identified in the work plan developed for Action Item II.A.12. Create and provide fact sheets and other materials to pesticide retailers to facilitate point-of-purchase outreach. Visit stores as necessary to ensure ongoing participation.	Ongoing	**Completed/Ongoing** – The Program continued to implement the IPM store partnership program in 31 stores in Santa Clara Valley. Training on selling less-toxic products was provided to 112 employees at thirteen stores. A summary of evaluations received is included within Appendix B-8 of this Annual Report
II.B.3 Offer IPM training opportunities to pesticide retailer employees through coordination with Master Gardener-taught educational programs. (See Action II.A.7.)	Ongoing	**Completed/Ongoing** – The Program contracted with Ms. Annie Joseph to provide training on selling less-toxic products to store employees (See Tasks II.A.12 and Section 3).
Monitoring Mechanism II.B.1. Document number of participating stores, materials distributed and employees trained. Evaluate the cost-effectiveness of the IPM Store Partnership Program each year. Implement the evaluation component of the Pesticide User Outreach work plan each year.	Annually	**Completed/Ongoing** -- See Section 3 and Table 3-1 of this Annual Report.

Table 6-1, continued
Status of FY 05-06 Pesticide Management Tasks

Task[1]	Updated Schedule	Status
III. Pest Control Operators (PCOs)		
III.B.1. Identify and work with PCO trade organizations to develop industry standards for BMPs to protect water quality, through participation in UPC and BASMAA.	Ongoing	**In Progress** – Program will work with the UPC and a consultant to accomplish this task.
IV. Commercial Businesses		
IV.A.1 Research reports and surveys of commercial business pesticide use and other stormwater programs' and POTWs' efforts to address this issue. Develop recommendations and a work plan (including an evaluation component) to provide outreach on less toxic pest control to target businesses in the South Bay, as appropriate and cost-effective.	FY 02-03 through FY 04-05	**Completed/Ongoing** – The SCVURPPP IPM Work Group decided to use San Francisco's "Setting a Table for Pests" poster for outreach to restaurants. This item was approved by the Santa Clara County Department of Environmental Health inspectors for inclusion in their new food facilities packet for distribution to new or remodeled food facilities during routine inspections. Copies of this poster are being provided to County Health Inspectors since FY 02-03.
IV.A.2 Develop and implement education programs that target commercial businesses, per recommendations from Action IV.A.1	Ongoing;	**Completed/Ongoing** – As described above, the Program is distributing the "Don't Lay a Table for Pests" poster to new or remodeled food facilities through County Health Inspectors. Beginning FY 03-04, the Program has also focused on educating employees at local hardware stores and nurseries on selling less-toxic products to consumers.
Monitoring Mechanism IV.A.1. Document outreach efforts targeting businesses, as recommended in the work plan to be developed by the Program. Implement the evaluation component of the work plan.	Ongoing	County Health Inspectors distributed approximately 465 copies of the "Don't Set a Table for Pests" poster during FY 05-06

Table 6-1, continued
Status of FY 05-06 Pesticide Management Tasks

Task[1]	Updated Schedule	Status
V. Household Hazardous Waste Collection		
V.A.3 Work with HHW collection agencies to support, enhance, and help publicize programs for proper pesticide disposal (PS #7).	Ongoing; began FY 00-01	**Ongoing** – In FY 05-06, the Watershed Watch Campaign continued to educate consumers on proper pesticide disposal through outreach events and distribution of educational material. The County HHW Program collected 2,250 pounds of dursban and diazinon in FY 05-06. In addition, the County HHW Program also managed over 201,000 pounds of other poisons. The Program also contacted all participating stores to ensure that employees were aware of the stop-sale date for diazinon. This follow-up indicated that all stores were aware of the stop-sale date and had taken diazinon off their shelves for proper disposal.
Monitoring Mechanism V.A.1. Document that household hazardous waste collection programs adequately serve residents and businesses and that any exchange programs do not exchange organophosphate or banned pesticides.	Annually	County HHW -- No residents were turned away with the exception of those who brought munitions, explosives or radioactive waste. Collection facilities and events have expanded in number. The County does operate a material reuse program that allows residents to take usable items (e.g., paint, left by other residents). This program does not include banned pesticides exchange. Palo Alto – No Palo Alto residents were turned away. Palo Alto does not have an exchange for the items brought for disposal.

Table 6-1, continued
Status of FY 05-06 Pesticide Management Tasks

Task[1]	Updated Schedule	Status
Monitoring Mechanism V.A.2. Document quantities of pesticide disposal at household hazardous waste collection facilities (only possible on a county-wide basis at present).	Annually	County HHW – Although the grant award to conduct public education about dursban and diazinon has ended, the HHW Program collected 2,250 pounds of these two pesticides in FY 05-06 Palo Alto -- 56,875 pounds of pesticides were collected from residents during FY 05-06. This represents a substantial increase from FY 04-05 (28,091 pounds were collected in FY 04-05).
VI. County Agricultural Commissioners – All Tasks Completed		
VII. New Development		
VII.A.4 Develop and propose enhanced reporting format for documenting use of pesticide reduction measures at development sites. (Draft Permit Provision C.3.n.)	Annual Reports	**Completed/Ongoing** -- A section for documenting pesticide reduction measures required of project applicants is included in the Program's model data collection form for collecting other development project data prior to implementing C.3. (i.e., impervious surface area). The reporting form included in the Planning Procedures Performance Standard for annual reporting of information on Group 1 projects allows Co-permittees to more specifically list the pesticide reduction measures required.

Table 6-1, continued
Status of FY 05-06 Pesticide Management Tasks

Task[2]	Updated Schedule	Status
VIII. Monitoring and Science		
VIII.A.1. Continue financial support of the Regional Monitoring Program (RMP). Continue to actively participate in the RMP advisory and technical committees to focus RMP resources on 303(d) problem pollutants, including OP pesticides.	Annually	**Completed/Ongoing** – The Program contributed $168,480 to the RMP in FY 05-06. Same amount has been budgeted for FY 06-07. Program staff attends the RMP Technical Review Committee meetings and prepare meeting summaries for Management Committee.
VIII.A.2. Work with Water Board staff to refine the problem statement for the diazinon TMDL and determine data needs, with assistance from the BASMAA Pesticide Work Group.	FY 01-02 and beyond	**In Progress** – Program staff attend the Urban Pesticide Committee meetings at which the diazinon TMDL has been discussed. Program staff is also working on the TMDL with Water Board staff as part of the Clean Estuary Program (CEP).
VIII.A.3. Participate in a coordinated regional plan to collect data for the diazinon TMDL, as defined in the RWQCB/BACWA/BASMAA MOU.	FY 01-02 and beyond	**Ongoing** – Program staff are participating in a regional data collection plan as SCVURPPP is a member of the CEP (formerly the TMDL MOU). The Program contributed $97,000 to the CEP in FY 05-06 and will contribute the same amount in FY 06-07.
Monitoring Mechanism VIII.A.1. Submit monitoring data and reports to the Regional Water Quality Control Board and other interested parties (such as USEPA) per the reporting schedule in the Program's Multi-Year Receiving Waters Monitoring Program.	FY 02-03 and beyond	**Completed/Ongoing** – The Program completed and submitted its fourth Watershed Monitoring and Assessment Summary Report in September 2006 (See Appendix C-2 of the *FY 05-06 Annual Report*).

[2] The status of the complete set of Program Pesticide Plan tasks is presented in Table 6-1 of the Program's *FY 03-04 Annual Report*.

Table 6-1, continued
Status of FY 05-06 Pesticide Management Tasks

Task[3]	Updated Schedule	Status
IX. Regional, State, and Federal Coordination		
IX.A.1. Support actions by the California Stormwater Quality Task Force (now California Stormwater Quality Association) Pesticide Committee to comment on and assist with USEPA's pesticide risk assessments.	Ongoing	**Completed/Ongoing** – SCVURPPP provided funding to CASQA's consultant contract that funded Geoff Brosseau's and Kelly Moran's efforts to review risk assessments and provide comments on behalf of the CASQA member agencies.
IX.A.2. Through participation in the UPC and CASQA, work with the U.S.EPA, the California Department of Pesticide Regulation, and the pesticide industry to eliminate uses of pesticides likely to enter surface water from those listed on product labels.	Ongoing	**Ongoing** – Program staff regularly participates in the UPC and CASQA and support efforts to eliminate uses of pesticides that cause risk to water quality. The CASQA General Meeting in July 2005 focused on the topic of pesticide use, monitoring, and regulation, and the CASQA Pesticide Subcommittee provides regular updates to the CASQA members
Monitoring Mechanism IX.A.1. Document correspondence with U.S. EPA and the California Department of Pesticide Regulation and successes in achieving changes in registered uses and labeling that protect water quality.	Annually	**Completed/Ongoing** – Copies of correspondence sent by the CASQA Pesticide Committee, with support from SCVURPPP, are provided to the Management Committee and the Water Board. Successes related to protection of water quality were the banning of chlorpyrifos, limiting uses of diazinon and convincing EPA that its Offices of Pesticides and Water needed to coordinate their efforts.
IX.B.1. Participate in the activities of the Bay Area Stormwater Management Agencies Association, the California Storm Water Quality Association, and the Urban Pesticide Committee and communicate Program efforts.	Annually	**Completed/Ongoing** – Program staff regularly attended BASMAA, CASQA (General and Executive Committee) and UPC meetings to communicate Program efforts (see Appendix A-2 for list of meetings attended during FY 05-06).

[3] The status of the complete set of Program Pesticide Plan tasks is presented in Table 6-1 of the Program's *FY 03-04 Annual Report*.

Table 6-1, continued
Status of FY 05-06 Pesticide Management Tasks

Task[3]	Updated Schedule	Status
IX.B.2. Collaborate in technical studies to support TMDL development and implementation. (See Action VIII.A.3.)	As Needed.	**Completed/Ongoing** – Program staff are participating in a regional effort to develop TMDLs. SCVURPPP is a member of the CEP (formerly the TMDL MOU).
Monitoring Mechanism IX.B.1. Document attendance by Program staff at regional and statewide meetings and completion of regional and statewide efforts.	Annually	**Completed/Ongoing** – Appendix A-2 contains a list of meetings attended by Program staff during FY 05-06. Meeting summaries are provided within Management Committee packets.
X. Review and Revision of Work Plan		
X.A.1. Review and continuously improve the goals, actions, and monitoring mechanisms of the work plan considering results of self-evaluations, comments from Water Board staff and other interested parties, and results of local performance review meetings if any.	Annually- As Needed	**Completed/Ongoing** – The Pesticide Plan was revised twice in FY 01-02 based on comments from Water Board staff and interested parties (specifically RWQCB letters dated 8/15/01 and 12/21/01) and submitted to the Water Board on October 15, 2001 and March 1, 2002, respectively. The Plan will be updated at the beginning of the next permit cycle to correspond to the reissued permit requirements. Task evaluations are provided in Sections 3, 6, and 8 of this Annual Report.
Monitoring Mechanism IX.A.1. Complete revised work plan that incorporates continuous improvement items, and report on completion of work plan tasks.	Annually	**Completed/Ongoing** – See response to Action X.A.1. above and Section 6 of this Annual Report.

035630

SECTION 7

MERCURY POLLUTION PREVENTION ACTIVITIES

7. MERCURY POLLUTION PREVENTION ACTIVITIES

INTRODUCTION

Mercury has been found in sediments in South San Francisco Bay and the Guadalupe River Watershed. Some types of fish caught in the Bay contain mercury and other pollutants at concentrations that may threaten the health of humans consuming those fish. In response, the California Office of Environmental Health and Hazard Assessment issued an interim fish consumption advisory. The U.S. Environmental Protection Agency (EPA) has listed the Bay and the Guadalupe River Watershed (including the Guadalupe River, Alamitos Creek, Guadalupe Creek, Calero Reservoir, and Guadalupe Reservoir) as impaired by mercury under Section 303(d) of the Clean Water Act. In accordance with Section 303(d), the Water Board is required to establish a Total Maximum Daily Load (TMDL) for mercury in the South San Francisco Bay and the Guadalupe River Watershed.

Permit Provision C.9.c. requires the Program to address the impairment by developing and implementing a mercury pollution prevention plan. The Program developed a Mercury Pollution Prevention Plan (Mercury Plan) consistent with this Provision. The Mercury Plan was submitted to the Water Board on March 1, 2002 as part of the Program's FY 02-03 Work Plan. This section describes and evaluates Mercury Plan tasks completed during FY 05-06.

MERCURY POLLUTION PREVENTION PLAN

The Mercury Plan is based on the premise that a Bay area-wide approach (and coordination) in addressing mercury pollution prevention will be most successful. For this reason, many of the actions identified in the Mercury Plan are for Program-level participation in regional efforts. These efforts are supplemented by countywide and local efforts.

The Mercury Pollution Prevention Plan addresses five general goals:

I. **Municipal Use of Mercury-Containing Products** – Eliminate all unnecessary municipal use of mercury-containing products and establish proper disposal methods for products that cannot be eliminated.

II. **Household Hazardous Waste Collection** – Provide mercury-containing product disposal services through household hazardous waste (HHW) collection programs for residents and small businesses, and encourage use of these programs.

III. **Monitoring and Science** – Participate in coordinated monitoring efforts to support mercury TMDL development and implementation, including assessment of air pollution sources of mercury and concentrations of mercury in sediment.

IV. **Regional, State, and Federal Coordination** – Actively participate in regional, state and federal coordination efforts to achieve a reduction in the amount of mercury in urban runoff and air emissions.

V. **Public Education and Outreach** –Increase awareness of proper disposal of mercury-containing products and available non-mercury containing alternatives.

The Mercury Plan identifies actions that will be implemented at the Program level, municipality level, or both; and provides the schedule for initiation and/or completion of Program-level actions. The details of municipality actions and schedules are included in the individual Co-permittee work plans and/or annual reports, as appropriate.

FY 05-06 MERCURY POLLUTION PREVENTION ACTIVITIES

The status of the Program's FY 05-06 Mercury Plan tasks is summarized in Table 7-1. Highlights of Program accomplishments, as developed and/or implemented by the Mercury P2 Plan AHTG, PIP AHTG, Program staff and municipalities are provided below.

Guidelines for Reduction and Management of Mercury-Containing Products

During FY 02-03, the Mercury P2 Plan AHTG and Program staff developed guidelines for the reduction and management of mercury-containing products identified for virtual elimination. The goals of the *Guidelines for Mercury-Containing Products Reduction and Management* are to work towards the virtual elimination of mercury from controllable sources that may affect urban runoff due to agency operations; and establish proper recycling and disposal methods for products that cannot be eliminated due to technological, safety or economic factors. Co-permittees continued implementing the *Guidelines for Mercury-Containing Products Reduction and Management* in FY 05-06.

Mercury Pollution Prevention Outreach Workgroup

In December 2002, Program staff established a new Work Group called the Mercury Pollution Prevention Outreach Work Group. This Work Group implements the Public Education and Outreach elements of the Mercury Plan by organizing a public education, outreach and participation program designed to reach residential and commercial users of mercury-containing products.

FY 05-06 Tasks

In March 2006, Santa Clara County Household Hazardous Program (CoHHW Program) staff completed implementing (with SCVURPPP) the outreach requirements of a $300,000, three-year California Integrated Waste Management Board (CIWMB) grant, specifically the store partnership program for collecting spent fluorescent bulbs.

During FY 05-06, the CoHHW Program partnered with approximately eighteen retail stores to provide free fluorescent bulbs drop-off locations for residents. The Program's outreach focused on promoting these drop-off locations and educating people about mercury pollution.

The Program's FY 05-06 Mercury Outreach Pollution Prevention Work Plan included implementation of the following tasks:

- Development of Signage Materials – The Program developed posters to inform people about the availability of free fluorescent bulbs drop-off locations. The posters were displayed in participating stores and at community locations (libraries, city halls etc.)

- Conduct Media Advertising – The fall Watershed Watch Campaign used the "Got Bulbs" advertisement to educate people on the proper disposal of fluorescent bulbs. The advertising campaign ran for four weeks in September – October 2005. The Program

provided funding for radio and print advertising, and the Santa Clara County Integrated Waste Management Division provided funding for transit advertising. In addition, the radio station KRTY offered, at no added cost, an "enter-to-win" contest promoting the drop-off locations. Both KRTY and the *San Jose Mercury News* provided free advertising to support this promotion. Listeners/readers were encouraged to participate in the contest by either dropping-off their used fluorescent bulbs at participating stores or by submitting the "pledge to dispose mercury properly" contest entry form available online and within the *San Jose Mercury News*. During the four-week contest period, nearly 400 entries were received for a chance to win tickets to a sporting event.

Details of the outreach campaign are included in the Fall Media Campaign report included within Appendix B-1. Copies of all outreach materials are included within Appendix B-10.

Monitoring and Science

The Santa Clara Basin Watershed Management Initiative (SCBWMI) is serving as the stakeholder forum for the development of the Guadalupe River TMDL Report for Mercury. The Guadalupe River Watershed encompasses parts of San Jose, Los Gatos, Campbell, Monte Sereno and Santa Clara. The Program is a stakeholder in the Guadalupe River TMDL process. The Santa Clara Valley Water District (SCVWD) is taking the lead role in the TMDL development process by solely funding the $900,000 study and serving as Co-Chair of the TMDL Work Group and Stakeholder Group. Program staff is also participating in the TMDL process.

Program staff, along with other Co-permittee staff, have attended work group meetings and reviewed draft technical memoranda developed by the consultant. Water Board staff are currently developing a draft TMDL report. Program staff is participating in work group meetings to discuss the draft TMDL report and implementation plan. Program and Co-permittee staff will continue to participate in the development of the Guadalupe River Watershed TMDL for mercury by attending meetings and reviewing technical results and reports.

The Program continued to provide financial support to the Regional Monitoring Program (RMP), including the Mercury Deposition Network Pilot Study. In addition, Program and Co-permittee staff actively participates in RMP Technical Review Committee (TRC) and Steering Committee (SC) meetings and provides meeting summaries to the Management Committee. Staff reviewed available draft reports, including the 2006 RMP Draft Monitoring Plan.

A Memorandum of Understanding (MOU) regarding development of a Water Quality Attainment Strategy for San Francisco Bay-Delta and Tributaries was entered into by the Water Board, Bay Area Clean Water Agencies (BACWA), and Bay Area Stormwater Management Agencies Association (BASMAA) on August 6, 2001, and includes the development of TMDLs for 303(d) pollutants including mercury. This group is referred to as the Clean Estuary Partnership (CEP). As a member agency of BASMAA, the Program is involved in the development and funding of potential projects for the San Francisco Bay mercury TMDL (mercury TMDL). Program staff has been participating in the CEP technical committee meetings, CEP Board meetings (as needed) and CEP Mercury Risk Reduction Work Group.

In addition, the Program's *Multi-Year Receiving Waters Monitoring Plan* includes collecting and analyzing receiving water samples for mercury. Refer to Section 4- Monitoring Activities for additional details regarding mercury monitoring activities.

In addition, Program staff is tracking the results of the "historic" meeting between the State Air Resources Board and State Water Quality Control Board in February 2006. During the meeting, the idea of cross media (water and air) coordination in the investigation of the aerial deposition of pollutants from air to land was discussed. Once deposited on land, pollutants can enter water bodies through stormwater runoff. The priorities of future work groups will be to identify an inventory of the original sources of various pollutants and develop an action plan to address those pollutants at the source. Future Water Board-Air Board meetings are anticipated.

U.S. Department of Energy (DOE) Office of Building Technology's Vision 2020 Lighting Technology Roadmap

Since the Mercury Plan's first year of implementation, Program staff has been tracking the progress made by the U.S. Department of Energy (DOE) office of Building Technology's Vision 2020 Lighting Technology Roadmap in accordance with Mercury Plan Action IV.F. DOE's Building Technologies Program continues to move forward on their Vision 2020 Roadmap. Progress includes seven strategies to address the challenges of transforming the lighting marketplace and developing new technologies that enhance lighting quality, efficiency and cost effectiveness. There are no significant updates or progress to report in FY 05-06.

EVALUATION OF PROGRAM EFFECTIVENESS AND NEXT STEPS FOR MERCURY PLAN

During FY 05-06, there was considerable progress made on tasks outlined in the Mercury Plan, specifically related to public outreach and progress of regional partnerships. Significant outcomes from the FY 05-06 Work Plan and the primary mercury pollution prevention activities planned for FY 06-07 include:

Guidelines for Reduction and Management of Mercury-Containing Products: In FY 03-04, Co-permittees began strategizing on how to implement the Program's Guidelines for reducing and managing mercury-containing products identified for virtual elimination and began implementation in FY 04-05. Implementation will continue in FY 06-07.

Mercury Pollution Prevention Outreach: The Mercury Pollution Prevention Outreach Work Group successfully completed the implementation of a two-year, two-phase fluorescent light tube recycling campaign in FY 03-04, and continued outreach in subsequent years to support the CoHHW Program's Mercury Reduction Grant.

The FY 05-06 Media Campaign included free promotional print ads, live promotional announcements, web site exposure and a sports event contest package from KRTY, a third party sponsor. Posters, contest boxes and floor decals were featured at participating hardware stores within Santa Clara County. Bus signs were also visible throughout the County and featured a four-week override. Total gross impressions from media advertising were 20,420,100. Nearly 400 Got Bulbs contest entries were received by KRTY, mostly from the web site and the *San Jose Mercury News* advertisement.

During FY 05-06, the CoHHW Program collected 277,000 feet[1] (67,943 pounds) of fluorescent bulbs at 18 retail drop-off locations within Santa Clara County[2]. This is a significant increase

[1] Since fluorescent light bulbs come in different sizes, quantities are reported in terms of the total length (feet) of tubes collected.
[2] Information regarding the collection of mercury containing products (e.g., fluorescent bulbs, thermostats, thermometers and other products) during FY 05-06 obtained from a memorandum *entitled Fiscal Year 2005/2006 HHW Program Update* (dated July 21, 2006). This memorandum was prepared by Rob D'Arcy, Santa Clara County Hazardous Materials Program Manager.

from FY 04-05. During FY 04-05, the CoHHW Program collected 166,000 feet (41,597 pounds) of fluorescent bulbs.

It is estimated that approximately 0.803 kilograms of total mercury was diverted (i.e., discharge to the environment was avoided) to recycling from fluorescent lamps collected by the CoHHW Program[3] in FY 05-06. In addition, the HHW Program also collected 231 mercury-containing thermometers, 425 pounds of elemental mercury (includes thermostats, thermometer and other products) and 51,050 pounds of household batteries during FY 05-06.

In FY 06-07, the Program will continue to conduct advertising to promote the fluorescent bulbs drop-off locations.

Coordination Efforts with Regional Organizations: The Guadalupe Hg Draft TMDL Report, SCBWMI Guadalupe Hg Work Group meetings and Program staff review of several draft products are recent highlights of the Program's coordination efforts with local and regional organizations. Program staff will continue to attend CEP (Clean Estuary Partnership) TMDL meetings, Regional Monitoring Program (RMP) Steering Committee and Technical Review Committee meetings. In addition, Program staff will continue to track the progress of the State Water Board-Air Board meetings.

[3] Based on a 1999 National Electrical Manufacturers Association survey entitled *Environmental Impact Analysis: Spent Mercury-Containing Lamps, January, 2000 (Fourth Edition)*, the average four-foot fluorescent lamp contains about 11.6 milligrams (mg) of mercury. For the sake of estimating the amount of mercury sent for recycling, approximately 69,250 four-foot fluorescent lamps were collected. As a result, 0.803 kilograms of total mercury diverted (i.e., discharge to the environment was avoided) to recycling is a rough estimate.

Table 7-1
Status of FY 05-06 Mercury Pollution Prevention Tasks[1]

Task	Status
I. Municipal Use of Mercury-Containing Products	
I.F. Implement guidelines developed under Action I.E.	**On-going -** Co-permittees began implementation in FY 03-04.
II. Household Hazardous Waste Collection	
II.A. Provide mercury-containing products disposal services for residents and small businesses.	**On-going** - Disposal services are provided by the County HHW Program, Palo Alto Regional Water Pollution Control Plant and the Sunnyvale Materials Recovery and Transfer (SMaRT®) Station.
II.C. Implement guidelines developed under Action II.B.	**On-going -** Co-permittees began implementation in FY 03-04.
II.F. Work with HHW collection agencies to develop and help publicize fluorescent light recycling program.[2]	**Completed/Ongoing –** Began effort in FY 02-03. The Mercury Pollution Prevention Outreach Workgroup collaborated with the Santa Clara CoHHW Program for implementing the outreach component in the Program's two-phase fluorescent light tube (FLT) recycling campaign. The first phase of the campaign, which was developed in FY 02-03, targeted residents. The second phase, completed in FY 03-04, targeted small businesses. The main objective of both phases was to show the negative health and environmental impacts of mercury and the methods available to the public for the proper disposal of FLTs. During FY 04-05 and FY 05-06, the Program conducted outreach to promote the free fluorescent bulb drop off locations provided by the County HHW Program.
III. Monitoring and Science	
III.A. Continue financial support of the Regional Monitoring Program (RMP), including the Mercury Deposition Network Pilot Study and	**On-going** - Program and Co-permittee staffs actively participated in RMP TRC and SC meetings and provided meeting summaries to

[1] Completed Mercury Pollution Prevention Tasks are described in previous Annual Reports (Table 7-1).
[2] Action II.F. is being conducted in conjunction with Public Education and Outreach Actions.

Table 7-1
Status of FY 05-06 Mercury Pollution Prevention Tasks[1]

Task		Status
	the Clean Estuary Partnership (CEP). Continue to actively participate in the RMP Steering Committee (SC) and Technical Review Committee (TRC).	Management Committee. Staff reviewed available reports and provided comments. Draft reports included *2006 Draft RMP Monitoring Plan*. Both Program and Co-permittees' staffs are actively involved with the CEP technical and management committees; and review of proposed Work Plans and study scopes. Program and Co-permittee staffs also participate in the CEP Mercury Work Group. In addition, the City of San Jose continues to chair the CEP technical committee.
	• The City of San Jose will continue to provide in-kind services for the maintenance of the Mercury Deposition Network site near San Jose.	The City of San Jose has continued this activity beyond the December 2005 compliance date and is evaluating whether to continue into FY 06-07 and beyond.
III.B.	Provide financial and staff support for a coordinated regional plan to collect data for the mercury TMDL, as defined in the CEP MOU.	**On-going -** The Program continued to participate in the CEP (see Section 4, Monitoring for a discussion of the CEP (formerly TMDL MOU) activities and accomplishments to date).
IV. Regional, State, and Federal Coordination		
IV.A.	Participate in the activities of the Bay Area Stormwater Management Agencies Association, the California Storm Water Quality Task Force, and the San Francisco Estuary Institute and communicate Program efforts.	**On-going** - Program staff continue to attend BASMAA, CASQA and SFEI RMP meetings (See Internal and External Meetings FY 05-06 attached to the *Review of FY 05-06 Program Management Services* within Appendix A-2).
IV.B.	Collaborate in technical studies to support TMDL development and implementation including the Santa Clara Basin WMI Guadalupe River Mercury TMDL Workgroup.	**On-going** - Program and Co-permittee staffs actively participate in the Guadalupe Mercury TMDL Watershed Work Group and Stakeholder group. Staff reviewed available reports including *Draft TMDL Report*.
IV.E	Support, participate in, and advocate increased regional collaborati	**Ongoing** - The Program will support the RWQCB in collaborating with the BAAQMD but will not directly work with the BAAQMD. The Program supports the RWQCB through participation in the CEP.

Table 7-1
Status of FY 05-06 Mercury Pollution Prevention Tasks[1]

Task	Status
	Mercury air deposition is being addressed regionally. Program staff will continue to track the progress of the State Water Board-Air Board meetings. The first meeting was held in February 2006.
IV.F. Support and track the progress of the U.S. Department of Energy (DOE) Office of Building Technology's Vision 2020 Lighting Technology Roadmap.[3]	**In Progress** - DOE's Building Technologies Program continues to move forward on their Vision 2020 Roadmap. Progress includes seven strategies to address the challenges of transforming the lighting marketplace and developing new technologies that enhance lighting quality, efficiency and cost effectiveness. There are no significant updates or progress to report in FY05-06.
V. Public Education and Outreach	
V.A. Develop various outreach programs to educate target audiences about proper disposal of mercury-containing products and alternative non-mercury containing products. Outreach programs will include, but may not be limited to, the following:	**Completed/Ongoing[4] -** In FY 05-06, the Mercury Pollution Prevention Outreach Work Group continued its mercury pollution prevention outreach. Outreach was coordinated with the County HHW Program's Mercury Grant implementation plan.
• Develop and begin to implement a fluorescent light recycling outreach program to educate residential users and encourage proper disposal of fluorescent lights.	**Completed/Ongoing[4] -** Phase I outreach of the two year, two phase Work Plan was completed in FY 02-03. This phase focused on residential outreach. Additional annual coordination is continuing, as appropriate. In FY 05-06, the County HHW Program continued to develop partnerships retail stores to provide free fluorescent lamps drop-off sites for residents. To Program conducted a media campaign to

[3] DOE's Vision 2020 Lighting Technology Roadmap includes this goal for the year 2020, "Highly efficient, reduced-mercury fluorescent sources will come to market." Sustainable Conservation's September 27, 2000 report entitled *Reducing Mercury Releases from Fluorescent Lamps: Analysis of Voluntary Approaches* concluded that "we do not believe that starting a new collaborative approach with manufacturers to create mercury-free fluorescent lamps is the most effective use of resources at this time." Sustainable Conservation recommends focusing on voluntary recycling of mercury-containing lamps as an alternative approach.

[4] These tasks were marked as Completed and Ongoing since the specific public education and outreach task was completed but outreach is ongoing. Articles will continue to be posted and updated, as appropriate. The Program will continue to assist the CoHHW with public outreach activities as resources allow.

Table 7-1
Status of FY 05-06 Mercury Pollution Prevention Tasks[1]

Task	Status
	promote these drop-off locations (See Section 7 and Appendix B-1 of this Annual Report for additional details).
• Develop and begin to implement a fluorescent light recycling outreach program to educate small businesses and conditionally exempt small quantity generators and encourage proper disposal of fluorescent lights. (For example, the small business outreach program might include coordination with local chapters of the Building Owners and Managers Association [BOMA] or the National Association of Industrial and Office Properties [NAIOP].)	**Completed/Ongoing[4] -** In FY 03-04, the Work Group implemented Phase II of the two-year, two-phase Work Plan. Phase II outreach efforts were focused on small businesses and CESQGs. Additional annual coordination will continue, as appropriate.
• Coordinate with municipal inspectors to integrate mercury outreach to industrial businesses into their existing routine pretreatment, source control, and/or hazardous materials inspection processes	**Ongoing -** Co-permittees began coordination efforts in FY 03-04.
V.B. Develop or adapt existing mercury outreach materials, as needed, for outreach programs.	**Completed/Ongoing[4] -** As part of the Outreach Work Plan for Action V.A, development of materials began in FY 02-03. To date, the following outreach pieces have been developed by the Outreach Work Group: • Two fact sheets for the worldwide web (one for residents and one for businesses); • Two newsletter articles (one for residents and one for businesses); • One press release; • One video public service announcement for broadcast on local city cable channels; • Three newspaper ads, two radio ads, one transit (bus poster) ad;

Table 7-1
Status of FY 05-06 Mercury Pollution Prevention Tasks[1]

Task	Status
	and • Signage (posters and decals) for promoting the fluorescent drop-off locations. All outreach pieces aim to show the negative health and environmental impacts of mercury and the methods available to the public for the proper disposal of FLTs. Copies of all outreach materials developed during FY 05-06 are included within Appendix B-10.
V.C. Attend community events and distribute outreach materials.	**Completed/Ongoing[4] -** As part of the Outreach Work Plan for Action V.A, distribution of outreach materials continued during FY 05-06.

SECTION 8

NEW AND REDEVELOPMENT CONTROL MEASURES

8. NEW AND REDEVELOPMENT CONTROL MEASURES

INTRODUCTION

This section describes the Program's efforts during FY 05-06 to assist Co-permittees to control the impacts of development on stormwater quality and flow through the development project planning, review and approval process. Tasks related to construction inspection are described under Section 2, Co-permittee Guidance, and Section 2, Performance Standards.

BACKGROUND

On October 17, 2001, the Water Board adopted Order 01-119 which amended the Program's Permit Provision C.3. (New and Redevelopment Requirements) to contain significant new requirements. These requirements include:

- Numeric design standards for sizing stormwater treatment controls;
- Limits on increases in peak stormwater discharge rates and/or durations from new or redevelopment sites ("hydromodification") that may result in increased potential for erosion or other adverse impacts in creeks;
- Requirements for operation and maintenance of stormwater controls;
- Requirements for site design and source control measures;
- Definition of a minimum project size, based on amount of impervious surface created, for which the design standards, control measures, peak flow limitations, and maintenance requirements apply;
- Requirements for changes to General Plans and environmental review processes to provide authority to implement the requirements; and
- Reporting requirements.

These requirements are applicable to "Group 1" projects (those with one acre or more of impervious surface) and later to "Group 2" projects (those with 10,000 square feet or more of impervious surface).

To assist Co-permittees in completing and implementing these requirements, Program staff prepared the *Guidance for Work Plan Tasks Related to Implementation of Permit Provision C.3. (New and Redevelopment Requirements)*. This guidance identified proposed actions to meet the requirements of Provision C.3. and whether the actions would be implemented at the Program level, Co-permittee level or both. All of the Program and Co-permittee "start up" tasks have been completed, and Co-permittees are in the ongoing implementation phase.

In February 2003, the Water Board adopted and/or amended the stormwater permits for the Contra Costa, Alameda, and San Mateo countywide stormwater programs with different requirements than those in the Program's permit. The Water Board Executive Officer stated the Board's intention to make all of the permits consistent, and as a result, extended the deadlines for implementation of certain C.3. provisions[1]. In addition, the Program submitted a letter to the Water Board on September 22, 2003 proposing an alternative Group 1 and Group 2 project

[1] Letter to Beau Goldie, SCVURPPP Management Committee Chair, from Loretta K. Barsamian, Executive Officer, California Regional Water Quality Control Board, San Francisco Bay Region, Re: Extension of Specified Deadlines in Order 01-119, May 12, 2003.

definition consistent with the other stormwater programs' permits[2], which was accepted by the Water Board in a letter dated January 29, 2004[3]. On July 20, 2005, the Water Board adopted a Tentative Order[4] (which amended portions of Provision C.3. in Order 01-119) to further conform the permit language to that of the other permits in the region, amend the Group 2 requirements to include a revised alternative Group 2 definition, and incorporate key provisions in the Hydromodification Management Plan (HMP) Report.

The adopted Order No.R2-2005-0035 allows a phased implementation of C.3. at Group 2 projects based on land use and potential for pollution. Group 2A consists of projects under one acre and greater than 10,000 square feet of impervious surface that have one of the following land use categories: gas stations; auto wrecking yards; loading docks or parking lots greater than 10,000 square feet; and other industrial or commercial uses where potential pollutant loading cannot be mitigated by post-construction source control and site design practices. Implementation for Group 2A projects began on October 20, 2005. Group 2B consists of all other land uses in the same size category and implementation for Group 2B began on August 15, 2006.

Order R2-2005-0035 also adopted the key provisions of the Program's HMP Report. The key provisions, including management standard, performance criteria, and applicability criteria, are presented in Attachment A to the Order, and an applicability map is presented in Attachment B. The Order required Co-permittees to begin implementation of the HMP on October 20, 2005.

To summarize, on October 15, 2003, Co-permittees began implementing the C.3. requirements for Group 1 projects (i.e., those projects that included creation or replacement of one acre or more of impervious surface). On October 20, 2005, Co-permittees began implementing the HMP requirements and C.3. requirements for Group 2A, and by August 15, 2006, Co-permittees will be implementing C.3. requirements for all Group 2 projects.

IMPLEMENTATION OF FY 05-06 C.3. TASKS

During FY 05-06, Program efforts were focused on assistance to Co-permittees with C.3. and HMP implementation, conducting training workshops for municipal staff and the development community, and participation with Water Board staff on the development of the new and redevelopment requirements for the Municipal Regional Permit.

Table 8-1 presents the status of the Program's new and redevelopment (C.3.) tasks scheduled for completion in FY 05-06. The table includes tasks outlined in the *FY 05-06 Work Plan*, including some remaining tasks from the original *C.3. Work Plan Guidance* (the numbered tasks) and some new tasks identified for FY 05-06.

Highlights of accomplishments and evaluation of effectiveness of some of the key tasks are provided below.

---

[2] Letter to Loretta Barsamian, Executive Officer, California Regional Water Quality Control Board, San Francisco Bay Region, from Beau Goldie, Chair, SCVURPPP Management Committee, Re: Revised Request for Regional Board Approval of an Alternative "Group 2 Project" Definition, September 22, 2003.

[3] Letter to Beau Goldie, SCVURPPP Management Committee Chair, from Bruce Wolfe, Executive Officer, California Regional Water Quality Control Board, San Francisco Bay Region, Re: Approval of the Proposed Alternate Group 2 Project Definition, January 29, 2004.

[4] Order No. R2-2005-0035, NPDES Permit No. CAS029718, Amendment Revising Order No. 01-119 (Provision C.3., New and Redevelopment Requirements), July 20, 2005.

Ad Hoc Task Group and Work Group Participation

In FY 01-02, the Program formed the C.3. Provision Oversight Ad Hoc Task Group (C3PO AHTG) to oversee, coordinate, and discuss Program guidance on implementation of C.3. tasks. During FY 05-06, the C3PO AHTG continued to meet approximately bimonthly and received updates on C.3. and HMP issues and projects; reviewed fact sheets and updates to C.3. Handbook; helped plan the annual workshop; and shared information on implementation of C.3. The C3PO AHTG provided valuable assistance to Program staff in development of the C.3. implementation tools and continues to be a useful forum for discussion of experience with implementing the C.3. requirements.

A number of work groups were formed to work on specific issues under C.3. The list of AHTG and work group members, and the missions of each group, is provided in Section 2, Table 2-2. During FY 05-06, two work groups were active: the HMP Implementation Phase Work Group and the BMP O&M Verification Work Group.

C.3. Implementation Products

After revisions to Provision C.3 were adopted in July 2005, Program staff updated Chapters 1 and 2 of the SCVURPPP *C.3. Stormwater Handbook* to reflect changes related to Group 2 requirements and the adoption of the HMP. The updated pages are available as inserts to the Handbook on the Program website www.scvurppp.org. The updates include changes to the "Summary of Major Changes to the Development Review Process" table, the development review process flow charts and the C.3.Provisions Fact Sheet, as well as the development of a new HMP Fact Sheet. Copies of the fact sheets are provided within Attachment G-1. Program staff also drafted a Chapter 5 for the Handbook containing a summary of HMP requirements. This chapter is currently being reviewed by the HMP Implementation Work Group. Program staff also updated the Planning Procedures Performance Standard (PPPS) to include the Group 2 and HMP requirements.

In 2004, the Program completed a document entitled *Developments Protecting Water Quality: A Guidebook of Site Design Examples* (Guidebook) that provides information on local projects or areas where innovative design measures which protect water quality have been applied (available at www.scvurppp.org). In FY 05-06, Program staff collected information on approximately ten additional projects installed after the completion of the original Guidebook and are in the process of updating the Guidebook to include these examples.

In 2006, the Program sponsored an awards program for exemplary site designs to protect water quality. This awards program will recognize Santa Clara Valley's public agency and private development community leaders who are solving site design challenges, reducing stormwater pollution and runoff quantity, and meeting the requirements of the NPDES permit. Applications for the awards program will also help provide information on additional site design examples for updating the Guidebook. Awards will be given to one residential, one commercial and one public project including site design measures that reduce the volume and velocity of stormwater runoff, provide stormwater treatment, serve as a visual amenity and can be easily maintained. An Awards Committee will meet in August 2006 to review the submittals. The award winners will be announced by August 31, 2006.

C.3. Workshops

During FY 05-06, the Program conducted one workshop to assist Co-permittees with implementation of Provision C.3. The workshop, entitled *Constructing, Maintaining and Inspecting Stormwater Treatment BMPs*, was held on June 6, 2006 and attracted 117 participants. The workshop was designed to address topics of interest to two audiences: 1) municipal and private planning/engineering staffs and 2) municipal inspectors. The morning sessions presented case studies of design and construction of BMPs at Stanford University and at residential and institutional projects in the City of San Jose, as well as information on design of biofiltration treatment controls. The afternoon sessions focused on how to conduct BMP operation and maintenance inspections and provided information on how to identify vector problems. It also included a case study of lessons learned during inspection of a commercial facility in Sunnyvale. The workshop also featured exhibits for five stormwater control measure vendors. The agenda and evaluation summary for the workshop are presented within Appendix A-7.

Guidance for Treatment BMP Operation and Maintenance Verification Programs

Provision C.3.e of the Program's NPDES permit requires each Co-permittee to implement a stormwater treatment BMP Operation and Maintenance (O&M) Verification Program. To address Provision C.3.e, the BMP O & M Verification Work Group was formed (by the C3PO AHTG) to develop guidance for implementing an O&M verification program. The Work Group consists of Program staff and representatives from the following jurisdictions: Cupertino, Los Gatos, Mountain View, Milpitas, Palo Alto, San Jose, West Valley Communities, Santa Clara Valley Water District, Sunnyvale, Stanford University, and the Santa Clara County Vector Control District.

In FY 02-03 and FY 03-04, Program staff developed (and the Work Group reviewed) a total of eight guidance documents to assist Co-permittees in implementing a BMP O&M Verification Program. Information from these documents was included in Chapter VI of the *C.3. Stormwater Handbook* (May 2004). The memoranda and the Handbook are available at www.scvurppp.org. In FY 04-05, the Program provided assistance to Co-permittees that were setting up verification programs, conducted a training workshop on O& M verification; and continued work on defining database and reporting requirements. Program staff and the BMP O&M Verification Work Group developed an approach to use standardized data fields to track treatment BMPs and relevant inspection results, ensured consistent data collection among Co-permittees, and began developing a data collection form which includes the standardized fields.

During FY 05-06, Program staff and the Work Group completed the "Standard Stormwater Treatment BMP Inspection Data Collection Form" (Attachment G-2) and guidance on what inspection data should be included in future Annual Reports. Co-permittees are expected to use the form or a form with similar standardized fields while conducting BMP O&M verification inspections. The June 2006 C.3. Workshop featured a session for inspectors on how to use the standardized form.

The BMP O&M Verification Work Group continued to coordinate efforts and share information with the Santa Clara County Vector Control District. District staff regularly attends Work Group and C3PO AHTG meetings. The Program provides the Vector Control District a copy of the Annual Report tables that list the locations of BMPs. In addition, Co-permittee inspection staff is instructed to refer problem BMP sites (e.g., those with standing water) to the Vector Control District. The Standard Stormwater Treatment BMP Inspection Data Collection Form includes

fields to indicate when the BMP being inspected appears to provide potential mosquito breeding habitat.

Hydromodification Management Plan

Background

Provision C.3.f. requires the Co-permittees to manage increases in runoff peak flows and volumes from Group 1 development projects through the implementation of a Hydromodification Management Plan (HMP). The following provides a history of the Program's HMP development. All products are available on the Program's website (www.scvurppp.org)

FY 01-02: The HMP Draft Work Plan was developed by the Program's consultant, Geosyntec, in consultation with Program staff and the Santa Clara Valley Water District (SCVWD), and submitted to the Water Board on March 1, 2002. A response to Water Board staff comments received May 14, 2002 and a revised HMP Work Plan was submitted to the Water Board on September 13, 2002.

FY 02-03: The GeoSyntec consultant team was expanded to include Philip Williams & Associates and Balance Hydrologics, Inc. to provide expanded expertise in geomorphology, stream function and hydrologic/hydraulic modeling. The consultant team also recruited a panel of experts to provide outside technical review of HMP Work Plan products[5]. The Program formed an HMP Work Group to start reviewing products developed as part of the Plan. The consultant team developed a watershed assessment methodology and applied it to the first test subwatershed, Lower Silver-Thompson Creek (part of Coyote Creek watershed). The assessment methodology consists of four elements: 1) problem area and reach characterization, 2) geomorphic assessment, 3) hydrologic modeling, and 4) stability assessment.

FY 03-04: The consultant team completed the assessment of two additional watersheds, the Ross Creek Subwatershed (representing the Guadalupe River watershed) and the San Tomas Aquino Creek Subwatershed (representing the characteristics of the western watersheds). The results of these assessments indicated that the methodology works in watersheds with different characteristics and that the watersheds studied are not significantly different to warrant separate hydromodification standards, criteria, and thresholds. Differences between watersheds are accounted for in the assessment methodology.

The Program and the consultant team also completed six technical memoranda describing the technical analyses performed to address key issues for the HMP. These included the range of storm events to be considered for HMP criteria; effectiveness of volume control, discrete storm hydrograph matching, and flow duration control techniques for mitigating hydromodification techniques; and examples of flow duration basin sizing for local projects. The list of technical memoranda completed includes[6]:

- TM #1 — HMP Assessment Methodology (completed in October 2002)
- TM #2 — Exempt Areas (draft incorporated into Chapter 4 of HMP Report)

[5] The expert panel included Brian Bledsoe of Colorado State University, Thomas Dunne of University of California at Santa Barbara and Matt Kondolf of University of California at Berkeley.

[6] Copies of the technical memoranda are available within Appendix C of the HMP Report provided on the Program's website (www.scvurppp.org).

- TM #3 — HMP Standards and Criteria (draft incorporated into Chapter 4 of HMP Report)
- TM #4 — Evaluation of the Range of Storms for HMP Performance Criteria
- TM #5 — Evaluation of Volume Control Effectiveness
- TM #6 — Volume Control Sizing Example and Cost Analysis
- TM #7 — Flow Duration Control Example
- TM #8 — Sizing Flow-Duration Controls for a Small Development Project in San Jose

During FY 03-04, the Program also completed four HMP interim and draft reports, including the *HMP Draft Interim Report, Assessment of the Lower Silver-Thompson Creek Subwatershed (*July 30, 2003), and the *Hydromodification Management Plan, Public Review Draft (*July 9, 2004).

FY 04-05: After the release of the *Hydromodification Management Plan* (*Public Review Draft)*, the Program conducted a series of public meetings (during July and August 2004) to get input from the development community (developers and engineering consulting firms) and other interested parties on the *Public Review Draft*. These meetings also served to update and get input from the Bay Area Stormwater Management Agencies Association (BASMAA) and Santa Clara Basin Watershed Management Initiative (SCBWMI) members on the HMP. Comments received were incorporated into a *Hydromodification Management Plan Report (Revised Public Review Draft)* released on November 4, 2004. After the release of the *Hydromodification Management Plan Report (Revised Public Review Draft)*, one additional public meeting was held.

The Final *Hydromodification Management Plan Report* was completed in March 2005 and approved by the Management Committee for submittal to the Water Board on April 21, 2005.

FY 05-06 Accomplishments

Following submittal of the Final *Hydromodification Management Plan Report*, Water Board staff issued a Tentative Order that adopted the key provisions of the Report. The Tentative Order was approved by the Water Board on July 20, 2005. The Order requires Co-permittees to implement the HMP provisions within three months of adoption (by October 20, 2005).

Implementation of the HMP: To assist Co-permittees with implementation of the approved HMP, the Program formed a HMP Implementation Phase (HIP) Work Group that met several times during FY 05-06. With direction and assistance from the HIP Work Group, Program staff developed the following products during FY 05-06: 1) an HMP fact sheet; 2) a draft update to Chapter V of the *C.3. Stormwater Handbook* that includes the key provisions of the HMP and implementation guidance; 3) and a Request for Qualifications (RFQ) for consulting firms that can design stormwater flow and treatment controls, in order to develop a list of qualified firms for use by Co-permittees and developers. The RFQ was mailed in June 2006. A total of nine firms submitted Statements of Qualifications, and the list was finalized in August 2006. The HIP Work Group also discussed the HMP requirements for several San Jose projects. In addition, Program staff conducted a "HMP 101" workshop for Co-permittee staff that covered the basic principles of hydromodification management. The workshop was conducted for West Valley Communities in Monte Sereno on January 26, 2006 and for other Co-permittees in San Jose on March 27, 2006.

During FY 05-06, the City of San Jose approved one project subject to HMP measures in conformance with City Policy 8-14, and had several Group 1 projects in the conceptual design stage for which HMP requirements will apply. Program staff has helped with the review of flow

control facility designs, and have observed that developers' engineers are following the design guidance provided in the HMP.

The City of San Jose has been implementing the HMP as part of the Smart Growth Strategy in the Evergreen area (eastern edge of San Jose), which addresses the future development of several non-contiguous properties. The City of San Jose, Water District and Program staff have met with the team of consultants representing the property owners and assisted them in evaluating how to meet the HMP requirements for the proposed developments. San Jose staff has also been addressing stormwater and HMP issues in the development of the Coyote Valley Specific Plan. The Land Use Plan Concept for Coyote Valley presented to City Council in January 2005 includes a lake that will be used for flood control and flow control purposes and other site design measures that will help to reduce increases in flow from the development.

Other Co-permittees have had very few Group 1 projects. None were subject to HMP requirements in FY 05-06. However, all Co-permittees have policies and/or ordinances in place requiring the implementation of the HMP, if applicable.

Bay Area Hydrology Model (BAHM): The Program, along with the San Mateo and Alameda County stormwater programs, is jointly funding the development of a tool for simulating pre- and post-project hydrology and automatically sizing flow control facilities to meet HMP requirements. Clear Creek Solutions (CCS), the consulting firm who developed the Western Washington Hydrology Model, has been contracted to develop a Bay Area version, based on the HSPF watershed hydrology model. The regional component of the BAHM is near completion and has been calibrated for Alameda County watersheds. A joint stormwater program demonstration of the Alameda version of the BAHM was conducted on May 19, 2006.

The Program contracted separately with CCS to perform local calibration of the model to two watersheds in Santa Clara Valley. Local calibration is anticipated to be completed by early September 2006, and training workshops on the BAHM will be conducted in fall 2006. The BAHM will include the ability to model common site design and treatment control measures and quantify the reduction in flow duration due to these measures.

The Program recently contracted with GeoSyntec Consultants to conduct studies comparing flow basin sizing using the HEC-HMS (the hydrology model used to develop the SCVURPPP HMP) and HSPF models, in order to provide guidance on model use and sizing procedures and to assist development of the BAHM.

Next Steps

The HMP Report will continue to be improved through lessons learned from implementation experiences and review of approaches proposed by other Bay Area stormwater programs. Chapter 7 of the Final HMP Report, HMP Implementation Guidance, describes the anticipated next steps towards addressing remaining implementation issues, refining the guidance and coordinating with other Bay Area programs and Water Board staff in development of a consistent, regional approach. A list and schedule of next steps is provided in Table 8-2.

Other Tasks

Other tasks that Program staff accomplished during FY 05-06 include the following:

- Program staff participated in the Water Board's New Development Work Group for development of the Bay Area Municipal Regional Permit, the Water Board's Stormwater Subcommittee Workshop, and several other stakeholder meetings in which new development issues were discussed. Program staff also spent significant effort preparing and reviewing work products of the MRP New Development Work Group.
- Program staff gave the following presentations on the permit requirements for new and redevelopment projects and other Program elements:
  - "Hydromodification Management Plan for Santa Clara Valley", presented by Jill Bicknell at the Floodplain Managers Association Conference, Sacramento, September 8, 2005.
  - "Development of a Hydromodification Management Plan for Santa Clara Valley – Guidance for Local Implementation", presented by Jill Bicknell at the Hydromodification Workshop, CASQA Conference, Ontario, CA, October 3, 2005.
  - "Development of a Hydromodification Management Plan for Santa Clara Valley – Guidance for Local Implementation: Part 2", presented by Jill Bicknell at the CASQA Conference, Ontario, CA, October 4, 2005.
- Program staff reported on the Program's C.3. implementation progress at BASMAA New Development Committee meetings.
- Program and some Co-permittee staff attended two meetings (February 8 and April 5, 2006) with other Bay Area stormwater program representatives to discuss consistent strategies for implementation of the HMP.
- Program staff chaired the BASMAA BMP Sizing Tools Work Group, a group overseeing a BASMAA Task of Regional Benefit to develop an automated BMP sizing tool. The Program is helping to fund the project and overseeing the consultant contract. In FY 04-05, Phase 1 of the project, which established a set of design parameters for seven BMPs, was completed. During FY 05-06, Program staff worked with the consultant and work group to develop and approve a scope of work for Phase 2 (development of a web-based design tool), and solicited funding. The scope is currently being revised to adjust to the level of funding available from participating programs.

Evaluation of Effectiveness

The process for working with the Co-permittees to implement C.3. has worked well. As mentioned above, the C3PO AHTG and its work groups have provided valuable assistance to Program staff in development of the C.3. implementation tools. In addition, the C3PO AHTG has also been a useful forum for discussion of development review processes used by the various Co-permittees and sharing of ideas and lessons learned about implementing C.3. requirements.

During FY 05-06, a significant amount of Program and Co-permittee staff time was expended working with Water Board staff on the development of the MRP, including participation in the New Development Work Group, in special BASMAA meetings, and in MRP stakeholder meetings. While this work was important and usually productive, this shifting of resources prevented the Program from making more progress on C.3. and HMP implementation tasks.

The evaluation summary from the Program workshop entitled *Constructing, Maintaining and Inspecting Stormwater Treatment BMPs* is provided within Appendix A-7. This workshop was conducted in response to a request from the Management Committee and previous workshop attendees to follow-up the June 2005 workshop with one that was targeted to maintenance staff with more detail on the actual inspection process. As a result, many inspection staff attended the workshop. Based on the evaluations, the workshop was successful overall and the

expectations of most attendees were met. Comments on the evaluation forms will be used in planning subsequent workshops.

Program staff will continue to work with the Co-permittees and Water Board staff to evaluate the C.3. planning and implementation process and products during future C3PO AHTG meetings and C.3. workshops.

Table 8-1
Status of FY 05-06 C.3. Implementation Tasks

Task	Updated Schedule	Status
C.3.c. Requirements for Group 1 and Group 2 Projects		
c.9. Update guidance manual and performance standards for Group 2 projects as needed.	6/06	**Completed** – The *C.3. Stormwater Handbook* and Planning Procedures Performance Standard (PPPS) were updated to include the most recent Group 2 definition per the adopted Tentative Order (Order R2-2005-0035). *Guidance on Group 2 implementation will assist Co-permittee compliance with regulatory requirements in C.3.c. and C.3.d.*
Other Tasks: Develop model standards and specifications for preferred BMPs.	6/07	**To Be Done –** This task was deferred until FY 06-07 due to staff time needed to participate in work groups for the Municipal Regional Permit (MRP).
Conduct workshop on implementation and design of BMPs, (e.g., bioretention, planter boxes, green roofs, etc.).	6/06	**Completed –** The Program's annual C.3. workshop, held on June 6, 2006 featured presentations covering the design and maintenance of various treatment BMPs, including bioretention, vegetated swales, etc.
Supervise BASMAA project for developing automated BMP sizing/design tool.	6/06; ongoing	**Completed/Ongoing** – During FY 05-06, Program staff chaired a BASMAA work group that selected a consultant to develop the sizing tool, worked with the consultant and work group to develop and approve a scope of work, and solicited funding. The scope is currently being revised to adjust to the level of funding available from participating programs.
Promote/facilitate regional roundtable meetings with SCVURPPP agency staff and other stormwater programs to share information about implementation strategies and experience.	6/06; ongoing	**Completed/Ongoing** – Co-permittees shared information on the implementation of C.3. specific projects at internal meetings of the C.3. Provision Oversight (C3PO) Ad Hoc Task Group (AHTG) and the HMP Implementation Phase (HIP) Work Group. In addition, Program and some Co-permittee staff attended two meetings (February 8 and April 5, 2006) with other Bay Area stormwater program representatives to discuss strategies for implementation of the HMP. Staff also attended a joint stormwater program demonstration of the Bay Area Hydrology Model (May 19, 2006).

Table 8-1, continued
Status of FY 05-06 C.3. Implementation Tasks

Task	Updated Schedule	Status
C.3.e. Operation and Maintenance of Treatment BMPs		
e.6. Report on the Co-permittee's treatment BMPs O&M verification program in each annual report, including organizational structure, evaluation of effectiveness, and planned improvement to the program. Include a list or summary of treatment BMPs inspected during the year, inspection results, and any required follow-up and correction.	Annually	**Completed/Ongoing** – Co-permittees began reporting on their progress with this task in the *FY 03-04 Annual Report*. Since the C.3. implementation start date was October 15, 2003, Co-permittees have few, if any, BMP verification inspections to report because Group 1 projects proposed in FY 03-04 are either not yet constructed or only recently constructed. Program staff helped develop an inspection data collection form (see Appendix G-2), a model database format, and guidance for compilation of data, and will continue to assist Co-permittees with this task. *Guidance on O&M annual reporting assisted Co-permittee compliance with regulatory requirements in C.3.e. and C.3.n.*
Other Tasks: Continue to provide assistance with Co-permittee implementation of BMP O&M verification programs (provide follow-up guidance to Spring 2005 workshop).	6/06	**Completed/Ongoing** – On June 6, 2006, the Program conducted a workshop on the design and maintenance of treatment BMPs and inspection of BMPs to verify maintenance. The afternoon of the workshop was geared toward inspectors and provided information on BMP maintenance needs, what to look for during inspections, and how to use the data collection form. See Section 2 and Appendix A-7 for additional workshop details.

Table 8-1, continued
Status of FY 05-06 C.3. Implementation Tasks

Task	Updated Schedule	Status
C.3.f. Hydromodification Management Plan		
f.2. Develop guidance to the Co-permittees on implementation of the HMP as part of requirements for Group 1 projects that may cause increased erosion or other related impacts: - Fact sheets - *C.3. Stormwater Handbook* update - Workshops	Report completed 4/05; additional guidance 6/06	**Completed/Ongoing** – Guidance on HMP implementation is provided within Chapter 7 of the HMP Report. Additional guidance developed during FY 05-06 includes: 1) C.3. and HMP fact sheets for training Co-permittee staff and outreach to the development community (Appendix G-1); 2) a draft update to Chapter V of the *C.3. Stormwater Handbook* that includes the key provisions of the HMP and implementation guidance; 3) and a "HMP 101" workshop for Co-permittee staff that covered the basic principles of hydromodification management, conducted for West Valley Communities in Monte Sereno on January 26, 2006 and for other Co-permittees in San Jose on March 27, 2006. *Guidance on HMP implementation will assist Co-permittee compliance with regulatory requirements in C.3.f.*
Other Tasks: Continue development of the Bay Area Hydrology Model (BAHM), both regional and local aspects. Continue to develop the approach for quantifying flow control benefits of site design and treatment control measures.	12/06	**In Progress** – The Program participated in the development of the regional component of the BAHM by Clear Creek Solutions (CCS), which is near completion. The Program also contracted with CCS to perform local calibration of the model to two watersheds. Local calibration is anticipated to be completed by early September 2006, and training workshops on the BAHM will be conducted in Fall 2006. The BAHM will include the ability to model common site design and treatment control measures and quantify the reduction in flow duration due to these measures.

Table 8-1, continued
Status of FY 05-06 C.3. Implementation Tasks

Task	Updated Schedule	Status
Conduct additional implementation studies for example sites in Santa Clara Valley.	9/06; ongoing	**In Progress** – The Program recently contracted with GeoSyntec Consultants to conduct studies comparing flow basin sizing using the HEC-HMS and HSPF models, in order to provide guidance on model use and sizing procedures and to assist development of the BAHM.
Continue to coordinate with other Bay Area stormwater programs to work toward a consistent HMP approach for the Bay Area.	Ongoing	**In Progress** -- Program and San Jose staff attended one meeting (February 8, 2006) with other Bay Area stormwater program representatives and one meeting (April 5, 2006) with Water Board and Contra Costa Program staff to discuss strategies for implementation of the HMP and differences between program approaches. Program staff also served on the MRP New Development Work Group and discussed the need for a consistent approach in the MRP. On July 12, 2006, the Contra Costa HMP was adopted by the Water Board, and that HMP contains different provisions than the SCVURPPP HMP. Program staff will continue to work with other Bay Area programs and Water Board staff during FY 06-07 to resolve these differences.

Table 8-1, continued
Status of FY 05-06 C.3. Implementation Tasks

Task	Updated Schedule	Status
f.3. Upon adoption by the Water Board, begin implementation of HMP requirements for Group 1 projects that may cause increased erosion or other related impacts.	10/05	**In Progress** – On July 20, 2005, the Water Board adopted a Tentative Order approving key provisions of the HMP Report (Order R2-2005-0035). The Order requires implementation of HMP requirements by October 20, 2005. In order to implement the HMP, Co-permittees amended their ordinances and policies as needed. San Jose has begun implementation by requiring flow controls in the conceptual planning phases of large development projects. (Other Co-permittees have not had any projects for which the HMP was applicable.) Program staff have assisted with guidance on implementation (see Task f.2.); reviewed several conceptual design submittals to meet HMP requirements for projects in San Jose; and developed a Request for Qualifications for consulting firms that can design stormwater flow and treatment controls, in order to develop a list of qualified firms for use by Co-permittees and developers.
f.4. Provide assistance and input as needed to District study to evaluate potential regional treatment and/or flow control projects.	As needed	**Completed/Ongoing –** Program staff are continuing to review District products and participate in discussions with District and San Jose staffs and developers regarding requirements for the Evergreen Specific Plan Area, Coyote Valley Specific Plan and other major development projects. Program staff has also been participating with District and San Jose staff on an HMP In-Stream Projects Work Group, exploring technical feasibility and financing of in-stream projects to help meet HMP requirements.

Table 8-1, continued
Status of FY 05-06 C.3. Implementation Tasks

Task	Updated Schedule	Status
C.3.g. Waiver and Compensatory Mitigation Program		
g.3 Assist Co-permittees to track and report information on waivers granted, including project name, location, type, percent impervious surface, reasons for and terms of waiver, and the alternative benefit project and completion date.	Each Annual Report	**Completed/Ongoing** – Program staff developed a reporting form for projects granted a waiver and alternative compliance, which is included in Attachment 6 to the Planning Procedures Performance Standards and Attachment VII-3, Part 3 of the *C.3. Stormwater Handbook*. *Guidance on waiver reporting assisted Co-permittee compliance with regulatory requirements in C.3.g.*
C.3.n. Reporting Requirements		
n.1. Provide information described in Table 1 of Provision C.3. in annual reports (Program to provide guidance for each annual report).	Annually	**Completed/Ongoing** – Each June, Co-permittees are provides guidance (within the Program's Annual Report preparation guidance memorandum) on C.3. reporting. Reporting requirements are cross-referenced with Table 1 of Provision C.3. and any comments/direction provided by Water Board staff. Data are reported using Group 1 and 2 reporting forms in the PPPS and Attachment VII-3 of the *C.3. Stormwater Handbook*. *Guidance on annual reporting assisted Co-permittee compliance with regulatory requirements in C.3.n.*
n.2. Assist Co-permittees to collect information and summarize types of pesticide reduction measures required for development projects, and the percentage of projects for which pesticide reduction measures were required.	Annually	**Completed/Ongoing** – Program staff provided guidance for reporting within the memorandum entitled *FY 03-04 Annual Report Preparation Guidance* -dated June 11, 2004. (See Task n.1). This is reinforced in subsequent annual report guidance memoranda provided each June. Data can be recorded on C.3. Summary Data Forms and reported using Group 1 and 2 reporting forms (PPPS and Attachment VII-3 of *C.3. Stormwater Handbook*.) *Guidance assisted Co-permittee compliance with regulatory requirements in C.3.n. and C.9.d.ii.*

Table 8-2

SCVURPPP HMP - Summary of Next Steps

Task[1]	Anticipated Completion Date[2]	Status
1. Develop the following: a. a funding mechanism[3] such that projects can utilize in-stream control options b. a methodology for determining developer contributions based on the stream changes expected to result from changes in project runoff conditions.	6/07 6/07	**In Progress** - District, San Jose, and Program staff have formed a HMP Instream Projects Work Group, and the group has met several times to review funding mechanisms and approaches for identifying and funding instream projects.
2. Work with City/County planning and public works departments and the Water District to determine the timing and method of notifying District staff during the development review process about HMP projects that may need in-stream controls, in a manner that does not unreasonably prolong the review process. Further, look at ways to improve method to provide early communication on Group 1 project reporting.	12/06	**In Progress** – Some Co-permittees already have a process for involving District staff in development project review. SCVURPPP staff will document current practices and develop guidance for other Co-permittees, in consultation with District staff.
3. Facilitate review of District's MDL analysis, both by the Co-permittees and the Expert Panel, and work with the Management Committee to determine the need to integrate some or all of the MDL analyses into implementation of the HMP.	12/06	**In Progress** – The MC authorized budget for review by a member of the Expert Panel and arrangements for the review are being made.
4. Conduct additional studies of implementation of site design, integrated management practices, and/or basins at example development sites in Santa Clara Valley.	6/07	**In Progress** – The Program recently contracted with GeoSyntec Consultants to conduct studies comparing flow basin sizing using the HEC-HMS and HSPF models, in order to provide guidance on model use and sizing procedures and to assist development of the BAHM. This work will be completed in September 2006. Additional studies will be conducted in FY 06-07.
Bay Area Hydrology Model (BAHM) Development Project – Regional Model, Local Calibration, Training	9/06 Fall 2006	**In Progress** – The Program participated in the development of the regional component of the BAHM

[1] Tasks are from Chapter 7 of April 2005 HMP Report. *Tasks in italics have been added.*
[2] All dates depend on availability of resources and cooperation/collaboration of numerous staff from different agencies and may change because of circumstances beyond the control of the Program. The Program periodically updates the Management Committee regarding schedule changes and will transmit updates schedules to Water Board staff.
[3] The intent is to describe a mechanism agreeable to Co-permittees and next steps for implementation.

Table 8-2
SCVURPPP HMP - Summary of Next Steps (continued)

Task[1]	Anticipated Completion Date[2]	Status
		by Clear Creek Solutions (CCS), which is near completion. The Program also contracted with CCS to perform local calibration of the model to two watersheds. Local calibration is anticipated to be completed by early September 2006, and training workshops on the BAHM will be conducted in Fall 2006. The BAHM will include the ability to model common site design and treatment control measures and quantify the reduction in flow duration due to these measures.
5. During implementation of the HMP, obtain feedback/suggestions for further refinement and implementation guidance	As needed/ Ongoing	**In Progress** – The HMP Implementation Work Group has been meeting on a regular basis, and has been an effective forum to share experience with HMP implementation and obtain suggestions for additional HMP guidance. Members of the development community have also attended these meetings. Program staff have had the opportunity to review several conceptual design submittals to meet HMP requirements for projects in San Jose and discussed these with the work group.
6. Coordinate with other Bay Area stormwater programs to work toward a consistent approach for the Bay Area (via participation in development of the Municipal Regional Permit (MRP).	Ongoing until completion of MRP	**In Progress** – Program and San Jose staff attended one meeting (February 8, 2006) with other Bay Area stormwater program representatives and one meeting (April 5, 2006) with Water Board and Contra Costa Program staff to discuss strategies for implementation of the HMP and differences between program approaches. Program staff also served on the MRP New Development Work Group and discussed the need for a consistent approach in the MRP. Since that time, the Contra Costa HMP was adopted by the Water Board on July 12, 2006, and that HMP contains different provisions than the SCVURPPP HMP. Program staff will continue to work with other Bay Area programs and Water Board staff during FY 06-07 to resolve these differences.

Table 8-2
SCVURPPP HMP - Summary of Next Steps (continued)

Task[1]	Anticipated Completion Date[2]	Status
7. Coordinate additional Co-permittee, Bay Area stormwater program, and Water Board staff review process and progress meetings, including: a. The development of a schedule for Bay Area-wide HMP implementation in the upcoming Municipal Regional Permit. *b. Public outreach – HMP updates, workshop* *c. HMP Work Group Meetings*	6/07 Ongoing Ongoing	**In Progress** – See Task 7. HMPs are being adopted individually. Schedule for MRP is unclear. **Completed/Ongoing** – In FY 05-06, the Program completed: a HMP fact sheet for training Co-permittee staff and outreach to the development community; 2) a draft update to Chapter V of the *C.3. Stormwater Handbook* that includes the key provisions of the HMP and implementation guidance; 3) and a "HMP 101" workshop for Co-permittee staff that covered the basic principles of hydromodification management, conducted for West Valley Communities in Monte Sereno on January 26, 2006 and for other Co-permittees in San Jose on March 27, 2006. There have been four meetings of the HMP Implementation Phase Work Group
8. Collect data on the implementation of the HMP at small sites for a period of two years after the start of implementation, and plan to re-evaluate the small site size threshold and approach at that time. *Conduct and document reevaluation.*	9/08 (FY 07-08 AR)	FY 06-07: Define and start data collection process FY 07-08: Continue data collection
9. Make additional refinements per: 1) lessons learned from implementation efforts based on the draft HMP; 2) the need for consistency with HMPs being developed by other Bay Area stormwater programs; and 3) development community, Co-permittee, and Water Board feedback.	Report in ARs beginning with FY 05-06 AR	**In Progress** – See Task 5. Additional refinements will be made pending completion of the BAHM, adoption of the MRP, and continuing input from Co-permittee staff and developers.

SECTION 9

CO-PERMITTEE IND AND IC/ID SUMMARY TABLES

9. CO-PERMITTEE IND AND IC/ID SUMMARY TABLES

INTRODUCTION

On September 7, 2001, the Industrial Inspection Ad Hoc Task Group (Industrial Inspection AHTG) recommended the adoption of Program-wide categories and enforcement actions developed by the Industrial Inspection AHTG. These categories and procedures are described in the *Continuous Improvement of Industrial Reporting Technical Memorandum* and *Continuous Improvement of Illicit Connection/Illegal Dumping Reporting Technical Memorandum.* The Management Committee approved both memoranda as the Program's strategy to implement IND and IC/ID reporting requirements (as required in Permit Provisions C.6.a.i. and ii). The memoranda were included as attachments within the Program's *FY 00-01 Annual Report* and submitted to the Water Board on September 17, 2001. Each Co-permittee began implementing these procedures immediately thereafter. Implementation of the enhanced reporting requirements by the Co-permittees has been very successful as shown in the past four Program annual reports.

In accordance with the Program's *FY 04-05 Work Plan* submitted to the Water Board on March 1, 2004, the Program committed to updating the Industrial/Commercial Discharger Control Program and Illicit Connection/Illegal Dumping Elimination Activities performance standards during FY 04-05. The updates were essentially administrative (e.g., incorporating enhanced reporting requirements and results of Co-permittee evaluations) and were directed at modifying the Program's model performance standards to reflect Management Committee direction and actual Co-permittee implementation. These administrative updates were provided to the Industrial Inspection AHTG for review during January 2005. The Management Committee approved final updated performance standards on February 17, 2005. Final updates were provided within Attachments 2-1 and 2-2 of the Program's *FY 05-06 Work Plan* (dated March 1, 2005) and hereby incorporated into the URMP.

IND and IC/ID summary tables, provided within Appendix H-1, were constructed by Program staff using data submitted from individual Co-permittees. The categories presented within the summary tables are consistent with the strategy provided in both performance dated February 17, 2005. In addition, summary tables represent incidents and/or inspections that occurred between July 1, 2005 and June 30, 2006. Pie charts and a bar graph showing pertinent information found within the IND and IC/ID summary tables are also included within this section. During FY 05-06, the Co-permittees conducted and/or responded to 7651 IND inspections and IC/ID incidents. A summary of IND inspections and IC/ID incidents reported for individual Co-permittees is provided as Appendix H-2. The vast majority (94 percent) of IND inspections conducted during FY 05-06 resulted in no action or level 1 enforcement (verbal or written warnings). Appendix H-1 provides detailed inspection data relating to facility categories and enforcement actions. In addition, the two most common IC/ID incidents during FY 05-06 were miscellaneous incidents and vehicle & equipment leaking. Approximately 52 percent of the IC/ID incidents received verbal or written warnings. Other relevant IC/ID information relating to incident type, incident report source, incident source and enforcement action is also provided within Appendix H-1.

In accordance with the Water Board's letter, *Review of Program's Draft FY 2003-04 Work Plan* dated June 24, 2003, the Program informed the Co-permittees (see FY 02-03 Annual Report Preparation Guidance dated June 18, 2003) that each Co-permitee should independently

evaluate their individual IND and IC/ID inspection data and utilize the results of the analysis to set inspection priorities and gauge program effectiveness. Within the FY 02-03 Annual Report, Co-permittees provided an effectiveness evaluation or analysis of their IND and ICID programs and/or data. This step was performed to address the Water Board's concerns regarding IND reporting procedures.

035663

WEST VALLEY CLEAN WATER PROGRAM

CITY OF CAMPBELL ANNUAL REPORT FY 2005-2006

SUBMITTED SEPTEMBER 2006

035664

THIS PAGE INTENTIONALY LEFT BLANK

SUBMITTED SEPTEMBER 2006

West Valley Communities

FY 2005-2006 ANNUAL REPORT

Table of Contents

Transmittal Letter 5

Certification Statement 13

List of Acronyms 15

Program Elements

1. IC/ID Elimination Activities 27
2. Industrial/Commercial Discharger Control Program (No IND for Monte Sereno) 41
3. Public Agency Activities 53

   Storm Drain Operation and Maintenance .....

   Street Sweeping .....

   Corporate Yards .....

   Rural Roads .....
4. Planning Procedures & New Development 67

   Response to FY 04-05 Comments.....

   Planning Procedures Evaluation Matrix .....
5. Construction Inspection.....91
6. Public Information and Participation 99

   Public Information Attachments .....
7. Pesticide Management Activities 149
8. Mercury Pollution Prevention Activities 177

West Valley Communities

FY 2005-2006 ANNUAL REPORT

9. Copper Action Plan/Nickel Action Plan 187

10. Trash Management & Water Quality Monitoring.....195

Trash Activities .....

Water Quality Monitoring & Watershed Management.....

Training Summaries: Are located at the end of each Element Section

Transmittal Letter

City of Campbell

Town of Los Gatos

City of Monte Sereno

City of Saratoga

THIS PAGE INTENTIONALY LEFT BLANK

September 15, 2006

Mr. Bruce Wolfe
Regional Water Quality Control Board
San Francisco Bay Region
1515 Clay St., Suite 1400
Oakland, CA 94612

Subject: West Valley Community Specific Urban Runoff Management Program
FY 2005-2006 Annual Report

Dear Mr. Wolfe:

This report is submitted by the West Valley Cities of Campbell, Monte Sereno, Saratoga, and the Town of Los Gatos, in conjunction with the Santa Clara Valley Urban Runoff Pollution Prevention Program's Annual Report, pursuant to provision C.6.a. of the Program's reissued municipal storm water NPDES Permit (Order No. 01-024). The report summarizes activities performed during FY 2005-2006 in accordance with the West Valley Communities' Urban Runoff Management Plan (URMP) submitted to the Regional Board on September 1, 2004 and the performance standards contained therein.

Contents of Report

The goals of this Annual Report are to: 1) concisely document implementation of our URMP and FY 05-06 work plan during the past fiscal year; 2) evaluate program results for continuous improvement; 3) comply with permit requirements; and 4) share this information with other Co-permittees, municipal decision-makers, and the public. To accomplish these goals, the report contains the following sections:

I. Contents of report;
II. Program highlights and accomplishments;
III. Summary of continuous improvement activities;
IV. Attachments:
    1. Table of Contents
    2. Certification Statement
    3. Acronyms

V. Program Elements:

1. IC/ID Elimination Activities
2. Industrial / Commercial Discharger Control Program
3. Public Agency Activities
    - Storm Drain O & M
    - Street Sweeping
    - Corporation Yard
    - Rural Public Works
4. New Development: Planning Procedures
5. Construction Inspection
6. Public Information & Participation
7. Pesticide Management Activities
8. Mercury Pollution Prevention Activities
9. Copper Action Plan / Nickel Action Plan
10. Trash Inventory and Management
11. Water Quality Monitoring and Watershed Management
12. Training Summaries are provided at the end of each element

Responses to Regional Board staff's comments on the FY 04-05 Annual Report (July 26, 2006 letter) are provided at the beginning of the New Development: Planning Procedures section of each West Valley FY05-06 Annual Report.

Program Highlights and Accomplishments

During FY05-06, the West Valley Communities of Campbell, Los Gatos, Monte Sereno, and Saratoga continued efforts to implement their URMPs to the maximum extent practicable. The activities that were implemented for each element of each Community's URMP are described in Chapter 14 of the Santa Clara Valley Urban Runoff Pollution Prevention Program's URMP. Highlights of the West Valley Communities accomplishments in various program elements are described below.

Industrial/Commercial Discharger Control Program. During FY05-06, the West Valley Communities rewrote their inspection agreement with the Santa Clara County Central Fire District, extending the inspection program for five additional years. This renegotiation allowed the West Valley Communities to update the Fire District's inspection procedures, clarify their reporting requirements for improved follow up and data management, and provide material from the latest Urban Runoff Management Plans (2004) for enhanced inspector training.

Public Information/Participation Program. In FY 05-06, the West Valley Clean Water Program continued to expand its quest for effective public education and outreach. WVCWP pursued media coverage on several topics: safe disposal of E-waste and other mercury-containing products, trash impairment of creeks and the Bay, cleanup and trash assessments by students and parents, and a Saratoga student's Eco-Hero award for his campaign to keep residential pollutants (pesticides and

copper) out of the storm drain. The student's story about his mission and his partnership with WVCWP can be found in the Public Information and Participation section of this report (Attachment 6B).

Nine stories, news briefs, or letters to the editor, were covered by local community newspapers in FY05-06. The most telling article was unsolicited; a Saratoga News cover story appeared about residents deluging City Hall with calls when the funds for household hazardous waste disposal were cut short due to the City's budget shortfall. By March 2006, the City Clerk had received over three hundred calls after funding ended in November and forced a stop to residents' participation in HHW drop-off events. A copy of the article is attached to section 10 – Trash Management & Watershed Management, of Saratoga's Annual Report (Attachment 10G).

The West Valley Clean Water Program strives to maximize student involvement at every opportunity. WVCWP staff developed a fourth-grade presentation script incorporating State standards with messages on pesticides, copper, mercury, household hazardous waste and trash. The new curriculum expands the existing fifth-grade presentation by including both Coastal and Wetlands Enviroscape models. The educational presentation runs for over an hour, and during its debut was extended at the teacher's request, while an entire class of students, teachers and parents at Saratoga Elementary School remained engaged in participation and questions and answers. At least thirty students and parents from the same class spent the following Saturday working with WVCWP staff to tally and categorize trash as they cleaned up the banks of Saratoga Creek.

The WVCWP prioritized education on trash, pesticides, fluorescent bulbs, and E-waste in FY05-06. A Kindergarten script was developed for St. Mary's School in Los Gatos. Two groups of fifteen Kindergartners listened to Clean Water Program messages as they followed the script and "polluted" the water on two Enviroscape models. Immediately following the presentation the teacher and students were motivated to walk the school grounds and collect all the trash they could find for proper disposal.

Illicit Connection and Illegal Dumping Elimination Activities. A primary goal for the West Valley IC/ID Program has been to ensure adequate follow up of all potential urban runoff violations related to restaurants. The West Valley IC/ID Inspector presented a restaurant inspection training session, focused on urban runoff pollution issues, to twenty-two Dept of Environmental Health specialists at the annual (April 18th) meeting coordinated by Cupertino, the County and the WVCWP. This is the second time that the WVCWP Inspector has discussed his restaurant inspection program with DEH specialists in the last three years. Feedback from DEH staff this year was very positive. The presentation was considered to be very helpful and photos from actual inspections especially worthwhile. Training sessions with other agency and municipal staff are effective, evidenced this year when DEH specialists called the West Valley IC/ID Inspector to report IC/ID incidents, outside of, and unrelated to, their regular restaurant inspections. Increased scrutiny by other agency and municipal staff continues to strengthen the program.

Storm Drain Operation and Maintenance. The West Valley Sanitation District (WVSD) completed a major task which will make storm drain cleaning procedures more efficient and the annual SD reports more useful to the WV cities. FY05-06 was the first year that the enhanced storm drain maintenance reports were available to the cities. The reports document the status of each stormdrain and, if applicable, the nature of any problem. The majority of structures were "clean" but a few were noted as having obstructions (e.g. "leaves/paper"). Other descriptors that

are available in the report are: mud/dirt, foreign object, rocks/stone, sand/gravel, etc. All structures, as needed, are cleaned at the time of inspection. The WVSD's report may be used by WV cities to help monitor specific pollutant problems such as trash sites.

C.3 Implementation. In July and August, 2005, an engineering consultant hired by the WVCWP talked with staff in each West Valley city to review any remaining challenges with C.3 implementation. This year the cities made progress in preparing for implementation of BMP O&M verification inspections and HMP requirements. The West Valley Communities were beginning to see the completion of the first Group 1 projects in June 2006. Throughout FY05-06 the cities participated in regular monthly training meetings frequently dominated by discussion of the implementation of C.3. requirements. The BMP O&M Verification Programs were discussed in great detail and minor updates were made in FY05-06 to that section of the West Valley URMPs. The revised standard operating procedures for the BMP O&M Verification Programs were reviewed with the engineering consultant and included as attachments in New Development – Planning Procedures (section 4) of each of the WVC FY05-06 Annual Reports.

To show the spirit of C.3. implementation, two West Valley cities which have not had Group 1 or Group 2 projects to date, have made significant efforts to include swales and runoff control measures on all projects. Saratoga provided copies of drawings to developers to help them visualize the swales with under drains, which the City Engineer recommends. Monte Sereno's City Engineer required drywells, which overflow to vegetated areas, on all residential development projects, except where the ground water level was too high.

Pesticide Activities. By popular demand, the WVCWP held its third West Valley IPM Workshop. This year the WVCWP partnered with the City of San Francisco to hire Frank Rossi, a national expert (from Cornell University) who presented guidelines for managing turf with little or no pesticides. The training included PowerPoint presentations and a field trip to examine Campbell's community athletic field turf. For the past three years the WVCWP IPM workshops have prompted overwhelmingly positive feedback from municipal staff, special district personnel and private golf course superintendents. This year thirty four (34) municipal staff from three West Valley Communities and one Golf Course Superintendent from Los Gatos attended the workshop. Based on the material presented, WVCWP staff wrote a Turf Management Plan, which the four municipalities adopted. The IPM plan is included in the Pesticide Management section of the Annual Report (Attachment 7A).

Mercury Pollution Prevention Activities. In FY05-06, the WVCWP spent significant staff time and resources to offer a way for the public to get involved in reducing the amount of mercury containing waste going to landfill or being disposed of illegally. At the suggestion of the WVCWP, United Datatech recyclers agreed to hold a free TV and computer monitor recycling event in the West Valley. It turned out to be a successful effort to encourage the community to take action and to inform the public of the goals of the West Valley Clean Water Program. The WVCWP hired a PR firm (the one currently being used for the Watershed Watch campaign) to design a newspaper ad and write and submit a press release to local newspapers. As a result at least 6 news briefs, stories, and letters on the topic of hazardous waste and water quality were covered by local newspapers. Over 250 participants enthusiastically dropped off 33,657 lbs. of electronic waste materials in four hours. The event opened up an opportunity to survey the drivers and discuss mercury pollution and proper disposal of fluorescent bulbs and batteries, as people waited in vehicles to go through the line.

Trash Inventory and Management. West Valley volunteers were key partners in trash assessment and management this year. The WVCWP held two annual trash assessment and cleanups at Westmont High near San Tomas Aquino Creek. Campbell and Los Gatos/Monte Sereno each held a successful volunteer event in the Guadalupe Watershed and Saratoga partnered with the WVCWP and a local elementary school to assess and clean up trash along Saratoga Creek in the San Tomas Aquino Watershed. A combined total of over 280 volunteers categorized and picked up 12,078 trash items for a total of 1,532 lbs of trash removed during the four volunteer events where trash tallying was conducted along with cleanup. School presentations helped to promote interest in trash collection and trash management among students, teachers and frequently among parents. The increased participation is testament to the measurable benefits of educational outreach activities.

Continuous Improvement Activities

Illicit Connection and Illegal Dumping Elimination Activities. The IC/ID program continues to work phenomenally well for the West Valley Communities. As a result of having a centralized inspection program and frequent presentations or talks given by the West Valley inspector (at training sessions, workshops or municipal lunch meetings), the overall awareness of the West Valley IC/ID program has increased among other agency staff. Calls from other agencies and municipal staff (inter-departmental) increased from forty-seven (47) reports in FY04-05 to sixty-two (62) reports in FY05-06.

The inspector responded to 98 discharge incidents over the year (see IC/ID section Attachment 1A for the number and types of incidents), and conducted 28 proactive and follow-up inspections. Each of these inspection opportunities adds to the community's knowledge of storm water pollution and prevention issues. As part of the inspection process, the inspector distributes applicable educational materials. The West Valley Clean Water Program Inspector provided 421 brochures and other educational materials to industrial/commercial facilities and residents in FY05-06.

Industrial/Commercial Discharger Control Program. During FY05-06, the three West Valley Communities of Campbell, Los Gatos, and Saratoga continued to implement their Industrial/Commercial Inspection Program. The City of Monte Sereno has no industrial or commercial facilities operating within the City and therefore does not participate in this activity. In Campbell, 296 of 309 facilities were inspected, 109 of 112 facilities were inspected in Los Gatos, and 8 of 8 facilities in Saratoga were inspected. In FY05-06, the West Valley Clean Water Program's Stormwater Inspector continued to conduct proactive investigations targeting vehicle facilities for additional education regarding storm drain issues. In Campbell, Los Gatos, and Saratoga, 16 facilities were visited and notified of urban runoff requirements and the role of the Clean Water Program. All sixteen facilities were found to be in compliance.

Copper and Nickel Outreach Activities. This year the West Valley Clean Water Program's Home page at www.cleancreeks.org was updated to better promote the use of the Car Wash Kit to contain waste water runoff at local fundraisers. The Fire Dept Hazardous Material Specialist, who trains the Industrial/commercial facility inspectors, also requested copies of the Car Wash flyer for distribution to supervisors of local car wash events.

Staff Training. The West Valley Communities place a strong emphasis on training. The Annual Reports reflect this with numerous references to the Staff Training Summaries; these summaries are located at the end of each section in the Annual Reports. In FY 05-06 training was expanded

by use of a video camera to tape various trainings for viewing by additional staff at a later date. The West Valley Clean Water Program will continue to emphasize better communication between WVCWP staff and municipal staff and to host training sessions that are worthy of staff time and convenient to attend.

Thank you in advance for your review of this Annual Report. If you have any questions regarding the materials submitted, please contact me at 408.316.1233.

Very truly yours,

Cheryl C. Donnelly

Cheri Donnelly
West Valley Clean Water Program Manager

Cc: Sue Ma, RWQCB
Attachments

Certification Statement

City of Campbell

Town of Los Gatos

City of Monte Sereno

City of Saratoga

THIS PAGE INTENTIONALY LEFT BLANK

CITY OF CAMPBELL
Public Works Department

CAMPBELL
FY 2005-2006 ANNUAL REPORT
ATTACHMENT A

Certification Statement

"I certify, under penalty of law, that this document and all attachments were prepared under my direction or supervision in accordance with a system designed to ensure that qualified personnel properly gather and evaluate the information submitted. Based on my inquiry of the person or persons who manage the system, or those persons directly responsible for gathering the information, the information submitted, is, to the best of my knowledge and belief, true, accurate, and complete. I am aware that there are significant penalties for submitting false information, including the possibility of fine and imprisonment for knowing violations."

Signature by Duly Authorized Representative:

Al Oxonian 8-23-2006

Al Oxonian
Sr. Civil Engineer

Date

C:\Documents and Settings\albertoo\Local Settings\Temporary Internet Files\OLK192\Attachment A Campbell Certification Ann Rpt 05-06.doc

70 North First Street • Campbell, California 95008-1436 • TEL 408-866.2150 • FAX 408.376.0958 • TDD 408.866.2790

THIS PAGE INTENTIONALY LEFT BLANK

List of Acronyms

City of Campbell

Town of Los Gatos

City of Monte Sereno

City of Saratoga

THIS PAGE INTENTIONALY LEFT BLANK

West Valley Acronyms/Abbreviations

CEUs	**Continuing Education Units** – Issued by Dept. of Pesticide Regulation or California Nursery Professionals Assn.
CIP	**Capital Improvement Project**
EC	Erosion Control
IC/ID Inspector	West Valley Storm Water Discharge Inspector
PW	**Public Works**
QAC	**Qualified Applicator Certificate**. A category of the DPR licensing and certification Program. To be certified, the applicant must demonstrate specific knowledge on topics such as pesticide application drift problems and prevention, soil and water problems resulting from restricted use pesticides, phytotoxicity, potential for environmental contamination, etc.
Stormwater Reps	Representatives to the WWCWP from each participating WVC
UCCE	**University of California Cooperative Extension Service** (conducts outreach for UC Davis IPM program; oversees Master Gardeners program)
WV	**West Valley**
WVC	**West Valley Communities** – Cities & Town which are members of the West Valley Clean Water Program: City of Campbell, Town of Los Gatos, City of Monte Sereno, City of Saratoga
WVCWP	**West Valley Clean Water Program**: Stormwater Program for Campbell, Los Gatos, Monte Sereno, Saratoga
WVCWP Inspector	**W**est **V**alley **C**lean **W**ater **P**roject **I**nspector
WV Inspector	**W**est **V**alley **Inspector**

SCVURPPP Acronyms/Abbreviations

AB	Assembly Bill
ABAG	Association of Bay Area Governments
ABC	Annual Budget Review Compilation
ACCWP	Alameda Countywide Clean Water Program
ACOE	U.S. Army Corps of Engineers
AHTG	Ad Hoc Task Group
AR	Annual Report
ASCE	American Society of Civil Engineers
BAAQMD	Bay Area Air Quality Management District
BART	San Francisco Bay Area Rapid Transit
BATG	Budget Ad Hoc Task Group
Basin	Santa Clara Basin
Basin Plan	Water Quality Control Plan for the San Francisco Basin
BACWA	Bay Area Clean Water Agencies
BAHM	Bay Area Hydrology Model
BAMBI	Bay Area Macroinvertebrate Bioassessment Information
BASMAA	Bay Area Stormwater Management Agencies Association
Bay	San Francisco Bay
Bay Area	San Francisco Bay Area
BMI	Benthic Macroinvertebrate
BMM	Lower South Bay Monitoring and Modeling Subgroup
BMP	Best Management Practice
BOMA	Building Owners and Managers Association
BPP	Brake Pad Partnership
BU	beneficial use
C	Celsius
C.3	Permit Provision C.3
C3PO	C.3 Provision Oversight
CA	California
Cal-EPA	California Environmental Protection Agency
Caltrans	California Department of Transportation
CAMLnet	California Aquatic Macroinvertebrate Laboratory Network
Campaign	Watershed Watch Campaign

SCVURPPP Acronyms/Abbreviations

CAP	Copper Action Plan
CASQA	California of Stormwater Quality Association
CB	Copper Baseline
CCC	Continuous Concentration Criterion
CD-ROM	Compact Disk-Read Only Memory
CDS	Continuous Deflective Separation
CEP	Clean Estuary Partnership
CEUs	Continuing Education Units
CESQG	Conditionally Exempt Small Quantity Generator
CEQA	California Environmental Quality Act
CFR	Code of Federal Regulations
cfs	cubic feet per second
CI	Continuous Improvement
CIWMB	California Integrated Waste Management Board
CMIA	Conceptual Model Impairment Assessment
CMS	Copper Management Strategy
COA	Condition of Approval
CoHHW	Santa Clara County Household Hazardous Waste Program
CoHHW Program	Santa Clara County Household Hazardous Waste Program
COLD	cold freshwater habitat
CRMP	Coordinated Resources Management and Planning
CSBP	California Stream Bioassessment Procedures
CTR	California Toxic Rule
Cu	Copper
CWA	Clean Water Act
DDD	Dichlorodiphenyldichloroethane
DDE	Dichlorodiphenyldichloroethylene
DDT	Dichlorodiphenyltrichloroethane
DEH	Santa Clara County Department of Environmental Health
District	Santa Clara Valley Water District
DO	Dissolved Oxygen
DOE	Department of Energy
DPR	Department of Pesticide Regulation

SCVURPPP Acronyms/Abbreviations

DWR	Department of Water Resources
E. Coli	Enterococus Coli
EEC	SF Bay Wildlife Refuge Environmental Education Center
EEDMS	Environmental Enforcement Data Management System
EEPS	Exposure and Effects Pilot Study
e.g.	for example
EMAP	Environmental Monitoring Program
EMB	Executive Management Board
EOA	Eisenberg, Olivieri, and Associates
EPA	U.S. Environmental Protection Agency
Estuary	San Francisco Bay Estuary
F	Fahrenheit
FLT	Fluorescent Light Tube
FY	Fiscal Year
GCRCD	Guadalupe-Coyote Resource Conservation District
GIASP	General Industrial Activities Stormwater Permit
GIS	Geographic Information System
GRTS	Generalized Random Tessellation Stratified
HBANC	Home Builders Association of Northern California
Hg	Mercury
HMP	Hydromodification Management Plan
HHW	Household Hazardous Waste
HVAC	Heating, Ventilation and Air Conditioning
IBI	Index of Biotic Integrity
IC/ID	Illicit Connection and Illegal Dumping
ID	Identification
IND	Industrial/Commercial
i.e.	that is
IPM	Integrated Pest Management
JPA	Joint Powers Authority
K	Kindergarten
KAB	Keep America Beautiful
kg	Kilogram

SCVURPPP Acronyms/Abbreviations

L	Liter
Lb	Pound
LA	load allocation
LFA	Limiting Factors Analysis
LID	Low Impact Development
LSSB	Lower South San Francisco Bay
LUS	Land Use Subgroup
MC	Management Committee
MCMP	Metals Control Measures Plan
MCTT	Multi-Chambered Treatment Train
MDDB	Metadata Database
MDL	Most Downstream Location
MEP	Maximum Extent Practicable
Mercury Plan	Mercury Pollution Prevention Plan
Mg	milligram
mgd	million gallons per day
MIGR	fish migration
MOA	Memorandum of Agreement
MOFO	Morrison & Foerster
MOU	Memorandum of Understanding
MP	Monitoring Priority
MROSD	Mid-Peninsula Regional Open Space District
MYRWMP	Multi-Year Receiving Waters Monitoring Plan
NAP	Nickel Action Plan
NEMA	National Electrical Manufacturers Association
NAIOP	National Association of Industrial and Office Properties
NEPA	National Environmental Policy Act
ng	Nanogram
Ni	Nickel
NOI	Notice of Intent
NPDES	National Pollutant Discharge Elimination System
OC	Organochlorine
O&M	Operation and Maintenance

SCVURPPP Acronyms/Abbreviations

OP	Organophosphate
OWOW	Our Water Our World
P2	Pollution Prevention
PAHs	Polynuclear Aromatic Hydrocarbons
PBDE	Polybrominated Diphenyl Ether
Pb	Lead
PCBs	Polychlorinated Biphenyls
PCDD	Polychlorinated Dibenzo-p-Dioxins
PCDF	Polychlorinated Dibenzofurans
PCO	Pest Control Operator
pg	Picogram
PHAB	Physical Habitat Assessments
PIP	Public Information and Participation
PI/P	Public Information and Participation
PIPP	Public Information and Participation Program
PMPS	Pest Management Performance Standard
POC	Pollutant of Concern
POTW	Publicly Owned Treatment Works
PPPS	Planning Procedures Performance Standard
Program	Santa Clara Valley Urban Runoff Pollution Prevention Program
PS	Performance Standard
PVC	Polyvinyl Chloride
Q	Quarter
QAPP	Quality Assurance Project Plan
RAC	Regional Ad Campaign
RARE	preservation of rare and endangered species
RCRA	Resource Conservation and Recovery Act
REC- 1	water contact recreation
REC-2	non-contact water recreation
Regional Board	San Francisco Bay Regional Water Quality Control Board
RFP	Request for Proposal
RMAS	Regional Monitoring and Assessment Strategy
RMP	Regional Monitoring Program

SCVURPPP Acronyms/Abbreviations

RPT	Report Preparation Team
RS	Regulatory Subgroup
RTA	Rapid Trash Assessment
RWQCB	San Francisco Bay Regional Water Quality Control Board
SC	Steering Committee
SCC	Santa Clara County
SCBWM1	Santa Clara Basin Watershed Management Initiative
SCVURPPP	Santa Clara Valley Urban Runoff Pollution Prevention Program
SCVWD	Santa Clara Valley Water District
SF	San Francisco
SFEI	San Francisco Estuary Institute
SFEP	San Francisco Estuary Project
SIC	Standard Industrial Classification
SMaRT®	Sunnyvale Materials Recovery and Transfer
SOP	Standard Operating Procedures
South Bay	Lower South San Francisco Bay
SPLWG	Sources, Pathways and Loadings Work Group (RMP)
SPWN	fish spawning
SSC	Suspended Sediment Concentration
SSI	Inventory of Santa Clara Basin Stream Studies
SSO	Water Quality Site-Specific Objective
State Board	State Water Resources Control Board
STOPPP	San Mateo Countywide Stormwater Pollution Prevention Program
SWAMP	Surface Waters Ambient Monitoring Program
SWANA	Solid Waste Association of North America
SWMP	Stormwater Management Plan
SWPPP	Stormwater Pollution Prevention Plan
SWRCB	State Water Resources Control Board
TAC	Technical Advisory Committee
TMDL	Total Maximum Daily Load
TO	Tentative Order
TP	Total Phosphorus
TPH	Total Petroleum Hydrocarbons

SCVURPPP Acronyms/Abbreviations

TRC	Technical Review Committee
ug	Microgram
UPC	Urban Pesticide Committee
URMP	Urban Runoff Management Plan
URQM	Urban Runoff Quality Management
USA	Unified Stream Assessment
USEPA	U. S. Environmental Protection Agency
USFWS	U.S. Fish and Wildlife Service
USGS	U.S. Geological Survey
VTA	Santa Clara Valley Transportation Authority
WAC	Watershed Assessment Consultant
WAMS	Watershed Assessment and Monitoring Subgroup
WAR	Watershed Assessment Report
WARM	warm freshwater habitat
Water Board	San Francisco Bay Regional Water Quality Control Board
Water District	Santa Clara Valley Water District
WEF	Water Environment Federation
WEO	Watershed Education and Outreach
WE&O	Watershed Education and Outreach
WERF	Water Environment Research Foundation
WG	Work Group
WILD	wildlife habitat
WLA	Waste Load Allocation
WMI	Watershed Management Initiative
Work Group “I”	SCBWMI Phase I Indicators Work Group
WP	Work Plan
WRPC	Water Resources Protection Collaborative
WVC	West Valley Communities - members of the West Valley Clean Water Program:
	Campbell, Los Gatos, Monte Sereno, Saratoga
WVCWP	West Valley Clean Water Program
WW	Watershed Watch
WWTP	Wastewater Treatment Plant

SCVURPPP Acronyms/Abbreviations

WY	Water Year
YSI	Youth Science Institute
Zn	Zinc

THIS PAGE INTENTIONALY LEFT BLANK

IC/ID Elimination Activities

City of Campbell

THIS PAGE INTENTIONALY LEFT BLANK

Campbell

Santa Clara Valley Urban Runoff Pollution Prevention Program

FY 2005-2006 ANNUAL REPORT

ILLICIT CONNECTION & ILLEGAL DUMPING ELIMINATION ACTIVITIES

FY 2005-2006 Work Plan Self Evaluation Matrix

Source	Task Source	Work Plan Tasks	Accomplishments	Responsible Party
2004 URMP Perf. Standard	Program	a. ICID Performance Standards Update local URMP to reflect revised Performance Standards. Provide staff training on revisions.	IC/ID Performance Standards were updated as part of the URMP revision in Sept 2004. Standard Operating Procedures (SOPs) were reviewed with Campbell Public Works staff on 9/21/05. No changes to the procedures were deemed necessary in FY05-06.	WVCWP and Sr. Civil Engineer
	URMP	b. Response Program Continue to implement IC/ID Stormwater Discharge Inspector response program and evaluate for continuous improvement.	During FY05-06 the Inspector responded to 32 incident reports, made 5 follow-up inspections, and engaged in 17 proactive inspections targeting restaurants and vehicle shops in the city of Campbell. One IC/ID Inspector conducts a centralized incident response and proactive restaurant and vehicle shop inspection program for four West Valley communities. The Inspector follows up on the reports of all potential violations. This coordinated inspection program works very well and has increased the West Valley Communities' staff awareness of water pollution activities.	WV Inspector
	FY05-06 Work Plan	c. Enhanced Reporting Report on incidents using categories consistent with SCVURPPP Program. Document follow-through to point of resolution or referral for enforcement action (penalty or fine).	The WVCWP Inspector keeps a standardized Access database of all IC/ID response calls and their follow-up through resolution. West Valley's annual data was provided to SCVURPPP for Program-wide analysis.	WV Inspector
	Continuous Improvement Item	d. Restaurant Inspection Program Continue proactive inspection program targeting medium to large-scale restaurants, because of the higher probability that this subset of food handling facilities may contribute to stormwater pollution.	In order to provide standardized data to SCVURPPP seven (7) proactive inspections of medium to large scale restaurants, conducted by the WVCWP IC/ID Inspector, are now reported in the IND section of this report.	WV Inspector

Campbell

Santa Clara Valley Urban Runoff Pollution Prevention Program

FY 2005-2006 ANNUAL REPORT

Source	Task Source	Work Plan Tasks	Accomplishments	Responsible Party
	Continuous Improvement Item	e. Vehicle Shop Inspection Program The West Valley Clean Water Program will continue expansion of vehicle shop inspection program.	In order to provide standardized data to SCVURPPP, ten (10) proactive inspections of vehicle shops, conducted by the WVCWP IC/ID Inspector, are now reported in the IND section of this report.	WV Inspector
	URMP	f. Education Distribute BMP materials during routine inspections. Distribute follow up education information for businesses cited for potential stormwater violations.	During FY 05-06, the WVCWP Inspector distributed sixty-two (62) IC/ID and IND educational materials in Campbell, as part of his outreach and inspection program.	WV Inspector
	Training	g. Training Conduct training & evaluation meeting between Storm Water Discharge Inspector and City staff, as needed to improve procedures.	In order to provide a better understanding of the WVCWP Inspector's role within the City and to review response procedures, the WVCWP Inspector accompanied by the WVCWP Mgr, held a round table training meeting with Public Works staff on 9/21/05. The meeting clarified IC/ID standard operating and reporting procedures as documented in the City's URMP (revised in 2004). Typical challenges and possible improvements to the response program were also discussed. **9/21/05 Training - Attendees:** Public Works Superintendent Senior City Engineer City Engineer Senior Construction Inspector Acting Street Maintenance Supervisor Public Works Office Specialist WVCWP Inspector WVCWP Manager Each year the WV Inspector visits a West Valley community to meet with municipal staff and explain the importance of staff being the eyes and ears for the IC/ID response	WV Inspector with Public Works staff

Campbell

Santa Clara Valley Urban Runoff Pollution Prevention Program

FY 2005-2006 ANNUAL REPORT

Source	Task Source	Work Plan Tasks	Accomplishments	Responsible Party
			program. Referrals to the WVCWP are encouraged for all incidents including seemingly innocuous ones like pool water discharges The inspector has also attended various workshops in FY 05-06 related to illegal discharges to the storm drain system (i.e. erosion control (12/8/06), street sweeping (5-8-06) and new development (6-6-06).	

FY 05-06 IC/ID Report Data

Type of Incident	Miscellaneous Incidents	Incident Source	Report Source	Follow-up Action
• 4 Accidental Spills • 2 Allowable Discharges • 4 Complaint Not Found • 1 Food Facility • 1 Grey Water Discharge • 11 Miscellaneous • 1 Paint Discharge • 3 Pool /Spa/Fountain • 1 Surface Cleaning • 1 Unhardened Cement • 1 Vehicle and Equipment Leak • 2 Vehicle Washing **Total 32** *note 5 follow up inspections are not included in the above categories	**Breakdown of 11 Miscellaneous Incidents:** • 1 Accidental Fire • 2 Concrete residue • 1 Gas station debris • 1 fuel leak - vandalism • 1 Non-incident, Citizen Rpt'd • 4 Fire Dept Rpt'd outdoor equip storage • 1 Fire reported oil on floor at Machine Shop	• 1 Public Facility and Utilities • 11 Commercial • 7 Residential • 1 Construction Site • 3 food Facility • 8 Automotive Facility • 1 Other/ Unknown	• 17 Other Agency • 8 Interdepartmental • 7 Citizen Complaint	• 21 Verbal Notice • 2 Warning Notice • 15 No Action o 2 accidents (immediate cleanup), o 4 complaints not found o 4 found but were non-incidents * 5 were repeat inspections Incident Status • 32 Resolved

IC/ID Program Evaluation

IC/ID Training

It appears that the Inspector's training meetings and presentations at various West Valley workshops have been effective. Inspectors from Dept of Environmental Health and the Fire Dept have called to report potential urban runoff violations which were observed outside of their scheduled inspections. This is encouraging for West Valley staff who have tried to improve communication and provide relevant training sessions each year.

The West Valley IC/ID Inspector held a Campbell Public Works training meeting on Sept 21, 2005, which focused on encouraging staff to report even minor incidents in order to provide the Inspector with an opportunity to follow up at those sites with the appropriate educational & outreach material. One example of a seemingly innocuous but important incident type is pool water discharges. Campbell Public Works' staff reported at least two (2) pool and spa discharges which is an indication that they are on the lookout for stormdrain issues.

IC/ID Program Background

In March 2001, the four West Valley Communities hired an IC/ID Inspector to improve coordination and tracking of stormwater incidents. In FY01-02, shortly after he was hired, the WVCWP Inspector initiated a pilot to target vehicle shops (and car wash facilities) for additional proactive inspections and education. A total of twenty five facilities in the West Valley communities were initially targeted, with each receiving at least two on site inspections and multiple drive-by inspections. By the end of the year all 25 facilities were found to be in compliance.

In FY02-03, due to its apparent need and success, the vehicle inspection pilot was extended, producing approximately 10 proactive inspections in Campbell during the first full year of implementation. However, all on site inspections were tracked as IC/ID incidents even if the facility was found to be in compliance. At least 16 actual or potential violations were related to vehicle washing or automotive shops that year. Following the vehicle inspection pilot, the West Valley Inspector began a pilot targeting medium to large size restaurants.

The West Valley communities have three primary sources of violations that are being prioritized for inspection and education in order to attain maximum compliance: 1) vehicle/automotive shops, 2) restaurants, 3) and construction sites. Inspection of construction sites is conducted primarily by municipal public works and engineering inspectors. The West Valley Inspector responds to potential construction site violations only when they are observed or reported by citizens, City staff or other agencies.

After FY03-04, during which the West Valley Inspector conducted twenty-one (21) proactive on site vehicle shop visits and forty-four (44) proactive restaurant inspections, SCVURPP requested that West Valley reorganize inspection data to facilitate Program-wide analysis. A separate database was developed by the Program for IND inspections conducted by the West Valley Inspector.

The IND incident data was then reported as part of the IND section of the West Valley annual reports. Therefore accurate trends can only be evaluated for the last two fiscal years, FY04-05 and FY05-06. It is important to note that during the first two or three years of these additional inspections, violations for automotive facilities increased significantly. The West Valley inspector also presented the goals of his Programs to municipal staff at West Valley workshops and to Saratoga City and Los Gatos Town Councils. The relatively high numbers of violations reported was attributed to improved scrutiny and awareness, and more accurate reporting. Restaurant violations saw an increase in reported violations as well. However, now that the two programs have been running for four or five years the numbers of violations have dropped again.

Campbell

Santa Clara Valley Urban Runoff Pollution Prevention Program

FY 2005-2006 ANNUAL REPORT

Trend Analysis

In FY04-05 eighteen (18) reported incidents were investigated. Two (2) automotive related violations for vehicle and equipment leaking were found. Four (4) accidental spills accounted for the number one IC/ID incident type in Campbell for FY04-05. This was followed by three (3) complaints not found, two (2) non-incidents and one (1) construction site incident.

In FY05-06 the West Valley IC/ID inspector responded to thirty-two (32) reports of potential violations in Campbell. Additionally, he conducted follow up visits to five (5) of these sites to ensure on-going compliance. He continued to conduct proactive vehicle shop and restaurant inspections, particularly to those sites which have had violations in the past. Eight (8) incidents originated from Campbell's primary target, automotive facilities. Four (4) accidental spills were next in frequency. Three (3) of the accidental spills were the result of vehicular accidents. Additionally, one (1) reported incident was caused by a fire and one (1) incident was caused by vandalism. There was one (1) food facility violation caused by a leaking dumpster. There was one (1) construction site violation, which is the typical number for Campbell over the last four years. No noticeable trends were evident other than the need to stay on top of vehicle shops and car washes for continued compliance. (Campbell also seems to have a relatively large number of accidents and accidental spills each year.)

Overall, an improvement in awareness and compliance is evident by the small number of each incident type, and the number of reports that after investigation, turn out not to be violations. The West Valley Inspector will to continue to conduct proactive visits of vehicle shops and restaurants but they will be reported as Industrial Commercial Facility Inspections in the IND section of the annual report.

Campbell
IC/ID Inspections Annual Report FY05 06

#	ICID Date	Contact Name (Resp Party)	Location/ Address of Incident	ICID Incident Report Source (Origin)	ICID Incident Source	ICID Incident Type	ICID Enforcement Action	Findings: (Comments)	Status	Compliance Date
Accidental Spills										
1	10/26/2005	Baja Fresh Alejandro Agero, Gen. Mgr.	1976 S. Bascom Av., Campbell	Citizen Complaints	Food Facilities	Accidental spills	Verbal Notice	Citizen called. Grease leaking from container in dumpster area. It had a crack in it. Nothing got to SD. Able cleaned it up. Excellent job. Now have a new grease bin. All AOK.	All AOK now, see above.	10/26/2005
2	12/21/2005	Campbell City Staff	Community Center football field Campbell Av., Campbell	Inter-departmental	Public facilities and Utilities	Accidental spills	No Action	Vehicle accident adjacent to above location caused a fuel leak which was contained and cleaned up by City and Fire Hazmat crew. Nothing got to SD.	All Ok now.	12/21/2005
3	5/23/2006	Ken Hunter	670 Albert Way, Campbell	Other agency	Commercial	Accidental spills	Verbal Notice	Fire called, diesel fuel in truck tank expanded, went out vent tube, approx. 30 gals. Some got to SD.Tank now repaired.	All OK now.	5/23/2006
4	6/14/2006	Waste Management Disposal	Hamilton @ Winchester, Campbell	Inter-departmental	Commercial	Accidental spills	Verbal Notice	Garbage truck diesel spill. Nothing got to SD. Fire and Pub. Wrks. Crew did an excellent job of clean up. All OK.	All OK now.	6/14/2006
Allowable Discharge										
1	10/20/2005	Co Co's Restaurant, demolition	300 E Hamilton Av., Campbell	Citizen Complaints	Food Facilities	Allowable discharge	No Action	Citizen called City, hosing down into SD. Al and I went right out. OK. Washing down public sidewalk into dirt parking strip.	All AOK.	10/20/2005
2	2/17/2006	Storm Drain	Bascom, S. of Camden	Inter-departmental	Other/ unknown	Allowable discharge	No Action	Flow of water to SD. Just water, no problem.	All OK.	2/17/2006
Complaint Not Found										
1	11/9/2005	Business	1610 Dell Av., Campbell	Interdepartmental	Commercial	Complaint not found	No Action	Park Ranger reported that they were washing paint brushes into SD. Could not find anything. No paint in SD. Looks OK.	Looks OK.	11/9/2005
2	2/8/2006	Business	590 Division St., Campbell	Other agency	Commercial	Complaint not found	No Action	Gil called. Chlorine odor. Tanks outside in back. Looks and smells OK to me.	OK, See findings.	2/8/2006
3	2/27/2006	Residence	3890 Rincon Av., San Jose	Inter-departmental	Residential	Complaint not found	No Action	Black Datson sports car leaking oil onto street. No Datson found. Address is in San Jose.	All AOK.	2/27/2006
4	5/11/2006	Cameron Coleson	Pruneyard Towers parking lot Campbell Av., Campbell	Citizen Complaints	Commercial	Complaint not found	No Action	Cameron Coleson called City. Said a SD inlet had pieces of sheetrock in it. He said there was a number #1642 on SD. I could not find SD.	Complaint not found	5/11/2006

Campbell
IC/ID Inspections Annual Report FY05 06

#	ICID Date	Contact Name (Resp Party)	Location/ Address of Incident	ICID Incident Report Source (Origin)	ICID Incident Source	ICID Incident Type	ICID Enforcement Action	Findings: (Comments)	Status	Compliance Date
Food Facility										
1	6/6/2006	Safeway-Liz Montgomery, Mgr.	2341 Winchester Blvd., Campbell	Other agency	Food Facility	Food Facility Oil & grease discharge	Warning Notice	Gil Acosta called. Two grease interceptors in back. One overflowed. A little got to SD. Told Mgr. to have them pumped more frequently. Issued NTC#1906.	All OK now.	6/6/2006
Grey Water Discharge										
1	2/1/2006	Residence	1134 Robway Av., Campbell	Citizen Complaints	Residential	Grey water discharge	Verbal Notice	Neighbor called in to complain about water in gutter with oil. Resident said a couple of days ago she power washed the driveway. I explained to her proper way to do this. All AOK now.	See findings, above. All OK now.	2/1/2006
Miscellaneous Incident										
1	6/29/2006	Resident	1290 Munro St., Campbell	Citizen Complaints	Residential	Misc Incident	No Action	Report of oil in driveway and gutter. He is redoing his driveway. No problem Nothing got to SD. All AOK.	All AOK.	6/29/2006
2	1/9/2006	Arco gas station #537 Leticia Lopez, Mgr.	1860 W. Campbell Av., Campbell	Other agency	Automotive Facilities	Misc Incident	Verbal Notice	Fire reported SD inlet full of sludge and debris. I told Arco to contact a sewer service company to clean out and then to call me. She did.	Follow Up	1/9/2006
3	1/13/2006	Arco gas station #537	1860 W. Campbell Av., Campbell	Other agency	Automotive Facilities	Misc Incident	No Action	Follow-up from Incident on 1/9/06. All ok now.	All AOK now.	1/13/2006
4	3/8/2006	BTS Transmission Specialists	920 Camden Ave., Campbell Steve Bautista	Other agency	Automotive Facilities	Misc Incident	Verbal Notice	Fire reported waste storage area in back exposed to elements. I talked with Steve. He promised to have a roof installed by April 1st.	Follow Up	4/1/2006
5	4/1/2006	BTS Transmission Specialists Steve Bautista	920 Camden Ave., Campbell	Other agency	Automotive Facilities	Misc Incident	No Action	Follow-up from Incident on 3/8/06 - All ok now.	All OK now.	4/1/2006
6	3/8/2006	Campbell European Motors - Greg & Judy Mahan	2565 S. Winchester Blvd., Campbell	Other agency	Automotive Facilities	Misc Incident	Verbal Notice	Fire reported storage of used auto parts outside. They all be picked up in two weeks. No problem. No fluids. Just metal. He will keep covered in future. They even took our old tire found in a creek clean up. Will be recycled.	All OK. Nice people.	3/8/2006

Campbell
IC/ID Inspections Annual Report FY05 06

#	ICID Date	Contact Name (Resp Party)	Location/ Address of Incident	ICID Incident Report Source (Origin)	ICID Incident Source	ICID Incident Type	ICID Enforcement Action	Findings: (Comments)	Status	Compliance Date
Miscellaneous Incident - Continued										
7	11/1/2005	J. Brett Calhoun, SCVWD	San Tomas Exwy @ Campbell Av., Campbell	Other agency	Commercial	Misc. incidents	Verbal Notice	J. Brett Calhoun, SCVWD, called in a oil sheen on the water in the channel. Fire had responded and left; not too serious. WVSD also responded as did Campbell Public Works. We could see it, but could not find source. We did successfully trace it however. Rick Amaro and I found the source at Kirkwood Plaza. Someone had punctured several gas tanks on vehicles in this business area.	Follow Up	11/12/2005
8	11/10/2005	Rick Amaro, City of Campbell	San Tomas Exwy @ Campbell Av., Campbell	Other agency	Commercial	Misc Incident	Verbal Notice	Follow-up from Incident on 11/1/05. Rick and I distributed door hangers and brochures to several businesses.	All OK now.	11/10/2005
9	7/20/2005	Kaeding Performance Center - Mr. Kaeding	813 Cristich Ln, Campbell	Other agency	Commercial	Misc. incidents	No Action	Fire destroyed business. Met with Richard Salazar, Fire Capt. Fire cleaned up foam, Class A, and flushed area. All was contained in a pond area. Nothing got to SD.	All Ok now.	7/20/2005
10	7/28/2005	Rava Cast	374 McGlincey, Campbell	Other agency	Commercial	Misc. incidents	Verbal Notice	Richard Baker, Fire, called. Pre-cast concrete business. Concrete precast work being performed outside. Please check. They have a filter in SD.	All Ok now.	7/28/2005
11	3/15/2006	T & D Performance - Brad McClure	1661 S. Bascom Ave., Campbell	Other agency	Automotive Facilities	Misc Incident	Verbal Notice	Fire reported paint being stored outside of buildind, approx. 10 gals. All OK now. Paint was removed after Fire inspection. Will not store in future.	All OK now.	3/15/2006
12	3/20/2006	Rava Cast	374 McGlincy Lane. Campbell	Other agency	Commercial	Misc. incidents	Verbal Notice	Fire reported- Process residue on pavement. Dumpster needs to be emptied. SD has been blocked. Check back periodically.	Check back.	3/20/2006
13	4/4/2006	Rava Cast	374 McGlincy Lane. Campbell	Other agency	Commercial	Misc. incidents	No Action	Follow-up from Incident 3/20/06. All OK now.	OK now.	4/4/2006
14	5/16/2006	West Valley Auto Tech, Vic Kawasaki	180 Kennedy Av., Campbell	Other agency	Automotive Facilities	Misc Incident	Verbal Notice	Fire reported used oil filters stored outside in a 55 gal. drum. He moved them inside. Storage area is covered. OK now.	All AOK	5/16/2006
15	6/30/2006	RJS Machine Products-Ron Smith	1249 Dell Av., Unit A, Campbell	Other agency	Commercial	Misc. incidents	Verbal Notice	Fire reported oil/water on floor in rear. All cleaned up right away.	All OK now.	6/30/2006
16	5/16/2006	Eurotech Tuning - Matthew D. Landau	205 Kennedy Av., Campbell	Other agency	Automotive Facilities	Misc Incident	No Action	Follow-up from Vehicle Washing Incident 5/9/06. Has purchased a SD containment mat. Will place over SD when washing, then vacuum up dirty water and dispose of in sink.	All AOK now.	5/9/2006

Campbell
IC/ID Inspections Annual Report FY05 06

#	ICID Date	Contact Name (Resp Party)	Location/ Address of Incident	ICID Incident Report Source (Origin)	ICID Incident Source	ICID Incident Type	ICID Enforcement Action	Findings: (Comments)	Status	Compliance Date
Paint Discharge										
1	4/21/2006	De Mattei Construction	321 Industrial St., Campbell	Other agency	Construction Sites	Paint Discharge	Verbal Notice	Fire reported washing paint brushes into SD. Made them stop. He denied accusation.	All OK now.	4/21/2006
Pools/ Spas/ Fountains Discharge										
1	9/14/2005	Paul Belpaso	1260 Colleen Way, Campbell	Inter-departmental	Residential	Pools/Spas/Fountains discharge	Verbal Notice	Pumped pool water into street gutter. No chlorine, lots of algae. Fire also responded. I gave him bus. card and pool brochure. Will not happen again.	All OK now.	9/14/2005
2	3/8/2006	Trailer Park - Ron B. Allen	870 Camden Ave., Campbell	Inter-departmental	Commercial	Pools/Spas/ Fountains discharge	Verbal Notice	Draining pool into creek. Allen's Pool supply was there doing work. Pool was drained, empty. I explained proper way and gave them brochures. Also mailed brochures to their office.	All OK now.	3/8/2006
3	6/30/2006	Residence	1211 Bent Dr., Campbell	Citizen Complaints	Residential	Pools/Spas/Fountains discharge	Verbal Notice	Report of draining pool into gutter. No evidence. Said his pool maintenance people were there, but they did not drain the pool. Asked him to talk to his pool people and to give them brochure. All AOK.	All AOK.	6/30/2006
Surface Cleaner										
1	11/7/2005	Road Sport - Clint Ralls III	86 Railway Av., Campbell	Other Agency	Automotive Facilities	surface cleanin	Verbal Notice	Fire reported Power washing pavement with cleaner. Effluent got to SD. Got them to stop and clean up. Will not happen again.	All OK now.	11/7/2005
Unhardened Cement										
1	7/26/2005	Ruben Williams	956 Norin Ct, Campbell	DEH - Other agency	Residential	Un-hardened cement discharge	Verbal Notice	Concrete residue found in gutter in front of several houses, traced to this address. All cleaned up immediately.	All OK now.	7/26/2005

Campbell
IC/ID Inspections Annual Report FY05 06

#	ICID Date	Contact Name (Resp Party)	Location/ Address of Incident	ICID Incident Report Source (Origin)	ICID Incident Source	ICID Incident Type	ICID Enforcement Action	Findings: (Comments)	Status	Compliance Date
Vehicle & Equipment Leaking										
1	11/17/2005	Safet Metanovic	875 Torero Plaza, Campbell	Citizen Complaints	Residential	Vehicle & equipment leaking	Warning Notice	White Chev. P/U truck parked in street leaking oil. Reported by neighbor, anonymously by David Ogilvie (davidogilvie@sbcglobal.net). I issued two NTC's. NTC#1049, given to his wife, Mrs. Metanovic. NTC#1050 mailed to Safet. OK now. Truck repaired.	OK now.	11/22/2005
Vehicle Washing										
1	5/4/2006	Chuck Liedtke	60 E. Sunnyoaks Av. #12, Campbell	Inter-departmental	Automotive Facilities	Vehicle washing	No Action	Washing cars at side of building. Looks OK. Drains to a dirt area or drys up. Nothing to SD.	All OK.	5/4/2006
2	5/9/2006	Eurotech Tuning - Matthew D. Landau	205 Kennedy Av., Campbell	Other agency	Automotive Facilities	Vehicle washin	Verbal Notice	Fire reported washing vehicles in parking lot drains to SD. Nice guy, cooperative.	Follow Up	5/9/2006

Training Summary: Illegal Connections & Illegal Dumping

Training Description	Date	Attendees
IC/ID Training for City of Campbell Public Works Staff Presenter: WVCWP Stormwater Discharge Inspector **Topics:** • IC/ID standard operating and reporting procedures • Incident referrals to the WVCWP are encouraged • pool water discharges • IC/ID response • Challenges/improvements to response program	**September 21, 2005**	**City of Campbell** PW Superintendent Senior City Engineer City Engineer Sr Construction Inspector Acting St Maint Supervisor PW Office Specialist
IC/ID Training for Restaurant Inspectors Presenter: WVCWP Stormwater Discharge Inspector **PowerPoint Presentation Topics:** • Importance of reporting all potential West Valley stormwater violations • Updated contact information • How to report urban runoff violations to municipal inspectors to ensure accurate tracking and follow up • Feedback on the effectiveness of outreach & educational handout • Reminder to distribute pesticide reduction fact sheets called "Don't Set a Table for Pests" to restaurants	**April 18, 2006**	Department of Environmental Health Inspectors (22)
Sponsor: California Stormwater Quality Association (CASQA) Speaker: Linda C. Garcia, Riverside County Flood Control **Topics: Riverside County's IC/ID Program**	**October 4, 2005**	**WVCWP** Program Manager

Training Summary: Illegal Connections & Illegal Dumping

Training Description	Date	Attendees
Sponsor: California Stormwater Quality Association (CASQA) Speaker: Regan S. Bailey, Wastewater Resources Analyst Nicole Green, Environmental Compliance Inspector II, City of Riverside **Topics: Mobile Pressure Washers, Complying with Stormwater BMPs**	**October 4, 2005**	**WVCWP** Program Manager

Industrial Commercial Discharger Control Program

City of Campbell

Town of Los Gatos

City of Saratoga

THIS PAGE INTENTIONALY LEFT BLANK

Campbell

Santa Clara Valley Urban Runoff Pollution Prevention Program

FY 2005-2006 ANNUAL REPORT

INDUSTRIAL/COMMERCIAL DISCHARGER CONTROL PROGRAMS

Annual Report FY 2005-2006 Self Evaluation Matrix

Source	Task Source	FY 05-06 Work Plan Tasks	FY 05-06 Accomplishments	Responsible Party
	URMP	a. Joint Inspections of Retail Food Facilities Continue joint inspection program w/ DEH. Approximate number of *food handling* facilities in Campbell is 266. All facilities will be inspected at a minimum once per year. WVCWP IC/ID Inspector will conduct follow-up and distribute BMP materials as needed per DEH referrals. Continue to evaluate data management and reporting for desirable improvements or updates.	In FY05-06, all 266 food-handling facilities in Campbell were inspected; most of them were inspected 2 or 3 times by Santa Clara County Environmental Health Specialists (inspectors). A total of 620 food facility inspections or re-inspections were conducted by DEH in Campbell.	Insp'ns conducted by SCC DEH; Annual Mtg co-ord by WVCWP
	URMP	b. Training & Evaluation Conduct annual joint meeting/train'g w/ Cupertino and SCC DEH to evaluate Inspection Prgm and discuss improvements. Annual meeting per agreement; scheduled for Spring each yr.	On April 18, 2006 the WV Cities, Cupertino and the County conducted an inspector training meeting. The WVCWP Inspector presented a slide show with photos of urban runoff violations that the Clean Water Program encounters. See evaluation below.	WVCWP to co-ord. w/ Cupertino & DEH
	Continuous Improvement Item	d. Restaurant Inspection Program Continue implementation of proactive inspection program targeting medium to large-scale restaurants. First began as a pilot in FY 02-03. *Medium to large-scale* restaurants are defined as, restaurants with 6 or more employees and/or ones that routinely handle large quantities of grease (approx. 57 in Campbell). Restaurants are targeted because of the higher probability that this subset of food handling facilities	Since the West Valley Restaurant Inspection Program's inception in 2002, the WVCWP Inspector has provided at least 235 pro-active inspections for 127 targeted restaurants in the cities of Campbell, Los Gatos and Saratoga. Out of 58 restaurants targeted in Campbell, most have been visited more than one time and almost all are familiar with the West Valley Clean Water Program. In FY 05-06, eight (8) restaurants were inspected pro-actively in Campbell. Two (2) were re-inspections of a restaurant with problems in previous years. All eight inspections revealed clean sites, free of urban runoff violations. Only	WV Inspector

Campbell

Santa Clara Valley Urban Runoff Pollution Prevention Program

FY 2005-2006 ANNUAL REPORT

Source	Task Source	FY 05-06 Work Plan Tasks	FY 05-06 Accomplishments	Responsible Party
		may contribute to stormwater pollution.	one (1) violation was noted by DEH for a food facility in Campbell and another restaurant was inspected as part of the IC/ID response program for a potential grease interceptor problem, called in by WV Sanitation District staff.	
	URMP	c. Joint Inspections of Ind/Comm Facilities Continue joint inspection program. Approximate number of active facilities in Campbell is 309. The inspection frequency goal for FY05-06 is 100%. The total number of facilities by business category inspected in FY05-06 will be included in the annual report.	In the City of Campbell, 296 commercial / industrial facilities were inspected by the Fire Dept (compared to 285 inspections conducted in FY04-05), meeting 96% of the inspection goal (309). Of the facilities inspected, the Fire Dept found nineteen (19) potential or actual violations and reported eight (8) of those to the WVCWP for follow up. The Fire Dept referred a total of twelve (12) incidents to WVCWP; four were not the result of scheduled inspections but were stormdrain related.	Inspections conducted by SCC Fire
	URMP	d. Training & Evaluation Conduct annual joint meeting/training w/ SCC Fire to evaluate inspection reporting and confirm distribution of materials.	The Fire Dept's annual facility inspection training pertaining to urban runoff requirements was provided to 184 inspectors from May 8th through May 31st 2006. The Inspectors noted that they have plenty of handout materials; West Valley businesses have received all of the educational material during prior inspections. The Fire Dept's Sr Haz Mat Specialist, who provides training to inspectors met with the West Valley Clean Water Prog Mgr and WV Inspector on 3/1/06 to evaluate current procedures and determine revisions for a new Facility Inspection Agreement for FY06-07. A revised inspection form was developed to simplify reporting procedures. Another training meeting between WVCWP Mgr and Fire Dept's Sr. Haz Mat Specialist was held on 5/12/06 to review updated procedures for inclusion in the new Agreement.	Annual Mtg arranged by WVCWP w/ Sr. Haz Mat Specialist

Campbell

Santa Clara Valley Urban Runoff Pollution Prevention Program

FY 2005-2006 ANNUAL REPORT

Source	Task Source	FY 05-06 Work Plan Tasks	FY 05-06 Accomplishments	Responsible Party
	Continuous Improvement Item	e. Vehicle Shop Inspection Program The West Valley Clean Water Program will continue expansion of vehicle shop inspection program, targeting auto repair facilities in the West Valley area and providing additional education on stormwater, vehicle-washing, issues.	In FY05-06 the West Valley Inspector conducted ten (10) pro-active inspections of vehicle shops in the City of Campbell. He also followed up on automotive shop referrals from the Fire Dept's facility inspections. The follow up inspections reported by the Fire Dept as potential violations have been moved to ICID (section 1) of this report.	WV Inspector
	2001 Annual Review	e. NOI Filers Provide updated list of NOI Filers to SCC Fire.	The list of NOI sites (4 in Campbell) was sent electronically to the Fire Dept on 5-15-2006.	WV Inspector
	URMP	f. Education Distribute BMP materials during routine inspections. Distribute follow up education information for businesses cited for potential stormwater violations.	During FY 05-06, the WVCWP Inspector distributed sixty-two (62) IC/ID and IND brochures and fact sheets in Campbell, as part of his outreach and education program. The Fire Dept also distributes a stormwater compliance packet to new commercial /industrial business owners or management.	SCC Fire; WV Inspector

Campbell

Santa Clara Valley Urban Runoff Pollution Prevention Program

FY 2005-2006 ANNUAL REPORT

Industrial/Commercial Inspection Report Data FY05-06					
DEH Inspections • 266 Food-Facilities • 620 Inspections • 1 potential / actual violations **Fire Dept Inspections** • 296 by Fire District (See list at right) • 20 potential / actual violations	**Fire Dept Inspections** • 152 Automotive • 23 Construction/Bldg • 1 Corp Yard • 8 Dry Cleaners • 2 Electric Comp • 16 Machine Shops • 1 Metal Manufacturing • 6 Paint • 7 Pesticide Facilities • 4 Cabinetry Facilities • 4 Chiropractors • 4 Haz Waste Facilities • 1 Laboratory • 17 Medical/ Dental • 16 Misc Manuf • 2 Pharmaceutical • 11 Photo/Print • 2 Plastics Mfg • 3 Underground storg tank • 9 Veterinarian • 1 Welding/ iron • 5 Wood Cabinetry/Furn	**Fire Dept referred 8** 8 potential or actual violations were referred to the WVCWP Inspector for follow up (See IC/ID table in section 1 of this report). **DEH referred 0** No potential or actual violations were reported by DEH for the City of Campbell this year	**Fire Dept Report of Violations (19)** • **13 Automotive** • **4 Construction** • **2 Machine Shops** **Report from DEH** • **1 Food Facility**	**(18) WVCWP** Pro-active Inspections • **10** Automotive • **7** Food Service • **1** Commercial See Inspector's report on violations in IC/ID report (first section of this report)	**IND & Commercial # of Inspections** **WVCWP 18** **Fire Dept 296** **DEH 620** **Total 934**

Industrial/Commercial Program Evaluation

Fire Dept Inspections of Industrial / Commercial Facilities:

Of the 296 facilities inspected by the Fire Dept nineteen (19) potential or actual violations were found and eight (8) of those were reported to the WVCWP for follow up. The list of violations is provided to WVCWP at the end of each fiscal year. The West Valley Inspector will schedule a training meeting with the Fire Dept Haz Mat Specialist in August 2006 to discuss further inspections of sites with reported violations during FY05-06. The sites with previous violations will be prioritized for inspections at the beginning of FY06-07.

After a steady stream of improvements and more communication between Fire Dept and WVCWP staff, the inspection program is prepared for maximum efficiency for the West Valley Cities in FY06-07. When Saratoga was added to the Fire Dept Inspection Agreement for Campbell and Los Gatos (7/1/02) all West Valley facility inspections were coordinated under one umbrella. Monte Sereno does not conduct IND inspections because it has NO industrial or commercial facilities. Since 2001, WVCWP staff has met with Fire Dept staff at least twice a year to discuss standardized reporting, documentation and follow-up.

A new Industrial Commercial Facility Inspection Agreement was signed by the West Valley Cities and the Fire Dept in June 2006.

On March 1, 2006 the WVCWP Manager met with the Santa Clara County Fire Dept, Hazardous Material Specialist, who administers the Agreement for the Fire Dept. The new Agreement was written after reviewing the FY 04-05 Agreement and comparing it to West Valley IC/ID and IND Performance Standards (Revised URMP 2004). The new Agreement, signed in June 2006, covers a five-year period, with annual increases in inspection costs. The Agreement reiterates the importance of referrals to the West Valley Inspector for follow-up. The IND Performance Standard operating procedures are attached to the Agreement as a reference for annual inspector training.

The West Valley Inspector received four referrals from Fire Dept staff in addition to those observed during scheduled inspections. This is good news for the West Valley Inspector who conducts educational follow up on each referral. His pro-active vehicle shop inspection program is designed to supplement Fire Dept facility inspections. Shop owners are made to realize the City's responsibility for making sure that the sites are in compliance with water quality requirements. The Inspector has made a positive impact with his visits and the distribution of educational materials depicting the right way to keep equipment, vehicle parts, and service areas covered, and all vehicle wash water managed properly. In a few cases the Inspector's meetings with vehicle shop owners have led to the facility's purchase of a wastewater capture system (noted in previous annual reports).

Industrial/Commercial Program Evaluation Continued

Annual Food Facility Inspection Training Meeting

On April 18, 2006, twenty-two (22) DEH Consumer Protection Division's Environmental Health Specialists attended a training meeting and slide show presented by the WVCWP Inspector. The evaluation from the Supervising Health Specialist was positive: "Jack's presentation was great, and helpful. I believe that review and reinforcement of what a specialist is to look at during at inspection is always beneficial. Comments from staff were positive, especially regarding the photos." Inspectors were shown photos of typical problems. The importance of reporting all potential West Valley stormwater violations to the West Valley inspector was re-emphasized. Due to increased awareness, DEH inspectors referred at least one potential urban runoff violation, unrelated to food facility inspections, to the WVCWP Inspector this year. Other topics covered at this meeting were:

- Updated contact information;
- How to report urban runoff violations to municipal inspectors to ensure accurate tracking and follow up;
- Feedback on the effectiveness of outreach & educational handouts
- Reminder to distribute pesticide reduction fact sheets called "Don't Set a Table for Pests" to restaurants.

At the beginning of FY 05-06 the West Valley Inspector began a more aggressive effort to alert restaurants to the need for regular grease interceptor maintenance. A strategy meeting between the WVCWP Inspector and the West Valley Sanitation District's Director of Operations resulted in a decision to request a copy of grease interceptor maintenance records. It is not necessary to review the records as long as the facility can produce them. The Sanitation District is notified if the records are not available. At the April 18th training meeting for DEH Inspectors, the West Valley Inspector suggested that Environmental Health Specialists look for grease trap maintenance records during their restaurant inspections.

Campbell
IND Inspections Annual Report FY 05 06

#	IND Date	Facility Name	Facility Address	Enforcement Actions	Inspection Notes	Notes - 2
Automotive						
1	11/10/2005	Kirkwood Car Wash	125 S.San Tomas Aquino Rd., Campbell	Level 1	Performed routine inspection, also distributed door hanger & educational brochures in regard to gas tank puncture problem (ref ICID Campbell 11/1/2005).	
2	11/10/2005	Kirkwood V.W. Auto Repair	125 S. San Tomas Aquino Rd., Campbell	Level 1	Performed routine inspection, also distributed door hanger & educational brochures in regard to gas tank puncture problem (ref ICID Campbell 11/1/2005).	
3	11/10/2005	Shiro's Auto Body	125 S. San Tomas Aquino Rd., Campbell	Level 1	Performed routine inspection, also distributed door hanger & educational brochures in regard to gas tank puncture problem (ref ICID Campbell 11/1/2005).	
4	11/10/2005	Cox Garage	125 san Tomas Aquino Rd., Campbell	Level 1	Performed routine inspection, also distributed door hanger & educational brochures in regard to gas tank puncture problem (ref ICID Campbell 11/1/2005).	
5	11/10/2005	Kirkwood Transmission	125 S. San Tomas Aquino Rd., Campbell	Level 1	Performed routine inspection, also distributed door hanger & educational brochures in regard to gas tank puncture problem (ref ICID Campbell 11/1/2005).	
6	11/10/2005	A & J Automotive	125 S. San Tomas Aquino Rd., Campbell	Level 1	Performed routine inspection, also distributed door hanger & educational brochures in regard to gas tank puncture problem (ref ICID Campbell 11/1/2005).	
7	11/10/2005	Global Motors	125 S. San Tomas Aquino Rd., Campbell	Level 1	Performed routine inspection, also distributed door hanger & educational brochures in regard to gas tank puncture problem (ref ICID Campbell 11/1/2005).	
8	11/10/2005	Tires Unlimited	125 S. San Tomas Aquino Rd., Campbell	Level 1	Performed routine inspection, also distributed door hanger & educational brochures in regard to gas tank puncture problem (ref ICID Campbell 11/1/2005).	
9	11/10/2005	76 Gas Station	1533 W. Campbell Av., Campbell	Level 1	Performed routine inspection, also distributed door hanger & educational brochures in regard to gas tank puncture problem (ref ICID Campbell 11/1/2005).	
10	11/10/2005	Campbell Shell	1530 W. Campbell Av., Campbell	Level 1	Performed routine inspection, also distributed door hanger & educational brochures in regard to gas tank puncture problem (ref ICID Campbell 11/1/2005).	

Campbell
IND Inspections Annual Report FY 05 06

#	IND Date	Facility Name	Facility Address	Enforcement Actions	Inspection Notes	Notes - 2
Food Service						
1	4/24/2006	Twist Restaurant	247 E. Campbell Av., Campbell	No Action	Pro active inspection. All clean. No grease.	All AOK.
2	5/9/2006	Elephant Bar	499 E. Hamilton Av., Campbell	No Action	Pro active inspection. Problems in past. Looks good today. Dumpster area clean. Maybe our inspections are paying off.	All AOK.
3	4/7/2006	Effies Restaurant	331 Hacienda Av., Campbell	No Action	Pro active inspection. All OK. Clean including dumpster area.	All AOK.
4	8/5/2005	North China Restaurant	727 W. Hamilton Av., Campbell	No Action	Pro active inspection. Problems in past. Looks good now. Clean dumpster area. No grease around bin in back. Much improved. Went back on 09/15/05. Undergoing renovation. New ownership. Back alley clean. Grease bin gone. 55 gal. Drum for grease empty. Good.	All AOK now.
5	10/20/2005	Goodie's Restaurant	2201 S. Bascom Av., Campbell	Level 1	Proactive inspection. Food scraps at back door in back parking lot with grease. Clean up right away. Issued NTC#1048. Called DEH. They will also send someone out right away.	Now OK. Cleaned up.
6	1/17/2006	Elephant Bar Restaurant	499 E. Hamilton Av., Campbell	No Action	Pro-active inspection. Problems in past. Dumpster area clean today. Restaurant OK. Keep after, follow up.	Good, OK,
7	11/10/2005	Sushi Zone Restaurant	75 S. San Tomas Aquino Rd., Campbell	Level 1	Performed routine inspection, also distributed door hanger & educational brochures in regard to gas tank puncture problem (ref ICID Campbell 11/1/2005).	
Paint						
1	11/10/2005	Kelly-Moore Paints	1501 W. Campbell Av., Campbell	Level 1	Performed routine inspection, also distributed door hanger & educational brochures in regard to gas tank puncture problem (ref ICID Campbell 11/1/2005).	

West Valley Communities

FY 2005-2006 ANNUAL REPORT

Training Summary: Industrial/Commercial Discharger Control Program

Training Description	Date	Attendees
SCC Fire Dept & WVCWP Training **Topics:** ▪ Evaluate current inspection procedures pertaining to urban runoff requirements ▪ Review NPDES Inspection and data requirements ▪ Develop a revised inspection form to clarify reporting procedures ▪ Determine revisions for a new Facility Inspection Agreement for FY06-07	**March 1, 2006**	**WVCWP (2)** Program Manager Stormwater Discharge Inspector **SCC Fire District (1)** Senior Haz Mat Specialist
SCC Fire Dept & WVCWP Training **Topics:** ▪ Review inspection procedures to include in Facility Inspection Agreement ▪ Determine reporting procedures	**May 12, 2006**	**WVCWP (2)** Program Manager Stormwater Discharge Inspector **SCC Fire District (1)** Senior Haz Mat Specialist
SCC Fire Dept. Training for Inspectors Coordinator: John Justice Multiple Trainings - average of 8 firefighters per Training **Topics**: The Fire Dept's annual staff training was provided to their inspectors through the month of May, 2006. The Inspectors noted that they have plenty of handout materials; most businesses have received all of the educational material during prior inspections. See evaluation below. ▪ Conducting an Industrial Inspection for urban runoff issues ▪ Reporting violations found during Inspections ▪ Filling out Urban Runoff Program inspection forms ▪ Discuss educational materials for distribution during Inspections ▪ Q & A and discussion	**May 8 – 31 2006**	**SCCC Fire District - 184** Senior Deputy Fire Marshall and all field staff Due to staff rotation, any firefighter may be called upon to do inspections; therefore, all firefighters in District received training

Training note:

In FY05-06 Fire Dept Inspector trainings were updated to include material which was covered during SCVURPPP's FY04-05 pre-workshop planning sessions and the end of year Industrial/Commercial and IC/ID Inspection Workshop. Fire Dept staff attended the pre-workshop planning meetings to help determine topics which would be helpful for their in-house inspector training sessions. In June 2005, three (3) SCC Fire District staff and several West Valley municipal staff attended the all day IND & IC/ID Inspection workshop.

West Valley Communities

FY 2005-2006 ANNUAL REPORT

Training Summary: Industrial/Commercial Discharger Control Program

Training Description	Date	Attendees
WVCWP Training Meeting: Fire Dept Agreement Presenter: WVCWP Program Manager **Topics:** ▪ Review Draft Fire Dept Agreement ▪ This version has an added attachment: "Exhibit B", based upon the Performance Standards (from municipal URMPs), it's added for reference and clarification. ▪ Possibility of prioritizing inspections	**May 23, 2006**	**WVCWP (3)** **Campbell (1)** Sr. Engineer **Los Gatos (1)** Sr. Engineering Tech **Saratoga (1)** PW Analyst
Annual Food Facility Inspection Training Meeting Presenter: WVCWP Stormwater Discharge Inspector *See **ICID Section "Program Evaluation"** for additional details* **Topics**: ▪ Updated contact information; ▪ How to report urban runoff violations to municipal inspectors to ensure accurate tracking and follow up; ▪ Feedback on the effectiveness of outreach & educational handouts ▪ Reminder to distribute pesticide reduction fact sheets called "Don't Set a Table for Pests" to restaurants.	**April 18, 2006**	**WVCWP (2)** Program Manager Stormwater Discharge Inspector **Dept. of Environmental Health (22)** DEH Env. Health Specialists

Public Agency Activities

City of Campbell

Town of Los Gatos

City of Monte Sereno

City of Saratoga

THIS PAGE INTENTIONALY LEFT BLANK

Campbell

Santa Clara Valley Urban Runoff Pollution Prevention Program

FY 2005-2006 ANNUAL REPORT

PUBLIC AGENCY ACTIVITIES: Operation and Maintenance

FY 2005-2006 Work Plan Self Evaluation Matrix

Source	Task Source	FY05-06 Work Plan Tasks	FY 05-06 Accomplishments	Responsible Party
Storm Drain Operations and Maintenance				
	2004 URMP	Annual Storm Drain Cleaning Continue contract w/ WVSD. Continue schedule/cycle for inspection and cleaning of storm drain system (two year cycle for residential & one year cycle for commercial/industrial); Public Works staff will clean high leaf drop and other noted areas more frequently and as needed.	West Valley Sanitation District (WVSD) performs systematic storm drain cleaning and inspection annually. Each year half the City's storm drains in residential areas are cleaned and inspected. Arterials and commercial/ industrial areas are done annually. City staff performs additional pro-active cleaning of storm drain inlets and grates before storm season in high leaf drop areas. Engineered treatment BMPs on City parking lots are cleaned at least annually (e.g. oil & debris separator in downtown parking structure on 5/5/06, and filters at Community Center in June 2006).	Sr. Civil Engineer co-ord with WVSD per contract; Pub Works Supt co-ord in-field operations
	2004 URMP	Training - Annual WVSD/ Oper. & Maint. Meeting Annual WVSD / Operations & Maint. Supervisors meeting - evaluate status of annual storm drain cleaning and provide training on maintenance issues.	The annual WV Storm Drain Op & Maint. Supervisor's workshop was held on June 19, 2006. Five (5) Campbell staff attended, including the Public Works Superintendent, and PW Supervisor. Staff from WVSD, WVCWP, and the other WV Communities also participated. Topics included: • Storm Drain Maintenance findings by WVSD • Review of Emergency Response Procedures for SD overflow • Presentation on Street Sweeping for Water Quality • Power Point Presentation on BMPs for Streets, Rural Public Works and Storm Drain Maintenance Round table discussion on all topics	Mtg lead by WVSD and WVCWP; Attended by: PW Supt & PW Spvsr; PW Lead worker and (2) PW Maint workers

Campbell

Santa Clara Valley Urban Runoff Pollution Prevention Program

FY 2005-2006 ANNUAL REPORT

Source	Task Source	FY05-06 Work Plan Tasks	FY 05-06 Accomplishments	Responsible Party
	C/I item -Source Control Measure	Storm Drain Stencils or Signage Continue to replace and/or upgrade storm drain stencils or signage on storm drains or catch basins, as needed.	Number of SD inlets is approximately 1,096; most are marked. PW Supt is currently replacing signage in the high-use and downtown areas with thermoplastic stencils. See evaluation below.	Public Works Supt
Street Sweeping/ Pavement Management				
	URMP	a. Street Sweeping Program By contract – residential swept twice monthly; downtown every week; arterials and Commercial/industrial areas once weekly. High leaf drop and other noted areas cleaned more frequently and as needed (i.e., construction zones - swept by responsible party).	The City has two contractors performing sweeping services. The residential and commercial areas are swept with a broom type sweeper and the parking lot and garage areas are swept with vacuum type sweepers. Corp yard is swept on Fridays. Sweeping data includes all types. In heavy leaf drop areas, a front-end loader/dump truck crew removes leaves prior to street sweeping. Residents and businesses are also given large recycling receptacles for yard waste as part of the required solid waste service. Yard waste is not allowed in streets but waste from receptacles is picked up weekly.	Public Works Supt
		b. Street Sweeping Data Collection Collect and review street sweeping data and provide number of curb miles swept and cubic yards of debris quarterly, to SCVURPPP for evaluation of effectiveness.	Street Sweeping data was collected quarterly and provided to the SCVURPPP at the end of the fiscal year. During FY 05-06, Campbell collected **1,142 cubic yards** of **residential** debris from **5,454 curb miles** of streets, and **884 cubic yards** of debris **from 1,807** curb miles of **commercial** and arterial streets. **Total** annual amount of debris recovered by the sweeper was **2,026 cubic yards**. Additionally, **6,609 tons of yard waste was recycled** in Campbell during FY 05-06 via garbage collection services.	Public Works Supt, WVCWP to assist

Campbell

Santa Clara Valley Urban Runoff Pollution Prevention Program

FY 2005-2006 ANNUAL REPORT

Source	Task Source	FY05-06 Work Plan Tasks	FY 05-06 Accomplishments	Responsible Party
	FY05-06 Work Plan, RWQCB comments	c. Training As needed, provide training meetings, on collection of street sweeping data to appropriate municipal staff.	Training for municipal staff on street sweeping, data requirements and state of the art street sweeping methods, was included at WVCWP's June 19, 2006 Storm Drain Operation and Maintenance Supervisors workshop.	Sr Civil Engineer (NPDES coordinator) Public Works Supt/ WVCWP to assist
Corporation Yard				
	URMP	a. SWPPP Implement BMPs.	The current BMPs are working effectively and no problems have been encountered. Campbell uses a vehicle wash rack system which helps to contain and divert waste water to the sanitary sewer. Runoff does not flow to the storm drain. The sewer connection includes an interceptor which is pumped and cleaned by the sanitation district at least once a year.	Public Works Supt
	URMP	b. Staff Training Perform Annual Review and evaluation of BMPs w/ Corp-Yard walk-thru	On April 13, 2006, twenty nine (29) Campbell staff reviewed SWPPP procedures and received training on best management practices (BMPs). A tour of the Service Center was conducted. Locations of several absorbent stations were pointed out, proper procedures for pressure washing on sidewalks and in parking lots (staff viewed the pressure washing video "We Do the Job Right" for mobile pressure washing). John Iaquinto, Public Works Superintendent led the training	Public Works Supt Attendees: Street Maint workers Mechanics Parks Maintenance staff
	URMP	Additional Staff Training Provided by Public Works Superintendent on Non Point Source (NPS) topics s for Public Works Staff	On June 2, 2006, Five (5) of Campbell's Streets Maint group had a tailgate safety meeting on Urban runoff management and storm drain systems: discussion included: Drain inlet maintenance, emergency response for chemical and sewage spills, pool (chlorinated water disposal) routine preventative maintenance. Emergency urban runoff contacts. On May 12, 2006, five (5) street maintenance workers received training on hazardous materials management, which covered spill and leak response.	Public Works Supt Attendees: Five (5) Street Maint Workers Five (5) Street Maint Supervisors and Mechanics

Campbell

Santa Clara Valley Urban Runoff Pollution Prevention Program

FY 2005-2006 ANNUAL REPORT

Source	Task Source	FY05-06 Work Plan Tasks	FY 05-06 Accomplishments	Responsible Party
			On June 9, 2006, five (5) additional street maintenance supervisors and mechanics received training on hazardous materials management, which covered spill and leak response: (Same topics as for 5-12-06).	

Rural Public Works Activities

Campbell does not have any Rural Public Roads and therefore does not provide any Rural Public Works services.

Street Sweeping Totals for FY04-05 and FY05-06

Fiscal Year 04-05

Curb Miles Swept	Debris Collected	Yard Waste Collected
Residential **5,454 curb miles** swept **Commercial & Arterials** **1,619 curb miles** swept **Annual Combined Total** **7,073 curb miles swept**	**Residential** **1,327 cubic yards** of debris collected **Commercial & Arterials** **994 cubic yards** of debris collected **Annual Combined Total** **2,321 cubic yards** of debris collected	An annual total of **6,782 tons** of yard waste was picked up by garbage collection service during FY 04-05

Fiscal Year 05-06

Curb Miles Swept	Debris Collected	Yard Waste Collected
Residential **5,454 curb miles** swept **Commercial & Arterials** **1,807 curb miles** swept **Annual Combined Total** **7,261 miles curb miles swept**	**Residential** **1,142 cubic yards** of debris collected **Commercial & Arterials** **884 cubic yards** of debris collected **Annual Combined Total** **2,026 cubic yards** of debris collected	An annual total of **6,609 tons** of yard waste was picked up by garbage collection service during FY 05-06

Campbell

Santa Clara Valley Urban Runoff Pollution Prevention Program

FY 2005-2006 ANNUAL REPORT

Public Agency Activities: Operations and Maintenance Evaluation

Storm Drain Maintenance: The West Valley Sanitation District (WVSD) finished a major task during FY05-06 which will make storm drain cleaning procedures more efficient and the annual SD reports more useful to the WV cities. Since the project began in FY04-05, WVSD staff have been building a database (using asset mgmt software) that would number the storm drains at upstream and downstream locations and provide the street name. FY05-06 was the first year that the enhanced storm drain maintenance reports, with street names, were available to the cities. WVSD presented them at WVCWP's June 19th workshop. The reports document the status of each stormdrain and, if applicable, the nature of any problem. The majority of structures were "clean" but a few were noted as having obstructions (e.g. "leaves/paper"). Other descriptors that are available in the report are: mud/dirt, foreign object, rocks/stone, sand/gravel, etc. All structures, as needed, are cleaned at the time of inspection. The WVSD's report may be used by WV cities to help monitor POC problems, such as trash sites.

Storm Drain Stencils: The City of Campbell has decided to use thermoplastic storm drain stencils in selected high-use areas and downtown. Feedback from street maintenance staff is positive. "The thermoplastic storm drain stencils have worked out well. They were installed, mostly in the downtown area. They are more durable than painted stencils and they have held their color; a good product for high traffic areas." Staff have also noted that the thermoplastic stencils have lasted through many years of street sweeping passes whereas the older type stencils would have worn and had to be replaced." The fact that they are reflective, which provides visibility at night, and that they can withstand heavy traffic was reason to spend more for stenciling in appropriate areas. The downside of using thermoplastic stencils is the cost (about $250 per stencil, installed). Unlike the metal plates previously installed by the City, they adhere well to coarse and uneven surfaces and do not have sharp edges that bend, creating a potential to injure pedestrians or bicyclists.

Street Sweeping: Campbell's Street Sweeping accounted for 2,026 cubic yards of debris collected in FY05-06, compared with 2,321 cubic yards collected in FY04-05, yet the City swept more miles of street in FY05-06. Yard waste collection (6,609 tons in Campbell for FY05-06) helps reduce the amount of debris picked up by the sweeper because it provides alternative disposal for leaves. The WVC have selected a new contractor to provide garbage & recyclable collection. The new contract will begin in March 2007. Yard waste collection methodology and tracking may change when the current contract with *Waste Management* expires.

The WVCWP Mgr gave a street sweeping presentation at the June 19th West Valley Storm Drain Maintenance workshop, based on a Street Sweeping Workshop held on 5/8/2006 in San Jose. The principal speaker at the 5/8/06 workshop was the editor of Worldsweeper.com. He provided material for the WV training. The Town of Los Gatos purchased a new Street Sweeper and used it for the first time in FY05-06. The Town's Sweeper Operator drove the street sweeper to the WVCWP workshop for viewing and questions by other municipal staff. The Town PW Supt gave a brief talk on why this model of sweeper was selected; "the regenerative air sweeper is certified to generate fewer dust particles. This type of sweeper is required in Southern California, but not yet required in Northern CA.

Training Evaluation: Evaluation forms from the 6/19/06 WVCWP Storm Drain Maintenance Workshop showed that all attendees thought the workshop was "informative and worthwhile." Attendees also requested continued updates on storm drain maintenance and street sweeping practices. Most of those who attended stayed for the optional discussion between cities at the end of the workshop.

Corporation Yard SWPPPs: The City of Campbell along with the other West Valley communities plans to hold a round-table review and discussion of West Valley municipal SWPPPs during FY06-07. The corporation yard SWPPP and standard operating procedures (SOPs) will be evaluated to determine if revisions or additions to the manual are needed. The outcomes from this review and any SWPPP revisions will be reported in next year's annual report.

Campbell, Los Gatos, Monte Sereno, Saratoga

West Valley Communities

Santa Clara Valley Urban Runoff Pollution Prevention Program

FY 2005-2006 ANNUAL REPORT

Training Summary: Public Agency Activities

Training Description	Date	Attendees
WVCWP Monthly Meeting - Street Sweeping Training Presenter: WVCWP Program Manager **Topics:** ▪ Street Sweeping ▪ Annual Report Data Collection Requirements ▪ Disposal of Materials by Municipal Contractors ▪ NPDES Requirements in Contracts for Street Maintenance/CIP Activities ▪ BMPs Included in Contract Language ▪ BMPs Related to Proper Disposal of Debris (Street Sweeping)	**July 19, 2005**	**WVCWP (2)** Program Manager Program Assistant **Campbell** Senior Civil Engineer **Los Gatos (1)** Senior Engineering Technician **Saratoga (2)** Assoc Engineer Public Works Analyst
WVCWP Monthly Meeting - Rural Public Works BMPs Training Presenter: WVCWP Program Manager **Topics:** ▪ Resource for Rural Public Works BMPs is the Water Board's binder "Erosion & Sediment Control" (2002 Edition). ▪ BMPs must be included in Contract Language ▪ Street Sweeping data collection requirements ▪ If the CD containing all the construction tri-folds is referred to in the contract, and provided to the Contractor, that will show that BMPs are required during construction ▪ Identification description/list is in the URMP of what municipal projects would fall under the RPW definition, what the projects would be, who would be responsible, and that there is contract language requiring use of BMPs.	**Feb 28, 2006**	**WVCWP (3)** Program Manager Program Assistant Stormwater Discharge Inspector **Campbell (1)** Senior Civil Engineer **Los Gatos (1)** Senior Engineering Technician **Saratoga(1)** Public Works Analyst

SANTA CLARA VALLEY URBAN RUNOFF POLLUTION PREVENTION PROGRAM
FY 2005-2006 ANNUAL REPORT

WEST VALLEY COMMUNITIES

Training Summary: Public Agency Activities

Training Description	Date	Attendees
Annual Storm Drain Operations and Maintenance Training Meeting: **WV Communities & WV Sanitation District** Held at Monte Sereno City Hall; Sponsored by WVCWP Speaker: Peter Sevcik, WV Sanitation District & Cheri Donnelly< WVCWP . Topics included: • **Storm Drain Maintenance** findings by WVSD - Review of Emergency Response Procedures for SD overflow - Presentation on BMPs for Streets • **Street Sweeping** for Water Quality Presentation • **Rural Public Works** and Storm Drain Maintenance Presentation • Round table discussion on all topics • Questions, Comments – Evaluation	**June 19, 2006**	**WVCWP (3)** Stormwater Discharge Inspector Program Manager, Outreach Specialist **Campbell (5)** Public Works Superintendent PW Supervisor Street Maintenance Worker (3) **Los Gatos (3)** PW Superintendent Sr. Eng Tech/Stormwater Coord Street Sweeping Operator **Monte Sereno (1)** Assistant City Engineer & Eng Intern **Saratoga (5)** Street Maintenance Supervisor Lead Maint Worker & Maint Specialist Parks Supervisor Lead Parks Worker **WV Sanitation District (2)** Director of Engineering & Operations Operations Supervisor
Campbell Only Training Attendance		
City of Campbell – Corp Yard Walk-Through Presenter: John Iaquinto, Public Works Superintendent - Video **Topics:** ▪ Tour of the Service Center: ▪ Showed location of several absorbent stations ▪ Showed location of SWPPP ▪ Showed proper procedures for pressure washing on sidewalks and in parking lots	**May 10, 2006**	**Campbell (24)** Street Maintenance Lead Worker Street Maintenance Worker Equipment Maintenance Supervisor Mechanic II Parks Maintenance Supervisor Parks Maintenance Workers Other Publics Works Staff

SANTA CLARA VALLEY URBAN RUNOFF POLLUTION PREVENTION PROGRAM
FY 2005-2006 ANNUAL REPORT

WEST VALLEY COMMUNITIES

Training Summary: Public Agency Activities

Training Description	Date	Attendees
City of Campbell – Storm Water Pollution Prevention Topics Presenter: John Iaquinto, Public Works Superintendent **Topics:** • Drain Inlet Maintenance • Emergency Response for Chemical and Sewage Spills • Pool Routine Preventative Maintenance (chlorinated water disposal) • Emergency Urban Runoff Contacts	**June 2, 2005**	Public Works Supt Street Maintenance Workers (5) Street Maintenance Supervisors and Mechanics (5)
City of Campbell – Hazardous Materials Management Presenter: John Iaquinto, Public Works Superintendent **Topics:** • Hazardous Materials Management • Spill and Leak Response	**May 12, 2005**	Public Works Supt Street Maintenance Supervisors and Mechanics (5)
City of Campbell – Hazardous Materials Management Presenter: John Iaquinto, Public Works Superintendent **Topics:** • Hazardous Materials Management • Spill and Leak Response	**June 9, 2005**	Public Works Supt Street Maintenance Supervisors and Mechanics (5)

SANTA CLARA VALLEY URBAN RUNOFF POLLUTION PREVENTION PROGRAM
FY 2005-2006 ANNUAL REPORT

WEST VALLEY COMMUNITIES

Training Summary: Public Agency Activities

Los Gatos Only Training Attendance		
Corp Yard Walk-Through: Town of Los Gatos **Topics:** ▪ Review of BMPs ▪ Review SWPPP ▪ Corp Yard Utility Emergency Shutoff Locations ▪ Locations of Storm Drains ▪ Storage areas for Absorbents ▪ Location of SWPP ▪ Locations of Fire Extinguishers	**June 15, 2006**	**Los Gatos (4)** Senior Engineering Technician/Stormwater Coordinator Public Works Supervisor Public Works Superintendent
Saratoga Only Training Attendance		
Corp Yard Walk-Through: City of Saratoga Presented by Saratoga Street Maintenance Supervisor **Topics:** ▪ Review changes in SWPPP ▪ Corp Yard Utility Emergency Shutoff Locations ▪ Locations of Storm Drains ▪ Storage areas for Absorbents ▪ Location of SWPP ▪ Locations of Fire Extinguishers ▪ Review of BMPs	**June 8, 2005**	**Saratoga (16)** Street Maintenance Supervisor Parks Maintenance Supervisor Parks Lead Worker Parks Maintenance Workers Street Maintenance Workers Temporary Worker

August 28, 2006

City of Campbell
Response to Comments on
FY04-05 Annual Reports

Campbell:

Comment: On pages 61and 65, Campbell refers to Attachment B of the Annual Report; however, no Attachment B was found. **Please submit Attachment B for inclusion in the Annual Report.**

Response: Attachment B was submitted by email to Sue Ma on 7/27/06 for inclusion in the City's FY04-05 Annual Report. This attachment will also be included as the first document in the Planning Procedures section of Campbell's FY05-06 report, Attachment 4-0 (Response to Comments on FY04-05 Ann Rpt), immediately preceding Campbell's FY05-06 Planning Procedures Self Evaluation Matrix.

Comment: Provision C.3.e. requires that the Annual Report contain "a description of the organization structure of the Discharger's Operation and Maintenance Verification Program." **Please ensure that this information is included in next year's Annual Report**.

Response: The standard operating procedures, which describe the structure and organization for Campbell's BMP O&M Verification Program, are provided as Attachment 4C in the Planning Procedures section of Campbell's FY05-06 Annual Report.

ATTACHMENT B ANNUAL REPORT FY04-05
City of Campbell
Guidance for Applicants - Types Of Stormwater Controls Used

PROJECT NAME: _____
PLN/BLDG NO. _____
CONSULTANT: _____

DESCRIPTION	CODE
☐ Stormwater Treatment Measures	STM
☐ Source Control measures	SCM
☐ Site Design Measures	SDM
☐ None	NON

STORMWATER TREATMENT	SOURCE CONTROLS	SITE DESIGN
* Biofilter (veg, swale/strip)	* Wash Area/Racks, drain to sanitary sewer	* Minimize land disturbance
* Detention Basin (Dry)	* Covered dumpster area, drain to sanitary sewer	* Minimize impervious surface
* Detention Pond (wet)	* Swimming pool, drain to sanitary sewer	* Minimum-impact street or parking lot design
* Underground Detention	* Beneficial landscaping (minimizes irrigation, runoff, pesticides and fertilizers, promotes treatment)	* Cluster structures/pavement
* Media Filter (sand, organic matter, bioretention)	* Outdoor material storage protection	* Disconnect downspouts
* Hydrodynamic Device	* Covers, drains for loading docks, maintenance bays, fueling areas	* Alternative driveway design
* Infiltration Trench	* Maintenance (street sweeping, catch basin cleaning)	* Microdetention in landscaping
*Porous Pavement	* Other _____	* Preserve open space
* Wetland Basin		* Protect riparian and wetland areas, riparian buffers
* Wetland Channel		* Minimize hydrograph change
* Inlet Filter		* Other _____
* Other _____		

STAFF REVIEW:

Community Development Department		
a. Planning Division	By:_____	Date: _____
b. Building Division	By:_____	Date: _____
Public Works Department	By:_____	Date: _____

THIS PAGE INTENTIONALY LEFT BLANK

Planning Procedures & New Development

City of Campbell

Town of Los Gatos

City of Monte Sereno

City of Saratoga

THIS PAGE INTENTIONALY LEFT BLANK

PLANNING PROCEDURES

FY 2005-2006 Work Plan Self Evaluation Matrix

Source	Task Source	Work Plan Tasks	Accomplishments	Responsible Party
C.3.a. Performance Standard Implementation				
URMP: Planning Proc.Perf Std	C.3.a	Note in Annual Report any updated requirements or revisions to Planning Procedures Performance Standard in City's URMP to adequately address Provision C.3.	Future changes to Campbell's URMP or revisions to the Planning Procedures Performance Standard will be contingent on the content and format of the Municipal Regional Permit.	Sr. Civil Engineer co-ord with WVCWP staff
Training	C.3.a.6.	Ensure appropriate staff (i.e. planners, engineers and inspectors) are trained on any updates or new requirements specified in the local URMP, either by attendance at the C3PO Ad Hoc Task Group or during internal staff meetings.	Campbell's Sr. Civil Engineer/ Stormwater Rep was active in the C3PO Ad Hoc Task Group during FY '05-'06.	Sr. Civil Engineer Sr Planner
C.3.c. Requirements for Group 1 and Group 2 Projects				
Group 2 Projects	C.3.c.	If needed, revise C.3 guidance documents, ordinances, policies, procedures, and/or conditions of approval to incorporate Group 2 requirements.	In 4/05, Campbell's Sr. Civil Engineer revised the City's *Notice to Developers and Contractors* to advise them of the April 15, 2005 implementation date for non-exempt Group 2 projects. However, upon Water Board approval of the 7/20/05 amendment to the Santa Clara Permit, the City's Group 2 projects were granted revised two-tiered implementation dates (beginning 10-20-05 for Group 2A and 8-15-06 for Group 2B) to be consistent with the amended Permit. Effective 9/05, Campbell again began requiring Group 2 projects to prepare for compliance with Storm Water	Sr. Civil Engineer Planning Dir.

Campbell

Santa Clara Valley Urban Runoff Pollution Prevention Program

FY 2005-2006 ANNUAL REPORT

Source	Task Source	Work Plan Tasks	Accomplishments	Responsible Party
			Pollution Prevention Plans, BMP O&M covenants and the City's *Statement of Engineered Stormwater Treatment for New and Redevelopment Projects*. During FY '05-'06, Campbell's web site was augmented to include many more stormwater quality guidance documents, including a link to the City's Storm Water Requirements web pages, an updated Notice to Developers for Group 1 and 2A projects, the *Statement of Engineered Stormwater Treatment for New and Redevelopment Projects*, miscellaneous construction BMP documents, and a link between the Bldg Div. web page and the Stormwater Regulations. The Campbell Storm Water Requirements web section may be viewed at http://www.ci.campbell.ca.us/PublicWorks/StormWater.htm	
Training	C.3.c.	Provide training to staff on Group 2 requirements, as needed.	On 9/27/05, Campbell's City Engineer and the Sr. Civil Engineer/Stormwater Rep attended a WVCWP training meeting related to implementing Group 2 project requirements. In 10/05, Campbell's Sr. Civil Engineer distributed the Group 2 project requirements and updated development conditions of approval to staff in the Public Works Land Development and Planning Divisions. In addition, Land Development staff were reminded to obtain Campbell's *Statement of Engineered Stormwater Treatment for New and Redevelopment Projects* for all Group 1 and 2 projects.	Sr. Civil Engineer & Planning Dir. WVCWP to assist

Campbell

Santa Clara Valley Urban Runoff Pollution Prevention Program

FY 2005-2006 ANNUAL REPORT

Source	Task Source	Work Plan Tasks	Accomplishments	Responsible Party
C.3.e Operation and Maintenance of Treatment BMPs				
BMP Inspection Program O&M Verification	Permit C.3.e.iii	Report on treatment BMP's O&M verification program. Note organizational responsibility, evaluation of effectiveness, and planned improvement to the program. Include a list or summary of treatment BMPs inspected during the year, inspection results, and any required follow-up and correction.	A total of three (3) projects have entered into BMP O&M agreements, with two occurring in FY '05-'06. These projects are all still in construction, and accordingly, the City has not yet conducted BMP O&M inspections. Once Group 1 and 2A/2B projects are completed, the inspections will be conducted. To perform the inspections, the City has decided to use staff from its Building or Public Works Departments, or an outside consultant. Location and the type of the BMP treatment to be inspected will determine which staff or consultant will perform these inspections. Details of Campbell's BMP O&M Verification Program are provided in the attached standard operating procedures (SOPs) from the City's 2004 Urban Runoff Management Plan.	Sr. Civil Engineer & Engineering Inspectors
Training & Evaluation	FY05-06 Work Plan,	Continue to provide training to inspectors and data managers on O&M verification program. Include evaluation of effectiveness and planned improvement to the program	WVCWP hired a civil engineering consultant to facilitate a meeting with Campbell Public Works & Community Development Dept staff on 8/10/05, to discuss and clarify responsibilities of the City's BMP O&M Verification Program. On 7/19/05, 9/27/05 &11/22/05, Campbell's .Sr. Civil Engineer/Stormwater Rep attended WVCWP training meetings on the BMP O&M Verification Program. Aspects discussed include, requiring BMP O&M through development Conditions of Approval; use of BMP O&M Covenant or Agreement, SCVURPPP BMP O&M Inspection forms; performing inspections, inspection tracking (database vs. spreadsheet); recouping inspection costs, and early HMP implementation opportunities.	Sr. Civil Engineer WVCWP to assist

Campbell

Santa Clara Valley Urban Runoff Pollution Prevention Program

FY 2005-2006 ANNUAL REPORT

Source	Task Source	Work Plan Tasks	Accomplishments	Responsible Party
C.3.f Hydromodification Management Plan				
HMP – Hydrograph Modification Mngmt Plan	C.3.f	Implement the HMP, as approved by the Water Board, as part of requirements for Group 1 projects that may cause increased erosion or other related impacts. (Incorporate the HMP Report's standards, in their final state as approved by the Water Board, into the City's project approval process.)	There were no qualifying projects for HMP in FY '05-'06. The City will continue to track regional implementation of the HMP.	Sr. Civil Engineer/ Sr. Planner
Training		Provide incremental training on HMP requirements to City staff via SCVURPPP workshops and/or in-house staff training.	WVCWP hosted an HMP workshop on 1-26-09 in Monte Sereno on the final approved HMP and aspects of implementation. Jill Bicknell, Santa Clara Program staff presented. Campbell's City Engineer and Sr. Civil Engineer/Stormwater Rep attended. On 7/19/05 and 9/27/05, WVCWP held training meetings which included discussion on requirements of the final HMP.	SCVURPPP/ Sr. Civil Engineer Engineering & WVCWP to attend
Reporting	C.3.f.viii	Provide development and implementation status and a summary of projects incorporating HMP measures in the Annual Report	Most of the parcels in Campbell are either exempt from HMP requirements or the land areas are well below the 50 acre HMP "yellow zone" threshold. Consequently, the City does not anticipate any projects in Campbell that will be regulated by the current HMP requirements.	Sr. Civil Engineer
C.3.g Waiver and Compensatory Mitigation Program				
Waiver Program or Alternate Compliance	Permit C.3.g.	Stormwater treatment BMPs will be required on all Group 1 and Group 2 projects. Any proposed alternative compliance must meet Provision C.3.g.vi conditions, and first be approved by the Water Board's Executive Officer.	All applicable projects are implementing C3 requirements without using alternative or offsite compliance measures.	Sr. Civil Engineer Per Reg Water Board's approval

Campbell

Santa Clara Valley Urban Runoff Pollution Prevention Program

FY 2005-2006 ANNUAL REPORT

Source	Task Source	Work Plan Tasks	Accomplishments	Responsible Party
C.3.h Alternate Certification				
Alternate Certification reporting	Permit C.3.h	If alternate certification is used, list the projects certified by someone other than City staff and mechanism for ensuring that outside certifiers are qualified.	To certify C.3 compliance for private development projects, Campbell uses the City of Sunnyvale's list of qualified civil engineering consultants. In 05-06, Campbell developed a Statement of Engineered Stormwater Treatment, which it requires the engineering consultant to sign and stamp, for all certified Group 1 and 2 projects. It is available on the City's website (see link above).	Sr. Civil Engineer
C.3.j Site Design Measures Guidance and Standards Development				
Site Design Measures Guidance and Standards	(Permit C.3.j.)	As feasible, continue to review local site design standards and guidance for possible revisions that would reduce impacts to water quality. Summarize updated status, if any, in the Annual Report.	On 4/18/06, Campbell's Sr. Civil Engineer/ Stormwater Rep attended a WVCWP-sponsored session on Bioretention/Filtration (by Filterra) The City's Community Development Director was active in the SCVWD's Collaborative Effort and anticipates that in 2007 Campbell will adopt SCVWD-based code amendments or policies related to reviewing development projects near streams. The City will continue to evaluate local site design standards to determine any necessary revisions.	Sr. Civil Engineer/ Sr. Planner &
C.3.k Source Control Measures				
Source Control Measures	Permit C.3.k.	Whenever practicable, stormwater pollutant source control measures are incorporated into all development projects.	The City continues to evaluate its source control BMP requirements to determine any necessary revisions.	Sr. Civil Engineer/ Sr. Planner &

Campbell

Santa Clara Valley Urban Runoff Pollution Prevention Program

FY 2005-2006 ANNUAL REPORT

Source	Task Source	Work Plan Tasks	Accomplishments	Responsible Party
C.3.m Water Quality Review Processes				
CEQA Review	C.3.m.1	City will continue to evaluate water quality effects & identify mitigation measures when conducting Env Review Process for all projects, consistent with the City's URMP and Program guidance. If applicable, report on updates to the Environmental Review process.	No changes were made in FY '05-'06 to Campbell's environmental review process. However, staff in the City's Public Works and Community Development Departments will continue to evaluate implementation of CEQA and C.3 requirements to determine any necessary revisions to environmental review procedures.	Sr. Planner
C.3.n Reporting Requirements				
C3 Project Reporting	Permit C.3.n.i. (C.3.c.)	List Group 1 and Group 2 projects by name. Include location, project type (per C.3.c.), size (ac. or sq. ft.), and impervious surface area. Report square footage of land disturbed for redevelopment projects.	See the attached table given in Part I of Campbell's New and Redevelopment Projects Reporting Forms.	Sr. Civil Engineer/ Sr. Planner collect data
C3 Project Reporting	Permit C.3.n.ii. (C.3.c.)	Report on type of treatment BMPs used, numeric sizing criteria used, O&M inspections and if needed, follow-up actions. Also list site design measures used, and source control measures required.	See the attached table, Part II of Campbell's New and Redevelopment Projects Reporting Forms.	Sr. Civil Engineer/ Sr. Planner collect data
Reporting - Pesticide Reduction Measures	Permit C.3.n.iii.	See Pesticide section (6.B) of this work plan.	As noted on Part II of Campbell's New and Redevelopment Projects Reporting Forms, the brochure *Landscape Maintenance Techniques for Pest Reduction* is given to each developer in the City's application packet.	

Campbell

Santa Clara Valley Urban Runoff Pollution Prevention Program

FY 2005-2006 ANNUAL REPORT

Source	Task Source	Work Plan Tasks	Accomplishments	Responsible Party
Planning Procedures Evaluation				

During FY '05-'06, Campbell Public Works Engineering staff worked closely with other city staff and the WVCWP to clarify how to process Group 1 and Group 2 projects. Staff were especially interested in HMP implementation. Jill Bicknell, Program Assistant Mgr for SCVURPPP conducted a presentation and roundtable discussion with the WV cities on January 26, 2006. Campbell's City Engineer and Sr. Civil Engineer participated.

Two other key issues that received special attention during the year were addressing the need for stormwater treatment BMPs and collecting background data for annual reporting and the BMP O&M Verification Program. In response, the Public Works Department added several additional C.3 related items to its Land Development Submittal Requirements checklist, prepared a Stormwater Management Plan suggested format and revised its *Stormwater Regulation Changes* notice (for developers and contractors). These and several other C.3-related documents were placed on the City's web site.

Evaluation of BMP O&M Inspection & Verification Program

City staff attended several C3PO work group meetings to provide input on the development of SCVURPP's BMP O&M inspection forms. The City has committed to using the finalized forms to facilitate the synthesis of county-wide data. The City's Civil Engineer also participated in WVCWP meetings (9/27/05 & 11/22/06) where three West Valley cities considered BMP inspection tools (in addition to SCVURPPP-generated inspection forms) which might make the inspector's job easier, e.g. possible prioritization list for inspections and a laminated list of information about BMPs for inspectors.

Although no BMP O&M Verification inspections have been required to date, staff in both the Public Works and Community Development Department are continuing to evaluate how improve the efficiency of the verification program. As noted in the Planning Procedures SOPs in the City's URMP, Public Works (Engineering) staff will be available to conduct inspections of stormwater treatments at Group 1 and Group 2 sites. However, depending on the type and location of stormwater BMP treatment to be inspected in the future, Campbell is also prepared to hire an outside civil engineering consultant to perform this task.

Substantive changes to the structure and function of the BMP O&M Verification Program, or other aspect of the City's Planning Procedures element, would trigger changes to the Campbell URMP. These changes would be reported in the annual report supported by submittals of the revised portions of the Planning Procedures Performance Standard.

CITY OF CAMPBELL

Reporting Form for Planning Procedures Performance Standard and Provision C.3.n.i. Reporting Requirements

Part 1

Group 1 New Development and Significant Redevelopment Projects[1] Reviewed and/or Approved During FY 05-06

Project Name	Project Type[2]	Site Size (ac. or s.f.)	New Impervious Surface (s.f.)[3]	Area of Land Disturbed (Ac.)[4]	Project Status Deemed Complete & Project Approval Date[5]	Storm Water Control Measures Included in Project
Private Projects						
1. 1815 S. Bascom Avenue Guadalupe Watershed Developer: Pinn Brothers, Inc. **Reported last year in error**	Group 1 Project is a 4-story building with 4500 sf of mixed use retail, 45 condominiums and underground parking.	1.68 ac.	1.596 ac. Redeveloped Area – Entire area used to be a parking lot for a restaurant with minimal landscaping.	1.68 ac.	Deemed Complete July 6, 2005 Approved by City Council 12/7/04. Final Approval 1/9/06 Under Construction. **Reported last year in error**	Biofilters, Media filter in storm interceptor, porous pavement.

[1] List all projects with new impervious surface area greater than 1 acre (43,560 s.f.).
[2] Describe project type, as defined in Provision C.3.c.
[3] "New" is defined as impervious surface created, added or replaced.
[4] If the site is a "significant redevelopment", list the area of land disturbance, if information is readily available.
[5] **Date of Project Approval** is the date of final approval before construction begins on the project, typically approval of a grading or building permit.

Project Name	Project Type[2]	Site Size (ac. or s.f.)	New Impervious Surface (s.f.)[3]	Area of Land Disturbed (Ac.)[4]	Project Status Deemed Complete & Project Approval Date[5]	Storm Water Control Measures Included in Project
Private Projects						
2. 16201 Mozart Avenue & Beethoven Lane Guadalupe Watershed Developer: Kilmer Park, LP and Classic Communities, Inc.	Group 1 Project is a 24-lot subdivision.	4.0 ac.	3.5 Ac.	4.0 ac.	Deemed Complete Jan 12, 2005 Final Approval 9/19/05 Under Construction	Detention basin
3. 525 E. Hamilton Avenue – Kohl's & Bed, Bath & Beyond Guadalupe Watershed Developer: The Bergman Company	Group 1 Construction of 2 commercial/retail buildings and related parking lot. 171,640 sf of building area (2-story), 52,843 sf of landscaping and 235,214 sf of parking.	8.42 ac.	7.36 ac.	8.42 ac.	Deemed Complete April 27, 2004 Final Approval 1/13/06 Under Construction	Vegetated swales
Public Projects	**NONE**					

CITY OF CAMPBELL

Reporting Form for Planning Procedures Performance Standard and Provision C.3.n.ii. & iii. Reporting Requirements

Part 2

Stormwater Control Measures for Group 1 Projects[1] Reviewed and/or Approved During FY 05-06

Project Name	Treatment BMPs	Numeric Sizing Criteria Used	O&M Responsibility Mechanism and Responsible Party	Site Design Measures	Source Control Measures	Pesticide Reduction Measures
Private Projects						
1. 1815 S. Bascom Avenue Guadalupe Watershed	Biofilters. Media Filter in storm interceptor, Porous pavement.	Volume Based BMP Handbook	O&M covenant signed by property owner 7/7/2005	Minimum- impact underground parking lot design. Cluster structures/pavement.	Wash area/racks, drain to sanitary sewer. Covered dumpster area, drains to sanitary sewer. Swimming pool, drains to sanitary sewer cleanout. Beneficial landscaping.	*Landscape Maintenance Techniques for Pest Reduction* given to developer in application packet.
2. 16201 Mozart Avenue & Beethoven Lane	Detention Basin	Volume Based BMP Handbook	O&M Covenant to be signed by property owner	Downspouts drain to Landscaped areas	Landscaping in front yards for the storm runoff from downspouts.	*Landscape Maintenance Techniques for Pest Reduction* given to developer in

[1] Beginning October 15, 2003, list all* projects with new impervious surface area greater than 43,560 s.f. (1 acre). See SCVURPP "C.3. Handbook: Guidance for Implementation of Stormwater Requirements for New and Redevelopment Projects".

*Projects that do not require stormwater treatment because they fall under the Alternative Compliance Program must be reported as per Provision C.3.g.v. (see Reporting Form Part 3).

Project Name	Treatment BMPs	Numeric Sizing Criteria Used	O&M Responsibility Mechanism and Responsible Party	Site Design Measures	Source Control Measures	Pesticide Reduction Measures
Private Projects						
Guadalupe Watershed						application packet.
3. 525 E. Hamilton Avenue Kohl's & Bed, Bath & Beyond Guadalupe Watershed	Vegetated Swales	Volume Based BMP Handbook	O&M Covenant signed by property owner 3/29/2006	Downspouts drain to Landscaped areas	Landscaping in parking lot median areas, covered dumpster	*Landscape Maintenance Techniques for Pest Reduction* given to developer in application packet.
Public Projects	**NONE**					

Attachment 4C

City of Campbell
Standard Operating Procedures
BMP Operation and Maintenance Verification Program
(NPDES Permit Provision C.3.e)

The City of Campbell conducts a BMP Operation and Maintenance (O&M) Verification Program that includes:

a) Requiring legally enforceable agreements or other mechanisms assigning responsibility for O&M of treatment measures;

b) Compiling a list of applicable private and public properties and the responsible operators of stormwater treatment measures at these sites;

c) Inspecting a subset of prioritized treatment measures for appropriate O&M on an annual basis, with appropriate follow-up and correction.

1. On-Going BMP O&M Required

- Owners of Group 1 and Group 2 properties are required to operate and maintain permanent stormwater quality BMPs in perpetuity using a recorded covenant with the City.

- Using a standard condition of approval for development permits, the City notifies developers of applicable projects that the owner(s) will be responsible for BMP O&M.

- Each year, Group 1 and Group 2 project owners must submit proof to the City that they have met the BMP O&M requirements.

2. Permanent BMP O&M Verification Program Responsibilities

- The Public Works Land Development and Environmental Programs staff maintains the tracking system for permanent BMP construction and BMP O&M inspection and enforcement for all Group 1 and 2 Projects.

- BMP treatments will be inspected by a Building Inspector, Public Works Inspector or Consultant, depending on the type and location of BMP treatments to be inspected.

- A Campbell Code Enforcement Officer is responsible for any follow-up with the property owner to ensure compliance.

- The Building Inspector, Public Works Inspector, or Consultant submits a Permanent BMP O&M inspection report for the previous fiscal year to Public Works Land Development and Environmental Programs staff by July 15th of each year.

- The Public Works land Development and Environmental Programs staff is responsible for including BMP O&M inspection data in the Annual Report.

3. BMP O&M Verification Program Record-Keeping

- The City tracks the location, ownership, and inspection status of permanent BMPs at Group 1 and Group 2 properties by collecting an NPDES Permit Provision C.3 Data Form for each of these projects.

- The property owner is required to submit an annual BMP O&M self-certification report to the City.

- The Public Works Land Development and Environmental Programs staff enters information about the sites into the BMP O&M Verification Program spreadsheet.

- It is anticipated that BMP O&M data given in the annual report might be presented similarly to the IND inspection reporting tables, in order to facilitate analysis of Santa Clara Valley inspection and BMP effectiveness trends.

4. Selection of Annual Permanent BMP O&M Inspection Sites

- Since the City anticipates a moderate number of Group 1 and Group 2 projects, initially BMPs at all these properties will be inspected annually by the Building Inspector, Public Works Inspector or Consultant.

- Typically, the annual inspections will begin in March.

- To determine if inspecting BMPs at every applicable site annually is cost-effective, the City will re-evaluate the Campbell BMP O&M inspection program each year, as part of annual report preparation.

- Depending on the total number of Group 1 and Group 2 properties in Campbell, the City may develop criteria for inspection of a subset of these sites, as allowed under NPDES Permit Provision C.3.e.

5. Permanent BMP O&M Pre-Inspection Preparation

- The Building Inspector, Public Works Inspector or Consultant will review the Permanent BMP O&M Verification Program spreadsheet at least two weeks prior to beginning annual inspections.

- The Building Inspector, Public Works Inspector or Consultant will contact each Group 1 and Group 2 site owner/manager by telephone to arrange a mutually agreeable inspection appointment.

- Prior to each site inspection, the Building Inspector, Pubic Works Inspector or Consultant will review the site's Grading and Drainage Plan, including any applicable as-built construction plans, for BMP information, including BMP types and locations. At this time, the site's current BMP O&M self-certification report, any previous inspection reports, and any necessary special procedures shall be reviewed. (e.g., inspection forms, underground confined space entry).

- The Building Inspector, Public Works Inspector, or Consultant will review the applicable CASQA or SCVURPPP BMP fact sheets and other information on the BMP O&M Verification Program that may be useful in addressing questions or comments raised by BMP owners or operators during the inspection.

- Prior to each site inspection, the Building Inspector, Public Works Inspector, or Consultant will assemble the necessary equipment and supplies.

6. Permanent BMP O&M Inspection and Enforcement Procedures

- Upon arriving at the inspection site, Building Inspector, Public Works Inspector, or Consultant will contact the site manager/owner and explain the purpose of the visit.

- Inspection results will be logged in writing using SCVURPPP-generated BMP O&M inspection form.

- If any deficiency is noted during the inspection, the Building Inspector, Public Works Inspector or Consultant will notify the Code Enforcement Officer in writing, including information on location, the nature of violation and any needed follow-up.

- The Code Enforcement Officer will prepare a written Notice of Violation, including a copy of the BMP O&M inspection form, a list of corrective actions needed and a compliance schedule. The City will send this Notice of Violation to the to the Group 1 or Group 2 property owner/manager in a timely manner after the inspection.

- The Building Inspector, Public Works Inspector or Consultant will enter the permanent BMP O&M inspection information, including any violations, into the BMP O&M Verification Program spreadsheet.

- The property owner and, if applicable, the site manager, will be instructed by the Code Enforcement Officer to notify the Public Works Land Development and Environmental Programs Staff within the time period indicated on the Notice of Violation so that the facilities can be re-inspected. The Inspector will complete a

new inspection form, noting whether all recommended maintenance activities have been completed and if any other actions are needed to assure proper operation of the facility.

- If repairs are not undertaken or are not done properly within the time allocated in the compliance schedule, the Building Inspector, Public Works Inspector or Consultant will again refer the matter to the Code Enforcement Officer, who will begin additional enforcement proceedings.

- Once all necessary repairs have been completed, the Building Inspector, Public Works Inspector, or Consultant shall note this in the spreadsheet, including the date work was completed and any other pertinent information (such as if City intervention was required to complete corrective work).

Santa Clara Valley Urban Runoff Pollution Prevention Program

Standard Stormwater Treatment BMP Inspection Data Collection Form

Date: _____ Time: _____ File Number: _____
Municipality_____ Agency or Department: _____
Inspectors _____

I. REASON FOR INSPECTION

☐ Initial ☐ Follow-up ☐ Other _____
☐ Routine ☐ Response to Complaint Inspection Frequency: _____

II. PROJECT INFORMATION

1. ID # or Assessor Parcel Number: _____ 2. Year of Installation _____
3. Project Type: ☐Residential ☐Commercial ☐Industrial ☐Multi-use ☐Road ☐Institutional ☐Other
4. Facility Name: _____
   Site Address: _____
   Contact Name: _____ Phone: _____
5. If the property owner is different than the contact name, fill out information below:
   Owner Name: _____ Title: _____
   Owner's Address: _____ Phone: _____
6. If the BMP operator is different than the contact name, fill out information below:
   Name: _____ Title: _____
   Address: _____ Phone: _____
7. Maintenance Documentation: ☐Reviewed ☐Not Reviewed ☐Not Available ☐Other: _____
8. Party responsible for O&M Documentation: ☐Property owner ☐BMP Operator ☐Contractor
   ☐Other: _____

III. BMP TYPE AND INSPECTION RESULTS (Use Codes from "Potential Inspection Results with Definitions" sheet)

1. **Biofiltration**
☐ Vegetated Swale _____
☐ Vegetated Buffer Strip _____
☐ Bioretention _____
☐ Roof Gardens _____
☐ Planter Boxes _____

Detention
☐ Extended Detention Basin _____
☐ Wet Pond _____
☐ Wetland _____

Structural
☐ Drain Insert _____
☐ Porous Pavement _____
☐ Media Filter _____
☐ Hydrodynamic Separator _____
☐ Vortex Separator _____
☐ Water Quality Inlet _____
☐ Underground Detention Systems _____
☐ Wet Vault _____

Infiltration
☐ Infiltration Basin _____
☐ Infiltration Trench _____
☐ Exfiltration Trench _____
☐ Retention/Irrigation _____

Other (describe): _____
☐ _____
_____
_____

2. Is maintenance needed at this time? ☐Yes ☐No 3. ***Mosquitoes or Mosquito Larvae Present?** ☐Yes ☐No
4. Comments/Notes: _____
_____
_____
_____

IV. FOLLOW-UP AND ENFORCEMENT ACTIONS (Add additional information on back)

1. Describe corrective actions needed: _____
_____
_____
2. Describe materials distributed (brochures, BMPs, etc.): _____
3. Describe Enforcement Action:
   ☐ None ☐ Verbal Notice ☐ Warning Notice
   ☐ Administrative Action ☐ Administrative Action with Penalty/Fine ☐ Civil Action
   ☐ Criminal Action ☐ Referral for Enforcement _____
4. Follow-up required? ☐Yes ☐No ☐Comments _____
5. Priority for reinspection: ☐High ☐Medium ☐Low
6. Return inspection needed? ☐Yes ☐No ☐Comments _____
7. Required Compliance Date: _____ Date Corrected: _____

Facility Representative: _____ **Inspector:** _____

Background Data for BMP Type

The *Standard Stormwater Treatment BMP Inspection Data Collection Form* (Inspection Form) lists twenty stormwater treatment BMP types (see Section III). Inspectors, data entry staff and others who use the Inspection Form can refer to the California Stormwater Quality Association (CASQA) and SCVURPPP Fact Sheets for background information. The CASQA Fact Sheets are numbered (see below) and are located in the CASQA *Stormwater BMP Handbook for New Development and Redevelopment,* as well as SCVURPPP's *C3. Stormwater Handbook*. The SCVURPPP Fact Sheets are also located in the *C3. Stormwater Handbook.* Both Handbooks are available online.

<u>CASQA Reference Number</u>
Bioretention TC-32
Drain Insert MP-52
Extended Detention Basin TC-22
Infiltration Basin TC-11
Infiltration Trench TC-10
Media Filter TC-40 and MP-40
Retention/Irrigation TC-12
Vegetated Buffer Strip TC-31
Vegetated Swale TC-30
Vortex Separator MP-51
Water Quality Inlet TC-50
Wet Pond TC-20
Wetland MP-20
Wet Vault MP-50

<u>SCVURPPP Fact Sheets</u> (no identification numbers)
Exfiltration Trench
Hydrodynamic Separator
Planter Boxes
Porous Pavement
Roof Gardens
Underground Detention Systems

Training Summary: New and Re-Development

Constructing, Maintaining and Inspecting Stormwater Treatment BMPs Workshop Sponsor: SCVURPPP **Topics:** ▪ Case Study: Stanford's Experience with BMPs for New Development ▪ Constructed C3 and HMP Projects in San Jose ▪ Proper Construction and Maintenance of Biofiltration Treatment BMPs ▪ Designing Effective Biofiltration BMPs That the Public Will Accept ▪ Overview of Treatment BMPs ▪ Standardized Approach to Conducting BMP O & M Inspections ▪ Post Construction Inspection of a Commercial Facility: An Inspectors Perspective (Sunnyvale) ▪ Question and Answer Session	June 6, 2006	**Campbell (3)** Eng/Const Inspector (2) Planner **Los Gatos (3)** Senior Engineering Technician Public Works Engineer Senior Const Inspector **Saratoga (3)** Assoc Engineer Building/Const Inspectors (2) **WVCWP (3)** Program Manager Program Assistant Stormwater Discharge Inspector
WVCWP Monthly Meeting/Training Led by: WVCWP Program Manager **BMP & O&M** Campbell includes requirements for the Covenant in the Conditions of Approval. WVCWP Reps reviewed the June meeting minutes and followed-up on the BMP maintenance and covenant discussion from last month's meeting. **Topics:** ▪ BMP & O&M Inspection Programs ▪ Pest Management ▪ HMP	July 19, 2005	**WVCWP (3)** **Campbell (1)** Senior Civil Engineer **Los Gatos (1)** Senior Engineering Technician **Saratoga (1)** PW Admin Analyst Associate Engineer

West Valley Communities

Campbell, Los Gatos, Monte Sereno and Saratoga

Santa Clara Valley Urban Runoff Pollution Prevention Program

FY 2005-2006 ANNUAL REPORT

Training Summary: New and Re-Development

WVCWP Monthly Meeting/Training Led by: WVCWP Program Manager **Group 1 & 2 Implementation/ O&M Inspection** **Topics:** ▪ Approved Amendment to the Final Order CAS029718 - 7/20/05 ▪ Two tiered Group 2 projects ▪ Review sample form for collecting O&M inspection data on Group 1& 2 Stormwater Treatment BMPs ▪ Review of O&M Inspection requirements ▪ Possible use of consultant for inspections ▪ City needs to inspect & verify; property owner may submit inspection data & maintenance records ▪ Tracking inspections	September 27, 2005	**WVCWP (3)** **Campbell (1)** Senior Civil Engineer **Los Gatos (1)** Senior Engineering Technician **Saratoga (1)** Associate Engineer
Simplified Low Impact Development Design for Compliance with Stormwater Treatment Requirements Sponsor: CASQA Speaker: Dan Cloak, P.E.	October 4, 2005	**WVCWP(1)** Program Manager
A Lower-Impact Development Approach for a Costal Resort in Southern California Sponsor: CASQA Speaker: Eric W. Strecker	October 4, 2005	**WVCWP(1)** Program Manager
The Effects of Infiltrating Stormwater On Soils and Groundwater Sponsor: CASQA Speaker: Scott Meyer-Office of Water Programs, Lucas Paz, PhD, Michael S Thomas, P.E.	October 4, 2005	**WVCWP(1)** Program Manager

West Valley Communities

Campbell, Los Gatos, Monte Sereno and Saratoga

Santa Clara Valley Urban Runoff Pollution Prevention Program

FY 2005-2006 ANNUAL REPORT

Training Summary: New and Re-Development

Countrywide Stormwater Infiltration Site Characterization Criteria and Guidance Study, Contra Costa Clean Water Program Speakers: Lucas Paz, Ph.D, Michael S Thomas, P.E.	October 4, 2005	**WVCWP(1)** Program Manager
Performance of a California Wet Pond Sponsor: CASQA Speaker: Gary Shawley, Alameda County	October 5, 2005	**WVCWP(1)** Program Manager
Stormwater Treatment: Can We Make Them Smaller? Sponsor: CASQA Speaker: Gary R. Minton, Resource Planning Associates	October 5, 2005	**WVCWP(1)** Program Manager
Tahoe Basin BMP Evaluation and Feasibility Study Sponsor: CASQA Speaker: Eric W. Strecker, GeoSyntec	October 5, 2005	**WVCWP(1)** Program Manager
Effort to Keep Lake Tahoe Blue Sponsor: CASQA Speaker: Sara A. McIlory	October 5, 2005	**WVCWP(1)** Program Manager

West Valley Communities

Campbell, Los Gatos, Monte Sereno and Saratoga

Santa Clara Valley Urban Runoff Pollution Prevention Program

FY 2005-2006 ANNUAL REPORT

Training Summary: New and Re-Development

WVCWP Monthly Meeting/Training Led by: WVCWP Program Manager BMP O & M **Topics:** ▪ Inspection Form Signatures ▪ Comparison of O & M Agreement Forms (Fremont vs. West Valley ▪ Group 2A Implementation ▪ Certification or Statement of Stormwater Treatments: Certification is to CERTIFY that the BMP was built according to plans (C.3.g). Engineers may be uncomfortable with current language – discussion of options, need to refer to URMP & Conditions of Approval.	November 1, 2005	**WVCWP (3)** **Campbell (1)** Senior Civil Engineer **Los Gatos (1)** Senior Engineering Technician **Saratoga (1)** Associate Engineer **WV Sanitation District (1)** Director of Engineering & Operations
WVCWP Monthly Meeting/Training *C.3 BMP & O&M* Led by: WVCWP Program Manager **Topics:** • Ensuring compliance by Homeowners Assns • Review of Ordinances for implementation of Group 2 – summary of all Co-permittees	November 22, 2005	**WVCWP (3)** **Los Gatos (1)** Senior Engineering Technician **Saratoga (1)** PW Admin Analyst
WVCWP Monthly Meeting/Training *C.3 Group 1 & 2 Implementation* Led by: WVCWP Program Manager **Topics:** • Approval Date for Group 1 and 2 Projects (when ground breaking is permitted) • Forms needed for any Group 1 or non exempt Group 2 projects	February 28, 2006	**WVCWP (3)** **Campbell (1)** Senior Civil Engineer **Los Gatos (1)** Senior Engineering Technician **Saratoga (1)** PW Admin Analyst

West Valley Communities

Campbell, Los Gatos, Monte Sereno and Saratoga

Santa Clara Valley Urban Runoff Pollution Prevention Program

FY 2005-2006 ANNUAL REPORT

Training Summary: New and Re-Development

WVCWP Monthly Meeting/Training *C.3 Stormwater Treatment Design* Speaker: Garry Reid, Filterra **Topics:** • Filterra Stormwater Bioretention Filtration System • Maintenance • Application to Municipal Projects	April 18, 2006	**WVCWP (3)** **Campbell (1)** Senior Civil Engineer **Los Gatos (1)** Senior Engineering Technician **Saratoga (1)** PW Admin Analyst
WVCWP Monthly Meeting/Training *C.3* Led by: WVCWP Program Manager **Topics:** • Reporting Requirements for Group 1 and Group 2 Projects - Deemed Complete Date • Clarification of Reporting Forms	May 23, 2006	**WVCWP (3)** **Campbell (1)** Senior Civil Engineer **Los Gatos (1)** Senior Engineering Technician **Saratoga (1)** PW Admin Analyst

Construction Inspection

City of Campbell

Town of Los Gatos

City of Monte Sereno

City of Saratoga

THIS PAGE INTENTIONALY LEFT BLANK

CAMPBELL

FY 2005-2006 ANNUAL REPORT

CONSTRUCTION INSPECTIONS

FY 2005-2006 Work Plan Self Evaluation Matrix

Source	WP Task	FY05-06 Work Plan Tasks	FY 05-06 Accomplishments	Responsible Party
	URMP	Staff Training Participate in and support SCVURPPP sponsored workshops/ info sessions on erosion control and construction BMPs; support distribution of related materials.	On December 8th WVCWP IC/ID Inspector and Manager attended the Water Board's Construction Site Management and Erosion Control BMPs Workshop and spoke to attendees about the organization of the WVCWP, the need to report all construction and erosion incidents and how trend analysis determines how programs conduct public outreach (to effect behavior changes). Campbell's Sr. Civil Engineer attended the Water Board (SFEP)-sponsored Construction and Erosion Control Workshop on Dec 9th 2005 at Campbell Community Center.	WVCWP to coordinate w/ SCVURPPP; attend by City inspectors, Sr. Civil Engineer
	URMP	Construction Inspections Continue construction site inspections for stormwater issues (i.e., mudtracking, mat'l storage, housekeeping, etc.).	During FY05-06, Campbell staff inspected all construction sites for stormwater issues. Problems related to stormwater requirements were addressed and verbal notices to comply were issued. Compliance was monitored by Staff. Large commercial projects were monitored monthly and were required to be certified by project Civil Engineers for compliance. During **FY05-06** the City of Campbell issued permits for 4 new commercial buildings, 105 new residential units, 50 new non-habitable accessory units, 13 grading permits, 29 demolition permits, 279 residential remodel/additions, and 90 commercial tenant improvements. See attached spreadsheet.	Bldg Official, City Inspectors and Sr. Civil Engineer

West Valley Communities

CAMPBELL

FY 2005-2006 ANNUAL REPORT

Construction Inspection Evaluation

Construction Site evaluation of trends:

FY05-06		Previous Year - FY04-05	
Paint Discharge	1	Grey Water Discharge	1
		Complaint not found (in compliance, saw slurry vacuumed)	0
Total Number of Incidents	1		1

The number of incidents is the same as for the previous year. This year the only incident reported or observed in Campbell was a paint discharge, which was reported by the Fire Dept outside of the Fire Dept staff's regular inspection time. This shows that training on stormwater issues for Fire Dept staff (who are also IND inspectors for WV communities) has been effective. One grey water discharge violation was reported last year in Campbell. The Cities Construction Inspectors handle most of the incidents that can be easily and quickly resolved. However, meeting regularly with Los Gatos construction site inspectors has opened up better communication with municipal staff and effective reporting procedures for follow up by the WVCWP Inspector. The WVCWP Inspector met with Campbell staff (Senior Construction Inspector, Street Maintenance Supervisor, Public Works Superintendent, Senior City Engineer and City Engineer) on Sept 21, 2005 to discuss WVCWP follow up on all stormwater issues. Staff has responded during FY05-06 by providing more information to WVCWP staff on street sweeping, IC/ID incidents and internal training. However, the number of construction/ erosion incidents remains very low. Campbell inspectors say that problems are resolved very quickly because contractors and project managers are quick to comply.

Construction Site Erosion Control Workshops, WVCWP arranged with SFEP to hold the Santa Clara Construction/ Erosion Control Workshop on Dec 8th and 9th in 2005, at Campbell's Community Center. City of Campbell provided the venue so that the workshop could be held after the preparation time for rainy season when inspectors have more time to attend trainings.

The Construction Inspection Program currently works well – Continued public outreach efforts and further training n communication between municipal inspection staff and the WV Stormwater Inspector is planned for FY06-07.

Campbell
Construction Inspection FY05-06

#	ICID Date	Contact Name (Resp Party)	Location/ Address of Incident	ICID Incident Report Source (Origin)	ICID Incident Source	ICID Incident Type	ICID Enforcement Action	Findings: (Comments)	Status	Compliance Date
Paint Discharge										
1	4/21/2006	De Mattei Construction	321 Industrial St., Campbell	Other agency	Construction Sites	Paint Discharge	Verbal Notice	Fire reported washing paint brushes into SD. Made them stop. He denied accusation.	All OK now.	4/21/2006

West Valley Communities

Santa Clara Valley Urban Runoff Pollution Prevention Program

FY 2005-2006 ANNUAL REPORT

Training Summary: Copper/ Nickel

Training Description	Date	Attendees
Streetsweeping Sponsored by: WorldSweeper.com San Jose, CA **Topics**: • Effective Streetsweeping • Removal of metals via streetsweeping • Streetsweeping as a BMP for parking lots		**WVCWP (2)** Program Manager Stormwater Discharge Inspector **Los Gatos (1)** Senior Engineering Tech
See "Construction Inspection Training Summary" for Nickel-related trainings		

West Valley Communities

FY 2005-2006 ANNUAL REPORT

Training Summary: Construction Inspection FY 05-06		
Training Description	**Date**	**Attendees**
WVCWP Training Meeting C.3 Construction Inspection Led by: WVCWP Program Manager **Topics:** ▪ Review of plans to update **Blueprint for a Clean Bay Plan Sheet** ▪ Reporting Form: review of data needed ▪ Group 2 requirements ▪ Review of "**Statement** of Engineered Stormwater Treatment	March 28 and April 18, 2006	**WVCWP (2)** **Campbell (1)** Senior Civil Engineer **Los Gatos (1)** Senior Engineering Technician **Saratoga (1)** Associate Engineer
Construction Site Planning & Management for Compliance with NPDES Requirements Sponsored by RWQCB/ SF Estuary Project (SFEP) Speaker: Hossain Kazemi **Topics:** ▪ Construction Regulations & Responsibilities ▪ Erosion & Sediment Control BMPs ▪ Non-stormwater Discharge Prevention ▪ Demonstration Site Visit **Video:** "Hold Onto Your Dirt" Guest Speaker: Cherri Donnelley, WVCWP Program Manager **Topics:** ▪ WVCWP Organization ▪ Reporting All Construction and Erosion Incidents ▪ How Trend Analysis Determines Public Outreach	Dec 8, 2005	**WVCWP(2)** **Campbell (1)** Senior Civil Engineer

THIS PAGE INTENTIONALY LEFT BLANK

Public Information and Participation

City of Campbell

Town of Los Gatos

City of Monte Sereno

City of Saratoga

West Valley Communities

FY 2005-2006 ANNUAL REPORT

Training Summary: Construction Inspection FY 05-06

Training Description	Date	Attendees
Construction Site Planning & Management for Compliance with NPDES Requirements Sponsored by RWQCB & SF Estuary Project Speaker: Hossain Kazemi **Topics:** ▪ Construction Regulations & Responsibilities ▪ Erosion & Sediment Control BMPs ▪ Non-stormwater Discharge Prevention ▪ Demonstration Site Visit **Video:** "Hold Onto Your Dirt" Guest Speaker: Alan Hom, Senior Building Inspector, City of Campbell **Topics:** ▪ City of Campbell Construction Site/Erosion Inspection Program	Dec 9, 2005	**WVCWP(1)** Program Assistant **Campbell (1)** Senior Building Inspector **Saratoga (1)** PW Analyst

PUBLIC INFORMATION/PARTICIPATION

FY 2005-2006 Work Plan Self Evaluation Matrix

Source	WP Task	FY05-06 Work Plan Tasks	FY 05-06 Accomplishments	Responsible Party
A. SCV Program Projects/Support				
	SCV Program PMP (II.A.1)	a. Watershed Education and Outreach Campaign Support multi-year watershed education and outreach campaign.Participate in campaign development and special projects. If funding is available from the SCVURPPP Budget, campaign will include funding for educational programs at the Alviso Ed Center and funding for ZunZun performances in local schools. As SCVURPPP Budget permits, continue establishing partnerships with local recreational attractions to promote watershed messages. See SCVURPPP Project Work Plan for details.	*WEO:*.WVCW Pgm Mgr assists via active participation in WEO Ad hoc Task Group. *Happy Hollow Halloween Event on Sunday 10/30/05* 1 WVCWP staff member & 1 WVCWP volunteer assisted at this event..2 WVCWP mascot costumes were used: a Clapper Rail & a Saltmarsh Harvest Mouse. Wearing the costumes, they handed out educational materials and gave visitors an opportunity to play a watershed Bean Bag Game. The game teaches players to select destinations (stormdrains, sanitary sewers, or hazardous household waste drop-off) for water and other materials or substances. *Home and Garden Show on Saturday and Sunday 5/6/06.* 2 WVCWP staff worked two shifts at the San Jose Convention Center. In addition to program materials WVCWP staff handed out pencils engraved with water pollution prevention messages and the WVCWP website address. Topics of interest were safe fluorescent bulb disposal, safe paint and pesticide disposal; less-toxic gardening methods. Some people were interested in controlling specific pest infestations. A few parents asked if WVCWP would visit	WVCWP staff

Source	WP Task	FY05-06 Work Plan Tasks	FY 05-06 Accomplishments	Responsible Party
			their child's classroom to give an Enviroscape presentation WVCWP staff talked to at least 150 visitors to the booth. WVCWP arranged for 2 Program-sponsored Zun Zun assemblies to be presented at Saratoga Elementary School (May 2, 2006). The assemblies were provided to the School as a thank you for Saratoga students' and parents' participation in a Creek Clean-up on April 1st. The school received two (2) vocabulary lists (one for K-2 and one for 3-6) and an information sheet about the assembly content for teachers to refer to. Teachers were asked to familiarize the students with the vocabulary words prior to the assembly. Teachers also questioned students after the assembly to determine what was learned. The results are summarized in the Program's FY05-06 Annual Report.	
	NPDES Permit, PMP (II.A.12)	b. Pesticide User Outreach Project If SCVURPPP Budget allows, provide funding and participate in implementing IPM Store Partnership and Household Chemical Management Projects. Project scope will include items in Program's Pesticide Management Plan based on provision c.9.d. of the Permit for outreach to residents, commercial businesses, and pest control operators.	The WV Clean Water Program Manager participated in the SCVURPPP IPM Ad Hoc Task Group. See SCVURPPP Annual Report for details on accomplishments. See above: *Home and Garden Show on Saturday and Sunday 5/6/06.* *Orchard Supply Hardware store point-of-sale IPM -May 23, 2005* West Valley staff helped the SCV Program and *Our Water Our World* staff to set up Sunnyvale's Orchard Supply Hardware store's gardening aisles with 'shelf talkers' which relay IPM information to customers. Shelf talkers educate the general public on less-toxic methods to control pests and on child- and pet-safe solutions for homes and gardens. *March 22, 2006 Turf Workshop*	WVCWP Staff

Source	WP Task	FY05-06 Work Plan Tasks	FY 05-06 Accomplishments	Responsible Party
			Attendees included municipal staff from Campbell, Los Gatos and Saratoga and supervisor for Los Gatos private golf course. School Districts, golf course staff and press were invited. Cornell University Turf Specialist presented latest research in management methods to reduce pesticide use on turf. Evaluation comments included "Great Presentation/Program" and "Learned a Lot!" See "Pesticide Management" section "*Training for Applicators*". Formerly, WVCWP worked directly with the **Summerwinds Garden Center** in Campbell to provide IPM educational materials and to coordinate with Our Water Our World and SCVURPPP activities. In the interest of streamlining activities, SCVURPPP is now working directly with this garden center, and WVCWP is no longer their main contact.	
	NPDES Permit, Provision c.9.c.	c. Mercury Pollution Prevention Outreach This project will encompass local implementation of the Program's Mercury Pollution Prevention Plan including public education on: 1) the effects of mercury in the environment, and 2) products containing mercury and proper disposal of such products	*Fluorescent Lightbulb Recycling Flyer* WVCWP worked to update and improve its flyer created last year, listing local drop-off points (5 hardware stores) which are part of the fluorescent bulb residential drop-off program. Hours and location of stores are listed, along with HHW contact info. The flyer now reminds residents that **it's illegal to put fluorescent bulbs in the trash or home recycling bins**. The flyer was distributed at community events.	WVCWP Staff
		Outreach Event	*January 28, 2006 **Free** Hazardous Waste Recycling Event* - for recycling of TVs, monitors and laptops. Event was	WVCWP Staff to coordinate

Source	WP Task	FY05-06 Work Plan Tasks	FY 05-06 Accomplishments	Responsible Party
		Not part of Work Plan – additional activity	sponsored by all four West Valley Cities through West Valley Clean Water Program. The event was held at Los Gatos Municipal Yard, and Los Gatos and Saratoga staff assisted. The event was for West Valley businesses, residents and schools. **Flyers/posters, press releases and an ad were created** for this event noting that E-waste can leach toxic metals (i.e., mercury) into our water, and that by using a responsible recycler we can help prevent export of our waste to foreign dumps where mercury leaches into the environment. (See above row for details on outreach materials). Over 250 cars brought E-waste for recycling. Posters placed around the site highlighted the environmental affects of improper E-waste disposal. One high school coordinated with WVCWP prior to the event, and dropped off pallets of E-waste on the previous day.	

Public Information/Participation Program EVALUATION - *SCV Program Projects/Support*

Zun Zun Assembly: WVCWP received an evaluation courtesy of the School Principal's Assistant: "Yes, it was very much enjoyed by all."The kids learned a lot, now know what a watershed is, understand the environmental issues. The 1st grade teacher was very impressed.... I thought it was very cute. I learned some things too!" The final comment that "I learned some things too!" reinforces what WVC staff have generally found to be true: adults may be more receptive to learning about stormwater issues, and proper behavior, if the messages are funneled through the children.

Mercury Outreach/ E-Waste Recycling Event: WVCWP used a portion of staff time and funds to organize a Free E-Waste Recycling Event for West Valley residents, businesses and schools, and to publicize Mercury issues while doing outreach for the event. The WVC were challenged in trying to decide on a

Source	WP Task	FY05-06 Work Plan Tasks	FY 05-06 Accomplishments	Responsible Party
meaningful way to reduce mercury and copper discharges. WVCWP pursued an opportunity to reduce the illegal dumping of televisions and monitors (esp with the increase in sales of flat screen products and the obsolence of many TV and computer monitors). UNITED DATATECH was willing to help the WVC conduct this service at no cost. The television that was pulled out of a Los Gatos creek in December emphasized the importance of this event. The *Los Gatos Weekly* and the *Saratoga News* ran articles about the TV in the creek; these papers, along with the *Campbell Reporter* and the *Los Gatos Daily News*, printed details about the WVCWP event. A January date was chosen, so that residents could dispose of outdated E-waste if they had received new electronic items during the holidays in December. Outreach was conducted during December and January. Outreach included press releases and flyers which were sent to Campbell, Los Gatos and Saratoga Chambers of Commerce and School Districts. This resulted in the information being posted on Chamber and School websites and in electronic e-mails, so that it reached thousands of citizens. Funds were also used to retain a PR firm which worked with WVCWP to develop an eye-catching newspaper ad, and a timely, captivating newspaper article. WVC felt that this outreach money was well-spent in a successful, low-budget media campaign that increased awareness of mercury issues. The outreach included information on mercury toxicity, and the need to prevent mercury (and other E-waste) from landfill dumping, where it can leach into water – both at home or abroad. A strong emphasis was placed on the fact that the event was organized with a responsible recycling firm, which would use appropriate recycling methods for all materials. Residents responded with overwhelmingly positive feedback. Some had been saving monitors and TVs for years. The event was very successful in that over 250 cars brought E-waste, and a high school arranged to bring over pallets of E-waste. Residents want more events like this one, since it makes a difference. WVCWP staff will plan one for FY06-07. (See *Mercury Pollution Prevention Activities* section for further details.)				
B. WVCWP Joint Projects				
GENERAL OUTREACH				
General	NPDES Permit, Provision c.4.and c.9	a. Distribute Materials. Distribute public information materials at civic centers, libraries, building and planning department desks. Provide pesticide management materials to: 1) nurseries and hardware stores for distribution at point-of-sale; and 2)	WVCWP evaluated and ordered a new outreach item for use with children/students: “Pest or Pal” – a coloring book with text related to IPM and less-toxic pest management. The item was well-received. ***LIBRARY STORY TIME 9/05 at SARATOGA LIBRARY*** KIDS STUFF - 29 OWOW magnets	WVCWP Staff & WVCWP Staff to coordinate with municipal staff

Source	WP Task	FY05-06 Work Plan Tasks	FY 05-06 Accomplishments	Responsible Party
		municipal employees. Maintain a website (and phone request line) for public information and distribution of materials.	7 Watershed Watch magnets 31 Garden coloring books 10 Kids Guide to Backyard Bugs <u>GENERAL –</u> 8 Draining Pools & Spas 7 Doorhangers 5 Bay Begins Here 14 Grow It Guides 1 West Nile Virus ***SARATOGA RESIDENT 8-3-05*** 1Grow It Guide 1 Clean it Guide 1 Bay Begins Here ***CREEK CLEANUP (Westmont High School site) 9-17-05*** 5 Grow It Guides 5 Kids Guide to Backyard Bugs ***MASTER GARDENERS CLASS CMPBL CMMTY CTR 9-27-05*** <u>IPM MATERIALS</u> 50 Grow-It Guides 50 Pests Bugging You 50 Problem Pesticides 50 Beautiful Lawn 50 Slugs & Snails	

Source	WP Task	FY05-06 Work Plan Tasks	FY 05-06 Accomplishments	Responsible Party
			50 Aphids ***"TAX FREE DAY" AT ORCHARD SUPPLY HARDWARE STORE /GARDENING CENTER*** *(bordering Saratoga & Campbell) 10-8-05* 12 HHW brochures 13 Bay Begins 51 Grow It Guides (12 were for teachers at Christa McAuliffe School) 40 Sluggo samples 13 sample packets: Whitney Farms Plant food 30 IPM Gardening coloring books (5 to kids and 25 to an elementary school teacher) <u>IPM Fact Sheets:</u> 2 snails & slugs 7 Wonderful Roses 3 Spiders 5 Rain Gutter Getters (scoopers) 21 Watershed Watch Website pencils ***BUILDING BRIDGES EVENT Stga 10-9-05*** 11 HHW brochures 5 Draining Pools 42 Grow-It Guides 4 Fluorescent Lite flyers 14 Car Wash Kit flyers	

Source	WP Task	FY05-06 Work Plan Tasks	FY 05-06 Accomplishments	Responsible Party
			AUDUBON WILDLIFE FAIR (bordering Saratoga) 10-22-05 20 Grow-It Guides 20 Kids Guide to Backyard Bugs ***CAMPBELL NEIGHBORHOOD MEETING*** *1-31-06 at Capri Elementary School* 8 Grow-It Guides 3 HHW Brochures 2 Fluorescent Lite flyers 42 WVCWP Pencils ***MUSTARD WALK*** *(Saratoga) 2-5-06* 40 Grow-It Guides 40 WVCWP Pencils CREEK CLEANUP (Campbell w/ Diana Johnson) 4-1-06 40 Grow-It Guides 40 Pencils ***QUEEN OF APOSTLES ELEMENTARY SCHOOL*** *(LG) 3-29-06* 40 Grow-It Guides 40 Kids Guide to Backyard Bugs 40 Pencils 1 Book *" All The Way to The Bay"* ***CAMPBELL ARBOR DAY EVENT & CLEAN-UP*** *4-19-06* (event staff did not track #s of materials distributed) Pencils	

Source	WP Task	FY05-06 Work Plan Tasks	FY 05-06 Accomplishments	Responsible Party
			Grow-It Guides Healthy Lawn IPM Fact sheets Bay Begins brochures HHW brochures Mercury flyers ***SARATOGA ELEMENTARY SCHOOL*** *5-06* *(Follow-up to Creek Clean-up)* 1 Book " *All The Way to The Bay"* ***LOS GATOS FARMERS MARKET*** *4-9-06* 12 Grow-It Guides 20 Pest or Pal coloring books 40 Pencils ***CAMPBELL NEIGHBORHOOD MEETING*** *5-10-06 at Rosemary School* Grow-It Guides HHW Brochures Fluorescent Lite flyers WVCWP Pencils ***St. MARY'S SCHOOL*** *(Los Gatos)* 1 T-Shirt 1 Book " *All The Way to The Bay"* ***CAMPBELL SCHOOL DISTRICT*** *(students from Campbell, Los Gatos, Monte Sereno & Saratoga)*	

Source	WP Task	FY05-06 Work Plan Tasks	FY 05-06 Accomplishments	Responsible Party
			8,367 Flyers were distributed to schools and sent home with students (Outreach Flyer for watershed-themed activities at Don Edwards Nat'l Wildlife Refuge/Alviso Educational Center)	
	General Outreach	Creation of new outreach materials Extensive educational outreach on mercury was conducted in relation to the WVCWP-sponsored free Hazardous Waste Recycling Event.	**Created Flyers/Posters and Newspaper Ad targeting Mercury toxicity & safe E-Waste disposal** *E-Waste Recycling Event* : A large portion of the PIP budget was used to pay for the **development and placement of a newspaper ad**, which ran in 3 West Valley community newspapers* on January 25, 2006. See the copy of the ad at the end of this section. *Campbell Reporter: readership - 50,200, Los Gatos Weekly Times; readership 54,200 and Saratoga News; readership 24,600. The ad was also printed as a color poster. **50 color posters were placed** at schools, post offices, office supply stores, real estate offices, community centers, senior centers, municipal buildings, etc. Approx. **50 black & white posters were given to real estate offices** for distribution to clients who might be moving & discarding TVs, monitors, etc.	WVCWP Staff
	General Outreach	Creation of new outreach materials **Not part of Work Plan – additional activity**	**Developed & distributed pencils with stormwater themes:** WVCWP staff developed numerous stormwater slogans suitable for printing onto pencils. A variety of local residents and municipal staff were polled for the most effective slogans. 4 slogans were chosen; **250 pencils of**	WVCWP Staff

Source	WP Task	FY05-06 Work Plan Tasks	FY 05-06 Accomplishments	Responsible Party
			each slogan (1000 pencils total) were printed on pencils made of recycled materials. The WVCWP website address was included to encourage residents to contact WVCWP. Slogans included: • Don't Taste the Waste • Pick It Up Before We Drink It Up • Get The Scoop…Don't Pollute…Every Litter Bit Hurts • Only Rain and Sunshine In The Street Drains The pencils proved to be very popular items with residents and have been a successful outreach tool. (see Materials Distributed)	
	General Outreach	Creation of new outreach materials **Not part of Work Plan – additional activity**	**City of Saratoga – Streetsweeping Postcard** The City created a multi-color postcard announcing its new streetsweeping contractor. The card stressed the importance of streetsweeping, listed route schedules and asked that cars be moved prior to sweeping. A contact number was included. The card was sent to all Saratoga households.	Saratoga PW staff
ICID/IND Materials Distribution				
			421 outreach materials distributed through IND & IC/ID efforts **Residential:** 70 – Bay Begins At Your Front Door 14 – Pool and Spa Brochures 56 – Business Cards	

Source	WP Task	FY05-06 Work Plan Tasks	FY 05-06 Accomplishments	Responsible Party
			14 – Business cards 8 – Blue Print for a Clean Bay "Yes-No" (Multi-Language) Cards 1 – Saw Cutting/ Slurry disposal 7 – Tracking Soil Construction Tri-folds: 4 – Fresh Concrete Mortar 14 – General Construction Site Supervision (Construction Tri-folds are given out by all municipal offices to grading/construction permit applicants, and prospective applicants; counter staff do not document number of tri-folds distributed.) **IC/ID material distributed - Totals by City:** **Campbell:** **182 pieces (including business cards)** **Los Gatos:** 146 pieces (including business cards) Los Gatos Street Sweeping staff distributes a doorhanger with IC/ID info when appropriate; number distributed is not documented. **Monte Sereno:** **21 pieces (including business cards)** **Saratoga:** **72 pieces (including business cards)**	

Source	WP Task	FY05-06 Work Plan Tasks	FY 05-06 Accomplishments	Responsible Party
			43 – IC/ID Door Hangers **Commercial – General (Dry Cleaners, etc.)** 8 – Bay Begins at Your Front Door 8 – Business cards 6 – Healthy Bay – It's Good Business **Vehicle Facilities:** 24 – Business Cards 2 – Best Management Practices 9 – Auto Body Work 19* – Washing Cars *(includes 50 distributed at Car Wash Fundraisers) 22 – Your Shop Can Make a Difference 13 – Keeping a Clean Shop 1 – Changing Oil **Restaurants:** 16 – Business Cards 16 – Good Cleaning Practices Restaurants 16 – "Don't Set a Table for Pests" 16 – Water Quality Protection Guidelines – Food Handling **Construction:** 14 – Bay Begins at Your Front Door	

Source	WP Task	FY05-06 Work Plan Tasks	FY 05-06 Accomplishments	Responsible Party

Public Information/Participation Program EVALUATION – *B. Joint Projects: General Outreach – Materials Distribution*

OUTREACH MATERIALS

The "Grow-It Guide" continues to be the most popular IPM literature. Although WVCWP and the cities/town make available a variety of IPM materials at public places and community events, it is most common for residents to pick up only the Grow-It Guides.

Items for children are also popular. WVCWP continues to search for affordable, fun and informative children's outreach material. The "Kids Guide to Backyard Bugs" is always popular, but supplies are very limited, so these are distributed sparingly. Many more would be taken, if they were available. This year WVCWP evaluated a children's coloring book: "Pest or Pal" – a coloring book with text related to IPM and less-toxic pest management. The item was well-received. However, it is rather high-priced to be given out in large numbers.

WVCWP also purchased numerous copies of a hard bound picture book **"All The Way To The Ocean"** -- depicting how stormdrains carry trash & other pollutants into nearby water bodies. The book was donated to classes which held Enviroscape presentations as a "Thank You". The book will also serve as a means for teachers to introduce the subject to their classes in coming years, prior to the students viewing the Enviroscape. Copies kept at WVCWP can also be loaned to schools and libraries when a book is needed for a Story Time situation.

Efforts were directed to finding an inexpensive, desirable item which people would be happy to pick up at events, and which would reinforce Stormwater messages. WVCWP was also looking for something with its website address, which would be kept around the home so that residents could refer to it in order to be able to reach the website easily. WVC decided on using pencils made of recycled denim (blue) and recycled money (green). Slogans were chosen and printed on the pencils, along with the website address. The pencils proved to be very popular outreach items, and were found to be a good way to keep the subject and the website address in front of people.

Another effective outreach piece was a flyer created to promote new watershed-themed youth programs at Don Edwards Nat'l Wildlife Refuge. Schools in the Campbell School District agreed to pass these out to their students, so that they could be taken home. In June 2006, **8,367** of these were distributed through 6 schools in the District. The Education Center at **Don Edwards subsequently reported a noticeable increase in calls and participation related to youth programs**.

Extensive outreach was conducted concerning the E-Waste Recycling Event in January 2006. Posters were placed in numerous public places and flyers were distributed to Real Estate offices. However, based upon response from those who attended the event, it appears that the overwhelming majority of attendees learned about the event through ads and articles in the local weekly newspapers.

Source	WP Task	FY05-06 Work Plan Tasks	FY 05-06 Accomplishments	Responsible Party
GENERAL OUTREACH				
Source	**WP Task**	**FY05-06 Work Plan Tasks**	**FY 05-06 Accomplishments**	**Responsible Party**
General	NPDES Permit, Provision c.4 and c.9 & PMP (II.A.4.)	b. Participate in Community Events 1) Promote watershed messages by participating in community events (e.g., farmers market, festivals, creeks clean-ups, etc.). 2) Conduct or participate in local activities that are coordinated with the Watershed Education & Outreach campaign (as budget permits). 3) including outreach events targeted at pesticide users.	**1)** *Saratoga Library Story Time Sept. 05:* the Library used a "Rivers" theme for its Story time. WVCWP Coordinated with the library to make Enviroscape presentations at the evening Story time. WVCWP arranged fto have 2 books read, related to watersheds and wildlife in local creeks. The Enviroscape was used to demonstrate runoff issues. Approx. 27 children participated and approx. 21 parents viewed the presentations. Numerous materials were taken. SEE ATTACHMENT PIP 6A FOR A PHOTO OF THE ACTIVITY **2)** *Audubon Wildlife Fair 10-22-06* WVCWP partnered with local Sierra Club chapter & Audubon Society to present a table at Audubon's "Wildlife Education Fair". Table featured: Enviroscape hands-on watershed model demonstrating pesticide pollution in runoff, a display on dangers of diazinon for birds, and IPM materials; Sierra Club distributed California Golden Poppy seeds to promote pest-resistant planting. The Wildlife Fair is held at the Audubon facility along City of Saratoga's northern border. Approx. 25 children participated in the Enviroscape, with over 25 parents watching. Participation was less than previous years due to	WVCWP Staff WVCWP Staff to coordinate with Municipal Staff

Source	WP Task	FY05-06 Work Plan Tasks	FY 05-06 Accomplishments	Responsible Party
			the presence of a SCV Water District table with Enviroscape, which attendees saw first, in the flow of traffic. **3)** For participation in Program WEO events, see "**A. SCV Program Projects/Support"** at the beginning of this PIP Section. **4)** *"Tax Free Day" at OSH (bordering Saratoga & Campbell) 10-8-05* Spoke with at least 45 customers and employees (some with family or friends who are not included in this total). Gave out HHW, & IPM Materials (see above). Talked to customers about disposing fluorescent bulbs at HHW or bringing bulbs back to OSH (this site was a partnering drop off location). One elementary school teacher expressed interest in an Enviroscape presentation for 5th grade. **MUNICIPALLY-SPONSORED EVENTS** **CAMPBELL** *Creekside Clean Up* Public Works staff organized and supervised a community creekside Clean-up event at which materials were also distributed. The Clean-up was held in conjunction with "Keep California Beautiful". **CAMPBELL**: Events with Materials Distributed *Arbor Day* Public Works staff organized and supervised an Arbor	

Source	WP Task	FY05-06 Work Plan Tasks	FY 05-06 Accomplishments	Responsible Party
			Day event at which materials were also distributed. *Neighborhood Meetings* Public Works staff sponsored 2 Neighborhood Meetings at local schools. Stormwater runoff was among the issues discussed, and materials were distributed. **LOS GATOS** *Farmers Market Event 4-9-06* WV Staff and one volunteer presented water quality topics using the Enviroscape model. Fifty people visited the booth. IPM materials and WVCWP Pencils were distributed. **SARATOGA**: Events with Materials Distributed *Building Bridges Event Oct 9, 2005* Saratoga City staff distributed materials at the "Building Bridges" event at West Valley College. Materials concerning HHW, Copper, Mercury and IPM were distributed. *Mustard Walk Feb. 2006* This family event is based upon the Heritage Orchard and serves as an appropriate place to distribute gardening/IPM materials. City staff place decorative baskets with IPM literature for residents to take. Grow-It Guides and WVCWP pencils were the most popular items.	
General	NPDES Permit, Provision c.4 and	c. Prepare City Newsletter Articles Prepare and contribute articles of interest	The Summer ***Campbell Profile*** (mailed to all Campbell residences) included the following articles:	WVCWP Staff

Source	WP Task	FY05-06 Work Plan Tasks	FY 05-06 Accomplishments	Responsible Party
	c.9	to the City newsletter. Topics such as HHW disposal, pesticide, mercury, trash and copper/nickel will be promoted.	• New eWaste Laws in Effect The Fall ***Los Gatos Vista*** (distributed Sept. 05 to all LG residences) included the following articles: • Prepare for Winter Storms [keeping stormdrains clean] (front page) • Clean Water Program (front page) • Upcoming Capital Projects [stormdrain improvements] (page 3) • Leash Law Reminder [clean up pet waste] (page 3) • Hazardous Waste Drop-Off Event & Info (page 5) • Proper Disposal of E-Waste (page 5) The Spring ***Los Gatos Vista*** (distributed March 06 to all LG residences): *Focus on the Environment*, page 6 reported on the Jan. 06 E-Waste event, and the importance of proper E-Waste disposal. ***Monte Sereno City Newsletter*** February 2006 (mailed to all Monte Sereno residences) featured: *Electronic Waste Banned from Residential Trash Beginning February 9th in California* May 2006 featured: *New Waste Management Contract Approved* – Residents will have opportunity to deliver electronic waste (TVs, computers, computer screens) to a company-owned facility in San Jose on any day.	
		d. Other Water Quality and Trash Related Press Releases	A Public Relations firm (the same firm used by SCVURPPP for the Watershed Watch Campaign) worked closely with WVCWP to prepare **a press release which**	

Source	WP Task	FY05-06 Work Plan Tasks	FY 05-06 Accomplishments	Responsible Party
			went to 5 newspapers; all printed some information on the subject. All press releases and presentations stressed mercury's affect on the environment, and proper disposal. **Press releases for web-site/newsletter use were sent to Chambers of Commerce** for Campbell, Los Gatos and Saratoga and all Chambers of Commerce included this information on their website or in their newsletter to members. This **flyer/press release also went to local schools**; and was featured on local school websites.	
General	NPDES Permit, Provision c.4 and c.9	e. Press Releases WVCWP will prepare press releases or articles for local media on topics such as proper disposal of HHW, pesticides, copper, mercury and trash.	A large portion of WVCWP's outreach budget for FY 05-06, was focused on Mercury outreach, related to its Jan. 06 Hazardous Waste Drop-off event. *See details above:* ***A. SCV Program Projects, Mercury Pollution Prevention Outreach*** *and* ***January 28, 2006 Free Hazardous Waste Recycling Event.*** A Public Relations firm (the same firm as used by SCVURPPP) worked closely with WVCWP to prepare **a press release which went to 5 newspapers**; all printed some information on the subject. SEE ATTACHMENT PIP 6C TO VIEW THE PRESS RELEASE The Press Release resulted in articles in: • Campbell Reporter • Los Gatos Weekly Times • Saratoga News SEE ATTACHMENT PIP 6D TO VIEW AN ARTICLE	WVCWP Staff

Source	WP Task	FY05-06 Work Plan Tasks	FY 05-06 Accomplishments	Responsible Party
			RESULTING FROM THE PRESS RELEASE **Press releases about the E-waste event were sent to Chambers of Commerce for web-site/newsletter use.** Campbell, Los Gatos and Saratoga Chambers of Commerce received the Press Release; all Chambers included this information on their website or in their newsletter to members. This **flyer/press release also went to local schools**; some featured it on their school website. WVCWP also wrote and sent a **"Thank You/ Letter to the Editor"** concerning the E-Waste event. The letter detailed the importance of proper E-Waste disposal, and listed the # of event participants, etc. The letter was printed in the Los Gatos Weekly Times. OTHER PRESS RELEASES **July 05** Press Releases were sent to 4 local papers concerning an "Eco-Hero Award" to be presented to a Saratoga student at the WVCWP offices during a monthly meeting. (*See "TARGETED OUTREACH – m. Partnering with Students" below, for details*). The event received press coverage from several newspapers, including a 300+ word article in the Saratoga News. SEE ATTACHMENT PIP 6B TO VIEW AN ARTICLE RESULTING FROM THE PRESS RELEASE **Sept. 05**	

Source	WP Task	FY05-06 Work Plan Tasks	FY 05-06 Accomplishments	Responsible Party
			Press Release for 9/17/05 Creek Clean-up – e-mailed to Westmont High School 8/30. PR was posted on school website, and included in daily email bulletin. **Oct. 05** In response to a Press Release, the San Jose Mercury News, on 10/15/05, printed an article on a Town of Los Gatos Trash pick-up event, sponsored by a local church. The church had asked Town staff for recommendations on useful volunteer activities, and the litter pick-up was suggested and was a successful event. **March 06:** Press release to gardening columnist for 3 local papers; information on upcoming Less Toxic Turf Management workshop and invitation to attend workshop. **April 06:** In response to a press release, the Saratoga News printed a brief article on the upcoming Creek Clean-up along Saratoga Creek in Saratoga Village. **May 06** Press Release for 5/20/06 Creek Clean-up – e-mailed to Westmont High School. PR was posted on school website, and included in daily email bulletin.	
General	FY05-06 CI Item	f. WVCWP Web-Site Continue to expand and update WVCWP web-site to provide new educational material to the public e.g. on IPM, mercury, trash, copper/nickel & HHW.	• **December 14, 2005** WVCWP created a web "flyer" for a **FREE** TV/monitor/laptop collection event to take place on January 28, 2006. (See A. SCV, c. Mercury Pollution Outreach). The flyer was also placed on municipal websites.	WVCWP Staff

Source	WP Task	FY05-06 Work Plan Tasks	FY 05-06 Accomplishments	Responsible Party
			• **Early Spring 2006:** staff changed the "Take Action" page to focus on **less toxic gardening and affect of pesticides** on water quality. The new page highlighted links to "Our Water Our World" website. • Spring 2006: On the WVCWP Home page, staff added a car wash/copper graphic and text. Changes included adding a link to WVCWP's *Car Wash Kit flyer* with info on copper as a water pollutant.	
		Municipal Web-Sites	**Campbell** The City of Campbell created a completely new website in FY 05-06. The Public Works link can now be followed to a full page of links relating to Stormwater, NPDES and C.3 requirements. The page also features links to PDFs of all the "Construction Tri-folds" which list BMPs. In addition, the site has a page on community/creek clean-ups, including statistics from last year's clean-up. **Los Gatos** The Town of Los Gatos created a completely new website in FY 05-06. The Public Works link can now be followed to a full page of links relating to Stormwater, NPDES and C.3 requirements. The site allows users to search for terms such as "Car Washing" or "Draining Pools". This brings up a Stormwater Page which gives instructions on correct behavior for these activities, plus other issues such as Pet Waste, Dirty Water down the Stormdrain, etc. **City of Saratoga**	Municipal Staff

Source	WP Task	FY05-06 Work Plan Tasks	FY 05-06 Accomplishments	Responsible Party
			Saratoga's home page includes links to Household Hazardous Waste disposal advice, and a Street Sweeping Schedule, Map and information.	
PUBLIC PARTICIPATION				
Public Partici-pation	FY05-06 CI Item	g. "Creek Keepers" Program Continue development and promotion of trash monitoring activity. Develop and implement other clean-up activities as feasible.	Promoted through Press Release for 9/17/05 and 5/05 Creek Clean-ups (Coastal Cleanup Day & Nat'l River Cleanup) – e-mailed to Westmont High School. **Trash Monitoring was conducted at 4 different Clean-up events in FY 05-06.** Two Creek Clean-ups were held at an established site: San Tomas Aquino Creek at Westmont High School (which serves Campbell, Los Gatos, Monte Sereno and Saratoga students). Most of the participants are high school students, and they have been proven to be quite receptive to helping with Trash Monitoring. WVCWP sponsored the cleanup and trash monitoring events on 9-17-05 and 5-20-06. To prepare for the event, flyers were distributed to 6 local schools. Students and parents were trained to conduct trash monitoring and told why trash has become a pollutant of concern (POC) for the S.F. Bay area. 9-17-05 – 54 volunteers 5-20-06 – 50 volunteers **One Clean-up was sponsored by the City of Campbell**. WVCWP tried a slightly simplified Monitoring form at this	WVCWP Staff & WVCWP Staff to coordinate with Municipal Staff

Source	WP Task	FY05-06 Work Plan Tasks	FY 05-06 Accomplishments	Responsible Party
			event. Community volunteers were responsive to filling out the forms. **One Clean-up was sponsored by the City of Saratoga along with WVCWP**. Saratoga Elementary School students and their parents participated in the Clean-up and Trash Monitoring. Due to the students' young age, parents did most of the Trash Monitoring. Participants noted that recording the Trash made them much more aware of the extent of the litter and dumping. 4-1-06 – 48 volunteers See "Trash Management" section for details on Trash Monitoring. Clean-ups and Trash Monitoring were promoted via: **Creek Clean Up Outreach – Westmont 9-17-06** **Calif. Coastal Clean Up Day** PR was posted on Westmont website, and included in the daily e-mail bulletin. 34 Flyers distributed to other local schools for 9/17/05 Cleanup: 1 + school newsletter Blackford Elementary (school will put into their newsletter) 10 – Monroe Middle School 1 -- Sherman Oaks Community school 1 -- Rosemary Elementary 10 -- McKinnon Community school 10 – Del Mar HS	

Source	WP Task	FY05-06 Work Plan Tasks	FY 05-06 Accomplishments	Responsible Party
			1 – Berryessa youth football coach **Creek Clean Up Outreach – Westmont 5-20-06** **National River Clean Up Day** ➔ Program Manager met with staff at Westmont High School to encourage student participation ➔ Notice of event was posted on school's PTSA web site ➔ Notice of event was e-mailed to all families via "Daily Bulletin" e-mail (1500 students) **Campbell Clean-up:** Promoted via the City website and additional outreach by the Public Works Dept. **Saratoga Creek Clean-up:** Promoted via WVCWP Enviroscape activity in a 4th grade classroom at Saratoga School and outreach by the teacher and parent volunteer. Press coverage consisted of an article about the upcoming event in the Saratoga News.	
Public Partici-pation	FY05-06 CI Item	h. Creek Clean-ups Conduct a minimum of two clean-up events (i.e. on Coastal Clean-up Day and National Rivers Day).	**9-17-05 Creek Clean-Up, Westmont** **4-1-06 Creek Clean-up, Saratoga Creek** **5-20-06 National River Clean Up Day, Westmont** **Los Gatos Creek Trail in Los Gatos** is cleaned on a continuing basis by volunteers. Information on volunteering for this activity can be found on the Town website. (See preceding row, and "Trash" section for details on Clean-ups)	WVCWP Staff & WVCWP Staff to coordinate with Municipal Staff

Source	WP Task	FY05-06 Work Plan Tasks	FY 05-06 Accomplishments	Responsible Party
TARGETED OUTREACH & SCHOOLS				
Targeted Schools	FY05-06 Work Plan	i. Coordinate Watershed Education with schools Promote awareness of WVCWP through **presentations** in one or more West Valley schools. j. Provide Watershed Education in classrooms Conduct Water Quality Protection education or presentations in local schools, using *Enviroscape* and/or other interactive methods to engage students in Watershed Campaign messages.	**Saratoga Elementary – 4th grade 28 students and two teachers**. On 3-29-06, students participated in an inter-active Enviroscape presentation. WVCWP brought attention to pollutants of concern (trash, mercury, copper, and pesticides) and introduced "take action" steps to help the problem. This year WVCWP developed new curriculum for 4th grade, based on current textbook and State standards. Presentation topics also included: wetlands, stormdrains vs. sanitary drains, pet waste, HHW disposal (paint, pesticides, fertilizers & batteries), and how to report illegal dumping or illegal stormdrain discharges to the WVCWP Inspector. **Grow-It-Guides and Pencils** labeled with stormdrain slogans and the WVCWP website address were distributed to students & teachers. • A 30 min presentation was scheduled, but the teacher requested WVCWP to stay to continue the discussion with the students. • **A "Zun Zun" watershed assembly** was subsequently **presented to 500 students** at the school. • WVCWP donated a picture book to the school called **"All The Way To The Ocean"** depicting how stormdrains carry trash & other pollutants into nearby water bodies. •	WVCWP Staff
Targeted Schools	FY05-06 Work Plan	i. Coordinate Watershed Education with schools	**St. Mary's School– Kindergarten class** **On 6/12/06 30 students and 3 teachers** attended an	WVCWP Staff

Source	WP Task	FY05-06 Work Plan Tasks	FY 05-06 Accomplishments	Responsible Party
		Promote awareness of WVCWP through **presentations** in one or more West Valley schools. j. Provide Watershed Education in classrooms Conduct Water Quality Protection education or presentations in local schools, using *Enviroscape* and/or other interactive methods to engage students in Watershed Campaign messages.	Enviroscape presentation. Topics included: washing cars, fertilizing, over-watering lawns, pet waste, trash, construction, and reporting illegal discharge to the Stormdrain Inspector. • **Grow-It-Guides and Pencils** labeled with stormdrain slogans and the WVCWP website address were distributed to students & teachers. • WVCWP donated a picture book to the school called **"All The Way To The Ocean"** depicting how stormdrains carry trash & other pollutants into nearby water bodies **Los Gatos High School District (Nova Program)** WVCWP staff made a presentation on watershed protection to high school students. Main topic was preventing leaching of toxic metals (mercury, copper, etc.) into water, through proper disposal of e-wasted. General watershed/stormdrain issues were also discussed. Upcoming free E-Waste Recycling event in Los Gatos was promoted. **Pencils** with watershed messages and WVCWP website address were distributed to the students.	
Targeted Schools	FY05-06 Work Plan	k. Schools Outreach and Watershed Education Continue to incorporate, 5th grade curriculum into WVCWP classroom presentations, consistent with state required education standards to make it more feasible for teachers to use in the classroom. Evaluate effectiveness and	In an effort to widen its appeal to teachers, WVCWP worked to develop Enviroscape-related curriculum for Kindergarten and 4th Grade. On Dec. 14, 2005, WVCWP Pgm Mgr met with City of Sunnyvale Environmental Outreach Program to share and to develop new curriculum. The new curriculum was subsequently used very successfully at Saratoga Elementary School (4th Grade) and St. Mary's School (Kindergarten).	WVCWP Staff

Source	WP Task	FY05-06 Work Plan Tasks	FY 05-06 Accomplishments	Responsible Party
		appeal by soliciting teacher's evaluations.	All teachers felt the presentations were educational and enjoyable, and requested the presentation for the following year.	
Targeted Schools	FY 05-06 Work Plan	l. Outreach to Local Private Schools Participate as a judge and/or audience in science fair at local private school, predominately serving West Valley Communities. (Grade 6-8) Provide encouragement to students who examine watershed pollution issues, especially those that solicit positive behavior changes. If warranted, motivate students, teachers and parents by inviting student(s) to present project to WVC Reps at monthly meeting.	*See m. Partnering with Students, this section.*	WVCWP Staff
		m. Partnering with Students **Not part of Work Plan – additional activity**	*April 18, 2006 Monthly Meeting of West Valley Cities – Presentation by David Marash-Whitman, 7th-grade Kehillah Jewish High School student scientist and Saratoga resident.* The student was familiar with the West Valley Clean Water Program and wanted to do a science project to assist in WVCWP's outreach and education efforts. He consulted with WVCWP Program Manager, as to which pollutant of concern would have the most impact for a project study. He received guidance from SCVRPPP on which tools to use for data collection. He prepared a project on Rhizofiltration – a technique using plants to remove heavy metals (i.e., copper) from contaminated aquatic environments - and presented his project at the	WVCWP Staff to co-ord

Source	WP Task	FY05-06 Work Plan Tasks	FY 05-06 Accomplishments	Responsible Party
			March 2006 Santa Clara County Science Fair, at which he received the CCMP Award. WVCWP Pgm Mgr attended the Science Fair; WVCWP invited David to present to the West Valley Cities at their April meeting, and he received much accolade from the attendees. He has won many other awards, including State Science Fair awards and the **2005 International Young Eco-Hero Award** from the non-profit organization, *Action For Nature*. His Eco-Hero Award was presented at the WV mtg and received press coverage from several newspapers, including a 300+ word article in the Saratoga News.	
		Additional outreach to schools **Not part of Work Plan – additional activity**	June 2006, WVCWP staff distributed fliers announcing upcoming youth-oriented watershed-themed events at Don Edwards National Wildlife Refuge & Environmental Ed Center. **8,367 fliers** were delivered to **16 schools** in the Campbell School District to promote watershed & wetlands education among West Valley students. WVCWP also sent fliers electronically to Saratoga and Los Gatos school districts for student packets, which are sent home via e-mail.	WVCWP Staff
Reporting	FY01-02 AR Comments And NPDES Permit, Provision c.4	n. Evaluation/ Reporting Document or estimate numbers of residents, students, municipal staff etc. reached by outreach efforts, including events, web site promotion, municipal employee outreach, and media advertising. Document number of calls &	*September 17, 2005 Coastal Clean-up Day* – 54 volunteers *April 1, 2006 Saratoga Creek Clean-up* – 48 volunteers *May 2005, Nat'l River Clean-up Day* – 50 volunteers Families of **over 1500 Westmont High School students** received the daily e-mail bulletin articles on 2 Creek Clean-ups and the E-Waste Drop-off event. *Saratoga Creek Clean-up 4/06* – Saratoga News article	WVCWP Staff & WVCWP Staff to coordinate with Municipal Staff

Source	WP Task	FY05-06 Work Plan Tasks	FY 05-06 Accomplishments	Responsible Party
		website hits.	**24.600 readers** *Opinion column on keeping creeks clean, written by Saratoga student* - in Saratoga News **24.600 readers** *E-Waste Drop-off Event:* *Ad and articles ran in 3 local papers:* Campbell Reporter – **50,200 readers** Los Gatos Weekly Times – **54,200 readers** Saratoga News – **24, 600 readers** *Results of E-waste outreach:* 8 e-mail inquiries 26 phone inquiries **Over 250 vehicles attended** *Schools:* Classroom presentations – **93 students** Zun Zun assembly – **500 students** Outreach flyers for Don Edwards NWR programs - **8,367** *Saratoga Library Enviroscape* - **27 children and 21 parents** *Audubon Wildlife Fair* – **25 children; 25 parents** *"Tax Free Day" at* OSH - **45 customers and employees** It is estimated that all residents, or at least **all households**, in each WVC received some outreach information through features in their municipal newsletter, which are mailed to each household. Saratoga's budget limitations have prevented mailing newsletters, however the City sent a Streetsweeping postcard to all households.	

Source	WP Task	FY05-06 Work Plan Tasks	FY 05-06 Accomplishments	Responsible Party
			38,140 – Campbell 28,590 – Los Gatos (12,000 households) 3,800 – Monte Sereno (1,220 households) 32,900 – Saratoga (11,200 households) (WVCWP and municipalities conducted extensive outreach this year; however, due to budget deficiencies which limit the number of available staff, it is not feasible to research the number of attendees at each event, etc. Some numbers that staff was able to obtain are given above.)	
Municipal Staff Training	FY03-04 Work Plan, RWQCB comments	o. WVCWP Sponsored Training(s) WVCWP to provide one or more workshops, on current topic(s) as needed for implementation or education, including distribution of related materials.	See "Planning Procedures" section for details on January 2006 **C.3/ HMP training** which included information to help municipal staff respond to public requests. See "Pesticide Management" section *Training for Applicators* and following row (p. Training) for details on "**Less Toxic Turf Management Workshop**". School Districts, private Golf Course staff and local newspaper staff were invited.	City staff to attend; WVCWP to co-ord
Training	FY05-06 Work Plan	p. Training Conduct or provide WVCWP staff training/meetings to prepare for school presentations, community events & responding to public requests.	WVCWP Program Manager provided training to 3 new and temporary staff members on **use of the Enviroscape** and on making Enviroscape presentations. Training on **handling Creek Clean-ups** was given to 1 new staff member in Sept. 05, and to 2 City of Saratoga staff members for the April 06 Saratoga Creek Clean-up. WVCWP sponsored a training for municipal staff on **C.3 and HMP** (Jan. 06) to enable Planning and Public Works staff to better deal with questions from residents and	WVCWP to co-ord

Source	WP Task	FY05-06 Work Plan Tasks	FY 05-06 Accomplishments	Responsible Party
			developers. (See "Planning Procedures" section, Training Summary). A portion of the March 06 IPM Training on **Turf Management** discussed means for Parks & Public Works staff to educate residents/park users on less-toxic methods of Turf Management. A worksheet for handling this process was made available to attendees. (See "Pesticide Management" section for details). WVCWP staff attended several training sessions related to PIP: Oct. 05 – **CASQA Conference: Collaboration & Integration Opportunities for Stormwater Programs** Oct. 05 - **Nonpoint Source and Stormwater Pollution Education Program in Chicago.** Dec. 05 - SCVURPPP "**How Development Affects Creeks" and Creek Walk** June 06 – **EPA Watershed Academy Internet Seminar "Influencing Behaviors Using Social Marketing"** See" PIP Training Summary" for details.	
Additional Outreach	Section 6 of this Work Plan	q. Outreach Activities for specific Pollutants	See Section 6. of this Work Plan, *Water Quality Based Requirements*, for additional PIP activities.	WVCWP Staff

Public Information/Participation Program Evaluation

For additional Evaluations, see Sections above***:***

- ***SCV Program Projects/Support*** and
- ***Joint Projects: General Outreach – Material Distribution***

Participation in Community Events: WVCWP staff found its participation in the **Saratoga Library Evening Story Time** to be a very effective means of reaching both parents and children. Librarians and parents expressed appreciation for the opportunity for children to use the Enviroscape. After this event, the Campbell and Los Gatos Libraries were contacted by phone and by e-mail (with photos of the successful Saratoga event). However, WVCWP was not able to elicit similar invitations from these libraries. It is possible that an offer to use the Enviroscape during summer outdoor Reading Program activities would instigate invitations.

At the **Audubon Wildlife Fair** this year, the SCV Water District was also a participant, and also brought an Enviroscape. This diverted visitors who would have participated in WVCWP Enviroscape activities. It is possible that WVCWP will not attend this Wildlife Fair in FY 06-07, in order to avoid duplication of efforts with the SCVWD.

"Tax Free Day" at Orchard Supply Hardware: WVCWP appreciates OSH's permission to approach customers and employees in the store. The event remains an effective means of reach residents, since it allows an opportunity to speak with them personally, and to approach people who are actually buying items (gardening materials, fluorescent bulbs) which are addressed by our outreach materials.

Creek Clean-up Outreach: Many flyers were distributed for the Sept 05 Creek Clean-up. It appeared that these flyers did not really result in volunteers attending the event. There was some response from the Westmont High School website announcement and the Parent/Teacher/Student Assn. 'daily e-mail". It was found that the best response was the result of students learning about the event from a Westmont High Science teacher, who also offered extra credit for students who participate and then write a review. In the future, WVCWP will use less efforts on flyers, and more efforts on working with teachers. For the May 06 Creek Clean-up at the site, a WVCWP spoke with school staff and put minimal efforts into additional outreach. At this event, the turnout was almost exactly the same as the September event – even with minimal additional outreach. This turnout is about the maximum that the site can handle, so it appears there is no need for much outreach beyond working with the school.

Schools Outreach: The new Enviroscape curriculums, developed this year to address Calif. State Standards for Kindergarten and 4th grade, were piloted successfully. Teachers expressed appreciation for the classroom activity, and requested presentations for the next school year. The 4th grade Enviroscape presentation at Saratoga Elementary School was given prior to a Creek Clean-up, which the students were invited to attend. The classroom presentation and

Creek Clean-up were followed by 2 Zun Zun assemblies at the school. Teachers, school administrators and parents all commented that they felt both students and adults had learned new ideas and information, and the school will be more inspired to take notice of its local Saratoga Creek which is only 3 blocks away.

WVCWP also initiated use of a hardbound picture book “All the Way to the Bay” as a means of keeping the Stormwater Pollution subject in teachers’ minds. The book is given as a gift after an Enviroscape presentation. It is hoped that the presence of the book will help stimulate interest in the subject in subsequent years, and among additional teachers.

All West Valley businesses, residents & schools are invited to bring unwanted TVs, monitors and laptops to this FREE recycling event.

January 28, 2006
9 am – 1 pm

41 Miles Ave. – Los Gatos
(Municipal Yard – Near University Ave. & Highway 9)

Here's your chance to act locally, and make an impact globally, while clearing up your clutter in the process! Your support of this event ensures that the hazardous substances in these items will be recycled responsibly to prevent toxic water contamination and air pollution, both locally and in Third World countries.

Brought to you by Campbell, Los Gatos, Monte Sereno and Saratoga through the West Valley Clean Water Program.

Details at: www.cleancreeks.org

Attachment 6A

West Valley Community Outreach: Library Story Time 9/20/05

ATTACHMENT 6B

http://www.community-newspapers.com/archives/saratoganews/20050810/sn-news4.shtml

SARATOGA NEWS

August 10, 2005 Saratoga, California *Since 1955*

News

Saratoga youth named 'Eco-Hero' award winner by Action for Nature

By Kaustuv Basu

"No Dumping: Flows directly to bay"--almost everyone has seen that sign on a sidewalk.

Saratoga David Marash-Whitman, 13, wanted to learn more about it.

As part of a school project two years ago, he decided to find out more about household pollutants that can damage creeks and the bay.

One of the first people he contacted was Cheri Donnelly, program manager for the West Valley Clean Water Program. She told him about the pollutants that were the most dangerous to the creeks. That project was completed a while ago, while David was at South Peninsula Hebrew Day School.

David has moved to Kehillah Jewish High School since then but he has continued with his mission of educating the public about the dangers of pollutants.

Last month, he won the International Young Eco-Hero Award from Action for Nature, a local ecology group, for his efforts. He is one of several youngsters worldwide chosen for their commitment to protecting the environment.

"I was horrified to learn how toxic residential products like paint-removers and pesticides

can affect creeks," David said.

He said that he advocates his cause whenever he gets a chance. "My next project is to get kids to help clean up the local creeks," he said.

Donnelly said that David does a very professional job when he makes presentations to people. "People have no idea how litter has damaged our creeks," she said.

But advocates such as David are helping, she said.

B. Shimon Schwarzschild, the founder of Action for Nature, said that he is delighted with efforts made by young people all over the world.

"Individuals can make a difference," Scwarzschild said.

Copyright © **SVCN**, LLC.

Attachment 6C

For Immediate Release January 10, 2006

Contact: Sandi Manor (831) 662-3646 / sandi@carlandmanor.com

Electronic Waste Discovered in Local Creek
Free Recycling Event in Los Gatos Aimed at Preventing Water Pollution

(Los Gatos, CA) – Following recent storms, Los Gatos Town staff pulled a discarded 27" television from a local creek. The culprit remains unknown. While they may have thought this was nothing more than littering, the potential problem for this crime is much bigger. When not recycled or disposed of properly, electronic waste can result in toxic pollution. E-waste leaches lead, mercury, copper and other metals into the groundwater, posing serious health hazards to people and wildlife.

As flat-screen plasma TVs and LCD monitors become more affordable, consumers are replacing conventional cathode ray tube (CRT) TVs and monitors at a rapid pace. Judging by holiday sales and pre-Super Bowl ads, there will soon be many conventional TVs gathering dust – or worse, as we found in a local creek.

To help local residents properly dispose of this waste, the municipalities of Campbell, Los Gatos, Monte Sereno and Saratoga are hosting a FREE recycling event for TVs, computer monitors and laptop computers.

The event will be held in Los Gatos at 41 Miles Avenue (near intersection of University Ave. & Highway 9) on January 28th from 9 a.m. to 1 p.m. The West Valley Clean Water Program (www.cleancreeks.org), the official storm water agency for these 4 municipalities, is partnering with local recycling firm United Datatech Distributors (UDT) for the event.

UDT was selected for their high standards of materials handling. UDT does not export waste to third world countries, where children and laborers seeking salvageable parts are exposed to toxic e-waste which pollutes local water supplies or billows noxious air pollution when burned. UDT also keeps these deadly materials out of our local landfills, where runoff containing hazardous substances can seep into our groundwater.

The issue of littering aside, it is illegal in California to dump TVs and monitors in landfills. Garbage collection for local municipalities prohibits putting these items into residential garbage cans. Instead, these items must be handled by a credentialed recycler, often for a fee. This event is a great way to avoid the fee, get a jump on spring cleaning, and avoid desperate disposal measures.

###

Attachment 6C

For Immediate Release	January 10, 2006
Contact: Sandi Manor (831) 662-3646 / sandi@carlandmanor.com	

Free Recycling Event
TV - Monitor - Laptop Recycling in Los Gatos

Quick Facts:

What: FREE Recycling/Collection event
Items Accepted: TVs, Computer Monitors, Laptop Computers (working or not)
When: Saturday, January 28th, 2006
Time: 9 a.m. to 1 p.m.
Where: 41 Miles Ave., Los Gatos (near intersection of University Ave. & Highway 9)
Who is invited: Residents, Businesses, Schools in the South San Francisco Bay Area
Further info at: www.cleancreeks.org or 408.354.5385 (tip line)

- The EPA estimates that Americans discard 2 million tons of electronic waste each year.
- The EPA considers old cathode ray tube TVs and monitors the most hazardous items.
- E-waste leaches mercury, lead, copper, etc. into our ground water.
- Irresponsible recyclers ship e-waste to Third World countries where it pollutes land, air and water, posing serious health risks to residents. Visit www.ban.org for details.
- Support of this event sends a message about ethically responsible recycling practices.
- Information about United Datatech Distributors (UDT) can be found at www.uniteddatatech.com

Attachment 6D

http://www.svcn.com/archives/lgwt/20060125/lgnews2.shtml

LOS GATOS WEEKLY TIMES

January 25, 2006 Los Gatos, California *Since 1881*

News

Creek is no place to dump computers, television sets

By Jennifer McLain

For some, recycling is second nature. But when it comes time to toss out that old TV or computer monitor, there's no such thing as a recycle bin for "e-waste only." Some resolve the problem by throwing the electronics out in the dumpster--forgetting, not realizing or not caring that the toxins in them can eventually seep into groundwater. Others just ignore the "no dumping" signs and cast them in the creek.

"We found a 27-inch TV in the Los Gatos Creek a few weeks ago," said Los Gatos resident Cheri Donnelly, program manager at the West Valley Clean Water Program. The clean water program started in 1994 and is dedicated to preserving and protecting the water in Campbell, Los Gatos, Monte Sereno and Saratoga.

"People are desperate to get rid of their old electronics, but they can't just put them in the landfill because the toxins can get into our groundwater," Donnelly said.

One alternative is to take the old electronics to a free TV-and monitor-recycling event from 9 a.m. to 1 p.m. on Jan. 28 at 41 Miles Ave. in Los Gatos.

The water company is teaming up with United Datatech Distributors and ECS Refining for the event. Donnelly said that unwanted electronics brought to the recycling event will be handled responsibly.

"At a lot of these types of events, people feel giddy and gooey that they are doing the right thing, but what they fail to realize is that a number of these places are shipping these devices to someone else's back yard," said Tom Hogye, vice president and general manager of the distributor and refining company.

Hogye said that some so-called recyclers take the cheapest and not most environmentally sound route, and ship scraps to undeveloped countries while making a profit.

"Even if we are taking care of our country, we certainly don't want to see the waste in Africa and Asia," Donnelly said.

Hogye said that Datatech sends the waste to environmentally sound processors, which are primary and secondary smelters.

It is illegal to dump TVs and monitors in landfills, and since the inception of SB20, the Electronic Waste Recycling Act of 2003, a fund was created for the collection and recycling of certain electronic waste. As of July 1, 2005, plasma televisions and TVs with liquid crystal display screens are classified as e-waste. Each time a consumer buys a new electronic that contains cathode ray tubes (CRT) or has a liquid crystal display, he or she pays a $6 to $10 fee that will cover the collection and recycling of the wastes.

Electronic devices contain a variety of materials, including copper, lead, zinc, arsenic and mercury.

"Mercury is one that our program is highly focused on," Donnelly said. These toxins can enter the groundwater and are hazardous to the health of plants, animals and humans.

It is estimated that Americans discard nearly 2 million tons of electronic waste a year, and among the most hazardous are CRT televisions and monitors.

In general, Donnelly said the Los Gatos community needs to be aware of what is going into its groundwater.

"It's about knowing that what goes into the street drain. If it's dog waste or pesticides, it really is going directly to the Los Gatos Creek and downstream into San Jose," said Donnelly.

For more information about the event or the West Valley Clean Water Program, call 408.354.5385, or visit www.cleancreeks.org.

Copyright © Knight Ridder

Training Summary: Public Information / Participation (PI/P)

Training Description	Date	Attendees
CASQA Stormwater Conference / Management Workshops **Collaboration & Integration Opportunities for Stormwater Programs** Presenter: Stephen McCord Sr. Engineer, Larry Walker Associates **Topics**: Broad public outreach can benefit multiple permittees with minimal coordination. Major reasons to collaborate in these efforts: ▪ All Phase I and Phase II permittees are required to do it; ▪ There are many activities (including media production, brochures, and websites) that benefit from a consistent, reinforced message. ▪ Consistency, especially to commuters, reinforces the message. ▪ Public Outreach funding is shared ; dollars are used more efficiently ▪ Orange County is an example of a highly functional collaboration among the County as the Principal Permittee and 35 co-permittees to develop and broadcast a consistent message regarding stormwater	**Oct. 4, 2005**	**WVCWP (1)** Program Manager
Nonpoint Source and Stormwater Pollution Education Program **Chicago, IL** Co-sponsored by Chicago Botanic Garden and U.S. EPA. **Sessions**: ▪ Tools and techniques for NPS and Stormwater Education	**Oct 17-20, 2005**	**WVCWP (1)** Program Manager Representing all Cities

Training Summary: Public Information / Participation (PI/P)

Training Description	Date	Attendees
▪ Water Outreach Education Tools for Programs - The Best in: ▪ Education Practices, ▪ Target Audience Research, ▪ Programs and Materials		
Stormwater Pollution Education Programs Sponsored by: U.S. EPA Liaison Speaker: Charlie Mac Pherson of Tetra Tech Inc. **Topics**: ▪ Conducting Effective Stormwater Outreach Campaigns	**October 17, 2005**	**WVCWP (1)** Program Manager Representing all Cities
Stormwater Pollution Education Programs Sponsored by: U.S. EPA Liaison Speaker: Doug Peterson **Topics**: ▪ Tools and Techniques for NPS and Stormwater Education (Nikos D. Singelis) ▪ U.S. EPA's NPS Outreach Digital Toolbox (Donald Waye) ▪ Selling Low Impact Development (Katherine Mul) ▪ Stormwater, Secret Agents, Soil, and Sumo Wrestlers(Doug Peterson	**October 18, 2005**	**WVCWP (1)** Program Manager Representing all Cities
Stormwater Pollution Education Programs Sponsored by: U.S. EPA Liaison Speaker: Nancy R. Lee of U.W	**October 18, 2005**	**WVCWP (1)** Program Manager Representing all Cities

Training Summary: Public Information / Participation (PI/P)

Training Description	Date	Attendees
Topics: ▪ Using Social Marketing to Influence Public Behavior		
Stormwater Pollution Education Programs Sponsored by: U.S. EPA Liaison Topics: ▪ Water Outreach Education Tools (Elaine L. Andrews) ▪ Stormwater Education at the Local Level (Patty Sanzone) ▪ If You Couldn't Drink It, Don't Dump it (Steve R. Johnson) ▪ Public Education and Community Outreach (Nicole Dufort) ▪ A Federal Facility's Resourse- Efficiant and Proactive Approach to Phase II MS4 Permit Requirements (Corie L. Rockette)	**October 18, 2005**	**WVCWP (1)** Program Manager Representing all Cities
Stormwater Pollution Education Programs Sponsored by: U.S. EPA Liaison Speaker: Leesa Souto Topics: ▪ NPS Education Programs at The Community Level (Kathy Hoppe) ▪ Clean Water – Translating Public Understanding Into Successful Communication Programs (Karen M. DeBaker) ▪ The Neighborhood Water Stewardship Program (Aileen Winquest) ▪ Clean Water is Just Good Business (Leesa Souto)	**October 19, 2005**	**WVCWP (1)** Program Manager Representing all Cities

Campbell, Los Gatos, Monte Sereno, Saratoga

West Valley Communities

Santa Clara Valley Urban Runoff Pollution Prevention Program

FY 2005-2006 ANNUAL REPORT

Training Summary: Public Information / Participation (PI/P)

Training Description	Date	Attendees
Stormwater Pollution Education Programs Sponsored by: U.S. EPA Liaison **Topics**: ▪ Using Weather as an Educational Marketing Tool ▪ Eyes on The Environment (Sara Espinoza) ▪ Weather Matters, Bring on the Barrels (Angela Poe) ▪ Boost Your Outreach (Donald F. Wayne)	**October 19, 2005**	**WVCWP (1)** Program Manager Representing all Cities
Stormwater Pollution Education Programs Sponsored by: U.S. EPA Liaison Topics: ▪ Reaching Out To Students and Teachers (Thomas E. Davenport) ▪ Tailoring Watershed Education to Meet The Needs of Teachers (Nancy Mesner) ▪ Clean Ways For Waterways, Stormwater for Nonpoint Source Pollution (Amy Workman)	**October 19, 2005**	**WVCWP (1)** Program Manager Representing all Cities
Stormwater Pollution Education Programs Sponsored by: U.S. EPA Liaison **Topics**: ▪ Collaborative Approaches To Stormwater Education(Cury Rosato) ▪ A Protection Message in a Restoration World (Marion K. Lonsdale) ▪ Minnesota Water- Let's Keep It Clean (Ron Struss) ▪ Collaborative Approaches to Stormwater Education (Amy Mangus) ▪ Participtory Planning Tools for Achieving Nonpoint Source and Stormwater Pollution	**October 20, 2005**	**WVCWP (1)** Program Manager Representing all Cities

Training Summary: Public Information / Participation (PI/P)

Training Description	Date	Attendees
Goals (Theresa Trainor) ▪ Implementation of Private Parcel Best Mgm't Practices at Lake Tahoe(Jessica A. Schwing) ▪ Street Smarts City, County, and Watershed District Staff Learn Together Through Public Works Forum (Louise Watson)		
WVCWP Training: **PSA Video** Presenter: Cheri Donnelly, WVCWP Pgm Mgr **Topics:** ▪ New Stormwater PSA Video from CalTrans."Don't Trash California" ▪ PSA Videos viewed at Chicago conference ▪ Getting PSA videos onto local/ municipal TV channels	**Nov. 22, 2005**	**WVCWP (2)** Stormwater Discharge Inspector Program Assistant **Campbell (1)** Sr. Engineer **Los Gatos (1)** Sr. Engineering Tech **Saratoga (1)** PW Analyst
How Development Affects Creeks, How Creeks Affect Development: Workshop and **Walking Tour of Coyote Creek** Sponsor: SCVURPPP **Topics**: ▪ Stream Geomorphology ▪ Aquatic Ecology ▪ Trash, and other Human Impacts on Local Creeks	**Dec. 7, 2005**	**WVCWP (4)** Program Manager Outreach Coordinator Stormwater Discharge Inspector Program Assistant **Saratoga (1)** PW Analyst

Training Summary: Public Information / Participation (PI/P)

Training Description	Date	Attendees
WVCWP Training: **"Partnering with Students": Student Science Project: Removing Copper from water via Rhizofiltration; Eco-Hero Award** Presenter: David Marash-Whitman & Cheri Donnelly, WVCWP Pgm Mgr **Topics:** **Student Science Project** (carried out in collaboration w/ WVCWP & SCVURPPP) ▪ David (the student) presented his science project which has won awards on many levels ▪ The science project display includes information on copper pollution in stormwater runoff; this has served as outreach at a variety of venues ▪ The project discussed potential for removing copper pollutants using specific aquatic plants	**April 18, 2006**	**WVCWP (2)** Stormwater Discharge Inspector Program Assistant **Campbell (1)** Sr. Engineer **Los Gatos (2)** Sr. Engineering Tech Sr. Engineering Inspector **Saratoga (2)** PW Analyst City Engineer
WVCWP Training: **Don Edwards Nat'l Wildlife Refuge; WVCWP Web Page** Presenter: Cheri Donnelly, WVCWP Pgm Mgr **Topics:** **Don Edwards NWR:** ▪ new educational programs, with a link to Stormwater, are being implemented. ▪ goal is to get the word out to students that wetlands are important to water quality. ▪ Get Refuge outreach info onto local cable TV channels ▪ WVCWP will send flyers to schools **"About WVCWP" web page** ▪ Web page will be updated to be more responsive to needs of Cities & site visitors	**May 23, 2006**	**WVCWP (2)** Stormwater Discharge Inspector Program Assistant **Campbell (1)** Sr. Engineer **Los Gatos (1)** Sr. Engineering Tech **Saratoga (1)** PW Analyst

Training Summary: Public Information / Participation (PI/P)

Training Description	Date	Attendees
▪ Cities to review current page ▪ What questions do staff receive from residents and businesses, that could be answered via this page? ▪ Cities to provide input for new page		
WVCWP Staff Training "State Standards for 4th Grade Led by: Cheri Donnelly, WVCWP Program Manager **Topics**: ▪ Review all Subjects for Enviroscape Model ▪ Set Up Enviroscape Model	**June 13, 2006**	**WVCWP (2)** Outreach Coordinator Outreach Assistant
"Influencing Behaviors Using Social Marketing" (Internet Seminar) Sponsored by "EPA's Watershed Academy". Speaker: Charlie MacPherson, and Christopher Conner *79 slides were downloaded prior to the session for staff to follow.* **Topics**: ▪ Environmental Issues ▪ Public Safety ▪ Public Health	**June 28, 2006**	**WVCWP (2)** Program Manager Outreach Coordinator

THIS PAGE INTENTIONALY LEFT BLANK

Pesticide Management Activities

City of Campbell

Town of Los Gatos

City of Monte Sereno

City of Saratoga

THIS PAGE INTENTIONALY LEFT BLANK

West Valley Communities - Campbell

Santa Clara Valley Urban Runoff Pollution Prevention Program

FY 2005-2006 ANNUAL REPORT

PESTICIDE MANAGEMENT ACTIVITES

FY 2005-2006 Work Plan Self Evaluation Matrix

Source	Task Source	FY05-06 Work Plan Tasks	FY 05-06 Accomplishments	Responsible Party
	SCVURPPP PMP (I.A.1.)	Summary of Use Track and report use of pesticides on municipally owned property. Report on use of IPM practices.	No Organophosphate pesticides were used by staff or contractors for City of Campbell, Town of Los Gatos, City of Monte Sereno or City of Saratoga in FY 05-06. All pesticide use (by municipal staff and contractors) was tracked and reported to WVCWP, for use in possible future analysis.	WVCWP to coordinate w/ Cmpbl: Sr. Civil Engr/ Public Works Supt/ Bldg Maint. Supvr LG: Parks Supt & Public Works Supervisor MS: City Manager/ Facility Mgr Stga: Parks & Street Maint Supervisor
	SCVURPPP PMP (I.A.3.) PS #3	Implement BMPS and SOPS Continue to Implement standard operating procedures and best management practices for any pesticide use by staff or contractors. Implement IPM practices as BMP when possible.	In August 2004, the West Valley Communities (WVC) revised and updated all sections of their URMPs, including their Pest Management PS. During 05-06, the WVC continued to implement the Pest Management Performance Standard (PMPS). A Pest Specific IPM Plan for "Less Toxic Turf Weed Control" was developed in FY 05-06. "Standard Operating Procedures for Pesticide Management" are being followed by staff and contractors. BMPs in general continue to be effective. WVC work with contractors to find the least-toxic method to treat resistant pest problems.	Cmpbl: Sr. Civil Engr/ Public Works Supt/ Bldg Maint. Supvr LG: Parks Supt & PW Spvsr MS: City Manager Stga: Parks Maint Spvr

West Valley Communities - Campbell

Santa Clara Valley Urban Runoff Pollution Prevention Program

FY 2005-2006 ANNUAL REPORT

Source	Task Source	FY05-06 Work Plan Tasks	FY 05-06 Accomplishments	Responsible Party
			The WVC use reduced-risk pest management in municipal facilities (parks & buildings), while fostering greater IPM awareness by sponsoring local IPM workshops (since 2001) for municipal staff, special districts and Pest Control Operators (PCOs). Staff have attended trainings on IPM (e.g., West Valley Turf Mgmt workshop on 3-22-06) and are implementing IPM practices for control of pests, as practicable. *See "Evaluation" section below for details on IPM implementation.*	
	SCVURPPP PMP (I.A.6.)	Banned Pesticides Inventory If any pesticides have been banned w/in the past FY (per EPA, State &/or local requirements), conduct an agency-wide search of chemical storage area for these pesticides. Properly dispose of these banned substances pursuant to appropriate waste disposal regulations.	All storage areas are cleaned annually, and any pesticides that are no longer legal or no longer used are disposed of according to State regulations. **Campbell:** Storage areas are cleaned quarterly. **Monte Sereno**: does not purchase or store its own pesticides.	Cmpbl: Public Works Supt/ Bldg Maint. Supvr LG: Parks Supt & Public Works Supervisor Saratoga: Parks Maint Supervisor
	SCVURPPP PMP (I.B.1.) PS#5.a	Training for Applicators Ensure that employees who apply pesticides for the agency obtain the appropriate training as required by the County Agricultural Commissioner and the State Department of Pesticide Regulation (DPR)	Any staff and/or contractors who apply pesticides meet all requirements of the County and the State. Parks & Public Works staff attended Annual Safety Training conducted by outside contractor. Training included avoiding drift, and proper disposal. **CAMPBELL:** Due to high staff turnover in 2006, Campbell has received permission from Dept. of Ag to postpone its Safety Training to August 2006, in order to allow all new employees to be in place and to attend.	Cmpbl: Public Works Supt LG: Parks Supt & PW Div Stga: Parks Maint Spvsr

West Valley Communities - Campbell

Santa Clara Valley Urban Runoff Pollution Prevention Program

FY 2005-2006 ANNUAL REPORT

Source	Task Source	FY05-06 Work Plan Tasks	FY 05-06 Accomplishments	Responsible Party
			LOS GATOS: 4/26/06 – 12 employees – presenter: Dennis Merrill, Killroy/ Sensitive Solutions Pest Control **MONTE SERENO:** no employees apply pesticides. In case of the need for pest control, a licensed Pest Control Operator will be called in. **SARATOGA:** 6/27/06 – 14 employees – presenter: Peter Howes. 2 more **Saratoga** employees gained QAC[1] cards through additional training in FY 05-06, enabling them to have a better understanding of pesticides, less-toxic options, and safe usage. [1]QAC - "Qualified Applicator Certificate", a category of the DPR Licensing and Certification Program. To be certified, the applicant must demonstrate specific knowledge on topics such as pesticide application drift problems and prevention, soil and water problems resulting from restricted use pesticides, phytotoxicity, potential for environmental contamination, etc.	
	SCVURPPP PMP (I.B.2.) PS#5.b	Training for Applicators Provide annual training on the appropriate portions of the IPM Policy, SOPs, and BMPs, and the latest IPM techniques to employees within departments responsible for pesticide application.	The West Valley communities, through WVCWP, sponsored a staff-attended IPM Training on Turf on March 22, 2006. Frank Rossi, a national expert (from Cornell University) presented guidelines for managing turf with little or no pesticides. The training included a classroom PowerPoint presentation and a field trip to examine Campbell's community athletic field turf. Additionally, the WVCWP made a video of the workshop (to transfer to CD) for parks maintenance staff to incorporate into future IPM training.	WVCWP to co-ord w/ Cmpbl: Sr. Civil Engr/ Public Works Supt/ Bldg Maint. Supv LG: Parks Supt & PW Div Stga: Parks Maint Supervisor

West Valley Communities - Campbell

Santa Clara Valley Urban Runoff Pollution Prevention Program

FY 2005-2006 ANNUAL REPORT

Source	Task Source	FY05-06 Work Plan Tasks	FY 05-06 Accomplishments	Responsible Party
			Attendees: Campbell – 16 Los Gatos – 7 (Monte Sereno, a strictly residential city, has no Parks/PW Maintenance staff and does not use any pesticides.) Saratoga – 10 100% of attendees who turned in evaluations rated the training as "worth my time to attend", and 22 out of 25 said the training would enable them to change turf management methods to reduce pesticide use. From the training, WVCWP developed a "Turf Management IPM Plan" to be used as a reference for outdoor maintenance staff.	
	SCVURPPP PMP (I.B.3.) PS#5.c	Municipal Staff Education Inform employees who are not authorized and trained to apply pesticides that they cannot use over-the-counter pesticides in or around the workplace.	In July and August of 2005 all WVC staff were reminded, via e-mail, of their municipal IPM policy to avoid using pesticides. It was emphasized that, unless trained and specifically authorized, all employees are prohibited from applying pesticides, including over the counter types.	WVCWP to provide notice and NPDES Reps to send email: Cmpbl: Sr. Civil Engr LG: PW Dir & Eng Div MS: City Manager Stga: PW Analyst
	SCVURPPP PMP (II.A.1.)	Watershed Ed. & Outreach Campaign (WE&O)[1] Attend WEO and IPM work groups and assist with continued implementation of campaign, which targets the general public	WVCWP Program Manager participates in the IPM Ad Hoc Task Group on behalf of the WVC. Project implementation and projects for consideration, which are discussed in the AHTG, are presented to City staff for appropriate follow-through.	WVCWP Staff

[1] Funded by all Co-permittees each year.

West Valley Communities - Campbell

Santa Clara Valley Urban Runoff Pollution Prevention Program

FY 2005-2006 ANNUAL REPORT

Source	Task Source	FY05-06 Work Plan Tasks	FY 05-06 Accomplishments	Responsible Party
		and includes messages about less-toxic pest control and proper disposal. Campaign features South Bay English- and Spanish-language, radio and print ads.	See PI/P Section, "Citizen Participation" & "General Outreach"	
	SCVURPPP PMP (II.A.5.) & (II.A.6)	Community & School Events Identify and attend community/school events; distribute outreach materials regarding less toxic pest control. Community Material Distribution Provide outreach to community through distribution of information via libraries, civic and community centers, and other points of social interest.	Through WVCWP, significant IPM outreach has been incorporated into educational activities and presentations in the local schools. Students have learned about pesticide runoff and the need to use less-toxic pest management strategies. This point is made when they play with the Enviroscape and watch the toxic-colored water (pesticide runoff) flow into the creeks, Bay, wetlands and Ocean where it affects sea otters, fish, wildlife and even people. Grow it guides are provided for students to take home to parents. September 20th 2005, WVCWP staff made a special evening presentation at Saratoga Library's story time for young children when the topic of the week was "water & rivers". Since parents accompanied the children materials for both age groups were given out. **Materials Distribution** For Kids - 29 Our Water Our World picture frame magnets 7 Watershed Watch magnets 31 A Child's Garden coloring books 10 Kids Guide to Backyard Bugs	WVCWP coordinate w/ Cmpbl: Sr. Civil Engr LG: Pub Works staff MS: City Manager Stga: PW Analyst

West Valley Communities - Campbell

Santa Clara Valley Urban Runoff Pollution Prevention Program

FY 2005-2006 ANNUAL REPORT

Source	Task Source	FY05-06 Work Plan Tasks	FY 05-06 Accomplishments	Responsible Party
			For Adults- 5 Bay Begins Here 14 Grow It Guides (colorful fan of pest control & gardening) 12 HHW recycling & disposal of toxic household items 1 West Nile Virus 3 Draining Pools & Spas 2 Doorhangers "Dumping into Storm Drains is Illegal" The Enviroscape presentation drew parent's interest; they spent time reviewing the materials to find out what the Program was about. **See PI/P Section, "Citizen Participation" & "General Outreach"**	
	SCVURPPP PMP (II.A.7.)	Web Site Update and publicize web sites to promote IPM and reduce pesticide use.	WVCWP website's "Take Action" page was updated for spring/summer gardening season. A link takes viewers to the "Our Water Our World" IPM website. Text & graphics reinforce the subject: "Overwatering can carry toxic Pesticides and harmful Fertilizers into our Water" & "Manage Garden Pests to Protect Our Homes & Water". **City of Campbell** web site's Public Works page links to the Program BMP Tri-fold "Landscaping, Gardening & Pool Maintenance". **Town of Los Gatos** web site contains a Stormwater page with suggestions on organic gardening, preventing pesticide runoff, and safe pesticide disposal. **City of Saratoga** web site's Home page features a link to HHW for proper pesticide disposal.	WVCWP Staff WVCWP to coordinate w: Cmpbl: Sr. Civil Engr LG: Snr Eng Tech MS: City Manager Stga: Pub Wks Analyst

West Valley Communities - Campbell

Santa Clara Valley Urban Runoff Pollution Prevention Program

FY 2005-2006 ANNUAL REPORT

Source	Task Source	FY05-06 Work Plan Tasks	FY 05-06 Accomplishments	Responsible Party
	SCVURPPP PMP (II.A.9.)	Coordinate with the Master Gardeners program Use their services to train residents (as their budget allows). Provide IPM training and information on water quality impacts of pesticide use to Master Gardeners as needed. Provide IPM literature for distribution at MG classes	During FY 05-06, the Master Gardeners (MG) presented classes at Campbell Community Center, open to all local residents. The series included two 6-session classes, one 4-session class, & a 1 session class, all of which included discussion of IPM. WVCWP provided IPM materials for distribution during appropriate discussions. Approximately **45** students received 10 different materials (= 450 IPM pieces distributed); extra materials were available for class members to share with friends/neighbors.	WVCWP Staff
	SCVURPPP PMP (II.A.10.)	Media Relations If budget is available, continue to fund BASMAA Regional Media Relations Campaign[2] featuring pitches to Bay Area media and responses to breaking news on pesticide-related topics	The West Valley Communities participate in and support the BASMAA Regional Media Campaign through SCVURPPP funding & participation in the Watershed Education and Outreach Group.	Funding by WVC and participation by WVCWP Staff
	SCVURPPP PMP (II.A.12.)	Media Relations Prepare and pitch IPM stories and press releases to local media, as appropriate.	Gardening Columnist for 3 local weekly papers received a press release/invitation to attend the March 2006 WVCWP IPM Workshop on Turf Management. Reporters for at least two local newspapers attended an awards ceremony for an Environmental Action Award presentation to a Saratoga student who chose to receive his award at a West Valley meeting at Monte Sereno City Hall so that WVCWP would gain publicity. The Los Gatos Daily new ran an article about the student and the West	WVCWP Staff

[2] Funded by all Co-permittees.

West Valley Communities - Campbell

Santa Clara Valley Urban Runoff Pollution Prevention Program

FY 2005-2006 ANNUAL REPORT

Source	Task Source	FY05-06 Work Plan Tasks	FY 05-06 Accomplishments	Responsible Party
			Valley Clean Water Program. See PIP Section	
	SCVURPPP PMP (II.A.13.)	"Pesticide User Outreach" project[3] Assist, as appropriate, with implementation of local components of the project. Target residential & commercial users. (See Program's FY 05-06 Work Plan).	The WVCWP Manager attends SCVURPPP's IPM Ad Hoc Task Group meetings. The WVCWP helped staff the Home & Garden Show" in San Jose, May 6th & 7th. WVCWP staff also provided Educational outreach and distribution of IPM materials and gifts in the garden center at Orchard Supply Hardware's tax-free weekend event in the fall of 2006. See PI/P Section "General Outreach"	WVCWP Staff
	SCVURPPP PMP (II.A.14.)	Special Districts Provide information on less toxic pest control (e.g., IPM techniques, municipal IPM policies, model contract language, training opportunities, etc.) to neighboring special districts (e.g. sanitary, open space districts, and school districts) as appropriate.	All local School Districts and private golf club staff were invited to attend WVCWP's free IPM training on "Turf Management" in March 2006 (this year's training subject was not applicable to the needs of other special districts). One Golf Course Supervisor attended the training.	WVCWP Staff
	SCVURPPP PMP (III.A.1)	IPM Partnership Program Provide IPM fact sheets and other materials to pesticide retailers to facilitate point-of-purchase outreach. Visit stores as necessary to determine continued participation. Document material distribution.	The West Valley communities support SCVURPPP's IPM Partnership with local nurseries. They continue to provide IPM materials and education at the local Summerwinds Garden Center through staff support and funding of the "Our Water Our World" program. In FY05-06, WVCWP staff attended OWOW training to learn how to dress store aisles with shelf talkers to make finding safe gardening products easier for customers. See PI/P Section "General Outreach"	WVCWP Staff

[3] Funded by all Co-permittees.

West Valley Communities - Campbell

Santa Clara Valley Urban Runoff Pollution Prevention Program

FY 2005-2006 ANNUAL REPORT

Source	Task Source	FY05-06 Work Plan Tasks	FY 05-06 Accomplishments	Responsible Party
	SCVURPPP PMP (III.B.2)	Pest Control Operators Continue to build a database of licensed structural and landscape maintenance PCOs.	A database of West Valley PCOs has been established; over 75% of local pest management businesses are based in the City of Campbell. By collecting ads that come in the mail from local pest control services, WVCWP staff continue to build the database with new business names and addresses. This database will be useful to invite local businesses to IPM workshops.	WVCWP staff
	SCVURPPP PMP (III.A.4)	Municipal contractors (PCOs) Require PCOs contracted by municipality to implement BMPs through contract specifications.	PCOs have received copies of municipal IPM Policies and requirements. PCOs are required to operate according to the municipal requirements stated in the city's Pesticide Management Performance Standard.	Cmpbl: Sr. Civil Engr / Public Works Supt/ Bldg Maint. Supvr LG: Public Works & Public Works Spvsr MS: City Manager Stga: Public Works Dir/Parks Maint Supvsr
	SCVURPPP PMP (IV.A.2.)	PCO Reporting Track and report PCO use of pesticides on municipal property.	All pesticide use by PCOs is tracked and reported to WVCWP for annual reporting.	WVCWP to coordinate with: Cmpbl: Sr. Civil Engr / Public Works Supt/ Bldg Maint. Supvr LG: Public Works & Engineering MS: City Manager Stga: Parks Maint Spvsr

West Valley Communities - Campbell

Santa Clara Valley Urban Runoff Pollution Prevention Program

FY 2005-2006 ANNUAL REPORT

Source	Task Source	FY05-06 Work Plan Tasks	FY 05-06 Accomplishments	Responsible Party
	SCVURPPP PMP (V.A.1)	Commercial Business Education Continue ICID Inspector's education program targeting retail food facilities through distribution of "Don't Set a Table for Pests".	WVCWP Inspector distributes outreach material *("Don't Set a Table for Pests")* when conducting Restaurant Inspections. Pilot visits; **16** were given to local restaurant managers. (in Campbell, Los Gatos & Saratoga) in FY05-06. City of Monte Sereno has no commercial businesses.	WVCWP Inspector
	SCVURPPP PMP (V.A.3.)	HHW Collection Ensure that adequate pesticide disposal services exist for residents and conditionally exempt small quantity commercial generators.	All WVC contribute to the County HHW disposal program. Saratoga: due to serious budget deficiencies, Saratoga this year contributed only the minimum funding for HHW (in previous years, Saratoga's funding has enabled an annual free drop-off for WV residents at WV Community College). The City subsequently learned that Saratoga residents make extensive use of the HHW facilities, and the funding was expended early in the year, resulting in hundreds of calls to City Hall requesting increased funding to allow residents to make greater use of the HHW program. This funding has now been reinstated.	Cmpbl: Sr. Civil Engr LG: Dir of Public Works MS: City Manager Stga: Public Works Director
		Publicize HHW Collection Work with HHW collection agencies to support, enhance, and help publicize programs for proper pesticide disposal.	The HHW recycling and disposal brochure is one of the WVCWP's most popular handouts. Residents never fail to be interested in or ask about proper and safe disposal of any potentially toxic material. West Valley communities distribute the HHW brochure at every community event. The brochure provides the phone number to make an appointment with the County HHW service to drop off unwanted pesticides and other toxic waste. See PIP section.	WVCWP staff

West Valley Communities - Campbell

Santa Clara Valley Urban Runoff Pollution Prevention Program

FY 2005-2006 ANNUAL REPORT

Pesticide Management Activities Evaluation

PESTICIDE USAGE REDUCTION MEASURES – Pest Specific

CITY OF CAMPBELL

Campbell is implementing IPM in the following situations:

On-going - Yellowjackets:

- Campbell uses traps as the main means of control.
- Parks Maintenance staff tries to clean off picnic tables to prevent attracting wasps and ants.
- If a wasp nest in a tree requires treatment, the PCO uses a non-residual pesticide, and closes the hole in tree so wasps can't return to nest. Parks staff use home insulation spray foam to close the nest/hole; treatment has been successful in preventing return of wasps.
- Staff is evaluating new traps which use pheromone to attract wasps, dry fish to bring them into trap, and soap inside trap, which kills in 5-15 seconds

On-going - Weeds:

- Campbell uses a chipper to create mulch from green waste; this mulch is used for weed control wherever possible.
- Work Furlough labor hand hoes weeds where possible.
- Staff is investigating use of black plastic for 'solar control' of weeds, and determining spots where this would be feasible.
- Staff has been using the tractor with a boom mower for mowing weeds, instead of spraying roadsides and similar areas.

On going - Insects:

- **In 02-03,** Campbell controlled an Ash Whitefly infestation with a natural predator, a minute wasp. Since the wasps were ordered and released, they have continued to suppress the Whitefly population.
- Staff is identifying insects and utilizing IPM when appropriate instead of using insecticides
- Campbell has significantly reduced the spraying of pesticides for infestations of aphid and scale in the Urban forest by employing non-toxic horticultural oils and soaps. Unfortunately, the City has numerous street trees with aphid and scale infestations, and the less-toxic methods, including spraying with ultra-fine oil, have not had a noticeable impact on this pest population. Despite the aphid and scale problem, the City has used NO organophosphate sprays to control the insects and **has implemented a program of injecting the infested trees with a systemic insecticide instead of a spray** (a spray might affect other areas than the targeted site; the systemic chemical stays within the tree). This is in keeping with the City of Campbell IPM Plan. Staff will

continue to investigate less-toxic control methods for aphids and scale insects.

IPM Solutions: City staff have participated in implementation of new County computerized "IPM solutions database input/response", which allows input of a pest problem and a response with IPM solutions. Staff refer to this database as needed.

Building Maintenance: In City buildings, sanitation is being stressed as a means to prevent pest infestations (ants, mice, etc.) so that chemical controls will not be needed.

- The only pesticides used by Campbell's Building Maintenance Dept. and their contractor are an over-the-counter ant insecticide (this is a cyclohexenone derivative, used only as a last resort with certain employees who refuse to work with ants in their work space) and a rat bait (Bromethalin) – also used only as a last resort when traps are unsuccessful.
- Campbell is going to great lengths to avoid using toxic pesticides: In June 2006, the City chose to trap, rather than poison, two skunks that were in Campbell's historic Ainsley Bldg. The City called Animal Control and together they used cat food to draw the skunks to the traps and then forced them into the traps. The skunks sprayed City staff but were safely removed.
- For smaller rodents in buildings, snap traps are used.

RESULTS OF PESTICIDE USE REVIEW FY 05-06:

Campbell has taken a strong stance on pesticide use reduction in recent years, as evidenced by the extensive involvement in IPM training by City staff. The City's PW Superintendent and Parks Supervisor have actively been involved in regional IPM planning meetings and workshops. The Parks Supervisor has been participated in nearly all of the Regional Public Agencies IPM Exchange meetings, including the June 27, 2006 meeting hosted by the Urban Pesticide Pollution Prevention Project (Laura Speare, Project Manager).

The Public Works Superintendent participated in the Tenth Annual Integrated Pest Mgmt Conference at Cal Poly, San Luis Obispo on June 8th and 9th 2006. He attended thirteen hours of training which covered the following: 1) biological control of Insects, 2) weed identification, 3) common diseases of turf, and mechanical control, 4) pest management in landscape, 5) nematodes in ornamental planting, and 6) a palm pest symposium.

West Valley Communities - Campbell

Santa Clara Valley Urban Runoff Pollution Prevention Program

FY 2005-2006 ANNUAL REPORT

Field Activities:

Through use of IPM practices Campbell was able to eliminate use of any OP pesticides for the past 4 years, as compared to using 3.7 oz of diazinon for ant control in 01-02. Campbell has decreased it's use of pesticides by using oils and soaps to control aphids and scale in the urban forest.
The City is making an effort to stress prevention (prevent weed growth, prevent pest infestations) where possible. Campbell is moving into use of IPM, mechanical and cultural controls, rather than chemical controls, as much as possible given budget and staff limitations.

Over the past several years, the Public Works Dept. has instituted improved methods of weed control in some parks and roadsides, such as using green waste to make wood chips, used as mulch to prevent weed growth. For the past 2 years, the City has been using its new specialized tractor with boom mower for mowing roadside & park weeds and to avoid spraying.

The City Public Works Dept. has instituted use of more pest resistant trees and shrubs to minimize the need for pesticides; these efforts include removal of certain tree species (such as Tulip and Raywood Ash trees) from the City of Campbell's approved Street Tree List.

IPM Plan
for
"High Use / No Pesticide / Low Budget TURF"

Goals:

- Reduce use of pesticides for weed control through turf management methods which produce healthy turf and discourage weeds.
- Determine weed treatment threshold - the maximum number of weeds that can be tolerated at a site without causing unacceptable damage, hazard, or nuisance.
- Incorporate latest research on less-toxic methods for generating and maintaining healthy turf.
- Train staff annually on newest management practices which encourage healthy turf and discourage weeds
- Develop successful management practices tailored to municipal turf sites, based on site characteristics and horticultural practices applicable to those characteristics (i.e. frequent overseeding for high-traffic areas, amendments to clay soil, etc.)

Tolerance level for weeds:

- Low to zero in public areas

Turf Management facts:

- Turf sites should be tested for chemical and soil characteristics to facilitate optimal decisions on turf management.
- Correct use of soil amendments (compost) along with proper aeration reduces compaction and encourages healthy turf.
- Proper mix of turf types (Kentucky Bluegrass base, rye and fescue overseeding) helps ensure healthy turf in high-traffic areas
- Regular, frequent overseeding is a successful, non-toxic means of reducing weed problems in turf.

For additional information, visit:

http://turf.lib.msu.edu - go to the "Turfgrass Information" file

Managing Turf to Prevent Weed Problems: OUTLINE

INITIAL STEPS: ANALYSIS

Chemical & Physical Analysis

- *SITE TESTING:*
- *AMENDMENT TESTING:*

Use Analysis

- *"WHEN" Does It Get TRAFFIC?*
- *WORK WITH STAKEHOLDERS:*
    - *"FIELD ASSESSMENT SPREADSHEETS"*
- *WHERE is the TRAFFIC?*

Turf Analysis

TURF MANAGEMENT

Compaction Management:

CORING & AERATION:

Aeration with "knives"

Amending / Layering

FOR A CLAY-BASED FIELD:

- Creating good surface drainage through coring and amending:
- Compost Amendments for establishing turf:
- Sand Amendments:
- Peat / Sand Amendments:

Mowing

MOWING & DENSITY

Fertilizer

FERTILIZER TIMING

FERTILIZER CHARACTERISTICS

Slow-release vs. Urea (Ammonium sources of nitrogen):

Fertilizer vs. Corn Gluten Meal

Seeding/ Overseeding

EFFECTIVENESS OF SEEDING FOR WEED CONTROL

IMPLEMENTATION OF OVERSEEDING

Frequency/ amount of seeding

FIELD STRUCTURE

BUDGETING

ANNUAL EVALUATION OF EFFECTIVENESS

Managing Turf to Prevent Weed Problems

MAINTENANCE & MANAGEMENT

Careful management and maintenance are the best means of preventing weed invasions. Many different aspects of turf maintenance can affect weed growth. These include (but are not necessarily limited to) seeding, fertilizing, irrigation, aeration, soil amendments, top-dressing, and mowing. Management, such as choosing the most appropriate grass seed for the turf use, is also very important.

INITIAL STEP: ANALYSIS

If we want to use less pesticides & fertilizers, we need to know more about the biological systems of the turf and weeds/ pests. When we know more about why the weed/ pest is there, we can deal with it better.

Chemical & Physical Analysis

SITE TESTING: It's important to get the site tested. At a minimum, get a **physical analysis** before doing any soil amendment activities. It can even be important to get a breakdown of any sand in the soils: i.e. is it fine sand - which is almost silt, or is it course sand - which has different properties.

A report listing a "sandy loam" could have a sand that's mostly a fine sand. Or what appeared to be silt could also contain clay, which is smaller and has a negative charge.

A **chemical analysis** can help determine if any constituents of an amendment could lead to problem levels of a chemical/mineral, such as phosphorus.

AMENDMENT TESTING: It's also important to get any compost tested – some amendments may contain 20% - 30% clay, which would be detrimental to the site.

⇨ The ratio of Carbon/Nitrogen should be close to, but not more than, 30/1 (i.e. 30 units of Carbon/ 1 unit of Nitrogen).

⇨ The compost needs to have 60-80% organic matter, and should have minimal 'fine particles'.

Use Analysis

Traffic on the turf causes wear, which can result in deteriorating turf and thus presenting an opportunity for weeds to grow.

Wear is abrasion to the grass and compaction of the turf and soil due to the downward pressure of many feet. Compaction will be even worse when there is clay in the soil.

Heavy traffic can also result in a lack of recovery time for the turf; recovery time is needed for the turf to replenish broken stalks and restore turf density.

"WHEN" Does It Get TRAFFIC?

Determine when much of the heavy traffic occurs; i.e. is in the fall due to football and soccer activities? During the fall and winter, turf is slow growing and doesn't regenerate well, which compounds the problem of heavy traffic.

The WV Communities locale has a generally uniform growth pattern due to irrigation – but it still grows more slowly when there is less sunlight (shorter days) and cooler weather. Lots of traffic during the depressed growth periods causes a problem for the turf. This includes intense practice sessions - before an official sports 'season' begins, such as in early Spring, or in Fall, when days are shorter. Timing of your fertilization and seeding is determined by when the traffic falls.

WORK WITH STAKEHOLDERS:

"FIELD ASSESSMENT SPREADSHEETS"

Meeting with users of the fields allows an opportunity to work together to determine thresholds, and helps users to understand the requirements involved in maintaining usable turf.

"Field Assessment Spreadsheets": Use these to meet with sports associations to discuss use of the fields. If the # is greater than 35, you have to re-assess use, consider renovation. A range of 11-20 is pretty good. Engage the people who use the field; work together to make the fields usable within the limitations of the municipal budget and limitations of the turf (soil, climate, etc.). Filling out the sheet together helps users understand what they may have to tolerate, and to work together with municipal staff to set a realistic target.

WHERE is the TRAFFIC?

Where on the fields is help needed most?

For example, the corners of the soccer fields don't get much wear compared to the center. The logical way to save money and labor is to concentrate most of fertilization and other management activities mostly in the center of the field.

Soccer field: center = approx. 40,000 sf

Football field: Between the 20 yd lines, and in between the hash marks = 16,000 sf

A whole field = approx. 80,000 sf. (2 acre field)

These heavily used (center) areas need 3-4x the amount of resources as the corners.

➔ Make 2 applications/year in the corners, 6-8 apps/year in the center

TURF MANAGEMENT

Compaction Management

The 1st line of defense is compaction management. Over-use can cause compaction.

CORING & AERATION:

⇨ The best fields are cored between every month to every 6 weeks. The benefits of coring are short-lived & only last 3-4 weeks, so it must be done frequently.

If it's not possible to core this frequently, it is at least necessary to aerate.

Coring (& aeration) promote:

- nutrient release
- increase in microbial activity
- increase in rooting activity
  - In a sand situation, this will Increase Organic Material coming to surface

During the season when you can't core, use needle tines to get water and air in, in order to improve the environment to allow increased rooting.

Factors in coring:

- Don't core when soil is too wet.
- Need to affect 10-15% of the surface (2-4" spacing of vertical drive machine is better than the 8-10" spacing).
- Use the 8-10" for bringing up soil to create bed for seeding.
- In the center of the field do it every 4-6 weeks, the corners of the field, maybe only once a year, since corners don't have much compaction.

Aeration with "knives"

1 form of aeration is to use an "Aerways" aerator. This uses huge blades, placed on an angle, to cut down through the turf and soil. They cut down 18-20". The Aerways actually shakes the soil. It's good to use it when the soil is dry. By shattering the layers of soil, it doesn't just affect the surface. The shattering will occur more when the soil is dry.

The "Vertidrain" is similar to the Aerway, but the knives are placed at more of an angle. It is recommended to be used a few times a year on high use fields. It has a lever which allows the blades to go down in straight, then kick on the way out; this forces shattering and loosens the whole soil profile.
Outsource: To have a 7 acre site treated with a Vertidrain can cost about $2,000 - $2,500.
When using the Aerways or Vertidrain, the turf is not left with holes in the soil, which can be hard to fill in adequately.

When doing serious amending or seeding, it's necessary to pull out cores so the amendment can replace the cored soil, or so the cored soil can be spread to make a seedbed.

⇨ Once in a while it's important to break up any layer that's being created by using the same length of tines consistently (i.e. use the Vertidrain to shake up the soil profile). One reason that layers need to be broken up is because the layers keep the water from percolating evenly.

Amending / Layering

FOR A CLAY-BASED FIELD:
The first line of defense has to be surface drainage. Water standing on the surface makes the compaction worse. In order to fix a clay soil, it's necessary to create good surface drainage.

Clay subsoils have an infiltration rate of about 0.10 – 0.30" per hour
By composting with the right amount of organic matter, it's possible to increase the infiltration rate by 10 fold, as well as encouraging turf growth with the nitrogen, etc. in the compost.

Creating good surface drainage through coring and amending:
⇨ Mow down to 1"; then core & hollow tine in several different directions; remove the cores, aerate, spread with top dresser 1 time: put it down, brush it in, water it in, then repeat the amendment several days later. It's a weeklong process to do amending. The key is to have a good source of compost.

⇨ One time/year do the amending, and several times per year do the top dressing. After 3-5 years of this, there will be a real improvement in the turf. A good source of compost is needed in order to be able to do this consistently.

However, after 5 - 7 years with compost, you can get phosphorus build-up and runoff, which can affect local drinking water supplies. A solution is to compost for 3-5 years, then stop for a while.

Compost Amendments for establishing turf:
Manure or biosolids compost is the best.
Yard waste is the worst.

Manure is a Biosolid, a combination of Carbon & Nitrogen
The ratio of Carbon/Nitrogen should be less than 30/1 (i.e. 30 units of Carbon/ 1 unit of Nitrogen).

- Microbes/ microorganisms etc. need the carbon to grow and then need the nitrogen. The grass also needs the nitrogen. For example, a 40/1 ratio causes too much growth of microbes and they compete with the grass for the nitrogen (grass will yellow).

- The compost needs to have 60-80% organic matter.
- Need as little 'fine particles' as possible.
- Possible weed problems with manure: have it checked first through testing.

Sand Amendments:
If amending with sand, **don't use pure sand**.
⇨ For each 1" of clay you need 8" of sand. Putting in anything less than that will end up as cement. The bridge differential between the 2 particles causes it to set up as cement.

⇨ The ideal sand size for clay soil is medium to somewhat coarse.
Do test for sodium levels in the sand before purchasing it - with rainfall and irrigation, salts in the sand can leach out. Then, if the sodium level was high, the grass seed won't establish well.

If a salt problem has developed, gypsum can be helpful. However, in general gypsum will not improve the soil – it won't help soil structure.

Putting **sand on top of clay** can improve drainage (create a big crown on the field and cap with 5-6" of sand), BUT a completely different grass-growing environment is needed; this is more appropriate for golf courses than municipal fields. It's not a forgiving environment and it's harder to actually get grass to grow well.

Peat / Sand Amendments:
Peat can be good when it's blended properly with sand, but it's not really cost effective. Peat may be more degraded than compost, whereas a manure compost can reduce the turf's nitrogen demand 30% over 3-5 years.

Mowing

MOWING & DENSITY
⇨ Mow at between 2" & 3". It's important to pick a height and stick with it, i.e. 2" or 3" - not 2" one mowing and 3" the next. Get the mower on a smooth paved area, and measure the blade height with a ruler.

➔ ***Fertilizer Vs. Mowing Frequency***
Increasing the mowing from 1x to 2x per week increases the wear tolerance about 50%. The reason is that increased mowing results in increased density of turf roots.

Fertilizer

FERTILIZER TIMING

⇨ 0.5 - 0.75 lbs of Nitrogen per month, every month can be applied in our area due to the fairly uniform growing season. Cooler weather in conjunction with longer days promotes good root growth. This would be early Spring and late Fall (Feb.-March & Oct.-Nov.).

FERTILIZER CHARACTERISTICS

⇨ A pH between 5 & 8 is okay; the ideal range is between 6 & 7. Elemental sulfur can be used to bring idown the pH, and lime can be used to bring it up.

Slow-release vs. Urea (Ammonium sources of nitrogen):

A comparison was done for Urea vs. Polyon. Polyon is a sustained release fertilizer – one application disperses over the whole season/24 weeks. Polyon saves money on labor for application vs. urea (1 application/season for Polyon = 5 applications/season of urea). Polyon cost 3x as much as urea.

⇨ The study showed that the cost equaled out when applied to @ 30,000 sq ft or more (@$15/hr labor.

➔ Combine a slow release fertilizer, spread over the entire field, with frequent applications of a cheaper regular fertilizer over the high traffic areas.

This system will also mean that the whole field doesn't have to be closed for fertilizing; teams can practice on the areas where sustained-release was applied, when an additional application is being made to the high-traffic areas.

Fertilizer vs. Corn Gluten Meal

For Corn Gluten Meal, the anecdotal evidence says it works well as pre-emergent in ornamentals. Evidence also shows it works well in turf - however, basic fertilizer (ammonium sulfate) does the same thing.

For 10-0-0 fertilizer with some pre-emergent herbicide effects vs. Corn Gluten Meal, the fertilizer has the same results in controlling crabgrass. Since CGM costs 10x as much as regular lawn fertilizer it doesn't appear to be cost-effective.

Seeding/ Overseeding

EFFECTIVENESS OF SEEDING FOR WEED CONTROL

Use of regular, frequent overseeding will make a big difference in maintaining turf density which will help keep weeds out, and will promote a quality turf without pesticides. Overseeding is an effective weed control measure for high-use / low-input fields that need a low cost solution to keep the turf in shape.

If a field starts out with dense turf, it has been shown that putting on any seed on a weekly basis will maintain turf density despite heavy traffic. Studies showed that plots overseeded did much better than those not seeded. In plots not overseeded during heavy use periods, turf density went down to 20%. A year after ending the study, the overseeded area still kept out the crabgrass.

IMPLEMENTATION OF OVERSEEDING

⇨ Anytime seed is being put down, make a phosphorus application.
⇨ The critical point for successful overseeding is regular, appropriate frequency, rather than the amount of seed applied.

Recommended seeds
⇨ ***Coventry Kentucky Blue Grass*** provides a good base turf. Many of the highest quality sports fields have Kentucky Blue Grass base, which is seeded throughout the season, (then overseeded with perennial ryegrass). The Bluegrass rhizomes are necessary to knit the field together. However, it's not effective to overseed frequently with KBG because it takes too long to germinate and establish.

⇨ Ryegrass and Tall Fescue varieties are effective for overseeding:
"Citation" perennial ryegrass
"Jaguar" tall fescue

Frequency/ amount of seeding
During a dry year, 8-10 lbs/1000 sf of overseeding weekly may be necessary in order to get a good density.
⇨ Irrigated fields: During a good year, or with irrigation, only 2 lbs of seed/1000 sf were needed for weekly overseeding to be effective.

⇨ In a study, the turf was drop-seeded weekly. The plots were mowed at a 3" height. They were fertilized in June and September.

FIELD STRUCTURE

Field structure can be used to help facilitate healthy turf growth, for example structural changes which promote good drainage. Bring a drain pipe to the surface in a low spot, have the pipe go to a pipeline so it will drain away standing water in the low spots.

Standing water tends to be a problem where irrigation lines are all hooked up in 1 straight line (1 sprinkler line runs the whole length of the field), so that low & high spots are getting the same amount of water. This may result in enough irrigation for high spots, but with too much for the low spots.

One solution is to "Zone" the irrigation system. It's also better to have it the turf bit on the drier side than too wet. Drier turf is better for preventing disease and promoting rooting.

For soccer fields, changing the structure of the goal mouth area can improve turf growth. The goal mouth gets the most wear, so crown it (about a 2" crown) to promote drainage and help address the wear. Start from outside the goal box to create a crown across the front area.

Crumb rubber can be used as a top dressing on field sidelines, off the playable surface. This protects the growing point and extends the growth period (due to black rubber holding in heat during cold weather).

BUDGETING

If turf is well managed, and use of pesticides can be decreased, then most of the former Pesticides Budget can be spent on labor and seed.

ANNUAL EVALUATION OF EFFECTIVENESS:

Evaluation of effectiveness of turf management for weed control is primarily conducted by visual and site inspections, and customer complaints.

More information on this topic is available at:
http://turf.lib.msu.edu - go to the Turfgrass Information file

Campbell, Los Gatos, Monte Sereno, Saratoga

West Valley Communities

FY 2005-2006 ANNUAL REPORT

Training Summary: Pesticide Management

TRAINING DESCRIPTION	DATE	ATTENDEES
ANNUAL WEST VALLEY IPM WORKSHOP – Attended by WVCWP, Campbell, Los Gatos, & Saratoga Staff		
West Valley Turf Mgmt Workshop Sponsored by West Valley Communities Presented by Frank Rossi, a national expert from Cornell University A national expert from Cornell University presented a PowerPoint presentation. One hundred percent of attendees who turned in evaluations rated the training as "worth my time to attend", and 22 out of 25 said the training would enable them to change turf management methods to reduce pesticide use **Topics:** ▪ Guidelines for managing turf with little or no pesticides ▪ Field trip to examine Campbell's community athletic field turf Planting to Encourage ▪ From the training, WVCWP developed a "Turf Management IPM Plan" to be used as a reference for outdoor maintenance staff. Training was attended by all Parks Maintenance staff (or presentation was given later to staff). One local private Golf Course Superintendent also attended. The WVCWP made a video of the workshop (to transfer to CD) for parks maintenance staff to incorporate into future IPM training sessions.	March 22, 2006	**Campbell** **City of Campbell (16)** Public Works Park Supervisor Maintenance Staff **Los Gatos (7)** Parks & Forestry Superintendent Public Works Supervisor Parks & Maint Workers **(6)** **Monte Sereno** No parks or medians Under Monte Sereno jurisdiction. **Saratoga (10)** Parks Supervisor Parks Lead Worker Parks Maintenance Workers (8) **Saratoga Country Club (1)** Golf Course Superintendent

Campbell, Los Gatos, Monte Sereno, Saratoga

West Valley Communities

FY 2005-2006 ANNUAL REPORT

Training Summary: Pesticide Management

Our Water our World		
Less Toxic Pest Management "Our Water our World" Training conducted by Annie Joseph The West Valley communities support SCVURPPP's IPM Partnership with local gardening. IPM materials and education were provided at the local Orchard Supply Hardware Garden Center through staff support and funding of the "Our Water Our World" program. In FY05-06, WVCWP staff attended OWOW training **Topics:** ▪ Shelf talkers ▪ Point-of-purchase outreach	May 11, 2006	**WVCWP (1)** Public Outreach Assistant
Public Agencies IPM Exchange		
Public Agencies IPM Exchange Led by Laura Speare – **Topics:** • Update on Regional Projects • Presentation: Using Effectiveness Measurement-Case Study • Discussion: Effectiveness Evaluation • Discussion: Contract Mechanisms To Ensure IPM Use • Wrap up/Future Meeting Topics	June 27, 2006	**Campbell (1)** Park Maintenance Supervisor
Campbell Only Training Attendance		
10th Annual Integrated Pest Management Conference Cal Poly – San Luís Obispo	June 8, 2006	**Campbell (1)** Public Works Superintendent

Campbell, Los Gatos, Monte Sereno, Saratoga

West Valley Communities

FY 2005-2006 ANNUAL REPORT

Training Summary: Pesticide Management

The Public Works Superintendent participated in the Tenth Annual Integrated Pest Mgmt Conference at Cal Poly, San Luis Obispo. **Topics:** ▪ Biological control of Insects ▪ Weed identification common diseases of turf, and mechanical control ▪ Pest management in landscape ▪ Nematodes in ornamental planting palm pest symposium		
Los Gatos Only Training Attendance		
Annual IPM Training for LG staff_Training for Applicators Training conducted by outside contractor. Presenter: Dennis Merrill, Killroy/ Sensitive Solutions Pest Control **Topics:** ▪ Best Management Practices to be employed	April 26, 2006	Los Gatos: Parks Supt & PW Div (12)
Saratoga Only Training Attendance		
Annual IPM Training for Saratoga Staff Training conducted by outside contractor. Speaker: Peter Howes, Consultant **Topics:** ▪ Best Management Practices IPM	**April 27, 2006**	**Saratoga** – 14 employees

Mercury Pollution Prevention Activities

City of Campbell

Town of Los Gatos

City of Monte Sereno

City of Saratoga

THIS PAGE INTENTIONALY LEFT BLANK

CAMPBELL

Santa Clara Valley Urban Runoff Pollution Prevention Program

FY 2005-2006 ANNUAL REPORT

MERCURY POLLUTION PREVENTION ACTIVITES

FY 2005-2006 Work Plan Self Evaluation Matrix

Source	WP Task	FY05-06 Work Plan Tasks	FY 05-06 Accomplishments	Responsible Party
	Mercury Plan (I.D.)	Mercury Policy Continue Implementation of mercury policy requiring the virtual elimination of mercury from controllable sources in urban runoff from agency operations.	Campbell adopted its mercury policy in FY 03-04 and continues to implement the policy. Campbell has continued its Battery Recycling Program handled by Building Maintenance Dept. Collection buckets are available in all departments. The City collects all dry cell and wet cell batteries as a service to employees.	Sr. Civil Engineer/Public Works Supt/ Bldg Maint. Supvr
	Mercury Plan (I.E.)	Guidelines Continue implementing the guidelines for the phase-out of mercury-containing products (MCPs). Phase-out will coincide with replacement of MCPs on an as needed basis.	Reduction of mercury-containing products is being implemented. Research on alternatives to mercury-containing products has been conducted and implemented wherever possible.	Sr. Civil Engineer/Public Works Supt/ Bldg Maint. Supvr
	Mercury Plan (II.C.)	Disposal of Mercury Containing Products Track recycling, replacement, and reduction in use of mercury-containing products. If feasible, document quantities of fluorescent lamps from City buildings and departments, which are disposed of at Hazardous Waste Collection facilities in FY 05-06[1].	The City's used fluorescent bulbs were accumulated from Nov. 2004 – March 2006. The following numbers of bulbs were collected and disposed of by the City's HHW contractor. (AERC Recycling Solutions of Hayward, CA). 133- U Shape and compact, 589- 4 foot, 17- 8 foot All mercury-containing items are removed via hazardous waste disposal contractor. City employees put used batteries in recycle bins located throughout city departments for removal by hazardous waste disposal.	Sr. Civil Engineer/Public Works Supt/ Bldg Maint. Supvr WVCWP to report

[1] Tasks for documenting and reporting quantities of mercury-containing products disposed of by city will take into consideration whether it is possible to keep detailed records of each mercury-containing product (fluorescent lamp) disposed of by municipality.

CAMPBELL

Santa Clara Valley Urban Runoff Pollution Prevention Program

FY 2005-2006 ANNUAL REPORT

Source	WP Task	FY05-06 Work Plan Tasks	FY 05-06 Accomplishments	Responsible Party
	Mercury Plan (V.A.)	Fluorescent Light Recycling Program Continue Implementation of an outreach program to educate small businesses and conditionally exempt small quantity generators about recycling fluorescent lights. Coordinate educational outreach with fluorescent light recycling events sponsored by HHW.	*Fluorescent Light bulb Recycling Flyer* WVCWP updated its flyer created last year, listing local drop-off points (5 hardware stores) which are part of the fluorescent bulb drop-off program. Hours and location of stores are listed, along with HHW contact info. The flyer reminds readers that **it's illegal to put fluorescent bulbs in the trash or in regular recycling bins**. The flyer was distributed at all West Valley community events.	SCVURPPP & WVCWP to co-ord w/ HHW staff
		Develop, advertise & conduct West Valley E-Waste Recycling Event **Additional Task – Not in Workplan**	*January 28, 2006 **Free** Hazardous Waste Recycling Event* - for recycling TVs, monitors and laptops. Event was sponsored by the four West Valley Cities through West Valley Clean Water Program. It was held at Los Gatos Public Works parking lot. Los Gatos & Saratoga and WVCWP (for Campbell & Monte Sereno) staffed the event. West Valley businesses, residents and schools were invited to participate. **WVCWP staff hired and worked with Carl & Manor Ad Agency to create flyers, posters, a press release, and a newspaper ad** to raise awareness in the West Valley communities about E-waste and about the Clean Water Program in general. Ads, articles and flyers relayed the message that E-waste can leach toxic metals (i.e., mercury) into our water, and that by using a responsible recycler we people can help prevent export of our waste to foreign dumps where mercury leaches into the environment. (See above row for details on outreach materials). Over 250 cars brought E-waste for recycling. Posters placed around the site highlighted the environmental affects	

Source	WP Task	FY05-06 Work Plan Tasks	FY 05-06 Accomplishments	Responsible Party
			of improper E-waste disposal. One high school coordinated with WVCWP prior to the event, and dropped off pallets of E-waste on the previous day. Quantities collected for responsible recycling are listed in the Evaluation below:	

Mercury Pollution Prevention Activities Evaluation

West Valley Communities Developed, Advertised, Sponsored and Staffed the West Valley E-Waste Recycling Event

Much discussion and research went into trying to develop an action that would make a difference in the amount of mercury containing waste going to landfill or being disposed of illegally. The issue of illegal dumping was exemplified by the television that was found dumped in a Los Gatos Creek during the winter season. While the dumping was not necessarily done by a West Valley resident, it served as a good example of the fact that illegal dumping is a problem. This incident was featured in the West Valley Clean Water press release which was written as part of the advertising for the community event. Two local newspapers ran the article and placed it next to the ad that WVCWP Communities ran in each of the local community papers. Residents responded enthusiastically and brought the ad from the paper as if it would be needed to participate in the free event. Many more people noticed the ad than attended the event. WVCWP and West Valley municipal staff interviewed participants as they waited in their cars to make the drop off. Often staff were told that residents were bringing in E-waste belonging to one or more of their neighbors, in addition to their own items. The event was one of WVCWP 's most successful attempts to encourage the community to take action and bring to light the goals of the West Valley Clean Water Program.

Residents & Businesses Joined In

WVCWP made the decision to spend a significant part of WVCWP budget on hiring the Public Relations agency (Carl & Manor) for the Watershed Watch campaign to design a news ad and submit a press release to local papers. (See *PI/P Section - A SCV Program Projects/Support* for details on additional outreach for the event). Even more exciting was that two local businesses, Le Boulanger and Pizza-My Heart supported the community in these efforts by donating breakfast and lunch for all volunteer staff. In a four hour period, over 250 vehicles came to drop off E-waste. The residents were delighted with the event and the most popular question was, “When will you do this again?” At that point WVCWP and municipal staff determined that the WVC would work hard to sponsor another E-waste drop off event in FY06-07. The **Los Gatos Weekly** and **Saratoga News** also printed a short editorial letter from the WVCWP Mgr thanking the residents for their enthusiastic participation, noting that a total of 33,657 pounds of E-waste was collected, and thanking the businesses for their donations and support.

West Valley Communities

CAMPBELL

Santa Clara Valley Urban Runoff Pollution Prevention Program

FY 2005-2006 ANNUAL REPORT

Source	WP Task	FY05-06 Work Plan Tasks	FY 05-06 Accomplishments	Responsible Party

Quantities of E-Waste collected:

	U/M	WEIGHT	% Total Weight
COMMODITY			
UW CRT DEVICES-CA	501	24,200	71.90%
Scrap Systems	Pallets	3,733	11.09%
Scrap Batteries	Lbs	360	1.07%
Cell Phones	Box	5	0.01%
Scrap Printers	Pallets	4,096	12.17%
Scrap Microwaves	Pallets	433	1.29%
Mixed Stereo Equipments	Lbs	600	1.78%
Laptops	32	230	0.68%
Total Weight		33,657	100.00%

West Valley Communities

Santa Clara Valley Urban Runoff Pollution Prevention Program

FY 2005-2006 ANNUAL REPORT

Training Summary: Mercury

Training Description	Date	Attendees
Toxic Mercury in Aquatic Ecosystems Sponsored by US Geological Service, Mountain View, CA Speaker: Mark Marvin-DiPasquale, Microbial Biologist **Topics**: • Different mercury sources generate different forms of mercury with different environmental consequences • Learn how mercury is transported and transformed in air and water, and how it ultimately accumulates as toxic methylmercury in wildlife and humans • How do mercury-methylating bacteria react with "new" mercury from atmospheric deposition and with "old" mercury from remobilized sediments? • Why are fish in Florida's Everglades as contaminated with mercury as those in San Francisco Bay, even though total mercury inputs are much higher in the Bay? • How do differences in landscape and vegetation type affect mercury cycling and bioaccumulation pathways?	**Sept. 29, 2005**	**WVCWP (1)** Program Assistant
United Datatech Recyclers Led training at WVCWP office Speaker: Tom Hogye, General Manager **Topics:** ▪ Toxic metals in E-Waste ▪ What's involved in responsible recycling ▪ California regulations for recycling E-waste ▪ Setting up an E-waste recycling event ▪ Recycling event outreach to businesses, schools, residents	**November 2005**	**WVCWP (2)** Program Manager Program Assistant

West Valley Communities

Santa Clara Valley Urban Runoff Pollution Prevention Program

FY 2005-2006 ANNUAL REPORT

Training Summary: Mercury

WVCWP Training Meeting Presenter: Cheri Donnelly, Program Manager **Topics:** ▪ Review Draft Mercury Workplan ▪ What can municipalities do to prevent Hg pollution of the creeks and Bay? ▪ Discuss and plan Jan. E-Waste Recycling event	**Nov. 22, 2005**	**WVCWP (2)** Stormwater Discharge Inspector Program Assistant **Campbell (1)** Sr. Engineer **Los Gatos (1)** Sr. Engineering Tech **Saratoga (1)** PW Analyst
WVCWP Training Meeting Presenter: Cheri Donnelly, Program Manager **Topics:** ▪ Handout: Mercury Plan points to review/ changes since last year. ▪ Documentation for the quantities of MCPs recycled is required by the Mercury Plan as referred to in the Permit. ▪ Obtaining documentation of quantities (invoices, etc.) ▪ Municipalities are required to provide disposal services for residents; (such as taking some MCPs to hardware stores).	**Feb. 28, 2006**	**WVCWP (2)** Stormwater Discharge Inspector Program Assistant **Campbell (1)** Sr. Engineer **Los Gatos (1)** Sr. Engineering Tech **Saratoga (1)** PW Analyst
WVCWP Training Meeting Presenter: Cheri Donnelly, Program Manager **Topics:** ▪ Proposed Mercury TMDL ▪ Handouts were provided for review ▪ Municipal Responsibility for Mercury Reduction ▪ Cities can make a contribution to mercury reduction by educating the public about proper disposal. ▪ The goal is for local government agencies to	**June 27, 2006**	**WVCWP (2)** Stormwater Discharge Inspector Program Assistant **Campbell (1)** Sr. Engineer **Los Gatos (1)** Sr. Engineering Tech **Saratoga (1)** PW Analyst

Training Summary: Mercury

▪ set an "example" of proper disposal, ▪ to emphasize that fluorescents are dangerous if broken during the disposal process ▪ to remind the public that fluorescents cannot be legally discarded in the trash or recycle bins; but should be taken to a Household Hazardous Waste drop off site. ▪ SCVURPPP/co-permittees to participate in campaign to notify the public of "partnering businesses" that will accept the bulbs for free, proper, disposal.		

THIS PAGE INTENTIONALY LEFT BLANK

Copper Action Plan/ Nickel Action Plan

City of Campbell

Town of Los Gatos

City of Monte Sereno

City of Saratoga

THIS PAGE INTENTIONALY LEFT BLANK

WEST VALLEY COMMUNITIES

FY 2005-2006 ANNUAL COPPER (and NICKEL) ACTION PLAN REPORT

COPPER ACTION PLAN/NICKEL ACTION PLAN

FY 2005-2006 Work Plan Self Evaluation Matrix

Activity	Source	FY05-06 Work Plan Tasks	FY 05-06 Accomplishments	Responsible Party
Vehicle Washing Operations	CB-1	Continue to distribute outreach materials on proper vehicle/equipment washing at Municipal counters/Post Offices/Libraries and public events, and post on WVCWP website.	The WVCWP "Car Wash Kit" flyer is now available on the WVCWP website as a PDF. The site's Home page now has a car washing graphic and text which links to the PDF. The PDF can be downloaded and printed by visitors to the site. The "Bay Begins Here" brochure, which contains information on car washing, was distributed at various events. (see PI/P section *B. WVCWP Joint Projects – a. distribute materials*) A car wash was held on Sat. Oct. 1 – materials related to car washing & copper were handed out: --"Washing Cars and Other Vehicles", --"Cars Pollute Water Too!" --"Residential Car Washing" cards.	WVWCP staff
Vehicle Washing Operations	CB-1	Discuss copper impacts; teach proper methods of Car Washing and Pool & Spa drainage through use of Enviroscape watershed model in classroom presentations.	See PI/P section *B. WVCWP Joint Projects -* *b. Participate in Community Events* *j. Provide Watershed Education in classrooms*	WVWCP staff
Vehicle Washing Operations	CB-1	Provide Car Wash Kit & education to charity car wash organizers. Solicit feedback from participants.	A car wash was held on Sat. Oct. 1, 2005 at a Union 76 gas station, located east of Los Gatos on Blossom Hill Rd., S.J. Approximately 75 vehicles were washed. WVCWP Stormwater Discharge Inspector arrived at 7:00	WVWCP staff

WEST VALLEY COMMUNITIES

FY 2005-2006 ANNUAL COPPER (and NICKEL) ACTION PLAN REPORT

Activity	Source	FY05-06 Work Plan Tasks	FY 05-06 Accomplishments	Responsible Party
			am, and was there until almost 10:00 am, teaching participants to set up the car wash kit to protect runoff from entering the street or storm drain. The event went on until after 3:00 pm. WVCWP used about 400 ft. of hose and 300 ft. of extension cord. The car wash kit worked extremely well, but it was difficult to set up. Photos were taken which can be used for future classroom presentations. Approximately 35 volunteers participated and saw the Car Wash Kit in use. The Car Wash was sponsored by employees of Advanced Medical Center. Materials handed out: --"Washing Cars and Other Vehicles", --"Cars Pollute Water Too!" --"Residential Car Washing" cards.	
Vehicle Washing Operations	CB-1	Put Car Wash Kit information and proper car washing instructions on WVCWP web site.	The WVCWP website Home page was modified to include a car washing graphic and text. These graphics are links to a PDF of the WVCWP Car Wash Kit flyer which requests car wash event organizers to contact WVCWP. The flyer also includes information on harmful effects of copper: http://www.cleancreeks.org/images_new/carwashweb.pdf	WVWCP staff
Vehicle Washing Operations	CB-1	Within the Planning permit process, require source control measures at facilities that will conduct vehicle/ equipment washing and maintenance activities (consistent with Permit Provision C.3.k).	The WVC did not have any Group 1 projects that would conduct vehicle/equipment washing and maintenance activities.	Planning Dir/ Sr. Planner

WEST VALLEY COMMUNITIES

FY 2005-2006 ANNUAL COPPER (and NICKEL) ACTION PLAN REPORT

Activity	Source	FY05-06 Work Plan Tasks	FY 05-06 Accomplishments	Responsible Party
Vehicle Washing	CB-1	Promote improved car washing methods at auto businesses during inspections. Provide info on alternative arrangements for auto businesses with possible compliance problems.	The Stormwater Discharge Inspector distributes several vehicle washing pieces during pro-active inspections and in relation to any actual or suspected IC/ID incident. This means of outreach is very effective and the Inspector is able to answer questions and offer suggestions. One piece used is the WVCWP-created fact sheet, which provides information on wastewater capture systems for automotive facilities. The fact sheet was designed to provide small-scale automotive facilities (those that find installing a full-fledged wash rack cost-prohibitive) with examples of inexpensive treatment technologies and distributor information.	WVWCP ICID Inspector
Vehicle Washing Operations	CB-1	Maintain recommended source controls for vehicle washing at City corporation yard.	Municipal staff continues to follow the suggested practices and to ensure that the Corp Yard systems function correctly.	Pub Works Staff
Vehicle Washing Operations	CB-1	City staff will attend "Mobile Cleaning Workshop" or view training video to review Best Management Practices.	**Campbell:** On April 13, 2006, twenty nine (29) Campbell staff reviewed SWPPP procedures and received training on best management practices (BMPs). Staff viewed the pressure washing video "We Do the Job Right" for mobile pressure washing. John Iaquinto, Public Works Superintendent led the training.	WVWCP ICID Inspector / Pub Works Supt
Industrial Copper Control	CB-3	Continue Industrial Inspection program with Fire Dept., including NOI sites and other industrial sites such as plating and metal finishing facilities, vehicle service facilities, and other permitted sites.	The City has an agreement with the SCC Fire District to conduct urban runoff inspections for machine shops and metal manufacturing facilities. This year efforts were directed at re-negotiating municipal contracts with the SCC Fire District, which was due to expire at the end of FY 05-06. Many meetings were held to ensure that future contracted inspections would provide the	SCVC Fire Dept./ WV ICID Inspector

WEST VALLEY COMMUNITIES

FY 2005-2006 ANNUAL COPPER (and NICKEL) ACTION PLAN REPORT

Activity	Source	FY05-06 Work Plan Tasks	FY 05-06 Accomplishments	Responsible Party
			type of inspections, and related data, necessary for the Stormwater programs. See *IND Section* for inspection details.	
Reducing Traffic Congestion Promoting Alternative Transporta-tion	CB-6/7	Within the Planning permit process encourage and promote best practicable transportation-related design practices and alternative modes of transportation.	The WVC encourage best design practices wherever practicable. These small communities tend not to have large developments conducive to requiring alternative transportation within the permitting process. However, the WVC encourage alternative transportation through other means: Campbell now has 3 stations for Light Rail service linking the City to stops throughout Santa Clara Valley. Service started this FY in August 2005. The City Redevelopment Agency was actively involved in this project. Los Gatos has a project that provided bike racks throughout the commercial campus and bike lockers and shower facilities for employees who will ride their bikes to work at the Netflix HQ bldg (HQ bldg houses approx. 200 employees). The City of Saratoga has been investigating development of a 'rails to trails' project along a Southern Pacific Railroad corridor. The City has held public hearings on the proposal but a resolution has not been reached. The City website encourages biking through its "Bikeways" map, showing where striped bike lanes exist, and classifying bike routes according to safety.	Planning Dir. / Sr. Planner
Reducing Traffic Congestion	CB-6/7	Continue to incorporate and support "Best Practices for Integrating Transportation and Land Use" as documented in the VTA's 2003 Community Design &	These elements remain in the WVCs' General Plans and serve as guiding principles for their Land Use and Transportation development.	Traffic Engineer

WEST VALLEY COMMUNITIES

FY 2005-2006 ANNUAL COPPER (and NICKEL) ACTION PLAN REPORT

Activity	Source	FY05-06 Work Plan Tasks	FY 05-06 Accomplishments	Responsible Party
		Transportation Manual.		
Watershed assessment and protection	CB-8	Implement agreed-upon guidelines & standards developed by the Water Resources Protection Collaborative for watershed protection.	Campbell, Los Gatos and Saratoga have participated in, and invested significant staff time in, the Water Resources Protection Collaborative. All of the West Valley cities have reviewed the "Guidelines and Standards for Land Use Near Streams" and plan to use them in their permitting process.	Planning Dir
Street sweeping & stormdrain O&M	CB-11	See Street Sweeping section (3.B) of this work plan for tasks on data collection and evaluation.		
Street sweeping & stormdrain O&M	CB-11	Implement (as appropriate) identified improvements to current street sweeping and storm drain system O&M programs (within available budgets). Meet with WVSD for stormdrain O&M evaluation.	See Street Sweeping in Public Agency Activities section of this report.	Pub Works Supt. with WVCWP guidance
Outreach on pool, spa maintenance	CB-12	Continue to distribute pool & spa maintenance brochure via agency department counters and public places. As time permits, update WVCWP website with current Pool & Spa maintenance information.	WVC ordered an additional 500 Pool brochures for distribution at Planning & Bldg Dept counters. Municipal staff will provide the brochure to new pool and spa owners. The brochure is also distributed at community events. (see PI/P section *B. WVCWP Joint Projects – a. distribute materials*)	WVCWP with Municipal Staff
Outreach on pool, spa maintenance	CB-12	Continue to distribute pool & spa brochures as part of ICID WVC inspections.	The Inspector provides pool and spa brochures to residents and pool and spa companies as part of his IC/ID Inspection Program.	WV Inspector

WEST VALLEY COMMUNITIES

FY 2005-2006 ANNUAL COPPER (and NICKEL) ACTION PLAN REPORT

Activity	Source	FY05-06 Work Plan Tasks	FY 05-06 Accomplishments	Responsible Party
Use of architectural copper	CB-21	Within the Planning permit process, discourage use of copper roofing and gutters.	All WVC discourage copper architecture, with the exception of Los Gatos.	Planning Dir/ Sr. Planner
Nickel Action Plan Tasks				
Control nickel discharge from construction sites	NB-1	Sediment Control: Continue to implement Construction Inspection Performance Standards (see Construction Inspection work plan section).	See Construction section of this report.	Bldg Official/ WVC-ICID Inspector
Control nickel discharge from construction sites	NB-1	Training: Continue to have inspectors attend Regional Board/Program workshops on construction site management and learn latest erosion/sediment control techniques	Campbell hosted the Construction Site and Erosion Control workshop at the Campbell Community Center on Dec 8th & 9th 2005. The WVCWP Mgr, WVCWP Inspector attended for the West Valley communities, and spoke at the workshop about the need for field staff to report any observed sediment discharges to the WVCWP for follow-up.	Bldg Official/ WVC- ICID Inspector

Copper/Nickel Action Plan Evaluation

Car Wash Outreach Evaluation:

Car Washing has been highlighted on the WVCWP home page, the Car Wash Kit flyer was also sent as a PDF to Fire Dept inspectors at their request. The Fire Dept inspects the West Valley industrial and Commercial facilities, and reports incidents in residential areas if they happen to see any violations while out in the field. WVCWP would like to have an all-inclusive, educational copper brochure, which would include car washing, architectural copper and pool draining in one piece. However, the WVCWP has not had the staff or resources to create something like this that would be appropriate for distribution and mailing to residents.

Pool and Spa Brochures:

Each of the West Valley communities (except Monte Sereno) ran out of Pool and Spa brochures and ordered 150 to 200 more to give out at the planning counter and to all new pool and spa owners. WVCWP Pool brochures were sent out to all pool and spa owners during the previous year.

Educational Outreach Evaluation:

The WVCWP will continue to provide outreach on car washing, vehicle maintenance, alternative transportation, and pool maintenance during in-class

WEST VALLEY COMMUNITIES

FY 2005-2006 ANNUAL COPPER (and NICKEL) ACTION PLAN REPORT

Activity	Source	FY05-06 Work Plan Tasks	FY 05-06 Accomplishments	Responsible Party
presentations and outreach at community events. WVCWP incorporated messages about activities that can prevent copper runoff as part of the new Kindergarten and 4th grade Enviroscape curriculum, and as part of its Enviroscape presentations at community events. These presentations have been successful in raising interest in the proper car-washing and pool & spa maintenance. Staff has found that children seem especially receptive to the information about copper and car washing when they participate in the Enviroscape activity. **Street Sweeping:** The WVC continued their street sweeping programs and tracked and reported annual street sweeping data to the Program. The City of Saratoga highlighted street sweeping with a postcard which was sent to all city households. The sweeping company created a color postcard announcing its new contract with the City. The card stressed the importance of street sweeping, provided a map of routes with schedules and asked that cars be moved before 6am on the day of street sweeping. Street sweeping has become very important to residents. If the streets are not swept on schedule City or Town staff receive phone calls to register complaints. The Town of Los Gatos had a resident call on the Fourth of July because it was the regularly scheduled day to sweep but the sweeper did not show up.				

THIS PAGE INTENTIONALY LEFT BLANK

Trash Management & Watershed Management

City of Campbell

Town of Los Gatos

City of Monte Sereno

City of Saratoga

THIS PAGE INTENTIONALY LEFT BLANK

TRASH INVENTORY & MANAGEMENT

FY 2005-2006 Work Plan Self Evaluation Matrix

Source	WPActivity	FY05-06 Work Plan Tasks	FY 05-06 Accomplishments	Responsible Party
Trash Work Plan	Strategy	Assist Program staff, by participation in Trash Ad Hoc Task Group, in developing a long-term strategy for trash conditions in urban streams and waterways.	The West Valley Clean Water Program Mgr attended the Trash AHTG meetings and provided comments from West Valley Cities. Accomplishments this year included fine tuning electronic reporting forms for KAB drive by monitoring of existing problem areas; revised Urban Rapid Trash Assessment procedures and tally form for categorizing data and determining trends and future management actions.	WVCWP Mgr to attend AHTG and discuss with municipal Reps at WVCWP monthly meetings
Trash Work Plan	Identify and Prioritize Problem Areas	Identify and prioritize management of potential sources that may contribute to trash problem areas in a subset of urban streams and waterways	During FY05-06 all West Valley trash problem areas were monitored (see Trash Problem Area Evaluation Results table attached). Management actions were implemented and evaluated to see what more could be done at specific problem sites. Saratoga's code enforcement officer visited businesses which back up to Saratoga Creek to discuss an illegal dumping problem. WVCWP organized a student-parent participation cleanup event at the Saratoga Creek problem site. WVCWP Mgr contacted Caltrans Assistant Stormwater Coordinator (District Four) about working together to resolve a trash problem at Hwy 17 and Hamilton off ramp, where a new light rail station may have contributed to an increase in pedestrian littering. WVCWP took photos documenting the litter. Caltrans agreed to send a crew out to clean up the site. WVCWP and Caltrans will continue to consider ways to reduce trash at this site.	Sr. Civil Engineer/ Public Works Supt, WVCWP staff to assist

Source	WPActivity	FY05-06 Work Plan Tasks	FY 05-06 Accomplishments	Responsible Party
			WVCWP presentations provided to students as part of the Enviroscape Activity feature a trash topic. WVCWP conducted three volunteer cleanup/trash monitoring events in partnership with local schools. Each event is opened with a brief talk on the trash problem facing our creeks and Bay. Volunteers seem to be energized by the chance to make a difference. Two schools conducted trash cleanup events after their classroom presentations.	
Trash Work Plan	Evaluations	Conduct trash evaluations using the RWQCB Rapid Trash Assessment protocol (Version 7.0) and/or the KAB Litter index, in local trash problem areas. Continually revise identified trash problem area list as litter conditions change.	WVCWP staff conducted *Keep America Beautiful (KAB)* assessments at all identified problem areas in the West Valley Communities, for a total of 57 assessments. For details see the Trash Problem Area Activity Reports following this table. Campbell monitored 13 sites, conducting 20 KAB assessments and 3 RTA assessments. Los Gatos monitored 8 sites, conducting 11 KAB assessments. Monte Sereno monitored 5 sites, conducting 15 KAB assessments Saratoga monitored 4 sites, conducting 7 KAB assessments and 1 RTA assessment. One of the sites Saratoga listed as SA04 was actually in San Jose. Site SA04 will be replaced by another site in Saratoga, to be determined by monitoring results in FY06-07.	Campbell Stormwater Rep (Sr. Civil Engineer) and Public Works Supt. WVCWP to assist
Trash Work Plan	Management Practices	Continue identifying and implementing trash control measures, as appropriate, to address trash problem areas.	All West Valley sites were monitored this year. Several new sites were added to the list to be monitored (a couple to be cleaned) in FY06-07, based on documented accumulation of trash in new areas. Some problem areas are in Caltrans jurisdiction. In June 2006, the WVCWP Mgr called Caltrans about cleaning up Freeway on and off ramps in Campbell (Fwy17 & Hamilton).	Sr. Civil Engineer/ Public Works Supt. WVCWP to assist

Campbell ♦ Los Gatos ♦ Monte Sereno ♦ Saratoga

FY 2005-2006 ANNUAL REPORT

Source	WPActivity	FY05-06 Work Plan Tasks	FY 05-06 Accomplishments	Responsible Party
Trash Work Plan	Report on Trash Mgmt Practices Implemented	Provide Program staff with City specific information on trash management practices implemented, using standardized reporting format.	Transferred the West Valley citizen participation monitoring data into RTA format for Program's annual report. The WVCWP conducted three trash monitoring events with student and citizen volunteers. The City of Campbell conducted one event on 4/8/06 using the WVCWP tally forms (summary sheets are included in this report for each monitored site). Volunteers were taught how to record and document trash types and quantities.	Sr. Civil Engineer/ Public Works Supt, with WVCWP to coordinate
Citizen Participation	Monitoring/Citizen Participation	Continue to promote citizen participation program to monitor trash in local creeks (element of Creek Keeper's Program).	**WVCWP** and the West Valley communities organized five large clean up events. "Clean A Creek" flyers (announcing the Westmont High cleanup) were distributed to 13 schools in Campbell Union School District for the Sept. 17, 05 event. Fifty (50) volunteers participated – see attached tally sheet for trash collected. **WVCWP** sent a notice to Westmont High for the PTA / daily e-mail bulletin to notify students at Westmont High School of the Clean Up on 5/20/06. Fifty (50) volunteers attended the spring event as well. **Saratoga** and WVCWP staff organized a student-parent participation cleanup event on April 1, 2006 at Saratoga Creek behind restaurants on Big Basin Way. Thirty eight (38) volunteers and staff picked up 38 bags of trash (weighed trash & recyclables totaled about 100 lbs.) Large items discovered included a file cabinet and a water heater which could not be removed by staff or volunteers. Water District (SCVWD) staff met with WVCWP staff and agreed to partner with the City on pick up of the larger items. The steep banks of the creek make retrieval of the items both unsafe and costly. Saratoga Code enforcement alerted businesses to the dumping problem and Saratoga Police started surveillance of the area. **Los Gatos & Monte Sereno** sponsored a successful *Stash the Trash* event on Saturday 10/15/05. Over 350 volunteers monitored and cleaned up trash. About 35 support staff	WVCWP Staff to coordinate

Source	WPActivity	FY05-06 Work Plan Tasks	FY 05-06 Accomplishments	Responsible Party
			setup the event and provided breakfast to volunteers. Staff also joined the volunteers in picking up trash. Volunteers started at 9am with many finishing up as late as 2pm. A total of 396 bags (not all full) of trash were picked up. Trash included a bike and a shopping cart (which one team returned to Trader Joe's). Paul Michael at Waste Management garbage collection service provided a large dumpster for the trash. **City of Campbell** held a spring public cleanup event on April 8, 2006, which brought in 145 volunteers for three hours of trash monitoring and cleanup. Volunteers picked up trash from sides of streets, along the railroad tracks, near the creek trails, and from some off-path areas, etc. Approximately 600 lbs of trash and recyclables were collected.	
Citizen Participation	E-Waste Event	Continue to promote citizen participation.	WVCWP and municipal staff co-sponsored an E-waste collection event with Thomas Hogye, Vice President and General Mgr of United Datatech (UDT). UDT guaranteed that the E-waste would be recycled safely and would not be sent to foreign shores. The Town of Los Gatos provided a municipal parking lot as a collection site and municipal staff from two of the West Valley Cities worked the event. Before the event, local Los Gatos and Saratoga community newspapers printed a story about a TV set that was found in Los Gatos creek. A WVCWP ad for the event and the upcoming event. As a way of supporting a clean, healthy environment, two local businesses (Pizza My Heart & Le Boulanger) donated free breakfast and lunch for volunteers who worked the event. A total of 33,657 pounds of E-waste (consisting mostly of televisions and monitors) was collected	WVCWP and Municipal staff

Trash Inventory & Management Evaluation

Dumpster Area Inspections & Education for Local Businesses

The WVCWP Inspector checks the dumpster areas of most of the downtown restaurants in each of the West Valley communities for signs of illegal dumping or debris around open dumpster lids. He provides urban runoff education and IPM (pest management materials) as needed. His method of informal visits and issuing *notices to comply* has helped to reduce the amount of trash-related dumpster violations over the past three years.

Educational Outreach to Students and Teachers in Local Schools

WVCWP staff responded to every opportunity to talk about trash with students in FY05-06. The trash topic is always included in the classroom Enviroscape presentations. This year a Saratoga fourth grade class and their parents partnered with WVCWP to hold a cleanup the week after their classroom Enviroscape presentation; and in June, after a classroom presentation, a Los Gatos Kindergarten took a tour around the school to look for trash and pick up the litter they found. Teachers from both schools have said that they would like the same presentation for their classes next year.

Creek Keeper Events – Volunteer Participation - Trash Identification, Tallying & Pick-up

The WVCWP has been particularly successful (from 2003 to 2006) in recruiting student volunteers for creek cleanups and the task of conducting trash assessments. The WVCWP's method of trash assessment is similar to the RTA method except that it was designed to include trash types that are most often found in West Valley locations and to be simple enough for young students to use. This year data was collected at West Valley events and later transferred to the Program's Rapid Trash Assessment forms so that the monitoring completed by volunteers could be evaluated with other Program data. During FY06-07 WVCWP staff will revise the WVCWP tally forms so that all trash data collected by West Valley volunteers (Creek Keepers) can be submitted to the Program as RTA trash assessments.

General Evaluation

WVCWP staff has noticed that volunteers and on-lookers at local trash tracking and cleanup events show appreciation, enthusiasm and interest. Many people respond positively to getting rid of trash, and are surprised to find out that trash is a problem that may need to be addressed with permits and requirements. As clean up events recur every year and students and other residents volunteer, trash tracking and trash collection is likely to grow in popularity. According to social marketing techniques, to effect behavior change it is more productive to start by targeting the "green" audience for educational outreach and support. "Green" refers to the population that is willing and ready to support the idea and may already be taking some of the desired steps. The "green" audience will grow in numbers as the marketed idea becomes acceptable to a wider population. As acceptance prevails, the "brown" audience (those who are resistant to accepting the change) will be swept into some positive behavior changes by peer pressure. WVCWP is targeting two green audiences for awareness. Most of the volunteers that attend clean ups are part of the "green" population. Besides reaching out to volunteers, WVCWP aims to reach students and make water pollution prevention concepts fun. The students are also a "green" audience because they easily receive and remember what they hear and see and often take the message home or share it with friends. WVCWP cleanup events and classroom presentations have been very successful in helping to change local students' and residents' perspective on trash. In FY06-07 these events will be conducted as often as West Valley budget and staff time will allow.

Trash Problem Area Evaluation Results by Copermittee & Watershed

Campbell

Guadalupe River						
ID #	**Date**	**Location**	**Assessment Tool**	**Score**	**Existing Management Actions**	**Recommended Management Actions and/or Future Evaluations**
CA08a	6/27/2006	Hwy 17 @ White Oaks	KAB	4	Motorist and pedestrian trash was observed. This site is in Caltrans' jurisdiction.	This site was very dirty. Lots of food containers and beverage bottles. Continue to assess. Need to work with Caltrans regarding a solution for this off ramp.
CA09	6/27/2006	Hwy 17 @ Hamilton	KAB	4	Due to the high use of the new light rail station at this site, trash appears to have increased. Plan to notify Caltrans	Will continue to monitor and talk to Caltrans about the possibility of a regular cleaning schedule for this off-ramp area.
CA08a	4/27/2006	Hwy 17 @ White Oaks	KAB	3	Some beverage containers were observed. This site is in Caltrans' jurisdiction. Will continue to assess.	Will continue to assess and notify Caltrans about litter in this off ramp area.
CA08a	5/27/2006	Hwy 17 @ White Oaks	KAB	3	Motorist trash appears to have increased. Plan to notify Caltrans.	This site was very dirty. Lots of food containers and beverage bottles. Will talk with Caltrans about the possibility of establishing a regular cleaning schedule for this off-ramp area
CA02	2/6/2006	Winchester Ave from Camden to Knowls along tracks	KAB	3	City has regular maintenance schedule. This site was littered with beverage containers and food wrappers.	City will continue maintenance and assessments.
CA02	4/27/2006	Winchester Ave from Camden to Knowls along tracks	KAB	2	City has a regular maintenance schedule	City will continue maintenance and assessments.
CA09	4/27/2006	Hwy 17 @ Hamilton	KAB	2	Due to the high use of the new light rail station at this site, motorist and pedestrian trash appears to have increased. The site is in Caltrans' jurisdiction. Plan to notify Caltrans.	Will continue to assess and work with Caltrans about the possibility of establishing a regular cleaning schedule for this off-ramp area.
CA08b	4/27/2006	White Oaks at 17 South	KAB	2	Some beverage containers were observed. The site is in Caltrans' Jurisdiction. Continue to assess.	Will continue to assess and notify Caltrans about litter within this off ramp area.
CA07	5/24/2006	Cristch Ln @ McGlincy	KAB	2	City has regular maintenance schedule	Found very little trash. Consider removing from list.
CA08b	6/27/2006	White Oaks at 17 South	KAB	2	Still a lot of debris and beverage containers. The site is in Caltrans' jurisdiction. Continue to assess.	Will continue to assess and notify Caltrans about litter within this off ramp area.
CA09	4/17/2006	Hwy 17 @ Hamilton	KAB	2	Due to the high use of the new light rail station at this site, motorist and pedestrian trash appears to have increased. The site is in Caltrans' jurisdiction. Plan to notify Caltrans.	Will continue to monitor and talk with Caltrans about the possibility of establishing a regular cleaning schedule for this off-ramp area.
CA13	2/6/2006	Winchester and Camden/ San Tomas Expwy	KAB	2	A trash assessment is recommended after seeing litter along the roadsides.	Will continue to assess this site.
CA04	2/6/2006	Whit Oaks from Hwy 17 S. to Redding ,West side of street	KAB	2	City has regular maintenance schedule. Some debris is from roadside construction	City will continue maintenance and WVCWP will continue to assess this site.
CA12	6/29/2006	E. Campbell Ave. between Winchester and Hwy17	KAB	2	Motorist and pedestrian trash. The site is in Caltrans' jurisdiction.	WVCWP staff will continue to assess and notify Caltrans regarding the condition of this site.

CA03	4/17/2006	Downing Ave east of Bascom	KAB	1	This site is located by a catwalk and traps litter from pedestrian use. City has a regular maintenance schedule.	City will continue maintenance and WVCWP will continue to assess this site.
CA10	2/6/2006	Los Gatos Creek east of Camden	KAB	1	The site is in Caltrans' jurisdiction.	Will continue to assess this site at least twice a year.
CA01	4/8/2006	Area between 1220 Dell Avenue and 638 E. Campbell Avenue in Campbell -Site includes Fwy off ramps and area next to railway track.	RTA	68	City of Campbell has been holding a volunteer cleanup event in April to celebrate Earth Day. This site was appropriate for many volunteers to address a littered area.	This event was very successful. Will continue to conduct KAB assessments at least twice per year and hold annual cleanup if possible. Some of this area is in Caltrans' jurisdiction.

San Tomas Aquino Creek

ID #	Date	Location	Assessment Tool	Score	Existing Management Actions	Recommended Management Actions and/or Future Evaluations
CA05	5/30/2006	Mona Way east of Lisa Way	KAB	2	Motorist and pedestrian trash. The site is in Caltrans' jurisdiction.	WVCWP staff will continue to assess and notify Caltrans regarding the condition of this site.
CA11	4/27/2006	4805 Westmont Avenue Campbell, CA 95008 behind Westmont High School along San Tomas Aquino Creek	KAB	2	This site is located behind a local high school. It has been a creek clean-up site for the past two years.	Will continue to hold volunteer participation clean ups and monitoring. Next clean up for this site is scheduled for May 20,2006
CA06	5/25/2006	Gale Dr. and San Tomas Expy.	KAB	1	City has regular maintenance schedule.	One soda bottle was observed, otherwise very clean. Will continue to assess.
CA11	6/27/2006	4805 Westmont Avenue Campbell, CA 95008 behind Westmont High School along San Tomas Aquino Creek	KAB	1	This site has been a creek clean up site for the past two years.	Continue to hold volunteer participation clean ups and monitoring. Next clean up for this site is scheduled for September 16, 2006.
CA11	9/17/2005	4805 Westmont Avenue Campbell, CA 95008 behind Westmont High School along San Tomas Aquino Creek	RTA	85	This site is located behind a local high school. It has been a creek clean-up site for the past two years.	Will continue to hold volunteer participation cleanups and monitoring. Next clean up for this site is scheduled for September 16, 2006
CA11	5/20/2006	4805 Westmont Avenue Campbell, CA 95008 behind Westmont High School along San Tomas Aquino Creek	RTA	87	This site is located behind a local high school. It has been a creek clean-up site for the past two years.	Will continue to hold volunteer participation cleanups and monitoring. Next clean up for this site is scheduled for September 16, 2006

Los Gatos Creek (Campbell)
April 8, 2006
Creek Monitoring Summary

Use tick marks in the Category that the trash belongs in (i.e. plastic bag goes in PLASTIC).
At the end of the cleanup, total the tallies, & write the **total** next to the heading.

PLASTIC 2,041
bags
bottles
buckets
caps, lids
milk jugs
pieces
rope
6-pack holders
toys

STYROFOAM 1,000
cups, spoons, forks, straws
egg cartons
fast food containers
meat trays
pieces

METAL 598
bottle caps
cans
pieces
wire

CIGARETTE BUTTS 1,970

PAPER 1,468
bags
cardboard
cartons
cups
newspaper
pieces

RUBBER 39
balloons
gloves
tires

GLASS 952
bottles
light bulbs

WOOD 269
broken pieces
pallets/large items

CLOTH 35
clothing
rugs

OTHER 76

End of Day Totals

Estimate Length of creek section in miles, i.e. 1/10 mile, 1/8 mile: 2 Mile

Number of bags of trash collected: 56

EST. Weight of recyclable trash: 160

EST. Weight of non-recyclable: 440

Fifty (145) Volunteer Participants

Describe the stretch of creek monitored using descriptors of boundaries such as landmarks or cross streets. Los Gatos Creek: Trail and surrounding railway. 1220 Dell Ave. to 638 E. Campbell

1. What types of trash were most commonly found? Paper, & broken glass,
2. List the most unusual items found. _____
3. Rate from one to five how dirty or clean the creek was, with one being pristine clean.

(Circle one) 1 2 3 4 5

035873

NEWS

Families clean up the creek

The Saratoga Creek Clean-up Project, sponsored by the city of Saratoga and the West Valley Clean Water Program, is an effort to get children and their parents more involved in the community and the environment. Families with young children are invited to pick up litter from the banks of the Saratoga Creek on April 1 from 10 a.m. to noon. Supplies and snacks will be provided.

Participants will clean up the creek behind downtown businesses between Fourth Street and Highway 9.

A maximum of 30 children can participate, so parents should call to reserve a space.

To participate in the event or for more information, email Sue Persico at persico16@comcast.net, or call 408.867.7323.

Saratoga Creek (Big Basin Way)
April 1, 2006
Creek Monitoring Summary

Use tick marks in the Category that the trash belongs in (i.e. plastic bag goes in PLASTIC).
At the end of the cleanup, total the tallies, & write the **total** next to the heading.

PLASTIC 240
bags
bottles
buckets
caps, lids
milk jugs
pieces
rope
6-pack holders
toys

STYROFOAM 82
cups, spoons, forks, straws
egg cartons
fast food containers
meat trays
pieces

METAL 128
bottle caps
cans
pieces
wire

CIGARETTE BUTTS 218

PAPER 274
bags
cardboard
cartons
cups
newspaper
pieces

RUBBER 3
balloons
gloves
tires

GLASS 99
bottles
light bulbs

WOOD 11
broken pieces
pallets/large items

CLOTH 5
clothing
rugs

OTHER 12

End of Day Totals

Estimate Length of creek section in miles, i.e. 1/10 mile, 1/8 mile 700 sq. ft.

Number of bags of trash collected 38

EST. Weight of recyclable trash 60

EST. Weight of non-recyclable 40

Fifty (38) Volunteer Participants

1. Describe the stretch of creek monitored using descriptors of boundaries such as landmarks or cross streets. Saratoga Creek and Hwy.9: Saratoga along parking lot behind businesses on Big Basin Wy.

2. What types of trash were most commonly found? Paper , plastic food waste,

3. List the most unusual items found. File cabinet, & water heater

4. Rate from one to five how dirty or clean the creek was, with one being pristine clean.

(Circle one) 1 2 3 4 5

San Tomas Aquino (Westmont)
September 17, 2005
Creek Monitoring Summary

Use tick marks in the Category that the trash belongs in (i.e. plastic bag goes in PLASTIC).
At the end of the cleanup, total the tallies, & write the **total** next to the heading.

PLASTIC 614
bags
bottles
buckets
caps, lids
milk jugs
pieces
rope
6-pack holders
toys

STYROFOAM 136
cups, spoons, forks, straws
egg cartons
fast food containers
meat trays
pieces

METAL 213
bottle caps
cans
pieces
wire

CIGARETTE BUTTS 15

PAPER 234
bags
cardboard
cartons
cups
newspaper
pieces

RUBBER 13
balloons
gloves
tires

GLASS 160
bottles
light bulbs

WOOD 42
broken pieces
pallets/large items

CLOTH 12
clothing
rugs

OTHER 20

End of Day Totals

Estimate Length of creek section in miles, i.e. 1/10 mile, 1/8 mile ¾ Mile

Number of bags of trash collected 43

EST. Weight of recyclable trash 73

EST. Weight of non-recyclable 272

Fifty (50) Volunteer Participants

1. Describe the stretch of creek monitored using descriptors of boundaries such as landmarks or cross streets. San Tomas Aquino Creek near 4805 Westmont Ave. to McCoy (near San Tomas Aquino Rd) San Jose w/ Campbell address; Cleanup covered some of the school fields.
2. What types of trash were most commonly found? Paper, broken glass, plastic food waste,
3. List the most unusual items found. Shopping cart, metal swing, car battery, & garbage can with 6 cans of paint in it.
4. Rate from one to five how dirty or clean the creek was, with one being pristine clean.

(Circle one) 1 2 3 4 5

San Tomas Aquino (Westmont)
May 20, 2006
Creek Monitoring Summary

Use tick marks in the Category that the trash belongs in (i.e. plastic bag goes in PLASTIC).
At the end of the cleanup, total the tallies, & write the **total** next to the heading.

PLASTIC 499
bags
bottles
buckets
caps, lids
milk jugs
pieces
rope
6-pack holders
toys

STYROFOAM 65
cups, spoons, forks, straws
egg cartons
fast food containers
meat trays
pieces

METAL 87
bottle caps
cans
pieces
wire

CIGARETTE BUTTS 37

PAPER 232
bags
cardboard
cartons
cups
newspaper
pieces

RUBBER 12
balloons
gloves
tires

GLASS 71
bottles
light bulbs

WOOD 35
broken pieces
pallets/large items

CLOTH 15
clothing
rugs

OTHER 26

End of Day Totals

Estimate Length of creek section in miles, i.e. 1/10 mile, 1/8 mile ¾ Mile

Number of bags of trash collected 42

EST. Weight of recyclable trash 87

EST. Weight of non-recyclable 400

Fifty (50) Volunteer Participants

1. Describe the stretch of creek monitored using descriptors of boundaries such as landmarks or cross streets. San Tomas Aquino Creek near 4805 Westmont Ave. to McCoy (near San Tomas Aquino Rd) San Jose w/ Campbell address;
2. What types of trash were most commonly found? Paper, broken glass, & plastic
3. List the most unusual items found. 6 ft. long metal pipe segments solid steel rail, & plastic chair
4. Rate from one to five how dirty or clean the creek was, with one being pristine clean.

(Circle one) 1 2 3 4 5

Training Summary: Trash Management

Training Description	Date	Attendees
Pilot Study to Full Scale Implementation: **How to Design a trash capture device for California Freeways** Sponsor: CASQA Speaker: Timothy B. Sobeman, P.E. Supervising Transportation Engineer Chief-Office of Stormwater Management-Design	**Oct 5, 2005**	**WVCWP(1)** Program Manager
One Solution for Meeting LA's Trash TMDL; **Utilization of Louvered Linear Radial Screen for Gross Solids Removal** Sponsor: CASQA Speaker: Kevin McGillcuddy, Director, Stormwater Treatment Division, Roscoe Moss Co.	**Oct 5, 2005**	**WVCWP(1)** Program Manager
Ballona Creek Watershed BMP Retrofit Study- **Phase 1 Conceptual Planning** Sponsor: CASQA Speaker: Lisa Austin, P.E., GeoSyntec	**Oct 5, 2005**	**WVCWP(1)** Program Manager
Sunnyvale Trash Rapid Assessment Training Presenters: Water Board Staff for the RTA session; SCVURPP Staff for the KAB session **Topics:** ▪ Conducted in-the -field Rapid Trash Assessments (RTA) using standard RTA assessment forms. ▪ Instructions on how to use the Keep America Beautiful (KAB) trash site monitoring method.	**May 3, 2006**	**WVCWP** Program Manager
Sunnyvale Trash Rapid Assessment Training Presenters: Water Board Staff for the RTA session; SCVURPP Staff for the KAB session **Topics:** ▪ Conducted in-the -field Rapid Trash Assessments (RTA) using standard RTA assessment forms. ▪ Instructions on how to use the Keep America Beautiful (KAB) trash monitoring method.	**May 10, 2006**	**WVCWP** Public Outreach Specialist

Training Summary: Trash Management

West Valley Communities

FY 2005-2006 ANNUAL REPORT

FY 2005-2006 Work Plan Self Evaluation Matrix

Water Quality Monitoring & Watershed Management

Source	04-05 Work Plan Activity	FY04-05 Work Plan Tasks	FY 04-05 Accomplishments	Responsible Party
NPDES Permit	South Bay Watershed Management Initiative	Support and participate in development of Core Group activities and the WMI Watershed Action Plan[1]. See SCVURPPP work plan for detailed activities.	The West Valley Communities support and participate in the WMI through the SCVURPP Program.	WVCWP coordinate with SCVURPPP
	Water Quality Monitoring	Support and fund SCVURPP Water Quality Monitoring activities. Jointly fund the Regional Monitoring Program (RMP) and the California Estuary Project (CEP). See SCVURPPP work plan for detailed activities.	The West Valley Communities support and participate in water quality monitoring activities through the SCVURPP. The West Valley Communities jointly fund the RMP and CEP water monitoring programs through SCVURPPP annual assessments. See Program's report for details.	**Campbell** **Los Gatos** **Monte Sereno** **Saratoga**

[1] On behalf of the municipalites of Campbell, Los Gatos, Monte Sereno and Saratoga SCVURPPP is signatory to the WMI and participates in the Core Group and subgroups.

THIS PAGE INTENTIONALY LEFT BLANK

035881

CITY OF CUPERTINO

Urban Runoff Management Program

Annual Report FY 2005-2006

September 1, 2006

City Hall
10300 Torre Avenue
Cupertino, CA 95014-3255
(408) 777-3354
FAX: (408) 777-3333

PUBLIC WORKS DEPARTMENT
Environmental Division

September 1, 2006

Mr. Bruce Wolfe, Executive Officer
Regional Water Quality Control Board
San Francisco Bay Region
1515 Clay St., Suite 1400
Oakland, CA 94612

Subject: City of Cupertino Urban Runoff Management Program
FY 2005-2006 Annual Report

Dear Mr. Wolfe:

This report is submitted by the City of Cupertino, in conjunction with the Santa Clara Valley Urban Runoff Pollution Prevention Program's Annual Report, pursuant to provision C.6.a.of the Program's reissued municipal storm water NPDES Permit (Order No. 01-024). The report summarizes activities performed during FY 2005-2006 in accordance with the City of Cupertino's Urban Runoff Management Plan (URMP) submitted to the Regional Board on September 1, 1997 and updated in October 2000 and September 2004, and the performance standards contained therein.

Contents of Report

The goals of this Annual Report are to: 1) concisely document implementation of our URMP and FY 05-06 work plan during the past fiscal year; 2) evaluate program results for continuous improvement; 3) comply with permit requirements; and 4) share this information with other Co-permittees, municipal decision-makers, and the public. To accomplish these goals, the report contains the following sections:

- A: - Certification Statement
- A1: - Performance Standard Certification Form
- B: - ICID Elimination
- C: - Industrial/Commercial Discharger Control Program
- D: - Public Agency
  - D - 1: Public Streets, Roads & Highways O & M and Rural Roads
  - D - 2: Storm Drain Operation and Maintenance
  - D-3: Corporation Yards Operation and Maintenance
- E: Water Quality Monitoring
- F: Permit Reapplication Process
- G: Trash Inventory and Management

- H: Public Information & Participation
- I: New Development Planning Procedures
- J: Construction Inspection
- K: Pesticide Management
- L: Mercury Pollution Prevention
- M: Copper and Nickel Action Plan
- N: Staff Training Summary Table
- Appendix: Acronyms

There were no comments for Cupertino on the FY 04-05 Annual Report by the Regional Board Staff (letter dated July 26, 2005) that required a response.

Program Highlights and Accomplishments

New Development and Construction Controls (Planning Procedures Performance Standard):

On September 20, 2005, the Cupertino City Council approved revisions to the City's "Stormwater Pollution Prevention and Watershed Protection" ordinance. The revisions became effective October 19, 2005 and are related to Group 2B projects and HMP requirements.

On November 15, 2005, the Cupertino City Council adopted the 2000-2020 General Plan. The revised Plan has augmented sections related to watershed protection and urban runoff quality protection. Polices and strategies related to development projects have been strengthened and new ones added, such as requirements for water course protection; minimizing grading; and storm water quality mitigation measures, specifically reducing impervious surfaces and using pesticide control measures.

No Group 1 or 2A projects were approved during the past fiscal year, however source control and site design best management practices were incorporated into smaller projects.

Mercury:

The Countywide Household Hazardous Waste Program has set up 18 retail stores to serve as fluorescent lamp drop-off centers. This last year the County collected five times the number of feet in bulbs over the previous fiscal year. The City of Cupertino has increased outreach efforts regarding the proper disposal of fluorescent lamps through a new flyer and the City's newsletter, particularly since new regulations regarding universal waste effective February 8, 2006 no longer allow the disposal of these lamps in the trash.

Website:

During FY 05-06, the City modified its web site as part of implementing Group 2A project and HMP requirements. In addition, the Building Division portion of the City's web site now

contains a link to the Pubic Works Department's Storm Water Quality Regulations for Developers and Contractors guidance.

Integrated Pest Management:

In July of 2005, the Rancho Rinconada neighborhood of Cupertino was infested with whiteflies on Modesto Ash trees. The City had many requests for immediate eradication of the pests by spraying. The City chose to use biological controls by releasing parasite wasps and ladybugs into the neighborhood. Staff also advised the residents to avoid washing the sooty-appearing substance secreted by the whiteflies into the storm drain, but to attempt to contain it on their property. There were many phone calls and complaints from residents wanting immediate relief, but the City educated the residents on the most beneficial way of eradicating the whiteflies.

Thank you for your review of this Annual Report. If you have any questions regarding the materials submitted, please contact me at (408) 777-3242.

CITY OF CUPERTINO

See original document for authorized signature

Lavenia Millar
Environmental Programs Manager

Attachments

City of Cupertino

FY 05- 06 Annual Report

Attachment A

Certification Statement

Attachment A-1

Performance Standard Completion Certification Statement

CITY OF CUPERTINO
FY 2005-2006 ANNUAL REPORT
ATTACHMENT A

Certification Statement

"I certify, under penalty of law, that this document and all attachments were prepared under my direction or supervision in accordance with a system designed to ensure that qualified personnel properly gather and evaluate the information submitted. Based on my inquiry of the person or persons who manage the system, or those persons directly responsible for gathering the information, the information submitted, is, to the best of my knowledge and belief, true, accurate, and complete. I am aware that there are significant penalties for submitting false information, including the possibility of fine and imprisonment for knowing violations."

Signature by Duly Authorized Representative:

See original document for authorized signature

Ralph A. Qualls, Jr. Date
Director of Public Works

CITY OF CUPERTINO
FY 20054-2006 ANNUAL REPORT
ATTACHMENT A - 1

Performance Standard Completion
Certification Statement

"I certify, under penalty of law, that the City of Cupertino has implemented all elements of the following performance standards, except as described in the Self-Evaluation Matrix in Attachments B - M of this FY 05-06 Annual Report, according to the policies and procedures described in the City of Cupertino's Urban Runoff Management Plan dated September 1, 2004:

- Illicit Connection & Illegal Dumping Elimination Activities
- Industrial/Commercial Discharger Inspection Program
- Public Streets, Roads, and Highways Operations & Maintenance (including Rural Public Works O & M)
- New Development Planning Procedures
- Construction Site Inspection
- Public Information / Participation
- Corporation Yards Operation & Maintenance
- Storm Water System Operation and Maintenance

Based on my inquiry of the person or persons who manage the system, or those persons directly responsible for gathering the information, this information is, to the best of my knowledge and belief, true, accurate, and complete. I am aware that there are significant penalties for submitting false information, including the possibility of fine and imprisonment for knowing violations."

Signature by Duly Authorized Representative:

See Original Document for Authorized Signature

Ralph A. Qualls, Jr. Date
Director of Public Works

City of Cupertino

FY 05- 06 Annual Report

Attachment B

IC/ID Elimination Activities

Santa Clara Valley Urban Runoff Pollution Prevention Program
FY 2005-2006 Annual Report: General Tasks
Cupertino

P.S. Id.	*Activity*	*FY05-06 Tasks*	*Status / Comments*	*Due Date*	*Responsible Party*
Illicit Connection & Illegal Dumping Elimination Activities					
ICID PS-2	Staff training	Hold annual training for urban runoff inspector and on-call staff.	The NPS Prgm Mgr met with the city's NPS inspector on 3/7/06 for a formal review, as well as meeting on several other occasions, informally. On-call staffs were trained as part of the overall corp yard training held 3/2/06.	3/ 06	Public Works Dept.
ICID PS-4	Field Investigations	NPS inspector annually walks the creeks, watching for evidence of any illegal dumping or illicit connections.	Throughout the Spring, the nonpoint source inspector walked the creeks in Cupertino. No evidence of homeless camps, broken sewer lines, or trash was found.	Ongoing	Public Works Dept.
ICID PS-6	Enhanced reporting requirements	Provide quarterly reports to Program.	Quarterly reports were submitted to Program staff as requested.	Quarterly	Public Works Dept.

Santa Clara Valley Urban Runoff Pollution Prevention Program
FY 2005-2006 Annual Report: General Tasks
Cupertino

P.S. Id.	*Activity*	*FY05-06 Tasks*	*Status / Comments*	*Due Date*	*Responsible Party*
ICID PS-7	Effectiveness Evaluation	Review and evaluate the effectiveness of city efforts.	City staff has examined the data and found a total of 26 incidents where all incidents required some type of enforcement action, and a majority of the actions were verbal notices. The most incidents in one category were 6, from pools/spas/fountains discharge. Almost half of the reporting sources were from citizen complaints and 65% of the incidents took place in residential areas. This may indicate that our outreach is working; citizens recognize illegal discharges and know who to call when they see them. Tracking the information by computer allows city staff to easily identify repeat problem locations from year to year. Again this year, there doesn't appear to be any major pattern emerging in any one category. The inspector educates violators at the time of the incident and distributes educational materials. The city will continue to provide articles in the city newsletter on topics such as the proper way to discharge pool water, soapy carwash water and disposal of car fluids.	7/06	Public Works Dept.

CUPERTINO
Summary of ICID Inspections
7/1/05 – 6/30/06

	Date	Inspector	Resolved	Facility Name	Address	Incident Reporting Source	Incident Type	Incident Source	Enforcement Action
1	7/13/2005	Barragan	Yes	Lucy's Café	21670 Stevens Creek Boulevard	Illicit discharge inspectors	Grey water discharge	Food Facilities	Verbal Notice
2	7/27/2005	Barragan	Yes	Homestead Lanes	20990 Homestead Road	Other	Used oil dumping	Food Facilities	Warning Notice
3	8/9/2005	Barragan	Yes	Bill St. Clair	10797 Linda Vista	Illicit discharge inspectors	Misc. incidents	Residential	Verbal Notice
4	8/10/2005	Barragan	Yes	Residential	10591 Castine Avenue	Citizen Complaints	Pools/Spas/Fountains discharge	Residential	Verbal Notice
5	8/15/2005	Barragan	Yes	Hewlett Packard	19111 Pruneridge Avenue, 95014	Other	Sanitary spill or leak	Commercial	Verbal Notice
6	8/24/2005	Barragan	Yes	Resident - Hean Yih	20115 Suisun Drive, 95014	Citizen Complaints	Pools/Spas/Fountains discharge	Residential	Verbal Notice
7	8/25/2005	Barragan	Yes	Resident - Nicr Mardestih	11208 Stanfaar Lane 95014	Illicit discharge inspectors	Misc. incidents	Commercial	Verbal Notice
8	9/23/2005	Barragan	Yes	Marina Foods	10122 Bandley Drive 95014	Illicit discharge inspectors	Food Facility Oil & grease discharge	Food Facilities	Verbal Notice
9	10/10/2005	Barragan	Yes	Nipe Shah	10856 Brookwell Drive 95014	Citizen Complaints	Unhardened cement discharge	Residential	Verbal Notice
10	10/11/2005	Barragan	Yes	Ranch 99 Market	10983 Homestead Road 95014	Illicit discharge inspectors	Food Facility Oil & grease discharge	Food Facilities	Verbal Notice
11	11/16/2005	Barragan	Yes	Sand Hill Property Company	10983 North Wolfe Road 95014	Other agency	Sanitary spill or leak	Other/unknown	Verbal Notice

	Date	Inspector	Resolved	Facility Name	Address	Incident Reporting Source	Incident Type	Incident Source	Enforcement Action
12	12/13/2005	Barragan	Yes	Unknown - Resident	10316 Tonita Avenue	Citizen Complaints	Pools/Spas/Fountains discharge	Residential	Verbal Notice
13	1/4/2006	Barragan	Yes	Stelling Avenue Water Line Break	Stelling Avenue	Illicit discharge inspectors	Water line breaks	Public facilities and Utilities	Verbal Notice
14	1/10/2006	Barragan	Yes	Residence	10297 South De Anza Boulevard	Illicit discharge inspectors	Saw cutting slurry discharge	Public facilities and Utilities	Verbal Notice
15	2/14/2006	Barragan	Yes	Sewer Line	10850 Wunderlich Drive	Citizen Complaints	Sanitary spill or leak	Residential	Verbal Notice
16	2/28/2006	Barragan	Yes	10250 South Tantau	10250 South Tantau and Loree	Citizen Complaints	Vehicle & equipment leaking	Residential	Verbal Notice
17	3/8/2006	Barragan	Yes	Muriel Buchanan	10619b Nathanson Ave	Illicit discharge inspectors	Pools/Spas/Fountains discharge	Residential	Verbal Notice
18	3/9/2006	Barragan	Yes	10862 Brook Wall Drive	10862 Brook Wall Drive	Citizen Complaints	Misc. incidents	Residential	Verbal Notice
19	3/29/2006	Barragan	Yes	Unknown	10250 South Tantau and Loree	Citizen Complaints	Vehicle & equipment leaking	Residential	Verbal Notice
20	4/13/2006	Barragan	FALSE	20882 Solast	20882 Solast	Citizen Complaints	Misc. incidents	Residential	Referral for Enforcement
21	5/16/2006	Barragan	Yes	David Cheong	10181 Camino Vista	Illicit discharge inspectors	Misc. incidents	Residential	Verbal Notice
22	5/31/2006	Barragan	Yes	10481 Baywood	10481 Baywood	Interdepartmental	Pools/Spas/Fountains discharge	Residential	Verbal Notice
23	6/5/2006	Barragan	Yes	10848 North Shore Square	10848 North Shore Square	Citizen Complaints	Misc. incidents	Residential	Verbal Notice
24	6/9/2006	Barragan	Yes	10196 Prado Vista	10196 Prado Vista	Citizen Complaints	Misc. incidents	Residential	Verbal Notice

	Date	Inspector	Resolved	Facility Name	Address	Incident Reporting Source	Incident Type	Incident Source	Enforcement Action
25	6/13/2006	Barragan	Yes	21131 Grenola Drive	21131 Grenola Drive	Interdepartmental	Pools/Spas/Fountains discharge	Residential	Verbal Notice
26	6/27/2006	Barragan	Yes	21376 Rumford	21376 Rumford	Citizen Complaints	Misc. incidents	Residential	Verbal Notice

ICID Incident Summary Report

Cupertino

ICID Incident Report Source	Number of Incidents
Illicit discharge inspectors	9
Interdepartmental	2
Other agency	1
Citizen Complaints	12
Other	2
Total:	**26**

ICID Incident Source	Number of Incidents
Residential	17
Commercial	2
Food Facilities	4
Construction Sites	1
Public facilities and Utilities	1
Other/unknown	1
Total:	**26**

ICID Incident Type	Number of Incidents
Food Facility Oil & grease discharge	3
Grey water discharge	1
Misc. incidents	8
Pools/Spas/Fountains discharge	6
Sanitary spill or leak	3
Saw cutting slurry discharge	1
Un-hardened cement discharge	1
Vehicle & equipment leaking	2
Water line breaks	1
Total:	**26**

ICID Enforcement Action	Number of Incidents
Verbal Notice	24
Warning Notice	1
Referral for Enforcement	1
Total:	**26**

ICID Enforcement Action Summary by Incident Source

Cupertino

ICID Incident Source	No Action	Verbal Notice	Warning Notice	Administrative Action	Administrative Action with Penalty	Referral to Enforcement	Criminal Action	Total
Commercial		2						**2**
Construction Sites		1						**1**
Food Facilities		3	1					**4**
Other/unknown		1						**1**
Public facilities and Utilities		1						**1**
Residential		16				1		**17**
Total:	**0**	**24**	**1**	**0**	**0**	**1**	**0**	**26**

ICID Enforcement Action Summary by Incident Type

Cupertino

ICID Incident Type	No Action	Verbal Notice	Warning Notice	Administrative Action	Administrative Action with Penalty	Referral to Enforcement	Criminal Action	Total
Food Facility Oil & grease discharge		2	1					**3**
Grey water discharge		1						**1**
Misc. incidents		7				1		**8**
Pools/Spas/Fountains discharge		6						**6**
Sanitary spill or leak		3						**3**
Saw cutting slurry discharge		1						**1**
Un-hardened cement discharge		1						**1**
Vehicle & equipment leaking		2						**2**
Water line breaks		1						**1**
Total:	**0**	**24**	**1**	**0**	**0**	**1**	**0**	**26**

City of Cupertino

FY 05- 06 Annual Report

Attachment C

Industrial/Commercial Discharger Control Program

Santa Clara Valley Urban Runoff Pollution Prevention Program
FY 2005-2006 Annual Report: General Tasks
Cupertino

P.S. Id.	*Activity*	*FY05-06 Tasks*	*Status / Comments*	*Due Date*	*Responsible Party*
Industrial/Commercial Discharger Control Programs					
IND-PS-3	Coordination with Health Dept.	Continue to hold an annual overview of the restaurant inspection program with the Co. Health Dept.	A training session was held 4/18/06 with the County Health Dept. inspectors along with reps from the WV cities and County on restaurant inspection violations, inspection procedures, tracking, enforcement, data collection, public education materials, grease trap cleaning, bulb disposal and pumper trucks.	5/06	Public Works Dept.
IND PS-3	Check for new industrial businesses.	In Spring '06 the city's Industrial Inspector will review applications for "Tenant Improvements" (TI) in the Building Dept. to determine if any of the businesses on our two light-Industrial streets had changed their operations and should be included in our routine Industrial inspections.	No improvements were found that would require industrial inspections.	Spring 06 Ongoing	Industrial inspector
IND PS-3	Commercial Inspections	The service station inspections will be conducted this year since they were last inspected in FY 03-04. Inspections take place bi-annually.	A total of 33 businesses that included service stations, dry cleaners, and the city corp yard were inspected. The County Health inspectors visited 268 food facilities in Cupertino and conducted 795 inspections. One warning notice was issued. See summary reports immediately following this section.	9/06	Industrial Inspector
IND PS-4	Staff training	Hold annual training for Industrial Inspector.	Training was held on 3/02/06 for the city's industrial inspector focusing on the performance standard, SOPs and reporting.	3/06	Public Works Dept.
IND PS-4	Enhanced reporting requirements	Continue to track all non-compliance, follow-up enforcement actions and final resolutions resulting from inspections. Submit data to the Program quarterly.	There were no inspections in the first 3 quarters since the industrial inspections are so few in number; they are completed typically in the 4th quarter. Completed data was submitted to the Program in 7/06.	Ongoing	Public Works Dept.

Santa Clara Valley Urban Runoff Pollution Prevention Program
FY 2005-2006 Annual Report: General Tasks
Cupertino

P.S. Id.	*Activity*	*FY05-06 Tasks*	*Status / Comments*	*Due Date*	*Responsible Party*
IND PS-4	Effectiveness Evaluation	Review and evaluate the effectiveness of city efforts.	One minor concern was found at a gas station regarding oil in a secondary containment vessel and was quickly cleaned up. Otherwise, re-inspections were not necessary. Most of the dry cleaners do not do not have chemicals on-site and are doing the cleaning at other locations. The inspector reports that the gas stations are already highly regulated and inspected frequently by other agencies. Many of the service stations only sell gas and don't have maintenance facilities. County Health Dept. staff reported one violation during their restaurant inspections related to urban runoff.	7/06	Public Works Dept.

IND Inspection Summary Report

Cupertino

IND Facility Category	Number of Inspections
Automotive	27
Corporation Yards	1
Dry Cleaners	5
Total:	**33**

IND Enforcement Action	Number of Inspections
No Action	33
Total:	**33**

9/15/2006

IND Inspection Summary Report

CoPermittee	Category	# Inspections	No Action	Level 1	Level 2	Level 3
Cupertino						
	Automotive	27	27			
	Corporation Yards	1	1			
	Dry Cleaners	5	5			
	Total:	**33**	**33**	**0**	**0**	**0**

CUPERTINO
Summary of IND Inspections
7/1/05 – 6/30/06

Date	Inspector	Resolved	Facility Name	Address	Findings	SIC Combo	Violations Observed	Enforcement Action	NOI Submitted	Category
6/13/2006	Squarcia	Yes	Freemans Auto Service	10121 N. Foothill Blvd		75	No	No Action	No	Automotive
6/13/2006	Squarcia	Yes	Cupertino Auto Repair	22510 Stevens Creek Blvd		75	No	No Action	No	Automotive
6/13/2006	Squarcia	Yes	Cupertino Union 76	21530 Stevens Creek Blvd.		75	No	No Action	No	Automotive
6/13/2006	Squarcia	Yes	Crossroads Chevron	10023 S. De Anza Blvd		4932	No	No Action	No	Automotive
6/13/2006	Squarcia	Yes	Vallco 76 Service	19550 Stevens Creek Blvd.		75	No	No Action	No	Automotive
6/19/2006	Squarcia	Yes	Valero Gas & Car Wash	10002 N. De Anza Blvd		754	No	No Action	No	Automotive
6/19/2006	Squarcia	Yes	Smog Pro-Arco	10625 N. De Anza Blvd		754	No	No Action	No	Automotive
6/19/2006	Squarcia	Yes	The Clean Scene	10165 N. De Anza Blvd		754	No	No Action	No	Automotive
6/19/2006	Squarcia	Yes	Union 76	20755 Stevens Creek Blvd.		5541	No	No Action	No	Automotive
6/19/2006	Squarcia	Yes	De Anza Shell Service Station	20999 Stevens Creek Blvd		5541	No	No Action	No	Automotive
6/21/2006	Squarcia	Yes	Chevron Stations Inc. #1543 (95700)	11010 N. De Anza Blvd		5541	No	No Action	No	Automotive
6/21/2006	Squarcia	Yes	Cupertino Auto Service	11025 N. De Anza Blvd.		5541	No	No Action	No	Automotive

Date	Inspector	Resolved	Facility Name	Address	Findings	SIC Combo	Violations Observed	Enforcement Action	NOI Submitted	Category
6/22/2006	Squarcia	Yes	Cupertino Auto Tech	10073 Imperial Ave.		5541	No	No Action	No	Automotive
6/22/2006	Squarcia	Yes	De Anza Auto Center and Towing	10151 Imperial Ave.		75	No	No Action	No	Automotive
6/22/2006	Squarcia	Yes	Performance Unlimited Auto Service	10280 Imperial Ave.		75	No	No Action	No	Automotive
6/22/2006	Squarcia	Yes	Clarks Auto Parts and Machine Shop	10270 Imperial Ave.		75	No	No Action	No	Automotive
6/22/2006	Squarcia	Yes	Imperial Automotive of Cupertino	10262 Imperial Ave		753	No	No Action	No	Automotive
6/22/2006	Squarcia	Yes	Songo Shell	19990 Stevens Creek Blvd.		4932	No	No Action	No	Automotive
6/22/2006	Squarcia	Yes	Sears Auto Center	10101 Wolfe Road		75	No	No Action	No	Automotive
6/22/2006	Squarcia	Yes	Homestead 76	21855 Homestead Road		75	No	No Action	No	Automotive
6/22/2006	Squarcia	Yes	Goodyear Tire	10931 N. De Anza Blvd.		75	No	No Action	No	Automotive
6/23/2006	Squarcia	Yes	Valero - Vikhar Valero Smog	1699 S. De Anza Blvd.		75	No	No Action	No	Automotive
6/23/2006	Squarcia	Yes	European Auto Performance Inc.	10550 S. De Anza Blvd.	Oil in secondary containment, owner cleaned up next day.	75	No	No Action	No	Automotive
6/23/2006	Squarcia	Yes	Henry's 76	10490 S. De Anza Blvd.		75	No	No Action	No	Automotive
6/27/2006	Squarcia	Yes	Cupertino Service (Mercedes)	10212 N. De Anza Blvd.		75	No	No Action	No	Automotive
6/27/2006	Squarcia	Yes	The Driving Machine	10100 Bubb Road		75	No	No Action	No	Automotive

Date	Inspector	Resolved	Facility Name	Address	Findings	SIC Combo	Violations Observed	Enforcement Action	NOI Submitted	Category
6/27/2006	Squarcia	Yes	McClellan Square Cleaners	10477 S. De Anza Blvd.		7216	No	No Action	No	Dry Cleaners
6/27/2006	Squarcia	Yes	El Dorado $1.75 Cleaners	10151 S. De Anza Blvd		7216	No	No Action	No	Dry Cleaners
6/27/2006	Squarcia	Yes	Dry Clean Pro	20379 Stevens Creek Blvd.		7216	No	No Action	No	Dry Cleaners
6/28/2006	Squarcia	Yes	City of Cupertino Maintenance Yard	10551 Mary Avenue		75	No	No Action	No	Corporation Yards
6/28/2006	Squarcia	Yes	Jiffy Lube International Inc.	19480 Stevens Creek Blvd.		75	No	No Action	No	Automotive
6/28/2006	Squarcia	Yes	Scotty's Cleaners	10620 S. De Anza Blvd.		7216	No	No Action	No	Dry Cleaners
6/28/2006	Squarcia	Yes	One Hour Cleaners	10045 E. Estates Drive		7216	No	No Action	No	Dry Cleaners

CUPERTINO
Summary of Restaurant Inspection Violations
By Santa Clara County DEH
7/1/05 – 6/30/06

Date	Facility Name	Site Address	Description	Violation Description
5/31/2006	Joy Luck Place	10911 N Wolfe Rd	Routine Inspection	Urban Runoff - Warning

City of Cupertino

FY 05- 06 Annual Report

Attachment D-1

Public Streets, Roads, and Highways Operation and Maintenance and Rural Roads

Santa Clara Valley Urban Runoff Pollution Prevention Program
FY 2005-2006 Annual Report: General Tasks
Cupertino

P.S. Id.	*Activity*	*FY05-06 Tasks*	*Status / Comments*	*Due Date*	*Responsible Party*
Public Streets, Roads, and Highways Operation and Maintenance and Rural Roads					
PSRH PS-3	Staff training	Hold annual training for public works, streets division staff and public works supervisors.	Annual training was held on 3/2/06 for the streets, parks maintenance, facilities and other corporation yard staff. There was an opportunity for staff to ask questions about storm water concerns in general and specific PW SOPs. Annual training for Public Works staff: Topics included corporation yard operations and maintenance, vehicle and equipment cleaning, dumping incidents, pest management, and universal waste recycling and disposal.	1/06	Public Works Dept.
PSRH PS-5	Effectiveness Evaluation	Review and evaluate the effectiveness of city efforts.	Many of the topics have been covered previously and the employees are very knowledgeable in those subjects. This year's emphasis was placed on BMP's regarding vehicle and equipment cleaning and safe handling and disposal of universal waste. There was much discussion on the need to dispose of broken fluorescent tubes as hazardous waste. This turned out to be a good topic for training as some employees were unaware of the proper disposal methods.	7/06	Public Works Dept.

City of Cupertino

FY 05- 06 Annual Report

Attachment D-2

Storm Drain Operation and Maintenance

Santa Clara Valley Urban Runoff Pollution Prevention Program
FY 2005-2006 Annual Report: General Tasks
Cupertino

P.S. Id.	*Activity*	*FY05-06 Tasks*	*Status / Comments*	*Due Date*	*Responsible Party*
Storm Drain System Operation and Maintenance					
SD PS-1	Storm Drain Maintenance	All tasks are routine and on-going	The City's contractor vacuums all of the storm drain inlets on a 2-year rotating basis. Half of the storm drains are cleaned one year, and the remaining half the following year.	Ongoing	Public Works Dept.
SD PS - 2	Storm Drain Operation and Maintenance	Review and evaluate one BMP, with input from maintenance staff. Evaluate "hot spots" as appropriate.	It is apparent during annual training that corporation yard staff is well aware of the referral and follow-up process between corp yard staff and the city's nonpoint source inspector as this process is reviewed in the training session. The nonpoint source inspector has worked for the city for over 30 years and is well known among the staff. The city has not found any on-going hot spots; the overall storm drain system is working well.	2/06	Public Works dept.
SD-4	Annual training	Hold annual training for staff responsible for the maintenance of the stormdrain system.	Annual training was held on 3/2/06 for the streets, parks maintenance, facilities and other corporation yard staff. There was an opportunity for staff to ask questions about storm water concerns in general and specific PW SOPs. Annual training for Public Works staff: Topics included corporation yard operations and maintenance, vehicle and equipment cleaning, dumping incidents, pest management, and universal waste recycling and disposal.	2/06	Public Works dept.
SD PS-5	Effectiveness Evaluation	Review and evaluate the effectiveness of city efforts.	Storm drain vacuuming provides the benefit of preventing blockage of the drainage system from a build-up of debris and prevents pollutants of all types that have settled into the drains from being flushed into creeks. It is particularly helpful in preventing flooding. This is an ongoing and routine task with little or no changes from year to year.	7/06	Public Works dept.

City of Cupertino

FY 05- 06 Annual Report

Attachment D-3

Corp Yard Operation and Maintenance

Santa Clara Valley Urban Runoff Pollution Prevention Program
FY 2005-2006 Annual Report: General Tasks
Cupertino

P.S. Id.	*Activity*	*FY05-06 Tasks*	*Status / Comments*	*Due Date*	*Responsible Party*
Corporation Yard Operation and Maintenance					
PSRH PS-3	Staff training	Hold annual training for corporation yard staff and public works supervisors.	Annual training for Public Works staff: Topics included corporation yard operations and maintenance, vehicle and equipment cleaning, dumping incidents, pest management, and universal waste recycling and disposal.	3/06	Public Works Dept.
PSRH PS-5	Effectiveness Evaluation	Review and evaluate the effectiveness of city efforts.	Corporation yard staff inspects the corporation yard weekly as part of their haz mat inspection. A few minor housekeeping problems were reported throughout the year mostly from vehicle fluid spills. According to the haz mat inspector, these incidents decreased significantly in FY 05-06, possibly due to this year's training.	7/06	Public Works Dept.

City of Cupertino

FY 05- 06 Annual Report

Attachment E

Water Quality Based Requirements

Santa Clara Valley Urban Runoff Pollution Prevention Program
FY 2005-2006 Annual Report: General Tasks
Cupertino

P.S. Id.	*Activity*	*FY05-06 Tasks*	*Status / Comments*	*Due Date*	*Responsible Party*
Water Quality-Based Requirements					
C.9.e	PCBs/Dioxin Compounds	Support Program staff to perform follow-up work on identifying and evaluating controllable sources.	The City continues to support Program and Program-supported regional efforts.	Ongoing	Public Works Dept.
C.9.f.iii	Sediment	Participate in the Watershed Council for Stevens Creek.	The City's naturalist has attended several of the meetings in FY 05-06.	Ongoing	Park & Recreation Dept. and Public Works Dept.

City of Cupertino

FY 05- 06 Annual Report

Attachment F

Permit Reapplication Process

Santa Clara Valley Urban Runoff Pollution Prevention Program
FY 2005-2006 Annual Report: General Tasks
Cupertino

P.S. Id.	*Activity*	*FY05-06 Tasks*	*Status / Comments*	*Due Date*	*Responsible Party*
Permit Reapplication Process					
New	Permit Negotiations	Participate and/or track progress of the NPDES permit negotiations	City staff has been involved with tracking the progress of the permit negotiations.	FY 05-06	Public Works Dept., Environmental Div.

City of Cupertino

FY 05- 06 Annual Report

Attachment G

Trash Inventory and Management

Santa Clara Valley Urban Runoff Pollution Prevention Program
FY 2005-2006 Annual Report: General Tasks
Cupertino

P.S. Id.	*Activity*	*FY05-06 Tasks*	*Status / Comments*	*Due Date*	*Responsible Party*
Trash Inventory and Management					
Trash Work Plan	Trash areas ID	Annually revise trash problem areas list on an as needed basis.	Completed 12/03. There were no new "hot spots" identified in FY 05-06.	FY 05-06 Ongoing	Public Works Dept.
Trash Work Plan	Trash mgmt practices	Assist Program staff in developing a long-term strategy for trash conditions in urban streams and waterways.	To be developed in FY 06-07	FY 06-07 Ongoing	Public Works Dept.
Trash Work Plan	Trash mgmt practices	Will continue to support Program staff in identifying existing trash management practices.	Information related to recommended management actions and or future trash evaluations is provided within trash problem area activity report. This activity report was submitted to Program staff in June 06.	FY 05-06 Ongoing	Public Works Dept.
Trash Work Plan	Trash documentation	Provide Program staff with documentation regarding trash complaints/incidents as well as an annual data summary report.	Code Enforcement reported 29 calls for service related to unlawful dumping.	FY 05-06 Ongoing	Public Works Dept.
Trash Work Plan	Street sweeping data	Continue to collect street sweeping data and provide data to Program for a street sweeping effectiveness evaluation.	Monthly street sweeping reports for July through June were submitted to the Program for compilation in July 2006.	FY 05-06 Ongoing	Public Works Dept.
Trash Work Plan (New)	Trash evaluations	Conduct trash evaluations in a subset of trash problem areas on an as needed basis using the RWQCB Rapid Trash Assessment protocol (version 7.0) and/or the KAB Litter index.	Trash evaluations were conducted in October 05 and again in June 06. Reports were submitted to the Program for compilation in June 06.	FY 05-06 Ongoing	Public Works Dept.
Trash Work Plan (New)	Trash mgmt practices	Continue implementation of trash control measures, as appropriate, to address trash problem areas within high priority areas.	The City's "hot spots" had little to no trash evident in both rounds of assessments. Most sites are City maintained and get cleaned on a regular basis. The site with the largest trash problem was on private property. In this instance, the City's code enforcement contacted the property manager and notified them to clean the area up.	FY 05-06 Ongoing	Public Works Dept.
Trash Work Plan (New)	Trash mgmt practices	Provide Program staff with information on trash management practices implemented in their jurisdictions, using standardized reporting format.	A report of all assessments and trash management activities was submitted to the program on June 30, 2006.	FY 05-06 Ongoing	Public Works Dept.
	WE&O Outreach	Participate in the WE&O outreach ad hoc group, and two of its subgroups: the Schools outreach group and the IPM group.	The City's environmental programs assistant participated routinely in these groups throughout the year.	Ongoing	Public Works Dept.

Santa Clara Valley Urban Runoff Pollution Prevention Program
FY 2005-2006 Annual Report: General Tasks
Cupertino

P.S. Id.	*Activity*	*FY05-06 Tasks*	*Status / Comments*	*Due Date*	*Responsible Party*
	WE&O Core Group	Review WMI meeting minutes and materials.	The MC is briefed on WMI meetings and meeting summaries. WMI meeting minutes and materials are distributed by the Program and reviewed by the City's Environmental Programs Manager.	Ongoing	Public Works Dept.

Santa Clara Valley
Urban Runoff
Pollution Prevention Program

Trash Problem Area Activity Report
FY 05-06

ID	Date	Watershed	Location	Assessment Tool	Score	Existing Management Actions	Recommended Management Actions and/or Future Evaluations
CU01	10/17/2005	Calabazas Creek	Tantau and Finch Avenues, vacant lot: private property	KAB	1	Very little to no trash observed at this location. Removed existing litter. This location is not near a waterway. Code Enforcement notified property owner in FY 04-05 and trash management activities were implemented.	Site has been monitored for 2 years and is no longer a trash problem area. Recommend that the site be removed from list.
CU02	10/17/2005	Stevens Creek	Homestead and Mary Ave. adjacent to high school; private property	KAB	1	Not in a waterway. Little to no trash observed at this location. Removed existing trash. This lot is monitored by the school janitor.	Site has been monitored for 2 years and is no longer a trash problem area. Recommend that the site be removed from list.
CU03	10/18/2005	Calabazas Creek	Disney Lane near Miller adjacent to Hyde Jr. High; private property	KAB	1	Not in a waterway. Little to no trash observed at this location. Removed existing trash.	Site has been monitored for 2 years and is no longer a trash problem area. Recommend that the site be removed from list.
CU04	10/18/2005	Sunnyvale East	Ann Arbor and Ann Arbor Ct., close to City park; private property	KAB	1	Not in a waterway. Little to no trash observed at this location. Removed existing trash. It appears that most of the trash is from neighboring homes.	Site has been monitored for 2 years and is no longer a trash problem area. Recommend that the site be removed from list.
CU05	10/19/2005	Stevens Creek	Somerset Park owned and maintained by City	KAB	1	Not in a waterway. Little to no trash observed at this location. Removed existing trash. This is a City park maintained by City staff.	Site has been monitored for 2 years and is no longer a trash problem area. Recommend that the site be removed from list.
CU06	10/19/2005	Sunnyvale East	Park Circle East & West, area behind apartments, private property	KAB	2	Not in a waterway. A lot of illegal dumping from neighboring apartment complexes. Removed smaller pieces and notified property managers to remove larger pieces.	Continue to work with landlords and property managers on illegal dumping issues.
CL03	5/3/2006	Stevens Creek	Stevens Creek - McClellan Ranch	RTA	101	Site often cleaned by Park staff and students. Most recent cleaning occurred on 3/18/06	Very little debris was found. Park area is well maintained. Does not appear to collect debris from upstream areas. May be a good reference point.
CL05	5/3/2006	Stevens Creek	Stevens Creek - West Valley Elementary School Bridge crossing	RTA	95	Site is monitored by Stevens and Permanente Watershed Council Streamkeeper volunteer. Litter is collected on a monthly basis from one side of the creek depending on accessibility and creek water levels.	Site is located just below an outfall for West Valley Elementary and nearby residential areas. Monitoring will continue at this site. May consider getting school involved with trash/clean up activities on their grounds.
CU01	6/6/2006	Calabazas Creek	Tantau and Finch Avenues, vacant lot: private property	KAB	1	Very little to no trash observed in this location. Removed existing litter. This location is not in a waterway. Code Enforcement notified property owner in FY 04-05 and trash management activities were implemented.	Site has been monitored for 2 years and is no longer a trash problem area. Recommend that the site be removed from list.
CU02	6/7/2006	Stevens Creek	Homestead and Mary Ave. adjacent to high school; private property	KAB	1	Not in a waterway. Little to no trash observed at this location. Removed existing trash. This lot is monitored by the school janitor.	Site has been monitored for 2 years and is no longer a trash problem area. Recommend that the site be removed from list.
CU03	6/8/2006	Calabazas Creek	Disney Lane near Miller adjacent to Hyde Jr. High; private property	KAB	1	Not in a waterway. Little to no trash observed at this location. Removed existing trash.	Site has been monitored for 2 years and is no longer a trash problem area. Recommend that the site be removed from list.
CU04	6/9/2006	Sunnyvale East	Ann Arbor and Ann Arbor Ct., close to City park; private property	KAB	1	Not in a waterway. Little to no trash observed at this location. Removed existing trash. It appears that most of the trash is from neighboring homes.	Site has been monitored for 2 years and is no longer a trash problem area. Recommend that the site be removed from list.
CU05	6/10/2006	Stevens Creek	Somerset Park owned and maintained by City	KAB	1	Not in a waterway. Little to no trash observed at this location. Removed existing trash. This is a City park maintained by City staff.	Site has been monitored for 2 years and is no longer a trash problem area. Recommend that the site be removed from list.
CU06	6/11/2006	Sunnyvale East	Park Circle East & West, area behind apartments, private property	KAB	2	Not in a waterway. Illegal dumping from neighboring apartment complexes still exists, but less than last assessment. Removed smaller pieces and notified property managers to remove larger pieces.	Continue to work with landlords and property managers on illegal dumping issues.

City of Cupertino

FY 05- 06 Annual Report

Attachment H

Public Information and Participation

Santa Clara Valley Urban Runoff Pollution Prevention Program
FY 2005-2006 Annual Report: General Tasks
Cupertino

P.S. Id.	*Activity*	*FY05-06 Tasks*	*Status / Comments*	*Due Date*	*Responsible Party*
Public Information and Participation					
PI/P	On-going public Information program	Staff will continue to use a variety of outreach avenues to educate the variety of audiences in the city. See following PI/P table for detail of activities.		Ongoing	Public Works Dept.

Santa Clara Valley Urban Runoff Pollution Prevention Program
FY 2005-2006 Annual Report: General Tasks
Cupertino

General Outreach

Activity	Level of Implementation	Evaluation
NPS literature distribution to the general public at city facilities: • Library • City Hall lobby • Quinlan Community Ctr. • Planning/ Building Dept. counter • Backyard Compost workshops	**NPS Prgm. literature:** *Pests Bugging You?, Home Maintenance Tips*, eight construction trifolds, *Blueprint For a Clean Bay* booklet, IPM pest-specific factsheets, *Grow-It!,* pool water brochure (2004 revision), *A Vision For Our Watershed,* **HHW Prgm literature:** HHW brochure (for residents), small business hazardous waste brochure, Diazinon flyer, *Alternatives to Household Chemicals, Mercury and Universal Waste brochure (for residents and businesses)* **Valley Trans. Agency literature**: bus maps and schedules **Air District** and **Rideshare literature:** Spare-the-Air brochures; transportation-alternatives brochures	This material is easily obtained from the agencies or is copied by staff internally. The materials continue to be taken by the public at a pace where a weekly visit to each site is necessary.
Rideshare Week and Bike-to-Work Day: Encourage participation among city employees and the general public	E-mail messages: Email messages to employees in May for Bike-to-Work Day. Cupertino's Bicycle/Pedestrian Commission supports energizer stations at the Quinlan Community Center, Apple Computer, and Hewlett Packard sites. Articles in Scene newsletter: Articles were published in the May city newsletter, the Scene, for Bike-to-Work Day.	The email message, sent out May 11, 2006, serves to remind employees about this environmentally friendly form of transportation and the related activities occurring on Bike-to-Work Day. A few city staff members participate, but most drive as they have other activities or live too far from work. According to our Bicycle and Pedestrian Commission, 74 cyclists stopped by the Quinlan Community Center Energizer Station, 162 riders stopped by the Apple Computer Energizer Station, and 131 riders stopped at the Hewlett Packard site.

Santa Clara Valley Urban Runoff Pollution Prevention Program
FY 2005-2006 Annual Report: General Tasks
Cupertino

Activity	Level of Implementation	Evaluation
HHW display at Quinlan Community Center	General HHW display set up 2 wks prior to Cupertino HHW event in 8/27/05. Articles in July Scene newsletter. Articles and ads in the Cupertino Courier and San Jose Mercury News West Valley Section (Cupertino is included in this section)	The County now surveys the HHW customers about how they became aware of the program- and sorts the data by city. In the most recent data available, FY 06-07, residents found out about the program this way: • By calling the garbage company: 40% • By reading the city's newsletter: 25% • From a flyer: 10% • From the City's website: 8% • By calling the City: 7% We can conclude that our city newsletter, the Scene, is a valuable outreach tool. We will continue to buy ads in the local paper and present a display of what typical HHW products can be taken to a HHW event just before our major August HHW event.
NPS literature distribution to residents at Cupertino HHW event	The County's HHW staff distributes the following pieces, at the events, on behalf of the City of Cupertino: Alternatives to Household Chemicals, Santa Clara County HHW brochure, Computer and TV Recycling, and Donation Agency List. An event was held in Cupertino on 8/27/05.	We are assuming that those users of the HHW event are environmentally conscious, and are probably the kind of people who are interested in stormwater related literature.
Audubon Fair; literature provided to Park and Rec staff to distribute at fair.	Pests Bugging You, Alternatives To Household Chemicals, Home Maintenance Tips brochure, and various IPM factsheets distributed on 10/22/05 at McClellan Ranch.	According to the City's naturalist, who staffed the event, 500 attended. Brochures were available to those in attendance.

Santa Clara Valley Urban Runoff Pollution Prevention Program
FY 2005-2006 Annual Report: General Tasks
Cupertino

Activity	Level of Implementation	Evaluation
Website: Include NPS information in city's website, especially new IPM website links and new info on Mercury.	The City's environmental division website has a specific section on Pest Management and direct links to the Program's IPM website and new information on Mercury.	Ongoing As the public becomes more accustomed to using websites, this tool becomes a valuable and easy to use method of educating the public.
Watershed Education & Outreach Campaign: Conduct or participate in local activities that are coordinated with the Watershed Education & Outreach campaign. Evaluate the effectiveness of PI/P projects by direct or indirect means, as appropriate.	Staff attends WE&O campaign planning meetings and reviews and critiques work plans and campaign products. The City participated in staffing the Annual Home Show in conjunction with program consultants and staff from other jurisdictions.	The Cities Environmental Program Assistant staffed a 6-hour shift for the Annual Home Show held at the San Jose Convention Center. This past show attracted over 18,000 people. 583 people picked up literature from the Program's booth. Outreach materials distributed included Home Maintenance Tips, County U-Waste Brochure, Safe Medicine Disposal Flyers, Creek Clean-Up Flyers, IPM fact sheets, pencils, Got Bugs Magnets, Activity Books, Kids Guide to Backyard Bugs, Grow It Guide, HHW brochure, and Pools and Spas Brochure.

Newsletter, newspaper articles, ads:

Cupertino Scene articles:

Approx. dates and subjects for submittal to monthly newsletter (mailed to all residents and businesses):

- 7/ 05: draining pool; household haz. waste event; avoiding use of briquette lighter fluid, auto pollution and watersheds, computer recycling
- 9/05: computer recycling, copper in brake pads
- 10/05: disposing fluorescent bulbs & thermometers; recycling used motor oil
- 11/ 05: residents to keep storm drain grates & gutter clean/ city to vacuum storm drain system/warning about not dumping HHW
- air pollution from home fireplaces, including gas rebate program; computer recycling
- 2/ 06: advice on burning wood properly to avoid pollution; computer recycling; HHW disposal
- 3/06: IPM specific fact sheets available; Green Business program (program includes stormwater pollution prevention)
- 4/ 06: fluorescent lights disposal, thermometer exchange and disposal; electronic waste recycling event; pest management, Our Water Our World website; HHW program reminder for spring cleaning, curbside battery recycling
- 5/ 06: IPM pest specific fact sheets available; watch use of soap when washing cars; creek cleanup date set; bike-to-work day, HHW disposal
- 6/ 06: draining pools, cars and water pollution

Evaluation: The Scene, the city's newsletter provides an easy way for staff to inform local residents and businesses about issues of civic concern. The Scene is mailed to 26,000 postal customers – all residences and businesses.

Cupertino Courier articles:

Vegetated Swales in Cupertino Library Parking Lot (2/1/2006)

Article on the countywide Household Hazardous Waste Program disposal event in Cupertino (8/10/2005, 8/24/2005)

Article on leaking vehicles and proper protocol for oil and fluid spills (7/6/05)

Article on Draining Pool Water (7/22/05)

Courier ads:

Household hazardous waste event ads before the August '06 HHW event, Cupertino Mercury Thermometer Exchange Event ads before the April '06 event

S.J. Mercury articles:

Articles and ads in the Mercury are usually submitted by the Program and paid for jointly by the cities.

SJ Mercury ads:

Household hazardous waste event ads for the Aug. '06 HHW event, Apple Computers Earth Day e-waste recycling event ads for the Apr. '06 event

Santa Clara Valley Urban Runoff Pollution Prevention Program
FY 2005-2006 Annual Report: General Tasks
Cupertino

Targeted Outreach

Activity	Level of Implementation	Evaluation
City staff: • Building inspectors • Public Works inspector and plan checker • Planning Dept. planners • NPS inspector (in Public Works) • Corp yard & street dept staff • Public Works staff managing golf course maintenance contract and managing structural pesticide spraying contract • City employees for general info on less-toxic alternatives for their own home use, and info on not using pesticides on the job, if unauthorized (detail in the Pesticide Workplan)	See Training Activities Table, for details about specific trainings. NPS literature distributed, as appropriate E-mails: • Sent 3/14/06 informing employees on how to dispose of batteries properly. • Sent 5/04/06 informing them of less toxic alternatives to pesticides and inviting them to get more info and see display. • Sent 5/11/06 informing them of Bike to Work Day • Sent 4/18/06 informing them of the Shredding and Thermometer Exchange Event • Sent 6/21/06 informing them of Spare the Air Day Display: for city employees set up in May 2006 with the IPM fact sheets.	**General remarks:** Trainings regularly provide an informal forum for staff to discuss any recent concerns about operations. The city believes that employees understand stormwater concerns as evidenced by the number of public incidents reported by staff, the types of informed questions asked by staff, and the tradition of on-going training for many years. **Building Dept:** Focus: performance standard, construction BMPs and source control BMPs, inspection notices. **PW and Planning Plan Checkers:** Focuses: C-3, Group 1, 2A & 2B, HMP Pesticide Control, website information, and MRP. **Corp Yard and Street Dept training:** Focus: Topics included corporation yard operations and maintenance, vehicle and equipment cleaning, dumping incidents, pest management, and universal waste recycling and disposal. In addition, building inspectors, planners, public works inspector and the city's storm water inspector attended Program-sponsored training events.

Santa Clara Valley Urban Runoff Pollution Prevention Program
FY 2005-2006 Annual Report: General Tasks
Cupertino

Activity	Level of Implementation	Evaluation
City contractors: Require PCOs, contracted for work on city facilities, to use pest control methods consistent with our IPM policy Require these PCOs to attend training workshops, as appropriate. (See Pesticide workplan for details.)	See "Training Activities" Contract specifications require an IPM approach.	The City's contractor for Blackberry Farm has attended accredited courses through the Continuing Education Center for Pest Management. He maintains his license as a Pest Control Advisor. The City's pest management policy and SOPs are reviewed with the contractor annually for compliance.

Santa Clara Valley Urban Runoff Pollution Prevention Program
FY 2005-2006 Annual Report: General Tasks
Cupertino

Activity	Level of Implementation	Evaluation
Creek cleanup volunteers	*Scene* articles	Article in May '06 *Scene* newsletter .
Nursery customers and staff: Pt-of-sale IPM campaign (2 stores: Yamagami's Nursery and Summer Winds Garden Ctr.)	IPM Partnership trainer. Program IPM factsheets	By EOA staff. Set up by EOA staff and Program contractor in the Spring. This is a very efficient way to be sure the nurseries get uniform and effective training, and up-to–date information on new products.
Auto Repair Shops	Education of shop mgrs. during bi-annual inspections by City Bldg. Dept staff; use Program lit, if necessary	Most auto repair shops comply with the city's stormwater policy. It is rare when the inspector requests any corrections. Auto repair shop inspections are conducted bi-annually and were completed in FY 05-06.
Restaurant education	Restaurant posters are distributed at inspections by County health inspectors, or by city NPS inspector, if responding to problems. County health inspector routinely inspects all restaurants annually, and inspects on an "on-complaint" basis. Additionally, the city's inspector provides a copy of a restaurant worker tri-fold (available in either English, Spanish, Vietnamese, or Chinese) explaining proper restaurant cleaning behavior, as needed. Health Dept. inspectors are now also distributing the recently acquired "Don't Set a Table for Pests" brochure.	The County continues to distribute posters to new restaurants that don't have them. When the city's NPS inspector responds to spills or illegal discharge problems at restaurants, he provides verbal guidance, written violation notices, and often leaves a program brochure, cards or poster. The illustrations on the IC/ID cards are helpful for situations where there is a language barrier. The Chinese version of the tri-fold is helpful in our community, which has a high percentage of Chinese speaking people, and many Chinese restaurants.

Santa Clara Valley Urban Runoff Pollution Prevention Program
FY 2005-2006 Annual Report: General Tasks
Cupertino

Activity	Level of Implementation	Evaluation
Development Community	Literature distributed at Planning/Bldg counter: • 8 construction tri-folds • Blueprint for a Clean Bay booklet • Small business haz waste brochure • City's post-construction matrix • stormdrain stencils • Pest Resistant Plant list • Pesticide Control Measures for Development Projects • Landscape Maintenance Techniques for Pest Reduction • Construction BMP sheet—is required to be incorporated in all building plan sets. • Mercury and Universal Waste brochure for businesses Website information: **Construction Requirements** California Stormwater Quality Association(CASQA) Construction BMP Handbook California Stormwater Quality Association(CASQA) Development BMP Handbook State Water Resource Control Baord (SWRCB) NPDES Construction Permit Website Blueprint For a Clean BayCupertino Muni Code 9.18.040 Discharge to SD prohibited 9.18.090 Storm Water Prevention Plan (SWPPP) Best Management Practice (BMP) Plan Sheet Cupertino Muni Code 9.18.040 Discharge to SD prohibited 9.18.090 Storm Water Prevention Plan (SWPPP)	An important piece distributed by public works and building depts. is our formal Construction BMP sheet. The sheet is attached to all plans that move through the planning and bldg depts. No plans are finalized without it. It is made clear to the project applicant that the information must be conveyed to all subcontractors and that they are responsible for their sub's behavior on the site. The sheet will provide evidence that the NPS concerns were explained to the applicant in case of violations during construction. Many C.3 related documents and links were added to the City's website this fiscal year. The information is easily accessible and in one place for developers, engineers and architects, as well as city employees.

Santa Clara Valley Urban Runoff Pollution Prevention Program
FY 2005-2006 Annual Report: General Tasks
Cupertino

Activity	Level of Implementation	Evaluation
	Development Requirements SCVURPPP Guidebook of Site Design Examples SCVURPPP C.3 Manual Cupertino Stormwater Guidelines for C.3 project Stormwater Management Facility Easement Agreement Stormwater Management Facilities Operation and Maintenance Agreement Pesticide Control Measures For Development Projects Screening Projects for C.3 Requirements Cupertino Notice to Contractors and Developers about C3 "Deemed Complete" Memo (modified) for Development Community Impervious Surface Calculation Worksheet Cupertino Permanent BMP Matrix Hydromodification Applicability Map Cupertino Muni. Code Title 9.18.100 Perm SW Poll. Prev. Measures Requirements	
Problem contractors in the field	Primarily verbal. Program's specific activities cards. Violation notices. Construction tri-folds.	Specific activity cards are available to give to violators in the field on an as-needed basis.
Residents living near creeks	Water District's Stream Care Guide, available at Planning counter. Restock as needed, but now out-of-print.	No feedback from residents, but the guides continue to be taken from the counter display area. Useful to have a piece that addresses the special responsibility of residents that live near creeks.
Environmental groups, local—city staff to provide IPM fact sheets to Audubon Society for their center and for their annual event.	The following pieces of literature are provided: Pests Bugging You, Alternatives To Household Chemicals, Home Composting Literature and Workshop information, Home Maintenance Tips brochure, and various IPM factsheets.	These pieces of information are displayed and available year round at the Audobon Society Center. They are also featured and displayed at their annual event in October.

Santa Clara Valley Urban Runoff Pollution Prevention Program
FY 2005-2006 Annual Report: General Tasks
Cupertino

Activity	Level of Implementation	Evaluation
Provide info on IPM workshop opportunities to school districts and sanitary district. (See Pesticide Workplan for details.)	IPM sheets. Info on IPM websites	Nareesh Duggal of Santa Clara County contacts these groups as trainings become available. There were no trainings held in FY 05-06, but a date has been set for FY 06-07.
Outreach to local commercial businesses to encourage the use of pest-resistant plants in landscape. Included in Planning Dept. applicant packet (Pesticide Workplan for details.)	Pest-resistant plant list is distributed through the Planning Dept. application packet.	Ongoing

Santa Clara Valley Urban Runoff Pollution Prevention Program
FY 2005-2006 Annual Report: General Tasks
Cupertino

Public Participation

Activity	Communication Vehicle	Goal
Participate in regional creek cleanup event (if creeks in Cupertino need cleaning). Publicize cleanup.	Article submitted to May '06 Scene City did not host a creek cleanup site.	The Water district bought ads in the Courier and mailed out reminders to last year's volunteers. A site is hosted at the Stevens Creek reservoir, adjacent to the city limits. City staff find this to be a more useful use of the volunteers time, as we have not found any creeks in dire need of cleaning in Cupertino

Santa Clara Valley Urban Runoff Pollution Prevention Program
FY 2005-2006 Annual Report: General Tasks
Cupertino

School/Education Outreach

Activity	Communication Vehicle	Goal
Creek Education project available to all 3rd and 3rd/4th teachers in School District: about 82 classes (half are in Cupertino; remaining schools in cities of San Jose, Sunnyvale, Santa Clara, Saratoga, Los Altos). Teachers are trained to teach the creek ed. unit to their own classes, and co-lead creek field trip for students.	Teachers are trained to teach the creek ed. unit to their own classes, and co-lead creek field trip for their students; City's Park & Rec naturalist teaches the teachers. City provides two docents for creek tours. 4-hr training workshops for teachers; 2-wk curriculum for students taught by teachers, w/ half-day creek field trip.	This program is very popular with our school district and the teachers. We started the program in 1995, and continue to refine as needed. During a half hour review of general NPS and creek concepts that precedes the actual creek walk, our docents have the opportunity to observe whether each teacher has, in fact, spent time in the classroom preparing the students for the field trip. Typically, almost all of the students are familiar with the concepts. This past year we had 1728 students participate and ~270 parent helpers.
Respond to school group requests for tours, workshop, field trips, as possible	The city's Park and Rec staff naturalist is now assisting the students of Monta Vista High School to regularly perform water quality monitoring and research in Stevens Creek (the city's principal creek, 2 blocks from the high school).	In general, creek and water quality studies have become more common in schools, without the intervention of the city. However our city's naturalist is well known among local teachers as a science resource, and is often informally drawn into school projects. Since she is the lead docent in our 3rd-grade creek program, she is already very aware of stormwater and watershed issues, and shares that info with the teachers and students.
Continue to encourage 6th -grade teachers in the Cupertino Union School District to attend the Wacky Watershed teacher-training workshops. (Trainings will assist teachers in including watershed curriculum in their science classes.	E-mails and phone calls to the District's science curriculum advisor.	The City's Park and Rec. Naturalist is contacted by the City of San Jose's Water Watershed Staff in regard to upcoming workshops. Tentative plans are being made to host a workshop in Cupertino at McClellan Ranch in FY 06-07.

City of Cupertino

FY 05- 06 Annual Report

Attachment I

New Development Planning Procedures

Santa Clara Valley Urban Runoff Pollution Prevention Program
FY 2005-2006 Annual Report: New and Redevelopment Requirements

Cupertino

Activity	Permit Item Source	FY05-06 Tasks	Status / Comments	Due Date (mo/yr)	Responsible Party
NEW DEVELOPMENT AND CONSTRUCTION CONTROLS – PLANNING PROCEDURES					
C.3.b Development Project Approval Process -- Planning Procedures					
Ordinance Revision	C.3.b.2	Modify existing review policies, procedures, and/or conditions of approval to incorporate C.3 requirements (based on results of tasks under C.3.c. through C.3.m.)	On September 20, 2005, the City Council adopted revisions to the Cupertino Stormwater Pollution Prevention and Watershed Protection ordinance (Chapter 9.18 of the Municipal Code). Changes were related to Group 2A projects and HMP requirements. On June 20, 2006, the City Council adopted further revisions to this ordinance related to Group 2B project requirements. A copy of the revised ordinance may be viewed by following the links to Chapter 9.18 at http://www.cupertino.org/leaving_cupertino/index.asp?Location=http%3A%2F%2Fwww.amlegal.com%2Fcupertino_ca%2F	Group 2 Ordinance Revision 6/06	Public Works
Staff Training	C.3.b.3	Continue to train Cupertino staff in planning, building, and engineering departments on the C.3. provisions as they are refined.	In-house training was given to Planning and Public Work staff on June 14, 2006. Topics included Group 1, 2A, and 2B projects, the HMP, pesticide control measures, the status of the Municipal Regional Permit, and information contained in the stormwater quality pages of the City's website. On December 7, 2005, staff from Public Works Engineering and Planning attended a WMI-sponsored workshop, "How Development Affects Creeks. On March 27, 2006, Public Works civil engineering staff responsible for land development review and the City's Stormwater Quality Consultant attended the SCVURPPP-sponsored "HMP101" training in San Jose.	6/06	Public Works – Environmental Division

Santa Clara Valley Urban Runoff Pollution Prevention Program
FY 2005-2006 Annual Report: New and Redevelopment Requirements

Cupertino

Activity	Permit Item Source	FY05-06 Tasks	Status / Comments	Due Date (mo/yr)	Responsible Party
			On June 6, 2006, public works inspection staff attended the SCVURPPP workshop on Inspecting Stormwater Treatment BMPs.		
C.3.c. Requirements for Group 1 and Group 2 Projects					
Guidance Manual	C.3.c.4	Review Guidance Manual developed by Program and, if needed, customize for projects likely in Cupertino.	Since October 2005, staff in the City's Public Works Dept. have been using the recently revised Stormwater Pollution Prevention and Watershed Protection ordinance developer/designer guidance. The revised ordinance includes definitions of the applicable projects; numeric sizing criteria; requirements for stormwater management plans and BMP O&M agreements.	Revise Guidance Document 6/06	Public Works Environmental Division
Guidance Manual Update	C.3.c.9	Update Guidance Manual and Performance Standard for Group 2 projects as needed.	Feedback on the SCVURPPP's revised C.3 Guidance Manual was submitted through the Program's C3.PO workgroup, of which the City of Cupertino is an active member. Updating the Planning Procedures Performance Standard was deferred pending the outcome of the Municipal Regional Permit.	6/06	Public Works Environmental Division
C.3.e Operation and Maintenance of Treatment BMPs					
Data Form and Staff Training	C.3.e.1	Log information about treatment BMPs installed at approved Group 1 and 2 projects and maintain a list or database of properties, treatment BMPs, and responsible operators.	Starting in FY '04-'05 and continuing into FY '05-'06, the City's provided feedback on the SCVURPPP-generated draft BMP O&M data forms through the Program's C3.PO workgroup. This feedback was coordinated with the City's Construction Inspector, who is responsible for BMP O&M inspections.	9/06 AR and ongoing	Public Works Environmental Division
BMP O&M Agreement Mechanism	C.3.e.2	Review use of City's BMP O&M and easement agreements and consider modifications, as needed.	Since no Group 1 or Group 2A/2B projects have been approved in Cupertino, review of agreement has been deferred until the agreement is actually used.	9/06 AR and ongoing	Public Works, Planning, City Attorney

Santa Clara Valley Urban Runoff Pollution Prevention Program
FY 2005-2006 Annual Report: New and Redevelopment Requirements

Cupertino

Activity	*Permit Item Source*	*FY05-06 Tasks*	*Status / Comments*	*Due Date (mo/yr)*	*Responsible Party*
BMP Inspection Program	C.3.e.5	Develop local program for inspecting a subset of prioritized treatment BMPs to verify that the responsible party is performing proper O&M.	In FY '05-'06, the City's Construction Inspector was notified that in addition to Group 1 projects, Group 2A projects would also need to be inspected on an annual basis. BMP O&M inspections of Group 2B projects will be added to this Program FY '06-'07. When the time comes, the City will also be using the SCVURPP-developed BMP O&M inspection forms, instead of the inspection forms originally submitted in September 2004 with the Cupertino Performance Standard.	6/06	Public Works Engineering
Reporting	C.3.e.6	Report on the Co-permittee's treatment BMPs O&M verification program in each annual report, including organizational structure, evaluation of effectiveness, and planned improvement to the program. Include a list or summary of treatment BMPs inspected during the year, inspection results, and any required follow-up and correction.	No Group 1 or Group 2A/2B projects have been approved in Cupertino. The Cupertino BMP O&M Verification Program is described in detail in the City's Planning Procedures Performance Standard, which was submitted to the Regional Board in September 2004 with the Cupertino URMP and resubmitted with the FY '04-'05 annual report in Sept. 2005. A copy of this section of the performance standard is attached immediately following this section.	9/06 AR and ongoing	Public Works Environmental and Engineering Divisions
C.3.f Hydromodification Management Plan					
Staff training	C.3.f.3	Upon adoption by the Regional Board, begin implementation of HMP as part of requirements for Group 1 projects that may cause increased erosion or other related impacts. Before adoption, encourage early implementation of likely elements of the HMP where possible.	During FY '05-'06, Public Works staff reviewed conceptual plans for the only two large projects in Cupertino with the idea of encouraging early HMP implementation. One projects was in the "yellow zone" and not large enough to be regulated by the HMP requirements. This project is now up for a voter referendum in fall of 2006. In the case of the other project in the "green zone", the City Council denied the application (The Parks at Monte Vista).	9/06 AR and ongoing	Public Works and Planning

Santa Clara Valley Urban Runoff Pollution Prevention Program
FY 2005-2006 Annual Report: New and Redevelopment Requirements

Cupertino

Activity	*Permit Item Source*	*FY05-06 Tasks*	*Status / Comments*	*Due Date (mo/yr)*	*Responsible Party*
C.3.h Alternative Certification					
Reporting	C.3.h.1	List projects certified by someone other than City staff.	There were no projects submitting Alternative Certification.	9/06 AR and ongoing	Public Works Environmental Division
C.3.j Site Design Measures Guidance and Standards Development					
Standards Revisions	C.3.j.4	Incorporate any revised standards and guidance into local project approval process and "fully implement" the revised standards and guidance.	There were no site design standard revisions in FY '05-'06. This item will be dropped from future work plans.	N.A.	Public Works Environmental Division and Planning
C.3.k Source Control Measures					
Ordinance Revision	C.3.k.	Enhance source control requirements for new and redevelopment projects.	No revisions to the Source Control requirements of the City Code were made in FY '05-'06. These requirements will be reviewed annually to determine if changes are needed.	9/06 AR and ongoing	
Reporting	C.3.k.3	Implement source control measures requirements by including appropriate conditions of approval in Group 1 and 2 projects. Report status and provide examples of application of conditions in annual reports.	Since no Group 1 or Group 2A projects were approved in FY '05-06, there are no examples to report.	9/06 AR and ongoing	Public Works Environmental Division

Santa Clara Valley Urban Runoff Pollution Prevention Program
FY 2005-2006 Annual Report: New and Redevelopment Requirements

Cupertino

Activity	*Permit Item Source*	*FY05-06 Tasks*	*Status / Comments*	*Due Date (mo/yr)*	*Responsible Party*
C.3.l Update General Plans					
General Plan Review	C.3.l.1	Review current General Plan policies related to water quality and watershed protection and incorporate additional policies as needed to implement C.3.	The Cupertino City Council adopted the 2000-2020 General Plan on November 15, 2005. Sections related to urban runoff control are found in the Environmental Resources/Sustainability Chapter (Wildlife and Vegetation; Water Resources; Stormwater Runoff) and in the Hillside Protection portion of the Land Use/Community Design Chapter. The Plan may be viewed electronically at http://www.cupertino.org/city_government/departments_and_offices/planning_and_building/general_plan_update/index.asp.	9/06AR	Public Works Environmental Division and Planning
C.3.m Water Quality Review Processes					
CEQA Review	C.3.m.1	Review CEQA initial study checklists and other environmental review documents and modify documents as needed to include questions that sufficiently address water quality impacts of projects.	In FY '05-'06, no changes were made to the City's water quality review process. Any future changes would be reported in the applicable year's annual report.	9/06 AR and ongoing	Public Works Environmental Division and Planning
C.3.n Reporting Requirements					
Reporting	C.3.n.1	Provide information described in Table 1 of Provision C.3. in annual reports.	There were no Group 1 or 2A projects approved in Cupertino during FY '05-'06.	9/06 AR and ongoing information collection	Public Works Environmental Division and Planning

Santa Clara Valley Urban Runoff Pollution Prevention Program
FY 2005-2006 Annual Report: New and Redevelopment Requirements

Cupertino

Activity	*Permit Item Source*	*FY05-06 Tasks*	*Status / Comments*	*Due Date (mo/yr)*	*Responsible Party*
Reporting	C.3.n.4	Collect and report the following for all projects that must implement treatment measures: BMPs, site design, and source control measures used, sizing criteria, O&M responsibility mechanism and responsible party.	There were no Group 1 or 2A projects approved in Cupertino during FY '05-'06.	9/06 AR and ongoing	Planning and Public Works Engineering
Pesticide Control Measures	C.3.n.5	Collect information and report a summary of types of pesticide reduction measures required for development projects and the percentage of projects for which pesticide reduction measures were required.	All projects receive, as part of the application packet, a list of conditions related to reduction of pesticide use, Property Maintenance Fact Sheet, and a Pest Resistant Plant list. Planners were recently reminded in an email and in-house training to include a COA related to pesticide reduction measures to all Group 1 projects. The City did not approve any Group 1 or 2A projects in FY '05-'06.	9/06 AR and ongoing	Planning and Public Works Engineering

City of Cupertino

Reporting Form for Planning Procedures Performance Standard

and Provision C.3.n.i. Reporting Requirements

Part 1

New Development and Significant Redevelopment Projects[1]

Approved During FY 2005-2006

Project Name	Project Type[2]	Site Size (ac. or s.f.)	New Impervious Surface (s.f.)[3]	Area of Land Disturbed (Ac.)[4]	Project Status (Dates Deemed Complete and Approved)	Storm Water Control Measures Included in Project
Private Projects						
NO PROJECTS TO REPORT						
Public Projects						
NO PROJECTS TO REPORT						

[1] Prior to August 15, 2006, list all projects with new impervious surface area greater than 1 acre (43,560 s.f.) (Group 1).

After October 20, 2005, list all projects with new impervious surface area greater than 1acre (Group 1) and projects of certain land uses with new impervious surface greater than 10,000 s.f. (Group 2A) (see July 20, 2005 permit amendment).

After August 15, 2006, list all projects with new impervious surface area greater than 10,000 s.f. (Groups 1 and 2).

[2] Describe project type, as defined in Provision C.3.c.

[3] "New" is defined as impervious surface created, added or replaced.

[4] If the site is a "significant redevelopment", list the area of land disturbance, if information is readily available.

Section 4
STANDARD OPERATING PROCEDURES

This section contains the City of Cupertino standard operating procedures (SOPs) related to managing the stormwater quality impacts of new and redevelopment projects. These SOPs demonstrate that urban runoff requirements related to development approval are incorporated into the development review processes of the Planning and Building Divisions and the Public Works Department. In addition, these SOPs describe how the City ensures continued operation and maintenance (O&M) of permanent BMPs at Group 1 & 2A Projects.

Standard operating procedures are provided for the following stormwater quality review processes:

- Private Development Project Approval - Non-Discretionary Projects[1]
- Private Development Project Approval - Discretionary Projects
- Capital Improvement Project Design and Acceptance
- Encroachment Permit Issuance
- Annual Inspection of Group 1 & 2A Private Development BMPs

[1] Definitions are provided at the end of this document.

STANDARD OPERATING PROCEDURES FOR CUPERTINO'S STORMWATER QUALITY REVIEW PROCESS FOR PRIVATE DEVELOPMENT PROJECTS

The following documents are included in Appendix 'C' of the Planning Procedures Performance Standard:

- CEQA Initial Study Checklist
- Written materials disseminated during the development approval process:
  - Cupertino Notice to Developers and Contractors-Stormwater Regulation Changes
  - Impervious Surface Calculation Worksheet (to determine if development could be a Group 1 & 2A project)
  - Cupertino Permanent BMP matrix (selection by land use)
  - Pesticide Control Measures for Development Projects Hand-Out (based on SCVURPPP model conditions of approval)
  - Cupertino Stormwater Quality Guidelines for Development Projects (guidance on complying with C.3 provisions related to Group 1 & 2A Projects)
  - Cupertino Blueprint for a Clean Bay Plan Sheet (construction BMPs)
- City of Cupertino Standard Conditions of Approval (includes misc. stormwater related items)
- Templates of BMP O&M and easement agreements

Non-Discretionary (Administrative) Private Development Projects

- Building Department plan checkers (in-house or consultants) review non-discretionary projects for the necessary construction and source control BMPs.
- Building Department counter staff attach a copy of the City's "Blueprint for a Clean Bay" sheet to all project plan sets at the time of building permit issuance.

Discretionary Private Development Projects

Preliminary Plans Consultation

The applicant presents the Planning Division with a preliminary project idea. The applicant receives an initial assessment of the idea, finds out which application forms would be necessary and the City's general concerns.

- The application packet includes the City's Notice to Developers and Contractors-Stormwater Regulation Changes (regarding Group 1 & 2A Projects and the State NPDES Construction permit); a hand-out on pesticide control measures; and the City's Permanent BMP Selection Matrix (copies of each given in Appendix 'C').
- If the project is subject to CEQA, the Project Planner fills out the CEQA Initial Study checklist, which includes items related to stormwater concerns.
- As needed, the Planning Division will arrange for additional CEQA compliance documentation, including any environmental assessments and studies, which will be paid for by the developer.
- The Planning Division informs the applicant of any environmental studies that will be needed. City staff are guided at this point in the review process by the City's General Plan provisions that pertain to urban runoff concerns.
- Group 1 & 2A Project applicants are advised to meet with engineers in the Public Works Department to discuss stormwater quality and other related issues, such as if a project will be built in an "unimproved" area (i.e., an area without curbs and gutters), in an area with drainage problems, on a hillside lot, on a lot with a dirt road needing street improvements, or if the ~~a~~ project will require significant grading.

Preliminary Meeting with Public Works

- If the proposed development could be a Group 1 & 2A Project, Public Works Engineering staff give the applicant the City's *Impervious Surface Calculation Worksheet for Projects One Acre of Larger* and explains how to complete this form (copy of worksheet given in Appendix 'C'.
- Public Works staff may recommend design changes to reduce the amount of impervious surface so that the proposed development is not considered a Group 1 & 2A Project.
- The Public Works staff will advise the applicant regarding construction and permanent stormwater BMP requirements.
- Applicants of Group 1 & 2A projects receive a copy of the *City of Cupertino Stormwater Quality Guidelines for Development Projects.* This document includes additional information on selection and design of permanent BMPs, the Stormwater Management Plan submittal and long-term BMP operation and maintenance requirements.
- Public Works Engineering staff tell the applicant if a grading permit and an interim erosion and sediment control plan will be necessary and if street improvements will be required.

Development Application Is Submitted

- An application is submitted to the Planning Division, including 6 copies of the application plan set (which includes the site plan, elevations, floor plans, and preliminary landscaping plan.
- A completed *Impervious Surface Calculation Worksheet for Projects One Acre or Larger* is submitted with the development application. This worksheet is forwarded to Public Works Engineering.
- Group 1 & 2A Project applications must include a Stormwater Management Plan, which is reviewed by Public Works Engineering staff.
- If a grading permit will be necessary, the initial grading plan and the interim erosion and sediment control plan are submitted to the Public Works Department at the same time as the application.
- Staff from City's Public Works Department, the Building and Planning Divisions, the County Fire District and the Sanitary District will review the construction documents for their major concerns. Two weeks after the application is submitted, the applicant meets with staff from these agencies at the Pre-Hearing meeting.

Grading Permits and Erosion and Sediment Control Plans

- Public Works Engineering staff will review the grading plan and the interim erosion and sediment control plan submittals to verify that appropriate construction BMPs are incorporated.
- If street improvements are required, Public Works staff will review the construction plans for appropriate construction and permanent BMPs.
- If the developer's engineer is unclear about how to protect the streets and storm drains during construction, Public Works staff will provide the engineer with copies of specific BMPs from the *ABAG Manual of Standards for Erosion and Sediment Control Measures* or will suggest that the engineer buy a copy of the document.
- In accordance with City Code Section 9.18.120, no grading, or erosion and sediment control permit will be issued for a Group 1 & 2A Project until the Stormwater Management Plan has been reviewed and approved by the Director of Public Works.

Pre-Hearing Meeting

At the Pre-Hearing Meeting, representatives of the Planning and Building Divisions, the Public Works Department, the County Fire District and the Sanitary District formally meet to give their general comments to the applicant.

Environmental Review Committee (ERC)

The ERC (a small review committee made up of key Department heads, a Planning Commissioner, and a City Council member) develop a recommendation, to be presented to the Planning Commission, on the significance of the project's environmental impacts.

Planning Commission Hearing

- The proposed project is presented to the Planning Commission, resulting in a Planning Commission Resolution of denial or approval with Conditions.

- The City's standard Conditions of Approval related to stormwater quality are given in Appendix 'C'. Additional conditions of approval may also be required, depending on the type, size, and location of the proposed development.
- In matters related to stormwater quality, the Planning Commission and Planning staff are generally guided by the city's General Plan, Environmental Resources/Sustainability Element, which contains numerous goals relating to urban runoff pollution control.
- Large, significant development proposals (including most Group 1 & 2A projects) may also be presented for approval before the City Council.

Project "Deemed Complete"

- The Cupertino Planning Division provides the developer with a list of the requirements needed for planning application submittals. This list is the criteria for determining whether an application is complete and ready to be processed.
- The Project Planner will review applications within 30 days of submittal to determine if all required information has been provided and the application can be "deemed complete" and accepted.
- If the application submittal is incomplete, the Project Planner will send a letter to the applicant indicating that the application is "deemed incomplete" and lists the items needed to complete the application.
- If the Planning Division's written determination is not made within 30 days after receipt of the application, under State Law, the application is deemed "complete" and staff proceed with processing the application.
- Once an application is accepted as complete, the City cannot ask for new information, although it may require the applicant to clarify or add to the material provided in the application for clarification purposes.
- Proposed developments that would create or replace 10,000 square feet or more of impervious surface that are deemed complete prior to April 15, 2005 will not be subject to the Group 2 C.3 provisions of the City's Municipal NPDES Storm Water Discharge Permit.

Construction Drawings Submittal-

- Construction drawings for private development projects are submitted to the Building Department. The Building Department is responsible for monitoring all construction aspects of private projects with the exception of required street improvements and the on-site BMPs, which are monitored by the Public Works Engineering Division.
- Street improvement plans are submitted to the Public Works Department.
- At this point, Building Department counter staff provide the applicant with a copy of the City's "Blueprint for a Clean Bay" sheet. The applicant is required to attach a copy of the "Blueprint" sheet to all construction drawings submittals. The Building Department plan checker verifies that the "Blueprint" sheet is attached. If it is not, he/she will call for the sheet to be attached before the Building Department will sign off on the final plans.
- A set of the drawings is provided to the Planning staff responsible for the project to verify that the project continues to abide by the Planning Commission's Conditions of Approval.
- Building Division staff review the construction drawing for source control BMPs.
- Planning staff also review the plans for non-Group 1 & 2A projects for site design BMPs.
- If the proposed development is a Group 1 & 2A Project, Public Works engineering staff receive a set of construction documents and review them for C.3 compliance, including incorporation of treatment

control BMPs designed to the required numeric sizing criteria and consistency with the project's Stormwater Management Plan.

- If landscape plans are required, Planning staff review these for BMPs related to pesticide control measures.
- Construction tri-fold brochures and a copy of "Blueprint for a Clean Bay" booklet are made available to contractors at the planning/building counter.

Final Plan Approval

- Prior to issuance of a building permit for a Group 1 & 2A Project, Public Works Engineering staff will verify that the Stormwater Management Plan has been completed and signed by a Civil Engineer meeting the City's certification requirements, as specified in City Code Section 9.18.140.
- Prior to the issuance of a building permit for a Group 1 & 2A Project, Public Works Engineering staff will verify that the owner(s) of the property have signed a Stormwater Management Facilities Operation and Maintenance Agreement and a Stormwater Management Facility Easement Agreement (copies of templates for these agreements are given in Appendix 'C').

Final Occupancy Certificate

As required by City Code Section 9.18.130, after construction of a Group 1 & 2A Project and prior to the issuance of a building occupancy certificate, Public Works Engineering staff will require the developer's responsible registered civil engineer to inspect the stormwater management facilities, submit a complete set of as-built drawings, and certify on these drawings that:

- The stormwater management facilities were constructed in compliance with the approved plans.
- The Record Drawings show all pertinent constructed dimensions, elevations, shapes, and materials;
- All variations in construction from the approved design plan have been identified, including omissions to and additions from the approved plan; and
- Any changes are in conformance with local, state, or federal regulations.

STANDARD OPERATING PROCEDURES FOR CUPERTINO'S STORMWATER QUALITY REVIEW PROCESS FOR CAPITAL IMPROVEMENT PROJECTS

Project Design and Management

- Most of the City's non-maintenance capital improvement projects (CIPs) are designed using consultants.
- Public Works Department staff act as project managers and are responsible for reviewing plans and specifications and preparing the contract documents for bidding.
- The Public Works Department Project Manager will advise the consultant's design team of any stormwater quality issues at the project's design kick-off meeting.
- The Public Works Project Manager makes sure that the consultant's design team incorporates site design elements and source control measures into the project to avoid post-construction urban runoff problems. The City's Permanent BMP Selection Matrix, the SCVURPPP C.3 Compliance Manual, the "Start at the Source" Design Manual, and the California BMP Handbooks are used as guidance.
- If a CIP is a Group 1 & 2A Project, it is required to meet the stormwater treatment requirements of the City's NPDES Permit, C.3 Provisions.
- Public Works staff attach a copy of the City's Blueprint for a Clean Bay" plan sheet to each set of project plans.
- There is standard stormwater quality compliance contract language for capital improvement projects (a copy of these provisions are included in Appendix 'D'.
- If the CIP is covered under the State NPDES Construction Permit, the Public Works Project Manager will file an NOI.
- If a SWPPP is required, it may be done by the Public Works Project Manager or, by prior arrangement, by the consultant, or, if included in the construction documents, by the CIP contractor.
- If a SWPPP is required, but is written by someone other than City staff (such as the contractor or the design consultant), the Public Works Project Manager reviews it prior to the start of construction.

Project "Deemed Complete"

Any proposed City CIP that would create or replace 10,000 square feet or more of impervious surface would not be subject to the Group 2 C.3 provisions of the City's Municipal NPDES Storm Water Discharge Permit if funding is committed and construction is scheduled by April 15, 2005.

Environmental Review

- Planning and Public Works staff have received training on stormwater issues related to CEQA and are aware of those public projects exempt from the Group 1 & 2A requirements of the City's NPDES Permit, C.3 Provisions.
- If a CIP is not "Categorically Exempt" under CEQA and an Initial Study Checklist is needed, it is prepared by Planning Division staff.
- As needed, the CIP design consulting team would be responsible for preparing additional CEQA compliance documentation, including any environmental assessments and studies.

Project Certification

Upon completion of construction, the consultant's responsible registered civil engineer will inspect the stormwater management facilities, submit a complete set of as-built drawings, and certify on these drawings that:

- The stormwater management facilities were constructed in compliance with the approved plans.
- The Record Drawings show all pertinent constructed dimensions, elevations, shapes, and materials;
- All variations in construction from the approved design plan have been identified, including omissions to and additions from the approved plan; and
- Any changes are in conformance with local, state, or federal regulations.

STANDARD OPERATING PROCEDURES FOR CUPERTINO'S STORMWATER QUALITY REVIEW PROCESS FOR ENCROACHMENT PERMITS

- An encroachment permit is required for non-City construction work in the public right-of-way. The Cupertino Public Works Department issues these permits.
- Public Works Engineering staff review the encroachment permit request and attach the appropriate SCVURPPP construction trifold brochures.
- A copy of the City's "Blueprint for a Clean Bay" plan sheet is also attached to all encroachment permits.

STANDARD OPERATING PROCEDURES FOR CUPERTINO'S PERMANENT BMP OPERATION AND MAINTENANCE INSPECTION PROGRAM

The following are included in Appendix 'E' of the Planning Procedures Performance Standard:

- Permanent BMP Inspection tracking system format (Excel spreadsheet and/or Access database)
- Sample permanent BMP O&M inspection form
- Sample permanent BMP O&M Notice of Violation letter

Selection of Annual Permanent BMP O&M Inspection Sites

- Permanent BMPs at all Group 1 & 2A Project properties will be inspected annually, in March.
- Beginning April 15th 2006, all Group 1 & 2A Project properties will be inspected annually, in March.
- In the future, depending on the total number of Group 1 & 2A properties in Cupertino, the City may develop criteria for inspecting a subset of these sites, as allowed under NPDES Permit Provision C.3.e.

Permanent BMP O&M Inspection Program Responsibilities

- Public Works Engineering Division staff perform development plan review for stormwater quality compliance
- Public Works Engineering Division staff will inform the Public Works Inspector of new Group 1 & 2A Project sites as construction plans for these projects are approved.
- The Public Works Inspector maintains the tracking system for permanent BMP construction and BMP O&M inspection and enforcement for all Group 1 & 2A Projects (using the database format given in Appendix 'E').
- Since the Public Works Inspector will inspect construction of the on-site permanent BMPs at Group Projects and will sign-off on final City-approval for site occupancy, he/she will note when the project is completed in the Access database.
- The Public Works Inspector will submit a Permanent BMP O&M Inspection report for the previous fiscal year using the Access database to the Environmental Programs Manager by July 15th of each year.
- The Environmental Programs Manager will include BMP O&M inspection data in the Annual Report.

Permanent BMP O&M Pre-Inspection Preparation

- The Public Works Inspector will review the Permanent BMP O&M Inspection database at least two weeks prior to beginning annual inspections.
- The Public Works Inspector or Public Works Administrative staff will contact each Group 1 & 2A site owner/manager by telephone to arrange a mutually agreeable inspection appointment.
- Prior to each site inspection, the Public Works Inspector will review the site's Storm Water Management Plan, including any applicable as-built construction plans, for BMP information, including BMP types and locations. At this time, the Inspector will also review the site's current BMP O&M self-certification report, any previous inspection reports, and any necessary special procedures (e.g., inspection forms, underground confined space entry).
- The Public Works Inspector will review the applicable CASQA or SCVURPPP BMP fact sheets and information on the City's BMP Inspection Program, which may be useful in addressing questions or comments raised by BMP owners or operators during the inspection.

- Prior to each site inspection, the Public Works Inspector will assemble the necessary equipment and supplies.

Permanent BMP O&M Inspection and Enforcement Procedures

- Upon arriving at the inspection site, the Public Works Inspector will contact the site manager/owner and explain the purpose of the visit.
- Permanent BMP O&M inspection by the City will be in accordance with the inspection checklist given in Appendix 'E'.
- Inspection results will be logged in writing using the permanent BMP O&M inspection checklist.
- If any deficiency is noted, the Public Works Inspector will document it in writing. The written Notice of Violation will include a copy of the BMP O&M inspection form, including a list of corrective actions needed and a compliance schedule. This Notice will be sent to the Group 1 & 2A property owner/manager within ten working days of an inspection. A sample Notice of Violation is given in Appendix 'E'.
- The Public Works Inspector will enter the permanent BMP O&M inspection information, including any violations, into the Permanent BMP O&M Inspection Access database.
- The Public Works Inspector will notify the Environmental Programs Manager by e-mail of any Group 1 & 2A property with a permanent BMP O&M violation, including information on location, the nature of violation and any needed follow-up.
- The property owner and, if applicable, the site manager, will be instructed to notify the Public Works Inspector within the time period indicated on the Notice of Violation so that the facilities can be reinspected. The inspector will complete a new inspection form, noting whether all recommended maintenance activities have been completed and if any other actions are needed to assure proper operation of the facility.
- If repairs are not undertaken or are not done properly within the time allocated in the compliance schedule, the City will begin enforcement proceedings as provided in City Code Section 9.18.
- Once all necessary repairs have been completed, the Public Works Inspector will note this in the Access database, including the date work was completed and any other pertinent information (such as if City intervention was required to complete corrective work).

STANDARD OPERATING PROCEDURES FOR CUPERTINO'S ANNUAL REPORTING

As required by Permit Provision C.3.n, Cupertino will provide the following information in its annual reports.

- The name or other identifier, type of project, site acreage or square footage, and square footage of new impervious surface on all new development and significant redevelopment projects which meet the Group 1 & 2A definitions of C.3.c. For significant redevelopment projects, the square footage of land disturbance will be reported.

- The treatment BMPs used and numeric sizing criteria employed, the operation and maintenance responsibility mechanism including the responsible party, site design measures used, and source control measures required for projects that must implement treatment measures.

- A summary of the types of pesticide reduction measures required for those new development and significant redevelopment projects to be addressed under C.3.c and the percentage of such new development and significant redevelopment projects for which pesticide reduction measures were required.

Model reporting forms for this information are provided in Appendix 'F'.

Santa Clara Valley Urban Runoff Pollution Prevention Program

Standard Stormwater Treatment BMP Inspection Data Collection Form

Date: _____ Time: _____ File Number: _____
Municipality_____ Agency or Department: _____
Inspectors _____

I. REASON FOR INSPECTION

☐ Initial ☐ Follow-up ☐ Other _____
☐ Routine ☐ Response to Complaint Inspection Frequency: _____

II. PROJECT INFORMATION

1. ID # or Assessor Parcel Number: _____ 2. Year of Installation _____
3. Project Type: ☐Residential ☐Commercial ☐Industrial ☐Multi-use ☐Road ☐Institutional ☐Other
4. Facility Name: _____
   Site Address: _____
   Contact Name: _____ Phone: _____
5. If the property owner is different than the contact name, fill out information below:
   Owner Name: _____ Title: _____
   Owner's Address: _____ Phone: _____
6. If the BMP operator is different than the contact name, fill out information below:
   Name: _____ Title: _____
   Address: _____ Phone: _____
7. Maintenance Documentation: ☐Reviewed ☐Not Reviewed ☐Not Available ☐Other: _____
8. Party responsible for O&M Documentation: ☐Property owner ☐BMP Operator ☐Contractor
   ☐Other: _____

III. BMP TYPE AND INSPECTION RESULTS (Use Codes from "Potential Inspection Results with Definitions" sheet)

1. **Biofiltration**
☐ Vegetated Swale _____
☐ Vegetated Buffer Strip _____
☐ Bioretention _____
☐ Roof Gardens _____
☐ Planter Boxes _____

Detention
☐ Extended Detention Basin _____
☐ Wet Pond _____
☐ Wetland _____

Structural
☐ Drain Insert _____
☐ Porous Pavement _____
☐ Media Filter _____
☐ Hydrodynamic Separator _____
☐ Vortex Separator _____
☐ Water Quality Inlet _____
☐ Underground Detention Systems _____
☐ Wet Vault _____

Infiltration
☐ Infiltration Basin _____
☐ Infiltration Trench _____
☐ Exfiltration Trench _____
☐ Retention/Irrigation _____

Other (describe): _____
☐ _____
_____
_____

2. Is maintenance needed at this time? ☐Yes ☐No 3. ***Mosquitoes or Mosquito Larvae Present?** ☐Yes ☐No
4. Comments/Notes: _____
_____
_____
_____

IV. FOLLOW-UP AND ENFORCEMENT ACTIONS (Add additional information on back)

1. Describe corrective actions needed: _____
_____
_____
2. Describe materials distributed (brochures, BMPs, etc.): _____
3. Describe Enforcement Action:
   ☐ None ☐ Verbal Notice ☐ Warning Notice
   ☐ Administrative Action ☐ Administrative Action with Penalty/Fine ☐ Civil Action
   ☐ Criminal Action ☐ Referral for Enforcement _____
4. Follow-up required? ☐Yes ☐No ☐Comments _____
5. Priority for reinspection: ☐High ☐Medium ☐Low
6. Return inspection needed? ☐Yes ☐No ☐Comments _____
7. Required Compliance Date: _____ Date Corrected: _____

Facility Representative: _____ **Inspector:** _____

F:\Sc42\Sc42-24\C.3.e reporting\collection_form_final_ver5.doc

Background Data for BMP Type

The *Standard Stormwater Treatment BMP Inspection Data Collection Form* (Inspection Form) lists twenty stormwater treatment BMP types (see Section III). Inspectors, data entry staff and others who use the Inspection Form can refer to the California Stormwater Quality Association (CASQA) and SCVURPPP Fact Sheets for background information. The CASQA Fact Sheets are numbered (see below) and are located in the CASQA *Stormwater BMP Handbook for New Development and Redevelopment,* as well as SCVURPPP's *C3. Stormwater Handbook*. The SCVURPPP Fact Sheets are also located in the *C3. Stormwater Handbook.* Both Handbooks are available online.

<u>CASQA Reference Number</u>
Bioretention TC-32
Drain Insert MP-52
Extended Detention Basin TC-22
Infiltration Basin TC-11
Infiltration Trench TC-10
Media Filter TC-40 and MP-40
Retention/Irrigation TC-12
Vegetated Buffer Strip TC-31
Vegetated Swale TC-30
Vortex Separator MP-51
Water Quality Inlet TC-50
Wet Pond TC-20
Wetland MP-20
Wet Vault MP-50

<u>SCVURPPP Fact Sheets</u> (no identification numbers)
Exfiltration Trench
Hydrodynamic Separator
Planter Boxes
Porous Pavement
Roof Gardens
Underground Detention Systems

Potential Inspection Results with Definitions

If mosquitoes or mosquito larvae are observed within a BMP, report condition to: Santa Clara County Vector Control District, 976 Lenzen Ave., San Jose, CA 95126; phone: 408-792-5010; fax: 408-298-6356; email: timothy.mulligan@deh.co.scl.ca.us; website: www.sccvector.org

ID	Inspection Results	Definitions
I. All BMP Types		
1	No Visible/Apparent Problems	No visible or apparent problems with BMP function. BMP appears to be well-maintained
2	Significant Engineering/Design Flaws	BMP observed to have significant engineering/design flaws which lessen its effectiveness as a stormwater treatment measure.
3	Unauthorized Modifications	Any modification that lessens the effectiveness of the BMP; any modification not authorized by the City, designated agency or other regulatory agency.
4	BMP Destroyed or Eliminated	BMP destroyed, removed or eliminated from property.
5	Trash/Debris Accumulation or Dumping	Trash & debris accumulates within and/or on BMP; trash & debris interferes with proper BMP function; visual evidence of trash/debris dumping.
6	Evidence of Contaminants & Pollution	Evidence or presence of oil, gasoline, contaminants or other pollutants.
7	BMP Access Obstructed	Access to BMP obstructed or limited.
8	Obnoxious Odors	Unpleasant odors within/from the BMP.
9	Fencing - Missing or Broken Bars	Any defect in or damage to the fence or gate that permits easy entry to a facility.
10	BMP Cannot Be Located	BMP cannot be located for inspection.
II. Biofiltration (Bioretention, Vegetated Buffer Strip, Vegetated Swale, Roof Gardens, Planter Boxes)		
	A. General	
11	Uneven or Clogged Flow Spreader	Flow spreader uneven or clogged so that flows are not uniformly distributed across the BMP.
12	Leaking or Malfunctioning Irrigation System	Irrigation system leaking or malfunctioning.
	B. Sediment and Erosion Problems	
13	Sediment Accumulation	Sediment depth exceeds 2 inches on more than 10% of the vegetated treatment area; or sediment interferes with BMP performance.
14	Erosion/Scouring	Eroded or scoured areas due to flow channelization, higher flows, wind or water.
	C. Vegetation Maintenance Issues	
15	Poor Vegetation Coverage	Planted vegetation is sparse or bare or eroded patches occur in more than 10 % of the BMP. Growth of planted vegetation is poor because sunlight does not reach swale.
16	Invasive/Nuisance Vegetation or Weeds	Planted vegetation is excessively tall; nuisance weeds, invasive or noxious vegetation are overgrown; vegetation reduces free movement of water through BMP.
17	Tree/Brush Growth	Growth does not allow maintenance access or interferes with maintenance activity.
	D. Drainage Problems	
18	Standing Water/Excessive Ponding/Soggy Soil	Water is observed within the BMP (between storms) and appears not to drain freely or soil is excessively soggy. Excessive ponding of water within vegetated swale or other BMP.
19	Mosquito Habitat	Suitable habitat exists for mosquito production (e.g., standing water for more than 72 hours in areas accessible to mosquitoes).
20	Clogged or Obstructed Inlets/Outlets	Inlet/outlet clogged or obstructed with sediment and/or debris.
21	Constant Baseflow/Damage	Small quantities of water flow through the vegetated swale, even when it has been dry for weeks, and an eroded, muddy channel has formed in the swale bottom; constant baseflow from irrigation runoff..
III. Detention and Infiltration (Extended Detention Basin, Wet Pond, Wetland, Exfiltration Trench, Infiltration Basin, Infiltration Trench, Retention/Irrigation)		
	A. Vegetation Maintenance Issues	
22	Invasive/Nuisance Vegetation or Weeds	Invasive, nuisance vegetation or weeds are present.
23	Tree/Brush Growth & Hazard Trees	Growth does not allow maintenance access or interferes with maintenance activity; dead, diseased or dying trees; tree growth on berms or emergency spillway >4 feet in height or covering more than 10 % of spillway.
	B. Sediment and Erosion Problems	
24	Sediment Accumulation	Detention BMPs- sediment on pool bottom preventing water flow in/out of the facility. Infiltration BMPs -Sediment in storage areas, rock filters, and pre-settling ponds and vaults preventing infiltration.
25	Erosion	Eroded damage over two inches deep; potential for continued erosion; any erosion on a compacted berm embankment; soil from adjacent areas washes into/on BMP; continued erosion is prevalent.
	C. Animal Pests	
26	Rodent Holes	If facility acts as a dam or berm, any evidence of rodent holes, or any evidence of water piping through dam or berm via rodent holes.
27	Insects (Wasps, Hornets, Bees)	Insects (wasps, hornets, bees) interfere with maintenance activities. Excessive or nuisance levels.
	D. Drainage Problems	
28	Standing Water/Excessive Ponding/Soggy Soil	Water is observed within the BMP (between storms) and appears not to drain freely or soil is excessively soggy. Excessive ponding of water within vegetated swale or other BMP.
29	Mosquito Habitat	Suitable habitat exists for mosquito production (e.g., standing water for more than 72 hours in areas accessible to mosquitoes).
30	Empty Cell	First cell of wet pond does not hold water.
31	Unlevel Berm Surface	Unlevel internal berm dividing wet pond cells

Potential Inspection Results with Definitions

ID	Inspection Results	Definitions
III. Detention and Infiltration (Extended Detention Basin, Wet Pond, Wetland, Exfiltration Trench, Infiltration Basin, Infiltration Trench, Retention/Irrigation) continued		
	E. Unique to Certain BMPs	
32	Uneven or Clogged Flow Spreader	Flow spreader uneven or clogged so that flows are not uniformly distributed across the BMP.
33	Oil Sheen on Water (Wet ponds)	Prevalent and visible oil sheen.
34	Damaged/Missing Bars (Debris Barriers)	Bars are missing, loose, bent out of shape, or deteriorating due to excessive rust.
35	Leaking or Malfunctioning Irrigation System	Irrigation system leaking or malfunctioning.
36	Embankment Settlement Lower Than Design Elevation	Embankment settlement four inches lower than the design elevation.

IV. Structural, Non-landscaped Based (Drain Insert, Hydrodynamic Separator, Media Filter, Porous Pavement, Vortex Separator, Wet Vault, Water Quality Inlet, Underground Detention Systems)		
	A. General	
37	Mosquito Habitat	Suitable habitat exists for mosquito production (e.g., standing water for more than 72 hours in areas accessible to mosquitoes).
38	Access Cover Damaged/Difficult to Remove/Not in Place	Cover cannot be opened, corrosion/deformation of cover; maintenance person cannot remove cover using normal lifting pressure; cover is missing or only partially in place.
39	Deteriorating Paint or Protective Coating	Part or parts that have a rusting or scaling condition and have affected structural adequacy.
40	Locking Mechanism Not Working	Mechanism cannot be opened by one maintenance person with proper tools. Bolts into frame have less than 1/2 inch of thread (may not apply to self-locking lids).
	B. Ineffective Filter Material, Liners and/or Membranes	
41	Sediment Accumulation	Sediment depth exceeds acceptable levels (varies between BMPs)
42	Ineffective Media Insert/Filter Media	Media inset/filter media ineffective in doing intended function and needs to be replaced; filter is beyond the typical average life of product.
43	Rock Lining Out of Place/Missing (Sand Filters)	Soil beneath the rock lining is visible.
44	Visible Liner with Holes or Damaged	Liner is visible and has more than three 1/4-inch holes in it or is damaged.
45	Compromised Membrane or Roof Structure	Membrane or roof structure is compromised by either roots and/or water discharge.
46	Short Circuiting	Flows do not properly enter filter cartridges (media filters); seepage/flows occur along the vault walls and corners (sand filters); Sand eroding near inflow area (sand filters); flows become concentrated over one section of the sand filter rather than disperse (sand filters).
	C. Pipe or Pipe Joint Problems	
47	Damaged Pipes	Any part of the piping that is crushed, deformed, damaged, in need of repair or any other failure to the piping; protective coating is damaged.
48	Missing Debris Barrier/Not Attached to Pipe	Entire barrier is missing or is not attached to pipe.
49	Sediment in Drain Pipes/Cleanouts	Drain pipes and/or cleanouts are full of sediment and/or debris.
50	Joints Between Tanks/Pipe Section	Any openings or voids allowing material to be transported into facility.
51	Tank Pipe Bent Out of Shape	Any part of tank/pipe is bent out of shape more than 10 % of its design shape.
	D. Underground Vaults/Containers, Chambers, Tanks Issues	
52	Sediment Accumulation	Sediment depth exceeds acceptable levels (varies between BMPs), 20 % of the diameter of the pipe/design depth or interferes with proper BMP function.
53	Vault Structure Damage	Vault structures which are observed to have cracks in walls, bottom damage to frame and/or top slab.
54	Damaged Baffles and/or Weir	Baffles which are corroded, cracked, warped and/or showing signs of failure as determined by maintenance person. Weir is observed to be damaged by maintenance person.
55	Access Ladder Damage	Ladder is corroded or deteriorated, not functioning properly, not securely attached to structural wall, missing rungs, has cracks and/or is misaligned.
56	Oil Accumulation (Water Quality Inlet, Vortex Separator)	Oil accumulations that exceed 1-inch at the surface of the water.
57	Blocked, Damaged or Plugged Air Vents	One-half of the cross section of a vent is blocked at any point or the vent is damaged.
	E. Unique to Certain BMPs	
58	Damaged Coalescing Plates (Water Quality Inlet)	Plate media broken, deformed, cracked and/or showing signs of failure.
59	Clogged Porous Pavement	By visual inspection, little or no water flows through pavement during heavy rain storms, usually causing ponding; clogging due to debris, organic matter and sediment.
60	Damaged Internal Walls (Sand Filter Media)	Internal walls are corroded, cracked, warped and/or showing signs of failure as determined by maintenance person.
61	Prolonged Flows (Sand Filter Media)	Sand is saturated for prolonged periods of time (several weeks) and does not dry out between storms due to continuous base flow or prolonged flows from detention facilities.

V. Other		
62	Other	Inspection results which are not defined by one of the listed fields.

City of Cupertino

FY 05- 06 Annual Report

Attachment J

Construction Inspection

Santa Clara Valley Urban Runoff Pollution Prevention Program
FY 2005-2006 Annual Report: New and Redevelopment Requirements – Construction Inspection

Cupertino

Activity	Permit Item Source	FY05-06 Tasks	Status / Comments	Due Date (mo/yr)	Responsible Party
New Development And Construction Controls – Construction Site Inspection					
Inspection Tracking	Const PS-5	City will include a summary of the year's written inspection notices and follow-up actions in each year's annual report.	The City uses a computer database to collect and track compliance activities. The inspection summaries for FY 05-06 are attached immediately following this section.	9/06 AR and ongoing	Public Works Engineering
Staff training	Const PS-6	Hold annual training for building dept. and public works staff.	On Dec. 8, 2005, Public Works Engineering and Building Inspection staff attended Regional Board training on construction site planning and management for compliance with Phase I and II NPDES requirements. On January 10, 2006, in-house training was held for Building inspectors on the Construction Inspection Perf. Stand., construction BMPs, source control BMPs and inspection notices. On June 6, 2006, public works inspection staff attended the SCVURPPP workshop on Inspecting Stormwater Treatment BMPs.	11/05	Public Works Engineering
Contractor/Developer Outreach	PS-8	Provide outreach materials to contractors and developers on construction BMPs and compliance with the State General Construction Activity Storm Water Permit	In Dec. 2005, the City added a link between the Community Development section and the Stormwater Quality Regulation section of its web site. In September 2005, the City's Building Official prepared a hand-out regarding runoff pollution prevention. The hand-out is attached to each building permit and a copy is included at the Building Division section of the Community Development's web site (see attached copy).		Building Division, Public Works Engineering, Information Services

Santa Clara Valley Urban Runoff Pollution Prevention Program
FY 2005-2006 Annual Report: New and Redevelopment Requirements – Construction Inspection

Cupertino

Activity	Permit Item Source	FY05-06 Tasks	Status / Comments	Due Date (mo/yr)	Responsible Party
Effectiveness Evaluation	Const PS-8	Review and evaluate the effectiveness of city efforts.	In 05-06 there were a total of 72 construction inspection incidents reported. This is more than twice as many as the previous year. This is most likely due to extra efforts taken to instruct inspectors to document incidents. One inspector has reported that it can be a challenge to find the appropriate party with which to discuss a violation. For example, you may have a driver delivering landscaping materials that is unaware of BMPs. This concern will be addressed in future trainings. After reviewing the incidents recorded in the database, a continuous improvement task could include more information on how to categorize incidents. Over half of the incidents were reported as “inadequate BMPs”. It may be possible to be more specific after further training.	9/06 AR and ongoing	Public Works Dept.

Summary of Construction Inspections by Enforcement Action

7/1/2005 — 6/30/2006

Cupertino	Enforcement Action	Total
	Verbal Notice	20
	Warning Notice	51
	Administrative Action	1
	Total:	**72**
	Grand Total	**72**

Summary of Construction Inspections by Report Source

7/1/2005 — 6/30/2006

Cupertino	Report Source	Number of Incidents
	Illicit discharge inspectors	66
	Interdepartmental	3
	Citizen Complaints	3
	Total:	**72**
	Grand Total	**72**

Summary of Construction Inspections by Incident Source

7/1/2005 — 6/30/2006

Cupertino	Incident Source	Number of Incidents
	Residential	2
	Construction Sites	68
	Public facilities and Utilities	2
	Total:	**72**
	Grand Total	**72**

Summary of Construction Inspections by Incident Type

7/1/2005 — 6/30/2006

Cupertino	Incident Type	Number of Incidents
	dust control	1
	erosion control	19
	inadequate BMPs	39
	landscaping material dumping	4
	saw cut slurry	1
	sediment control	1
	storm drain inlet protection	5
	surface cleaning discharge	1
	un-stabilized construction entrance	1
	Total:	**72**
	Grand Total	**72**

CUPERTINO
Summary of Construction Inspections
7/1/05 – 6/30/06

	Date	Inspector	Resolved	Facility Name	Address	Incident Reporting Source	Incident Type	Incident Source	Enforcement Action
1	7/21/2005	Squarcia	Yes	Pet Smart	20558 Stevens Creek Blvd.	Illicit discharge inspectors	inadequate BMPs	Construction Sites	Warning Notice
2	7/26/2005	Squarcia	Yes	10641 Moreno	10641 Moreno	Illicit discharge inspectors	landscaping material dumping	Construction Sites	Warning Notice
3	7/27/2005	Squarcia	Yes	1068 November Dr.	1068 November Dr.	Illicit discharge inspectors	inadequate BMPs	Construction Sites	Warning Notice
4	7/27/2005	Squarcia	Yes	Civic Park, Torre Ave.	Torre Ave	Illicit discharge inspectors	saw cut slurry	Construction Sites	Warning Notice
5	8/2/2005	Squarcia	Yes	10440 Farallone Ave.	10440 Farallone Ave.	Illicit discharge inspectors	inadequate BMPs	Construction Sites	Warning Notice
6	8/3/2005	Squarcia	Yes	19110 Meiggs Lane	19110 Meiggs Lane	Illicit discharge inspectors	inadequate BMPs	Construction Sites	Warning Notice
7	8/4/2005	Squarcia	Yes	10281 Torre Ave	10281 Torre Ave	Illicit discharge inspectors	inadequate BMPs	Construction Sites	Warning Notice
8	8/15/2005	Squarcia	Yes	10615 John Way	10615 John Way	Illicit discharge inspectors	inadequate BMPs	Construction Sites	Warning Notice
9	8/15/2005	Squarcia	Yes	1023 Westlyn Ave	1023 Westlyn Ave	Illicit discharge inspectors	inadequate BMPs	Construction Sites	Warning Notice
10	8/17/2005	Squarcia	Yes	6387 Blackwood	6387 Blackwood	Illicit discharge inspectors	inadequate BMPs	Construction Sites	Warning Notice
11	8/19/2005	Squarcia	Yes	Pet Smart	20558 Stevens Creek Blvd	Illicit discharge inspectors	inadequate BMPs	Construction Sites	Warning Notice

	Date	Inspector	Resolved	Facility Name	Address	Incident Reporting Source	Incident Type	Incident Source	Enforcement Action
12	10/3/2005	Rieden	Yes	Lindy Lane	21949 Lindy Ln	Illicit discharge inspectors	erosion control	Construction Sites	Warning Notice
13	10/24/2005	Rieden	Yes	Mary Avenue Bridge	S/E corner of Homestead and Mary	Illicit discharge inspectors	erosion control	Construction Sites	Verbal Notice
14	10/24/2005	Squarcia	Yes	Contractor	20902 Garden Gate Drive	Illicit discharge inspectors	inadequate BMPs	Construction Sites	Warning Notice
15	10/28/2005	Squarcia	Yes	Construction site	10069 Oak Leaf Place	Illicit discharge inspectors	landscaping material dumping	Construction Sites	Warning Notice
16	11/7/2005	Rieden	Yes	San Leandro Avenue	10568-10560 San Leandro	Illicit discharge inspectors	erosion control	Construction Sites	Verbal Notice
17	11/9/2005	Rieden	Yes		Lindy Lane	Interdepartmental	erosion control	Construction Sites	Warning Notice
18	12/1/2005	Rieden	Yes	10881 Barranca Dr	10881 Barranca Dr	Interdepartmental	erosion control	Construction Sites	Verbal Notice
19	12/1/2005	Rieden	Yes		21832 Lindy Ln	Illicit discharge inspectors	inadequate BMPs	Construction Sites	Verbal Notice
20	12/12/2005	Dorsett	Yes	resident	El Cerrito Road	Illicit discharge inspectors	inadequate BMPs	Construction Sites	Verbal Notice
21	12/12/2005	Squarcia	Yes	R2-Silverstone Construction	10320 S. DeAnza Blvd.	Illicit discharge inspectors	inadequate BMPs	Construction Sites	Warning Notice
22	12/13/2005	Gregory	Yes		19626 Stevens Creek Blvd.	Illicit discharge inspectors	sediment control	Construction Sites	Warning Notice
23	12/13/2005	Gregory	Yes		10335 Judy Ave.	Illicit discharge inspectors	inadequate BMPs	Construction Sites	Warning Notice
24	12/13/2005	Dorsett	Yes	resident	1031 November	Illicit discharge inspectors	inadequate BMPs	Construction Sites	Verbal Notice
25	12/14/2005	Dorsett	Yes	Centex homes	Rainbow Dr.	Illicit discharge inspectors	erosion control	Construction Sites	Warning Notice

	Date	Inspector	Resolved	Facility Name	Address	Incident Reporting Source	Incident Type	Incident Source	Enforcement Action
26	12/15/2005	Brager	Yes	residential site	10316 Tonita	Illicit discharge inspectors	surface cleaning discharge	Construction Sites	Administrative Action
27	12/15/2005	Squarcia	Yes	Market Place Shopping Center	19770 Stevens Creek Blvd. (Potsticker Rest. Const)	Illicit discharge inspectors	inadequate BMPs	Construction Sites	Warning Notice
28	12/15/2005	Dorsett	Yes	resident	22291 Cupertino Rd.	Illicit discharge inspectors	storm drain inlet protection	Construction Sites	Warning Notice
29	12/19/2005	Gregory	Yes		808 S. Blaney	Illicit discharge inspectors	storm drain inlet protection	Construction Sites	Warning Notice
30	12/19/2005	Squarcia	Yes	residential construction	7510 Rainbow Drive	Illicit discharge inspectors	inadequate BMPs	Construction Sites	Warning Notice
31	12/20/2005	Dorsett	Yes	resident	22714 Alcalde	Illicit discharge inspectors	inadequate BMPs	Construction Sites	Warning Notice
32	12/21/2005	Gregory	Yes		879 Brent Ave.	Illicit discharge inspectors	inadequate BMPs	Construction Sites	Warning Notice
33	12/22/2005	Dorsett	Yes	resident	10495 scenic	Illicit discharge inspectors	inadequate BMPs	Construction Sites	Warning Notice
34	12/22/2005	Dorsett	Yes	Balustrol Street	Street cutting	Illicit discharge inspectors	storm drain inlet protection	Construction Sites	Warning Notice
35	1/1/2006	Brager	Yes	kumud groceries	10255 S De Anza	Illicit discharge inspectors	inadequate BMPs	Construction Sites	Warning Notice
36	1/2/2006	Squarcia	Yes	residence	21776 Collingsworth	Illicit discharge inspectors	inadequate BMPs	Construction Sites	Warning Notice
37	1/2/2006	Squarcia	Yes	18790 Hanna	18790 Hanna	Illicit discharge inspectors	inadequate BMPs	Construction Sites	Warning Notice

	Date	Inspector	Resolved	Facility Name	Address	Incident Reporting Source	Incident Type	Incident Source	Enforcement Action
38	1/5/2006	Rieden	Yes	Vallco Fashion Park	Wolfe Rd at Vallco Pkwy	Illicit discharge inspectors	erosion control	Construction Sites	Verbal Notice
39	1/5/2006	Squarcia	Yes	City of Cupertino	Alves and Stelling	Citizen Complaints	storm drain inlet protection	Public facilities and Utilities	Verbal Notice
40	1/9/2006	Rieden	Yes	Lands of Moxley	Lindy Lane	Citizen Complaints	erosion control	Construction Sites	Verbal Notice
41	1/11/2006	Dorsett	Yes		23500 Crystal Ln.	Illicit discharge inspectors	landscaping material dumping	Residential	Warning Notice
42	1/11/2006	Squarcia	Yes	residence	10560 S. Tantau Ave.	Illicit discharge inspectors	inadequate BMPs	Construction Sites	Warning Notice
43	1/13/2006	Gregory	Yes		19065 Pendergast	Illicit discharge inspectors	inadequate BMPs	Construction Sites	Warning Notice
44	1/17/2006	Squarcia	Yes	Villagio, R2 at 10230 S. De Anza Blvd.	10230 S. De Anza Blvd.	Illicit discharge inspectors	inadequate BMPs	Construction Sites	Verbal Notice
45	1/17/2006	Squarcia	Yes	residence	18620 Medicus Ct.	Illicit discharge inspectors	inadequate BMPs	Construction Sites	Warning Notice
46	1/19/2006	Squarcia	Yes	10360 E. Estates Dr.	10360 E. Estates Dr.	Illicit discharge inspectors	inadequate BMPs	Construction Sites	Warning Notice
47	1/19/2006	Squarcia	Yes	Shell Gas Station	19990 Blaney	Illicit discharge inspectors	inadequate BMPs	Construction Sites	Verbal Notice
48	1/20/2006	Rieden	Yes	Menlo Equities	Finch Avenue	Illicit discharge inspectors	erosion control	Construction Sites	Verbal Notice
49	1/20/2006	Squarcia	Yes	Peets Coffee	22350 Homestead Road	Illicit discharge inspectors	inadequate BMPs	Construction Sites	Warning Notice

	Date	Inspector	Resolved	Facility Name	Address	Incident Reporting Source	Incident Type	Incident Source	Enforcement Action
50	1/20/2006	Squarcia	Yes	R2, 10320 S. De Anza Blvd.	10320 S. De Anza Blvd.	Illicit discharge inspectors	un-stabilized construction entrance	Construction Sites	Warning Notice
51	1/24/2006	Squarcia	Yes	residence	10211 Richwood Dr.	Illicit discharge inspectors	inadequate BMPs	Construction Sites	Warning Notice
52	1/30/2006	Gregory	Yes		19675 Lamar	Illicit discharge inspectors	inadequate BMPs	Construction Sites	Verbal Notice
53	2/7/2006	Squarcia	Yes	residence	10491 Serra	Illicit discharge inspectors	inadequate BMPs	Construction Sites	Warning Notice
54	2/16/2006	Squarcia	Yes	residential	21951 Lindy Lane	Illicit discharge inspectors	storm drain inlet protection	Construction Sites	Warning Notice
55	2/27/2006	Gregory	Yes		10422 Brett Ave	Illicit discharge inspectors	inadequate BMPs	Construction Sites	Verbal Notice
56	2/28/2006	Rieden	Yes		Homestead at Maxine	Citizen Complaints	erosion control	Construction Sites	Verbal Notice
57	3/6/2006	Gregory	Yes		10660 S. Tantau	Illicit discharge inspectors	erosion control	Construction Sites	Warning Notice
58	3/11/2006	Squarcia	Yes	Pinn Brothers	20128 Stevens Creek Blvd.	Illicit discharge inspectors	inadequate BMPs	Construction Sites	Warning Notice
59	3/14/2006	Gregory	Yes		18820 Barnhart Ave.	Illicit discharge inspectors	erosion control	Construction Sites	Verbal Notice
60	3/14/2006	Gregory	Yes		10650 S. Tantau Ave.	Illicit discharge inspectors	erosion control	Construction Sites	Warning Notice
61	3/14/2006	Gregory	Yes		19110 Meiggs Ln.	Illicit discharge inspectors	erosion control	Construction Sites	Warning Notice

	Date	Inspector	Resolved	Facility Name	Address	Incident Reporting Source	Incident Type	Incident Source	Enforcement Action
62	3/20/2006	Squarcia	Yes	Davis Perng	10268 Bandley Drive	Illicit discharge inspectors	inadequate BMPs	Construction Sites	Warning Notice
63	3/24/2006	Gregory	Yes		10511 Castine Ave.	Illicit discharge inspectors	erosion control	Construction Sites	Warning Notice
64	4/3/2006	Rieden	Yes	Anderson Chevrolet	Stevens Creek at Stelling	Illicit discharge inspectors	erosion control	Construction Sites	Verbal Notice
65	4/6/2006	Gregory	Yes		20186/20196 Hogue ct.	Illicit discharge inspectors	erosion control	Construction Sites	Warning Notice
66	4/14/2006	Gregory	Yes		10390 Malvern Crt.	Illicit discharge inspectors	inadequate BMPs	Construction Sites	Warning Notice
67	4/25/2006	Gregory	Yes		19121 Barnhart Ave.	Illicit discharge inspectors	inadequate BMPs	Residential	Warning Notice
68	5/3/2006	Gregory	Yes		10277 Cold Harbor	Illicit discharge inspectors	landscaping material dumping	Construction Sites	Warning Notice
69	5/9/2006	Rieden	Yes	Old Adobe restaurant site	Stevens Creek Blvd	Illicit discharge inspectors	dust control	Construction Sites	Verbal Notice
70	5/16/2006	Rieden	Yes		Cordova Rd at Mercedes Rd	Interdepartmental	erosion control	Public facilities and Utilities	Verbal Notice
71	6/7/2006	Gregory	Yes		10316 Creston Dr.	Illicit discharge inspectors	inadequate BMPs	Construction Sites	Warning Notice
72	6/8/2006	Rieden	Yes	Whole Foods	Stevens Creek at Stelling	Illicit discharge inspectors	erosion control	Construction Sites	Verbal Notice

Construction Inspection Incident Summary:

Dust Control	1
Erosion control	19
Inadequate BMPs	39
Landscaping material dumping	4
Saw cut slurry	1
Sediment control	1
Storm drain inlet protection	5
Surface cleaning discharge	1
Un-stabalized construction entrance	1
Total Incidents	**72**

City of Cupertino

FY 05- 06 Annual Report

Attachment K

Pesticide Management Activities

Santa Clara Valley Urban Runoff Pollution Prevention Program
FY 2005-2006 Annual Report—Pest Management

Cupertino

Program Work Plan Task	Task Description	Status / Comments	Due Date (mo/yr)	Responsible Party
I. Municipal Pesticide Use ***Goal I.A.*** *Eliminate all unnecessary municipal pesticide use (particularly organophosphate (OP) pesticide use) and implement Integrated Pest Management (IPM) techniques.*				
I.A.1	Track pesticide use on municipally owned property. (PS #9). The results are reported in the AR.	City has collected information on pesticide use from four groups that apply pesticides on city property: • Streets Dept. (on medians) • Parks Dept. (In the parks) • Facilities maintenance (grounds surrounding city buildings) • Golf course All of these departments are submitting copies of the monthly County Ag reports as well as the use form that the city has prepared. This seems to be adequate at this time (with the additional information about the type of pest that is being controlled). No organophosphates pesticides are being used.	Ongoing	Corp Yard Supervisor & Director, Park & Rec
I.A.3	Continue to refine and implement SOPs and BMPs for implementing the IPM policy. (PS #3).	The city has developed pest-specific and location-specific SOPs for pest management operations at city facilities. Any updates take place on an ongoing basis.	Ongoing	Corp Yard Supervisor & Director, Park & Rec
I.A.5	Continue to ensure that any contractor employed to conduct pest control and pesticide application on municipal property engages in pest control methods consistent with the IPM policy adopted by the agency (PS #6).	The city employs two contractors for pest management: 1. RPM Complete Pest Service (for structural and building grounds control): The principal has completed the SOPs that he follows when controlling ants, rats, and cockroaches. His work will continue to be	Ongoing	Corp Yard Supervisor & Director, Park & Rec

Santa Clara Valley Urban Runoff Pollution Prevention Program
FY 2005-2006 Work Plan—Pest Management

Cupertino

Program Work Plan Task	Task Description	Status / Comments	Due Date (mo/yr)	Responsible Party
		monitored by the city's Facilities Supervisor. 2. Professional Turf Management (contractor for maintenance of the golf course grounds). Specific IPM requirements are called out in the contract. Their work will continue to be monitored by the city's Recreation Supervisor at Blackberry Farm Golf Course. Pest-specific SOPs have been jointly established by the contractor, the city's in-house Pest Control Advisor, city Environmental staff, and the city's Recreation Supervisor An overview of SOPs takes place during annual discussions/meetings between city staff and contractors and updates take place on an ongoing basis.		
I.A.6	Conduct annual, city facility search of chemical storage areas for pesticides no longer legal for application, and properly dispose of them. (PS #10)	City staff conducted their annual search and no illegal pesticides were found.	Annually in July	Corp Yard Supervisor & Director, Park & Rec
MM I.A.1.	Document completion of tasks in annual reports. Use pesticide-tracking process to document pesticide use.	A summary report on pesticide use is included, following this document. It compares use in FY 04-05 and FY 05-06.	In 05-06 AR, annually	Corp Yard Supervisor & Director, Park & Rec & Envt'l Div

Santa Clara Valley Urban Runoff Pollution Prevention Program
FY 2005-2006 Work Plan—Pest Management

Cupertino

Program Work Plan Task	Task Description	Status / Comments	Due Date (mo/yr)	Responsible Party
Goal I.B. *Raise awareness of all municipal employees and train employees who apply pesticides for the municipality about the municipality's IPM Policy and/or IPM techniques as appropriate.*				
I.B.1	Ensure that employees who apply pesticides for the agency obtain the appropriate County Ag and DPR- required training (PS #5a).	Included in "Pest Management Training FY 2005-2006," attached.	Spring 2006, annually	Corp Yard Supervisor & Dir., Park & Rec
I.B.2	Provide annual training on the IPM Policy, SOPs, and BMPs, and the latest IPM techniques to employees within departments responsible for pesticide application (PS #5b).	This was covered in the trainings/meetings held on 2/2/06, 4/13/06, and 5/4/06 with staff. Additionally, affected staff is trained individually by the city's PCA when specific pest problems occur. See "Attachment N" Staff Training Summary Table.	4/06, annually	Corp Yard Supervisor & Director, Park & Rec & Envt'l Div
I.B.3	Annually inform employees who are not authorized to apply pesticides, that they cannot use over-the-counter pesticides in the workplace (PS #5c)	This information was provided via a Citywide email 5/4/06.	6/06	Envt'l Div
MM I.B.1.	Document and evaluate effectiveness of annual staff training.	From discussions with the city PCA and contract PCA, the industry trend is definitely toward IPM, and this is what is discussed in their professional meetings and trainings. In meetings with staff and contractors, they are all well aware of the city's IPM policy and have conveyed examples of IPM practices in the field such as baiting, mulching, and replacing plants with pest resistant plants. Staff continues to work with contractors to improve the flow of info. for reporting and to ensure policies and SOPs are followed as	Annually in AR	Envt'l Div

Santa Clara Valley Urban Runoff Pollution Prevention Program
FY 2005-2006 Work Plan—Pest Management

Cupertino

Program Work Plan Task	Task Description	Status / Comments	Due Date (mo/yr)	Responsible Party
		written.		
II. Public Education and Outreach ***Goal II.A.*** *Increase awareness of IPM so target audiences recall less toxic pest management messages and adopt IPM behaviors. Target audiences include residential pesticide users, professional pest control businesses, customers of professional pest control businesses, pesticide retailers, school districts, and other special districts (PS # 7).*				
II.A.1	Assist with local implementation of the Watershed Education & Outreach (WE&O) Campaign[1], which will target the general public and include messages about less-toxic pest control and proper disposal.	City staff continues to participate in the WE&O group. The city's website has a link to the Watershed Watch campaign website. The Program conducted advertising in 05-06. An RFP was released in July 05 for WE&O contract services beginning in FY 06-07. Carl and Manor Advertising were selected as the new consultant for the group and have begun putting together the FY 06-07 campaign.	Ongoing	Envt'l Div
II.A.2	Assist Prgm in developing simple, effective, targeted messages regarding proper pesticide use and disposal, effects on water quality, and IPM.	Staff continues to review new fact sheets and ads.	Ongoing	Envt'l Div
II.A.4	Identify and attend local community events and distribute outreach material. 1. Distribute literature at Backyard Compost workshops 2. Install an IPM-products and literature display in the Community Ctr. for 2 wks	Literature is stocked and available for compost teachers (5 workshops were scheduled to be held in Cupertino in 05-06. One of the 5 workshops was cancelled due to lack of registration). Staff continues to stock IPM fact sheets at the Community Ctr. and the city library, "Pest Bugging You?" Grow It Guides, and Bay Begins at City Hall.	1. At 5 workshops/yr 2. 5/06	Envt'l Div

[1] Funded by all Co-permittees in FY 01-02

Santa Clara Valley Urban Runoff Pollution Prevention Program
FY 2005-2006 Work Plan—Pest Management

Cupertino

Program Work Plan Task	Task Description	Status / Comments	Due Date (mo/yr)	Responsible Party
II.A.6	Review existing city web link, on the Cupertino city website, to any IPM website developed by the WE&O campaign.	The city website has a web link to the Watershed Watch campaign website.	Review annually	Envt'l Div
II.A.9	Continue to fund BASMAA Regional Media Relations Campaign[2] featuring pitches to Bay Area media and responses to breaking news on pesticide-related topics.	The Program funds BASMAA baseline projects, including Regional Media Relations Campaign.	Ongoing	N.A.
II.A.10	City staff to provide IPM-related press releases to local media—using Program generated materials if they are developed.	An IPM-related article appeared in the city newsletter, the Scene about pest specific fact sheets available in the May issue.	Annually in Spring, as appropriate	Envt'l Div
II.A.12	Continue to assist with implementation of local components of a "Pesticide User Outreach" project targeting residential and commercial users (see Program FY '04-'05 Work Plan).	City staff will continue to provide support to Program staff for the retail nursery IPM outreach. Includes IPM store partnership; working with County HHW Prgm, and general support of SCVURPPP and BASMAA IPM-related outreach activities.	Ongoing Complete annually	Envt'l Div
II.A.13	Inform local elementary and high school districts, and local sanitary district, of any pertinent opportunities for IPM training.	Nareesh Duggal of Santa Clara County contacts these groups as trainings become available. There were not any trainings held in FY 05-06.	As future workshops are announced	Envt'l Div
II.A.14	Internal outreach on IPM to encourage employees to use IPM techniques away from work: 1. Set up display of less-toxic products and IPM literature at Corporation Yard and City Hall. 2. Distribute IPM fact sheets electronically to city employees through e-mail.	City staff set up a literature display in May for city employees at city hall and the corporation yard. An email was sent to all employees about the display and a link was provided to the IPM fact sheets on the Watershed Watch website on May 4, 2006.	5/06	Envt'l Div

[2] Funded by all Co-permittees each year.

Santa Clara Valley Urban Runoff Pollution Prevention Program
FY 2005-2006 Work Plan—Pest Management

Cupertino

Program Work Plan Task	Task Description	Status / Comments	Due Date (mo/yr)	Responsible Party
MM II.A.1.	Document or estimate numbers of residents reached by outreach efforts and media advertising	Articles in the city's monthly newsletter (The Scene) are reportedly read by 87% of residential households, or about 16,677 households. (The city performs a telephone survey every 3 years). Three articles have been published in the newsletter in FY 05-06. It appears hundreds of each type of IPM fact sheets have been taken from our displays in the Community Center and the City library.	Annually, in AR	Envt'l Div
Goal II.B. *Educate pesticide retailers and consumers about less toxic pest control products and promote the sale of such products.*				
II.B.1	Continue to fund and participate in the BASMAA Regional IPM Partnership	Program funds BASMAA baseline projects, including Regional IPM Partnership.	Ongoing	Envt'l Div
II.B.2	Continue to support the IPM Store Partnership Program.	Two nurseries participate in Cupertino. Nursery employee training provided by Program contractor, Annie Joseph. SCVURPPP staff will provide re-stocking visits.	Annually	Envt'l Div
MM II.B.1.	Assist Program in documenting number of participating stores, materials distributed, employees trained, and cost-effectiveness of the IPM Store Partnership Program.	Will be evaluated by Program staff. Two stores participate in Cupertino; Summerwinds and Yamagami's. Training was conducted for Summerwinds employees 1/31/06 and 2/1/06. Training was conducted for Yamagami's employees 2/1/06.	Annually	Envt'l Div

Santa Clara Valley Urban Runoff Pollution Prevention Program
FY 2005-2006 Work Plan—Pest Management

Cupertino

Program Work Plan Task	Task Description	Status / Comments	Due Date (mo/yr)	Responsible Party
III. Pest Control Operators (PCOs)				
Goal III.A. *Minimize pesticide use by PCOs contracted for structural pest control and landscape maintenance.*				
III.A.4	Require PCOs contracted for municipal applications to use pest control methods consistent with the municipality's IPM policy (through contract specifications). Specifically, require contractors to: a) follow the agency's IPM policy, BMPs, and SOPs; b) provide evidence of current IPM training, when feasible; and c) provide documentation of pesticide use on agency property to the agency in a timely manner (PS#6).	IPM-specific specifications are included in the contract for our city's golf course maintenance contractor (as of Jan '02), An overview of the IPM policy, BMPs and SOPs takes place during annual discussions/meetings between city staff and contractors. The golf course contractor provided a list of training classes, see "Pest Management Training" following this section. The contractor has assured the City that IPM is covered in these seminars and meetings. IPM-specific specifications are included in the contract for our city's golf course maintenance contractor,	Ongoing Golf course employee annual training infosubmitted to the city in July 06	Corp Yard Supervisor & Director, Parks & Rec & Envt'l Div
MM III.A.1.	Document pesticide use by PCOs on municipal property. City will strive, over time, to resolve difficulties associated with reporting use by contractors and leaseholders, and other data collection limitations.	Pesticide use forms have been submitted to the city's Environmental Div for consolidation. See pesticide use report summary, following this section.	In the Annual Report	Corp Yard Supervisor & Director, Park & Rec
Goal III.B. *Require all PCOs to implement Best Management Practices (BMPs).*				
III.B.2	Require PCOs contracted by municipalities to implement BMPs through contract specifications.	See III.A.4, above.	Ongoing	Corp Yard Supervisor & Director, Park & Rec

Santa Clara Valley Urban Runoff Pollution Prevention Program
FY 2005-2006 Work Plan—Pest Management

Cupertino

Program Work Plan Task	Task Description	Status / Comments	Due Date (mo/yr)	Responsible Party
MM III.B.1.	Document efforts to complete the above actions.	See III.A.4, above.	In the Annual Report	Corp Yard Supervisor & Director, Park & Rec

Santa Clara Valley Urban Runoff Pollution Prevention Program
FY 2005-2006 Work Plan—Pest Management

Cupertino

Program Work Plan Task	Task Description	Status / Comments	Due Date (mo/yr)	Responsible Party
IV. Commercial Businesses				
Goal IV.A. *Determine the extent of commercial business employees' use of pesticides (i.e., pesticide applications not performed by a licensed PCO) and conduct appropriate outreach regarding less toxic pest management.*				
IV.A.2	Assist in implementation of education programs that target commercial businesses, per recommendations developed in Program work plan—with restaurant focus.	Commercial business IPM outreach currently includes: restaurants, retail nurseries, and new development: The Program has provided the County Health Dept. restaurant inspectors with copies of "Don't Set a Table for Pests" brochure that inspectors are distributing to new or remodeled food facilities throughout the County. In Cupertino, outreach to restaurants is performed by County Health inspectors (through an agreement between the City and the Health Dept.) The city's nonpoint source inspector also inspects restaurants as needed and distributes public information as needed. The Program's retail IPM training contractor held trainings for Summerwinds and Yamagami's nurseries in Cupertino. Training was conducted for Summerwinds employees 1/31/06 and 2/1/06. Training was conducted for Yamagami's employees 2/1/06. The Program's Pest-Resistant Plant List is included in the City's development applicant information packet (as of July 2002). .	Ongoing	Envt'l Div

Santa Clara Valley Urban Runoff Pollution Prevention Program
FY 2005-2006 Work Plan—Pest Management

Cupertino

Program Work Plan Task	Task Description	Status / Comments	Due Date (mo/yr)	Responsible Party
MM IV.A.1.	Document outreach efforts targeting businesses.	The County Health inspectors visited 268 food facilities in Cupertino and conducted 795 inspections. It is assumed, that by providing training, the inspectors know to distribute outreach materials as needed.	In the Annual Report	Envt'l Div
V. Household Hazardous Waste Collection ***Goal V.A.*** *Provide pesticide disposal services through household hazardous waste (HHW) collection programs for all residents and small businesses, and encourage use of these programs.*				
V.A.1	Ensure that adequate pesticide disposal services exist for residents and conditionally exempt small quantity commercial generators.	Adequate services are available; the City participates in the Countywide HHW program.	Ongoing	Envt'l Div
V.A.3	Work with HHW collection agencies to support, enhance, and help publicize programs for proper pesticide disposal (PS #7).	The city is working with the County HHW program on developing and publicizing their programs. See PI/P outreach chart for specific complementary outreach.	Ongoing	Envt'l Div
V.A.5	Provide hazardous waste disposal information to residents, through 3-4 city newsletter articles, 3 ads in local newspaper, flyers at city library, community center, and City Hall.	City uses articles in the city's monthly newsletter, ads in the local newspaper, displays in the community center, and flyers in the library and community center, to advertise the HHW and small business hazardous waste disposal programs. See PI/P chart.	Periodically	Envt'l Div

Santa Clara Valley Urban Runoff Pollution Prevention Program
FY 2005-2006 Work Plan—Pest Management

Cupertino

Program Work Plan Task	Task Description	Status / Comments	Due Date (mo/yr)	Responsible Party
MM V.A.1.	Document that household hazardous waste collection programs adequately serve residents and businesses and that any exchange programs do not exchange organophosphate or banned pesticides.	The city currently provides enough funding to the County HHW program to service the disposal needs of over 1,000 households (or 5% of the residential households in the city). The county HHW program does not re-distribute any organophosphate or banned pesticides.	Annually	Envt'l Div
VII. New Development ***Goal VII.A*** *Minimize pesticide use at new and redevelopment sites.*				
VII.A.2	Consider pest-resistant landscaping and design features in the design, landscaping, and environmental reviews of proposed development projects. (C.9.d.ii.)	All applicants for a development permit are given information on pesticide-resistant plants. Starting in 6/04, each applicant is also given the SCVURPPP brochure, *Landscape Maintenance Techniques for Pest Reduction*, and the City's list of pesticide control measures (based on the SCVURPPP's model pesticide control conditions of approval) to be incorporated into the site design. City's Permanent BMP Selection Matrix includes reference to pest-resistant plantings.	Ongoing	Envt'l Div & Planning Dept.
VII.A.4	Collect information and report a summary of types of pesticide reduction measures required for development projects and the percentage of projects for which pesticide reduction measures were required. (C.3.n.5)	All projects (100%) are given a copy of the document "Pesticide Control Measures for Development Projects", listing six different control measures. Starting June, 2005 planners include a COA for all Group 1 projects requiring a landscaping plan to include pesticide reduction measures.	In the Annual Report	Envt'l Div & Planning Dept.

Santa Clara Valley Urban Runoff Pollution Prevention Program
FY 2005-2006 Work Plan—Pest Management

Cupertino

Program Work Plan Task	Task Description	Status / Comments	Due Date (mo/yr)	Responsible Party
MM VII.A.1.	Summarize types of pesticide reduction measures required (such as by conditions of approval) for new development and significant redevelopment projects, and the percentage of new development and significant redevelopment projects for which pesticide reduction measures were required. (C.3.n.)	See VII.A.4, 100% of projects receive Pesticide Control Measures and now the COA.	In the Annual Report	Envt'l Div & Planning Dept.

Santa Clara Valley Urban Runoff Pollution Prevention Program
FY 2005-2006 Work Plan—Pest Management

Cupertino

Program Work Plan Task	Task Description	Status / Comments	Due Date (mo/yr)	Responsible Party
VIII. Monitoring and Science ***Goal VII.A.*** *Participate in coordinated monitoring efforts to support pesticide TMDL development and implementation.*				
VIII.A.1	Continue financial support of the Regional Monitoring Program (RMP) through city contribution to Program budget.	The city continues to provide financial support through the annual assessment.	Annually	Envt'l Div
X. Review and Revision of Work Plan ***Goal X.A.*** *Implement a work plan that includes appropriate goals, actions, and monitoring mechanisms to reduce pesticide-related toxicity in urban runoff.*				
X.A.1.	Review and continuously improve the goals, actions, and monitoring mechanisms of the work plan considering results of self-evaluations, comments from Regional Board staff and other interested parties, and results of local performance review meetings, if any.	The Pesticide Work Plan has not been revised in FY 05-06 and there were no comments from Regional Board staff.	Annually	Envt'l Div
MM X.A.1.	Revise work plan to include any continuous improvement items. Report on completion of work plan tasks in Annual Report.	No continuous improvement items were identified by the RWQCB for Cupertino.	Annually; submit work plan updates in March. AR submitted in Sept.	Envt'l Div

FY 2005-2006 Annual Report
Cupertino

Pest Management Training 2005-2006

Cupertino employees:

Qualified Applicators Certified

The following Cupertino employees are Qualified Applicators Certified (they are members of the Pesticide Applicators Professional Association, who keeps track of the 20 hours of required training necessary in a two-year period.):
Bill Bridge, Shawn Tognetti, John Bisely, Karl Olsen, Mike Laitila, Chris Mertens, Brian Gathers, Cliff Mabutas, Gordon Jensen, John Hetland, Marc LaBrie, Mike Drake, Peter Arnst, Russ Polito, Mike Loomis, Cindy Martinez, Roger Winslow, Todd Hembree, Brad Alexander, Abe Cariaga, Ralph Garcia, Richard Garcia, Robert Hook, Angel Lopez, Diane Mahan, Jesus Moreno, Theodore Tefft, Peter Terada, Leonard Walton.

Cupertino's Pest Control Advisor

The city's Pest Control Advisor, Diane Mahan, attended the following recent training sessions in FY 05-06. The PCA is a member of the California Association of Pest Control Advisors, who keeps track of the 40 hours of required training necessary in a two-year period.

2/28/06	Target Meeting - Trees
4/04/06	Target Aquatic Class
5/11/06	NCTLL Meeting - Turf
5/16/06	Target Field Day

City contractors:

The city's structural pest control contractor, Keith Reuter, of RPM, attends monthly meetings of the Pest Control Operators Association of CA where discussions of IPM take place. He also attends training to satisfy the Structural Pest Control Board training requirements to maintain his license.

The city's Golf Course maintenance and pest control contractor, Professional Turf Management, has a PCA, Don Naumann, who is required to have 40 hours of training in a two-year period. He has attended the following training sessions.

7/19/05	Golf Course Management
11/14/05	Sustainability for Your Course
12/05/05	IPM & Turfgrass Trends
3/20/06	2006 NCGA/USGA Green Section Meeting
4/10/06	Controlled Release Fertilizer

Pesticide Use Summary FY 05-06

IPM Policy:
On October 7, 2002 the City of Cupertino adopted an IPM policy that calls for city employees and city contractors to use reduced-risk Integrated Pest Management techniques, giving preference to reasonably available non-pesticide alternatives, and reduced-risk pesticides. Each Department, that is responsible for pest control, will develop a plan to ensure the long-term prevention or suppression of pest problems, while reducing or eliminating the need for chemical pest controls (to the maximum extent feasible), with minimum negative impact on human health, non-target organisms, and the environment.

Guidelines for Chemical Treatment:

- If corrective action is necessary, select non-chemical physical and biological treatments before choosing chemical treatments, wherever possible.
- Use products that are included in the City of San Francisco's "Reduced Risk Pesticide List", wherever possible. If a chemical product is not on that list, consult with the city's Pest Control Advisor to discuss its use.
- Favor the use of bait stations over sprayed or broadcasted pesticide applications.
- City staff and city contractors should avoid the use of Toxicity Category I pesticides (the label's signal word is "Danger").
- No products containing Clopyralid, Diazinon or Chlorpyrifos (Dursban) can be used by city staff or a city contractor on city property or property maintained by the city.

SOPs:
Pest-specific and site-specific Standard Operating Procedures have been established for all typical pest control situations.

Availability of data on pesticides used:
Stormwater staff consolidated the pesticide use data. A summary table follows this section.

Changes in city pesticide use:

- The City's Contractor for the golf course at Blackberry Farm reported using gopher traps instead of chemical controls.
- The City's streets department utilized natural biological controls to eradicate a whitefly infestation in Cupertino's Rancho Rinconada neighborhood. Parasite wasps and ladybugs were released into the infested area May '05 to August '06. The infestation no longer exists thanks to these controls.
- The City's Contractor is removing diseased trees in lieu of treating with insecticides.
- In the winter, the City's Contractor is whipping greens to remove dew on days that mowing is not required in order to prevent diseases from forming.
- The City's Contractor is physically removing tulles in lakes instead of using chemicals.
- The City's Contractor is physically removing weeds on greens; no spraying would then be needed.
- The City's Contractor is fertilizing the fairways in order to strengthen the grass plants, which minimizes the amount of herbicides needed.

- The City's Contractor is using larger amounts of organic fertilizers to create a healthier plant and reduce dependency on fungicides.

Continued IPM practices:

- Chlorpyrifos, Clopyralid, and Diazinon are no longer used.
- City does not use copper algaecides in the pond at the golf course.
- The cities contractor is hand-pulling English Daisies on greens only. In FY 04-05 they have virtually eliminated English Daisy growth. Currently we are down to about a dozen total.
- City crews are using less herbicide on school property since installing drip irrigation systems.
- Pentachloronitrobenzene (in Scotts's FFII) (not on the SF list) use will be permitted on the golf course greens in the short-term for pink show mold control. This fungicide is specific to pink snow mold. We currently prefer its limited use to the use of a more broad-spectrum fungicide such as Heritage (on the SF list). Other alternatives will continue to be researched.
- Thiophanate-methyl (on the SF list) (in Scotts ProTurf Systemic Fungicide) may be used for fungus control on the golf course greens against Dollar Spot and works on pink snow mold.
- The Pentachloronitrobenzene and the Thiophanate-methyl are rotated to eliminate pest resistance.
- The golf course contractor will continue to use canola oil instead of petroleum oil as a pesticide sticker.
- Roundup (Glyphosate) (on the SF list) continues to be the pesticide used in the greatest quantity on city property.
- City crews are chipping tree limb trimmings and using for mulch to keep weeds down in parks on dirt areas. In these areas, spraying is not necessary. A new trail is maintained by using all chips from the site, none are disposed.
- The City's Contractor for the golf course at Blackberry Farm reported culturally using organic fertilizers, vertically mowing to break up disease patterns, using less nitrogen so less disease and less watering.
- He is using bark chips and compost for weed control under trees instead of using pre-emergence herbicides as well as using compost with an organic fertilizer on the tees.
- City's Contractor has replaced many Monterey Pine trees on the golf course with native California redwood, because they are pest resistant.
- The City's Contractor reported killing weeds around the lake at the golf course by lowering the water level and using a weed eater.

Annual Product Use, City-wide
FY 05-06

The following table summarizes the use of specific pesticide products on city property in the fiscal years 04-05 and 05-06.

These totals combine data from all Divisions.

Active Ingredient	Target Pest	In SF list?	Locations	FY 04-05	FY 05-06
Aluminum Phosphide:	Rodents	No	Parks	.0363 lbs	
Cyfluthrin:	Ants	Yes	Facilities	3.36 oz	.5 lbs
Deltamethrin	Pests	No	Facilities	.19 oz	
Digliocolamine	Weeds	Yes	Golf		1 lbs
Dithiopyr:	Weeds	No	Medians	3.14 lbs	.376 lbs
Fipronil:	Ants	Yes	Facilities	.36 oz	.438 lbs
Fluridone	Weeds	Yes	Golf		.5 lbs
Glyphosate	Weeds	Yes	Various	138.01 lbs	192.22 lbs
Halosulfuron-methyl	Weeds	No	Golf	1.055 oz.	
Ipridione	Fungus	Yes	Golf		2.36 lbs
Isoxaben	Weeds	No	Medians	16.5 lbs	19.375 lbs
Mancozeb	Fungus	Yes	Golf		9.6 lbs
Naphthaleneacetic	Tree Suckers	No	Parks		.012 lbs
Oryzalin (Surflan)	Weeds	No	Medians	126.8 lbs	136.59 lbs
Pendimethalin	Weeds	Yes	Parks	.15 lb	
Pentachloronitrobenzene	Fungus	No	Golf	46.35 lbs	23.25 lbs
Quinclorac	Weeds	No	Golf	.55 oz	
Triadimefon	Fungus	No	Golf	.83 lbs	
Thiophanate-methyl	Pink snow mold	Yes	Golf	4 lbs	2.47 lbs
Triclopr	Weeds	Yes	Parks		14 lbs
Total:				*336.14 lbs* *5.52 oz*	***402.691lbs***

City of Cupertino

FY 05- 06 Annual Report

Attachment L

Mercury Pollution Prevention Activities

Santa Clara Valley Urban Runoff Pollution Prevention Program
FY 2005-2006 Annual Report: Mercury Control Program

Cupertino

Program Work Plan Task	Activity	CI Item Source[1]	FY05-06 Tasks	Status / Comments	Due Date (mo/yr)	Responsible Party
Mercury Control Program						
I. Municipal Use of Mercury-Containing Products						
Goal I. Eliminate all unnecessary municipal use of mercury-containing products and establish proper disposal methods for products that cannot be eliminated.						
I.F	Implement guidelines for mercury reduction	C.9.c	Implement guidelines for mercury-containing products reduction and mgmt	Guidelines have been implemented (see next task).	Ongoing	Public Works
I.F.1	Train staff in Mercury spill cleanup	C.9.c	Train corporation yard staff and facilities maintenance staff in correct procedures to clean up: a. A broken fluorescent lamp b. A broken thermometer or thermostat	Annual training was held on 3/2/06 for the streets, parks maintenance, facilities and other corporation yard staff. This workshop featured proper handling of universal waste as well as recycling and disposal protocol.	March 06	
I.F.2	Annual survey of mercury-containing products used by city staff.	C.9.c	City staff to annually report on: a. The number of lamps recycled. b. Any other Hg-containing product that is used by city staff.	City staff has reported a total of 863 fluorescent lamps recycled for FY 05-06. No other mercury containing products were reported.	Report in 05-06 AR	
MMI	Mercury control program	C.9.c	Document completion of tasks in annual reports. Use mercury-containing product reporting guidelines.	1. The city has submitted the "Mercury-Containing Product Survey" results. 2. Cupertino's City Council adopted a policy requiring the virtual elimination of mercury from controllable sources, affecting urban runoff from municipal operations in March 2004. 3. High priority mercury-containing products are no longer in use. The city stormwater staff has discovered city	Annually, In AR	Public Works

[1] Place where continuous improvement item identified, either Annual Report, URMP, Work Plan, Review, or Program (task approved by the Management Committee for all co-permittees, if applicable, such as performance standard revisions).

Santa Clara Valley Urban Runoff Pollution Prevention Program
FY 2005-2006 Annual Report: Mercury Control Program

Cupertino

Program Work Plan Task	Activity	CI Item Source[1]	FY05-06 Tasks	Status / Comments	Due Date (mo/yr)	Responsible Party
				maintenance staff is using only low- or no- mercury lamps. No mercury switches or relays are in use. 4. City maintenance staff has followed a specific protocol for disposal of fluorescent tubes. They are collected as universal waste and sent to a recycling facility for mercury recovery. 5. Corp yard staff trained on mercury policy and what to do when a fluorescent tube breaks. 6. E-mail sent to all city employees (4/06) informing them of a free mercury-free thermometer exchange for an old mercury thermometer. 7. Articles were placed in the city newsletter regarding proper disposal of fluorescent tubes and mercury thermometer exchange, October '05 and April '06. Brochures containing info on proper disposal of fluorescent tubes are distributed at city facilities. 8. Countywide HHW program distributes outreach materials re: mercury.		
II. Household Hazardous Waste Collection **Goal II.** Provide mercury-containing products disposal services through household hazardous waste (HHW) collection programs for residents and small businesses, and encourage use of these programs.						
II.B	Mercury control program	C.9.c	Provide mercury-containing products disposal services for residents and small businesses.	The city has provided adequate funding dedicated to provide hazardous waste disposal services for Cupertino residents since 1992. An additional $8,000 was added at the end of the fiscal year for HHW services due to increased demand.	Ongoing	

Santa Clara Valley Urban Runoff Pollution Prevention Program
FY 2005-2006 Annual Report: Mercury Control Program

Cupertino

Program Work Plan Task	Activity	CI Item Source	FY05-06 Tasks	Status / Comments	Due Date (mo/yr)	Responsible Party
II.D	Document products disposed at HHW Program	C.9.c	Implement guidelines for documenting and reporting quantities of mercury-containing products disposed.	See Table 2.	Ongoing, AR	Public Works
III. Monitoring and Science **Goal III.** Participate in coordinated monitoring efforts to support mercury TMDL development and implementation, including assessment of air pollution sources of mercury and concentrations of mercury in sediment.						
III.A	Financial support for RMP.	C.9.c	Assist Prgm to continue to provide financial support for the Regional Monitoring Program (RMP). Support the Prgm's continued participation in the RMP steering committee and technical review committee.	The city supports the RMP and reviews meeting summaries through the Management Committee.	Ongoing	
III.B	Assist Prgm in support of regional monitoring plan	C.9.c	Assist Prgm to provide financial and staff support for a coordinated regional plan to collect data for the mercury TMDL, as defined in the RWQCB/BACWA/BASMAA MOU.	The city supports the mercury TMDL process, being handled at the regional level.	Ongoing	

Santa Clara Valley Urban Runoff Pollution Prevention Program
FY 2005-2006 Annual Report: Mercury Control Program

Cupertino

Program Work Plan Task	Activity	CI Item Source	FY05-06 Tasks	Status / Comments	Due Date (mo/yr)	Responsible Party
V. Public Education and Outreach **Goal V.** Increase awareness of proper disposal of mercury-containing products and available non-mercury containing alternatives. Target audiences include residential, commercial, and industrial users and municipal employees.						
V.A.	Mercury control program outreach activities:	C.9.c	Assist the Prgm in developing various outreach programs to educate target audiences about proper disposal of mercury-containing products and alternative non-mercury containing products. Outreach programs will include, but may not be limited to, the following subtasks:	Staff participated in the Work Group.	See below.	
V.A.1	Residential – Fluorescent light recycling outreach	C.9.c	Continue our fluorescent light recycling outreach program to educate residential users and encourage proper disposal of fluorescent lights. Primarily articles in the Scene, and fliers in Quinlan Ctr and the Library.	City staff participates in the review of outreach products associated with the Mercury Outreach group. Two articles were placed in the city newsletter regarding proper disposal of fluorescent tubes, October '05 and April '06. Brochures containing info on proper disposal of fluorescent tubes are distributed at city facilities. Mercury Work Group implemented and expanded a residential and small business fluorescent light-recycling program at various hardware stores throughout the County. In 05-06 67,943 pounds of bulbs equaling a total of 277,000 feet were collected.	Ongoing	
V.A.2	Small businesses—Fluorescent light recycling	C.9.c	Continue to assist the Prgm to develop and implement a fluorescent light recycling outreach program to educate small businesses and CESQGs and encourage	The staff has participated in planning sessions about business disposal. Mercury Work Group implemented and expanded a residential and small business	Ongoing	

Santa Clara Valley Urban Runoff Pollution Prevention Program
FY 2005-2006 Annual Report: Mercury Control Program

Cupertino

Program Work Plan Task	Activity	CI Item Source	FY05-06 Tasks	Status / Comments	Due Date (mo/yr)	Responsible Party
	outreach		proper disposal of fluorescent lights. Publish articles in the Scene, and distribute fliers at the Planning/Building lobby, addressing Universal Waste exemption end dates for CESQGs.	fluorescent light-recycling program at various hardware stores throughout the County.		
V.A 3	Auto shops outreach	C.9.c	Coordinate with city inspectors to integrate mercury outreach into their routine auto repair shop inspections.	Staff prepared a fact sheet about mercury-containing products and proper disposal that was distributed by the industrial inspector during vehicle maintenance facility inspections in 05-06.	Ongoing	
V.A.4	City employees outreach	C.9.c	A. Train corporation yard staff and facilities maintenance staff in correct procedures to clean up mercury containing products: 1. A broken fluorescent lamp 2. A broken thermometer or thermostat B. Send e-mail notice to employees reminding them about spent battery collection bin in copier room.	Corp yard staff was trained on the mercury policy and how to handle the clean up and disposal of a broken fluorescent tube. Email sent to all employees on how to dispose of household batteries (3/14/06)	Ongoing	
V.B	Outreach materials	C.9.c	Assist Prgm to develop or adapt existing mercury outreach materials, as needed, for outreach programs. Submit article to Scene concerning any mercury information made available to city staff.	City staff reviews outreach products that are proposed by the Mercury Outreach AHTG.	Ongoing	
V.C	Community events	C.9.c	Hg outreach materials are distributed by the County HHW Prgm at HHW disposal events, on behalf of the city.	HHW disposal brochures (with fluorescent tubes, thermostats, and thermometers listed) are routinely distributed at the city's library, community center and city hall lobbies and at the countywide HHW events.	Ongoing	
MM V.B	Document and evaluate activities	C.9.c	**Monitoring Mechanism V.B.** In the Annual Report, document and evaluate each outreach activity, including	The countywide HHW program served 24,985 residents during 05-06 and 435 small businesses through 59 events held at	Ongoing	

Santa Clara Valley Urban Runoff Pollution Prevention Program
FY 2005-2006 Annual Report: Mercury Control Program

Cupertino

Program Work Plan Task	Activity	CI Item Source	FY05-06 Tasks	Status / Comments	Due Date (mo/yr)	Responsible Party
			the target audience and number of residents and/or businesses reached.	permanent facilities and 5 events at temporary sites. Mercury-containing products collected for the county as follows: • Elemental Mercury- 425 pounds (Includes thermostats, thermometers and other products) • Fluorescent Lights – 277,000 feet • 67,943 pounds of lights • 231 thermometers Countywide Public Outreach: Thermometer Exchanges – 6 separate Events (one of these events was hosted in Cupertino on April 29, 2006; the event was well attended and residents seemed appreciative of the services provided; 250 thermometers given out; approximately 150 -175 people attended this event). The countywide program participated in 21 community events. Countywide outreach includes the use of media, brochures, flyers and posters. City Outreach: Two articles were published in our city newsletter and are widely read by our residents and businesses (as discovered in city surveys).		
MM V.C	Evaluate success of outreach efforts	C.9.c	**Monitoring Mechanism V.C.** Assist Prgm to survey local public attitudes and behavior to evaluate the success of outreach efforts and the saturation of outreach messages (coordinate survey with Watershed Watch Campaign Survey).	Survey conducted by Program in cooperation with HHW Program in 2003 and final evaluation report was included in the Program's FY 03-04 Annual Report. Questions on Mercury pollution issues will be included in future surveys.	Completed	

City of Cupertino
Table 2: Reporting Format for Annual Report FY 05-06

	Management Option (MO) for Mercury-Containing Product				
HIGH PRIORITY MERCURY-CONTAINING PRODUCTS (not listed in any particular priority)	MO #1: Replace with an alternative product when the product is identified, if an alternative exists	MO #2: Replace upon failure, with an alternative product if an alternative exists.	MO #3: Reduce the use where possible.	MO #4: Recycle when no longer in use	MO #5: When appropriate, dispose of as hazardous waste
LAMPS:					
Compact Source Lamp	NF				
Spectral Lamp	NF				
Fluorescent Lamp *City uses low-merc Sylvania Eco brand*	I			I Collected as Universal wste	
Metal halide Lamp *City uses low-merc Phillips ALTO*	I			I Collected as Universal wste	
High pressure sodium Lamp *City uses low-merc Phillips ALTO*	I			I Collected as Universal wste	
Mercury Vapor Lamps – *only a few left, replaced w/ low-merc HPS lamps*		I			I
Cold Cathode Lamp	NF				
Neon Lamp	NF				
THERMOSTAT PROBES (ALSO KNOWN AS FLAME SENSORS OR GAS SAFETY VALVES):					
Furnaces	NF				
Water heaters	NF				
Ranges, ovens	NF				
Space heaters	NF				
Other mercury-containing products in use that you may know of:					
E.g. Mercury lab thermometers	NF				

Status key:
No Action: No action identified for implementation
ID: Actions have been identified; implementation has not begun
B: Began process of implementation
I: Management option identified has been fully implemented
NF: product was not found in municipal inventory

City of Cupertino

FY 05- 06 Annual Report

Attachment M

Copper Action Plan/Nickel Action Plan

Santa Clara Valley Urban Runoff Pollution Prevention Program
FY 2005-2006 Annual Report: Copper/Nickel Control Program

Cupertino

Program Work Plan Task	Activity	FY05-06Tasks	Status / Comments	Due Date (mo/yr)	Responsible Party
CB-1. Vehicle Washing Operations					
Goal: Reduce copper discharges from vehicle washing operation.					
CB-1.1	Refer mobile cleaners to training	Refer mobile surface cleaners to SJ POTW service cleaning certification trainings, if any are held.	Referred upon request. No mobile surface cleaning certification trainings were held this last fiscal year in SJ. Mobile surface cleaners were referred to BASMAA online training and recognition program. Mobile surface cleaners who do not have access to web training are referred to certified City of San Jose who has staff who will provide the program on an as requested basis.	Ongoing	Public Works
CB-1.2	Distribute list of trained cleaners	Distribute most recent list of trained mobile cleaners to interested parties, and to city staff who contract for cleaning services.	A list is provided to city corp yard staff for in-house projects and is available to violators in illegal dumping incidents provided by the nonpoint source inspectors. This list is updated based on the list of trained surface cleaners posted on the BASMAA website.	Ongoing	Public Works
CB-1.3	Outreach materials	Continue to distribute Home Maintenance Tips brochure at city facilities and city events (contains general remarks on residential car washing).	See PIP section, General Outreach for distribution plan.	Ongoing	Public Works
CB-1.4	Website for outreach	Update information about copper brake pad dust to the stormwater section of our website, with a link to the SCVURPPP copper brake pad report as needed. Add general information about residential car washing to the city's website.	These changes were made in August 2006 and will be reflected in the FY 06-07 AR.	Review annually Spring 06	Public Works
CB-1.5	Scene article	Add information about copper brake pad dust to the annual article on home car washing in the city's newsletter, the Scene.	Two articles about copper brake pad dust appeared in the city's newsletter in the months of July and Sept. '05.	July, Sept 05 Scene	Public Works
CB-1.6	Non-profit car washes	City provides brochures to non-profits about how to properly conduct a car wash event.	City staff provides this brochure to non-profit organizations planning to have a car wash when requested.	Ongoing	Public Works
CB-1.7	City vehicles	Continue to maintain car wash systems for City vehicles at the corporation yard.	City vehicles are taken to a commercial car wash where the water discharges to the sanitary sewer. Equipment is cleaned	Ongoing	Public Works

Santa Clara Valley Urban Runoff Pollution Prevention Program
FY 2005-2006 Annual Report: Copper/Nickel Control Program

Cupertino

Program Work Plan Task	Activity	FY05-06Tasks	Status / Comments	Due Date (mo/yr)	Responsible Party
			in a recycled water, wash facility, on-site, with no storm drain discharge.		
CB-1.8	Gas station car washing	Verify that all gas stations/repair shops understand and comply with restrictions concerning washing cars on-site.	This was reviewed during the bi-annual vehicle facility inspections in June 06.	Ongoing, during normal inspection routine.	Industrial Inspector
CB-1.9	Auto sales car washing	Verify that all auto sale operations understand and comply with restrictions concerning washing cars on-site.	At this time, there are no auto sales businesses in Cupertino.	N/A	Industrial Inspector

Santa Clara Valley Urban Runoff Pollution Prevention Program
FY 2005-2006 Annual Report: Copper/Nickel Control Program

Cupertino

Program Work Plan Task	Activity	FY05-06 Tasks	Status / Comments	Due Date (mo/yr)	Responsible Party
CB-3. Industrial Copper Control *Goal: Control copper in discharges of stormwater from targeted industrial sources*					
CB-3	Industrial inspection program	Continue industrial inspection of vehicle service facilities and other future permitted sites.	The City's inspects the vehicle service facilities once every two years (inspections took place 6/06). See Industrial Inspection section of the annual report.	Ongoing, during normal inspection routine.	Industrial Inspector
CB-6/7. Reducing Traffic Congestion/Promoting Alternative Transportation					
CB-8. Incorporate watershed protection in planning procedures *Goal: Classify and assess watersheds, and improve institutional arrangements for watershed protection*					
CB-8.1	General Plan changes	Revise City's General Plan, as needed, based on recommendations from the *Development Policies Comparison Project* and Provision C.3.I.	The Cupertino City Council adopted the 2000-2020 General Plan on November 15, 2005. Sections related to urban runoff control are found in the Environmental Resources/Sustainability Chapter (Wildlife and Vegetation; Water Resources; Stormwater Runoff) and in the Hillside Protection portion of the Land Use/Community Design Chapter. The Plan may be viewed electronically at http://www.cupertino.org/city_government/departments_and_offices/planning_and_building/general_plan_update/index.asp	9/06 AR	Planning Division

Santa Clara Valley Urban Runoff Pollution Prevention Program
FY 2005-2006 Annual Report: Copper/Nickel Control Program

Cupertino

Program Work Plan Task	Activity	FY05-06 Tasks	Status / Comments	Due Date (mo/yr)	Responsible Party
CB-8.2	CEQA changes	Review and implement guidance from SCVURPPP and San Jose on addressing water quality in the CEQA review process, as part of C.3.m implementation.	The City will continue to evaluate its CEQA review process. No changes were made in 05-06 since revisions were made at the end of the prior fiscal year. Any future changes will be reported in that year's annual reports.	AR and ongoing	
CB-11. Street sweeping controls & stormdrain system O&M *Goal: Improve street sweeping controls and stormdrain system O&M*					
CB-11.1	Street sweeping	Follow Program guidance regarding the collection and reporting of street sweeping data. Provide data for Annual Report.	Monthly street sweeping reports for 05-06 were submitted to the Program for compilation in July 2006.	Ongoing; Data in 9/06 AR	Public Works
CB-11.2	Evaluate Street sweeping and Stormdrain O&M	Evaluate need for improvement of current street sweeping and storm drain system O&M programs (within available budgets) in FY 04-05 Annual Report.	Streets are swept twice a month, and all catch basins are cleaned on a two year rotating basis and during emergencies as needed. During the heavy leaf fall, certain areas of the city have extra sweeping and leaf pickup. There isn't a build-up of debris or flooding issues that would indicate the need for increased service. The schedule appears to be adequate and is within the city's budget.	9/06 AR	Public Works
CB-12. Pools and Spas *Goal: Control copper discharge from pools and spas*					
CB-12.2	Outreach	• Distribute outreach materials to the public at city facilities. • Place pool information on city stormwater website.	The city distributes the brochure at city facilities, upon request or during related illegal dumping incidents. The brochure is available on the city's website.	Ongoing	Public Works
CB-12.3	Newsletter article	Publish one article/yr. regarding disposal of pool water in city's newsletter.	Two articles were published in the city newsletter, July '05 and June '06.	Ongoing in June	Public Works

Santa Clara Valley Urban Runoff Pollution Prevention Program
FY 2005-2006 Annual Report: Copper/Nickel Control Program

Cupertino

Program Work Plan Task	Activity	FY05-06 Tasks	Status / Comments	Due Date (mo/yr)	Responsible Party
CB-21. Architectural use of copper *Goal: Discourage architectural use of copper*					
CB-21.2	Staff Training	Conduct outreach to Comm. Dev. and Public Works staff on ban of copper roofs and gutters.	Annual staff training includes a reminder on the ordinance prohibiting architectural use of copper. This training for Planning and Public Works staff was held on June 14, 2006.	6/06	Public Works
NB - 1 Nickel Action Plan Tasks					
NB-1	Measures to control nickel discharges from construction sites	• Continue to implement Construction Inspection Performance Standards • Continue to have inspectors attend Regional Board/Program workshops on construction site management and learn latest erosion/sediment control techniques • Continue to attend Program workshops on post-development stormwater BMPs (C.3.)	See Construction Inspection Annual Report section and Training Activities summary. A Public Works employee and one Building inspector attended a workshop held by the SCVURPPP/ Regional Board on 12/08/05, focusing on erosion and sediment problems and permanent treatment controls. The Environmental Programs Manager provided in-house training to Building Inspectors 1/10/06. A workshop on inspecting stormwater treatment BMPs held on 6/6/06 was attended by Public Works inspection staff.	On-going On-going On-going	Pub Wrks/Bldg Public Works / Building Public Works

City of Cupertino

FY 05- 06 Annual Report

Attachment N

Staff Training Summary Table

City of Cupertino
Stormwater Pollution Prevention Program

FY '05-'06 Annual Report

Training Activities

Training Event	Date	Participants
IPM and Turfgrass Trends: Burlingame	12/05/06	Don Naumann, contractor for Blackberry Farm Golf Course
Public Works and Planning: How Development Affects Creeks. WMI sponsored workshop covering the connection between development and creeks.	12/07/05	Jason Chou, Lavenia Millar, Public Works; Gary Chao, Colin Jung, Planning.
Construction Inspectors: Construction Site Planning and Management for Compliance with Phase I and II NPDES Requirements	12/08/05	Jason Chou, Public Works; Bob Sabich, Building.
Building inspectors: In-house training regarding performance standard, construction BMPs, source control BMPs and inspection notices.	1/10/06	Jerry Brager, Alan Dorsett, Bob Gregory, Larry Squarcia, building inspectors; Greg Casteel, Building Official; Lavenia Millar and Roxan Nasiri, Public Works - trainers.
Industrial inspector: In-house training to review performance standard, SOPs and reporting.	3/02/06	Larry Squarcia, Greg Casteel, Building Dept.; Lavenia Millar, Public Works environmental division.
Corporation Yard/Streets staff: Annual training for Public Works staff: Topics included corporation yard operations and maintenance, vehicle and equipment cleaning BMPs, dumping incidents, pest management, and universal waste safe handling, recycling, and disposal.	3/02/06	Public Works corp yard staff , including on-call staff, facilities, streets, grounds and vehicle maintenance personnel, and supervisors. Roxan Nasiri and Lavenia Millar, Environmental Division of PW.
Nonpoint Source Inspector: Annual in-house training to review performance standard and SOPs.	3/7/06	Manuel Barragan, nonpoint source inspector; Diane Mahann, PW streets supervisor; Lavenia Millar, PW.
Trash Assessment Training: Review of KAB and RTA protocol during regularly scheduled Trash Ad Hoc meeting.	3/23/06	Roxan Nasiri, Public Works.
SCVURPPP HMP 101 training: Held in San Jose	3/27/06	Jason Chou, Public Works; Jenny Fire, Consultant
Public Works Staff: Target Aquatic Class for staff that apply pesticides.	4/04/06	John Bisely, Abe Cariaga, Diane Mahan, Jonathon Ferrante, Public Works (part of 20 hr. State required training)
City's Streets and Grounds Supervisors: Annual in-house training to review pesticide performance standards, SOPs and pesticide use.	4/13/06	Diane Mahan, PW Streets supervisor and City's PCA, John Bisely, PW Grounds supervisor, Lavenia Millar and Roxan Nasiri, Public Works Environmental Division.

City of Cupertino
Stormwater Pollution Prevention Program
FY '04-'05 Annual Report
Training Activities

Co. Health Dept: Annual meeting with Dept of Environmental Health, restaurant inspection program. Topics included violations, inspection procedures, referrals, mercury bulb disposal, grease trap cleaning and pumper trucks.	4/18/06	Arlette Kerley, DEH Supervisor; Cheri Donnelly and Jack Lovell, WV cities Program staff; Lavenia Millar, City of Cupertino stormwater staff.; 20 County DEH inspectors.
Public Works Staff: Development and Water Resources, Making the Connection, Workshop and Walking Tour of the Guadalupe River	5/03/06	Jason Chou, Public Works Dept.
Park & Rec staff; Golf Course contractor: Mtg to review golf course SOPs, permitted pesticides, potential for less-toxic pesticide use.	5/04/06	Mike O'Dowd, Park and Rec Dept.; Don Naumann (Spot Water Management), golf course contractor; Lavenia Millar and Roxan Nasiri, Public Works
Public Works staff that apply pesticides: Target Field Day Seminar	5/16/06	Pesticide Handlers Safety training – training is required for handlers. 21 public works employees attended. (as Qualified Applicators Certified, these employees are required, by the State, to attend 20 hours of training in a 2-year period)
Public Works Engineering and Planning: Constructing, Maintaining and Inspecting Stormwater Treatment BMPs Workshop Inspections (SCVURPPP)	6/6/06	Jason Chou, Lavenia Millar, Kevin Rieden, Public Works; Aki Honda, Planning; Jenny Fire, consultant.
Planning and Public Works staff: Annual training regarding C.3 requirements (Group 1, 2A, 2B, HMP, Pesticide Control), website and municipal regional permit.	6/14/06	Ciddy Wordell, Gary Chao, Aki Honda, Colin Jung, Piu Ghosh, Noren Caliva, Planning; Jason Chou and Lavenia Millar, Public Works - trainer.
City's Pest Control Advisor: As a Pest Control Advisor, this supervisor is required, by the State, to attend 40 hrs. of PCA training in a two-year period.	On-going	Diane Mahan, PW Streets supervisor, and City's PCA, courses include IPM.
City's Golf Course Contractor, Pest Control Advisor: As a Pest Control Advisor, this contractor is required, by the State, to attend 40 hrs. of PCA training in a two-year period.	On-going	Don Naumann, contractor for Blackberry Farm Golf Course, courses include IPM. Attended IPM & Turfgrass Trends 12/5/05

City of Cupertino

FY 05- 06 Annual Report

Appendix

Acronyms

ACRONYMS

BMP	Best Management Practice
COA	Conditions of Approval
DEH	Department of Environmental Health, Santa Clara County
HMP	Hydromodification Management Plan
MEP	Maximum Extent Practicable
MRP	Municipal Regional Permit
NPDES	National Pollutant Discharge Elimination System
O&M	Operation and Maintenance
PW	Public Works
RWQCB	Regional Water Quality Control Board
SCVURPPP	Santa Clara Valley Urban Runoff Pollution Prevention Program
SCVWD	Santa Clara Valley Water District
SOP	Standard Operating Procedure
SWMP	Storm Water Management Plan
SWPPP	Storm Water Pollution Prevention Plan
WMI	Watershed Management Initiative
WV	West Valley (cities)

Urban Runoff Management Program

Annual Report FY 2005-2006

September 15, 2006

City of Los Altos
FY 2005/2006 Annual Report
Table of Contents

	TITLE	PAGES
1.	Table of Contents……..	2
2.	Cover Letter…….	3-6
3.	Certification Statement……..….	7
4.	List of Abbreviations……...	8-9
5.	IC/ID Elimination Activities……..…….	10-16
6.	Industrial Commercial Discharger Control Program……	17-20
7.	Public Agency Activities	
	a. Public Streets, Roads & Highway O&M……	21-22
	b. Corporation Yards O&M……...	23-24
	c. Storm Drain System O&M……...	25-26
8.	New Development & Redevelopment Planning Procedures (c.3)……..	27-47
9.	New Development & Redevelopment Construction Inspection……	48-51
10.	Pest Management……	52-65
11.	Mercury Pollution Prevention Program……..….	66-69
12.	Other Water Quality and Watershed Management Requirements…….	70-81
13.	Public Information/Participation……..…….	82-85
14.	Annual Reports and Workplans……..…….	86-87
15.	Staff Training……..……..	88-97
16.	New Development-Planning Procedures Program Evaluation (FY04/05)	98

Department of Public Works
Engineering Division
One North San Antonio Road
Los Altos, California 94022-3087
(650) 947-2780
Fax (650) 947-2732

September 15, 2006

Mr. Bruce H. Wolfe
REGIONAL WATER QUALITY CONTROL BOARD
San Francisco Bay Region
1515 Clay St., Suite 1400
Oakland, CA 94612

SUBJECT: CITY OF LOS ALTOS URBAN RUNOFF MANAGEMENT PROGRAM FY 2005-2006 ANNUAL REPORT

Dear Mr. Wolfe:

This report is submitted by the City of Los Altos, in conjunction with the Santa Clara Valley Urban Runoff Pollution Prevention Program's Annual Report, pursuant to provision C.6.a. of the Program's reissued municipal storm water National Pollutant Discharge Elimination System (NPDES) Permit (Order No. 01-024). The report summarizes activities performed during FY 2005-2006 in accordance with the City of Los Altos' Urban Runoff Management Plan (URMP) submitted to the Regional Board on September 1, 1997 and updated in October 2000 and September 2004, and the performance standards contained therein.

Contents of Report

The goals of this Annual Report are to: 1) concisely document implementation of our URMP and FY 05-06 work plan during the past fiscal year; 2) evaluate program results for continuous improvement; and 3) share this information with other Co-permittees, municipal decision-makers, and the public. To accomplish these goals, the City of Los Altos Annual Report contains the following sections:

I. Cover Letter

II. Certification Statement

III. Self-Evaluation and Work Plan Completion Matrix:

- IC/ID Elimination Activities
- Industrial/Commercial Discharger Control Program
- Public Agency Activities
  - i. Public Streets, Roads and Highways Operation and Maintenance
  - ii. Corporation Yard Operation and Maintenance
  - iii. Storm Drain System Operation and Maintenance
- New Development and Redevelopment Planning Procedures
- New Development and Redevelopment Construction Inspection
- Pest Management Activities
- Mercury Pollution Prevention Activities
- Other Water Quality and Watershed Management Requirements
  - i. Trash Management
  - ii. Copper Action Plan
  - iii. Nickel Action Plan
- Public Information/Participation
- Annual Report and Work Plan
- Staff Training
- Revised 04/05 Annual Report page pursuant to Board comment

Program Highlights and Accomplishments

During FY 2005-2006 the City of Los Altos continued to implement our Urban Runoff Management Plan (URMP) to the maximum extent practicable. The activities implemented for each element of the City's URMP are described in Chapter 6 of the Santa Clara Valley Urban Runoff Pollution Prevention Program's Urban Runoff Management Plan. Some brief highlights of our many accomplishments during FY 2005/2006 are described below.

The City of Los Altos was fortunate to hire a Public Works inspector at the beginning of the fiscal year. Since the City did not have any public project under construction during the rainy season, we were able to set up a more comprehensive inspection process for the private projects. The city has well over 200 major remodel/rebuilding project that were under construction during the last rainy season. The City sent a letter to each of the property owners and each of their contractors for these projects explaining the necessity of protecting their property from allowing contaminated storm runoff from their property. This letter included detailed suggestions to help prevent erosion of sediments from the site. Prior to the beginning of the rainy season, our inspector visited each one of these sites and reiterated to the contractors what the requirements that city will be expecting to see at their sites. Between mid-October to April, our inspector was

able to visit most all of these sites on a monthly basis. During this time, citations were issued for those that did not have proper controls in place. By the end of the rainy season, the City was able to witness properly maintained erosion controls at most all of private construction sites.

During the fiscal year, the city began initiating the recommendations of its newly adopted Sewer Master Plan. This Plan presents a list of improvements that the city should implement over the next twenty years to keep the system in good condition and help prevent sewer overflows. The first such project was rooting foaming the first 20% of our sewer systems in the areas that was most susceptible to sewer line plugs because of roots in the pipe. This Master Plan has placed the city well ahead of schedule on complying with the Regional Boards Section 13267 letter, which directed every sewer agency in the Bay Area to initiate the preparation of a Sewer System Management Plan and the State's recent requirements for each municipality with a sewer system to prepare a Waste Discharge Requirement (WDR) Plan.

The City of Los Altos is pleased with its maintenance program and compliance with the control of sources of pollution. The City's corporation yard received its 13th consecutive Clean Bay Business certification for having the area in complete compliance with all point source control. The city continues to follow an extensive training program for its staff dealing with the use of pesticides. The City staff always considers the use of safer type of pesticides including making every effort to use alternatives such as the use of mulches for weed control rather than a herbicide.

The City has been one of the leaders in the Bay Area in source control at its development or redevelopment sites. Although the City had no Group 1 or 2A projects during this last fiscal year, staff still incorporates site design source controls and treatment into small private projects as it has now for several years. For example, during the fiscal the city required over 120 new single family projects to contain their drainage on site by having them make every attempt it incorporated site design measures to allow stormwater flow to infiltrate into the ground and then directed over landscaped area prior to discharge in the city's streets and into the city's storm drain system. This helped reduce the flow in the city's system as well as treat the storm water on site prior to any discharge.

Continuous Improvement Activities

The City continues to address challenges encountered in implementation of improvements to its Urban Runoff Management Plan with existing staff. Overall, staff believes that the program is being implemented consistently throughout the City and is effective in reducing pollution of the local creeks. The largest challenge facing the City, as with other cities, is having minimal funding and few staff available for its programs because of its small sales tax base due to the lack of commercial and no industrial businesses in the city. The city must cope with the extra effort that will come with the implementation of Group 2 (Group 2B) development/redevelopment projects that began in August of this

year. In addition, there is the anticipated increase in the level of effort that will be required with the new Regional Permit that the Board plans to adopt during this current fiscal year. The result is that other areas of our operation have been negatively impacted because of the resources required to comply with the new and ever increasing mandates established in our NPDES permit. The city will continue to explore opportunities to help offset the expense required to comply with the increasing permit requirements.

During the fiscal year, the city will be considering implementing the Water Resources Protection Guidelines and Standards for Land Uses Near Stream. The city will need to review appropriate zoning and grading ordinances and consider appropriate changes as required meet the intent of these new guidelines and standards.

In summary, the City continues to be committed to the implementation of its Urban Runoff Management Plan. This has proven again to be a challenge with limited staffing levels, minimal funding availability and increased work effort to comply with the Program. In the coming year the City will continue to strive to increase its level of effort dedicated to the Santa Clara Valley Urban Runoff Pollution Protection Program.

I welcome your review of this Annual Report and any comments that you might have to offer that would help the City improve the managing of the program. If you have any questions regarding the materials submitted, please contact me at (650) 947-2624

Very truly yours,

Larry Lind
Associate Civil Engineer

cc. Sue Ma, RWQCB

Attachments

CITY OF LOS ALTOS
FY 2005-2006 ANNUAL REPORT

Certification Statement

"I certify, under penalty of law, that this document and all attachments were prepared under my direction or supervision in accordance with a system designed to ensure that qualified personnel properly gather and evaluate the information submitted. Based on my inquiry of the person or persons who manage the system, or those persons directly responsible for gathering the information, the information submitted, is, to the best of my knowledge and belief, true, accurate, and complete. I am aware that there are significant penalties for submitting false information, including the possibility of fine and imprisonment for knowing violations."

Signature by Duly Authorized Representative:

Philip Rose
City Manager

Date 8/31/06

Acronyms and Abbreviations—FY 2005/2006 Annual Report

AB	Assembly Bill
AC	Acres
AHTG	Ad Hoc Task Group
AOC	Area of Concern
APWA	American Public Works Association
AR	Annual Report
BACWA	Bay Area Clean Water Agencies
BAPPG	Bay Area Pollution Prevention Group
BASMAA	Bay Area Stormwater Management Agency Association
BMP	Best Management Practice
BPAC	City of Los Altos Bicycle/Pedestrian Advisory Committee
CA.	California
CAP	Copper Action Plan
CASQA	California Stormwater Quality Association
CEO	Code Enforcement Officer
CEQA	California Environmental Quality Act
CI	Construction Inspection
CIP	Capital Improvement Project
COA	Condition of Approval
DEH	Santa Clara County Department of Environmental Health
DOT	Department of Transportation
DPR	Santa Clara County Department of Pesticide Regulation
DTSC	Department of Toxic Substance Control
e.g.	For Example
EIR	Environmental Impact Report
EOA	Eisenberg, Olivieri, and Associates
Etc.	Excreta
Expo	Exposition
FOG	Gats, Oils, and Grease
FY	Fiscal Year
GIS	Geographic Information Systems
HAZMAT	Hazardous Material
Hg	Mercury
HHW	Household Hazardous Waste
HMP	Hydromodification Management Plan
i.e.	That Is
ICID	Illegal Connection, Illicit Discharge
ID	Identification
IPM	Integrated Pest Management
KAB	Keep America Beautiful
LUS	Land Use Subgroup (WMI)
MEP	Maximum Extent Practicable
MOU	Memorandum of Understanding
N/A	Not Applicable
NAP	Nickel Action Plan
NEPA	National Environmental Protection Act
NOI	Notice of Intent
NPDES	National Pollutant Discharge Elimination System
NPS	Non-point Source Pollution
O & M	Operation and Maintenance
OP Pesticides	Organo-Phosphage pesticides
OSH	Orchard Hardware Store

OWOW	Our Water Our World
PAPA	Professional Association of Pesticide Applicators
PCA	Pesticide Certified Applicator
PCB	Poly-Chlorinated Biphenyl
PCO	Pest Control Operator
PD	Police Department
PG&E	Pacific Gas and Electric
PIP	Public Information and Participation
PS	Performance Standard
PSA	Public Service Announcement
PUD	Planned Unit Developments
PW	Public Works
RMP	San Francisco Bay Regional Monitoring Program
ROW	Right of Way
RTA	Rapid Trash Assessment
RWQCB	Regional Water Quality Control Board
s. f. or sq. ft.	Square feet
SCBWMI or WMI:	Santa Clara Basin Watershed Management Initiative
SCC	Santa Clara County
SCVURPPP	Santa Clara Valley Urban Runoff Pollution Prevention Program
SCVWD	Santa Clara Valley Water District
SIC	Standard Industrial Classification
SOP	Standard Operating Procedure
STOPPP	San Mateo Countywide Stormwater Pollution Prevention Program
SWID	Stormwater Infiltration Device
SWMP	Stormwater Management Plan
SWPPP	Stormwater Pollution Prevention Plan
TMDL	Total Maximum Daily Load
URMP	Urban Runoff Management Plan
URP	Urban Runoff Program
WDR	Waster Discharge Requirements
WEO	Watershed education and Outreach
WMI	Watershed Management Initiative

Santa Clara Valley Urban Runoff Pollution Prevention Program
FY 2005-2006 Annual Report

Municipality: City of Los Altos ***Attachment B***

ILLICIT CONNECTION & ILLEGAL DUMPING ELIMINATION ACTIVITIES

FY 2005-2006 Work Plan Self Evaluation Matrix

Item No.	Activity	FY 05-06 Work Plan Tasks	FY 05-06 Accomplishments	Responsible Party
1	Continue to provide training as required on ICID activities	Los Altos will continue to provide information and training to Engineering, Planning, Building Inspection and Public Safety personnel with a focus on new personnel. Each Department holds regular meetings for which the subject of ICIDs is discussed. Staff will be encouraged to attend formal training as it becomes available.	The City of Los Altos continues to provide training to city staff ICID issues. For example, the city sent personnel to SCVURPPP training workshop, " Constructing, Maintaining and Inspecting Stormwater Treatment BMPs," in December at the Quinlan Center in Cupertino. City personnel learned what to look for during stormwater inspections of commercial and industrial facilities.	Community Development & Public Works Department
2	Continue to evaluate and improve response and documentation of illegal dumping activities	Los Altos uses the police department to respond to reports of illegal dumping. Primarily this would be the Code Enforcement Officer during normal working hours. Currently the CEO position is documenting and tracking ICID incidents.	During the FY the city primarily used the police department to respond to reports of illegal dumping and the Engineering Department inspector or engineer as a backup. The police department maintains documentation of those incidents and the engineering department maintains a master list. During FY 05-06, PD recorded three responses that relate to potential illegal dumping. The discharger cleaned up each incident and they were also cited. The sewer maintenance department continues to respond to sewer overflows. The city has a crew on standby 24 hours a day and therefore can respond to these quickly. During FY 05-06, city crews addressed 12 sewer overflows, which were properly cleaned up before entering any storm drain systems. During the FY, the city also increased the emphasis on the assurance that construction sites have property BMPs installed (See Construction Inspection section of the Annual Report)	Public Works Department

Santa Clara Valley Urban Runoff Pollution Prevention Program
FY 2005-2006 Annual Report

Municipality: City of Los Altos ***Attachment B***

Item No.	Activity	FY 05-06 Work Plan Tasks	FY 05-06 Accomplishments	Responsible Party
3	Sanitary Sewer System	Los Altos expects to complete sanitary sewer system master plan and will program system improvement projects identified in the study.	The Sanitary Sewer Master Plan was completed on 1 August 2005. This Plan meets several of the requirements that are mandated by the San Francisco Regional Water Quality Control Board's requirement that each owner of a sewer collection system prepare a Sewer System Management Plan and also with the similar requirements by the State of California in their Water Discharge Requirements. The City has begun implementing the recommendation of the Master Plan. This including the issuing of a Sewer Root Foaming contract in April 2006 and the advertising of another root foaming contract in June 2006 along with the advertising for the televising of the entire sewer system that has yet been televised. The City will continue to raise the rates to fulfill the recommendations of the Master Plan.	Public Works & Community Development Departments
4	Evaluate IC/ID activities in FY 2005-2006 and explore opportunities to increase program effectiveness.	Report results in the FY 2005-2006 Annual Report.	See "ICID Program Evaluation" and "ICID Report Data" below.	Public Works Department

Santa Clara Valley Urban Runoff Pollution Prevention Program
FY 2005-2006 Annual Report

Municipality: City of Los Altos ***Attachment B***

ICID Program Evaluation FY 2005/2006
Overall the program seems to be working very well. It would seem more and more people, as well as contractors, are becoming aware that no discharges, other than storm water, are allowed into the storm drain systems. With the addition of a full time inspector, the city was able to better police this issue, particularly at the over 200 single family construction sites in Los Altos. This increase enforcement was apparent with the increase number of reported events. Most all were at construction sites and were all addressee immediately when notified by the City. Most just needed to be constantly reminded to maintain a properly controlled site. Though the city Police Department still respond to emergencies and address those responses according, most of enforcement responsibility was delegate last FY to the Engineering Department where the inspector is assigned. This seems to allow better follow-up to issues that develop to verify continued compliance and better record keeping. The City of Los Altos continues to implement recommendations from this Sewer Master Plan to minimize overflows. This Master Plan has placed the city in advanced compliance with the State's recently adopted Waste Discharge Requirements (WDR) and the San Francisco Regional Water Quality Control Board's requirement for a Sewer System Management Plan. These mandates are required of every owner of sewer collection systems and the city's Master Plan has placed the city well ahead of the deadlines from each of these mandates. The City continues to struggle with the documentation necessary for any of these incidents. Staff will continue to work with the police department in their documentation and follow-up actions on these incidents.

Regional Board Comments on ICID in FY 2004-2005 Annual Report	
RWQCB Comment	**City Of Los Altos Response**
None	

Santa Clara Valley Urban Runoff Pollution Prevention Program
FY 2005-2006 Annual Report

Municipality: City of Los Altos ***Attachment B***

ICID Report Data FY 2005/2006				
Date of Incident	**Source**	**Location**	**Reported by citizens or employees**	**Follow-up action**
12/13/2005	Disposal of plaster concrete waste to city storm drain	800 Nash Road	City Employee	Contractor was pumping wastewater from a newly plastered pool into the street. Contractor was cited and directed to clean up the street.
12/21/2005	Illegal discharge from Construction Site	1507 Carob Lane	City Construction Inspector	Improper installation of construction site BMPs. Cited property owner and construction contractor. Continued monitoring of site.
12/21/2005	Illegal discharge from Construction Site	625 Hawthorne Avenue	City Construction Inspector	Improper installation of construction site BMPs. Cited property owner. Continued monitoring of site.
12/21/2005	Illegal discharge from Construction Site	17 Osage Avenue	City Construction Inspector	Improper installation of construction site BMPs. Cited property owner. Continued monitoring of site.
12/21/2005	Illegal discharge from Construction Site	14 N. Avalon Drive	City Construction Inspector	Improper installation of construction site BMPs. Cited property owner and construction contractor. Continued monitoring of site.

Santa Clara Valley Urban Runoff Pollution Prevention Program
FY 2005-2006 Annual Report

Municipality: City of Los Altos ***Attachment B***

ICID Report Data (cont.)				
Date of Incident	**Source**	**Location**	**Reported by citizens or employees**	**Follow-up action**
12/23/2005	Illegal discharge from Construction Site	425 Los Pajaros Court	City Construction Inspector	Improper installation of construction site BMPs. Cited property owner. Continued monitoring of site.
12/24/2005	Mercury discovered in street and residential property	Edge Lane	PG&E	Bits of mercury were discovered by PG&E in a residence and on the street in front. Outside areas was cleaned up by HAZMAT crew. Property Owner was required to cleanup the residence and was also cited for the discharge.
2/14/2006	Illegal discharge waste water to storm drain	Fourth and State Street	City Employee	Discharge of wash water to the storm drain system. Warning letter sent. Continued monitoring of site.
1/7/2005	Dumping of unknown substance into flower bed	682 Rancho Shopping Center	Business Owner	Report of an unknown toxic substance into the victim's front planter box. Resulted in a hazardous waste cleanup by the SCC Fire Department. A person was arrested and case turned over to the County District Attorney for prosecution.
2/26/2005	Dumping into storm drain	Grant Road & Fremont Avenue	Citizen	Unable to find such a discharge.
5/19/2005	Washing of concrete into the street	605 Giralda Drive	Fire Department	Contractor has washing concrete. He was instructed to stop the operations. No further action was taken.
N/A	Sanitary Sewer system overflows	8 separate locations	Mostly by Residents	Line was cleared of plug, site was cleaned up and the impacted sewer lines were put on the 30-day flushing cycle as required to help prevent further plugs and overflows.
2/27/2006	Illegal discharge waste water to storm drain	355 State Street	City Employee	Discharge of wash water to the storm drain system. Warning letter sent. Continued monitoring of site.

Santa Clara Valley Urban Runoff Pollution Prevention Program
FY 2005-2006 Annual Report

Municipality: City of Los Altos ***Attachment B***

ICID Report Data (cont.)				
Date of Incident	**Source**	**Location**	**Reported by citizens or employees**	**Follow-up action**
2/28/2006	Illegal discharge from Construction Site	364 Benvenue Avenue	City Construction Inspector	Improper installation of construction site BMPs. Cited property owner and construction contractor. Continued monitoring of site.
2/28/2006	Illegal discharge from Construction Site	1270 Payne Drive	City Construction Inspector	Improper installation of construction site BMPs. Cited property owner and construction contractor. Continued monitoring of site.
2/28/2006	Illegal discharge from Construction Site	425 Los Pajaros Court	City Construction Inspector	Improper installation of construction site BMPs. Cited property owner for second time. Continued monitoring of site.
3/2/2006	Illegal Dumping	426 Distel Drive	Resident	Illegal dumping of radiator fluid into the street. Cleaned up by suspect. Suspect also cited.
4/25/2006	Illegal discharge from Construction Site	425 Los Pajaros Court	City Construction Inspector	Improper installation of construction site BMPs. Warning letter sent. Continued monitoring of site.
4/25/2006	Illegal discharge waste water to storm drain	Fourth and State Street	City Employee	Discharge of wash water to the storm drain system. Second warning letter sent. Continued monitoring of site.
5/5/2006	Illegal discharge waste water to storm drain	Fourth and State Street	City Employee	Discharge of wash water to the storm drain system. Property owner cited. Continued monitoring of site.
5/11/2006	Illegal discharge waste water to storm drain	397 Main Street	Resident	Discharge of wastewater from a construction site into the storm drain. Property owner cited. Continued monitoring of site.
5/22/2006	Illegal discharge waste water to storm drain	Fourth and State Street	City Employee	Discharge of wash water to the storm drain system. Property owner cited second time. Continued monitoring of site.

Santa Clara Valley Urban Runoff Pollution Prevention Program
FY 2005-2006 Annual Report

Municipality: City of Los Altos ***Attachment B***

ICID Report Data (cont.)				
Date of Incident	**Source**	**Location**	**Reported by citizens or employees**	**Follow-up action**
5/24/2006	Illegal discharge from Construction Site	48 Yerba Buena	City Construction Inspector	Improper installation of construction site BMPs. Cited property owner. Continued monitoring of site.
5/24/2006	Illegal discharge from Construction Site	335 N. Clark Avenue	City Construction Inspector	Improper installation of construction site BMPs. Cited property owner. Continued monitoring of site.
5/24/2006	Illegal discharge from Construction Site	484 Cherry Avenue	City Construction Inspector	Improper installation of construction site BMPs. Cited property owner. Continued monitoring of site.
5/24/2006	Illegal discharge from Construction Site	Elnora Court	City Construction Inspector	Improper installation of construction site BMPs. Cited property owner. Continued monitoring of site.
6/16/2006	Illegal Dumping	1975 Grant Road	Resident	Cans of paint left on the roadside. Removed by city personnel, no suspects.
6/27/2006	Illegal discharge waste water to storm drain	441 First Street	City Construction Inspector	Discharge of water used to cool air conditioning system to the storm drain system. Warning letter to property owner. Continued monitoring of site.
N/A	Sanitary Sewer system overflows	12 separate locations	Mostly by Residents	Line was cleared of plug, site was cleaned up and the impacted sewer lines were put on the 30-day flushing cycle as required to help prevent further plugs and overflows. Those locations that were attributed to roots were root foamed in July 2006 to removed all roots from the impacted segment of the pipe.

Santa Clara Valley Urban Runoff Pollution Prevention Program
FY 2005-2006 Annual Report

Municipality: City of Los Altos ***Attachment B***

INDUSTRIAL/COMMERCIAL DISCHARGER CONTROL PROGRAMS

FY 2005-2006 Work Plan Self Evaluation Matrix

Item No.	Activity	FY 05-06 Work Plan Tasks	FY 05-06 Accomplishments	Responsible Party
1	Inspection of Vehicle Service Facilities	Los Altos will continue to coordinate and support the program conducted by the Palo Alto Regional Water Quality Treatment Plant. Palo Alto conducts annual inspections of all 14 vehicle service facilities in Los Altos. The City will document and conduct follow-up on any storm water discharge violations identified in these inspections.	In fall of 2005 the City of Palo Alto inspected 14 vehicle service facilities in Los Altos. None were found with any violations and all facilities were given the Clean Bay Business award. During the year, there were no other reports on discharges from any of these facilities.	URP Coordinator

Santa Clara Valley Urban Runoff Pollution Prevention Program
FY 2005-2006 Annual Report

Municipality: City of Los Altos ***Attachment B***

Item No.	Activity	FY 05-06 Work Plan Tasks	FY 05-06 Accomplishments	Responsible Party
2	Inspection of Food Service Facilities	Los Altos will continue to coordinate and support the County of Santa Clara Department of Environmental Health's annual inspections of all 132 food service facilities in the City. The City will document and conduct follow-up on any storm water discharge violations identified in these annual inspections.	During the year Santa Clara County Department of Environmental Health (DEH) conducted 321 individual inspections of 132 food services facilities in Los Altos. During inspections, DEH makes sure that the wastewater is being deposited in the mop sink. DEH reminds the facility of the importance of using the mop sink and instruct them to not put wastewater outside or to wash mats outside. They also inspect and report on the storage of oil, grease and garbage, which is usually exterior to the facility. They provide guidance and proper handling and cleanup of those areas. During the FY 05/06, DEH reported one area of concern. . Follow-up visit showed that the situation had been corrected. In addition during their final inspection of 14 new or remodeled food service facilities in Los Altos, DEH hand out the packet that contains information published by the Santa Clara Valley Urban Runoff Pollution Prevention on the proper BMPs for food service facilities. During the year, the city issued one warning letter to a facility that had dumped or wash something in the back of their facility. Also the city cited a property twice for discharge from a restaurant on the property. Follow up inspections continue.	URP Coordinator & Code Enforcement Officer
3	Inspection of Other Commercial Facilities	Los Altos has very limited Commercial Facilities (and no Industrial facilities), but is prepared to inspect any of these other listed categories of commercial facilities should a complaint be filed and take necessary action if required.	No violations or complaints were filed during the fiscal year.	URP Coordinator & Code Enforcement Officer

Santa Clara Valley Urban Runoff Pollution Prevention Program
FY 2005-2006 Annual Report

Municipality: City of Los Altos ***Attachment B***

Item No.	Activity	FY 05-06 Work Plan Tasks	FY 05-06 Accomplishments	Responsible Party
4	Evaluate inspection activities in FY 2005-2006 and explore opportunities to increase program effectiveness.	Report results in the FY 2005-2006 Annual Report.	See "Industrial/Commercial Program Evaluation" below.	URP Coordinator

Industrial/Commercial Program Evaluation
FY 2005/2006

Only three violations were found during the FY 05/06 inspections, which was properly addressed. This was an increase from FY 04/05 due primarily do personnel available for increase inspection and enforcement It would appear that this program is working well. Biggest reason, obviously, is the lack of industrial/commercial facilities in the city. The city could further increase the frequency of the inspections, but it is difficult to justify since there are no reportable violations or potential violations.

Regional Board Comments on Industrial/Commercial Inspection in FY 2004-2005 Annual Report

RWQCB Comment	City Of Los Altos Response
• None	

Santa Clara Valley Urban Runoff Pollution Prevention Program
FY 2005-2006 Annual Report

Municipality: City of Los Altos ***Attachment B***

Industrial/Commercial Inspection Report Data FY 2005/2006				
Category	**Number of Inspections**	**Problems found**	***Follow-up action***	**How many were resolved**
Automotive (by the City of Palo Alto)	14	None	N/A	N/A
Food Service Facilities (by the County Department of Public Health)	321 inspections of 132 food service facilities	One other facility was issued a warning regarding a potential discharge to the storm drain system.	Compliance Inspection by DEH and routine monitor by city inspector.	No further issues we noted from follow-on inspections.

Santa Clara Valley Urban Runoff Pollution Prevention Program
FY 2005-2006 Annual Report

Municipality: City of Los Altos ***Attachment B***

PUBLIC AGENCY ACTIVITIES PUBLIC STREETS, ROADS & HIGHWAY O & M				
FY 2005-2006 Work Plan Self Evaluation Matrix				
Item No.	**Activity**	**FY 05-06 Work Plan Tasks**	**FY 05-06 Accomplishments**	**Responsible Party**
1	BMP for street and road operations and maintenance	Los Altos will continue to assure that BMPs are applied at all of its street maintenance operations. Will evaluate its SOP for this maintenance annually and update as deemed necessary.	Crews are trained to utilizing BMP's from the CASQA Stormwater Best Management Practice Handbook for Municipal Operations. For example, for sawcutting and sidewalk grinding, which is a sizable task for city staff, the SOPs include vacuuming up excessive material and slurry before reaching storm drains. City staff did not find any improvements it could make to SOPs during the fiscal year.	Public Works Maintenance Department
2	BMP training	Los Altos will continue to provide training on an as needed basis to its municipal staff in the use of appropriate BMPs. Will provide monthly discussions with maintenance staff on the implementation of BMPs. Staff will be encouraged to attend any formal training if available.	City maintenance crews receive a wide range of training during the year. See "Staff Training" list at the end for this report of a list of training attended by the various maintenance staff. In addition, maintenance staff meet quarterly to discuss upcoming programs. At these meetings staff are reminded of the implementation of BMPs required for these programs.	Public Works Department
3	Evaluate O&M activities in FY 2004-2005 and explore opportunities to increase program effectiveness.	Report results in the FY 2004-2005 Annual Report.	Public Streets, Roads & Highway O&M Program Evaluation" section below.	URP Coordinator

Santa Clara Valley Urban Runoff Pollution Prevention Program
FY 2005-2006 Annual Report

Municipality: City of Los Altos ***Attachment B***

Public Streets, Roads & Highway O&M Program Evaluation FY 2005/2006
Roads and streets operations follow BMPs for storm water protection. There have been no complaints or incidents of discharge to the storm system due to Street Division operations. Crews completed 49.5 hours in road shoulder work to ensure proper drainage and spent 282 hours during the fall leaf pickup program in support of the annual street sweeping program. Due to past shoulder activities, the level of effort to ensure proper drainage has decreased. They picked up over 235 loads of leaves during this time, which reduced the load that would have entered the storm drain system. The city plans to continue these programs and will continue to evaluate means for improvements.

Regional Board Comments on Public Streets, Roads & Highway O&M in FY 2004-2005 Annual Report	
RWQCB Comment	**City Of Los Altos Response**
None	

Santa Clara Valley Urban Runoff Pollution Prevention Program
FY 2005-2006 Annual Report

Municipality: City of Los Altos ***Attachment B***

PUBLIC AGENCY ACTIVITIES
CORPORATION YARDS O & M

FY 2005-2006 Work Plan Self Evaluation Matrix

Item No.	Activity	FY 05-06 Work Plan Tasks	FY 05-06 Accomplishments	Responsible Party
1	Storm Water Pollution Prevention Plan	Los Altos will evaluate and continue to improve the plan as necessary.	During FY 05-06, staff continued to ensure all elements of SWPPP were followed. Silt sacks were inspected quarterly and replaced as needed. Only one replacement was required during the FY as a result of these inspections. Again there were no spills in the Municipal Service Center that required containment.	Public Works Department
2	Evaluate O&M activities in FY 2005-2006 and explore opportunities to increase program effectiveness	Report results in the FY 2005-2006 Annual Report.	See “Corporation Yard O&M Program Evaluation” section below.	URP Coordinator

Corporation Yard O&M Program Evaluation
FY 2005/2006

During FY 05-06, the Municipal Service Center was awarded its 13th Clean Bay Business Certificate. Automotive and shop personnel also passed the Hazardous Material Program compliance inspection by the Santa Clara County Department of Environmental Health. Automotive personnel completed 3314 hours on vehicle maintenance and shop personnel spent 75 hours for regulatory compliance in handling petroleum products and hazardous materials. Crews continue fueling at local gas stations and do not maintain any fueling processes. The two-year-old wash pad has been successful in receiving wastewater and putting it into the sewer system after going through a separator. Regulatory compliance has been maintained in emptying the separator on a quarterly basis and crews continue to utilize of the wash pad for cleaning maintenance equipment. The City feels it yard continues to exceed compliance with all environmental requirements.

Santa Clara Valley Urban Runoff Pollution Prevention Program
FY 2005-2006 Annual Report

Municipality: City of Los Altos ***Attachment B***

Regional Board Comments on Corporation Yard O&M in FY 2004-2005 Annual Report	
RWQCB Comment	**City Of Los Altos Response**
None	

Santa Clara Valley Urban Runoff Pollution Prevention Program
FY 2005-2006 Annual Report

Municipality: City of Los Altos ***Attachment B***

PUBLIC AGENCY ACTIVITIES
STORM DRAIN SYSTEM O & M
FY 2005-2006 Work Plan Self Evaluation Matrix

Item No.	Activity	FY 05-06 Work Plan Tasks	FY 05-06 Accomplishments	Responsible Party
1	Storm Drain O & M & Training	Los Altos will continue to train staff & implement and improve BMPs and SOP for the storm drain system operation and maintenance activities. Will evaluated its SOP for this maintenance task annually and update as deemed necessary.	Staff followed the guidance in the CASQA Handbook on Municipal Stormwater Best Management Practice for storm drain maintenance. Entire storm drain system was inspected and all catch basins were cleaned where needed. All material was disposed of properly. Maintenance Staff continued to receive annual training as is noted in the training listed at the end of this Annual Report. No updates were deemed necessary for the SOPs.	Public Works Department
2	Reporting of Observed ICID Evidence	Los Altos will continue to train and require staff to notify appropriate personnel when incidents or unusual contaminants are observed during routine maintenance. Eventually this information is forwarded to the Police Department where it will be documented and considered for enforcement.	The City of Los Altos continues to provide guidance and training to their staff personnel. For example, during routine maintenance staff training, field crews are instructed on what illegal discharges are and are told to report them to their supervisor or to the city's Code Enforcement Officer for follow-up action. Once during the fiscal year the sewer flushing crew spotted and reported what appeared to be a resident that was preparing to drain a swimming pool into the street. This allowed the appropriate staff to respond and provide instructions to the resident on the proper disposal of the pool water prior to any releases into the storm drain system.	Public Works Department

Santa Clara Valley Urban Runoff Pollution Prevention Program
FY 2005-2006 Annual Report

Municipality: City of Los Altos ***Attachment B***

Item No.	Activity	FY 05-06 Work Plan Tasks	FY 05-06 Accomplishments	Responsible Party
3	Evaluate O&M activities in FY 2005-2006, including effectiveness of BMPs and explore opportunities to increase program effectiveness	Report results in the FY 2005-2006 Annual Report.	See "Storm Drain System O&M Program Evaluation" section below.	URP Coordinator

Storm Drain System O&M Program Evaluation
FY 2005/2006

O&M activities for storm drain maintenance were very successful this year. Crews were able to clean all of the storm drain system prior to the rainy season and we experienced very little storm drain problems during the rainy season. Staff implemented the method of cleaning and inspecting the storm drain system through the GIS quadrant system (63 quadrants) instead of our 10 maintenance zones. This method improved the work schedule and completeness of this operation.

Regional Board Comments on Storm Drain System O&M in FY 2004-2005 Annual Report

RWQCB Comment	City Of Los Altos Response
None	

Santa Clara Valley Urban Runoff Pollution Prevention Program
FY 2005-2006 Annual Report

Municipality: City of Los Altos ***Attachment B***

NEW DEVELOPMENT & REDEVELOPMENT PLANNING PROCEDURES (C.3)

FY 2005-2006 Work Plan Self Evaluation Matrix

Item No.	Activity	FY 05-06 Work Plan Tasks	FY 05-06 Accomplishments	Responsible Party
C.3.b Development Project Approval Process **Goal:** To modify Los Altos' development project approval processes, for both private and public development project, to incorporate the requirement of Provision C.3				
1	Continue to train Los Altos staff in planning, building, and engineering division on the latest developments of the C.3. provisions and goals	Los Altos staff has attended Program workshops as they become available.	Private Projects: After evaluating past operations, the Engineering Department has been assigned to work on issue that deal with the City's NPDES permit. Most "large" projects for the city are primary just rebuilds of single-family residences. The Engineering Division reviewed approximately one hundred of these projects during the FY to assure that the design provide property source control measures in accordance with the Permit. During the FY there were neither Group 1 nor any Group 2A projects. Public Projects: As noted in the Staff Training Summary at the end of this Annual Report, Staff involved in the design and review of all Public Projects, as well as Private Projects, attended all Program sponsored training on C.3. During FY 2005/2006 there were no Group 1 or Group 2A public projects implemented by the City.	Community Development & Public Works Department

Santa Clara Valley Urban Runoff Pollution Prevention Program
FY 2005-2006 Annual Report

Municipality: City of Los Altos ***Attachment B***

Item No.	Activity	FY 05-06 Work Plan Tasks	FY 05-06 Accomplishments	Responsible Party
2	Develop new or modify existing review policies, procedures, and/or conditions of approval to incorporate Group 2 requirements	Los Altos will modify documents as necessary for the conversion from Group 1 to Group 2 projects.	Private and Public Projects: In September 2005 The city adopted a municipal code for Group 2A projects. In conjunction, the City modified the conditions of approval and other documents to include the requirements of Group 2A. During FY 2005/2006 the city had no Group 2A projects.	Community Development & Public Works Department
C.3.c Requirements for Group 1 and Group 2 Projects **Goal:** Prepare to require proponents of Group 1 projects to design and implement stormwater treatment BMPs or reduce stormwater pollution of the maximum extent practicable. Participate in development of the proposal for an alternative Group 2 project definition and prepare to implement C.3 requirements for Group 2 projects as needed				
1	Assist Program to conduct analysis of alternative project size and prepare proposal for submittal to Regional Board.	Los Altos will assist the Program as necessary in the evaluation of the data.	The City of Los Altos continues to provide data requested by the Program. Los Altos attends the monthly C.3 Adhoc Committee to assist the Program in analyzing this data. This resulted in the requirement approved for the Group 2A projects and the eventual size for the Group 2 projects.	URP Coordinator
2	Assist Program to update guidance manual and performance standards for Group 2 projects as needed.	Los Altos will assist the Program as necessary to provide the necessary updates.	Los Altos attends the monthly C.3 Adhoc Committee to assist the Program in analyzing this data and assisted the Program in developing the size for Group 2 projects The approval and implementation of the Group 2A projects began in FY 05/06, and the guidance manual and performance standard were revised accordingly.	URP Coordinator

Santa Clara Valley Urban Runoff Pollution Prevention Program
FY 2005-2006 Annual Report

Municipality: City of Los Altos ***Attachment B***

Item No.	Activity	FY 05-06 Work Plan Tasks	FY 05-06 Accomplishments	Responsible Party
C.3.e. Operation and Maintenance of Treatment BMPs **Goal:** To develop and implement local agency operation and maintenance (O&M) verification programs to help ensure the proper maintenance of stormwater treatment measures on public and private property.				
1	Evaluate procedure for logging information about treatment BMPs installed at any approved Group 1 projects and later for group 2 projects, and for maintaining a list or database of properties, treatment BMPs, and responsible operators.	Los Altos will evaluate its process to monitor treatment BMPs installed with Group 1 projects and later for Group 2 projects.	The City of Los Altos has one Group 1 under construction and is expected to be completed in late 2006. The Engineering Divison is responsible for tracking all Group 1 and Group 2 project, including all inspections and annual reporting. For further information on the organization structure on the operation and maintenance verification program see pages 16 and 17 of the City of Los Altos 2003/2004 Annual Report.	Community Development & Public Works Department
2	Los Altos will review its O&M agreement language as projects become available.	Los Altos will review the procedures and documents and make improvements as deem necessary.	The City of Los Altos has one Group 1 under construction and is expected to be complete in early 2006. The Engineering Division, which is responsible for any project that must comply with the city's storm drain NPDES permit, has been reviewing the maintenance agreement that will eventually be adopted for this project prior to final acceptance by the city. It is anticipated that this agreement may be a model for which the city will utilize for any future Group 1 or Group 2 projects.	Community Development & URP Coordinator

Santa Clara Valley Urban Runoff Pollution Prevention Program
FY 2005-2006 Annual Report

Municipality: City of Los Altos ***Attachment B***

Item No.	Activity	FY 05-06 Work Plan Tasks	FY 05-06 Accomplishments	Responsible Party
3	Report on the evaluation of the treatment BMPs O&M verification program in FY 2005-2006 annual report, including organizational structure, evaluation of effectiveness, and planned improvement to the program. Include a list or summary of treatment BMPs inspected during the year, inspection results, and any required follow-up and correction	A report on the City of Los Altos' Treatment BMPs Operation and Maintenance Verification program will be included in the Annual Report for those projects that might exist.	Once the inspection program has been implement, Los Altos will review the process and make improvements as necessary. The City of Los Altos has one Group 1 under construction and is expected to be complete in late 2006. The Engineering Division will be responsible for tracking, inspecting, and report on all Group 1 and Group 2 projects.	Community Development & URP Coordinator

Santa Clara Valley Urban Runoff Pollution Prevention Program
FY 2005-2006 Annual Report

Municipality: City of Los Altos ***Attachment B***

Item No.	Activity	FY 05-06 Work Plan Tasks	FY 05-06 Accomplishments	Responsible Party
C.3.f. Hydromodification Management Plan **Goal:** To manage increases in runoff peak flow and volume for Group 1 projects, where such increases may cause increased erosion of creek beds and banks or related impact, through implementation of a hydromodification management plan (HMP)				
1	Hydromodification Management Plan (HMP)	Upon adoption by the Regional Board, begin implementation of HMP requirements for Group 1 and Group 2 projects that may cause increased erosion or other related impacts. Before adoption, encourage early implementation of likely elements of the HMP where possible. Los Altos will implement HMP as required.	In September 2005 the city of Los Altos adopted an ordinance that requires implementation of the HMP requirements in accordance the City's Permit. Based on the requirements established in the ordinance, the city does not anticipate implementing the HMP for any of its projects, though the city will continue to evaluate all Group 1 or Group 2 projects. During FY 2005/2006 the city has no Group 1 or Group 2 projects.	
C.3.g. Waiver and Compensatory Mitigation Program **Goal:** Establish a program under which a project proponent may request a waiver from treatment BMP requirements due to impracticability, with a provision to provide an equivalent water quality benefit to the same receiving water (that allows participation in regional solutions)				
1	Model Waiver Program.	Continue to assist Program to develop a model waiver program until completed. Los Altos will assist the Program as required to develop a model waiver program	The Program has not made substantive progress on waivers but the city is available to provide assistance as required.	URP Coordinator
2	Model Waiver Program	Continue to evaluate the need for a local waiver program, perform legal review. Los Altos is not anticipating the need for any waiver requests.	Los Altos does not anticipate any need for waivers. During FY 05/06 Los Altos had no need to address the subject.	Community Development & URP Coordinator

Santa Clara Valley Urban Runoff Pollution Prevention Program
FY 2005-2006 Annual Report

Municipality: City of Los Altos ***Attachment B***

Item No.	Activity	FY 05-06 Work Plan Tasks	FY 05-06 Accomplishments	Responsible Party
C.3.k. Source Control Measures **Goal:** Require source control measures for new redevelopment projects to limit pollutant generation, discharge and runoff to the maximum extent practicable.				
1	Source Control Measures.	Los Altos will continue to evaluate Planning Procedures Performance Standard and continue to implementation of source control measures. Los Altos will continue to implement source control regardless of the size of the project.	Private Projects: The City of Los Altos had no Group 1 projects during FY 05/06. The City continues to require that all large development and re-redevelopment projects, which consists primarily single family home rebuilds, to retain storm flow within the property line to maximum extent practicable. During the FY, required the design of approximately 120 single-family home major remodel/rebuild projects to retain and dissipate the stormwater through various methods such as infiltration trenches. Public Projects: During the time frame between July 1, 2005 and June 30, 2006 the city of Los Altos awarded only two small construction projects. None of these projects fell under the definition of a Group 1 project. One project was for root foaming of sanitary sewer lines and the other for patching of city streets. Other than construction BPMs that were applied, these projects did not allow any opportunity to apply such things as source control, etc. However, Los Altos will continue to evaluate Planning Procedures Performance Standard and will implement source control measures on public projects as necessary.	Community Development, Public Works Department & URP Coordinator

Santa Clara Valley Urban Runoff Pollution Prevention Program
FY 2005-2006 Annual Report

Municipality: City of Los Altos ***Attachment B***

Item No.	Activity	FY 05-06 Work Plan Tasks	FY 05-06 Accomplishments	Responsible Party
C.3.m. Water Quality Review Processes				
Goal: To ensure that water quality impacts and appropriate mitigation measures are identified as part of environmental review of proposed projects.				
1	CEQA checklists and other environmental review documents	Review CEQA checklists and other environmental review documents and modify documents as needed to include Group 2 projects Los Altos will review and update its checklist as necessary	The City of Los Altos' current checklist sufficiently addresses water quality impacts for Group 1 and Group 2 projects.	Community Development
C.3.n. Reporting Requirements				
Goal: To meet the Provision C.3. reporting requirements, and plan for anticipated data needs, and begin collecting and tracking required data on development projects as needed.				
1	Provide information described in Table 1 of Provision C.3. in annual reports	Los Altos will provide the necessary information in each of the annual reports.	See "New Development-Planning Procedures Report Data" that follows.	URP Coordinator
2	Continue to collect and report the following for all new and redevelopment Group 1 & 2 projects -- project name, location, type (per C.3.c.), size (ac. Or sq.ft.), and impervious surface area. For redevelopment projects, include area of land disturbance.	Los Altos will summarize the results in the following yearly Annual Report.	See "New Development-Planning Procedures Report Data" that follows.	Community Development, Public Works Department

Santa Clara Valley Urban Runoff Pollution Prevention Program
FY 2005-2006 Annual Report

Municipality: City of Los Altos ***Attachment B***

Item No.	Activity	FY 05-06 Work Plan Tasks	FY 05-06 Accomplishments	Responsible Party
3	Collect and report the following for all projects that must implement treatment measures: BMPs, site design, and source control measures used, sizing criteria, O&M responsibility mechanism and responsible party.	Los Altos will collect and report the required data and report results in the Annual Report	See "New Development-Planning Procedures Report Data" that follows.	Community Development & URP Coordinator
4	Evaluate C.3 activities in FY 2005-2006 and explore opportunities to increase program effectiveness	Report results in the FY 2005-2006 Annual Report.	See "New Development-Planning Procedures Program Evaluation" that follows	Community Development, Public Works Department & URP Coordinator

Santa Clara Valley Urban Runoff Pollution Prevention Program
FY 2005-2006 Annual Report

Municipality: City of Los Altos ***Attachment B***

New Development-Planning Procedures Program Evaluation
FY 2005/2006

Public Projects: During the time frame between July 1, 2005 and June 30, 2006 the City of Los Altos awarded only two construction projects. Neither of these projects fell under the definition of a Group 1 or a Group 2A project. All projects dealt with some kind of repair to facilities. Other than construction BPMs that were applied, these projects did not allow any opportunity to apply such things as source control, etc. However, the City of Los Altos continues to review all public projects with respect to all C.3 requirements. Due to lack of large projects, the city is unable to really evaluate the program as it relates to public projects.

Private Projects: During the time frame between July 1, 2005 and June 30, 2006 the City of Los Altos had no new Group 1 projects or any Group 2A projects. As in the past, the City of Los Altos continues to work with applicants to limit the amount of storm water runoff from private property. Most developers are familiar with these city requirements and the design to retain storm water on site for land disposal is now shown on most designs that are submitted for approval. Though this has been going on for some time, it is nearly impossible to measure the impact on the flows in the city storm drain system. The City of Los Altos initiated action to change its Municipal Code to include the requirements for Group 2B.

Regional Board Comments on New Development-Planning Procedures in FY 2004-2005 Annual Report

Item	RWQCB Comment	City Of Los Altos Response
General	Los Altos has not included a list of acronyms (and their definitions) used in the Annual Report. Please submit a list for inclusion in the Annual Report.	A list of acronyms and their definitions has been provided at the end of this Annual Report.
Provision C.3.e	Provision C.3.e requires that the Annual Report contain "a description of the organization structure of the Discharger's Operation and Maintenance Verification Program. Please ensure that this information is included in next year's Annual Report.	The City of Los Altos felt that this Provision was sufficiently covered on pages 16 and 17 of the 2003/2004 Annual Report (particularly the narrative in item #1 on page 16 of the Annual Report) and that the organization structure did not have to be repeated in subsequent Reports unless it changes. No changes were made in FY 2004/2005. Should there be a need to mention the same in each Annual Report or if more information is needed, the city will comply.

Santa Clara Valley Urban Runoff Pollution Prevention Program
FY 2005-2006 Annual Report

Municipality: City of Los Altos ***Attachment B***

Regional Board Comments on New Development-Planning Procedures in FY 2004-2005 Annual Report (cont.)		
Item	**RWQCB Comment**	**City Of Los Altos Response**
Page 15 of Annual Report.	Page 15 states that Los Altos has one Group 1 project under construction that the contractor expects to complete in early 2006. Is this project the Whole Foods Store that was approved in FY 2003-2004? If so, please confirm. If not please include the following information for the project: name, address, application deemed complete date, approval date, type of project, site square footage, square footage of new and/or replaced impervious surface, treatment BMPs, numerical-sizing criteria employed, HMP measures (if applicable), operation maintenance responsibility mechanism including responsible party, site design measures, source control measures, and type of pesticide reduction measures.	The one Group 1 project is the Whole Foods project, which now the contractor expects to complete in late 2006.
Page 20 of Annual Report	This page appears to contain a couple of typographical errors in the report year for private projects (see first sentence of second paragraph). Please correct and resubmit this page.	Page 20 has been corrected and the revised version is at the end of this Annual Report.

Santa Clara Valley Urban Runoff Pollution Prevention Program
FY 2005-2006 Annual Report

Municipality: City of Los Altos ***Attachment B***

Site Design Measures Guidance and Standards Development Action Summary			
Site Design Question	**Proposed Action (9/15/03)**	**Personnel Involved in the Discussion**	**Summary of Action Taken (6/30/06)**
Policies to Limit Site Impervious and Incorporate Post-Construction BMPs Into Development Projects			
1. Is the minimum sidewalk width allowed in the community 4 feet or less?	The City of Los Altos has very minimum sidewalks throughout the city. The City standard width is 4 feet unless it can be justified otherwise through usage calculations or to match existing adjacent walkways. Less width would affect ADA requirements. Since Los Altos is built out and will not have any large development, it is anticipated that there is no need to put this in writing.	Public Works (Engineering) & Community Development (Planning)	During FY 05/06 the City of Los Altos did not have any new sidewalks installed mainly because the city is built out and the residents are also resistant to their installation. Los Altos plans to continue to evaluate new sidewalks on a case-by-case basis and provide directions in the form of the conditions of approval. Los Altos has also decided to document the minimum width in their Standard Plans and Specification with is currently being developed by a consultant for the city.
2. Are sidewalks generally sloped so they drain to the front yard or park strip rather than the street?	The City of Los Altos will work with the Program as appropriate. Los Altos will require that sidewalks drain to a soil area on a case-to-case basis. Since Los Altos is built out, and will not have any large development, it is anticipated that most sidewalks will remain as currently constructed.	Public Works (Engineering) & Community Development (Planning)	During FY 05/06 the City of Los Altos did not have any new sidewalk installed mainly because the city is built out and the residents are also resistant to their installation. Los Altos will continue to evaluate new sidewalks on a case-by-case basis for drainage and provide directions in the form of the conditions of approval
3. Are the use of benign roof materials promoted?	Through the design review process, the City reviews building materials, including roof materials, and encourages the use of benign roofing materials such as wood shake or tile. The City has required that project sponsors change roofing materials and/or colors to lessen impacts. During this FY the city will adopt an ordinance to prohibiting copper in roofing systems similar to Palo Alto's ordinance	Community Development (Planning) & Public Works (Engineering)	The City of Los Altos is still evaluating the need for an ordinance prohibiting copper roofing systems. Los Altos feels this can be done without an ordinance and will try and discourage applicants from using copper on their projects.

Santa Clara Valley Urban Runoff Pollution Prevention Program
FY 2005-2006 Annual Report

Municipality: City of Los Altos ***Attachment B***

Site Design Measures Guidance and Standards Development Action Summary (Cont.)			
Site Design Question	**Proposed Action (9/15/03)**	**Personnel Involved in the Discussion**	**Summary of Action Taken (6/30/06)**
4. Does the community encourage inclusion of turf play yards or courtyards that also serve as infiltration areas or overflow parking areas?	Yes, they are encouraged on a case-by-case basis, when large projects are proposed. City has copies of BASMAA's Start at the Source to help encourage such ideas. City of Los Altos will provide a link on local website to SCVURPPP and/ BASMAA website containing electronic copy of BASMAA's Start at the Source.	Public Works (Engineering) & Community Development (Planning)	The City of Los Altos continues to maintain a link on its website to SCVURPPP website containing electronic copy of BASMAA's Start at the Source
5. Is the minimum radius allowed for cul-de-sacs less than 35 feet?	Since Los Altos does not expect to have many, if any, new cul-de-sacs, Los Altos plans to take each on a case-by-case basis and provide the minimum radius agreed upon by the appropriate agencies. Los Altos will also continue to work with the program and other jurisdictions regarding this matter. Will review matter with the Santa Clara County Fire Department for their input	Public Works (Engineering)	During FY 05/06 the City of Los Altos did not have any new cul-de-sacs installed mainly because the city is built out. Los Altos will continue to evaluate any new cul-de-sac on a case-by-case basis for requiring a minimum radius as part of the conditions of approval.
6. Are there established design criteria or guidance for swales that can provide stormwater quality treatment (i.e., dry ponds, biofilters, or grass swales)?	City of Los Altos will consider revising the current version of its municipal code this FY by removing the prohibition for the use of reservoirs and simply stating that the device will be subject to approval by the City Engineer to insure flexibility. City of Los Altos will consider any treatment BMP presented in the handbooks on a case-by-case basis.	Public Works (Engineering)	City of Los Altos has not revised its municipal code, but still plans to do so. Los Altos did revise its ordinance to require treatment BMPs on Group 2A projects plans to revise it for the implementation of Group 2B projects.

Santa Clara Valley Urban Runoff Pollution Prevention Program
FY 2005-2006 Annual Report

Municipality: City of Los Altos ***Attachment B***

Site Design Measures Guidance and Standards Development Action Summary (Cont.)			
Site Design Question	**Proposed Action (9/15/03)**	**Personnel Involved in the Discussion**	**Summary of Action Taken (6/30/06)**
7. Are model shared parking agreements provided?	The City does not have a model shared parking agreement, but it currently has an existing parking agreement with a local restaurant. Also the City does have a mechanism to allow cooperatively operated parking facilities. The agreements are reviewed on a case-by-case basis by staff and the City Attorney. Also, the City has allowed a business to rent parking spaces in the public parking plaza during the evening to help satisfy their parking requirement.	Public Works (Engineering) & Community Development (Planning)	No further action was required. During FY 05/06 there were no cases where parking agreements became an issue.
8. If mass transit is provided nearby, is the parking ratio reduced?	All multi-family and mixed-use projects are required to provide affordable housing. The City grants development incentives for all projects with affordable housing. Incentives can include a reduction in the amount of parking. When considering a reduction in parking, proximity to mass transit would be a primary consideration	Community Development (Planning)	During FY 05/06 the city did not have any multi-family or mixed-use projects.
9. Is the minimum driveway width specified in the community 9 feet or less (one lane) or 18 feet (two lanes)?	The driveway widths in certain residential districts and commercially operated public parking facilities can be reduced subject to approval of an alternative design by the architectural and site control committee. The City prefers this approach rather than changing the standards because it allows flexibility and it allows the City to determine the appropriate width based on site conditions.	Community Development (Planning)	During FY 05/06 there were no cases where driveway width really became an issue.

Santa Clara Valley Urban Runoff Pollution Prevention Program
FY 2005-2006 Annual Report

Municipality: City of Los Altos ***Attachment B***

Site Design Measures Guidance and Standards Development Action Summary (Cont.)			
Site Design Question	**Proposed Action (9/15/03)**	**Personnel Involved in the Discussion**	**Summary of Action Taken (6/30/06)**
Drainage Design Requirements			
1. Does the municipality promote limiting runoff to pre-development levels (e.g. through detention or retention, limits on impervious surface area, etc.)?	The City of Los Altos plans to adopt an ordinance to require developer to comply with Provision C.3 of the NPDES permit, which would limit runoff to pre-development level. As a matter of conditions of approval, Los Altos requires limiting runoff from single-family redevelopment not covered by the permit. It is anticipated that this ordinance will be enacted prior to the implementation of the C3 provisions in Oct 2003.	Public Works (Engineering) & Community Development (Planning)	During FY 05/06 City of Los Altos adopted an ordinance that require developers of Group 2A projects to comply with Provision C.3 of the NPDES permit limiting runoff to pre-development. During FY 05/06 the city did not have any new Group 1 or Group 2A projects. The city continues to limit runoff from all single-family redevelopment.
2. Are there design criteria for stormwater best management practices?	Will review and implement procedures on a case by case basis for projects as they become available like implementing appropriate best management practices shown in the New Development and Redevelopment handbook by CSQA as a matter of conditions of approval.	Public Works (Engineering) & Community Development (Planning)	The City of Los Altos continues to use those BMPs that are defined in California Stormwater Quality Association *Stormwater Best Management Practice Handbook for New Development and Redevelopment*.
Natural Resource Protection/Restoration			
1. Is the minimum buffer width (from top of bank) 75 feet or more in a stream buffer ordinance/policy/guidelines?	The City works with the Santa Clara Valley Water District, and when necessary requires a biotic study, to determine the appropriate buffer for projects adjacent to a creek. Most of the lots in Los Altos adjacent to the creek are residential. Requiring a 75-foot buffer from top of bank is not practical in most cases, as it would render most lots unusable.	Community Development (Planning)	The City of Los Altos is awaiting the final outcome of the Water Resources Protection Collaborative. Until such time, for each project the city will work with the Santa Clara Valley Water District on a case by case basis

Santa Clara Valley Urban Runoff Pollution Prevention Program
FY 2005-2006 Annual Report

Municipality: City of Los Altos ***Attachment B***

Site Design Measures Guidance and Standards Development Action Summary (Cont.)			
Site Design Question	**Proposed Action (9/15/03)**	**Personnel Involved in the Discussion**	**Summary of Action Taken (6/30/06)**
2. Does the stream buffer ordinance specify enforcement and education mechanisms?	The City's Environmental Committee continues to discuss appropriate creek protection measures and ways to educate the public. Will obtain and include information from the Marin County Stormwater Pollution Prevention Program efforts on creek side approaches.	Community Development (Planning)	The City of Los Altos is awaiting the final outcome of the Water Resources Protection Collaborative. Until such time, for each project the city will work with the Santa Clara Valley Water District on a case by case basis
3. Is land conservation, impervious cover reduction, or other types of water quality protection a major goal or objective to the open space design guidance?	City staff understands the importance of water quality protection and makes sure impacts are evaluated and appropriate protection measures are included in project approvals as a long-standing city policy on source control. The City adopted a new General Plan in November 2002. This document and current development policies encourages the conservation of natural features	Community Development (Planning)	The City continues to follow its General Plan.
4. Are flexible site design criteria available for developers that preserve open space and utilize cluster design options (e.g., setbacks, road widths, lot sizes)?	The City's approach is to consider road width modifications on a case-by-case basis to determine the appropriate width for the specific site being developed. All new residential streets in the City of Los Altos will be 10 minimum lane widths.	Public Works (Engineering)	There were no new streets being proposed during FY 05/06.

Santa Clara Valley Urban Runoff Pollution Prevention Program
FY 2005-2006 Annual Report

Municipality: City of Los Altos ***Attachment B***

Site Design Measures Guidance and Standards Development Action Summary (Cont.)			
Site Design Question	**Proposed Action (9/15/03)**	**Personnel Involved in the Discussion**	**Summary of Action Taken (6/30/06)**
5. Are open space areas encouraged to be consolidated into larger units?	It is City policy to encourage protection of creeks, creek side area and riparian habitat in their natural state while ensuring public safety and preserving valuable natural resources. For example, the City has plans for a bike path along the Hetch-Hetchy right-of-way in conjunction with the development of the Resident Inn/Office Complex on El Camino Real.	Community Development (Planning)	City of Los Altos continues to follow its policy.
6. Does a minimum percentage of open space near sensitive areas have to be managed in a natural condition?	The City continues to work with the Santa Clara Valley Water District and other appropriate agencies to establish buffers near sensitive areas. The appropriate buffer varies based on site conditions. Based on the recommendation of the Santa Clara Valley Water District and a biotic assessment, the City recently required a 25 foot buffer as a condition of approval for a subdivision abutting a creek. The width of the buffer was based on the needs of the site. We prefer this approach to establishing a minimum percentage that may or may not be appropriate for a site. .	Community Development (Planning)	The City of Los Altos is awaiting the final outcome of the Water Resources Protection Collaborative. Until such time, for each project the city will work with the Santa Clara Valley Water District on a case by case basis
7. Does the community encourage minimization of impervious surface areas in recreational open space areas?	The newly adopted General Plan includes policy language that encourages the minimization of impervious surface areas. This policy and requirements in the conditions of approval works well for the City and at this time no additional guidance or policy language is deemed necessary. However, the City will continue to evaluate if addition policy language would be beneficial.	Community Development (Planning)	The City of Los Altos continues to enforce the policy from the General Plan.

Santa Clara Valley Urban Runoff Pollution Prevention Program
FY 2005-2006 Annual Report

Municipality: City of Los Altos ***Attachment B***

Site Design Measures Guidance and Standards Development Action Summary (Cont.)			
Site Design Question	**Proposed Action (9/15/03)**	**Personnel Involved in the Discussion**	**Summary of Action Taken (6/30/06)**
8. Does your municipality encourage distinct low-impervious buffers between cities (e.g., greenbelts, open space, wild land corridors, agricultural areas)?	Given the existing built out environment of the city and the continual housing needs pressure, this is not really practical to create low-impervious buffers between the cities. The westerly and southwesterly borders between Palo Alto, Los Altos Hills and the County is Adobe Creek, and on the easterly border with Sunnyvale is Steven Creek which in itself already serves as a pervious buffer.	Community Development (Planning)	No further action was required.
9. Is there flexibility to meet regulatory or conservation restrictions (density compensations, buffer averaging, transferable development rights, off-site mitigation) offered to developers?	The City recently updated the General Plan. The policies in the General Plan were evaluated and determined to be appropriate for Los Altos.	Community Development (Planning)	The City of Los Altos continues to enforce policies in the General Plan

Santa Clara Valley Urban Runoff Pollution Prevention Program
FY 2005-2006 Annual Report

Municipality: City of Los Altos ***Attachment B***

Site Design Measures Guidance and Standards Development Action Summary (Cont.)			
Site Design Question	**Proposed Action (9/15/03)**	**Personnel Involved in the Discussion**	**Summary of Action Taken (6/30/06)**
Policies to Limit Auto Use/Promote Alternative Transportation			
1. Does the municipality promote comprehensive pedestrian and bike trail corridors through a well-connected network of streets and pathways?	The City of Los Altos completed a citywide Bicycle Transportation Plan in February 2002. The City meets monthly with its Bicycle/Pedestrian Advisory Committee (BPAC) to discuss means to pursue the goals of this Plan and also to improve pedestrian access within the City and into adjacent communities.	Public Works (Engineering)	The City of Los Altos continues to pursue the goals of the Plan with the BPAC, which is a subcommittee of the city's Traffic Commission that was established by City Council. For example, The BPAC is working on the feasibility study to connect the Stevens Creek Trail between Mountain View and Cupertino.
2. Does the municipality promote neighborhood greenbelts with walkways and bike paths?	The City continues to seek opportunities for bikeways and pathways. The City recently awarded a contract as part of the safe routes to school program to install bike improvements along Berry Avenue. Also, the city has obtained easements along the Hetch-Hetchy right-of-way to use the area for a bike path. As opportunities arise, the City will continue to obtain easements in order to complete this plan for the Hetch-Hetchy.	Public Works (Engineering) & Community Development (Planning)	The City continues to seek opportunities for bikeways and pathways. For example, the city recently submitted a grant for the construction for the replacement of Adobe Creek bicycle/pedestrian bridge that connects the City of Palo Alto with Los Altos.
3. Do street standards promote street layouts that reduce overall impervious surface area and/or trip length?	The City Council was concerned that many of the streets in Los Altos that did not have curb and gutters were becoming too wide because the residence were allowed to paved their shoulders. Therefore in November 2001 they passed a shoulder paving policy that restricts the width of the street plus the paved shoulders not to exceed 19 feet from the street centerline and also requires new street trees in the shoulder area as part of any new work. It was hoped that this would promote landscaping further out toward the edge of the streets into the public right of way.	Public Works (Engineering) & Community Development (Planning)	The City of Los Altos continues to enforce the Shoulder Paving Policy established by City Council in November 2001.

Santa Clara Valley Urban Runoff Pollution Prevention Program
FY 2005-2006 Annual Report

Municipality: City of Los Altos ***Attachment B***

Site Design Measures Guidance and Standards Development Action Summary (Cont.)			
Site Design Question	**Proposed Action (9/15/03)**	**Personnel Involved in the Discussion**	**Summary of Action Taken (6/30/06)**
Policies to Promote Regional/Watershed-based Planning and Zoning			
1. Are watershed-based zoning options (e.g. overlay districts, performance zoning, incentive zoning, imperviousness overlay zoning, or planned development zoning) available?	The City's PUD ordinance (Chapter 14.62) allows flexibility from development standards and can be used for this purpose	Community Development (Planning)	No further action was required.

Santa Clara Valley Urban Runoff Pollution Prevention Program
FY 2005-2006 Annual Report

Municipality: City of Los Altos ***Attachment B***

New Development-Planning Procedures Report Data During FY 2005-2006							
Submittal Date	**Project Name**	**Project Type**	**Site Size (a. or s.f.)**	**New Impervious Surface (s.f.)**	**Project Status**	**Storm Water Control Measures included in the Project**	**Requirement Mechanism**
Private Projects							
	The City of Los Altos did not have any new Group 1 or Group 2A projects during FY 05/06						
Public Projects							
	The City of Los Altos did not have any new Group 1 or Group 2A projects during FY 05/06						

Stormwater Control Measures for Group 1 Projects Reviewed and/or Approved During FY 2005-2006						
Project Name	**Treatment BMPs**	**Numeric Sizing Criteria Used**	**O&M Responsibility Mechanism and Responsible Party**	**Site Design Measures**	**Source Control Measures**	**Pesticide Reduction Measures**
Private Projects						
			The City of Los Altos did not have any new Group 1 or Group 2A projects during FY 05/06			
Public Projects						
			The City of Los Altos did not have any new Group 1 or Group 2A projects during FY 05/06			

Santa Clara Valley Urban Runoff Pollution Prevention Program
FY 2005-2006 Annual Report

Municipality: City of Los Altos ***Attachment B***

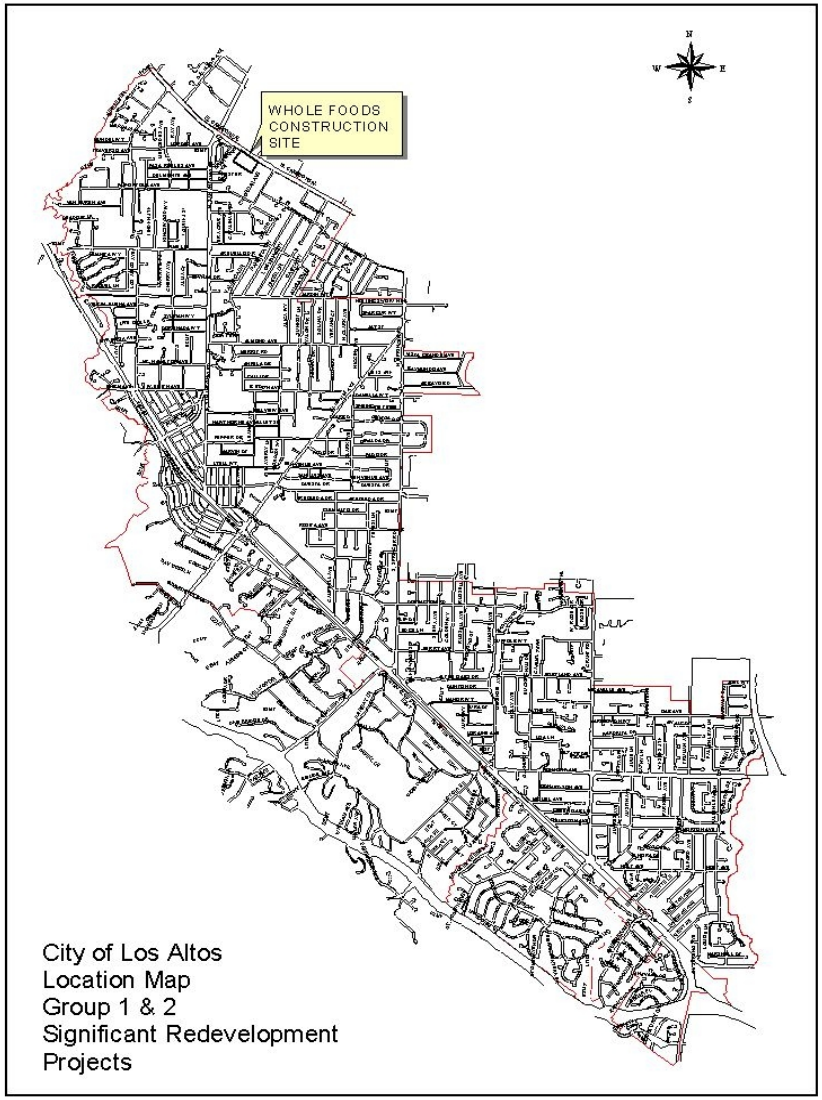

Santa Clara Valley Urban Runoff Pollution Prevention Program
FY 2005-2006 Annual Report

Municipality: City of Los Altos ***Attachment B***

NEW DEVELOPMENT & REDEVELOPMENT CONSTRUCTION INSPECTION

FY 2005-2006 Work Plan Self Evaluation Matrix

Item No.	Activity	FY 05-06 Work Plan Tasks	FY 05-06 Accomplishments	Responsible Party
1	Construction Site Inspections	Los Altos will continue to review and revise SOPs and the City's legal authority related to violations as required, as well as conduct and enforce construction site inspections, and identify continuous improvements. Public projects contain contractual provision requiring the use of BMPs. Los Altos will continue to enforce and improve these provisions.	Public Projects: During the time frame between July 1, 2005 and June 30, 2006 the city of Los Altos awarded only two construction projects. Both projects dealt with some kind of repair. Of these, none were under construction during the raining season. Therefore the city had no problem assuring that all proper construction BMPs were in place and properly maintained. Private Projects: During FY 05/06 the city changed its inspection responsibly from the Building Department to the Engineering Department. It was apparent that the heavy workload that the building inspector had did not allow them sufficient time to adequately manage the inspection of construction sites are required by the Performance Standards.	Community Development & Public Works Department

Santa Clara Valley Urban Runoff Pollution Prevention Program
FY 2005-2006 Annual Report

Municipality: City of Los Altos ***Attachment B***

Item No.	Activity	FY 05-06 Work Plan Tasks	FY 05-06 Accomplishments	Responsible Party
2	Construction BMPs and Control Measures	Los Altos will continue to implement BMPs and other storm water requirements developed through the application process. For Public projects, the contract documents will include the necessary BMPs and control measures applicable for each specific project.	Public Projects: During the time frame between July 1, 2005 and June 30, 2006 the city of Los Altos awarded only two construction projects. Both projects dealt with some kind of repair. Of these, none were under construction during the raining season. Therefore the city had no problem assuring that all proper construction BMPs were in place and properly maintained. The City of Los Altos will continue to review this process. Private Projects: Plans of major remodels and rebuilds submitted to the Community Development Department for permitting were reviewed by the Engineering Department to assure that all applicable BMP and Control Measure requirements are being included in the project plans. Prior to the rainy season, the property owner and the contractor for each of the projects under construction in the city were sent a letter providing each with details of the BMPs that were expected to be installed at each location to protect erosion of sediments from their construction site and also informing them that city inspections would be conducted during the rainy systems to assure they are properly installed and maintained. This letter indicated that a citation would be issued for those construction sites that did not install and properly maintain these BMPs.	Community Development & Public Works Department

Santa Clara Valley Urban Runoff Pollution Prevention Program
FY 2005-2006 Annual Report

Municipality: City of Los Altos ***Attachment B***

Item No.	Activity	FY 05-06 Work Plan Tasks	FY 05-06 Accomplishments	Responsible Party
3	Rainy Season Construction Inspections	Los Altos will continue to conduct construction site inspections for adequacy of storm water quality control measures. The sites will be those that have an active permit from the building department and construction at public facilities. Continue to conduct monthly inspections at these sites during wet season. In addition, Los Altos will continue to inspect each site prior to the beginning of the wet season to assure all have adequate storm water quality control measures	Public Projects: During the time frame between July 1, 2005 and June 30, 2006 the city of Los Altos awarded only two construction projects. Both projects dealt with some kind of repair. Of these, none were under construction during the raining season. Therefore the city had no problem assuring that all proper construction BMPs were in place and properly maintained. Private Projects: The City of Los Altos developed a list of over 200 construction projects that had any kind of site work. Except for two, all projects were single-family major remodels or rebuilds. Prior to the rainy season, the property owner and the contractor for each of the projects under construction in the city were sent a letter providing each with details of the BMPs that were expected to be installed at each location to protect erosion of sediments from their construction site and also informing them that city inspections would be conducted during the rainy systems to assure they are properly installed and maintained. This letter indicated that a citation would be issued for those construction sites that did not install and properly maintain these BMPs	Community Development & Public Works Department
4	Staff Training and Educational Material Library.	Los Altos will continue to require inspectors to attend annual workshops and training, as well as providing internal training prior to each rainy	Public/Private Projects: City design engineers and construction and maintenance inspectors attended the December 9. 2005 training at Cupertino on “Construction Site Planning and Management for Compliance with Phase I and Phase II NPDES Requirements”.	Community Development & Public Works Department

Santa Clara Valley Urban Runoff Pollution Prevention Program
FY 2005-2006 Annual Report

Municipality: City of Los Altos ***Attachment B***

Item No.	Activity	FY 05-06 Work Plan Tasks	FY 05-06 Accomplishments	Responsible Party
5	Construction Inspection	Evaluate Inspection activities conducted in FY 2005-2006 and explore opportunities to increase program effectiveness. Report results in the FY 2005-2006 Annual.	See "New Development-Construction Inspection Program Evaluation" section below.	Community Development & Public Works Department

New Development-Construction Inspection Program Evaluation FY 2005-2006

Private Projects: During FY 05/06, the Engineering Department (versus the Building Department during previous years) conducted construction inspections of private projects to assure compliance with the city's storm water permit. This allowed time for a more thorough inspection of the over 200 construction projects in the city. Each project was inspected monthly. Sixteen citations were issued for not installing BMPs or for poorly maintained BMPs on site. But, in general, contractors installed and properly maintained their sites. But it was clear that without constant inspections, BMPs would not be properly maintenance at many sites, let alone even installed. The City will continue with this inspection process during FY 06/07.

Public projects: The city had only two small construction contracts during the year. Both were finished within 2-4 months and none were under construction during the raining season. All construction inspectors are trained in the application of applicable BMPs. For example, catch basins near sites are protected with filter fabric to prevent debris for entering the storm drain system. For public projects, the city has no problem with complying with its permit.

Regional Board Comments on New Development-Construction Inspection in FY 2004-2005 Annual Report

RWQCB Comment	City Of Los Altos Response
None	

Santa Clara Valley Urban Runoff Pollution Prevention Program
FY 2005-2006 Annual Report

Municipality: City of Los Altos ***Attachment B***

PEST MANAGEMENT
(Provision C.9.d of the Permit)

FY 2004-2005 Work Plan Self Evaluation Matrix

Item No.	Activity	FY 05-06 Work Plan Tasks	FY 05-06 Accomplishments	Responsible Party
Municipal Pesticide Use **Goal 1.A.** Eliminate all unnecessary municipal pesticide uses (particularly organophosphate (OP) pesticide use) and implement Integrated Pest Management (IMP) techniques.				
1	Pesticide Use on Municipally Owned	Continue to track pesticide use on municipally owned property. Los Altos is currently using Excel software to track all pesticide applications. City has long since prohibited the use of OP pesticides. Will report the results of this tracking in the FY 05/06 AR, if necessary	The City continued to record all pesticide application and submit this documentation on a monthly basis to the Santa Clara County Department of Pesticide Regulation. A summary of the pesticide application is summarized at the end of this section. No pesticide violations or other related concerns were reported during the year.	URP Coordinator & Public Works Maintenance Department
2	IPM Policy	Review IPM policy requiring the use of IPM techniques in the agency's operations, minimization of pesticide use. Los Altos Public Works has a written and approved IMP policy. This policy also restricts the use of organophosphate pesticides for every operation. Will continue to implement the policy. Will evaluate the policy annually and improve as deemed necessary.	The city's maintenance department continues to review other control measures before any pesticide applications are utilized in accordance with the IPM policy. Staff provided information on IPM to City staff to educate them about IPM. Staff was successful in utilizing mulch instead of herbicides for the control of weeds as many locations. No improvements have been made to the policy and procedure at this time.	Public Works Maintenance Department

Santa Clara Valley Urban Runoff Pollution Prevention Program
FY 2005-2006 Annual Report

Municipality: City of Los Altos ***Attachment B***

Item No.	Activity	FY 05-06 Work Plan Tasks	FY 05-06 Accomplishments	Responsible Party
3	IPM Standard Operating Procedures (SOPs) and Best Management Practices (BMPs).	Review standard operating procedures (SOPs) and best management practices (BMPs) for implementing the IPM policy.	Public Works has an approved SOP, which is included within the approved IPM policy. This document contains all applicable BMPs and implementing policy. Los Altos continued to implement the SOP during the FY. Staff also continued to review its SOP and during the FY and did not find any need to make any improvements.	URP Coordinator & Public Works Maintenance Department
4	City Pest Control Contractors	Los Altos will continue to review process to ensure that any contractor employed to conduct pest control and pesticide application on municipal property. Los Altos has only two or three contractors used for pesticide application. They are informed annually of Los Altos' IPM Policy.	Los Altos has one primary contractor, but did use two other contractors once during the year. They are provided Los Altos' IPM policy and staff assures that they are following it.	Public Works Maintenance Department
5	Agency Wide Inspection.	Continue to conduct a periodic agency-wide search of chemical storage areas for pesticides no longer legal for application per EPA, State, and/or local requirements, and properly dispose of any such pesticides pursuant to appropriate waste disposal regulations. Los Altos' IMP Policy states that this inspection is conducted biannually.	Maintenance supervisory personnel conduct quarterly facility inspections to identify any improper chemical storage at City buildings on an annual basis. In addition, supervisory personnel continually monitor the various public facilities for improper uses. No unauthorized pesticides were found.	Public Works Maintenance Department
6	Internal IPM Outreach	Continue to conduct internal outreach on less toxic pest control to employees who do not necessarily purchase or apply pesticides during the course of their work (to encourage employees to use IPM techniques away from work). Brochures on less toxic pest control are available for employees in City offices.	Staff sponsored an "Argentine Ant IPM Control" workshop in association with Urban Pesticide Pollution Prevention Project. Other municipalities were invited and sent participants. Staff also attended several other IPM training courses throughout the year as noted in "Staff Training" at the end of this report.	URP Coordinator

Santa Clara Valley Urban Runoff Pollution Prevention Program
FY 2005-2006 Annual Report

Municipality: City of Los Altos ***Attachment B***

Item No.	Activity	FY 05-06 Work Plan Tasks	FY 05-06 Accomplishments	Responsible Party
7	Documentation	Document completion of tasks in annual reports. Use pesticide-tracking process to document pesticide use. Los Altos will document municipal pesticide use in the FY 2005/2006 Annual Report.	See the "Summary of Pesticide Usage FY 05/06" at the end of this section.	URP Coordinator
Goal 1.B. Raise awareness of all municipal employees and train employees who apply pesticides for the municipality about the municipality's IPM Policy and/or IPM techniques as appropriate.				
1	Pesticide Applicator Training	Los Altos will continue to ensure that employees who apply pesticides for the agency obtain the appropriate training as required by the County Agricultural Commissioner and the State Department of Pesticide Regulation (DPR). Los Altos employees are trained every January in order to maintain its operator ID number	All Parks Division employees involved with pesticide application receive annual training, like the January training to maintain their operator ID number, in the proper use, handling, mixing, storage, and application of Roundup Pro and Surflan AS (the only two pesticide used by city staff). In January 2006, Parks Division passed Santa Clara County Department of Pesticide Regulation annual inspection including our training documentation.	Public Works Maintenance Department
2	Pesticide Applicator Training	Los Altos will continue to provide annual training on the appropriate portions of the IPM Policy, SOPs, and BMPs, and the latest IPM techniques to employees within departments responsible for pesticide application. Los Altos' IPM Policy states that the City will conduct training at least once a year on Pest Management.	12 Parks Division employees involved with pesticide spraying receive annual training conducted at the Municipal Service Center. Training was conducted by certified spray applicator regarding IPM Policy, BMP's, and SOP's. Training is summarized in the Staff Training list at the end of this Annual Report.	Public Works Maintenance Department

Santa Clara Valley Urban Runoff Pollution Prevention Program
FY 2005-2006 Annual Report

Municipality: City of Los Altos ***Attachment B***

Item No.	Activity	FY 05-06 Work Plan Tasks	FY 05-06 Accomplishments	Responsible Party
3	Employee Training	Los Altos will continue annually to inform employees who are not authorized and trained to apply pesticides that they cannot use over-the-counter pesticides in or around the workplace, consistent with the IPM Policy. Los Altos' IMP Policy states that the City will conduct training at least once a year informing employees of the use of pesticides in the work place.	Staff was unable to conduct formal internal outreach to employees, but supervisor personnel are continually monitor the public spaces and there were unauthorized use of pesticides reported during the fiscal year	Public Works Maintenance Department
4	Pest Management Training.	Los Altos will continue to send staff to a workshop on least-toxic pest control methods and pesticide management BMPs. Staff will attend other applicable training as it becomes available	Parks Division supervisor and staff attended three separate training seminars during the year that dealt with issues of the city's IPM program in addition to two in-house training sessions including one that was hosted by the city and was attended by other agencies. Training is listed in the Staff Training list at the end of this Annual Report.	Public Works Maintenance Department
5	Staff Training	Los Altos will continue to document and evaluate effectiveness of staff training conducted each year in annual reports. Los Altos is required to provide similar documentation to the Santa Clara County Department of Pesticide Regulations. Los Altos will provide the required information in the FY 2004/2005 AR.	The City of Los Altos passed the Santa Clara County Department of Pesticide Regulation annual inspection including our training documentation. No violations for pesticide spraying were issued by DPR and no other concerns from other agencies or residents were received during the fiscal year. It would therefore appear training has been effective.	Public Works Maintenance Department

Santa Clara Valley Urban Runoff Pollution Prevention Program
FY 2005-2006 Annual Report

Municipality: City of Los Altos ***Attachment B***

Item No.	Activity	FY 05-06 Work Plan Tasks	FY 05-06 Accomplishments	Responsible Party
Public Education and Outreach **Goal II.A.** Increase awareness of IPM so target audiences recall less toxic pest management messages and adopt IPM behaviors. Target audiences include residential and commercial users, pesticide retailers, municipal employees, and special districts (PS #6)				
1	Watershed Education & Outreach (WE&O) Campaign	Implement the Watershed Education & Outreach (WE&O) Campaign, which will target the general public and include messages about less-toxic pest control and proper disposal. The Campaign will include extensive media campaign with South Bay English- and Spanish- language TV and radio stations. Los Altos will continue to assist this outreach program as required**.**	As documented in the Public Information Participation section of this Annual Report, the City of Los Altos continues to support the Watershed Education & Outreach Campaign.	URP Coordinator
2	BASMAA Regional Media Relations Campaign	Continue to fund BASMAA Regional Media Relations Campaign featuring pitches to Bay Area media and responses to breaking news on pesticide-related topics. Los Altos will continue to fund the Program for BASMAA baseline projects, including Regional Media Relations Campaign.	The City of Los Altos continues to fund and support the efforts of the BASMAA Regional Media Relation Campaign through the Program.	URP Coordinator
3	Pesticide User Outreach	Continue to assist Program with implementation of local components of a "Pesticide User Outreach" project targeting residential and commercial users	The City of Los Altos continues to assist the Program with the implementation of public outreach. For example, based on information provided by the Program, the City of Los Altos hosted a seminar on the use of less toxic methods for the treatment of the argentine ant in March 2006.	URP Coordinator

Santa Clara Valley Urban Runoff Pollution Prevention Program
FY 2005-2006 Annual Report

Municipality: City of Los Altos ***Attachment B***

Item No.	Activity	FY 05-06 Work Plan Tasks	FY 05-06 Accomplishments	Responsible Party
4	IPM Outreach	Continue to provide information on less toxic pest control (e.g., IPM techniques, municipal IPM policies, model contract language, training opportunities, etc.) to neighboring special districts (e.g., open space districts, vector control districts, and school districts) as appropriate. Program to assist with materials. Los Altos will distribute applicable information as required	The only neighboring districts are the school district and the City of Los Altos did not provide them information on less toxic pest control. Los Altos would provide assistance to them if necessary.	URP Coordinator
5	Outreach Evaluation	Document or estimate numbers of residents reached by outreach efforts and media advertising. Los Altos will document this outreach effort in its FY 2005/2006 Annual Report	See "FY 05-06 Accomplishments" for Item No. 2 under "Public Information/Participation" section of this report for the accomplishment for this task. It is difficult to say exactly how many residents it reaches though most of the people seem to be interested in reducing the risk from pesticides.	URP Coordinator
Goal II.B. Educate pesticide retailers and consumers about less toxic pest control products and promote the sale of such projects.				
1	BASMAA Regional IPM Partnership	Los Altos will continue to fund and participate in the BASMAA Regional IPM Partnership. Program funds BASMAA baseline projects, including Regional IPM Partnership.	The City of Los Altos still continues to fund and participate, as necessary, in this program. As a benefit of this program, the city is able to receive updated and to replenishes its IPM fact sheets	URP Coordinator

Santa Clara Valley Urban Runoff Pollution Prevention Program
FY 2005-2006 Annual Report

Municipality: City of Los Altos ***Attachment B***

Item No.	Activity	FY 05-06 Work Plan Tasks	FY 05-06 Accomplishments	Responsible Party
2	IPM Store Partnership Program	Los Altos will continue to implement cost-effective elements of the IPM Store Partnership Program, as identified in the work plan developed by the Program. Create and provide fact sheets and other materials to pesticide retailers to facilitate point-of-purchase outreach. Visit stores as necessary to ensure ongoing participation. Los Altos will continue working with the City of Palo Alto on this program.	See "FY 05-06 Accomplishments" for Item No. 2 under "Public Information/Participation" section of this report for the accomplishment for this task.	URP Coordinator
3	IPM Store Partnership Program	Los Altos will continue to assist Program to document number of participating stores, materials distributed and employees trained. Los Altos will continue to assist Palo Alto and will documentation the cost evaluation as required.	The City of Los Altos was available to provide assistance as necessary.	URP Coordinator
Pest Control Operators (PCOs) **Goal III.A.** Minimize pesticide use by PCOs contracted for structural pest control and landscape maintenance.				
1	Municipal PCOs	Continue to have PCOs contracted for municipal applications to use pest control methods consistent with the municipality's IPM policy (through contract specifications).	All pesticide work is done through open purchase order. Contract language was reviewed and it was felt improvement could me made by issuing a "short form" contract versus open purchases order. This would allow the city to provide each contract the specification for application requirements. City will initiate the development of such a document. Parks Supervisor advises contractors of the City of Los Altos IPM program.	Public Works Maintenance Department
2.	Municipal PCOs	Document the pesticide use by the PCOs on municipal property in the Annual Report.	See "Summary of Pesticide Usage FY 05/06" that follows this section of the Annual Report.	URP Coordinator

Santa Clara Valley Urban Runoff Pollution Prevention Program
FY 2005-2006 Annual Report

Municipality: City of Los Altos ***Attachment B***

Item No.	Activity	FY 05-06 Work Plan Tasks	FY 05-06 Accomplishments	Responsible Party
Goal III.B. Require all PCOs to implement Best Management Practices (BMPs)				
3	Municipal PCO BMPs	Continue to require PCOs contracted by municipalities to implement BMPs through contract specifications.	All pesticide work is done through open purchase order. Contract language was reviewed and it was felt improvement could me made by issuing a "short form" contract versus open purchases order. This would allow the city to provide each contract the specification for application requirements. City will initiate the development of such a document. Parks Supervisor advises contractors of the City of Los Altos IPM program.	Public Works Maintenance Department
4	Documentation.	Document efforts to complete the above actions in the Annual Report	See "Summary of Pesticide Usage FY 05/06" that follows this section of the Annual Report, the Staff Training list at the end of this Annual Report for a list of IPM related training that Staff participated in during FY 05/06, and the program evaluation that follows.	URP Coordinator
Commercial Businesses **Goal IV.A.** Determine the extent of commercial business employees' use of pesticides (I.E., pesticide applications not performed by a licensed PCO) and conduct appropriate outreach regarding less toxic pest management.				
1	Commercial Business Outreach Work Plan.	Assist Program to provide outreach on less toxic pest control to target businesses in the South Bay, as appropriate and cost-effective.	The city of Los Altos continued to assist the Program on outreach to the businesses in the South Bay.	URP Coordinator

Santa Clara Valley Urban Runoff Pollution Prevention Program
FY 2005-2006 Annual Report

Municipality: City of Los Altos ***Attachment B***

Item No.	Activity	FY 05-06 Work Plan Tasks	FY 05-06 Accomplishments	Responsible Party
Household Hazardous Waste Collection **Goal V.A.** Provide pesticide disposal services through household hazardous waste (HHW) collection programs for all residents and small businesses, and encourage use of these programs.				
1	Small Quantity Commercial Generators.	Continue to ensure that adequate pesticide disposal services exist for residents and conditionally exempt small quantity commercial generators.	The City of Los Altos residents have access to the household hazard waste collection services available through the County Household Hazardous Program. This program includes an appointment-based drop-off at various weekly events held throughout the county including one event held in the City of Los Altos at the Egan School on April 8, 2006. At this event, there were 173 participants from the City of Los Altos, 27 from the Town of Los Altos Hill and 240 from other locations in Santa Clara County.	Public Works Department
2	Pesticide Disposal	Continue to work with HHW collection agencies to support, enhance, and help publicize programs for proper pesticide.	The City of Los Altos attends monthly meetings with the Technical Advisory Committee, which consists of cities in the Santa Clara County. Los Altos is also a member of the HHW subcommittee, which meets quarterly. In conjunction with this committee the city provide technical advice and funding to help support the Santa Clara County Household Hazardous Waste web site.	Public Works Department

Santa Clara Valley Urban Runoff Pollution Prevention Program
FY 2005-2006 Annual Report

Municipality: City of Los Altos ***Attachment B***

Item No.	Activity	FY 05-06 Work Plan Tasks	FY 05-06 Accomplishments	Responsible Party
3	Hazardous Waste Disposal Outreach	Continue to provide hazardous waste disposal information to residents, through distribution of materials (e.g., utility bill insert, city newsletter, community events, etc.) or advertising in local media	HHW collection is advertised in the annual mailer sent out to all solid waste customers of the Los Altos Garbage Company in October 2005 and thru telephone response to queries, and through the County's solid waste website at sscgov.org. The annual household hazardous waste pickup in Los Altos is advertised in the local paper, the Los Altos Town Crier.	Public Works Department
4	Documentation	Document that household hazardous waste collection programs adequately serve residents and businesses (conditionally exempt small quantity generators) in Annual Report	Based on customer feedback at local events, 70% of participants rate the HHW program as "Good" or "Excellent". 96.5% reported they received adequate information when they called the appointment line to schedule their HHW drop-off. Additionally, Los Altos Police Department had no reports of hazardous waste abandoned during the fiscal year.	URP Coordinator
New Development **Goal VI.A.** Minimize pesticide use at new and redevelopment sites.				
1	Pest-resistant Landscaping and Design Features	Los Altos will encourage developers and contractors to consider pest resistant landscaping and design features. Los Altos will report the percentage of new development and redevelopment project for which pesticide reduction measures were required in Annual Report	Private Projects: The City encouraged project applicants to use pest resistant landscaping and have information available for project sponsors to help them achieve this goal. The City of Los Altos had no Group 1 or Group 2A projects during the FY and most all project are rebuilding of or additions to single family residences. The limited commercial projects are typically remodels in the built-out areas of the city and therefore have very limited, if any, existing landscaping. Public Projects: There were no public projects during FY 05/06 that required landscaping.	Community Development Department

Santa Clara Valley Urban Runoff Pollution Prevention Program
FY 2005-2006 Annual Report

Municipality: City of Los Altos ***Attachment B***

Monitoring and Science **Goal VII.A.** Participate in coordinated monitoring efforts to support pesticide TMDL development and implementation.				
1	Regional Monitoring Program (RMP)	Assist in the financial support of the Regional Monitoring Program (RMP)	City of Los Altos provides their share of cost to the Program for this effort.	URP Coordinator
Review and Revision of Work Plan **Goal X.A**. Implement a Work Plan that includes appropriate goals, actions and monitoring mechanisms to reduce pesticide-related toxicity in urban runoff.				
1	Continuous Improvement	Revise work plan and add continuous improvement items.	The City of Los Altos believes that the current workplan submitted in March 2006 fulfills this requirement.	URP Coordinator

Santa Clara Valley Urban Runoff Pollution Prevention Program
FY 2005-2006 Annual Report

Municipality: City of Los Altos ***Attachment B***

Pest Management Program Evaluation
FY 2005/2006

The City of Los Altos has a very small pesticide program and we believe we have good control to minimizing pesticides in urban runoff. Improvements could be made in the area of use of more pest resistant landscaping in private projects, but since the city is built out, this extra effort probably would not have much of an impact. The City still could use assistance/information on pest resistant landscaping since staff is not well trained on the development of this type of landscaping.

Staff continues to monitor and comply with Pest Management Program and utilizes IPM policy to determine best procedure for pest control. Through annual training of Maintenance Division personnel on Public Work's IPM policies and practices and following BMP's and SOP's in the safe use and application of pesticides Public Works had no citations or complaints this year. All City pesticide applications are documented with Santa Clara County Department of Pesticide Regulation. All contract spraying was completed with a recommendation from a PCA who was advised of our IPM policy before making a recommendation. We will continue to train Public Works personnel on Public Work's IPM policy

The Household Hazardous Waste program seems to work well. California's AB939 allows jurisdictions to set tipping fees at jurisdiction's landfill's to include a fee to support Household Hazardous Waste collection, and disposal or recycling. Santa Clara County has set this fee at $1.85 / ton of municipal waste. This generates enough revenue for Los Altos resident's HHW disposal costs of $39,160.45, or about 322 households. This funding level is intended to provide "free" disposal of HHW to 3% of the city's households. Actual participation by Los Altos is estimated at 9%, and the City provided augmentation of $51,000 from the Solid Waste Fund in 2005/2006 so that all residents of Los Altos who desire to use the HHW collection program can do so at no direct cost to the resident. The City did not have any abandoned waste this year. There are areas that might need improvement, such as very limited participation by multi-family unit dwellers and families where English is not spoken in the home. Additionally, improved outreach at the State, County, and City level will be needed in the upcoming months to educate residents on disposal options for universal waste, which cannot legally be disposed of in residential garbage after January 2006.

Regional Board Comments on Pest Management in FY 2004-2005 Annual Report

RWQCB Comment	City Of Los Altos Response
None	

Santa Clara Valley Urban Runoff Pollution Prevention Program
FY 2005-2006 Annual Report

Municipality: City of Los Altos ***Attachment B***

Summary of Pesticide Usage FY 05/06 City of Los Altos				
Name of Pesticide	**Active Ingredient**	**Number of Times Applied**	**Total Quantity Applied (ounces)**	***Purpose***
Applied by City Employees				
Round-up Pro	Glyphosphate	98	8873.3	Weed Control
Surflan AS	Oryzalin	75	7246.3	Weed Control
Applied by City Contractor				
Suspend SC	Deltamethrin	3	175	Ants
Dipel	Bacillus Thuringiensis	3	7	Caterpillars
Drione	Pyethrin	2	5	Wasps
Wasp Freeze	PHenothrin	5	25.5	Bees & Wasps
Alon-D-Rodenticide bloc	rodifacoum	2	7	Rats

Santa Clara Valley Urban Runoff Pollution Prevention Program
FY 2005-2006 Annual Report

Municipality: City of Los Altos ***Attachment B***

Name of Pesticide	Active Ingredient	Number of Times Applied	Total Quantity Applied (ounces)	Purpose
No Foam b	Surfactant, Adjuvant	10	250	Poison Oak & Aphids
No Foam A	POE Nonylphennols	6	30	Poison Oak
Garlon	Triclopyr acetic acid	6	67	Poison Oak
Fumitoxin	Aluminum phosphide	7	137.9	Ground Squirrels
Turflon	Triclopyr	4	95.6	Broad Leaf Weeds
Spray oil 415	Light Paraffinic Oil	2	768	Aphids & Brown Rot, Leaf Curl
Contrac Blox	Bromadlolone	2	7	Rats
Quitox	Cholecaciferol	3	9	Rats
Maxforce Roach Bait	Hdramethylnon	1	3	German Roaches

Santa Clara Valley Urban Runoff Pollution Prevention Program
FY 2005-2006 Annual Report

Municipality: City of Los Altos ***Attachment B***

MERCURY POLLUTION PREVENTION PROGRAM
(Provision C.9.c of the Permit)

FY 2005-2006 Work Plan Self Evaluation Matrix

Item No.	Activity	FY 05-06 Work Plan Tasks	FY 05-06 Accomplishments	Responsible Party
Municipal Use of Mercury-Containing Products				
Goal I. Eliminate all unnecessary municipal use of mercury containing products and establish proper disposal methods for products that cannot be eliminated.				
1	Mercury Policy.	Los Altos will continue to implement its policy for mercury-containing product reduction and management.	The City of Los Altos does not have a written mercury policy policy, but has been managing its usage and disposal for some time. For example, when florescent lights are replaced, the old ones are collected and are periodically manifested to a proper disposal site. Last FY the City of Los Altos had 79 eight-foot tubes and 265 four-foot tubes picked up by a recycling contractor. New lights are low mercury florescent type. From a city operation standpoint these lights are probably the largest and about the only source of mercury.	URP Coordinator
2	Documentation on Mercury Policy	Los Altos will summarize effort for FY 05-06 in the FY 2005-2006 Annual Report	Aside from the fluorescent lighting in most of the city buildings, the only other known mercury sources are mercury thermostats in 5 of 11 city buildings and mercury switches in the cities two sewer pump stations. When the lights burn out, these florescent light tubes are replaced with low mercury tubes. Last FY the City of Los Altos had 79 eight-foot tubes and 265 four-foot tubes picked up by a recycling contractor.	URP Coordinator

Santa Clara Valley Urban Runoff Pollution Prevention Program
FY 2005-2006 Annual Report

Municipality: City of Los Altos ***Attachment B***

Item No.	Activity	FY 05-06 Work Plan Tasks	FY 05-06 Accomplishments	Responsible Party
Household Hazardous Waste Collection **Goal Ii.** Provide mercury-containing products disposal services through household hazardous waste (HHW) collection programs for residents and small businesses, and encourage use of these programs.				
1	Disposal Services	Continue to provide mercury-containing products disposal services for residents and small businesses.	The City of Los Altos supports the County's HHW program which includes mercury collection and collection of "universal waste" i.e. florescent light tubes that contain mercury. This year, the program added a free collection service for participating retailers who agreed to act as repositories for fluorescent lamps. Both local hardware stores participate, and additionally collect and hold alkaline batteries for turn in to the county-approved contractor for disposal (batteries) and recycling (fluorescent bulbs). The Regional Water Quality Control Plant managed a free thermometer exchange for residents desiring to obtain mercury-free thermometers to replace older thermometers. The HHW collection events also take mercury thermometers, fluorescents, and batteries.	Public Works
2	Documenting and Reporting Guidelines	Continue documenting and reporting quantities of mercury-containing products disposed in Annual Reports.	The City is unable to report on the quantities from the city since it is collected and disposed of aggregately with other Santa Clara County cities by the county's HHW Program	Public Works

Santa Clara Valley Urban Runoff Pollution Prevention Program
FY 2005-2006 Annual Report

Municipality: City of Los Altos ***Attachment B***

Item No.	Activity	FY 05-06 Work Plan Tasks	FY 05-06 Accomplishments	Responsible Party
3	Fluorescent Light Recycling Program	Continue to develop and publicize fluorescent light recycling program. Continue to assist the Program and work with local agencies to develop and publicize fluorescent light recycling program	The city of Los Altos does not have its own fluorescent light-recycling program but works with the Santa Clara County Household Hazardous Waste Program, which offers recycling of these lights. The city now has two hardware stores certified to collect and hold consumer returned fluorescents for recycling by the County's contractor. This program is funded through a grant applied for by the County on behalf of member cities including Los Altos, and has been publicized by posters at the participating hardware stores, and in response to telephone queries. There has been much publicity regarding correct disposal alternatives for fluorescents in the local print media, and the city advertises HHW collection services, the HHW annual collection event and funds a pullout section of the Yellow Pages.	Public Works
Monitoring and Science **Goal III.** Participate in coordinated monitoring efforts to support mercury TMDL development and implementation, including assessment of air pollution sources of mercury and concentrations of mercury in sediment.				
1	Regional Monitoring Program (RMP)	Continue financial support of the Regional Monitoring Program (RMP). Continue to support the RMP steering committee and technical review committee. Continue to support the coordinated regional plan to collect data for the mercury TMDL, as defined in the RWQCB/BACWA/BASMAA MOU.	The City of Los Altos continues to provide financial support for the Regional Monitoring Program. Also the City of Los Altos continues to provide comments as necessary for the program regarding the possibility of a mercury TMDL.	URP Coordinator

Santa Clara Valley Urban Runoff Pollution Prevention Program
FY 2005-2006 Annual Report

Municipality: City of Los Altos ***Attachment B***

Item No.	Activity	FY 05-06 Work Plan Tasks	FY 05-06 Accomplishments	Responsible Party
Public Education and Outreach **Goal:** Increase awareness of proper disposal of mercury-containing products and available non-mercury containing alternatives. Target Audiences include residential, commercial and industrial users and municipal employees.				
1	Development of Outreach Material	Los Altos will continue to support the program in the development of outreach materials.	The city of Los Altos supported the Program efforts during the FY to develop partnerships with various retail stores to provide free fluorescent lamps drop-off sites for residents. The city has implemented the service in two of the city's hardware stores.	URP Coordinator
2	Distribution of outreach material	Los Altos will continue to distribute outreach material and document each activity in Annual Report	The City of Los Altos continued to support the program in the development and distribution of various fact sheets, newsletter articles, press releases, newspaper ads, etc.	URP Coordinator

Mercury Pollution Prevention Program Evaluation
FY 2005/2006

Due to the limited amount of mercury products within the city buildings, it is difficult to provide a practical evaluation of this program. The largest and about the only source of mercury within the city's buildings is fluorescent light tubes. During FY 05/06 the City of Los Altos had 79 eight-foot tubes and 265 four-foot tubes picked up by a recycling contractor. The City was able to get two of its hardware stores to begin accepting used fluorescent light tubes from residence. The City continues to review this program to areas of improvements.

Regional Board Comments on Mercury Pollution Prevention Program in FY 2004-2005 Annual Report

RWQCB Comment	City Of Los Altos Response
None	

Santa Clara Valley Urban Runoff Pollution Prevention Program
FY 2005-2006 Annual Report

Municipality: City of Los Altos ***Attachment B***

OTHER WATER QUALITY AND WATERSHED MANAGEMENT REQUIREMENTS

FY 2005-2006 Work Plan Self Evaluation Matrix

Item No.	Activity	FY 05-06 Work Plan Tasks	FY 05-06 Accomplishments	Responsible Party
1	Multi Year Monitoring Plan (Provision C.7.b)	Los Altos will continue to support the Program in the development of this Plan.	The City of Los Altos continues to support the Program's efforts in their monitoring of streams and waterways in the Santa Clara Valley. The City reviewed and approved the Programs work during FY 2005/2006.	URP Coordinator
2	Watershed Measures (Provision C.10)	Los Altos will continue to work with the WMI Land Use Subgroup and Program staff	The City of Los Altos continues to monitor the activities by the WMI Land Use Subgroup and Program staff.	URP Coordinator
3	PCB & Dioxin Plans (Provision C.9.e)	Los Altos will continue to monitor sampling events and is prepared to conduct "hot spot" investigations, if deemed necessary.	The City of Los Altos continued to monitor the program. No "hot spot" investigations by the city were necessary during the FY.	URP Coordinator

Santa Clara Valley Urban Runoff Pollution Prevention Program
FY 2005-2006 Annual Report

Municipality: City of Los Altos ***Attachment B***

Item No.	Activity	FY 05-06 Work Plan Tasks	FY 05-06 Accomplishments	Responsible Party
4	Control Program for Sediment (Provision C.9.f.iii)	Los Altos will continue to work with the Program to identify and conduct a watershed analysis and management practice assessment for the high priority reaches of creeks identified in the report entitled "SCVURPPP - IDENTIFICATION OF CREEKS POTENTIALLY IMPAIRED BY SEDIMENT FROM ANTHROPOGENIC ACTIVITIES (Permit Provision C.9.f.iii)." The approach and schedule will be coordinated with the efforts of the SCVWD and STOPPP relative to San Francisquito Creek per permit provision C9f.i and ii.	Los Altos continues to assist the Program by reviewing the information that is developed by the Program and the committee.	URP Coordinator
5	Street Sweeping	Los Altos will continue to evaluate how it documents waste from this operation and provide available information to the Program	See the “Copper Action Plan Task” in this section of the Annual Report	Public Works

Santa Clara Valley Urban Runoff Pollution Prevention Program
FY 2005-2006 Annual Report

Municipality: City of Los Altos ***Attachment B***

Item No.	Activity	FY 05-06 Work Plan Tasks	FY 05-06 Accomplishments	Responsible Party
Trash Management				
6	Trash Evaluation	City of Los Altos will continue to use Program guidance to develop a strategy to conduct trash evaluation with the city as applicable. This will include an evaluation in a subset of identified trash problems areas.	The City of Los Altos is a member of the Trash AHTG working on the development of the Trash Program. Through this task group, the City of Los Altos has assisted the Program during FY 05/06 to facilitate documentation and evaluation of existing task management practice. This includes discussions, reviews and approvals as this program continues.	URP Coordinator
7	Trash Problem Areas	City of Los Altos will continue the implementation or refinement of trash control measures, as appropriate to address trash problem areas within high priority areas.	During FY 05/06 the City of Los Altos inspected each of its eight identified hot spots once. Data is summarized at the end of this "Trash Management" section. The preliminary evaluation of the results of these inspections is summarized in the "Other Water Quality & Watershed Management Programs Evaluation".	URP Coordinator
8	Trash Performance Standards	Los Altos will work with the Program to review existing performance standards relevant to trash management and identify potential revisions to these standards, as appropriate.	The City of Los Altos is a member of the Trash AHTG working on the development of the Trash Program. Through this task group, the City of Los Altos has assisted the Program during FY 05/06 to review existing performance standard. During the FY, work was limited to developing and documenting the data on the trash hot spots from the various co-permittees.	URP Coordinator

Santa Clara Valley Urban Runoff Pollution Prevention Program
FY 2005-2006 Annual Report

Municipality: City of Los Altos ***Attachment B***

TRASH INSPECTION DATA SUMMARY
FY 05/06

#	Date	Site ID	Watershed	Location	Assessment Tool	Score	Trash Management Activities	Comments
1	6/06	1	Adobe Creek	Hetch Hetch pathway	KAB Litter Index	1	Every Friday, maintenance crews from the City of Los Altos conduct cleanups at trash problem areas. Since the City addresses these areas on a weekly basis, no future actions are planned. Other identified areas will be addressed on a case-by-case basis.	Common trash items included convenience/fast food wrappers, bottles, cigarette butts and miscellaneous paper items.
2	6/06	2	Adobe Creek	North Plaza btwn 1st and 2nd Streets	KAB Litter Index	2	Every Friday, maintenance crews from the City of Los Altos conduct cleanups at trash problem areas. Since the City addresses these areas on a weekly basis, no future actions are planned. Other identified areas will be addressed on a case-by-case basis.	Common trash items included convenience/fast food wrappers
3	6/06	3	Adobe Creek	Bus Stop btwn El Camino Real & Acacia	KAB Litter Index	1.5	Though sometime the city will clean these areas, it is under the jurisdiction of the Valley Transit Authority. They are routinely reminded of cleanup if the area is found to have trash.	Common trash items included convenience/fast food wrappers
4	6/06	5	Stevens Creek	Grant Road frontage from Arboretum	KAB Litter Index	2	Every Friday, maintenance crews from the City of Los Altos conduct cleanups at trash problem areas. Since the City addresses these areas on a weekly basis, no future actions are planned. Other identified areas will be addressed on a case-by-case basis.	Common trash items included convenience/fast food wrappers

Santa Clara Valley Urban Runoff Pollution Prevention Program
FY 2005-2006 Annual Report

Municipality: City of Los Altos ***Attachment B***

TRASH INSPECTION DATA SUMMARY
FY 05/06 (cont.)

#	Date	Site ID	Watershed	Location	Assessment Tool	Score	Trash Management Activities	Comments
5	6/06	8	Adobe Creek	Bus Stop on San Antonio Road north of Almond Ave.	KAB Litter Index	2	Though sometime the city will clean these areas, it is under the jurisdiction of the Valley Transit Authority. They are routinely reminded of cleanup if the area is found to have trash.	Common trash items included convenience/fast food wrappers
6	6/06	9	Adobe Creek	Intersection of Main Street and Second Street	KAB Litter Index	2	Every Friday, maintenance crews from the City of Los Altos conduct cleanups at trash problem areas. Since the City addresses these areas on a weekly basis, no future actions are planned. Other identified areas will be addressed on a case-by-case basis.	Common trash items included convenience/fast food wrappers
7	6/06	10	Adobe Creek	Bus Stop on San Antonio Road btwn El Camino Real and Loucks	KAB Litter Index	1.5	Though sometime the city will clean these areas, it is under the jurisdiction of the Valley Transit Authority. They are routinely reminded of cleanup if the area is found to have trash.	Common trash items included convenience/fast food wrappers
8	6/06	12	Adobe Creek	Central Plaza behind Home Consignment	KAB Litter Index	2.5	Every Friday, maintenance crews from the City of Los Altos conduct cleanups at trash problem areas. Since the City addresses these areas on a weekly basis, no future actions are planned. Other identified areas will be addressed on a case-by-case basis.	Common trash items included convenience/fast food wrappers

Santa Clara Valley Urban Runoff Pollution Prevention Program
FY 2005-2006 Annual Report

Municipality: City of Los Altos ***Attachment B***

Item No.	Activity	FY 05-06 Work Plan Tasks	FY 05-06 Accomplishments	Responsible Party
	Copper Action Plan Tasks			
9	Vehicle Washing Operations (CB-1)	• Continue to distribute outreach materials on proper vehicle/equipment washing at City department counters and public events, and post on City website.	Los Altos continues to dedicate counter space accessible to the public at City Hall for these various brochures like "The Bay Begins at Your Front Door". Los Altos also continues to provide for a link on its web page that the public can also use to access information.	URP Coordinator
		• Continue to submit data regarding vehicle washing outreach activities and effectiveness evaluation in annual reports.	This is difficult for Los Altos to quantify other than to say, from observation; there have been only rare incidents of vehicle washing both during construction operation and residential car washing.	URP Coordinator
		• Continue to require source control measures for Group 1 new development and redevelopment projects that will conduct vehicle/equipment washing and maintenance activities (consistent with Permit Provision C.3.k).	During the FY, Los Altos did not have new Group 1 or Group 2A projects or any project that involved vehicle/equipment washing and maintenance activities.	URP Coordinator
		• Continue to inspect industrial/ commercial facilities, which conduct vehicle/equipment washing activities on-site (this includes auto-related businesses). Ensure that BMPs for vehicle/equipment washing are implemented. Provide an effectiveness evaluation of inspection/compliance with BMPs	All fourteen auto businesses in Los Altos are formally inspected annually. During the year, city staff is aware that these discharges are not allowed and will report such incidents to the Code Enforcement Officer or the URP Coordinator.	URP Coordinator

Santa Clara Valley Urban Runoff Pollution Prevention Program
FY 2005-2006 Annual Report

Municipality: City of Los Altos ***Attachment B***

Item No.	Activity	FY 05-06 Work Plan Tasks	FY 05-06 Accomplishments	Responsible Party
9	Vehicle Washing Operations (CB-1) (cont.)	• Continue to inspect vehicle-washing facilities as part of stormwater inspections for industrial and commercial businesses. • Continue to maintain car wash systems for City vehicles at the corporation yard. • Continue to encourage municipal staff to use certified mobile cleaners when contracting cleaning services.	Other than the auto businesses discussed above, Los Altos does not have any other vehicle washing facilities except the municipal wash rack which is included in the annual auto business inspects discussed above and the school corporation yard which is outside the city's jurisdiction and is not inspected. The City continues to wash their maintenance vehicles the vehicle wash rack at the corporation yard, which is connected to the sanitary sewer system. All staff vehicles are washed at commercial car washes. Municipal staff are BASMAA certified for power washing techniques and follow all the required BMPs	URP Coordinator URP Coordinator URP Coordinator
10	Industrial Copper Control (CB-3)	Continue Industrial Inspection program for vehicle service facilities and any other related industrial facilities.	In fall of 2005 the City of Palo Alto inspected 14 vehicle service facilities in Los Altos. None were found with any violations and all facilities were given the Clean Bay Business award. During the year, there were no other reports on discharges from any of these facilities. The CB-3 of the Copper Action Plan was primarily directed toward such facilities as circuit board manufactures or similar facility, however there no such facilities in Los Altos	URP Coordinator

Santa Clara Valley Urban Runoff Pollution Prevention Program
FY 2005-2006 Annual Report

Municipality: City of Los Altos ***Attachment B***

Item No.	Activity	FY 05-06 Work Plan Tasks	FY 05-06 Accomplishments	Responsible Party
11	Watershed assessment and protection (CB-8)	• Continue to implement guidance from SCVURPPP and San Jose on addressing water quality in the CEQA review process, as part of C.3.m. implementation.	The Community Development department continue to believe that the current check list for CEQA issues are inclusive of the issues facing the city's Group 1 and Group 2 projects.	Community Development
		• Continue to participate in the Water Resources Protection Collaborative and recommend to council implementation of agreed upon guidelines and standards for watershed protection.	This City of Los Altos continues to attend and participate in the monthly meeting of the Collaborative.	Public Works & Community Development
12	Street sweeping and storm drain O&M (CB-11)	• Continue to follow Program guidance regarding the collection and reporting of street sweeping data. Provide data for Annual Report.	See "Street Sweeping Data Summary at end of the Copper section	Public Works
		• Implement (as appropriate) any identified improvements of current street sweeping and storm drain system O&M programs (within available budgets). Provide effectiveness evaluation in FY 05-06 Annual Report.	See "Other Water Quality & Watershed Management Programs Evaluation" section below.	Public Works
13	Outreach on pool, spa maintenance (CB-12)	Continue to distribute outreach materials at local public events; brochures at agency department counters and public places; and placement on City website.	The City of Los Altos continues to make available the pool brochure at the counter in City Hall.	URP Coordinator

Santa Clara Valley Urban Runoff Pollution Prevention Program
FY 2005-2006 Annual Report

Municipality: City of Los Altos ***Attachment B***

Item No.	Activity	FY 05-06 Work Plan Tasks	FY 05-06 Accomplishments	Responsible Party
14	Use of architectural copper (CB-21)	If ordinance is adopted, prohibit use of copper on roofs, in roof shingles and for gutters. Otherwise, the city will discourage its use.	The City of Los Altos will limit the use of copper in the construction of facilities in the city. The city is still believes there is not a need for an ordinance to accomplish this policy.	Public Works & URP Coordinator

Santa Clara Valley Urban Runoff Pollution Prevention Program
FY 2005-2006 Annual Report

Municipality: City of Los Altos ***Attachment B***

STREET SWEEPING DATA SUMMARY
FY 05/06

Month	Removal Method	Miles Swept (Curb Miles*)		Volume of Material Collected (Cubic Yards)***	
		Residential Areas	Commercial Areas**	Residential Areas	Commercial Areas**
July 2005	Regenerative Air	118.6	75.8	19.5	8
August 2005	Regenerative Air	267.4	178.5	51	22
September 2005	Regenerative Air	270	151.9	67	20
October 2005	Regenerative Air	269.3	149.7	68	22
November 2005	Regenerative Air	481.1	161	134	51
December 2005	Regenerative Air	561.6	189.2	156	39
January 2006	Regenerative Air	254	151.3	68	24
February 2006	Regenerative Air	265.9	140.7	60	10
March 2006	Regenerative Air	262.7	177	49	10
April 2006	Regenerative Air	270.1	137.8	47	11
May 2006	Regenerative Air	247.8	144.1	47	18
June 2006	Regenerative Air	252.5	187.9	43	22

*Curb Miles also includes edge of pavement on non-curb and gutter streets.
**Includes major arterials (San Antonio Road) and city parking lots.
***Does not include the 235 cubic yards collected during the extra pick up for leaves during October, November and December

Santa Clara Valley Urban Runoff Pollution Prevention Program
FY 2005-2006 Annual Report

Municipality: City of Los Altos ***Attachment B***

Item No.	Activity	FY 05-06 Work Plan Tasks	FY 05-06 Accomplishments	Responsible Party
Nickel Action Plan Tasks				
15	Measures to control nickel discharges from construction sites (NB-1)	• Continue to implement Construction Inspection Performance Standards (see Construction Inspection work plan section).	The City of Los Altos continues to implement the procedures that are defined in it URMP Construction inspection PS, both for private, as well as, public projects.	Community Development & Public Works
		• Continue to have inspectors attend Regional Board/Program workshops on construction site management and learn latest erosion/sediment control techniques	As noted in the training section of this Annual Report, city inspectors, planners and engineers have attended the Program construction workshop.	
		• Continue to attend Program workshops on post-development stormwater BMPs (C.3.)	As noted in the training section of this Annual Report, the city sends engineers and planners to these workshops.	

Santa Clara Valley Urban Runoff Pollution Prevention Program
FY 2005-2006 Annual Report

Municipality: City of Los Altos ***Attachment B***

Other Water Quality & Watershed Management Programs Evaluation FY 2005/2006
Monitoring-The City of Los Altos continues to work with the Program on this task. Since the effort is by the Program, they have provided an evaluation of this task. PCB-Dioxin- The City of Los Altos continues to work with the Program on this task. Since the effort is by the Program, they have provided an evaluation of this task. Watershed Measures- The City of Los Altos continues to work with the Program on this task. Since the effort is by the Program, they have provided an evaluation of this task. Sedimentation- The City of Los Altos continues to work with the Program on this task. Since the effort is by the Program, they have provided an evaluation of this task. Trash Program-The City of Los Altos continues to work with the Program on this issue as a member of its Adhoc committee. The city continued to assess eight previously selected trash problem areas within the city. The city has a program to inspect these areas and conduct any necessary cleanup on at least a monthly basis. Even after this further assessment, it continues to appear that Los Altos may not have the same problems as other city. This may be due to the lack of industrial and commercial areas. The city will continue to be a member of the trash committee and continue to provide support to the Program to further comply with its permit. Copper Action Plan-The city continues to address various tasks as defined by the Action Plan. Due to lack of industrial and commercial areas, this leaves most of the effort to residential areas and to schools. The city continues to discourage the use of exterior copper in their construction. The city continues to have an aggressive street sweeping and storm drain cleaning programs. This may explain why there appears to be a lack of persistent trash problem areas throughout the city. The city continues to address inquiries from pool owners on their discharges. The city has room to improve alternate modes of transportation other than cars by improving its pedestrian access and its bicycle facilities. Both are included in the General Plan and future Capital Improvement Projects. The City of Los Altos also continues to work with the Program on this task. Nickel Action Plan-The primary effort for the city under this Action Plan deals with discharges from construction sites. City inspectors aggressively assure that there is no or minimal discharges from any of its constructions sites. Though the inspectors attend various training sessions, very little, if any, addresses what the nickel sources are that might be coming from construction sites. The City of Los Altos also continues to work with the Program on this task

Regional Board Comments on Other Water Quality & Watershed Management Requirements in FY 2004-2005 Annual Report	
RWQCB Comment	**City Of Los Altos Response**
None	

Santa Clara Valley Urban Runoff Pollution Prevention Program
FY 2005-2006 Annual Report

Municipality: City of Los Altos ***Attachment B***

PUBLIC INFORMATION/PARTICIPATION
(Provision C.4)

FY 2005-2006 Work Plan Self Evaluation Matrix

Item No.	Activity	FY 05-06 Work Plan Tasks	FY 05-06 Accomplishments	Responsible Party
1	Distribution of all current Program BMPs and literature	Los Altos will continue to promote and maintain a request line for public information materials. Continue to distribute public information materials to the City libraries, Public Works Engineering help desk, building and planning department desks, at the Municipal Service Center and Chamber of Commerce. Keep records on the usage of this material	The City of Los Altos continued with the distribution of the public information within the various public buildings in the City of Los Altos that promotes the use of less toxic pesticides and other environmental issues include the proper draining of swimming pool water. Los Altos had to discontinue providing this information at its libraries due to the lack of available space. Los Altos also hosted a table at several of its weekly Farmers Market event held during the summer months and provided handouts that deal with environmental issues. The city continues to maintain information on its web page on how residents could help to reduce pollutants into the environment including how to prevent sewer overflows.	URP Coordinator

Santa Clara Valley Urban Runoff Pollution Prevention Program
FY 2005-2006 Annual Report

Municipality: City of Los Altos ***Attachment B***

Item No.	Activity	FY 05-06 Work Plan Tasks	FY 05-06 Accomplishments	Responsible Party
2	IPM Store Partnership	Los Altos will continue participation in IPM Store Partnership Program with the City of Palo Alto by providing funding and participating to supply various outreach information to the two nurseries and the two hardware stores in the City of Los Altos. Monitor effort to realize the goals of this program	The Our Water, Our World (OWOW) program, a partnership between water quality agencies within the Palo Alto service region and local hardware and garden stores, encourages the use of less-toxic gardening techniques and products. Los Altos partner stores are Los Altos Garden Supply, Los Altos Nursery, and Rancho Hardware. During FY 05/06 IPM outreach more specific to Los Altos also included the following activities: • Conducted a Clean Bay Campaign, which appealed to residents to prevent household hazardous waste and pollutant from entering San Francisco Bay. This campaign included a press event with a canoeing trip attended by two members of the Los Altos' Environmental Commission. • With the assistance of EOA staff, kept fact sheets stocked at City Hall and the partner stores; kept shelf talkers at stores updated. • With the assistance of Palo Alto, Los Altos partnered with the City of Los Altos Walgreens store to collect and properly dispose of used pharmaceuticals during the 19th and 20th of May 2006. Almost 100 residents in Los Altos used this opportunity to disposed of there used medications. • Staffed Los Altos Farmers' Market with displays, including IPM issues and proper disposal of used pharmaceuticals, pesticides and other wastes • During September 2005 distributed copies of the *Bay-Friendly Landscaping Guidelines* to Los Altos libraries.	URP Coordinator

Santa Clara Valley Urban Runoff Pollution Prevention Program
FY 2005-2006 Annual Report

Municipality: City of Los Altos ***Attachment B***

Item No.	Activity	FY 05-06 Work Plan Tasks	FY 05-06 Accomplishments	Responsible Party
2 (cont.)	IPM Store Partnership (cont.)	Los Altos will continue participation in IPM Store Partnership Program with the City of Palo Alto by providing funding and supplying various outreach information to the two nurseries and the two hardware stores in the City of Los Altos. Monitor effort to realize the goals of this program (cont.)	• Staffed a display on mosquitoes at the September 2005 Los Altos Wine and Art Fair. • Did a presentation to the City of Los Altos rotary club in April 2006, which dealt with various environmental issues. • Conducted three separate school outreach sessions for the schools in the City of Los Altos. Feedback from these presentation indicated that well over 90% of the students stated they had a better understanding of water pollution prevention and the difference between storm drain/sewer systems.	URP Coordinator
3	Watershed Education & Outreach Campaign.	Los Altos will continue to encourage municipal staff to participate in Watershed Education & Outreach campaign as the events are scheduled	The URP Coordinator continues to monitor the efforts of the Watershed Education & Outreach campaign and the information that they provide. During FY 05/06 this include the South Bay Home and Garden Show and OSH How To Fair both in May.	URP Coordinator
4	Evaluate the effectiveness of PIP projects	Los Altos will continue to review and will attempt to assess the effectiveness of all PIP projects at the local municipal staff level.	See "Public Information/Participation Program Evaluation" section below.	URP Coordinator
5	Web page	Los Altos will continue to maintain URP issues on its city web page.	The city continues to maintain a web page on stormwater issues including links to the SCVWD, BASMAA and SCVURPPP as well as information for the prevention of sewer overflows.	Community Development, Public Works Department
6	Articles in the Communiqué	Los Altos will continue prepare and contribute articles of interest to the City's publication called the Communiqué. The Communiqué is published up to three times annually.	The newsletter is published by the city three times a year and is mailed to every address in the city. Unfortunately this is a rather small newsletter, but the city provided small articles on urban storm water runoff issues. For example, the city published an article on the property owner and contractor responsibility to keep construction site clean.	URP Coordinator

Santa Clara Valley Urban Runoff Pollution Prevention Program
FY 2005-2006 Annual Report

Municipality: City of Los Altos ***Attachment B***

Item No.	Activity	FY 05-06 Work Plan Tasks	FY 05-06 Accomplishments	Responsible Party
7	Storm Drain Stenciling	Los Altos will continue to be point of contact with the City's schools and organization that are interested in stenciling storm drain catch basing. Provide support and materials for each event of which they are typically 3-4 per year	The city utilizes volunteers to install stencils on storm drain catch basins. Unfortunately during FY 05/06, the City of Los Altos had no volunteer groups who provided people that stenciled several storm drain catch basins. The City continued to promote this service.	URP Coordinator

Public Information/Participation Program Evaluation FY 2005/2006

The City of Los Altos believes that distribution of material at Los Altos partner stores each year seems very positive. City stores such as the Los Altos Garden Supply and Los Altos Nursery seem to get more usage of the various facts sheets than those stocked at city hall. This is also true for such events as the city's Farmers Market. Primary reason is the exposure audience is more conducive to these fact sheets than the visitors to city hall.

The pharmaceutical drop off event that was held in May 2006 was very successful. Most people stated that were always looking for means to properly dispose of their used medications and most said that would throw it in the garbage or flush it down the toilet. This event allowed city staff to provide methods to properly dispose of medications including information on the proper location where they could take their medication to in the future.

A summary of the evaluation on the school outreach program in Los Altos showed by 69% of teachers returned a postage paid evaluation postcard, with a cumulative rating of 4.9 out of 5 in both quality of program and clarify of presenter. 99% stated students' understanding of water pollution prevention and the difference storm drain/sewer system had increased.

Regional Board Comments on Public Information/Participation Requirements in FY 2004-2005 Annual Report

RWQCB Comment	City Of Los Altos Response
None	

Santa Clara Valley Urban Runoff Pollution Prevention Program
FY 2005-2006 Annual Report

Municipality: City of Los Altos ***Attachment B***

ANNUAL REPORTS AND WORKPLANS
(Provision C.6)

FY 2005-2006 Work Plan Self Evaluation Matrix

Item No.	Activity	FY 05-06 Work Plan Tasks	FY 05-06 Accomplishments	Responsible Party
1	Annual Report (Provision C.6.a)	Los Altos will prepare a FY 04-05 Annual Report documenting the results of each task that was delineated in the FY 04-05 Work Plan and provide update for work accomplished during the FY as necessary. Los Altos will address any comments on the FY 03-04 Annual Report if required.	The Annual Report for FY 04/05 was completed by the City of Los Altos and submitted on September 15, 2005. Comments from the Regional Board were received on the City of Los Altos' FY 03/04 Annual Report and were addressed in the applicable sections of that Annual Report.	Community Development, Public Works Department & URP Coordinator
2	Work Plan (Provision C.6.b)	Los Altos will prepare a FY 06-07 Work Plan that will list tasks as dictated by the City's Discharge Permit that will be accomplished between July 1, 2005 and June 30, 2006.	A draft Work Plan for FY 06/07 was completed by the City of Los Altos and submitted on March 1, 2006.	Community Development, Public Works Department & URP Coordinator
3	City of Los Altos Urban Runoff Management Plan	Los Altos will update its Urban Runoff Management Plan as required based on Model PS developed by the Program or comments from the Regional Board	The City of Los Altos updated is Urban Runoff Management Plan and submitted in on September 1 2004. Subsequent to that, no other updates were necessary.	Community Development, Public Works Department & URP Coordinator

Santa Clara Valley Urban Runoff Pollution Prevention Program
FY 2005-2006 Annual Report

Municipality: City of Los Altos ***Attachment B***

Regional Board Comments on The City of Los Altos' FY 2004-2005 Annual Report	
RWQCB Comment	**City Of Los Altos Response**
None.	.

Note: See text of this Annual Report for responses to comments made on specific sections

Santa Clara Valley Urban Runoff Pollution Prevention Program
FY 2005-2006 Annual Report

Municipality: City of Los Altos ***Attachment B***

STAFF TRAINING
FY 2005/2006

Training Title	Attendee	Department of Attendee	Date(s) of Training	Location of Training	Contents of Training
Stormwater Treatment design Workshop	Larry Lind	Public Works Engineering	September 1	San Francisco	Overview on the design and performance information to correctly and quickly size the Stormceptor system to treat stormwater.
Stormwater Treatment design Workshop	Victor Chen	Public Works Engineering	September 1	San Francisco	Overview on the design and performance information to correctly and quickly size the Stormceptor system to treat stormwater.
Grease Interceptor Training	Brian McCarthy	Public Works Maintenance	September 19	Walnut Creek	Overview of grease intercept operation, sizing and concerns to assist in the prevention of sewer overflows
Grease Interceptor Training	Larry Lind	Public Works Engineering	September 19	Walnut Creek	Overview of grease intercept operation, sizing and concerns to assist in the prevention of sewer overflows
CASQA 2005 Conference	Larry Lind	Public Works Engineering	October 3-5	Ontario	Training Workshops, presentation and exhibits for holders of municipal, industrial and construction NPDES stormwater permits.
Porous Pavement	Larry Lind	Public Works Engineering	October 20	Sunnyvale	Presentation on the use of porous pavement as a tool in stormwater management.
APWA Public Works Conference	Michael Ramon	Public Works Maintenance	November 2-3	Oakland	Two-day seminar featuring the latest procedures, products and issues in street and sewer maintenance and repair. Includes issues that deal with storm water.
APWA Public Works Conference	Rangel Renoso	Public Works Maintenance	November 2-3	Oakland	Two-day seminar featuring the latest procedures, products and issues in street and sewer maintenance and repair. Includes issues that deal with storm water.

Santa Clara Valley Urban Runoff Pollution Prevention Program
FY 2005-2006 Annual Report

Municipality: City of Los Altos ***Attachment B***

STAFF TRAINING FY 2005/2006 (cont.)					
Training Title	**Attendee**	**Department of Attendee**	**Date(s) of Training**	**Location of Training**	**Contents of Training**
APWA Public Works Conference	Martin Herrera	Public Works Maintenance	November 2-3	Oakland	Two Two-day seminar featuring the latest procedures, products and issues in street and sewer maintenance and repair. Includes issues that deal with storm water.
APWA Public Works Conference	Grant Gabler	Public Works Maintenance	November 2-3	Oakland	Two-day seminar featuring the latest procedures, products and issues in street and sewer maintenance and repair. Includes issues that deal with storm water.
APWA Public Works Conference	Tom Andrews	Public Works Maintenance	November 2-3	Oakland	Two-day seminar featuring the latest procedures, products and issues in street and sewer maintenance and repair. Includes issues that deal with storm water.
APWA Public Works Conference	Robert Villanueva	Public Works Maintenance	November 2-3	Oakland	Two-day seminar featuring the latest procedures, products and issues in street and sewer maintenance and repair. Includes issues that deal with storm water.
APWA Public Works Conference	Carl Oliver	Public Works Maintenance	November 2-3	Oakland	Two-day seminar featuring the latest procedures, products and issues in street and sewer maintenance and repair. Includes issues that deal with storm water.
APWA Public Works Conference	Chris Parise	Public Works Maintenance	November 2-3	Oakland	Two-day seminar featuring the latest procedures, products and issues in street and sewer maintenance and repair. Includes issues that deal with storm water.
APWA Public Works Conference	Paul Rivera	Public Works Maintenance	November 2-3	Oakland	Two-day seminar featuring the latest procedures, products and issues in street and sewer maintenance and repair. Includes issues that deal with storm water.
APWA Public Works Conference	Terry Greiner	Public Works Engineering	November 2-3	Oakland	Two-day seminar featuring the latest procedures, products and issues in street and sewer maintenance and repair. Includes issues that deal with storm water.
APWA Public Works Conference	Victor Chen	Public Works Engineering	November 2-3	Oakland	Two-day seminar featuring the latest procedures, products and issues in street and sewer maintenance and repair. Includes issues that deal with storm water.

Santa Clara Valley Urban Runoff Pollution Prevention Program
FY 2005-2006 Annual Report

Municipality: City of Los Altos ***Attachment B***

STAFF TRAINING FY 2005/2006 (cont.)					
Training Title	**Attendee**	**Department of Attendee**	**Date(s) of Training**	**Location of Training**	**Contents of Training**
PAPA Seminar	Carol McKee	Public Works Maintenance	Dec 7	San Jose	Overview of proper pesticide application
PAPA Seminar	Todd Perotti	Public Works Maintenance	Dec 7	San Jose	Overview of proper pesticide application
Construction Site Planning and Management for Compliance with Phase I and II NPDES Requirements	Carl Oliver	Public Works Maintenance	December 9	Campbell	Acquire understanding of the general permit requirements and how to comply; learn simple and effective BMP tools for our projects; receive information on monitoring, documentation, site plan update, sampling and management approaches to stay in compliance; gain exposure to post construction/stormwater management techniques
Construction Site Planning and Management for Compliance with Phase I and II NPDES Requirements	Terry Greiner	Public Works Engineering	December 9	Campbell	Acquire understanding of the general permit requirements and how to comply; learn simple and effective BMP tools for our projects; receive information on monitoring, documentation, site plan update, sampling and management approaches to stay in compliance; gain exposure to post construction/stormwater management techniques
Construction Site Planning and Management for Compliance with Phase I and II NPDES Requirements	Victor Chen	Public Works Engineering	December 9	Campbell	Acquire understanding of the general permit requirements and how to comply; learn simple and effective BMP tools for our projects; receive information on monitoring, documentation, site plan update, sampling and management approaches to stay in compliance; gain exposure to post construction/stormwater management techniques

Santa Clara Valley Urban Runoff Pollution Prevention Program
FY 2005-2006 Annual Report

Municipality: City of Los Altos ***Attachment B***

STAFF TRAINING FY 2005/2006 (cont.)					
Training Title	**Attendee**	**Department of Attendee**	**Date(s) of Training**	**Location of Training**	**Contents of Training**
Construction Site Planning and Management for Compliance with Phase I and II NPDES Requirements	Larry Lind	Public Works Engineering	December 9	Campbell	Acquire understanding of the general permit requirements and how to comply; learn simple and effective BMP tools for our projects; receive information on monitoring, documentation, site plan update, sampling and management approaches to stay in compliance; gain exposure to post construction/stormwater management techniques
Construction Site Planning and Management for Compliance with Phase I and II NPDES Requirements	Garret Jones	Building Inspector	December 9	Campbell	Acquire understanding of the general permit requirements and how to comply; learn simple and effective BMP tools for our projects; receive information on monitoring, documentation, site plan update, sampling and management approaches to stay in compliance; gain exposure to post construction/stormwater management techniques
Construction Site Planning and Management for Compliance with Phase I and II NPDES Requirements	Terry Murdock	Public Works Engineering Inspector	December 9	Campbell	Acquire understanding of the general permit requirements and how to comply; learn simple and effective BMP tools for our projects; receive information on monitoring, documentation, site plan update, sampling and management approaches to stay in compliance; gain exposure to post construction/stormwater management techniques
Operation & Maint. of Wastewater Collection Systems	Michael Ramon	Public Works Maintenance	December 16	Redwood City	Overview on the proper maintenance of sanitary sewer collection systems with emphasis on the prevention of sewer overflows.

Santa Clara Valley Urban Runoff Pollution Prevention Program
FY 2005-2006 Annual Report

Municipality: City of Los Altos ***Attachment B***

STAFF TRAINING FY 2005/2006 (cont.)					
Training Title	**Attendee**	**Department of Attendee**	**Date(s) of Training**	**Location of Training**	**Contents of Training**
Operation & Maint. of Wastewater Collection Systems	Martin Herrera	Public Works Maintenance	December 16	Redwood City	Overview on the proper maintenance of sanitary sewer collection systems with emphasis on the prevention of sewer overflows.
Operation & Maint. of Wastewater Collection Systems	Rangel Reynoso	Public Works Maintenance	December 16	Redwood City	Overview on the proper maintenance of sanitary sewer collection systems with emphasis on the prevention of sewer overflows.
Operation & Maint. of Wastewater Collection Systems	Grant Gabler	Public Works Maintenance	December 16	Redwood City	Overview on the proper maintenance of sanitary sewer collection systems with emphasis on the prevention of sewer overflows.
Operation & Maint. of Wastewater Collection Systems	Chris Parise	Public Works Maintenance	December 16	Redwood City	Overview on the proper maintenance of sanitary sewer collection systems with emphasis on the prevention of sewer overflows.
Filterra Stormwater Bioretention Filtration System	Larry Lind	Public Works Engineering	January 25	San Jose	Overview on the use of Filterra Stormwater Bioretention Filtration system.

Santa Clara Valley Urban Runoff Pollution Prevention Program
FY 2005-2006 Annual Report

Municipality: City of Los Altos ***Attachment B***

STAFF TRAINING FY 2005/2006 (cont.)					
Training Title	**Attendee**	**Department of Attendee**	**Date(s) of Training**	**Location of Training**	**Contents of Training**
Filterra Stormwater Bioretention Filtration System	Larry Lind	Public Works Engineering	January 25	San Jose	Overview on the use of Filterra Stormwater Bioretention Filtration system.
Turf & Landscaping Expo 2006	Andrew Clemente	Public Works Maintenance	February 1-2	Santa Clara	Seminars on the proper use of fertilizers and pesticides in the maintenance of landscaping.
Turf & Landscaping Expo 2006	Rogelio Baltazar	Public Works Maintenance	February 1-2	Santa Clara	Seminars on the proper use of fertilizers and pesticides in the maintenance of landscaping.
Turf & Landscaping Expo 2006	Ron General	Public Works Maintenance	February 1-2	Santa Clara	Seminars on the proper use of fertilizers and pesticides in the maintenance of landscaping.
Turf & Landscaping Expo 2006	Carol McKee	Public Works Maintenance	February 1-2	Santa Clara	Seminars on the proper use of fertilizers and pesticides in the maintenance of landscaping.
Turf & Landscaping Expo 2006	Edward Craig	Public Works Maintenance	February 1-2	Santa Clara	Seminars on the proper use of fertilizers and pesticides in the maintenance of landscaping.
Turf & Landscaping Expo 2006	Edward Valdez	Public Works Maintenance	February 1-2	Santa Clara	Seminars on the proper use of fertilizers and pesticides in the maintenance of landscaping.
Turf & Landscaping Expo 2006	Todd Perotti	Public Works Maintenance	February 1-2	Santa Clara	Seminars on the proper use of fertilizers and pesticides in the maintenance of landscaping.

Santa Clara Valley Urban Runoff Pollution Prevention Program
FY 2005-2006 Annual Report

Municipality: City of Los Altos ***Attachment B***

STAFF TRAINING FY 2005/2006 (cont.)					
Training Title	**Attendee**	**Department of Attendee**	**Date(s) of Training**	**Location of Training**	**Contents of Training**
Turf & Landscaping Expo 2006	Greg Abley	Public Works Maintenance	February 1-2	Santa Clara	Seminars on the proper use of fertilizers and pesticides in the maintenance of landscaping.
Pesticide Use and Safety Training	Chris Parise	Public Works Maintenance	March 8	Los Altos	Instruction on the proper and safe use of pesticides used by the city.
Managing Argentine Ants with Reduced-Risk Methods	Mike Conley	Public Works Maintenance	March 30	Los Altos	Presentation by an IPM Specialist on addressing the problem of the argentine ant through better, low risk methods.
Managing Argentine Ants with Reduced-Risk Methods	Thien Quach	Public Works Maintenance	March 30	Los Altos	Presentation by an IPM Specialist on addressing the problem of the argentine ant through better, low risk methods.
Managing Argentine Ants with Reduced-Risk Methods	Andrew Clemente	Public Works Maintenance	March 30	Los Altos	Presentation by an IPM Specialist on addressing the problem of the argentine ant through better, low risk methods.
Managing Argentine Ants with Reduced-Risk Methods	Gil Fletcher	Public Works Maintenance	March 30	Los Altos	Presentation by an IPM Specialist on addressing the problem of the argentine ant through better, low risk methods.
Managing Argentine Ants with Reduced-Risk Methods	Anthony Pisciotto	Public Works Maintenance	March 30	Los Altos	Presentation by an IPM Specialist on addressing the problem of the argentine ant through better, low risk methods.

Santa Clara Valley Urban Runoff Pollution Prevention Program
FY 2005-2006 Annual Report

Municipality: City of Los Altos ***Attachment B***

STAFF TRAINING FY 2005/2006 (cont.)					
Training Title	**Attendee**	**Department of Attendee**	**Date(s) of Training**	**Location of Training**	**Contents of Training**
Managing Argentine Ants with Reduced-Risk Methods	Todd Perotti	Public Works Maintenance	March 30	Los Altos	Presentation by an IPM Specialist on addressing the problem of the argentine ant through better, low risk methods.
Managing Argentine Ants with Reduced-Risk Methods	Doug Riley	Public Works Maintenance	March 30	Los Altos	Presentation by an IPM Specialist on addressing the problem of the argentine ant through better, low risk methods.
Managing Argentine Ants with Reduced-Risk Methods	Rick Alms	Public Works Maintenance	March 30	Los Altos	Presentation by an IPM Specialist on addressing the problem of the argentine ant through better, low risk methods.
Managing Argentine Ants with Reduced-Risk Methods	Carol McKee	Public Works Maintenance	March 30	Los Altos	Presentation by an IPM Specialist on addressing the problem of the argentine ant through better, low risk methods.
Managing Argentine Ants with Reduced-Risk Methods	Lucille Ybarra	Public Works Maintenance	March 30	Los Altos	Presentation by an IPM Specialist on addressing the problem of the argentine ant through better, low risk methods.
Managing Argentine Ants with Reduced-Risk Methods	Brian McCarthy	Public Works Maintenance	March 30	Los Altos	Presentation by an IPM Specialist on addressing the problem of the argentine ant through better, low risk methods.

Santa Clara Valley Urban Runoff Pollution Prevention Program
FY 2005-2006 Annual Report

Municipality: City of Los Altos ***Attachment B***

STAFF TRAINING FY 2005/2006 (cont.)					
Training Title	**Attendee**	**Department of Attendee**	**Date(s) of Training**	**Location of Training**	**Contents of Training**
SOP for Sewer Maintenance	Emerio Esquivez	Public Works Maintenance	April 12	Los Altos	Overview on the City of Los Altos Standard Operation Procedures to the property maintenance on the city's sewer system to prevent sewer overflows with special emphasis on emergency response in case of an overflow.
SOP for Sewer Maintenance	Martin Herrera	Public Works Maintenance	April 12	Los Altos	Overview on the City of Los Altos Standard Operation Procedures to the property maintenance on the city's sewer system to prevent sewer overflows with special emphasis on emergency response in case of an overflow.
SOP for Sewer Maintenance	Rangel Reynoso	Public Works Maintenance	April 12	Los Altos	Overview on the City of Los Altos Standard Operation Procedures to the property maintenance on the city's sewer system to prevent sewer overflows with special emphasis on emergency response in case of an overflow.
SOP for Sewer Maintenance	Grant Gabler	Public Works Maintenance	April 12	Los Altos	Overview on the City of Los Altos Standard Operation Procedures to the property maintenance on the city's sewer system to prevent sewer overflows with special emphasis on emergency response in case of an overflow.
SOP for Sewer Maintenance	Robert Villanueva	Public Works Maintenance	April 26	Los Altos	Overview on the City of Los Altos Standard Operation Procedures to the property maintenance on the city's sewer system to prevent sewer overflows with special emphasis on emergency response in case of an overflow.
SOP for Sewer Maintenance	Jesus Hernandez	Public Works Maintenance	April 26	Los Altos	Overview on the City of Los Altos Standard Operation Procedures to the property maintenance on the city's sewer system to prevent sewer overflows with special emphasis on emergency response in case of an overflow.
Pesticides Training	Lionel Maciel	Public Works Maintenance	May 1	Los Altos	New employee instruction on the proper and safe use of pesticides used by the city

Santa Clara Valley Urban Runoff Pollution Prevention Program
FY 2005-2006 Annual Report

Municipality: City of Los Altos ***Attachment B***

STAFF TRAINING FY 2005/2006 (cont.)					
Training Title	**Attendee**	**Department of Attendee**	**Date(s) of Training**	**Location of Training**	**Contents of Training**
Development and Water Resources: Making the Connection	Larry Lind	Public Works Engineering	May 3	San Jose	Workshop and walking tour of the Guadalupe River with emphasis on the connection between upland development and the quality of downstream receiving waters.
Minimizing Stormwater Runoff Pollution Through Sweeping Program	Larry Lind	Public Works Engineering	May 8	San Jose	Presentation on how to best plan and implement pavement sweeping programs designed to maximize water quality benefits.
Constructing, Maintaining and Inspecting Stormwater Treatment BMPs	Larry Lind	Public Works Engineering	June 6	Cupertino	Regulatory updates and local case studies on designing and maintaining post-construction BMPs and construction inspections and O&M verification inspections of treatment BMPs.
Constructing, Maintaining and Inspecting Stormwater Treatment BMPs	Vu Dao	Public Works Engineering	June 6	Cupertino	Regulatory updates and local case studies on designing and maintaining post-construction BMPs and construction inspections and O&M verification inspections of treatment BMPs.

Santa Clara Valley Urban Runoff Pollution Prevention Program
FY 2004-2005 Annual Report

Municipality: City of Los Altos ***Attachment B***

New Development-Planning Procedures Program Evaluation FY 2004/2005
Public Projects: During the time frame between July 1, 2004 and June 30, 2005 the City of Los Altos awarded 8 construction projects. None of these projects fell under the definition of a Group 1 or a Group 2 project. All projects dealt with some kind of repair to facilities. Other than construction BMPs that were applied, these projects did not allow any opportunity to apply such things as source control, etc. However, the City of Los Altos continues to review all public projects with respect to all C.3 requirements. Private Projects: During the time frame between July 1, 2004 and June 30, 2005 the City of Los Altos had no new Group 1 projects (nor any Group 2 projects). As a small jurisdiction, the requirements of the program are very difficult for us to implement, though fortunately the City did not have any Group 1 projects during the fiscal year. For many years the City of Los Altos has worked with applicants to limit the amount of storm water runoff from private property. We could use assistance with handouts and other information regarding the program. With limited staff, it is difficult for us to prepare information for the public. We could especially use assistance with the pest resistive landscape information. This is not something our staff is trained to review. If the program could produce information for us, it would be helpful. The City of Los Altos will revise it Municipal Code to include the requirements for Group 2 upon acceptance of the definition for these types of projects.

Note: This page was added to this annual report in response to a comment made by the Regional Board on the City of Los Altos FY 2004/2005 Annual Report.

September 15, 2006

Mr. Bruce Wolfe
Regional Water Quality Control Board
San Francisco Bay Region
1515 Clay St., Suite 1400
Oakland, CA 94612

Subject: Town of Los Altos Hills Urban Runoff Management Program
FY 2005-2006 Annual Report

Dear Mr. Wolfe:

This report is submitted by Town of Los Altos Hills, in conjunction with the Santa Clara Valley Urban Runoff Pollution Prevention Program's Annual Report, pursuant to provision C.6.a. of the Program's reissued municipal storm water NPDES Permit (Order No. 01-024). The report summarizes activities performed during FY 2005-2006 in accordance with the Town of Los Altos Hills' Urban Runoff Management Plan (URMP) submitted to the Regional Board on September 1, 1997 and updated in October 2000 and September 2004, and the performance standards contained therein.

Contents of Report

The goals of this Annual Report are to: 1) concisely document implementation of our URMP and FY 05-06 work plan during the past fiscal year; 2) evaluate program results for continuous improvement; 3) comply with permit requirements; and 4) share this information with other Co-permittees, municipal decision-makers, and the public. To accomplish these goals, the report contains the following sections:

I. Contents of report;
II. Program highlights and accomplishments;
III. Summary of continuous improvement activities;
IV. Attachments:
   A. Acronyms/Abbreviations
   B. Certification Statement
   C. Self-Evaluation and Work Plan Completion Matrix
      - IC/ID Elimination Activities
      - Public Streets, Roads and Highways Operation and Maintenance
      - Corporation Yard Operation and Maintenance
      - Rural Public Works Activities
      - Storm Drain System Operation and Maintenance
      - New Development Planning Procedures
      - Construction Inspection

26379 Fremont Road
Los Altos Hills
California 94022
650/941-7222
Fax 650/941-3160

- Pesticide Management Activities
- Mercury Pollution Prevention Activities
- Other Water Quality and Watershed Management Requirements
- Public Information/Participation
- Staff Training Summary Table

Program Highlights and Accomplishments

We feel that the Program continued to be effective in meeting our Program goals. Though there are only twenty one full time staff in the Town of Los Altos Hills, the staff has been working with team effort to implement our URMP and FY 05-06 Work Plan to the maximum extent practicable.

In FY05-06 the Public Works staff has developed a new ordinance to implement C.3. requirements for the Town of Los Altos Hills. The new ordinance has been approved by the City Council in September 2005.

The Town of Los Altos Hills did not encounter any significant problems or incidents during the past year. The Town had 12 incidents of sanitary sewer overflow in FY05-06. Most of the sewer overflow happened on the street and the lands of private property. The surface of the overflow locations were cleaned immediately.

Continuous Improvement Activities

The Town of Los Altos Hills was able to accomplish several of the work plan goals in the past year and anticipates continue to improve in outside staff training, public outreach and increased public awareness of Program goals.

This year Public Works staff inspected 40 construction sites of private development and several public works projects. The pre-rainy season and rainy season inspections were effective in getting construction sites to install proper BMPs. The inspection coverage of the sites was adequate because it focused on the erosion/sediment controls. The Town of Los Altos Hills did not take enforcement actions this year since the contractor followed the instructions or warning of the inspector. The inspector always inspected the sites after each verbal warning to make sure the compliance was achieved. The contractors on Public Works projects have done a good job in erosion/sediment control.

Public Works staff has prepared an article for Town Newsletter to be published in December 2006 about disposal of fluorescent bulbs and used batteries. This is an effective way to reach property owners since all the property owners in the Town receive Town's newsletter by mail each quarter.

Thank you for your review of this Annual Report and welcome any comments that you might have. If you have any questions regarding the materials submitted, please contact Richard Chen at (650) 947-2509.

Very truly yours,

Richard Chen, P.E.
Associate Engineer

Attachments

Town of Los Altos Hills
FY 2005-2006 ANNUAL REPORT
ATTACHMENT

Performance Standard Completion Certification Statement

"I certify, under penalty of law, that the Town of Los Altos Hills has implemented all elements of the following performance standards, except as described in the Self-Evaluation Matrix in Attachment B of this FY 05-06 Annual Report, according to the policies and procedures described in the Town's Urban Runoff Management Plan dated September 1, 2004.

Based on my inquiry of the person or persons who manage the system, or those persons directly responsible for gathering the information, this information is, to the best of my knowledge and belief, true, accurate, and complete. I am aware that there are significant penalties for submitting false information, including the possibility of fine and imprisonment for knowing violations."

Signature by Duly Authorized Representative:

8/29/06

Henry W. Louie — Date
Director of Public Works/City Engineer

Acronyms/Abbreviations

AB	Assembly Bill
ABAG	Association of Bay Area Governments
ACOE	U.S. Army Corps of Engineers
AHTG	Ad Hoc Task Group
AR	Annual Report
ASCE	American Society of Civil Engineers
BAAQMD	Bay Area Air Quality Management District
BATG	Budget Ad Hoc Task Group
Basin	Santa Clara Basin
Basin Plan	Water Quality Control Plan for the San Francisco Basin
BACWA	Bay Area Clean Water Agencies
BAHM	Bay Area Hydrology Model
BASMAA	Bay Area Stormwater Management Agencies Association
Bay	San Francisco Bay
Bay Area	San Francisco Bay Area
BMI	Benthic Macroinvertebrate
BMP	Best Management Practice
BU	beneficial use
C	Celsius
C.3	Permit Provision C.3
C3PO	C.3 Provision Oversight
CA	California
Cal-EPA	California Environmental Protection Agency
Caltrans	California Department of Transportation
CAMLnet	California Aquatic Macroinvertebrate Laboratory Network
Campaign	Watershed Watch Campaign
CAP	Copper Action Plan
CASQA	California of Stormwater Quality Association
CB	Copper Baseline
CCC	Continuous Concentration Criterion
CD-ROM	Compact Disk-Read Only Memory
CDS	Continuous Deflective Separation

Acronyms/Abbreviations

CEQA	California Environmental Quality Act
CFR	Code of Federal Regulations
cfs	cubic feet per second
CI	Continuous Improvement
CIWMB	California Integrated Waste Management Board
CMIA	Conceptual Model Impairment Assessment
CMS	Copper Management Strategy
COA	Condition of Approval
CoHHW	Santa Clara County Household Hazardous Waste Program
CoHHW Program	Santa Clara County Household Hazardous Waste Program
COLD	cold freshwater habitat
CRMP	Coordinated Resources Management and Planning
CSBP	California Stream Bioassessment Procedures
CTR	California Toxic Rule
Cu	copper
CWA	Clean Water Act
DEH	Santa Clara County Department of Environmental Health
District	Santa Clara Valley Water District
DO	Dissolved Oxygen
E. Coli	Enterococcus Coli
EEC	SF Bay Wildlife Refuge Environmental Education Center
EEDMS	Environmental Enforcement Data Management System
EEPS	Exposure and Effects Pilot Study
e.g.	for example
EMAP	Environmental Monitoring Program
EMB	Executive Management Board
EOA	Eisenberg, Olivieri, and Associates
EPA	U.S. Environmental Protection Agency
Estuary	San Francisco Bay Estuary
F	Fahrenheit
FLT	Fluorescent Light Tube
FY	Fiscal Year
GIS	Geographic Information System

Acronyms/Abbreviations

Hg	Mercury
HMP	Hydromodification Management Plan
HHW	Household Hazardous Waste
HVAC	Heating, Ventilation and Air Conditioning
IBI	Index of Biotic Integrity
IC/ID	Illicit Connection and Illegal Dumping
ID	Identification
IND	Industrial/Commercial
i.e.	that is
IPM	Integrated Pest Management
JPA	Joint Powers Authority
KAB	Keep America Beautiful
kg	Kilogram
L	Liter
Lb	Pound
LA	load allocation
LFA	Limiting Factors Analysis
LID	Low Impact Development
MC	Management Committee
MCMP	Metals Control Measures Plan
MCTT	Multi-Chambered Treatment Train
MDDB	Metadata Database
MDL	Most Downstream Location
MEP	Maximum Extent Practicable
Mercury Plan	Mercury Pollution Prevention Plan
mg	milligram
mgd	million gallons per day
MIGR	fish migration
MOA	Memorandum of Agreement
MOFO	Morrison & Foerster
MOU	Memorandum of Understanding
MP	Monitoring Priority
NAP	Nickel Action Plan

Acronyms/Abbreviations

NEPA	National Environmental Policy Act
ng	Nanogram
Ni	Nickel
NOI	Notice of Intent
NPDES	National Pollutant Discharge Elimination System
OC	Organochlorine
O&M	Operation and Maintenance
OP	Organophosphate
P2	Pollution Prevention
Pb	Lead
PCO	Pest Control Operator
pg	Picogram
PHAB	Physical Habitat Assessments
PIP	Public Information and Participation
PI/P	Public Information and Participation
PIPP	Public Information and Participation Program
PMPS	Pest Management Performance Standard
POC	Pollutant of Concern
Program	Santa Clara Valley Urban Runoff Pollution Prevention Program
PS	Performance Standard
PVC	Polyvinyl Chloride
Q	Quarter
QAPP	Quality Assurance Project Plan
RAC	Regional Ad Campaign
RARE	preservation of rare and endangered species
RCRA	Resource Conservation and Recovery Act
REC- 1	water contact recreation
REC-2	non-contact water recreation
Regional Board	San Francisco Bay Regional Water Quality Control Board
RFP	Request for Proposal
RS	Regulatory Subgroup
RTA	Rapid Trash Assessment
RWQCB	San Francisco Bay Regional Water Quality Control Board

Acronyms/Abbreviations

SC	Steering Committee
SCC	Santa Clara County
SCBWM1	Santa Clara Basin Watershed Management Initiative
SCVURPPP	Santa Clara Valley Urban Runoff Pollution Prevention Program
SCVWD	Santa Clara Valley Water District
SF	San Francisco
SOP	Standard Operating Procedures
South Bay	Lower South San Francisco Bay
SPLWG	Sources, Pathways and Loadings Work Group (RMP)
SPWN	fish spawning
SSC	Suspended Sediment Concentration
SSO	Sanitary Sewer Overflow
State Board	State Water Resources Control Board
SWMP	Stormwater Management Plan
SWPPP	Stormwater Pollution Prevention Plan
SWRCB	State Water Resources Control Board
TAC	Technical Advisory Committee
TMDL	Total Maximum Daily Load
TO	Tentative Order
TP	Total Phosphorus
TPH	Total Petroleum Hydrocarbons
TRC	Technical Review Committee
ug	Microgram
UPC	Urban Pesticide Committee
URMP	Urban Runoff Management Plan
URQM	Urban Runoff Quality Management
USA	Unified Stream Assessment
USEPA	U. S. Environmental Protection Agency
USFWS	U.S. Fish and Wildlife Service
USGS	U.S. Geological Survey
VTA	Santa Clara Valley Transportation Authority
WAC	Watershed Assessment Consultant
WAMS	Watershed Assessment and Monitoring Subgroup

Acronyms/Abbreviations

WAR	Watershed Assessment Report
WARM	warm freshwater habitat
Water Board	San Francisco Bay Regional Water Quality Control Board
Water District	Santa Clara Valley Water District
WEF	Water Environment Federation
WEO	Watershed Education and Outreach
WE&O	Watershed Education and Outreach
WERF	Water Environment Research Foundation
WG	Work Group
WILD	wildlife habitat
WLA	Waste Load Allocation
WMI	Watershed Management Initiative
Work Group “I”	SCBWMI Phase I Indicators Work Group
WP	Work Plan
WRPC	Water Resources Protection Collaborative
WVCWP	West Valley Clean Water Program
WW	Watershed Watch
WWTP	Wastewater Treatment Plant
WY	Water Year
YSI	Youth Science Institute
Zn	Zinc

Santa Clara Valley Urban Runoff Pollution Prevention Program
FY 2005-2006 Annual Report

Municipality: Los Altos Hills

P.S. Id.	Activity	CI Item Source[1]	FY 05-06 Tasks	Status / Comments	Due Date (mo/yr)	Responsible Party
Illicit Connection & Illegal Dumping Elimination Activities						
ICID-2	Staff Training	URMP	Conduct annual training for urban runoff inspector and on-call staff.	Urban runoff inspector and on-call staff have attended annual training conducted by the program	On-going	Public Works
			Review and evaluate effectiveness	This year the Town of Los Altos Hills has no reported incidents of construction site wash discharged to the storm drain system. Annual training is very effective way to renew and refresh the requirement of urban runoff inspection	On-going	Public Works
Industrial/Commercial Discharger Control Programs						
	None in the Town of Los Altos Hills					
Public Streets, Roads, and Highways Operation and Maintenance						
PSRH-3	Staff Training	URMP	Conduct annual training for Public Works Maintenance staff.	The training on BMP has been conducted on annual basis	On-going	Public Works
	Street Sweeping	URMP	Sweep streets with catchbasins once a month. Collect the types of street sweeping data and make it available to Program staff.	The selected streets are swept once a month all year round. The entire length of 900 miles have been swept. About 30 CY of material per month was collected from street sweeping.	On-going	Public Works
			Review and evaluate effectiveness	Town's maintenance crew performed street curb, swale, and shoulder cleaning work prior to rainy season and picked up piles of leaves to keep the street drainage system clean.	On-going	Public Works

Santa Clara Valley Urban Runoff Pollution Prevention Program
FY 2005-2006 Annual Report

Municipality: Los Altos Hills

P.S. Id.	Activity	CI Item Source[1]	FY 05-06 Tasks	Status / Comments	Due Date (mo/yr)	Responsible Party
Rural Roads						
New	Rural Roads O&M Performance Standards	C.5	Implement the Performance Standards. Sweep streets according to the schedule mentioned in above section.	The Town has incorporated the Performance standards into URMPs.	Annually	Public Works
			Review and evaluate effectiveness	There was no new rural roads designed or constructed this year. The public works construction on rural sites have been inspected to make sure that erosion and sediment controls were maintained.	On-going	Public Works
Storm Drain System Operation and Maintenance						
SD	Storm Drain Maintenance	URMP	All tasks are routine and on-going.	All routine tasks have been conducted continually.	On-going	Public Works
SD	Reporting of Observed ICID Evidence	URMP	Report to Program for the ICID data annually.	Staff has attended annual training which covered storm drain facility maintenance and illicit connection issues. Maintenance crews were trained to call Code Enforcement Officer to report ICIDs.	On-going	Public Works
	Storm Drain Maintenance	URMP	Evaluate and ensure that contractors use appropriate BMPs when conducting such activities as street painting, storm drain O&M, etc.	We have evaluated and ensured that contractors use appropriate BMPs when conducting such activities as street painting, storm drain O&M, etc.	On-going	Public Works
			Review and evaluate effectiveness	Town's storm drain system was inspected and cleaned prior to and during the rainy season. This preventive measure reduced a lot of complaints or emergency calls during the rainy days. All material collected was disposed properly.	On-going	Public Works

Santa Clara Valley Urban Runoff Pollution Prevention Program
FY 2005-2006 Annual Report

Municipality: Los Altos Hills

P.S. Id.	Activity	CI Item Source[1]	FY 05-06 Tasks	Status / Comments	Due Date (mo/yr)	Responsible Party
Water Utility Operation and Maintenance						
	Not operated by the Town of Los Altos Hills					
Corporation Yards Operation and Maintenance						
	Staff Training	URMP	Conduct annual training for Public Works Maintenance staff.	The corporation yard in the Town of Los Altos Hills does not perform heavy vehicle and equipment maintenance. The yard has been inspected by the County's Environmental Health Department every two years for material storage.	On-going	Public Works
			Review and evaluate effectiveness	The Town has installed new storm drain pipe across the yard in May 2006 to improve storm drain system in the Yard. The yard only handle light maintenance for the small scale of the equipment and therefore there is no pollution problem.	On-going	Public Works
New Development and Construction Controls -- Planning Procedures (C.3)						
	C.3.c Requirements for Group 1 and Group 2 Projects					
New		C.3.c.9	Update performance standards for Group 2 projects as needed.	Town's ordinance covers Group 2 projects.	Continuous Improvement	Public Works.
	C.3.e Operation and Maintenance of Treatment BMPs					

Santa Clara Valley Urban Runoff Pollution Prevention Program
FY 2005-2006 Annual Report

Municipality: Los Altos Hills

P.S. Id.	Activity	CI Item Source[1]	FY 05-06 Tasks	Status / Comments	Due Date (mo/yr)	Responsible Party
New	Reporting	C.3.e.6	Report on the Co-permittee's treatment BMPs O&M verification program in each annual report, including organizational structure, evaluation of effectiveness, and planned improvement to the program. Include a list or summary of treatment BMPs inspected during the year, inspection results, and any required follow-up and correction.	The Town of Los Altos Hills has developed the Town's verification program for the projects requiring stormwater control measures. The staff in Public Works and Planning Departments has been implementing the program. They conduct pre-final and final inspections on site development projects to ensure that drainage, erosion control and landscaping work comply with the stormwater control measures. The Town does not have Group 1 project during the year.	ongoing	Public Works
			Review and evaluate effectiveness	It is very effective to conduct pre-final and final inspections on site development projects to ensure that drainage, erosion control and landscaping work comply with the stormwater control measures		Public Works
	C.3.f Hydrograph Modification Plan					
New	Reporting	C.3.f	Attend HMP training workshop conducted by the Program to train staff on HMP	Town does not expect to have any group 1 project so HMP is not applicable.	FY05-06	Public Works
	C.3.j Site Design Measures Guidance and Standards Development					

Santa Clara Valley Urban Runoff Pollution Prevention Program
FY 2005-2006 Annual Report

Municipality: Los Altos Hills

P.S. Id.	Activity	CI Item Source[1]	FY 05-06 Tasks	Status / Comments	Due Date (mo/yr)	Responsible Party
New		C.3.j.4	Incorporate any revised standards and guidance into local project approval process and "fully implement" the revised standards and guidance.	**The Public Works staff has developed a new ordinance to implement C.3. requirements for the Town of Los Altos Hills. The new ordinance has been adopted by the City Council in September 2005.** **The ordinance provides legal authority for the Town to implement C.3. requirements.**	In progress, completed by 6/06	Public Works
	C.3.n Reporting Requirements					
New	Collect and report the following for all projects that must implement treatment measures: BMPs, site design, and source control measures used, sizing criteria, O&M responsibility mechanism and responsible party	C.4.n.4	A system will be in place to collect the information in case such a project is proposed	A system is in place to collect the information in case such a project is proposed. Los Altos Hills did not have any Group 1 new development or redevelopment projects in FY 05-06. See Attachment 2 for detail.	ongoing	Public Works
New	Reporting, staff training, review conditions of approval	C.3.n.5	Collect information and report a summary of types of pesticide reduction measures required for development projects, and the percentage of projects for which pesticide reduction measures were required.	Public Works has customized Program's Model conditions of approval for pest-resistant landscaping features and practices and forwarded to Planning Department for review. As applicable, the Town will modify conditions of approval. The staff has attended C3 workshop related to this issue.	In progress, completed by 6/06	Public Works

Santa Clara Valley Urban Runoff Pollution Prevention Program
FY 2005-2006 Annual Report

Municipality: Los Altos Hills

P.S. Id.	Activity	CI Item Source[1]	FY 05-06 Tasks	Status / Comments	Due Date (mo/yr)	Responsible Party
New Development -- Construction Inspection						
Const -6	Staff Training	URMP	Conduct annual training for Public Works staff.	Attended training for Public Works staff conducted by the Program on December 2005.	ongoing	Public Works
Const -5		Program (Revised PS)	Inspect all construction sites before and during rainy season per Performance Standard. Los Altos Hills will include a summary of the year's written inspection notices (for sites with inadequate erosion/sediment controls) and follow-up actions in the FY 05-06 AR.	This year Public Works inspector inspected **40** construction sites of private development and 2 public works construction projects. **14** of the private construction sites appeared to have erosion/sediment control problems prior to the 1st or 2nd inspections.	ongoing	Public Works.
			Review and evaluate effectiveness	The typical problems were that site access roads were not covered by the crushed rocks and the mud were tracked to the streets; the soil stockpiles were not covered by the plastic sheets; and fiber rolls were not installed. After 1st or 2nd inspections and the warnings given to the contractors, the problems on those sites were corrected. Construction inspection before and during rainy season is very effective to correct the inadequate erosion/sediment controls		Public Works
Pest Management Program						
I. Municipal Pesticide Use						
Goal I.A. Eliminate all unnecessary municipal pesticide use (particularly organophosphate (OP) pesticide use) and implement Integrated Pest Management (IPM) techniques.						

Santa Clara Valley Urban Runoff Pollution Prevention Program
FY 2005-2006 Annual Report

Municipality: Los Altos Hills

P.S. Id.	Activity	CI Item Source[1]	FY 05-06 Tasks	Status / Comments	Due Date (mo/yr)	Responsible Party
		MM I.A.1	Document completion of tasks in annual reports. Use pesticide tracking process to document pesticide use.	The contractors hired by the Town monitored and recorded all pesticide use on Town owned property on a monthly basis.	Annually;	Public Works
Goal I.B. Raise awareness of all municipal employees and train employees who apply pesticides for the municipality about the municipality's IPM Policy and/or IPM techniques as appropriate.						
		I.B.3	Periodically (at least annually) inform employees who are not authorized and trained to apply pesticides that they cannot use over-the-counter pesticides in or around the workplace, consistent with the IPM Policy (PS #4c).	The employees are informed annually.	At least Annually	Public Works
II. Public Education and Outreach						
Goal II.A. Increase awareness of IPM so target audiences recall less toxic pest management messages and adopt IPM behaviors. Target audiences include residential and commercial users, pesticide retailers, municipal employees, and special districts. (PS #6)						
		II.A.14	Conduct internal outreach on less toxic pest control to employees who do not necessarily purchase or apply pesticides during the course of their work (to encourage employees to use IPM techniques away from work).	The Town has provided the handouts at the counter regarding the less toxic pest control.	Annually	Public Works
III. Pest Control Operators (PCOs)						
Goal III.A. Minimize pesticide use by PCOs contracted for structural pest control and landscape maintenance.						

Santa Clara Valley Urban Runoff Pollution Prevention Program
FY 2005-2006 Annual Report

Municipality: Los Altos Hills

P.S. Id.	Activity	CI Item Source[1]	FY 05-06 Tasks	Status / Comments	Due Date (mo/yr)	Responsible Party
		III.A.4	Require PCOs contracted for municipal applications to use pest control methods consistent with the municipality's IPM policy (through contract specifications). Specifically, require contractors to: a) follow the agency's IPM policy, BMPs, and SOPs; b) provide evidence of current IPM training, when feasible; and c) provide documentation of pesticide use on agency property to the agency in a timely manner (PS#6).	Town required the Contractors, Clark Pest Control and Earl's Pest Control, to follow the current IPM policy. They received current IPM training and provided documentation of pesticide use on Town property. See Attachment 3 for details. The weed control service is designed using the IPM philosophy to suppress and control the most common weed species. The pesticide usage has not changed over the past year and past few years.	Ongoing	Public Works
Goal III.B. Require all PCOs to implement Best Management Practices (BMPs).						
		III.B.2	Require PCOs contracted by municipalities to implement BMPs through contract specifications. (See Action III.A.4, above.) (PS #6)	The Town has notified Clark Pest Control and Earl's Pest Control to implement BMPs in their contract work in the Town.	Annually	Public Works
		MM III.B.1	Document efforts to complete the above actions.		Annually	Public Works
IV. Commercial Businesses						
	None in Los Altos Hills.		.			
V. Household Hazardous Waste Collection						
Goal V.A. Provide pesticide disposal services through household hazardous waste (HHW) collection programs for all residents and small businesses, and encourage use of these programs.						
		V.A.5	Provide hazardous waste disposal information to residents, through distribution of materials (e.g., utility bill insert, city newsletter, community events, etc.) or advertising in local media	Los Altos Garbage company provided hazardous waste disposal information to residents through garbage bill inserts.	Periodically, at least annually	Public Works

Santa Clara Valley Urban Runoff Pollution Prevention Program
FY 2005-2006 Annual Report

Municipality: Los Altos Hills

P.S. Id.	Activity	CI Item Source[1]	FY 05-06 Tasks	Status / Comments	Due Date (mo/yr)	Responsible Party
VII. New Development						
Goal VII.A Minimize pesticide use at new and redevelopment sites.						
		VII.A.2	Consider pesticide reduction in the design, landscaping, and environmental reviews of proposed development projects. (C.9.d.ii.)		Annually	Public Works
		MM VII.A.1.	Summarize types of pesticide reduction measures required (such as by conditions of approval) for new development and significant redevelopment projects, and the percentage of new development and significant redevelopment projects for which pesticide reduction measures were required. (C.3.n.)	Projects got fact sheet about this subject.	Annually	Public Works
VIII. Monitoring and Science						
X. Review and Revision of Work Plan						
Goal X.A Implement a work plan that includes appropriate goals, actions and monitoring mechanisms to reduce pesticide related toxicity in urban runoff.						
		MM X.A.1.	Revise work plan to include any continuous improvement items. Report on completion of work plan tasks in Annual Report.	There is no continuous improvement items.	Annually; submit work plan updates in March; AR in September	Public Works
			Review and evaluate effectiveness			Public Works
Mercury Pollution Prevention Program						
I. Municipal Use of Mercury Containing Products						
Goal I. Eliminate all unnecessary municipal use of mercury-containing products and establish proper disposal methods for products that cannot be eliminated.						
		I.D	Adopt a mercury policy or ordinance requiring the virtual elimination of mercury from controllable sources in urban runoff from agency operations.	The Town will consider and develop such policy in 06-07.	FY 05-06	Public Works

Santa Clara Valley Urban Runoff Pollution Prevention Program
FY 2005-2006 Annual Report

Municipality: Los Altos Hills

P.S. Id.	Activity	CI Item Source[1]	FY 05-06 Tasks	Status / Comments	Due Date (mo/yr)	Responsible Party
		I.F	Continue implementing the Guidelines for Mercury-Containing Products Reduction and Management.		Annually	Public Works
		MM I	Document completion of tasks in annual reports. Use mercury-containing product reporting guidelines.	The Annual Report summarizes the work completed.	Annually	Public Works
V. Public Education and Outreach						
Goal V. Increase awareness of proper disposal of mercury-containing products and available non-mercury containing alternatives. Target audiences include residential, commercial, and industrial users and municipal employees.						
		V.B	Use existing mercury outreach materials, as needed, for outreach programs.	In September 2004 Public Works staff has published an article in the Town Newsletter about mercury pollution prevention. Materials available at Town Hall	ongoing	Public Works
		V.C	Attend community events and distribute outreach materials.	Los Altos Hills continues to assist Program by providing support.	Annually	Public Works
		MM V.B	In the Annual Report, document and evaluate each outreach activity	See attached PIP Table	Annually	Public Works
			Review and evaluate effectiveness	Publishing article in the Town's newsletter is an effective way to reach property owners since all the property owners receive Town's newsletter each quarter.		Public Works
Other Water Quality and Watershed Management Requirements						
New	Trash Investigation and Plan Development		Provide Program staff with documentation regarding trash complaints/incidents.	Maintenance crew takes care of roadside trash. We have provided the annual data to the Program on trash complaints and incidents.	ongoing	Public Works
			Review and evaluate effectiveness	Maintenance crew has removed roadside trash in a timely manner.		Public Works

Santa Clara Valley Urban Runoff Pollution Prevention Program
FY 2005-2006 Annual Report

Municipality: Los Altos Hills

P.S. Id.	Activity	CI Item Source[1]	FY 05-06 Tasks	Status / Comments	Due Date (mo/yr)	Responsible Party
Public Information / Participation						
	Public Outreach	URMP	Distribute environmental education materials to Los Altos Hills schools	The school district and Los Altos Hills have distributed and maintained environmental education materials to Los Altos Hills school	Ongoing	Public Works
	Public Outreach	URMP	Publish articles targeted to residents in a local Newsletter	Public Works staff has published the articles regarding storm water pollution prevention in the Town's newsletter for the residents. We will have new articles in the newsletter regarding mercury pollution in 2006.	Ongoing	Public Works
	Public Outreach	URMP	Distribute information brochures and literatures for residents, developers and contractor	Los Altos Hills has distributed and maintained information brochures and literatures for residents, developers and contractors at the Town Hall	Ongoing	Public Works
	Public Participation	URMP	Work with City of Palo Altos and other cities for the activities of Watershed Education & Outreach Campaign	Los Altos Hills has worked with City of Palo Altos, City of Los Altos and other cities for the activities of Watershed Education & Outreach Campaign	Ongoing	Public Works
			Review and evaluate effectiveness	See Attachment 4 for details.		Public Works

Santa Clara Valley Urban Runoff Pollution Prevention Program
FY 2005-2006 Annual Report

Municipality: Los Altos Hills

P.S. Id.	Activity	CI Item Source	FY 05-06 Tasks	Status / Comments	Due Date (mo/yr)	Responsible Party
Copper Action Plan Tasks						
CB-1	Vehicle Washing Operations	CAP	• Distribute outreach materials on car washing at Town Hall counter and public events, and post on Town website. • Submit data regarding car washing outreach activities and effectiveness evaluation in annual reports.	The materials have been distributed. The Town of Los Altos Hills does not have commercial vehicle wash operations.	Annually	Public Works
CB-8	Watershed assessment and protection	CAP	• Revise City's General Plan, as needed, at next scheduled update, based on recommendations from the *Development Policies Comparison Project* and Provision C.3.I. • Review and implement guidance from SCVURPPP and San Jose on addressing water quality in the CEQA review process, as part of C.3.m. implementation.	Will check with Planning Department	At next update As Needed	Planning Planning
CB-11	Street sweeping and storm drain O&M		• Follow Program guidance regarding the collection and reporting of street sweeping data. Provide data for Annual Report. • Evaluate need for improvement of current street sweeping program (within available budget) in FY 03-04 Annual Report.	The selected streets were swept on a monthly bases. The trash swept from the streets were tree leaves and branches. The current street sweeping program is effective for the Town of Los Altos Hills.	Annually	Public Works

Santa Clara Valley Urban Runoff Pollution Prevention Program
FY 2005-2006 Annual Report

Municipality: Los Altos Hills

P.S. Id.	*Activity*	*CI Item Source*	*FY 05-06 Tasks*	*Status / Comments*	*Due Date (mo/yr)*	*Responsible Party*
CB-12	Outreach on pool, spa maintenance	CAP	• Distribute outreach materials at local public events; brochures at Town Hall counter; and placement on Town website.	The related materials have been distributed at Town Hall counter.	Annually	Public Works
CB-21	Use of architectural copper	CAP	• Review and study ordinance from Palo Alto and consider feasibility of limiting the use of copper on roofs, in roof shingles, and for gutters.	Architectural copper is allowed to use. The storm drain outlet from the roof usually is discharged to the property landscaped ground 30 feet away from the property line.		Planning
Nickel Action Plan Tasks						
NB-1	Measures to control nickel discharges from construction sites		• Continue to implement Construction Inspection Performance Standards (see Construction Inspection work plan section). • Continue to have inspectors attend Regional Board/Program workshops on construction site management and learn latest erosion/sediment control techniques • Continue to attend Program workshops on post-development stormwater BMPs (C.3.)	Construction Inspection Performance Standards was implemented continuously. Staff attends Regional Board/Program workshops on construction site management. Staff attended Program workshops on post-development stormwater BMPs (C.3.)	Annually	Public Works

Illicit Connection/Illegal Discharges Report Data, Town of Los Altos Hills

Type of Pollutants	Number of Incidents	General Location	Reports by citizens or employees	Follow-up action
Sanitary sewer manhole overflow or main broken	9	On the streets or easement of the private property	Reported by residents.	Town's contractors cleaned the sewer main and stopped the overflow or backup. The contractor also cleaned up the surface area. SSOs were reported to the Regional Water Board.
Sanitary sewer lateral cleanout overflow	3	On the private property	Reported by residents.	Town's contractors rodded the sewer main and stopped the overflow or backup. The contractor also cleaned up the surface area. SSOs were reported to the Regional Water Board.

Town of Los Altos Hills
Reporting Form for Planning Procedures Performance Standard
and Provision C.3.n. Reporting Requirements

Part 1

Significant Development Projects[1]
Reviewed and/or Approved During July, 2005 and June, 2006

Project Name	Project Type[2]	Site Size (ac. or s.f.)	New Impervious Surface (s.f.)[3]	Area of Land Disturbed (Ac.)[4]	Project Status	Storm Water Control Measures Included in Project
Private Projects						
The Town of Los Altos Hills did not have any Group 1 projects in FY 05-06						

[1] List all projects with new impervious surface area greater than 10,000 s.f. (Group 1 and 2 projects – see definition on page 3 of the performance standard).

[2] Describe project type, as defined in Provision C.3.c.

[3] "New" is defined as impervious surface created, added or replaced.

[4] If the site is a "significant redevelopment", list the area of land disturbance.

Attachment 3

PESTICIDE USE REPORT FROM THE CONTRACTOR
Town of Los Altos Hills
FY 05-06

Date	Street	From X street	To X street	Extras	Mileage	Tech	Materials Round up/ Simazine
2/25/2006	Off Road Pathway	Robleda	O'Keefe		2	Mike M	3.5
2/25/2006	El Monte	College	Elena	Medium Strip	0.5	Mike M	0.875
2/25/2006	Edith	Bridge	Fremont		0.25	Mike M	0.4375
2/25/2006	Off Road Pathway	Byrne Park	Julieta		0.5	Mike M	0.875
2/25/2006	Off Road Pathway	La Paloma	La Paloma		2.5	Mike M	4.375
2/24/2006	Ohlone	Fremont	Chloe		0.5	Mike M	0.875
2/24/2006	Fawncreek	Moon	Fawncreek		0.25	Mike M	0.4375
2/24/2006	Altamont	Natoma	Black Mountain		0.5	Mike M	0.875

Total	7	Total material	12.25

Town of Los Altos Hills
Table of FY 05-06 PIP Activities

PI/P Activity[1]	Type of Outreach [2]	Level of Implementation (Description/Dates)	Evaluation of Effectiveness [3]
Town literature distribution	General	The Town continues to check and maintain BMP information brochures at Town Hall. The materials for pickup are: • Watershed Watch Kit • The Bay Begins At Your Front Door • Keeping It All In Tune • Draining Pools & Spas • Pests Bugging You? • Grow It We noticed that refill of brochures is needed because they have been taken away from the site.	The materials are accessible to the public coming to the Town Hall. The outreach is effective. This is reflected by the continued low number of reportable incidences.
Literature provided to distribute at Town's events:	General	LAH 2006 Spring Family Picnic, The brochures include: The Bay Begins at Your Front Door, Watershed Watch Kit, Hazardous Materials in Your Home; Creekside News and others.	Peoples attending the events were interested to pick up those brochures.
Newsletter article and ads	General	We have prepared an article titled Watch out for Mercury Pollution for the Town Newsletters in December 2006 to make public aware of the importance of protecting the watershed.	This is a good communication vehicle to reach the residents. Town's newsletters have been mailed to every property owner and resident in Town.
Inform residents of swimming pool discharge requirements	Targeted	Staffs have provided brochures and information to the swimming pool owners when they called or visit Town	Telephone calls have been received and answered; and materials have been distributed upon request in the last FY.

Town of Los Altos Hills
Table of FY 05-06 PIP Activities

		Hall to ask questions regarding this issue. The brochures are very informative.	
Targeted Outreach for Town staff: Building inspectors and plan checkers, Public Works technicians and engineers, Maintenance staff	Targeted	Internal Training.	See attached table: "Training FY 05-06"
Development Community	Targeted	Literature distribution at Town Hall	Restock as needed, check regularly
Resident Living near creeks	Targeted	Watershed Watch Kit, available at the Town Hall	Restock as needed
Public Participation:			
Participated in regional creek cleanup event.	Citizen Participation	Announced cleanup in Town Crier	Very effective methord
Participate in local activities that are coordinated with the Watershed Education & Outreach Campaign	Citizen Participation	Worked with City of Palo Altos and other cities for the activities of Watershed Education & Outreach Campaign	Very effective method

036134

WEST VALLEY CLEAN WATER PROGRAM

TOWN OF LOS GATOS ANNUAL REPORT FY 2005-2006

SUBMITTED SEPTEMBER 2006

THIS PAGE INTENTIONALY LEFT BLANK

West Valley Communities

FY 2005-2006 ANNUAL REPORT

Table of Contents

Transmittal Letter 5

Certification Statement 13

List of Acronyms 17

Program Elements

1. IC/ID Elimination Activities 27
2. Industrial/Commercial Discharger Control Program (No IND for Monte Sereno) 41
3. Public Agency Activities 53
   - Storm Drain Operation and Maintenance .....
   - Street Sweeping .....
   - Corporate Yards .....
   - Rural Roads .....
4. Planning Procedures & New Development 69
   - Response to FY 04-05 Comments .....
   - Planning Procedures Evaluation Matrix .....
5. Construction Inspection 105
6. Public Information and Participation 87
   - Public Information Attachments 113
7. Pesticide Management Activities 165
8. Mercury Pollution Prevention Activities 193

West Valley Communities

FY 2005-2006 ANNUAL REPORT

9. Copper Action Plan/Nickel Action Plan 203

10. Trash Management & Water Quality Monitoring.....213

Trash Activities .....

Water Quality Monitoring & Watershed Management.....

Training Summaries: Are located at the end of each Element Section

Transmittal Letter

Town of Los Gatos

THIS PAGE INTENTIONALY LEFT BLANK

September 15, 2006

Mr. Bruce Wolfe
Regional Water Quality Control Board
San Francisco Bay Region
1515 Clay St., Suite 1400
Oakland, CA 94612

Subject: West Valley Community Specific Urban Runoff Management Program
FY 2005-2006 Annual Report

Dear Mr. Wolfe:

This report is submitted by the West Valley Cities of Campbell, Monte Sereno, Saratoga, and the Town of Los Gatos, in conjunction with the Santa Clara Valley Urban Runoff Pollution Prevention Program's Annual Report, pursuant to provision C.6.a. of the Program's reissued municipal storm water NPDES Permit (Order No. 01-024). The report summarizes activities performed during FY 2005-2006 in accordance with the West Valley Communities' Urban Runoff Management Plan (URMP) submitted to the Regional Board on September 1, 2004 and the performance standards contained therein.

Contents of Report

The goals of this Annual Report are to: 1) concisely document implementation of our URMP and FY 05-06 work plan during the past fiscal year; 2) evaluate program results for continuous improvement; 3) comply with permit requirements; and 4) share this information with other Co-permittees, municipal decision-makers, and the public. To accomplish these goals, the report contains the following sections:

I. Contents of report;
II. Program highlights and accomplishments;
III. Summary of continuous improvement activities;
IV. Attachments:
    1. Table of Contents
    2. Certification Statement
    3. Acronyms

V. Program Elements:

1. IC/ID Elimination Activities
2. Industrial / Commercial Discharger Control Program
3. Public Agency Activities
    - Storm Drain O & M
    - Street Sweeping
    - Corporation Yard
    - Rural Public Works
4. New Development: Planning Procedures
5. Construction Inspection
6. Public Information & Participation
7. Pesticide Management Activities
8. Mercury Pollution Prevention Activities
9. Copper Action Plan / Nickel Action Plan
10. Trash Inventory and Management
11. Water Quality Monitoring and Watershed Management
12. Training Summaries are provided at the end of each element

Responses to Regional Board staff's comments on the FY 04-05 Annual Report (July 26, 2006 letter) are provided at the beginning of the New Development: Planning Procedures section of each West Valley FY05-06 Annual Report.

Program Highlights and Accomplishments

During FY05-06, the West Valley Communities of Campbell, Los Gatos, Monte Sereno, and Saratoga continued efforts to implement their URMPs to the maximum extent practicable. The activities that were implemented for each element of each Community's URMP are described in Chapter 14 of the Santa Clara Valley Urban Runoff Pollution Prevention Program's URMP. Highlights of the West Valley Communities accomplishments in various program elements are described below.

Industrial/Commercial Discharger Control Program. During FY05-06, the West Valley Communities rewrote their inspection agreement with the Santa Clara County Central Fire District, extending the inspection program for five additional years. This renegotiation allowed the West Valley Communities to update the Fire District's inspection procedures, clarify their reporting requirements for improved follow up and data management, and provide material from the latest Urban Runoff Management Plans (2004) for enhanced inspector training.

Public Information/Participation Program. In FY 05-06, the West Valley Clean Water Program continued to expand its quest for effective public education and outreach. WVCWP pursued media coverage on several topics: safe disposal of E-waste and other mercury-containing products, trash impairment of creeks and the Bay, cleanup and trash assessments by students and parents, and a Saratoga student's Eco-Hero award for his campaign to keep residential pollutants (pesticides and

copper) out of the storm drain. The student's story about his mission and his partnership with WVCWP can be found in the Public Information and Participation section of this report (Attachment 6B).

Nine stories, news briefs, or letters to the editor, were covered by local community newspapers in FY05-06. The most telling article was unsolicited; a Saratoga News cover story appeared about residents deluging City Hall with calls when the funds for household hazardous waste disposal were cut short due to the City's budget shortfall. By March 2006, the City Clerk had received over three hundred calls after funding ended in November and forced a stop to residents' participation in HHW drop-off events. A copy of the article is attached to section 10 – Trash Management & Watershed Management, of Saratoga's Annual Report (Attachment 10G).

The West Valley Clean Water Program strives to maximize student involvement at every opportunity. WVCWP staff developed a fourth-grade presentation script incorporating State standards with messages on pesticides, copper, mercury, household hazardous waste and trash. The new curriculum expands the existing fifth-grade presentation by including both Coastal and Wetlands Enviroscape models. The educational presentation runs for over an hour, and during its debut was extended at the teacher's request, while an entire class of students, teachers and parents at Saratoga Elementary School remained engaged in participation and questions and answers. At least thirty students and parents from the same class spent the following Saturday working with WVCWP staff to tally and categorize trash as they cleaned up the banks of Saratoga Creek.

The WVCWP prioritized education on trash, pesticides, fluorescent bulbs, and E-waste in FY05-06. A Kindergarten script was developed for St. Mary's School in Los Gatos. Two groups of fifteen Kindergartners listened to Clean Water Program messages as they followed the script and "polluted" the water on two Enviroscape models. Immediately following the presentation the teacher and students were motivated to walk the school grounds and collect all the trash they could find for proper disposal.

Illicit Connection and Illegal Dumping Elimination Activities. A primary goal for the West Valley IC/ID Program has been to ensure adequate follow up of all potential urban runoff violations related to restaurants. The West Valley IC/ID Inspector presented a restaurant inspection training session, focused on urban runoff pollution issues, to twenty-two Dept of Environmental Health specialists at the annual (April 18th) meeting coordinated by Cupertino, the County and the WVCWP. This is the second time that the WVCWP Inspector has discussed his restaurant inspection program with DEH specialists in the last three years. Feedback from DEH staff this year was very positive. The presentation was considered to be very helpful and photos from actual inspections especially worthwhile. Training sessions with other agency and municipal staff are effective, evidenced this year when DEH specialists called the West Valley IC/ID Inspector to report IC/ID incidents, outside of, and unrelated to, their regular restaurant inspections. Increased scrutiny by other agency and municipal staff continues to strengthen the program.

Storm Drain Operation and Maintenance. The West Valley Sanitation District (WVSD) completed a major task which will make storm drain cleaning procedures more efficient and the annual SD reports more useful to the WV cities. FY05-06 was the first year that the enhanced storm drain maintenance reports were available to the cities. The reports document the status of each stormdrain and, if applicable, the nature of any problem. The majority of structures were "clean" but a few were noted as having obstructions (e.g. "leaves/paper"). Other descriptors that

are available in the report are: mud/dirt, foreign object, rocks/stone, sand/gravel, etc. All structures, as needed, are cleaned at the time of inspection. The WVSD's report may be used by WV cities to help monitor specific pollutant problems such as trash sites.

C.3 Implementation. In July and August, 2005, an engineering consultant hired by the WVCWP talked with staff in each West Valley city to review any remaining challenges with C.3 implementation. This year the cities made progress in preparing for implementation of BMP O&M verification inspections and HMP requirements. The West Valley Communities were beginning to see the completion of the first Group 1 projects in June 2006. Throughout FY05-06 the cities participated in regular monthly training meetings frequently dominated by discussion of the implementation of C.3. requirements. The BMP O&M Verification Programs were discussed in great detail and minor updates were made in FY05-06 to that section of the West Valley URMPs. The revised standard operating procedures for the BMP O&M Verification Programs were reviewed with the engineering consultant and included as attachments in New Development – Planning Procedures (section 4) of each of the WVC FY05-06 Annual Reports.

To show the spirit of C.3. implementation, two West Valley cities which have not had Group 1 or Group 2 projects to date, have made significant efforts to include swales and runoff control measures on all projects. Saratoga provided copies of drawings to developers to help them visualize the swales with under drains, which the City Engineer recommends. Monte Sereno's City Engineer required drywells, which overflow to vegetated areas, on all residential development projects, except where the ground water level was too high.

Pesticide Activities. By popular demand, the WVCWP held its third West Valley IPM Workshop. This year the WVCWP partnered with the City of San Francisco to hire Frank Rossi, a national expert (from Cornell University) who presented guidelines for managing turf with little or no pesticides. The training included PowerPoint presentations and a field trip to examine Campbell's community athletic field turf. For the past three years the WVCWP IPM workshops have prompted overwhelmingly positive feedback from municipal staff, special district personnel and private golf course superintendents. This year thirty four (34) municipal staff from three West Valley Communities and one Golf Course Superintendent from Los Gatos attended the workshop. Based on the material presented, WVCWP staff wrote a Turf Management Plan, which the four municipalities adopted. The IPM plan is included in the Pesticide Management section of the Annual Report (Attachment 7A).

Mercury Pollution Prevention Activities. In FY05-06, the WVCWP spent significant staff time and resources to offer a way for the public to get involved in reducing the amount of mercury containing waste going to landfill or being disposed of illegally. At the suggestion of the WVCWP, United Datatech recyclers agreed to hold a free TV and computer monitor recycling event in the West Valley. It turned out to be a successful effort to encourage the community to take action and to inform the public of the goals of the West Valley Clean Water Program. The WVCWP hired a PR firm (the one currently being used for the Watershed Watch campaign) to design a newspaper ad and write and submit a press release to local newspapers. As a result at least 6 news briefs, stories, and letters on the topic of hazardous waste and water quality were covered by local newspapers. Over 250 participants enthusiastically dropped off 33,657 lbs. of electronic waste materials in four hours. The event opened up an opportunity to survey the drivers and discuss mercury pollution and proper disposal of fluorescent bulbs and batteries, as people waited in vehicles to go through the line.

Trash Inventory and Management. West Valley volunteers were key partners in trash assessment and management this year. The WVCWP held two annual trash assessment and cleanups at Westmont High near San Tomas Aquino Creek. Campbell and Los Gatos/Monte Sereno each held a successful volunteer event in the Guadalupe Watershed and Saratoga partnered with the WVCWP and a local elementary school to assess and clean up trash along Saratoga Creek in the San Tomas Aquino Watershed. A combined total of over 280 volunteers categorized and picked up 12,078 trash items for a total of 1,532 lbs of trash removed during the four volunteer events where trash tallying was conducted along with cleanup. School presentations helped to promote interest in trash collection and trash management among students, teachers and frequently among parents. The increased participation is testament to the measurable benefits of educational outreach activities.

Continuous Improvement Activities

Illicit Connection and Illegal Dumping Elimination Activities. The IC/ID program continues to work phenomenally well for the West Valley Communities. As a result of having a centralized inspection program and frequent presentations or talks given by the West Valley inspector (at training sessions, workshops or municipal lunch meetings), the overall awareness of the West Valley IC/ID program has increased among other agency staff. Calls from other agencies and municipal staff (inter-departmental) increased from forty-seven (47) reports in FY04-05 to sixty-two (62) reports in FY05-06.

The inspector responded to 98 discharge incidents over the year (see IC/ID section Attachment 1A for the number and types of incidents), and conducted 28 proactive and follow-up inspections. Each of these inspection opportunities adds to the community's knowledge of storm water pollution and prevention issues. As part of the inspection process, the inspector distributes applicable educational materials. The West Valley Clean Water Program Inspector provided 421 brochures and other educational materials to industrial/commercial facilities and residents in FY05-06.

Industrial/Commercial Discharger Control Program. During FY05-06, the three West Valley Communities of Campbell, Los Gatos, and Saratoga continued to implement their Industrial/Commercial Inspection Program. The City of Monte Sereno has no industrial or commercial facilities operating within the City and therefore does not participate in this activity. In Campbell, 296 of 309 facilities were inspected, 109 of 112 facilities were inspected in Los Gatos, and 8 of 8 facilities in Saratoga were inspected. In FY05-06, the West Valley Clean Water Program's Stormwater Inspector continued to conduct proactive investigations targeting vehicle facilities for additional education regarding storm drain issues. In Campbell, Los Gatos, and Saratoga, 16 facilities were visited and notified of urban runoff requirements and the role of the Clean Water Program. All sixteen facilities were found to be in compliance.

Copper and Nickel Outreach Activities. This year the West Valley Clean Water Program's Home page at www.cleancreeks.org was updated to better promote the use of the Car Wash Kit to contain waste water runoff at local fundraisers. The Fire Dept Hazardous Material Specialist, who trains the Industrial/commercial facility inspectors, also requested copies of the Car Wash flyer for distribution to supervisors of local car wash events.

Staff Training. The West Valley Communities place a strong emphasis on training. The Annual Reports reflect this with numerous references to the Staff Training Summaries; these summaries are located at the end of each section in the Annual Reports. In FY 05-06 training was expanded

by use of a video camera to tape various trainings for viewing by additional staff at a later date. The West Valley Clean Water Program will continue to emphasize better communication between WVCWP staff and municipal staff and to host training sessions that are worthy of staff time and convenient to attend.

Thank you in advance for your review of this Annual Report. If you have any questions regarding the materials submitted, please contact me at 408.316.1233.

Very truly yours,

Cheryl C. Donnelly

Cheri Donnelly
West Valley Clean Water Program Manager

Cc: Sue Ma, RWQCB
Attachments

Certification Statement

Town of Los Gatos

THIS PAGE INTENTIONALY LEFT BLANK

TOWN OF LOS GATOS

PARKS & PUBLIC WORKS DEPARTMENT
PHONE (408) 399-5771
FAX (408) 399-5763

SERVICE CENTER
41 MILES AVENUE
LOS GATOS, CA 95030-6044

TOWN OF LOS GATOS

FY 2005 - 2006 ANNUAL REPORT
ATTACHMENT A

Certification Statement

"I certify, under penalty of law, that this document and all attachments were prepared under my direction or supervision in accordance with a system designed to ensure that qualified personnel properly gather and evaluate the information submitted. Based on my inquiry of the person or persons who manage the system, or those persons directly responsible for gathering the information, the information submitted, is, to the best of my knowledge and belief, true, accurate, and complete. I am aware that there are significant penalties for submitting false information, including the possibility of fine and imprisonment for knowing violations."

Signature by Duly Authorized Representative:

John E. Curtis — 8/29/06

John E. Curtis
Director of Parks and Public Works

Date

N:\B&E\NPDES\Annual Reports\!05-06\Certification.wpd

THIS PAGE INTENTIONALY LEFT BLANK

List of Acronyms

City of Campbell

Town of Los Gatos

City of Monte Sereno

City of Saratoga

West Valley Acronyms/Abbreviations

CEUs	**Continuing Education Units** – Issued by Dept. of Pesticide Regulation or California Nursery Professionals Assn.
CIP	**Capital Improvement Project**
EC	Erosion Control
IC/ID Inspector	West Valley Storm Water Discharge Inspector
PW	**Public Works**
QAC	**Qualified Applicator Certificate**. A category of the DPR licensing and certification Program. To be certified, the applicant must demonstrate specific knowledge on topics such as pesticide application drift problems and prevention, soil and water problems resulting from restricted use pesticides, phytotoxicity, potential for environmental contamination, etc.
Stormwater Reps	Representatives to the WWCWP from each participating WVC
UCCE	**University of California Cooperative Extension Service** (conducts outreach for UC Davis IPM program; oversees Master Gardeners program)
WV	**West Valley**
WVC	**West Valley Communities** – Cities & Town which are members of the West Valley Clean Water Program: City of Campbell, Town of Los Gatos, City of Monte Sereno, City of Saratoga
WVCWP	**West Valley Clean Water Program**: Stormwater Program for Campbell, Los Gatos, Monte Sereno, Saratoga
WVCWP Inspector	**W**est **V**alley **C**lean **W**ater **P**roject **I**nspector
WV Inspector	**W**est **V**alley **Inspector**

SCVURPPP Acronyms/Abbreviations

AB	Assembly Bill
ABAG	Association of Bay Area Governments
ABC	Annual Budget Review Compilation
ACCWP	Alameda Countywide Clean Water Program
ACOE	U.S. Army Corps of Engineers
AHTG	Ad Hoc Task Group
AR	Annual Report
ASCE	American Society of Civil Engineers
BAAQMD	Bay Area Air Quality Management District
BART	San Francisco Bay Area Rapid Transit
BATG	Budget Ad Hoc Task Group
Basin	Santa Clara Basin
Basin Plan	Water Quality Control Plan for the San Francisco Basin
BACWA	Bay Area Clean Water Agencies
BAHM	Bay Area Hydrology Model
BAMBI	Bay Area Macroinvertebrate Bioassessment Information
BASMAA	Bay Area Stormwater Management Agencies Association
Bay	San Francisco Bay
Bay Area	San Francisco Bay Area
BMI	Benthic Macroinvertebrate
BMM	Lower South Bay Monitoring and Modeling Subgroup
BMP	Best Management Practice
BOMA	Building Owners and Managers Association
BPP	Brake Pad Partnership
BU	beneficial use
C	Celsius
C.3	Permit Provision C.3
C3PO	C.3 Provision Oversight
CA	California
Cal-EPA	California Environmental Protection Agency
Caltrans	California Department of Transportation
CAMLnet	California Aquatic Macroinvertebrate Laboratory Network
Campaign	Watershed Watch Campaign

SCVURPPP Acronyms/Abbreviations

CAP	Copper Action Plan
CASQA	California of Stormwater Quality Association
CB	Copper Baseline
CCC	Continuous Concentration Criterion
CD-ROM	Compact Disk-Read Only Memory
CDS	Continuous Deflective Separation
CEP	Clean Estuary Partnership
CEUs	Continuing Education Units
CESQG	Conditionally Exempt Small Quantity Generator
CEQA	California Environmental Quality Act
CFR	Code of Federal Regulations
cfs	cubic feet per second
CI	Continuous Improvement
CIWMB	California Integrated Waste Management Board
CMIA	Conceptual Model Impairment Assessment
CMS	Copper Management Strategy
COA	Condition of Approval
CoHHW	Santa Clara County Household Hazardous Waste Program
CoHHW Program	Santa Clara County Household Hazardous Waste Program
COLD	cold freshwater habitat
CRMP	Coordinated Resources Management and Planning
CSBP	California Stream Bioassessment Procedures
CTR	California Toxic Rule
Cu	Copper
CWA	Clean Water Act
DDD	Dichlorodiphenyldichloroethane
DDE	Dichlorodiphenyldichloroethylene
DDT	Dichlorodiphenyltrichloroethane
DEH	Santa Clara County Department of Environmental Health
District	Santa Clara Valley Water District
DO	Dissolved Oxygen
DOE	Department of Energy
DPR	Department of Pesticide Regulation

SCVURPPP Acronyms/Abbreviations

DWR	Department of Water Resources
E. Coli	Enterococus Coli
EEC	SF Bay Wildlife Refuge Environmental Education Center
EEDMS	Environmental Enforcement Data Management System
EEPS	Exposure and Effects Pilot Study
e.g.	for example
EMAP	Environmental Monitoring Program
EMB	Executive Management Board
EOA	Eisenberg, Olivieri, and Associates
EPA	U.S. Environmental Protection Agency
Estuary	San Francisco Bay Estuary
F	Fahrenheit
FLT	Fluorescent Light Tube
FY	Fiscal Year
GCRCD	Guadalupe-Coyote Resource Conservation District
GIASP	General Industrial Activities Stormwater Permit
GIS	Geographic Information System
GRTS	Generalized Random Tessellation Stratified
HBANC	Home Builders Association of Northern California
Hg	Mercury
HMP	Hydromodification Management Plan
HHW	Household Hazardous Waste
HVAC	Heating, Ventilation and Air Conditioning
IBI	Index of Biotic Integrity
IC/ID	Illicit Connection and Illegal Dumping
ID	Identification
IND	Industrial/Commercial
i.e.	that is
IPM	Integrated Pest Management
JPA	Joint Powers Authority
K	Kindergarten
KAB	Keep America Beautiful
kg	Kilogram

SCVURPPP Acronyms/Abbreviations

L	Liter
Lb	Pound
LA	load allocation
LFA	Limiting Factors Analysis
LID	Low Impact Development
LSSB	Lower South San Francisco Bay
LUS	Land Use Subgroup
MC	Management Committee
MCMP	Metals Control Measures Plan
MCTT	Multi-Chambered Treatment Train
MDDB	Metadata Database
MDL	Most Downstream Location
MEP	Maximum Extent Practicable
Mercury Plan	Mercury Pollution Prevention Plan
Mg	milligram
mgd	million gallons per day
MIGR	fish migration
MOA	Memorandum of Agreement
MOFO	Morrison & Foerster
MOU	Memorandum of Understanding
MP	Monitoring Priority
MROSD	Mid-Peninsula Regional Open Space District
MYRWMP	Multi-Year Receiving Waters Monitoring Plan
NAP	Nickel Action Plan
NEMA	National Electrical Manufacturers Association
NAIOP	National Association of Industrial and Office Properties
NEPA	National Environmental Policy Act
ng	Nanogram
Ni	Nickel
NOI	Notice of Intent
NPDES	National Pollutant Discharge Elimination System
OC	Organochlorine
O&M	Operation and Maintenance

SCVURPPP Acronyms/Abbreviations

OP	Organophosphate
OWOW	Our Water Our World
P2	Pollution Prevention
PAHs	Polynuclear Aromatic Hydrocarbons
PBDE	Polybrominated Diphenyl Ether
Pb	Lead
PCBs	Polychlorinated Biphenyls
PCDD	Polychlorinated Dibenzo-p-Dioxins
PCDF	Polychlorinated Dibenzofurans
PCO	Pest Control Operator
pg	Picogram
PHAB	Physical Habitat Assessments
PIP	Public Information and Participation
PI/P	Public Information and Participation
PIPP	Public Information and Participation Program
PMPS	Pest Management Performance Standard
POC	Pollutant of Concern
POTW	Publicly Owned Treatment Works
PPPS	Planning Procedures Performance Standard
Program	Santa Clara Valley Urban Runoff Pollution Prevention Program
PS	Performance Standard
PVC	Polyvinyl Chloride
Q	Quarter
QAPP	Quality Assurance Project Plan
RAC	Regional Ad Campaign
RARE	preservation of rare and endangered species
RCRA	Resource Conservation and Recovery Act
REC- 1	water contact recreation
REC-2	non-contact water recreation
Regional Board	San Francisco Bay Regional Water Quality Control Board
RFP	Request for Proposal
RMAS	Regional Monitoring and Assessment Strategy
RMP	Regional Monitoring Program

SCVURPPP Acronyms/Abbreviations

RPT	Report Preparation Team
RS	Regulatory Subgroup
RTA	Rapid Trash Assessment
RWQCB	San Francisco Bay Regional Water Quality Control Board
SC	Steering Committee
SCC	Santa Clara County
SCBWM1	Santa Clara Basin Watershed Management Initiative
SCVURPPP	Santa Clara Valley Urban Runoff Pollution Prevention Program
SCVWD	Santa Clara Valley Water District
SF	San Francisco
SFEI	San Francisco Estuary Institute
SFEP	San Francisco Estuary Project
SIC	Standard Industrial Classification
SMaRT®	Sunnyvale Materials Recovery and Transfer
SOP	Standard Operating Procedures
South Bay	Lower South San Francisco Bay
SPLWG	Sources, Pathways and Loadings Work Group (RMP)
SPWN	fish spawning
SSC	Suspended Sediment Concentration
SSI	Inventory of Santa Clara Basin Stream Studies
SSO	Water Quality Site-Specific Objective
State Board	State Water Resources Control Board
STOPPP	San Mateo Countywide Stormwater Pollution Prevention Program
SWAMP	Surface Waters Ambient Monitoring Program
SWANA	Solid Waste Association of North America
SWMP	Stormwater Management Plan
SWPPP	Stormwater Pollution Prevention Plan
SWRCB	State Water Resources Control Board
TAC	Technical Advisory Committee
TMDL	Total Maximum Daily Load
TO	Tentative Order
TP	Total Phosphorus
TPH	Total Petroleum Hydrocarbons

SCVURPPP Acronyms/Abbreviations

TRC	Technical Review Committee
ug	Microgram
UPC	Urban Pesticide Committee
URMP	Urban Runoff Management Plan
URQM	Urban Runoff Quality Management
USA	Unified Stream Assessment
USEPA	U. S. Environmental Protection Agency
USFWS	U.S. Fish and Wildlife Service
USGS	U.S. Geological Survey
VTA	Santa Clara Valley Transportation Authority
WAC	Watershed Assessment Consultant
WAMS	Watershed Assessment and Monitoring Subgroup
WAR	Watershed Assessment Report
WARM	warm freshwater habitat
Water Board	San Francisco Bay Regional Water Quality Control Board
Water District	Santa Clara Valley Water District
WEF	Water Environment Federation
WEO	Watershed Education and Outreach
WE&O	Watershed Education and Outreach
WERF	Water Environment Research Foundation
WG	Work Group
WILD	wildlife habitat
WLA	Waste Load Allocation
WMI	Watershed Management Initiative
Work Group “I”	SCBWMI Phase I Indicators Work Group
WP	Work Plan
WRPC	Water Resources Protection Collaborative
WVC	West Valley Communities - members of the West Valley Clean Water Program:
	Campbell, Los Gatos, Monte Sereno, Saratoga
WVCWP	West Valley Clean Water Program
WW	Watershed Watch
WWTP	Wastewater Treatment Plant

SCVURPPP Acronyms/Abbreviations

WY	Water Year
YSI	Youth Science Institute
Zn	Zinc

IC/ID Elimination Activities

Town of Los Gatos

THIS PAGE INTENTIONALY LEFT BLANK

Los Gatos

Santa Clara Valley Urban Runoff Pollution Prevention Program

FY 2005-2006 ANNUAL REPORT

ILLICIT CONNECTION & ILLEGAL DUMPING ELIMINATION ACTIVITIES

FY 2005-2006 Work Plan Self Evaluation Matrix

Source	Task Source	Work Plan Tasks	Accomplishments	Responsible Party
2004 URMP Perf. Standard	Program	a. ICID Performance Standards Implement updated local URMP to reflect revised Performance Standards. Provide staff training on revisions.	IC/ID Performance Standards were updated as part of the URMP revision in Sept 2004. There were no changes made to the Standard Operating Procedures (SOPs) in FY05-06.	SCVURPPP & WVCWP & Engineering Inspectors
	URMP	b. Response Program Continue to implement IC/ID Stormwater Discharge Inspector response program and evaluate for continuous improvement.	During FY05-06 the West Valley Inspector responded to 25 incident reports, made 3 follow-up inspections, and engaged in 5 proactive inspections targeting restaurants and vehicle shops in the town of Los Gatos. One IC/ID Inspector conducts a centralized incident response and proactive restaurant and vehicle shop inspection program for four West Valley communities. The Inspector follows up on all reports of potential violations.	WV Inspector
	FY05-06 Work Plan	c. Enhanced Reporting Report on incidents using categories consistent with SCVURPPP Program. Document follow-through to point of resolution or referral for enforcement action (penalty or fine).	The WVCWP Inspector keeps a standardized Access database of all IC/ID response calls and their follow-up through resolution. West Valley's annual data was provided to SCVURPPP for Program-wide analysis.	WV Inspector
	Continuous Improvement Item	d. Restaurant Inspection Program Continue proactive inspection program tar-geting medium to large-scale restaurants, because of the higher probability that this subset of food handling facilities may contribute to stormwater pollution.	In order to provide standardized data to SCVURPPP one (1) proactive inspection of medium to large scale restaurants, conducted by the WVCWP IC/ID Inspector, is now reported in the IND section of this report.	WV Inspector

Los Gatos

Santa Clara Valley Urban Runoff Pollution Prevention Program

FY 2005-2006 ANNUAL REPORT

Source	Task Source	Work Plan Tasks	Accomplishments	Responsible Party
	Continuous Improvement Item	e. Vehicle Shop Inspection Program The West Valley Clean Water Program will continue expansion of vehicle shop inspection program (formerly *Auto Body Pilot*) targeting auto repair facilities in the West Valley area and providing additional education on vehicle-washing, stormwater issues.	In order to provide standardized data to SCVURPPP, four (4) proactive inspections of vehicle shops, conducted by the WVCWP IC/ID Inspector, are now reported in the IND section of this report.	WV Inspector
	URMP	f. Education Distribute BMP materials during routine inspections. Distribute follow up education information for businesses cited for potential stormwater violations.	During FY 05-06, the WVCWP Inspector distributed one hundred eleven (111) IC/ID and IND educational materials in Los Gatos, as part of his outreach and inspection program.	SCC Fire & WV Inspector
	Training	g. Training Conduct training & evaluation meeting between Storm Water Discharge Inspector and Town staff, as needed to improve procedures.	Each year the WV Inspector visits a West Valley community to meet with municipal staff and explain the importance of staff being the eyes and ears for the IC/ID response program. Referrals to the WVCWP are encouraged for all incidents including seemingly innocuous ones like pool water discharges. On 4/18/06 the WV IC/ID Inspector led a training meeting and presented a slide show to twenty two (22) Santa Clara County Environmental Health inspectors. The topic was stormwater violations typically found at restaurants and West Valley reporting procedures and follow-up actions. The inspector has also attended various workshops in FY 05-06 related to illegal discharges to the storm drain system (i.e. erosion control (12/8/06), street sweeping (5-8-06) and new development (6-6-06).	Engineering Inspectors WV Inspector to co-ord

Los Gatos

Santa Clara Valley Urban Runoff Pollution Prevention Program

FY 2005-2006 ANNUAL REPORT

FY 05-06 Incident Response Summary				
Type of Incident	**Miscellaneous Incidents**	**Incident Source**	**Report Source**	**Follow-up Action**
• 5 Accidental Spills • 5 Allowable Discharges • 3 Food Facility • 1 Grey Water Discharge • 3 Landscaping Material Dumping • 2 Miscellaneous • 1 Paint Discharge • 1 Pool /Spa/Fountain • 1 Tracking Soil • 1 Vehicle and Equipment Leak • 2 Vehicle Washing **Total 25 Reported** 20 Incidents 5 Non Incidents *note 3 follow up inspections are not included in the above categories	**Breakdown of 2 Miscellaneous Incidents:** • 1 PG&E Cut down Trees, debris in Creek • 1 Underground Storage Tank release	• 2 Public Facility and Utilities • 5 Commercial • 6 Residential • 6 Construction Site • 3 food Facility • 3 Automotive Facility	• 5 Other Agency • 2 Other • 11 Interdepartmental • 5 Citizen Complaint • 2 Illicit Discharge Inspectors	• 12 Verbal Notice • 7 Warning Notice • 8 No Action o 2 follow-up to previous incidents o 5 Allowable discharge o 1 Accidental Spill - Cleaned up right away

IC/ID Program Evaluation

IC/ID Training

It appears that the Inspector's training meetings and presentations at various West Valley workshops have been effective. Inspectors from Dept of Environmental Health and the Fire Dept have called to report potential urban runoff violations which were observed outside of their scheduled inspections. This is encouraging for West Valley staff who have tried to improve communication and provide relevant training sessions each year.

IC/ID Program Background

In March 2001, the four West Valley Communities hired an IC/ID Inspector to improve coordination and tracking of stormwater incidents. In FY01-02, shortly after he was hired, the WVCWP Inspector initiated a pilot to target vehicle shops (and car wash facilities) for additional proactive inspections and education. A total of twenty five facilities in the West Valley communities were initially targeted, with each receiving at least two on site inspections and multiple drive-by inspections. By

the end of the year all 25 facilities were found to be in compliance.

In FY02-03, due to its apparent need and success, the vehicle inspection pilot was extended, producing approximately five proactive inspections in Los Gatos during the first full year of implementation. However, all on site inspections were tracked as IC/ID incidents even if the facility was found to be in compliance. Five actual or potential violations were related to vehicle washing or automotive shops that year. Following the vehicle inspection pilot, the West Valley Inspector began a pilot targeting medium to large size restaurants.

The West Valley communities have three primary sources of violations that are being prioritized for inspection and education in order to attain maximum compliance: 1) vehicle/automotive shops, 2) restaurants, 3) and construction sites. Inspection of construction sites is conducted primarily by municipal public works and engineering inspectors. The West Valley Inspector responds to potential construction site violations only when they are observed or reported by citizens, Town staff or other agencies.

After FY03-04, during which the West Valley Inspector conducted fifteen (15) proactive on site vehicle shop visits and thirty-four (34) proactive restaurant inspections, SCVURPP requested that West Valley reorganize inspection data to facilitate Program-wide analysis. A separate database was developed by the Program for IND inspections conducted by the West Valley Inspector.

The IND incident data was then reported as part of the IND section of the West Valley annual reports. Therefore accurate trends can only be evaluated for the last two fiscal years, FY04-05 and FY05-06. It is important to note that during the first two or three years of these additional inspections, violations for automotive facilities increased significantly. The West Valley inspector also presented the goals of his Programs to municipal staff at West Valley workshops and to Saratoga City and Los Gatos Town Councils. The relatively high numbers of violations reported was attributed to improved scrutiny and awareness, and more accurate reporting. Restaurant violations saw an increase in reported violations as well. However, now that the two programs have been running for four or five years the numbers of violations have dropped again.

Trend Analysis

In FY04-05 forty-eight (48) reported incidents were investigated; thirty-seven (37) were actual violations. The most common incident source was construction sites, which accounted for eleven (11) violations. Seven (7) landscape material dumping incidents accounted for the number one IC/ID incident type reported in Los Gatos in FY04-05. This was followed by six (6) grey water discharges (some categorized as miscellaneous incidents) and four (4) violations for vehicle washing. Three (3) food facility incidents, three (3) tracking soil incidents, and three (3) saw cutting slurry discharges were also reported. Construction related violations (especially if landscaping is included) are clearly the most prevalent type of IC/ID problem facing the Town. A close working relationship between Town staff and the West Valley Inspector accounts for more reporting of these incidents. Nevertheless, smaller construction projects are evident everywhere throughout the Town and most landscaping projects are not required to have permits so they bypass one opportunity the Town has to educate contractors. To achieve maximum compliance by contractors at small construction or landscaping project sites in Los Gatos, the West Valley Inspector will continue to conduct drive-by observations and (where potential violations are noticed) inspections will be conducted, accompanied by verbal notices and construction (educational) brochures.

In FY05-06 the West Valley IC/ID inspector responded to twenty-five (25) reports of potential violations in Los Gatos. Additionally, he conducted follow up visits to three (3) of these sites to ensure on-going compliance. Out of the 25 reports, Los Gatos Public Works staff initiated 11 referrals. The West Valley Inspector continued to conduct proactive vehicle shop and restaurant inspections, particularly at those sites which have had violations in the past. Six (6) reports originated from Los Gatos' primary incident source, construction sites. In addition, three (3) landscape material dumping violations were reported. Five (5) accidental spills

and five (5) allowable discharges were the most commonly reported incident types, but neither of these types of incidents represents an intentional violation. Three (3) automotive facility violations represent one less vehicle related incident than was reported in the previous year. Three (3) food facility violations were also noted but two of the reports were for a grocery store (Safeway) rather than an actual restaurant. Other incident types were: one (1) report of PG & E cutting down a tree near a creek; one (1) underground storage tank release; and one (1) grey water discharge. The only notable trend is the need for continued outreach to contractors on smaller remodel projects as well as outreach and education for landscapers. The problems related to vehicle shops and restaurants have remained manageable at about three (3) violations each year, as long as the proactive inspection programs continue to provide an additional means of education.

Overall, an improvement in awareness and compliance is evident by the small number of each incident type, and the number of reports that after investigation, turn out not to be violations. In FY06-07 the Town plans to update the plan sheet, “Blue Print for a Clean Bay,” to be consistent with the newly revised construction brochures produced by SCVURPPP in FY05-06. This plan sheet is attached to all grading permits. The West Valley Inspector will to continue to conduct proactive visits of vehicle shops and restaurants but they will be reported as Industrial Commercial Facility Inspections in the IND section of the annual report.

Los Gatos
IC/ID Inspections Annual Report FY05 06

#	IC/ID Date	Contact Name (Resp Party)	Location/Address of Incident	ICID Incident Report Source (Origin)	ICID Incident Source	ICID Incident Type	ICID Enforcement Action	Findings: (Comments)	Status	Compliance Date
Accidental Spills										
1	9/2/2005	Resident	300 Santa Rosa Dr., LG	Inter-departmental	Construction Sites	Accidental spills	Verbal Notice	House under construction. Truck burst a hydraulic line. About a quart in driveway. Nothing got to SD. City put down absorbent, swept up, and billed responsible party. All OK now.	Incident - Resolved	9/2/2005
2	9/2/2005	Ron Almaguer	120 C Albright Way, LG	Other agency	Commercial	Accidental spills	Verbal Notice	Spill of Sodium Hydroxide, a haz. mat'l. Approx. 1000 mls (1/2 gal.) in parking lot. Nothing got to SD. Sudhir Singh, City of SJ, ESD, called Peter. Fire also responded. All AOK.	Incident - Resolved	9/2/2005
3	2/16/2006	Green Valley Disposal	University Ave., Los Gatos	Inter-departmental	Commercial	Accidental spills	Verbal Notice	Hydraulic oil leak from garbage truck. In University Av, from Andrews to Backman. Nothing got to SD. All cleaned up. AOK now.	Incident - Resolved	2/16/2006
4	3/1/2006	Rotten Robbie #1, Gas Station, Gloria Medina	15299 Los Gatos Blvd., Los Gatos	Other Agency	Automotive Facilities	Accidental Spills	Verbal Notice	Fire reported diesel fuel spill, dispenser #9. Not cleaned up properly. Met with Gloria Medina, Mgr. She promised to clean up and to replace hose on #9.	2nd Inspection Required	3/7/2006
5	3/7/2006	Rotten Robbie #1, Gas Station, Gloria Medina	15299 Los Gatos Blvd., Los Gatos	Other Agency	Automotive Facilities	Accidental Spills	No Action	Re Inspection of Incident on 3/1/06.Went back on 03/07/06, all cleaned up and hose replaced.	Incident Resolved	3/7/2006
6	4/13/2006	Ace Portable Services	71 College Ave., Los Gatos	Inter-departmental	Commercial	Accidental spills	Warning Notice	Approx. 800 gals. of raw sewage dumped in street to SD. Pipe in back of truck broke off dumping the whole load. WVSD flushed SD and vacuumed what they could.	Incident - Resolved	4/13/2006

Los Gatos
IC/ID Inspections Annual Report FY05 06

#	IC/ID Date	Contact Name (Resp Party)	Location/Address of Incident	ICID Incident Report Source (Origin)	ICID Incident Source	ICID Incident Type	ICID Enforcement Action	Findings: (Comments)	Status	Compliance Date
Allowable Discharge										
1	8/24/2005		Kensington Way/Howes Dr., LG	Inter-departmental	Public facilities and Utilities	Allowable discharge	No Action	SCVWD needs to discharge raw water. Trish gave them the Ok, but to please let us know when in case citizens call.	Non-Incident	8/24/2005
2	8/24/2005		Camino del Cerro/Maria Theresa Ct., LG	Inter-departmental	Public facilities and Utilities	Allowable discharge	No Action	SCVWD needs to discharge raw water. Trish gave them the OK, but to please let us know when in case citizens call.	Non-Incident	8/24/2005
3	9/23/2005	John Ross	242 N. Santa Cruz Av., LG	Illicit discharge inspectors	Commercial	Allowable discharge	No Action	Drive by. Power washing patio area. Water only. OK. Gave him brochures. Handyman. Nice guy.	Incident - Resolved	9/23/2005
4	1/11/2006	Sun Lakes, Steve Meredith	15350 Winchester Blvd., Los Gatos	Inter-departmental	Construction Sites	Allowable discharge	No Action	George called me. He is very pleased with Sun Lakes Const. They have installed very extensive/expensive filtration system from "Rain for Rent". Water drained now clear. They also analyze it. Looks good. Took pictures. Called Cheri to bring her up to date.	Incident - Resolved	1/11/2006
5	2/8/2006	Residence	305 Escobar Av., Los Gatos	Inter-departmental	Residential	Allowable discharge	No Action	Gil called in pipe at curb, check it out. Just a drainage pipe for excess irrigation water. No problem.	Incident - Resolved	2/8/2006
Food Facility Oil & Grease Discharge										
1	8/30/2005	Ken Magruda, Mgr.	Safeway, 470 N. Santa Cruz Av., LG	Other agency	Food Facilities	Food Facility Oil & grease discharge	Warning Notice	I have been out there three times same problem (also DEH many times). Food particles and grease overflow on concrete behind store in dumpster area. Issued NTC#1046. Finally got it cleaned up. Had to contact Envir. CEO of Safeway in Concord, CA.	Incident - Resolved	9/1/2005
2	9/21/2005	Roman Ramirez	Safeway, 470 N. Santa Cruz Av., LG	Illicit discharge inspectors	Food Facilities	Food Facility Oil & grease discharge	Warning Notice	Drive by. They were cleaning grease bin behind store. Small amount of runoff got to SD. I educated them. Issued NTC#1047.	Incident - Resolved	9/21/2005

Los Gatos
IC/ID Inspections Annual Report FY05 06

#	IC/ID Date	Contact Name (Resp Party)	Location/Address of Incident	ICID Incident Report Source (Origin)	ICID Incident Source	ICID Incident Type	ICID Enforcement Action	Findings: (Comments)	Status	Compliance Date
Food Facility Oil & Grease Discharge - Continued										
3	3/28/2006	Bakers Square Juan Andrade	165 Los Gatos-Saratoga Rd., Los Gatos	Other	Food Facilities	Food Facility Oil & grease discharge	Warning Notice	Dumpster area needs cleaning. Clean up grease. Keep lids closed. Issued NTC #1903.	Incident - Resolved	3/28/2006
Grey Water Discharge										
1	3/21/2006	Construc-tion Site	300 Calle Marguerita, Los Gatos	Inter-departmental	Construction Sites	Grey water discharge	Warning Notice	Dirt in street. Pumping dirty water out to curb. George Garcia issued a NTC. Town will do what it takes to get them into compliance. Stop Work order, etc. Looks OK now.	Incident - Resolved	3/21/2006
Landscape Material Dumping										
1	8/9/2005	Janusz Zdeb	244 Montclair Rd., LG	Citizen Complaints	Residential	Landscape material dumping	Warning Notice	Gorilla hair and dirt run off with rain or sprinkler. Recent landscaping on steep bank in front of house caused problem. Protective barrier built to stop problem. See NTC# 1044.	Incident - Resolved	8/12/2005
2	8/16/2005	Resident	147 Old Adobe Rd., LG	Citizen Complaints	Construction Sites	Landscape material dumping	Warning Notice	Landscape guy left pile of dirt, rocks, and bags of concrete in roadway. Did not take care of right away as promised. Had to issue NTC#1045. Now OK.	Incident - Resolved	8/19/2005
3	8/18/2005	Resident	119 and 121 Via De Tesores, LG	Citizen Complaints	Residential	Landscape material dumping	Verbal Notice	After landscaping a pile of dirt in roadway (removed) left sediment which should be swept. Cleaned up right away.	Incident - Resolved	8/18/2005
Misc.										
1	8/21/2005	Resident	244 Montclair Rd., LG	Citizen Complaints	Commercial	Misc. incidents	Verbal Notice	PG&E cut down trees. Tree waste fell into creek. Phoned PG&E in an attempt to educate.	Incident - Resolved	8/21/2005

Los Gatos
IC/ID Inspections Annual Report FY05 06

#	IC/ID Date	Contact Name (Resp Party)	Location/Address of Incident	ICID Incident Report Source (Origin)	ICID Incident Source	ICID Incident Type	ICID Enforcement Action	Findings: (Comments)	Status	Compliance Date
Misc. Incidents										
1	12/7/2005	Mike Cositch	17516 High St., LG	Other Agency	Construction Sites	Misc. incidents	Verbal Notice	Fire reported underground storage tank unauthorized release. Fire department required property owner to remove approx. 14 tons of contaminated soil. At the time of this inspection the clean up has been completed. All is OK.	Incident Resolved	12/7/2005
Paint Discharge										
1	5/23/2006	Enterprise Painting	109 Kennedy Ct., Los Gatos	Citizen Complaints	Residential	Paint discharge	Verbal Notice	Washing paint brushes in back. OK if over dirt area.	Incident - Resolved	5/23/2006
Pool/Spas/Fountains Discharge										
1	7/26/2005	John Jillo	146 Las Astas Dr, LG	Inter-departmental	Residential	Pools/Spas/ Fountains discharge	Verbal Notice	Pool water being pumped to gutter left white powder. Letter sent to him by Trish, LG. OK now.	Incident - Resolved	7/26/2005
Tracking Soil										
1	8/3/2005	Blossom Hill Elementary	16400 Blossom Hill Rd., LG	Other drive by	Construction Sites	Tracking soil	Verbal Notice	Drive by. Dirt tracking at construction site. Promised me they would take care of today.	Incident - Resolved	8/3/2005
2	8/4/2005	Blossom Hill Elementary	16400 Blossom Hill Rd., LG	Other drive by	Construction Sites	Tracking soil	Verbal Notice	Drive by. Dirt tracking at construction site taken care of. All OK.	Incident - Resolved	8/4/2005
Vehicle/Equipment Leaking										
1	6/12/2006	Parked vehicle	14205 Capri Dr., Los Gatos	Other Agency	Residential	Vehicle /Equipment Leaking	No Action	Fire reported a parked vehicle leaking oil. Responsible party/Vehicle not found. Fire Dept absorbed it. Nothing got to SD. All AOK.	Incident Resolved	6/12/2006

Los Gatos
IC/ID Inspections Annual Report FY05 06

#	IC/ID Date	Contact Name (Resp Party)	Location/Address of Incident	ICID Incident Report Source (Origin)	ICID Incident Source	ICID Incident Type	ICID Enforcement Action	Findings: (Comments)	Status	Compliance Date
Vehicle Washing										
1	7/26/2005	Al's Auto Body	657 University Av, LG	Inter-departmental	Automotive Facilities	Vehicle washing	Verbal Notice	Exotic car storage. They keep washing cars near front door. Excess water runs to SD. Drainage system in front should be improved. Keep after. Go back.	2nd Inspection Required	7/26/2005
2	9/14/2005	Al's Auto Body Shop	657 University Way, LG	Inter-departmental	Automotive Facilities	Proactive inspection. All AOK.	No Action	Re Inspection of Incident on 7/26/05. All Ok.	Incident Resolved	9/14/2005
3	2/21/2006	Moore Buick, Todd, Asst Mgr.	15500 Los Gatos Blvd, Los Gatos	Other Agency	Automotive Facilities	Vehicle Washing	Verbal Notice	Fire reported vehicles being washed with part of vehicle outside of drain basin. I went right out. Met with Todd, Asst Mgr. Wash area drains to sewer, not to SD. All OK.	Incident Resolved	8/21/2005

Training Summary: Illegal Connections & Illegal Dumping

Training Description	Date	Attendees
IC/ID Training for City of Campbell Public Works Staff Presenter: WVCWP Stormwater Discharge Inspector **Topics:** • IC/ID standard operating and reporting procedures • Incident referrals to the WVCWP are encouraged • pool water discharges • IC/ID response • Challenges/improvements to response program	**September 21, 2005**	**City of Campbell** PW Superintendent Senior City Engineer City Engineer Sr Construction Inspector Acting St Maint Supervisor PW Office Specialist
IC/ID Training for Restaurant Inspectors Presenter: WVCWP Stormwater Discharge Inspector **PowerPoint Presentation Topics:** • Importance of reporting all potential West Valley stormwater violations • Updated contact information • How to report urban runoff violations to municipal inspectors to ensure accurate tracking and follow up • Feedback on the effectiveness of outreach & educational handout • Reminder to distribute pesticide reduction fact sheets called "Don't Set a Table for Pests" to restaurants	**April 18, 2006**	Department of Environmental Health Inspectors (22)
Sponsor: California Stormwater Quality Association (CASQA) Speaker: Linda C. Garcia, Riverside County Flood Control **Topics: Riverside County's IC/ID Program**	**October 4, 2005**	**WVCWP** Program Manager

Campbell, Los Gatos, Monte Sereno, Saratoga

West Valley Communities

FY 2005-2006 ANNUAL REPORT

Training Summary: Illegal Connections & Illegal Dumping

Training Description	Date	Attendees
Sponsor: California Stormwater Quality Association (CASQA) Speaker: Regan S. Bailey, Wastewater Resources Analyst Nicole Green, Environmental Compliance Inspector II, City of Riverside **Topics: Mobile Pressure Washers, Complying with Stormwater BMPs**	**October 4, 2005**	**WVCWP** Program Manager

Industrial Commercial Discharger Control Program

City of Campbell

Town of Los Gatos

City of Saratoga

THIS PAGE INTENTIONALY LEFT BLANK

Los Gatos

Santa Clara Valley Urban Runoff Pollution Prevention Program

FY 2005-2006 ANNUAL REPORT

INDUSTRIAL/COMMERCIAL DISCHARGER CONTROL PROGRAMS

Annual Report FY 2005-2006 Self Evaluation Matrix

Source	Task Source	FY 05-06 Work Plan Tasks	FY 05-06 Accomplishments	Responsible Party
	URMP	a. Joint Inspections of Retail Food Facilities Continue joint inspection program w/ DEH. Approximate number of *food handling* facilities in Los Gatos is 160. All facilities will be inspected at a minimum once per year. WVCWP IC/ID Inspector will conduct follow-up and distribute BMP materials as needed per DEH referrals. Continue to evaluate data management and reporting for desirable improvements or updates.	In FY05-06, all 201 food-handling facilities in Los Gatos were inspected; most of them were inspected 2 or 3 times by Santa Clara County Environmental Health Specialists (inspectors). A total of 450 food facility inspections or re-inspections were conducted by DEH in Los Gatos.	Inspections conducted by SCC DEH; Annual Mtg co-ord by WVCWP
	URMP	b. Training & Evaluation Conduct annual joint meeting/train'g w/ Cupertino and SCC DEH to evaluate Inspection Prgm and discuss improvements. Annual meeting per agreement; scheduled for Spring each yr.	On April 18, 2006 the WV Cities, Cupertino and the County conducted an inspector training meeting. The WVCWP Inspector presented a slide show with photos of urban runoff violations that the Clean Water Program encounters. See evaluation below.	WVCWP to co-ord. w/ Cupertino & DEH
	Continuous Improvement Item	c. Restaurant Inspection Program Continue implementation of proactive inspection program targeting medium to large-scale restaurants. First began as a pilot in FY 02-03. *Medium to large-scale* restaurants are defined as, restaurants with 6 or more employees and/or ones that routinely handle large quantities of grease (approx. 48 in Los Gatos).	Since the West Valley Restaurant Inspection Program's inception in 2002, the WVCWP Inspector has provided at least 235 pro-active inspections for 127 targeted restaurants in the cities of Campbell, Los Gatos and Saratoga. Out of 48 restaurants targeted in Los Gatos, most have been visited more than one time and almost all are familiar with the West Valley Clean Water Program. In FY 05-06, one restaurant was inspected pro-actively in Los Gatos, revealing a clean site, free of urban runoff violations. DEH did not report any restaurant violations for FY05-06.	WV Inspector

Los Gatos

Santa Clara Valley Urban Runoff Pollution Prevention Program

FY 2005-2006 ANNUAL REPORT

Source	Task Source	FY 05-06 Work Plan Tasks	FY 05-06 Accomplishments	Responsible Party
			However, one grocery store, two apartments and one lodge had food facility violations noted by DEH. The grocery store violation was referred to the WVCWP for follow-up (see IC/ID, section 1 of this report for details).	
	URMP	c. Joint Inspections of Ind/Comm Facilities Continue joint inspection program. Approximate number of active facilities in Los Gatos is 112. The inspection frequency goal for FY05-06 is 100%. The total number of facilities by business category inspected in FY05-06 will be included in the annual report.	In the Town of Los Gatos, 109 commercial / industrial facilities were inspected by the Fire Dept, meeting 97% of the inspection goal (112). Of the facilities inspected, the Fire Dept found three (3) potential or actual violations and reported two (2) of those to the WVCWP for follow up. The Fire Dept referred a one (1) leaking vehicle incident to WVCWP; which was not the result of a scheduled inspection.	Inspections conducted by SCC Fire
	URMP	d. Training & Evaluation Conduct annual joint meeting/training w/ SCC Fire to evaluate inspection reporting and confirm distribution of materials.	The Fire Dept's annual facility inspection training pertaining to urban runoff requirements was provided to 184 inspectors from May 8th through May 31st 2006. The Inspectors noted that they have plenty of handout materials; West Valley businesses have received all of the educational material during prior inspections. The Fire Dept's Sr Haz Mat Specialist, who provides training to inspectors met with the West Valley Clean Water Prog Mgr and WV Inspector on 3/1/06 to evaluate current procedures and determine revisions for a new Facility Inspection Agreement for FY06-07. A revised inspection form was developed to simplify reporting procedures. Another training meeting between WVCWP Mgr and Fire Dept's Sr. Haz Mat Specialist was held on 5/12/06 to review updated procedures for inclusion in the new Agreement.	Annual Mtg arranged by WVCWP w/ Sr. Haz Mat Specialist
	Continuous Improvement Item	e. Vehicle Shop Inspection Program The West Valley Clean Water Program will continue expansion of vehicle shop inspection program, targeting auto repair	In FY05-06 the West Valley Inspector conducted four (4) pro-active inspections of vehicle shops in the Town of Los Gatos. He also followed up on two automotive referrals from the Fire Dept's facility inspections. The follow up	WV Inspector

Los Gatos

Santa Clara Valley Urban Runoff Pollution Prevention Program

FY 2005-2006 ANNUAL REPORT

Source	Task Source	FY 05-06 Work Plan Tasks	FY 05-06 Accomplishments	Responsible Party
		facilities in the West Valley area and providing additional education on stormwater, vehicle-washing, issues.	inspections reported by the Fire Dept as potential violations have been moved to ICID (section 1) of this report.	
	2001 Annual Review	e. NOI Filers Provide updated list of NOI Filers to SCC Fire.	The list of NOI sites was sent electronically to the Fire Dept on 5-15-2006. Of the three sites (all with a Los Gatos mailing address) two are actually in unincorporated Santa Clara County and the other is in Santa Cruz County.	WV Inspector
	URMP	f. Education Distribute BMP materials during routine inspections. Distribute follow up education information for businesses cited for potential stormwater violations.	During FY 05-06, the WVCWP Inspector distributed one hundred eleven (111) IC/ID and IND brochures and fact sheets in Los Gatos, as part of his outreach and education program. The Fire Dept also distributes a stormwater compliance packet to new commercial /industrial business owners or management.	SCC Fire; WV Inspector

Los Gatos

Santa Clara Valley Urban Runoff Pollution Prevention Program

FY 2005-2006 ANNUAL REPORT

Industrial/Commercial Inspection Report Data FY05-06					
DEH Inspections • 201 Food-Facilities • 450 Inspections • 4 potential / actual violations **Fire Dept Inspections** • 109 by Fire District (See list at right) • 3 potential / actual violations	**Fire Dept Inspections** • 41 Automotive • 2 Construction/Bldg • 2 Corp Yards • 12 Dry Cleaners • 3 Local Transit • 1 Machine Shop • 4 Pesticide Facilities • 1 Haz Waste Facility • 1 Laboratory • 19 Medical/ Dental • 3 Misc Manuf • 1 Pharmaceutical • 5 Photo/Print • 11 Underground storg tanks • 3 Veterinarians • 1 Welding/ iron	**Fire Dept referred 2** 2 potential or actual violations were referred to the WVCWP Inspector for follow up (See IC/ID table in section 1 of this report). **DEH referred 1** 1 potential or actual violations were reported by DEH for the Town of Los Gatos this year	**Fire Dept Report of Violations (3)** • **2 Automotive** • **1 Dry Cleaner** **Report from DEH** • **4 Food Facility**	**(5) WVCWP** Pro-active Inspections • **4** Automotive • **1** Food Service See Inspector's report on violations in IC/ID report (first section of this report)	**IND & Commercial # of Inspections** **WVCWP 4** **Fire Dept 109** **DEH 450** **Total 563**

Los Gatos

Santa Clara Valley Urban Runoff Pollution Prevention Program

FY 2005-2006 ANNUAL REPORT

Industrial/Commercial Program Evaluation

Fire Dept Inspections of Industrial / Commercial Facilities:

Of the 109 facilities inspected by the Fire Dept three (3) potential or actual violations were found and two (2) of those were reported to the WVCWP for follow up. The list of violations is provided to WVCWP at the end of each fiscal year. The West Valley Inspector will schedule a training meeting with the Fire Dept Haz Mat Specialist in August 2006 to discuss further inspection one Dry Cleaner with a reported violation during FY05-06. The sites that have previous violations will be prioritized for inspections at the beginning of FY06-07.

After a steady stream of improvements and more communication between Fire Dept and WVCWP staff, the inspection program is prepared for maximum efficiency for the West Valley Cities in FY06-07. When Saratoga was added to the Fire Dept Inspection Agreement for Campbell and Los Gatos (7/1/02) all West Valley facility inspections were coordinated under one umbrella. Monte Sereno does not conduct IND inspections because it has NO industrial or commercial facilities. Since 2001, WVCWP staff has met with Fire Dept staff at least twice a year to discuss standardized reporting, documentation and follow-up.

A new Industrial Commercial Facility Inspection Agreement was signed by the West Valley Cities and the Fire Dept in June 2006.

On March 1, 2006 the WVCWP Manager met with the Santa Clara County Fire Dept, Hazardous Material Specialist, who administers the Agreement for the Fire Dept. The new Agreement was written after reviewing the FY 04-05 Agreement and comparing it to West Valley IC/ID and IND Performance Standards (Revised URMP 2004). The new Agreement, signed in June 2006, covers a five-year period, with annual increases in inspection costs. The Agreement reiterates the importance of referrals to the West Valley Inspector for follow-up. The IND Performance Standard operating procedures are attached to the Agreement as a reference for annual inspector training.

The West Valley Inspector received one vehicle washing referral from Fire Dept staff in addition to those observed during scheduled inspections. This is good news for the West Valley Inspector who conducts educational follow up on each referral. His pro-active vehicle shop inspection program is designed to supplement Fire Dept facility inspections. Shop owners are made to realize the City's responsibility for making sure that the sites are in compliance with water quality requirements. The Inspector has made a positive impact with his visits and the distribution of educational materials depicting the right way to keep equipment, vehicle parts, and service areas covered, and all vehicle wash water managed properly. In a few cases the Inspector's meetings with vehicle shop owners have led to the facility's purchase of a wastewater capture system (noted in previous annual reports).

Industrial/Commercial Program Evaluation Continued

Annual Food Facility Inspection Training Meeting

On April 18, 2006, twenty-two (22) DEH Consumer Protection Division's Environmental Health Specialists attended a training meeting and slide show presented by the WVCWP Inspector. The evaluation from the Supervising Health Specialist was positive: "Jack's presentation was great, and helpful. I believe that review and reinforcement of what a specialist is to look at during at inspection is always beneficial. Comments from staff were positive, especially regarding the photos." Inspectors were shown photos of typical problems. The importance of reporting all potential West Valley stormwater violations to the West Valley inspector was re-emphasized. Other topics covered at this meeting were:

- Updated contact information;
- How to report urban runoff violations to municipal inspectors to ensure accurate tracking and follow up;
- Feedback on the effectiveness of outreach & educational handouts
- Reminder to distribute pesticide reduction fact sheets called "Don't Set a Table for Pests" to restaurants.

At the beginning of FY 05-06 the West Valley Inspector began a more aggressive effort to alert restaurants to the need for regular grease interceptor maintenance. A strategy meeting between the WVCWP Inspector and the West Valley Sanitation District's Director of Operations resulted in a decision to request a copy of grease interceptor maintenance records. It is not necessary to review the records as long as the facility can produce them. The Sanitation District is notified if the records are not available. At the April 18th training meeting for DEH Inspectors, the West Valley Inspector suggested that Environmental Health Specialists look for grease trap maintenance records during their restaurant inspections.

Los Gatos
IND Inspections Annual Report FY05 06

#	IND Date	Facility Name	Facility Address	Enforcement Actions	Inspection Notes	Notes 2
Automotive Facility Inspection Notes						
1	9/14/2005	The Preferred Image, Auto Body Shop	663 Industrial Way, LG	No Action	Pro active inspection. OK, on site containment from vehicle washing is pumped to sewer.	All OK.
2	9/14/2005	Los Gatos Body Shop	17462 Shelborne Way, LG	No Action	Problems in past. Pro active inspection. All OK now.	All OK now.
3	9/15/2005	South Bay Auto Body	627 University Av., LG	No Action	Proactive inspection. All AOK.	All OK.
4	9/15/2005	University Auto Body	617 University Av., LG	No Action	Proactive inspection. All AOK. Clean.	All OK.
Food Service						
1	10/19/2005	Campo di Bocce	565 University Av., LG	No Action	Proactive inspection. All clean. Looks good, AOK.	All AOK.

West Valley Communities

FY 2005-2006 ANNUAL REPORT

Training Summary: Industrial/Commercial Discharger Control Program

Training Description	Date	Attendees
SCC Fire Dept & WVCWP Training **Topics:** ▪ Evaluate current inspection procedures pertaining to urban runoff requirements ▪ Review NPDES Inspection and data requirements ▪ Develop a revised inspection form to clarify reporting procedures ▪ Determine revisions for a new Facility Inspection Agreement for FY06-07	**March 1, 2006**	**WVCWP (2)** Program Manager Stormwater Discharge Inspector **SCC Fire District (1)** Senior Haz Mat Specialist
SCC Fire Dept & WVCWP Training **Topics:** ▪ Review inspection procedures to include in Facility Inspection Agreement ▪ Determine reporting procedures	**May 12, 2006**	**WVCWP (2)** Program Manager Stormwater Discharge Inspector **SCC Fire District (1)** Senior Haz Mat Specialist
SCC Fire Dept. Training for Inspectors Coordinator: John Justice Multiple Trainings - average of 8 firefighters per Training **Topics**: The Fire Dept's annual staff training was provided to their inspectors through the month of May, 2006. The Inspectors noted that they have plenty of handout materials; most businesses have received all of the educational material during prior inspections. See evaluation below. ▪ Conducting an Industrial Inspection for urban runoff issues ▪ Reporting violations found during Inspections ▪ Filling out Urban Runoff Program inspection forms ▪ Discuss educational materials for distribution during Inspections ▪ Q & A and discussion	**May 8 – 31 2006**	**SCCC Fire District - 184** Senior Deputy Fire Marshall and all field staff Due to staff rotation, any firefighter may be called upon to do inspections; therefore, all firefighters in District received training

Training note:

In FY05-06 Fire Dept Inspector trainings were updated to include material which was covered during SCVURPPP's FY04-05 pre-workshop planning sessions and the end of year Industrial/Commercial and IC/ID Inspection Workshop. Fire Dept staff attended the pre-workshop planning meetings to help determine topics which would be helpful for their in-house inspector training sessions. In June 2005, three (3) SCC Fire District staff and several West Valley municipal staff attended the all day IND & IC/ID Inspection workshop.

West Valley Communities

FY 2005-2006 ANNUAL REPORT

Training Summary: Industrial/Commercial Discharger Control Program

Training Description	Date	Attendees
WVCWP Training Meeting: Fire Dept Agreement Presenter: WVCWP Program Manager **Topics:** ▪ Review Draft Fire Dept Agreement ▪ This version has an added attachment: "Exhibit B", based upon the Performance Standards (from municipal URMPs), it's added for reference and clarification. ▪ Possibility of prioritizing inspections	**May 23, 2006**	**WVCWP (3)** **Campbell (1)** Sr. Engineer **Los Gatos (1)** Sr. Engineering Tech **Saratoga (1)** PW Analyst
Annual Food Facility Inspection Training Meeting Presenter: WVCWP Stormwater Discharge Inspector *See **ICID Section "Program Evaluation"** for additional details* **Topics**: ▪ Updated contact information; ▪ How to report urban runoff violations to municipal inspectors to ensure accurate tracking and follow up; ▪ Feedback on the effectiveness of outreach & educational handouts ▪ Reminder to distribute pesticide reduction fact sheets called "Don't Set a Table for Pests" to restaurants.	**April 18, 2006**	**WVCWP (2)** Program Manager Stormwater Discharge Inspector **Dept. of Environmental Health (22)** DEH Env. Health Specialists

THIS PAGE INTENTIONALY LEFT BLANK

Public Agency Activities

City of Campbell

Town of Los Gatos

City of Monte Sereno

City of Saratoga

THIS PAGE INTENTIONALY LEFT BLANK

PUBLIC AGENCY ACTIVITIES: Operation and Maintenance

FY 2005-2006 Work Plan Self Evaluation Matrix

Activity	Task Source	FY05-06 Work Plan Tasks	FY 05-06 Accomplishments	Responsible Party
Storm Drain Operations and Maintenance				
Annual Storm Drain Cleaning	2004 URMP	Continue contract w/ WVSD. Continue schedule/cycle for inspection and cleaning of storm drain system (two year cycle for residential & one year cycle for commercial/industrial); Public Works staff will clean high leaf drop and other noted areas more frequently and as needed.	West Valley Sanitation District (WVSD) performs systematic storm drain cleaning and inspection annually. Half the Town's storm drains are cleaned and inspected each year. Arterials and commercial/ industrial areas are done annually. Town maintenance staff provide additional cleaning in high leaf drop areas and to remove storm debris from all inlets and grates as needed.	Dir PW coordinates contract & Pub Works Maint. Supt coordinates in-field operations
Training - Annual WVSD/ Oper. & Maint. Meeting	2004 URMP	Annual WVSD / Operations & Maint. Supervisors meeting - evaluate status of annual storm drain cleaning and provide training on maintenance issues.	The annual WV Storm Drain Op & Maint. Supervisor's workshop was held on June 19, 2006. Three (3) Los Gatos staff attended, including the Public Works Superintendent, and Sr. Engineering Tech/Stormwater Rep, and the Street Sweeper Operator. Staff from WVSD, WVCWP, and the other WV Communities also participated. Topics included: • Storm Drain Maintenance findings by WVSD • Review of Emergency Response Procedures for SD overflow • Presentation on Street Sweeping for Water Quality • Power Point Presentation on BMPs for Streets, Rural Public Works and Storm Drain Maintenance Round table discussion on all topics	Mtg lead by WVSD & WVCWP; Attend by PW Maint. staff
Storm Drain Stencils or Signage	C/I item -Source Control Measure	Continue to replace and/or upgrade storm drain stencils or signage on storm drains or catch basins, as needed.	The number of SD inlets in the Town is approximately 1,200. Signage is replaced if it becomes worn, or bent (if it is metal). Thermoplastic storm drain stencils are being applied selectively. Thermoplastic stencils can only be	Maint Supt. coordinates field operations WVCWP to assist with purchase of SD stencils

Los Gatos

FY 2005-2006 ANNUAL REPORT

Activity	Task Source	FY05-06 Work Plan Tasks	FY 05-06 Accomplishments	Responsible Party
			installed on flat surfaces and they are expensive (about $250 each installed). However, the Town has decided that the fact that they are reflective, which provides visibility at night, they adhere well to coarse and uneven surfaces and can withstand heavy traffic, was good reason to spend more for stenciling in appropriate areas. Metal plates, previously installed by the WV communities, are no longer applied because they tended to bend over time, exposing sharp edges and therefore creating a potential to injure pedestrians or bicyclists.	
Street Sweeping/ Pavement Management				
Street Sweeping Program	URMP	By contract – residential swept twice monthly; downtown every week; arterials and Commercial/industrial areas once weekly. High leaf drop and other noted areas cleaned more frequently and as needed (i.e., construction zones - swept by responsible party).	This year the Town collected an annual total of 3,049 cubic yards of debris from sweeping 8,130 residential curb miles; and collected 1,089 cubic yards of debris from sweeping 2,948 curb miles of commercial streets. **The annual combined total was 4,138 cubic yards of debris collected from sweeping 11,078 curb miles.** See the Program's report on Street Sweeping for additional data. In addition to street sweeping, all residents and businesses are required to utilize large recycling bins for leaves and other yard waste as part of their trash collection service. Yard waste is not allowed in streets but waste from receptacles is picked up weekly. **A total of 9,250.7 tons of yard waste was recycled** in Los Gatos during FY 05-06.	Street Sweeper Operator and Public Works Assistant
Street Sweeping Data Collection		Collect and review street sweeping data and provide number of curb miles swept and cubic yards of debris quarterly, to SCVURPPP for evaluation of effectiveness.	Street Sweeping data was collected monthly and provided to the SCVURPPP at the end of the fiscal year.	Street Sweeper Operator and Public Works Assistant, WVCWP assists
Training	FY05-06 Work Plan	As needed, provide training meetings, on collection of street sweeping data to appropriate municipal staff.	Training for municipal staff on street sweeping, data requirements and state of the art street sweeping methods, was included at WVCWP's June 19, 2006 Storm Drain	Maintenance Supt to Coordinate, Street Sweeper Operators to

Los Gatos

FY 2005-2006 ANNUAL REPORT

Activity	Task Source	FY05-06 Work Plan Tasks	FY 05-06 Accomplishments	Responsible Party
			Operation and Maintenance Supervisors workshop.	attend, WVCWP to assist
Corporation Yard				
SWPPP	URMP	Implement BMPs.	The current BMPs are working effectively and no problems have been encountered. Los Gatos uses a vehicle wash rack system which helps to contain and divert waste water to the sanitary sewer. Runoff does not flow to the storm drain. The sewer connection includes a three stage interceptor. The first stage is cleaned by Town staff and traps mainly leaves and trash. The last two interceptors trap sediment, grease and metals. They are cleaned and pumped quarterly by a hazardous material contractor.	Maintenance Supt, Parks Maintenance Supt and Public Works staff
Staff Training	FY05-06 Workplan	Perform Annual Review and evaluation of BMPs w/ Corp-Yard walk-thru	On June 15, 2006, Town staff, including the PW Supt and the PW Supervisor, reviewed SWPPP procedures and received training on best management practices (BMPs). A tour of the Corp Yard was conducted. Locations of several absorbent stations were pointed out and questions of possible changes to the SWPPP and URMP were raised and discussed.	Attendees: Sr. Engineering Tech/Stormwater Coordinator, Public Works Supervisor and Public Works Superintendent
Rural Public Works Activities				
Rural Public Works Perf Std	URMP	Continue implementation of Rural Public Works Performance Standard	No Rural Public Works construction took place this year. The model Performance Standard has been implemented. SOPs were reviewed and updated as part of the Town's Urban Runoff Management Plan revision in 2004.	Maintenance Supt
Staff Training	FY05-06 Workplan	Train appropriate Public Works staff on the use of current BMPs and SOPs, as noted in the performance standard.	On June 19, 2006, WVCWP held a Storm Drain Maintenance workshop and gave a presentation for street maintenance staff on BMPs for Rural Public Works. The meeting included a round table discussion among staff from all of the West Valley communities. Requirements of the	Public Works Supt, WVCWP assist

Los Gatos

FY 2005-2006 ANNUAL REPORT

Activity	Task Source	FY05-06 Work Plan Tasks	FY 05-06 Accomplishments	Responsible Party
			Performance Standard were reviewed and photo slides of BMPs were shown. Three Town PW staff attended, including the Public Works Supt.	

Rural Public Works Program Evaluation

Stormwater BMPs are currently discussed in pre-construction meetings with contractors; the Town inspects all contracted rural public works work in its jurisdiction and ensures the use of stormwater quality and erosion control BMPs. No CIPs involving Rural Public Works were conducted this year. Maintenance work included clearing of shoulders to prevent erosion and debris runoff during the rainy season. When future construction of Rural Public Works takes place, measures will be implemented for erosion prevention

Street Sweeping Comparison for FY04-05 and FY05-06

Fiscal Year 04-05		
Curb Miles Swept	**Debris Collected**	**Yard Waste Collected**
Residential **6,913 curb miles** swept **Commercial & Arterials** **3,420 curb miles** swept **Annual Combined Total** **10,333 curb miles swept**	**Residential** **1,745 cubic yards** of debris collected **Commercial & Arterials** **942.5 cubic yards** of debris collected **Annual Combined Total** **2,690 cubic yards** of debris collected	An annual total of **7,735 tons** of yard waste was picked up by garbage collection service during FY 04-05

Fiscal Year 05-06		
Curb Miles Swept	**Debris Collected**	**Yard Waste Collected**
Residential **8,130 curb miles** swept **Commercial & Arterials** **2,948 curb miles** swept **Annual Combined Total** **11,078miles curb miles swept**	**Residential** **3,049 cubic yards** of debris collected **Commercial & Arterials** **1,089 cubic yards** of debris collected **Annual Combined Total** **4,138 cubic yards** of debris collected	An annual total of **9,250.7 tons** of yard waste was picked up by garbage collection service during FY 05-06

Los Gatos

FY 2005-2006 ANNUAL REPORT

Public Agency Activities: Operations and Maintenance Evaluation

Storm Drain Maintenance: The West Valley Sanitation District (WVSD) finished a major task during FY05-06 which will make storm drain cleaning procedures more efficient and the annual SD reports more useful to the WV cities. Since the project began in FY04-05, WVSD staff have been building a database (using asset mgmt software) that would number the storm drains at upstream and downstream locations and provide the street name. FY05-06 was the first year that the enhanced storm drain maintenance reports, with street names, were available to the cities. WVSD presented them at WVCWP's June 19th workshop. The reports document the status of each stormdrain and, if applicable, the nature of any problem. The majority of structures were "clean" but a few were noted as having obstructions (e.g. "leaves/paper"). Other descriptors that are available in the report are: mud/dirt, foreign object, rocks/stone, sand/gravel, etc. All structures, as needed, are cleaned at the time of inspection. The WVSD's report may be used by WV cities to help monitor POC problems, such as trash sites.

Street Sweeping: The Town swept more residential miles this year but not as many commercial miles as last year. The Town sweeps the downtown commercial area weekly, and more often as needed. Therefore, the number of commercial curb miles swept will vary from year to year. The annual amount of debris collected from sweeping increased by 1,448 cubic yards. It is possible that the Town's new sweeper is picking up more debris per curb mile. The amount of yard waste collected also increased by about 1,516 tons this year. Regarding yard waste collection, the WVC have selected a new contractor to provide garbage & recyclable collection. The new contract will begin in March 2007. Yard waste collection methodology and tracking may change when the current contract with Waste Management expires.

The WVCWP Mgr gave a street sweeping presentation at the June 19th West Valley Storm Drain Maintenance workshop, based on a Street Sweeping workshop held on 5/8/2006 in San Jose. The principal speaker at the 5/8/06 workshop was the editor of Worldsweeper.com. He provided material for the WV training. The Town of Los Gatos purchased a new Street Sweeper and used it for the first time in FY05-06. The Town's Sweeper Operator drove the street sweeper to the workshop for viewing and questions by other municipal staff. The Town PW Superintendent gave a brief talk on why this model of sweeper was selected. According to the PW Superintendent, this PM10 certified, regenerative air sweeper will generate fewer dust particles. This type of sweeper is required in Southern California, but not yet required in Northern CA.

There are some benefits to cities if they can afford to invest in their own sweepers. Los Gatos' Sweeper Operator sweeps Monday and Friday morning because he knows when and where to sweep, and will adjust his route according to when cars are not parked in the way of the sweeper.

Training Evaluation: Evaluation forms from the 6/19/06 WVCWP Storm Drain Maintenance Workshop showed that all attendees thought the workshop was "informative and worthwhile." Attendees also requested continued updates on storm drain maintenance and street sweeping practices. Most of those who attended stayed for the optional discussion between cities at the end of the workshop.

Corporation Yard SWPPPs: The Town of Los Gatos along with the other West Valley communities plans to hold a round-table review and discussion of West Valley municipal SWPPPs during FY06-07. The corporation yard SWPPP and standard operating procedures (SOPs) will be evaluated to determine if revisions or additions to the manuals are needed. The outcomes from this review and any SWPPP revisions will be reported in next year's annual report.

Campbell, Los Gatos, Monte Sereno, Saratoga

West Valley Communities

Santa Clara Valley Urban Runoff Pollution Prevention Program

FY 2005-2006 ANNUAL REPORT

Training Summary: Public Agency Activities

Training Description	Date	Attendees
WVCWP Monthly Meeting - Street Sweeping Training Presenter: WVCWP Program Manager **Topics:** ▪ Street Sweeping ▪ Annual Report Data Collection Requirements ▪ Disposal of Materials by Municipal Contractors ▪ NPDES Requirements in Contracts for Street Maintenance/CIP Activities ▪ BMPs Included in Contract Language ▪ BMPs Related to Proper Disposal of Debris (Street Sweeping)	**July 19, 2005**	**WVCWP (2)** Program Manager Program Assistant **Campbell** Senior Civil Engineer **Los Gatos (1)** Senior Engineering Technician **Saratoga (2)** Assoc Engineer Public Works Analyst
WVCWP Monthly Meeting - Rural Public Works BMPs Training Presenter: WVCWP Program Manager **Topics:** ▪ Resource for Rural Public Works BMPs is the Water Board's binder "Erosion & Sediment Control" (2002 Edition). ▪ BMPs must be included in Contract Language ▪ Street Sweeping data collection requirements ▪ If the CD containing all the construction tri-folds is referred to in the contract, and provided to the Contractor, that will show that BMPs are required during construction ▪ Identification description/list is in the URMP of what municipal projects would fall under the RPW definition, what the projects would be, who would be responsible, and that there is contract language requiring use of BMPs.	**Feb 28, 2006**	**WVCWP (3)** Program Manager Program Assistant Stormwater Discharge Inspector **Campbell (1)** Senior Civil Engineer **Los Gatos (1)** Senior Engineering Technician **Saratoga(1)** Public Works Analyst

SANTA CLARA VALLEY URBAN RUNOFF POLLUTION PREVENTION PROGRAM
FY 2005-2006 ANNUAL REPORT

WEST VALLEY COMMUNITIES

Training Summary: Public Agency Activities

Training Description	Date	Attendees
Annual Storm Drain Operations and Maintenance Training Meeting: **WV Communities & WV Sanitation District** Held at Monte Sereno City Hall; Sponsored by WVCWP Speaker: Peter Sevcik, WV Sanitation District & Cheri Donnelly< WVCWP . Topics included: • **Storm Drain Maintenance** findings by WVSD - Review of Emergency Response Procedures for SD overflow - Presentation on BMPs for Streets • **Street Sweeping** for Water Quality Presentation • **Rural Public Works** and Storm Drain Maintenance Presentation • Round table discussion on all topics • Questions, Comments – Evaluation	**June 19, 2006**	**WVCWP (3)** Stormwater Discharge Inspector Program Manager, Outreach Specialist **Campbell (5)** Public Works Superintendent PW Supervisor Street Maintenance Worker (3) **Los Gatos (3)** PW Superintendent Sr. Eng Tech/Stormwater Coord Street Sweeping Operator **Monte Sereno (1)** Assistant City Engineer & Eng Intern **Saratoga (5)** Street Maintenance Supervisor Lead Maint Worker & Maint Specialist Parks Supervisor Lead Parks Worker **WV Sanitation District (2)** Director of Engineering & Operations Operations Supervisor
Campbell Only Training Attendance		
City of Campbell – Corp Yard Walk-Through Presenter: John Iaquinto, Public Works Superintendent - Video **Topics:** ▪ Tour of the Service Center: ▪ Showed location of several absorbent stations ▪ Showed location of SWPPP ▪ Showed proper procedures for pressure washing on sidewalks and in parking lots	**May 10, 2006**	**Campbell (24)** Street Maintenance Lead Worker Street Maintenance Worker Equipment Maintenance Supervisor Mechanic II Parks Maintenance Supervisor Parks Maintenance Workers Other Publics Works Staff

SANTA CLARA VALLEY URBAN RUNOFF POLLUTION PREVENTION PROGRAM
FY 2005-2006 ANNUAL REPORT

WEST VALLEY COMMUNITIES

Training Summary: Public Agency Activities

Training Description	Date	Attendees
City of Campbell – Storm Water Pollution Prevention Topics Presenter: John Iaquinto, Public Works Superintendent **Topics:** • Drain Inlet Maintenance • Emergency Response for Chemical and Sewage Spills • Pool Routine Preventative Maintenance (chlorinated water disposal) • Emergency Urban Runoff Contacts	**June 2, 2005**	Public Works Supt Street Maintenance Workers (5) Street Maintenance Supervisors and Mechanics (5)
City of Campbell – Hazardous Materials Management Presenter: John Iaquinto, Public Works Superintendent **Topics:** • Hazardous Materials Management • Spill and Leak Response	**May 12, 2005**	Public Works Supt Street Maintenance Supervisors and Mechanics (5)
City of Campbell – Hazardous Materials Management Presenter: John Iaquinto, Public Works Superintendent **Topics:** • Hazardous Materials Management • Spill and Leak Response	**June 9, 2005**	Public Works Supt Street Maintenance Supervisors and Mechanics (5)

SANTA CLARA VALLEY URBAN RUNOFF POLLUTION PREVENTION PROGRAM
FY 2005-2006 ANNUAL REPORT

WEST VALLEY COMMUNITIES

Training Summary: Public Agency Activities

Los Gatos Only Training Attendance		
Corp Yard Walk-Through: Town of Los Gatos **Topics:** ▪ Review of BMPs ▪ Review SWPPP ▪ Corp Yard Utility Emergency Shutoff Locations ▪ Locations of Storm Drains ▪ Storage areas for Absorbents ▪ Location of SWPP ▪ Locations of Fire Extinguishers	**June 15, 2006**	**Los Gatos (4)** Senior Engineering Technician/Stormwater Coordinator Public Works Supervisor Public Works Superintendent
Saratoga Only Training Attendance		
Corp Yard Walk-Through: City of Saratoga Presented by Saratoga Street Maintenance Supervisor **Topics:** ▪ Review changes in SWPPP ▪ Corp Yard Utility Emergency Shutoff Locations ▪ Locations of Storm Drains ▪ Storage areas for Absorbents ▪ Location of SWPP ▪ Locations of Fire Extinguishers ▪ Review of BMPs	**June 8, 2005**	**Saratoga (16)** Street Maintenance Supervisor Parks Maintenance Supervisor Parks Lead Worker Parks Maintenance Workers Street Maintenance Workers Temporary Worker

August 28, 2006

Town of Los Gatos
Response to Comments on
FY04-05 Annual Reports

Los Gatos:

Comment: On page 69, Los Gatos refers to the "standard conditions of approval" included in the Annual Report, however, they were not included in the report. **Please submit the "standard conditions of approval" for inclusion in the Annual Report.**

Response: The standard conditions of approval were submitted by email to Sue Ma on 7/27/06 for inclusion in the Town's FY04-05 Annual Report. This attachment is also included as the first document in the in the Planning Procedures section of Los Gatos' FY05-06 report (Attachment 4-0). The conditions of approval that relate to stormwater requirements are highlighted in the attachment.

TOWN OF LOS GATOS

PARKS & PUBLIC WORKS DEPARTMENT
ENGINEERING DIVISION
PHONE (408) 399-5771
FAX (408) 399-5763

SERVICE CENTER
41 MILES AVENUE
P.O. BOX 949
LOS GATOS, CA 95031

PUBLIC WORKS COMMENTS
TO THE STAFF TECHNICAL REVIEW COMMITTEE
(Date) MEETING

ITEM (copy from Agenda)

PROJECT PLANNER: *

LAST REVIEWED BY DRC: *

DEFICIENCIES:

- Provide table of existing and proposed impervious areas.
- Trash enclosure - cover and provide sanitary sewer connection.

GENERAL COMMENTS:

1. Roof rainwater leaders are to be discharged onto energy dissipaters (splash blocks), which are designed to spread out the rain water so that it enters the landscaped areas as sheet flow. Runoff from the site should not be collected into a pipe system, concentrated, and discharged down slope. Control off-site drainage, flowing on to the site similarly. No improvements shall obstruct or divert runoff to the detriment of an adjacent, down stream or down slope property. Retaining walls shall include provisions for drainage.
2. Final grading plans shall include a complete erosion control plan. Interim erosion control measures, to be carried out during construction and before installation of the final landscaping shall be included. Interim erosion control method shall include, but are not limited to: silt fences, fiber rolls (with locations and details), erosion control blankets, Town standard seeding specification, etc. Grading in the hillside area will not be allowed to be initiated between October 1 and April 15 of any year.

DRAFT CONDITIONS:
TO THE SATISFACTION OF THE DIRECTOR OF PARKS AND PUBLIC WORKS:
(Engineering Division)

1. GRADING PERMIT. A grading permit is required for site grading and drainage. The grading permit application (with grading plans) shall be made to the Engineering Division of the Parks & Public Works Department located at 41 Miles Avenue. The grading plans shall include final grading, drainage, retaining wall location, driveway, utilities and interim erosion control. Grading plans shall list earthwork quantities and a table of existing and proposed impervious areas. Unless specifically allowed by the Director of Parks and Public Works, the grading permit will be issued concurrently with the building permit. The grading permit is for work outside the building footprint(s). A separate building permit, issued by the Building Department on E. Main Street is needed for grading within the building footprint.

a. Retaining wall--top of wall elevations and locations
b. Toe and top of cut and fill slopes

10. EROSION CONTROL. Interim and final erosion control plans shall be prepared and submitted to the Engineering Division of the Parks & Public Works Department. A Notice of Intent (NOI) and Storm Water Pollution Prevention Plan (SWPPP) shall be submitted to the San Francisco Bay Regional Water Quality Control Board for projects disturbing more than one acre. A maximum of two weeks is allowed between clearing of an area and stabilizing/building on an area if grading is allowed during the rainy season. Interim erosion control measures, to be carried out during construction and before installation of the final landscaping shall be included. Interim erosion control method shall include, but are not limited to: silt fences, fiber rolls (with locations and details), erosion control blankets, Town standard seeding specification, filter berms, check dams, retention basins, etc. Provide erosion control measures as needed to protect downstream water quality during winter months. The grading, drainage, erosion control plans and SWPPP shall be in compliance with applicable measures contained in the amended provisions C.3 and C.14 of Order 01-024 of the amended Santa Clara County NPDES Permit.
11. DUST CONTROL. Blowing dust shall be reduced by timing construction activities so that paving and building construction begin as soon as possible after completion of grading, and by landscaping disturbed soils as soon as possible. Further, water trucks shall be present and in use at the construction site. All portions of the site subject to blowing dust shall be watered as often as deemed necessary by the Town, or a minimum of three times daily, or apply (non-toxic) soil stabilizers on all unpaved access roads, parking areas, and staging areas at construction sites in order to insure proper control of blowing dust for the duration of the project. Watering on public streets shall not occur. Streets will be cleaned by street sweepers or by hand as often as deemed necessary by the Town Engineer, or at least once a day. Watering associated with on-site construction activity shall take place between the hours of 8 a.m. and 5 p.m. and shall include at least one late-afternoon watering to minimize the effects of blowing dust. All public streets soiled or littered due to this construction activity shall be cleaned and swept on a daily basis during the workweek to the satisfaction of the Town. Demolition or earthwork activities shall be halted when wind speeds (instantaneous gusts) exceed 25 MPH. All trucks hauling soil, sand, or other loose debris shall be covered.
12. DUST CONTROL (SITES > 4 ACRES).The following measures should be implemented at construction sites greater than four acres in area:
    A. Hydroseed or apply (non-toxic) soil stabilizers to inactive construction areas (previously graded areas inactive for ten days or more).
    B. Enclose, cover, water twice daily or apply (non-toxic) soil binders to exposed stockpiles (dirt, sand, etc.)
    C. Limit traffic speeds on unpaved roads to 15 mph.
    D. Install sandbags or other erosion control measures to prevent silt runoff to public roadways.
    E. Replant vegetation in disturbed areas as quickly as possible.
13. CONSTRUCTION MANAGEMENT PLAN. The Applicant shall submit a construction management plan that shall incorporate at a minimum the Earth Movement Plan, Traffic Control Plan, Project Schedule, site security fencing, employee parking, construction staging area, construction trailer, and proposed outhouse locations.

2. PRECONSTRUCTION MEETING. Prior to issuance of any permit or the commencement of any site work, the general contractor shall:
   a. Along with the project applicant, attend a pre-construction meeting with the Town Engineer to discuss the project conditions of approval, working hours, site maintenance, NPDES requirement (including erosion control) and other construction matters;
   b. Acknowledge in writing that they have read and understand the project conditions of approval, and will make certain that all project sub-contractors have read and understand them prior to commencing work and that a copy of the project conditions of approval will be posted on site at all times during construction.
3. SOILS REPORT. One copy of the soils and geologic report shall be submitted with the grading permit * public improvement application. The soils report shall include specific criteria and standards governing site grading, drainage, pavement design, retaining wall design and erosion control. The reports shall be signed and "wet stamped" by the engineer or geologist, in conformance with Section 6735 of the California Business and Professions Code.
4. SOILS REVIEW. Prior to issuance of any permit, the applicant's soils engineer shall review the final grading and drainage plans to ensure that designs for foundations, retaining walls, site grading, and site drainage are in accordance with their recommendations and the peer review comments. The applicant's soils engineer's approval shall then be conveyed to the Town either by letter or by signing the plans.
5. SOILS ENGINEER CONSTRUCTION OBSERVATION. During construction, all excavations and grading shall be inspected by the applicant's soils engineer prior to placement of concrete and/or backfill so they can verify that the actual conditions are as anticipated in the design-level geotechnical report, and recommend appropriate changes in the recommendations contained in the report, if necessary. The results of the construction observation and testing should be documented in an "as-built" letter/report prepared by the applicants soils engineer and submitted to the Town before final release of any occupancy permit is granted.
6. FISH AND GAME REQUIREMENTS. A "1603" permit shall be obtained for the California Department of Fish and Game for proposed improvements in or near riparian areas within their jurisdiction. A copy of the permit shall be provided to the Parks & Public Works Department before any permits are issued/final * parcel maps are recorded.
7. GENERAL. All public improvements shall be made according to the latest adopted Town Standard Drawings and the Town Standard Specifications. All work shall conform to the applicable Town ordinances. The adjacent public right-of-way shall be kept clear of all job related dirt and debris at the end of the day. Dirt and debris shall not be washed into storm drainage facilities. The storing of goods and materials on the sidewalk and/or the street will not be allowed unless a special permit is issued. The developer's representative in charge shall be at the job site during all working hours. Failure to maintain the public right-of-way according to this condition may result in the Town performing the required maintenance at the developer's expense.
8. GRADING INSPECTIONS. The soils engineer or her/his qualified representative shall continuously inspect all grading operations. The soils engineer shall submit a final grading report before occupancy/Certificate of Completion.
9. SURVEYING CONTROLS. Horizontal and vertical controls shall be set and certified by a licensed surveyor or registered civil engineer qualified to practice land surveying, for the following items:

14. CONSTRUCTION STREET PARKING. No vehicle having a manufacturer's rated gross vehicle weight exceeding ten thousand (10,000) pounds shall be allowed to park on the portion of a street which abuts property in a residential zone without prior approval from the Town Engineer (§ 15.40.070).
15. SITE DRAINAGE. Rainwater leaders shall be discharged to splash blocks. No through curb drains will be allowed.
16. NPDES. On-site drainage systems shall include a filtration device such as a bio-swale or permeable pavement.
17. STORM WATER MANAGEMENT PLAN. A storm water management shall be included with the grading permit application for all Group 1 and Group 2 projects as defined in the amended provisions C.3 of Order 01-024 of the amended Santa Clara County NPDES Permit. The plan shall delineate source control measures and BMP's together with the sizing calculations. The plan shall be certified by a professional pre-qualified by the Town. In the event that storm water measures proposed on the Planning approval differ significantly from those certified on the Building/Grading Permit, the Town may require a modification of the Planning approval prior to release of the Building Permit. The applicant may elect to have the Planning submittal certified to avoid this possibility.
18. SILT AND MUD IN PUBLIC RIGHT-OF-WAY. It is the responsibility of contractor and home owner to make sure that all dirt tracked into the public right-of-way is cleaned up on a daily basis. Mud, silt, concrete and other construction debris SHALL NOT be washed into the Town's storm drains.
19. OUTDOOR TRASH ENCLOSURES. Outdoor trash enclosures shall be covered and area drains connected to the sanitary sewer system shall be provided. Temporary trash enclosures are exempt from this condition.
20. GREASE TRAPS. Meet all requirement of the Santa Clara County Health Department and West Valley Sanitation District for the interception, separation or pretreatment of effluent.
21. GOOD HOUSEKEEPING. Good housekeeping practices shall be observed at all times during the course of construction. Superintendence of construction shall be diligently performed by a person or persons authorized to do so at all times during working hours. The storing of goods and/or materials on the sidewalk and/or the street will not be allowed unless a special permit is issued by the Engineering Division.
22. SITE SUPERVISION. The General Contractor shall provide qualified supervision on the job site at all times during construction.

PARKS CONDITIONS

23. WATER EFFICIENCY. This project is subject to the Town's Water Efficient Landscape Ordinance, Chapter 26, Article IV of the Town Code. A fee of $479 shall be paid when the landscape, irrigation plans and water calculations are submitted for review.
24. IRRIGATION. All newly planted landscaping shall be irrigated by an in-ground irrigation system. Special care shall be taken to avoid irrigation which will endanger existing native trees and shrubs.

Planning Procedures & New Development

City of Campbell

Town of Los Gatos

City of Monte Sereno

City of Saratoga

THIS PAGE INTENTIONALY LEFT BLANK

Los Gatos

Santa Clara Valley Urban Runoff Pollution Prevention Program

FY 2005-2006 ANNUAL REPORT

PLANNING PROCEDURES

FY 2005-2006 Work Plan Self Evaluation Matrix

Source	Task Source	Work Plan Tasks	Accomplishments	Responsible Party
C.3.a Performance Standard Implementation -- Planning Procedures				
URMP: Planning Proced. Perf Std	C.3.a	Note in Annual Report any updated requirements or revisions to Planning Procedures Performance Standard in Town's URMP to adequately address Provision C.3.	Any changes to the Los Gatos URMP or revisions to its Planning Procedures Performance Standard will be contingent on the content and format of the final Municipal Regional Permit.	Associate Planner & Sr. Engineering Tech
Training	C.3.a.6	Ensure appropriate staff (i.e. planners, engineers and inspectors) are trained on any updates or new requirements specified in the local URMP, either by attendance at the C3PO Ad Hoc Task Group or during internal staff meetings.	The Los Gatos Sr. Engineering Technician and the Associate Planner were active in the C3PO Ad Hoc Task Group during FY '05-'06.	Director of Cmmty Dev / Assoc Planner / Town Engineer
C.3.c. Requirements for Group 1 and Group 2 Projects				
Group 2 Projects	C.3.c.	If needed, revise C.3 guidance documents, ordinances, policies, procedures, and/or conditions of approval to incorporate Group 2 requirements.	In early September 2005, the Sr. Engineering Technician revised the Los Gatos Notice to Developers and Contractors to include requirements for Group 2A and 2B projects. The revised Notice may be viewed electronically at: http://www.town.los-gatos.ca.us/index.asp?NID=953 The Town's BMP O&M covenant was revised in July 2005. The changes were based on a BMP O&M agreement used by the City of Fremont with input from Los Gatos Parks and Public Works staff and a local developer. **A copy of the revised document Stormwater Agreement is attached.**	Dir Cmmty. Dev / Assoc. Planner

Source	Task Source	Work Plan Tasks	Accomplishments	Responsible Party
			The Town's web site was completely renovated in October 2005. The new site has a section on NPDES Regulations, including links to the Town's Notice to Developers and Contractors, the WVCWP web site, and the SCVURPPP web site.	
Training	C.3.c.	Provide training to staff or attend Program workshops on Group 2 requirements, as needed.	On 9/27/05, the Sr. Engineering Technician attended a WVCWP-run training meeting related to implementing Group 2 project requirements.	PW NPDES Coordinator - Dir Cmmty. Dev / Assoc. Planner / WVCWP to Assist
C.3.e Operation and Maintenance of Treatment BMPs				
BMP Inspection Program O&M Verification	Permit C.3.e.iii	Report on treatment BMP's O&M verification program in each annual report. Note organizational responsibility, evaluation of effectiveness, and planned improvement to the program. Include a list or summary of treatment BMPs inspected during the year, inspection results, and any required follow-up and correction.	As a condition of the development permit, owners of Group 1 and 2 projects in Los Gatos are required to enter into a recorded agreement with the Town for on-going operation and maintenance of all permanent on-site BMPs. This obligation runs with the land and is binding on all future owners of these properties. The Town uses a standard condition of development approval to notify developers of this requirement. After the project is completed, the Town Engineering Inspector will perform annual BMP inspections at each Group 1 and Group 2 site. Any enforcement issues would be referred to the Los Gatos Code Enforcement Officer for further action. A total of only one development, a Group 1 Project at 15350 Winchester Blvd, has been subject to the BMP O&M requirements. As a condition of the final occupancy, the developer will enter into a BMP O&M agreement with the	Public Works Engineering staff

Source	Task Source	Work Plan Tasks	Accomplishments	Responsible Party
			Town. This project is still under construction and accordingly, the Town has not yet conducted any BMP O&M inspections. Details of the Los Gatos BMP O&M Verification Program are provided in the attached standard operating procedures from the City's 2004 Urban Runoff Management Plan.	
	FY05-06 Work Plan	Training & Evaluation Continue to provide training to inspectors and data managers on O&M verification program. Include evaluation of effectiveness and planned improvement to the program	On 7/19/05, 9/27/05 &11/22/05, the Town's Sr. Engineering Technician attended WVCWP-run training meetings on the BMP O&M Verification Program. Aspects discussed include requiring BMP O&M through development Conditions of Approval; use of a BMP O&M Covenant; performing inspections, SCVURPPP's BMP O&M inspection form; inspection tracking (database vs. spreadsheet); recouping inspection costs; and early HMP implementation opportunities. The Town's Sr. Engineering Technician, the Associate Civil Engineer, and the Sr. Engineering Inspector attended the SCVURPPP BMP O&M Training on 6/06/06.	Pub Works Engineering staff WVCWP to assist
C.3.f Hydromodification Management Plan				
HMP – Hydrograph Modification Mngmt Plan	C.3.f.	Implement the HMP, as approved by the Water Board, as part of requirements for Group 1 projects that may cause increased erosion or other related impacts. (Incorporate the HMP Report's standards, in their final state as approved by the Water Board, into the Town's project approval process.)	There were no HMP-regulated projects in FY '05-'06. Due to the nature of expected developments, the Town does not expect many projects will be subject to these requirements over the next few years. However, Parks and Public Works staff will continue to track regional implementation of the HMP.	Eng Div & Community Development Planning Div.

Los Gatos

Santa Clara Valley Urban Runoff Pollution Prevention Program

FY 2005-2006 ANNUAL REPORT

Source	Task Source	Work Plan Tasks	Accomplishments	Responsible Party
Training		Provide incremental training on HMP requirements to Town staff via SCVURPPP workshops and/or in-house staff training.	WVCWP hosted an HMP workshop on 1-26-09 in Monte Sereno on the final approved HMP and aspects of implementation. Jill Bicknell, Santa Clara Program staff presented. The Town's Associate Engineer and Sr. Engineering Technician/Stormwater Rep attended. On 7/19/05 and 9/27/05, WVCWP held training meetings which included discussion on requirements of the final HMP. The Sr. Eng Tech and Associate Planner were also kept up-to-date on the progress of HMP development by attending SCVURPPP's C3PO task group meetings.	SCVURPPP/ Eng Div / Plan. Div.--WVCWP to coordinate
HMP Reporting	C.3.f.viii	In the Annual Report, provide development and implementation status and a summary of projects incorporating HMP measures.	There were no HMP-regulated projects in FY '05-'06. The only Group 1 Project approved to date was exempt from these requirements due to it's relatively small area (see Parts 1 and 2 of the C.3 Reporting Forms for additional information).	Eng Div / Assoc Planner
C.3.g Waiver and Compensatory Mitigation Program				
Waiver Program or Alternate Compliance	Permit C.3.g.	Currently a waiver or alternate compliance program is not offered by the Town. Stormwater treatment BMPs will be required on all Group 1 and Group 2 projects. Any proposed alternative compliance must meet Provision C.3.g.vi conditions, and first be approved by the Water Board's Executive Officer.	All applicable projects must implement C3 requirements without using alternative or off-site compliance measures. The Town does not foresee using a Waiver Program.	Eng Div

Source	Task Source	Work Plan Tasks	Accomplishments	Responsible Party
C.3.h Alternate Certification				
Alternate Certification reporting	(Permit C.3.h)	If alternate certification is used, list the projects certified by someone other than Town staff and mechanism for ensuring that outside certifiers are qualified in the Annual Report.	The Town does not certify C.3 compliance for private projects. The project applicant is responsible for having all stormwater measures certified for adequacy, according to the requirements of Provisions C.3.d & C.3.f and C.3.h. The Town uses the City of Sunnyvale and BASMAA lists of qualified civil engineers to determine who is allowed to certify C.3 compliance for private development projects.	Eng Div
C.3.j Site Design Measures Guidance and Standards Development				
Site Design Measures Guidance and Standards Revision	(Permit C.3.j.)	As feasible, continue to review local site design standards and guidance for potential revisions that would reduce impacts to water quality. Summarize updated status of standards and guidance, if any, in the Annual Report.	On 10/20/05, the Town's Associate Civil Engineer and Sr. Engineering Technician attended a 2 hour APWA webcast presentation on Porous Pavement held in Sunnyvale. On 4/18/06, the Town's Associate Civil Engineer, Senior Engineering Inspector, and Sr. Engineering Technician attended a WVCP-sponsored presentation on Bioretention/Filtration (by Filterra). In January 2006, the Town Council approved several stormwater quality-related amendments to the Municipal Code. The draft of these amendments was prepared by the Town's Associate Planner and described in the FY '04-'05 Annual Report. The goal of these ordinance changes is to reduce the amount of new impervious coverage. This will be done by allowing reduced driveway widths and depths, permeable paving materials, ribbon strip driveways, and breaks in parking lot curbs to encourage on-site runoff percolation. The Town's Director of Parks and Public Works and the Sr. Eng Technician attended regular sub-group meetings of the	Community Development & Public Works Depts

Los Gatos

Santa Clara Valley Urban Runoff Pollution Prevention Program

FY 2005-2006 ANNUAL REPORT

Source	Task Source	Work Plan Tasks	Accomplishments	Responsible Party
			Water Resources Collaborative during FY'04-'05 and FY '05 -'06 to help develop an outcome product, "Guidelines and Standards" (for the protecting the riparian corridor). In 2007, Los Gatos staff expect that the Town will adopt SCVWD-based Council policies related to reviewing development projects near streams. The Town will continue to evaluate local site design standards to determine any necessary revisions.	
C.3.k Source Control Measures				
Source Control Measures	Permit C.3.k.	Whenever practicable, stormwater pollutant source control measures are incorporated into all development projects.	The Town continues to evaluate its source control BMP requirements to determine any necessary revisions. One possible code change in FY '06-'07 is to require sanitary sewer clean-outs adjacent to all new pools.	Planning Div staff & Eng Div staff
C.3.l General Plan Update				
General Plan	Permit C.3.l	Revise General Plan, at next planned update, to reflect principles and policies needed to address C.3 requirements.	The Town's General Plan was revised in 2000. No major G.P. updates are planned for several years.	Associate Planner / Cmmty Dev Dir / Pub Works Dir
C.3.m Water Quality Review Processes				
CEQA Review	C.3.m.1	Town will continue to evaluate water quality effects & identify mitigation measures when conducting Environmental Review process for all projects, consistent with the Town's URMP and Program guidance. If applicable, report on updates to the Environmental Review process.	The Town of Los Gatos ensures that the environmental documents required for projects that fall under CEQA review address both significant and cumulative stormwater quality impacts during the life of the project, and specific mitigation measures related to stormwater management. There were no changes to the Town's CEQA review process in FY '05-'06.	Planning Div staff & Eng Div staff

Los Gatos

Santa Clara Valley Urban Runoff Pollution Prevention Program

FY 2005-2006 ANNUAL REPORT

Source	Task Source	Work Plan Tasks	Accomplishments	Responsible Party
C.3.n Reporting Requirements				
C3 Project Reporting	Permit C.3.n.i. (C.3.c.)	In Annual Report, list Group 1 and Group 2 projects by name. Include location, project type (per C.3.c.), size (ac. or sq. ft.), and impervious surface area. Report square footage of land disturbed for redevelopment projects.	See the attached table given in Part 1 of the Los Gatos New and Redevelopment Projects Reporting Forms.	Sr Engr Tech/ Assoc Planner to collect data
C3 Project Reporting	Permit C.3.n.ii. (C.3.c.)	Report on type of treatment BMPs used, numeric sizing criteria used, O&M inspections and if needed, follow-up actions. Also list site design measures used, and source control measures required.	See the attached table, Part 2 of the Los Gatos New and Redevelopment Projects Reporting Forms.	Eng Div staff to collect data
Pesticide Control Measures Reporting	Permit C.3.n.iii. (C.3.c.)	Summarize the types of pesticide reduction measures required (such as by conditions of approval) for new development and significant redevelopment projects. Summarize the percentage of new development and significant redevelopment projects for which pesticide reduction measures were required.	Los Gatos has an irrigation efficiency ordinance to promote use of less water and minimize runoff that can carry pesticides/fertilizers into local waterways. Town Code 26.40.030– encourages protection and preservation of native species, natural areas, and designs to minimize irrigation runoff. The Town's "Hillside Design Guidelines' limit the amount of non-native plants that can be used in new developments and a pesticide reduction fact sheet is given to all project applicants.	Planning Div /Engineering Div staffs

Los Gatos

Santa Clara Valley Urban Runoff Pollution Prevention Program

FY 2005-2006 ANNUAL REPORT

Source	Task Source	Work Plan Tasks	Accomplishments	Responsible Party
Planning Procedures Evaluation				
City Parks and Public Works staff continue to coordinate very closely with the Community Development Department to ensure that all development projects are conditioned properly for storm water quality requirements. In addition, Parks and Public Works staff assist developers and their design team members with C.3 technical and legal issues (specifically the BMP O&M agreement). Several times during FY '05-'06, Parks and Public Works staff met to discuss how best to manage BMP O&M Verification inspections (to date, none have been needed). The outcome of these discussions was the decision to use Town staff, instead of an outside consultant, to perform these inspections.				

TOWN OF LOS GATOS

Reporting Form for Planning Procedures Performance Standard and Provision C.3.n.i. Reporting Requirements

Part 1

Group 1 and Group 2A New Development and Significant Redevelopment Projects Reviewed and/or Approved During FY 05-06

Project Name	Project Type	Site Size (ac. or s.f.)	New Impervious Surface (s.f.)	Area of Land Disturbed (ac.)	Project Status Deemed Complete & Project Approval Date	Storm Water Control Measures Included in Project
Private Projects						
1. 15350 Winchester Blvd. Tract No. 9736 (PD-04-0005) [424-29-006,007 & 008] Watershed: Guadalupe Developer: Santa Clara Development, Inc.	Group 1 Redevelop-ment: Demolish existing restaurant, motel & parking lot; construct 35 townhomes	5.91 Ac. (257,440 s.f.)	Exist: 207,443 s.f. (81%) Prop: 154,953 s.f. (60%) Decrease: 52,490 s.f. (21%)	4.77 ac.	Deemed Complete: 1/28/05 Approved by Council: 3/21/05 Final Approval: 10 /25/05 Current Status: Under Construction	Biofilters; porous pavement; significant reduction in impervious area; Rain for Rent Model # 24-3 SSK Sand Filter plus a RFR Tube Settler were used during winter construction
Public Projects						
None						

TOWN OF LOS GATOS

Reporting Form for Planning Procedures Performance Standard and Provision C.3.n.ii. & iii. Reporting Requirements

Part 2

Stormwater Control Measures for Group 1 & 2A Projects Reviewed and/or Approved During FY 05-06

Project Name	Treatment BMPs	Numeric Sizing Criteria Used	O&M Responsibility Mechanism and Responsible Party	Site Design Measures	Source Control Measures	Pesticide Reduction Measures
Private Projects						
1. 15350 Winchester Blvd. - PD-04-0005 [424-29-006,007 & 008] Watershed: Guadalupe Developer: Santa Clara Development, Inc.	Biofilters; porous pavement;	Flow based, using SCVURPPP method which has adjustment for soil type and rainfall.	O & M agreement signed by developer; future O & M by Home Owners Association	▪ Vegetation at drip line of roof ▪ Buffer strip to protect slope ▪ Preserve existing vegetation on steep slopes ▪ Decrease existing impervious area by over 1 ac. ▪ Narrow street design ▪ Shared driveways	▪ New rainwater leaders to stabilized landscaping ▪ No copper roofing, gutters or trim ▪ Permanent erosion control (ex: retaining wall, slope protection, outfall energy dissipater) ▪ Stencil catch basins	▪ *Landscape Maintenance Techniques for Pest Reduction* given to developer in application packet.
Public Projects	**NONE**					

Town of Los Gatos
Standard Operating Procedures and Structural Organization of BMP Operation and Maintenance Verification Program (NPDES Permit Provision C.3.e)

The Town of Los Gatos conducts an operation and maintenance (O&M) verification program that includes: (C.3.e)

a) Compiling a list of private and public properties and responsible operators for all stormwater treatment measures;

b) Inspecting a subset of prioritized treatment measures for appropriate O&M, on an annual basis, with appropriate follow-up and correction;

c) Requiring legally enforceable agreements or other mechanisms assigning responsibility for O&M of treatment measures.

1. BMP O&M Verification Program (Provision C.3.e)

As a condition of the development permit, each owner of a Group 1 project in Los Gatos is required to enter into a recorded agreement with the Town for on-going operation and maintenance of all permanent on-site BMPs. This obligation runs with the land and is binding on all future owners of a Group 1 property. The Town uses a standard condition of development approval to notify developers of this requirement.

The Town keeps records of the location, ownership, and inspection status of permanent BMPs at private and public Group 1 properties by collecting an NPDES Permit Provision C.3 Data Form for each of these projects. The Town sends a copy of these forms to the West Valley Clean Water Program (WVCWP) for annual reporting. The Town maintains a BMP O&M Inspection database.

Once the project is completed, the Town Engineering Inspector will inspect the BMPs at each Group 1 site annually. Any enforcement issues would be referred to the Los Gatos Code Compliance Officer for further action.

Section 2
LEGAL AUTHORITY TO IMPLEMENT

The legal authority of the Town of Los Gatos to implement this program is based upon the following:

Los Gatos Municipal Code (on the Internet at http://www.losgatosca.gov/government/19.html

Chapter 12-Grading Erosion and Sediment Control Ordinance

- 12.40.020–New owners of development sites to be given instructions on BMP O&M requirements.

Permanent BMP Operation and Maintenance

Owners of Group 1 properties are required to operate and maintain permanent on-site BMPs in perpetuity. As a condition of the development permit for these projects, owners must enter into a written, recorded

agreement with the Town to this effect. Each year, these owners must submit proof to the Town that they have met this requirement.

Since the Town anticipates very few Group 1 projects, initially BMPs at all of these properties will be inspected annually by the Engineering Inspector. The Engineering Inspector will refer any enforcement issues to the Town's Code Compliance Division for further action. To determine if inspecting BMPs at every applicable site is cost-effective, the Town will re-evaluate the Los Gatos BMP O&M inspection program each year, as part of annual report preparation.

STANDARD OPERATING PROCEDURES FOR LOS GATOS'S PERMANENT BMP OPERATION AND MAINTENANCE INSPECTION PROGRAM

The Town uses:

- permanent BMP O&M inspection forms
- permanent BMP O&M Notice of Violation letters

Selection of Annual Permanent BMP O&M Inspection Sites

- Permanent BMPs at all Group 1 Project properties will be inspected annually, in January
- Beginning April 15th 2006, all Group 1 and Group 2 Project properties will be inspected annually, in January
- In the future, depending on the total number of Group 1 and 2 properties in Los Gatos, the Town may develop criteria for inspection a subset of these sites, as allowed under NPDES Permit Provision C.3.e.

Permanent BMP O&M Inspection Program Responsibilities

- The Town's Public Works Engineering staff will enter all Group 1 Los Gatos NPDES Permit Provision C.3 Data Forms into a database and submit a copy to the West Valley Clean Water Program (WVCWP). The Town will forward these forms to the WVCWP as they are collected.
- The Town Engineering Inspector will maintain the tracking system for permanent BMP construction and BMP O&M inspection and enforcement for all Group 1 Projects.
- The Town Engineering Inspector will submit a Permanent BMP O&M Inspection report for the previous fiscal year to the WVCWP Manager by July 15th of each year.
- The WVCWP Manager will include BMP O&M inspection data in the Annual Report.

Permanent BMP O&M Pre-Inspection Preparation

- The Town Engineering Inspector will review the Permanent BMP O&M Inspection database at least two weeks prior to beginning annual inspections.
- The Town Engineering Inspector will contact each Group 1 site owner/manager by telephone to arrange a mutually agreeable inspection appointment.
- Prior to each site inspection, the Town Engineering Inspector will review the site's Storm Water Management Plan, including any applicable as-built construction plans, for BMP information, including BMP types and locations. At this time, the Inspector will also review the site's current

BMP O&M self-certification report, any previous inspection reports, and any necessary special procedures (e.g., inspection forms, underground confined space entry).

- The Town Engineering Inspector will review the applicable CASQA or SCVURPPP BMP fact sheets and any other information on the BMP O&M Inspection Program that may be useful in addressing questions or comments raised by BMP owners or operators during the inspection.
- Prior to each site inspection, the Town Engineering Inspector will assemble the necessary equipment and supplies.

Permanent BMP O&M Inspection and Enforcement Procedures

- Upon arriving at the inspection site, Town Engineering Inspector will contact the site manager/owner and explain the purpose of the visit.
- Permanent BMP O&M inspection by the Town Engineering Inspector will be in accordance with the inspection checklists given in Appendix 'C'.
- Inspection results will be logged in writing using the permanent BMP O&M inspection checklist.
- If any deficiency is noted during the inspection, the Town Engineering Inspector will notify the Los Gatos Code Compliance Division in writing, including information on location, the nature of violation and any needed follow-up.
- The Los Gatos Code Compliance Division will prepare a written Notice of Violation including a copy of the BMP O&M inspection form, a list of corrective actions needed and a compliance schedule. The Town will send this Notice of Violation to the to the Group 1 property owner/manager within ten working days of an inspection. A sample Notice of Violation is given in Appendix 'C'.
- The Town Engineering Inspector will enter the permanent BMP O&M inspection information, including any violations, into the Permanent BMP O&M Inspection database.
- The property owner and, if applicable, the site manager, will be instructed by the Town Code Compliance Officer to notify the Town Engineering Inspector within the time period indicated on the Notice of Violation so that the facilities can be reinspected. The Inspector will complete a new inspection form, noting whether all recommended maintenance activities have been completed and if any other actions are needed to assure proper operation of the facility.
- If repairs are not undertaken or are not done properly within the time allocated in the compliance schedule, the Town Engineering Inspector will refer the matter to the Town, which will begin enforcement proceedings as provided in Town Code Section 22.30.040.
- Once all necessary repairs have been completed, the Town Engineering Inspector will note this in the Town's database, including the date work was completed and any other pertinent information (i.e. if Town intervention was required to complete corrective work).

Santa Clara Valley Urban Runoff Pollution Prevention Program

Standard Stormwater Treatment BMP Inspection Data Collection Form

Date: _____ Time: _____ File Number: _____
Municipality_____ Agency or Department: _____
Inspectors _____

I. REASON FOR INSPECTION

☐ Initial ☐ Follow-up ☐ Other _____
☐ Routine ☐ Response to Complaint Inspection Frequency: _____

II. PROJECT INFORMATION

1. ID # or Assessor Parcel Number: _____ 2. Year of Installation _____
3. Project Type: ☐Residential ☐Commercial ☐Industrial ☐Multi-use ☐Road ☐Institutional ☐Other
4. Facility Name: _____
   Site Address: _____
   Contact Name: _____ Phone: _____
5. If the property owner is different than the contact name, fill out information below:
   Owner Name: _____ Title: _____
   Owner's Address: _____ Phone: _____
6. If the BMP operator is different than the contact name, fill out information below:
   Name: _____ Title: _____
   Address: _____ Phone: _____
7. Maintenance Documentation: ☐Reviewed ☐Not Reviewed ☐Not Available ☐Other: _____
8. Party responsible for O&M Documentation: ☐Property owner ☐BMP Operator ☐Contractor
   ☐Other: _____

III. BMP TYPE AND INSPECTION RESULTS (Use Codes from "Potential Inspection Results with Definitions" sheet)

1. **Biofiltration**
☐ Vegetated Swale _____
☐ Vegetated Buffer Strip _____
☐ Bioretention _____
☐ Roof Gardens _____
☐ Planter Boxes _____

Detention
☐ Extended Detention Basin _____
☐ Wet Pond _____
☐ Wetland _____

Structural
☐ Drain Insert _____
☐ Porous Pavement _____
☐ Media Filter _____
☐ Hydrodynamic Separator _____
☐ Vortex Separator _____
☐ Water Quality Inlet _____
☐ Underground Detention Systems _____
☐ Wet Vault _____

Infiltration
☐ Infiltration Basin _____
☐ Infiltration Trench _____
☐ Exfiltration Trench _____
☐ Retention/Irrigation _____

Other (describe): _____
☐ _____
_____
_____

2. Is maintenance needed at this time? ☐Yes ☐No 3. ***Mosquitoes or Mosquito Larvae Present?** ☐Yes ☐No
4. Comments/Notes: _____
_____
_____
_____

IV. FOLLOW-UP AND ENFORCEMENT ACTIONS (Add additional information on back)

1. Describe corrective actions needed: _____
_____
_____
2. Describe materials distributed (brochures, BMPs, etc.): _____
3. Describe Enforcement Action:
   ☐ None ☐ Verbal Notice ☐ Warning Notice
   ☐ Administrative Action ☐ Administrative Action with Penalty/Fine ☐ Civil Action
   ☐ Criminal Action ☐ Referral for Enforcement _____
4. Follow-up required? ☐Yes ☐No ☐Comments _____
5. Priority for reinspection: ☐High ☐Medium ☐Low
6. Return inspection needed? ☐Yes ☐No ☐Comments _____
7. Required Compliance Date: _____ Date Corrected: _____

Facility Representative: _____ **Inspector:** _____

Standard Stormwater Treatment BMP Inspection Data Collection Form

Background Data for BMP Type

The *Standard Stormwater Treatment BMP Inspection Data Collection Form* (Inspection Form) lists twenty stormwater treatment BMP types (see Section III). Inspectors, data entry staff and others who use the Inspection Form can refer to the California Stormwater Quality Association (CASQA) and SCVURPPP Fact Sheets for background information. The CASQA Fact Sheets are numbered (see below) and are located in the CASQA *Stormwater BMP Handbook for New Development and Redevelopment,* as well as SCVURPPP's *C3. Stormwater Handbook*. The SCVURPPP Fact Sheets are also located in the *C3. Stormwater Handbook.* Both Handbooks are available online.

<u>CASQA Reference Number</u>
Bioretention TC-32
Drain Insert MP-52
Extended Detention Basin TC-22
Infiltration Basin TC-11
Infiltration Trench TC-10
Media Filter TC-40 and MP-40
Retention/Irrigation TC-12
Vegetated Buffer Strip TC-31
Vegetated Swale TC-30
Vortex Separator MP-51
Water Quality Inlet TC-50
Wet Pond TC-20
Wetland MP-20
Wet Vault MP-50

<u>SCVURPPP Fact Sheets</u> (no identification numbers)
Exfiltration Trench
Hydrodynamic Separator
Planter Boxes
Porous Pavement
Roof Gardens
Underground Detention Systems

When Recorded Mail To:

Clerk Administrator
Town of Los Gatos
P.O. Box 949
Los Gatos, CA 95031

Record without fee pursuant to
Government Code Section 6103

STORMWATER TREATMENT MEASURES
MAINTENANCE AGREEMENT
AT
{Insert project address, tract no., etc.}

This Stormwater Treatment Measures Maintenance Agreement ("Agreement") is entered into this _____ day of _____, 200___ by and between the Town of Los Gatos, a municipal corporation, ("Town") and *{insert name of property owner}* , a _____, (the "Property Owner").

RECITALS

WHEREAS, on October 17, 2001, the Regional Water Quality Control Board, San Francisco Bay Region, adopted Order R2-2001-0119, CAS029718, reissuing the National Pollutant Discharge Elimination System Permit (NPDES) municipal stormwater permit for the Santa Clara Valley Urban Runoff Pollution Prevention Program, for which the Town of Los Gatos is a co-permittee; and

WHEREAS, Provision C.3.e.ii. of this NPDES permit, and as it may be amended or reissued, requires the Town to provide minimum verification and access assurances that all treatment measures shall be adequately operated and maintained by persons and entities responsible for the stormwater treatment measures; and

WHEREAS, Property Owner is the owner of real property commonly known as _____ (the "Property"), and more particularly described in the attached **Exhibit A**, upon which stormwater treatment measures are located or to be constructed, as shown in **Exhibit B** (the "Site Plan"); and

WHEREAS, the Property Owner, its administrators, co-owners, executors, successors, heirs, assigns or any other persons, including any homeowners association (hereinafter collectively referred to as "Property Owner") recognizes that the stormwater treatment measure(s) more particularly described and shown on **Exhibit B**, of which full-scale plans and any amendments thereto are on file with the Engineering Division of the Parks & Public Works Department of the Town of Los Gatos must be installed and maintained as indicated in this Agreement and as required by the NPDES permit.

WHEREAS, the Town and the Property Owner agree that the health, safety and welfare of the citizens of the Town require that the stormwater treatment measure(s) detailed in the Site Plan shall be constructed and maintained on the Property; and

WHEREAS, the Town's Stormwater Management Ordinance, guidelines, criteria and other written directions require that the stormwater treatment measure(s), as shown on the approved Site Plan, be constructed and maintained by the Property Owner.

NOW, THEREFORE, in consideration of the benefit received by the Property Owner as a result of the Town's approval of _____, the Property Owner hereby covenants and agrees as follows:

SECTION 1: CONSTRUCTION OF TREATMENT MEASURES

The on-site stormwater treatment measure(s) shown on the Site Plan shall be constructed or cause to be constructed by the Property Owner in strict accordance with the approved plans and specifications identified for the development and any other requirements thereto which have been approved by the Town in conformance with appropriate Town ordinances, guidelines, criteria and other written direction.

SECTION 2: OPERATION & MAINTENANCE RESPONSIBILITY

This Agreement shall serve as the signed statement by the Property Owner accepting responsibility for operation and maintenance of stormwater treatment measures as set forth in this Agreement until the responsibility is legally transferred to another entity. Before the Property is legally transferred to another entity, the Property Owner shall provide to the Town at least one of the following:

A) A signed statement from the public entity assuming post-construction responsibility for treatment measure maintenance and that the treatment measures meet all local agency design standards; or

B) Written conditions in the sales or lease agreement requiring the buyer or lessee to assume responsibility for operation and maintenance (O&M) consistent with this provision, which conditions, in the case of purchase and sale agreements, shall be written to survive beyond the close of escrow; or

C) Written text in project conditions, covenants and restrictions (CCRs) for residential properties assigning O&M responsibilities to the home owners association for O&M of the treatment measures; or

D) Any other legally enforceable agreement or mechanism that assigns responsibility for the maintenance of treatment measures.

SECTION 3: MAINTENANCE OF TREATMENT MEASURES

The Property Owner shall not destroy or remove the stormwater treatment measures from the Property nor modify the stormwater treatment system in a manner that lessens its effectiveness, and shall, at its sole expense, adequately maintain the stormwater treatment measure(s) in good working order acceptable to the Town and in accordance with the

maintenance plan submitted by the Property Owner and approved by the Town Engineer or his or her designee, attached hereto as **Exhibit C**, and incorporated herein by this reference. This includes all pipes, channels or other conveyances built to convey stormwater to the treatment measure(s), as well as all structures, improvements, and vegetation provided to control the quantity and quality of the stormwater. Adequate maintenance is herein defined as maintaining the described facilities in good working condition so that these facilities continue to operate as originally designed and approved. The maintenance plan shall include a detailed description of and schedule for long-term maintenance activities.

SECTION 4: SEDIMENT MANAGEMENT

Sediment accumulation resulting from the normal operation of the stormwater treatment measure(s) will be managed appropriately by the Property Owner. The Property Owner will provide for the removal and disposal of accumulated sediments. Disposal of accumulated sediments shall not occur on the Property, unless provided for in the maintenance plan. Any disposal or removal of accumulated sediments or debris shall be in compliance with all federal, state and local law and regulations.

SECTION 5: ANNUAL INSPECTION AND REPORT

The Property Owner shall, on an annual basis, complete the Treatment Measure Operation and Maintenance Inspection Report (annual report), attached to this Agreement as **Exhibit D**. The annual report shall include all completed Inspection and Maintenance Checklists for the reporting period and shall be submitted to the Town in order to verify that inspection and maintenance of the applicable stormwater treatment measure(s) have been conducted pursuant to this Agreement. The annual report shall be submitted no later than December 31 of each year, under penalty of perjury, to:

Town of Los Gatos
Engineering Division, Public Works Department
P.O. Box 949
Los Gatos, CA 95031-0949
Attn: Stormwater Reporting

or another member of the Town staff as directed by the Town. The Property Owner shall provide a record of the volume of all accumulated sediment removed from the treatment measure(s) in the annual report. The Property Owner shall conduct a minimum of one (1) annual inspection of the stormwater treatment measure(s) before the wet season. This inspection shall occur between August 1st and October 1st each year. More frequent inspections may be required by the Maintenance Plan, **Exhibit C**. The results of inspections shall be recorded on the Inspection and Maintenance Checklist(s) attached as **Exhibit D**.

SECTION 6: NECESSARY CHANGES AND MODIFICATIONS

At its sole expense, the Property Owner shall make changes or modifications to the stormwater treatment measure(s) and/or the long-term Maintenance Plan, **Exhibit C**, as may be determined as reasonably necessary by the Town to ensure that treatment measures are properly maintained and continue to operate as originally designed and approved.

SECTION 7: ACCESS TO THE PROPERTY

The Property Owner hereby grants permission to the Town; the San Francisco Bay Regional Water Quality Control Board (Regional Board); the Santa Clara County Department of Environmental Health, Vector Control District; and their authorized agents and employees to enter upon the Property at reasonable times and in a reasonable manner to inspect, assess or observe the stormwater treatment measure(s) in order to ensure that treatment measures are being properly maintained and are continuing to perform in an adequate manner to protect water quality and the public health and safety. This includes the right to enter upon the Property when it has a reasonable basis to believe that a violation of this Agreement, the Town's stormwater management ordinance, guidelines, criteria, other written direction, or the Santa Clara Countywide Clean Water Program's NPDES municipal stormwater permit (Regional Board Order R2-2001-0119, and any amendments or re-issuances of this permit) is occurring, has occurred or threatens to occur. The above listed agencies also have a right to enter the Property when necessary for abatement of a public nuisance or correction of a violation of the ordinance guideline, criteria or other written direction. Whenever possible, the Town, Regional Board, or the Vector Control District shall provide reasonable notice to the Property Owner before entering the property.

SECTION 8: FAILURE TO MAINTAIN TREATMENT MEASURES

In the event the Property Owner fails to maintain the stormwater treatment measure(s) as shown on the approved Site Plan or comparable document in good working order acceptable to the Town and in accordance with the maintenance plan incorporated in the Agreement, the Town, and its authorized agents and employees with reasonable notice, may enter the Property and take whatever steps it deems necessary and appropriate to return the treatment measure(s) to good working order, in addition to all other rights and remedies available in law and in equity. Prior notice will not be necessary if emergency conditions require immediate remedial action. This provision shall not be construed to allow the Town to erect any structure of a permanent nature on the Property. It is expressly understood and agreed that the Town is under no obligation to maintain or repair the treatment measure(s) and in no event shall this Agreement be construed to impose any such obligation on the Town.

SECTION 9: REIMBURSEMENT OF TOWN EXPENDITURES

In the event the Town, pursuant to the Agreement, performs work of any nature (direct or indirect), including any reinspections or any actions it deems necessary or appropriate to return the treatment measure(s) in good working order as indicated in Section 8, or expends any funds in the performance of said work for labor, use of equipment, supplies, materials, and the like, the Property Owner shall reimburse the Town, or shall forfeit any required bond upon demand within thirty (30) days of receipt thereof for the costs incurred by the Town hereunder. If these costs are not paid within the prescribed time period, the Town may assess the Property Owner the cost of the work, both direct and indirect, and applicable penalties. Said assessment shall be a lien against the Property, or prorated against the beneficial users of the Property or may be placed on the property tax bill and collected as ordinary taxes by the Town. The actions described in this section are in addition to and not in lieu of any and all legal remedies as

provided by law, available to the Town as a result of the Property Owner's failure to maintain the treatment measure(s).

SECTION 10: INDEMNIFICATION

The Property Owner shall indemnify, hold harmless and defend the Town and its authorized agents, officers, officials and employees from and against any and all claims, demands, suits, damages, liabilities, losses, accidents, casualties, occurrences, claims and payments, including attorney fees claimed or which might arise or be asserted against the Town that are alleged or proven to result or arise from the construction, presence, existence or maintenance of the treatment measure(s) by the Property Owner or the Town. In the event a claim is asserted against the Town, its authorized agents, officers, officials or employees, the Town shall promptly notify the Property Owner and the Property Owner shall defend at its own expense any suit based on such claim. If any judgment or claims against the Town, its authorized agents, officers, officials or employees shall be allowed, the Property Owner shall pay for all costs and expenses in connection herewith. This section shall not apply to any claims, demands, suits, damages, liabilities, losses, accidents, casualties, occurrences, claims and payments, including attorney fees claimed which arise due solely to the negligence or willful misconduct of the Town.

SECTION 11: NO ADDITIONAL LIABILITY

It is the intent of this Agreement to insure the proper maintenance of the treatment measure(s) by the Property Owner; provided, however, that this Agreement shall not be deemed to create or effect any additional liability not otherwise provided by law of any party for damage alleged to result from or caused by storm water runoff.

SECTION 12: PERFORMANCE FINANCIAL ASSURANCE

The Town may request the Property Owner to provide a performance bond, security or other appropriate financial assurance providing for the maintenance of the stormwater treatment measure(s) pursuant to the Town's ordinances, guidelines, criteria or written direction.

SECTION 13: TRANSFER OF PROPERTY

This Agreement shall run with the land and shall be binding upon all heirs, successors, and assigns of Property Owner. The Property Owner further agrees whenever the Property is held, sold, conveyed or otherwise transferred, it shall be subject to this Agreement which shall apply to, bind and be obligatory to all present and subsequent owners of the Property.

SECTION 14: SEVERABILITY

The provisions of this Agreement shall be severable and if any phrase, clause, section, subsection, paragraph, subdivision, sentence or provision is adjudged invalid or unconstitutional by a court of competent jurisdiction, or the applicability to any Property Owner is held invalid, this shall not affect or invalidate the remainder of any phrase, clause, section, subsection, paragraph, subdivision, sentence or provision of this Agreement.

SECTION 15: RECORDATION

This Agreement shall be recorded by the Property Owner, or by the Town by mutual agreement, within five (5) business days, or such time as agreed upon by both parties, after the execution date of this Agreement as stated above among the deed records of the County Recorder's Office of the County of Santa Clara, California at the Property Owner's expense.

SECTION 16: RELEASE OF AGREEMENT

In the event that the Town determines that the stormwater treatment measures located on the Property are no longer required, then the Town, at the request of the Property Owner shall execute a release of this Inspection and Maintenance Agreement, which the Property Owner, or the Town by mutual agreement, shall record in the County Recorder's Office at the Property Owner's expense. The stormwater treatment measure(s) shall not be removed from the Property unless such a release is so executed and recorded.

SECTION 17: EFFECTIVE DATE AND MODIFICATION

This Agreement is effective upon the date of execution as stated at the beginning of this Agreement. This Agreement shall not be modified except by written instrument executed by the Town and the Property Owner at the time of modification. Such modifications shall be effective upon the date of execution and shall be recorded.

SECTION 18: MISCELLANEOUS

a. The interpretation, validity, and enforcement of this Agreement shall be governed by and interpreted in accordance with the laws of the State of California. Any suit, claim, or legal proceeding of any kind related to this Agreement shall be filed and heard in a court of competent jurisdiction in the County of Santa Clara.

b. In the event any legal action is commenced to enforce this Agreement, the prevailing party is entitled to reasonable attorney's fees, costs, and expenses incurred.

PROPERTY OWNER

{Development Company Name}

_____ DATE:

{Name & Title of Signer 1}

_____ DATE:

{Name & Title of Signer 2}

TOWN OF LOS GATOS

_____ DATE:

TOWN MANAGER

ATTEST:

_____ DATE:
CLERK ADMINISTRATOR

APPROVED AS TO FORM:

_____ DATE:
TOWN ATTORNEY

RECOMMENDED BY:

_____ DATE:
DIRECTOR OF PARKS AND PUBLIC WORKS

Exhibit A

{legal description of property}

Exhibit B

{legible reduced –scale (no larger than 8.5”x14”) conceptual plan showing location and type of stormwater treatment measures. Stormwater treatment measures should be labeled (e.g. swale #1, swale #2) and the direction of stormwater flow indicated. The location of bubblers and disconnected downspouts should be included in the conceptual plan.}

Exhibit C

{maintenance plan}

Exhibit D

{Annual report form
for treatment measure operation
and maintenance inspection checklists}

Treatment Measure Operation and Maintenance Inspection Report to the Town of Los Gatos, Santa Clara County, California

This report and attached inspection checklists document the inspection and maintenance conducted for the identified stormwater treatment measure(s) subject to the Maintenance Agreement between the Town and the property owner during the annual reporting period indicated below.

I. Property Information:

Property Address or APN:_____

Property Owner:_____

II. Contact Information:

Name of person to contact regarding this report:_____

Phone number of contact person:_____ Email:_____

Address to which correspondence regarding this report should be directed:_____

_____

_____

III. Reporting Period:

This report, with the attached completed inspection checklists, documents the inspections and maintenance of the identified treatment measures during the time period from January 1, 20-- to December 15, 20--.

IV. Treatment Measure Information:

The following stormwater treatment measures (identified treatment measures) are located on the property identified above and are subject to the Maintenance Agreement:

Identifying Number of Treatment Measure	Type of Treatment Measure	Location of Treatment Measure on the Property

V. Sediment Removal

The sediment was removed and disposed of as follows:_____

_____

VI. Inspector Information:

The inspections documented in the attached inspection checklists were conducted by the following inspector(s):

Inspector Name and Title	Inspector's Employer and Address

VII. Statement of Treatment Measure Condition

Based on the inspections documented in the attached checklists, is (are) the treatment measure(s) identified in this report present, functional and being maintained as required by the Maintenance Plan? (Check yes or no.)

____YES ____NO

If "NO", describe problem, proposed solution and schedule of correction:

_____

_____

VIII. Certification:

I hereby certify, under penalty of perjury, that the information presented in this report and attachments is true and complete:

_____ _____

Signature of Property Owner or Other Responsible Party Date

_____

Type or Print Name

_____

Company Name

_____

Address City, State, Zip

Phone number:_____ Email:_____

Attachments to the
Treatment Measure Operation
and Maintenance Inspection Report:
Completed Inspection Checklists

Training Summary: New and Re-Development

Constructing, Maintaining and Inspecting Stormwater Treatment BMPs Workshop Sponsor: SCVURPPP **Topics:** ▪ Case Study: Stanford's Experience with BMPs for New Development ▪ Constructed C3 and HMP Projects in San Jose ▪ Proper Construction and Maintenance of Biofiltration Treatment BMPs ▪ Designing Effective Biofiltration BMPs That the Public Will Accept ▪ Overview of Treatment BMPs ▪ Standardized Approach to Conducting BMP O & M Inspections ▪ Post Construction Inspection of a Commercial Facility: An Inspectors Perspective (Sunnyvale) ▪ Question and Answer Session	June 6, 2006	**Campbell (3)** Eng/Const Inspector (2) Planner **Los Gatos (3)** Senior Engineering Technician Public Works Engineer Senior Const Inspector **Saratoga (3)** Assoc Engineer Building/Const Inspectors (2) **WVCWP (3)** Program Manager Program Assistant Stormwater Discharge Inspector
WVCWP Monthly Meeting/Training Led by: WVCWP Program Manager **BMP & O&M** Campbell includes requirements for the Covenant in the Conditions of Approval. WVCWP Reps reviewed the June meeting minutes and followed-up on the BMP maintenance and covenant discussion from last month's meeting. **Topics:** ▪ BMP & O&M Inspection Programs ▪ Pest Management ▪ HMP	July 19, 2005	**WVCWP (3)** **Campbell (1)** Senior Civil Engineer **Los Gatos (1)** Senior Engineering Technician **Saratoga (1)** PW Admin Analyst Associate Engineer

West Valley Communities

Campbell, Los Gatos, Monte Sereno and Saratoga

Santa Clara Valley Urban Runoff Pollution Prevention Program

FY 2005-2006 ANNUAL REPORT

Training Summary: New and Re-Development

WVCWP Monthly Meeting/Training Led by: WVCWP Program Manager **Group 1 & 2 Implementation/ O&M Inspection** **Topics:** ▪ Approved Amendment to the Final Order CAS029718 - 7/20/05 ▪ Two tiered Group 2 projects ▪ Review sample form for collecting O&M inspection data on Group 1& 2 Stormwater Treatment BMPs ▪ Review of O&M Inspection requirements ▪ Possible use of consultant for inspections ▪ City needs to inspect & verify; property owner may submit inspection data & maintenance records ▪ Tracking inspections	September 27, 2005	**WVCWP (3)** **Campbell (1)** Senior Civil Engineer **Los Gatos (1)** Senior Engineering Technician **Saratoga (1)** Associate Engineer
Simplified Low Impact Development Design for Compliance with Stormwater Treatment Requirements Sponsor: CASQA Speaker: Dan Cloak, P.E.	October 4, 2005	**WVCWP(1)** Program Manager
A Lower-Impact Development Approach for a Costal Resort in Southern California Sponsor: CASQA Speaker: Eric W. Strecker	October 4, 2005	**WVCWP(1)** Program Manager
The Effects of Infiltrating Stormwater On Soils and Groundwater Sponsor: CASQA Speaker: Scott Meyer-Office of Water Programs, Lucas Paz, PhD, Michael S Thomas, P.E.	October 4, 2005	**WVCWP(1)** Program Manager

West Valley Communities

Campbell, Los Gatos, Monte Sereno and Saratoga

Santa Clara Valley Urban Runoff Pollution Prevention Program

FY 2005-2006 ANNUAL REPORT

Training Summary: New and Re-Development

Countrywide Stormwater Infiltration Site Characterization Criteria and Guidance Study, Contra Costa Clean Water Program Speakers: Lucas Paz, Ph.D, Michael S Thomas, P.E.	October 4, 2005	**WVCWP(1)** Program Manager
Performance of a California Wet Pond Sponsor: CASQA Speaker: Gary Shawley, Alameda County	October 5, 2005	**WVCWP(1)** Program Manager
Stormwater Treatment: Can We Make Them Smaller? Sponsor: CASQA Speaker: Gary R. Minton, Resource Planning Associates	October 5, 2005	**WVCWP(1)** Program Manager
Tahoe Basin BMP Evaluation and Feasibility Study Sponsor: CASQA Speaker: Eric W. Strecker, GeoSyntec	October 5, 2005	**WVCWP(1)** Program Manager
Effort to Keep Lake Tahoe Blue Sponsor: CASQA Speaker: Sara A. McIlory	October 5, 2005	**WVCWP(1)** Program Manager

West Valley Communities

Campbell, Los Gatos, Monte Sereno and Saratoga

Santa Clara Valley Urban Runoff Pollution Prevention Program

FY 2005-2006 ANNUAL REPORT

Training Summary: New and Re-Development

WVCWP Monthly Meeting/Training Led by: WVCWP Program Manager BMP O & M **Topics:** ▪ Inspection Form Signatures ▪ Comparison of O & M Agreement Forms (Fremont vs. West Valley ▪ Group 2A Implementation ▪ Certification or Statement of Stormwater Treatments: Certification is to CERTIFY that the BMP was built according to plans (C.3.g). Engineers may be uncomfortable with current language – discussion of options, need to refer to URMP & Conditions of Approval.	November 1, 2005	**WVCWP (3)** **Campbell (1)** Senior Civil Engineer **Los Gatos (1)** Senior Engineering Technician **Saratoga (1)** Associate Engineer **WV Sanitation District (1)** Director of Engineering & Operations
WVCWP Monthly Meeting/Training *C.3 BMP & O&M* Led by: WVCWP Program Manager **Topics:** • Ensuring compliance by Homeowners Assns • Review of Ordinances for implementation of Group 2 – summary of all Co-permittees	November 22, 2005	**WVCWP (3)** **Los Gatos (1)** Senior Engineering Technician **Saratoga (1)** PW Admin Analyst
WVCWP Monthly Meeting/Training *C.3 Group 1 & 2 Implementation* Led by: WVCWP Program Manager **Topics:** • Approval Date for Group 1 and 2 Projects (when ground breaking is permitted) • Forms needed for any Group 1 or non exempt Group 2 projects	February 28, 2006	**WVCWP (3)** **Campbell (1)** Senior Civil Engineer **Los Gatos (1)** Senior Engineering Technician **Saratoga (1)** PW Admin Analyst

West Valley Communities

Campbell, Los Gatos, Monte Sereno and Saratoga

Santa Clara Valley Urban Runoff Pollution Prevention Program

FY 2005-2006 ANNUAL REPORT

Training Summary: New and Re-Development

WVCWP Monthly Meeting/Training *C.3 Stormwater Treatment Design* Speaker: Garry Reid, Filterra **Topics:** • Filterra Stormwater Bioretention Filtration System • Maintenance • Application to Municipal Projects	April 18, 2006	**WVCWP (3)** **Campbell (1)** Senior Civil Engineer **Los Gatos (1)** Senior Engineering Technician **Saratoga (1)** PW Admin Analyst
WVCWP Monthly Meeting/Training *C.3* Led by: WVCWP Program Manager **Topics:** • Reporting Requirements for Group 1 and Group 2 Projects - Deemed Complete Date • Clarification of Reporting Forms	May 23, 2006	**WVCWP (3)** **Campbell (1)** Senior Civil Engineer **Los Gatos (1)** Senior Engineering Technician **Saratoga (1)** PW Admin Analyst

THIS PAGE INTENTIONALY LEFT BLANK

Construction Inspection

City of Campbell

Town of Los Gatos

City of Monte Sereno

City of Saratoga

THIS PAGE INTENTIONALY LEFT BLANK

Los Gatos

FY 2005-2006 ANNUAL REPORT

CONSTRUCTION INSPECTIONS

FY 2005-2006 Work Plan Self Evaluation Matrix

Source	WP Activity	FY05-06 Work Plan Tasks	FY 05-06 Accomplishments	Responsible Party
	URMP	Staff Training Participate in and support SCVURPPP sponsored workshops/ info sessions on erosion control and construction BMPs; support distribution of related materials.	On December 8th the WVCWP IC/ID Inspector and Manager attended the Water Board's Construction Site Management and Erosion Control Workshop and spoke to attendees about the organization of the WVCWP, the need to report all construction and erosion incidents and how trend analysis determines how programs conduct public outreach (to effect behavior changes). On August 31, '05, thirty-three (33) Los Gatos PW staff, including the Town Engineer, the Sr. Engineering building/construction inspector, and PW Supervisor, participated in an in-house construction site and erosion control training session featuring the video "Hold Onto Your Dirt".	SCVURPPP, WVCWP or LG Sr. Engineering Technician to coordinate, Public Works staff to attend
	URMP	Construction Inspections Continue construction site inspections for stormwater issues (i.e., mudtracking, mat'l storage, housekeeping, etc.).	Municipal Code Sec. 12.20.010 et seq., requires erosion and sediment control materials to be onsite by October 1st and in place before October 15th. Once-a-week inspections, and additional inspections during and after every major storm, are carried out by Town Engineering staff on all sites with active grading permits. Building Inspectors note and report to Engineering any active or potential erosion violations on site. Building Inspectors check for proper materials storage and disposal and similar building-related potential pollution problems. This past year the Town had seven (7) construction site or Landscaping related incidents. All incidents were successfully resolved. See attached spreadsheet for details.	Eng Inspectors WV Inspector by referral

Los Gatos

FY 2005-2006 ANNUAL REPORT

Construction Inspection Evaluation

Construction Site Evaluation of Trends:

FY05-06	
Allowable Discharge	1
Accidental Spills	1
Landscape Mat'l Dumping	3
Tracking Soil	2
Total Number of Incidents	7

Previous Year – 04-05	
Tracking Soil	3
Landscape Mat'l Dumping	2
Equipment Cleaning	1
Saw Cutting Slurry	2
Complaint not found (concerned citizens, potential violations)	3
Misc. Incident (3 silt in street; 2 broken water main or valve)	5
Allowable Discharge (water truck emptying water NTC issued	1
Total Number of Incidents	17

Coordinated efforts between the City's building inspectors and the WVCWP Inspector are working well. Potential incidents reported by other agency staff or citizens, are inspected and re-inspected until final resolution is achieved. This year the WVCWP Inspector went out on seven (7) construction or landscaping incident calls. All sites that have been issued a Notice to Comply and been resolved are revisited, pro-actively, during the following year. See the Construction Site Incident table following this section. The number of incidents dropped from seventeen (17) in FY04-05 to seven (7) in FY05-06.

Winchester Avenue Incident resolved with Rain-for-Rent filter and pumping device: The Town of Los Gatos had a group 1 project on Winchester Ave (developer Sun Lakes) that experienced some challenges with mud tracking and muddy runoff during the rainy season. The Town responded immediately and met with the Soils Engineer/erosion control engineer, Development Engineer & company owner, who together determined that they would lease a "Rain-for-Rent" filtering system to allow some dewatering after heavy storms. The filtering treatment was set up and the clean excess water was released slowly. The WVCWP Inspector went out to make sure that it looked like it was working properly. The WVCWP Inspector did not issue an NTC because the developer was agreeable to working on the problem immediately until resolution and was willing to take expensive steps to ensure that the water discharge was completely clean. The Police were made aware of the potential incident and direct contact numbers for the project owner and erosion control engineer were provided to police for after hours watch. The site remained clean for the rest of the year.

Construction Site Erosion Control Training - The Town of Los Gatos held an internal training meeting for construction site inspectors and all thirty-three Public Works staff this year. The video "Hold onto your Dirt" was shown.

The Construction Inspection Program Works Well – Continued public outreach efforts and further training or communication among municipal inspection staff and the WV Stormwater Inspector have served to develop a very coordinated and effective construction site inspection program in Los Gatos.

Los Gatos
Construction Inspection FY05 06

#	Date	Contact Name (Resp Party)	Location/Address of Incident	ICID Incident Report Source (Origin)	ICID Incident Type (New/Old)	ICID Enforcement Action	Findings: (Comments)	Status	Compliance Date
Allowable Discharge									
1	1/11/2006	Sun Lakes Steve Meredith	15350 Winchester Blvd.. Los Gatos	Interdepartmental	Allowable Discharge	No Action	George called me. He is very pleased with Sun Lakes Construction. They have installed very extensive/expensive filtrtion system from "Rain for Rent." Water drained now clear. They also analyze it. Looks good. Took pictures. Called Cheri to bring her up to date.	Incident Resolved	1/11/2006
Accidental Spills									
1	9/2/2005		300 Santa Rosa Blvd., LG	Interdepartmental	Accidental spills	Verbal Notice	House under construction. Truck burst a hydraulic line. About a quart in driveway. Nothing got to SD. City put down absorbant, swept up, and billed responsible party. All OK now.	Incident Resolved	9/2/2006
Tracking Soil									
1	8/3/2005	Blossom Hill Elementary	16400 Blossom Hill Rd., LG	Other drive by	Tracking soil	Verbal Notice	Drive by. Dirt tracking at construction site. Promised me they would take care of today.	Incident - Resolved	8/3/2005
2	8/4/2005	Blossom Hill Elementary	16400 Blossom Hill Rd., LG	Other drive by	Tracking soil	Verbal Notice	Drive by. Dirt tracking at construction site taken care of. All OK.	Incident - Resolved	8/4/2005
Landscape Material Dumping									
1	8/9/2005		244 Montclair Rd., LG	Citizen Complaints	Landscape material dumping	Warning Notice	Gorilla hair and dirt runoff with rain or sprinkler. Recent landscaping on steep bank in front of house caused problem. Protective barrier built to stop problem. See NTC# 1044.	Incident - Resolved	8/12/2005
2	8/16/2005		147 Old Adobe Road., LG	Citizen Complaints	Landscape material dumping	Warning Notice	Landscape guy left pile of dirt, rocks, and bags of concrete in roadway. Did not take care of right away as promised. Had to issue NTC#1045. Now OK.	Incident - Resolved	8/19/2005

Los Gatos
Construction Inspection FY05 06

#	Date	Contact Name (Resp Party)	Location/Address of Incident	ICID Incident Report Source (Origin)	ICID Incident Type (New/Old)	ICID Enforcement Action	Findings: (Comments)	Status	Compliance Date
Landscape Material Dumping Continued									
3	8/18/2005		119 and 121 Via De Tesores, LG	Citizen Complaints	Landscape material dumping	Verbal Notice	After landscaping a pile of dirt in roadway (removed) left sediment which should be swept. Cleaned up right away.	Incident - Resolved	8/18/2005

West Valley Communities

FY 2005-2006 ANNUAL REPORT

Training Summary: Construction Inspection FY 05-06

Training Description	Date	Attendees
WVCWP Training Meeting C.3 Construction Inspection Led by: WVCWP Program Manager **Topics:** ▪ Review of plans to update **Blueprint for a Clean Bay Plan Sheet** ▪ Reporting Form: review of data needed ▪ Group 2 requirements ▪ Review of "**Statement** of Engineered Stormwater Treatment	March 28 and April 18, 2006	**WVCWP (2)** **Campbell (1)** Senior Civil Engineer **Los Gatos (1)** Senior Engineering Technician **Saratoga (1)** Associate Engineer
Construction Site Planning & Management for Compliance with NPDES Requirements Sponsored by RWQCB/ SF Estuary Project (SFEP) Speaker: Hossain Kazemi **Topics:** ▪ Construction Regulations & Responsibilities ▪ Erosion & Sediment Control BMPs ▪ Non-stormwater Discharge Prevention ▪ Demonstration Site Visit **Video:** "Hold Onto Your Dirt" Guest Speaker: Cherri Donnelley, WVCWP Program Manager **Topics:** ▪ WVCWP Organization ▪ Reporting All Construction and Erosion Incidents ▪ How Trend Analysis Determines Public Outreach	Dec 8, 2005	**WVCWP(2)** **Campbell (1)** Senior Civil Engineer

West Valley Communities

FY 2005-2006 ANNUAL REPORT

Training Summary: Construction Inspection FY 05-06

Training Description	Date	Attendees
Construction Site Planning & Management for Compliance with NPDES Requirements Sponsored by RWQCB & SF Estuary Project Speaker: Hossain Kazemi **Topics:** ▪ Construction Regulations & Responsibilities ▪ Erosion & Sediment Control BMPs ▪ Non-stormwater Discharge Prevention ▪ Demonstration Site Visit **Video:** "Hold Onto Your Dirt" Guest Speaker: Alan Hom, Senior Building Inspector, City of Campbell **Topics:** ▪ City of Campbell Construction Site/Erosion Inspection Program	Dec 9, 2005	**WVCWP(1)** Program Assistant **Campbell (1)** Senior Building Inspector **Saratoga (1)** PW Analyst

Public Information and Participation

City of Campbell

Town of Los Gatos

City of Monte Sereno

City of Saratoga

THIS PAGE INTENTIONALY LEFT BLANK

PUBLIC INFORMATION/PARTICIPATION

FY 2005-2006 Work Plan Self Evaluation Matrix

Source	WP Task	FY05-06 Work Plan Tasks	FY 05-06 Accomplishments	Responsible Party
A. SCV Program Projects/Support				
	SCV Program PMP (II.A.1)	a. Watershed Education and Outreach Campaign Support multi-year watershed education and outreach campaign.Participate in campaign development and special projects. If funding is available from the SCVURPPP Budget, campaign will include funding for educational programs at the Alviso Ed Center and funding for ZunZun performances in local schools. As SCVURPPP Budget permits, continue establishing partnerships with local recreational attractions to promote watershed messages. See SCVURPPP Project Work Plan for details.	*WEO:*.WVCW Pgm Mgr assists via active participation in WEO Ad hoc Task Group. *Happy Hollow Halloween Event on Sunday 10/30/05* 1 WVCWP staff member & 1 WVCWP volunteer assisted at this event..2 WVCWP mascot costumes were used: a Clapper Rail & a Saltmarsh Harvest Mouse. Wearing the costumes, they handed out educational materials and gave visitors an opportunity to play a watershed Bean Bag Game. The game teaches players to select destinations (stormdrains, sanitary sewers, or hazardous household waste drop-off) for water and other materials or substances. *Home and Garden Show on Saturday and Sunday 5/6/06.* 2 WVCWP staff worked two shifts at the San Jose Convention Center. In addition to program materials WVCWP staff handed out pencils engraved with water pollution prevention messages and the WVCWP website address. Topics of interest were safe fluorescent bulb disposal, safe paint and pesticide disposal; less-toxic gardening methods. Some people were interested in controlling specific pest infestations. A few parents asked if WVCWP would visit	WVCWP staff

Source	WP Task	FY05-06 Work Plan Tasks	FY 05-06 Accomplishments	Responsible Party
			their child's classroom to give an Enviroscape presentation WVCWP staff talked to at least 150 visitors to the booth. WVCWP arranged for 2 Program-sponsored Zun Zun assemblies to be presented at Saratoga Elementary School (May 2, 2006). The assemblies were provided to the School as a thank you for Saratoga students' and parents' participation in a Creek Clean-up on April 1st. The school received two (2) vocabulary lists (one for K-2 and one for 3-6) and an information sheet about the assembly content for teachers to refer to. Teachers were asked to familiarize the students with the vocabulary words prior to the assembly. Teachers also questioned students after the assembly to determine what was learned. The results are summarized in the Program's FY05-06 Annual Report.	
	NPDES Permit, PMP (II.A.12)	b. Pesticide User Outreach Project If SCVURPPP Budget allows, provide funding and participate in implementing IPM Store Partnership and Household Chemical Management Projects. Project scope will include items in Program's Pesticide Management Plan based on provision c.9.d. of the Permit for outreach to residents, commercial businesses, and pest control operators.	The WV Clean Water Program Manager participated in the SCVURPPP IPM Ad Hoc Task Group. See SCVURPPP Annual Report for details on accomplishments. See above: *Home and Garden Show on Saturday and Sunday 5/6/06.* *Orchard Supply Hardware store point-of-sale IPM -May 23, 2005* West Valley staff helped the SCV Program and *Our Water Our World* staff to set up Sunnyvale's Orchard Supply Hardware store's gardening aisles with 'shelf talkers' which relay IPM information to customers. Shelf talkers educate the general public on less-toxic methods to control pests and on child- and pet-safe solutions for homes and gardens. *March 22, 2006 Turf Workshop*	WVCWP Staff

Source	WP Task	FY05-06 Work Plan Tasks	FY 05-06 Accomplishments	Responsible Party
			Attendees included municipal staff from Campbell, Los Gatos and Saratoga and supervisor for Los Gatos private golf course. School Districts, golf course staff and press were invited. Cornell University Turf Specialist presented latest research in management methods to reduce pesticide use on turf. Evaluation comments included "Great Presentation/Program" and "Learned a Lot!" See "Pesticide Management" section "*Training for Applicators*". Formerly, WVCWP worked directly with the **Summerwinds Garden Center** in Campbell to provide IPM educational materials and to coordinate with Our Water Our World and SCVURPPP activities. In the interest of streamlining activities, SCVURPPP is now working directly with this garden center, and WVCWP is no longer their main contact.	
	NPDES Permit, Provision c.9.c.	c. Mercury Pollution Prevention Outreach This project will encompass local implementation of the Program's Mercury Pollution Prevention Plan including public education on: 1) the effects of mercury in the environment, and 2) products containing mercury and proper disposal of such products	*Fluorescent Lightbulb Recycling Flyer* WVCWP worked to update and improve its flyer created last year, listing local drop-off points (5 hardware stores) which are part of the fluorescent bulb residential drop-off program. Hours and location of stores are listed, along with HHW contact info. The flyer now reminds residents that **it's illegal to put fluorescent bulbs in the trash or home recycling bins**. The flyer was distributed at community events.	WVCWP Staff
		Outreach Event	*January 28, 2006 **Free** Hazardous Waste Recycling Event* - for recycling of TVs, monitors and laptops. Event was	WVCWP Staff to coordinate

Source	WP Task	FY05-06 Work Plan Tasks	FY 05-06 Accomplishments	Responsible Party
		Not part of Work Plan – additional activity	sponsored by all four West Valley Cities through West Valley Clean Water Program. The event was held at Los Gatos Municipal Yard, and Los Gatos and Saratoga staff assisted. The event was for West Valley businesses, residents and schools. **Flyers/posters, press releases and an ad were created** for this event noting that E-waste can leach toxic metals (i.e., mercury) into our water, and that by using a responsible recycler we can help prevent export of our waste to foreign dumps where mercury leaches into the environment. (See above row for details on outreach materials). Over 250 cars brought E-waste for recycling. Posters placed around the site highlighted the environmental affects of improper E-waste disposal. One high school coordinated with WVCWP prior to the event, and dropped off pallets of E-waste on the previous day.	

Public Information/Participation Program EVALUATION - *SCV Program Projects/Support*

Zun Zun Assembly: WVCWP received an evaluation courtesy of the School Principal's Assistant: "Yes, it was very much enjoyed by all."The kids learned a lot, now know what a watershed is, understand the environmental issues. The 1st grade teacher was very impressed.... I thought it was very cute. I learned some things too!" The final comment that "I learned some things too!" reinforces what WVC staff have generally found to be true: adults may be more receptive to learning about stormwater issues, and proper behavior, if the messages are funneled through the children.

Mercury Outreach/ E-Waste Recycling Event: WVCWP used a portion of staff time and funds to organize a Free E-Waste Recycling Event for West Valley residents, businesses and schools, and to publicize Mercury issues while doing outreach for the event. The WVC were challenged in trying to decide on a

Source	WP Task	FY05-06 Work Plan Tasks	FY 05-06 Accomplishments	Responsible Party
meaningful way to reduce mercury and copper discharges. WVCWP pursued an opportunity to reduce the illegal dumping of televisions and monitors (esp with the increase in sales of flat screen products and the obsolence of many TV and computer monitors). UNITED DATATECH was willing to help the WVC conduct this service at no cost. The television that was pulled out of a Los Gatos creek in December emphasized the importance of this event. The *Los Gatos Weekly* and the *Saratoga News* ran articles about the TV in the creek; these papers, along with the *Campbell Reporter* and the *Los Gatos Daily News*, printed details about the WVCWP event. A January date was chosen, so that residents could dispose of outdated E-waste if they had received new electronic items during the holidays in December. Outreach was conducted during December and January. Outreach included press releases and flyers which were sent to Campbell, Los Gatos and Saratoga Chambers of Commerce and School Districts. This resulted in the information being posted on Chamber and School websites and in electronic e-mails, so that it reached thousands of citizens. Funds were also used to retain a PR firm which worked with WVCWP to develop an eye-catching newspaper ad, and a timely, captivating newspaper article. WVC felt that this outreach money was well-spent in a successful, low-budget media campaign that increased awareness of mercury issues. The outreach included information on mercury toxicity, and the need to prevent mercury (and other E-waste) from landfill dumping, where it can leach into water – both at home or abroad. A strong emphasis was placed on the fact that the event was organized with a responsible recycling firm, which would use appropriate recycling methods for all materials. Residents responded with overwhelmingly positive feedback. Some had been saving monitors and TVs for years. The event was very successful in that over 250 cars brought E-waste, and a high school arranged to bring over pallets of E-waste. Residents want more events like this one, since it makes a difference. WVCWP staff will plan one for FY06-07. (See *Mercury Pollution Prevention Activities* section for further details.)				
B. WVCWP Joint Projects				
GENERAL OUTREACH				
General	NPDES Permit, Provision c.4.and c.9	a. Distribute Materials. Distribute public information materials at civic centers, libraries, building and planning department desks. Provide pesticide management materials to: 1) nurseries and hardware stores for distribution at point-of-sale; and 2)	WVCWP evaluated and ordered a new outreach item for use with children/students: “Pest or Pal” – a coloring book with text related to IPM and less-toxic pest management. The item was well-received. ***LIBRARY STORY TIME 9/05 at SARATOGA LIBRARY*** KIDS STUFF - 29 OWOW magnets	WVCWP Staff & WVCWP Staff to coordinate with municipal staff

Source	WP Task	FY05-06 Work Plan Tasks	FY 05-06 Accomplishments	Responsible Party
		municipal employees. Maintain a website (and phone request line) for public information and distribution of materials.	7 Watershed Watch magnets 31 Garden coloring books 10 Kids Guide to Backyard Bugs <u>GENERAL –</u> 8 Draining Pools & Spas 7 Doorhangers 5 Bay Begins Here 14 Grow It Guides 1 West Nile Virus ***SARATOGA RESIDENT 8-3-05*** 1Grow It Guide 1 Clean it Guide 1 Bay Begins Here ***CREEK CLEANUP (Westmont High School site) 9-17-05*** 5 Grow It Guides 5 Kids Guide to Backyard Bugs ***MASTER GARDENERS CLASS CMPBL CMMTY CTR 9-27-05*** <u>IPM MATERIALS</u> 50 Grow-It Guides 50 Pests Bugging You 50 Problem Pesticides 50 Beautiful Lawn 50 Slugs & Snails	

Source	WP Task	FY05-06 Work Plan Tasks	FY 05-06 Accomplishments	Responsible Party
			50 Aphids ***"TAX FREE DAY" AT ORCHARD SUPPLY HARDWARE STORE /GARDENING CENTER*** *(bordering Saratoga & Campbell) 10-8-05* 12 HHW brochures 13 Bay Begins 51 Grow It Guides (12 were for teachers at Christa McAuliffe School) 40 Sluggo samples 13 sample packets: Whitney Farms Plant food 30 IPM Gardening coloring books (5 to kids and 25 to an elementary school teacher) <u>IPM Fact Sheets:</u> 2 snails & slugs 7 Wonderful Roses 3 Spiders 5 Rain Gutter Getters (scoopers) 21 Watershed Watch Website pencils ***BUILDING BRIDGES EVENT Stga 10-9-05*** 11 HHW brochures 5 Draining Pools 42 Grow-It Guides 4 Fluorescent Lite flyers 14 Car Wash Kit flyers	

Source	WP Task	FY05-06 Work Plan Tasks	FY 05-06 Accomplishments	Responsible Party
			AUDUBON WILDLIFE FAIR (bordering Saratoga) 10-22-05 20 Grow-It Guides 20 Kids Guide to Backyard Bugs ***CAMPBELL NEIGHBORHOOD MEETING*** *1-31-06 at Capri Elementary School* 8 Grow-It Guides 3 HHW Brochures 2 Fluorescent Lite flyers 42 WVCWP Pencils ***MUSTARD WALK*** *(Saratoga) 2-5-06* 40 Grow-It Guides 40 WVCWP Pencils CREEK CLEANUP (Campbell w/ Diana Johnson) 4-1-06 40 Grow-It Guides 40 Pencils ***QUEEN OF APOSTLES ELEMENTARY SCHOOL*** *(LG) 3-29-06* 40 Grow-It Guides 40 Kids Guide to Backyard Bugs 40 Pencils 1 Book *" All The Way to The Bay"* ***CAMPBELL ARBOR DAY EVENT & CLEAN-UP*** *4-19-06* (event staff did not track #s of materials distributed) Pencils	

Source	WP Task	FY05-06 Work Plan Tasks	FY 05-06 Accomplishments	Responsible Party
			Grow-It Guides Healthy Lawn IPM Fact sheets Bay Begins brochures HHW brochures Mercury flyers ***SARATOGA ELEMENTARY SCHOOL*** *5-06* *(Follow-up to Creek Clean-up)* 1 Book " *All The Way to The Bay"* ***LOS GATOS FARMERS MARKET*** *4-9-06* 12 Grow-It Guides 20 Pest or Pal coloring books 40 Pencils ***CAMPBELL NEIGHBORHOOD MEETING*** *5-10-06 at Rosemary School* Grow-It Guides HHW Brochures Fluorescent Lite flyers WVCWP Pencils ***St. MARY'S SCHOOL*** *(Los Gatos)* 1 T-Shirt 1 Book " *All The Way to The Bay"* ***CAMPBELL SCHOOL DISTRICT*** *(students from Campbell, Los Gatos, Monte Sereno & Saratoga)*	

Source	WP Task	FY05-06 Work Plan Tasks	FY 05-06 Accomplishments	Responsible Party
			8,367 Flyers were distributed to schools and sent home with students (Outreach Flyer for watershed-themed activities at Don Edwards Nat'l Wildlife Refuge/Alviso Educational Center)	
	General Outreach	Creation of new outreach materials Extensive educational outreach on mercury was conducted in relation to the WVCWP-sponsored free Hazardous Waste Recycling Event.	**Created Flyers/Posters and Newspaper Ad targeting Mercury toxicity & safe E-Waste disposal** *E-Waste Recycling Event* : A large portion of the PIP budget was used to pay for the **development and placement of a newspaper ad**, which ran in 3 West Valley community newspapers* on January 25, 2006. See the copy of the ad at the end of this section. *Campbell Reporter: readership - 50,200, Los Gatos Weekly Times; readership 54,200 and Saratoga News; readership 24,600. The ad was also printed as a color poster. **50 color posters were placed** at schools, post offices, office supply stores, real estate offices, community centers, senior centers, municipal buildings, etc. Approx. **50 black & white posters were given to real estate offices** for distribution to clients who might be moving & discarding TVs, monitors, etc.	WVCWP Staff
	General Outreach	Creation of new outreach materials **Not part of Work Plan – additional activity**	**Developed & distributed pencils with stormwater themes:** WVCWP staff developed numerous stormwater slogans suitable for printing onto pencils. A variety of local residents and municipal staff were polled for the most effective slogans. 4 slogans were chosen; **250 pencils of**	WVCWP Staff

Source	WP Task	FY05-06 Work Plan Tasks	FY 05-06 Accomplishments	Responsible Party
			each slogan (1000 pencils total) were printed on pencils made of recycled materials. The WVCWP website address was included to encourage residents to contact WVCWP. Slogans included: • Don't Taste the Waste • Pick It Up Before We Drink It Up • Get The Scoop…Don't Pollute…Every Litter Bit Hurts • Only Rain and Sunshine In The Street Drains The pencils proved to be very popular items with residents and have been a successful outreach tool. (see Materials Distributed)	
	General Outreach	Creation of new outreach materials **Not part of Work Plan – additional activity**	**City of Saratoga – Streetsweeping Postcard** The City created a multi-color postcard announcing its new streetsweeping contractor. The card stressed the importance of streetsweeping, listed route schedules and asked that cars be moved prior to sweeping. A contact number was included. The card was sent to all Saratoga households.	Saratoga PW staff
ICID/IND Materials Distribution				
			421 outreach materials distributed through IND & IC/ID efforts **Residential:** 70 – Bay Begins At Your Front Door 14 – Pool and Spa Brochures 56 – Business Cards	

Source	WP Task	FY05-06 Work Plan Tasks	FY 05-06 Accomplishments	Responsible Party
			43 – IC/ID Door Hangers **Commercial – General (Dry Cleaners, etc.)** 8 – Bay Begins at Your Front Door 8 – Business cards 6 – Healthy Bay – It's Good Business **Vehicle Facilities:** 24 – Business Cards 2 – Best Management Practices 9 – Auto Body Work 19* – Washing Cars *(includes 50 distributed at Car Wash Fundraisers) 22 – Your Shop Can Make a Difference 13 – Keeping a Clean Shop 1 – Changing Oil **Restaurants:** 16 – Business Cards 16 – Good Cleaning Practices Restaurants 16 – "Don't Set a Table for Pests" 16 – Water Quality Protection Guidelines – Food Handling **Construction:** 14 – Bay Begins at Your Front Door	

Source	WP Task	FY05-06 Work Plan Tasks	FY 05-06 Accomplishments	Responsible Party
			14 – Business cards 8 – Blue Print for a Clean Bay "Yes-No" (Multi-Language) Cards 1 – Saw Cutting/ Slurry disposal 7 – Tracking Soil Construction Tri-folds: 4 – Fresh Concrete Mortar 14 – General Construction Site Supervision (Construction Tri-folds are given out by all municipal offices to grading/construction permit applicants, and prospective applicants; counter staff do not document number of tri-folds distributed.) **IC/ID material distributed - Totals by City:** **Campbell:** **182 pieces (including business cards)** **Los Gatos:** 146 pieces (including business cards) Los Gatos Street Sweeping staff distributes a doorhanger with IC/ID info when appropriate; number distributed is not documented. **Monte Sereno:** **21 pieces (including business cards)** **Saratoga:** **72 pieces (including business cards)**	

Source	WP Task	FY05-06 Work Plan Tasks	FY 05-06 Accomplishments	Responsible Party

Public Information/Participation Program EVALUATION – *B. Joint Projects: General Outreach – Materials Distribution*

OUTREACH MATERIALS

The "Grow-It Guide" continues to be the most popular IPM literature. Although WVCWP and the cities/town make available a variety of IPM materials at public places and community events, it is most common for residents to pick up only the Grow-It Guides.

Items for children are also popular. WVCWP continues to search for affordable, fun and informative children's outreach material. The "Kids Guide to Backyard Bugs" is always popular, but supplies are very limited, so these are distributed sparingly. Many more would be taken, if they were available. This year WVCWP evaluated a children's coloring book: "Pest or Pal" – a coloring book with text related to IPM and less-toxic pest management. The item was well-received. However, it is rather high-priced to be given out in large numbers.

WVCWP also purchased numerous copies of a hard bound picture book **"All The Way To The Ocean"** -- depicting how stormdrains carry trash & other pollutants into nearby water bodies. The book was donated to classes which held Enviroscape presentations as a "Thank You". The book will also serve as a means for teachers to introduce the subject to their classes in coming years, prior to the students viewing the Enviroscape. Copies kept at WVCWP can also be loaned to schools and libraries when a book is needed for a Story Time situation.

Efforts were directed to finding an inexpensive, desirable item which people would be happy to pick up at events, and which would reinforce Stormwater messages. WVCWP was also looking for something with its website address, which would be kept around the home so that residents could refer to it in order to be able to reach the website easily. WVC decided on using pencils made of recycled denim (blue) and recycled money (green). Slogans were chosen and printed on the pencils, along with the website address. The pencils proved to be very popular outreach items, and were found to be a good way to keep the subject and the website address in front of people.

Another effective outreach piece was a flyer created to promote new watershed-themed youth programs at Don Edwards Nat'l Wildlife Refuge. Schools in the Campbell School District agreed to pass these out to their students, so that they could be taken home. In June 2006, **8,367** of these were distributed through 6 schools in the District. The Education Center at **Don Edwards subsequently reported a noticeable increase in calls and participation related to youth programs**.

Extensive outreach was conducted concerning the E-Waste Recycling Event in January 2006. Posters were placed in numerous public places and flyers were distributed to Real Estate offices. However, based upon response from those who attended the event, it appears that the overwhelming majority of attendees learned about the event through ads and articles in the local weekly newspapers.

Source	WP Task	FY05-06 Work Plan Tasks	FY 05-06 Accomplishments	Responsible Party
GENERAL OUTREACH				
Source	**WP Task**	**FY05-06 Work Plan Tasks**	**FY 05-06 Accomplishments**	**Responsible Party**
General	NPDES Permit, Provision c.4 and c.9 & PMP (II.A.4.)	b. Participate in Community Events 1) Promote watershed messages by participating in community events (e.g., farmers market, festivals, creeks clean-ups, etc.). 2) Conduct or participate in local activities that are coordinated with the Watershed Education & Outreach campaign (as budget permits). 3) including outreach events targeted at pesticide users.	**1)** *Saratoga Library Story Time Sept. 05:* the Library used a "Rivers" theme for its Story time. WVCWP Coordinated with the library to make Enviroscape presentations at the evening Story time. WVCWP arranged fto have 2 books read, related to watersheds and wildlife in local creeks. The Enviroscape was used to demonstrate runoff issues. Approx. 27 children participated and approx. 21 parents viewed the presentations. Numerous materials were taken. SEE ATTACHMENT PIP 6A FOR A PHOTO OF THE ACTIVITY **2)** *Audubon Wildlife Fair 10-22-06* WVCWP partnered with local Sierra Club chapter & Audubon Society to present a table at Audubon's "Wildlife Education Fair". Table featured: Enviroscape hands-on watershed model demonstrating pesticide pollution in runoff, a display on dangers of diazinon for birds, and IPM materials; Sierra Club distributed California Golden Poppy seeds to promote pest-resistant planting. The Wildlife Fair is held at the Audubon facility along City of Saratoga's northern border. Approx. 25 children participated in the Enviroscape, with over 25 parents watching. Participation was less than previous years due to	WVCWP Staff WVCWP Staff to coordinate with Municipal Staff

Source	WP Task	FY05-06 Work Plan Tasks	FY 05-06 Accomplishments	Responsible Party
			the presence of a SCV Water District table with Enviroscape, which attendees saw first, in the flow of traffic. **3)** For participation in Program WEO events, see "**A. SCV Program Projects/Support"** at the beginning of this PIP Section. **4)** *"Tax Free Day" at OSH (bordering Saratoga & Campbell) 10-8-05* Spoke with at least 45 customers and employees (some with family or friends who are not included in this total). Gave out HHW, & IPM Materials (see above). Talked to customers about disposing fluorescent bulbs at HHW or bringing bulbs back to OSH (this site was a partnering drop off location). One elementary school teacher expressed interest in an Enviroscape presentation for 5th grade. **MUNICIPALLY-SPONSORED EVENTS** **CAMPBELL** *Creekside Clean Up* Public Works staff organized and supervised a community creekside Clean-up event at which materials were also distributed. The Clean-up was held in conjunction with "Keep California Beautiful". **CAMPBELL**: Events with Materials Distributed *Arbor Day* Public Works staff organized and supervised an Arbor	

Source	WP Task	FY05-06 Work Plan Tasks	FY 05-06 Accomplishments	Responsible Party
			Day event at which materials were also distributed. *Neighborhood Meetings* Public Works staff sponsored 2 Neighborhood Meetings at local schools. Stormwater runoff was among the issues discussed, and materials were distributed. **LOS GATOS** *Farmers Market Event 4-9-06* WV Staff and one volunteer presented water quality topics using the Enviroscape model. Fifty people visited the booth. IPM materials and WVCWP Pencils were distributed. **SARATOGA**: Events with Materials Distributed *Building Bridges Event Oct 9, 2005* Saratoga City staff distributed materials at the "Building Bridges" event at West Valley College. Materials concerning HHW, Copper, Mercury and IPM were distributed. *Mustard Walk Feb. 2006* This family event is based upon the Heritage Orchard and serves as an appropriate place to distribute gardening/IPM materials. City staff place decorative baskets with IPM literature for residents to take. Grow-It Guides and WVCWP pencils were the most popular items.	
General	NPDES Permit, Provision c.4 and	c. Prepare City Newsletter Articles Prepare and contribute articles of interest	The Summer ***Campbell Profile*** (mailed to all Campbell residences) included the following articles:	WVCWP Staff

Source	WP Task	FY05-06 Work Plan Tasks	FY 05-06 Accomplishments	Responsible Party
	c.9	to the City newsletter. Topics such as HHW disposal, pesticide, mercury, trash and copper/nickel will be promoted.	• New eWaste Laws in Effect The Fall ***Los Gatos Vista*** (distributed Sept. 05 to all LG residences) included the following articles: • Prepare for Winter Storms [keeping stormdrains clean] (front page) • Clean Water Program (front page) • Upcoming Capital Projects [stormdrain improvements] (page 3) • Leash Law Reminder [clean up pet waste] (page 3) • Hazardous Waste Drop-Off Event & Info (page 5) • Proper Disposal of E-Waste (page 5) The Spring ***Los Gatos Vista*** (distributed March 06 to all LG residences): *Focus on the Environment*, page 6 reported on the Jan. 06 E-Waste event, and the importance of proper E-Waste disposal. ***Monte Sereno City Newsletter*** February 2006 (mailed to all Monte Sereno residences) featured: *Electronic Waste Banned from Residential Trash Beginning February 9th in California* May 2006 featured: *New Waste Management Contract Approved* – Residents will have opportunity to deliver electronic waste (TVs, computers, computer screens) to a company-owned facility in San Jose on any day.	
		d. Other Water Quality and Trash Related Press Releases	A Public Relations firm (the same firm used by SCVURPPP for the Watershed Watch Campaign) worked closely with WVCWP to prepare **a press release which**	

Source	WP Task	FY05-06 Work Plan Tasks	FY 05-06 Accomplishments	Responsible Party
			went to 5 newspapers; all printed some information on the subject. All press releases and presentations stressed mercury's affect on the environment, and proper disposal. **Press releases for web-site/newsletter use were sent to Chambers of Commerce** for Campbell, Los Gatos and Saratoga and all Chambers of Commerce included this information on their website or in their newsletter to members. This **flyer/press release also went to local schools**; and was featured on local school websites.	
General	NPDES Permit, Provision c.4 and c.9	e. Press Releases WVCWP will prepare press releases or articles for local media on topics such as proper disposal of HHW, pesticides, copper, mercury and trash.	A large portion of WVCWP's outreach budget for FY 05-06, was focused on Mercury outreach, related to its Jan. 06 Hazardous Waste Drop-off event. *See details above:* ***A. SCV Program Projects, Mercury Pollution Prevention Outreach*** *and* ***January 28, 2006 Free Hazardous Waste Recycling Event.*** A Public Relations firm (the same firm as used by SCVURPPP) worked closely with WVCWP to prepare **a press release which went to 5 newspapers**; all printed some information on the subject. SEE ATTACHMENT PIP 6C TO VIEW THE PRESS RELEASE The Press Release resulted in articles in: • Campbell Reporter • Los Gatos Weekly Times • Saratoga News SEE ATTACHMENT PIP 6D TO VIEW AN ARTICLE	WVCWP Staff

Source	WP Task	FY05-06 Work Plan Tasks	FY 05-06 Accomplishments	Responsible Party
			RESULTING FROM THE PRESS RELEASE **Press releases about the E-waste event were sent to Chambers of Commerce for web-site/newsletter use.** Campbell, Los Gatos and Saratoga Chambers of Commerce received the Press Release; all Chambers included this information on their website or in their newsletter to members. This **flyer/press release also went to local schools**; some featured it on their school website. WVCWP also wrote and sent a **"Thank You/ Letter to the Editor"** concerning the E-Waste event. The letter detailed the importance of proper E-Waste disposal, and listed the # of event participants, etc. The letter was printed in the Los Gatos Weekly Times. OTHER PRESS RELEASES **July 05** Press Releases were sent to 4 local papers concerning an "Eco-Hero Award" to be presented to a Saratoga student at the WVCWP offices during a monthly meeting. (*See "TARGETED OUTREACH – m. Partnering with Students" below, for details*). The event received press coverage from several newspapers, including a 300+ word article in the Saratoga News. SEE ATTACHMENT PIP 6B TO VIEW AN ARTICLE RESULTING FROM THE PRESS RELEASE **Sept. 05**	

Source	WP Task	FY05-06 Work Plan Tasks	FY 05-06 Accomplishments	Responsible Party
			Press Release for 9/17/05 Creek Clean-up – e-mailed to Westmont High School 8/30. PR was posted on school website, and included in daily email bulletin. **Oct. 05** In response to a Press Release, the San Jose Mercury News, on 10/15/05, printed an article on a Town of Los Gatos Trash pick-up event, sponsored by a local church. The church had asked Town staff for recommendations on useful volunteer activities, and the litter pick-up was suggested and was a successful event. **March 06:** Press release to gardening columnist for 3 local papers; information on upcoming Less Toxic Turf Management workshop and invitation to attend workshop. **April 06:** In response to a press release, the Saratoga News printed a brief article on the upcoming Creek Clean-up along Saratoga Creek in Saratoga Village. **May 06** Press Release for 5/20/06 Creek Clean-up – e-mailed to Westmont High School. PR was posted on school website, and included in daily email bulletin.	
General	FY05-06 CI Item	f. WVCWP Web-Site Continue to expand and update WVCWP web-site to provide new educational material to the public e.g. on IPM, mercury, trash, copper/nickel & HHW.	• **December 14, 2005** WVCWP created a web "flyer" for a **FREE** TV/monitor/laptop collection event to take place on January 28, 2006. (See A. SCV, c. Mercury Pollution Outreach). The flyer was also placed on municipal websites.	WVCWP Staff

Source	WP Task	FY05-06 Work Plan Tasks	FY 05-06 Accomplishments	Responsible Party
			• **Early Spring 2006:** staff changed the "Take Action" page to focus on **less toxic gardening and affect of pesticides** on water quality. The new page highlighted links to "Our Water Our World" website. • Spring 2006: On the WVCWP Home page, staff added a car wash/copper graphic and text. Changes included adding a link to WVCWP's *Car Wash Kit flyer* with info on copper as a water pollutant.	
		Municipal Web-Sites	**Campbell** The City of Campbell created a completely new website in FY 05-06. The Public Works link can now be followed to a full page of links relating to Stormwater, NPDES and C.3 requirements. The page also features links to PDFs of all the "Construction Tri-folds" which list BMPs. In addition, the site has a page on community/creek clean-ups, including statistics from last year's clean-up. **Los Gatos** The Town of Los Gatos created a completely new website in FY 05-06. The Public Works link can now be followed to a full page of links relating to Stormwater, NPDES and C.3 requirements. The site allows users to search for terms such as "Car Washing" or "Draining Pools". This brings up a Stormwater Page which gives instructions on correct behavior for these activities, plus other issues such as Pet Waste, Dirty Water down the Stormdrain, etc. **City of Saratoga**	Municipal Staff

Source	WP Task	FY05-06 Work Plan Tasks	FY 05-06 Accomplishments	Responsible Party
			Saratoga's home page includes links to Household Hazardous Waste disposal advice, and a Street Sweeping Schedule, Map and information.	
PUBLIC PARTICIPATION				
Public Partici-pation	FY05-06 CI Item	g. "Creek Keepers" Program Continue development and promotion of trash monitoring activity. Develop and implement other clean-up activities as feasible.	Promoted through Press Release for 9/17/05 and 5/05 Creek Clean-ups (Coastal Cleanup Day & Nat'l River Cleanup) – e-mailed to Westmont High School. **Trash Monitoring was conducted at 4 different Clean-up events in FY 05-06.** Two Creek Clean-ups were held at an established site: San Tomas Aquino Creek at Westmont High School (which serves Campbell, Los Gatos, Monte Sereno and Saratoga students). Most of the participants are high school students, and they have been proven to be quite receptive to helping with Trash Monitoring. WVCWP sponsored the cleanup and trash monitoring events on 9-17-05 and 5-20-06. To prepare for the event, flyers were distributed to 6 local schools. Students and parents were trained to conduct trash monitoring and told why trash has become a pollutant of concern (POC) for the S.F. Bay area. 9-17-05 – 54 volunteers 5-20-06 – 50 volunteers **One Clean-up was sponsored by the City of Campbell**. WVCWP tried a slightly simplified Monitoring form at this	WVCWP Staff & WVCWP Staff to coordinate with Municipal Staff

Source	WP Task	FY05-06 Work Plan Tasks	FY 05-06 Accomplishments	Responsible Party
			event. Community volunteers were responsive to filling out the forms. **One Clean-up was sponsored by the City of Saratoga along with WVCWP**. Saratoga Elementary School students and their parents participated in the Clean-up and Trash Monitoring. Due to the students' young age, parents did most of the Trash Monitoring. Participants noted that recording the Trash made them much more aware of the extent of the litter and dumping. 4-1-06 – 48 volunteers See "Trash Management" section for details on Trash Monitoring. Clean-ups and Trash Monitoring were promoted via: **Creek Clean Up Outreach – Westmont 9-17-06** **Calif. Coastal Clean Up Day** PR was posted on Westmont website, and included in the daily e-mail bulletin. 34 Flyers distributed to other local schools for 9/17/05 Cleanup: 1 + school newsletter Blackford Elementary (school will put into their newsletter) 10 – Monroe Middle School 1 -- Sherman Oaks Community school 1 -- Rosemary Elementary 10 -- McKinnon Community school 10 – Del Mar HS	

Source	WP Task	FY05-06 Work Plan Tasks	FY 05-06 Accomplishments	Responsible Party
			1 – Berryessa youth football coach **Creek Clean Up Outreach – Westmont 5-20-06** **National River Clean Up Day** ➔ Program Manager met with staff at Westmont High School to encourage student participation ➔ Notice of event was posted on school's PTSA web site ➔ Notice of event was e-mailed to all families via "Daily Bulletin" e-mail (1500 students) **Campbell Clean-up:** Promoted via the City website and additional outreach by the Public Works Dept. **Saratoga Creek Clean-up:** Promoted via WVCWP Enviroscape activity in a 4th grade classroom at Saratoga School and outreach by the teacher and parent volunteer. Press coverage consisted of an article about the upcoming event in the Saratoga News.	
Public Partici-pation	FY05-06 CI Item	h. Creek Clean-ups Conduct a minimum of two clean-up events (i.e. on Coastal Clean-up Day and National Rivers Day).	**9-17-05 Creek Clean-Up, Westmont** **4-1-06 Creek Clean-up, Saratoga Creek** **5-20-06 National River Clean Up Day, Westmont** **Los Gatos Creek Trail in Los Gatos** is cleaned on a continuing basis by volunteers. Information on volunteering for this activity can be found on the Town website. (See preceding row, and "Trash" section for details on Clean-ups)	WVCWP Staff & WVCWP Staff to coordinate with Municipal Staff

Source	WP Task	FY05-06 Work Plan Tasks	FY 05-06 Accomplishments	Responsible Party
TARGETED OUTREACH & SCHOOLS				
Targeted Schools	FY05-06 Work Plan	i. Coordinate Watershed Education with schools Promote awareness of WVCWP through **presentations** in one or more West Valley schools. j. Provide Watershed Education in classrooms Conduct Water Quality Protection education or presentations in local schools, using *Enviroscape* and/or other interactive methods to engage students in Watershed Campaign messages.	**Saratoga Elementary – 4th grade 28 students and two teachers**. On 3-29-06, students participated in an inter-active Enviroscape presentation. WVCWP brought attention to pollutants of concern (trash, mercury, copper, and pesticides) and introduced "take action" steps to help the problem. This year WVCWP developed new curriculum for 4th grade, based on current textbook and State standards. Presentation topics also included: wetlands, stormdrains vs. sanitary drains, pet waste, HHW disposal (paint, pesticides, fertilizers & batteries), and how to report illegal dumping or illegal stormdrain discharges to the WVCWP Inspector. **Grow-It-Guides and Pencils** labeled with stormdrain slogans and the WVCWP website address were distributed to students & teachers. • A 30 min presentation was scheduled, but the teacher requested WVCWP to stay to continue the discussion with the students. • **A "Zun Zun" watershed assembly** was subsequently **presented to 500 students** at the school. • WVCWP donated a picture book to the school called **"All The Way To The Ocean"** depicting how stormdrains carry trash & other pollutants into nearby water bodies. •	WVCWP Staff
Targeted Schools	FY05-06 Work Plan	i. Coordinate Watershed Education with schools	**St. Mary's School– Kindergarten class** **On 6/12/06 30 students and 3 teachers** attended an	WVCWP Staff

Source	WP Task	FY05-06 Work Plan Tasks	FY 05-06 Accomplishments	Responsible Party
		Promote awareness of WVCWP through **presentations** in one or more West Valley schools. j. Provide Watershed Education in classrooms Conduct Water Quality Protection education or presentations in local schools, using *Enviroscape* and/or other interactive methods to engage students in Watershed Campaign messages.	Enviroscape presentation. Topics included: washing cars, fertilizing, over-watering lawns, pet waste, trash, construction, and reporting illegal discharge to the Stormdrain Inspector. • **Grow-It-Guides and Pencils** labeled with stormdrain slogans and the WVCWP website address were distributed to students & teachers. • WVCWP donated a picture book to the school called **"All The Way To The Ocean"** depicting how stormdrains carry trash & other pollutants into nearby water bodies **Los Gatos High School District (Nova Program)** WVCWP staff made a presentation on watershed protection to high school students. Main topic was preventing leaching of toxic metals (mercury, copper, etc.) into water, through proper disposal of e-wasted. General watershed/stormdrain issues were also discussed. Upcoming free E-Waste Recycling event in Los Gatos was promoted. **Pencils** with watershed messages and WVCWP website address were distributed to the students.	
Targeted Schools	FY05-06 Work Plan	k. Schools Outreach and Watershed Education Continue to incorporate, 5th grade curriculum into WVCWP classroom presentations, consistent with state required education standards to make it more feasible for teachers to use in the classroom. Evaluate effectiveness and	In an effort to widen its appeal to teachers, WVCWP worked to develop Enviroscape-related curriculum for Kindergarten and 4th Grade. On Dec. 14, 2005, WVCWP Pgm Mgr met with City of Sunnyvale Environmental Outreach Program to share and to develop new curriculum. The new curriculum was subsequently used very successfully at Saratoga Elementary School (4th Grade) and St. Mary's School (Kindergarten).	WVCWP Staff

Source	WP Task	FY05-06 Work Plan Tasks	FY 05-06 Accomplishments	Responsible Party
		appeal by soliciting teacher's evaluations.	All teachers felt the presentations were educational and enjoyable, and requested the presentation for the following year.	
Targeted Schools	FY 05-06 Work Plan	l. Outreach to Local Private Schools Participate as a judge and/or audience in science fair at local private school, predominately serving West Valley Communities. (Grade 6-8) Provide encouragement to students who examine watershed pollution issues, especially those that solicit positive behavior changes. If warranted, motivate students, teachers and parents by inviting student(s) to present project to WVC Reps at monthly meeting.	*See m. Partnering with Students, this section.*	WVCWP Staff
		m. Partnering with Students **Not part of Work Plan – additional activity**	*April 18, 2006 Monthly Meeting of West Valley Cities – Presentation by David Marash-Whitman, 7th-grade Kehillah Jewish High School student scientist and Saratoga resident.* The student was familiar with the West Valley Clean Water Program and wanted to do a science project to assist in WVCWP's outreach and education efforts. He consulted with WVCWP Program Manager, as to which pollutant of concern would have the most impact for a project study. He received guidance from SCVRPPP on which tools to use for data collection. He prepared a project on Rhizofiltration – a technique using plants to remove heavy metals (i.e., copper) from contaminated aquatic environments - and presented his project at the	WVCWP Staff to co-ord

Source	WP Task	FY05-06 Work Plan Tasks	FY 05-06 Accomplishments	Responsible Party
			March 2006 Santa Clara County Science Fair, at which he received the CCMP Award. WVCWP Pgm Mgr attended the Science Fair; WVCWP invited David to present to the West Valley Cities at their April meeting, and he received much accolade from the attendees. He has won many other awards, including State Science Fair awards and the **2005 International Young Eco-Hero Award** from the non-profit organization, *Action For Nature*. His Eco-Hero Award was presented at the WV mtg and received press coverage from several newspapers, including a 300+ word article in the Saratoga News.	
		Additional outreach to schools **Not part of Work Plan – additional activity**	June 2006, WVCWP staff distributed fliers announcing upcoming youth-oriented watershed-themed events at Don Edwards National Wildlife Refuge & Environmental Ed Center. **8,367 fliers** were delivered to **16 schools** in the Campbell School District to promote watershed & wetlands education among West Valley students. WVCWP also sent fliers electronically to Saratoga and Los Gatos school districts for student packets, which are sent home via e-mail.	WVCWP Staff
Reporting	FY01-02 AR Comments And NPDES Permit, Provision c.4	n. Evaluation/ Reporting Document or estimate numbers of residents, students, municipal staff etc. reached by outreach efforts, including events, web site promotion, municipal employee outreach, and media advertising. Document number of calls &	*September 17, 2005 Coastal Clean-up Day* – 54 volunteers *April 1, 2006 Saratoga Creek Clean-up* – 48 volunteers *May 2005, Nat'l River Clean-up Day* – 50 volunteers Families of **over 1500 Westmont High School students** received the daily e-mail bulletin articles on 2 Creek Clean-ups and the E-Waste Drop-off event. *Saratoga Creek Clean-up 4/06* – Saratoga News article	WVCWP Staff & WVCWP Staff to coordinate with Municipal Staff

Source	WP Task	FY05-06 Work Plan Tasks	FY 05-06 Accomplishments	Responsible Party
		website hits.	**24.600 readers** *Opinion column on keeping creeks clean, written by Saratoga student* - in Saratoga News **24.600 readers** *E-Waste Drop-off Event:* *Ad and articles ran in 3 local papers:* Campbell Reporter – **50,200 readers** Los Gatos Weekly Times – **54,200 readers** Saratoga News – **24, 600 readers** *Results of E-waste outreach:* 8 e-mail inquiries 26 phone inquiries **Over 250 vehicles attended** *Schools:* Classroom presentations – **93 students** Zun Zun assembly – **500 students** Outreach flyers for Don Edwards NWR programs - **8,367** *Saratoga Library Enviroscape* - **27 children and 21 parents** *Audubon Wildlife Fair* – **25 children; 25 parents** *"Tax Free Day" at* OSH - **45 customers and employees** It is estimated that all residents, or at least **all households**, in each WVC received some outreach information through features in their municipal newsletter, which are mailed to each household. Saratoga's budget limitations have prevented mailing newsletters, however the City sent a Streetsweeping postcard to all households.	

Source	WP Task	FY05-06 Work Plan Tasks	FY 05-06 Accomplishments	Responsible Party
			38,140 – Campbell 28,590 – Los Gatos (12,000 households) 3,800 – Monte Sereno (1,220 households) 32,900 – Saratoga (11,200 households) (WVCWP and municipalities conducted extensive outreach this year; however, due to budget deficiencies which limit the number of available staff, it is not feasible to research the number of attendees at each event, etc. Some numbers that staff was able to obtain are given above.)	
Municipal Staff Training	FY03-04 Work Plan, RWQCB comments	o. WVCWP Sponsored Training(s) WVCWP to provide one or more workshops, on current topic(s) as needed for implementation or education, including distribution of related materials.	See "Planning Procedures" section for details on January 2006 **C.3/ HMP training** which included information to help municipal staff respond to public requests. See "Pesticide Management" section *Training for Applicators* and following row (p. Training) for details on "**Less Toxic Turf Management Workshop**". School Districts, private Golf Course staff and local newspaper staff were invited.	City staff to attend; WVCWP to co-ord
Training	FY05-06 Work Plan	p. Training Conduct or provide WVCWP staff training/meetings to prepare for school presentations, community events & responding to public requests.	WVCWP Program Manager provided training to 3 new and temporary staff members on **use of the Enviroscape** and on making Enviroscape presentations. Training on **handling Creek Clean-ups** was given to 1 new staff member in Sept. 05, and to 2 City of Saratoga staff members for the April 06 Saratoga Creek Clean-up. WVCWP sponsored a training for municipal staff on **C.3 and HMP** (Jan. 06) to enable Planning and Public Works staff to better deal with questions from residents and	WVCWP to co-ord

Source	WP Task	FY05-06 Work Plan Tasks	FY 05-06 Accomplishments	Responsible Party
			developers. (See "Planning Procedures" section, Training Summary). A portion of the March 06 IPM Training on **Turf Management** discussed means for Parks & Public Works staff to educate residents/park users on less-toxic methods of Turf Management. A worksheet for handling this process was made available to attendees. (See "Pesticide Management" section for details). WVCWP staff attended several training sessions related to PIP: Oct. 05 – **CASQA Conference: Collaboration & Integration Opportunities for Stormwater Programs** Oct. 05 - **Nonpoint Source and Stormwater Pollution Education Program in Chicago.** Dec. 05 - SCVURPPP "**How Development Affects Creeks" and Creek Walk** June 06 – **EPA Watershed Academy Internet Seminar "Influencing Behaviors Using Social Marketing"** See" PIP Training Summary" for details.	
Additional Outreach	Section 6 of this Work Plan	q. Outreach Activities for specific Pollutants	See Section 6. of this Work Plan, *Water Quality Based Requirements*, for additional PIP activities.	WVCWP Staff

Public Information/Participation Program Evaluation

For additional Evaluations, see Sections above***:***

- ***SCV Program Projects/Support*** and
- ***Joint Projects: General Outreach – Material Distribution***

Participation in Community Events: WVCWP staff found its participation in the **Saratoga Library Evening Story Time** to be a very effective means of reaching both parents and children. Librarians and parents expressed appreciation for the opportunity for children to use the Enviroscape. After this event, the Campbell and Los Gatos Libraries were contacted by phone and by e-mail (with photos of the successful Saratoga event). However, WVCWP was not able to elicit similar invitations from these libraries. It is possible that an offer to use the Enviroscape during summer outdoor Reading Program activities would instigate invitations.

At the **Audubon Wildlife Fair** this year, the SCV Water District was also a participant, and also brought an Enviroscape. This diverted visitors who would have participated in WVCWP Enviroscape activities. It is possible that WVCWP will not attend this Wildlife Fair in FY 06-07, in order to avoid duplication of efforts with the SCVWD.

"Tax Free Day" at Orchard Supply Hardware: WVCWP appreciates OSH's permission to approach customers and employees in the store. The event remains an effective means of reach residents, since it allows an opportunity to speak with them personally, and to approach people who are actually buying items (gardening materials, fluorescent bulbs) which are addressed by our outreach materials.

Creek Clean-up Outreach: Many flyers were distributed for the Sept 05 Creek Clean-up. It appeared that these flyers did not really result in volunteers attending the event. There was some response from the Westmont High School website announcement and the Parent/Teacher/Student Assn. 'daily e-mail". It was found that the best response was the result of students learning about the event from a Westmont High Science teacher, who also offered extra credit for students who participate and then write a review. In the future, WVCWP will use less efforts on flyers, and more efforts on working with teachers. For the May 06 Creek Clean-up at the site, a WVCWP spoke with school staff and put minimal efforts into additional outreach. At this event, the turnout was almost exactly the same as the September event – even with minimal additional outreach. This turnout is about the maximum that the site can handle, so it appears there is no need for much outreach beyond working with the school.

Schools Outreach: The new Enviroscape curriculums, developed this year to address Calif. State Standards for Kindergarten and 4th grade, were piloted successfully. Teachers expressed appreciation for the classroom activity, and requested presentations for the next school year. The 4th grade Enviroscape presentation at Saratoga Elementary School was given prior to a Creek Clean-up, which the students were invited to attend. The classroom presentation and

Creek Clean-up were followed by 2 Zun Zun assemblies at the school. Teachers, school administrators and parents all commented that they felt both students and adults had learned new ideas and information, and the school will be more inspired to take notice of its local Saratoga Creek which is only 3 blocks away.

WVCWP also initiated use of a hardbound picture book “All the Way to the Bay” as a means of keeping the Stormwater Pollution subject in teachers’ minds. The book is given as a gift after an Enviroscape presentation. It is hoped that the presence of the book will help stimulate interest in the subject in subsequent years, and among additional teachers.

All West Valley businesses, residents & schools are invited to bring unwanted TVs, monitors and laptops to this FREE recycling event.

January 28, 2006
9 am – 1 pm

41 Miles Ave. – Los Gatos
(Municipal Yard – Near University Ave. & Highway 9)

Here's your chance to act locally, and make an impact globally, while clearing up your clutter in the process! Your support of this event ensures that the hazardous substances in these items will be recycled responsibly to prevent toxic water contamination and air pollution, both locally and in Third World countries.

Brought to you by Campbell, Los Gatos, Monte Sereno and Saratoga through the West Valley Clean Water Program.

Details at: www.cleancreeks.org

Attachment 6A

West Valley Community Outreach: Library Story Time 9/20/05

ATTACHMENT 6B

http://www.community-newspapers.com/archives/saratoganews/20050810/sn-news4.shtml

SARATOGA NEWS

August 10, 2005 Saratoga, California *Since 1955*

News

Saratoga youth named 'Eco-Hero' award winner by Action for Nature

By Kaustuv Basu

"No Dumping: Flows directly to bay"--almost everyone has seen that sign on a sidewalk.

Saratoga David Marash-Whitman, 13, wanted to learn more about it.

As part of a school project two years ago, he decided to find out more about household pollutants that can damage creeks and the bay.

One of the first people he contacted was Cheri Donnelly, program manager for the West Valley Clean Water Program. She told him about the pollutants that were the most dangerous to the creeks. That project was completed a while ago, while David was at South Peninsula Hebrew Day School.

David has moved to Kehillah Jewish High School since then but he has continued with his mission of educating the public about the dangers of pollutants.

Last month, he won the International Young Eco-Hero Award from Action for Nature, a local ecology group, for his efforts. He is one of several youngsters worldwide chosen for their commitment to protecting the environment.

"I was horrified to learn how toxic residential products like paint-removers and pesticides

can affect creeks," David said.

He said that he advocates his cause whenever he gets a chance. "My next project is to get kids to help clean up the local creeks," he said.

Donnelly said that David does a very professional job when he makes presentations to people. "People have no idea how litter has damaged our creeks," she said.

But advocates such as David are helping, she said.

B. Shimon Schwarzschild, the founder of Action for Nature, said that he is delighted with efforts made by young people all over the world.

"Individuals can make a difference," Scwarzschild said.

Copyright © **SVCN**, LLC.

Attachment 6C

For Immediate Release January 10, 2006

Contact: Sandi Manor (831) 662-3646 / sandi@carlandmanor.com

Electronic Waste Discovered in Local Creek
Free Recycling Event in Los Gatos Aimed at Preventing Water Pollution

(Los Gatos, CA) – Following recent storms, Los Gatos Town staff pulled a discarded 27" television from a local creek. The culprit remains unknown. While they may have thought this was nothing more than littering, the potential problem for this crime is much bigger. When not recycled or disposed of properly, electronic waste can result in toxic pollution. E-waste leaches lead, mercury, copper and other metals into the groundwater, posing serious health hazards to people and wildlife.

As flat-screen plasma TVs and LCD monitors become more affordable, consumers are replacing conventional cathode ray tube (CRT) TVs and monitors at a rapid pace. Judging by holiday sales and pre-Super Bowl ads, there will soon be many conventional TVs gathering dust – or worse, as we found in a local creek.

To help local residents properly dispose of this waste, the municipalities of Campbell, Los Gatos, Monte Sereno and Saratoga are hosting a FREE recycling event for TVs, computer monitors and laptop computers.

The event will be held in Los Gatos at 41 Miles Avenue (near intersection of University Ave. & Highway 9) on January 28th from 9 a.m. to 1 p.m. The West Valley Clean Water Program (www.cleancreeks.org), the official storm water agency for these 4 municipalities, is partnering with local recycling firm United Datatech Distributors (UDT) for the event.

UDT was selected for their high standards of materials handling. UDT does not export waste to third world countries, where children and laborers seeking salvageable parts are exposed to toxic e-waste which pollutes local water supplies or billows noxious air pollution when burned. UDT also keeps these deadly materials out of our local landfills, where runoff containing hazardous substances can seep into our groundwater.

The issue of littering aside, it is illegal in California to dump TVs and monitors in landfills. Garbage collection for local municipalities prohibits putting these items into residential garbage cans. Instead, these items must be handled by a credentialed recycler, often for a fee. This event is a great way to avoid the fee, get a jump on spring cleaning, and avoid desperate disposal measures.

###

Attachment 6C

For Immediate Release	January 10, 2006
Contact: Sandi Manor (831) 662-3646 / sandi@carlandmanor.com	

Free Recycling Event
TV - Monitor - Laptop Recycling in Los Gatos

Quick Facts:

What: FREE Recycling/Collection event
Items Accepted: TVs, Computer Monitors, Laptop Computers (working or not)
When: Saturday, January 28th, 2006
Time: 9 a.m. to 1 p.m.
Where: 41 Miles Ave., Los Gatos (near intersection of University Ave. & Highway 9)
Who is invited: Residents, Businesses, Schools in the South San Francisco Bay Area
Further info at: www.cleancreeks.org or 408.354.5385 (tip line)

- The EPA estimates that Americans discard 2 million tons of electronic waste each year.
- The EPA considers old cathode ray tube TVs and monitors the most hazardous items.
- E-waste leaches mercury, lead, copper, etc. into our ground water.
- Irresponsible recyclers ship e-waste to Third World countries where it pollutes land, air and water, posing serious health risks to residents. Visit www.ban.org for details.
- Support of this event sends a message about ethically responsible recycling practices.
- Information about United Datatech Distributors (UDT) can be found at www.uniteddatatech.com

Attachment 6D

http://www.svcn.com/archives/lgwt/20060125/lgnews2.shtml

LOS GATOS WEEKLY TIMES

January 25, 2006 Los Gatos, California *Since 1881*

News

Creek is no place to dump computers, television sets

By Jennifer McLain

For some, recycling is second nature. But when it comes time to toss out that old TV or computer monitor, there's no such thing as a recycle bin for "e-waste only." Some resolve the problem by throwing the electronics out in the dumpster--forgetting, not realizing or not caring that the toxins in them can eventually seep into groundwater. Others just ignore the "no dumping" signs and cast them in the creek.

"We found a 27-inch TV in the Los Gatos Creek a few weeks ago," said Los Gatos resident Cheri Donnelly, program manager at the West Valley Clean Water Program. The clean water program started in 1994 and is dedicated to preserving and protecting the water in Campbell, Los Gatos, Monte Sereno and Saratoga.

"People are desperate to get rid of their old electronics, but they can't just put them in the landfill because the toxins can get into our groundwater," Donnelly said.

One alternative is to take the old electronics to a free TV-and monitor-recycling event from 9 a.m. to 1 p.m. on Jan. 28 at 41 Miles Ave. in Los Gatos.

The water company is teaming up with United Datatech Distributors and ECS Refining for the event. Donnelly said that unwanted electronics brought to the recycling event will be handled responsibly.

"At a lot of these types of events, people feel giddy and gooey that they are doing the right thing, but what they fail to realize is that a number of these places are shipping these devices to someone else's back yard," said Tom Hogye, vice president and general manager of the distributor and refining company.

Hogye said that some so-called recyclers take the cheapest and not most environmentally sound route, and ship scraps to undeveloped countries while making a profit.

"Even if we are taking care of our country, we certainly don't want to see the waste in Africa and Asia," Donnelly said.

Hogye said that Datatech sends the waste to environmentally sound processors, which are primary and secondary smelters.

It is illegal to dump TVs and monitors in landfills, and since the inception of SB20, the Electronic Waste Recycling Act of 2003, a fund was created for the collection and recycling of certain electronic waste. As of July 1, 2005, plasma televisions and TVs with liquid crystal display screens are classified as e-waste. Each time a consumer buys a new electronic that contains cathode ray tubes (CRT) or has a liquid crystal display, he or she pays a $6 to $10 fee that will cover the collection and recycling of the wastes.

Electronic devices contain a variety of materials, including copper, lead, zinc, arsenic and mercury.

"Mercury is one that our program is highly focused on," Donnelly said. These toxins can enter the groundwater and are hazardous to the health of plants, animals and humans.

It is estimated that Americans discard nearly 2 million tons of electronic waste a year, and among the most hazardous are CRT televisions and monitors.

In general, Donnelly said the Los Gatos community needs to be aware of what is going into its groundwater.

"It's about knowing that what goes into the street drain. If it's dog waste or pesticides, it really is going directly to the Los Gatos Creek and downstream into San Jose," said Donnelly.

For more information about the event or the West Valley Clean Water Program, call 408.354.5385, or visit www.cleancreeks.org.

Copyright © Knight Ridder

Training Summary: Public Information / Participation (PI/P)

Training Description	Date	Attendees
CASQA Stormwater Conference / Management Workshops **Collaboration & Integration Opportunities for Stormwater Programs** Presenter: Stephen McCord Sr. Engineer, Larry Walker Associates **Topics**: Broad public outreach can benefit multiple permittees with minimal coordination. Major reasons to collaborate in these efforts: ▪ All Phase I and Phase II permittees are required to do it; ▪ There are many activities (including media production, brochures, and websites) that benefit from a consistent, reinforced message. ▪ Consistency, especially to commuters, reinforces the message. ▪ Public Outreach funding is shared ; dollars are used more efficiently ▪ Orange County is an example of a highly functional collaboration among the County as the Principal Permittee and 35 co-permittees to develop and broadcast a consistent message regarding stormwater	**Oct. 4, 2005**	**WVCWP (1)** Program Manager
Nonpoint Source and Stormwater Pollution Education Program **Chicago, IL** Co-sponsored by Chicago Botanic Garden and U.S. EPA. **Sessions**: ▪ Tools and techniques for NPS and Stormwater Education	**Oct 17-20, 2005**	**WVCWP (1)** Program Manager Representing all Cities

Training Summary: Public Information / Participation (PI/P)

Training Description	Date	Attendees
▪ Water Outreach Education Tools for Programs - The Best in: ▪ Education Practices, ▪ Target Audience Research, ▪ Programs and Materials		
Stormwater Pollution Education Programs Sponsored by: U.S. EPA Liaison Speaker: Charlie Mac Pherson of Tetra Tech Inc. **Topics**: ▪ Conducting Effective Stormwater Outreach Campaigns	**October 17, 2005**	**WVCWP (1)** Program Manager Representing all Cities
Stormwater Pollution Education Programs Sponsored by: U.S. EPA Liaison Speaker: Doug Peterson **Topics**: ▪ Tools and Techniques for NPS and Stormwater Education (Nikos D. Singelis) ▪ U.S. EPA's NPS Outreach Digital Toolbox (Donald Waye) ▪ Selling Low Impact Development (Katherine Mul) ▪ Stormwater, Secret Agents, Soil, and Sumo Wrestlers(Doug Peterson	**October 18, 2005**	**WVCWP (1)** Program Manager Representing all Cities
Stormwater Pollution Education Programs Sponsored by: U.S. EPA Liaison Speaker: Nancy R. Lee of U.W	**October 18, 2005**	**WVCWP (1)** Program Manager Representing all Cities

Training Summary: Public Information / Participation (PI/P)

Training Description	Date	Attendees
Topics: ▪ Using Social Marketing to Influence Public Behavior		
Stormwater Pollution Education Programs Sponsored by: U.S. EPA Liaison Topics: ▪ Water Outreach Education Tools (Elaine L. Andrews) ▪ Stormwater Education at the Local Level (Patty Sanzone) ▪ If You Couldn't Drink It, Don't Dump it (Steve R. Johnson) ▪ Public Education and Community Outreach (Nicole Dufort) ▪ A Federal Facility's Resourse- Efficiant and Proactive Approach to Phase II MS4 Permit Requirements (Corie L. Rockette)	**October 18, 2005**	**WVCWP (1)** Program Manager Representing all Cities
Stormwater Pollution Education Programs Sponsored by: U.S. EPA Liaison Speaker: Leesa Souto Topics: ▪ NPS Education Programs at The Community Level (Kathy Hoppe) ▪ Clean Water – Translating Public Understanding Into Successful Communication Programs (Karen M. DeBaker) ▪ The Neighborhood Water Stewardship Program (Aileen Winquest) ▪ Clean Water is Just Good Business (Leesa Souto)	**October 19, 2005**	**WVCWP (1)** Program Manager Representing all Cities

Campbell, Los Gatos, Monte Sereno, Saratoga

West Valley Communities

Santa Clara Valley Urban Runoff Pollution Prevention Program

FY 2005-2006 ANNUAL REPORT

Training Summary: Public Information / Participation (PI/P)

Training Description	Date	Attendees
Stormwater Pollution Education Programs Sponsored by: U.S. EPA Liaison **Topics**: ▪ Using Weather as an Educational Marketing Tool ▪ Eyes on The Environment (Sara Espinoza) ▪ Weather Matters, Bring on the Barrels (Angela Poe) ▪ Boost Your Outreach (Donald F. Wayne)	**October 19, 2005**	**WVCWP (1)** Program Manager Representing all Cities
Stormwater Pollution Education Programs Sponsored by: U.S. EPA Liaison Topics: ▪ Reaching Out To Students and Teachers (Thomas E. Davenport) ▪ Tailoring Watershed Education to Meet The Needs of Teachers (Nancy Mesner) ▪ Clean Ways For Waterways, Stormwater for Nonpoint Source Pollution (Amy Workman)	**October 19, 2005**	**WVCWP (1)** Program Manager Representing all Cities
Stormwater Pollution Education Programs Sponsored by: U.S. EPA Liaison **Topics**: ▪ Collaborative Approaches To Stormwater Education(Cury Rosato) ▪ A Protection Message in a Restoration World (Marion K. Lonsdale) ▪ Minnesota Water- Let's Keep It Clean (Ron Struss) ▪ Collaborative Approaches to Stormwater Education (Amy Mangus) ▪ Participtory Planning Tools for Achieving Nonpoint Source and Stormwater Pollution	**October 20, 2005**	**WVCWP (1)** Program Manager Representing all Cities

Training Summary: Public Information / Participation (PI/P)

Training Description	Date	Attendees
Goals (Theresa Trainor) ▪ Implementation of Private Parcel Best Mgm't Practices at Lake Tahoe(Jessica A. Schwing) ▪ Street Smarts City, County, and Watershed District Staff Learn Together Through Public Works Forum (Louise Watson)		
WVCWP Training: **PSA Video** Presenter: Cheri Donnelly, WVCWP Pgm Mgr **Topics:** ▪ New Stormwater PSA Video from CalTrans."Don't Trash California" ▪ PSA Videos viewed at Chicago conference ▪ Getting PSA videos onto local/ municipal TV channels	**Nov. 22, 2005**	**WVCWP (2)** Stormwater Discharge Inspector Program Assistant **Campbell (1)** Sr. Engineer **Los Gatos (1)** Sr. Engineering Tech **Saratoga (1)** PW Analyst
How Development Affects Creeks, How Creeks Affect Development: Workshop and **Walking Tour of Coyote Creek** Sponsor: SCVURPPP **Topics**: ▪ Stream Geomorphology ▪ Aquatic Ecology ▪ Trash, and other Human Impacts on Local Creeks	**Dec. 7, 2005**	**WVCWP (4)** Program Manager Outreach Coordinator Stormwater Discharge Inspector Program Assistant **Saratoga (1)** PW Analyst

Training Summary: Public Information / Participation (PI/P)

Training Description	Date	Attendees
WVCWP Training: **"Partnering with Students": Student Science Project: Removing Copper from water via Rhizofiltration; Eco-Hero Award** Presenter: David Marash-Whitman & Cheri Donnelly, WVCWP Pgm Mgr **Topics:** **Student Science Project** (carried out in collaboration w/ WVCWP & SCVURPPP) ▪ David (the student) presented his science project which has won awards on many levels ▪ The science project display includes information on copper pollution in stormwater runoff; this has served as outreach at a variety of venues ▪ The project discussed potential for removing copper pollutants using specific aquatic plants	**April 18, 2006**	**WVCWP (2)** Stormwater Discharge Inspector Program Assistant **Campbell (1)** Sr. Engineer **Los Gatos (2)** Sr. Engineering Tech Sr. Engineering Inspector **Saratoga (2)** PW Analyst City Engineer
WVCWP Training: **Don Edwards Nat'l Wildlife Refuge; WVCWP Web Page** Presenter: Cheri Donnelly, WVCWP Pgm Mgr **Topics:** **Don Edwards NWR:** ▪ new educational programs, with a link to Stormwater, are being implemented. ▪ goal is to get the word out to students that wetlands are important to water quality. ▪ Get Refuge outreach info onto local cable TV channels ▪ WVCWP will send flyers to schools **"About WVCWP" web page** ▪ Web page will be updated to be more responsive to needs of Cities & site visitors	**May 23, 2006**	**WVCWP (2)** Stormwater Discharge Inspector Program Assistant **Campbell (1)** Sr. Engineer **Los Gatos (1)** Sr. Engineering Tech **Saratoga (1)** PW Analyst

Training Summary: Public Information / Participation (PI/P)

Training Description	Date	Attendees
▪ Cities to review current page ▪ What questions do staff receive from residents and businesses, that could be answered via this page? ▪ Cities to provide input for new page		
WVCWP Staff Training "State Standards for 4th Grade Led by: Cheri Donnelly, WVCWP Program Manager **Topics**: ▪ Review all Subjects for Enviroscape Model ▪ Set Up Enviroscape Model	**June 13, 2006**	**WVCWP (2)** Outreach Coordinator Outreach Assistant
"Influencing Behaviors Using Social Marketing" (Internet Seminar) Sponsored by "EPA's Watershed Academy". Speaker: Charlie MacPherson, and Christopher Conner *79 slides were downloaded prior to the session for staff to follow.* **Topics**: ▪ Environmental Issues ▪ Public Safety ▪ Public Health	**June 28, 2006**	**WVCWP (2)** Program Manager Outreach Coordinator

THIS PAGE INTENTIONALY LEFT BLANK

Pesticide Management Activities

City of Campbell

Town of Los Gatos

City of Monte Sereno

City of Saratoga

THIS PAGE INTENTIONALY LEFT BLANK

West Valley Communities – Los Gatos

Santa Clara Valley Urban Runoff Pollution Prevention Program

FY 2005-2006 ANNUAL REPORT

PESTICIDE MANAGEMENT ACTIVITES

FY 2005-2006 Work Plan Self Evaluation Matrix

Source	Task Source	FY05-06 Work Plan Tasks	FY 05-06 Accomplishments	Responsible Party
	SCVURPPP PMP (I.A.1.)	Summary of Use Track and report use of pesticides on municipally owned property. Report on use of IPM practices.	No Organophosphate pesticides were used by staff or contractors for City of Campbell, Town of Los Gatos, City of Monte Sereno or City of Saratoga in FY 05-06. All pesticide use (by municipal staff and contractors) was tracked and reported to WVCWP, for use in possible future analysis.	WVCWP to coordinate w/ Cmpbl: Sr. Civil Engr/ Public Works Supt/ Bldg Maint. Supvr LG: Parks Supt & Public Works Supervisor MS: City Manager/ Facility Mgr Stga: Parks & Street Maint Supervisor
	SCVURPPP PMP (I.A.3.) PS #3	Implement BMPS and SOPS Continue to Implement standard operating procedures and best management practices for any pesticide use by staff or contractors. Implement IPM practices as BMP when possible.	In August 2004, the West Valley Communities (WVC) revised and updated all sections of their URMPs, including their Pest Management PS. During 05-06, the WVC continued to implement the Pest Management Performance Standard (PMPS). A Pest Specific IPM Plan for "Less Toxic Turf Weed Control" was developed in FY 05-06. "Standard Operating Procedures for Pesticide Management" are being followed by staff and contractors. BMPs in general continue to be effective. WVC work with contractors to find the least-toxic method to treat resistant pest problems.	Cmpbl: Sr. Civil Engr/ Public Works Supt/ Bldg Maint. Supvr LG: Parks Supt & PW Spvsr MS: City Manager Stga: Parks Maint Spvr

West Valley Communities – Los Gatos

Santa Clara Valley Urban Runoff Pollution Prevention Program

FY 2005-2006 ANNUAL REPORT

Source	Task Source	FY05-06 Work Plan Tasks	FY 05-06 Accomplishments	Responsible Party
			The WVC use reduced-risk pest management in municipal facilities (parks & buildings), while fostering greater IPM awareness by sponsoring local IPM workshops (since 2001) for municipal staff, special districts and Pest Control Operators (PCOs). Staff have attended trainings on IPM (e.g., West Valley Turf Mgmt workshop on 3-22-06) and are implementing IPM practices for control of pests, as practicable. *See "Evaluation" section below for details on IPM implementation.*	
	SCVURPPP PMP (I.A.6.)	Banned Pesticides Inventory If any pesticides have been banned w/in the past FY (per EPA, State &/or local requirements), conduct an agency-wide search of chemical storage area for these pesticides. Properly dispose of these banned substances pursuant to appropriate waste disposal regulations.	All storage areas are cleaned annually, and any pesticides that are no longer legal or no longer used are disposed of according to State regulations. **Campbell:** Storage areas are cleaned quarterly. **Monte Sereno**: does not purchase or store its own pesticides.	Cmpbl: Public Works Supt/ Bldg Maint. Supvr LG: Parks Supt & Public Works Supervisor Saratoga: Parks Maint Supervisor
	SCVURPPP PMP (I.B.1.) PS#5.a	Training for Applicators Ensure that employees who apply pesticides for the agency obtain the appropriate training as required by the County Agricultural Commissioner and the State Department of Pesticide Regulation (DPR)	Any staff and/or contractors who apply pesticides meet all requirements of the County and the State. Parks & Public Works staff attended Annual Safety Training conducted by outside contractor. Training included avoiding drift, and proper disposal. **CAMPBELL:** Due to high staff turnover in 2006, Campbell has received permission from Dept. of Ag to postpone its Safety Training to August 2006, in order to allow all new employees to be in place and to attend.	Cmpbl: Public Works Supt LG: Parks Supt & PW Div Stga: Parks Maint Spvsr

West Valley Communities – Los Gatos

Santa Clara Valley Urban Runoff Pollution Prevention Program

FY 2005-2006 ANNUAL REPORT

Source	Task Source	FY05-06 Work Plan Tasks	FY 05-06 Accomplishments	Responsible Party
			LOS GATOS: 4/26/06 – 12 employees – presenter: Dennis Merrill, Killroy/ Sensitive Solutions Pest Control **MONTE SERENO:** no employees apply pesticides. In case of the need for pest control, a licensed Pest Control Operator will be called in. **SARATOGA:** 6/27/06 – 14 employees – presenter: Peter Howes. 2 more **Saratoga** employees gained QAC[1] cards through additional training in FY 05-06, enabling them to have a better understanding of pesticides, less-toxic options, and safe usage. [1]QAC - "Qualified Applicator Certificate", a category of the DPR Licensing and Certification Program. To be certified, the applicant must demonstrate specific knowledge on topics such as pesticide application drift problems and prevention, soil and water problems resulting from restricted use pesticides, phytotoxicity, potential for environmental contamination, etc.	
	SCVURPPP PMP (I.B.2.) PS#5.b	Training for Applicators Provide annual training on the appropriate portions of the IPM Policy, SOPs, and BMPs, and the latest IPM techniques to employees within departments responsible for pesticide application.	The West Valley communities, through WVCWP, sponsored a staff-attended IPM Training on Turf on March 22, 2006. Frank Rossi, a national expert (from Cornell University) presented guidelines for managing turf with little or no pesticides. The training included a classroom PowerPoint presentation and a field trip to examine Campbell's community athletic field turf. Additionally, the WVCWP made a video of the workshop (to transfer to CD) for parks maintenance staff to incorporate into future IPM training.	WVCWP to co-ord w/ Cmpbl: Sr. Civil Engr/ Public Works Supt/ Bldg Maint. Supv LG: Parks Supt & PW Div Stga: Parks Maint Supervisor

West Valley Communities – Los Gatos

Santa Clara Valley Urban Runoff Pollution Prevention Program

FY 2005-2006 ANNUAL REPORT

Source	Task Source	FY05-06 Work Plan Tasks	FY 05-06 Accomplishments	Responsible Party
			Attendees: Campbell – 16 Los Gatos – 7 (Monte Sereno, a strictly residential city, has no Parks/PW Maintenance staff and does not use any pesticides.) Saratoga – 10 100% of attendees who turned in evaluations rated the training as "worth my time to attend", and 22 out of 25 said the training would enable them to change turf management methods to reduce pesticide use. From the training, WVCWP developed a "Turf Management IPM Plan" to be used as a reference for outdoor maintenance staff.	
	SCVURPPP PMP (I.B.3.) PS#5.c	Municipal Staff Education Inform employees who are not authorized and trained to apply pesticides that they cannot use over-the-counter pesticides in or around the workplace.	In July and August of 2005 all WVC staff were reminded, via e-mail, of their municipal IPM policy to avoid using pesticides. It was emphasized that, unless trained and specifically authorized, all employees are prohibited from applying pesticides, including over the counter types.	WVCWP to provide notice and NPDES Reps to send email: Cmpbl: Sr. Civil Engr LG: PW Dir & Eng Div MS: City Manager Stga: PW Analyst
	SCVURPPP PMP (II.A.1.)	Watershed Ed. & Outreach Campaign (WE&O)[1] Attend WEO and IPM work groups and assist with continued implementation of campaign, which targets the general public	WVCWP Program Manager participates in the IPM Ad Hoc Task Group on behalf of the WVC. Project implementation and projects for consideration, which are discussed in the AHTG, are presented to City staff for appropriate follow-through.	WVCWP Staff

[1] Funded by all Co-permittees each year.

West Valley Communities – Los Gatos

Santa Clara Valley Urban Runoff Pollution Prevention Program

FY 2005-2006 ANNUAL REPORT

Source	Task Source	FY05-06 Work Plan Tasks	FY 05-06 Accomplishments	Responsible Party
		and includes messages about less-toxic pest control and proper disposal. Campaign features South Bay English- and Spanish-language, radio and print ads.	See PI/P Section, "Citizen Participation" & "General Outreach"	
	SCVURPPP PMP (II.A.5.) & (II.A.6)	Community & School Events Identify and attend community/school events; distribute outreach materials regarding less toxic pest control. Community Material Distribution Provide outreach to community through distribution of information via libraries, civic and community centers, and other points of social interest.	Through WVCWP, significant IPM outreach has been incorporated into educational activities and presentations in the local schools. Students have learned about pesticide runoff and the need to use less-toxic pest management strategies. This point is made when they play with the Enviroscape and watch the toxic-colored water (pesticide runoff) flow into the creeks, Bay, wetlands and Ocean where it affects sea otters, fish, wildlife and even people. Grow it guides are provided for students to take home to parents. September 20th 2005, WVCWP staff made a special evening presentation at Saratoga Library's story time for young children when the topic of the week was "water & rivers". Since parents accompanied the children materials for both age groups were given out. **Materials Distribution** For Kids - 29 Our Water Our World picture frame magnets 7 Watershed Watch magnets 31 A Child's Garden coloring books 10 Kids Guide to Backyard Bugs	WVCWP coordinate w/ Cmpbl: Sr. Civil Engr LG: Pub Works staff MS: City Manager Stga: PW Analyst

West Valley Communities – Los Gatos

Santa Clara Valley Urban Runoff Pollution Prevention Program

FY 2005-2006 ANNUAL REPORT

Source	Task Source	FY05-06 Work Plan Tasks	FY 05-06 Accomplishments	Responsible Party
			For Adults- 5 Bay Begins Here 14 Grow It Guides (colorful fan of pest control & gardening) 12 HHW recycling & disposal of toxic household items 1 West Nile Virus 3 Draining Pools & Spas 2 Doorhangers "Dumping into Storm Drains is Illegal" The Enviroscape presentation drew parent's interest; they spent time reviewing the materials to find out what the Program was about. **See PI/P Section, "Citizen Participation" & "General Outreach"**	
	SCVURPPP PMP (II.A.7.)	Web Site Update and publicize web sites to promote IPM and reduce pesticide use.	WVCWP website's "Take Action" page was updated for spring/summer gardening season. A link takes viewers to the "Our Water Our World" IPM website. Text & graphics reinforce the subject: "Overwatering can carry toxic Pesticides and harmful Fertilizers into our Water" & "Manage Garden Pests to Protect Our Homes & Water". **City of Campbell** web site's Public Works page links to the Program BMP Tri-fold "Landscaping, Gardening & Pool Maintenance". **Town of Los Gatos** web site contains a Stormwater page with suggestions on organic gardening, preventing pesticide runoff, and safe pesticide disposal. **City of Saratoga** web site's Home page features a link to HHW for proper pesticide disposal.	WVCWP Staff WVCWP to coordinate w: Cmpbl: Sr. Civil Engr LG: Snr Eng Tech MS: City Manager Stga: Pub Wks Analyst

West Valley Communities – Los Gatos

Santa Clara Valley Urban Runoff Pollution Prevention Program

FY 2005-2006 ANNUAL REPORT

Source	Task Source	FY05-06 Work Plan Tasks	FY 05-06 Accomplishments	Responsible Party
	SCVURPPP PMP (II.A.9.)	Coordinate with the Master Gardeners program Use their services to train residents (as their budget allows). Provide IPM training and information on water quality impacts of pesticide use to Master Gardeners as needed. Provide IPM literature for distribution at MG classes	During FY 05-06, the Master Gardeners (MG) presented classes at Campbell Community Center, open to all local residents. The series included two 6-session classes, one 4-session class, & a 1 session class, all of which included discussion of IPM. WVCWP provided IPM materials for distribution during appropriate discussions. Approximately **45** students received 10 different materials (= 450 IPM pieces distributed); extra materials were available for class members to share with friends/neighbors.	WVCWP Staff
	SCVURPPP PMP (II.A.10.)	Media Relations If budget is available, continue to fund BASMAA Regional Media Relations Campaign[2] featuring pitches to Bay Area media and responses to breaking news on pesticide-related topics	The West Valley Communities participate in and support the BASMAA Regional Media Campaign through SCVURPPP funding & participation in the Watershed Education and Outreach Group.	Funding by WVC and participation by WVCWP Staff
	SCVURPPP PMP (II.A.12.)	Media Relations Prepare and pitch IPM stories and press releases to local media, as appropriate.	Gardening Columnist for 3 local weekly papers received a press release/invitation to attend the March 2006 WVCWP IPM Workshop on Turf Management. Reporters for at least two local newspapers attended an awards ceremony for an Environmental Action Award presentation to a Saratoga student who chose to receive his award at a West Valley meeting at Monte Sereno City Hall so that WVCWP would gain publicity. The Los Gatos Daily new ran an article about the student and the West	WVCWP Staff

[2] Funded by all Co-permittees.

West Valley Communities – Los Gatos

Santa Clara Valley Urban Runoff Pollution Prevention Program

FY 2005-2006 ANNUAL REPORT

Source	Task Source	FY05-06 Work Plan Tasks	FY 05-06 Accomplishments	Responsible Party
			Valley Clean Water Program. See PIP Section	
	SCVURPPP PMP (II.A.13.)	"Pesticide User Outreach" project[3] Assist, as appropriate, with implementation of local components of the project. Target residential & commercial users. (See Program's FY 05-06 Work Plan).	The WVCWP Manager attends SCVURPPP's IPM Ad Hoc Task Group meetings. The WVCWP helped staff the Home & Garden Show" in San Jose, May 6th & 7th. WVCWP staff also provided Educational outreach and distribution of IPM materials and gifts in the garden center at Orchard Supply Hardware's tax-free weekend event in the fall of 2006. See PI/P Section "General Outreach"	WVCWP Staff
	SCVURPPP PMP (II.A.14.)	Special Districts Provide information on less toxic pest control (e.g., IPM techniques, municipal IPM policies, model contract language, training opportunities, etc.) to neighboring special districts (e.g. sanitary, open space districts, and school districts) as appropriate.	All local School Districts and private golf club staff were invited to attend WVCWP's free IPM training on "Turf Management" in March 2006 (this year's training subject was not applicable to the needs of other special districts). One Golf Course Supervisor attended the training.	WVCWP Staff
	SCVURPPP PMP (III.A.1)	IPM Partnership Program Provide IPM fact sheets and other materials to pesticide retailers to facilitate point-of-purchase outreach. Visit stores as necessary to determine continued participation. Document material distribution.	The West Valley communities support SCVURPPP's IPM Partnership with local nurseries. They continue to provide IPM materials and education at the local Summerwinds Garden Center through staff support and funding of the "Our Water Our World" program. In FY05-06, WVCWP staff attended OWOW training to learn how to dress store aisles with shelf talkers to make finding safe gardening products easier for customers. See PI/P Section "General Outreach"	WVCWP Staff

[3] Funded by all Co-permittees.

West Valley Communities – Los Gatos

Santa Clara Valley Urban Runoff Pollution Prevention Program

FY 2005-2006 ANNUAL REPORT

Source	Task Source	FY05-06 Work Plan Tasks	FY 05-06 Accomplishments	Responsible Party
	SCVURPPP PMP (III.B.2)	Pest Control Operators Continue to build a database of licensed structural and landscape maintenance PCOs.	A database of West Valley PCOs has been established; over 75% of local pest management businesses are based in the City of Campbell. By collecting ads that come in the mail from local pest control services, WVCWP staff continue to build the database with new business names and addresses. This database will be useful to invite local businesses to IPM workshops.	WVCWP staff
	SCVURPPP PMP (III.A.4)	Municipal contractors (PCOs) Require PCOs contracted by municipality to implement BMPs through contract specifications.	PCOs have received copies of municipal IPM Policies and requirements. PCOs are required to operate according to the municipal requirements stated in the city's Pesticide Management Performance Standard.	Cmpbl: Sr. Civil Engr / Public Works Supt/ Bldg Maint. Supvr LG: Public Works & Public Works Spvsr MS: City Manager Stga: Public Works Dir/Parks Maint Supvsr
	SCVURPPP PMP (IV.A.2.)	PCO Reporting Track and report PCO use of pesticides on municipal property.	All pesticide use by PCOs is tracked and reported to WVCWP for annual reporting.	WVCWP to coordinate with: Cmpbl: Sr. Civil Engr / Public Works Supt/ Bldg Maint. Supvr LG: Public Works & Engineering MS: City Manager Stga: Parks Maint Spvsr

West Valley Communities – Los Gatos

Santa Clara Valley Urban Runoff Pollution Prevention Program

FY 2005-2006 ANNUAL REPORT

Source	Task Source	FY05-06 Work Plan Tasks	FY 05-06 Accomplishments	Responsible Party
	SCVURPPP PMP (V.A.1)	Commercial Business Education Continue ICID Inspector's education program targeting retail food facilities through distribution of "Don't Set a Table for Pests".	WVCWP Inspector distributes outreach material *("Don't Set a Table for Pests")* when conducting Restaurant Inspections. Pilot visits; **16** were given to local restaurant managers. (in Campbell, Los Gatos & Saratoga) in FY05-06. City of Monte Sereno has no commercial businesses.	WVCWP Inspector
	SCVURPPP PMP (V.A.3.)	HHW Collection Ensure that adequate pesticide disposal services exist for residents and conditionally exempt small quantity commercial generators.	All WVC contribute to the County HHW disposal program. Saratoga: due to serious budget deficiencies, Saratoga this year contributed only the minimum funding for HHW (in previous years, Saratoga's funding has enabled an annual free drop-off for WV residents at WV Community College). The City subsequently learned that Saratoga residents make extensive use of the HHW facilities, and the funding was expended early in the year, resulting in hundreds of calls to City Hall requesting increased funding to allow residents to make greater use of the HHW program. This funding has now been reinstated.	Cmpbl: Sr. Civil Engr LG: Dir of Public Works MS: City Manager Stga: Public Works Director
		Publicize HHW Collection Work with HHW collection agencies to support, enhance, and help publicize programs for proper pesticide disposal.	The HHW recycling and disposal brochure is one of the WVCWP's most popular handouts. Residents never fail to be interested in or ask about proper and safe disposal of any potentially toxic material. West Valley communities distribute the HHW brochure at every community event. The brochure provides the phone number to make an appointment with the County HHW service to drop off unwanted pesticides and other toxic waste. See PIP section.	WVCWP staff

West Valley Communities – Los Gatos

Santa Clara Valley Urban Runoff Pollution Prevention Program

FY 2005-2006 ANNUAL REPORT

Pesticide Management Activities Evaluation

PESTICIDE USAGE REDUCTION MEASURES – Pest Specific

TOWN OF LOS GATOS

Los Gatos is implementing IPM in the following situations:

ANTS:
In structures—handled through maintaining sanitary conditions. Employees receive regular memo and e-mail reminders of cleanliness policy. Town contracts with an especially thorough custodial service to help keep facilities sanitary. This has decreased instances of ant invasions.

YELLOWJACKETS:

- Los Gatos uses traps as the main means of control.
- Parks staff uses steam cleaning on picnic tables to prevent attracting wasps & ants.
- If a wasp nest in a tree requires treatment; the PCO uses a non-residual pesticide, & closes the hole in tree so wasps can't return to nest.

WEEDS:

- Los Gatos uses a chipper to create mulch from green waste; this mulch is used for weed control wherever possible.
- Los Gatos has arranged to receive free wood chippings from PG&E tree-trimming contractor. Mulch is used to reduce weed growth on roadsides, median islands, parking lot landscaping and in parks.
- Work Furlough labor hand hoes weeds where possible.
- Staff hand-pull weeds where feasible.
- Los Gatos contracts with Caltrans to mow large areas
- Los Gatos Parks Superintendent is pleased with the Town's new flail mower, purchased during FY05-06 for mowing roadside weeds, rather than spraying.

RODENTS:

- Rats & mice are trapped by contractor (baits used as last resort).
- Gophers & moles are flooded from their burrows using a hose.

INVASIVE SPECIES:

- Various species along Los Gatos Creek are hand-pulled by Native Plant Society volunteers
- Scotch Broom is cut down by Parks staff

West Valley Communities – Los Gatos

Santa Clara Valley Urban Runoff Pollution Prevention Program

FY 2005-2006 ANNUAL REPORT

SCALE INFESTATION ON TULIP TREES

- Parks staff sprays trees with low concentration detergent & water

Results of Pesticide Use Review FY 05-06:

Los Gatos was able to eliminate use of any OP pesticides in FY 05-06, 04-05, 03-04 and 02-03, (as compared to using .475 oz of diazinon for ant control in FY 01-02) through use of IPM practices and through seeking out less toxic pesticides.

The Town is making an effort to stress prevention (prevent weed growth, prevent pest infestations) where possible. Los Gatos is moving into use of IPM and engineered, rather than chemical, controls as much as possible given budget and staff limitations.

In Town facilities, sanitation is being stressed as a means to prevent pest infestations (ants, mice, etc.) so that chemical controls will not be needed.

Over the past several years, the Public Works Dept. has instituted improved methods of weed control in some parks and roadsides, such as the arrangement for free wood chips which are used as mulch to prevent weed growth; in FY 04-05 LG borrowed a tractor with boom mower from Campbell in order to mow roadside & park weeds and to avoid spraying; during FY05-06 the Town purchased its own flail mower to continue this practice. Volunteers work with the Public Works Dept. to trim back brush along the LG Creek Trail, and to remove invasive species.

IPM Plan
for
"High Use / No Pesticide / Low Budget TURF"

Goals:

- Reduce use of pesticides for weed control through turf management methods which produce healthy turf and discourage weeds.
- Determine weed treatment threshold - the maximum number of weeds that can be tolerated at a site without causing unacceptable damage, hazard, or nuisance.
- Incorporate latest research on less-toxic methods for generating and maintaining healthy turf.
- Train staff annually on newest management practices which encourage healthy turf and discourage weeds
- Develop successful management practices tailored to municipal turf sites, based on site characteristics and horticultural practices applicable to those characteristics (i.e. frequent overseeding for high-traffic areas, amendments to clay soil, etc.)

Tolerance level for weeds:

- Low to zero in public areas

Turf Management facts:

- Turf sites should be tested for chemical and soil characteristics to facilitate optimal decisions on turf management.
- Correct use of soil amendments (compost) along with proper aeration reduces compaction and encourages healthy turf.
- Proper mix of turf types (Kentucky Bluegrass base, rye and fescue overseeding) helps ensure healthy turf in high-traffic areas
- Regular, frequent overseeding is a successful, non-toxic means of reducing weed problems in turf.

For additional information, visit:

http://turf.lib.msu.edu - go to the "Turfgrass Information" file

Managing Turf to Prevent Weed Problems: OUTLINE

INITIAL STEPS: ANALYSIS

Chemical & Physical Analysis

- *SITE TESTING:*
- *AMENDMENT TESTING:*

Use Analysis

- *"WHEN" Does It Get TRAFFIC?*
- *WORK WITH STAKEHOLDERS:*
  - *"FIELD ASSESSMENT SPREADSHEETS"*
- *WHERE is the TRAFFIC?*

Turf Analysis

TURF MANAGEMENT

Compaction Management:

CORING & AERATION:

Aeration with "knives"

Amending / Layering

FOR A CLAY-BASED FIELD:

- Creating good surface drainage through coring and amending:
- Compost Amendments for establishing turf:
- Sand Amendments:
- Peat / Sand Amendments:

Mowing

MOWING & DENSITY

Fertilizer

FERTILIZER TIMING

FERTILIZER CHARACTERISTICS

Slow-release vs. Urea (Ammonium sources of nitrogen):

Fertilizer vs. Corn Gluten Meal

Seeding/ Overseeding

EFFECTIVENESS OF SEEDING FOR WEED CONTROL

IMPLEMENTATION OF OVERSEEDING

Frequency/ amount of seeding

FIELD STRUCTURE

BUDGETING

ANNUAL EVALUATION OF EFFECTIVENESS

Managing Turf to Prevent Weed Problems

MAINTENANCE & MANAGEMENT

Careful management and maintenance are the best means of preventing weed invasions. Many different aspects of turf maintenance can affect weed growth. These include (but are not necessarily limited to) seeding, fertilizing, irrigation, aeration, soil amendments, top-dressing, and mowing. Management, such as choosing the most appropriate grass seed for the turf use, is also very important.

INITIAL STEP: ANALYSIS

If we want to use less pesticides & fertilizers, we need to know more about the biological systems of the turf and weeds/ pests. When we know more about why the weed/ pest is there, we can deal with it better.

Chemical & Physical Analysis

SITE TESTING: It's important to get the site tested. At a minimum, get a **physical analysis** before doing any soil amendment activities. It can even be important to get a breakdown of any sand in the soils: i.e. is it fine sand - which is almost silt, or is it course sand - which has different properties.

A report listing a "sandy loam" could have a sand that's mostly a fine sand. Or what appeared to be silt could also contain clay, which is smaller and has a negative charge.

A **chemical analysis** can help determine if any constituents of an amendment could lead to problem levels of a chemical/mineral, such as phosphorus.

AMENDMENT TESTING: It's also important to get any compost tested – some amendments may contain 20% - 30% clay, which would be detrimental to the site.

⇨ The ratio of Carbon/Nitrogen should be close to, but not more than, 30/1 (i.e. 30 units of Carbon/ 1 unit of Nitrogen).

⇨ The compost needs to have 60-80% organic matter, and should have minimal 'fine particles'.

Use Analysis

Traffic on the turf causes wear, which can result in deteriorating turf and thus presenting an opportunity for weeds to grow.

Wear is abrasion to the grass and compaction of the turf and soil due to the downward pressure of many feet. Compaction will be even worse when there is clay in the soil.

Heavy traffic can also result in a lack of recovery time for the turf; recovery time is needed for the turf to replenish broken stalks and restore turf density.

"WHEN" Does It Get TRAFFIC?

Determine when much of the heavy traffic occurs; i.e. is in the fall due to football and soccer activities? During the fall and winter, turf is slow growing and doesn't regenerate well, which compounds the problem of heavy traffic.

The WV Communities locale has a generally uniform growth pattern due to irrigation – but it still grows more slowly when there is less sunlight (shorter days) and cooler weather. Lots of traffic during the depressed growth periods causes a problem for the turf. This includes intense practice sessions - before an official sports 'season' begins, such as in early Spring, or in Fall, when days are shorter. Timing of your fertilization and seeding is determined by when the traffic falls.

WORK WITH STAKEHOLDERS:

"FIELD ASSESSMENT SPREADSHEETS"

Meeting with users of the fields allows an opportunity to work together to determine thresholds, and helps users to understand the requirements involved in maintaining usable turf.

"Field Assessment Spreadsheets": Use these to meet with sports associations to discuss use of the fields. If the # is greater than 35, you have to re-assess use, consider renovation. A range of 11-20 is pretty good. Engage the people who use the field; work together to make the fields usable within the limitations of the municipal budget and limitations of the turf (soil, climate, etc.). Filling out the sheet together helps users understand what they may have to tolerate, and to work together with municipal staff to set a realistic target.

WHERE is the TRAFFIC?

Where on the fields is help needed most?

For example, the corners of the soccer fields don't get much wear compared to the center. The logical way to save money and labor is to concentrate most of fertilization and other management activities mostly in the center of the field.

Soccer field: center = approx. 40,000 sf

Football field: Between the 20 yd lines, and in between the hash marks = 16,000 sf

A whole field = approx. 80,000 sf. (2 acre field)

These heavily used (center) areas need 3-4x the amount of resources as the corners.

➔ Make 2 applications/year in the corners, 6-8 apps/year in the center

TURF MANAGEMENT

Compaction Management

The 1st line of defense is compaction management. Over-use can cause compaction.

CORING & AERATION:

⇨ The best fields are cored between every month to every 6 weeks. The benefits of coring are short-lived & only last 3-4 weeks, so it must be done frequently.

If it's not possible to core this frequently, it is at least necessary to aerate.

Coring (& aeration) promote:

- nutrient release
- increase in microbial activity
- increase in rooting activity
  - In a sand situation, this will Increase Organic Material coming to surface

During the season when you can't core, use needle tines to get water and air in, in order to improve the environment to allow increased rooting.

Factors in coring:

- Don't core when soil is too wet.
- Need to affect 10-15% of the surface (2-4" spacing of vertical drive machine is better than the 8-10" spacing).
- Use the 8-10" for bringing up soil to create bed for seeding.
- In the center of the field do it every 4-6 weeks, the corners of the field, maybe only once a year, since corners don't have much compaction.

Aeration with "knives"

1 form of aeration is to use an "Aerways" aerator. This uses huge blades, placed on an angle, to cut down through the turf and soil. They cut down 18-20". The Aerways actually shakes the soil. It's good to use it when the soil is dry. By shattering the layers of soil, it doesn't just affect the surface. The shattering will occur more when the soil is dry.

The "Vertidrain" is similar to the Aerway, but the knives are placed at more of an angle. It is recommended to be used a few times a year on high use fields. It has a lever which allows the blades to go down in straight, then kick on the way out; this forces shattering and loosens the whole soil profile.
Outsource: To have a 7 acre site treated with a Vertidrain can cost about $2,000 - $2,500.
When using the Aerways or Vertidrain, the turf is not left with holes in the soil, which can be hard to fill in adequately.

When doing serious amending or seeding, it's necessary to pull out cores so the amendment can replace the cored soil, or so the cored soil can be spread to make a seedbed.

⇨ Once in a while it's important to break up any layer that's being created by using the same length of tines consistently (i.e. use the Vertidrain to shake up the soil profile). One reason that layers need to be broken up is because the layers keep the water from percolating evenly.

Amending / Layering

FOR A CLAY-BASED FIELD:
The first line of defense has to be surface drainage. Water standing on the surface makes the compaction worse. In order to fix a clay soil, it's necessary to create good surface drainage.

Clay subsoils have an infiltration rate of about 0.10 – 0.30" per hour
By composting with the right amount of organic matter, it's possible to increase the infiltration rate by 10 fold, as well as encouraging turf growth with the nitrogen, etc. in the compost.

Creating good surface drainage through coring and amending:
⇨ Mow down to 1"; then core & hollow tine in several different directions; remove the cores, aerate, spread with top dresser 1 time: put it down, brush it in, water it in, then repeat the amendment several days later. It's a weeklong process to do amending. The key is to have a good source of compost.

⇨ One time/year do the amending, and several times per year do the top dressing. After 3-5 years of this, there will be a real improvement in the turf. A good source of compost is needed in order to be able to do this consistently.

However, after 5 - 7 years with compost, you can get phosphorus build-up and runoff, which can affect local drinking water supplies. A solution is to compost for 3-5 years, then stop for a while.

Compost Amendments for establishing turf:
Manure or biosolids compost is the best.
Yard waste is the worst.

Manure is a Biosolid, a combination of Carbon & Nitrogen
The ratio of Carbon/Nitrogen should be less than 30/1 (i.e. 30 units of Carbon/ 1 unit of Nitrogen).

- Microbes/ microorganisms etc. need the carbon to grow and then need the nitrogen. The grass also needs the nitrogen. For example, a 40/1 ratio causes too much growth of microbes and they compete with the grass for the nitrogen (grass will yellow).

- The compost needs to have 60-80% organic matter.
- Need as little 'fine particles' as possible.
- Possible weed problems with manure: have it checked first through testing.

Sand Amendments:
If amending with sand, **don't use pure sand**.
⇨ For each 1" of clay you need 8" of sand. Putting in anything less than that will end up as cement. The bridge differential between the 2 particles causes it to set up as cement.

⇨ The ideal sand size for clay soil is medium to somewhat coarse.
Do test for sodium levels in the sand before purchasing it - with rainfall and irrigation, salts in the sand can leach out. Then, if the sodium level was high, the grass seed won't establish well.

If a salt problem has developed, gypsum can be helpful. However, in general gypsum will not improve the soil – it won't help soil structure.

Putting **sand on top of clay** can improve drainage (create a big crown on the field and cap with 5-6" of sand), BUT a completely different grass-growing environment is needed; this is more appropriate for golf courses than municipal fields. It's not a forgiving environment and it's harder to actually get grass to grow well.

Peat / Sand Amendments:
Peat can be good when it's blended properly with sand, but it's not really cost effective. Peat may be more degraded than compost, whereas a manure compost can reduce the turf's nitrogen demand 30% over 3-5 years.

Mowing

MOWING & DENSITY
⇨ Mow at between 2" & 3". It's important to pick a height and stick with it, i.e. 2" or 3" - not 2" one mowing and 3" the next. Get the mower on a smooth paved area, and measure the blade height with a ruler.

➔ ***Fertilizer Vs. Mowing Frequency***
Increasing the mowing from 1x to 2x per week increases the wear tolerance about 50%. The reason is that increased mowing results in increased density of turf roots.

Fertilizer

FERTILIZER TIMING

⇨ 0.5 - 0.75 lbs of Nitrogen per month, every month can be applied in our area due to the fairly uniform growing season. Cooler weather in conjunction with longer days promotes good root growth. This would be early Spring and late Fall (Feb.-March & Oct.-Nov.).

FERTILIZER CHARACTERISTICS

⇨ A pH between 5 & 8 is okay; the ideal range is between 6 & 7. Elemental sulfur can be used to bring idown the pH, and lime can be used to bring it up.

Slow-release vs. Urea (Ammonium sources of nitrogen):

A comparison was done for Urea vs. Polyon. Polyon is a sustained release fertilizer – one application disperses over the whole season/24 weeks. Polyon saves money on labor for application vs. urea (1 application/season for Polyon = 5 applications/season of urea). Polyon cost 3x as much as urea.

⇨ The study showed that the cost equaled out when applied to @ 30,000 sq ft or more (@$15/hr labor.

➔ Combine a slow release fertilizer, spread over the entire field, with frequent applications of a cheaper regular fertilizer over the high traffic areas.

This system will also mean that the whole field doesn't have to be closed for fertilizing; teams can practice on the areas where sustained-release was applied, when an additional application is being made to the high-traffic areas.

Fertilizer vs. Corn Gluten Meal

For Corn Gluten Meal, the anecdotal evidence says it works well as pre-emergent in ornamentals. Evidence also shows it works well in turf - however, basic fertilizer (ammonium sulfate) does the same thing.

For 10-0-0 fertilizer with some pre-emergent herbicide effects vs. Corn Gluten Meal, the fertilizer has the same results in controlling crabgrass. Since CGM costs 10x as much as regular lawn fertilizer it doesn't appear to be cost-effective.

Seeding/ Overseeding

EFFECTIVENESS OF SEEDING FOR WEED CONTROL

Use of regular, frequent overseeding will make a big difference in maintaining turf density which will help keep weeds out, and will promote a quality turf without pesticides. Overseeding is an effective weed control measure for high-use / low-input fields that need a low cost solution to keep the turf in shape.

If a field starts out with dense turf, it has been shown that putting on any seed on a weekly basis will maintain turf density despite heavy traffic. Studies showed that plots overseeded did much better than those not seeded. In plots not overseeded during heavy use periods, turf density went down to 20%. A year after ending the study, the overseeded area still kept out the crabgrass.

IMPLEMENTATION OF OVERSEEDING

⇨ Anytime seed is being put down, make a phosphorus application.
⇨ The critical point for successful overseeding is regular, appropriate frequency, rather than the amount of seed applied.

Recommended seeds
⇨ ***Coventry Kentucky Blue Grass*** provides a good base turf. Many of the highest quality sports fields have Kentucky Blue Grass base, which is seeded throughout the season, (then overseeded with perennial ryegrass). The Bluegrass rhizomes are necessary to knit the field together. However, it's not effective to overseed frequently with KBG because it takes too long to germinate and establish.

⇨ Ryegrass and Tall Fescue varieties are effective for overseeding:
"Citation" perennial ryegrass
"Jaguar" tall fescue

Frequency/ amount of seeding
During a dry year, 8-10 lbs/1000 sf of overseeding weekly may be necessary in order to get a good density.
⇨ Irrigated fields: During a good year, or with irrigation, only 2 lbs of seed/1000 sf were needed for weekly overseeding to be effective.

⇨ In a study, the turf was drop-seeded weekly. The plots were mowed at a 3" height. They were fertilized in June and September.

FIELD STRUCTURE

Field structure can be used to help facilitate healthy turf growth, for example structural changes which promote good drainage. Bring a drain pipe to the surface in a low spot, have the pipe go to a pipeline so it will drain away standing water in the low spots.

Standing water tends to be a problem where irrigation lines are all hooked up in 1 straight line (1 sprinkler line runs the whole length of the field), so that low & high spots are getting the same amount of water. This may result in enough irrigation for high spots, but with too much for the low spots.

One solution is to "Zone" the irrigation system. It's also better to have it the turf bit on the drier side than too wet. Drier turf is better for preventing disease and promoting rooting.

For soccer fields, changing the structure of the goal mouth area can improve turf growth. The goal mouth gets the most wear, so crown it (about a 2" crown) to promote drainage and help address the wear. Start from outside the goal box to create a crown across the front area.

Crumb rubber can be used as a top dressing on field sidelines, off the playable surface. This protects the growing point and extends the growth period (due to black rubber holding in heat during cold weather).

BUDGETING

If turf is well managed, and use of pesticides can be decreased, then most of the former Pesticides Budget can be spent on labor and seed.

ANNUAL EVALUATION OF EFFECTIVENESS:

Evaluation of effectiveness of turf management for weed control is primarily conducted by visual and site inspections, and customer complaints.

More information on this topic is available at:
http://turf.lib.msu.edu - go to the Turfgrass Information file

Campbell, Los Gatos, Monte Sereno, Saratoga

West Valley Communities

FY 2005-2006 ANNUAL REPORT

Training Summary: Pesticide Management

TRAINING DESCRIPTION	DATE	ATTENDEES
ANNUAL WEST VALLEY IPM WORKSHOP – Attended by WVCWP, Campbell, Los Gatos, & Saratoga Staff		
West Valley Turf Mgmt Workshop Sponsored by West Valley Communities Presented by Frank Rossi, a national expert from Cornell University A national expert from Cornell University presented a PowerPoint presentation. One hundred percent of attendees who turned in evaluations rated the training as "worth my time to attend", and 22 out of 25 said the training would enable them to change turf management methods to reduce pesticide use **Topics:** ▪ Guidelines for managing turf with little or no pesticides ▪ Field trip to examine Campbell's community athletic field turf Planting to Encourage ▪ From the training, WVCWP developed a "Turf Management IPM Plan" to be used as a reference for outdoor maintenance staff. Training was attended by all Parks Maintenance staff (or presentation was given later to staff). One local private Golf Course Superintendent also attended. The WVCWP made a video of the workshop (to transfer to CD) for parks maintenance staff to incorporate into future IPM training sessions.	March 22, 2006	**Campbell** **City of Campbell (16)** Public Works Park Supervisor Maintenance Staff **Los Gatos (7)** Parks & Forestry Superintendent Public Works Supervisor Parks & Maint Workers **(6)** **Monte Sereno** No parks or medians Under Monte Sereno jurisdiction. **Saratoga (10)** Parks Supervisor Parks Lead Worker Parks Maintenance Workers (8) **Saratoga Country Club (1)** Golf Course Superintendent

Campbell, Los Gatos, Monte Sereno, Saratoga

West Valley Communities

FY 2005-2006 ANNUAL REPORT

Training Summary: Pesticide Management

Our Water our World		
Less Toxic Pest Management "Our Water our World" Training conducted by Annie Joseph The West Valley communities support SCVURPPP's IPM Partnership with local gardening. IPM materials and education were provided at the local Orchard Supply Hardware Garden Center through staff support and funding of the "Our Water Our World" program. In FY05-06, WVCWP staff attended OWOW training **Topics:** ▪ Shelf talkers ▪ Point-of-purchase outreach	May 11, 2006	**WVCWP (1)** Public Outreach Assistant
Public Agencies IPM Exchange		
Public Agencies IPM Exchange Led by Laura Speare – **Topics:** • Update on Regional Projects • Presentation: Using Effectiveness Measurement-Case Study • Discussion: Effectiveness Evaluation • Discussion: Contract Mechanisms To Ensure IPM Use • Wrap up/Future Meeting Topics	June 27, 2006	**Campbell (1)** Park Maintenance Supervisor
Campbell Only Training Attendance		
10th Annual Integrated Pest Management Conference Cal Poly – San Luís Obispo	June 8, 2006	**Campbell (1)** Public Works Superintendent

Campbell, Los Gatos, Monte Sereno, Saratoga

West Valley Communities

FY 2005-2006 ANNUAL REPORT

Training Summary: Pesticide Management

The Public Works Superintendent participated in the Tenth Annual Integrated Pest Mgmt Conference at Cal Poly, San Luis Obispo. **Topics:** ▪ Biological control of Insects ▪ Weed identification common diseases of turf, and mechanical control ▪ Pest management in landscape ▪ Nematodes in ornamental planting palm pest symposium		
Los Gatos Only Training Attendance		
Annual IPM Training for LG staff_Training for Applicators Training conducted by outside contractor. Presenter: Dennis Merrill, Killroy/ Sensitive Solutions Pest Control **Topics:** ▪ Best Management Practices to be employed	April 26, 2006	Los Gatos: Parks Supt & PW Div (12)
Saratoga Only Training Attendance		
Annual IPM Training for Saratoga Staff Training conducted by outside contractor. Speaker: Peter Howes, Consultant **Topics:** ▪ Best Management Practices IPM	**April 27, 2006**	**Saratoga** – 14 employees

THIS PAGE INTENTIONALY LEFT BLANK

Mercury Pollution Prevention Activities

City of Campbell

Town of Los Gatos

City of Monte Sereno

City of Saratoga

THIS PAGE INTENTIONALY LEFT BLANK

LOS GATOS

FY 2005-2006 ANNUAL REPORT

MERCURY POLLUTION PREVENTION ACTIVITES				
FY 2005-200 Work Plan Self Evaluation Matrix				
Source	**WP Tasks**	**FY05-06 Work Plan Tasks**	**FY 05-06 Accomplishments**	**Responsible Party**
	Mercury Plan (I.D.)	Mercury Policy Implement mercury policy or ordinance requiring the virtual elimination of mercury from controllable sources in urban runoff from agency operations.	Los Gatos adopted a written mercury policy in FY 03-04 and continues to implement the policy. Los Gatos continued its Battery Recycling Program handled by the Building Maintenance Dept. Collection buckets are available in all departments. The Town collects all dry cell and wet cell batteries	PW Director, PW Supervisor, Sr. Eng Tech and WVCWP to assist
	Mercury Plan (I.F.)	Guidelines Continue implementing the Guidelines for Mercury-Containing Products Reduction and Management The quantities of mercury containing devices disposed of will be reported in the FY 05-06 Annual Report.	Reduction of mercury-containing products is being implemented. Research on alternatives to mercury-containing products has been conducted and implemented wherever possible.	WVCWP to assist Eng Div.
	Mercury Plan (II.D.)	Reporting HHW Disposal Continue documenting and reporting quantities of mercury-containing products disposed of by Town at hazardous waste collection facilities in FY 05-06.	Bins for recycling used batteries are distributed throughout Town departments so that batteries don't end up in the trash. All battery bins are disposed of through HHW. Mercury-containing products (primarily fluorescent bulbs) are removed via a private HHW contractor. The Town disposed of approx.115 U-shaped and compact bulbs, 620 4-ft bulbs, and 50 8-ft. bulbs.	SCVURRPP (guidance), WVCWP to assist Eng Div.
	Mercury Plan (V.A.)	Fluorescent Light Recycling Program Implement an outreach program to educate small businesses and conditionally exempt small quantity generators about recycling fluorescent lights. Coordinate educational outreach with fluorescent light recycling events sponsored by HHW.	*Fluorescent Light bulb Recycling Flyer* WVCWP updated its flyer created last year, listing local drop-off points (5 hardware stores) which are part of the fluorescent bulb drop-off program. Hours and location of stores are listed, along with HHW contact info. The flyer reminds readers that **it's illegal to put fluorescent bulbs in the trash or in regular recycling**	SCVURRPP (guidance), WVCWP to co-ord w/ HHW staff

LOS GATOS

FY 2005-2006 ANNUAL REPORT

MERCURY POLLUTION PREVENTION ACTIVITES				
FY 2005-200 Work Plan Self Evaluation Matrix				
Source	**WP Tasks**	**FY05-06 Work Plan Tasks**	**FY 05-06 Accomplishments**	**Responsible Party**
			community events. Los Gatos Ace Hardware collected 4,262 pounds of fluorescent bulbs in FY05-06 Month / Total # of Bulbs / Total # of Feet 7/13/2005 557 1,759.25 8/4/2005 319 1,272.5 9/14/2005 167 442.75 10/5/2005 395 1,397.5 11/2/2005 475 1,672 12/7/2005 494 1,723.75 1/10/2006 449 1,473.5 2/8/2006 617 2,368 3/9/2006 350 1,165.25 4/19/2006 499 1,751 6/6/2006 643 2,020.5 **Totals 4,965 17,046** TOTAL POUNDS = 4,262 collected in FY05-06	
		Mercury Thermometer Exchange Event & Outreach **Additional Task – Not in Workplan**	Town of Los Gatos sponsored a Mercury Thermometer Exchange on April 30, 2006 during its "Los Gatos Beautiful" events at the Town Farmers Market. A flyer advertising the event was posted and distributed; the flyer also described mercury's harmful effects in the environment and discussed proper disposal of mercury containing products.	Town Staff
		Develop, advertise & conduct West Valley E-Waste Recycling Event	*Town of Los Gatos Corp Yard served as the site for:*	WVCWP Staff Municipal Staff

LOS GATOS

FY 2005-2006 ANNUAL REPORT

MERCURY POLLUTION PREVENTION ACTIVITES				
FY 2005-200 Work Plan Self Evaluation Matrix				
Source	**WP Tasks**	**FY05-06 Work Plan Tasks**	**FY 05-06 Accomplishments**	**Responsible Party**
		Additional Task – Not in Workplan	*January 28, 2006* ***Free*** *Hazardous Waste Recycling Event* The event was sponsored by the four West Valley Cities through West Valley Clean Water Program. It was held at Los Gatos Public Works parking lot. Los Gatos & Saratoga and WVCWP (for Campbell & Monte Sereno) staffed the event. West Valley businesses, residents and schools were invited to participate. **WVCWP staff hired and worked with Carl & Manor Ad Agency to create flyers, posters, a press release, and a newspaper ad** to raise awareness in the West Valley communities about E-waste and about the Clean Water Program in general. Ads, articles and flyers relayed the message that E-waste can leach toxic metals (i.e., mercury) into our water, and that by using a responsible recycler people can help prevent export of toxic waste to foreign dumps where mercury leaches into the environment. Over 250 cars brought E-waste for recycling. Posters placed around the site highlighted the environmental affects of improper E-waste disposal. One high school coordinated with WVCWP prior to the event, and dropped off pallets of E-waste on the previous day. Los Gatos Police provided traffic control and the Town supplied a forklift and driver for the event. Town staff handled set up & clean up as well. Quantities collected for responsible disposal are listed in the Evaluation at the end of this matrix.	

LOS GATOS

FY 2005-2006 ANNUAL REPORT

Mercury Pollution Prevention Activities Evaluation

West Valley Communities Developed, Advertised, Sponsored and Staffed the West Valley E-Waste Recycling Event

Much discussion and research went into trying to develop an action that would make a difference in the amount of mercury containing waste going to landfill or being disposed of illegally. The issue of illegal dumping was exemplified by the television that was found dumped in a Los Gatos Creek during the winter season. While the dumping was not necessarily done by a West Valley resident, it served as a good example of the fact that illegal dumping is a problem. This incident was featured in the West Valley Clean Water press release which was written as part of the advertising for the community event. Two local newspapers ran the article and placed it next to the ad that WVCWP Communities ran in each of the local community papers. Residents responded enthusiastically and brought the ad from the paper as if it would be needed to participate in the free event. Many more people noticed the ad than attended the event. WVCWP and West Valley municipal staff interviewed participants as they waited in their cars to make the drop off. Often staff were told that residents were bringing in E-waste belonging to one or more of their neighbors, in addition to their own items. The event was one of WVCWP 's most successful attempts to encourage the community to take action and bring to light the goals of the West Valley Clean Water Program.

Residents & Businesses Joined In

WVCWP made the decision to spend a significant part of WVCWP budget on hiring the Public Relations agency (Carl & Manor) for the Watershed Watch campaign to design a news ad and submit a press release to local papers. (See *PI/P Section - A SCV Program Projects/Support* for details on additional outreach for the event). Even more exciting was that two local businesses, Le Boulanger and Pizza-My Heart supported the community in these efforts by donating breakfast and lunch for all volunteer staff. In a four hour period, over 250 vehicles came to drop off E-waste. The residents were delighted with the event and the most popular question was, "When will you do this again?" At that point WVCWP and municipal staff determined that the WVC would work hard to sponsor another E-waste drop off event in FY06-07. The **Los Gatos Weekly** and **Saratoga News** also printed a short editorial letter from the WVCWP Mgr thanking the residents for their enthusiastic participation, noting that a total of 33,657 pounds of E-waste was collected, and thanking the businesses for their donations and support.

Quantities of E-Waste collected:

	U/M	WEIGHT	%/Wgt.
COMMODITY			
UW CRT DEVICES-CA	501	24,200	71.90%
Scrap Systems	Pallets	3,733	11.09%
Scrap Batteries	Lbs	360	1.07%
Cell Phones	Box	5	0.01%
Scrap Printers	Pallets	4,096	12.17%
Scrap Microwaves	Pallets	433	1.29%
Mixed Stereo Equipments	Lbs	600	1.78%
Laptops	32	230	0.68%
Total Weight		33657	100.00%

West Valley Communities

Santa Clara Valley Urban Runoff Pollution Prevention Program

FY 2005-2006 ANNUAL REPORT

Training Summary: Mercury

Training Description	Date	Attendees
Toxic Mercury in Aquatic Ecosystems Sponsored by US Geological Service, Mountain View, CA Speaker: Mark Marvin-DiPasquale, Microbial Biologist **Topics**: • Different mercury sources generate different forms of mercury with different environmental consequences • Learn how mercury is transported and transformed in air and water, and how it ultimately accumulates as toxic methylmercury in wildlife and humans • How do mercury-methylating bacteria react with "new" mercury from atmospheric deposition and with "old" mercury from remobilized sediments? • Why are fish in Florida's Everglades as contaminated with mercury as those in San Francisco Bay, even though total mercury inputs are much higher in the Bay? • How do differences in landscape and vegetation type affect mercury cycling and bioaccumulation pathways?	**Sept. 29, 2005**	**WVCWP (1)** Program Assistant
United Datatech Recyclers Led training at WVCWP office Speaker: Tom Hogye, General Manager **Topics:** ▪ Toxic metals in E-Waste ▪ What's involved in responsible recycling ▪ California regulations for recycling E-waste ▪ Setting up an E-waste recycling event ▪ Recycling event outreach to businesses, schools, residents	**November 2005**	**WVCWP (2)** Program Manager Program Assistant

West Valley Communities

Santa Clara Valley Urban Runoff Pollution Prevention Program

FY 2005-2006 ANNUAL REPORT

Training Summary: Mercury

WVCWP Training Meeting Presenter: Cheri Donnelly, Program Manager **Topics:** ▪ Review Draft Mercury Workplan ▪ What can municipalities do to prevent Hg pollution of the creeks and Bay? ▪ Discuss and plan Jan. E-Waste Recycling event	**Nov. 22, 2005**	**WVCWP (2)** Stormwater Discharge Inspector Program Assistant **Campbell (1)** Sr. Engineer **Los Gatos (1)** Sr. Engineering Tech **Saratoga (1)** PW Analyst
WVCWP Training Meeting Presenter: Cheri Donnelly, Program Manager **Topics:** ▪ Handout: Mercury Plan points to review/ changes since last year. ▪ Documentation for the quantities of MCPs recycled is required by the Mercury Plan as referred to in the Permit. ▪ Obtaining documentation of quantities (invoices, etc.) ▪ Municipalities are required to provide disposal services for residents; (such as taking some MCPs to hardware stores).	**Feb. 28, 2006**	**WVCWP (2)** Stormwater Discharge Inspector Program Assistant **Campbell (1)** Sr. Engineer **Los Gatos (1)** Sr. Engineering Tech **Saratoga (1)** PW Analyst
WVCWP Training Meeting Presenter: Cheri Donnelly, Program Manager **Topics:** ▪ Proposed Mercury TMDL ▪ Handouts were provided for review ▪ Municipal Responsibility for Mercury Reduction ▪ Cities can make a contribution to mercury reduction by educating the public about proper disposal. ▪ The goal is for local government agencies to	**June 27, 2006**	**WVCWP (2)** Stormwater Discharge Inspector Program Assistant **Campbell (1)** Sr. Engineer **Los Gatos (1)** Sr. Engineering Tech **Saratoga (1)** PW Analyst

West Valley Communities

Santa Clara Valley Urban Runoff Pollution Prevention Program

FY 2005-2006 ANNUAL REPORT

Training Summary: Mercury

▪ set an "example" of proper disposal, ▪ to emphasize that fluorescents are dangerous if broken during the disposal process ▪ to remind the public that fluorescents cannot be legally discarded in the trash or recycle bins; but should be taken to a Household Hazardous Waste drop off site. ▪ SCVURPPP/co-permittees to participate in campaign to notify the public of "partnering businesses" that will accept the bulbs for free, proper, disposal.		

THIS PAGE INTENTIONALY LEFT BLANK

Copper Action Plan/ Nickel Action Plan

City of Campbell

Town of Los Gatos

City of Monte Sereno

City of Saratoga

THIS PAGE INTENTIONALY LEFT BLANK

WEST VALLEY COMMUNITIES

FY 2005-2006 ANNUAL COPPER (and NICKEL) ACTION PLAN REPORT

COPPER ACTION PLAN/NICKEL ACTION PLAN

FY 2005-2006 Work Plan Self Evaluation Matrix

Activity	Source	FY05-06 Work Plan Tasks	FY 05-06 Accomplishments	Responsible Party
Vehicle Washing Operations	CB-1	Continue to distribute outreach materials on proper vehicle/equipment washing at Municipal counters/Post Offices/Libraries and public events, and post on WVCWP website.	The WVCWP "Car Wash Kit" flyer is now available on the WVCWP website as a PDF. The site's Home page now has a car washing graphic and text which links to the PDF. The PDF can be downloaded and printed by visitors to the site. The "Bay Begins Here" brochure, which contains information on car washing, was distributed at various events. (see PI/P section *B. WVCWP Joint Projects – a. distribute materials*) A car wash was held on Sat. Oct. 1 – materials related to car washing & copper were handed out: --"Washing Cars and Other Vehicles", --"Cars Pollute Water Too!" --"Residential Car Washing" cards.	WVWCP staff
Vehicle Washing Operations	CB-1	Discuss copper impacts; teach proper methods of Car Washing and Pool & Spa drainage through use of Enviroscape watershed model in classroom presentations.	See PI/P section *B. WVCWP Joint Projects -* *b. Participate in Community Events* *j. Provide Watershed Education in classrooms*	WVWCP staff
Vehicle Washing Operations	CB-1	Provide Car Wash Kit & education to charity car wash organizers. Solicit feedback from participants.	A car wash was held on Sat. Oct. 1, 2005 at a Union 76 gas station, located east of Los Gatos on Blossom Hill Rd., S.J. Approximately 75 vehicles were washed. WVCWP Stormwater Discharge Inspector arrived at 7:00	WVWCP staff

WEST VALLEY COMMUNITIES

FY 2005-2006 ANNUAL COPPER (and NICKEL) ACTION PLAN REPORT

Activity	Source	FY05-06 Work Plan Tasks	FY 05-06 Accomplishments	Responsible Party
			am, and was there until almost 10:00 am, teaching participants to set up the car wash kit to protect runoff from entering the street or storm drain. The event went on until after 3:00 pm. WVCWP used about 400 ft. of hose and 300 ft. of extension cord. The car wash kit worked extremely well, but it was difficult to set up. Photos were taken which can be used for future classroom presentations. Approximately 35 volunteers participated and saw the Car Wash Kit in use. The Car Wash was sponsored by employees of Advanced Medical Center. Materials handed out: --"Washing Cars and Other Vehicles", --"Cars Pollute Water Too!" --"Residential Car Washing" cards.	
Vehicle Washing Operations	CB-1	Put Car Wash Kit information and proper car washing instructions on WVCWP web site.	The WVCWP website Home page was modified to include a car washing graphic and text. These graphics are links to a PDF of the WVCWP Car Wash Kit flyer which requests car wash event organizers to contact WVCWP. The flyer also includes information on harmful effects of copper: http://www.cleancreeks.org/images_new/carwashweb.pdf	WVWCP staff
Vehicle Washing Operations	CB-1	Within the Planning permit process, require source control measures at facilities that will conduct vehicle/ equipment washing and maintenance activities (consistent with Permit Provision C.3.k).	The WVC did not have any Group 1 projects that would conduct vehicle/equipment washing and maintenance activities.	Planning Dir/ Sr. Planner

WEST VALLEY COMMUNITIES

FY 2005-2006 ANNUAL COPPER (and NICKEL) ACTION PLAN REPORT

Activity	Source	FY05-06 Work Plan Tasks	FY 05-06 Accomplishments	Responsible Party
Vehicle Washing	CB-1	Promote improved car washing methods at auto businesses during inspections. Provide info on alternative arrangements for auto businesses with possible compliance problems.	The Stormwater Discharge Inspector distributes several vehicle washing pieces during pro-active inspections and in relation to any actual or suspected IC/ID incident. This means of outreach is very effective and the Inspector is able to answer questions and offer suggestions. One piece used is the WVCWP-created fact sheet, which provides information on wastewater capture systems for automotive facilities. The fact sheet was designed to provide small-scale automotive facilities (those that find installing a full-fledged wash rack cost-prohibitive) with examples of inexpensive treatment technologies and distributor information.	WVWCP ICID Inspector
Vehicle Washing Operations	CB-1	Maintain recommended source controls for vehicle washing at City corporation yard.	Municipal staff continues to follow the suggested practices and to ensure that the Corp Yard systems function correctly.	Pub Works Staff
Vehicle Washing Operations	CB-1	City staff will attend "Mobile Cleaning Workshop" or view training video to review Best Management Practices.	**Campbell:** On April 13, 2006, twenty nine (29) Campbell staff reviewed SWPPP procedures and received training on best management practices (BMPs). Staff viewed the pressure washing video "We Do the Job Right" for mobile pressure washing. John Iaquinto, Public Works Superintendent led the training.	WVWCP ICID Inspector / Pub Works Supt
Industrial Copper Control	CB-3	Continue Industrial Inspection program with Fire Dept., including NOI sites and other industrial sites such as plating and metal finishing facilities, vehicle service facilities, and other permitted sites.	The City has an agreement with the SCC Fire District to conduct urban runoff inspections for machine shops and metal manufacturing facilities. This year efforts were directed at re-negotiating municipal contracts with the SCC Fire District, which was due to expire at the end of FY 05-06. Many meetings were held to ensure that future contracted inspections would provide the	SCVC Fire Dept./ WV ICID Inspector

WEST VALLEY COMMUNITIES

FY 2005-2006 ANNUAL COPPER (and NICKEL) ACTION PLAN REPORT

Activity	Source	FY05-06 Work Plan Tasks	FY 05-06 Accomplishments	Responsible Party
			type of inspections, and related data, necessary for the Stormwater programs. See *IND Section* for inspection details.	
Reducing Traffic Congestion Promoting Alternative Transporta-tion	CB-6/7	Within the Planning permit process encourage and promote best practicable transportation-related design practices and alternative modes of transportation.	The WVC encourage best design practices wherever practicable. These small communities tend not to have large developments conducive to requiring alternative transportation within the permitting process. However, the WVC encourage alternative transportation through other means: Campbell now has 3 stations for Light Rail service linking the City to stops throughout Santa Clara Valley. Service started this FY in August 2005. The City Redevelopment Agency was actively involved in this project. Los Gatos has a project that provided bike racks throughout the commercial campus and bike lockers and shower facilities for employees who will ride their bikes to work at the Netflix HQ bldg (HQ bldg houses approx. 200 employees). The City of Saratoga has been investigating development of a 'rails to trails' project along a Southern Pacific Railroad corridor. The City has held public hearings on the proposal but a resolution has not been reached. The City website encourages biking through its "Bikeways" map, showing where striped bike lanes exist, and classifying bike routes according to safety.	Planning Dir. / Sr. Planner
Reducing Traffic Congestion	CB-6/7	Continue to incorporate and support "Best Practices for Integrating Transportation and Land Use" as documented in the VTA's 2003 Community Design &	These elements remain in the WVCs' General Plans and serve as guiding principles for their Land Use and Transportation development.	Traffic Engineer

WEST VALLEY COMMUNITIES

FY 2005-2006 ANNUAL COPPER (and NICKEL) ACTION PLAN REPORT

Activity	Source	FY05-06 Work Plan Tasks	FY 05-06 Accomplishments	Responsible Party
		Transportation Manual.		
Watershed assessment and protection	CB-8	Implement agreed-upon guidelines & standards developed by the Water Resources Protection Collaborative for watershed protection.	Campbell, Los Gatos and Saratoga have participated in, and invested significant staff time in, the Water Resources Protection Collaborative. All of the West Valley cities have reviewed the "Guidelines and Standards for Land Use Near Streams" and plan to use them in their permitting process.	Planning Dir
Street sweeping & stormdrain O&M	CB-11	See Street Sweeping section (3.B) of this work plan for tasks on data collection and evaluation.		
Street sweeping & stormdrain O&M	CB-11	Implement (as appropriate) identified improvements to current street sweeping and storm drain system O&M programs (within available budgets). Meet with WVSD for stormdrain O&M evaluation.	See Street Sweeping in Public Agency Activities section of this report.	Pub Works Supt. with WVCWP guidance
Outreach on pool, spa maintenance	CB-12	Continue to distribute pool & spa maintenance brochure via agency department counters and public places. As time permits, update WVCWP website with current Pool & Spa maintenance information.	WVC ordered an additional 500 Pool brochures for distribution at Planning & Bldg Dept counters. Municipal staff will provide the brochure to new pool and spa owners. The brochure is also distributed at community events. (see PI/P section *B. WVCWP Joint Projects – a. distribute materials*)	WVCWP with Municipal Staff
Outreach on pool, spa maintenance	CB-12	Continue to distribute pool & spa brochures as part of ICID WVC inspections.	The Inspector provides pool and spa brochures to residents and pool and spa companies as part of his IC/ID Inspection Program.	WV Inspector

WEST VALLEY COMMUNITIES

FY 2005-2006 ANNUAL COPPER (and NICKEL) ACTION PLAN REPORT

Activity	Source	FY05-06 Work Plan Tasks	FY 05-06 Accomplishments	Responsible Party
Use of architectural copper	CB-21	Within the Planning permit process, discourage use of copper roofing and gutters.	All WVC discourage copper architecture, with the exception of Los Gatos.	Planning Dir/ Sr. Planner
Nickel Action Plan Tasks				
Control nickel discharge from construction sites	NB-1	Sediment Control: Continue to implement Construction Inspection Performance Standards (see Construction Inspection work plan section).	See Construction section of this report.	Bldg Official/ WVC-ICID Inspector
Control nickel discharge from construction sites	NB-1	Training: Continue to have inspectors attend Regional Board/Program workshops on construction site management and learn latest erosion/sediment control techniques	Campbell hosted the Construction Site and Erosion Control workshop at the Campbell Community Center on Dec 8th & 9th 2005. The WVCWP Mgr, WVCWP Inspector attended for the West Valley communities, and spoke at the workshop about the need for field staff to report any observed sediment discharges to the WVCWP for follow-up.	Bldg Official/ WVC- ICID Inspector

Copper/Nickel Action Plan Evaluation

Car Wash Outreach Evaluation:

Car Washing has been highlighted on the WVCWP home page, the Car Wash Kit flyer was also sent as a PDF to Fire Dept inspectors at their request. The Fire Dept inspects the West Valley industrial and Commercial facilities, and reports incidents in residential areas if they happen to see any violations while out in the field. WVCWP would like to have an all-inclusive, educational copper brochure, which would include car washing, architectural copper and pool draining in one piece. However, the WVCWP has not had the staff or resources to create something like this that would be appropriate for distribution and mailing to residents.

Pool and Spa Brochures:

Each of the West Valley communities (except Monte Sereno) ran out of Pool and Spa brochures and ordered 150 to 200 more to give out at the planning counter and to all new pool and spa owners. WVCWP Pool brochures were sent out to all pool and spa owners during the previous year.

Educational Outreach Evaluation:

The WVCWP will continue to provide outreach on car washing, vehicle maintenance, alternative transportation, and pool maintenance during in-class

WEST VALLEY COMMUNITIES

FY 2005-2006 ANNUAL COPPER (and NICKEL) ACTION PLAN REPORT

Activity	Source	FY05-06 Work Plan Tasks	FY 05-06 Accomplishments	Responsible Party
presentations and outreach at community events. WVCWP incorporated messages about activities that can prevent copper runoff as part of the new Kindergarten and 4th grade Enviroscape curriculum, and as part of its Enviroscape presentations at community events. These presentations have been successful in raising interest in the proper car-washing and pool & spa maintenance. Staff has found that children seem especially receptive to the information about copper and car washing when they participate in the Enviroscape activity. **Street Sweeping:** The WVC continued their street sweeping programs and tracked and reported annual street sweeping data to the Program. The City of Saratoga highlighted street sweeping with a postcard which was sent to all city households. The sweeping company created a color postcard announcing its new contract with the City. The card stressed the importance of street sweeping, provided a map of routes with schedules and asked that cars be moved before 6am on the day of street sweeping. Street sweeping has become very important to residents. If the streets are not swept on schedule City or Town staff receive phone calls to register complaints. The Town of Los Gatos had a resident call on the Fourth of July because it was the regularly scheduled day to sweep but the sweeper did not show up.				

West Valley Communities

Santa Clara Valley Urban Runoff Pollution Prevention Program

FY 2005-2006 ANNUAL REPORT

Training Summary: Copper/ Nickel

Training Description	Date	Attendees
Streetsweeping Sponsored by: WorldSweeper.com San Jose, CA **Topics**: • Effective Streetsweeping • Removal of metals via streetsweeping • Streetsweeping as a BMP for parking lots		**WVCWP (2)** Program Manager Stormwater Discharge Inspector **Los Gatos (1)** Senior Engineering Tech
See "Construction Inspection Training Summary" for Nickel-related trainings		

Trash Management & Watershed Management

City of Campbell

Town of Los Gatos

City of Monte Sereno

City of Saratoga

THIS PAGE INTENTIONALY LEFT BLANK

TRASH INVENTORY & MANAGEMENT

FY 2005-2006 Work Plan Self Evaluation Matrix

Source	WPActivity	FY05-06 Work Plan Tasks	FY 05-06 Accomplishments	Responsible Party
Trash Work Plan	Strategy	Assist Program staff, by participation in Trash Ad Hoc Task Group, in developing a long-term strategy for trash conditions in urban streams and waterways.	The West Valley Clean Water Program Mgr attended the Trash AHTG meetings and provided comments from West Valley Cities. Accomplishments this year included fine tuning electronic reporting forms for KAB drive by monitoring of existing problem areas; revised Urban Rapid Trash Assessment procedures and tally form for categorizing data and determining trends and future management actions.	WVCWP Mgr to attend AHTG and discuss with municipal Reps at WVCWP monthly meetings
Trash Work Plan	Identify and Prioritize Problem Areas	Identify and prioritize management of potential sources that may contribute to trash problem areas in a subset of urban streams and waterways	During FY05-06 all West Valley trash problem areas were monitored (see Trash Problem Area Evaluation Results table attached). Management actions were implemented and evaluated to see what more could be done at specific problem sites. Saratoga's code enforcement officer visited businesses which back up to Saratoga Creek to discuss an illegal dumping problem. WVCWP organized a student-parent participation cleanup event at the Saratoga Creek problem site. WVCWP Mgr contacted Caltrans Assistant Stormwater Coordinator (District Four) about working together to resolve a trash problem at Hwy 17 and Hamilton off ramp, where a new light rail station may have contributed to an increase in pedestrian littering. WVCWP took photos documenting the litter. Caltrans agreed to send a crew out to clean up the site. WVCWP and Caltrans will continue to consider ways to reduce trash at this site.	Sr. Civil Engineer/ Public Works Supt, WVCWP staff to assist

Source	WPActivity	FY05-06 Work Plan Tasks	FY 05-06 Accomplishments	Responsible Party
			WVCWP presentations provided to students as part of the Enviroscape Activity feature a trash topic. WVCWP conducted three volunteer cleanup/trash monitoring events in partnership with local schools. Each event is opened with a brief talk on the trash problem facing our creeks and Bay. Volunteers seem to be energized by the chance to make a difference. Two schools conducted trash cleanup events after their classroom presentations.	
Trash Work Plan	Evaluations	Conduct trash evaluations using the RWQCB Rapid Trash Assessment protocol (Version 7.0) and/or the KAB Litter index, in local trash problem areas. Continually revise identified trash problem area list as litter conditions change.	WVCWP staff conducted *Keep America Beautiful (KAB)* assessments at all identified problem areas in the West Valley Communities, for a total of 57 assessments. For details see the Trash Problem Area Activity Reports following this table. Campbell monitored 13 sites, conducting 20 KAB assessments and 3 RTA assessments. Los Gatos monitored 8 sites, conducting 11 KAB assessments. Monte Sereno monitored 5 sites, conducting 15 KAB assessments Saratoga monitored 4 sites, conducting 7 KAB assessments and 1 RTA assessment. One of the sites Saratoga listed as SA04 was actually in San Jose. Site SA04 will be replaced by another site in Saratoga, to be determined by monitoring results in FY06-07.	Campbell Stormwater Rep (Sr. Civil Engineer) and Public Works Supt. WVCWP to assist
Trash Work Plan	Management Practices	Continue identifying and implementing trash control measures, as appropriate, to address trash problem areas.	All West Valley sites were monitored this year. Several new sites were added to the list to be monitored (a couple to be cleaned) in FY06-07, based on documented accumulation of trash in new areas. Some problem areas are in Caltrans jurisdiction. In June 2006, the WVCWP Mgr called Caltrans about cleaning up Freeway on and off ramps in Campbell (Fwy17 & Hamilton).	Sr. Civil Engineer/ Public Works Supt. WVCWP to assist

Campbell ♦ Los Gatos ♦ Monte Sereno ♦ Saratoga

FY 2005-2006 ANNUAL REPORT

Source	WPActivity	FY05-06 Work Plan Tasks	FY 05-06 Accomplishments	Responsible Party
Trash Work Plan	Report on Trash Mgmt Practices Implemented	Provide Program staff with City specific information on trash management practices implemented, using standardized reporting format.	Transferred the West Valley citizen participation monitoring data into RTA format for Program's annual report. The WVCWP conducted three trash monitoring events with student and citizen volunteers. The City of Campbell conducted one event on 4/8/06 using the WVCWP tally forms (summary sheets are included in this report for each monitored site). Volunteers were taught how to record and document trash types and quantities.	Sr. Civil Engineer/ Public Works Supt, with WVCWP to coordinate
Citizen Participation	Monitoring/Citizen Participation	Continue to promote citizen participation program to monitor trash in local creeks (element of Creek Keeper's Program).	**WVCWP** and the West Valley communities organized five large clean up events. "Clean A Creek" flyers (announcing the Westmont High cleanup) were distributed to 13 schools in Campbell Union School District for the Sept. 17, 05 event. Fifty (50) volunteers participated – see attached tally sheet for trash collected. **WVCWP** sent a notice to Westmont High for the PTA / daily e-mail bulletin to notify students at Westmont High School of the Clean Up on 5/20/06. Fifty (50) volunteers attended the spring event as well. **Saratoga** and WVCWP staff organized a student-parent participation cleanup event on April 1, 2006 at Saratoga Creek behind restaurants on Big Basin Way. Thirty eight (38) volunteers and staff picked up 38 bags of trash (weighed trash & recyclables totaled about 100 lbs.) Large items discovered included a file cabinet and a water heater which could not be removed by staff or volunteers. Water District (SCVWD) staff met with WVCWP staff and agreed to partner with the City on pick up of the larger items. The steep banks of the creek make retrieval of the items both unsafe and costly. Saratoga Code enforcement alerted businesses to the dumping problem and Saratoga Police started surveillance of the area. **Los Gatos & Monte Sereno** sponsored a successful *Stash the Trash* event on Saturday 10/15/05. Over 350 volunteers monitored and cleaned up trash. About 35 support staff	WVCWP Staff to coordinate

Source	WPActivity	FY05-06 Work Plan Tasks	FY 05-06 Accomplishments	Responsible Party
			setup the event and provided breakfast to volunteers. Staff also joined the volunteers in picking up trash. Volunteers started at 9am with many finishing up as late as 2pm. A total of 396 bags (not all full) of trash were picked up. Trash included a bike and a shopping cart (which one team returned to Trader Joe's). Paul Michael at Waste Management garbage collection service provided a large dumpster for the trash. **City of Campbell** held a spring public cleanup event on April 8, 2006, which brought in 145 volunteers for three hours of trash monitoring and cleanup. Volunteers picked up trash from sides of streets, along the railroad tracks, near the creek trails, and from some off-path areas, etc. Approximately 600 lbs of trash and recyclables were collected.	
Citizen Participation	E-Waste Event	Continue to promote citizen participation.	WVCWP and municipal staff co-sponsored an E-waste collection event with Thomas Hogye, Vice President and General Mgr of United Datatech (UDT). UDT guaranteed that the E-waste would be recycled safely and would not be sent to foreign shores. The Town of Los Gatos provided a municipal parking lot as a collection site and municipal staff from two of the West Valley Cities worked the event. Before the event, local Los Gatos and Saratoga community newspapers printed a story about a TV set that was found in Los Gatos creek. A WVCWP ad for the event and the upcoming event. As a way of supporting a clean, healthy environment, two local businesses (Pizza My Heart & Le Boulanger) donated free breakfast and lunch for volunteers who worked the event. A total of 33,657 pounds of E-waste (consisting mostly of televisions and monitors) was collected	WVCWP and Municipal staff

Trash Inventory & Management Evaluation

Dumpster Area Inspections & Education for Local Businesses

The WVCWP Inspector checks the dumpster areas of most of the downtown restaurants in each of the West Valley communities for signs of illegal dumping or debris around open dumpster lids. He provides urban runoff education and IPM (pest management materials) as needed. His method of informal visits and issuing *notices to comply* has helped to reduce the amount of trash-related dumpster violations over the past three years.

Educational Outreach to Students and Teachers in Local Schools

WVCWP staff responded to every opportunity to talk about trash with students in FY05-06. The trash topic is always included in the classroom Enviroscape presentations. This year a Saratoga fourth grade class and their parents partnered with WVCWP to hold a cleanup the week after their classroom Enviroscape presentation; and in June, after a classroom presentation, a Los Gatos Kindergarten took a tour around the school to look for trash and pick up the litter they found. Teachers from both schools have said that they would like the same presentation for their classes next year.

Creek Keeper Events – Volunteer Participation - Trash Identification, Tallying & Pick-up

The WVCWP has been particularly successful (from 2003 to 2006) in recruiting student volunteers for creek cleanups and the task of conducting trash assessments. The WVCWP's method of trash assessment is similar to the RTA method except that it was designed to include trash types that are most often found in West Valley locations and to be simple enough for young students to use. This year data was collected at West Valley events and later transferred to the Program's Rapid Trash Assessment forms so that the monitoring completed by volunteers could be evaluated with other Program data. During FY06-07 WVCWP staff will revise the WVCWP tally forms so that all trash data collected by West Valley volunteers (Creek Keepers) can be submitted to the Program as RTA trash assessments.

General Evaluation

WVCWP staff has noticed that volunteers and on-lookers at local trash tracking and cleanup events show appreciation, enthusiasm and interest. Many people respond positively to getting rid of trash, and are surprised to find out that trash is a problem that may need to be addressed with permits and requirements. As clean up events recur every year and students and other residents volunteer, trash tracking and trash collection is likely to grow in popularity. According to social marketing techniques, to effect behavior change it is more productive to start by targeting the "green" audience for educational outreach and support. "Green" refers to the population that is willing and ready to support the idea and may already be taking some of the desired steps. The "green" audience will grow in numbers as the marketed idea becomes acceptable to a wider population. As acceptance prevails, the "brown" audience (those who are resistant to accepting the change) will be swept into some positive behavior changes by peer pressure. WVCWP is targeting two green audiences for awareness. Most of the volunteers that attend clean ups are part of the "green" population. Besides reaching out to volunteers, WVCWP aims to reach students and make water pollution prevention concepts fun. The students are also a "green" audience because they easily receive and remember what they hear and see and often take the message home or share it with friends. WVCWP cleanup events and classroom presentations have been very successful in helping to change local students' and residents' perspective on trash. In FY06-07 these events will be conducted as often as West Valley budget and staff time will allow.

Los Gatos

Guadalupe River

ID #	Date	Location	Assessment Tool	Score	Existing Management Actions	Recommended Management Actions and/or Future Evaluations
LG09	6/27/2006	Town of Los Gatos Parking Lot; at University and Andrews	KAB	4	Assess site weekly. Town tries to clean and sweep parking lots at least once a month. Last clean up and sweeping was on June 28 and 29, 2006.	Town will continue to clean, sweep and assess the parking lots.
LG09	6/18/2008	Town of Los Gatos Parking Lot; at University and Andrews	KAB	4	Assess site weekly. Town tries to clean and sweep parking lots at least once a month. Last clean up and sweeping was on June 19 and 20, 2006.	Town will continue to clean, sweep and assess the parking lots.
LG05	6/30/2006	Blossom Hill Rd. from Short Rd. to Harwood	KAB	3	Drive by assessments. Town picks up trash twice a month.	A lot of plastic pieces and beverage containers. Main source is motorists Continue to assess.
LG06	5/24/2006	Town of Los Gatos Parking Lot ; on Main St. near Monte-Bello	KAB	2	Drive by assessments. Town picks up trash twice a month. Town tries to clean and sweep once a month.	Town will continue to clean, sweep and assess the parking lots.
LG02	5/24/2006	Hicks Rd. between Camden & Shannon	KAB	2	Site noted as a problem due to a single report of 30 motorcycle tires on December 9, 2006.	Will continue to assess and collect information from Town staff.
LG10	6/27/2006	St. Mary's School at 30 Lyndon Ave, Los Gatos 95030. Kindergarteners and teacher monitored the school site and collected trash after a WVCWP classroom presentation.	KAB	1	WVCWP gave a demonstration of the Enviroscape model to 30 kindergarten students at St. Mary's school. After our demonstration, the students went and collected trash at the school site and visited the storm drain inlets.	Continue outreach and presentations to ensure that young students are aware of pollution problems.
LG01	5/24/2006	Los Gatos Creek Trail	KAB	1	Volunteers clean trail monthly.	Continue to assess site.
LG03	5/24/2006	Kennedy to Shannon	KAB	1	Town picks up twice a month.	No visual trash. Site looks clean. Continue to assess.
LG04	5/24/2006	Shannon Rd to Hicks	KAB	1	Drive by assessments. Town picks up trash twice a month.	Continue to assess site.

San Tomas Aquino Creek

ID #	Date	Location	Assessment Tool	Score	Existing Management Actions	Recommended Management Actions and/or Future Evaluations
LG08	5/24/2006	Quito & Mt.Claire	KAB	1	Assess twice a year.	One beverage bottle and a couple of wrappers. Continue to assess.
LG07	5/24/2006	Quito & Pollard	KAB	1	Assess twice a year.	Very clean, no visual trash. Continue to assess.

Los Gatos Creek (Campbell)
April 8, 2006
Creek Monitoring Summary

Use tick marks in the Category that the trash belongs in (i.e. plastic bag goes in PLASTIC).
At the end of the cleanup, total the tallies, & write the **total** next to the heading.

PLASTIC 2,041
bags
bottles
buckets
caps, lids
milk jugs
pieces
rope
6-pack holders
toys

STYROFOAM 1,000
cups, spoons, forks, straws
egg cartons
fast food containers
meat trays
pieces

METAL 598
bottle caps
cans
pieces
wire

CIGARETTE BUTTS 1,970

PAPER 1,468
bags
cardboard
cartons
cups
newspaper
pieces

RUBBER 39
balloons
gloves
tires

GLASS 952
bottles
light bulbs

WOOD 269
broken pieces
pallets/large items

CLOTH 35
clothing
rugs

OTHER 76

End of Day Totals

Estimate Length of creek section in miles, i.e. 1/10 mile, 1/8 mile: 2 Mile

Number of bags of trash collected: 56

EST. Weight of recyclable trash: 160

EST. Weight of non-recyclable: 440

Fifty (145) Volunteer Participants

Describe the stretch of creek monitored using descriptors of boundaries such as landmarks or cross streets. Los Gatos Creek: Trail and surrounding railway. 1220 Dell Ave. to 638 E. Campbell

1. What types of trash were most commonly found? Paper, & broken glass,
2. List the most unusual items found. _____
3. Rate from one to five how dirty or clean the creek was, with one being pristine clean.

(Circle one) 1 2 3 4 5

NEWS

Families clean up the creek

The Saratoga Creek Clean-up Project, sponsored by the city of Saratoga and the West Valley Clean Water Program, is an effort to get children and their parents more involved in the community and the environment. Families with young children are invited to pick up litter from the banks of the Saratoga Creek on April 1 from 10 a.m. to noon. Supplies and snacks will be provided.

Participants will clean up the creek behind downtown businesses between Fourth Street and Highway 9.

A maximum of 30 children can participate, so parents should call to reserve a space.

To participate in the event or for more information, email Sue Persico at persico16@comcast.net, or call 408.867.7323.

Saratoga Creek (Big Basin Way)
April 1, 2006
Creek Monitoring Summary

Use tick marks in the Category that the trash belongs in (i.e. plastic bag goes in PLASTIC).
At the end of the cleanup, total the tallies, & write the **total** next to the heading.

PLASTIC 240
bags
bottles
buckets
caps, lids
milk jugs
pieces
rope
6-pack holders
toys

STYROFOAM 82
cups, spoons, forks, straws
egg cartons
fast food containers
meat trays
pieces

METAL 128
bottle caps
cans
pieces
wire

CIGARETTE BUTTS 218

PAPER 274
bags
cardboard
cartons
cups
newspaper
pieces

RUBBER 3
balloons
gloves
tires

GLASS 99
bottles
light bulbs

WOOD 11
broken pieces
pallets/large items

CLOTH 5
clothing
rugs

OTHER 12

End of Day Totals

Estimate Length of creek section in miles, i.e. 1/10 mile, 1/8 mile 700 sq. ft.

Number of bags of trash collected 38

EST. Weight of recyclable trash 60

EST. Weight of non-recyclable 40

Fifty (38) Volunteer Participants

1. Describe the stretch of creek monitored using descriptors of boundaries such as landmarks or cross streets. Saratoga Creek and Hwy.9: Saratoga along parking lot behind businesses on Big Basin Wy.

2. What types of trash were most commonly found? Paper , plastic food waste,

3. List the most unusual items found. File cabinet, & water heater

4. Rate from one to five how dirty or clean the creek was, with one being pristine clean.

(Circle one) 1 2 3 4 5

San Tomas Aquino (Westmont)
September 17, 2005
Creek Monitoring Summary

Use tick marks in the Category that the trash belongs in (i.e. plastic bag goes in PLASTIC).
At the end of the cleanup, total the tallies, & write the **total** next to the heading.

PLASTIC 614
bags
bottles
buckets
caps, lids
milk jugs
pieces
rope
6-pack holders
toys

STYROFOAM 136
cups, spoons, forks, straws
egg cartons
fast food containers
meat trays
pieces

METAL 213
bottle caps
cans
pieces
wire

CIGARETTE BUTTS 15

PAPER 234
bags
cardboard
cartons
cups
newspaper
pieces

RUBBER 13
balloons
gloves
tires

GLASS 160
bottles
light bulbs

WOOD 42
broken pieces
pallets/large items

CLOTH 12
clothing
rugs

OTHER 20

End of Day Totals

Estimate Length of creek section in miles, i.e. 1/10 mile, 1/8 mile ¾ Mile

Number of bags of trash collected 43

EST. Weight of recyclable trash 73

EST. Weight of non-recyclable 272

Fifty (50) Volunteer Participants

1. Describe the stretch of creek monitored using descriptors of boundaries such as landmarks or cross streets. San Tomas Aquino Creek near 4805 Westmont Ave. to McCoy (near San Tomas Aquino Rd) San Jose w/ Campbell address; Cleanup covered some of the school fields.
2. What types of trash were most commonly found? Paper, broken glass, plastic food waste,
3. List the most unusual items found. Shopping cart, metal swing, car battery, & garbage can with 6 cans of paint in it.
4. Rate from one to five how dirty or clean the creek was, with one being pristine clean.

(Circle one) 1 2 3 4 5

San Tomas Aquino (Westmont)
May 20, 2006
Creek Monitoring Summary

Use tick marks in the Category that the trash belongs in (i.e. plastic bag goes in PLASTIC).
At the end of the cleanup, total the tallies, & write the **total** next to the heading.

PLASTIC 499
bags
bottles
buckets
caps, lids
milk jugs
pieces
rope
6-pack holders
toys

STYROFOAM 65
cups, spoons, forks, straws
egg cartons
fast food containers
meat trays
pieces

METAL 87
bottle caps
cans
pieces
wire

CIGARETTE BUTTS 37

PAPER 232
bags
cardboard
cartons
cups
newspaper
pieces

RUBBER 12
balloons
gloves
tires

GLASS 71
bottles
light bulbs

WOOD 35
broken pieces
pallets/large items

CLOTH 15
clothing
rugs

OTHER 26

End of Day Totals

Estimate Length of creek section in miles, i.e. 1/10 mile, 1/8 mile ¾ Mile

Number of bags of trash collected 42

EST. Weight of recyclable trash 87

EST. Weight of non-recyclable 400

Fifty (50) Volunteer Participants

1. Describe the stretch of creek monitored using descriptors of boundaries such as landmarks or cross streets. San Tomas Aquino Creek near 4805 Westmont Ave. to McCoy (near San Tomas Aquino Rd) San Jose w/ Campbell address;
2. What types of trash were most commonly found? Paper, broken glass, & plastic
3. List the most unusual items found. 6 ft. long metal pipe segments solid steel rail, & plastic chair
4. Rate from one to five how dirty or clean the creek was, with one being pristine clean.

(Circle one) 1 2 3 4 5

Training Summary: Trash Management

Training Description	Date	Attendees
Pilot Study to Full Scale Implementation: **How to Design a trash capture device for California Freeways** Sponsor: CASQA Speaker: Timothy B. Sobeman, P.E. Supervising Transportation Engineer Chief-Office of Stormwater Management-Design	**Oct 5, 2005**	**WVCWP(1)** Program Manager
One Solution for Meeting LA's Trash TMDL; **Utilization of Louvered Linear Radial Screen for Gross Solids Removal** Sponsor: CASQA Speaker: Kevin McGillcuddy, Director, Stormwater Treatment Division, Roscoe Moss Co.	**Oct 5, 2005**	**WVCWP(1)** Program Manager
Ballona Creek Watershed BMP Retrofit Study- **Phase 1 Conceptual Planning** Sponsor: CASQA Speaker: Lisa Austin, P.E., GeoSyntec	**Oct 5, 2005**	**WVCWP(1)** Program Manager
Sunnyvale Trash Rapid Assessment Training Presenters: Water Board Staff for the RTA session; SCVURPP Staff for the KAB session **Topics:** ▪ Conducted in-the -field Rapid Trash Assessments (RTA) using standard RTA assessment forms. ▪ Instructions on how to use the Keep America Beautiful (KAB) trash site monitoring method.	**May 3, 2006**	**WVCWP** Program Manager
Sunnyvale Trash Rapid Assessment Training Presenters: Water Board Staff for the RTA session; SCVURPP Staff for the KAB session **Topics:** ▪ Conducted in-the -field Rapid Trash Assessments (RTA) using standard RTA assessment forms. ▪ Instructions on how to use the Keep America Beautiful (KAB) trash monitoring method.	**May 10, 2006**	**WVCWP** Public Outreach Specialist

West Valley Communities

FY 2005-2006 ANNUAL REPORT

FY 2005-2006 Work Plan Self Evaluation Matrix

Water Quality Monitoring & Watershed Management

Source	04-05 Work Plan Activity	FY04-05 Work Plan Tasks	FY 04-05 Accomplishments	Responsible Party
NPDES Permit	South Bay Watershed Management Initiative	Support and participate in development of Core Group activities and the WMI Watershed Action Plan[1]. See SCVURPPP work plan for detailed activities.	The West Valley Communities support and participate in the WMI through the SCVURPP Program.	WVCWP coordinate with SCVURPPP
	Water Quality Monitoring	Support and fund SCVURPP Water Quality Monitoring activities. Jointly fund the Regional Monitoring Program (RMP) and the California Estuary Project (CEP). See SCVURPPP work plan for detailed activities.	The West Valley Communities support and participate in water quality monitoring activities through the SCVURPP. The West Valley Communities jointly fund the RMP and CEP water monitoring programs through SCVURPPP annual assessments. See Program's report for details.	**Campbell** **Los Gatos** **Monte Sereno** **Saratoga**

[1] On behalf of the municipalites of Campbell, Los Gatos, Monte Sereno and Saratoga SCVURPPP is signatory to the WMI and participates in the Core Group and subgroups.

September 5, 2006

Mr. Bruce Wolfe
Regional Water Quality Control Board
San Francisco Bay Region
1515 Clay St., Suite 1400
Oakland, CA 94612

Subject: Milpitas Urban Runoff Program
FY 05-06 Annual Report

Dear Mr. Wolfe:

This report is submitted by the City of Milpitas, in conjunction with the Santa Clara Valley Urban Runoff Pollution Prevention Program's Annual Report, pursuant to provision C.6.a. of the Program's reissued municipal storm water National Pollution Discharge Elimination System (NPDES) Permit (Order No. 01-024). The report summarizes activities performed during FY 05-06 in accordance with the Milpitas Urban Runoff Management Plan (URMP) submitted to the Regional Water Quality Control Board (RWQCB) on March 1, 2005, and the performance standards contained therein. Responses to RWQCB comments on the FY 04-05 Annual Report (July 26, 2006 letter) have been also be included in this Report.

Contents of Report

The goals of this Annual Report are to: 1) document implementation of our FY 05-06 Work Plan during the past fiscal year, 2) evaluate program results for continuous improvement, and 3) share this information with other Co-permittees, municipal decision-makers, and the public. To accomplish these goals, the report contains the following sections:

1. Certification Statement
2. IC/ID Elimination Activities
3. Industrial/Commercial Discharge Control Program
4. Public Agency Activities
    - Public Streets, Roads & Highways O & M, Corp Yard
    - Rural Roads Public Works O & M
    - Storm Drain O & M
    - Water Utility O & M
    - Other Public Agency Activities (parks, ponds etc.)
5. New Development Planning Procedures
6. New Development Construction Activities
7. Public Information and Participation
8. Pest Management Activities
9. Mercury Pollution Prevention Activities
10. Copper Action Plan
11. Nickel Action Plan
12. Trash Inventory and Management
13. Staff Training Summary Table

14. Appendix: Acronyms
15. Response to the Regional Board comments on FY 04-05 Annual Report

Each activity contains a Self-Evaluation Matrix. Many activities have additional, information, including evaluation comments which describe its accomplishments, highlights and effectiveness, and any additional support information.

Main highlights, accomplishments, and observations in FY 05-06:

- The City has amended its Municipal Code to reaffirm enforcement authorities in January 2006.

- The City has developed a Construction Inspection Enforcement Response Plan. This Plan includes newly developed documents such as Construction Inspection Site Visit Enforcement Process Flow Chart, Urban Runoff Contractor Acknowledgement, Notice of Non-Compliance, Stop Work Notice, Emergency Contractor Time and Materials Form, Deficiency Notice, and updated SWPPP Checklist.

- The City has trained its staff on this new Response Plan and other C3 requirements.

- The City has revised contract document specifications to strengthen contractor requirements to perform in compliance with proper urban runoff practices, and to allow the City better tools to enforce contractor compliance with the specifications.

- The City amended the Open Space and Environmental Conservation Element to include more details to bring the plan into conformance with the Permit.

- The City is preparing a list of pre C.3 sites with permanent BMPs. An inspection program will utilize this list to insure that the BMPs are properly maintained over time.

- The City updated its Stormwater C.3 Guidebook in October 2005.

- The City has begun implementation of Group 1 and Group 2A projects pursuant to Permit requirements.

- The Shopping Center Task Force has been successful in assisting restaurants to implement BMPs.

Other accomplishments – Even though Midtown and the N. Main Street Development Projects were deemed complete prior to the relevant implementation dates of C3 requirements, City is still conforming to C3 principles to the extent practical, along with BMPs and SWPPPs. For example the top floor of the parking garage would normally drain into the City storm drain system. However, the entire runoff from the top deck will be directed into a bio-swale along the east edge of the site. Most of the storm water runoff including the initial storm water flow, which tends to be the dirtiest, will be slowed down and filtered through vegetation, grasses and permeable soil prior to entering the pipeline and storm system. Storm drainage from the Library roof will be similarly routed to a bio-swale prior to introduction into the storm system.

Other parts of the project have removed impervious pavement and structures covering nearly 100% of the site, (all of which was recycled to the extent practical) allowing the final project to have more planted areas and more pervious area.

The City has accomplished several important tasks this year. In conclusion, City has trained and kept vigilant to prevent storm water pollution prevention and promote best management practices.

If you have any questions regarding the materials submitted, please contact Paramjit Uppal at (408) 586-3351 or me at (408) 586-3347.

Very truly yours,

Marilyn Nickel
Associate Civil Engineer

Enclosures

cc: Shin-Roei Lee, Chief - South Bay Watershed Management Division - RWQCB
City Manager
Public Works Director/City Engineer
Fire Chief
Planning Manager
Fire Marshal
Chief Building Official
Utility Engineering File - 70.6.1-2006

City of Milpitas
2005/06 Annual Report
Table of Contents

1. **Cover Letter**

2. **Certification Statement**

3. **IC/ID Elimination Activities**
   A. Self-Evaluation Matrix
   B. Evaluation
   C. Additional Information
      - Enhanced Reporting

4. **Industrial/Commercial Discharger Control Program**
   A. Self-Evaluation Matrix
   B. Evaluation
   C. Additional Information
      - Enhanced Reporting – Inspection Frequency Summary
      - Enhanced Reporting – Detailed Summary

5. **Public Agency Activities**
   - Public Streets, Roads & Highways O & M (including Corp Yard and Street Sweeping Data)
     A. Self-Evaluation Matrix
     B. Evaluation
     C. Summary of Street Sweeping Data

   - Rural Roads Public Works O & M
     A. Self-Evaluation Matrix
     B. Evaluation

   - Storm Drain O & M
     A. Self-Evaluation Matrix
     B. Evaluation

   - Water Utility O & M
     A. Self-Evaluation Matrix
     B. Evaluation

   - Other Public Agency Activities (parks, Ponds etc.)
     A. Self-Evaluation Matrix
     B. Evaluation

6. **New Development Planning Procedures**

A. Self-Evaluation Matrix
B. Evaluation
C. Additional Information
- BMP O & M Verification Program - C3.e
- Site Design Measures Guidance & Standards Development – C3.j.2
- General Plan – C3.l
- Reporting – C3.n.1

7. **New Development Construction Activities**
A. Self-Evaluation Matrix
B. Evaluation

8. Public Information and Participation
A. Self-Evaluation Matrix
B. Evaluation

9. Pest Management Activities
A. Self-Evaluation Matrix
B. Evaluation

10. Mercury Pollution Prevention Activities
A. Self-Evaluation Matrix

11. Copper Action Plan
A. Self-Evaluation Matrix

12. Nickel Action Plan
A. Self-Evaluation Matrix

13. Trash Inventory and Management
A. Self-Evaluation Matrix
B. Evaluation

14. Staff Training Summary Table
A. Self-Evaluation Matrix

15. Acronyms

16. Response to the Regional Board comments on FY 04-05 Annual Report

City of Milpitas
FY 2005-2006 Annual Report

Certification Statement

"I certify, under penalty of law, that this document and all attachments were prepared under my direction or supervision in accordance with a system designed to ensure that qualified personnel properly gather and evaluate the information submitted. Based on my inquiry of the person or persons who manage the system, or those persons directly responsible for gathering the information, the information submitted, is, to the best of my knowledge and belief, true, accurate, and complete. I am aware that there are significant penalties for submitting false information, including the possibility of fine and imprisonment for knowing violations."

Name: _____ Date: 8/15/06
Charles Lawson
City Manager

Name: _____ Date: 8/15/06
Greg Armendariz
Public Works Director / City Engineer

Name: _____ Date: 8/16/06
Tom Williams
Planning & Neigh. Srvcs. Dept. Director

Name: _____ Date: 8/15/06
Clare Frank
Fire Chief

FOR KEYVAN IRANNEJAD

Name: _____ Date: 8/16/06
Keyvan Irannejad
Building Chief

Name: _____ Date: 8/15/06
Bonnie Greiner
Recreation Services Manager

CITY OF MILPITAS

Illicit Connection & Illegal Dumping Elimination (ICID) Activities – Self-evaluation Matrix

Implem. Id.	Activity	Item Source	Tasks Identified in FY 2005-2006 Work Plan	Status / Comments	Due Date (mo/yr)	Responsible Party (Lead)/ Coordinator
H-1	Service Requests	URMP page H-6	Review existing service requests (SOP 7-1)	To be reviewed by Code Enforcement. This SOP will be reviewed as required.	Ongoing	Code Enforcement (Gloria Anaya)/ Utility Engineering (Aparna Chatterjee)
H-2	Record Tracking	URMP page H-6	Hand-held devices to record inspection in the field.	Currently, data from paper inspection forms is entered into the database. This practice will be continued until devices become available for ICID reporting.	Ongoing	Fire Department (Patti Joki) & Information Services Utility Engineering (Aparna Chatterjee)
H-3	Utility Maintenance SOP on storm drain inspections	URMP page H-7	Revise Utility Maintenance SOP	There is no official SOP yet describing the inspection procedures. However, Public Works Dept. Staff routinely inspects all the storm water catch basins in two-year cycles. In 05-06, a total of 1,589 catch basins were inspected. Completion of the Utility Maintenance SOP (for storm drain and outfall inspection, coordination and referral activities if suspicious materials are found) is deferred due to lack of resources.	Ongoing	Utility Maintenance (Steve Smith)/ Utility Engineering (Aparna Chatterjee)
H-4	Field Investigation, reporting and recording of Storm Water Infiltration Devices (SWIDs)	URMP page H-7	Train staff, determine known SWID locations, implement SWID inspection, and develop process for reporting and record keeping.	There are no SWIDs on City's or SCVWD's records. In the future, City will report any SWIDs that are found within the City to SCVWD, using referral cards.	Ongoing	Utility Engineering (Aparna Chatterjee)
H-5	Additional efforts	URMP	Develop pollution prevention partnership	A special Task force was convened a few	Ongoing	Utility Eng.

Implem. Id.	Activity	Item Source	Tasks Identified in FY 2005-2006 Work Plan	Status / Comments	Due Date (mo/yr)	Responsible Party (Lead)/ Coordinator
	with restaurants	page H-7	with owners of food facilities to educate operators.	years ago to inspect and meet major retail food stores and restaurants in shopping centers. The Task Force has been declared successful and has moved into the second phase, which is periodic inspection and handing out outreach materials as needed. The Fire Department Inspectors continue to inspect restaurants with grease interceptors every 3 years.		(Darryl Wong, Code Enforcement (Gloria Anaya), Fire Dept. (Patti Joki))
H-6	Effectiveness Evaluation	URMP page H-7	Conduct annual evaluation of the effectiveness of the program	See Evaluation text.	Ongoing	Fire Department (Patti Joki)/ Aparna Chatterjee
H-7	Record Keeping/Reporting	URMP page H-7	Document and report IC/ID incidents using descriptive categories. Maintain records for reporting.	Staff maintains records by completing the Standard Incident Reporting Form. ICID incident reports were submitted electronically to the Program. Reports are also submitted to the RWQCB with the Annual Reports.	Ongoing	Fire Department (Patti Joki)/ Aparna Chatterjee

Evaluation - ICID Elimination Activities

City staff, primarily through the Fire Department (quick response), Building and Engineering Divisions responded to all reported ICID incidents. A summary of ICID incidents is provided in the attached ICID Enhanced Reporting Form. It categorizes each incident under the standard incident types.

All restaurants in Milpitas are inspected every three years by the Fire Department. The last inspection was in FY 05-06. For the next two years, restaurants will be inspected only on the basis of complaints or report of spills. The next inspection is due in 08-09.

The City of Milpitas responds to all the incidents that are reported. Outreach for proper disposal of applicable materials, including vehicle fluids, is provided to the public in all appropriate circumstances. The annual HazMat and Industrial/Commercial inspections, coupled with education and outreach has led to better understanding of ICID elimination activities. In FY 05-06, only 12% of the incidents were caused by illegal dumping or illicit connections. The majority of the incidents, about 88% were due to water line breaks and leaks. We have also made special outreach efforts targeted towards the restaurants.

There were no comments from Regional Board on FY 04-05 Annual Report. The Regional Board has not issued comments on the 06-07 Work Plan.

City of Milpitas
FY 2005-2006 Illicit Connection and Illegal Discharge Report Summary (a) and (c)

ICID Incident Type (b)	Reporting Source					Incident Source								Location Date and Responsible Party	Enforcement Action						Comments
	City Inspector	Inter-Department	Other Agency	Citizen	Other	Resi.	Ind.	Com.	Auto Facility	Food Facility	Const. Site	Public Facility	Other/ Unknown		Verbal (d)	Warning (e)	Adm. (f)	Adm. W/ Penalty or Fine (g)	Criminal (h)	Referral for Enforcement (i)	
Tracking Soil	Ken Brown										x			595 E. Calaveras Blvd. Town Center, 11/11/05 Shapell Industries	x						Tracking soil and surface cleaning discharge in storm drain. Responsible party was directed to install all SWPPP and BMPs for the constrcution site.
Tracking Soil	Jimmy Dutton										x			S. Main St. and Great Mall Dr. 11/23/05 Shames Construction, Inc.		x					Observed construction worker washing down street with a 2" hose causing dirt and muddy water to reach catch basin. Responsible party was directed to cease activity immediately.
Tracking Soil	Don Ayres										x			South Abel St., Terra Serena Construction Site , 1/5/06 KB Homes				x			City inspector observed sediment-laden water being pumped around filtration system and directly into Penitencia Creek. Responsible party was directed to cease activity immediately.
Tracking Soil	S. Giadone										x			595 E. Calaveras Blvd. Town Center, 3/27/06 Shapell Industries				x			Mud and dirt tracked into street, insufficient catch basin protection, missing erosion protection, muddy water entering storm drain, stockpiles uncovered, no rock at ingress/egress, insufficient maintenance of concrete washout areas, failure to properly dispose of AC pipes. Responsible party was directed to follow all SWPPP and BMPs for the construction site.
Tracking Soil	x							x						1601 Dixon Road Newby Island Facility, 4/12/06 Allied Waste Industries		x					Dirt and mud tracked into street and washed into storm drain. Police officer reported it as traffic hazard. Responsible party was directed to clean up and will be installing permanent tire wash system.
Vehicle Equipment Leaking	Paul Inouye							x						136 Ranch Dr., 9/15/05 Antrius Trucking	x						Truck driver hit curb of loading dock and spilled fuel from the tank on the truck. 90 gallons of diesel went into the parking lot, loading dock and storm drain. Fuel was isolated at storm drain by Milpitas Fire. Contacted cleaning company for immediate cleanup from storm drain.
Sanitary spill or leak	Ken Brown									x				1620 Barber Lane 408 570 5470 Brandon's Restaurant	x						Manager agreed to pump out grease trap. Spill was contained from discharging into storm drain.
Misc. Incidents	Gerry Krize										x			Hillview Dr. and Calaveras Blvd., 11/9/05 Duplan Construction Inc.		x					Waddling was damaged due to vehicles entering and exiting site at unapproved locations. Contractor was directed to fence entire site to isolate entrance at approved areas only and replace damaged wadding.
Water Line Breaks	Steve Smith	x	x	x	x							x		throughout the City on various dates, 408 586 2600							A total of 42 service line breaks and 22 main line breaks happened during fiscal year 05/06. In each case where discharge occurred, we followed procedure to remove pollutants and protected creeks.
Saw cutting slurry discharge	Nancy Mendizabal										x			595 E. Calaveras Blvd. Town Center, 12/22/05 Shapell Industries				x			Observed slurry from a trench discharging into storm drain . Materials were tracked into streets on the rear site allowing muddy water to discharge into storm drain. Responsible party was directed to cease activity immediately.

All violations were corrected in timely manner and work was performed satisfaction to City inspectors.

(a) Categories conform to those requested by Program

(b) Incident types include only those which were reported for this period

(c) Reporting person's identity is not provided to protect confidentiality

d) Verbal warning providing information for corrective action

e) Written letter providing information for corrective action

f) Official letter describing requirements and consequences

g) Administrative Action with assessment of fines

h) Legal Action

i) Refer case to agency with enforcement powers

CITY OF MILPITAS

Industrial/Commercial Discharger Control Programs – Self-evaluation Matrix

Implem. Id.	Activity	Item Source	Tasks Identified in FY 2005-2006 Work Plan	Status / Comments	Due Date (mo/yr)	Responsible Party (Lead)/ Coordinator
B-1	Field Inspection / Reporting of SWIDs	URMP page B-6	Determine known SWID locations, develop process for reporting, train staff, and implement.	There are no SWIDs on City's or SCVWD's records. In the future, City will report any SWIDs found within the City to SCVWD, using standard Referral cards.	Ongoing	URMP Coordinator (Darryl Wong) Aparna Chatterjee
B-2	Violation documentation	URMP page B-6	Review of existing SOP to determine if additional elements should be incorporated.	Staff completed review. Urban Runoff Enforcement Process Flowchart was created by Utility Engineering in September 2003.	Completed	Fire Department (Patti Joki)/ Aparna Chatterjee
B-3	Training in Enforcement	URMP page B-6	Staff to be trained in enforcement mechanism.	Staff from Fire Dept.'s Haz Mat Unit routinely attend training sessions	Ongoing	Fire Department (Patti Joki)/ Paramjit Uppal (Utility Engineering)
B-4	Effectiveness evaluation	URMP page B-6	Conduct annual evaluation of the effectiveness of the program.	See Evaluation text.	Ongoing	Fire Department (Patti Joki)/ Aparna Chatterjee

Evaluation - Industrial Commercial Discharge Control Program

During the past reporting period, the Hazardous Materials and Environmental Services Unit continued to implement its comprehensive inspection program. There are 452 permitted facilities that are included in the Fire Department's annual HazMat inspection program. Some of these 452 HazMat facilities, such as badminton court or cell phone towers, generally do not have urban runoff issues to report, and are inspected mainly for safety purposes. Fire Department's HazMat inspectors try to inspect most of the listed HazMat facilities at least once a year. However, due to staffing shortage and the steady increase in the number of new facilities every year, it is not always possible to complete the inspections strictly within the one-year time frame. Restaurants are inspected every three years. A total of 381 inspections were completed in FY 05-06. The inspection reports are summarized in the two attached Enhanced Reporting Forms.

The program's main emphasis is that of education and outreach to prevent illegal discharge. The Fire Department has been inspecting business for hazardous material code compliance since the early 1980's. The Urban Runoff requirements are in essence the same as many Fire Code regulations. Thus, businesses have been "conditioned" to use best management practices for many years. Further, owing to annual inspections, education and outreach, we have seen a remarkable increase in awareness regarding proper storage, transportation, use and disposal of applicable materials. There is also a growing awareness of the importance of protecting the Bay from unauthorized releases.

The inspection process identifies best management practice violations and allows time for compliance. All violations are followed-up and resolved. When the business responsible fails to comply, enforcement action such as issuance of administrative, civil or criminal citations is taken. If a severe violation is observed, such as materials disposed of into a storm drain, then a higher level of enforcement action, such as referral to the City or District Attorney, may be taken. For this past fiscal year, no citation actions were necessary.

There were no comments from Regional Board on FY 04-05 Annual Report. The Regional Board has not issued comments on the 06-07 Work Plan.

City of Milpitas
FY 2005-2006 Industrial/Commercial Inspection Frequency Information

Category	Facility Type [1]	Inspection Frequency Planned	Number of Sites	Actual # of Inspections in 05-06
1	Auto Dismantler	once per year	2	2
2	Automotive	once per year	53	43
3	Cleaning Services	once per year	0	0
4	Concrete/Stone/Clay Products	once per year	5	3
5	Construction/Building	once per year	17	14
6	Corporation Yard	once per year	4	4
7	Dry Cleaner	once per year	11	11
8	Electric/Electrical Components	once per year	60	50
9	Food Service [2]	once in three years	58	44
10	Landfills	once per year	0	0
11	Local Transit; Highway Transport	once per year	7	6
12	Machine Shop	once per year	11	11
13	Paint Facilities	once per year	0	0
14	Pesticide Facilities	once per year	0	0
15	Recycling Yards	once per year	0	0
16	Other - Agricultural Production Crops	once per year	1	1
	Other - Amusement & Recreational Services	once per year	2	2
	Other - Building Materials & Garden Supply	once per year	4	4
	Other - Business Services	once per year	18	10
	Other - Cabinetry	once per year	2	2
	Other - Chemicals & Allied Products	once per year	2	2
	Other - Communications	once per year	25	16
	Other - Construction/Building	once per year	2	1
	Other - Educational Services	once per year	1	1
	Other - Electric, Gas & Sanitary Services	once per year	2	2
	Other - Electric/Electrical components	once per year	2	2
	Other - Engineering & Management Services	once per year	4	3
	Other - Environmental Quality & Housing	once per year	15	14
	Other - Executive, Legislative & General	once per year	2	1
	Other - Fabricated Metal Products	once per year	2	2
	Other - Food Stores	once per year	6	6
	Other - Hazardous Waste	once per year	0	0
	Other - Health Services	once per year	28	24
	Other - Hotels and Lodging Places	once per year	5	4
	Other - Industrial Machining & Equipment	once per year	7	7
	Other - Instruments & Related Products	once per year	9	9
	Other - Justice, Public Order and Safety	once per year	4	4
	Other - Laboratory	once per year	4	4
	Other - Lumber & Wood Products	once per year	2	2
	Other - Metal Manufacturing	once per year	0	0
	Other - Miscellaneous Manufacturing	once per year	16	15
	Other - Miscellaneous Retail	once per year	7	7
	Other - Paper & Allied Products	once per year	2	1
	Other - Photographic/Printing	once per year	9	7
	Other - Plastics Manufacturing	once per year	0	0
	Other - Special Trade Contractor	once per year	4	4
	Other - Storage	once per year	6	5
	Other - Underground Storage Tank	once per year	19	19
	Other - U.S. Postal Service Underground Storage Tank	once per year	0	0
	Other - Veterinarian	once per year	5	5
	Other - Welding/Iron Works	once per year	2	2
	Other - Wholesale Trade, Durable Goods	once per year	5	5
	TOTAL		**452**	**381**

(1) These include only permitted hazmat facilities under Fire Code.
(2) Includes restaurants with grease traps, water clarifiers and assembly permits.
Assembly permits are issued for occupancy greater than 50.

Enhanced Reprting - Detailed Industrial/Commercial Discharger

FacilityName	STREET	ADDRESS				NOI	INDEnforceAction	INDProgramCategory	INDProgramCategoryII	Date
P & C AUTO WRECKERS	00573		TRADE ZONE	BLVD	A	Yes	No Action	Auto Dismantler		9/26/2005
PICK YOUR PART AUTO WRECKING	00595		TRADE ZONE	BLVD		No	No Action	Auto Dismantler		2/8/2006
ENTERPRISE MOTORWORKS	01538		GLADDING	CT	B	No	No Action	Automotive		8/22/2005
A B W AUTO SERVICE	00061		MINNIS	CIR		No	No Action	Automotive		8/29/2005
A-ONE SMOG AND REPAIR	00061		MINNIS	CIR	A	No	No Action	Automotive		8/29/2005
MAIN STREET BODY SHOP	00312	S	MAIN	ST	5	No	No Action	Automotive		8/29/2005
MAIN STREET PAINT AND BODY	00022		SINNOTT	LANE		No	No Action	Automotive		8/29/2005
ALVIN'S AUTO CENTER	01349		MINNIS	CIR		No	No Action	Automotive		8/30/2005
SAM'S AUTO CARE	00312	S	MAIN	ST		No	No Action	Automotive		9/2/2005
CALIFORNIA AUTO TECH	01885	N	MILPITAS	BLVD	A	No	No Action	Automotive		9/6/2005
TIRES BY WHEEL WORKS	00022	N	ABEL	ST		No	No Action	Automotive		9/7/2005
LIBERTI'S AUTO ELECTRIC	01476	S	MAIN	ST		No	No Action	Automotive		9/26/2005
LAGUNA AUTO BODY	01351		MINNIS	CIR		No	No Action	Automotive		10/11/2005
A-PLUS	00036		WINSOR	ST		No	No Action	Automotive		10/12/2005
BAY CITIES DIESEL	00765		MONTAGUE	EXPY		No	No Action	Automotive		10/17/2005
FIL-AM AUTO REPAIR	00135		MINNIS	CIR		No	No Action	Automotive		10/19/2005
BLACKTRAX PERFORMANCE	01819		HOURET	CT		No	No Action	Automotive		10/20/2005
FCC COLLISION CENTER	01416	S	MAIN	ST		No	No Action	Automotive		10/20/2005
MILPITAS AUTO BODY	01488	S	MAIN	ST		No	No Action	Automotive		10/25/2005
CALTECH AUTO BODY	00095		MINNIS	CIR		No	No Action	Automotive		10/26/2005
AMERICAN TIRE & SERVICE	01379	S	PARK VICTORIA	DR		No	No Action	Automotive		11/2/2005
ANGEL BODY AND PAINT	01365		MINNIS	CIR		No	No Action	Automotive		11/4/2005
MERCEDES SELECT SERVICE CENTER	01650	S	MAIN	ST		No	No Action	Automotive		11/30/2005
CAL STATE MUFFLER	00312	S	MAIN	ST	3	No	No Action	Automotive		12/12/2005
WORLD WIDE AUTO REPAIR	01620	S	MAIN	ST		No	No Action	Automotive		12/19/2005
OLSON BROTHERS	00328		SANGO	CT		No	No Action	Automotive		12/20/2005
YIP'S AUTO REPAIR	01335		MINNIS	CIR		No	No Action	Automotive		12/20/2005
SOUTH BAY CYCLES	00096	S	MAIN	ST		No	No Action	Automotive		12/22/2005
TOTAL TRANSPORTATION	00087		WINSOR	ST		No	No Action	Automotive		12/22/2005
QUALITY IMPORTS AUTO REPAIR	01749		HOURET	CT		No	No Action	Automotive		1/10/2006
PRECISION TUNE AUTO CARE OF MILPTIAS	01630	S	MAIN	ST		No	No Action	Automotive		1/11/2006
EXCLUSIVELY GERMAN	01345		MINNIS	CIR		No	No Action	Automotive		1/18/2006
DOMINIC'S AUTO SERVICE	01452	S	MAIN	ST	C	No	No Action	Automotive		1/26/2006
KRAGENS AUTO SUPPLY	00046	S	ABBOTT	AVE		No	No Action	Automotive		1/27/2006
COURTESY AUTO SERVICE	00300		SANGO	CT	A	No	No Action	Automotive		2/1/2006
TC DESIGN	01747		HOURET	CT		No	No Action	Automotive		2/10/2006
ARCO OIL - ABBOTT AVE	00043	S	ABBOTT	AVE		No	No Action	Automotive		3/21/2006
PRO STAR AUTO SERVICE	00355		SANGO	CT	B	No	No Action	Automotive		4/14/2006
LANDESS ARCO SERVICE STATION	01575		LANDESS	AVE		No	No Action	Automotive		4/27/2006
KRAGEN AUTO	00164	N	ABEL	ST		No	No Action	Automotive		5/11/2006
PRECISION TRANSMISSION/MUFFLER	01343		MINNIS	CIR		No	No Action	Automotive		5/24/2006
PACIFIC TIRE OUTLET	00100	S	MAIN	ST		No	No Action	Automotive		5/25/2006
BAY CITY AUTOMOTIVE	00075		MINNIS	CIR		No	No Action	Automotive		6/6/2006
TRI-VALLEY TRUCK SERVICES	00349		SANGO	CT		No	No Action	Automotive	Hazardous Waste	6/14/2006
ANDY'S AUTOSPORT	01666	S	MAIN	ST		No	No Action	Automotive	Plastics Manufacturing	2/1/2006

Enhanced Reprting - Detailed Industrial/Commercial Discharger

LIGHTWAVES 2020	01323		GREAT MALL	DR		No	No Action	Concrete/Stone/Clay Products		8/10/2005
CENTRAL PRECAST CONCRETE, INC.	00001		HANSON	CT		Yes	No Action	Concrete/Stone/Clay Products		1/5/2006
MILPITAS MATERIALS CO.	01125	N	MILPITAS	BLVD		No	No Action	Concrete/Stone/Clay Products		6/1/2006
TUBE SERVICE CO.	00666	S	MILPITAS	BLVD		No	No Action	Construction/Building		9/9/2005
APPIAN ENGINEERING, INC.	00760	E	CAPITOL	AVE		No	No Action	Construction/Building		10/27/2005
WELKER BROTHERS	01390		PIPER	DR		No	No Action	Construction/Building		12/15/2005
TRI-AMERICAN, INC.	00980		AMES	AVE	B	No	No Action	Construction/Building		1/5/2006
LOS GATOS CONSTRUCTION	00500	S	HILLVIEW	DR		No	No Action	Construction/Building		2/22/2006
DEVCON	00690		GIBRALTAR	DR		No	No Action	Construction/Building		3/1/2006
DEVCON CONSTRUCTION	00100		RAILROAD	AVE		No	No Action	Construction/Building		3/1/2006
CUSTOM DRYWALL	01570		GLADDING	CT		No	No Action	Construction/Building		3/2/2006
DURAN & VENABLES, INC.	00261		BOTHELO	AVE		No	No Action	Construction/Building		3/13/2006
PRESTON PIPELINES	00133		BOTHELO	AVE		No	No Action	Construction/Building		4/5/2006
PRESTON-HOLMES	00970	S	MILPITAS	BLVD		No	No Action	Construction/Building		4/25/2006
SUPERIOR AUTOMATIC SPRINKLER CORP.	00308		SANGO	CT		No	No Action	Construction/Building		5/5/2006
FLOORSEAL TECHNOLOGY	01005		AMES	AVE		No	No Action	Construction/Building	Building Materials & Garden Supplies	5/8/2006
TUFF SHED	00410	S	ABBOTT	AVE		No	No Action	Construction/Building	Fabricated Metal Products	5/3/2006
MILPITAS SCHOOL DISTRICT	01585		ROGER	ST		No	No Action	Corporation Yard		10/5/2005
MILPITAS - CORPORATION	01265	N	MILPITAS	BLVD		No	No Action	Corporation Yard		12/30/2005
SUMMIT POINTE COUNTRY CLUB & GOLF COU	01500		COUNTRY CLUB	DR		No	No Action	Corporation Yard	Amusement & Recreational Services	7/29/2005
CALTRANS	00115		DEMPSEY	RD		No	No Action	Corporation Yard Local Transit; Highwa		10/21/2005
PARKTOWN MARTINIZING	01350	S	PARK VICTORIA	DR	23	No	No Action	Dry Cleaner		7/25/2005
SAVING CLEANERS	01241		JACKLIN	RD		No	No Action	Dry Cleaner		8/23/2005
FORD CLEANERS	01822		MILMONT	DR		No	No Action	Dry Cleaner		8/25/2005
MICHAEL'S CLEANERS	01309		JACKLIN	RD		No	No Action	Dry Cleaner		8/30/2005
J C CLEANERS	00076	S	PARK VICTORIA	DR		No	No Action	Dry Cleaner		9/16/2005
888 CLEANER	01773		LANDESS	AVE		No	No Action	Dry Cleaner		11/3/2005
PRUDENTIAL CLEANROOM SERVICES	01439	N	MILPITAS	BLVD		No	No Action	Dry Cleaner		11/16/2005
PRUDENTIAL OVERALL SUPPLY	01429	N	MILPITAS	BLVD		No	No Action	Dry Cleaner		11/16/2005
PRO-TECH CLEANERS	00110		DIXON	RD		No	No Action	Dry Cleaner		3/30/2006
7 STAR CLEANERS	01481		LANDESS	AVE		No	No Action	Dry Cleaner		4/7/2006
VICTORIA SQUARE CLEANERS	01285	E	CALAVERAS	BLVD		No	No Action	Dry Cleaner		5/1/2006
LSI LOGIC CORPORATION	01501		MC CARTHY	BLVD		No	No Action	Electric/Electrical Components		8/5/2005
QUALITY TRANSFORMER ELECTRIC	00963		AMES	AVE		No	No Action	Electric/Electrical Components		8/10/2005
LSI LOGIC CORPORATION	00560		COTTONWOOD	DR		No	No Action	Electric/Electrical Components		8/24/2005
CROWN DISC, INC.	01103		MONTAGUE	EXPY		No	No Action	Electric/Electrical Components		9/9/2005
VECTOR FABRICATION, INC.	01629		WATSON	CT		No	No Action	Electric/Electrical Components		9/27/2005
WJ COMMUNICATIONS	01530		MC CARTHY	BLVD		Yes	No Action	Electric/Electrical Components		10/5/2005
HUSKO	00100	S	MILPITAS	BLVD		Yes	No Action	Electric/Electrical Components		10/6/2005
AMERICAN SKYNET ELECTRONIC CO. LTD	01474		GLADDING	CT		No	No Action	Electric/Electrical Components		10/18/2005
CBR CIRCUITS	00116		MINNIS	CIR		Yes	No Action	Electric/Electrical Components		10/19/2005
JDS UNIPHASE	00345		LOS COCHES	ST		No	No Action	Electric/Electrical Components		10/21/2005
THAT INTREGRATED SYSTEMS CORPORATIOI	00495		FAIRVIEW	WAY		No	No Action	Electric/Electrical Components		11/2/2005
PHOENIX TECHNOLOGIES	00915		MURPHY RANCH	RD		No	No Action	Electric/Electrical Components		11/9/2005
FAIRCHILD IMAGING, INC.	01801		MC CARTHY	BLVD		Yes	No Action	Electric/Electrical Components		11/28/2005
SEMICONDUCTOR ENGINEERING GROUP, INC	01004		HANSON	CT	A	No	No Action	Electric/Electrical Components		12/6/2005

GLIDE WRITE	00304		TURQUOISE	ST		No	No Action	Electric/Electrical Components	12/7/2005
GOLDEN ALTOS CORPORATION	00402	S	HILLVIEW	DR		No	No Action	Electric/Electrical Components	12/14/2005
LENTHOR ENGINEERING	01478		GLADDING	CT		No	No Action	Electric/Electrical Components	12/14/2005
LENTHOR ENGINEERING	01498		GLADDING	CT		No	No Action	Electric/Electrical Components	12/14/2005
SILICON VALLEY ELECTROPLATING CORP.	01486		GLADDING	CT		No	No Action	Electric/Electrical Components	12/14/2005
SEAGATE TECHNOLOGY	00195	S	MILPITAS	BLVD		Yes	No Action	Electric/Electrical Components	12/16/2005
SEAGATE TECHNOLOGY	00311		TURQUOISE	ST		Yes	No Action	Electric/Electrical Components	12/16/2005
SEAGATE TECHNOLOGY	00155	S	MILPITAS	BLVD		No	No Action	Electric/Electrical Components	12/16/2005
INTERSIL CORPORATION	01001		MURPHY RANCH	RD		No	No Action	Electric/Electrical Components	12/21/2005
AVAYA COMMUNICATIONS	01011		MC CARTHY	BLVD		No	No Action	Electric/Electrical Components	2/15/2006
AVAYA, INC.	01033		MC CARTHY	BLVD		No	No Action	Electric/Electrical Components	2/15/2006
CORDOVA CIRCUITS INC.	01648		WATSON	CT		Yes	No Action	Electric/Electrical Components	2/27/2006
SIX SIGMA	00905		MONTAGUE	EXPY		No	No Action	Electric/Electrical Components	3/10/2006
LINEAR TECHNOLOGY	01610		MC CARTHY	BLVD		No	No Action	Electric/Electrical Components	3/22/2006
LINEAR TECHNOLOGY	01630		MC CARTHY	BLVD		No	No Action	Electric/Electrical Components	3/22/2006
SYMPROTEK CORPORATION	00950		YOSEMITE	DR		No	No Action	Electric/Electrical Components	3/27/2006
PHILLIPS ADAC	00516		ALDER	DR		No	No Action	Electric/Electrical Components	3/31/2006
PHILLIPS ADAC	00540		ALDER	DR		No	No Action	Electric/Electrical Components	3/31/2006
PHILLIPS ADAC	00560		ALDER	DR		No	No Action	Electric/Electrical Components	3/31/2006
BLUE SKY RESEARCH	01537		CENTRE POINTE	DR		No	No Action	Electric/Electrical Components	4/13/2006
RUCKER & KNOLLS	01054		YOSEMITE	DR		No	No Action	Electric/Electrical Components	4/18/2006
HEADWAY TECHNOLOGIES	00678	S	HILLVIEW	DR		No	No Action	Electric/Electrical Components	4/24/2006
HEADWAY TECHNOLOGIES, INC.	00497	S	HILLVIEW	DR		No	No Action	Electric/Electrical Components	4/24/2006
XECOM, INC.	00374		TURQUOISE	ST		No	No Action	Electric/Electrical Components	4/26/2006
INTEL CORPORATION	00551		LUNDY	PL		No	No Action	Electric/Electrical Components	4/27/2006
BAVARIAN MOTORSPORT	01753		HOURET	CT		No	No Action	Electric/Electrical Components	5/9/2006
SIPEX	00233	S	HILLVIEW	DR		No	No Action	Electric/Electrical Components	5/9/2006
ADAPTEC, INC. BLDG. #2	00698		GIBRALTAR	CT		Yes	No Action	Electric/Electrical Components	5/22/2006
LINEAR TECHNOLOGY	00275	S	HILLVIEW	DR		No	No Action	Electric/Electrical Components	5/24/2006
SOLECTRON CORPORATION BLDG #1	00637		GIBRALTAR	CT		No	No Action	Electric/Electrical Components	6/22/2006
SOLECTRON CORPORATION BLDG #2	00677		GIBRALTAR	CT		No	No Action	Electric/Electrical Components	6/22/2006
SOLECTRON CORPORATION BLDG #3	00727		GIBRALTAR	CT		No	No Action	Electric/Electrical Components	6/22/2006
SOLECTRON CORPORATION BLDG #4	00777		GIBRALTAR	DR		No	No Action	Electric/Electrical Components	6/22/2006
SOLECTRON CORPORATION BLDG #5	00847		GIBRALTAR	DR		No	No Action	Electric/Electrical Components	6/22/2006
SOLECTRON CORPORATION BLDG #7	01007		GIBRALTAR	DR		No	No Action	Electric/Electrical Components	6/22/2006
SOLECTRON CORPORATION BLDG #9	01177		GIBRALTAR	DR		No	No Action	Electric/Electrical Components	6/22/2006
GOLDEN RIBBON BAKERY	00380	S	MAIN	ST		No	No Action	Food Service	7/1/2005
DENNY'S	00442	W	CALAVERAS	BLVD		No	No Action	Food Service	7/6/2005
BAKERS SQUARE	00174	W	CALAVERAS	BLVD		No	No Action	Food Service	7/7/2005
RED LOBSTER	00503	E	CALAVERAS	BLVD		No	No Action	Food Service	8/3/2005
TACO BELL	00774	S	MAIN	ST		No	No Action	Food Service	8/12/2005
TACO BELL	00081		RANCH	DR		No	No Action	Food Service	8/12/2005
ROMANO MACARONI GRILL	00110		RANCH	DR		No	No Action	Food Service	8/19/2005
BANANA LEAF RESTARAUNT	00182		RANCH	DR		No	No Action	Food Service	8/22/2005
STRAW HAT PIZZA	01350	S	PARK VICTORIA	DR	C	No	No Action	Food Service	8/29/2005
LA MILPA	00107	N	MILPITAS	BLVD		No	No Action	Food Service	9/2/2005

SIAM KITCHEN RESTARAUNT	00177	W	CALAVERAS	BLVD		No	No Action	Food Service		9/2/2005
SOUTH LEGEND RESTAURANT	01720	N	MILPITAS	BLVD		No	No Action	Food Service		9/14/2005
TUNGKEE NOODLE HOUSE	01792	N	MILPITAS	BLVD		No	No Action	Food Service		9/19/2005
MANILA MANILA NATORI RESTAURANT	00579	S	MAIN	ST		No	No Action	Food Service		9/20/2005
MARIE CALLENDER'S PIE SHOP	00333	S	ABBOTT	AVE		No	No Action	Food Service		9/23/2005
MCDONALD'S	01795		LANDESS	AVE		No	No Action	Food Service		9/28/2005
MCDONALD'S	00099	N	MILPITAS	BLVD		No	No Action	Food Service		10/6/2005
MCDONALD'S	00041		RANCH	DR		No	No Action	Food Service		10/7/2005
MCDONALD'S	00301		RANCH	DR	B	No	No Action	Food Service		10/13/2005
MIL'S DINER	00036	S	ABBOTT	AVE		No	No Action	Food Service		10/14/2005
ROYAL TEE CLUB	01500		COUNTRY CLUB	DR	A	No	No Action	Food Service		10/17/2005
WON KEE SEAFOOD RESTAURANT	00206		BARBER	CT		No	No Action	Food Service		10/24/2005
THE POOLSIDE GRILL	01811		BARBER	LANE	A	No	No Action	Food Service		10/26/2005
APPLEBEE'S	00084		RANCH	DR		No	No Action	Food Service		11/28/2005
BAJA CACTUS	00338	S	MAIN	ST		No	No Action	Food Service		11/28/2005
BLACK ANGUS	00275		RANCH	DR		No	No Action	Food Service		11/28/2005
BURGER KING	01475		DEMPSEY	RD		No	No Action	Food Service		11/28/2005
BURGER KING #975	00175	W	CALAVERAS	BLVD		No	No Action	Food Service		11/28/2005
CARL'S JR.	00120	W	CALAVERAS	BLVD		No	No Action	Food Service		11/28/2005
CARL'S JR.	01890		MC CANDLESS	DR		No	No Action	Food Service		11/28/2005
CHEZ CHRISTINA	01339		JACKLIN	RD		No	No Action	Food Service		11/28/2005
CHILI'S	00300	W	CALAVERAS	BLVD		No	No Action	Food Service		11/28/2005
EL TORITO RESTAURANT	00477	E	CALAVERAS	BLVD		No	No Action	Food Service		11/28/2005
HOMETOWN BUFFET	00212		RANCH	DR		No	No Action	Food Service		11/28/2005
JACK IN THE BOX	01700	S	MAIN	ST		No	No Action	Food Service		11/28/2005
JOHNNY ROCKETS	00246		GREAT MALL	DR		No	No Action	Food Service		11/28/2005
KOONG'S	00103	N	MILPITAS	BLVD		No	No Action	Food Service		11/28/2005
LYONS	00765	E	CALAVERAS	BLVD		No	No Action	Food Service		11/28/2005
NEW TUNG KEE NOODLE HOUSE	00481	E	CALAVERAS	BLVD		No	No Action	Food Service		11/30/2005
OMEGA RESTARAUNT	00090	S	PARK VICTORIA	DR		No	No Action	Food Service		12/6/2005
ASSOCIATED SERVICES COMPANY	00893		AMES	AVE		No	No Action	Food Service		12/8/2005
ON THE BORDER	00260		RANCH	DR		No	No Action	Food Service		12/16/2005
T. MARZETTI COMPANY - WEST	00876		YOSEMITE	DR		Yes	No Action	Food Service		4/25/2006
GREAT MALL OF THE BAY AREA	01100	S	MAIN	ST		No	No Action	Food Service	Miscellaneous Retail	3/29/2006
PACIFIC MOTOR TRUCKING CO.	00650		HAMMOND	WAY		Yes	No Action	Local Transit; Highway Transport		9/12/2005
FEDEX FREIGHT WEST	00743		MONTAGUE	EXPY		No	No Action	Local Transit; Highway Transport		10/17/2005
DOUDELL TRUCKING	00555	E	CAPITOL	AVE	A	Yes	No Action	Local Transit; Highway Transport		12/8/2005
GRAEBEL/ERICKSON MOVERS	01001		MONTAGUE	EXPY		No	No Action	Local Transit; Highway Transport		1/27/2006
UNION PACIFIC RAILROAD	00224		CURTIS	AVE	B	No	No Action	Local Transit; Highway Transport		5/8/2006
PACIFIC GAS & ELECTRIC CO.	00066		RANCH	DR		No	No Action	Local Transit; Highway Transport		5/24/2006
P.P.M.	01518		GLADDING	CT		No	No Action	Machine Shop		8/29/2005
K A TOOL & SUPPLY	01700		SANGO	CT		No	No Action	Machine Shop		9/23/2005
A-1 JAY'S MACHINE SHOP	01490		GLADDING	CT		No	No Action	Machine Shop		11/8/2005
APPRO INTERNATIONAL, INC.	00446	S	ABBOTT	AVE		No	No Action	Machine Shop		12/14/2005
CUSTOM MICRO MACHINING	00362	S	MILPITAS	BLVD		No	No Action	Machine Shop		1/24/2006
RAPID PROTOTYPE MACHINING CORPORATIC	00747		AMES	AVE		No	No Action	Machine Shop		2/7/2006

Enhanced Reprting - Detailed Industrial/Commercial Discharger

NICHOLS MANUFACTURING	00913		HANSON	CT		No	No Action	Machine Shop		3/29/2006
ALL WELD MACHINE & FABRICATION	01011		PECTEN	CT		Yes	No Action	Machine Shop		5/16/2006
ALL WELD MACHINE & FABRICATION	01031		PECTEN	CT		No	No Action	Machine Shop		5/16/2006
ALL WELD MACHINE & FABRICATION	01051		PECTEN	CT		No	No Action	Machine Shop		5/16/2006
HARO-TECH	00329		SANGO	CT		No	No Action	Machine Shop		6/7/2006
MCCARTHY RANCH	00625	N	MC CARTHY	BLVD		No	No Action	Other	Agricultural Production Crops	6/2/2006
MILPITAS - SPORTS CENTER	01325	E	CALAVERAS	BLVD		No	No Action	Other	Amusement & Recreational Services	12/6/2005
FITNESS USA HEALTH SPA	01800		CLEAR LAKE	AVE	A	No	No Action	Other	Amusement & Recreational Services	12/13/2005
ORCHARD SUPPLY	00125	N	MILPITAS	BLVD		No	No Action	Other	Building Materials & Garden Supplies	8/4/2005
TRUGREEN CHEMLAWN	00422	S	HILLVIEW	DR		No	No Action	Other	Building Materials & Garden Supplies	8/25/2005
SILICON MICROSTRUCTURES, INC.	01701		MC CARTHY	BLVD		No	No Action	Other	Building Materials & Garden Supplies	10/19/2005
THE HOME DEPOT SUPPLY	01535		LANDESS	AVE		No	No Action	Other	Building Materials & Garden Supplies	4/24/2006
MILPITAS MOWERS	00051		MINNIS	CIR		No	No Action	Other	Business Services	9/27/2005
CLARK PEST CONTROL	00193		TOPAZ	ST		No	No Action	Other	Business Services	10/25/2005
LOOMIS FARGO & COMPANY	00897		WRIGLEY	WAY		No	No Action	Other	Business Services	10/28/2005
BLISS INDUSTRIES, INC.	00386		RAILROAD	CT		No	No Action	Other	Business Services	12/1/2005
COPTECH WEST	01600		MC CANDLESS	DR		No	No Action	Other	Business Services	12/2/2005
E-CYCLE SERVICES	01210		CALIFORNIA	CIR		No	No Action	Other	Business Services	12/13/2005
SEARS LOGISTICS	01021		CADILLAC	CT		No	No Action	Other	Business Services	12/20/2005
BEST MARINE	00542	S	MAIN	ST		No	No Action	Other	Business Services	4/10/2006
A TOOL SHED, INC.	01300	S	MAIN	ST		No	No Action	Other	Business Services	5/9/2006
RENNISSANCE HME & MORT./LASENDA NETW	01851		MC CARTHY	BLVD		No	No Action	Other	Business Services	6/2/2006
RDM INDUSTRIAL PRODUCTS, INC.	01652		WATSON	CT		No	No Action	Other	Cabinetry	10/31/2005
BEST KITCHEN & BATH CORPORATION	01850		HOURET	CT		No	No Action	Other	Cabinetry	12/5/2005
VALLEY TOOLS & SUPPLY COMPANY, INC.	01827		HOURET	CT		No	No Action	Other	Chemicals & Allied Products	9/7/2005
HISCO, INC.	00468		VISTA	WAY		No	No Action	Other	Chemicals & Allied Products	9/23/2005
NEXTEL COMMUNICATIONS CA-0266	00980		LOS COCHES	ST		No	No Action	Other	Communications	8/10/2005
NEXTEL COMMUNICATIONS CA-0425	00990		AMES	AVE		No	No Action	Other	Communications	8/10/2005
NEXTEL COMMUNICATIONS CA-1096	01101		CADILLAC	CT		No	No Action	Other	Communications	8/10/2005
NEXTEL COMMUNICATIONS CA-1097	01900		MC CARTHY	BLVD		No	No Action	Other	Communications	8/10/2005
NEXTEL COMMUNICATIONS CA-2026	00500	E	CALAVERAS	BLVD		No	No Action	Other	Communications	8/10/2005
NEXTEL COMMUNICATIONS CA-2027	00300		MONTAGUE	EXPY		No	No Action	Other	Communications	8/10/2005
NEXTEL COMMUNICATIONS CA-2042	01000		JACKLIN	RD		No	No Action	Other	Communications	8/10/2005
NEXTEL OF CALIFORNIA CA-0885	00066		RANCH	DR		No	No Action	Other	Communications	8/10/2005
SPRINT PCS	00777		BELLEW	DR		No	No Action	Other	Communications	9/1/2005
MCI TRANSMITTER STATION	00324	S	MAIN	ST		No	No Action	Other	Communications	12/22/2005
TELESYSTEMS INTERNATIONAL CORPORATIC	00550		SYCAMORE	DR		No	No Action	Other	Communications	1/17/2006
CINGULAR WIRELESS	00115		DEMPSEY	RD		No	No Action	Other	Communications	3/16/2006
CINGULAR WIRELESS	01250		PIPER	DR		No	No Action	Other	Communications	3/16/2006
CINGULAR WIRELESS (237 880 MONTAGUE)	00066		RANCH	DR		No	No Action	Other	Communications	3/16/2006
CINGULAR WIRELESS (HWY 237 & MILPITAS B	00500	E	CALAVERAS	BLVD		No	No Action	Other	Communications	3/18/2006
SBC	00076		CARLO	ST		No	No Action	Other	Communications	6/6/2006
MILPITAS HIGH SCHOOL	01285		ESCUELA	PKWY		No	No Action	Other	Educational Services	10/5/2005
SFPUC - SCVWD INTERTIE PIPELINE PUMP ST	00350		TURQUOISE	ST		No	No Action	Other	Electric, Gas & Sanitary Services	3/8/2006
PG & E	01455	S	MILPITAS	BLVD		No	No Action	Other	Electric, Gas & Sanitary Services	5/5/2006
MISSION WEST PROPERTIES	01375		MC CANDLESS	BLVD		No	No Action	Other	Engineering & Management Services	12/2/2005

Enhanced Reprting - Detailed Industrial/Commercial Discharger

PARIKH CONSULTANTS, INC.	00356	S	MILPITAS	BLVD		No	No Action	Other	Engineering & Management Services	12/6/2005
LEGACY PARTNERS COMMERCIAL	00915		MURPHY RANCH	RD		No	No Action	Other	Engineering & Management Services	6/8/2006
MILPITAS - CALIFORNIA CIRCLE PUMP STA	01735		CALIFORNIA	CIR		No	No Action	Other	Environmental Quality & Housing	4/27/2006
MILPITAS CITY PUMP STATION	01425	N	MC CARTHY	BLVD		No	No Action	Other	Environmental Quality & Housing	4/27/2006
MILPITAS - MCCARTHY PUMP STATION	01001	N	MC CARTHY	BLVD		No	No Action	Other	Environmental Quality & Housing	4/27/2006
MILPITAS - MURPHY RANCH PUMP STA.	00801		MURPHY RANCH	RD		No	No Action	Other	Environmental Quality & Housing	4/27/2006
MILPITAS - OAK CREEK PUMP STA.	01515		MC CARTHY	BLVD		No	No Action	Other	Environmental Quality & Housing	4/27/2006
MILPITAS PUMP STATION - MANOR	00349		MARYLINN	DR		No	No Action	Other	Environmental Quality & Housing	4/27/2006
MILPITAS - ZONE 2 PUMP STATION	01429	E	CALAVERAS	BLVD		No	No Action	Other	Environmental Quality & Housing	4/27/2006
MILPITAS - BELLEW PUMP STA.	00481		MURPHY RANCH	RD		No	No Action	Other	Environmental Quality & Housing	6/13/2006
MILPITAS - PINEWOOD WELL	00232		GREENTREE	WAY		No	No Action	Other	Environmental Quality & Housing	6/13/2006
MILPITAS - BERRYESSA PUMP STA.	00731		FOLSOM	CIR		No	No Action	Other	Environmental Quality & Housing	6/14/2006
MILPITAS - GIBRALTAR PUMP STATION	00641		GIBRALTAR	CT		No	No Action	Other	Environmental Quality & Housing	6/14/2006
MILPITAS - JURGENS PUMP STA	00345		JURGENS	ST		No	No Action	Other	Environmental Quality & Housing	6/14/2006
MILPITAS - PENNITENCIA PUMP	00782		LA HONDA	DR		No	No Action	Other	Environmental Quality & Housing	6/14/2006
MILPITAS - WRIGLEY/FORD PUMP STA.	00075		MARYLINN	DR		No	No Action	Other	Environmental Quality & Housing	6/14/2006
MILPITAS - HIGUERA ADOBE PARK	00823		WESSEX	PL		No	No Action	Other	Executive, Legislative & General	12/6/2005
DYNAMIC DETAILS, INC.	01831		TAROB	CT		Yes	No Action	Other	Fabricated Metal Products	10/13/2005
DYNAMIC DETAILS, INC.	01988		TAROB	CT		No	No Action	Other	Fabricated Metal Products	10/13/2005
LUCKY 7 SUPER MARKET	00777	E	CAPITOL	AVE		No	No Action	Other	Food Stores	12/21/2005
SAVE MART	00215	W	CALAVERAS	BLVD		No	No Action	Other	Food Stores	1/17/2006
LION FOOD CENTER	01838	N	MILPITAS	BLVD		No	No Action	Other	Food Stores	5/18/2006
ALBERTSON'S	00025	N	MILPITAS	BLVD		No	No Action	Other	Food Stores	5/19/2006
ALBERTSON'S	01350	S	PARK VICTORIA	DR	O	No	No Action	Other	Food Stores	5/19/2006
RANCH 99 MARKET	00338		BARBER	LANE		No	No Action	Other	Food Stores Miscellaneous Retail	2/2/2006
MILPITAS SMILE DESIGN	00414	S	MAIN	ST		No	No Action	Other	Health Services	7/20/2005
BENJAMIN CHO D.D.S. A.P.C.	00468	E	CALAVERAS	BLVD		No	No Action	Other	Health Services	8/4/2005
MILPITAS CARE CENTER	00120		CORNING	AVE		No	No Action	Other	Health Services	8/11/2005
THUY-MAI NGUYEN D.D.S.	01418		DEMPSEY	RD		No	No Action	Other	Health Services	9/6/2005
EDMOND DE ST. GEORGES, D.D.S., INC.	00452	E	CALAVERAS	BLVD		No	No Action	Other	Health Services	10/26/2005
JUNO DENTAL LABORATORY	00040	N	PARK VICTORIA	DR	C	No	No Action	Other	Health Services	12/20/2005
JERRY H. GLASS, DDS	00151	S	MAIN	ST		No	No Action	Other	Health Services	12/21/2005
LEE, KATHY D.D.S.	00470	E	CALAVERAS	BLVD		No	No Action	Other	Health Services	1/26/2006
DR. GRIMM, D.D.S.	00460	E	CALAVERAS	BLVD		No	No Action	Other	Health Services	2/23/2006
LARRY NAPOLITANO D.D.S.	00454	E	CALAVERAS	BLVD		No	No Action	Other	Health Services	3/1/2006
RANDY T. LEE D.D.S.	00822	N	HILLVIEW	DR		No	No Action	Other	Health Services	3/28/2006
MADHVI DESAI, D.D.S.	00040	N	PARK VICTORIA	DR	D	No	No Action	Other	Health Services	3/30/2006
ENDODONTIC ASSOCIATES	00442	E	CALAVERAS	BLVD		No	No Action	Other	Health Services	4/6/2006
CARRIGAN, JAMES D.D.S.	00444	E	CALAVERAS	BLVD		No	No Action	Other	Health Services	4/10/2006
LYNN, EDWARD A. D.D.S.	00466	E	CALAVERAS	BLVD		No	No Action	Other	Health Services	4/13/2006
CALAVERAS FAMILY DENTISTRY	00079		DEMPSEY	RD		No	No Action	Other	Health Services	4/25/2006
ABBOTT DENTAL CENTER	00040	S	ABBOTT	AVE		No	No Action	Other	Health Services	5/4/2006
KOSICH & HOLDER, DDS	00420	E	CALAVERAS	BLVD		No	No Action	Other	Health Services	5/9/2006
ORAL CARE ASSOCIATES	00075	S	MILPITAS	BLVD	103	No	No Action	Other	Health Services	5/15/2006
PARK VICTORIA DENTAL	00033	S	PARK VICTORIA	DR		No	No Action	Other	Health Services	5/15/2006
KAISER	00770	E	CALAVERAS	BLVD		No	No Action	Other	Health Services	5/23/2006

Enhanced Reprting - Detailed Industrial/Commercial Discharger

KAISER PERMANENTE MEDICAL OFFICES	00611	S	MILPITAS	BLVD		No	No Action	Other	Health Services	5/23/2006
TOWN CENTER DENTAL	00491	E	CALAVERAS	BLVD		No	No Action	Other	Health Services	5/26/2006
NEAL P. SWANN, D.D.S., INC.	00464	E	CALAVERAS	BLVD		No	No Action	Other	Health Services	6/21/2006
BEVERLY HERITAGE HOTEL	01820		BARBER	LANE		No	No Action	Other	Hotel Business Services	11/21/2005
SHERATON	01801		BARBER	LANE	A	No	No Action	Other	Hotel Hotels & Lodging Places	10/7/2005
CROWNE PLAZA	00777		BELLEW	DR	A	No	No Action	Other	Hotel Hotels & Lodging Places	5/23/2006
EMBASSY SUITES HOTEL #9526	00901	E	CALAVERAS	BLVD		No	No Action	Other	Hotel Hotels & Lodging Places	5/25/2006
MAXTOR CORPORATION	01140		TECHNOLOGY	DR		Yes	No Action	Other	Industrial Machinery & Equipment	12/20/2005
MAXTOR CORPORATION	00500		MC CARTHY	BLVD		Yes	No Action	Other	Industrial Machinery & Equipment	12/20/2005
CISCO SYSTEMS (BLDG. 20)	00725		ALDER	DR		No	No Action	Other	Industrial Machinery & Equipment	1/31/2006
CISCO SYSTEMS (BLDG. 21)	00771		ALDER	DR		No	No Action	Other	Industrial Machinery & Equipment	1/31/2006
CISCO SYSTEMS (BLDG. 22)	00821		ALDER	DR		No	No Action	Other	Industrial Machinery & Equipment	1/31/2006
CISCO SYSTEMS	00755		SYCAMORE	DR		No	No Action	Other	Industrial Machinery & Equipment	2/7/2006
SIEMENS WATER TECHNOLOGIES CORP	00960		AMES	AVE		No	No Action	Other	Industrial Machinery & Equipment Special Trade	4/17/2006
KLA TENCOR	00001		TECHNOLOGY	DR		No	No Action	Other	Instruments & Related Products	1/24/2006
KLA TENCOR	00003		TECHNOLOGY	DR		No	No Action	Other	Instruments & Related Products	1/24/2006
KLA TENCOR	00005		TECHNOLOGY	DR		No	No Action	Other	Instruments & Related Products	1/24/2006
KLA TENCOR	00007		TECHNOLOGY	DR		No	No Action	Other	Instruments & Related Products	1/24/2006
LIFESCAN	00901		WRIGLEY	WAY		No	No Action	Other	Instruments & Related Products	3/16/2006
LIFESCAN, INC.	01000		GIBRALTAR	DR		No	No Action	Other	Instruments & Related Products	3/16/2006
HDC CORPORATION	00628		GIBRALTAR	CT		No	No Action	Other	Instruments & Related Products	6/7/2006
NANOMETRICS	01550		BUCKEYE	DR		No	No Action	Other	Instruments & Related Products	6/21/2006
MICRO SCIENTIFIC GLASS BLOWING	00883		AMES	AVE		No	No Action	Other	Instruments & Related Products Miscellaneous	6/16/2006
MAIN FIRE STATION 1	00777	S	MAIN	ST		No	No Action	Other	Justice, Public Order & Safety	12/29/2005
MILPITAS - FIRE STATION #2	01263		YOSEMITE	DR		No	No Action	Other	Justice, Public Order & Safety	12/29/2005
MILPITAS - FIRE STATION #3	00045		MIDWICK	DR		No	No Action	Other	Justice, Public Order & Safety	12/29/2005
MILPITAS - FIRE STATION #4	00775		BARBER	LANE		No	No Action	Other	Justice, Public Order & Safety	12/29/2005
MEDAREX, INC.	00521		COTTONWOOD	DR		No	No Action	Other	Laboratory	9/14/2005
FIB LAB, INC.	01514		CENTRE POINTE	DR		No	No Action	Other	Laboratory	12/2/2005
TORRENT LABS	00483		SINCLAIR FRONTAGE	RD		No	No Action	Other	Laboratory	4/7/2006
SHAW ENVIRONMENTAL	00767		AMES	AVE		No	No Action	Other	Laboratory	5/15/2006
SAL'S PALLETS	00945		AMES	AVE		No	No Action	Other	Lumber & Wood Products	5/8/2006
LARSON PALLET COMPANY	01000		YOSEMITE	DR		No	No Action	Other	Lumber & Wood Products	6/7/2006
MARKETSHARE GROUP	02001		TAROB	CT		No	No Action	Other	Miscellaneous Manufacturing	7/28/2005
BIT SHOP	01646		WATSON	CT		No	No Action	Other	Miscellaneous Manufacturing	8/29/2005
FIDELICA MICROSYSTEMS	01585		MC CANDLESS	DR		No	No Action	Other	Miscellaneous Manufacturing	9/7/2005
MAZAK SALES & SERVICE	01497	N	MILPITAS	BLVD		No	No Action	Other	Miscellaneous Manufacturing	9/15/2005
FLEX INTERCONNECT TECHNOLOGIES, INC.	01603		WATSON	CT		No	No Action	Other	Miscellaneous Manufacturing	10/13/2005
CRAIN CUTTER COMPANY	01155		WRIGLEY	WAY		No	No Action	Other	Miscellaneous Manufacturing	1/18/2006
CISCO SYSTEMS, INC. (BLDG. 23)	00560	N	MC CARTHY	BLVD		No	No Action	Other	Miscellaneous Manufacturing	2/7/2006
CISCO SYSTEMS, INC. (BLDG. 24)	00510	N	MC CARTHY	BLVD		No	No Action	Other	Miscellaneous Manufacturing	2/7/2006
WAONIK QUARTZ INTERNATIONAL	01181		CADILLAC	CT		No	No Action	Other	Miscellaneous Manufacturing	2/10/2006
ACCRETECH USA, INC.	01765	S	MAIN	ST	121	No	No Action	Other	Miscellaneous Manufacturing	2/22/2006
CREDENCE SYSTEM	01355		CALIFORNIA	CIR		No	No Action	Other	Miscellaneous Manufacturing	3/15/2006
CREDENCE SYSTEMS	01421		CALIFORNIA	CIR		No	No Action	Other	Miscellaneous Manufacturing	3/15/2006
SIERRA MONITOR CORPORATION	01991		TAROB	CT		No	No Action	Other	Miscellaneous Manufacturing	6/7/2006

PFEIFFER VACUUM, INC.	00568		GIBRALTAR	DR	No	No Action	Other	Miscellaneous Manufacturing	6/9/2006
MISSION TECHNOLOGY, INC.	00355		SINCLAIR FRONTAGE	RD	No	No Action	Other	Miscellaneous Manufacturing	6/16/2006
PARTY CITY	00311	W	CALAVERAS	BLVD	No	No Action	Other	Miscellaneous Retail	8/5/2005
LESLIE'S POOL SUPPLIES	01261	E	CALAVERAS	BLVD	No	No Action	Other	Miscellaneous Retail	10/27/2005
SPORTS MART	00111		RANCH	DR	No	No Action	Other	Miscellaneous Retail	12/7/2005
STUART RENTAL COMPANY	00454	S	ABBOTT	AVE	No	No Action	Other	Miscellaneous Retail	1/25/2006
WAL-MART STORES, INC.	00301		RANCH	DR	No	No Action	Other	Miscellaneous Retail	1/31/2006
AN-JAN FEED & PET SUPPLY	00111	S	MAIN	ST	No	No Action	Other	Miscellaneous Retail	4/12/2006
SPORTS AUTHORITY	01200		GREAT MALL	DR	No	No Action	Other	Miscellaneous Retail	6/9/2006
JEFFERSON SMURFIT CORPORATION	00201	S	HILLVIEW	DR	No	No Action	Other	Paper & Allied Products	12/21/2005
MEDIUS	01103		MONTAGUE	EXPY	No	No Action	Other	Photographic/Printing	8/10/2005
HIGH TECH PRINTING	00511		LOS COCHES	ST	No	No Action	Other	Photographic/Printing	8/30/2005
Q PHOTOGRAPHY	00111	N	MILPITAS	BLVD	No	No Action	Other	Photographic/Printing	8/30/2005
LANDMARK LABEL MANUFACTURING	01664		WATSON	CT	No	No Action	Other	Photographic/Printing	11/21/2005
HUNTFORD PRINTING	00275		DEMPSEY	RD	No	No Action	Other	Photographic/Printing	12/12/2005
RITZ CAMERA	00168		GREAT MALL	DR	No	No Action	Other	Photographic/Printing	12/14/2005
ABC PRINTING	01090	S	MILPITAS	BLVD	No	No Action	Other	Photographic/Printing	1/24/2006
VERITAS	00115	N	MC CARTHY	BLVD	No	No Action	Other	Special Trade Contractor	10/31/2005
CELERITY GROUP, INC.	01463		CENTRE POINTE	DR	No	No Action	Other	Special Trade Contractor	3/1/2006
ECO SOLUTIONS	01823		HOURET	CT	No	No Action	Other	Special Trade Contractor	3/8/2006
ALLIED AIRE	00661		SINCLAIR FRONTAGE	RD	No	No Action	Other	Special Trade Contractor	5/9/2006
AMB DESIGNS	00891		AMES	AVE	No	No Action	Other	Storage	8/31/2005
CAMP PAPER	00986	S	MILPITAS	BLVD	No	No Action	Other	Storage	12/14/2005
COMAC, INC.	00565		SINCLAIR FRONTAGE	RD	No	No Action	Other	Storage	1/18/2006
METRON TECHNOLOGY	01326		PIPER	DR	No	No Action	Other	Storage	3/2/2006
PW SUPERMARKET	01141		MONTAGUE	EXPY	No	No Action	Other	Storage	4/7/2006
MC CARTHY RANCH CHEVRON & CAR WASH	00367		CYPRESS	DR	No	No Action	Other	Underground Storage Tank	7/7/2005
SHELL OIL - JACKLIN RD	00990		JACKLIN	RD	No	No Action	Other	Underground Storage Tank	8/24/2005
BOTTOMLEY DISTRIBUTORS	00755		YOSEMITE	DR	Yes	No Action	Other	Underground Storage Tank	9/9/2005
CONOCO PHILLIPS	00027	S	PARK VICTORIA	DR	No	No Action	Other	Underground Storage Tank	11/9/2005
USA GAS STATION	01885	N	MILPITAS	BLVD	No	No Action	Other	Underground Storage Tank	11/10/2005
MAIN STREET GAS	00010	N	MAIN	ST	No	No Action	Other	Underground Storage Tank	12/6/2005
MC CALL OIL AND CHEMICAL CORPORATION	00945		AMES	AVE	No	No Action	Other	Underground Storage Tank	12/28/2005
SHELL OIL - CALAVERAS BL.	00950	E	CALAVERAS	BLVD	No	No Action	Other	Underground Storage Tank	2/14/2006
NOVUSERVE, INC.	01551		CALIFORNIA	CIR	No	No Action	Other	Underground Storage Tank	3/3/2006
SUNCOR 76	00190	W	CALAVERAS	BLVD	No	No Action	Other	Underground Storage Tank	3/14/2006
BALCH PETROLEUM	00930		AMES	AVE	No	No Action	Other	Underground Storage Tank	3/23/2006
SHELL OIL	00012	N	PARK VICTORIA	DR	No	No Action	Other	Underground Storage Tank	4/6/2006
CHEVRON PARKTOWN PLAZA	01490	S	PARK VICTORIA	DR	No	No Action	Other	Underground Storage Tank	4/13/2006
NELLA OIL COMPANY	00800		AMES	AVE	No	No Action	Other	Underground Storage Tank	4/20/2006
CHEVRON STATION #207673	01249		GREAT MALL	DR	No	No Action	Other	Underground Storage Tank	5/1/2006
CONOCO PHILLIPS	01787	S	MAIN	ST	No	No Action	Other	Underground Storage Tank	5/2/2006
CONOCO PHILLIPS / KAYO OIL COMPANY	01640	N	MILPITAS	BLVD	No	No Action	Other	Underground Storage Tank	5/11/2006
SHELL OIL - MAIN ST.	01780	S	MAIN	ST	No	No Action	Other	Underground Storage Tank	5/17/2006
CONOCO PHILLIPS	00097	S	ABBOTT	AVE	No	No Action	Other	Underground Storage Tank	6/5/2006
CALAVERAS VETERINARY CLINIC	00140	W	CALAVERAS	BLVD	No	No Action	Other	Veterinarian	4/10/2006

Enhanced Reprting - Detailed Industrial/Commercial Discharger

ANIMAL MEDICAL CLINIC	01405	N	MILPITAS	BLVD		No	No Action	Other	Veterinarian	4/12/2006
BAY CITIES VET CLINIC	00016		CORNING	AVE	136	No	No Action	Other	Veterinarian	4/12/2006
PARKTOWN VETERINARY CLINIC	01393	S	PARK VICTORIA	DR		No	No Action	Other	Veterinarian	4/14/2006
MILPITAS ANIMAL HOSPITAL	01316	S	MAIN	ST		No	No Action	Other	Veterinarian	5/12/2006
NUNEZ PRECISION WELDING	01763		HOURET	CT		No	No Action	Other	Welding/Iron Works	10/14/2005
UNI-FAB INDUSTRIES	01465	N	MILPITAS	BLVD		Yes	No Action	Other	Welding/Iron Works	1/12/2006
ARROWHEAD	00485		VISTA	WAY		No	No Action	Other	Wholesale Trade, Durable Goods	10/18/2005
MCCABE'S QUALITY FOODS	01029		MONTAGUE	EXPY		No	No Action	Other	Wholesale Trade, Durable Goods	11/3/2005
OHKA AMERICAN	00190		TOPAZ	ST		No	No Action	Other	Wholesale Trade, Durable Goods	12/1/2005
ONE WORKPLACE L. FERRARI LLC	01065		MONTAGUE	EXPY		No	No Action	Other	Wholesale Trade, Durable Goods	3/15/2006
OKIDATA	01101		CADILLAC	CT		No	No Action	Other	Wholesale Trade, Durable Goods	5/26/2006
SHAPELL	00100	N	MILPITAS	BLVD	A	No	No Action	Other Construction/Building	Underground Storage Tank	12/9/2005
LENTHOR ENGINEERING, INC.	01506		GLADDING	CT		No	No Action	Other Electric/Electrical Components	Fabricated Metal Products	12/14/2005
LENTHOR ENGINEERING, INC.	01520		GLADDING	CT		No	No Action	Other Electric/Electrical Components	Fabricated Metal Products	12/14/2005

CITY OF MILPITAS
Public Streets, Roads, and Highways Operation and Maintenance – Self-evaluation Matrix

Implem. Id.	Activity	Item Source	Tasks Identified in FY 2005-2006 Work Plan	Status / Comments	Due Date (mo/yr)	Responsible Party (Lead)/ Coordinator
G-1-1	Street sweeping records	URMP page G-1-8	Maintain street sweeping records including miles swept and volume of debris collected.	This is an on-going practice. City maintains records of miles swept and volume of debris collected. This data is submitted to the RQWCB and included with this Annual Report.	Ongoing	Public Works (David Gordillo) /Utility Engineering (Aparna Chatterjee)
G-1-2	Staff training	URMP page G-1-8	Conduct annual training on BMPs.	Conducted annually.	Ongoing	Public Works (David Gordillo) /Utility Engineering (Aparna Chatterjee)
G-1-3	Effectiveness Evaluation	URMP page G-1-8	Perform annual effectiveness and evaluation.	See Evaluation text.	Ongoing	Public Works (David Gordillo) /Utility Engineering (Aparna Chatterjee)

EVALUATION – PUBLIC STREETS, ROADS AND HIGHWAYS O& M

The City's contract street sweeping program is conducted by the Maintenance Division of the Public Works Department and funded by the Solid Waste collection program. Residential, arterial, and commercial street sweeping is conducted two times a month. Industrial street sweeping is conducted four times a month. Open space areas and mountain roads that have no curb and gutter are not scheduled for routine sweeping, but are swept on an as-needed basis. Each established sweeping route is swept on the same day of the week. Rural roads are not routinely swept but debris from rural roads is picked up twice a week. On Monday and Friday, debris from the rural roads and the main arterial roads are collected. The City's contractor promptly removes street sweeping material and disposes of nearly all the materials at the Newby Island landfill, and a significant amount of this material is taken to the compost area.

The City places emphasis on street sweeping in the period from early Fall into the Winter months until leaf fall has been completed. During November and December, three primary areas are swept weekly to remove leaves. This practice effectively removes leaves, debris, and other pollutants, which would otherwise be washed into the storm drain system. Additional City crew are called upon to assist in the Fall cleanup.

Since June 21, 2004, the sweeping contractor BFI, now known as Allied Waste Industries, has been doing the street sweeping operation. Statistics on street sweeping activities are kept in a database that is recorded daily by operators of the equipment, and summary reports are generated by the supervisor. The number of curb miles swept and the number of cubic yards of debris picked up are recorded. In FY 05-06, a total of more than 14,899 miles were swept. Debris, amounting to 5,216 cubic yards, was collected. The volume of debris did not include leaves removed. Leaf removal program is implemented in the winter months only.

The City's field crew are trained annually to look for BMP deficiencies in the field on a daily basis. Training is provided through Public Works Maintenance's Safety Program. Quarterly meetings are held to discuss BMP deficiencies and safety issues. BMP deficiencies are forwarded to the field employee's immediate supervisor and a service request is generated (record keeping and documentation) and directed to the appropriate department for resolution.

Milpitas has a highly effective street maintenance program. There are very few complaints. Most of the complaints are promptly responded to ensure customer and community satisfaction.

There were no comments from Regional Board on FY 04-05 Annual Report. The Regional Board has not issued comments on the 06-07 Work Plan.

City of Milpitas
FY 2005-2006 Street Sweeping Data Summary

Months	Residential*		Commercial/Industrial/ Municipal Parking Lots		Leaf Removal***
	Volume of Collected** (cubic yards)	Miles Swept (curb miles)	Volume of Collected** (cubic yards)	Miles Swept (curb miles)	Volume of Collected** (cubic yards)
July	134	567.00	126	652.00	
August	128	519.00	107	508.00	
September	111	548.00	114	619.00	
October	114	542.00	145	555.00	
November	580	926.00	390	636.00	
December	420	736.00	540	824.00	270.00
January	230	655.00	265	652.00	
February	170	566.00	180	519.00	
March	100	549.00	181	825.00	
April	89	571.00	173	681.00	

City of Milpitas
FY 2005-2006 Street Sweeping Data Summary

May	113	538.00	251	624.00	
June	225	554.00	330	533.00	
Total	**2414**	**7271**	**2802**	**7628**	**270**

Total miles swept 14899.00

Total volume of debris collected 5216 cu. Yds

Total volume of leaves removed 270 cu. Yds

* Quarterly advertisement in the Milpitas Post and door hangers notifying each residential home of the sweeping day.

** Volume does not include leaves.

*** Leaf removal program is effective during the winter months. Leaf removal operation officially started on November 14, 2005.

CITY OF MILPITAS

Rural Public Works Operation and Maintenance – Self-Evaluation Matrix

Implem. Id.	Activity	Item Source	Tasks Identified in FY 2005-2006 Work Plan	Status / Comments	Due Date (mo/yr)	Responsible Party (Lead)/ Coordinator
G-2-4	Adopt rural roads performance standard	URMP page G-2-7	City to review and adopt rural roads performance standard based on Program's model performance standard.	PS was adopted in 04-05 Work Plan. We note that rural roads comprise about 1% of the total roads and are limited to the area in and around Ed Levin Park. The impact from Rural Roads to Urban Runoff Program is limited.	Completed	Public Works (Dennis Cuciz) /Utility Engineering (Aparna Chatterjee)
G-2-5	Responsible Department & staff leads	URMP page G-2-7	Identify responsible department and staff leads.	Staff from Public Works dept. picks up debris from rural roads twice a week.	Ongoing	Public Works (David Gordillo) /Utility Engineering (Aparna Chatterjee)
G-2-6	Ensure legal authority	URMP page G-2-8	Ensure adequate legal authority, including chain of command, in order to conduct and enforce the use of rural public works maintenance BMPs by others.	City has legal authority. Public works Department is responsible for performing rural public works maintenance BMPs.	Completed	Public Works (David Gordillo) /Utility Engineering (Aparna Chatterjee)
G-2-7	Develop SOPs	URMP page G-2-8	Develop SOPs based on guidelines provided by the Program.	City will work to complete this task.	Ongoing	Public Works (David Gordillo) /Utility Engineering (Aparna Chatterjee)

Implem. Id.	Activity	Item Source	Tasks Identified in FY 2005-2006 Work Plan	Status / Comments	Due Date (mo/yr)	Responsible Party (Lead)/ Coordinator
G-2-8	Develop BMPs	URMP page G-2-8	Develop BMPs based on guidelines provided by the Program.	City will work to complete this task.	Ongoing	Public Works (David Gordillo) /Utility Engineering (Aparna Chatterjee)
G-2-9	Develop educational material	URMP page G-2-8	Develop education materials for training maintenance staff and for outreach to contractors.	City will work to complete this task.	Ongoing	Public Works (David Gordillo) /Utility Engineering (Aparna Chatterjee)
G-2-10	Develop training program	URMP page G-2-8	Develop annual training program for maintenance staff.	City will work to complete this task.	Ongoing	Public Works (David Gordillo) /Utility Engineering (Aparna Chatterjee)
G-2-11	Effectiveness Evaluation	URMP page G-2-8	Conduct annual evaluate of effectiveness of the rural public works program, report results in Annual Report and identify items for continuous improvement.	See Evaluation text.	On-going	Public Works (David Gordillo) /Utility Engineering
G-2-12	Identify rural PW facilities	URMP page G-2-8	Identify rural PW facilities under the City's jurisdiction.	City will make efforts to complete this task.	Ongoing	Public Works (David Gordillo) /Utility Engg.

EVALUATION – RURAL PUBLIC WORKS MAINTENANCE AND OPERATION

The rural roads are located in the hillside areas, on the eastern side of Milpitas. There are 138.9 miles of City streets, of which rural roads are only 1.9 miles. Rural roads occupy about 1.4% of the City's total street miles. Typically, open space areas and mountain roads that have no curb and gutter are not scheduled for routine sweeping, but are swept on an as-needed basis. Twice a week, Mondays and Fridays, debris is picked up by hand from the rural roads. These roads are not in the proximity of creeks. The dust swept by wind from these areas would typically accumulate in the City's valley floor areas, and would be removed during routine street sweeping.

The SCVURPP Program has established a definition for rural roads and provided guidelines on performance standard, BMPs and SOPs. The City has adopted the Rural Roads Performance Standard in the 04-05 Work Plan. Since rural roads constitute a very small portion of the City streets, most of the City's efforts are targeted towards maintaining an efficient maintenance and operations program for the City streets.

There were no comments from Regional Board on FY 04-05 Annual Report. The Regional Board has not issued comments on the 06-07 Work Plan.

CITY OF MILPITAS
Storm Drain O & M – Self Evaluation Matrix

Implem. Id.	Activity	Item Source	Tasks Identified in FY 2005-2006 Work Plan	Status / Comments	Due Date (mo/yr)	Responsible Party (Lead)/ Coordinator
Added in 2000	Reporting of Observed ICID Evidence	Program	Develop and implement a process for maintenance staff to advise ICID inspectors of observed evidence of ICIDs.	City SOP 8-6 (Discharge of Pollutants Storm drains and watercourses) addresses citywide response and clean-up guidelines for various scenarios. Staff already implements reporting and referral as needed. The process has been used many times and is effective. Next step is to incorporate into the Utility Maintenance SOP. Completion of this activity is now scheduled for June 2007 due to shortage of resources.	6/07	Public Works Maintenance (Steve Smith)/ Marilyn Nickel
C-1	Routine Inspection	URMP page C-5	Develop SOPs for Routine Inspection & Cleaning.	City staff performed routine inspections and cleaning as needed. SOP scheduled to be completed by June 2007.	6/07	Public Works Maintenance (Steve Smith)/ Marilyn Nickel
C-2	Solid Waste	URMP page C-5	Develop SOPs for Solid Waste handling and disposal.	Solid waste was collected, dried, and disposed of at the landfill. SOP scheduled to be completed by June 2007.	6/07	Public Works Maintenance (Steve Smith)/ Marilyn Nickel
C-3	Staff/Contractor Training and Coordination	URMP page C-5	1. Develop BMPs for Staff/Contractor Training and Coordination 2. Develop SOPs for Staff/Contractor Training and Coordination	All maintenance and cleaning was performed by City staff. Staff received annual training. BMPs and SOPs are about 80% completed and scheduled to be finished by June 2007.	6/07	Public Works Maintenance (Steve Smith)/ Marilyn Nickel
C-4	Record Keeping and coordination	URMP page C-5	1. Develop BMPs for Record Keeping & Evaluation 2. Develop SOPs for Record Keeping & Evaluation	Records documenting the amount of material removed were kept. BMPs and SOPs are about 80% complete and are scheduled to be finished by June 2007.	6/07	Public Works Maintenance (Steve Smith)/ Marilyn Nickel
C-5	Operational Improvement, Structural Retrofit and Design	URMP page C-5	Develop SOPs for Operational Improvement, Structural Retrofit and Design.	SOP is scheduled to be developed by 6/07.	6/07	Public Works Maintenance (Steve Smith)/ Marilyn

Implem. Id.	Activity	Item Source	Tasks Identified in FY 2005-2006 Work Plan	Status / Comments	Due Date (mo/yr)	Responsible Party (Lead)/ Coordinator
						Nickel

Evaluation - Storm Drain Operations and Maintenance

- Staff from police, fire, and public works coordinated a recent update to the City's SOP 8-6 titled " Response and Clean-up Guidelines for Hazardous and Non-Hazardous Material Releases including Discharges of Pollutants into Storm Drains and Water Courses (Urban Runoff Pollution Prevention)".

- City staff has completed inspection and cleanup of the City's 78 outfalls and determined that ten needed repairs. Repairs of two were completed in FY 04/05 and remaining eight were completed in FY 05/06. City gain inspected all 78 outfalls in FY 05/06. Three needs repair and will be completed in FY 06/07.

- City staff performed the operation and maintenance tasks of the storm drain system; contractors were not used.

- Staff has not reported any problems with BMPS; no updates are planned at this time.

There were no comments by the Regional Board on the FY 04-05 Annual Report. The Regional Board has not issued comments on the 06-07 Work Plan.

CITY OF MILPITAS

Water Utility Operation and Maintenance – Self Evaluation Matrix

Implem. Id.	Activity	Item Source	Tasks Identified in FY 2005-2006 Work Plan	Status / Comments	Due Date (mo/yr)	Responsible Party (Lead)/ Coordinator
D-1	Inventory	URMP page D-5	Conduct Inventory of all key O & M activities, and identify routine and unplanned non-storm water discharges from these activities.	Last inventory was completed on 9/99. Due to lack of resources, this task was not completed in FY 05/06.	6/07	Public Works Maintenance (Steve Smith)/ Marilyn Nickel
D-4	WUPPP Utility Maintenance SOP	URMP page D-5	Develop WUPPP Utility Maintenance SOP.	Staff performed routine maintenance as needed. SOP is about 75% complete and is scheduled to be finished by June 2007.	6/07	Public Works Maintenance (Steve Smith)/ Marilyn Nickel
D-6	Individualized Training Plan	URMP page D-5	Develop Individualized Training Plan.	Staff received annual training. SOP is about 75% complete and is scheduled to be finished by June 2007.	6/07	Public Works Maintenance (Steve Smith)/ Marilyn Nickel
D-7	Training	URMP page D-5	Develop training program.	Staff is trained quarterly on Water Utility O & M.	6/07	Public Works Maintenance (Steve Smith)/ Marilyn Nickel
D-8	WUPPP	URMP page D-5	Implement pollution control measures identified in the WUPPP to manage chlorine, biocides, and algaecides and prevent erosion and sediments.	Will implement WUPPP upon completion.	6/07	Public Works Maintenance (Steve Smith)/ Marilyn Nickel

Evaluation - Water Utility Operations and Maintenance

- Due to a shortage of staffing resources, we did not take the inventory of key discharges. It is now scheduled for completion by June 2007.
- Contractors were utilized to fix major water line breaks. The first priority is to stop the flow of water. There were no complaints about contractors not following BMPs to fix water line breaks.
- Staff has not reported any problems with BMPS; no updates are planned at this time.

There were no comments by the Regional Board on the FY 04-05 Annual Report. The Regional Board has not issued comments on the FY 06-07 Work Plan.

CITY OF MILPITAS
Other Public Agency Activities (Parks, Ponds etc.) – Self Evaluation Matrix

Implem. Id.	Activity	Item Source	Tasks Identified in FY 2005-2006 Work Plan	Status / Comments	Due Date (mo/yr)	Responsible Party (Lead)/ Coordinator
Corporation Yards Operation and Maintenance (Activities not listed here have been completed)						
J-2	Training	URMP Section J – Exhibit 'b', page 1	Hold routine training sessions.	Staff is trained during their regular meetings.	Ongoing	Public Works Maintenance (Carol Randisi)/ Marilyn Nickel/ Paramjit Uppal
J-3	Inspection/records	URMP Section J – Exhibit 'b', page 1	1. Conduct periodic inspections 2. Maintain records as [part of the Hazardous Materials Business Plan	Periodic inspections were conducted and documented.	Ongoing	Public Works Maintenance (Carol Randisi)/ Marilyn Nickel
Other Program Elements (Activities not listed here have been completed)						
K-6	Facility discharge	URMP page K.a-4	Develop SOP.	Development of the SOP for facility discharge is scheduled for June 2007 due to lack of resources.	6/07	Public Works Maintenance (Eddie Loredo)/ Marilyn Nickel
K-7	Pond maintenance	URMP page K.a-4	Develop SOP.	Routine pond maintenance was performed. Development of the SOP for pond maintenance is scheduled for June 2007 due to lack of resources.	6/07	Public Works Maintenance (Eddie Loredo)/ Marilyn Nickel
K-8	Fountain maintenance	URMP page K.a-4	Develop SOP.	The City Hall fountain is plumbed to the sanitary sewer system. Development of the SOP for fountain maintenance is scheduled for June 2007 due to lack of resources.	6/07	Public Works Maintenance (Eddie Loredo)/ Marilyn Nickel
K-10	Record keeping	URMP page K.a-	Develop BMP.	Development of BMPs and SOPs is scheduled for June 2007 due to lack of	6/07	Public Works Maintenance

Implem. Id.	Activity	Item Source	Tasks Identified in FY 2005-2006 Work Plan	Status / Comments	Due Date (mo/yr)	Responsible Party (Lead)/ Coordinator
		4	Develop SOP.	resources.		(Carol Randisi)/ Marilyn Nickel
K-11	Effective evaluation	URMP page K.a-4	Develop BMP. Develop SOP.	Development of BMPs and SOPs is scheduled for June 2007 due to lack of resources.	6/07	Public Works Maintenance (Carol Randisi)/ Marilyn Nickel
K-12	Annual review	URMP page K. a-4	Develop BMP. Develop SOP.	Development of BMPs and SOPs is scheduled for June 2007 due to lack of resources.	6/07	Public Works Maintenance (Carol Randisi)/ Marilyn Nickel

Evaluation – Other Public Agency Activities

Parks: Staff has not reported any problems with BMPS; no updates are planned at this time.

Ponds: Staff has not reported any problems with BMPS; no updates are planned at this time.

Public Facilities: Staff has not reported any problems with BMPS; no updates are planned at this time.

There were no comments by the Regional Board on the FY 04-05 Annual Report. The Regional Board has not issued comments on the FY 06-07 Work Plan.

CITY OF MILPITAS
New Development Planning Procedures – Self Evaluation Matrix

Implem. Id.	Activity	Item Source	Tasks Identified in FY 2005-2006 Work Plan	Status / Comments	Due Date (mo/yr)	Responsible Party (Lead)/ Coordinator
E-C.3b.1	Project approval process	URMP page E17	Assess current stormwater-related requirements in City's development review process, for public and private projects, and identify additional steps or tools required at each stage of the process to meet C.3. Provisions for permanent BMPs, tracking and documentation, inspection, and others.	• Consultant has updated planning intake forms for private projects to reflect new C.3 provisions. • The Milpitas C3 Guidebook 3rd Edition was adopted on October 6, 2005. • City has been implementing requirements for submitting NOI and SWPPP on project size one acre or more since March 2003. • City has provided a C.3 Guidebook to Project Applicants at planning kick-off meetings. • City has developed and implemented a process for entering Group 1 and Group 2 projects into tracking database.	Completed Completed Ongoing Completed and Ongoing Completed	Planning (Dennis Carrington) Utility Engineering (Paramjit Uppal) Land Development (Fariborz Heydari) Design & Construction (Doug DeVries) PW Inspections (Gerry Krize) Building Inspection (Ken Brown) Public Works (Steve Smith)
E-C.3b.2 and E-C.3c.2	Develop new or modify existing review procedures for Group1	URMP page E17 and E18	Develop new or modify existing review policies, procedures, and/or conditions of approval to incorporate Group 1 requirements (based on results of tasks under C.3.c. through C.3.m.)	The Group 1 and Group 2 requirements are shown in the C3 Guidebook. City is implementing C3 requirements for Group 1 and Group 2A and will start Group 2B on August 15, 2006.	Completed	Planning (Dennis Carrington) Utility Engineering (Paramjit Uppal) Land Development (Fariborz Heydari)

Implem. Id.	Activity	Item Source	Tasks Identified in FY 2005-2006 Work Plan	Status / Comments	Due Date (mo/yr)	Responsible Party (Lead)/ Coordinator
E-C.3b.3	Train staff	URMP page E17 and E18	Train City staff in planning, building, and engineering departments on the C3 provisions and goals, the required changes in the approval process, and the use of appropriate tools.	Training sessions were held for relevant staff for the updated Milpitas Stormwater C.3 Guidelines after they were adopted in October 2005. See Staff Training Summary Table for details.	Completed	Planning (Dennis Carrington) Utility Engineering (Paramjit Uppal) Land Development (Fariborz Heydari) Design & Construction (Doug DeVries) PW Inspections (Gerry Krize) Building Inspection (Ken Brown) Public Works (Steve Smith) Fire Department (Patti Joki)
E-C.3b.4 and E-C.3c.3	Develop project approval process workplan and report progress	URMP page E18	Submit work plan for completion of Provision C.3.b. requirements. Identify incremental progress made toward completion of Actions b.1., b.2., and b.3. above in FY 02-03 Work Plan. (For example, completion of "Development Policies Comparison" work sheet.)	Existing policies, ordinances, guidelines have been reviewed to see what C.3 provisions are already covered. The 3rd Edition of the C.3 Guidebook was adopted in October 2005.	Completed	Planning (Dennis Carrington) Utility Engineering (Darryl Wong & Paramjit Uppal) Land Development (Fariborz Heydari)

Implem. Id.	Activity	Item Source	Tasks Identified in FY 2005-2006 Work Plan	Status / Comments	Due Date (mo/yr)	Responsible Party (Lead)/ Coordinator
E-C.3.c.1	Develop Log form to identify Group 1 and Group 2 projects	URMP page E18	Develop and implement a procedure to request and log the type, size, and impervious area of every project (and extent of redevelopment if applicable) for determination of applicability of Group 1 (and later Group 2) requirements.	• City has been collecting impervious surface data from incoming projects since 4/02. • The City has a procedure to maintain a record of every Group 1 and Group 2 (as applicable) project. Staff began implementation of the procedure in 2005.	Completed Ongoing	Planning (Dennis Carrington) Utility Engineering (Darryl Wong & Paramjit Uppal) Design & Construction (Doug DeVries)
E-C.3.c.2	Define "deemed complete"	URMP page E18	Develop a method for determining whether a private project was "deemed complete" by 7/15/03, or documenting that a public project was funded and scheduled for construction by 10/15/03. Required by C.3.c (first paragraph)	City is implementing requirements using "deemed complete" trigger.	Completed	Planning (Dennis Carrington) Utility Engineering (Paramjit Uppal)
E-C.3.c.3	Develop Group 1 workplan and report progress	URMP page E18	Submit work plan for completion of Provision C.3.c. requirements. Identify incremental progress made toward completion of Actions c.1. and c.2. above, and other actions related to Group 1 implementation, in FY 02-03 Work Plan and Group 2 implementation, in FY 03-04 Work Plan. Required by C.3.c.i	The 3rd Edition of the C.3 Guidebook which outlines procedures for City staff and developers was adopted in October 2005.	Completed	Planning (Dennis Carrington) Utility Engineering (Darryl Wong & Paramjit Uppal) Land Development (Fariborz Heydari) Doug DeVries Building Inspection (Ken Brown)
E-C.3.c.4	Site design	URMP	Compile guidance being developed under	The 3rd Edition of the C.3 Guidebook was	Completed	Planning

Implem. Id.	Activity	Item Source	Tasks Identified in FY 2005-2006 Work Plan	Status / Comments	Due Date (mo/yr)	Responsible Party (Lead)/ Coordinator
	guidance	page E19	other elements (i.e., project review procedures, site design measures, source control measures, numeric design criteria, O&M verification, etc.) into one guidance manual for implementation of Group 1 project requirements.	adopted in October 2005 which include requirements for Group 2A and Group 2B. The Guidebook assists developers and the City to conform projects to the C.3 requirements.		(Dennis Carrington) Utility Engineering (Paramjit Uppal)
E-C.3.c.5	Revise model Planning Procedures Performance Standards (PS)	URMP page E19	Revise portions of the model Planning Procedures Performance Standards to incorporate the Group 1 requirements and other C.3. requirements.	No changes were necessary to PS in FY 05-06.	Completed	Program Planning (Dennis Carrington) Utility Engineering (Paramjit Uppal)
E-C.3.c.6	Incorporate PS	URMP page E19	Incorporate revised model Planning Procedures Performance Standards in to local urban runoff management plans.	No changes were necessary to PS in FY 05-06.	Completed	Planning (Dennis Carrington) Utility Engineering (Paramjit Uppal)
E-C.3.c.7	Approach for evaluating an alternative Project size	URMP page E19	Develop approach for evaluating an alternative project size and identify data needs from Co-permittees.	Completed by the Program which resulted in Group 2 projects.	Completed	Program Planning (Dennis Carrington) Utility Engineering (Paramjit Uppal)
E-C.3.c.8	Analysis of alternative project size	URMP page E20	Conduct analysis of alternative project size and prepare proposal for submittal to Regional Board.	Completed by the Program which resulted in Group 2 projects.	Completed	Program Planning (Dennis Carrington)
E-C.3.c.9	Develop work plan for Group 2	URMP page E20	Update guidance manual and performance standards for Group 2 projects as needed.	C.3 Guidebook was updated in October 2005 to include Group 2 requirements.	Completed	Program Planning (Dennis

Implem. Id.	Activity	Item Source	Tasks Identified in FY 2005-2006 Work Plan	Status / Comments	Due Date (mo/yr)	Responsible Party (Lead)/ Coordinator
						Carrington) Utility Engineering (Paramjit Uppal)
E-C.3.d.1	Analyze Rainfall data	URMP page E20	Analyze local rainfall data and develop area-specific volume and flow based design criteria (Program with assistance from SCVWD).	Provided support to Program as needed.	Completed	Program Utility Engineering (Paramjit Uppal) Land Development (Fariborz Heydari)
E-C.3.d.2	Develop guidance	URMP page E20	Develop guidance on appropriate criteria to use for each BMP type.	City has incorporated guidance on BMPs in C.3 Guidebook.	Completed	Program
E-C.3.e.1	Develop logging procedure for O & M verification	URMP page E20	Develop and implement a procedure for logging information about treatment BMPs installed at approved Group 1 projects, and for maintaining a list or database of properties, treatment BMPs, and responsible operators	The City's new computer program database went online in October 2005. Staff is using the database to log information about treatment BMPs installed for both Group 1 and Group 2 projects. All data necessary for O&M verification will be contained in the database. As needed, revisions may be made to the database throughout the year to enhance effectiveness.	Completed Ongoing	Planning (Dennis Carrington) Utility Engineering (Darryl Wong, Pam Lowe & Paramjit Uppal) Land Development (Fariborz Heydari) Design & Construction (Doug DeVries) PW Inspections (Gerry Krize)

Implem. Id.	Activity	Item Source	Tasks Identified in FY 2005-2006 Work Plan	Status / Comments	Due Date (mo/yr)	Responsible Party (Lead)/ Coordinator
						Building Inspection (Ken Brown)
E-C.3.e.2	Develop model language for O & M verification	URMP page E21	Develop model language for documents assigning responsibility to the developer/owner of private projects for O&M of treatment BMPs, or to the appropriate agency for O&M of treatment BMPs at public projects. These documents may include O&M responsibility agreements, written conditions in sales/ lease agreements, use permit conditions, provisions in CC&Rs, etc.	O & M Agreements are addressed in the updated version of the City's Stormwater C.3 Guidebook. The Guidebook is available from the Planning Division, the Engineering Division, or via the City's website.	Completed	Program Planning (Dennis Carrington) Utility Engineering (Paramjit Uppal)
E-C.3.e.3	Adopt model O & M verification procedure	URMP page E21	Adopt model O&M agreement language to meet agency-specific needs and requirements and incorporate into the project review and approval process.	O & M Agreements are addressed in the updated version of the City's Stormwater C.3 Guidebook. The Guidebook is available from the Planning Division, the Engineering Division, or via the City's website.	Completed	Planning (Dennis Carrington) Utility Engineering (Darryl Wong & Paramjit Uppal)
E-C.3.e.4	Develop O & M requirements	URMP page E21	Develop fact sheets on the O&M requirements and frequencies for various BMP types that can be used to educate parties responsible for O&M and attached to O&M agreements. Include fact sheets for pesticide reduction measures related to landscape maintenance.	The City's updated Stormwater C.3 Guidebook references fact sheets contained in the Program's C.3 Stormwater Handbook. The 3rd Edition of the C.3 Guidebook was adopted in October 2005. The Guidebook assists developers and the City to conform their projects to the C.3 requirements. The Guidebook establishes BMP O&M requirements and verification procedures. The Guidebook is available from the Planning Division, the Engineering Division, or via the City's website.	Completed	Program
E-C.3.e.5	Develop inspection program for O & M verification	URMP page E21	Develop local programs for inspection of a subset of prioritized treatment BMPs to verify that proper O&M is being performed	Being developed in tandem with O&M data management effort. See E-C3.e.1.	FY 06/07	Utility Engineering (Darryl Wong

Implem. Id.	Activity	Item Source	Tasks Identified in FY 2005-2006 Work Plan	Status / Comments	Due Date (mo/yr)	Responsible Party (Lead)/ Coordinator
			by the responsible party (Program to assist in defining which BMPs are priority for inspection.)	Planning Staff intern is developing a list of all pre C.3 permanent BMP installations for use in an ongoing inspection program.	10/06	& Paramjit Uppal) and Planning (Dennis Carrington)
E-C.3.e.6		URMP page E21	Report on the Co-permittee's treatment BMPs O&M verification program in each annual report, including organizational structure, evaluation of effectiveness, and planned improvement to the program. Include a list or summary of treatment BMPs inspected during the year, inspection results, and any required follow-up and correction.	No treatment facilities constructed to date. See E-C.3.e.4. The City's new computer database went online in October 2005 to coincide with Group 2 implementation. The database has a reporting component that will summarize treatment BMPs inspected during the year, inspection results, and any follow-up and correction.	FY 06/07 Ongoing	Planning (Dennis Carrington) Utility Engineering (Paramjit Uppal)
E-c.3.f.1	Prepare HMP	URMP page E22	Complete the HMP and required interim products (Program, SCVWD, and City of San Jose have lead role)	• The Regional Board adopted SCVURPPP HMP in July 2005.	Completed	Land Development (Fariborz Heydari), Program Utility Engineering (Darryl Wong & Paramjit Uppal)
E-c.3.f.2	Guidance to implement HMP	URMP page E22	Develop guidance to the Co-permittees on implementation of the HMP as part of requirements for Group 1 projects that may cause increased erosion or other related impacts.	Program to develop guidance (see f.1) City adopted its own C3 Guidebook on September 24, 2003 and updated it in October 2005 to add HMP requirements.	Completed	Program
E-c.3.f.3	Adopt HMP	URMP page E22	Upon adoption by the Regional Board, begin implementation of HMP requirements for Group 1 projects that may cause increased erosion or other related impacts. Before adoption, encourage early implementation of likely elements of the HMP where possible.	City updated its C3 Guidebook in October 2005 to include HMP requirements. HMP workgroup was reformed into a HMP Implementation Phase (HMI) in October 2005. Workgroup will focus on issues and needs of co-permittees and developers for implementing the HMP. City is participating as required.	Completed Ongoing	Land Development (Fariborz Heydari), Utility Engineering (Darryl Wong & Paramjit

Implem. Id.	Activity	Item Source	Tasks Identified in FY 2005-2006 Work Plan	Status / Comments	Due Date (mo/yr)	Responsible Party (Lead)/ Coordinator
						Uppal)
E-c.3.f.4	Peak runoff limitation	URMP page E22	Evaluate potential regional treatment and/or flow control projects	Water District to evaluate this task with Program and City of San Jose assistance. City has completed a preliminary feasibility evaluation of its existing stormwater lagoons to determine if treatment capacities can be made available. Further evaluation is needed.	Completed, further review will be needed if City elects to proceed.	*SCVWD and Program Utility Engineering (Darryl Wong)
E-c.3.g.1	Model Waiver program	URMP page E23	Develop a model waiver program that includes (Required by C.3.g.iii - the legal requirements and mechanisms for implementing the waiver program - criteria for determining impracticability or unfeasibility (technical and financial) - method for evaluating the equivalency of the proposed mitigation criteria for participation in regional facilities requirements for logging project information for reporting purposes	City developed a local waiver program that was approved by the RB in June 2005.	Completed	Program's task Planning (Dennis Carrington) Utility Engineering (Darryl Wong & Paramjit Uppal)
E-c.3.g.2	Local waiver program	URMP page E23	Develop local waiver program, perform legal review, and incorporate waiver provisions in project review process. (If model program has not been adopted by Regional Board, develop interim waiver program per C.3.g.vi.)	City developed a local waiver program that was approved by the RB in June 2005.	Completed	City Attorney Utility Engineering (Darryl Wong) Planning (Dennis Carrington)
E-c.3.g.3	Track information for granted waivers	URMP page E23	Begin tracking information for reporting on waivers granted, including project name, location, type, percent impervious surface, reasons for and terms of waiver, and the alternative benefit project and completion date.	No projects for waiver were requested in FY 05-06.	Completed.	Planning (Dennis Carrington) Utility Engineering (Darryl Wong, Pam Lowe)
E-c.3.h.1	Alternate	URMP	Develop an internal procedure to allow	Requirements for alternative compliance	Completed.	Planning

Implem. Id.	Activity	Item Source	Tasks Identified in FY 2005-2006 Work Plan	Status / Comments	Due Date (mo/yr)	Responsible Party (Lead)/ Coordinator
	compliance	page E24	alternative compliance.	have been included in Stormwater C.3 Guidebook. Consultant has prepared a procedure for alternative compliance.		(Dennis Carrington) City Attorney Utility Engineering (Darryl Wong)
E-C.3.j.1	Develop site design guidance	URMP page E24	Develop and submit a detailed work plan and schedule for review, revision, and implementation of revised site design standards and guidance.	City staff participated on Ad-Hoc committee to develop Site Design Guidance. The 3rd Edition of the C.3 Guidebook was adopted in October 2005. Step 3 of Chapter 3 of the Guidebook addresses Design to Minimize Imperviousness through cluster development, optimizing the site layout, minimizing directly connected impervious area, detaining and retaining runoff throughout the site and through documentation of design.	Completed	Program Planning (Dennis Carrington) Utility Engineering (Paramjit Uppal)
E-C.3.j.2	Adopt site design guidance locally	URMP page E24	Review existing local design standards and guidance, and compare them to the list of areas to address in Provision C.3.j. and other references such as "Start at the Source" and the "Development Policies Comparison" work sheet. Prepare and submit an analysis of local standards, identified opportunities for revision, and proposed revisions.	The 3rd Edition of the C.3 Guidebook was adopted in October 2005. Step 3 of Chapter 3 of the Guidebook addresses Design to Minimize Imperviousness through cluster development, optimizing the site layout, minimizing directly connected impervious area, detaining and retaining runoff throughout the site and through documentation of design.	Completed	Planning (Dennis Carrington) Utility Engineering (Paramjit Uppal)
E-C.3.j.3	Site design guidance	URMP page E25	Oversee completion of and work with the BASMAA work group on the BASMAA project "Using Start at the Source to Comply with Development Standards", which will evaluate how site design measures can be used to meet the numeric design standards in Provision C.3.d.	City staff participated on Ad-Hoc committee to develop model documents. The analysis of the City design standards were submitted to the Program in September of 2003. The 3rd Edition of the C.3 Guidebook was adopted in October 2005. Step 3 of Chapter 3 of the Guidebook addresses Design to Minimize Imperviousness through cluster	Completed	Program

Implem. Id.	Activity	Item Source	Tasks Identified in FY 2005-2006 Work Plan	Status / Comments	Due Date (mo/yr)	Responsible Party (Lead)/ Coordinator
				development, optimizing the site layout, minimizing directly connected impervious area, detaining and retaining runoff throughout the site and through documentation of design.		
E-C.3.j.4	Incorporate Site design guidance into local project approval process	URMP page E25	Incorporate any revised standards and guidance into local project approval process and "fully implement" the revised standards and guidance.	The results of b.2, together with b.1, c.4, c.7 & j.2 were incorporated into the 3rd Edition of the C.3 Guidebook, which was adopted in October 2005.The Guidebook, in Step 3 of Chapter 3 addresses Design to Minimize Imperviousness through cluster development, optimizing the site layout, minimizing directly connected impervious area, detaining and retaining runoff throughout the site and through documentation of design.	Completed	Planning (Dennis Carrington) Utility Engineering (Paramjit Uppal) Land Development (Fariborz Heydari) D & C (Doug DeVries)
E-C.3.k.1	Revise existing PS to include Source Controls requirements	URMP page E26	Revise the current Planning Procedures Performance Standard to include source control requirements (complete as part of Action c.5.). Develop a model list of source control measures (in the form of conditions of approval), based on existing lists used by Co-permittees, examples in Provisions C.3.k. and other references, and include the list as an attachment to the revised performance standard. Products, Required by C.3.k (last paragraph): -- Draft conditions of approval for source control measures - 9/15/02 -- Model revised performance standard – 3/1/03	The revised Guidebook addresses source control requirements in Chapter 3, Step 6 and provides a model list of source control measures in Appendix C including those that must be designed into the project at the outset, and those that comprise operational BMPs activities to be conditioned upon project approval.	Completed	Program
E-C.3.k.2	Revise existing PS	URMP page E26	Incorporate model revised Planning Procedures Performance Standard into local urban runoff management plans including effectiveness & evaluation.	Adopted above PS, and Source Control Measures are being implemented.	Completed	Planning (Dennis Carrington)

Implem. Id.	Activity	Item Source	Tasks Identified in FY 2005-2006 Work Plan	Status / Comments	Due Date (mo/yr)	Responsible Party (Lead)/ Coordinator
E-C.3.k.3	Develop work plan to include Source Control	URMP page E27	Develop a work plan for and begin implementation of source control measures requirements by including appropriate conditions of approval in Group 1 projects. Report status and provide examples of application of conditions in annual reports.	• Began including Conditions of approval (COA) for "Source Control" (City already picks from BMP matrix for all projects). Also included in City's C-3 Guidebook. • Source Control Measures are being implemented and included in Special Conditions of Approval. Also included in City's C.3 Guidebook. • The 3rd Edition of the C.3 Guidebook was adopted in October 2005. The guidebook outlines requirements for submittal of a Stormwater Control Plan with Group 1 and Group 2 projects. Development proposals must incorporate BMPs into project design at the outset, instead of conditioning the project approval after basic project design was already completed. • Beginning 10/6/05, City started requiring submittal of a Stormwater Control Plan with planning application submittal for Group 2A projects, such as plan to incorporate BMPs into project design. In August 2006, City will impose same requirements for Group 2B projects as identified in the C.3 Guidebook. • City staff continues to include conditions of approval, including a condition that project construction plans incorporate the BMPs in the approved Stormwater Control Plan.	Completed Completed Completed Completed Ongoing	Planning (Dennis Carrington) Utility Engineering (Paramjit Uppal)
E-C.3.l.1	Review General Plan (GP)	URMP page E28	Review current GP policies related to water quality and watershed protection and incorporate additional policies as needed to implement C.3 requirements. Refer to	City updated its GP in fall of 2005 to incorporate the permit requirements.	Completed	Planning (Dennis Carrington) Utility

Implem. Id.	Activity	Item Source	Tasks Identified in FY 2005-2006 Work Plan	Status / Comments	Due Date (mo/yr)	Responsible Party (Lead)/ Coordinator
			Provision C.3.l. for examples.			Engineering (Darryl Wong)
E-C.3.m.1	Review CEQA checklist	URMP page E28	Review CEQA initial study checklists and other environmental review documents and modify documents as needed to include questions that sufficiently address water quality impacts of projects (see example questions in Provision C.3.m.)	City, with consultant, reviewed CEQA checklist to address stormwater concerns; no revisions were made.	Completed	Planning (Dennis Carrington)
E-C.3.n.1	Reporting	URMP page E28	Provide information described in Table 1 of Provision C.3. in annual reports	The City's C.3 Guidebook incorporates the Table 1 (of Permit) requirements.	Provided in Annual Reports	Planning (Dennis Carrington) Utility Engineering (Paramjit Uppal) Fire Department (Patti Joki)
E-C.3.n.2	Data management	URMP page E29	Prepare summary of data to be collected to meet C.3. requirements and recommendations for data management (data base fields, stage in review process to request data, etc.)	The database is operational and staff has been trained. See Staff Training Summary Table for details.	Completed	Program
E-C.3.n.3	Reporting	URMP page E29	Collect and report the following for all new and redevelopment projects[1] that are required to meet C.3. Required by C.3.n.1 -- project name, location, type (per C.3.c.), size (ac. or sq. ft.), and impervious surface area. For redevelopment projects, include area of land disturbance.	These projects are shown on the Reporting Form for Significant Development (included in this section).	Annual Report 9/15/06	Planning (Dennis Carrington) Utility Engineering (Paramjit Uppal, Pam Lowe) Land Development

[1] Provision C.3.n. requires this information for all projects which meet the Group 1 and Group 2 definitions. Program staff request that Co-permittees consider collecting this information for all projects (and inform Program staff of their decisions), so that there is sufficient data to conduct the alternative project size analysis. As the approach to the alternative project size analysis is further developed, the data needs will be better defined and communicated to the Co-permittees.

Implem. Id.	Activity	Item Source	Tasks Identified in FY 2005-2006 Work Plan	Status / Comments	Due Date (mo/yr)	Responsible Party (Lead)/ Coordinator
						(Fariborz Heydari) Design & Construction (Doug DeVries) PW (Steve Smith)
E-C.3.n.4	Reporting	URMP page E29	Collect and report the following for all projects that must implement treatment measures: BMPs, site design, and source control measures used, sizing criteria, O&M responsibility mechanism and responsible party for C.3 projects.	These projects are shown on the Reporting Form for Significant Development (included in this section).	Annual Report 9/15/06	Planning (Dennis Carrington) Utility Engineering (Paramjit Uppal) Design & Construction (Doug DeVries)
E-C.3.n.5	Effectiveness Evaluation	URMP page E30	Collect information and report a summary of types of pesticide reduction measures required for C.3 development projects, and the percentage of projects for which pesticide reduction measures were required. (Model conditions of approval for pest resistant landscaping features and practices and a reporting format for pesticide reduction measures are being prepared as part of Actions VII.A.1. and VII.A.4. of the Program's Pesticide Management Plan. Co-permittees are to begin to consider pest-resistant landscaping and design features in the design, landscaping and environmental reviews of development projects in FY 02-03, per Pesticide Management Plan Action VII.A.2.) Required by C.3.n.iii (Model COA 6/02)	Started collecting data – 7/02 Group 1 and Group 2A projects will be reported in next Annual report.	Ongoing	Utility Engineering (Marilyn Nickel) Land Development (Fariborz Heydari) PW (Steve Smith)

Evaluation – New Development Planning Procedures

The Planning, Engineering (Land Development, Design and Construction, Utility Engineering), and Building Divisions have coordinated to integrate the C.3 provisions into the City approval procedures. The City updated its Stormwater C.3 Guidebook in October 2005 to update O & M verification, Hydromodification, Group 2 definition and the waiver program. Staff also updated the Open Space and Environmental Conservation Element as follows:

4.4 Water Quality and Conservation
For water supply, see Section 2.6: Public Utilities and Services.

Urban Runoff (Stormwater) Pollution Prevention

Urban runoff to Bay area creeks and San Francisco Bay contains pollutants that impair aquatic life. Bay fish contain elevated concentrations of mercury, PCBs, and other pollutants harmful to human health.

The California Regional Water Quality Control Board for the San Francisco Bay Region (Water Board) is responsible for enforcing the state's Porter-Cologne Water Quality Act and the Federal Clean Water Act. The Water Board's *Water Quality Control Plan* (Basin Plan) identifies beneficial uses of San Francisco Bay and its tributaries and sets forth criteria and programs for protection of beneficial uses.
The Water Board has issued National Pollutant Discharge Elimination System (NPDES) permits to Bay Area counties, water districts and municipalities. The permits mandate comprehensive programs to reduce urban runoff pollutants to the maximum extent practicable.

Milpitas, 12 other cities and towns in northern Santa Clara County, Santa Clara County, and the Santa Clara Valley Water District are Co-permittees under a single stormwater NPDES permit. The NPDES permit was issued in 1990 and reissued, with additional requirements, in 1995 and 2001.

Milpitas' *Urban Runoff Management Plan* details the City's comprehensive urban runoff pollution prevention program. To implement the plan, the City:

- Inspects municipal storm drains to eliminate illicit discharges and prevent illegal dumping.
- Inspects private industrial and commercial facilities and enforces requirements to implement Best Management Practices (BMPs) to reduce stormwater pollutants.
- Educates the public about stormwater pollution and prevention methods, and encourages public participation in program planning.
- Inspects construction sites and enforces requirements to implement BMPs to control erosion, sedimentation, and pollutants from construction activities.
- Requires applicants for development approvals to incorporate permanent pollution prevention measures into development projects.
- Advocates and employs Integrated Pest Management, an approach to pest management that relies on information about the life cycles of pests and their interaction with the environment. Pest control methods are applied with the most economical means and with the least possible hazard to people, property, and the environment.
- In cooperation with other agencies, monitors the occurrence and effects of stormwater pollutants in receiving waters.

The City has adopted Performance Standards for its pollution prevention activities. These Performance Standards are continuously improved, with an updated Performance Standard, or new Performance Standard, adopted each year.

Milpitas' *Urban Runoff and Watercourse Protection Ordinance* (Title XI, Chapter 16 of the Milpitas Municipal Code) expresses the City's authority to prohibit non-stormwater discharges to storm drains and to require residents and businesses to implement BMPs.

The 2001 reissued permit added more stringent requirements (Provision "C.3") to control runoff and runoff pollutants from new development. Applicable projects[1] must include facilities to treat runoff before it is discharged from the site. The City is required to inspect these facilities and ensure that they are operated and maintained in perpetuity.

In addition, the reissued permit requires the City to manage increases in peak runoff flow and increased runoff volume where necessary to prevent accelerated erosion of creek beds and banks.

In September 2005, the Milpitas Planning Commission agenda included the revision of the *Stormwater C.3 Guidebook* (adopted in September of 2003) to guide staff and applicants when implementing the new requirements.

Water Conservation

Prompted by the recent drought and water shortages, the City in 1993 adopted a Water Efficient Landscapes Ordinance and in 1994 adopted the Water Conservation Ordinance. The Ordinance seeks to promote conservation and efficient use of water by restricting new and rehabilitated landscaping for public agency projects, private commercial and industrial projects, and common-area landscaping in single-family and multifamily subdivisions and planned unit developments to maximum applied water allowances. It also requires preparation of landscape documentation packages for new and rehabilitated landscapes.

Recycled Water

The City of Milpitas desires to conserve potable water supplies and encourages the use of recycled water for appropriate uses. Potable water shall not be used for irrigation if recycled water is available except as specified in the City Municipal Code.

---

[1] Beginning October 15, 2003, the C.3 requirements are applied to projects that add or replace one acre or more of impervious surface. On or before October 20, 2005, the City will implement Group 2A which consists of an impervious area of 10,000 square feet on sites with a gas station, auto wrecking yard, loading docks and surface parking lots containing more than 10,000 square feet or more of impervious surface area, and vehicle or equipment maintenance areas, outdoor handling or storage of waste or hazardous materials, outdoor animal care, outdoor horticultural activities, and various other industrial and commercial uses where potential pollutant loading cannot be satisfactorily mitigated through other post-construction source control and site design practices. All other developments with impervious areas of 10,000 square feet or more will be required to implement C.3 requirements in accordance with the City's NPDES Permit. On or before August 15, 2006, this threshold is reduced to 10,000 square feet of impervious surface for all sites.

Guiding Principles

4.d-G-1. Assure reasonable protection of beneficial uses of creeks and South San Francisco Bay, and protect environmentally sensitive areas.

4.d-G-2. Comply with regulatory requirements pertaining to water quality.

4.d-G-3. Continuously improve implementation of stormwater pollution-prevention activities.

4.d-G-4. Mitigate the effects that land development can have on water quality.

4.d-G-5. Protect and enhance the quality of water resources in the Planning area.

4.d-G-6. Promote conservation and efficiency in the use of water.

Implementing Policies

4.d-P-1. Implement a comprehensive municipal stormwater pollution-prevention program in compliance with requirements of the Water Board's stormwater NPDES permit.

4.d-P-2. Minimize the use of pesticides that may effect water quality.

4.d-P-3. Work cooperatively with other cities, towns, and the Santa Clara Valley Water District to comply with regulations, reduce pollutants in runoff, and protect and enhance water resources in the Santa Clara Basin.

4.d-P-4. Where consistent with other policies, preserve, create, or restore riparian corridors and wetlands. Where possible, set back development from these areas sufficiently to maximize habitat values.

4.d-P-5. Where feasible, conform developments to natural landforms, avoid excessive grading and disturbance of vegetation and soils, retain native vegetation and significant trees, and maintain natural drainage patterns.

4.d-P-6. Where possible, avoid new outfalls to natural or earthen channels.

4.d-P-7. Applicable projects shall minimize directly connected impervious area by limiting the overall coverage of paving and roofs, directing runoff from impervious areas to adjacent pervious areas, and selecting permeable pavements and surface treatments.

4.d-P-8. Applicable projects shall incorporate facilities (BMPs) to treat stormwater before discharge from the site. The facilities shall be sized to meet regulatory requirements.

4.d-P-9. Applicable projects shall control peak flows and duration of runoff where required to prevent accelerated erosion of downstream watercourses.

4.d-P-10. Projects accommodating outdoor activities, including work areas, storage areas or other areas that are potential sources of stormwater pollutants, shall incorporate measures to control those pollutant sources to the maximum extent practicable.

4.d-P-11. Owners and operators of stormwater treatment facilities shall maintain those facilities and ensure they continue to be effective.

4.d-P-12. Construction sites shall incorporate measures to control erosion, sedimentation, and the generation of runoff pollutants to the maximum extent practicable. The design, scope and location of grading and related activities shall be designed to cause minimum disturbance to terrain and natural features. (Title II, Chapter 13 of the Municipal Code includes requirements for control of erosion and sedimentation during grading and construction.)

Required Actions

Milpitas Urban Runoff Management Program
(Details of implementation are in Title XI, Chapter 16 of the Municipal Code and in the Milpitas Urban Runoff Management Plan.)

4.d-A-1. Inspect commercial and industrial facilities and require BMPs.

4.d-A-2. Conduct surveillance and enforcement to reduce illegal dumping to storm drains.

4.d-A-3. Implement BMPs to minimize runoff pollutants during operation and maintenance of streets, roads, storm drains, and water supply mains and facilities.

4.d-A-4. Inspect construction sites and require erosion and sedimentation control and pollution-prevention BMPs.

4.d-A-5. Publicize and promote Integrated Pest Management and use Integrated Pest Management in maintenance of City parks and other facilities.

4.d-A-6. Update the Urban Runoff Management Plan as required in accordance with the Water Quality Control Board's Stormwater NPDES Permit.

Cooperative Efforts to Protect and Enhance Water Quality

4.d-A-7. Support and participate in the Santa Clara Valley Urban Runoff Pollution Prevention Program (SCVURPPP). Through SCVURPPP, support regional organizations and efforts, including the Bay Area Stormwater Management Agencies Association, to monitor and protect water quality in San Francisco Bay and its tributaries.

4.d-A-8. Coordinate with the Santa Clara Valley Water District to plan and implement multi-objective projects to reduce flood hazards, restore stream functions, and provide recreational resources along Berryessa Creek and other Milpitas creeks.

Development Requirements
(Details of implementation are in Title XI, Chapter 16 of the Municipal Code, the Milpitas Urban Runoff Management Plan, and the Milpitas Stormwater C.3 Guidebook.)

4.d-A-9. Provide guidelines to help applicants comply with stormwater requirements for new development.

4.d-A-10. Require developers of applicable projects to submit, with application for planning and zoning approval, a Stormwater Control Plan detailing the required stormwater pollution prevention and flow control measures incorporated into the project.

4.d-A-11. Require developers of applicable projects to prepare and submit, prior to final approval of construction, a Stormwater Control Operation and Maintenance Plan detailing maintenance requirements and methods for the stormwater treatment and flow control facilities incorporated into the project.

4.d-A-12. When conducting environmental reviews of proposed projects, evaluate water quality effects and identify appropriate mitigation measures.

4.d-A-13. Adopt and revise public works standards to minimize the impacts of development on water quality, provided that the new standards would also be consistent with other City policies.

4.d-A-14. Allow access to sites for City inspection of stormwater treatment and flow control facilities.

Staff also participated in program-level C3 Ad Hoc Committees to assist in the process of development of C3 provisions such as O & M Work Group and, Hydromodification Management Plan and the Development Review Process Work Group.

City management has worked with other Co-permittees in the development of a Waiver Program to address site impracticability, smart growth projects, and redevelopment areas pursuant to the Community Redevelopment Law (Health & Safety Code 330000 et. seq.), affordable and senor housing projects and brownfields that was approved by the RWQCB in June 2005. A Smart Growth Project being pursued by the City is the proposed Milpitas Transit Area Specific Plan. The plan proposes a mixed-use Transit Oriented Development in close proximity to the future Montague BART Station and two light rail stations. The project will consist of 7,185 dwelling units, 800,000 square feet of office, 175,000 square feet of hotel and 500,000 square feet of retail.

The City has developed a database to incorporate the O & M verification program. With this database, the City will be able to track all projects with permanent BMPs and their status including an inspection schedule. City staff have been trained to use this database.

A City consultant has also reviewed and provided guidance for preliminary identification and analysis of stormwater management options for the City's Library expansion project in November 2004.

The City is diligently working on meeting C3 requirements.

Response to the Regional Board comments on FY 04-05 Annual Report can be found at the end of this Report. The Regional Board has not issued comments on the FY 06-07 Work Plan.

Additional Information – New Development Planning Procedures

BMP O & M Verification Program – C.3.e: As part of developing and implementing a program to verify that required treatment BMPs are properly maintained over the life of the project, the City has developed a database to track C.3 activities including the Operation and Maintenance Program. In this database, project information such as property address, contact person, responsible party, BMPs installed, BMPs maintenance and inspection frequency required etc. will be entered. The City will also develop criteria to inspect a subset of prioritized treatment measures for appropriate operation and maintenance on an annual basis.

The City has reviewed Program-provided examples of operation and maintenance-related ordinance, policy and agreement language and had formulated language for special conditions, O & M plans and agreements for incorporation into the City's project approval process. The approval process (for Private and Public Projects) is shown below (as requested by the Regional Board on their comments dated July 26, 2006):

C3 Procedure – Private Projects

Function	#	Activity	Description	Lead Section
Planning Approval	1	Inform applicants of C3 requirements	Provide forms: • C3 Data Form • C3 Waiver Form, if applicable. • C3 Alternative Compliance Form, if applicable.	**Planning**
	2	Receive application	Assign Permit # in database.	**Planning♥**
	3	Review applications for completeness	For projects with more than 1 acre (43,560 SF) of new impervious surface area (created, added, or replaced impervious surface, including roof area, streets, and sidewalk). New threshold of 10,000 SF became effective April 15, 2005.	**Planning♥**
	4	Assign conditions of approval for permanent urban runoff controls	Permanent controls to manage storm water volume and quality are mandated. These controls might include detention basins, infiltration areas such as swales, fossil filter inserts at catch basins, etc. To be required in accordance with Hydromodification Management Plan.	**Land Development Engineering♥**
	5	Assign conditions of approval for long-term O&M of permanent controls	a. City oversight to insure proper operation and maintenance occurs is mandated. b. Approve O&M Plan. (O&M Plan not required if project has received C3 waiver.)	**Land Development Engineering♥**

	6	Assign conditions of approval for other C3 elements	a. Pesticide reduction (choose plantings and design landscape to minimize use and runoff of pesticides) b. Source control (includes plumbing several areas to sanitary such as restaurant mat washing, trash enclosures, swimming pools, vehicle wash areas, fire sprinkler test water, etc) c. Site design (includes minimize land disturbance, minimize impervious surface area, minimum impact street and parking lot designs, downspouts to bubble-ups, microdetention at landscapes and cisterns).	**a. Planning♥** **b. Planning♥** **c. Land Development Engineering ♥**
	7	Plan check proposed permanent controls	Perform detailed plan check for hydrology, hydraulically-size detention basins and infiltration areas, fossil filter inserts, etc. Need coordination with SWPPP, erosion control plan, and grading plan. Verify conditions of approval in #4 are met. Plan check for conditions of approval in #5, may include review and recordation of CC&R for O&M responsibility. Plan check for conditions of approval #6a - pesticide measures. Plan check conditions of approval #6b - site design measures. Plan check for conditions of approval #6c - source control measures.	**Land Development Engineering♥**
Construction & Inspection	8	Inspect and accept installation of permanent controls	Inspect construction of detention basins, swales, fossil filter inserts, etc in accordance with plans. Grading, landscape and site drainage would also be inspected.	**Public Works Inspection♥**
Post-Construction	9	Long-term Permanent Controls O&M	Oversee and administer program to insure that controls are annually maintained. Develop and maintain a database, coordinate inspection, and follow up with enforcement issues.	**Utility Engineering♥**

	10	Perform annual inspections of permanent controls	Inspect a subset annually to insure they are operated and maintained appropriately. (Annual inspection not required if project has received C3 waiver.)	**Utility Engineering♥**
	11	Enforce O&M of permanent controls	Issue letters/citations to obtain compliance.	**Utility Engineering♥**
	12	Reporting	Report program status to RWQCB.	**Utility Engineering**

♥ Requires input into C3 PTWin database.

C3 Procedure – Public Projects

Function	#	Activity	Description	Lead Section
Planning Approval	1	Establish project requirements as part of project scope.		
	1a	Assign conditions for design including permanent urban runoff controls to project.	Permanent controls to manage storm water volume and quality are mandated. These controls might include detention basins, infiltration areas such as swales, fossil filter inserts at catch basins, etc. or offsite treatment. Hydromodification Management Plan.	**Design & Construction Engineering or Special Projects♥**
	1b	Assign conditions for long-term O&M of permanent controls to project.	c. City oversight to insure proper operation and maintenance occurs is mandated. d. Develop O&M Plan. (O&M Plan not required if project has received C3 waiver.)	**Design & Construction Engineering or Special Projects ♥**
	1c	Assign conditions for other C3 elements to project.	a. Pesticide reduction (choose plantings and design landscape to minimize use and runoff of pesticides) b. Source control (includes plumbing several areas to sanitary such as restaurant mat washing, trash enclosures, swimming pools, vehicle wash areas, fire sprinkler test water, etc) c. Site design (includes minimize land disturbance, minimize impervious surface area, minimum impact street and parking lot designs, downspouts to bubble-ups, microdetention at landscapes and cisterns).	**Design & Construction Engineering or Special Projects ♥**

	2	Complete application upon CIP approval by City Council	For projects with more than 1 acre (43,560 SF) of new impervious surface area (created, added, or replaced impervious surface, including roof area, streets, and sidewalk). Review for Waiver and Alternative Compliance. Include C3 provisions even if waiver applies. New threshold of 10,000 SF became effective April 15, 2005. Assign Urban Runoff Certification # in database. Complete forms: • C3 Data Form • C3 Waiver Form, if applicable. • C3 Alternative Compliance Form, if applicable.	**Design & Construction Engineering or Special Projects ♥**
	3	Plan check proposed permanent controls	Perform detailed plan check for hydrology, hydraulically-size detention basins and infiltration areas, fossil filter inserts, etc. Need coordination with SWPPP, erosion control plan, and grading plan. Verify scope of work items are met. Plan check for conditions of approval, may include review and recordation of CC&R for O&M responsibility. Plan check for conditions of approval - pesticide measures. Plan check conditions of approval - site design measures. Plan check for conditions of approval - source control measures.	**Design & Construction Engineering or Special Projects ♥**
Construction & Inspection	4	Inspect and accept installation of permanent controls	Inspect construction of detention basins, swales, fossil filter inserts, etc in accordance with plans. Grading, landscape and site drainage would also be inspected.	**Public Works Inspection♥**
Post Construction	5	Long-term Permanent Controls O&M	Oversee and administer program to insure that controls are annually maintained. Develop and maintain a database, coordinate inspection, and follow up with enforcement issues.	**Utility Engineering♥**
	6	Perform annual inspections of permanent controls	Inspect a subset annually to insure they are operated and maintained appropriately.	**Utility Engineering♥**

	7	Enforce O&M of permanent controls	Issue letters/citations to obtain compliance.	**Utility Engineering♥**
	8	Reporting	Report program status to RWQCB.	**Utility Engineering♥**

♥ Requires input into C3 PTWin database.

Site Design Measures Guidance & Standards Development – C.3.j: The City of Milpitas adopted a C.3 Guidebook in 2003 and updated it in 2005. The Stormwater C.3 Guidebook is designed for staff and developer use, outlining planning application submittal requirements, including Site Design Measures to meet development standards for stormwater quality. This Guidebook, which is placed on the city web site, references other standard supporting documents such as BAASMA's design guidance manual for stormwater quality protection Start at the Source electronically.

This Guidebook, in Step 3 of Chapter 3 addresses Design to Minimize Imperviousness through cluster development, optimizing the site layout, minimizing directly connected impervious area, detaining and retaining runoff throughout the site and through documentation of design.

General Plan – C.3.l: The General Plan was amended on January 17, 2006 to better implement the provisions of C.3.

Reporting – C.3.n: Please see attached "Development Projects Table".

Reporting Form for Planning Procedures Performance Standard - Summary Tables / Additional Information

Significant Development Projects1 Reviewed and/or Approved During July 1, 2005 – June 30, 2006

Project Name – D.R. Horton "Centria" condominium development	**Project Description - Multi – Story condominium building with internal parking structures**	**Project Type - Residential**	**Site Size (AC) - 8.2 acres**	New Impervious Surface (AC) – **6.09 acres**	**Project Status (Approval Date) –** Approved by the Planning Commission on May 10, 2006. Grading in 2006 and construction completion expected in 2008.
Site Design. Clustering of buildings, landscape swales in open space	Source Control. Covered trash areas, parking structure, street sweeping by the HOA, sanitary sewer drains for swimming pools. Storm drain system stenciling, landscaped infiltration areas.	Treatment BMPs. Landscape infiltrating BMPs, landscape swales adjacent to pedestrian trails, structural stormwater treatment units, oil-grease separators in parking structures	N**umeric Criteria:** Flow-based criteria is used to design BMPs	O&M Responsibility**:** O & M agreement will require that owner is responsible for keeping record available for inspection on the project site of all inspections and maintenance of the permanent BMPs.	Pesticide Reduction Meas: Pesticide and fertilizer usage will be controlled through usage of a licensed landscape maintenance company. Pest resistance plant material will be used.
Project Name – Piercey Toyota	**Project Description - Automobile Dealership**	**Project Type - Commercial**	**Site Size (AC) – 10 acres**	New Impervious Surface (AC) – **8.12 acres**	**Project Status (Approval Date) –** Approved by the City Council on March 21, 2006. Grading in Fall 2006 and occupancy expected in 2007.
Site Design. The automobile dealership will consist of two buildings and concrete and asphalt paving. Permeable pavements, although feasible, are impractical for this site because of frequent heavy vehicle use and because of the clay soils underlying the general area.	Source Control. On-site drain inlets: Area drains in parking areas have been fitted with filter inserts. Drains will be marked with "No Dumping-Drains to Creek" or similar message. Interior floor drains and car lifts drains will be plumbed to the sanitary sewer. Landscape / outdoor pesticide use: Any native trees, shrubs and ground cover will be preserved to the maximum extent possible. Landscaping will be designed to minimize required irrigation and runoff, to promote surface infiltration, and to minimize the use of fertilizers and pesticides	Treatment BMPs. Runoff is treated by routing to a stormwater treatment BMP (to swales or catch basin filter inserts) sized to treat runoff. The grassy swales used as stormwater treatment are located adjacent to I-880 to the west and along the property line to the north. Both areas are easily accessible from the adjacent paved areas for inspection and maintenance. Inspection and maintenance of catch basin filter inserts that are located throughout the parking areas do not have any restrictions. The grassy swale stormwater treatment facilities are designed	N**umeric Criteria:** Flow-based and Volume-based criteria is used to design BMPs	O&M Responsibility**:** **Proper operation and maintenance of Stormwater Management Facilities will be the responsibility of the property owner in perpetuity. The property owner will be subject to an annual fee (issued by the City's standard fee schedule) to offset the cost of inspecting the site or verifying that stormwater management facilities are being maintained. The applicant will prepare and submit, for the City's review, an acceptable Stormwater Control Operation and Maintenance Agreement before sale,**	Pesticide Reduction Meas: Any native trees, shrubs and ground cover will be preserved to the maximum extent possible. Landscaping will be designed to minimize required irrigation and runoff, to promote surface infiltration, and to minimize the use of fertilizers and pesticides that can contribute to stormwater pollution. Where possible, pest-resistant plants will be selected, especially for locations adjacent to hardscape. Plants will be selected appropriate to site soils, slopes, climate, sun, wind, rain, land use, air

1

	that can contribute to stormwater pollution. Where possible, pest-resistant plants will be selected, especially for locations adjacent to hardscape. Plants will be selected appropriate to site soils, slopes, climate, sun, wind, rain, land use, air movement, ecological consistency, use of recycled water (where applicable), and plant interactions. Refuse area: The area is covered to prevent rainwater from entering dumpsters. Outdoor storage: No outdoor storage of equipment or materials will be allowed at this facility. Vehicle/equipment repair: All vehicle equipment and maintenance is indoors. Vehicle service facility floor drains will connect to a wastewater pretreatment system prior to discharge to the sanitary sewer system, for which an industrial waste water discharge permit must be obtained. Tanks, containers or sinks used for parts cleaning or rinsing will only be connected to the sanitary sewer system as allowed by an industrial waste water discharge permit. Fire sprinklers: Sanitary sewer connections shall be provided to drain fire sprinkler test water. Miscellaneous drain or wash water: Condensate drain lines will discharge to the sanitary sewer system or to landscaped areas. Rooftop mounted equipment will be roofed or covered to prevent pollutants from entering runoff. Roofing, gutters, and trim shall not be copper or other unprotected metal that could leach into runoff. Sidewalks, parking lots and drive aisles: New hardscape areas	in accordance with recommendations in the "Stormwater C.3 Guidebook" and illustrations and specifications in the "California Stormwater BMP Handbook for New Development and Redevelopment". The catch basin filter inserts are designed in accordance with recommendations in the "Stormwater C.3 Guidebook" and manufacturer specifications. Planer curbs at the perimeter of the site at the north and west edge of the pavement area and throughout the majority of the balance of the site are flush with the adjacent paving to minimize impeding the thru-site drainage from a 100-year storm event. Pavement areas that do not drain to grassy swales drain to inlets with filters.		**transfer, or permanent occupancy of the site. The applicant accepts responsibility for maintenance of stormwater management facilities until such responsibility is transferred to another entity.**	movement, ecological consistency, use of recycled water (where applicable), and plant interactions.

	drain to drain inlets with filter inserts. Vehicle and equipment cleaning: A covered car wash facility is provided on-site to wash vehicles. Pavement is concrete and the car washing area is contained so water cannot drain into this area or out of the area by means of a combination of grade breaks and inlet structures (catch basins and or trench drains).				
Project Name – D.R. Horton, The Paragon	**Project Description - 147 unit residential condominium development**	**Project Type - Residential**	**Site Size (AC) – 4.6 acres**	**New Impervious Surface (AC) – 3.87 acres**	**Project Status (Approval Date) –** Approved by the City Council on December November 15, 2005. Grading in fall 2006 and occupancy expected in 2008/09.
Site Design. Since 84% of the site will be impervious with the remaining 16% as landscaped and recreation area, stormwater infiltration will be minimal. Storm water on the site will be drained to landscape areas as feasible and the remaining will drain to storm drain inlets and roof gutters throughout the project site. Runoff generated from the proposed site will be divided into two drainage areas. Storm water generated from on-site drainage for area 1 will be discharged into a new piped storm drainage system leading to a public 21-inch existing storm drain on South Main Street. Drainage area 2 will be drained via a new piped storm drainage system to the public 18-inch existing storm drain on Main Street. Landscape planters and recreation area between the buildings and paved areas help reduce impervious areas for the site. Conventional concrete, asphalt and compacted earth are present at the existing site. Because of the underlying soil type pervious pavements cannot	Source Control. Mark all inlets with the words 'NO DUMPING – DRAINS TO THE BAY". Plumb all parking garage floor drains to the sanitary sewer. Prohibit car washing on site and use an automatic shut off on house to discourage such use. Avid roofing, gutter and trim made of copper or other unprotected metals that may leach into runoff. Plaza, sidewalk and parking lots shall be swept regularly to prevent the accumulation of litter and debris. Debris from pressure washing shall be collected to prevent entry into the storm drain system. Washwater containing any clearing agent or degreaser shall be collected and discharged to the sanitary sewer and shall not be discharged to a storm drain.	Treatment BMPs. Grassy swales and landscaping. Two vortex hydrodynamic separators.	**Numeric Criteria:** Flow-based criteria is used to design BMPs	O&M Responsibility**:** **The owner agrees to provide necessary easements or rights of entry to City of Milpitas Storm Water Ordinance for access and inspection of stormwater BMPs and to make provision of easement or rights of entry a condition of sale. Owner agrees to operate and maintain the hydro dynamic separator connected with the project until a legal incorporation of a homeowners' association or other private entity to be responsible for maintenance, execution of Codes, Covenants, and Responsibilities or other agreement that runs with the land and requires future owners to provide and pay for maintenance of stormwater BMPs, and execution of a Stormwater Management Facilities Operation and Maintenance Agreement and Right of Entry in the form provided by the City. The owner will submit, with the application**	Pesticide Reduction Meas: Standard City of Milpitas requirements: Landscaping will be designed to minimize required irrigation and runoff, to promote surface infiltration, and to minimize the use of fertilizers and pesticides that can contribute to stormwater pollution. Where possible, pest-resistant plants will be selected, especially for locations adjacent to hardscape. Plants will be selected appropriate to site soils, slopes, climate, sun, wind, rain, land use, air movement, ecological consistency, use of recycled water (where applicable), and plant interactions.

be used in this project. Because of the very high-density land use and the in-fill nature of the project, hydrodynamic separators will be incorporated into the project storm drain system to treat runoff from the impervious surfaces. The remaining 0.74 acres (16%) of the project site will have permeable landscape to collect runoff as feasible.				**for building permits, a draft Stormwater Facilities Operation and Maintenance Plan including detailed maintenance requirements and a maintenance schedule. Stormwater pollution control measures require scheduled inspection, maintenance and repair during the construction process and after removal of any temporary control. General landscape maintenance, including pruning and cleanup to insure that BMPs are functional and do not create a nuisance. Hydro Dynamic Separator requires ongoing inspection, annual maintenance and restore or repair.**	
Project Name **Venture Corporation**	**Project Description -** Demolish 125,000 + sq ft industrial building and construct 10 industrial R&D condominium buildings	**Project Type – Industrial**	**Site Size (AC) – 12.02 acres**	**New Impervious Surface (AC)** **0.1668 acres (7,269sf)**	**Project Status (Approval Date) – March 22, 2006. Grading in fall 2006, occupancy expected in 2008/09.**
Site Design. The site design consists of 12 industrial buildings, driveways and 47% of the site (including the lagoon) will be pervious.	Source Control. All storm drain inlets on the site will be painted with "NO DUMPING – DRAINS TO OCEAN". All trash storage areas will be enclosed in a concrete paved enclosure and designed to prohibit run-on from adjoining areas. All trash containers will also include attached lids that exclude rain. The timing and application methods of irrigation have been designed so as to minimize the runoff of excess irrigation water into the storm water conveyance system. All trash enclosures will be designed according to City standards.	Treatment BMPs. CDS Interceptor: Parking and roof areas will be treated by the use of biofiltration swales, the site has been designed to treat over 80% of the project site through the CDS interceptor and the existing lagoon also provides additional treatment. Native plants and drip irrigation systems: In order to minimize post-construction irrigation requirements, the site will be landscaped to the maximum extent possible with native, drought-resistant plants. In addition, irrigation facilities will be designed to keep spray from impervious areas. . Trash enclosures: To avoid having trash and debris from entering into the storm drain system, the trash enclosure areas	N**umeric Criteria:** Flow-based criteria is used to design BMPs	O&M Responsibility**:** The CDS interceptor shall be inspected at the beginning and end of every rainy season. The inspection should consist of visually inspecting for oils and other hydrocarbons on the surface, and sampling for chemical analysis at leas once a year. Sediment buildup shall be removed once every 12 months. The contents should be removed by a professional pumping company engaged in that line of work and familiar with regulations for disposal of such material. The owner will enter into a contract with the city obliging the project proponent to maintain, repair and replace all BMPs as necessary into perpetuity. This includes source control BMPs as	Pesticide Reduction Meas: Standard City of Milpitas requirements: Landscaping will be designed to minimize required irrigation and runoff, to promote surface infiltration, and to minimize the use of fertilizers and pesticides that can contribute to stormwater pollution. Where possible, pest-resistant plants will be selected, especially for locations adjacent to hardscape. Plants will be selected appropriate to site soils, slopes, climate, sun, wind, rain, land use, air movement, ecological consistency, use of recycled water (where applicable), and plant interactions.

		will be paved. No drainage from adjoining areas will be allowed. Enclosures will be walled/covered		applicable.	
Project Name **Public Storage**	**Project Description -** Demolish single-story self storage buildings and replace them with a three-story 88,530 square foot self storage building	**Project Type –** **Self Storage**	**Site Size (AC) –** **4.94 acres**	**New Impervious Surface (AC)** **0.0 acres)**	**Project Status (Approval Date) – July 12, 2006. Demolition in 2006 and completion expected in 2007.**
Site Design. The Public Storage project will remove existing single story storage units and replace them with a 3-story storage building. Net pervious area will be reduced from 203,899 square feet to 199,534 square feet.	Source Control. Landscape maintenance. Refuse disposal for the office building. Prohibition of maintenance and washing of cars on site. Permanent BMP: Roof drains direct the majority of roof water to landscape areas. Area drains within the drive aisles have been fitted with filter inserts, significantly reducing the quality of unfiltered stormwater runoff. Drains will be marked with "No Dumping-Drains to Creek". Interior floor drains will be plumbed to the sanitary sewer. Any native trees, shrubs, and ground cover will be preserved to the maximum extent possible. Landscaping will be designed to minimize required irrigation and runoff, to promote surface infiltration, and to minimize the use of fertilizers and pesticides that can contribute to stormwater pollution. . Plantings for swales will be selected to be appropriate to anticipated soil and moisture conditions. Where possible, pest-resistant plants will be selected, especially for locations adjacent to hardscape. Plants will be selected appropriate to the site soils, slopes, climate, sun, wind, rain, land use, air movement,	Treatment BMPs. Filters will be inspected biannually and the filter medium replaced as needed. Inlet markings will be inspected annually and replaced or renewed as needed. Management will receive stormwater pollution prevention information to be provided by the City. Swales and related structures and features will be inspected and maintained as specified in the Stormwater Control Operation and Maintenance Plan (to be developed and submitted for approval). Drains will be periodically inspected to avoid blockage and overflow. The landscaping contractor contract will state that landscaping is to be maintained using Integrated Pest Management (IPM) principles, with minimal or no use of pesticides. Management will enter into a contract for periodic refuse pick up at the site. Sidewalks, parking lots, and drive aisles shall be swept regularly to prevent accumulation of litter and debris. Debris from pressure washing shall be collected and not allowed to enter the storm drain system. Washwater containing cleaning agents or	**Numeric Criteria:** Flow-based criteria is used to design BMPs.	O&M Responsibility**:** Inspect inlets for channels, exposure of soils, and other evidence of erosion. Inspect inlets for signs of sediment buildup or plugging. Inspect side slopes for evidence of instability or erosion and correct as necessary. Observe soil in the swale and or planter for uniform percolation throughout. If portion of the swale of filter do not drain with 48-hours after the end of a storm, the soil should be tilled and replanted. Remove any debris or accumulations of sediment. Examine the vegetation to insure that it is healthy and dense enough to provide filtering and to protect soils from erosion. Replenish mulch as necessary, remove fallen leaves and debris, prune large shrubs or trees and mow turf areas. Confirm that irrigation is adequate and not excessive. Replace dead plants and remove invasive vegetation. Abate any potential vectors by filling holes in the ground in and around the swale and by insuring that there are no areas where water stands longer than 48-hours following a storm. If mosquito larvae are present and persistent, contact the Santa Clara Vector Control District for information and advice. Mosquito larvicides should be applied only when absolutely necessary and	Pesticide Reduction Meas: Where possible, pest-resistant plants will be selected, especially for locations adjacent to hardscape. The landscaping contractor contract will state that landscaping is to be maintained using Integrated Pest Management (IPM) principles, with minimal or no use of pesticides. Abate any potential vectors by filling holes in the ground in and around the swale and by insuring that there are no areas where water stands longer than 48-hours following a storm. If mosquito larvae are present and persistent, contact the Santa Clara Vector Control District for information and advice. Mosquito larvicides should be applied only when absolutely necessary and then only by a licensed individual or contractor. Standard City of Milpitas requirements: Landscaping will be designed to minimize required irrigation and runoff, to promote surface infiltration, and to minimize the use of fertilizers and pesticides that can contribute to stormwater pollution. Where possible, pest-

	ecological consistency, use of recycled water (where applicable), and plant interactions. No outdoor storage of equipment or materials will be allowed at this facility. Fire sprinkler test and system drain water shall not discharge into the storm drain. Provisions to direct water to the sanitary sewer or landscape or other approved means shall be provided. Sprinkler system design shall include the proposed method for drainage for sprinkler system discharge. Condensate drain lines will discharge to the sanitary sewer system or to landscaped areas. Rooftop mounted equipment will be roofed or covered to prevent pollutants from entering runoff. Roofing, gutter, and trim shall not be copper or other unprotected metal that could leach into runoff. New hardscape areas drain to drain inlets with filter inserts.	degreasers shall be collected and not discharged to a storm drain.		then only by a licensed individual or contractor.	resistant plants will be selected, especially for locations adjacent to hardscape. Plants will be selected appropriate to site soils, slopes, climate, sun, wind, rain, land use, air movement, ecological consistency, use of recycled water (where applicable), and plant interactions.

Reporting Form for Planning Procedures Performance Standard - Summary Tables / Additional Information
Significant Development Projects2 Reviewed and/or Approved During July 1, 2004 – June 30, 2005

Public Projects – No significant development projects approved in this fiscal year.					
Private Projects -					
PROJECT NAME - HUMANE SOCIETY OF SILICON VALLEY	**PROJECT DESCRIPTION – REQUEST FOR CONSTRUCTION OF A NEW 47,990 SQ. FT. MULTI-PURPOSE ANIMAL FACILITY WITH ASSOCIATED SITE IMPROVEMENTS INCLUDING THE REMOVAL OF 13 PROTECTED TREES, ANCILLARY RETAIL SHOP, DOG PARK, PARKING MODIFICATIONS & COMAPCT PARKING, LOCATED IN THE AMES INDUSTRIAL PARK AT 901 AMES AVE**	**PROJECT TYPE - COMMERCIAL**	**SITE SIZE (AC) - 4.86 ACRES**	**NEW IMPERVIOUS SURFACE (AC) - 148,975 SQ. FT.**	**PROJECT STATUS (APPROVAL DATE) - Deemed complete April 25, 2004. Have reviewed first submittal of construction plans 1/3/05. Project is withdrawn.**
SITE DESIGN: Reduce impermeable surface area through provision of a major vegetative filter area in the dog park in the southeast portion of the project. Decomposed granite portions of parking areas will provide infiltration in parking areas. Roof downspouts will drain to	**SOURCE CONTROL:** Covered trash containers. Stenciled inlets. Street sweeping. Landscaping with native and drought tolerant species. Irrigations systems that utilize automatic controllers to prevent over watering.	**TREATMENT BMPS:** Several treatment BMPs ranging from catchment areas to treatment areas showed in the Stormwater Control Plan would treat all runoff before it enters the storm water system. Each BMP has been designed to be larger than the minimum surface area requirement.	**NUMERIC CRITERIA:** NA	**O&M RESPONSIBILITY: HUMANE SOCIETY OF SILICON VALLEY -** An O&M agreement is required prior to building permit issuance will contain an BMP Maintenance Plan that will address responsibility for operation and maintenance of the BMPs. Landscaping filter swales and strips	**PESTICIDE REDUCTION MEAS:** Landscape maintenance shall minimize use of pesticides to maximum extent practical.

2.

landscape areas to greatest extent possible. All roof drainage and parking lot drainage will be treated in BMPs located in multiple bio-swales around the site at ground elevation.				shall be irrigated throughout the dry season. Irrigation will be of sufficient quantity and frequency to allow plants to thrive. Landscape maintenance shall minimize use of pesticides to maximum extent practical. Plants will be selected and replaced, and soils amended, as necessary to maintain soil structure and filtering capabilities for all storm water swales and filter strip areas. General landscaping maintenance, including pruning and cleanup, will insure that the BMPs are kept in a good and functional condition at all times.	
PROJECT NAME – FAIRFIELD MILPITAS MIDTOWN APARTMENTS	**PROJECT DESCRIPTION - MULTI – STORY APARTMENT BUILDING WITH INTERNAL PARKING STRUCTURES**	**PROJECT TYPE - COMMERCIAL**	**SITE SIZE (AC) - 8.2 ACRES**	NEW IMPERVIOUS SURFACE (AC) - **5.9 ACRES**	**PROJECT STATUS (APPROVAL DATE) -** Deemed complete on May 20, 2005 **& have submitted Grading Plans 7/8/05. This project is now known as Centria. See details under FY 05-06 project called D.R.**

					Horton "Centria".
Clustering of buildings, landscape swales in open space	Covered trash areas, parking structure, street sweeping, sanitary sewer drains for swimming pools. Storm drain system stenciling, landscaped infiltration areas.	Landscape infiltrating BMPs, landscape swales adjacent to pedestrian trails, structural stormwater treatment units, oil-grease separators in parking structures	N**umeric Criteria:** Flow-based criteria is used to design BMPs	O & M agreement will require that owner is responsible for keeping record available for inspection on the project site of all inspections and maintenance of the permanent BMPs.	Pesticide and fertilizer usage will be controlled through usage of a licensed landscape maintenance company. Pest resistance plant material will be used.

Reporting Form for Planning Procedures Performance Standard - Summary Tables / Additional Information

Significant Development Projects[3] Approved During July 1, 2003 – June 30, 2004

Project Name	Project Type[4]	Project Size (ac. or s.f.)	New Impervious Surface (s.f.)[5]	Project Status	Storm Water Control Measures Included in Project	Requirement Mechanism[6]
Private Projects						
There were no Group 1 projects that were processed in FY 03-04 that were complete on or after October 15, 2003. Several projects were processed that were complete prior to that date and to which the provisions of Group 1 of C3 do not apply. Three projects that meet Group 1 criteria but were not approved in FY 03 - 4 will be reported in the FY 04-05 Annual Report. The include Barry Swenson/The Californian, USA Properties, and the Humane Society.						
Public Projects						
Dixon Landing Road / I-880 Interchange (CalTrans Project)	Freeway Interchange	14.3 acre	2.2 acre	Construction completed in summer 2004	Catch basin protection, erosion control blanket/matting, stabilized construction entrances, silt fencing. Hydroseeding for post construction measures.	Project specification
Highway 237/I – 880 Interchange (CalTrans Project)	Freeway Interchange	23 acre	6.8 acres	Construction completed in summer 2004	Catch basin protection, erosion control straw, stabilized construction entrances, and silt fencing. Hydroseeding for post construction measures.	Project specification
City Hall	Redevelopment	7.18 acres	1.45 acres	Construction completed in summer 2003	Catch basin protection, stabilized construction entrances, and silt fencing. Pond plumbed to sanitary.	Project specification

[3] As defined in C.3.c. If the site is a "significant redevelopment", list the area of land disturbance in a footnote or attachment.

[4] " "New" is defined as impervious surface created, added or replaced.

[5] Mechanisms can include: preliminary submittals, project specifications, conditions of approval, EIR mitigations, etc

* C3 Provisions don't apply to these projects which are deemed complete prior to October 15, 2003..

[6] Projects that create or replace one acre or more of impervious surface area and Group 2A 10,000 square feet after October 6, 2005.

Calaveras Road Stabilization	Roadway	14,050 sq. ft.	None	Construction completed March 2003	Embankment repair, hydroseeding, installing storm drains	Project specification

CITY OF MILPITAS
New Development Construction Activities – Self –Evaluation Matrix

Implem. Id.	Activity	Item Source	Tasks Identified in FY 2005-2006 Work Plan	Status / Comments	Due Date (mo/yr)	Responsible Party (Lead)/ Coordinator
F-6.B	Annual training	URMP page F-11	Provide annual training.	An Enforcement Response Plan was developed. City staff was trained on revised Enforcement Response Plan in March 2006 and this will be an on going effort.	Annually or more frequently	Engineering and Building Division
F-6.C	Effective BMP and stormwater regulations	URMP page F-11	Inspectors will receive training and education on effective BMPs and stormwater regulations through workshops, literature reviews on environmental regulations, seminars and conferences conducted by Federal, State, and Local environmental organizations.	See Staff Training Summary for information.	Ongoing - Program has scheduled info-sharing & training workshops	Engineering and Building Division
F-7.B	Distribution of new requirements	URMP page F-11	New materials will be developed and distributed when changes are made to the City's ordinances, conditions of approval, or other requirements for construction and post- construction BMPs.	C3 requirements were developed and information was provided to Developers and contractors.	Ongoing	Engineering and Building Division

Evaluation - New Development Construction Procedures

As a result of Regional Water Quality Control Board inspection of April 2005, the City amended its Municipal Code to reaffirm enforcement authorities in January 2006. City has also developed a Construction Inspection Enforcement Response Plan in March 2006. This Plan includes newly developed documents such as Process Flow Chart, Urban Runoff Contractor Acknowledgement, Notice of Non-Compliance, Stop Work Notice, emergency Contractor Time and Materials Form, Deficiency Notice, updated SWPPP Checklist, and an updated City code. The City will be developing a new Emergency Urban Runoff Contractor List in FY 06-07.

City staff was trained on this new Response Plan and other C3 requirements. City staff has also attended various training classes and workshops for the new regulations.

The Special Project Team also held meetings on regular basis to review the requirements and recommendations of preventing pollution in urban runoff and preventing pollution from entering the storm water system, and to revise the City's "front end" specifications to reflect those principles, along with other construction practices. To that end the City's front-end specifications were revised to strengthen contractor requirements to perform in compliance with proper urban runoff practices, and to allow the City better tools to enforce contractor compliance with the specifications.

Public works and Building inspectors coordinate to inspect and enforce construction related BMPs. They continue to improve developer and contractor understanding of requirements through education and staff's persistence. As noted on the ICID table, staff issued three citations with financial penalties to contractors. Developers and contractors have been increasingly more responsive to Storm Water Pollution Prevention Plan compliance.

There were no comments from the Regional Board on FY 04-05 Annual Report. The Regional Board has not issued comments on the FY 06-07 Work Plan.

CITY OF MILPITAS
PUBLIC INFORMATION/PARTICIPATION-SELF-EVALUATION MATRIX

Implem. Id.	Activity	Item Source	Tasks Identified in FY 2005-2006 Work Plan	Status / Comments	Due Date (mo/yr)	Responsible Party (Lead)/ Coordinator
Public Information / Participation						
I-1	Outreach distribution	URMP Page I-4	Use of reply card on utility bills and Annual Water Quality Report as mechanism to reach residential audience for outreach material. Media advertisements, stencil storm drains, slides at movie theaters.	Pollution prevention literature was distributed at City events and made available at the following City facilities: City Hall, Senior Center, Community Center, Sports Center, Police Department and Fire Department. In addition, information was distributed to all employees. In 05/06 public service announcements were continuously aired on the City's Radio (1620 AM) and Cable TV (CTV 15) stations. Staff updated announcements frequently. Stormwater pollution prevention videos were aired on CTV 15 twice weekly.	Ongoing	Utility Engineering (Aparna Chatterjee)
I-2	Targeted Outreach	URMP Page I-5	Continue education efforts targeted towards residential customers, retail outlets, restaurants, commercial and industrial customers, new development and special interest groups.	Information provided to residential customers based on reply card requests, hotline requests, water bill messages and direct mailing of City publications including the Annual Water Quality Report and the Reusable News. Pollution prevention brochures are distributed with the Finance Department's New Residential Account packet. Information is also provided at City sponsored events. Information on stormwater pollution prevention is mailed by the Utility Billing Section to new commercial, industrial and retail business license applicants. The Fire Department Inspectors distribute outreach materials at the time of inspection. Construction BMPs are provided to contractors and developers by the Building Division. The Milpitas Stormwater C.3 Guidebook was distributed to developers on as needed basis.	Ongoing	Utility Engineering (Aparna Chatterjee)

Implem. Id.	Activity	Item Source	Tasks Identified in FY 2005-2006 Work Plan	Status / Comments	Due Date (mo/yr)	Responsible Party (Lead)/ Coordinator
				The guidebook is also available on our web site. A letter was sent to all developers and contractors in October notifying them about measures to be taken to prevent sediment erosion into storm drains prior to the rainy season. *Keep Your Pool, Spa and Fountain Copper Free* was distributed to all pool permit applicants.		
I-3	School Education General Public Outreach	URMP Page I-5	Coordinate School volunteers for annual Creek Clean Up event, and Kids in Creeks event; workshop for teachers	Staff coordinated the September 2005 Creek Clean Up Event. 190 volunteers from various schools removed a total of 5000 pounds of debris from Berryessa Creek. Approximately 270 students from Burnett Elementary School participated in "Kids in Creeks", a hands-on program where kids perform water quality tests in Berryessa Creek. The "Learning to Be Waterwise" program was implemented in fifth grade classrooms at 4 elementary schools. The focus of the program is water conservation. However, sections on the water cycle, stormwater pollution prevention and wastewater treatment are also included. Stipends of $150 were offered to encourage teacher participation in watershed education workshops.	Ongoing	Public Works (Steve Smith)/Utility Engineering (Aparna Chatterjee)
I-4	Citizen Participation (General Public)	URMP Page I-5	Coordinate for more citizen involvement on City events such as Creek Clean Up and Household Hazardous Waste Collection, and Global Village.	Recruited volunteers using developed contact list. Coordinated with schools for volunteers for Creek Clean Up event and Make A Difference Day. Volunteers in large numbers joined in the Creek Clean Up events at Calera, Tularcitos and Berryessa Creeks. The June	Ongoing	Utility Engineering (Aparna Chatterjee)

Implem. Id.	Activity	Item Source	Tasks Identified in FY 2005-2006 Work Plan	Status / Comments	Due Date (mo/yr)	Responsible Party (Lead)/ Coordinator
				2006 HHW event was promoted to Milpitas residents through newspaper advertisements, public service announcement, web advertisements and a citywide distribution of a door hanger.		
I-5	Training (Municipal Employee)	URMP Page I-5	Continue employees yearly training on runoff pollution prevention. Maintain employee's awareness through workshops, newsletters and meetings.	Employees attended a variety of workshops. See Staff Training Table for more details.	Ongoing	Utility Engineering (Aparna Chatterjee)
I-6	Integrated Pest Management`	URMP Page I-6	Develop partnership with local hardware stores to education staff & public on less toxic choices.	City Staff attended one point of purchase outreach event at the Milpitas OSH store. Staff encouraged the use of safer garden and pest control products and distributed literature such as Grow It, Control It, and Watershed Watch Kits. IPM information is available on our website. Public Service Announcements were aired on CTV 15 and 1620 AM.	Ongoing	Utility Engineering (Aparna Chatterjee)
I-7	Watershed Education and Outreach	URMP Page I-6	Materials to be distributed as necessary. Pollution prevention videos to be shown on local TV channel.	Distributed Watershed Watch Kits at the City's Harvest Festival, OSH outreach events and brochure racks at City Facilities. MUSD Science Teachers were offered a $150 stipend to attend environmental education workshops. Milpitas helped staff Watershed Watch outreach events whenever possible.	Ongoing	Utility Engineering (Aparna Chatterjee)
I-8	Effectiveness Evaluation	URMP Page I-6	Develop an evaluation procedure to gauge public (contractors, developers) knowledge of program goals, and effectiveness of PIP activities.	See Evaluation text.	Ongoing	Utility Engineering (Aparna Chatterjee)

Evaluation of Public Information / Participation Program Effectiveness

The City measures its outreach effectiveness by the number of outreach activities performed, the quality and quantity of materials distributed, and level of business and citizen participation in city sponsored special events.

In fiscal year 05/06, staff continued to distribute BMP guidelines to residents, developers and contractors during project planning and construction. In addition, staff performed outreach activities by means of direct mailings, literature distribution at City owned facilities, announcements through city media such as the City website, television and radio stations, and placing periodic advertisements in the Recreation Department's Milpitas Connection Magazine (published quarterly) and the Milpitas Post, (a local newspaper published weekly). As a result, we continued to receive a high number of literature request forms and hotline phone calls.

City sponsored events such as the Harvest Festival, the Annual Creek Clean Up event and the County Household Hazardous Waste drop off event continued to draw exceptional public participation and were excellent opportunities to educate and interact with a large number of residents. The city also conducted one IPM outreach event at the local Orchard Supply Hardware store.

The "Learning to be Waterwise" program was implemented in 5th grade class rooms at four elementary schools. The program primarily focuses on water conservation. However, sections on the water cycle, urban runoff pollution prevention, and wastewater treatment are included.

The Kids in creeks program was offered to all elementary school science specialists. The program provides tours of Berryessa Creek. Materials to test water samples, check water flow rates and learn about wildlife are provided by the City. The City of Milpitas also offers a teacher stipend of $150 dollars to encourage participation in environmental education workshops. Teachers were informed of upcoming workshops via newsletters and email announcements.

Summary of Evaluation of Public Information / Participation Program Effectiveness

Activity	Type of Outreach	Level of Implementation	Evaluation of Effectiveness
1. City facility literature distribution	General	Clean It, Grow It, Home Maintenance Tips, Keep Your Pool, Spa and Fountain Copper-free, Help Prevent Pollution of Our Creeks and Bay, Pests Bugging You, and Keeping it All in Tune	➢ 100 of each of these brochures were distributed at City facilities: City Hall, Senior Center, Community Center, Sports Center, Police Department, and Fire Department. ➢ Distributed materials to all permanent and temporary municipal employees. ➢ Distributed calendar/decals for city vehicles.
2. City Cable TV Channel 15	General	Aired public service announcements on the	➢ 10,000 households subscribe to CTV 15. Each TV PSA aired an average of

Activity	Type of Outreach	Level of Implementation	Evaluation of Effectiveness
and Radio 1610 AM		City's Radio (1620 AM) and Cable TV (CTV 15). Topics covered include: Mercury, IPM, Copper, HHW Recycling, Car Care Tips, and Volunteer Opportunities.	30 times per day. Announcements are periodically revised throughout the year. We also ran PSAs on our local radio station at the same frequency. However, we are unable to determine the number of residents reached through this effort. ➢ This year we continued airing pollution prevention videos. 15-30 second spots run in normal rotation at a frequency of 30x/day. The 10-15 minute videos air 2x/Week.
3. City of Milpitas Web site	General	Provide information on Urban Runoff, pollution prevention tips and programs	➢ The website was updated in 05/06 and is accessible to all City employees and 65,000 Milpitas residents. Information was made available throughout the year.
4. City sponsored events	General	Literature distribution and promotional products; pencils, decal calendars, sponges as well as educational displays	➢ Distributed 150 copies of each of the following brochures at City sponsored public events: • HHW Brochures • Grow It's • Pests Bugging You • Brochure Request Forms • Oil Recycling Jugs • Funnels • Pencils • Sponges • No Dumping Calendars ➢ Coordinated with County for the Household Hazardous Waste Drop-off event in June 2006.
5. Milpitas Connection-City of Milpitas Recreation Department Catalog/ Magazine	General	Pollution Prevention Tips (based upon season) along with mail-in coupon for literature	➢ Articles (including a brochure request form) were published in the Milpitas Connection magazine as space was available.
6. Urban Runoff Hotline	General	Maintain hotline # (408) 586-2605 to provide pollution prevention tips	➢ Staff checked the hotline daily and responded to questions and literature requests immediately.

Activity	Type of Outreach	Level of Implementation	Evaluation of Effectiveness
		and receive request for information.	
7. Utility Bill Message and Inserts	General	Provide pollution prevention information.	➢ Pollution prevention messages were submitted and included on bills when space was available.
8. Newsletters and Newspapers	General	Milpitas Post (A local newspaper published weekly), provide advertisements on special topic issues-automotive care, home repair, gardening, street sweeping etc.	➢ Advertisements were placed in the Milpitas Post announcing volunteer opportunities and special events such as Pollution Prevention Week, and the HHW drop off event. All advertisements included pollution prevention messages. ➢ Placed advertisements in the Milpitas yellow pages promoting proper disposal of fluorescent light bulbs.
9. Coordinate National Pollution Prevention Week	General	Distribute literature to the general public, display pollution prevention messages on City's web page, school outreach, residential door-hangers (Joint effort with Public Works, and Solid Waste).	➢ Aired public service announcements on the City's cable television and radio stations. ➢ Placed advertisements in the local newspaper. ➢ Distributed a door hanger containing pollution prevention messages with focus on litter prevention and recycling of mercury containing products, pesticides and other HHW items. ➢ City Council adopted a Proclamation for Pollution Prevention Week.
10.Solid Waste Activities	General	Joint effort with Solid Waste (Household Hazardous Waste Programs), messages in newsletters, etc.	➢ Combined outreach efforts with other departments whenever possible
11. Outreach Distribution	General	Use of reply card on Water Quality Report for residential customers, distribute BMP material and stormwater pollution prevention material to City owned facilities, place and distribute BMP materials at Household Hazardous Waste Collection Event and the Pollution Prevention Week events.	➢ The City received approximately 60 reply cards or information request forms. All calls and information request were answered expeditiously.

Activity	Type of Outreach	Level of Implementation	Evaluation of Effectiveness
12. Residential	Targeted	Mass mailings, City sponsored events	➢ The City's Annual Water Quality Report, including pollution prevention articles and a brochure request from, was mailed to all postal accounts and included in the Finance Department's new account packet.
13. Retail Outlets	Targeted	Regional IPM Store Partnership Program	➢ The local Orchard Supply Hardware Store is participating in the IPM store partnership program. IPM brochures are available in a brochure rack. ➢ City Staff participated in one weekend outreach events at the store. Staff discussed safer pest control options with customers. Watershed Watch Kits, Grow It's and Clean It's were distributed.
14. Commercial/ Industrial Customers	Targeted	Target mailings to vehicle service shops, restaurants etc.	➢ Information was provided on request, during inspections or on as-needed basis ➢ Hazardous Materials inspectors distribute information in the field. ➢ Distributed brochure list with new business license applications and renewals.
15. Special Interest Groups	Targeted	Provide information on request to target groups (garden clubs, auto enthusiasts, pool owners, handymen, construction workers, etc.)	➢ Information was provided on request, during inspections or on as-needed basis ➢ Mailed Rainy Season letter to developers. ➢ Keep your Pool, Spa, or Fountain Copper-Free was distributed to all pool permit applicants.
16. Industrial/Commercial Discharges	Targeted	'Industrial BMPs', 'Mobile Cleaner BMPs', 'Preventing Storm Drain Pollution' and other program material	➢ Information was provided on request, during inspections or on as-needed basis.
17. New Development and Construction	Targeted	'Blueprint for a Clean Bay', 'BASMAA Recyclers and Disposal Services', 'BMPs for the construction industry (8 pamphlets)	➢ Information was provided on request, during inspections or on as-needed basis. ➢ The Milpitas Stormwater C.3 guidebook was distributed to developers as needed. It is also located on the City's website. ➢ Distributed a 24X36 blueprint with construction BMPs with all public and

Activity	Type of Outreach	Level of Implementation	Evaluation of Effectiveness
			private project applications.
18. Illicit connection and illegal dumping elimination	Targeted	IC/ID cards to be distributed to industrial and commercial facilities	➢ Information was provided on request, during inspections or on as-needed basis
19. Pesticide Discharges	Targeted	Training programs for municipal employees, public education and outreach programs for residential and commercial pesticide users and pest control operators	➢ IPM messages were placed on our website, Radio and CTV. ➢ See Staff Training Table. ➢ One point of purchase outreach event was held at the Milpitas OSH store to encourage use of less-toxic pest control products. ➢ IPM articles were placed in various newsletters and newspapers. See numbers 5 and 8 above.
20. Municipal Employee Training	Targeted	Continue employee yearly training on runoff pollution prevention. Maintain Employee awareness through workshops, newsletters and meetings	➢ See Staff Training Table
21.School outreach program	Educational	Involve schools in creek clean up event and the Kids in Creeks education program; stipends to encourage teacher participation in Watershed Education Workshops	➢ 270 students participated in the Kids in Creeks program and were escorted on field trips to Berryessa creek where they performed water quality tests. ➢ 190 volunteers from various schools participated in the annual Creek Clean Up event. A total of 5000 lbs of debris was removed from Berryessa Creek. ➢ The "Learning to Be Waterwise" program, which includes a segment on pollution prevention, was implemented in 5th grade classes at 4 elementary schools. A total of 318 students participated in the program. ➢ The City of Milpitas offered a teacher stipend of $150 to encourage participation in environmental education workshops.
22. Coordinate creek clean up and Household Hazardous Waste disposal	General	Advertise in Milpitas Post, schools, jointly with Santa Clara Valley Water District	➢ Articles were placed in the Milpitas Post. The event announcements also received priority placement on our website.

Activity	Type of Outreach	Level of Implementation	Evaluation of Effectiveness
events		Coordinate for more citizen involvement on City events	
23. Watershed outreach and education	Watershed Outreach and Education	Materials will be distributed as necessary	➢ The City's website contains a link to the Watershed Watch website. ➢ Teacher stipends were offered for participation in the Wacky Watershed Workshops. ➢ The City of Milpitas helped staff Watershed Watch outreach events whenever possible.

There were no comments from Regional Board on FY 04-05 Annual Report. The Regional Board has not issued comments on the 06-07 Work Plan.

CITY OF MILPITAS
Pest Management Activities– Self Evaluation Matrix

Implem. Id.	Activity	Item Source	Tasks Identified in FY 2005-2006 Work Plan	Status / Comments	Due Date (mo/yr)	Responsible Party (Lead)/ Coordinator
L-1 Pest Management						
L-1 I.A.6	Inventory	URMP L-1 Exhibit 'a' Page 3	Conduct periodic search for pesticides	Storage areas were checked for pesticide inventory.	Annually	PW Maint Supervisors/ Marilyn Nickel
L-1 I.B.1	Training	URMP L-1 Exhibit 'a' Page 3	Train employees	See Staff Training Summary for information.	Annually	PW Maint Supervisors/ Marilyn Nickel
L-1 I.B.2	Training	URMP L-1 Exhibit 'a' Page 3	Provide training on Integrated Pest Management Plan.	See Staff Training Summary for information.	Annually	PW Maint Supervisors/ Marilyn Nickel
L-1 I.B.3	Unauthorized Employees	URMP L-1 Exhibit 'a' Page 5	Annually inform employees not authorized or trained to apply pesticides that they cannot use over-the-counter pesticides at the workplace.	City staff was notified to contact Facility Maintenance for pest problems.	Annually	PW Maint Supervisors/ Marilyn Nickel
L-1 II.A.1	Watershed Education and Outreach Campaign	URMP L-1 Exhibit 'a' Page 9	Implement outreach to general public about less-toxic pest control and proper disposal	On-going – door hanger during P2 week. Point of Purchase Outreach at OSH.	Ongoing	Outreach Coordinator/ Marilyn Nickel/ Paramjit Uppal
L-1 II.A.9	BASMAA Regional Media Relations Campaign	URMP L-1 Exhibit 'a' Page 9	Program funds BASMAA baseline projects, including Regional Media Relations Campaign.	As part of SCVURPPP, we supported BASMAA projects.	Ongoing	SCVURPPP/ Marilyn Nickel
L-1 II.A 10	Integrated Pest Management stories and press releases	URMP L-1 Exhibit 'a' Page 9	Program and BASMAA to assist with releases.	As part of SCVURPPP, we supported BASMAA projects.	As appropriate	SCVURPPP/ Marilyn Nickel
L-1 II.A.12	Outreach	URMP L-1 Exhibit 'a' Page 9	Provide outreach	We provided outreach materials at events and through variety of media. See PIP Table for details.	Ongoing	Outreach Coordinator/ Marilyn Nickel
L-1	Outreach to special	URMP	Provide information on less toxic pest	We provided support to the program.	Ongoing	Outreach

Implem. Id.	Activity	Item Source	Tasks Identified in FY 2005-2006 Work Plan	Status / Comments	Due Date (mo/yr)	Responsible Party (Lead)/ Coordinator
II.A. 13	districts	L-1 Exhibit 'a' Page 9	control to neighboring special districts.			Coordinator/ Marilyn Nickel
L-1 II.A. 14	Municipal Employee Outreach	URMP L-1 Exhibit 'a' Page 6 & 9	Conduct internal outreach on less toxic pest control to employees who do not necessary purchase or apply pesticides during the course of their work.	Selected materials were distributed.	Ongoing	Outreach Coordinator/ Marilyn Nickel
L-1 II.B.1	BASMAA IPM Partnership	URMP L-1 Exhibit 'a' Page 9	Continue to fund and participate in the BASMAA Regional IPM Partnership	We supported SCVURPPP efforts on BASMAA projects.	Ongoing	SCVURPPP/ Marilyn Nickel
L-1 II.B.2	IPM Store Partnership	URMP L-1 Exhibit 'a' Page 9	Continue to implement cost-effective elements of the IPM Store Partnership Program. Create and provide fact sheets and other materials to pesticide retailers to facilitate point-of-purchase outreach. Visit stores as necessary to ensure ongoing participation.	We supported Program's efforts; see PIP Table for details.	As needed	Outreach Coordinator/ Marilyn Nickel
L-1 II.B.3	Pesticide retailer employees training	URMP L-1 Exhibit 'a' Page 9	Assist Program to offer IPM training opportunities to pesticide retailer employees through coordination with Master Gardener-taught educational programs.	We supported SCVURPPP's efforts.	As needed	Outreach Coordinator/ Marilyn Nickel
L-1 IV.A.1	Commercial Business Outreach	URMP L-1 Exhibit 'a' Page 9	Develop and implement education programs that target commercial businesses	See PIP table for details.	Assist Program as needed	Outreach Coordinator/ Marilyn Nickel
L-1 V.A.3	Household Hazardous Waste Collection	URMP L-1 Exhibit 'a' Page 9	Work with HHW collection agencies to support, enhance, and help publicize disposal programs.	City renewed a three year agreement with County for Milpitas participation in County programs. Attended County HHW subcommittee meetings. Coordinated with solid waste program to continue support.	Ongoing	Util Engr D. Wong & Stobbe/ Marilyn Nickel
L-1 V.A.5	Household Hazardous Waste outreach	URMP L-1 Exhibit 'a' Page 9	Provide hazardous waste disposal information to residents, through distribution of materials	Provided information to the public; see PIP table for details.	Annually	Util Engr Stobbe/ Marilyn Nickel

Implem. Id.	Activity	Item Source	Tasks Identified in FY 2005-2006 Work Plan	Status / Comments	Due Date (mo/yr)	Responsible Party (Lead)/ Coordinator
L-1 VII. A.1	Minimize pesticide use at new and redevelopment sites	URMP L-1 Exhibit 'a' Page 7	Have appropriate municipal staff coordinate with Program to identify landscaping techniques less likely to attract pests, including a list of pest-resistant plants, and develop model conditions of approval for pest resistant landscaping features, and practices. (Required to meet NPDES Permit Provision C.9.d.ii and C.3.k)	Requirements are incorporated into the City's C3 Guidebook in Appendices J, K, and L.	Ongoing	Planning Heyden/ Marilyn Nickel
L-1 VII. A.2	Pest-Resistant Landscape Design	URMP L-1 Exhibit 'a' Page 7	Consider pest-resistant landscaping and design features in the design, landscaping, and environmental reviews of proposed development projects.	Requirements are incorporated into the City's C3 Guidebook in Appendices J, K, and L.	Ongoing	Planning Heyden/ Marilyn Nickel
L-1 VII.A.4	Enhanced reporting	URMP L-1 Exhibit 'a' Page 8	Develop and propose enhanced reporting for documenting use of pesticide reduction measures at development sites.	Completed. This information is included in our C3 database.	Completed and ongoing	Planning Heyden/ Marilyn Nickel
L-1 VIII.A.1	Regional Monitoring program	URMP L-1 Exhibit 'a' Page 9	Continue financial support for the Regional Monitoring Program	Provided support through the Program budget.	Annually	SCVURPPP/ Marilyn Nickel
L-1 X.A.1	Continuons improvement	URMP L-1 Exhibit 'a' Page 8 & 9	Review and continuously improve the goals, actions, and monitoring mechanisms of the workplan, considering results of self-evaluation, comments from Regional Board, and other interested parties.	No changes are recommended at this time.	Annually	PW Maint Supervisors/ Marilyn Nickel

Evaluation – Pest Management

City staff has applied pesticides for the control of weeds and insects in landscaped areas around city buildings, in parks, in street medians, right-of-way areas, and in city street trees.

In FY 05-06 the City made a conscious effort to address pest management issues with an integrated approach. Pesticide use was incorporated as one management tool along with the application of cultural and mechanical control practices.

There were no comments by the Regional Board on the FY 04-05 Annual Report. The Regional Board has not issued comments on the FY 06-07 Work Plan.

CITY OF MILPITAS
Mercury Management Activities – Self Evaluation Matrix

Implem. Id.	Activity	Item Source	Tasks Identified in FY 2005-2006 Work Plan	Status / Comments	Due Date (mo/yr)	Responsible Party (Lead)/ Coordinator
L-2 Mercury Management						
L-2 I.A	Survey	URMP L-2 Exhibit 'a', pg 1	Develop a process to survey the types of mercury-containing products used by the municipalities. Identify appropriate municipal personnel to conduct survey. For those products with a potential to enter stormwater runoff, identify possible alternatives or proper disposal procedures.	The surveys were completed and results were collected in February 2003.	Completed	PW Maint Loredo/ Marilyn Nickel
L-2 I.B	Survey	URMP L-2 Exhibit 'a', pg 1	Complete and report results of survey of mercury-containing products used by the municipalities.	The surveys were completed and results were collected in February 2003.	Completed	PW Maint Loredo/ Marilyn Nickel
L-2 I.C	Mercury Policy	URMP L-2 Exhibit 'a', pg 1	Develop guidelines for mercury policy requiring the virtual elimination of mercury from controllable sources in urban runoff from agency operations.	Final draft of model policy was approved in April 2003.	Completed	PW Maint Loredo/ Marilyn Nickel
L-2 I.D	Mercury Policy	URMP L-2 Exhibit 'a', pg 1	Adopt a mercury policy or ordinance requiring the virtual elimination of mercury from controllable sources in urban runoff from agency operations.	Final draft of model policy was approved in April 2003.	Completed	PW Maint Loredo/ Marilyn Nickel
L-2 I.E	Guidelines	URMP L-2 Exhibit 'a', pg 2	Develop guidelines for mercury-containing products reduction and management. These guidelines will include a schedule for the timely phase-out of mercury-containing products identified for virtual elimination as well as reporting requirements, possibly to track recycling, replacement, and reduction in use of mercury-containing products.	Final draft of guidelines was submitted in March 2003.	Completed	PW Maint Loredo/ Marilyn Nickel
L-2 I.F	Guidelines	URMP L-2 Exhibit 'a', pg 2	Implement guidelines developed under Action I.E	Implementation started.	Ongoing	PW Maint Loredo/ Marilyn Nickel
L-2 II.A	Technical assistance to HHW	URMP L-2	Assist HHW collection agencies with preparation of a technical memorandum	Coordinated with County HHW Program and completed the technical memorandum	Completed	Util Engr Wong &

Implem. Id.	Activity	Item Source	Tasks Identified in FY 2005-2006 Work Plan	Status / Comments	Due Date (mo/yr)	Responsible Party (Lead)/ Coordinator
	for Mercury disposal	Exhibit 'a', pg 2	summarizing infrastructure and budgetary concerns regarding the anticipated increase in fluorescent bulbs and other mercury-containing products to be recycled.	in June 2002.		Marilyn Nickel
L-2 II.B	Mercury disposal service	URMP L-2 Exhibit 'a', pg 2	Ensure that adequate funding mechanisms exist to maintain mercury-containing product disposal services for residents and small businesses.	Supported the County HHW program.	Ongoing	Util Engr Wong & Marilyn Nickel
L-2 II.C	Guidelines	URMP L-2 Exhibit 'a', pg 3	Develop guidelines for documenting and reporting quantities of mercury-containing products disposed of by city.	Final draft of the guidelines was completed in March 2003.	Completed	Util Engr Wong & Marilyn Nickel
L-2 II.D	Guidelines	URMP L-2 Exhibit 'a', pg 3	Implement guidelines developed under Action II.C	Implementation began in FY 03-04. Increased staff awareness on proper use and disposal of mercury products are planned in 06/07.	Annually	Util Engr Wong & Marilyn Nickel
L-2 II.E	Grant Proposal	URMP L-2 Exhibit 'a', pg 3	Assist HHW collection agencies in developing a Prop 13 Program grant proposal for a HHW fluorescent light recycling program (Action II.F).	The work was completed in prior years. The grant proposal was submitted in February 2002. However, the proposal was not selected to receive grant funding. A grant proposal was submitted for 2003 funding and was approved in September 2003.	Completed Ongoing	Util Engr Wong & Marilyn Nickel
L-2 II.F	Outreach	URMP L-2 Exhibit 'a', pg 3	Work with HHW collection agencies to develop and help publicize fluorescent light recycling program.	Continued to support outreach program. Materials were developed and distributed.	Completed Ongoing	Util Engr Wong & Marilyn Nickel
L-2 III.A	Regional Monitoring Program	URMP L-2 Exhibit 'a', pg 4	Continue financial support of the Regional Monitoring Program (RMP), including the Mercury Deposition Network Pilot Study. Continue to actively participate in the RMP steering committee and technical review committee. • Supported completion of the San Francisco Bay Atmospheric Deposition	Provided support as necessary.	Ongoing Submitted 8/01	Util Engr Wong/ Marilyn Nickel

Implem. Id.	Activity	Item Source	Tasks Identified in FY 2005-2006 Work Plan	Status / Comments	Due Date (mo/yr)	Responsible Party (Lead)/ Coordinator
			Pilot Study Part 1: Mercury • The City of San Jose will continue to provide in-kind services for the maintenance of the Mercury Deposition Network site near San Jose.		Ongoing through 6/2006	
L-2 III.B	Mercury TMDL	URMP L-2 Exhibit 'a', pg 4	Provide financial and staff support for a coordinated regional plan to collect data for the mercury TMDL.	Provided staff support to the SCVURPPP program on the TMDL effort.	Ongoing As needed	Util Engr Wong/ Marilyn Nickel
L-2 III.C	Urban Sources of Mercury	URMP L-2 Exhibit 'a', pg 4 & 5	Continue financial support for the Joint stormwater Agency Project to study Urban Sources of Mercury. • Completed the Work Plan Joint Stormwater Agency Project – Year Two Investigation of Urban Sources of Mercury, PCBs and Organochlorine Pesticides • Preparing the Joint Stormwater Agency Project to Study Urban Sources of Mercury, PCBs and Organochlorine Pesticides - Year Two Report	Provided support to the SCVURPPP program.	Completed	Util Engr Wong/ Marilyn Nickel
L-2 III.D	5-Year monitoring Program	URMP L-2 Exhibit 'a', pg 5	Develop and implement a five-year program of monitoring efforts	Provided support to the SCVURPPP program. Unable to attend the Ad Hoc Monitoring Committee meetings due to schedule conflicts.	Completed	Util Engr Wong/ Marilyn Nickel
L-2 IV.A	BASMAA	URMP L-2 Exhibit 'a', pg 5	Participate in the BASMAA efforts.	Provided support to the SCVURPPP program.	Ongoing	Util Engr Wong/ Marilyn Nickel
L-2 IV.B	WMI TMDL	URMP L-2 Exhibit 'a', pg 5	Collaborate in technical studies to support TMDL development and implementation including the WMI Guadalupe River Mercury TMDL Workgroup.	Provided support to the SCVURPPP program.	Ongoing	Util Engr Wong/ Marilyn Nickel
L-2 IV.C	WMI Watershed Action Plan	URMP L-2 Exhibit 'a', pg 6	Support and participate in development of the WMI Watershed Action Plan.	The final WMI Watershed Action Plan was approved in August 2003. No further actions needed.	Completed	Util Engr Wong/ Marilyn Nickel

Implem. Id.	Activity	Item Source	Tasks Identified in FY 2005-2006 Work Plan	Status / Comments	Due Date (mo/yr)	Responsible Party (Lead)/ Coordinator
L-2 IV.D	Draft Mercury Plan	URMP L-2 Exhibit 'a', pg 6	Submit the SCVURPPP draft Mercury Pollution Prevention Plan to the WMI to ensure that efforts are coordinated.	The final Mercury Pollution Prevention Plan was submitted in July 2002. No further actions needed.	Completed	Util Engr Wong/ Marilyn Nickel
L-2 IV.E	Regional Collaboration	URMP L-2 Exhibit 'a', pg 6	Support, participate in, and advocate increased regional collaboration with the RWQCB and BAAQMD.	Provided support to the SCVURPPP program.	Ongoing As needed	Util Engr Wong/ Marilyn Nickel
L-2 IV.F	Vision 2020 Lighting Technology Roadmap	URMP L-2 Exhibit 'a', pg 6	Support and track progress of the US dept of Energy Vision 2020 Lighting Technology Roadmap.	Provided support to the SCVURPPP program as needed.	As needed	Util Engr Wong/ Marilyn Nickel
L-2 V.A	Outreach	URMP L-2 Exhibit 'a', pg 7	Develop various outreach programs to educate target audiences about proper disposal of mercury-containing products and alternative non-mercury containing products. Outreach programs will include, but may not be limited to, the following: • Develop and begin to implement a fluorescent light recycling outreach program to educate residential users and encourage proper disposal of fluorescent lights. • Develop and begin to implement a fluorescent light recycling outreach program to educate small businesses and conditionally exempt small quantity generators and encourage proper disposal of fluorescent lights. (For example, the small business outreach program might include coordination with local chapters of the Building Owners and Managers Association [BOMA] or the National Association of Industrial and Office Properties [NAIOP]). • Coordinate with municipal inspectors	See PIP Table for outreach efforts.	Ongoing Ongoing Ongoing	Util Engr Wong & Stobbe/ Marilyn Nickel

Implem. Id.	Activity	Item Source	Tasks Identified in FY 2005-2006 Work Plan	Status / Comments	Due Date (mo/yr)	Responsible Party (Lead)/ Coordinator
			to integrate mercury outreach to industrial businesses into their existing routine pretreatment, source control, and/or hazardous materials inspection processes. • Develop and distribute "tailgate safety meeting cards" about mercury to inspectors and other municipal employees. (The Program will first review the product developed by the Fairfield-Suisin Sewer District when it is made available to the Bay Area Pollution Prevention Group [BAPPG]).			
L-2 V.B	Outreach	URMP L-2 Exhibit 'a', pg 8	Develop or adapt existing mercury outreach materials.	Provided support to the program as needed.	As needed	Util Engr Wong & Stobbe/ Marilyn Nickel
L-2 V.C	Community events	URMP L-2 Exhibit 'a', pg 8	Attend community events and distribute outreach materials.	Provided support to the program as needed	As needed	Util Engr Wong & Stobbe/ Marilyn Nickel

CITY OF MILPITAS
Copper Action Plan – Self Evaluation Matrix

Implem. Id.	Activity	Item Source	Tasks Identified in FY 2005-2006 Work Plan	Status / Comments	Due Date (mo/yr)	Responsible Party (Lead)/ Coordinator
L-3 Copper Action Plan						
CB-1	Vehicle washing	URMP L-3 & L-4 Page 1	• Continue to distribute outreach materials on proper vehicle/equipment washing at City department counters and public events.	• Provided support to the Watershed Watch campaign. Provided a storm drain protection kit for use at car-wash fund raisers.	Ongoing	Util Engr Outreach Coordinator/Nickel
			• Submit data regarding vehicle washing outreach activities. Provide an effectiveness evaluation in Annual Reports.	• See PIP Table for information on outreach activities.	Ongoing	Util Engr Outreach Coordinator
			• Require source control measures for group 1 new development and redevelopment projects that will conduct vehicle/equipment washing and maintenance activities (consistent with Permit Provision C.3.k)	• See New Development Planning Section for documents related to source control measures.	Ongoing	Senior Planner Carrington/ Marilyn Nickel Fire Marshal Joki/Nickel
			• Continue to inspect industrial/commercial facilities which conduct vehicle/equipment washing activities on-site (this includes auto-related businesses). Ensure that BMPs for vehicle/equipment washing are implemented. Provide an effectiveness evaluation of inspection/compliance with BMPs (consistent with enhances reporting requirements).	• See Industrial Commercial Inspection Section for tasks related to Industrial/Commercial site inspections.	Ongoing	Maint Loredo/ Marilyn Nickel PW Maint Loredo/ Marilyn Nickel
			• Continue to maintain and inspect car wash systems for City vehicles at the corporation yard.	• See Public Streets, Roads, & Highways and Corp. Yard Section for tasks related to the carwash system located at the corporation yard.	Ongoing	
			• Encourage municipal staff to use certified mobile cleaners when contracting cleaning services.	• Provided information to the police department for their mobile cleaner to become certified.	As Needed	
CB-3	Targeted Industrial Sources	URMP L-3 &	Continue Industrial Inspection Program, including NOI sites and other identified	Please refer to Industrial Commercial Inspection Section for tasks relating to	Ongoing	Fire Marshal Joki/Nickel

Implem. Id.	Activity	Item Source	Tasks Identified in FY 2005-2006 Work Plan	Status / Comments	Due Date (mo/yr)	Responsible Party (Lead)/ Coordinator
		L-4 Page 1	industrial facilities. These may include plating and metal finishing facilities, vehicle service facilities and other permitted sites (consistent with enhanced reporting requirements).	commercial/industrial inspections.		
CB-6/7	Reducing Traffic Congestion/Promoting Alternative Transportation	Added March 2004	Complete revision of and implement revised development site design standards related to transportation per Permit Provision C.3.j.	Development site design standards are shown in the City's stormwater C.3 Guidebook.	Completed	Senior Planner Carrington /Nickel
CB-8	Watershed Protection	URMP L-3 & L-4 Page 1	• Revise General Plan, as needed, at next scheduled update, based upon recommendations from the development Policies Comparison Project and Provision C.3.I. • Continue to implement guidance from SCVURPPP on addressing water quality in the CEQA review process, as part of C.3.m implementation. • Participate in the Water Resources Protection Collaborative and implement any agreed upon guidelines and standards for watershed protection.	• Staff revised the General Plan. • The CEQA checklist did not require any updates during this period. • Draft Ordinance was circulated for Public review by the SCVWD. Once this Ordinance gets adopted, City plans to develop standards and guidelines to for streamside properties. These documents will be submitted to the SCVWD.	As needed As needed As needed.	Senior Planner Carrington /Nickel Planning Manager Heyden/Nickel Planning Manager Heyden/Nickel
CB-11	Public Agency Activities	URMP L-3 & L-4 Page 1	• Continue following Program guidance regarding the collection and reporting of street sweeping data. Provide data in accordance with schedule for Annual Report. • Implement (as appropriate) identified improvements to current street sweeping and storm drain system O&M programs (within available budgets). Provide effectiveness evaluation in FY 04-05 Annual Report.	• Refer to Public Streets, Roads, & Highway O & M Section of the workplan for information on data collection. • Refer to Storm Drain O & M and Public Streets, Roads, & Highway O & M Sections for tasks relating to these activities.	Ongoing Ongoing	Senior Maintenance Supervisors Cuciz and Smith
CB-12	Pools and Spas	URMP L-3 &	Continue to distribute outreach materials at local events; brochures at agency	Refer to PIP Section for tasks relating to this activity.	Ongoing	Util Engr Outreach

Implem. Id.	Activity	Item Source	Tasks Identified in FY 2005-2006 Work Plan	Status / Comments	Due Date (mo/yr)	Responsible Party (Lead)/ Coordinator
		L-4 Page 1	department counters and public places; and placement on City websites.			Coordinator/Nickel
CB-21	Architectural Use of Copper	URMP L-3 & L-4 Page 1	Continue to prohibit, limit, or strongly discourage use of copper on roofs, nickel roof shingles, and for gutters.	Source Control guidelines are shown in the City's stormwater C.3 Guidebook and applied as Standard Conditions of Approval. Refer to New Development Planning Section for more details.	Completed	Planning Manager Heyden/Nickel

CITY OF MILPITAS
Nickel Action Plan – Self Evaluation Matrix

Implem. Id.	Activity	Item Source	Tasks Identified in FY 2005-2006 Work Plan	Status / Comments	Due Date (mo/yr)	Responsible Party (Lead)/ Coordinator
L-4 Nickel Action Plan						
NB-1	Control nickel discharges from construction sites	URMP L-3 & L-4 Page 1 & 2	• Continue to implement Construction Inspection Performance Standards (see Construction Inspection Workplan section). • Continue to have inspectors attend regional Board/Program workshops on construction site management and learn latest erosion/sediment control techniques. • Continue to attend Program-sponsored or other workshops on post-development stormwater BMPs (c.3).	• Milpitas staff implemented the construction inspection performance standard. Primary discussion of this item is found in New Development Construction Inspection Section of the Workplan. • Staff attended construction site management workshops whenever possible. See the training schedule for details. • Staff attended post-development stormwater BMPs workshops whenever possible. See the training schedule for details.	Ongoing	Util Engr Outreach Coordinator/Nickel Util Engr Outreach Coordinator/Nickel Util Engr Outreach Coordinator/Nickel

City of Milpitas
Trash Inventory and Management – Self-evaluation Matrix

Implem. Id.	Activity	Item Source	Tasks Identified in FY 2005-2006 Work Plan	Status / Comments	Due Date (mo/yr)	Responsible Party (Lead)/ Coordinator
T-1	Revise and document existing trash problem areas list	URMP L-5 Page 1	Annually revise trash problem areas list on an as-needed basis. Revisions should be based on trash problem areas surveys and other relevant information.	Staff in Utility Engineering works with Public Works Dept., Neighborhood Services, and Solid Waste Sections to update and maintain a list of trash problem areas in the City. The 12 trash problem areas were inspected in 05-06 and evaluated. The evaluations were reported to the SCVURPPP in June 2006. The list of trash problem areas is expected to change over time as additional information becomes available through future implementation of trash evaluations and management practices. As new information becomes available, staff will be adding them to the list of trash problem areas.	Ongoing	David Gordillo, Steve Smith (Public Works), Ralph Campa (Allied Waste), Gloria Anaya (Neighborhood Services), Aparna Chatterjee (Utility Engineering)
T-2	Trash evaluations using RWQCB tools	URMP L-5 Page 1	Conduct trash evaluations using the RWQCB's Rapid Trash Assessment protocol (Version 1.0) and/or the KAB litter index in a subset of trash problem areas	Staff completed evaluation of 12 trash problem areas using the KAB Litter Index. Results were submitted to SCVURPP in June 2006 and are included in this report in the following table.	Ongoing	Dave Gordillo, Steve Smith (Public Works), Aparna Chatterjee (Utility Engineering)
T-3	Identify and prioritize trash problem areas and sources	URMP L-5 Page 1	Continue identifying and prioritizing trash problem areas in urban streams and waterways and other potential sources that may contribute trash to those areas.	Staff has submitted information on the trash problem areas to the SCVURPP Program, The Program has documented the locations, and converted those into spatial coordinates using a GIS. Maps were generated showing the distribution of trash problem areas	Ongoing	Dave Gordillo, Steve Smith (Public Works), Ralph Campa (Allied Waste), Gloria

				across major Santa Clara Basin Watersheds. Utility Engineering staff will work with the Public Works, Solid Waste and Neighborhood Services and continue to identify high priority trash problem areas.		Anaya (Neighborhood Services), Aparna Chatterjee (Utility Engineering)
T-4	Identify and implement potential control measures	URMP L-5 Page 2	Continue identifying and implementing trash control measures, where practical and feasible, to reduce trash.	Staff will continue its efforts to implement potential control measures.	Ongoing	David Gordillo, Steve Smith (Public Works), Leslie Stobbe (Solid Waste), Gloria Anaya (Neighborhood Services), Aparna Chatterjee (Utility Engineering)
T-5	Standardized Reporting on trash management practices	URMP L-5 Page 2	Provide specific information on trash management practices implemented within the City, using standardized reporting format (to be used for program-wide reporting)	Staff in Public Works, Neighborhood Services, and Solid Waste Sections maintain their own tracking system that enable them to be aware of trash problems in various parts of the City and take appropriate actions. Staff evaluated trash problem areas and submitted results to SCVURPPP in a standardized reporting format. The standard form is included in this report in the following table.	Ongoing	David Gordillo, Steve Smith (Public Works), Leslie Stobbe (Solid Waste), Gloria Anaya (Neighborhood Services), Aparna Chatterjee (Utility Engineering)
T-6	Develop long-term	URMP	Assist Program staff in developing an	Staff will work with the SCVURPPP	Ongoing	David

	strategy	L-5 Page 2	effective strategy for reducing trash conditions in urban streams and waterways.	Program; participate in meetings to provide information to the program.		Gordillo, Steve Smith (Public Works), Leslie Stobbe (Solid Waste), Gloria Anaya (Neighborhood Services), Aparna Chatterjee (Utility Engineering)

Evaluation – Trash Inventory and Management

The City of Milpitas continued to implement the various trash management activities in FY 05-06. In June 2006, we completed an assessment of trash problem areas by using the Keep America Beautiful (KAB) Litter Index tool. The trash problem areas were identified in FY 03-04 by conducting a survey, the Identification and Documentation of Known Trash Problem Areas Survey. The survey was submitted to the SCVURPPP in December 2003.The program compiled information from municipalities and agency staff to identify known trash problem areas that occur in creeks, streets, parks and other land uses within urban areas. Data sources included trash complaint databases, maintenance and operation records, existing list of trash hot spots, employees' knowledge and creek clean-up locations. The Program then converted and mapped the location information of trash problem areas into co-ordinates using the GIS. For FY 05-06 evaluation, the City used the original list of trash problem areas and investigated additional sites based on input from other Departments and Sections. Staff from Utility Engineering visited 12 trash problem areas to determine the status and extent of the problems.

Staff used the KAB Litter Index that rated each site according to the trash observed at the site. The KAB Litter Index ratings are: 1-No litter, 2- slightly littered, 3- Littered, 4-extremely littered. Of the 12 sites, five sites had ratings of 1, two sites had ratings in between 1 and 2, three sites had ratings of 2, and the remaining two sites had ratings between 2 and 3. At each site, staff used a survey and some checklists, such as the 'Windshield Survey', the 'Trash Item Tally Worksheet', and 'Neighborhood Spotters Checklist' to identify the quality and quantity of trash. The results of the survey were then entered into the Trash problem Area Activity Report. This Report was submitted to the SCVURPP Program on June 22, 2006. A copy of the Trash Problem Area Activity Report is enclosed in this 05-06 Annual Report.

The assessment indicated that compared to some of the other cities, the magnitude of our trash problems appears to be far less significant. The City has several trash management activities to encourage trash reduction. These activities include: free household hazardous waste collection program; single stream curbside recycling; unlimited trash collection for single family residents, ten neighborhood clean-ups each spring/summer, biweekly street sweeping; up to six annual free entrance privileges into the Newby Island landfill for disposal of household items, remodeling debris, yard trims; no-cost recycling program for businesses; an annual volunteer creek clean-up event; storm drain operation and maintenance and responding to trash complaints. The Utility Engineering, Public Works and Planning, Recreation and Neighborhood Preservation Departments are responsible for trash management activities and enforcement. The Utility Engineering Division carries out management of solid waste and yard waste recycling including annual promotional campaigns and school projects. Litter control in parks, streets and right-of-way landscaped areas is handled by Public Works. There are several incentive programs such as the Annual Neighborhood Beautification Awards Program for residential and non-residential properties, the Lend-A-Tool Program for residents, businesses, property owners and community groups, the Abandoned Vehicle Abatement Program, and on-premises collection for disabled persons. There are school programs

such as the Bottles & Cans Recycling funded by the Department of Conservation, and the City Recycling & Composting Project at elementary and middle schools.

All complaints are responded to and problems are resolved through discussion with contractor, resident or property owner. City plans to continue its efforts in the future.

There were no comments from Regional Board on FY 04-05 Annual Report. The Regional Board has not issued comments on the 06-07 Work Plan.

City of Milpitas
FY 05-06 Staff Training Summary Table

Training	Location	Date	Employee/Department
Design of Stormwater Management Systems	Oakland	September 19-20, 2005	Engineering – Marilyn Nickel, Robert Wang, Andrew Brozyna
C3 Guidebook	City Hall	October 19, 2005	Engineering – Mehdi Khaila, Robert Wang, Babak Kaderi, Fariborz Heydari, Jeffery Leung, Elizabeth Johnson, Gil Planning – Tom Williams, Dennis Carrington, Staci Perci, Kim Duncan, Cindy Hom
C3 Database	City Hall	November 2, 2005	Planning – Dennis Carrington, Staci Perci, Kim Duncan, Cindy Hom, Cindy Maxwell
C3 and Storm Water Pollution Prevention Plan	City of Milpitas Room 7 & 8	November 10, 2005	Public Works Inspection – Shelton Sawyer, Lucinda Kraynick, Nancy Mendizabal, Gerry Krize, Don Ayers Engineering – Michael Boitnott, Jorge Bermudez, Steve Erickson, Mark Rogge, Marilyn Nickel, Darryl Wong, Pam Lowe, Paramjit Uppal, Vency Woo, Robert Wang, Fariborz Heydari; Babak Kaderi; Julie Waldron; Nerry Fernandez, Mehdi Khaila, Jeffery Leung, Liz Johnson, Nahid Saddiqui, Joe Ezeokeke, Doug DeVries, Jimmy Nguyen, Linda Sinclair
Construction Site Planning & Management For Compliance with Phase I and Phase II NPDES Requirements	Campbell Community Center, 1 West Campbell Ave, Campbell, CA 95008 All Day (8:00 am to 4:00 pm)	December 8, 2005	Public Works Inspection – Nancy Mendizabal
Construction Site Planning & Management For	Campbell Community	December 9, 2005	Building and Public Works Inspection – Ken Brown,

City of Milpitas
FY 05-06 Staff Training Summary Table

Compliance with Phase I and Phase II NPDES Requirements	Center, 1 West Campbell Ave, Campbell, CA 95008 All Day (8:00 am to 4:00 pm)		Robert Hambrecht, Brent Hipsher, Don Ayers; Engineering – Robert Wang, Babak Kaderi, Paramjit Uppal Planning - Staci Pereira and Tom Williams
Construction Inspection Plan enforcement Training	City Hall	March 9, 2006	Building and Public Works Inspection – Keyvan Irannejad, Ken Brown, Don Ayres, Jim Dutton, Don Hall, Robert Hambrecht, Brent Hipsher, Dorsey Wiseman, Poh Yee, Mike Mariano, Erich Mitch, Gerry Krize, Nancy Mendizabal; Engineering - Greg Armendariz, Darryl Wong, Michael Boitnott, Doug DeVries, Joe Ezeokeke, Steve Giadone, Faribroz Heydari, Gil Jaime, Elizabeth Racca-Johnson, Babak Kaderi, Mehdi Khaila, Jeffery Leung, Jimmy Nguyen, Nahid Saddiqui, Julie Waldron, Robert Wang, Vency Woo, Paramjit Uppal, Marilyn Nickel
Development & Water Resources Workshop and Walking Tour	Old Martin Luther King Library 170 W. San Carlos St, San Jose 8:00 am to 1:00 pm	May 3, 2006	Elizabeth Racca-Johnson, Babak Kaderi, Leslie Stobbe
Constructing, Maintaining & Inspecting Stormwater Treatment BMPs	Quinlan Community Center 10185 N. Stelling Road, Cupertino All Day (8:00 am to 4:00	June 6, 2006	Building and Public Works Inspection –Brent Hipsher, Jim Dutton, Dorsey Wiseman, Don Ayers, Nancy Mendizabal; Engineering – Jimmy Nguyen, Marilyn Nickel, Pam Lowe, Aparna

City of Milpitas
FY 05-06 Staff Training Summary Table

	pm)		Chatterjee, Vency Woo, JoAnne Johnson, Paramjit Uppal

There were no comments from Regional Board on FY 04-05 Annual Report. The Regional Board has not issued comments on the FY 06-07 Work Plan.

ACRONYMS

BASMAA	Bay Area Stormwater Management Agencies Association
BAAQMD	Bay Area Air Quality Management District
BMP	Best Management Practice
BOMA	Building Owners and Managers Association
CC&R	Covenants, Conditions and Restrictions
CEQA	California Environmental Quality Act
COA	Condition of Approval
HMP	Hydromodification Management Plan
HHW	Household Hazardous Waste
ICID	Illicit Connection & Illegal Dumping
KAB	Keep America Beautiful
MEP	Maximum Extent Practicable
MUSD	Milpitas Unified School District
NPDES	National Pollutant Discharge Elimination System
NOI	Notice of Intent
O & M	Operation and Maintenance
OSH	Orchard Supply Hardware
PIP	Public Information/Participation
PW	Public Works
RB	Regional Board
RWQCB	Regional Water Quality Control Board
SCVURPPP	Santa Clara Valley Urban Runoff Pollution Prevention Program
SCVWD	Santa Clara Valley Water District
SOP	Standard Operating Procedure
SWID	Storm Water Infiltration Device
SWMP	Storm Water Management Plan
SWPPP	Storm Water Pollution Prevention Plan
TMDL	Total Maximum Daily Load
WMI	Watershed Management Initiative
WUPPP	Water Utility Pollution Prevention plan

This sheet is added in response to Regional Board comments dated July 26, 2006.

Response to the Regional Board Comments on FY 04-05 Annual Report

Activity	Compliance Status	Comments	City Response
New Development	Conditional compliance	• Milpitas has not included a list of acronyms (and their definitions) used in the Annual Report. **Please submit a list for inclusion in the Annual Report** • Provision C.3.e. requires that the Annual Report contain "a description of the organization structure of the Discharger's Operation and Maintenance Verification Program." **Please ensure that this information is included in next year's Annual Report.** • We commend Milpitas on developing a database to track all projects with permanent treatment BMPs and their status, including inspection schedules. • Milpitas's Significant Development Projects Table (pages 56-58): We appreciate Milpitas including information on projects that are only in the planning stages. Based on the information in this table, it appears that none of the projects listed were approved during the reporting time period (FY 2004-05). **Please verify if this is the case. If so, please ensure that information for all the listed projects are included in next year's Annual Report.** - Humane Society of Silicon Valley: This is a Group 1 project; therefore, installed treatment BMPs must meet the hydraulic sizing criteria specified in Provision C.3.d. **Please list the numeric criterion that was used for this project under the appropriate table heading or explain why hydraulic sizing criteria were not used.** - Fairfield Milpitas Midtown Apartments: This is a Group 1 project; therefore, it must install treatment BMPs in accordance with the hydraulic sizing criteria specified in Provision C.3.d. **Please list the numeric criterion that was used for this**	• Added in this Report. • Added in this Report in New Development section under Additional Information • Noted • Please see revised Table under New Development Reporting section Project cancelled This project is now known as D. R. Horton "Centria" and is included in the Significant Development Projects Table. BMPs are designed using Flow-based.

036467

WEST VALLEY CLEAN WATER PROGRAM

CITY OF MONTE SERENO ANNUAL REPORT FY 2005-2006

SUBMITTED SEPTEMBER 2006

THIS PAGE INTENTIONALY LEFT BLANK

SUBMITTED SEPTEMBER 2006

West Valley Communities

FY 2005-2006 ANNUAL REPORT

Table of Contents

Transmittal Letter 5

Certification Statement 13

List of Acronyms 17

Program Elements

1. IC/ID Elimination Activities 27
2. Industrial/Commercial Discharger Control Program (No IND for Monte Sereno) .....
3. Public Agency Activities 37
   - Storm Drain Operation and Maintenance .....
   - Street Sweeping .....
   - Corporate Yards .....
   - Rural Roads .....
4. Planning Procedures & New Development 49
   - Response to FY 04-05 Comments .....
   - Planning Procedures Evaluation Matrix .....
5. Construction Inspection 65
6. Public Information and Participation 73
   - Public Information Attachments .....
7. Pesticide Management Activities 125
8. Mercury Pollution Prevention Activities 151

West Valley Communities

FY 2005-2006 ANNUAL REPORT

9. Copper Action Plan/Nickel Action Plan 161

10. Trash Management & Water Quality Monitoring.....171

Trash Activities .....

Water Quality Monitoring & Watershed Management.....

Training Summaries: Are located at the end of each Element Section

Transmittal Letter

City of Monte Sereno

THIS PAGE INTENTIONALY LEFT BLANK

September 15, 2006

Mr. Bruce Wolfe
Regional Water Quality Control Board
San Francisco Bay Region
1515 Clay St., Suite 1400
Oakland, CA 94612

Subject: West Valley Community Specific Urban Runoff Management Program
FY 2005-2006 Annual Report

Dear Mr. Wolfe:

This report is submitted by the West Valley Cities of Campbell, Monte Sereno, Saratoga, and the Town of Los Gatos, in conjunction with the Santa Clara Valley Urban Runoff Pollution Prevention Program's Annual Report, pursuant to provision C.6.a. of the Program's reissued municipal storm water NPDES Permit (Order No. 01-024). The report summarizes activities performed during FY 2005-2006 in accordance with the West Valley Communities' Urban Runoff Management Plan (URMP) submitted to the Regional Board on September 1, 2004 and the performance standards contained therein.

Contents of Report

The goals of this Annual Report are to: 1) concisely document implementation of our URMP and FY 05-06 work plan during the past fiscal year; 2) evaluate program results for continuous improvement; 3) comply with permit requirements; and 4) share this information with other Co-permittees, municipal decision-makers, and the public. To accomplish these goals, the report contains the following sections:

I. Contents of report;
II. Program highlights and accomplishments;
III. Summary of continuous improvement activities;
IV. Attachments:
    1. Table of Contents
    2. Certification Statement
    3. Acronyms

V. Program Elements:

1. IC/ID Elimination Activities
2. Industrial / Commercial Discharger Control Program
3. Public Agency Activities
    - Storm Drain O & M
    - Street Sweeping
    - Corporation Yard
    - Rural Public Works
4. New Development: Planning Procedures
5. Construction Inspection
6. Public Information & Participation
7. Pesticide Management Activities
8. Mercury Pollution Prevention Activities
9. Copper Action Plan / Nickel Action Plan
10. Trash Inventory and Management
11. Water Quality Monitoring and Watershed Management
12. Training Summaries are provided at the end of each element

Responses to Regional Board staff's comments on the FY 04-05 Annual Report (July 26, 2006 letter) are provided at the beginning of the New Development: Planning Procedures section of each West Valley FY05-06 Annual Report.

Program Highlights and Accomplishments

During FY05-06, the West Valley Communities of Campbell, Los Gatos, Monte Sereno, and Saratoga continued efforts to implement their URMPs to the maximum extent practicable. The activities that were implemented for each element of each Community's URMP are described in Chapter 14 of the Santa Clara Valley Urban Runoff Pollution Prevention Program's URMP. Highlights of the West Valley Communities accomplishments in various program elements are described below.

Industrial/Commercial Discharger Control Program. During FY05-06, the West Valley Communities rewrote their inspection agreement with the Santa Clara County Central Fire District, extending the inspection program for five additional years. This renegotiation allowed the West Valley Communities to update the Fire District's inspection procedures, clarify their reporting requirements for improved follow up and data management, and provide material from the latest Urban Runoff Management Plans (2004) for enhanced inspector training.

Public Information/Participation Program. In FY 05-06, the West Valley Clean Water Program continued to expand its quest for effective public education and outreach. WVCWP pursued media coverage on several topics: safe disposal of E-waste and other mercury-containing products, trash impairment of creeks and the Bay, cleanup and trash assessments by students and parents, and a Saratoga student's Eco-Hero award for his campaign to keep residential pollutants (pesticides and

copper) out of the storm drain. The student's story about his mission and his partnership with WVCWP can be found in the Public Information and Participation section of this report (Attachment 6B).

Nine stories, news briefs, or letters to the editor, were covered by local community newspapers in FY05-06. The most telling article was unsolicited; a Saratoga News cover story appeared about residents deluging City Hall with calls when the funds for household hazardous waste disposal were cut short due to the City's budget shortfall. By March 2006, the City Clerk had received over three hundred calls after funding ended in November and forced a stop to residents' participation in HHW drop-off events. A copy of the article is attached to section 10 – Trash Management & Watershed Management, of Saratoga's Annual Report (Attachment 10G).

The West Valley Clean Water Program strives to maximize student involvement at every opportunity. WVCWP staff developed a fourth-grade presentation script incorporating State standards with messages on pesticides, copper, mercury, household hazardous waste and trash. The new curriculum expands the existing fifth-grade presentation by including both Coastal and Wetlands Enviroscape models. The educational presentation runs for over an hour, and during its debut was extended at the teacher's request, while an entire class of students, teachers and parents at Saratoga Elementary School remained engaged in participation and questions and answers. At least thirty students and parents from the same class spent the following Saturday working with WVCWP staff to tally and categorize trash as they cleaned up the banks of Saratoga Creek.

The WVCWP prioritized education on trash, pesticides, fluorescent bulbs, and E-waste in FY05-06. A Kindergarten script was developed for St. Mary's School in Los Gatos. Two groups of fifteen Kindergartners listened to Clean Water Program messages as they followed the script and "polluted" the water on two Enviroscape models. Immediately following the presentation the teacher and students were motivated to walk the school grounds and collect all the trash they could find for proper disposal.

Illicit Connection and Illegal Dumping Elimination Activities. A primary goal for the West Valley IC/ID Program has been to ensure adequate follow up of all potential urban runoff violations related to restaurants. The West Valley IC/ID Inspector presented a restaurant inspection training session, focused on urban runoff pollution issues, to twenty-two Dept of Environmental Health specialists at the annual (April 18th) meeting coordinated by Cupertino, the County and the WVCWP. This is the second time that the WVCWP Inspector has discussed his restaurant inspection program with DEH specialists in the last three years. Feedback from DEH staff this year was very positive. The presentation was considered to be very helpful and photos from actual inspections especially worthwhile. Training sessions with other agency and municipal staff are effective, evidenced this year when DEH specialists called the West Valley IC/ID Inspector to report IC/ID incidents, outside of, and unrelated to, their regular restaurant inspections. Increased scrutiny by other agency and municipal staff continues to strengthen the program.

Storm Drain Operation and Maintenance. The West Valley Sanitation District (WVSD) completed a major task which will make storm drain cleaning procedures more efficient and the annual SD reports more useful to the WV cities. FY05-06 was the first year that the enhanced storm drain maintenance reports were available to the cities. The reports document the status of each stormdrain and, if applicable, the nature of any problem. The majority of structures were "clean" but a few were noted as having obstructions (e.g. "leaves/paper"). Other descriptors that

are available in the report are: mud/dirt, foreign object, rocks/stone, sand/gravel, etc. All structures, as needed, are cleaned at the time of inspection. The WVSD's report may be used by WV cities to help monitor specific pollutant problems such as trash sites.

C.3 Implementation. In July and August, 2005, an engineering consultant hired by the WVCWP talked with staff in each West Valley city to review any remaining challenges with C.3 implementation. This year the cities made progress in preparing for implementation of BMP O&M verification inspections and HMP requirements. The West Valley Communities were beginning to see the completion of the first Group 1 projects in June 2006. Throughout FY05-06 the cities participated in regular monthly training meetings frequently dominated by discussion of the implementation of C.3. requirements. The BMP O&M Verification Programs were discussed in great detail and minor updates were made in FY05-06 to that section of the West Valley URMPs. The revised standard operating procedures for the BMP O&M Verification Programs were reviewed with the engineering consultant and included as attachments in New Development – Planning Procedures (section 4) of each of the WVC FY05-06 Annual Reports.

To show the spirit of C.3. implementation, two West Valley cities which have not had Group 1 or Group 2 projects to date, have made significant efforts to include swales and runoff control measures on all projects. Saratoga provided copies of drawings to developers to help them visualize the swales with under drains, which the City Engineer recommends. Monte Sereno's City Engineer required drywells, which overflow to vegetated areas, on all residential development projects, except where the ground water level was too high.

Pesticide Activities. By popular demand, the WVCWP held its third West Valley IPM Workshop. This year the WVCWP partnered with the City of San Francisco to hire Frank Rossi, a national expert (from Cornell University) who presented guidelines for managing turf with little or no pesticides. The training included PowerPoint presentations and a field trip to examine Campbell's community athletic field turf. For the past three years the WVCWP IPM workshops have prompted overwhelmingly positive feedback from municipal staff, special district personnel and private golf course superintendents. This year thirty four (34) municipal staff from three West Valley Communities and one Golf Course Superintendent from Los Gatos attended the workshop. Based on the material presented, WVCWP staff wrote a Turf Management Plan, which the four municipalities adopted. The IPM plan is included in the Pesticide Management section of the Annual Report (Attachment 7A).

Mercury Pollution Prevention Activities. In FY05-06, the WVCWP spent significant staff time and resources to offer a way for the public to get involved in reducing the amount of mercury containing waste going to landfill or being disposed of illegally. At the suggestion of the WVCWP, United Datatech recyclers agreed to hold a free TV and computer monitor recycling event in the West Valley. It turned out to be a successful effort to encourage the community to take action and to inform the public of the goals of the West Valley Clean Water Program. The WVCWP hired a PR firm (the one currently being used for the Watershed Watch campaign) to design a newspaper ad and write and submit a press release to local newspapers. As a result at least 6 news briefs, stories, and letters on the topic of hazardous waste and water quality were covered by local newspapers. Over 250 participants enthusiastically dropped off 33,657 lbs. of electronic waste materials in four hours. The event opened up an opportunity to survey the drivers and discuss mercury pollution and proper disposal of fluorescent bulbs and batteries, as people waited in vehicles to go through the line.

Trash Inventory and Management. West Valley volunteers were key partners in trash assessment and management this year. The WVCWP held two annual trash assessment and cleanups at Westmont High near San Tomas Aquino Creek. Campbell and Los Gatos/Monte Sereno each held a successful volunteer event in the Guadalupe Watershed and Saratoga partnered with the WVCWP and a local elementary school to assess and clean up trash along Saratoga Creek in the San Tomas Aquino Watershed. A combined total of over 280 volunteers categorized and picked up 12,078 trash items for a total of 1,532 lbs of trash removed during the four volunteer events where trash tallying was conducted along with cleanup. School presentations helped to promote interest in trash collection and trash management among students, teachers and frequently among parents. The increased participation is testament to the measurable benefits of educational outreach activities.

Continuous Improvement Activities

Illicit Connection and Illegal Dumping Elimination Activities. The IC/ID program continues to work phenomenally well for the West Valley Communities. As a result of having a centralized inspection program and frequent presentations or talks given by the West Valley inspector (at training sessions, workshops or municipal lunch meetings), the overall awareness of the West Valley IC/ID program has increased among other agency staff. Calls from other agencies and municipal staff (inter-departmental) increased from forty-seven (47) reports in FY04-05 to sixty-two (62) reports in FY05-06.

The inspector responded to 98 discharge incidents over the year (see IC/ID section Attachment 1A for the number and types of incidents), and conducted 28 proactive and follow-up inspections. Each of these inspection opportunities adds to the community's knowledge of storm water pollution and prevention issues. As part of the inspection process, the inspector distributes applicable educational materials. The West Valley Clean Water Program Inspector provided 421 brochures and other educational materials to industrial/commercial facilities and residents in FY05-06.

Industrial/Commercial Discharger Control Program. During FY05-06, the three West Valley Communities of Campbell, Los Gatos, and Saratoga continued to implement their Industrial/Commercial Inspection Program. The City of Monte Sereno has no industrial or commercial facilities operating within the City and therefore does not participate in this activity. In Campbell, 296 of 309 facilities were inspected, 109 of 112 facilities were inspected in Los Gatos, and 8 of 8 facilities in Saratoga were inspected. In FY05-06, the West Valley Clean Water Program's Stormwater Inspector continued to conduct proactive investigations targeting vehicle facilities for additional education regarding storm drain issues. In Campbell, Los Gatos, and Saratoga, 16 facilities were visited and notified of urban runoff requirements and the role of the Clean Water Program. All sixteen facilities were found to be in compliance.

Copper and Nickel Outreach Activities. This year the West Valley Clean Water Program's Home page at www.cleancreeks.org was updated to better promote the use of the Car Wash Kit to contain waste water runoff at local fundraisers. The Fire Dept Hazardous Material Specialist, who trains the Industrial/commercial facility inspectors, also requested copies of the Car Wash flyer for distribution to supervisors of local car wash events.

Staff Training. The West Valley Communities place a strong emphasis on training. The Annual Reports reflect this with numerous references to the Staff Training Summaries; these summaries are located at the end of each section in the Annual Reports. In FY 05-06 training was expanded

by use of a video camera to tape various trainings for viewing by additional staff at a later date. The West Valley Clean Water Program will continue to emphasize better communication between WVCWP staff and municipal staff and to host training sessions that are worthy of staff time and convenient to attend.

Thank you in advance for your review of this Annual Report. If you have any questions regarding the materials submitted, please contact me at 408.316.1233.

Very truly yours,

Cheryl C. Donnelly

Cheri Donnelly
West Valley Clean Water Program Manager

Cc: Sue Ma, RWQCB
Attachments

Certification Statements

City of Campbell

Town of Los Gatos

City of Monte Sereno

City of Saratoga

THIS PAGE INTENTIONALY LEFT BLANK

Councilmember: A. Curtis Wright
Councilmember: Mark Brodsky
Councilmember: Erin Garner
Councilmember: Barbara Nesbet
Councilmember: David Baxter

City of Monte Sereno

City Manager: Brian Loventhal
City Clerk: Andrea Chelemengos
Finance Officer: Sue L'Heureux
Building Official: Howard T. Bell

MONTE SERENO
FY 2005-2006 ANNUAL REPORT
ATTACHMENT A

Certification Statement

"I certify, under penalty of law, that this document and all attachments were prepared under my direction or supervision in accordance with a system designed to ensure that qualified personnel properly gather and evaluate the information submitted. Based on my inquiry of the person or persons who manage the system, or those persons directly responsible for gathering the information, the information submitted, is, to the best of my knowledge and belief, true, accurate, and complete. I am aware that there are significant penalties for submitting false information, including the possibility of fine and imprisonment for knowing violations."

Signature by Duly Authorized Representative:

8/21/06

Brian Loventhal
City Manager

Date

C:\Documents and Settings\mwu\Local Settings\Temporary Internet Files\OLK166\Monte Sereno Ann Rpt Certification.doc

1 Saratoga-Los Gatos Road • Monte Sereno, California 95030-4299 • Telephone: 408.354.7635 • Fax: 408.395.7653 • http://www.montesereno.org

THIS PAGE INTENTIONALY LEFT BLANK

List of Acronyms

City of Campbell

Town of Los Gatos

City of Monte Sereno

City of Saratoga

West Valley Acronyms/Abbreviations

CEUs	**Continuing Education Units** – Issued by Dept. of Pesticide Regulation or California Nursery Professionals Assn.
CIP	**Capital Improvement Project**
EC	Erosion Control
IC/ID Inspector	West Valley Storm Water Discharge Inspector
PW	**Public Works**
QAC	**Qualified Applicator Certificate**. A category of the DPR licensing and certification Program. To be certified, the applicant must demonstrate specific knowledge on topics such as pesticide application drift problems and prevention, soil and water problems resulting from restricted use pesticides, phytotoxicity, potential for environmental contamination, etc.
Stormwater Reps	Representatives to the WWCWP from each participating WVC
UCCE	**University of California Cooperative Extension Service** (conducts outreach for UC Davis IPM program; oversees Master Gardeners program)
WV	**West Valley**
WVC	**West Valley Communities** – Cities & Town which are members of the West Valley Clean Water Program: City of Campbell, Town of Los Gatos, City of Monte Sereno, City of Saratoga
WVCWP	**West Valley Clean Water Program**: Stormwater Program for Campbell, Los Gatos, Monte Sereno, Saratoga
WVCWP Inspector	**W**est **V**alley **C**lean **W**ater **P**roject **I**nspector
WV Inspector	**W**est **V**alley **Inspector**

SCVURPPP Acronyms/Abbreviations

AB	Assembly Bill
ABAG	Association of Bay Area Governments
ABC	Annual Budget Review Compilation
ACCWP	Alameda Countywide Clean Water Program
ACOE	U.S. Army Corps of Engineers
AHTG	Ad Hoc Task Group
AR	Annual Report
ASCE	American Society of Civil Engineers
BAAQMD	Bay Area Air Quality Management District
BART	San Francisco Bay Area Rapid Transit
BATG	Budget Ad Hoc Task Group
Basin	Santa Clara Basin
Basin Plan	Water Quality Control Plan for the San Francisco Basin
BACWA	Bay Area Clean Water Agencies
BAHM	Bay Area Hydrology Model
BAMBI	Bay Area Macroinvertebrate Bioassessment Information
BASMAA	Bay Area Stormwater Management Agencies Association
Bay	San Francisco Bay
Bay Area	San Francisco Bay Area
BMI	Benthic Macroinvertebrate
BMM	Lower South Bay Monitoring and Modeling Subgroup
BMP	Best Management Practice
BOMA	Building Owners and Managers Association
BPP	Brake Pad Partnership
BU	beneficial use
C	Celsius
C.3	Permit Provision C.3
C3PO	C.3 Provision Oversight
CA	California
Cal-EPA	California Environmental Protection Agency
Caltrans	California Department of Transportation
CAMLnet	California Aquatic Macroinvertebrate Laboratory Network
Campaign	Watershed Watch Campaign

SCVURPPP Acronyms/Abbreviations

CAP	Copper Action Plan
CASQA	California of Stormwater Quality Association
CB	Copper Baseline
CCC	Continuous Concentration Criterion
CD-ROM	Compact Disk-Read Only Memory
CDS	Continuous Deflective Separation
CEP	Clean Estuary Partnership
CEUs	Continuing Education Units
CESQG	Conditionally Exempt Small Quantity Generator
CEQA	California Environmental Quality Act
CFR	Code of Federal Regulations
cfs	cubic feet per second
CI	Continuous Improvement
CIWMB	California Integrated Waste Management Board
CMIA	Conceptual Model Impairment Assessment
CMS	Copper Management Strategy
COA	Condition of Approval
CoHHW	Santa Clara County Household Hazardous Waste Program
CoHHW Program	Santa Clara County Household Hazardous Waste Program
COLD	cold freshwater habitat
CRMP	Coordinated Resources Management and Planning
CSBP	California Stream Bioassessment Procedures
CTR	California Toxic Rule
Cu	Copper
CWA	Clean Water Act
DDD	Dichlorodiphenyldichloroethane
DDE	Dichlorodiphenyldichloroethylene
DDT	Dichlorodiphenyltrichloroethane
DEH	Santa Clara County Department of Environmental Health
District	Santa Clara Valley Water District
DO	Dissolved Oxygen
DOE	Department of Energy
DPR	Department of Pesticide Regulation

SCVURPPP Acronyms/Abbreviations

DWR	Department of Water Resources
E. Coli	Enterococus Coli
EEC	SF Bay Wildlife Refuge Environmental Education Center
EEDMS	Environmental Enforcement Data Management System
EEPS	Exposure and Effects Pilot Study
e.g.	for example
EMAP	Environmental Monitoring Program
EMB	Executive Management Board
EOA	Eisenberg, Olivieri, and Associates
EPA	U.S. Environmental Protection Agency
Estuary	San Francisco Bay Estuary
F	Fahrenheit
FLT	Fluorescent Light Tube
FY	Fiscal Year
GCRCD	Guadalupe-Coyote Resource Conservation District
GIASP	General Industrial Activities Stormwater Permit
GIS	Geographic Information System
GRTS	Generalized Random Tessellation Stratified
HBANC	Home Builders Association of Northern California
Hg	Mercury
HMP	Hydromodification Management Plan
HHW	Household Hazardous Waste
HVAC	Heating, Ventilation and Air Conditioning
IBI	Index of Biotic Integrity
IC/ID	Illicit Connection and Illegal Dumping
ID	Identification
IND	Industrial/Commercial
i.e.	that is
IPM	Integrated Pest Management
JPA	Joint Powers Authority
K	Kindergarten
KAB	Keep America Beautiful
kg	Kilogram

SCVURPPP Acronyms/Abbreviations

L	Liter
Lb	Pound
LA	load allocation
LFA	Limiting Factors Analysis
LID	Low Impact Development
LSSB	Lower South San Francisco Bay
LUS	Land Use Subgroup
MC	Management Committee
MCMP	Metals Control Measures Plan
MCTT	Multi-Chambered Treatment Train
MDDB	Metadata Database
MDL	Most Downstream Location
MEP	Maximum Extent Practicable
Mercury Plan	Mercury Pollution Prevention Plan
Mg	milligram
mgd	million gallons per day
MIGR	fish migration
MOA	Memorandum of Agreement
MOFO	Morrison & Foerster
MOU	Memorandum of Understanding
MP	Monitoring Priority
MROSD	Mid-Peninsula Regional Open Space District
MYRWMP	Multi-Year Receiving Waters Monitoring Plan
NAP	Nickel Action Plan
NEMA	National Electrical Manufacturers Association
NAIOP	National Association of Industrial and Office Properties
NEPA	National Environmental Policy Act
ng	Nanogram
Ni	Nickel
NOI	Notice of Intent
NPDES	National Pollutant Discharge Elimination System
OC	Organochlorine
O&M	Operation and Maintenance

SCVURPPP Acronyms/Abbreviations

OP	Organophosphate
OWOW	Our Water Our World
P2	Pollution Prevention
PAHs	Polynuclear Aromatic Hydrocarbons
PBDE	Polybrominated Diphenyl Ether
Pb	Lead
PCBs	Polychlorinated Biphenyls
PCDD	Polychlorinated Dibenzo-p-Dioxins
PCDF	Polychlorinated Dibenzofurans
PCO	Pest Control Operator
pg	Picogram
PHAB	Physical Habitat Assessments
PIP	Public Information and Participation
PI/P	Public Information and Participation
PIPP	Public Information and Participation Program
PMPS	Pest Management Performance Standard
POC	Pollutant of Concern
POTW	Publicly Owned Treatment Works
PPPS	Planning Procedures Performance Standard
Program	Santa Clara Valley Urban Runoff Pollution Prevention Program
PS	Performance Standard
PVC	Polyvinyl Chloride
Q	Quarter
QAPP	Quality Assurance Project Plan
RAC	Regional Ad Campaign
RARE	preservation of rare and endangered species
RCRA	Resource Conservation and Recovery Act
REC- 1	water contact recreation
REC-2	non-contact water recreation
Regional Board	San Francisco Bay Regional Water Quality Control Board
RFP	Request for Proposal
RMAS	Regional Monitoring and Assessment Strategy
RMP	Regional Monitoring Program

SCVURPPP Acronyms/Abbreviations

RPT	Report Preparation Team
RS	Regulatory Subgroup
RTA	Rapid Trash Assessment
RWQCB	San Francisco Bay Regional Water Quality Control Board
SC	Steering Committee
SCC	Santa Clara County
SCBWM1	Santa Clara Basin Watershed Management Initiative
SCVURPPP	Santa Clara Valley Urban Runoff Pollution Prevention Program
SCVWD	Santa Clara Valley Water District
SF	San Francisco
SFEI	San Francisco Estuary Institute
SFEP	San Francisco Estuary Project
SIC	Standard Industrial Classification
SMaRT®	Sunnyvale Materials Recovery and Transfer
SOP	Standard Operating Procedures
South Bay	Lower South San Francisco Bay
SPLWG	Sources, Pathways and Loadings Work Group (RMP)
SPWN	fish spawning
SSC	Suspended Sediment Concentration
SSI	Inventory of Santa Clara Basin Stream Studies
SSO	Water Quality Site-Specific Objective
State Board	State Water Resources Control Board
STOPPP	San Mateo Countywide Stormwater Pollution Prevention Program
SWAMP	Surface Waters Ambient Monitoring Program
SWANA	Solid Waste Association of North America
SWMP	Stormwater Management Plan
SWPPP	Stormwater Pollution Prevention Plan
SWRCB	State Water Resources Control Board
TAC	Technical Advisory Committee
TMDL	Total Maximum Daily Load
TO	Tentative Order
TP	Total Phosphorus
TPH	Total Petroleum Hydrocarbons

SCVURPPP Acronyms/Abbreviations

TRC	Technical Review Committee
ug	Microgram
UPC	Urban Pesticide Committee
URMP	Urban Runoff Management Plan
URQM	Urban Runoff Quality Management
USA	Unified Stream Assessment
USEPA	U. S. Environmental Protection Agency
USFWS	U.S. Fish and Wildlife Service
USGS	U.S. Geological Survey
VTA	Santa Clara Valley Transportation Authority
WAC	Watershed Assessment Consultant
WAMS	Watershed Assessment and Monitoring Subgroup
WAR	Watershed Assessment Report
WARM	warm freshwater habitat
Water Board	San Francisco Bay Regional Water Quality Control Board
Water District	Santa Clara Valley Water District
WEF	Water Environment Federation
WEO	Watershed Education and Outreach
WE&O	Watershed Education and Outreach
WERF	Water Environment Research Foundation
WG	Work Group
WILD	wildlife habitat
WLA	Waste Load Allocation
WMI	Watershed Management Initiative
Work Group “I”	SCBWMI Phase I Indicators Work Group
WP	Work Plan
WRPC	Water Resources Protection Collaborative
WVC	West Valley Communities - members of the West Valley Clean Water Program:
	Campbell, Los Gatos, Monte Sereno, Saratoga
WVCWP	West Valley Clean Water Program
WW	Watershed Watch
WWTP	Wastewater Treatment Plant

SCVURPPP Acronyms/Abbreviations

WY	Water Year
YSI	Youth Science Institute
Zn	Zinc

IC/ID Elimination Activities

City of Campbell

Town of Los Gatos

City of Monte Sereno

City of Saratoga

THIS PAGE INTENTIONALY LEFT BLANK

Monte Sereno

Santa Clara Valley Urban Runoff Pollution Prevention Program

FY 2005-2006 ANNUAL REPORT

ILLICIT CONNECTION & ILLEGAL DUMPING ELIMINATION ACTIVITIES

FY 2005-2006 Work Plan Self Evaluation Matrix

Source	Task Source	Work Plan Tasks	Accomplishments	Responsible Party
2004 URMP Perf. Standard	Program	a. ICID Performance Standards Implement updated local URMP to reflect revised Performance Standards. Provide staff training on revisions.	IC/ID Performance Standards were updated as part of the URMP revision in Sept 2004. There were no changes made to the Standard Operating Procedures (SOPs) in FY05-06.	WVCWP Mgr & WVCWP IC/ID Inspector
	URMP	b. Response Program Continue to implement IC/ID Stormwater Discharge Inspector response program and evaluate for continuous improvement.	During FY05-06 the West Valley Inspector responded to 11 incident reports in the City of Monte Sereno. One IC/ID Inspector conducts a centralized incident response and proactive restaurant and vehicle shop inspection program for four West Valley communities. The Inspector follows up on all reports of potential violations.	WV Inspector
	FY05-06 Work Plan	c. Enhanced Reporting Report on incidents using categories consistent with SCVURPPP Program. Document follow-through to point of resolution or referral for enforcement action (penalty or fine).	The WVCWP Inspector keeps a standardized Access database of all IC/ID response calls and their follow-up through resolution. West Valley's annual data was provided to SCVURPPP for Program-wide analysis.	WV Inspector
	URMP	f. Education Distribute BMP materials during routine inspections. Distribute follow up education information for businesses cited for potential stormwater violations.	During FY 05-06, the WVCWP Inspector distributed eleven (11) IC/ID educational materials in Monte Sereno, as part of his outreach and inspection program.	SCC Fire & WV Inspector

Monte Sereno

Santa Clara Valley Urban Runoff Pollution Prevention Program

FY 2005-2006 ANNUAL REPORT

Source	Task Source	Work Plan Tasks	Accomplishments	Responsible Party
	Training	g. Training Conduct training & evaluation meeting between Storm Water Discharge Inspector and Town staff, as needed to improve procedures.	Each year the WV Inspector visits a West Valley community to meet with municipal staff and explain the importance of staff being the eyes and ears for the IC/ID response program. Referrals to the WVCWP are encouraged for all incidents including seemingly innocuous ones like pool water discharges. The inspector has also attended various workshops in FY 05-06 related to illegal discharges to the storm drain system (i.e. erosion control (12/8/06), street sweeping (5-8-06) and C.3 implementation for new & redevelopment (6-6-06).	Engineering Inspectors WV Inspector to co-ord

FY 05-06 Incident Response Summary

Type of Incident	Miscellaneous Incidents	Incident Source	Report Source	Follow-up Action
• 1 Allowable Discharges • 4 Complaint not found • 2 Grey Water Discharge • 1 Landscape Mat'l dumping • 1 Miscellaneous • 1 Tracking Soil **Total 11 Reported** 6 Incidents 1 Allowable Discharge 4 Complaint Not Found	Breakdown of Miscellaneous Incidents: • 1 broken sprinkler (now fixed)	• 3 Residential • 8 Construction Site	• 1 Other Agency • 2 IC/ID Inspector • 7 City Staff • 1 Citizen Complaint	• 4 Verbal Notice • 7 No Action o 5 Complaint not found o 1 Allowable discharge o 1 Accidental – broken sprinkler, fixed right away **Incident Status** 5 Resolved 1 Non Incident 5 Complaints not found

Monte Sereno

Santa Clara Valley Urban Runoff Pollution Prevention Program

FY 2005-2006 ANNUAL REPORT

IC/ID Program Evaluation

IC/ID Program Background

Monte Sereno is a strictly residential city with about 3,700 residents. It covers 1.5 square miles and is surrounded by the Town of Los Gatos. The only non-residential sites in the City are a public elementary school and City Hall.

The IC/ID reports in the City are primarily related to new or re-development of single family homes and landscaping projects or pool discharges. The Construction Inspection Engineer says that developers and contractors are very eager to maintain a good reputation both with municipal staff and with the residents. If an incident occurs, it is often the result of an accident or it is related to a construction site. The City Engineering Inspector says that all it generally takes is one word from municipal staff and the problem is addressed and resolved immediately.

Trend Analysis

In FY04-05 four (4) potential violations were investigated. Residential and construction sites were the incident sources for three (3) of the reported incidents. One (1) dumping report was not actually in the City's jurisdiction; it was trash noted on a median on Hwy 9, which is in Caltrans jurisdiction, although the City monitors the area because it does not have any other problem trash areas to address. The remaining three incidents were construction related. One involved a painter washing brushes where the runoff flowed to the street. Another was a result of pumping water from a hole dug for a swimming pool after it rained. Finally, a pile of dirt was left in the street during a landscaping job.

In FY05-06 the West Valley IC/ID inspector responded to eleven (11) reports of potential violations in Monte Sereno. Six (6) were considered non-incidents because one (1) was an allowable discharge and five (5) were complaints not found (although one of those was categorized as a miscellaneous incident). One miscellaneous incident was due to a broken sprinkler, which was fixed immediately. Finally the four violations that were given a verbal notice were, two (2) grey water discharges, one (1) landscape material dumping; and one (1) tracking soil discharge.

Overall, Monte Sereno had about the same number of actual violations (4) as it had in FY04-05 (3). The reporting is excellent as the City is small enough to afford frequent drive-by inspections of all residential areas. The Construction Inspectors are aware of each project that has a grading permit and keep a close watch over contractors. Seven out of eleven potential violations were reported by municipal staff to the West Valley Inspector for education and follow up. In FY06-07, new development discharges will remain a primary concern. Significant resources will be dedicated to continuing the effort to educate developers and contractors about erosion control and storm water requirements.

Monte Sereno
IC/ID Inspections Annual Report FY05 06

#	IC/ID Date	Contact Name (Resp Party)	Location/Address of Incident	ICID Incident Report Source (Origin)	ICID Incident Source	ICID Incident Type	ICID Enforcement Action	Findings: (Comments)	Status	Compliance Date
Allowable Discharge										
1	7/21/2005	Fletcher Baker	16115 Mays Av, MS	Interdepartmental	Residential	Allowable Discharge	No Action	Excess irrigation water pools in street. He wants City to repair street so that it will drain properly. Referred to Michelle Wu, MS. Non-problem. Water drains to SD.	Incident - Resolved	7/21/2005
Complaint Not Found										
1	12/6/2005	Const Chip Sutcliff	Daves Avenue School -17770 Daves Ave Monte Sereno, CA 95030	Citizen Complaints	Construction Sites	Complaint Not Found	No Action	Citizen called construction company pumping out large puddle into gutter. I went right out. No pumping. Told me they did not and will not pump it out. Let it seep into ground. All OK. I called Mr. Sutcliff back.	Non-Incident	12/6/2005
2	3/23/2006	New House Const	15791 Winchester Blvd., Monte Sereno	Interdepartmental	Construction Sites	Complaint Not Found	No Action	No one there. Looks OK. New house under construction.	Non-Incident	3/23/2006
3	4/5/2006	House Remodel	15520 Palos Verdes, Monte Sereno	Interdepartmental	Construction Sites	Complaint Not Found	No Action	House remodel under construction. No SD issues.	Non-Incident	4/5/2006
4	4/28/2006	New House Const	16055 Mays Av., Monte Sereno	Interdepartmental	Residential	Complaint Not Found	No Action	House remodel. No SD issues. AOK.	Non-Incident	4/28/2006
Grey Water Discharge										
1	10/25/2005	Paul Elias, Contractor	17364 Grosvenor Ct., MS	Other agency	Construction Sites	Grey Water Discharge	Verbal Notice	Sediment getting into SD. New driveway construction, but sediment is really coming from upstream, not driveway. Someone washed down gutter into SD. Some may have come from driveway construction. I met with Paul, contractor for driveway. Told him in future, block off SD. Very cooperative. AOK now.	Incident - Resolved	10/25/2005
Grey Water Discharge - Continued										

Monte Sereno
IC/ID Inspections Annual Report FY05 06

#	IC/ID Date	Contact Name (Resp Party)	Location/Address of Incident	ICID Incident Report Source (Origin)	ICID Incident Source	ICID Incident Type	ICID Enforcement Action	Findings: (Comments)	Status	Compliance Date
2	2/27/2006	Resident	18718 Austin Way, M. S.	Interdepartmental	Construction Sites	Grey Water Discharge	Verbal Notice	New house under construction. Pipe discharging muddy water to ditch by roadway. I got them to disconnect pipe. All OK now.	Incident - Resolved	2/27/2006
Landscaping Material Dumping										
1	7/21/2005	Resident	16160 Rose Av, MS	Illicit Discharge Inspectors	Construction Sites	Landscaping Material Dumping	Verbal Notice	Landscaping, dirt in street. He will clean it up before he leaves.	Incident - Resolved	7/21/2005
Misc										
1	7/15/2005	Susan Stojanovich	17740 Bruce Av, MS	Interdepartmental	Residential	Misc	No Action	Broken sprinkler, gusher, while they were on vacation. All taken care of. No problem now. Nice lady. Just water. All OK now.	Incident - Resolved	7/15/2005
2	7/28/2005	Misc Tom Mcelroy	18232 Daves Av, MS	Interdepartmental	Construction Sites	Misc	No Action	Heavy duty remodel. All AOK.	Non-Incident	7/28/2005
Tracking Soil										
1	8/12/2005	Vacant Lot	across the street from 15121 Via Lomita, MS	Other Drive By	Construction Sites	Tracking Soil	Verbal Notice	Dirt tracking. Michelle Wu, MS, helped me to find owner of property ready to start construction. Owner is PCI Development LLC, Los Altos. 408/781-1350. Street has now been swept.	Incident - Resolved	8/19/2005

Training Summary: Illegal Connections & Illegal Dumping

Training Description	Date	Attendees
IC/ID Training for City of Campbell Public Works Staff Presenter: WVCWP Stormwater Discharge Inspector **Topics:** • IC/ID standard operating and reporting procedures • Incident referrals to the WVCWP are encouraged • pool water discharges • IC/ID response • Challenges/improvements to response program	**September 21, 2005**	**City of Campbell** PW Superintendent Senior City Engineer City Engineer Sr Construction Inspector Acting St Maint Supervisor PW Office Specialist
IC/ID Training for Restaurant Inspectors Presenter: WVCWP Stormwater Discharge Inspector **PowerPoint Presentation Topics:** • Importance of reporting all potential West Valley stormwater violations • Updated contact information • How to report urban runoff violations to municipal inspectors to ensure accurate tracking and follow up • Feedback on the effectiveness of outreach & educational handout • Reminder to distribute pesticide reduction fact sheets called "Don't Set a Table for Pests" to restaurants	**April 18, 2006**	Department of Environmental Health Inspectors (22)
Sponsor: California Stormwater Quality Association (CASQA) Speaker: Linda C. Garcia, Riverside County Flood Control **Topics: Riverside County's IC/ID Program**	**October 4, 2005**	**WVCWP** Program Manager

West Valley Communities

FY 2005-2006 ANNUAL REPORT

Training Summary: Illegal Connections & Illegal Dumping

Training Description	Date	Attendees
Sponsor: California Stormwater Quality Association (CASQA) Speaker: Regan S. Bailey, Wastewater Resources Analyst Nicole Green, Environmental Compliance Inspector II, City of Riverside **Topics: Mobile Pressure Washers, Complying with Stormwater BMPs**	**October 4, 2005**	**WVCWP** Program Manager

THIS PAGE INTENTIONALY LEFT BLANK

Public Agency Activities

City of Campbell

Town of Los Gatos

City of Monte Sereno

City of Saratoga

THIS PAGE INTENTIONALY LEFT BLANK

Monte Sereno

FY 2005-2006 ANNUAL REPORT

PUBLIC AGENCY ACTIVITIES: Operation and Maintenance

FY 2005-2006 Work Plan Self Evaluation Matrix

Activity	Task Source	FY05-06 Work Plan Tasks	FY 05-06 Accomplishments	Responsible Party
Storm Drain Operations and Maintenance				
Annual Storm Drain Cleaning	2004 URMP	Continue contract w/ WVSD. Continue schedule/cycle for inspection and cleaning of storm drain system (two year cycle for residential) Contractor, *McKenna Landscape*, will clean high leaf drop and other noted areas more frequently and as needed. Monte Sereno is strictly residential, with a population of approx. 3,800.	WVSD performs systematic storm drain cleaning and inspection of storm drains annually. Because Monte Sereno is much smaller than the other 3 West Valley cities, all of the City's storm drain systems were inspected and cleaned this year. City contracts with Eric McKenna Landscape Maintenance to provide additional cleaning and maintenance in problem spots discovered by or reported by the public	City Manager & City Engineer coordinate with WVSD/ per Agreement;
Training - Annual WVSD/ Storm Drain Oper. & Maint.	FY05-06 Workplan	Annual WVSD Storm Drain Operations & Maint. Supervisors training meeting - evaluate status of annual storm drain cleaning and provide training on other Pub Works maintenance issues.	The annual WV Storm Drain Op & Maint. Supervisor's workshop was held on June 19, 2006. Two (2) Monte Sereno staff attended, including the Assistant Engineer. Staff from WVSD, WVCWP, and the other WV Communities also participated. Topics included: • Storm Drain Maintenance findings by WVSD • Review of Emergency Response Procedures for SD overflow • Presentation on Street Sweeping for Water Quality • Power Point Presentation on BMPs for Streets, Rural Public Works and Storm Drain Maintenance Round table discussion on all topics	Led by WVSD and WVCWP; Attend by two municipal engineers, Hosted by WVCWP
Storm Drain Stencils or Signage	C/I item -Source Control Measure	Continue to replace and/or upgrade storm drain stencils or signage on storm drains or catch basins, as needed.	Assistant City Engineer has continued to share feedback and strategize with the other cities regarding the most effective way to sign storm drain basins. Storm drain catch basins with the City are all appropriately signed. Storm drain	City Manager & Assistant Engineer

Monte Sereno

FY 2005-2006 ANNUAL REPORT

Activity	Task Source	FY05-06 Work Plan Tasks	FY 05-06 Accomplishments	Responsible Party
			signage is replaced if it becomes worn, or bent (if it is metal). The City primarily uses painted stencils because they are easy to apply, they can be installed on flat surfaces (unlike the thermoplastic stencils) and the savings in staff time and cost of stencils is substantial. The metal plates, previously installed by the WV communities, are no longer applied because they tended to bend over time, exposing sharp edges and therefore creating a potential to injure pedestrians or bicyclists.	
Street Sweeping/ Pavement Management				
Street Sweeping Program	URMP	By contract – residential swept quarterly. High leaf drop and other noted areas cleaned more frequently and as needed (i.e., residential construction zones - swept by responsible party).	This year an annual total of **120.5 cubic yards** of debris was collected by sweeping **157 residential curb miles** in Monte Sereno. The Town of Los Gatos is contracted to sweep City streets. The Town purchased a new sweeper, which was used on Monte Sereno's streets for the first time in FY05-06. In addition to street sweeping, all residents are required to utilize large recycling bins for leaves and other yard waste as part of their trash collection service. Yard waste is not allowed in streets but waste from receptacles was picked up weekly. **A total of 1,376.4 tons of yard waste was recycled** in Monte Sereno during FY 05-06.	By Contract with Town of Los Gatos Street Maintenance Division
Street Sweeping Data Collection		Collect and review street sweeping data and provide number of curb miles swept and cubic yards of debris quarterly, to SCVURPPP for evaluation of effectiveness.	Street Sweeping data was collected quarterly and provided to the SCVURPPP at the end of the fiscal year.	By Contract – with Town of Los Gatos, Town PW Analyst and Sweeper Oper. collect data
Training	FY05-06 Work Plan	As needed, provide training meetings, on collection of street sweeping data to appropriate municipal staff.	As the City's sweeping contractor, Los Gatos staff attended the WVSD/WVCWP workshop on street sweeping, data requirements and state of the art street sweeping methods (June 19, 2006).	Mtg lead by WVSD and WVCWP; Attend by Building Inspector or engineering staff

Monte Sereno

FY 2005-2006 ANNUAL REPORT

Activity	Task Source	FY05-06 Work Plan Tasks	FY 05-06 Accomplishments	Responsible Party
Corporation Yard				
The City of Monte Sereno does not have a corporation yard. The City does not have any City-owned vehicles.				
Rural Public Works Activities				
Rural Public Works Perf Std	URMP	Continue implementation of Rural Public Works Performance Standard	One Rural Public Works maintenance project took place this year. Work to remove and replace pavement within its existing footprint was performed during dry weather on two streets. Work was performed by combined Town of Los Gatos and Caltrans crews under the supervision of Town Streets Superintendent, Steve Regan. The model Performance Standard is being implemented. BMPs have been reviewed annually with Los Gatos and Monte Sereno staff since they were updated as part of the City's Urban Runoff Management Plan revision in 2004.	City Engineer/ Bldg Official
Staff Training	FY05-06 Workplan	Train appropriate Public Works staff on the use of current BMPs and SOPs, as noted in the performance standard.	On June 19, 2006, WVCWP held a Storm Drain Maintenance workshop and gave a presentation for street maintenance staff on BMPs for Rural Public Works. The meeting included a round table discussion among staff from all of the West Valley communities. Requirements of the Performance Standard were reviewed and photo slides of BMPs for Rural Public Works were shown. Two (2) Monte Sereno engineering staff attended.	City Engineer/ Bldg Official
Rural Public Works Program Evaluation				
The City will rarely have any capital improvement projects (CIPs). All capital improvement projects would be completed by an outside contractor. The City discusses (rural public works) BMPs with outside contractors in the pre-construction meetings. The City inspects contracted rural public works in its jurisdiction and ensures the use of stormwater quality and erosion control BMPs. When construction of Rural Public Works takes place, measures will be implemented for erosion prevention.				

Monte Sereno

FY 2005-2006 ANNUAL REPORT

Street Sweeping Comparison for FY04-05 and FY05-06		
Fiscal Year 04-05		
Curb Miles Swept	**Debris Collected**	**Yard Waste Collected**
Monte Sereno does not have any commercial streets or arterials. The City is strictly Residential **Annual Residential Total** **217 curb miles swept**	Monte Sereno does not have any commercial streets or arterials. The City is strictly Residential **Annual Residential Total** **67 cubic yards** of debris collected	An annual total of **1,020 tons** of yard waste was picked up by garbage collection service during FY 04-05
Fiscal Year 05-06		
Curb Miles Swept	**Debris Collected**	**Yard Waste Collected**
Monte Sereno does not have any commercial streets or arterials. The City is strictly Residential **Annual Residential Total** **157 curb miles swept**	Monte Sereno does not have any commercial streets or arterials. The City is strictly Residential **Annual Residential Total** **120.5 cubic yards** of debris collected	An annual total of **1,376.4 tons** of yard waste was picked up by garbage collection service during FY 05-06

Monte Sereno

FY 2005-2006 ANNUAL REPORT

Public Agency Activities: Operations and Maintenance Evaluation

Storm Drain Maintenance: The West Valley Sanitation District (WVSD) finished a major task during FY05-06 which will make storm drain cleaning procedures more efficient and the annual SD reports more useful to the WV cities. Since the project began in FY04-05, WVSD staff have been building a database (using asset mgmt software) that would number the storm drains at upstream and downstream locations and provide the street name. FY05-06 was the first year that the enhanced storm drain maintenance reports, with street names, were available to the cities. WVSD presented them at WVCWP's June 19th workshop. The reports document the status of each stormdrain and, if applicable, the nature of any problem. The majority of structures were "clean" but a few were noted as having obstructions (e.g. "leaves/paper"). Other descriptors that are available in the report are: mud/dirt, foreign object, rocks/stone, sand/gravel, etc. All structures, as needed, are cleaned at the time of inspection. The WVSD's report may be used by WV cities to help monitor POC problems, such as trash sites.

Street Sweeping: The residential streets of Monte Sereno are swept by the Town of Los Gatos by contract. The Town swept sixty fewer residential curb miles in Monte Sereno this year compared to FY04-05, but twice the number of cubic yards of debris was collected (120.5 cubic yards). This is compared to 67 cubic yards of debris collected in FY04-05. The increase in debris picked up for fewer miles was also true for Los Gatos this year. Since Los Gatos sweeps Monte Sereno's streets it is likely that the Town's new sweeper is picking up more debris per curb mile.

Yard waste collection (1,376.4 tons in Monte Sereno for FY05-06) helps reduce the amount of debris picked up by the sweeper because it provides alternative disposal for leaves. The West Valley Communities have selected a new contractor to provide garbage & recyclable collection. The new contract will begin in March 2007. Yard waste collection methodology and tracking may change when the current contract with Waste Management expires.

The WVCWP Mgr gave a street sweeping presentation at the June 19th West Valley Storm Drain Maintenance workshop, based on a Street Sweeping workshop held on 5/8/2006 in San Jose. The principal speaker at the 5/8/06 workshop was the editor of Worldsweeper.com. He provided material for the West Valley training. The Town of Los Gatos purchased a new Street Sweeper and used it for the first time in FY05-06. The Town's Sweeper Operator drove the street sweeper to the WVCWP workshop for viewing and questions by other municipal staff. The Town PW Superintendent gave a brief talk on why this model of sweeper was selected. According to the PW Superintendent, this PM10 certified regenerative air sweeper will generate fewer dust particles than the Town's previous model of sweeper. This type of sweeper is required in Southern California, but not yet required in Northern CA.

There are some benefits to cities if they can afford to invest in their own sweepers. Los Gatos' Sweeper Operator sweeps Monday and Friday morning because he knows when and where to sweep, and will adjust his route according to when cars are not parked in the way of the sweeper.

Training Evaluation: Workshop evaluation forms from the 6/19/06 WVCWP Storm Drain Maintenance training showed that all attendees thought it was "informative and worthwhile." Attendees also requested continued updates on storm drain maintenance and street sweeping practices. Most of those who attended stayed for the optional discussion between cities at the end of the workshop.

Corporation Yard SWPPPs: The West Valley communities have included a task in their FY 06-07 workplans to hold a round table meeting with municipal staff to review and update, if necessary, corporation yard SWPPPs. **Monte Sereno will not participate** because it is a strictly residential city, with a population of about 3,700. The City does not have a corporation yard and is not required to have a SWPPP.

Campbell, Los Gatos, Monte Sereno, Saratoga

West Valley Communities

Santa Clara Valley Urban Runoff Pollution Prevention Program

FY 2005-2006 ANNUAL REPORT

Training Summary: Public Agency Activities

Training Description	Date	Attendees
WVCWP Monthly Meeting - Street Sweeping Training Presenter: WVCWP Program Manager **Topics:** ▪ Street Sweeping ▪ Annual Report Data Collection Requirements ▪ Disposal of Materials by Municipal Contractors ▪ NPDES Requirements in Contracts for Street Maintenance/CIP Activities ▪ BMPs Included in Contract Language ▪ BMPs Related to Proper Disposal of Debris (Street Sweeping)	**July 19, 2005**	**WVCWP (2)** Program Manager Program Assistant **Campbell** Senior Civil Engineer **Los Gatos (1)** Senior Engineering Technician **Saratoga (2)** Assoc Engineer Public Works Analyst
WVCWP Monthly Meeting - Rural Public Works BMPs Training Presenter: WVCWP Program Manager **Topics:** ▪ Resource for Rural Public Works BMPs is the Water Board's binder "Erosion & Sediment Control" (2002 Edition). ▪ BMPs must be included in Contract Language ▪ Street Sweeping data collection requirements ▪ If the CD containing all the construction tri-folds is referred to in the contract, and provided to the Contractor, that will show that BMPs are required during construction ▪ Identification description/list is in the URMP of what municipal projects would fall under the RPW definition, what the projects would be, who would be responsible, and that there is contract language requiring use of BMPs.	**Feb 28, 2006**	**WVCWP (3)** Program Manager Program Assistant Stormwater Discharge Inspector **Campbell (1)** Senior Civil Engineer **Los Gatos (1)** Senior Engineering Technician **Saratoga(1)** Public Works Analyst

SANTA CLARA VALLEY URBAN RUNOFF POLLUTION PREVENTION PROGRAM
FY 2005-2006 ANNUAL REPORT

WEST VALLEY COMMUNITIES

Training Summary: Public Agency Activities

Training Description	Date	Attendees
Annual Storm Drain Operations and Maintenance Training Meeting: **WV Communities & WV Sanitation District** Held at Monte Sereno City Hall; Sponsored by WVCWP Speaker: Peter Sevcik, WV Sanitation District & Cheri Donnelly< WVCWP . Topics included: • **Storm Drain Maintenance** findings by WVSD - Review of Emergency Response Procedures for SD overflow - Presentation on BMPs for Streets • **Street Sweeping** for Water Quality Presentation • **Rural Public Works** and Storm Drain Maintenance Presentation • Round table discussion on all topics • Questions, Comments – Evaluation	**June 19, 2006**	**WVCWP (3)** Stormwater Discharge Inspector Program Manager, Outreach Specialist **Campbell (5)** Public Works Superintendent PW Supervisor Street Maintenance Worker (3) **Los Gatos (3)** PW Superintendent Sr. Eng Tech/Stormwater Coord Street Sweeping Operator **Monte Sereno (1)** Assistant City Engineer & Eng Intern **Saratoga (5)** Street Maintenance Supervisor Lead Maint Worker & Maint Specialist Parks Supervisor Lead Parks Worker **WV Sanitation District (2)** Director of Engineering & Operations Operations Supervisor
Campbell Only Training Attendance		
City of Campbell – Corp Yard Walk-Through Presenter: John Iaquinto, Public Works Superintendent - Video **Topics:** ▪ Tour of the Service Center: ▪ Showed location of several absorbent stations ▪ Showed location of SWPPP ▪ Showed proper procedures for pressure washing on sidewalks and in parking lots	**May 10, 2006**	**Campbell (24)** Street Maintenance Lead Worker Street Maintenance Worker Equipment Maintenance Supervisor Mechanic II Parks Maintenance Supervisor Parks Maintenance Workers Other Publics Works Staff

SANTA CLARA VALLEY URBAN RUNOFF POLLUTION PREVENTION PROGRAM
FY 2005-2006 ANNUAL REPORT

WEST VALLEY COMMUNITIES

Training Summary: Public Agency Activities

Training Description	Date	Attendees
City of Campbell – Storm Water Pollution Prevention Topics Presenter: John Iaquinto, Public Works Superintendent **Topics:** • Drain Inlet Maintenance • Emergency Response for Chemical and Sewage Spills • Pool Routine Preventative Maintenance (chlorinated water disposal) • Emergency Urban Runoff Contacts	**June 2, 2005**	Public Works Supt Street Maintenance Workers (5) Street Maintenance Supervisors and Mechanics (5)
City of Campbell – Hazardous Materials Management Presenter: John Iaquinto, Public Works Superintendent **Topics:** • Hazardous Materials Management • Spill and Leak Response	**May 12, 2005**	Public Works Supt Street Maintenance Supervisors and Mechanics (5)
City of Campbell – Hazardous Materials Management Presenter: John Iaquinto, Public Works Superintendent **Topics:** • Hazardous Materials Management • Spill and Leak Response	**June 9, 2005**	Public Works Supt Street Maintenance Supervisors and Mechanics (5)

SANTA CLARA VALLEY URBAN RUNOFF POLLUTION PREVENTION PROGRAM
FY 2005-2006 ANNUAL REPORT

WEST VALLEY COMMUNITIES

Training Summary: Public Agency Activities

Los Gatos Only Training Attendance		
Corp Yard Walk-Through: Town of Los Gatos **Topics:** ▪ Review of BMPs ▪ Review SWPPP ▪ Corp Yard Utility Emergency Shutoff Locations ▪ Locations of Storm Drains ▪ Storage areas for Absorbents ▪ Location of SWPP ▪ Locations of Fire Extinguishers	**June 15, 2006**	**Los Gatos (4)** Senior Engineering Technician/Stormwater Coordinator Public Works Supervisor Public Works Superintendent
Saratoga Only Training Attendance		
Corp Yard Walk-Through: City of Saratoga Presented by Saratoga Street Maintenance Supervisor **Topics:** ▪ Review changes in SWPPP ▪ Corp Yard Utility Emergency Shutoff Locations ▪ Locations of Storm Drains ▪ Storage areas for Absorbents ▪ Location of SWPP ▪ Locations of Fire Extinguishers ▪ Review of BMPs	**June 8, 2005**	**Saratoga (16)** Street Maintenance Supervisor Parks Maintenance Supervisor Parks Lead Worker Parks Maintenance Workers Street Maintenance Workers Temporary Worker

THIS PAGE INTENTIONALY LEFT BLANK

Planning Procedures & New Development

City of Campbell

Town of Los Gatos

City of Monte Sereno

City of Saratoga

THIS PAGE INTENTIONALY LEFT BLANK

August 28, 2006

City of Monte Sereno
Response to Comments on
FY04-05 Annual Reports

Monte Sereno:

Comment: Provision C.3.e. requires that the Annual Report contain "a description of the organization structure of the Discharger's Operation and Maintenance Verification Program." **Please ensure that this information is included in next year's Annual Report**.

Response: The standard operating procedures, which describe the structure and organization for Monte Sereno's BMP O&M Verification Program, are provided as Attachment 4A in the Planning Procedures section of Monte Sereno's FY05-06 Annual Report.

MONTE SERENO

Santa Clara Valley Urban Runoff Pollution Prevention Program

FY 2005-2006 ANNUAL REPORT

PLANNING PROCEDURES

FY 2005-2006 Work Plan Self Evaluation Matrix

Source	Task Source	Work Plan Tasks	Accomplishments	Responsible Party
C.3.a Performance Standard Implementation				
URMP: Planning Proc.Perf Std	C.3.a	URMP Revision Note in Annual Report any updated requirements or revisions to Planning Procedures Performance Standard in City's URMP to adequately address Provision C.3.	In the summer of 2006, the Planning Procedures section of the City's 2004 URMP was reviewed to determine any necessary updates. The SOPs for the BMP O&M Verification Program were revised to include a reference to Group 2 projects. No other changes or revisions were made to the Performance Standard.	City Manager coordinate with WVCWP staff
Training	C.3.a.6.	Ensure appropriate staff (i.e. planners, engineers and inspectors) are trained on any updates or new requirements specified in the local URMP, either by attendance at the C3PO Ad Hoc Task Group or during internal staff meetings.	The City Manager (a.k.a. Planning Director), with assistance from the City Engineer (a part-time consultant) have full responsibility for implementation and inspections of all Group 1 and Group 2 Projects in the City of Monte Sereno. The WVCWP Manager is active on the C3PO Ad Hoc Task Group. She meets with the City Mgr or City Engineer to keep them informed of Permit requirements, C.3 implementation requirements, and available guidance and tools for implementation.	City Manager
C.3.c Requirements for Group 1 and Group 2 Projects				
Group 2 Projects	C.3.c.	Group 2 If needed, revise C.3 guidance documents, ordinances, policies, procedures, and/or conditions of approval to incorporate Group 2 requirements.	See the response to Task C.3.a regarding changes to the SOPs for the City's BMP O&M Verification Program. Monte Sereno revised their Notice to Developers in June 2006 to reflect Group 2 projects. It will be put on the City's website in August 2006.	City Manager

MONTE SERENO

Santa Clara Valley Urban Runoff Pollution Prevention Program

FY 2005-2006 ANNUAL REPORT

Source	Task Source	Work Plan Tasks	Accomplishments	Responsible Party
Training	C.3.c.	Provide training to staff on Group 2 requirements, as needed.	The WVCWP Manager met with City Manager (B. Loventhal) on 8/8/05, 11/17/05 and 2/15/06 to discuss C.3 implementation related to, site design practices, Group 2 implementation, guidance for developers, and BMP O&M Verification. The WVCWP Manager also met with the City's Assistant Engineer (Michelle Wu) on 8/4/05 to discuss source control and site design measures at new development projects as well as to review construction site inspections and erosion control requirements.	City Manager/ Planning Director, WVCWP to assist
C.3.e Operation and Maintenance of Treatment BMPs				
BMP Inspection Program O&M Verification	Permit C.3.e.iii	BMP O& M Verification Program Report on treatment BMP's O&M verification program in each annual report. Note organizational responsibility, evaluation of effectiveness, and planned improvement to the program. Include a list or summary of treatment BMPs inspected during the year, inspection results, and any required follow-up and correction.	The SOPs for the City's BMP O&M Verification Program were included in the 2004 URMP and revised in August 2006 to include Group 2 Project requirements. A copy of the BMP O&M Verification Program SOPs, describing the organization and structure of the verification Program for Monte Sereno is attached. (Attachment 4A)	City Manager & Engineering
BMP O&M Training	FY05-06 Work Plan	BMP O&M Training & Evaluation Continue to provide training to inspectors and data managers on O&M verification program.	The WVCWP Mgr met with City Manager, Brian Loventhal, on 8/8/05 to discuss how Monte Sereno manages the BMP O&M Verification Program. On 11/14/2005, WVCWP staff arranged a meeting for all West Valley communities discuss the BMP O&M Verification Program.	City Manager & City Engineer, WVCWP to assist
C.3.f Hydrograph Modification Management Plan				
HMP – Hydrograph Modification	C.3.f	Implement the HMP, as approved by the Water Board, as part of requirements for Group 1 projects that may cause increased	There were no HMP-regulated projects in Monte Sereno in FY '05-'06. Due to the nature of expected developments, the City does not expect many projects will be subject to	City Manager/ Dir of Planning

MONTE SERENO

Santa Clara Valley Urban Runoff Pollution Prevention Program

FY 2005-2006 ANNUAL REPORT

Source	Task Source	Work Plan Tasks	Accomplishments	Responsible Party
Mngmt Plan		erosion or other related impacts. (Incorporate the HMP Report's standards, in their final state as approved by the Water Board, into the City's project approval process.)	these requirements over the next several years. However, with assistance from the WVCWP, City staff will continue to track regional implementation of the HMP.	
Training		Provide incremental training on HMP requirements to City staff via SCVURPPP workshops and/or in-house staff training.	WVCWP hosted a workshop on the updated HMP in Monte Sereno on 1/26/09. The City Engineer and Associate Planner/City Clerk attended.	SCVURPPP/ Engineering & WVCWP to attend
Reporting	C.3.f.viii	Provide development and implementation status and a summary of projects incorporating HMP measures in each Annual Report.	There were no HMP-regulated projects in Monte Sereno in FY '05-'06.	City Engineer
C.3.g Waiver and Compensatory Mitigation Program				
Waiver Program or Alternate Compliance	Permit C.3.g.	Currently a waiver or alternate compliance program is not offered by the City. Stormwater treatment BMPs will be required on all Group 1 and Group 2 projects. Any proposed alternative compliance must meet Provision C.3.g.vi conditions, and first be approved by the Water Board's Executive Officer.	All applicable projects are required to implement C3 requirements without using alternative or off-site compliance measures. The City does not foresee using a Waiver Program.	City Engineer Per Reg Water Board's approval
C.3.h Alternate Certification				
Alternate Certification reporting	Permit C.3.h	If alternate certification is used, list the projects certified by someone other than City staff and the mechanism for ensuring that outside certifiers are qualified.	Monte Sereno has a consulting civil engineering company on retainer to act as its City Engineer. Civil engineers from this company attend SCVURPPP C.3 training events and perform C.3 compliance reviews for the City. They are responsible for evaluating any Group 1 or Group 2 Project design to ensure it meets NPDES permit requirements.	City Manager/ City Engineer

MONTE SERENO

Santa Clara Valley Urban Runoff Pollution Prevention Program

FY 2005-2006 ANNUAL REPORT

Source	Task Source	Work Plan Tasks	Accomplishments	Responsible Party
C.3.j Site Design Measures Guidance and Standards Development				
Site Design Measures Guidance and Standards	(Permit C.3.j.)	As feasible, continue to review local site design standards and guidance for possible revisions that would reduce impacts to water quality. Summarize updated status, if any, in the Annual Report.	There were no site design standard revisions in FY '05-'06.	City Manager /Planning Director
C.3.k Source Control Measures				
Source Control Measures	Permit C.3.k.	Whenever practicable, stormwater pollutant source control measures are incorporated into all development projects.	This year, the City required a sanitary sewer c.o. for one new pool installation. In FY '05-'06, there were no revisions to the City's source control BMPs.	City Manager / Planning Director
C.3.l General Plan Update				
General Plan	Permit C.3.l	Revise General Plan, at next planned update, to reflect principles and policies needed to address C.3 requirements.	During FY '05-'06, no changes were made to the City's General Plan. In early FY '06-'07, the City will begin an 18 month General Plan revision review.	City Manager
C.3.m Water Quality Review Processes				
CEQA Review	C.3.m.1	City will continue to evaluate water quality effects & identify mitigation measures when conducting Env Review Process for all projects, consistent with the City's URMP and Program guidance. If applicable, report on updates to the City's Environmental Review process.	There were no changes to the City's CEQA review process in FY '05-'06.	Planning Director

MONTE SERENO

Santa Clara Valley Urban Runoff Pollution Prevention Program

FY 2005-2006 ANNUAL REPORT

Source	Task Source	Work Plan Tasks	Accomplishments	Responsible Party
C.3.n Reporting Requirements				
C3 Project Reporting	Permit C.3.n.i. (C.3.c.)	In Annual Report, list Group 1 and Group 2 projects by name. Include location, project type (per C.3.c.), size (ac. or sq. ft.), and impervious surface area. Report square footage of land disturbed for redevelopment projects	There were no Group 1 or 2 projects approved in Monte Sereno during FY '05-'06.	City Engineer
C3 Project Reporting	Permit C.3.n.ii. (C.3.c.)	Report on type of treatment BMPs used, numeric sizing criteria used, O&M inspections and if needed, follow-up actions. Also list site design measures used, and source control measures required.	There were no Group 1 or 2 projects approved in Monte Sereno during FY '05-'06.	City Engineer
Reporting - Pesticide Reduction Measures	Permit C.3.n.iii.	Summarize the types of pesticide reduction measures required (such as by conditions of approval) for new development and significant redevelopment projects, Summarize the percentage of new development and significant redevelopment projects for which pesticide reduction measures were required.	On all permitted projects, native plants are recommended and plant selection is reviewed as part of the planning approval process.	Planning Dir

Planning Procedures Evaluation

Site Design and Source Control measures are being required on all new development projects via Monte Sereno's "Residential Design Guidelines" and Monte Sereno's Site Development Permit requirements. The City continues to encourage stormwater measure, including flow controls, on all projects. Developers and property owners are receptive to the suggestions, making the process run very smoothly. BMPs used during FY'05-'06 include the following, all part of single-family residential projects:

1. Rocky swales to energy dissipators at two projects: 18020 Saratoga-Los Gatos Road and 18001 Constitution Avenue.
2. Permeable pavement 15143 Via del Sur.
3. Drywells, which overflow to vegetated area, were required (per City Engineer) on all residential development projects, where feasible (except where the ground water level is too high).

Attachment 4A

The City of Monte Sereno
Organization Structure of
BMP Operation and Maintenance Verification Program
(Provision C.3.e)

As a condition of the development permit, each owner of a Group 1 and Group 2 project in Monte Sereno is required, by Municipal Code Section 08.040 to enter into a recorded covenant with the City for on-going operation and maintenance of all permanent on-site BMPs. This obligation runs with the land and is binding on all future owners of a Group 1 and Group 2 property. The City uses submittal requirements for subdivision approval to notify developers of this requirement. (All Group 1 and 2 projects will be subdivisions, since the City is zoned as **strictly residential** and does not have any large municipal projects)

The City keeps records of the location, ownership, and inspection status of permanent BMPs at private and public Group 1 and Group 2 properties by collecting an NPDES Permit Provision C.3 Data Form for each of these projects. The City maintains this information in an Excel spreadsheet.

After the project is completed, the City Engineer will inspect the BMPs at each Group 1 and Group 2 site annually. Any enforcement issues would be referred to the Monte Sereno City Manager for further action.

LEGAL AUTHORITY TO IMPLEMENT

The legal authority of the City of Monte Sereno to implement this program is based upon the following:

Monte Sereno Municipal Code is on the internet at www.montesereno.org/documents/

Monte Sereno's Municipal Code

Title 8 – Public Works

Chapter 8.04	*Storm Water Management and Discharge Control Policies and Guidelines* (ordinance NS-141 adopted on 1/7/04)
8.04.020	Purpose and Intent – Control of discharges to the storm drain system consistent with the City's NPDES Permit
8.04.180	Reduction of pollutants in storm water – controls to minimize long-term, post construction discharge of storm water pollutants from development projects
8.04.190	Ensures proper maintenance of water treatment facilities and source control measures by property owner
8.04.210	Authority to Inspect - Right of City to inspect storm water treatment measures
8.04.230	Enforcement Authority – gives enforcement official any enforcement powers necessary to effectively implement the storm water regulations in this chapter

Santa Clara Valley Urban Runoff Pollution Prevention Program

Standard Stormwater Treatment BMP Inspection Data Collection Form

Date: _____ Time: _____ File Number: _____
Municipality_____ Agency or Department: _____
Inspectors _____

I. REASON FOR INSPECTION

☐ Initial ☐ Follow-up ☐ Other _____
☐ Routine ☐ Response to Complaint Inspection Frequency: _____

II. PROJECT INFORMATION

1. ID # or Assessor Parcel Number: _____ 2. Year of Installation _____
3. Project Type: ☐Residential ☐Commercial ☐Industrial ☐Multi-use ☐Road ☐Institutional ☐Other
4. Facility Name: _____
   Site Address: _____
   Contact Name: _____ Phone: _____
5. If the property owner is different than the contact name, fill out information below:
   Owner Name: _____ Title: _____
   Owner's Address: _____ Phone: _____
6. If the BMP operator is different than the contact name, fill out information below:
   Name: _____ Title: _____
   Address: _____ Phone: _____
7. Maintenance Documentation: ☐Reviewed ☐Not Reviewed ☐Not Available ☐Other: _____
8. Party responsible for O&M Documentation: ☐Property owner ☐BMP Operator ☐Contractor
   ☐Other: _____

III. BMP TYPE AND INSPECTION RESULTS (Use Codes from "Potential Inspection Results with Definitions" sheet)

1. **Biofiltration**
☐ Vegetated Swale _____
☐ Vegetated Buffer Strip _____
☐ Bioretention _____
☐ Roof Gardens _____
☐ Planter Boxes _____

Detention
☐ Extended Detention Basin _____
☐ Wet Pond _____
☐ Wetland _____

Structural
☐ Drain Insert _____
☐ Porous Pavement _____
☐ Media Filter _____
☐ Hydrodynamic Separator _____
☐ Vortex Separator _____
☐ Water Quality Inlet _____
☐ Underground Detention Systems _____
☐ Wet Vault _____

Infiltration
☐ Infiltration Basin _____
☐ Infiltration Trench _____
☐ Exfiltration Trench _____
☐ Retention/Irrigation _____

Other (describe): _____
☐ _____
_____
_____

2. Is maintenance needed at this time? ☐Yes ☐No 3. ***Mosquitoes or Mosquito Larvae Present?** ☐Yes ☐No
4. Comments/Notes: _____
_____
_____
_____

IV. FOLLOW-UP AND ENFORCEMENT ACTIONS (Add additional information on back)

1. Describe corrective actions needed: _____
_____
_____
2. Describe materials distributed (brochures, BMPs, etc.): _____
3. Describe Enforcement Action:
   ☐ None ☐ Verbal Notice ☐ Warning Notice
   ☐ Administrative Action ☐ Administrative Action with Penalty/Fine ☐ Civil Action
   ☐ Criminal Action ☐ Referral for Enforcement _____
4. Follow-up required? ☐Yes ☐No ☐Comments _____
5. Priority for reinspection: ☐High ☐Medium ☐Low
6. Return inspection needed? ☐Yes ☐No ☐Comments _____
7. Required Compliance Date: _____ Date Corrected: _____

Facility Representative: _____ **Inspector:** _____

Background Data for BMP Type

The *Standard Stormwater Treatment BMP Inspection Data Collection Form* (Inspection Form) lists twenty stormwater treatment BMP types (see Section III). Inspectors, data entry staff and others who use the Inspection Form can refer to the California Stormwater Quality Association (CASQA) and SCVURPPP Fact Sheets for background information. The CASQA Fact Sheets are numbered (see below) and are located in the CASQA *Stormwater BMP Handbook for New Development and Redevelopment,* as well as SCVURPPP's *C3. Stormwater Handbook*. The SCVURPPP Fact Sheets are also located in the *C3. Stormwater Handbook.* Both Handbooks are available online.

<u>CASQA Reference Number</u>
Bioretention TC-32
Drain Insert MP-52
Extended Detention Basin TC-22
Infiltration Basin TC-11
Infiltration Trench TC-10
Media Filter TC-40 and MP-40
Retention/Irrigation TC-12
Vegetated Buffer Strip TC-31
Vegetated Swale TC-30
Vortex Separator MP-51
Water Quality Inlet TC-50
Wet Pond TC-20
Wetland MP-20
Wet Vault MP-50

<u>SCVURPPP Fact Sheets</u> (no identification numbers)
Exfiltration Trench
Hydrodynamic Separator
Planter Boxes
Porous Pavement
Roof Gardens
Underground Detention Systems

Training Summary: New and Re-Development

Constructing, Maintaining and Inspecting Stormwater Treatment BMPs Workshop Sponsor: SCVURPPP **Topics:** ▪ Case Study: Stanford's Experience with BMPs for New Development ▪ Constructed C3 and HMP Projects in San Jose ▪ Proper Construction and Maintenance of Biofiltration Treatment BMPs ▪ Designing Effective Biofiltration BMPs That the Public Will Accept ▪ Overview of Treatment BMPs ▪ Standardized Approach to Conducting BMP O & M Inspections ▪ Post Construction Inspection of a Commercial Facility: An Inspectors Perspective (Sunnyvale) ▪ Question and Answer Session	June 6, 2006	**Campbell (3)** Eng/Const Inspector (2) Planner **Los Gatos (3)** Senior Engineering Technician Public Works Engineer Senior Const Inspector **Saratoga (3)** Assoc Engineer Building/Const Inspectors (2) **WVCWP (3)** Program Manager Program Assistant Stormwater Discharge Inspector
WVCWP Monthly Meeting/Training Led by: WVCWP Program Manager **BMP & O&M** Campbell includes requirements for the Covenant in the Conditions of Approval. WVCWP Reps reviewed the June meeting minutes and followed-up on the BMP maintenance and covenant discussion from last month's meeting. **Topics:** ▪ BMP & O&M Inspection Programs ▪ Pest Management ▪ HMP	July 19, 2005	**WVCWP (3)** **Campbell (1)** Senior Civil Engineer **Los Gatos (1)** Senior Engineering Technician **Saratoga (1)** PW Admin Analyst Associate Engineer

West Valley Communities

Campbell, Los Gatos, Monte Sereno and Saratoga

Santa Clara Valley Urban Runoff Pollution Prevention Program

FY 2005-2006 ANNUAL REPORT

Training Summary: New and Re-Development

WVCWP Monthly Meeting/Training Led by: WVCWP Program Manager **Group 1 & 2 Implementation/ O&M Inspection** **Topics:** ▪ Approved Amendment to the Final Order CAS029718 - 7/20/05 ▪ Two tiered Group 2 projects ▪ Review sample form for collecting O&M inspection data on Group 1& 2 Stormwater Treatment BMPs ▪ Review of O&M Inspection requirements ▪ Possible use of consultant for inspections ▪ City needs to inspect & verify; property owner may submit inspection data & maintenance records ▪ Tracking inspections	September 27, 2005	**WVCWP (3)** **Campbell (1)** Senior Civil Engineer **Los Gatos (1)** Senior Engineering Technician **Saratoga (1)** Associate Engineer
Simplified Low Impact Development Design for Compliance with Stormwater Treatment Requirements Sponsor: CASQA Speaker: Dan Cloak, P.E.	October 4, 2005	**WVCWP(1)** Program Manager
A Lower-Impact Development Approach for a Costal Resort in Southern California Sponsor: CASQA Speaker: Eric W. Strecker	October 4, 2005	**WVCWP(1)** Program Manager
The Effects of Infiltrating Stormwater On Soils and Groundwater Sponsor: CASQA Speaker: Scott Meyer-Office of Water Programs, Lucas Paz, PhD, Michael S Thomas, P.E.	October 4, 2005	**WVCWP(1)** Program Manager

West Valley Communities

Campbell, Los Gatos, Monte Sereno and Saratoga

Santa Clara Valley Urban Runoff Pollution Prevention Program

FY 2005-2006 ANNUAL REPORT

Training Summary: New and Re-Development

Countrywide Stormwater Infiltration Site Characterization Criteria and Guidance Study, Contra Costa Clean Water Program Speakers: Lucas Paz, Ph.D, Michael S Thomas, P.E.	October 4, 2005	**WVCWP(1)** Program Manager
Performance of a California Wet Pond Sponsor: CASQA Speaker: Gary Shawley, Alameda County	October 5, 2005	**WVCWP(1)** Program Manager
Stormwater Treatment: Can We Make Them Smaller? Sponsor: CASQA Speaker: Gary R. Minton, Resource Planning Associates	October 5, 2005	**WVCWP(1)** Program Manager
Tahoe Basin BMP Evaluation and Feasibility Study Sponsor: CASQA Speaker: Eric W. Strecker, GeoSyntec	October 5, 2005	**WVCWP(1)** Program Manager
Effort to Keep Lake Tahoe Blue Sponsor: CASQA Speaker: Sara A. McIlory	October 5, 2005	**WVCWP(1)** Program Manager

Training Summary: New and Re-Development

WVCWP Monthly Meeting/Training Led by: WVCWP Program Manager BMP O & M **Topics:** ▪ Inspection Form Signatures ▪ Comparison of O & M Agreement Forms (Fremont vs. West Valley ▪ Group 2A Implementation ▪ Certification or Statement of Stormwater Treatments: Certification is to CERTIFY that the BMP was built according to plans (C.3.g). Engineers may be uncomfortable with current language – discussion of options, need to refer to URMP & Conditions of Approval.	November 1, 2005	**WVCWP (3)** **Campbell (1)** Senior Civil Engineer **Los Gatos (1)** Senior Engineering Technician **Saratoga (1)** Associate Engineer **WV Sanitation District (1)** Director of Engineering & Operations
WVCWP Monthly Meeting/Training *C.3 BMP & O&M* Led by: WVCWP Program Manager **Topics:** • Ensuring compliance by Homeowners Assns • Review of Ordinances for implementation of Group 2 – summary of all Co-permittees	November 22, 2005	**WVCWP (3)** **Los Gatos (1)** Senior Engineering Technician **Saratoga (1)** PW Admin Analyst
WVCWP Monthly Meeting/Training *C.3 Group 1 & 2 Implementation* Led by: WVCWP Program Manager **Topics:** • Approval Date for Group 1 and 2 Projects (when ground breaking is permitted) • Forms needed for any Group 1 or non exempt Group 2 projects	February 28, 2006	**WVCWP (3)** **Campbell (1)** Senior Civil Engineer **Los Gatos (1)** Senior Engineering Technician **Saratoga (1)** PW Admin Analyst

West Valley Communities

Campbell, Los Gatos, Monte Sereno and Saratoga

Santa Clara Valley Urban Runoff Pollution Prevention Program

FY 2005-2006 ANNUAL REPORT

Training Summary: New and Re-Development

WVCWP Monthly Meeting/Training *C.3 Stormwater Treatment Design* Speaker: Garry Reid, Filterra **Topics:** • Filterra Stormwater Bioretention Filtration System • Maintenance • Application to Municipal Projects	April 18, 2006	**WVCWP (3)** **Campbell (1)** Senior Civil Engineer **Los Gatos (1)** Senior Engineering Technician **Saratoga (1)** PW Admin Analyst
WVCWP Monthly Meeting/Training *C.3* Led by: WVCWP Program Manager **Topics:** • Reporting Requirements for Group 1 and Group 2 Projects - Deemed Complete Date • Clarification of Reporting Forms	May 23, 2006	**WVCWP (3)** **Campbell (1)** Senior Civil Engineer **Los Gatos (1)** Senior Engineering Technician **Saratoga (1)** PW Admin Analyst

Construction Inspection

City of Campbell

Town of Los Gatos

City of Monte Sereno

City of Saratoga

THIS PAGE INTENTIONALY LEFT BLANK

MONTE SERENO

FY 2005-2006 ANNUAL REPORT

CONSTRUCTION INSPECTIONS

FY 2005-2006 Work Plan Self Evaluation Matrix

Source	WP Task	FY05-06 Work Plan Tasks	FY 05-06 Accomplishments	Responsible Party
	URMP	Staff Training Participate in and support SCVURPPP sponsored workshops/ info sessions on erosion control and construction BMPs; support distribution of related materials.	On December 8th WVCWP IC/ID Inspector and Manager attended the Water Board's Construction Site Management and Erosion Control Workshop and spoke to attendees about the organization of the WVCWP, the need to report all construction and erosion incidents and how trend analysis determines how programs conduct public outreach (to effect behavior changes).	WVCWP to coordinate w/ SFEP; attend by WVCWP or City Bldg or City Eng inspector
	URMP	Construction Inspections Continue construction site inspections for stormwater issues (i.e., mudtracking, mat'l storage, housekeeping, etc.).	Monte Sereno had approximately 25 active grading permits from October 1, 2005 to April 15, 2006 (all single-family dwellings not part of a larger common development). Municipal Code Section 9.04.120 requires erosion and sediment control materials to be onsite by October 1st and in place before October 15th or a "stop work order" will be issued. Periodic monthly inspections are conducted by the City engineering staff including inspections before, during, and after every major storm event. Sites with potential problems are inspected at least once a week but not more than twice a week. Residents usually call to report an issue if erosion control is not installed correctly. See the construction inspection incident spreadsheet (following this table) for details.	City Engineering Inspectors

MONTE SERENO

FY 2005-2006 ANNUAL REPORT

Construction Inspection Evaluation

Construction Site evaluation of trends:

FY05-06		Previous Year - FY04-05	
Grey Water Discharge	2	Dewatering	1
Miscellaneous (reported but looks okay, no action)	1	Complaint Not Found	2
Tracking Soil	1		
Complaint not found	4	Total Number of Incidents	3
Total Number of Incidents	8		

Incident reporting:

This year the WVCWP Inspector went out on eight (8) construction-related incident calls in Monte Sereno. Four incidents were either not a problem or were in good shape by the time the WV Inspector arrived. Coordinated efforts between the City's Building and Engineering Inspectors and the WVCWP Inspector are working well. Engineering/erosion control inspectors have informed WVCWP that developers/contractors in the City are very eager to protect their good reputation with local residents and City staff. Any mention of a potential violation (verbal notice) from an inspector results in immediate action to comply. Monte Sereno, being small (population about 3,700) and a strictly residential community, has construction sites that are closely scrutinized by neighbors and inspectors. In addition, the WVCWP office is in Monte Sereno, which makes it easy for Clean Water Program staff to keep an eye out for potential problems on the way to and from work. Potential incidents are inspected and re-inspected until final resolution is achieved. (See the Construction Site Incident spreadsheet following this section)

Construction Site Erosion Control Workshops,

WVCWP arranged with SFEP to hold the Santa Clara Construction/ Erosion Control Workshop on Dec 8th and 9th in 2005, at Campbell's Community Center. City of Campbell provided the venue so that the workshop could be held after the preparation time for rainy season when inspectors have more time to attend trainings. Monte Sereno Building and Engineering Inspectors did not attend. However they did attend the SFEP sponsored training in FY04-05.

The Monte Sereno Construction Inspection Program works well:

Monte Sereno construction activities are well monitored and developers generally act responsibly and are aware of stormwater issues. No changes are planned for this program. Monte Sereno has a new engineering Inspector who will meet with the WVCWP staff in FY06-07 to review NPDES permit requirements, the City's Construction Inspection Performance Standard, and the WVCWP IC/ID Inspection Program procedures. Continued public outreach efforts and further training and communication between municipal inspection staff and the WV Stormwater Inspector will help maintain Mont Sereno's success in this area.

Monte Sereno
Construction Inspection FY05 06

#	Date	Contact Name (Resp Party)	Location/Address of Incident	ICID Incident Report Source (Origin)	ICID Incident Report	ICID Incident Type (New/Old)	ICID Enforcement Action	Findings: (Comments)	Compliance Date
Complaint Not Found									
1	3/23/2006		15791 Winchester Blvd., Monte Sereno	Interdepartmental		Complaint not found	No Action	No one there. Looks OK. New house under construction.	3/23/2006
2	4/5/2006		15520 Palos Verdes, Monte Sereno	Interdepartmental		Complaint not found	No Action	House remodel under construction. No SD issues.	4/5/2006
3	4/28/2006		16055 Mays Av., Monte Sereno	Interdepartmental		Complaint not found	No Action	House remodel. No SD issues. AOK.	4/28/2006
4	12/6/2005	Chip Sutcliff	Daves Avenue School - 17770 Daves Ave Monte Sereno, CA 95030	Citizen Complaints		Complaint not found	No Action	Citizen called construction company pumping out large puddle into gutter. I went right out. No pumping. Told me they did not and will not pump it out. Let it seep into ground. All OK. Icalled Mr. Sutcliff back.	12/6/2005
Grey Water Discharge									
1	10/25/2005	Paul Elias, Contractor	17364 Grosvenor Ct., MS	Other agency		Grey water discharge	Verbal Notice	Sediment getting into SD. New driveway construction, but sediment is really coming from upstream, not driveway. Someone washed down gutter into SD. Some may have come from driveway construction. I met with Paul, contractor for driveway. Told him in future, block off SD. Very cooperative. AOK now.	10/25/2005
2	2/27/2006		18718 Austin Way, MS	Interdepartmental		Grey water discharge	Verbal Notice	New house under construction. Pipe discharging muddy water to ditch by roadway. I got them to disconnect pipe. All OK now.	2/27/2006

Monte Sereno
Construction Inspection FY05 06

#	Date	Contact Name (Resp Party)	Location/Address of Incident	ICID Incident Report Source (Origin)	ICID Incident Report	ICID Incident Type (New/Old)	ICID Enforcement Action	Findings: (Comments)	Compliance Date
Miscellaneous									
2	7/28/2005	see above	18232 Daves Av, MS	Interdepartmental		Misc. incidents	No Action	Heavy duty remodel. All AOK.	7/28/2005
Tracking Soil									
1	8/12/2005	See above	across the street from 15121 Via Lomita, MS	Other Drive By		Tracking soil	Verbal Notice	Dirt tracking. Michelle Wu, MS, helped me to find owner of property ready to start construction. Owner is PCI Development LLC, Los Altos. 408/781-1350. Street has now been sweeped.	8/19/2005

West Valley Communities

FY 2005-2006 ANNUAL REPORT

Training Summary: Construction Inspection FY 05-06

Training Description	Date	Attendees
WVCWP Training Meeting C.3 Construction Inspection Led by: WVCWP Program Manager **Topics:** ▪ Review of plans to update **Blueprint for a Clean Bay Plan Sheet** ▪ Reporting Form: review of data needed ▪ Group 2 requirements ▪ Review of "**Statement** of Engineered Stormwater Treatment	March 28 and April 18, 2006	**WVCWP (2)** **Campbell (1)** Senior Civil Engineer **Los Gatos (1)** Senior Engineering Technician **Saratoga (1)** Associate Engineer
Construction Site Planning & Management for Compliance with NPDES Requirements Sponsored by RWQCB/ SF Estuary Project (SFEP) Speaker: Hossain Kazemi **Topics:** ▪ Construction Regulations & Responsibilities ▪ Erosion & Sediment Control BMPs ▪ Non-stormwater Discharge Prevention ▪ Demonstration Site Visit **Video:** "Hold Onto Your Dirt" Guest Speaker: Cherri Donnelley, WVCWP Program Manager **Topics:** ▪ WVCWP Organization ▪ Reporting All Construction and Erosion Incidents ▪ How Trend Analysis Determines Public Outreach	Dec 8, 2005	**WVCWP(2)** **Campbell (1)** Senior Civil Engineer

West Valley Communities

FY 2005-2006 ANNUAL REPORT

Training Summary: Construction Inspection FY 05-06

Training Description	Date	Attendees
Construction Site Planning & Management for Compliance with NPDES Requirements Sponsored by RWQCB & SF Estuary Project Speaker: Hossain Kazemi **Topics:** ▪ Construction Regulations & Responsibilities ▪ Erosion & Sediment Control BMPs ▪ Non-stormwater Discharge Prevention ▪ Demonstration Site Visit **Video:** "Hold Onto Your Dirt" Guest Speaker: Alan Hom, Senior Building Inspector, City of Campbell **Topics:** ▪ City of Campbell Construction Site/Erosion Inspection Program	Dec 9, 2005	**WVCWP(1)** Program Assistant **Campbell (1)** Senior Building Inspector **Saratoga (1)** PW Analyst

Public Information and Participation

City of Campbell

Town of Los Gatos

City of Monte Sereno

City of Saratoga

THIS PAGE INTENTIONALY LEFT BLANK

PUBLIC INFORMATION/PARTICIPATION

FY 2005-2006 Work Plan Self Evaluation Matrix

Source	WP Task	FY05-06 Work Plan Tasks	FY 05-06 Accomplishments	Responsible Party
A. SCV Program Projects/Support				
	SCV Program PMP (II.A.1)	a. Watershed Education and Outreach Campaign Support multi-year watershed education and outreach campaign.Participate in campaign development and special projects. If funding is available from the SCVURPPP Budget, campaign will include funding for educational programs at the Alviso Ed Center and funding for ZunZun performances in local schools. As SCVURPPP Budget permits, continue establishing partnerships with local recreational attractions to promote watershed messages. See SCVURPPP Project Work Plan for details.	*WEO:*.WVCW Pgm Mgr assists via active participation in WEO Ad hoc Task Group. *Happy Hollow Halloween Event on Sunday 10/30/05* 1 WVCWP staff member & 1 WVCWP volunteer assisted at this event..2 WVCWP mascot costumes were used: a Clapper Rail & a Saltmarsh Harvest Mouse. Wearing the costumes, they handed out educational materials and gave visitors an opportunity to play a watershed Bean Bag Game. The game teaches players to select destinations (stormdrains, sanitary sewers, or hazardous household waste drop-off) for water and other materials or substances. *Home and Garden Show on Saturday and Sunday 5/6/06.* 2 WVCWP staff worked two shifts at the San Jose Convention Center. In addition to program materials WVCWP staff handed out pencils engraved with water pollution prevention messages and the WVCWP website address. Topics of interest were safe fluorescent bulb disposal, safe paint and pesticide disposal; less-toxic gardening methods. Some people were interested in controlling specific pest infestations. A few parents asked if WVCWP would visit	WVCWP staff

Source	WP Task	FY05-06 Work Plan Tasks	FY 05-06 Accomplishments	Responsible Party
			their child's classroom to give an Enviroscape presentation WVCWP staff talked to at least 150 visitors to the booth. WVCWP arranged for 2 Program-sponsored Zun Zun assemblies to be presented at Saratoga Elementary School (May 2, 2006). The assemblies were provided to the School as a thank you for Saratoga students' and parents' participation in a Creek Clean-up on April 1st. The school received two (2) vocabulary lists (one for K-2 and one for 3-6) and an information sheet about the assembly content for teachers to refer to. Teachers were asked to familiarize the students with the vocabulary words prior to the assembly. Teachers also questioned students after the assembly to determine what was learned. The results are summarized in the Program's FY05-06 Annual Report.	
	NPDES Permit, PMP (II.A.12)	b. Pesticide User Outreach Project If SCVURPPP Budget allows, provide funding and participate in implementing IPM Store Partnership and Household Chemical Management Projects. Project scope will include items in Program's Pesticide Management Plan based on provision c.9.d. of the Permit for outreach to residents, commercial businesses, and pest control operators.	The WV Clean Water Program Manager participated in the SCVURPPP IPM Ad Hoc Task Group. See SCVURPPP Annual Report for details on accomplishments. See above: *Home and Garden Show on Saturday and Sunday 5/6/06.* *Orchard Supply Hardware store point-of-sale IPM -May 23, 2005* West Valley staff helped the SCV Program and *Our Water Our World* staff to set up Sunnyvale's Orchard Supply Hardware store's gardening aisles with 'shelf talkers' which relay IPM information to customers. Shelf talkers educate the general public on less-toxic methods to control pests and on child- and pet-safe solutions for homes and gardens. *March 22, 2006 Turf Workshop*	WVCWP Staff

Source	WP Task	FY05-06 Work Plan Tasks	FY 05-06 Accomplishments	Responsible Party
			Attendees included municipal staff from Campbell, Los Gatos and Saratoga and supervisor for Los Gatos private golf course. School Districts, golf course staff and press were invited. Cornell University Turf Specialist presented latest research in management methods to reduce pesticide use on turf. Evaluation comments included "Great Presentation/Program" and "Learned a Lot!" See "Pesticide Management" section "*Training for Applicators*". Formerly, WVCWP worked directly with the **Summerwinds Garden Center** in Campbell to provide IPM educational materials and to coordinate with Our Water Our World and SCVURPPP activities. In the interest of streamlining activities, SCVURPPP is now working directly with this garden center, and WVCWP is no longer their main contact.	
	NPDES Permit, Provision c.9.c.	c. Mercury Pollution Prevention Outreach This project will encompass local implementation of the Program's Mercury Pollution Prevention Plan including public education on: 1) the effects of mercury in the environment, and 2) products containing mercury and proper disposal of such products	*Fluorescent Lightbulb Recycling Flyer* WVCWP worked to update and improve its flyer created last year, listing local drop-off points (5 hardware stores) which are part of the fluorescent bulb residential drop-off program. Hours and location of stores are listed, along with HHW contact info. The flyer now reminds residents that **it's illegal to put fluorescent bulbs in the trash or home recycling bins**. The flyer was distributed at community events.	WVCWP Staff
		Outreach Event	*January 28, 2006 **Free** Hazardous Waste Recycling Event* - for recycling of TVs, monitors and laptops. Event was	WVCWP Staff to coordinate

Source	WP Task	FY05-06 Work Plan Tasks	FY 05-06 Accomplishments	Responsible Party
		Not part of Work Plan – additional activity	sponsored by all four West Valley Cities through West Valley Clean Water Program. The event was held at Los Gatos Municipal Yard, and Los Gatos and Saratoga staff assisted. The event was for West Valley businesses, residents and schools. **Flyers/posters, press releases and an ad were created** for this event noting that E-waste can leach toxic metals (i.e., mercury) into our water, and that by using a responsible recycler we can help prevent export of our waste to foreign dumps where mercury leaches into the environment. (See above row for details on outreach materials). Over 250 cars brought E-waste for recycling. Posters placed around the site highlighted the environmental affects of improper E-waste disposal. One high school coordinated with WVCWP prior to the event, and dropped off pallets of E-waste on the previous day.	

Public Information/Participation Program EVALUATION - *SCV Program Projects/Support*

Zun Zun Assembly: WVCWP received an evaluation courtesy of the School Principal's Assistant: "Yes, it was very much enjoyed by all."The kids learned a lot, now know what a watershed is, understand the environmental issues. The 1st grade teacher was very impressed.... I thought it was very cute. I learned some things too!" The final comment that "I learned some things too!" reinforces what WVC staff have generally found to be true: adults may be more receptive to learning about stormwater issues, and proper behavior, if the messages are funneled through the children.

Mercury Outreach/ E-Waste Recycling Event: WVCWP used a portion of staff time and funds to organize a Free E-Waste Recycling Event for West Valley residents, businesses and schools, and to publicize Mercury issues while doing outreach for the event. The WVC were challenged in trying to decide on a

Source	WP Task	FY05-06 Work Plan Tasks	FY 05-06 Accomplishments	Responsible Party
meaningful way to reduce mercury and copper discharges. WVCWP pursued an opportunity to reduce the illegal dumping of televisions and monitors (esp with the increase in sales of flat screen products and the obsolence of many TV and computer monitors). UNITED DATATECH was willing to help the WVC conduct this service at no cost. The television that was pulled out of a Los Gatos creek in December emphasized the importance of this event. The *Los Gatos Weekly* and the *Saratoga News* ran articles about the TV in the creek; these papers, along with the *Campbell Reporter* and the *Los Gatos Daily News*, printed details about the WVCWP event. A January date was chosen, so that residents could dispose of outdated E-waste if they had received new electronic items during the holidays in December. Outreach was conducted during December and January. Outreach included press releases and flyers which were sent to Campbell, Los Gatos and Saratoga Chambers of Commerce and School Districts. This resulted in the information being posted on Chamber and School websites and in electronic e-mails, so that it reached thousands of citizens. Funds were also used to retain a PR firm which worked with WVCWP to develop an eye-catching newspaper ad, and a timely, captivating newspaper article. WVC felt that this outreach money was well-spent in a successful, low-budget media campaign that increased awareness of mercury issues. The outreach included information on mercury toxicity, and the need to prevent mercury (and other E-waste) from landfill dumping, where it can leach into water – both at home or abroad. A strong emphasis was placed on the fact that the event was organized with a responsible recycling firm, which would use appropriate recycling methods for all materials. Residents responded with overwhelmingly positive feedback. Some had been saving monitors and TVs for years. The event was very successful in that over 250 cars brought E-waste, and a high school arranged to bring over pallets of E-waste. Residents want more events like this one, since it makes a difference. WVCWP staff will plan one for FY06-07. (See *Mercury Pollution Prevention Activities* section for further details.)				
B. WVCWP Joint Projects				
GENERAL OUTREACH				
General	NPDES Permit, Provision c.4.and c.9	a. Distribute Materials. Distribute public information materials at civic centers, libraries, building and planning department desks. Provide pesticide management materials to: 1) nurseries and hardware stores for distribution at point-of-sale; and 2)	WVCWP evaluated and ordered a new outreach item for use with children/students: “Pest or Pal” – a coloring book with text related to IPM and less-toxic pest management. The item was well-received. ***LIBRARY STORY TIME 9/05 at SARATOGA LIBRARY*** KIDS STUFF - 29 OWOW magnets	WVCWP Staff & WVCWP Staff to coordinate with municipal staff

Source	WP Task	FY05-06 Work Plan Tasks	FY 05-06 Accomplishments	Responsible Party
		municipal employees. Maintain a website (and phone request line) for public information and distribution of materials.	7 Watershed Watch magnets 31 Garden coloring books 10 Kids Guide to Backyard Bugs <u>GENERAL –</u> 8 Draining Pools & Spas 7 Doorhangers 5 Bay Begins Here 14 Grow It Guides 1 West Nile Virus ***SARATOGA RESIDENT 8-3-05*** 1Grow It Guide 1 Clean it Guide 1 Bay Begins Here ***CREEK CLEANUP (Westmont High School site) 9-17-05*** 5 Grow It Guides 5 Kids Guide to Backyard Bugs ***MASTER GARDENERS CLASS CMPBL CMMTY CTR 9-27-05*** <u>IPM MATERIALS</u> 50 Grow-It Guides 50 Pests Bugging You 50 Problem Pesticides 50 Beautiful Lawn 50 Slugs & Snails	

Source	WP Task	FY05-06 Work Plan Tasks	FY 05-06 Accomplishments	Responsible Party
			50 Aphids ***"TAX FREE DAY" AT ORCHARD SUPPLY HARDWARE STORE /GARDENING CENTER*** *(bordering Saratoga & Campbell) 10-8-05* 12 HHW brochures 13 Bay Begins 51 Grow It Guides (12 were for teachers at Christa McAuliffe School) 40 Sluggo samples 13 sample packets: Whitney Farms Plant food 30 IPM Gardening coloring books (5 to kids and 25 to an elementary school teacher) <u>IPM Fact Sheets:</u> 2 snails & slugs 7 Wonderful Roses 3 Spiders 5 Rain Gutter Getters (scoopers) 21 Watershed Watch Website pencils ***BUILDING BRIDGES EVENT Stga 10-9-05*** 11 HHW brochures 5 Draining Pools 42 Grow-It Guides 4 Fluorescent Lite flyers 14 Car Wash Kit flyers	

Source	WP Task	FY05-06 Work Plan Tasks	FY 05-06 Accomplishments	Responsible Party
			AUDUBON WILDLIFE FAIR (bordering Saratoga) 10-22-05 20 Grow-It Guides 20 Kids Guide to Backyard Bugs ***CAMPBELL NEIGHBORHOOD MEETING*** *1-31-06 at Capri Elementary School* 8 Grow-It Guides 3 HHW Brochures 2 Fluorescent Lite flyers 42 WVCWP Pencils ***MUSTARD WALK*** *(Saratoga) 2-5-06* 40 Grow-It Guides 40 WVCWP Pencils CREEK CLEANUP (Campbell w/ Diana Johnson) 4-1-06 40 Grow-It Guides 40 Pencils ***QUEEN OF APOSTLES ELEMENTARY SCHOOL*** *(LG) 3-29-06* 40 Grow-It Guides 40 Kids Guide to Backyard Bugs 40 Pencils 1 Book *" All The Way to The Bay"* ***CAMPBELL ARBOR DAY EVENT & CLEAN-UP*** *4-19-06* (event staff did not track #s of materials distributed) Pencils	

Source	WP Task	FY05-06 Work Plan Tasks	FY 05-06 Accomplishments	Responsible Party
			Grow-It Guides Healthy Lawn IPM Fact sheets Bay Begins brochures HHW brochures Mercury flyers ***SARATOGA ELEMENTARY SCHOOL*** *5-06* *(Follow-up to Creek Clean-up)* 1 Book *" All The Way to The Bay"* ***LOS GATOS FARMERS MARKET*** *4-9-06* 12 Grow-It Guides 20 Pest or Pal coloring books 40 Pencils ***CAMPBELL NEIGHBORHOOD MEETING*** *5-10-06 at Rosemary School* Grow-It Guides HHW Brochures Fluorescent Lite flyers WVCWP Pencils ***St. MARY'S SCHOOL*** *(Los Gatos)* 1 T-Shirt 1 Book *" All The Way to The Bay"* ***CAMPBELL SCHOOL DISTRICT*** *(students from Campbell, Los Gatos, Monte Sereno & Saratoga)*	

Source	WP Task	FY05-06 Work Plan Tasks	FY 05-06 Accomplishments	Responsible Party
			8,367 Flyers were distributed to schools and sent home with students (Outreach Flyer for watershed-themed activities at Don Edwards Nat'l Wildlife Refuge/Alviso Educational Center)	
	General Outreach	Creation of new outreach materials Extensive educational outreach on mercury was conducted in relation to the WVCWP-sponsored free Hazardous Waste Recycling Event.	**Created Flyers/Posters and Newspaper Ad targeting Mercury toxicity & safe E-Waste disposal** *E-Waste Recycling Event* : A large portion of the PIP budget was used to pay for the **development and placement of a newspaper ad**, which ran in 3 West Valley community newspapers* on January 25, 2006. See the copy of the ad at the end of this section. *Campbell Reporter: readership - 50,200, Los Gatos Weekly Times; readership 54,200 and Saratoga News; readership 24,600. The ad was also printed as a color poster. **50 color posters were placed** at schools, post offices, office supply stores, real estate offices, community centers, senior centers, municipal buildings, etc. Approx. **50 black & white posters were given to real estate offices** for distribution to clients who might be moving & discarding TVs, monitors, etc.	WVCWP Staff
	General Outreach	Creation of new outreach materials **Not part of Work Plan – additional activity**	**Developed & distributed pencils with stormwater themes:** WVCWP staff developed numerous stormwater slogans suitable for printing onto pencils. A variety of local residents and municipal staff were polled for the most effective slogans. 4 slogans were chosen; **250 pencils of**	WVCWP Staff

Source	WP Task	FY05-06 Work Plan Tasks	FY 05-06 Accomplishments	Responsible Party
			each slogan (1000 pencils total) were printed on pencils made of recycled materials. The WVCWP website address was included to encourage residents to contact WVCWP. Slogans included: • Don't Taste the Waste • Pick It Up Before We Drink It Up • Get The Scoop…Don't Pollute…Every Litter Bit Hurts • Only Rain and Sunshine In The Street Drains The pencils proved to be very popular items with residents and have been a successful outreach tool. (see Materials Distributed)	
	General Outreach	Creation of new outreach materials **Not part of Work Plan – additional activity**	**City of Saratoga – Streetsweeping Postcard** The City created a multi-color postcard announcing its new streetsweeping contractor. The card stressed the importance of streetsweeping, listed route schedules and asked that cars be moved prior to sweeping. A contact number was included. The card was sent to all Saratoga households.	Saratoga PW staff
ICID/IND Materials Distribution				
			421 outreach materials distributed through IND & IC/ID efforts **Residential:** 70 – Bay Begins At Your Front Door 14 – Pool and Spa Brochures 56 – Business Cards	

Source	WP Task	FY05-06 Work Plan Tasks	FY 05-06 Accomplishments	Responsible Party
			43 – IC/ID Door Hangers **Commercial – General (Dry Cleaners, etc.)** 8 – Bay Begins at Your Front Door 8 – Business cards 6 – Healthy Bay – It's Good Business **Vehicle Facilities:** 24 – Business Cards 2 – Best Management Practices 9 – Auto Body Work 19* – Washing Cars *(includes 50 distributed at Car Wash Fundraisers) 22 – Your Shop Can Make a Difference 13 – Keeping a Clean Shop 1 – Changing Oil **Restaurants:** 16 – Business Cards 16 – Good Cleaning Practices Restaurants 16 – "Don't Set a Table for Pests" 16 – Water Quality Protection Guidelines – Food Handling **Construction:** 14 – Bay Begins at Your Front Door	

Source	WP Task	FY05-06 Work Plan Tasks	FY 05-06 Accomplishments	Responsible Party
			14 – Business cards 8 – Blue Print for a Clean Bay "Yes-No" (Multi-Language) Cards 1 – Saw Cutting/ Slurry disposal 7 – Tracking Soil Construction Tri-folds: 4 – Fresh Concrete Mortar 14 – General Construction Site Supervision (Construction Tri-folds are given out by all municipal offices to grading/construction permit applicants, and prospective applicants; counter staff do not document number of tri-folds distributed.) **IC/ID material distributed - Totals by City:** **Campbell:** **182 pieces (including business cards)** **Los Gatos:** 146 pieces (including business cards) Los Gatos Street Sweeping staff distributes a doorhanger with IC/ID info when appropriate; number distributed is not documented. **Monte Sereno:** **21 pieces (including business cards)** **Saratoga:** **72 pieces (including business cards)**	

Source	WP Task	FY05-06 Work Plan Tasks	FY 05-06 Accomplishments	Responsible Party

Public Information/Participation Program EVALUATION – *B. Joint Projects: General Outreach – Materials Distribution*

OUTREACH MATERIALS

The "Grow-It Guide" continues to be the most popular IPM literature. Although WVCWP and the cities/town make available a variety of IPM materials at public places and community events, it is most common for residents to pick up only the Grow-It Guides.

Items for children are also popular. WVCWP continues to search for affordable, fun and informative children's outreach material. The "Kids Guide to Backyard Bugs" is always popular, but supplies are very limited, so these are distributed sparingly. Many more would be taken, if they were available. This year WVCWP evaluated a children's coloring book: "Pest or Pal" – a coloring book with text related to IPM and less-toxic pest management. The item was well-received. However, it is rather high-priced to be given out in large numbers.

WVCWP also purchased numerous copies of a hard bound picture book **"All The Way To The Ocean"** -- depicting how stormdrains carry trash & other pollutants into nearby water bodies. The book was donated to classes which held Enviroscape presentations as a "Thank You". The book will also serve as a means for teachers to introduce the subject to their classes in coming years, prior to the students viewing the Enviroscape. Copies kept at WVCWP can also be loaned to schools and libraries when a book is needed for a Story Time situation.

Efforts were directed to finding an inexpensive, desirable item which people would be happy to pick up at events, and which would reinforce Stormwater messages. WVCWP was also looking for something with its website address, which would be kept around the home so that residents could refer to it in order to be able to reach the website easily. WVC decided on using pencils made of recycled denim (blue) and recycled money (green). Slogans were chosen and printed on the pencils, along with the website address. The pencils proved to be very popular outreach items, and were found to be a good way to keep the subject and the website address in front of people.

Another effective outreach piece was a flyer created to promote new watershed-themed youth programs at Don Edwards Nat'l Wildlife Refuge. Schools in the Campbell School District agreed to pass these out to their students, so that they could be taken home. In June 2006, **8,367** of these were distributed through 6 schools in the District. The Education Center at **Don Edwards subsequently reported a noticeable increase in calls and participation related to youth programs**.

Extensive outreach was conducted concerning the E-Waste Recycling Event in January 2006. Posters were placed in numerous public places and flyers were distributed to Real Estate offices. However, based upon response from those who attended the event, it appears that the overwhelming majority of attendees learned about the event through ads and articles in the local weekly newspapers.

Source	WP Task	FY05-06 Work Plan Tasks	FY 05-06 Accomplishments	Responsible Party
GENERAL OUTREACH				
Source	**WP Task**	**FY05-06 Work Plan Tasks**	**FY 05-06 Accomplishments**	**Responsible Party**
General	NPDES Permit, Provision c.4 and c.9 & PMP (II.A.4.)	b. Participate in Community Events 1) Promote watershed messages by participating in community events (e.g., farmers market, festivals, creeks clean-ups, etc.). 2) Conduct or participate in local activities that are coordinated with the Watershed Education & Outreach campaign (as budget permits). 3) including outreach events targeted at pesticide users.	**1)** *Saratoga Library Story Time Sept. 05:* the Library used a "Rivers" theme for its Story time. WVCWP Coordinated with the library to make Enviroscape presentations at the evening Story time. WVCWP arranged fto have 2 books read, related to watersheds and wildlife in local creeks. The Enviroscape was used to demonstrate runoff issues. Approx. 27 children participated and approx. 21 parents viewed the presentations. Numerous materials were taken. SEE ATTACHMENT PIP 6A FOR A PHOTO OF THE ACTIVITY **2)** *Audubon Wildlife Fair 10-22-06* WVCWP partnered with local Sierra Club chapter & Audubon Society to present a table at Audubon's "Wildlife Education Fair". Table featured: Enviroscape hands-on watershed model demonstrating pesticide pollution in runoff, a display on dangers of diazinon for birds, and IPM materials; Sierra Club distributed California Golden Poppy seeds to promote pest-resistant planting. The Wildlife Fair is held at the Audubon facility along City of Saratoga's northern border. Approx. 25 children participated in the Enviroscape, with over 25 parents watching. Participation was less than previous years due to	WVCWP Staff WVCWP Staff to coordinate with Municipal Staff

Source	WP Task	FY05-06 Work Plan Tasks	FY 05-06 Accomplishments	Responsible Party
			the presence of a SCV Water District table with Enviroscape, which attendees saw first, in the flow of traffic. **3)** For participation in Program WEO events, see "**A. SCV Program Projects/Support"** at the beginning of this PIP Section. **4)** *"Tax Free Day" at OSH (bordering Saratoga & Campbell) 10-8-05* Spoke with at least 45 customers and employees (some with family or friends who are not included in this total). Gave out HHW, & IPM Materials (see above). Talked to customers about disposing fluorescent bulbs at HHW or bringing bulbs back to OSH (this site was a partnering drop off location). One elementary school teacher expressed interest in an Enviroscape presentation for 5th grade. **MUNICIPALLY-SPONSORED EVENTS** **CAMPBELL** *Creekside Clean Up* Public Works staff organized and supervised a community creekside Clean-up event at which materials were also distributed. The Clean-up was held in conjunction with "Keep California Beautiful". **CAMPBELL**: Events with Materials Distributed *Arbor Day* Public Works staff organized and supervised an Arbor	

Source	WP Task	FY05-06 Work Plan Tasks	FY 05-06 Accomplishments	Responsible Party
			Day event at which materials were also distributed. *Neighborhood Meetings* Public Works staff sponsored 2 Neighborhood Meetings at local schools. Stormwater runoff was among the issues discussed, and materials were distributed. **LOS GATOS** *Farmers Market Event 4-9-06* WV Staff and one volunteer presented water quality topics using the Enviroscape model. Fifty people visited the booth. IPM materials and WVCWP Pencils were distributed. **SARATOGA**: Events with Materials Distributed *Building Bridges Event Oct 9, 2005* Saratoga City staff distributed materials at the "Building Bridges" event at West Valley College. Materials concerning HHW, Copper, Mercury and IPM were distributed. *Mustard Walk Feb. 2006* This family event is based upon the Heritage Orchard and serves as an appropriate place to distribute gardening/IPM materials. City staff place decorative baskets with IPM literature for residents to take. Grow-It Guides and WVCWP pencils were the most popular items.	
General	NPDES Permit, Provision c.4 and	c. Prepare City Newsletter Articles Prepare and contribute articles of interest	The Summer ***Campbell Profile*** (mailed to all Campbell residences) included the following articles:	WVCWP Staff

Source	WP Task	FY05-06 Work Plan Tasks	FY 05-06 Accomplishments	Responsible Party
	c.9	to the City newsletter. Topics such as HHW disposal, pesticide, mercury, trash and copper/nickel will be promoted.	• New eWaste Laws in Effect The Fall ***Los Gatos Vista*** (distributed Sept. 05 to all LG residences) included the following articles: • Prepare for Winter Storms [keeping stormdrains clean] (front page) • Clean Water Program (front page) • Upcoming Capital Projects [stormdrain improvements] (page 3) • Leash Law Reminder [clean up pet waste] (page 3) • Hazardous Waste Drop-Off Event & Info (page 5) • Proper Disposal of E-Waste (page 5) The Spring ***Los Gatos Vista*** (distributed March 06 to all LG residences): *Focus on the Environment*, page 6 reported on the Jan. 06 E-Waste event, and the importance of proper E-Waste disposal. ***Monte Sereno City Newsletter*** February 2006 (mailed to all Monte Sereno residences) featured: *Electronic Waste Banned from Residential Trash Beginning February 9th in California* May 2006 featured: *New Waste Management Contract Approved* – Residents will have opportunity to deliver electronic waste (TVs, computers, computer screens) to a company-owned facility in San Jose on any day.	
		d. Other Water Quality and Trash Related Press Releases	A Public Relations firm (the same firm used by SCVURPPP for the Watershed Watch Campaign) worked closely with WVCWP to prepare **a press release which**	

Source	WP Task	FY05-06 Work Plan Tasks	FY 05-06 Accomplishments	Responsible Party
			went to 5 newspapers; all printed some information on the subject. All press releases and presentations stressed mercury's affect on the environment, and proper disposal. **Press releases for web-site/newsletter use were sent to Chambers of Commerce** for Campbell, Los Gatos and Saratoga and all Chambers of Commerce included this information on their website or in their newsletter to members. This **flyer/press release also went to local schools**; and was featured on local school websites.	
General	NPDES Permit, Provision c.4 and c.9	e. Press Releases WVCWP will prepare press releases or articles for local media on topics such as proper disposal of HHW, pesticides, copper, mercury and trash.	A large portion of WVCWP's outreach budget for FY 05-06, was focused on Mercury outreach, related to its Jan. 06 Hazardous Waste Drop-off event. *See details above:* ***A. SCV Program Projects, Mercury Pollution Prevention Outreach*** *and* ***January 28, 2006 Free Hazardous Waste Recycling Event.*** A Public Relations firm (the same firm as used by SCVURPPP) worked closely with WVCWP to prepare **a press release which went to 5 newspapers**; all printed some information on the subject. SEE ATTACHMENT PIP 6C TO VIEW THE PRESS RELEASE The Press Release resulted in articles in: • Campbell Reporter • Los Gatos Weekly Times • Saratoga News SEE ATTACHMENT PIP 6D TO VIEW AN ARTICLE	WVCWP Staff

Source	WP Task	FY05-06 Work Plan Tasks	FY 05-06 Accomplishments	Responsible Party
			RESULTING FROM THE PRESS RELEASE **Press releases about the E-waste event were sent to Chambers of Commerce for web-site/newsletter use.** Campbell, Los Gatos and Saratoga Chambers of Commerce received the Press Release; all Chambers included this information on their website or in their newsletter to members. This **flyer/press release also went to local schools**; some featured it on their school website. WVCWP also wrote and sent a **"Thank You/ Letter to the Editor"** concerning the E-Waste event. The letter detailed the importance of proper E-Waste disposal, and listed the # of event participants, etc. The letter was printed in the Los Gatos Weekly Times. OTHER PRESS RELEASES **July 05** Press Releases were sent to 4 local papers concerning an "Eco-Hero Award" to be presented to a Saratoga student at the WVCWP offices during a monthly meeting. (*See "TARGETED OUTREACH – m. Partnering with Students" below, for details*). The event received press coverage from several newspapers, including a 300+ word article in the Saratoga News. SEE ATTACHMENT PIP 6B TO VIEW AN ARTICLE RESULTING FROM THE PRESS RELEASE **Sept. 05**	

Source	WP Task	FY05-06 Work Plan Tasks	FY 05-06 Accomplishments	Responsible Party
			Press Release for 9/17/05 Creek Clean-up – e-mailed to Westmont High School 8/30. PR was posted on school website, and included in daily email bulletin. **Oct. 05** In response to a Press Release, the San Jose Mercury News, on 10/15/05, printed an article on a Town of Los Gatos Trash pick-up event, sponsored by a local church. The church had asked Town staff for recommendations on useful volunteer activities, and the litter pick-up was suggested and was a successful event. **March 06:** Press release to gardening columnist for 3 local papers; information on upcoming Less Toxic Turf Management workshop and invitation to attend workshop. **April 06:** In response to a press release, the Saratoga News printed a brief article on the upcoming Creek Clean-up along Saratoga Creek in Saratoga Village. **May 06** Press Release for 5/20/06 Creek Clean-up – e-mailed to Westmont High School. PR was posted on school website, and included in daily email bulletin.	
General	FY05-06 CI Item	f. WVCWP Web-Site Continue to expand and update WVCWP web-site to provide new educational material to the public e.g. on IPM, mercury, trash, copper/nickel & HHW.	• **December 14, 2005** WVCWP created a web "flyer" for a **FREE** TV/monitor/laptop collection event to take place on January 28, 2006. (See A. SCV, c. Mercury Pollution Outreach). The flyer was also placed on municipal websites.	WVCWP Staff

Source	WP Task	FY05-06 Work Plan Tasks	FY 05-06 Accomplishments	Responsible Party
			• **Early Spring 2006:** staff changed the "Take Action" page to focus on **less toxic gardening and affect of pesticides** on water quality. The new page highlighted links to "Our Water Our World" website. • Spring 2006: On the WVCWP Home page, staff added a car wash/copper graphic and text. Changes included adding a link to WVCWP's *Car Wash Kit flyer* with info on copper as a water pollutant.	
		Municipal Web-Sites	**Campbell** The City of Campbell created a completely new website in FY 05-06. The Public Works link can now be followed to a full page of links relating to Stormwater, NPDES and C.3 requirements. The page also features links to PDFs of all the "Construction Tri-folds" which list BMPs. In addition, the site has a page on community/creek clean-ups, including statistics from last year's clean-up. **Los Gatos** The Town of Los Gatos created a completely new website in FY 05-06. The Public Works link can now be followed to a full page of links relating to Stormwater, NPDES and C.3 requirements. The site allows users to search for terms such as "Car Washing" or "Draining Pools". This brings up a Stormwater Page which gives instructions on correct behavior for these activities, plus other issues such as Pet Waste, Dirty Water down the Stormdrain, etc. **City of Saratoga**	Municipal Staff

Source	WP Task	FY05-06 Work Plan Tasks	FY 05-06 Accomplishments	Responsible Party
			Saratoga's home page includes links to Household Hazardous Waste disposal advice, and a Street Sweeping Schedule, Map and information.	
PUBLIC PARTICIPATION				
Public Partici-pation	FY05-06 CI Item	g. "Creek Keepers" Program Continue development and promotion of trash monitoring activity. Develop and implement other clean-up activities as feasible.	Promoted through Press Release for 9/17/05 and 5/05 Creek Clean-ups (Coastal Cleanup Day & Nat'l River Cleanup) – e-mailed to Westmont High School. **Trash Monitoring was conducted at 4 different Clean-up events in FY 05-06.** Two Creek Clean-ups were held at an established site: San Tomas Aquino Creek at Westmont High School (which serves Campbell, Los Gatos, Monte Sereno and Saratoga students). Most of the participants are high school students, and they have been proven to be quite receptive to helping with Trash Monitoring. WVCWP sponsored the cleanup and trash monitoring events on 9-17-05 and 5-20-06. To prepare for the event, flyers were distributed to 6 local schools. Students and parents were trained to conduct trash monitoring and told why trash has become a pollutant of concern (POC) for the S.F. Bay area. 9-17-05 – 54 volunteers 5-20-06 – 50 volunteers **One Clean-up was sponsored by the City of Campbell**. WVCWP tried a slightly simplified Monitoring form at this	WVCWP Staff & WVCWP Staff to coordinate with Municipal Staff

Source	WP Task	FY05-06 Work Plan Tasks	FY 05-06 Accomplishments	Responsible Party
			event. Community volunteers were responsive to filling out the forms. **One Clean-up was sponsored by the City of Saratoga along with WVCWP**. Saratoga Elementary School students and their parents participated in the Clean-up and Trash Monitoring. Due to the students' young age, parents did most of the Trash Monitoring. Participants noted that recording the Trash made them much more aware of the extent of the litter and dumping. 4-1-06 – 48 volunteers See "Trash Management" section for details on Trash Monitoring. Clean-ups and Trash Monitoring were promoted via: **Creek Clean Up Outreach – Westmont 9-17-06** **Calif. Coastal Clean Up Day** PR was posted on Westmont website, and included in the daily e-mail bulletin. 34 Flyers distributed to other local schools for 9/17/05 Cleanup: 1 + school newsletter Blackford Elementary (school will put into their newsletter) 10 – Monroe Middle School 1 -- Sherman Oaks Community school 1 -- Rosemary Elementary 10 -- McKinnon Community school 10 – Del Mar HS	

Source	WP Task	FY05-06 Work Plan Tasks	FY 05-06 Accomplishments	Responsible Party
			1 – Berryessa youth football coach **Creek Clean Up Outreach – Westmont 5-20-06** **National River Clean Up Day** ➔ Program Manager met with staff at Westmont High School to encourage student participation ➔ Notice of event was posted on school's PTSA web site ➔ Notice of event was e-mailed to all families via "Daily Bulletin" e-mail (1500 students) **Campbell Clean-up:** Promoted via the City website and additional outreach by the Public Works Dept. **Saratoga Creek Clean-up:** Promoted via WVCWP Enviroscape activity in a 4th grade classroom at Saratoga School and outreach by the teacher and parent volunteer. Press coverage consisted of an article about the upcoming event in the Saratoga News.	
Public Partici-pation	FY05-06 CI Item	h. Creek Clean-ups Conduct a minimum of two clean-up events (i.e. on Coastal Clean-up Day and National Rivers Day).	**9-17-05 Creek Clean-Up, Westmont** **4-1-06 Creek Clean-up, Saratoga Creek** **5-20-06 National River Clean Up Day, Westmont** **Los Gatos Creek Trail in Los Gatos** is cleaned on a continuing basis by volunteers. Information on volunteering for this activity can be found on the Town website. (See preceding row, and "Trash" section for details on Clean-ups)	WVCWP Staff & WVCWP Staff to coordinate with Municipal Staff

Source	WP Task	FY05-06 Work Plan Tasks	FY 05-06 Accomplishments	Responsible Party
TARGETED OUTREACH & SCHOOLS				
Targeted Schools	FY05-06 Work Plan	i. Coordinate Watershed Education with schools Promote awareness of WVCWP through **presentations** in one or more West Valley schools. j. Provide Watershed Education in classrooms Conduct Water Quality Protection education or presentations in local schools, using *Enviroscape* and/or other interactive methods to engage students in Watershed Campaign messages.	**Saratoga Elementary – 4th grade 28 students and two teachers**. On 3-29-06, students participated in an inter-active Enviroscape presentation. WVCWP brought attention to pollutants of concern (trash, mercury, copper, and pesticides) and introduced "take action" steps to help the problem. This year WVCWP developed new curriculum for 4th grade, based on current textbook and State standards. Presentation topics also included: wetlands, stormdrains vs. sanitary drains, pet waste, HHW disposal (paint, pesticides, fertilizers & batteries), and how to report illegal dumping or illegal stormdrain discharges to the WVCWP Inspector. **Grow-It-Guides and Pencils** labeled with stormdrain slogans and the WVCWP website address were distributed to students & teachers. • A 30 min presentation was scheduled, but the teacher requested WVCWP to stay to continue the discussion with the students. • **A "Zun Zun" watershed assembly** was subsequently **presented to 500 students** at the school. • WVCWP donated a picture book to the school called **"All The Way To The Ocean"** depicting how stormdrains carry trash & other pollutants into nearby water bodies. •	WVCWP Staff
Targeted Schools	FY05-06 Work Plan	i. Coordinate Watershed Education with schools	**St. Mary's School– Kindergarten class** **On 6/12/06 30 students and 3 teachers** attended an	WVCWP Staff

Source	WP Task	FY05-06 Work Plan Tasks	FY 05-06 Accomplishments	Responsible Party
		Promote awareness of WVCWP through **presentations** in one or more West Valley schools. <u>j. Provide Watershed Education in classrooms</u> Conduct Water Quality Protection education or presentations in local schools, using *Enviroscape* and/or other interactive methods to engage students in Watershed Campaign messages.	Enviroscape presentation. Topics included: washing cars, fertilizing, over-watering lawns, pet waste, trash, construction, and reporting illegal discharge to the Stormdrain Inspector. · **Grow-It-Guides and Pencils** labeled with stormdrain slogans and the WVCWP website address were distributed to students & teachers. · WVCWP donated a picture book to the school called **"All The Way To The Ocean"** depicting how stormdrains carry trash & other pollutants into nearby water bodies **<u>Los Gatos High School District (Nova Program)</u>** WVCWP staff made a presentation on watershed protection to high school students. Main topic was preventing leaching of toxic metals (mercury, copper, etc.) into water, through proper disposal of e-wasted. General watershed/stormdrain issues were also discussed. Upcoming free E-Waste Recycling event in Los Gatos was promoted. **Pencils** with watershed messages and WVCWP website address were distributed to the students.	
Targeted Schools	FY05-06 Work Plan	<u>k. Schools Outreach and Watershed Education</u> Continue to incorporate, 5th grade curriculum into WVCWP classroom presentations, consistent with state required education standards to make it more feasible for teachers to use in the classroom. Evaluate effectiveness and	In an effort to widen its appeal to teachers, WVCWP worked to develop Enviroscape-related curriculum for Kindergarten and 4th Grade. On Dec. 14, 2005, WVCWP Pgm Mgr met with City of Sunnyvale Environmental Outreach Program to share and to develop new curriculum. The new curriculum was subsequently used very successfully at Saratoga Elementary School (4th Grade) and St. Mary's School (Kindergarten).	WVCWP Staff

Source	WP Task	FY05-06 Work Plan Tasks	FY 05-06 Accomplishments	Responsible Party
		appeal by soliciting teacher's evaluations.	All teachers felt the presentations were educational and enjoyable, and requested the presentation for the following year.	
Targeted Schools	FY 05-06 Work Plan	l. Outreach to Local Private Schools Participate as a judge and/or audience in science fair at local private school, predominately serving West Valley Communities. (Grade 6-8) Provide encouragement to students who examine watershed pollution issues, especially those that solicit positive behavior changes. If warranted, motivate students, teachers and parents by inviting student(s) to present project to WVC Reps at monthly meeting.	*See m. Partnering with Students, this section.*	WVCWP Staff
		m. Partnering with Students **Not part of Work Plan – additional activity**	*April 18, 2006 Monthly Meeting of West Valley Cities – Presentation by David Marash-Whitman, 7th-grade Kehillah Jewish High School student scientist and Saratoga resident.* The student was familiar with the West Valley Clean Water Program and wanted to do a science project to assist in WVCWP's outreach and education efforts. He consulted with WVCWP Program Manager, as to which pollutant of concern would have the most impact for a project study. He received guidance from SCVRPPP on which tools to use for data collection. He prepared a project on Rhizofiltration – a technique using plants to remove heavy metals (i.e., copper) from contaminated aquatic environments - and presented his project at the	WVCWP Staff to co-ord

Source	WP Task	FY05-06 Work Plan Tasks	FY 05-06 Accomplishments	Responsible Party
			March 2006 Santa Clara County Science Fair, at which he received the CCMP Award. WVCWP Pgm Mgr attended the Science Fair; WVCWP invited David to present to the West Valley Cities at their April meeting, and he received much accolade from the attendees. He has won many other awards, including State Science Fair awards and the **2005 International Young Eco-Hero Award** from the non-profit organization, *Action For Nature*. His Eco-Hero Award was presented at the WV mtg and received press coverage from several newspapers, including a 300+ word article in the Saratoga News.	
		Additional outreach to schools **Not part of Work Plan – additional activity**	June 2006, WVCWP staff distributed fliers announcing upcoming youth-oriented watershed-themed events at Don Edwards National Wildlife Refuge & Environmental Ed Center. **8,367 fliers** were delivered to **16 schools** in the Campbell School District to promote watershed & wetlands education among West Valley students. WVCWP also sent fliers electronically to Saratoga and Los Gatos school districts for student packets, which are sent home via e-mail.	WVCWP Staff
Reporting	FY01-02 AR Comments And NPDES Permit, Provision c.4	n. Evaluation/ Reporting Document or estimate numbers of residents, students, municipal staff etc. reached by outreach efforts, including events, web site promotion, municipal employee outreach, and media advertising. Document number of calls &	*September 17, 2005 Coastal Clean-up Day* – 54 volunteers *April 1, 2006 Saratoga Creek Clean-up* – 48 volunteers *May 2005, Nat'l River Clean-up Day* – 50 volunteers Families of **over 1500 Westmont High School students** received the daily e-mail bulletin articles on 2 Creek Clean-ups and the E-Waste Drop-off event. *Saratoga Creek Clean-up 4/06* – Saratoga News article	WVCWP Staff & WVCWP Staff to coordinate with Municipal Staff

Source	WP Task	FY05-06 Work Plan Tasks	FY 05-06 Accomplishments	Responsible Party
		website hits.	**24.600 readers** *Opinion column on keeping creeks clean, written by Saratoga student* - in Saratoga News **24.600 readers** *E-Waste Drop-off Event:* *Ad and articles ran in 3 local papers:* Campbell Reporter – **50,200 readers** Los Gatos Weekly Times – **54,200 readers** Saratoga News – **24, 600 readers** *Results of E-waste outreach:* 8 e-mail inquiries 26 phone inquiries **Over 250 vehicles attended** *Schools:* Classroom presentations – **93 students** Zun Zun assembly – **500 students** Outreach flyers for Don Edwards NWR programs - **8,367** *Saratoga Library Enviroscape* - **27 children and 21 parents** *Audubon Wildlife Fair* – **25 children; 25 parents** *"Tax Free Day" at* OSH - **45 customers and employees** It is estimated that all residents, or at least **all households**, in each WVC received some outreach information through features in their municipal newsletter, which are mailed to each household. Saratoga's budget limitations have prevented mailing newsletters, however the City sent a Streetsweeping postcard to all households.	

Source	WP Task	FY05-06 Work Plan Tasks	FY 05-06 Accomplishments	Responsible Party
			38,140 – Campbell 28,590 – Los Gatos (12,000 households) 3,800 – Monte Sereno (1,220 households) 32,900 – Saratoga (11,200 households) (WVCWP and municipalities conducted extensive outreach this year; however, due to budget deficiencies which limit the number of available staff, it is not feasible to research the number of attendees at each event, etc. Some numbers that staff was able to obtain are given above.)	
Municipal Staff Training	FY03-04 Work Plan, RWQCB comments	o. WVCWP Sponsored Training(s) WVCWP to provide one or more workshops, on current topic(s) as needed for implementation or education, including distribution of related materials.	See "Planning Procedures" section for details on January 2006 **C.3/ HMP training** which included information to help municipal staff respond to public requests. See "Pesticide Management" section *Training for Applicators* and following row (p. Training) for details on "**Less Toxic Turf Management Workshop**". School Districts, private Golf Course staff and local newspaper staff were invited.	City staff to attend; WVCWP to co-ord
Training	FY05-06 Work Plan	p. Training Conduct or provide WVCWP staff training/meetings to prepare for school presentations, community events & responding to public requests.	WVCWP Program Manager provided training to 3 new and temporary staff members on **use of the Enviroscape** and on making Enviroscape presentations. Training on **handling Creek Clean-ups** was given to 1 new staff member in Sept. 05, and to 2 City of Saratoga staff members for the April 06 Saratoga Creek Clean-up. WVCWP sponsored a training for municipal staff on **C.3 and HMP** (Jan. 06) to enable Planning and Public Works staff to better deal with questions from residents and	WVCWP to co-ord

Source	WP Task	FY05-06 Work Plan Tasks	FY 05-06 Accomplishments	Responsible Party
			developers. (See "Planning Procedures" section, Training Summary). A portion of the March 06 IPM Training on **Turf Management** discussed means for Parks & Public Works staff to educate residents/park users on less-toxic methods of Turf Management. A worksheet for handling this process was made available to attendees. (See "Pesticide Management" section for details). WVCWP staff attended several training sessions related to PIP: Oct. 05 – **CASQA Conference: Collaboration & Integration Opportunities for Stormwater Programs** Oct. 05 - **Nonpoint Source and Stormwater Pollution Education Program in Chicago.** Dec. 05 - SCVURPPP "**How Development Affects Creeks" and Creek Walk** June 06 – **EPA Watershed Academy Internet Seminar "Influencing Behaviors Using Social Marketing"** See" PIP Training Summary" for details.	
Additional Outreach	Section 6 of this Work Plan	q. Outreach Activities for specific Pollutants	See Section 6. of this Work Plan, *Water Quality Based Requirements*, for additional PIP activities.	WVCWP Staff

Public Information/Participation Program Evaluation

For additional Evaluations, see Sections above***:***

- ***SCV Program Projects/Support*** and
- ***Joint Projects: General Outreach – Material Distribution***

Participation in Community Events: WVCWP staff found its participation in the **Saratoga Library Evening Story Time** to be a very effective means of reaching both parents and children. Librarians and parents expressed appreciation for the opportunity for children to use the Enviroscape. After this event, the Campbell and Los Gatos Libraries were contacted by phone and by e-mail (with photos of the successful Saratoga event). However, WVCWP was not able to elicit similar invitations from these libraries. It is possible that an offer to use the Enviroscape during summer outdoor Reading Program activities would instigate invitations.

At the **Audubon Wildlife Fair** this year, the SCV Water District was also a participant, and also brought an Enviroscape. This diverted visitors who would have participated in WVCWP Enviroscape activities. It is possible that WVCWP will not attend this Wildlife Fair in FY 06-07, in order to avoid duplication of efforts with the SCVWD.

"Tax Free Day" at Orchard Supply Hardware: WVCWP appreciates OSH's permission to approach customers and employees in the store. The event remains an effective means of reach residents, since it allows an opportunity to speak with them personally, and to approach people who are actually buying items (gardening materials, fluorescent bulbs) which are addressed by our outreach materials.

Creek Clean-up Outreach: Many flyers were distributed for the Sept 05 Creek Clean-up. It appeared that these flyers did not really result in volunteers attending the event. There was some response from the Westmont High School website announcement and the Parent/Teacher/Student Assn. 'daily e-mail". It was found that the best response was the result of students learning about the event from a Westmont High Science teacher, who also offered extra credit for students who participate and then write a review. In the future, WVCWP will use less efforts on flyers, and more efforts on working with teachers. For the May 06 Creek Clean-up at the site, a WVCWP spoke with school staff and put minimal efforts into additional outreach. At this event, the turnout was almost exactly the same as the September event – even with minimal additional outreach. This turnout is about the maximum that the site can handle, so it appears there is no need for much outreach beyond working with the school.

Schools Outreach: The new Enviroscape curriculums, developed this year to address Calif. State Standards for Kindergarten and 4th grade, were piloted successfully. Teachers expressed appreciation for the classroom activity, and requested presentations for the next school year. The 4th grade Enviroscape presentation at Saratoga Elementary School was given prior to a Creek Clean-up, which the students were invited to attend. The classroom presentation and

Creek Clean-up were followed by 2 Zun Zun assemblies at the school. Teachers, school administrators and parents all commented that they felt both students and adults had learned new ideas and information, and the school will be more inspired to take notice of its local Saratoga Creek which is only 3 blocks away.

WVCWP also initiated use of a hardbound picture book “All the Way to the Bay” as a means of keeping the Stormwater Pollution subject in teachers’ minds. The book is given as a gift after an Enviroscape presentation. It is hoped that the presence of the book will help stimulate interest in the subject in subsequent years, and among additional teachers.

All West Valley businesses, residents & schools are invited to bring unwanted TVs, monitors and laptops to this FREE recycling event.

January 28, 2006
9 am – 1 pm

41 Miles Ave. – Los Gatos
(Municipal Yard – Near University Ave. & Highway 9)

Here's your chance to act locally, and make an impact globally, while clearing up your clutter in the process! Your support of this event ensures that the hazardous substances in these items will be recycled responsibly to prevent toxic water contamination and air pollution, both locally and in Third World countries.

Brought to you by Campbell, Los Gatos, Monte Sereno and Saratoga through the West Valley Clean Water Program.

Details at: www.cleancreeks.org

Attachment 6A

West Valley Community Outreach: Library Story Time 9/20/05

ATTACHMENT 6B

http://www.community-newspapers.com/archives/saratoganews/20050810/sn-news4.shtml

SARATOGA NEWS

August 10, 2005 Saratoga, California *Since 1955*

News

Saratoga youth named 'Eco-Hero' award winner by Action for Nature

By Kaustuv Basu

"No Dumping: Flows directly to bay"--almost everyone has seen that sign on a sidewalk.

Saratoga David Marash-Whitman, 13, wanted to learn more about it.

As part of a school project two years ago, he decided to find out more about household pollutants that can damage creeks and the bay.

One of the first people he contacted was Cheri Donnelly, program manager for the West Valley Clean Water Program. She told him about the pollutants that were the most dangerous to the creeks. That project was completed a while ago, while David was at South Peninsula Hebrew Day School.

David has moved to Kehillah Jewish High School since then but he has continued with his mission of educating the public about the dangers of pollutants.

Last month, he won the International Young Eco-Hero Award from Action for Nature, a local ecology group, for his efforts. He is one of several youngsters worldwide chosen for their commitment to protecting the environment.

"I was horrified to learn how toxic residential products like paint-removers and pesticides

can affect creeks," David said.

He said that he advocates his cause whenever he gets a chance. "My next project is to get kids to help clean up the local creeks," he said.

Donnelly said that David does a very professional job when he makes presentations to people. "People have no idea how litter has damaged our creeks," she said.

But advocates such as David are helping, she said.

B. Shimon Schwarzschild, the founder of Action for Nature, said that he is delighted with efforts made by young people all over the world.

"Individuals can make a difference," Scwarzschild said.

Copyright © **SVCN**, LLC.

Attachment 6C

For Immediate Release January 10, 2006

Contact: Sandi Manor (831) 662-3646 / sandi@carlandmanor.com

Electronic Waste Discovered in Local Creek
Free Recycling Event in Los Gatos Aimed at Preventing Water Pollution

(Los Gatos, CA) – Following recent storms, Los Gatos Town staff pulled a discarded 27" television from a local creek. The culprit remains unknown. While they may have thought this was nothing more than littering, the potential problem for this crime is much bigger. When not recycled or disposed of properly, electronic waste can result in toxic pollution. E-waste leaches lead, mercury, copper and other metals into the groundwater, posing serious health hazards to people and wildlife.

As flat-screen plasma TVs and LCD monitors become more affordable, consumers are replacing conventional cathode ray tube (CRT) TVs and monitors at a rapid pace. Judging by holiday sales and pre-Super Bowl ads, there will soon be many conventional TVs gathering dust – or worse, as we found in a local creek.

To help local residents properly dispose of this waste, the municipalities of Campbell, Los Gatos, Monte Sereno and Saratoga are hosting a FREE recycling event for TVs, computer monitors and laptop computers.

The event will be held in Los Gatos at 41 Miles Avenue (near intersection of University Ave. & Highway 9) on January 28th from 9 a.m. to 1 p.m. The West Valley Clean Water Program (www.cleancreeks.org), the official storm water agency for these 4 municipalities, is partnering with local recycling firm United Datatech Distributors (UDT) for the event.

UDT was selected for their high standards of materials handling. UDT does not export waste to third world countries, where children and laborers seeking salvageable parts are exposed to toxic e-waste which pollutes local water supplies or billows noxious air pollution when burned. UDT also keeps these deadly materials out of our local landfills, where runoff containing hazardous substances can seep into our groundwater.

The issue of littering aside, it is illegal in California to dump TVs and monitors in landfills. Garbage collection for local municipalities prohibits putting these items into residential garbage cans. Instead, these items must be handled by a credentialed recycler, often for a fee. This event is a great way to avoid the fee, get a jump on spring cleaning, and avoid desperate disposal measures.

###

Attachment 6C

For Immediate Release	January 10, 2006
Contact: Sandi Manor (831) 662-3646 / sandi@carlandmanor.com	

Free Recycling Event
TV - Monitor - Laptop Recycling in Los Gatos

Quick Facts:

What: FREE Recycling/Collection event
Items Accepted: TVs, Computer Monitors, Laptop Computers (working or not)
When: Saturday, January 28th, 2006
Time: 9 a.m. to 1 p.m.
Where: 41 Miles Ave., Los Gatos (near intersection of University Ave. & Highway 9)
Who is invited: Residents, Businesses, Schools in the South San Francisco Bay Area
Further info at: www.cleancreeks.org or 408.354.5385 (tip line)

- The EPA estimates that Americans discard 2 million tons of electronic waste each year.
- The EPA considers old cathode ray tube TVs and monitors the most hazardous items.
- E-waste leaches mercury, lead, copper, etc. into our ground water.
- Irresponsible recyclers ship e-waste to Third World countries where it pollutes land, air and water, posing serious health risks to residents. Visit www.ban.org for details.
- Support of this event sends a message about ethically responsible recycling practices.
- Information about United Datatech Distributors (UDT) can be found at www.uniteddatatech.com

Attachment 6D

http://www.svcn.com/archives/lgwt/20060125/lgnews2.shtml

LOS GATOS WEEKLY TIMES

January 25, 2006 Los Gatos, California *Since 1881*

News

Creek is no place to dump computers, television sets

By Jennifer McLain

For some, recycling is second nature. But when it comes time to toss out that old TV or computer monitor, there's no such thing as a recycle bin for "e-waste only." Some resolve the problem by throwing the electronics out in the dumpster--forgetting, not realizing or not caring that the toxins in them can eventually seep into groundwater. Others just ignore the "no dumping" signs and cast them in the creek.

"We found a 27-inch TV in the Los Gatos Creek a few weeks ago," said Los Gatos resident Cheri Donnelly, program manager at the West Valley Clean Water Program. The clean water program started in 1994 and is dedicated to preserving and protecting the water in Campbell, Los Gatos, Monte Sereno and Saratoga.

"People are desperate to get rid of their old electronics, but they can't just put them in the landfill because the toxins can get into our groundwater," Donnelly said.

One alternative is to take the old electronics to a free TV-and monitor-recycling event from 9 a.m. to 1 p.m. on Jan. 28 at 41 Miles Ave. in Los Gatos.

The water company is teaming up with United Datatech Distributors and ECS Refining for the event. Donnelly said that unwanted electronics brought to the recycling event will be handled responsibly.

"At a lot of these types of events, people feel giddy and gooey that they are doing the right thing, but what they fail to realize is that a number of these places are shipping these devices to someone else's back yard," said Tom Hogye, vice president and general manager of the distributor and refining company.

Hogye said that some so-called recyclers take the cheapest and not most environmentally sound route, and ship scraps to undeveloped countries while making a profit.

"Even if we are taking care of our country, we certainly don't want to see the waste in Africa and Asia," Donnelly said.

Hogye said that Datatech sends the waste to environmentally sound processors, which are primary and secondary smelters.

It is illegal to dump TVs and monitors in landfills, and since the inception of SB20, the Electronic Waste Recycling Act of 2003, a fund was created for the collection and recycling of certain electronic waste. As of July 1, 2005, plasma televisions and TVs with liquid crystal display screens are classified as e-waste. Each time a consumer buys a new electronic that contains cathode ray tubes (CRT) or has a liquid crystal display, he or she pays a $6 to $10 fee that will cover the collection and recycling of the wastes.

Electronic devices contain a variety of materials, including copper, lead, zinc, arsenic and mercury.

"Mercury is one that our program is highly focused on," Donnelly said. These toxins can enter the groundwater and are hazardous to the health of plants, animals and humans.

It is estimated that Americans discard nearly 2 million tons of electronic waste a year, and among the most hazardous are CRT televisions and monitors.

In general, Donnelly said the Los Gatos community needs to be aware of what is going into its groundwater.

"It's about knowing that what goes into the street drain. If it's dog waste or pesticides, it really is going directly to the Los Gatos Creek and downstream into San Jose," said Donnelly.

For more information about the event or the West Valley Clean Water Program, call 408.354.5385, or visit www.cleancreeks.org.

Copyright © Knight Ridder

Training Summary: Public Information / Participation (PI/P)

Training Description	Date	Attendees
CASQA Stormwater Conference / Management Workshops **Collaboration & Integration Opportunities for Stormwater Programs** Presenter: Stephen McCord Sr. Engineer, Larry Walker Associates **Topics**: Broad public outreach can benefit multiple permittees with minimal coordination. Major reasons to collaborate in these efforts: ▪ All Phase I and Phase II permittees are required to do it; ▪ There are many activities (including media production, brochures, and websites) that benefit from a consistent, reinforced message. ▪ Consistency, especially to commuters, reinforces the message. ▪ Public Outreach funding is shared ; dollars are used more efficiently ▪ Orange County is an example of a highly functional collaboration among the County as the Principal Permittee and 35 co-permittees to develop and broadcast a consistent message regarding stormwater	**Oct. 4, 2005**	**WVCWP (1)** Program Manager
Nonpoint Source and Stormwater Pollution Education Program **Chicago, IL** Co-sponsored by Chicago Botanic Garden and U.S. EPA. **Sessions**: ▪ Tools and techniques for NPS and Stormwater Education	**Oct 17-20, 2005**	**WVCWP (1)** Program Manager Representing all Cities

Training Summary: Public Information / Participation (PI/P)

Training Description	Date	Attendees
▪ Water Outreach Education Tools for Programs - The Best in: ▪ Education Practices, ▪ Target Audience Research, ▪ Programs and Materials		
Stormwater Pollution Education Programs Sponsored by: U.S. EPA Liaison Speaker: Charlie Mac Pherson of Tetra Tech Inc. **Topics**: ▪ Conducting Effective Stormwater Outreach Campaigns	**October 17, 2005**	**WVCWP (1)** Program Manager Representing all Cities
Stormwater Pollution Education Programs Sponsored by: U.S. EPA Liaison Speaker: Doug Peterson **Topics**: ▪ Tools and Techniques for NPS and Stormwater Education (Nikos D. Singelis) ▪ U.S. EPA's NPS Outreach Digital Toolbox (Donald Waye) ▪ Selling Low Impact Development (Katherine Mul) ▪ Stormwater, Secret Agents, Soil, and Sumo Wrestlers(Doug Peterson	**October 18, 2005**	**WVCWP (1)** Program Manager Representing all Cities
Stormwater Pollution Education Programs Sponsored by: U.S. EPA Liaison Speaker: Nancy R. Lee of U.W	**October 18, 2005**	**WVCWP (1)** Program Manager Representing all Cities

Training Summary: Public Information / Participation (PI/P)

Training Description	Date	Attendees
Topics: ▪ Using Social Marketing to Influence Public Behavior		
Stormwater Pollution Education Programs Sponsored by: U.S. EPA Liaison Topics: ▪ Water Outreach Education Tools (Elaine L. Andrews) ▪ Stormwater Education at the Local Level (Patty Sanzone) ▪ If You Couldn't Drink It, Don't Dump it (Steve R. Johnson) ▪ Public Education and Community Outreach (Nicole Dufort) ▪ A Federal Facility's Resourse- Efficiant and Proactive Approach to Phase II MS4 Permit Requirements (Corie L. Rockette)	**October 18, 2005**	**WVCWP (1)** Program Manager Representing all Cities
Stormwater Pollution Education Programs Sponsored by: U.S. EPA Liaison Speaker: Leesa Souto Topics: ▪ NPS Education Programs at The Community Level (Kathy Hoppe) ▪ Clean Water – Translating Public Understanding Into Successful Communication Programs (Karen M. DeBaker) ▪ The Neighborhood Water Stewardship Program (Aileen Winquest) ▪ Clean Water is Just Good Business (Leesa Souto)	**October 19, 2005**	**WVCWP (1)** Program Manager Representing all Cities

Campbell, Los Gatos, Monte Sereno, Saratoga

West Valley Communities

Santa Clara Valley Urban Runoff Pollution Prevention Program

FY 2005-2006 ANNUAL REPORT

Training Summary: Public Information / Participation (PI/P)

Training Description	Date	Attendees
Stormwater Pollution Education Programs Sponsored by: U.S. EPA Liaison **Topics**: ▪ Using Weather as an Educational Marketing Tool ▪ Eyes on The Environment (Sara Espinoza) ▪ Weather Matters, Bring on the Barrels (Angela Poe) ▪ Boost Your Outreach (Donald F. Wayne)	**October 19, 2005**	**WVCWP (1)** Program Manager Representing all Cities
Stormwater Pollution Education Programs Sponsored by: U.S. EPA Liaison Topics: ▪ Reaching Out To Students and Teachers (Thomas E. Davenport) ▪ Tailoring Watershed Education to Meet The Needs of Teachers (Nancy Mesner) ▪ Clean Ways For Waterways, Stormwater for Nonpoint Source Pollution (Amy Workman)	**October 19, 2005**	**WVCWP (1)** Program Manager Representing all Cities
Stormwater Pollution Education Programs Sponsored by: U.S. EPA Liaison **Topics**: ▪ Collaborative Approaches To Stormwater Education(Cury Rosato) ▪ A Protection Message in a Restoration World (Marion K. Lonsdale) ▪ Minnesota Water- Let's Keep It Clean (Ron Struss) ▪ Collaborative Approaches to Stormwater Education (Amy Mangus) ▪ Participtory Planning Tools for Achieving Nonpoint Source and Stormwater Pollution	**October 20, 2005**	**WVCWP (1)** Program Manager Representing all Cities

Training Summary: Public Information / Participation (PI/P)

Training Description	Date	Attendees
Goals (Theresa Trainor) ▪ Implementation of Private Parcel Best Mgm't Practices at Lake Tahoe(Jessica A. Schwing) ▪ Street Smarts City, County, and Watershed District Staff Learn Together Through Public Works Forum (Louise Watson)		
WVCWP Training: **PSA Video** Presenter: Cheri Donnelly, WVCWP Pgm Mgr **Topics:** ▪ New Stormwater PSA Video from CalTrans."Don't Trash California" ▪ PSA Videos viewed at Chicago conference ▪ Getting PSA videos onto local/ municipal TV channels	**Nov. 22, 2005**	**WVCWP (2)** Stormwater Discharge Inspector Program Assistant **Campbell (1)** Sr. Engineer **Los Gatos (1)** Sr. Engineering Tech **Saratoga (1)** PW Analyst
How Development Affects Creeks, How Creeks Affect Development: Workshop and **Walking Tour of Coyote Creek** Sponsor: SCVURPPP **Topics**: ▪ Stream Geomorphology ▪ Aquatic Ecology ▪ Trash, and other Human Impacts on Local Creeks	**Dec. 7, 2005**	**WVCWP (4)** Program Manager Outreach Coordinator Stormwater Discharge Inspector Program Assistant **Saratoga (1)** PW Analyst

West Valley Communities

Santa Clara Valley Urban Runoff Pollution Prevention Program

FY 2005-2006 ANNUAL REPORT

Training Summary: Public Information / Participation (PI/P)

Training Description	Date	Attendees
WVCWP Training: **"Partnering with Students": Student Science Project: Removing Copper from water via Rhizofiltration; Eco-Hero Award** Presenter: David Marash-Whitman & Cheri Donnelly, WVCWP Pgm Mgr **Topics:** **Student Science Project** (carried out in collaboration w/ WVCWP & SCVURPPP) ▪ David (the student) presented his science project which has won awards on many levels ▪ The science project display includes information on copper pollution in stormwater runoff; this has served as outreach at a variety of venues ▪ The project discussed potential for removing copper pollutants using specific aquatic plants	**April 18, 2006**	**WVCWP (2)** Stormwater Discharge Inspector Program Assistant **Campbell (1)** Sr. Engineer **Los Gatos (2)** Sr. Engineering Tech Sr. Engineering Inspector **Saratoga (2)** PW Analyst City Engineer
WVCWP Training: **Don Edwards Nat'l Wildlife Refuge; WVCWP Web Page** Presenter: Cheri Donnelly, WVCWP Pgm Mgr **Topics:** **Don Edwards NWR:** ▪ new educational programs, with a link to Stormwater, are being implemented. ▪ goal is to get the word out to students that wetlands are important to water quality. ▪ Get Refuge outreach info onto local cable TV channels ▪ WVCWP will send flyers to schools **"About WVCWP" web page** ▪ Web page will be updated to be more responsive to needs of Cities & site visitors	**May 23, 2006**	**WVCWP (2)** Stormwater Discharge Inspector Program Assistant **Campbell (1)** Sr. Engineer **Los Gatos (1)** Sr. Engineering Tech **Saratoga (1)** PW Analyst

Training Summary: Public Information / Participation (PI/P)

Training Description	Date	Attendees
▪ Cities to review current page ▪ What questions do staff receive from residents and businesses, that could be answered via this page? ▪ Cities to provide input for new page		
WVCWP Staff Training "State Standards for 4th Grade Led by: Cheri Donnelly, WVCWP Program Manager **Topics**: ▪ Review all Subjects for Enviroscape Model ▪ Set Up Enviroscape Model	**June 13, 2006**	**WVCWP (2)** Outreach Coordinator Outreach Assistant
"Influencing Behaviors Using Social Marketing" (Internet Seminar) Sponsored by "EPA's Watershed Academy". Speaker: Charlie MacPherson, and Christopher Conner *79 slides were downloaded prior to the session for staff to follow.* **Topics**: ▪ Environmental Issues ▪ Public Safety ▪ Public Health	**June 28, 2006**	**WVCWP (2)** Program Manager Outreach Coordinator

THIS PAGE INTENTIONALY LEFT BLANK

Pesticide Management Activities

City of Campbell

Town of Los Gatos

City of Monte Sereno

City of Saratoga

THIS PAGE INTENTIONALY LEFT BLANK

West Valley Communities – Monte Sereno

Santa Clara Valley Urban Runoff Pollution Prevention Program

FY 2005-2006 ANNUAL REPORT

PESTICIDE MANAGEMENT ACTIVITES

FY 2005-2006 Work Plan Self Evaluation Matrix

Source	Task Source	FY05-06 Work Plan Tasks	FY 05-06 Accomplishments	Responsible Party
	SCVURPPP PMP (I.A.1.)	Summary of Use Track and report use of pesticides on municipally owned property. Report on use of IPM practices.	No Organophosphate pesticides were used by staff or contractors for City of Campbell, Town of Los Gatos, City of Monte Sereno or City of Saratoga in FY 05-06. All pesticide use (by municipal staff and contractors) was tracked and reported to WVCWP, for use in possible future analysis.	WVCWP to coordinate w/ Cmpbl: Sr. Civil Engr/ Public Works Supt/ Bldg Maint. Supvr LG: Parks Supt & Public Works Supervisor MS: City Manager/ Facility Mgr Stga: Parks & Street Maint Supervisor
	SCVURPPP PMP (I.A.3.) PS #3	Implement BMPS and SOPS Continue to Implement standard operating procedures and best management practices for any pesticide use by staff or contractors. Implement IPM practices as BMP when possible.	In August 2004, the West Valley Communities (WVC) revised and updated all sections of their URMPs, including their Pest Management PS. During 05-06, the WVC continued to implement the Pest Management Performance Standard (PMPS). A Pest Specific IPM Plan for "Less Toxic Turf Weed Control" was developed in FY 05-06. "Standard Operating Procedures for Pesticide Management" are being followed by staff and contractors. BMPs in general continue to be effective. WVC work with contractors to find the least-toxic method to treat resistant pest problems.	Cmpbl: Sr. Civil Engr/ Public Works Supt/ Bldg Maint. Supvr LG: Parks Supt & PW Spvsr MS: City Manager Stga: Parks Maint Spvr

West Valley Communities – Monte Sereno

Santa Clara Valley Urban Runoff Pollution Prevention Program

FY 2005-2006 ANNUAL REPORT

Source	Task Source	FY05-06 Work Plan Tasks	FY 05-06 Accomplishments	Responsible Party
			The WVC use reduced-risk pest management in municipal facilities (parks & buildings), while fostering greater IPM awareness by sponsoring local IPM workshops (since 2001) for municipal staff, special districts and Pest Control Operators (PCOs). Staff have attended trainings on IPM (e.g., West Valley Turf Mgmt workshop on 3-22-06) and are implementing IPM practices for control of pests, as practicable. *See "Evaluation" section below for details on IPM implementation.*	
	SCVURPPP PMP (I.A.6.)	Banned Pesticides Inventory If any pesticides have been banned w/in the past FY (per EPA, State &/or local requirements), conduct an agency-wide search of chemical storage area for these pesticides. Properly dispose of these banned substances pursuant to appropriate waste disposal regulations.	All storage areas are cleaned annually, and any pesticides that are no longer legal or no longer used are disposed of according to State regulations. **Campbell:** Storage areas are cleaned quarterly. **Monte Sereno**: does not purchase or store its own pesticides.	Cmpbl: Public Works Supt/ Bldg Maint. Supvr LG: Parks Supt & Public Works Supervisor Saratoga: Parks Maint Supervisor
	SCVURPPP PMP (I.B.1.) PS#5.a	Training for Applicators Ensure that employees who apply pesticides for the agency obtain the appropriate training as required by the County Agricultural Commissioner and the State Department of Pesticide Regulation (DPR)	Any staff and/or contractors who apply pesticides meet all requirements of the County and the State. Parks & Public Works staff attended Annual Safety Training conducted by outside contractor. Training included avoiding drift, and proper disposal. **CAMPBELL:** Due to high staff turnover in 2006, Campbell has received permission from Dept. of Ag to postpone its Safety Training to August 2006, in order to allow all new employees to be in place and to attend.	Cmpbl: Public Works Supt LG: Parks Supt & PW Div Stga: Parks Maint Spvsr

West Valley Communities – Monte Sereno

Santa Clara Valley Urban Runoff Pollution Prevention Program

FY 2005-2006 ANNUAL REPORT

Source	Task Source	FY05-06 Work Plan Tasks	FY 05-06 Accomplishments	Responsible Party
			LOS GATOS: 4/26/06 – 12 employees – presenter: Dennis Merrill, Killroy/ Sensitive Solutions Pest Control **MONTE SERENO:** no employees apply pesticides. In case of the need for pest control, a licensed Pest Control Operator will be called in. **SARATOGA:** 6/27/06 – 14 employees – presenter: Peter Howes. 2 more **Saratoga** employees gained QAC[1] cards through additional training in FY 05-06, enabling them to have a better understanding of pesticides, less-toxic options, and safe usage. [1]QAC - "Qualified Applicator Certificate", a category of the DPR Licensing and Certification Program. To be certified, the applicant must demonstrate specific knowledge on topics such as pesticide application drift problems and prevention, soil and water problems resulting from restricted use pesticides, phytotoxicity, potential for environmental contamination, etc.	
	SCVURPPP PMP (I.B.2.) PS#5.b	Training for Applicators Provide annual training on the appropriate portions of the IPM Policy, SOPs, and BMPs, and the latest IPM techniques to employees within departments responsible for pesticide application.	The West Valley communities, through WVCWP, sponsored a staff-attended IPM Training on Turf on March 22, 2006. Frank Rossi, a national expert (from Cornell University) presented guidelines for managing turf with little or no pesticides. The training included a classroom PowerPoint presentation and a field trip to examine Campbell's community athletic field turf. Additionally, the WVCWP made a video of the workshop (to transfer to CD) for parks maintenance staff to incorporate into future IPM training.	WVCWP to co-ord w/ Cmpbl: Sr. Civil Engr/ Public Works Supt/ Bldg Maint. Supv LG: Parks Supt & PW Div Stga: Parks Maint Supervisor

West Valley Communities – Monte Sereno

Santa Clara Valley Urban Runoff Pollution Prevention Program

FY 2005-2006 ANNUAL REPORT

Source	Task Source	FY05-06 Work Plan Tasks	FY 05-06 Accomplishments	Responsible Party
			Attendees: Campbell – 16 Los Gatos – 7 (Monte Sereno, a strictly residential city, has no Parks/PW Maintenance staff and does not use any pesticides.) Saratoga – 10 100% of attendees who turned in evaluations rated the training as "worth my time to attend", and 22 out of 25 said the training would enable them to change turf management methods to reduce pesticide use. From the training, WVCWP developed a "Turf Management IPM Plan" to be used as a reference for outdoor maintenance staff.	
	SCVURPPP PMP (I.B.3.) PS#5.c	Municipal Staff Education Inform employees who are not authorized and trained to apply pesticides that they cannot use over-the-counter pesticides in or around the workplace.	In July and August of 2005 all WVC staff were reminded, via e-mail, of their municipal IPM policy to avoid using pesticides. It was emphasized that, unless trained and specifically authorized, all employees are prohibited from applying pesticides, including over the counter types.	WVCWP to provide notice and NPDES Reps to send email: Cmpbl: Sr. Civil Engr LG: PW Dir & Eng Div MS: City Manager Stga: PW Analyst
	SCVURPPP PMP (II.A.1.)	Watershed Ed. & Outreach Campaign (WE&O)[1] Attend WEO and IPM work groups and assist with continued implementation of campaign, which targets the general public	WVCWP Program Manager participates in the IPM Ad Hoc Task Group on behalf of the WVC. Project implementation and projects for consideration, which are discussed in the AHTG, are presented to City staff for appropriate follow-through.	WVCWP Staff

[1] Funded by all Co-permittees each year.

West Valley Communities – Monte Sereno

Santa Clara Valley Urban Runoff Pollution Prevention Program

FY 2005-2006 ANNUAL REPORT

Source	Task Source	FY05-06 Work Plan Tasks	FY 05-06 Accomplishments	Responsible Party
		and includes messages about less-toxic pest control and proper disposal. Campaign features South Bay English- and Spanish-language, radio and print ads.	See PI/P Section, "Citizen Participation" & "General Outreach"	
	SCVURPPP PMP (II.A.5.) & (II.A.6)	Community & School Events Identify and attend community/school events; distribute outreach materials regarding less toxic pest control. Community Material Distribution Provide outreach to community through distribution of information via libraries, civic and community centers, and other points of social interest.	Through WVCWP, significant IPM outreach has been incorporated into educational activities and presentations in the local schools. Students have learned about pesticide runoff and the need to use less-toxic pest management strategies. This point is made when they play with the Enviroscape and watch the toxic-colored water (pesticide runoff) flow into the creeks, Bay, wetlands and Ocean where it affects sea otters, fish, wildlife and even people. Grow it guides are provided for students to take home to parents. September 20th 2005, WVCWP staff made a special evening presentation at Saratoga Library's story time for young children when the topic of the week was "water & rivers". Since parents accompanied the children materials for both age groups were given out. **Materials Distribution** For Kids - 29 Our Water Our World picture frame magnets 7 Watershed Watch magnets 31 A Child's Garden coloring books 10 Kids Guide to Backyard Bugs	WVCWP coordinate w/ Cmpbl: Sr. Civil Engr LG: Pub Works staff MS: City Manager Stga: PW Analyst

West Valley Communities – Monte Sereno

Santa Clara Valley Urban Runoff Pollution Prevention Program

FY 2005-2006 ANNUAL REPORT

Source	Task Source	FY05-06 Work Plan Tasks	FY 05-06 Accomplishments	Responsible Party
			For Adults- 5 Bay Begins Here 14 Grow It Guides (colorful fan of pest control & gardening) 12 HHW recycling & disposal of toxic household items 1 West Nile Virus 3 Draining Pools & Spas 2 Doorhangers "Dumping into Storm Drains is Illegal" The Enviroscape presentation drew parent's interest; they spent time reviewing the materials to find out what the Program was about. **See PI/P Section, "Citizen Participation" & "General Outreach"**	
	SCVURPPP PMP (II.A.7.)	Web Site Update and publicize web sites to promote IPM and reduce pesticide use.	WVCWP website's "Take Action" page was updated for spring/summer gardening season. A link takes viewers to the "Our Water Our World" IPM website. Text & graphics reinforce the subject: "Overwatering can carry toxic Pesticides and harmful Fertilizers into our Water" & "Manage Garden Pests to Protect Our Homes & Water". **City of Campbell** web site's Public Works page links to the Program BMP Tri-fold "Landscaping, Gardening & Pool Maintenance". **Town of Los Gatos** web site contains a Stormwater page with suggestions on organic gardening, preventing pesticide runoff, and safe pesticide disposal. **City of Saratoga** web site's Home page features a link to HHW for proper pesticide disposal.	WVCWP Staff WVCWP to coordinate w: Cmpbl: Sr. Civil Engr LG: Snr Eng Tech MS: City Manager Stga: Pub Wks Analyst

West Valley Communities – Monte Sereno

Santa Clara Valley Urban Runoff Pollution Prevention Program

FY 2005-2006 ANNUAL REPORT

Source	Task Source	FY05-06 Work Plan Tasks	FY 05-06 Accomplishments	Responsible Party
	SCVURPPP PMP (II.A.9.)	Coordinate with the Master Gardeners program Use their services to train residents (as their budget allows). Provide IPM training and information on water quality impacts of pesticide use to Master Gardeners as needed. Provide IPM literature for distribution at MG classes	During FY 05-06, the Master Gardeners (MG) presented classes at Campbell Community Center, open to all local residents. The series included two 6-session classes, one 4-session class, & a 1 session class, all of which included discussion of IPM. WVCWP provided IPM materials for distribution during appropriate discussions. Approximately **45** students received 10 different materials (= 450 IPM pieces distributed); extra materials were available for class members to share with friends/neighbors.	WVCWP Staff
	SCVURPPP PMP (II.A.10.)	Media Relations If budget is available, continue to fund BASMAA Regional Media Relations Campaign[2] featuring pitches to Bay Area media and responses to breaking news on pesticide-related topics	The West Valley Communities participate in and support the BASMAA Regional Media Campaign through SCVURPPP funding & participation in the Watershed Education and Outreach Group.	Funding by WVC and participation by WVCWP Staff
	SCVURPPP PMP (II.A.12.)	Media Relations Prepare and pitch IPM stories and press releases to local media, as appropriate.	Gardening Columnist for 3 local weekly papers received a press release/invitation to attend the March 2006 WVCWP IPM Workshop on Turf Management. Reporters for at least two local newspapers attended an awards ceremony for an Environmental Action Award presentation to a Saratoga student who chose to receive his award at a West Valley meeting at Monte Sereno City Hall so that WVCWP would gain publicity. The Los Gatos Daily new ran an article about the student and the West	WVCWP Staff

[2] Funded by all Co-permittees.

West Valley Communities – Monte Sereno

Santa Clara Valley Urban Runoff Pollution Prevention Program

FY 2005-2006 ANNUAL REPORT

Source	Task Source	FY05-06 Work Plan Tasks	FY 05-06 Accomplishments	Responsible Party
			Valley Clean Water Program. See PIP Section	
	SCVURPPP PMP (II.A.13.)	"Pesticide User Outreach" project[3] Assist, as appropriate, with implementation of local components of the project. Target residential & commercial users. (See Program's FY 05-06 Work Plan).	The WVCWP Manager attends SCVURPPP's IPM Ad Hoc Task Group meetings. The WVCWP helped staff the Home & Garden Show" in San Jose, May 6th & 7th. WVCWP staff also provided Educational outreach and distribution of IPM materials and gifts in the garden center at Orchard Supply Hardware's tax-free weekend event in the fall of 2006. See PI/P Section "General Outreach"	WVCWP Staff
	SCVURPPP PMP (II.A.14.)	Special Districts Provide information on less toxic pest control (e.g., IPM techniques, municipal IPM policies, model contract language, training opportunities, etc.) to neighboring special districts (e.g. sanitary, open space districts, and school districts) as appropriate.	All local School Districts and private golf club staff were invited to attend WVCWP's free IPM training on "Turf Management" in March 2006 (this year's training subject was not applicable to the needs of other special districts). One Golf Course Supervisor attended the training.	WVCWP Staff
	SCVURPPP PMP (III.A.1)	IPM Partnership Program Provide IPM fact sheets and other materials to pesticide retailers to facilitate point-of-purchase outreach. Visit stores as necessary to determine continued participation. Document material distribution.	The West Valley communities support SCVURPPP's IPM Partnership with local nurseries. They continue to provide IPM materials and education at the local Summerwinds Garden Center through staff support and funding of the "Our Water Our World" program. In FY05-06, WVCWP staff attended OWOW training to learn how to dress store aisles with shelf talkers to make finding safe gardening products easier for customers. See PI/P Section "General Outreach"	WVCWP Staff

[3] Funded by all Co-permittees.

West Valley Communities – Monte Sereno

Santa Clara Valley Urban Runoff Pollution Prevention Program

FY 2005-2006 ANNUAL REPORT

Source	Task Source	FY05-06 Work Plan Tasks	FY 05-06 Accomplishments	Responsible Party
	SCVURPPP PMP (III.B.2)	Pest Control Operators Continue to build a database of licensed structural and landscape maintenance PCOs.	A database of West Valley PCOs has been established; over 75% of local pest management businesses are based in the City of Campbell. By collecting ads that come in the mail from local pest control services, WVCWP staff continue to build the database with new business names and addresses. This database will be useful to invite local businesses to IPM workshops.	WVCWP staff
	SCVURPPP PMP (III.A.4)	Municipal contractors (PCOs) Require PCOs contracted by municipality to implement BMPs through contract specifications.	PCOs have received copies of municipal IPM Policies and requirements. PCOs are required to operate according to the municipal requirements stated in the city's Pesticide Management Performance Standard.	Cmpbl: Sr. Civil Engr / Public Works Supt/ Bldg Maint. Supvr LG: Public Works & Public Works Spvsr MS: City Manager Stga: Public Works Dir/Parks Maint Supvsr
	SCVURPPP PMP (IV.A.2.)	PCO Reporting Track and report PCO use of pesticides on municipal property.	All pesticide use by PCOs is tracked and reported to WVCWP for annual reporting.	WVCWP to coordinate with: Cmpbl: Sr. Civil Engr / Public Works Supt/ Bldg Maint. Supvr LG: Public Works & Engineering MS: City Manager Stga: Parks Maint Spvsr

West Valley Communities – Monte Sereno

Santa Clara Valley Urban Runoff Pollution Prevention Program

FY 2005-2006 ANNUAL REPORT

Source	Task Source	FY05-06 Work Plan Tasks	FY 05-06 Accomplishments	Responsible Party
	SCVURPPP PMP (V.A.1)	Commercial Business Education Continue ICID Inspector's education program targeting retail food facilities through distribution of "Don't Set a Table for Pests".	WVCWP Inspector distributes outreach material *("Don't Set a Table for Pests")* when conducting Restaurant Inspections. Pilot visits; **16** were given to local restaurant managers. (in Campbell, Los Gatos & Saratoga) in FY05-06. City of Monte Sereno has no commercial businesses.	WVCWP Inspector
	SCVURPPP PMP (V.A.3.)	HHW Collection Ensure that adequate pesticide disposal services exist for residents and conditionally exempt small quantity commercial generators.	All WVC contribute to the County HHW disposal program. Saratoga: due to serious budget deficiencies, Saratoga this year contributed only the minimum funding for HHW (in previous years, Saratoga's funding has enabled an annual free drop-off for WV residents at WV Community College). The City subsequently learned that Saratoga residents make extensive use of the HHW facilities, and the funding was expended early in the year, resulting in hundreds of calls to City Hall requesting increased funding to allow residents to make greater use of the HHW program. This funding has now been reinstated.	Cmpbl: Sr. Civil Engr LG: Dir of Public Works MS: City Manager Stga: Public Works Director
		Publicize HHW Collection Work with HHW collection agencies to support, enhance, and help publicize programs for proper pesticide disposal.	The HHW recycling and disposal brochure is one of the WVCWP's most popular handouts. Residents never fail to be interested in or ask about proper and safe disposal of any potentially toxic material. West Valley communities distribute the HHW brochure at every community event. The brochure provides the phone number to make an appointment with the County HHW service to drop off unwanted pesticides and other toxic waste. See PIP section.	WVCWP staff

West Valley Communities – Monte Sereno

Santa Clara Valley Urban Runoff Pollution Prevention Program

FY 2005-2006 ANNUAL REPORT

Pesticide Management Activities Evaluation

PESTICIDE USAGE REDUCTION MEASURES – Pest Specific

CITY OF MONTE SERENO

Results of Pesticide Use Review FY 05-06

Monte Sereno was able to eliminate use of any OP pesticides in particular, and all pesticides in general, for FY 02-03, through FY 05-06, as compared to PCO spraying of 10.3 oz of diazinon for ant control in FY 01-02.

Monte Sereno has controlled pests for the past 4 years through implementation of IPM practices. Monte Sereno's public facilities consist only of a City Hall with less than 4,000 sq. ft.; the lot is approx. ½ acre and there are no City parks.

Roadside weed control is left to homeowners. Ants at City Hall are controlled by keeping surfaces clean, and by wiping ant trails with Windex. The City installed several vinyl windows in the front offices in FY04-05 and has found that these appear to have reduced the number of ants that enter the building. Problem spiders and cobwebs are vacuumed up. Weeds are hand-pulled by the landscaping contractor. In addition, no fertilizer is applied.

Monte Sereno did not contract for any pesticide applications for FY 05-06.

Monte Sereno has been making a dedicated, successful effort to keep City facilities pesticide free.

IPM Plan
for
"High Use / No Pesticide / Low Budget TURF"

Goals:

- Reduce use of pesticides for weed control through turf management methods which produce healthy turf and discourage weeds.
- Determine weed treatment threshold - the maximum number of weeds that can be tolerated at a site without causing unacceptable damage, hazard, or nuisance.
- Incorporate latest research on less-toxic methods for generating and maintaining healthy turf.
- Train staff annually on newest management practices which encourage healthy turf and discourage weeds
- Develop successful management practices tailored to municipal turf sites, based on site characteristics and horticultural practices applicable to those characteristics (i.e. frequent overseeding for high-traffic areas, amendments to clay soil, etc.)

Tolerance level for weeds:

- Low to zero in public areas

Turf Management facts:

- Turf sites should be tested for chemical and soil characteristics to facilitate optimal decisions on turf management.
- Correct use of soil amendments (compost) along with proper aeration reduces compaction and encourages healthy turf.
- Proper mix of turf types (Kentucky Bluegrass base, rye and fescue overseeding) helps ensure healthy turf in high-traffic areas
- Regular, frequent overseeding is a successful, non-toxic means of reducing weed problems in turf.

For additional information, visit:

http://turf.lib.msu.edu - go to the "Turfgrass Information" file

Managing Turf to Prevent Weed Problems: OUTLINE

INITIAL STEPS: ANALYSIS

Chemical & Physical Analysis

- *SITE TESTING:*
- *AMENDMENT TESTING:*

Use Analysis

- *"WHEN" Does It Get TRAFFIC?*
- *WORK WITH STAKEHOLDERS:*
    - *"FIELD ASSESSMENT SPREADSHEETS"*
- *WHERE is the TRAFFIC?*

Turf Analysis

TURF MANAGEMENT

Compaction Management:

CORING & AERATION:

Aeration with "knives"

Amending / Layering

FOR A CLAY-BASED FIELD:

- Creating good surface drainage through coring and amending:
- Compost Amendments for establishing turf:
- Sand Amendments:
- Peat / Sand Amendments:

Mowing

MOWING & DENSITY

Fertilizer

FERTILIZER TIMING

FERTILIZER CHARACTERISTICS

Slow-release vs. Urea (Ammonium sources of nitrogen):

Fertilizer vs. Corn Gluten Meal

Seeding/ Overseeding

EFFECTIVENESS OF SEEDING FOR WEED CONTROL

IMPLEMENTATION OF OVERSEEDING

Frequency/ amount of seeding

FIELD STRUCTURE

BUDGETING

ANNUAL EVALUATION OF EFFECTIVENESS

Managing Turf to Prevent Weed Problems

MAINTENANCE & MANAGEMENT

Careful management and maintenance are the best means of preventing weed invasions. Many different aspects of turf maintenance can affect weed growth. These include (but are not necessarily limited to) seeding, fertilizing, irrigation, aeration, soil amendments, top-dressing, and mowing. Management, such as choosing the most appropriate grass seed for the turf use, is also very important.

INITIAL STEP: ANALYSIS

If we want to use less pesticides & fertilizers, we need to know more about the biological systems of the turf and weeds/ pests. When we know more about why the weed/ pest is there, we can deal with it better.

Chemical & Physical Analysis

SITE TESTING: It's important to get the site tested. At a minimum, get a **physical analysis** before doing any soil amendment activities. It can even be important to get a breakdown of any sand in the soils: i.e. is it fine sand - which is almost silt, or is it course sand - which has different properties.

A report listing a "sandy loam" could have a sand that's mostly a fine sand. Or what appeared to be silt could also contain clay, which is smaller and has a negative charge.

A **chemical analysis** can help determine if any constituents of an amendment could lead to problem levels of a chemical/mineral, such as phosphorus.

AMENDMENT TESTING: It's also important to get any compost tested – some amendments may contain 20% - 30% clay, which would be detrimental to the site.

⇨ The ratio of Carbon/Nitrogen should be close to, but not more than, 30/1 (i.e. 30 units of Carbon/ 1 unit of Nitrogen).

⇨ The compost needs to have 60-80% organic matter, and should have minimal 'fine particles'.

Use Analysis

Traffic on the turf causes wear, which can result in deteriorating turf and thus presenting an opportunity for weeds to grow.

Wear is abrasion to the grass and compaction of the turf and soil due to the downward pressure of many feet. Compaction will be even worse when there is clay in the soil.

Heavy traffic can also result in a lack of recovery time for the turf; recovery time is needed for the turf to replenish broken stalks and restore turf density.

"WHEN" Does It Get TRAFFIC?

Determine when much of the heavy traffic occurs; i.e. is in the fall due to football and soccer activities? During the fall and winter, turf is slow growing and doesn't regenerate well, which compounds the problem of heavy traffic.

The WV Communities locale has a generally uniform growth pattern due to irrigation – but it still grows more slowly when there is less sunlight (shorter days) and cooler weather. Lots of traffic during the depressed growth periods causes a problem for the turf. This includes intense practice sessions - before an official sports 'season' begins, such as in early Spring, or in Fall, when days are shorter. Timing of your fertilization and seeding is determined by when the traffic falls.

WORK WITH STAKEHOLDERS:

"FIELD ASSESSMENT SPREADSHEETS"

Meeting with users of the fields allows an opportunity to work together to determine thresholds, and helps users to understand the requirements involved in maintaining usable turf.

"Field Assessment Spreadsheets": Use these to meet with sports associations to discuss use of the fields. If the # is greater than 35, you have to re-assess use, consider renovation. A range of 11-20 is pretty good. Engage the people who use the field; work together to make the fields usable within the limitations of the municipal budget and limitations of the turf (soil, climate, etc.). Filling out the sheet together helps users understand what they may have to tolerate, and to work together with municipal staff to set a realistic target.

WHERE is the TRAFFIC?

Where on the fields is help needed most?

For example, the corners of the soccer fields don't get much wear compared to the center. The logical way to save money and labor is to concentrate most of fertilization and other management activities mostly in the center of the field.

Soccer field: center = approx. 40,000 sf

Football field: Between the 20 yd lines, and in between the hash marks = 16,000 sf

A whole field = approx. 80,000 sf. (2 acre field)

These heavily used (center) areas need 3-4x the amount of resources as the corners.

➔ Make 2 applications/year in the corners, 6-8 apps/year in the center

TURF MANAGEMENT

Compaction Management

The 1st line of defense is compaction management. Over-use can cause compaction.

CORING & AERATION:

⇨ The best fields are cored between every month to every 6 weeks. The benefits of coring are short-lived & only last 3-4 weeks, so it must be done frequently.

If it's not possible to core this frequently, it is at least necessary to aerate.

Coring (& aeration) promote:

- nutrient release
- increase in microbial activity
- increase in rooting activity
  - In a sand situation, this will Increase Organic Material coming to surface

During the season when you can't core, use needle tines to get water and air in, in order to improve the environment to allow increased rooting.

Factors in coring:

- Don't core when soil is too wet.
- Need to affect 10-15% of the surface (2-4" spacing of vertical drive machine is better than the 8-10" spacing).
- Use the 8-10" for bringing up soil to create bed for seeding.
- In the center of the field do it every 4-6 weeks, the corners of the field, maybe only once a year, since corners don't have much compaction.

Aeration with "knives"

1 form of aeration is to use an "Aerways" aerator. This uses huge blades, placed on an angle, to cut down through the turf and soil. They cut down 18-20". The Aerways actually shakes the soil. It's good to use it when the soil is dry. By shattering the layers of soil, it doesn't just affect the surface. The shattering will occur more when the soil is dry.

The "Vertidrain" is similar to the Aerway, but the knives are placed at more of an angle. It is recommended to be used a few times a year on high use fields. It has a lever which allows the blades to go down in straight, then kick on the way out; this forces shattering and loosens the whole soil profile.
Outsource: To have a 7 acre site treated with a Vertidrain can cost about $2,000 - $2,500.
When using the Aerways or Vertidrain, the turf is not left with holes in the soil, which can be hard to fill in adequately.

When doing serious amending or seeding, it's necessary to pull out cores so the amendment can replace the cored soil, or so the cored soil can be spread to make a seedbed.

⇨ Once in a while it's important to break up any layer that's being created by using the same length of tines consistently (i.e. use the Vertidrain to shake up the soil profile). One reason that layers need to be broken up is because the layers keep the water from percolating evenly.

Amending / Layering

FOR A CLAY-BASED FIELD:
The first line of defense has to be surface drainage. Water standing on the surface makes the compaction worse. In order to fix a clay soil, it's necessary to create good surface drainage.

Clay subsoils have an infiltration rate of about 0.10 – 0.30" per hour
By composting with the right amount of organic matter, it's possible to increase the infiltration rate by 10 fold, as well as encouraging turf growth with the nitrogen, etc. in the compost.

Creating good surface drainage through coring and amending:
⇨ Mow down to 1"; then core & hollow tine in several different directions; remove the cores, aerate, spread with top dresser 1 time: put it down, brush it in, water it in, then repeat the amendment several days later. It's a weeklong process to do amending. The key is to have a good source of compost.

⇨ One time/year do the amending, and several times per year do the top dressing. After 3-5 years of this, there will be a real improvement in the turf. A good source of compost is needed in order to be able to do this consistently.

However, after 5 - 7 years with compost, you can get phosphorus build-up and runoff, which can affect local drinking water supplies. A solution is to compost for 3-5 years, then stop for a while.

Compost Amendments for establishing turf:
Manure or biosolids compost is the best.
Yard waste is the worst.

Manure is a Biosolid, a combination of Carbon & Nitrogen
The ratio of Carbon/Nitrogen should be less than 30/1 (i.e. 30 units of Carbon/ 1 unit of Nitrogen).

- Microbes/ microorganisms etc. need the carbon to grow and then need the nitrogen. The grass also needs the nitrogen. For example, a 40/1 ratio causes too much growth of microbes and they compete with the grass for the nitrogen (grass will yellow).

- The compost needs to have 60-80% organic matter.
- Need as little 'fine particles' as possible.
- Possible weed problems with manure: have it checked first through testing.

Sand Amendments:
If amending with sand, **don't use pure sand**.
⇨ For each 1" of clay you need 8" of sand. Putting in anything less than that will end up as cement. The bridge differential between the 2 particles causes it to set up as cement.

⇨ The ideal sand size for clay soil is medium to somewhat coarse.
Do test for sodium levels in the sand before purchasing it - with rainfall and irrigation, salts in the sand can leach out. Then, if the sodium level was high, the grass seed won't establish well.

If a salt problem has developed, gypsum can be helpful. However, in general gypsum will not improve the soil – it won't help soil structure.

Putting **sand on top of clay** can improve drainage (create a big crown on the field and cap with 5-6" of sand), BUT a completely different grass-growing environment is needed; this is more appropriate for golf courses than municipal fields. It's not a forgiving environment and it's harder to actually get grass to grow well.

Peat / Sand Amendments:
Peat can be good when it's blended properly with sand, but it's not really cost effective. Peat may be more degraded than compost, whereas a manure compost can reduce the turf's nitrogen demand 30% over 3-5 years.

Mowing

MOWING & DENSITY
⇨ Mow at between 2" & 3". It's important to pick a height and stick with it, i.e. 2" or 3" - not 2" one mowing and 3" the next. Get the mower on a smooth paved area, and measure the blade height with a ruler.

➔ ***Fertilizer Vs. Mowing Frequency***
Increasing the mowing from 1x to 2x per week increases the wear tolerance about 50%. The reason is that increased mowing results in increased density of turf roots.

Fertilizer

FERTILIZER TIMING

⇨ 0.5 - 0.75 lbs of Nitrogen per month, every month can be applied in our area due to the fairly uniform growing season. Cooler weather in conjunction with longer days promotes good root growth. This would be early Spring and late Fall (Feb.-March & Oct.-Nov.).

FERTILIZER CHARACTERISTICS

⇨ A pH between 5 & 8 is okay; the ideal range is between 6 & 7. Elemental sulfur can be used to bring idown the pH, and lime can be used to bring it up.

Slow-release vs. Urea (Ammonium sources of nitrogen):

A comparison was done for Urea vs. Polyon. Polyon is a sustained release fertilizer – one application disperses over the whole season/24 weeks. Polyon saves money on labor for application vs. urea (1 application/season for Polyon = 5 applications/season of urea). Polyon cost 3x as much as urea.

⇨ The study showed that the cost equaled out when applied to @ 30,000 sq ft or more (@$15/hr labor.

➔ Combine a slow release fertilizer, spread over the entire field, with frequent applications of a cheaper regular fertilizer over the high traffic areas.

This system will also mean that the whole field doesn't have to be closed for fertilizing; teams can practice on the areas where sustained-release was applied, when an additional application is being made to the high-traffic areas.

Fertilizer vs. Corn Gluten Meal

For Corn Gluten Meal, the anecdotal evidence says it works well as pre-emergent in ornamentals. Evidence also shows it works well in turf - however, basic fertilizer (ammonium sulfate) does the same thing.

For 10-0-0 fertilizer with some pre-emergent herbicide effects vs. Corn Gluten Meal, the fertilizer has the same results in controlling crabgrass. Since CGM costs 10x as much as regular lawn fertilizer it doesn't appear to be cost-effective.

Seeding/ Overseeding

EFFECTIVENESS OF SEEDING FOR WEED CONTROL

Use of regular, frequent overseeding will make a big difference in maintaining turf density which will help keep weeds out, and will promote a quality turf without pesticides. Overseeding is an effective weed control measure for high-use / low-input fields that need a low cost solution to keep the turf in shape.

If a field starts out with dense turf, it has been shown that putting on any seed on a weekly basis will maintain turf density despite heavy traffic. Studies showed that plots overseeded did much better than those not seeded. In plots not overseeded during heavy use periods, turf density went down to 20%. A year after ending the study, the overseeded area still kept out the crabgrass.

IMPLEMENTATION OF OVERSEEDING

⇨ Anytime seed is being put down, make a phosphorus application.
⇨ The critical point for successful overseeding is regular, appropriate frequency, rather than the amount of seed applied.

Recommended seeds
⇨ ***Coventry Kentucky Blue Grass*** provides a good base turf. Many of the highest quality sports fields have Kentucky Blue Grass base, which is seeded throughout the season, (then overseeded with perennial ryegrass). The Bluegrass rhizomes are necessary to knit the field together. However, it's not effective to overseed frequently with KBG because it takes too long to germinate and establish.

⇨ Ryegrass and Tall Fescue varieties are effective for overseeding:
"Citation" perennial ryegrass
"Jaguar" tall fescue

Frequency/ amount of seeding
During a dry year, 8-10 lbs/1000 sf of overseeding weekly may be necessary in order to get a good density.
⇨ Irrigated fields: During a good year, or with irrigation, only 2 lbs of seed/1000 sf were needed for weekly overseeding to be effective.

⇨ In a study, the turf was drop-seeded weekly. The plots were mowed at a 3" height. They were fertilized in June and September.

FIELD STRUCTURE

Field structure can be used to help facilitate healthy turf growth, for example structural changes which promote good drainage. Bring a drain pipe to the surface in a low spot, have the pipe go to a pipeline so it will drain away standing water in the low spots.

Standing water tends to be a problem where irrigation lines are all hooked up in 1 straight line (1 sprinkler line runs the whole length of the field), so that low & high spots are getting the same amount of water. This may result in enough irrigation for high spots, but with too much for the low spots.

One solution is to "Zone" the irrigation system. It's also better to have it the turf bit on the drier side than too wet. Drier turf is better for preventing disease and promoting rooting.

For soccer fields, changing the structure of the goal mouth area can improve turf growth. The goal mouth gets the most wear, so crown it (about a 2" crown) to promote drainage and help address the wear. Start from outside the goal box to create a crown across the front area.

Crumb rubber can be used as a top dressing on field sidelines, off the playable surface. This protects the growing point and extends the growth period (due to black rubber holding in heat during cold weather).

BUDGETING

If turf is well managed, and use of pesticides can be decreased, then most of the former Pesticides Budget can be spent on labor and seed.

ANNUAL EVALUATION OF EFFECTIVENESS:

Evaluation of effectiveness of turf management for weed control is primarily conducted by visual and site inspections, and customer complaints.

More information on this topic is available at:
http://turf.lib.msu.edu - go to the Turfgrass Information file

Campbell, Los Gatos, Monte Sereno, Saratoga

West Valley Communities

FY 2005-2006 ANNUAL REPORT

Training Summary: Pesticide Management

TRAINING DESCRIPTION	DATE	ATTENDEES
ANNUAL WEST VALLEY IPM WORKSHOP – Attended by WVCWP, Campbell, Los Gatos, & Saratoga Staff		
West Valley Turf Mgmt Workshop Sponsored by West Valley Communities Presented by Frank Rossi, a national expert from Cornell University A national expert from Cornell University presented a PowerPoint presentation. One hundred percent of attendees who turned in evaluations rated the training as "worth my time to attend", and 22 out of 25 said the training would enable them to change turf management methods to reduce pesticide use **Topics:** ▪ Guidelines for managing turf with little or no pesticides ▪ Field trip to examine Campbell's community athletic field turf Planting to Encourage ▪ From the training, WVCWP developed a "Turf Management IPM Plan" to be used as a reference for outdoor maintenance staff. Training was attended by all Parks Maintenance staff (or presentation was given later to staff). One local private Golf Course Superintendent also attended. The WVCWP made a video of the workshop (to transfer to CD) for parks maintenance staff to incorporate into future IPM training sessions.	March 22, 2006	**Campbell** **City of Campbell (16)** Public Works Park Supervisor Maintenance Staff **Los Gatos (7)** Parks & Forestry Superintendent Public Works Supervisor Parks & Maint Workers **(6)** **Monte Sereno** No parks or medians Under Monte Sereno jurisdiction. **Saratoga (10)** Parks Supervisor Parks Lead Worker Parks Maintenance Workers (8) **Saratoga Country Club (1)** Golf Course Superintendent

Campbell, Los Gatos, Monte Sereno, Saratoga

West Valley Communities

FY 2005-2006 ANNUAL REPORT

Training Summary: Pesticide Management

Our Water our World		
Less Toxic Pest Management "Our Water our World" Training conducted by Annie Joseph The West Valley communities support SCVURPPP's IPM Partnership with local gardening. IPM materials and education were provided at the local Orchard Supply Hardware Garden Center through staff support and funding of the "Our Water Our World" program. In FY05-06, WVCWP staff attended OWOW training **Topics:** ▪ Shelf talkers ▪ Point-of-purchase outreach	May 11, 2006	**WVCWP (1)** Public Outreach Assistant
Public Agencies IPM Exchange		
Public Agencies IPM Exchange Led by Laura Speare – **Topics:** • Update on Regional Projects • Presentation: Using Effectiveness Measurement-Case Study • Discussion: Effectiveness Evaluation • Discussion: Contract Mechanisms To Ensure IPM Use • Wrap up/Future Meeting Topics	June 27, 2006	**Campbell (1)** Park Maintenance Supervisor
Campbell Only Training Attendance		
10th Annual Integrated Pest Management Conference Cal Poly – San Luís Obispo	June 8, 2006	**Campbell (1)** Public Works Superintendent

THIS PAGE INTENTIONALY LEFT BLANK

Mercury Pollution Prevention Activities

City of Campbell

Town of Los Gatos

City of Monte Sereno

City of Saratoga

THIS PAGE INTENTIONALY LEFT BLANK

Campbell, Los Gatos, Monte Sereno, Saratoga

West Valley Communities

FY 2005-2006 ANNUAL REPORT

Training Summary: Pesticide Management

The Public Works Superintendent participated in the Tenth Annual Integrated Pest Mgmt Conference at Cal Poly, San Luis Obispo. **Topics:** ▪ Biological control of Insects ▪ Weed identification common diseases of turf, and mechanical control ▪ Pest management in landscape ▪ Nematodes in ornamental planting palm pest symposium		
Los Gatos Only Training Attendance		
Annual IPM Training for LG staff_Training for Applicators Training conducted by outside contractor. Presenter: Dennis Merrill, Killroy/ Sensitive Solutions Pest Control **Topics:** ▪ Best Management Practices to be employed	April 26, 2006	Los Gatos: Parks Supt & PW Div (12)
Saratoga Only Training Attendance		
Annual IPM Training for Saratoga Staff Training conducted by outside contractor. Speaker: Peter Howes, Consultant **Topics:** ▪ Best Management Practices IPM	**April 27, 2006**	**Saratoga** – 14 employees

MONTE SERENO

FY 2005-2006 ANNUAL REPORT

MERCURY POLLUTION PREVENTION ACTIVITES				
FY 2005-2006 Work Plan Self Evaluation Matrix				
Source	**WP Task**	**FY05-06 Work Plan Tasks**	**FY 05-06 Accomplishments**	**Responsible Party**
	Mercury Plan (I.D.)	Mercury Policy Continue Implementation of mercury policy requiring the virtual elimination of mercury from controllable sources in urban runoff from agency operations.	Monte Sereno adopted its mercury policy in FY 03-04 and continues to implement the policy.	Facilities Mgr WVCWP to assist
	Mercury Plan (I.E.)	Guidelines Continue implementing the guidelines for the phase-out of mercury-containing products (MCPs). Phase-out will coincide with replacement of MCPs on an as needed basis.	Reduction of mercury-containing products is being implemented. Research on alternatives to mercury-containing products has been conducted and implemented wherever possible.	Facilities Mgr & WVCWP to assist
	Mercury Plan (II.C.)	Disposal of Mercury Containing Products Track recycling, replacement, and reduction in use of mercury-containing products. If feasible, document quantities of fluorescent lamps from City buildings and departments, which are disposed of at Hazardous Waste Collection facilities in FY 05-06[1].	Monte Sereno City Hall consists of 2 small, residential buildings, so the number of fluorescent bulbs or any mercury-containing products is minimal and opportunities for reduction are limited. Used fluorescent bulbs were collected and saved for recycling from June 2004 through August 2005. During FY05-06 the City disposed of twenty-three (23) 4-foot bulbs via HHW. The City did not replace any fluorescent bulbs in FY05-06. 100% of all mercury-containing items are removed by City staff and taken to HHW or other E-Waste recycling drop-offs. City employees put used batteries in recycle bins located at City Hall, for disposal via hazardous waste disposal.	Facilities. Mgr, Building Inspector

[1] Tasks for documenting and reporting quantities of mercury-containing products disposed of by city will take into consideration whether it is possible to keep detailed records of each mercury-containing product (fluorescent lamp) disposed of by municipality.

MONTE SERENO

FY 2005-2006 ANNUAL REPORT

MERCURY POLLUTION PREVENTION ACTIVITES				
FY 2005-2006 Work Plan Self Evaluation Matrix				
Source	**WP Task**	**FY05-06 Work Plan Tasks**	**FY 05-06 Accomplishments**	**Responsible Party**
	Mercury Plan (V.A.)	Fluorescent Light Recycling Program Continue Implementation of an outreach program to educate small businesses and conditionally exempt small quantity generators about recycling fluorescent lights. Coordinate educational outreach with fluorescent light recycling events sponsored by HHW.	*Fluorescent Light bulb Recycling Flyer* WVCWP updated its flyer created last year, listing local drop-off points (5 hardware stores) which are part of the fluorescent bulb drop-off program. Hours and location of stores are listed, along with HHW contact info. The flyer reminds readers that **it's illegal to put fluorescent bulbs in the trash or in regular recycling bins**. The flyer was distributed at all West Valley community events.	SCVURPPP & WVCWP to coordinate w/ HHW staff
		Develop, advertise & conduct West Valley E-Waste Recycling Event **Additional Task – Not in Workplan**	*January 28, 2006 **Free** Hazardous Waste Recycling Event* for recycling TVs, monitors and laptops. The event was sponsored by the four West Valley Cities through West Valley Clean Water Program. It was held at Los Gatos Public Works parking lot. Los Gatos & Saratoga and WVCWP (for Campbell & Monte Sereno) staffed the event. West Valley businesses, residents and schools were invited to participate. **WVCWP staff hired and worked with Carl & Manor Ad Agency to create flyers, posters, a press release, and a newspaper ad** to raise awareness in the West Valley communities about E-waste and about the Clean Water Program in general. Ads, articles and flyers relayed the message that E-waste can leach toxic metals (i.e., mercury) into our water, and that by using a responsible recycler we people can help prevent export of our waste to foreign dumps where mercury leaches into the environment. (See above row for details on outreach materials).	WVCWP and City Public Works staff

MONTE SERENO

FY 2005-2006 ANNUAL REPORT

MERCURY POLLUTION PREVENTION ACTIVITES

FY 2005-2006 Work Plan Self Evaluation Matrix

Source	WP Task	FY05-06 Work Plan Tasks	FY 05-06 Accomplishments	Responsible Party
			Over 250 cars brought E-waste for recycling. Posters placed around the site highlighted the environmental affects of improper E-waste disposal. One high school coordinated with WVCWP prior to the event, and dropped off pallets of E-waste on the previous day. Quantities collected for responsible recycling are listed in the Evaluation below.	

Mercury Pollution Prevention Activities Evaluation

West Valley Communities Developed, Advertised, Sponsored and Staffed the West Valley E-Waste Recycling Event

Much discussion and research went into trying to develop an action that would make a difference in the amount of mercury containing waste going to landfill or being disposed of illegally. The issue of illegal dumping was exemplified by the television that was found dumped in a Los Gatos Creek during the winter season. While the dumping was not necessarily done by a West Valley resident, it served as a good example of the fact that illegal dumping is a problem. This incident was featured in the West Valley Clean Water press release which was written as part of the advertising for the community event. Two local newspapers ran the article and placed it next to the ad that WVCWP Communities ran in each of the local community papers. Residents responded enthusiastically and brought the ad from the paper as if it would be needed to participate in the free event. Many more people noticed the ad than attended the event. WVCWP and West Valley municipal staff interviewed participants as they waited in their cars to make the drop off. Often staff were told that residents were bringing in E-waste belonging to one or more of their neighbors, in addition to their own items. The event was one of WVCWP 's most successful attempts to encourage the community to take action and bring to light the goals of the West Valley Clean Water Program.

Residents & Businesses Joined In

WVCWP made the decision to spend a significant part of WVCWP budget on hiring the Public Relations agency (Carl & Manor) for the Watershed Watch campaign to design a news ad and submit a press release to local papers. (See *PI/P Section - A SCV Program Projects/Support* for details on additional outreach for the event). Even more exciting was that two local businesses, Le Boulanger and Pizza-My Heart supported the community in these efforts by donating breakfast and lunch for all volunteer staff. In a four hour period, over 250 vehicles came to drop off E-waste. The residents were delighted with the event and the most popular question was, “When will you do this again?” At that point WVCWP and municipal staff determined that the WVC would work hard to sponsor another E-waste drop off event in FY06-07. The **Los Gatos Weekly** and **Saratoga News** also printed a short editorial letter from the WVCWP Mgr thanking the residents for their enthusiastic participation, noting that a total of 33,657 pounds of E-waste was collected, and thanking the businesses for their donations and support.

West Valley Communities

MONTE SERENO

FY 2005-2006 ANNUAL REPORT

MERCURY POLLUTION PREVENTION ACTIVITES

FY 2005-2006 Work Plan Self Evaluation Matrix

Source	WP Task	FY05-06 Work Plan Tasks	FY 05-06 Accomplishments	Responsible Party
Quantities of E-Waste collected:				

	U/M	WEIGHT	% Total Weight
COMMODITY			
UW CRT DEVICES-CA	501	24,200	71.90%
Scrap Systems	Pallets	3,733	11.09%
Scrap Batteries	Lbs	360	1.07%
Cell Phones	Box	5	0.01%
Scrap Printers	Pallets	4,096	12.17%
Scrap Microwaves	Pallets	433	1.29%
Mixed Stereo Equipments	Lbs	600	1.78%
Laptops	32	230	0.68%
Total Weight		33,657	100.00%

West Valley Communities

Santa Clara Valley Urban Runoff Pollution Prevention Program

FY 2005-2006 ANNUAL REPORT

Training Summary: Mercury

Training Description	Date	Attendees
Toxic Mercury in Aquatic Ecosystems Sponsored by US Geological Service, Mountain View, CA Speaker: Mark Marvin-DiPasquale, Microbial Biologist **Topics**: • Different mercury sources generate different forms of mercury with different environmental consequences • Learn how mercury is transported and transformed in air and water, and how it ultimately accumulates as toxic methylmercury in wildlife and humans • How do mercury-methylating bacteria react with "new" mercury from atmospheric deposition and with "old" mercury from remobilized sediments? • Why are fish in Florida's Everglades as contaminated with mercury as those in San Francisco Bay, even though total mercury inputs are much higher in the Bay? • How do differences in landscape and vegetation type affect mercury cycling and bioaccumulation pathways?	**Sept. 29, 2005**	**WVCWP (1)** Program Assistant
United Datatech Recyclers Led training at WVCWP office Speaker: Tom Hogye, General Manager **Topics:** ▪ Toxic metals in E-Waste ▪ What's involved in responsible recycling ▪ California regulations for recycling E-waste ▪ Setting up an E-waste recycling event ▪ Recycling event outreach to businesses, schools, residents	**November 2005**	**WVCWP (2)** Program Manager Program Assistant

West Valley Communities

Santa Clara Valley Urban Runoff Pollution Prevention Program

FY 2005-2006 ANNUAL REPORT

Training Summary: Mercury

WVCWP Training Meeting Presenter: Cheri Donnelly, Program Manager **Topics:** ▪ Review Draft Mercury Workplan ▪ What can municipalities do to prevent Hg pollution of the creeks and Bay? ▪ Discuss and plan Jan. E-Waste Recycling event	**Nov. 22, 2005**	**WVCWP (2)** Stormwater Discharge Inspector Program Assistant **Campbell (1)** Sr. Engineer **Los Gatos (1)** Sr. Engineering Tech **Saratoga (1)** PW Analyst
WVCWP Training Meeting Presenter: Cheri Donnelly, Program Manager **Topics:** ▪ Handout: Mercury Plan points to review/ changes since last year. ▪ Documentation for the quantities of MCPs recycled is required by the Mercury Plan as referred to in the Permit. ▪ Obtaining documentation of quantities (invoices, etc.) ▪ Municipalities are required to provide disposal services for residents; (such as taking some MCPs to hardware stores).	**Feb. 28, 2006**	**WVCWP (2)** Stormwater Discharge Inspector Program Assistant **Campbell (1)** Sr. Engineer **Los Gatos (1)** Sr. Engineering Tech **Saratoga (1)** PW Analyst
WVCWP Training Meeting Presenter: Cheri Donnelly, Program Manager **Topics:** ▪ Proposed Mercury TMDL ▪ Handouts were provided for review ▪ Municipal Responsibility for Mercury Reduction ▪ Cities can make a contribution to mercury reduction by educating the public about proper disposal. ▪ The goal is for local government agencies to	**June 27, 2006**	**WVCWP (2)** Stormwater Discharge Inspector Program Assistant **Campbell (1)** Sr. Engineer **Los Gatos (1)** Sr. Engineering Tech **Saratoga (1)** PW Analyst

West Valley Communities

Santa Clara Valley Urban Runoff Pollution Prevention Program

FY 2005-2006 ANNUAL REPORT

Training Summary: Mercury

▪ set an "example" of proper disposal, ▪ to emphasize that fluorescents are dangerous if broken during the disposal process ▪ to remind the public that fluorescents cannot be legally discarded in the trash or recycle bins; but should be taken to a Household Hazardous Waste drop off site. ▪ SCVURPPP/co-permittees to participate in campaign to notify the public of "partnering businesses" that will accept the bulbs for free, proper, disposal.		

Copper Action Plan/ Nickel Action Plan

City of Campbell

Town of Los Gatos

City of Monte Sereno

City of Saratoga

THIS PAGE INTENTIONALY LEFT BLANK

WEST VALLEY COMMUNITIES

FY 2005-2006 ANNUAL COPPER (and NICKEL) ACTION PLAN REPORT

COPPER ACTION PLAN/NICKEL ACTION PLAN

FY 2005-2006 Work Plan Self Evaluation Matrix

Activity	Source	FY05-06 Work Plan Tasks	FY 05-06 Accomplishments	Responsible Party
Vehicle Washing Operations	CB-1	Continue to distribute outreach materials on proper vehicle/equipment washing at Municipal counters/Post Offices/Libraries and public events, and post on WVCWP website.	The WVCWP "Car Wash Kit" flyer is now available on the WVCWP website as a PDF. The site's Home page now has a car washing graphic and text which links to the PDF. The PDF can be downloaded and printed by visitors to the site. The "Bay Begins Here" brochure, which contains information on car washing, was distributed at various events. (see PI/P section *B. WVCWP Joint Projects – a. distribute materials*) A car wash was held on Sat. Oct. 1 – materials related to car washing & copper were handed out: --"Washing Cars and Other Vehicles", --"Cars Pollute Water Too!" --"Residential Car Washing" cards.	WVWCP staff
Vehicle Washing Operations	CB-1	Discuss copper impacts; teach proper methods of Car Washing and Pool & Spa drainage through use of Enviroscape watershed model in classroom presentations.	See PI/P section *B. WVCWP Joint Projects -* *b. Participate in Community Events* *j. Provide Watershed Education in classrooms*	WVWCP staff
Vehicle Washing Operations	CB-1	Provide Car Wash Kit & education to charity car wash organizers. Solicit feedback from participants.	A car wash was held on Sat. Oct. 1, 2005 at a Union 76 gas station, located east of Los Gatos on Blossom Hill Rd., S.J. Approximately 75 vehicles were washed. WVCWP Stormwater Discharge Inspector arrived at 7:00	WVWCP staff

WEST VALLEY COMMUNITIES

FY 2005-2006 ANNUAL COPPER (and NICKEL) ACTION PLAN REPORT

Activity	Source	FY05-06 Work Plan Tasks	FY 05-06 Accomplishments	Responsible Party
			am, and was there until almost 10:00 am, teaching participants to set up the car wash kit to protect runoff from entering the street or storm drain. The event went on until after 3:00 pm. WVCWP used about 400 ft. of hose and 300 ft. of extension cord. The car wash kit worked extremely well, but it was difficult to set up. Photos were taken which can be used for future classroom presentations. Approximately 35 volunteers participated and saw the Car Wash Kit in use. The Car Wash was sponsored by employees of Advanced Medical Center. Materials handed out: --"Washing Cars and Other Vehicles", --"Cars Pollute Water Too!" --"Residential Car Washing" cards.	
Vehicle Washing Operations	CB-1	Put Car Wash Kit information and proper car washing instructions on WVCWP web site.	The WVCWP website Home page was modified to include a car washing graphic and text. These graphics are links to a PDF of the WVCWP Car Wash Kit flyer which requests car wash event organizers to contact WVCWP. The flyer also includes information on harmful effects of copper: http://www.cleancreeks.org/images_new/carwashweb.pdf	WVWCP staff
Vehicle Washing Operations	CB-1	Within the Planning permit process, require source control measures at facilities that will conduct vehicle/ equipment washing and maintenance activities (consistent with Permit Provision C.3.k).	The WVC did not have any Group 1 projects that would conduct vehicle/equipment washing and maintenance activities.	Planning Dir/ Sr. Planner

WEST VALLEY COMMUNITIES

FY 2005-2006 ANNUAL COPPER (and NICKEL) ACTION PLAN REPORT

Activity	Source	FY05-06 Work Plan Tasks	FY 05-06 Accomplishments	Responsible Party
Vehicle Washing	CB-1	Promote improved car washing methods at auto businesses during inspections. Provide info on alternative arrangements for auto businesses with possible compliance problems.	The Stormwater Discharge Inspector distributes several vehicle washing pieces during pro-active inspections and in relation to any actual or suspected IC/ID incident. This means of outreach is very effective and the Inspector is able to answer questions and offer suggestions. One piece used is the WVCWP-created fact sheet, which provides information on wastewater capture systems for automotive facilities. The fact sheet was designed to provide small-scale automotive facilities (those that find installing a full-fledged wash rack cost-prohibitive) with examples of inexpensive treatment technologies and distributor information.	WVWCP ICID Inspector
Vehicle Washing Operations	CB-1	Maintain recommended source controls for vehicle washing at City corporation yard.	Municipal staff continues to follow the suggested practices and to ensure that the Corp Yard systems function correctly.	Pub Works Staff
Vehicle Washing Operations	CB-1	City staff will attend "Mobile Cleaning Workshop" or view training video to review Best Management Practices.	**Campbell:** On April 13, 2006, twenty nine (29) Campbell staff reviewed SWPPP procedures and received training on best management practices (BMPs). Staff viewed the pressure washing video "We Do the Job Right" for mobile pressure washing. John Iaquinto, Public Works Superintendent led the training.	WVWCP ICID Inspector / Pub Works Supt
Industrial Copper Control	CB-3	Continue Industrial Inspection program with Fire Dept., including NOI sites and other industrial sites such as plating and metal finishing facilities, vehicle service facilities, and other permitted sites.	The City has an agreement with the SCC Fire District to conduct urban runoff inspections for machine shops and metal manufacturing facilities. This year efforts were directed at re-negotiating municipal contracts with the SCC Fire District, which was due to expire at the end of FY 05-06. Many meetings were held to ensure that future contracted inspections would provide the	SCVC Fire Dept./ WV ICID Inspector

WEST VALLEY COMMUNITIES

FY 2005-2006 ANNUAL COPPER (and NICKEL) ACTION PLAN REPORT

Activity	Source	FY05-06 Work Plan Tasks	FY 05-06 Accomplishments	Responsible Party
			type of inspections, and related data, necessary for the Stormwater programs. See *IND Section* for inspection details.	
Reducing Traffic Congestion Promoting Alternative Transporta-tion	CB-6/7	Within the Planning permit process encourage and promote best practicable transportation-related design practices and alternative modes of transportation.	The WVC encourage best design practices wherever practicable. These small communities tend not to have large developments conducive to requiring alternative transportation within the permitting process. However, the WVC encourage alternative transportation through other means: Campbell now has 3 stations for Light Rail service linking the City to stops throughout Santa Clara Valley. Service started this FY in August 2005. The City Redevelopment Agency was actively involved in this project. Los Gatos has a project that provided bike racks throughout the commercial campus and bike lockers and shower facilities for employees who will ride their bikes to work at the Netflix HQ bldg (HQ bldg houses approx. 200 employees). The City of Saratoga has been investigating development of a 'rails to trails' project along a Southern Pacific Railroad corridor. The City has held public hearings on the proposal but a resolution has not been reached. The City website encourages biking through its "Bikeways" map, showing where striped bike lanes exist, and classifying bike routes according to safety.	Planning Dir. / Sr. Planner
Reducing Traffic Congestion	CB-6/7	Continue to incorporate and support "Best Practices for Integrating Transportation and Land Use" as documented in the VTA's 2003 Community Design &	These elements remain in the WVCs' General Plans and serve as guiding principles for their Land Use and Transportation development.	Traffic Engineer

WEST VALLEY COMMUNITIES

FY 2005-2006 ANNUAL COPPER (and NICKEL) ACTION PLAN REPORT

Activity	Source	FY05-06 Work Plan Tasks	FY 05-06 Accomplishments	Responsible Party
		Transportation Manual.		
Watershed assessment and protection	CB-8	Implement agreed-upon guidelines & standards developed by the Water Resources Protection Collaborative for watershed protection.	Campbell, Los Gatos and Saratoga have participated in, and invested significant staff time in, the Water Resources Protection Collaborative. All of the West Valley cities have reviewed the "Guidelines and Standards for Land Use Near Streams" and plan to use them in their permitting process.	Planning Dir
Street sweeping & stormdrain O&M	CB-11	See Street Sweeping section (3.B) of this work plan for tasks on data collection and evaluation.		
Street sweeping & stormdrain O&M	CB-11	Implement (as appropriate) identified improvements to current street sweeping and storm drain system O&M programs (within available budgets). Meet with WVSD for stormdrain O&M evaluation.	See Street Sweeping in Public Agency Activities section of this report.	Pub Works Supt. with WVCWP guidance
Outreach on pool, spa maintenance	CB-12	Continue to distribute pool & spa maintenance brochure via agency department counters and public places. As time permits, update WVCWP website with current Pool & Spa maintenance information.	WVC ordered an additional 500 Pool brochures for distribution at Planning & Bldg Dept counters. Municipal staff will provide the brochure to new pool and spa owners. The brochure is also distributed at community events. (see PI/P section *B. WVCWP Joint Projects – a. distribute materials*)	WVCWP with Municipal Staff
Outreach on pool, spa maintenance	CB-12	Continue to distribute pool & spa brochures as part of ICID WVC inspections.	The Inspector provides pool and spa brochures to residents and pool and spa companies as part of his IC/ID Inspection Program.	WV Inspector

WEST VALLEY COMMUNITIES

FY 2005-2006 ANNUAL COPPER (and NICKEL) ACTION PLAN REPORT

Activity	Source	FY05-06 Work Plan Tasks	FY 05-06 Accomplishments	Responsible Party
Use of architectural copper	CB-21	Within the Planning permit process, discourage use of copper roofing and gutters.	All WVC discourage copper architecture, with the exception of Los Gatos.	Planning Dir/ Sr. Planner
Nickel Action Plan Tasks				
Control nickel discharge from construction sites	NB-1	Sediment Control: Continue to implement Construction Inspection Performance Standards (see Construction Inspection work plan section).	See Construction section of this report.	Bldg Official/ WVC-ICID Inspector
Control nickel discharge from construction sites	NB-1	Training: Continue to have inspectors attend Regional Board/Program workshops on construction site management and learn latest erosion/sediment control techniques	Campbell hosted the Construction Site and Erosion Control workshop at the Campbell Community Center on Dec 8th & 9th 2005. The WVCWP Mgr, WVCWP Inspector attended for the West Valley communities, and spoke at the workshop about the need for field staff to report any observed sediment discharges to the WVCWP for follow-up.	Bldg Official/ WVC- ICID Inspector

Copper/Nickel Action Plan Evaluation

Car Wash Outreach Evaluation:

Car Washing has been highlighted on the WVCWP home page, the Car Wash Kit flyer was also sent as a PDF to Fire Dept inspectors at their request. The Fire Dept inspects the West Valley industrial and Commercial facilities, and reports incidents in residential areas if they happen to see any violations while out in the field. WVCWP would like to have an all-inclusive, educational copper brochure, which would include car washing, architectural copper and pool draining in one piece. However, the WVCWP has not had the staff or resources to create something like this that would be appropriate for distribution and mailing to residents.

Pool and Spa Brochures:

Each of the West Valley communities (except Monte Sereno) ran out of Pool and Spa brochures and ordered 150 to 200 more to give out at the planning counter and to all new pool and spa owners. WVCWP Pool brochures were sent out to all pool and spa owners during the previous year.

Educational Outreach Evaluation:

The WVCWP will continue to provide outreach on car washing, vehicle maintenance, alternative transportation, and pool maintenance during in-class

WEST VALLEY COMMUNITIES

FY 2005-2006 ANNUAL COPPER (and NICKEL) ACTION PLAN REPORT

Activity	Source	FY05-06 Work Plan Tasks	FY 05-06 Accomplishments	Responsible Party
presentations and outreach at community events. WVCWP incorporated messages about activities that can prevent copper runoff as part of the new Kindergarten and 4th grade Enviroscape curriculum, and as part of its Enviroscape presentations at community events. These presentations have been successful in raising interest in the proper car-washing and pool & spa maintenance. Staff has found that children seem especially receptive to the information about copper and car washing when they participate in the Enviroscape activity. **Street Sweeping:** The WVC continued their street sweeping programs and tracked and reported annual street sweeping data to the Program. The City of Saratoga highlighted street sweeping with a postcard which was sent to all city households. The sweeping company created a color postcard announcing its new contract with the City. The card stressed the importance of street sweeping, provided a map of routes with schedules and asked that cars be moved before 6am on the day of street sweeping. Street sweeping has become very important to residents. If the streets are not swept on schedule City or Town staff receive phone calls to register complaints. The Town of Los Gatos had a resident call on the Fourth of July because it was the regularly scheduled day to sweep but the sweeper did not show up.				

West Valley Communities

Santa Clara Valley Urban Runoff Pollution Prevention Program

FY 2005-2006 ANNUAL REPORT

Training Summary: Copper/ Nickel

Training Description	Date	Attendees
Streetsweeping Sponsored by: WorldSweeper.com San Jose, CA **Topics**: • Effective Streetsweeping • Removal of metals via streetsweeping • Streetsweeping as a BMP for parking lots		**WVCWP (2)** Program Manager Stormwater Discharge Inspector **Los Gatos (1)** Senior Engineering Tech
See "Construction Inspection Training Summary" for Nickel-related trainings		

Trash Management & Watershed Management

City of Campbell

Town of Los Gatos

City of Monte Sereno

City of Saratoga

THIS PAGE INTENTIONALY LEFT BLANK

TRASH INVENTORY & MANAGEMENT

FY 2005-2006 Work Plan Self Evaluation Matrix

Source	WPActivity	FY05-06 Work Plan Tasks	FY 05-06 Accomplishments	Responsible Party
Trash Work Plan	Strategy	Assist Program staff, by participation in Trash Ad Hoc Task Group, in developing a long-term strategy for trash conditions in urban streams and waterways.	The West Valley Clean Water Program Mgr attended the Trash AHTG meetings and provided comments from West Valley Cities. Accomplishments this year included fine tuning electronic reporting forms for KAB drive by monitoring of existing problem areas; revised Urban Rapid Trash Assessment procedures and tally form for categorizing data and determining trends and future management actions.	WVCWP Mgr to attend AHTG and discuss with municipal Reps at WVCWP monthly meetings
Trash Work Plan	Identify and Prioritize Problem Areas	Identify and prioritize management of potential sources that may contribute to trash problem areas in a subset of urban streams and waterways	During FY05-06 all West Valley trash problem areas were monitored (see Trash Problem Area Evaluation Results table attached). Management actions were implemented and evaluated to see what more could be done at specific problem sites. Saratoga's code enforcement officer visited businesses which back up to Saratoga Creek to discuss an illegal dumping problem. WVCWP organized a student-parent participation cleanup event at the Saratoga Creek problem site. WVCWP Mgr contacted Caltrans Assistant Stormwater Coordinator (District Four) about working together to resolve a trash problem at Hwy 17 and Hamilton off ramp, where a new light rail station may have contributed to an increase in pedestrian littering. WVCWP took photos documenting the litter. Caltrans agreed to send a crew out to clean up the site. WVCWP and Caltrans will continue to consider ways to reduce trash at this site.	Sr. Civil Engineer/ Public Works Supt, WVCWP staff to assist

Source	WPActivity	FY05-06 Work Plan Tasks	FY 05-06 Accomplishments	Responsible Party
			WVCWP presentations provided to students as part of the Enviroscape Activity feature a trash topic. WVCWP conducted three volunteer cleanup/trash monitoring events in partnership with local schools. Each event is opened with a brief talk on the trash problem facing our creeks and Bay. Volunteers seem to be energized by the chance to make a difference. Two schools conducted trash cleanup events after their classroom presentations.	
Trash Work Plan	Evaluations	Conduct trash evaluations using the RWQCB Rapid Trash Assessment protocol (Version 7.0) and/or the KAB Litter index, in local trash problem areas. Continually revise identified trash problem area list as litter conditions change.	WVCWP staff conducted *Keep America Beautiful (KAB)* assessments at all identified problem areas in the West Valley Communities, for a total of 57 assessments. For details see the Trash Problem Area Activity Reports following this table. Campbell monitored 13 sites, conducting 20 KAB assessments and 3 RTA assessments. Los Gatos monitored 8 sites, conducting 11 KAB assessments. Monte Sereno monitored 5 sites, conducting 15 KAB assessments Saratoga monitored 4 sites, conducting 7 KAB assessments and 1 RTA assessment. One of the sites Saratoga listed as SA04 was actually in San Jose. Site SA04 will be replaced by another site in Saratoga, to be determined by monitoring results in FY06-07.	Campbell Stormwater Rep (Sr. Civil Engineer) and Public Works Supt. WVCWP to assist
Trash Work Plan	Management Practices	Continue identifying and implementing trash control measures, as appropriate, to address trash problem areas.	All West Valley sites were monitored this year. Several new sites were added to the list to be monitored (a couple to be cleaned) in FY06-07, based on documented accumulation of trash in new areas. Some problem areas are in Caltrans jurisdiction. In June 2006, the WVCWP Mgr called Caltrans about cleaning up Freeway on and off ramps in Campbell (Fwy17 & Hamilton).	Sr. Civil Engineer/ Public Works Supt. WVCWP to assist

Campbell ♦ Los Gatos ♦ Monte Sereno ♦ Saratoga

FY 2005-2006 ANNUAL REPORT

Source	WPActivity	FY05-06 Work Plan Tasks	FY 05-06 Accomplishments	Responsible Party
Trash Work Plan	Report on Trash Mgmt Practices Implemented	Provide Program staff with City specific information on trash management practices implemented, using standardized reporting format.	Transferred the West Valley citizen participation monitoring data into RTA format for Program's annual report. The WVCWP conducted three trash monitoring events with student and citizen volunteers. The City of Campbell conducted one event on 4/8/06 using the WVCWP tally forms (summary sheets are included in this report for each monitored site). Volunteers were taught how to record and document trash types and quantities.	Sr. Civil Engineer/ Public Works Supt, with WVCWP to coordinate
Citizen Participation	Monitoring/Citizen Participation	Continue to promote citizen participation program to monitor trash in local creeks (element of Creek Keeper's Program).	**WVCWP** and the West Valley communities organized five large clean up events. "Clean A Creek" flyers (announcing the Westmont High cleanup) were distributed to 13 schools in Campbell Union School District for the Sept. 17, 05 event. Fifty (50) volunteers participated – see attached tally sheet for trash collected. **WVCWP** sent a notice to Westmont High for the PTA / daily e-mail bulletin to notify students at Westmont High School of the Clean Up on 5/20/06. Fifty (50) volunteers attended the spring event as well. **Saratoga** and WVCWP staff organized a student-parent participation cleanup event on April 1, 2006 at Saratoga Creek behind restaurants on Big Basin Way. Thirty eight (38) volunteers and staff picked up 38 bags of trash (weighed trash & recyclables totaled about 100 lbs.) Large items discovered included a file cabinet and a water heater which could not be removed by staff or volunteers. Water District (SCVWD) staff met with WVCWP staff and agreed to partner with the City on pick up of the larger items. The steep banks of the creek make retrieval of the items both unsafe and costly. Saratoga Code enforcement alerted businesses to the dumping problem and Saratoga Police started surveillance of the area. **Los Gatos & Monte Sereno** sponsored a successful *Stash the Trash* event on Saturday 10/15/05. Over 350 volunteers monitored and cleaned up trash. About 35 support staff	WVCWP Staff to coordinate

Source	WPActivity	FY05-06 Work Plan Tasks	FY 05-06 Accomplishments	Responsible Party
			setup the event and provided breakfast to volunteers. Staff also joined the volunteers in picking up trash. Volunteers started at 9am with many finishing up as late as 2pm. A total of 396 bags (not all full) of trash were picked up. Trash included a bike and a shopping cart (which one team returned to Trader Joe's). Paul Michael at Waste Management garbage collection service provided a large dumpster for the trash. **City of Campbell** held a spring public cleanup event on April 8, 2006, which brought in 145 volunteers for three hours of trash monitoring and cleanup. Volunteers picked up trash from sides of streets, along the railroad tracks, near the creek trails, and from some off-path areas, etc. Approximately 600 lbs of trash and recyclables were collected.	
Citizen Participation	E-Waste Event	Continue to promote citizen participation.	WVCWP and municipal staff co-sponsored an E-waste collection event with Thomas Hogye, Vice President and General Mgr of United Datatech (UDT). UDT guaranteed that the E-waste would be recycled safely and would not be sent to foreign shores. The Town of Los Gatos provided a municipal parking lot as a collection site and municipal staff from two of the West Valley Cities worked the event. Before the event, local Los Gatos and Saratoga community newspapers printed a story about a TV set that was found in Los Gatos creek. A WVCWP ad for the event and the upcoming event. As a way of supporting a clean, healthy environment, two local businesses (Pizza My Heart & Le Boulanger) donated free breakfast and lunch for volunteers who worked the event. A total of 33,657 pounds of E-waste (consisting mostly of televisions and monitors) was collected	WVCWP and Municipal staff

Trash Inventory & Management Evaluation

Dumpster Area Inspections & Education for Local Businesses

The WVCWP Inspector checks the dumpster areas of most of the downtown restaurants in each of the West Valley communities for signs of illegal dumping or debris around open dumpster lids. He provides urban runoff education and IPM (pest management materials) as needed. His method of informal visits and issuing *notices to comply* has helped to reduce the amount of trash-related dumpster violations over the past three years.

Educational Outreach to Students and Teachers in Local Schools

WVCWP staff responded to every opportunity to talk about trash with students in FY05-06. The trash topic is always included in the classroom Enviroscape presentations. This year a Saratoga fourth grade class and their parents partnered with WVCWP to hold a cleanup the week after their classroom Enviroscape presentation; and in June, after a classroom presentation, a Los Gatos Kindergarten took a tour around the school to look for trash and pick up the litter they found. Teachers from both schools have said that they would like the same presentation for their classes next year.

Creek Keeper Events – Volunteer Participation - Trash Identification, Tallying & Pick-up

The WVCWP has been particularly successful (from 2003 to 2006) in recruiting student volunteers for creek cleanups and the task of conducting trash assessments. The WVCWP's method of trash assessment is similar to the RTA method except that it was designed to include trash types that are most often found in West Valley locations and to be simple enough for young students to use. This year data was collected at West Valley events and later transferred to the Program's Rapid Trash Assessment forms so that the monitoring completed by volunteers could be evaluated with other Program data. During FY06-07 WVCWP staff will revise the WVCWP tally forms so that all trash data collected by West Valley volunteers (Creek Keepers) can be submitted to the Program as RTA trash assessments.

General Evaluation

WVCWP staff has noticed that volunteers and on-lookers at local trash tracking and cleanup events show appreciation, enthusiasm and interest. Many people respond positively to getting rid of trash, and are surprised to find out that trash is a problem that may need to be addressed with permits and requirements. As clean up events recur every year and students and other residents volunteer, trash tracking and trash collection is likely to grow in popularity. According to social marketing techniques, to effect behavior change it is more productive to start by targeting the "green" audience for educational outreach and support. "Green" refers to the population that is willing and ready to support the idea and may already be taking some of the desired steps. The "green" audience will grow in numbers as the marketed idea becomes acceptable to a wider population. As acceptance prevails, the "brown" audience (those who are resistant to accepting the change) will be swept into some positive behavior changes by peer pressure. WVCWP is targeting two green audiences for awareness. Most of the volunteers that attend clean ups are part of the "green" population. Besides reaching out to volunteers, WVCWP aims to reach students and make water pollution prevention concepts fun. The students are also a "green" audience because they easily receive and remember what they hear and see and often take the message home or share it with friends. WVCWP cleanup events and classroom presentations have been very successful in helping to change local students' and residents' perspective on trash. In FY06-07 these events will be conducted as often as West Valley budget and staff time will allow.

Monte Sereno

Guadalupe River

ID #	Date	Location	Assessment Tool	Score	Existing Management Actions	Recommended Management Actions and/or Future Evaluations
MS01	6/27/2006	Hwy 9 (Rose to Grandview Ave.)	KAB	2	Caltrans Jurisdiction - Notify Caltrans - Conduct Assessments	Litter has increased since May 2006. Plastics and food/beverage containers/wrappers are strewn regularly throughout the median and on the sides of the road. Continue to monitor. Consider arranging a trash cleanup.
MS05	6/27/2006	Hwy 9 (Ridgecrest to Rose)	KAB	2	Caltrans Jurisdiction - Notify Caltrans - Conduct Assessments	Litter has increased since May 2006. Plastics and food/beverage containers/wrappers are strewn regularly throughout the median and on the sides of the road. Continue to monitor. Consider arranging a trash cleanup.
MS05	5/24/2006	Hwy 9 (Ridgecrest to Rose)	KAB	1	Caltrans Jurisdiction - Notify Caltrans - Conduct Assessments	Plastic bags and beverage bottles. Continue to monitor and arrange trash cleanup.
MS05	4/16/2006	Hwy 9 (Ridgecrest to Rose)	KAB	1	Caltrans Jurisdiction - Notify Caltrans - Conduct Assessments	Continue to monitor. Consider arranging a trash cleanup.
MS01	4/16/2006	Hwy 9 (Rose to Grandview)	KAB	1	Caltrans Jurisdiction - Notify Caltrans - Conduct Assessments	Continue to monitor. Consider arranging a trash cleanup with WVCWP staff. This area is along Hwy 9 and within the median of Hwy 9. Trash collection is not entirely safe in this area. Any cleanup will be conducted with extreme caution.
MS01	5/24/2006	Hwy 9 (Rose to Grandview Ave.)	KAB	1	Caltrans Jurisdiction - Notify Caltrans - Conduct Assessments	Very little litter. Continue to monitor. Consider arranging a trash cleanup.

San Tomas Aquino Creek

ID #	Date	Location	Assessment Tool	Score	Existing Management Actions	Recommended Management Actions and/or Future Evaluations
MS04	6/27/2006	Hwy 9 (Blythswood to Ridgecrest Ave.)	KAB	2	Caltrans Jurisdiction - Notify Caltrans - Conduct Assessments	Litter has increased since May 2006. Plastics and food/beverage containers/wrappers are strewn regularly throughout the median and on the sides of the road. Continue to monitor. Consider arranging a trash cleanup.
MS03	6/27/2006	Hwy 9 (Daves to Quito Rd)	KAB	2	Caltrans Jurisdiction - Notify Caltrans - Conduct Assessments	Litter has increased since May 2006. Plastics and food/beverage containers/wrappers are strewn regularly throughout the median and on the sides of the road. Continue to monitor. Consider arranging a trash cleanup.
MS02	6/27/2006	Hwy 9 (Grandview to Daves)	KAB	2	Caltrans Jurisdiction - Notify Caltrans - Conduct Assessments	Litter has increased since May 2006. Plastics and food/beverage containers/wrappers are strewn regularly throughout the median and on the sides of the road. Continue to monitor. Consider arranging a trash cleanup.
MS04	5/24/2006	Hwy 9 (Blythswood to Ridgecrest Ave.)	KAB	1	Caltrans Jurisdiction - Notify Caltrans - Conduct Assessments	Plastic bags and beverage bottles. Continue to monitor and arrange trash cleanup.
MS02	4/16/2006	Hwy 9 (Grandview to Daves)	KAB	1	Caltrans Jurisdiction - Notify Caltrans - Conduct Assessments	Small pieces of plastic and empty soda bottles. Continue to monitor.
MS03	4/16/2006	Hwy 9 (Daves Ave to Quito Rd)	KAB	1	Caltrans Jurisdiction - Notify Caltrans - Conduct Assessments	Continue to monitor. Consider arranging a trash cleanup.
MS03	5/24/2006	Hwy 9 (Daves Ave to Quito Rd)	KAB	1	Caltrans Jurisdiction - Notify Caltrans - Conduct Assessments	Lots of small pieces of plastic and empty soda bottles. Continue to monitor and arrange trash cleanup.
MS02	5/24/2006	Hwy 9 (Grandview to Daves)	KAB	1	Caltrans Jurisdiction - Notify Caltrans - Conduct Assessments	Very little litter. Continue to monitor. Consider arranging a trash cleanup.
MS04	4/16/2006	Hwy 9 (Blythswood to Ridgecrest Ave.)	KAB	1	Caltrans Jurisdiction - Notify Caltrans - Conduct Assessments	Continue to monitor. Consider arranging a trash cleanup.

Los Gatos Creek (Campbell)
April 8, 2006
Creek Monitoring Summary

Use tick marks in the Category that the trash belongs in (i.e. plastic bag goes in PLASTIC).
At the end of the cleanup, total the tallies, & write the **total** next to the heading.

PLASTIC 2,041
bags
bottles
buckets
caps, lids
milk jugs
pieces
rope
6-pack holders
toys

STYROFOAM 1,000
cups, spoons, forks, straws
egg cartons
fast food containers
meat trays
pieces

METAL 598
bottle caps
cans
pieces
wire

CIGARETTE BUTTS 1,970

PAPER 1,468
bags
cardboard
cartons
cups
newspaper
pieces

RUBBER 39
balloons
gloves
tires

GLASS 952
bottles
light bulbs

WOOD 269
broken pieces
pallets/large items

CLOTH 35
clothing
rugs

OTHER 76

End of Day Totals

Estimate Length of creek section in miles, i.e. 1/10 mile, 1/8 mile: 2 Mile

Number of bags of trash collected: 56

EST. Weight of recyclable trash: 160

EST. Weight of non-recyclable: 440

Fifty (145) Volunteer Participants

Describe the stretch of creek monitored using descriptors of boundaries such as landmarks or cross streets. Los Gatos Creek: Trail and surrounding railway. 1220 Dell Ave. to 638 E. Campbell

1. What types of trash were most commonly found? Paper, & broken glass,
2. List the most unusual items found. _____
3. Rate from one to five how dirty or clean the creek was, with one being pristine clean.

(Circle one) 1 2 3 4 5

NEWS

Families clean up the creek

The Saratoga Creek Clean-up Project, sponsored by the city of Saratoga and the West Valley Clean Water Program, is an effort to get children and their parents more involved in the community and the environment. Families with young children are invited to pick up litter from the banks of the Saratoga Creek on April 1 from 10 a.m. to noon. Supplies and snacks will be provided.

Participants will clean up the creek behind downtown businesses between Fourth Street and Highway 9.

A maximum of 30 children can participate, so parents should call to reserve a space.

To participate in the event or for more information, email Sue Persico at persico16@comcast.net, or call 408.867.7323.

Saratoga Creek (Big Basin Way)
April 1, 2006
Creek Monitoring Summary

Use tick marks in the Category that the trash belongs in (i.e. plastic bag goes in PLASTIC).
At the end of the cleanup, total the tallies, & write the **total** next to the heading.

PLASTIC 240
bags
bottles
buckets
caps, lids
milk jugs
pieces
rope
6-pack holders
toys

STYROFOAM 82
cups, spoons, forks, straws
egg cartons
fast food containers
meat trays
pieces

METAL 128
bottle caps
cans
pieces
wire

CIGARETTE BUTTS 218

PAPER 274
bags
cardboard
cartons
cups
newspaper
pieces

RUBBER 3
balloons
gloves
tires

GLASS 99
bottles
light bulbs

WOOD 11
broken pieces
pallets/large items

CLOTH 5
clothing
rugs

OTHER 12

End of Day Totals

Estimate Length of creek section in miles, i.e. 1/10 mile, 1/8 mile 700 sq. ft.

Number of bags of trash collected 38

EST. Weight of recyclable trash 60

EST. Weight of non-recyclable 40

Fifty (38) Volunteer Participants

1. Describe the stretch of creek monitored using descriptors of boundaries such as landmarks or cross streets. Saratoga Creek and Hwy.9: Saratoga along parking lot behind businesses on Big Basin Wy.

2. What types of trash were most commonly found? Paper , plastic food waste,

3. List the most unusual items found. File cabinet, & water heater

4. Rate from one to five how dirty or clean the creek was, with one being pristine clean.

(Circle one) 1 2 3 4 5

San Tomas Aquino (Westmont)
September 17, 2005
Creek Monitoring Summary

Use tick marks in the Category that the trash belongs in (i.e. plastic bag goes in PLASTIC).
At the end of the cleanup, total the tallies, & write the **total** next to the heading.

PLASTIC 614
bags
bottles
buckets
caps, lids
milk jugs
pieces
rope
6-pack holders
toys

STYROFOAM 136
cups, spoons, forks, straws
egg cartons
fast food containers
meat trays
pieces

METAL 213
bottle caps
cans
pieces
wire

CIGARETTE BUTTS 15

PAPER 234
bags
cardboard
cartons
cups
newspaper
pieces

RUBBER 13
balloons
gloves
tires

GLASS 160
bottles
light bulbs

WOOD 42
broken pieces
pallets/large items

CLOTH 12
clothing
rugs

OTHER 20

End of Day Totals

Estimate Length of creek section in miles, i.e. 1/10 mile, 1/8 mile ¾ Mile

Number of bags of trash collected 43

EST. Weight of recyclable trash 73

EST. Weight of non-recyclable 272

Fifty (50) Volunteer Participants

1. Describe the stretch of creek monitored using descriptors of boundaries such as landmarks or cross streets. San Tomas Aquino Creek near 4805 Westmont Ave. to McCoy (near San Tomas Aquino Rd) San Jose w/ Campbell address; Cleanup covered some of the school fields.
2. What types of trash were most commonly found? Paper, broken glass, plastic food waste,
3. List the most unusual items found. Shopping cart, metal swing, car battery, & garbage can with 6 cans of paint in it.
4. Rate from one to five how dirty or clean the creek was, with one being pristine clean.

(Circle one) 1 2 3 4 5

San Tomas Aquino (Westmont)
May 20, 2006
Creek Monitoring Summary

Use tick marks in the Category that the trash belongs in (i.e. plastic bag goes in PLASTIC).
At the end of the cleanup, total the tallies, & write the **total** next to the heading.

PLASTIC 499
bags
bottles
buckets
caps, lids
milk jugs
pieces
rope
6-pack holders
toys

STYROFOAM 65
cups, spoons, forks, straws
egg cartons
fast food containers
meat trays
pieces

METAL 87
bottle caps
cans
pieces
wire

CIGARETTE BUTTS 37

PAPER 232
bags
cardboard
cartons
cups
newspaper
pieces

RUBBER 12
balloons
gloves
tires

GLASS 71
bottles
light bulbs

WOOD 35
broken pieces
pallets/large items

CLOTH 15
clothing
rugs

OTHER 26

End of Day Totals

Estimate Length of creek section in miles, i.e. 1/10 mile, 1/8 mile ¾ Mile

Number of bags of trash collected 42

EST. Weight of recyclable trash 87

EST. Weight of non-recyclable 400

Fifty (50) Volunteer Participants

1. Describe the stretch of creek monitored using descriptors of boundaries such as landmarks or cross streets. San Tomas Aquino Creek near 4805 Westmont Ave. to McCoy (near San Tomas Aquino Rd) San Jose w/ Campbell address;
2. What types of trash were most commonly found? Paper, broken glass, & plastic
3. List the most unusual items found. 6 ft. long metal pipe segments solid steel rail, & plastic chair
4. Rate from one to five how dirty or clean the creek was, with one being pristine clean.

(Circle one) 1 2 3 4 5

Training Summary: Trash Management

Training Description	Date	Attendees
Pilot Study to Full Scale Implementation: **How to Design a trash capture device for California Freeways** Sponsor: CASQA Speaker: Timothy B. Sobeman, P.E. Supervising Transportation Engineer Chief-Office of Stormwater Management-Design	**Oct 5, 2005**	**WVCWP(1)** Program Manager
One Solution for Meeting LA's Trash TMDL; **Utilization of Louvered Linear Radial Screen for Gross Solids Removal** Sponsor: CASQA Speaker: Kevin McGillcuddy, Director, Stormwater Treatment Division, Roscoe Moss Co.	**Oct 5, 2005**	**WVCWP(1)** Program Manager
Ballona Creek Watershed BMP Retrofit Study- **Phase 1 Conceptual Planning** Sponsor: CASQA Speaker: Lisa Austin, P.E., GeoSyntec	**Oct 5, 2005**	**WVCWP(1)** Program Manager
Sunnyvale Trash Rapid Assessment Training Presenters: Water Board Staff for the RTA session; SCVURPP Staff for the KAB session **Topics:** ▪ Conducted in-the -field Rapid Trash Assessments (RTA) using standard RTA assessment forms. ▪ Instructions on how to use the Keep America Beautiful (KAB) trash site monitoring method.	**May 3, 2006**	**WVCWP** Program Manager
Sunnyvale Trash Rapid Assessment Training Presenters: Water Board Staff for the RTA session; SCVURPP Staff for the KAB session **Topics:** ▪ Conducted in-the -field Rapid Trash Assessments (RTA) using standard RTA assessment forms. ▪ Instructions on how to use the Keep America Beautiful (KAB) trash monitoring method.	**May 10, 2006**	**WVCWP** Public Outreach Specialist

West Valley Communities

FY 2005-2006 ANNUAL REPORT

FY 2005-2006 Work Plan Self Evaluation Matrix

Water Quality Monitoring & Watershed Management

Source	04-05 Work Plan Activity	FY04-05 Work Plan Tasks	FY 04-05 Accomplishments	Responsible Party
NPDES Permit	South Bay Watershed Management Initiative	Support and participate in development of Core Group activities and the WMI Watershed Action Plan[1]. See SCVURPPP work plan for detailed activities.	The West Valley Communities support and participate in the WMI through the SCVURPP Program.	WVCWP coordinate with SCVURPPP
	Water Quality Monitoring	Support and fund SCVURPP Water Quality Monitoring activities. Jointly fund the Regional Monitoring Program (RMP) and the California Estuary Project (CEP). See SCVURPPP work plan for detailed activities.	The West Valley Communities support and participate in water quality monitoring activities through the SCVURPP. The West Valley Communities jointly fund the RMP and CEP water monitoring programs through SCVURPPP annual assessments. See Program's report for details.	**Campbell** **Los Gatos** **Monte Sereno** **Saratoga**

[1] On behalf of the municipalites of Campbell, Los Gatos, Monte Sereno and Saratoga SCVURPPP is signatory to the WMI and participates in the Core Group and subgroups.

THIS PAGE INTENTIONALY LEFT BLANK

CITY OF MOUNTAIN VIEW

Fire Department • Fire and Environmental Protection Division • 1000 Villa Street • Mountain View, CA 94041-1295
650-903-6378 • FAX 650-903-6122

September 15, 2006

Mr. Bruce Wolfe, RWQCB Executive Officer
Regional Water Quality Control Board
San Francisco Bay Region
1515 Clay St., Suite 1400
Oakland, CA 94612

Subject: City of Mountain View's Urban Runoff Management Program
FY 2005-2006 Annual Report

Dear Mr. Wolfe:

This report is submitted by the City of Mountain View, in conjunction with the Santa Clara Valley Urban Runoff Pollution Prevention Program's Annual Report, pursuant to provision C.6.a. of the Program's reissued municipal storm water NPDES Permit (Order No. 01-024). The report summarizes activities performed during FY 2004-2005 in accordance with the City of Mountain View's Urban Runoff Management Plan (URMP) submitted to the Regional Board on September 1, 1997 and updated in October 2000, and the performance standards contained therein.

Contents of Report

The goals of this Annual Report are to: 1) concisely document implementation of our URMP and FY 05-06 work plan during the past fiscal year; 2) evaluate program results for continuous improvement;3) comply with permit requirements; and 4) share this information with other Co-permittees, municipal decision-makers, and the public. To accomplish these goals, the report contains the following sections:

I. Contents of report;
II. Program highlights and accomplishments;
III. Summary of continuous improvement activities;
IV. Attachments:
   A. Certification Statement
   B. Self-Evaluation and Work Plan Completion Matrix
      - ICID
      - IND/COMM Inspections
      - Street, Roads, and Highways
      - Corporation Yards
      - Rural Public Works
      - Storm Drain O&M
      - Water Operations
      - New Development Planning Procedures
      - New Development Construction Inspection
      - Pest Management
      - Mercury Pollution Prevention

- Trash Inventory and Management
- Water Quality Monitoring
- PIP
- Staff Training
- Annual Reports and Work Plans

C. List of Acronyms, Abbreviations, and Definitions
D. Pesticide Use Evaluation for FY 05-06

Program Highlights and Accomplishments

The City's Urban Runoff Management Plan URMP describes activities that are implemented to control storm water runoff pollution. During FY 05-06, the City continued efforts to implement its URMP to the maximum extent practicable. Attachment B provides self-evaluation for each element in the City's URMP. Highlights of the City's FY 05-06 URMP accomplishments are listed below:

- The City responded to 80 ICID incidents, which resulted in the issuance of 2 warning notices, 3 administrative actions, and 6 administrative action with a penalty. A total of $2,500 in penalties was collected.
- The City continued its increased restaurant inspection and outreach program, conducting 151 restaurant inspections. This is consistent with the past two years' efforts. The City hired a new inspector in FY 05-06, and will train the inspector to perform the restaurant inspections, which also include fire and life safety inspections.
- The City implemented the enhanced data collection and reporting requirements for the ICID and Industrial inspection programs.
- In addition to the restaurant inspections, the City conducted 79 industrial/commercial inspections and re-inspections (this figure does not include restaurants and hazardous materials facilities) during FY 05-06. This is fewer than past years. The decreased number of inspection was due to fewer automotive inspections, which were not performed because of a shortage of inspection staff. The automotive facilities will all be inspected again in FY 06-07. The City assessed $500 in penalties resulting from the inspection program.
- The City conducted training for streets, parks, water, wastewater, fleet services, facilities personnel.
- The City implemented its PIP program, which included school outreach, publications, and public events, and multi-cultural outreach.
- The City reviewed 107 projects for storm water related items.
- The City implemented its C.3 requirements, which included approval of 6 new projects. These projects included required runoff BMPs.
- The City conducted 131 construction site inspections, issuing 42 written notices, and issuing a $500 administrative penalty.
- The City implemented its IPM Policy and IPM Plan.
- The City utilized a database for tracking pesticide use.

Continuous Improvement Activities

Continuous Improvement Activities

The City is committed to seeking URMP areas for improvement. The current continuous improvement items are listed below:

- The City will continue to implement its enhanced restaurant inspection program.
- The City will inspect all auto service facilities in FY 06-07.
- The City will continue to work to improve implementation of the C.3 requirements, including revisions to include updated Group 2 and HMP requirements, and will seek ways to improve the program.
- The City will continue to evaluate and implement improvements to the IPM Plan, and pesticide management program.

Thank you for your review of this Annual Report. If you have any questions regarding the materials submitted, please contact me at (650) 903-6378.

Very truly yours,

Eric Anderson, Urban Runoff Coordinator

cc. Sue Ma, RWQCB

Attachments

CITY OF MOUNTAIN VIEW
FY 2005-2006 ANNUAL REPORT
ATTACHMENT A

Certification Statement

"I certify, under penalty of law, that this document and all attachments were prepared under my direction or supervision in accordance with a system designed to ensure that qualified personnel properly gather and evaluate the information submitted. Based on my inquiry of the person or persons who manage the system, or those persons directly responsible for gathering the information, the information submitted, is, to the best of my knowledge and belief, true, accurate, and complete. I am aware that there are significant penalties for submitting false information, including the possibility of fine and imprisonment for knowing violations."

Signature by Duly Authorized Representative:

Jaymae Wentker 8/31/06

Jaymae Wentker Date
Fire Marshal

CITY OF MOUNTAIN VIEW
FY 2005-2006 ANNUAL REPORT
ATTACHMENT

Performance Standard Completion
Certification Statement

"I certify, under penalty of law, that the City of Mountain View has implemented all elements of the following performance standards, except as described in the Self-Evaluation Matrix in Attachment B of this FY 04-05 Annual Report, according to the policies and procedures described in the City of Mountain View's Urban Runoff Management Plan dated September 2004:

- Illicit Connection/Illegal Discharges
- Industrial/Commercial Discharger Control Program
- Public Streets, roads, and Highway Operation and Maintenance
- Rural Public Works Maintenance
- Storm Drain System Operation and Maintenance
- Water Utility Operation and Maintenance
- New Development and Redevelopment Planning Procedures
- New Development Construction Inspections
- Public Facilities Operation and Maintenance (including Pest Management

Based on my inquiry of the person or persons who manage the system, or those persons directly responsible for gathering the information, this information is, to the best of my knowledge and belief, true, accurate, and complete. I am aware that there are significant penalties for submitting false information, including the possibility of fine and imprisonment for knowing violations."

Signature by Duly Authorized Representative:

Jaymae Wentker 8/31/06

Jaymae Wentker Date
Fire Marshal

Attachment C

Acronyms/Abbreviations/Definitions

AB	Assembly Bill
ABAG	Association of Bay Area Governments
ABC	Annual Budget Review Compilation
ACCWP	Alameda Countywide Clean Water Program
ACOE	U.S. Army Corps of Engineers
AHTG	Ad Hoc Task Group
AR	Annual Report
ASCE	American Society of Civil Engineers
BAAQMD	Bay Area Air Quality Management District
BART	San Francisco Bay Area Rapid Transit
BATG	Budget Ad Hoc Task Group
Basin	Santa Clara Basin
Basin Plan	Water Quality Control Plan for the San Francisco Basin
BACWA	Bay Area Clean Water Agencies
BAHM	Bay Area Hydrology Model
BAMBI	Bay Area Macroinvertebrate Bioassessment Information
BASMAA	Bay Area Stormwater Management Agencies Association
Bay	San Francisco Bay
Bay Area	San Francisco Bay Area
BMI	Benthic Macroinvertebrate
BMM	Lower South Bay Monitoring and Modeling Subgroup
BMP	Best Management Practice
BOMA	Building Owners and Managers Association
BPP	Brake Pad Partnership
BU	beneficial use
C	Celsius
C.3	Permit Provision C.3
C3PO	C.3 Provision Oversight
CA	California
Cal-EPA	California Environmental Protection Agency
Caltrans	California Department of Transportation
CAMLnet	California Aquatic Macroinvertebrate Laboratory Network

Acronyms/Abbreviations/Definitions

Campaign	Watershed Watch Campaign
CAP	Copper Action Plan
CASQA	California of Stormwater Quality Association
CB	Copper Baseline
CCC	Continuous Concentration Criterion
CD-ROM	Compact Disk-Read Only Memory
CDS	Continuous Deflective Separation
CEP	Clean Estuary Partnership
CESQG	Conditionally Exempt Small Quantity Generator
CEQA	California Environmental Quality Act
CFR	Code of Federal Regulations
cfs	cubic feet per second
CI	Continuous Improvement
CIWMB	California Integrated Waste Management Board
CMIA	Conceptual Model Impairment Assessment
CMS	Copper Management Strategy
COA	Condition of Approval
CoHHW	Santa Clara County Household Hazardous Waste Program
CoHHW Program	Santa Clara County Household Hazardous Waste Program
COLD	cold freshwater habitat
CRMP	Coordinated Resources Management and Planning
CSBP	California Stream Bioassessment Procedures
CTR	California Toxic Rule
Cu	copper
CWA	Clean Water Act
DDD	Dichlorodiphenyldichloroethane
DDE	Dichlorodiphenyldichloroethylene
DDT	Dichlorodiphenyltrichloroethane
DEH	Santa Clara County Department of Environmental Health
District	Santa Clara Valley Water District
DO	Dissolved Oxygen
DOE	Department of Energy
DPR	Department of Pesticide Regulation

Acronyms/Abbreviations/Definitions

DWR	Department of Water Resources
E. Coli	Enterococcus Coli
EEC	SF Bay Wildlife Refuge Environmental Education Center
EEDMS	Environmental Enforcement Data Management System
EEPS	Exposure and Effects Pilot Study
e.g.	for example
EMAP	Environmental Monitoring Program
EMB	Executive Management Board
EOA	Eisenberg, Olivieri, and Associates
EPA	U.S. Environmental Protection Agency
Estuary	San Francisco Bay Estuary
F	Fahrenheit
FLT	Fluorescent Light Tube
FY	Fiscal Year
GCRCD	Guadalupe-Coyote Resource Conservation District
GIASP	General Industrial Activities Stormwater Permit
GIS	Geographic Information System
GRTS	Generalized Random Tessellation Stratified
Group 1	C.3 compliance threshold – 1 acre of impervious surface
Group 2A	C.3 compliance threshold – 10,000 sq. ft. of impervious surface at specific land use areas
Group 2B	C.3 compliance threshold – 10,000 sq. ft.
HBANC	Home Builders Association of Northern California
Hg	Mercury
HMP	Hydromodification Management Plan
HHW	Household Hazardous Waste
HVAC	Heating, Ventilation and Air Conditioning
IBI	Index of Biotic Integrity
IC/ID	Illicit Connection and Illegal Dumping
ID	Identification
IND	Industrial/Commercial
i.e.	that is
IPM	Integrated Pest Management

Acronyms/Abbreviations/Definitions

JPA	Joint Powers Authority
K	Kindergarten
KAB	Keep America Beautiful
kg	Kilogram
L	Liter
Lb	Pound
LA	load allocation
LFA	Limiting Factors Analysis
LID	Low Impact Development
LSSB	Lower South San Francisco Bay
LUS	Land Use Subgroup
MC	Management Committee
MCMP	Metals Control Measures Plan
MCTT	Multi-Chambered Treatment Train
MDDB	Metadata Database
MDL	Most Downstream Location
MEP	Maximum Extent Practicable
Mercury Plan	Mercury Pollution Prevention Plan
mg	milligram
mgd	million gallons per day
MIGR	fish migration
MOA	Memorandum of Agreement
MOFO	Morrison & Foerster
MOU	Memorandum of Understanding
MP	Monitoring Priority
MROSD	Mid-Peninsula Regional Open Space District
MYRWMP	Multi-Year Receiving Waters Monitoring Plan
NAP	Nickel Action Plan
NEMA	National Electrical Manufacturers Association
NAIOP	National Association of Industrial and Office Properties
NEPA	National Environmental Policy Act
ng	Nanogram
Ni	Nickel

Acronyms/Abbreviations/Definitions

NOI	Notice of Intent
NPDES	National Pollutant Discharge Elimination System
OC	Organochlorine
O&M	Operation and Maintenance
OP	Organophosphate
OWOW	Our Water Our World
P2	Pollution Prevention
PAHs	Polynuclear Aromatic Hydrocarbons
PBDE	Polybrominated Diphenyl Ether
Pb	Lead
PCBs	Polychlorinated Biphenyls
PCDD	Polychlorinated Dibenzo-p-Dioxins
PCDF	Polychlorinated Dibenzofurans
PCO	Pest Control Operator
pg	Picogram
PHAB	Physical Habitat Assessments
PIP	Public Information and Participation
PI/P	Public Information and Participation
PIPP	Public Information and Participation Program
PMPS	Pest Management Performance Standard
POC	Pollutant of Concern
POTW	Publicly Owned Treatment Works
PPPS	Planning Procedures Performance Standard
Program	Santa Clara Valley Urban Runoff Pollution Prevention Program
PS	Performance Standard
PVC	Polyvinyl Chloride
Q	Quarter
QAPP	Quality Assurance Project Plan
RAC	Regional Ad Campaign
RARE	preservation of rare and endangered species
RCRA	Resource Conservation and Recovery Act
REC- 1	water contact recreation
REC-2	non-contact water recreation

Acronyms/Abbreviations/Definitions

Regional Board	San Francisco Bay Regional Water Quality Control Board
RFP	Request for Proposal
RMAS	Regional Monitoring and Assessment Strategy
RMP	Regional Monitoring Program
RPT	Report Preparation Team
RS	Regulatory Subgroup
RTA	Rapid Trash Assessment
RWQCB	San Francisco Bay Regional Water Quality Control Board
SC	Steering Committee
SCC	Santa Clara County
SCBWM1	Santa Clara Basin Watershed Management Initiative
SCVURPPP	Santa Clara Valley Urban Runoff Pollution Prevention Program
SCVWD	Santa Clara Valley Water District
SF	San Francisco
SFEI	San Francisco Estuary Institute
SFEP	San Francisco Estuary Project
SIC	Standard Industrial Classification
SMaRT®	Sunnyvale Materials Recovery and Transfer
SOP	Standard Operating Procedures
South Bay	Lower South San Francisco Bay
SPLWG	Sources, Pathways and Loadings Work Group (RMP)
SPWN	fish spawning
SSC	Suspended Sediment Concentration
SSI	Inventory of Santa Clara Basin Stream Studies
SSO	Water Quality Site-Specific Objective
State Board	State Water Resources Control Board
STOPPP	San Mateo Countywide Stormwater Pollution Prevention Program
SWAMP	Surface Waters Ambient Monitoring Program
SWANA	Solid Waste Association of North America
SWMP	Stormwater Management Plan (C.3 compliance document)
SWPPP	Stormwater Pollution Prevention Plan
SWRCB	State Water Resources Control Board
TAC	Technical Advisory Committee

Acronyms/Abbreviations/Definitions

TMDL	Total Maximum Daily Load
TO	Tentative Order
TP	Total Phosphorus
TPH	Total Petroleum Hydrocarbons
TRC	Technical Review Committee
ug	Microgram
UPC	Urban Pesticide Committee
URMP	Urban Runoff Management Plan
URQM	Urban Runoff Quality Management
USA	Unified Stream Assessment
USEPA	U. S. Environmental Protection Agency
USFWS	U.S. Fish and Wildlife Service
USGS	U.S. Geological Survey
VTA	Santa Clara Valley Transportation Authority
WAC	Watershed Assessment Consultant
WAMS	Watershed Assessment and Monitoring Subgroup
WAR	Watershed Assessment Report
WARM	warm freshwater habitat
Water Board	San Francisco Bay Regional Water Quality Control Board
Water District	Santa Clara Valley Water District
WEF	Water Environment Federation
WEO	Watershed Education and Outreach
WE&O	Watershed Education and Outreach
WERF	Water Environment Research Foundation
WG	Work Group
WILD	wildlife habitat
WLA	Waste Load Allocation
WMI	Watershed Management Initiative
Work Group “I”	SCBWMI Phase I Indicators Work Group
WP	Work Plan
WRPC	Water Resources Protection Collaborative
WVCWP	West Valley Clean Water Program
WW	Watershed Watch

Acronyms/Abbreviations/Definitions

WWTP	Wastewater Treatment Plant
WY	Water Year
YSI	Youth Science Institute
Zn	Zinc

ATTACHMENT B

SANTA CLARA VALLEY URBAN RUNOFF POLLUTION PREVENTION PROGRAM

FY 2005-2006 ANNUAL REPORT

Municipality: City of Mountain View

ILLICIT CONNECTION & ILLEGAL DUMPING ELIMINATION ACTIVITIES

FY 2005-2006 Work Plan Self Evaluation Matrix

Item No.	Activity	FY05-06 Work Plan Tasks	FY 05-06 Accomplishments	Responsible Party
ICID – 6	Performance Standard	Update the City's URMP to add enhanced reporting requirements.	Enhanced reporting implemented. This item will eliminated in future Work Plans and Annual Reports.	FD
ICID – 6	Reporting and Record Keeping	Revise ICID database to implement enhanced reporting and record keeping requirements.	City's ICID database includes the required enhanced reporting and record keeping requirements. The City submitted ICID data to SCVURPPP for Program-wide data reporting. A summary generated by the ICID database for FY 05-06 is attached.	FD
ICID - 7	Review and Evalaute Effectiveness	Continue ICID program review and effectiveness evaluation.	Effectiveness evaluation is on-going. See evaluation below.	FD

ICID Report Data

Type of Pollutants	Number of Incidents	General Location	Reports by citizens or employees	Follow-up action
See attached summary report	See attached summary report	See attached summary report	See attached summary report.	FD

ATTACHMENT B

SANTA CLARA VALLEY URBAN RUNOFF POLLUTION PREVENTION PROGRAM

FY 2005-2006 ANNUAL REPORT

Municipality: City of Mountain View

Regional Board Comments on ICID in FY 2004-2005 Annual Report

Item	RWQCB Comment	City of Mountain View Response
ICID rated "Compliance"	No improvement or compliance actions were required.	

ICID Program Evaluation

During FY 05-06, the City responded to 80 ICID incidents, which is similar to past years' results (92 incidents in FY 02-03, 89 incidents in FY 03-04, and 74 incidents in FY 04-05). The breakdown of the types of incidents, potential source, sources of reports, and follow-up and enforcement actions are summarized in the attachment to this section of the annual report. During FY 05-06 the City responded to 6 more incidents than during FY 04-05. Evaluation of the "Incident Type" data showed that the City responded to 3 more accidental spills, and 3 more sanitary sewer overflow incidents in FY 05-06 compared to FY 04-05. The "accidental spills" incidents are mostly vehicle accidents that result in spilled vehicle fluids. The data also shows 3 fewer "abandoned drums" incidents. The remaining incident types were consistent (+/- 1) during FY 04-05 when compared to FY 03-04.

During FY 05-06, the City continued its restaurant inspection program to address restaurant-related ICID incidents. This will be discussed further in the IND section of the annual report.

In response to a number of complaints about abandoned oil containers at apartment buildings, the City developed a one page fact sheet that describes locations to recycle used motor oil. The fact sheet was translated into Spanish and was distributed as necessary. The City will increase distribution of this information in FY 06-07.

Review of the data does not provide useful information regarding the distribution of ICID incidents. The incidents appear to be randomly occurring throughout the City.

ATTACHMENT B

SANTA CLARA VALLEY URBAN RUNOFF POLLUTION PREVENTION PROGRAM

FY 2005-2006 ANNUAL REPORT

Municipality: City of Mountain View

FY 05-06
ICID Incident Summary Report

ICID Incident Report Source	Number of Incidents
Illicit discharge inspectors	2
Interdepartmental	8
Citizen complaints	70
Total	**80**

ICID Incident Source	Number of Incidents
Residential	38
Industrial	2
Commercial	10
Automotive Facilities	1
Food Facilities	3
Construction Sites	1
Public facilities and Utilities	7
Other/unknown	18
Total	**80**

ICID Incident Type	Number of Incidents
Abandoned drums discharge	7
Accidental spills	17
Allowable discharge	2
Carpet Cleaning	2
Complaint not found	0
Cooling Tower Discharges	1
Dewatering	1
Dumping - non-hazardous	2

ATTACHMENT B

SANTA CLARA VALLEY URBAN RUNOFF POLLUTION PREVENTION PROGRAM

FY 2005-2006 ANNUAL REPORT

Municipality: City of Mountain View

Dumpster discharge	0
Equipment Cleaning	1
Food Facility Oil and grease discharge	1
Grey water	0
Misc. incidents	4
Paint discharge	2
Pools/Spas/Fountains discharge	1
RV waste	2
Sanitary spill or leak	16
Saw cutting slurry discharges	1
Surface Cleaning	0
Un-hardened cement discharge	0
Used oil dumping	1
Vehicle and equipment leaking	19
Total	**80**

ICID Enforcement Action	**Number of Incidents**
No Action	52
Verbal Notice	16
Warning Notice	2
Administrative Action	3
Administrative Action w/Penalty	6
Referral to Enforcement	1
Total	**80**

Total Penalties Collected: $2,500

ATTACHMENT B

SANTA CLARA VALLEY URBAN RUNOFF POLLUTION PREVENTION PROGRAM

FY 2005-2006 ANNUAL REPORT

Municipality: City of Mountain View

FY 05-06

ICID Enforcement Action Summary by Incident Source

ICID Incident Source	No Action	Verbal Notice	Warning Notice	Administrative Action	Administrative Action with Penalty	Referral to Enforcement	Criminal Action	Total
Automotive Facilities					1			**1**
Commercial	4	4	1	1	2			**12**
Construction Sites					1			**1**
Food Facilities					1			**1**
Industrial	1	1						**2**
Other/unknown	17					1		**18**
Public facilities and Utilities	7							**7**
Residential	23	11	1	2	1			**38**
Total:	**52**	**16**	**2**	**3**	**6**	**1**	**0**	**80**

ATTACHMENT B

SANTA CLARA VALLEY URBAN RUNOFF POLLUTION PREVENTION PROGRAM

FY 2005-2006 ANNUAL REPORT

Municipality: City of Mountain View

FY 05-06

ICID Enforcement Action Summary by Incident Type

ICID Incident Source	No Action	Verbal Notice	Warning Notice	Administrative Action	Administrative Action with Penalty	Referral to Enforcement	Criminal Action	Total
Abandoned drums discharge	4	3						**7**
Accidental spills	16	1						**17**
Allowable discharge	2							**2**
Carpet Cleaning					2			**2**
Complaint not found								**0**
Cooling Water Discharges	1							**1**
Dewater	1							**1**
Dumping - non-hazardous		2						**2**
Dumpster		0						**0**
Equipment Cleaning discharges			1					**1**
Food Facility Oil and grease discharge				1				**1**
Grey water								**0**
Misc. incidents	3				1			**4**
Paint discharge			1		1			**2**
Pools/Spas/Fountains discharge		1						**1**
RV Waste Discharge				1		1		**2**
Sanitary spill or leak	13	1		2				**16**
Saw cutting slurry discharge					1			**1**
Surface Cleaning								**0**
Un-hardened cement discharge								**0**

ATTACHMENT B

SANTA CLARA VALLEY URBAN RUNOFF POLLUTION PREVENTION PROGRAM

FY 2005-2006 ANNUAL REPORT

Municipality: City of Mountain View

Used oil dumping	1							**1**
Vehicle and equipment leaking	11	8						**19**
Total:	**52**	**16**	**2**	**3**	**6**	**1**		**80**

ATTACHMENT B

SANTA CLARA VALLEY URBAN RUNOFF POLLUTION PREVENTION PROGRAM

FY 2005-2006 ANNUAL REPORT

Municipality: City of Mountain View

INDUSTRIAL/COMMERCIAL DISCHARGER CONTROL PROGRAMS

FY 2005-2006 Work Plan Self Evaluation Matrix

Item No.	Activity	FY05-06 Work Plan Tasks	FY 05-06 Accomplishments	Responsible Party
IND – 4	Performance Standard	Update URMP to include enhanced reporting requirements.	Enhanced reporting implemented.	FD
IND – 3	Commercial Facility Inspections – Food Service Facilities	Continue restaurant outreach/inspection program.	During FY 04-05, the City conducted 151 restaurant inspections. Restaurant inspections for environmental issues focus on outdoor housekeeping, grease handling, grease removal device maintenance, and providing BMPs and the poster to facilities. See the self-evaluation for more details.	FD
IND – 4	Reporting and Record Keeping	Use the revised IND inspection database to implement enhanced reporting requirements.	City's IND database includes the required enhanced reporting and record keeping requirements. The City submitted IND data to SCVURPPP for Program-wide data reporting. A summary generated by the IND database for FY 05-06 is attached.	FD
IND - 6	Review and Evaluate Effectiveness	Review and evaluate Program effectiveness.	Effectiveness evaluation is on-going. See evaluation below.	FD

ATTACHMENT B

SANTA CLARA VALLEY URBAN RUNOFF POLLUTION PREVENTION PROGRAM

FY 2005-2006 ANNUAL REPORT

Municipality: City of Mountain View

Industrial/Commercial Inspection Report Data					
Category	**Number of Inspections**	**Problems found**	**Reports by citizens or employees**	**Follow-up action**	**How many were resolved**
Automotive	32	17	0	17	17
Hospital,	1	0	0	0	0
Manufacturing	3	0	0	0	0
Machine Shop	2	0	0	0	0
Metal Finisher	3	1	0	1	1
Metal Mftg.	1	1	0	1	1
Cooling tower	1	0	0	0	0
Electrical and Electronic Components	5	0	0	0	0
Construction Facility	0	0	0	0	0

ATTACHMENT B

SANTA CLARA VALLEY URBAN RUNOFF POLLUTION PREVENTION PROGRAM

FY 2005-2006 ANNUAL REPORT

Municipality: City of Mountain View

Corporation Yard	1	0	0	0	0
Laboratory	20	4	0	4	4
Pesticide Facility	0	0	0	0	0
Restaurant	151	77	0	71	71
School	3	1	0	1	1
Other	6	1	0	1	1

Regional Board Comments on Industrial/Commercial Inspection in FY 2004-2005 Annual Report

Item	RWQCB Comment	City of Mountain View Response
IND rated "compliance."	No improvement or compliance actions were required.	

ATTACHMENT B

SANTA CLARA VALLEY URBAN RUNOFF POLLUTION PREVENTION PROGRAM

FY 2005-2006 ANNUAL REPORT

Municipality: City of Mountain View

Industrial/Commercial Program Evaluation

During FY 05-06, the City implemented its Industrial/Commercial inspection program. The data above summarizes the City's actions. Common types of problems found are spills and leaks, housekeeping, training requirements, secondary containment needs, and for restaurants, washing or housekeeping problems.

During FY 05-06 the City conducted 32 automotive facility inspections, which is lower than past years. During FY 05-06, only automotive facilities that are permitted to discharge to the sanitary sewer were inspected because the City was experiencing a staffing shortage. The inspections evaluated sanitary sewer discharges and storm water issues. During FY 06-07, the City will resume inspections of all automotive facilities as an additional inspector has been hired.

During FY 05-06, the City conducted 151 restaurant inspections. In recent years, the City reorganized a position within the Fire Department, so an inspector was assigned to the Fire and Environmental Protection Division. One of the inspector's responsibilities is to inspect restaurant for fire code issues and environmental issues. This arrangement has resulted in a streamlined restaurant inspection program, and has resulted in a significant increase in restaurant inspections compared to past years.

During FY 04-05, The City collected penalties related to commercial and industrial inspections in the amount of $500.

ATTACHMENT B

SANTA CLARA VALLEY URBAN RUNOFF POLLUTION PREVENTION PROGRAM
FY 2005-2006 ANNUAL REPORT

Municipality: City of Mountain View

PUBLIC AGENCY ACTIVITIES
PUBLIC STREETS, ROADS & HIGHWAY O & M

FY 2005-2006 Work Plan Self Evaluation Matrix

Item No.	Activity	FY05-06 Work Plan Tasks	FY 05-06 Accomplishments	Responsible Party
PSR - 1	Clean Sweep Program	Continue to implement the "Clean Sweep" program.	Clean Sweep program was implemented during FY 05-06. Clean Sweep provides sweeper access to streets that are heavily impacted with parked cars.	PSD, Streets Section
PSR - 3	Employee Training	Train employees regarding storm water pollution prevention.	Training conducted by the Safety and Training Manager on March 16, 2006 reviewed the Environmental Compliance Plan for the Operations and Maintenance Divisions. This training covered incident response (including spills), chemical handling, emergency response, and handling abandoned waste.	FD PSD
PSR - 5	Review and Evaluate Effectiveness	City will continue to review and evaluate effectiveness.	See evaluation below.	PSD

Regional Board Comments on Public Streets, Roads & Highway O&M in FY 2003-2004 Annual Report

Item	RWQCB Comment	City of Mountain View Response
No comment	NA	NA

ATTACHMENT B

SANTA CLARA VALLEY URBAN RUNOFF POLLUTION PREVENTION PROGRAM

FY 2005-2006 ANNUAL REPORT

Municipality: City of Mountain View

Public Streets, Roads & Highway O&M Program Evaluation
During FY 05-06, the City's sweeping totals increased compared to FY 04-05, but were similar to past years. A summary of the City's sweeping totals is included with this report. The City also continued to implement the Clean Sweep program, which provides access to streets that are impacted with parked cars, and the annual leaf removal program. Training during FY 05-06 (March 16, 2006) focused on incident response, preventing spills from reaching the storm drain or the sanitary sewer drain, chemical handling, and how to handle abandoned wastes. The Public Services Department's Safety and Training Manager coordinated the training, and the Urban Runoff Coordinator participated in the training presentation. Training in conjunction with the Safety and Training Manager is a good way to present multiple topics to the employees without impacting operations.

ATTACHMENT B

SANTA CLARA VALLEY URBAN RUNOFF POLLUTION PREVENTION PROGRAM

FY 2005-2006 ANNUAL REPORT

Municipality: City of Mountain View

City of Mountain View
FY 2005-2006 Annual Report

Street Sweeping Data

Month	Travel Miles	Residential Miles Swept	Commercial Miles Swept	Industrial Miles Swept	Material Swept (cubic yards)
July	267	569.6	200.1	149	254
August	324	585.8	209.5	131	261.8
September	295	624.5	207.2	138.5	273.5
October	341	670.5	266	175.5	452
November	421	765.9	270.5	171.3	798
December	432	665.2	232	151.5	873
January	423	647.4	221.8	148.5	709
February	212	550.8	225.2	143.5	374
March	341	563	218.8	141.3	298.5
April	324	515.5	208.3	135.3	256
May	350	469.3	206.2	132.5	286
June	335	464	201.5	129.5	278
Total	**4,065 miles**	**7,091.5 miles**	**2,667.5 miles**	**2,667.5 miles**	**5,113.8 cu. yds.**

Total Miles Swept	**11,506.1 miles**
Total Leaves Removed	**526 cu. yds.**

ATTACHMENT B

SANTA CLARA VALLEY URBAN RUNOFF POLLUTION PREVENTION PROGRAM
FY 2005-2006 ANNUAL REPORT

Municipality: City of Mountain View

PUBLIC AGENCY ACTIVITIES
CORPORATION YARDS O & M

FY 2005-2006 Work Plan Self Evaluation Matrix

Item No.	Activity	FY05-06 Work Plan Tasks	FY 05-06 Accomplishments	Responsible Party
PF-5	Public Facility Inventory	Design, fund, and construct a roof structure over the bulk materials storage area at the Municipal Operations Center.	Roof structure over the bulk storage area was approved for FY 06-07, and construction is scheduled to begin in February 2007.	PSD
PF-5	Review and evaluate effectiveness	City will continue to review and evaluate effectiveness.	See evaluation below.	PSD, FD

Regional Board Comments on Corporation Yard O&M in FY 2004-2005 Annual Report

Item	RWQCB Comment	City of Mountain View Response
No comment	NA	NA

Corporation Yard O&M Program Evaluation

During FY 05-06, the City conducted training (March 16, 2006) for all MOC operations and maintenance employees regarding the Environmental Compliance Plan. The training mostly covered hazardous materials issues, such as storage, and incident response, spill mitigation, and reporting.

The City continued its contract for SWPPP inspections and monitoring for the MOC. Quarterly dry weather inspections and monthly wet weather inspections did not result in discoveries of new pollutant sources or new BMPs that may be needed. The recommendation to install a roof over the bulk storage area is still in place. The Annual Report for the MOC SWPPP is available for review upon request.

ATTACHMENT B

SANTA CLARA VALLEY URBAN RUNOFF POLLUTION PREVENTION PROGRAM
FY 2005-2006 ANNUAL REPORT

Municipality: City of Mountain View

PUBLIC AGENCY ACTIVITIES
RURAL PUBLIC WORKS ACTIVITIES

FY 2005-2006 Work Plan Self Evaluation Matrix

Item No.	Activity	FY05-06 Work Plan Tasks	FY 05-06 Accomplishments	Responsible Party
RPW - All	Rural Public Works Performance Standards	Review the final model Rural Public Works Performance Standard, and adopt the Performance Standard, if acceptable.	The model Rural Public Works Performance Standards are adopted and are included in the City's URMP.	PW FD

Regional Board Comments on Rural Public Works in FY 2004-2005 Annual Report

Item	RWQCB Comment	City of Mountain View Response
No comment	NA	NA

Rural Public Works Program Evaluation

The City of Mountain View is urbanized, so most of the Rural Public Works Performance Standards do not apply. The standards describing work performed along or across stream channels may be applicable depending on the project. The City's Public Works specifications require contractors to install erosion controls, and City contacts require contractor to obtain the necessary permits for working in and along watercourses.

ATTACHMENT B

SANTA CLARA VALLEY URBAN RUNOFF POLLUTION PREVENTION PROGRAM

FY 2005-2006 ANNUAL REPORT

Municipality: City of Mountain View

PUBLIC AGENCY ACTIVITIES
STORM DRAIN SYSTEM O & M

FY 2005-2006 Work Plan Self Evaluation Matrix

Item No.	Activity	FY05-06 Work Plan Tasks	FY 05-06 Accomplishments	Responsible Party
SD - 4	Employee Training	Train employees regarding storm water pollution prevention.	Training conducted by the Safety and Training Manager on March 16, 2006 reviewed the Environmental Compliance Plan for the Operations and Maintenance Divisions. This training covered incident response (including spills), chemical handling, emergency response, and handling abandoned waste.	FD PSD
SD - 5	Review and Evaluate Effectiveness	City will continue to review and evaluate effectiveness.	See evaluation below.	PSD

Regional Board Comments on Storm Drain System O&M in FY 2004-2005 Annual Report

Item	RWQCB Comment	City of Mountain View Response
No comment	NA	NA

ATTACHMENT B

SANTA CLARA VALLEY URBAN RUNOFF POLLUTION PREVENTION PROGRAM

FY 2005-2006 ANNUAL REPORT

Municipality: City of Mountain View

Storm Drain System O&M Program Evaluation

During FY 05-06, the City's Wastewater Section continued to maintain storm drains by cleaning catch basins using a vacuum truck. The Wastewater Section also stencils storm drains throughout the City. Wastewater conducts preventative maintenance on the City's sanitary sewer system, which reduces sewer overflow incidents. In cases where sewer overflows occur, Wastewater will unplug the sewer, and vacuum the spilled sewage. These incidents are reported in the ICID data. During FY 05-06, the City reports an increased number of sewage overflows from 13 to 16 incidents. This may result from improved reporting rather than an actual increased number of incidents. Wastewater now reports incidents, which were considered minor and un-reportable in the past. Wastewater also responds to other types spill incidents, when needed.

During FY 05-06, the City started developing its Sanitary Sewer Management Plan (SSMP), which provides a comprehensive outline of maintenance activities and enforcement programs to minimize the number of sanitary sewer overflows. The SSMP also outlines the City's overflow response procedure.

Training during FY 04-05 focused on incident response, preventing spills from reaching the storm drain or the sanitary sewer drain, chemical handling, and how to handle abandoned wastes. The Public Services Department's Safety and Training Manager coordinated the training. Training in conjunction with the Safety and Training Manager is a good way to present multiple topics to the employees without impacting operations.

ATTACHMENT B

SANTA CLARA VALLEY URBAN RUNOFF POLLUTION PREVENTION PROGRAM

FY 2005-2006 ANNUAL REPORT

Municipality: City of Mountain View

PUBLIC AGENCY ACTIVITIES
WATER SYSTEM O & M

FY 2005-2006 Work Plan Self Evaluation Matrix

Item No.	Activity	FY05-06 Work Plan Tasks	FY 05-06 Accomplishments	Responsible Party
WU-1	WUPPP Inventory	Using the Program WUPPP, the City will develop a WUPPP specific to Mountain View operations.	The City uses the SCVURPPP Water Utility Pollution Prevention Plan as guidance for Water Utility O&M BMPs.	PSD
WU - 3	Employee Training	Train employees regarding storm water pollution prevention.	Training conducted by the Safety and Training Manager on March 16, 2006 reviewed the Environmental Compliance Plan for the Operations and Maintenance Divisions. This training covered incident response (including spills), chemical handling, emergency response, and handling abandoned waste.	FD PSD
WU - 4	Review and Evaluate Effectiveness	City will continue to review and evaluate effectiveness.	See evaluation below.	PSD

Regional Board Comments on Water System O&M in FY 2004-2005 Annual Report

Item	RWQCB Comment	City of Mountain View Response
No comment	NA	NA

ATTACHMENT B

SANTA CLARA VALLEY URBAN RUNOFF POLLUTION PREVENTION PROGRAM

FY 2005-2006 ANNUAL REPORT

Municipality: City of Mountain View

Water System O&M Program Evaluation
During FY 05-06, the City's Water System maintenance section implemented BMPs during operations. The City will continue to evaluate Water Utility operations. The City converted to using chloramines as the disinfectant, and will incorporate BMPs for mitigating chloramines when those BMPs are developed.

ATTACHMENT B

SANTA CLARA VALLEY URBAN RUNOFF POLLUTION PREVENTION PROGRAM

FY 2005-2006 ANNUAL REPORT

Municipality: City of Mountain View

NEW DEVELOPMENT PLANNING PROCEDURES (C.3)

FY 2005-2006 Work Plan Self Evaluation Matrix

Item No.	Activity	FY05-06 Work Plan Tasks	FY 05-06 Accomplishments	Responsible Party
C.3.a Performance Standard Implementation Goal: To modify Mountain View's URMP to include revised model Planning Procedures Performance Standards which incorporate Provision C.3 requirements.				
NDP - all	**a.1.** Incorporate revised model Planning Procedures Performance Standards into local urban runoff management plans.	The City will review the Program-developed model Planning Procedures Performance Standards when completed. If acceptable, the City will incorporate the model Planning Procedures Performance Standard into its Urban Runoff Management Plan.	The Program's model Performance Standard and Supporting Documents for Planning Procedures for New Development and Redevelopment are adopted and included in the City's URMP.	FD
C.3.b Development Project Approval Process Goal: To modify Mountain View's development project approval processes, for both private and public development project, to incorporate the requirement of Provision C.3				
NDP – 1	**b.1.** Assess current stormwater-related requirements in Co-	1) Conditions of Approval will be revised to list Group 2 projects when the deadlines are determined.	1. During FY 05-06, the City's Conditions of Approval were revised to require storm water treatment controls for Group 2A projects.	FD CDD PW

	permittee's development review process, for public and private projects, and identify additional steps or tools required at each stage of the process to meet C.3. requirements.	2) Develop guidance document to assist developers and City staff implement the C.3 requirements.	2. During FY 05-06, the City's guidance document outlining the C.3 requirements was revised to include Group 2A projects.	
NDP – 1	**b.2.** Develop new or modify existing review policies, ordinances, procedures, and/or conditions of approval to incorporate Group 1 requirements (based on results of tasks under C.3.c. through C.3.m.)	Policies, ordinances, procedures, and/or conditions of approval are required to implement the C.3 requirements. Revisions are incorporated as necessary to reflect changing requirements.	In October 2004, the Mountain View City Council adopted a new section (Sec. 35.32.23) of the ordinance, titled "Permanent storm water pollution prevention measures." This ordinance section requires implementation of the C.3 requirements, the City's storm water Quality Guidelines, and inspection and maintenance responsibilities. Standard Operating Procedures are included in the URMP. Conditions of approval modified to require C.3 controls for Group 2A projects. Guidance document outlines C.3 requirements for developers. Guidance document was revised to include Group 2A requirements.	FD CDD PW
NDP - 10	**b.3.** Train Co-permittee staff in planning, building, and engineering departments on the	The City will train Planning, Building, and Engineering staff on all changes to the development review process, and the use of tools, such as check sheets and updated materials. Staff training will be performed either in-house, or as	City staff attended SCVURPPP C.3 training workshop on 6/6/2006 regarding BMP maintenance and inspection. City staff will be trained about group 2 requirements.	FD CDD PW

	C.3. provisions and goals, the required changes in the approval process, and the use of appropriate tools.	part of a Program-wide effort.		
C.3.c Requiremnts for Group 1 and Group 2 Projects Goal: Prepare to require proponents of Group 1 projects to design and implement stormwater treatment BMPs or reduce stormwater pollution to the maximum extent practicable. Participate in development of the proposal for an alternative Group 2 project definition and prepare to implement C.3 requirements for Group 2 projects as needed				
NDP – 12	**c.1.** Develop and implement a procedure to request and log the type, size, and impervious area of every project (and extent of redevelopment if applicable) for determination of applicability of Group 1 (and later Group 2) requirements.	1. An impervious surface data sheet was developed for preliminary information about the types of projects that occur in Mountain View. 2. The impervious surface data collection sheet may be modified for use in the guidance document as a way to determine applicability of the C.3 requirements.	Impervious surface data collection sheets are required to be submitted with the Storm Water Management Plan required by the City's guidance document. Impervious surface calculation sheets may also be required during the Planning review process to determine if the project meets the C.3 threshold.	FD CDD PW
NDP – 12	**c.2.** Develop a method for determining	1. For Group 1 projects, Community Development Applications received on or after October 15, 2003 will be	1. The City determined that group 1 project applications received on or after October 15, 2003 will be subject to C.3 requirements. For	FD CDD PW

	whether a private project was "deemed complete" by 7/15/03, or documenting that a public project was funded and scheduled for construction by 10/15/03.	subject to the City's C.3 implementation program outlined in the guidance document. 2. For public projects, the City will document projects funded and scheduled for construction by 10/15/03, which will be exempted from C.3 requirements.	Group 2A, the date will be October 2005, and for Group 2B, the date will be August 2006. 2. C.3 requirements will be included in public projects that have been funded and are scheduled for construction by 1/15/2004. For Group 2A, the date will be October 2005, and for Group 2B, the date will be August 2006.	

ATTACHMENT B

SANTA CLARA VALLEY URBAN RUNOFF POLLUTION PREVENTION PROGRAM

FY 2005-2006 ANNUAL REPORT

Municipality: City of Mountain View

Item No.	Activity	FY05-06 Work Plan Tasks	FY 05-06 Accomplishments	Responsible Party
C.3.e. Operation and Maintenance of Treatment BMPs Goal: To develop and implement local agency operation and maintenance (O&M) verification programs to help ensure the proper maintenance of stormwater treatment measures on public and private property.				
NDP – 8	**e.1.** Develop and implement a procedure for logging information about treatment BMPs installed at approved Group 1 projects, and for maintaining a list or database of properties, treatment BMPs, and responsible operators.	The City's Fire and Environmental Protection Division currently maintains a database of facilities that have storm water treatment BMPs. The database is set up to print out annual letters requiring the facility contact to submit proof of BMP maintenance.	The City's existing database will be used to track treatment BMPs.	FD RBF
NDP – 8	**e.2.** Adapt model O&M agreement language to meet agency-specific needs and requirements and incorporate into the project review and	The City will review the model O&M agreement language that will be developed by the Program, and is due 12/02. If acceptable, the O&M agreement language will be incorporated into the project review and approval process as appropriate.	A final O&M agreement has been developed. Completed O&M agreements are required as part of the Storm Water Management Plan review and approval.	FD

	approval process.			
NDP – 8	**e.3.** Develop local programs for inspection of a subset of prioritized treatment BMPs to verify that the responsible party is performing required O&M.	The City will utilize the O&M verification system that is currently in place for treatment BMPs. The current system is to send annual maintenance letters to all facilities with treatment BMPs requiring submittal of maintenance certification. Additionally, treatment BMPs that are considered to be a priority for inspections will be inspected annually.	Inspections will be included in the existing Industrial/Commercial inspection program.	FD
NDP - 12	**e.4.** Report on BMP O&M verification program.	The City will report on the progress of the BMP O&M verification program during the Annual Reporting process. The annual reports will include effectiveness evaluation and planned program improvements.	During FY 05-06, no BMP O&M verification inspections were performed because the projects had not been completed. Some projects were recently completed and will be inspected during FY 06-07.	FD
C.3.f. Hydromodification Management Plan (HMP) Goal: To manage increases in runoff peak flow and volume for Group1 projects, where such increases may cause increases erosion of creek beds and banks or related impacts, through implementation of a HMP.				
NDP – 1	**f.1.** Upon adoption by the Regional Board, begin implementation of HMP requirements for Group 1 projects that may cause	The City will review the HMP requirements. If acceptable, the HMP requirements will be implemented	HMP requirements have been incorporated into the City's C.3 implementation process and into the guidance document.	FD CDD PW

	increased erosion of other related impacts.			
C.3.h. Alternative Certification Goal: To allow a professionally qualified person to certify the adequacy of design of stormwater treatment measures.				
NDP	**h.1.** Alternative certfication	The City will develop an internal procedure to allow alternative certification of the adequacy of design of stormwater treatment measures.	The City's guidance document was revised to include a third-party engineer's certification requirement. Third part engineers are required to certify that the treatment controls designed for the project meet the City's Guidelines and requirements.	FD CDD PW
C.3.g. Waiver and Compensatory Mitigation Program Goal: Establish a program under which a project proponent may request a waiver from treatment BMP requirements due to impracticability, with a provision to provide an equivalent water quality benefit to the same receiving water (that allows participation in regional solutions).				
NDP – 1	**g.1.** Develop local waiver program, perform legal review, and incorporate provisions in project review process	The City will review the model waiver and compensatory mitigation program that will be developed by the Program, and is due 3/03. If acceptable, the waiver and compensatory mitigation program will be incorporated into the project review and approval process as appropriate.	At this time, the City does not have a waiver and compensatory mitigation program since there is not a system to allow for participation in regional solutions. The City will consider a waiver and compensatory mitigation program if a viable opportunity becomes available.	
NDP - 12	**g.2.** Tracking information for reporting on waivers granted, including project data, reasons for and terms of the waiver, and the	If an acceptable waiver and compensatory mitigation program is adopted, the City's Fire and Environmental Protection Division will update the new development tracking database to include the requested waiver information.	Waiver tracking program is not applicable at this time.	

	alternative benefit project and completion date.			
C.3.j. Site Design Measures Guidance and Standards Development Goal: To incorporate site design measures that reduce water quality impacts into local design standards and encourage their use in project designs to meet C.3. requirements.				
NDP – 4	**j.1.** Review existing local design standards and guidance, and compare them to the list of areas to address in Provision C.3.j. and other references such as "Start at the Source" and the "Development Policies Comparison" work sheet. Prepare and submit an analysis of local standards, identified opportunities for revision, and proposed revisions.	1. Review list of recommended site design measures to reduce water quality impacts using references, including the NPDES Permit and "Start at the Source." 2. Compare the list of recommended site design measures with existing City standards and guidance. 3. Identify opportunities for revisions to City standards that will incorporate site design measures to reduce water quality impacts. 4. Prepare and submit an analysis of the revisions proposed to be incorporated into the City's project review process, including schedule for revisions and implementation	The City's C.3 guidance document references site design measures. C.3 guidance manual will include site design measures and standards.	CDD FD

NDP – 4	**j.2.** Incorporate the revised standards and guidance into local project approval process and "fully implement" site design measures and guidance.	The revisions recommended from action j.2. will be incorporated and implemented during FY 04-05.	Site design measures are encouraged during review and comments on project Storm Water Management Plans.	CDD FD
C.3.k. Source Control Measures Goal: Require source control measures for new redevelopment projects to limit pollutant generation, discharge and runoff to the maximum extent practicable.				
NDP – 4	**k.1.** Revise conditions of approval to include the source control measures recommended in Provision C.3.k.	The City will review the model list of source control measures that will be developed by the Program, and is due 9/15/02. If acceptable, the City's Conditions of Approval will be revised to include the required source control measures.	Most source control measures were already included in the Mountain View City Code and listed in the Storm Drain Plan Review Check Sheet. During FY 02-03 (May 2003), the Mountain View City Code and the Storm Drain Check Sheet were also revised to include additional source control measures.	FD

Item No.	Activity	FY05-06 Work Plan Tasks	FY 05-06 Accomplishments	Responsible Party
C.3.l. Update General Plans Goal: Include water quality and watershed protection principles and policies in General Plans to the extent necessary to provide the basis for implementation of the measures required by Provision C.3.				
NDP - 1	**I.1.** Review current	The current City General Plan Policy has been reviewed, and pursuant to	General Plan was reviewed and found to adequately address policies needed to implement Provision C.3.	CA FD

	General Plan policies related to water quality and watershed protection, and incorporate additional policies as shown in C.3.I. as appropriate.	Goal F, Policy 16 of the Environmental Management Chapter is shown to adequately address the principles and policies that are needed to implement Provision C.3.	The pertinent General Plan sections are included in the City's URMP.	
C.3.m. Water Quality Review Processes Goal: To ensure that water quality impacts and appropriate mitigation measures are identified as part of environmental review of proposed projects.				
NDP - 3	**m.1.** Review CEQA initial study checklists and other environmental review documents and modify documents as needed to include questions that sufficiently address water quality impacts of projects.	1. Review and evaluate the examples of CEQA Water Quality Review questions that are listed in C.3.m. 2. Compare the examples in C.3.m. to the City's existing CEQA and other environmental review documents. 3. Revise CEQA and other environmental review documents as necessary.	The City reviewed the example Water Quality Review questions listed in C.3.m, and determined that the City's existing CEQA check list adequately addresses the questions in a manner that is consistent with the SCVURPPP memo, dated October 17, 2003.	FD CDD
C.3.n. Reporting Requirements Goal: To meet the Provision C.3. reporting requirements, and plan for anticipated data needs, and begin collecting and tracking required data on development projects as needed.				

ATTACHMENT B

SANTA CLARA VALLEY URBAN RUNOFF POLLUTION PREVENTION PROGRAM

FY 2005-2006 ANNUAL REPORT

Municipality: City of Mountain View

NDP – 12	**n.1.** Provide information from Table 1 of Provision C.3 in Annual Reports	Tables will be included in Annual Reports.	See project reporting tables (Part 1 and Part 2) that are included in this report.	CDD PW
NDP - 8	**n.3.** Collect information and report a summary of types of pesticide reduction measures required for development projects, and the percentage of projects for which pesticide controls were required.	The City will continue to review and evaluate pesticide reduction measures for possible implementation. The City currently requires the following pesticide reduction measures for landscaping on new projects: • No steep slopes (>10%) • Use of mulches • Selecting plants appropriate for the climate zone • Irrigation systems that reduce runoff	No new pesticide reduction measures were added during FY 05-06. The Fire and Environmental Protection Division reviewed 22 projects as part of the development review process during FY 05-06. Conditions to reduce pesticide runoff were placed on 16 of the 22 projects.	FD CDD

ATTACHMENT B

SANTA CLARA VALLEY URBAN RUNOFF POLLUTION PREVENTION PROGRAM

FY 2005-2006 ANNUAL REPORT

Municipality: City of Mountain View

Regional Board Comments on New Development-Planning Procedures in FY 2004-2005 Annual Report		
Item	**RWQCB Comment**	**City of Mountain View Response**
04-05 Annual Report comments.	1) Include a list of acronyms (and their definitions) used in the Annual Report. 2) Clarify whether the "submittal date" and "application deemed complete date" are one and the same. 3) Approval dates not listed for some projects.	1) The list of acronyms (and their definitions) used in the Annual Report is included with this report as Attachment C. 2) The "submittal date" shown in reporting table - Part 1 indicates the month and year that the project was submitted to the City for Development Review, and does not reflect the deemed complete date. 3) The reporting table – Part 1 is revised to list approval dates for all projects.

New Development-Planning Procedures Program Evaluation

During FY 05-06, the City implemented the C.3 requirements using its existing development review process. Information regarding the requirements is provided to applicants early in the planning process. The City revised its Conditions of Approval, and the C.3 guidance document, titled "Storm Water Quality Guidelines Development Project," to reflect Group 2A requirements. The Fire and Environmental Protection Division places conditions of approval on projects requiring applicants to prepare and submit a Storm Water Management Plan for applicable projects. The information required in the Storm Water Management Plan is listed in the City's Storm Water Quality Guidelines document. The Storm Water Management Plan includes information about the treatment controls that will be installed or used to comply with the requirements. The Plan also describes the O&M requirements. During the plan review phase of the process, building plans and the Storm Water Management Plan are checked to verify that the conditions and requirements are met. Plans are approved and a building permit will be issued when the conditions and requirements are met.

During FY 05-06, the City approved six private Group 1 projects. There were no public Group 1 project, and no Group 2A projects in FY 05-06. Each of the projects includes installation of CDS treatment devices. Some of the projects also incorporate vegetated swales as part of the site's treatment control strategy. Conditions were places on all projects that Maintenance Agreements would be entered and recorded prior to final occupancy. At this time, none of the approved Group 1 projects have been completed, so post-construction O&M and inspection

requirements have not been initiated. Most of the projects in Mountain View are dense, with little landscaping available for infiltration, which is why manufactured treatment devices are typically selected. The City is currently reviewing three additional private Group 1 projects. A summary of the Group 1 projects is listed below.

By October 2005, the City will revise its Storm Water Quality Guidelines to include the Group 2A requirements and the Hydrograph Modification Plan requirements.

The City reviewed 150 projects for potential storm water related impacts and requirements.

Part 1 – Group 1 New Development and Significant Redevelopment Projects							
Submittal Date	**Project Name**	**Project Type**	**Site Size (a. or s.f.)**	**New Impervious Surface (s.f.)**	**Project Status**	**Storm Water Control Measures included in the Project**	**Requirement Mechanism**
Private Projects – Approved							
February 2004	Whisman Park - Phase IV	Townhomes	87,991 sq. ft.	61,420 sq. ft.	Storm Water Management Plan approved 9/1/2004. Project to be completed Fall 2006	CDS treatment unit. High density housing near light rail. Limited landscaping.	Development Review Process and plan check
September 2003	Allison BMW	New auto service facility	59,241 sq. ft.	55,032 sq. ft.	Storm water management Plan approved 2/11/2005. Project completed	CDS treatment unit. Source controls.	Development review process and plan review process.

ATTACHMENT B

SANTA CLARA VALLEY URBAN RUNOFF POLLUTION PREVENTION PROGRAM
FY 2005-2006 ANNUAL REPORT

Municipality: City of Mountain View

					July 2006.		
April 2004	Office Buildings – 555 Clyde	Office Buildings	214,287 sq. ft.	184, 630 sq. ft.	Storm Water Management Plan approved 3/3/2005. Project completed July 2006.	CDS treatment unit	Development review process and plan review process.
July 2005	2 commercial buildings – 1380 Pear Avenue	Retail/comm. buidlings	64,474 sq. ft.	49,391 sq. ft.	Storm Water Management Plan approved 3/8/2005. Project completed June 2006.	CDS treatment unit. Parking lot drains to swale.	Development review process and plan review process.
October 2003	Office Building – 369 to 465 Whisman Rd.	Multiple office bldgs and parking garage	214,270 sq. ft.	177,844 sq. ft.	Storm Water Management Plan approved September 12, 2005. Project completed May 2006.	CDS treatment unit.	Development review process and plan review process.
March 2004	Camino Medical Group	Medical Facility	420,790 sq. ft.	350,658 sq. ft.	Storm Water Management Plan	CDS treatment units. Source controls.	Development review process and plan review process.

					approved 5/11/2005. Project under construction.		
February 2005	El Camino Hospital	Hospital	242,063 sq. ft.	181, 819 sq. ft.	Storm Water Management Plan approved August 24, 2005. Project under construction.	CDS treatment units. Parking lot swales. Source controls.	Development review process and plan review process.
June 2005	El Camino Hospital Master Plan	Hospital	242,063 sq. ft.	181,819 sq. ft.	Comprehen-sive Master Plan approved 8/24/2005	CDS treatment units. Parking lot swales. Source controls.	Development review process and plan review process.
January 2004	Granada Townhomes	Townhouse project	76,937 sq. ft. (1.8 acres)	42,590 sq. ft. (existing impervious area was 38,967 sq. ft. – project results in net increase of impervious surface.)	Storm Water Management Plan approved October 10, 2005. Project not under construction – site is cleared.	Swales and treatment device.	Development review process and plan review process.
March 2006	Charleston Plaza	Commercial – Retail Center	455,420 sq. ft. (10.5 acres)	395,470 sq. ft. (existing	Storm Water Management Plan	Multiple storm water treatment devices and swale.	Development review process and plan review process.

				impervious area was 413,400 sq. ft. – project results in net reduction of impervious surface.)	approved October 11, 2006. Project completed August 2006.		
April 2004	Classics at Evandale	Single family residential development - townhomes	98,446 sq. ft.	64,806 sq. ft. (existing impervious area was 43,444 sq. ft. – project results in net increase of impervious surface.)	Storm Water Management Plan approved June 7, 2006. Project under construction.	Storm water treatment device and swales.	Development review process and plan review process.
January 2006	Bedford Square	Single family residential development	248,292 sq. ft (5.7 acres)	188,702 sq. ft. (existing impervious area was 208,565 sq. ft. – project results in net reduction of impervious surface.)	Storm Water Management Plan approved June 16, 2006. Project under construction.	Storm water treatment devices.	Development review process and plan review process.

ATTACHMENT B

SANTA CLARA VALLEY URBAN RUNOFF POLLUTION PREVENTION PROGRAM
FY 2005-2006 ANNUAL REPORT

Municipality: City of Mountain View

November 2004	Sierra Greens	Single family residential development - townhomes	104,742 sq. ft. (2.4 acres)	53,457 sq. ft. (existing impervious area was 75,706 sq. ft. – project results in net reduction of impervious surface.)	Storm Water Management Plan approved April 18, 2006. Project under construction.	Storm water treatment device and swales.	Development review process and plan review process.
August 2005	Shae Homes	Single family residential development	113,256 sq. ft. (2.6 acres)	79,279 sq. ft.	Storm Water Management Plan approved August 17, 2006. Project not yet under construction. Site is cleared.	Storm water treatment device and swales.	Development review process and plan review process.
Public Project - Approved							
January 2005	Alta Vista Continuation High School	Public High School	101,059 sq. ft.	57,499 sq. ft.	Storm Water Management Plan approved 1/13/ 2005. Project Completed.	CDS treatment unit. Vegetated swale. Underground detention vault.	Project review

January 2004	Mountain View Senior Center	Public facility	210,046 sq. ft.	141,300 sq. ft.	Storm Water Management Plan approved 6/7/2005. Project under construction.	CDS treatment unit. Vegetated swales. Source controls.	Plan review process.

Part 2 – Stormwater Control Measures for Group 1 Projects						
Project Name	**Treatment BMPs**	**Numeric Sizing Criteria Used**	**O&M Responsibility Mechanism and Responsible Party**	**Site Design Measures**	**Source Control Measures**	**Pesticide Reduction Measures**
Private Projects - Approved						
Whisman Park - Phase IV	CDS treatment device	Flow based – Uniform Intensity Approach	Maintenance Agreement/Home-owner's Association	High density housing; Transit-oriented development; Impervious pavers in low traffic area; narrow street design	Street Sweeping; Storm Drain Stenciling; Tuck-under parking	Minimal landscaping; Efficient irrigation;
Allison BMW	CDS treatment device	Flow based – Uniform Intensity Approach	Maintenance Agreement/Allison BMW	Site mostly impervious – limited opportunity for site design measures.	Chemical storage controls; vehicle washing area (sanitary sewer); parking garage	Minimal landscaping; Efficient irrigation

ATTACHMENT B

SANTA CLARA VALLEY URBAN RUNOFF POLLUTION PREVENTION PROGRAM
FY 2005-2006 ANNUAL REPORT

Municipality: City of Mountain View

Office Buildings – 555 Clyde	CDS treatment device	Flow based – Uniform Intensity Approach	Maintenance Agreement/Prop. Management Group	Pervious materials on walkways	Parking lot sweeping; drain stenciling	Minimal landscaping; Efficient irrigation
2 commercial buildings – 1380 Pear Avenue	CDS treatment device; vegetated swale	Flow based – Uniform Intensity Approach	Maintenance Agreement/Prop. owner	Partial roof drainage to landscape	Parking lot sweeping; drain stenciling	Efficient irrigation
Office Building – 369 to 465 Whisman Rd.	CDS treatment device	Flow based – Uniform Intensity Approach	Maintenance Agreement/prop. Owner	Pervious materials on walkways	Parking garage	Minimal landscaping; efficient irrigation
Camino Medical Group	CDS treatment device	Flow based – Uniform Intensity Approach	Maintenance Agreement/Camino Medical Group	Limited self-treating area	Parking garage; spill control in loading dock	Minimal landscaping; efficient irrigation; native plant selection
El Camino Hospital	CDS treatment device; vegetated swales	Flow based – Uniform Intensity Approach	Maintenance Agreement/ El Camino Hospital	Roof garden	Parking garage	Efficient irrigation; native plant selection
Granada Townhomes	Stormwater treatment device and swales	Flow based – Uniform Intensity Approach	Maintenance Agreement/ Home-owner's Association	High density housing; narrow street; roofs drain to landscaping	Street sweeping; stenciled storm drains	Minimal landscaping; efficient irrigation
Charleston Plaza	Stormwater treatment device and swales	Flow based – Uniform Intensity Approach	Maintenance Agreement/ Property Manager	Limited self-treating area	Parking lot sweeping; storm drain stenciling; storm drain shut-off valves in loading docks	Minimal landscaping; efficient irrigation
Classics at Evandale	Stormwater treatment device	Flow based – Uniform Intensity Approach	Maintenance Agreement/ Home-owner's	High density housing; narrow street; roofs drain	Street sweeping; stenciled storm drains	Minimal landscaping; efficient irrigation

	and swales		Association	to landscaping		
Bedford Square	Stormwater treatment device	Flow based – Uniform Intensity Approach	Maintenance Agreement/	High density housing; narrow street	Street sweeping; stenciled storm drains	Minimal landscaping; efficient irrigation
Sierra Greens	Stormwater treatment device and swales	Flow based – Uniform Intensity Approach	Maintenance Agreement/	High density housing; narrow street; roofs drain to landscaping	Street sweeping; stenciled storm drains	Minimal landscaping; efficient irrigation
Shae Homes	Stormwater treatment device and swales	Flow based – Uniform Intensity Approach	Maintenance Agreement/	High density housing; narrow street; roofs drain to landscaping	Street sweeping; stenciled storm drains	Minimal landscaping; efficient irrigation
Public Projects - Approved						
Alta Vista Continuation High School	CDS treatment device; vegetated swale; Detention vault	Flow based – Uniform Intensity Approach	Maintenance Agreement/Alta Vista High School	Some drainage to pervious landscaping	Sweeping; storm drain stenciling	Efficient irrigation; native plant selection
Mountain View Senior Center	CDS treatment device; vegetated swale	Flow based – Uniform Intensity Approach	City of Mountain View	Impervious materials for walkways	Covered garbage enclosure with sanitary sewer drain; equipment drains to sanitary sewer; sweeping	Efficient irrigation native plant selection

ATTACHMENT B

SANTA CLARA VALLEY URBAN RUNOFF POLLUTION PREVENTION PROGRAM

FY 2005-2006 ANNUAL REPORT

Municipality: City of Mountain View

NEW DEVELOPMENT CONTRUCTION INSPECTION

FY 2005-2006 Work Plan Self Evaluation Matrix

Item No.	Activity	FY05-06 Work Plan Tasks	FY 05-06 Accomplishments	Responsible Party
CIPS - All	Performance Standards	Adopt and implement the Construction Inspection Performance Standards.	Model Construction Inspection Performance Standard was adopted and is included in the City's URMP. The Performance Standard is implemented.	FD
CIPS-2	Construction Inspections	During FY 05-06, the City will conduct inspections in accordance with the Performance Standards.	During FY 05-06, the City conducted 131 construction inspections, and issued 42 written notices for corrective actions. See the self-evaluation for more details.	FD
CIPS - 6	Training	Attend inspector training urban runoff BMPS.	The primary inspector for urban runoff construction BMPs attended construction training during FY 05-06 (December 2005).	FD
CIPS - 8	Review and Evaluate Effectiveness	The City will continue to review and evaluate its Program effectiveness.	See evaluation below.	FD

Regional Board Comments on New Development-Construction Inspection in FY 2004-2005 Annual Report

Item	RWQCB Comment	City of Mountain View Response
No comment	NA	NA

ATTACHMENT B

SANTA CLARA VALLEY URBAN RUNOFF POLLUTION PREVENTION PROGRAM

FY 2005-2006 ANNUAL REPORT

Municipality: City of Mountain View

New Development-Construction Inspection Program Evaluation

During FY 05-06, the City continued to implement an effective construction inspection program. The City conducted 131 construction site inspections and issued 42 written notices. Most notices were for minor violations with corrective actions. The City issued one Violation Notice, which included a $500 penalty for uncontrolled dewatering discharges from an excavation at a construction site. The majority of the inspections were conducted at small project sites. The City currently has a few moderately sized projects, which are the priority sites for inspections. Most of the construction inspection items identified were housekeeping issues that were corrected, such as sweeping, replacing filters, and adding rock to the construction driveway. Pre-winter inspections were conducted and information was distributed, which seemed to help maintain compliance throughout the winter.

The City will continue to implement its construction inspection program. Pre-winter inspection and information distribution is important for achieving compliance, and will be conducted again in FY 06-07.

ATTACHMENT B

SANTA CLARA VALLEY URBAN RUNOFF POLLUTION PREVENTION PROGRAM

FY 2005-2006 ANNUAL REPORT

Municipality: City of Mountain View

PEST MANAGEMENT
(Provision C.9.d of the Permit)

FY 2005-2006 Work Plan Self Evaluation Matrix

Item No.	Activity	FY 05-06 Work Plan Tasks	FY 05-06 Accomplishments	Responsible Party
Municpal Pesticide Use				
Goal 1.A. Eliminate all unnecessary municipal pesticide use (particularly organophoshate (OP) pesticide use) and implement Integrated Pest Management (IMP) techniques.				
I.A.1	Record Keeping and Tracking	Develop and implement a process for tracking pesticide use on municipally owned property (PS #8). Include in the process reporting and justification for the use of OP pesticides and BMPs employed during OP pesticide use.	Pesticide use tracking database was used during FY 05-06. Pesticide use data for FY 05-06 is available on request.	FD, CSD, SGL, and PCO
I.A.2	IPM Policy	Adopt an IPM policy and/or ordinance requiring the use of IPM techniques in the agency's operations, minimization of pesticide use, and the restricted use of organophosphate pesticides only when their use is justified and adverse water quality impacts are minimized (PS #2).	City's IPM Policy was adopted by the City Council on September 10, 2002.	FD, CSD, SGL
I.A.3	IPM Plan	Develop and implement standard operating procedures (SOPs) and best management practices (BMPs) for implementing the IPM policy. (PS #3).	Final IPM Plan was completed in June 2003. IPM Plan includes SOPs and BMPs. The Plan was implemented during FY 05-06.	FD, CSD, SGL, CM

ATTACHMENT B

SANTA CLARA VALLEY URBAN RUNOFF POLLUTION PREVENTION PROGRAM
FY 2005-2006 ANNUAL REPORT

Municipality: City of Mountain View

		BMPs will include special precautions to reduce water quality impacts when applying pesticides.		
I.A.4	Performance Standards	Update local URMPs to incorporate/adapt the model Pest Management Performance Standard, including a description of the legal authority (IPM policy/ordinance, contract language), work plan elements, BMPs, and SOPs needed for implementation. (Program FY 01-02 Work Plan)	Program's Model PS is adopted and included in the City's URMP.	FD
I.A.5	Contract PCOs	Develop and implement a process to ensure that any contractor employed to conduct pest control and pesticide application on municipal property engages in pest control methods consistent with the IPM policy adopted by the agency (PS #5).	City's PCO contract did not go for bid during FY 05-06. City's purchasing Division was notified of the IPM Policy and will be informed that future IPM requirements will be included when new PCO Contract is solicited. IPM Policy and Plan have been provided to the City's PCO contractor.	FD, purchasing
I.A.6	Chemical storage area inspection	Conduct a periodic agency-wide search of chemical storage areas for pesticides no longer legal for application per EPA, State, and/or local requirements, and properly dispose of any such pesticides pursuant to appropriate waste disposal regulations.	During FY 05-06, the Fire Department evaluated City-wide chemical inventories. No OP pesticides were identified.	FD
MM I.A.1	Annual report	Document completion of tasks in annual reports. Use pesticide-tracking process to document pesticide use.	Pesticide use data will be used in the effectiveness evaluation section of the annual report.	FD

ATTACHMENT B

SANTA CLARA VALLEY URBAN RUNOFF POLLUTION PREVENTION PROGRAM

FY 2005-2006 ANNUAL REPORT

Municipality: City of Mountain View

Goal 1.B. Raise awareness of all municipal employees and train employees who apply pesticides for the municipality about the municipality's IPM Policy and/or IPM techniques as appropriate.				
I.B.1	Employee Training	Ensure that employees who apply pesticides for the agency obtain the appropriate training as required by the County Agricultural Commissioner and the State Department of Pesticide Regulation (DPR) (PS #4a).	All City pesticide applicators receive training required by the County and State.	CSD, SGL
I.B.2	IPM Training	Provide annual training on the appropriate portions of the IPM Policy, SOPs, and BMPs, and the latest IPM techniques to employees within departments responsible for pesticide application (PS #4b).	Environmental Safety Division personnel attended an IPM workshop in June 2006 Environmental Safety Division personnel and Community Services Managers and Supervisors will attend the Regional IPM training workshop on November.	FD. CSD, SGL
I.B.3	Training	Periodically (at least annually) inform employees who are not authorized and trained to apply pesticides that they cannot use over-the-counter pesticides in or around the workplace, consistent with the IPM Policy (PS #4c).	Departments have been informed to contact the PCO for pest problems. Training conducted by the Safety and Training Manager and the Urban Runoff Coordinator on March 16, 2006 reviewed the Environmental Compliance Plan for the Operations and Maintenance Divisions. This training covered incident response (including spills), chemical handling, emergency response, and handling abandoned waste. The over-the-counter pesticide prohibition was also discussed.	FD, CSD, PS
I.B.4	Training Workshop	Assist with and send staff to a workshop on least-toxic pest control methods and pesticide management BMPs. (Program	Environmental Safety Division personnel attended an IPM workshop in June 2006	NA

		FY 01-02 Work Plan)	Environmental Safety Division personnel and Community Services Managers and Supervisors will attend the Regional IPM training workshop on November.	

ATTACHMENT B

SANTA CLARA VALLEY URBAN RUNOFF POLLUTION PREVENTION PROGRAM

FY 2005-2006 ANNUAL REPORT

Municipality: City of Mountain View

Item No.	Activity	FY05-06 Work Plan Tasks	FY 05-06 Accomplishments	Responsible Party
Public Education and Outreach **Goal II.A.** Increase awareness of IPM so target audiences recall less toxic pest management messages and adopt IPM behaviors. Target audiences include residential and commercial users, pesticide retailers, municipal employees, and special districts (PS #6)				
II.A.1	WE&O Outreach	Assist with local implementation of the Watershed Education & Outreach (WE&O) Campaign[1], which will target the general public and include messages about less-toxic pest control and proper disposal (Program FY 01-02 Work Plan).	The City supports WE&O Outreach through Program participation. The City distributed IPM and less toxic pest control information at various public events, such as the Art and Wine Festival, and Arbor Day Fair. The Community Outreach Coordinator also distributed Pest control fact sheets in English and Spanish.	FD, CM
II.A.10	Local Outreach	Prepare and pitch IPM stories and press releases to local media.	During FY 05-06, the City did not prepare IPM articles.	FD
II.A.12	IPM Outreach	Assist with implementation of local components of a "Pesticide User Outreach" project[2] targeting residential and commercial users (see Program FY 01-02 Work Plan).	City supports this item through Program Participation.	FD
II.A.13	IPM Outreach	Provide information on less toxic pest control (e.g., IPM techniques, municipal IPM policies, model contract language, training opportunities, etc.) to neighboring special districts (e.g., open space districts, vector control districts,	The City did not provide information to neighboring special districts. City supports outreach through regional effort.	FD

[1] Funded by all Co-permittees in FY 01-02.
[2] Funded by all Co-permittees in FY 01-02.

		and school districts) as appropriate		
MM II.A.1	Annual report	Document or estimate numbers of residents reached by outreach efforts and media advertising	Through distribution of IPM materials at community events, the City educated approximately 2,500 residents.	FD
Goal II.B. Educate pesticide retailers and consumers about less toxic pest control products and promote the sale of such projects.				
II.B.1	IPM Otreach	Continue to fund and participate in the BASMAA Regional IPM Partnership[3]. (Program FY 01-02 Work Plan)	City addressed this item through Program participation.	FD
II.B.2	IPM Outreach	Continue to implement cost-effective elements of the IPM Store Partnership Program. Create and provide fact sheets and other materials to pesticide retailers to facilitate point-of-purchase outreach. Visit stores as necessary to ensure ongoing participation. (Program FY 01-02 Work Plan)	The City continued its support of the Our Water Our World program during FY 05-06. Three stores in Mountain View participated in the program.	FD
II.B.3	IPM Outreach	Assist Program to offer IPM training opportunities to pesticide retailer employees through coordination with Master Gardener-taught educational programs.	This item addressed through Program participation.	FD
MM II.B.1	IPM Outreach	Document number of participating stores, materials distributed and employees trained. Evaluate the cost-effectiveness of the IPM Store	Three stores continued participation in the OWOW program. Pest fact sheets, and shelf talkers provided at the stores.	FD

[3] Funded by all Co-permittees in FY 01-02.

		Partnership Program each year		
Pest Control Operators (PCOs) **Goal III.A.** Minimize pesticide use by PCOs contracted for structural pest control and landscape maintenance.				
III.A.4	PCO operations	Require PCOs contracted for municipal applications to use pest control methods consistent with the municipality's IPM policy (through contract specifications). Specifically, require contractors to: a) follow the agency's IPM policy, BMPs, and SOPs; b) provide evidence of current IPM training, when feasible; and c) provide documentation of pesticide use on agency property to the agency in a timely manner (PS#5).	IPM Policy and Plan was provided to the City's contract PCO, Bay Valley Pest. Bay Valley submits records of pesticide applications to the City. Another landscape contractor applies small amounts of category III herbicides in accordance with the City's IPM policy. The contractor has been notified of the IPM policy.	FD
MM III.A.1	Record keeping and tracking	Document pesticide use by PCOs on municipal property	During FY 05-06, records of pesticide applications by Bay Valley were submitted to the City. These records were included in the pesticide database. Pesticide use data for FY 05-06 is available on request. Pesticide use by a landscaping company contracted by the City to perform minor work at public Parks had not been tracked in previous years. The pesticide use was kept, but was not submitted for tracking. The City's pesticide use tracking process was updated to include pesticides applied by the contractor. This is a small amount of pesticide use, and is included in the FY 05-06 pesticide summary.	

ATTACHMENT B

SANTA CLARA VALLEY URBAN RUNOFF POLLUTION PREVENTION PROGRAM

FY 2005-2006 ANNUAL REPORT

Municipality: City of Mountain View

Goal III.B. Require all PCOs to implement Best Management Practices (BMPs)				
III.B.2	PCO Contracts	Require PCOs contracted by municipalities to implement BMPs through contract specifications (see Action III.A.4., PS #5)	PCO contract was not up for renewal during FY 05-06. IPM Policy was provided to City's purchasing Division for inclusion in future contracts.	
MM III.B.1	Reporting	Document efforts to complete the above actions	Purchasing Division was advised of requirement to include IPM in City pest control operations.	FD, FASD

Commercial Businesses				
Goal IV.A. Determine the extent of commercial business employees use of pesticides (I.E., pesticide applications not performed by a licensed PCO) and conduct appropriate outreach regarding less toxic pest management.				
IV.A. 1	Commercial Outreach	Develop and implement education programs that target commercial businesses, per recommendations developed in Program work plan.	No commercial outreach regarding IPM was conducted in FY 05-06. City supports regional outreach efforts.	NA
MM IV.A. 1	Commercial Outreach	Document outreach efforts targeting businesses, as recommended in the work plan to be developed by the Program	No commercial outreach regarding IPM was conducted in FY 05-06. City supports regional outreach efforts.	NA
Household Hazardous Waste Collection				
Goal V.A. Provide pesticide disposal services through household hazardous waste (HHW) collection programs for all residents and small businesses, and encourage use of these programs.				
V.A.1	HHW	Ensure that adequate pesticide disposal services exist for residents and conditionally exempt small quantity	The City participates in the Santa Clara County HHW Program. Businesses are also eligible to participate in the Palo Alto small quantity program.	PW – Solid Waste

		commercial generators.		
V.A.3	HHW	Work with HHW collection agencies to support, enhance, and help publicize programs for proper pesticide disposal (PS #7).	The Public Works Department, Solid Waste Division publicizes HHW information in the Resource newsletter.	PW – Solid Waste
V.A.5	HHW Outreach	Provide hazardous waste disposal information to residents, through distribution of materials (e.g., utility bill insert, city newsletter, community events, etc.) or advertising in local media	HHW information included in the City's Resource newsletter.	PW- Solid Waste
MM V.A.1	Reporting	Document that household hazardous waste collection programs adequately serve residents and businesses and that any exchange programs do not exchange organophosphate or banned pesticides.	The City participates in the Santa Clara County HHW Program. Documentation regarding the ability to serve the residents and the prohibition against exchanging OP pesticides or banned pesticides is available from the County HHW Program.	SC County HHW
New Development **Goal VI.A.** Minimize pesticide use at new and redevelopment sites.				
VII.A.1	New Development	Have appropriate municipal staff coordinate with Program to identify landscaping techniques less likely to attract pests, including a list of pest-resistant plants, and develop model conditions of approval for pest resistant landscaping features and practices. (Required to meet NPDES Permit Provision C.9.d.ii. and Draft Permit	During FY 05-06, the City used planning conditions to minimize irrigation runoff, which also reduces pesticide runoff. Standard condition also directs developers to select appropriate plants for the location and in accordance with the appropriate climate zones.	FD

		Provision C.3.k.)		
VII.A.2	New Development Review	Consider pest-resistant landscaping and design features in the design, landscaping, and environmental reviews of proposed development projects. (NPDES Permit Provision C.9.d.ii.)	During FY 05-06, the City used planning conditions to minimize irrigation runoff, which also reduces pesticide runoff. Standard condition also directs developers to select appropriate plants for the location and in accordance with the appropriate climate zones.	FD
VII.A.3	Training	Train staff responsible for design review on pest-resistant landscaping techniques and model conditions of approval and the importance of minimizing pesticide use in runoff from development sites (NPDES Permit Provision C.9.d.ii.).	No new pesticide reduction conditions were added, so no additional training was conducted.	FD
VII.A.4	Tracking	Develop and propose enhanced reporting format for documenting use of pesticide reduction measures at development sites. (Draft Permit Provision C.3.n.)	No action on this item during FY 05-06.	FD
MM VII.A.1	Reporting	Summarize types of pesticide reduction measures required (such as by conditions of approval) for new development and significant redevelopment projects, and the percentage of new development and significant redevelopment projects for which pesticide reduction measures were required (Draft Permit Provision C.3.n.).	During FY 05-06, the following conditions were required to control irrigation runoff, which also reduces pesticide runoff: 1. Require no steep slopes exceeding 10%; use mulch as cover; plants with low water requirements; appropriate plants for climate zone. 2. Efficient irrigation systems, including; multiprogramable timers; rain shutoff devices; drip irrigation, and flow reducers.	FD

ATTACHMENT B

SANTA CLARA VALLEY URBAN RUNOFF POLLUTION PREVENTION PROGRAM

FY 2005-2006 ANNUAL REPORT

Municipality: City of Mountain View

Item No.	Activity	FY05-06 Work Plan Tasks	FY 05-06 Accomplishments	Responsible Party
Monitoring and Science				
Goal VII.A. Participate in coordinated monitoring efforts to support pesticide TMDL development and implementation.				
VII.A.1	Monitoring	Continue financial support of the Regional Monitoring Program (RMP) (FY 01-02 Program budget line item for $150,000). (Program FY 01-02 Work Plan)	Item addressed through Program participation.	FD
Review and Revision of Work Plan				
Goal X.A. Implement a Work Plan that includes appropriate goals, actions and monitoring mechanisms to reduce pesticide-related toxicity in urban runoff.				
X.A.1	Work Plan	Review and continuously improve the goals, actions, and monitoring mechanisms of the work plan considering results of self-evaluations, comments from Regional Board staff and other interested parties, and results of local performance review meetings if any.	City's Work Plan was submitted to the Regional Board.	FD
X.A.1	Work Plan	Revise work plan and add continuous improvement items.	No actions for this item.	FD

Regional Board Comments on Pest Management in FY 2004-2005 Annual Report		
Item	**RWQCB Comment**	**City of Mountain View Response**

ATTACHMENT B

SANTA CLARA VALLEY URBAN RUNOFF POLLUTION PREVENTION PROGRAM

FY 2005-2006 ANNUAL REPORT

Municipality: City of Mountain View

No Comments	No Comments in 04-05 Annual Report	NA

Pest Management Program Evaluation
The City's Pest Management Program evaluation is provided in the attached memo. The Memo will also be included in the City's IPM Plan.

CITY OF MOUNTAIN VIEW
MEMORANDUM

DATE: August 15, 2006

TO: City of Mountain View's IPM Plan

FROM: Eric Anderson, Urban Runoff Coordinator

SUBJECT: Pesticide Use Evaluation for FY 05-06

The purpose of this memo is to provide an evaluation of the City of Mountain View's pesticide use data for the Fiscal Year 2005-2006 (FY 05-06). The City's FY 05-06 pesticide use data will be compared to pesticide use data from Fiscal Year 2002-2003 (FY 02-03), Fiscal Year 2003-2004 (FY 03-04), and Fiscal Year 2004-2005 (FY 04-05) to identify possible trends in the City's pesticide use practices. The comparison and evaluation involve both the types and quantities of pesticides used at City facilities.

The pesticide use data is used to evaluate the City's implementation of its Integrated Pest Management (IPM) Policy, and IPM Plan. The City's IPM Policy was adopted by the City Council on September 10, 2002. The IPM Plan, which outlines the method for implementing the IPM Policy, was completed in June 2003.

The result of this evaluation will be to make recommendations for implementation of the IPM Plan during FY 06-07. This evaluation may also identify barriers to implementation of the IPM Policy and Plan. Pesticide use reports and evaluations are conducted annually. The pesticide use data and the evaluation will be included in Appendix 4 of the IPM Plan. The evaluation will also be included in the City's annual report to the Regional Water Quality Control Board, as required in the City's NPDES storm water permit.

The evaluation includes the following sections:

1. Description of the pesticide use tracking and reporting procedure and an evaluation of the procedure.
2. An evaluation of the use of prohibited pesticides at City facilities during FY 05-06 in comparison to past years.
3. A summary of the pesticide use data for FY 02-03, FY 03-04, FY 04-05, and FY 05-06.
4. A discussion of the pesticide use data for FY 02-03, FY 03-04, FY 04-05, and FY 05-06.
5. A summary and evaluation of overall pesticide use at City facilities.

Pesticide Use Tracking and Reporting Procedure

Data was collected from the Forestry and Roadway Landscaping Division (FRL), Shoreline Golf Links, and the City's contract pest control operators, Bay Valley Pest Control and Valley Crest Landscape Maintenance. FRL monitors and administers pesticide use for both FRL and the Parks Division. FRL and Shoreline Golf Links data were tracked using the required monthly report to the State Department of Pesticide Regulation, which includes the product name, registration number, quantity used, and a general description of the area where the application occurred. Bay Valley Pest Control's use data is tracked using the service invoices, which include the application date, product used, quantity used, target pest, and location.

All of the data is routed to the City's Fire and Environmental Protection Division, where the data is entered into the pesticide use tracking database. The database tracks products, date of application, quantities, and active ingredients applied. A comprehensive summary of pesticide use at City facilities during FY 05-06 was produced and is included in the City's IPM Plan.

During FY 05-06, it was discovered that pesticides applied by a City contract landscape pest control operator, One Source Landscape Maintenance, had not been tracked in past years. The City's pesticide use tracking procedure was modified to include these applications. Meanwhile,Valley Crest Landscape Maintenance's use data (landscape contractor for 05/06) is reported to FRL for tracking and includes the application date, product, and quantity. This data is forwarded to the Fire and Environmental Protection Division for entry into the tracking database, and is included in the FY 05-06 pesticide use summary. Also, during FY 05-06, the City started tracking three category III pesticides that had not been tracked in previous years.

Prohibited Pesticides

The City's IPM Plan specifically prohibits use of the following pesticides: diazinon, chlorpyrifos, chlordane, dieldrin, and DDT. During FY 05-06, the City did not use or store prohibited pesticide products.

Summary of Pesticide Use Data

Summaries of pesticide use for FY 02-03, FY 03-04, FY 04-05, and FY 05-06 are shown in the tables below. Table 1 shows a comparison of the number of different Category I, II, and III pesticides that were used during the past reporting years. Table 2 shows a comparison of the quantity of Category I, II, and III pesticides that were applied during the past three reporting years. The quantities shown in Table 2 include active and inert ingredients. Inert ingredients are typically emulsifiers or carriers that aid in delivery of the active ingredient, which is the material in a pesticide formulation that destroys the

target pest or performs the desired function. Table 3 shows a comparison of the quantity of Category I, II, and III active ingredients that were applied during the past three reporting years.

Table 1 - Number of Different Pesticides Used:

Pesticide Category	Number of Different Pesticides Used			
	FY 02-03	FY 03-04	FY 04-05	FY 05-06
I	1	0	0	1
II	4	8	6	5
III	19	22	22	27
Total	**24**	**30**	**28**	**33**

Table 2 - Quantity of Pesticides Applied:

Pesticide Category	Quantity of Pesticides Applied (Pounds) and Percent Change Compared to FY 04-05 & 3-Year Average						
	FY 02-03	FY 03-04	FY 04-05	3-Year Average	FY 05-06	% Change to Previous Year	% Change to 3-Year Average
I	144	0	0	48	340	-	+600%
II	556	512	265	444	373	+41%	-16%
III	1,777	2,155	3,310	2,414	5,467	+65%	+126%
Total	**2,476**	**2,667**	**3,575**	**2,906**	**6,180**	**+73%**	**+113%**

Table 3 - Quantity of Active Ingredient Applied:

Pesticide Category	Quantity of Active Ingredient Applied (Pounds) and Percent Change Compared to FY 04-05 & 3- Year Average						
	FY 02-03	FY 03-04	FY 04-05	3-Year Average	FY 05-06	% Change to Previous Year	% Change to 3-Year Average
I	88	0	0	29	116	-	+300%

II	235	222	87	181	244	+180%	+35%
III	853	704	990	850	1,228	+24%	+44%
Total	**1,176**	**927**	**1,078**	**1,052**	**1,588**	**+47%**	**+51%**

Category I Pesticide Use:

The IPM Plan bans the use of Category I pesticides at City facilities, except in cases where a pest outbreak poses an immediate threat to public health or significant economic loss will result if the banned product is not applied. Use of a Category I pesticide must be approved by the Community Services Director, or his/her designee.

Shoreline Golf Links

During FY 05-06, 340 pounds of a fungicide, Terracyte, was applied to golf course greens. Application of the category I pesticide was inadvertent. Terracyte had been listed as a category II pesticide, but was re-classified at the beginning of 2006, so it was applied with the assumption that it was listed as a category II pesticide. Review of the product information shows that Terracyte is listed as a category I pesticide due to acute eye hazards, which are mitigated with the use of personal protective equipment. The product does not present a threat to the environment. The potential use of Category I pesticides has not been eliminated as a future option, but is only to be used under certain conditions. Alternatives to the Terracyte product will be evaluated and considered for future use.

Category II Pesticide Use:

The IPM Plan limits the use of Category II pesticides at City facilities. Category II pesticides may be used when a Pest Control Advisor recommends their use after non-chemical controls and Category III pesticides have been ineffective, or when Category II pesticides may be needed to prevent an outbreak that may cause a threat to public health or significant economic loss.

During FY 05-06, five Category II pesticides were applied at City facilities. A discussion of the Category II pesticide use for FY 05-06 is provided below:

Forestry and Roadway Landscaping Division

- During FY 04-05, the Forestry and Roadway Landscaping Division (FRL) applied 139.5 pounds of the insecticide “m-pede,” which is an increase from the 3.7 pounds applied during FY 04-05, but is similar to the amount that was applied during FY 03-04. This product is used to treat aphid infestations, primarily in trees, so amounts used will depend on yearly fluctuations in aphid populations.

Shoreline Golf Links

- During FY 05-06, SGL applied 50 pounds of the algaecide "K-tea," which is an increase from 4.2 pounds applied in FY 04-05, and 12.5 pounds applied in FY 03-04. This product is used to control excessive algae growth in the retention ponds (lakes) at the golf course, so its use is dependent on algae growth conditions.
- During FY 05-06, SGL applied 8.7 pounds of the herbicide "Reward", which is a reduction from the 24 pounds applied in FY 04-05, and an increase from the 3.1 pounds applied in FY 03-04.
- During FY 05-06, SGL applied 33.3 pounds of the fungicide "Banner Maxx." This product was not used the previous two years. Two different fungicides, "Buctril" and "Daconil" had been used in previous years to control fungus on the greens, but were not used in FY 05-06. SGL applied 16.7 and 8.3 pounds, respectively, of "Buctril," and 116.6 and 239.5 pounds, respectively, of "Daconil" during the previous years.
- During FY 05-06, SGL applied 141.6 pounds of "Trimec Plus" to the roughs and fairways, which is an increase from 99.8 pounds applied in FY 04-05, and 47.9 pounds applied in FY 03-04.

Annual variations in the use of the products Banner Maxx, Reward, Buctril, Daconil, Trimec Plus, and Eagle is due to the practice of rotating pesticide use over an annual or multi-year frequency. This is a commonly accepted practice that minimizes the build up of resistance by a pest to a single pesticide. If this practice were not implemented, pesticide use would most likely be higher because additional pesticide applications would be needed after initial applications were shown to be ineffective.

Category III Pesticide Use:

Public Services and Community Services Departments

The IPM Plan promotes the use of less toxic methods for controlling pests at City facilities. If pesticides are needed, Category III pesticides should be used, unless these pesticides are ineffective, or Category I or Category II pesticides are needed to prevent an outbreak that may cause a threat to public health or significant economic loss. During FY 05-06, 27 different category III pesticides were used at City facilities to address specific problems or situations. This is a higher number of different pesticides than used in the past, in part because three products used were previously thought to not be pesticides.

<u>Discussion of Pesticide Use Data</u>

The total amount of pesticides applied during FY 05-06 increased by 2,565 pounds (73% increase) compared to FY 04-05, and increased 3,234 pounds (113%) compared to the 3-year average. The amount of category III pesticides applied during FY 05-06 increased by 2,117 pounds (65% increase) compared to FY 04-05, and increased 3,014 pounds (126% increase) compared to the 3-year average. The amount of category II pesticides

applied during FY 05-06 increased by 108 pounds (41% increase) compared to FY 04-05, and decreased 71 pounds (16% decrease) compared to the 3-year average. The amount of Category I pesticides applied during FY 05-06 increased by 340 pounds compared to no category I applications in FY 04-05, and increased 192 pounds (600% increase) compared to the 3-year average. Last year's pesticide use evaluation report, which compared FY 03-04 and FY 04-05 data, showed a 35% increase in total pesticide use, a 54% increase in category III pesticide use, and a 48% decrease in category II pesticide use.

The total amount of active ingredient applied during FY 05-06 increased by 510 pounds (47% increase) compared to FY 04-05, and increased 536 pounds (51%) compared to the 3-year average. The amount of category III active ingredient applied during FY 05-06 increased by 238 pounds (24% increase) compared to FY 04-05, and increased 378 pounds (44% increase) compared to the 3-year average. The amount of category II active ingredient applied during FY 05-06 increased by 157 pounds (180% increase) compared to FY 04-05, and increased 63 pounds (35% increase) compared to the 3-year average. The amount of Category I active ingredient applied during FY 05-06 increased by 116 pounds compared to no category I applications in FY 04-05, and increased 87 pounds (300% increase) compared to the 3-year average. Last year's pesticide use evaluation report, which compared FY 03-04 and FY 04-05 data, showed a 16% increase in total active ingredient use, a 41% increase in category III active ingredient use, and a 60% decrease in category II pesticide use.

Review of the data for FY 05-06 indicates three factors explaining the increased pesticide usage. The first factor is the discovery that relatively small pesticide usage by the City's landscape contractor, One Source Landscape Maintenance, had not been reported in previous years. This use amounts to 105 pounds of category III pesticides that are reported for FY 05-06, but had not been tracked in previous reports.

The second factor is that three category III pesticides, which had been used in previous years, were not reported until this years report. One of the products is a growth regulator and one is an adjuvant. Growth regulators controls pests by controlling or disrupting the pest's life cycle. Adjuvants are used in combination with pesticides to deliver or disperse the pesticide, but do not control pests by themselves. The City did not consider these to be pesticides, however a review of the State Food and Agricultural Code definition of pesticides shows that these products should be tracked. The third product is used in concealed bait stations and was not tracked since it was not exposed to the environment, but after evaluation of its use, the City started tracking its application. Use of these category III products accounted for 317 pounds of pesticide, and 9 pounds of active ingredient in the pesticide use summary. It is also important to note that FY 05-06 was the first full year that the City maintained two additional median strips. This expansion of service area will continue in FY 06-07, when the City will be responsible for maintaining two new parks.

Tracking uses and products that were not previously reported accounts for over 400 pounds of the total amount of product that is reported for FY 05-06. While this is a

significant amount, it does not fully explain the increased pesticide usage, since the total pesticide use compared to FY 04-05 increased by more than 2,500 pounds. The third factor related to pesticide use increases relates to significant increased use of five pesticides. Three of the pesticides, which were applied to the golf course greens, accounted for a 1,859 pound increase from FY 04-05. Another herbicide used to control weeds at City parks accounted for a 140 pound increase in use from FY 04-05. Increased use of these pesticides was due to weather patterns that occurred during FY 05-06. Early winter rains were followed by warm weather in February 2006, which was followed up by another extended period of rain. This weather pattern extended the growing period for fungus and weeds. Fungicides, which are typically applied once a year, were applied twice due to the wet weather. Lastly, a new ant treatment was used during FY 05-06, which accounted for 333 pounds of total pesticide use. This pesticide is applied in a highly dilute mixture and relies on larger volumes, so the total amount was 150 pounds higher than the amount applied for ant control during the previous year. The active ingredient from the ant pesticide was approximately 2 pounds, which is equivalent to the amount of active ingredient applied the previous year.

During FY 05-06, the City's Category III pesticide use was 88% of the total pesticide use for the year. This is a decrease compared to FY 04-05, when the City's Category III pesticide use was 93 % of the total pesticide use for the year, but higher than FY 03-04 when category III pesticides accounted for 82% of the total pesticide use. The volume of pesticide use is heavily dependent on seasonal variations in pest and weed populations, which are typically the result of regional weather patterns. When pesticides are needed, the City will continue to evaluate and consider the least toxic pesticide solutions. The City will also continue to seek non-chemical solutions to pest incidents. The City's primary IPM technique is to maintain healthy landscape and turf through implementation of effective cultural practices. City staff also utilizes biological and organic controls, such as nematodes in turf areas and mulch around tree basins and planting beds, as well as physical and mechanical controls to help control pest problems.

Recommendations to address pesticide use at City facilities are listed below:

1. Continue to train employees regarding the IPM Plan requirements for using Category I and Category II pesticides.
2. Continue to seek less toxic alternatives to the Category I and Category II pesticides that may be considered for use, although the alternatives are potentially more expensive and/or labor intensive. The City will evaluate alternatives to the Category I pesticide that was used during FY 05-06.
3. Continue to use less toxic products to control pests. If less toxic alternatives are ineffective and the pest outbreak poses a public health or economic threat, propose use of a Category II pesticide, or lastly, a Category I pesticide.
4. Continue to track regional efforts to develop a list of approved pesticides that not only considers acute toxicity, but other factors such as carcinogenicity, reproductive toxicity, and potential groundwater contaminants.
5. Continue to develop program and budget recommendations to implement possible alternatives.

Summary

This report has provided an evaluation of the City of Mountain View's pesticide use data for FY 05-06. Data from FY 05-06 was compared to data from previous years. The comparison and evaluation involved both the types and quantities of pesticides used at City facilities. The total amount of pesticide and the amount of category I, II, and III pesticide use increased from FY 04-05. The majority of increased pesticide use is due to weather-related application of 4 products. Also, increased use is reported due to contractor pesticide use and three products that were not reported in previous years, but were included in this report. The City inadvertently applied a category I pesticide, which had previously been listed as a category II product. The product was listed as a category I pesticide due to eye hazard, and it will be evaluated for possible alternatives. Staff will continue to evaluate and consider alternative or least toxic pesticide solutions for application whenever possible.

ATTACHMENT B

SANTA CLARA VALLEY URBAN RUNOFF POLLUTION PREVENTION PROGRAM
FY 2005-2006 ANNUAL REPORT

Municipality: City of Mountain View

MERCURY POLLUTION PREVENTION PROGRAM
(Provision C.9.c of the Permit)

FY 2005-2006 Work Plan Self Evaluation Matrix

Item No.	Activity	FY05-06 Work Plan Tasks	FY 05-06 Accomplishments	Responsible Party
MPP Pro-gram	Adoption of City mercury reduction policy.	The City will adopt a mercury policy in FY 03-04, requiring the virtual elimination of mercury from controllable sources in urban runoff from agency operations.	In June 2004, the City finalized Administrative Instruction No: 16-01, which established a Mercury Control Program. The Mercury Control Program includes: a procedure for the elimination of mercury-containing products to the maximum extent practicable; maximum recycling of fluorescent lights; participation in a household hazardous waste collection program for residential disposal of mercury-containing products; and public outreach.	FD
MP Task I.F	Implement guidelines for mercury-containing products reduction and management	The City will implement measures to reduce the quantity of mercury-containing products, and manage essential mercury-containing products.	No major mercury reduction measures were identified for FY 05-06. Mercury-containing switches will be removed at the time of replacement. Fluorescent lights are hauled for disposal.	PW
MP Task II.D	Documentation and reporting of mercury-containing products disposal	The City will implement measures for documenting and reporting quantities of mercury-containing products disposed.	The City maintained fluorescent light disposal records. During FY 05-06, the City recycled: 704 fluorescent tubes, 400 U-tubes, 94 2' lamps, 16 round 12-lamps, and 392 HID bulbs.	PW

ATTACHMENT B

SANTA CLARA VALLEY URBAN RUNOFF POLLUTION PREVENTION PROGRAM
FY 2005-2006 ANNUAL REPORT

Municipality: City of Mountain View

MP Task V.A	Mercury Disposal Outreach	The City will assist with program efforts to provide outreach to educate small business and small quantity generators about fluorescent light recycling programs.	Information about HHW and small business waste disposal programs is included in the City's Resource newsletter, which is mailed to all residents and businesses three time a year.	
MPP Pro-gram	HHW Collection	No specific tasks. City to continue HHW efforts through participation in the Santa Clara County HHW Collection Program.	City continued participation in the Santa Clara County HHW collection program. The City of Mountain View collaborated with the City of Palo Alto to offer fluorescent light and mercury thermometer drop-off services to residents.	PW

Regional Board Comments on Mercury Pollution Prevention Program in FY 2004-2005 Annual Report

Item	RWQCB Comment	City of Mountain View Response
No Comments.	NA	NA

Mercury Pollution Prevention Program Evaluation

During FY 05-06, the City implemented its Mercury Control Program. The Mercury Control Plan establishes a policy for reducing mercury-containing products at City facilities, through identification of mercury-containing parts and devices at City facilities, and the gradual phase-out of those parts and devices. The City supports the County-wide HHW and small quantity generators programs.

ATTACHMENT B

SANTA CLARA VALLEY URBAN RUNOFF POLLUTION PREVENTION PROGRAM

FY 2005-2006 ANNUAL REPORT

Municipality: City of Mountain View

COPPER ACTION PLAN/NICKEL ACTION PLAN

FY 2005-2006 Work Plan Self Evaluation Matrix

Item No.	Activity	FY 05-06 Work Plan Tasks	FY 05-06 Accomplishments	Responsible Party
CB-1	Vehicle Washing Operations	• Public outreach and education efforts to reduce vehicle wash discharges, including brochure distribution, and mobile cleaners information • Provide car wash kit to charity car wash organizers and educate on the use of the kits. • Inspect auto businesses regarding car wash requirements, and prohibited storm drain discharge. • Continue to maintain car wash systems for City vehicles at the Corp yard and Fire Stations. • Require vehicle wash systems draining to the sanitary sewer as source control measures for projects, where the control is applicable. • Submit data regarding vehicle washing outreach activities and	During FY 05-06, the City provided a car wash kit to local charities conducting car washes. The car wash kit is used to divert car wash water from storm drains. The City also maintained 6 City car wash facilities (2 at the Corporation Yard, and 4 at Fire Stations). The vehicle service facility inspection program verifies that fleet washing water is not draining into the storm drain system. Vehicle facility operators are also notified about vehicle washing requirements, including rental operations. Vehicle BMP information is provided to residents at City outreach facilities, including the Art and Wine Festival, and Arbor Day.	FD

		effectiveness evaluation in annual reports.		
CB-3	Industrial Copper Control	Continue Industrial Inspection program, including NOI sites such as plating and metal finishing facilities, vehicle service facilities, and other permitted sites.	The City conducted its industrial facility inspection program. Details are provided in the Industrial/Commercial Discharges Control Program section of this report. Inspections involve observing outdoor areas where spills or equipment discharges could release pollutants including copper and nickel into the storm drain system.	FD
CB-6/7	Reducing Traffic Congestion/Promoting Alternative Transportation	Review the results of the Development Policies Comparison Project Report, particularly Section VI., Policies to Limit Auto Use/Promote Alternative Transportation, in the Policy, Code, and Ordinance Worksheet, and investigate updating local development rules to promote better transportation-related design practices and alternative modes of transportation.	The City of Mountain View has actively supported public transportation projects including light rail. The City has also promoted transit-oriented development.	Community Development Department
CB-8	Watershed Protection Measures	• General Plan revisions are being reviewed as part of C.3 implementation. Revisions will be considered during the next City-wide GP revision, which currently is not scheduled. • CEQA revisions related to storm water are currently being evaluated as described in the C.3 Work Plan. Guidance from	The General Plan was not revised during FY 05-06. The City's existing CEQA document adequately addresses water quality review issues.	

		SCVURPPP and the City of San Jose addressing water quality review in CEQA will be reviewed and implemented, if acceptable. • HMP implementation will be incorporated upon completion of the document. • Continue C.3 implementation efforts	The City has a condition requiring eligible projects to comply with HMP requirements. The City does not expect HMP projects to be submitted for review. See New Development – Planning Procedures.	
CB-11	Street Sweeping	• City will continue to implement street sweeping program. • City will continue "Clean Sweep" program designed to secure access to heavily impacted streets that have a lot of cars typically parked throughout the day. • Maintain effective street sweeping equipment. • Continue to collect and report street sweeping information including mile swept and material removed for annual reports. • Continue to manage street sweeping solids. • Continue to maintain storm drain catch basins • Attend SCVURPPP training	See Streets and Roads Maintenance Section for more details.	

		workshops, if provided. • Evaluate need for improvement in FY 03-04 annual report.		
CB-12	Copper from Pools and Spas	• City will respond to complaints of pool/spa discharges. • Assist Program development of pool brochure. • City will distribute outreach materials.	The City responded to 1 pool discharge incident. The City supports regional outreach efforts. The Program completed mailing of the new Program pool brochure.	FD
CB-21	Architectural Copper	Review study and ordinance from Palo Alto and consider feasibility of limiting the use of these materials.	The City does not currently limit the use of architectural copper materials. The City reviewed Palo Alto's ordinance and is not planning to ban or limit the use of architectural copper materials at this time.	
NB-1	Discharges from Construction Sites	Continue to implement Construction Inspection Performance Standards and other tasks in Construction Inspection element of the Work Plan.	See the Construction Inspection section of this report for more details.	FD

Regional Board Comments on Copper Action Plan/Nickel Action Plan Requirements in FY 2004-2005 Annual Report

Item	RWQCB Comment	City of Mountain View Response
No comments	NA	NA

ATTACHMENT B

SANTA CLARA VALLEY URBAN RUNOFF POLLUTION PREVENTION PROGRAM

FY 2005-2006 ANNUAL REPORT

Municipality: City of Mountain View

Copper Action Plan/Nickel Action Plan Programs Evaluation
The City continued copper and nickel control efforts through implementation of vehicle washing controls, vehicle service facility inspections, industrial inspections, and construction site inspections.

ATTACHMENT B

SANTA CLARA VALLEY URBAN RUNOFF POLLUTION PREVENTION PROGRAM

FY 2005-2006 ANNUAL REPORT

Municipality: City of Mountain View

TRASH INVENTORY AND MANAGEMENT

FY 2005-2006 Work Plan Self Evaluation Matrix

Item No.	Activity	FY05-06 Work Plan Tasks	FY 05-06 Accomplishments	Responsible Party
Water Quality and Water-shed Mgt.	Trash Investigations and Plan Development	The City will support the Program's effort to develop a Trash Work Plan. The Work Plan will characterize the trash problem, identify trash hot spots, identify on-going efforts to reduce trash, and provide documentation regarding trash complaints/incidents.	The City conducted trash abatement activities, including sponsoring two creek cleanups, and maintenance of parks, roadways, and the Stevens Creek Trail. City Public Services employees also respond to trash dumping incidents. The City participated in trash assessments at two sites in Mountain View at Stevens Creek. The trash assessment data was submitted to the Regional Board. The assessments were completed collaboratively with volunteers from the Stevens Creek watershed Council, and staff from the Santa Clara Valley Water District, the City of Sunnyvale, and the City of Cupertino.	FD PW

Regional Board Comments on Trash Inventory and Management Requirements in FY 2004-2005 Annual Report

Item	RWQCB Comment	City of Mountain View Response
No comments	NA	NA

ATTACHMENT B

SANTA CLARA VALLEY URBAN RUNOFF POLLUTION PREVENTION PROGRAM

FY 2005-2006 ANNUAL REPORT

Municipality: City of Mountain View

Other Water Quality & Watershed Management Programs Evaluation

Current trash control efforts include two City-sponsored creek cleanups a year. These cleanup events occurred on Stevens Creek and Permanente Creek. A local organization, Friends of Stevens Creek Trail, with some support from the City also conducted creek cleanups throughout the year. City Community Services Department personnel and Shoreline Park Rangers also patrol Stevens Creek Trail and remove trash as needed. After conducting volunteer creek clean-ups for a number of years, it appears that the amount of trash removed during these events is decreasing.

City Community Services Department employees maintain City parks, including litter removal. City Public Services Department personnel also respond to trash dumping incidents that may occur throughout the City.

The City participated in a collaborative effort with volunteers from the Stevens Creek Watershed Council, and staff from the Water District, to conduct its trash assessments. These assessments were conducted at two sites along Stevens Creek. A summary of those assessments is attached.

Trash Problem Area Evaluation Results FY 05-06

Watershed	ID#	Date	Location of Trash Problem Area	Reported Ownership	Score	Trash Sources	Trash Type	Trash Management Activities	Comments
Baylands	CL01	5/10/06	La Avenida Stevens Creek Trailhead, 100 ft South of island in creek	SCVWD	67 (RTA)	• Upstream, storm drain catchment • Litter – pedestrian • Litter - vehicular	• Plastic/ styrofoam • Miscellaneous • construction	Site is cleaned at least twice per year by volunteers. Park rangers also patrol the location and pick up litter along the trail.	Majority of litter and debris comes from upstream sources.
Steevens Creek	CL02	5/10/06	El Camino Real bridge crossing, 100 ft. north	SCVWD	91 (RTA)	• Upstream, storm drain catchment • Litter - pedestrian	• Plastic/ styrofoam • Miscellaneous • construction	Site is occasionally cleaned up by volunteers. No current management actions in place. Large accumulation of debris on the side of bank downstream of the assessment area.	Site is located below the El Camino bridge and several upstream outfalls. Increased flow compared to past year. Site will be considered for future clean up event, but access is difficult.

ATTACHMENT B

SANTA CLARA VALLEY URBAN RUNOFF POLLUTION PREVENTION PROGRAM

FY 2005-2006 ANNUAL REPORT

Municipality: City of Mountain View

WATER QUALITY MONITORING

FY 2005-2006 Work Plan Self Evaluation Matrix

Item No.	Activity	FY 05-06 Work Plan Tasks	FY 05-06 Accomplishments	Responsible Party
NA	NA	NA	NA	NA

Regional Board Comments on Water Quality Monitoring in FY 2004-2005 Annual Report

Item	RWQCB Comment	City of Mountain View Response
No comments in FY 03-04 Annual Report	NA	NA

Other Water Quality & Watershed Management Programs Evaluation

The City did not conduct water quality monitoring during FY 05-06. The City's water quality monitoring activities are performed through participation in SCVURPPP.

ATTACHMENT B

SANTA CLARA VALLEY URBAN RUNOFF POLLUTION PREVENTION PROGRAM

FY 2005-2006 ANNUAL REPORT

Municipality: City of Mountain View

PUBLIC INFORMATION/PARTICIPATION (Provision C.4)

FY 2005-2006 Work Plan Self Evaluation Matrix

Item No.	Activity	FY05-06 Work Plan Tasks	FY 05-06 Accomplishments	Responsible Party
General Outreach				
PIP – 1-4	PIP Master Plan – General Outreach	Continue to conduct PIP General Outreach activities.	General outreach activities conducted during FY 05-06 include maintaining brochure stands at City facilities, participating in HHW program, storm drain stenciling, and articles in local publications.	FD
Targeted Outreach				
PIP – 1-4	PIP Master Plan – Targeted Outreach	Continue to conduct PIP targeted outreach activities.	Targeted outreach activities conducted during FY 05-06 include participation in the Clean Bay Business Program, displaying brochures at local auto parts stores, and continuing restaurant outreach. Targeted outreach to restaurants is explained in the Industrial/Commercial section of this report. Three Mountain View stores also participated in the Our Water, Our World Program designed to distribute pesticide alternatives. This is further explained in the Pest Management Section of the report. The City also participated in a pharmaceutical take-back event in FY 05-06. Participation included promoting	FD

			the event and staffing a drop-off location for residents to dispose of unwanted pharmaceutical products.	
PIP – 1-4	Targeted Outreach – Multicultural Outreach	Continue to support the City's multicultural outreach program, which is designed to provide information regarding various topics to non-English speaking people.	During FY 05-06, the multicultural outreach program distributed pollution prevention information at public events. Spanish brochures and fact sheets for vehicle BMPs and pesticide information are distributed through the multi-cultural outreach program.	CM
Educational Programs				
PIP – 1-4	PIP Master Plan – Education Activities	Continue to conduct PIP education activities.	During FY 05-06, the City sponsored a school education and outreach program along with the City of Palo Alto. In total, 20 school presentations were made to 870 students in Mountain View. The presentations were made to 2nd-6th grade groups. A summary of the school outreach program is available upon request. The City also conducted employee training activities, which are summarized in the Staff Training Table.	FD
Citizen Participation				
PIP – 1-4	PIP Master Plan – Citizen Participation	Continue to conduct PIP citizen participation activities.	During FY 05-06, the City sponsored two creek cleanup events, where citizens removed trash and debris from local creeks. The City also staffed information booths at the Mountain View Art and Wine Festival, and the Arbor Day Fair. The primary messages at those events were IPM and pesticide reduction, Mercury reduction, and vehicle sources.	FD

ATTACHMENT B

SANTA CLARA VALLEY URBAN RUNOFF POLLUTION PREVENTION PROGRAM

FY 2005-2006 ANNUAL REPORT

Municipality: City of Mountain View

Regional Board Comments on Public Information/Participation Requirements in FY 2004-2005 Annual Report		
Item	**RWQCB Comment**	**City of Mountain View Response**
No Comments	NA	NA

Public Information/Participation Program Evaluation

General Outreach:

During FY 05-06, articles in the Resource newsletter advertised HHW, creek clean-up, and mercury thermometer drop-off events. The City continued storm drain stenciling activities. The City also displayed BMP brochures at City facilities.

Targeted Outreach:

Vehicle BMP brochures were provided for distribution at local auto parts stores. Three hardware and garden stores in Mountain View also participated in the Our Water, Our World program, which promotes use of less toxic pesticides. As explained in the Industrial Commercial Discharges section of this report, restaurant inspections included distribution of BMP posters. The City also participated in a pharmaceutical take-back program, which allowed residents to drop off unwanted pharmaceutical products. The City also distribute information at public events, such as the Art and Wine Festival, and the Arbor Day Fair. City staff also worked at the Program booth for the Home Show.

The multicultural outreach program seems to be an effective method to provide information in different languages. However, limited multi-language outreach materials are available. The City supports regional efforts to produce multi-language materials.

The City also developed and distributed a fact sheet describing oil recycling options for apartment tenants. This piece was translated into a Spanish language version. The CalTrans video was also played on the Mountain View's Public access television channel.

Education Activities:

The City's participation in the school education program was conducted through funding the Palo Alto Program. Mountain View commends the education consultant, and the City of Palo Alto for developing and implementing an outstanding program, and for educating students in Mountain View about water pollution issues.

A summary of employee training efforts is listed below.

Citizen Participation:

During FY 05-06, the City sponsored two volunteer creek cleanups and supported other cleanup efforts. These events successfully removed litter and debris from local waterways. The City also distributed information at public events. The effectiveness of information distribution at these public events is difficult to describe because a lot of people who visit the information booth are already informed about the issues, and some visitors seem to randomly collect free materials without considering the message.

ATTACHMENT B

SANTA CLARA VALLEY URBAN RUNOFF POLLUTION PREVENTION PROGRAM

FY 2005-2006 ANNUAL REPORT

Municipality: City of Mountain View

STAFF TRAINING

Training Title	Attendee(s)	Department of Attendee	Date(s) of Training	Location of Training	Contents of Training
Environmental Compliance Plan, Spill and Emergency Incident Response, Storm Water Pollution Prevention	City staff members from various Divisions	Public Services (water, wastewater, streets, facilities, and fleet services) Community Services (Parks, Forestry, Golf Links)	March 16, 2006	Municipal Operations Center	Spill and Emergency Incident Response. Handling Hazardous Materials and Waste. Storm water pollution prevention.
Regional IPM Conference	Urban Runoff Coordinator, Community Services Manager and Supervisors	Fire Dept., and Community Services	No FY 05-06 training event	San Jose	Integrated Pest Management conference will be in November 2006. City staff will attend the conference.
Turf and Landscape Conference	Urban Runoff Coordinator, Community Services Manager and Supervisors	Fire Dept., and Community Services	February 2, 2006	Santa Clara	IPM session at the NorCal Turf and Landscape conference.
Construction Site Planning	Urban Runoff Coordinator	Fire Department	December 9, 2006	Campbell	Annual construction site training. Urban Runoff Coordinator conducts majority of construction site

					inspections for the City.
CWEA Training Conference	Water Environment Specialist	Fire Department	April 4-7, 2006	Sacramento	Stormwater-related topics mostly about commercial and industrial issues and BMPs.
C.3 Workshop – Conducting Stormwater Treatment BMP Maintenance and Inspections	Urban Runoff Coordinator Water Environment Specialist	Fire Department	June 6, 2006	Cupertino	Workshop describing technical information about storm water treatment BMPS O & M.
IPM training workshop	Urban Runoff Coordinator Water Environment Specialist	Fire Department	June 22, 2006	Santa Cruz	Workshop describing structural and landscape IPM techniques.

Staff Training Evaluation

During FY 05-06, staff received training on a number of topics, including spill response, storm drain pollution prevention, IPM practices, industrial inspections, construction inspections, and stormwater BMP O&M. The City strongly supports regional training efforts for IPM-related issues.

The City continued to train employees about storm water pollution prevention. Storm water pollution prevention training is coordinated and conducted with safety training assemblies, which seems to be a great method for streamlining different training requirements.

036745

City of Palo Alto
Public Works Department

September 15, 2006

Mr. Bruce Wolfe
Regional Water Quality Control Board
San Francisco Bay Region
1515 Clay St., Suite 1400
Oakland, CA 94612

Subject: City of Palo Alto Urban Runoff Management Program
FY 2005-2006 Annual Report

Divisions

Administration
650.329.2373
650.329.2299 fax

Engineering
650.329.2151
650.329.2299 fax

Environmental Compliance
650.329.2598
650.494.3531 fax

Equipment Management
650.496.6922
650.496.6958 fax

Facilities Management
650.496.6900
650.496.6958 fax

Operations
650.496.6974
650.852.9289 fax

Regional Water Quality Control
650.329.2598
650.494.3531 fax

Dear Mr. Wolfe:

This report is submitted by the City of Palo Alto, in conjunction with the Santa Clara Valley Urban Runoff Pollution Prevention Program's Annual Report, pursuant to provision C.6.a. of the Program's municipal storm water NPDES Permit (Order No. 01-024). The report summarizes activities performed during FY 2005-2006 in accordance with the City of Palo Alto's Urban Runoff Management Plan (URMP) submitted to the Regional Board on September 1, 2004 and the performance standards contained therein.

Contents of Report

The goals of this Annual Report are to: 1) concisely document implementation of our URMP and FY 05-06 work plan during the past fiscal year; 2) evaluate program results for continuous improvement; 3) comply with permit requirements; and 4) share this information with other Co-permittees, municipal decision-makers, and the public. To accomplish these goals, the report contains the following sections:

I. Contents of report;
II. Program highlights and accomplishments;
III. Summary of continuous improvement activities;
IV. Attachments:
   A. Certification Statements
   B. List of Abbreviations and Acronyms
   C. Annual Report
      - IC/ID Elimination Activities
      - Industrial/Commercial Discharger Control Program

P.O.Box 10250
Palo Alto, CA 94303

Printed with soy-based inks on 100% recycled paper processed without chlorine

- Public Agency Activities
  - Public Streets, Roads, and Highways O & M
  - Corporation Yard O & M
  - Rural Public Works O & M
  - Storm Drain O & M
  - Water Utility O & M
- New Development Planning Procedures
- Construction Inspection
- Public Information and Participation
- Pest Management Activities
- Mercury Pollution Prevention Activities
- Copper Action Plan/Nickel Action Plan
- Trash Inventory and Management
- Water Quality Monitoring
- Watershed Management Measures
- Sediment Control Measures
- Staff Training Summary Table

Program Highlights and Accomplishments

The City of Palo Alto's Urban Runoff Pollution Prevention Program for FY 2005-06 included several notable accomplishments. The following programs and activities are described in the body of this Annual Report:

- Palo Alto has demonstrated continued leadership in the area of land development review. Staff in the Public Works, Utilities, and Planning Departments have been briefed on the C.3 requirements by the Management Committee representative and have attended Program training workshops. Presentations on C.3 design concepts and requirements have been made to the land development decision makers (Planning Commission, Architectural Review Board, City Council).

  As noted in the attached Annual Report, there were only four permit applications approved during FY 05-06 for Group 1 or Group 2a projects, although there were several additional applications pending as of the end of the year. We have not as yet begun to conduct BMP maintenance verification inspections, since Group 1 projects approved to-date were only recently completed. One maintenance agreements has been executed with the project owner and a second agreement is pending approval, however, and staff is preparing to implement its inspection program in the coming year.

City Public Works and Planning staff members have participated in the Santa Clara Valley Water Resources Protection Collaborative and the development of its Guidelines and Standards (G&S) for Land Uses Near Streams. The City Council approved a resolution of support for the Collaborative's goals on July 18, 2005, pledging to strive to incorporate the G&S into City policies and regulations by February 2007.

The City Council has adopted a revised storm water ordinance that will regulate Group 1 and Group 2 projects and require hydromodification management measures for specified projects. The ordinance took effect for all permit applications deemed complete on or after August 10, 2006. Our progress with incorporating storm water site design measures into our policies and ordinances has been delayed by the slow progress of the comprehensive Zoning Ordinance Update (ZOU). In the mean time, we are continuing our practice of encouraging appropriate construction-stage and post-construction storm water BMPs for all significant development projects.

- Palo Alto Environmental Compliance staff placed an increased focus on the inspection of food service facilities during the past fiscal year. Primary emphasis was placed on verification of proper restaurant grease controls in an attempt to reduce the number of sanitary sewer overflows caused by grease blockages. Inspection locations were prioritized based on spill history and the frequency of other violations. In addition to helping to prevent the overflow of sewage into the storm drain system, the inspection program also focused on the correction of other bad behaviors associated with food service facilities (e.g. floor mat cleaning, dumpster maintenance, etc.).

  Staff attempted to initiate a permit program to regulate discharges from restaurants, but was met with stiff opposition from the chamber of commerce for another layer of regulation. The City is currently considering the implementation of a business license program. If implemented, the business license program would aid staff in maintaining an up-to-date database of food service facilities, which is difficult due to the heavy rate of turnover in the industry.

- Trash management was and will continue to be another high-priority area for City storm water staff. The trash management program has begun to become more institutionalized into the City's routine business processes. Some preliminary trash hot spots have been eliminated based on follow-up inspections, allowing for greater focus on the remaining sites. During the coming year, staff will focus on trash hot spots along San Francisquito Creek, the most ecologically sensitive stream in Palo Alto's jurisdiction. Staff will work to improve the coordination between the City's trash reduction activities and those of volunteer-based organizations like the San Francisquito Watershed Council.

- Palo Alto staff is also working to implement a City-wide contract for structural pest control, based upon the use of Integrated Pest Management (IPM) techniques. Currently, structural pest control activities are performed by various work groups, using multiple pest control firms. Creation of a central pest control contract will provide for financial efficiency and will ensure uniform, consistent implementation of IPM practices by a single firm. The contract specifications will be written by environmental compliance staff knowledgeable in IPM practices.

- City staff has actively participated in many of the Program's Ad Hoc Task Groups (including Watershed Education & Outreach, Trash Management, C.3 Provision Oversight (C3PO), and HMP Implementation Phase (HIP)), the Watershed Management Initiative, and the Water Resources Protection Collaborative, providing valuable input to Program endeavors and keeping informed of the current issues and policies relevant to storm water pollution prevention.

Continuous Improvement Activities

The following is a summary of the key continuous improvement activities to be pursued in the coming year:

Identified Improvement	Status	Schedule for Completion
Implement transition to Group 2 projects for C.3 requirements	Begin enforcement of the revised ordinance making the C.3 requirements applicable to Group 2A&B projects.	August 2006
Review and modify site design measures	Continue to implement changes to the site design measures required by the City's zoning ordinance and other development regulations.	June 2007
Implement the Water Resources Protection Collaborative's Guidelines and Standards for Land Uses Near Streams	Incorporate the G&S into the appropriate zoning & grading ordinances.	February 2007
Stronger focus on inspection of food service facilities	Increase staff allocated to inspection of food service facilities and frequency of inspections in order to reduce sanitary sewer overflows caused by grease blockages and deter other behaviors that create storm water pollution.	June 2007
Improve coordination with volunteer organizations to address trash hot spots	Focus efforts on controlling trash along San Francisquito Creek and make better use of volunteers in the fight against trash by coordinating with the San Francisquito Watershed	June 2007

	Council and other grass root organizations.	
Reduce use of pesticides used for structural pest control	Retain a single contractor for structural pest control Citywide, overseen by a knowledgeable individual and subject to a contract containing strict IPM provisions.	December 2006

Thank you for your review of this Annual Report. If you have any questions regarding the materials submitted, please contact me at (650) 329-2129.

Very truly yours,



Joe Teresi
City of Palo Alto Management Committee Representative
Senior Engineer
Engineering Division

cc: Glenn Roberts
Phil Bobel
Mike Sartor
Ken Torke
Chris Fujimoto
Brad Eggleston
John Ballard
Javad Ghaffari

Attachments

CITY OF PALO ALTO
FY 2005-2006 ANNUAL REPORT
ATTACHMENT A

Certification Statement

"I certify, under penalty of law, that this document and all attachments were prepared under my direction or supervision in accordance with a system designed to ensure that qualified personnel properly gather and evaluate the information submitted. Based on my inquiry of the person or persons who manage the system, or those persons directly responsible for gathering the information, the information submitted, is, to the best of my knowledge and belief, true, accurate, and complete. I am aware that there are significant penalties for submitting false information, including the possibility of fine and imprisonment for knowing violations."

Signature by Duly Authorized Representative:



Joe Teresi
Senior Engineer
Public Works Engineering

September 15, 2006

CITY OF PALO ALTO
FY 2005-2006 ANNUAL REPORT
ATTACHMENT A

Performance Standard Completion Certification Statement

"I certify, under penalty of law, that the City of Palo Alto has implemented all elements of the following performance standards, except as described in the Self-Evaluation Matrix in Attachment B of this FY 05-06 Annual Report, according to the policies and procedures described in the City of Palo Altos Urban Runoff Management Plan dated September 1, 2004:

- Illicit Connection/Illegal Dumping Elimination Activities
- Industrial/Commercial Discharger Control Program
- Public Streets, Roads, and Highways O & M
- Rural Public Works O & M
- Storm Drain System O & M
- Water Utility O & M
- New Development Planning Procedures
- Construction Inspection
- Pest Management

Based on my inquiry of the person or persons who manage the system, or those persons directly responsible for gathering the information, this information is, to the best of my knowledge and belief, true, accurate, and complete. I am aware that there are significant penalties for submitting false information, including the possibility of fine and imprisonment for knowing violations."

Signature by Duly Authorized Representative:

Joe Teresi

Joe Teresi
Senior Engineer
Public Works Engineering

September 15, 2006

LIST OF ABBREVIATIONS/ACRONYNS USED IN CITY OF PALOALTO'S STORM WATER ANNUAL REPORT

BASMAA	Bay Area Stormwater Management Agencies Association
BMP	Best Management Practice
C.3	Permit Provision C.3
CEQA	California Environmental Quality Act
EOA	Eisenberg, Olivieri, and Associates
FOG	Fats, Oils, and Grease
FY	Fiscal Year
GIS	Geographic Information System
G&S	Guidelines and Standards
HHW	Household Hazardous Waste
HIP	Hydromodification Implementation Phase
HMP	Hydromodification Management Plan
HVAC	Heating, Ventilation, and Air Conditioning
IC/ID	Illegal Connection/Illicit Dumping
IND	Industrial/Commercial
IPM	Integrated Pest Management
KAB	Keep America Beautiful
Lbs.	Pounds
Lf.	Linear Feet
MS	Microsoft Corporation
MSC	Municipal Service Center
N/A	Not Applicable
NOI	Notice of Intent
NPDES	National Pollutant Discharge Elimination System
O&M	Operations and Maintenance
OP	Organophosphate
OSH	Orchard Supply Hardware
OWOW	Our Water, Our World

PCO	Pest Control Operator
PI/P	Public Information/Participation
POTW	Publicly Owned Treatment Works
PS	Performance Standard
PW	Public Works
QTR	Quarter
RFP	Request for Proposals
RWQCB	Regional Water Quality Control Board
RWQCP	Regional Water Quality Control Plant
SCVURPPP	Santa Clara Valley Urban Runoff Pollution Prevention Program
SCVWD	Santa Clara Valley Water District
SD	Storm Drain
Sf.	Square Feet
SFWD	San Francisco Water Deprtment
SOP	Standard Operating Procedure
SSO	Sanitary Sewer Overflow
SWPPP	Storm Water Pollution Prevention Plan
TMDL	Total Maximum Daily Load
TRC	Thermostat Recycling Corporation
UP3	Urban Pesticide Pollution Prevention
URMP	Urban Runoff Management Plan
UWR	Universal Waste Rule
VTA	Valley Transportation Authority
WE&O	Watershed Education and Outreach
WGW	Water, Gas, and Wastewater
WMI	Watershed Management Initiative
WU	Water Utility
ZOU	Zoning Ordinance Update

Santa Clara Valley Urban Runoff Pollution Prevention Program
FY 2005-2006 ANNUAL REPORT

Municipality: City of Palo Alto

ILLICIT CONNECTION & ILLEGAL DUMPING ELIMINATION ACTIVITIES

FY 2005-2006 Work Plan Self Evaluation Matrix

Item No.	Activity	FY05-06 Work Plan Tasks	FY 05-06 Accomplishments	Responsible Party
	Education and Outreach	Refer mobile cleaners to BASMAA's online training module for education and certification.	1. We have had only one request for training since the online program was established at http://www.basmaa.org/. We will continue to offer personalized instruction as an option. 2. We continue to support BASMAA and the online training program.	Public Works Environmental Compliance
	Reporting and Record Keeping	Work on a regional basis to develop a mobile polluter's database (subject to interest and participation by others).	There has not been a regional program established, but we remain committed to participation in any future efforts.	Public Works Environmental Compliance
	Reporting and Record Keeping	Prepare Annual Report using enhanced reporting procedures adopted in December 2001.	Semi-annual reports to the Program have been produced and submitted as required and in a timely manner. New MS Access databases are under development to link all investigators' reports to the storm water program for required semi-annual Program reports.	Public Works Environmental Compliance
	Effectiveness Evaluation	Review and evaluate effectiveness of ICID program as part of Annual Report.	See effectiveness evaluation discussion below.	Public Works Environmental Compliance

ICID Report Data

See attached IC/ID reporting data for Palo Alto.

Santa Clara Valley Urban Runoff Pollution Prevention Program
FY 2005-2006 ANNUAL REPORT

Municipality: City of Palo Alto

Regional Board Comments on IC/ID in FY 2004-2005 Annual Report		
Item	**RWQCB Comment**	**City Of Palo Alto Response**
N/A	N/A	N/A

IC/ID Program Evaluation

We continue to receive illegal dumping reports from the public as well as from City employees. Awareness among City staff has improved over the past several years. Proactive members of the fire department, building inspection, planning code enforcement, street maintenance, storm water collection maintenance, utilities, and wastewater field operations crews have been a consistent source of referrals. This leads us to believe that there are more active observers out in the field each day beyond those employed directly within our program.

Construction activities still dominate the IC/ID incidents and continue to require outreach, education, and enforcement efforts. A large percentage of construction personnel appear to comprehend the rules and regulations about pollution to the storm water system. Aggressive monitoring and enforcement as well as information provided during the planning and permitting process appears to be effective. Problems and issues with dewatering of excavations at construction sites have improved as a result of recent modifications to the planning and building permitting processes that require effective best management practices to be implemented.

The noticeable increase in efforts from our industrial waste staff and the wastewater collection system operations staff regarding identification, prioritization and prevention of sanitary sewer overflows (SSO) has been successful. The increased focus will continue to be applied to the use of source control measures to reduce the amount of blockage-causing grease discharged to the sanitary sewer system by food service facilities and to reduce on-site storage and cleaning issues. The wastewater operations field crews have improved their efforts to 1) identify problem locations in order to prioritize them for more frequent line cleaning, and 2) identify and document non-compliant facilities. Utility crews have also improved the identification of utility vaults that are receiving discharges from food service facilities that are not using effective BMP's in their operations. Due to these improved efforts, the number of SSOs is lower than in previous years.

ICID Incident Summary Report

Palo Alto

ICID Incident Report Source	Number of Incidents
Illicit discharge inspectors	79
Interdepartmental	58
Other agency	2
Citizen Complaints	27
Other	131
Total:	**297**

ICID Incident Source	Number of Incidents
Residential	39
Commercial	8
Automotive Facilities	7
Food Facilities	28
Construction Sites	183
Public facilities and Utilities	31
Other/unknown	1
Total:	**297**

ICID Incident Type	Number of Incidents
Accidental spills	1
Carpet Cleaning discharge	1
Complaint not found	169
Dewatering	7
Dumping - hazardous	3
Dumping - non-hazardous	2
Food Facility Oil & grease discharge	3
Grey water discharge	1
Illicit connections	2
Landscape material dumping	5
Misc. incidents	67
Paint discharge	2
Pools/Spas/Fountains discharge	4
Sanitary spill or leak	1
Saw cutting slurry discharge	1
Surface cleaning discharge	1
Tracking soil	15
Un-hardened cement discharge	3
Vehicle & equipment leaking	5
Vehicle washing	1
Water line breaks	3
Total:	**297**

ICID Enforcement Action	Number of Incidents

ICID Incident Summary Report

No Action	242
Verbal Notice	18
Administrative Action	35
Administrative Action with Penalty &/or Fine	1
Criminal Action	1
Total:	**297**

ICID Enforcement Action Summary by Incident Source

Palo Alto

ICID Incident Source	No Action	Verbal Notice	Warning Notice	Administrative Action	Administrative Action with Penalty	Referral to Enforcement	Criminal Action	Total
Automotive Facilities	5	1		1				**7**
Commercial	5			3				**8**
Construction Sites	156	7		20				**183**
Food Facilities	19	6		3				**28**
Other/unknown	1							**1**
Public facilities and Utilities	29	1					1	**31**
Residential	27	3		8	1			**39**
Total:	**242**	**18**	**0**	**35**	**1**	**0**	**1**	**297**

ICID Enforcement Action Summary by Incident Type

Palo Alto

ICID Incident Type	No Action	Verbal Notice	Warning Notice	Administrative Action	Administrative Action with Penalty	Referral to Enforcement	Criminal Action	Total
Accidental spills	1							**1**
Carpet Cleaning discharge					1			**1**
Complaint not found	165	4						**169**
Dewatering	4	2		1				**7**
Dumping - hazardous		2		1				**3**
Dumping - non-hazardous				2				**2**
Food Facility Oil & grease discharge	2			1				**3**
Grey water discharge				1				**1**
Illicit connections				1			1	**2**
Landscape material dumping	3	1		1				**5**
Misc. incidents	53	4		10				**67**
Paint discharge				2				**2**
Pools/Spas/Fountains discharge	2	1		1				**4**
Sanitary spill or leak		1						**1**
Saw cutting slurry discharge	1							**1**
Surface cleaning discharge				1				**1**
Tracking soil	5	2		8				**15**
Un-hardened cement discharge	1			2				**3**
Vehicle & equipment leaking	4			1				**5**
Vehicle washing		1						**1**
Water line breaks	1			2				**3**
Total:	**242**	**18**	**0**	**35**	**1**	**0**	**1**	**297**

Santa Clara Valley Urban Runoff Pollution Prevention Program
FY 2005-2006 ANNUAL REPORT

Municipality: City of Palo Alto

INDUSTRIAL/COMMERCIAL DISCHARGER CONTROL PROGRAMS

FY 2005-2006 Work Plan Self Evaluation Matrix

Item No.	Activity	FY05-06 Work Plan Tasks	FY 05-06 Accomplishments	Responsible Party
	Food Service Facility Inspections	1. Continue to work with Statewide Fat-Oils-Grease (FOG) work group to develop measures to prevent sanitary sewer blockages caused by FOG discharges by food service facilities. 2. Share information/recommendations from FOG with Program co-permittees. 3. Initiate a discharge permit program for food service facilities.	1. Environmental Compliance Division has increased FOG program efforts by reassigning one industrial waste employee to develop investigation and reporting procedures with the intention of conducting more food service facility inspections in FY 2006-2007. 2. Environmental Compliance Division will continue to host and maintain the Cal FOG website (http://www.calfog.org), which includes a collection of superior outreach materials from around the country. 3. Environmental Compliance Division did not develop a discharge permitting program for food service facilities due to resistance from the local Chamber of Commerce and staff resource constraints. Implementation of a City business license program has been proposed for the City; this would help with the tracking of restaurants and provide another mechanism for distribution of outreach materials. However, the 2006-07 FOG Program will include a substantial increase in the number of restaurant inspections regardless of the status of a business license program.	Public Works Environmental Compliance

Santa Clara Valley Urban Runoff Pollution Prevention Program
FY 2005-2006 ANNUAL REPORT

Municipality: City of Palo Alto

			4. Environmental Compliance Division continues to review planning application documents and building plans for compliance with storm water requirements and conditions.	
	Inspection of Facilities	Continue enforcement of new provisions in Sewer Use Ordinance, updated in 2002.	The Environmental Compliance Division continues to work with the Planning and Building Inspection divisions to ensure that all newly-constructed and remodeled facilities meet all requirements. Industrial facilities are inspected for compliance during each pre-treatment inspection.	Public Works Environmental Compliance
	Enhanced Reporting Procedures	1. Prepare Annual Report using enhanced reporting procedures adopted in December 2001. 2. Implement plan for automation of incident reporting.	Semi-annual reporting proceeds with complete and accurate documentation within the data system. The data system has been modified to allow for greater ease of use and additional ways of interpreting and presenting the data. A new data system is currently under development to help improve efficiency and better communications and information sharing between existing data systems.	Public Works Environmental Compliance
	Effectiveness Evaluation	Review and evaluate effectiveness of IND program as part of Annual Report.	See effectiveness evaluation discussion below.	Public Works Environmental Compliance

Industrial/Commercial Inspection Report Data

See attached Industrial/Commercial reporting data for Palo Alto.

Regional Board Comments on Industrial/Commercial Inspection in FY 2004-2005 Annual Report

Item	RWQCB Comment	City Of Palo Alto Response

IND Inspection Summary Report

Palo Alto

IND Facility Category	Number of Inspections
Automotive	94
Electric/Electrical Components	2
Metal Manufacturing	8
Other	89
Total:	**193**

IND Enforcement Action	Number of Inspections
No Action	161
Level 1	32
Total:	**193**

IND Inspection Summary Report

CoPermittee	Category	# Inspections	No Action	Level 1	Level 2	Level 3
Palo Alto						
	Automotive	94	93	1		
	Electric/Electrical Components	2	2			
	Metal Manufacturing	8	4	4		
	Other	89	62	27		
	Total:	**193**	**161**	**32**	**0**	**0**

Santa Clara Valley Urban Runoff Pollution Prevention Program
FY 2005-2006 ANNUAL REPORT

Municipality: City of Palo Alto

N/A	N/A	N/A

Industrial/Commercial Program Evaluation

The largest single facility category in FY 05-06 remains Automotive, and the compliance rate for this category remains above 95%. The Automotive category ("Vehicle Service Facilities") has been very thoroughly addressed by the City's Clean Bay Business Program through outreach, positive incentives, inspections, sampling, and enforcement.

Restaurants continue to be one of the more difficult facilities to educate and bring into compliance due to the high employee turnover rates and the lack of employee knowledge of the Palo Alto Municipal Code requirements. The alleys and parking lots behind commercial businesses are prime problem areas. The cleaning of floor mats, tallow bins, dumpsters, equipment and vehicles are key sources of the problem. While the City has made advances in these areas, there is still room for improvement. In addition to commercial inspections, the storm water investigator will proactively inspect these identified problem areas as well. The wastewater operations group has become more proactive in sewer line cleaning and videotaping and will be using the gathered information to drive inspections, corrective actions and enforcement. The Fats-Oils- Grease (FOG) program has been significantly expanded, and we anticipate more frequent and more rigorous inspections with the use of enforcement tools to change attitudes and behaviors.

The storm water inspection of industrial facilities continues to be a solid integrated part of the wastewater inspection program. These inspections help increase awareness at the facilities, and the facility operators have a good understanding of what is expected in order to achieve compliance. As a result, there are relatively few significant storm water issues found during inspections at permitted facilities.

Santa Clara Valley Urban Runoff Pollution Prevention Program
FY 2005-2006 ANNUAL REPORT

Municipality: City of Palo Alto

PUBLIC AGENCY ACTIVITIES
PUBLIC STREETS, ROADS & HIGHWAY O & M
FY 2005-2006 Work Plan Self Evaluation Matrix

Item No.	Activity	FY05-06 Work Plan Tasks	FY 05-06 Accomplishments	Responsible Party
	Public Streets, Roads, and Highways Operations and Maintenance	Palo Alto Public Works Operations staff are continuing to implement all the elements of the Public Streets and Highways Operations and Maintenance Performance Standard, as contained in the City's Urban Runoff Management Plan, on an ongoing basis.	Any storm water pollution violations observed by field crews during the course of their work are reported to the Environmental Compliance staff for enforcement action.	Public Works Operations
	Staff Training	Provide annual training to Public Works Operations street maintenance crews.	All Public Works Operations staff (concrete crew, asphalt crew, signing/striping crew, storm drain maintenance crew, tree maintenance crew, etc.) received overview of BMPs and storm water pollution prevention training from Environmental Compliance staff at annual meeting. Ongoing training and feedback also takes place at individual crew tailgate meetings held every two weeks.	Public Works Operations
	Effectiveness Evaluation	Review and evaluate effectiveness of PS operations and maintenance program as part of Annual Report.	See effectiveness evaluation discussion below.	Public Works Operations

Santa Clara Valley
Urban Runoff
Pollution Prevention Program

FY 2005-2006 Monthly Record Keeping Form

Month and Year: 7/1/05 – 6/30/06

Agency: City of Palo Alto

Completed by: David Aro – Manager, Maintenance Operations **Date**: 7/24/06

STREET SWEEPING	Volume of material collected (cubic yards)	Miles swept* (curb miles)
1. Sweeping		
Residential Areas:		
Broom	2424	3472
Regenerative Air	10789	10879
Vacuum	0	0
Commercial Areas:		
Broom	159	683
Regenerative Air	931	2422
Vacuum	0	0
Industrial Areas:		
Broom	174	2082
Regenerative Air	168	503
Vacuum	0	0
Other Areas Swept: (e.g., parking lots, major arterials)		
Broom	126	679
Regenerative Air	203	2422
Vacuum	0	0
TOTAL	14,974	23,142

2. Have there been any changes in your street sweeping program?
(efforts to have parked cars removed, changed sweeping frequency, new equipment, significant downtime, etc.)

We have completed our first year after posting permanent "No Parking" signs during specified sweeping times in the Downtown North area of Palo Alto. We have been authorized to expand the posting of permanent "No Parking" signs in an adjacent congested portion of the Downtown North neighborhood (San Francisquito Creek corridor). Additionally, a resolution was passed by the City Council permitting further expansion of the program into other congested areas of the City. This sign program will be instituted in additional zones over the next three years.

LEAF REMOVAL

Volume of leaves removed by City/Town crews: 2085 **tons** (Note: This figure is a combined figure that includes the weight of the material tabulated above PLUS the leaves collected by our autumn leaf pushing and pickup program. Since all of the material (both street sweeping debris and leaves gathered by leaf pushing trucks) is combined and hauled to the Landfill in garbage compactor trucks, there is no way to provide a separate figure for leaf removal.)

Check box if you have a yard waste collection program: **X** Volume of yard waste collected: 12,919 **tons** (Note: This figure is the total weight of the material collected by the City's yard waste pickup program (includes leaves, grass clippings, tree trimmings, etc.). We do not have the ability to separate out the weight or volume of leaves alone.)

* Report total miles covered by sweepers including areas operated in tandem or repeated.

Santa Clara Valley Urban Runoff Pollution Prevention Program
FY 2005-2006 ANNUAL REPORT

Municipality: City of Palo Alto

Regional Board Comments on Public Streets, Roads & Highway O&M in FY 2004-2005 Annual Report		
Item	**RWQCB Comment**	**City Of Palo Alto Response**
N/A	N/A	N/A

Public Streets, Roads & Highway O&M Program Evaluation

STREET SWEEPING DATA

See attached sheet for annual street sweeping data.

Public Works Operations staff reports storm water pollution violations to Environmental Compliance staff when violations are observed by field crews or (on rare occasions) reported by residents. Environmental Compliance staff are supportive when violations are reported and take appropriate steps to follow-up with the responsible party to promote future compliance with storm water discharge regulations and BMPs. Ongoing BMPs are reviewed by individual work crews at bi-weekly tailgate meetings and evaluated for effectiveness and potential modification. The street maintenance crew's slurry recovery system & trailer is working well. The system has a long vacuum hose, a powerful motor, and large storage capacity for captured slurry.

Santa Clara Valley Urban Runoff Pollution Prevention Program
FY 2005-2006 ANNUAL REPORT

Municipality: City of Palo Alto

PUBLIC AGENCY ACTIVITIES
CORPORATION YARDS O & M

FY 2005-2006 Work Plan Self Evaluation Matrix

Item No.	Activity	FY05-06 Work Plan Tasks	FY 05-06 Accomplishments	Responsible Party
	Staff Training	Conduct annual staff training for Municipal Service Center (MSC) employees.	Phil Bobel and Ken Torke presented training to MSC Senior Staff. Line staff were trained by supervisors of each work group.	Public Works Environmental Compliance & MSC staff.
	Facility inspection	Conduct annual inspection of Municipal Service Center facility to identify any remedial actions required to protect storm water quality.	1. Sean Kennedy developed an updated Storm Water Pollution Prevention Plan (SWPPP) for MSC. 2. Storm Water Inspector reviewed SWPPP for MSC. 3. MSC was inspected May 2005. Plan to inspect location in FY2006-2007 QTR 1.	Public Works Engineering & Environmental Compliance & MSC staff.

Regional Board Comments on Corporation Yard O&M in FY 2004-2005 Annual Report

Item	RWQCB Comment	City Of Palo Alto Response
TetraTech October 2005 audit report	The City Municipal Service Center's SWPPP has not been updated since 1992 and does not reflect the storm water management responsibilities and BMPs required of each separate entity using the corporation yard.	Revised SWPPP was prepared for the MSC prior to June 30, 2006. Follow-up inspection will be conducted during first quarter of FY 2006-07. Department heads will be briefed on the inspection results in order to secure commitment to SWPPP at the highest level. Staff will be updated on latest changes to the SWPPP as part of annual training.

Santa Clara Valley Urban Runoff Pollution Prevention Program
FY 2005-2006 ANNUAL REPORT

Municipality: City of Palo Alto

Corporation Yard O&M Program Evaluation		
Results available after annual inspection in the first quarter of FY2006-07.		

Santa Clara Valley Urban Runoff Pollution Prevention Program
FY 2005-2006 ANNUAL REPORT

Municipality: City of Palo Alto

PUBLIC AGENCY ACTIVITIES
RURAL PUBLIC WORKS ACTIVITIES

FY 2005-2006 Work Plan Self Evaluation Matrix

Item No.	Activity	FY05-06 Work Plan Tasks	FY 05-06 Accomplishments	Responsible Party
	Rural Public Works O&M Performance Standard	1. Provide annual training to Public Works Operations, Utilities Operations, and Community Services Open Space crews. 2. Review and evaluate effectiveness of rural public works maintenance activities as part of Annual Report.	1. The Rural Public Works O&M Performance Standard was reviewed with staff from the Public Works Operations, Utilities Operations, and Community Services Open Space crews. 2. See effectiveness evaluation discussion below.	Public Works, Utilities, and Community Services Departments

Regional Board Comments on Rural Public Works in FY 2004-2005 Annual Report

Item	RWQCB Comment	City Of Palo Alto Response
N/A	N/A	N/A

Rural Public Works Program Evaluation

The contractor who performs fire road and trail maintenance for the Community Services Department in the City's foothills parkland is well-versed in erosion control techniques. The contractor provides valuable advice to City staff on road and trail maintenance issues.

During the fiscal year, Open Space staff noticed that some construction work performed in the City's Arastradero Open Space Preserve by Utilities Operations crews did not incorporate the Best Management Practices appropriate for this sensitive site. It was discovered that due to a substantial amount of staff turnover, the current crew supervisors were not familiar with the Performance Standard. Open Space staff met with Utilities management to review the requirements of the Performance Standard and to solicit their cooperation. Management staff then

Santa Clara Valley Urban Runoff Pollution Prevention Program
FY 2005-2006 ANNUAL REPORT

Municipality: City of Palo Alto

instructed the crew supervisors to comply with the Performance Standard. Open Space staff will continue to monitor the performance of the Utilities crews when they work in the open space preserves. Public Works staff will review the Performance Standard and the appropriate BMP's during annual staff training prior to the 2006-07 rainy season.

Santa Clara Valley Urban Runoff Pollution Prevention Program
FY 2005-2006 ANNUAL REPORT

Municipality: City of Palo Alto

PUBLIC AGENCY ACTIVITIES
STORM DRAIN SYSTEM O & M

FY 2005-2006 Work Plan Self Evaluation Matrix

Item No.	Activity	FY05-06 Work Plan Tasks	FY 05-06 Accomplishments	Responsible Party
	Storm Drain System Operations and Maintenance	Palo Alto Public Works Operations staff continues to implement all the elements of the Storm Drain System Operations and Maintenance Performance Standard, as contained in the City's Urban Runoff Management Plan, on an ongoing basis.	Inspected and cleaned all catch basins to remove debris before it enters the Bay. Flushed selected storm drain pipelines and vacuumed up the debris. Reported a number of potential discharge violations to Environmental Compliance Division for remedy and follow-up. Reported concerns with the maintenance of the trash rack at the Palo Alto Flood Basin to SCVWD.	Public Works Operations
	Staff Training	Provide annual training to Public Works Operations storm drain maintenance crews.	Storm drain maintenance crew attended annual pollution prevention training presented by Environmental Compliance staff.	Public Works Operations
	Effectiveness Evaluation	Review and evaluate effectiveness of SD operations and maintenance program as part of Annual Report.	See effectiveness evaluation discussion below.	Public Works Operations

Regional Board Comments on Storm Drain System O&M in FY 2004-2005 Annual Report

Item	RWQCB Comment	City Of Palo Alto Response
N/A	N/A	N/A

Santa Clara Valley Urban Runoff Pollution Prevention Program
FY 2005-2006 ANNUAL REPORT

Municipality: City of Palo Alto

Storm Drain System O&M Program Evaluation

STORM DRAIN MAINTENANCE DATA

Number of catch basins cleaned – 2,837 each
Weight of debris removed from catch basins (using hand tools) –39,380 lbs.
Weight of debris removed by vactor truck – 138,080 lbs.
Linear feet of pipeline cleaned by vactor truck – 128,643 lf.
Hours of maintenance on storm water pump stations – 423.5 hours

The weight of debris removed by hand cleaning of storm drain catch basins is available this year because better controls were incorporated on the maintenance crew's disposal practices. The significant decrease in linear footage of storm drain pipeline cleaned by vactor truck (58% decrease over last year) is due to 1) failure of the main water pump on vactor truck , which caused the unit to be out of service for several months, and 2) a significant number of rain events throughout the winter months that reduced our opportunity to hydro flush on those days.

Staff implemented a program to track flooding and ponded water complaints in a computer database. Last year we received 29 complaints of ponded water. Of those, 3 were resolved or corrected by the City, 3 are not resolved because major street construction or major storm drain repairs or reconstruction are needed to correct the situation, and the remaining calls are repeat complaints regarding working storm drain systems like siphons and or private property issues that are not maintained by the City.

Reported concerns to the SCVWD about the lower portion of the Palo Alto Flood Basin tide gate trash racks being blocked and the effect of the obstruction on the tidal flushing inflow and outflow volumes. Reported concerns about sediment accumulation on Matadero Creek downstream of East Bayshore Road and the impact on upstream water levels during routine rain events, including the impact on storm pump station operation and local surface drainage through flap gates in the Matadero Creek drainage basin.

Best Management Practices (BMP's) for contractors continues to be problematic, especially during the first heavy rain events of each year when filter fabric and other Best Management Practices are discovered blocking catch basin inlets causing localized flooding complaints. As construction projects often last many months and the inspection of BMPs is a lower priority item for construction crews, they often ignore maintenance of filter fabric and sand bags. Consequently, City staff is left to discover the abandoned fabric or sand and class 2 materials blocking the catch basin outlets or downstream inside the pipeline. Staff must then remove filter fabric and other damaged sand bags from blocked inlets and clean base rock out of the catch basins. More emphasis is being placed on on-site BMPs such as perimeter straw wattles and stabilized construction entrances that keep sediment on site (rather than trying to capture sediment in the gutter with sand bags).

Santa Clara Valley Urban Runoff Pollution Prevention Program
FY 2005-2006 ANNUAL REPORT

Municipality: City of Palo Alto

PUBLIC AGENCY ACTIVITIES
WATER SYSTEM O & M

FY 2005-2006 Work Plan Self Evaluation Matrix

Item No.	Activity	FY05-06 Work Plan Tasks	FY 05-06 Accomplishments	Responsible Party
	Water System Operations and Maintenance	Palo Alto Water Utility staff are continuing to implement all the elements of the Water Utility Operations and Maintenance Performance Standard, as contained in the City's Urban Runoff Management Plan, on an ongoing basis.	Palo Alto Water Utility staff are continuing to implement all the elements of the Water Utility Operations and Maintenance Performance Standard, as contained in the City's Urban Runoff Management Plan, on an ongoing basis.	Utilities-WGW Division
	Staff Training	Provide annual training to Water Utility Operations crews.	This task was accomplished in Fall 2005. Phil Bobel gave a presentation to the crew in advance of the rain season. The next training session has been scheduled for October 2006 at which a trainer will be discussing pollution prevention issues with all Utility Operations personnel.	Utilities-WGW Division
	Effectiveness Evaluation	Review and evaluate effectiveness of WU operations and maintenance program as part of Annual Report.	See effectiveness evaluation below.	Utilities-WGW Division

Regional Board Comments on Water System O&M in FY 2004-2005 Annual Report

Item	RWQCB Comment	City Of Palo Alto Response
N/A	N/A	N/A

Santa Clara Valley Urban Runoff Pollution Prevention Program
FY 2005-2006 ANNUAL REPORT

Municipality: City of Palo Alto

Water System O&M Program Evaluation
Water crews continue to employ best management practices to dechloraminate potable water prior to discharge to gutters and storm drains and to control pollutant discharges during construction/maintenance activities. During routine tailgate meetings and prior to hydrant flushing, operators are being reminded to employ storm water pollution prevention measures at each job site. In addition, the daily operation worksheet contains specific instructions on the use of the dechloraminator.

Santa Clara Valley Urban Runoff Pollution Prevention Program
FY 2005-2006 ANNUAL REPORT

Municipality: City of Palo Alto

NEW DEVELOPMENT
PLANNING PROCEDURES (C.3)
FY 2005-2006 Work Plan Self Evaluation Matrix

Item No.	Activity	FY05-06 Work Plan Tasks	FY 05-06 Accomplishments	Responsible Party
	Permit Provision C.3.c	1. Modify City's storm water ordinance to include Group 2 projects. 2. Begin enforcement of requirements for Group 2 projects.	1. Ordinance revision was taken to City Council for first reading on June 26, 2006. Ordinance became effective on August 10, 2006. 2. Enforcement began for permit applications deemed complete on or after August 10, 2006.	Public Works Engineering & Planning
	Permit Provision C.3.e	1. Continue inspection of BMP controls to verify maintenance at Group 1 projects on an annual basis. 2. Modify BMP inspection program to incorporate Group 2 projects. 3. Report on BMP maintenance inspections.	1. First Group 1 project was completed in FY 2005-06. Initial BMP inspection was conducted on July 6, 2006. First maintenance verification inspection will take place in FY 2006-07. 2. Ordinance modified to include Group 2 in maintenance inspection program, effective August 10, 2006. 3. No maintenance inspections have been conducted to-date.	Public Works Environmental Compliance
	Permit provision C.3.f	1. Continue participation in development of Program HMP. 2. Develop ordinance changes and/or conditions or approval to comply with HMP. 3. Provide staff training on HMP requirements. 4. Start implementation of HMP	1. Actively participated on Program's HIP Ad Hoc Task Group, addressing HMP implementation issues. 2. HMP requirements incorporated into City Council-approved ordinance, effective October 13, 2005. 3. Training was provided to Public Works and Planning staffs, although the HMP requirements are expected to apply to very few projects in Palo Alto,	Public Works Engineering

		requirements for applicable projects.	due to the built-out nature of the City and the prevalence of lined or tidally-influenced creeks. 4. Implementation of the HMP requirements began October 13, 2005.	
	Permit Provision C.3.j	1. Adopt changes to appropriate ordinances and/or policies based on review of existing local design standards and a comparison to the list of areas to address in Provision C.3.j and other references such as "Start at the Source" and the "Development Policies Comparison" work sheet. 2. Report on ordinance and policy changes as part of Annual Report.	Incorporation of ordinance changes is tied to the pace of the Citywide Zoning Ordinance Update. City Public Works and Planning staff members participated in the Santa Clara Valley Water Resources Protection Collaborative and the development of its Guidelines and Standards (G&S) for Land Uses Near Streams. City Council approved resolution of support on July 18, 2005, pledging to strive to incorporate the G&S into City ordinances and policies by February 2007.	Public Works Engineering & Environmental Compliance, Planning, & Building Inspection
	Permit Provision C.3.m	Report on changes to environmental review process as part of Annual Report.	Planning staff will be taking a report to City Council in Fall 2006 to adopt revised levels of significance for use in environmental assessment of development projects. The revised levels will take into account potential urban runoff impacts.	Planning
	Permit Provision C.3.n	Report on new development and redevelopment projects for which C.3 requirements apply, as part of Annual Report.	See attached matrix.	Public Works Engineering
	Staff Training	Provide annual training to Planning and Public Works Engineering staff.	Provided training to applicable work groups on the storm water regulations as follows: • Planning: October 25, 2005 • PW Engineering development review staff: September 7, 2005	Planning & Public Works Engineering Divisions

			• PW Engineering: October 26, 2005	
	Effectiveness Evaluation	Review and evaluate effectiveness of planning procedures as part of Annual Report.	See effectiveness evaluation discussion below.	Planning & Public Works Engineering Divisions

Regional Board Comments on New Development-Planning Procedures in FY 2004-2005 Annual Report

Item	RWQCB Comment	City Of Palo Alto Response
New Development and Redevelopment Planning Procedures	1. Provide a list of abbreviations and acronyms used in the Annual Report. 2. Provide a description of the City's O&M Verification Program in the FY 05-06 Annual Report. 3. Revise the Group 1 Projects Table to include the "application deemed complete" date and the specific development type for each project.	1. See list of abbreviations and acronyms provided in the Annual Report cover letter. 2. See description of the City's New and Redevelopment O&M Verification Program in the "Program Evaluation" section below. 3. A Group 1 Projects table for FY 2004-05 revised to include the requested information ha been attached to this Annual Report. The Projects table for FY 2005-06 contains the requested information.
TetraTech October 2005 audit report	1. The City should formalize the erosion control and storm water management plan review process.	1. The City's grading permit application form has been revised to reflect all of the information required by the grading ordinance. 2. A grading and erosion control fact sheet has been prepared for applicants. 3. A grading and erosion control plan

		review checklist has been prepared for staff who review development applications. 4. The *Planning Your Land Development Project* booklet will be updated in Fall 2006 to provide updated guidance to applicants for compliance with the latest revisions (August 2006) to the storm water ordinance. 5. A storm water plan checklist will be prepared in Fall 2006 for staff who review development applications.

New Development-Planning Procedures Program Evaluation

All of the elements (revised ordinance, staff training, long-term maintenance agreement, etc.) are in place for the implementation of the C.3 requirements for Group 1 and 2 projects. As reported, only four Group 1 and Group 2a applications were received during the fiscal year, although several additional applications were pending as the year ended. The challenges for the coming year will be accommodating the change to Group 2 requirements (all projects that create or replace 10,000 square feet or more of impervious area), and making changes to site design standards through the City-wide Zoning Ordinance Update and Standard Drawings and Specifications update.

Description of the Organizational Structure of the City of Palo Alto's Operation and Maintenance Verification Program

Legal authority for the City of Palo Alto's Operation and Maintenance (O&M) Verification Program is contained in the Palo Alto Municipal Code. The program is implemented by staff in the Engineering and Environmental Compliance Divisions of the Public Works Department. The enforcement mechanism is a written maintenance agreement, signed by the City and the party responsible for maintenance and then recorded with the Santa Clara County Recorder's Office.

Legal Authority

Palo Alto Municipal Code Chapter 16.11.040 Inspection and maintenance.

(a) The property owner(s), its administrators, successors, or any other persons, including any homeowner's association, shall take all necessary actions to ensure that the permanent stormwater pollution prevention measures and hydromodification management measures are properly maintained so that they continue to operate as originally designed and approved. The maintenance of the control measures shall be in accordance with the terms and conditions of a maintenance agreement and shall be in the form of a covenant running with the land,

environmental mitigation measures, a use permit, enforceable conditions of approval, or other legal agreement. The agreement shall provide access to the extent allowable by law for representatives or agents of city for the purposes of verification of proper operation and maintenance of the specific PSPPM and hydromodification management measures. The agreement shall be recorded in the office of the county recorder, shall remain in force until ownership of the developed property has been transferred, and upon transfer, shall be binding on the new owner(s).

(b) Any property owner that has been required by this chapter to construct or install and maintain permanent stormwater pollution prevention measures and hydromodification management measures shall upon transferring ownership of such property provide the new owners with a current copy of this chapter, and shall inform the new owners in writing of their obligation to properly operate and maintain such PSPPM and hydromodification management measures.

(c) It shall be unlawful to alter, modify or change any components of the permanent stormwater pollution prevention measures or hydromodification management measures without first obtaining the written certification of the city engineer that the requirements of this chapter have been satisfied.

Implementation

Public Works Engineering development review staff requires the execution of a written maintenance agreement as a condition of approval for all Group 1 and 2 development and redevelopment projects. The City Attorney has drafted a standard agreement that is used as the template for the maintenance agreements negotiated with each developer. Final building occupancy is not granted until the agreement is executed.

An inspector in the Public Works Environmental Compliance Division is responsible for periodic maintenance verification inspections of stormwater treatment controls incorporated into approved Group 1 and 2 development and redevelopment projects. The municipal fee schedule contains a fee for these inspections that is charged to the party responsible for maintenance of the storm water control measures. The requirement for the periodic inspections is contained in the standard maintenance agreement and site access for the City inspector is authorized in the Municipal Code.

Santa Clara Valley Urban Runoff Pollution Prevention Program
FY 2005-2006 ANNUAL REPORT

Municipality: City of Palo Alto

City of Palo Alto
Reporting Form for Planning Procedures Performance Standard
and Provision C.3.n.i. Reporting Requirements

Part 1

Group 1 and Group 2a New Development and Significant Redevelopment Projects[1]
Approved During FY 2005-06

Project Name	Project Type[2]	Site Size (ac. or s.f.)	New Impervious Surface (s.f.)[3]	Area of Land Disturbed (Ac.)[4]	Project Status	Storm Water Control Measures Included in Project
Private Projects						
3401 Hillview Avenue	Redevelopment Light industrial (research & development)	29 acres	76,800 sf	24 acres	Building construction Planning application complete: 6/29/05 Planning approval date: 8/31/05 Building permit application: 1/3/06 Building permit issuance: 4/18/06	Vegetative bioswales, hydrodynamic separator, underground detention, covered loading dock w/drain to sanitary sewer

[1] List all projects with new impervious surface area greater than 1 acre (43,560 s.f.).
[2] Describe project type, as defined in Provision C.3.c.
[3] "New" is defined as impervious surface created, added or replaced.
[4] If the site is a "significant redevelopment", list the area of land disturbance, if information is readily available.

Santa Clara Valley Urban Runoff Pollution Prevention Program
FY 2005-2006 ANNUAL REPORT

Municipality: City of Palo Alto

928 East Meadow Drive	Redevelopment Residential townhouse development	4.42 acres	138,810 sf	4.42 acres	Site grading and utility installation Planning application complete: 6/1/05 Planning approval date: 8/1/05 Building permit application: 8/23/05 Building permit issuance: 3/28/06	Covered car wash area w/drain to sanitary sewer; vegetative bioswales, permeable pavement, hydrodynamic separators
4219 El Camino Real	Redevelopment Residential townhouse & single-family home development	16.24 acres	8.8 acres	16.24 acres	Site grading Planning application complete: 4/29/05 Planning approval date: 7/15/05 Building permit application: 12/9/05 Building permit issuance: 2/8/06	Covered car wash area w/drain to sanitary sewer; vegetative bioswales, permeable pavement, hydrodynamic separators
Public Projects						
2700 El Camino Real	Redevelopment	5.9 acres	209,088 sf	5.9 acres	Substantially completed	Vegetative bioswales permeable pavement, underground

	Municipal Soccer fields				Planning application complete: 10/14/04 Planning approval date: 5/30/05 Building permit application: 4/26/05 Building permit issuance: 9/12/05	detention/infiltration basin

City of Palo Alto
Reporting Form for Planning Procedures Performance Standard and Provision C.3.n.ii. & iii. Reporting Requirements

Part 2

Stormwater Control Measures for Group 1 and Group 2a Projects[5] Approved During FY 2005-06

Project Name	Treatment BMPs	Numeric Sizing Criteria Used	O&M Responsibility Mechanism and Responsible Party	Site Design Measures	Source Control Measures	Pesticide Reduction Measures
Private Projects						
3401 Hillview Avenue	Vegetative bioswales;	Flow-based sizing	Recorded maintenance	Disconnected rain water leaders;	Covered parking structure; stenciled	Vegetation selected for water

[5] Beginning October 15, 2003, list all* projects with new impervious surface area greater than 43,560 s.f. (1 acre). See SCVURPP "C.3. Handbook: Guidance for Implementation of Stormwater Requirements for New and Redevelopment Projects".

*Projects that do not require stormwater treatment because they fall under the Alternative Compliance Program must be reported as per Provision C.3.g.v. (see Reporting Form Part 3).

Santa Clara Valley Urban Runoff Pollution Prevention Program
FY 2005-2006 ANNUAL REPORT

Municipality: City of Palo Alto

	hydrodynamic separator		agreement with owner pending	underground detention	catch basins; covered dumpster; covered loading dock w/drain to sanitary sewer	conservation and pest resistance
928 East Meadow Drive	Vegetative bioswales; hydrodynamic separators	Flow-based sizing	Recorded maintenance agreement with homeowners' association pending	Shared driveways; disconnected rain water leaders; permeable pavement	Stenciled catch basins; covered car wash area w/drain to sanitary sewer	Vegetation selected for water conservation and pest resistance; outreach brochures given to developer
4219 El Camino Real	Vegetative bioswales; hydrodynamic separators	Flow-based sizing	Recorded maintenance agreement with homeowners' association pending	Shared driveways; disconnected rain water leaders; permeable pavement	Stenciled catch basins; covered car wash area w/drain to sanitary sewer	Vegetation selected for water conservation and pest resistance; outreach brochures given to developer
Public Projects						
2700 El Camino Real	Vegetative bioswales; detention/infiltration basin	Flow-based sizing for swales; volume-based sizing for basin	Maintenance by City of Palo Alto	Bicycle parking provided; adjacent to transit corridor	Stenciled catch basins; street sweeping	Vegetation selected for water conservation and pest resistance

City of Palo Alto
Reporting Form for Planning Procedures Performance Standard
and Provision C.3.n.i. Reporting Requirements

Part 1

Group 1 New Development and Significant Redevelopment Projects[1]
Approved During FY 2004-05

Project Name	Project Type[2]	Site Size (ac. or s.f.)	New Impervious Surface (s.f.)[3]	Area of Land Disturbed (Ac.)[4]	Project Status	Storm Water Control Measures Included in Project
Private Projects						
800 High Street	Redevelopment **Multi-family residential development with small amount of commercial space**	42000 sf	38267 sf	46,190 sf	Under construction **Planning application complete: 3/1/02** **Planning approval date: 3/3/03** **Building permit application: 3/12/04** **Building permit issuance: 7/8/04**	Covered parking w/drain to sanitary sewer; covered dumpster; covered car wash area w/drain to sanitary sewer; bioremediation planter drains; vortex separator.

[1] List all projects with new impervious surface area greater than 1 acre (43,560 s.f.).
[2] Describe project type, as defined in Provision C.3.c.
[3] "New" is defined as impervious surface created, added or replaced.
[4] If the site is a "significant redevelopment", list the area of land disturbance, if information is readily available.

VTA Transit Station	Redevelopment **Transit station for multiple VTA and SamTrans bus routes**	2.5 acres	59923 sf	69,890 sf	Under construction **Planning application complete: 11/21/03** **Planning approval date: 3/14/04** **Building permit application: 6/28/04** **Building permit issuance: 10/12/04**	Catch basin inserts, vegetated swales, contracted street sweeping.

City of Palo Alto
Reporting Form for Planning Procedures Performance Standard
and Provision C.3.n.ii. & iii. Reporting Requirements

Part 2

Stormwater Control Measures for Group 1 Projects[5]
Approved During FY 2004-05

Project Name	Treatment BMPs	Numeric Sizing Criteria Used	O&M Responsibility Mechanism and Responsible Party	Site Design Measures	Source Control Measures	Pesticide Reduction Measures
Private Projects						
800 High Street	Bioremediation planter drains; vortex separator	Flow-based sizing	Recorded maintenance agreement with owner pending	Close to public transit station (Caltrain); bicycle parking provided	Covered parking area, covered car wash area; covered dumpster	Outreach brochure given to applicant
VTA Transit Station	Catch basin inserts, vegetated swales	Flow-based sizing	Recorded maintenance agreement with VTA pending	Transit facility	Stenciled catch basins; street sweeping	Outreach brochure given to applicant

[5] Beginning October 15, 2003, list all* projects with new impervious surface area greater than 43,560 s.f. (1 acre). See SCVURPP "C.3. Handbook: Guidance for Implementation of Stormwater Requirements for New and Redevelopment Projects".

*Projects that do not require stormwater treatment because they fall under the Alternative Compliance Program must be reported as per Provision C.3.g.v. (see Reporting Form Part 3).

Santa Clara Valley Urban Runoff Pollution Prevention Program
FY 2005-2006 ANNUAL REPORT

Municipality: City of Palo Alto

NEW DEVELOPMENT CONSTRUCTION INSPECTION

FY 2005-2006 Work Plan Self Evaluation Matrix

Item No.	Activity	FY05-06 Work Plan Tasks	FY 05-06 Accomplishments	Responsible Party
	Site Inspections	1. Inspect construction sites before, and during the rainy season, in compliance with adopted schedule in URMP. 2. Continue inspections of sites covered by permit provision C.3 to ensure appropriate installation of permanent storm water BMPs.	1. All large construction sites were regularly inspected before, during, and after major storm events in the rainy season in compliance with adopted schedule in URMP. 2. Only one C.3 site was completed in FY 05-06. It was inspected to ensure correct installation of permanent storm water BMP's. Two other recognized C.3 sites in Palo Alto should be finished early next fiscal year with planned inspections of permanent storm water BMP's.	Public Works Environmental Compliance
	Staff Training	Provide annual training to storm water and building inspectors.	Building inspectors received annual briefing in October 2005.	Public Works Environmental Compliance
	Effectiveness Evaluation	Review and evaluate effectiveness of construction inspection program as part of Annual Report.	See effectiveness evaluation discussion below.	Public Works Environmental Compliance

Regional Board Comments on New Development-Construction Inspection in FY 2004-2005 Annual Report

Item	RWQCB Comment	City Of Palo Alto Response

Santa Clara Valley Urban Runoff Pollution Prevention Program
FY 2005-2006 ANNUAL REPORT

Municipality: City of Palo Alto

N/A	N/A	N/A

New Development-Construction Inspection Program Evaluation

The new storm water program inspector was hired at the beginning of the FY 05-06 season and his efforts have improved the organization, inspection, and enforcement of new development construction locations. His experience and existing knowledge of the city, City procedures, and code enforcement activities are vital in the operations of the program. Additional job training will be provided to the inspector to continually improve the program. Proactive inspection levels are back to normal, as well as effective response to complaints and interdepartmental referrals during the non-rainy season.

The storm water inspector used a report generated by the Building Division's Accela Permits program to identify all large sites over 10,000 square feet with substantial earth disturbance work. This process was important in the identification of large construction sites, permit issuance dates, and the status of each permit. Meetings with other Departments and Public Work Divisions were scheduled to introduce the new inspector as well as to remind others of the purpose of the storm water program.

The rainy season started late in the reporting period. The first substantial rains of the season started on December 31. Rainfall was very heavy for the next four months. All sites were inspected on a regular basis.

Santa Clara Valley Urban Runoff Pollution Prevention Program
FY 2005-2006 ANNUAL REPORT

Municipality: City of Palo Alto

PUBLIC INFORMATION/PARTICIPATION (Provision C.4)

FY 2005-2006 Work Plan Self Evaluation Matrix

Item No.	Activity	FY05-06 Work Plan Tasks	FY 05-06 Accomplishments	Responsible Party
	Pesticide Outreach	1. Develop, prepare, and distribute appropriate outreach materials (fact sheets, brochures, etc.) regarding proper pesticide use and disposal and IPM techniques. 2. Attend community events and coordinate with local gardening and environmental groups to distribute materials. 3. Conduct residential IPM workshops. 4. Update City's Clean Bay website to provide information about and promote IPM techniques.	1. Ran print ads, movie ads, and one utility insert regarding pesticide use. In addition, held a media event which produced articles in several local papers educating residents about pesticides and other pollutants of concern during *Clean Bay Campaign.* 2. Attended 8 events such as Farmer's Markets, fairs and guest speaker programs. 3. 20 RWQCP service area residents attended less-toxic pest control workshops. 4. Ongoing.	Public Works Environmental Compliance
	Mercury Outreach	Continue public outreach/education on the hazards of mercury-containing products, proper disposal techniques, and alternative products.	Continued thermometer take back at municipal agencies. Partnered with Utilities Department on energy-efficient/no mercury thermostat exchange, collecting 397 pounds of thermostats, and 8,481 pounds fluorescent lamps. Additional ads, utility inserts were done in partnership with SCVURPPP.	Public Works Environmental Compliance

Santa Clara Valley Urban Runoff Pollution Prevention Program
FY 2005-2006 ANNUAL REPORT

Municipality: City of Palo Alto

	Copper Outreach	Conduct outreach to Building/Planning staff and to developers on ban of copper roofs and gutters implemented in January 2003.	1. Continued using a stamp on all building permit plan sets approved by the Development Center. to notify residents about the copper ordinance. 2. Continued to contact the Development Center staff to ensure that residents are notified early in the permit process about this requirement.	Public Works Environmental Compliance
	School Outreach	Continue outreach to elementary, middle, and high schools, focusing on pesticides, mercury, and other pollutants of concern (school programs include "What's Bugging You?" and "Mercury: Past and Present")	In 2005-06, the Palo Alto's RWQCP school outreach program reached 3,405 students throughout the service area. All programs include a discussion of stormwater and pollution prevention. • 113 elementary school presentations and tours • 36 middle school presentations (includes hands-on lab) Of the 149 total presentations, 58 were conducted in Palo Alto; 91 in RWQCP partner cities.	Public Works Environmental Compliance
	Vehicle Service Facility Recognition	Continue periodic recognition (newspaper advertisement and promotional materials) of vehicle service facilities that qualify for designation as Clean Bay Businesses.	Vehicle service facilities that qualify as "Clean Bay Businesses" receive promotional materials and are listed in full-page newspaper ads paid for by the RWQCP. Shops that have been Clean Bay Businesses for 10 consecutive years receive a special "Outstanding Achievement" plaque and other recognition materials.	Public Works Environmental Compliance
	Watershed Education and Outreach	1. Develop City PI/P workplan that is coordinated with the Program's Watershed Education and Outreach Campaign. 2. Implement City PI/P workplan.	1. Palo Alto participates in development and evaluation of the Program's Watershed Education and Outreach campaign. The City's PI/P workplan (a component of the annual Clean Bay Plan document) is coordinated with the overall Program and other regional efforts. 2. Completed for FY 05-06.	Public Works Environmental Compliance & Engineering

Santa Clara Valley Urban Runoff Pollution Prevention Program
FY 2005-2006 ANNUAL REPORT

Municipality: City of Palo Alto

Regional Board Comments on Public Information/Participation Requirements in FY 2003-2004 Annual Report		
Item	**RWQCB Comment**	**City Of Palo Alto Response**
N/A	N/A	N/A

Public Information/Participation Program Evaluation

Pesticide Outreach: Approximately 600 people have taken Bug Buster workshops to-date. A review of workshop evaluations through 2004 (for all previous years) revealed that 91% said they are more likely to look for less toxic products at local stores featuring the *Our Water Our World* logo. 83% said they are likely to try two or more IPM techniques they learned at the workshop.

Mercury Outreach: See evaluation in Mercury Program Section

Copper Outreach: The ordinance banning copper architectural materials has been effective at eliminating the installation of new copper roofs.

School Outreach: 69% of teachers returned a postage-paid evaluation postcard, with a cumulative rating of 4.9 out of 5 in both quality of program and clarity of presenter. 99% stated students' understanding of water pollution prevention and the difference between storm drain/sewer systems **increased**.

Vehicle Service Facilities: Since inception of this program, the participation has increased to 98% of eligible facilities. Eighty-eight shops have participated in the Clean Bay program for at least 10 years.

Public education challenges include providing effective outreach to non-English speakers in the RWQCP area, finding new and compelling messages to inspire change in English-speaking communities, and establishing new ways to engage the public in trying less toxic pest control methods/products and recycling mercury containing items. RWQCP will continue identifying strategies with partner agencies and its communications consultant for effective outreach to non-English speaking communities via local newsletters, community groups and health centers. Staff also plans to provide additional funds to expand run time of ads produced by WEO campaign that focus on mercury and pesticides. Staff is also participating in the regional dialogue about possible expansion plans for the Bay Friendly Garden Project. This program could potentially provide IPM, composting and other information though regional workshops, replacing the Bug Buster/Less toxic pest control program currently managed by RWQCP in conjunction with solid waste programs in partner cities.

Santa Clara Valley Urban Runoff Pollution Prevention Program
FY 2005-2006 ANNUAL REPORT

Municipality: City of Palo Alto

PEST MANAGEMENT
(Provision C.9.d of the Permit)

FY 2005-2006 Work Plan Self Evaluation Matrix

Item No.	Activity	FY05-06 Work Plan Tasks	FY 05-06 Accomplishments	Responsible Party
	Municipal Pesticide Use	1. Report on use and justification for the use of OP pesticides and BMPs employed during pesticide use. 2. Provide annual training on IPM Policy, SOP's, BMPs, and IPM techniques to employees responsible for pesticide application. 3. Document and evaluate effectiveness of annual staff training. 4. Ensure that City contractors use pest control methods consistent with IPM Policy.	1. No OP pesticides were used. An annual report on the City's pesticide use for 2004-05 was written. The 2005-06 report is currently in progress. 2. Provided training on new structural pesticides that contain botanical oils and less toxic products. 3. An 80% reduction in structural pesticides has been realized since 2001. Facilities staff uses primarily botanical-based products. Alternative rodent control efforts have been expanded to include the use of raptor perches and owl boxes to encourage predatory birds at golf course. 4. Began process of issuing RFP for IPM PCO services. RWQCP obtains all pesticide application information from City PCOs.	Public Works Environmental Compliance

Santa Clara Valley Urban Runoff Pollution Prevention Program
FY 2005-2006 ANNUAL REPORT

Municipality: City of Palo Alto

	Public Education and Outreach	1. Develop, prepare, and distribute appropriate outreach materials (fact sheets, brochures, etc.) regarding proper pesticide use and disposal and IPM techniques. 2. Attend community events and coordinate with local gardening and environmental groups to distribute materials. 3. Update City's Clean Bay website to provide information about and promote IPM techniques. 4. Contribute to BASMAA Regional Media Relations Campaign and pitch IPM stories to local media. 5. Conduct outreach to employees who do not apply pesticides during the course of their work. 6. Continue to implement IPM Partnership with hardware/garden supply stores in POTW service area. 7. Offer training to employees of IPM Partnership stores in POTW service area. 8. Document and report on number of residents reached through outreach and level of IPM Partnership participation.	1. Ran one Bug Buster Workshop (20 participants); ran bus ads, utility, local newsletter and media print ads advertising *Our Water, Our World* information. 2. Attended 8 different events/speaking engagements which promoted less toxic pest control 3. Ongoing. See www.cleanbay.org 4. Ongoing. 5. Ongoing and will be an extra focus in 2006-07. 6. Ongoing in partnership with EOA. 7. Coordinated through BASMAA. 8. A multi week run of an IPM ad as part of the RWQCP *Clean Bay* campaign ran in five papers in our six-city service area. Ads promoting IPM receive approximately 32,877 gross impressions per ad. Utility inserts reached all Palo Alto residents (approx 18,000 homes)–1 pesticide utility insert.	Public Works Environmental Compliance

Santa Clara Valley Urban Runoff Pollution Prevention Program
FY 2005-2006 ANNUAL REPORT

Municipality: City of Palo Alto

	Pest Control Operators	1. Support a regional PCO training and recognition program. 2. Require PCO's contracted for City pest control to comply with City IPM Policy through contract specifications. 3. Document and report on City use of PCO's and their pesticide usage.	1. SCVURPPP contributes to one of the Regional IPM Conferences which provide training to PCOs and agency staff. RWQCP staff continue to help plan UP3 agendas and meetings that assist IPM coordinators in administrative aspects of IPM implementation. 2. Revising contract language is underway and happening incrementally as new contracts are renewed or sent out for bid. A new IPM Scope of Service is being issued this fall. 3. Ongoing as part of the City's annual IPM report.	Public Works Environmental Compliance
	New Development	Document and report on pest-resistant landscaping measures incorporated into land development projects.	No changes in this activity. Emphasis is mainly on outreach and education. Still need to improve the effectiveness of this activity through the coordination of multiple ongoing programs (water conservation, pest management, and Water Resources Protection Collaborative's Guidelines and Standards for Land Uses Near Streams).	Public Works Environmental Compliance and Utilities Water Conservation
	Regional, State, and Federal Coordination	Continue active participation in the Urban Pesticide Committee, BASMAA Pesticide Work Group, UP3, and IPM Partnership to provide input and keep informed on latest pesticide management issues.	Ongoing activities in addition to independent collaboration with other agencies.	Public Works Environmental Compliance

Santa Clara Valley Urban Runoff Pollution Prevention Program
FY 2005-2006 ANNUAL REPORT

Municipality: City of Palo Alto

Regional Board Comments on Pest Management in FY 2004-2005 Annual Report		
Item	**RWQCB Comment**	**City Of Palo Alto Response**
N/A	N/A	N/A

Pest Management Program Evaluation
The City's use of pesticides associated with ecotoxicity has reduced over time by using IPM strategies. Revised contract specifications, in-house training and pilot projects will continue to further these goals. The challenge in City operations is to keep the many City departments and work groups buying least toxic pesticides and hiring pesticide applicators who can provide IPM services. This effort will be aided in FY 2006-07 by a new Environmental Stewardship group within the City. A subgroup of this new interdepartmental coordination effort will be formed to focus on pesticide use.

Santa Clara Valley Urban Runoff Pollution Prevention Program
FY 2005-2006 ANNUAL REPORT

Municipality: City of Palo Alto

MERCURY POLLUTION PREVENTION PROGRAM
(Provision C.9.c of the Permit)

FY 2005-2006 Work Plan Self Evaluation Matrix

Item No.	Activity	FY05-06 Work Plan Tasks	FY 05-06 Accomplishments	Responsible Party
	Municipal Use of Mercury-Containing Products	1. Continue to implement the City's Mercury Elimination Policy. 2. Continue recycling of fluorescent bulbs used in City facilities and purchase of low-mercury bulbs. 3. Regional Water Quality Control Plant will continue to replace mercury switches with non-mercury alternatives (typically upon failure).	1. Ongoing 2. Ongoing. 3. Since 2002, RWQCP has replaced or removed 37 mercury switches (approx. 2.3 pounds) from the Plant. Many of the switches that were recycled were not in service but were inventory in the shop and warehouse, contributing to the large amount of mercury recycled in a short period of time. In 2005, the RWQCP replaced six switches within the Plant that contained approximately 100 grams of mercury.	Public Works Environmental Compliance
	Household Hazardous Waste Collection	1. Support the County's program to provide fluorescent bulb drop-off and recycling for residents at local hardware stores. 2. Continue thermometer and	1. Done in partnership with SCVURPPP outreach. RWQCP program was adopted and expanded by Santa Clara County. Other recycling centers in the RWQCP service area were considered for expansion, but operational or staff challenges made it infeasible at this time. Currently five stores accept lights in the RWQCP service area. 2. Digital thermometer program replaced previous	Public Works Environmental Compliance

		thermostat drop-off and recycling program for residents at the POTW. 3. Continue collection of fluorescent bulbs, thermometers, and thermostats from residents and small quantity commercial generators at Household Hazardous Waste collection events in Palo Alto. 4. Document and report on collection of mercury-containing products.	coupon-based program. This program is less active than in the past, as many residents have already exchanged mercury thermometers. The RWQCP has partnered with Palo Alto Utilities for mercury thermostat exchanges and rebates for digital thermostats. 3. Ongoing. 4. Most recent data provided by the City of Palo Alto HHW program shows 8,481 lbs of fluorescent lights were collected at the Recycling Center drop-off site and 398 pounds of thermometers and thermostats were collected at Palo Alto HHW events (2004-05 data).	
	Regional, State, and Federal Coordination	Support and participate in development of the WMI Watershed Action Plan, and efforts by BASMAA and the Bay Area Pollution Prevention Group to control mercury.	Palo Alto staff regularly participate in regional mercury efforts.	Public Works Environmental Compliance
	Public Outreach and Education	1. Continue to publicize the fluorescent bulb, thermometer, and thermostat drop-off programs through utility bill inserts, newspaper advertising, etc. 2. Provide digital thermometer to all residents who recycle mercury thermometers. 3. Expand and promote collection sites for mercury thermometers at senior centers and municipal locations.	1. Ongoing: • Web site publicizes all locations for lamp recycling and thermometer exchanges. • Fluorescent light recycling also advertised through County outreach program • As part of School Outreach Campaign, reached 860 students in 46 fourth grade classroom presentations specific to mercury. 2. Ongoing. 3. Thermometer take-backs now offered as special	Public Works Environmental Compliance

Santa Clara Valley Urban Runoff Pollution Prevention Program
FY 2005-2006 ANNUAL REPORT

Municipality: City of Palo Alto

		4. Support the Program's efforts to provide outreach and assistance regarding Universal Waste Rule (UWR) to conditionally-exempt small quantity generators. 5. Support County's program for fluorescent bulb drop-off at hardware stores and recycling centers.	event service. Locations for thermometer take-backs were piloted in East Palo Alto in 2006. 4. RWQCP staff support outreach to small quantity generators through participation in the SCVURPPP Mercury Subgroup. 5. Ongoing. See information in Household Hazardous Waste Collection section above.	

Regional Board Comments on Mercury Pollution Prevention Program in FY 2004-2005 Annual Report

Item	RWQCB Comment	City Of Palo Alto Response
N/A	N/A	N/A

Mercury Pollution Prevention Program Evaluation

RWQCP actively participates in SCVURPPP pollution prevention activities, accepts thermostats and thermometers, and provides extensive outreach to schools in its service area. RWQCP staff believe there is a need for regional coordination on product stewardship issues for mercury containing products. Mercury programs continue to be good vehicles to engage the public on. Mercury is both an ecosystem issue and a human health issue. As such, the campaign to remove mercury from the home resonates with parents wanting to protect children from toxics. Therefore, RWQCP staff plan to continue using mercury programs as key public messages, alternating them with other pollutant messages.

Santa Clara Valley Urban Runoff Pollution Prevention Program
FY 2005-2006 ANNUAL REPORT

Municipality: City of Palo Alto

COPPER ACTION PLAN/NICKEL ACTION PLAN
(Provision C.9.a & b of the Permit)

FY 2005-2006 Work Plan Self Evaluation Matrix

Item No.	Activity	FY05-06 Work Plan Tasks	FY 05-06 Accomplishments	Responsible Party
CB-1	Vehicle Washing Operations	• Distribute outreach materials on proper vehicle/equipment washing at City department counters and public events, and post on City web site. • Provide car wash kit to charity car wash organizers and educate on the use of the kits. • Submit data regarding vehicle washing outreach activities and effectiveness evaluation in annual reports. • Require source control measures for Group 1 new development and redevelopment projects that will conduct vehicle/equipment washing and maintenance activities (consistent with Permit Provision C.3.k). • Inspect auto businesses regarding car wash requirements, and prohibited storm drain discharge.	Within CB-1, Paragraphs 1,2,5,6,7 & 8 are ongoing programs which have been run by Palo Alto for a number of years, and which were run again successfully in FY 05-06. Paragraph 3 calls for an effectiveness evaluation regarding vehicle washing outreach. Utility bill stuffers, fliers, and special event displays have been used successfully to promote changes in vehicle washing practices as a means to protect storm water quality. Awareness of this issue has grown over the years, serving as a testament to the outreach program. Palo Alto does not do its own public opinion surveys, but rather relies on regional surveys to quantify and confirm the success of this and other behavior modifications. With respect to paragraph 4, two of the Group 1 projects approved to-date in Palo Alto (multi-family residential developments) include covered vehicle wash areas that are plumbed to the sanitary sewer.	Public Works Environmental Compliance Public Works Environmental Compliance Public Works Environmental Compliance Public Works Engineering Public Works Environmental Compliance

		• Inspect vehicle washing facilities as part of stormwater inspections for industrial and commercial businesses. • Continue to maintain car wash systems for City vehicles at the corporation yard and fire stations. • Encourage municipal staff to use certified mobile cleaners when contracting cleaning services. • Refer mobile cleaners to BASMAA's online training module for education and certification.	With respect to #9, one in-person training was conducted in FY 05-06. Others were done on line.	Public Works Environmental Compliance Public Works Fleet Mgmt. & Fire Dept. Public Works Operations & Facilities Mgmt. Public Works Environmental Compliance
CB-3	Industrial Copper Control	Continue Industrial Inspection program, including NOI sites such as plating and metal finishing facilities, vehicle service facilities, and other permitted sites.	All inspections completed in FY 05-06	Public Works Environmental Compliance
CB-4	Quantify Source Loadings of Copper	• Collect data on potential indicators of copper. • Review data on copper additions to water supply reservoirs (SCVWD & SFWD) and prepare fact sheet for reservoir managers.	These activities were completed, with the exception that the reservoir fact sheet is being deferred to the Bay-Wide Copper Action Plan as it will be much more effective if prepared by all the Bay Area agencies.	Public Works Environmental Compliance

Santa Clara Valley Urban Runoff Pollution Prevention Program
FY 2005-2006 ANNUAL REPORT
Municipality: City of Palo Alto

		• Prepare and submit report on potential indicators as part of Clean Bay Plan.		
CB-6/7	Reducing Traffic Congestion/ Promoting Alternative Transportation	• Update the City's Zoning Ordinance, based on the results of the Development Policies Comparison Project Report (particularly Section VI, Policies to Limit Auto Use/Promote Alternative Transportation) to promote better transportation-related design practices and alternative modes of transportation.	No new additions this year	Public Works Engineering & Planning
CB-8	Watershed assessment and protection	• Revise City's General Plan, as needed, at next scheduled update, based on recommendations from the *Development Policies Comparison Project* and Provision C.3.l.	No relevant revisions this year.	Planning
CB-11	Street sweeping and storm drain O&M	• Follow Program guidance regarding the collection and reporting of street sweeping data. Provide data for Annual Report. • Evaluate need for improvement of current street sweeping and storm drain system O&M programs (within available budget) in Annual Report.	Palo Alto continues to exceed minimum street sweeping frequencies. No new program changes.	Public Works Operations

Santa Clara Valley Urban Runoff Pollution Prevention Program
FY 2005-2006 ANNUAL REPORT

Municipality: City of Palo Alto

CB-12	Outreach on pool, spa maintenance	• Distribute outreach materials at agency department counters and public places; and placement on City website.	Done	Public Works Environmental Compliance
CB-21	Use of architectural copper	• Perform plan checks for compliance with existing ban on copper on roofs, in roof shingles, and for gutters. • Distribute fact sheet on copper ban at building counter and on web site.	Done	Public Works Environmental Compliance
NB-1	Measures to control nickel discharges from construction sites	• Continue to implement Construction Inspection Performance Standards (see Construction Inspection work plan section). • Continue to have inspectors attend Regional Board/Program workshops on construction site management and learn latest erosion/sediment control techniques • Continue to attend Program workshops on post-development stormwater BMPs (C.3.)	Done	Public Works Environmental Compliance Public Works, Utilities, and Community Services

Regional Board Comments on Copper Action Plan/Nickel Action Plan FY 2004-2005 Annual Report

Item	RWQCB Comment	City Of Palo Alto Response
N/A	N/A	N/A

Santa Clara Valley Urban Runoff Pollution Prevention Program
FY 2005-2006 ANNUAL REPORT

Municipality: City of Palo Alto

Copper Action Plan/Nickel Action Plan Program Evaluation
Palo Alto's activities to reduce copper have become institutionalized and continue to be fully implemented. Any large reductions in copper discharges will have to come from copper use reductions in brake pads, construction materials or pesticides. However, copper concentrations in Bay samples continue to be below the established "trigger' value, and therefore the need for such reductions is not immediate.

Santa Clara Valley Urban Runoff Pollution Prevention Program
FY 2005-2006 ANNUAL REPORT

Municipality: City of Palo Alto

TRASH INVENTORY & MANAGEMENT PROGRAM

FY 2005-2006 Work Plan Self Evaluation Matrix

Item No.	Activity	FY05-06 Work Plan Tasks	FY 05-06 Accomplishments	Responsible Party
	Trash Investigations and Plan	1. Conduct trash evaluations at selected "hot spot" trash problem areas. 2. Provide Program staff with results of trash evaluations. 3. Modify City's trash control program (and advocate for changes at other agencies), as needed given results of the trash evaluations. 4. Provide Program staff with documentation of changes in trash control practices at problem locations.	1. Two formal trash evaluations completed in summer 2005 and spring 2006. Multiple informal inspections conducted year round. 2. Results posted and forwarded to program staff as required and on-time. 3. Inspections found that list of "hot spots" may be reduced from 20 to 16 based on results. 4. Program staff given documentation of changes in trash control practice at problem locations in order to reduce overall number of "hot spots". 5. Program staff requests use of City of Palo Alto Trash Hotspot Action Plans. 6. Discussion to coordinate efforts of evaluations with National River Cleanup Days for next fiscal year.	Public Works Environmental Compliance

Regional Board Comments on Trash Inventory & Management Program in FY 2004-2005 Annual Report

Item	RWQCB Comment	City Of Palo Alto Response
N/A	N/A	N/A

Palo Alto

Baylands

ID #	Date	Location	Assessment Tool	Score	Existing Management Actions	Recommended Management Actions and/or Future Evaluations
PA07	6/16/2006	Highway 101 at University Avenue	KAB	3		Continue to monitor with proposed Summer 2005 Action Plans.
PA05	6/13/2006	Flooding Basin Tide Gate Trash Rack	KAB	1		Recommend removal from list.
PA06	6/15/2006	Matadero Creek at East Bayshore Rd	RTA	86		Continue to monitor with proposed Summer 2005 Action Plans.

Matadero/Barron Creeks

ID #	Date	Location	Assessment Tool	Score	Existing Management Actions	Recommended Management Actions and/or Future Evaluations
PA15	6/19/2006	Wet Well at Matadero Creek Station	KAB	3		Continue to monitor and evaluate.
PA08	6/16/2006	Highway 101 at Embarcadero Road	KAB	2		Continue to monitor with proposed Summer 2005 Action Plans.
PA11c	6/19/2006	Alma Street at Adobe Creek	KAB	2		Continue to monitor with proposed Summer 2005 Action Plans.
PA11b	6/19/2006	Alma Street at Barron Creek	KAB	2		Continue to monitor with proposed Summer 2005 Action Plans.
PA16	6/19/2006	Arastradero Road between Gates A and B	KAB	1		Continue to monitor and evaluate.
PA11a	6/19/2006	Alma Street at Matadero Creek	KAB	1		Continue to monitor with proposed Summer 2005 Action Plans.
PA11d	6/19/2006	Alam Street at San Francisquito Creek	KAB	1		Continue to monitor with proposed Summer 2005 Action Plans.
PA09	6/15/2006	Molley Stones on Cal Avenue	KAB	1		No trash. Recommend removal from list.
PA12	6/19/2006	Oregon Expressway between Waverley & Middlefield	KAB	1		No trash. Recommend removal from list.
PA10	6/16/2006	Albertson's at Embarcadero Road	KAB	1		Continue to monitor with proposed Summer 2005 Action Plans.

San Francisquito Creek

ID #	Date	Location	Assessment Tool	Score	Existing Management Actions	Recommended Management Actions and/or Future Evaluations
PA18	6/19/2006	Mitchell Lane and the Red Cross	KAB	2		Continue to monitor and evaluate.
PA19	6/15/2006	Lane 21	KAB	2		Continue to monitor and evaluate. The building at 529 Bryant Street is currently under interior construction. This alley is being used as a staging area for construction workers and port-a-potties.
PA17	6/15/2006	Lane 20	KAB	1		Continue to monitor and evaluate. Small amount of cardboard on ground next to adjacent PASCO Bin.
PA14	6/15/2006	Lane 12 West	KAB	1		No trash. Recommend removal from list.
PA13	6/15/2006	Paulsen Lane	KAB	1		No trash. Recommend removal from list.
PA20	5/18/2006	San Francisquito Creek at Manhattan	RTA	63		The area that requires attention is located in East Palo Alto. The debris generally does not make it down to the creek.
WD19	5/18/2006	San Francisquito Creek at Newell	RTA	76		Continue to monitor with proposed Summer 2005 Action Plans.
PA01	5/18/2006	San Francisquito Creek at El Camino	RTA	91		Continue to monitor with proposed Summer 2005 Action Plans.
PA03	5/18/2006	San Francisquito Creek at Middlefield	RTA	107		Continue to monitor with proposed Summer 2005 Action Plans.
PA02	5/18/2006	San Francisquito Creek at Webster St	RTA	119		Continue to monitor with proposed Summer 2005 Action Plans.
PA20	5/24/2006	San Francisquito Creek at Manhattan	RTA	119		Area was cleaned by SF Water Council on recent creek clean up day.

Santa Clara Valley Urban Runoff Pollution Prevention Program
FY 2005-2006 ANNUAL REPORT

Municipality: City of Palo Alto

Trash Inventory & Management Program Evaluation
This program is making significant progress. A proposed plan to coordinate City of Palo Alto staff and local San Francisquito Watershed Council efforts should improve reporting accuracy and help increase the number of garbage items removed from local creeks and waterways. A new Trash Hotspot Action Plan will be written in the fall of 2006 after the next trash evaluations. Continued joint efforts by local jurisdictions may place more pressure on Caltrans to improve cleaning efforts at freeway on-ramps and off-ramps.

Santa Clara Valley Urban Runoff Pollution Prevention Program
FY 2005-2006 ANNUAL REPORT

Municipality: City of Palo Alto

WATER QUALITY MONITORING PROGRAM
(Provision C.7 of the Permit)

FY 2005-2006 Work Plan Self Evaluation Matrix

Item No.	Activity	FY05-06 Work Plan Tasks	FY 05-06 Accomplishments	Responsible Party
	Water Quality Monitoring Program	Palo Alto staff will submit copies of its creek water quality monitoring data to the Program for inclusion in Program-wide monitoring reports.	Water quality monitoring data collected by the City from San Francisquito, Matadero, and Adobe Creeks and the Palo Alto Flood Basin was submitted to the Program for inclusion in the FY 05-06 Annual Report.	Public Works Environmental Compliance

Regional Board Comments on Water Quality Monitoring Program in FY 2004-2005 Annual Report

Item	RWQCB Comment	City Of Palo Alto Response
N/A	N/A	N/A

Water Quality Monitoring Program Evaluation

Water quality data collected by the City of Palo Alto was submitted to the Program for inclusion in the FY 05-06 Annual Report.

Santa Clara Valley Urban Runoff Pollution Prevention Program
FY 2005-2006 ANNUAL REPORT

Municipality: City of Palo Alto

WATERSHED MANAGEMENT MEASURES
(Provision C.10 of the Permit)

FY 2005-2006 Work Plan Self Evaluation Matrix

Item No.	Activity	FY05-06 Work Plan Tasks	FY 05-06 Accomplishments	Responsible Party
	Watershed Management Measures	Continue to participate in the SCB WMI through membership on the Core Group, Communications Subgroup, Permits/Regulatory Subgroup, Emerging Contaminants Workgroup, and WE&O Workgroup; house the WMI's data repository (hard copy and electronic form) for the 3 pilot watersheds.	Palo Alto continued to play a lead role in the Watershed Management Initiative, serving as Vice Chair . Palo Alto staff also led the Emerging Contaminant Subgroup and drafted a new Whitepaper on Triclosan. Staff also served on the WE&O subgroup, helping to set priorities for the new fiscal year. The WMI completed work on the pilot eco-health indicators, and the initial watershed-based Stewardship Plans this fiscal year. Palo Alto led the effort to develop training materials for Planning and Public Works officials. An inventory of almost 300 visuals and text slides were assembled in the project's first step.	Public Works Environmental Compliance

Regional Board Comments on Watershed Management Measures in FY 2004-2005 Annual Report

Item	RWQCB Comment	City Of Palo Alto Response
N/A	N/A	N/A

Santa Clara Valley Urban Runoff Pollution Prevention Program
FY 2005-2006 ANNUAL REPORT

Municipality: City of Palo Alto

Watershed Management Measures Program Evaluation
The WMI completed several important projects in FY 05-06 and finds itself at a crossroads. Several key participants, most notably the Regional Board, are no longer involved. Since it was largely the Regional Board who called for establishment of the WMI 10 years ago, it is time to think through the future of the WMI. To that end, a series of meetings has been initiated and dubbed the "WMI Revisioning". In the two meetings held thus far, it has become clear that the functions of 6 of the WMI subgroups are essential and must be preserved in some way. The activities and structure of the "Core Group" will be the focus of upcoming meetings, with conclusions to be reached in the first quarter of FY 06-07.

Santa Clara Valley Urban Runoff Pollution Prevention Program
FY 2005-2006 ANNUAL REPORT

Municipality: City of Palo Alto

SEDIMENT CONTROL MEASURES
(Provision C.9.f of the Permit)

FY 2005-2006 Work Plan Self Evaluation Matrix

Item No.	Activity	FY05-06 Work Plan Tasks	FY 05-06 Accomplishments	Responsible Party
	Sediment Control Measures	Assist with review of the San Francisquito Creek limiting factors study being spearheaded by the Santa Clara Valley Water District	The limiting factors study was completed in FY 05-06. The work performed on this study was primarily technical in nature, and the work products were reviewed by a panel of technical experts. Palo Alto staff had limited opportunities to comment on the study due to a lack of specific expertise in the subject area.	Public Works Engineering

Regional Board Comments on Sediment Control Measures in FY 2004-2005 Annual Report

Item	RWQCB Comment	City Of Palo Alto Response
N/A	N/A	N/A

Sediment Control Measures Program Evaluation

Palo Alto staff had limited opportunities to comment on the recently completed San Francisquito Creek limiting factors study due to a lack of specific expertise in the subject area. Staff will continue to monitor the status of the San Francisquito Creek sediment TMDL during FY 06-07.

Santa Clara Valley Urban Runoff Pollution Prevention Program
FY 2005-2006 ANNUAL REPORT

Municipality: City of Palo Alto

STAFF TRAINING

Training Title	Attendee	Department of Attendee	Date(s) of Training	Location of Training	Contents of Training
Annual staff training		Utilities Dept. Water-Gas-Wastewater & Electric Engr & Inspection staff	11/05	Palo Alto	Construction BMPs State General Permit for Construction Activities C.3 provisions for Group 1& 2A projects
Annual staff training		Utilities Operations staff	11/05	Palo Alto	Construction and maintenance BMPs Reporting procedures for illegal dumping incidents Sanitary sewer spill response procedures
Annual staff training		Public Works Operations staff	11/05	Palo Alto	Construction and maintenance BMPs Reporting procedures for illegal dumping incidents
Annual staff training		Building inspection staff	10/05	Palo Alto	Construction BMPs State General Permit for Construction Activities Reporting procedures for illegal dumping incidents/poor construction site conditions
Annual staff training		Planning staff	10/25/05	Palo Alto	State General Permit for Construction Activities C.3 provisions for Group 1 & 2A projects

Santa Clara Valley Urban Runoff Pollution Prevention Program
FY 2005-2006 ANNUAL REPORT

Municipality: City of Palo Alto

Annual staff training		**Public Works Engineering development review staff**	**9/7/05**	**Palo Alto**	**C.3 provisions for Group 1 & 2A projects**
Annual staff training		**Public Works Engineering staff**	**10/26/05**	**Palo Alto**	**Construction BMPs** **State General Permit for Construction Activities** **C.3 provisions for Group 1 & 2A projects**
Program New Development Workshop	**Joe Teresi** **Matt Raschke** **Karen Bengard** **Elizabeth Ames** **Larry Jackson** **Bridget Ryan** **Bob Morris** **Mike Nafziger** **Chris Rafferty** **Debra Jacobs** **Hung Nguyen** **Holly Boyd** **Luz Cortes** **Ted Hammond** **Chris Fujimoto** **Julie Weiss** **Sue Mickelsen** **WendeProtzman**	**Public Works Engineering** **“** **“** **“** **“** **“** **“** **“** **“** **“** **“** **“** **“** **Environmntal Compliance Planning** **“**	**10/20/05**	**Sunnyvale (webcast)**	**Discussion on the use of permeable pavements on new and redevelopment projects**
Program New Development Workshop	**Joe Teresi** **Gary Weinreich** **Luz Cortes** **Bridget Ryan** **Chris Rafferty**	**Public Works Engineering** **“** **“**	**12/7/05**	**San Jose**	**Impacts of land development on streams**

Santa Clara Valley Urban Runoff Pollution Prevention Program
FY 2005-2006 ANNUAL REPORT

Municipality: City of Palo Alto

	Holly Boyd **Chris Fujimoto** **Rosemary Lombard** **Virginia Warheit**	**"** **Environmntl** **Compliance** **Planning**			
Program New Development Workshop	**Joe Teresi** **Gary Weinreich** **Chris Fujimoto** **Harrison Ryan**	**PW** **Engineering** **Environmntl** **Compliance**	**6/6/06**	**Cupertino**	**Constructing Maintaining, and Inspecting Stormwater Treatment BMPs**

Evaluation: Continuing to conduct annual staff training just prior to the rainy season in early Fall increased the effectiveness of the training by making it more timely and relevant to the employees. The information presented was able to be used by staff in the near future on construction and maintenance projects they managed or performed. We will continue this schedule for FY 06-07.

It will be a priority to provide training on C.3 new development issues in the coming year, especially related to the lowering of the compliance threshold to 10,000 square feet of impervious surface.

036815

City of San José
Urban Runoff Management Plan
Annual Report 2005-2006

Santa Clara Valley
Urban Runoff
Pollution Prevention Program

CITY OF SAN JOSE
CAPITAL OF SILICON VALLEY

City of San José
Urban Runoff Management Plan
Annual Report 2005-2006

September 2006

Acknowledgements

This report was prepared by the City of San José
Environmental Services Department
Watershed Protection Division
Urban Runoff Program Section

In partnership with:
Environmental Services Department: Watershed Enforcement
Environmental Services Department: Municipal Water
Department of Parks, Recreation, & Neighborhood Services
Department of Planning, Building & Code Enforcement
Department of Public Works
Department of Transportation
General Services Department
San José Redevelopment Agency

Cover Pictures

First Row:

1) The wetlands of South San Francisco Bay, with the Diablo Mountain Range to the east.

Second Row:

1) Third-grade students performing the experiment "Pollution Soup" at the Water Wizards Festival at the Guadalupe River Park and Gardens

2) Pedestrian Bridge over the Guadalupe River in downtown San José. A guide is speaking to participants at a workshop entitled "Development and Water Resources: Making the Connection," a joint effort between the City, the Santa Clara Valley Urban Runoff Pollution Prevention Program, and the Watershed Management Initiative's Land Use Subgroup.

Third Row

1) A parking lot paved with porous concrete: a stormwater treatment and hydromodification control measure.

2) A Street Sweeping crew from the City's Department of Transportation.

3) A storm drain inlet stenciled with the name of the nearest creek and the City's stormwater dumping complaint phone number.

TABLE OF CONTENTS

EXECUTIVE SUMMARY I

CERTIFICATION STATEMENT XIV

1. ICID: ILLICIT CONNECTION / ILLEGAL DISCHARGE INSPECTION .. 1

1.A ICID WORK PLAN SELF EVALUATION MATRIX 1
1.B ICID PROGRAM EVALUATION 3
1.C ICID RESPONSE TO WATER BOARD COMMENTS 6
1.D ICID SUMMARY TABLES / ADDITIONAL INFORMATION 7
Incident Types by Potential Source of Incident *7*
Workload Summary *8*
Complainant Source Summary *8*
Enforcement Summary *9*

2. IND: INDUSTRIAL & COMMERCIAL DISCHARGES 11

2.A IND WORK PLAN SELF EVALUATION MATRIX 11
2.B IND PROGRAM EVALUATION 14
2.C IND RESPONSE TO WATER BOARD COMMENTS 15
2.D IND SUMMARY TABLES / ADDITIONAL INFORMATION 16
IND Summary Tables *16*
Enforcement Actions Summary *17*
IND Facility Categories for the City of San José *18*
Companies Requiring NOI Based on SIC But Have Not Filed *19*
Companies Requiring NOI Based on Exposure But Have Not Filed *19*

3. NRD: NEW AND REDEVELOPMENT 21

3.A NRD WORK PLAN SELF EVALUATION MATRIX 21
3.B NRD PROGRAM EVALUATION 29
3.C NRD RESPONSE TO WATER BOARD COMMENTS 32
3.D NRD SUMMARY TABLES / ADDITIONAL INFORMATION 33
Significant Development Projects Reviewed and/or Approved During July 1, 2005 – June 30, 2006 *33*
Development Activity Map *48*
Procedures for BMP O&M Verification Program *49*

4. CON: CONSTRUCTION INSPECTION 53

4.A CON WORK PLAN SELF EVALUATION MATRIX 53
4.B CON PROGRAM EVALUATION 59
4.C CON RESPONSE TO WATER BOARD COMMENTS 60
4.D CON SUMMARY TABLES 60
Permits for Significant Development Projects Reviewed and/or Approved July 1, 2005 – June 30, 2006 *60*

Public Works Erosion Control Checklist 73

5. PSR: PUBLIC STREETS, ROADS, & HIGHWAYS 75

5.A PSR WORK PLAN SELF EVALUATION MATRIX 75
5.B PSR PROGRAM EVALUATION 78
5.C PSR RESPONSE TO WATER BOARD COMMENTS 80
5.D PSR SUMMARY TABLES / ADDITIONAL INFORMATION 80
Parks Included in the Rural Public Works Performance Standard 80

6. SDO: STORM DRAIN SYSTEM OPERATION & MAINTENANCE ... 81

6.A SDO WORK PLAN SELF EVALUATION MATRIX 81
6.B SDO PROGRAM EVALUATION 85
6.C SDO RESPONSE TO WATER BOARD COMMENTS 86
6.D SDO SUMMARY TABLES / ADDITIONAL INFORMATION 87
FY 05-06 Storm Inlet Cleaning Program Problem Area Data 87

7. WUOM: WATER UTILITIES OPERATIONS & MAINTENANCE..... 89

7.A WUOM WORK PLAN SELF EVALUATION MATRIX 89
7.B WUOM PROGRAM EVALUATION 89
7.C WUOM RESPONSE TO WATER BOARD COMMENTS 90
7.D WUOM SUMMARY TABLES / ADDITIONAL INFORMATION 90
Inventory of Potential Water Utility Discharges 90

8. PM: PESTICIDE MANAGEMENT..... 99

8.A PM WORK PLAN SELF EVALUATION MATRIX 99
8.B PM PROGRAM EVALUATION 104
8.C PM RESPONSE TO WATER BOARD COMMENTS 106
8.D PM SUMMARY TABLES / ADDITIONAL INFORMATION 107
Active Ingredient Use Comparison: FY 04-05 & FY 05-06 107

9. M: MERCURY 111

9.A M WORK PLAN SELF EVALUATION MATRIX 111
9.B M PROGRAM EVALUATION 114
9.C M RESPONSE TO WATER BOARD COMMENTS 115
9.D M SUMMARY TABLES / ADDITIONAL INFORMATION 116
Mercury-Containing Product Management Practices 116

10. CNAP: COPPER / NICKEL ACTION PLANS 117

10.A CNAP WORK PLAN SELF EVALUATION MATRIX 117
10.B CNAP PROGRAM EVALUATION 118
10.C CNAP RESPONSE TO WATER BOARD COMMENTS 119
10.D CNAP SUMMARY TABLES / ADDITIONAL INFORMATION 119

11. TRA: TRASH..... 121

11.A TRA WORK PLAN SELF EVALUATION MATRIX 121
11.B TRA PROGRAM EVALUATION 123
11.C TRA RESPONSE TO WATER BOARD COMMENTS 124
11.D TRA SUMMARY TABLES / ADDITIONAL INFORMATION 124

Trash Problem Area Activity Report *124*

12. MON: MONITORING 129

12.A MON WORK PLAN SELF EVALUATION MATRIX 129
12.B MON PROGRAM EVALUATION 131
12.C MON RESPONSE TO WATER BOARD COMMENTS 131
12.D MON SUMMARY TABLES / ADDITIONAL INFORMATION 131

13. MC: MUNICIPAL COMPLIANCE 133

13.A MC WORK PLAN SELF EVALUATION MATRIX 133
13.B MC PROGRAM EVALUATION 134
13.C MC RESPONSE TO WATER BOARD COMMENTS 135
13.D MC SUMMARY TABLES / ADDITIONAL INFORMATION 135
Municipal Employee Training Summary for FY 05-06 *135*

14. PIP: PUBLIC INFORMATION / PUBLIC PARTICIPATION 141

14.A PIP WORK PLAN SELF EVALUATION MATRIX 141
14.B PIP PROGRAM EVALUATION 144
14.C PIP RESPONSE TO WATER BOARD COMMENTS 145
14.D PIP SUMMARY TABLES / ADDITIONAL INFORMATION 145
PIP Activities Table *145*
FY 05-06 San José School Outreach *155*
Outreach Materials Distributed *157*

15. PERMIT REAPPLICATION 163

15.A PERMIT REAPPLICATION PREPARATION SELF EVALUATION MATRIX 163
15.B PERMIT REAPPLICATION PREPARATION EVALUATION 163
15.C PERMIT REAPPLICATION PREPARATION RESPONSE TO WATER BOARD COMMENTS 163
15.D PERMIT REAPPLICATION PREPARATION SUMMARY TABLES / ADDITIONAL INFORMATION 163

GLOSSARY 165

Executive Summary

The City is required to submit to the Regional Water Quality Control Board (Water Board) an Annual Report that documents the progress of the Urban Runoff Management Plan for the previous fiscal year. The Annual Report is prepared pursuant to provision C.6 of the City's National Pollutant Discharge Elimination System (NPDES) permit for stormwater discharge to the City's storm sewer system.

The Report includes sections for each of the program elements included in the Urban Runoff Management Plan as required in the permit. Each section is comprised of an update on the status of the work plan, an evaluation of various performance elements, responses to Water Board feedback received during the past year, and additional tables or information to demonstrate performance for a program element. Summaries are also provided for the array of outreach activities and municipal training sessions that are included in various program elements.

Most program elements contain requirements that affect more than one City department. The strategy for attaining compliance focuses on three different types of activities that the City conducts:

1) Enforcement and monitoring to detect and respond to incidents of illegal discharge to the storm sewer system;
2) Structural and business process changes to City operations and services; and
3) Education for municipal employees as well as the community at large.

The City also contributes to activities undertaken by the Santa Clara Valley Urban Runoff Pollution Prevention Program (Program) and the Bay Area Stormwater Management Agencies Association (BASMAA); however, this report includes only activities performed by the City. An overview of the year for each program element follows.

Illicit Connection / Illegal Discharge Inspection (ICID)

The City's Environmental Services Department (ESD) responds to complaints regarding illegal discharges or threats of discharge to the storm sewer system. This year, the City responded to more than 792 cases, a slight decrease from last year but well within the five-year average case rate. Residential incidents continue to be most frequent, with vehicle-related sources being most common. Dumping of various materials was also a prevailing source of incidents. ESD responds to all complaints with education and enforcement in partnership to achieve compliance and prevent future incidents. Staff intends to do targeted outreach to four Strong Neighborhood Initiate (SNI) areas that exhibited a high number of residential complaints in FY 06-07 in an effort to educate the residents and reduce the number of complaints.

Storm drain inlet stenciled with hotline number and local creek name

The City continues to conduct targeted outreach in an effort to reduce the number of ICID calls. In FY 05-06 City staff met with the San Pedro Square Business Association, assisting with the planning and implementation of procedures to stop discharges to the storm drain from surface cleaning and leaking trash compactors.

Industrial & Commercial Discharges (IND)

Under this program element, ESD inspects more than 3,500 businesses per year to ensure that proper practices are employed to prevent stormwater pollution. How frequently a business is inspected depends on their potential for contributing pollutants as determined by previous inspection results. This method of assigning inspection frequencies has been effective in focusing limited inspection resources on high priority cases to best protect water quality. 72% of the businesses inspected are found to have no significant stormwater issues and thus do not warrant near-term re-inspection. When issues are identified, education and enforcement are used together to achieve compliance.

FY 05-06 marked the third time in three years that the City experienced a significant spike in the number of business license applications. The total inventory of facilities in the City that are subject to inspection has doubled over the last three years, representing a significant workload challenge. The City began to integrate this increased workload for the short term by prioritizing and phasing initial inspections and shifting resources. Since this increase in workload is expected to continue in subsequent fiscal years, long-term strategies will be explored to fulfill inspection requirements.

FY 05-06 marked the fourth year of implementation of the comprehensive restaurant inspection program and 1,148 facilities were inspected. Staff also conducted a review of the last three years of data in order to assess how the program is working. Based on the data assessment, the City is establishing a Fats, Oils, and Grease (FOG) Inspection Program. This Program will target food service facilities and focus specifically on successfully integrating the sanitary sewer management plan (SSMP) requirements and enhancing the business' general awareness of stormwater issues related to food service facilities.

A City inspector explains stormwater Best Management Practices to a downtown restaurateur

Education remains the primary tool for preventing or stopping practices that may pollute stormwater. In FY 05-06, inspectors distributed almost 9,000 Best Management Practices (BMPs) brochures, fact sheets, posters, and other materials as part of the IND program. Generally, inspectors are being very proactive and distributing BMPs to support educational efforts. For example, businesses that did not have any current

stormwater issues were still given BMPs by inspectors to assist the business in their efforts to keep pollution out of the storm drain system.

New and Redevelopment (NRD)

This program element is driven by the New and Redevelopment provision (also referred to as C.3) of the permit, as amended in October 2001 and again most recently in July 2005. This provision requires that development projects implement controls to address pollutant discharges and increased storm flows for the life of a project. The implementation of the new hydromodification management plan (HMP) requirements began on October 18, 2005.

The City continues to make significant strides implementing this challenging program. The City adopted the Post-Construction Hydromodification Management Policy 8-14 (Policy 8-14) on October 18, 2005. The policy requires the management of development-related increases in peak runoff flow, runoff volume and duration ("hydromodification"), where such hydromodification is likely to cause increased erosion, silt pollutant generation or other impacts to beneficial uses of local rivers, streams and creeks. Techniques for managing hydromodification include detention basins and other landscape measures that infiltrate or hold stormwater flows for controlled release. Policy 8-14 supplements stormwater treatment requirements delineated in Policy 6-29 entitled "Post-Construction Urban Runoff Management."

The City also implemented an expansive training program for both treatment controls and hydromodification to give staff the information and resources needed to effectively guide and review development applications and to design public projects. Among the HMP training highlights were a Green Roof Symposium that focused on green roofs as a stormwater and hydromodification control measure appropriate for small urban infill sites. Additionally City staff from five departments attended both the SCVURPPP and StormCon HMP workshops. Plus, City staff also attended a beta testing demonstration of the Bay Area Hydrology Model (BAHM) software that will greatly simplify the modeling calculations required to comply with the HMP.

The City conducted a pilot inspection program in FY 05-06, and based on those results, revised its Operation and Maintenance Program. The revised program requires inspection of all stormwater treatment and hydromodification measures installed during the first year of operation. Subsequent inspections are based on observed stormwater issues such as improper installation and lack of functionality. This revised program is based on the City's successful IND inspection program.



Porous-paved parking lot: a structural stormwater control

The City continues to find that implementation of stormwater and hydromodification controls are easier for undeveloped, "greenfield" sites, such as Coyote Valley (in southern San Jose) because the land requirements for runoff treatment and

hydromodification measures can be factored into the master plan and accommodated early in the development process. Implementing stormwater treatment and hydromodification controls on smaller, infill sites in a developed urban area is much more difficult given limited land area, the high cost of land, and the City's policies that discourage sprawl and encourage increased densities. These policies have an associated water quality benefit as they reduce traffic congestion and the associated air pollution.

The City continues to emphasize site design and source control as the primary tactics for addressing stormwater on a project-by-project basis. The City has also continued to actively participate in efforts to develop analytical tools and outreach on a regional basis. City staff from a variety of departments continues to provide information about stormwater issues and new requirements to the public and the development community.

Construction Inspection (CON)

The City inspects activities at construction sites to prevent sediment and other pollutants from entering the storm sewer system. Inspectors from Public Works and Building review erosion and sediment controls as part of their routine inspections. Environmental Services supplements this effort with limited inspection and broad enforcement follow-up. These departments also collaborate in providing outreach materials and training to the development community on appropriate best management practices.

In FY 05-06, the City again focused on staff training, hosting and coordinating several training sessions for staff involved in construction inspection. Two trainings were held in October 2005 by City staff for Building and Public Works inspectors. Staff has also attended trainings held by the Santa Clara Valley Urban Runoff Pollution Prevention Program and the Water Board held in December 2005 for inspectors and construction project managers. An additional training was held in January 2006 by City staff for Public Works capital improvement project managers. These focused trainings help project managers and teams ensure erosion and sediment control measures are included on plans and specifications. Trainings have made inspectors more vigilant in identifying and correcting problems at construction sites. Environmental Services staff plans to conduct frequent, short, focused stormwater BMP trainings for all inspection groups during section meetings throughout FY 06-07 to supplement the main fall annual training.

Proper stormdrain protection during construction prevents construction debris and sediment from entering the stormdrain

While inspection efforts are improving, site conditions still show that vigilance is necessary to ensure stormwater issues are addressed. Overall, the need for enforcement increased with 223 verbal warnings, 90 written notices, and 54 administrative citations issued by ESD Watershed Enforcement Inspectors.

Public Streets, Roads, & Highways (PSR)

This program element is pursuant to provision C.2.a of the permit and is one of several that address municipal activities. These program elements essentially consist of best management practices (BMPs) being incorporated into City operations such as street repair. Training plays a key role in ensuring that staff uses the proper techniques during the course of their duties to protect water quality. For FY 05-06, this training was completed in May 2006. Session content centered on review of the Department of Transportation's BMPs and Standard Operating Procedures (SOPs) for O&M activities. Corp Yard Stormwater Pollution Prevention Plan training was integrated into the DOT crew training in FY 05-06. Training content is directed by which work groups are present, and the training curriculum is revised when needed to reflect new practices. On average, 88% of the employees responded that the BMPs taught were appropriate for their work.

Department of Transportation paving crew applying their training along with the pavement

Training was also conducted for Rural Public Works BMPs in accordance with provision C.5, which requires that the City employ proper techniques when conducting maintenance activities in rural areas. This standard is integrated as part of the PSR program element. The City's departments of Parks, Recreation, and Neighborhood Services; General Services; and Transportation are responsible for managing rural public works maintenance and support activities.

The City conducts an extensive Street Sweeping program, involving the sweeping of the central business district; arterials, collectors, and bicycle lanes; and residential streets. Annually, the City sends out a calendar of the street sweeping schedule to each single-family dwelling, and asks neighborhood associations within the City to include reminders in their association newsletters for moving parked vehicles on street sweeping days. The City is continuing to expand the areas in which parking restrictions are required and enforced to improve the effectiveness of the street sweeping program. In FY 05-06, the enforcement area was broadened from 160 to 196 curb miles. The City anticipates expanding the areas in which parking restrictions are required and enforced for street sweeping by approximately 40 curb miles in FY 06-07.

Storm Drain System Operation & Maintenance (SDO)

Storm Drain System Operation and Maintenance is another municipal activity program element implemented in accordance with provision C.2.a of the permit. This program includes key maintenance activities that are conducted to ensure the proper function of the storm sewer system to collect and convey storm runoff. Maintenance staff training was conducted to coincide with that of the PSR program element and was completed in May 2006.

DOT successfully implemented its annual storm drain inlet inspection and cleaning program, cleaning approximately 28,500 inlets. To date, the City has been able to achieve the more comprehensive Tier 2 level of inlet cleaning performance. Due to budget constraints anticipated for FY 06-07, a modified implementation of Tier 2 may be needed. Evaluation of the data collected during inlet cleaning indicates that approximately six percent of the City's storm drain inlets and catch basins had a problem associated with them. The key problems for stormwater protection were cars parked on catch basins; high debris (leaves, lawn clippings, dirt and other natural materials); excessive garbage (paper, bottles, cans, and other man-made waste); and pollution (concrete, antifreeze, oil, paint, etc. that appear to have been intentionally dumped into the inlet or catch basin). Maintenance staff is directed to contact Environmental Enforcement when pollution is identified. Using this information, the City directs resources to known problem areas.

Department of Transportation Vactor crew cleaning out a storm drain inlet

Water Utilities Operations & Maintenance (WUOM)

This program element addresses a municipal activity and is implemented in accordance with provision C.2.a. The program addresses operation and maintenance activities at the City's Municipal Water system. The key tools for implementing this program are the Water Utility Pollution Prevention Plan and staff training to ensure that proper techniques are employed during maintenance activities. The City's training program includes the annual development of a video demonstrating the implementation of BMPs for a specific work function. This year's hydrant-flushing program was the focus of annual evaluation of SOPs and the review found that no changes in the current practice are needed.

Pumps at the Rincon II Pump Station

An inventory of potential water utility discharges must be conducted every three years and included in the Annual Report, as required by the Water Utility Operations & Maintenance Discharge Performance Standard. This inventory is to be performed in each service zone (North San Jose, Evergreen, Edenvale, Coyote, and South Bay Water Recycling), by Municipal Water staff. Municipal Water staff conducted the inventory in March 2006 for all service zones. The findings revealed that current SOPs and BMPs, which are successfully being implemented to reduce and eliminate pollutant discharges to receiving waters, are effective and no changes are needed.

Pesticide Management (PM)

This program element is required pursuant to provision C.9.d. of the permit. The purpose of the Pesticide Management program is to reduce the amount of pesticides in stormwater and landscape runoff. Activities include setting municipal policy, implementing proper techniques when selecting and applying pesticides on City property, staff training, public education, and City participation in regional efforts to influence regulations that affect pesticide management. In 2003, the Council adopted an Integrated Pest Management (IPM) Policy, which calls for municipal operations to incorporate IPM techniques and to reduce, phase-out, and ultimately eliminate the use of pesticides that cause impairment of surface waters.

The City has incorporated the use of IPM techniques for many years. Pesticide use on City property is based upon specific site needs. The decision to use a pesticide is determined by several factors, i.e., site evaluation, accurate identification of the pest, past history, monitoring of thresholds, review of alternative means of control, and selection of the most favorable and effective pesticide. The City also seeks to reduce the need for pesticide usage through alternate actions such as mulching, weed barriers, proper irrigation, and selection of disease resistant plants. In many instances, plant diseases and pest problems are tolerated rather than employing any pesticides. When pesticide use is necessary, the City strives to use products that are less toxic and safer for employees.

In FY 05-06, the City continued data collection and tracking of pesticide applications on City property. While improvements have been made, some data remains incomplete for Facilities and Special Districts. City staff will continue to work with contractors in FY 06-07 to resolve outstanding reporting and data collection issues. Comparative data was reviewed for City staff applications and golf courses. In general, City use of the two most common herbicides (Roundup and Pendulum) decreased despite an increase in total acreage managed. The use of Surflan and Gallery increased, in some cases replacing Pendulum and reducing the need for repeat applications. The use of Karmex decreased substantially in response to concerns about its impact on water quality. The pesticide Drive, containing an active ingredient deemed less toxic to the environment was tested by City staff and found to yield better results in lesser amounts than other products.

Tussock Moth infestation on an oak tree at Williams Street Park

City staff continues to use ongoing and new methods to resolve municipal pest problems with less toxic and non-chemical integrated pest management techniques. PRNS continues to effectively use mulch to alleviate the need for pre-emergent herbicides and reduce water use. PRNS experienced success using biological controls such as wasps to address oak and tussock moths at test locations. The City Arborist has adopted the practice of offering IPM solutions to the callers regarding maintenance of street trees. Also, the arborist is encouraging the use of a disease resistant hybrid palm tree in new Public Works projects rather than the California Fan Palm, which is susceptible to pink rot and requires regular fungicide treatment. Due to its superior environmental practices, including IPM, the Los Lagos

Municipal Golf Course and its superintendent were honored as the Golf Course Superintendents Association of America/Golf Digest (GCSAA) National Public and Overall winners of the 2005 GCSAA/Golf Digest Environmental Leaders in Golf Awards.

New projects to reduce reliance on chemical controls are planned for implementation in FY 06-07. The first project involves the use of predators to control rodent populations in certain parklands. The proposal involves building owl boxes and placing them strategically to entice owls to establish habitat and prey upon the rodents. The second project involves the use of a native grass seed mix to control star thistle weed along trails. Pesticides are typically used in the area proposed for a trial project. DOT-Special Districts will continue to evaluate the gopher pilot project that began in FY 04-05, which uses traps to control gophers rather than pesticides.

In FY 06-07, the City will continue taking a lead role in the planning process as co-host for the 3rd Annual Regional IPM Conference scheduled for November 2006 at the San Jose Convention Center. In FY 05-06, representatives from ESD, DOT, PRNS and GS began serving as conference chair and on various IPM Conference planning subcommittees.

Mercury (M)

This program element is implemented pursuant to provision C.9.c of the permit. The City has continued its efforts to reduce or eliminate mercury discharges in municipal operations. The City purchases low mercury-containing fluorescent lamps. Spent lamps are required to be recycled. In FY 05-06, the City recycled nearly 9,100 feet of mercury-containing lamps. Residential recycling of lamps is accomplished through the City's support of the Santa Clara County's Household & Small Business Hazardous Waste program.

Fluorescent lamps for recycling at the Central Service Yard

February 2006 marked the start of the Universal Waste Rules which require common household products like batteries, thermometers, fluorescent lamps and cathode ray tubes that contain hazardous materials, such as mercury and other heavy metals, to be disposed at approved locations like the County's Household Hazardous Waste site. These products are no longer accepted in curbside trash or recycling receptacles. The City conducted various outreach efforts at both the City and Program levels to alert residents of this change including postings on the City's website and articles in the City's *Curbside Courier* newsletter.

In addition, the City has operated and maintained a National Mercury Deposition Network (MDN) site since January 2000, collecting samples, recording data, and sending both to the national MDN laboratory. The City also continues its support of the San Francisco Bay Regional Monitoring Program, AB 982 TMDL Public Advisory Group, WMI Guadalupe River Mercury TMDL Workgroup, and the Clean Estuary Partnership. The City continues its commitment to

work with the Water Board and stakeholders toward TMDLs that are technically defensible and feasible for implementation.

Copper & Nickel Action Plans (CNAP)

This program element is implemented pursuant to provisions C.9.a and C.9.b of the permit, which incorporate Action Plans for copper and nickel to be implemented based on water quality monitoring results in the South Bay. The action plans include activities for which various agencies or entities assume responsibility. Only activities undertaken at the municipal level for stormwater are included in this report. Such activities have largely been integrated into other ongoing program elements but are reported as a summary for clarity. Copper and Nickel remain among the list of pollutants addressed by general and targeted outreach regarding stormwater pollution prevention.

In the City's Industrial and Commercial Inspection program, key activities have been implemented to address copper either exclusively or among the array of potential pollutants. A fact sheet regarding rooftop sources of copper pollution was again distributed to select industrial facilities. In FY 05-06, the City's Watershed Enforcement Inspectors completed a pilot project that involved inspecting rooftops of select facilities in addition to regular inspection activities. The purpose of this pilot was to evaluate the degree of BMP implementation and the need for additional outreach or enforcement efforts. Results of this project indicate that additional rooftop inspections are not necessary.

The City also continued its "NOI Filers" project. This activity aimed to increase awareness among industrial facilities of their obligations under the State's General Industrial Activities Stormwater Permit (GIASP) by providing them with BMPs and information alerting them to the requirements. Review of this information has already been successfully incorporated into routine inspections and the City reports to the Water Board a list of facilities that have not yet filed under the GIASP.

Trash (TRA)

This program element is implemented pursuant to the Program's Trash Work Plan and provision C.1 of the permit. The purpose of the Trash program is to address litter and illegal dumping that threatens to pollute urban waterways. The impetus for this program was the 2001 Water Board Staff Report recommending that all urban creeks, lakes, and shorelines be placed on a monitoring list due to the threat of trash impairment to water quality. Activities associated with the Trash program since its inception in FY 02-03 include a survey of San Jose's established trash management services and programs and identification of litter hotspots.

Trash assessments based on a trash problem area list continued to be the focus of activity during FY 05-06. The trash problem area list is comprised of Anti-Litter Program sites, parks, and homeless encampments located throughout the City. This year a second round of assessments

was performed at priority hotspots in the Coyote watershed and at all locations in other watersheds. Assessments were performed using standard protocol selected by the Program. The assessments provided information regarding the type and potential sources of trash found in and around urban creeks and offered insight into the effectiveness of existing trash management practices. The trash assessments revealed that existing trash management activities are sufficient at many locations, but that enhancements are needed in others.

Volunteers removing trash from Coyote Creek behind San Jose High Academy

The City continues to try to maximize existing resources to address trash problem areas throughout the City. This year Watershed Enforcement acted as a resource to help address trash problems on privately owned property adjacent to creeks. Enforcement inspectors contact property owners to ensure clean up and/or prevent trash from re-accumulating. In addition, the City established an agreement with the San Jose Conservation Corps to provide clean-up services along creeks to supplement existing clean-up provided by City maintenance. The Conservation Corps removed approximately 70 cubic yards (approximately 7 tons) of trash from the Guadalupe River and Coyote Creek.

This year the City of San José and the Santa Clara Valley Water District (District) continued efforts associated with the Memorandum of Agreement for Trash Prevention and Removal (Trash MOA), which began in FY 04-05. The highlight of Trash MOA activities was the partnered clean-up projects on Coyote Creek. The Trash MOA calls for three partnered clean-up projects each calendar year that are intended to take place at locations that fall outside the normal scope of operations of the City and District. During this reporting period, two partnered clean-up projects occurred in the Coyote Creek Watershed and a third on the Guadalupe River. An estimated total of four tons of debris was removed.

In addition, ESD is investigating structural trash management controls. The City submitted a concept proposal to the State Water Board Consolidated Grants Program for funds to support implementation of a structural trash control pilot program. The grant concept proposal was not invited to the application stage, but City funds were budgeted to support much smaller scale implementation of trash controls (catch basin inserts, inlet bars, or underground separation units) in FY 06-07.

Monitoring (MON)

Monitoring activities required in the stormwater permit are generally implemented in collaboration with other agencies. The City continues to participate in monitoring activities area-wide, including Regional and Program-focused investigation of pollutants and sources of pollutants to the storm drain system. The City also provides input and support to the Program's

Watershed Protection Biologist collecting field data from Coyote Creek

multi-year monitoring program, and reviews work products as various Program-level projects are designed and completed.

Municipal Compliance (MC)

This program element summarizes the City's efforts to train City staff on pollution prevention practices and to ensure that City facilities comply with stormwater requirements. In FY 05-06, the City held over 75 sessions on various topics to ensure that City staff received training on procedures and issues related to stormwater programs. Trainings continued on the implementation of the New and Redevelopment (C.3) requirements with a strong focus on hydromodification measures. Also, the City received several presentations by stormwater product vendors.

To ensure stormwater compliance at City properties, Corporation Yards were routinely inspected for stormwater permit compliance. An annual inspection was conducted at each of the six yards during the first quarter of 2006. Quarterly hazardous material inspections, which include stormwater issues, were also conducted in FY 05-06. A Corporation Yards' Pollution Prevention Team (P2 Team) was formed in December 2004. The responsibilities of the team are to review and update Corp Yard Stormwater Pollution Prevention Plans (SWPPPs), assess the Corp Yards for current stormwater best management practices (BMPs) in use, determine if new BMPs should be included in the SWPPPs, and assist in implementing the SWPPPs (e.g. training). SWPPP revisions for three of the Corp Yards (Mabury, South, and West) were drafted in FY 05-06 and are currently under review. Also, SWPPP training was conducted at all six of the Corp Yards in June 2006. On average, 93% of the employees responded that the BMPs taught were appropriate for their work. The combination of site inspections and the semi-annual meetings appears to be working well. The concerns identified in the Corp Yards' inspection reports are usually minor and resolved swiftly.

Fuelling island at Mabury Corporation Yard

Public Information / Participation (PIP)

This program is implemented in accordance with provision C.4 and includes general outreach, targeted outreach, educational programs, and public participation activities. The City has a robust and broad-based public information and public participation program, utilizing many different outreach methods to best deliver stormwater pollution prevention and watershed protection messages. Conducting outreach to the community and providing opportunities for participation in water quality protection activities are critical to evoking the behavior changes needed to manage stormwater quality. They are also important for garnering the support needed to continue and expand services and programs.

The City participates in and supports a wide variety of stormwater outreach and education activities, including many in collaboration with other local and regional agencies. Highlights for FY 05-06 include: continued stenciling of storm drain inlets throughout the City with the appropriate neighborhood creek name and 945-3000 hotline number; providing access and supplies for multiple creek clean-up sites; training sessions for developers on construction requirements; and conducting four Wacky Watershed teacher training workshops to 40 teachers. Outreach continues to be a vital tool for inspectors, allowing for direct education of polluters and potential polluters. Education is the first step in the City's Enforcement Response Plan. Educating the youth of San José continues to be a priority, with several different programs targeting both students and teachers with watershed education.

Watershed Protection Engineer educating 3rd graders at the Water Wizards Festival

The City also actively supports Program-wide outreach and education activities, including IPM outreach, Mercury outreach, and the Watershed Watch campaign. Coordinating outreach activities with the Program and Bay Area-wide efforts enables the City to deliver some of its pollution prevention message more effectively and at reduced cost.

Permit Reapplication

The City's current NPDES permit was adopted in February 2001 for a five-year period. The permit was amended in October 2001 and July 2005, with both amendments relating to the New and Redevelopment stormwater treatment and hydromodification provision, also known as Provision C.3. The permit has been administratively extended since February 2006, pending the adoption of the Bay Area-wide Municipal Regional Permit.

In late 2005, the Water Board embarked on a multi-stakeholder process to craft an NPDES permit, called the Municipal Regional Permit (MRP) that would apply to all municipal stormwater dischargers in the Bay Area. In the past, NPDES permits were issued separately to Bay Area stormwater programs with staggered adoption dates, which often resulted in uneven and inequitable requirements.

City staff has dedicated numerous hours to participate in work groups convened to help develop performance standards for the Inspection and Outreach components of the new permit. Staff has also participated in the steering and stakeholder meetings convened by Water Board staff. City staff will continue to participate in the MRP process through the Program, BASMAA, and individually as a City. The Water Board is expected to adopt the MRP in 2007.

Conclusion

The City of San José is committed to managing and protecting stormwater quality and dedicates significant resources to a variety of activities designed to address stormwater quality issues. The City actively participates in many local and regional efforts designed to leverage the most value for its resources and citizens. The City strives to be a leader in watershed protection, and continues to meet or exceed its permit-mandated obligations. Future fiscal years will bring new challenges, but the City is actively positioning itself to best meet these challenges and maintain the high quality of service its constituents expect.

Alum Rock Library detention pond, a stormwater treatment control measure

Certification Statement

City of San José
FY 2005-2006 ANNUAL REPORT

Certification Statement

"I certify, under penalty of law, that this document and all attachments were prepared under my direction or supervision in accordance with a system designed to ensure that qualified personnel properly gather and evaluate the information submitted. Based on my inquiry of the person or persons who manage the system, or those persons directly responsible for gathering the information, the information submitted, is, to the best of my knowledge and belief, true, accurate, and complete. I am aware that there are significant penalties for submitting false information, including the possibility of fine and imprisonment for knowing violations."

Signature by Duly Authorized Representative:

MELODY TOVAR, P.E.
Acting Deputy Director
Environmental Services Department
Watershed Protection

1. ICID: Illicit Connection / Illegal Discharge Inspection

1.A ICID Work Plan Self Evaluation Matrix

ITEM NO.	ACTIVITY	COMPLIANCE DATE	FY 05-06 STATUS	RESPONSIBLE PARTY
ICID 1	**Response to Complaints** The City of San José will respond to complaints regarding ICID dumping activities into the storm drain system and will ensure that the activity has ceased or is an allowable discharge**.**			
ICID 1.A	Update database system to track ICID complaint information.	Done FY 02-03	Done FY 02-03.	ESD-WE
ICID 1.B	Document to RWQCB annually the number of ICID complaints that City received, & that activity has ceased or is an allowable discharge.	Annually	Done FY 05-06. See 1.D: *ICID Summary Tables/Additional Information*.	ESD-WE
ICID 1.C	Document to the RWQCB annually follow-up activities from each ICID complaint response. (Table 1 in the Annual Report)	Annually	Done FY 05-06. See 1.D: *ICID Summary Tables/Additional Information*.	ESD-WE
ICID 1.D	Review effectiveness of standard operating procedures for responding to ICID complaints.	Annually	Done FY 05-06. Current procedures are working well.	ESD-WE
ICID 1.D.2	Refine and implement standard operating procedures for responding to ICID complaints/referrals.	Ongoing	Done FY 05-06. Current procedures are working well.	ESD-WE
ICID 1.E	Work with SCVURPPP to refine administrative procedure for providing referrals to the Regional Board.	03/01/05	Pending activity by Program ICID AHTG.	ESD-WE, Program
ICID 1.F	Revise standard operating procedures to incorporate results of ICID 1E.	03/01/05	Pending completion of ICID 1E.	ESD-WE, Program
ICID 2	**Investigations** The City of San José will conduct investigations of high priority areas. High Priority is defined as areas with a high potential for non-stormwater discharges to the City's collection system.			
ICID 2.A	Identify high priority areas, primary types & sources of ICID pollution based on complaints, historical inspection records, inspector knowledge and monitoring information.	Annually	Done FY 05-06. Priority areas based on complaints received. All complaints are investigated.	ESD-WE
ICID 2.A.1	Perform GIS analysis on frequently occurring ICID sources and/or types.	FY 03-04	Done FY 05-06. See 1.D: *ICID Summary Tables/Additional Information*.	ESD-UR
ICID 2.B	Conduct investigations of high priority areas based on ICID 2A.	Ongoing	Done FY 05-06. See 1.D: *ICID Summary Tables/Additional Information*. Additionally, staff conducted outreach efforts in business areas that had consistent ICID complaints.	ESD-WE
ICID 2.C	Document to the RWQCB that high priority areas have been conducted, per Table 2 in revised reporting format.	Annually	Done FY 05-06. See 1.D: *ICID Summary Tables/Additional Information*.	ESD-WE

ITEM NO.	ACTIVITY	COMPLIANCE DATE	FY 05-06 STATUS	RESPONSIBLE PARTY
ICID 3	**Inspector Training** The City of San José will ensure that ICID inspectors are adequately trained in inspection procedures, documentation, and enforcement related to stormwater pollution prevention.			
ICID 3.A	Conduct annual training for ICID inspectors.	Annually	Done FY 05-06. See 13.D: *Municipal Employee Training Summary* for details.	ESD-WE
ICID 3.B	Provide and document on-the-job training and other training opportunities, such as inspection workshops.	Annually	Done FY 05-06. See 13.D: *Municipal Employee Training Summary* for details.	ESD-WE
ICID 3.C	Review inspection training protocols to identify new training opportunities, approaches, and materials.	Annually	Done FY 05-06. During annual reviews and during the budget cycle ESD annually reviews the training and material needs for each inspector and the Watershed Enforcement section as a whole.	ESD-WE
ICID 4	**Outreach and Technology Transfer** The City of San José will distribute outreach and technology transfer material containing applicable control measures and/or BMPs to target parties responsible for ICID activities.			
ICID 4.A	Develop and/or modify existing outreach material, as needed, based on report developed under ICID 4B	Ongoing, as needed.	Done FY 05-06. No new or modified outreach materials were identified or developed this fiscal year.	ESD-WE/Marcom
ICID 4.B	Determine need for new outreach and technology transfer material by getting feedback from inspectors regarding 1) continuing problem activities 2) discharge types and 3) monitoring and complaint data, 4) usefulness of existing outreach and technology transfer material.	Ongoing	Done FY 05-06. Feedback from inspectors is collected during regular staff meetings. Needs are identified and responded to as priorities and budget allow. As a result of inspector feedback in FY 05-06 the *Draining Pools and Spas* brochure was reprinted.	ESD-WE and UR
ICID 4.C	Document to RWQCB that outreach technology transfer material and/ or BMPs have been distributed; tracked in Urban Runoff database.	Annually	See 14.D: *PIP Activities* Table for a count of outreach and technology transfer materials distributed as part of inspection activities.	ESD-UR
ICID 4.D	Develop and implement standard operating procedures to gather customer feedback on ICID services.	Development Done FY 02-03 Implementation Ongoing	Done FY 05-06. Customer feedback cards are routinely distributed to ICID complainants. See Section 14 A, Item PIP 2.B 1 for details.	ESD-WE
ICID 5	**SOPs Effectiveness Evaluation** The City of San José's Watershed Enforcement staff will review and evaluate the effectiveness of its SOPs in responding to complaints regarding illicit connections and illegal discharge dumping activities into the storm drain system.			
ICID 5.A	Document and evaluate effectiveness of SOPs.	Annually	Done and ongoing. Outreach was added as a standard element to areas that have consistent ICID reports.	ESD-WE
ICID 5.B	In Annual Report, document and evaluate what worked well and what needs improvement.	Annually	Done FY 05-06. See 1.B: *ICID Program Evaluation*.	ESD-WE

1.B ICID Program Evaluation

Figure 1 illustrates the distribution of ICID incident types for Residential, Commercial, Industrial, Automotive, Food, Construction, and Public facilities. The total number of incidents decreased from 829 last year to 792. This decrease could be attributed to increased awareness and continued targeted outreach efforts. Staff will continue to monitor this trend and assess if there is a correlation with outreach efforts.

Vehicle and equipment leaking is down to 107 incidents from 123 reported last year. This type of incident, however, continues to be the leading incident type investigated in residential areas with residential areas leading the total number of complaints at 357, or 45% of total complaints. The high number of complaints in residential areas as shown in Figure 2 may be explained by the increased residential awareness and the fact that over 34% of the City's land area is used for residential purposes versus 15% for both commercial and industrial uses combined. Open space, roads, baylands and schools generally account for the remaining land area in San Jose.

The number of construction-related incidents remained similar to last year, with 76 reported in FY 05-06 versus 73 in FY 04-05. Staff in ESD, PW and PBCE continues to proactively coordinate efforts to more effectively prevent construction related incidents, particularly tracking soil. Please see CON section for details.

Oil and grease issues continue to be the leading complaint at food facilities. To better address this issue, the City is expanding the current food service facility inspections to more comprehensively address Fats, Oils and Grease (FOG) in FY 06-07. The City's FOG Program will dedicate a trained inspection group that is extremely knowledgeable about Fats, Oils, and Grease to work with food facilities to reduce the number of grease related incidents.

Residential Complaint Geographic Evaluation

In last year's Annual Report, staff committed to doing a geographic analysis of residential complaint data. Staff conducted a complaint analysis according to zip codes and determined that two zip codes, 95116 and 95123, have a higher percentage of complaints than other zip codes. Zip code 95116 straddles a portion of central and east San Jose, and the second, 95123, is located in South San Jose.

Zip code 95116 currently has four active Strong Neighborhood Initiative (SNI) areas, namely Five Wounds Brookwood Terrace (FWBT), Mayfair, Gateway East and East Valley/680 communities. The SNI is a partnership between the City of San Jose, the Redevelopment Agency (RDA) and San Jose's residents and business owners to strengthen the City's neighborhoods by building clean, safe, and strong neighborhoods with independent, capable, and sustainable neighborhood organizations. The increased number of complaints in this zip code could be attributed to the four SNI areas and the fact that residents in SNI areas tend to be more familiar with City programs generally, like the ICID program, than residents in non-SNI areas. Watershed Enforcement and Urban Runoff staff can use these existing SNI forums to actively engage the community in an effort to reduce illegal dumping and vehicle and equipment leaking issues, which continue to be the two leading complaints in residential areas.

The 95123 zip code does not currently have any SNI areas. Staff is evaluating why the number of calls was higher in this area of South San Jose. Staff is also evaluating various methods to target residential outreach in this area again with the intent to focus on illegal dumping and vehicle and equipment leaking issues. Methods being considered include identifying and engaging active neighborhood associations, a zip code specific insert in the San Jose Mercury News, or a zip code wide mailing.

Targeted Outreach

City staff continues to conduct targeted outreach in an effort to reduce the number of ICID incidents. In FY 05-06 City staff conducted the following:

- Met with the San Pedro Square Business Association and planned and implemented procedures to stop discharges to the storm drain from surface cleaning and leaking trash compactors; and
- Attended a joint training meeting with San Jose Water Company (SJW) on their emergency line break procedures.

Significant Clean-ups

Sewage Spill into the Guadalupe River

Watershed Enforcement (WE) received a call from the City's Department of Transportation (DOT) that a contractor broke a sewer line and raw sewage was entering the Guadalupe River. Staff conducted an investigation and determined that RGW, a contractor working for Caltrans, was digging a trench and broke a City sanitary sewer line on Saturday, June 17, 2006. The contractor initially thought they broke an abandoned line and did not report it. Caltrans reported the incident on Monday, June 19, 2006. Raw sewage was flowing into one of their pump stations, then pumped into storm sewer system, and then being deposited into the Guadalupe River. DOT crews plugged the lines and pumped the sewage. WE staff coordinated the pumping and clean-up of the storm lines and Guadalupe River. Caltrans has accepted full responsibility for the incident. The investigation is still ongoing and enforcement actions will be included for this incident.

Grease Spill into the Guadalupe River

Watershed Enforcement received a complaint about sewage in the storm drain. Staff initiated an inspection and determined that it was greasy wash-water from the Crown Plaza hotel located in downtown. Upon further investigation, it was determined that the hotel's grease interceptor had not been pumped out recently and they did not have an approved sanitary sewer clean-out. This caused a sanitary sewer overflow that washed into the storm drain and flowed into the Guadalupe River. DOT crews and private contractors dammed the outfall and pumped the greasy wash-water out of the river. The hotel was issued an Official Warning Notice and an Administrative Citation, and they paid for the clean-up costs. Additionally, they installed an approved clean-out and are required to pump the grease interceptor on a regular basis.

Blue Water in Flint Creek

Watershed Enforcement responded to a complaint of a possible leaking underground storage tank that was turning Flint Creek a bluish color. Inspection staff conducted an investigation and found that NorCal Port-a-Potty Company had a yard nearby. According to NorCal, one of their drums had leaked. Further investigation revealed that there was a storm drain in the yard that was covered with wood and debris. City staff placed absorbent on the spill and dammed up the creek. NorCal hired a contractor to pump out the blue chemical from the Creek. Watershed Enforcement staff assisted City Park Rangers and the California Department of Fish & Game staff to collect samples. NorCal was issued an Official Warning Notice and they paid for all clean-up costs, including the catch basin and storm sewer line.

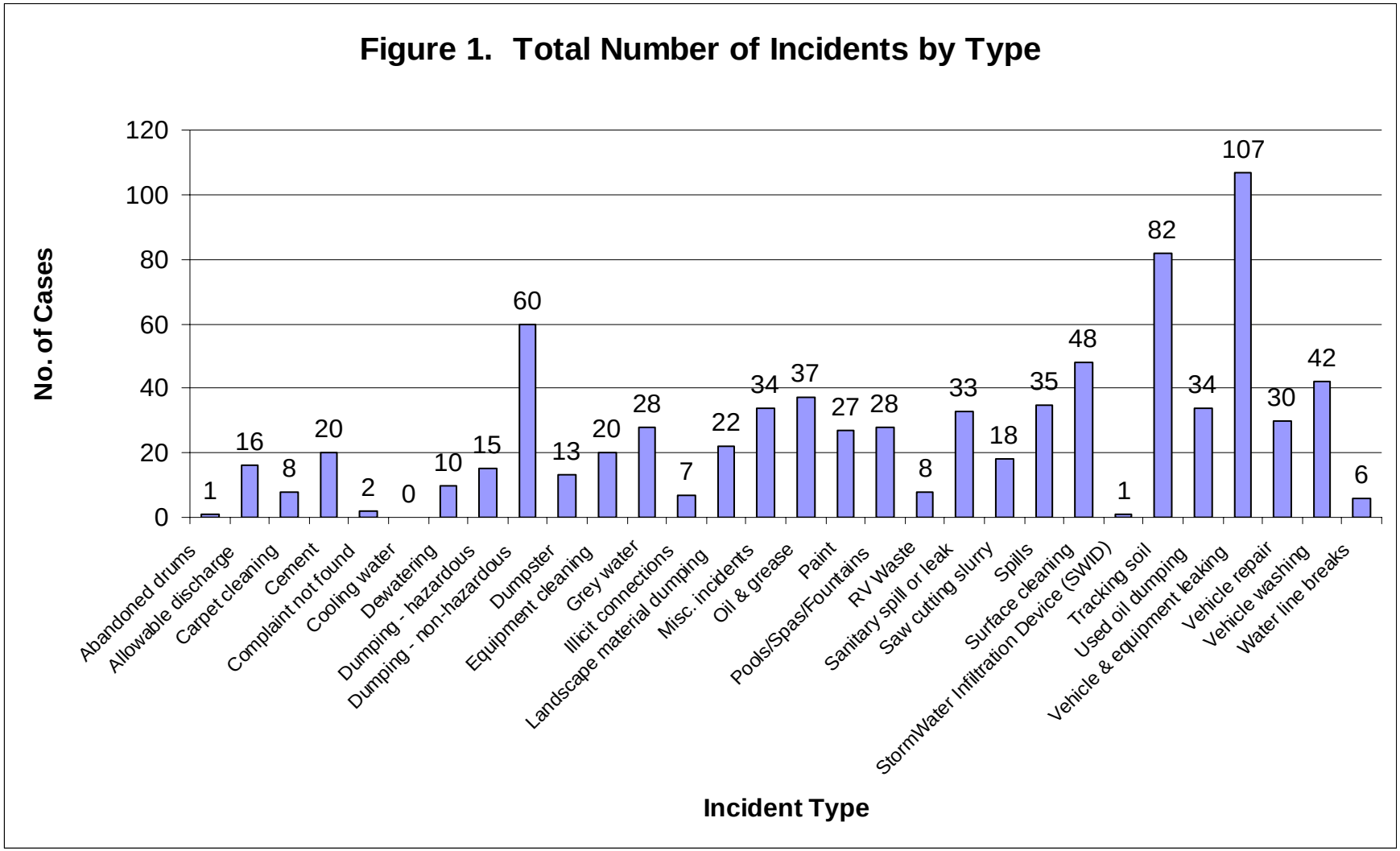
Figure 1. Total Number of Incidents by Type
No. of Cases
0
20
40
60
80
100
120
1
16
8
20
2
0
10
15
60
13
20
28
7
22
34
37
27
28
8
33
18
35
48
1
82
34
107
30
42
6
Abandoned drums
Allowable discharge
Carpet cleaning
Cement
Complaint not found
Cooling water
Dewatering
Dumping - hazardous
Dumping - non-hazardous
Dumpster
Equipment cleaning
Grey water
Illicit connections
Landscape material dumping
Misc. incidents
Oil & grease
Paint
Pools/Spas/Fountains
RV Waste
Sanitary spill or leak
Saw cutting slurry
Spills
Surface cleaning
StormWater Infiltration Device (SWID)
Tracking soil
Used oil dumping
Vehicle & equipment leaking
Vehicle repair
Vehicle washing
Water line breaks
Incident Type

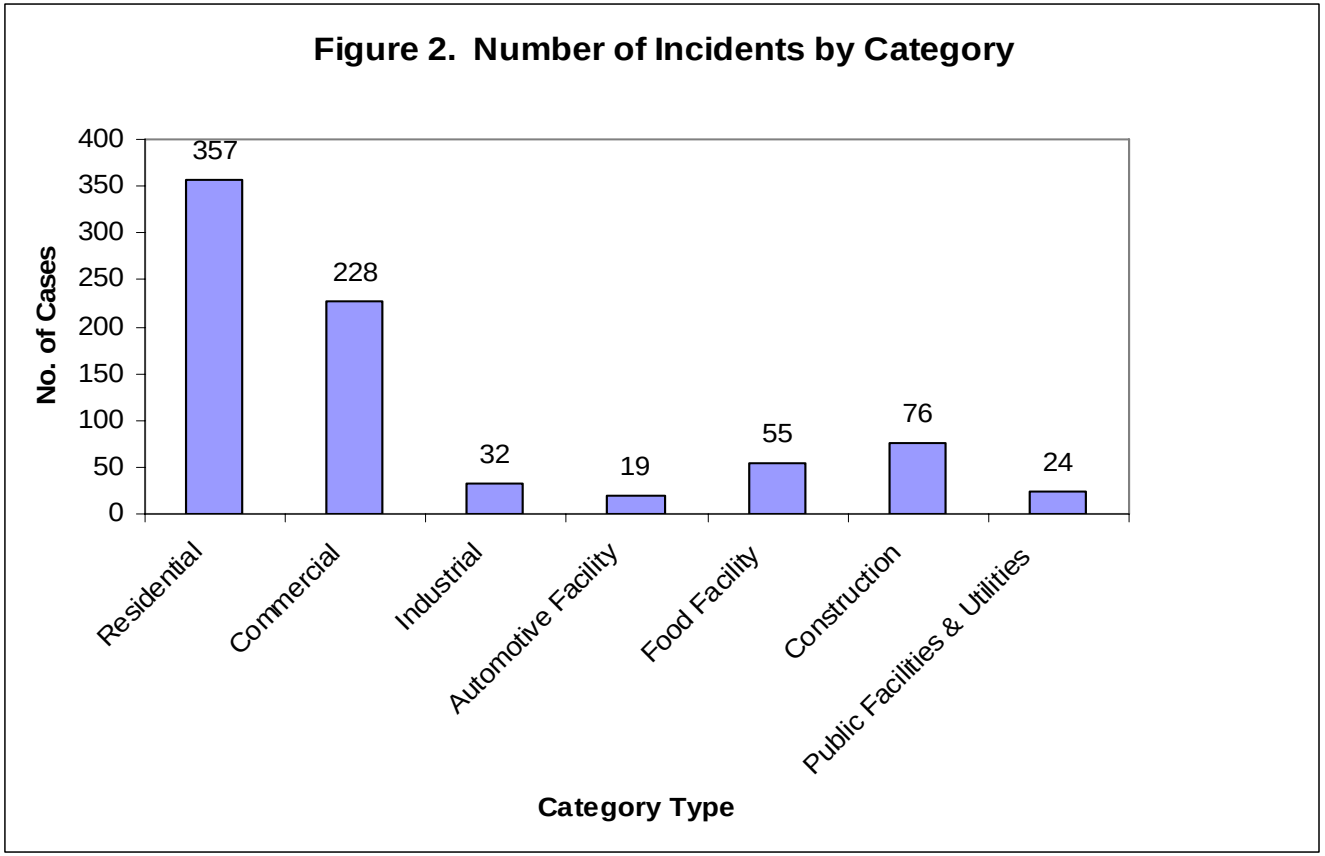

1.C ICID Response to Water Board Comments

No comments received from Water Board on this Program Element.

1.D ICID Summary Tables / Additional Information

Incident Types by Potential Source of Incident

Incident Type	Residential	Commercial	Industrial	Automotive Facility	Food Facility	Construction	Public Facilities & Utilities	Totals
Abandoned drums	0	1	0	0	0	0	0	**1**
Allowable discharge	8	4	0	0	1	1	2	**16**
Carpet cleaning	7	1	0	0	0	0	0	**8**
Cement	11	5	1	0	0	3	0	**20**
Complaint not found	1	1	0	0	0	0	0	**2**
Cooling water	0	0	0	0	0	0	0	**0**
Dewatering	4	3	0	0	0	2	1	**10**
Dumping - hazardous	7	4	2	0	1	1	0	**15**
Dumping - non-hazardous	27	22	4	0	0	3	4	**60**
Dumpster	1	10	0	0	2	0	0	**13**
Equipment cleaning	4	6	1	1	6	1	1	**20**
Grey water	7	13	3	1	3	0	1	**28**
Illicit connections	4	3	0	0	0	0	0	**7**
Landscape material dumping	17	3	0	0	0	2	0	**22**
Misc. incidents	7	13	4	1	2	7	0	**34**
Oil & grease	3	9	0	1	24	0	0	**37**
Paint	19	7	0	0	0	1	0	**27**
Pools/Spas/Fountains	25	3	0	0	0	0	0	**28**
RV Waste	5	3	0	0	0	0	0	**8**
Sanitary spill or leak	16	11	0	0	3	0	3	**33**
Saw cutting slurry	5	6	1	0	0	6	0	**18**
Spills	10	11	4	3	2	2	3	**35**
Surface cleaning	8	22	1	1	8	5	3	**48**
StormWater Infiltration Device (SWID)	1	0	0	0	0	0	0	**1**
Tracking soil	13	21	3	0	0	42	3	**82**
Used oil dumping	25	8	0	1	0	0	0	**34**
Vehicle & equipment leaking	90	11	3	1	0	0	2	**107**
Vehicle repair	19	4	4	3	0	0	0	**30**
Vehicle washing	11	22	0	6	2	0	1	**42**
Water line breaks	2	2	1	0	1	0	0	**6**
Totals	***357***	***229***	***32***	***19***	***55***	***76***	***24***	**792**

Workload Summary

Workload	05-06	04-05	03-04	02-03	01-02	Definitions
Total Cases	792	829	716	925	885	Total number of ICID reports received by complainants. Effective FY 04-05 this category excludes complaints redirected to other agencies.
Total Investigations	1,359	1,359	939	1,926	1,635	This number is the sum of inspections for complaints/cases filed in the reporting fiscal year. This includes initial and follow up inspections.
Carry over Cases	57	53	102	87	45	The number of cases still open at the end of fiscal year.

Complainant Source Summary

# Cases By Complainant Source	05-06	04-05	03-04	02-03	01-02	Definitions
ICID Inspectors	3	25	123	243	22	Environmental Services Department staff employed in Watershed Protection Division, Environmental Enforcement.
City Staff	305	281	114	176	163	Any employee of the City of San José.
Other Agency	46	33	19	29	24	Any government agency other than the City of San José.
Citizen Complaints	436	434	359	476	518	Any person residing or working in the City of San José.
Other	2	56	101	1	15	Any complainant that is not included in the above source types.
Total	792	829	716	925	742	
How Complainants Heard about Program (PIP)	**05-06**	**04-05**	**03-04**	**02-03**	**01-02**	
City Operator/411	44	25	21	--	--	
Complainant is a City Employee	312	311	202	--	--	
Have filed complaint before	56	41	50	--	--	
N/A	130	197	211	--	--	
Other	171	187	169	--	--	
Outside Agency	38	25	20	--	--	
Preprinted Literature	4	--	--	--	--	
Storm Drain Stencil	37	43	43	--	--	
Total	792	829	716	--	--	

Enforcement Summary

Total Enforcement Actions Taken	05-06	04-05	03-04	02-03	01-02	Definitions
Total BMPS	1,730	1,054	1,061	1,726	--	Total Number of BMPS Distributed
Verbal Notice	230	285	173	334	330	Verbal warning providing information for corrective actions
Warning Notice	510	357	234	375	293	Written letter providing information for corrective actions (In San José this is an Official Warning Notice.)
Administrative Action	N/A	N/A	0	0	0	Official letter describing requirements and consequences (a Compliance Order in San José, which is no longer used.)
Administrative Action with Penalty &/or Fine	24	12	6	12	9	Administrative actions, including fines (In San José this is an Administrative Citation.)
Criminal Action	0	0	0	0	0	Legal actions
Referral for Enforcement	0	0	0	0	0	Refer case to agency with enforcement powers
Referral for other reason	0	24	1	105	136	Refer case to internal or external agency for clean-up, information or jurisdictional reasons.
Cases by #Inspections	**05-06**	**04-05**	**03-04**			**Definitions**
One Inspection	405	485	530			Number of Cases requiring one total inspection to achieve compliance
Two Inspections	259	241	160			Number of Cases requiring two total inspections to achieve compliance
Three Inspections	101	62	17			Number of Cases requiring three total inspections to achieve compliance
Four Inspections	14	27	2			Number of Cases requiring four total inspections to achieve compliance
Five or More Inspections	13	14	6			Number of Cases requiring five or more total inspections to achieve compliance
Total	792	829	716			
Cases by Highest Level of Enforcement Action	**05-06**	**04-05**	**03-04**			**Definitions**
No Enforcement Action	175	279	83			Cases with no Enforcement Action taken
BMP Distribution	67	93	129			Cases with BMPs Distributed as the highest Enforcement Action to achieve compliance
Verbal Notice	125	155	310			Cases with Verbal Notice as the highest Enforcement Action to achieve compliance
Warning Notice	408	290	190			Cases with Warning Notice as the highest Enforcement Action to achieve compliance
Administrative Citation	17	12	4			Cases with Administrative Citation as the highest Enforcement Action to achieve compliance
Criminal Action	0	0	0			Cases with Criminal Action as the highest Enforcement Action to achieve compliance
Total	792	829	716			

This page intentionally left blank.

2. IND: Industrial & Commercial Discharges

2.A IND Work Plan Self Evaluation Matrix

ITEM NO.	ACTIVITY	COMPLIANCE DATE	FY 05-06 STATUS	RESPONSIBLE PARTY
IND 1	**Notice of Intent (NOI) Filers** The City of San José will conduct inspections of those facilities that have filed an NOI with the State and appear on a list provided by the State.			
IND 1.A	Annually, obtain NOI filer database from State with annual information, review information and identify new NOI facilities for inspection next year.	Annually	Done FY 05-06. List obtained and incorporated in 7/04.	ESD-WE
IND 1.B	Conduct and document initial inspections of NOI Filers within one year using the inspector checklist form to determine exposure and assign a future inspection frequency to each facility accordingly. Document whether the facility had submitted an NOI, and whether a SWPPP and a SWMP were on site.	Ongoing	In FY 05-06 seven new NOI filers were inspected out of a total of 13. The remaining five were inspected in July and August of FY06-07. See 2.D: *IND Summary Tables/Additional Information*.	ESD-WE
IND 1.C	Conduct & document annual inspections of facilities determined to have exposure in accordance with inspection frequency schedule.	Ongoing	Done FY 05-06 and ongoing. See 2.D: *IND Summary Tables/Additional Information.*	ESD-WE
IND 1.D	Conduct & document inspections of facilities determined to have exposure in accordance with inspection frequency schedule.	Ongoing	Done FY 05-06 and ongoing. See 2.D: *IND Summary Tables/Additional Information*.	ESD-WE
IND 1.E	Maintain the database to track the inspection information from the inspector checklist and to include all NOI filer SIC codes required by the Industrial Activities Stormwater General Permit.	Ongoing	Done FY 05-06 and ongoing.	ESD-WE
IND 2	**Non-Filer Investigations** The City of San José will inspect industrial facilities that may be subject to general permit requirements but are not found on the NOI filer list provided by the State.			
IND 2.A	Identify industrial facilities that conduct activities with the SIC codes listed in the IND SOPs.	Annually	Done July 2005: Determined the Inspection schedule for the year based on the IND SOP.	ESD-WE
IND 2.B	Develop a list of facilities targeted for inspection during upcoming year that may be subject to general permit requirements for NOI based on business licenses, etc.	Annually	Done, July 2005: Determined the Inspection schedule for the year based on the IND SOP.	ESD-WE
IND 2.C	Conduct and document initial inspections of industrial facilities with the SIC codes listed referenced in IND 2A, using the inspector checklist form to document whether the facility "has exposure" or "no washing/no service" facility, whether the facility had submitted an NOI, and whether a SWPPP and a SWMP were on site. Maintain database.	Ongoing	Done FY 05-06 and ongoing. See 2.D: *IND Summary Tables/Additional Information.*	ESD-WE
IND 2.D	Conduct & document annual inspections of facilities	Ongoing	Done FY 05-06 and ongoing. See 2.D: *IND Summary*	ESD-WE

ITEM NO.	ACTIVITY	COMPLIANCE DATE	FY 05-06 STATUS	RESPONSIBLE PARTY
	determined to be Significant Facilities in accordance with implementation schedule. Add the facility to appropriate database(s) and assign an inspection frequency. If the facility inspected is determined to need to file an NOI and is not able to provide an NOI, SWPPP or SWMP, refer to the RWQCB.		*Tables/Additional Information.*	
IND 2.E	Work with the Program's Industrial Inspection Ad Hoc TG on an Administrative procedure for providing referrals to the Regional Board and document providing referrals to the Regional Board for facilities with significant problems.	Pending Implementation by Program	Pending activity by Program IND AHTG.	ESD-WE
IND 3	**City Regulated Facilities** The City of San José will conduct inspections of City Regulated facilities as identified below: Food Service Facilities: 2 or more AOCs* over a rolling three year time period - Every year 1 AOC over a rolling three year time period – Every two (2) years 0 AOCs over a rolling three year time period - Every three (3) years All other City-regulated Facilities: 2 or more AOCs* over a rolling five year time period – Every year 1 AOC over a rolling five year time period – Every two (2) years 0 AOCs over a rolling five year time period but have exposure – Every five (5) years 0 AOCs over a rolling five year time period with no exposure or potential for exposure – No further inspections Facilities for which a referral or ICID complaint is received: As soon as practicable for violations and every year until they meet the above criteria.			
IND 3.A	Determine industrial/commercial facilities identified in the IND SOPs	Annually Q1	Done, July 2005: Determined the Inspection schedule for the year based on the IND SOP.	ESD-WE
IND 3.B	Conduct and document inspections of City Regulated facilities, other than food service facilities, at least once every five (5) years in accordance with the inspection frequency schedule. If determined to have no impact or no potential for pollution, will not be scheduled for future inspection.	Ongoing	Done FY 05-06 and ongoing. See 2.D: *IND Summary Tables/Additional Information.*	ESD-WE
IND 3.C	Conduct and document inspections of City Regulated food service facilities at least once every three (3) years. Initial approved performance standards require inspections every three years. If determined to have no impact or no potential for pollution, will not be scheduled for future inspection.	Ongoing	Done FY 05-06 and ongoing. See 2.D: *IND Summary Tables/Additional Information.*	ESD-WE
IND 3.D	Conduct and document inspections for which a referral or complaint was received within five days of complaint received and second inspection within one year.	Ongoing	Done FY 05-06 and ongoing. See 2.D: *IND Summary Tables/Additional Information.*	ESD-WE
IND 3.E	Develop a database to track the inspection information	Done FY 02-03	Done FY 02-03.	ESD-WE

ITEM NO.	ACTIVITY	COMPLIANCE DATE	FY 05-06 STATUS	RESPONSIBLE PARTY
	from the inspector facility inspection report.			
IND 3.E.1	Implement new Environmental Enforcement Data Management System.	Done FY 03-04	Done FY 03-04.	
IND 3.F	Maintain database to track inspection information from inspector facility inspection report and to include new industrial program categories.	Done FY 03-04	Done FY 03-04.	ESD-WE
IND 3.G	For B, C, D, and E, collect information during inspections on the potential for stormwater pollution at City Regulated facilities in order to determine the appropriate inspection frequency for the various facilities.	Ongoing	Done FY 05-06 and ongoing. Areas of Concern (AOC) determine inspection frequency. AOCs are identified during inspection.	ESD-WE
IND 3.H	Develop an inspection frequency plan to track frequency of inspections. Implement & update, as needed, the inspection frequency plan.	Done FY 01-02 Implementation Ongoing Updated as Needed	Done FY 01-02 and ongoing. Areas of Concern (AOC) determine inspection frequency. AOCs are identified during inspection.	ESD-WE
IND 4	**Compliance** The City of San José will conduct industrial/commercial inspections to determine the existence of discharges or threatened discharges, which are illegal under local ordinances. The facility operator will be notified of observed areas of concern to be corrected and/or if official action on violations is necessary, it will take place under local enforcement procedures.			
IND 4.A	Document facilities that have enforcement actions, and the type of enforcement actions, conducted for the existence of discharges or threatened discharges that are illegal under local ordinances.	Ongoing	Done FY 05-06 and ongoing. See 2.D: *IND Summary Tables/Additional Information.*	ESD-WE
IND 5	**Training** The City of San José will ensure that industrial/commercial inspectors are adequately trained in inspection procedures, documentation, and enforcement related to stormwater pollution prevention.			
IND 5.A	Conduct annual training for IND inspectors.	Annually Q1	Done FY 05-06. See 13.D: *Municipal Employee Training Summary* for details.	ESD-WE
IND 5.B	Maintain a training plan and provide and document on-the-job training and other training opportunities such as industrial/commercial inspection workshops.	Ongoing	Done FY 05-06 and ongoing. See 13.D: *Municipal Employee Training Summary* for details.	ESD-WE
IND 5.C	Review inspection training protocols to identify new training opportunities, approaches, and materials.	Ongoing	Done FY 05-06 and ongoing. See 13.D: *Municipal Employee Training Summary* for details.	ESD-WE
IND 6	**Outreach** The City of San José will help develop and distribute outreach and technology transfer material containing applicable control measures and/or BMPs to industrial/commercial facility operators responsible for IND activities.			
IND 6.A	Identify and list existing outreach and technology transfer material.	Annually	Done FY 05-06. Outreach materials are listed in Appendix A of the City's URMP.	ESD-UR
IND 6.B	Distribute applicable outreach and technology transfer	Distribution	Done FY 05-06 and ongoing. See 14.D: *Outreach*	ESD-UR

ITEM NO.	ACTIVITY	COMPLIANCE DATE	FY 05-06 STATUS	RESPONSIBLE PARTY
	material to industrial/commercial facility operators. Document to the RWQCB that outreach and technology transfer material and/or BMPs have been distributed, as needed, to industrial/commercial facility operators.	Ongoing	*Materials Distributed* for a count of outreach and technology transfer materials distributed as part of Inspection activities.	
IND 6.B	Determine usefulness of outreach and technology transfer materials by obtaining feedback from industrial/ commercial facilities. Obtain feedback from inspectors about the effectiveness of existing outreach and technology transfer material.	As Needed	Done FY 05-06. Feedback from inspectors is collected during regular staff meetings. Needs are identified and responded to as priorities and budget allow.	ESD-UR
IND 7	**NOI Filers Effectiveness Evaluation** The City of San José's Watershed Enforcement staff will review and evaluate the effectiveness of its NOI Filers inspections procedures and database tracking system.			
IND 7.A	In the Annual Report document and evaluate the effectiveness of NOI Filers inspection procedures.	Annually	Done FY 05-06. NOI filers are inspected in a similar manner as all facilities. These procedures were updated to include a better mechanism for determining whether a facility needs to file for an NOI if conditional.	ESD-WE
IND 7.B	In the Annual Report document and evaluate the effectiveness of the NOI Filers database tracking system.	Annually	Done FY 05-06. The NOI filer database tracking system identifies whether facilities are conditional or not and includes a special button for indicating if there is any potential for exposure.	ESD-WE
IND 7.C	In the Annual Report document and evaluate what worked well and what needs improvement.	Annually	Done FY 05-06. See 2.D: *IND Summary Tables/Additional Information.*	ESD-WE

2.B IND Program Evaluation

The goal of the IND Program Element is to reduce storm drain pollution from commercial and industrial facilities through inspection. The Environmental Enforcement Section of the Watershed Protection Division is primarily responsible for inspecting over 3,500 businesses in San José each year.

Increase in Business License Applications

As shown in Table 2.D, FY 05-06 marked the third time in three years that the City experienced a significant spike in the number of business license applications. The total inventory of facilities in the City that are subject to inspection has doubled over the last three years, from 4,991 facilities in FY 03-04 to 9,229 facilities in FY 05-06, representing a significant workload challenge. The City began to integrate this increased workload for the short term by prioritizing, phasing initial inspections, and shifting resources. The number of facilities inspected has increased from 2,872 in FY 03-04 to 3,506 in FY05-06 and 4,000 facilities are slated for inspection in FY 06-07. Since this increase in workload is expected to continue in subsequent fiscal years, long-term strategies will be explored to fulfill inspection requirements.

Food Service Facility Inspections

FY 05-06 marked the fourth year of implementation of this comprehensive inspection program and 1,148 facilities were inspected. Staff also conducted a review of the last three years of data in order to assess how the program is working. The data showed the following:

- The average number of AOCs (Areas of Concern) found at facilities with any AOCs is approximately two and relatively constant over the last three years.
- The percent of facilities where AOCs are identified increased over the first three years, then seemed to stabilize for the fourth year. This appears to be due to the repeat inspections of facilities that were found in noncompliance in previous years and will be evaluated more closely as this program continues.

- A closer look at facilities with AOCs in the previous year shows that more than half show a decrease in the number of AOCs found at their facility the subsequent year, showing improvement of their performance over time.

In FY 05-06, the City is establishing a Fats, Oils, and Grease (FOG) Inspection Program. This Program will target food service facilities focusing specifically on successfully integrating the sanitary sewer management plan (SSMP) requirements and enhancing the business' general awareness of stormwater issues related to this particular business type.

BMP Distribution

Almost 9,000 Best Management Practice brochures (BMPs) were distributed in FY 05-06, which represents a 40% increase in BMP distribution over last fiscal year. Generally, City Inspectors are being very proactive and distributing BMPs to support educational efforts. For example, businesses that did not have any AOCs were still given BMPs by inspectors to support the business in their efforts and to help ensure that they would be well positioned to keep their number of AOCs at zero. This increase may also be attributed to specific FOG BMPs being tracked individually instead of as a single group, as they were tracked prior to FY 04-05.

2.C IND Response to Water Board Comments

No comments received from Water Board on this Program Element.

2.D IND Summary Tables / Additional Information

IND Summary Tables

OVERALL FACILITY INSPECTION TOTALS	05-06	04-05	03-04	02-03	01-02	DESCRIPTION OF ITEM
Facilities Subject to Inspection in database	9,229	6,164	4,991	3,943	3,924	All facilities in the database that require inspections to meet the performance standard, whether or not they are scheduled for inspection in the current year. This includes both city-regulated and GIASP facilities. This excludes facilities that the City has determined are not subject to future inspection based on a determination that there was no exposure, incorrect SIC, etc.
Facilities Scheduled for Inspection	3,490	3,020	3,022	2,500	1,743	All facilities that were determined to need inspection by existing schedule date and imports from business license, Harris Info, and NOI filers state listing for reporting year.
Facilities Inspected	3,506	3,029	2,872	2,210	1,720	All facilities subject to inspection that were inspected. Also described as number of cases.
Other City Regulated Facilities	85	51	26	30	43	These facilities had an Illicit Connection Illegal Dumping complaint filed against them, so now are scheduled to receive an industrial/commercial inspection as per IND 3D.
Facilities Scheduled for Inspection the following fiscal year	4,000	3,237	3,144	3,132	2,500	All facilities subject to inspection for the following fiscal year.

STATUS OF GIASP IMPLEMENTATION	05-06	04-05	03-04	02-03	01-02	DESCRIPTION OF ITEM
Board Referrals						
New NOI Filers	13	4	20	9	260	Total industrial facilities in San José with new NOI filed according to Water Board Database as of July 2004. Prior to 02-03, data included all Active NOI filers; not just new ones.
New NOI Filers Inspected	7	4	17	9	N/A	Of the facilities referred to the City by the Water Board, the number inspected during the fiscal year.
Inspections						
Potential NOI Facilities	840	746	521	544	N/A	Of the facilities scheduled for inspection during the fiscal year, the number that may be subject to GIASP provisions
Have Filed	52	96	126	110	N/A	Of the facilities inspected, the number that have filed.
SWPPP or SWMP on-site	81	87	149	108	N/A	Per IND 1B and IND 2C, the number of facilities having a SWPPP or SWMP on-site
Need to File	59	90	26	122	98	Of the facilities inspected, the number determined to need to file in accordance with the GIASP. These facilities are listed in 2.D Companies Requiring NOI Based on SIC But Have Not Filed AND Companies Requiring NOI Based on Exposure But Have Not Filed.
Do Not Need to File (Conditional – No NOI required)	451	560	279	164	465	All facilities that were determined to need an inspection per the GIASP with findings of no NOI required.
Closed/Moved Facilities	278	248	521	447	N/A	NOI facilities no longer in operation.

Enforcement Actions Summary

TOTAL ENFORCEMENT ACTIONS TAKEN	05-06	04-05	03-04	02-03	01-02	DESCRIPTION OF ITEM
AOCs	1,821	2,591	2,624	1,790	1,069	Area of concern with a compliance date and any enforcement action activity.
BMPs Distributed	8,912	6,890	5,796	4,267	1,878	Number of BMPs issued as part of Enforcement.
Verbal Warning	1,070	1,280	1,927	753	N/A	Verbal warning providing information for corrective actions. An inspection report accompanies each verbal warning.
Official Warning Notice	366	384	162	77	N/A	Written letter providing information for corrective actions.
Administrative Action with Penalty &/or Fine	5	15	3	3	N/A	Administrative actions, including fines (In San José this is an Administrative Citation.)
Criminal Action	0	0	0	0	N/A	Legal actions
Referral for Enforcement	0	0	0	0	N/A	Refer case to agency with enforcement powers.
Referral for other reason	0	0	0	4	N/A	Refer case to internal or external agency for clean-up, information or jurisdictional reasons.

HIGHEST ENFORCEMENT ACTION TAKEN	05-06	04-05	03-04	DESCRIPTION OF ITEM
No Enforcement Action	1,169	780	835	Cases with no Enforcement Action taken
BMPs Distributed	1,342	939	850	Cases with BMPs Distributed as the highest Enforcement Action to achieve compliance
Verbal Warning	686	1,045	1,064	Cases with Verbal Notice as the highest Enforcement Action to achieve compliance
Warning Notice	306	255	120	Cases with Warning Notice as the highest Enforcement Action to achieve compliance
Administrative Citation	3	10	3	Cases with Administrative Citation as the highest Enforcement Action to achieve compliance
Criminal Action	0	0	0	Cases with Criminal Action as the highest Enforcement Action to achieve compliance
Total	3,506	3,029	2,872	All facilities subject to inspection that were inspected. Also described as number of cases.

INSPECTIONS REQ'D FOR COMPLIANCE	05-06	04-05	03-04	DESCRIPTION OF ITEM
One Inspection	2,807	2,132	2,057	Number of Cases requiring one inspection to achieve compliance
Two Inspections	571	675	535	Number of Cases requiring two inspections to achieve compliance
Three Inspections	96	162	158	Number of Cases requiring three inspections to achieve compliance
Four Inspections	18	45	59	Number of Cases requiring four inspections to achieve compliance
Five Inspections or More	14	15	63	Number of Cases requiring five inspections or more to achieve compliance
No Inspections	0	0	0	Number of Cases requiring zero inspections (These are duplicates and facilities determined to be non-existent by Business List and phone calls)
Total	3,506	3,029	2,872	All facilities subject to inspection that were inspected. Also described as number of cases.

IND Facility Categories for the City of San José

(Developed by AHTG to use for Program-wide Reporting, September 7, 2001 Memo's 17 categories + 3 City categories)

CATEGORY #	PROGRAM CATEGORY	CURRENT AHTG MUNICIPAL CATEGORY	SCHEDULED	ACTUAL
1	Automotive	Automotive sales, engine and body repair, gas stations, car washes, parking, vehicle services	549	524
2	Food Service	Eating and drinking establishments, including cafeterias, delis, bakeries, mobile food	1,202	1,148
3	Paint Facilities	Manufacturing and retailing	1	1
4	Dry Cleaners	Dry cleaners	0	0
5	Cleaning Services	Mobile washers, building cleaning, carpet cleaning	332	376
6	Pesticide Facilities	Manufacturing and retailing; pesticide applicators	8	8
7	Machine Shops	Industrial machinery and equipment	98	101
8	Metal Manufacturing	Metal fabricating, finishing, plating, metal work (40 CFR 413, 433)	72	62
9	Electric/Electrical Components	Manufacturing (40 CFR 469)	206	206
10	Construction/ Building	Retail, trade contractors, construction, landscape and garden businesses	409	467
11	Local Transit; Highway Transport	Electric, Gas and Sanitary Services, Trucking Industries	197	201
12	Recycling yards	Assembling, breaking up, sorting and wholesale distribution of scrap and waste materials. This includes auto wreckers engaged in dismantling automobiles for scrap.	28	25
13	Auto Dismantlers	Dismantling motor vehicles for the purpose of selling parts.	5	4
14	Concrete/Stone/Clay Products	Manufacturing cement, structural clay products, pottery, concrete and gypsum products, cut stone, abrasive and asbestos products, and other products from materials taken principally from the earth in the form of stone, clay and sand.	35	34
15	Corporation Yards	PG&E, Caltrans, School bus, VTA, Municipal	0	0
16	Landfills	Dumps; Garbage collecting, destroying and processing; Landfill; Rubbish collection and disposal.	8	7
17	Wood Furniture & Other Products	Manufacturing finished articles made entirely or mainly of wood or related materials.	36	37
18	Chemical Manufacturing	Manufacturing/producing basic chemicals, chemical products to be used in further manufacture (synthetic fibers, etc.) and finished chemical products to be used for ultimate consumption or as materials or supplies in other industries (such as cosmetics, soaps, fertilizers)	10	9
19	Misc. Manufacturing	Caskets, Furniture, Glass, Jewelry/Precious Metal, Manufacturing Industries-NEC, Medical, Office & Store Fixtures, Paper, Petroleum & Coal, Pharmaceuticals, Rubber & Plastics, Signs, Toys & Sports	112	111
20	Other	**Other includes:** Air Conditioning Services, Amusement Parks, Chiropractors, Commercial Areas, Florist, Hazardous Waste, Laboratories, Laundries, Medical and Dental Labs, Miscellaneous, Petroleum Pipelines, Petroleum Refining, Photographic/Printing, Property Management, Radiologists, Steam Electric Power Generation (per permit), Storage, Veterinarians, Welding/Iron Works, Welding Repair, Winery, and Underground Storage Tanks and unspecified SIC Code.	182	185
		TOTAL	3,490	3,506

Companies Requiring NOI Based on SIC But Have Not Filed

Facility Number	SIC	Business Name	St Num	Dir	Street Name	Type		Blgd
12305	3281	The BARRAGANS	1761		Junction	Ave		
14942	4950	SAN JOSE METALS	1032	N	10th	St		
15865	3200	MARBLE MAN, THE	825	N	10th	St		
15869	3200	FIRE CLAY TILE	495	W	Julian	St		
35227	2400	NIGRO, A.P., WOODWORKING	140		Lewis	Rd	Suite	4
35385	2400	KNOCK ON WOOD	523		Horning	St		
36616	2400	RIZZUTO, TONY WOOD WORKING	5672		Park Crest	Dr		

Companies Requiring NOI Based on Exposure But Have Not Filed

Facility Number	SIC	Business Name	St Num	Dir	Street Name	Type		Blgd
840	4111	Santa Clara County Trans. Agency 7th	2240	S	7th	St		
967	2653	Golden Bear Packaging, Inc.	740	N	10th	St		
8996	2434	BUTCH'S WOODWORKING	1729		Angela	St		
10074	2051	ALBERTSONS #7152	1409		Bird	Ave		
11789	4151	SAN JOSE UNIFIED SCHOOL DISTRICT	222		Unified	Way		
12055	3446	TECHNIBUILDERS IRON INC	1049		Felipe	Ave		
12469	3999	SNAP-ON DIAGNOSTICS	1879		Senter	Rd		
12616	4212	NEVIL STORAGE	1895	S	10th	St		
12809	2700	EMINA	4006		Hamilton Park	Dr		
13001	3400	PRO METAL WORKS AKA P M W	943		Berryessa	Rd		
13162	4212	MY DADS MOVING ASSISTANCE	4351	W	Latimer	Ave		
13204	3540	ASP ENGINEERING	5893		Winfield	Blvd		
13338	4212	L & L DELIVERY SERVICES	6130		Monterey	Hwy		
13395	3570	PICTRON	1475		Saratoga	Ave		
13414	4119	ANGEL LIMOUSINE SERVICE	220		Vineyard	Dr		
13487	2500	QUICKSILVER MODULAR OFF INST	21230		Bertram	Rd		
13559	4225	HILLSDALE SELF STORAGE	3510		Charter Park	Dr		
13586	3500	AU, BINH	500		Crosslees	Dr		
13719	4212	LS HAULING & BOBCAT SERVICES	128	S	24th	St		
13965	4212	RUSSELL'S	1245	N	5th	St		
14074	4119	SAN JOSE EXPRESS SHUTTLE	3200		Payne	Ave		

Facility Number	SIC	Business Name	St Num	Dir	Street Name	Type		Blgd
14620	2080	MIRASSOU SALES	3000		Aborn	Rd		
14795	2000	SILVA SAUSAGE	1266	E	Julian	St		
15025	4212	NO PROBLEM MOVERS	806		Midvale	Ln		
15066	3444	KC SHEETMETAL	943		Berryessa	Rd		
15664	3540	K&H LAB INC	2744		Aiello	Dr		
15808	2434	AGAINST THE GRAIN CUSTOM CAB	1716		Stone	Ave		
16113	4119	SOUTH/EAST BAY AIRPORT SHTL	5759	S	Winfield	Blvd		
16181	3999	ROBECK'S WELDING & FABRICAT	1150		Mabury	Rd		
16296	3400	BEA N MAXIMAL	230		Umbarger	Rd		
16302	3540	DYNATEC MFG	3851		Charter Park	Dr		
16590	4120	CALIFORNIA CAB CO	505		Asbury	St		
16933	3999	SUNRISE TELECOM INC	302		Enzo	Dr		
16952	4214	SILICON VALLEY MOVING & STOR	4911		Spreckles	Ave		
17061	2500	PHANTOM MANUFACTURING	1011		Timothy	Dr		
17138	3400	BENCHMARK STEEL	701		Kings Row			
34732	3570	NETWORK DIMENSIONS INC	4627		Clarendon	Dr		
34808	3570	ELECTRONIC SOFTWARE PUB CORP	1361		Shelby Creek	Ct		
34874	4121	SINGH, BEANT	2697		Burlingame	Way		
34992	3570	RONDOSOFT INC	5233		Adalina	Ct		
35295	3999	SUNRISE TELECOM INC	302		Enzo	Dr	Suite	AA
35837	4225	A-1 SELF STORAGE	131		Baroni	Ave	Suite	A
35938	4225	BRANHAM SELF STORAGE	1056		Branham	Ln	Suite	A
36148	3570	SOUTH BAY SECURE WIFI LLC	1247		Redondo	Dr		
36215	3570	NEUROBATICS CORPORATION	1554		Brenner	Way		
36238	3570	EUREKA COMPUTING SOLUTIONS	424	N	3rd	St		
36258	4119	RONDA-VOO LIMOUSINE SERVICE	14831		Ronda	Dr		
36448	2741	GOOD TIMES DESIGN	1058		Foxhurst	Way		
36453	3570	TEDDY BEAR EDUCATION, INC	2986		Archwood	Cir		
36565	4225	BROKAW SELF STORAGE LLC	445	E	Brokaw	Rd		
36582	4225	PUBLIC STORAGE INC	1685		Aborn	Rd	Suite	A
36608	4119	SKY LARK LIMOUSINE	2519		Glen Ian	Ct		
36670	4121	YUSUF, ABDILLAHI	5354		Monterey	Rd	Suite	3
36845	3570	ENVY SYSTEMS	316		Gardenia	Dr		

3. NRD: New and Redevelopment

3.A NRD Work Plan Self Evaluation Matrix

ITEM NO.	ACTIVITY	COMPLIANCE DATE	FY 05-06 STATUS	RESPONSIBLE PARTY
NRD 1	**Legal Authority** The City of San José will have adequate legal authority to implement new development control measures, including all applicable requirements of Provision C.3, as part of its development plan review and approval procedures and other appropriate new development and redevelopment permitting procedures (Provision C.3.a.i).			
NRD 1.A	Revise Municipal Code to ensure adequate legal authority to implement new development control measures (C.3.a.i).	As Needed	Done FY 05-06. The City currently has adequate legal authority to implement new development control measures. City Council approved Policy 8-14 entitled Post-Construction Hydromodification Management on October 18, 2005. See 3.B: *NRD Program Evaluation* for details.	PBCE, ESD, PW
NRD 2	**Guidance to Developers** The development community is provided with guidance on post construction measures as early in the application process as possible.			
NRD 2.A.1	Draft necessary revision(s) to Guidance Manual on Selection of Stormwater Quality Control Measures to allow incorporation of hydraulic sizing design criteria and provide to developers.	Done FY 02-03 Ongoing	Done FY 02-03 and ongoing. In FY 05-06 the City contracted with a consultant to further update the City's Guidance Manual on Selection of Stormwater Quality Control Measures to include more detailed guidance related to treatment and hydromodification. In addition, the SCVURPPP C.3 Handbook was updated.	PBCE, ESD, PW, RDA
NRD 2.A.2	Refine Guidance Manual on Selection of Stormwater Quality Control Measures to incorporate HMP measures, as necessary.	Done FY 05-06	Done FY 05-06. SCVURPPP drafted a chapter on HMP to their C3 Handbook. The chapter provides guidance on sizing criteria for HMP measures.	PBCE, ESD, PW, RDA
NRD 2.B	Provide development community with revised information and guidance materials concerning any adopted on site design, building permit requirements and hydraulic sizing design criteria and maintenance requirements for BMPs for stormwater treatment measures.	Done FY 02-03	Done FY 02-03 and ongoing. Revised information is provided by 1) printed status bulletin information sheets distributed by e-mail to the development community and as handouts at public information counter and at developer roundtables; 2) webpage updates; 3) inviting the development community to attend Program workshops and City sponsored Developers' Roundtables; and 4) biweekly meetings with the engineering consulting community. See 14.D: *PIP Activities*.	PBCE, ESD, PW, RDA
NRD 2.B.1	Coordinate with development community on proposed hydraulic sizing criteria for structural stormwater treatment measures and any proposed revisions to Guidance Manual and policy through workshops and regular meetings.	Done FY 02-03	Done FY 02-03. See NRD 2.B. above.	PBCE, ESD, PW, RDA
NRD 2.B.2	Update guidance material regarding maintenance responsibilities for any HMP measures.	Done FY 05-06	Done FY 05-06. SCVURPPP C.3 Handbook Chapter Six includes maintenance guidance that applies to HMP	PBCE, ESD, PW, RDA, Program

ITEM NO.	ACTIVITY	COMPLIANCE DATE	FY 05-06 STATUS	RESPONSIBLE PARTY
			measures. In addition, the City updated and revised procedures for BMP O&M Verification Program. See NRD 8 for details.	
NRD 3	**CEQA Requirements** Environmental documents required for those projects that fall under CEQA or NEPA review, such as EIRs, negative declarations, and initial study checklists, will address: 1) Stormwater quality impacts for land development during construction and after construction has been completed (both significant and cumulative); 2) Required permits, and 3) Specific mitigation measures related to stormwater quality.			
NRD 3.A	Review and evaluate the City's Environmental Review procedures to improve the review for water quality impacts and identification of mitigation measures. (Provision C.3.m.)	Done FY 02-03	Done FY 02-03. The City uses the existing Office of Public Research initial study checklist questions. Separate guidance text developed in coordination with the Program for addressing water quality impacts and identification of mitigation measures is posted on the website.	PBCE, ESD, PW, RDA
NRD 3.A.1	Identify areas where new or additional water quality review processes and related documents or checklist questions are needed and propose schedule for revision.	Done FY 02-03	Done FY 02-03. See NRD 3.A.	PBCE, ESD, PW, RDA
NRD 3.A.2	Refine and update areas where new or additional water quality related mitigation measures may be needed.	Done FY 05-06	Done FY 05-06. The Environmental Clearance Application has been updated to include additional steps to allow City Staff more time to review and educate applicants on including treatment and hydromodification measures.	PBCE, ESD, PW, RDA
NRD 3.B.	Report on revisions made to environmental review process.	Done FY 02-03	Done FY 02-03. See NRD 3.A.	PBCE, ESD, PW, RDA
NRD 4	**Project Mitigation Measures and Design Requirements** Developers of projects will be required by the City of San José to mitigate stormwater quality impacts to the maximum extent practicable, through proper site planning and design techniques and/or addition of permanent stormwater quality control measures.			
NRD 4.A	Revise current Policy on Post-Construction Urban Runoff Management as necessary to incorporate minimum BMP requirements for all projects.	Done FY 03-04	Done FY 03-04.	PBCE, ESD, PW, RDA, CAO
NRD 4.B.	Review and modify development permit approval procedures as necessary for adopted revisions.	Done FY 03-04	Done FY 03-04.	PBCE, ESD, PW, RDA
NRD 4.C	Review the design standards and guidance for opportunities to make revisions that would result in reduced impacts to water quality and summarize how they were incorporated into approval procedures.	Done FY 03-04	Done FY 03-04	PBCE, ESD, PW, RDA
NRD 4.D	Review the existing source control measures contained in site design standards, guidance documents and conditions of approval for opportunities to limit stormwater pollution. (Provision C.3.k.)	Done FY 03-04	Done FY 03-04 in coordination with the Program.	PBCE, ESD, PW, RDA
NRD 4.E	Review General Plan and revise as necessary to	FY 02-03	Done FY 03-04. In FY 05-06, the General Plan was	PBCE

ITEM NO.	ACTIVITY	COMPLIANCE DATE	FY 05-06 STATUS	RESPONSIBLE PARTY
	incorporate water quality and watershed protection principles and policies, and summarize revisions made. (Provision C.3.l.)		revised to allow high-density development in North San Jose. EPA research indicates that high-density developments produce less runoff per person than low-density developments and help to protect water quality.	
NRD 4.F	Review the design standards and guidance for opportunities to make revisions that would result in reduced impacts to water quality and summarize how they were incorporated into approval procedures. Such revisions are listed in Provision C.3.j.	Done FY 03-04	Done FY 03-04.	PBCE, ESD, PW, RDA
NRD 4.F.1	Identify and document existing site design standards and guidance documents and policies.	Done FY 03-04	Done FY 03-04.	PBCE, ESD, PW, RDA
NRD 4.F.2	Revise Site Design Measures and Standards, if necessary.	Done FY 03-04	Done FY 03-04. City staff continues to work with the engineering community and consultants to explore street right-of-way widths and alternatives to curb and gutter requirements. Treatment BMPs and long-term maintenance solutions are also being discussed. See 4.B: *NRD Program Evaluation* for details. Staff continued to participate in the Water Resources Protection Collaborative workgroup and developed siting and site design standards for projects in proximity to streams and creeks. Stormwater and erosion protection requirements were also considered.	PBCE, ESD, PW, RDA
NRD 5	**Group 1, 2 and HMP Project Requirements** Developers of Group 1, 2, and HMP projects will be required by the City of San José to mitigate stormwater quality impacts to the maximum extent practicable, in conformance with Policies 6-29: • Site design shall include measures to minimize impervious land coverage, maximize infiltration (where appropriate and designed to protect groundwater quality) and provide detention or retention as part of landscaping where feasible (C3.b.i and C.3.j); • Source controls shall be required to limit pollution generation, discharge, and runoff as appropriate (C.3.k), including measures to discourage pesticide use (C.9.d.ii); • Stormwater treatment measures shall be designed in accordance with the numeric design criteria in Provision C.3.d; • Increases in peak runoff flow and volume shall be managed for appropriate projects by implementing the guidance in the Program's Hydromodification Plan (HMP) for the specific stream receiving the discharge, following approval of the HMP by the Water Board (C.3.f).			
NRD 5.A.1	Propose revisions to current Policy 6-29 on Post-Construction Urban Runoff Management as necessary to incorporate hydraulic sizing design criteria.	Done FY 03-04	Done FY 03-04.	PBCE, ESD, PW, RDA, CAO
NRD 5.A.2	Revise current Policy 6-29 on Post-Construction Urban Runoff Management as necessary to incorporate hydraulic sizing design criteria.	Done FY 03-04	Done FY 03-04.	PBCE, ESD, PW, RDA, CAO
NRD 5.A.3	Revise policy as needed for Group 2 implementation	Done FY 04-05	Done FY 04-05. Further modifications to Policy 6-29 to phase in Group 2 in August 2006 were drafted.	PBCE, ESD, PW, RDA, CAO
NRD 5.A.4	Revise policy as needed for HMP implementation.	FY 05-06	Done FY 05-06. Policy 8-14 : Post-Construction	PBCE, ESD, PW, RDA,

ITEM NO.	ACTIVITY	COMPLIANCE DATE	FY 05-06 STATUS	RESPONSIBLE PARTY
			Hydromodification Management was approved by Council on October 18, 2005.	CAO
NRD 5.B	Develop list of Annual Reporting requirements from Provision C.3 Design data tracking needs and protocols.	Done FY 02-03	Done FY 02-03.	PBCE, ESD, PW, RDA, CAO
NRD 5.B.1	Compile a list of new development and redevelopment projects by name, type of project, site acreage, site acreage or square footage, square footage of new impervious surface, treatment BMPs and numeric sizing criteria used for applicable projects. Also, list the source control and pesticide reduction measures.	Annually	Done and ongoing. See Section 3.D: *Significant Development Projects Reviewed and/or Approved During July 1, 2005 – June 30, 2006*.	PBCE, ESD, PW, RDA
NRD 5.C	Revise and update permitted alternatives to numeric sizing through Alternative Measures Program in Policy 6-29.	Done FY 04-05	Done FY 04-05	PBCE, ESD, PW, RDA
NRD 5.C.1	Report to City Council on Alternative Measures Program revisions in Policy 6-29. (Provision C.3.g.)	Done FY 04-05	Done FY 04-05	PBCE, ESD, PW, RDA
NRD 5.C.2	Track name and location of projects in the Alternative Measures Program, project type and size, percent impervious surface, reason for granting waiver, terms of waiver, equivalent benefit provided, alternative treatment project or regional project receiving the benefit and date of completion of the alternative treatment project or regional project (Provision C.3.g).	Annually	None submitted in FY 05-06.	PBCE, ESD, PW, RDA
NRD 5.C.3	Report to City Council on projects approved with numeric sizing alternatives through Alternative Measures Program. (Provision C.3.g.)	Annually	N/A in FY 05-06.	PBCE, ESD, PW, RDA
NRD 5.D	Draft post-construction treatment BMP certification procedures. (Provision C.3.h)	Done FY 02-03	Done FY 02-03.	PBCE, ESD, PW, RDA
NRD 5.D.1	Track name and location of projects subject to certification (Provision C.3.h)	Annually	Done FY 05-06 and ongoing. See Section 3.D: *Significant Development Projects Reviewed and/or Approved During July 1, 2005 – June 30, 2006*.	PBCE, ESD, PW, RDA
NRD 5.E	Participate on SCVURPPP's Hydromodification Management Plan work group and develop procedures for limiting peak stormwater runoff discharge rates from development projects. (Provision C.3.f.)	Done FY04-05	Done FY 04-05 and ongoing as needed. City staff participated regularly on the Program's Hydromodification Implementation Plan work group. In May, the workgroup participated in beta testing for the Bay Area Hydrology Model (BAHM). The software incorporates user friendly hydrology and hydraulic methods to size and install HMP based measures. Additionally, the City added on 0.5 FTE in PW to focus on HMP implementation, including technical design.	PBCE, ESD, PW, RDA

ITEM NO.	ACTIVITY	COMPLIANCE DATE	FY 05-06 STATUS	RESPONSIBLE PARTY
NRD 5.F.1	Review and modify development approval procedures and standard operating procedures as necessary to incorporated requirements for:	N/A	N/A	PBCE, ESD, PW, RDA
NRD 5.F.1	a. Group 1	Done FY 03-04	Done FY 03-04	
NRD 5.F.1	b. Group 2	Done FY 04-05	Done FY 04-05	
NRD 5.F.1	c. HMP	FY 05-06	Done FY 05-06. Staff revised standard operating procedures (SOPs) for Planning, PW Clearance and Building permits, which included guidance on implementing HMP.	
NRD 5.F.2	Update and refine criteria & checklist to aid Department of Planning, Building & Code Enforcement & Department of Public Works planners & engineers in determining whether a development project should be required to incorporate post-construction treatment control measures & their related operation and maintenance requirements.	N/A	N/A	PBCE, ESD, PW, RDA
NRD 5.F.2	a. Group 1	Done FY 03-04	Done FY 03-04	
NRD 5.F.2	b. Group 2	Done FY 04-05	Done FY 04-05	
NRD 5.F.2	c. HMP	Done FY 05-06	SCVURPPP drafted a new chapter in their C.3 Handbook, which included a flow-chart/checklist to guide applicants in selecting and sizing of HMP based measures.	
NRD 5.F.3	Update and refine standard conditions of approval as necessary to ensure proper selection, design of and installation of structural stormwater treatment measures per Provision C.3.b., c., d., as necessary.	Done FY 02-03	Done FY 02-03.	PBCE, ESD, PW, RDA
NRD 5.F.3	a. Group 1	Done FY 03-04	Done FY 03-04.	
NRD 5.F.3	b. Group 2	Done FY 04-05	Done FY 04-05.	
NRD 5.F.3	c. HMP	Done FY 05-06	Standard Conditions of Approval have been updated to include language pertinent to HMP City Policy 8-14. Projects need to comply with HMP measures depending on their size & the nature of watershed they are located in.	
NRD 5.G	Develop & propose enhanced reporting format for documenting use of pesticide reduction measures at development sites. (Provision C.3.n. & C.9.ii.)	Done FY 02-03	Done FY 02-03.	PBCE, ESD, PW, RDA
NRD 5.G.1	Based on City's Pesticide Management Plan, establish criteria for tracking percentage of new development projects for which pesticide reduction measures were required & begin tracking. (Provision C.3.n. & C.9.d.ii)	Done FY 03-04 Implementation Ongoing	Done FY 03-04 and ongoing. See 3.D: *NRD Summary Tables / Additional Information.*	PBCE, ESD, PW, RDA
NRD 5.h	Implement any new adopted development conditions of approval, and procedures to developments with significant stormwater pollution potential. (Provision	Done FY 02-03	Done FY 02-03.	PBCE, ESD, PW, RDA

ITEM NO.	ACTIVITY	COMPLIANCE DATE	FY 05-06 STATUS	RESPONSIBLE PARTY
	C.3.b.)			
NRD 6	**Developer Conformance with State Requirements** Developers of projects that disturb a land area of one acre or more are required by the City to demonstrate conformance with the State General Construction Activity Stormwater Permit including filing of NOI, development of a SWPPP, et al.			
NRD 6.A	Include as condition of approval for projects that disturb a land area of one acre or more, a requirement to demonstrate coverage under the State General Construction Activity Stormwater Permit.	Done FY 02-03	Done FY 02-03.	PBCE, PW, RDA
NRD 6.B	Track the projects that contained above condition of approval.	Done FY 02-03 See CON Program Element.	Done FY 02-03 and ongoing.	PBCE, PW, RDA
NRD 7	**Developer Erosion Control Plans** Developers of projects with potential for significant erosion and planned construction activity during the wet season are required by the City of San José to prepare and implement an effective erosion and/or sediment control plan or similar document prior to the start of the wet season.			
NRD 7.A	Include as a condition of approval for applicable projects a requirement to prepare and implement an erosion and sediment control plan.	Done FY 02-03	Done FY 02-03 and ongoing.	PBCE, PW, RDA
NRD 7.B	Track the projects that contained above condition of approval.	Done FY 02-03 See CON Program Element.	Done FY 02-03 and ongoing.	PBCE, PW, RDA
NRD 8	**Operation and Maintenance for Structural Stormwater Controls** Developers of projects that include installation of permanent structural stormwater controls are required by the City of San José to establish and provide a method for operation and maintenance of such structural controls.			
NRD 8.A	Work with SCVURPPP to develop guidance for implementing O&M Program.	Done FY 02-03	Done FY 02-03.	PBCE, ESD, PW, RDA
NRD 8.B.1	Draft summary of details of operation and maintenance verification program: organizational structure, evaluation, proposed improvements, inspections and follow-up, including criteria for setting priorities. (Provision C.3.e.)	Done FY 03-04	Done FY 03-04.	PBCE, ESD, PW, RDA
NRD 8.B.1.b	Conduct pilot inspection program to inspect treatment BMPs that were constructed prior to numeric sizing requirements. The intention of the pilot program is to assess workload impacts, data tracking and collection methods, and funding for O&M programs and to use this information to revise the O&M program	Done FY 05-06	Done FY 05-06. In February 2006, staff inspected constructed projects that included treatment BMPs. These projects were approved prior to numeric sizing requirements; however, staff used this information to develop a revised O&M verification program.	PBCE, ESD, PW, RDA
NRD.8.B.2	Revise and update draft summary of details of operation and maintenance verification program: organizational structure, evaluation, proposed improvements, inspections and follow-up, including criteria for setting priorities as necessary. (Provision	Done FY 05-06	See 3.D: *SOP for BMP O&M Verification Program* for details. See also 3.B: *NRD Program Evaluation* for details.	PBCE, ESD, PW, RDA

ITEM NO.	ACTIVITY	COMPLIANCE DATE	FY 05-06 STATUS	RESPONSIBLE PARTY
	C.3.e.)			
NRD 8.C.1	Include as a condition of approval a requirement that developers of projects that include installation of permanent structural stormwater controls are required to establish and provide proof of operation and maintenance of such structural controls.	Done FY 03-04	Done FY 03-04.	PBCE, ESD, PW, RDA
NRD 8.C.2	Revise and update condition of approval requirement that developers of projects that include installation of permanent structural stormwater controls are required to establish and provide proof of operation and maintenance of such structural controls as necessary.	Done FY 05-06	Done FY 05-06. Existing conditions of approval, policies, and ordinance requirements were reviewed and are sufficient.	PBCE, ESD, PW, RDA
NRD 8.C.3	Develop model permit conditions with fact sheets to include in use permits where appropriate.	Done FY 02-03	Done FY 02-03 in coordination with the Program.	PBCE, ESD, PW, RDA
NRD 8.C.4	Compile a list of projects & responsible operators subject to C.3.e. provision.	Done FY 03-04 Annually thereafter	Done FY 03-04 and ongoing.	PBCE, ESD, PW, RDA
NRD 8.D	Track and compile a list of priority properties inspected and inspection results. (Provision C.3.e.iii.)	Done FY 03-04 Annually thereafter	Done FY 03-04 and ongoing.	PBCE, ESD, PW, RDA
NRD 8.D.1	Determine criteria for setting priorities for inspection of structural stormwater treatment measures & inspection frequency	Done FY 02-03	Done FY 02-03. In FY 05-06 inspection criteria were updated and are reflected in the revised O&M Verification Program. See 3.B: *NRD Program Evaluation* for details.	PBCE, ESD, PW, RDA
NRD 8.D.2	Update and revise criteria for setting priorities for inspection of structural stormwater treatment measures & inspection frequency as necessary.	Done FY 05-06	Done FY 05-06. In FY 05-06 inspection criteria were updated and are reflected in the revised O&M Verification Program. See 3.B: *NRD Program Evaluation* for details.	PBCE, ESD, PW, RDA
NRD 8.D.3	Develop local inspection program for verification of proper O&M.	Done FY 02-03	Done FY 02-03	PBCE, ESD, PW, RDA
NRD 8.E.4	Update and revise local inspection program for verification of proper O&M.	FY 05-06	Done FY 05-06. In FY 05-06 inspection criteria were updated and are reflected in the revised O&M Verification Program. See 3.B: *NRD Program Evaluation* for details.	PBCE, ESD, PW, RDA
NRD 9	**Applicability to Public Projects** The City of San José will include stormwater quality control measures during and after construction, appropriate for each municipal capital improvement project, and that contractors comply with stormwater quality control requirements during construction activities.			
NRD 9.A	Develop and implement a process to ensure that municipal capital improvement projects install structural stormwater quality control measures as necessary.	Done FY 02-03	Done FY 02-03. In FY 05-06 the City hired one full-time Engineer II position to provide in-house consultation on BMPs for public projects and to conduct small group training on the design, construction and operation and maintenance of stormwater controls.	PBCE, ESD, PW, RDA
NRD 9.A.1	Participate on SCVURPPP work group tasked with developing a technical guidance document for use by municipal staff to ensure that the document includes standard specifications and details, sizing methodologies, & model conditions of approval	Done FY 02-03	Done FY 02-03. San José staff has participated and continues to participate in all Program work groups.	PBCE, ESD, PW, RDA

ITEM NO.	ACTIVITY	COMPLIANCE DATE	FY 05-06 STATUS	RESPONSIBLE PARTY
	acceptable for use in City projects as necessary. (Provision C.3.b. & d.)			
NRD 9.A.2	Review and revise Redevelopment Agency Project Request for Proposal procedures as necessary to comply with revised Provision C.3. requirements. (Provision C.3.c.)	Done FY 03-04	Done FY 03-04.	PBCE, RDA
NRD 9.A.3	Review and Revise Public Works Capital Improvement Project approval procedures and Road Improvement Project approval procedures as necessary to comply with revised Provision C.3. requirements. (Provision C.3.c.)	Done FY 02-03	Done FY 02-03.	PBCE, ESD, PW, RDA
NRD 9.B	Review, evaluate, and modify the procedures, as necessary.	Done FY 03-04	Done FY 03-04. Procedures were drafted to incorporate hydromodification controls. See NRD 2.A.2.	PBCE, ESD, PW, RDA
NRD 9.C	Begin tracking required data on public projects subject to Provision C.3. hydraulic sizing criteria requirements for Annual Report.	Done FY 03-04 Ongoing	Done FY 03-04 and ongoing. In FY 06-07 the City plans on modifying the existing software used to track Capitol Improvement Projects to better track projects with treatment or HMP measures.	PBCE, PW, RDA
NRD 9.D	Monitor development of City's Green Building program for opportunities to discourage architectural use of copper in development projects (Prov. C.9.a.) and to incorporate urban runoff considerations.	Done FY 02-03 Ongoing	Done FY 02-03 and ongoing. ESD has a dedicated LEED certified staff person who reviews public projects and advises City staff on Green Building materials and techniques, including discouraging architectural use of copper.	PBCE, ESD, PW, RDA
NRD 10	**City Staff Training** Key City staff is trained on planning procedures, policies, design guidelines, and BMPs for stormwater pollution prevention annually.			
NRD 10.A	Provide training to Planning and Public Works staff on planning procedures, policies, design guidelines, and BMPs for stormwater pollution prevention. (Provision C.3.a.vi.)	Ongoing	Done FY 05-06 and ongoing. The City added one full-time Engineer II position to provide in-house consultation on BMPs, O&M research and to conduct small group training in the design of stormwater controls. Additionally, ESD staff developed and posted an internal stormwater intranet site that compiles a number of post-construction stormwater related resources for City staff. See 13.D: *Municipal Employee Training Summary* and 3.B: *NRD Program Evaluation* for details.	PBCE, ESD, PW, RDA
NRD 10.B	Provide training to Redevelopment Agency and Department of Transportation staff on planning procedures, policies, design guidelines, and BMPs for stormwater pollution prevention. (Provision C.3.a.vi.)	Ongoing	Done FY 05-06 and ongoing. In FY 05-06 ESD staff developed and posted an internal stormwater intranet site that compiles a number of post-construction stormwater related resources for City staff. See 13.D: *Municipal Employee Training Summary* and 3.B: *NRD Program Evaluation* for details.	PBCE, ESD, PW, RDA, DOT
NRD 10.C	Revise the training protocol to incorporate any newly adopted Provision C.3. permit requirements and related	As needed	Done FY 03-04 and ongoing in coordination with the Program.	PBCE, ESD, PW, RDA

ITEM NO.	ACTIVITY	COMPLIANCE DATE	FY 05-06 STATUS	RESPONSIBLE PARTY
	revised procedures.			
NRD 10.D	Train staff responsible for design review on pest-resistant landscaping techniques and model conditions of approval and the importance of minimizing pesticide use in runoff from development sites. (Provision C.3.n. and Provision C.9.d.ii)	Ongoing	Done FY 05-06 and ongoing in coordination with the Program. See 13.D: *Municipal Employee Training Summary* for details.	PBCE, ESD, PW, RDA
NRD 11	**Development Plan Review and Approval Procedures Effectiveness Evaluation** The City of San José will review and evaluate the effectiveness of its development plan review and approval procedures.			
NRD 11.A	Evaluate and incorporate any needed improvements in review and approval process.	Annually	Done FY 05-06. See 3.B: *NRD Program Evaluation*.	PBCE, ESD, PW, RDA
NRD 11.B	Document and evaluate what worked well and what needs improvement.	Annually	Done FY 05-06. See 3.B: *NRD Program Evaluation*.	PBCE, ESD, PW, RDA

3.B NRD Program Evaluation

Post-Construction Hydromodification Management Policy 8-14

Policy 8-14 entitled Post-Construction Hydromodification Management was approved by the City Council on October 18, 2005 in response to the Water Board adoption of an amendment to the permit adopted on July 20, 2005. Policy 8-14 is the City's primary implementation tool of hydromodification requirements. The policy requires the management of development-related increases in peak runoff flow, runoff volume and duration ("hydromodification"), where such hydromodification is likely to cause increased erosion, silt pollutant generation, or other impacts to beneficial uses of local rivers, streams and creeks. Policy 8-14 supplements stormwater treatment requirements in Policy 6-29 entitled "Post-Construction Urban Runoff Management," but Policy 8-14 is applied only to a limited part of the City.

The key provisions in the Policy are: 1) General Guidelines, 2) Performance Criteria, and 3) Cost Considerations.

General Guidelines

The Policy establishes the following general guidelines:

- No development related-increases in the erosion potential of the receiving stream over the pre-project (existing) condition, where such increase is likely to impact beneficial uses;
- All projects that create or replace one acre or more of impervious surface area are encouraged to install Post-Construction HCMs (hydromodification control measures);
- Projects which are also required to install post-construction treatment control measures (TCMs) under Policy 6-29 are encouraged to install TCMs with flow control benefits;
- The limitations on the use of infiltration measures and groundwater protection measures contained in Policy 6-29 shall apply to infiltration based HCMs;
- Post-construction HCMs may include a combination of on-site, off-site (same drainage area) and in-stream measures; and
- All post-construction HCMs must be maintained to operate effectively.

Performance Criteria

The Policy establishes three tiers of performance criteria for: 1) large projects on sites greater than 20 acres, 2) smaller projects on sites less than 20 acres, and; 3) impracticability due to cost considerations.

Full Flow Duration Control – For projects located in relatively undeveloped subwatersheds, such as the eastern fringe of the City and Coyote Valley, the Policy requires all projects located on sites equal to or greater than 20 acres to match pre-project erosion potential by controlling both the volume and duration of stormwater runoff—a concept called "flow duration control." Essentially, flow duration control requires the post-project runoff pattern to match the pre-project runoff pattern. Generally, a detention basin or underground vault of some type would be required to meet this criteria and extensive modeling would be required to demonstrate compliance. These same criteria would apply to the largest sites (50 acres and above) in subwatersheds that have a significant level of existing development (90% or greater built out) and 65% or less existing impervious surface area.

Small Projects - The SCVURPPP HMP Final Report and the Permit recognize that it is not practicable for all projects to match pre-project runoff rates. The Policy therefore establishes two other tiers of performance criteria, which apply to "Small Projects" (project site size of less than 20 acres) and projects where matching pre-project runoff rates is found to be "impracticable" because the overall cost of stormwater control measures exceeds 2% of project construction costs.

The Policy requires Small Projects to provide flow control through the use of appropriate site design, source control, and treatment control measures with flow control benefits to the maximum extent practicable, and where available to use off-site and/or in-stream controls for flow control. This criteria would allow Small Projects to use small scale, distributed stormwater management techniques such as bioretention facilities, infiltration trenches, filter strips, vegetated swales and multi-functional landscape areas to achieve treatment and flow reduction and would permit these projects to demonstrate compliance based on a discrete storm event rather than through modeling of the runoff pattern.

Cost Considerations

The Policy establishes both a standard for defining when excessive costs may make compliance impractical, and performance criteria for projects that demonstrate impracticability based on cost. If the combined construction cost of both required HCM and TCM measures exceeds 2% of the project construction cost (excluding land costs), based on cost documentation submitted by the project applicant, the City may determine that compliance with the first two tiers of performance criteria is impracticable. A finding of impracticability does not exempt the project from implementing flow control, however. Where a finding of impracticability based on costs is made, the project must include such HCM control measures on-site and contribute to such in-stream or off-site HCM measures as may be available, to the extent such measures can be provided, along with all required TCMs for 2% or less of project costs.

Exemptions

The Policy incorporates an HMP Map that illustrates how the Performance Criteria apply in different areas of the City. Under the Policy, a project would be exempt from HMP requirements if it meets any of the following conditions:

1) The project does not increase the impervious area of a site. An example would be commercial centers that were constructed prior to current landscape standards that are generally characterized by large surface parking lots, single-story buildings, and limited landscape areas. If these sites redevelop, the projects would be subject to current landscape standards, and consequently the redevelopment is likely to result in less impervious surface than the existing condition.

2) The project discharges to a stream segment that is either tidally influenced or hardened to the Bay. Such projects discharge to areas that are not susceptible to erosive impacts from increases in flows from development. These areas are depicted on the HMP Map attached to the Policy.

3) Projects draining to an underground storm drain that discharges directly to San Francisco Bay.

4) Projects that demonstrate, upon completion of stream-specific and modeling studies that are consistent with the method used in the HMP Report and its supporting technical documents, that there will be no increase in potential for erosion or other adverse impact to beneficial uses to any State Waters.

Revised O&M Verification Program

During FY 05-06 City staff conducted a pilot inspection program of stormwater treatment measures that were designed and constructed prior to the current numeric sizing

requirements. Staff from the Watershed Protection Division inspected and evaluated several sites in San Jose. TCMs inspected included pervious concrete, disconnected downspouts, rocky swales, vegetated swales, and retention basins. The SCVURPPP Standard Stormwater Treatment BMP Inspection Data Collection Form was completed for all project sites. The site inspections showed that these forms can be used effectively in the future to assist inspectors in performing the BMP O&M inspections. This inspection pilot program resulted in updating the City's O&M Verification Program in FY 05-06.

The updated O&M verification program incorporated elements from the Standard Operating Procedures for the City's IND Program. The O&M Program for Post-Construction BMPs requires inspection of all projects constructed the previous fiscal year. This will result in all treatment control measures being inspected their first year of operation. Subsequent inspections are based on the number of Areas of Concern (AOCs) such as improper installation and degree of damage that occurred due to lack of maintenance. This approach is very similar to the City's IND inspection program which works well in prioritizing inspections based on Areas of Concern. In FY 06-07 the EEDMS inspection database will be revised to reflect this program.

Training

The City has spent considerable time this fiscal year educating staff and increasing developers' awareness of C.3 Numeric Sizing Treatment Criteria and Hydromodification measures. City staff also visited several municipalities, both within and outside California, to further investigate new methods for stormwater treatment and flow control.

Green Roof Symposium

To increase awareness of green roofs, the City sponsored a Green Roof Symposium on Tuesday, June 13, 2006. The symposium was held at San José State University. City Councilmember Linda LeZotte opened the symposium. Samples of green roof designs from within and outside California were presented, as well as installation and maintenance of such products. The symposium helped attendees review barriers and opportunities facing green roof implementation, and the group came up with an action plan that proposed activities to facilitate green roof implementation.

Constructing, Maintaining and Inspecting Stormwater Treatment BMPs

SCVURPPP organized this one-day event and City staff participated as attendees and as presenters. Thirty employees from different departments such as ESD, PBCE, PW, DOT, GS and PRNS within the City participated. The City inspectors who attended felt the training would greatly assist in their future inspections.

BAHM Software Demonstration

A demonstration of the Bay Area Hydrology Model Software (Alameda version) occurred on Friday, May 19, 2006 at the San José/Santa Clara Water Pollution Control Plant. Several City staff from ESD, PW, and PBCE attended, along with members from the Santa Clara Valley Water District and other private firms who specialize in the design of hydraulic control structures. The class demonstrated how the software is a user-friendly model to assist designers of HMP facilities.

HMP StormCon

City staff from the departments of ESD, PW, BPCE and DOT attended a workshop entitled "A User-Friendly Hydrograph Modification Management Class" held by StormCON on May 12, 2006 in San Ramon. The interactive workshop illustrated how municipalities in Contra Costa County are requiring land developers to incorporate hydrograph modification management, as well as stormwater treatment, in compliance with the municipalities' updated stormwater National Pollutant Discharge Elimination System (NPDES) permit. Detailed case studies illustrated the Low Impact Development (LID) approaches, standard designs, and other tools the Contra Costa County Clean Water Program has created to help developers and municipal staff comply with the new requirements.

HMP 101

Based on City staff request to learn more about HMP measures, SCVURPPP conducted an entry level training course to introduce the subject to City staff from the departments of ESD, BPCE, and PW. The training was called HMP 101 and occurred on March 27, 2006 at the San José City Hall. The training was well received by staff and a more advanced HMP 201 is being considered for FY 06-07.

WMI-LUS Workshops

In addition to educating City staff and other municipalities in the Bay Area on NPDES permit requirements, the City of San José, in coordination with the Watershed Management Initiative's Land Use Subgroup (LUS) and SCVURPPP, organized two training workshops. The first workshop was entitled "How Creeks Affect Development" and was held on December 7, 2005. The second workshop was entitled "Making the Connection between Development and Water Resources" and was held on May 3, 2006. Protecting creeks and the Bay is a concept that many professional planners, engineers, and developers know about, but many need more background information

and guidance on implementation. Both workshops featured renowned speakers with expertise on the nature of the Santa Clara Basin watersheds as well as site-specific guidance on how developments can protect the watersheds. Both workshops also culminated in creek walks along nearby creeks. One creek walk was centered around a natural section of Coyote Creek and the second focused on an urbanized section of the Guadalupe River. Opportunities and challenges associated with development in these locations were discussed. The creek walks enabled attendees to make the connection between development and the watershed and were aimed at helping attendees to be better stewards of the various watersheds in the City.

One of the presentations, given by Robin Grossinger entitled "Using the Past to Understand the Contemporary Landscape: Emerging Lessons for Environmental Planning." emphasized the changes that happened in the past 100 years in the Santa Clara Basin and highlighted the importance of protecting our watersheds from urban growth. Mr. Ken Kortland of Sherwood Engineers spoke about Stormwater BMPs and treatment control measures using a watershed approach and included examples around the Bay Area, Northern California, and a couple of national and international examples that many attendees found inspirational.

Both workshops were well attended. Between the two workshops attendance exceeded 150. City staff from the departments of PW, PBCE, PRNS, DOT, ESD, and GS attended as well as many professionals from other municipalities, including Water Board staff.

Stormwater Vendor Products
Throughout FY 05-06, City staff from ESD, PBCE, PW, PRNS and DOT were also exposed to various types of stormwater products, which retain, detain, and treat stormwater. Presentations generally lasted about one hour and allowed time for staff to pose questions to the vendors. On two occasions, City staff went into the field with vendors to look at products that were recently installed. Additionally, City staff were exposed to vendor products at StormCon and SCVURPPP trainings.

City Staffing & Cost Implications to Implement Stormwater Treatment and Hydromodification Control Measures

Significant cost increases associated with implementation of the NPDES Permit C.3 provisions, including the HMP, were incurred in FY 05-06, impacting several City departments. Increased staffing costs were incurred for reviewing and commenting on Stormwater Control Plans, EIRs, Initial Studies, and drafting Policy 8-14. In addition, significant staff time was needed for both developing and attending training events. A large number of City staff from various departments is involved in many aspects of stormwater control and ongoing and increased training is anticipated to be necessary to keep staff apprised of the requirements for new and redevelopment. Additionally, staff turnover is high in some departments, which results in the need for ongoing training for new staff.

Where control measures are to be publicly owned and operated, funding sources to cover maintenance costs are still yet to be identified. Funding mechanisms discussed to-date have proven to be quite complex and problematic. City staff continue to investigate funding options. The issue of City maintenance costs continues to be of high importance. Maintenance costs are expected to increase substantially over time as more control measures are installed within the City. ESD has allocated funds in FY 06-07 to hire a consultant to evaluate funding options to address increased maintenance costs due to stormwater treatment and HMP measures. Meanwhile, staff continue to document the time required to implement the C.3 Provision requirements.

The City has also allocated funds in FY 06-07 for contractual support for the development of a Stormwater Treatment and Hydromodification Control Measures Guidance Manual for use by City staff, consultants, and developers.

3.C NRD Response to Water Board Comments

ITEM REFERENCE	WATER BOARD COMMENTS	SAN JOSÉ RESPONSE	CHANGES FOR FY 06-07 (IF APPLICABLE)
	From Water Board comments on FY 04-05 Annual Report: San Jose's Significant Development Projects Table (pages 39-55): We appreciate San Jose including such comprehensive information for each project in this table. The table shows that of the 47 Group 1 projects approved by San Jose, 43 were exempted from installing hydraulically sized stormwater treatment BMPs (Provision C.3.d) because they were deemed complete prior to February 15, 2005, in accordance with San Jose's Policy (adopted 10/03). The remaining four projects were all funded prior to October 15, 2003 and	The City thanks the Water Board for their comments. The City is also pleased with the number of projects installing hydraulically-sized treatment BMPs.	None.

	therefore exempt as well; however, three of them installed treatment BMPs that met the hydraulic sizing criteria in Provision C.3.d. In spite of so many projects being exempted, we are heartened to see that many of the projects did include treatment BMPs (e.g., swales, hydrodynamic devices, detention basins) and not just landscaping. This is evidence that outreach and education efforts are working. With the adoption of San Jose's revised Policy in 2005, we are hopeful that most of the projects reported in next year's Annual Report will have treatment BMPs that meet the requirements of Provision C.3.d.		

3.D NRD Summary Tables / Additional Information

Significant Development Projects[1] Reviewed and/or Approved During July 1, 2005 – June 30, 2006

Project File Number	Project Description	Project Location	Project Type	Site Size (Ac)	New Impervious Surface (Ac)	Project Status (Approval Date)
Private Development Projects						
PD06-024	**Starbuck's Drive Thru & Retail** Planned Development Permit to build 4,681 square feet for retail uses on a 0.63 gross acre site.	West side of South Winchester Boulevard, approximately 550 feet southerly of Stevens Creek Boulevard.	Retail commercial	0.63	0.44	6/21/2006
Site Design: Project involves significant exterior and interior remodel as well as expansion of an unoccupied Burger King restaurant. Parking lot to be completely reconfigured with stormwater from parking, circulation, drive-thru and roof draining to Stormwater Planters for treatment. Parking lot is 14,607 sq.ft. and therefore is a Land Use of Concern.	**Source Control:** Covered trash enclosure, street sweeping, disconnected downspouts, curb cuts to Stormwater Planters and swale in drive-thru lane.	**Treatment BMPs:** Vegetated swale, beneficial landscaping, and stormwater planters.	**Numeric Criteria:** Flow and volume based, deemed complete 4/14/2006. **HMP:** N/A	**O&M Responsibility:** Property owner shall maintain treatment measures in conformance with Section 20.95.120 of the Zoning Ordinance.	**Pesticide Reduction Meas**: Pesticide reduction is done through education and outreach. The SCVURPPP C.3 Handbook and the Landscape Maintenance Techniques for Pest Reduction Fact Sheet are posted on the City website.	
PD06-006	**Almaden Skylark Townhomes** Planned Development Permit to demolish existing structures and construct 32 single-family attached residential units on a 1.10 gross acre site.	West side of Skylark Drive, at the western terminus of Hummingbird Drive.	Single-family attached residential	1.10	0.79	5/3/2006

[1] Projects that 1) create or replace one acre or more of impervious surface area or 2) effective 5/17/05, create or replace 10,000 square feet or more of impervious surface area and are a Land Use of Concern.

PROJECT FILE NUMBER	PROJECT DESCRIPTION	PROJECT LOCATION	PROJECT TYPE	SITE SIZE (AC)	NEW IMPERVIOUS SURFACE (AC)	PROJECT STATUS (APPROVAL DATE)
SITE DESIGN: Proposed development of 3 story townhomes with the majority built on a landscaped podium parking structure. Project reduces impermeable surface by 28% and provides water retention and treatment on site. Parking is over 10,000 sq.ft. and is a Land Use of Concern.	**SOURCE CONTROL:** Stenciled inlets, bicycle and motorcycle parking areas, and covered trash enclosures.	**TREATMENT BMPS:** Vegetated swales, interlocking unit pavers, tree planting, beneficial landscaping, and mechanical unit.	**NUMERIC CRITERIA:** Flow based, deemed complete 1/17/2006. **HMP:** N/A	**O&M RESPONSIBILITY:** Homeowners Association shall maintain treatment measures in conformance with Section 20.95.120 of the Zoning Ordinance.	**PESTICIDE REDUCTION MEAS:** Pesticide reduction is done through education and outreach. The SCVURPPP C.3 Handbook and the Landscape Maintenance Techniques for Pest Reduction Fact Sheet are posted on the City website.	
PD06-001	**Monterey Road Trumark Condominiums** Planned Development Permit to construct 72 single-family attached residences on a 2.93 gross acre site.	East side of Monterey Highway, approximately 600 feet southerly of Umbarger Road.	Single-family attached residential	2.93	1.42	4/12/2006
SITE DESIGN: Project consists of 72 single-family attached residential units in six buildings four of which are clustered around four common private spaces with community buildings accessed by pedestrian patios. Vehicular access is provided via a private street with private drives providing access to individual garages. Ten vegetated swales provide the primary on-site treatment.	**SOURCE CONTROL:** Stenciled inlets, covered trash enclosures, street sweeping, and disconnected downspouts.	**TREATMENT BMPS:** Vegetated swales and beneficial landscaping including tree planting.	**NUMERIC CRITERIA:** Flow based, deemed complete 1/3/2006. **HMP:** N/A	**O&M RESPONSIBILITY:** Homeowners Association shall maintain treatment measures in conformance with Section 20.95.120 of the Zoning Ordinance.	**PESTICIDE REDUCTION MEAS:** Pesticide reduction is done through education and outreach. The SCVURPPP C.3 Handbook and the Landscape Maintenance Techniques for Pest Reduction Fact Sheet are posted on the City website.	
PD05-094	**Almaden Walk** Planned Development Permit to construct 56 single-family attached residences on a 2.33 gross-acre site.	East side of Almaden Road, approximately 150 feet north of Canoas Garden Avenue.	Single-family attached residential	2.33	1.57	6/7/2006
SITE DESIGN: Three story, single-family attached residential development with buildings clustered around shared pedestrian patios and private drives. Both cobbled and vegetated bioswales used for	**SOURCE CONTROL:** Stenciled inlets, covered trash enclosure, street sweeping, and disconnected downspouts.	**TREATMENT BMPS:** Cobbled and vegetated swales, mechanical unit, tree planting, beneficial landscaping, interlocking unit pavers, and underground detention basin.	**NUMERIC CRITERIA:** Flow based, deemed complete 12/19/2005. **HMP:** N/A	**O&M RESPONSIBILITY:** Homeowners Association shall maintain treatment measures in conformance with Section 20.95.120 of the Zoning Ordinance.	**PESTICIDE REDUCTION MEAS:** Pesticide reduction is done through education and outreach. The SCVURPPP C.3 Handbook and the Landscape Maintenance Techniques for Pest Reduction Fact Sheet are	

Project File Number	Project Description	Project Location	Project Type	Site Size (Ac)	New Impervious Surface (Ac)	Project Status (Approval Date)
stormwater treatment along with a mechanical unit.					posted on the City website.	
PD05-087	**Hitachi Campus & Santa Teresa Village** Master Planned Development Permit to allow the demolition of existing buildings and the construction of a new public street network to allow the future construction of a residential, commercial, and industrial project on an approximately 332 gross acres.	Area generally bounded by Cottle Road, Monterey Highway, Highway 85 and Manassas Road.	Mixed-use transit village	332	220	6/2/2006
Site Design: While this permit covers only new roads, the Storm Water Management Master Plan for Hitachi estimates that ultimate build-out of the site will create 220 acres of impervious surface resulting in 66% impervious surface for the project site an increase of 12% (40 acres) over previous impervious surface. Plan includes two detention basins to meet water quality and quantity (HMP) standards.	**Source Control:** Stenciled inlets, covered trash enclosures, street sweeping, parking structures, disconnected downspouts, bicycle and motorcycle parking areas provided.	**Treatment BMPs:** Detention basins, mechanical units, vegetated swales, media filters, tree planting, beneficial landscaping, and interlocking unit pavers.	**Numeric Criteria:** Flow and volume based, deemed complete 11/18/2005. **HMP:** Required. Two detention basins.	**O&M Responsibility:** Property owners and Homeowners Association shall maintain treatment measures in conformance with Section 20.95.120 of the Zoning Ordinance.	**Pesticide Reduction Meas**: Pesticide reduction is done through education and outreach. The SCVURPPP C.3 Handbook and the Landscape Maintenance Techniques for Pest Reduction Fact Sheet are posted on the City website.	
PD05-084	**Citation Homes' Autumnvale Towns** Planned Development Permit to demolish existing structures and construct up to 104 single-family attached residential units on a 4.0 gross acre site.	Northeast corner of Autumnvale Drive and Trade Zone Boulevard.	Single-family attached residential	4.00	2.8	3/1/2006
Site Design: Project represents a 35% increase in impervious surface. Project consists of 12 buildings of single-family attached townhomes 3 stories tall including private parking garages on the first level. The units are split between those that face pedestrian patios and those that face existing public streets. Parking is	**Source Control:** Stenciled inlets, covered trash enclosures, street sweeping, and disconnected downspouts.	**Treatment BMPs:** Curb cuts for runoff from at-grade parking to grassy swales, mechanical unit, tree planting, beneficial landscaping, and turf blocks for emergency vehicle access (EVA).	**Numeric Criteria:** Flow and volume based, deemed complete 11/14/2005. **HMP:** N/A	**O&M Responsibility:** Homeowners Association shall maintain treatment measures in conformance with Section 20.95.120 of the Zoning Ordinance.	**Pesticide Reduction Meas**: Pesticide reduction is done through education and outreach. The SCVURPPP C.3 Handbook and the Landscape Maintenance Techniques for Pest Reduction Fact Sheet are posted on the City website.	

PROJECT FILE NUMBER	PROJECT DESCRIPTION	PROJECT LOCATION	PROJECT TYPE	SITE SIZE (AC)	NEW IMPERVIOUS SURFACE (AC)	PROJECT STATUS (APPROVAL DATE)
accessed by a private loop road. A total of 200 trees for the project are designed to act as on site treatment along with grassy swales.						
H05-054	**Alum Rock Plaza** Site Development Permit to demolish an existing structure and construct a 6,007 square-foot commercial building on a 0.48 gross acre site.	North side of Alum Rock Avenue, approximately 260 feet westerly of King Road.	Retail commercial	0.48	0.4	3/23/2006
SITE DESIGN: This small, one story retail commercial plaza includes an 11,441 sq.ft. parking lot (55% of the total site); which makes it a Land Use of Concern.	**SOURCE CONTROL:** Covered trash enclosure plumbed to sanitary, stenciled inlets, street sweeping, and disconnected downspouts.	**TREATMENT BMPS:** Underground stormwater storage system and inlet filters.	**NUMERIC CRITERIA:** Volume based, deemed complete 11/8/2005. **HMP:** N/A	**O&M RESPONSIBILITY:** Property owner shall maintain treatment measures in conformance with Section 20.95.120 of the Zoning Ordinance.	**PESTICIDE REDUCTION MEAS**: Pesticide reduction is done through education and outreach. The SCVURPPP C.3 Handbook and the Landscape Maintenance Techniques for Pest Reduction Fact Sheet are posted on the City website.	
PD05-082	**Samaritan Drive Summerhill Homes** Planned Development Permit to construct 202 single-family residences, consisting of 86 detached and 116 attached units, on a 13.4 gross-acre site and a minimum one-acre park.	Northeast corner of Samaritan Drive and Clydelle Avenue.	Single family attached and detached residential	13.4	6.68	6/23/2006
SITE DESIGN: Existing site is an industrial building surrounded by parking. New development of single-family detached and attached units clustered around shared pedestrian patios and common private drives with a public park centrally located on the site represents a 40% reduction in impervious surface on the site.	**SOURCE CONTROL:** Stenciled inlets, covered trash enclosures, street sweeping, and disconnected downspouts.	**TREATMENT BMPS:** Vegetated swales, tree planting, beneficial landscaping, interlocking unit pavers, and roof drains to landscaped areas.	**NUMERIC CRITERIA:** Flow based, deemed complete 11/2/2005. **HMP:** N/A	**O&M RESPONSIBILITY:** Homeowners Association shall maintain treatment measures in conformance with Section 20.95.120 of the Zoning Ordinance.	**PESTICIDE REDUCTION MEAS**: Pesticide reduction is done through education and outreach. The SCVURPPP C.3 Handbook and the Landscape Maintenance Techniques for Pest Reduction Fact Sheet are posted on the City website.	
PD05-068	**North 9th Street at Taylor Residential Development** Planned Development Permit to demolish existing structures and construct 44 single-family detached residences on a 2.85 gross acre site.	East side of North Ninth Street between Taylor Street and Jackson Street.	Single-family detached residential	2.85	1.71	12/13/2005

Project File Number	Project Description	Project Location	Project Type	Site Size (Ac)	New Impervious Surface (Ac)	Project Status (Approval Date)
Site Design: Existing site is 93% impervious. Project will reduce impervious surface by 33%. Single-family detached housing clustered around shared pedestrian patios and drives.	**Source Control:** Stenciled inlets.	**Treatment BMPs:** Swales and mechanical unit, beneficial landscaping, and tree planting.	**Numeric Criteria:** Flow based, deemed complete 9/22/2005. **HMP:** N/A	**O&M Responsibility:** Homeowners Association shall maintain treatment measures in conformance with Section 20.95.120 of the Zoning Ordinance.	**Pesticide Reduction Meas:** Pesticide reduction is done through education and outreach. The SCVURPPP C.3 Handbook and the Landscape Maintenance Techniques for Pest Reduction Fact Sheet are posted on the City website.	
PD05-065	**Quinn Retail Center** Planned Development Permit to construct a 33,555 square foot neighborhood commercial center on a 2.51 gross acre site.	East side of Senter Road, approximately 200 feet northwesterly of Quinn Avenue.	IP	2.51	2.18	6/14/2006
Site Design: Retail shopping center represents a 13% reduction in impervious surface.	**Source Control:** Stenciled inlets, covered trash enclosures, and disconnected downspouts.	**Treatment BMPs:** Vegetated swales and beneficial landscaping.	**Numeric Criteria:** Flow based, deemed complete 9/9/2005. **HMP:** N/A	**O&M Responsibility:** Property owner shall maintain treatment measures in conformance with Section 20.95.120 of the Zoning Ordinance.	**Pesticide Reduction Meas:** Pesticide reduction is done through education and outreach. The SCVURPPP C.3 Handbook and the Landscape Maintenance Techniques for Pest Reduction Fact Sheet are posted on the City website.	
PD05-062	**Curci Court Homes** Planned Development Permit to construct 46 single-family attached residences on a 2.2 gross acre site.	Southeast corner of Curci Drive and St Elizabeth Drive.	Single-family attached residential	2.2	1.47	4/7/2006
Site Design: Project of 46 attached, 3 story single-family homes clustered around shared pedestrian patios and drives. Bioretention filter gardens are located in pedestrian patios.	**Source Control:** Stenciled inlets and disconnected downspouts.	**Treatment BMPs:** Tree planting, interlocking unit pavers, bioretention filter, beneficial landscaping, and mechanical units.	**Numeric Criteria:** Flow based, deemed complete 9/1/2005. **HMP:** N/A	**O&M Responsibility:** Homeowners Association shall maintain treatment measures in conformance with Section 20.95.120 of the Zoning Ordinance.	**Pesticide Reduction Meas:** Pesticide reduction is done through education and outreach. The SCVURPPP C.3 Handbook and the Landscape Maintenance Techniques for Pest Reduction Fact Sheet are posted on the City website.	
H05-042	**Kim's Plaza** Site Development Permit for an approximately 13,821 sq.ft., 2-story retail/office building on a 0.88 gross acre site.	Northwest corner of Story Road and McLaughlin Avenue.	Retail commercial and office plaza	0.88	0.7	3/15/2006
Site Design: Site was previously a gas station. Project is 80%	**Source Control:** Disconnected downspouts, street sweeping, and	**Treatment BMPs:** Two infiltration ponds and inlet filters with oil separators.	**Numeric Criteria:** Volume and flow based, deemed	**O&M Responsibility:** Property owner shall maintain treatment measures in	**Pesticide Reduction Meas:** Pesticide reduction is done through education and	

Project File Number	Project Description	Project Location	Project Type	Site Size (Ac)	New Impervious Surface (Ac)	Project Status (Approval Date)
impervious and includes two infiltration ponds for treatment of roof and parking lot runoff. Parking lot is approximately 20,119 sq.ft. and therefore is a Land Use of Concern. The two story retail and office plaza includes a 4,400 sq.ft. second floor patio with 6 planters.	stenciled inlets.	complete 8/30/2005. **HMP:** N/A.	conformance with Section 20.95.120 of the Zoning Ordinance.		outreach. The SCVURPPP C.3 Handbook and the Landscape Maintenance Techniques for Pest Reduction Fact Sheet are posted on the City website.	
H05-037	**The Heritage Mixed Use Tower** Site Development Permit to construct a residential and commercial building for a total of approximately 505,000 square feet, which includes approximately 203 attached residential units and 11,180 square feet of commercial uses in a 23-story high-rise stru	Northeast corner of Market & San Salvador Streets.	High-rise Residential Mixed-use in Downtown Core Area	1.02	1.02	1/6/2006
Site Design: A 23-story mixed use project consisting of residential, retail, and enclosed parking (6-stories, 1 below grade). An outdoor plaza for the residents is located on the 5th floor.	**Source Control:** Stenciled inlets, cover trash enclosures, covers and drains for loading docks and maintenance bays, swimming pool drains to sewer.	**Treatment BMPs:** Tree planting, mechanical unit, and inlet filters.	**Numeric Criteria:** Flow based, deemed complete 8/18/2005. **HMP:** N/A	**O&M Responsibility:** Property owner shall maintain treatment measures in conformance with Section 20.95.120 of the Zoning Ordinance.	**Pesticide Reduction Meas:** Pesticide reduction is done through education and outreach. The SCVURPPP C.3 Handbook and the Landscape Maintenance Techniques for Pest Reduction Fact Sheet are posted on the City website.	
PD05-058	**The Plant** Planned Development Permit to construct approximately 615,571 sq.ft. commercial buildings for retail/office uses on a 55.4 gross acre site.	Northwest corner of Curtner Avenue and Monterey Highway (formerly GE).	Retail commercial shopping center	55.4	14.13	6/7/2006
Site Design: Previously GE site was approximately 90-100% impervious. The Plant is a commercial retail and office center that includes a park area and PG & E substation. Landscaped area is 472,927 sq.ft., parking and other hardscaped areas are 1,290,549 sq.ft., and office	**Source Control:** Stenciled inlets, covered trash enclosures, and street sweeping.	**Treatment BMPs:** Tree planting, beneficial landscaping, mechanical units, and inlet filters.	**Numeric Criteria:** Flow based, deemed complete 8/4/2005. **HMP:** N/A	**O&M Responsibility:** Property owner shall maintain treatment measures in conformance with Section 20.95.120 of the Zoning Ordinance.	**Pesticide Reduction Meas:** Pesticide reduction is done through education and outreach. The SCVURPPP C.3 Handbook and the Landscape Maintenance Techniques for Pest Reduction Fact Sheet are posted on the City website.	

Project File Number	Project Description	Project Location	Project Type	Site Size (Ac)	New Impervious Surface (Ac)	Project Status (Approval Date)
and retail buildings are 638,340 sq.ft.						
CP05-046	**Hostetter Costco** Conditional Use Permit to allow the construction of an approximately 146,843 square foot wholesale facility, including the off-sale of alcoholic beverages and a gasoline station on a 12.49 gross acre site.	Northwest corner of Hostetter Road and Automation Parkway.	Retail Commercial Wholesale and gas station	13.55	11.17	6/1/2006
Site Design: The proposed commercial structure and gas station represents a 20% increase in impervious surface over the existing use. Landscaping at a ratio similar to the demolished industrial structure has been located throughout the site to collect stormwater runoff and some of the existing landscape has been retained.	**Source Control:** Stenciled inlets, covered trash enclosures, surface sweeping, canopy over gas station area, tire center storage and installation area fully enclosed within main structure.	**Treatment BMPs:** Landscape strips as vegetated swales and mechanical unit.	**Numeric Criteria:** Flow based, deemed complete 7/29/2005. **HMP:** N/A	**O&M Responsibility:** Property owner shall maintain treatment measures in conformance with Section 20.95.120 of the Zoning Ordinance.	**Pesticide Reduction Meas**: Pesticide reduction is done through education and outreach. The SCVURPPP C.3 Handbook and the Landscape Maintenance Techniques for Pest Reduction Fact Sheet are posted on the City website.	
PD05-056	**Lewis Road Residential** Planned Development Permit to construct 75 single-family attached and 5 single-family detached residences on a 5.65 gross acres site.	Northwesterly side of Lewis Road approximately 210 feet southwesterly of Garden Avenue.	Single-family attached residential	5.65	2.31	5/3/2006
Site Design: Medium high density residential development of 5 single family detached units and 75 single family attached units in groups of 5 to 13 units clustered around shared private access drives and landscaped patios. Project includes vegetated swales, permeable paving surfaces, and infiltration swales. Parking areas (8,330 sq.ft.) and driveways (3,690 sq.ft.) are interlocking unit pavers.	**Source Control:** Stenciled inlets, covered trash enclosures, street sweeping, and disconnected downspouts.	**Treatment BMPs:** Vegetated swales, infiltration swales, tree planting, beneficial landscaping, and interlocking unit pavers.	**Numeric Criteria:** Flow based, deemed complete 7/27/2005. **HMP:** N/A	**O&M Responsibility:** Property owner shall maintain treatment measures in conformance with Section 20.95.120 of the Zoning Ordinance.	**Pesticide Reduction Meas**: Pesticide reduction is done through education and outreach. The SCVURPPP C.3 Handbook and the Landscape Maintenance Techniques for Pest Reduction Fact Sheet are posted on the City website.	

Project File Number	Project Description	Project Location	Project Type	Site Size (Ac)	New Impervious Surface (Ac)	Project Status (Approval Date)
H05-034	**Campisi Retail Center** Site Development Permit to construct a 9,789 square foot building for commercial uses on a 0.61 gross acre site.	Northwest corner of The Alameda and North Morrison Avenue.	Retail commercial	0.61	0.56	11/30/2005
Site Design: Previously a vacant site, this project includes 13,217 sq.ft. of parking, a Land Use of Concern. Small commercial stores are located close to sidewalk consistent with the character of this neighborhood business district. Parking is located in the rear. Site is 93% impervious.	**Source Control:** Stenciled inlets, street sweeping, and disconnected downspouts.	**Treatment BMPs:** Mechanical unit.	**Numeric Criteria:** Flow based, deemed complete 7/12/2005. **HMP:** N/A	**O&M Responsibility:** Property owner and Homeowners Association shall maintain treatment measures in conformance with Section 20.95.120 of the Zoning Ordinance.	**Pesticide Reduction Meas:** Pesticide reduction is done through education and outreach. The SCVURPPP C.3 Handbook and the Landscape Maintenance Techniques for Pest Reduction Fact Sheet are posted on the City website.	
PD05-045	**Oakwood Apartments Expansion** Planned Development Permit to construct 84 single-family attached residences on a 1.6 gross acres site.	Southeast corner of Blackford Avenue and Saratoga Avenue.	Multi-family attached residential	1.6	1.27	9/28/2005
Site Design: Expansion of existing apartment complex adding 3 three-story apartment buildings (23,280 sq.ft.) and new parking lot (29,758 sq.ft.) representing a 62% increase in impervious surface on the site.	**Source Control:** Covered trash enclosures, stenciled inlets, and disconnected downspouts.	**Treatment BMPs:** Turf block and grass crete pavers, seven vegetated swales, and inlet filters.	**Numeric Criteria:** Flow based, deemed complete 6/22/2005. **HMP:** N/A	**O&M Responsibility:** Homeowners Association shall maintain treatment measures in conformance with Section 20.95.120 of the Zoning Ordinance.	**Pesticide Reduction Meas:** Pesticide reduction is done through education and outreach. The SCVURPPP C.3 Handbook and the Landscape Maintenance Techniques for Pest Reduction Fact Sheet are posted on the City website.	
PD05-044	**Pestana Homes** Planned Development Permit request to allow 98 single-family attached residences on a 4.8 gross acre site.	Northwest corner of Old Oakland Road and Rock Avenue.	Single-family attached residential	4.8	2.82	12/22/2005
Site Design: Project consist of 98 single-family attached residential units in 3-story 6-, 7-, 8-, and 9-plex buildings around a large common open space area used for recreation and stormwater control management through swales	**Source Control:** Stenciled inlets, covered trash enclosures, street sweeping, bicycle and motorcycle parking areas provided, and disconnected downspouts.	**Treatment BMPs:** Vegetated swales, interlocking unit pavers, turf track grass road pavers, bioretention filters, and infiltration basin.	**Numeric Criteria:** Flow and volume based, deemed complete 6/16/2005. **HMP:** N/A	**O&M Responsibility:** Homeowners Association shall maintain treatment measures in conformance with Section 20.95.120 of the Zoning Ordinance.	**Pesticide Reduction Meas:** Pesticide reduction is done through education and outreach. The SCVURPPP C.3 Handbook and the Landscape Maintenance Techniques for Pest Reduction Fact Sheet are posted on the City website.	

Project File Number	Project Description	Project Location	Project Type	Site Size (Ac)	New Impervious Surface (Ac)	Project Status (Approval Date)
at the perimeter and an infiltration basin at the center of larger grass area. Tufftrack grassroad pavers are used for EVA and interlocking unit pavers are used for parking and pedestrian areas.						
CP05-034	**Story Road Home Depot** Conditional Use Permit to replace an existing building with new construction of a building of 114,700 square feet and garden center of 34,768 square feet for retail commercial uses on a 12.85 gross acre site.	Northeast corner of Story Road and McGinness Avenue.	Retail commercial	12.85	12.21	3/24/2006
Site Design: Site is an existing big box retail store in a shopping center adjacent to a channelized creek. The existing structure will be demolished and replaced with a Home Depot with a garden center and reconfigured parking lot with new landscaping placed on the perimeter of the site especially near the creek.	**Source Control:** Stenciled inlets, covered trash enclosures, and street sweeping.	**Treatment BMPs:** Vegetated swale, mechanical unit, tree planting, and beneficial landscaping.	**Numeric Criteria:** Flow based, deemed complete 6/9/2005. **HMP:** N/A	**O&M Responsibility:** Property owner shall maintain treatment measures in conformance with Section 20.95.120 of the Zoning Ordinance.	**Pesticide Reduction Meas**: Pesticide reduction is done through education and outreach. The SCVURPPP C.3 Handbook and the Landscape Maintenance Techniques for Pest Reduction Fact Sheet are posted on the City website.	
PD05-041	**Willow Glen patio** Planned Development Permit to construct 206 single-family attached residences on a 8.75 gross acre site.	Westerly side of Meridian Avenue, northerly of Foxworthy Avenue.	Single-family attached residential	8.75	4.84	9/19/2005
Site Design: Existing commercial shopping center is nearly 100% impervious. Project of 206 single-family attached housing units clustered around shared pedestrian and vehicular access roads and paths. 55,452 sq.ft. of impervious pavement and concrete drains to bioswales	**Source Control:** Stenciled inlets, street sweeping, parking structure drains to sanitary, bicycle and motorcycle parking areas provided.	**Treatment BMPs:** Bioswales, tree planting, beneficial landscaping, mechanical unit, and grass crete pavers for EVA area.	**Numeric Criteria:** Flow based, deemed complete 6/7/2005. **HMP:** N/A	**O&M Responsibility:** Homeowners Association shall maintain treatment measures in conformance with Section 20.95.120 of the Zoning Ordinance.	**Pesticide Reduction Meas**: Pesticide reduction is done through education and outreach. The SCVURPPP C.3 Handbook and the Landscape Maintenance Techniques for Pest Reduction Fact Sheet are posted on the City website.	

Project File Number	Project Description	Project Location	Project Type	Site Size (Ac)	New Impervious Surface (Ac)	Project Status (Approval Date)
for filtration.						
PD05-035	**Virginia Terrace Residential Townhomes** Planned Development Permit to construct 147 single-family attached residences on a 3.69-gross acre site.	Generally bounded by East Virginia Street to the north, south 6th Street to the east, Martha Street to the south, and South 5th Street to the west.	Single-family attached residential	3.69	3.43	8/15/2005
Site Design: Project represents a 15% increase in impervious surface over previous use. Project consists of 147 single-family attached 2.5 to 3-story townhomes over landscaped podium parking.	**Source Control:** Parking structure with filters plumbed to sanitary, disconnected downspouts, bicycle and motorcycle parking areas provided inside podium,	**Treatment BMPs:** Beneficial landscaping including trees both on the podium and at grade and one mechanical unit.	**Numeric Criteria:** Flow and volume based, deemed complete 5/19/2005. **HMP:** N/A	**O&M Responsibility:** Homeowners Association shall maintain treatment measures in conformance with Section 20.95.120 of the Zoning Ordinance.	**Pesticide Reduction Meas**: Pesticide reduction is done through education and outreach. The SCVURPPP C.3 Handbook and the Landscape Maintenance Techniques for Pest Reduction Fact Sheet are posted on the City website.	
PD05-032	**Modern Ice** Planned Development Permit to construct 202 single-family attached residences on a 9.6 gross acre site.	Northeast corner of Berryessa Road and Oakland Road.	Single-family attached residential	9.6	5.15	7/22/2005
Site Design: Existing site near 100% impervious historic industrial site. Proposed project of 202 units clustered around shared pedestrian and vehicular private circulation paths. Site also includes 1.24 acre public park with a vegetated swale on its perimeter. Pedestrian paths and surface parking use interlocking unit pavers and pervious pavement.	**Source Control:** Stenciled inlets, covered trash enclosures, street sweeping.	**Treatment BMPs:** Vegetated swales, interlocking unit pavers, tree planting, disconnected downspoiuts, beneficial landscaping, and pervious paving.	**Numeric Criteria:** Flow based, deemed complete 5/2/2005. **HMP:** N/A	**O&M Responsibility:** Homeowners Association shall maintain treatment measures in conformance with Section 20.95.120 of the Zoning Ordinance.	**Pesticide Reduction Meas**: Pesticide reduction is done through education and outreach. The SCVURPPP C.3 Handbook and the Landscape Maintenance Techniques for Pest Reduction Fact Sheet are posted on the City website.	
PD05-024	**Gold Street Office Building** Planned Development Permit to allow a 24,237 square foot office building on a 2.25 gross acre site.	Westerly side of Gold Street approximately 150 feet southerly of the Guadalupe River.	Office building	2.25	1.33	7/6/2005
Site Design: Project consists of a new 2-story office building surrounded by parking and landscaping. 92% of	**Source Control:** Stenciled inlets and street sweeping.	**Treatment BMPs:** Detention basin, vegetated swales, interlocking pavers, and inlet filters.	**Numeric Criteria:** Flow based, deemed complete 3/21/2005. **HMP:**	**O&M Responsibility:** Property owner shall maintain treatment measures in conformance with Section 20.95.120 of the Zoning	**Pesticide Reduction Meas**: Pesticide reduction is done through education and outreach. The SCVURPPP C.3 Handbook and the	

Project File Number	Project Description	Project Location	Project Type	Site Size (Ac)	New Impervious Surface (Ac)	Project Status (Approval Date)
stormwater runoff from this project is being treated on site. Control measures include 3 bioswales and 1 mechanical unit. Interlocking pavers are used for a 2,600 sq.ft. patio area in landscape area adjacent to the public utility easement.		N/A	Ordinance.		Landscape Maintenance Techniques for Pest Reduction Fact Sheet are posted on the City website.	
PD05-017	**Embedded Way** Planned Development Permit to allow indoor recreational uses in an existing industrial building on approximately 16.4 gross-acre site.	Southwest corner of Hellyer Avenue and Embedded Way.	Indoor Commercial Recreation	16.4	11.5	8/18/2005
Site Design: Reuse of existing structure. Project results in no new impervious surface. Revegetation of buffer zone between parking area and Coyote Creek County Parkway. Vegetated swale between Embedded Way and front parking area. A permit from SCVWD was required for work adjacent to Coyote Creek.	**Source Control:** Stenciled inlets, covered trash enclosures, and street sweeping.	**Treatment BMPs:** Vegetated swales and catch basin inserts.	**Numeric Criteria:** N/A, deemed complete 2/14/2005. **HMP:** N/A	**O&M Responsibility:** Property owner shall maintain treatment measures in conformance with Section 20.95.120 of the Zoning Ordinance.	**Pesticide Reduction Meas:** Pesticide reduction is done through education and outreach. The SCVURPPP C.3 Handbook and the Landscape Maintenance Techniques for Pest Reduction Fact Sheet are posted on the City website.	
PD05-015	**Cherry Acres KB Homes Residential Development** Planned Development Permit request to allow grading only for 91 single-family attached residences on a 4-gross acre site.	Northwest corner of King Road and Mabury Road.	Single-family attached residential	4.0	4.09	7/20/2005
Site Design: Existing site is 54% impervious. Project consists of 91 single-family attached residents, 2-stories over garage, clustered around a small common open space/pedestrian patio area with access to private garages provided by a private	**Source Control:** Stenciled inlets, covered trash enclosures, street sweeping, and disconnected downspouts.	**Treatment BMPs:** Bioswale.	**Numeric Criteria:** N/A, deemed complete 2/11/2005. **HMP:** N/A	**O&M Responsibility:** Homeowners Association shall maintain treatment measures in conformance with Section 20.95.120 of the Zoning Ordinance.	**Pesticide Reduction Meas:** Pesticide reduction is done through education and outreach. The SCVURPPP C.3 Handbook and the Landscape Maintenance Techniques for Pest Reduction Fact Sheet are posted on the City website.	

PROJECT FILE NUMBER	PROJECT DESCRIPTION	PROJECT LOCATION	PROJECT TYPE	SITE SIZE (AC)	NEW IMPERVIOUS SURFACE (AC)	PROJECT STATUS (APPROVAL DATE)
loop road.						
PD05-013	**Campbell Avenue Residential Development** Planned Development Permit to construct up to 104 single-family detached residences on a 7.63 gross acre site.	North side of Campbell Avenue approximately 1,000 feet east of Newhall Street.	Single-family detached residential	7.63	5.05	9/6/2005
SITE DESIGN: Existing site is 95% impervious. Development of 104 single family detached units with landscaped patios and pool with community room represents a 31% reduction of impervious surface. Units are 2 and 3 stories detached units clustered around pedestrian patios and private access drives.	**SOURCE CONTROL:** Stenciled inlets, covered trash enclosures, street sweeping, and disconnected downspouts.	**TREATMENT BMPS:** Vegetated swales, tree planting, and beneficial landscaping.	**NUMERIC CRITERIA:** N/A, deemed complete 2/8/2005. **HMP:** N/A	**O&M RESPONSIBILITY:** Homeowners Association shall maintain treatment measures in conformance with Section 20.95.120 of the Zoning Ordinance.	**PESTICIDE REDUCTION MEAS**: Pesticide reduction is done through education and outreach. The SCVURPPP C.3 Handbook and the Landscape Maintenance Techniques for Pest Reduction Fact Sheet are posted on the City website.	
CP04-114	**Monterey/ Pullman Retail Center** Conditional Use Permit to construct 15,000 square feet for retail commercial uses and allow a drive through use on a 1.35 gross acre site.	West side of Monterey Road, 250 feet southerly of Lewis Road.	Retail Commercial Center	1.35	1.17	8/15/2005
SITE DESIGN: Existing site is 100% impervious. Redevelopment of this site from industrial to 15,000 sq.ft. of retail commercial uses including one drive-thru restaurant reduces impervious surface by 14% largely due to perimeter beneficial landscaping and tree plantings throughout the site.	**SOURCE CONTROL:** Stenciled inlets and covered trash enclosures.	**TREATMENT BMPS:** Beneficial landscaping, tree planting, and mechanical unit.	**NUMERIC CRITERIA:** N/A, deemed complete 12/17/2004. **HMP:** N/A	**O&M RESPONSIBILITY:** Property owner shall maintain treatment measures in conformance with Section 20.95.120 of the Zoning Ordinance.	**PESTICIDE REDUCTION MEAS**: Pesticide reduction is done through education and outreach. The SCVURPPP C.3 Handbook and the Landscape Maintenance Techniques for Pest Reduction Fact Sheet are posted on the City website.	
H04-050	**San Jose Condominium (Almaden Tower)** Site Development Permit to allow construction of approximately 646,597 square feet in a 22-story building, which includes 330 residential units, 208,996 square foot parking garage, and approximately 8,000 square foot retail commercial use on a 1.42 gross.	Southwest corner of Carlysle Street and Notre Dame Avenue.	High-rise Residential in Downtown Core Area	1.42	1.42	9/30/2005

Project File Number	Project Description	Project Location	Project Type	Site Size (Ac)	New Impervious Surface (Ac)	Project Status (Approval Date)
Site Design: This project is a 22-story residential tower with 5-stories of parking (3 below grade and 2 above grade) that covers the entire site so no infiltration is possible. Instead the project uses a mechanical unit. Previously the site was also entirely paved resulting in a 0% increase in impervious surface.	**Source Control:** Stenciled inlets, covered trash enclosures, parking structure drains, bicycle and motorcycle parking areas provided.	**Treatment BMPs:** Mechanical unit, street and roof deck tree plantings, and interlocking unit pavers.	**Numeric Criteria:** N/A, deemed complete 10/6/2004. **HMP:** N/A	**O&M Responsibility:** Property owner and Homeowners Association shall maintain treatment measures in conformance with Section 20.95.120 of the Zoning Ordinance.	**Pesticide Reduction Meas:** Pesticide reduction is done through education and outreach. The SCVURPPP C.3 Handbook and the Landscape Maintenance Techniques for Pest Reduction Fact Sheet are posted on the City website.	
H04-036	**McKee Green Plaza** Site Development Permit to construct 17,000 square feet of commercial use on a 1.38 gross acre site.	West side of North White Road, approximately 300 feet south of McKee Road.	Retail commercial and office plaza	1.38	1.10	1/12/2006
Site Design: Two story retail commercial and office plaza with parking lot on the sides and rear.	**Source Control:** Covered trash enclosure, stenciled inlets, and street sweeping.	**Treatment BMPs:** Beneficial landscaping including some tree planting.	**Numeric Criteria:** N/A, deemed complete 8/4/2004. **HMP:** N/A	**O&M Responsibility:** Property owner shall maintain treatment measures in conformance with Section 20.95.120 of the Zoning Ordinance.	**Pesticide Reduction Meas:** Pesticide reduction is done through education and outreach. The SCVURPPP C.3 Handbook and the Landscape Maintenance Techniques for Pest Reduction Fact Sheet are posted on the City website.	
PD03-079	**Del Monte KB Homes** Planned Development Permit to construct 383 single family attached residences on a 12.4 gross acre site.	North and south side of Auzerais Avenue between Sunol Street and Los Gatos Creek.	Single family attached residential	12.4	10.01	2/15/2006
Site Design: Site is adjacent to Los Gatos Creek. Riparian setback established at 30 feet from top of bank. Development to be transit oriented with two light rail stations opened and operating	**Source Control:** Stenciled inlets, parking structures, and riparian buffer.	**Treatment BMPs:** Vegetated swales, tree planting, beneficial landscaping, and inlet filters.	**Numeric Criteria:** N/A, deemed complete 12/17/2003. **HMP:** N/A	**O&M Responsibility:** Homeowners Association shall maintain treatment measures in conformance with Section 20.95.120 of the Zoning Ordinance.	**Pesticide Reduction Meas:** Pesticide reduction is done through education and outreach. The SCVURPPP C.3 Handbook and the Landscape Maintenance Techniques for Pest Reduction Fact Sheet are posted on the City website.	
PD02-057	**Valley Christian School Playground Improvements** Planned Development Permit to allow the construction of two	Easterly terminus of Skyway Drive, east side of Monterey	Playground improvements.	52.68	9.81	6/29/2005

Project File Number	Project Description	Project Location	Project Type	Site Size (Ac)	New Impervious Surface (Ac)	Project Status (Approval Date)
	paved, play areas and associated improvements (including new landscaping and fencing) at an existing private school on a 52.68 gross acre site.	Road.				
Site Design: The project involves minimized new impervious surface area by adding approximately 30,000 square feet of impervious surface where outdoor courts currently exist.	**Source Control:** Street sweeping.	**Treatment BMPs:** Beneficial landscaping and inlet filters.	**Numeric Criteria:** N/A, deemed complete 8/12/2002. **HMP:** N/A	**O&M Responsibility:** Property owner shall maintain treatment measures in conformance with Section 20.95.120 of the Zoning Ordinance.	**Pesticide Reduction Meas:** Pesticide reduction is done through education and outreach. The SCVURPPP C.3 Handbook and the Landscape Maintenance Techniques for Pest Reduction Fact Sheet are posted on the City website.	
Public Development Projects						
CIP 1980	**Fire Station #34** New Fire Station of approx.11,500 sq.ft. to be constructed on approx. 1 acre of land.	Las Plumas Ave. near Nipper Ave.	Institutional	1.03	0.86	4/26/2006
Site Design: Site currently serves as a storage yard called Las Plumas Warehouse. The project improves existing site conditions by installing pervious landscapes on 16% of the 1.03 Acers site. Project provides treatment of runoff via stormfilter device and surrounds project with swales and trench drains to treat runoff.	**Source Control:** Landscaping, stenciled inlets, and street sweeping.	**Treatment BMPs:** Vegetated swale, mechanical unit, and trench drains.	**Numeric Criteria:** N/A - Funded prior to 10/15/03, but sized to treat 0.2 in/hr flow intensity. **HMP:** N/A	**O&M Responsibility:** Treatment measures are maintained by City during routine maintenance.	**Pesticide Reduction Meas:** Pesticide reduction is done through education and outreach. The SCVURPPP C.3 Handbook and the Landscape Maintenance Techniques for Pest Reduction Fact Sheet are posted on the City website.	
CIP 4204	**Fire Station #25** The first construction package for the Fire Station No. 25 - Relocate project. Installing earthwork to elevate the building pad of the proposed new Station No. 25 ten feet out of the flood plain & relocation of an existing sewer line.	2125 Wilson Way	Institutional	2.62	0.95	4/14/2006
Site Design: Project was elevated 10 ft above ground to avoid groundwater level and Guadalupe River Food Zone.	**Source Control:** A stormwater filter device installed in washing trucks areas, stenciled inlets, and street sweeping.	**Treatment BMPs:** Vegetated swale, disconnected downspouts, mechanical unit, curb openings, and decomposed	**Numeric Criteria:** N/A - Funded prior to 10/15/03, but sized to treat 0.2 in/hr flow intensity.	**O&M Responsibility:** Treatment measures are maintained by City during routine maintenance.	**Pesticide Reduction Meas:** Pesticide reduction is done through education and outreach. The SCVURPPP C.3 Handbook and the	

PROJECT FILE NUMBER	PROJECT DESCRIPTION	PROJECT LOCATION	PROJECT TYPE	SITE SIZE (AC)	NEW IMPERVIOUS SURFACE (AC)	PROJECT STATUS (APPROVAL DATE)
Landscape strips treat parking lot runoff and vegetated swales surrounding toe of the 10-ft high mound are sized to treat and carry runoff to the existing stormdrain system.	granite surface.	**HMP:** N/A			Landscape Maintenance Techniques for Pest Reduction Fact Sheet are posted on the City website.	
CIP 3439	**Fowler Creek Park Phase 1** Construction of first phase of improvements to include parking lot, group picnic area, tennis courts, play areas and landscaping.	Evergreen area of east San Jose at Altia Ave. from the East, Cortona Dr. from the South. Botticelli Dr. from West, and Michelangelo Dr from North.	Recreation	12.0	2.64	12/16/2005
SITE DESIGN: New park in the Evergreen Area East of San Jose designed to accommodate the increase in development in that portion of the City. Project includes installation of parking lot, tennis court, bocce courts, group picnic, play areas and landscape and turf areas.	**SOURCE CONTROL:** Stenciled inlets, 10 Signs to increase awareness of Park's Rules and Regulations including Dog Ordinances.	**TREATMENT BMPS:** Impervious surfaces drain into rocky dissipaters and vegetated swales before discharging into underground pipes, trench drains with HDPE perforated pipes surrounding play areas, and vegetated buffer strips surrounding tennis courts.	**NUMERIC CRITERIA:** N/A - Funded prior to 10/15/03. **HMP:** N/A	**O&M RESPONSIBILITY:** Treatment measures are maintained by City during routine maintenance.		**PESTICIDE REDUCTION MEAS:** Pesticide reduction is done through education and outreach. The SCVURPPP C.3 Handbook and the Landscape Maintenance Techniques for Pest Reduction Fact Sheet are posted on the City website.

036883

Development Activity Map

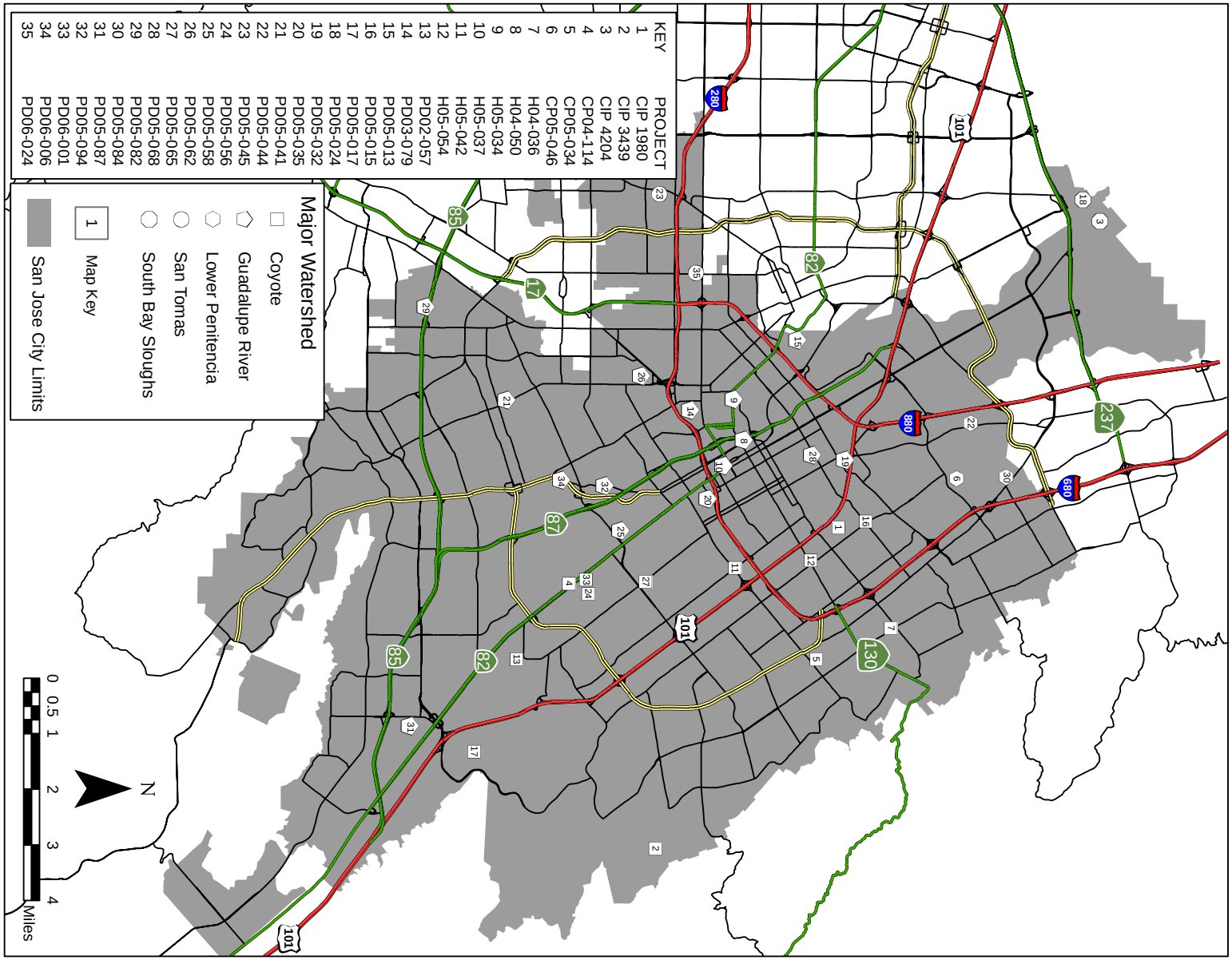

Standard Operating Procedure
BMP O&M VERIFICATION PROGRAM

Overview

The City of San Jose's New and Redevelopment (NRD) Post-Construction BMP Operation and Maintenance Verification Program is a multi-department effort. The Departments of Environmental Services (ESD), Public Works (PW), and Planning, Building & Code Enforcement (PBCE) work together to verify that maintenance of Post-Construction BMPs is conducted as required by Provision C.3 of the stormwater permit. The key components of this program include BMP Tracking, Inspection, Enforcement and Follow Up, and Reporting.

PBCE is responsible for BMP Tracking and supports escalated enforcement if needed to achieve compliance. ESD's Watershed Enforcement Section is responsible for receiving BMP Tracking information, conducting inspections on a subset of BMPs, and performing enforcement and follow up as needed. ESD's Urban Runoff Section is responsible for compiling program data and reporting results annually to the Water Board.

BMP Tracking

Information on BMPs required by Provision C.3 is collected throughout the development review process. Final information on BMPs is available to inspectors when construction is complete.

Table 1: Procedure for BMP Data Tracking and Compilation

STEP	RESPONSIBILITY	ACTION
1	PBCE – Planning Division Planners	1. Collect and document information on BMPs for all projects that requires C.3 Treatment Devices, which are usually listed on the Stormwater Control Plan Sheet (SCP) of the submitted design plan set. Information must include description of BMP, location, BMP owner, responsible party for maintenance or any available contact info, O&M requirement mechanism, and any additional conditions imposed related to BMP O&M.
2	PW – TD&S – Urban Runoff Coordinator	2. Track projects with Stormwater Control Plan that have been issued Grading Permits.
3	PBCE – Building Division – Plan Check Engineer/ Urban Runoff Coordinator	3. Compile annually (each July) and provide to ESD a data file of all BMPs and projects which have been issued Certificate of Occupancy during the previous fiscal year.

Inspection

ESD selects sites for inspection based on a list of constructed sites obtained from Urban Runoff Coordinator in the Building Division and based on AOCs of previously inspected sites. All projects constructed during the previous fiscal year are inspected; inspections and follow up procedures are consistent with the City's Industrial and Commercial Discharges (IND) Program.

Table 2 summarizes the procedure for inspection of BMPs under this program. The Watershed Enforcement Section of the Watershed Protection Division has one environmental inspector assigned to inspect new development projects.

Table 2: Procedure for BMP Inspection

STEP	RESPONSIBILITY	ACTION
1	ESD – WE – Senior Environmental Inspector	1. Assign all projects issued Certificate of Occupancy for initial inspections. 2. Assign other inspections based on AOC Frequency Schedule in Table 5.
2	ESD – WE – Environmental Inspector (EI)	1. Prior to inspections, inspectors fill out the SCVURPPP Standard Stormwater Treatment BMP Inspection Data Collection Form. ➢ Collect all background information on the site initially submitted by PBCE. ➢ Review online data for site plans/asbuilt drawings. ➢ Collect maintenance standards from on line sources or city manuals for maintenance fact sheets of the specific BMP listed on plan. ➢ Check site for previous inspection results. ➢ Check for necessary procedures such as underground confined space entry. 2. If ownership changed, update contact information.
3	ESD – WE – EI	Perform visual inspection of treatment BMP by following the SCVURPPP Standard Stormwater Treatment BMP Inspection Data Collection Form and refer to SCVURPPP Table labeled "Potential Inspection Results"; fill out one form per site for all relevant BMPs inspected. ➢ If immediate threat to storm sewer system or creek follow Watershed Enforcement Response Plan (WERP) listed in Chapter 4 Appendix C of the Watershed Enforcement Training and Procedures Manual to find appropriate citation type and amount. ➢ If BMP is functional and maintained, record inspection result. Distribute BMP Maintenance Fact Sheets from C.3 Handbook or CASQA Manual and schedule follow-up inspection if necessary. ➢ If BMP is non-functional, record result and continue to Table 3.

Enforcement and Follow Up

Table 3 summarizes the enforcement procedures for BMP Inspections. ESD's Watershed Enforcement is the first tier of enforcement with PBCE Code Enforcement involved to employ the land use permit as the basis for enforcement.

Table 3: Enforcement Procedure for BMP

STEP	RESPONSIBILITY	ACTION
1	ESD – WE – Environmental Inspector (EI)	1. Issue Official Warning Notice including description of violation, corrective actions required and compliance date. 2. Re-inspect after compliance date. a. If violation is corrected, deadfile case and follow Reporting Procedures b. If violation continues, proceed to Step 2
2	ESD – WE – EI	1. Within 48 hours, refer violation via e-mail to Code Enforcement Administrator including the following: a. Field Inspection Notes b. Official Warning Notice c. Planning Permit Condition Violation Number d. Digital picture of initial violation and re-inspection

STEP	RESPONSIBILITY	ACTION
		e. Signed Photo Evidence Affidavit f. Recommended Compliance Timeline
3	PBCE – CE – Code Enforcement Administrator (CEA)	1. Within 24 hours, review referral for completeness. Contact EI if indicated. 2. If complete, open case in Code Enforcement System (CES) within 24 hours. 3. Within 48 hours, Issue Compliance Order to Responsible Person(s) including compliance date. Send an electronic copy to EI.
4	ESD – WE – EI	1. After compliance date, re-inspect for compliance. a. If compliance is achieved, advise CEA to deadfile case in CES. Follow reporting requirements. b. If compliance is not achieved, document violation (See Step 2) and notify CEA.
5	PBCE - Code Enforcement Administrator (CEA)	1. Within 5 working days, develop Notice of Hearing and notify Responsible Person(s). 2. Schedule issue before the Appeals Hearing Board (AHB). 3. Notify EI to attend AHB to provide testimony.

Reporting

Table 4 summarizes the reporting procedures for the O&M Verification Program for BMPs. The Environmental Inspector logs the inspection information on both the SCVURPPP Standard Stormwater Treatment BMP Inspection Data Collection Form and enters inspection results in a city designated database.

Table 4: Reporting Procedure

STEP	RESPONSIBILITY	ACTION
1	ESD – WE – Environmental Inspector	1. Log inspection information using SCVURPPP Standard Stormwater Treatment BMP Inspection Data Collection Form. 2. Transfer inspection data to EEDMS Database.
2	ESD – UR	1. Collect data from EE. 2. Compile all inspection information annually and report in NRD Summary Tables of the Annual Report.

Table 5: Area of Concern (AOC) Frequency Inspection Table

City Regulated Facilities The City of San Jose will conduct inspections of New and Redevelopment Projects as identified below:	
All New and Redevelopment Projects:	2 or more AOCs over a five year period – inspect every year 1 AOC over a five year period – inspect every two years 0 AOC over a five year period – inspect every five years
Facilities for which a referral or ICID complaint is received:	As soon as practicable for violations every year until they meet the above criteria.

Sample Types of AOC's:

			CHECK
	Not working/ Failed	Example: Significant Engineering Design Flaws such as it was misplaced by construction workers, water is not draining to it.	
	Removed	Example: Home Owner Association (HOA) covered vegetation with impervious surface.	
	Inoperable/ Damaged	Examples: ➢ Wrong type of vegetation ➢ Eroded sides ➢ Plants were not maintained mowed or irrigated ➢ Trash/ Debris ➢ Obnoxious Odors ➢ Sediment accumulations ➢ Clogged or obstructed inlets ➢ Soggy soil/ standing water ➢ Mosquito habitat	
Also see SCVURPPP Stormwater Treatment BMP Inspection Data Form			

List of Acronyms:

AOC:	Area of Concern
AHB:	Appeals Hearing Board
BMP:	Best Management Practice
CEA:	Code Enforcement Administrator
CES:	Code Enforcement System
EEDMS:	Environmental Enforcement Data Management System
EI:	Environmental Inspector
ESD:	Environmental Services Department
ESD-Senior:	Senior Environmental Engineer in the Department
ICID:	Illicit Connection, Illegal Dumping
IND:	Industrial and Commercial Discharges
PBCE:	Public Building Code Enforcement
PW:	Public Works
SCP:	Stormwater Control Plan Sheet
UR:	Urban Runoff
WE:	Watershed Enforcement Section

4. CON: Construction Inspection

4.A CON Work Plan Self Evaluation Matrix

ITEM NO.	ACTIVITY	COMPLIANCE DATE	FY 05-06 STATUS	RESPONSIBLE PARTY
CON 1	**Site Housekeeping** The City ensures through a construction inspection program that construction contractors properly store, use, and dispose of construction materials, chemicals, and wastes at construction sites and prevent illicit discharges to storm drains and watercourses.			
CON 1.A	Track & document incidents of housekeeping issues at construction sites	Ongoing	Done FY 05-06 and ongoing. Inspectors from ESD, PW, and PBCE Building continued to track and document incidents of housekeeping issues at construction sites during FY 05-06 and these records are on file for review. At the private development projects, PW inspectors found housekeeping issues at 80 of 107 sites inspected. The same issues that were found and reported in FY 04-05 were found in FY 05-06. Issues included no cover on dirt stockpile/dumpsters, inadequate inlet protection, maintenance of rock construction entrances, maintenance of perimeter protection, improper installation of perimeter protection, tracking of dust and mud on public streets. At City Facilities Architectural Services projects, PW inspectors found housekeeping issues at 22 sites.	PBCE-Bldg, PW, ESD-WE
CON 2	**Local Ordinance** For development projects with significant erosion potential and planned construction activity during the wet season, the City ensures, through a construction inspection program, that erosion and/or sediment control measures are implemented in accordance with local ordinances and project conditions of approval and maintained as needed during construction.			
CON 2.A	Maintain a program for identifying and conditioning projects with significant erosion potential and planned wet season activity.	Ongoing	Done FY 05-06 and ongoing. ESD, PW, and PBCE - Building inspectors continued to implement a construction inspection program for identifying and conditioning projects with significant erosion potential and planned wet season activity. PW (TDS) inspected approximately 107 active construction sites, PBCE Building inspected approximately 2,500 sites, and ESD Watershed Enforcement inspected approximately 77 sites with 418 total inspections.	PW, PBCE-Bldg
CON 2.B	Identify ordinance changes needed to conduct inspections.	As Needed	Done FY 05-06. No changes to existing ordinances were required.	PW, ESD-WE, PBCE-Bldg

ITEM NO.	ACTIVITY	COMPLIANCE DATE	FY 05-06 STATUS	RESPONSIBLE PARTY
CON 3	**Construction Inspection Frequency** The City inspects construction sites for adequacy of stormwater control measures. The frequency of inspections for active sites is at least once per month, or more frequently based on size of project, site conditions, precipitation, & project's potential impact on stormwater quality.			
CON 3.A	Maintain and update SOPs for construction inspection program.	As Needed	Done FY 05-06. SOPs were maintained and implemented for construction inspections. No updates were required.	PW, ESD-WE, PBCE-Bldg
CON 3.B	Document inspections of active construction sites.	Ongoing	Done FY 05-06. ESD and PW documented inspections of active construction sites during FY 05-06. These records are on file for review. Inspections included: ESD 418 PW (TDS) 107 PW (TDS) inspections included 8 private development sites (out of the total 107 inspected) that were not issued grading permits but had other active PW permits. In addition to the inspections listed above, PBCE Building inspections also include stormwater issues in their inspections. Currently, stormwater inspections are done during the course of routine building inspections. The outcomes are tracked only if an inspection results in a stormwater issue identified that warrants follow-up. Based on a workload review of building inspections conducted during FY 05-06, an estimated 2,500 inspections were conducted by Building inspectors to include a review of stormwater issues. The number of ESD inspections increased from 272 in FY 04-05 to 418 in FY 05-06 of which 44 were pre-season inspections. Seventy-eight were initial inspection visits that resulted in 340 follow-up visits for a total of 418 inspections. Also more verbal warnings (223 FY 05-06 compared to 124 in FY 04-05), more written notices (90 in FY 05-06 compared to 47 on FY 04-05), and more administrative citations (54 in FY 05-06 compared to 14 in FY 04-05) were issued. The increase was due to closer coordination and referrals from Public Works inspectors when contractors and developers failed to correct erosion and sediment control problems at construction sites that resulted in more aggressive enforcement actions by ESD inspectors.	PW, ESD-WE, PBCE-Bldg
CON 3.C	Evaluate the effectiveness of the construction inspection program and make improvements, as necessary.	Annually	Done FY 05-06. The coordination meetings amongst Building ESD, and Public Works inspectors continue to be a valuable tool to improve communications and coordination amongst inspectors in all three departments.	PW, ESD-WE, PBCE-Bldg

ITEM NO.	ACTIVITY	COMPLIANCE DATE	FY 05-06 STATUS	RESPONSIBLE PARTY
			Staff from ESD, PBCE Building, and Public Works on 10/12/2005 and 10/13/2005 conducted citywide training for PBCE Building inspectors and Public Works. The training continues to be an effective tool for informing inspectors of what to look for on construction sites. See Section 13.D: *Municipal Employee Training Summary*. ESD Watershed Enforcement inspectors continue to attend pre-construction meetings for public projects where they distribute and discuss erosion and sediment control BMPs with contractors and Public Works project staffs. These meetings help educate contractors on available BMPs to implement at construction sites.	
CON 4	**Wet Season Preparation** Prior to the beginning of the wet season each year, the City inspects all sites requiring erosion and/or sediment control plans, to ensure that measures have been taken to minimize erosion and discharges of sediment from disturbed areas.			
CON 4.A	Review and revise procedures for construction inspection staff regarding wet season construction requirements.	As Needed	Done FY 05-06. Procedures for wet season preparation were reviewed and found to be adequate with no changes identified. Public Works project managers continued to implement language in Section 10-2, Stormwater Pollution Prevention for public projects. This was emphasized during their annual training held January 24, 2006 for Public Works Construction Improvement Project Managers. See Section 13.D: *Municipal Employee Training Summary.*	PW-CFAS, PW-ECS, PW-TDS, PBCE-Bldg, ESD
CON 4.B	Document pre-season inspection of construction sites to ensure adequate implementation of winterizing BMPs prior to the wet season.	Ongoing	Done FY 05-06 and ongoing. The City documented pre-season inspection of construction sites to ensure adequate implementation BMP, prior to the wet season during FY 05-06. Pre-season inspections were performed by Public Works for 38 private development projects. Public Works CFAS inspectors (for 26 public projects) performed preseason inspections. PBCE Building inspectors delivered notices to all active construction sites identified by Public Works. ESD Watershed Enforcement inspectors conducted 44 pre-season inspections before the official start of the rainy season on October 15, 2005.	PW-CFAS, PW-ECS, PW-TDS
CON 5	**Inspection and Site Evaluation Follow-up** Construction sites with inadequate erosion/sediment controls are given verbal and/or written notice of the inadequacies, according to the City's enforcement procedures, and followed up with action(s) commensurate with the risk of pollutants entering City storm drains or waterways. Written notices and follow-up actions are tracked and summarized in the City's Annual Report to the Regional Board.			
CON 5.A	Implement SOPs for follow-up actions and graduated	Ongoing	Done FY 05-06 and ongoing. SOPs for follow-up actions	PW-CFAS, PW-ECS,

ITEM NO.	ACTIVITY	COMPLIANCE DATE	FY 05-06 STATUS	RESPONSIBLE PARTY
	levels of enforcement for construction sites.		and graduated levels of enforcement for construction sites were implemented.	PW-TDS, PBCE-Bldg, ESD
CON 5.B	Track and summarize notices and follow-up actions for annual reports.	Annually	Done FY 05-06. Public Works Private Development (TDS) issued 165 verbal warnings. Thirty- six sites received more than one verbal warning. Fifteen written notices were issued. Three sites received more than one written notice. Eighteen referrals were made to ESD. Public Works CFAS issued 58 verbal warnings. Fifteen sites received more than one verbal warning. Sixteen written notices were issued. Fifteen sites received more than one written notice. Five referrals were made to ESD Public Works Engineering Construction Services issued verbal warnings at three of twelve project sites. All three sites received more than one verbal warning. No written notices were issued and no referrals were made to ESD. Public Works Airport Division inspectors issued approximately 14 verbal warnings and no written notices for 16 inspections conducted. Building inspectors issued a total of 18 notices to construction sites either requiring adjustments to the superintendent's performance or noting compliance with guidelines after a previous notice was delivered. Currently, stormwater inspections are done during the course of routine building inspections. The outcomes are tracked only if an inspection results in a stormwater issue identified that warrants follow-up. ESD Watershed Enforcement inspectors investigated 77 active construction sites for a total of 418 inspections. Throughout the season, ESD issued 223 verbal warnings, 90 written notices, and 54 administrative citations (fines).	PW-CFAS, PW-ECS, PW-TDS, PBCE-Bldg, ESD
CON 6	**Municipal Training** The City provides training annually to its construction inspection staff on inspection procedures, documentation, and enforcement related to stormwater pollution prevention. All inspectors receive training on the latest construction-related stormwater pollution prevention techniques and appropriate follow up actions at least once every two years. The City keeps documentation that inspectors have received training.			
CON 6.A	Develop an annual training plan for construction inspection program.	Annually, Q1	Done See Section 13.D: *Municipal Employee Training Summary.*	ESD, PW, PBCE-Bldg
CON 6.B	Conduct annual training	Ongoing	Done. See Section 13.D: *Municipal Employee Training Summary.*	ESD, PW, PBCE-Bldg
CON 6.C	Track and document that inspectors have received training.	Annually	Done. See Section 13.D: *Municipal Employee Training Summary.*	ESD-UR

ITEM NO.	ACTIVITY	COMPLIANCE DATE	FY 05-06 STATUS	RESPONSIBLE PARTY
CON 6.D	Evaluate the training curriculum and frequency, and improvements, as necessary.	Annually	Done FY 05-06. The training curriculum and frequency were satisfactory. More than seven sessions were held on construction inspection. Strong emphasis on "keeping mud out of the streets" was again stressed during the training of city construction inspectors. In addition housekeeping issues, construction entrances, proper inlet protection and responsibilities of city inspectors was discussed. Staff identified the need for additional training stormwater BMPs and will conduct this training for all inspection groups during section meetings throughout FY 06-07 to supplement the main Fall training.	ESD, PW, PBCE-Bldg
CON 6.E	Hold coordination meetings for Building, ESD, and Public Works	Ongoing	Done FY 05-06 and ongoing. Meetings were held 9/20/2005, 11/30/2005, 2/15/2006, 3/29/2006, and 6/7/2006.	PW-CFAS, PW-ECS, PW-TDS, PBCE-Bldg, ESD-WE, ESD-UR
CON 7	**Outreach** The City provides outreach materials to contractors, developers, and municipal staff on construction BMPs and compliance with the State General Construction Activity Stormwater Permit.			
CON 7.A	Review outreach/technology transfer materials and make improvements, as necessary	Annually, Q4	Done FY 05-06. Construction BMP information tri-folds in English, Spanish, and Vietnamese were distributed as needed in trainings and are on permanent display in City Hall. Distribution quantities are captured in 14.D: *Outreach Materials Distributed*. The City reviewed the *Dewatering from Construction Sites and In-Ground Utilities Maintenance Projects* brochure. Revisions were identified, and the revised reprints will be done in FY 06-07.	ESD, PW, PBCE-Bldg
CON 7.B	Conduct outreach sessions to development community.	Annually	Done FY 05-06. See 14.D: *PIP Activities* for details.	ESD, PW, PBCE-Bldg, Program & Water Board
CON 7.C	Document outreach to development community.	Annually	Done FY 05-06. DPW and ESD inspectors continued to distribute BMPs to the development community during construction site inspections. Outreach materials were also given to development community representatives at training sessions and at permit service counters. See 14.D: *PIP Activities* for details.	ESD-UR
CON 7.D	Evaluate outreach program and make improvements, as necessary.	Annually	Done FY 05-06. The City's outreach program is sufficient. With inspections, meetings, and training sessions, the outreach for this program element includes significant face-to-face contact. Inspectors also distribute materials to developers and contractors as part of inspection. In FY 06-07 the City is exploring placing signs at construction	ESD, PW, PBCE-Bldg

ITEM NO.	ACTIVITY	COMPLIANCE DATE	FY 05-06 STATUS	RESPONSIBLE PARTY
			site with the "No Dumping and 945-3000 Telephone Hotline" message for site employees and the public to see. The City will review key BMP materials and make changes as needed in FY 06-07.	
CON 7.D.1	Print and distribute revised "Clean Bay Blueprint" to developers and City inspectors.	FY 05-06	Done FY 05-06. See 14.D: *PIP Activities* for details.	ESD, PW, PBCE-Bldg
CON 7.D.2	Evaluate the use of construction site signs to alert site employees and the public of stormwater pollution prevention message and 945-3000 hotline information.	FY 05-06	Deferred to FY 06-07. After initial review of the concept, the City decided to modify its plans for this outreach task. It is scheduled for production and implementation in FY 06-07.	ESD, PW, PBCE-Bldg
CON 8	**Public Works Projects** The City will develop and implement a process to ensure that contractors hired to construct public works projects have adequate erosion control plans and use appropriate Best Management Practices (BMPs) adopted by the Department of Public Works.			
CON 8.A	Conduct training for Public Works capital improvement project staff (Architectural Engineering Design & Construction and Streets, Bridges & Sewers Design and Construction) on contract language, standard specifications, & enforcement.	Annually	Done FY 05-06. Training was developed and conducted on 01/24/06. See Section 13.D: *Municipal Employee Training Summary*	PW-CFAS, PW-ECS, PW-TDS, ESD
CON 8.B	Track the number of Public Works projects with these requirements.	Annually	Done FY 05-06. Tracked number of Public Works capital improvement projects to ensure erosion and sediment control language was included. Records are on file.	PW-CFAS, PW-ECS, PW-TDS
CON 9	**Construction Inspection Effectiveness Evaluation** The City of San José will review and evaluate effectiveness of its construction inspection SOPs and BMPs.			
CON 9.A	Evaluate and incorporate any needed improvements in construction inspection SOPs and BMPs.	Annually	Done FY 03-04.	PW-CFAS, PW-ECS, PW-TDS, PBCE-Bldg, ESD-WE, ESD-UR
CON 9.B	Document and evaluate what worked well and what needs improvement.	Annually	Done FY 05-06. The communications and cooperation amongst Public Works, PBCE Building, and ESD Watershed Enforcement worked well. The citywide construction inspector's trainings held October 12-13, 2005, and the monthly citywide construction supervisors meetings, played a big part in this improvement. The City will continue to conduct the inspector's training and hold supervisors meetings in FY 06-07. PW (TDS) inspectors continue to observe housekeeping problems at private development sites. Some of the problems include: • No cover on dirt stockpile/dumpsters • Inadequate inlet protection • Inadequate maintenance of rock construction	PW-CFAS, PW-ECS, PW-TDS, PBCE-Bldg, ESD-WE, ESD-UR

ITEM NO.	ACTIVITY	COMPLIANCE DATE	FY 05-06 STATUS	RESPONSIBLE PARTY
			entrances • Inadequate maintenance of perimeter protection • Tracking of dust and mud on public streets City inspectors will continue to work with developers to ensure effective BMPs are implemented to prevent these housekeeping issues. Staff identified the need for additional training stormwater BMPs and will conduct this training for all inspection groups during section meetings throughout FY 06-07 to supplement the main Fall training.	
CON 9.B.1	Expand the number of sites with an inspector of record to capture more of the Type 1 and Type 2 sites (per Public Work's designation)	Ongoing	Done FY 05-06 and ongoing. PBCE Building Inspection estimates they expanded the number of sites with an inspector of record to capture more of the Type 1 and Type 2 sites (per Public Work's designation) as follows: a) 51 Type 1 sites and b) 137 Type 2 sites.	PBCE-Bldg

4.B CON Program Evaluation

Several things worked well during the construction inspection process for FY 05-06. First, an ESD Watershed Enforcement inspector attended pre-construction meetings for public projects. The inspector distributed and discussed erosion and sediment control BMPs with contractors and project management staff. This pre-construction meeting helped make contractors aware of their responsibilities for preventing stormwater runoff pollution from construction sites.

Second, City inspectors and project managers attended several training sessions to improve their knowledge of erosion and sediment control practices. One-hundred and eight PBCE Building and Public Works inspectors attended annual trainings conducted by City staff on 10/12/2005 and 10/13/2005. Forty-seven Public Works project managers and technical staff attended trainings sponsored by the Water Board and Santa Clara Valley Urban Runoff Pollution Prevention Program on 12/8/2005 and 12/9/2005. Fifty-two CIP Public Works project managers attended training conducted by City staff on 1/24/2006.

Third, Public Works CFAS Division and Roads and Bridges Division instituted a practice of including a separate pay item in bids for erosion and sediment control. Contractors are now paid for implementing erosion and sediment control BMPs. This has proven to be highly effective for motivating contractors to implement BMPs at construction sites. Public Works Airport Division implemented this same practice some time ago and it also has been highly effective.

Based on evaluating the program, staff has also identified several improvements for FY 06-07. Public Works (TDS) is revising the Erosion Control Checklist so that the checklist is easier to use and the inspectors can better track the warnings. In the past, inspectors would issue a verbal warning, revisit the site at a later date to see if the violation was corrected, but would not always fully document how the violation was corrected. In order to avoid this problem, the checklist will be kept until the problem has been resolved and the resolution will be documented.

Public Works (TDS) inspectors were allowed to use their PDAs to report on erosion control on sites. Due to inconsistent reporting, however, PDA reports will no longer be accepted. All Public Works (TDS) inspectors will use the attached new form as it addresses the issues related to construction site inspections. This form will evolve with use and comment from the inspectors.

Additionally, ESD staff plans on conducting short, focused stormwater BMP trainings for all inspection groups during their section meetings throughout FY 06-07 to supplement the main Fall Annual Training. The City has also allocated funds in FY 06-07 for contractual support for two Construction Stormwater BMP Training Workshops for City staff. Public Works Engineering and Construction Services would like the training to focus on how to more effectively conduct inspections for projects that tend to

stretch over long distances and in some cases over multiple city blocks. For FY 06-07 more targeted training will be provided to E&CS inspectors on how to effectively monitor such project sites.

In FY 06-07 the City is exploring placing signs at construction sites with the "No Dumping and 945-3000 Telephone Hotline" message for use by site employees and the public. The City will review key BMP materials and make changes as needed in FY 06-07.

4.C CON Response to Water Board Comments

No comments received from Water Board on this Program Element.

4.D CON Summary Tables

Permits for Significant Development Projects[1]
Reviewed and/or Approved July 1, 2005 – June 30, 2006

Project Name & Location	Project Type	Site Size (Ac or s.f.)	Area of Land Disturbed (Ac)	Project Status	Stormwater Control Measures Included in Project	Requirement Mechanism
Department of Public Works, Airport Division						
Public Projects						
Renzel Airfield Improvements 2005 1661 Airport Boulevard	Taxiway Y	35 Ac	35 Ac	Ongoing	Standard Construction Best Management Practices (BMPS) including sediment and erosion control	Silt fencing, sandbags, filter fabric, etc.
North Concourse Project 1661 Airport Boulevard	Terminal	7.5 Ac	3.9 Ac	Ongoing	Standard Construction Best Management Practices (BMPS) including sediment and erosion control	Silt fencing, sandbags, filter fabric, etc.
Department of Public Works, Transportation & Development Services Division						
Private Projects						
Construct Restaurant/Retail Building (PW # 3-00178 - Issued 12/16/2005) 1751 N. First Street	Non-Residential	1.09	0.60	Under Construction (Grading Completed)	Standard BMPs	Planning/grading permits, Follow BMPs
Soil Remediation and Re-Open Storm Connection To Coyote Creek Outfall (PW # 3-00242 - Issued 9/23/2005) 1633 Oakland Road	Non-Residential	17.98	17.98	Grading On-going	Stabilized construction entrance, inlet protection, silt fence, fiber roll	Planning/grading permits, Follow SWPPP & Erosion Control Plan

[1] Projects that have conditions created by land disturbance activities that require a grading permit, as defined by local ordinance, or by discharges of stormwater runoff over areas with erodable soils.

Project Name & Location	Project Type	Site Size (Ac or s.f.)	Area of Land Disturbed (Ac)	Project Status	Stormwater Control Measures Included in Project	Requirement Mechanism
Grading for 20,000 sf Expansion of Existing Target Store (PW # 3-00703 - Issued 1/9/2006) 3155 Silver Creek Road	Non-Residential	5.50	5.50	Under Construction (Grading Completed)	Standard BMPs	Planning/grading permits, Follow BMPs
Grading for a 2-Story Commercial Development (PW # 3-00739 - Issued 5/19/2006) 255 N. White Road	Non-Residential	1.29	1.50	Construction not Started	Standard BMPs	Planning/grading permits, Follow SWPPP & Erosion Control Plan, Applicant/ developer/ consultant/ contractor attend PW Erosion /Sediment Controls Training
Grading for the Parking Lot of an Existing Commercial Building (PW # 3-01010 - Issued 12/20/2005) 696 E. Trimble Road	Non-Residential	0.36	0.36	Project Accepted	Standard BMPs	Planning/grading permits, Follow BMPs
Addition to Home (PW # 3-01049 - Issued 11/3/2005) 5198 Harwood Road	Residential	0.67	0.15	Grading On-going	Stabilized construction entrance, inlet protection, silt fence, sandbag barrier, wheel wash	Planning/grading permits, Follow SWPPP & Erosion Control Plan
Grading for Residential Project (PW # 3-01073 - Issued 3/16/2006) West Side of Masonic Drive, Approximately 520 Feet Southerly of Canoas Garden Avenue	Residential	4.76	2.50	Grading On-going	Stabilized construction entrance, inlet protection, fiber roll barrier	Planning/grading permits, Follow SWPPP & Erosion Control Plan, Applicant/ developer/ consultant/ contractor attend PW Erosion /Sediment Controls Training
Grading for a Retail & Office Building (PW # 3-01153 - Issued 9/28/2005) 2110 Story Road	Non-Residential	0.51	0.51	Under Construction (Grading Completed)	Standard BMPs	Planning/grading permits, Follow BMPs
Construction of a Mcdonald's Restaurant in an Existing Shopping Mall Parking Lot (PW # 3-01184 - Issued 7/12/2005) 4800 Almaden Expy.	Non-Residential	0.70	0.70	Construction Completed	Standard BMPs	Planning/grading permits, Follow BMPs
Grading for New Commercial Building (PW # 3-01627 - Issued 10/31/2005) 879 Coleman Avenue	Non-Residential	0.46	0.43	Grading On-going	Standard BMPs	Planning/grading permits, Follow BMPs
Grading for Tract No. 9753 (PW # 3-01855 - Issued 10/27/2005) Northeast Corner Of Berryessa Road And Oakland Road	Residential	9.60	9.60	Grading On-going	Stabilized construction entrance, inlet protection, fiber rolls, silt fence, soil wetting	Planning/grading permits, Follow SWPPP & Erosion Control Plan, Applicant/ developer/ consultant/ contractor attend PW Erosion /Sediment Controls Training
Construct New Chilis Restaurant in an Existing Parking Lot (PW # 3-02202 - Issued 12/16/2005) 2200 Eastridge Loop	Non-Residential	74.46	0.54	Under Construction (Grading Completed)	Standard BMPs	Planning/grading permits, Follow BMPs
Construct New 7,102 sf Restaurant (Mac Grill) (PW # 3-02202 - Issued 2/23/2006) 2200 Eastridge Loop	Non-Residential	0.17	0.17	Grading On-going	Standard BMPs	Planning/grading permits, Follow BMPs

Project Name & Location	Project Type	Site Size (Ac or s.f.)	Area of Land Disturbed (Ac)	Project Status	Stormwater Control Measures Included in Project	Requirement Mechanism
Grading for Tract No. 9693 (PW # 3-02458 - Issued 9/30/2005) Northeast Corner of Bonita Avenue and Sunny Court	Residential	7.97	7.97	Grading On-going	Stabilized construction entrance, inlet protection, straw wattles, concrete washout area	Planning/grading permits, Follow SWPPP & Erosion Control Plan, Applicant/ developer/ consultant/ contractor attend PW Erosion /Sediment Controls Training
Grading for New Chapel (PW # 3-02737 - Issued 2/15/2006) 300 Curtner Avenue	Non-Residential	0.47	0.47	Construction Completed	sandbag barrier	Planning/grading permits, Follow SWPPP & Erosion Control Plan, Applicant/ developer/ consultant/ contractor attend PW Erosion /Sediment Controls Training
Construct 26,000 sf Building (PW # 3-02988 - Issued 3/29/2006) 4202 Stevens Creek Blvd	Non-Residential	2.97	2.97	Grading On-going	Stabilized construction entrance, inlet protection, straw wattles	Planning/grading permits, Follow SWPPP & Erosion Control Plan, Applicant/ developer/ consultant/ contractor attend PW Erosion /Sediment Controls Training
Grading for Proposed Medical Office Building (PW # 3-03081 - Issued 8/12/2005) 255 N. Jackson Avenue	Non-Residential	34.40	1.80	Under Construction (Grading Completed)	Standard BMPs	Planning/grading permits, Follow SWPPP & Erosion Control Plan, Applicant/ developer/ consultant/ contractor attend PW Erosion /Sediment Controls Training
Grading for Hospital Building Expansion (PW # 3-03081 - Issued 9/30/2005) 225 N. Jackson Avenue	Non-Residential	34.40	15	Grading On-going	Stabilized construction entrance, inlet protection, straw wattles	Planning/grading permits, Follow SWPPP & Erosion Control Plan, Applicant/ developer/ consultant/ contractor attend PW Erosion /Sediment Controls Training
Grading for Gish Apartments (PW # 3-03358 - Issued 8/26/2005) 35 East Gish Road	Residential	0.42	0.42	Grading On-going	Standard BMPs	Planning/grading permits, Follow BMPs
Grading for Building Expansion (PW # 3-03628 - Issued 3/1/2006) 370 W. Trimble Road	Non-Residential	88.73	1.90	Construction not Started	Standard BMPs	Planning/grading permits, Follow BMPs
Grading Associated With Gas Station Improvements (PW # 3-04151 - Issued 3/30/2006) 1091 East Capitol Expressway	Non-Residential	0.53	0.53	Grading On-going	Standard BMPs	Planning/grading permits, Follow BMPs
Grading for a Single Family Home (PW # 3-04539 - Issued 10/26/2005) 946 Dorel Drive	Residential	1.01	0.40	Grading On-going	Stabilized construction entrance, fiber rolls	Planning/grading permits, Follow SWPPP & Erosion Control Plan, Applicant/ developer/ consultant/ contractor attend PW Erosion /Sediment Controls Training
Grading for Tract No. 9807 (PW # 3-04766 - Issued 5/10/2006) Northeast Corner of Autumnvale Drive and Trade Zone Blvd	Residential	4	4	Grading On-going	Standard BMPs	Planning/grading permits, Follow BMPs

Project Name & Location	Project Type	Site Size (Ac or s.f.)	Area of Land Disturbed (Ac)	Project Status	Stormwater Control Measures Included in Project	Requirement Mechanism
Grading for New 2 Story Office Building (PW # 3-04853 - Issued 5/2/2006) 2077 Gold Street	Non-Residential	2.25	1.76	Grading On-going	Stabilized construction entrance, inlet protection, straw wattles, sediment trap, flow diversion berm	Planning/grading permits, Follow SWPPP & Erosion Control Plan
Grading for Tract No. 9694 (PW # 3-04988 - Issued 4/5/2006) Northwest Corner of King and Mabury Roads	Residential	3.96	3.96	Grading On-going	Standard BMPs	Planning/grading permits, Follow BMPs
Grading for Last Phase of Old Apartment/Condo Project (PW # 3-05695 - Issued 8/26/2005) 1715 Murphy Avenue	Residential	14.30	0.80	Construction not Started	Standard BMPs	Planning/grading permits, Follow BMPs
Grading for Commercial Building (PW # 3-05731 - Issued 2/3/2006) 1674 Foxworthy Avenue	Non-Residential	11.27	6.30	Grading On-going	Stabilized construction entrance, inlet protection, fiber rolls, silt fence, soil wetting	Planning/grading permits, Follow SWPPP & Erosion Control Plan, Applicant/ developer/ consultant/ contractor attend PW Erosion /Sediment Controls Training
Construct New One-story Retail Center and a New Two-Story Office Building (PW # 3-06232 - Issued 1/23/2006) 745 S. Winchester Blvd	Non-Residential	0.90	0.90	Grading On-going	Standard BMPs	Planning/grading permits, Follow BMPs
Grading for Tract No. 9789 (PW # 3-06640 - Issued 4/28/2006) Southeast Corner of Fleming Avenue and Morrie Drive	Residential	3.40	3.40	Grading On-going	Standard BMPs	Planning/grading permits, Follow SWPPP & Erosion Control Plan
To Allow for Grading for Gas Station and Car Wash on 0.78 Acre Site (PW # 3-06643 - Issued 6/29/2006) Northeast Corner of Monterey Road and Tully Road	Non-Residential	0.78	0.78	Construction not Started	Standard BMPs	Planning/grading permits, Follow BMPs
3 New SFR Detached (PW # 3-06646 - Issued 9/19/2005) 1323 Branham Lane	Residential	0.40	0.40	Under Construction (Grading Completed)	Standard BMPs	Planning/grading permits, Follow BMPs
Grading for New 22-Story Building (San Jose Condominiums) (PW # 3-06748 - Issued 6/2/2006) Southwest Corner of Carlysle Street and Notre Dame Avenue	Residential	1.42	1.24	Grading On-going	Standard BMPs	Planning/grading permits, Follow SWPPP & Erosion Control Plan, Applicant/ developer/ consultant/ contractor attend PW Erosion /Sediment Controls Training
Grading for Tract No. 9755 (PW # 3-06915 - Issued 4/11/2006) Southeast Terminus of Duckett Way, approximately 315 Feet East of South De Anza Boulevard	Residential	0.38	0.38	Construction not Started	Standard BMPs	Planning/grading permits, Follow BMPs
Grading for a Medical Center (PW # 3-07395 - Issued 9/6/2005) 1569 Lexann Avenue	Non-Residential	1.94	1.54	Grading On-going	Standard BMPs	Planning/grading permits, Follow BMPs
Grading for a Below-Grade Parking Garage and Construction of a Youth Facility (PW # 3-07755 - Issued 12/1/2005) 480 S. 3rd Street	Residential	0.44	0.44	Construction not Started	Standard BMPs	Planning/grading permits, Follow BMPs
Grading for Cadence Building 7 Generator and Transformer Installation (PW # 3-08243 - Issued 3/22/2006) 2655 Seely Avenue	Non-Residential	26.84	0.17	Construction not Started	Standard BMPs	Planning/grading permits, Follow BMPs

Project Name & Location	Project Type	Site Size (Ac or s.f.)	Area of Land Disturbed (Ac)	Project Status	Stormwater Control Measures Included in Project	Requirement Mechanism
Grading to Build Pool in Geohazard Area (PW # 3-09283 - Issued 2/6/2006) 7195 Wooded Lake Drive	Residential	0.73	0.2	Construction not Started	Standard BMPs	Planning/grading permits, Follow BMPs
Grading for New Medical Office Building (PW # 3-09446 - Issued 7/1/2005) 2140 Forest Avenue	Non-Residential	1.01	1.01	Grading On-going	Standard BMPs	Planning/grading permits, Follow BMPs
Grading for Tract No. 9749 (PW # 3-09742 - Issued 10/12/2005) North Side of Campbell Avenue Approximately 1000 Feet East of Newhall Street	Residential	7.63	7.63	Under Construction (Grading Completed)	Standard BMPs	Planning/grading permits, Follow SWPPP & Erosion Control Plan, Applicant/ developer/ consultant/ contractor attend PW Erosion /Sediment Controls Training
Grading For 3 Residential Units (PW # 3-09963 - Issued 5/15/2006) 479 Willow Street	Residential	0.36	0.36	Under Construction (Grading Completed)	Standard BMPs	Planning/grading permits, Follow BMPs
Grading of Vacant Lot for Construction of Detached Single Family Residence (PW # 3-10969 - Issued 9/29/2005) 7236 St. George Lane	Residential	0.38	0.22	Grading On-going	Standard BMPs	Planning/grading permits, Follow BMPs
Grading for New Retail Building (PW # 3-11982 - Issued 3/22/2006) 2951 Monterey Road	Non-Residential	1.35	1.35	Under Construction (Grading Completed)	Standard BMPs	Planning/grading permits, Follow BMPs
Grading for Tract No. 9671 (PW # 3-12034 - Issued 8/25/2005) Southwest Corner of Loma Verde Drive and Winchester Boulevard	Residential	1.14	1.14	Grading On-going	Standard BMPs	Planning/grading permits, Follow BMPs
Grading for Residential Project (PW # 3-12200 - Issued 6/19/2006) Southeast Corner of Curci Drive and St. Elizabeth Drive	Residential	2.88	2.88	Construction not Started	Standard BMPs	Planning/grading permits, Follow SWPPP & Erosion Control Plan, Applicant/ developer/ consultant/ contractor attend PW Erosion /Sediment Controls Training
Grading Plan for Parking Lot (PW # 3-12344 - Issued 6/27/2006) Near 1st Street and Guadalupe Parkway	Non-Residential	20	8.80	Construction not Started	Standard BMPs	Planning/grading permits, Follow BMPs
Grading Plan for Building 17 (PW # 3-12344 - Issued 6/27/2006) Near 1st Street and Guadalupe Parkway	Non-Residential	4.80	4.80	Construction not Started	Standard BMPs	Planning/grading permits, Follow SWPPP & Erosion Control Plan, Applicant/ developer/ consultant/ contractor attend PW Erosion /Sediment Controls Training
Grading for 4 Lot Subdivision (PW # 3-12581 - Issued 8/5/2005) 1099 Amandalyne Court	Residential	0.75	0.75	Construction not Started	Standard BMPs	Planning/grading permits, Follow BMPs

Project Name & Location	Project Type	Site Size (Ac or s.f.)	Area of Land Disturbed (Ac)	Project Status	Stormwater Control Measures Included in Project	Requirement Mechanism
Grading for Church (PW # 3-12753 - Issued 7/12/2005) 2227 Curtner Avenue	Non-Residential	1.87	0.99	Grading On-going	Standard BMPs	Planning/grading permits, Follow SWPPP & Erosion Control Plan, Applicant/ developer/ consultant/ contractor attend PW Erosion /Sediment Controls Training
Grading for Future Summerhill Tract No. 9734 (PW # 3-13081 - Issued 8/24/2005) Northwest Corner of Mcabee Road and Skyfarm Drive	Residential	5.74	5.74	Under Construction (Grading Completed)	Hydroseeding, stabilized construction entrance, inlet protection, fiber rolls, silt fence, soil wetting	Planning/grading permits, Follow SWPPP & Erosion Control Plan
Grading for Tract No. 9202 (PW # 3-13082 - Issued 9/26/2005) Branham Ln and Cherry Av (Se/C)	Residential	0.56	0.56	Grading On-going	Standard BMPs	Planning/grading permits, Follow BMPs
Hellyer Commons (14 New Industrial Building, 97,200 Sf) (PW # 3-13432 - Issued 9/6/2005) Piercy Rd (S/S), 3100' S/E Silver Creek Valley Rd	Non-Residential	7.51	7.51	Under Construction (Grading Completed)	Stabilized construction entrance, inlet protection, sediment basin, straw wattles	Planning/grading permits, Follow SWPPP & Erosion Control Plan, Applicant/ developer/ consultant/ contractor attend PW Erosion /Sediment Controls Training
Grading for Tract No. 9746 (PW # 3-13519 - Issued 9/28/2005) Eastside of Cypress Ave. (#332), approx. 260 ft Southerly of Stevens Creek Blvd	Residential	0.02	0.02	Grading On-going	Standard BMPs	Planning/grading permits, Follow BMPs
Grading for Tract No. 9795 (PW # 3-13645 - Issued 4/5/2006) West Side Oakland Road at Rock Avenue	Residential	4.80	4.80	Grading On-going	Standard BMPs	Planning/grading permits, Follow BMPs
Grading for Parking Lot (PW # 3-13676 - Issued 2/3/2006) 200 N. Almaden Blvd	Non-Residential	0.43	0.43	Project Accepted	Standard BMPs	Planning/grading permits, Follow BMPs
Grading For 1 SFD Residence (PW # 3-14066 - Issued 12/19/2005) 7268 Glenview Drive	Residential	0.46	0.29	Grading On-going	Standard BMPs	Planning/grading permits, Follow BMPs
Grading for New Single Family Residence. (PW # 3-14170 - Issued 10/14/2005) 3527 Ambra Way	Residential	0.22	0.22	Construction not Started	Straw wattles	Planning/grading permits, Follow SWPPP & Erosion Control Plan, Applicant/ developer/ consultant/ contractor attend PW Erosion /Sediment Controls Training
Grading to Add a Play Field to an Existing Church and School (PW # 3-14253 - Issued 4/21/2006) 500 Sands Drive	Non-Residential	23.90	1.05	Construction not Started	Standard BMPs	Planning/grading permits, Follow SWPPP & Erosion Control Plan, Applicant/ developer/ consultant/ contractor attend PW Erosion /Sediment Controls Training
Grading for 14 Residential Condo Units (PW # 3-14687 - Issued 7/11/2005) South Side of Balbach Street Approximately 200 Feet West of South Market Street	Residential	0.40	0.40	Under Construction (Grading Completed)	Standard BMPs	Planning/grading permits, Follow BMPs

Project Name & Location	Project Type	Site Size (Ac or s.f.)	Area of Land Disturbed (Ac)	Project Status	Stormwater Control Measures Included in Project	Requirement Mechanism
Grading for New Worship Center At Westgate Church (PW # 3-14870 - Issued 3/29/2006) 1735 Saratoga Avenue	Non-Residential	3.38	1.80	Grading On-going	Standard BMPs	Planning/grading permits, Follow BMPs
Grading for 3 High-Rise Towers (PW # 3-14920 - Issued 2/5/2006) Almaden Blvd & Woz Way (Nw/C)	Non-Residential	3.66	3.57	Construction not Started	Standard BMPs	Planning/grading permits, Follow SWPPP & Erosion Control Plan
Grading for New Custom Home (PW # 3-14922 - Issued 4/3/2006) 1587 Calco Creek Drive	Residential	2.18	0.15	Grading On-going	Inlet protection, fiber roll fence	Planning/grading permits, Follow SWPPP & Erosion Control Plan, Applicant/ developer/ consultant/ contractor attend PW Erosion /Sediment Controls Training
Grading for Commercial Building (PW # 3-15018 - Issued 6/15/2006) 955 The Alameda	Non-Residential	0.61	0.61	Grading On-going	Standard BMPs	Planning/grading permits, Follow BMPs
Grading for Tract No. 9692 (PW # 3-15362 - Issued 7/20/2005) 500 Tully Road	Residential	11.40	8.54	Under Construction (Grading Completed)	Standard BMPs	Planning/grading permits, Follow SWPPP & Erosion Control Plan, Applicant/ developer/ consultant/ contractor attend PW Erosion /Sediment Controls Training
Grading for Tract No. 9665 (PW # 3-15570 - Issued 9/21/2005) Northwest Corner of Bassett Street and North First Street	Residential	1.47	1.47	Grading On-going	Stabilized construction entrance, inlet protection, fiber roll fence	Planning/grading permits, Follow SWPPP & Erosion Control Plan, Applicant/ developer/ consultant/ contractor attend PW Erosion /Sediment Controls Training
Grading for Tract No. 9579 - Bellagio Garden (PW # 3-15667 - Issued 9/26/2005) Northwest Corner of North 1st St. and Gish Rd.	Residential	0.67	0.67	Grading On-going	Standard BMPs	Planning/grading permits, Follow BMPs
Grading for New Auto Dealership on a Vacant Lot (PW # 3-15699 - Issued 8/31/2005) 3600 Monterey Road	Non-Residential	1.08	1.08	Under Construction (Grading Completed)	Standard BMPs	Planning/grading permits, Follow BMPs
Grading for Paseo Senter at Coyote Creek Affordable Housing Project (PW # 3-15816 - Issued 3/30/2006) 1898 Senter Road	Residential	7.20	6.60	Grading On-going	Stabilized construction entrance, inlet protection, silt fence, flow diversion berm, sediment basin, straw bale dike	Planning/grading permits, Follow SWPPP & Erosion Control Plan
Grading for Tract No. 9637 (PW # 3-15819 - Issued 11/14/2005) Northeast Corner of North Buena Vista Avenue and West San Carlos Avenue	Residential	2.80	2.30	Construction not Started	Standard BMPs	Planning/grading permits, Follow SWPPP & Erosion Control Plan, Applicant/ developer/ consultant/ contractor attend PW Erosion /Sediment Controls Training
Grading for Three New Homes (PW # 3-15873 - Issued 7/1/2005) 1400 Murphy Avenue	Residential	0.38	0.22	Construction not Started	Standard BMPs	Planning/grading permits, Follow BMPs
Grading for Two New Single Family Units (PW # 3-15875 - Issued 7/1/2005) 1597 Ringwood Avenue	Residential	0.58	0.17	Construction not Started	Standard BMPs	Planning/grading permits, Follow BMPs

Project Name & Location	Project Type	Site Size (Ac or s.f.)	Area of Land Disturbed (Ac)	Project Status	Stormwater Control Measures Included in Project	Requirement Mechanism
Grading for Tract No. 9719 (PW # 3-15876 - Issued 3/13/2006) South Side of Murphy Avenue E/S Mission Springs Court	Residential	0.42	0.42	Grading On-going	Standard BMPs	Planning/grading permits, Follow BMPs
Grading for Two New Single Family Dwellings (PW # 3-16083 - Issued 5/24/2006) 1777 Mount Pleasant Road	Residential	0.60	0.60	Construction not Started	Standard BMPs	Planning/grading permits, Follow BMPs
Phase 1 Grading for the Proposed Roadways and Pad Elevation Only for Residential Uses (PW # 3-16147 - Issued 4/5/2006) Southwest Corner of Monterey Road and Goble Lane.	Residential	29	29	Grading On-going	Standard BMPs	Planning/grading permits, Follow SWPPP & Erosion Control Plan, Applicant/ developer/ consultant/ contractor attend PW Erosion /Sediment Controls Training
Grading for Tract No. 9613 - Phase II (PW # 3-16313 - Issued 5/15/2006) Southeast Corner of Madden Avenue and North Jackson Avenue	Residential	0.57	0.57	Under Construction (Grading Completed)	Stabilized construction entrance, inlet protection, straw wattles	Planning/grading permits, Follow SWPPP & Erosion Control Plan, Applicant/ developer/ consultant/ contractor attend PW Erosion /Sediment Controls Training
To Construct One Single Family Dwelling on a Vacant Lot (PW # 3-16444 - Issued 6/27/2006) Northerly Side of River View Drive, approximately 1,400 Feet Easterly of Lyric Lane	Residential	0.27	0.27	Construction not Started	Standard BMPs	Planning/grading permits, Follow SWPPP & Erosion Control Plan, Applicant/ developer/ consultant/ contractor attend PW Erosion /Sediment Controls Training
Grading for Tract No. 9642 (PW # 3-16567 - Issued 1/20/2006) South Side of Curtner Ave. Approx. 630 Feet Westerly of Bascom Ave.	Residential	0.98	0.98	Grading On-going	Standard BMPs	Planning/grading permits, Follow BMPs
Grading for Tract No. 9805 (PW # 3-16600 - Issued 6/12/2006) Northeast Corner of Auzerais Avenue and Sunol Avenue	Residential	12.50	12.50	Grading On-going	Standard BMPs	Planning/grading permits, Follow SWPPP & Erosion Control Plan
Grading for Tract No. 9733 (PW # 3-16644 - Issued 7/14/2005) South Side of the Terminus of Marburg Way, Approximately 550 Feet West of North 33rd Street.	Residential	3.23	3.23	Under Construction (Grading Completed)	Standard BMPs	Planning/grading permits, Follow SWPPP & Erosion Control Plan, Applicant/ developer/ consultant/ contractor attend PW Erosion /Sediment Controls Training
Grading for Commercial Development (PW # 3-16669 - Issued 9/30/2005) 22 N. White Rd	Non-Residential	0.34	0.34	Under Construction (Grading Completed)	Standard BMPs	Planning/grading permits, Follow BMPs
Grading for Tract No. 9731 (PW # 3-16670 - Issued 8/15/2005) North Side of Umbarger Road Approximately 1,200 Feet Westerly of Senter Road	Residential	3.49	3.49	Under Construction (Grading Completed)	Standard BMPs	Planning/grading permits, Follow SWPPP & Erosion Control Plan, Applicant/ developer/ consultant/ contractor attend PW Erosion /Sediment Controls Training

Project Name & Location	Project Type	Site Size (Ac or s.f.)	Area of Land Disturbed (Ac)	Project Status	Stormwater Control Measures Included in Project	Requirement Mechanism
Grading for Tract No. 9726 (PW # 3-16697 - Issued 8/8/2005) Northeast Corner of Newhall Street and Campbell Avenue	Residential	10.10	10.10	Under Construction (Grading Completed)	Stabilized construction entrance, sediment barrier, fiber rolls	Planning/grading permits, Follow SWPPP & Erosion Control Plan, Applicant/ developer/ consultant/ contractor attend PW Erosion /Sediment Controls Training
Grading for Tract No. 9751 (PW # 3-16712 - Issued 5/9/2006) South Side of Malone Road Approximately 240 Feet Northeasterly of Johnston Ave.	Residential	1.17	1.17	Under Construction (Grading Completed)	Standard BMPs	Planning/grading permits, Follow BMPs
Grading for a Residential Project (PW # 3-16716 - Issued 12/1/2005) 3856 Suncrest Avenue	Residential	0.44	0.22	Grading On-going	Stabilized construction entrance, fiber rolls, soil wetting	Planning/grading permits, Follow SWPPP & Erosion Control Plan, Applicant/ developer/ consultant/ contractor attend PW Erosion /Sediment Controls Training
Grading for Tract No. 9705 (PW # 3-16722 - Issued 7/14/2005) Southeast Terminus of E. San Antonio Street and S. 34th Street	Residential	1.75	1.75	Under Construction (Grading Completed)	Stabilized construction entrance, inlet protection, fiber rolls, silt fence, soil wetting	Planning/grading permits, Follow SWPPP & Erosion Control Plan, Applicant/ developer/ consultant/ contractor attend PW Erosion /Sediment Controls Training
Grading for Tract No. 9712 (PW # 3-16737 - Issued 7/20/2005) South Side of San Antonio Road, approximately 270 Feet Easterly of King Road	Residential	1.10	1.10	Grading On-going	Stabilized construction entrance, inlet protection, fiber rolls, silt fence, soil wetting	Planning/grading permits, Follow SWPPP & Erosion Control Plan, Applicant/ developer/ consultant/ contractor attend PW Erosion /Sediment Controls Training
Grading for an Industrial Building (PW # 3-16738 - Issued 9/15/2005) 903 Commercial Street	Non-Residential	0.58	0.58	Under Construction (Grading Completed)	Standard BMPs	Planning/grading permits, Follow BMPs
New SFR Detached (PW # 3-16749 - Issued 10/28/2005) 1324 Clayton Road	Residential	0.98	0.34	Grading On-going	Stabilized construction entrance, inlet protection, silt fence	Planning/grading permits, Follow SWPPP & Erosion Control Plan, Applicant/ developer/ consultant/ contractor attend PW Erosion /Sediment Controls Training
Grading for Tract No. 9710 (PW # 3-16753 - Issued 8/4/2005) South Side of Hillsdale Avenue, Approximately 420 Feet East of Highway 87	Residential	1.70	1.70	Under Construction (Grading Completed)	Standard BMPs	Planning/grading permits, Follow BMPs
Grading for New Office Building and Parking Lot (PW # 3-16754 - Issued 11/22/2005) 977 & 995 Saratoga Avenue	Non-Residential	0.75	0.71	Grading On-going	Standard BMPs	Planning/grading permits, Follow BMPs

Project Name & Location	Project Type	Site Size (Ac or s.f.)	Area of Land Disturbed (Ac)	Project Status	Stormwater Control Measures Included in Project	Requirement Mechanism
Grading for Tract No. 9737 (PW # 3-16780 - Issued 9/2/2005) West Side Of Dent Avenue, approximately 320 Feet Southerly of Branham Lane	Residential	0.63	0.60	Under Construction (Grading Completed)	Standard BMPs	Planning/grading permits, Follow BMPs
Grading for New Commercial Building (PW # 3-16782 - Issued 11/7/2005) 987 Almaden Avenue	Non-Residential	0.36	0.36	Construction not Started	Standard BMPs	Planning/grading permits, Follow BMPs
Grading for A Single-Family Residence (PW # 3-16793 - Issued 10/27/2005) 1581 Calco Creek Dr.	Residential	1.08	0.11	Grading On-going	Standard BMPs	Planning/grading permits, Follow BMPs
Grading for New R&D Building (PW # 3-16808 - Issued 9/9/2005) 1271 Story Road	Non-Residential	0.41	0.41	Grading On-going	Standard BMPs	Planning/grading permits, Follow BMPs
Grading for Tract No. 9814 (PW # 3-16836 - Issued 6/13/2006) Northeast Corner of Almaden Avenue and W. Alma Avenue	Residential	0.75	0.75	Construction not Started	Standard BMPs	Planning/grading permits, Follow BMPs
Grading for New Single Family House (PW # 3-16838 - Issued 7/15/2005) 1594 Calco Creek Dr.	Residential	0.50	0.20	Grading On-going	Standard BMPs	Planning/grading permits, Follow BMPs
Grading for a Single-Family Detached Residence (PW # 3-16855 - Issued 3/30/2006) 312 Willow St.	Residential	0.12	0.12	Construction not Started	Standard BMPs	Planning/grading permits, Follow BMPs
Grading for a Residential Project (PW # 3-16869 - Issued 9/14/2005) 2038 Biarritz Place	Residential	0.46	0.32	Under Construction (Grading Completed)	Stabilized construction entrance, inlet protection, fiber rolls, silt fence, soil wetting	Planning/grading permits, Follow SWPPP & Erosion Control Plan
Grading for Tract No. 9776 (PW # 3-16879 - Issued 4/28/2006) South Side of Neal Avenue, approximately 245 feet east of South Winchester Boulevard	Residential	0.99	0.99	Grading On-going	Standard BMPs	Planning/grading permits, Follow BMPs
Grading for Tract No. 9808 (PW # 3-16887 - Issued 5/3/2006) West Side of Lincoln Avenue Approximately 230 feet Northerly of Pine	Residential	0.59	0.59	Grading On-going	Standard BMPs	Planning/grading permits, Follow BMPs
Grading for Tract No. 9760 (PW # 3-16889 - Issued 12/20/2005) West Side of Meridian Avenue, 600 Feet Northerly of Foxworthy Avenue	Residential	8.76	8.76	Under Construction (Grading Completed)	Stabilized construction entrance, inlet protection, fiber rolls, silt fence, soil wetting	Planning/grading permits, Follow SWPPP & Erosion Control Plan, Applicant/ developer/ consultant/ contractor attend PW Erosion /Sediment Controls Training
Grading for 2 Lot Subdivision (PW # 3-16898 - Issued 5/23/2006) 1113 Lincoln Court	Residential	0.28	0.27	Grading On-going	Standard BMPs	Planning/grading permits, Follow BMPs
To Allow Initial Grading For Phase 1 of a 401 Residential Condo Units Development in a 22-Story High-Rise. (PW # 3-16917 - Issued 9/28/2005) 88 E. San Fernando Street	Residential	1.58	1.58	Grading On-going	Standard BMPs	Planning/grading permits, Follow BMPs
Grading/Mass Excavation for a 22-Story Mixed-Use High Rise (PW # 3-16917 - Issued 12/21/2005) 88 E. San Fernando Street	Residential	2.99	1.13	Grading On-going	Stabilized construction entrance, inlet protection, straw wattles	Planning/grading permits, Follow SWPPP & Erosion Control Plan, Applicant/ developer/ consultant/ contractor attend PW Erosion /Sediment Controls Training

PROJECT NAME & LOCATION	PROJECT TYPE	SITE SIZE (AC OR S.F.)	AREA OF LAND DISTURBED (AC)	PROJECT STATUS	STORMWATER CONTROL MEASURES INCLUDED IN PROJECT	REQUIREMENT MECHANISM
Landslide Repair (PW # 3-16943 - Issued 10/3/2005) 5502 Sunset Hills Court	Residential	2.57	0.53	Under Construction (Grading Completed)	Standard BMPs	Planning/grading permits, Follow BMPs
New Pool and New Retaining Wall (PW # 3-16988 - Issued 6/1/2006) 2684 Gayley Place	Residential	0.41	0.10	Grading On-going	Standard BMPs	Planning/grading permits, Follow BMPs
Grading Remediation (PW # 3-16997 - Issued 4/25/2006) 170 San Ramon Drive	Residential	1.03	0	Grading On-going	Standard BMPs	Planning/grading permits, Follow BMPs
Grading for a New Retail Building (PW # 3-17124 - Issued 7/1/2005) 2894 S. Bascom Avenue	Non-Residential	0.23	0.23	Construction Completed	Standard BMPs	Planning/grading permits, Follow BMPs
Retaining Walls (PW # 3-18058 - Issued 4/27/2006) 2142 Chisin Street	Residential	0.60	0.02	Construction not Started	Standard BMPs	Planning/grading permits, Follow BMPs
Grading for New Single Family Dwelling (PW # 3-18059 - Issued 5/15/2006) 1691 Marseilles Court	Residential	0.37	0.37	Grading On-going	Standard BMPs	Planning/grading permits, Follow BMPs
Department of Public Works, Transportation & Development Services Division						
Public Projects						
Oakland Road Widening form Commercial Street to Montague	Public	38	2.1	Project on going	Standard BMP's	Follow BMP's Mainly sediment control
Department of Public Works, Engineering and Construction Services Division						
Public Projects						
60 Inch Sanitary Interceptor Location: Zanker Road from the San Jose/Santa Clara Water Pollution Control Plant to south of Tasman Drive	Sanitary Sewer Construction	1.9 Ac	1.9 Ac	Construction substantially completed as of December 2005.	SWPPP, BMP (street vacuuming sweeping cleaning, inlet filters, silt fence, hay bails) Rock access, outdoor material storage protection	Project Plans and Specifications
Department of Public Works, City Facilities Architectural Services Division						
Public Projects						
Edenvale Branch Library 101 Branham Lane East	Library	2 Ac	2 Ac	Under construction	SWPPP in place – stormwater controls, material protection, storage, cleaning, erosion and sediment controls, soil stabilization, post construction water management, waste management, maintenance, training.	SWPPP
Guadalupe Garden Improvements Phase 1 Taylor St. (north), Guadalupe River Park (east), Coleman Ave. (west & south)	Recreational	16 Ac	16 Ac	Construction complete	Construction complete-Notice of Termination filed.	SWPPP
4th/5th Street Garage Santa Clara St., 4th St., 5th St.	Governmental	1.2 Ac	1.2 Ac	Under construction	SWPPP in place – stormwater controls, material protection, storage, cleaning, erosion and sediment controls, soil stabilization, post construction water management, waste management, maintenance, training.	SWPPP

Project Name & Location	Project Type	Site Size (Ac or s.f.)	Area of Land Disturbed (Ac)	Project Status	Stormwater Control Measures Included in Project	Requirement Mechanism
Central Service Yard – Phase 2 1659 Senter Rd.	Governmental	22 Ac	7.4 Ac	Under construction	SWPPP in place – stormwater controls, material protection, storage, cleaning erosion and sediment controls, soil stabilization, post construction water management, waste management, maintenance, training.	SWPPP
San Tomas Aquino/Saratoga Creek Trail Reach 6 Saratoga Creek between Bollinger Rd and English Dr.	Recreational	27 Ac	2 Ac	Construction complete	Construction complete-Notice of Termination filed.	SWPPP
Selma Olinder Park; Woodborough Pl. between Williams St. and Hwy 280	Recreational	12 Ac	12 Ac	Construction complete	Construction complete-Notice of Termination filed.	SWPPP
Penitencia Creek Trail Reach 2 Piedmont Rd. (west), Nobel Ave. (north & east), Penitencia Creek Rd. (south)	Recreational	26 Ac	10.7 Ac	Under Construction	SWPPP in place – stormwater controls, material protection, storage, cleaning. Erosion and sediment controls, soil stabilization, post construction water management, waste management, maintenance, training.	SWPPP
Bellevue Park Bellevue Ave. and Ponoma Ave.	Recreational	2 Ac	2 AC	Under construction	SWPPP in place – stormwater controls, material protection, storage, cleaning. Erosion and sediment controls, soil stabilization, post construction water management, waste management, maintenance, training.	SWPPP
Los Gatos Creek Trail Reach 4 (Lonus to Auzerais) Los Gatos Creek from Lonus Ave. to Auzerais	Recreational	23 Ac	1.1 Ac	Under construction	SWPPP in place – stormwater controls, material protection, storage, cleaning. Erosion and sediment controls, soil stabilization, post construction water management, waste management, maintenance, training.	SWPPP
Fire Station No. 25 Phase 2 2125 Wilson Way	Government	7 Ac	4.5 Ac	Under construction	SWPPP in place – stormwater controls, material protection, storage, cleaning. Erosion and sediment controls, soil stabilization, post construction water management, waste management, maintenance, training.	SWPPP
Cambrian Branch Library 1780 Hillsdale Ave.	Library	1.6 Ac	1.3 Ac	Under Construction	SWPPP in place – stormwater controls, material protection, storage, cleaning, erosion and sediment controls, soil stabilization, post construction water management, waste management, maintenance, training	SWPPP

PROJECT NAME & LOCATION	PROJECT TYPE	SITE SIZE (AC OR S.F.)	AREA OF LAND DISTURBED (AC)	PROJECT STATUS	STORMWATER CONTROL MEASURES INCLUDED IN PROJECT	REQUIREMENT MECHANISM
Hillview Branch Library 1600 Hopkins Dr.	Library	2.5 Ac	2.5 Ac	Under Construction	SWPPP in place – stormwater controls, material protection, storage, cleaning, erosion and sediment controls, soil stabilization, post construction water management, waste management, maintenance, training	SWPPP
Evergreen Branch Library 2635 Aborn Rd.	Library	2.5 Ac	2.5 Ac	Under Construction	SWPPP in place – stormwater controls, material protection, storage, cleaning, erosion and sediment controls, soil stabilization, post construction water management, waste management, maintenance, training	SWPPP
Roosevelt Community Center 901 E. Santa Clara St.	Community Center	13.15 AC	3.86 AC	Under Construction	SWPPP in place – stormwater controls, material protection, storage, cleaning, erosion and sediment controls, soil stabilization, post construction water management, waste management, maintenance, training	SWPPP
Fowler Creek Park Development Phase 1 Altia Ave. and Michelangelo Dr.	Recreation	12 AC	10 AC	Under construction	SWPPP in place – stormwater controls, material protection, storage, cleaning, erosion and sediment controls, soil stabilization, post construction water management, waste management, maintenance, training	SWPPP
San José Redevelopment Agency						
Public Projects						
Responsibility for San José Redevelopment Agency projects was transferred to Public Works						

Public Works Erosion Control Checklist

CITY OF SAN JOSE
CAPITAL OF SILICON VALLEY

PUBLIC WORKS DEPARTMENT
TRANSPORTATION AND DEVELOPMENT SERVICES DIVISION
EROSION CONTROL CHECKLIST

PROJECT NO. & LOCATION _____ DATE: _____

INSPECTOR: _____ Responsible Person/24-Hour Number: _____

REGULAR INSPECTION ☐ PRE-RAIN INSPECTION ☐ AFTER-RAIN INSPECTION ☐

IF PROBLEM IS NOTED, KEEP THIS REPORT UNTIL RESOLVED OR REFERRED TO ESD. ATTACH COPY OF WRITTEN WARNING & PHOTOS

EROSION CONTROL PLAN REQUIRED? YES ☐ NO ☐	EVIDENCE OF EROSION		VERBAL WARNING			WRITTEN WARNING			DATE REFERRED TO ESD
				RESOLVED?			RESOLVED?		
	YES	NO	DATE	YES	NO	DATE	YES	NO	
HYDROSEEDING OR 3-STEP METHOD									
MATTING/EROSION CONTROL BLANKETS - ***REINSTALL IF DISLOCATED OR FAILED*									
STABILIZED CONSTRUCTION ACCESS - ***CHECK FOR TRACKING OF MUD/DIRT ONTO STREETS, SIDEWALK, ETC*									
STRAW BALE INLET BARRIER									
SILT FENCE - ***CHECK FOR TORN OR COLLAPSED AREAS*									
SEDIMENT TRAP									
SEDIMENT BASINS - ***CHECK SEDIMENT STORAGE ZONE* ***CHECK THAT DEBRIS HAS BEEN REMOVED FROM OUTFALL*									
WATTLES									
CATCH BASIN PROTECTION ***GUNNY SACKS WITH 1-1/2" - 2" RIVER RUN ROCK* **REPLACE CLOGGED FILTER FABRIC IMMEDIATELY*									

ADDITIONAL COMMENTS

_____

EROSION CONTROL CHECKLIST (REVISED 6/2004)

This page intentionally left blank.

5. PSR: Public Streets, Roads, & Highways

5.A PSR Work Plan Self Evaluation Matrix

ITEM NO.	ACTIVITY	COMPLIANCE DATE	FY 05-06 STATUS	RESPONSIBLE PARTY
PSR 1	**Implementation of BMPs** The City of San José will implement Best Management Practices (BMPs) for street, road, and highway operation and maintenance (O&M) activities to reduce pollutants in stormwater and eliminate illicit discharges to the maximum extent practicable.			
PSR 1.A	Develop additional BMPs, as needed, when new O&M tasks are instituted.	As Needed	Done FY 05-06. Additional BMPs were included in the three Corp Yard SWPPP draft revisions.	DOT, ESD
PSR 1.B	Develop SOPs based on BMPs.	As Needed	Done FY 05-06. New SOPs were written for PSR and SDO elements (see PSR 1.D.1).	DOT, ESD
PSR 1.C	When new BMPs and SOPs are developed, integrate BMPs and SOPs into training program.	As Needed	Done FY 05-06. SWPPP BMPs were written into the May 2006 DOT Crew training and the June 2006 Corp Yard training.	DOT, ESD
PSR 1.D	Staff will review current PSR and SDO BMPs and SOPs. The annual training sessions with staff will be used as an opportunity to evaluate the effectiveness of BMPs and SOPs. BMPs and SOPs will be updated as indicated by the review.	Done FY 04-05 Annually	Done FY 05-06. The current review in the annual training indicated that no new SOPs, except the ones listed in PSR 1.D.1 are necessary.	DOT, ESD
PSR 1.D.1	Revise or write the following SOPs: • Sidewalk/Plaza Maintenance: Cleaning, concrete installation and replacement, surface removal and repair; • Bridge and Structure Maintenance: Painting and paint removal, repair work, and graffiti removal; • Median and Road Embankment Maintenance; • Storm Drain Line Cleaning; • Management of Storm Drain System Solid Waste; • Pump Station Inspection and Cleaning; • Drainage Ditch Cleaning.	6/30/06	Done FY 05-06. First drafts of the listed SOPs were written and sent out for review and comment by DOT and PRNS contacts. These SOPs will be finalized prior to crew training in FY 06-07.	DOT, ESD
PSR 2	**Contractor Use of BMPs** The City of San José will develop and implement a process to ensure that contractors employed to perform street, road, and highway O&M activities use appropriate BMPs per URMP.			
PSR 2.A	Train contract managers for public street, road, and highway O&M contracts on related stormwater BMPs annually.	Annually	Done FY 05-06. Contract manager training was held on 1/26/06. The City received one complaint regarding contractors conducting PSR O&M activities for the City. See 5.B: PSR *Program Evaluation* for summary of complaint.	DOT, ESD
PSR 2.B	Develop standard contract language for PSR	1/31/06	Done FY 05-06. Staff drafted stormwater standard	DOT, ESD

ITEM NO.	ACTIVITY	COMPLIANCE DATE	FY 05-06 STATUS	RESPONSIBLE PARTY
	maintenance activities.		contract language for general POs and contracts; POs and contracts which contain pest management activities; and POs and contracts which contain PSR, RPW, and SDO operation and maintenance activities. A new compliance date, 1/31/06, was established during time language was being reviewed by the City Attorney's Office.	
PSR 3	**City Staff Annual Training** The City of San José will provide annual training to its municipal staff in the use of appropriate BMPs. The City will also provide a mechanism for obtaining feedback from staff on the implementation and effectiveness of the BMPs and Control Measures.			
PSR 3.A	Identify training goals, such as improving the focus of the training on the specific BMPs used by a section; integrating new BMPs, if any; etc.	Annually	Done FY 05-06. SWPPP training was integrated into the DOT crew training in FY 05-06.	DOT, ESD
PSR 3.B	Identify training opportunities (which could include tailgate meetings and other existing training).	Annually	Done FY 05-06. Training opportunities were identified in April 2006.	DOT, ESD
PSR 3.C	Create or revise training modules for affected City staff and contractors.	As needed	Done FY 05-06. The DOT crew training was revised to include SWPPP training.	DOT, ESD
PSR 3.C.1	Add specific components from DOT Electrical Crew training module to the general DOT Street Crew training module. These components include: asphalt/concrete removal, concrete installation and repair, and mercury lamp recycling and/or disposal.	6/30/06	Done FY 05-06. Specific components from the FY 04-05 DOT Electrical Crew training module were added to the general DOT Crew training module. Comments received in FY 04-05 DOT electrical crew training indicated that information in their training should be added to the general DOT crew training; once this was done, the DOT electrical crews were incorporated back into the general DOT crew training in FY 05-06.	ESD
PSR 3.D	Create or revise collateral material based on training modules.	As needed	Done FY 05-06. A video was included in this year's DOT Crew training – "Storm Watch, Municipal Stormwater Pollution Prevention Best Management Practices."	DOT, ESD
PSR 3.E	Schedule training with affected supervisors.	Annually	Done FY 05-06. DOT inlet cleaning crews training was scheduled with supervisors in August 2005. Training for DOT street maintenance crews was scheduled with supervisors in April 2006.	DOT, ESD
PSR 3.E.1	Develop and implement a new training module specifically for DOT electrician staff.	Done FY 04-05	Done FY 04-05.	DOT, ESD
PSR 4	**Notification of Public Agencies** The City of San José will inform other parties (e.g., CalTrans, the County of Santa Clara, and public utilities) conducting street, road, and highway O&M activities within its jurisdiction of the requirements to implement pollutant reduction BMPs and Control Measures in stormwater to the maximum extent practicable and eliminate illicit discharges.			
PSR 4.A	Identify conditions under which another agency will be notified regarding relevant stormwater requirements.	Done FY 02-03	Done prior to FY 02-03. The City notifies other agencies conducting street, road, and highway O&M activities within its jurisdiction of the requirements to implement BMPs and Control Measures on a complaint driven basis. When a complaint is received, a Watershed Enforcement Inspector	ESD

ITEM NO.	ACTIVITY	COMPLIANCE DATE	FY 05-06 STATUS	RESPONSIBLE PARTY
			investigates the complaint and educates the agency on proper BMPs and Control Measures; a citation is issued if necessary. For each complaint the City received involving other agencies in FY 05-06, Watershed Enforcement investigated the complaint and educated the agency contacts on proper BMPs and control measures to be used when conducting PSR O&M activities within the City. No citations were issued.	
PSR 5	**BMP Effectiveness Reviews** As part of the annual review process, the City of San José will review and evaluate the effectiveness of its BMPs in reducing pollutants in stormwater and eliminating illicit discharges. The review and evaluation will include input from the municipal maintenance staff that implement the BMPs.			
PSR 5.A	Draft procedure for annual effectiveness reporting, including sub-procedures for gathering feedback from affected supervisors and for modifications to BMPs and SOPs as necessary.	Done FY 01-02	Done FY 01-02.	DOT, ESD
PSR 5.A.1	Review procedures for annual effectiveness evaluation. Consider obtaining feedback from supervisors on how to assess BMP effectiveness and the use of training sessions with staff as an opportunity to evaluate BMPs and SOPs.	Annually	Done FY 05-06. The annual DOT Stormwater BMP and SOP training was conducted in May 2006. Both DOT crews and supervisors attended the training conducted in May. PSR & SDO BMPs and SOPs were reviewed and feedback was requested during the training sessions. Written evaluations for the training were also distributed. Feedback received from both sources indicated that the existing BMPs and SOPs are effective and no modifications were necessary in FY 05-06. See 5.B: *PSR Program Evaluation* for the summary of training evaluation data.	DOT, ESD
PSR 5.B	Conduct evaluation of BMPs and SOPs.	Annually	Done FY 05-06. The current review in the annual training indicated that no new SOPs, except the ones listed in PSR 1.D.1 are necessary.	DOT, ESD
PSR 6	**Rural Public Works Maintenance and Support Activities** The City will extend its control measure strategy for PSR to address water quality impacts resulting from public works maintenance and support activities in rural areas.			
PSR 6.A	Identify City-owned properties that are applicable (under the RPW performance standard).	Ongoing	Done FY 05-06 and ongoing. In FY 02-03 the initial list of rural public works facilities under the jurisdiction of the City of San José was compiled. No new RPW facilities were identified in FY 05-06.	ESD, PRNS, DOT, GS
PSR 6.A.1	Re-evaluate the feasibility of using GIS information to identify additional applicable properties, if any.	6/30/06	Done FY 05-06. First evaluated in FY 03-04, the use of GIS information for identifying additional applicable rural public works facilities was found infeasible using available data and resources. No changes specific to criteria used to identify rural public works facilities have been made in the GIS information collected by the City, therefore it was	PRNS, GS, DOT, ESD

ITEM NO.	ACTIVITY	COMPLIANCE DATE	FY 05-06 STATUS	RESPONSIBLE PARTY
			still not feasible to use this information to identify additional applicable properties in FY 05-06.	
PSR 6.B	Develop or adapt Standard Operating Procedures (SOPs) and Best Management Practices (BMPs) for rural public works activities.	Done FY 03-04	Done FY 03-04.	PRNS, GS, DOT, ESD
PSR 6.C	Provide annual training on appropriate SOPs/BMPs to City staff that perform rural public works operations and maintenance activities. Incorporate SOPs/BMPs evaluation into annual training.	Annually	Done FY 05-06. RPW training was conducted for PRNS staff November 7-16, 2005. Five training sessions were held over a two- week period in order to accommodate a multitude of different Park staff schedules. Total attendance for the five training sessions was 37.	PRNS, GS, DOT, ESD
PSR 6.D	Through contract specifications, require contractors hired by the City to use appropriate SOPs/BMPs when performing rural public works construction or maintenance.	1/31/06	Done FY 05-06. Staff drafted stormwater standard contract language for general POs and contracts; POs and contracts which contain pest management activities; and POs and contracts which contain PSR, RPW, and SDO operation and maintenance activities. A new compliance date, 1/31/06, was established during time language was being reviewed by the City Attorney's Office.	PRNS, GS, DOT, ESD
PSR 6.E	Annually conduct an evaluation of the effectiveness of the rural public works program, report the results in the Urban Runoff Annual Report. Identify items for continuous improvement.	Annually	Done FY 05-06. The RPW BMP and SOP training was conducted in November 2005. Feedback was requested during the training, and evaluations were distributed. The feedback indicated that no modifications to the BMPs and SOPs were necessary. See 5.B: *PSR Program Evaluation* for the summary of training evaluation data.	PRNS, GS, DOT, ESD

5.B PSR Program Evaluation

Training

The City of San José provides annual training to its municipal staff in the use of appropriate BMPs. The City also provides a mechanism for obtaining feedback from staff on the implementation and effectiveness of the BMPs and Control Measures. Annual municipal staff training was held in May 2006 for the PSR and SDO program elements. Participants were given an evaluation form to fill out. Of the 189 staff that participated in the training, 104 evaluations were completed and returned. Results of the completed evaluations are summarized below:

- 88% responded that the training subjects taught are appropriate to their work;
- 87% responded that the BMPs/SOPs described match their work practices;
- 93% responded that the training adequately described the relationship of BMPs/SOPs to compliance with the City's Stormwater NPDES permit;
- 91% responded that the training adequately explained how they, City staff, can help the City maintain compliance with the Stormwater NPDES permit; and
- 90% responded that the training adequately explained a SWPPP.

Once the draft SOPs listed in PSR 1.D.1 and SDO 1.D.1 are reviewed and approved, the SOPs will be included in the FY 06-07 DOT crew training. In addition, training will be conducted in FY 06-07 for City staff and City contractors that perform surface cleaning at City facilities.

The City's control measure strategy for PSR also addresses water quality impacts resulting from public works maintenance and support activities in rural areas. Training was held in November 2005. Participants were generally positive about the content and relevance of the training session to their work. Of the 37 staff that participated in the training, 32 evaluations were completed and returned. Results of the completed evaluations are summarized below:

- 100% responded that the training subjects taught are appropriate to their work;
- 100% responded that the BMPs/SOPs described match their work practices;
- 100% responded that the training adequately described the relationship of BMPs/SOPs to compliance with the City's Stormwater NPDES permit; and
- 100% responded that the training adequately explained how they, City staff, can help the City maintain compliance with the Stormwater NPDES permit.

The RPW training schedule will be re-evaluated in FY 06-07 in order to coordinate more efficiently with PRNS staff schedules.

Contractor Use of BMPs

In FY 05-06, one complaint was received involving a City of San José contractor. A WE inspector went out to the location of the complaint, discovered the contractor discharging water to the storm drain from a leaking street sweeper (truck overflowed with water from hydrant). The street sweeper operator was told to cease the discharge, stop the truck from leaking, clean up the affected area, and protect the storm drain from future discharges. The discharge was stopped and the area cleaned up immediately. An Official Warning Notice was issued to the company, the inspector spoke to the maintenance manager, and appropriate BMPs were distributed. In FY 06-07, an additional step will be added in response to complaints involving City contractors conducting PSR and SDO O&M activities. The contract manager for the City contract involved in a stormwater complaint will also be notified.

Informing Other Agencies

In past years, the City of San José has informed other parties (e.g., CalTrans, the County of Santa Clara, public utilities) conducting street, road, and highway O&M activities within its jurisdiction of the requirements to implement pollutant reduction BMPs and control measures in stormwater to the maximum extent practicable and eliminate illicit discharges on a complaint driven basis. When a complaint is received, a Watershed Enforcement Inspector investigates the complaint and educates the agency on proper BMPs and Control Measures, and issues a citation if necessary. This method will continue to be used in FY 06-07, with the addition of letters sent by the City to public agencies that conduct PSR O&M activities within the City's jurisdiction informing them of the requirement to implement appropriate BMPs and control measures while conducting their work.

BMP Effectiveness Review

As part of the annual review process, the City of San José reviews and evaluates the effectiveness of its BMPs in reducing pollutants in stormwater and eliminating illicit discharges. The review and evaluation includes input from the municipal maintenance staff that implements the BMPs. BMP effectiveness is evaluated using staff feedback gathered from training sessions. See training evaluation above. The City received one complaint regarding contractors conducting PSR O&M activities for the City. In FY 06-07, letters will be sent to City contractors conducting PSR and SDO O&M activities with a reminder to use appropriate BMPs while conducting their work.

Street Sweeping Program

The City conducts an extensive Street Sweeping program, involving the sweeping of the central business district; arterials, collectors, and bicycle lanes; and residential streets. Annually, the City sends out a calendar of the street sweeping schedule to each single-family dwelling, and asks neighborhood associations within the City to include reminders in their association newsletters for moving parked vehicles on street sweeping days. The City is continuing to expand the areas in which parking restrictions are required and enforced to improve the effectiveness of the street sweeping program. In FY 05-06, the enforcement area was broadened from 160 to 196 curb miles. The City anticipates expanding the areas in which parking restrictions are required and enforced for street sweeping by approximately 40 curb miles in FY 06-07.

5.C PSR Response to Water Board Comments

No comments received from Water Board on this Program Element.

5.D PSR Summary Tables / Additional Information

Parks Included in the Rural Public Works Performance Standard

Name of Park	Location	Acreage	Type of Park
Almaden Lake Park	Almaden Expwy & Coleman	64.9	Regional
Alum Rock Park	Alum Rock & Penitencia Creek	718.0	Regional
Emma Prusch Farm Park	Story & King	43.5	Regional
Guadalupe River Park	Between Hwy 880 and 280 along Guadalupe River in downtown San José	205.0	Regional
Kelley Park	Senter & Story	138.0	Regional
Lake Cunningham Park/Raging Waters	Capitol & Tully	202.0	Regional
Montgomery Hill Park	Yerba Buena & Murillo	59.6	Neighborhood
Overfelt Gardens	Education Park & McKee	32.6	Regional

6. SDO: Storm Drain System Operation & Maintenance

6.A SDO Work Plan Self Evaluation Matrix

ITEM NO.	ACTIVITY	COMPLIANCE DATE	FY 05-06 STATUS	RESPONSIBLE PARTY
SDO 1	**O&M BMP Implementation** The City of San José will implement best management practices (BMPs) for the storm drain system operation and maintenance (O&M) to reduce pollutants in stormwater to the maximum extent practicable. Specific BMPs for each type of O&M activity are those listed in the City's Urban Runoff Management Plan (URMP).			
SDO 1.A	Develop additional BMPs, as needed, when new O&M tasks are instituted (including structural controls if necessary).	As Needed	Done FY 05-06. Additional BMPs were included in the three Corp Yard SWPPP draft revisions.	DOT, ESD
SDO 1.B	Develop SOPs based on BMPs.	As Needed	Done FY 05-06. New SOPs were written for PSR and SDO elements (see SDO 1.D.1).	DOT, ESD
SDO 1.C	When new BMPs and SOPs are developed, integrate BMPs and SOPs into training program.	As Needed	Done FY 05-06. The BMPs in the three draft SWPPPs were written into the May 2006 DOT Crew training and the June 2006 Corp Yard training.	DOT, ESD
SDO 1.D	Staff will review current PSR and SDO BMPs and SOPs. The annual training sessions with staff will be used as an opportunity to evaluate the effectiveness of BMPs and SOPs. BMPs and SOPs will be updated as indicated by the review.	Done FY 04-05 Annually	Done FY 05-06. The current review in the annual training indicated that no new SOPs, except the ones listed in SDO 1.D.1 are necessary.	DOT, ESD
SDO 1.D.1	Revise or write the following SOPs: • Sidewalk/Plaza Maintenance: Cleaning, concrete installation and replacement, surface removal and repair; • Bridge and Structure Maintenance: Painting and paint removal, repair work, and graffiti removal; • Median and Road Embankment Maintenance; • Storm Drain Line Cleaning; • Management of Storm Drain System Solid Waste; • Pump Station Inspection and Cleaning; • Drainage Ditch Cleaning. See PSR 1.D.1.	6/30/06	Done FY 05-06. First drafts of the listed SOPs were written and sent out for review and comment by DOT and PRNS contacts. These SOPs will be finalized prior to crew training in FY 06-07.	DOT, ESD
SDO 2	**Problem Tracking and Process Improvement** The City of San José will develop and implement processes for tracking problem areas and ensuring that appropriate BMPs and SOPs will be implemented for storm drain operation and maintenance activities.			
SDO 2.A	Implement an annual inspection and cleaning work plan to achieve a Tier II level review.	Ongoing	Done FY 05-06 and ongoing. The FY 05-06 Storm Inlet Cleaning Program was conducted September 2005-January 2006. For inlet cleaning, DOT schedules and	DOT

ITEM NO.	ACTIVITY	COMPLIANCE DATE	FY 05-06 STATUS	RESPONSIBLE PARTY
			implements the inspection and cleaning schedule annually. To date, the City has been able to achieve a Tier 2 level review with a modified implementation timeframe. In FY 06-07, the City's intent is to continue the Tier 2 level review. However, due to budget constraints, the extended window for implementation of Tier 2 may be needed. In FY 05-06, over 28,500 inlets were inspected and, if needed, cleaned.	
SDO 2.B	Evaluate criteria for collecting data from City field personnel for the purposes of determining Problem Areas.	As Needed	Done FY 05-06. DOT and ESD staff met on August 1, 2005 to evaluate the FY 04-05 Storm Inlet Cleaning Program data collected and mapped using GIS. Upon evaluation it was decided that new criteria for data collection was needed to better understand the "car on catch basin" data, "silt sack" data, and whether or not a service request was written to follow up on problems that the cleaning crew could not resolve. A new data collection procedure was developed for "car on catch basin." Crews were to check the "car on catch basin" box if they came across a car parked over a catch basin. If the crew returned to the site to check if the car had been moved, they were to record each time they returned to the site. If the crew returned and no car was parked over the catch basin, so that the catch basin could be cleaned, the crew was to record that the catch basin was cleaned. After reviewing the FY 05-06 inlet cleaning data, it appears that the implementation of this procedure was not uniform. See 6.B: *SDO Program Evaluation* for proposed changes.	DOT, ESD
SDO 2.C	Revise documentation and problem area reporting procedure, if necessary, to improve reporting performance. Documentation to include frequency, nature, and type of recurring problem. Include coordination of data from ICID and Storm Drain Management System data sources. Include analysis of data to identify trends for targeting solutions.	As Needed	Done FY 05-06. DOT staff revised the Storm Inlet Cleaning data collection form in September 2005, prior to the crew training.	DOT, ESD
SDO 2.D	Produce Problem Area report.	Annually	Done FY 05-06. FY 05-06 Storm Inlet Cleaning Program Problem Area Report was produced by DOT staff in January 2006.	DOT
SDO 2.E	Address Problem Areas through ICID enforcement/ education activities, additional BMP development, program development or retrofit.	As Needed	Done FY 05-06. DOT and ESD staff met with Construction Inspection Supervisors to address abandoned, and/or un-maintained, construction site silt sacks and gravel bags at storm inlets in public right-of-	DOT, ESD

ITEM NO.	ACTIVITY	COMPLIANCE DATE	FY 05-06 STATUS	RESPONSIBLE PARTY
			ways. DOT supervisors are to email the PW representative with the location of any silt sacks in question. The PW representative will send inspectors out to the site to check it out if it is a development project or pass on the information to other Public Works staff if the site is under their responsibility. If the silt sack is associated with a construction site, PW inspectors will require that the construction site maintain the silt sack. If the silt sack is not associated with a construction site, DOT will be notified so that the silt sack can be removed.	
SDO 3	**Contractor Use of BMPs** The City will develop and implement, as needed, a process to ensure that contractors employed to perform storm drain O&M activities use the appropriate BMPs. NOTE: All City SDO O&M is conducted in-house, and City staff receives BMP/SOP training annually. The only time storm drain maintenance might be contracted out would be for a rare flood emergency situation. The City has standard specifications that cover storm drain BMPs for construction activities.			
SDO 3.A	Train contract managers for SDO O&M contracts on related stormwater BMPs.	Annually	Done FY 05-06. Contract manager training was held on 1/26/06. The City did not receive any complaints regarding contractors conducting SDO O&M activities for the City.	DOT, ESD
SDO 4	**Staff Training and BMP Feedback** The City of San José will provide annual training to its municipal staff in use of appropriate BMPs and/or Control Measures. The City will also provide a mechanism for obtaining feedback from staff on implementation and effectiveness of BMPs and Control Measures.			
SDO 4.A	Provide training prior to the rainy season.	Annually	Done FY 05-06. Training conducted in September 2005 for inlet cleaning crews, and May 2006 for DOT crews.	DOT, ESD
SDO 4.B	Create or revise training modules for affected City staff.	As Needed	Done FY 05-06. SWPPP training was integrated into the DOT crew training in FY 05-06, and a SWPPP training module was developed for the Corp Yards' maintenance staff.	DOT, ESD
SDO 4.B.1	Improve the focus of the training on the specific BMPs used by a section.	As Needed	Done FY 04-05.	DOT, ESD
SDO 4.B.2	Provide specific training to inlet cleaning crews on IMSPAR data collection in advance of inlet cleaning program implementation.	Annually	Done FY 05-06. DOT Storm Inlet Cleaning Program crew training was conducted on September 21 & 22, 2005.	
SDO 4.B.3	Add specific components from DOT Electrical Crew training module to the general DOT Street Crew training module. These components include: asphalt/concrete removal, concrete installation and repair, and mercury lamp recycling and/or disposal.	6/30/06	Done FY 05-06. Specific components from the FY 04-05 DOT Electrical Crew training module were added to the general DOT Crew training module. Comments received from FY 04-05 DOT electrical crew training indicated that information in their training should be added to the general DOT crew training; once this was done, the DOT electrical crews were incorporated back into the general DOT crew training in FY 05-06.	ESD
SDO 4.C	Produce schedule for training.	Annually	Done FY 05-06. DOT inlet cleaning crews training was scheduled with supervisors in August 2005. Training for	DOT, ESD

ITEM NO.	ACTIVITY	COMPLIANCE DATE	FY 05-06 STATUS	RESPONSIBLE PARTY
			DOT street maintenance crews was scheduled with supervisors in April 2006.	
SDO 5	**Data Analysis** As part of the annual review process, the City of San José will evaluate data regarding cleaning activities and unusual flows observed during inspection. The review and evaluation will include consideration of storm drain structural retrofit.			
SDO 5.A	Draft procedure for annual review and evaluation of data.	Done FY 01-02	Done FY 01-02.	DOT, ESD
SDO 5.A.1	Collect data on the amount of materials removed during inlet cleaning.	Done FY 04-05 Annually	Done FY 05-06. Data was collected, by DOT crews, on the amount and type of materials removed during the FY 05-06 Storm Inlet Cleaning Program.	DOT, ESD
SDO 5.B	Implement annual data review and identify follow-up actions as appropriate.	Annually	Done FY 05-06. The FY 05-06 Storm Inlet Cleaning Program Problem Area data was reviewed and follow-up actions were identified. See 6.B: *SDO Program Evaluation*.	DOT, ESD
SDO 5.B.1	Evaluate how follow up is conducted by crews when "cars on catch basins" is identified on the IMSPAR report, in order to better understand to what extent parked cars are a barrier to cleaning.	6/30/06	Done FY 05-06. A new procedure was introduced in FY 05-06 for when crews encountered a car on a catch basin during the storm inlet cleaning program. Crews were to note on their data collection sheet that a car was parked over a catch basin, and therefore the catch basin could not be cleaned. If the crew was able to go back to the catch basin at a later time in an attempt to inspect and clean the catch basin again, they were to record it on the data collection sheet for each time they went back. If they were finally able to clean the catch basin, that was to be recorded on the data collection sheet also.	DOT, ESD
SDO 5.B.2	Evaluate how to integrate the results of the IMSPAR report, regarding garbage and high debris, into scheduling additional cleaning into FY 05-06 and subsequent years.	6/30/06	Done FY 05-06. Some additional cleaning was conducted in FY 05-06. Conducting additional cleaning will be evaluated again in FY 06-07 using the FY 05-06 Storm Inlet Cleaning data collected.	DOT, ESD
SDO 5.B.3	Evaluate use of hand held devices to collect data during storm drain inlet cleaning and potentially other maintenance activities.	6/30/06	Done FY 05-06. The use of hand held devices to collect data during storm drain inlet cleaning and potentially other maintenance activities was evaluated in FY 05-06 and found to be infeasible at this time.	DOT, ESD
SDO 6	**BMP Effectiveness Reviews** As part of the annual review process, the City of San José will review and evaluate the effectiveness of its BMPs in reducing pollutants in stormwater and eliminating illicit discharges.			
SDO 6.A	Review with supervisors to get feedback and information on how to assess BMP effectiveness.	As Needed	Done FY 05-06. DOT supervisors attended annual training. Evaluations were distributed to elicit information on BMP and SOP effectiveness. Feedback received indicates that the BMPs and SOPs are effective, with only the SOP listed in SDO 1.D.1 needing modification.	DOT, ESD
SDO 6.B	Use annual training sessions with staff as an	Annually	Done FY 05-06. DOT Stormwater BMP and SOP training	DOT, ESD

ITEM NO.	ACTIVITY	COMPLIANCE DATE	FY 05-06 STATUS	RESPONSIBLE PARTY
	opportunity to evaluate the effectiveness of BMPs & SOPs.		was conducted in May 2006. Both DOT crews and supervisors attended the training conducted in May. PSR & SDO BMPs and SOPs were reviewed and feedback was requested during the training sessions. Written evaluations for the training were also distributed. Feedback received from both sources indicated that the BMPs and SOPs are effective and only the SOP listed in SDO 1.D.1 needed modification in FY 05-06. See 6.B: *SDO Program Evaluation* for the summary of training evaluation data.	

6.B SDO Program Evaluation

Training

The City of San José provides annual training to its municipal staff in use of appropriate BMPs. The City also provides a mechanism for obtaining feedback from staff on implementation and effectiveness of BMPs and Control Measures. See 5.B: *PSR Program Evaluation, Training* for results. Once the draft SOPs listed in PSR 1.D.1 and SDO 1.D.1 are reviewed and approved, the SOPs will be included in the FY 06-07 DOT crew training. In addition, training will be conducted in FY 06-07 for City staff and City contractors that perform surface cleaning at City facilities.

Storm Inlet Cleaning Program Data Review

As part of the annual review process, the City of San José evaluates data regarding cleaning activities and unusual flows observed during inspection. The review and evaluation includes consideration of storm drain structural retrofit. The City reviews data on cleaning activities via the Infrastructure Maintenance Division Storm Drain System Problem Area Report (IMSPAR). The data collection criteria developed in FY 04-05 for the Storm Inlet Cleaning program continued to work well. This was the second year that quantifiable data was collected by the inlet cleaning crews. In FY 05-06, the data collection form used check boxes for identifying each problem type. This made it easier for crews to record multiple problems at one inlet. Evaluation of the FY 05-06 IMSPAR data indicates that approximately 6% of the City's storm drain inlets and catch basins had a problem associated with them. The key problems for urban runoff were:

1. Cars parked over catch basins (~1.5%) – crews could not reach the catch basin to clean it. During review, the City considered options for minimizing parked cars but concluded that sign posting would be cost prohibitive at this time. Currently staff return to these catch basins at least once for subsequent cleaning attempts.
2. High Debris (~1.4%) – debris (leaves, lawn clippings, dirt and other natural materials) in excess of 3 feet deep in catch basin.
3. Garbage (~1.3%) – volume of garbage (paper, bottles, cans, and other man-made waste) in excess of a full grocery bag.
4. Illicit pollution (~0.1%) – materials such as concrete, antifreeze, oil, paint, etc. that appear to have been intentionally dumped into the catch basin. Maintenance staff are directed to contact Environmental Enforcement when this issue is identified.
5. Other problems encountered included roots, construction, silt sacks, and no access to catch basin (grate could not be opened).

Upon review of the IMSPAR data, the City identified several potential changes for FY 06-07. In regards to cars on catch basins, the City will further evaluate how crews conduct follow up when this issue is identified in order to better understand to what extent parked cars are a barrier to cleaning. These data will be evaluated to see if they can be used as one of the factors in determining where future posted signage for street sweeping restrictions will occur. In regards to the "high debris" issue, the City will evaluate how to integrate the results of the IMSPAR report into scheduling additional inlet cleanings for FY 06-07 and subsequent years. While budget constraints are an important driver for defining the level of effort practicable, the IMSPAR report can focus City efforts in areas where additional inlet cleaning can be the most valuable.

In FY 05-06, ESD evaluated the proposal to employ hand held devices to collect data during catch basin cleaning and potentially other maintenance activities. With current budget and staffing constraints within DOT, employing hand held devices was not found to be feasible. The proposal will be re-evaluated in FY 07-08.

The City's DOT is exploring potential funding opportunities, including grants, for the purchase of additional vactor trucks in FY 06-07. The vactor trucks would be used for both sanitary and storm drain cleaning, and would increase the efficiency for a crew that currently has to conduct cleanings manually.

BMP Effectiveness
As part of the annual review process, the City of San José reviews and evaluates the effectiveness of its BMPs in reducing pollutants in stormwater and eliminating illicit discharges. BMP effectiveness is evaluated using staff feedback gathered from training sessions. See *5.B PSR Program Evaluation, BMP Effectiveness Review* for results.

6.C SDO Response to Water Board Comments

No comments received from Water Board on this Program Element.

6.D SDO Summary Tables / Additional Information

FY 05-06 Storm Inlet Cleaning Program Problem Area Data

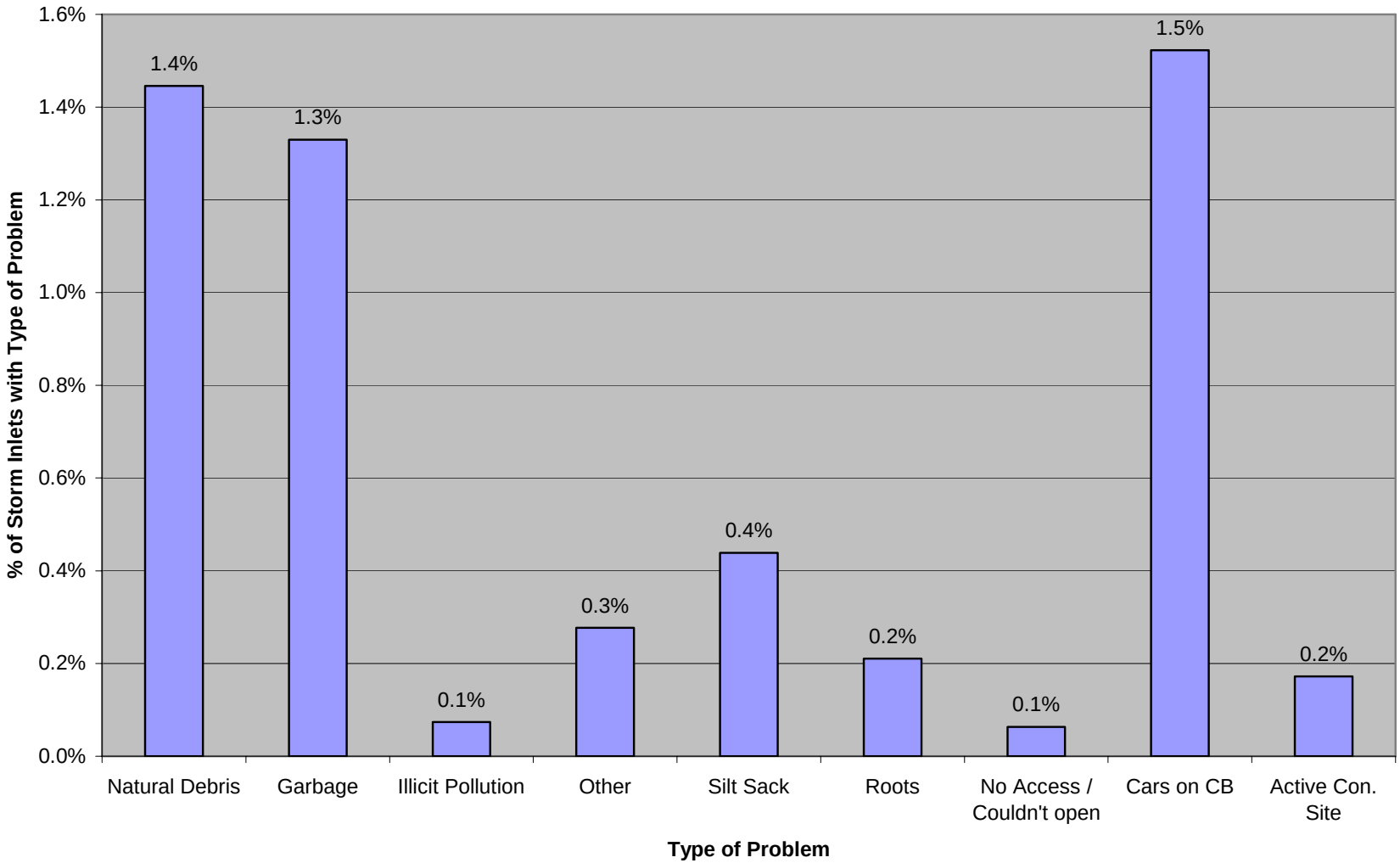

036923

This page intentionally left blank.

7. WUOM: Water Utilities Operations & Maintenance

7.A WUOM Work Plan Self Evaluation Matrix

ITEM NO.	ACTIVITY	COMPLIANCE DATE	FY 05-06 STATUS	RESPONSIBLE PARTY
WUOM 1	**Inventory of O&M Activities** The City of San José's Municipal Water System will conduct an inventory of all-key operations and maintenance activities, and identify routine and unplanned non-stormwater discharges from these activities. This inventory will be conducted every three years and evaluated at least once a year.			
WUOM 1.A	Review current procedures for operations and maintenance.	Annually	Done FY 05-06. The current procedures have been reviewed and no change is recommended at this time.	ESD-Muni
WUOM 1.B	Three-year update of list.	3/31/06 Every 3 years	Completed 3/06. Next inventory not due until 3/09. See Table 7.D: *Inventory of Potential Water Utility Discharges*	ESD-Muni
WUOM 2	**Implementation of WUPPP** The City of San José's Municipal Water System will implement the pollution control measures identified in the Water Utility Pollution Prevention Plan (WUPPP) to manage chlorine, biocides, and algaecides and prevent erosion and sedimentation.			
WUOM 2.A	Implement WUPPP/Report on activities	Ongoing	Done FY 05-06. WUPPP was implemented in 2000. Muni Water staff and their contractors comply with the BMPs and SOPs included in the WUPPP.	ESD-Muni
WUOM 3	**Staff Training and Contractor WUPPP Compliance** The City of San José's Municipal Water System will conduct annual training for municipal staff and coordinate WUPPP elements with water utility project planning, including WUPPP elements (BMPs, conditions, specifications, etc., in contract and services agreements).			
WUOM 3.A	Implement training program.	Annually, Q2	Done on December 8, 2005. See 13.D: *Municipal Employee Training Summary.*	ESD-Muni
WUOM 4	**WUPPP Effectiveness Evaluation** The City of San José's Municipal Water System will evaluate the effectiveness of the WUPPP annually. Maintain accurate documentation and revise the WUPPP as necessary.			
WUOM 4.A	Evaluation effectiveness of program.	Annually, Q4	Done FY 05-06. Muni Water has developed an evaluation program, which includes evaluating one of the SOPs annually. See 7.B: *WUOM Program Evaluation.*	ESD-Muni

7.B WUOM Program Evaluation

The City's Municipal Water System evaluation process consists of reviewing one SOP or BMP from start to finish on an annual basis. This effort is combined with a training program in which Muni Water staff creates a training video of the SOP or BMP being reviewed. Staff and others involved in the process then view the video for training. The paperwork process (checklist for that BMP) is discussed and then the forum is opened up for discussion. Individuals who perform the activity share their thoughts on what works and what does not work. The facilitator (typically, a designated supervisor) writes down the comments and suggestions. When appropriate, the SOP or BMP is revised to incorporate the results of the discussion.

For FY 05-06, Muni Water conducted an evaluation of the SOP for hydrant flushing. This evaluation took place in December 2005. A training video was made in accordance with the SOP outlined in the "Water Utility Operation and Maintenance Discharge Pollution Prevention Plan." Staff and a responsible representative of Muni Water's contractor attended the training session and viewed the video. After viewing the video, staff discussed the pros and cons of the procedure. Staff found the procedures to be satisfactory and effective for meeting the goals of the URMP. No changes were recommended at this time.

Contractor performance for Muni Water is monitored by staff inspection. If the contractor fails to follow BMPs, the Muni Water inspector on the job will notify the contractor. In addition, Muni Water may receive complaints from other parties; however, this is not typical since the inspector usually resolves issues right away.

7.C WUOM Response to Water Board Comments

No comments received from Water Board on this Program Element.

7.D WUOM Summary Tables / Additional Information

Inventory of Potential Water Utility Discharges

This inventory is performed by the Municipal Water System Division at least once every three years, as required by the Water Utility O&M Discharge Performance Standard. It is modeled on the Santa Clara Valley Urban Runoff Pollution Prevention Program's model inventory. A separate inventory is performed in each service zone (North S.J., Evergreen, Edenvale, Coyote, South Bay Water Recycling). Not all discharge and information categories will apply (such as raw water discharges and the locations of hydrant flushing). For additional guidance on completing this inventory, see the inventory given in Appendix C-1 of the San Jose Water Municipal Utility Operation and Maintenance Discharge Pollution Prevention Plan.

Discharge Activity	Discharge Location	Estimated Quantity	Estimated Rate (G.P.M.)	Estimated Frequency (per year)	Planned / Unplanned	Known Chemical Additives
SJMWS – COYOTE						
I. Un-Treated Groundwater						
1.Hydrant flushing	Throughout System	12,000 gal	1000	Every 3 years	Planned	None
2.Fire flow testing	N/A					
3.Main line breaks	System	Varies	Varies	Varies	Unplanned	None
4.Service line breaks	System	Varies	Varies	Varies	Unplanned	None
5.Reservoir tank cleaning	Reservoir Site	58,000 gal	240	Every 5 years	Planned	None
6.Reservoir tank draining	N/A					
7. Sheared hydrants	N/A					
8. Meter testing in the field	N/A					
9. Backflow testing	N/A					
10. Pump station operation discharge	N/A					

Discharge Activity	Discharge Location	Estimated Quantity	Estimated Rate (g.p.m.)	Estimated Frequency (per year)	Planned / Unplanned	Known Chemical Additives
11. Mainline cleaning (pigging)	N/A					
12. Exercising interconnection valves	N/A					
13. Blow offs	N/A					
14. Pressure release valve blow offs	N/A					
15. Air release valve blow offs	N/A					
16. Water quality sampling	Blanchard sampling site	100 gal	10	1 per month	planned	none
17. Facility landscape irrigation	N/A					
18. WTP filter bank inspection	N/A					
19. WTP filter turbidimeter	N/A					
20. WTP chlorine analyzer	N/A					
21. Elect. Generator cooling water	N/A					
22. Pumping out sumps, vaults, etc., for maintenance	N/A					
II. Raw (untreated) Water						
1. In stream recharge program	N/A					
2. Pipeline modification or maintenance	N/A					
3. Meter testing facility	N/A					
4. Percolation ponds maint. activities	N/A					
III. Groundwater						
1. Artesioning wells	N/A					
2. Well sampling	Well Sites 21,22,23	54,000 gal	1200 gpm	once per year/varies	Planned	none
3. Well rehabilitation/ maintenance	Well Sites	7.2 MG	2500	One time only	Planned	none
4. Well first-flush-to-waste cycle at startup	Well Sites 21,22,23	4500 gal	1500 gpm	Varies 1/3 days	Planned	none
5. Well chlorination (disinfection) and flushing	N/A					
6. Well destruction	N/A					
7. Excavation dewatering	N/A					
IV. NON-POTABLE						

Discharge Activity	Discharge Location	Estimated Quantity	Estimated Rate (g.p.m.)	Estimated Frequency (per year)	Planned / Unplanned	Known Chemical Additives
1. Main line breaks	N/A					
2. Service line breaks	N/A					
6. Mainline cleaning (pigging)	N/A					
7. Pump station operation discharges	N/A					
9. Blow offs	N/A					
10. Air release valve blow offs	N/A					
VI. Other						
1. Dust Control	N/A					
2. Excessive landscape irrigation	N/A					
South Bay Water Recycling						
V. Recycled (reclaimed) Water						
1. Main line breaks	System	Varies	Varies	Varies	Unplanned	Chlorine
2. Service line breaks	System	Varies	Varies	Varies	Unplanned	Chlorine
3. Reservoir tank overflow	N/A					
4. Meter testing in the field	Various	1000 gal	100	Every 2 years	Planned	Chlorine
5. Backflow testing						
6. Mainline cleaning (pigging)						
7. Pump station operation discharge						
8. Blow offs						
SJMWS - EDENVALE						
I. Un-Treated Groundwater						
1.Hydrant flushing	Throughout System	400,000 gal	1000	Every 3 years	Planned	None
2.Fire flow testing	Varies	50,000 gal	5000	As required	Planned	None
3.Main line breaks	System	Varies	Varies	Varies	Unplanned	None
4.Service line breaks	System	Varies	Varies	Varies	Unplanned	None
5.Reservoir tank cleaning	Reservoir Site	58,000 gal	240	Every 5 years	Planned	None

Discharge Activity	Discharge Location	Estimated Quantity	Estimated Rate (g.p.m.)	Estimated Frequency (per year)	Planned / Unplanned	Known Chemical Additives
6.Reservoir tank draining	N/A					
7.Sheared hydrants	N/A					
8.Meter testing in the field	Various	1000 gal	100	Every two years	Planned	None
9.Backflow testing	N/A					
10.Pump station operation discharge	N/A					
11.Mainline cleaning (pigging)	N/A					
12.Exercising interconnection valves	N/A					
13.Blow offs	N/A					
14.Pressure release valve blow offs	N/A					
15.Air release valve blow offs	N/A					
16.Water quality sampling	Various	50 gal	10	2/week	Planned	None
17.Facility landscape irrigation	N/A					
18.WTP filter bank inspection	N/A					
19.WTP filter turbidimeter	N/A					
20.WTP chlorine analyzer	N/A					
21.Elect. Generator cooling water	N/A					
22.Pumping out sumps, vaults, etc., for maintenance	N/A					
II. Raw (untreated) Water						
1.In stream recharge program	N/A					
2.Pipeline modification or maintenance	N/A					
3.Meter testing facility	N/A					
4.Percolation ponds maint. activities	N/A					
III. Groundwater						
1.Artesioning wells	N/A					
2.Well sampling	Well Sites 11,12,13	154,000 gal	1200 gpm	once a year/varies	Planned	none
3.Well rehabilitation/ maintenance	N/A					

Discharge Activity	Discharge Location	Estimated Quantity	Estimated Rate (G.P.M.)	Estimated Frequency (per year)	Planned / Unplanned	Known Chemical Additives
4. Well first-flush-to-waste cycle at startup	Well Sites 11,12,13	4,500 gal	1500 gpm	Varies 1/3 days	Planned	none
5. Well chlorination (disinfection) and flushing	N/A					
6. Well destruction	N/A					
7. Excavation dewatering	N/A					
IV. Non Potable						
1. Main line breaks	N/A					
2. Service line breaks	N/A					
6. Mainline cleaning (pigging)	N/A					
7. Pump station operation discharges	N/A					
9. Blow offs	N/A					
10. Air release valve blow offs	N/A					
VI. Other						
1. Dust Control	N/A					
2. Excessive landscape irrigation	N/A					
SJMWS - EVERGREEN						
I. Treated Water						
1. Hydrant flushing	Throughout System	10 MG	1000	Every 3 years	Planned	Fluoride/ Chloramines
2. Fire flow testing	Varies	30,000 gal	3000	1-3 years	Planned	Fluoride/ Chloramines
3. Main line breaks	System	Varies	Varies	Varies	Unplanned	Fluoride/ Chloramine
4. Service line breaks	System	Varies	Varies	Varies	Unplanned	Fluoride/ Chloramines
5. Reservoir tank cleaning	13 Sites	.74 MG	240	Every 5 years	Planned	Fluoride/ Chloramines
6. Reservoir tank draining	N/A					

Discharge Activity	Discharge Location	Estimated Quantity	Estimated Rate (G.P.M.)	Estimated Frequency (per year)	Planned / Unplanned	Known Chemical Additives
7. Sheared hydrants	N/A					
8. Meter testing in the field	Various	0.5 MG	100	Every two years	Planned	Fluoride/ Chloramines
9. Backflow testing	N/A					
10. Pump station operation discharge	N/A					
11. Mainline cleaning (pigging)	N/A					
12. Exercising interconnection valves	N/A					
13. Blow offs	N/A					
14. Pressure release valve blow offs	N/A					
15. Air release valve blow offs	N/A					
16. Water quality sampling	Various	1,150 gal	10	23 per week	Planned	Fluoride/ Chloramine
17. Facility landscape irrigation	7 Sites	1,400 gal	10	Once per week	Planned	Fluoride / Chloramines
18. WTP filter bank inspection	N/A					
19. WTP filter turbidimeter	N/A					
20. WTP chlorine analyzer	N/A					
21. Elect. Generator cooling water	N/A					
22. Pumping out sumps, vaults, etc., for maintenance	N/A					
II. Raw (untreated) Water						
1. In stream recharge program	N/A					
2. Pipeline modification or maintenance	N/A					
3. Meter testing facility	N/A					
4. Percolation ponds maint. activities	N/A					
III. Groundwater						
1. Artesioning wells	N/A	Discharge only as shown below				
2. Well sampling	Loupe Tuers 2,3,4,5	90,000 gal	1500	once a year/varies	Planned	none

Discharge Activity	Discharge Location	Estimated Quantity	Estimated Rate (G.P.M.)	Estimated Frequency (per year)	Planned / Unplanned	Known Chemical Additives
3. Well rehabilitation/ maintenance	None					
4. Well first-flush-to-waste cycle at startup	Loupe Tuers 2,3,4,5	4,500 gal	1500 gpm	As needed	Unplanned emergency	none
5. Well chlorination (disinfection) and flushing	N/A					
6. Well destruction	N/A					
7 Excavation dewatering	N/A					
IV. Non Potable						
1. Main line breaks	N/A					
2. Service line breaks	N/A					
6. Mainline cleaning (pigging)	N/A					
7. Pump station operation discharges	N/A					
9. Blow offs	N/A					
10. Air release valve blow offs	N/A					
VI. Other						
1. Dust Control	N/A					
2. Excessive landscape irrigation	N/A					
SJMWS – NORTH SAN JOSE/ALVISO						
I. Treated Water						
1. Hydrant flushing	Throughout System	3 MG	1000	Every 3 years	Planned	Fluoride/ Chloramines
2. Fire flow testing	Varies	75,000 gal	5000	1-3 years	Planned	Fluoride/ Chloramines
3. Main line breaks	System	Varies	Varies	Varies	Unplanned	Fluoride/ Chloramines
4. Service line breaks	System	Varies	Varies	Varies	Unplanned	Fluoride/ Chloramines
5. Reservoir tank cleaning	Reservoir Sites	115,000 gal	240	Every 5 years	Planned	Fluoride/ Chloramines
6. Reservoir tank draining	N/A					
7. Sheared hydrants	N/A					

Discharge Activity	Discharge Location	Estimated Quantity	Estimated Rate (g.p.m.)	Estimated Frequency (per year)	Planned / Unplanned	Known Chemical Additives
8. Meter testing in the field	Various	1000 gal	100	Every two years	Planned	Fluoride/ Chloramines
9. Backflow testing	N/A					
10. Pump station operation discharge	N/A					
11. Mainline cleaning (pigging)	N/A					
12. Exercising interconnection valves	N/A					
13. Blow offs	N/A					
14. Pressure release valve blow offs	N/A					
15. Air release valve blow offs	N/A					
16. Water quality sampling	Various	200 gal	10	4 per week	Planned	Fluoride/ Chloramines
17. Facility landscape irrigation	Trimble	200 gal	10	Once per week	Planned	Fluoride/ Chloramines
18. WTP filter bank inspection	N/A					
19. WTP filter turbidimeter	N/A					
20. WTP chlorine analyzer	N/A					
21. Elect. Generator cooling water	N/A					
22. Pumping out sumps, vaults, etc., for maintenance	N/A					
II. Raw (untreated) Water						
1. In stream recharge program	N/A					
2. Pipeline modification or maintenance	N/A					
3. Meter testing facility	N/A					
4. Percolation ponds maint. activities	N/A					
III. Groundwater						
1.Artesioning wells	NSJ Wells 1,2	unkown	unkown	unkown	Unplanned	
2.Well sampling	NSJ Wells 1,2,3,4	90,000 gal	1000	Once a year	Planned	none
3.Well rehabilitation/ maintenance	N/A					
4.Well first-flush-to-waste cycle at startup	NSJ Wells 1,2,3,4	4,500 gal	1500	As needed	Unplanned	none

Discharge Activity	Discharge Location	Estimated Quantity	Estimated Rate (g.p.m.)	Estimated Frequency (per year)	Planned / Unplanned	Known Chemical Additives
					emergrency	
5. Well chlorination (disinfection) and flushing	N/A					
6. Well destruction	N/A					
7 Excavation dewatering	N/A					
IV. NON-POTABLE						
1. Main line breaks	N/A					
2. Service line breaks	N/A					
6. Mainline cleaning (pigging)	N/A					
7. Pump station operation discharges	N/A					
9. Blow offs	N/A					
10. Air release valve blow offs	N/A					
VI. Other						
1. Dust Control	N/A					
2. Excessive landscape irrigation	N/A					

8. PM: Pesticide Management

8.A PM Work Plan Self Evaluation Matrix

ITEM NO.	ACTIVITY	COMPLIANCE DATE	FY 05-06 STATUS	RESPONSIBLE PARTY
PM 1	**Integrated Pest Management** The City will adopt an Integrated Pest Management (IPM) policy and/or ordinance requiring use of IPM techniques in the agency's operations; and, minimization of pesticide use, particularly organophosphate and copper-based pesticides, by agency staff and contractors.			
PM 1.A	Develop a City IPM policy for inclusion in Pesticide Management Plan.	Done FY 02-03	Done FY 02-03.	ESD
PM 2	**Pesticide Management Plan** The City will develop and implement a Pesticide Management Plan with the goals of minimizing pesticide use and reducing the amount of pesticides in stormwater and landscape runoff to the maximum extent practicable.			
PM 2.A	Draft a City of San José Pesticide Management Plan.	Done FY 01-02	Done FY 01-02.	ESD
PM 2.B	Publish City Pesticide Management Plan in URMP.	Done FY 01-02	Done FY 01-02.	ESD
PM 3	**IPM SOPs and BMPs** The City will develop and implement standard operating procedures (SOPs) and best management practices (BMPs) for implementing the IPM Policy			
PM 3.A	Develop SOPs and BMPs for implementing IPM policy with provisions that will reduce water quality impacts from pesticide use.	Done FY 01-02	Done FY 01-02.	GS, DOT, ESD
PM 3.B	For each type of pest problem identified, seek model SOPs and BMPs from published literature.	Done FY 01-02	Done FY 01-02.	GS, DOT, ESD
PM 3.C	Incorporate or develop appropriate IPM measures into City SOPs and BMPs.	Done FY 02-03	Done FY 02-03.	GS, DOT, ESD
PM 3.D	Update City URMP to incorporate model Pest Management Performance Standard, including description of legal authority (IPM policy and contract language), work plan elements, BMPs, and SOPs needed for implementation.	Done FY 02-03	Done FY 02-03.	ESD
PM 3.E	Review and update City SOPs and BMPs as appropriate.	As Needed	The Pesticide Management Committee determined that no updates were required for FY 05-06.	GS, DOT, ESD, PRNS
PM 4	City Employee Training The City will ensure that employees receive pest management training by implementing the following: 1. Employees who apply pesticides for the City will obtain the appropriate training as required by County Agricultural Commissioner and State Department of Pesticide Regulation (DPR); 2. Employees within departments responsible for pesticide application will receive annual training on appropriate portions of City IPM Policy, SOPs, and BMPs, and latest IPM techniques; 3. Employees who are not authorized to apply pesticides will be annually trained not to use over-the-counter pesticides at workplace, consistent with IPM Policy. 4. Annual internal outreach will be conducted to employees, who do not necessarily purchase or apply pesticides during their course of work, on less toxic pest			

ITEM NO.	ACTIVITY	COMPLIANCE DATE	FY 05-06 STATUS	RESPONSIBLE PARTY
	control and to encourage employees to use IPM techniques away from work.			
PM 4.A	Ensure that employees who apply pesticides for the agency obtain appropriate training required by County Agricultural Commissioner and State Department of Pesticide Regulation.	Annually	Done FY 05-06. DOT, GS, and PRNS staff received safety training in January 2006 on the specific pesticides used during the course of their work. Training meets State DPR requirements. Additional training is done throughout the year for new employees prior to using pesticides or if new pesticides, which were not covered in the annual training, are introduced. Training is provided annually. See 13.D: *Municipal Employee Training Summary* for summary of attendance.	GS, DOT, PRNS
PM 4.B	Provide annual training on IPM Policy, SOPs, and BMPs, and latest IPM techniques to employees within departments responsible for pesticide application.	Annually	Done FY 05-06. Training for DOT, GS and PRNS staff was held in January 2006. Training topics included safety, City IPM Policy, SOPs, and BMPs, and IPM techniques. This message was also communicated in the SWPPP, PSR/SDO, and RPW municipal compliance trainings. See 13.D: *Municipal Employee Training Summary* for summary of attendance.	GS, DOT, ESD, PRNS
PM 4.C	Annually inform employees who are not authorized /trained to apply pesticides not to use over-the-counter pesticides at the workplace, consistent with IPM Policy.	Ongoing	Done FY 05-06 and ongoing. Notification that untrained staff members are not to utilize over-the-counter pesticides in the workplace was provided at the training and in a May 2006 staff notice.	GS, DOT, ESD, PRNS
PM 4.D	**Monitoring Mechanism I.B.1.** Document and evaluate effectiveness of staff training conducted each year in annual report.	Annually	Done FY 05-06. The training required for certificates and licenses is reviewed and approved for Continuing Education Units (CEUs) by the Department of Pesticide Regulation (DPR) – this ensures it is valuable and effective for applicators. In FY 05-06, an evaluation/survey for class participants was used for IPM training conducted in January 2006. The results were compiled and will be used to implement improvements for the next training. See 8.B: *PM Program Evaluation* for a summary of evaluation results.	GS, DOT, ESD, PRNS
PM 4.D.1	Update class evaluation/survey for IPM training classes conducted by City staff.	As Needed	Done FY 05-06. The appropriate updates were made to the evaluation form to reflect content of training.	GS, DOT, ESD, PRNS
PM 4.E	Public Education and Outreach Task II.A.14 Conduct internal outreach on less toxic pest control to employees who do not necessarily purchase or apply pesticides during the course of their work (to encourage employees to use IPM techniques away from work).	Annually	Done FY 05-06. The January issue of the *ESD Connections* newsletter featured an article on IPM.	ESD
PM 5	**Contractor Pesticide Management Requirements** The City will develop and implement a process to ensure that contractors employed to conduct pest control and pesticide application on municipal property engage in			

ITEM NO.	ACTIVITY	COMPLIANCE DATE	FY 05-06 STATUS	RESPONSIBLE PARTY
	pest control methods consistent with City IPM Policy. Specifically, the City will require contractors to: ▪ follow City IPM policy, BMPs, and SOPs; ▪ provide evidence of current IPM training, when feasible ▪ provide documentation of pesticide use on City property to the City in a timely manner.			
PM 5.A	Ensure that contractors employed to conduct pest control/pesticide application on municipal property engage in methods consistent with City IPM policy.	Ongoing	Done FY 05-06 and ongoing. No new contracts were issued for structural pest control in FY 05-06. New Special Districts landscape contractors were provided with copies of the City IPM policy, SOPs, and BMPs. Meetings were held with new landscape contractors to ensure that they read and understood the content of the documents. Compliance is monitored by inspection and monthly reports.	GS, DOT, ESD, PRNS, PW, RDA
PM 5.B	Review and update a list of all contractors employed by the City who perform pesticide application work.	Annually	Done FY 05-06. The contractor list was updated and new information fields were added to record information regarding contract term.	GS, DOT, ESD, PRNS, PW, RDA
PM 5.C	Implement a procedure to provide to each contractor a copy of the City's IPM policy.	Done FY 02-03	Done FY 02-03.	GS, DOT, ESD, PRNS, PW
PM 5.D	City will supply copies of pest specific BMPs and SOPs to contractors. Contractors will self certify their compliance with the City SOPs and BMPs.	Ongoing	Done FY 05-06 and ongoing. DOT Special Districts held a meeting with all new contractors to review IPM policy and relevant SOPs and BMPs. Contractors signed a statement certifying that they have read, understood, and agree to follow City SOPs. General Services likewise held meetings with both structural pest control service providers.	GS, DOT, ESD
PM 5.E	Require through contract specifications that PCOs contracted for municipal applications use pest control methods consistent with City's IPM Policy. Specifically, require contractors to: a) follow City IPM policy, BMPs and SOPs; b) provide evidence of current IPM training, when feasible; and c) provide documentation of pesticide use on City property to the City in a timely manner.	Ongoing	Done FY 05-06 and ongoing. The standard contract language was approved and distributed to contract managers for inclusion in future contracts. DOT Special Districts solicitation released included requirements for compliance with IPM policy, BMPs and SOPs, and reporting.	GS
PM 5.E.1	City will develop standard content for PCO contracts.	Done FY 04-05	Done 04-05.	GS, DOT, ESD, PRNS
PM 5.E.2	City will implement standard content for PCO contracts.	FY 05-06	Done FY 05-06 and ongoing. DOT Special Districts solicitation released included requirements for compliance with IPM policy, BMPs and SOPs, and reporting.	GS, DOT, ESD, PRNS
PM 5.F	Invite contractors to participate in City training sessions on pesticide management.	FY 05-06 Ongoing	Done FY 05-06 and ongoing. DOT Special Districts contractors were invited to participate in the City training by way of an announcement included in the RFQ. The City's structural pest control service provider was invited and participated in the training, offering a presentation on new pesticide regulations of relevance to applicators.	GS, DOT, PRNS

ITEM NO.	ACTIVITY	COMPLIANCE DATE	FY 05-06 STATUS	RESPONSIBLE PARTY
PM 5.G	**Monitoring Mechanism III.A.1.** Document number of PCOs receiving presentations and/or training on pesticide use by PCOs on municipal property.	Annually	Done FY 05-06. In FY 05-06, the City's primary PCO for facilities attended the City's Annual Training. The PCO provides training to staff on a regular basis. An outside trainer provided training twice this year and monthly internal staff trainings were held.	GS, ESD
PM 6	**Pesticide Management Outreach** The City will identify in annual work plan outreach activities it will conduct consistent with Program Pesticide Management Plan. Work plan elements will address outreach to residential and commercial pesticide users, pesticide retailers, and special districts. Information will be provided on less-toxic pest control practices, proper disposal of pesticides, and the City's own IPM practices, as applicable.			
PM 6.A	Increase awareness of target audiences regarding proper pesticide use, disposal methods, water quality impacts, and less toxic pest management messages. Target audiences include commercial and residential pesticide users, pesticide retailers, municipal employees, and special districts.	Ongoing	Done FY 05-06 and ongoing. The City participates in the Our Water Our World campaign, and the Program's Watershed Watch campaign. Both campaigns deliver IPM messages. In addition, the City published an article in the BOMA Byline newsletter with IPM information for businesses. See 14.D*: PIP Activities* for more details.	ESD
PM 6.B	Prepare IPM stories and press releases to local media.	As Needed	Done FY 05-06 and ongoing. OWOW ads were placed in multiple publications. See 14.D*: PIP Activities* for details.	ESD
PM 6.C	In conjunction with Program, City will provide information on less toxic pest control (e.g., IPM techniques, municipal IPM policies, model contract language, training opportunities, etc.) to neighboring special districts (e.g., VTA, sanitary and utility districts, open space districts, vector control districts, and school districts) as appropriate.	As Needed	Done through Program. No activity in FY 05-06.	ESD
PM 6.D	Create and provide fact sheets and materials to pesticide retailers to facilitate point-of-purchase outreach to support IPM Store Partnership Program.	Ongoing	Done FY 05-06 through Program. See 14.D*: PIP Activities* for details.	ESD
PM 6.E	**Monitoring Mechanism:** Document or estimate numbers of residents reached by outreach efforts, including events, web promotion, municipal employee outreach, and media advertising. Monitor responses to outreach efforts by documenting calls to the Program's general and watershed campaign hotlines.	Annually	Done FY 05-06. See 14.D*: PIP Activities* for evaluation of outreach activities.	ESD
PM 6.F	**Monitoring Mechanism IV.A.1.** Document outreach efforts targeting businesses, recommended in the work plan, to be developed by the Program. Implement evaluation component of the work plan.	Annually	Done FY 05-06. See 14.D*: PIP Activities* and Program Annual Report for details.	ESD
PM 7	**HHW Pesticide Disposal** The City will coordinate with household hazardous waste (HHW) collection agencies to support, enhance, and help publicize programs for proper pesticide disposal.			
PM 7.A	Work with HHW collection agencies to support, enhance, and publicize programs for pesticide disposal.	Ongoing	Done FY 05-06. This work is done at the Program level. See Program Annual Report for details. The City did a	ESD

ITEM NO.	ACTIVITY	COMPLIANCE DATE	FY 05-06 STATUS	RESPONSIBLE PARTY
PM 7.B	Ensure that adequate pesticide disposal services exist for residents and conditionally exempt small quantity commercial generators.	Annually	Done FY 05-06. Adequate pesticide disposal services were available during FY 05-06. No customers were turned away and appointments were scheduled in a timely manner.	ESD
PM 7.C	Provide hazardous waste disposal information to residents, through distribution of materials (e.g., utility bill insert, city newsletter, community events, etc.) or advertising in local media.	Ongoing	Done FY 05-06 and ongoing. Hazardous waste disposal information is provided on the City's website along with a link to the Santa Clara County HHW Program's website. The City's Integrated Waste Management (IWM) outreach includes the Santa Clara County HHW Program's hotline.	ESD
PM 7.D	**Monitoring Mechanism V.A.1.** Document that HHW collection programs adequately serve residents and businesses and that exchange programs do not exchange organophosphate or banned pesticides.	Annually	Done FY 05-06. The Santa Clara County HHW Program served approximately 3% of the City's households in FY 05-06. There was no wait in order to schedule an appointment and no customers were turned away. The HHW Program does not exchange organophosphate or banned pesticides.	ESD
PM 8	**City Pesticide Use Tracking** The City will develop and implement a process for tracking pesticide use on municipally-owned property.			
PM 8.A	Develop and implement a pilot pesticide tracking process for Diazinon and Chlorpyriphos products.	Done FY 01-02	Done FY 01-02.	GS, DOT, ESD
PM 8.B	Track pesticide use on municipally owned property. Include reporting and justification for use of OP pesticides and BMPs employed during OP pesticide use.	Ongoing	Done FY 05-06 and ongoing. Neither the City nor its contractors purchased, used, or wrote recommendations for the use of OP pesticides on municipal property. Contracts for structural pest control include requirements for reporting and justification of use of OP pesticides and BMPs employed during OP pesticide use in the contract specifications.	GS, DOT, ESD
PM 8.B.1	Evaluate feasibility of implementing electronic data management system for pesticide use.	Done FY 04-05	Done FY 04-05.	GS, DOT, ESD
PM 8.B.2	Implement electronic data management system for tracking pesticide use on City property.	Done FY 04-05 and Ongoing	Done FY 05-06 and ongoing. A database was used to track pesticide use on municipal property by City staff and contractors.	GS, DOT, ESD
PM 8.C	**Monitoring Mechanism I.A.1.** Document completion of tasks in annual reports. Use pesticide tracking process to document pesticide use.	Annually	Done FY 05-06. Monthly pesticide use reports submitted by contractors were compiled and reviewed. See 8.B: *PM Program Evaluation.*	GS, DOT, ESD, PRNS, PW, RDA
PM 9	**City Pesticide Inventory Search** The City will conduct periodic Citywide search of its chemical inventory for pesticides no longer legal for application per EPA, State, and/or local requirements. These pesticides, if found, will be properly disposed pursuant to appropriate waste disposal regulations.			
PM 9.A	Conduct Citywide search of chemical storage areas for pesticides no longer legal for application per EPA, State, and/or local requirements. Properly dispose of any such pesticides pursuant to appropriate waste	Annually	Done FY 05-06. PRNS and DOT conducted search in June 2006. No expired pesticides were found.	GS,DOT, PRNS

ITEM NO.	ACTIVITY	COMPLIANCE DATE	FY 05-06 STATUS	RESPONSIBLE PARTY
	disposal regulations.			
PM 10	**Pesticide Management Plan / IPM Policy Review** As part of annual reporting process, the City will review and evaluate, with input from municipal staff, the effectiveness of its Pest Management Plan and IPM Policy in achieving the goals of the Plan to the maximum extent practicable.			
PM 10.A	Review and continuously improve goals, actions, and monitoring mechanisms of the work plan considering results of self-evaluations, comments from Water Board staff and other interested parties, and results of local performance review meetings, if any.	Annually	Done FY 05-06. See 8.B: *PM Program Evaluation.*	GS, DOT, ESD, PRNS, PW, RDA
PM 10.B	**Monitoring Mechanism IX.A.1.** Complete revised work plan that incorporates continuous improvement items, and report on completion of work plan tasks.	Annually	Done FY 05-06 (between 06-07 Work Plan and this Annual Report).	GS, DOT, ESD, PRNS, PW, RDA
PM 10.C	**Monitoring Mechanism VII.A.1.** Summarize types of pesticide reduction measures required (such as by conditions of approval) for new development and significant redevelopment projects, and percentage of new development/ significant redevelopment projects for which pesticide reduction measures were required. (Draft Permit Provision C.3.n.)	Annually	Done FY 05-06. See NRD 5.G in *Work Plan Self Evaluation Matrix*.	PW, RDA,ESD

8.B PM Program Evaluation

Integrated Pest Management

The City continues to apply current and new less toxic and non-chemical Integrated Pest Management (IPM) techniques to resolve municipal pest problems. FY 05-06 highlights include:

- PRNS staff continues to use mulch to help alleviate the need for pre-emergent herbicides and reduce water use.
- PRNS staff released wasps in select parks to control oak and tussock moths. The parks at which wasps were released did not experience a problem with the tussock moth, while in other parks serious tussock moth infestations occurred this year.
- DOT Special Districts initiated a pilot program to control gophers using traps rather than rodenticides. Initial results are positive, indicating that trapping is effectively reducing the gopher population. The pilot program will be evaluated for overall efficacy and cost effectiveness in FY 06-07.
- The City Arborist has adopted the practice of offering IPM solutions to the thousands of calls received each year regarding maintenance of street trees in front of privately owned property.
- The City Arborist is encouraging the use of a disease resistant hybrid palm tree in new Public Works projects as a substitute for the California Fan Palm, which is susceptible to pink rot and requires regular fungicide treatment.
- The City contracts with a PCO (Pest Control Operator) that takes an IPM approach when responding to calls for service for facilities. Inspection and monitoring are part of the service that takes place before pesticide use occurs. The PCO uses traps and baits as much as possible when pest control is required. Their practice is to contact City staff on affected sites and educate them on IPM practices and to discuss things that they can do to help prevent future pest infestation.

- In FY 06-07, the City will initiate an additional pilot program to further reduce reliance on chemical controls by using predators to control rodent populations in certain parklands. The program involves constructing owl boxes and placing them in the infested area to entice owls to establish habitat and prey upon the abundance of rodents.
- In FY 06-07, the City will initiate an additional pilot program to further reduce reliance on chemical controls by using a native grass seed mix to control star thistle weed along trails. Herbicides are typically used in the area proposed for the trail project. Funds have been identified to support both of these pilot programs, and possibly additional projects.

Green Business Certification

In FY 05-06, the City began the process of Green Business Certification for selected neighborhood parks. The Green Business Certification includes a pollution prevention element that includes Integrated Pest Management. Applicants must demonstrate practices such as appropriate plant selection and placement, landscaping to minimize waste, reduced pesticide and water use, etc. PRNS anticipates that the certification process will be completed in FY 06-07.

Awards

For the attention given to environmental stewardship on many levels, including the practice of IPM, the Los Lagos Municipal Golf Course and its Superintendent Alan Andreasen earned two awards this fiscal year. The Los Lagos Municipal Golf Course and Alan Andreasen were honored as the Golf Course Superintendents Association of America (GCSAA)/Golf Digest's National Public and Overall winners of the 2005 GCSAA/Golf Digest Environmental Leaders in Golf Awards. The second award bestowed was the 2005 Merit Award for Excellence in Turfgrass Management for Public Courses by the Golf Course Superintendents Association of Northern California.

IPM Conference

During FY 05-06, the City also accepted co-host responsibilities for the 3rd Annual Regional IPM Conference scheduled to take place in November 2006. Staff members from ESD, PRNS, GS, and DOT serve as members of the Planning and Organizing Committee, and as the Conference chair. The Planning and Organizing Committee began planning activities in March 2005. The IPM Conference will serve as a tool for educating staff and area contractors about relevant IPM issues and techniques.

Data Tracking

A database was developed and implemented in FY 04-05 to track pesticide use on municipal property by City staff and contractors and continues to be used. Comparative data for City applications and Golf Courses only are included in this report due to a few data collection challenges experienced in FY 05-06. In FY 05-06, reports from Special Districts contractors included data found to be erroneous. The problem was corrected and accurate data covering applications on municipal property from September 2005 through June 2006 was submitted and entered into the database. In addition, due to an unanticipated transition of primary PCO responsibilities, only incomplete data for pesticide applications at City Facilities is available. The data loss resulted because the City's primary PCO discontinued services with the City and did not deliver reports of pesticide use for the first three months of the fiscal year, and the new primary PCO required time to establish a data collection system adequate for the new volume of work. The City will continue to work with its contractors in FY 06-07 to resolve outstanding reporting and data issues, so that accurate comparative data will be available and analyzed in the future.

Pesticide Use

This section highlights changes in usage of certain pesticides applied by City staff and Golf Course management staff. The discussion focuses on the products used in largest quantities for City applications and Golf courses. City applications represent pesticide applications performed by Parks Maintenance staff and Department of Transportation crews. Highlights include:

- City applications of Surflan (oryzalin) increased sharply this year following a decrease in FY 04-05. FY 04-05's low numbers were mostly due to a temporary stoppage of Surflan manufacturing, and the FY 05-06 increase is partly due to resumed product availability. Surflan was also used in FY 05-06 as the replacement for Pendulum (pendimethalin) for certain weeds that Pendulum did not control. Additionally, the increase in Surflan usage is attributed to the increase in acreage managed during FY 05-06.
- City application of Karmex (diuron) decreased somewhat in FY 05-06 in response to concerns about its impact on water quality.
- Overall, applications of glyphosate (isopropylamine and monoammonium salt combined) decreased this year.

- City staff shifted to a greater dependence upon the Roundup Quickpro formulation in FY 05-06, which contains diquat dibromide, because it produces visible results more expediently than the Roundup Pro Dry formulation.
- Drive (quinclorac) was tested in City applications this year for the first time and was found to yield better results in lesser amounts than other products, and its active ingredient is deemed to have less impact on the environment.
- City applications of Gallery (isoxaben) increased this year. Gallery has been found to effectively break the germination cycle of the groundsel weed and therefore reduces the need for DOT crews to perform repeat treatments of the same area.

In FY 05-06, some notable changes occurred in pesticide applications at the City's three golf courses: Los Lagos, Rancho del Pueblo, and San Jose Municipal.

- Total golf course applications of Daconil Weather Stick (chlorothalonil) and Pentathlon (maneb), fungicides used to suppress Dollar Spot on the greens, decreased in FY 05-06. Los Lagos management staff used three curative applications of a combination of these products in FY 04-05 within the guidelines of the strict chemical application management plan of its contract with the City. In FY 05-06 Los Lagos did not see Dollar Spot disease pressure so no applications of the mixture were necessary, thus the reduction in use.
- Overall use of Fore (mancozeb) declined in FY 05-06, but applications were made near the end of the season this year at San Jose Municipal Golf Course to control rapid blight fungus.
- In FY 04-05 at Los Lagos, one curative application of PCNB, a fungicide used to suppress Microdocium patch (pink snow mold), was applied to select greens. The golf course did not exceed the established disease thresholds in FY 05-06, so no applications were necessary. The overall increased PCNB use at golf courses results from the need to control pink snow mold at Rancho del Pueblo and San Jose Municipal Golf Course in FY 05-06.
- Overall usage of glyphosate products increased slightly in FY 05-06, however a shift in product usage occurred. Round Up Pro Dry Formula (glyphosate, monoammonium salt) is a non-selective herbicide used to control weeds and weed grasses on various areas on the course. Usage at Los Lagos and Rancho del Pueblo courses decreased between FY 04-05 and FY 05-06. San Jose Municipal Golf Course increased use of the Round Up Pro Dry Formula and decreased its use of the liquid Round Up.
- Pentahydrate (copper sulfate) or copper sulfate crystals is used to treat irrigation and aesthetic lakes for algae. In FY 05-06, Los Lagos Golf Course began using microbial biological controls in lakes. This has lead to the elimination of this product, resulting in a drop in usage from FY 04-05. Occasional use of a copper-based algaecide at both Los Lagos and Rancho occur when algae become uncontrollable with the biological controls. San José Municipal used less copper sulfate because of prevailing weather conditions that delayed the algae burst until late in the season.

Training

In January 2006, City staff held its annual training for staff responsible for applying pesticides. Participants were given an evaluation form to complete. Of the 115 staff that participated in the training, 49 evaluations were completed and returned. Results of the completed evaluations are indicated below and will serve as a guide for improving the training next year.

- 88% thought that the training subjects taught are appropriate to their work;
- 81% thought the training adequately described the City's IPM policy;
- 87% thought that the BMPs/SOPs described match their work practices;
- 90% thought that the training adequately described the relationship of BMPs/SOPs to compliance with the City's Stormwater NPDES permit; and
- 85% thought that the training adequately explained how they, City staff, could help the City maintain compliance with the Stormwater NPDES permit.

8.C PM Response to Water Board Comments

No comments received from Water Board on this Program Element.

8.D PM Summary Tables / Additional Information

Active Ingredient Use Comparison: FY 04-05 & FY 05-06

ACTIVE INGREDIENT	FY 03-04 (LBS)	FY 04-05 (LBS)	FY 05-06 (LBS)	DIFFERENCE FY 04-05 TO FY 05-06	%CHANGE FY 04-05 TO FY 05-06*
CITY APPLICATIONS					
2,4-D, 2-Ethylhexyl Ester	13.85	0.00	74.24	74.24	100%
Aluminum Phosphide	0.10	0.00	0.00	0.00	0%
Carfentrazone-Ethyl	0.71	0.00	3.82	3.82	100%
Cyfluthrin	0.00	0.0002	0.0000	0.00	-100%
Dicamba	0.88	0.00	4.74	4.74	100%
Diquat Dibromide	6.60	0.40	3.79	3.39	848%
Diuron	424.00	874.19	408.00	-466.19	-53%
Ethephon	0.00	0.07	0.00	-0.07	-100%
Fluazifop-P-Butyl	0.00	0.12	0.00	-0.12	-100%
Glyphosate, Isopropylamine Salt	1857.16	1474.34	1225.22	-249.12	-17%
Glyphosate, Monoammonium Salt	0.00	22.82	130.30	107.48	471%
Halosulfuron	0.02	0.04	0.06	0.02	50%
Imidacloprid	0.00	0.23	0.00	-0.23	-100%
Isoxaben	73.31	178.59	275.87	97.28	54%
Mecoprop-P	3.51	0.00	18.82	18.82	100%
Metaldehyde	0.00	0.20	4.00	3.80	1900%
MSMA	0.95	0.00	0.00	0.00	0%
Nonanoic Acid	0.00	24.76	11.54	-13.22	-53%
Nonanoic Acid, Other Related	0.00	1.30	0.61	-0.69	-53%
Nonylphenoxy polyethoxy ethanols, isopropanol and fatty acids	29.81	0.00	0.00	0.00	0%
Oryzalin	112.95	86.29	1244.61	1158.32	1342%
Oxadiazon	82.18	59.14	97.94	38.80	66%
Pelargonic Acid	41.56	0.00	0.00	0.00	0%
Pendimethalin	1603.68	818.38	651.42	-166.96	-20%
Quinclorac	0.00	0.00	3.75	3.75	100%
Related Fatty Acids (C-6, C-12)	2.19	0.00	0.00	0.00	0%
Sethoxydim	3.35	0.00	0.00	0.00	0%
Triclopyr, Butoxyethyl Ester	20.57	2.13	0.00	-2.13	0%
Trifluralin	18.00	0.00	40.00	40.00	100%
GOLF COURSES					
2,4-D	0.00	21.88	0.00	-21.88	-100%
2,4-D, Dimethylamine Salt	0.39	0.00	1.55	1.55	100%

ACTIVE INGREDIENT	FY 03-04 (LBS)	FY 04-05 (LBS)	FY 05-06 (LBS)	DIFFERENCE FY 04-05 TO FY 05-06	%CHANGE FY 04-05 TO FY 05-06*
3,7-Dichloro-8-quinolinecarboxylic	0.70	0.00	0.00	0.00	0%
Acid Blue 9, Diammonium Salt	4.34	8.74	0.00	-8.74	-100%
Acid Yellow 23	0.44	0.00	0.00	0.00	0%
Azoxystrobin	3.13	1.63	1.50	-0.13	-8%
Chlorothalonil	0.00	462.53	60.07	-402.46	-87%
Clopyralid, Monoethanolamine Salt	0.00	0.16	0.00	-0.16	-100%
Clopyralid,Triethylamine Salt	0.00	18.00	22.46	4.46	25%
Copper	65.76	39.41	47.89	8.48	22%
Copper Carbonate, Basic	0.00	4.20	0.00	-4.20	-100%
Copper Ethanolamine Complexes, Mixed	0.00	20.89	2.71	-18.18	-87%
Copper Sulfate (Pentahydrate)	0.00	629.24	247.50	-381.74	-61%
Copper Sulfate (Basic)	0.00	0.00	0.50	0.50	100%
Deltamethrin	0.00	0.28	0.30	0.02	7%
Dicamba	0.00	2.06	0.14	-1.92	-93%
Dicamba, Dimethylamine Salt	0.04	0.00	0.00	0.00	0%
Diquat Dibromide	0.23	0.38	0.21	-0.17	-45%
Dithiopyr	3.61	32.30	26.00	-6.30	-20%
Floridone	1.00	0.00	0.00	0.00	0%
Fluazifop-P-Butyl	0.00	0.13	0.00	-0.13	-100%
Flutolanil	51.10	8.40	7.00	-1.40	-17%
Fosetyl-AL	0.00	16.80	17.60	0.80	5%
Glyphosate, Isopropylamine Salt	38.50	28.68	9.39	-19.29	-67%
Glyphosate, Monoammonium Salt	0.00	20.37	44.88	24.51	120%
Imidacloprid	0.00	0.90	0.00	-0.90	-100%
Iprodione	13.08	0.00	10.01	10.01	100%
Mancozeb	0.00	261.60	97.60	-164.00	-63%
Maneb	0.00	80.09	0.00	-80.09	-100%
MCPP	0.00	9.79	0.00	-9.79	-100%
MCPP, Dimethylamine Salt	0.10	0.00	0.41	0.41	100%
Oryzalin	0.00	2.35	0.00	-2.35	-100%
PCNB	54.00	110.15	160.89	50.74	46%
Pendimethalin	11.20	0.00	0.00	0.00	0%
Polyoxorim D Zinc Salt	0.69	0.00	0.00	0.00	0%
Propiconazole	270.57	5.21	2.60	-2.61	-50%
Pyraclostrobin	0.00	3.96	20.80	16.84	425%
Quinclorac	0.00	6.28	2.25	-4.03	-64%
Tartrazine	0.00	0.88	0.00	-0.88	-100%

ACTIVE INGREDIENT	FY 03-04 (LBS)	FY 04-05 (LBS)	FY 05-06 (LBS)	DIFFERENCE FY 04-05 TO FY 05-06	%CHANGE FY 04-05 TO FY 05-06*
Thiophanate-Methyl	29.27	23.45	0.00	-23.45	-100%
Triadimefon	0.00	0.00	0.71	0.71	100%
Triclopyr, Triethylamine Salt	0.00	50.00	62.40	12.40	25%
Trifloxystrobin	2.00	1.50	0.00	-1.50	-100%
Trimec	31.50	0.00	0.00	0.00	0%
Zinc Ion and Manganese Bisdithiocarbamate	160.80	0.00	0.00	0.00	0%

* % Change is left blank for active ingredients used in FY 05-06, but not in FY 04-05.

036945

This page intentionally left blank.

9. M: Mercury

9.A M Work Plan Self Evaluation Matrix

ITEM NO.	ACTIVITY	COMPLIANCE DATE	FY 05-06 STATUS	RESPONSIBLE PARTY
M 1	**Municipal Use of Mercury –Containing Products** The City will eliminate all unnecessary municipal use of mercury-containing products and establish proper disposal methods for products that cannot be eliminated.			
M 1.A	Implement SCVURPPP guidelines for mercury-containing products reduction and management. These guidelines include a schedule for the timely phase-out of mercury-containing products identified for virtual elimination as well as reporting requirements, possibly to track recycling, replacement, and reduction in use of mercury-containing products.	Ongoing	Done FY 05-06 and Ongoing. See 9.D: *Mercury-Containing Product Management Practices* for a listing of the City's management strategies. In FY 05-06, the City modified the Program's "Got Bulbs?" poster to include City-specific practices, and distributed them to all City facilities that have their fluorescent bulbs maintained by the City's General Services Department. The poster reminds staff not to dispose of them in the trash, and how to handle, store, and manage spent bulbs.	ESD, GS
M 1.A.1	Collect and dispose of mercury-containing lamps generated in City-owned facilities	Ongoing	Done FY 05-06 and Ongoing. The City purchases, almost exclusively, low mercury fluorescent lamps. The City recycled more than 9,100 feet of mercury-containing lamps in FY 05-06 through its Lamp Recycling Program.	GS, ESD
M 1.A.2	Identify other mercury-containing products for virtual elimination, phase-out and/or proper disposal.	Annually, As Needed	Done FY 05-06. The City phased out the use of its lamp crusher for the disposal of low-pressure sodium lamps. These lamps do not contain mercury, but they are a Universal Waste, so they are recycled accordingly. The elimination of the crusher removes the potential for mercury-containing lamps to be accidentally crushed and disposed of improperly. See 9.D: *Mercury Containing Product Management Practices* for a listing of actions the City is taking.	ESD, GS
M 1.B	Monitoring Mechanism I. Document completion of tasks in annual reports. Use mercury-containing product reporting guidelines.	Annually	Done FY 05-06. See 9.D*: Mercury Containing Product Management Practices* for a summary of management options identified and/or implemented to date.	ESD
M 2	**Household Hazardous Waste Collection** The City will provide mercury-containing product disposal services through household hazardous waste (HHW) collection programs for residents and small businesses, and encourage use of these programs.			
M 2.A	Provide mercury-containing products disposal services for residents and small businesses.	Ongoing	Done FY 05-06 and Ongoing. The City supports the County of Santa Clara Department of Environmental Health's (DEH) Household and Small Business Hazardous Waste program, and the in-store take-back program for Universal Wastes. County DEH hosts weekly household and small business	ESD-IWM

ITEM NO.	ACTIVITY	COMPLIANCE DATE	FY 05-06 STATUS	RESPONSIBLE PARTY
			hazardous waste collection events. This service is provided to residents and small businesses in the county to collect and properly dispose of hazardous wastes, including mercury-containing products. In FY 05-06 this program provided service for 24,985 residents and 435 small businesses including local governments, Goodwill Industries and the Salvation Army. In FY 05-06, the County HHW Program provided service for 9,785 households in San José, roughly 3% of the City's total households. County-wide, the program collected 51,050 pounds of household batteries (more than double last year's total), and 425 pounds of elemental mercury (up from 155 pounds last FY). See County Annual Report for details.	
M 2.B	Work with Program and HHW collection agencies to develop and help publicize fluorescent light recycling program.	Ongoing	Done FY 05-06 and ongoing. The City supports the County of Santa Clara Department of Environmental Health's (DEH) Household and Small Business Hazardous Waste Program. In FY 05-06 the County collected 277,000 feet (67,943 pounds) of lamps. This is a marked increase from last FY's 166,000 feet (41,597 pounds) total. The City and the Program also worked with the County to assist with the implementation of its Universal Waste Grant. The Program developed and implemented the "Got Bulbs?" media campaign designed to encourage residents to take their spent fluorescent lamps to any of 18 drop-off locations funded by the Universal Waste grant. In FY 05-06, the five stores in San José collected an estimated total of 61,000 feet of lamps, up from 17,591 feet in FY 04-05. Also, 5,065 pounds of batteries were collected at the four battery collection stores in San José.	ESD, Program
M 3	**Monitoring and Science** The City will participate in coordinated monitoring efforts to support mercury TMDL development and implementation, including assessment of air pollution sources of mercury and concentrations of mercury in sediment.			
M 3.A	Continue financial support of the Regional Monitoring Program (RMP), including the Mercury Deposition Network Pilot Study. Continue to actively participate in the RMP steering committee and technical review committee.	Ongoing	Done FY 05-06 and ongoing. The City continues to support the RMP financially and through in-kind services operating the Mercury Deposition Network station #CA76. (see M 3.B)	ESD
M 3.B	The City of San José will continue to provide in-kind services for the maintenance of the Mercury Deposition Network site near San José.	12/31/2005	Done and ongoing. The City has operated and maintained the National Mercury Deposition Network site #CA72 since January 2000. The City collects samples, records data, and sends both to the national MDN contract laboratory for analysis. The City also sends records to SFEI for	ESD

ITEM NO.	ACTIVITY	COMPLIANCE DATE	FY 05-06 STATUS	RESPONSIBLE PARTY
			inclusion in SF Bay RMP analyses. Weekly sample collection and data reporting is scheduled to continue at this time. Information on the National MDN program (including pictures of collection apparatus) is found at: http://nadp.sws.uiuc.edu/mdn/. The City chose to continue this activity beyond the December 2005 compliance date, and is evaluating whether to continue into FY 06-07 and beyond.	
M 4	**Regional, State, and Federal Coordination** Actively participate in regional, state, and federal coordination efforts to achieve a reduction in the amount of mercury in urban runoff and air emissions.			
M 4.A	Collaborate in technical studies to support TMDL development and implementation including the Santa Clara Basin WMI Guadalupe River Mercury TMDL Workgroup, RMP, and the CEP.	Ongoing	Done FY 05-06 and ongoing. The City participates in and supports programs to reduce mercury in stormwater runoff and air emissions, including the San Francisco Bay Regional Monitoring Program, National Mercury Deposition Network, AB 982 TMDL Public Advisory Group, WMI Guadalupe River Mercury TMDL Workgroup, and the Clean Estuary Partnership.	ESD
M 4.B	Support and participate in WMI Watershed Action Plan implementation.	Ongoing	Done FY 05-06 and ongoing. The Watershed Management Initiative (WMI) continues to work on implementing the Watershed Action Plan, through the actions of its subgroups and cooperative efforts with other collaborative groups, such as the Water Resources Protection Collaborative, the Habitat Conservation Plan, and the Fisheries and Aquatic Habitat Conservation Effort.	ESD
M 5	**Public Education and Outreach** Increase awareness of proper disposal of mercury-containing products and available non-mercury containing alternatives. Target audiences include residential, commercial, and industrial users and municipal employees.			
M 5.A	Coordinate with Program and HHW collection agencies to develop and implement a mercury-containing product outreach program to educate selected target audience and encourage proper use and disposal of mercury-containing products.	Ongoing	Done FY 05-06 and ongoing. The Program posted mercury-related information for residents on the watershedwatch.net website. See Program Annual Report for details. Mercury and Household Hazardous Waste messages were also included at the Home Show event. See 14.D: *PIP Activities.* City staff attended meetings of the Regional Universal Waste workgroup. This informal group of Stormwater, Solid and Hazardous Waste agencies discussed strategies for handling universal waste collection, funding, outreach and education.	ESD, Program, County HHW
M 5.B	Coordinate with municipal inspectors to integrate mercury outreach to industrial businesses into their existing routine pretreatment, source control, and/or	Ongoing	Done FY 05-06 and ongoing. Information on the proper handling and disposal of mercury-containing products was presented to industrial businesses attending the Industrial	ESD

ITEM NO.	ACTIVITY	COMPLIANCE DATE	FY 05-06 STATUS	RESPONSIBLE PARTY
	hazardous materials inspection processes.		Users Academy. (See 14.D: *PIP Activities*) Copies of the County's Universal Waste brochure for Businesses was available to Inspectors for distribution as needed. The City originally intended to produce the DTSC fact sheet on Universal Waste, but the County's piece was more than sufficient.	
M 5.C	Attend community events and distribute outreach materials. (See Attachment A: Outreach Activities Summary)	Ongoing	Done FY 05-06 and Ongoing. Messages regarding proper disposal of fluorescent tubes is included whenever the Household Hazardous Waste program is promoted, e.g. the Home Show. See 14.D: *PIP Activities* for details.	ESD
M 5.D	**Monitoring Mechanism V.B.** document and evaluate each outreach activity, including the target audience and number of residents and/or businesses reached.	Annually	See Program report and 14.D: *PIP Activities* for evaluation of outreach activities.	ESD, Program

9.B M Program Evaluation

Mercury-containing lamps continue to be the focus of City efforts to reduce the impact of mercury from City operations. The City purchases and encourages the use of low mercury fluorescent lamps in City facilities. The City recycled more than 9,100 feet of mercury-containing lamps in FY 05-06 through its recycling programs. During FY 05-06, many City-owned and City-leased facilities were decommissioned and the City switched to a different color output lamp, so the recycling numbers for this year are lower. The City took the Program-developed "Got Bulbs?" poster and modified it for internal use to reinforce the City's SOP of recycling all fluorescent lamps. The posters were also posted in all City-maintained facilities to remind staff to recycle their lamps. Questions regarding mercury content and alternative products are part of the City's Request for Quotation Forms.

February 2006 marked the start of the Universal Waste Rules which require common household products like batteries, thermometers, fluorescent lamps and cathode ray tubes that contain hazardous materials, such as mercury and other heavy metals, to be disposed of at approved locations like the County's Household Hazardous Waste site. These products are no longer accepted in curbside trash or recycling receptacles. The City conducted various outreach efforts at both the City and Program levels to alert residents of this change including postings on the City's website and articles in the City's Curbside Courier newsletter.

FY 05-06 showed a remarkable increase in the number of fluorescent lamps turned in to the five drop-off stores for recycling, with the five stores collecting an estimated 61,000 feet of lamps, up from 17,591 feet in FY 04-05. This more than three-fold increase in collection can be attributed, in part, to the consistent outreach and education done by the City, the Program, and the County Household Hazardous Waste program. The start of the new Universal Waste Rule is also a major contributor to the marked increase. The City will continue to support the Program's Watershed Watch campaign and its fluorescent lamp recycling messages in FY 06-07.

Along with lamps, the City worked to expand battery recycling in City facilities. Prior to the February 2006 start date of the Universal Waste Rules regarding disposal of batteries, the City informed all staff that batteries (and lamps) cannot be thrown away in the garbage. Receptacles for battery recycling were distributed to City facilities, and AERC was contracted to collect and recycle the City's alkali and rechargeable batteries. In April 2006, the City began a comprehensive battery recycling program to collect and recycle all City-generated alkali and rechargeable batteries. Data on this program will continue to be collected in FY 06-07.

The City has operated and maintained a National Mercury Deposition Network (MDN) site since January 2000, collecting samples, recording data, and sending both to the national MDN laboratory. The City continues its commitment to work with the Water Board and stakeholders toward TMDLs that are technically defensible and feasible for implementation. City staff participates in mercury TMDL efforts by providing comments on the Bay-wide Mercury TMDL Report and Basin Plan Amendment, and serves as the WMI Watershed Assessment and Monitoring Subgroup representative to the Guadalupe Mercury TMDL project. The City expects to actively participate in the

development and implementation of both TMDLs in FY 06-07. In addition, the City supports SCVURPPP, CEP, RMP, BASMAA and BACWA as these agencies conduct technical studies to address uncertainties regarding mercury in the watershed.

9.C M Response to Water Board Comments

No comments received from Water Board on this Program Element.

9.D M Summary Tables / Additional Information

Mercury-Containing Product Management Practices

Mercury-Containing Products	Not Found	MO #1: Replace with Alternative	MO #2: Alternative upon Failure	MO #3: Reduce Use	MO #4: Recycle	MO #5: Hazardous Waste	Comments
LAMPS:							
Compact Source Lamp					I		Recycled through City's Lamp Recycling Program
Spectral Lamp	NF						
Fluorescent Lamp (Tubes)		I			I		Replacing existing lamps with low Hg lamps upon failure. All lamps are recycled through City's Lamp Recycling Program.
Metal halide Lamp					I		Recycled through City's Lamp Recycling Program
High pressure sodium Lamp					I		Recycled through City's Lamp Recycling Program
Mercury Vapor Lamps					I		Recycled through City's Lamp Recycling Program
Cold Cathode Lamp	NF						
Neon Lamp	NF						
Ultra-violet Lamp					I		
THERMOSTAT PROBES (ALSO KNOWN AS FLAME SENSORS OR GAS SAFETY VALVES):							
Furnaces					B		Implementation in progress
Water heaters					B		Implementation in progress
Ranges, ovens					B		Implementation in progress
Space heaters					B		Implementation in progress
TILT SWITCHES AND RELAYS:							
Tilt Switches at WPCP					I		
Public Works Material Testing Lab							
Thermometers					B		
Other Mercury-containing materials					B		Implementation in progress
WPCP LAB MATERIALS							
Thermometers	NF						WPCP Lab uses alcohol-based thermometers and other traditionally mercury-containing apparatus
Mercury-containing Samples						I	Spent samples treated as Hazardous Waste and picked up by hauler every 2-3 months

Status Key:
No Action: No action identified for implementation
ID: Actions have been identified; implementation has not begun
B: Began process of implementation
I: Management option identified has been fully implemented
NF: product was not found in municipal inventory to date

Management Options Key:
MO #1: Replace with an alternative product when the product is identified, if an alternative exists.
MO #2: Replace upon failure, with an alternative product if an alternative exists.
MO #3: Reduce the use where possible
MO #4: Recycle when no longer in use
MO #5: When appropriate, dispose of as hazardous waste

10. CNAP: Copper / Nickel Action Plans

10.A CNAP Work Plan Self Evaluation Matrix

ITEM NO.	ACTIVITY	COMPLIANCE DATE	FY 05-06 STATUS	RESPONSIBLE PARTY
CB-1	**Vehicle Washing Operations**			
CB-1.A	Have member of San José team trained to lead mobile cleaners certification seminar.	As needed	Done FY 05-06 and ongoing. City staff available to train as needed.	ESD
CB-1.B	Support Program in hosting mobile cleaners certification seminar.	FY 06-07	Not scheduled this FY	ESD
CB-1.B.1	Promote list of certified mobile cleaning service providers.	Ongoing	Done FY 05-06 and ongoing. A link to the database of BASMAA-trained Recognized Mobile Surface Cleaners is posted on the City's website.	ESD
CB-1.C	Distribute coupons in support of Program partnership with Western Car Wash Association.	As needed, dependant on Program activities	The Program opted not to do this task in FY 05-06.	Program, ESD
CB-3	**Industrial Discharges**			
CB-3.A	Continue Distribution of information regarding copper from roof vents.	Ongoing	Done FY 05-06 and ongoing. Information is available on ESD website. The Roof Vent BMP was also distributed to 115 pertinent Industrial Users in San José, along with a cover letter informing businesses of the potential for roof runoff at their facilities. See 14.D: *PIP Activities Tables* for details	ESD
CB-3.A.1	Continue rooftop inspections. Evaluate efforts and need for any additional effort.	12/31/2005	Done FY 05-06. See 10.B*: CNAP Program Evaluation* for details.	ESD
CB-3.B	Mail NOI Package: information on the GIASP and how to comply, to targeted industrial facilities.	6/30/2006	Done FY 05-06. 115 packages were mailed to targeted industrial facilities.	ESD
CB-8	**Watershed Assessments and New Development**			
CB-8.A	See NRD section for details on San José implementation of C.3 permit provisions.		See NRD section for details on San José implementation of C.3 permit provisions.	
CB-11	**Street Sweeping and Storm System O&M**			
CB-11.A	Track quantitative data on the tons of material removed and disposed and other relevant street sweeping program data.	Annually	Done FY 05-06. Residential street sweeping frequency is once per month. In FY 05-06, the area in which parking restrictions are enforced was again broadened to 196 curb miles, up from 160 curb miles in FY 04-05. In FY 05-06, approximately 26,891 cubic yards of debris were collected during all street-sweeping operations. See 5.B: *PSR Program Evaluation* for more information on street sweeping activities. The City also has a comprehensive storm sewer inlet	ESD-IWM, DOT

ITEM NO.	ACTIVITY	COMPLIANCE DATE	FY 05-06 STATUS	RESPONSIBLE PARTY
			cleaning program, where a Vactor removes debris from all of the City's inlets. In FY 05-06, approximately 1,355 cubic yards of debris were removed, up from 1,183 cubic yards in FY 04-05. See 6.A*: SDO Work Plan Self Evaluation Matrix* for details.	
CB-12	**Pools and Spas**			
CB-12.A	Distribute outreach materials at events, public counters, and post on City website.	Ongoing	Done FY 05-06. See 14.D: *PIP Activities Tables* for details	ESD
CB-12.B	Provide guidance to residents on disposal alternatives for pool and spa water.	Ongoing	Done FY 05-06. Residents who call for guidance are told to dispose of their pool and spa water in their sanitary sewer clean-out.	ESD
CB-21	**Architectural use of copper**			
CB-21.A	Continue to discourage architectural use of copper during Planning application review.	Ongoing	Done FY 05-06 and ongoing. As projects undergo review, comments discouraging architectural use of copper in development projects are given. Projects have been revised to reduce the use of copper and direct runoff to landscaped areas. See NRD 8.D.	PBCE-Planning
CB-21.B	Continue to monitor progress of San José Green Building program to identify opportunities for discouraging architectural use of copper.	Ongoing	Ongoing. ESD has a dedicated LEED-accredited staff person who reviews public projects and advises City staff on Green Building materials and techniques, including discouraging architectural use of copper.	PBCE-Planning ESD-UR
NB-1	**Discharges from Construction Sites**			
NB-1.A	See NRD and CON program elements for activities that address erosion control.	Ongoing	Ongoing. See NRD and CON program elements for activities that address erosion control.	

10.B CNAP Program Evaluation

Measures to control copper discharges that require implementation at the municipal level have been integrated into ongoing City activities identified in the IND and NRD sections of the URMP. Copper and Nickel also remain among the list of pollutants addressed by general and targeted outreach regarding stormwater pollution prevention. In addition to the activities described above, the City also actively participates in semi-annual meetings with the Water Board and other stakeholders to review implementation of the Copper and Nickel Action Plans. Additionally, the City provides the monitoring and data analysis used to evaluate water quality trigger levels associated with the Copper and Nickel Action Plans for the South Bay.

In FY 04-05, the City's Watershed Enforcement Program began a project to conduct rooftop inspections of select facilities in addition to other inspection activities already scheduled to occur at those facilities. This project continued into FY 05-06. The purpose of this project was to evaluate the degree of BMP implementation with respect to rooftop sources of pollution. Facilities were selected by SIC code based on the 1998 Industrial Stormwater Quality Monitoring Pilot Project's recommendations of facilities with a potential for significant contribution to polluted stormwater runoff. Contact letters and the Roof Vent BMP Fact Sheet were mailed to the 84 selected facilities, and 23 were returned from closed or moved businesses. Of the 61 viable companies, 18 were scheduled for inspection in Calendar Year 2005.

In all of the inspections performed, no Areas of Concern were discovered pertaining to roof runoff pollution. One facility received a recommendation to check roof exhaust vent prior to rainy season, and four received a recommendation to inspect and clean residue from roof top vents prior to rainy season. Due to the lack of visible evidence of roofs contributing polluted stormwater runoff, the City feels that further rooftop inspections are not warranted.

The City continued its NOI Filers Project in FY 05-06. Select facilities were contacted and encouraged to comply with the State's General Industrial Activities Stormwater Permit (GIASP). The Contact letter included a checklist to help determine if the facility needed to be covered by the GIASP, a flow chart detailing the development and implementation of a SWPPP, and a reprint of a previously published Tributary Tribune article with information about the GIASP and the Stormwater Enforcement Act of 1998 (AB 2019). The City sent the contact package to 115 facilities in San José. These facilities were selected based on the following criteria:

- Facilities listed in Watershed Enforcement's Industrial and Commercial database (EEDMS).
- Facilities with a GIASP Category of 8 or 10 (Based on SIC Code)
- Facilities documented by Watershed Enforcement Inspectors as either needing to file NOI or no determination made. (Facilities identified as not needing to file or found to have already filed were not contacted.)

Initially the contact package was to be sent out to all facilities with the above criteria AND with the SIC code identified in the 1998 *Industrial Stormwater Quality Monitoring Pilot Project*. However, the City decided to send the information to all facilities in our database which may be subject to the GIASP.

Watershed Enforcement Inspectors are trained in GIASP requirements. They evaluate each facility for applicability of the GIASP, and make recommendations to the facility owners/operators based upon their findings. These activities are fully integrated into the standard operating procedures for Watershed Enforcement inspections. Facilities found to need to file are reported to the Water Board annually in the City's URMP Annual Report. See 2.D: *Companies Requiring NOI Based on SIC But Have Not Filed* and 2.D: *Companies Requiring NOI Based on Exposure But Have Not Filed* for this information.

On May 8, 2006 the City hosted a street sweeping workshop titled Minimizing Stormwater Runoff Pollution through Sweeping Program Maximization. This workshop on pavement cleaning BMPs, sponsored by Worldsweeper.com and Allianz, gave information on the sources and characteristics of street pollutants picked up by sweepers, the effectiveness of sweepers, and guidance for developing and implementing effective pavement cleaning programs. Thirty-two people attended from local and state agencies, some from as far away as Roseville.

10.C CNAP Response to Water Board Comments

No comments were received from the Water Board on this Program Element.

10.D CNAP Summary Tables / Additional Information

No additional information for this Program Element.

This page intentionally left blank.

11. TRA: Trash

11.A TRA Work Plan Self Evaluation Matrix

ITEM NO.	ACTIVITY	COMPLIANCE DATE	FY 05-06 STATUS	RESPONSIBLE PARTY
TRA 1	**Inventory, Document and Evaluate Trash Management Practices**			
TRA 1.A	Complete Program survey of existing trash management practices.	Done FY 02-03	Done FY 02-03.	ESD
TRA 2	**Document and Map Known Trash Problem Areas**			
TRA.2.A	Identify data sources and information showing the location of known trash problem areas (e.g., trash complaints/ incidents and eradication efforts.)	Done FY 03-04	Done FY 03-04.	ESD
TRA 2.B	Compile trash problem location data/information and submit to Program for conversion to coordinates for GIS mapping.	Done FY 03-04	Done FY 03-04.	ESD
TRA 2.C	Revise and update documentation (list of locations, maps, etc.) of known trash problem areas.	As Needed	No updates were required in FY 05-06.	
TRA 3	**Conduct Trash Evaluations**			
TRA 3.A	Work with Program to select trash evaluation methodology.	Done FY 03-04	Done FY 03-04.	ESD
TRA 3.B	Assist Program with planning and organizing of training workshop for municipal staff.	Done FY 03-04	Done FY 03-04.	ESD
TRA 3.C	Participate in the trash evaluation methodology training workshop.	Done FY 04-05	Done FY 04-05.	ESD
TRA 3.D	Conduct trash evaluations and submit to Program staff:	--	--	ESD
TRA 3.D.1	Coyote Watershed	Done FY 04-05	Done FY 04-05.	ESD
TRA 3.D.2	Remaining San José locations	FY 05-06	Done FY 05-06. The remaining 12 hotspots were assessed twice during FY 05-06. 10 of the sites were on the Guadalupe River and 2 were within San Tomas Creek. All 12 sites were assessed using the KAB methodology. Accessibility and water level prevented implementation of Urban Rapid Trash Assessment (URTA) methodology at the two locations previously identified as candidates for RTA. See 11.D: *Trash Problem Area Activity Report.*	ESD
TRA 3.E	Continue trash evaluations in high priority areas to track changes over time.	Ongoing	Done FY 05-06 and ongoing. Trash evaluations were performed at 6 of the 7 high priority hotspots in the Coyote watershed identified in FY 04-05. One hotspot, Coyote Creek at Watson Park, was not re-assessed this year because the site was closed for remediation. Trash evaluations at high priority sites will continue in FY 06-07.	ESD

ITEM NO.	ACTIVITY	COMPLIANCE DATE	FY 05-06 STATUS	RESPONSIBLE PARTY
TRA 4	**Develop Standardized Documentation and Reporting Format**			
TRA 4.A	Work with Program to develop a reporting format to document trash management activities in Annual Reports.	Done FY 03-04	Done FY 03-04.	ESD
TRA 5	**Document and Analyze Evaluation Results; Identify and Prioritize Trash Problem Areas**			
TRA 5.A	Assist Program staff with the documentation and analysis of trash evaluation results.	Ongoing	Done FY 05-06 and ongoing. The City submitted trash assessment data to Program.	ESD
TRA 5.B	Identify high priority trash areas using trash evaluation results:	--	--	ESD
TRA 5.B.1	Coyote Watershed	Done FY 04-05	Done FY 04-05.	ESD
TRA 5.B.2	Remaining San José locations	FY 05-06	Done FY 05-06. Evaluations of litter hotspots were completed at the 12 remaining San José locations. The Keep America Beautiful (KAB) Litter Index was used to assess all 12 sites. Accessibility and water level prevented use of the URTA methodology at any of the remaining sites. Two assessments were performed at each site. High priority areas were determined based on receipt of a KAB score of 3 (littered) or 4 (extremely littered). See 11.D: *Trash Problem Area Activity Report.*	ESD
TRA 6	**Identify and Implement Trash Management Practices**			
TRA 6.A	Identify reasonable trash management practices to address high priority areas (in TRA 5B).	Ongoing	Done FY 05-06 and ongoing. The assessment for each site includes recommendations for enhancing trash management practices. See 11.D: *Trash Problem Area Activity Report.*	ESD, PRNS, GS, DOT
TRA 6.B	Implement or refine trash management practices at high priority areas to the maximum extent practicable.	Ongoing	Done FY 05-06 and ongoing. The City continued support of volunteer community creek clean-ups that take place at two of the high priority areas on the Coyote Creek. The City partnered with the Water District to clean up three locations with significant trash accumulations in the Coyote Creek Watershed this fiscal year as part of a memorandum of agreement. The City continues to support the Anti-Litter Program, which has more than 2,800 volunteers participating in litter removal throughout the City.	ESD, PRNS, GS, DOT
TRA 6.C	Document and report implementation of trash management actions.	7/31/05 Ongoing	Done FY 05-06 and ongoing. See 11.D: *Trash Problem Area Activity Report*. In addition, to the trash management actions noted in the activity report, the City hired the San Jose Conservation Corps to remove significant accumulations of trash from several creek areas removing a total of roughly 70 cubic yards of trash. In addition,	ESD

ITEM NO.	ACTIVITY	COMPLIANCE DATE	FY 05-06 STATUS	RESPONSIBLE PARTY
			enforcement was used to help facilitate removal of trash on privately owned properties to a greater extent.	
TRA 6.D	Provide Program with information on trash management practices implemented on standardized reporting format.	Annually	Done FY 05-06. Reviewed and provided comments on the Trash Problem Area Activity Report Form developed by the Program.	ESD
TRA 7	**Review and Update Performance Standards and Develop Long-Term Strategy for Trash Management**			
TRA 7.A	Assist with the review and update of existing standards that address BMPs or control measures relevant to trash management.	TBD by Program	Pending Program implementation.	ESD
TRA 7.B	Assist Program staff in developing a long-term strategy for trash conditions in urban streams and waterways.	FY 05-06	Done FY 05-06 and ongoing. Staff participated in Trash AHTG meetings in which discussions began regarding a long-term strategy. The City will continue to assist Program in developing a long-term strategy in FY 06-07.	ESD

11.B TRA Program Evaluation

FY 05-06's activities focused on: continuation of trash problem area assessments, continued support of City and community trash clean-up efforts, and evaluation of additional trash management activities for future implementation.

Initial trash assessments were performed at the 12 remaining San Jose hotspots, and a second round of evaluations were performed on select locations in the Coyote Creek Watershed (initially evaluated in FY 04-05). The priority was to complete initial assessments of trash problem areas on the Guadalupe River and San Tomas Aquino Creek. These assessments were completed using the Keep America Beautiful (KAB) Litter Index only. The Urban Rapid Trash Assessment (URTA) was not used at these locations due to access limitations and safety concerns. Each of the 12 sites was evaluated for the first time in the Fall 2005 and for a second time in Spring 2006. The second round of trash problem area evaluations was performed at six of the seven locations in the Coyote Creek watershed that were identified as high priority areas last year. Only a single round of assessments was performed at these locations due to resource limitations. One high priority trash hotspot on the Coyote Creek was not assessed in FY 05-06 because access was not available due to a soil remediation project in the park adjacent to the hotspot. This area will be assessed in FY 06-07, or after accessibility has been restored.

In general, trash assessments revealed that existing trash management activities are sufficient. Scores for some locations, however, indicated that some additional efforts are needed to control trash. Only 2 of the 12 Guadalupe River and San Tomas Aquino Creek sites assessed using the KAB methodology earned an average score of 3 (littered) or 4 (extremely littered), indicating a modest need for improvement. One of the four "high priority" Coyote Creek watershed sites (previously identified in FY 04-05 using the KAB methodology) scored a 3 or 4. The high priority sites in all watersheds will be assessed again in FY 06-07. Trash management practices at the remaining sites appeared to be working well based on observations at the time of the assessment.

Many of the sites on the on the hotspot list are included in the City's Anti-Litter Program (ALP) litter spots list and have been adopted and are cleaned by community members or City crews periodically. A majority of the ALP sites were found in good condition, scoring 1 (no litter) or 2 (slightly littered), indicating that ALP efforts are effective. The few ALP sites which scored 3 or 4 may need additional or improved trash management activities. The RTA assessment methodology was applied at 2 sites this year in the Coyote Creek watershed. See 11.D: *Trash Problem Area Activity Report* for assessment data. Trash assessments will continue in FY 06-07 at high priority sites only.

Enhanced Trash Management Practices

The City continues to maximize existing resources to address trash problem areas throughout the City. This year Watershed Enforcement staff served as a resource to help address trash problems on privately owned property adjacent to creeks. Contact from Watershed Enforcement Inspectors motivated property owners to take measures to clean up and/or prevent trash from re-accumulating. This year the City of San José and the Santa Clara Valley Water District (District) continued efforts

associated with the Memorandum of Agreement for Trash Prevention and Removal (Trash MOA) executed in FY 04-05. The highlight of Trash MOA activities was the partnered clean-up projects on the Coyote Creek and the Guadalupe River. The Trash MOA calls for three partnered clean-up projects each calendar year that are intended to take place at locations that fall outside the normal scope of operations of the City and District. During this reporting period, two partnered clean-up projects occurred in the Coyote Creek Watershed and a third on the Guadalupe River. An estimated total of four tons of debris was removed. In addition, the City established an agreement with the San Jose Conservation Corps to provide cleanup services along creeks to supplement existing cleanup provided under the Trash MOA and by City maintenance. The Conservation Corps removed approximately 70 cubic yards (approximately 7 tons) of trash from the Guadalupe River and Coyote Creek banks and beds.

The City submitted a concept proposal for Water Board Consolidated Grants Program for funds to support implementation of a structural trash control pilot program. The grant concept proposal was not advanced to the application stage, but City funds were budgeted to support a much smaller scale implementation of trash controls (catch basin inserts, inlet bars, or underground separation units) in FY 06-07. Efforts will be focused on developing a scope for the project that is feasible for implementation in FY 06-07.

In FY 05-06 DOT, installed and is piloting new catch basin grates as part of an American with Disabilities Act street retrofit in downtown San Jose neighborhoods. In addition to providing a firm surface for wheelchairs, walkers, crutches and the like, the catch basins prevent large pieces of trash from entering the storm drain. DOT is monitoring the catch basins to evaluate increased maintenance and whether the grates aggravate flooding. In FY 06-07, the City will continue to identify ways to enhance existing trash management practices, including the continued introduction of structural trash controls like catch basin grates. In addition, the City intends to complete production on public education materials designed to educate the public on the impact of litter on the condition of urban creeks.

11.C TRA Response to Water Board Comments

No comments were received from the Water Board on this Program Element.

11.D TRA Summary Tables / Additional Information

Trash Problem Area Activity Report

#	Date	Site ID	Watershed	Location	Assessment Method	Score	Existing Trash Management Action	Recommended Management Actions and/or Future Evaluations
1.	10/5/05	SJ01	San Tomas Aquino Creek	San Tomas Aquino Pkwy between Payne and Mona	KAB[α]	2	This location is on the Anti-Litter Program list and is periodically cleaned by volunteers or City staff.	Abandoned carts reported for pick up. Future assessment is recommended.
2.	6/23/06	SJ01	San Tomas Aquino Creek	San Tomas Aquino Pkwy between Payne and Mona	KAB	1	This location is on the Anti-Litter Program list and is periodically cleaned by volunteers or City staff.	Existing trash management practices appear to be sufficient. Future assessment is not recommended.
3.	10/5/05	SJ02	Guadalupe River	Blackford High School (Boyton Av)	KAB	1	This location is on the Anti-Litter Program list and is periodically cleaned by volunteers or City staff.	Site was clean. There were signs indicating that sweepers recently passed through. One additional assessment is recommended to ensure that the site was not just clean because of recent street sweeping.
4.	6/29/06	SJ02	Guadalupe River	Blackford High School (Boyton Av)	KAB	1	This location is on the Anti-Litter Program list and is periodically cleaned by volunteers	Existing trash management practices appear to be sufficient. No future

[α] Keep America Beautiful (KAB) Litter Index ratings are: 1-No litter, 2- slightly littered, 3- Littered, 4- extremely littered

#	Date	Site ID	Watershed	Location	Assessment Method	Score	Existing Trash Management Action	Recommended Management Actions and/or Future Evaluations
							or City staff.	assessment recommended.
5.	10/23/05	SJ03	Coyote Creek	Santa Clara between 17th and 20th St.	KAB	2	This location is on the Anti-Litter Program list and is periodically cleaned by volunteers or City staff.	Continue support of community clean-up efforts in this area.
6.	10/5/05	SJ06	Guadalupe River	Home St from Sunol to the dead end	KAB	4	This location is on the Anti-Litter Program list and is periodically cleaned by volunteers or City staff.	This may be a potential site for partnered City and District clean-up. Future assessment is recommended.
7.	4/28/06	SJ06	Guadalupe River	Home St from Sunol to the dead end	KAB	2	A fence was installed that blocks access to creek area from Sunol. Based on what could be seen through fence, the site is cleaner than it was six months ago.	Future assessment is not recommended due to blocked access.
8.	6/23/06	SJ07	Coyote Creek	Penitencia Creek at Creekland Cir	RTA[β]	71/123	This location is on the Anti-Litter Program list and is periodically cleaned by volunteers or City staff.	This location could benefit from involvement of adjacent property association participation. Future assessment is recommended.
9.	10/5/05	SJ14	Guadalupe River	Old Almaden Rd from Capitol Expwy to Almaden Expwy	KAB	4	This location is on the Anti-Litter Program list and is periodically cleaned by volunteers or City staff.	Determine property ownership and identify resources to clean-up of the area. Future assessment recommended.
10.	4/28/06	SJ14	Guadalupe River	Old Almaden Rd from Capitol Expwy to Almaden Expwy	KAB	4	This location is on the Anti-Litter Program list and is periodically cleaned by volunteers or City staff.	Make contact with Goodwill regarding potential solutions to the problem. Future assessment recommended.
11.	10/5/05	SJ15	Guadalupe River	E side of Camden Av between Guadalupe Mines Rd and Vista Loop	KAB	1	This location is on the Anti-Litter Program list and is periodically cleaned by volunteers or City staff.	This site was extremely clean. No litter visible. Does not warrant future assessment.
12.	4/28/06	SJ15	Guadalupe River	E side of Camden Av between Guadalupe Mines Rd and Vista Loop	KAB	3	This location is on the Anti-Litter Program list and is periodically cleaned by volunteers or City staff.	Future assessment recommended.
13.	10/5/05	SJ16	Guadalupe River	Blossom River Dr between Blossom Hill Rd and Blossom River Wy	KAB	2	This location is on the Anti-Litter Program list and is periodically cleaned by volunteers or City staff.	Existing trash management practices appear to be sufficient. No future assessment recommended.
14.	4/28/06	SJ16	Guadalupe River	Blossom River Dr between Blossom Hill Rd and Blossom River Wy	KAB	1	This location is on the Anti-Litter Program list and is periodically cleaned by volunteers or City staff.	Existing trash management practices appear to be sufficient. Future assessment is not recommended.
15.	10/5/05	SJ17	Guadalupe River	Almaden Expwy at Crown and Camden	KAB	1.5	This location is on the Anti-Litter Program list and is periodically cleaned by volunteers or City staff.	Existing trash management practices appear to be sufficient. Future assessment is not recommended.
16.	4/28/06	SJ17	Guadalupe River	Almaden Expwy at Crown and Camden	KAB	2	This location is on the Anti-Litter Program list and is periodically cleaned by volunteers or City staff.	Existing trash management practices appear to be sufficient. Future assessment is not recommended.

[β] Rapid Trash Assessment (RTA) scores range from 0 (worst) to 120 (best). Scores are expressed above as overall numeric score/quantity of trash counted.

#	Date	Site ID	Watershed	Location	Assessment Method	Score	Existing Trash Management Action	Recommended Management Actions and/or Future Evaluations
17.	10/5/05	SJ18	Guadalupe River	Northside of Coleman Rd between Almaden Expwy and Meridian Av	KAB	2	This location is on the Anti-Litter Program list and is periodically cleaned by volunteers or City staff.	Existing trash management practices appear to be sufficient. Future assessment is not recommended.
18.	4/28/06	SJ18	Guadalupe River	Northside of Coleman Rd between Almaden Expwy and Meridian Av	KAB	1.5	This location is on the Anti-Litter Program list and is periodically cleaned by volunteers or City staff.	Existing trash management practices appear to be sufficient. Future assessment is not recommended.
19.	10/5/05	SJ19	Guadalupe River	Camden Av between Coleman and Camden Village Cir	KAB	3	This location is on the Anti-Litter Program list and is periodically cleaned by volunteers or City staff.	This site is located in front of a multifamily dwelling, and adjacent to a VTA bus stop. Installation of a trash receptacle may help reduce litter on ground. Lots of trash accumulated behind bench. Future assessment is recommended.
20.	4/30/06	SJ19	Guadalupe River	Camden Av between Coleman and Camden Village Cir	KAB	2	This location is on the Anti-Litter Program list and is periodically cleaned by volunteers or City staff.	No recommended management action. One future assessment is recommended. Area may have been clean due to construction project occurring at the time of assessment.
21.	10/5/05	SJ20	Guadalupe River	Almaden at Ironwood	KAB	2	Area is fenced off to prevent access which serves to keep litter out of the channel.	This site should be assessed at least once more. This location is a potential site for a future clean-up.
22.	4/28/06	SJ20	Guadalupe River	Almaden at Ironwood	KAB	2	Area is fenced off to prevent access which serves to keep litter out of the channel.	No recommended management action. Future assessment not recommended.
23.	10/5/05	SJ21	Guadalupe River	Julian St near Guadalupe Pkwy (under bridge near creek)	KAB	2	According to signage, the Rotary Club adopted this area under the Water District's Adopt-a-Creek Program.	Existing management actions appear to be effective. Future assessment is recommended to compare seasonal differences.
24.	4/28/06	SJ21	Guadalupe River	Julian St near Guadalupe Pkwy (under bridge near creek)	KAB	2	This area is maintained by the Park maintenance staff, and is a targeted Clean-up site for creek Clean-up days. According to signage, the Rotary Club adopted this area under the Water District's Adopt-a-Creek Program.	Existing trash management practices appear to be sufficient. No future assessment is recommended.
25.	6/22/06	SJ23	Coyote Creek	Coyote Creek at Evergreen Park	RTA	56	Park Maintenance staff maintains the park on a regular basis. However, the trash left in creek bed following the heavy winter rains remained.	Determine whether volunteer resources are available to do annual clean-up. Future assessment is recommended.
26.	10/5/05	SJ25	San Tomas Aquino Creek	Starbird Park (Boynton at Williams)	KAB	1	Parks Maintenance cleans the park area.	Abandoned carts reported for pick up. One future assessment is recommended.
27.	6/23/06	SJ25	San Tomas Aquino Creek	Starbird Park (Boynton at Williams)	KAB	1	Park Maintenance staff maintains the park on a regular basis. Neighboring apartment manager collects stray carts in the area and places in a fenced corral.	Existing trash management practices appear to be sufficient. No future assessment is recommended.

#	Date	Site ID	Watershed	Location	Assessment Method	Score	Existing Trash Management Action	Recommended Management Actions and/or Future Evaluations
28.	6/29/06	SJ27	Coyote Creek	Coyote Creek between Berryessa Rd and Mabury Road	KAB	2	Site was in very clean condition. The Santa Clara Valley Water District has the area fenced off which prevents access and windborne trash.	No additional management actions recommended. Future assessment is recommended.
29.	6/23/06	SJ28	Coyote Creek	Coyote Creek at Julian Street Bridge	KAB	2	The San Jose Academy has been cleaning the banks adjacent to the academy on National River Clean-up Day and Coastal Clean-up Day. A community group also helps maintain the area.	No additional management actions recommended. Future assessment is recommended.
30.	6/29/06	SJ30	Coyote Creek	Coyote Creek at Upper Penitencia (confluence adjacent to Flea Market)	KAB	3	Flea Market staff cleans the parking lot and creek banks regularly. Area seemed cleaner than it was at the last assessment.	No additional management actions recommended. A periodic communication with the Flea Market Management may help. Future assessment is recommended.

036963

This page intentionally left blank.

12. MON: Monitoring

12.A MON Work Plan Self Evaluation Matrix

Item No.	Activity	Compliance Date	FY 05-06 Status	Responsible Party
PCB	**PCB Control Program**			
PCB.A	Identify sampling sites that may contain PCB contaminated sediment based on land use, anecdotal information, and suitability of the site for data collection.	Done 6/00	Done, prior to FY 01-02.	Program
PCB.B	Conduct initial sampling at four sites determined by Task A.	Done 10/00 & 3/01	Done, prior to FY 01-02.	Program
PCB.C	Prepare and submit to the Program a case study report for drainage areas associated with initial PCB sampling.	Done 10/01	Done FY 01-02.	Program
PCB.D	Conduct a second round of sampling at 10 additional sites selected for follow up study.	Done 11/01	Done FY 01-02.	Program
PCB.E	Submit a report on the second-year watershed characterization studies to the Regional Board.	4/15/02	Done FY 01-02.	Program
PCB.F	Complete a draft work plan with additional actions related to identifying PCBs sources and implementing controls and a schedule for their completion.	6/3/02	Done FY 01-02.	Program
PCB.G	Begin implementation of final PCB Control Plan upon approval.	TBD	The City is working with the Program and the Water Board through the CEP to develop a comprehensive strategy for PCB control.	ESD-WE, Program
Dioxin	**Dioxin-like Compound Control Program**			
Dioxin.A	Characterize distribution of Dioxin-like compounds in the urban runoff system based on existing data.	6/02	Program level activity.	Program
Dioxin.B	Begin implementation of SCVURPPP plan to characterize distribution of Dioxins.	10/02	Program level activity.	Program
Dioxin.C	Submit plan that identifies control measures / management practices to eliminate or reduce discharges of Dioxins, if needed.	3/03	Program submitted draft Control Plan separately 3/1/02.	Program
MON 1	**Industrial Stormwater Monitoring Pilot Program**			
MON 1.A	Review data used to estimate the industrial contribution of pollutants to storm system in MCMP.	Done 5/97	Done, prior to FY 01-02.	ESD
MON 1.B	Identify monitoring objectives based on issues identified in task A. Select industry group.	Done 6/97	Done, prior to FY 01-02.	ESD
MON 1.C	Identify willing industry participants. Review site SWPPPs.	Done 7/97	Done, prior to FY 01-02.	ESD
MON 1.D	Design sampling program for industry sites identified	Done 8/97	Done, prior to FY 01-02.	ESD

ITEM NO.	ACTIVITY	COMPLIANCE DATE	FY 05-06 STATUS	RESPONSIBLE PARTY
	per task C.			
MON 1.E	Conduct sampling during first 30 minutes of effective storm events.	Done 4/98	Done, prior to FY 01-02.	ESD
MON 1.F	Analyze data per the Program objectives	Done 5/98	Done, prior to FY 01-02.	Program
MON 1.G	Develop guidance for industry to improve SWPPP implementation and monitoring.	Done 6/98	Done, prior to FY 01-02.	ESD
MON 1.H	Provide technology transfer information and training to industry and municipal inspectors.	Ongoing, See IND PS	Done. Remaining ongoing portions of MON 1 done as part of IND 6.	ESD
MON 1.H.1	Identify facilities for general outreach/awareness programs.	Ongoing, See IND PS	Done. Remaining ongoing portions of MON 1 done as part of IND 6.	ESD
MON 1.H.2	Develop educational materials for general outreach programs. Identify appropriate forum for outreach efforts.	Ongoing, See IND PS	Done. Remaining ongoing portions of MON 1 done as part of IND 6.	ESD
MON 1.H.3	Train trade organizations in Industrial Activities Stormwater outreach programs. Conduct outreach.	5/02 Done	Done. Remaining ongoing portions of MON 1 done as part of IND 6.	ESD
MON 1.H.4	Identify industrial facilities for focused BMP Development.	7/02 Done	Done FY 01-02.	ESD
MON 1.H.5	Gain participation of trade organizations in identifying significant pollutant sources and developing appropriate BMPs.	9/02 Done	Done FY 01-02.	ESD
MON 1.H6	Conduct program to develop BMPs and measure effectiveness.	11/02	Done. Remaining ongoing portions of MON 1 done as part of IND 6.	ESD
MON 3	**First Flush Monitoring Program**			
MON 3.A	Identify sampling sites based on land use, and suitability of the site for data collection.	Done 6/97	Done, prior to FY 01-02.	ESD
MON 3.B	Train staff on sampling procedures, protocols and safety measures.	Done 9/97	Done, prior to FY 01-02.	ESD
MON 3.C	Collect representative samples from first effective rainfall and every opportune rainfall event of the season.	Done 4/98 through 4/00	Done, prior to FY 01-02.	ESD
MON 3.D	Analyze each season's data to characterize runoff constituents.	Done 6/98 through 6/00	Done, prior to FY 01-02.	ESD
MON 3.E	Provide screen of analysis to further identify location and extent of pollutants for source control and outreach efforts.	Done 7/98 through 6/00	Done, prior to FY 01-02.	ESD
MON 3.F	Based on analysis, provide information for targeting sampling.	Done 12/02	Done FY 02-03.	Program
MON 3.G	Compare results with other sites, regional monitoring efforts, trends and other data to provide indication of relative magnitude of pollutant problem.	Done 9/02	Done FY 02-03.	Program

ITEM NO.	ACTIVITY	COMPLIANCE DATE	FY 05-06 STATUS	RESPONSIBLE PARTY
MON 3.H	Explore modeling approaches to characterize water quality in the watershed and target additional monitoring efforts.	Done 9/02	Done FY 02-03.	Program
MON 3.I	Provide data to SCVURPPP Program as part of 5-Year Monitoring Program.	Report 6/02	Done FY 02-03.	ESD

12.B MON Program Evaluation

Monitoring activities are conducted effectively at the Program level with participation from City staff to support collaboration with the Water Board (through the CEP) and to provide technical review of Program products. The City participated in a Program-wide survey of relevant municipal policies and practices that might serve to reduce dioxin emissions. These included activities relating to multiple potential source types such as fireplace and wood-burning appliances, diesel use, pesticide use, and paper use. The City supplied information to the Program in support of this effort. The City has existing wood burning and wood burning appliance ordinances in place that effectively reduce the potential for atmospheric dioxin release. In addition, City staff is investigating the feasibility of alternative fuels for diesel vehicles that would also serve to reduce the potential for dioxin emissions.

The City provided water quality monitoring equipment and supplies for the Program's FY 05-06 creek monitoring activities.

12.C MON Response to Water Board Comments

No comments received from Water Board on this Program Element.

12.D MON Summary Tables / Additional Information

No tables or additional information.

This page intentionally left blank.

13. MC: Municipal Compliance

13.A MC Work Plan Self Evaluation Matrix

ITEM NO.	ACTIVITY	COMPLIANCE DATE	FY 05-06 STATUS	RESPONSIBLE PARTY
MC 1	**Municipal Training** Municipal Training is a critical function of the City's NPDES Permit. Municipal compliance is dependent on the level and quality of the training provided.			
MC 1.A	Identify training needs.	Annually	Done FY 05-06. Hazardous waste, various aspects of NPDES C.3, and corporation yard SWPPP training were among the training needs identified.	ESD-UR
MC 1.B	Develop curricula.	As Needed	Done FY 05-06 for training noted in MC 1.A.	ESD-UR
MC 1.C	Conduct training.	Ongoing	Done FY 05-06. See 13.D: *Municipal Employee Training Summary*.	ESD-UR
MC 1.D	Evaluate municipal training program and make improvements as needed.	Annually	Done FY 05-06. The City conducted municipal training for all required Program Elements. The instructors reviewed course evaluation forms and made improvements to the curriculum. Evaluation forms from the morning sessions of the construction inspectors training were used on the spot by the instructors to make adjustments to the training content for the afternoon sessions.	ESD-UR
MC 2	**Municipal Facilities Assessment and Compliance** Municipal facilities are required to comply with stormwater regulations. Efforts to reduce contaminated discharges from City facilities must be similar to those required of private businesses. While many elements for permit compliance are in place, the City requires a systematic approach to City facilities compliance at the level of effort required in the URMP.			
MC 2.A	Conduct Corp Yard assessments and inspections.	Annually	Done FY 05-06. Annual Corporation Yard inspections were conducted in the first quarter of 2006. Quarterly Hazardous Material inspections at the Corp Yards and Municipal Garage, which include stormwater issues, were conducted in FY 05-06.	ESD-UR, GS, DOT
MC 2.A.1	Conduct Citywide meeting to discuss Hazardous Material, Safety, and Stormwater issues for City corporation yards (up to two times per year).	Annually	Done FY 05-06. A Citywide Hazardous Materials Management meeting was conducted on June 16, 2006. The meeting was conducted in order to provide staff with information and training on the correct handling and storage of hazardous materials, safety procedures, and stormwater best management practices.	GS, ESD, DOT, Fire, Police
MC 2.A.2	Revise Corporation Yard inspection form.	9/30/05	Done FY 05-06. Corporation Yard inspection form was updated in July 2005.	ESD-UR
MC 2.B	Review Municipal Facilities SWPPPs.	Annually	Done FY 05-06. Minor revisions were made to the Main Yard SWPPP in March 2006.	ESD, GS, DOT
MC 2.B.1	Fully revise the five (5) remaining Corporation Yard	6/30/07	Done FY 05-06 and continuing. First drafts for 3 of the	ESD-UR, GS, DOT

ITEM NO.	ACTIVITY	COMPLIANCE DATE	FY 05-06 STATUS	RESPONSIBLE PARTY
	SWPPPs (using the Main Yard revised SWPPP pilot process as a template).		remaining 5 SWPPPs that need full revision were completed in FY 05-06. Drafts are currently out for review and comment.	
MC 2.C	Conduct SWPPP training at City corporation yards.	Annually	Done FY 05-06. SWPPP training was conducted at the six Corp Yards in June 2006.	ESD-UR, GS, DOT

13.B MC Program Evaluation

Training

During FY 05-06, the City conducted municipal training for all required Program Elements. See 13.D: Municipal Employee Training Summary. Highlights from this year's training include:

1) The City conducted numerous trainings in multiple City departments on Hazardous Waste. Eight ESD Watershed Enforcement Inspectors attended Hazardous Waste Operations Annual Refresher Training on 09/20/05, 10/20/05, 11/04/05, and 12/06/05. In addition, one ESD Inspector attended the annual training conference sponsored by the California Hazardous Materials Investigation Association on 03/14/06. Hazardous materials handling was included in annual training conducted for 12 full time and 11 part time PRNS Park Rangers held on 2/10/06 and 03/28/06, respectively. In addition, 15 staff from ESD, GS, DOT, and PRNS attended a Citywide hazardous materials management meeting on 06/16/06.

2) The City continues to place high importance on post-construction stormwater treatment and hydromodification (also referred to as C.3) technical training. ESD Urban Runoff, Santa Clara Valley Urban Runoff Pollution Prevention Program, WMI-LUS, StormCon, and EOA, Inc Consultants conducted several trainings on various aspects of treatment and hydromodification management. Staff from Public Works, Planning, Building, and Code Enforcement, Transportation, and Environmental Services attended these training sessions. See 3.B: NRD Program Evaluation for details.

3) Numerous trainings were conducted for City field and maintenance staffs. Department of Transportation crews received training on stormwater BMPs and SOPs on 05/16/06, 05/17/06, 05/23/06, 05/25/06, and 05/31/06. Parks, Recreation, and Neighborhood Services (PRNS) and Rural Public Roads staffs were trained on BMPs and SOPs related to their operations on 11/07/05, 11/09/05, 11/10/05, 11/14/05, and 11/16/05. Corporation Yard SWPPP training was conducted for General Services and PRNS staffs on 06/08/06, 06/12/06, 06/13/06, 06/14/06, and 06/19/06.

4) An evaluation of training shows the City is complying with the Urban Runoff Management Plan by conducting training for every Program Element activity that requires training. Attendees for these trainings complete evaluation forms and turn them into the instructors. Instructors review these forms to see where they can improve the training and make it better. These forms are later entered in to a tracking database for later review by ESD management.

Municipal Facilities

Annual Corporation Yard stormwater inspections were completed in the first quarter of 2006. The Stormwater Inspection form for Corp Yards was revised to address confusion on whether a listed area of concern is not applicable (activity and/or equipment not present at the facility) or is applicable (present at the facility) but not inspected during the inspection.

In FY 05-06 City staff conducted quarterly Hazardous Material inspections, which also include stormwater issues. A semi-annual City-wide meeting to discuss hazardous materials, safety, and stormwater issues was held on June 16, 2006. These regular meetings have proven to be effective in improving the coordination between GS staff, ESD staff, and Corp Yard representatives. The combination of an annual stormwater assessment inspection, including stormwater concerns in the quarterly hazardous material inspections, and the Citywide Hazardous Material Management meetings, which include stormwater issues, appears to be working well. The concerns in the Corp Yard inspection reports are usually minor and resolved swiftly; concerns that are more significant are less frequently noted as the program is becoming part of the institution of the Corp Yards.

Corp Yard SWPPP training was held in June 2006 for the GS and PRNS Corp Yard staff. Participants were given an evaluation form to fill out. Of the 106 staff that participated in the training, 76 evaluations were completed and returned. Results of the completed evaluations are summarized below:

- 93% responded that the training subjects taught are appropriate to their work
- 93% responded that the BMPs/SOPs described match their work practices
- 89% responded that the training adequately described the relationship of BMPs/SOPs to compliance with the City's Stormwater NPDES permit
- 91% responded that the training adequately explained how they, City staff, can help the City maintain compliance with the Stormwater NPDES permit
- 95% responded that the training adequately explained a SWPPP.

A Corporation Yards' Pollution Prevention Team was formed in December 2004 to review and update Stormwater Pollution Prevention Plans (SWPPPs). The Main yard SWPPP was revised in FY 04-05. Using the new Main Yard SWPPP as a template, SWPPP revisions for three of the remaining five Corp Yards (Mabury, South, and West) have been drafted in FY 05-06 and are currently out for review and comment. The City anticipates completion of full revisions for all five remaining Corp Yard SWPPPs over the next fiscal year.

13.C MC Response to Water Board Comments

No comments received from Water Board on this Program Element.

13.D MC Summary Tables / Additional Information

Municipal Employee Training Summary for FY 05-06

PS ID #	Date of Training	Topic	Sponsored or Held By	Division/Section Attending	# Attended	Tentative FY 06-07 Schedule
ICID 3A & 3B IND 5B & 5C	10/1/05 — 10/2/05	WE Annual Training on ICID, CON procedures & Update on Database WE Annual Training on IND Procedures & Restaurant Program	ESD Watershed Enforcement	ESD Watershed Enforcement Inspectors	12	TBD
ICID 3A & 3B	2/27/06 — 3/1/06	Inspector Training Enforcement, Stormwater Controls, Technology, Pollution Prevention Case Studies, and Stormwater Program Developments	CWEA Pretreatment, Pollution Prevention and Stormwater Conference Program	ESD Watershed Enforcement Inspectors, ESD Source Control Inspectors, ESD Urban Runoff, ESD Watershed Investigations, ESD Engineering	5	TBD
ICID 3A & 3B	3/20/06	Interviewing For Regulators	Cal/EPA	ESD Watershed Enforcement Inspectors	4	TBD
ICID 3A & 3B IND 5B & 5C	9/13/06 — 9/23/06	Advanced Environmental Crimes Training	California Specialized Training Institute held at Federal Law Enforcement Training Center	ESD Watershed Enforcement Inspector	1	TBD
IND 5B & 5C	9/3/05 — 9/5/05	Industrial & Commercial Activities	California Stormwater Quality	ESD Watershed Enforcement Inspector	1	TBD

PS ID #	Date of Training	Topic	Sponsored or Held By	Division/Section Attending	# Attended	Tentative FY 06-07 Schedule
			Association Conference			
IND 5B & 5C	9/20/05	Hazwop (Hazardous Waste Operations) Annual Refresher	Network Environmental Systems	ESD Watershed Enforcement Inspectors	1	TBD
IND 5B & 5C	10/20/05	Hazwop (Hazardous Waste Operations) Annual Refresher	Network Environmental Systems	ESD Watershed Enforcement Inspectors	3	TBD
IND 5B & 5C	11/4/05	Hazwop (Hazardous Waste Operations) Annual Refresher	Network Environmental Systems	ESD Watershed Enforcement Inspectors	3	TBD
IND 5B & 5C	12/6/05	Hazwop (Hazardous Waste Operations) Annual Refresher	Network Environmental Systems	ESD Watershed Enforcement Inspectors	1	TBD
IND 5B & 5C	3/14/06	Annual Training conference	California Hazardous Materials Investigation Association	ESD Watershed Enforcement Inspector	1	TBD
NRD 10A, 10B, & 10D	7/18-21/05	North American Surface Water Quality Conference & Exposition	StormCon	ESD	2	N/A
NRD 10A, 10B, & 10D	7/19/05	Central Concrete, Reed, and Graham	ESD Urban Runoff	ESD, PW, PBCE,	8	TBD
NRD 10A, 10B, & 10D	8/26/05	Developers' Industry Representatives Meeting	PW	ESD, DOT, PW	25	Once Every 8 weeks
NRD 10A, 10B, & 10D	9/28/05	Plan Review Training	ESD	PBCE, ESD	22	TBD
NRD 10A, 10B, & 10D	9/29/05	Educational Site Visit of Auto Dismantling Facility	ESD	ESD, PBCE	4	TBD
NRD 10A, 10B, & 10D	9/30/05	Developers' Industry Representatives Meeting	PW	ESD, DOT, PW	25	Once Every 8 weeks
NRD 10A, 10B, & 10D	10/6/05	Developers' Industry Representatives Meeting	PW	ESD, DOT, PW	25	Once Every 8 weeks
NRD 10A, 10B, & 10D	10/7/05	Vendor presentation by CDS Technologies on Inline Unit and Drop Inlet Unit products	ESD Urban Runoff	DOT, PBCE, PW, ESD	10	TBD
NRD 10A, 10B, & 10D	10/21/05	Stormwater Vendor Product Presentation	ESD Urban Runoff	DOT, PBCE, PRNS, PW, ESD	25	TBD
NRD 10A, 10B, & 10D	11/29/05	Stormwater 101 for Planners	PBCE	PBCE	25	TBD
NRD 10A, 10B, & 10D	12/1/05	Developers' Industry Representatives Meeting	PW	PW, ESD, DOT, PBCE	30	Once Every 8 weeks
NRD 10A, 10B, & 10D	12/7/05	How Creeks Affect Development, How Development Affects Creeks	WMI, Land Use Subgroup, ESD Urban Runoff, SCVURPPP	PBCE, ESD, PW	10	TBD
NRD 10A, 10B, & 10D	12/16/05	A Community Design Approach to Innovative Stormwater Management Workshop	UC Davis	ESD	1	TBD
NRD 10A, 10B, & 10D	1/24/06	Erosion and Sediment control Training for CIP Project Mangers	ESD	PW, CFAS, CMO, DOT, TDS, ESD	50	TBD

PS ID #	Date of Training	Topic	Sponsored or Held By	Division/Section Attending	# Attended	Tentative FY 06-07 Schedule
NRD 10A, 10B, & 10D	2/7/06	CDS Site Tour	CDS Technologies Inc.	EDS, DOT, PBCE	7	TBD
NRD 10A, 10B, & 10D	2/9/06	Developers' Industry Representatives Meeting	PW	ESD, DOT, PW	20	Once Every 8 weeks
NRD 10A, 10B, & 10D	2/10/06	New and Redevelopment Stormwater Controls Training for Plan Checkers & Architects in PBCE	ESD Staff	PBCE	22	TBD
NRD 10A, 10B, & 10D	2/22/06	Vendor Presentation by Filterra	ESD Urban Runoff.	CFAS, DOT, ESD, PW	12	TBD
NRD 10A, 10B, & 10D	3/1/06	Public Works C.3 Meeting	ESD	DOT, PBCE, PW, ESD, CFAS	9	TBD
NRD 10A, 10B, & 10D	3/8/06	Post Construction Stormwater Pollution Control C.3 and HMP	EOA/ SCUVRPPP	CFAS, DOT, ESD, PW	20	TBD
NRD 10A, 10B, & 10D	3/27/06	101 HMP Course	EOA/ SCUVRPPP	DOT, PBCE, PW, ESD, CFAS	34	TBD
NRD 10A, 10B, & 10D	4/6/06	Developers' Industry Representatives Meeting	PW	DOT, PBCE, PW, ESD	30	TBD
NRD 10A, 10B, & 10D	4/27/06	Creeks & Rivers in San Jose	ESD-Biological Team	PBCE	25	TBD
NRD 10A, 10B, & 10D	5/3/06	Development and Water Resources: Making the Connection	WMI, Land Use Subgroup, ESD Urban Runoff	DOT, PBCE, PW, ESD	14	TBD
NRD 10A, 10B, & 10D	5/12/06	Stormwater Management for New Construction/Major Reconstruction	StormCon	DOT	1	TBD
NRD 10A, 10B, & 10D	5/12/06	User-Friendly Hydrograph Modification Management: A California Case Study	StormCon	ESD, PW, PBCE	5	TBD
NRD 10A, 10B, & 10D	5/19/06	Software Training on Bay Area Hydrology Model (BAHM)	EOA/ SCVURPPP	ESD, PW, PBCE	6	TBD
NRD 10A, 10B, & 10D	6/6/06	Constructing, Maintaining and Inspecting Stormwater Treatment BMP Workshop	SCVURPPP	DOT, PBCE, PRNS, PW, ESD	29	TBD
NRD 10A, 10B, & 10D	6/21/06	Vendor Presentation by Bio-Clean	ESD Urban Runoff	DOT, PBCE, PW, ESD	17	TBD
NRD 10A, 10B, & 10D	6/26/06	C.3 and HMP Rules and Regulations	ESD Urban Runoff	PRNS	5	TBD
NRD 10A, 10B, & 10D	6/27/06	Impervious Concrete Sample Project	ESD Urban Runoff	DOT, PBCE, PW, ESD, PRNS	20	TBD
CON 6C	10/12/05	Session 1: Erosion & Sediment Control Training for Building Inspectors	ESD Urban Runoff, ESD Watershed Enforcement, PBCE Building, PW Private	PBCE Building Inspectors	44	10/05

PS ID #	Date of Training	Topic	Sponsored or Held By	Division/Section Attending	# Attended	Tentative FY 06-07 Schedule
			Development. PW City Facilities & Architectural Services			
CON 6C	10/12/05	Session 2: Erosion & Sediment Control Training for PW Private & Municipal Project Inspectors	ESD Urban Runoff, ESD Watershed Enforcement, PW Private Development. PW City Facilities & Architectural Services	PW Private Development Inspectors, PW Municipal Inspectors	12	10/05
CON 6C	10/13/05	Session 3: Erosion & Sediment Control Training for Building Inspectors	Runoff, ESD Watershed Enforcement, PBCE Building, PW Private Development, PW City Facilities & Architectural Services	PBCE Building Inspectors	34	10/05
CON 6C	10/13/05	Session 4: Erosion & Sediment Control Training for PW Private & Municipal Project Inspectors	ESD Urban Runoff, ESD Watershed Enforcement, PW Private Development. PW City Facilities & Architectural Services	PW Private Development Inspectors, PW Municipal Inspectors	18	10/05
CON 6C	12/8/05	Session 1: Construction Site Planning and Management For Compliance With Phase I and II NPDES Requirements 2005 Workshops	Water Board	PW City Facilities & Architectural Services, PW New Development, PW Airport,	31	TBD
CON 6C	12/9/05	Session 2: Construction Site Planning and Management For Compliance With Phase I and II NPDES Requirements 2005 Workshops	Water Board	PW City Facilities & Architectural Services, PW New Development, PW Airport,	16	TBD
CON 8A	1/24/06	Erosion & Sediment Control Training for CIP Project Managers	ESD & PW	PW – CIP Project Managers	52	12/05
PSR 6C	11/7/05	PRNS Rural Public Works BMP/SOP Training	ESD, PRNS	PRNS RPW facility staff	5	11/06
PSR 6C	11/9/05	PRNS Rural Public Works BMP/SOP Training	ESD, PRNS	PRNS RPW facility staff	11	11/06
PSR 6C	11/10/05	PRNS Rural Public Works BMP/SOP Training	ESD, PRNS	PRNS RPW facility staff	4	11/06
PSR 6C	11/14/05	PRNS Rural Public Works BMP/SOP Training	ESD, PRNS	PRNS RPW facility staff	9	11/06
PSR 6C	11/16/05	PRNS Rural Public Works BMP/SOP Training	ESD, PRNS	PRNS RPW facility staff	8	11/06
PSR 2A & SDO 3A	1/30/06	DOT Contract Manager Training	ESD, DOT, GS, PRNS	DOT, GS, PRNS contract managers	10	12/06
PSR 3B	2/28-3/1/06	CWEA Catch the Next Wave -33rd Annual Conference & Exhibition	CWEA	ESD	1	N/A
PSR 3E, SDO	5/15/06	DOT Crew Stormwater BMP/SOP	ESD	DOT – Field crews	23	05/07

PS ID #	Date of Training	Topic	Sponsored or Held By	Division/Section Attending	# Attended	Tentative FY 06-07 Schedule
4B, PM 4B, & MC 2C		Training				
PSR 3E, SDO 4B, PM 4B, & MC 2C	5/16/06	DOT Crew Stormwater BMP/SOP Training	ESD	DOT – Field crews	41	05/07
PSR 3E, SDO 4B, PM 4B, & MC 2C	5/17/06	DOT Crew Stormwater BMP/SOP Training	ESD	DOT – Field crews	33	05/07
PSR 3E, SDO 4B, PM 4B, & MC 2C	5/23/06	DOT Crew Stormwater BMP/SOP Training	ESD	DOT – Field crews	33	05/07
PSR 3E, SDO 4B, PM 4B, & MC 2C	5/25/06	DOT Crew Stormwater BMP/SOP Training	ESD	DOT – Field crews	22	05/07
PSR 3E, SDO 4B, PM 4B, & MC 2C	5/31/06	DOT Crew Stormwater BMP/SOP Training	ESD, DOT	DOT – Field crews	37	05/07
SDO 5A.1	9/21/05	DOT Storm Drain Inlet Cleaning Data Collection Training	DOT, ESD	DOT – Inlet Cleaning Crews	8	9/06
SDO 5A.1	9/22/05	DOT Storm Drain Inlet Cleaning Data Collection Training	DOT, ESD	DOT – Inlet Cleaning Crews	15	9/06
WUOM 3B	12/8/05	BMP Video on Hydrant Flushing	ESD (Muni Water)	Muni Water Operations & Maintenance	12	12/06
PM 4	10/12/05	County of Santa Clara IPM Program	ESD, County of Santa Clara	DOT, PRNS, ESD, GS	7	N/A
PM 4B	1/12/06	City of San José Pesticide Safety/IPM Policy Training	ESD,GS, DOT, Target Specialty Products, A-Pro Pest Control	PRNS, DOT, GSA	115	TBD
M 1.A.2	1/06 — 2/06	Article on Proper Collection, Handling and Disposal of City Generated Batteries	San José City Line Employee Newsletter January/February 2006 Edition	All San José City Employees	Approx. 6,000	TBD
M 1.A.2	2/6/06	Change in California Law Regarding Disposal of Universal Wastes in the Garbage	Email sent to all San José employees informing them of the change in the law and directing them to keep universal wastes out of the garbage and to properly dispose of them.	All San José City Employees	Approx. 6,000	TBD
M 1 A.2	4/18/06	Salt Pond Social Science Workshop	Salt Pond Restoration Project	ESD Urban Runoff & ESD Policy & Planning	3	TBD
MC 2A.1	2/10/06	Annual Training on Hazardous Materials, How to Collect A Sample, Who to Call If A Stormwater Problem Is Discovered, Where to Take	ESD Urban Runoff, ESD Watershed Inspection	Full time PRNS Park Rangers	12	TBD

PS ID #	Date of Training	Topic	Sponsored or Held By	Division/Section Attending	# Attended	Tentative FY 06-07 Schedule
		Fluorescent Bulbs, and Other General Universal Waste Questions				
MC 2A.1	3/28/06	General Stormwater BMPs, ICID Problems & Contacts, Grab Sampling, Universal Waste, Brief Overview of Rural Public Works Facilities, and Proper Disposal of Hazardous Materials	ESD Urban Runoff, ESD Watershed Inspection	Part time Rangers	11	TBD
MC 2C	6/8/06	Corporation Yard SWPPP Training	ESD, GS, PRNS	GS and PRNS trades staff	10	6/07
MC 2C	6/12/06	Corporation Yard SWPPP Training	ESD, GS, PRNS	GS and PRNS trades staff	24	6/07
MC 2C	6/13/06	Corporation Yard SWPPP Training	ESD, GS, PRNS	GS and PRNS trades staff	44	6/07
MC 2C	6/14/06	Corporation Yard SWPPP Training	ESD, GS, PRNS	GS and PRNS trades staff	20	6/07
MC 2A .1	6/16/06	Citywide Hazardous Materials Management Meeting	GS	ESD, GS, DOT, PRNS	15	TBD
MC 2C	6/19/06	Corporation Yard SWPPP Training	ESD, GS, PRNS	GS and PRNS trades staff	8	6/07
PIP 1	10/17/05 – 10/20/05	Fourth National Conference Non Point Source And Stormwater Pollution Education Programs	Chicago Botanic Garden & U. S. Environmental Protection Agency	ESD Urban Runoff	1	TBD

14. PIP: Public Information / Public Participation

14.A PIP Work Plan Self Evaluation Matrix

ITEM NO.	ACTIVITY	COMPLIANCE DATE	FY 05-06 STATUS	RESPONSIBLE PARTY
PIP 1	**Public Awareness** The City of San José will promote general citizen awareness of what a watershed is, the functions of the storm drain system, pathways and sources of urban runoff pollution to the South Bay watershed, and behaviors that adversely affect water quality.			
PIP 1.A	Participate in WMI Outreach, and coordinate WMI outreach with Watershed Watch and Program efforts.	Ongoing	Done FY 05-06 and ongoing. City staff supported coordination of WMI and Program messages in the Watershed Watch campaign through WE&O AHTG and attended WMI COS workgroup meetings to keep WMI staff informed of activities. In FY 05-06 the City reprinted the WMI's Watershed Images Survey. The City also developed and printed the *WMI Update* information sheet	ESD, WMI, Program
PIP 1.A .1	Participate in Watershed Watch campaign.	Ongoing	Done FY 05-06 and Ongoing. City staff assists with planning and implementation through WE&O AHTG. See Program Annual Report for complete campaign annual report. In FY 05-06 the City participated in the workgroup that updated the Campaign strategy.	ESD, Program
PIP 1.B	Identify, support and participate in appropriate community events to further general public awareness.	Ongoing	Done FY 05-06. See 14.D: *PIP Activities.*	ESD
PIP 1.B.1	Work with Watershed Watch Events work group.	Ongoing	Done FY 05-06. Watershed Watch events are discussed and coordinated through the WE&O AHTG. See Program Annual Report for details concerning Watershed Watch events.	ESD, Program
PIP 1.C	Give presentations upon request that focus on stormwater messages to elementary through college grade levels, neighborhood groups, etc.	As Needed	Done FY 05-06 and ongoing. See 14.D: *PIP Activities.*	ESD
PIP 2	**Targeted Outreach** The City of San José will develop and implement targeted residential outreach and education campaigns, based on high priority pollutants, to effectively reduce pollutant-causing behaviors and promote Best Management Practices.			
PIP 2.A	Identify general residential practices contributing to stormwater pollution. Identify reasonable alternatives to pollutant causing behavior.	N/A	Done FY 05-06. Addressing messages through the Watershed Watch Campaign.	ESD, Program
PIP 2.A.1	Review surveys and applicable reports.	Ongoing	Done FY 05-06 and ongoing. Target audiences have been based on Program survey and are documented in the Watershed Watch strategy. San José tailors its outreach to compliment Program and regional outreach	ESD

ITEM NO.	ACTIVITY	COMPLIANCE DATE	FY 05-06 STATUS	RESPONSIBLE PARTY
			efforts, which include periodic surveys to evaluate products and outcomes.	
PIP 2.A.2	Meet with inspectors to discuss and document residential outreach needs.	Ongoing	Done FY 05-06 and ongoing. Outreach staff attend monthly Inspectors' meeting. Outreach needs are identified and incorporated into work plans accordingly.	ESD
PIP 2.A.3	Prepare report identifying residential outreach needs and tasks.	Annually	Done FY 05-06. Outreach staff submits a report to Watershed Protection Management on projected outreach needs and recommendations.	ESD
PIP 2.B	Identify ICID practices and target audience(s) contributing to pollution.	N/A	Done FY 05-06. ICID Feedback cards are regularly distributed to complainants who provide contact information. How complainants hear about ICID services is also tracked. See 1.D: *Complainant Source Summary*.	ESD
PIP 2.B.1	Review ICID reports.	Ongoing	Done FY 05-06 and ongoing. 248 ICID Complaint feedback cards were distributed to complainants, and 82 were returned. 74% felt their complaint had been resolved, a 4% increase from last FY. 72% felt their complaint had been resolved in a timely manner, a 5% increase from last FY. 62% felt their complaint had been resolved to their satisfaction, a 1% increase from last FY. 76% rated the City's service as excellent or good, a 6% increase from last FY; and 24% rated it as fair or needs improvement, a 6% decrease from last FY. How complainants heard about ICID services is also tracked. See 1.D: *Complainant Source Summary* for details.	ESD
PIP 2.B 2	Meet with ICID inspectors to discuss and document outreach needs.	Ongoing	Done FY 05-06 and ongoing. Outreach staff attend monthly Inspectors' meeting. Outreach needs are identified and incorporated into work plans accordingly.	ESD
PIP 2.B.3	Prepare report identifying ICID outreach needs and tasks.	Annually	Done FY 05-06. Outreach staff submits a report on projected outreach needs and recommendations. Report findings incorporated into work plans accordingly.	ESD
PIP 2.C	Promote selected residential and ICID messages through local and regional activity (e.g. Program PIP, BASMAA PIP, BAPPG, Media Relations, etc.)			
PIP 2.C.1	Report on targeted residential and ICID outreach activity.	Annually	Done FY 05-06. See 14.D: *PIP Activities.*	ESD
PIP 2.C.2	Participate in the Program's Pesticide and Mercury ad hoc task groups.	Ongoing	Done FY 05-06 and ongoing. Staff participated in AHTG and collaborated with regional Household Hazardous Waste efforts that are focusing on Universal Waste requirements. See Program Annual Report for details.	ESD, Program
PIP 3	**Educational Programs** The City of San José will support and/or develop and implement educational programs designed to increase youth understanding and appreciation of the South Bay watershed.			
PIP 3.A.	Support, and/or develop and implement school and	N/A	Done FY 05-06 and ongoing. See 14.D: *FY 05-06 San*	

ITEM NO.	ACTIVITY	COMPLIANCE DATE	FY 05-06 STATUS	RESPONSIBLE PARTY
	youth education programs.		*José School Outreach* for details.	
PIP 3.A.1	Participate in WE&O Schools and Youth work group.	Ongoing	Done FY 05-06 and ongoing. Participated in developing schools work plan and activities for Urban Runoff Program and Watershed Watch campaign. City Staff participated in both WE&O Ad Hoc Task Group and Schools and Youth Work group meetings, and serve as Chair of both groups. Direct implementation takes place through the Urban Runoff Program staff and the Watershed Watch Contractor. Through the City's Youth Watershed Education Team (YWET) staff collaborated to update and promote City's middle school curriculum.	ESD, Program
PIP 3.A.2	Participate in the Alviso Education Center work group.	Ongoing	Done FY 05-06 and ongoing. City staff participated in work group meetings. Program Staff administered the SCVURPPP Ed Center Grant. See Program Annual Report for details.	ESD, Program
PIP 3.A.3	Participate in City Education programs such as the Youth Watershed Education Team, Rangers in Schools, etc.	Ongoing	Done FY 05-06 and ongoing. See 14.D: *PIP Activities.*	ESD
PIP 4	**Citizen Participation** The City of San José will support and/or develop and implement citizen involvement programs designed to increase citizen understanding and appreciation of the South Bay watershed.			
PIP 4.A	Support and/or develop involvement opportunities for San José residents			
PIP 4.A.1	Participate in creek Clean-ups on a bi-annual basis through in-kind staff support for the Creek Connections Action Group.	N/A	Done FY 05-06. Coordinated internally with PRNS and Friends of Coyote Creek; externally with Creek Connections Action Group.	ESD, PRNS
PIP 4.A.1.a	Fall creek Clean-up.	Annually, Q1	Done FY 05-06. See 14.D: *PIP Activities.*	ESD, PRNS
PIP 4.A.1.b	Spring creek Clean-up.	Annually, Q4	Done FY 05-06. See 14.D: *PIP Activities.*	ESD, PRNS
PIP 5	**Outreach Evaluation** The City of San José will evaluate its Outreach efforts for effectiveness.			
PIP 5.A	Implement selected evaluation tools.	N/A	See 14.B: *PIP Program Evaluation*.	ESD
PIP 5.A.1	Work with Program, WMI, and Watershed Watch AHTG to Plan for Program's Watershed watch campaign follow–up survey.	Triennially FY 06/07	Not scheduled for FY 05-06.	ESD, Program
PIP 5.A.2	Report on survey and evaluation activity during the report period	Annually	In March 2006 the Program conducted a set of two focus groups in order to elicit feedback regarding the Watershed Watch campaign. See Program Annual Report for details. See 14.B *PIP Program Evaluation* and 14.D: *PIP Activities* for city evaluation activities	ESD
PIP 4.B	Annually review, modify and report on outreach plans based on effectiveness results.	n/a	Done FY 05-06. Work plans are evaluated and modified as needed based on evaluation results.	ESD

ITEM NO.	ACTIVITY	COMPLIANCE DATE	FY 05-06 STATUS	RESPONSIBLE PARTY
PIP 4.B 1	Produce written report on effectiveness of outreach activities conducted in prior fiscal year.	Annually	Done FY 05-06. See 14.D: *PIP Activities.*	ESD

14.B PIP Program Evaluation

San Jose's outreach strategy is implemented on three levels: Local, County-wide, and Bay Area-wide (Regional).

Local target audiences are based on survey and focus group work conducted by the City and the Program. Local outreach is conducted to address time-constrained and/or local (San José only) issues. Local strategies and tactics are documented in the Outreach Strategies submitted annually to the City's budget office. When possible, San José tailors its local outreach to compliment/coordinate with Program (countywide) and regional outreach efforts. Short-term tactic and strategy success is evaluated case-by-case using a variety of mechanisms. Public opinion surveys evaluate long-term outcomes in attitudes and behavior.

Countywide target audiences are based on Program survey and focus group work conducted through the Program and, when appropriate, the City. The City's Countywide outreach delivers stormwater and watershed messages to residential and business audiences in the Santa Clara Basin. Strategies and tactics are documented in the Watershed Watch strategy. The City advocates for and facilitates coordination of Countywide outreach with Regional outreach workgroups. Short-term tactic and strategy success is evaluated case-by-case using a variety of mechanisms. Public opinion surveys evaluate long-term outcomes in attitudes and behavior.

Regional target audiences, messages, and projects are identified through a variety of processes conducted by the various regional workgroups. San Jose's regional audiences are specific subsets of the general business and residential audiences that occur in San José, but may also be universal in the Bay area, and are targeted for messages about specific behaviors or awareness related to stormwater and watershed messages (e.g. Pest Control Operators for IPM messages; restaurants for Fats, Oils and Grease (FOG)). Strategies and tactics for these audiences are proposed and implemented through the Regional workgroups. Strategies and tactics finally selected through these processes are documented in the workplans of the various groups. Short–term tactic and strategy success is evaluated and reported case-by-case using a variety of mechanisms (e.g. the Regional Media Relations workgroup's measures). For some projects (e.g. OWOW, Regional Ad Campaign) public opinion surveys evaluate long-term outcomes in attitudes and behavior.

FY 05-06 marked the fourth and final year the City contracted with the San José Conservation Corps to stencil storm drain inlets with a creek-specific "No Dumping" message and a phone number to report incidents. Storm drain stencils are placed in locations that are highly visible to residents. Including the neighborhood creek name in the stencil gives residents specific information about how their actions tie in to the local environment. The City is currently evaluating its storm drain inlet marking activities and exploring alternatives and strategies to keep the City's 28,000+ inlets marked in an efficient and cost-effective manner.

FY 05-06's targeted efforts focused on proper disposal of universal wastes, Integrated Pest Management (IPM), construction-generated pollutants, trash, and general pollution prevention. At the local level, San José has been able to successfully direct a variety of messages to a wide array of audiences through targeted events, training workshops, direct mailing, published articles, and collaborative efforts at the regional level. Targeted outreach typically is more difficult to implement at the Program-wide level, primarily because of prioritization and staffing constraints. The Program's targeted outreach focus has been on readying the co-permittees' staff for implementation of post-construction stormwater treatment and hydromodification measures. For FOG, San José added a grease trap/interceptor tracking log form to the restaurant package, and continued distribution of the package in FY 05-06. Targeted outreach supplements tasks done in other elements of the URMP, such as Illicit Connection/Illegal Dumping, the Industrial/Commercial Dischargers, Construction Inspection, Pesticide Management, Mercury, and the Copper and Nickel Action Plans.

Citizen Participation activities are a potent method for getting residents out into the Watershed and engendering stewardship. The City participated in three Clean-up events, as well as a Bike to Work Day, designed to promote participation and stewardship in the citizens of San José. At the Coastal Clean-Up Day event one student volunteer at San Jose High commented that he did not even realize there was a creek right behind the school. By the end of the event he expressed disgust at the amount of trash found on the banks and around access points. He was a repeat volunteer at the May clean-up, and commented on how there was less trash that time, but there was still trash. Tying Clean-up days to pre-existing events such as Coastal Clean-up Day and the Great American Pick-up is a good way to maximize promotion. Advertising paid for by regional entities is useful for raising awareness locally. The City's Urban Runoff Program continued working with the Anti-Litter Program in FY 05-06 to tie watershed objectives in with existing successful efforts.

Education continues to be a vital component of San José's pollution prevention plan. The City actively contributes to education both as a City and through the Program. San José commits significant resources to youth education with the goal of instilling a sense of stewardship for the environment. San José employs both in-class education and train-the-trainer approaches to outreach. In-class presentations are more expensive per student reached, but lend themselves better to evaluation. The City's Water Awareness Program reached 224 students in the targeted grades of fifth, sixth, and seventh, a minor decrease from last year's 293. The City is currently evaluating methods to increase the reach of this effort, and plans on instituting changes to the program in FY 05-06 and beyond. The City's train-the-trainer tactics have the potential to reach many more students, but it is extremely difficult to measure the effectiveness of this potential. Youth Watershed Education Grants provide funding for groups and educators to implement their own programs, which in turn accomplish the City's education goals.

This fiscal year the City is including website visits and downloads in with the Section 14.D.: *Outreach Materials Distributed*. The City's web tracking software is sufficiently detailed enough to track visits on particular pages, allowing for this reporting. The web offers an alternative to printed materials for disseminating information, giving the City another method for reaching audiences.

14.C PIP Response to Water Board Comments

No comments received from Water Board on this Program Element.

14.D PIP Summary Tables / Additional Information

PIP Activities Table

Outreach Type:

❍ **= General Outreach** ◎ **= Targeted Outreach** **= Citizen Involvement** **= Education**

ITEM NO.	ACTIVITY	OUTREACH TYPE	FY 05-06 STATUS	EVALUATION
Att. A.1	Storm Sewer Stenciling	❍	FY 05-06 The San Jose Conservation Corps stenciled approximately 4,400 storm drain inlets throughout the City with No Dumping Flows to Neighborhood Creek and the 945-3000 Hotline Number.	This was the fourth and final year of a 4-year contract to re-stencil all the public right-of-way storm drain inlets in the City of San José. Approximately 28,440 inlets were completed during the four years. Storm drain stencils are placed in locations that are highly visible to residents. Including the neighborhood creek name gives residents specific information about how their actions tie in to the local environment. In FY 05-06 the City evaluated it's inlet marking method, looking for the most durable, non-damaging and cost-effective method to mark our inlets. This evaluation will be considered in deciding future stenciling in San Jose.
PM 6.A PIP 1.A.1 PIP 2.C PM 6.A Program	Watershed Watch sign at Happy Hollow Park and Zoo	❍	Interpretive Sign, installed in FY 03-04, features a photo montage of beneficial uses of creeks and the Bay, along with four pollution-prevention messages: keep your car tuned to avoid oil leaks, avoid pesticide use, especially before rains, proper disposal of household hazardous wastes,	In FY 05-06, 316,230 visitors attended Happy Hollow Park and Zoo. The sign is located at the bottom of the entrance walkway into the Zoo. Every visitor to the zoo passes by the sign entering and leaving.

ITEM NO.	ACTIVITY	OUTREACH TYPE	FY 05-06 STATUS	EVALUATION
			and no dumping into storm drains.	
PIP 1 PIP 2.C. PM 6.A. PM 6.E. M 2.B.	Water Awareness web page	❍	ESD web page highlighting several water issues, including pollution prevention, storm drain vs. sanitary sewer, IPM, household hazardous waste, automotive fluids, Anti-Litter Program, etc. Links to watershedwatch.net and the County's Household Hazardous Waste program included.	The Water Awareness web page is updated with seasonally pertinent information about a variety of water-related issues. A total of 1,259 visits (up from 473 in FY 04-05) and 1,346 views (up from 506) were recorded on the City's Water Awareness web page in FY 05-06.
PIP 1	Celebration in the Park at San Tomas Park (Council District 1)	❍	September 17, 2005. Free council district event with entertainment and community resources.	Distributed pollution prevention information at community resource booth. Estimated 800 residents attended.
PIP 1	Community Festival (Council District 2)	❍	September 17, 2005. Free council district event with entertainment and community resources.	Distributed pollution prevention information at community resource booth. Estimated 5,000 residents attended.
PIP 1.A.1 PIP 1.B. Att. A.3	Harvest Festival at Prusch Park Farm	❍	October 1, 2005. Watershed Watch booth with games and Pollution Prevention information.	See Program Annual Report for details.
PIP 1	Day in the Park Multicultural Festival at Lake Cunningham Park (Council District 8)	❍	October 1, 2005. Free council district event with entertainment and community resources.	Distributed pollution prevention information at community resource booth. Estimated 6,000 residents attended.
PIP 1.A.1 PIP 1.B. Att. A.3	Pumpkins in the Park at Discovery Meadow	❍	October 8, 2005. Watershed Watch booth with games and Pollution Prevention information. San José re-entered it's Scarecrow with Anti-Litter messages. The Scarecrow won Second Prize in the contest this year.	See Program Annual Report for details.
PIP 1.B PIP 1.C PIP 3.A.3	Martin Luther King Library Resource Fair	❍	March 17, 2006. Watershed protection and Urban Runoff messages were incorporated into the Slow the Flow Coordinator's presentation at this event.	Approximately 100 people visited the display.
PIP 1.B. Att. A.3	Spring in Guadalupe Gardens	❍	April 22, 2006. City of San Jose table with information on how to "green" your home, HHW, Recycle Plus, Watershed Management, South Bay Water Recycling, energy conservation, water conservation, green construction practices, waste water treatment, green business, and home composting.	Good event to interact with residents. Information on Household Hazardous Waste was the hot topic.
PIP 1.B M.5.A M 5.C Att. A.3	American Community Resource Fair	❍	April 30, 2006 at the Willow Glen chapter of the American Legion. Information-sharing with local residents.	Approximately 75 residents attended. Distributed literature on household hazardous waste disposal, pool & spa maintenance, universal waste disposal, and home maintenance tips.
PIP 1.B M 5.C	Safe Medicine Disposal Days	❍	May 15, 18, 20, 2006. Take-back event for old and/or expired medications. Partnered internally	Approximately 330 participants dropped off over 825 lbs of medications and 20 mercury thermometers over the course of

ITEM NO.	ACTIVITY	OUTREACH TYPE	FY 05-06 STATUS	EVALUATION
Att. A.3			with Council member LeZotte's office and the San José Police Department; and externally with Walgreens and Kaiser Permanente.	three events. All of the participants were positive and happy to be able to participate in this event. Data collected from these events and the other Bay Area events will be analyzed for future events or programs planning.
PIP 1	Community Resource Fair at City Hall Plaza	❍	June 11, 2006 at City Hall Plaza. Information-sharing with local residents.	Approximately 7,000 people attended. Distributed literature on household hazardous waste disposal and general pollution prevention.
PIP 1	"Don't Trash California" PSAs on Civic Center Channel 26/26A	❍	City cable channel 26/26A ran Don't Trash California PSAs in Spring and summer of 2006	Obtained PSA from CalTrans. PSAs aired an estimated 20 times.
Att. A.21	Website Revisions	❍	After reviewing the current Watershed Protection website, Staff decided a major overhaul of the entire website was needed, above and beyond the revisions called for in the FY 05-06 work plan. ESD Staff have identified goals and objectives for the website, and are building the website around them. The overhaul started in FY 05-06, and will continue into FY 06-07.	Held a usability focus group of businesses to gather information for the Watershed Protection web content targeted at businesses. Results of that focus group used to build the page's site map and populate it with information.
PIP 1	New City Hall Grand Opening	❍	August 27, 2005 for Employees and October 12, 2005 for the public. Event to showcase the New San José City Hall.	Poster session included a "Clean & Green San José" display with trash management, pollution prevention, citizen participation, difference between storm and sanitary sewers, street sweeping, and other watershed messages. Approximately 1,500 people attended the Employee event. No data on the Public event.
Overall Evaluation of General Outreach Activities		❍	San Jose's General Outreach focused on community events and the City's website. Both were used to disseminate information to the public. Downloads from the City's website increased dramatically this fiscal year compared to last. The City continues to reach out to the general public at selected community events the Watershed Watch Campaign does not attend. These events are good venues to reach San Jose citizens, providing more extensive outreach to residents.	
IND 6	Storm Sewer Stenciling	◎: Commercial	City staff provided approximately 69 stencils to 28 developers and 11 private businesses for stenciling approximately 440 storm drain inlets. In addition, 178 English, 53 Spanish, 20 Vietnamese "No Dumping! Flows To Bay" stencils were distributed to commercial and industrial businesses.	Storm drain stencils are placed in locations that are highly visible to residents and customers of businesses. Including the neighborhood creek name gives residents and customers specific information about how their actions tie in to the local environment. Developers are required as a condition of the permitting process to stencil all storm drains inlets on a development. ESD inspectors give out "No Dumping! Flows To Bay" stencils to commercial, industrial businesses so that they can stencil storm drain inlets on their properties.
PIP 1 PIP 2.C M 2.B M 5.A	Curbside Courier web page and newsletter	◎: Residential	Web page and newsletter focused on solid waste issues. Newsletter mailed to city recycling customers. Fall 2005 issue's feature article was on proper disposal of universal waste. A sidebar article focused on street sweeping. Spring 2006	Courier published twice a year as a Recycle Plus utility bill insert. The Curbside Courier reaches approximately 185,000 single-family households. Additionally, the Curbside Courier was published online.

ITEM NO.	ACTIVITY	OUTREACH TYPE	FY 05-06 STATUS	EVALUATION
CB-11			issue's feature article was also on Universal Waste – new rules for disposal of toxic technologies. Included info on proper disposal of e-waste and u-waste.	
IND 6 CB-1.B. Att. A.2	Mobile Surface Cleaner Training Workshops	◎: Commercial	Training available upon request.	Training available upon request. Companies requesting training are first referred to BASMAA's online training, and offered live training if online version does not meet their needs.
PM 6.A. PM 6.F. M 2.B M 5.A PIP 1.A.1 PIP 2.C Att. A.6	Home and Garden Show	◎: Home owners	May 5-7, 2006. San José provided booth space. Booth staffed by SCVURPPP staff, co-permittees, and San José staff. Provided IPM and Household Hazardous Waste information.	Co-permittee staff thought the Home Show was a good place to present messages and materials. See Program Annual Report for details
PM 6.A. PM 6.F. PIP 1.A.1 PIP 2.C Att. A.6	Orchard Supply Hardware's How-to Fair	◎: Home owners	May 20-21, 2006. Booth focused on Our Water Our World outreach, and was staffed by SCVURPPP staff and co-permittees. Provided IPM and Household Hazardous Waste information.	Co-permittee staff thought the How-to Fair was a better venue than the Home and Garden Show for presenting messages and materials. See Program report for details.
IND 6.A. PM 6.A. M 5.B CB-3.D. PIP 1.A. Att. A.7	Industrial Users Academy	◎: Industrial	April 19-20, 2006. Two half-day training sessions for permitted industries in the San Jose/Santa Clara Water Pollution Control Plant tributary area. Stormwater issues discussed include: facility inspections, GIASP/NOI requirements, IPM, Mercury, Trash, and General NPDES information.	32 attendees . 25 submitted evaluations. 100% agreed or strongly agreed that the workshop was useful. 76% indicated an increase in knowledge of NOI requirements. 84% indicated an increase in knowledge of pollution prevention.
PIP 1.B.	Green Business Workshop	◎: Businesses	March 17, 2006. Workshop for existing and potential Green Businesses, talking about the Green Business program and pollution prevention BMPs.	65 attendees. *Preventing Storm Drain Pollution* and Green Business brochures distributed. Attendees responded positively to the information presented. The workshop received a small mention in the *San Jose Business Journal* published the week of 3/27/06.
IND 6 CB-1.B.1	Tributary Tribune	◎: Industrial	Newsletter published for permitted industrial dischargers in the Water Pollution Control Plant tributary area. The Winter 2005 Tribune contained an article on how surface cleaning affects the Bay, and strongly encouraged businesses to hire contractors that have taken the BASMAA surface cleaning training. That issue also featured a reminder for businesses to stencil their storm drains, with contact info on how to obtain free	The Tributary Tribune was distributed three times in FY 05-06. It goes to every permitted industrial discharger in the San Jose/Santa Clara Water Pollution Control Plant tributary area (approximately 330). FY 05-06's Tributary Tribune web pages generated 507 views, triple what they generated in FY 04-05.

ITEM NO.	ACTIVITY	OUTREACH TYPE	FY 05-06 STATUS	EVALUATION
			stencils.	
IND 6 ICID 4 CB-3.A	Roof Vent BMP for metal finishers and printed circuit board facilities	◎: Metal Finishers and PCB Manufacturers	Distributed Roof Vent BMP along with a contact letter informing select businesses that their roofs may also be inspected as part of their scheduled stormwater inspection.	Cover letter and roof vent BMP fact sheet sent to 115 facilities. Inspections of select facilities started in Spring 2005 and continued through December 2005. This program is evaluated in Section 10.B.: *CNAP Program Evaluation*.
PIP 2.A CB 11 TRA 6	The Guide to Garbage and Recycling in San José	◎: Residential	Booklet with recycling information for residents. Also included information on Electronic Waste, Universal Waste, Street Sweeping, leaking vehicles, Anti-Litter Program, and general Storm Drain Pollution Prevention tips.	Guide distributed to approximately 109,000 single-family and multi-family households. This represents one-third of the City's residential population. The second third will be mailed in December 2006, and the final third will be mailed in December 2007. The booklet is also available online for viewing and downloading.
CON 7.C. Att. A.8	Conduct outreach sessions to development community	◎: Developers	September 14, 2005. Department of Public Works & ESD staff conducted training on erosion and sediment control for private developers of type 2 projects.	11 private developers of type 2 projects attended. Four topics were covered: overview of City's Stormwater NPDES Permit, overview of erosion and sediment control requirements in the City, discussion of Lessons Learned, and the City's Watershed Enforcement Procedures were reviewed. 10 evaluation forms submitted. 9 rated training as good or excellent. and a worthwhile investment of time.
CON 7.C. Att. A.8	Conduct outreach sessions to development community	◎: Developers	May 3, 2006. Pre-construction meeting for Los Gatos Creek Trail Reach 4 Lincoln/Auzerais Project. Department of Public Works & ESD staff conducted training on erosion and sediment control for private developers	20 attendees from City staff, Santa Clara Valley Water District, CalTrans, PG&E, 3 developers, 1 consultant, 1 general contractor, and 6 subcontractors. Topics of note covered: Permitting, Construction Inspections, Stormwater Pollution Prevention. Distributed Construction BMPs.
CON 7.C. Att. A.8	Conduct outreach sessions to development community	◎: Developers	June 22, 2006. Pre-construction meeting for Greater Gardner St. Reconstruction – W. Virginia Street Project.	11 attendees. Distributed Construction BMPs.
CON 7.C. Att. A.8	Conduct outreach sessions to development community	◎: Developers	June 26, 2006. Pre-construction meeting for Union Avenue Project.	9 attendees. Distributed Construction BMPs.
CON 7.C. Att. A.8	Conduct outreach sessions to development community	◎: Developers	June 27, 2006. Pre-construction meeting for Holly Hills Drive Project.	6 attendees. Distributed Construction BMPs.
PM 6.A PM 6.D PIP 2.C Att. A.13	Create and provide fact sheets and materials to pesticide retailers to facilitate point-of-purchase outreach to support IPM Store Partnership Program	◎	There are nine stores in San José participating in the IPM store partnership. This work is done at the Program level. See the Program Annual Report for details.	This work is done at the Program level. See the Program Annual Report for details.
PM 6.A PM 6.D PIP 2.C	OWOW Fleas fact sheets at Animal Services Center	◎: Pet owners	Started in April 2006. The OWOW Fact sheet for Fleas, in both English and Spanish, is available in the Animal Services Center's literature racks.	Center estimates 300 pet adoptions per month.

ITEM NO.	ACTIVITY	OUTREACH TYPE	FY 05-06 STATUS	EVALUATION
			Additionally, a fact sheet is placed in every adoption package for pets adopted from the center.	
PIP 1 PIP 2.C Att. A.3	Drive In – Trash Out	◎: Students	April 20, 2006. Event sponsored by CalTrans' "Don't Trash California" campaign and San Jose City College. Volunteers cleaned out cars and educated drivers about the impacts of trash. In-car trash bags and 'Don't Trash California' air fresheners were given to participants.	52 cars came through the event, 123 students came to event booth, and 213 students cam to the booth on campus. San José provided brochures on the City's Anti-Litter Program and P2, emphasizing the impacts of trash on creeks. Mayor Gonzales came and helped clean cars out, and KTVU-TV came out and did a story on the event.
PM 6.A PM 6.B. M 5 PIP 1 PIP 2.C Att. A.2	Regional Media Relations	◎	Concepts pitched include: First rains/first flush, information on the draft TMDL released by the Water Board, Tips for seeking the services of a pest control operator, and the use of pesticides. Media Relations began the process of working with meteorologists to incorporate water pollution prevention messages into their broadcasts. Placements include media outlets that serve San Jose residents, including the San José Mercury News, the Associated Press, KRON-TV, KTVU-TV, KGO-TV, and other local-serving print, web and radio outlets.	Regional partnership and coordination of media relations allows cities to pool their messages and resources into one consistent effort. Overall, 37 articles and broadcast stories were covered by the media in FY 05-06, including 14 print articles, 6 television, 12 radio stories, and 5 web stories.. See Regional Media Relations Campaign Final Report for full details.
PIP 2.C PM 6.A. PM 6.B. PM 6.D Att. A.9 Att. A.13	Pesticide Article published in BOMA Byline Newsletter	◎: Facilities Managers	June 2006. The OWOW fact sheet *Finding a Company that can Help Prevent Pest Problems* was modified to address a commercial audience, and had it published in the *BOMA Byline* Newsletter. The article explains the link between pesticide application and water quality impacts and offers approaches that building owners and managers can use to effectively find and/or influence a company to use less-toxic chemical pest controls in their buildings through integrated pest management practices.	The Building Operators and Managers Association Silicon Valley chapter publishes the *BOMA Byline* monthly. The *BOMA Byline* serves the counties of Santa Clara, Santa Cruz, San Benito, Monterey and San Luis Obispo.
PIP 2.C M.5 Att. A.11	Mercury Outreach	◎	San José and Program staff assisted County with Mercury-related outreach for the County's Universal Waste grant activities. City staff also distributed the County's 2 mercury/universal waste brochures in City literature racks and at City events.	See Program Annual Report for details.
Att. A.5	Watershed Enforcement Program Brochure	◎: Commercial/ Industrial	Develop a new brochure explaining the purpose and goals of the City's Watershed Enforcement Program.	Late in the Fiscal Year the City's Watershed Enforcement Program projected changes to it's tasks and target businesses. Therefore this brochure was put on hold until all changes are implemented, so that it will better represent the WE Program.

ITEM NO.	ACTIVITY	OUTREACH TYPE	FY 05-06 STATUS	EVALUATION
Overall Evaluation of Targeted Outreach activities		◎	FY 05-06's targeted efforts focused on proper disposal of universal wastes, as well as IPM, construction-generated pollutants, trash, and general pollution prevention. At the local level San José has been able to successfully direct a variety of messages to a wide array of audiences through targeted events, training workshops, direct mailing, published articles, and collaborative efforts at the Regional level. Targeted outreach typically is more difficult to implement at the Program-wide level, primarily because of prioritization and staffing constraints. The Program's targeted outreach focus has been on readying the co-permittees' staff for implementation of post-construction stormwater treatment and hydromodification measures. For FOGs, San José added a grease trap/interceptor tracking log form to the restaurant package, and continued distribution of the package in 05-06. Targeted outreach supplements tasks done in other elements of the URMP, such as Illicit Connection/Illegal Dumping, the Industrial/Commercial Dischargers, Construction Inspection, Pesticide Management, Mercury, and the Copper and Nickel Action Plans.	
PIP 4.A.1.a Att. A.14	Coastal Clean-up Day	✋	September 17, 2005. Promoted event in the ESD newsletter and on the City web site.	808 volunteers at 26 sites. Over 16,000 pounds of trash and 3,000 pounds of recyclables removed. 13 out of 26 clean-up sites in San José. Volunteers surveyed after the event. See the Santa Clara Valley Water District's Annual Report for details.
PIP 1.B PIP 2.C PIP 4.A	Great American Pick Up	✋	April 8, 2006. ESD, PRNS, DOT, City Manager's Office, Mayor's Office, SJPD, City Attorney's Office planned & coordinated event in San José.	10 clean-up sites, 1 per Council District. 342 volunteers picked up 346 bags of litter. Poor weather leading up to the event limited participation.
PIP 4.A.1.b Att. A.15	National Rivers Clean-up Day	✋	May 20, 2006. Promoted event in the ESD newsletter and on the City web site.	682 volunteers at 28 sites. Over 15,000 pounds of trash and 1,400 pounds of recyclables removed. 17 out of 28 clean-up sites in the County in San José. Volunteers surveyed after the event. See the Santa Clara Valley Water District's Annual Report for details.
PIP 1.B PIP 4.A	National Bike to Work Day (BTWD)	✋	May 18, 2006. City hosted one "energizer station" with drinks, promotional items and information to give out to bikers.	An estimated 300 people rode by or stopped at the City's energizer station, an increase from last year's event., despite operating fewer energizer stations. Throughout Santa Clara County, nearly 6,000 bicyclists were counted at about 50 Energizer Stations, and only a portion of all bicyclists stop at Energizer Stations. The Countywide estimate for all bike commuters on BTWD is 15,000-20,000. Throughout the nine-county Bay Area, about 15,000 bicyclists were counted at 177 Energizer Stations, and an estimated 50,000 bicyclists rode that day. Both stormwater and air quality benefit from the reduced number of cars on the road. Encouraging people to use alternative modes of transportation highlights this benefit and encourages public participation.
PIP 4.A Att. A.10	Anti-Litter Program	✋	The purpose of the Anti-Litter Program (ALP) is to further beautify San José by preventing graffiti and litter through community involvement, eradication, and enforcement. ALP provides free clean-up supplies to volunteers, designates litter hot spots for adoption, does school outreach with	In FY 05-06, the ALP has 2,815 Pick Up San José volunteers on the rolls. As of June 2006, 136 of the 150 Litter Hot Spots have been adopted. 12 schools received "All-star Stan" presentations. Since it's inception in 2002, participants in the program have removed 30,548,830 pounds of litter.

ITEM NO.	ACTIVITY	OUTREACH TYPE	FY 05-06 STATUS	EVALUATION
			anti-litter messages, and hosts special clean-up events like the Great American Pick-up.	
PIP 4.A Att. A.10	Adopt-a-Park and Adopt-a-Trail		Adopt-A-Park is citywide volunteer program that recruits and trains residents to assist in the general care and maintenance of neighborhood trails, neighborhood/regional parks, and open spaces in San José.	226 of the City's 232 parks have been adopted by one or more groups. Adopt-a-Trail is a new program, and data is pending.
Overall Evaluation of Citizen Participation Outreach Activities			Citizen Participation activities are a potent method for getting residents out into the Watershed and engendering stewardship. The City participated in three Clean-up events, as well as a Bike to Work Day, designed to promote participation and stewardship in the citizens of San José. At the Coastal Clean-Up Day event one student volunteer at San Jose High commented that he didn't even realize there was a creek right behind the school. By the end of the event he expressed disgust at the amount of trash found on the banks and around access points. He was a repeat volunteer at the May clean-up, and commented on how there was less trash that time, but there was still trash. Tying Clean-up days to pre-existing events such as Coastal Clean-up Day and the Great American Pick-up is a good way to maximize promotion. Advertising paid for by regional entities is useful for raising awareness locally. The City's Urban Runoff Program continued working with the Anti-Litter Program in FY 05-06 to tie watershed objectives in with existing successful efforts.	
PIP 3.A.3 Att. A.20	Youth Watershed Education Grants (YWEG)		12 Grants awarded in FY 05-06 cycle. Seven schools and five non-profits received grants. A total of $40,422 was given in grants ranging from $800 to $5,000 each.	This year's cycle saw similar demand for funds and number of proposals as last FY's. In FY 05-06 the City hosted a kick-off training and networking meeting for all grantees to give them an opportunity to meet and share ideas and resources, to hear from a past grantee, and to receive guidance on reporting and evaluation. Grant Projects are ongoing, and will be evaluated at the end of the grant cycle.
PIP 1.C PIP 3.A Att. A.17	Wacky Watersheds Workshops		October 8, November 5 & 12, 2005, February 11, and March 14, 2006. Presented South Bay Water Connections curriculum to middle school educators within San Jose/Santa Clara Water Pollution Control Plant service area. The educators were also given a tour of the Don Edwards San Francisco Bay National Wildlife Refuge at all but the March workshop.	8 participants at October's workshop at Resource Area for Teachers (RAFT). 8 submitted evaluations. All rated the workshop's materials as good or excellent. 10 participants at November's 2-day workshop at UCSC Extension. 7 participants at February's workshop at the Alviso Ed Center for YWEG Grant recipients. 15 participants at March's workshop at the Children's Discovery Museum. 9 submitted evaluations, all rated the workshop's materials as Excellent or Good.
PIP 1.B PIP 1.C PIP 3.A.3 Att. A.18	Water Awareness Program		Presentations focusing on Pollution Prevention. *It's Wet It's Wild It's Water!* Curriculum distributed to teachers. See 14.D: *FY 05-06 San José School Outreach* for details.	548 people reached 224 students in targeted grades 5-7 reached. 4 survey forms returned. All rated the program as Excellent or Good.
PIP 1.B PIP 1.C	Slow the Flow		Grant to Don Edwards Alviso Environmental Education Center to host 9 different types of events: special events, interpretive programs,	This program reached an estimated 10,871 students and adults in the SJ/SC WPCP Tributary area in 05-06. This was accomplished through field trips, weekend programs, special

ITEM NO.	ACTIVITY	OUTREACH TYPE	FY 05-06 STATUS	EVALUATION
PIP 3.A.3 Att. A.19			teacher orientation, field trips, in-class presentations, outreach presentations, workshops, special visits and interpretive displays.	events, outreach events, and classroom presentations. Additionally, visitors can view the interpretive displays at the Environmental Education Center. From a presentation standpoint, the program continues to get very high evaluations from both teachers and students. Almost 40% of those attending are repeat customers. From a content standpoint between 93 and 100% of those questioned in exit exams recalled key messages of the presentations
PIP 1.B PIP 1.C PIP 3.A.3	NASA/Ames Jason Project Event		January 30 — February 4, 2006. Watershed protection and Urban Runoff messages were incorporated into the elaborate game that the Slow the Flow Coordinator presented at the week-long Jason Event at NASA Ames Research Center.	Over the week approximately 840 people participated in the game, which took students and parents through an elaborate maze of items which stand in the way of a clean South Bay Watershed.
PIP 3.A.3	YWEG Grantee Training		February 9, 2006. Grant cycle kick-off training and networking meeting for all the Grantees.	The City reinstated this session for grantees, to give them an opportunity to meet and share ideas and resources, to hear from a past grantee, and to learn and ask questions about reporting and evaluating. Grantees anecdotally said the meeting was well worth their time.
PIP 1.B PIP 1.C PIP 3.A.3	Briarwood Elementary School Science Fair		March 14, 2006. Watershed protection and Urban Runoff messages were incorporated into the discussion by the Slow the Flow Coordinator at this school event	Approximately 150 parents and students visited the booth.
PIP 1.B PIP 1.C PIP 3.A.	Water Wizard Festival		May 26, 2006. Water education festival for 3rd graders. The purpose of the festival was to increase the awareness of the importance of water and promote stewardship of water as a resource. ESD taught 3 activities related to the City's mission concerning water and watershed issues. The messages taught were: Pollution Prevention Difference between Storm and Sanitary Sewer Systems Value of Recycled Water Value of the Treatment Plant Importance of Soil & the Value of composting	300 students from 3 San José public schools. Pre- and post-testing of each student showed knowledge increases in all areas: Up 17% in knowing that the water we use at home affects our rivers. Up 7% in knowing Polluted water is not good to drink. Up 2% in knowing all living things need water. Up 39% in knowing that we live in a watershed.

ITEM NO.	ACTIVITY	OUTREACH TYPE	FY 05-06 STATUS	EVALUATION
Overall Evaluation of Education Outreach Activities			Education continues to be a vital component of San Jose's pollution prevention plan. The City actively contributes to education both as a City and through the Program. San José commits significant resources to youth education with the goal of instilling a sense of stewardship for the environment. San José employs both in-class education and train-the-trainer approaches to Outreach. In-class presentations are more expensive per student reached, but lend themselves better to evaluation. Train-the-trainer has the potential to reach many more students, but it is extremely difficult to measure the effectiveness of this potential. Youth Watershed Education Grants provide funding for groups and educators to implement their own programs that accomplish the City's education goals. The City's Youth Watershed Education Team conducted a thorough analysis and evaluation of education activities undertaken by the City. This analysis was intended to identify strengths and weaknesses in individual activities, analyze coverage, and identify areas for improvement and focused efforts. The results of this analysis will be applied to FY 06-07	

FY 05-06 San José School Outreach

Program & Description	Contractor	Type of Program	Target Grade	Location	School Name	School Location	# events held	# students reached	Evaluation Included?
Bussing for Creek Program Bussing for San José students participating in Cupertino's 3rd grade creek program	City of Cupertino	Teacher Training, Field Trip	3	See Cupertino data for details	See Cupertino Annual Report for details	San José	See Cupertino data	See Cupertino data	See Cupertino data
Youth Watershed Education Grant Grant program for the SJ/SC WPCP Tributary Area that focus on: supporting watershed projects for youth education; curriculum development; field trips; adoption and implementation of watershed-based curricula; teacher or youth leader-training.	None	Other	K-12	various	12 grants to 7 schools and 5 non-formal education groups	multiple locations	12	8,400 (est.)	yes
Wacky Watersheds Workshop Focus: hands-on training to explore the concepts of water use, wastewater treatment, pollution prevention and watershed protection	None (Partnered with RAFT)	Teacher Training	K-12	RAFT	Multiple schools	multiple locations	4	40 Teachers	yes
Water Awareness Program also known as Rangers in Schools. Classroom presentation + distribution of "It's Wet It's Wild It's Water!" curriculum. Presentations also done at selected community events.	San José Park Rangers	Presentation	5-7th, but reached as young as 3rd and as old as 6th.	San José	multiple schools and community events	San José	9	548	Surveys given to teachers
Water Wizard Festival May 27, 2006. Water education festival for three hundred 3rd grade classes. Purpose: to increase the awareness of the importance of water and promote stewardship of water as a resource. ESD taught 1 lesson at three booths (each booth taught 100 students) related to our mission concerning water and watershed issues. The messages taught were: Pollution Prevention (P2), Difference between Storm and Sanitary Sewer Systems (DSS), Value of Recycled Water (RW), Value of Treatment Plant (TP), and Importance of Soil and the Value of composting	Guadalupe River Park and Gardens, SCVWD, Alviso Environmental Education Center (EEC)	Presentation	3	Guadalupe River Park and Gardens	Williams Elementary Noble Elementary Jeanne Meadows Elementary	San José	1	300	yes
Slow the Flow In-class presentations, field trips, teacher training, and more. Students explore the concepts of water use, wastewater treatment, habitat protection using Zoology, Life Science, Integrated Science, Chemistry, Physical Science, Environmental Science, Biology, Engineering, and Marine Science.	Don Edwards SF Bay National Wildlife Refuge	Presentation, Field Trip, Teacher Training, Other	5-12th	Alviso Environmental Education Center	see below	n/a	120 (not counting display visits)	10,871 students and adults	yes
Special Events		Field Trip, Presentation, Other		EEC	not tracked by individual school		4	1483	

Program & Description	Contractor	Type of Program	Target Grade	Location	School Name	School Location	# events held	# students reached	Evaluation Included?
Interpretive Programs, aka weekend programs		Field Trip and/or classroom presentation at the EEC		EEC	not tracked by individual school		27	750	
Outreach Presentations		Presentation and program promotion at events		Various venues	not tracked by individual school		12	3071	
Interactive Display Visitors		Other		EEC	General audience and weekend visitors		37,500 (est)	10,000 (est)	
In Class Presentations, not necessarily delivered in schools.		Presentation		Multiple locations	San Jose Community Center, Los Gatos High, Alviso Public Library, West Valley Jr. College, Pearl Zanker Elementary, Ley Va Middle, NASA Ames, Clement Preschool & Kindergarten, Independence High, Bellarimine College Prep., Lincoln Plus High, Castlelmonte Elementary, Parkview School, Sheppard Middle, West Valley Christian, Franklin Elementary, Alviso Community Center, Anderson Village Elementary, Ruskin Elementary, Summerdale Elementary, Ben Painter Elementary, East San Jose Carnegie Library, Andrew Hill High, Orchard Middle, Piedmont Middle, John Muir Middle, Wilcox High, Slonaker Academy, Clyde Fischer Middle, and G.W. Hellyer Elementary.	Multiple locations	46	1283	
Special Events		Field Trip, Presentation, and Other		EEC	N/A		4	1483	
Interpretive Programs, aka weekend programs		Field Trip and/or classroom presentation at the EEC		EEC	not tracked by individual school		27	750	

Outreach Materials Distributed

BMP Issued by Watershed Enforcement Inspectors	Inspector[α]	Web[β]	Other[χ]	Total
A Clear Look at Our Water	212	0	181	393
Auto Dismantlers Best Management Practices	36	0	0	36
Auto Dismantlers Best Management Practices (Spanish)	24	0	0	24
Auto Dismantlers Best Management Practices (Vietnamese)	9	0	0	9
Auto Facts: How to Dispose of Automotive Fluids Correctly	30	0	0	30
Best Management Practices for Educational Institutions	0	0	102	102
Best Management Practices for Hospitals and Health Care Facilities	1	0	0	1
Best Management Practices for Industrial Stormwater Pollution Control	19	0	0	19
Best Management Practices for Machine Shops	54	0	0	54
Best Management Practices for Printing and Photoprocessing Operations	9	785	0	794
Best Management Practices for the Construction Industry. Earth-Moving Activities	13	257	209	479
Best Management Practices for the Construction Industry. Fresh Concrete and Mortar Application	30	248	328	606
Best Management Practices for the Construction Industry. General Construction and Site Supervision	10	305	483	798
Best Management Practices for the Construction Industry. Heavy Equipment Operation.	10	216	242	468
Best Management Practices for the Construction Industry. Home Repair and Remodeling	18	396	250	664
Best Management Practices for the Construction Industry. Landscaping, Gardening, and Pool Maintenance.	19	308	762	1089
Best Management Practices for the Construction Industry. Painting and Application of Solvents and Adhesives	26	479	220	725
Best Management Practices for the Construction Industry. Roadwork and Paving	4	267	211	482
Blueprint for a Clean Bay	79	0	0	79
Clean Bay Blueprint	36	0	549	585
Clean It!	1	0	245	246
Construction and Demolition Diversion Depot (CDDD)	8	0	28	36
Cooling Towers Regulations, Pollution Prevention & Flow Reduction	0	0	6	6
Copper Plumbing and the Health of the Bay	0	969	25	994
Dewatering from Construction Sites and In-Ground Utilities Maintenance Projects	19	0	0	19
Do It Right (Spanish/English)	97	0	0	97
Do It Right (Vietnamese/English)	43	0	0	43
Does Your Facility Need To Be Covered By The General Permit?	0	403	115	518
Draining Pools and Spas	53	0	91	144
Endocrine Disrupting Compounds - WMI Information Sheet	0	435	0	435
Fat Free Sewer	71	0	0	71

[α] Outreach Materials Distributed by Inspectors (in accordance with IND 6.a.)
[β] Outreach Materials Distributed via website visit or download
[χ] Outreach Materials distributed at events, permanent displays, trainings, and other City activities

BMP Issued by Watershed Enforcement Inspectors	Inspector[α]	Web[β]	Other[χ]	Total
Get Rid of your Household Hazardous Waste for Free!	0	0	175	175
Get to the Root of the Problem!	1	0	0	1
Good Cleaning Practices Folder	706	0	22	728
Good Cleaning Practices To Protect Our Creeks And Bay (Chinese)	60	0	0	60
Good Cleaning Practices To Protect Our Creeks And Bay (English)	272	0	1	273
Good Cleaning Practices To Protect Our Creeks And Bay (Korean)	32	0	0	32
Good Cleaning Practices To Protect Our Creeks And Bay (Spanish)	334	0	0	334
Good Cleaning Practices To Protect Our Creeks And Bay (Vietnamese)	188	0	0	188
Good Plumbing Practices Protect San Francisco Bay: A fact Sheet for installers/ plumbers	0	489	204	693
Grease Management - Grease Interceptor Maintenance	337	0	17	354
Grease Management - Grease Trap Maintenance	483	0	17	500
Grease Management - Limitations on the use of Chemicals, Enzymes and Bacteria for grease removal	259	0	17	276
Grease Management - Maintenance Documentation	608	0	17	625
Grease Management - Power-Operated Grease Removal Devices	93	0	7	100
Grease Management - Vapor/Ventilation Hood Cleaning	558	0	7	565
Grease Management: Grease Log	129	0	0	129
Grease Management: Managing Fats, Oils and Grease Poster	622	0	91	713
Grow-It!	0	0	800	800
Guidelines for Vehicle Service Facilities, Body Work	44	0	0	44
Guidelines for Vehicle Service Facilities, Body Work (Spanish)	30	0	0	30
Guidelines for Vehicle Service Facilities, Body Work (Vietnamese)	16	0	0	16
Guidelines for Vehicle Service Facilities, Changing Oil and Other Fluids	55	0	0	55
Guidelines for Vehicle Service Facilities, Engine & Parts Cleaning & Radiator Flushing	32	0	0	32
Guidelines for Vehicle Service Facilities, Keeping a Clean Shop	106	0	0	106
Guidelines for Vehicle Service Facilities, Tips for Managers of Vehicle Service Facilities	36	0	0	36
Guidelines for Vehicle Service Facilities, Washing Cars and Other Vehicles	57	0	0	57
Guidelines for Vehicle Service Facilities, Washing Cars and Other Vehicles (Spanish)	32	0	0	32
Guidelines for Vehicle Service Facilities, Washing Cars and Other Vehicles (Vietnamese)	10	0	0	10
Hazardous Waste Disposal Program for Small Businesses in Santa Clara County	19	0	25	44
Help Prevent Illegal Dumping	9	0	1	10
Home Maintenance Tips for a Cleaner Bay	202	0	48	250
IC/ID Card for Concrete Work	31	0	0	31
IC/ID Card for Engine Degreasing	42	0	0	42
IC/ID Card for General Dumping Into Storm Drain	311	0	1	312
IC/ID Card for Grey Water	300	0	46	346
IC/ID Card for Landscape Maintenance	42	0	0	42
IC/ID Card for Overwatering	11	0	0	11

BMP Issued by Watershed Enforcement Inspectors	Inspector[α]	Web[β]	Other[χ]	Total
IC/ID Card for Painting	57	0	0	57
IC/ID Card for Residential Car Washing	48	0	0	48
IC/ID Card for Saw Cut Slurry	23	0	59	82
IC/ID Card for Sediments	46	0	0	46
IC/ID Card for Storing Landscape Materials	31	0	0	31
IC/ID Card for Vehicle Fluids	330	0	0	330
Is Your Roof Runoff Polluted?	0	0	119	119
Keep Your Shop in Tune and Protect the Bay	7	0	0	7
Keeping It All In Tune	32	0	15	47
Keeping It All In Tune (Span)	12	0	0	12
Landscaping while protecting our creeks and Bay	30	461	0	491
Make a Difference: Be a Green Business	0	0	25	25
Mobile Cleaner Best Management Practices CETA	140	0	3	143
National Rivers Clean-up Day Flier-Map	0	0	100	100
Neon Colored Pencil	0	0	60	60
No Dumping Flows to Bay Stencil	134	0	20	154
No Dumping Flows to Bay Stencil (Spanish)	65	0	0	65
No Dumping Flows to Bay Stencil (Vietnamese)	19	0	0	19
OWOW Cockroaches	0	0	25	25
OWOW Controlling Ants In Your House	0	0	25	25
OWOW Controlling Ants In Your House (Spanish)	0	0	25	25
OWOW Controlling Aphids In Your Garden	0	0	25	25
OWOW Keeping Fleas Off Your Pets and Out of Your Yard	0	0	790	290
OWOW Keeping Fleas Off Your Pets and Out of Your Yard (Spanish)	0	0	240	40
OWOW Safe Use and Disposal of Pesticides	1	0	25	26
OWOW Safe Use and Disposal of Pesticides (Spanish)	0	0	25	25
OWOW Tips For A Healthy Beautiful Lawn	0	0	25	25
OWOW Wonderful Roses!	0	0	25	25
Paint--Safe Use and Disposal	3	0	0	3
Pens: 6-message	0	0	317	317
Pick Up San Jose (All Star Stan)	0	0	25	25
Please don't feed the wildlife "stickers"	0	0	112	112
Pollution From Surface Cleaning	85	0	3	88
Pollution Prevention Tips for Carpet Cleaners	25	0	0	25
Post-It Note Pad	2	0	0	2
Preventing Corrosion Protects San Francisco Bay: A Fact Sheet for Designers (copper pipes)	0	1138	0	1138
Preventing Storm Drain Pollution	1417	2210	200	3827

BMP Issued by Watershed Enforcement Inspectors	Inspector[α]	Web[β]	Other[χ]	Total
Preventing Storm Drain Pollution (Spanish)	143	0	10	153
Preventing Storm Drain Pollution (Vietnamese)	88	0	10	98
Resource Sheet for Storm Drain Protection	15	0	0	15
Resources for Pollution Prevention and Water Conservation	8	0	0	8
Sanitary Sewers	7	0	0	7
Santa Clara County Household Hazardous Waste Program	12	0	0	12
Sawcut Slurry	4	0	0	4
Spill Response Sheet	14	0	0	14
Switching to Water-Based Solutions for Parts Cleaning	1	0	0	1
The Bay Begins at Your Front Door	623	0	96	719
The Bay Begins at Your Front Door (Spanish)	298	0	15	313
The Bay Begins at Your Front Door (Vietnamese)	130	0	15	145
Wastewater Paths	0	113	0	113
Website Minimize Household Hazardous Waste	0	402	0	402
Website: Cars and Water Pollution	0	2034	0	2034
Website: Certified Surface Cleaners	0	941	0	941
Website: Clean Creeks and Bays: How you can help	0	619	0	619
Website: Creekside Residents and Water Pollution	0	489	0	489
Website: Disposal of Automotive Fluids	0	1165	0	1165
Website: Garbage and Water Pollution	0	841	0	841
Website: Never Put These Down the Drain	0	821	0	821
Website: Hazardous Waste Disposal	0	854	0	854
Website: How to Minimize Water Pollution from Your Yard Due to PESTICIDES	0	385	0	385
Website: Pollution Prevention for Renters	0	2156	0	2156
Website: Pollution: It's not just industry	0	584	0	584
Website: Report an Environmental Crime	0	802	0	802
Website: Resources for Educators: South Bay Water Connections	0	992	0	992
Website: Resources for Educators: Teacher Training	0	1169	0	1169
Website: Roof Runoff Pollution	0	595	0	595
Website: Stormwater Discharge	0	1638	0	1638
Website: Stormwater FAQs	0	1879	0	1879
Website: Unwanted Chemicals? Here's what to do	0	418	0	418
Website: Water Awareness	0	1936	0	1936
Website: Water Pollution and Residents	0	1641	0	1641
Website: Water Pollution Prevention: Pool, Spa and Fountain Water	0	1845	0	1845
Website: Where Water Goes Outside Your Home	0	550	0	550
Website: Youth Watershed Education Grants	0	482	0	482

BMP Issued by Watershed Enforcement Inspectors	Inspector[α]	Web[β]	Other[χ]	Total
We're Stenciling Curbs! (English)	0	0	20	20
We're Stenciling Curbs! (Spanish)	0	0	5	5
West Nile Virus	0	303	25	328
What Responsible Businesses Need to Know about Mercury and Universal Waste	0	0	25	25
What you don't know about Mercury and Universal Waste could be harmful to you	0	0	118	118
Where Does the Water Go?	6	0	0	6
Your Shop Can Make a Difference	11	0	0	11
Totals	**10865**	**35020**	**8170**	**54055**

This page intentionally left blank.

15. Permit Reapplication

15.A Permit Reapplication Preparation Self Evaluation Matrix

ITEM NO.	ACTIVITY	COMPLIANCE DATE	FY 05-06 STATUS	RESPONSIBLE PARTY
PRP A.	Compile all changes to URMP as part of reapplication for next permit (C.2.b)	Done FY 04-05	Done FY 04-05.	ESD
PRP B.	Participate in permit development and negotiation processes.	Beginning 02/01/05	Done FY 05-06 and ongoing. San Jose staff have participated and will continue to participate in the MRP process through the Program, BASMAA, and individually as a City.	ESD

15.B Permit Reapplication Preparation Evaluation

The City's current NPDES permit was adopted in February 2001 for a five-year period. The permit was amended in October 2001 and July 2005, with both amendments relating to the New and Redevelopment stormwater treatment and hydromodification provision, also known as Provision C.3. The permit has been administratively extended since February 2006, pending the adoption of the Bay Area-wide Municipal Regional Permit.

In late 2005, the Water Board embarked on a multi-stakeholder process to craft an NPDES permit, called the Municipal Regional Permit (MRP) that would apply to all municipal stormwater dischargers in the Bay Area. In the past, NPDES permits were issued separately to Bay Area stormwater programs with staggered adoption dates, which often resulted in uneven and inequitable requirements.

City staff has dedicated numerous hours to participate in work groups convened to help develop performance standards for the Inspection and Outreach components of the new permit. Staff has also participated in the steering and stakeholder meetings convened by Water Board staff. City staff will continue to participate in the MRP process through the Program, BASMAA, and individually as a City. The Water Board is expected to adopt the MRP in 2007.

15.C Permit Reapplication Preparation Response to Water Board Comments

No comments received from Water Board on this Program Element.

15.D Permit Reapplication Preparation Summary Tables / Additional Information

No tables or additional information.

This page intentionally left blank.

Glossary

ABBREVIATION	DESCRIPTION
AHTG	Ad Hoc Task Group
ALP	Anti-Litter Program
AOC	Area of Concern
BACWA	Bay Area Clean Water Agencies
BAPPG	Bay Area Pollution Prevention Group
BASMAA	Bay Area Stormwater Management Agency Association
BMP	Best Management Practice
BOMA	Building Operators and Managers Association (Silicon Valley Chapter)
CAE	Department of Conventions, Arts & Entertainment
CAO	City Attorney Office
CEP	Clean Estuary Partnership
CEQA	California Environmental Quality Act
CETA	Cleaning Equipment Trade Association
CIP	Capital Improvement Program
CNAP	Copper & Nickel Action Plans
CON	Construction Inspection
Corp Yard	Corporation Yard
DEH	Santa Clara County Department of Environmental Health
DOT	Department of Transportation
DPR	Department of Pesticide Regulation
DTSC	Department of Toxic Substances Control
ECP	Erosion Control Plan
EE	Environmental Enforcement
EEC	Environmental Education Center at Don Edwards SF Bay Wildlife Refuge in Alviso
EEDMS	Environmental Enforcement Data Management System
EIR	Environmental Impact Report
ESD	Environmental Services Department
EVA	Emergency Vehicle Access
FOG	Fats, Oils, and Grease
GCASP	General Construction Activity Stormwater Permit
GCSAA	Golf Course Superintendents Association of America
GIASP	General Industrial Activities Stormwater Permit
GIS	Geographic Information System
GS	General Services Department
HHW	Household Hazardous Waste
HMP	Hydromodification Management Plan
ICID	Illicit Connection/Illegal Discharge
IMSPAR	Infrastructure Maintenance Division Storm Drain System Problem Area Report

ABBREVIATION	DESCRIPTION
IND	Industrial/Commercial Discharger Inspection Program
IPM	Integrated Pest Management
IWM	Integrated Waste Management
KAB	Keep America Beautiful
M	Mercury
Marcom	Marketing and Communications
MC	Municipal Compliance
MDN	Mercury Deposition Network
MEP	Maximum Extent Practicable
MOA	Memorandum of Agreement
MON	Monitoring
MRP	Municipal Regional Permit
MS4	Municipal Separate storm Sewer System
Muni Water	City of San José Municipal Water System
NRD	New and Redevelopment
NEPA	National Environmental Protection Act
NOI	Notice of Intent
NPDES	National Pollutant Discharge Elimination System
NPS	Non-point Source Pollution
O&M	Operation and Maintenance
OP pesticide	Organophosphate pesticide
OWOW	Our Water Our World
PCB	Polychlorinated Biphenyl
PBCE	Department of Planning, Building & Code Enforcement
PBCE-Bldg	Building Division of PBCE
PBCE-Planning	Planning Division of PBCE
PCO	Pest Control Operator
PIP	Public Information and Participation
PM	Pesticide Management
PRNS	Department of Parks, Recreation, and Neighborhood Services
Program	Santa Clara Valley Urban Runoff Pollution Prevention Program
PSR	Public Streets, Roads, and Highways
PW	Department of Public Works
PW-CFAS	City Facilities Architectural Services Division of PW
PW-ECS	Engineering and Construction Services Division of PW
PW-TDS	Transportation & Development Services of PW
RDA	Redevelopment Agency
RFQ	Requests for Quotation
RMP	San Francisco Bay Regional Monitoring Program
RPW	Rural Public Works
RTA	Rapid Trash Assessment
RWQCB	Regional Water Quality Control Board (Water Board)

ABBREVIATION	DESCRIPTION
SCBWMI	Santa Clara Basin Watershed Management Initiative
SCP	Stormwater Control Plan
SCVURPPP	Santa Clara Valley Urban Runoff Pollution Prevention Program
SDO	Storm Drains Operation and Maintenance
SFEI	San Francisco Estuary Institute
SIC	Standard Industrial Classification
SJPD	San José Police Department
SNI	Strong Neighborhood Initiative
SOP	Standard Operating Procedure
StormCon	The North American Surface Water Quality Conference and Exposition
SWMP	Stormwater Management Plan
SWPPP	Stormwater Pollution Prevention Plan
TBD	To Be Determined
The City	The City of San José
TMDL	Total Maximum Daily Load
TRA	Trash
UR	Urban Runoff section of ESD
URMP	Urban Runoff Management Plan
URTA	Urban Rapid Trash Assessment
WE	Watershed Enforcement section of ESD
WEO	Watershed Education & Outreach
WMI	Watershed Management Initiative (see SCBWMI)
WMI-LUS	Watershed Management Initiative – Land Use Subgroup
WPCP	Water Pollution Control Plant
WUOM	Water Utilities Operations and Maintenance
WUPPP	Water Utility Pollution Prevention Program
YWET	Youth Watershed Education Team

Santa Clara
All-America City
2001

Street Department

September 15, 2006

Mr. Bruce H. Wolfe, Executive Officer
Regional Water Quality Control Board
San Francisco Bay Region
1515 Clay Street, Suite 1400
Oakland, CA 94612

Subject: City of Santa Clara Urban Runoff Management Program
FY 2005–2006 Annual Report

Dear Mr. Wolfe:

This report is submitted by City of Santa Clara in conjunction with the Santa Clara Valley Urban Runoff Pollution Prevention Program's Annual Report, pursuant to provision C.6.a. of the Program's reissued municipal storm water NPDES Permit (Order No. 01-024). The report summarizes activities performed during FY 2004-2005 in accordance with the City of Santa Clara's Urban Runoff Management Plan (URMP) submitted to the Regional Board on September 1, 1997 and updated in January 2004, and the performance standards contained therein.

Contents of Report

The goals of this Annual Report are to: 1) concisely document implementation of our URMP and FY 04-05 Work Plan during the past fiscal year; 2) evaluate program results for continuous improvement; 3) comply with permit requirements; and 4) share this information with other Co-permittees, municipal decision-makers, and the public. To accomplish these goals, the report contains the following sections:

- Certification Statement
- IC/ID Elimination Activities
- Industrial/Commercial Discharger Control Program
- Public Agency Activities
    - Public Streets, Roads and Highways O&M (including Corporation Yards)
    - Rural Public Works O&M
    - Storm Drain O&M
    - Water Utility O&M
- New Development Planning Procedures
- Construction Inspection
- Public Information and Participation
- Pesticide Management Activities
- Mercury Pollution Prevention Activities
- Copper Action Plan/Nickel Action Plan
- Trash Inventory and Management
- Staff Training Summary Table
- Performance Standard Certification Statement

Corporation Yard
1700 Walsh Avenue
Santa Clara, CA 95050
(408) 615-3080
FAX (408) 988-0237
www.ci.santa-clara.ca.us

Program Highlights and Accomplishments

The City of Santa Clara has been active in the Program elements and very active at the Co-permittee element level. IC/ID activity reported 237 incidents, up from 175 last year. IND/COM inspections totaled 249. Construction inspections totaled 986 (37 SWPPP inspections and 915 windshield inspections). In comparison, FY 04-05 construction inspections totaled 482 (27 SWPPP inspections and 455 windshield inspections). There were 71 construction element violations as compared to 47 violations from the previous fiscal year. The increase in violations is contributed to the larger number of windshield inspections conducted and the increasing in construction permits issued. Public Agency activity, IPM, Mercury/Copper and Trash elements have been steady and consistent.

Analyzing / detection of trends at the Co-permittee level continues to improve with each Annual Report. The City is alert to the various reporting information that is collected and has developed a history of adapting its resources to minimize storm water pollution.

The City continues to retain EOA Inc. to assist with the planning and implementation of the C.3. Provisions. The assistance provided by EOA has been valuable in supporting staff on site specific C.3. Provision questions.

Continuous Improvement Activities

The City of Santa Clara takes pride in our Urban Runoff Management Program and the quality of storm water. In the IC/ID element it was identified, as in past years, that concrete contractors are the primary violators. To address this continuing problem, the City has not only continued its focus on the industry, but has increased education efforts to the residents hiring these contractors. The IND/COM element continues to be dynamic in identifying industries with reoccurring violations. To this end, the City has identified, as in past years, automotive and food service facilities. The City's goal is to reduce storm water pollution to the maximum extent practicable through education, targeted inspection on identified hot spots and if necessary, through vigorous enforcement of our Storm Drain Ordinances.

The City has assumed an aggressive stance with repeat violation facilities by issuing Pre-Citation / Administrative Citations instead of repetitive violation notices. Violation notices and citations, as are warranted by the situation, continue to be implemented in increasing numbers as the City of Santa Clara establishes a database of repeat offenders.

Thank you for your review of this FY 05-06 Annual Report. As noted in your comments of our FY 04-05 Annual Report, please find definitions of acronyms not commonly used by the program at the bottom of each respective sheet. If you have any questions regarding the materials submitted, please contact Rick Mauck at 408-615-2099.

Very truly yours,

Richard J. Mauck
Director of Streets and Automotive Services

RJM:kh
Attachments

City of Santa Clara

FY 05-06 Annual Report

Certification Statement

CITY OF SANTA CLARA
FY 2005-2006 ANNUAL REPORT

Certification Statement

"I certify, under penalty of law, that this document and all attachments were prepared under my direction or supervision in accordance with a system designed to ensure that qualified personnel properly gather and evaluate the information submitted. Based on my inquiry of the person or persons who manage the system, or those persons directly responsible for gathering the information, the information submitted, is, to the best of my knowledge and belief, true, accurate, and complete. I am aware that there are significant penalties for submitting false information, including the possibility of fine and imprisonment for knowing violations."

Signature by Duly Authorized Representative:

Richard J. Mauck
Director of Street & Auto Services

September 5, 2006

City of Santa Clara

FY 05-06 Annual Report

IC/ID Elimination Activities

CITY OF SANTA CLARA
FY 2005-06ANNUAL REPORT
ICID ELIMINATION ACTIVITIES

1. **What type of incident causes the most problem?**

   The type of incident that causes the most compliance issues are cement related washouts from smaller concrete and masonry contractors. Cement related incidents totaled 107 out of 237 (refer to page 4 "breakdown of top six violators for level of enforcement action"). Enforcement actions and BMPs are continuously distributed to cement related contractors due to the high rate of violations. The potential reason for this problem is unlicensed contractors and the belief that these individuals do not stress to their employees storm water protection.

2. **Is a particular location or source a large part of the problem?**

   The locations where most of these types of incidents occurred were in residential neighborhoods. Residential cement related incidents total 101 out of 237 total incidents (see attached chart titled "ICID Elimination Activities Violation Percentage").

3. **Might it be getting better or worse?**

   The total number of incidents for FY 2005-06 is more than FY 2004-05 (107 as compared to 60).

4. **What might be the causes?**

   The cause is BMP information not being received from smaller cement related businesses. The cement related businesses, given their transient nature, are either not receiving the outreach or are not passing the information on to all their employees. Unlicensed contractors are further compounding the issue because the permit process is often not completed, circumventing the distribution of BMP material.

5. **What, if anything, will you do differently next year?**

   In FY 2005-06, the City featured an article in the City newspaper (mailed to all residents and businesses quarterly) concerning cement in storm drains. The article was designed to educate our residents who hire cement related contractors. In this current year, the article

will be featured on our City website. It is unlikely that the additional effort, over what is already occurring, will better educate all cement related contractors. In spite of storm drain inlets having the "NO Dumping" stencils, and through word-of-mouth not to dump into storm drains, the best solution is to continue to educate our residents.

"…the best solution is to educate our residents"

CITY OF SANTA CLARA
FY 2005-06 ANNUAL REPORT
ICID ELIMINATION ACTIVITIES

1. Number of incidents:
    - 237

    The number of violations encountered this year by category:
    - Tracking soil and sediments/erosion-15
    - Saw cutting slurry discharge-7
    - Surface cleaning discharge-4
    - Vehicle & equipment leaking-10
    - Landscaping material dumping-26
    - Vehicle washing-6
    - Vehicle repair-5
    - Cement/plaster/tile cutting discharge-107
    - Equipment cleaning-0
    - Dumpster discharge-0
    - Pool/spa discharge-15
    - Accidental spills-1
    - Sanitary spill or leak-2
    - Dumping hazardous-1
    - Dumping non-hazardous-3
    - Grey water discharge-9
    - Carpet Cleaning-5
    - Paint discharge-11
    - Food facility oil/grease discharge- 7
    - Misc. incidents-13

2. The number of violations encountered this year by locations:
    - 196 Residential; 21 Industrial; 32 Commercial; 11 Public Facilities & Utilities; 6 construction sites; 1 other

3. How many incidents were reported by citizens or employees:
    - 22 by citizens; 186 by employees; 38 by illicit discharge inspectors; 2 by other agency

4. Follow up actions (how many incidents were investigated, how many enforcement actions of each level were taken):
    - 246 re-inspections
    - enforcement actions
        i. verbal notice – 63
        ii. warning notice – 115
        iii. administrative action – 25
        iv. administrative action with penalty and/or fine – 33
        v. criminal enforcement – 0
        vi. referral for enforcement – 10

    Breakdown of top six (6) violators for level of enforcement action:
    - Cement (107)
        vii. verbal notice – 28
        viii. warning notice – 44
        ix. administrative action – 9
        x. administrative action with penalty and/or fine – 16
        xi. criminal enforcement – 0
        xii. referral for enforcement – 10

    - Landscaping Material Dumping (26)
        i. verbal notice – 8
        ii. warning notice – 15
        iii. administrative action – 1
        iv. administrative action with penalty and/or fine – 2
        v. criminal enforcement – 0
        vi. referral for enforcement – 0

- Tracking Soil and Sediments/Erosion (15)
  - i. verbal notice – 1
  - ii. warning notice – 11
  - iii. administrative action – 3
  - iv. administrative action with penalty and/or fine – 0
  - v. criminal enforcement – 0
  - vi. referral for enforcement – 0

- Miscellaneous Incidents (13)
  - i. verbal notice – 5
  - ii. warning notice – 5
  - iii. administrative action – 1
  - iv. administrative action with penalty and/or fine - 4
  - v. criminal enforcement - 0
  - vi. referral for enforcement – 0

- Paint Discharge (11)
  - i. verbal notice – 6
  - ii. warning notice – 2
  - iii. administrative action – 2
  - iv. administrative action with penalty and/or fine - 1
  - v. criminal enforcement – 0
  - vi. referral for enforcement – 0

- Paint Discharge (11)
  - i. verbal notice – 6
  - ii. warning notice – 2
  - iii. administrative action – 2
  - iv. administrative action with penalty and/or fine - 1
  - v. criminal enforcement – 0
  - vi. referral for enforcement – 0

COMPARISON OF FY 2004-05 TO FY 2005-06 VIOLATIONS

Illicit Connection Illegal Dumping Incident Types	FY 2004-05 Number of Violations	FY 2005-06 Number of Violations	% < >
Tracking soil sediments and erosion	13	15	> 15.38%
Saw cut slurry discharge	11	7	< 36.36%
Surface cleaning discharge	1	4	> 300%
Vehicle & equipment leaking	7	10	> 42.85%
Dewatering	5	0	< 100%
Landscaping material dumping	19	26	> 36.84%
SWIDs*	0	0	0%
Vehicle washing	5	6	> 20%
Vehicle repair	7	5	< 28.57%
Cement/plaster/tile cutting discharge	60	107	> 78.33%
Equipment cleaning	3	0	< 100%
Dumpster discharge	0	0	0%
Pool/spa discharge	3	15	> 100%
Accidental spills	4	1	< 75%
Sanitary Spill or Leak	2	2	0%
Dumping hazardous	2	1	< 50%
Dumping non-hazardous	4	3	< 25%
Grey water discharge	3	9	> 200%
Carpet cleaning discharge	4	5	> 25%
Paint discharge	5	11	>120%
Food facility oil and grease discharge	12	7	< 41.66%
RV waste discharge	2	0	< 100%
Misc. incidents	1	13	> 1200%

*SWIDs - Stormwater Infiltration Device

CITY OF SANTA CLARA
FY 2005-06 ANNUAL REPORT
ICID ELIMINATION ACTIVITIES VIOLATION PERCENTAGE BY INCIDENT TYPE

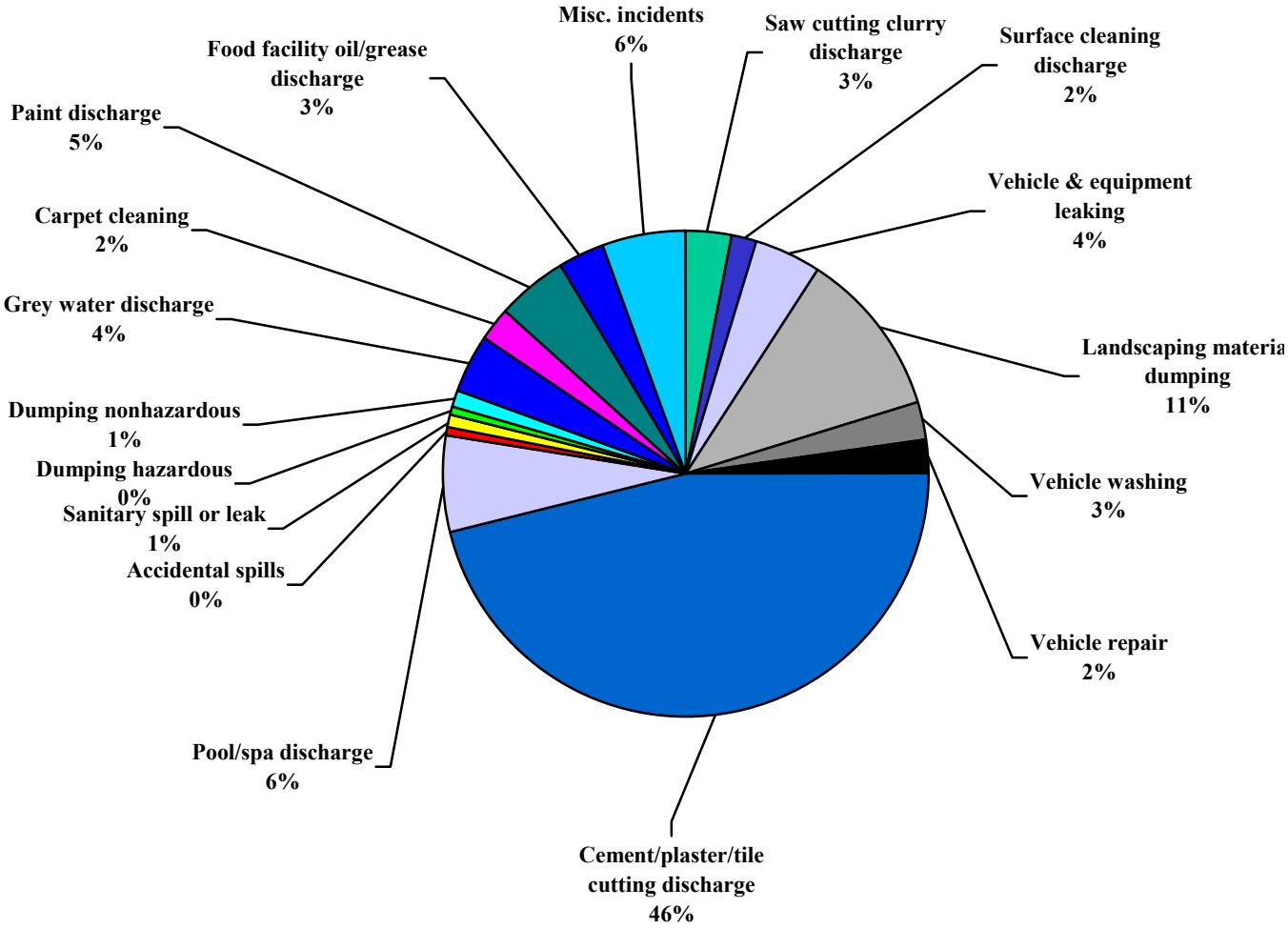

<u>Note</u>:
The majority of incidents were cement/plaster/tile cutting discharge at 46% of the 237 total incidents.

CITY OF SANTA CLARA
FY2005-06 ANNUAL REPORT
ICID ELIMINATION ACTIVITIES SOURCE OF INCIDENTS

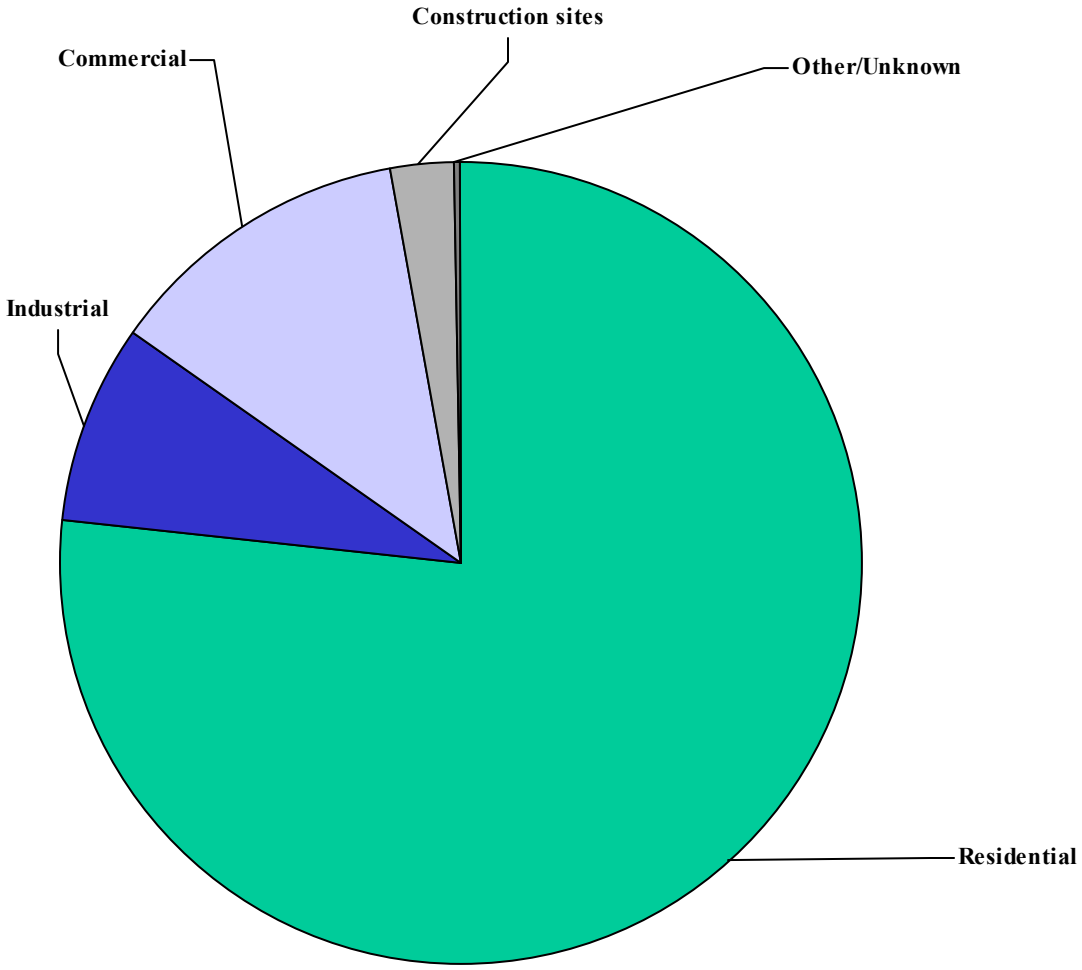

Total number of IC/ID incidents: 237

CITY OF SANTA CLARA URBAN RUNOFF POLLUTION PREVENTION PROGRAM
FY 2005-06 ANNUAL REPORT

ILLICIT CONNECTION AND ILLEGAL DUMPING ELIMINATION ACTIVITIES						
Performance Standard Identification	**Activity**	**Continuous Improvement Source Item**	**FY 2005-06 Tasks**	Status / Comments	**Due Date**	**Responsible Party**
IC/ID 1	Resource Commitment	2004 URMP	Identify Enforcement Responsibility	The Street Dept. has the lead role in IC/ID enforcement in the City. There are 3 personnel in the Street Dept. with Administrative Citation authority.	Ongoing	Street Dept.
IC/ID 2	Training / Education/ Outreach	2004 URMP 2005-06 Workplan	Schedule/establish regular in- house staff training of field personnel in various departments.	The City employed one As-Needed Inspector for FY 05-06. The main duties focus on IC/ID and IND/ICD activities. In addition, the Storm Drain Foreperson takes the lead on all IC/ID events. This individual attended training events a total of 4 times. A total of 159 City employees (in Departments other than Street) attended 8 training events. All staff are aware of BMP/Outreach materials.	Ongoing	Street Dept. Planning Dept. Building Inspection Fire
IC/ID 3	Complaint Referral/ Incident Response System	2004 URMP 2005-06 Workplan	Coordinate Response/Cleanup Efforts	Either the Street Dept. or Fire Dept., depending on hazard potential, responds to all IC/ID incidents. All other City depts. coordinate with Street and Fire Depts. on IC/ID events.	Ongoing	Street Dept. Fire Dept.

CITY OF SANTA CLARA URBAN RUNOFF POLLUTION PREVENTION PROGRAM
FY 2005-06 ANNUAL REPORT

ILLICIT CONNECTION AND ILLEGAL DUMPING ELIMINATION ACTIVITIES						
Performance Standard Identification	**Activity**	**Continuous Improvement Source Item**	**FY 2005-06 Tasks**	Status / Comments	**Due Date**	**Responsible Party**
IC/ID 3	Complaint Referral/ Incident Response System	2004 URMP	Work with program to develop mobile pollution incident sheet that receives monthly input from co-permittees and when computed at the end of the month is forwarded in its entirety to co-permittees.	Task has not been completed to date but remains a goal	12/06	Street Dept. Program
IC/ID 4	Field Investigation	2004 URMP 2005-06 Workplan	Storm System Investigation/Complaint Response	The Storm Drain Division of the Street Dept. routinely investigates/cleans IC/ID incidents under the direction of the Storm Drain Foreperson/Non-Point Source Fire Inspectors. High priority areas are closely monitored.	Ongoing	Street Dept.
IC/ID 5	Enforcement / Follow Up	2004 URMP	Maintain additional personnel for IC/ID activities.	For FY 05-06, the Non-Point Source Fire Inspector and the Storm Drain Foreperson have been working full to partial on IC/ID incidents. In total, 538 BMPs have been distributed on 175 incidents.	Ongoing	Street Dept. Fire Dept.

CITY OF SANTA CLARA URBAN RUNOFF POLLUTION PREVENTION PROGRAM
FY 2005-06 ANNUAL REPORT

ILLICIT CONNECTION AND ILLEGAL DUMPING ELIMINATION ACTIVITIES						
Performance Standard Identification	**Activity**	**Continuous Improvement Source Item**	**FY 2005-06 Tasks**	Status / Comments	**Due Date**	**Responsible Party**
IC/ID 6	Record Keeping / Recording	2004 URMP	Maintain data base system for IC/ID.	An Excel spreadsheet, created by the Non-Point Source Inspector and Foreperson, is utilized to track IC/ID events. This coordinated effort insures that repeat offenders are noticed and educated/cited as appropriate. Cross-jurisdictional violators continue to be poorly coordinated.	Ongoing	Street Dept.
IC/ID 6	Record Keeping/ Recording	2004 URMP 2005-06 Workplan	Integrate the record keeping for I/CD and IC/ID elements into one coordinated process to increase efficiency.		Complete	Street Dept.

CITY OF SANTA CLARA URBAN RUNOFF POLLUTION PREVENTION PROGRAM
FY 2005-06 ANNUAL REPORT

ILLICIT CONNECTION AND ILLEGAL DUMPING ELIMINATION ACTIVITIES						
Performance Standard Identification	**Activity**	**Continuous Improvement Source Item**	**FY 2005-06 Tasks**	Status / Comments	**Due Date**	**Responsible Party**
IC/ID 7	Effectiveness Evaluation	2004 URMP 2005-06 Workplan	Review Effectiveness	The IC/ID element for the City is very effective. City staff are quick to notify of potential problems and response time is within minutes. Outreach/documentation of incidents are thorough, with history files extending back several years.	Ongoing	Street Dept.
IC/ID 7	Effectiveness Evaluation	2004 URMP	Continually analyze incidents by location, type, and frequency to determine trends, if any.	Outreach efforts should follow analysis	Ongoing	Street Dept.

City of Santa Clara

FY 05-06 Annual Report

Industrial/Commercial Discharger Control Program

CITY OF SANTA CLARA
FY 2005-06 ANNUAL REPORT
INDUSTRIAL/COMMERCIAL DISCHARGE CONTROL PROGRAM

The City of Santa Clara's Industrial/Commercial Discharge element has become well-established and efficient in monitoring and enforcing the businesses of concern within the City. The City's NPS Inspector has over five years experience working with the many elements of the City's storm water pollution prevention program. Continuity in this position has provided greater efficiency, better communication within other departments and the insight to identify trends over time.

During the FY 2005-06, the City's NPS Inspector conducted a total of two hundred forty nine IND/COM mandatory and non-mandatory inspections (see attached chart titled "FY 05/06 IND/COM Number of Inspections by Category") as compared to two hundred fifty one for FY 04-05. Eighty mandated inspections including re-inspections were conducted for FY 2005-06. Mandated inspection facilities are typically inspected bi-annually or sooner as determined by SIC code or previous compliance issues. Non-mandated inspections required in the FY 05-06 Work Plan vary from year to year. For example, in the FY 2003 Work Plan there were ten facility categories inspected resulting in two hundred two mandated and non-mandated inspections. In the FY 05-06 Work Plan there were ten facility categories inspected with two hundred fifty one inspections. The inspections conducted at these facilities resulted in a total number of violations detailed in the following graph. Note that the total number of inspections includes both initial inspections and re-inspections as necessary to confirm compliance.

"Mandated inspection facilities are typically inspected bi-annually or sooner as determined by SIC code or previous compliance issues."

FY 05-06 IND/COM
MANDATED AND NON-MANDATED OCCURING VIOLATIONS AS COMPARED TO NO VIOLATIONS

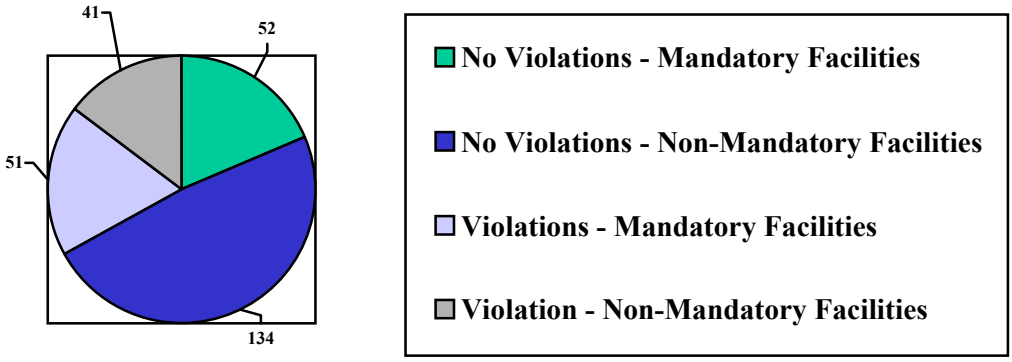

Note: A non-mandatory inspection is an inspection that occurs at a facility type designated in the current work plan. A mandatory inspection is the result of a pre-determined inspection frequency based upon SIC code.

A total of ninety-two violations were found in FY 05-06. Fifty-one of those violations were found during mandatory inspections and forty-one violations during non-mandatory inspections.

All IND/COM violations in the City of Santa Clara received follow up inspections and were corrected timely as dictated by conditions. All IND/COM inspections conducted in the City are documented on a Non-Point Source IND/COM inspection sheet and kept on file.

When violations are found as a result of our numerous inspections, proper BMPs are distributed and a follow up inspection is conducted. When a violation is minor, a letter stating that corrective action has been completed from the facility contact person with supporting dated pictures is an acceptable means of compliance.

Refer to the below table for detail of the type of violations found for each respective category.

CITY OF SANTA CLARA URBAN RUNOFF POLLUTION PREVENTION PROGRAM FY 2005-06 ANNUAL REPORT

FY 2005-06

STATUS OF INSPECTIONS AND VIOLATIONS BY FACILITY CATEGORY (Includes Re-Inspections)

Mandatory Inspections

Category	Description	Status/Common Violations Found	# of Inspections	# of Violations
1	**Automotive Facilities:**	Inspect FY 06-07.	0	0
3	**Paint Facilities (water treatment) :** see non-mandatory		1	0
4	**Dry Cleaners:**	Inspected FY 02-03.	0	0
5	**Cleaning Services:**	Inspect in future workplans if warranted.	0	0
6	**Pesticide Facilities:**	None within City.	0	0
7	**Machine Shops:**	No violations.	1	0
8	**Metal Manufacturing:**	Improper waste oil storage and improper storm drain inlet protection.	26	18
9	**Electric/ Components:**	Expired storm water permit, improper wastewater disposal, and improper waste oil storage.	21	15
10	**Construction/Building:**	No construction/building facilities were inspected this year.	0	0
11	**Local Transit:**	Wastewater improperly disposed of, waste oil storage, and poor housekeeping .	9	6
12	**Recycling Yards:**	Poor housekeeping/ SWPPP update.	3	1
13	**Auto Dismantlers:**	Improper waste oil/battery storage, poor housekeeping, and improper parts storage.	7	3
14	**Concrete Products:**	Improper material storage.	4	1
15	**Industrial Corp. Yards:**	No industrial corp. yards were inspected this year.	0	0
16	**Landfills:**	No active landfills in the City.	0	0
17	**Other:**	Poor housekeeping.	10	7
Non Mandatory Inspections				
3	**Paint Facilities:**	Improper Hazardous waste and paint storage.	14	6
2	**Food Facilities:**	Tallow bin dumpster area condition/ improper wash water disposal/ oven. roof vent leaking food grease onto roof	155	35
		Total	**251**	**92**

(specifically dismantlers), and food service facility categories had the highest number of violations and repetitive violations. There are five automotive dismantlers in the City. In FY 2004-05, this facility type received a violation upon each inspection. The automotive facility category has been an ongoing enforcement problem, prompting the City to increase enforcement on repeat violators by increasing/accelerated enforcement actions which has resulted in a substantial drop in violations in FY 2005-06 for a total of seven inspections with only three violations. There are over four hundred fifty food service facilities in the City. Employee turn-over and the resulting loss in stormwater pollution control education has caused this facility category to have a higher than desired violation to inspection ratio in previous fiscal years. For the food service category, the City is issuing pre-citation notices or administrative citations to facilities immediately rather than issuing repetitive violation notices. This has dropped the violation percentage from 38% to 23%, a 15% drop from FY 2004-05.

This year and prior year inspection/violation data has shown that the majority of facilities with reoccurring violations continue poor storm water practices despite prior education. For these facilities, warnings are not effective and as a result pre-citations and administrative citations have been increasingly used. Pre-citation and administrative citations demand their attention and in many cases result in monetary damages. Through the issuance of pre-citations and administrative citations, NPS inspectors have had prompt violation correction and less reoccurring violations as compared to FY 2004-05.

The City will continue to target facilities in our yearly workplan that have the highest rate of violations.

“The City will continue to target facilities in our yearly workplan that have the highest rate of violations”

FY 2005-06 IND/COM
Percentage of Facility Categories With Violations Requiring Re-Inspections

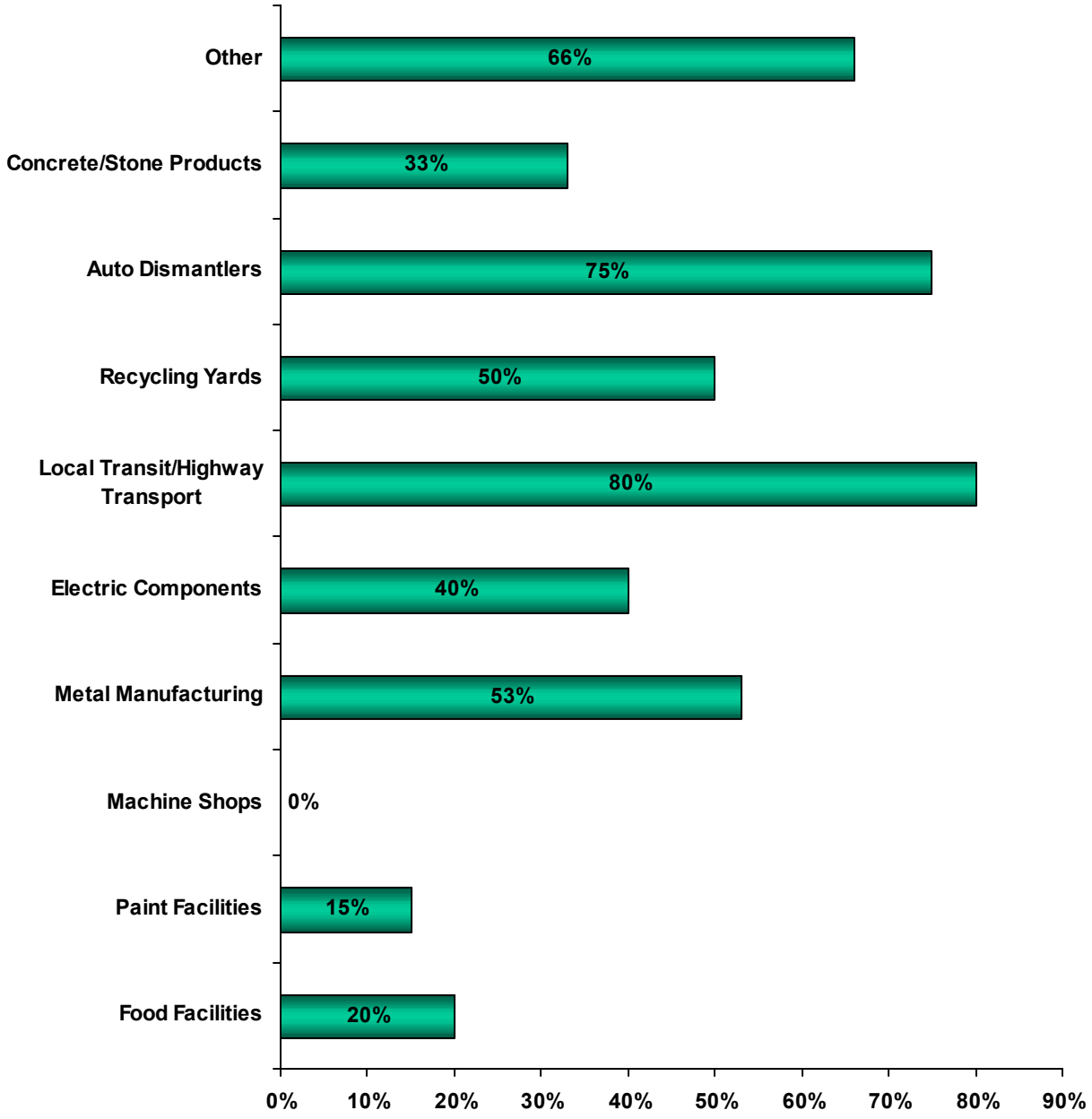

FY 05-06 IND/COM

Number of Inspections by Facility Category (Includes Re-Inspections)

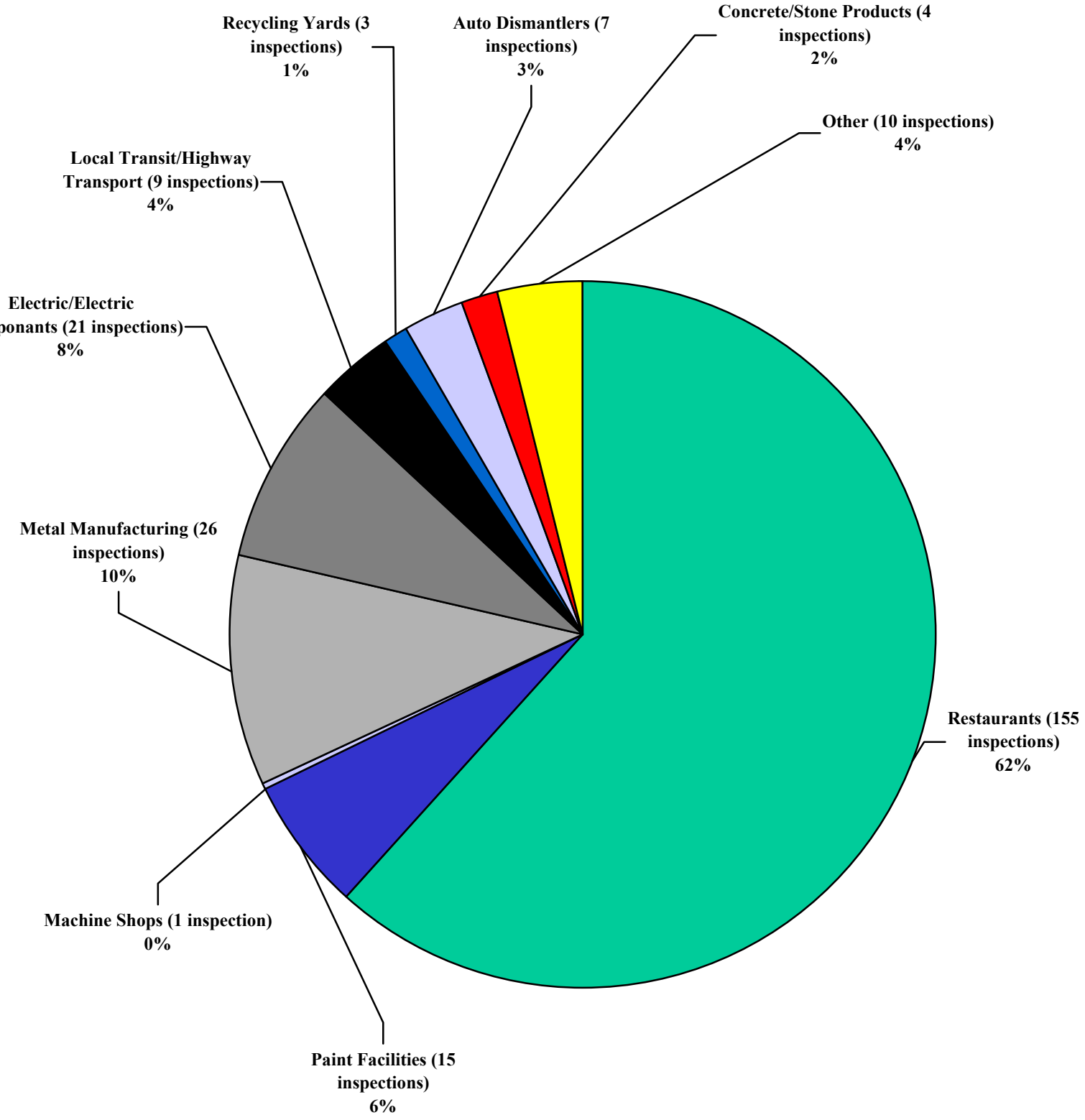

Total number of Industrial/Commercial Inspections: 251

CITY OF SANTA CLARA URBAN RUNOFF POLLUTION PREVENTION PROGRAM
FY 2005-06 ANNUAL REPORT

INDUSTRIAL/COMMERCIAL DISCHARGE CONTROL PROGRAM						
Performance Standard Identification	**Activity**	**Continuous Improvement Source Item**	**FY 2005-06 Tasks**	Status / Comments	**Due Date**	**Responsible Party**
I/CD 1	NOI Filers	2004 URMP 2005-06 Workplan	Establish efficient and accurate system to update NOI / Non NOI listings.	The volatility of businesses coming and going continues. However, the Non-Point Source Fire Inspectors and Storm Drain Foreperson are diligent in monitoring the industrial and commercial areas of the City for activity.	Ongoing	Street Dept.
I/CD 2	Non-Filer Investigations	2004 URMP 2005-06 Workplan	Maintain current list of Non- NOI filers (amended).	With the volatility in the economy and the nature of the businesses, it has been determined that the best way to maintain an accurate Non-NOI filer list is to conduct visual inspections of industrial/commercial areas and compare previous lists with the NOI filler database on the State Board's website. This is an ongoing activity done concurrently with scheduled NOI/Non-NOI inspections.	Ongoing	Street Dept.

CITY OF SANTA CLARA URBAN RUNOFF POLLUTION PREVENTION PROGRAM
FY 2005-06 ANNUAL REPORT

INDUSTRIAL/COMMERCIAL DISCHARGE CONTROL PROGRAM						
Performance Standard Identification	**Activity**	**Continuous Improvement Source Item**	**FY 2005-06 Tasks**	Status / Comments	**Due Date**	**Responsible Party**
I/CD 2	Non-Filer Investigations	2004 URMP 2005-06 Workplan	Amend business license applications to include SIC Codes as required information.		Complete	Street Dept. Finance Dept.
I/CD 3	Commercial Facilities	2004 URMP 2005-06 Workplan	Frequency of Inspections	The City is up to date on all required inspections. Food inspection, vehicle service and metal plating facilities have received inspections at a frequency greater than that required.	Ongoing	Street Dept.
I/CD 4	General Administration	2004 URMP 2005-06 Workplan	Improve filing/tracking system.	The tracking/filing system has been improved for IND/ICD inspections. An Excel spreadsheet, accessible to the Non-Point Source Fire Inspectors and Storm Drain Foreperson, is utilized and mutually updated.	Ongoing	Street Dept.
I/CD 5	Training	2004 URMP 2005-06 Workplan	Train Required Staff.	Non-Point Source Fire Inspectors and Storm Drain Foreperson attended 5 training opportunities during FY 05-06 related to IND/ICD.	Ongoing	Street Dept.

CITY OF SANTA CLARA URBAN RUNOFF POLLUTION PREVENTION PROGRAM
FY 2005-06 ANNUAL REPORT

INDUSTRIAL/COMMERCIAL DISCHARGE CONTROL PROGRAM						
Performance Standard Identification	**Activity**	**Continuous Improvement Source Item**	**FY 2005-06 Tasks**	Status / Comments	**Due Date**	**Responsible Party**
I/CD 6	Effectiveness Evaluation	2004 URMP 2005-06 Workplan	Compare for significance I/CD data collected by facility/type/location/time to determine trends/outreach needed, etc.	This has been an active analysis ongoing for several years. In 2005/06 this element focused discretionary inspections on restaurants and auto dismantling facilities. For auto dismantlers 7 inspections yielded 3 violations. For restaurants 155 inspections yielded 35 violations. Initially auto repair facilities, not auto dismantling facilities were the focus. Due to the high incidence of violation in the dismantling facilities and recent prior year inspections of auto repair facilities, it was decided to continue inspection efforts on dismantlers. In addition to these focused inspections, paint facilities were also included due to their potential. For paint facilities, 14 inspections were completed with 6 violations.	Ongoing	Street Dept.

City of Santa Clara

FY 05-06 Annual Report

Public Agency Activities

City of Santa Clara

FY 05-06 Annual Report

Corporation Yard Inspections

CITY OF SANTA CLARA
URBAN RUNOFF POLLUTION PREVENTION PROGRAM
FY 2005-06 ANNUAL REPORT

PUBLIC AGENCY ACTIVITIES

Corporation Yard Inspections

The Storm Water Pollution Prevention Plans (SWPPP) have been complete for the various Corporation Yards throughout the City (Street, Electric, Water/Sewer and Parks). To confirm compliance with the SWPPP, Storm Water Inspectors inspect the various Corporation Yards twice a year.

Central Park

On January 10th, 11th, and 12th an illegal discharge occurred at Central Park (Keily Boulevard and Benton Street). The nature of the discharge was pond effluent with high levels of BOD into Saratoga Creek. The details of the discharge were outlined in a transmittal to Mr. Dale Bowyer on January 20, 2006. Per the action items noted in the transmittal, Parks Department staff attended a focused training event on March 22, 2006. There currently is a capital improvement budget to improve the Central Park pond. Since the dates of the incident there have been no further discharges and BMP's with training have been completed/documented.

CORPORATION YARD AND FIRE STATION INSPECTIONS						
Performance Standard Identification	**Activity**	**Continuous Improvement Source Item**	**FY 2005-06 Tasks**	**Status / Comments**	**Due Date**	**Responsible Party**
N/A	General Activity	2004 URMP 2005 Performance Review	Maintain SWPPP's at City Yards (Electric, Water/Sewer, Parks and Streets). Review practices at fire stations to ensure BMPs/SOPs are being uniformly followed.	The Electric, Water/Sewer, Parks and Street SWPPP's conform to 2005 URMP and are being maintained in addition to having bi-annual inspections.	Complete Sept. 2006	Street Dept. Water/Sewer Dept. Electric Dept. Parks Dept.
	General Activitiy	January 10, 2006 incident	Provide training and strict compliance to BMP's at City Central park and other similar facilities.	Initial training has been completed by Parks Department Staff. Follow up training will occur prior to 2007. All City operated fountains have been inspected with BMP's confirmed.	Ongoing Complete	Street Dept. Parks Dept.

CORPORATION YARD AND FIRE STATION INSPECTIONS						
Performance Standard Identification	**Activity**	**Continuous Improvement Source Item**	**FY 2005-06 Tasks**	**Status / Comments**	**Due Date**	**Responsible Party**
	General Activity	2005-06 Workplan	Review SWPPP's at City Yards (Electric, Water/Sewer, Parks and Streets) and update to conform with 2004 URMP as necessary. Review practices at fire stations to ensure BMP's/SOP's are being uniformly followed.	Installation of storm drain check-valves at Fire Station #2 and at the Santa Clara Convention Center storm drains are scheduled to occur in the summer of 2006. With the addition of several elements to the URMP, it is appropriate to look at the completeness of Corporation Yard URMP's. This review/update is approximately 75% complete.	Complete	

City of Santa Clara

FY 05-06 Annual Report

Rural Public Works Operation and Maintenance

CITY OF SANTA CLARA
FY 2005-06 ANNUAL REPORT
PUBLIC AGENCY ACTIVITIES

Rural Public Works Operation and Maintenance

Rural roads within the City are the responsibility of the Parks Department. One exception is the creek trails that have been/are being constructed along San Tomas-Aquino Creek. Reach 1 (Hwy 237 to Agnew) was completed in early 2004 and Reach 2 (Agnew to Scott Blvd.) was completed in early 2006. Reach 3 (Scott Boulevard to Monroe Street) is currently in design. These improvements, as they are completed, are/will be maintained by the Street Department.

In this Annual Report, seven (7) Performance Standards (RPWM 1 – RPWM 7) were evaluated. The City, for FY 05-06, finished construction on approximately 1.5 miles of new rural roads along San Tomas Aquino Creek. For other locations, two new City parks were constructed and completed in early 2006. These new parks have minimal hardscape (access sidewalks only).

As with other elements, City staff is knowledgeable of applicable BMP's and are educated on Storm Water Pollution Prevention BMP's as needed. For current and future contracted projects, BMP's are contractual required and enforced by on-site inspectors and/or Storm Water Inspectors.

RURAL PUBLIC WORKS MAINTENANCE AND SUPPORT ACTIVITIES						
Performance Standard Identification.	**Activity**	**Continuous Improvement Source Item**	**FY 2005-06 Tasks**	**Status / Comments**	**Due Date**	**Responsible Party**
RPWM 1	Contractor Compliance	2004 URMP	Insure contractor compliance to BMPs.	When trails are constructed within the City, Storm Water Inspectors attend and have input to the pre-construction meeting. Contractual requirements are enforced throughout the project.	Ongoing	Parks Dept. Street Dept.
RPW 1	Contractor BMP	2004 URMP	Require contract language specific to improvements or rural roads.	Standard City contract language prevents and prohibits stormwater pollution.	Complete	Street Dept. Parks Dept.
RPWM 2	Erosion Prevention	2004 URMP	Eliminate / reduce erosion potential.	The City is flat, paved trail widths are 8' in parks, 12' at golf course, 10' on creek trails.	Ongoing	Parks Dept. Street Dept.
RPW 2	Design of Park Trails	2004 URMP	See above		Complete	Street Dept.

CITY OF SANTA CLARA URBAN RUNOFF POLLUTION PREVENTION PROGRAM
FY 2005-06 ANNUAL REPORT

RURAL PUBLIC WORKS MAINTENANCE AND SUPPORT ACTIVITIES						
Performance Standard Identification.	**Activity**	**Continuous Improvement Source Item**	**FY 2005-06 Tasks**	**Status / Comments**	**Due Date**	**Responsible Party**
RPWM 3	Construction BMP's	2004 URMP 2005-06 Workplan	Eliminate / reduce pollution potential caused by contractors.	The City continued to have significant trail construction in FY 05-06 with approx. 1.5 miles completed along San Tomas Aquino Creek Trail from Agnew Road to Scott Boulevard.	Ongoing	Parks Dept. Street Dept.
RPWM 3	Construction Inspection	2004 URMP 2005-06 Workplan	Inspect park improvements that have ability to affect stormwater quality.	All significant projects are inspected by Stormwater Inspectors.	Complete	Street Dept. Parks Dept.
RPWM 4	Equipment Use	2004 URMP	Proper storage of equipment and supplies.	Parks and Street Dept. staff are trained in storm water BMPs and IPM policies.	Ongoing	Parks Dept. Street Dept.

CITY OF SANTA CLARA URBAN RUNOFF POLLUTION PREVENTION PROGRAM
FY 2005-06 ANNUAL REPORT

RURAL PUBLIC WORKS MAINTENANCE AND SUPPORT ACTIVITIES						
Performance Standard Identification.	**Activity**	**Continuous Improvement Source Item**	**FY 2005-06 Tasks**	**Status / Comments**	**Due Date**	**Responsible Party**
RPW 4	Storage of Materials 2005-06 Workplan	2004 URMP	Inspect Park Dept. storage areas for stormwater pollution prevention	Part of the Corporation Yard inspection.	Complete	Street Dept. Parks Dept.
RPWM 5	Training	2004 URMP	Training of staff.	Staff is regularly trained on BMPs/IPM. Refer to Staff Training Table.	Ongoing	Parks Dept. Street Dept.
RPWM 5	Training	2004 URMP	Inform/require Parks Dept. staff to attend available training and implement BMP's as applicable.	Coordinated with IPM element.	Complete	Street Dept. Parks Dept. Program
RPWM 6	Permits	2004 URMP	Obtain appropriate permits.	The City complies with all permit requirements.	Ongoing	Parks Dept. Street Dept.
RPWM 7	Outreach Materials	2004 URMP	Distribute Outreach materials.	Contract specifications require compliance to BMP materials. Inspectors review those materials at the pre-construction meeting and enforce throughout the project.	Ongoing	Parks Dept. Street Dept.

RURAL PUBLIC WORKS MAINTENANCE AND SUPPORT ACTIVITIES						
Performance Standard Identification.	**Activity**	**Continuous Improvement Source Item**	**FY 2005-06 Tasks**	**Status / Comments**	**Due Date**	**Responsible Party**
RPWM 7	Outreach 2005-06 Workplan	2004 URMP	Refer to RPWM 1		Complete	Street Dept. Parks Dept.
RPWM 8	Evaluate Implementation 2005-06 Workplan	2004 URMP	Monitor Parks Dept. for RPW element requirements in daily operations.		Complete	Parks Dept. Street Dept.

General Comment: The City has a total park area of 187.5 acres, 39,375 linear feet of 8-foot wide trails, 21,600 linear feet of 12-foot wide golf trails, nearly 3 miles of paved creek trails and 1.25 acres of concrete lined ponds/fountains.

City of Santa Clara

FY 05-06 Annual Report

Public Streets, Roads, and Highways Operation and Maintenance

CITY OF SANTA CLARA
FY 2005-06 ANNUAL REPORT
PUBLIC AGENCY ACTIVITIES

Public Streets, Roads & Highways Operation and Maintenance

The Street Department is responsible for the maintenance of approximately 240 miles of streets within the City of Santa Clara. It should be noted that the following streets are not within the jurisdiction of the City:

- Central Expressway (County)
- Lawrence Expressway (County)
- San Tomas Expressway (County)
- El Camino Real (State)

In addition, some boundary streets are shared with other jurisdictions – most notably Stevens Creek Boulevard (primarily with San Jose). BMP's observed include, but are not limited to, protection of storm drain inlets, collection of sawcut slurry and routine sweeping of City streets. Contractors completing work within the City streets are contractually required to follow BMP's. Street Department staff is trained to report poor contractor activity to the Non Point Source Fire Inspectors and/or the Storm Drain Foreperson.

BMP effectiveness has been good mainly due to a constant City presence and contractual responsibilities. Staff and City contractors are well educated on BMP use. The City policy on residential street sweeping is bi-weekly guaranteed (typically done every week), industrial/commercial sweeping is done every 11-12 days. This is not a change over previous years activities.

For fiscal year 2005-06, there were 15 verbal warnings and 39 written warnings and/or citations given to contractors working for the City on public streets.

Sweeping

The City of Santa Clara employs (3) full-time Street Sweeper Operators to sweep all of its streets, which consist of 367 residential route miles and 181 industrial route miles. The City utilizes three Schwarze A7000 regenerative air sweepers as its front-line sweepers. A Schwarze A4000 regenerative air sweeper and a Johnston suction sweeper serve as back-ups. The regenerative sweepers are very effective at collecting fine sediments.

"The regenerative sweepers are very effective at collecting fine sediments."

Residential streets are scheduled to be swept the day following the assigned garbage/recycling collection day. Residential streets are swept on a weekly basis about 70% of the time. The City guarantees bi-weekly residential street sweeping. Residential streets were swept on a bi-weekly basis 100% of the time in FY 2005-06. The City relies upon voluntary cooperation from residents to remove their vehicles from the street on their assigned street sweeping day. There are some areas in the City that are often parked in and cannot be swept. The Street Department posts temporary "No Parking" signs in these areas a few times a year to efficiently clean the gutterline.

The City has twenty-four (24) industrial routes that are swept on a continuous basis. Each Street Sweeper Operator is responsible for eight (8) routes. Each operator completes one industrial route, prior to sweeping the assigned residential route for the day. Industrial routes are typically swept twice per month. In total, 28,023 miles of sweeping occurred in fiscal year 2005-06 as compared to 27,202 miles in fiscal year 2004-05 and 8,830 yards of debris was collected. This included both residential and industrial sweeping. The industrial sweeping route map is attached for reference.

"In total, 28,023 miles of sweeping occurred…"

The City, beginning in fiscal year 2003-04, no longer hires contractors to perform street sweeping services during leaf season or to cover employee-scheduled absence due to budgetary constraints.

Leaf Collection

Typically, November marks the beginning of the Leaf Collection Program. For this program, the City utilizes two leaf vacuums (10 yard boxes) that are manned by a 2-man crew covering 10 routes. This program typically, depending on weather, operates for 2 months and is done in conjunction to the normal street sweeping operation. For fiscal year 2005-06, this program collected 2,893 cubic yards as compared to 2,183 cubic yards in fiscal year 2004-05. Ground crews manually rake leaves around obstacles, allowing the leaf vacuums easier access to the leaves. Litter is generally removed prior to vacuuming. Leaves collected are treated as green waste at the landfill.

Residents also deposit leaves in their green waste container. It is not possible to distinguish between the types of green waste collected (branches, lawn clippings and leaves). For reference, 10,816 tons of green waste was picked up in fiscal year 2005-06.

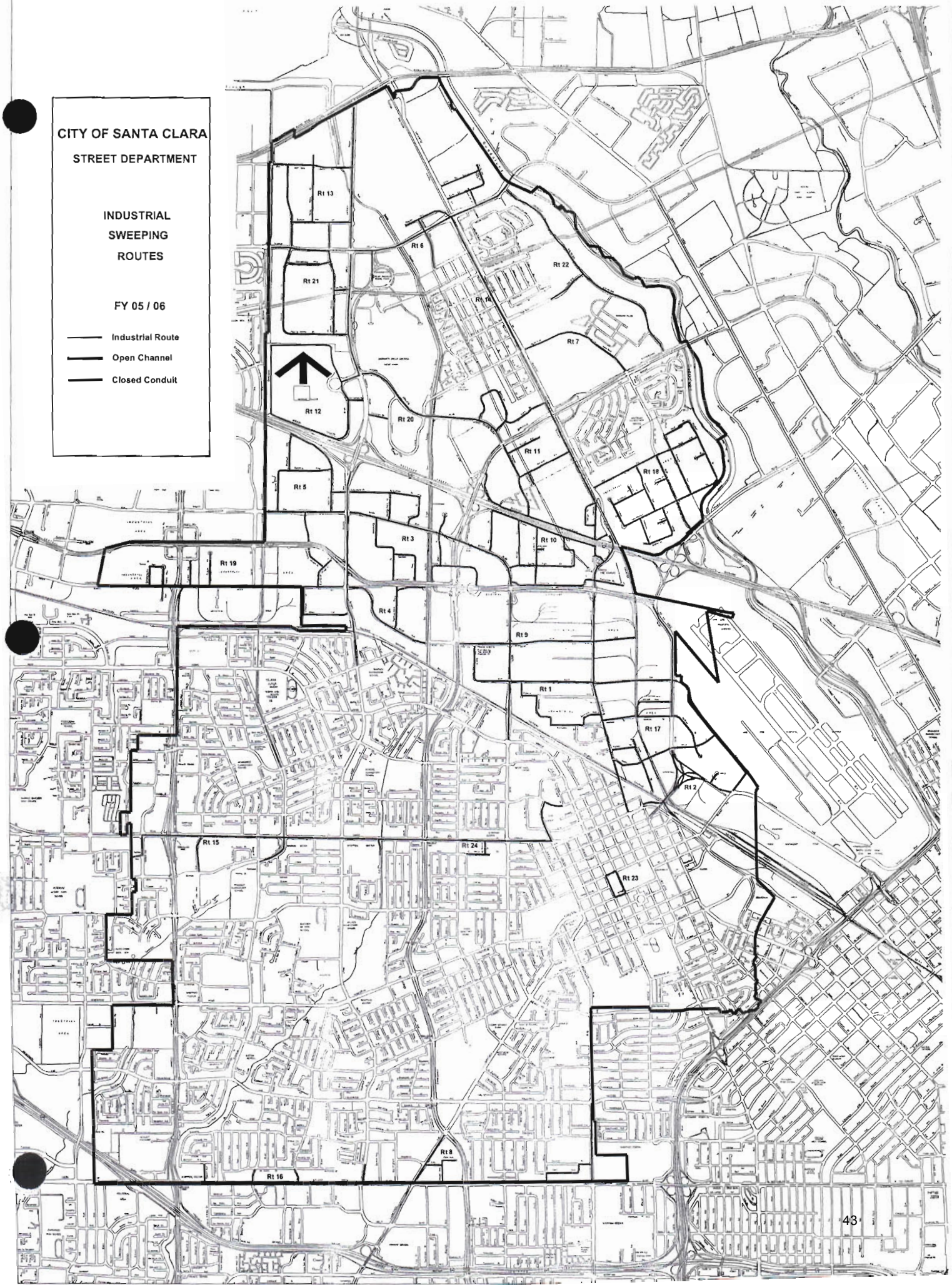
CITY OF SANTA CLARA
STREET DEPARTMENT
INDUSTRIAL
SWEEPING
ROUTES
FY 05 / 06
Industrial Route
Open Channel
Closed Conduit
Rt 13
Rt 6
Rt 22
Rt 21
Rt 14
Rt 7
Rt 12
Rt 20
Rt 11
Rt 18
Rt 5
Rt 3
Rt 10
Rt 19
Rt 4
Rt 9
Rt 1
Rt 17
Rt 2
Rt 15
Rt 24
Rt 23
Rt 8
Rt 16

CITY OF SANTA CLARA URBAN RUNOFF POLLUTION PREVENTION PROGRAM
FY 2005-06 ANNUAL REPORT

PUBLIC STREETS, ROADS, AND HIGHWAY OPERATION AND MAINTENANCE						
Performance Standard Identification.	**Activity**	**Continuous Improvement Source Item**	**FY 2005-06 Tasks**	**Status / Comments**	**Due Date**	**Responsible Party**
PSRH 1	Implementation of BMPs / SOPS	2004 URMP	Set standard for street Maintenance BMP implementation.	The Street Maintenance Division of the Street Dept. conducts all maintenance activities for the City's 240-mile road network. They follow all BMPs.	Ongoing	Street Dept.
PSRH 1	Implementation of BMPs / SOPS	2004 URMP 2005-06 Workplan	Consider alternate methods of maintenance/construction	Not all methods of construction have the same potential to cause stormwater pollution. Methods that reduce pollution potential should be considered.	Ongoing	Street Dept.
PSRH 2	Agency Contractor Compliance	2004 URMP 2005-06 Workplan	Insure that City contractors follow BMPs.	City contract language requires Contractor compliance on BMPs. Most street improvement projects are coordinated through the Street Dept. – the responsible department for storm water pollution prevention.	Ongoing	Street Dept.

CITY OF SANTA CLARA URBAN RUNOFF POLLUTION PREVENTION PROGRAM
FY 2005-06 ANNUAL REPORT

PUBLIC STREETS, ROADS, AND HIGHWAY OPERATION AND MAINTENANCE						
Performance Standard Identification.	**Activity**	**Continuous Improvement Source Item**	**FY 2005-06 Tasks**	**Status / Comments**	**Due Date**	**Responsible Party**
PSRH 3	Staff Training	2004 URMP	Provide in-house training to street maintenance personnel.	Use of BMPs have become well established and proven. Their use is routine and ongoing. Refer to Staff Training Table.	Ongoing	Street Dept.
PSRH 4	Third Party Contractor Compliance	2004 URMP	Improve education / compliance of BMP implementation by contractors.	City standard contract language requires contractors to reduce/eliminate storm water pollution to the maximum extent practicable.	Ongoing	Street Dept. Water/Sewer Field Services Electrical Dept.

PUBLIC STREETS, ROADS, AND HIGHWAY OPERATION AND MAINTENANCE						
Performance Standard Identification.	**Activity**	**Continuous Improvement Source Item**	**FY 2005-06 Tasks**	**Status / Comments**	**Due Date**	**Responsible Party**
PSRH 6	Street Sweeping	2004 URMP 2005-06 Workplan	Sweep Residential Streets on a bi-weekly basis and commercial streets twice Per Month	The City continues to have an aggressive Street Sweeping Division in the Street Department. In total they swept 28,023 miles in FY 05-06. This is an increase of 821 miles as compared to last fiscal year.	Ongoing	Street Dept.
	Repair & Maintenance	2004 URMP	Maintain a Minimum of a 80 Pavement Condition Index	The City has one of the best-maintained streets in the Bay Area. Our current PCI is 81 out of a possible 100 – indicating that our streets are well maintained, free of raveling.	Ongoing	Street Dept.
PSRH 7	Review and Evaluate Effectiveness	2004 URMP 2005-06 Workplan	Maintain Incident Log of NPS items on City projects.	Integrated with Construction Inspections/ICID Elements	Complete Ongoing	Street Dept.

City of Santa Clara

FY 05-06 Annual Report

Storm Drain Operation and Maintenance

CITY OF SANTA CLARA
FY 2005-06 ANNUAL REPORT
PUBLIC AGENCY ACTIVITIES

Storm Drain System Operation and Maintenance:

1. Which BMP's were evaluated formally or informally this year?

- BMP's for Storm Drain System Operation and Maintenance have become well established and are routinely used by the Storm Drain Division. Most efforts of the Storm Drain Division are focused on line/inlet cleaning and support of any clean-up efforts required of IC/ID and construction events. Placing of "No Dumping – Flows To Bay" identification markers are part of the Storm Drain Division responsibilities. For greater effectiveness, placards are enameled metal. This Division also is first response support for hazardous materials spills. For these efforts, BMP's to isolate the event may be unique for each situation. All Storm Drain Divison personnel are trained in confined space to implement BMP's as required.

2. Does your process for tracking hot spots appear to be working?

- Yes, Storm Drain personnel carry plat books that map out the entire City of Santa Clara's storm drainage system. Hot spots are indicated on these maps, periodically monitored and coordinated with the Fire Department (Hazardous Materials Unit) as events occur.

3. What were your major hot spots during the fiscal year, and how has that changed from previous years?

- The City's major hot spots were locations that received significant localized flooding during major storm events. Maintenance crews are well trained to respond and maintain those locations. Even with a relatively wet winter season, there were few areas of localized flooding for FY 2005-06.

4. What evidence do you have that contractors are/aren't fully implementing BMP's?

- Storm drain inlets and catch basins are cleaned twice yearly. Debris collected from those structures indicates the type of activity causing the build-up. As indicated in the IC/ID element, cement contractors continue to be the major contractor causing violation. Overall, contractor violation events are recognized and cleaned up before entering the Storm Drain System. In instances where this is not the case, all efforts are made to track the debris back to the violator for enforcement action.

5. Which agencies and/or staff are receiving training and which are not?

- The City's Street Maintenance and Storm Drain Maintenance Divisions are trained on maintenance of the storm drain system and any illegal dumping into the storm drain. Please refer to the staff training summary table at the back of this report. City Utility Departments (Water, Sewer & Electric) have also been trained that only rainwater is to go down the drain. When substances other than rainwater is observed, these departments are outstanding in reporting the event to the Storm Water Division.

6. What feedback has staff given about the effectiveness of BMP's?

- The implementation of BMP's has become standard operating procedure. Current efforts have been to increase effectiveness/ease of use for the BMP's. It has been noted that the most effective BMP's start at the source. Inspectors focus on these BMP's first and look at downstream BMP's as secondary protection – not as a substitution of a BMP upstream.

CITY OF SANTA CLARA URBAN RUNOFF POLLUTION PREVENTION PROGRAM
FY 2005-06 ANNUAL REPORT

STORM DRAIN SYSTEM OPERATION AND MAINTENANCE						
Performance Standard Identification	**Activity**	**Continuous Improvement Source Item**	**FY 2005-06 Tasks**	**Status / Comments**	**Due Date**	**Responsible Party**
SDOM 1	Implementation of BMPs / SOPS	2004 URMP 2005-06 Workplan	Set standard for storm drain BMP implementation.	All City Departments utilized BMPs for work they are conducting to reduce / eliminate storm water pollution. Inlets are protected, pollutants are picked up at the source and measures are followed to reduce/eliminate activities that may cause storm water pollution.	Ongoing	Street Dept.
SDOM 2	Tracking Hot Spots	2004 URMP 2005-06 Workplan	Coordinate with Fire Dept. a map indicating mandated industrial/commercial inspection sites to assist in evaluating pollution prevention in the event of a fire.	Fire Dept. maintains hazardous materials inventories and maps for all reportable quantities of all hazardous material wastes required by Federal and State law. Fire Dept. has the inventory on a secured database and a hard copy in the Fire Marshals offices.	Ongoing	Street Dept. Fire Dept.

CITY OF SANTA CLARA URBAN RUNOFF POLLUTION PREVENTION PROGRAM
FY 2005-06 ANNUAL REPORT

STORM DRAIN SYSTEM OPERATION AND MAINTENANCE						
Performance Standard Identification	**Activity**	**Continuous Improvement Source Item**	**FY 2005-06 Tasks**	**Status / Comments**	**Due Date**	**Responsible Party**
SDOM 3	Contractor Compliance	2004 URMP	Coordinate with Engineering and Building Inspection Departments to develop a system to notify Storm Drain Division of upcoming construction projects.	A notice has been implemented with Planning and Engineering to notify inspectors of upcoming construction projects. Inspectors review BMPs with contractors at pre-con meetings and enforce throughout the project.	Ongoing	Street Dept. Eng. Dept. Build. Dept.
SDOM 4	Staff Training	Chapter 12 City of Santa Clara URMP (Revised 8/11/2000) 2005-06 Workplan	Provide in-house training to division other than Storm Drain. Including Water / Sewer Departments, Parks Department, Solid Waste Division, Street Division and Building Inspection.	Use of BMPs have become well established and proven. Their use is routine and ongoing. Refer to Staff Training Summary Table.	Ongoing	Street Dept.
SDOM 6	Notification between Maintenance Personnel and ICID Inspectors	2004 URMP	Formalize notification procedures as identified in SDOM 2 and SDOM 3.	Maintenance personnel have received training to notify ICID inspectors governing unlawful discharges.	Ongoing	Street Dept.

CITY OF SANTA CLARA URBAN RUNOFF POLLUTION PREVENTION PROGRAM
FY 2005-06 ANNUAL REPORT

STORM DRAIN SYSTEM OPERATION AND MAINTENANCE						
Performance Standard Identification	**Activity**	**Continuous Improvement Source Item**	**FY 2005-06 Tasks**	**Status / Comments**	**Due Date**	**Responsible Party**
SDOM 7	Inlet / Catch Basin Maintenance	2004 URMP	Clean catch basins twice per year.	Routine 5,513 catch basins were cleaned in FY 05-06. This compares to 6,319 in FY 04-05.	Ongoing	Street Dept.
SDOM 7			Compare/contrast with monthly Street Dept. report.		Complete	
	Line / Manhole Maintenance	2004 URMP	Clean known problem areas once per year.	Routine	Ongoing	Street Dept.
			Compare/contrast with monthly Street Dept. report.		Complete	
SDOM 7	Pump Station Maintenance	2004 URMP	Clean pump station sumps once per year.	Performed complete cleaning/removal of silt and debris from pump sumps. Removed approx. 6 cubic yards of material for each of the 21 pump station locations.	Complete	Street Dept.
			Compare/contrast with monthly Street Dept. report.		Complete	

CITY OF SANTA CLARA URBAN RUNOFF POLLUTION PREVENTION PROGRAM
FY 2005-06 ANNUAL REPORT

STORM DRAIN SYSTEM OPERATION AND MAINTENANCE						
Performance Standard Identification	**Activity**	**Continuous Improvement Source Item**	**FY 2005-06 Tasks**	**Status / Comments**	**Due Date**	**Responsible Party**
SDOM 7	Creek Maintenance	2004 URMP	Walk creeks twice per year.	Communicate with SCVWD areas of concern.	Complete	Street Dept.
			Compare/contrast with monthly Street Dept. report.		Complete	
SDOM 7	New Device Testing	2004 URMP	Montior project (Pump Station / Outfall) where an interceptor device would be practicable.	A Vactor Clean Out Station has been constructed at Highway 237 and Lafayette Street. The site has storm and sanitary clean out facilities. Each facility utilizes a sand/gravel media prior to a sedimentation tank for dewatering the debris bunker. This facility continues to work very well.	Complete	Street Dept.

City of Santa Clara

FY 05-06 Annual Report

Water Utility Operation and Maintenance

CITY OF SANTA CLARA
FY 2005-06 ANNUAL REPORT
PUBLIC AGENCY ACTIVITIES

Water Utility Operation and Maintenance

The Water/Sewer Department is responsible for maintenance of City's water distribution system. Key O&M activities, potentially affecting storm water quality, include line flushing, hydrant exercising and water meter testing. These scheduled activities have all discharges tested and treated (if needed) prior to release. Contractors working for the Water Department are contractually required to follow BMP's. Water Department staff report poor contractor activity to the Non Point Source Inspectors and/or the Storm Drain Foreperson.

The effectiveness of the Water Department in minimizing storm water pollution is good. Required staff have been trained in testing/treating of planned discharges. Only emergency/unscheduled discharges go without treatment. For these events, the storm drains are protected as quickly as possible and the discharge stopped.

CITY OF SANTA CLARA URBAN RUNOFF POLLUTION PREVENTION PROGRAM
FY 2005-06 ANNUAL REPORT

WATER UTILITY OPERATION AND MAINTENANCE PROGRAM						
Performance Standard Identification	**Activity**	**Continuous Improvement Source Item**	**FY 2005-06 Tasks**	**Status / Comments**	**Due Date**	**Responsible Party**
Water O & M Component 1	Inventory of Discharges	2004 URMP	Every (3) years, conduct an inventory of all key O & M activities and identify routine and unplanned non-storm water discharges from these activities.	The Water Department had 1140 routine discharges and 72 unplanned discharges during FY 05-06. Not all discharges can be controlled.	Ongoing	Water Dept.
Water O & M Component 2	Pollution Control (Line/Storage Mtce. Discharge)	2004 URMP	Control/treat planned discharges to reduce storm water pollution to maximum extent practicable.	Routine	Ongoing	Water Dept.
Water O & M Component 2	Pollution Control (Emergency Line Discharge)	2004 URMP	Control/treat unplanned discharges for chlorine products/sediment control.	Difficult to control in total. Promptness of Water Utility limits discharges to small volume.	Ongoing	Water Dept.
Water O & M Component 3	Staff/Contractor training and coordination	2004 URMP	Conduct annual training, coordinate WUPPP elements with Water Utility Project Manager	Job training is constantly taking place. All Water Department field staff are aware of our responsibility to control discharges to storm drain system to the best of our ability. For FY 06-07 training on a new dechlorination system will occur.	Ongoing	Water Dept.

CITY OF SANTA CLARA URBAN RUNOFF POLLUTION PREVENTION PROGRAM
FY 2005-06 ANNUAL REPORT

WATER UTILITY OPERATION AND MAINTENANCE PROGRAM						
Performance Standard Identification	**Activity**	**Continuous Improvement Source Item**	**FY 2005-06 Tasks**	**Status / Comments**	**Due Date**	**Responsible Party**
Water O & M Component 4	Review and Evaluate WUPPP	2004 URMP	Evaluate the effectiveness of the WUPPP annually.	The Water Dept. is very effective in managing/treating discharges. Water conservation efforts are high.	Ongoing	Water Dept.
Water O & M Component 5	Self Evaluation Matrix Tasks	2004 URMP	Overall self-evaluation of WUPPP*.	The Water Dept. has been an innovator in the design of treatment apparatus, conservation and recycled water use.	Ongoing	Water Dept.

* WUPPP – Water Utility Pollution Prevention Plan

City of Santa Clara

FY 05-06 Annual Report

New Development Planning Procedures

City of Santa Clara
FY 2005-2006 Annual Report
NEW DEVELOPMENT PLANNING PROCEDURES

1. Self-Evaluation Matrix (based on C.3. FY 05-06 Work Plan) -- enclosed

2. NDC Summary Tables – Significant Development (Group 1 and Group 2) Projects Approved During July 1, 2005 through June 30, 2006 -- enclosed

3. Response to Water Board Comments on the New Development Section of the FY 04-05 Annual Report:

Water Board Comment #1:
Please ensure that the pages are numbered sequentially in next year's Annual Report.

Response:
Completed.

Water Board Comment #2:
Please submit a list [of acronyms] for inclusion in the Annual Report.

Response:
Acronyms not regularly used by SCVURPPP are noted on each page of the City's FY 05-06 Annual Report as they may occur.

Water Board Comment #3:
Please revise [the Significant Development Projects Table] to include the "application deemed complete" date under "Project Status" column for each project.

Response:
Completed. The FY 04-05 Development Projects Table is resubmitted with this Annual Report.

Responses to Regional Board comments on specific projects:

- 5301 Stevens Creek Boulevard (Agilent Technologies) – **Please include in FY 05-06 Annual Report and ensure numeric sizing criteria are included as well.** Completed and included in FY 05-06 Significant Development Projects Table.
- 735 Franklin Street (Santa Clara University Offsite Parking Facilities) – **Please include numeric sizing criteria.** Completed and included in resubmitted FY 04-05 Significant Development Projects Table.
- 3600 Pruneridge Avenue (Diamond Properties) – **Please include numeric sizing criteria**. Completed and included in resubmitted FY 04-05 Significant Development Projects Table.

4. NDC Summary Table – Significant Development (Group 1) Projects Approved During July 1, 2004 through June 30, 2005 – resubmitted in response to Water Board comments.

5. Evaluation of This Element

The focus of effort in this element of the City's urban runoff program during FY 05-06 included continued implementation of the C.3. provisions for Group 1 projects, voluntary implementation for residential Group 2 projects, and completion of a program for tracking and inspecting BMP operation and maintenance (O&M).

There were 4 Group 1 projects and 2 Group 2 projects approved this year (all Group 2 projects were residential, so compliance with C.3. treatment requirements was voluntary). Description of the site design, source control and treatment control requirements for these projects are provided in the enclosed NDC Summary Tables. Review of these projects provided an opportunity to test and fine tune the changes to the development review process for C.3. The City also required site design measures (e.g., parking lot, driveway, and roof drainage routed to landscaping) at other sites that were below the Group 2 size threshold.

The City of Santa Clara is well prepared to implement C.3. site design, source control, and treatment requirements for Group 1 and 2 projects. Staff have implemented changes to the development application review process, and have incorporated these changes into the Standard Operating Procedures of the Planning Procedures Performance Standard in the City's URMP. A number of tools and forms have been developed to assist City staff with C.3. implementation.

On April 27, 2005, the City participated in an MS4 Program Evaluation conducted by Tetra Tech and Water Board staff that focused on implementation of the C.3. provisions and other program elements. For the New Development Program Element, there were no potential permit violations or major program deficiencies noted. The City was commended for:

1) Developing detailed guidance for developers and plan reviewers to implement the C.3. provisions;
2) Encouraging developers to consider alternatives to traditional stormwater management, such as low-impact development practices and reduction in impervious surfaces.

Recommendations included:

3) The City should develop a protocol to ensure that landscaped BMPs are being built and maintained as designed (**this is being incorporated into the BMP O&M verification inspection program**);
4) To ensure that the C.3 requirements are being applied consistently, the City should ensure that the C.3. guidance materials, especially the checklist designed for use by city planners when reviewing submissions, are used for each project **(this is being done.)**

More detailed information about the City's accomplishments on C.3.-related tasks during FY 05-06 are provided in the Self-Evaluation Matrix.

CITY OF SANTA CLARA URBAN RUNOFF POLLUTION PREVENTION PROGRAM
FY 2005-06 ANNUAL REPORT

NEW DEVELOPMENT PLANNING PROCEDURES						
P.S. I.D.	**Activity**	**C.3. Work Plan Task**	**FY 2005-06 Tasks**	**Status / Comments**	**Due Date**	**Responsible Party**
PPPS 5.	Group 2 Projects	c.9.	Prepare to require proponents of Group 2 projects to design and implement stormwater treatment BMPs to reduce stormwater pollution to the maximum extent practicable.	**Completed –** In July 2005, the Water Board adopted Order R2-2005-0035 that amended Provision C.3.c. to require implementation of Group 2A projects by October 20, 2005 and Group 2B projects by August 15, 2006. City staff began applying interim requirements for Group 2 projects in April, 2005 (the original implementation date) and began applying full requirements on Oct. 20. There were no Group 2A projects approved in FY 05-06; however, several Group 2B (residential) projects were approved with voluntary stormwater treatment measures (see Significant Development Project Summary Tables for FY 05-06.)	Group 2A: 10/05; Group 2B: 8/06	Planning Dept.
PPPS 8.c.	BMP O&M Agreement Mechanism	e.3	Adapt model O&M agreement language to meet agency-specific needs and requirements and incorporate into the project review and approval process.	**Completed** – City staff developed a Stormwater Treatment Measures Inspection and Maintenance Agreement form, including an Annual Inspection Report form to be used by the property owner, and completed legal review of the documents.	Completed Draft 6/05; Final 8/05	Planning and Street Depts.

CITY OF SANTA CLARA URBAN RUNOFF POLLUTION PREVENTION PROGRAM
FY 2005-06 ANNUAL REPORT

NEW DEVELOPMENT PLANNING PROCEDURES						
P.S. I.D.	**Activity**	**C.3. Work Plan Task**	**FY 2005-06 Tasks**	**Status / Comments**	**Due Date**	**Responsible Party**
PPPS 8.b.	BMP Inspection Program	e.5	Develop local programs for inspection of a subset of prioritized treatment BMPs to verify that proper O&M is being performed by the responsible party.	**Completed** – City staff have integrated information about BMPs into their current data management approach for tracking development applications (i.e., the City's electronic permit system called Tidemark). Group 1 and Group 2 projects are tracked, as well as projects where incorporation of BMPs is voluntary. The City developed a process by which the BMP information is extracted and provided to the Street Dept. for the inspection program. Construction was recently completed at the first two Group 1 projects in the City, and inspections of BMPs at those projects will begin in FY 06-07. In the initial years of the O&M verification program, all BMPs will be inspected; later a priority system will be developed to adjust the number of inspections to fit available resources.	Completed 6/05	Planning and Street Dept.

CITY OF SANTA CLARA URBAN RUNOFF POLLUTION PREVENTION PROGRAM
FY 2005-06 ANNUAL REPORT

NEW DEVELOPMENT PLANNING PROCEDURES						
P.S. I.D.	**Activity**	**C.3. Work Plan Task**	**FY 2005-06 Tasks**	**Status / Comments**	**Due Date**	**Responsible Party**
PPPS 8.	BMP O&M Reporting	e.6.	Report on the City's treatment BMPs O&M verification program in each annual report, including organizational structure, evaluation of effectiveness, and planned improvement to the program. Include a list or summary of treatment BMPs inspected during the year, inspection results, and any required follow-up and correction.	**In Progress –** From the beginning of C.3. implementation through FY 05-06, no Group 1 projects completed construction, so there were no BMPs that needed inspection in FY 05-06. Organizational structure: 1) Planning Dept. enters BMP information into City's Tidemark permit system. 2) Building Dept. conducts site inspections and verifies data in Tidemark. 3) Building Dept. generates a list from Tidemark of installed BMPs and addresses, and provides list to Street Dept. 4) Street Dept. will conduct BMP O&M inspections and collect and review property owners' inspection reports. (Street Dept. also conducts construction site inspections and has enforcement authority.) It is too early to summarize inspection results, evaluate effectiveness, or plan improvements.	Annually	Street Dept.

CITY OF SANTA CLARA URBAN RUNOFF POLLUTION PREVENTION PROGRAM
FY 2005-06 ANNUAL REPORT

NEW DEVELOPMENT PLANNING PROCEDURES						
P.S. I.D.	**Activity**	**C.3. Work Plan Task**	**FY 2005-06 Tasks**	**Status / Comments**	**Due Date**	**Responsible Party**
PPPS 5.d.	HMP	f.2.	Review HMP report and Program guidance to the Co-permittees on implementation of the HMP as part of requirements for Group 1 projects that may cause increased erosion or other related impacts.	**Completed –** The final HMP Report was completed in April 2005 and contains an implementation chapter. HMP requirements were explained at City staff meetings. A City-specific map was prepared showing HMP applicability, and only a small section of the City will be subject to HMP.	FY 05-06	Planning and Street Dept.
PPPS 5.d.	HMP	f.3.	Upon adoption by the Regional Board, begin implementation of HMP requirements for Group 1 projects that may cause increased erosion or other related impacts. Before adoption, encourage early implementation of likely elements of the HMP where possible.	**In Progress –** Key provisions of the SCVURPPP HMP Report were adopted on July 20, 2005 (Order R2-2005-0035). The Order requires implementation of HMP requirements by October 20, 2005. HMP requirements for Group 1 projects will be applied, as appropriate, for City of Santa Clara situations (there were no projects subject to HMP requirements in FY 05-06). City is also encouraging site design and treatment measures that provide flow control.	FY 05-06	Planning and Street Dept.

CITY OF SANTA CLARA URBAN RUNOFF POLLUTION PREVENTION PROGRAM
FY 2005-06 ANNUAL REPORT

NEW DEVELOPMENT PLANNING PROCEDURES						
P.S. I.D.	**Activity**	**C.3. Work Plan Task**	**FY 2005-06 Tasks**	**Status / Comments**	**Due Date**	**Responsible Party**
PPPS 5	Local Waiver Program	g.2	Develop a model under which a project proponent may request a waiver from treatment BMP requirements for a given project due to impracticability, with a provision to provide other equivalent water quality benefit or credits or treatment of an equivalent pollutant loading or quantity of stormwater (allowing participation in regional solutions).	**No Action Required** – This program is optional and has not been adopted in the City of Santa Clara.	N.A.	Planning and Street Dept.
PPPS 5	Local Waiver Program	g.3.	Begin tracking information for reporting on waivers granted, including project name, location, type, percent impervious surface, reasons for and terms of waiver, and the alternative benefit project and completion date.	**No Action Required –** Will track information if City decides to implement a local waiver program (see Task g.2.).	N.A.	Planning and Street Dept.
PPPS 4	Alternative Certification	h.1	Consider whether the City needs to obtain alternative certification by an outside professional engineer that a project meets C.3. requirements. Develop and implement an internal procedure to allow alternative certification if needed (optional).	**In Progress** – The City is continuing to evaluate whether alternative certification by outside parties will be necessary. The City worked with its consultant to simplify the BMP review process so that it can be accomplished in-house. City staff are conducting the reviews with consultant assistance.	Ongoing	Planning
PPPS 4,	Site Design Standards	j.4.	Continue to incorporate any	**In Progress** – The City is the process of	Ongoing	Planning

CITY OF SANTA CLARA URBAN RUNOFF POLLUTION PREVENTION PROGRAM
FY 2005-06 ANNUAL REPORT

NEW DEVELOPMENT PLANNING PROCEDURES						
P.S. I.D.	**Activity**	**C.3. Work Plan Task**	**FY 2005-06 Tasks**	**Status / Comments**	**Due Date**	**Responsible Party**
5.a.	Analysis		revised design standards and guidance from the 9/15/03 submittal into local project approval process and "fully implement" the revised standards and guidance.	implementing any revisions to the standards for Group 1 projects and evaluating site design measures at specific projects during project reviews.		
PPPS 4, 5.a.	Site Design Standards	j.5.	Educate staff regarding the availability of references such as SCVURPPP's "Manual of Better Site Design Examples" to help project proponents understand and see examples of better site design techniques from a water quality perspective.	**Completed/Ongoing –** Site design measures is a topic that is covered in annual staff training.	Ongoing	Planning
PPPS 4, 5.a.	Site Design Standards	j.6.	Summarize any revisions made to site design standards and guidance that has been incorporated into the local approval process in the Annual Report.	**In Progress –** The City has made sufficient changes to implement C.3. No revisions to site design standards were made in FY 05-06. City staff will review additional revisions that may be necessary during FY 06-07.	Annually	Planning

CITY OF SANTA CLARA URBAN RUNOFF POLLUTION PREVENTION PROGRAM
FY 2005-06 ANNUAL REPORT

NEW DEVELOPMENT PLANNING PROCEDURES						
P.S. I.D.	**Activity**	**C.3. Work Plan Task**	**FY 2005-06 Tasks**	**Status / Comments**	**Due Date**	**Responsible Party**
PPPS 4, 5..b.	Source Control Measures	k.2.	Implement activities to meet the revised Planning Procedures Performance Standard in the City's URMP.	**Completed/Ongoing –** The list of source controls is checked at Project Clearance Committee review and then checked again during Planning Department review of engineering drawings. (Most projects have been residential and source control measures have not been required).	Ongoing	Planning
PPPS 4, 5..b.	Source Control Measures	k.3	Continue implementation of source control measures requirements by considering appropriate source controls for all projects and including appropriate conditions of approval in Group 1 projects.	**Completed/Ongoing** – The City began implementation of C.3. requirements on 10/15/03. Source control measures required for projects approved in FY 05-06 are listed in the attached project tracking table. Measures applied to these projects will be evaluated for effectiveness when complete and in use.	Began 10/03; Ongoing	Planning
PPPS 4, 5..b.	Source Control Measures	k.4.	Begin implementation of source control measures requirements by including appropriate conditions of approval in Group 2 projects.	**Completed/Ongoing –** Per Order R2-2005-0035, implementation of C.3. for Group 2A projects began by October 20, 2005 and Group 2B projects by August 15, 2006. As shown in the attached Significant Development Project Summary Tables, City staff have been requiring source controls in Group 2 projects and in other projects as needed.	Began 10/05; Ongoing	

CITY OF SANTA CLARA URBAN RUNOFF POLLUTION PREVENTION PROGRAM
FY 2005-06 ANNUAL REPORT

NEW DEVELOPMENT PLANNING PROCEDURES						
P.S. I.D.	**Activity**	**C.3. Work Plan Task**	**FY 2005-06 Tasks**	**Status / Comments**	**Due Date**	**Responsible Party**
PPPS 1, 3	General Plan Review	l.1	Incorporate General Plan policies related to water quality and watershed protection as needed to implement C.3. requirements.	**In Progress** – The City reviewed its General Plan policies and concluded that the General Plan policies cover the basic goals of Provision C.3. and the Plan does not need modification to effectively implement C.3. However, City staff plan to add more specific language to several elements of the Plan at the next scheduled revision (due 2009). Work on the General Plan update will begin in FY 06-07.	[Next scheduled revision after 10/04]	Planning
PPPS 3	CEQA Review	m.2	Use the SCVURPPP CEQA guidance to evaluate projects during the Environmental Review Process to address water quality impacts of projects.	**Completed/Ongoing** – The City uses CEQA guidance in the SCVURPPP C.3. Handbook (May 2004) and staff have given direction to environmental review consultants to interpret standard CEQA checklist to address water quality impacts for compliance with NPDES requirements.	Ongoing	Planning
PPPS Attach-ment 6	Reporting	n.1	Provide information described in Table 1 of Provision C.3. in annual reports (Program to provide guidance).	**Completed/Ongoing** – See attached City of Santa Clara NDC Summary Tables – Significant Development Projects Approved During July 1, 2005 through June 30, 2006.	9/15/04 AR and ongoing	Planning and Street Depts.
PPPS	Reporting	n.3	Collect and report the following	**Completed/Ongoing** – See attached	9/15/04	Planning and

CITY OF SANTA CLARA URBAN RUNOFF POLLUTION PREVENTION PROGRAM
FY 2005-06 ANNUAL REPORT

NEW DEVELOPMENT PLANNING PROCEDURES						
P.S. I.D.	**Activity**	**C.3. Work Plan Task**	**FY 2005-06 Tasks**	**Status / Comments**	**Due Date**	**Responsible Party**
Attach-ment 6			for all approved Group 1 and Group 2A new and redevelopment projects: --project name, location, type (per C.3.c.), size (ac. or sq.ft.), and impervious surface area. For redevelopment projects, include area of land disturbance.	City of Santa Clara NDC Summary Tables – Significant Development Projects Approved During July 1, 2005 through June 30, 2006.	AR and ongoing	Street Depts.
PPPS Attach-ment 6	Reporting	n.4.	Collect and report the following for all projects that must implement treatment measures: BMPs, site design, and source control measures used, sizing criteria, O&M responsibility mechanism and responsible party.	**Completed/Ongoing** – See attached City of Santa Clara NDC Summary Tables – Significant Development Projects Approved During July 1, 2005 through June 30, 2006.	9/15/04 AR and ongoing	Planning and Street Depts.
PPPS Attach-ment 6	Pesticide Reduction Measures Reporting	n.5	Collect information and report a summary of types of pesticide reduction measures required for development projects and the percentage of projects for which pesticide reduction measures were required.	**Completed/Ongoing** – The City's arborist currently reviews landscape plans for pesticide reduction measures and selection of appropriate plants. The Landscape Maintenance BMP Fact Sheet is distributed to applicants as appropriate. See attached City of Santa Clara NDC Summary Tables – Significant Development Projects Approved During July 1, 2005 through June 30, 2006.	9/15/04 AR and ongoing	Planning and Street Depts.

City of Santa Clara - NDC Summary Tables / Additional Information– Mandatory C.3 Projects

Significant Development Projects[1] Reviewed and/or Approved During July 1, 2005 – June 30, 2006

Project File Number	Project Description	Project Type	Site Size (Ac)	New Impervious Surface (Ac)	Project Status (Complete/ Approval)
PLN2004-04317	5301 Stevens Creek Boulevard – Agilent Technologies Development Agreement and Rezoning for Campus Master Plan involving the addition of 560,000 square feet of office/R&D space to an existing 835,000 square feet of office/R&D/manufacturing space.	Commercial/ Industrial	55.0 acres	19.2 acres redeveloped (net loss of imprv area)	PCC: 05/09/05 CC: 07/12/05
Site Design: Redevelop existing parking lots as new buildings and parking structures, with landscaping improvements; net reduction in impervious surface area under new master plan, but exact numbers to be determined, as final design plans are not prepared.	**Source Control:** SWPPP required. Stenciled stormwater catch basins; Microretention techniques, such as tree well filters in parking and landscaping areas; Disconnected downspouts, covered dumpster, trash and storage areas.	**Treatment BMPs:** Bioswales, landscape swales, or vegetated filters in new landscape and surface parking areas; Design landscape areas to be lower in elevation than surrounding paved areas.	**Numeric Criteria:** Details to be provided with architectural approvals of phasing; Estimated to require treatment of 0.65 ac-ft of stormwater via volume-based BMP controls and 2.45 cfs for flow-based controls	**O&M Responsibility:** Owner/developer responsible for records for inspection per City O&M agreement due with architectural approvals.	**Pesticide Reduction Meas:** Use of landscape species that minimize irrigation, runoff, pesticide and fertilizer application.
PLN2005-04924	4767 Lafayette Street – Braddock & Logan Fairway Glen Shopping Center Site Redevelopment Demolish portion of existing 3.1 acre shopping center; retain existing corner retail/office building (not a part); construct 27 detached homes on 2.38 acres	Residential	2.38 acres	1.50 acres	PCC: 05/09/05 CC: 12/13/05
Site Design: Existing buildings and pavement are replaced with detached residences, private drives with landscaped areas to absorb stormwater runoff; net reduction in site impervious area. Roof drains shall discharge to splash blocks and grass areas	**Source Control:** SWPPP required. Disconnected downspouts directed to landscape area drains; Stenciled stormwater catch basins. 10% of site is volume based BMP measures for private roadway	**Treatment BMPs:** Landscape swales in common and private yard areas for infiltration of runoff onsite, first flush diversion, flow attenuation by use of open vegetated swales and natural depressions, stormwater retention or detention structures, oil/water separators, porous pavement, and non-storm water management.	**Numeric Criteria:** Volume-based BMP controls required to treat 0.031 ac-ft runoff for pvt dwy; plus Flow-based BMP controls required to treat 0.15 cfs for pvt lots	**O&M Responsibility:** HOA responsible to maintain landscape drainage areas and records for inspection per City O&M agreement to be completed prior to occupancy.	**Pesticide Reduction Meas:** Use of landscape species that minimize irrigation, pesticide and fertilizer application.
PLN2005-04878	1655 Scott Boulevard – Shea Homes – UL Site Remove existing 170,836 square foot commercial building and surface parking; construct 131-unit housing project with private streets and driveways	Residential	6.60 acres	4.25 acres	PCC: 12/05/05 CC: 01/10/06
Site Design: Remove existing retail building rooftop and open paved parking area; construct single-family style residences with private street and driveway parking	**Source Control:** SWPPP required. Minimize surface parking areas; Stenciled stormwater catch basins. Trash areas covered.	**Treatment BMPs:** Sweeping of surface parking area. Installation of hydrodynamic /filter media device in an in-line system on private storm drain outfall to City storm drain for full site	**Numeric Criteria:** Flow-based in-line BMP controls required to treat 0.65 cfs	**O&M Responsibility:** HOA responsible to maintain landscape drainage areas and records for inspection per City O&M agreement to be completed prior to occupancy.	**Pesticide Reduction Meas:** Use of landscape species that minimize irrigation, pesticide and fertilizer application.

[1] Projects that create or replace one acre or more of impervious surface area; all projects approved in FY 2005-06.

Project File Number	Project Description	Project Type	Site Size (Ac)	New Impervious Surface (Ac)	Project Status (Complete/ Approval)
PLN2005-0476	1777 Agnew Road Citation Homes Demolition of existing 29,000 square foot industrial building and surface parking; Construction of 58 attached townhomes with private drive and surface parking facilities and landscape improvements	Residential	2.26 acres	1.60 acres	PCC: 10/24/05 CC: 04/11/06

Site Design:	Source Control:	Treatment BMPs:	Numeric Criteria:	O&M Responsibility:	Pesticide Reduction Meas:
Replacement of existing buildings, driveway and parking and landscaped areas with new residences, surface parking and landscaping; common open space landscaping will occur between building clusters	SWPPP required. Construction BMP's for runoff and dust control. Litter control. Stenciled stormwater catch basins.	Landscape swales for surface runoff treatment. (open curb) Sweeping of surface parking area. Inlet filters in paved areas and/or vegetative swales Bubble-up roof drain emitters in landscape areas	Existing site is 95% impervious; new development is reduced to 70% total impervious area; New development volume-based BMP controls required to treat 0.092ac -ft runoff	HOA is responsible to maintain landscape drainage areas and records for inspection per City O&M agreement to be completed prior to occupancy.	Use of landscape species that minimize irrigation, pesticide and fertilizer application.

Public Projects

None					

Site Design:	Source Control:	Treatment BMPs:	Numeric Criteria:	O&M Responsibility:	Pesticide Reduction Meas:

Notes:

PCC means Project Clearance Committee, a staff committee charged with deeming an application complete
CC means City Council, which granted project approval
HOA means Homeowner Association

I:\PLANNING\ENVIRON\UrbanRunoffP\05-06 Work Plan - Annual Report\CSC NDC Summary Tables 05-06 Mandatory projects.doc

City of Santa Clara - NDC Summary Tables / Additional Information– Voluntary C.3 Projects

Significant Development Projects[1] Reviewed and/or Approved During July 1, 2005 – June 30, 2006

Project File Number	Project Description	Project Type	Site Size (Ac)	New Impervious Surface (Ac)	Project Status (Complete / Approval)
PLN2004-04758	2303 Gianera Street – J. Nuno Remove existing residence and construct 6 new small lot single-family residences	Residential	16,988 sq ft	12,000 sq ft	PCC: 06/27/05 CC: 08/23/05
Site Design: Redevelop existing residential site; rooftops and surface parking to drain to landscaped yard area	**Source Control:** Disconnected downspouts directed to landscape area drains	**Treatment BMPs:** Design landscape areas to accept runoff from surrounding paved areas.	**Numeric Criteria:** Not provided	**O&M Responsibility:** Not required by agreement	**Pesticide Reduction Meas:** Informational materials on use of landscape species that minimize irrigation, runoff, pesticide and fertilizer application.
PLN2005-05226	4092 Davis Street – N. Merlin Demolish existing residence; construct 4 new detached small-lot single-family residences	Residential	15,000 sq ft	975 square feet	PCC: 10/17/05 CC: 01/24/06
Site Design: Redevelop existing residential site; rooftops and surface parking to drain to landscaped yard area	**Source Control:** Disconnected downspouts directed to landscape area drains	**Treatment BMPs:** Design landscape areas to accept runoff from surrounding paved areas.	**Numeric Criteria:** Not provided	**O&M Responsibility:** HOA responsible to maintain landscape areas; Not required by agreement	**Pesticide Reduction Meas:** Informational materials on use of landscape species that minimize irrigation, runoff, pesticide and fertilizer application.
PLN2006-05602	900 Pomeroy Avenue – J. Soares Remove existing residence; construct 3 new detached small-lot single-family residences	Residential	11,440 sq ft	6,300 sq ft	PCC: 04/10/06 CC: 05/09/06
Site Design: Redevelop existing residential site; rooftops and surface parking to drain to landscaped yard area	**Source Control:** Disconnected downspouts directed to landscape area drains	**Treatment BMPs:** Design landscape areas to accept runoff from surrounding paved areas.	**Numeric Criteria:** Not provided	**O&M Responsibility:** Not required by agreement	**Pesticide Reduction Meas:** Informational materials on use of landscape species that minimize irrigation, runoff, pesticide and fertilizer application.
PLN2005-05508	2447 Homestead Road – O. Shakeri Remove existing residence; construct 8 new attached and detached small-lot single-family residences	Residential	17,860 sq ft	9,150 sq ft	PCC: 02/21/06 CC: 04/11/06
Site Design: Redevelop existing residential site; rooftops and surface parking to drain to landscaped yard area	**Source Control:** Disconnected downspouts directed to landscape area drains	**Treatment BMPs:** Design landscape areas to accept runoff from surrounding paved areas.	**Numeric Criteria:** Not provided	**O&M Responsibility:** HOA responsible to maintain landscape areas; Not required by agreement	**Pesticide Reduction Meas:** Informational materials on use of landscape species that minimize irrigation, runoff, pesticide and fertilizer application.

[1] Projects that create or replace 10,000 square feet or more of impervious surface area; all projects approved in FY 2005-06.

Project File Number	Project Description	Project Type	Site Size (Ac)	New Impervious Surface (Ac)	Project Status (Complete / Approval)
PLN2005-05260	2250 El Camino Real Planned Development rezoning for the demolition of existing motel complex and construction of 42-unit condominium project on a parking podium	Residential	1.00 acres	0.90 acres	PCC: 11/28/05 CC: 05/09/06

Site Design:	Source Control:	Treatment BMPs:	Numeric Criteria:	O&M Responsibility:	Pesticide Reduction Meas:
Remove existing one-story motel complex with surface parking and landscape features; construct 42 residences in 3 stories atop a concrete podium with perimeter landscape	SWPPP required. Connect downspouts to mechanical storm water cleaning devices in drainage system; Stenciled stormwater catch basins.	May include perimeter landscape area percolation trenches or swales for flow based treatment. Installation of hydrodynamic device and water quality filter in an in-line system of private storm drain outfall to City storm drain.	Existing site is 85% impervious; new urban style development is increased to 90% total impervious area. New development volume-based BMP controls required to treat 0.048 ac-ft runoff	HOA responsible to maintain drainage area water quality devices. HOA responsible for records for inspection per City O&M agreement to be completed prior to occupancy.	Use of landscape species that minimize irrigation, pesticide and fertilizer application. Education materials to be provided to buyers by developer.

Public Projects					
None					

Notes:

PCC means Project Clearance Committee, a staff committee charged with deeming an application complete
CC means City Council, which granted project approval
HOA means Homeowner Association

I:\PLANNING\ENVIRON\UrbanRunoffP\05-06 Work Plan - Annual Report\CSC NDC Summary Tables 05-06 Voluntary projects.doc

City of Santa Clara - NDC Summary Tables / Additional Information - Corrections

Significant Development Projects[1] Reviewed and/or Approved During July 1, 2004 – June 30, 2005

Project File Number	Project Description	Project Type	Site Size (Ac)	New Impervious Surface (Ac)	Project Status (Approval Date)
~~*PLN2004-04317*~~	~~5301 Stevens Creek Boulevard – Agilent Technologies~~ ~~Development Agreement and Rezoning for Campus Master Plan involving the addition of 560,000 square feet of office/R&D space to an existing 835,000 square feet of office/R&D/manufacturing space.~~ **Item Moved to FY 2005-06 Report**	~~Commercial/ Industrial~~	~~55.0 acres~~	~~19.2 acres of redeveloped area (net loss of imprv area)~~	~~07/12/05~~
~~**Site Design:**~~ ~~Redevelop existing parking lots as new buildings and parking structures, with landscaping improvements; net reduction in impervious surface area under new master plan, but exact numbers to be determined, as final design plans are not prepared.~~	~~**Source Control:**~~ ~~SWPPP required.~~ ~~Stenciled stormwater catch basins;~~ ~~Microretention techniques, such as tree well filters in parking and landscaping areas;~~ ~~Disconnected downspouts, covered dumpster, trash and storage areas.~~	~~**Treatment BMPs:**~~ ~~Bioswales, landscape swales, or vegetated filters in new landscape and surface parking areas;~~ ~~Design landscape areas to be lower in elevation than surrounding paved areas.~~	~~**Numeric Criteria:**~~ ~~Details to be provided with architectural approvals of phasing plans.~~	~~**O&M Responsibility:**~~ ~~Owner/developer responsible for records for inspection per City O&M agreement due with architectural approvals.~~	~~**Pesticide Reduction Meas:**~~ ~~Use of landscape species that minimize irrigation, runoff, pesticide and fertilizer application.~~
PLN2004-04479	1490 Lincoln Street – Santa Clara Lumber Site Redevelopment Demolish existing lumberyard; retain existing office; construct 19 townhomes and 1 single family residence; voluntary compliance measures as impervious area is less than 1.0 acre	Residential/ Commercial	1.08 acres	0.85 acres	PCC: 11/15/04 CC: 03/08/05
Site Design: Existing buildings and pavement are replaced with attached residences with landscaped areas to absorb stormwater runoff; net reduction in site impervious area.	**Source Control:** SWPPP required. Disconnected downspouts directed to landscape area drains; Stenciled stormwater catch basins.	**Treatment BMPs:** Landscape swales in common yard areas.	**Numeric Criteria:** Not required; Site change from 100% impervious existing development to 20% landscaped area.	**O&M Responsibility:** HOA responsible to maintain landscape drainage areas and records for inspection per City O&M agreement to be completed prior to occupancy.	**Pesticide Reduction Meas:** Use of landscape species that minimize irrigation, pesticide and fertilizer application.
PLN2004-04688	801-865 Franklin Street – Jesuit Living Center Remove existing parking lot and construct 32-unit housing project with underground and surface parking; includes relocation of historic residence to site as part of development.	Residential	1.12 acres	0.7acres	PCC: 01/14/05 CC: 02/22/05
Site Design: Remove existing open paved parking area; construct courtyard style residence with underground parking	**Source Control:** SWPPP required. Minimize surface parking areas; Disconnected downspouts directed to landscape area swales and drains; Stenciled stormwater catch basins. Trash area covered.	**Treatment BMPs:** Landscape swales for surface lot runoff treatment. (open curb) Sweeping of surface parking area.	**Numeric Criteria:** Project result in only 30,684 sq ft of impervious ,area (0.7 acre)	**O&M Responsibility:** Santa Clara University is responsible to maintain landscape drainage areas	**Pesticide Reduction Meas:** Use of landscape species that minimize irrigation, pesticide and fertilizer application.

[1] Projects that create or replace one acre or more of impervious surface area; also includes projects disturbing more than 1 acre. All projects deemed complete in FY 2004-05.

Project File Number	Project Description	Project Type	Site Size (Ac)	New Impervious Surface (Ac)	Project Status (Approval Date)
PLN2004-04699	735 Franklin Street – Santa Clara University Off-site parking facilities Construction of surface parking facilities and landscape improvements on various properties	Institutional (parking)	1.96 acres	~~1.63~~ 0.46 acres	PCC: 01/24/05 CC: 02/22/05

Site Design:	Source Control:	Treatment BMPs:	Numeric Criteria:	O&M Responsibility:	Pesticide Reduction Meas:
Replacement of existing buildings, driveway and parking and landscaped areas with new surface parking and landscaping	SWPPP required. Litter control. Stenciled stormwater catch basins.	Landscape swales for surface lot runoff treatment. (open curb) Sweeping of surface parking area. Inlet filters in some paved areas.	Existing site is 94% impervious; new development is reduced to 83.3% total impervious area	Santa Clara University is responsible to maintain landscape drainage areas and records for inspection per City O&M agreement to be completed prior to occupancy.	Use of landscape species that minimize irrigation, pesticide and fertilizer application.

PLN2004-04707	3600 Pruneridge Avenue – Diamond Properties Planned Development rezoning for the demolition of existing office complex and construction of 35-unit small-lot single family subdivision	Residential	2.43 acres	1.57 acres	PCC: 01/14/05 CC: 03/22/05

Site Design:	Source Control:	Treatment BMPs:	Numeric Criteria:	O&M Responsibility:	Pesticide Reduction Meas:
Remove existing office complex with surface parking and landscape features; construct 35 residences on individual lots with private yard areas and a private roadway	SWPPP required. Disconnected downspouts directed to landscape area drains; Stenciled stormwater catch basins.	Landscape swales in private yard areas for flow based treatment. May include yard area percolation trenches. Installation of hydrodynamic device and water quality filter in an in-line system of private storm drain outfall to City storm drain.	Existing site is 70.6% impervious; new development is reduced to 64.5% total impervious area. New development runoff required to be treated is 0.36 cfs or 0.137 ac/ft by volume	HOA and individual homeowners responsible to maintain landscape drainage areas. HOA responsible for records for inspection per City O&M agreement to be completed prior to occupancy.	Use of landscape species that minimize irrigation, pesticide and fertilizer application. Education materials to be provided to buyers by developer.

Public Projects						
None						

Site Design:	Source Control:	Treatment BMPs:	Numeric Criteria:	O&M Responsibility:	Pesticide Reduction Meas:

Notes on Table corrections of August 2006, per RWQCB letter of July 26, 2006:

1. 5301 Stevens Creek Blvd (File PLN2004-04317) moved to FY 05-06 report due to final approval date of July 12,2005.
2. 735 Franklin Street (PLN2004-04699) corrections indicate that new or replaced impervious area is 0.46 acres and therefore is a voluntary compliance site. Three buildings and some paved areas are included in the replaced impervious area, plus new paved area included in 0.46-acre calculation. Reported figure of 1.63 acres inadvertently included existing paved areas not changed by project, and project is less than 50 percent new or replacement impervious surface area.
3. 3600 Pruneridge Avenue (PLN2004-04707) indicates 0.36 cfs to be treated; a volume-based calculation was added here and should have been included as the private street surfaces are anticipated to be treated by an in-line hydrodynamic system.

City of Santa Clara

FY 05-06 Annual Report

Construction Inspection

CITY OF SANTA CLARA
FY 2005-06 ANNUAL REPORT
CONSTRUCTION INSPECTION

1. **Do pre-rainy season inspections appear effective in getting all construction sites to install proper BMP's before October 15?**

Pre-rainy season inspections have been effective in enforcing construction site SWPPP's prior to October 15 by insuring compliance before the first rain. The City inspected twenty-eight sites both prior and after to October 15th. These twenty-eight sites were the total number of sites under construction prior and after October 15 that were considered to have the greatest potential to pollute. Each site for these inspections was given a copy of the construction inspection form and proper/adequate BMP usage (see attached form) was confirmed. If a site had a violation, depending on prior enforcement, the most applicable notice was issued with a re-inspection for compliance occurring timely.

2. **Do you think your inspection coverage of construction sites is adequate: why or why not?**

The City has very adequate coverage of construction sites. All construction sites are inspected before, during and after the rainy season. In addition, due to the limited number of construction sites, each are inspected during and after major rain events. For FY 2005-06 there was a total of nine hundred eighty-six inspections conducted at twenty-eight sites. On average thirty-five inspections were completed per construction site.

"On average thirty-five inspections were completed per construction site."

Inspections include pre-rainy season SWPPP review, pre-rain event, rain event, and post rain event. All inspections are documented on an inspection form. Pre-rain SWPPP inspections include the review of site-specific SWPPP requirements. These inspections

ensure that BMP's required of the SWPPP are timely implemented on site. Pre-rain event, rain event, and post rain event inspections are supplemented by windshield inspections. For windshield inspections the inspector drives through and around the site, already being knowledgeable of the SWPPP requirements and confirms BMP compliance. Typically, windshield survey inspections for proper BMP's implementation are not documented on an inspection form unless a violation is found. Individual windshield surveys and inspections are recorded on a construction site spreadsheet. When no violations are discovered, only the date of the inspection is entered.

City employees not normally responsible for inspections, such as building inspectors, are knowledgeable of our storm water program and report any violations they may see directly to the Non Point Source Inspector. City Building Department inspectors are trained regarding proper storm water practices and contact the NPS Inspector as violations occur or most appropriately, prior to discharge. NPS inspectors also attend preconstruction meetings for City projects to inform the contractor that the City will be inspecting the site for proper storm water BMP management.

3. Did your City take an unusually large or small number of enforcement actions this year, and what are the possible reasons?

In FY 2004-05 the City conducted twenty-seven SWPPP inspections and four hundred and fifty-five windshield inspections, for a total for four hundred eighty-two inspections. A SWPPP inspection is where the SWPPP site is reviewed and a walk-through inspection takes place. For FY 20004-05 there were twenty-six violations. For FY 2005-06 the City conducted thirty-seven SWPPP inspections and nine hundred fifteen windshield inspections. For FY 2004-05 there were sixty-eight violations. The increase in violations for FY 2005-06 as compared to FY 2004-05 is due in large part to more frequent windshield inspections (see attached graph titled "FY 2004-05 and FY 2005-06 Construction Inspection Comparison").

In FY 2004-05 there were $4,151,303 in construction permits active in the City of Santa Clara. In FY 2005-06 there were $4,236,095 in active permits. A second possible reason for the increase in violations was the increased value of construction.

4. How are verbal warnings followed up to determine whether compliance is achieved?

Verbal and written warnings are given for all violations and are followed up by a re-inspection of the site. Any time a warning is given, a follow up inspection was always conducted. If the violation was not corrected, a written violation or pre-citation notice was issued. Weekly windshield inspections are conducted during the rainy season and include inspections of all areas of concern. If a violation was found, the site construction superintendent was notified immediately and a full SWPPP inspection was conducted. A total of twenty-one SWPPP inspections were conducted. For these twenty-one sites, a total of eighteen re-inspections were required and completed.

5. Are there specific contractors who need repeated warnings?

Yes, there have been some contractors that have required repeated warnings. If a verbal warning was given to a contractor and the potential violation was not corrected, a violation notice was issued. If the violation was corrected and a different violation is found during a later inspection, a pre-citation notice was issued. If the contractor continues to be out of compliance, administrative citations are issued. Escalating enforcement occurred several times at Fire Station Six building project. For this site, four administrative citations, one pre-citation and two violation notices were issued within a short period of time. Both the four administrative citations and one pre-citation were found during windshield inspections.

“Both the four administrative citations and one pre-citation were found during windshield inspections.”

6. Are the contractors on Public Works projects doing a good job in erosion/sediment control?

Contractors engaged in public works projects are contractually required to follow all appropriate BMP's. Engineering Department-Field Services Division personnel are fully aware of our URMP program and do not hesitate to notify a Non Point Source Fire Inspector as violations are seen. For most projects, inspectors are able to identify potential discharges prior to there being an event.

At the Fire Station Six building project the City had reoccurring issues with the Contractor not following the required BMP's. As mentioned prior, the site was given several administrative citations, several verbal and written warnings in a short period of time. To help avoid the issue of ongoing repeating offenses, the City's NPS Inspector has met with building inspectors responsible for City construction projects and reinforced timely and proper BMP practices. To this end, NPS Inspectors also attend preconstruction meetings for City projects to educate contractors.

7. Are BMP's being used in your City adequately, or do you see a lot of substandard controls like sand bags and hay bails?

BMP's are being used adequately within the City. All twenty-one-construction sites had the required BMP's in place either before or immediately after inspection per their approved Storm Water Pollution Prevention Plans. The prompt issuance of violations and reinspections for compliance has insured that all BMP's are in place. No hay bales or sand bags were used as a primary source of storm water protection. The City is no longer using the "Earth-Moving Activities" Brochures that advocate the use of hay bales. (2002 Performance Review Comment). The type of BMP's the City encourages include those that stress controlling erosion at the source - for example, stabilizing dirt slopes, covering stockpiles of materials, proper storage of materials and education. Protection of inlets alone is not considered adequate.

8. Does outreach to contractors or City staff need to be improved?

The City continuously educates and monitors City staff and contractors regarding storm water pollution prevention protection. This in part is completed by frequent inspections and distribution of BMP pamphlets specifying construction storm water protection. Improvement can always be made and additional emphasis has been given to make sure contractors, when applying for permits, are given all applicable BMP information

"NPS Inspectors also attend preconstruction meetings for City projects to educate contractors."

FY 04-05 and 05-06 Construction Inspection Comparison

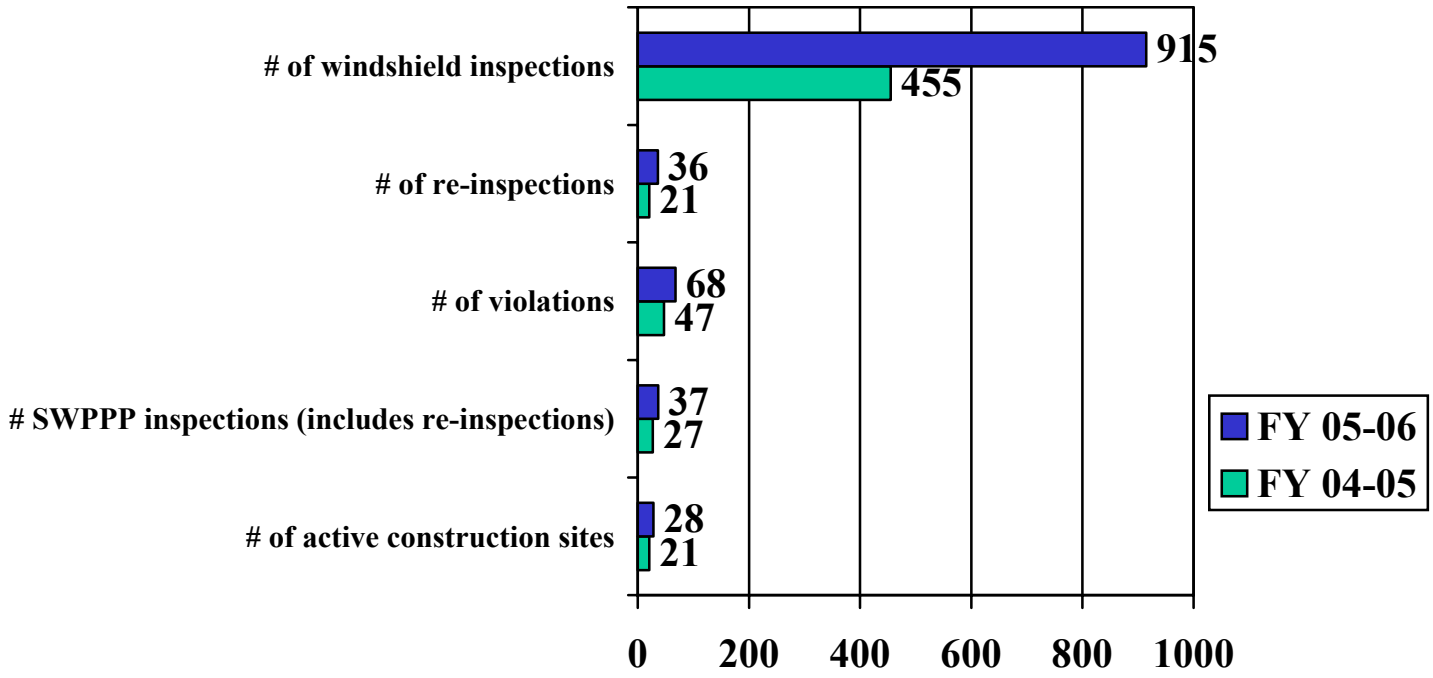

Note: The increase in violations found in FY 05-06 as compared to FY 04-05 is due primarily to the increased frequency of windshield inspections done at the various construction sites. Four hundred fifty-five windshield surveys were conducted in FY 04-05 as compared to nine hundred fifteen in FY 05-06. The increase in inspections led to an increase in enforcement actions.

This element was reviewed in the 2005 performance review by Tetra-Tech. During the review, Tetra-Tech questioned the value of windshield inspections. Clarification was provided that these inspections are conducted only after a thorough initial walk-around inspection has been completed. Once the site is known by the inspector, the windshield inspection focuses on areas of concern to whatever detail is necessary to confirm compliance and has been a result in finding more violations in a time efficient manner.

Initial inspections of construction sites are done with the site superintendent and the SWPPP is reviewed. If a violation is found, the appropriate enforcement action is given to the superintendent and frequent re-inspections as are necessary are conducted to eliminate further violations. The City's NPS inspector and Storm Drain Foreperson perform at a minimum a windshield inspection before, during, and after a rain event. Any violations found are documented on an inspection form or the date is logged on an Excel spreadsheet if no violation is found.

CITY OF SANTA CLARA
SCHEDULED PIP EVENTS*

EVENT	DATE
All City Picnic	July 4, 2005
Camellia Show	February 25 & 26, 2006
Citywide Clean Up Campaign	March 13 thru April 7, 2006
Art and Wine Festival	September 17 & 18, 2005
Free Disposal Days	September 18, 2005 & January 8, 2006
Arbor Day/Earth Day	April 28, 2006
Fish Derby	April 29, 2006
Household Hazardous Waste Events	Continuous (64 events held in FY 2005-06; 2,003 participants)

***Each event has a purpose separate than PIP, however many of the events produce an outstanding opportunity for Staff to set up interactive games for children, a visual computer display for adults and to distribute BMPs.**

CITY OF SANTA CLARA URBAN RUNOFF POLLUTION PREVENTION PROGRAM
FY 2005-06 ANNUAL REPORT

CONSTRUCTION INSPECTION – NEW DEVELOPMENT						
Performance Standard Identification	**Activity**	**Continuous Improvement Source Item**	**FY 2005-06 Tasks**	Status / Comments	**Due Date**	**Responsible Party**
CSI 1	Construction Inspections	2004 URMP	Develop and implement a Field Inspector checklist for inspection of storm water pollution prevention requirements.	To date, Building Inspectors refer storm water issues to the Non-Point Source Fire Inspectors and/or the Storm Drain Foreperson. The referral system is working well. Building Inspectors typically do not check for a SWPPP but will forward problems they see to the Street Dept. Prior/during construction the Street Dept. is inspecting the site for storm water/SWPPP compliance.	Ongoing	Street Dept. Planning Dept. Building
CSI 1	Construction Inspections	2004 URMP 2005-06 Workplan	Improve coordination with Building Department to require efficient updating of active construction sites.	Some minor projects are ongoing without the knowledge of the Non-Point Source Inspector and are found by chance. This is not acceptable to this element. A list of all sites is sent to Non-Point Source inspectors quarterly from Planning.	Ongoin g	Street Dept. Planning Dept. Building
CSI 2	Wet Weather Inspection	200\5 URMP	Inspect construction sites during weather events.	In FY 05-06 there were 37 SWPPP inspections made on 28 sites prior to the wet weather events, and 915 windshield inspections were conducted during wet weather events.	Ongoing	Street Dept.

CITY OF SANTA CLARA URBAN RUNOFF POLLUTION PREVENTION PROGRAM
FY 2005-06 ANNUAL REPORT

CONSTRUCTION INSPECTION – NEW DEVELOPMENT						
Performance Standard Identification	**Activity**	**Continuous Improvement Source Item**	**FY 2005-06 Tasks**	Status / Comments	**Due Date**	**Responsible Party**
CSI 2	Wet Weather Inspection	2004 URMP 2005-06 Workplan	Provide significant sites a copy of our inspection sheet to assist them in education/compliance.	**Some Contractor's, despite considerable outreach efforts are surprised with stormwater requirements.**	Ongoing	
CSI 3	Inspection Frequency	2004 URMP 2005-06 Workplan	Maintain inspection frequency.	Between the two Non-Point Source Fire Inspectors and the Storm Drain Foreperson, inspection frequency has increased. A total of 988 inspections were completed with 37 SWPPP inspections and 36 re-inspections.	Ongoing	Street Dept. Building
CSI 4	Pre Wet Weather Inspections	2004 URMP	Inspect site prior to wet weather.	In FY 05-06 there were 28 sites the received pre-wet weather and post wet weather Inspections. Inspections were conducted by the Non-Point Source Fire Inspectors.	Ongoing	Street Dept. Building Inspection
CSI 5	Enforcement of Inadequate Sites	2004 URMP 2005-06 Workplan	Follow enforcement procedures.	All pertinent sites inspected and enforced in FY 05-06.	Ongoing	Street Dept.

CITY OF SANTA CLARA URBAN RUNOFF POLLUTION PREVENTION PROGRAM
FY 2005-06 ANNUAL REPORT

CONSTRUCTION INSPECTION – NEW DEVELOPMENT						
Performance Standard Identification	**Activity**	**Continuous Improvement Source Item**	**FY 2005-06 Tasks**	Status / Comments	**Due Date**	**Responsible Party**
CSI 6	Staff Training	2004 URMP	Continue to improve building inspector knowledge of program goals, by providing training at least once every two years.	In FY 2005-06 two Street Department staff attended training events related to stormwater construction inspection.	Ongoing	Street Dept. Building
CSI 7	Outreach	2004 URMP	ROUTINE AND ONGOING			Street Dept.
CSI 8	Review and Evaluate Effectiveness	2004 URMP 2005-06 Workplan 2005 Performance Review	Determine/evaluate causes of incidents resulting in non-compliance of contractors following BMP's	**Early Education/Outreach along with frequent inspections and increasing enforcement action have assisted with contractor compliance.**	Complete Ongoing	Street Dept.

City of Santa Clara

FY 05-06 Annual Report

Public Information and Participation

CITY OF SANTA CLARA
FY 2005-06 ANNUAL REPORT
PUBLIC INFORMATION AND PARTICIPATION

The City of Santa Clara provides information to the public in four basic ways- during mandatory and non-mandatory inspections, IC/ID events, public events and providing BMP literature for distribution at City facilities. Measuring the effectiveness of how this information is used by the public is difficult.

In past Annual Reports our IND/COM and IC/ID elements have analyzed the number of repeat violations. The City has seen repeat violations as an indicator to poor education (not utilizing BMP information). This is open to interpretation. Some industries/businesses are volatile by nature, have high employee turnover and/or are improperly managed. These are all considerations that affect BMP education effectiveness.

Public events are a great opportunity to distribute BMP literature and interact directly with citizens in an informal way. Although a large number of BMP pamplets are distributed, they are received by a public that may or may not be a target audience. As a result, BMP effectiveness can only be inferred.

The City of Santa Clara is committed to educating its businesses and residents in stormwater pollution prevention. Our participation in program activities will continue, as will our commitment to identify problem businesses for specialized inspection/distribution of specific BMP's.

CITY OF SANTA CLARA URBAN RUNOFF POLLUTION PREVENTION PROGRAM
FY 2005-06 ANNUAL REPORT

PUBLIC INFORMATION AND PARTICIPATION						
Performance Standard Identification.	**Activity**	**Continuous Improvement Source Item**	**FY 2005-06 Tasks**	**Status / Comments**	**Due Date**	**Responsible Party**
N/A	General Activity	FY 03-04 Work Plan FY 02-03 RWQCB Work Plan	Continue general outreach activities at public events and targeted outreach during ICID and industrial / commercial discharge compliance monitoring.	Attachment A indicates the public activities that the City coordinates. Staff is present at these activities to promote general storm water pollution prevention. General and industry specific BMPs are presented. Targeted outreach for FY 05-06 was restaurants and paint facilities. BMPs were distributed specifically to these business types. These targeted outreach efforts are substantially complete. Since July 1, 2005, 155 food service facilities, 15 paint, 1 machine shop, 26 metal manufacturing facilities, 21 electric/electric component facilities, 9 local transit/highway transport facilities, 3 recycling yards, 7 auto dismantlers, 4 concrete/stone/clay product facilities, and 10 other (category 17) facilities have been inspected.	Ongoing	Street Dept Fire Dept.

CITY OF SANTA CLARA URBAN RUNOFF POLLUTION PREVENTION PROGRAM
FY 2005-06 ANNUAL REPORT

PUBLIC INFORMATION AND PARTICIPATION						
Performance Standard Identification.	**Activity**	**Continuous Improvement Source Item**	**FY 2003-03 Tasks**	**Status / Comments**	**Due Date**	**Responsible Party**
N/A	General Activity	2004 URMP	Evaluate the effectiveness of PI/P Projects by direct or indirect means as appropriate.	Often difficult to find direct relationship. Effort is put into analyzing I/CD/IC/ID and other element data to find relationship, if any, of incidents versus outreach accomplished.	Ongoing	Street Dept.

CITY OF SANTA CLARA URBAN RUNOFF POLLUTION PREVENTION PROGRAM
FY 2005-06 ANNUAL REPORT

PIP ACTIVITY TABLE			
PI/P Activity	**Type of Outreach**	**Level of Implementation (Description/Dates)**	**Evaluation of Effectiveness**
Libraries: Central & Mission Branch, Community Centers & various locations throughout the City.	General / Educational	BMP's: Bay Begins at Your Front Door, Pest Bugging You?, Clean It!, Grow It!, Home Maintenance Tips, Home Repair & Maintenance, Pool/Spa, Painting, and Concrete and Mortar Application. Distribution continuously.	Works well in terms of numbers distributed; difficult to measure effectiveness. Provides good exposure to Storm Water Pollution Prevention, but does not provide the opportunity for interaction.
New Resident Information	General	City calendar and annual report distributed – contains information on City meetings and events for the year. Provided yearly.	Mailed to approx. 47,000 residents and businesses. 28,000 more were distributed in other ways. Well received for general information. Informs residents of upcoming events (Disposal Days, Household Hazardous Waste Drop Offs, etc.). Includes suggestion/comment card that allows for feedback, but very few returned last year.
Public Events	General	City staff helped staff booth at event. Orchard Supply Hardware How-To Fair Saturday, May 20, 2006	Event provided an excellent opportunity to educate the public about integrated pest management. Good match between message and event.

CITY OF SANTA CLARA URBAN RUNOFF POLLUTION PREVENTION PROGRAM
FY 2005-06 ANNUAL REPORT

PIP ACTIVITY TABLE			
PI/P Activity	**Type of Outreach**	**Level of Implementation (Description/Dates)**	**Evaluation of Effectiveness**
Household Battery Disposal Information on TV/computer monitor disposal	General	Article in February 2006 utility bill insert, Mission City Scenes Winter 2005 article in City newspaper, Inside Santa Clara about new disposal rules for CRT's. Spring 2006, Inside Santa Clara, Code Enforcement Q and A about CRT disposal and write up about E-Waste banned from trash.	Well-received program. Residents comment on convenience factor (no appointment necessary). Increased requests for "battery bucket" pickup. Many requests for ASL's telephone number. No charge for disposal increases compliance.
Storm Drain Maintenance update & URPPP tips, hints, offer for info.	General / Educational	"Falling Leaves" article in September 2005 utility bill insert, Mission City Scenes Summer 2005 article in City newspaper, Inside Santa Clara, "Keep Construction Debris Out of Storm Drain"	Mission City Scenes sent to approx. 47,000 residents. Timed for wet weather. Does help reduce number of blocked storm drains due to clogged leaves, debris, etc. Phone number for the Street Department is listed to provide additional information. Few calls are received. Inside Santa Clara sent to approx 47,000 residents and businesses.

CITY OF SANTA CLARA URBAN RUNOFF POLLUTION PREVENTION PROGRAM
FY 2005-06 ANNUAL REPORT

PIP ACTIVITY TABLE			
PI/P Activity	**Type of Outreach**	**Level of Implementation (Description/Dates)**	**Evaluation of Effectiveness**
Street Sweeping Leaf Vac Program	General	February utility bill insert, Mission City Scenes, article. Provided yearly. "Falling Leaves" article in September 2005 utility bill insert, Mission City Scenes	Approx. 47,000 residents. Provides residents with information on street sweeping schedule so they are able to remove cars from the street on street sweeping days. Compliance and phone calls to the Street Department are increased after article appears.
Camellia Show	General / Educational	Advertised in January 2006 utility bill insert, Mission City Scenes and Winter 2005, Inside Santa Clara. February 25th & 26th, 2006	Approx. 350 attended. Article in Utility insert. Brochures "Grow It, Pests, Pool, Home Maintenance" distributed at show. Audience shows interest in the above BMPs –good match of PIP activity and information provided.
City Clean-Up Campaign	General / Educational	March 13 thru April 7, 2006 Spring 2004 article in City newspaper, Inside Santa Clara Distributed info regarding proper disposal & alternative uses to pesticides & household cleaners.	Total of 7,275 tons gross weight collected with a significant amount of hazardous materials also collected. Very effective in terms of removing potential storm water pollution from the City and increasing awareness.

CITY OF SANTA CLARA URBAN RUNOFF POLLUTION PREVENTION PROGRAM
FY 2005-06 ANNUAL REPORT

PIP ACTIVITY TABLE			
PI/P Activity	**Type of Outreach**	**Level of Implementation (Description/Dates)**	**Evaluation of Effectiveness**
Free Disposal Days	General	Article in August 2005 utility bill insert, Mission City Scenes for September 18, 2005 event. January 8, 2006	Total of 145 residents participated in the September event, and 250 in January. Effective in terms of removing potential storm water pollution from the City. Very well received by residents.
Arbor Day	General / Educational	Article in March 2006 utility bill insert, Mission City Scenes and Spring 2006, Inside Santa Clara. April 28, 2006 Public presentation – School age related educational materials	Approximately 1,200 students, teachers & volunteers attended. URPPP Interactive display booth & handouts appropriate for this age group. Great opportunity to reach large number of school-age children. Assembly and teacher packets are very well received. Good response from the children at the water pollution booth demonstration.
City Hall Open House	General / Educational	Due to economic restrictions, this event was not held.	
Household Hazardous Waste Drop-off Events	General / Educational	Advertised in August 2005 utility bill insert, Mission City Scenes Spring 2006 article in City newspaper, Inside Santa Clara	Over 2,023 residents used this program last year. Very effective at removing potential storm water pollution from City.

CITY OF SANTA CLARA URBAN RUNOFF POLLUTION PREVENTION PROGRAM
FY 2005-06 ANNUAL REPORT

PIP ACTIVITY TABLE			
PI/P Activity	**Type of Outreach**	**Level of Implementation (Description/Dates)**	**Evaluation of Effectiveness**
		The City participates in the Santa Clara County Program which had 64 operating days in FY 2005-06 Distributed info regarding alternative uses to pesticides & household cleaners.	
Food Services Facilities Construction Sites Paint and Paint Related Facilities Mandatory Industrial Inspections	Targeted	As needed – specific BMPs & literature Mandatory Industrial Inspections schedule defined by SIC code	Currently inspecting for compliance. Works well. Accelerated rate of administrative action has increased compliance.
Distribute existing Program Outreach materials & BMPs – construction specific.	General / Targeted	Planning/Permit Center, Utility billing, Licensing Continuing	Distributed at counter and available from two self-serve racks. Effectiveness is difficult to measure, but opportunity is available for resident interaction.
URPPP info City Web Page	General / Educational	Article advertising web page in June utility bill insert, Mission City Scenes Information on the Fire Department's Hazardous Materials Division, Household Hazardous Waste Drop Off Days, Free Disposal Days, and Urban Runoff Pollution Prevention. Internet - Continuous	"Hits" continue but difficult to measure effectiveness.

CITY OF SANTA CLARA URBAN RUNOFF POLLUTION PREVENTION PROGRAM
FY 2005-06 ANNUAL REPORT

PIP ACTIVITY TABLE			
PI/P Activity	**Type of Outreach**	**Level of Implementation (Description/Dates)**	**Evaluation of Effectiveness**
Distributed via educational letters prompted by complaint	Targeted / Educational	Home Maintenance Tips; Home Repair & Remodeling; Pool/Spa Water; Landscape, Gardening, and Pool Maintenance; Painting & Application of Solvents & Adhesives; Roadwork & Paving; Earth Moving Activities; Heavy Equipment Operation; Fresh Concrete & Mortar Application; General Construction & Site Supervision; The Bay Begins at Your Front Door!; Blueprint for a Clean Bay; San Francisco Bay Area Recyclers & Disposal Services for Construction Sites Continuous	Distributed 535 + BMP's. Effectiveness is good – repeat offenders are greatly reduced. Information is directed to individual residents/contractors. This may have more of an impact. Accelerated rate of administrative action has increased compliance.

City of Santa Clara

FY 05-06 Annual Report

Pesticide Management Activities

CITY OF SANTA CLARA
FY 2005-06 ANNUAL REPORT
PESTICIDE MANAGEMENT ACTIVITIES

This year, the Parkways & Boulevards Division will be using tighter matting mulches to prevent weeds. In addition, better timing of pre-emergence application, has occurred to achieve the goal of post-emergence herbicide reduction. Drip systems have been installed at various locations throughout the City. This improvement has increased water management and reduced the potential for weed growth.

The Parkways & Boulevards Division has been trained to recognize plants that have become infested with pests and trimming off of infected areas before a condition worsens that requires chemical treatment. If pesticide treatment is needed, our method of application has been through soil drenching, soil injection or fertilizing with fertilizers that contain systemic pesticides. These practices reduce the need for overhead spraying and keep the pesticide on site without the possibility of drift or run-off. This past year, our inventory was reduced to safer less toxic material (on-going). The City has encouraged all landscape personnel to participate in pesticide management activities by observing and contributing their thoughts with the goal to have a continuously improved pesticide management plan.

CITY OF SANTA CLARA
FY 2005-06 ANNUAL REPORT
PESTICIDE MANAGEMENT ACTIVITIES

FY 05-06 PESTICIDE USE REPORTING

The Parkways & Boulevards/Tree Division is made up of 22 full-time positions. Of these positions two employees are Pesticide Certified Applicators (PCA's) and 13 employees have Qualified Applicator Certificates (QAC's) . The remaining 7 positions are seasonal employees. The goal of the yearly City-conducted pesticide/IPM training and continuing educations classes are to practice the least toxic solutions for pesticide management. All of our pesticide cardholders are required by the California Department of Pesticide Regulation to attend seminars at which they accumulate their continuing education units. PCA* card holders are required to attend 40 hours of continuing education every two years; and QAC's** are required 20 hours. Full time and seasonal employees receive yearly City-conducted pesticide/IPM training. This training includes all product labeling, MSDS, safety information leaflets, health safety issues, and City-adopted procedures for the Integrated Pest Management Program.

The City Pesticide Management Program continuously evaluates spray techniques and the safety of products in use. There are 24 chemicals currently being used by the Parkways & Boulevards Division. In FY 2005-06 two new products were added to replace other, more toxic level chemicals. Of the 24 chemicals being used 13 showed a decrease from the FY 2004-05, 7 showed a slight increase, and 2 were not used at all.

The Parkways & Boulevards Division is continuing to practice the least toxic application to control rodents, insect, and disease. Gopher traps are being scented with garlic along with rat traps being baited with peanut butter.

Overhead spraying is continuing, but whenever possible the use of soil injection and soil

---

* PCA – Pesticide Certified Applicator

**QAC – Qualified Applicator Certificate

drenching is the preferred method. Timely applications have shown to be safer and have longer residual affects for the plant material.

Tree chippings produced by the Tree Division are being spread throughout the City in public right of ways to reduce the potential for weed growth. This practice also has a water conservation benefit, along with putting nutrients back into the soil from the decomposing matter.

CITY OF SANTA CLARA
FY 2005-06 ANNUAL REPORT
PESTICIDE MANAGEMENT ACTIVITIES

Monthly Pesticide Use
Fiscal Year 2005-06

	July	August	September	October	November	December	January	February	March	April	May	June	TOTALS
Herbicides													
Round-Up	15.5 g	15.7 g	1.3 g	80 oz	80 oz	97 oz	5.8 g	27 g	7.2 g	8.7 g	21 g	16.9 g	121.1 gallons
Round-Up Quik Pro							6 oz	51 oz	36 oz	37 oz	27 oz	37.5 oz	189.5 ounces
Garlon									1.5 oz				1.5 ounces
Turflon	1.5 oz	1 tsp	.25 oz			.25 oz							2.25 ounces
Fusilade 2000	10 oz	5 oz											15 ounces
Reward LS	1 oz				1 oz						4 oz	3 oz	9 ounces
Pre-emergents													
Surflan		2 g			40 g		7.5 g	6 g	2.5 g			5.5 g	63.5 gallons
Diuron							4.5 g	3.3 g					7.8 gallons
PGR													
Embark										6.5 p	10.5 p		17 pints
Maintain	.5 oz	60 oz	3 oz	2.25 oz				156 oz	2 g	3.5 oz	41 p		14.1 gallons
Insecticide													
Orthene											6 tsp		6 teaspoons
Merit	1.6 oz						316 lb	1.6 oz	6.4 oz			17.6 oz	318 pounds
Azatrol EC		96 oz	8 oz								70 oz		174 ounces
Subdue 2E					.5 oz								.5 ounces
Insecticide/Fungicide													
Orthenex	7 oz	10 oz	6 oz		6 oz					1 oz	8 oz	6 oz	44 ounces
Adjuvents													
No-Foam B									2 oz				2 ounces
X-77	2.25 oz	1 oz									1 oz	3/4 oz	5 ounces
No-Foam A							1.5 g	144 oz					2.6 gallons
Rodeo											4 g		4 gallons

g = gallons
oz = ounces
p = pints
tsp = teaspoons

CITY OF SANTA CLARA
FY 2005-06 ANNUAL REPORT
PESTICIDE MANAGEMENT ACTIVITIES

FY 05-06 PESTICIDE USE REPORTING

The Parkways & Boulevards/Tree Division is made up of 22 full-time positions. Of these positions two employees are Pesticide Certified Applicators (PCA's) and 13 employees have Qualified Applicator Certificates (QAC's) . The remaining 7 positions are seasonal employees. The goal of the yearly City-conducted pesticide/IPM training and continuing educations classes are to practice the least toxic solutions for pesticide management. All of our pesticide cardholders are required by the California Department of Pesticide Regulation to attend seminars at which they accumulate their continuing education units. PCA* card holders are required to attend 40 hours of continuing education every two years; and QAC's** are required 20 hours. Full time and seasonal employees receive yearly City-conducted pesticide/IPM training. This training includes all product labeling, MSDS, safety information leaflets, health safety issues, and City-adopted procedures for the Integrated Pest Management Program.

The City Pesticide Management Program continuously evaluates spray techniques and the safety of products in use. There are 24 chemicals currently being used by the Parkways & Boulevards Division. In FY 2005-06 two new products were added to replace other, more toxic level chemicals. Of the 24 chemicals being used 13 showed a decrease from the FY 2004-05, 7 showed a slight increase, and 2 were not used at all.

The Parkways & Boulevards Division is continuing to practice the least toxic application to control rodents, insect, and disease. Gopher traps are being scented with garlic along with rat traps being baited with peanut butter.

Overhead spraying is continuing, but whenever possible the use of soil injection and soil

---

* PCA – Pesticide Certified Applicator

**QAC – Qualified Applicator Certificate

drenching is the preferred method. Timely applications have shown to be safer and have longer residual affects for the plant material.

Tree chippings produced by the Tree Division are being spread throughout the City in public right of ways to reduce the potential for weed growth. This practice also has a water conservation benefit, along with putting nutrients back into the soil from the decomposing matter.

CITY OF SANTA CLARA
FY 2005-06 ANNUAL REPORT
PESTICIDE MANAGEMENT ACTIVITIES

Pesticide Training
Parkways & Boulevards/Tree Division

Annual in-house pesticide/IPM training held December 14, 2005 (4 hours)	
Name	**Job Class**
Brian Brickman*	Grounds Maintenance III
Larry Spearman*	Grounds Maintenance III
Todd O'Dell*	Grounds Maintenance III
Robert Means	Grounds Maintenance II
Alfredo Guajardo	Grounds Maintenance II
Cliff Myers	Grounds Maintenance II
Gabe Dias	Grounds Maintenance I
Dan Genco	Grounds Maintenance I
Bill Locke	Grounds Maintenance I
Rick Ibarra	Grounds Maintenance I
Mark Romagna	Sr. Tree Trimmer
Esteban Banuelos	Sr. Tree Trimmer
Chuck Quanz	Landscape Foreman
Ron Janzing	Tree Foreman
Jose Orozco	Aerotec
Mario Galdamez	Aerotec
Conrado Casas	Aerotec
Brian Bezerra	Aerotec

*The Grounds Maintenance II's received 1 hour extra in-house training

Total hours attended for continuing education credits (QAC), and also IPM sessions.			
Job Class	**Outside Seminar**	**In-House Training**	**Total**
Grounds Maintenance I	80 hours	20 hours	100 hours
Grounds Maintenance II	72 hours	12 hours	84 hours
Grounds Maintenance III	72 hours	15 hours	87 hours
Sr. Tree Trimmer	20 hours	4 hours	24 hours
Foreman	38 hours	5 hours	43 hours
Supervisor	48.5 hours		48.5 hours
Aerotec		16 hours	16 hours
TOTAL			236.5 hours

CITY OF SANTA CLARA URBAN RUNOFF POLLUTION PREVENTION PROGRAM
FY 2005-06 ANNUAL REPORT

PESTICIDE MANAGEMENT PLAN						
Performance Standard Identification	**Activity**	**Continuous Improvement Source Item**	**FY 2005-06 Tasks**	**Status / Comments**	**Due Date**	**Responsible Party**
P.S. #1	Overall Plan	2005-06 Workplan	Develop and Implement a Pesticide Management Plan	The City has developed an IPM plan and is implementing the requirements. Note that the City has been following IPM models for many years.	Complete	Street Dept.
P.S. #1	Overall Plan	2004 URMP 2005-06 Workplan	Coordinate with arborist or other relevant staff to identify landscaping techniques less likely to attract pests, including a list of pest-resistant plants, and develop model conditions of approval for pest resistant landscaping features and practices.		Ongoing	Planning Dept. Street Dept.

CITY OF SANTA CLARA URBAN RUNOFF POLLUTION PREVENTION PROGRAM
FY 2005-06 ANNUAL REPORT

PESTICIDE MANAGEMENT PLAN						
Performance Standard Identification	**Activity**	**Continuous Improvement Source Item**	**FY 2005-06 Tasks**	**Status / Comments**	**Due Date**	**Responsible Party**
P.S. #1	Overall Plan	2004 URMP 2005-06 Workplan	Consider pest-resistant landscaping and design features in the design, landscaping and environmental reviews of proposed development projects.		Ongoing	Planning Dept.
P.S. #1	Overall Plan	2004 URMP 2005-06 Workplan	Train staff responsible for design review on pest-resistant landscaping techniques and model conditions of approval and the importance of minimizing pesticide use in runoff from development sites.	General training has been conducted at a multi-department level. Additional training specific to the role of particular staff will be provided with the completion of work on techniques and conditions of approval.	Ongoing	Planning Dept.
P.S. #1	Overall Plan	2004 URMP 2005-06 Workplan	Develop and propose enhanced reporting format for documenting use of pesticide reduction measures at development sites.		Ongoing	Planning Dept.

CITY OF SANTA CLARA URBAN RUNOFF POLLUTION PREVENTION PROGRAM
FY 2005-06 ANNUAL REPORT

PESTICIDE MANAGEMENT PLAN						
Performance Standard Identification	**Activity**	**Continuous Improvement Source Item**	**FY 2005-06 Tasks**	**Status / Comments**	**Due Date**	**Responsible Party**
P.S. #2	Legal Authority	2004 URMP 2005-06 Workplan	Adopt an IPM policy that utilized IPM techniques and reduces the use of organophosphate and copper-based pesticides.	The City has an IPM policy in place that advocates the reduction of pesticide use that causes impairment of surface waters.		Ongoing
P.S. #4	Procedures for Municipal Staff	2004 URMP 2005-06 Workplan	Develop/implement SOPs and BMPs with appropriate outreach to municipal staff.	City employees who apply pesticides/herbicides are trained in the IPM policy procedures. All applications are conducted per the State Department of Pesticide Regulation (DPR).		Ongoing
P.S. #5	Procedures for Municipal Staff	2004 URMP 2005-06 Workplan	Conduct a workshop for municipal staff on least-toxic pest control methods and pesticide management BMPs .	**ROUTINE & ONGOING**		Street Dept.
P.S. #5	Procedures for Municipal Staff	2004 URMP 2005-06 Workplan	Ensure that employees who apply pesticides for the agency obtain the appropriate training as required by the Count Agricultural Commissioner and the State Department of Pesticide Regulation (DPR).	**ROUTINE & ONGOING**		IPM #5a

CITY OF SANTA CLARA URBAN RUNOFF POLLUTION PREVENTION PROGRAM
FY 2005-06 ANNUAL REPORT

PESTICIDE MANAGEMENT PLAN						
Performance Standard Identification	**Activity**	**Continuous Improvement Source Item**	**FY 2005-06 Tasks**	**Status / Comments**	**Due Date**	**Responsible Party**
P.S. #5	Procedures for Municipal Staff	2004 URMP 2005-06 Workplan	Provide annual training on the appropriate portions of the IPM policy, SOPs, and BMPs, and the latest IPM techniques to employees within departments responsible for pesticide application.	**ROUTINE & ONGOING**		Street Dept. Parks Dept.
P.S. #5	Procedures for Municipal Staff	2004 URMP 2005-06 Workplan	Annually inform employees who are not authorized and trained to apply pesticides that they cannot use over-the-counter pesticides in or around the workplace, consistent with the IPM policy.	**ROUTINE & ONGOING**		Street Dept. Parks Dept.
P.S. #5	Procedures for Contractors	2004 URMP 2005-06 Workplan	Develop and implement a process to ensure that any contractor employed to conduct pest control and pesticide application on municipal property engages in pest control methods consistent with the IPM policy adopted.	**ROUTINE & ONGOING**		Street Dept Parks Dept. Bldg. Dept.

CITY OF SANTA CLARA URBAN RUNOFF POLLUTION PREVENTION PROGRAM
FY 2005-06 ANNUAL REPORT

PESTICIDE MANAGEMENT PLAN						
Performance Standard Identification	**Activity**	**Continuous Improvement Source Item**	**FY 2005-06 Tasks**	**Status / Comments**	**Due Date**	**Responsible Party**
P.S. #6	Procedures for Contractors	2004 URMP 2005-06 Workplan	Require PCOs contracted for municipal applications to use pest control methods consistent with the municipality's IPM policy (through contract specifications). Require contractors to: (a) follow the agency's IPM policy, BMPs, and SOPs; (b) provide evidence of current IPM training, when feasible; and (c) provide documentation of pesticide use on agency property to the agency in a timely manner.	All City Contractors are required to follow the IPM policy.	Ongoing	Street Dept. Parks Dept.
P.S. #7	Outreach to Other Users	2004 URMP 2005-06 Workplan	Work with Program on outreach efforts and with City newspaper / cable station to outreach IPM goals.	The City participates in Program efforts and actively collects/educates residents about pesticide collection during the Annual Cleanup Campaign and household hazardous waste collection events.	Ongoing	Street Dept.

CITY OF SANTA CLARA URBAN RUNOFF POLLUTION PREVENTION PROGRAM
FY 2005-06 ANNUAL REPORT

PESTICIDE MANAGEMENT PLAN						
Performance Standard Identification	**Activity**	**Continuous Improvement Source Item**	**FY 2005-06 Tasks**	**Status / Comments**	**Due Date**	**Responsible Party**
P.S. #7	Outreach to Other Users	2004 URMP 2005-06 Workplan	Continue to fund BASMAA Regional Media Relations Campaign featuring pitches to Bay Area media and responses to breaking news on pesticide-related topics	**WORKING WITH PROGRAM**		Program Street Dept.
P.S. #7	Outreach to Other Users	2004 URMP 2005-06 Workplan	Develop and implement education programs that target commercial businesses, per recommendations from Action IV.A.1.	**WORKING WITH PROGRAM**		Program Street Dept.
P.S. #7	Outreach to Other Users	2004 URMP 2005-06 Workplan	Ensure that adequate pesticide disposal services exist for residents and conditionally exempt small quantity commercial generators.	**ROUTINE & ONGOING** *City of Santa Clara has a well developed Household Hazardous Waste Program combined with the County.		Street Dept. Fire Dept.

CITY OF SANTA CLARA URBAN RUNOFF POLLUTION PREVENTION PROGRAM
FY 2005-06 ANNUAL REPORT

PESTICIDE MANAGEMENT PLAN						
Performance Standard Identification	**Activity**	**Continuous Improvement Source Item**	**FY 2005-06 Tasks**	**Status / Comments**	**Due Date**	**Responsible Party**
P.S. #7	Outreach to Other Users	2004 URMP 2005-06 Workplan	Work with HHW collection agencies to support, enhance, and help publicize programs for proper pesticide disposal.	**ROUTINE & ONGOING**		Street Dept. Fire Dept.
P.S. #8	Outreach to Other Users	2004 URMP 2005-06 Workplan	Provide hazardous waste disposal information to residents, through distribution on materials (e.g., utility bill insert, city newsletter, community events, etc.) or advertising in local media.	**ROUTINE & ONGOING**		Street Dept.
P.S. #9	Municipal Pesticide Use Evaluation and Reporting	2004 URMP 2005-06 Workplan	Tracking pesticide use on municipally owned property. Include in the process reporting and justification for the use of OP pesticides and BMPs employed during OP pesticide use.	Tracking of pesticide use currently being completed under the Department of Pesticide Regulation. Inventory Use Sheets are used to document specifics for every application.	Ongoing	Street Dept Parks Dept.

CITY OF SANTA CLARA URBAN RUNOFF POLLUTION PREVENTION PROGRAM
FY 2005-06 ANNUAL REPORT

PESTICIDE MANAGEMENT PLAN						
Performance Standard Identification	**Activity**	**Continuous Improvement Source Item**	**FY 2005-06 Tasks**	**Status / Comments**	**Due Date**	**Responsible Party**
P.S. #10	Evaluation and Reporting	2004 URMP 2005-06 Workplan	Conduct a periodic agency-wide search of chemical storage areas for pesticides no longer legal for application per EPA, state, and/or local requirements, and properly dispose of any such pesticides pursuant to appropriate waste disposal regulations.	**ROUTINE & ONGOING**		Street Dept Parks Dept.
P.S. #11	Evaluating and Reporting	2004 URMP 2005-06 Workplan	Review and evaluate effectiveness of IPM in achieving goals.	Please see narrative regarding effectiveness.	Complete	Street Dept.

City of Santa Clara

FY 05-06 Annual Report

Mercury/Copper/Nickel Pollution Prevention Activities

CITY OF SANTA CLARA
FY 2005-06 ANNUAL REPORT
MERCURY/COPPER/NICKEL POLLUTION PREVENTION ACTIVITIES

Copper

The City of Santa Clara has in previous workplans aggressively inspected automotive facilities and metal plating facilities. This occurred in FY 2001-02 & FY 2002-03 for automotive and FY 2002-03, FY 2004-05, and FY 2005-06 for metal plating. These facilities are inspected at least once every two years due to their SIC code but inspection frequency are accelerated if repetitive violations are found. Automotive Facilities are the targeted facility type for FY 2006-07. Our street sweeping program mandates bi-weekly sweeping of all residential streets and every twelvedays for industrial. Use of architectural copper is discouraged and is being eliminated from design in new public buildings.

Nickel

The City of Santa Clara, through our construction inspection element, has documented construction best management practices activity within the City for many years. In FY 2005-06 seventy construction inspections occurred on twenty-eight sites. Inspectors also conducted nine hundred fifteen windshield inspections of all construction sites. Emphasis has been on increasing enforcement actions to gain compliance.

CITY OF SANTA CLARA URBAN RUNOFF POLLUTION PREVENTION PROGRAM
FY 2005-06 ANNUAL REPORT

MERCURY / COPPER / NICKEL POLLUTION PREVENTION ACTIVITIES (MCNP)						
Performance Standard Identification	**Activity**	**Continuous Improvement Source Item**	**FY 2005-06 Tasks**	**Status / Comments**	**Due Date**	**Responsible Party**
MCNP P.S. #2	Municipal Use of Mercury Containing Products AKA- Prioritization of Mercury / Copper / Nickel Products	Order No. 01-024 2004 URMP 2005-06 Workplan	Develop a process to survey the types of mercury-containing products used by City departments. Identify appropriate municipal personnel to conduct survey. For those products with a potential to enter storm water runoff, identify possible alternatives or proper disposal procedures.	Building Maintenance Department requires all mercury containing products to be properly disposed via the Household Hazardous Waste Program.	Ongoing	Street Dept. Building Maintenance
MCNP P.S. #3	Municipal Use of Mercury Containing Products AKA- Identify Management Options	Order No. 01-024 2004 URMP 2005-06 Workplan	Follow Performance Standards in identifying management option for mercury-containing products reduction. These standards include a schedule for the timely phase-out of mercury-containing products identified for virtual elimination as well as reporting requirements, replacement, and reduction in use of mercury-containing products.		Ongoing	Street Dept.
MCNP P.S. #3	Household Hazardous Waste Collection	Order No. 01-024 2004 URMP	Provide mercury-containing products disposal services for residents and small businesses.	There were 64 Household Hazardous Waste collection events in FY 2005-06.	Ongoing	Street Dept. Fire Dept.

CITY OF SANTA CLARA URBAN RUNOFF POLLUTION PREVENTION PROGRAM
FY 2005-06 ANNUAL REPORT

MERCURY / COPPER / NICKEL POLLUTION PREVENTION ACTIVITIES (MCNP)						
Performance Standard Identification	**Activity**	**Continuous Improvement Source Item**	**FY 2005-06 Tasks**	**Status / Comments**	**Due Date**	**Responsible Party**
MCNP P.S. #3	Household Hazardous Waste Collection	Order No. 01-024 2004 URMP	Develop guidelines for documenting and reporting quantities of mercury-containing products disposed of by City.	Documentation is currently being conducted under Dept. of Toxic Substance Control Form 303, submitted annually by the County on behalf of the City.	Complete Ongoing	Street Dept.
MCNP P.S. #3	Public Education and Outreach AKA – Identify Management Options	Order No. 01-024 2004 URMP 2005-06 Workplan	Implement a fluorescent light recycling outreach program to educate residential users and encourage proper disposal of fluorescent lights.	Widely included in the outreach advising residents of the Household Hazardous Waste Collection events coordinated with the County.	Ongoing	
MCNP P.S. #3	Identify Management Options	2004 URMP	Monitor/educate vehicle washing operations. Maintain/inspect carwash systems operated by City at Corporation Yard/Fire Stations. Provide weekly street sweeping Include control of nickel discharged in construction site inspections.	More emphasis was placed towards Copper Pollution Reduction in the Construction Inspection element. Complimented Corporation Yard inspections. Complimented Street Operations Element. Weekly in residential – at least bi-weekly in industrial areas. Compliments construction site inspections.	Complete & Ongoing Complete & Ongoing Complete & Ongoing Complete & Ongoing	Street Dept. Street Dept. Fire Dept. Street Dept. Street Dept.

CITY OF SANTA CLARA URBAN RUNOFF POLLUTION PREVENTION PROGRAM
FY 2005-06 ANNUAL REPORT

MERCURY / COPPER / NICKEL POLLUTION PREVENTION ACTIVITIES (MCNP)						
Performance Standard Identification	**Activity**	**Continuous Improvement Source Item**	**FY 2005-06 Tasks**	**Status / Comments**	**Due Date**	**Responsible Party**
MCNP P.S. #3	Vehicle Washing Operations	2004 URMP 2005-06 Workplan	Distribute outreach materials on proper vehicle/equipment washing at City department counters and public events, and post on City website. Inspect auto businesses regarding car wash requirements, and prohibited storm drain discharge. Inspect vehicle washing facilities as part of storm water inspections for industrial and commercial businesses. Continue to maintain car wash systems for City vehicles at the corporation yard and fire stations.	Outreach materials are distributed by Non Point Source Inspectors during IC/ID inspections. Automobile businesses have been a target industrial of our IND/ICD program. All City Corporation Yards are equipped with car wash systems that are closed looped. BMP's are being implemented in the construction of two new City Fire Stations. Permanent BMP's are being developed for our existing Fire Stations.	Complete	Street Dept.
MCNP P.S. #3	Industrial Copper Control	2004 URMP 2005-06 Workplan	Continue Industrial Inspection program, including NOI sites such as plating and metal finishing facilities, vehicle service facilities, and other permitted sites.	Metal Plating shops are inspected at the frequency determined by their SIC code.	Ongoing	Street Dept.

CITY OF SANTA CLARA URBAN RUNOFF POLLUTION PREVENTION PROGRAM
FY 2005-06 ANNUAL REPORT

MERCURY / COPPER / NICKEL POLLUTION PREVENTION ACTIVITIES (MCNP)						
Performance Standard Identification	**Activity**	**Continuous Improvement Source Item**	**FY 2005-06 Tasks**	**Status / Comments**	**Due Date**	**Responsible Party**
MCNP P.S. #3	Reducing Traffic Congestion/ Promoting Alternative Transportation	2004 URMP	Review the results of the Development Policies Comparison Project Report, particularly Section VI., Policies to Limit Auto Use/Promote Alternative Transportation, in the Policy, Code, and Ordinance Worksheet, and investigate updating local development rules to promote better transportation-related design practices and alternative modes of transportation.		Complete with program	Planning Dept. Street Dept.
MCNP P.S. #3	Street sweeping and storm drain O&M	2004 URMP	Follow Program guidance regarding the collection and reporting of street sweeping data. Provide data for Annual Report.	The City has approx. 240 miles of streets with approx. 27,202 combined miles swept per year.	Complete	Street Dept.
MCNP P.S. #3	Outreach on pool, spa maintenance	2004 URMP	Assist Program develop and implement distribution plan for the updated pool brochure. Distribute outreach materials at local public events; brochures at agency department counters and public places; and placement on City website.	The City utilizes the City newspaper and cable station to routinely educate residents on storm water pollution prevention efforts.	Complete	Street Dept.

CITY OF SANTA CLARA URBAN RUNOFF POLLUTION PREVENTION PROGRAM
FY 2005-06 ANNUAL REPORT

MERCURY / COPPER / NICKEL POLLUTION PREVENTION ACTIVITIES (MCNP)						
Performance Standard Identification	**Activity**	**Continuous Improvement Source Item**	**FY 2005-06 Tasks**	**Status / Comments**	**Due Date**	**Responsible Party**
MCNP P.S. #3	Measures to control nickel discharges from construction sites.	2004 URMP 2005-06 Workplan	Continue to implement Construction Inspection Performance Standards. Continue to have inspectors attend Regional Board/Program workshops on construction site management and learn latest erosion/sediment control techniques. Continue to attend Program workshops on post-development storm water BMPs (C.3.).	Ongoing and Routine	Complete	Street Dept.
MCNP P.S. #3	Control nickel discharges from construction sites.	2004 URMP 2005-06 Workplan	Prevent erosion from construction sites. Promote education of inspectors / contractors.	Concurrent with Construction Inspection Program.	Ongoing	Street Dept. Building Inspection
MCNP P.S. #3	Use of architectural copper	2004 URMP 2005-06 Workplan	Review study and ordinance from Palo Alto and consider feasibility of limiting the use of copper on roofs, in roof shingles, and for gutters.	Reduced as much as possible	Complete	Planning Dept. Street Dept.

CITY OF SANTA CLARA URBAN RUNOFF POLLUTION PREVENTION PROGRAM
FY 2005-06 ANNUAL REPORT

MERCURY / COPPER / NICKEL POLLUTION PREVENTION ACTIVITIES (MCNP)						
Performance Standard Identification	**Activity**	**Continuous Improvement Source Item**	**FY 2005-06 Tasks**	**Status / Comments**	**Due Date**	**Responsible Party**
MCNP P.S. #4	Municipal Use of Mercury-Containing Products AKA – Municipal Training & Outreach	Order No. 01-024 2004 URMP 2005-06 Workplan	Ensure that Municipal employees responsible for purchase / use / replacement of mercury-containing products receive information on City Mercury Prevention Plan (Mercury Plan).		Ongoing	Street Dept.
MCNP P.S. #4	Public Education and Outreach	Order No. 01-024 2004 URMP	Support various outreach programs to educate target audiences about proper disposal of mercury-containing products and alternative non-mercury containing products.	Working with Program	Ongoing	Street Dept.
MCNP P.S. #5	Monitoring and Science AKA – Tracing / Reviewing and Reporting Effectiveness	Order No. 01-024 2004 URMP	Develop process to trace/review and report effectiveness of the Mercury Products Reduction and Management Practices in achieving the goals of the Mercury Plan.	Products containing mercury that are used by the City have a low potential to get in storm water. Replacement is done at product failure. This process causes effectiveness to be difficult to measure.	Ongoing	Street Dept. Building Maintenance

CITY OF SANTA CLARA URBAN RUNOFF POLLUTION PREVENTION PROGRAM
FY 2005-06 ANNUAL REPORT

MERCURY / COPPER / NICKEL POLLUTION PREVENTION ACTIVITIES (MCNP)						
Performance Standard Identification	**Activity**	**Continuous Improvement Source Item**	**FY 2005-06 Tasks**	**Status / Comments**	**Due Date**	**Responsible Party**
MCNP P.S. #5	Monitoring Mechanism	Order No. 01-024	In the Annual Report document and evaluate each outreach activity, including the target audience and number of residents and/or businesses reached.	Two new mercury outreach brochures that target both businesses and the general public are available at all City counters that accept battery recycling. During the County-wide HHW collection during FY 05-06 a substantial amount of mercury w events (of which the City of Santa Clara participates) as collected: Elemental Mercury-425 pounds Fluorescent Lights-67,943 pounds 231 Mercury containing thermometers and 51,050 pounds of batteries	Ongoing	Street Dept.
MCNP P.S. #5	Monitoring	Order No. 01-024 2004 URMP	Update URMP to incorporate / adapt model Mercury Pollution Prevention Management Performance Standards.		Complete	Street Dept.
MCNP P.S. #6	Training	2004 URMP 2005-06 Workplan	Attend training events specific to Mercury, Copper and Nickel reduction.		Ongoing	Street Dept. Program

CITY OF SANTA CLARA URBAN RUNOFF POLLUTION PREVENTION PROGRAM
FY 2005-06 ANNUAL REPORT

MERCURY / COPPER / NICKEL POLLUTION PREVENTION ACTIVITIES (MCNP)						
Performance Standard Identification	**Activity**	**Continuous Improvement Source Item**	**FY 2005-06 Tasks**	**Status / Comments**	**Due Date**	**Responsible Party**
MCNP	Watershed assessment and protection	2004 URMP	Revise City's General Plan, as needed, at next scheduled update, based on recommendations from the *Development Policies Comparison Project* and Provision C.3.l. Review and implement guidance from SCVURPPP and San Jose on addressing water quality in the CEQA review process, as part of C.3.m. implementation.	Current general plan determined effective with current language. New general plan revision is scheduled for 2007.	Complete	Planning Dept. Street Dept.
MCNP Overall Commitment	Monitoring and Science	Order No. 01-024 2004 URMP 2005-06 Workplan	Provide financial and staff support for a coordinated regional plan to collect data for the mercury TMDL, as defined in the RWQCB / BACWA / BASMAA.	Work with Program	Ongoing	Street Dept.

City of Santa Clara

FY 05-06 Annual Report

Trash Inventory and Management

CITY OF SANTA CLARA
FY 2005-06 ANNUAL REPORT
TRASH INVENTORY AND MANAGEMENT

In the City of Santa Clara the NPS inspector and/or Storm Drain Foreperson and/or Solid Waste Foreperson respond to trash complaints. Initial response, depending on the nature of the event, may be responded to by other City personnel.

A trash "hot spot" list was generated based on the data received from complaints and catch basin cleaning crew findings. A survey was conducted using the KAB litter index and documented on a spreadsheet two times in FY 05-06. This information is updated every year. Locations that appear on our "hot spot" list on more than one occasion receive further investigation to find a source of the litter. Facilities that can be found responsible for the trash receive a violation notice for a first offence, pre-citation notice for the second, and administrative citation for the third. If no source is found and the trash is on private property the property owner may be held responsible for clean up and the City will pick it up if its in the public right of way. Regardless of the source, trash is typically picked up within one week or sooner depending on the potential to enter the storm drain.

Attached is the table of the City's trash "hot spots" relative to the watershed affected if the trash entered the storm drain system.

FY 05–06 Trash
Trash "hot spots" Inspections

Santa Clara (City)

ID #	Date	Location	Assessment Tool	Score	Existing Management Actions	Recommended Management Actions and/or Future Evaluations
Calabazas Creek						
SC11	5/3/2006	3700 El Camino Real	KAB	3	Police Dept. controls homeless encampments. Violation notices are given to commercial stores if trash can be linked to their operations.	Increase enforcement and continue to evaluate for trash.
SC01	5/3/2006	French Street and Agate Drive	KAB	2.25	Routine inspections are conducted on a regular basis.	Continue evaluating for trash.
SC11	1/19/2006	3700 El Camino Real	KAB	1.75	Police Dept. controls homeless encampments. Violation notices are given to commercial stores if trash can be linked to their operations.	Increase enforcement and continue to evaluate for trash.
SC01	1/19/2006	French Street and Agate Drive	KAB	1.5	Routine inspections are conducted on a regular basis.	Continue evaluating for trash.
SC10	1/19/2006	Pomeroy between Calabazas & Benton.	KAB	1	Clean up by City, as needed.	Has not been a source of trash for two evaluations.
SC10	5/3/2006	Pomeroy between Calabazas & Benton.	KAB	1	Cleanup by City, as needed.	Has not been a source of trash for three evaluations.
Guadalupe River						
ID #	**Date**	**Location**	**Assessment Tool**	**Score**	**Existing Management Actions**	**Recommended Management Actions and/or Future Evaluations**
SC15	5/3/2006	Martin Avenue by train tracks.	KAB	2.75	Inspect paper recycler and issue violations to recycler for paper products along their fence.	Continue evaluating for trash.
SC13	1/19/2006	4767 Lafayette Street.	KAB	2.5	Pass out BMPs to local stores when trash problem is present.	Continue evaluating for trash.
SC12	5/3/2006	Clyde, Haig, Lafayette area.	KAB	2.25	Cleanup by City, as needed.	Continue evaluating for trash.
SC15	1/19/2006	Martin Avenue by train tracks.	KAB	1.75	Inspect paper recycler and issue violations to recycler for paper products along their fence.	Continue evaluating for trash.
SC14	1/19/2006	Lafayette & Yurba Buena Way.	KAB	1.5	This site is subject to large illegal dumping. Routine inspections are conducted on a regular basis.	Continue evaluating for trash.
SC13	5/3/2006	4767 Lafayette Street.	KAB	1.5	Pass out BMPs to local stores when trash problem is present.	Continue evaluating for trash.
SC12	1/19/2006	Clyde, Haig, Lafayette area.	KAB	1.25	Clean up by City, as needed.	Continue evaluating for trash.
SC04	5/3/2006	Bellomy Street and Alviso	KAB	1	Cleanup by City, as needed.	Has not been a source of trash for three evaluations.
SC08	5/3/2006	Lafayette Street at Memorex & DiGiulio	KAB	1	Cleanup by City, as needed.	Continue evaluating for trash.
SC14	5/3/2006	Lafayette & Yurba Buena Way.	KAB	1	This site is subject to large illegal dumping. Routine inspections are conducted on a regular basis.	Has not been a source of trash for two evaluations.
SC08	1/19/2006	Lafayette Street at Memorex & DiGiulio	KAB	1	Clean up by City, as needed.	Continue evaluating for trash.
SC04	1/19/2006	Bellomy Street and Alviso	KAB	1	Clean up by City, as needed.	Has not been a source of trash for two evaluations.
San Tomas Aquino Creek						
ID #	**Date**	**Location**	**Assessment Tool**	**Score**	**Existing Management Actions**	**Recommended Management Actions and/or Future Evaluations**

FY 05–06 Trash
Trash "hot spots" Inspections

SC03	1/19/2006	Bowers Alley behind Russell's Furniture.	KAB	3.5	Issue BMPs to local merchants when trash is present. Routine inspections are conducted on a regular basis.	Continue evaluating for trash issue citations to known violators.
SC03	5/3/2006	Bowers Alley behind Russell's Furniture.	KAB	3.25	Issue BMPs to local merchants when trash is present. Routine inspections are conducted on a regular basis.	Continue evaluating for trash.
SC05	5/3/2006	Behind Parking lot at Ellena & Williams Streets	KAB	2.25	Cleanup by City, as needed.	Continue evaluating for trash.
SC09	1/19/2006	Lafayette Street & Basset Street, Cal Trans	KAB	2	Notify Caltrans of major litter accumulation.	Continue evaluating for trash.
SC16	5/3/2006	Bowe Avenue alleyway next to creek	KAB	1.5	Pass out BMPs to local stores when trash problem is present.	Has not been a source of trash for three evaluations.
SC05	1/19/2006	Behind Parking lot at Ellena & Williams Streets	KAB	1.5	Clean up by City, as needed.	Continue evaluating for trash.
SC16	1/19/2006	Bowe Avenue alleyway next to creek	KAB	1.25	Pass out BMPs to local stores when trash problem is present.	Has not been a source of trash for two evaluations.
SC06	5/3/2006	519 Saratoga Alley behind apartments	KAB	1.25	Continue to respond to overflowing dumpster complaints and illegal dumping calls.	Continue evaluating for trash.
SC09	5/3/2006	Lafayette Street & Basset Street, Cal Trans	KAB	1.25	Notify Caltrans of major litter accumulation	Continue evaluating for trash.
SC06	1/19/2006	519 Saratoga Alley behind apartments	KAB	1.25	Continue to respond to overflowing dumpster complaints and illegal dumping calls.	Continue evaluating for trash.
SC19	5/3/2006	Martin & Richard	KAB	1	Pass out BMPs to local stores when trash problem is present.	Has not been a source of trash for three evaluations.
SC02	1/19/2006	Alpine Alley between Kiely & Pomeroy	KAB	1	Issue BMPs to local merchants when trash is present. Routine inspections are conducted on a regular basis.	Continue evaluating for trash.
SC18	1/19/2006	583 Saratoga	KAB	1	Pass out BMPs to local stores when trash problem is present.	Has not been a source of trash for two evaluations.
SC17	5/3/2006	1995 Bellomy	KAB	1	Pass out BMPs to local stores when trash problem is present.	Has not been a source of trash for three evaluations.
SC02	5/3/2006	Alpine Alley between Kiely & Pomeroy	KAB	1	Issue BMPs to local merchants when trash is present. Routine inspections are conducted on a regular basis.	Continue evaluating for trash.
SC18	5/3/2006	583 Saratoga	KAB	1	Pass out BMPs to local stores when trash problem is present.	Has not been a source of trash for three evaluations.
SC19	1/19/2006	Martin & Richard	KAB	1	Pass out BMPs to local stores when trash problem is present.	Has not been a source of trash for two evaluations.
SC17	1/19/2006	1995 Bellomy	KAB	1	Pass out BMPs to local stores when trash problem is present.	Has not been a source of trash for two evaluations.

CITY OF SANTA CLARA URBAN RUNOFF POLLUTION PREVENTION PROGRAM
FY 2005-06 ANNUAL REPORT

TRASH INVENTORY AND MANAGEMENT						
Performance Standard Identification	**Activity**	**Continuous Improvement Source Item**	**FY 2005-06 Tasks**	**Status / Comments**	**Due Date**	**Responsible Party**
TM 1	Resource Commitment	2004 URMP	Modify City map to show areas of City not under our maintenance for trash management.		Complete	Street Dept.
TM 2	Trash Evaluation	2004 URMP	Monitor known or suspected areas of trash problems.		Ongoing	Street Dept.
TM 3	Trash Control	2004 URMP	Implement trash control measures in areas of trash problems.		Ongoing	Street Dept.
TM 4	Record Keeping	2004 URMP	Create log of trash complaints.		Complete	Street Dept.
TM 5	Effectiveness Evaluation	2004 URMP 2005-06 Workplan	Analyze incidents of trash problems over FY 05-06.	Two KAB litter index inspections were done in FY 05-06.	Complete	Street Dept.
TM 6	Training	2004 URMP 2005-06 Workplan	Attend training in trash evaluation methodology.		Ongoing	Street Dept.

TRASH INVENTORY AND MANAGEMENT						
Performance Standard Identification	**Activity**	**Continuous Improvement Source Item**	**FY 2005-06 Tasks**	**Status / Comments**	**Due Date**	**Responsible Party**
N/A	General Activity	Trash Ad Hoc Work Group	Trash hot spots are generated from complaints, cleaning crew findings, and prior lists. A KAB litter survey is conducted, a source is identified and enforcement action is taken. "Hot Spots" which have a low KAB score from FY to FY will be removed from the list.	KAB litter surveys were implemented in April 2005 and have been completed bi-annually.	Ongoing	Street Dept./ Solid Waste

City of Santa Clara

FY 05-06 Annual Report

Staff Training Summary Table

CITY OF SANTA CLARA
FY 2005-06 ANNUAL REPORT
STAFF TRAINING SUMMARY TABLE

Storm Water Pollution Prevention Training Table

Department	Employee Name	Training Workshop *See note at bottom of chart
Building Maintenance		
	Joseph Aboytes - Custodian	4, 8
	Rex Carlson - Mechanical Maintenance Foreman	4, 8
	Juan Garcia	4
	John Graciano - Building Maintenance Worker	8
	Don Hale - Mechanical Maintenance Worker	4, 8
	Olivio Lopez - Utility Worker	8
	Mike Potter - Building Maintenance Worker	4, 8
	Steve Schrag - Building Manager	8
	Edwin Ton - Mechanical Maintenance Worker	4, 8
Electric Department		
	Arun Maharaj - Electric Field Services	9
	Don Balaski - Electric	9
	Richard Hill - Electric Field Services	9
	Paul Foster - Electric Field Services	9
	Lee Trevino- Electric Engineering	7, 9
	Greg Garcia - Sr. Utility Electrician Technician	9
	Steve Pexton - Electric	9
	Madhu Krishna - Electric	9
	Steven Suess - Electric Field Services	9
	Robert Suyeda - Electric	9
	Gary O'Connell - Electric Field Services	9
	Bob Blankenship - Electric Superintendent	9
	Lucy Johansen - Office Specialist	9
	Dave Padilla - Construction & Maintenance Foreman	9
	Irma Munoz - Account Clerk	9
	Mike Mathiason - Power System Dispatcher	9
	Philip Waterhouse - Electric Field Services	9
	Jim Tucker - Electric Field Services	9
	Marke Balderston - Electric Field Services	9
	Steve Popiel - Electric Field Services	9
	Herbert Gailo - Electric Field Services	9
	Harry Janson - Electric Field Services	9
	Dan Ryker - Electric Field Services	9
	Ed Giardina - Electric Field Services	9
	Jeff Whitney - Electric Field Services	9
	Jeff Ipsaro - Program Analyist	9

CITY OF SANTA CLARA
FY 2005-06 ANNUAL REPORT
STAFF TRAINING SUMMARY TABLE

Storm Water Pollution Prevention Training Table

Department	Employee Name	Training Workshop *See note at bottom of chart
	Tony Valdez - Electric Field Services	9
	Keith Bowman - Electric Field Services	9
	John Butera - Electric Field Services	9
	Terry Holopirck - Electric Field Services	9
	Doug Baldanzi - Electric Field Services	9
	Randy Rambis - Electric Field Services	9
	Steve Lane - Electric Field Services	9
	George Tway - Electric Field Services	9
	Art Malone - Electric Field Services	9
	Allen Barney - Power System Operator	9
	Steve Hart - Electric Engineering	9
	Ray Ortiz - Electric Field Services	9
	Eugene Boxley - Electric Field Services	9
	Gene Guerrero - Electric Field Services	9
	Pat O'Maley - Electric Field Services	9
	Brian Coshia - Electric Field Services	9
	Chris Guerrero - Electric Field Services	9
Engineering Department		
	Falungi Amin - Civil Engineer II	4
	Nelson Damian - Principal Engineering Aide	4
	Blossom Dulos - Principal Engineer	4
	Ron Eng - Civil Engineer II	4
	Sayed Fakhry - Civil Engineer II	4
	Mark Gervacio - Civil Engineer II	4
	Gustavo Gomez - Principal Engineer	2, 4
	Kate Gudmundson - Account Clerk II	4
	David Kocina - Public Works Inspector	4
	Bob La Placa - Public Works Inspector	4
	Chanh Le - Senior Engineering Aide	4
	Mary Lee - Senior Engineering Aide	4
	Noel Lozano - Civil Engineer I	4
	Hung Luu - Senior Engineering Aide	4
	Darrell Mackie - Civil Engineer II	4
	Fred Muashima - Chief of Party	4
	Chau Nguyen - Engineering - Design	4
	Jim Parissenti - Principal Engineer-Design	3, 4
	Ferdinand Pastrana - Civil Engineer II	3, 4
	Lynne Richards - Office Specialist IV	4

CITY OF SANTA CLARA
FY 2005-06 ANNUAL REPORT
STAFF TRAINING SUMMARY TABLE

Storm Water Pollution Prevention Training Table

Department	Employee Name	Training Workshop *See note at bottom of chart
	Ramon Santos - Civil Engineer II	4
	Tom Supan - Principal Engineer	4
	Hoa Thach - Civil Engineer	4
	Scott Thatch - Water Utility Engineer	5
	Benison Tran - Civil Engineer II	2
	Kimchi Tran - Civil Engineer I	4
	Steve Yoshino - Director of Public Works/City Engine	4
Fire Inspection		
	Elliot Weir - NPS Fire Inspector Aide	1, 4, 6, 11
Parks Department		
	George Friednbach - Parks Superintendent	6,7
	Reinaldo Castro, Jr - Parks Service Center	7
	Jeff Curtis - Parks Service Center	7
	Chris Faught - Parks Service Center	7
	Forest Hoyle - Parks Foreman	7
	Carl Kasper - Parks	7
	Dave Leonhardt - Parks	7
	Ric Lopes - Parks	7
	Mike Gilpatrick - Parks Foreman	7
	Tom Thornton - Parks Service Center	7
	Stewart Deshera - Parks Service Center	7
	Robert Johnson - Parks Service Center	7
	Keith Mitchell - Parks Service Center	7
	Ron Manigliu - Parks Service Center	7
	Greg Valdez - Parks Service Center	7
	Robert Ramos - Parks Service Center	7
	Tom Thorton - Parks Service Center	7
	Dean Nissen - Parks Foreman	7
	Don Snyder - Parks Foreman	7
	Jay Selig - Parks Supervisor	7
	Joe Valente - Parks Service Center	7
	Doug Abernethy II - GMI	7
	Jacob Rasul - Parks Service Center	7
	Gil Leon - Parks Service Center	7
	Garrick Pacard - Parks Service Center	7
	Donald Korn - Parks Service Center	7
	Alex Auerbach - Parks Service Center	7

CITY OF SANTA CLARA
FY 2005-06 ANNUAL REPORT
STAFF TRAINING SUMMARY TABLE

Storm Water Pollution Prevention Training Table

Department	Employee Name	Training Workshop *See note at bottom of chart
	Patti Blevins - Parks Service Center	7
	Robert Komenovich - Parks Service Center	7
	Dennis McDowell - Parks Service Center	7
	Fidel Reyes - Parks Service Center	7
	James Allen - Parks Service Center	7
	Joe Garcia - Parks Service Center	7
	Ed Solis - Parks Service Center	7
	Dave Jackson - Parks Service Center	7
	Ron Tillman - Parks Service Center	7
	Gary Begley - Parks Service Center	7
	Larry Aliso - Parks Service Center	7
	Vince Vergono - Parks Service Center	7
	Bor-Chyang Lin - Parks Service Center	7
	Jeff Kent - Parks Supervisor	7
	Larry Wolfe - Director of Parks and Recreation	6, 7
Purchasing		
	Dave Hanson - Division Manager	4
	Karen Oeschger - Buyer	4
Street Department		
	Brian Brickman - Grounds Maintenance Worker I	7
	Dan Contreras - Storm Drain Foreman	1, 6, 11
	Gabe Dias - Grounds Maintenance Worker I	7
	Alfredo Gujardo - Grounds Maintenance Worker I	7
	Ricardo Ibarra - Grounds Maintenance Worker I	7
	Roger Lee - Street/Storm Maintenance Superintendent	4
	Bill Locke - Grounds Maintenance Worker I	7
	Rick Mauck - Director of Streets and Auto Services	4, 6
	Todd O'Dell - Grounds Maintenance Worker I	7
	Larry Spearman - Grounds Maintenance Worker III	7
	Dave Staub - Solid Waste Superintendent	10
	Charles Quanz - Grounds Maintenance Worker III	7
Traffic Engineering		
	Jim Goss - Utility Worker	4
	Chris Kruger - Street Maintenance Worker	4
	Fred Laigo - Civil Engineer I	4
	David Morrison - Engineering Traffic	4

CITY OF SANTA CLARA
FY 2005-06 ANNUAL REPORT
STAFF TRAINING SUMMARY TABLE

Storm Water Pollution Prevention Training Table

Department	Employee Name	Training Workshop *See note at bottom of chart
	Kim Parara - Traffic Foreman	4
	Perry Penvenne - Street Maintenance Worker	4
	Dave Pitton - Traffic Engineer	4
	Chris Sepulveda - Sign Technician	4
	Garry Wittenmeier - Senior Engineering Aide	4
Water / Sewer Utilities		
	Ron Enos - Assistant Water Superintendent	7
	Dave Holmes - Water Superintendent	7

***Note: Legend of Workshops**

1. "Construction Site Planning and Management for Compliance with Phase I and II NPDES Requrements"; November 17, 2005; 8 hours; Brisbane; San Francisco Estuary Project, SF BAY RWQCB and Friends of the Estuary
2. "How Development Affects Creeks-How Creeks Affect Development"; December 7, 2005; 4 hours; Leninger Center, Kelley Park, San Jose; SCVURPPP and Santa Clara Basin WMI Watershed Management Initiative Landuse Subgroup
3. "Construction Site Planning and Management for Compliance with Phase I and II NPDES Requirements"; December 9, 2005; 8 hours; Campbell Community Center, Campbell; San Francisco Estuary Project, SF BY RWQCB and Friends of the Estuary
4. "Engineering Stormwater Compliance Presentation"; February 3, 2006; 2 hours; Council Chambers; City of Santa Clara; Roger Lee, Elliot Wier, City of Santa Clara Street Department.
5. "Guidelines and Standards for Landuse Near Streams"; February 3, 2006; 3.5 hours; Central Library, Santa Clara; Santa Clara Valley Water District.
6. Meeting with the Department of Fish and Game and Regional Water Quality Control Board; February 24, 2006; 2 hours; Inspection Division Conference Room, City of Santa Clara City Hall
7. "Best Management Practices for Preventing Stormwater Pollution at parks Department Yard and Park Facilities; March 22, 2006; 2 hours; Council Chambers, City of Santa Clara City Hall; City of Santa Clara Street Department and EOA
8. Internal training of Building Maintenance Department; April 4, 2006; 1 hour; Building Maintenance Conference Room, City of Santa Clara; Roger Lee and Elliot Wier
9. Internal training of Electric Department employees; April 26, 2006; 2 hours; Council Chambers, City of Santa Clara; Roger Lee and Elliot Wier
10. "Minimizing Stormwater Runoff Polllution Through Sweeping Program Maximization"; May 5, 2006; 6.5 hours; Orange County Fair and Expo Center, Costa Mesa; World Sweeper and Allianz
11. "Constructing, Maintaing and Inspecting Stormwater Treatment BMP's; June 6, 2006; 7 hours; Quinlan Community Center; Cupertino; SCVURPPP

City of Santa Clara

FY 05-06 Annual Report

Performance Standard Certification Statement

CITY OF SANTA CLARA
FY 2005-06 ANNUAL REPORT
ATTACHMENT

Performance Standard Completion Certification Statement

"I certify, under penalty of law, that the City of Santa Clara has implemented all elements of the following performance standard, except as described in the Self-Evaluation Matrix in Attachment B of this FY 05-06 Annual Report, according to the policies and procedures described in the City of Santa Clara's Urban Runoff Management Plan dated January 2004.

Appendix C.1 - Industrial/Commercial Discharge
Appendix C.2 - Storm Drain Operations & Maintenance
Appendix C.3 - Water Operations & Maintenance
Appendix C.4 - New Development – Planning
Appendix C.5 - New Development – Construction Inspection
Appendix C.6 - Public Streets, Road and Highways
Appendix C.7 - Illicit Connection & Illegal Dumping Elimination Activities
Appendix C.8 - Rural Public Works Maintenance & Support
Appendix C.9 - Integrated Pest Management
Appendix C.10 - Mercury/Copper/Nickel Reduction Activities
Appendix C.11 - Trash Management

Based on my inquiry of the person or persons who manage the system, or those persons directly responsible for gathering the information, this information is, to the best of my knowledge and belief, true, accurate, and complete. I am aware that there are significant penalties for submitting false information, including the possibility of fine and imprisonment for knowing violations."

Signature by Duly Authorized Representative:

Richard J. Mauck
Director of Streets and Auto Services

Date September 5, 2006

037139

WEST VALLEY CLEAN WATER PROGRAM

CITY OF SARATOGA ANNUAL REPORT FY 2005-2006

SUBMITTED SEPTEMBER 2006

THIS PAGE INTENTIONALY LEFT BLANK

SUBMITTED SEPTEMBER 2006

West Valley Communities

FY 2005-2006 ANNUAL REPORT

Table of Contents

Transmittal Letter 5

Certification Statement 11

List of Acronyms 15

Program Elements

1. IC/ID Elimination Activities 25
2. Industrial/Commercial Discharger Control Program (No IND for Monte Sereno) 37
3. Public Agency Activities 47
   - Storm Drain Operation and Maintenance .....
   - Street Sweeping .....
   - Corporate Yards .....
   - Rural Roads .....
4. Planning Procedures & New Development 61
   - Response to FY 04-05 Comments .....
   - Planning Procedures Evaluation Matrix .....
5. Construction Inspection 79
6. Public Information and Participation 87
   - Public Information Attachments .....
7. Pesticide Management Activities 139
8. Mercury Pollution Prevention Activities 167

West Valley Communities

FY 2005-2006 ANNUAL REPORT

9. Copper Action Plan/Nickel Action Plan 177

10. Trash Management & Water Quality Monitoring.....187

Trash Activities .....

Water Quality Monitoring & Watershed Management.....185

Training Summaries: Are located at the end of each Element Section

Transmittal Letter

City of Saratoga

THIS PAGE INTENTIONALY LEFT BLANK

September 15, 2006

Mr. Bruce Wolfe
Regional Water Quality Control Board
San Francisco Bay Region
1515 Clay St., Suite 1400
Oakland, CA 94612

Subject: West Valley Community Specific Urban Runoff Management Program
FY 2005-2006 Annual Report

Dear Mr. Wolfe:

This report is submitted by the West Valley Cities of Campbell, Monte Sereno, Saratoga, and the Town of Los Gatos, in conjunction with the Santa Clara Valley Urban Runoff Pollution Prevention Program's Annual Report, pursuant to provision C.6.a. of the Program's reissued municipal storm water NPDES Permit (Order No. 01-024). The report summarizes activities performed during FY 2005-2006 in accordance with the West Valley Communities' Urban Runoff Management Plan (URMP) submitted to the Regional Board on September 1, 2004 and the performance standards contained therein.

Contents of Report

The goals of this Annual Report are to: 1) concisely document implementation of our URMP and FY 05-06 work plan during the past fiscal year; 2) evaluate program results for continuous improvement; 3) comply with permit requirements; and 4) share this information with other Co-permittees, municipal decision-makers, and the public. To accomplish these goals, the report contains the following sections:

I. Contents of report;
II. Program highlights and accomplishments;
III. Summary of continuous improvement activities;
IV. Attachments:
    1. Table of Contents
    2. Certification Statement
    3. Acronyms

V. Program Elements:

1. IC/ID Elimination Activities
2. Industrial / Commercial Discharger Control Program
3. Public Agency Activities
    - Storm Drain O & M
    - Street Sweeping
    - Corporation Yard
    - Rural Public Works
4. New Development: Planning Procedures
5. Construction Inspection
6. Public Information & Participation
7. Pesticide Management Activities
8. Mercury Pollution Prevention Activities
9. Copper Action Plan / Nickel Action Plan
10. Trash Inventory and Management
11. Water Quality Monitoring and Watershed Management
12. Training Summaries are provided at the end of each element

Responses to Regional Board staff's comments on the FY 04-05 Annual Report (July 26, 2006 letter) are provided at the beginning of the New Development: Planning Procedures section of each West Valley FY05-06 Annual Report.

Program Highlights and Accomplishments

During FY05-06, the West Valley Communities of Campbell, Los Gatos, Monte Sereno, and Saratoga continued efforts to implement their URMPs to the maximum extent practicable. The activities that were implemented for each element of each Community's URMP are described in Chapter 14 of the Santa Clara Valley Urban Runoff Pollution Prevention Program's URMP. Highlights of the West Valley Communities accomplishments in various program elements are described below.

Industrial/Commercial Discharger Control Program. During FY05-06, the West Valley Communities rewrote their inspection agreement with the Santa Clara County Central Fire District, extending the inspection program for five additional years. This renegotiation allowed the West Valley Communities to update the Fire District's inspection procedures, clarify their reporting requirements for improved follow up and data management, and provide material from the latest Urban Runoff Management Plans (2004) for enhanced inspector training.

Public Information/Participation Program. In FY 05-06, the West Valley Clean Water Program continued to expand its quest for effective public education and outreach. WVCWP pursued media coverage on several topics: safe disposal of E-waste and other mercury-containing products, trash impairment of creeks and the Bay, cleanup and trash assessments by students and parents, and a Saratoga student's Eco-Hero award for his campaign to keep residential pollutants (pesticides and

copper) out of the storm drain. The student's story about his mission and his partnership with WVCWP can be found in the Public Information and Participation section of this report (Attachment 6B).

Nine stories, news briefs, or letters to the editor, were covered by local community newspapers in FY05-06. The most telling article was unsolicited; a Saratoga News cover story appeared about residents deluging City Hall with calls when the funds for household hazardous waste disposal were cut short due to the City's budget shortfall. By March 2006, the City Clerk had received over three hundred calls after funding ended in November and forced a stop to residents' participation in HHW drop-off events. A copy of the article is attached to section 10 – Trash Management & Watershed Management, of Saratoga's Annual Report (Attachment 10G).

The West Valley Clean Water Program strives to maximize student involvement at every opportunity. WVCWP staff developed a fourth-grade presentation script incorporating State standards with messages on pesticides, copper, mercury, household hazardous waste and trash. The new curriculum expands the existing fifth-grade presentation by including both Coastal and Wetlands Enviroscape models. The educational presentation runs for over an hour, and during its debut was extended at the teacher's request, while an entire class of students, teachers and parents at Saratoga Elementary School remained engaged in participation and questions and answers. At least thirty students and parents from the same class spent the following Saturday working with WVCWP staff to tally and categorize trash as they cleaned up the banks of Saratoga Creek.

The WVCWP prioritized education on trash, pesticides, fluorescent bulbs, and E-waste in FY05-06. A Kindergarten script was developed for St. Mary's School in Los Gatos. Two groups of fifteen Kindergartners listened to Clean Water Program messages as they followed the script and "polluted" the water on two Enviroscape models. Immediately following the presentation the teacher and students were motivated to walk the school grounds and collect all the trash they could find for proper disposal.

Illicit Connection and Illegal Dumping Elimination Activities. A primary goal for the West Valley IC/ID Program has been to ensure adequate follow up of all potential urban runoff violations related to restaurants. The West Valley IC/ID Inspector presented a restaurant inspection training session, focused on urban runoff pollution issues, to twenty-two Dept of Environmental Health specialists at the annual (April 18th) meeting coordinated by Cupertino, the County and the WVCWP. This is the second time that the WVCWP Inspector has discussed his restaurant inspection program with DEH specialists in the last three years. Feedback from DEH staff this year was very positive. The presentation was considered to be very helpful and photos from actual inspections especially worthwhile. Training sessions with other agency and municipal staff are effective, evidenced this year when DEH specialists called the West Valley IC/ID Inspector to report IC/ID incidents, outside of, and unrelated to, their regular restaurant inspections. Increased scrutiny by other agency and municipal staff continues to strengthen the program.

Storm Drain Operation and Maintenance. The West Valley Sanitation District (WVSD) completed a major task which will make storm drain cleaning procedures more efficient and the annual SD reports more useful to the WV cities. FY05-06 was the first year that the enhanced storm drain maintenance reports were available to the cities. The reports document the status of each stormdrain and, if applicable, the nature of any problem. The majority of structures were "clean" but a few were noted as having obstructions (e.g. "leaves/paper"). Other descriptors that

are available in the report are: mud/dirt, foreign object, rocks/stone, sand/gravel, etc. All structures, as needed, are cleaned at the time of inspection. The WVSD's report may be used by WV cities to help monitor specific pollutant problems such as trash sites.

C.3 Implementation. In July and August, 2005, an engineering consultant hired by the WVCWP talked with staff in each West Valley city to review any remaining challenges with C.3 implementation. This year the cities made progress in preparing for implementation of BMP O&M verification inspections and HMP requirements. The West Valley Communities were beginning to see the completion of the first Group 1 projects in June 2006. Throughout FY05-06 the cities participated in regular monthly training meetings frequently dominated by discussion of the implementation of C.3. requirements. The BMP O&M Verification Programs were discussed in great detail and minor updates were made in FY05-06 to that section of the West Valley URMPs. The revised standard operating procedures for the BMP O&M Verification Programs were reviewed with the engineering consultant and included as attachments in New Development – Planning Procedures (section 4) of each of the WVC FY05-06 Annual Reports.

To show the spirit of C.3. implementation, two West Valley cities which have not had Group 1 or Group 2 projects to date, have made significant efforts to include swales and runoff control measures on all projects. Saratoga provided copies of drawings to developers to help them visualize the swales with under drains, which the City Engineer recommends. Monte Sereno's City Engineer required drywells, which overflow to vegetated areas, on all residential development projects, except where the ground water level was too high.

Pesticide Activities. By popular demand, the WVCWP held its third West Valley IPM Workshop. This year the WVCWP partnered with the City of San Francisco to hire Frank Rossi, a national expert (from Cornell University) who presented guidelines for managing turf with little or no pesticides. The training included PowerPoint presentations and a field trip to examine Campbell's community athletic field turf. For the past three years the WVCWP IPM workshops have prompted overwhelmingly positive feedback from municipal staff, special district personnel and private golf course superintendents. This year thirty four (34) municipal staff from three West Valley Communities and one Golf Course Superintendent from Los Gatos attended the workshop. Based on the material presented, WVCWP staff wrote a Turf Management Plan, which the four municipalities adopted. The IPM plan is included in the Pesticide Management section of the Annual Report (Attachment 7A).

Mercury Pollution Prevention Activities. In FY05-06, the WVCWP spent significant staff time and resources to offer a way for the public to get involved in reducing the amount of mercury containing waste going to landfill or being disposed of illegally. At the suggestion of the WVCWP, United Datatech recyclers agreed to hold a free TV and computer monitor recycling event in the West Valley. It turned out to be a successful effort to encourage the community to take action and to inform the public of the goals of the West Valley Clean Water Program. The WVCWP hired a PR firm (the one currently being used for the Watershed Watch campaign) to design a newspaper ad and write and submit a press release to local newspapers. As a result at least 6 news briefs, stories, and letters on the topic of hazardous waste and water quality were covered by local newspapers. Over 250 participants enthusiastically dropped off 33,657 lbs. of electronic waste materials in four hours. The event opened up an opportunity to survey the drivers and discuss mercury pollution and proper disposal of fluorescent bulbs and batteries, as people waited in vehicles to go through the line.

Trash Inventory and Management. West Valley volunteers were key partners in trash assessment and management this year. The WVCWP held two annual trash assessment and cleanups at Westmont High near San Tomas Aquino Creek. Campbell and Los Gatos/Monte Sereno each held a successful volunteer event in the Guadalupe Watershed and Saratoga partnered with the WVCWP and a local elementary school to assess and clean up trash along Saratoga Creek in the San Tomas Aquino Watershed. A combined total of over 280 volunteers categorized and picked up 12,078 trash items for a total of 1,532 lbs of trash removed during the four volunteer events where trash tallying was conducted along with cleanup. School presentations helped to promote interest in trash collection and trash management among students, teachers and frequently among parents. The increased participation is testament to the measurable benefits of educational outreach activities.

Continuous Improvement Activities

Illicit Connection and Illegal Dumping Elimination Activities. The IC/ID program continues to work phenomenally well for the West Valley Communities. As a result of having a centralized inspection program and frequent presentations or talks given by the West Valley inspector (at training sessions, workshops or municipal lunch meetings), the overall awareness of the West Valley IC/ID program has increased among other agency staff. Calls from other agencies and municipal staff (inter-departmental) increased from forty-seven (47) reports in FY04-05 to sixty-two (62) reports in FY05-06.

The inspector responded to 98 discharge incidents over the year (see IC/ID section Attachment 1A for the number and types of incidents), and conducted 28 proactive and follow-up inspections. Each of these inspection opportunities adds to the community's knowledge of storm water pollution and prevention issues. As part of the inspection process, the inspector distributes applicable educational materials. The West Valley Clean Water Program Inspector provided 421 brochures and other educational materials to industrial/commercial facilities and residents in FY05-06.

Industrial/Commercial Discharger Control Program. During FY05-06, the three West Valley Communities of Campbell, Los Gatos, and Saratoga continued to implement their Industrial/Commercial Inspection Program. The City of Monte Sereno has no industrial or commercial facilities operating within the City and therefore does not participate in this activity. In Campbell, 296 of 309 facilities were inspected, 109 of 112 facilities were inspected in Los Gatos, and 8 of 8 facilities in Saratoga were inspected. In FY05-06, the West Valley Clean Water Program's Stormwater Inspector continued to conduct proactive investigations targeting vehicle facilities for additional education regarding storm drain issues. In Campbell, Los Gatos, and Saratoga, 16 facilities were visited and notified of urban runoff requirements and the role of the Clean Water Program. All sixteen facilities were found to be in compliance.

Copper and Nickel Outreach Activities. This year the West Valley Clean Water Program's Home page at www.cleancreeks.org was updated to better promote the use of the Car Wash Kit to contain waste water runoff at local fundraisers. The Fire Dept Hazardous Material Specialist, who trains the Industrial/commercial facility inspectors, also requested copies of the Car Wash flyer for distribution to supervisors of local car wash events.

Staff Training. The West Valley Communities place a strong emphasis on training. The Annual Reports reflect this with numerous references to the Staff Training Summaries; these summaries are located at the end of each section in the Annual Reports. In FY 05-06 training was expanded

by use of a video camera to tape various trainings for viewing by additional staff at a later date. The West Valley Clean Water Program will continue to emphasize better communication between WVCWP staff and municipal staff and to host training sessions that are worthy of staff time and convenient to attend.

Thank you in advance for your review of this Annual Report. If you have any questions regarding the materials submitted, please contact me at 408.316.1233.

Very truly yours,

Cheryl C. Donnelly

Cheri Donnelly
West Valley Clean Water Program Manager

Cc: Sue Ma, RWQCB
Attachments

Certification Statement

City of Saratoga

THIS PAGE INTENTIONALY LEFT BLANK

SARATOGA
FY 2005-2006 ANNUAL REPORT
ATTACHMENT A

Certification Statement

"I certify, under penalty of law, that this document and all attachments were prepared under my direction or supervision in accordance with a system designed to ensure that qualified personnel properly gather and evaluate the information submitted. Based on my inquiry of the person or persons who manage the system, or those persons directly responsible for gathering the information, the information submitted, is, to the best of my knowledge and belief, true, accurate, and complete. I am aware that there are significant penalties for submitting false information, including the possibility of fine and imprisonment for knowing violations."

Signature by Duly Authorized Representative:

John Cherbone 08/31/06

John Cherbone
Public Works Director

Date

THIS PAGE INTENTIONALY LEFT BLANK

List of Acronyms

City of Campbell

Town of Los Gatos

City of Monte Sereno

City of Saratoga

West Valley Acronyms/Abbreviations

CEUs	**Continuing Education Units** – Issued by Dept. of Pesticide Regulation or California Nursery Professionals Assn.
CIP	**Capital Improvement Project**
EC	Erosion Control
IC/ID Inspector	West Valley Storm Water Discharge Inspector
PW	**Public Works**
QAC	**Qualified Applicator Certificate**. A category of the DPR licensing and certification Program. To be certified, the applicant must demonstrate specific knowledge on topics such as pesticide application drift problems and prevention, soil and water problems resulting from restricted use pesticides, phytotoxicity, potential for environmental contamination, etc.
Stormwater Reps	Representatives to the WWCWP from each participating WVC
UCCE	**University of California Cooperative Extension Service** (conducts outreach for UC Davis IPM program; oversees Master Gardeners program)
WV	**West Valley**
WVC	**West Valley Communities** – Cities & Town which are members of the West Valley Clean Water Program: City of Campbell, Town of Los Gatos, City of Monte Sereno, City of Saratoga
WVCWP	**West Valley Clean Water Program**: Stormwater Program for Campbell, Los Gatos, Monte Sereno, Saratoga
WVCWP Inspector	**W**est **V**alley **C**lean **W**ater **P**roject **I**nspector
WV Inspector	**W**est **V**alley **Inspector**

SCVURPPP Acronyms/Abbreviations

AB	Assembly Bill
ABAG	Association of Bay Area Governments
ABC	Annual Budget Review Compilation
ACCWP	Alameda Countywide Clean Water Program
ACOE	U.S. Army Corps of Engineers
AHTG	Ad Hoc Task Group
AR	Annual Report
ASCE	American Society of Civil Engineers
BAAQMD	Bay Area Air Quality Management District
BART	San Francisco Bay Area Rapid Transit
BATG	Budget Ad Hoc Task Group
Basin	Santa Clara Basin
Basin Plan	Water Quality Control Plan for the San Francisco Basin
BACWA	Bay Area Clean Water Agencies
BAHM	Bay Area Hydrology Model
BAMBI	Bay Area Macroinvertebrate Bioassessment Information
BASMAA	Bay Area Stormwater Management Agencies Association
Bay	San Francisco Bay
Bay Area	San Francisco Bay Area
BMI	Benthic Macroinvertebrate
BMM	Lower South Bay Monitoring and Modeling Subgroup
BMP	Best Management Practice
BOMA	Building Owners and Managers Association
BPP	Brake Pad Partnership
BU	beneficial use
C	Celsius
C.3	Permit Provision C.3
C3PO	C.3 Provision Oversight
CA	California
Cal-EPA	California Environmental Protection Agency
Caltrans	California Department of Transportation
CAMLnet	California Aquatic Macroinvertebrate Laboratory Network
Campaign	Watershed Watch Campaign

SCVURPPP Acronyms/Abbreviations

CAP	Copper Action Plan
CASQA	California of Stormwater Quality Association
CB	Copper Baseline
CCC	Continuous Concentration Criterion
CD-ROM	Compact Disk-Read Only Memory
CDS	Continuous Deflective Separation
CEP	Clean Estuary Partnership
CEUs	Continuing Education Units
CESQG	Conditionally Exempt Small Quantity Generator
CEQA	California Environmental Quality Act
CFR	Code of Federal Regulations
cfs	cubic feet per second
CI	Continuous Improvement
CIWMB	California Integrated Waste Management Board
CMIA	Conceptual Model Impairment Assessment
CMS	Copper Management Strategy
COA	Condition of Approval
CoHHW	Santa Clara County Household Hazardous Waste Program
CoHHW Program	Santa Clara County Household Hazardous Waste Program
COLD	cold freshwater habitat
CRMP	Coordinated Resources Management and Planning
CSBP	California Stream Bioassessment Procedures
CTR	California Toxic Rule
Cu	Copper
CWA	Clean Water Act
DDD	Dichlorodiphenyldichloroethane
DDE	Dichlorodiphenyldichloroethylene
DDT	Dichlorodiphenyltrichloroethane
DEH	Santa Clara County Department of Environmental Health
District	Santa Clara Valley Water District
DO	Dissolved Oxygen
DOE	Department of Energy
DPR	Department of Pesticide Regulation

SCVURPPP Acronyms/Abbreviations

DWR	Department of Water Resources
E. Coli	Enterococus Coli
EEC	SF Bay Wildlife Refuge Environmental Education Center
EEDMS	Environmental Enforcement Data Management System
EEPS	Exposure and Effects Pilot Study
e.g.	for example
EMAP	Environmental Monitoring Program
EMB	Executive Management Board
EOA	Eisenberg, Olivieri, and Associates
EPA	U.S. Environmental Protection Agency
Estuary	San Francisco Bay Estuary
F	Fahrenheit
FLT	Fluorescent Light Tube
FY	Fiscal Year
GCRCD	Guadalupe-Coyote Resource Conservation District
GIASP	General Industrial Activities Stormwater Permit
GIS	Geographic Information System
GRTS	Generalized Random Tessellation Stratified
HBANC	Home Builders Association of Northern California
Hg	Mercury
HMP	Hydromodification Management Plan
HHW	Household Hazardous Waste
HVAC	Heating, Ventilation and Air Conditioning
IBI	Index of Biotic Integrity
IC/ID	Illicit Connection and Illegal Dumping
ID	Identification
IND	Industrial/Commercial
i.e.	that is
IPM	Integrated Pest Management
JPA	Joint Powers Authority
K	Kindergarten
KAB	Keep America Beautiful
kg	Kilogram

SCVURPPP Acronyms/Abbreviations

L	Liter
Lb	Pound
LA	load allocation
LFA	Limiting Factors Analysis
LID	Low Impact Development
LSSB	Lower South San Francisco Bay
LUS	Land Use Subgroup
MC	Management Committee
MCMP	Metals Control Measures Plan
MCTT	Multi-Chambered Treatment Train
MDDB	Metadata Database
MDL	Most Downstream Location
MEP	Maximum Extent Practicable
Mercury Plan	Mercury Pollution Prevention Plan
Mg	milligram
mgd	million gallons per day
MIGR	fish migration
MOA	Memorandum of Agreement
MOFO	Morrison & Foerster
MOU	Memorandum of Understanding
MP	Monitoring Priority
MROSD	Mid-Peninsula Regional Open Space District
MYRWMP	Multi-Year Receiving Waters Monitoring Plan
NAP	Nickel Action Plan
NEMA	National Electrical Manufacturers Association
NAIOP	National Association of Industrial and Office Properties
NEPA	National Environmental Policy Act
ng	Nanogram
Ni	Nickel
NOI	Notice of Intent
NPDES	National Pollutant Discharge Elimination System
OC	Organochlorine
O&M	Operation and Maintenance

SCVURPPP Acronyms/Abbreviations

OP	Organophosphate
OWOW	Our Water Our World
P2	Pollution Prevention
PAHs	Polynuclear Aromatic Hydrocarbons
PBDE	Polybrominated Diphenyl Ether
Pb	Lead
PCBs	Polychlorinated Biphenyls
PCDD	Polychlorinated Dibenzo-p-Dioxins
PCDF	Polychlorinated Dibenzofurans
PCO	Pest Control Operator
pg	Picogram
PHAB	Physical Habitat Assessments
PIP	Public Information and Participation
PI/P	Public Information and Participation
PIPP	Public Information and Participation Program
PMPS	Pest Management Performance Standard
POC	Pollutant of Concern
POTW	Publicly Owned Treatment Works
PPPS	Planning Procedures Performance Standard
Program	Santa Clara Valley Urban Runoff Pollution Prevention Program
PS	Performance Standard
PVC	Polyvinyl Chloride
Q	Quarter
QAPP	Quality Assurance Project Plan
RAC	Regional Ad Campaign
RARE	preservation of rare and endangered species
RCRA	Resource Conservation and Recovery Act
REC- 1	water contact recreation
REC-2	non-contact water recreation
Regional Board	San Francisco Bay Regional Water Quality Control Board
RFP	Request for Proposal
RMAS	Regional Monitoring and Assessment Strategy
RMP	Regional Monitoring Program

SCVURPPP Acronyms/Abbreviations

RPT	Report Preparation Team
RS	Regulatory Subgroup
RTA	Rapid Trash Assessment
RWQCB	San Francisco Bay Regional Water Quality Control Board
SC	Steering Committee
SCC	Santa Clara County
SCBWM1	Santa Clara Basin Watershed Management Initiative
SCVURPPP	Santa Clara Valley Urban Runoff Pollution Prevention Program
SCVWD	Santa Clara Valley Water District
SF	San Francisco
SFEI	San Francisco Estuary Institute
SFEP	San Francisco Estuary Project
SIC	Standard Industrial Classification
SMaRT®	Sunnyvale Materials Recovery and Transfer
SOP	Standard Operating Procedures
South Bay	Lower South San Francisco Bay
SPLWG	Sources, Pathways and Loadings Work Group (RMP)
SPWN	fish spawning
SSC	Suspended Sediment Concentration
SSI	Inventory of Santa Clara Basin Stream Studies
SSO	Water Quality Site-Specific Objective
State Board	State Water Resources Control Board
STOPPP	San Mateo Countywide Stormwater Pollution Prevention Program
SWAMP	Surface Waters Ambient Monitoring Program
SWANA	Solid Waste Association of North America
SWMP	Stormwater Management Plan
SWPPP	Stormwater Pollution Prevention Plan
SWRCB	State Water Resources Control Board
TAC	Technical Advisory Committee
TMDL	Total Maximum Daily Load
TO	Tentative Order
TP	Total Phosphorus
TPH	Total Petroleum Hydrocarbons

SCVURPPP Acronyms/Abbreviations

TRC	Technical Review Committee
ug	Microgram
UPC	Urban Pesticide Committee
URMP	Urban Runoff Management Plan
URQM	Urban Runoff Quality Management
USA	Unified Stream Assessment
USEPA	U. S. Environmental Protection Agency
USFWS	U.S. Fish and Wildlife Service
USGS	U.S. Geological Survey
VTA	Santa Clara Valley Transportation Authority
WAC	Watershed Assessment Consultant
WAMS	Watershed Assessment and Monitoring Subgroup
WAR	Watershed Assessment Report
WARM	warm freshwater habitat
Water Board	San Francisco Bay Regional Water Quality Control Board
Water District	Santa Clara Valley Water District
WEF	Water Environment Federation
WEO	Watershed Education and Outreach
WE&O	Watershed Education and Outreach
WERF	Water Environment Research Foundation
WG	Work Group
WILD	wildlife habitat
WLA	Waste Load Allocation
WMI	Watershed Management Initiative
Work Group “I”	SCBWMI Phase I Indicators Work Group
WP	Work Plan
WRPC	Water Resources Protection Collaborative
WVC	West Valley Communities - members of the West Valley Clean Water Program:
	Campbell, Los Gatos, Monte Sereno, Saratoga
WVCWP	West Valley Clean Water Program
WW	Watershed Watch
WWTP	Wastewater Treatment Plant

SCVURPPP Acronyms/Abbreviations

WY	Water Year
YSI	Youth Science Institute
Zn	Zinc

IC/ID Elimination Activities

City of Campbell

Town of Los Gatos

City of Monte Sereno

City of Saratoga

THIS PAGE INTENTIONALY LEFT BLANK

Saratoga

Santa Clara Valley Urban Runoff Pollution Prevention Program

FY 2005-2006 ANNUAL REPORT

ILLICIT CONNECTION & ILLEGAL DUMPING ELIMINATION ACTIVITIES

FY 2005-2006 Work Plan Self Evaluation Matrix

Source	Task Source	Work Plan Tasks	Accomplishments	Responsible Party
2004 URMP Perf. Standard	Program	a. ICID Performance Standards Implement updated local URMP to reflect revised Performance Standards. Provide staff training on revisions.	IC/ID Performance Standards were updated as part of the URMP revision in Sept 2004. There were no changes made to the Standard Operating Procedures (SOPs) in FY05-06.	WVCWP Mgr & WVCWP IC/ID Inspector
	URMP	b. Response Program Continue to implement IC/ID Stormwater Discharge Inspector response program and evaluate for continuous improvement.	During FY05-06 the West Valley Inspector responded to 21 incident reports and engaged in 5 proactive inspections targeting restaurants and vehicle shops in the city of Saratoga One IC/ID Inspector conducts a centralized incident response and proactive restaurant and vehicle shop inspection program for four West Valley communities. The Inspector follows up on all reports of potential violations.	WV Inspector
	FY05-06 Work Plan	c. Enhanced Reporting Report on incidents using categories consistent with SCVURPPP Program. Document follow-through to point of resolution or referral for enforcement action (penalty or fine).	The WVCWP Inspector keeps a standardized Access database of all IC/ID response calls and their follow-up through resolution. West Valley's annual data was provided to SCVURPPP for Program-wide analysis.	WV Inspector
	Continuous Improvement Item	d. Restaurant Inspection Program Continue proactive inspection program tar-geting medium to large-scale restaurants, because of the higher probability that this subset of food handling facilities may contribute to stormwater pollution.	In order to provide standardized data to SCVURPPP three (3) proactive inspections of medium to large scale restaurants, conducted by the WVCWP IC/ID Inspector, are now reported in the IND section of this report.	WV Inspector

Saratoga

Santa Clara Valley Urban Runoff Pollution Prevention Program

FY 2005-2006 ANNUAL REPORT

Source	Task Source	Work Plan Tasks	Accomplishments	Responsible Party
	Continuous Improvement Item	e. Vehicle Shop Inspection Program The West Valley Clean Water Program will continue expansion of vehicle shop inspection program (formerly *Auto Body Pilot*) targeting auto repair facilities in the West Valley area and providing additional education on vehicle-washing, stormwater issues. Saratoga has five vehicle facilities.	In order to provide standardized data to SCVURPPP, two (2) proactive inspections of vehicle shops, conducted by the WVCWP IC/ID Inspector, are now reported in the IND section of this report. Note: Saratoga only has a total of five (5) automotive facilities, which includes one car wash.	WV Inspector
	URMP	f. Education Distribute BMP materials during routine inspections. Distribute follow up education information for businesses cited for potential stormwater violations.	During FY 05-06, the WVCWP Inspector distributed thirty (30) IC/ID and IND educational materials in Saratoga, as part of his outreach and inspection program.	SCC Fire & WV Inspector
	Training	g. Training Conduct training & evaluation meeting between Storm Water Discharge Inspector and Town staff, as needed to improve procedures.	Each year the WV Inspector visits a West Valley community to meet with municipal staff and explain the importance of staff being the eyes and ears for the IC/ID response program. Referrals to the WVCWP are encouraged for all incidents including seemingly innocuous ones like pool water discharges. On 4/18/06 the WV IC/ID Inspector led a training meeting and presented a slide show to twenty two (22) Santa Clara County Environmental Health inspectors. The topic was stormwater violations typically found at restaurants and West Valley reporting procedures and follow-up actions. The inspector has also attended various workshops in FY 05-06 related to illegal discharges to the storm drain system (i.e. erosion control (12/8/06), street sweeping (5-8-06) and C.3 implementation for new & redevelopment (6-6-06).	Engineering Inspectors WV Inspector to co-ord

Saratoga

Santa Clara Valley Urban Runoff Pollution Prevention Program

FY 2005-2006 ANNUAL REPORT

FY 05-06 Incident Response Summary				
Type of Incident	**Miscellaneous Incidents**	**Incident Source**	**Report Source**	**Follow-up Action**
• 2 Accidental Spills • 1 Allowable Discharges • 3 Complaint not found • 3 Dumping non hazardous • 2 Equipment cleaning • 1 Food Facility Oil & Grease • 1 Grey Water Discharge • 1 Miscellaneous • 7 Pool /Spa/Fountain • 1 Water Line Break **Total 22 Reported** 18 Incidents 1 Allowable Discharge 3 Complaint Not Found	**Miscellaneous Incidents:** • 1 New house construction	• 1 Public Facility and Utilities • 4 Commercial • 9 Residential • 6 Construction Site • 2 Food Facility	• 2 Other Agency • 3 Other • 11 Interdepartmental • 6 Citizen Complaint	• 14 Verbal Notice • 2 Warning Notice • 6 No Action o 3 Complaint not found o 1 Allowable discharge o 2 Accidental Spill - Cleaned up right away **Incident Status** 18 Resolved 1 Non Incident 3 Complaints not found

IC/ID Program Evaluation

IC/ID Training

It appears that the Inspector's training meetings and presentations at various West Valley workshops have been effective. Inspectors from Dept of Environmental Health and the Fire Dept have called to report potential urban runoff violations which were observed outside of their scheduled inspections. This is encouraging for West Valley staff who have tried to improve communication and reporting, and provide relevant training sessions each year.

IC/ID Program Background

In March 2001, the four West Valley Communities hired an IC/ID Inspector to improve coordination and tracking of stormwater incidents. In FY01-02, shortly after he was hired, the WVCWP Inspector initiated a pilot to target vehicle shops (and car wash facilities) for additional proactive inspections and education. A total of twenty five facilities in the West Valley communities were initially targeted, with each receiving at least two on site inspections and multiple drive-by inspections. By the end of the year all 25 facilities were found to be in compliance.

Saratoga

Santa Clara Valley Urban Runoff Pollution Prevention Program

FY 2005-2006 ANNUAL REPORT

In FY02-03, due to its apparent need and success, the vehicle inspection pilot was extended. However, there are only four (4) automotive related businesses in Saratoga, which includes one car wash. Saratoga did not have any reported potential violations related to vehicle washing or automotive shops that year. Following the vehicle inspection pilot, the West Valley Inspector began a pilot targeting medium to large size restaurants. Twenty-one restaurants were targeted for additional inspections in Saratoga.

The West Valley communities have three primary sources of violations that are being prioritized for inspection and education in order to attain maximum compliance: 1) vehicle/automotive shops, 2) restaurants, 3) and construction sites. Inspection of construction sites is conducted primarily by municipal public works and engineering inspectors. The West Valley Inspector responds to potential construction site violations only when they are observed or reported by citizens, City staff or other agencies.

In FY03-04, the West Valley Inspector conducted a proactive inspection of one (1) car wash facility inspection (no violations were noted), and seventeen (17) proactive restaurant inspections (16 out of 17 restaurants were found to be in compliance). All inspections were reported as potential IC/ID incidents, even if they did not have any violations. After FY03-04, SCVURPP requested that West Valley reorganize the inspection data to facilitate Program-wide analysis. A separate database was developed by the Program for IND inspections conducted by the West Valley Inspector.

The IND incident data was then reported as part of the IND section of the West Valley annual reports. Therefore accurate trends can only be evaluated for the last two fiscal years, FY04-05 and FY05-06. It is important to note that during the first two or three years of these additional inspections, violations for automotive facilities increased significantly for Campbell and Los Gatos. However, incidents in Saratoga (a predominantly residential community) related most often to construction sites and pool water discharges.

Trend Analysis

In FY04-05 eleven (11) reported incidents were investigated. Residential and construction sites were the only two incident sources for all reported violations. Five (5) pool and spa discharges accounted for the number one IC/ID incident type reported in Saratoga in FY04-05. This was followed by two (2) tracking soil incidents and two (2) cement related discharges (concrete residue and unhardened cement). Pool and Spa incidents were clearly the most prevalent type of IC/ID problem being reported in the City. The remaining incident types (1 saw cut slurry and 1 vehicle/equipment leaking) were most likely related to residential construction or remodeling projects. No other meaningful conclusions are noted.

In FY05-06 the West Valley IC/ID inspector responded to twenty-two (22) reports of potential violations in Saratoga. Out of the 22 reports, eleven (11) were the result of interdepartmental referrals and six (6) were the result of citizen complaints. Saratoga City Manager's office came to a realization this year when they tried to save the City's budget by not increasing the its funding of HHW services for residents. The City Manager's office was deluged with phone calls (at least 300) complaining about not being able to safely dispose of toxic waste like paint, pesticides and batteries. By spring of 2006 Public Works Director met with HHW and reinstated the funding. The point is that Saratoga residents are very concerned with protecting their environment from pollutants. A point made again when, approximately thirty parents and students spent a Saturday morning in April cleaning up the banks of Saratoga Creek and an adjacent downtown area parking lot.

This take-charge attitude spills over into neighborhood vigilance and reporting of potential incidents such as pool discharges and mud tracking,

In FY05-06, seven (7) pool and spa discharges were the most commonly reported incident types. Three (3) incidents were not found and one (1) was an allowable discharge. Three (3) inspections were related to illegal dumping[1]. Two (2) equipment cleaning discharges were reported, one from a food facility and the other from a construction site. One incident was related to an oil and grease discharge which overflowed from a cleanout near three restaurants. This confirms the importance of educating restaurant owners on the need for regular grease trap maintenance. Additionally, two (2) accidental spills and one (1) hydraulic line break were reported. Other incident types were: one (1) grey water discharge, and one (1) miscellaneous construction incident. A notable trend is that Saratoga has a substantial number of pool discharges and construction related incidents.

Overall, Saratoga experienced some uncommon violations in FY05-06. Dumping had not previously been a problem in the City; in fact the City has had to look hard for trash to pick up. The dumping issue pertains to the downtown area and is being addressed as a criminal action that will be monitored by Police and City Code Enforcement.

Since the beginning of the West Valley Inspector's proactive restaurant inspection program there have been only a few restaurant violations, but it is clear that grease and oil are a threat to the cleanliness of the downtown area as well as to the nearby storm drains. The West Valley Inspector will continue to be proactive in this area. Residential awareness of pool discharge problems is good and will likely continue to be a source of several inspections. The City of Saratoga recently ordered more Pool and Spa brochures to display at the City Planner's counter and to give to new pool & spa owners.

[1] The site, adjacent to Saratoga Creek, is fairly hidden by trees and other vegetation. After an initial inspection it was determined that periodic dumping was occurring from a parking lot which backs up to a steep, well-hidden, stretch of creek bank. Saratoga Police and City Code Enforcement responded by putting the site on watch and visiting each of the surrounding businesses with warning notices. Due to the types of trash found it is not believed that the businesses are responsible for the dumping. The dumpster area, however, contributes to the trash problem.

Saratoga
IC/ID Inspections Annual Report FY05 06

#	IC/ID Date	Contact Name (Resp Party)	Location/Address of Incident	ICID Incident Report Source (Origin)	ICID Incident Source	ICID Incident Type	ICID Enforcement Action	Findings: (Comments)	Status	Compliance Date
Accidental Spills										
1	11/3/2005	Saratoga Library	13650 Saratoga Av., Saratoga	Other agency	Commercial	Accidental spills	Verbal Notice	Gas leak. Fire responded. Hosed down with water to prevent spark. Nothing got to SD. All AOK.	Incident - Resolved	
2	4/3/2006	Green Valley Disposal	13243 Via Ranchero Dr., Saratoga	Inter-departmental	Residential	Accidental spills	Warning Notice	15 to 20 gals. Of hydraulic oil in street. Line burst in back of garbage truck. Some got to SD. Absorbed most of it. Fire and city worked well together.	Incident - Resolved	4/3/2006
Allowable Discharge										
1	3/30/2006	Construc-tion Site	14778 Vickery Ave., Saratoga	Other	Construction Sites	Allowable discharge	No Action	New house under construction. Pumping rain water from basement. No problem. Just rain water.	Incident - Resolved	3/30/2006
Complaint Not Found										
1	2/21/2006	Saratoga Rose Int'l Market #2	14445 Big Basin Way, Saratoga	Inter-departmental	Food Facilities	Complaint not found	Verbal Notice	Reported washing mats outside in parking lot. He told me they never wash mats outside. I told him to talk with his people, just in case.	Incident - Resolved	2/21/2006
2	4/28/2006	Tim Reilley	20291 (Hwy 9) Saratoga-Los Gatos Rd., Saratoga	Citizen Complaints	Construction Sites	Complaint not found	No Action	Citizen reported stuff in creek due to construction of new house. Everything looks normal to me. Nothing in creek.	Incident - Resolved	4/28/2006
3	6/14/2006	Street Gutter	Baylor Av. @ Villanova Rd., Saratoga	Citizen Complaints	Residential	Complaint not found	No Action	One gallon of paint reported in gutter. No paint. Cannot find source or paint. Non problem.	Non-Incident	6/14/2006
Dumping										
1	12/7/2005	Parking Lot Behind Business	Big Basin Wy, Saratoga (Northwest side)	Inter-departmental	Commercial	Dumping – non-hazardous	Verbal Notice	Trash problem. Illegal dumping site. Top of slope above Saratoga Creek. Held a meeting with City Staff to discuss cleanup and enforcement. Referred to Saratoga Police and Saratoga Code Enforcement. Code Enforcement Officer visited businesses to warn of illegal dumping by outsiders. Police are watching this site.	Referred to Agency for Action	12/7/2005

Saratoga
IC/ID Inspections Annual Report FY05 06

#	IC/ID Date	Contact Name (Resp Party)	Location/Address of Incident	ICID Incident Report Source (Origin)	ICID Incident Source	ICID Incident Type	ICID Enforcement Action	Findings: (Comments)	Status	Compliance Date
Dumping continued										
2	5/15/2006	Stan Davis	20701 Leonard Rd., Saratoga	Citizen Complaints	Residential	Dumping – non-hazardous	Verbal Notice	Three piles of asphalt on side of driveway adjacent to creek, reported by neighbor to SCVWD. Resident called me, they were not home when I went out. They are redoing their driveway. Piles will be gone this week. OK now.	Incident - Resolved	5/15/2006
3	12/7/2005	Parking Lot Behind Business	Big Basin Wy, Saratoga (Northwest side)	Inter-departmental	Commercial	Dumping – non-hazardous	Verbal Notice	Lids not closed on dumpsters. Held a meeting to discuss cleanup and to enforce keeping lids closed. Referred to City, City Code Enforcement Officer visited businesses	Referred to Agency for Action	12/7/2005
Equipment Cleaning										
1	2/2/2006	Eric Leonard, owner	14510 Big Basin Wy., Saratoga (in back of)	Inter-departmental	Food Facilities	Equipment cleaning	No Action	Dumpster area in back serves four restaurants (Hong's, Masu,Florentine, and La Fondue). Met with Kristin, Sara., and A. Steve Cali, owner of property. Clean Sweep was power washing dumpster area, properly. AOK.	Incident - Resolved	2/2/2006
2	2/15/2006	Tulvas Construc-tion	14416 Big Basin Way, Saratoga	Inter-departmental	Construction Sites	Equipment cleaning	Verbal Notice	Putting in new concrete floor. Reported as washing tools in gutter. They assure me no concrete got into gutter, only water. Told them to use a sink, not gutter.	Incident - Resolved	2/15/2006
Food Facilitiy Oil & Grease Discharge										
1	1/11/2006	Geri Forsyth, Mgr.	14510 Big Basin Wy., Saratoga	Inter-departmental	Commercial	Food Facility Oil & grease discharge	Verbal Notice	Raw sewage came out of C/O in front of store. I talked with Geri Forsyth, Mgr. WVSD also came out and cleaned up. A little got to SD. Private sewer problem. Four restaurants use this sewer line which blocked. Peter, WVSD, is working on problem with owners	Incident - Resolved	1/12/2006
Grey Water Discharge										
1	1/4/2006	Residence	19802 Charters Av., Saratoga	Inter-departmental	Construction Sites	Grey water discharge	Verbal Notice	House under construction. Rain water from backyard being drained to street. I explained proper way to do it, sewer C/O, or dirt area. All AOK now.	Incident - Resolved	1/4/2006

Saratoga
IC/ID Inspections Annual Report FY05 06

#	IC/ID Date	Contact Name (Resp Party)	Location/Address of Incident	ICID Incident Report Source (Origin)	ICID Incident Source	ICID Incident Type	ICID Enforcement Action	Findings: (Comments)	Status	Compliance Date
Misc.										
1	4/28/2006	Murray Engs., Inc.	14600 Westcott Dr., Saratoga	Other	Construction Sites	Misc. incidents	Verbal Notice	New house under construction. Big mess all around house, pieces of lumber etc. Asked them to clean up. All OK.	Incident - Resolved	4/28/2006
Pools/Spas/Fountains Discharge										
1	8/1/2005	See above	20056 Karn Circle, Saratoga	Citizen Complaints	Residential	Pools/Spas/Fountains discharge	Verbal Notice	Someone discharged a pool. I think it was the above address. No one home. White powder left in gutter. Rick Torres, Saratoga, said sweeper will clean up. Left Bus. Card & Pool brochure at this address.	Incident - Resolved	8/1/2005
2	12/15/2005	Ralph Bass, Galante Bros.	12623 Arroyo De Arguello, Saratoga	Citizen Complaints	Construction Sites	Pools/Spas/Fountains discharge	Warning Notice	Citizen (Joan Smith) called in regard to draining a pool into gutter. I went right out. Construction by Galante Brothers draining stagnant water, not clorinated. I explained proper way. Issued NTC#1901.	Incident - Resolved	12/15/2005
3	1/4/2006	Residence	13214 Glen Brae Dr., Saratoga	Other drive by	Residential	Pools/Spas/Fountains discharge	Verbal Notice	Drive by. Hose in driveway running to street. Draining pool. Sewer C/O is under concrete driveway. We moved hose to a dirt area. Done. OK now.	Incident - Resolved	1/4/2006
4	1/4/2006	Residence	20407 Cunningham Pl., Saratoga	Interdepartmental	Residential	Pools/Spas/Fountains discharge	Verbal Notice	Due to rain she was going to drain some excess pool to street. She had not done it yet, so I explained proper way, to sewer C/O. She was pleased to know, said she would do that. OK!	Incident - Resolved	1/4/2006
5	1/4/2006	Residence	19947 Merribrook Dr., Saratoga	Interdepartmental	Residential	Pools/Spas/Fountains discharge	Verbal Notice	Excess pool water from rain was being drained to street. In future drain to dirt area. We could not locate sewer C/O. OK now.	Incident - Resolved	1/4/2006
6	5/4/2006	Residence	Vickery Ave, Saratoga	Interdepartmental	Residential	Pools/Spas/Fountains discharge	Verbal Notice	A powdery material in gutter, it appears some one washed out a pool filter at curbside. I distributed pool and spa brochures up and down the street along with door hangers.	Incident - Resolved	54/06
7	6/6/2006	Joan Smith	21116 Comer Dr., Saratoga	Citizen Complaints	Residential	Pools/Spas/Fountains discharge	No Action	Report of draining swimming pool. Could find no signs of pool draining. All OK.	Non-Incident	6/6/2006
Water Line Breaks										
1	10/6/2005	Iveta, Saratoga	14467 Big Basin Way, Saratoga	Other agency	Public facilities and Utilities	Water line breaks	No Action	Water coming out of pipe. Problem solved. Irrigation pipe belonging to City of Saratoga was broken. Now repaired.	Incident - Resolved	10/20/2005

Training Summary: Illegal Connections & Illegal Dumping

Training Description	Date	Attendees
IC/ID Training for City of Campbell Public Works Staff Presenter: WVCWP Stormwater Discharge Inspector **Topics:** • IC/ID standard operating and reporting procedures • Incident referrals to the WVCWP are encouraged • pool water discharges • IC/ID response • Challenges/improvements to response program	**September 21, 2005**	**City of Campbell** PW Superintendent Senior City Engineer City Engineer Sr Construction Inspector Acting St Maint Supervisor PW Office Specialist
IC/ID Training for Restaurant Inspectors Presenter: WVCWP Stormwater Discharge Inspector **PowerPoint Presentation Topics:** • Importance of reporting all potential West Valley stormwater violations • Updated contact information • How to report urban runoff violations to municipal inspectors to ensure accurate tracking and follow up • Feedback on the effectiveness of outreach & educational handout • Reminder to distribute pesticide reduction fact sheets called "Don't Set a Table for Pests" to restaurants	**April 18, 2006**	Department of Environmental Health Inspectors (22)
Sponsor: California Stormwater Quality Association (CASQA) Speaker: Linda C. Garcia, Riverside County Flood Control **Topics: Riverside County's IC/ID Program**	**October 4, 2005**	**WVCWP** Program Manager

Campbell, Los Gatos, Monte Sereno, Saratoga

West Valley Communities

FY 2005-2006 ANNUAL REPORT

Training Summary: Illegal Connections & Illegal Dumping

Training Description	Date	Attendees
Sponsor: California Stormwater Quality Association (CASQA) Speaker: Regan S. Bailey, Wastewater Resources Analyst Nicole Green, Environmental Compliance Inspector II, City of Riverside **Topics: Mobile Pressure Washers, Complying with Stormwater BMPs**	**October 4, 2005**	**WVCWP** Program Manager

Industrial Commercial Discharger Control Program

City of Campbell

Town of Los Gatos

City of Saratoga

THIS PAGE INTENTIONALY LEFT BLANK

Saratoga

Santa Clara Valley Urban Runoff Pollution Prevention Program

FY 2005-2006 ANNUAL REPORT

INDUSTRIAL/COMMERCIAL DISCHARGER CONTROL PROGRAMS

Annual Report FY 2005-2006 Self Evaluation Matrix

Source	Task Source	FY 05-06 Work Plan Tasks	FY 05-06 Accomplishments	Responsible Party
	URMP	a. Joint Inspections of Retail Food Facilities Continue joint inspection program w/ DEH. Approximate number of *food handling* facilities in Saratoga is 97. All facilities will be inspected at a minimum once per year. WVCWP IC/ID Inspector will conduct follow-up and distribute BMP materials as needed per DEH referrals. Continue to evaluate data management and reporting for desirable improvements or updates.	In FY05-06, all 97 food-handling facilities in Saratoga were inspected; most of them were inspected 2 or 3 times by Santa Clara County Environmental Health Specialists (inspectors). A total of 206 food facility inspections or re-inspections were conducted by DEH in Saratoga.	Inspections conducted by SCC DEH; Annual Mtg co-ord by WVCWP
	URMP	b. Training & Evaluation Conduct annual joint meeting/train'g w/ Cupertino and SCC DEH to evaluate Inspection Prgm and discuss improvements. Annual meeting per agreement; scheduled for Spring each yr.	On April 18, 2006 the WV Cities, Cupertino and the County conducted an inspector training meeting. The WVCWP Inspector presented a slide show with photos of urban runoff violations that the Clean Water Program encounters. See evaluation below.	WVCWP to co-ord. w/ Cupertino & DEH
	Continuous Improvement Item	d. Restaurant Inspection Program Continue implementation of proactive inspection program targeting medium to large-scale restaurants. First began as a pilot in FY 02-03. *Medium to large-scale* restaurants are defined as, restaurants with 6 or more employees and/or ones that routinely handle large quantities of grease (approx. 21 in Saratoga). Restaurants are targeted because of the higher probability	Since the West Valley Restaurant Inspection Program's inception in 2002, the WVCWP Inspector has provided at least 235 pro-active inspections for 127 targeted restaurants in the cities of Campbell, Los Gatos and Saratoga. Out of 21 restaurants targeted in Saratoga, most have been visited more than one time and almost all are familiar with the West Valley Clean Water Program. In FY 05-06, three (3) restaurants were inspected pro-actively. All three inspections revealed clean sites, free of urban runoff violations. No violations were noted by DEH for food	WV Inspector

Saratoga

Santa Clara Valley Urban Runoff Pollution Prevention Program

FY 2005-2006 ANNUAL REPORT

Source	Task Source	FY 05-06 Work Plan Tasks	FY 05-06 Accomplishments	Responsible Party
		that this subset of food handling facilities may contribute to stormwater pollution.	facilities in Saratoga.	
	URMP	c. Joint Inspections of Ind/Comm Facilities Continue joint inspection program. Approximate number of active facilities in Saratoga is 8. The inspection frequency goal for FY05-06 is 100%. The total number of facilities by business category inspected in FY05-06 will be included in the annual report.	In the City of Saratoga, 8 commercial / industrial facilities were inspected by the Fire Dept, meeting 100% of the inspection goal. Of the facilities inspected, the Fire Dept found nineteen no potential or actual violations.	Inspections conducted by SCC Fire
	URMP	d. Training & Evaluation Conduct annual joint meeting/training w/ SCC Fire to evaluate inspection reporting and confirm distribution of materials.	The Fire Dept's annual facility inspection training pertaining to urban runoff requirements was provided to 184 inspectors from May 8th through May 31st 2006. The Inspectors noted that they have plenty of handout materials; West Valley businesses have received all of the educational material during prior inspections. The Fire Dept's Sr Haz Mat Specialist, who provides training to inspectors met with the West Valley Clean Water Prog Mgr and WV Inspector on 3/1/06 to evaluate current procedures and determine revisions for a new Facility Inspection Agreement for FY06-07. A revised inspection form was developed to simplify reporting procedures. Another training meeting between WVCWP Mgr and Fire Dept's Sr. Haz Mat Specialist was held on 5/12/06 to review updated procedures for inclusion in the new Agreement.	Annual Mtg arranged by WVCWP w/ Sr. Haz Mat Specialist

Saratoga

Santa Clara Valley Urban Runoff Pollution Prevention Program

FY 2005-2006 ANNUAL REPORT

Source	Task Source	FY 05-06 Work Plan Tasks	FY 05-06 Accomplishments	Responsible Party
	Continuous Improvement Item	e. Vehicle Shop Inspection Program The West Valley Clean Water Program will continue expansion of vehicle shop inspection program, targeting auto repair facilities in the West Valley area and providing additional education on stormwater, vehicle-washing, issues.	In FY05-06 the West Valley Inspector conducted two (2) pro-active inspections of vehicle shops in the City of Saratoga. Both facilities were clean and free of urban runoff violations.	WV Inspector
	2001 Annual Review	e. NOI Filers Provide updated list of NOI Filers to SCC Fire.	The list of NOI sites (2 in Saratoga) was sent electronically to the Fire Dept on 5-15-2006.	WV Inspector
	URMP	f. Education Distribute BMP materials during routine inspections. Distribute follow up education information for businesses cited for potential stormwater violations.	During FY 05-06, the WVCWP Inspector distributed thirty-eight (38) IC/ID and IND brochures and fact sheets in Saratoga, as part of his outreach and education program. The Fire Dept also distributes a stormwater compliance packet to new commercial /industrial business owners or management.	SCC Fire; WV Inspector

Saratoga

Santa Clara Valley Urban Runoff Pollution Prevention Program

FY 2005-2006 ANNUAL REPORT

Industrial/Commercial Inspection Report Data FY05-06					
DEH Inspections • 97 Food-Facilities • 206 Inspections • No potential / actual violations **Fire Dept Inspections** • 8 by Fire District (See list at right) • No potential / actual violations	**Fire Dept Inspections** • 4 Automotive • 2 Dry Cleaners • 1 Haz Waste Facility • 1 Underground storg tank	**Fire Dept referred 0** No potential or actual violations were referred to the WVCWP Inspector for follow up **DEH referred 0** No potential or actual violations were reported by DEH	• **No Potential Violations found as a result of 219 proactive Industrial or Commercial inspections**	**(5) WVCWP** Pro-active Inspections • **2** Automotive • **3** Food Service See Inspector's report on facilities with violations in IC/ID report (first section of this report)	**IND & Commercial # of Inspections** **WVCWP 5** **Fire Dept 8** **DEH 206** **Total 219**

Industrial/Commercial Program Evaluation

Fire Dept Inspections of Industrial / Commercial Facilities:

Of the 8 facilities inspected by the Fire Dept NO potential or actual violations were found. Since there were no violations as a result of proactive inspections, the sites with previous violations noted as a result of enforcement response calls from the IC/ID report will be prioritized for inspections at the beginning of FY06-07.

After a steady stream of improvements and more communication between Fire Dept and WVCWP staff, the inspection program is prepared for maximum efficiency for the West Valley Cities in FY06-07. When Saratoga was added to the Fire Dept Inspection Agreement for Campbell and Los Gatos (7/1/02) all West Valley facility inspections were coordinated under one umbrella. Monte Sereno does not conduct IND inspections because it has NO industrial or commercial facilities. Since 2001, WVCWP staff has met with Fire Dept staff at least twice a year to discuss standardized reporting, documentation and follow-up.

A new Industrial Commercial Facility Inspection Agreement was signed by the West Valley Cities and the Fire Dept in June 2006.

On March 1, 2006 the WVCWP Manager met with the Santa Clara County Fire Dept, Hazardous Material Specialist, who administers the Agreement for the Fire Dept. The new Agreement was written after reviewing the FY 04-05 Agreement and comparing it to West Valley IC/ID and IND Performance Standards (Revised URMP 2004). The new Agreement, signed in June 2006, covers a five-year period, with annual increases in inspection costs. The Agreement reiterates the importance of referrals to the West Valley Inspector for follow-up. The IND Performance Standard operating procedures are attached to the Agreement as a reference for annual inspector training.

One of Saratoga's problem sites, Classic Car Wash, did not have any violations this year. Last year they installed a waste water capture system to take care of vehicle wash water flowing to the storm drain.

Industrial/Commercial Program Evaluation Continued

Annual Food Facility Inspection Training Meeting

On April 18, 2006, twenty-two (22) DEH Consumer Protection Division's Environmental Health Specialists attended a training meeting and slide show presented by the WVCWP Inspector. The evaluation from the Supervising Health Specialist was positive: "Jack's presentation was great, and helpful. I believe that review and reinforcement of what a specialist is to look at during at inspection is always beneficial. Comments from staff were positive, especially regarding the photos." Inspectors were shown photos of typical problems. The importance of reporting all potential West Valley stormwater violations to the West Valley inspector was re-emphasized. Due to increased awareness, DEH inspectors referred at least one potential urban runoff violation, unrelated to food facility inspections, to the WVCWP Inspector this year. Other topics covered at this meeting were:

- Updated contact information;
- How to report urban runoff violations to municipal inspectors to ensure accurate tracking and follow up;
- Feedback on the effectiveness of outreach & educational handouts
- Reminder to distribute pesticide reduction fact sheets called "Don't Set a Table for Pests" to restaurants.

At the beginning of FY 05-06 the West Valley Inspector began a more aggressive effort to alert restaurants to the need for regular grease interceptor maintenance. A strategy meeting between the WVCWP Inspector and the West Valley Sanitation District's Director of Operations resulted in a decision to request a copy of grease interceptor maintenance records. It is not necessary to review the records as long as the facility can produce them. The Sanitation District is notified if the records are not available. At the April 18th training meeting for DEH Inspectors, the West Valley Inspector suggested that Environmental Health Specialists look for grease trap maintenance records during their restaurant inspections.

Saratoga
IND Inspections Annual Report FY05 06

#	IND Date	Facility Name	Facility Address	Enforcement Actions	Inspection Notes	Notes 2
Food Facility						
1	1/31/2006	Masu Restaurant	14510 Big Basin Wy., Saratoga	Verbal Notice	Pro-active inspection due to past history. Restaurant looks OK.	AOK.
2	1/31/2006	Florentine Restaurant	14510 Big Basin Wy., Saratoga	Verbal Notice	Pro-active inspection due to past history. Restaurant looks OK. Showed owner dumpster area and grease bin. He will talk to his employees. Cooperative.	Restaurant OK. Keep track of dumpster area.
3	1/31/2006	La Fondue Restaurant	14510 Big Basin Wy., Saratoga	Verbal Notice	Pro-active inspection due to past history. Restaurant looks OK. Follow up on dumpster area and grease bin in back.	Restaurant OK. Keep track of dumpster area and grease bin in back.
Automotive Facilities						
4	3/6/2006	Union 76, Gas station	12015 Saratoga-Sunnyvale Rd., Saratoga	No Action	Pro active inspection. They pump gas only. No service bays.All clean. No spills. No sewer problems. All AOK.	No problem. AOK.
5	3/8/2006	Union 76, Gas station	14395 Big Basin Way, Saratoga	No Action	Pro active inspection. Pump gas only. No service bays. Clean. No problem.	All OK.

West Valley Communities

FY 2005-2006 ANNUAL REPORT

Training Summary: Industrial/Commercial Discharger Control Program

Training Description	Date	Attendees
SCC Fire Dept & WVCWP Training **Topics:** ▪ Evaluate current inspection procedures pertaining to urban runoff requirements ▪ Review NPDES Inspection and data requirements ▪ Develop a revised inspection form to clarify reporting procedures ▪ Determine revisions for a new Facility Inspection Agreement for FY06-07	**March 1, 2006**	**WVCWP (2)** Program Manager Stormwater Discharge Inspector **SCC Fire District (1)** Senior Haz Mat Specialist
SCC Fire Dept & WVCWP Training **Topics:** ▪ Review inspection procedures to include in Facility Inspection Agreement ▪ Determine reporting procedures	**May 12, 2006**	**WVCWP (2)** Program Manager Stormwater Discharge Inspector **SCC Fire District (1)** Senior Haz Mat Specialist
SCC Fire Dept. Training for Inspectors Coordinator: John Justice Multiple Trainings - average of 8 firefighters per Training **Topics**: The Fire Dept's annual staff training was provided to their inspectors through the month of May, 2006. The Inspectors noted that they have plenty of handout materials; most businesses have received all of the educational material during prior inspections. See evaluation below. ▪ Conducting an Industrial Inspection for urban runoff issues ▪ Reporting violations found during Inspections ▪ Filling out Urban Runoff Program inspection forms ▪ Discuss educational materials for distribution during Inspections ▪ Q & A and discussion	**May 8 – 31 2006**	**SCCC Fire District - 184** Senior Deputy Fire Marshall and all field staff Due to staff rotation, any firefighter may be called upon to do inspections; therefore, all firefighters in District received training

Training note:

In FY05-06 Fire Dept Inspector trainings were updated to include material which was covered during SCVURPPP's FY04-05 pre-workshop planning sessions and the end of year Industrial/Commercial and IC/ID Inspection Workshop. Fire Dept staff attended the pre-workshop planning meetings to help determine topics which would be helpful for their in-house inspector training sessions. In June 2005, three (3) SCC Fire District staff and several West Valley municipal staff attended the all day IND & IC/ID Inspection workshop.

West Valley Communities

FY 2005-2006 ANNUAL REPORT

Training Summary: Industrial/Commercial Discharger Control Program

Training Description	Date	Attendees
WVCWP Training Meeting: Fire Dept Agreement Presenter: WVCWP Program Manager **Topics:** ▪ Review Draft Fire Dept Agreement ▪ This version has an added attachment: "Exhibit B", based upon the Performance Standards (from municipal URMPs), it's added for reference and clarification. ▪ Possibility of prioritizing inspections	**May 23, 2006**	**WVCWP (3)** **Campbell (1)** Sr. Engineer **Los Gatos (1)** Sr. Engineering Tech **Saratoga (1)** PW Analyst
Annual Food Facility Inspection Training Meeting Presenter: WVCWP Stormwater Discharge Inspector *See **ICID Section "Program Evaluation"** for additional details* **Topics**: ▪ Updated contact information; ▪ How to report urban runoff violations to municipal inspectors to ensure accurate tracking and follow up; ▪ Feedback on the effectiveness of outreach & educational handouts ▪ Reminder to distribute pesticide reduction fact sheets called "Don't Set a Table for Pests" to restaurants.	**April 18, 2006**	**WVCWP (2)** Program Manager Stormwater Discharge Inspector **Dept. of Environmental Health (22)** DEH Env. Health Specialists

Public Agency Activities

City of Campbell

Town of Los Gatos

City of Monte Sereno

City of Saratoga

THIS PAGE INTENTIONALY LEFT BLANK

PUBLIC AGENCY ACTIVITIES: Operation and Maintenance

FY 2005-2006 Work Plan Self Evaluation Matrix

Activity	Task Source	FY05-06 Work Plan Tasks	FY 05-06 Accomplishments	Responsible Party
Storm Drain Operations and Maintenance				
Annual Storm Drain Cleaning	2004 URMP	Continue contract w/ WVSD. Continue schedule/cycle for inspection and cleaning of storm drain system (two year cycle for residential & one year cycle for commercial/industrial); Public Works staff will clean high leaf drop and other noted areas more frequently and as needed.	WVSD performs systematic storm drain cleaning and inspection annually. Saratoga is on a biennial cycle. City crew assist the contracted sweeper by providing additional cleaning in high leaf drop areas and removal of storm debris from all inlets and grates as needed.	Pub Works Dir contract: Streets Supervisor coordinates in-field operations
Training - Annual WVSD/ Storm Drain Oper. & Maint.	FY05-06 Workplan	Annual WVSD Storm Drain Operations & Maint. Supervisors training meeting - evaluate status of annual storm drain cleaning and provide training on other Pub Works maintenance issues.	The annual WV Storm Drain Op & Maint. Supervisor's workshop was held on June 19, 2006. Five (5) Saratoga staff attended, including the Street Supvsr, Street Leadworker, Street Specialist, Parks Supvsr and Park Leadworker. Staff from WVSD, WVCWP, and the other WV Communities also participated. Topics included: • Storm Drain Maintenance findings by WVSD • Review of Emergency Response Procedures for SD overflow • Presentation on Street Sweeping for Water Quality • Power Point Presentation on BMPs for Streets, Rural Public Works and Storm Drain Maintenance Round table discussion on all topics	Led by WVSD; Attend by Streets Supervisor and Maint staff, Hosted by WVCWP
Storm Drain Stencils or Signage	C/I item -Source Control Measure	Continue to replace and/or upgrade storm drain stencils or signage on storm drains or catch basins, as needed.	Saratoga decided not to use more thermoplastic storm drain stencils than it initially ordered for the pilot. While the durability is excellent, the cost is prohibitive (about $250 each, installed). Storm drain signage is replaced if it becomes worn, or bent (if it is metal). The City primarily	Streets Supvsr

Saratoga

FY 2005-2006 ANNUAL REPORT

Activity	Task Source	FY05-06 Work Plan Tasks	FY 05-06 Accomplishments	Responsible Party
			uses painted stencils because they are easy to apply, they can be installed on flat surfaces (unlike the thermoplastic stencils) and the savings in staff time and cost of stencils is substantial. The metal plates, previously installed by the WV communities, are no longer applied because they tended to bend over time, exposing sharp edges and therefore creating a potential to injure pedestrians or bicyclists.	
Street Sweeping/ Pavement Management				
Street Sweeping Program	URMP	By contract – residential swept twice monthly; downtown every week; arterials and Commercial/industrial areas once weekly. High leaf drop and other noted areas cleaned more frequently and as needed (i.e., construction zones - swept by responsible party).	This year the City collected an annual total of 521.5 cubic yards of debris from sweeping 2,310 residential curb miles; and collected 108 cubic yards of debris from sweeping 715 curb miles of commercial streets. **The annual combined total was 629.5 cubic yards of debris collected from sweeping 3,025 curb miles.** Saratoga hired a new street sweeping contractor in August 2005. Because of the transition, no street sweeping data was collected for the month of July, 2005. In preparation for street sweeping, City crews removed 200 cubic yards of leaves. In addition to street sweeping and leaf removal by staff, all residents and businesses are required to utilize large recycling bins for leaves and other yard waste as part of their trash collection service. Yard waste is not allowed in streets but waste from receptacles is picked up weekly. **A total of 10,771.5 tons of yard waste was recycled** in Saratoga during FY 05-06.	Street Supervisor
Street Sweeping Data Collection		Collect and review street sweeping data and provide number of curb miles swept and cubic yards of debris quarterly, to SCVURPPP for evaluation of effectiveness.	Street Sweeping data was collected monthly and provided to the SCVURPPP at the end of the fiscal year.	Street Supvsr and Public Works Assistant, WVCWP to assist

Saratoga

FY 2005-2006 ANNUAL REPORT

Activity	Task Source	FY05-06 Work Plan Tasks	FY 05-06 Accomplishments	Responsible Party
Training	FY05-06 Work Plan	As needed, provide training meetings, on collection of street sweeping data to appropriate municipal staff.	Training for municipal staff on street sweeping, data requirements and state of the art street sweeping methods, was included in WVCWP's June 19, 2006 Storm Drain Operation and Maintenance Supervisors workshop.	Street Maint Supvsr with WVCWP to assist
Corporation Yard				
SWPPP	URMP	SWPPP - Implement BMPs.	The current BMPs are working effectively and no problems have been encountered. The City of Saratoga along with the other West Valley communities plans to hold a round-table review and discussion of West Valley municipal SWPPPs during FY06-07. The corp yard SWPPP and standard operating procedures (SOPs) will be evaluated to determine if revisions or additions to the manual are needed.	Street Maint Supvsr & PW staff
Staff Training	FY05-06 Workplan	Perform Annual Review and evaluation of BMPs w/ Corp-Yard walk-thru	On June 8th, 2006 Saratoga street and park maintenance staff (16 employees) reviewed the City's SWPPP procedures and received training on best management practices (BMPs). A tour of the Corp Yard was conducted. Locations of several absorbent stations were pointed out.	Street Maint Supvsr & PW staff
Rural Public Works Activities				
Rural Public Works Perf Std	URMP	Continue implementation of Rural Public Works Performance Standard	No Rural Public Works construction took place this year. The model Performance Standard has been implemented. SOPs were reviewed and updated as part of the City's Urban Runoff Management Plan revision in 2004.	Street Maint Supvsr
Staff Training	FY05-06 Workplan	Train appropriate Public Works staff on the use of current BMPs and SOPs, as noted in the performance standard.	On June 19, 2006, WVCWP held a Storm Drain Maintenance workshop and gave a presentation for street maintenance staff on BMPs for Rural Public Works. The meeting included a round table discussion among staff from all of the West Valley communities. Requirements of the Performance Standard were reviewed and photo slides of BMPs were shown. Five (5) Saratoga PW staff attended,	Street Maint Supvsr, WVCWP to assist

Saratoga

FY 2005-2006 ANNUAL REPORT

Activity	Task Source	FY05-06 Work Plan Tasks	FY 05-06 Accomplishments	Responsible Party
			including the Street Maintenance Supervisor and Park Supervisor.	

Rural Public Works Program Evaluation

Stormwater BMPs are currently discussed in pre-construction meetings with contractors; the City inspects all contracted rural public works work in its jurisdiction and ensures the use of stormwater quality and erosion control BMPs. No capital improvement projects involving Rural Public Works were conducted this year. When future construction of Rural Public Works takes place, measures will be implemented for erosion prevention.

Street Sweeping Comparison for FY04-05 and FY05-06

Fiscal Year 04-05

Curb Miles Swept	Debris Collected	Yard Waste Collected
Residential **2,520 curb miles** swept **Commercial & Arterials** **780 curb miles** swept **Annual Combined Total** **3,300 curb miles swept**	**Residential & Commercial & Arterials** The residential & commercial cubic yards of debris was **not available** because it was not tracked separately in FY04-05. Saratoga changed sweeping contractors in July 2005. Data was tracked separately in FY05-06. **Annual Combined Total** **705 cubic yards** of debris collected	An annual total of **10,939 tons** of yard waste was picked up by garbage collection service during FY 04-05

Fiscal Year 05-06

Curb Miles Swept	Debris Collected	Yard Waste Collected
Missing 1 month's data (July 2005) due to change in contractors **Residential** **2,310 curb miles** swept **Commercial & Arterials** **715 curb miles** swept **Annual Combined Total** **3,025 miles curb miles swept**	Missing 1 month's data (July 2005) due to change in contractors **Residential** **521.5cubic yards** of debris collected **Commercial & Arterials** **108 cubic yards** of debris collected **Annual Combined Total** **629.5 cubic yards** of debris collected	An annual total of **10,771.5 tons** of yard waste was picked up by garbage collection service during FY 05-06

Saratoga

FY 2005-2006 ANNUAL REPORT

Public Agency Activities: Operations and Maintenance Evaluation

Storm Drain Maintenance: The West Valley Sanitation District (WVSD) finished a major task during FY05-06 which will make storm drain cleaning procedures more efficient and the annual SD reports more useful to the WV cities. Since the project began in FY04-05, WVSD staff have been building a database (using asset mgmt software) that would number the storm drains at upstream and downstream locations and provide the street name. FY05-06 was the first year that the enhanced storm drain maintenance reports, with street names, were available to the cities. WVSD presented them at WVCWP's June 19th workshop. The reports document the status of each stormdrain and, if applicable, the nature of any problem. The majority of structures were "clean" but a few were noted as having obstructions (e.g. "leaves/paper"). Other descriptors that are available in the report are: mud/dirt, foreign object, rocks/stone, sand/gravel, etc. All structures, as needed, are cleaned at the time of inspection. The WVSD's report may be used by WV cities to help monitor POC problems, such as trash sites.

Street Sweeping: The City of Saratoga sweeps approximately 210 curb miles of residential streets and 65 curb miles of commercial and arterial streets monthly. In FY05-06, the City was forced to hire a new sweeping contractor. The previous contractor did not track residential and commercial debris separately. This was partly due to the layout of the City. Saratoga is predominantly residential; commercial areas exist as scattered pockets among residential areas and arterials are lined mainly by residential areas. The City took the opportunity to review the Program's data tracking standards with the new sweeping contractor so that optimum sweeping data would be available for annual reporting. However, the City was between sweeping contractors during the month of July 2005. Therefore, the total cubic yards of debris collected for FY04-05 was slightly higher (705 cubic yards) than it was for the current year (629 cubic yards) because one less month of debris was collected in FY05-06 due to the change in sweeping contractors.

While the amount of debris collected in Saratoga (629.5 cubic yards) through street sweeping is relatively little compared to Campbell (2,026 cubic yards) or Los Gatos (4,138 cubic yards) the amount of yard waste collected is substantial (10,771.5 tons) compared to Los Gatos (9,250.7 tons) and Campbell (6,609 tons). Regarding yard waste collection, the West Valley Communities have selected a new contractor to provide garbage & recyclable collection. The new contract will begin in March 2007. Yard waste collection methodology and tracking may change when the current contract with Waste Management expires.

The WVCWP Mgr gave a street sweeping presentation at the June 19th West Valley Storm Drain Maintenance workshop, based on a Street Sweeping workshop held on 5/8/2006 in San Jose. The principal speaker at the 5/8/06 workshop was the editor of Worldsweeper.com. He provided material for the WV training. The Town of Los Gatos purchased a new Street Sweeper and used it for the first time in FY05-06. The Town's Sweeper Operator drove the street sweeper to the WVCWP workshop for viewing and questions by other municipal staff. The Town PW Superintendent gave a brief talk on why this model of sweeper was selected. According to the PW Superintendent, this PM10 certified regenerative air sweeper will generate fewer dust particles than the Town's previous model of sweeper. This type of sweeper is required in Southern California, but not yet required in Northern CA.

Saratoga's new street sweeping contractor provided sweeping schedule post cards (schedule is also on the City's website) for the City to mail out to remind residents that cars must be moved off the street by 6.a.m. on the day sweeping is to occur.

Training Evaluation: Workshop evaluation forms from the 6/19/06 WVCWP Storm Drain Maintenance Workshop showed that all attendees thought the workshop was "informative and worthwhile." Attendees also requested continued updates on storm drain maintenance and street sweeping practices. Most of those who attended stayed for the optional discussion between cities at the end of the workshop.

Corporation Yard SWPPPs: The West Valley communities have included a task in their FY 06-07 workplans to hold a round table meeting with municipal staff to review and update, if necessary, corporation yard SWPPPs. The outcomes from this meeting and any SWPPP revisions will be reported in next year's annual report.

Saratoga

FY 2005-2006 ANNUAL REPORT

Campbell, Los Gatos, Monte Sereno, Saratoga

West Valley Communities

Santa Clara Valley Urban Runoff Pollution Prevention Program

FY 2005-2006 ANNUAL REPORT

Training Summary: Public Agency Activities

Training Description	Date	Attendees
WVCWP Monthly Meeting - Street Sweeping Training Presenter: WVCWP Program Manager **Topics:** ▪ Street Sweeping ▪ Annual Report Data Collection Requirements ▪ Disposal of Materials by Municipal Contractors ▪ NPDES Requirements in Contracts for Street Maintenance/CIP Activities ▪ BMPs Included in Contract Language ▪ BMPs Related to Proper Disposal of Debris (Street Sweeping)	**July 19, 2005**	**WVCWP (2)** Program Manager Program Assistant **Campbell** Senior Civil Engineer **Los Gatos (1)** Senior Engineering Technician **Saratoga (2)** Assoc Engineer Public Works Analyst
WVCWP Monthly Meeting - Rural Public Works BMPs Training Presenter: WVCWP Program Manager **Topics:** ▪ Resource for Rural Public Works BMPs is the Water Board's binder "Erosion & Sediment Control" (2002 Edition). ▪ BMPs must be included in Contract Language ▪ Street Sweeping data collection requirements ▪ If the CD containing all the construction tri-folds is referred to in the contract, and provided to the Contractor, that will show that BMPs are required during construction ▪ Identification description/list is in the URMP of what municipal projects would fall under the RPW definition, what the projects would be, who would be responsible, and that there is contract language requiring use of BMPs.	**Feb 28, 2006**	**WVCWP (3)** Program Manager Program Assistant Stormwater Discharge Inspector **Campbell (1)** Senior Civil Engineer **Los Gatos (1)** Senior Engineering Technician **Saratoga(1)** Public Works Analyst

SANTA CLARA VALLEY URBAN RUNOFF POLLUTION PREVENTION PROGRAM
FY 2005-2006 ANNUAL REPORT

WEST VALLEY COMMUNITIES

Training Summary: Public Agency Activities

Training Description	Date	Attendees
Annual Storm Drain Operations and Maintenance Training Meeting: **WV Communities & WV Sanitation District** Held at Monte Sereno City Hall; Sponsored by WVCWP Speaker: Peter Sevcik, WV Sanitation District & Cheri Donnelly< WVCWP . Topics included: • **Storm Drain Maintenance** findings by WVSD - Review of Emergency Response Procedures for SD overflow - Presentation on BMPs for Streets • **Street Sweeping** for Water Quality Presentation • **Rural Public Works** and Storm Drain Maintenance Presentation • Round table discussion on all topics • Questions, Comments – Evaluation	**June 19, 2006**	**WVCWP (3)** Stormwater Discharge Inspector Program Manager, Outreach Specialist **Campbell (5)** Public Works Superintendent PW Supervisor Street Maintenance Worker (3) **Los Gatos (3)** PW Superintendent Sr. Eng Tech/Stormwater Coord Street Sweeping Operator **Monte Sereno (1)** Assistant City Engineer & Eng Intern **Saratoga (5)** Street Maintenance Supervisor Lead Maint Worker & Maint Specialist Parks Supervisor Lead Parks Worker **WV Sanitation District (2)** Director of Engineering & Operations Operations Supervisor
Campbell Only Training Attendance		
City of Campbell – Corp Yard Walk-Through Presenter: John Iaquinto, Public Works Superintendent - Video **Topics:** ▪ Tour of the Service Center: ▪ Showed location of several absorbent stations ▪ Showed location of SWPPP ▪ Showed proper procedures for pressure washing on sidewalks and in parking lots	**May 10, 2006**	**Campbell (24)** Street Maintenance Lead Worker Street Maintenance Worker Equipment Maintenance Supervisor Mechanic II Parks Maintenance Supervisor Parks Maintenance Workers Other Publics Works Staff

SANTA CLARA VALLEY URBAN RUNOFF POLLUTION PREVENTION PROGRAM
FY 2005-2006 ANNUAL REPORT

WEST VALLEY COMMUNITIES

Training Summary: Public Agency Activities

Training Description	Date	Attendees
City of Campbell – Storm Water Pollution Prevention Topics Presenter: John Iaquinto, Public Works Superintendent **Topics:** • Drain Inlet Maintenance • Emergency Response for Chemical and Sewage Spills • Pool Routine Preventative Maintenance (chlorinated water disposal) • Emergency Urban Runoff Contacts	**June 2, 2005**	Public Works Supt Street Maintenance Workers (5) Street Maintenance Supervisors and Mechanics (5)
City of Campbell – Hazardous Materials Management Presenter: John Iaquinto, Public Works Superintendent **Topics:** • Hazardous Materials Management • Spill and Leak Response	**May 12, 2005**	Public Works Supt Street Maintenance Supervisors and Mechanics (5)
City of Campbell – Hazardous Materials Management Presenter: John Iaquinto, Public Works Superintendent **Topics:** • Hazardous Materials Management • Spill and Leak Response	**June 9, 2005**	Public Works Supt Street Maintenance Supervisors and Mechanics (5)

SANTA CLARA VALLEY URBAN RUNOFF POLLUTION PREVENTION PROGRAM
FY 2005-2006 ANNUAL REPORT

WEST VALLEY COMMUNITIES

Training Summary: Public Agency Activities

Los Gatos Only Training Attendance		
Corp Yard Walk-Through: Town of Los Gatos **Topics:** ▪ Review of BMPs ▪ Review SWPPP ▪ Corp Yard Utility Emergency Shutoff Locations ▪ Locations of Storm Drains ▪ Storage areas for Absorbents ▪ Location of SWPP ▪ Locations of Fire Extinguishers	**June 15, 2006**	**Los Gatos (4)** Senior Engineering Technician/Stormwater Coordinator Public Works Supervisor Public Works Superintendent
Saratoga Only Training Attendance		
Corp Yard Walk-Through: City of Saratoga Presented by Saratoga Street Maintenance Supervisor **Topics:** ▪ Review changes in SWPPP ▪ Corp Yard Utility Emergency Shutoff Locations ▪ Locations of Storm Drains ▪ Storage areas for Absorbents ▪ Location of SWPP ▪ Locations of Fire Extinguishers ▪ Review of BMPs	**June 8, 2005**	**Saratoga (16)** Street Maintenance Supervisor Parks Maintenance Supervisor Parks Lead Worker Parks Maintenance Workers Street Maintenance Workers Temporary Worker

August 28, 2006

City of Saratoga
Response to Comments on
FY04-05 Annual Reports

Saratoga:

No comments regarding Saratoga's FY05-06 Annual Report require a response, as listed in the San Francisco Bay Regional Water Quality Control Board letter to Mr. Dave Chesterman dated July 26, 2006.

THIS PAGE INTENTIONALY LEFT BLANK

Planning Procedures & New Development

City of Campbell

Town of Los Gatos

City of Monte Sereno

City of Saratoga

Saratoga

Santa Clara Valley Urban Runoff Pollution Prevention Program

FY 2005-2006 ANNUAL REPORT

PLANNING PROCEDURES

FY 2005-2006 Work Plan Self Evaluation Matrix

Source	Task Source	Work Plan Tasks	Accomplishments	Responsible Party
C.3.a Performance Standard Implementation -- Planning Procedures				
URMP: Planning Proced. Perf Std	C.3.a	Note in Annual Report any updated requirements or revisions to Planning Procedures Performance Standard in City's URMP to adequately address Provision C.3.	Any changes Saratoga's URMP or revisions to the Planning Procedures Performance Standard will be contingent on the content and format of the final Municipal Regional Permit.	Community Dev Dir/ Associate Planner
Training	C.3.a.6.	Ensure appropriate staff (i.e. planners, engineers and inspectors) is trained on any updates or new requirements specified in the local URMP, either by attendance at the C3PO Ad Hoc Task Group or during internal staff meetings.	Saratoga Public Works staff, and the West Valley Program Mgr and Inspector, attended SCVURPPP's June 2006 workshop on C.3 and BMP O&M Inspections. A SCVURPPP HMP training and slide show was held in West Valley on January 26, 2006 (see C.3.f below). On 7/19/05, 9/27/05, 12/20/05, and 2/28/06, Saratoga PW staff attended WVCWP meetings where the status of C.3 implementation and proposed BMP O&M Inspection forms were discussed.	Community Dev Dir/ Associate Planner / Assoc. Engineer
C.3.c. Requirements for Group 1 and Group 2 Projects				
Group 2 Projects	C.3.c.	If needed, revise C.3 guidance documents, ordinances, policies, procedures, and/or conditions of approval to incorporate Group 2 requirements.	Saratoga's Notice to Developers was revised in June 2006 and put on the City website. It is available at the public counter to alert developers of Group 1 requirements and the implementation date for Group 2 projects (August 15, 2006).	Community Dev Dir/ Associate Planner WVCWP assist
Training	C.3.c.	Provide training to staff on Group 2 requirements, as needed.	Public Works Staff attended several West Valley Monthly meetings which covered preparation for Group 2 project implementation (see the response to Task C.3.a.6).	City Manager/ Dir of Planning, WVCWP to assist

Saratoga

Santa Clara Valley Urban Runoff Pollution Prevention Program

FY 2005-2006 ANNUAL REPORT

Source	Task Source	Work Plan Tasks	Accomplishments	Responsible Party
C.3.e Operation and Maintenance of Treatment BMPs				
BMP Inspection Program O&M Verification	Permit C.3.e.iii	Report on treatment BMP's O&M verification program in each annual report. Note organizational responsibility, evaluation of effectiveness, and planned improvement to the program. Include a list or summary of treatment BMPs inspected during the year, inspection results, and any required follow-up and correction.	As a condition of the development permit, owners of Group 1 and Group 2 projects in Saratoga are required to enter into a recorded agreement with the City for on-going operation and maintenance of all permanent onsite BMPs. This obligation runs with the land and is binding on all future owners of these properties. The City uses a standard condition of development approval to notify developers of this requirement. After the project is completed, the City's Engineering Inspector will perform annual BMP inspections at each Group 1 and Group 2 site. The City will use the BMP O&M Inspection form developed by SCVURPPP (copy attached). Any enforcement issues would be referred to the Saratoga Code Enforcement Officer for further action. For more details, see Saratoga's standard operating procedures for the City's BMP O&M Verification Program, attached.	Community Dev Dir/ Engineering Inspector
Training	FY05-06 Work Plan	Continue to provide training to inspectors and data managers on O&M verification program. Include evaluation of effectiveness and planned improvement to the program	Saratoga PW Associate Engineer, two building inspectors, West Valley Program Mgr and West Valley Inspector attended the Program's June 2006 workshop on BMP O&M Inspections.	Assoc. Engineer WVCWP to assist
C.3.f Hydromodification Management Plan				
HMP – Hydrograph Modification Mngmt Plan	C.3.f.	Implement the HMP, as approved by the Water Board, as part of requirements for Group 1 projects that may cause increased erosion or other related impacts. (Incorporate the HMP Report's standards, in their final state as approved by the Water Board,	No projects subject to HMP requirements were submitted this year. The City will continue to track regional implementation of the HMP.	Com Dev Dir, Pub Works Dir, Assoc. Engineer

Saratoga

Santa Clara Valley Urban Runoff Pollution Prevention Program

FY 2005-2006 ANNUAL REPORT

Source	Task Source	Work Plan Tasks	Accomplishments	Responsible Party
		into the City's project approval process.)		
Training		Provide incremental training on HMP requirements to City staff via SCVURPPP workshops and/or in-house staff training.	On 7/19/05, the City PW Analyst attended a WVCWP-run discussion on early HMP implementation opportunities. On 1/26/06, the City's PW Analyst, an Associate Planner, and the Associate Civil Engineer attended a workshop on the updated HMP. This WVCWP-sponsored workshop was presented by Jill Bicknell, of SCVURPPP, and held in Monte Sereno.	SCVURPPP/ City Engineer / Public Works & Community Development Dir
Reporting	C.3.f.viii	Provide development and implementation status and a summary of projects incorporating HMP measures in the Annual Report	There were no HMP-regulated projects submitted in FY '05-'06.	Assoc. Engineer
C.3.g Waiver and Compensatory Mitigation Program				
Waiver Program or Alternate Compliance	Permit C.3.g.	Currently a waiver or alternate compliance program is not offered by the City. Stormwater treatment BMPs will be required on all Group 1 and Group 2 projects. Any proposed alternative compliance must meet Provision C.3.g.vi conditions, and first be approved by the Water Board's Executive Officer.	All applicable projects are required to implement C3 requirements without using alternative or off-site compliance measures. The City does not foresee using a Waiver Program.	Community Dev Dir & Public Works Director
C.3.h Alternate Certification				
Alternate Certification reporting	(Permit C.3.h)	If alternate certification is used, list the projects certified by someone other than City staff and mechanism for ensuring that outside certifiers are qualified.	The project applicant is responsible for having all stormwater measures certified for adequacy, according to the requirements of Provisions C.3.d & C.3.f and C.3.h. The City uses the City of Sunnyvale and BASMAA lists of qualified civil engineers to determine who is allowed to certify C.3 compliance for private development projects. Saratoga did approve any Group 1 or Group 2 projects for construction or grading in FY05-06.	Assoc. Engineer & Public Works Director

Saratoga

Santa Clara Valley Urban Runoff Pollution Prevention Program

FY 2005-2006 ANNUAL REPORT

Source	Task Source	Work Plan Tasks	Accomplishments	Responsible Party
C.3.j Site Design Measures Guidance and Standards Development				
Site Design Measures Guidance and Standards	(Permit C.3.j.)	As feasible, continue to review local site design standards and guidance for possible revisions that would reduce impacts to water quality. Summarize updated status, if any, in the Annual Report.	In March 2006, a City code revision went into effect to encourage reduction of impervious surface by reducing minimum parking requirements in the "Village", Saratoga's downtown area. Municipal Code ,15-35.020, General requirements and regulations for off-street parking spaces, (Subsection K) may be viewed online at: http://www.bpcnet.com/codes/saratoga/ The City strives for consistent application of BMPs from *"Start At The Source"* into large single-family residential and commercial projects, as is practical for each individual site's conditions. Swales with sub-drains are required wherever feasible and the City provides the developer/design team with technical guidance on their design. When appropriate, the City also uses conditions of approval to require large projects to dedicate open space and/or public trail easements. The current zoning regulations require a minimum setback of 25 ft from the top of the creek bank. However, the City discourages creek setbacks of less than 50ft. Applicants are referred to the Santa Clara Water District to obtain permits for creek set backs of less than 50ft. Saratoga staff expects that the City will adopt SCVWD-based code amendments or policies related to reviewing development projects near streams in January 2007. The City will continue to evaluate local site design standards to determine any necessary revisions.	Associate Planner/City Engineer/ Community Development Director

Saratoga

Santa Clara Valley Urban Runoff Pollution Prevention Program

FY 2005-2006 ANNUAL REPORT

Source	Task Source	Work Plan Tasks	Accomplishments	Responsible Party
C.3.k Source Control Measures				
Source Control Measures	Permit C.3.k.	Whenever practicable, stormwater pollutant source control measures are incorporated into all development projects.	The City will continue to evaluate its source control BMP requirements to determine any necessary revisions.	Associate Planner/Plan Examiner
C.3.l General Plan Update				
General Plan	Permit C.3.l	Revise General Plan, at next planned update, to reflect principles and policies needed to address C.3 requirements.	Saratoga is currently updating Open Space/Conservation element of the General Plan to include urban runoff pollution prevention. The City expects updates will be completed by the end of FY06-07.	Community Dev Dir & Pub Works Dir
C.3.m Water Quality Review Processes				
CEQA Review	C.3.m.1	City will continue to evaluate water quality effects & identify mitigation measures when conducting Env Review Process for all projects, consistent with the City's URMP and Program guidance. If applicable, make note of updates to the Environmental Review process in the Annual Report.	No changes were made in FY '05-'06 to Saratoga's environmental review process. However staff in the City's Public Works and Community Development Departments will continue to evaluate implementation of CEQA and C.3 requirements to determine any necessary revisions to environmental review procedures. The City of Saratoga ensures that the required environmental documents (EIRs, negative declarations, and initial study checklists) for those projects that fall under CEQA review, address both significant and cumulative stormwater quality impacts during the life of the project. Relevant permit requirements and specific mitigation measures related to stormwater management are examined and included where applicable.	Associate Planner / Community Development Dir

Saratoga

Santa Clara Valley Urban Runoff Pollution Prevention Program

FY 2005-2006 ANNUAL REPORT

Source	Task Source	Work Plan Tasks	Accomplishments	Responsible Party
C.3.n Reporting Requirements				
C3 Project Reporting	Permit C.3.n.i. (C.3.c.)	In Annual Report, list Group 1 and Group 2 projects by name. Include location, project type (per C.3.c.), size (ac. or sq. ft.), and impervious surface area. Report square footage of land disturbed for redevelopment projects.	No projects in the Group 1 or 2 categories were approved or submitted this year.	Assoc. Engineer & Assoc Planner to collect data
C3 Project Reporting	Permit C.3.n.ii. (C.3.c.)	Report on type of treatment BMPs used, numeric sizing criteria used, O&M inspections and if needed, follow-up actions. Also list site design measures used, and source control measures required.	No projects in the Group 1 or 2 categories were approved or submitted this year.	Assoc. Engineer to collect data
Reporting - Pesticide Reduction Measures	Permit C.3.n.iii. (C.3.c.)	For projects addressed under C.3.c (Group 1 and Group 2), report on the types of pesticide measures required and the percentage of projects for which pesticide control measures were required.	No projects in the Group 1 or 2 categories were approved or submitted this year. However, the following are used in Saratoga to discourage pesticide use at new and redevelopment sites: 1. Where feasible, landscaping shall be designed and operated to treat storm water runoff by incorporating elements that collect, detain and infiltrate runoff. In areas that provide detention of water, plants that are tolerant of saturated soil conditions and prolong exposure to water shall be specified. 2. Pest resistant landscaping plants shall be considered for use throughout the landscaped area, especially along any “hardscaped” area. 3. Plant materials selected shall be appropriate to site specific characteristics such as soil type, topography, climate, amount and timing of sunlight, prevailing winds, rainfall, air movement, patterns of land use, ecological consistency and plant interactions to ensure successful establishment.	Assoc. Engineer, Community Development Dir, Associate Planner and Public Works Administrative Analyst

Source	Task Source	Work Plan Tasks	Accomplishments	Responsible Party
			4. Existing native trees, shrubs, and ground cover shall be retained and incorporated into the landscape plan to the maximum extent possible. 5. Proper maintenance of landscaping, with minimal pesticide use, shall be the responsibility of the property owner.	

Planning Procedures Evaluation

All projects subject to City of Saratoga development plan review and approval procedures are encouraged to incorporate appropriate source control and site design measures to minimize stormwater pollutant discharges to the maximum extent practicable.

City Public Works staff continue to coordinate very closely with the Community Development Department to ensure that all development projects are conditioned properly for storm water quality requirements. In addition, Public Works staff assist developers and their design team members with C.3 technical and legal issues (specifically bio-swale design and the BMP O&M agreement). For projects requiring bio-swales, the Associate Engineer provides the developer with design drawings. The City has received positive feedback from designers – they appreciate knowing exactly what the City wants and seeing detailed examples.

Several times during FY ’05-’06, Public Works and Building staff met to discuss how best to manage BMP O&M Verification inspections (to date, none have been needed). The outcome of these discussions was the decision to use City staff, instead of an outside consultant, to perform these inspections.

The City of Saratoga requires that developers of Group 1 and Group 2 Projects design and implement the following measures to reduce stormwater pollution to the maximum extent practicable.

a. Site design shall include measures to minimize impervious land coverage, maximize infiltration (where appropriate and designed to protect groundwater quality), and provide detention or retention as part of landscaping where feasible;

b. Source controls shall be required to limit pollution generation, discharge, and runoff as appropriate, including measures to discourage pesticide use;

c. Stormwater treatment measures shall be designed in accordance with the numeric design criteria in Provision C.3.d;

d. Continued operation and maintenance of BMP treatments shall be ensured by the developer and future property owners by legal document and continued O&M of BMP treatments shall be verified (inspected) by Saratoga Public Works staff at appropriate intervals in perpetuity.

e. Increases in peak runoff flow and volume shall be managed for appropriate projects by implementing the guidance in the Program’s Hydromodification Management Plan (HMP) for the specific stream receiving the discharge.

Attachment 4A

City of Saratoga
Standard Operating Procedures
BMP Operation and Maintenance Verification Program
(NPDES Permit Provision C.3.e)

Saratoga's BMP O&M Verification Program, an excerpt from the City's URMP

As a condition of the development permit, each owner of a Group 1 or Group 2 project in Saratoga is required, through Planning Commission resolution, to enter into a recorded covenant with the City for on-going operation and maintenance of all permanent on-site BMPs. This obligation runs with the land and is binding on all future owners of a Group 1 or Group 2 property. The City uses a standard condition of development approval to notify developers of this requirement.

The City keeps records of the location, ownership, and inspection status of permanent BMPs at private and public Group 1 and Group 2 properties by collecting an NPDES Permit Provision C.3 Data Form for each Group 1 or Group 2 projects. The City forwards a copy these forms to the West Valley Clean Water Program (WVCWP) for annual reporting, as they are collected.

Once the project is completed, the Saratoga Public Works Inspector will inspect the BMPs at each Group 1 or Group 2 site annually. Any enforcement issues would be referred to the Saratoga Code Enforcement Officer for further action.

Permanent BMP Operation and Maintenance Responsibilities

Owners of Group 1 and Group 2 properties are required to operate and maintain permanent on-site BMPs in perpetuity. As a condition of the development permit for these projects, owners must enter into a written, recorded covenant with the City to this effect. Each year, these owners must submit proof to the City that they have met this requirement.

Since the City anticipates very few Group 1 projects, initially BMPs at all Group 1 and Group 2 properties will be inspected annually by the Public Works Inspector. The Public Works Inspector will refer any enforcement issues to the City's Code Enforcement Dept for further action. To determine if inspecting BMPs at every applicable site is cost-effective, the City will re-evaluate the Saratoga BMP O&M inspection program each year, as part of annual report preparation.

STANDARD OPERATING PROCEDURES FOR SARATOGA'S PERMANENT BMP OPERATION AND MAINTENANCE INSPECTION PROGRAM

Selection of Annual Permanent BMP O&M Inspection Sites

- Permanent BMPs at all Group 1 and Group 2 Project properties will be inspected annually, in March.
- In the future, depending on the total number of Group 1 and 2 properties in Saratoga, the City may develop criteria for inspection of a subset of these sites, as allowed under NPDES Permit Provision C.3.e.

Permanent BMP O&M Inspection Program Responsibilities

- The City Public Works staff will collect and track all Group 1 and Group 2, Saratoga NPDES Permit Provision C.3 Data Forms. The City forwards a copy of these forms to the Public Works Inspector and to the WVCWP as they are collected.
- The City of Saratoga Public Works staff maintains a database for permanent BMP construction and BMP O&M inspection and enforcement for all Group 1 or Group 2 Projects.
- The City of Saratoga's Public Works staff will submit a Permanent BMP O&M Inspection report for the previous fiscal year to the WVCWP Manager by July 15th of each year.
- The WVCWP Manager will include BMP O&M inspection data in the Annual Report.

Permanent BMP O&M Pre-Inspection Preparation

- The Public Works Inspector will review the City of Saratoga's NPDES Permit Provision C.3 Data Forms at least two weeks prior to beginning annual inspections.
- The City of Saratoga Public Works Inspector will contact each Group 1 and Group 2 site owner/manager by telephone to arrange a mutually agreeable inspection appointment.
- Prior to each site inspection, the Public Works Inspector will review the site's Storm Water Management Plan, including any applicable as-built construction plans, for BMP information, including BMP types and locations. At this time, the Inspector will also review the site's current BMP O&M self-certification report, any previous inspection reports, and any necessary special procedures (e.g., inspection forms, underground confined space entry).
- The Public Works Inspector will review the applicable CASQA or SCVURPPP BMP fact sheets and any other information on the BMP O&M Inspection Program that may be useful in addressing questions or comments raised by BMP owners or operators during the inspection.
- Prior to each site inspection, the Public Works Inspector will assemble the necessary equipment and supplies.

Permanent BMP O&M Inspection and Enforcement Procedures

- Upon arriving at the inspection site, Public Works Inspector will contact the site manager/owner and explain the purpose of the visit.
- Permanent BMP O&M inspection by the Public Works Inspector will be in accordance with an approved inspection checklist.
- Inspection results will be logged in writing using the permanent BMP O&M inspection checklist.
- If any deficiency is noted during the inspection, the Public Works Inspector will notify the Saratoga Code Enforcement Section in writing, including information on location, the nature of violation and any needed follow-up.
- The Saratoga Code Enforcement Section will prepare a written Notice of Violation including a copy of the BMP O&M inspection form, a list of corrective actions needed and a compliance schedule. The City will send this Notice of Violation to the to the Group 1 or Group 2 property owner/manager within ten working days of an inspection.

- The Public Works staff will enter the permanent BMP O&M inspection information, including any violations, into the Permanent BMP O&M Inspection database.
- The property owner and, if applicable, the site manager, will be instructed by the City Code Enforcement Officer to notify the Public Works Inspector within the time period indicated on the Notice of Violation so that the facilities can be reinspected. The Inspector will complete a new inspection form, noting whether all recommended maintenance activities have been completed and if any other actions are needed to assure proper operation of the facility.
- If repairs are not undertaken or are not done properly within the time allocated in the compliance schedule, the Public Works Inspector will refer the matter to the Public Works Director, which will begin enforcement proceedings.
- Once all necessary repairs have been completed, the Public Works Inspector will note this in the database, including the date work was completed and any other pertinent information (such as if City intervention was required to complete corrective work).

Santa Clara Valley Urban Runoff Pollution Prevention Program

Standard Stormwater Treatment BMP Inspection Data Collection Form

Date: _____ Time: _____ File Number: _____
Municipality_____ Agency or Department: _____
Inspectors _____

I. REASON FOR INSPECTION

☐ Initial ☐ Follow-up ☐ Other _____
☐ Routine ☐ Response to Complaint Inspection Frequency: _____

II. PROJECT INFORMATION

1. ID # or Assessor Parcel Number: _____ 2. Year of Installation _____
3. Project Type: ☐Residential ☐Commercial ☐Industrial ☐Multi-use ☐Road ☐Institutional ☐Other
4. Facility Name: _____
   Site Address: _____
   Contact Name: _____ Phone: _____
5. If the property owner is different than the contact name, fill out information below:
   Owner Name: _____ Title: _____
   Owner's Address: _____ Phone: _____
6. If the BMP operator is different than the contact name, fill out information below:
   Name: _____ Title: _____
   Address: _____ Phone: _____
7. Maintenance Documentation: ☐Reviewed ☐Not Reviewed ☐Not Available ☐Other: _____
8. Party responsible for O&M Documentation: ☐Property owner ☐BMP Operator ☐Contractor
   ☐Other: _____

III. BMP TYPE AND INSPECTION RESULTS (Use Codes from "Potential Inspection Results with Definitions" sheet)

1. **Biofiltration**
☐ Vegetated Swale _____
☐ Vegetated Buffer Strip _____
☐ Bioretention _____
☐ Roof Gardens _____
☐ Planter Boxes _____

Detention
☐ Extended Detention Basin _____
☐ Wet Pond _____
☐ Wetland _____

Structural
☐ Drain Insert _____
☐ Porous Pavement _____
☐ Media Filter _____
☐ Hydrodynamic Separator _____
☐ Vortex Separator _____
☐ Water Quality Inlet _____
☐ Underground Detention Systems _____
☐ Wet Vault _____

Infiltration
☐ Infiltration Basin _____
☐ Infiltration Trench _____
☐ Exfiltration Trench _____
☐ Retention/Irrigation _____

Other (describe): _____
☐ _____
_____
_____

2. Is maintenance needed at this time? ☐Yes ☐No 3. ***Mosquitoes or Mosquito Larvae Present?** ☐Yes ☐No
4. Comments/Notes: _____
_____
_____
_____

IV. FOLLOW-UP AND ENFORCEMENT ACTIONS (Add additional information on back)

1. Describe corrective actions needed: _____
_____
_____
2. Describe materials distributed (brochures, BMPs, etc.): _____
3. Describe Enforcement Action:
   ☐ None ☐ Verbal Notice ☐ Warning Notice
   ☐ Administrative Action ☐ Administrative Action with Penalty/Fine ☐ Civil Action
   ☐ Criminal Action ☐ Referral for Enforcement _____
4. Follow-up required? ☐Yes ☐No ☐Comments _____
5. Priority for reinspection: ☐High ☐Medium ☐Low
6. Return inspection needed? ☐Yes ☐No ☐Comments _____
7. Required Compliance Date: _____ Date Corrected: _____

Facility Representative: _____ **Inspector:** _____

Background Data for BMP Type

The *Standard Stormwater Treatment BMP Inspection Data Collection Form* (Inspection Form) lists twenty stormwater treatment BMP types (see Section III). Inspectors, data entry staff and others who use the Inspection Form can refer to the California Stormwater Quality Association (CASQA) and SCVURPPP Fact Sheets for background information. The CASQA Fact Sheets are numbered (see below) and are located in the CASQA *Stormwater BMP Handbook for New Development and Redevelopment,* as well as SCVURPPP's *C3. Stormwater Handbook*. The SCVURPPP Fact Sheets are also located in the *C3. Stormwater Handbook.* Both Handbooks are available online.

<u>CASQA Reference Number</u>
Bioretention TC-32
Drain Insert MP-52
Extended Detention Basin TC-22
Infiltration Basin TC-11
Infiltration Trench TC-10
Media Filter TC-40 and MP-40
Retention/Irrigation TC-12
Vegetated Buffer Strip TC-31
Vegetated Swale TC-30
Vortex Separator MP-51
Water Quality Inlet TC-50
Wet Pond TC-20
Wetland MP-20
Wet Vault MP-50

<u>SCVURPPP Fact Sheets</u> (no identification numbers)
Exfiltration Trench
Hydrodynamic Separator
Planter Boxes
Porous Pavement
Roof Gardens
Underground Detention Systems

West Valley Communities

Campbell, Los Gatos, Monte Sereno and Saratoga

Santa Clara Valley Urban Runoff Pollution Prevention Program

FY 2005-2006 ANNUAL REPORT

Training Summary: New and Re-Development

Constructing, Maintaining and Inspecting Stormwater Treatment BMPs Workshop Sponsor: SCVURPPP **Topics:** ▪ Case Study: Stanford's Experience with BMPs for New Development ▪ Constructed C3 and HMP Projects in San Jose ▪ Proper Construction and Maintenance of Biofiltration Treatment BMPs ▪ Designing Effective Biofiltration BMPs That the Public Will Accept ▪ Overview of Treatment BMPs ▪ Standardized Approach to Conducting BMP O & M Inspections ▪ Post Construction Inspection of a Commercial Facility: An Inspectors Perspective (Sunnyvale) ▪ Question and Answer Session	June 6, 2006	**Campbell (3)** Eng/Const Inspector (2) Planner **Los Gatos (3)** Senior Engineering Technician Public Works Engineer Senior Const Inspector **Saratoga (3)** Assoc Engineer Building/Const Inspectors (2) **WVCWP (3)** Program Manager Program Assistant Stormwater Discharge Inspector
WVCWP Monthly Meeting/Training Led by: WVCWP Program Manager **BMP & O&M** Campbell includes requirements for the Covenant in the Conditions of Approval. WVCWP Reps reviewed the June meeting minutes and followed-up on the BMP maintenance and covenant discussion from last month's meeting. **Topics:** ▪ BMP & O&M Inspection Programs ▪ Pest Management ▪ HMP	July 19, 2005	**WVCWP (3)** **Campbell (1)** Senior Civil Engineer **Los Gatos (1)** Senior Engineering Technician **Saratoga (1)** PW Admin Analyst Associate Engineer

West Valley Communities

Campbell, Los Gatos, Monte Sereno and Saratoga

Santa Clara Valley Urban Runoff Pollution Prevention Program

FY 2005-2006 ANNUAL REPORT

Training Summary: New and Re-Development

WVCWP Monthly Meeting/Training Led by: WVCWP Program Manager **Group 1 & 2 Implementation/ O&M Inspection** **Topics:** ▪ Approved Amendment to the Final Order CAS029718 - 7/20/05 ▪ Two tiered Group 2 projects ▪ Review sample form for collecting O&M inspection data on Group 1& 2 Stormwater Treatment BMPs ▪ Review of O&M Inspection requirements ▪ Possible use of consultant for inspections ▪ City needs to inspect & verify; property owner may submit inspection data & maintenance records ▪ Tracking inspections	September 27, 2005	**WVCWP (3)** **Campbell (1)** Senior Civil Engineer **Los Gatos (1)** Senior Engineering Technician **Saratoga (1)** Associate Engineer
Simplified Low Impact Development Design for Compliance with Stormwater Treatment Requirements Sponsor: CASQA Speaker: Dan Cloak, P.E.	October 4, 2005	**WVCWP(1)** Program Manager
A Lower-Impact Development Approach for a Costal Resort in Southern California Sponsor: CASQA Speaker: Eric W. Strecker	October 4, 2005	**WVCWP(1)** Program Manager
The Effects of Infiltrating Stormwater On Soils and Groundwater Sponsor: CASQA Speaker: Scott Meyer-Office of Water Programs, Lucas Paz, PhD, Michael S Thomas, P.E.	October 4, 2005	**WVCWP(1)** Program Manager

West Valley Communities

Campbell, Los Gatos, Monte Sereno and Saratoga

Santa Clara Valley Urban Runoff Pollution Prevention Program

FY 2005-2006 ANNUAL REPORT

Training Summary: New and Re-Development

Countrywide Stormwater Infiltration Site Characterization Criteria and Guidance Study, Contra Costa Clean Water Program Speakers: Lucas Paz, Ph.D, Michael S Thomas, P.E.	October 4, 2005	**WVCWP(1)** Program Manager
Performance of a California Wet Pond Sponsor: CASQA Speaker: Gary Shawley, Alameda County	October 5, 2005	**WVCWP(1)** Program Manager
Stormwater Treatment: Can We Make Them Smaller? Sponsor: CASQA Speaker: Gary R. Minton, Resource Planning Associates	October 5, 2005	**WVCWP(1)** Program Manager
Tahoe Basin BMP Evaluation and Feasibility Study Sponsor: CASQA Speaker: Eric W. Strecker, GeoSyntec	October 5, 2005	**WVCWP(1)** Program Manager
Effort to Keep Lake Tahoe Blue Sponsor: CASQA Speaker: Sara A. McIlory	October 5, 2005	**WVCWP(1)** Program Manager

West Valley Communities

Campbell, Los Gatos, Monte Sereno and Saratoga

Santa Clara Valley Urban Runoff Pollution Prevention Program

FY 2005-2006 ANNUAL REPORT

Training Summary: New and Re-Development

WVCWP Monthly Meeting/Training Led by: WVCWP Program Manager BMP O & M **Topics:** ▪ Inspection Form Signatures ▪ Comparison of O & M Agreement Forms (Fremont vs. West Valley ▪ Group 2A Implementation ▪ Certification or Statement of Stormwater Treatments: Certification is to CERTIFY that the BMP was built according to plans (C.3.g). Engineers may be uncomfortable with current language – discussion of options, need to refer to URMP & Conditions of Approval.	November 1, 2005	**WVCWP (3)** **Campbell (1)** Senior Civil Engineer **Los Gatos (1)** Senior Engineering Technician **Saratoga (1)** Associate Engineer **WV Sanitation District (1)** Director of Engineering & Operations
WVCWP Monthly Meeting/Training *C.3 BMP & O&M* Led by: WVCWP Program Manager **Topics:** • Ensuring compliance by Homeowners Assns • Review of Ordinances for implementation of Group 2 – summary of all Co-permittees	November 22, 2005	**WVCWP (3)** **Los Gatos (1)** Senior Engineering Technician **Saratoga (1)** PW Admin Analyst
WVCWP Monthly Meeting/Training *C.3 Group 1 & 2 Implementation* Led by: WVCWP Program Manager **Topics:** • Approval Date for Group 1 and 2 Projects (when ground breaking is permitted) • Forms needed for any Group 1 or non exempt Group 2 projects	February 28, 2006	**WVCWP (3)** **Campbell (1)** Senior Civil Engineer **Los Gatos (1)** Senior Engineering Technician **Saratoga (1)** PW Admin Analyst

West Valley Communities

Campbell, Los Gatos, Monte Sereno and Saratoga

Santa Clara Valley Urban Runoff Pollution Prevention Program

FY 2005-2006 ANNUAL REPORT

Training Summary: New and Re-Development

WVCWP Monthly Meeting/Training *C.3 Stormwater Treatment Design* Speaker: Garry Reid, Filterra **Topics:** • Filterra Stormwater Bioretention Filtration System • Maintenance • Application to Municipal Projects	April 18, 2006	**WVCWP (3)** **Campbell (1)** Senior Civil Engineer **Los Gatos (1)** Senior Engineering Technician **Saratoga (1)** PW Admin Analyst
WVCWP Monthly Meeting/Training *C.3* Led by: WVCWP Program Manager **Topics:** • Reporting Requirements for Group 1 and Group 2 Projects - Deemed Complete Date • Clarification of Reporting Forms	May 23, 2006	**WVCWP (3)** **Campbell (1)** Senior Civil Engineer **Los Gatos (1)** Senior Engineering Technician **Saratoga (1)** PW Admin Analyst

Construction Inspection

City of Saratoga

THIS PAGE INTENTIONALY LEFT BLANK

SARATOGA

FY 2005-2006 ANNUAL REPORT

CONSTRUCTION INSPECTIONS

FY 2005-2006 Work Plan Self Evaluation Matrix

Source	05-06 Work Plan Activity	FY05-06 Work Plan Tasks	FY 05-06 Accomplishments	Responsible Party
	URMP	Staff Training Participate in and support SCVURPPP sponsored workshops/ info sessions on erosion control and construction BMPs; support distribution of related materials.	On December 8th WVCWP IC/ID Inspector and Manager attended the Water Board's Construction Site Management and Erosion Control BMPs Workshop and spoke to attendees about the organization of the WVCWP, the need to report all construction and erosion incidents and how trend analysis determines how programs conduct public outreach (to effect behavior changes). Saratoga's Public Works Analyst attended the Water Board (SFEP)-sponsored Construction and Erosion Control Workshop on Dec 9th 2005 at Campbell Community Center. Workshop material was discussed at Saratoga's in-house training. On May 8, '06, eight (8) Saratoga staff members, including building/construction inspectors, a plan check engineer and other PW staff, participated in an in-house training session featuring the video "Hold Onto Your Dirt".	SCVURPPP or WVCWP coordinates, City staff to attend

SARATOGA

FY 2005-2006 ANNUAL REPORT

	URMP	Construction Inspections Continue construction site inspections for stormwater issues (i.e., mudtracking, mat'l storage, housekeeping, etc.).	During FY05-06, Saratoga PW staff inspected 358 construction projects including 7 grading projects, 33 new single family dwellings, 153 additions to single family dwellings, 81 remodeling projects, 36 swimming pools and 4 new commercial buildings. This also included new garages, & demolition projects. The Building Official says the inspectors and other Public Works staff are on constant lookout for storm drain problems. Projects that were problematic received daily drive-by spot checks by City inspectors. Projects that were clearly well controlled were inspected at least every 2 weeks during the rainy season. See attached spreadsheet.	Pub Works Building Official & Const/Eng Inspectors, PW Analyst to coordinate

SARATOGA

FY 2005-2006 ANNUAL REPORT

Construction Inspection Evaluation

Construction Site evaluation of trends:

FY05-06		Previous Year - FY04-05	
Allowable Discharge – listed as Complaint Not Found	0	Tracking Soil	2
Grey Water Discharge - resolved	1	Vehicle and Equipment Leaking	1
Complaint not found (Citizen reported - Looks okay to inspector)	1	Unhardened Cement discharge	1
Misc. Incident (Site a mess – resolved - cleaned up per inspection)	1	Complaint not found (in compliance, saw slurry vacuumed)	0
		Misc. Incident (a proactive follow up from previous year)	0
Total Number of Incidents	4		4

Coordinated efforts between the City's building inspectors and the WVCWP Inspector are working well. Potential incidents reported by other agency staff or citizens, are inspected and re-inspected through to final resolution, by the WV Inspector. This year the WVCWP Inspector went out on 4 potential incident reports. All sites that have been issued a Notice to Comply and then have been resolved are revisited, pro-actively, during the following year. See the Construction Site Incident table following this section.

The number of incidents is the about the same as the previous year. Tracking soil accounted for 2 incidents last year. Other than that each incident type was responsible for only one violation. Generally the most common incident in Saratoga is not related to construction but to draining pools. However, the City made a concentrated effort to distribute pool brochures to all new owners in addition to the mail-out to all pool owners last year. The pool brochure is also on display at the City's planning counter

Last year's actual violations totaled 4 and this year's actual violations totaled only 3. In general the number of incidents remained about the same. Most Construction Site incidents in 05-06 were related to draining excess water (rain) to the storm drain. Inspectors are always on the lookout for problems. They continue to educate the contractors and visit the sites more often. Public Outreach to residents and educational visits from the WVCWP Inspector will continue to reduce the number of residential violations.

Construction Site Erosion Control Workshops, WVCWP arranged with SFEP to hold the Santa Clara Construction/ Erosion Control Workshop on Dec 8th and 9th in 2005, at Campbell's Community Center. City of Campbell provided the venue so that the workshop could be held after the preparation time for rainy season when inspectors have more time to attend trainings.

The Construction Inspection Program currently works well – Continued public outreach efforts and further training n communication between municipal inspection staff and the WV Stormwater Inspector is planned for FY06-07.

Saratoga
Construction Inspection FY05 06

#	Date	Contact Name (Resp Party)	Location/ Address of Incident	ICID Incident Report Source (Origin)	ICID Incident Source	ICID Incident Type (New/Old)	ICID Enforcement Action	Findings: (Comments)	Status	Compliance Date
Grey Water Discharge										
1	1/4/2006		19802 Charters Av., Saratoga	Interdepartmental	Construction Sites	Grey water discharge	Verbal Notice	House under construction. Rain water from backyard being drained to street. I explained proper way to do it, sewer C/O, or dirt area. All AOK now.	Incident - Resolved	1/4/2006
Miscellaneous										
1	4/28/2006	Murray Engs., Inc.	14600 Westcott Dr., Saratoga	Other	Construction Sites	Misc. incidents	Verbal Notice	New house under construction. Big mess all around house, pieces of lumber etc. Asked them to clean up. All OK.	Incident - Resolved	4/28/2006
Complaints Not Found										
1	4/28/2006	Tim Reilley	20291 (Hwy 9) Saratoga-Los Gatos Rd., Saratoga	Citizen Complaints	Construction Sites	Complaint not found	No Action	Citizen reported stuff in creek due to construction of new house. Everything looks normal to me. Nothing in creek.	Incident - Resolved	4/28/2006
2	3/30/2006		14778 Vickery Ave., Saratoga	Other	Construction Sites	Allowable discharge	No Action	New house under construction. Pumping rain water from basement. No problem. Just rain water.	Incident - Resolved	3/30/2006

West Valley Communities

FY 2005-2006 ANNUAL REPORT

Training Summary: Construction Inspection FY 05-06

Training Description	Date	Attendees
WVCWP Training Meeting C.3 Construction Inspection Led by: WVCWP Program Manager **Topics:** ▪ Review of plans to update **Blueprint for a Clean Bay Plan Sheet** ▪ Reporting Form: review of data needed ▪ Group 2 requirements ▪ Review of "**Statement** of Engineered Stormwater Treatment	March 28 and April 18, 2006	**WVCWP (2)** **Campbell (1)** Senior Civil Engineer **Los Gatos (1)** Senior Engineering Technician **Saratoga (1)** Associate Engineer
Construction Site Planning & Management for Compliance with NPDES Requirements Sponsored by RWQCB/ SF Estuary Project (SFEP) Speaker: Hossain Kazemi **Topics:** ▪ Construction Regulations & Responsibilities ▪ Erosion & Sediment Control BMPs ▪ Non-stormwater Discharge Prevention ▪ Demonstration Site Visit **Video:** "Hold Onto Your Dirt" Guest Speaker: Cherri Donnelley, WVCWP Program Manager **Topics:** ▪ WVCWP Organization ▪ Reporting All Construction and Erosion Incidents ▪ How Trend Analysis Determines Public Outreach	Dec 8, 2005	**WVCWP(2)** **Campbell (1)** Senior Civil Engineer

West Valley Communities

FY 2005-2006 ANNUAL REPORT

Training Summary: Construction Inspection FY 05-06

Training Description	Date	Attendees
Construction Site Planning & Management for Compliance with NPDES Requirements Sponsored by RWQCB & SF Estuary Project Speaker: Hossain Kazemi **Topics:** ▪ Construction Regulations & Responsibilities ▪ Erosion & Sediment Control BMPs ▪ Non-stormwater Discharge Prevention ▪ Demonstration Site Visit **Video:** "Hold Onto Your Dirt" Guest Speaker: Alan Hom, Senior Building Inspector, City of Campbell **Topics:** ▪ City of Campbell Construction Site/Erosion Inspection Program	Dec 9, 2005	**WVCWP(1)** Program Assistant **Campbell (1)** Senior Building Inspector **Saratoga (1)** PW Analyst

Public Information and Participation

City of Campbell

Town of Los Gatos

City of Monte Sereno

City of Saratoga

THIS PAGE INTENTIONALY LEFT BLANK

PUBLIC INFORMATION/PARTICIPATION

FY 2005-2006 Work Plan Self Evaluation Matrix

Source	WP Task	FY05-06 Work Plan Tasks	FY 05-06 Accomplishments	Responsible Party
A. SCV Program Projects/Support				
	SCV Program PMP (II.A.1)	a. Watershed Education and Outreach Campaign Support multi-year watershed education and outreach campaign.Participate in campaign development and special projects. If funding is available from the SCVURPPP Budget, campaign will include funding for educational programs at the Alviso Ed Center and funding for ZunZun performances in local schools. As SCVURPPP Budget permits, continue establishing partnerships with local recreational attractions to promote watershed messages. See SCVURPPP Project Work Plan for details.	*WEO:*.WVCW Pgm Mgr assists via active participation in WEO Ad hoc Task Group. *Happy Hollow Halloween Event on Sunday 10/30/05* 1 WVCWP staff member & 1 WVCWP volunteer assisted at this event..2 WVCWP mascot costumes were used: a Clapper Rail & a Saltmarsh Harvest Mouse. Wearing the costumes, they handed out educational materials and gave visitors an opportunity to play a watershed Bean Bag Game. The game teaches players to select destinations (stormdrains, sanitary sewers, or hazardous household waste drop-off) for water and other materials or substances. *Home and Garden Show on Saturday and Sunday 5/6/06.* 2 WVCWP staff worked two shifts at the San Jose Convention Center. In addition to program materials WVCWP staff handed out pencils engraved with water pollution prevention messages and the WVCWP website address. Topics of interest were safe fluorescent bulb disposal, safe paint and pesticide disposal; less-toxic gardening methods. Some people were interested in controlling specific pest infestations. A few parents asked if WVCWP would visit	WVCWP staff

Source	WP Task	FY05-06 Work Plan Tasks	FY 05-06 Accomplishments	Responsible Party
			their child's classroom to give an Enviroscape presentation WVCWP staff talked to at least 150 visitors to the booth. WVCWP arranged for 2 Program-sponsored Zun Zun assemblies to be presented at Saratoga Elementary School (May 2, 2006). The assemblies were provided to the School as a thank you for Saratoga students' and parents' participation in a Creek Clean-up on April 1st. The school received two (2) vocabulary lists (one for K-2 and one for 3-6) and an information sheet about the assembly content for teachers to refer to. Teachers were asked to familiarize the students with the vocabulary words prior to the assembly. Teachers also questioned students after the assembly to determine what was learned. The results are summarized in the Program's FY05-06 Annual Report.	
	NPDES Permit, PMP (II.A.12)	b. Pesticide User Outreach Project If SCVURPPP Budget allows, provide funding and participate in implementing IPM Store Partnership and Household Chemical Management Projects. Project scope will include items in Program's Pesticide Management Plan based on provision c.9.d. of the Permit for outreach to residents, commercial businesses, and pest control operators.	The WV Clean Water Program Manager participated in the SCVURPPP IPM Ad Hoc Task Group. See SCVURPPP Annual Report for details on accomplishments. See above: *Home and Garden Show on Saturday and Sunday 5/6/06.* *Orchard Supply Hardware store point-of-sale IPM -May 23, 2005* West Valley staff helped the SCV Program and *Our Water Our World* staff to set up Sunnyvale's Orchard Supply Hardware store's gardening aisles with 'shelf talkers' which relay IPM information to customers. Shelf talkers educate the general public on less-toxic methods to control pests and on child- and pet-safe solutions for homes and gardens. *March 22, 2006 Turf Workshop*	WVCWP Staff

Source	WP Task	FY05-06 Work Plan Tasks	FY 05-06 Accomplishments	Responsible Party
			Attendees included municipal staff from Campbell, Los Gatos and Saratoga and supervisor for Los Gatos private golf course. School Districts, golf course staff and press were invited. Cornell University Turf Specialist presented latest research in management methods to reduce pesticide use on turf. Evaluation comments included "Great Presentation/Program" and "Learned a Lot!" See "Pesticide Management" section "*Training for Applicators*". Formerly, WVCWP worked directly with the **Summerwinds Garden Center** in Campbell to provide IPM educational materials and to coordinate with Our Water Our World and SCVURPPP activities. In the interest of streamlining activities, SCVURPPP is now working directly with this garden center, and WVCWP is no longer their main contact.	
	NPDES Permit, Provision c.9.c.	c. Mercury Pollution Prevention Outreach This project will encompass local implementation of the Program's Mercury Pollution Prevention Plan including public education on: 1) the effects of mercury in the environment, and 2) products containing mercury and proper disposal of such products	*Fluorescent Lightbulb Recycling Flyer* WVCWP worked to update and improve its flyer created last year, listing local drop-off points (5 hardware stores) which are part of the fluorescent bulb residential drop-off program. Hours and location of stores are listed, along with HHW contact info. The flyer now reminds residents that **it's illegal to put fluorescent bulbs in the trash or home recycling bins**. The flyer was distributed at community events.	WVCWP Staff
		Outreach Event	*January 28, 2006 **Free** Hazardous Waste Recycling Event* - for recycling of TVs, monitors and laptops. Event was	WVCWP Staff to coordinate

Source	WP Task	FY05-06 Work Plan Tasks	FY 05-06 Accomplishments	Responsible Party
		Not part of Work Plan – additional activity	sponsored by all four West Valley Cities through West Valley Clean Water Program. The event was held at Los Gatos Municipal Yard, and Los Gatos and Saratoga staff assisted. The event was for West Valley businesses, residents and schools. **Flyers/posters, press releases and an ad were created** for this event noting that E-waste can leach toxic metals (i.e., mercury) into our water, and that by using a responsible recycler we can help prevent export of our waste to foreign dumps where mercury leaches into the environment. (See above row for details on outreach materials). Over 250 cars brought E-waste for recycling. Posters placed around the site highlighted the environmental affects of improper E-waste disposal. One high school coordinated with WVCWP prior to the event, and dropped off pallets of E-waste on the previous day.	

Public Information/Participation Program EVALUATION - *SCV Program Projects/Support*

Zun Zun Assembly: WVCWP received an evaluation courtesy of the School Principal's Assistant: "Yes, it was very much enjoyed by all."The kids learned a lot, now know what a watershed is, understand the environmental issues. The 1st grade teacher was very impressed.... I thought it was very cute. I learned some things too!" The final comment that "I learned some things too!" reinforces what WVC staff have generally found to be true: adults may be more receptive to learning about stormwater issues, and proper behavior, if the messages are funneled through the children.

Mercury Outreach/ E-Waste Recycling Event: WVCWP used a portion of staff time and funds to organize a Free E-Waste Recycling Event for West Valley residents, businesses and schools, and to publicize Mercury issues while doing outreach for the event. The WVC were challenged in trying to decide on a

Source	WP Task	FY05-06 Work Plan Tasks	FY 05-06 Accomplishments	Responsible Party
meaningful way to reduce mercury and copper discharges. WVCWP pursued an opportunity to reduce the illegal dumping of televisions and monitors (esp with the increase in sales of flat screen products and the obsolence of many TV and computer monitors). UNITED DATATECH was willing to help the WVC conduct this service at no cost. The television that was pulled out of a Los Gatos creek in December emphasized the importance of this event. The *Los Gatos Weekly* and the *Saratoga News* ran articles about the TV in the creek; these papers, along with the *Campbell Reporter* and the *Los Gatos Daily News*, printed details about the WVCWP event. A January date was chosen, so that residents could dispose of outdated E-waste if they had received new electronic items during the holidays in December. Outreach was conducted during December and January. Outreach included press releases and flyers which were sent to Campbell, Los Gatos and Saratoga Chambers of Commerce and School Districts. This resulted in the information being posted on Chamber and School websites and in electronic e-mails, so that it reached thousands of citizens. Funds were also used to retain a PR firm which worked with WVCWP to develop an eye-catching newspaper ad, and a timely, captivating newspaper article. WVC felt that this outreach money was well-spent in a successful, low-budget media campaign that increased awareness of mercury issues. The outreach included information on mercury toxicity, and the need to prevent mercury (and other E-waste) from landfill dumping, where it can leach into water – both at home or abroad. A strong emphasis was placed on the fact that the event was organized with a responsible recycling firm, which would use appropriate recycling methods for all materials. Residents responded with overwhelmingly positive feedback. Some had been saving monitors and TVs for years. The event was very successful in that over 250 cars brought E-waste, and a high school arranged to bring over pallets of E-waste. Residents want more events like this one, since it makes a difference. WVCWP staff will plan one for FY06-07. (See *Mercury Pollution Prevention Activities* section for further details.)				
B. WVCWP Joint Projects				
GENERAL OUTREACH				
General	NPDES Permit, Provision c.4.and c.9	a. Distribute Materials. Distribute public information materials at civic centers, libraries, building and planning department desks. Provide pesticide management materials to: 1) nurseries and hardware stores for distribution at point-of-sale; and 2)	WVCWP evaluated and ordered a new outreach item for use with children/students: "Pest or Pal" – a coloring book with text related to IPM and less-toxic pest management. The item was well-received. ***LIBRARY STORY TIME 9/05 at SARATOGA LIBRARY*** KIDS STUFF - 29 OWOW magnets	WVCWP Staff & WVCWP Staff to coordinate with municipal staff

Source	WP Task	FY05-06 Work Plan Tasks	FY 05-06 Accomplishments	Responsible Party
		municipal employees. Maintain a website (and phone request line) for public information and distribution of materials.	7 Watershed Watch magnets 31 Garden coloring books 10 Kids Guide to Backyard Bugs <u>GENERAL –</u> 8 Draining Pools & Spas 7 Doorhangers 5 Bay Begins Here 14 Grow It Guides 1 West Nile Virus ***SARATOGA RESIDENT 8-3-05*** 1Grow It Guide 1 Clean it Guide 1 Bay Begins Here ***CREEK CLEANUP (Westmont High School site) 9-17-05*** 5 Grow It Guides 5 Kids Guide to Backyard Bugs ***MASTER GARDENERS CLASS CMPBL CMMTY CTR 9-27-05*** <u>IPM MATERIALS</u> 50 Grow-It Guides 50 Pests Bugging You 50 Problem Pesticides 50 Beautiful Lawn 50 Slugs & Snails	

Source	WP Task	FY05-06 Work Plan Tasks	FY 05-06 Accomplishments	Responsible Party
			50 Aphids ***"TAX FREE DAY" AT ORCHARD SUPPLY HARDWARE STORE /GARDENING CENTER*** *(bordering Saratoga & Campbell) 10-8-05* 12 HHW brochures 13 Bay Begins 51 Grow It Guides (12 were for teachers at Christa McAuliffe School) 40 Sluggo samples 13 sample packets: Whitney Farms Plant food 30 IPM Gardening coloring books (5 to kids and 25 to an elementary school teacher) <u>IPM Fact Sheets:</u> 2 snails & slugs 7 Wonderful Roses 3 Spiders 5 Rain Gutter Getters (scoopers) 21 Watershed Watch Website pencils ***BUILDING BRIDGES EVENT Stga 10-9-05*** 11 HHW brochures 5 Draining Pools 42 Grow-It Guides 4 Fluorescent Lite flyers 14 Car Wash Kit flyers	

Source	WP Task	FY05-06 Work Plan Tasks	FY 05-06 Accomplishments	Responsible Party
			AUDUBON WILDLIFE FAIR (bordering Saratoga) 10-22-05 20 Grow-It Guides 20 Kids Guide to Backyard Bugs ***CAMPBELL NEIGHBORHOOD MEETING*** *1-31-06 at Capri Elementary School* 8 Grow-It Guides 3 HHW Brochures 2 Fluorescent Lite flyers 42 WVCWP Pencils ***MUSTARD WALK*** *(Saratoga) 2-5-06* 40 Grow-It Guides 40 WVCWP Pencils CREEK CLEANUP (Campbell w/ Diana Johnson) 4-1-06 40 Grow-It Guides 40 Pencils ***QUEEN OF APOSTLES ELEMENTARY SCHOOL*** *(LG) 3-29-06* 40 Grow-It Guides 40 Kids Guide to Backyard Bugs 40 Pencils 1 Book *" All The Way to The Bay"* ***CAMPBELL ARBOR DAY EVENT & CLEAN-UP*** *4-19-06* (event staff did not track #s of materials distributed) Pencils	

Source	WP Task	FY05-06 Work Plan Tasks	FY 05-06 Accomplishments	Responsible Party
			Grow-It Guides Healthy Lawn IPM Fact sheets Bay Begins brochures HHW brochures Mercury flyers ***SARATOGA ELEMENTARY SCHOOL*** *5-06* *(Follow-up to Creek Clean-up)* 1 Book *" All The Way to The Bay"* ***LOS GATOS FARMERS MARKET*** *4-9-06* 12 Grow-It Guides 20 Pest or Pal coloring books 40 Pencils ***CAMPBELL NEIGHBORHOOD MEETING*** *5-10-06 at Rosemary School* Grow-It Guides HHW Brochures Fluorescent Lite flyers WVCWP Pencils ***St. MARY'S SCHOOL*** *(Los Gatos)* 1 T-Shirt 1 Book *" All The Way to The Bay"* ***CAMPBELL SCHOOL DISTRICT*** *(students from Campbell, Los Gatos, Monte Sereno & Saratoga)*	

Source	WP Task	FY05-06 Work Plan Tasks	FY 05-06 Accomplishments	Responsible Party
			8,367 Flyers were distributed to schools and sent home with students (Outreach Flyer for watershed-themed activities at Don Edwards Nat'l Wildlife Refuge/Alviso Educational Center)	
	General Outreach	Creation of new outreach materials Extensive educational outreach on mercury was conducted in relation to the WVCWP-sponsored free Hazardous Waste Recycling Event.	**Created Flyers/Posters and Newspaper Ad targeting Mercury toxicity & safe E-Waste disposal** *E-Waste Recycling Event* : A large portion of the PIP budget was used to pay for the **development and placement of a newspaper ad**, which ran in 3 West Valley community newspapers* on January 25, 2006. See the copy of the ad at the end of this section. *Campbell Reporter: readership - 50,200, Los Gatos Weekly Times; readership 54,200 and Saratoga News; readership 24,600. The ad was also printed as a color poster. **50 color posters were placed** at schools, post offices, office supply stores, real estate offices, community centers, senior centers, municipal buildings, etc. Approx. **50 black & white posters were given to real estate offices** for distribution to clients who might be moving & discarding TVs, monitors, etc.	WVCWP Staff
	General Outreach	Creation of new outreach materials **Not part of Work Plan – additional activity**	**Developed & distributed pencils with stormwater themes:** WVCWP staff developed numerous stormwater slogans suitable for printing onto pencils. A variety of local residents and municipal staff were polled for the most effective slogans. 4 slogans were chosen; **250 pencils of**	WVCWP Staff

Source	WP Task	FY05-06 Work Plan Tasks	FY 05-06 Accomplishments	Responsible Party
			each slogan (1000 pencils total) were printed on pencils made of recycled materials. The WVCWP website address was included to encourage residents to contact WVCWP. Slogans included: • Don't Taste the Waste • Pick It Up Before We Drink It Up • Get The Scoop…Don't Pollute…Every Litter Bit Hurts • Only Rain and Sunshine In The Street Drains The pencils proved to be very popular items with residents and have been a successful outreach tool. (see Materials Distributed)	
	General Outreach	Creation of new outreach materials **Not part of Work Plan – additional activity**	**City of Saratoga – Streetsweeping Postcard** The City created a multi-color postcard announcing its new streetsweeping contractor. The card stressed the importance of streetsweeping, listed route schedules and asked that cars be moved prior to sweeping. A contact number was included. The card was sent to all Saratoga households.	Saratoga PW staff
ICID/IND Materials Distribution				
			421 outreach materials distributed through IND & IC/ID efforts **Residential:** 70 – Bay Begins At Your Front Door 14 – Pool and Spa Brochures 56 – Business Cards	

Source	WP Task	FY05-06 Work Plan Tasks	FY 05-06 Accomplishments	Responsible Party
			43 – IC/ID Door Hangers **Commercial – General (Dry Cleaners, etc.)** 8 – Bay Begins at Your Front Door 8 – Business cards 6 – Healthy Bay – It's Good Business **Vehicle Facilities:** 24 – Business Cards 2 – Best Management Practices 9 – Auto Body Work 19* – Washing Cars *(includes 50 distributed at Car Wash Fundraisers) 22 – Your Shop Can Make a Difference 13 – Keeping a Clean Shop 1 – Changing Oil **Restaurants:** 16 – Business Cards 16 – Good Cleaning Practices Restaurants 16 – "Don't Set a Table for Pests" 16 – Water Quality Protection Guidelines – Food Handling **Construction:** 14 – Bay Begins at Your Front Door	

Source	WP Task	FY05-06 Work Plan Tasks	FY 05-06 Accomplishments	Responsible Party
			14 – Business cards 8 – Blue Print for a Clean Bay "Yes-No" (Multi-Language) Cards 1 – Saw Cutting/ Slurry disposal 7 – Tracking Soil Construction Tri-folds: 4 – Fresh Concrete Mortar 14 – General Construction Site Supervision (Construction Tri-folds are given out by all municipal offices to grading/construction permit applicants, and prospective applicants; counter staff do not document number of tri-folds distributed.) **IC/ID material distributed - Totals by City:** **Campbell:** **182 pieces (including business cards)** **Los Gatos:** 146 pieces (including business cards) Los Gatos Street Sweeping staff distributes a doorhanger with IC/ID info when appropriate; number distributed is not documented. **Monte Sereno:** **21 pieces (including business cards)** **Saratoga:** **72 pieces (including business cards)**	

Source	WP Task	FY05-06 Work Plan Tasks	FY 05-06 Accomplishments	Responsible Party

Public Information/Participation Program EVALUATION – *B. Joint Projects: General Outreach – Materials Distribution*

OUTREACH MATERIALS

The "Grow-It Guide" continues to be the most popular IPM literature. Although WVCWP and the cities/town make available a variety of IPM materials at public places and community events, it is most common for residents to pick up only the Grow-It Guides.

Items for children are also popular. WVCWP continues to search for affordable, fun and informative children's outreach material. The "Kids Guide to Backyard Bugs" is always popular, but supplies are very limited, so these are distributed sparingly. Many more would be taken, if they were available. This year WVCWP evaluated a children's coloring book: "Pest or Pal" – a coloring book with text related to IPM and less-toxic pest management. The item was well-received. However, it is rather high-priced to be given out in large numbers.

WVCWP also purchased numerous copies of a hard bound picture book **"All The Way To The Ocean"** -- depicting how stormdrains carry trash & other pollutants into nearby water bodies. The book was donated to classes which held Enviroscape presentations as a "Thank You". The book will also serve as a means for teachers to introduce the subject to their classes in coming years, prior to the students viewing the Enviroscape. Copies kept at WVCWP can also be loaned to schools and libraries when a book is needed for a Story Time situation.

Efforts were directed to finding an inexpensive, desirable item which people would be happy to pick up at events, and which would reinforce Stormwater messages. WVCWP was also looking for something with its website address, which would be kept around the home so that residents could refer to it in order to be able to reach the website easily. WVC decided on using pencils made of recycled denim (blue) and recycled money (green). Slogans were chosen and printed on the pencils, along with the website address. The pencils proved to be very popular outreach items, and were found to be a good way to keep the subject and the website address in front of people.

Another effective outreach piece was a flyer created to promote new watershed-themed youth programs at Don Edwards Nat'l Wildlife Refuge. Schools in the Campbell School District agreed to pass these out to their students, so that they could be taken home. In June 2006, **8,367** of these were distributed through 6 schools in the District. The Education Center at **Don Edwards subsequently reported a noticeable increase in calls and participation related to youth programs**.

Extensive outreach was conducted concerning the E-Waste Recycling Event in January 2006. Posters were placed in numerous public places and flyers were distributed to Real Estate offices. However, based upon response from those who attended the event, it appears that the overwhelming majority of attendees learned about the event through ads and articles in the local weekly newspapers.

Source	WP Task	FY05-06 Work Plan Tasks	FY 05-06 Accomplishments	Responsible Party
GENERAL OUTREACH				
Source	**WP Task**	**FY05-06 Work Plan Tasks**	**FY 05-06 Accomplishments**	**Responsible Party**
General	NPDES Permit, Provision c.4 and c.9 & PMP (II.A.4.)	b. Participate in Community Events 1) Promote watershed messages by participating in community events (e.g., farmers market, festivals, creeks clean-ups, etc.). 2) Conduct or participate in local activities that are coordinated with the Watershed Education & Outreach campaign (as budget permits). 3) including outreach events targeted at pesticide users.	**1)** *Saratoga Library Story Time Sept. 05:* the Library used a "Rivers" theme for its Story time. WVCWP Coordinated with the library to make Enviroscape presentations at the evening Story time. WVCWP arranged fto have 2 books read, related to watersheds and wildlife in local creeks. The Enviroscape was used to demonstrate runoff issues. Approx. 27 children participated and approx. 21 parents viewed the presentations. Numerous materials were taken. SEE ATTACHMENT PIP 6A FOR A PHOTO OF THE ACTIVITY **2)** *Audubon Wildlife Fair 10-22-06* WVCWP partnered with local Sierra Club chapter & Audubon Society to present a table at Audubon's "Wildlife Education Fair". Table featured: Enviroscape hands-on watershed model demonstrating pesticide pollution in runoff, a display on dangers of diazinon for birds, and IPM materials; Sierra Club distributed California Golden Poppy seeds to promote pest-resistant planting. The Wildlife Fair is held at the Audubon facility along City of Saratoga's northern border. Approx. 25 children participated in the Enviroscape, with over 25 parents watching. Participation was less than previous years due to	WVCWP Staff WVCWP Staff to coordinate with Municipal Staff

Source	WP Task	FY05-06 Work Plan Tasks	FY 05-06 Accomplishments	Responsible Party
			the presence of a SCV Water District table with Enviroscape, which attendees saw first, in the flow of traffic. **3)** For participation in Program WEO events, see "**A. SCV Program Projects/Support"** at the beginning of this PIP Section. **4)** *"Tax Free Day" at OSH (bordering Saratoga & Campbell) 10-8-05* Spoke with at least 45 customers and employees (some with family or friends who are not included in this total). Gave out HHW, & IPM Materials (see above). Talked to customers about disposing fluorescent bulbs at HHW or bringing bulbs back to OSH (this site was a partnering drop off location). One elementary school teacher expressed interest in an Enviroscape presentation for 5th grade. **MUNICIPALLY-SPONSORED EVENTS** **CAMPBELL** *Creekside Clean Up* Public Works staff organized and supervised a community creekside Clean-up event at which materials were also distributed. The Clean-up was held in conjunction with "Keep California Beautiful". **CAMPBELL**: Events with Materials Distributed *Arbor Day* Public Works staff organized and supervised an Arbor	

Source	WP Task	FY05-06 Work Plan Tasks	FY 05-06 Accomplishments	Responsible Party
			Day event at which materials were also distributed. *Neighborhood Meetings* Public Works staff sponsored 2 Neighborhood Meetings at local schools. Stormwater runoff was among the issues discussed, and materials were distributed. **LOS GATOS** *Farmers Market Event 4-9-06* WV Staff and one volunteer presented water quality topics using the Enviroscape model. Fifty people visited the booth. IPM materials and WVCWP Pencils were distributed. **SARATOGA**: Events with Materials Distributed *Building Bridges Event Oct 9, 2005* Saratoga City staff distributed materials at the "Building Bridges" event at West Valley College. Materials concerning HHW, Copper, Mercury and IPM were distributed. *Mustard Walk Feb. 2006* This family event is based upon the Heritage Orchard and serves as an appropriate place to distribute gardening/IPM materials. City staff place decorative baskets with IPM literature for residents to take. Grow-It Guides and WVCWP pencils were the most popular items.	
General	NPDES Permit, Provision c.4 and	c. Prepare City Newsletter Articles Prepare and contribute articles of interest	The Summer ***Campbell Profile*** (mailed to all Campbell residences) included the following articles:	WVCWP Staff

Source	WP Task	FY05-06 Work Plan Tasks	FY 05-06 Accomplishments	Responsible Party
	c.9	to the City newsletter. Topics such as HHW disposal, pesticide, mercury, trash and copper/nickel will be promoted.	• New eWaste Laws in Effect The Fall ***Los Gatos Vista*** (distributed Sept. 05 to all LG residences) included the following articles: • Prepare for Winter Storms [keeping stormdrains clean] (front page) • Clean Water Program (front page) • Upcoming Capital Projects [stormdrain improvements] (page 3) • Leash Law Reminder [clean up pet waste] (page 3) • Hazardous Waste Drop-Off Event & Info (page 5) • Proper Disposal of E-Waste (page 5) The Spring ***Los Gatos Vista*** (distributed March 06 to all LG residences): *Focus on the Environment*, page 6 reported on the Jan. 06 E-Waste event, and the importance of proper E-Waste disposal. ***Monte Sereno City Newsletter*** February 2006 (mailed to all Monte Sereno residences) featured: *Electronic Waste Banned from Residential Trash Beginning February 9th in California* May 2006 featured: *New Waste Management Contract Approved* – Residents will have opportunity to deliver electronic waste (TVs, computers, computer screens) to a company-owned facility in San Jose on any day.	
		d. Other Water Quality and Trash Related Press Releases	A Public Relations firm (the same firm used by SCVURPPP for the Watershed Watch Campaign) worked closely with WVCWP to prepare **a press release which**	

Source	WP Task	FY05-06 Work Plan Tasks	FY 05-06 Accomplishments	Responsible Party
			went to 5 newspapers; all printed some information on the subject. All press releases and presentations stressed mercury's affect on the environment, and proper disposal. **Press releases for web-site/newsletter use were sent to Chambers of Commerce** for Campbell, Los Gatos and Saratoga and all Chambers of Commerce included this information on their website or in their newsletter to members. This **flyer/press release also went to local schools**; and was featured on local school websites.	
General	NPDES Permit, Provision c.4 and c.9	e. Press Releases WVCWP will prepare press releases or articles for local media on topics such as proper disposal of HHW, pesticides, copper, mercury and trash.	A large portion of WVCWP's outreach budget for FY 05-06, was focused on Mercury outreach, related to its Jan. 06 Hazardous Waste Drop-off event. *See details above:* ***A. SCV Program Projects, Mercury Pollution Prevention Outreach*** *and* ***January 28, 2006 Free Hazardous Waste Recycling Event.*** A Public Relations firm (the same firm as used by SCVURPPP) worked closely with WVCWP to prepare **a press release which went to 5 newspapers**; all printed some information on the subject. SEE ATTACHMENT PIP 6C TO VIEW THE PRESS RELEASE The Press Release resulted in articles in: • Campbell Reporter • Los Gatos Weekly Times • Saratoga News SEE ATTACHMENT PIP 6D TO VIEW AN ARTICLE	WVCWP Staff

Source	WP Task	FY05-06 Work Plan Tasks	FY 05-06 Accomplishments	Responsible Party
			RESULTING FROM THE PRESS RELEASE **Press releases about the E-waste event were sent to Chambers of Commerce for web-site/newsletter use.** Campbell, Los Gatos and Saratoga Chambers of Commerce received the Press Release; all Chambers included this information on their website or in their newsletter to members. This **flyer/press release also went to local schools**; some featured it on their school website. WVCWP also wrote and sent a **"Thank You/ Letter to the Editor"** concerning the E-Waste event. The letter detailed the importance of proper E-Waste disposal, and listed the # of event participants, etc. The letter was printed in the Los Gatos Weekly Times. OTHER PRESS RELEASES **July 05** Press Releases were sent to 4 local papers concerning an "Eco-Hero Award" to be presented to a Saratoga student at the WVCWP offices during a monthly meeting. (*See "TARGETED OUTREACH – m. Partnering with Students" below, for details*). The event received press coverage from several newspapers, including a 300+ word article in the Saratoga News. SEE ATTACHMENT PIP 6B TO VIEW AN ARTICLE RESULTING FROM THE PRESS RELEASE **Sept. 05**	

Source	WP Task	FY05-06 Work Plan Tasks	FY 05-06 Accomplishments	Responsible Party
			Press Release for 9/17/05 Creek Clean-up – e-mailed to Westmont High School 8/30. PR was posted on school website, and included in daily email bulletin. **Oct. 05** In response to a Press Release, the San Jose Mercury News, on 10/15/05, printed an article on a Town of Los Gatos Trash pick-up event, sponsored by a local church. The church had asked Town staff for recommendations on useful volunteer activities, and the litter pick-up was suggested and was a successful event. **March 06:** Press release to gardening columnist for 3 local papers; information on upcoming Less Toxic Turf Management workshop and invitation to attend workshop. **April 06:** In response to a press release, the Saratoga News printed a brief article on the upcoming Creek Clean-up along Saratoga Creek in Saratoga Village. **May 06** Press Release for 5/20/06 Creek Clean-up – e-mailed to Westmont High School. PR was posted on school website, and included in daily email bulletin.	
General	FY05-06 CI Item	f. WVCWP Web-Site Continue to expand and update WVCWP web-site to provide new educational material to the public e.g. on IPM, mercury, trash, copper/nickel & HHW.	• **December 14, 2005** WVCWP created a web "flyer" for a **FREE** TV/monitor/laptop collection event to take place on January 28, 2006. (See A. SCV, c. Mercury Pollution Outreach). The flyer was also placed on municipal websites.	WVCWP Staff

Source	WP Task	FY05-06 Work Plan Tasks	FY 05-06 Accomplishments	Responsible Party
			• **Early Spring 2006:** staff changed the "Take Action" page to focus on **less toxic gardening and affect of pesticides** on water quality. The new page highlighted links to "Our Water Our World" website. • Spring 2006: On the WVCWP Home page, staff added a car wash/copper graphic and text. Changes included adding a link to WVCWP's *Car Wash Kit flyer* with info on copper as a water pollutant.	
		Municipal Web-Sites	**Campbell** The City of Campbell created a completely new website in FY 05-06. The Public Works link can now be followed to a full page of links relating to Stormwater, NPDES and C.3 requirements. The page also features links to PDFs of all the "Construction Tri-folds" which list BMPs. In addition, the site has a page on community/creek clean-ups, including statistics from last year's clean-up. **Los Gatos** The Town of Los Gatos created a completely new website in FY 05-06. The Public Works link can now be followed to a full page of links relating to Stormwater, NPDES and C.3 requirements. The site allows users to search for terms such as "Car Washing" or "Draining Pools". This brings up a Stormwater Page which gives instructions on correct behavior for these activities, plus other issues such as Pet Waste, Dirty Water down the Stormdrain, etc. **City of Saratoga**	Municipal Staff

Source	WP Task	FY05-06 Work Plan Tasks	FY 05-06 Accomplishments	Responsible Party
			Saratoga's home page includes links to Household Hazardous Waste disposal advice, and a Street Sweeping Schedule, Map and information.	
PUBLIC PARTICIPATION				
Public Partici-pation	FY05-06 CI Item	g. "Creek Keepers" Program Continue development and promotion of trash monitoring activity. Develop and implement other clean-up activities as feasible.	Promoted through Press Release for 9/17/05 and 5/05 Creek Clean-ups (Coastal Cleanup Day & Nat'l River Cleanup) – e-mailed to Westmont High School. **Trash Monitoring was conducted at 4 different Clean-up events in FY 05-06.** Two Creek Clean-ups were held at an established site: San Tomas Aquino Creek at Westmont High School (which serves Campbell, Los Gatos, Monte Sereno and Saratoga students). Most of the participants are high school students, and they have been proven to be quite receptive to helping with Trash Monitoring. WVCWP sponsored the cleanup and trash monitoring events on 9-17-05 and 5-20-06. To prepare for the event, flyers were distributed to 6 local schools. Students and parents were trained to conduct trash monitoring and told why trash has become a pollutant of concern (POC) for the S.F. Bay area. 9-17-05 – 54 volunteers 5-20-06 – 50 volunteers **One Clean-up was sponsored by the City of Campbell**. WVCWP tried a slightly simplified Monitoring form at this	WVCWP Staff & WVCWP Staff to coordinate with Municipal Staff

Source	WP Task	FY05-06 Work Plan Tasks	FY 05-06 Accomplishments	Responsible Party
			event. Community volunteers were responsive to filling out the forms. **One Clean-up was sponsored by the City of Saratoga along with WVCWP**. Saratoga Elementary School students and their parents participated in the Clean-up and Trash Monitoring. Due to the students' young age, parents did most of the Trash Monitoring. Participants noted that recording the Trash made them much more aware of the extent of the litter and dumping. 4-1-06 – 48 volunteers See "Trash Management" section for details on Trash Monitoring. Clean-ups and Trash Monitoring were promoted via: **Creek Clean Up Outreach – Westmont 9-17-06** **Calif. Coastal Clean Up Day** PR was posted on Westmont website, and included in the daily e-mail bulletin. 34 Flyers distributed to other local schools for 9/17/05 Cleanup: 1 + school newsletter Blackford Elementary (school will put into their newsletter) 10 – Monroe Middle School 1 -- Sherman Oaks Community school 1 -- Rosemary Elementary 10 -- McKinnon Community school 10 – Del Mar HS	

Source	WP Task	FY05-06 Work Plan Tasks	FY 05-06 Accomplishments	Responsible Party
			1 – Berryessa youth football coach **Creek Clean Up Outreach – Westmont 5-20-06** **National River Clean Up Day** ➔ Program Manager met with staff at Westmont High School to encourage student participation ➔ Notice of event was posted on school's PTSA web site ➔ Notice of event was e-mailed to all families via "Daily Bulletin" e-mail (1500 students) **Campbell Clean-up:** Promoted via the City website and additional outreach by the Public Works Dept. **Saratoga Creek Clean-up:** Promoted via WVCWP Enviroscape activity in a 4th grade classroom at Saratoga School and outreach by the teacher and parent volunteer. Press coverage consisted of an article about the upcoming event in the Saratoga News.	
Public Partici-pation	FY05-06 CI Item	h. Creek Clean-ups Conduct a minimum of two clean-up events (i.e. on Coastal Clean-up Day and National Rivers Day).	**9-17-05 Creek Clean-Up, Westmont** **4-1-06 Creek Clean-up, Saratoga Creek** **5-20-06 National River Clean Up Day, Westmont** **Los Gatos Creek Trail in Los Gatos** is cleaned on a continuing basis by volunteers. Information on volunteering for this activity can be found on the Town website. (See preceding row, and "Trash" section for details on Clean-ups)	WVCWP Staff & WVCWP Staff to coordinate with Municipal Staff

Source	WP Task	FY05-06 Work Plan Tasks	FY 05-06 Accomplishments	Responsible Party
TARGETED OUTREACH & SCHOOLS				
Targeted Schools	FY05-06 Work Plan	i. Coordinate Watershed Education with schools Promote awareness of WVCWP through **presentations** in one or more West Valley schools. j. Provide Watershed Education in classrooms Conduct Water Quality Protection education or presentations in local schools, using *Enviroscape* and/or other interactive methods to engage students in Watershed Campaign messages.	**Saratoga Elementary – 4th grade 28 students and two teachers**. On 3-29-06, students participated in an inter-active Enviroscape presentation. WVCWP brought attention to pollutants of concern (trash, mercury, copper, and pesticides) and introduced "take action" steps to help the problem. This year WVCWP developed new curriculum for 4th grade, based on current textbook and State standards. Presentation topics also included: wetlands, stormdrains vs. sanitary drains, pet waste, HHW disposal (paint, pesticides, fertilizers & batteries), and how to report illegal dumping or illegal stormdrain discharges to the WVCWP Inspector. **Grow-It-Guides and Pencils** labeled with stormdrain slogans and the WVCWP website address were distributed to students & teachers. • A 30 min presentation was scheduled, but the teacher requested WVCWP to stay to continue the discussion with the students. • **A "Zun Zun" watershed assembly** was subsequently **presented to 500 students** at the school. • WVCWP donated a picture book to the school called **"All The Way To The Ocean"** depicting how stormdrains carry trash & other pollutants into nearby water bodies. •	WVCWP Staff
Targeted Schools	FY05-06 Work Plan	i. Coordinate Watershed Education with schools	**St. Mary's School– Kindergarten class** **On 6/12/06 30 students and 3 teachers** attended an	WVCWP Staff

Source	WP Task	FY05-06 Work Plan Tasks	FY 05-06 Accomplishments	Responsible Party
		Promote awareness of WVCWP through **presentations** in one or more West Valley schools. j. Provide Watershed Education in classrooms Conduct Water Quality Protection education or presentations in local schools, using *Enviroscape* and/or other interactive methods to engage students in Watershed Campaign messages.	Enviroscape presentation. Topics included: washing cars, fertilizing, over-watering lawns, pet waste, trash, construction, and reporting illegal discharge to the Stormdrain Inspector. • **Grow-It-Guides and Pencils** labeled with stormdrain slogans and the WVCWP website address were distributed to students & teachers. • WVCWP donated a picture book to the school called **"All The Way To The Ocean"** depicting how stormdrains carry trash & other pollutants into nearby water bodies **Los Gatos High School District (Nova Program)** WVCWP staff made a presentation on watershed protection to high school students. Main topic was preventing leaching of toxic metals (mercury, copper, etc.) into water, through proper disposal of e-wasted. General watershed/stormdrain issues were also discussed. Upcoming free E-Waste Recycling event in Los Gatos was promoted. **Pencils** with watershed messages and WVCWP website address were distributed to the students.	
Targeted Schools	FY05-06 Work Plan	k. Schools Outreach and Watershed Education Continue to incorporate, 5th grade curriculum into WVCWP classroom presentations, consistent with state required education standards to make it more feasible for teachers to use in the classroom. Evaluate effectiveness and	In an effort to widen its appeal to teachers, WVCWP worked to develop Enviroscape-related curriculum for Kindergarten and 4th Grade. On Dec. 14, 2005, WVCWP Pgm Mgr met with City of Sunnyvale Environmental Outreach Program to share and to develop new curriculum. The new curriculum was subsequently used very successfully at Saratoga Elementary School (4th Grade) and St. Mary's School (Kindergarten).	WVCWP Staff

Source	WP Task	FY05-06 Work Plan Tasks	FY 05-06 Accomplishments	Responsible Party
		appeal by soliciting teacher's evaluations.	All teachers felt the presentations were educational and enjoyable, and requested the presentation for the following year.	
Targeted Schools	FY 05-06 Work Plan	l. Outreach to Local Private Schools Participate as a judge and/or audience in science fair at local private school, predominately serving West Valley Communities. (Grade 6-8) Provide encouragement to students who examine watershed pollution issues, especially those that solicit positive behavior changes. If warranted, motivate students, teachers and parents by inviting student(s) to present project to WVC Reps at monthly meeting.	*See m. Partnering with Students, this section.*	WVCWP Staff
		m. Partnering with Students **Not part of Work Plan – additional activity**	*April 18, 2006 Monthly Meeting of West Valley Cities – Presentation by David Marash-Whitman, 7th-grade Kehillah Jewish High School student scientist and Saratoga resident.* The student was familiar with the West Valley Clean Water Program and wanted to do a science project to assist in WVCWP's outreach and education efforts. He consulted with WVCWP Program Manager, as to which pollutant of concern would have the most impact for a project study. He received guidance from SCVRPPP on which tools to use for data collection. He prepared a project on Rhizofiltration – a technique using plants to remove heavy metals (i.e., copper) from contaminated aquatic environments - and presented his project at the	WVCWP Staff to co-ord

Source	WP Task	FY05-06 Work Plan Tasks	FY 05-06 Accomplishments	Responsible Party
			March 2006 Santa Clara County Science Fair, at which he received the CCMP Award. WVCWP Pgm Mgr attended the Science Fair; WVCWP invited David to present to the West Valley Cities at their April meeting, and he received much accolade from the attendees. He has won many other awards, including State Science Fair awards and the **2005 International Young Eco-Hero Award** from the non-profit organization, *Action For Nature*. His Eco-Hero Award was presented at the WV mtg and received press coverage from several newspapers, including a 300+ word article in the Saratoga News.	
		Additional outreach to schools **Not part of Work Plan – additional activity**	June 2006, WVCWP staff distributed fliers announcing upcoming youth-oriented watershed-themed events at Don Edwards National Wildlife Refuge & Environmental Ed Center. **8,367 fliers** were delivered to **16 schools** in the Campbell School District to promote watershed & wetlands education among West Valley students. WVCWP also sent fliers electronically to Saratoga and Los Gatos school districts for student packets, which are sent home via e-mail.	WVCWP Staff
Reporting	FY01-02 AR Comments And NPDES Permit, Provision c.4	n. Evaluation/ Reporting Document or estimate numbers of residents, students, municipal staff etc. reached by outreach efforts, including events, web site promotion, municipal employee outreach, and media advertising. Document number of calls &	*September 17, 2005 Coastal Clean-up Day* – 54 volunteers *April 1, 2006 Saratoga Creek Clean-up* – 48 volunteers *May 2005, Nat'l River Clean-up Day* – 50 volunteers Families of **over 1500 Westmont High School students** received the daily e-mail bulletin articles on 2 Creek Clean-ups and the E-Waste Drop-off event. *Saratoga Creek Clean-up 4/06* – Saratoga News article	WVCWP Staff & WVCWP Staff to coordinate with Municipal Staff

Source	WP Task	FY05-06 Work Plan Tasks	FY 05-06 Accomplishments	Responsible Party
		website hits.	**24.600 readers** *Opinion column on keeping creeks clean, written by Saratoga student* - in Saratoga News **24.600 readers** *E-Waste Drop-off Event:* *Ad and articles ran in 3 local papers:* Campbell Reporter – **50,200 readers** Los Gatos Weekly Times – **54,200 readers** Saratoga News – **24, 600 readers** *Results of E-waste outreach:* 8 e-mail inquiries 26 phone inquiries **Over 250 vehicles attended** *Schools:* Classroom presentations – **93 students** Zun Zun assembly – **500 students** Outreach flyers for Don Edwards NWR programs - **8,367** *Saratoga Library Enviroscape* - **27 children and 21 parents** *Audubon Wildlife Fair* – **25 children; 25 parents** *"Tax Free Day" at* OSH - **45 customers and employees** It is estimated that all residents, or at least **all households**, in each WVC received some outreach information through features in their municipal newsletter, which are mailed to each household. Saratoga's budget limitations have prevented mailing newsletters, however the City sent a Streetsweeping postcard to all households.	

Source	WP Task	FY05-06 Work Plan Tasks	FY 05-06 Accomplishments	Responsible Party
			38,140 – Campbell 28,590 – Los Gatos (12,000 households) 3,800 – Monte Sereno (1,220 households) 32,900 – Saratoga (11,200 households) (WVCWP and municipalities conducted extensive outreach this year; however, due to budget deficiencies which limit the number of available staff, it is not feasible to research the number of attendees at each event, etc. Some numbers that staff was able to obtain are given above.)	
Municipal Staff Training	FY03-04 Work Plan, RWQCB comments	o. WVCWP Sponsored Training(s) WVCWP to provide one or more workshops, on current topic(s) as needed for implementation or education, including distribution of related materials.	See "Planning Procedures" section for details on January 2006 **C.3/ HMP training** which included information to help municipal staff respond to public requests. See "Pesticide Management" section *Training for Applicators* and following row (p. Training) for details on "**Less Toxic Turf Management Workshop**". School Districts, private Golf Course staff and local newspaper staff were invited.	City staff to attend; WVCWP to co-ord
Training	FY05-06 Work Plan	p. Training Conduct or provide WVCWP staff training/meetings to prepare for school presentations, community events & responding to public requests.	WVCWP Program Manager provided training to 3 new and temporary staff members on **use of the Enviroscape** and on making Enviroscape presentations. Training on **handling Creek Clean-ups** was given to 1 new staff member in Sept. 05, and to 2 City of Saratoga staff members for the April 06 Saratoga Creek Clean-up. WVCWP sponsored a training for municipal staff on **C.3 and HMP** (Jan. 06) to enable Planning and Public Works staff to better deal with questions from residents and	WVCWP to co-ord

Source	WP Task	FY05-06 Work Plan Tasks	FY 05-06 Accomplishments	Responsible Party
			developers. (See "Planning Procedures" section, Training Summary). A portion of the March 06 IPM Training on **Turf Management** discussed means for Parks & Public Works staff to educate residents/park users on less-toxic methods of Turf Management. A worksheet for handling this process was made available to attendees. (See "Pesticide Management" section for details). WVCWP staff attended several training sessions related to PIP: Oct. 05 – **CASQA Conference: Collaboration & Integration Opportunities for Stormwater Programs** Oct. 05 - **Nonpoint Source and Stormwater Pollution Education Program in Chicago.** Dec. 05 - SCVURPPP "**How Development Affects Creeks" and Creek Walk** June 06 – **EPA Watershed Academy Internet Seminar "Influencing Behaviors Using Social Marketing"** See" PIP Training Summary" for details.	
Additional Outreach	Section 6 of this Work Plan	q. Outreach Activities for specific Pollutants	See Section 6. of this Work Plan, *Water Quality Based Requirements*, for additional PIP activities.	WVCWP Staff

Public Information/Participation Program Evaluation

For additional Evaluations, see Sections above***:***

- ***SCV Program Projects/Support*** and
- ***Joint Projects: General Outreach – Material Distribution***

Participation in Community Events: WVCWP staff found its participation in the **Saratoga Library Evening Story Time** to be a very effective means of reaching both parents and children. Librarians and parents expressed appreciation for the opportunity for children to use the Enviroscape. After this event, the Campbell and Los Gatos Libraries were contacted by phone and by e-mail (with photos of the successful Saratoga event). However, WVCWP was not able to elicit similar invitations from these libraries. It is possible that an offer to use the Enviroscape during summer outdoor Reading Program activities would instigate invitations.

At the **Audubon Wildlife Fair** this year, the SCV Water District was also a participant, and also brought an Enviroscape. This diverted visitors who would have participated in WVCWP Enviroscape activities. It is possible that WVCWP will not attend this Wildlife Fair in FY 06-07, in order to avoid duplication of efforts with the SCVWD.

"Tax Free Day" at Orchard Supply Hardware: WVCWP appreciates OSH's permission to approach customers and employees in the store. The event remains an effective means of reach residents, since it allows an opportunity to speak with them personally, and to approach people who are actually buying items (gardening materials, fluorescent bulbs) which are addressed by our outreach materials.

Creek Clean-up Outreach: Many flyers were distributed for the Sept 05 Creek Clean-up. It appeared that these flyers did not really result in volunteers attending the event. There was some response from the Westmont High School website announcement and the Parent/Teacher/Student Assn. 'daily e-mail". It was found that the best response was the result of students learning about the event from a Westmont High Science teacher, who also offered extra credit for students who participate and then write a review. In the future, WVCWP will use less efforts on flyers, and more efforts on working with teachers. For the May 06 Creek Clean-up at the site, a WVCWP spoke with school staff and put minimal efforts into additional outreach. At this event, the turnout was almost exactly the same as the September event – even with minimal additional outreach. This turnout is about the maximum that the site can handle, so it appears there is no need for much outreach beyond working with the school.

Schools Outreach: The new Enviroscape curriculums, developed this year to address Calif. State Standards for Kindergarten and 4th grade, were piloted successfully. Teachers expressed appreciation for the classroom activity, and requested presentations for the next school year. The 4th grade Enviroscape presentation at Saratoga Elementary School was given prior to a Creek Clean-up, which the students were invited to attend. The classroom presentation and

Creek Clean-up were followed by 2 Zun Zun assemblies at the school. Teachers, school administrators and parents all commented that they felt both students and adults had learned new ideas and information, and the school will be more inspired to take notice of its local Saratoga Creek which is only 3 blocks away.

WVCWP also initiated use of a hardbound picture book “All the Way to the Bay” as a means of keeping the Stormwater Pollution subject in teachers’ minds. The book is given as a gift after an Enviroscape presentation. It is hoped that the presence of the book will help stimulate interest in the subject in subsequent years, and among additional teachers.

All West Valley businesses, residents & schools are invited to bring unwanted TVs, monitors and laptops to this FREE recycling event.

January 28, 2006
9 am – 1 pm

41 Miles Ave. – Los Gatos
(Municipal Yard – Near University Ave. & Highway 9)

Here's your chance to act locally, and make an impact globally, while clearing up your clutter in the process! Your support of this event ensures that the hazardous substances in these items will be recycled responsibly to prevent toxic water contamination and air pollution, both locally and in Third World countries.

Brought to you by Campbell, Los Gatos, Monte Sereno and Saratoga through the West Valley Clean Water Program.

Details at: www.cleancreeks.org

Attachment 6A

West Valley Community Outreach: Library Story Time 9/20/05

ATTACHMENT 6B

http://www.community-newspapers.com/archives/saratoganews/20050810/sn-news4.shtml

SARATOGA NEWS

August 10, 2005 Saratoga, California *Since 1955*

News

Saratoga youth named 'Eco-Hero' award winner by Action for Nature

By Kaustuv Basu

"No Dumping: Flows directly to bay"--almost everyone has seen that sign on a sidewalk.

Saratoga David Marash-Whitman, 13, wanted to learn more about it.

As part of a school project two years ago, he decided to find out more about household pollutants that can damage creeks and the bay.

One of the first people he contacted was Cheri Donnelly, program manager for the West Valley Clean Water Program. She told him about the pollutants that were the most dangerous to the creeks. That project was completed a while ago, while David was at South Peninsula Hebrew Day School.

David has moved to Kehillah Jewish High School since then but he has continued with his mission of educating the public about the dangers of pollutants.

Last month, he won the International Young Eco-Hero Award from Action for Nature, a local ecology group, for his efforts. He is one of several youngsters worldwide chosen for their commitment to protecting the environment.

"I was horrified to learn how toxic residential products like paint-removers and pesticides

can affect creeks," David said.

He said that he advocates his cause whenever he gets a chance. "My next project is to get kids to help clean up the local creeks," he said.

Donnelly said that David does a very professional job when he makes presentations to people. "People have no idea how litter has damaged our creeks," she said.

But advocates such as David are helping, she said.

B. Shimon Schwarzschild, the founder of Action for Nature, said that he is delighted with efforts made by young people all over the world.

"Individuals can make a difference," Scwarzschild said.

Copyright © **SVCN**, LLC.

Attachment 6C

For Immediate Release January 10, 2006

Contact: Sandi Manor (831) 662-3646 / sandi@carlandmanor.com

Electronic Waste Discovered in Local Creek
Free Recycling Event in Los Gatos Aimed at Preventing Water Pollution

(Los Gatos, CA) – Following recent storms, Los Gatos Town staff pulled a discarded 27" television from a local creek. The culprit remains unknown. While they may have thought this was nothing more than littering, the potential problem for this crime is much bigger. When not recycled or disposed of properly, electronic waste can result in toxic pollution. E-waste leaches lead, mercury, copper and other metals into the groundwater, posing serious health hazards to people and wildlife.

As flat-screen plasma TVs and LCD monitors become more affordable, consumers are replacing conventional cathode ray tube (CRT) TVs and monitors at a rapid pace. Judging by holiday sales and pre-Super Bowl ads, there will soon be many conventional TVs gathering dust – or worse, as we found in a local creek.

To help local residents properly dispose of this waste, the municipalities of Campbell, Los Gatos, Monte Sereno and Saratoga are hosting a FREE recycling event for TVs, computer monitors and laptop computers.

The event will be held in Los Gatos at 41 Miles Avenue (near intersection of University Ave. & Highway 9) on January 28th from 9 a.m. to 1 p.m. The West Valley Clean Water Program (www.cleancreeks.org), the official storm water agency for these 4 municipalities, is partnering with local recycling firm United Datatech Distributors (UDT) for the event.

UDT was selected for their high standards of materials handling. UDT does not export waste to third world countries, where children and laborers seeking salvageable parts are exposed to toxic e-waste which pollutes local water supplies or billows noxious air pollution when burned. UDT also keeps these deadly materials out of our local landfills, where runoff containing hazardous substances can seep into our groundwater.

The issue of littering aside, it is illegal in California to dump TVs and monitors in landfills. Garbage collection for local municipalities prohibits putting these items into residential garbage cans. Instead, these items must be handled by a credentialed recycler, often for a fee. This event is a great way to avoid the fee, get a jump on spring cleaning, and avoid desperate disposal measures.

###

Attachment 6C

For Immediate Release	January 10, 2006
Contact: Sandi Manor (831) 662-3646 / sandi@carlandmanor.com	

Free Recycling Event
TV - Monitor - Laptop Recycling in Los Gatos

Quick Facts:

What: FREE Recycling/Collection event
Items Accepted: TVs, Computer Monitors, Laptop Computers (working or not)
When: Saturday, January 28th, 2006
Time: 9 a.m. to 1 p.m.
Where: 41 Miles Ave., Los Gatos (near intersection of University Ave. & Highway 9)
Who is invited: Residents, Businesses, Schools in the South San Francisco Bay Area
Further info at: www.cleancreeks.org or 408.354.5385 (tip line)

- The EPA estimates that Americans discard 2 million tons of electronic waste each year.
- The EPA considers old cathode ray tube TVs and monitors the most hazardous items.
- E-waste leaches mercury, lead, copper, etc. into our ground water.
- Irresponsible recyclers ship e-waste to Third World countries where it pollutes land, air and water, posing serious health risks to residents. Visit www.ban.org for details.
- Support of this event sends a message about ethically responsible recycling practices.
- Information about United Datatech Distributors (UDT) can be found at www.uniteddatatech.com

Attachment 6D

http://www.svcn.com/archives/lgwt/20060125/lgnews2.shtml

LOS GATOS WEEKLY TIMES

January 25, 2006 Los Gatos, California *Since 1881*

News

Creek is no place to dump computers, television sets

By Jennifer McLain

For some, recycling is second nature. But when it comes time to toss out that old TV or computer monitor, there's no such thing as a recycle bin for "e-waste only." Some resolve the problem by throwing the electronics out in the dumpster--forgetting, not realizing or not caring that the toxins in them can eventually seep into groundwater. Others just ignore the "no dumping" signs and cast them in the creek.

"We found a 27-inch TV in the Los Gatos Creek a few weeks ago," said Los Gatos resident Cheri Donnelly, program manager at the West Valley Clean Water Program. The clean water program started in 1994 and is dedicated to preserving and protecting the water in Campbell, Los Gatos, Monte Sereno and Saratoga.

"People are desperate to get rid of their old electronics, but they can't just put them in the landfill because the toxins can get into our groundwater," Donnelly said.

One alternative is to take the old electronics to a free TV-and monitor-recycling event from 9 a.m. to 1 p.m. on Jan. 28 at 41 Miles Ave. in Los Gatos.

The water company is teaming up with United Datatech Distributors and ECS Refining for the event. Donnelly said that unwanted electronics brought to the recycling event will be handled responsibly.

"At a lot of these types of events, people feel giddy and gooey that they are doing the right thing, but what they fail to realize is that a number of these places are shipping these devices to someone else's back yard," said Tom Hogye, vice president and general manager of the distributor and refining company.

Hogye said that some so-called recyclers take the cheapest and not most environmentally sound route, and ship scraps to undeveloped countries while making a profit.

"Even if we are taking care of our country, we certainly don't want to see the waste in Africa and Asia," Donnelly said.

Hogye said that Datatech sends the waste to environmentally sound processors, which are primary and secondary smelters.

It is illegal to dump TVs and monitors in landfills, and since the inception of SB20, the Electronic Waste Recycling Act of 2003, a fund was created for the collection and recycling of certain electronic waste. As of July 1, 2005, plasma televisions and TVs with liquid crystal display screens are classified as e-waste. Each time a consumer buys a new electronic that contains cathode ray tubes (CRT) or has a liquid crystal display, he or she pays a $6 to $10 fee that will cover the collection and recycling of the wastes.

Electronic devices contain a variety of materials, including copper, lead, zinc, arsenic and mercury.

"Mercury is one that our program is highly focused on," Donnelly said. These toxins can enter the groundwater and are hazardous to the health of plants, animals and humans.

It is estimated that Americans discard nearly 2 million tons of electronic waste a year, and among the most hazardous are CRT televisions and monitors.

In general, Donnelly said the Los Gatos community needs to be aware of what is going into its groundwater.

"It's about knowing that what goes into the street drain. If it's dog waste or pesticides, it really is going directly to the Los Gatos Creek and downstream into San Jose," said Donnelly.

For more information about the event or the West Valley Clean Water Program, call 408.354.5385, or visit www.cleancreeks.org.

Copyright © Knight Ridder

Training Summary: Public Information / Participation (PI/P)

Training Description	Date	Attendees
CASQA Stormwater Conference / Management Workshops **Collaboration & Integration Opportunities for Stormwater Programs** Presenter: Stephen McCord Sr. Engineer, Larry Walker Associates **Topics**: Broad public outreach can benefit multiple permittees with minimal coordination. Major reasons to collaborate in these efforts: ▪ All Phase I and Phase II permittees are required to do it; ▪ There are many activities (including media production, brochures, and websites) that benefit from a consistent, reinforced message. ▪ Consistency, especially to commuters, reinforces the message. ▪ Public Outreach funding is shared ; dollars are used more efficiently ▪ Orange County is an example of a highly functional collaboration among the County as the Principal Permittee and 35 co-permittees to develop and broadcast a consistent message regarding stormwater	**Oct. 4, 2005**	**WVCWP (1)** Program Manager
Nonpoint Source and Stormwater Pollution Education Program **Chicago, IL** Co-sponsored by Chicago Botanic Garden and U.S. EPA. **Sessions**: ▪ Tools and techniques for NPS and Stormwater Education	**Oct 17-20, 2005**	**WVCWP (1)** Program Manager Representing all Cities

Training Summary: Public Information / Participation (PI/P)

Training Description	Date	Attendees
▪ Water Outreach Education Tools for Programs - The Best in: ▪ Education Practices, ▪ Target Audience Research, ▪ Programs and Materials		
Stormwater Pollution Education Programs Sponsored by: U.S. EPA Liaison Speaker: Charlie Mac Pherson of Tetra Tech Inc. **Topics**: ▪ Conducting Effective Stormwater Outreach Campaigns	**October 17, 2005**	**WVCWP (1)** Program Manager Representing all Cities
Stormwater Pollution Education Programs Sponsored by: U.S. EPA Liaison Speaker: Doug Peterson **Topics**: ▪ Tools and Techniques for NPS and Stormwater Education (Nikos D. Singelis) ▪ U.S. EPA's NPS Outreach Digital Toolbox (Donald Waye) ▪ Selling Low Impact Development (Katherine Mul) ▪ Stormwater, Secret Agents, Soil, and Sumo Wrestlers(Doug Peterson	**October 18, 2005**	**WVCWP (1)** Program Manager Representing all Cities
Stormwater Pollution Education Programs Sponsored by: U.S. EPA Liaison Speaker: Nancy R. Lee of U.W	**October 18, 2005**	**WVCWP (1)** Program Manager Representing all Cities

Training Summary: Public Information / Participation (PI/P)

Training Description	Date	Attendees
Topics: ▪ Using Social Marketing to Influence Public Behavior		
Stormwater Pollution Education Programs Sponsored by: U.S. EPA Liaison Topics: ▪ Water Outreach Education Tools (Elaine L. Andrews) ▪ Stormwater Education at the Local Level (Patty Sanzone) ▪ If You Couldn't Drink It, Don't Dump it (Steve R. Johnson) ▪ Public Education and Community Outreach (Nicole Dufort) ▪ A Federal Facility's Resourse- Efficiant and Proactive Approach to Phase II MS4 Permit Requirements (Corie L. Rockette)	**October 18, 2005**	**WVCWP (1)** Program Manager Representing all Cities
Stormwater Pollution Education Programs Sponsored by: U.S. EPA Liaison Speaker: Leesa Souto Topics: ▪ NPS Education Programs at The Community Level (Kathy Hoppe) ▪ Clean Water – Translating Public Understanding Into Successful Communication Programs (Karen M. DeBaker) ▪ The Neighborhood Water Stewardship Program (Aileen Winquest) ▪ Clean Water is Just Good Business (Leesa Souto)	**October 19, 2005**	**WVCWP (1)** Program Manager Representing all Cities

Training Summary: Public Information / Participation (PI/P)

Training Description	Date	Attendees
Stormwater Pollution Education Programs Sponsored by: U.S. EPA Liaison **Topics**: ▪ Using Weather as an Educational Marketing Tool ▪ Eyes on The Environment (Sara Espinoza) ▪ Weather Matters, Bring on the Barrels (Angela Poe) ▪ Boost Your Outreach (Donald F. Wayne)	**October 19, 2005**	**WVCWP (1)** Program Manager Representing all Cities
Stormwater Pollution Education Programs Sponsored by: U.S. EPA Liaison Topics: ▪ Reaching Out To Students and Teachers (Thomas E. Davenport) ▪ Tailoring Watershed Education to Meet The Needs of Teachers (Nancy Mesner) ▪ Clean Ways For Waterways, Stormwater for Nonpoint Source Pollution (Amy Workman)	**October 19, 2005**	**WVCWP (1)** Program Manager Representing all Cities
Stormwater Pollution Education Programs Sponsored by: U.S. EPA Liaison **Topics**: ▪ Collaborative Approaches To Stormwater Education(Cury Rosato) ▪ A Protection Message in a Restoration World (Marion K. Lonsdale) ▪ Minnesota Water- Let's Keep It Clean (Ron Struss) ▪ Collaborative Approaches to Stormwater Education (Amy Mangus) ▪ Participtory Planning Tools for Achieving Nonpoint Source and Stormwater Pollution	**October 20, 2005**	**WVCWP (1)** Program Manager Representing all Cities

Training Summary: Public Information / Participation (PI/P)

Training Description	Date	Attendees
Goals (Theresa Trainor) ▪ Implementation of Private Parcel Best Mgm't Practices at Lake Tahoe(Jessica A. Schwing) ▪ Street Smarts City, County, and Watershed District Staff Learn Together Through Public Works Forum (Louise Watson)		
WVCWP Training: **PSA Video** Presenter: Cheri Donnelly, WVCWP Pgm Mgr **Topics:** ▪ New Stormwater PSA Video from CalTrans."Don't Trash California" ▪ PSA Videos viewed at Chicago conference ▪ Getting PSA videos onto local/ municipal TV channels	**Nov. 22, 2005**	**WVCWP (2)** Stormwater Discharge Inspector Program Assistant **Campbell (1)** Sr. Engineer **Los Gatos (1)** Sr. Engineering Tech **Saratoga (1)** PW Analyst
How Development Affects Creeks, How Creeks Affect Development: Workshop and **Walking Tour of Coyote Creek** Sponsor: SCVURPPP **Topics**: ▪ Stream Geomorphology ▪ Aquatic Ecology ▪ Trash, and other Human Impacts on Local Creeks	**Dec. 7, 2005**	**WVCWP (4)** Program Manager Outreach Coordinator Stormwater Discharge Inspector Program Assistant **Saratoga (1)** PW Analyst

West Valley Communities

Santa Clara Valley Urban Runoff Pollution Prevention Program

FY 2005-2006 ANNUAL REPORT

Training Summary: Public Information / Participation (PI/P)

Training Description	Date	Attendees
WVCWP Training: **"Partnering with Students": Student Science Project: Removing Copper from water via Rhizofiltration; Eco-Hero Award** Presenter: David Marash-Whitman & Cheri Donnelly, WVCWP Pgm Mgr **Topics:** **Student Science Project** (carried out in collaboration w/ WVCWP & SCVURPPP) ▪ David (the student) presented his science project which has won awards on many levels ▪ The science project display includes information on copper pollution in stormwater runoff; this has served as outreach at a variety of venues ▪ The project discussed potential for removing copper pollutants using specific aquatic plants	**April 18, 2006**	**WVCWP (2)** Stormwater Discharge Inspector Program Assistant **Campbell (1)** Sr. Engineer **Los Gatos (2)** Sr. Engineering Tech Sr. Engineering Inspector **Saratoga (2)** PW Analyst City Engineer
WVCWP Training: **Don Edwards Nat'l Wildlife Refuge; WVCWP Web Page** Presenter: Cheri Donnelly, WVCWP Pgm Mgr **Topics:** **Don Edwards NWR:** ▪ new educational programs, with a link to Stormwater, are being implemented. ▪ goal is to get the word out to students that wetlands are important to water quality. ▪ Get Refuge outreach info onto local cable TV channels ▪ WVCWP will send flyers to schools **"About WVCWP" web page** ▪ Web page will be updated to be more responsive to needs of Cities & site visitors	**May 23, 2006**	**WVCWP (2)** Stormwater Discharge Inspector Program Assistant **Campbell (1)** Sr. Engineer **Los Gatos (1)** Sr. Engineering Tech **Saratoga (1)** PW Analyst

Training Summary: Public Information / Participation (PI/P)

Training Description	Date	Attendees
▪ Cities to review current page ▪ What questions do staff receive from residents and businesses, that could be answered via this page? ▪ Cities to provide input for new page		
WVCWP Staff Training "State Standards for 4th Grade Led by: Cheri Donnelly, WVCWP Program Manager **Topics**: ▪ Review all Subjects for Enviroscape Model ▪ Set Up Enviroscape Model	**June 13, 2006**	**WVCWP (2)** Outreach Coordinator Outreach Assistant
"Influencing Behaviors Using Social Marketing" (Internet Seminar) Sponsored by "EPA's Watershed Academy". Speaker: Charlie MacPherson, and Christopher Conner *79 slides were downloaded prior to the session for staff to follow.* **Topics**: ▪ Environmental Issues ▪ Public Safety ▪ Public Health	**June 28, 2006**	**WVCWP (2)** Program Manager Outreach Coordinator

THIS PAGE INTENTIONALY LEFT BLANK

Pesticide Management Activities

City of Campbell

Town of Los Gatos

City of Monte Sereno

City of Saratoga

THIS PAGE INTENTIONALY LEFT BLANK

West Valley Communities- Saratoga

Santa Clara Valley Urban Runoff Pollution Prevention Program

FY 2005-2006 ANNUAL REPORT

PESTICIDE MANAGEMENT ACTIVITES

FY 2005-2006 Work Plan Self Evaluation Matrix

Source	Task Source	FY05-06 Work Plan Tasks	FY 05-06 Accomplishments	Responsible Party
	SCVURPPP PMP (I.A.1.)	Summary of Use Track and report use of pesticides on municipally owned property. Report on use of IPM practices.	No Organophosphate pesticides were used by staff or contractors for City of Campbell, Town of Los Gatos, City of Monte Sereno or City of Saratoga in FY 05-06. All pesticide use (by municipal staff and contractors) was tracked and reported to WVCWP, for use in possible future analysis.	WVCWP to coordinate w/ Cmpbl: Sr. Civil Engr/ Public Works Supt/ Bldg Maint. Supvr LG: Parks Supt & Public Works Supervisor MS: City Manager/ Facility Mgr Stga: Parks & Street Maint Supervisor
	SCVURPPP PMP (I.A.3.) PS #3	Implement BMPS and SOPS Continue to Implement standard operating procedures and best management practices for any pesticide use by staff or contractors. Implement IPM practices as BMP when possible.	In August 2004, the West Valley Communities (WVC) revised and updated all sections of their URMPs, including their Pest Management PS. During 05-06, the WVC continued to implement the Pest Management Performance Standard (PMPS). A Pest Specific IPM Plan for "Less Toxic Turf Weed Control" was developed in FY 05-06. "Standard Operating Procedures for Pesticide Management" are being followed by staff and contractors. BMPs in general continue to be effective. WVC work with contractors to find the least-toxic method to treat resistant pest problems.	Cmpbl: Sr. Civil Engr/ Public Works Supt/ Bldg Maint. Supvr LG: Parks Supt & PW Spvsr MS: City Manager Stga: Parks Maint Spvr

West Valley Communities - Saratoga

Santa Clara Valley Urban Runoff Pollution Prevention Program

FY 2005-2006 ANNUAL REPORT

Source	Task Source	FY05-06 Work Plan Tasks	FY 05-06 Accomplishments	Responsible Party
			The WVC use reduced-risk pest management in municipal facilities (parks & buildings), while fostering greater IPM awareness by sponsoring local IPM workshops (since 2001) for municipal staff, special districts and Pest Control Operators (PCOs). Staff have attended trainings on IPM (e.g., West Valley Turf Mgmt workshop on 3-22-06) and are implementing IPM practices for control of pests, as practicable. *See "Evaluation" section below for details on IPM implementation.*	
	SCVURPPP PMP (I.A.6.)	Banned Pesticides Inventory If any pesticides have been banned w/in the past FY (per EPA, State &/or local requirements), conduct an agency-wide search of chemical storage area for these pesticides. Properly dispose of these banned substances pursuant to appropriate waste disposal regulations.	All storage areas are cleaned annually, and any pesticides that are no longer legal or no longer used are disposed of according to State regulations. **Campbell:** Storage areas are cleaned quarterly. **Monte Sereno**: does not purchase or store its own pesticides.	Cmpbl: Public Works Supt/ Bldg Maint. Supvr LG: Parks Supt & Public Works Supervisor Saratoga: Parks Maint Supervisor
	SCVURPPP PMP (I.B.1.) PS#5.a	Training for Applicators Ensure that employees who apply pesticides for the agency obtain the appropriate training as required by the County Agricultural Commissioner and the State Department of Pesticide Regulation (DPR)	Any staff and/or contractors who apply pesticides meet all requirements of the County and the State. Parks & Public Works staff attended Annual Safety Training conducted by outside contractor. Training included avoiding drift, and proper disposal. **CAMPBELL:** Due to high staff turnover in 2006, Campbell has received permission from Dept. of Ag to postpone its Safety Training to August 2006, in order to allow all new employees to be in place and to attend.	Cmpbl: Public Works Supt LG: Parks Supt & PW Div Stga: Parks Maint Spvsr

West Valley Communities - Saratoga

Santa Clara Valley Urban Runoff Pollution Prevention Program

FY 2005-2006 ANNUAL REPORT

Source	Task Source	FY05-06 Work Plan Tasks	FY 05-06 Accomplishments	Responsible Party
			LOS GATOS: 4/26/06 – 12 employees – presenter: Dennis Merrill, Killroy/ Sensitive Solutions Pest Control **MONTE SERENO:** no employees apply pesticides. In case of the need for pest control, a licensed Pest Control Operator will be called in. **SARATOGA:** 6/27/06 – 14 employees – presenter: Peter Howes. 2 more **Saratoga** employees gained QAC[1] cards through additional training in FY 05-06, enabling them to have a better understanding of pesticides, less-toxic options, and safe usage. [1]QAC - "Qualified Applicator Certificate", a category of the DPR Licensing and Certification Program. To be certified, the applicant must demonstrate specific knowledge on topics such as pesticide application drift problems and prevention, soil and water problems resulting from restricted use pesticides, phytotoxicity, potential for environmental contamination, etc.	
	SCVURPPP PMP (I.B.2.) PS#5.b	Training for Applicators Provide annual training on the appropriate portions of the IPM Policy, SOPs, and BMPs, and the latest IPM techniques to employees within departments responsible for pesticide application.	The West Valley communities, through WVCWP, sponsored a staff-attended IPM Training on Turf on March 22, 2006. Frank Rossi, a national expert (from Cornell University) presented guidelines for managing turf with little or no pesticides. The training included a classroom PowerPoint presentation and a field trip to examine Campbell's community athletic field turf. Additionally, the WVCWP made a video of the workshop (to transfer to CD) for parks maintenance staff to incorporate into future IPM training.	WVCWP to co-ord w/ Cmpbl: Sr. Civil Engr/ Public Works Supt/ Bldg Maint. Supv LG: Parks Supt & PW Div Stga: Parks Maint Supervisor

West Valley Communities - Saratoga

Santa Clara Valley Urban Runoff Pollution Prevention Program

FY 2005-2006 ANNUAL REPORT

Source	Task Source	FY05-06 Work Plan Tasks	FY 05-06 Accomplishments	Responsible Party
			Attendees: Campbell – 16 Los Gatos – 7 (Monte Sereno, a strictly residential city, has no Parks/PW Maintenance staff and does not use any pesticides.) Saratoga – 10 100% of attendees who turned in evaluations rated the training as "worth my time to attend", and 22 out of 25 said the training would enable them to change turf management methods to reduce pesticide use. From the training, WVCWP developed a "Turf Management IPM Plan" to be used as a reference for outdoor maintenance staff.	
	SCVURPPP PMP (I.B.3.) PS#5.c	Municipal Staff Education Inform employees who are not authorized and trained to apply pesticides that they cannot use over-the-counter pesticides in or around the workplace.	In July and August of 2005 all WVC staff were reminded, via e-mail, of their municipal IPM policy to avoid using pesticides. It was emphasized that, unless trained and specifically authorized, all employees are prohibited from applying pesticides, including over the counter types.	WVCWP to provide notice and NPDES Reps to send email: Cmpbl: Sr. Civil Engr LG: PW Dir & Eng Div MS: City Manager Stga: PW Analyst
	SCVURPPP PMP (II.A.1.)	Watershed Ed. & Outreach Campaign (WE&O)[1] Attend WEO and IPM work groups and assist with continued implementation of campaign, which targets the general public	WVCWP Program Manager participates in the IPM Ad Hoc Task Group on behalf of the WVC. Project implementation and projects for consideration, which are discussed in the AHTG, are presented to City staff for appropriate follow-through.	WVCWP Staff

[1] Funded by all Co-permittees each year.

West Valley Communities - Saratoga

Santa Clara Valley Urban Runoff Pollution Prevention Program

FY 2005-2006 ANNUAL REPORT

Source	Task Source	FY05-06 Work Plan Tasks	FY 05-06 Accomplishments	Responsible Party
		and includes messages about less-toxic pest control and proper disposal. Campaign features South Bay English- and Spanish-language, radio and print ads.	See PI/P Section, "Citizen Participation" & "General Outreach"	
	SCVURPPP PMP (II.A.5.) & (II.A.6)	Community & School Events Identify and attend community/school events; distribute outreach materials regarding less toxic pest control. Community Material Distribution Provide outreach to community through distribution of information via libraries, civic and community centers, and other points of social interest.	Through WVCWP, significant IPM outreach has been incorporated into educational activities and presentations in the local schools. Students have learned about pesticide runoff and the need to use less-toxic pest management strategies. This point is made when they play with the Enviroscape and watch the toxic-colored water (pesticide runoff) flow into the creeks, Bay, wetlands and Ocean where it affects sea otters, fish, wildlife and even people. Grow it guides are provided for students to take home to parents. September 20th 2005, WVCWP staff made a special evening presentation at Saratoga Library's story time for young children when the topic of the week was "water & rivers". Since parents accompanied the children materials for both age groups were given out. **Materials Distribution** For Kids - 29 Our Water Our World picture frame magnets 7 Watershed Watch magnets 31 A Child's Garden coloring books 10 Kids Guide to Backyard Bugs	WVCWP coordinate w/ Cmpbl: Sr. Civil Engr LG: Pub Works staff MS: City Manager Stga: PW Analyst

West Valley Communities - Saratoga

Santa Clara Valley Urban Runoff Pollution Prevention Program

FY 2005-2006 ANNUAL REPORT

Source	Task Source	FY05-06 Work Plan Tasks	FY 05-06 Accomplishments	Responsible Party
			For Adults- 5 Bay Begins Here 14 Grow It Guides (colorful fan of pest control & gardening) 12 HHW recycling & disposal of toxic household items 1 West Nile Virus 3 Draining Pools & Spas 2 Doorhangers "Dumping into Storm Drains is Illegal" The Enviroscape presentation drew parent's interest; they spent time reviewing the materials to find out what the Program was about. **See PI/P Section, "Citizen Participation" & "General Outreach"**	
	SCVURPPP PMP (II.A.7.)	Web Site Update and publicize web sites to promote IPM and reduce pesticide use.	WVCWP website's "Take Action" page was updated for spring/summer gardening season. A link takes viewers to the "Our Water Our World" IPM website. Text & graphics reinforce the subject: "Overwatering can carry toxic Pesticides and harmful Fertilizers into our Water" & "Manage Garden Pests to Protect Our Homes & Water". **City of Campbell** web site's Public Works page links to the Program BMP Tri-fold "Landscaping, Gardening & Pool Maintenance". **Town of Los Gatos** web site contains a Stormwater page with suggestions on organic gardening, preventing pesticide runoff, and safe pesticide disposal. **City of Saratoga** web site's Home page features a link to HHW for proper pesticide disposal.	WVCWP Staff WVCWP to coordinate w: Cmpbl: Sr. Civil Engr LG: Snr Eng Tech MS: City Manager Stga: Pub Wks Analyst

West Valley Communities - Saratoga

Santa Clara Valley Urban Runoff Pollution Prevention Program

FY 2005-2006 ANNUAL REPORT

Source	Task Source	FY05-06 Work Plan Tasks	FY 05-06 Accomplishments	Responsible Party
	SCVURPPP PMP (II.A.9.)	Coordinate with the Master Gardeners program Use their services to train residents (as their budget allows). Provide IPM training and information on water quality impacts of pesticide use to Master Gardeners as needed. Provide IPM literature for distribution at MG classes	During FY 05-06, the Master Gardeners (MG) presented classes at Campbell Community Center, open to all local residents. The series included two 6-session classes, one 4-session class, & a 1 session class, all of which included discussion of IPM. WVCWP provided IPM materials for distribution during appropriate discussions. Approximately **45** students received 10 different materials (= 450 IPM pieces distributed); extra materials were available for class members to share with friends/neighbors.	WVCWP Staff
	SCVURPPP PMP (II.A.10.)	Media Relations If budget is available, continue to fund BASMAA Regional Media Relations Campaign[2] featuring pitches to Bay Area media and responses to breaking news on pesticide-related topics	The West Valley Communities participate in and support the BASMAA Regional Media Campaign through SCVURPPP funding & participation in the Watershed Education and Outreach Group.	Funding by WVC and participation by WVCWP Staff
	SCVURPPP PMP (II.A.12.)	Media Relations Prepare and pitch IPM stories and press releases to local media, as appropriate.	Gardening Columnist for 3 local weekly papers received a press release/invitation to attend the March 2006 WVCWP IPM Workshop on Turf Management. Reporters for at least two local newspapers attended an awards ceremony for an Environmental Action Award presentation to a Saratoga student who chose to receive his award at a West Valley meeting at Monte Sereno City Hall so that WVCWP would gain publicity. The Los Gatos Daily new ran an article about the student and the West	WVCWP Staff

[2] Funded by all Co-permittees.

West Valley Communities - Saratoga

Santa Clara Valley Urban Runoff Pollution Prevention Program

FY 2005-2006 ANNUAL REPORT

Source	Task Source	FY05-06 Work Plan Tasks	FY 05-06 Accomplishments	Responsible Party
			Valley Clean Water Program. See PIP Section	
	SCVURPPP PMP (II.A.13.)	"Pesticide User Outreach" project[3] Assist, as appropriate, with implementation of local components of the project. Target residential & commercial users. (See Program's FY 05-06 Work Plan).	The WVCWP Manager attends SCVURPPP's IPM Ad Hoc Task Group meetings. The WVCWP helped staff the Home & Garden Show" in San Jose, May 6th & 7th. WVCWP staff also provided Educational outreach and distribution of IPM materials and gifts in the garden center at Orchard Supply Hardware's tax-free weekend event in the fall of 2006. See PI/P Section "General Outreach"	WVCWP Staff
	SCVURPPP PMP (II.A.14.)	Special Districts Provide information on less toxic pest control (e.g., IPM techniques, municipal IPM policies, model contract language, training opportunities, etc.) to neighboring special districts (e.g. sanitary, open space districts, and school districts) as appropriate.	All local School Districts and private golf club staff were invited to attend WVCWP's free IPM training on "Turf Management" in March 2006 (this year's training subject was not applicable to the needs of other special districts). One Golf Course Supervisor attended the training.	WVCWP Staff
	SCVURPPP PMP (III.A.1)	IPM Partnership Program Provide IPM fact sheets and other materials to pesticide retailers to facilitate point-of-purchase outreach. Visit stores as necessary to determine continued participation. Document material distribution.	The West Valley communities support SCVURPPP's IPM Partnership with local nurseries. They continue to provide IPM materials and education at the local Summerwinds Garden Center through staff support and funding of the "Our Water Our World" program. In FY05-06, WVCWP staff attended OWOW training to learn how to dress store aisles with shelf talkers to make finding safe gardening products easier for customers. See PI/P Section "General Outreach"	WVCWP Staff

[3] Funded by all Co-permittees.

West Valley Communities - Saratoga

Santa Clara Valley Urban Runoff Pollution Prevention Program

FY 2005-2006 ANNUAL REPORT

Source	Task Source	FY05-06 Work Plan Tasks	FY 05-06 Accomplishments	Responsible Party
	SCVURPPP PMP (III.B.2)	Pest Control Operators Continue to build a database of licensed structural and landscape maintenance PCOs.	A database of West Valley PCOs has been established; over 75% of local pest management businesses are based in the City of Campbell. By collecting ads that come in the mail from local pest control services, WVCWP staff continue to build the database with new business names and addresses. This database will be useful to invite local businesses to IPM workshops.	WVCWP staff
	SCVURPPP PMP (III.A.4)	Municipal contractors (PCOs) Require PCOs contracted by municipality to implement BMPs through contract specifications.	PCOs have received copies of municipal IPM Policies and requirements. PCOs are required to operate according to the municipal requirements stated in the city's Pesticide Management Performance Standard.	Cmpbl: Sr. Civil Engr / Public Works Supt/ Bldg Maint. Supvr LG: Public Works & Public Works Spvsr MS: City Manager Stga: Public Works Dir/Parks Maint Supvsr
	SCVURPPP PMP (IV.A.2.)	PCO Reporting Track and report PCO use of pesticides on municipal property.	All pesticide use by PCOs is tracked and reported to WVCWP for annual reporting.	WVCWP to coordinate with: Cmpbl: Sr. Civil Engr / Public Works Supt/ Bldg Maint. Supvr LG: Public Works & Engineering MS: City Manager Stga: Parks Maint Spvsr

West Valley Communities - Saratoga

Santa Clara Valley Urban Runoff Pollution Prevention Program

FY 2005-2006 ANNUAL REPORT

Source	Task Source	FY05-06 Work Plan Tasks	FY 05-06 Accomplishments	Responsible Party
	SCVURPPP PMP (V.A.1)	Commercial Business Education Continue ICID Inspector's education program targeting retail food facilities through distribution of "Don't Set a Table for Pests".	WVCWP Inspector distributes outreach material *("Don't Set a Table for Pests")* when conducting Restaurant Inspections. Pilot visits; **16** were given to local restaurant managers. (in Campbell, Los Gatos & Saratoga) in FY05-06. City of Monte Sereno has no commercial businesses.	WVCWP Inspector
	SCVURPPP PMP (V.A.3.)	HHW Collection Ensure that adequate pesticide disposal services exist for residents and conditionally exempt small quantity commercial generators.	All WVC contribute to the County HHW disposal program. Saratoga: due to serious budget deficiencies, Saratoga this year contributed only the minimum funding for HHW (in previous years, Saratoga's funding has enabled an annual free drop-off for WV residents at WV Community College). The City subsequently learned that Saratoga residents make extensive use of the HHW facilities, and the funding was expended early in the year, resulting in hundreds of calls to City Hall requesting increased funding to allow residents to make greater use of the HHW program. This funding has now been reinstated.	Cmpbl: Sr. Civil Engr LG: Dir of Public Works MS: City Manager Stga: Public Works Director
		Publicize HHW Collection Work with HHW collection agencies to support, enhance, and help publicize programs for proper pesticide disposal.	The HHW recycling and disposal brochure is one of the WVCWP's most popular handouts. Residents never fail to be interested in or ask about proper and safe disposal of any potentially toxic material. West Valley communities distribute the HHW brochure at every community event. The brochure provides the phone number to make an appointment with the County HHW service to drop off unwanted pesticides and other toxic waste. See PIP section.	WVCWP staff

West Valley Communities - Saratoga

Santa Clara Valley Urban Runoff Pollution Prevention Program

FY 2005-2006 ANNUAL REPORT

Pesticide Management Activities Evaluation

PESTICIDE USAGE REDUCTION MEASURES – Pest Specific

CITY OF SARATOGA

City Building Maintenance:

Saratoga did not use any pesticides indoors this year. Traps were used to control rodents in buildings. Good sanitation practices help to avoid insect infestations.

Parks & Public Works Maintenance Dept.

APHIDS:

2 trees had aphid problems; they are located downtown with lots of foot traffic, where dripping was a problem. The trees were injected with a systemic pesticide to reduce environmental impact.

YELLOWJACKETS:

Saratoga uses traps as the main means of control.

Parks staff tries to clean off picnic tables every Monday to prevent attracting wasps & ants. The Parks Dept will be ordering plastic tables which are easier to keep clean and should serve to attract fewer wasps.

Only if above steps don't work, and a public health problem develops, is Wasp Freeze used. NO new nests

WEEDS:

Mulch spread last year continued to control weeds this year (see italics for last year's mulching). *Saratoga used free mulch from tree service contractor; this mulch is used for weed control wherever possible. Wood chips were dumped and spread as mulch on the unlandscaped medians on Fruitvale Ave (a major arterial)*. This action resulted in NO spraying on a half mile stretch of median which would otherwise be a problem area.

The Street Maintenance Dept. hired a landscape company to cut down roadside weeds twice this year instead of spraying; this cut pesticide applications from 4 to 2 for that task.

Hand hoeing/pulling of weeds is used where possible. Weekly walk-through with lots of hand weeding; Round-up is used when weeds begin to get out of control, such as springtime – the emphasis is on catching the problem early in an attempt to avoid having to spray larger areas later.

RODENTS:

A contractor is engaged to trap rodents in order to avoid poisonous baits; this is done when there is an outbreak of a number of rodents at once. A PCO was

hired to use baits when trapping failed.

ANTS:

Based upon BMPs presented at a WVCWP IPM training, the city ended use of PCO spraying for ants. Ants are vacuumed up; trails are cleaned away with soapy water. If ant problem persists, last resort is ant bait stations with fipronil, placed indoors.

MEDIAN LANDSCAPING:

Policy is to install pest resistant shrubs and landscaping and avoid high-maintenance, low-pest resistance turf and greenery.

MICROSPRAY IRRIGATION:

Microspray irrigation systems have been installed in the Heritage Orchard and computerized irrigation systems are used in medians, to reduce any possible runoff which could carry pesticides. Installations are on-going as budget allows; 50% are now computerized. Main medians on major arterials have all been completed.

Two more Electronically Timed controllers were added to City landscaping to monitor water usage and avoid runoff. Nozzles continue to be modified to optimize spray.

Results of Pesticide Use Review FY 05-06:

Saratoga was able to eliminate use of any OP pesticides in 05-06, 03-04 & 02-03. The City is making an effort to stress prevention (prevent weed growth, prevent pest infestations) where possible. Saratoga is moving into use of IPM and engineered, rather than chemical, controls as much as possible given budget and staff limitations.

In City facilities, sanitation is being stressed as a means to prevent pest infestations (ants, mice, etc.) so that chemical controls will not be needed.

Over the past several years, the Public Works Dept. has worked on landscape design and improved irrigation systems which will reduce need for perticide/heribicide use, and reduce any potential runoff which could carry pesticides.

Natural insect controls include use of traps for wasp control, and soapy water for ant control.

Through these types of efforts, Saratoga is progressively reducing chemical pesticide use.

In addition, an annual IPM training is held through the efforts of WVCWP (involving Saratoga, Campbell, Los Gatos & Monte Sereno). Municipal and school district staff receive training which enables them to implement IPM efforts. Experts in the field present information on such issues as identifying beneficial vs. harmful pests, etc. In FY 05-06 an expert from Cornell University presented the latest research of Turf Management methods which reduce the need for pesticides. The training was deemed to be very successful and staff stated that various aspects of the researched methods can be employed for municipal turf.

IPM Plan
for
"High Use / No Pesticide / Low Budget TURF"

Goals:

- Reduce use of pesticides for weed control through turf management methods which produce healthy turf and discourage weeds.
- Determine weed treatment threshold - the maximum number of weeds that can be tolerated at a site without causing unacceptable damage, hazard, or nuisance.
- Incorporate latest research on less-toxic methods for generating and maintaining healthy turf.
- Train staff annually on newest management practices which encourage healthy turf and discourage weeds
- Develop successful management practices tailored to municipal turf sites, based on site characteristics and horticultural practices applicable to those characteristics (i.e. frequent overseeding for high-traffic areas, amendments to clay soil, etc.)

Tolerance level for weeds:

- Low to zero in public areas

Turf Management facts:

- Turf sites should be tested for chemical and soil characteristics to facilitate optimal decisions on turf management.
- Correct use of soil amendments (compost) along with proper aeration reduces compaction and encourages healthy turf.
- Proper mix of turf types (Kentucky Bluegrass base, rye and fescue overseeding) helps ensure healthy turf in high-traffic areas
- Regular, frequent overseeding is a successful, non-toxic means of reducing weed problems in turf.

For additional information, visit:

http://turf.lib.msu.edu - go to the "Turfgrass Information" file

Managing Turf to Prevent Weed Problems: OUTLINE

INITIAL STEPS: ANALYSIS

Chemical & Physical Analysis

- *SITE TESTING:*
- *AMENDMENT TESTING:*

Use Analysis

- *"WHEN" Does It Get TRAFFIC?*
- *WORK WITH STAKEHOLDERS:*
  - *"FIELD ASSESSMENT SPREADSHEETS"*
- *WHERE is the TRAFFIC?*

Turf Analysis

TURF MANAGEMENT

Compaction Management:

CORING & AERATION:

Aeration with "knives"

Amending / Layering

FOR A CLAY-BASED FIELD:

- Creating good surface drainage through coring and amending:
- Compost Amendments for establishing turf:
- Sand Amendments:
- Peat / Sand Amendments:

Mowing

MOWING & DENSITY

Fertilizer

FERTILIZER TIMING

FERTILIZER CHARACTERISTICS

Slow-release vs. Urea (Ammonium sources of nitrogen):

Fertilizer vs. Corn Gluten Meal

Seeding/ Overseeding

EFFECTIVENESS OF SEEDING FOR WEED CONTROL

IMPLEMENTATION OF OVERSEEDING

Frequency/ amount of seeding

FIELD STRUCTURE

BUDGETING

ANNUAL EVALUATION OF EFFECTIVENESS

Managing Turf to Prevent Weed Problems

MAINTENANCE & MANAGEMENT

Careful management and maintenance are the best means of preventing weed invasions. Many different aspects of turf maintenance can affect weed growth. These include (but are not necessarily limited to) seeding, fertilizing, irrigation, aeration, soil amendments, top-dressing, and mowing. Management, such as choosing the most appropriate grass seed for the turf use, is also very important.

INITIAL STEP: ANALYSIS

If we want to use less pesticides & fertilizers, we need to know more about the biological systems of the turf and weeds/ pests. When we know more about why the weed/ pest is there, we can deal with it better.

Chemical & Physical Analysis

SITE TESTING: It's important to get the site tested. At a minimum, get a **physical analysis** before doing any soil amendment activities. It can even be important to get a breakdown of any sand in the soils: i.e. is it fine sand - which is almost silt, or is it course sand - which has different properties.

A report listing a "sandy loam" could have a sand that's mostly a fine sand. Or what appeared to be silt could also contain clay, which is smaller and has a negative charge.

A **chemical analysis** can help determine if any constituents of an amendment could lead to problem levels of a chemical/mineral, such as phosphorus.

AMENDMENT TESTING: It's also important to get any compost tested – some amendments may contain 20% - 30% clay, which would be detrimental to the site.

⇨ The ratio of Carbon/Nitrogen should be close to, but not more than, 30/1 (i.e. 30 units of Carbon/ 1 unit of Nitrogen).

⇨ The compost needs to have 60-80% organic matter, and should have minimal 'fine particles'.

Use Analysis

Traffic on the turf causes wear, which can result in deteriorating turf and thus presenting an opportunity for weeds to grow.

Wear is abrasion to the grass and compaction of the turf and soil due to the downward pressure of many feet. Compaction will be even worse when there is clay in the soil.

Heavy traffic can also result in a lack of recovery time for the turf; recovery time is needed for the turf to replenish broken stalks and restore turf density.

"WHEN" Does It Get TRAFFIC?

Determine when much of the heavy traffic occurs; i.e. is in the fall due to football and soccer activities? During the fall and winter, turf is slow growing and doesn't regenerate well, which compounds the problem of heavy traffic.

The WV Communities locale has a generally uniform growth pattern due to irrigation – but it still grows more slowly when there is less sunlight (shorter days) and cooler weather. Lots of traffic during the depressed growth periods causes a problem for the turf. This includes intense practice sessions - before an official sports 'season' begins, such as in early Spring, or in Fall, when days are shorter. Timing of your fertilization and seeding is determined by when the traffic falls.

WORK WITH STAKEHOLDERS:

"FIELD ASSESSMENT SPREADSHEETS"

Meeting with users of the fields allows an opportunity to work together to determine thresholds, and helps users to understand the requirements involved in maintaining usable turf.

"Field Assessment Spreadsheets": Use these to meet with sports associations to discuss use of the fields. If the # is greater than 35, you have to re-assess use, consider renovation. A range of 11-20 is pretty good. Engage the people who use the field; work together to make the fields usable within the limitations of the municipal budget and limitations of the turf (soil, climate, etc.). Filling out the sheet together helps users understand what they may have to tolerate, and to work together with municipal staff to set a realistic target.

WHERE is the TRAFFIC?

Where on the fields is help needed most?

For example, the corners of the soccer fields don't get much wear compared to the center. The logical way to save money and labor is to concentrate most of fertilization and other management activities mostly in the center of the field.

Soccer field: center = approx. 40,000 sf

Football field: Between the 20 yd lines, and in between the hash marks = 16,000 sf

A whole field = approx. 80,000 sf. (2 acre field)

These heavily used (center) areas need 3-4x the amount of resources as the corners.

➔ Make 2 applications/year in the corners, 6-8 apps/year in the center

TURF MANAGEMENT

Compaction Management

The 1st line of defense is compaction management. Over-use can cause compaction.

CORING & AERATION:

⇨ The best fields are cored between every month to every 6 weeks. The benefits of coring are short-lived & only last 3-4 weeks, so it must be done frequently.

If it's not possible to core this frequently, it is at least necessary to aerate.

Coring (& aeration) promote:

- nutrient release
- increase in microbial activity
- increase in rooting activity
  - In a sand situation, this will Increase Organic Material coming to surface

During the season when you can't core, use needle tines to get water and air in, in order to improve the environment to allow increased rooting.

Factors in coring:

- Don't core when soil is too wet.
- Need to affect 10-15% of the surface (2-4" spacing of vertical drive machine is better than the 8-10" spacing).
- Use the 8-10" for bringing up soil to create bed for seeding.
- In the center of the field do it every 4-6 weeks, the corners of the field, maybe only once a year, since corners don't have much compaction.

Aeration with "knives"

1 form of aeration is to use an "Aerways" aerator. This uses huge blades, placed on an angle, to cut down through the turf and soil. They cut down 18-20". The Aerways actually shakes the soil. It's good to use it when the soil is dry. By shattering the layers of soil, it doesn't just affect the surface. The shattering will occur more when the soil is dry.

The "Vertidrain" is similar to the Aerway, but the knives are placed at more of an angle. It is recommended to be used a few times a year on high use fields. It has a lever which allows the blades to go down in straight, then kick on the way out; this forces shattering and loosens the whole soil profile.
Outsource: To have a 7 acre site treated with a Vertidrain can cost about $2,000 - $2,500.
When using the Aerways or Vertidrain, the turf is not left with holes in the soil, which can be hard to fill in adequately.

When doing serious amending or seeding, it's necessary to pull out cores so the amendment can replace the cored soil, or so the cored soil can be spread to make a seedbed.

⇨ Once in a while it's important to break up any layer that's being created by using the same length of tines consistently (i.e. use the Vertidrain to shake up the soil profile). One reason that layers need to be broken up is because the layers keep the water from percolating evenly.

Amending / Layering

FOR A CLAY-BASED FIELD:
The first line of defense has to be surface drainage. Water standing on the surface makes the compaction worse. In order to fix a clay soil, it's necessary to create good surface drainage.

Clay subsoils have an infiltration rate of about 0.10 – 0.30" per hour
By composting with the right amount of organic matter, it's possible to increase the infiltration rate by 10 fold, as well as encouraging turf growth with the nitrogen, etc. in the compost.

Creating good surface drainage through coring and amending:
⇨ Mow down to 1"; then core & hollow tine in several different directions; remove the cores, aerate, spread with top dresser 1 time: put it down, brush it in, water it in, then repeat the amendment several days later. It's a weeklong process to do amending. The key is to have a good source of compost.

⇨ One time/year do the amending, and several times per year do the top dressing. After 3-5 years of this, there will be a real improvement in the turf. A good source of compost is needed in order to be able to do this consistently.

However, after 5 - 7 years with compost, you can get phosphorus build-up and runoff, which can affect local drinking water supplies. A solution is to compost for 3-5 years, then stop for a while.

Compost Amendments for establishing turf:
Manure or biosolids compost is the best.
Yard waste is the worst.

Manure is a Biosolid, a combination of Carbon & Nitrogen
The ratio of Carbon/Nitrogen should be less than 30/1 (i.e. 30 units of Carbon/ 1 unit of Nitrogen).

- Microbes/ microorganisms etc. need the carbon to grow and then need the nitrogen. The grass also needs the nitrogen. For example, a 40/1 ratio causes too much growth of microbes and they compete with the grass for the nitrogen (grass will yellow).

- The compost needs to have 60-80% organic matter.
- Need as little 'fine particles' as possible.
- Possible weed problems with manure: have it checked first through testing.

Sand Amendments:
If amending with sand, **don't use pure sand**.
⇨ For each 1" of clay you need 8" of sand. Putting in anything less than that will end up as cement. The bridge differential between the 2 particles causes it to set up as cement.

⇨ The ideal sand size for clay soil is medium to somewhat coarse.
Do test for sodium levels in the sand before purchasing it - with rainfall and irrigation, salts in the sand can leach out. Then, if the sodium level was high, the grass seed won't establish well.

If a salt problem has developed, gypsum can be helpful. However, in general gypsum will not improve the soil – it won't help soil structure.

Putting **sand on top of clay** can improve drainage (create a big crown on the field and cap with 5-6" of sand), BUT a completely different grass-growing environment is needed; this is more appropriate for golf courses than municipal fields. It's not a forgiving environment and it's harder to actually get grass to grow well.

Peat / Sand Amendments:
Peat can be good when it's blended properly with sand, but it's not really cost effective. Peat may be more degraded than compost, whereas a manure compost can reduce the turf's nitrogen demand 30% over 3-5 years.

Mowing

MOWING & DENSITY
⇨ Mow at between 2" & 3". It's important to pick a height and stick with it, i.e. 2" or 3" - not 2" one mowing and 3" the next. Get the mower on a smooth paved area, and measure the blade height with a ruler.

➔ ***Fertilizer Vs. Mowing Frequency***
Increasing the mowing from 1x to 2x per week increases the wear tolerance about 50%. The reason is that increased mowing results in increased density of turf roots.

Fertilizer

FERTILIZER TIMING

⇨ 0.5 - 0.75 lbs of Nitrogen per month, every month can be applied in our area due to the fairly uniform growing season. Cooler weather in conjunction with longer days promotes good root growth. This would be early Spring and late Fall (Feb.-March & Oct.-Nov.).

FERTILIZER CHARACTERISTICS

⇨ A pH between 5 & 8 is okay; the ideal range is between 6 & 7. Elemental sulfur can be used to bring idown the pH, and lime can be used to bring it up.

Slow-release vs. Urea (Ammonium sources of nitrogen):

A comparison was done for Urea vs. Polyon. Polyon is a sustained release fertilizer – one application disperses over the whole season/24 weeks. Polyon saves money on labor for application vs. urea (1 application/season for Polyon = 5 applications/season of urea). Polyon cost 3x as much as urea.

⇨ The study showed that the cost equaled out when applied to @ 30,000 sq ft or more (@$15/hr labor.

➔ Combine a slow release fertilizer, spread over the entire field, with frequent applications of a cheaper regular fertilizer over the high traffic areas.

This system will also mean that the whole field doesn't have to be closed for fertilizing; teams can practice on the areas where sustained-release was applied, when an additional application is being made to the high-traffic areas.

Fertilizer vs. Corn Gluten Meal

For Corn Gluten Meal, the anecdotal evidence says it works well as pre-emergent in ornamentals. Evidence also shows it works well in turf - however, basic fertilizer (ammonium sulfate) does the same thing.

For 10-0-0 fertilizer with some pre-emergent herbicide effects vs. Corn Gluten Meal, the fertilizer has the same results in controlling crabgrass. Since CGM costs 10x as much as regular lawn fertilizer it doesn't appear to be cost-effective.

Seeding/ Overseeding

EFFECTIVENESS OF SEEDING FOR WEED CONTROL

Use of regular, frequent overseeding will make a big difference in maintaining turf density which will help keep weeds out, and will promote a quality turf without pesticides. Overseeding is an effective weed control measure for high-use / low-input fields that need a low cost solution to keep the turf in shape.

If a field starts out with dense turf, it has been shown that putting on any seed on a weekly basis will maintain turf density despite heavy traffic. Studies showed that plots overseeded did much better than those not seeded. In plots not overseeded during heavy use periods, turf density went down to 20%. A year after ending the study, the overseeded area still kept out the crabgrass.

IMPLEMENTATION OF OVERSEEDING

⇨ Anytime seed is being put down, make a phosphorus application.
⇨ The critical point for successful overseeding is regular, appropriate frequency, rather than the amount of seed applied.

Recommended seeds
⇨ ***Coventry Kentucky Blue Grass*** provides a good base turf. Many of the highest quality sports fields have Kentucky Blue Grass base, which is seeded throughout the season, (then overseeded with perennial ryegrass). The Bluegrass rhizomes are necessary to knit the field together. However, it's not effective to overseed frequently with KBG because it takes too long to germinate and establish.

⇨ Ryegrass and Tall Fescue varieties are effective for overseeding:
"Citation" perennial ryegrass
"Jaguar" tall fescue

Frequency/ amount of seeding
During a dry year, 8-10 lbs/1000 sf of overseeding weekly may be necessary in order to get a good density.
⇨ Irrigated fields: During a good year, or with irrigation, only 2 lbs of seed/1000 sf were needed for weekly overseeding to be effective.

⇨ In a study, the turf was drop-seeded weekly. The plots were mowed at a 3" height. They were fertilized in June and September.

FIELD STRUCTURE

Field structure can be used to help facilitate healthy turf growth, for example structural changes which promote good drainage. Bring a drain pipe to the surface in a low spot, have the pipe go to a pipeline so it will drain away standing water in the low spots.

Standing water tends to be a problem where irrigation lines are all hooked up in 1 straight line (1 sprinkler line runs the whole length of the field), so that low & high spots are getting the same amount of water. This may result in enough irrigation for high spots, but with too much for the low spots.

One solution is to "Zone" the irrigation system. It's also better to have it the turf bit on the drier side than too wet. Drier turf is better for preventing disease and promoting rooting.

For soccer fields, changing the structure of the goal mouth area can improve turf growth. The goal mouth gets the most wear, so crown it (about a 2" crown) to promote drainage and help address the wear. Start from outside the goal box to create a crown across the front area.

Crumb rubber can be used as a top dressing on field sidelines, off the playable surface. This protects the growing point and extends the growth period (due to black rubber holding in heat during cold weather).

BUDGETING

If turf is well managed, and use of pesticides can be decreased, then most of the former Pesticides Budget can be spent on labor and seed.

ANNUAL EVALUATION OF EFFECTIVENESS:

Evaluation of effectiveness of turf management for weed control is primarily conducted by visual and site inspections, and customer complaints.

More information on this topic is available at:
http://turf.lib.msu.edu - go to the Turfgrass Information file

Campbell, Los Gatos, Monte Sereno, Saratoga

West Valley Communities

FY 2005-2006 ANNUAL REPORT

Training Summary: Pesticide Management

TRAINING DESCRIPTION	DATE	ATTENDEES
ANNUAL WEST VALLEY IPM WORKSHOP – Attended by WVCWP, Campbell, Los Gatos, & Saratoga Staff		
West Valley Turf Mgmt Workshop Sponsored by West Valley Communities Presented by Frank Rossi, a national expert from Cornell University A national expert from Cornell University presented a PowerPoint presentation. One hundred percent of attendees who turned in evaluations rated the training as "worth my time to attend", and 22 out of 25 said the training would enable them to change turf management methods to reduce pesticide use **Topics:** ▪ Guidelines for managing turf with little or no pesticides ▪ Field trip to examine Campbell's community athletic field turf Planting to Encourage ▪ From the training, WVCWP developed a "Turf Management IPM Plan" to be used as a reference for outdoor maintenance staff. Training was attended by all Parks Maintenance staff (or presentation was given later to staff). One local private Golf Course Superintendent also attended. The WVCWP made a video of the workshop (to transfer to CD) for parks maintenance staff to incorporate into future IPM training sessions.	March 22, 2006	**Campbell** **City of Campbell (16)** Public Works Park Supervisor Maintenance Staff **Los Gatos (7)** Parks & Forestry Superintendent Public Works Supervisor Parks & Maint Workers **(6)** **Monte Sereno** No parks or medians Under Monte Sereno jurisdiction. **Saratoga (10)** Parks Supervisor Parks Lead Worker Parks Maintenance Workers (8) **Saratoga Country Club (1)** Golf Course Superintendent

Campbell, Los Gatos, Monte Sereno, Saratoga

West Valley Communities

FY 2005-2006 ANNUAL REPORT

Training Summary: Pesticide Management

Our Water our World		
Less Toxic Pest Management "Our Water our World" Training conducted by Annie Joseph The West Valley communities support SCVURPPP's IPM Partnership with local gardening. IPM materials and education were provided at the local Orchard Supply Hardware Garden Center through staff support and funding of the "Our Water Our World" program. In FY05-06, WVCWP staff attended OWOW training **Topics:** ▪ Shelf talkers ▪ Point-of-purchase outreach	May 11, 2006	**WVCWP (1)** Public Outreach Assistant
Public Agencies IPM Exchange		
Public Agencies IPM Exchange Led by Laura Speare – **Topics:** • Update on Regional Projects • Presentation: Using Effectiveness Measurement-Case Study • Discussion: Effectiveness Evaluation • Discussion: Contract Mechanisms To Ensure IPM Use • Wrap up/Future Meeting Topics	June 27, 2006	**Campbell (1)** Park Maintenance Supervisor
Campbell Only Training Attendance		
10th Annual Integrated Pest Management Conference Cal Poly – San Luís Obispo	June 8, 2006	**Campbell (1)** Public Works Superintendent

Campbell, Los Gatos, Monte Sereno, Saratoga

West Valley Communities

FY 2005-2006 ANNUAL REPORT

Training Summary: Pesticide Management

The Public Works Superintendent participated in the Tenth Annual Integrated Pest Mgmt Conference at Cal Poly, San Luis Obispo. **Topics:** ▪ Biological control of Insects ▪ Weed identification common diseases of turf, and mechanical control ▪ Pest management in landscape ▪ Nematodes in ornamental planting palm pest symposium		
Los Gatos Only Training Attendance		
Annual IPM Training for LG staff_Training for Applicators Training conducted by outside contractor. Presenter: Dennis Merrill, Killroy/ Sensitive Solutions Pest Control **Topics:** ▪ Best Management Practices to be employed	April 26, 2006	Los Gatos: Parks Supt & PW Div (12)
Saratoga Only Training Attendance		
Annual IPM Training for Saratoga Staff Training conducted by outside contractor. Speaker: Peter Howes, Consultant **Topics:** ▪ Best Management Practices IPM	**April 27, 2006**	**Saratoga** – 14 employees

THIS PAGE INTENTIONALY LEFT BLANK

Mercury Pollution Prevention Activities

City of Campbell

Town of Los Gatos

City of Monte Sereno

City of Saratoga

THIS PAGE INTENTIONALY LEFT BLANK

SARATOGA

FY 2005-2006 ANNUAL REPORT

MERCURY POLLUTION PREVENTION ACTIVITES				
FY 2005-2006 Work Plan Self Evaluation Matrix				
Source	**WP Task**	**FY05-06 Work Plan Tasks**	**FY 05-06 Accomplishments**	**Responsible Party**
	Mercury Plan (I.D.)	Mercury Policy Continue Implementation of mercury policy requiring the virtual elimination of mercury from controllable sources in urban runoff from agency operations.	Saratoga adopted its mercury policy in FY 03-04 and continues to implement the policy. Saratoga continued its Battery Recycling Program handled by Facilities Maintenance Supervisor. Collection buckets are placed in all departments. The City collects all used dry cell and wet cell batteries accumulated by employees at work. Used batteries from home are also accepted. Some employees have started using rechargeable batteries.	Facilities and Street Maint. Supervisor WVCWP to assist
	Mercury Plan (I.E.)	Guidelines Continue implementing the guidelines for the phase-out of mercury-containing products (MCPs). Phase-out will coincide with replacement of MCPs on an as needed basis.	Reduction of mercury-containing products is being implemented. Research on alternatives to mercury-containing products has been conducted and implemented wherever possible.	Facilities / Street Maint. Supervisor
	Mercury Plan (II.C.)	Disposal of Mercury Containing Products Track recycling, replacement, and reduction in use of mercury-containing products. If feasible, document quantities of fluorescent lamps from City buildings and departments, which are disposed of at Hazardous Waste Collection facilities in FY 05-06[1].	One thousand four hundred, forty (1,440) feet of fluorescent bulbs were collected and disposed of by the City's HHW contractor. All mercury-containing items are removed via hazardous waste disposal contractor. City employees put used batteries in recycle bins located throughout city departments for removal by hazardous waste disposal.	Facilities / Street Maint. Supervisor
	Mercury Plan (V.A.)	Fluorescent Light Recycling Program Continue Implementation of an outreach program to educate small businesses and	*Fluorescent Light bulb Recycling Flyer* WVCWP updated its flyer created last year, listing local	SCVURPPP & WVCWP to coordinate w/ HHW staff

[1] Tasks for documenting and reporting quantities of mercury-containing products disposed of by city will take into consideration whether it is possible to keep detailed records of each mercury-containing product (fluorescent lamp) disposed of by municipality.

MERCURY POLLUTION PREVENTION ACTIVITES				
FY 2005-2006 Work Plan Self Evaluation Matrix				
Source	**WP Task**	**FY05-06 Work Plan Tasks**	**FY 05-06 Accomplishments**	**Responsible Party**
		conditionally exempt small quantity generators about recycling fluorescent lights. Coordinate educational outreach with fluorescent light recycling events sponsored by HHW.	drop-off points (5 hardware stores) which are part of the fluorescent bulb drop-off program. Hours and location of stores are listed, along with HHW contact info. The flyer reminds readers that **it's illegal to put fluorescent bulbs in the trash or in regular recycling bins**. The flyer was distributed at all West Valley community events.	
		Develop, advertise & conduct West Valley E-Waste Recycling Event **Additional Task – Not in Workplan**	*January 28, 2006 **Free** Hazardous Waste Recycling Event* for recycling TVs, monitors and laptops. The event was sponsored by the four West Valley Cities through West Valley Clean Water Program. It was held at Los Gatos Public Works parking lot. Los Gatos & Saratoga and WVCWP (for Campbell & Monte Sereno) staffed the event. West Valley businesses, residents and schools were invited to participate. **WVCWP staff hired and worked with Carl & Manor Ad Agency to create flyers, posters, a press release, and a newspaper ad** to raise awareness in the West Valley communities about E-waste and about the Clean Water Program in general. Ads, articles and flyers relayed the message that E-waste can leach toxic metals (i.e., mercury) into our water, and that by using a responsible recycler we people can help prevent export of our waste to foreign dumps where mercury leaches into the environment. (See above row for details on outreach materials). Over 250 cars brought E-waste for recycling. Posters placed around the site highlighted the environmental affects	WVCWP and City Public Works staff

MERCURY POLLUTION PREVENTION ACTIVITES

FY 2005-2006 Work Plan Self Evaluation Matrix

Source	WP Task	FY05-06 Work Plan Tasks	FY 05-06 Accomplishments	Responsible Party
			of improper E-waste disposal. One high school coordinated with WVCWP prior to the event, and dropped off pallets of E-waste on the previous day. Quantities collected for responsible recycling are listed in the Evaluation below.	

Mercury Pollution Prevention Activities Evaluation

West Valley Communities Developed, Advertised, Sponsored and Staffed the West Valley E-Waste Recycling Event

Much discussion and research went into trying to develop an action that would make a difference in the amount of mercury containing waste going to landfill or being disposed of illegally. The issue of illegal dumping was exemplified by the television that was found dumped in a Los Gatos Creek during the winter season. While the dumping was not necessarily done by a West Valley resident, it served as a good example of the fact that illegal dumping is a problem. This incident was featured in the West Valley Clean Water press release which was written as part of the advertising for the community event. Two local newspapers ran the article and placed it next to the ad that WVCWP Communities ran in each of the local community papers. Residents responded enthusiastically and brought the ad from the paper as if it would be needed to participate in the free event. Many more people noticed the ad than attended the event. WVCWP and West Valley municipal staff interviewed participants as they waited in their cars to make the drop off. Often staff were told that residents were bringing in E-waste belonging to one or more of their neighbors, in addition to their own items. The event was one of WVCWP 's most successful attempts to encourage the community to take action and bring to light the goals of the West Valley Clean Water Program.

Residents & Businesses Joined In

WVCWP made the decision to spend a significant part of WVCWP budget on hiring the Public Relations agency (Carl & Manor) for the Watershed Watch campaign to design a news ad and submit a press release to local papers. (See *PI/P Section - A SCV Program Projects/Support* for details on additional outreach for the event). Even more exciting was that two local businesses, Le Boulanger and Pizza-My Heart supported the community in these efforts by donating breakfast and lunch for all volunteer staff. In a four hour period, over 250 vehicles came to drop off E-waste. The residents were delighted with the event and the most popular question was, “When will you do this again?” At that point WVCWP and municipal staff determined that the WVC would work hard to sponsor another E-waste drop off event in FY06-07. The **Los Gatos Weekly** and **Saratoga News** also printed a short editorial letter from the WVCWP Mgr thanking the residents for their enthusiastic participation, noting that a total of 33,657 pounds of E-waste was collected, and thanking the businesses for their donations and support.

West Valley Communities

SARATOGA

FY 2005-2006 ANNUAL REPORT

MERCURY POLLUTION PREVENTION ACTIVITES

FY 2005-2006 Work Plan Self Evaluation Matrix

Source	WP Task	FY05-06 Work Plan Tasks	FY 05-06 Accomplishments	Responsible Party
Quantities of E-Waste collected:				

	U/M	WEIGHT	% Total Weight
COMMODITY			
UW CRT DEVICES-CA	501	24,200	71.90%
Scrap Systems	Pallets	3,733	11.09%
Scrap Batteries	Lbs	360	1.07%
Cell Phones	Box	5	0.01%
Scrap Printers	Pallets	4,096	12.17%
Scrap Microwaves	Pallets	433	1.29%
Mixed Stereo Equipments	Lbs	600	1.78%
Laptops	32	230	0.68%
Total Weight		33,657	100.00%

West Valley Communities

Santa Clara Valley Urban Runoff Pollution Prevention Program

FY 2005-2006 ANNUAL REPORT

Training Summary: Mercury

Training Description	Date	Attendees
Toxic Mercury in Aquatic Ecosystems Sponsored by US Geological Service, Mountain View, CA Speaker: Mark Marvin-DiPasquale, Microbial Biologist **Topics**: • Different mercury sources generate different forms of mercury with different environmental consequences • Learn how mercury is transported and transformed in air and water, and how it ultimately accumulates as toxic methylmercury in wildlife and humans • How do mercury-methylating bacteria react with "new" mercury from atmospheric deposition and with "old" mercury from remobilized sediments? • Why are fish in Florida's Everglades as contaminated with mercury as those in San Francisco Bay, even though total mercury inputs are much higher in the Bay? • How do differences in landscape and vegetation type affect mercury cycling and bioaccumulation pathways?	**Sept. 29, 2005**	**WVCWP (1)** Program Assistant
United Datatech Recyclers Led training at WVCWP office Speaker: Tom Hogye, General Manager **Topics:** ▪ Toxic metals in E-Waste ▪ What's involved in responsible recycling ▪ California regulations for recycling E-waste ▪ Setting up an E-waste recycling event ▪ Recycling event outreach to businesses, schools, residents	**November 2005**	**WVCWP (2)** Program Manager Program Assistant

West Valley Communities

Santa Clara Valley Urban Runoff Pollution Prevention Program

FY 2005-2006 ANNUAL REPORT

Training Summary: Mercury

WVCWP Training Meeting Presenter: Cheri Donnelly, Program Manager **Topics:** ▪ Review Draft Mercury Workplan ▪ What can municipalities do to prevent Hg pollution of the creeks and Bay? ▪ Discuss and plan Jan. E-Waste Recycling event	**Nov. 22, 2005**	**WVCWP (2)** Stormwater Discharge Inspector Program Assistant **Campbell (1)** Sr. Engineer **Los Gatos (1)** Sr. Engineering Tech **Saratoga (1)** PW Analyst
WVCWP Training Meeting Presenter: Cheri Donnelly, Program Manager **Topics:** ▪ Handout: Mercury Plan points to review/ changes since last year. ▪ Documentation for the quantities of MCPs recycled is required by the Mercury Plan as referred to in the Permit. ▪ Obtaining documentation of quantities (invoices, etc.) ▪ Municipalities are required to provide disposal services for residents; (such as taking some MCPs to hardware stores).	**Feb. 28, 2006**	**WVCWP (2)** Stormwater Discharge Inspector Program Assistant **Campbell (1)** Sr. Engineer **Los Gatos (1)** Sr. Engineering Tech **Saratoga (1)** PW Analyst
WVCWP Training Meeting Presenter: Cheri Donnelly, Program Manager **Topics:** ▪ Proposed Mercury TMDL ▪ Handouts were provided for review ▪ Municipal Responsibility for Mercury Reduction ▪ Cities can make a contribution to mercury reduction by educating the public about proper disposal. ▪ The goal is for local government agencies to	**June 27, 2006**	**WVCWP (2)** Stormwater Discharge Inspector Program Assistant **Campbell (1)** Sr. Engineer **Los Gatos (1)** Sr. Engineering Tech **Saratoga (1)** PW Analyst

Training Summary: Mercury

▪ set an "example" of proper disposal, ▪ to emphasize that fluorescents are dangerous if broken during the disposal process ▪ to remind the public that fluorescents cannot be legally discarded in the trash or recycle bins; but should be taken to a Household Hazardous Waste drop off site. ▪ SCVURPPP/co-permittees to participate in campaign to notify the public of "partnering businesses" that will accept the bulbs for free, proper, disposal.		

THIS PAGE INTENTIONALY LEFT BLANK

Copper Action Plan/ Nickel Action Plan

City of Campbell

Town of Los Gatos

City of Monte Sereno

City of Saratoga

THIS PAGE INTENTIONALY LEFT BLANK

WEST VALLEY COMMUNITIES

FY 2005-2006 ANNUAL COPPER (and NICKEL) ACTION PLAN REPORT

COPPER ACTION PLAN/NICKEL ACTION PLAN

FY 2005-2006 Work Plan Self Evaluation Matrix

Activity	Source	FY05-06 Work Plan Tasks	FY 05-06 Accomplishments	Responsible Party
Vehicle Washing Operations	CB-1	Continue to distribute outreach materials on proper vehicle/equipment washing at Municipal counters/Post Offices/Libraries and public events, and post on WVCWP website.	The WVCWP "Car Wash Kit" flyer is now available on the WVCWP website as a PDF. The site's Home page now has a car washing graphic and text which links to the PDF. The PDF can be downloaded and printed by visitors to the site. The "Bay Begins Here" brochure, which contains information on car washing, was distributed at various events. (see PI/P section *B. WVCWP Joint Projects – a. distribute materials*) A car wash was held on Sat. Oct. 1 – materials related to car washing & copper were handed out: --"Washing Cars and Other Vehicles", --"Cars Pollute Water Too!" --"Residential Car Washing" cards.	WVWCP staff
Vehicle Washing Operations	CB-1	Discuss copper impacts; teach proper methods of Car Washing and Pool & Spa drainage through use of Enviroscape watershed model in classroom presentations.	See PI/P section *B. WVCWP Joint Projects -* *b. Participate in Community Events* *j. Provide Watershed Education in classrooms*	WVWCP staff
Vehicle Washing Operations	CB-1	Provide Car Wash Kit & education to charity car wash organizers. Solicit feedback from participants.	A car wash was held on Sat. Oct. 1, 2005 at a Union 76 gas station, located east of Los Gatos on Blossom Hill Rd., S.J. Approximately 75 vehicles were washed. WVCWP Stormwater Discharge Inspector arrived at 7:00	WVWCP staff

WEST VALLEY COMMUNITIES

FY 2005-2006 ANNUAL COPPER (and NICKEL) ACTION PLAN REPORT

Activity	Source	FY05-06 Work Plan Tasks	FY 05-06 Accomplishments	Responsible Party
			am, and was there until almost 10:00 am, teaching participants to set up the car wash kit to protect runoff from entering the street or storm drain. The event went on until after 3:00 pm. WVCWP used about 400 ft. of hose and 300 ft. of extension cord. The car wash kit worked extremely well, but it was difficult to set up. Photos were taken which can be used for future classroom presentations. Approximately 35 volunteers participated and saw the Car Wash Kit in use. The Car Wash was sponsored by employees of Advanced Medical Center. Materials handed out: --"Washing Cars and Other Vehicles", --"Cars Pollute Water Too!" --"Residential Car Washing" cards.	
Vehicle Washing Operations	CB-1	Put Car Wash Kit information and proper car washing instructions on WVCWP web site.	The WVCWP website Home page was modified to include a car washing graphic and text. These graphics are links to a PDF of the WVCWP Car Wash Kit flyer which requests car wash event organizers to contact WVCWP. The flyer also includes information on harmful effects of copper: http://www.cleancreeks.org/images_new/carwashweb.pdf	WVWCP staff
Vehicle Washing Operations	CB-1	Within the Planning permit process, require source control measures at facilities that will conduct vehicle/ equipment washing and maintenance activities (consistent with Permit Provision C.3.k).	The WVC did not have any Group 1 projects that would conduct vehicle/equipment washing and maintenance activities.	Planning Dir/ Sr. Planner

WEST VALLEY COMMUNITIES

FY 2005-2006 ANNUAL COPPER (and NICKEL) ACTION PLAN REPORT

Activity	Source	FY05-06 Work Plan Tasks	FY 05-06 Accomplishments	Responsible Party
Vehicle Washing	CB-1	Promote improved car washing methods at auto businesses during inspections. Provide info on alternative arrangements for auto businesses with possible compliance problems.	The Stormwater Discharge Inspector distributes several vehicle washing pieces during pro-active inspections and in relation to any actual or suspected IC/ID incident. This means of outreach is very effective and the Inspector is able to answer questions and offer suggestions. One piece used is the WVCWP-created fact sheet, which provides information on wastewater capture systems for automotive facilities. The fact sheet was designed to provide small-scale automotive facilities (those that find installing a full-fledged wash rack cost-prohibitive) with examples of inexpensive treatment technologies and distributor information.	WVWCP ICID Inspector
Vehicle Washing Operations	CB-1	Maintain recommended source controls for vehicle washing at City corporation yard.	Municipal staff continues to follow the suggested practices and to ensure that the Corp Yard systems function correctly.	Pub Works Staff
Vehicle Washing Operations	CB-1	City staff will attend "Mobile Cleaning Workshop" or view training video to review Best Management Practices.	**Campbell:** On April 13, 2006, twenty nine (29) Campbell staff reviewed SWPPP procedures and received training on best management practices (BMPs). Staff viewed the pressure washing video "We Do the Job Right" for mobile pressure washing. John Iaquinto, Public Works Superintendent led the training.	WVWCP ICID Inspector / Pub Works Supt
Industrial Copper Control	CB-3	Continue Industrial Inspection program with Fire Dept., including NOI sites and other industrial sites such as plating and metal finishing facilities, vehicle service facilities, and other permitted sites.	The City has an agreement with the SCC Fire District to conduct urban runoff inspections for machine shops and metal manufacturing facilities. This year efforts were directed at re-negotiating municipal contracts with the SCC Fire District, which was due to expire at the end of FY 05-06. Many meetings were held to ensure that future contracted inspections would provide the	SCVC Fire Dept./ WV ICID Inspector

WEST VALLEY COMMUNITIES

FY 2005-2006 ANNUAL COPPER (and NICKEL) ACTION PLAN REPORT

Activity	Source	FY05-06 Work Plan Tasks	FY 05-06 Accomplishments	Responsible Party
			type of inspections, and related data, necessary for the Stormwater programs. See *IND Section* for inspection details.	
Reducing Traffic Congestion Promoting Alternative Transporta-tion	CB-6/7	Within the Planning permit process encourage and promote best practicable transportation-related design practices and alternative modes of transportation.	The WVC encourage best design practices wherever practicable. These small communities tend not to have large developments conducive to requiring alternative transportation within the permitting process. However, the WVC encourage alternative transportation through other means: Campbell now has 3 stations for Light Rail service linking the City to stops throughout Santa Clara Valley. Service started this FY in August 2005. The City Redevelopment Agency was actively involved in this project. Los Gatos has a project that provided bike racks throughout the commercial campus and bike lockers and shower facilities for employees who will ride their bikes to work at the Netflix HQ bldg (HQ bldg houses approx. 200 employees). The City of Saratoga has been investigating development of a 'rails to trails' project along a Southern Pacific Railroad corridor. The City has held public hearings on the proposal but a resolution has not been reached. The City website encourages biking through its "Bikeways" map, showing where striped bike lanes exist, and classifying bike routes according to safety.	Planning Dir. / Sr. Planner
Reducing Traffic Congestion	CB-6/7	Continue to incorporate and support "Best Practices for Integrating Transportation and Land Use" as documented in the VTA's 2003 Community Design &	These elements remain in the WVCs' General Plans and serve as guiding principles for their Land Use and Transportation development.	Traffic Engineer

WEST VALLEY COMMUNITIES

FY 2005-2006 ANNUAL COPPER (and NICKEL) ACTION PLAN REPORT

Activity	Source	FY05-06 Work Plan Tasks	FY 05-06 Accomplishments	Responsible Party
		Transportation Manual.		
Watershed assessment and protection	CB-8	Implement agreed-upon guidelines & standards developed by the Water Resources Protection Collaborative for watershed protection.	Campbell, Los Gatos and Saratoga have participated in, and invested significant staff time in, the Water Resources Protection Collaborative. All of the West Valley cities have reviewed the "Guidelines and Standards for Land Use Near Streams" and plan to use them in their permitting process.	Planning Dir
Street sweeping & stormdrain O&M	CB-11	See Street Sweeping section (3.B) of this work plan for tasks on data collection and evaluation.		
Street sweeping & stormdrain O&M	CB-11	Implement (as appropriate) identified improvements to current street sweeping and storm drain system O&M programs (within available budgets). Meet with WVSD for stormdrain O&M evaluation.	See Street Sweeping in Public Agency Activities section of this report.	Pub Works Supt. with WVCWP guidance
Outreach on pool, spa maintenance	CB-12	Continue to distribute pool & spa maintenance brochure via agency department counters and public places. As time permits, update WVCWP website with current Pool & Spa maintenance information.	WVC ordered an additional 500 Pool brochures for distribution at Planning & Bldg Dept counters. Municipal staff will provide the brochure to new pool and spa owners. The brochure is also distributed at community events. (see PI/P section *B. WVCWP Joint Projects – a. distribute materials*)	WVCWP with Municipal Staff
Outreach on pool, spa maintenance	CB-12	Continue to distribute pool & spa brochures as part of ICID WVC inspections.	The Inspector provides pool and spa brochures to residents and pool and spa companies as part of his IC/ID Inspection Program.	WV Inspector

WEST VALLEY COMMUNITIES

FY 2005-2006 ANNUAL COPPER (and NICKEL) ACTION PLAN REPORT

Activity	Source	FY05-06 Work Plan Tasks	FY 05-06 Accomplishments	Responsible Party
Use of architectural copper	CB-21	Within the Planning permit process, discourage use of copper roofing and gutters.	All WVC discourage copper architecture, with the exception of Los Gatos.	Planning Dir/ Sr. Planner
Nickel Action Plan Tasks				
Control nickel discharge from construction sites	NB-1	Sediment Control: Continue to implement Construction Inspection Performance Standards (see Construction Inspection work plan section).	See Construction section of this report.	Bldg Official/ WVC-ICID Inspector
Control nickel discharge from construction sites	NB-1	Training: Continue to have inspectors attend Regional Board/Program workshops on construction site management and learn latest erosion/sediment control techniques	Campbell hosted the Construction Site and Erosion Control workshop at the Campbell Community Center on Dec 8th & 9th 2005. The WVCWP Mgr, WVCWP Inspector attended for the West Valley communities, and spoke at the workshop about the need for field staff to report any observed sediment discharges to the WVCWP for follow-up.	Bldg Official/ WVC- ICID Inspector

Copper/Nickel Action Plan Evaluation

Car Wash Outreach Evaluation:

Car Washing has been highlighted on the WVCWP home page, the Car Wash Kit flyer was also sent as a PDF to Fire Dept inspectors at their request. The Fire Dept inspects the West Valley industrial and Commercial facilities, and reports incidents in residential areas if they happen to see any violations while out in the field. WVCWP would like to have an all-inclusive, educational copper brochure, which would include car washing, architectural copper and pool draining in one piece. However, the WVCWP has not had the staff or resources to create something like this that would be appropriate for distribution and mailing to residents.

Pool and Spa Brochures:

Each of the West Valley communities (except Monte Sereno) ran out of Pool and Spa brochures and ordered 150 to 200 more to give out at the planning counter and to all new pool and spa owners. WVCWP Pool brochures were sent out to all pool and spa owners during the previous year.

Educational Outreach Evaluation:

The WVCWP will continue to provide outreach on car washing, vehicle maintenance, alternative transportation, and pool maintenance during in-class

WEST VALLEY COMMUNITIES

FY 2005-2006 ANNUAL COPPER (and NICKEL) ACTION PLAN REPORT

Activity	Source	FY05-06 Work Plan Tasks	FY 05-06 Accomplishments	Responsible Party
presentations and outreach at community events. WVCWP incorporated messages about activities that can prevent copper runoff as part of the new Kindergarten and 4th grade Enviroscape curriculum, and as part of its Enviroscape presentations at community events. These presentations have been successful in raising interest in the proper car-washing and pool & spa maintenance. Staff has found that children seem especially receptive to the information about copper and car washing when they participate in the Enviroscape activity. **Street Sweeping:** The WVC continued their street sweeping programs and tracked and reported annual street sweeping data to the Program. The City of Saratoga highlighted street sweeping with a postcard which was sent to all city households. The sweeping company created a color postcard announcing its new contract with the City. The card stressed the importance of street sweeping, provided a map of routes with schedules and asked that cars be moved before 6am on the day of street sweeping. Street sweeping has become very important to residents. If the streets are not swept on schedule City or Town staff receive phone calls to register complaints. The Town of Los Gatos had a resident call on the Fourth of July because it was the regularly scheduled day to sweep but the sweeper did not show up.				

West Valley Communities

Santa Clara Valley Urban Runoff Pollution Prevention Program

FY 2005-2006 ANNUAL REPORT

Training Summary: Copper/ Nickel

Training Description	Date	Attendees
Streetsweeping Sponsored by: WorldSweeper.com San Jose, CA **Topics**: • Effective Streetsweeping • Removal of metals via streetsweeping • Streetsweeping as a BMP for parking lots		**WVCWP (2)** Program Manager Stormwater Discharge Inspector **Los Gatos (1)** Senior Engineering Tech
See "Construction Inspection Training Summary" for Nickel-related trainings		

Trash Management & Watershed Management

City of Campbell

Town of Los Gatos

City of Monte Sereno

City of Saratoga

THIS PAGE INTENTIONALY LEFT BLANK

TRASH INVENTORY & MANAGEMENT

FY 2005-2006 Work Plan Self Evaluation Matrix

Source	WPActivity	FY05-06 Work Plan Tasks	FY 05-06 Accomplishments	Responsible Party
Trash Work Plan	Strategy	Assist Program staff, by participation in Trash Ad Hoc Task Group, in developing a long-term strategy for trash conditions in urban streams and waterways.	The West Valley Clean Water Program Mgr attended the Trash AHTG meetings and provided comments from West Valley Cities. Accomplishments this year included fine tuning electronic reporting forms for KAB drive by monitoring of existing problem areas; revised Urban Rapid Trash Assessment procedures and tally form for categorizing data and determining trends and future management actions.	WVCWP Mgr to attend AHTG and discuss with municipal Reps at WVCWP monthly meetings
Trash Work Plan	Identify and Prioritize Problem Areas	Identify and prioritize management of potential sources that may contribute to trash problem areas in a subset of urban streams and waterways	During FY05-06 all West Valley trash problem areas were monitored (see Trash Problem Area Evaluation Results table attached). Management actions were implemented and evaluated to see what more could be done at specific problem sites. Saratoga's code enforcement officer visited businesses which back up to Saratoga Creek to discuss an illegal dumping problem. WVCWP organized a student-parent participation cleanup event at the Saratoga Creek problem site. WVCWP Mgr contacted Caltrans Assistant Stormwater Coordinator (District Four) about working together to resolve a trash problem at Hwy 17 and Hamilton off ramp, where a new light rail station may have contributed to an increase in pedestrian littering. WVCWP took photos documenting the litter. Caltrans agreed to send a crew out to clean up the site. WVCWP and Caltrans will continue to consider ways to reduce trash at this site.	Sr. Civil Engineer/ Public Works Supt, WVCWP staff to assist

Source	WPActivity	FY05-06 Work Plan Tasks	FY 05-06 Accomplishments	Responsible Party
			WVCWP presentations provided to students as part of the Enviroscape Activity feature a trash topic. WVCWP conducted three volunteer cleanup/trash monitoring events in partnership with local schools. Each event is opened with a brief talk on the trash problem facing our creeks and Bay. Volunteers seem to be energized by the chance to make a difference. Two schools conducted trash cleanup events after their classroom presentations.	
Trash Work Plan	Evaluations	Conduct trash evaluations using the RWQCB Rapid Trash Assessment protocol (Version 7.0) and/or the KAB Litter index, in local trash problem areas. Continually revise identified trash problem area list as litter conditions change.	WVCWP staff conducted *Keep America Beautiful (KAB)* assessments at all identified problem areas in the West Valley Communities, for a total of 57 assessments. For details see the Trash Problem Area Activity Reports following this table. Campbell monitored 13 sites, conducting 20 KAB assessments and 3 RTA assessments. Los Gatos monitored 8 sites, conducting 11 KAB assessments. Monte Sereno monitored 5 sites, conducting 15 KAB assessments Saratoga monitored 4 sites, conducting 7 KAB assessments and 1 RTA assessment. One of the sites Saratoga listed as SA04 was actually in San Jose. Site SA04 will be replaced by another site in Saratoga, to be determined by monitoring results in FY06-07.	Campbell Stormwater Rep (Sr. Civil Engineer) and Public Works Supt. WVCWP to assist
Trash Work Plan	Management Practices	Continue identifying and implementing trash control measures, as appropriate, to address trash problem areas.	All West Valley sites were monitored this year. Several new sites were added to the list to be monitored (a couple to be cleaned) in FY06-07, based on documented accumulation of trash in new areas. Some problem areas are in Caltrans jurisdiction. In June 2006, the WVCWP Mgr called Caltrans about cleaning up Freeway on and off ramps in Campbell (Fwy17 & Hamilton).	Sr. Civil Engineer/ Public Works Supt. WVCWP to assist

Campbell ♦ Los Gatos ♦ Monte Sereno ♦ Saratoga

FY 2005-2006 ANNUAL REPORT

Source	WPActivity	FY05-06 Work Plan Tasks	FY 05-06 Accomplishments	Responsible Party
Trash Work Plan	Report on Trash Mgmt Practices Implemented	Provide Program staff with City specific information on trash management practices implemented, using standardized reporting format.	Transferred the West Valley citizen participation monitoring data into RTA format for Program's annual report. The WVCWP conducted three trash monitoring events with student and citizen volunteers. The City of Campbell conducted one event on 4/8/06 using the WVCWP tally forms (summary sheets are included in this report for each monitored site). Volunteers were taught how to record and document trash types and quantities.	Sr. Civil Engineer/ Public Works Supt, with WVCWP to coordinate
Citizen Participation	Monitoring/Citizen Participation	Continue to promote citizen participation program to monitor trash in local creeks (element of Creek Keeper's Program).	**WVCWP** and the West Valley communities organized five large clean up events. "Clean A Creek" flyers (announcing the Westmont High cleanup) were distributed to 13 schools in Campbell Union School District for the Sept. 17, 05 event. Fifty (50) volunteers participated – see attached tally sheet for trash collected. **WVCWP** sent a notice to Westmont High for the PTA / daily e-mail bulletin to notify students at Westmont High School of the Clean Up on 5/20/06. Fifty (50) volunteers attended the spring event as well. **Saratoga** and WVCWP staff organized a student-parent participation cleanup event on April 1, 2006 at Saratoga Creek behind restaurants on Big Basin Way. Thirty eight (38) volunteers and staff picked up 38 bags of trash (weighed trash & recyclables totaled about 100 lbs.) Large items discovered included a file cabinet and a water heater which could not be removed by staff or volunteers. Water District (SCVWD) staff met with WVCWP staff and agreed to partner with the City on pick up of the larger items. The steep banks of the creek make retrieval of the items both unsafe and costly. Saratoga Code enforcement alerted businesses to the dumping problem and Saratoga Police started surveillance of the area. **Los Gatos & Monte Sereno** sponsored a successful *Stash the Trash* event on Saturday 10/15/05. Over 350 volunteers monitored and cleaned up trash. About 35 support staff	WVCWP Staff to coordinate

Source	WPActivity	FY05-06 Work Plan Tasks	FY 05-06 Accomplishments	Responsible Party
			setup the event and provided breakfast to volunteers. Staff also joined the volunteers in picking up trash. Volunteers started at 9am with many finishing up as late as 2pm. A total of 396 bags (not all full) of trash were picked up. Trash included a bike and a shopping cart (which one team returned to Trader Joe's). Paul Michael at Waste Management garbage collection service provided a large dumpster for the trash. **City of Campbell** held a spring public cleanup event on April 8, 2006, which brought in 145 volunteers for three hours of trash monitoring and cleanup. Volunteers picked up trash from sides of streets, along the railroad tracks, near the creek trails, and from some off-path areas, etc. Approximately 600 lbs of trash and recyclables were collected.	
Citizen Participation	E-Waste Event	Continue to promote citizen participation.	WVCWP and municipal staff co-sponsored an E-waste collection event with Thomas Hogye, Vice President and General Mgr of United Datatech (UDT). UDT guaranteed that the E-waste would be recycled safely and would not be sent to foreign shores. The Town of Los Gatos provided a municipal parking lot as a collection site and municipal staff from two of the West Valley Cities worked the event. Before the event, local Los Gatos and Saratoga community newspapers printed a story about a TV set that was found in Los Gatos creek. A WVCWP ad for the event and the upcoming event. As a way of supporting a clean, healthy environment, two local businesses (Pizza My Heart & Le Boulanger) donated free breakfast and lunch for volunteers who worked the event. A total of 33,657 pounds of E-waste (consisting mostly of televisions and monitors) was collected	WVCWP and Municipal staff

Trash Inventory & Management Evaluation

Dumpster Area Inspections & Education for Local Businesses

The WVCWP Inspector checks the dumpster areas of most of the downtown restaurants in each of the West Valley communities for signs of illegal dumping or debris around open dumpster lids. He provides urban runoff education and IPM (pest management materials) as needed. His method of informal visits and issuing *notices to comply* has helped to reduce the amount of trash-related dumpster violations over the past three years.

Educational Outreach to Students and Teachers in Local Schools

WVCWP staff responded to every opportunity to talk about trash with students in FY05-06. The trash topic is always included in the classroom Enviroscape presentations. This year a Saratoga fourth grade class and their parents partnered with WVCWP to hold a cleanup the week after their classroom Enviroscape presentation; and in June, after a classroom presentation, a Los Gatos Kindergarten took a tour around the school to look for trash and pick up the litter they found. Teachers from both schools have said that they would like the same presentation for their classes next year.

Creek Keeper Events – Volunteer Participation - Trash Identification, Tallying & Pick-up

The WVCWP has been particularly successful (from 2003 to 2006) in recruiting student volunteers for creek cleanups and the task of conducting trash assessments. The WVCWP's method of trash assessment is similar to the RTA method except that it was designed to include trash types that are most often found in West Valley locations and to be simple enough for young students to use. This year data was collected at West Valley events and later transferred to the Program's Rapid Trash Assessment forms so that the monitoring completed by volunteers could be evaluated with other Program data. During FY06-07 WVCWP staff will revise the WVCWP tally forms so that all trash data collected by West Valley volunteers (Creek Keepers) can be submitted to the Program as RTA trash assessments.

General Evaluation

WVCWP staff has noticed that volunteers and on-lookers at local trash tracking and cleanup events show appreciation, enthusiasm and interest. Many people respond positively to getting rid of trash, and are surprised to find out that trash is a problem that may need to be addressed with permits and requirements. As clean up events recur every year and students and other residents volunteer, trash tracking and trash collection is likely to grow in popularity. According to social marketing techniques, to effect behavior change it is more productive to start by targeting the "green" audience for educational outreach and support. "Green" refers to the population that is willing and ready to support the idea and may already be taking some of the desired steps. The "green" audience will grow in numbers as the marketed idea becomes acceptable to a wider population. As acceptance prevails, the "brown" audience (those who are resistant to accepting the change) will be swept into some positive behavior changes by peer pressure. WVCWP is targeting two green audiences for awareness. Most of the volunteers that attend clean ups are part of the "green" population. Besides reaching out to volunteers, WVCWP aims to reach students and make water pollution prevention concepts fun. The students are also a "green" audience because they easily receive and remember what they hear and see and often take the message home or share it with friends. WVCWP cleanup events and classroom presentations have been very successful in helping to change local students' and residents' perspective on trash. In FY06-07 these events will be conducted as often as West Valley budget and staff time will allow.

Saratoga

Calabazas Creek

ID #	Date	Location	Assessment Tool	Score	Existing Management Actions	Recommended Management Actions and/or Future Evaluations
SA04	6/30/2006	This address has been corrected because Brookglen does not cross Lawrence Expwy. The actual site is near W. Wallbrook Dr. at the end of Brookglen. This site was thought to be in Saratoga but after further review it appears to be located about 3 blocks fr	KAB	2	This site is located at a walkthrough between a residential neighborhood and Lynbrook High. Litter was trapped in the cyclone fence at the field entrance. Will assess twice a year.	Consider removing from Saratoga's list since it is in San Jose.
SA01	6/30/2006	Calabazas Creek at intersection of Southern Pacific Railroad and Arroyo De Arguello (between Norada Court and Grenada Court)	KAB	1	Assess once or twice a year.	Land owned by Santa Clara Valley Water District and Pacific Gas and Electric. Consider removing from list. Area is very clean.

San Tomas Aquino Creek

ID #	Date	Location	Assessment Tool	Score	Existing Management Actions	Recommended Management Actions and/or Future Evaluations
SA03	1/31/2006	Dumpster area at Big Basin Way behind restaurants	KAB	4	WVCWP staff will continue to monitor trash and work with Saratoga staff to enhance management plan.	Coordinate a clean up event. Provide additional outreach to restaurants. Continue to assess.
SA03	2/14/2006	Dumpster area at Big Basin Way behind restaurants	KAB	4	Frequent inspections by WVCWP IC/ID inspector. On February 14, 2006, Inspector and Program Manager met with Saratoga City Stormwater Rep and Water District staff (Ray Bramer) to discuss options for cleaning. The plan is to sponsor a cleanup event for th	Clean up scheduled for April 1, 2006. Contact nearby restaurants about litter problem and contact local police about illegal dumping activities. Will continue to assess and inspect. City and Water District staff will look into partnering to address illeg
SA03	3/20/2006	Dumpster area at Big Basin Way behind restaurants	KAB	3	WVCWP staff will continue to monitor trash and work with Saratoga staff to enhance management plan.	Coordinate a clean up event. Provide additional outreach to restaurants. Continue to assess.
SA03	6/30/2006	Dumpster area at Big Basin Way behind restaurants	KAB	2	WVCWP staff will continue to monitor trash and work with Saratoga staff to enhance management plan.	Coordinate a clean up event. Provide additional outreach to restaurants. Continue to assess.
SA02	6/30/2006	Fruitvale Ave. by City Hall to Sacred Heart School	KAB	1	Assess twice a year.	Consider coordinating annual cleanup event in partnership with Sacred Heart School. Educate local residents to make them aware of littering and dumping problems. The School has adopted this stretch of Wildcat Creek. Continue to assess. Participate in scho
SA03	4/1/2006	Expanded this site to include Dumpster area and parking lot (600 ft. stretch) between Big Basin Way and Saratoga Creek, behind several restaurants.	RTA	68	WVCWP staff, Saratoga City staff and Saratoga Elementary School parents and students conducted a three-hour cleanup at a 600-foot stretch of parking lot adjacent to Saratoga Creek. Cleanup volunteers collected incidental litter and debris within the dumps	Continue frequent inspections by WVCWP IC/ID inspector. The City's police have discovered that it is a place for students to convene for alcohol or drug use. The City Code enforcement officer visited each restaurant adjacent to the parking lot to discus

Los Gatos Creek (Campbell)
April 8, 2006
Creek Monitoring Summary

Use tick marks in the Category that the trash belongs in (i.e. plastic bag goes in PLASTIC).
At the end of the cleanup, total the tallies, & write the **total** next to the heading.

PLASTIC 2,041
bags
bottles
buckets
caps, lids
milk jugs
pieces
rope
6-pack holders
toys

STYROFOAM 1,000
cups, spoons, forks, straws
egg cartons
fast food containers
meat trays
pieces

METAL 598
bottle caps
cans
pieces
wire

CIGARETTE BUTTS 1,970

PAPER 1,468
bags
cardboard
cartons
cups
newspaper
pieces

RUBBER 39
balloons
gloves
tires

GLASS 952
bottles
light bulbs

WOOD 269
broken pieces
pallets/large items

CLOTH 35
clothing
rugs

OTHER 76

End of Day Totals

Estimate Length of creek section in miles, i.e. 1/10 mile, 1/8 mile: 2 Mile

Number of bags of trash collected: 56

EST. Weight of recyclable trash: 160

EST. Weight of non-recyclable: 440

Fifty (145) Volunteer Participants

Describe the stretch of creek monitored using descriptors of boundaries such as landmarks or cross streets. Los Gatos Creek: Trail and surrounding railway. 1220 Dell Ave. to 638 E. Campbell

1. What types of trash were most commonly found? Paper, & broken glass,
2. List the most unusual items found. _____
3. Rate from one to five how dirty or clean the creek was, with one being pristine clean.

(Circle one) 1 2 3 4 5

NEWS

Families clean up the creek

The Saratoga Creek Clean-up Project, sponsored by the city of Saratoga and the West Valley Clean Water Program, is an effort to get children and their parents more involved in the community and the environment. Families with young children are invited to pick up litter from the banks of the Saratoga Creek on April 1 from 10 a.m. to noon. Supplies and snacks will be provided.

Participants will clean up the creek behind downtown businesses between Fourth Street and Highway 9.

A maximum of 30 children can participate, so parents should call to reserve a space.

To participate in the event or for more information, email Sue Persico at persico16@comcast.net, or call 408.867.7323.

Saratoga Creek (Big Basin Way)
April 1, 2006
Creek Monitoring Summary

Use tick marks in the Category that the trash belongs in (i.e. plastic bag goes in PLASTIC).
At the end of the cleanup, total the tallies, & write the **total** next to the heading.

PLASTIC 240
bags
bottles
buckets
caps, lids
milk jugs
pieces
rope
6-pack holders
toys

STYROFOAM 82
cups, spoons, forks, straws
egg cartons
fast food containers
meat trays
pieces

METAL 128
bottle caps
cans
pieces
wire

CIGARETTE BUTTS 218

PAPER 274
bags
cardboard
cartons
cups
newspaper
pieces

RUBBER 3
balloons
gloves
tires

GLASS 99
bottles
light bulbs

WOOD 11
broken pieces
pallets/large items

CLOTH 5
clothing
rugs

OTHER 12

End of Day Totals

Estimate Length of creek section in miles, i.e. 1/10 mile, 1/8 mile 700 sq. ft.

Number of bags of trash collected 38

EST. Weight of recyclable trash 60

EST. Weight of non-recyclable 40

Fifty (38) Volunteer Participants

1. Describe the stretch of creek monitored using descriptors of boundaries such as landmarks or cross streets. Saratoga Creek and Hwy.9: Saratoga along parking lot behind businesses on Big Basin Wy.

2. What types of trash were most commonly found? Paper , plastic food waste,

3. List the most unusual items found. File cabinet, & water heater

4. Rate from one to five how dirty or clean the creek was, with one being pristine clean.

(Circle one) 1 2 3 4 5

San Tomas Aquino (Westmont)
September 17, 2005
Creek Monitoring Summary

Use tick marks in the Category that the trash belongs in (i.e. plastic bag goes in PLASTIC).
At the end of the cleanup, total the tallies, & write the **total** next to the heading.

PLASTIC 614
bags
bottles
buckets
caps, lids
milk jugs
pieces
rope
6-pack holders
toys

STYROFOAM 136
cups, spoons, forks, straws
egg cartons
fast food containers
meat trays
pieces

METAL 213
bottle caps
cans
pieces
wire

CIGARETTE BUTTS 15

PAPER 234
bags
cardboard
cartons
cups
newspaper
pieces

RUBBER 13
balloons
gloves
tires

GLASS 160
bottles
light bulbs

WOOD 42
broken pieces
pallets/large items

CLOTH 12
clothing
rugs

OTHER 20

End of Day Totals

Estimate Length of creek section in miles, i.e. 1/10 mile, 1/8 mile ¾ Mile

Number of bags of trash collected 43

EST. Weight of recyclable trash 73

EST. Weight of non-recyclable 272

Fifty (50) Volunteer Participants

1. Describe the stretch of creek monitored using descriptors of boundaries such as landmarks or cross streets. San Tomas Aquino Creek near 4805 Westmont Ave. to McCoy (near San Tomas Aquino Rd) San Jose w/ Campbell address; Cleanup covered some of the school fields.
2. What types of trash were most commonly found? Paper, broken glass, plastic food waste,
3. List the most unusual items found. Shopping cart, metal swing, car battery, & garbage can with 6 cans of paint in it.
4. Rate from one to five how dirty or clean the creek was, with one being pristine clean.

(Circle one) 1 2 3 4 5

San Tomas Aquino (Westmont)
May 20, 2006
Creek Monitoring Summary

Use tick marks in the Category that the trash belongs in (i.e. plastic bag goes in PLASTIC).
At the end of the cleanup, total the tallies, & write the **total** next to the heading.

PLASTIC 499
bags
bottles
buckets
caps, lids
milk jugs
pieces
rope
6-pack holders
toys

STYROFOAM 65
cups, spoons, forks, straws
egg cartons
fast food containers
meat trays
pieces

METAL 87
bottle caps
cans
pieces
wire

CIGARETTE BUTTS 37

PAPER 232
bags
cardboard
cartons
cups
newspaper
pieces

RUBBER 12
balloons
gloves
tires

GLASS 71
bottles
light bulbs

WOOD 35
broken pieces
pallets/large items

CLOTH 15
clothing
rugs

OTHER 26

End of Day Totals

Estimate Length of creek section in miles, i.e. 1/10 mile, 1/8 mile ¾ Mile

Number of bags of trash collected 42

EST. Weight of recyclable trash 87

EST. Weight of non-recyclable 400

Fifty (50) Volunteer Participants

1. Describe the stretch of creek monitored using descriptors of boundaries such as landmarks or cross streets. San Tomas Aquino Creek near 4805 Westmont Ave. to McCoy (near San Tomas Aquino Rd) San Jose w/ Campbell address;
2. What types of trash were most commonly found? Paper, broken glass, & plastic
3. List the most unusual items found. 6 ft. long metal pipe segments solid steel rail, & plastic chair
4. Rate from one to five how dirty or clean the creek was, with one being pristine clean.

(Circle one) 1 2 3 4 5

SARATOGA NEWS

March 15, 2006 Saratoga, California *Since 1955*

News

Local residents in the dumps over hazardous waste disposal issues
By Jason Sweeney

Saratogans don't want their environment polluted with hazardous waste. Everyday products common to suburban neighborhoods, if not disposed of properly, can wreak havoc on water supplies and local ecosystems.

When county officials told Saratoga residents they were no longer eligible to participate in the Countywide Hazardous Waste Collection Program, city clerk Cathleen Boyer heard about it.

"Three hundred people called in after funding ended in November," Boyer said.

City staff began referring residents to alternative sites to dispose of items such as batteries, motor oil and flourescent light bulbs. But alternative disposal sites for latex and oil-based paint, pesticides and other household chemicals were not available.

Boyer said every year Santa Clara County asks the city of Saratoga to augment the Countywide Household Hazardous Waste Collection Program with about $40,000. Because of budget constraints last year, the city decided not to provide augmentation funding for the program, which meant Saratogans became ineligible to participate in late November.

A recent decision by the city council to provide $25,000 budgeted out of the city's environmental fund means city residents can once again dispose of hazardous waste with the county. Saratoga will be participating in the program through the rest of the fiscal year, which ends in June. Then the city council will decide what to do from there.

"We're having to subsidize our hazardous waste more than most cities do," Councilwoman Kathleen King said. "It's pretty expensive for us to drop off hazardous waste. We're doing it because it's the right thing to do."

Several factors make hazardous waste disposal expensive for the city. The county provides $1.85 per ton of trash to the city's environmental fund. Because Saratoga is mostly residential with little commercial activity, and because city residents recycle and use disposal services at a higher rate than average, funding usually runs out before the fiscal year has ended. Augmentation funds are then required.

Rob D'Arcy, the hazardous materials program manager for Santa Clara County, said because Saratogans are more environmentally aware, they require a higher level of service. "Given the demographics of Saratoga, being residential with little commercial, the funding is not quite adequate for the people who want the service. We were at a point where we couldn't deliver the service without appropriate funding so we referred them to the city."

D'Arcy said Saratogans make frequent appointments to drop off their hazardous waste with the county and they participate in temporary drop-off events throughout the year.

Although Saratogans are once again eligible to residents citizens would pressure the producers of products such as garden pesticides, household cleaners and paint to take responsibility for their disposal rather than leave it to government.

"The producers have developed sophisticated distribution systems but not for reverse distribution," D'Arcy said. "Instead, it's pushed onto the taxpayers. If you are going to profit from a product, then the end-life of the product should be part of the cost. It's not a job for government. It's a waste of taxpayers' money and it's a shame the producers aren't held responsible."

Copyright © Knight Ridder

Training Summary: Trash Management

Training Description	Date	Attendees
Pilot Study to Full Scale Implementation: **How to Design a trash capture device for California Freeways** Sponsor: CASQA Speaker: Timothy B. Sobeman, P.E. Supervising Transportation Engineer Chief-Office of Stormwater Management-Design	**Oct 5, 2005**	**WVCWP(1)** Program Manager
One Solution for Meeting LA's Trash TMDL; **Utilization of Louvered Linear Radial Screen for Gross Solids Removal** Sponsor: CASQA Speaker: Kevin McGillcuddy, Director, Stormwater Treatment Division, Roscoe Moss Co.	**Oct 5, 2005**	**WVCWP(1)** Program Manager
Ballona Creek Watershed BMP Retrofit Study- **Phase 1 Conceptual Planning** Sponsor: CASQA Speaker: Lisa Austin, P.E., GeoSyntec	**Oct 5, 2005**	**WVCWP(1)** Program Manager
Sunnyvale Trash Rapid Assessment Training Presenters: Water Board Staff for the RTA session; SCVURPP Staff for the KAB session **Topics:** ▪ Conducted in-the -field Rapid Trash Assessments (RTA) using standard RTA assessment forms. ▪ Instructions on how to use the Keep America Beautiful (KAB) trash site monitoring method.	**May 3, 2006**	**WVCWP** Program Manager
Sunnyvale Trash Rapid Assessment Training Presenters: Water Board Staff for the RTA session; SCVURPP Staff for the KAB session **Topics:** ▪ Conducted in-the -field Rapid Trash Assessments (RTA) using standard RTA assessment forms. ▪ Instructions on how to use the Keep America Beautiful (KAB) trash monitoring method.	**May 10, 2006**	**WVCWP** Public Outreach Specialist

West Valley Communities

FY 2005-2006 ANNUAL REPORT

FY 2005-2006 Work Plan Self Evaluation Matrix

Water Quality Monitoring & Watershed Management

Source	04-05 Work Plan Activity	FY04-05 Work Plan Tasks	FY 04-05 Accomplishments	Responsible Party
NPDES Permit	South Bay Watershed Management Initiative	Support and participate in development of Core Group activities and the WMI Watershed Action Plan[1]. See SCVURPPP work plan for detailed activities.	The West Valley Communities support and participate in the WMI through the SCVURPP Program.	WVCWP coordinate with SCVURPPP
	Water Quality Monitoring	Support and fund SCVURPP Water Quality Monitoring activities. Jointly fund the Regional Monitoring Program (RMP) and the California Estuary Project (CEP). See SCVURPPP work plan for detailed activities.	The West Valley Communities support and participate in water quality monitoring activities through the SCVURPP. The West Valley Communities jointly fund the RMP and CEP water monitoring programs through SCVURPPP annual assessments. See Program's report for details.	**Campbell** **Los Gatos** **Monte Sereno** **Saratoga**

[1] On behalf of the municipalites of Campbell, Los Gatos, Monte Sereno and Saratoga SCVURPPP is signatory to the WMI and participates in the Core Group and subgroups.

September 15, 2006

Ms. Sue Ma
Regional Water Quality Control Board
San Francisco Bay Region
1515 Clay St., Suite 700
Oakland, CA 94612

Subject: Sunnyvale Urban Runoff Management Program FY 2005-2006 Annual Report

Dear Sue:

This report is submitted by the City of Sunnyvale, in conjunction with the Santa Clara Valley Urban Runoff Pollution Prevention Program's Annual Report, pursuant to provision C.6.a. of the Program's municipal storm water NPDES Permit. The report summarizes activities performed during FY 2005-2006 in accordance with the City of Sunnyvale's Urban Runoff Management Plan (URMP) submitted on September 1, 2005, which contains modifications to the performance standards from the original URMP first submitted in 1997.

The goals of this Annual Report are to: 1) concisely document implementation of the URMP during the past fiscal year; 2) evaluate program results for continuous improvement; and 3) share this information with other Co-permittees, municipal decision-makers, and the public. To accomplish these goals, the report contains the following sections:

I. Contents of report
II. Program highlights and accomplishments
III. Attachments A - Q

I. Contents of the Report:

A. Certification statement
B. ICID Elimination Activities
C. Industrial/Commercial Discharger Control Program
D. Public Agency Activities
   1. Public Streets, Roads, and Highways O&M
   2. Rural Public Works O&M
   3. Storm Drain O&M
   4. Water Utility O&M
   5. Corp Yard O&M
E. New Development Planning Procedures
F. Construction Inspection
G. Public Information and Participation
   - General Outreach
   - Targeted Outreach

- Educational Programs
- Citizen Participation

H. Pesticide Management Activities
I. Mercury Pollution Prevention Activities
J. Copper Action Plan/Nickel Action Plan
K. Trash Inventory and Management
L. Water Quality Monitoring
M. Staff Training Summary Table
N. Watershed Management Activities
O. PCB Plan Development
P. Watershed Measures: Sediment Impairment Studies
Q. Storm Water Permit Renewal Activities

Responses to the Regional Board's comments on Attachment E, Group 2 projects for FY 2004-2005 received on July 26, 2006, are included in Attachment E attachment of this year's report. No comments were received on any other sections of the FY 2004-2005 Annual Report.

A summary of the City of Sunnyvale's Urban Runoff Program highlights and accomplishments are described below.

II. Program Highlights and Accomplishments

1) A significant amount of staff time and effort continues on efforts to implement the C.3 provisions of the permit for applicable projects (i.e., those that add or replace 10,000 square feet or more of impervious area), construction inspection, and beginning implementation of post-construction inspections as projects are completed. The Sunnyvale Municipal Code, Chapter 12.60 was amended as of October 15, 2005 to reflect the reduced size threshold (adding or replacing 10,000 sq. ft of impervious surface.) and to address the Hydromodifcation Management Plan (HMP) provisions of our amended storm water permit.

2) The City is in the process of revising the Interim Stormwater BMP Guidance Manual to include the Applicable Project definitions, HMP applicability area maps, and Storm Water Management Plan guidance for applicants and 3rd party certifiers. The revised manual will provide applicants necessary information in one document, rather than in the several locations it is presently found in. It will be reviewed and signed by the Directors of Public Works and Community Development as the primary C.3 - BMP guidance document for the City.

3. In cooperation with Solid Waste Division, staff completed a series of presentations to all City departments regarding the Environmentally Preferable Purchasing Policy and how it impacts the purchase of low-mercury or non-mercury-containing products for City use.

4) The PI/P Program continued with its effective outreach to local residents at the Sunnyvale Farmer's Market, school presentations, neighborhood and corporate fairs, pancake breakfasts, and many other community events, providing a good venue for distribution of literature and 1:1

discussions with residents on the importance of and ways to prevent storm water pollution. Descriptions of these activities and their effectiveness are included in Attachment G.

5) With the assistance of a volunteer, staff was able to complete two assessments (winter and spring) of the 21 locations in the City that had been identified with potential trash problems in previous years. Assessments were done at locations on the lower reaches of the Sunnyvale East and Sunnyvale West Channels using the Regional Water Quality Control Board Trash Assessment Methodology. The other 19 areas were land-based assessments using the Keep America Beautiful methodology. In addition, City staff coordinated with the neighboring cities of Mountain View, Cupertino, West Valley communities, Santa Clara County, the Santa Clara Valley Water District and volunteers from the Steven/Permanente Creek Watershed Council to assess five sites along Stevens Creek. Results of these efforts are discussed in Attachment K.

Thank you for your review of this Annual Report. We look forward to receiving any comments you may have. If you have any questions regarding the materials submitted, please contact Kristy McCumby Hyland at (408) 730-7274.

Sincerely,

Lorrie B. Gervin, P.E.
Environmental Division Manager

Enclosure:
III. Attachments A-Q: City of Sunnyvale, Urban Runoff Pollution Prevention Program FY 05-06 Annual Report

City of Sunnyvale
Urban Runoff Pollution Prevention Program

FY 05-06
Annual Report

City of Sunnyvale

FY 05 - 06 Annual Report

Attachment A

Certification Statement

City of Sunnyvale
FY 2005-2006 ANNUAL REPORT
ATTACHMENT A

Certification Statement

"I certify, under penalty of law, that this document and all attachments were prepared under my direction or supervision in accordance with a system designed to ensure that qualified personnel properly gather and evaluate the information submitted. Based on my inquiry of the person or persons who manage the system, or those persons directly responsible for gathering the information, the information submitted, is, to the best of my knowledge and belief, true, accurate, and complete. I am aware that there are significant penalties for submitting false information, including the possibility of fine and imprisonment for knowing violations."

Signature by Duly Authorized Representative:

Marvin A. Rose 8/17/06

Marvin A. Rose
Director of Public Works

Date

Acronyms and Abbreviations Used – FY O5-06 Annual Report

AC	Acres
BASMAA	Bay Area Storm Water Management Agencies Association
BMP	Best Management Practice(s)
CAP	Copper Action Plan
CDD	Community Development Department
CEQA	California Environmental Quality Act
CESQG	Conditionally Exempt Small Quantity Generator
CEU	Continuing Education Unit
CI	Construction Inspection
CIP	Capital Improvement Project
COA	Condition of Approval
COS	Communications and Outreach Subgroup (WMI)
DSP	Downtown Specific Plan
Env. Spec.	Environmental Specialist
EOA	Eisenberg, Olivieri, and Associates
EPP policy	Environmentally Preferable Procurement policy
FS	Field Services
FSE	Food Service Establishment
FOG	Fats, Oils, and Grease
FY	Fiscal Year
GIS	Geographic Information Systems
Hg	Mercury
HHW	Household Hazardous Waste
HMP	Hydromodification Management Plan
HW policy	Hazardous Waste policy
ICD	Industrial Commercial Discharge
ICID	Illegal Connection, Illicit Discharge
IPM	Integrated Pest Management
KAB	Keep America Beautiful
Lab/Pretreat. Mgr	Laboratory/Pretreatment Manager
LUS	Land Use Subgroup (WMI)
LUTE	Land Use and Transportation Element (General Plan)
MEP	Maximum Extent Practicable
Mnt. Sup.	Maintenance Supervisor
MPW	Minimum Paved Width
NAP	Nickel Action Plan
NPDES	National Pollutant Discharge Elimination System
O & M	Operation & Maintenance
OP pesticides	Organo-Phosphate pesticides
OWOW	Our Water Our World (campaign)
Parks and Rec.	Parks and Recreation Department
PCB	Poly-Chlorinated Biphenyl
PI/P	Public Information and Participation
PSA	Public Service Announcement
PW	Public Works
ROW	Right of Way
RWQCB	Regional Water Quality Control Board
s.f. or sq. ft.	square feet

Acronyms and Abbreviations Used – FY O4-05 Annual Report (Continued)

SCBWMI or WMI	Santa Clara Basin Watershed Management Initiative
SCVURPPP	Santa Clara Valley Urban Runoff Pollution Prevention Program
SCVWD	Santa Clara Valley Water District
SMC	Sunnyvale Municipal Code
SOP	Standard Operating Procedure
SPAG	Stewardship Planning Advisory Group (WMI)
SV	Sunnyvale
SWID	Stormwater Infiltration Device
SWMP	Stormwater Management Plan
SWPPP	Stormwater Pollution Prevention Plan
URMP	Urban Runoff Management Plan
WAG	Wetlands Advisory Group (WMI)
WAMS	Watershed Assessment and Monitoring Subgroup (WMI)
WEO	Watershed Education and Outreach
wkplan	workplan
WUPPP	Water Utility Pollution Prevention Plan

City of Sunnyvale

FY 05 - 06 Annual Report

Attachment B

IC/ID Elimination Activities

Santa Clara Valley Urban Runoff Pollution Prevention Program
FY 2005-2006 Annual Report
Attachment B – IC/ID Activities
Municipality: Sunnyvale

P.S. Id.	Activity	CI Item Source[1]	FY 05-06 Tasks	Status / Comments	Due Date (mo/yr)	Responsible Party
	Illicit Connection & Illegal Dumping Elimination Activities					
	Effectiveness Evaluation of Enhanced Illicit Connection/Illegal Discharge (ICID) Reporting	Permit Prov. c.6.a.ii	Evaluate results recorded on the IC/ID standard reporting form for Type of Incident and Source of Incident. Use this information to identify new or improve current public outreach efforts in problem areas that are identified. Continue to collect data for enhanced IC/ID reporting. Report results in the Annual Report.	• The Pretreatment Program continues to review and discuss ICID reports on a monthly basis upon receipt and during weekly staff meetings. The reports are reviewed to discuss trends and identify areas that will require public outreach or enforcement. • ICID reports identified one sanitary spill or leak as a pollutant incident in FY 05-06, which was a decrease from the seven incidents noted in FY 04-05. The decrease in incidents can be attributed to the education and outreach to food service establishments (FSEs) during inspections and from the City Sewer Department continuing with a focused line stoppage preventive maintenance program. • Pretreatment initiated its Sanitary Sewer Overflow (SSO) project that provides public outreach regarding grease disposal from high density residential areas. See PIP Attachment G for details on the outreach efforts. • The SSO program continues to work closely with the fats, oil, and grease (FOG) program, and is targeting FSEs with grease interceptors. A FOG content demonstration was used to train	Annually Report 09/06	Dave Grabiec, Laboratory/Pre treatment Mgr.
	Effectiveness					

[1] Place where continuous improvement item is identified: e.g. Urban Runoff Management Plan (URMP); **WP 05-06** (last year's Sunnyvale work plan); **Permit Provision** from Order No. 01-024 and Revised Order No. 01-119; Program Work Plan (**PWP**) task number submitted to the Regional Board and identified for inclusion into co-permitees in work plans; or **Program** (task approved by the Management Committee for all co-permittees). The **P.S. Id.** column refers to the specific performance standard in the Sunnyvale URMP.

Santa Clara Valley Urban Runoff Pollution Prevention Program
FY 2005-2006 Annual Report
Attachment B – IC/ID Activities
Municipality: Sunnyvale

P.S. Id.	Activity	CI Item Source[1]	FY 05-06 Tasks	Status / Comments	Due Date (mo/yr)	Responsible Party
	Evaluation of Enhanced Illicit Connection/Illegal Discharge (ICID) Reporting ***(Continued)***			employees. • The number of pools/spas/fountains discharge incidents increased (6) since FY 04-05 (3). This may be due to outreach efforts over the past two years causing increased public and city staff awareness of proper swimming pool draining procedures that resulted in more incident reporting. • Paint discharge reports increased by two in FY 05-06, but no saw cutting slurry discharge incidents occurred. The overall number of residential and commercial construction-related ICID incidents decreased from FY04-05 (8) to FY05-06 (7). An emphasis on outreach with pollution prevention messages for home improvement activities will continue.		
ICID-3a	Annual Training	URMP	Continue annual training for staff regarding IC/ID storm water inspection procedures, enhanced reporting requirements for ICID incidents, effectiveness evaluation and public outreach.	• Pretreatment Program staff continues to receive training based on the availability of training events, trends noted from ICID reports, and database updates. • The current ICID incident database more accurately tracks separate ICID events for reporting purposes. The newer SSO database is also in use. • Post-construction storm water treatment BMPs and storm water updates, permitting, and enforcement training has been completed by Pretreatment Program staff. FOG program and control classes were also attended. • See Attachment M for details on staff training received.	Annually Report 09/06	Dave Grabiec, Laboratory/Pre treatment Mgr.

Santa Clara Valley Urban Runoff Pollution Prevention Program
FY 2005-2006 Annual Report
Attachment B – IC/ID Activities
Municipality: Sunnyvale

P.S. Id.	Activity	CI Item Source[1]	FY 05-06 Tasks	Status / Comments	Due Date (mo/yr)	Responsible Party
ICID-3.b	Restaurant IC/ID Reporting	URMP	Continue to study the effectiveness of Restaurant BMP materials. Note problem practices observed. Follow up with appropriate changes to educational materials and/or enforcement actions, as needed.	• FSEs appeared to respond favorably to BMP information in multiple languages, and poster BMPs in multiple languages (English, Spanish, Mandarin, Vietnamese, and Korean) made to be displayed have been distributed. • Familiarity with grease interceptors by FSE employees should further reduce problems • No SSO incidents directly related to an FSE have been reported in FY 05-06.	Annually	Dave Grabiec, Laboratory/Pre treatment Mgr.
ICID-5a	Effectiveness Evaluation	URMP	Evaluate customer service/ responses to incidents/complaints. Determine effectiveness of program and suggestions for improvement through customer interviews and reviews of responses.	• All incidents of customer complaints were responded to within two business days of the complaint. An immediate response is the desired goal and typically is so if the ICID event is believed to be in progress. • The Pretreatment Program has received positive feedback from external customers when a follow-up call was made to the caller regarding the Program's response to the complaint. • Public Works staff from other divisions have verbally indicated their appreciation of the timely responses to ICID incidents by Pretreatment Program Industrial Waste Inspectors. Public Works staff was provided with ICID response cards during training to help them report incidents when they are observed.	Annually Report 09/06	Dave Grabiec, Laboratory/Pre treatment Mgr.

Illicit Connection & Illegal Dumping Elimination Activities (cont.)						
ICID-5b	Performance Standard revision	URMP	Review the IC/ID Performance Standards with staff. Draft new performance standards, as necessary, to meet the needs identified in the effectiveness evaluation of the enhanced IC/ID program. Implement changes, as needed.	• The current ICID Performance Standards were reviewed and are attainable with current staffing and resources. No additions were needed to implement the enhanced IC/ID program. • Periodic review of the Standards will continue to ensure they are being met. • The Program has met all Performance Standards submitted in the latest Sunnyvale URMP revision dated September 1, 2004.	Annually Report 09/06	Dave Grabiec, Laboratory/Pretreatment Mgr.

2) Reporting Data (See Enhanced Reporting Tables for IC/ID Incidents in Attachment C, Appendix 1.)

- ***Number of incidents:***
  Thirty separate incidents were reported to the Pretreatment Program in FY 05-06; which is approximately a 17 % increase from the number of separate incidents reported in FY 04-05 (25). Multiple calls that were received for some incidents were not recorded as separate incidents in the ICID Enforcement Action Summary by incident source in Attachment C, Appendix 1.

- ***Types of pollutants and pollutant sources:***
  The majority (57%) of the sources of the incidents were from residential sites (17). Smaller numbers of incidents came from commercial (5), food facilities (4), construction sites (2) and industrial facilities (2).

  The incidents reported from residential pollutant sources included the following pollutant sources: discharges from pools / spa / fountains (6), vehicle and equipment leaking (3), un-hardened cement discharge (2), paint discharge (2), equipment cleaning (1), surface cleaning (1), dumping – non-hazardous (1) and miscellaneous incidents (1) discharges were the other pollutant sources. The number of incidents reported in FY 05-06 from the residential pollutant source (17) is slightly less than the number reported in FY 04-05 (20).

  Of the incidents reported from commercial, food facilities, construction sites, and industrial facilities pollutant sources, nine pollutants were identified, with dumping – non-hazardous, equipment cleaning water, surface cleaning water, and cooling water discharge. Five of the pollutants reported in FY 05-06 (dumping – non-hazardous materials, equipment cleaning water, food facility oil and grease discharge, water line breaks, and cooling water discharge) were not identified as pollutants in FY 04-05.

Of the number of incidents reported in FY 05-06 from the five commercial pollutant sources, the surface cleaning discharge (2) pollutant was more than the number reported in FY 04-05 (1). The numbers of miscellaneous incidents (1), sanitary spill or leak (1) and saw cutting slurry discharge reported in FY 05-06 are less than the number of incidents reported in FY 04-05.

There were no reported incidents from automotive facilities or other/unknown pollutant sources. There were no reported incidents of grey water discharge, used oil dumping, vehicle repair or vehicle washing pollutant discharges in FY 05-06.

- ***General locations (certain industrial areas or neighborhoods where incidents occurred or were incidents randomly spread out?)***
  Most incidents were randomly spread out through the City, with no clusters identified from the data.

- ***Number of incidents reported by citizens or employees:***
  There were 11 incidents reported by citizens and 14 incidents reported by both City of Sunnyvale employees and illicit discharge inspectors. The remaining five incidents were reported by other agency employees or from other sources.

Follow-up actions:

- ***Number of investigations:***
  Six incidents where the discharge required a correction be made were followed-up with an inspection to ensure compliance.
  Twenty four of the incidents were either resolved on site or did not require follow-up.

- ***Which enforcement actions were taken and to what level?***
  Eleven incidents required no enforcement action, as the issue was resolved on site.

  Thirteen verbal notices were issued, and all of them were corrected at the time of the inspection or within the amount of time given to correct the violation(s). Four of the verbal notices required a follow up inspection to ensure compliance.

  More than half (7) of the verbal notices were issued to residential and commercial facilities regarding the owners or contractors working at a site not following the City's BMPs. All of the contacts received appropriate outreach BMPs.

  Six warning notices were issued, and all of them were corrected at the time of the inspection or within the amount of time given to correct the violation(s). Two of the warning notices required a follow up inspection to ensure compliance.

Residential and food facilities were issued two warning notices each, and a commercial facility and a construction site received a warning notice each for not following the City's BMPs. The owners, contractors, or employees all received appropriate outreach BMPs.

No notices of violation were issued in FY 05-06.

3) Response to Regional Board Comments on ICID section of FY 04-05 Annual Report.

No comments were received.

4) Evaluation of ICID Program in FY 05-06:

How well did ICID program work?

The City of Sunnyvale Pretreatment Program response to ICID incidents continues to exceed expectations based on the performance standard requirement for ICID response time.

There was no significant change in the number of ICID incidents reported in FY 05-06 compared to FY 04-05, yet identifying additional ICID events and receiving better ICID information has improved. Increased surveillance of geographical areas and enhanced interdepartmental communications appeared to increase the number of reportable ICIDs. It also appeared that such activities led to an increase in the amount of ICID events reported, yet the overall number of ICID incidents reported in FY 05-06 did not change significantly.

The program continues to improve on educating the answer point personnel at the Corporation Yard and the Water Pollution Control Plant, and that outreach has also been expanded to the Streets and Sewer personnel. These efforts further enhance the effectiveness in helping inspectors with the identification of the incident, its location, and in providing the proper educational tools to the party causing the ICID event.

The ICID program worked well regarding monitoring construction activities that could lead to ICID events. Procedures have been developed with other City staff to ensure that construction contractors are aware of and comply with storm water pollution prevention BMPs in both pre-construction and during construction. Inspectors can now more readily identify construction sites and monitor them in addition to the construction site inspection activities done by City Building inspection staff and Project Administration Staff for public projects. .

Santa Clara Valley Urban Runoff Pollution Prevention Program
FY 2005-2006 Annual Report
Attachment B – IC/ID Activities
Municipality: Sunnyvale

What caused the most trouble?

ICID events occurring at residences present a continuing challenge. The current housing market might be a factor leading to increased home improvement activities, which means more contractors performing most of the work. The risk of paint, un-hardened cement, non-hazardous dumping and equipment cleaning discharge incidents increases, and pollution prevention outreach typically occurs during or after the ICID event. However, if the ICID event already occurred, additional effort has been put on working with the homeowner or locating the contractor linked the ICID event and require them to conduct any remedial activity.

There was an increase in the number of pools/spas/fountains discharge ICID events (6) compared to those that occurred in FY 04-05 (3). Swimming pools that overfilled from the excessive rainfalls in spring of 2006 and the increase in draining unused pools to reduce mosquito breeding grounds might have contributed to the increased ICIDs. Additionally, a brochure that included BMPs for swimming pool draining was previously mailed to all City of Sunnyvale residences. It might have increased proper drain pool awareness, and citizen complaints were then reported regarding those residences that were unaware of proper swimming pool draining procedures.

Is there a particular geographical area that causes the most problems?

The reported ICID events seemed to have occurred in geographical areas that are diverse as the pollution sources and the pollutants that were involved with them. High density to medium density residential areas previously appeared to have a greater incidence of sanitary sewer spills, but such locations didn't seem to be impacted in FY 05-06. Geographical hot spots have been identified, however, where the potential for a sanitary sewer spill exists. These areas received additional sewer maintenance, and the Pretreatment Program focused on extended public outreach, with additional emphasis on medium density to high density residential living complexes.

Are problems getting better or worse?

The related problems are being reduced. Improved coordination with the Public Works Streets and Sewers Department, improved public outreach efforts, and more stewardship devoted to the inspector's areas are becoming solutions to previous challenges.

Describe some potential causes:

Language barriers in the food service facilities have been a potential cause of ICIDs, and food service facilities now have related BMPs available in several languages. Bilingual public outreach information is being provided to multi-family residential complexes.

What, if anything will we do differently in the next FY?

Santa Clara Valley Urban Runoff Pollution Prevention Program
FY 2005-2006 Annual Report
Attachment B – IC/ID Activities
Municipality: Sunnyvale

All food service facilities that utilize grease interceptors are having their personnel trained on proper grease interceptor maintenance. Pretreatment Program staff display the grease interceptor to the personnel and conduct a fats, oil, and grease (FOG) content demonstration. Additional outreach is being provided to medium to high density residential complexes regarding the proper disposal of FOG.

Storm water pollution prevention on construction projects will continue to be coordinated with Building Inspector staff to address prevention of illegal discharges. An emphasis will be on the review and inspection of pre-construction plans and during-construction activities to prevent illegal discharges.

The reporting of ICIDs will be improved by ensuring that the Pretreatment Program database does not record follow up inspections as separate ICID events. The Streets and Sewer Department will submit main line stoppage data on a timely basis, and will also be recording any sanitary sewer overflow that occurs on private property.

City of Sunnyvale

FY 05 - 06 Annual Report

Attachment C

Industrial/Commercial Discharger Control Program

Santa Clara Valley Urban Runoff Pollution Prevention Program
FY 2005-2006 Annual Report
Attachment C – I/CD Control Programs
Municipality: Sunnyvale

P.S. Id.	Activity	CI Item Source	FY 05-06 Tasks	Status / Comments	Due Date (mo/yr)	Responsible Party
Industrial/Commercial Discharger Control Programs						
ICD-3(a-d)	General Industrial Permit Facilities	URMP	Complete inspection of all industries regulated under Industrial Permit.	All facilities permitted with a General Industrial Permit were inspected in the FY 05-06.	Annually Report 09/06	Dave Grabiec, Laboratory/Pretreatment Mgr.
ICD-4	Field Investigation	URMP and Program Task	Review SWID location lists from SCVWD and facility inspections by Sunnyvale staff. Evaluate known SWIDs for potential pollutant sources that could impact groundwater.	There were no SWIDs identified during FY 05-06.	Annually Report 09/06	Dave Grabiec, Laboratory/Pretreatment Mgr.
ICD-7.a	Record Keeping	URMP	Continue efforts to improve record keeping activities. Discuss progress at staff meetings.	The Pretreatment Program continues to review inspection reports and database information on a monthly basis. As part of an ongoing project, evaluation and revision of inspection forms and the database has continued in order to more efficiently document effectiveness and trends and to reflect program standards.	Annually Report 09/06	Dave Grabiec, Laboratory/Pretreatment Mgr.
ICD-7.a	Performance Standard revision	URMP	Review existing performance standards and draft new performance standards, as necessary as a part of continuous improvement.	The Pretreatment Program did not make any changes to the Performance Standards in FY 05-06. • The latest revisions to the Sunnyvale URMP were submitted to the Regional Board on 9/1/04. • The Pretreatment Program has been inspecting restaurants once per year as part of its FOG Program. This increase in frequency has not been incorporated into a new performance standard for stormwater.	Annually Report 09/06	Dave Grabiec, Laboratory/Pretreatment Mgr.

Santa Clara Valley Urban Runoff Pollution Prevention Program
FY 2005-2006 Annual Report
Attachment C – I/CD Control Programs
Municipality: Sunnyvale

P.S. Id.	Activity	CI Item Source	FY 05-06 Tasks	Status / Comments	Due Date (mo/yr)	Responsible Party
Industrial/Commercial Discharger Control Programs cont.						
ICD-7.a	Annual Training	URMP	Continue annual training for staff regarding industrial/commercial storm water inspection procedures, enhanced reporting requirements for ICD inspections, effectiveness evaluation and public outreach.	• Pretreatment staff attended some stormwater sessions of the Annual CWEA P3S Conference. • Pretreatment staff attended several SCVURPPP training sessions regarding stormwater requirements for new and redevelopment projects. • Pretreatment Program supervisors continue to evaluate IC/ID and IND reports and database information to identify training needs. • See attachment M for specific training completed by City personnel.	Annually Report 09/06	Dave Grabiec, Laboratory/Pretreatment Mgr.
	Enhanced Industrial/Commercial Discharger (ICD) Reporting	Permit Prov. C.6.a.i	Collect data for enhanced ICD reporting. Discuss results of enhanced reporting with staff.	• Enhanced reporting data was submitted to the SCVURPPP. See Appendix 1 of this attachment for IND report information. • IND report information is discussed at weekly tailgate meetings by the Pretreatment Program, to assess outreach or enforcement needed and program effectiveness.	Annually Report 09/06	Dave Grabiec, Laboratory/Pretreatment Mgr.

2) Reporting Data

- ***Number of inspections conducted, grouped by category of industry/commercial business:***

Automotive	Construction/ Building	Dry Cleaner	Electric/ Electr. Components	Food Service	Machine Shop	Cleaning Services	Other	**Total**
57	2	19	4	316	8	4	221	**631**

See Attachment C, Appendix 1 for IND inspection summary report from the Program.

Santa Clara Valley Urban Runoff Pollution Prevention Program
FY 2005-2006 Annual Report
Attachment C – I/CD Control Programs
Municipality: Sunnyvale

How many problems were found during *inspections?*

Of the 631 inspections completed, there were 15 (Level 1) verbal notices given and, 4 written Warning Notices.

***Describe the kinds of problems found*:**

Nineteen stormwater violations were found through regular inspections of industrial and commercial facilities for FY 05/06. Three violations were found at automotive facilities, one at a machine shop, and fifteen at food service facilities. The automotive facility violations had to do with car washing rinse water potentially or actually reaching the storm drain. One machine shop was found in violation for improper disposal of mop water to the storm drain. The food service violations were typical restaurant problems such as improper disposal of mop water to the parking lot or storm drain, leaking or uncovered tallow or trash bins, and mat rinsing outside.

Numbers of inspections that were the result of citizen complaints or employee tips?

None

How many of the problems received follow up actions?

All of the warning notice violations received a follow up inspection within 30 days to verify compliance. All of the violations that received warning notices were corrected within the time frame of 30 days. Facilities with known repetitive problems receive drive by inspections at greater frequency to check on stormwater compliance.

Describe enforcement actions that occurred and at what level:

There were no enforcement actions taken beyond the written notices this year. Fifteen verbal notices were given, and four written warning notices were given. The written notices were given to facilities where an actual discharge to the storm drain was observed. Verbal notices were given in cases where a potential discharge to the storm drain was observed.

Were enforcement actions spread evenly throughout the categories or were they focused in certain areas?

Enforcement actions were given mostly in the food service category. This is consistent with past data and trends within the City. The higher number of violations found at restaurants has both to do with higher turnover, and the number of inspections completed. Restaurants are inspected more frequently, and there are more of them; therefore a higher number of violations observed are to be expected.

How many problems were resolved?

All problems were resolved within 30 days.

3) Response to Regional Board Comments on ICID section of FY 04-05 Annual Report.
No comments were received.

4) Evaluation of IND Program in FY 05-06:

Provide comments/bullets in the following areas:
Where were the most violations found?
Most violations were found either in car wash areas of automotive facilities, or in trash enclosure / grease interceptor / tallow areas for restaurants.

Is there a particular location or industry that is troublesome?
There was no single location or industry that was troublesome. Automotive and food service facilities in general, had most of the violations. There was no specific geographical area within the City where more problems were noted.

Are things getting better or worse?
Based on the data, stormwater violations are occurring less frequently, indicating that things are improving.

What are potential causes for the improvement or the problems?
Over the last four years, the Pretreatment Program inspected restaurants on an annual basis as part of the Fats / Oil / and Grease Control Program. These inspections include stormwater inspections and outreach as well as Pretreatment inspections. The increased visibility and the increased numbers of outreach materials distributed could both be contributing to more compliant facilities. The Program has been distributing outreach materials in more languages, including Chinese, Korean, Spanish and English. The facility owners seem to appreciate the improved communications.

Are the enforcement actions effective? Why or why not?
The Pretreatment Program has been successful in obtaining compliance using enforcement actions consistent with out Enforcement Response Plan. In all cases, for FY 05/06, these enforcement actions for stormwater violations did not escalate beyond a written warning notice. The focus of the Pretreatment Program has been to build a professional respectable relationship with the commercial businesses by promoting partnerships and an understanding of all aspects of stormwater and water quality protection. This relationship has been achieved through personal communications, outreach efforts, and the local stormwater ordinance. The Stormwater Ordinance also contributes to the

effectiveness of enforcement actions, in that all actions are backed up with specific sections of the ordinance pertaining to the violation(s), and applicable penalties that could be levied.

What will we do differently next year?

The Pretreatment Program will focus outreach efforts on the areas that were identified as having enforcement activities and to look at trends that will help facilitate future public outreach efforts. Restaurant BMPs in other languages will be explored for possible outreach as they have proven effective in the languages available in the past. In addition, the Pretreatment Program will explore opportunities to communicate with other Public Works Divisions such as the Streets, Sewer, and Trees/Landscaping Divisions. More communication with these Divisions may result in an increased awareness of stormwater issues, and could lead to more referrals of potential problems to be inspected by the Pretreatment Program.

What priority industries or industrial/commercial zones will be targeted for next year?

The Pretreatment Program will focus the majority of their effort on the automotive and food service facilities. In addition, commercial zones that have high density residential complexes will be targeted for inspections and outreach pertaining to sanitary sewer spills, blockages, and car wash areas.

City of Sunnyvale

FY 05 - 06 Annual Report

Attachment C

Industrial/Commercial Discharger Control Program

Appendix 1
IND/ICID Reporting Tables

Sunnyvale

ICID Incident Summary Report

Sunnyvale

ICID Incident Report Source	Number of Incidents
Illicit discharge inspectors	4
Interdepartmental	10
Other agency	2
Citizen Complaints	11
Other	3
Total:	**30**

ICID Incident Source	Number of Incidents
Residential	17
Industrial	2
Commercial	5
Food Facilities	4
Construction Sites	2
Total:	**30**

ICID Incident Type	Number of Incidents
Cooling water discharge	2
Dumping - non-hazardous	3
Equipment cleaning	3
Food facility oil & grease discharge	1
Misc. incidents	2
Paint discharge	2
Pools/Spas/Fountains discharge	6
Sanitary spill or leak	1
Saw cutting slurry discharge	1
Surface cleaning discharge	3
Un-hardened cement discharge	2
Vehicle & equipment leaking	3
Water line breaks	1
Total:	**30**

ICID Enforcement Action	Number of Incidents
No Action	11
Verbal Notice	13
Warning Notice	6
Total:	**30**

ICID Enforcement Action Summary by Incident Source

Sunnyvale

ICID Incident Source	No Action	Verbal Notice	Warning Notice	Administrative Action	Administrative Action with Penalty	Referral to Enforcement	Criminal Action	Total
Commercial		4	1					**5**
Construction Sites		1	1					**2**
Food Facilities		2	2					**4**
Industrial		2						**2**
Residential	11	4	2					**17**
Total:	**11**	**13**	**6**	**0**	**0**	**0**	**0**	**30**

ICID Enforcement Action Summary by Incident Type

Sunnyvale

ICID Incident Type	No Action	Verbal Notice	Warning Notice	Administrative Action	Administrative Action with Penalty	Referral to Enforcement	Criminal Action	Total
Cooling water discharge		2						**2**
Dumping - non-hazardous	1	1	1					**3**
Equipment cleaning		1	2					**3**
Food facility oil & grease discharge		1						**1**
Misc. incidents	1	1						**2**
Paint discharge	1	1						**2**
Pools/Spas/Fountains discharge	4	2						**6**
Sanitary spill or leak		1						**1**
Saw cutting slurry discharge			1					**1**
Surface cleaning discharge	1	2						**3**
Un-hardened cement discharge	1		1					**2**
Vehicle & equipment leaking	2		1					**3**
Water line breaks		1						**1**
Total:	**11**	**13**	**6**	**0**	**0**	**0**	**0**	**30**

IND Inspection Summary Report

Sunnyvale

IND Facility Category	Number of Inspections
Automotive	57
Construction/Building	2
Dry Cleaners	19
Electric/Electrical Components	4
Food Service	316
Machine Shops	8
Metal Manufacturing	4
Other	221
Total:	**631**

IND Enforcement Action	Number of Inspections
No Action	612
Level 1	15
Level 2	4
Total:	**631**

IND Inspection Summary Report

CoPermittee	Category	# Inspections	No Action	Level 1	Level 2	Level 3
Sunnyvale						
	Automotive	57	54	2	1	
	Construction/Building	2	2			
	Dry Cleaners	19	19			
	Electric/Electrical Components	4	4			
	Food Service	316	301	13	2	
	Machine Shops	8	7		1	
	Metal Manufacturing	4	4			
	Other	221	221			
	Total:	**631**	**612**	**15**	**4**	**0**

City of Sunnyvale

FY 05 - 06 Annual Report

Attachment D-1

Public Streets, Roads, and Highways Operation and Maintenance

Santa Clara Valley Urban Runoff Pollution Prevention Program
FY 2005-2006 Annual Report
Attachment D-1 – Public Streets & Roads O&M
Municipality: Sunnyvale

P.S. Id.	Activity	CI Item Source	FY 05-06 Tasks	Status / Comments	Due Date (mo/yr)	Responsible Party
Public Streets, Roads, and Highways Operation and Maintenance						
ST-1	Use of O&M Pollution Control Measures	URMP	Continue full implementation of O&M measures. Report on implementation in Annual Report.	O&M Measures were implemented on a daily basis throughout the year, with all Field Services staff receiving training on the measures	Annually Report 09/06	Tony Pineda, Street Mnt. Sup.
ST-2	Record Keeping	URMP	Continue to track incidents that Street Maintenance staff responds to. Notify Pre-treatment Program of ICID incidents that may impact storm drains or water quality. Include staff training on enhanced ICID reporting requirements.	• Several incidents (approx. 8) were reported by Field Services staff directly to the Pretreatment Inspectors for follow up and enforcement in FY 05/06 Some were related to cement or sawcut slurry discharges and others were regarding discharges from pools or spas. See Attachment B for details of ICID. • Annual staff training on the illegal discharge incident reporting process was conducted on June 20 and 21, 2006. • Staff was provided with a revised IC/ID incident reporting card that can be kept in a wallet or in a City vehicle so reporting contact information is easily available. See attached sample card.	Annually Report 09/06	Tony Pineda, Street Mnt. Sup. & Dave Grabiec, Lab./Pretreat. Mgr.
ST-6	Streets and Roads O&M	URMP	Annually review and evaluate effectiveness of O&M pollution control measures and BMPs.	Streets and Roads O&M measures/BMPs for storm water pollution prevention were discussed at tailgate meetings for staff training. SOP revision was not necessary this year since they were revised two years ago and no significant changes in operations have occurred.	Annually Report 09/06	Tony Pineda, Street Mnt. Sup.

2) Response to Regional Board Comments on Streets and Roads/Corp Yard section of FY 04-05 Annual Report:
No comments were received on this section from the Regional Board.

Santa Clara Valley Urban Runoff Pollution Prevention Program
FY 2005-2006 Annual Report
Attachment D-1 – Public Streets & Roads O&M
Municipality: Sunnyvale

3) Evaluation of Streets & Roads Activities in FY 05-06:

List BMPs from the performance standards that were evaluated this year and who evaluated them

No BMPs were evaluated this year. An evaluation was done two years ago when the SOPs were revised. No significant changes in requirements came up during the year that would call for a revision of the BMPs.

Describe the evidence that shows that contractors were or were not fully implementing BMPs (list sources: e.g., citizen complaints, staff drive-by inspections, other?)

Field Services staff does not deal with contractors very often. The only large work done by contractors was related to slurry sealing city streets, and City staff were present most of the time, inspecting the work done and making sure that all applicable BMPs were implemented.

Which staff are receiving training and who does not receive it?

All field staff and their supervisors receive training. Only administrative office personnel do not receive the training.

City of Sunnyvale

FY 05 - 06 Annual Report

Attachment D-1 – Appendix 1

Street Sweeping Data Collected for FY 05-06

Santa Clara Valley
Urban Runoff
Pollution Prevention Program

Record Keeping Form- Street Sweeping

Attachment D-1 Appendix 1

Year: FY 05/06

Agency: City of Sunnyvale

Completed by: Tony Pineda/ Valeria Rose **Date:** 7/20/2006

STREET SWEEPING	Volume of material collected (cubic yards)	Miles swept* (curb miles)
1. Sweeping		
Residential Areas:		
Broom		
Regenerative Air	6,185	10,478
Vacuum		
Commercial Areas:		
Broom		
Regenerative Air	1,835	4,290[1]
Vacuum		
Industrial Areas:		
Broom		
Regenerative Air		(1)
Vacuum		
Other Areas Swept: (e.g., parking lots, major arterials)		
Broom		
Regenerative Air		(1)
Vacuum		
TOTAL	8,020	14,768

2. Have there been any changes in your street sweeping program?
(efforts to have parked cars removed, changed sweeping frequency, new equipment, significant downtime, etc.)
Sweeping schedule in FY 05/06 was once a month in residential areas, more frequently in commercial areas. When requested, City staff will post "No Parking" signs to remove parked cars in problem areas. Frequency is increased during heavy leaf drop season, and returned to reduced schedule during other seasons.

LEAF REMOVAL

Volume of leaves removed by City/Town crews: 4,385 cubic yards

Leaves bagged by residents and picked up by your City/Town: N/A bags (City does not collect leaves in bags)

Check box if you have a yard waste collection program: ☒ Volume of yard waste collected: 14,847 tons ~~cubic yards~~

(Sunnyvale does not track volume, just weight and this number includes all yard waste, not just leaves).

Check box if you do not have a leaf removal program other than routine street sweeping: ☐

* Report total miles covered by sweepers including areas operated in tandem or repeated.

[1] These areas are all swept together, no individual numbers are available.

City of Sunnyvale

FY 05 - 06 Annual Report

Attachment D-2

Rural Public Works Operation and Maintenance

Santa Clara Valley Urban Runoff Pollution Prevention Program
FY 2005-2006 Rural Public Works Annual Report
Attachment D-2 – Rural Public Works
Municipality: Sunnyvale

P.S. Id.	Activity	CI Item Source	FY 05-06 Tasks	Status / Comments	Due Date (mo/yr)	Responsible Party
	Rural Public Works					
	Rural Public Works Activities	Permit Prov. C.5	Implement applicable Rural Public Works Performance standards and BMPs.	• PW Staff training on Rural PW performance standards occurred on 9/13/05. • Minimal maintenance by PW staff took place this year – only a few small potholes were filled with base rock. • Parks staff also performed regular, non-construction related maintenance such as mowing side-slopes of trail, weekly garbage can pick ups, and monthly litter collection efforts along the trail. • Included staff training on Rural PW Performance Standards and BMPs in other streets and roads annual training.	Ongoing Report 09/06	Kristy McCumby, Environmental Specialist, Parks / Rec. (Scott Russell) & Public Works (Tony Pineda)

2) Response to Regional Board Comments on Rural Public Works section of FY 04-05 annual report:
No comments were received on this section from the Regional Board.

3) Evaluation of Rural Public Works Activities for FY 05-06:

Evaluate where this element applies to your jurisdiction and what activities have been identified as being subject to the Performance Standard?

Only the limited portion of the San Francisco Bay Trail that is maintained by the City of Sunnyvale has been identified as an area where the Rural Public Works performance standards apply. Since the City is virtually built out, there are no longer rural areas (unpaved or paved streets without curbs and gutters) where these requirements may apply. The only area identified that the City maintains is the Bay Trail from the border of the Lockheed Property in the West to Baylands Park in the East.

Maintenance performed in FY 05-06?

The only maintenance activities performed by PW staff were three instances of pothole filling with base rock in trail surface. Parks staff completed their normal maintenance activities such as mowing areas alongside the trail, emptying trash cans and picking up accumulated litter along the trail.

City of Sunnyvale

FY 05 - 06 Annual Report

Attachment D-3

Storm Drain Operation and Maintenance

Santa Clara Valley Urban Runoff Pollution Prevention Program
FY 2005-2006 Annual Report
Attachment D-3 Storm Drain O & M
Municipality: Sunnyvale

P.S. Id.	Activity	CI Item Source	FY 05-06 Tasks	Status / Comments	Due Date (mo/yr)	Responsible Party
Storm Drain System Operation and Maintenance						
SD-5	Storm Drain O&M	URMP	Annually review and evaluate effectiveness of O&M pollution control measures	• O&M measures were discussed by staff during bimonthly Tailgate meetings through the year, and no O&M changes were deemed necessary. • The Corporation Yard Storm Water Pollution Prevention Plan was reviewed and updated during FY 05-06 by Kennedy Jenks. Consultants.	Annually Report 09/06	Jim Craig, Superintendent of Field Services
SD-3	Effectiveness Evaluation	URMP	Include O&M Performance Standard Implementation discussion in staff training; summarizing feedback in written form.	Evaluations were made during tailgate discussions with staff, and the conclusion was that no changes to the current standards were needed at this time.	Annually	Jim Craig, Superintendent of Field Services
SD-2	Reporting of Observed ICID Evidence	URMP and Permit Prov. C.6.a.ii	Train maintenance staff on procedures to notify Pretreatment Inspectors about observed ICID incidents and assist with the collection of data needed for enhanced reporting.	PW Environmental Division staff reviewed enhanced ICID reporting requirements with Maintenance Staff on June 20 and 21, 2006. See Attachment M for training information.	Annually Report in 09/06	Dave Grabiec, Laboratory/ Pretreatment Mgr. & Jim Craig, Superintendent of Field Services

2) Response to Regional Board Comments on Storm Drain O&M section of FY 04-05 Annual Report:
No comments were received from the Regional Board on this section.

3) Evaluation of Storm Drain O&M Activities in FY 05-06:

Describe BMPs that were evaluated this year. (See performance standard for BMP lists)

No BMPs were evaluated this year, since the evaluation was done two years ago when SOPs were revised. No additional need for revision came up during the year.

City of Sunnyvale

FY 05 - 06 Annual Report

Attachment D-4

Water Utility Operation and Maintenance

Santa Clara Valley Urban Runoff Pollution Prevention Program
FY 2005-2006 Annual Work Plan
Attachment D-4 – Water Utility O&M
Municipality: Sunnyvale

P.S. Id.	Activity	CI Item Source	FY 05-06 Tasks	Status / Comments	Due Date (mo/yr)	Responsible Party
Water Utility Operation and Maintenance						
WU-1	Inventory of Key O&M Activities	URMP	Inventory all key water utility O&M activities to identify routine and unplanned non-storm water discharges	Inventory is to be performed every three years. Review of activities is scheduled to be performed next fiscal year (06/07). Due to lengthy budget process staff had no time to update SOPs for recycled water during FY 05/06. Update has been rescheduled to be performed during FY 06/07 and has been carried over to the FY 06-07 work plan.	Ongoing Report O9/06	Jim Craig, Sup. of Field Services & Val Conzet, Water PW Supervisor
WU-3	Staff Training	URMP	Provide staff training on the regulatory requirements of the URMP and the use of the WUPPP.	Staff training to be performed at least once each year. Staff continuously reviews requirements during tailgate meetings, and training relating to URMP was provided in September, 2005. (See Attachment M for training details.)	Ongoing Report 09/06	Jim Craig, Sup. of Field Services & Val Conzet, Water PW Supervisor
WU-5	WUPPP	URMP	Annually review and evaluate effectiveness of Water Utility Pollution Prevention Plan. Use both staff and contractor (if appropriate) feedback.	The WUPPP was reviewed and no plan changes or staff contact information changes were deemed necessary.	Annually Report 09/06	Jim Craig, Superintendent of Field Services & Val Conzet, Water PW Supervisor
	Performance Standard Review and Revision	URMP	Participate in SCVURPPP Work Group that will be formed to update the Water Utility Operation and Maintenance Performance Standards	No SCVURPPP work group was formed to address the Water Utility O&M Performance Standards in FY 05-06 due to staff participation in the Municipal Regional Permit development activities. This activity has been carried forward into the FY 06-07 work plan.	TBD Report 09/06	Val Conzet, Water PW Supervisor Support: Kristy McCumby, Env. Specialist.

Santa Clara Valley Urban Runoff Pollution Prevention Program
FY 2005-2006 Annual Work Plan
Attachment D-4 – Water Utility O&M
Municipality: Sunnyvale

2) Response to Regional Board Comments on Water Utility O&M section of FY 04-05 Annual Report:

No comments were received from the Regional Board on this section.

3) Evaluation of Water Utility O&M Activities in FY 05-06:

What key O&M activities did you inventory for routine and unplanned discharges as per Performance Standard #1?

None were inventoried this year. A review of key O&M activities is scheduled to be performed next fiscal year (06/07).

City of Sunnyvale

FY 05 - 06 Annual Report

Attachment D-5

Public Agency Activities: Corp Yard

Santa Clara Valley Urban Runoff Pollution Prevention Program
FY 2005-2006 Annual Report
Attachment D-5 – Corp Yard
Municipality: Sunnyvale

P.S. Id.	Activity	CI Item Source	FY 05-06 Tasks	Status / Comments	Due Date (mo/yr)	Responsible Party
Corporation Yards Operation and Maintenance (Including Parks Division)						
Corp Yard SWPP	Staff Training	URMP	Hold annual Public Works staff training regarding the SWPPP for Corporation Yard.	A one-hour training session was provided by Meredith Durant (Kennedy Jenks) to all Field Services staff on 4/13/06. Meredith also reviewed any operational improvements to be made based on her facility inspections.	Annually Report 09-06	Jim Craig, Superintendent of Field Services
Corp Yard SWPP	Staff Training	URMP	Hold annual Parks and Recreation staff training regarding the SWPPP for the Corporation Yard	Training on the requirements of the Corp Yard SWPPP was held on 02/02/2006 at Ponderosa Park for all Parks staff. Training was provided by the Environmental Division, Public Works staff and covered the requirements of the SWPPP prepared by Public Works consultants for the Corp Yard areas.	Annually Report 09/06	Curtis Black, Parks Superintendent With assistance from the Environmental Division of Public Works
Corp Yard SWPP	Annual Meetings with O&M Supervisor	URMP	Meet annually with URMP Coordinator /staff and CY supervisors on progress and problems in implementing BMPs at the Corporation Yard.	A meeting was held in October, 2005 between PW Environmental Division staff and Field Services supervisors to prepare for the upcoming wet season.	Annually	Jim Craig, Superintendent of Field Services

2) Response to Regional Board Comments on Streets and Roads/Corp Yard section of FY 04-05 Annual Report:
No comments were received on this section from the Regional Board.

3) Evaluation of Corp Yard Activities in FY 05-06:

List BMPs from the performance standard that were evaluated this year and who evaluated them
No BMPs were evaluated this year, since evaluation was done two years ago when SOPs were revised. No need for additional revision came up during the year. SOPs (and BMPs) are scheduled for review and revaluation during FY 06/07.

Santa Clara Valley Urban Runoff Pollution Prevention Program
FY 2005-2006 Annual Report
Attachment D-5 – Corp Yard
Municipality: Sunnyvale

Describe the evidence that shows that contractors were or were not fully implementing BMPs (list sources: e.g., citizen complaints, staff drive-by inspections, other?)

Field Services staff does not deal with contractors very often for activities at the Corp Yard and this past year did not include any projects where contractors would be required to implement BMPs.

Which staff are receiving training and who does not receive it?

All Field Services' field staff and their supervisors receive training. Only administrative office personnel do not.

Describe the feedback that staff have given about the effectiveness of the BMPs

Field Services' staff has not given feedback about BMP effectiveness other than comments provided during training sessions, pointing out some of the recently instituted mercury-containing lamp storage area requirements.

City of Sunnyvale

FY 05 - 06 Annual Report

Attachment E

New Development Planning Procedures

Santa Clara Valley Urban Runoff Pollution Prevention Program
FY 2005-2006 Annual Report
Attachment E – New and Redevelopment
Municipality: Sunnyvale

P.S. Id.	Activity	CI Item Source	FY 05-06 Tasks	Status / Comments	Due Date (mo/yr)	Responsible Party
New Development and Construction Controls -- Planning Procedures						
PL-2	Site Design Guidance to Developers	URMP	Provide information and guidance material to developers early in the project development process regarding site design requirements for stormwater pollution prevention and treatment.	• Ongoing effort: Staff continues to provide Interim BMP Guidance materials and refers developers to the City's web site where information and links are available. The SWMP requirement is also included in the application checklist. Guidance is updated as needed. Storm water control site planning is discussed with developers early in the plan approval process. • Staff is in the process of revising the Interim manuals for review and approval by the Directors of Public Works and Community Development. The Version 2.0 of the BMP Guidance Manual will be completed in FY 06-07 and made available to project applicants both by hard copy and in a downloadable form from the City's website. • Additional staff training on the revised BMP Guidance manual will occur once approved by the Directors.	Ongoing Report 09/06	Jamie McLeod, Assoc. Planner Support: Kristy McCumby, Env. Spec.
PL-10	Staff Training	URMP	Provide staff training (PW and CDD) on policies, design guidelines, and pre- and post construction BMPs and control measures.	• CDD staff receives quarterly updates and/or process reviews. The potential need for storm water controls is discussed for each project during the bi-weekly planning staff project review meetings. Updates are also provided to staff on BMP information, training opportunities and links to relevant web sites.	Annually Report 09-06	Jamie McLeod, Assoc. Planner Support: Kristy McCumby, Env. Spec.

Santa Clara Valley Urban Runoff Pollution Prevention Program
FY 2005-2006 Annual Report
Attachment E – New and Redevelopment
Municipality: Sunnyvale

	Staff Training (Cont.)			• PW Staff training occurs as needed throughout the year as issues or projects come up. (See Table M for training received in this FY.) • When the revisions to the BMP Guidance Manual are complete and approved by Directors, it is anticipated additional training will occur in FY 06-07 for all staff involve in the project development and review process.		
PL-11	Planning Procedure Performance Measures	URMP	Staff review of revised performance measures in order to evaluate effectiveness.	Evaluation of the performance measures were submitted in written form to the URMP Coordinator, Lorrie Gervin.	06/06	Jamie McLeod, Assoc. Planner
PL-8b	Effectiveness Evaluation	URMP	Include Planning Procedures Performance Standard Implementation discussion in staff training; summarize feedback in written form.	• Training is provided to staff on how to implement the performance standards at staff meetings and pre-PRC discussions. • A formal written report is submitted to the URMP Coordinator, Lorrie Gervin.	06/06	Jamie McLeod, Assoc. Planner
	Revise URMP Planning Procedures Perf. Standards	Order 01-119 PWP C.3 b.1	Review Program Guidance and identify new Planning Procedures Performance Standards and/or revise existing standards Group 2 Projects.	• Staff requires all projects that add or replace 10,000 square feet of impervious area to meet Performance Standards. • Written sections of the URMP are under revision to reflect the changes, but requirements are included for these applicable projects based on the sizing criteria in the City's Storm Water Ordinance SMC 12.60. • Staff reviews current standards when questions arise and identifies potential standards be considered for revision in order to maintain an understandable, streamlined project review process.	Ongoing Report 09/06	Jamie McLeod, Assoc. Planner and Kristy McCumby, Env. Spec.

Santa Clara Valley Urban Runoff Pollution Prevention Program
FY 2005-2006 Annual Report
Attachment E – New and Redevelopment
Municipality: Sunnyvale

C.3 b Development Project Approval Process (cont.)						
	Project Review Process Modification	Order 01-119 PWP C.3 b.2	Develop new or modify existing City policies, procedures, and/or conditions of approval to incorporate Group 1 and Group 2 requirements	• The Pretreatment Program has been working with the Planning Department to streamline the process for reviewing and approving new projects subject to C.3 provisions (Group 1 and 2) to ensure all interested parties have an opportunity to respond accordingly. • SMC 12.60 was amended in October FY 05-06 to include all applicable projects that add or replace 10,000 square feet of imperious area under the C.3 requirements • New polices are written as directed by Permit conditions or as identified as being needed by staff. Policies are drafted by lead, then reviewed and revised as appropriate by the implementation team prior to finalizing.	Group 2 To be determined	Lead: Jamie McLeod, Assoc. Planner Support: Dave Grabiec, Lab. /Pretreat. Mgr.
	Project Review Process Training	Order 01-119 PWP C.3 b.3	Annually train Planning and Public Project staff on C.3 provisions, goals, and changes in the approval process and use of appropriate tools.	• As projects have been submitted for review, opportunities for training staff have been utilized in small group sessions and at staff meetings. • Storm Water Management Plan, provisions and procedures training was provided to Building Division Staff on 5/17/06. • CDD- Process review is incorporated into quarterly staff training. Annual refresher training is provided for updates to City BMP Guidance Manual and new techniques for storm water pollution prevention. • See Attachment M for Staff Training Details	Annually Report in 09/06	Lead Jamie McLeod, Assoc. Planner & Gordon Blancher Build. Inspector Support: Hira Raina/ Nasser Fakih

Santa Clara Valley Urban Runoff Pollution Prevention Program
FY 2005-2006 Annual Report
Attachment E – New and Redevelopment
Municipality: Sunnyvale

C.3.c Requirements for Group 1 and Group 2 Projects						
	Collect information for "Enhanced Reporting"	Order 01-119 PWP C.3 c.1	Collect information on each project covered by the enhanced performance standard for enhanced annual reporting requirements.	• Continue data collection and report the following for all new and redevelopment projects that add or replace 10,000 square feet of impervious surface: project name, location, type as per C3 description, size (acre or square footage), impervious surface area, and for redevelopment projects, include area of land disturbance • See Tables 1 and 2 in Appendix 1 of this section for the information on projects approved in FY 05-06	Ongoing Report 09/06	Jamie McLeod, Assoc. Planner
	Review Guidance under development by Program and provide comments	Order 01-119 PWP C.3.c. 4, 5, & 7	Review Guidance Manual, Model Planning Procedures Performance Standards, and Alternative Minimum Project Size guidance for Group 2 projects as provided by the Program.	• Planning staff has worked with Env. Division staff to ensure that the proposed changes to the BMP Guidance Manual correlate with standard planning practice in order to ensure smoother service delivery and minimize confusion among staff and customers on revisions and modifications. • As stated above, the Sunnyvale BMP Guidance manual is being revised to incorporate Program guidance for all applicable projects that add or replace 10,000 square feet of impervious area.	Ongoing Report 09/06	CDD and Public Works staff. City review coordinated by Kristy McCumby
	Requirements for Group 2 Projects	Order 01-119 PWP C.3 c.6	Incorporation changes for revised model Planning Procedures Performance Standards for Group 2 projects in Sunnyvale Urban Runoff Management Plan and City's BMP Guidance Manual for both private and public projects.	• As stated above, the BMP Guidance manual is being revised to incorporate requirements for all applicable projects that add or replace 10,000 square feet of impervious area. • Pages in the URMP that refer to Group 2 will be changed, as needed, to reflect the applicable project size for new and redevelopment projects. • Any proposed modifications to the	To be completed by Group 2 date Report 09/06	Lead: Jamie McLeod, Assoc. Planner Support: Hira Raina/ Nasser Fakih

	Requirements for Group 2 Projects (continued)			process are reviewed by the inter-departmental implementation team prior to finalizing. The revised processes are then reviewed during division staff meetings and monitored by key staff in each division to ensure compliance.		
	C.3.e Operation and Maintenance of Treatment BMPs					
	Operation and Maintenance of Treatment BMPs	Order 01-119 PWP C.3 e.1	Continue to track information about treatment BMPs installed at approved Group 1 projects (and Group 2 projects after Implementation date). Lists of properties, type of treatment BMP, and operators responsible for BMP maintenance will be tracked.	• Community Development continues to collect and record data. Data is provided to PW Environmental Division. Community Development staff assist in annual report preparation. • See Tables 1 and 2 of this section for information collected in FY 05-06.	Ongoing Report 09/06	Lead: Jamie McLeod, Assoc. Planner & Gordon Blancher Building Insp. / Coord. Support: Public Works, Env. Div. Staff
	C.3.e Operation and Maintenance of Treatment BMPs (cont.)					
	Long-term Maintenance of Treatment BMPs	Order 01-119 PWP C.3 e.3	Adapt model agreement language provided by Program for O&M of treatment BMPs to meet Sunnyvale needs. Incorporate agreement language into the City's project review and approval process as appropriate and apply it to Group 2 projects.	• The City's Municipal Code has been updated to include required C.3 provisions for Group 2 projects (now known as "applicable projects") into the City's Sewer Use Ordinance (SMC12.60 Storm Water Management). • The project review and approval process has progressed with open dialog between the Planners, Building Dept. and Pretreatment Inspectors to streamline the review process for projects subject to C.3 provisions.	Complete before amended implement ation date Report 09/06	Lead: Dave Grabiec, Support Jamie McLeod, Assoc. Planner & Gordon Blancher, Bldg Insp. Coord. ,City Attorney's Office, (TBD)
	Effectiveness Evaluation of Inspection of Treatment BMPs	Order 01-119 PWP C.3 e.4	Review and evaluate the inspection procedures for treatment BMPs that verify the O&M being performed by the responsible party.	• In FY 05-06 only one project subject to C.3 provisions was completed during the wet season. The site was inspected and deficiencies provided to responsible party. Initial inspection will be model for future inspections. • Several projects have been completed in the latter part of FY 05-06 and will be inspected in FY 06-07	Evaluate by 06/06 Report 09/06	Dave Grabiec, Laboratory/ Pretreatment Mgr.

Santa Clara Valley Urban Runoff Pollution Prevention Program
FY 2005-2006 Annual Report
Attachment E – New and Redevelopment
Municipality: Sunnyvale

	C.3.f Hydromodification Management Plan					
	Annual report of treatment BMPs and ongoing verification program	Order 01-119 PWP C.3 e.6	Collect information for the September 2005 Annual Report regarding treatment BMPs inspected in FY 04/05, inspection results, and any follow up, corrections, or enforcement.	• Pretreatment Program field staff has had one facility inspection for multiple BMPs in FY 05-06. Additional site inspections will be conducted as projects are completed over the next FY. • Best Buy/ PetSmart- Notice to Comply issued for correction of deficiencies related to storm water control measures. For additional information regarding the inspection of this project see ***Attachment E- Post Construction Inspection Form Table 2***.	Ongoing Report 09/06	Dave Grabiec, Laboratory/ Pretreatment Mgr.
	Implementation of HMP as required for Group 1 projects	Order 01-119 PWP C.3 f.3	Review program guidance for HMP management practices, rules, BMP selection and design guidance to protect stream channels downstream of development areas as they apply to Sunnyvale situations. Begin implementation of HMP for Group 1 projects that may cause increased erosion or other related impacts as determined for Sunnyvale projects.	• SMC 12.60 was amended to include the key parameters of the HMP and the HMP plan by reference, effective October 2005. • The parcels that meet HMP implementation criteria within Sunnyvale's jurisdiction have been identified and maps will be included in the revision of the City's BMP Guidance Manual. Staff training was provided on the areas of applicability • HMP actions for these parcels will be applied, if the sites are redeveloped.	Begin after Regional Board Approval, Ongoing Report 09/06	Lead: Planning/PW/ PW Env. and PW Env. div. staff
	C.3.g Waiver and Compensatory Mitigation Program					
	Local waiver program	Order 01-119 PWP C.3 g.2	Continue tracking information on any projects with a Compensatory Mitigation Program approved by the City. Include project name, location, type, percent impervious surface, reasons for and terms of the waiver, and the alternative benefit project and completion date	• No waiver requests have been received to date, so no waivers were granted in FY 05-06, nor were any Compensatory Mitigation projects approved. • CDD Planning and PW Engineering will continue to track any approvals granted under this program and provide them to PW Environmental staff for inclusion in the Annual report.	Ongoing Report 09/06	Lead: Planning, and PW Staff (TBD) Support: Lorrie Gervin/PW Env. Div. staff

Santa Clara Valley Urban Runoff Pollution Prevention Program
FY 2005-2006 Annual Report
Attachment E – New and Redevelopment
Municipality: Sunnyvale

C.3.j Site Design Measures Guidance and Standards Development						
	Modify local project approval process	Order 01-119 PWP C.3 j.4	Summarize the status of review, revision and implementation of site design guidance and standards changed as a part of the City's project approval process to address the Development Policy - Compare and Contrast document. Use the submission of proposed changes submitted with September 2004 annual report as a guide.	Only the site design guidance related to the ornamental use of copper, which was included in the Development Policy Review project document, needs to be addressed by the City. Sunnyvale's process for modifying policy is fairly involved. In the interim, until City code can be changed, staff have adopted an internal policy of incorporating issues of environmental concern (e.g., avoiding the use of ornamental copper) into the information provided to developers and into the recommended Conditions of Approval attached to conditionally approved permits	Ongoing Report 09/06	Lead: Jamie McLeod, Assoc. Planner Support: PW engineering, PW Env. Div.
C.3.h Alternate Certification						
	Identify projects that have been certified by other parties	Order 01-119 PWP C.3.h	Summarize those storm water management plans (SWMPs) certified by a firm listed on the Qualified Consultants List the City developed.	• All SWMPs that are required as COAs must provide third-party certification. See Tables 1 and 2 in this section for a list of those projects. • The Qualified Consultant list developed in FY 03-04 is still in use. Other consultants may be added to the list after undergoing an established review process. This list will be updated in FY 06-07. • The consultant information is included on those projects where "Qualified Consultants" certified the site's SWMP and BMP design sizing. • The requirements for 3rd party consultants are being revised to require verification that the SWMP has no conflict with any plan sheets for the project (e.g., utility, grading, or landscaping plans).	Ongoing Report 09/06	Lead: Jamie McLeod Assoc. Planner Support: PW engineering, PW Env. Div.

Santa Clara Valley Urban Runoff Pollution Prevention Program
FY 2005-2006 Annual Report
Attachment E – New and Redevelopment
Municipality: Sunnyvale

	C.3.k Source Control Measures					
	Implement conditions of approval for Group 2 projects	Order 01-119 PWP C.3 k.3	Begin implementation of source control measure requirements by requiring appropriate conditions for approval of Group 2 projects starting on the implementation date established by the RQWCB. Report status and provide examples of the application of these conditions in annual reports.	• City began implementing Group 2 requirements in FY 04-05 and formally adopted BMP sizing requirements for all projects that add or replace 10,000 sq ft. of impervious area when amendments to SMC 12.60 became effective in October 2005. • Conditions of approval will continue to be reported. See Tables 1 and 2 in this section for details on project approvals.	Ongoing Activity Report 09/06	Lead: Jamie McLeod, Assoc. Planner Support: Hira Raina/Liliana Price
	C.3.l Update General Plans					
	Update General Plans	Order 01-119 PWP C.3 l.3	Review current General Plan policies regarding watershed protection and water quality. Identify changes or additional policies that need to be developed in order to implement the C.3 provisions of the permit.	• Current Surface Runoff Sub Element of the City's General Plan does not need any change in order to begin implementation of C.3 provisions. • Revision of the Surface Water Sub - element was identified as a potential study issue for Council in FY 05-06. This update was not among the highest priority items for FY 05-06 and will be reviewed again, relative to other Council priorities in December 2006	Revise after 10/15/04 at next scheduled time	General Plan Workgroup: Hira Raina, Jamie McLeod OCA reps, (as needed) and Lorrie Gervin, Env. Div. Mgr.
	C.3.m Environmental Review Process					
	Environmental Review Process	Order 01-119 PWP C.3. m	Summarize revisions to the Environmental Review process, if any are made.	This is an ongoing effort. To date, legal review has not identified any changes needed to the existing process. Staff identified the need to clarify the internal review process, and a flowchart of responsibilities was revised for inclusion in the revision of the City's Storm Water BMP Guidance Manual that will be available later in 2006.	Annually Report 09/06	Lead: Jamie McLeod, Assoc. Planner Support: Hira Raina/Liliana Price

Santa Clara Valley Urban Runoff Pollution Prevention Program
FY 2005-2006 Annual Report
Attachment E – New and Redevelopment
Municipality: Sunnyvale

	C.3.n Reporting Requirements					
	Reporting Requirements	Order 01-119 PWP C.3 n.1	Provide information described in Table 1 in annual reports (Annual and One-time Reporting Requirements) of provision C.3) based on guidance received from the Program.	This is an ongoing effort and will be continued annually, as required. See Table 1 at the end of this section for FY 05-06 information.	Annually Report 09/06	Lead: Jamie McLeod, Assoc. Planner (PW) Hira Raina/ Nasser Fakih Reports: Kristy McCumby, Env. Spec.
	Reporting Requirements	Order 01-119 PWP C.3 n.4	Collect and report the following for all projects that must implement treatment measures: -BMPs -Site design -Source control measures used -sizing criteria -O&M responsibility mechanism -O&M responsible party	This is an ongoing effort. Information is collected by CDD and PW staff for projects implementing treatment BMPs. Information collected is reported in the Annual Report. See Table 2 at the end of this section for FY 05-06 information.	Ongoing Report 09/06	Lead Jamie McLeod, Assoc. Planner Hira Raina/ Nasser Fakih Support: Public Works Env. Div. Staff (report writing)
	C.3.n Reporting Requirements (cont.)					
	Reporting Requirements	Order 01-024 C.9.d.1 & Order 01-119 PWP C.3. n.5	- Ensure consideration of the use of pest-resistant landscaping and design features in the design, landscaping, and environmental review of development projects -Train staff on pest-resistant landscaping techniques and importance of minimizing pesticides in potential runoff from development sites -Collect and report a summary of pesticide reduction measures that are required for development projects and the percentage of projects that required pesticide reduction measures as conditions for their approval.	• This is an ongoing effort. The handout provided to all developers is used as an educational tool and summarizes the types of pesticide reduction measures required for new development and significant redevelopment projects. • City staff received training on the City's IPM policy and the importance of employing techniques that minimize impacts to storm water. • Projects that are required to prepare a SWMP as a COA must include information on pesticide reduction measures in their SWMP. The IPM flyer prepared by the Program in FY 03-04 is still in use to assist project applicants with implementing IPM practices.	Ongoing Report 09/06 and annually thereafter	Lead: Jamie McLeod, Assoc. Planner Support: Leonard Dunn, Urban Landscape Supervisor

Santa Clara Valley Urban Runoff Pollution Prevention Program
FY 2005-2006 Annual Report
Attachment E – New and Redevelopment
Municipality: Sunnyvale

2) Response to Regional Board Comments on New Development Planning Procedures Section of FY 04-05 Annual Report:

Comments from the RWQCB dated July 26, 2006:

- *Significant Redevelopment Projects Table (pages 62-71): Table needs to be revised to include the "application deemed complete" date under the "project status" column for each project.*

  These tables have been revised in FY 05-06 to clearly identify a "deemed complete" date in the Project Status column. Pages 62-71 of Attachment E, Table 1, Group 2 Projects were revised to include an approximate date that the projects were deemed complete, based on the amount of time usually required for a project, once deemed complete, to be approved by the Planning Commission, City Council or Administrative Hearing Officer. In FY 04-05, there is some difficulty in capturing the exact date a project was deemed complete for Group 2 projects, as it was not always recorded for projects that were approved in the early stages of C.3 implementation for these sizes of projects. A copy of the revised FY 04-05 Table 1, Group 2 is included in Appendix 1 to this Attachment.

  However, if one looks in the Project Status column for the Group 2 projects listed, it should be noted that the dates that the projects were approved by Sunnyvale's Planning Commission, City Council, or Administrative Hearing Officer are all listed and occurred prior to April 15, 2005, the date that co-permittees were to begin implementation of C.3 requirements for Group 2 projects. These approval dates by Planning Commission, City Council, or Hearing Officers occur several weeks after a project has been "deemed complete" by staff. A note was provided in the Project Storm Water Control Measures column to indicate that these projects had been deemed complete prior to the Group 2 implementation date and therefore, they should not be expected to require storm water treatment measures that are sized to meet C.3 requirements.

- *Project 2-1, Residential Project at 1038 Morse was approved after June 30, 2005. Ensure that the information for this project is included in the FY 05-06 Annual Report.*
  The information for this project has been carried over into the Tables for FY 05-06.

3) Evaluation of New Development Planning Procedures Activities in FY 05-06;

How well is the program going this year?

CDD:
There is a much higher comfort level on the part of staff with the program this past year. The newness has worn off and the understanding of what we are doing and why is deeper. This is seen in staff recommending minor BMPs in some exempt projects.
Pretreatment Program:
At this point the program is in its infancy in regard to post-construction BMP inspections. Staff has attended training and conducted one inspection of the new Post-Construction Storm Water Control Measures. Communication has progressed regarding the roles and responsibilities of the different departments involved in implementing the new C.3 provisions.

Describe any strengths or weaknesses of the program.
CDD:
The strength of the program is the foundation that has been built in terms of process and staff training. A challenge in this next year will be incorporating the new Water Protection Collaborative Guidelines & Standards into the standard permitting and the SWMP process as the distinctions between the two programs may be confusing to staff members who only work on storm water projects occasionally. We continue to work to modify and improve our internal processes and tracking systems.
Pretreatment Program:
Since only one post-construction inspection of a C.3 project has been completed this FY, no strengths or weaknesses have been identified at this time.

Describe what actions/activities you will emphasize for next year.
CDD:
Continuing to modify the process, as appropriate, when opportunities to streamline the process are identified is a goal for next year. More customer outreach in the early stages may be helpful in clarifying the City's expectation of the developer throughout the process. This year we should be receiving from feedback on the O&M of systems, as a few have been on-line for over a year now. Staff training, especially for new staff, is an ongoing task.
Pretreatment Program:
Emphasis for the next year will be on streamlining the C.3 review process for projects and between the departments involved. Communication between departments will be addressed and the roles and responsibilities will be further clarified.

Describe where help is needed at the Program or Regional Board level.

CDD:

More timely feedback would be helpful in determining what is being done well or what we may be missing, from the Regional Board's perspective.

Pretreatment Program:

Areas needing help from the Program or Regional Board staff have not been identified at this time.

City of Sunnyvale

FY 05 - 06 Annual Report

Attachment E –
Table 1, Parts 1 & 2
Group 1 and Group 2 Projects
July 1, 2005 – October 15, 2005

New Development Planning Procedures

Santa Clara Valley Urban Runoff Pollution Prevention Program
Attachment E- Table 1. *Report Form for Planning Procedures Performance Standard and Provision C.3.n*
FY 2005-2006 Annual Report
Municipality: Sunnyvale

Group 1 Projects (Part 1)
Significant Development Projects[1]
Reviewed and/or Approved July 2005 – October 15, 2005

Project Name	Project Type[1]	Site Size (ac. or sq.ft.)	New Impervious Surface (sq. ft.)[3]	Area of Land Disturbed (sq. ft.)[2]	Project Status	Project Storm Water Control Measures
Private Projects – Group 1						
1. Commercial Project at 782 E. El Camino Real Project No.: 2005-0413 Description: Remove existing building and construct new 19,200 sq. ft. retail building.	Significant Redevelopment (total rebuild)	101,930 sq. ft.	52,036 sq. ft. replaced. Total impervious area reduced by 41,964 sq. ft.	101,930 sq. ft. (entire site disturbed)	Deemed complete on 4/22/05 and approved by City Council on 7/12/05	- Storm Water Treatment Measures - Source Control Measures - Site Design Measures
2. Residential Project at 1156 Aster Ave. Project No.: 2005-0510 Description: Remove existing building and construct 42 townhomes.	Significant Redevelopment (total rebuild)	81,675 sq. ft.	66,749 sq. ft. replaced. Total impervious area decreased by 1,874 sq. ft.	81,600 sq. ft.	Deemed complete on 6/02/05 and approved by Planning Commission on 8/01/05	- Storm Water Treatment Measures - Site Design Measures
3. Residential Project at 1122 Morse Ave. Project No.: 2005-0625 Description: Remove existing building and construct 72 townhomes.	Significant Redevelopment (total rebuild)	157,868 sq. ft.	118,925 sq. ft. replaced. Total impervious area decreased by 9,754 sq. ft.	157,868 sq. ft. (entire site disturbed)	Deemed complete on 6/02/05 and approved by Planning Commission on 8/01/05	- Storm Water Treatment Measures - Source Control Measures - Site Design Measures

[1] For projects from July 2005 to October 15, 2005, report projects with new impervious surface area greater than 10,000 sq. ft. (Group 1 and 2). As of October 15, 2005, report all applicable projects that add or replace 10,000 sq ft of impervious area.

[2] As defined in C.3.c If the site is a "significant redevelopment", list the area of land disturbance.

[3] "New" is defined as impervious surface added, created, or replaced.

Santa Clara Valley Urban Runoff Pollution Prevention Program
Attachment E- Table 1. *Report Form for Planning Procedures Performance Standard and Provision C.3.n*
FY 2005-2006 Annual Report
Municipality: Sunnyvale

Project Name	Project Type[1]	Site Size (ac. or sq.ft.)	New Impervious Surface (sq. ft.)[3]	Area of Land Disturbed (sq. ft.)[2]	Project Status	Project Storm Water Control Measures
Private Projects – Group 1						
4. Residential Project at 1038 Morse Ave. Project No.: 2005-0556 Description: Remove existing building and construct 17 townhomes; Phase 2 of previously approved project on the neighboring parcels for 50 townhomes.	Significant Redevelopment (total rebuild)	147,839 sq. ft.	123,234 sq. ft. replaced. Total impervious area decreased by 16,154 sq. ft.	147,839 sq. ft. (entire site disturbed)	Deemed complete on 7/01/05 and approved by Planning Commission on 9/01/05	- Storm Water Treatment Measures - Source Control Measures - Site Design Measures
5. Residential Project at 1250 Lakeside Dr. Project No.: 2004-0910 Description: Remove existing building and construct 263 hotel units and 250 residential units with structured parking.	Significant Redevelopment (total rebuild)	384,634 sq. ft.	242,510 sq. ft. replaced. Total impervious area decreased by 7,501 sq. ft.	384,634 sq. ft. (entire site disturbed)	Deemed complete on 6/15/05 and approved by City Council on 9/13/05	- Storm Water Treatment Measures - Site Design Measures
6. Residential Project at 610 Alberta Ave. Project No.: 2005-0622 Description: Remove existing mobile homes and construct 55 single-family homes.	Significant Redevelopment (total rebuild)	207,781 sq. ft.	123,238 sq. ft. replaced. Total impervious area decreased by 78,762 sq. ft.	207,781 sq. ft. (entire site disturbed)	Deemed complete on 7/01/05 and approved by City Council on 10/01/05	- Storm Water Treatment Measures - Site Design Measures
7. Residential Project at 1047 N. Fair Oaks Ave. Project No.: 2005-0643 Description: Remove existing building and construct 36 townhomes and a clubhouse.	Significant Redevelopment (total rebuild)	93,654 sq. ft.	55,377 sq. ft. replaced. Total impervious area decreased by 25,775 sq. ft.	93,654 sq. ft. (entire site disturbed)	Deemed complete on 8/02/05 and approved by Planning Commission on 10/01/05	- Storm Water Treatment Measures - Source Control Measures - Site Design Measures

Santa Clara Valley Urban Runoff Pollution Prevention Program
Attachment E- Table 1. *Report Form for Planning Procedures Performance Standard and Provision C.3.n*
FY 2005-2006 Annual Report
Municipality: Sunnyvale

Project Name	Project Type[1]	Site Size (ac. or sq.ft.)	New Impervious Surface (sq. ft.)[3]	Area of Land Disturbed (sq. ft.)[2]	Project Status	Project Storm Water Control Measures
Private Projects – Group 1						
8. Residential Project at 508 Tasman Dr. Project No.: 2005-0645 Description: Remove existing building and construct 30 townhomes.	Significant Redevelopment (total rebuild)	64,033 sq. ft.	46,831 sq. ft. replaced. Total impervious area decreased by 6,642 sq. ft.	64,033 sq. ft. (entire site disturbed)	Deemed complete on 8/02/05 and approved by Planning Commission on 10/01/05	- Storm Water Treatment Measures - Source Control Measures - Site Design Measures
9. Industrial Project at 901 Thompson Pl. Project No.: 2005-0778 Description: Remove existing building and construct a new 3-story 199,155 sq. ft. self-storage facility.	Significant Redevelopment (total rebuild)	147,059 sq. ft.	109,115 sq. ft. replaced. Total impervious area decreased by 21,694 sq. ft.	130,809 sq. ft.	Deemed complete on 8/02/05 and approved by Planning Commission on 10/01/05	- Storm Water Treatment Measures - Site Design Measures

Santa Clara Valley Urban Runoff Pollution Prevention Program
Attachment E- Table 1. *Report Form for Planning Procedures Performance Standard and Provision C.3.n*
FY 2005-2006 Annual Report
Municipality: Sunnyvale

Project Name	Project Type[1]	Site Size (ac. or sq.ft.)	New Impervious Surface (sq. ft.)[3]	Area of Land Disturbed (sq. ft.)[2]	Project Status	Project Storm Water Control Measures
Public Projects – Group 1						
1. Project No. : TR-00/06-03, Calabazas Creek Trail. Description: Construct paved Calabazas Creek Trail section • Americans with Disabilities Act (ADA) accessible • Bicycle/pedestrian trail and pedestrian bridge between Highway 237 and 101, adjacent to Calabazas Creek • Constructed in cooperation with the Santa Clara Valley Water District.	New Development Capital Improvement Project	95, 862 sq ft	75,000 sq ft	85,000 sq ft	City Capital Project Funding approved 11/1999 Design Deemed Complete: 5/11/2004 Grant Funding approved 7/27/04 Project was approved by City Council 5/17/05. Construction initiated 6/20/2005 Construction completed 5/19/06	-Storm Water Treatment Measures were used during construction. Post – construction storm water treatment measures were not included as the project is exempt under Provision C.3.c.i.2 and the City's portion of Project Funding was approved prior to October 15, 2003.

Santa Clara Valley Urban Runoff Pollution Prevention Program
Attachment E- Table 1. *Report Form for Planning Procedures Performance Standard and Provision C.3.n*
FY 2005-2006 Annual Report
Municipality: Sunnyvale

Group 1 Projects (Part 2)
Storm Water Control Measures for Group 1
Reviewed and/or Approved July 2005 – October 15, 2005

Project Name	Treat-ment BMPs	Numeric Sizing Criteria Used	O&M Responsibility Mechanism and Responsible Party	Site Design Measures*	Source Control Measures	Pesticide Reduction Measures*
Private Projects – Group 1						
1. Commercial Project at 782 E. El Camino Real Project No.: 2005-0413 Description: Remove existing building and construct new 19,200 sq. ft. retail building.	Biofilter, Hydro-dynamic device	Volume Hydraulic Design and Flow Hydraulic Design Basis using 2003 CA Stormwater Quality BMP Handbook, Appd. D, using local rainfall data.	Formalized through Conditions of Approval, 3rd party certification, and recording SWMP with the Deed. Property owner responsible for O&M.	Minimize impervious surfaces	Maintenance (e.g., trash collection, site sweeping, landscape maintenance, and covered dumpsters)	Education, COAs
2. Residential Project at 1156 Aster Ave. Project No.: 2005-0510 Description: Remove existing building and construct 42 townhomes.	*Hydro-dynamic device*	Flow Hydraulic Design Basis using 2003 CA Stormwater Quality BMP Handbook, Appd. D, using local rainfall data.	Formalized through Conditions of Approval, 3rd party certification, and recording SWMP with the Deed. Property owner responsible for O&M.	Minimize impervious surfaces, provide landscaping	Maintenance (e.g., trash collection, site sweeping, landscape maintenance, and covered dumpsters)	Education, COAs
3. Residential Project at 1122 Morse Ave. Project No.: 2005-0625 Description: Remove existing building and construct 72 townhomes.	*Hydro-dynamic device*	Flow Hydraulic Design Basis using 2003 CA Stormwater Quality BMP Handbook, Appd. D, using local rainfall data.	Formalized through Conditions of Approval, 3rd party certification, and recording SWMP with the Deed. Property owner responsible for O&M.	Minimize impervious surfaces, provide landscaping	Maintenance (e.g., trash collection, site sweeping, landscape maintenance, and covered dumpsters)	Education, COAs

Santa Clara Valley Urban Runoff Pollution Prevention Program
Attachment E- Table 1. *Report Form for Planning Procedures Performance Standard and Provision C.3.n*
FY 2005-2006 Annual Report
Municipality: Sunnyvale

Project Name	Treat-ment BMPs	Numeric Sizing Criteria Used	O&M Responsibility Mechanism and Responsible Party	Site Design Measures	Source Control Measures	Pesticide Reduction Measures
Private Projects – Group 1 (continued)						
4. Residential Project at 1038 Morse Ave. Project No.: 2005-0556 Description: Remove existing building and construct 17 townhomes; Phase 2 of previously approved project on the neighboring parcels for 50 townhomes.	Hydro-dynamic Device	Flow Hydraulic Design Basis using 2003 CA Stormwater Quality BMP Handbook, Appd. D, using local rainfall data.	Formalized through Conditions of Approval, 3rd party certification, and recording SWMP with the Deed. Property owner responsible for O&M.	Minimize impervious surfaces, Provide landscaping	Maintenance (e.g., trash collection, site sweeping, landscape maintenance, and covered dumpsters)	Education, COAs
5. Residential Project at 1250 Lakeside Dr. Project No.: 2004-0910 Description: Remove existing building and construct 263 hotel units and 250 residential units with structured parking.	Biofilter, Detention pond, Media filter	Volume Hydraulic Design Basis using 2003 CA Stormwater Quality BMP Handbook, Appd. D, using local rainfall data.	Formalized through Conditions of Approval, 3rd party certification, and recording SWMP with the Deed. Property owner responsible for O&M.	Minimize. impervious surfaces, Cluster structures /pavement	Covered dumpster and Swimming pool to drain to sewer, Beneficial landscaping, Covers/ drains/ maintenance for loading docks, bays & fuel areas.	Education, COAs
6. Residential Project at 610 Alberta Ave. Project No.: 2005-0622 Description: Remove existing mobile homes and construct 55 single-family homes	Biofilter	Volume Hydraulic Design Basis using 2003 CA Stormwater Quality BMP Handbook, Appd. D, using local rainfall data.	Formalized through Conditions of Approval, 3rd party certification, and recording SWMP with the Deed. Property owner responsible for O&M.	Minimize impervious surfaces, provide landscaping	Maintenance (e.g., trash collection, site sweeping, landscape maintenance, and covered dumpsters)	Education, COAs

Santa Clara Valley Urban Runoff Pollution Prevention Program
Attachment E- Table 1. *Report Form for Planning Procedures Performance Standard and Provision C.3.n*
FY 2005-2006 Annual Report
Municipality: Sunnyvale

Project Name	Treat-ment BMPs	Numeric Sizing Criteria Used	O&M Responsibility Mechanism and Responsible Party	Site Design Measures	Source Control Measures	Pesticide Reduction Measures
Private Projects – Group 1 (continued)						
8. Residential Project at 508 Tasman Dr. Project No.: 2005-0645 Description: Remove existing building and construct 30 townhomes.	CDS Unit	Flow Hydraulic Design Basis using 2003 CA Stormwater Quality BMP Handbook, Appd. D, using local rainfall data.	Formalized through Conditions of Approval, 3rd party certification, and recording SWMP with the Deed. Property owner responsible for O&M.	Min. impervious surfaces, Cluster structures/pave ment, Discount downspouts	Covered dumpster (drain to sewer), Maintenance (e.g., Trash collection, Landscape maintenance)	Education, COAs
9. Industrial Project at 901 Thompson Pl. Project No.: 2005-0778 Description: Remove existing building and construct a new 3-story 199,155 sq. ft. self-storage facility.	Hydro-dynamic device	Flow Hydraulic Design Basis using 2003 CA Stormwater Quality BMP Handbook, Appd. D, using local rainfall data.	Formalized through Conditions of Approval, 3rd party certification, and recording SWMP with the Deed. Property owner responsible for O&M.	Minimize impervious surfaces, provide landscaping	Maintenance (e.g., trash collection, site sweeping, landscape maintenance, and covered dumpsters)	Education (IPM), COAs

Santa Clara Valley Urban Runoff Pollution Prevention Program
Attachment E- Table 1. *Report Form for Planning Procedures Performance Standard and Provision C.3.n*
FY 2005-2006 Annual Report
Municipality: Sunnyvale

Project Name	Treatment BMPs	Numeric Sizing Criteria Used	O&M Responsibility Mechanism and Responsible Party	Site Design Measures	Source Control Measures	Pesticide Reduction Measures
Public Projects – Group 1						
1. Project No. : TR-00/06-03, Calabazas Creek Trail. Description: Construct Calabazas Creek bicycle/pedestrian trail and bridge	None: Exempt under Provision C.3.c.i.2	None: Exempt under Provision C.3.c.i.2	City of Sunnyvale, Public Works Department	None: Exempt under Provision C.3.c.i.2	Litter collection	City of Sunnyvale IPM Policy

Santa Clara Valley Urban Runoff Pollution Prevention Program
Attachment E- Table 1. *Report Form for Planning Procedures Performance Standard and Provision C.3.n*
FY 2005-2006 Annual Report
Municipality: Sunnyvale

Group 2 Projects (Part 1)
Significant Development Projects[2]
Reviewed and/or Approved July 2005 – October 15, 2005

Project Name	Project Type	Site Size (ac. or sq.ft.)	New Impervious Surface (sq. ft.)	Area of Land Disturbed (sq. ft.)	Project Status	Project Storm Water Control Measures
Private Projects – Group 2						
1. School Project at 1030 Astoria Dr. Project No.: 2004-0734 Description: Addition to existing school and construct new ancillary use building.	Significant Redevelopment (partial rebuild and addition)	189,050 sq. ft.	42,500 sq. ft. replaced. Total impervious area increased by 15,970 sq. ft.	43,500 sq. ft.	**Deemed complete on 2/10/05** – prior to permit requirement for Group 2 projects – and approved by City Council on 8/01/05	Exempt from SMC 12.60 requirements (deemed complete prior to 4/15/05 deadline). However, standard BMPs are incorporated (ex. downspouts drain to landscaped areas).

Project Name	Project Type	Site Size (ac. or sq.ft.)	New Impervious Surface (sq. ft.)	Area of Land Disturbed (sq. ft.)	Project Status	Project Storm Water Control Measures
Public Projects – Group 2						
No projects approved.						

Santa Clara Valley Urban Runoff Pollution Prevention Program
Attachment E- Table 1. *Report Form for Planning Procedures Performance Standard and Provision C.3.n*
FY 2005-2006 Annual Report
Municipality: Sunnyvale

Group 2 Projects (Part 2)
Significant Development Projects[3]
Reviewed and/or Approved July 2005 – October 15, 2005

Project Name	Treatment BMPs	Numeric Sizing Criteria Used	O&M Responsibility Mechanism and Responsible Party	Site Design Measures	Source Control Measures	Pesticide Reduction Measures
Private Projects – Group 2						
1. School Project at 1030 Astoria Dr. Project No.: 2004-0734 Description: Addition to existing school and construct new ancillary use building.	Downspouts to landscaped areas	N/A	Formalized through Conditions of Property owner responsible for O&M.	Minimize. impervious surface (second story incorporated for additional. Floor space), Landscaping	Maintenance (e.g., trash collection and landscape maintenance)	Education

Project Name	Treatment BMPs	Numeric Sizing Criteria Used	O&M Responsibility Mechanism and Responsible Party	Site Design Measures*	Source Control Measures	Pesticide Reduction Measures*
Public Projects– Group 2						
No projects approved.						

City of Sunnyvale

FY 05 - 06 Annual Report

Attachment E –
Table 1, Parts 1 & 2
Applicable Projects
(Adding or replacing 10,000 sq ft of impervious area)
October 15, 2005 – June 30, 2006

New Development Planning Procedures

Santa Clara Valley Urban Runoff Pollution Prevention Program
Attachment E- Table 1. *Report Form for Planning Procedures Performance Standard and Provision C.3.n*
FY 2005-2006 Annual Report
Municipality: Sunnyvale

Applicable Projects (Part 1)
Significant Development Projects[1]
Reviewed and/or Approved October 15, 2005 – June 2006

Project Name	Project Type[1]	Site Size (sq. ft.)	New Impervious Surface (sq. ft.)[3]	Area of Land[2] Disturbed (sq. ft.)	Project Status (incl. Date Deemed Complete)	Project Storm Water Control Measures
Private Projects – Applicable Projects						
1. Residential Project at 488 Tasman Dr. Project No.: 2005-0646 Description: Remove existing building and construct 43 townhomes.	Significant Redevelopment (total rebuild)	102,366 sq. ft.	63,532 sq. ft. replaced. Total impervious area decreased by 26,048 sq. ft.	102,366 sq. ft. (entire site disturbed)	Deemed complete on 11/07/05 and approved by Planning Commission on 1/06/06	- Storm Water Treatment Measures - Source Control Measures - Site Design Measures
2. Place of Assembly Project at 1251 Sandia Ave. Project No.: 2005-0912 Description: Remove existing building and construct a new 2-story 18,972 sq. ft. building.	Significant Redevelopment (total rebuild)	67,518 sq. ft.	49,238 sq. ft. replaced. Total impervious area increased by 42,538 sq. ft.	55,000 sq. ft.	Deemed complete on 11/07/05 and approved by Planning Commission on 1/06/06	- Storm Water Treatment Measures -Source Control Measures -Site Design Measures
3. Residential Project at 108 S. Wolfe Rd. Project No.: 2005-1020 Description: Remove existing building and construct 130 townhouses.	Significant Redevelopment (total rebuild)	314,358 sq. ft.	229,358 sq. ft. replaced. Total impervious area decreased by 25,000 sq. ft.	229,358 sq. ft.	Deemed complete on 11/07/05 and approved by Planning Commission on 1/06/06	- Storm Water Treatment Measures - Source Control Measures - Site Design Measures

[1] For projects from July 2005 to October 15, 2005, report projects with new impervious surface area greater than 10,000 sq. ft. (2). For Projects approved as of October 15, 2005, report applicable projects – those that add or replace 10,000 square feet of impervious area.

[2] As defined in C.3.c If the site is a "significant redevelopment", list the area of land disturbance.

[3] "New" is defined as impervious surface added, created, or replaced.

Santa Clara Valley Urban Runoff Pollution Prevention Program
Attachment E- Table 1. *Report Form for Planning Procedures Performance Standard and Provision C.3.n*
FY 2005-2006 Annual Report
Municipality: Sunnyvale

Project Name	Project Type1	Site Size (sq. ft.)	New Impervious Surface (sq. ft.)3	Area of Land2 Disturbed (sq. ft.)	Project Status (incl. Date Deemed Complete)	Project Storm Water Control Measures
Private Projects – Applicable Projects						
4. Residential Project at 1035 N. Fair Oaks Ave. Project No.: 2005-1157 Description: Remove existing building and construct 30 residential flats.	Significant Redevelopment (total rebuild)	51,401 sq. ft.	19,256 sq. ft. replaced. Total impervious area decreased by 17,199 sq. ft.	50,355 sq. ft.	Deemed complete on 11/07/05 and approved by Planning Commission on 1/06/06	- Storm Water Treatment Measures - Source Control Measures - Site Design Measures
5. Industrial Project at 411 N. Pastoria Ave. Project No.: 2005-1216 Description: Remove existing building and construct a new 40,000 sq. ft. telecom facility.	Significant Redevelopment (total rebuild)	199,108 sq. ft.	149,848 sq. ft. replaced. Total impervious area increased by 94,530 sq. ft.	149,850 sq. ft.	Deemed complete on 11/07/05 and approved by Planning Commission on 1/06/06	- Storm Water Treatment Measures - Site Design Measures
6. Industrial Project at 1165 E. Arques Ave. Project No.: 2005-1228 Description: Modified plan for previously approved self-storage project (2005-0033) with increased floor area and 3-story buildings.	Significant Redevelopment (total rebuild)	133,896 sq. ft.	107,039 sq. ft. replaced. Total impervious area decreased by 22,840 sq. ft.	107,039 sq. ft.	Deemed complete on 12/15/05 and approved by Planning Commission on 2/13/06	- Storm Water Treatment Measures - Source Control Measures - Site Design Measures
7. Commercial Project at 595 Lawrence Expressway Project No.: 2005-1048 Description: Remove existing building and construct a new 22,682 sq. ft. retail center.	Significant Redevelopment (total rebuild)	93,220 sq. ft.	78,305 sq. ft. replaced. Total impervious area increased by 13,051 sq. ft.	78,305 sq. ft.	Deemed complete on 1/06/06 and approved by City Council on 4/06/06	- Storm Water Treatment Measures - Source Control Measures

Santa Clara Valley Urban Runoff Pollution Prevention Program
Attachment E- Table 1. *Report Form for Planning Procedures Performance Standard and Provision C.3.n*
FY 2005-2006 Annual Report
Municipality: Sunnyvale

Project Name	Project Type1	Site Size (sq. ft.)	New Impervious Surface (sq. ft.)3	Area of Land2 Disturbed (sq. ft.)	Project Status (incl. Date Deemed Complete)	Project Storm Water Control Measures
Private Projects – Applicable Projects						
8. Residential Project at 1049 Kiel Ct. Project No.: 2006-0153 Description: Remove existing building and construct 30 condominium flats and 4 townhouse units.	Significant Redevelopment (total rebuild)	56,628 sq. ft.	41,404 sq. ft. replaced. Total impervious area decreased by 9,026 sq. ft.	41,404 sq. ft.	Deemed complete on 3/07/06 and approved by Planning Commission on 5/06/06	- Storm Water Treatment Measures - Source Control Measures - Site Design Measures
9. Residential Project at 1168 Aster Ave. Project No.: 2006-0069 Description: Remove existing building and construct 80 condominium units.	Significant Redevelopment (total rebuild)	156,816 sq. ft.	128,245 sq. ft. replaced. Total impervious area decreased by 12,797 sq. ft.	156,816 sq. ft. (entire site disturbed)	Deemed complete on 4/13/06 and approved by Planning Commission on 6/12/06	- Storm Water Treatment Measures - Source Control Measures - Site Design Measures
10. Residential Project at 698 E. Taylor Ave. Project No.: 2005-1185 Description: Remove existing building and construct 68 townhomes.	Significant Redevelopment (total rebuild)	145,600 sq. ft.	110,000 sq. ft. replaced. Total impervious area decreased by 20,500 sq. ft.	145,600 sq. ft. (entire site disturbed)	Deemed complete on 4/13/06 and approved by Planning Commission on 6/12/06	- Storm Water Treatment Measures - Source Control Measures - Site Design Measures
11. Residential Project at 1070 Morse Ave. Project No.: 2006-0496 Description: Remove existing building and construct 48 townhomes.	Significant Redevelopment (total rebuild)	98,010 sq. ft.	98,010 sq. ft. replaced. Total impervious area increased by 2,263 sq. ft.	98,010 sq. ft. (entire site disturbed)	Deemed complete on 4/27/06 and approved by Planning Commission on 6/26/06	- Storm Water Treatment Measures - Source Control Measures - Site Design Measures

Santa Clara Valley Urban Runoff Pollution Prevention Program
Attachment E- Table 1. *Report Form for Planning Procedures Performance Standard and Provision C.3.n*
FY 2005-2006 Annual Report
Municipality: Sunnyvale

Project Name	Project Type[1]	Site Size (sq. ft.)	New Impervious Surface (sq. ft.)[3]	Area of Land[2] Disturbed (sq. ft.)	Project Status (incl. Date Deemed Complete)	Project Storm Water Control Measures
Public Projects – Applicable Projects						
No Projects Approved.						

Santa Clara Valley Urban Runoff Pollution Prevention Program
Attachment E- Table 1. *Report Form for Planning Procedures Performance Standard and Provision C.3.n*
FY 2005-2006 Annual Report
Municipality: Sunnyvale

Applicable Projects (Part 2)
Significant Development Projects[2]
Reviewed and/or Approved October 15, 2005 – June 2006

Project Name	Treat-ment BMPs	Numeric Sizing Criteria Used	O&M Responsibility Mechanism and Responsible Party	Site Design Measures	Source Control Measures	Pesticide Reduction Measures
Private Projects – Applicable projects						
1. Residential Project at 488 Tasman Dr. Project No.: 2005-0646 Description: Remove existing building and construct 43 townhomes.	CDS Unit	Flow Hydraulic Design Basis using 2003 CA Stormwater Quality BMP Handbook, Appd. D, using local rainfall data.	Formalized through Conditions of Approval, 3rd party certification, and recording SWMP with the Deed. Property owner responsible for O&M.	Min. impervious surfaces, Cluster structures/ pavement, Discount downspouts	Covered dumpster (drain to sewer), Maintenance (e.g., Trash collection, site sweeping, and landscape maintenance)	Education, COAs
2. Place of Assembly Project at 1251 Sandia Ave. Project No.: 2005-0912 Description: Remove existing building and construct a new 2-story 18,972 sq. ft. building.	Biofilter	Volume Hydraulic Design Basis using 2003 CA Stormwater Quality BMP Handbook, Appd. D, using local rainfall data.	Formalized through Conditions of Approval, 3rd party certification, and recording SWMP with the Deed. Property owner responsible for O&M.	Minimize impervious surfaces, provide landscaping	Maintenance (e.g., Trash collection, site sweeping, and landscape maintenance), Covered Dumpster	Education, COAs

[1] For projects from July 2004 through June 2005, report projects with new impervious surface area greater than 10,000 sq. ft. (Group 1 and 2).
[2] As defined in C.3.c If the site is a "significant redevelopment", list the area of land disturbance.
[3] "New" is defined as impervious surface added, created, or replaced.

Santa Clara Valley Urban Runoff Pollution Prevention Program
Attachment E- Table 1. *Report Form for Planning Procedures Performance Standard and Provision C.3.n*
FY 2005-2006 Annual Report
Municipality: Sunnyvale

Project Name	Treat-ment BMPs	Numeric Sizing Criteria Used	O&M Responsibility Mechanism and Responsible Party	Site Design Measures	Source Control Measures	Pesticide Reduction Measures
Private Projects – Applicable projects (continued)						
3. Residential Project at 108 S. Wolfe Rd. Project No.: 2005-1020 Description: Remove existing building and construct 130 townhouses.	Hydro-dynamic device	Flow Hydraulic Design Basis using 2003 CA Stormwater Quality BMP Handbook, Appd. D, using local rainfall data.	Formalized through Conditions of Approval, 3rd party certification, and recording SWMP with the Deed. Property owner responsible for O&M.	Min. impervious surfaces, Microdetention in landscaping	Covered dumpster (drain to sewer), Maintenance (e.g., Trash collection, site sweeping, and landscape maintenance)	Education (IPM). COAs
4. Residential Project at 1035 N. Fair Oaks Ave. Project No.: 2005-1157 Description: Remove existing building and construct 30 residential flats.	CDS Unit	Flow Hydraulic Design Basis using 2003 CA Stormwater Quality BMP Handbook, Appd. D, using local rainfall data.	Formalized through Conditions of Approval, 3rd party certification, and recording SWMP with the Deed. Property owner responsible for O&M.	Minimize impervious surfaces, provide landscaping	Covered dumpster (drain to sewer), Maintenance (e.g., Trash collection, site sweeping, and landscape maintenance)	Education, COAs
5. Industrial Project at 411 N. Pastoria Ave. Project No.: 2005-1216 Description: Remove existing building and construct a new 40,000 sq. ft. telecom facility.	Hydro-dynamic device	Flow Hydraulic Design Basis using 2003 CA Stormwater Quality BMP Handbook, Appd. D, using local rainfall data.	Formalized through Conditions of Approval, 3rd party certification, and recording SWMP with the Deed. Property owner responsible for O&M.	Minimize impervious surfaces	Covered dumpster (drain to sewer), Maintenance (e.g., Trash collection, site sweeping, and landscape maintenance)	Education (IPM). COAs
6. Industrial Project at 1165 E. Arques Ave. Project No.: 2005-1228 Description: Modified plan for previously approved self-storage project (2005-0033) with increased floor area and 3-story buildings.	Hydro-dynamic device, Porous pave-ment	Flow Hydraulic Design Basis using 2003 CA Stormwater Quality BMP Handbook, Appd. D, using local rainfall data.	Formalized through Conditions of Approval, 3rd party certification, and recording SWMP with the Deed. Property owner responsible for O&M.	Minimize impervious surfaces, provide landscaping	Covered dumpster (drain to sewer), Maintenance (e.g., Trash collection, site sweeping, and landscape maintenance)	Education, COAs

Santa Clara Valley Urban Runoff Pollution Prevention Program
Attachment E- Table 1. *Report Form for Planning Procedures Performance Standard and Provision C.3.n*
FY 2005-2006 Annual Report
Municipality: Sunnyvale

Project Name	Treat-ment BMPs	Numeric Sizing Criteria Used	O&M Responsibility Mechanism and Responsible Party	Site Design Measures	Source Control Measures	Pesticide Reduction Measures
Private Projects – Applicable projects (continued)						
7. Commercial Project at 595 Lawrence Expressway Project No.: 2005-1048 Description: Remove existing building and construct a new 22,682 sq. ft. retail center.	Hydro-dynamic device	Flow Hydraulic Design Basis using 2003 CA Stormwater Quality BMP Handbook, Appd. D, using local rainfall data.	Formalized through Conditions of Approval, 3rd party certification, and recording SWMP with the Deed. Property owner responsible for O&M.	Minimize impervious surfaces, provide landscaping	Covered dumpster (drain to sewer), Maintenance (e.g., Trash collection, site sweeping, and landscape maintenance)	Education (IPM), COAs
8. Residential Project at 1049 Kiel Ct. Project No.: 2006-0153 Description: Remove existing building and construct 30 condominium flats and 4 townhouse units.	*Hydro-dynamic device*	Flow Hydraulic Design Basis using 2003 CA Stormwater Quality BMP Handbook, Appd. D, using local rainfall data.	Formalized through Conditions of Approval, 3rd party certification, and recording SWMP with the Deed. Property owner responsible for O&M.	Minimize impervious surfaces, provide landscaping	Covered dumpster (drain to sewer), Maintenance (e.g., Trash collection, site sweeping, and landscape maintenance)	Education, COAs
9. Residential Project at 1168 Aster Ave. Project No.: 2006-0069 Description: Remove existing building and construct 80 condominiums.	Media filter, infiltration trench, porous pave-ment	Volume Hydraulic Design Basis using 2003 CA Stormwater Quality BMP Handbook, Appd. D, using local rainfall data.	Formalized through Conditions of Approval, 3rd party certification, and recording SWMP with the Deed. Property owner responsible for O&M.	Min. impervious surfaces, min. impact parking lot design, disconnect downspouts, alt. driveway design, preserve open space, min. runoff.	Beneficial landscaping, Covered dumpster (drain to sewer), Maintenance (e.g., Trash collection, site sweeping, and landscape maintenance)	Education, COAs
10. Residential Project at 698 E. Taylor Ave. Project No.: 2005-1185 Description: Remove existing building and construct 68 townhomes.	*Hydro-dynamic device*	Flow Hydraulic Design Basis using 2003 CA Stormwater Quality BMP Handbook, Appd. D, using local rainfall data.	Formalized through Conditions of Approval, 3rd party certification, and recording SWMP with the Deed. Property owner responsible for O&M.	Minimize impervious surfaces, provide landscaping	Covered dumpster (drain to sewer), Maintenance (e.g., Trash collection, site sweeping, and landscape maintenance)	Education, COAs

Santa Clara Valley Urban Runoff Pollution Prevention Program
Attachment E- Table 1. *Report Form for Planning Procedures Performance Standard and Provision C.3.n*
FY 2005-2006 Annual Report
Municipality: Sunnyvale

Project Name	***Treat-ment BMPs***	**Numeric Sizing Criteria Used**	**O&M Responsibility Mechanism and Responsible Party**	**Site Design Measures**	**Source Control Measures**	**Pesticide Reduction Measures**
Private Projects – Applicable projects (continued)						
11. Residential Project at 1070 Morse Ave. Project No.: 2006-0496 Description: Remove existing building and construct 48 townhomes.	*Hydro-dynamic device*	Flow Hydraulic Design Basis using 2003 CA Stormwater Quality BMP Handbook, Appd. D, using local rainfall data.	Formalized through Conditions of Approval, 3rd party certification, and recording SWMP with the Deed. Property owner responsible for O&M.	Minimize impervious surfaces, provide landscaping	Covered dumpster (drain to sewer), Maintenance (e.g., Trash collection, site sweeping, and landscape maintenance)	Education, COAs

Project Name	Treatment BMPs	Numeric Sizing Criteria Used	O&M Responsibility Mechanism and Responsible Party	Site Design Measures	Source Control Measures	Pesticide Reduction Measures
Public Projects – Applicable projects						
No projects approved.						

City of Sunnyvale

FY 05 - 06 Annual Report

Attachment E –
New Development Planning Procedures

Table 2

Post-Construction Inspections of Treatment BMPs

Santa Clara Valley
Urban Runoff
Pollution Prevention Program
City of Sunnyvale

Attachment E - Table 2
Post Construction Inspections

Treatment BMPs Inspection Activity Report
FY 05-06

Location and Date	Reason for Inspection	Project Type	Treatment BMP Type	Inspection Results					Enforcement Action	Comments
				1	2	3	4	5		
782-820 E. El Camino Real 2/9/2006	Initial	Commercial	Vegetated Swale	2. Significant Engineering/Design Flaws	5. Trash/Debris Accumulation or Dumping	14. Erosion/Scouring	20. Clogged or Obstructed Inlets/Outlets		Warning Notice	Response due March 20th, Corrections due by September 1, 2006.
782-820 E. El Camino Real 2/9/2006	Initial	Commercial	Vegetated Buffer Strip	1. No Visible/Apparent Problems					None	
782-820 E. El Camino Real 3/16/2006	Initial	Commercial	Hydrodynamic Separators	1. No Visible/Apparent Problems					None	

City of Sunnyvale

FY 05 - 06 Annual Report

Attachment E –
New Development Planning Procedures

Appendix 1

Response to Comments –
Revisions to Tables 1 and 2, FY 04-05 Annual Report to Include Approximate Deemed Complete Dates

Santa Clara Valley Urban Runoff Pollution Prevention Program
Attachment E- Table 1. *Report Form for Planning Procedures Performance Standard and Provision C.3.n*
FY 2004-2005 Annual Report
Municipality: Sunnyvale

Group 1 Projects (Part 1)
Significant Development Projects[1]
Reviewed and/or Approved July 2004 – June 2005

Project Name	Project Type[1]	Site Size (ac. or sq.ft.)	New Impervious Surface (sq. ft.)[3]	Area of Land Disturbed (sq. ft.)[2]	Project Status	Project Storm Water Control Measures
Private Projects – Group 1						
1-1) Residential Project at 1485 Sunnyvale-Saratoga Rd Project No.: 2004-0505 Description: Construction of 25 New Houses.	Significant Redevelopment	2.02 acres	56,753 sq. ft (1.3 acres)	2.02 acres	**Deemed complete on approx. 6/02/04,** and Approved by Planning Commission on 8/09/04	- Storm Water Treatment Measures - Source Control Measures - Site Design Measures
1-2) Residential Project at 545 E Weddell Drive Project No.: 2004-0603 Description: Construction of 130 townhomes and 1 common recreational building.	Significant Redevelopment	6.56 acres	207,153 sq.ft (4.76 acres)	6.56 acres	**Deemed complete on approx. 7/12/04**, and Approved by Planning Commission on 9/27/04	- Storm Water Treatment Measures - Source Control Measures - Site Design Measures

[1] For projects from July 2004 through June 2005, report projects with new impervious surface area greater than 10,000 sq. ft. (Group 1 and 2).
[2] As defined in C.3.c If the site is a "significant redevelopment", list the area of land disturbance.
[3] "New" is defined as impervious surface added, created, or replaced.

Santa Clara Valley Urban Runoff Pollution Prevention Program
Attachment E- Table 1. *Report Form for Planning Procedures Performance Standard and Provision C.3.n*
FY 2004-2005 Annual Report
Municipality: Sunnyvale

Project Name	Project Type[1]	Site Size (ac. or sq.ft.)	New Impervious Surface (sq. ft.)[3]	Area of Land Disturbed (sq. ft.)[2]	Project Status	Project Storm Water Control Measures
Private Projects – Group 1						
1-3) Residential Project at 430 Toyama Project No.: 2004-0650 Description: Construction of 50 new townhomes.	Significant Redevelopment	2.66 acres	93,530 sq. ft. (2.15 acres)	2.66 acres	**Deemed complete on approx. 7/16/04, and** Approved by Planning Commission on 9/27/04	- Storm Water Treatment Measures - Source Control Measures - Site Design Measures
1-4) Commercial Project at 1165 E. Arques Ave. Project No.: 2005-0033 Description: Demolition of existing industrial building and the construction of a new self-storage facility.	Significant Redevelopment	133,896 sq.ft. (3.07 acres)	Existing impervious (129,879 sq. ft.) Replaced– (107,039 sq. ft.) Net gain of 22,840 sq ft or 0.52 acres of pervious area.	133,896 (entire site improved)	**Deemed complete on approx. 12/10/04,** and Approved by Planning Commission on 2/14/05	- Site Design Measures - Source Control Measures -Storm Water Treatment Measures

Santa Clara Valley Urban Runoff Pollution Prevention Program
Attachment E- Table 1. *Report Form for Planning Procedures Performance Standard and Provision C.3.n*
FY 2004-2005 Annual Report
Municipality: Sunnyvale

Project Name	Project Type[1]	Site Size (ac. or sq.ft.)	New Impervious Surface (sq. ft.)[3]	Area of Land Disturbed (sq. ft.)[2]	Project Status	Project Storm Water Control Measures
1-5) Industrial (R&D) Project at 450 E Java Drive Project No.: 2005-0340 Description: Construction of Master Plan for the R&D Campus, including demolition of two buildings and development of 5 new buildings, 1 amenity building, and 3 multi-level parking structures.	Significant Redevelopment	45.89 acres	723,465 sq ft or 16.6 acres replaced	30.29 acres	**Deemed complete on approx. 4/08/04,** and Approved by Planning Commission on 6/27/05	- Site Design Measures - Source Control Measures -Storm Water Treatment Measures
1-6) Retail Development at 776 E. El Camino Real. Project No. 2004-0534 Description: Demolition of existing car dealership for 59,000 s.f. of retail development (PetsMart and Best Buy)	Significant Redevelopment	4.9 acres	4.03 acres replaced impervious surface 0.87 acres or 36,824 sq.ft. of new pervious surface	4.9 acres	**Deemed complete on approx. 6/02/04,** and Approved by City Council on 10/12/04	-Stormwater Treatment -Source Controls -Site Design

Santa Clara Valley Urban Runoff Pollution Prevention Program
Attachment E- Table 1. *Report Form for Planning Procedures Performance Standard and Provision C.3.n*
FY 2004-2005 Annual Report
Municipality: Sunnyvale

Project Name	Project Type1	Site Size (ac. or sq.ft.)	New Impervious Surface (sq. ft.)3	Area of Land Disturbed (sq. ft.)2	Project Status	Project Storm Water Control Measures
1-7) Commercial Project at 811 E. Arques Ave. Project No. 2004-0927 Description: Demolition of industrial buildings and construction of a retail store (Lowes) with associated site improvements	Significant Redevelopment	656,449 sq. ft (or 15.07 acres)	609,049 sq ft replaced 47,400 sq. ft of new pervious area added (8%increase in perviousness)	656,449 sq. ft	**Deemed complete on approx. 12/02/03**, and Approved by Planning Commission on 2/14/04	-Stormwater Treatment Measures -Source Control Measures -Site Design Measures
1-8) Residential and Commercial Project at 524 East Evelyn Ave. Project No.: 2004-0531 Description: Demolish tow existing commercial buildings and construct 47 new town homes	Significant Redevelopment	56,497 sq. ft.	46,090 sq ft. replaced 10,407 sq ft of new pervious area (18% increase in perviousness)	56,497 sq. ft	**Deemed complete on approx. 6/02/04**, and Approved by Planning Commission on 8/23/04 Approved by City Council on 10/26/04	-Stormwater Treatment Measures -Source Control Measures -Site Design Measures

Santa Clara Valley Urban Runoff Pollution Prevention Program
Attachment E- Table 1. *Report Form for Planning Procedures Performance Standard and Provision C.3.n*
FY 2004-2005 Annual Report
Municipality: Sunnyvale

Project Name	Project Type[1]	Site Size (ac. or sq.ft.)	New Impervious Surface (sq. ft.)[3]	Area of Land Disturbed (sq. ft.)[2]	Project Status	Project Storm Water Control Measures
Public Projects – Group 1						
1-9) Borregas Avenue Sanitary Sewer Line Replacement (UY-02/01-04)	Linear replacement of pavement – CIP project for sewer line replacement in existing paved roadway	2.5 acres	Replacement of 2.5 acres of road surface after replacing sewer line	1.4 acres	Project funding approved in 2002, Construction began in December 2004 and is ongoing.	-Stormwater treatment measures -Source control measures

Santa Clara Valley Urban Runoff Pollution Prevention Program
Attachment E- Table 1. *Report Form for Planning Procedures Performance Standard and Provision C.3.n*
FY 2004-2005 Annual Report
Municipality: Sunnyvale

Group 1 Projects (Part 2)
Storm Water Control Measures for Group 1
Reviewed and/or Approved July 2003 – June 2004

Project Name	Treatment BMPs	Numeric Sizing Criteria Used	O&M Responsibility Mechanism and Responsible Party	Site Design Measures*	Source Control Measures	Pesticide Reduction Measures*
Private Projects – Group 1						
1-1) Residential Project at 1485 Sunnyvale-Saratoga Rd Project No.: 2004-0505 Description: Construction of 25 New Houses.	Bioswales and Vortex Separator	Flow Hydraulic Design Basis using methodology of Appendix D of the CASQA Storm Water Quality BMP Handbook (2003), using local rainfall data.	3rd Party Certification of Storm Water Management Plan (SMWP) SWMP must be recorded with the property deed. The property owner is responsible for maintaining the stormwater BMPs	- Minimize impervious surfaces - Beneficial use of landscaping	- Site maintenance (e.g. litter clean up and landscape maintenance) - Covered dumpster area	- Education – IPM flyer included in Sunnyvale BMP Guidance Manual and Storm Water Management Plan (SWMP) preparation guidance.
1-2) Residential Project at 545 E Weddell Drive Project No.: 2004-0603 Description: Construction of 130 townhomes and 1 common recreational building.	Bioswales and Vortex separator	Flow and Volume hydraulic Design Basis using methodology of Appendix D of the CASQA Storm Water Quality BMP Handbook (2003), using local rainfall data.	3rd Party Certified Stormwater Management Plans must be recorded with the property deed. The owner is responsible for maintaining the stormwater BMPs	- Minimize impervious surfaces - Beneficial use of landscaping	- Site maintenance (e.g. litter clean up and landscape maintenance) - Covered dumpster area	-Education – IPM flyer included in Sunnyvale BMP Guidance Manual and Storm Water Management Plan (SWMP) preparation guidance.

Santa Clara Valley Urban Runoff Pollution Prevention Program
Attachment E- Table 1. *Report Form for Planning Procedures Performance Standard and Provision C.3.n*
FY 2004-2005 Annual Report
Municipality: Sunnyvale

Project Name	Treatment BMPs	Numeric Sizing Criteria Used	O&M Responsibility Mechanism and Responsible Party	Site Design Measures*	Source Control Measures	Pesticide Reduction Measures*
1-3) Residential Project at 430 Toyama Project No.: 2004-0650 Description: Construction of 50 new townhomes.	Bioswales and Vortex Separator	SWMP is in preparation and not and has not yet received 3rd Party Certification	3rd Party Certified Stormwater Management Plans must be recorded with the property deed. The owner is responsible for maintaining the stormwater BMPs	- Minimize impervious surfaces - Beneficial use of landscaping	- Site maintenance (e.g. litter clean up and landscape maintenance) - Covered dumpster area	-Education – IPM flyer included in Sunnyvale BMP Guidance Manual and Storm Water Management Plan (SWMP) preparation guidance.
1-4) Commercial Project at 1165 E. Arques Ave. Project No.: 2005-0033 Description: Demolition of existing industrial building and the construction of a new self-storage facility.	Under-ground retention and treatment – Hydrodyna-mic device -Porous pavement	Volume hydraulic Design Basis using methodology of Appendix D of the CASQA Storm Water Quality BMP Handbook (2003), using local rainfall data.	3rd Party Certified Stormwater Management Plans must be recorded with the property deed. The owner is responsible for maintaining the stormwater BMPs	Minimize impervious surfaces -Microdetention in landscape -Minimize change in runoff hydrograph by adding pervious area - Beneficial use of landscaping	Wash area/racks drain to sanitary sewer area -Covered Dumpster Area -Outdoor material storage protection -Maintenance (e.g. street sweeping and catch basin cleaning)	Education – IPM flyer included in Sunnyvale BMP Guidance Manual and Storm Water Management Plan (SWMP) preparation guidance.

Santa Clara Valley Urban Runoff Pollution Prevention Program
Attachment E- Table 1. *Report Form for Planning Procedures Performance Standard and Provision C.3.n*
FY 2004-2005 Annual Report
Municipality: Sunnyvale

Project Name	Treatment BMPs	Numeric Sizing Criteria Used	O&M Responsibility Mechanism and Responsible Party	Site Design Measures*	Source Control Measures	Pesticide Reduction Measures*
1-5) Industrial (R&D) Project at 450 E Java Drive Project No.: 2005-0340 Description: Master Plan for R&D Campus, including demolition of two buildings and development of 5 new buildings, 1 amenity building, and 3 multi-level parking structures.	Bioswales and Vortex Separator	Flow and Volume hydraulic Design Basis using methodology of Appendix D of the CASQA Storm Water Quality BMP Handbook (2003), using local rainfall data.	3rd Party Certified Stormwater Management Plans must be recorded with the property deed. The owner is responsible for maintaining the stormwater BMPs	- Minimize impervious surfaces - Beneficial use of landscaping	- Site maintenance (e.g. litter clean up and landscape maintenance) - Covered dumpster area	Education – IPM flyer included in Sunnyvale BMP Guidance Manual and Storm Water Management Plan (SWMP) preparation guidance.
1-6) Retail Development at 776 E. El Camino Real Project No. 2004-0534 Description: Demolition of existing car dealership for 59,000 s.f. of retail development (PetsMart and Best Buy)	-Bioswales Vortex Separator (VortSentry) Inlet	Flow and Volume hydraulic Design Basis using methodology of Appendix D of the CASQA Storm Water Quality BMP Handbook (2003), using local rainfall data.	3rd Party Certified Stormwater Management Plans must be recorded with the property deed. The owner is responsible for maintaining the stormwater BMPs	- Minimize impervious surfaces - Beneficial use of landscaping	- Site maintenance (e.g. litter clean up and landscape maintenance) -Parking & Storage Maintenance -Drainage System Maintenance	- Education – IPM flyer included in Sunnyvale BMP Guidance Manual and Storm Water Management Plan (SWMP) preparation guidance.

Santa Clara Valley Urban Runoff Pollution Prevention Program
Attachment E- Table 1. *Report Form for Planning Procedures Performance Standard and Provision C.3.n*
FY 2004-2005 Annual Report
Municipality: Sunnyvale

Project Name	Treatment BMPs	Numeric Sizing Criteria Used	O&M Responsibility Mechanism and Responsible Party	Site Design Measures*	Source Control Measures	Pesticide Reduction Measures*
1-7) Commercial Project at 811 E. Arques Ave. Project No. 2004-0927 Description: Demolition of industrial buildings and construction of a retail store (Lowes) with associated site improvements	Devices: -Stormwater Management Stormfilters device, Stormgate (trademarked equipment from Stormwater Management Inc.)	Volume hydraulic Design Basis using methodology of Appendix D of the CASQA Storm Water Quality BMP Handbook (2003), using local rainfall data.	3rd Party Certified Stormwater Management Plan must be recorded with the property deed. The property owner is responsible for maintaining the stormwater BMPs.	-Minimize impervious surfaces (using 32,000 sq ft of grass-crete for alternative parking area). - Roof drains to vegetated areas.	- Site maintenance (e.g. litter clean up and landscape maintenance) -Parking & Storage Maintenance	- Education – IPM flyer included in Sunnyvale BMP Guidance Manual and Storm Water Management Plan (SWMP) preparation guidance.
1-8) Residential and Commercial Project at 524 East Evelyn Ave. Project No.: 2004-0531 Description: Demolish two existing commercial buildings and construct 47 new town homes	Devices: Catchbasin stormfilter (trademarked equipment from Stormwater Management Inc.)	Flow hydraulic Design Basis using methodology of Appendix D of the CASQA Storm Water Quality BMP Handbook (2003), using local rainfall data.	3rd Party Certified Stormwater Management Plans must be recorded with the property deed. The Home Owner's Association is responsible for maintaining the storm water BMPs.	-Minimize impervious surfaces - Roof drains to vegetated areas	- Site maintenance (e.g. litter clean up and landscape maintenance) -Parking areas maintenance (sweeping)	- Education – IPM flyer included in Sunnyvale BMP Guidance Manual and Storm Water Management Plan (SWMP) preparation guidance.

Santa Clara Valley Urban Runoff Pollution Prevention Program
Attachment E- Table 1. *Report Form for Planning Procedures Performance Standard and Provision C.3.n*
FY 2004-2005 Annual Report
Municipality: Sunnyvale

Project Name	Treatment BMPs	Numeric Sizing Criteria Used	O&M Responsibility Mechanism and Responsible Party	Site Design Measures*	Source Control Measures	Pesticide Reduction Measures*
Public Projects – Group 1						
1-9) Borregas Avenue Sanitary Sewer Line Replacement (UY-02/01-04)	Used Baker Tank to treat groundwater prior to discharge	Not Applicable-construction project is exempt, since it is in the footprint of an existing roadway	Not Applicable-construction project is exempt, since it is in the footprint of an existing roadway	Not Applicable-construction project is exempt, since it is in the footprint of an existing roadway	Source control measures implemented during construction phase (e.g., Blueprint for a Clean Bay)	Not Applicable-construction project is exempt, since it is in the footprint of an existing roadway

Santa Clara Valley Urban Runoff Pollution Prevention Program
Attachment E- Table 1. *Report Form for Planning Procedures Performance Standard and Provision C.3.n*
FY 2004-2005 Annual Report
Municipality: Sunnyvale

Group 2 Projects (Part 1)
Significant Development Projects[1]
Reviewed and/or Approved July 2004 – June 2005

Project Name	Project Type[1]	Site Size (ac. Or sq.ft.)	New Impervious Surface (sq. ft.)[3]	Area of Land[2] Disturbed (sq. ft.)	Project Status	Project Storm Water Control Measures
Private Projects – Group 2						
2-1) Residential Project at 1038 Morse Project No.: 2005-0556 Description: (Phase II of 430 Toyama) Demolition of an existing one-story industrial building and construction of 16 townhomes (17 requested).	Significant Redevelopment	0.735 acre	0.735 acre	0.735 acre	**Deemed complete on approx. 4/27/05,** and Approved by Planning Commission (for 16 units) on 7/25/05, Appealed back to Planning Commission for reconsideration (revised data); hearing scheduled for 9/26/05	-Source Control -Storm Water Treatment Measures -Site Design Measures

[1] For projects from July 2004 through June 2005, report projects with new impervious surface area greater than 10,000 sq. ft. (Group 1 and 2).
[2] As defined in C.3.c If the site is a "significant redevelopment", list the area of land disturbance.
[3] "New" is defined as impervious surface added, created, or replaced.

Santa Clara Valley Urban Runoff Pollution Prevention Program
Attachment E- Table 1. *Report Form for Planning Procedures Performance Standard and Provision C.3.n*
FY 2004-2005 Annual Report
Municipality: Sunnyvale

Project Name	Project Type[1]	Site Size (ac. Or sq.ft.)	New Impervious Surface (sq. ft.)[3]	Area of Land[2] Disturbed (sq. ft.)	Project Status	Project Storm Water Control Measures
2-2) Residential Project at 635 E El Camino Real Project No.: 2004-0365 Description: Conversion of 58 condominium units from an 88 unit existing hotel.	Condominium Conversion	106,286 sq. ft.	12,451 sq. ft.	18,360 sq. ft.	**Deemed complete on approx. 4/21/04**, and Approved by Planning Commission on 7/12/04 Approved by City Council on 8/10/04	**Deemed complete prior to April 15, 2005.** - Source Control Measures
2-3) Private School project at 1030 Astoria Drive Project No.: 2004-0734 Description: Addition to an existing building and construction of a sanctuary.	Partial Reconstruction	4.3 acres	24,290 sq ft. (0.56 acres)	42,,290 sq. ft. (0.97 acres)	**Deemed complete on approx. 4/21/04,** and Approved by Planning Commission on 7/11/05, Appealed to City Council for hearing on 8/23/05	**Deemed complete prior to April 15, 2005.** -Site Design -Source Control Measures

Santa Clara Valley Urban Runoff Pollution Prevention Program
Attachment E- Table 1. *Report Form for Planning Procedures Performance Standard and Provision C.3.n*
FY 2004-2005 Annual Report
Municipality: Sunnyvale

Project Name	Project Type1	Site Size (ac. Or sq.ft.)	New Impervious Surface (sq. ft.)[3]	Area of Land[2] Disturbed (sq. ft.)	Project Status	Project Storm Water Control Measures
2-4) Commercial Project at 144 W. El Camino Real Project No.: 2004-0856 Description: New retail pad, façade and landscaping for existing shopping center.	Redevelopment	235,850 sq. ft	28,000 sq. ft.	28,000 sq.ft.	**Deemed complete on approx. 11/02/04,** and Approved by Administrative Hearing Officer on 1/26/05	**Deemed complete prior to April 15, 2005.** Source Control Measures
2-5) Residential Project at 1276 Poplar Avenue Project No.: 2004-0857 Description: Construction of 3 new single family homes.	Redevelopment	12,000 sq ft	7,600 sq ft.	12,000 sq ft	**Deemed complete on approx. 10/20/04,** and Approved by City Council on 1/25/05	**Deemed complete prior to April 15, 2005.** -Site Design Measures
2-6) Residential Project at 775 S. Wolfe Road Project No.: 2004-0955 Description: Construction of 8 single-family homes on a vacant lot.	Significant Redevelopment	0.89 acres	0.89 acres	0.89 acres	**Deemed complete on approx. 10/28/04,** and Approved by City Council on 2/15/05	**Deemed complete prior to April 15, 2005.** - Source Control Measures - Site Design Measures

Santa Clara Valley Urban Runoff Pollution Prevention Program
Attachment E- Table 1. *Report Form for Planning Procedures Performance Standard and Provision C.3.n*
FY 2004-2005 Annual Report
Municipality: Sunnyvale

Project Name	Project Type[1]	Site Size (ac. Or sq.ft.)	New Impervious Surface (sq. ft.)[3]	Area of Land[2] Disturbed (sq. ft.)	Project Status	Project Storm Water Control Measures
2-7) Residential Project at 707 East Homestead Rd Project No.: 2004-0987 Description: Construction of 8 single family homes.	Significant Redevelopment (Prior to April 15, 2005)	32,993 sq ft	16,500	32,993 sq ft	**Deemed complete on approx. 12/15/04,** and Approved by City Council on 3/22/05	**Deemed complete prior to April 15, 2005.**
2-8) Commercial Project at 883 Borregas Project No.: 2005-0080 Description: Development of a new 5,220 square foot retail center on a vacant lot.	Redevelopment	16,988 sq. ft.	13,590 sq ft of impervious surface replaced. (Increased pervious area by 3,398 sq. ft.)	16,988 sq. ft. repaved and landscaped	**Deemed complete on approx. 12/15/04,** and Approved by Administrative Hearing Officer on 3/16/05	**Deemed complete prior to April 15, 2005.** Source Control Measures Site Design
2-9) Residential Project at 857 Carlisle Way Project No.: 2005-0046 Description: Conversion of 60 condominium units from an existing 60 apartments	Condominium Conversion	1.54 acres	Replacing 21,560 of impervious surface. No new impervious surface. Replacing 22,000 sq ft with pervious landscaping	1 acre	**Deemed complete on approx. 11/18/04,** and Approved by Planning Commission on 2/14/05	- Storm Water Treatment Measures - Source Control Measures - Site Design Measures

Santa Clara Valley Urban Runoff Pollution Prevention Program
Attachment E- Table 1. *Report Form for Planning Procedures Performance Standard and Provision C.3.n*
FY 2004-2005 Annual Report
Municipality: Sunnyvale

Public Projects – Group 2
No Public Projects approved for FY 04-05 met the criteria for Group 2 requirements. **Most of the City capital projects noted were repavement of streets within their existing foot print of the Right-of-Way, re-striping of streets for bicycle lanes, or minor improvements to public parks such as landscaping work or projects that added less than 10,000 sq. ft. of impervious area.**

Santa Clara Valley Urban Runoff Pollution Prevention Program
Attachment E- Table 1. *Report Form for Planning Procedures Performance Standard and Provision C.3.n*
FY 2004-2005 Annual Report
Municipality: Sunnyvale

Group 2 Projects (Part 2)
Significant Development Projects[2]
Reviewed and/or Approved July 2004 – June 2005

Project Name	Treatment BMPs	Numeric Sizing Criteria Used	O&M Responsibility Mechanism and Responsible Party	Site Design Measures	Source Control Measures	Pesticide Reduction Measures
Private Projects – Group 2						
2-1) Residential Project at 1038 Morse Project No: 2005-0556 Description: (Phase II of 430 Toyama) Demolition of an existing one-story industrial building and construction of 16 town homes (17 requested)	-Bioswales -Water Quality inlet or Vortex separator (to be determined)	**SWMP is under review and has not yet received 3rd party certification**	3rd Party Certified SWMP must be recorded with the property deed. The owner is responsible for maintaining the stormwater BMPs	-Minimize impervious surface -Reduce street width - Beneficial use of landscaping	- Site maintenance (e.g. litter clean up and landscape maintenance)	- Education – IPM flyer included in Sunnyvale BMP Guidance Manual and Storm Water Management Plan (SWMP) preparation guidance.

[1] For projects from July 2004 through June 2005, report projects with new impervious surface area greater than 10,000 sq. ft. (Group 1 and 2).
[2] As defined in C.3.c If the site is a "significant redevelopment", list the area of land disturbance.
[3] "New" is defined as impervious surface added, created, or replaced.

Santa Clara Valley Urban Runoff Pollution Prevention Program
Attachment E- Table 1. *Report Form for Planning Procedures Performance Standard and Provision C.3.n*
FY 2004-2005 Annual Report
Municipality: Sunnyvale

Project Name	Treatment BMPs	Numeric Sizing Criteria Used	O&M Responsibility Mechanism and Responsible Party	Site Design Measures	Source Control Measures	Pesticide Reduction Measures
2-2) Residential Project at 635 E El Camino Real Project No.: 2004-0365 Description: Conversion of 58 condominium units from an 88 unit existing hotel	Not applicable – deemed complete before 4/15/05	Not applicable – deemed complete before 4/15/05	Not applicable – deemed complete before 4/15/05	Include BMPs in the landscape plan to minimize storm water runoff from the site. Roof downspouts drain to landscaping.	Covered dumpster area. Landscape maintenance, trash collection and site sweeping requirements.	-Education – IPM flyer included in Sunnyvale BMP Guidance Manual
2-3) Private School project at 1030 Astoria Drive Project No.: 2004-0734 Description: Addition to an existing building and construction of a sanctuary.	Not applicable – deemed complete before 4/15/05	Not applicable – deemed complete before 4/15/05	Not applicable – deemed complete before 4/15/05	Include Best Management Practices (BMPs) in the landscape plan to minimize stormwater runoff from the site.	Landscape maintenance, trash collection and site sweeping requirements.	-Education – IPM flyer included in Sunnyvale BMP Guidance Manual

Santa Clara Valley Urban Runoff Pollution Prevention Program
Attachment E- Table 1. *Report Form for Planning Procedures Performance Standard and Provision C.3.n*
FY 2004-2005 Annual Report
Municipality: Sunnyvale

Project Name	Treatment BMPs	Numeric Sizing Criteria Used	O&M Responsibility Mechanism and Responsible Party	Site Design Measures	Source Control Measures	Pesticide Reduction Measures
2-4) Commercial Project at 144 W. El Camino Real Project No.: 2004-0856 Description: New retail pad, façade and landscaping for existing shopping center.	Not applicable – deemed complete before 4/15/05	Not applicable – deemed complete before 4/15/05	Not applicable – deemed complete before 4/15/05	Roof downspouts drain to landscaping	Landscape maintenance, trash collection and site sweeping requirements.	-Education – IPM flyer included in Sunnyvale BMP Guidance Manual
2-5) Residential Project at 1276 Poplar Avenue Project No.: 2004-0857 Description: Construction of 3 new single family homes.	Not applicable – deemed complete before 4/15/05	Not applicable – deemed complete before 4/15/05	Not applicable – deemed complete before 4/15/05	Roof drain spouts to yard areas	Landscape maintenance, trash collection and site sweeping requirements.	-Education – IPM flyer included in Sunnyvale BMP Guidance Manual
2-6) Residential Project at 775 S. Wolfe Road Project No.: 2004-0955 Description: Construction of 8 single-family homes on a vacant lot.	Not applicable – deemed complete before 4/15/05	Not applicable – deemed complete before 4/15/05	Not applicable – deemed complete before 4/15/05	Roof drain spouts to yard areas	Maintain landscaped areas	-Education – IPM flyer included in Sunnyvale BMP Guidance Manual

Santa Clara Valley Urban Runoff Pollution Prevention Program
Attachment E- Table 1. *Report Form for Planning Procedures Performance Standard and Provision C.3.n*
FY 2004-2005 Annual Report
Municipality: Sunnyvale

Project Name	Treatment BMPs	Numeric Sizing Criteria Used	O&M Responsibility Mechanism and Responsible Party	Site Design Measures	Source Control Measures	Pesticide Reduction Measures
2-7) Residential Project at 707 East Homestead Rd Project No.: 2004-0987 Description: Construction of 8 single family homes.	Not applicable – deemed complete before 4/15/05	Not applicable – deemed complete before 4/15/05	Not applicable – deemed complete before 4/15/05	Roof drain spouts to yard areas.	Landscape maintenance, trash collection and site sweeping requirements.	-Education – IPM flyer included in Sunnyvale BMP Guidance Manual
2-8) Commercial Project at 883 Borregas Project No.: 2005-0080 Description: Development of a new 5,220 square foot retail center on a vacant lot.	Not applicable – deemed complete before 4/15/05	Not applicable – deemed complete before 4/15/05	Not applicable – deemed complete before 4/15/05	Minimize impervious surfaces. Roof downspouts drain to landscaping.	Landscape maintenance, trash collection and site sweeping requirements.	-Education – IPM flyer included in Sunnyvale BMP Guidance Manual

Santa Clara Valley Urban Runoff Pollution Prevention Program
Attachment E- Table 1. *Report Form for Planning Procedures Performance Standard and Provision C.3.n*
FY 2004-2005 Annual Report
Municipality: Sunnyvale

Project Name	Treatment BMPs	Numeric Sizing Criteria Used	O&M Responsi-bility Mechanism and Responsible Party	Site Design Measures	Source Control Measures	Pesticide Reduction Measures
2-9) Residential Project at 857 Carlisle Way Project No.: 2005-0046 Description: Conversion of 60 condominium units from an existing 60 unit hotel.	Porous pavement Bioswales	Volume Hydraulic Design Basis using methodology of Appendix D of the California Stormwater Quality BMP Handbook (2003), using local rainfall data.	3rd Party Certification of Storm Water Management Plan (SMWP) SWMP must be recorded with the property deed. The property owner is responsible for maintaining the stormwater BMPs	- Minimize impervious surfaces - Beneficial landscaping	- Site maintenance (e.g. litter clean up and landscape maintenance) - Covered dumpster area	- Education – IPM flyer included in Sunnyvale BMP Guidance Manual and Storm Water Management Plan (SWMP) preparation guidance.

City of Sunnyvale

FY 05 - 06 Annual Report

Attachment F

Construction Inspection

Santa Clara Valley Urban Runoff Pollution Prevention Program
Attachment F – New Development and Construction Controls
FY 2005-2006 Annual Report
Municipality: Sunnyvale

P.S. Id.	Activity	CI Item Source	FY 05-06 Tasks	Status / Comments	Due Date (mo/yr)	Responsible Party
New Development and Construction Controls – Construction Site Inspection						
CI-1-4	Construction Inspection Performance Standards	URMP	Conduct annual staff review of performance measures in order to evaluate their effectiveness.	CDD- Building Division: All performance standards are being implemented and are effective. Staff provides outreach materials to contractors and developers by attaching copies of construction tri-folds "Preventing Pollution, It's up to Us" or the "Sunnyvale Blueprint for a Clean Bay" to plans and/or job card before permits are issued. 36 written Erosion/sediment Control Correction Notices and Re-inspection Notices were issued this F Y for private projects.	08/06	Gordon Blancher, Building Inspector /Coordinator
CI-2 - CI-5	Inspection of sites with significant erosion potential and construction planned for the wet season	URMP	Conduct inspection of sites (public and private) with significant erosion potential and/or construction planned during the wet season to ensure that erosion and sediment control measures are implemented in accordance with Sunnyvale Municipal Code and any conditions of approval for the project.	CDD- Building Division: Inspections of project were done to ensure that the projects erosion and sediment control measures are maintained, as needed during construction. Enforcement for compliance with SMC requirements was done, as needed. PW –Project Administration City inspectors conducted inspections at all sites. All inspections were inspected and documented in inspectors' daily reports.	Ongoing Report 09/06	Gordon Blancher, Building Inspector /Coordinator Nasser Fakih, PW Inspect

Santa Clara Valley Urban Runoff Pollution Prevention Program
Attachment F – New Development and Construction Controls
FY 2005-2006 Annual Report
Municipality: Sunnyvale

New Development and Construction Controls – Construction Site Inspection (cont.)						
CI-4	Effectiveness Evaluation: Private Development and Public Works Inspection Program	URMP	Annually review and evaluate effectiveness of inspection programs using staff/contractor feedback	CDD- Building Division: Staff and contractor feedback indicate that the inspection programs are effective and meeting goals. Using the "FIELD INSPECTION – BMP'S" notices helps with documenting violations and corrective actions. PW –Project Administration Staff discussed the existing inspection program and determined that the existing procedures and documentation are working well. No change is necessary at this time.	Annually Report 09/06	Gordon Blancher, Building Inspector /Coordinator Nasser Fakih, PW Inspector
	Implement Revised Construction Inspection Performance Standards	Permit Prov. C.3.a. (vi)	Annually train Construction Inspection staff (both Community Development and Public Works) on current Construction Inspection Performance Standards and any changes to BMPs and SOP' s. Also include training on construction inspection procedures, documentation, and enforcement. Every two years, all inspectors will receive training on the latest construction BMPs and techniques. Implementation of BMPs and SOP's will be discussed, as needed, at regular staff meetings.	• Information on training activities for all CDD-Building Division and PW –Project Administration staff is presented in Attachment M of this report.	Annually, before October 1 Report 09/06	Gordon Blancher, Building Inspector /Coordinator Nasser Fakih, PW Inspector

Santa Clara Valley Urban Runoff Pollution Prevention Program
Attachment F – New Development and Construction Controls
FY 2005-2006 Annual Report
Municipality: Sunnyvale

New Development and Construction Controls – Construction Site Inspection (cont.)						
	Erosion and Sediment Control Plans by Contractors for Public Projects	Permit Prov. C.3.a. (iv)	CDD Building Inspection staff and PW Construction staff to ensure that developers/contractors of projects with significant erosion potential and planned construction during the wet season have prepared an effective erosion and/or sediment control plan prior to the start of the wet season.	CDD- Building Division: Compliance with erosion and/or sediment control plans was required for projects prior to the start of the wet season. Inspectors checked to make sure the plans were done and BMPs in place. There was good cooperation from developers and contractors to meet these requirements. PW –Project Administration: Project Administration requires Storm Water Pollution Prevention Plans from all contractors for all projects regardless of the time of the year. The contractor is not allowed to proceed with the work until SWPPP are received and approved. PW inspectors inspect in-place BMPs prior to the rainy season and prior to commencement of construction.	Ongoing Report 09/06	Gordon Blancher, Building Inspector /Coordinator Nasser Fakih, PW Inspector
	Municipal capital improvement project storm water quality control measures	Permit Prov. C.3.a. (v)	Perform and document inspections of contractors on capital improvement projects to ensure their compliance with storm water quality control requirements during construction and maintenance activities. Initiate enforcement actions, as needed. Report annually on results of inspection program.	Project Administration inspectors inspected capital projects for any SWPPP deficiencies on a daily basis. Deficiencies were immediately communicated to the contract for correction. The contractor complied in all cases. All observations were documented in the inspector's daily diaries. The attached Table F summarizes the projects that Project Administration oversaw this fiscal year.	Ongoing Report 09/06	Hira Raina, Nasser Fakih

2) Response to Regional Board Comments on this section of the FY 04-05 Annual Report
No comments were received on this section.

3) Evaluation of Construction Inspection Activities in FY 05-06

CDD:

Storm water inspection activities are going well. Developers, contractors, and construction workers are familiar with the storm water protection requirements and are meeting those standards. The number of BMP Correction notices are slightly up for 05/06 (35) compared to 04/05 (30) with a large over all construction active increase in 05/06.

PW: Public works inspection staff monitors compliance with SWPPP requirements throughout the year. Staff requires all contractors to submit water pollution control plans for approval prior to start of construction regardless of the size and the type of the project. Once approved, the staff discusses the requirements with the contractor prior to commencing the work. During the work, staff monitors compliance and verbally informs the contractor of any violations. Staff also performs pre-rainy season inspections and pre storm inspections. Any potential violations are communicated to contractors for correction. For this year, all contractors complied with the staff's verbal notifications. This is documented in the daily dairies and in the minutes of the weekly progress meetings. Were the contractor not to comply, a notice of non-compliance would be issued and the contractor would be required to comply immediately. If compliance is achieved, it will be noted in the inspector's daily dairies. If the contractor fails to comply, the City will issue a stop work notice for the area affected by the noncompliance. No Stop Work notices were issued in FY 05-06 and staff did not note any specific contractors that needed multiple verbal warnings.

Contractors are generally very aware of the water pollution requirements and are generally prepared to comply with required BMPs

City of Sunnyvale

FY 05 - 06 Annual Report

Attachment F

Construction Inspection

Table 1 – Project Inspections

Santa Clara Valley Urban Runoff Pollution Prevention Program
Attachment F – Table 1 – Private Projects and Public Projects Inspected
FY 2005-2006 Annual Report
Municipality: Sunnyvale

Table 1: Field Inspections – BMPs Correction Notices Enforcement Report

	Project Number	Date of Notice	Contractor/ Owner	Construction BMPs	Contractor Notified by Inspector	Contractor Complied at Time of Notice	Comments
Private Projects FY 05-06							
713 Ashbourne	N/A	6/8/05	713 Ashbourne	N/A	6/8/05	713 Ashbourne	N/A
323 W. Washingtion	2004-2724	6/2/05	Unknown	No	Yes	No	Reinspection okay 6/2/05
919 Hillsbore	2005-2847	9/6/05	Unknown	N/A	Yes	Yes	None
1595 Heron	N/A	9/23/05	Unknown	No	Yes	No	Reinspection okay 9/26/06
1202 Oxford	N/A	9/28/05	Unknown	Yes	Yes	Yes	None
S. Sunnyvale and Mathilda Ave.	N/A	10/7/05	Southbay	No	Yes	No	Reinspection okay 10/7/06
Seneca Tr	N/A	11/8/05	Classic Communities	No	Yes	No	Reinspection okay 11/8/05
1005 W. El Camino Real	2004-2609	11/9/05	Bedrock Oil	No	Yes	No	Reinspection okay 11/9/05
1411 Floyd	2005-2586	11/10/05	Unknown	No	Yes	No	Reinspection okay 11/11/05
Anaheim Tr	N/A	11/11/05	Capital Pacific	No	Yes	No	Reinspection okay 11/11/05
256 Gibraltar	2005-2980	11/14/05	GDI Gibraltar	No	No	No	Call non-emergency to report dump materials into storm
416 Central	2005-4210	11/17/05	Unknown	No	Yes	No	Reinspection okay 11/17/06
1098 Ticonderoga	2005-4448	12/06/05	Cablayan Noreen	No	Yes	No	Reinspection okay 12/7/05
1130 Lexington	2005-2660	12/16/05	Unknown	No	Yes	No	Reinspection okay 12/16/06
537 Loch Lomond	2005-4737	12/16/05	Royal Pools	No	Yes	No	Reinspection okay 12/16/06
928 Rosette	2005-3304	12/19/05	Peter Wang	No	Yes	Yes	None
751 Sweet Bay	N/A	12/22/05	Unknown	No	Yes	Yes	None
637 Sleeper	2005-2539	1/10/06	Iraj Dehnow	No	Yes	Yes	None
811 E Arques	2005-1710	1/12/06	Robinson	Yes	Yes	Yes	None
811 E Arques	2005-1710	1/17/06	Robinson	Yes	Yes	Yes	None
624 E Evelyn	2005-4783	1/25/06	Toll Bros.	No	Yes	No	See Notice 1/26/06

Santa Clara Valley Urban Runoff Pollution Prevention Program
Attachment F – Table 1 – Private Projects and Public Projects Inspected
FY 2005-2006 Annual Report
Municipality: Sunnyvale

Private Projects Construction BMP Inspections

Project Address	Project Number	Date of Notice	Contractor/ Owner	Construction BMPs	Contractor Notified by Inspector	Contractor Complied at Time of Notice	Comments
Private Projects FY 05-06 - continued							
624 E Evelyn	2005-4783	1/26/06	Toll Bros.	No	Yes	No	Reinspection okay 1/17/06
1276 Poplar	2005-2538	2/2/06	Ira Dehnow	No	Yes	Yes	None
1296 Bedford	2006-0380	2/9/06	Unknown	N/A	Yes	No	Reinspection okay 2/10/06
1601 Tenaka	2004-0741	2/17/06	Unknown	No	Yes	No	Reinspection okay 2/17/06
508 Tasman	2006-0744	3/8/06	Preston Pipe	Yes	Yes	No	Reinspection okay 3/13/06
307 N Pastoria	2006-0199	4/5/06	T.M. Sweatt	No	Yes	No	Reinspection okay 4/6/06
764 Londonderry	2006-0406	4/19/06	Judy Chung	No	Yes	Yes	None
615 Palomar	N/A	5/19/06	Blue 29	N/A	Yes	Yes	None
1580 Belleville	2006-1719	5/19/06	Unknown	N/A	Yes	Yes	None
1233 W. Knicker-bocker	2006-1490	6/9/06	Unknown	N/A	Yes	Yes	None
1147 Doon	2005-4182	6/9/06	Rebholtz	No	Yes	No	Reinspection okay 6/12/06
732 Jack Pine	2006-1578	6/9/06	Summit	No	Yes	No	Reinspection okay 6/12/06
879 Carson	2006-1816	6/12/06	Unknown	N/A	Yes	Yes	None
1411 Floyd	2005-1663	6/13/06	Unknown	No	Yes	Yes	None

Santa Clara Valley Urban Runoff Pollution Prevention Program
Attachment F – Table 1 – Private Projects and Public Projects Inspected
FY 2005-2006 Annual Report
Municipality: Sunnyvale

Public Projects Inspected

Project Location	Project Completion Date	Number of Deficiencies Noted	Construction BMPs	Contractor Notified of Deficiency by Inspector	Contractor Complied at Time of Notice	Comments
Public Projects FY 05-06						
Water Pollution Control Plant, Building Roof Replacement (No added impervious area)	7/25/05	0	Yes, Inlet Protection	N/A	N/A	Contractor submitted water pollution control plan and complied with requirements. City emphasized compliance with requirements during progress meetings.
Water Pollution Control Plant Oxidation Pond and Levee Improvements (No added impervious area.)	1/25/06	0	Yes, Dust Control	N/A	N/A	Contractor submitted water pollution control plan and complied with requirements. City emphasized compliance with requirements during progress meetings.
Water Pollution Control Plant/Landfill – Energy Recovery Facilities (Less than 0.1 acres of impervious area added)	10/14/05	0	Yes, Inlet Protection	N/A	N/A	Contractor submitted water pollution control plan and complied with requirements. City emphasized compliance with requirements during progress meetings.
Borregas Avenue Sewer Line Replacement (No added impervious area)	10/21/05	0	Yes, Dust control, Inlet protection, Concrete wash area, dewatering	N/A	N/A	Contractor submitted water pollution control plan and complied with requirements. City emphasized compliance with requirements during progress meetings
Water Pollution Control Plant, Chemical System Improvements (No added impervious area)	10/14/05	0	Yes, Inlet Protection	N/A	N/A	Contractor submitted water pollution control plan and complied with requirements. City emphasized compliance with requirements during progress meetings

Santa Clara Valley Urban Runoff Pollution Prevention Program
Attachment F – Table 1 – Private Projects and Public Projects Inspected
FY 2005-2006 Annual Report
Municipality: Sunnyvale

Project Location	Project Completion Date	Number of Deficiencies Noted	Construction BMPs	Contractor Notified of Deficiency by Inspector	Contractor Complied at Time of Notice	Comments
Public Projects FY 05-06 (continued)						
Calabazas Creek Trail Project No. : TR-00/06-03, Calabazas Creek Trail. Description: Construct Calabazas Creek bicycle/pedestrian trail and bridge	5/19/06	0	Yes, Dust control, Inlet protection, concrete wash area	N/A	N/A	Contractor submitted water pollution control plan and complied with requirements. City emphasized compliance with requirements during progress meetings
SCADA System Improvements (various locations, less than 10,000 square feet of impervious area added)	Ongoing	0	Yes, Inlet protection, Concrete wash areas	N/A	N/A	Contractor submitted water pollution control plan and complied with requirements. City emphasized compliance with requirements during progress meetings
Landfill Gas Condensate Collection Project (Less than 10,000 square feet of impervious area added or replaced.)	4/12/06	0	Yes, Inlet protection	N/A	N/A	Contractor submitted water pollution control plan and complied with requirements. City emphasized compliance with requirements during progress meetings
Wolfe Road, Striping and Signing (No impervious area was added or replaced.)	5/3/06	0	Yes, Inlet Protection	N/A	N/A	Contractor submitted water pollution control plan and complied with requirements. City emphasized compliance with requirements during progress meetings

City of Sunnyvale

FY 05 - 06 Annual Report

Attachment G

Public Information and Participation

Santa Clara Valley Urban Runoff Pollution Prevention Program
FY 2005-2006 Annual Report
Attachment G – Public Information and Participation
Municipality: Sunnyvale

P.S. Id.	Activity	CI Item Source	FY 05-06 Tasks	Status / Comments	Due Date (mo/yr)	Responsible Party
Public Information / Participation						
PIP-1	Identification of pollution issues/problems	URMP	Continue to discuss water pollution prevention, conservation, and watershed education with regional co-permittees, pretreatment staff, and urban runoff staff to determine current issues and pollutants of concern.	This is a continuous, ongoing effort and projects selected and implemented for FY05-06 reflect Sunnyvale's response to those discussions. See Attachment G Table 1 - Detailed Descriptions PIP Activities and Self-Evaluation Matrix for FY 05-06.	Ongoing Report 9/06	Sally Personett, Environmental Outreach Coordinator
PIP-2	Implementation of strategy to address issues	URMP	In order to insure efficient and effective use of resources, we will continue to select projects that automatically send behavior change messages to the greatest number of people without requiring staff to be present. In addition, we will lend support to regional projects and events that endeavor to increase behavioral change through public education	Media is identified as a key use of resources, and typical media projects include on-screen theater ads, articles and newspaper ads, web site updates, utility bill inserts, flyers, mass email blitz, community cable TV, poster distribution, literature kiosks, etc. See Attachment G Table 1 - Detailed Descriptions PIP Activities and Self-Evaluation Matrix for FY 05-06.	Ongoing Report 9/06	Sally Personett, Environmental Outreach Coordinator
PIP-3	Dissemination of outreach/education materials	URMP	Continue to update and develop new materials and information, and disseminate material to targeted audiences through participation in school and youth programs, industry-related events, presentations, community requests, plant tours, Farmers' Markets, and regional events...	Stock of outreach material is regularly tracked for quantity, reviewed for accuracy, and updated when new information is available. New materials are developed as needed, and disseminated via a variety of methods. See Attachment G Table 1 - Detailed Descriptions PIP Activities and Self-Evaluation Matrix for FY 05-06.	Ongoing Report 9/06	Sally Personett, Environmental Outreach Coordinator

Santa Clara Valley Urban Runoff Pollution Prevention Program
FY 2005-2006 Annual Report
Attachment G – Public Information and Participation
Municipality: Sunnyvale

Public Information / Participation (cont.)						
PIP-4	Municipal Employee Training	URMP and Permit Prov. C.9	Provide annual training to Community Development, Parks and Recreation, and Public Works Department staff related to URMP Performance Standards, BMPs, and Watershed Outreach and Education campaign. (See IPM Policy and Hg Policy outreach sections for similar tasks)	Staff training on a number of topics related to storm water pollution prevention, integrated pest management, mercury product pollution prevention and other watershed-related information was provided to staff. See Attachment M for descriptions of training provided by Environmental Division Staff	Ongoing Report 09/06	Kristy McCumby, Environmental Specialist & Dave Grabiec, Laboratory/ Pretreatment Mgr.
PIP-5	Evaluation of effort and strategy	URMP	Use various feedback methods to determine public evaluation of materials, workshops, and or seminars and level of increased awareness of pollution prevention issues. In an ongoing effort public feedback will be used by staff to evaluate appropriateness of strategies used in selected projects.	Evaluation forms are distributed after school presentations, and the feedback is used to modify the activity in order to fine tune the educational experience for the targeted audience. This approach is designed to determine satisfaction with the presentation or activity, not a measure of difference in usage patterns or behavior change.	Ongoing Report 9/06	Sally Personett, Environmental Outreach Coordinator
PIP-6	Work Plan Revision	URMP	As a result of ongoing evaluation and discussions as listed in PIP-1, determine projects to be continued, deleted or added.	Outreach continues to provide a wide-range of education to targeted and general audiences through participation in various events and activities in Sunnyvale, through use of media, and in project collaborations with other agencies and partners both regional and local. Projects Added: State of the City, Door Hanger Project, Pharmaceutical Waste Event, Community Workshops, Google Environmental Fair. Projects Deleted: Teachers Resource Fair, Thermometer Exchange, Grow Your Own Conference, Network Appliance Environmental Fair, Lockheed Environmental Fair, Hotel & Motel outreach Projects Continued: for a listing of activities and events, see Attachment G Table 1-Detailed Descriptions PIP Activities and Self-Evaluation Matrix for FY 05-06	Ongoing 9/06	Sally Personett, Environmental Outreach Coordinator

Santa Clara Valley Urban Runoff Pollution Prevention Program
FY 2005-2006 Annual Report
Attachment G – Public Information and Participation
Municipality: Sunnyvale

Public Information / Participation (cont.)						
PIP-7	Mercury Outreach	Permit Prov. C.9.c	In coordination with the Program and County-wide efforts, develop and continue to implement an educational outreach program to residential audiences regarding recycling of fluorescent lights, the proper disposal of other mercury-containing products, and the availability of non-mercury containing alternatives. Monitor and document results in the Annual Report.	Through ongoing collaboration and effort, Sunnyvale continues to develop and implement educational outreach to residential audiences regarding mercury containing products and water pollution prevention. See Attachment G Table 1 - Detailed Descriptions PIP Activities and Self-Evaluation Matrix for FY 05-06.	Ongoing Report 09/06	Sally Personett, Environmental Outreach Coordinator and HHW/SMaRT station staff
	Integrated Pest Management Outreach	Permit Prov. C.9.d	Continue to provide local public outreach on proper use and disposal of pesticide products and use of less toxic pest control methods This includes local IPM Store Partnership activities and participation in Regional outreach events. (Also see Water Quality Provisions of Order No. 01-024: Control Program for Pesticides for additional Outreach tasks.)	Sunnyvale continues to support local IPM store partnership activities and participate in Regional outreach events, as well as provide local public outreach on proper use and disposal of pesticides and use of less toxic pest control methods. See Attachment G Table 1 - Detailed Descriptions PIP Activities and Self-Evaluation Matrix for FY 05-06.	Ongoing Report 09/06	Sally Personett, Environmental Outreach Coordinator

1) See Attachment G Table 1 for the audiences assigned to each PI/P Outreach activity and the evaluation of that activity as accomplished in FY 05-06. The audience types are listed below:
General Outreach: Outreach of a general nature that does not fit any of the categories listed below. Effectiveness evaluations of General Outreach activities are included in Attachment G Table 1.
Targeted Outreach: Outreach to municipal staff, targeted industries, commercial entities, and to citizens that targets a specific pollutant or behavior. Effectiveness evaluations of targeted outreach activities either individually or as a whole are included in Attachment G Table 1.
Educational Programs: Outreach to schools, and other activities, as appropriate. Effectiveness of educational activities is included in Attachment G Table 1.
Citizen Participation: Sunnyvale's support/interaction with citizen Advisory committees, creek groups, citizen monitoring, and creek and trash clean-up activities.

Effectiveness of citizen participation activities is included in Attachment G Table 1.

Santa Clara Valley Urban Runoff Pollution Prevention Program
FY 2005-2006 Annual Report
Attachment G – Public Information and Participation
Municipality: Sunnyvale

2) Response to Regional Board Comments on Public Information and Participation section of FY 04-05 Annual Report:

No comments were received from the Regional Board on this section that needs to be addressed.

3) Include any new brochures/flyers/graphics or outreach material created in FY 05-06.

The following Sunnyvale outreach pieces created in FY 05-06 are included Attachment G, Appendix 1:

Outreach to the Community
Quarterly Report:
Earth Day is April 22 – Water Pollution and Prevention – spring 06
Decadent Dinners Stick to Your Ribs and Your Pipes – fall 05
Household Hazardous Waste for Safe Disposal of Household Batteries and Other Extras – winter 05/06
Keep Pool, Spa and Fountain Water out of our Storm Drains, Creeks and the Bay – summer 05

KSUN Community Cable TV:
Pollution Prevention Tips – National Pollution Prevention Week – September 05
- *Automotive Fluids*
- *Mercury*
- *Pesticides*
- *Car Wash*
- *Leaves and Yard Trimmings*

Grease Goes from the Pan to the Can – October 05
Mercury – New Hazardous Waste Disposal Rules – February 05
Theater Advertising
A theater ad regarding proper disposal of fluorescent bulbs was produced for viewing at the Mercado Theater – May 06
A theater ad regarding IPM and less-toxic pesticides was produced for viewing at the Mercado Theater – June 06

Sunnyvale Sun
Now Everyone Must Conform to the E-Waste Disposal Laws – February 06

Santa Clara Valley Urban Runoff Pollution Prevention Program
FY 2005-2006 Annual Report
Attachment G – Public Information and Participation
Municipality: Sunnyvale

Outreach to the Community (cont')

Website Press Releases
Sunnyvale Gets Head Start on New Hazardous Waste Rules – February 06
Earth Day Events – April 06

Door Hanger Project
Sewer Monsters Do Exist! – October 05 (ongoing)

Utility Bill Inserts:
Healthy Habits for Clean Water – May/June 06
Drain Smart – Mar/Apr 06
Vehicle Maintenance and Water Pollution – Jan/Feb 06
Keep Fluorescent Bulbs Out of the Trash – Jan/Feb 06
Are Old Batteries Taking Over Your House? – Jan/Feb 06
Please Keep Your Leaves off the Street – Nov/Dec 05
Sewer Monsters Do Exist! – Nov/Dec 05
Got Bugs? – Sept/Oct 05
Less Toxic Pest Management in Sunnyvale – Sept/Oct 05

Sunnyvale ReNews
Sunnyvale Programs for Consumer Electronics – spring 06
Bring Us Your Toxic Chemicals – spring 06
Cleaning Green – How to Keep Your Home Clean and Green – spring 06
Use the SMaRT Recycling Center Drop-off – summer 06

Outreach to Business
Ad – Chamber of Commerce Business Directory
A Healthy Bay – It's Good Business – January 06

FAQ – Business Recycling and Solutions
Proper Disposal fluorescent bulbs, batteries and electronic devices – winter 06

Santa Clara Valley Urban Runoff Pollution Prevention Program
FY 2005-2006 Annual Report
Attachment G – Public Information and Participation
Municipality: Sunnyvale

Outreach to Employees

Newsletters

The Harbinger:

Protecting the Bay is our Job – May/June 06
Sunnyvale Gets Head Start on New Hazardous Waste Rules – Mar/Apr 06
Don't Clog City Drains – Mar/Apr 06
Environmental Procurement Policy – Jan/Feb 06
Keeping the Creeks and Bay Clean – Nov/Dec 05

Poop Scoop:

Disposal Rules Change for Fluorescent Lamps and Tubes – Mar/Apr 06
Record Rainfall – Some Good News, Some Bad News – May/June 06

Mass email:

Recycling Guide for Consumer Electronic Devices, Batteries, and Mercury Containing Devices – February 06
Batteries, Fluorescent Lights and Electronics Recycling – March 06
Earth Day Workshops – Protect Your Water by Preventing Water Pollution – April 06

City of Sunnyvale

FY 05 - 06 Annual Report

Attachment G
Table 1 – Detailed PI/PActivities and Evaluation of Effectiveness

Public Information and Participation

Santa Clara Valley Urban Runoff Pollution Prevention Program
Attachment G- Public Information and Participation (PI/P) Table 1
FY 2005-2006 Annual Report
Municipality: Sunnyvale

Table 1. Detailed Description of FY 05-06 PI/P Activities and Self Evaluation Matrix

PI/P Activity[1]	Type of Outreach [2]	Level of Implementation (Description/Dates)	Evaluation of Effectiveness
Community			
Leadership Sunnyvale	Event – Targeted	This annual event is geared toward civic-minded individuals within the community interested in Sunnyvale government. During each workshop, the group visits a different department within the city, with a goal toward learning how the City operates and the process of governing. During one of the workshops the group visits the Water Pollution Control Plant for an overview and tour. April 06	This event presents a key opportunity to reach civic minded community members about water pollution issues. Overview topics include groundwater and shallow groundwater clean-up issues, the sanitary sewer project, public education, HHW information, and environmental issues relating to water quality in sewer and storm drain systems. This event offers an opportunity for Outreach to focus on long-term audience Goal 5 - build community leader and decision-makers awareness of watershed issues. 22 community members participated in the event this reporting year.
Columbia Health and Safety Fair	Event – General and Targeted	This annual community event targets economically disadvantaged families and youth with health, safety, and community services related activities and exhibits. May 06	At this event the Outreach exhibit focused on sanitary sewers and storm drain education and pollution prevention. Outreach conducted (8) Enviroscape demonstrations informing residents how storm water can become polluted from human chores and activities. Specific water pollution prevention issues such as pesticides, fertilizers, dog waste, automotive fluids and car wash, and industrial oil spills were presented. This is a beneficial event in which to reach the long-term target audience that includes low-income and Latino residents. Outreach discussed water pollution prevention with approximately 50 adults. See Schools and Youth category for number of students reached at this event.

[1] Reference FY 05-06 PI/P Work Plan
[2] General, Targeted, Educational, or Citizen Participation types of outreach activities

Santa Clara Valley Urban Runoff Pollution Prevention Program
Attachment G- Public Information and Participation (PI/P) Table 1
FY 2005-2006 Annual Report
Municipality: Sunnyvale

PI/P Activity	Type of Outreach	Level of Implementation (Description/Dates)	Evaluation of Effectiveness
Community (continued)			
Sunnyvale Pancake Breakfast	Event – General and Targeted	This event features a community breakfast, activities for kids, and exhibit booths providing public service information to the community. October 05	The Outreach display at this event included sanitary sewers and storm drain information, with a focus on water pollution prevention. The Outreach booth is extremely popular among kids and adults, and everyone is always fascinated by the Enviroscape demonstrations. Specific water pollution prevention issues such as pesticides, fertilizers, dog waste, automotive fluids and car wash, and industrial oil spills are introduced and discussed. This event offers a venue for Outreach to focus on short-term target audience reach for Goal 3 – inform that indoor/outdoor daily activities impact our watershed Outreach discussed water pollution prevention with approximately 30 adults. See Schools and Youth category for number of students reached at this event.
Farmers Market	Event - Targeted	Outreach staffs an exhibit booth once per month at the Farmers Market in Sunnyvale. The Our Water Our World exhibit is displayed and IPM literature is distributed. The goal of outreach at this event is to promote pesticide reduction and IPM practices. Other pollution prevention literature such as the HHW mercury brochure and utility bill inserts targeting other water pollution prevention issues is available at the table and also distributed at this event. Ongoing February through November	During peak months, Outreach speaks to between 40 and 70 people at each event about methods of non-toxic pest management both inside and outside the home. This reporting year a casual survey was implemented on an intermittent basis to determine how many individuals visiting the booth had heard of the term *Integrated Pest Management* (IPM). On average, only 1 in 4 adults were somewhat familiar with this terminology. This gave Outreach staff the opportunity to discuss IPM with individuals who visited the booth.

Santa Clara Valley Urban Runoff Pollution Prevention Program
Attachment G- Public Information and Participation (PI/P) Table 1
FY 2005-2006 Annual Report
Municipality: Sunnyvale

PI/P Activity	Type of Outreach	Level of Implementation (Description/Dates)	Evaluation of Effectiveness
Community (cont.)			
State of the City Event	Event – General	This is an annual one-day event sponsored by the City as a Fourth of July celebration. Among other activities, the event features exhibits that provide community information to residents and youth. July 05	The Outreach booth featured water pollution prevention information and literature. Brochures and literature distributed included Pests Bugging You, The Dirty Dozen, IPM datasheets, Keeping it all in Tune, Home Maintenance Tips for a Cleaner Bay, and proper disposal (HHW) information. This event offers a venue for Outreach to focus on short-term target audience reach for Goal 3 – inform that indoor/outdoor daily activities impact our watershed Outreach discussed pollution prevention techniques with approximately 60 adults at this event.
Earth Day	Event – General	At this one-time event, Environmental Outreach partnered with the City's Solid Waste and Recycling Division to present community workshops at the Sunnyvale Library. Outreach presented *Protecting Our Water*, a water pollution prevention workshop. April 06	The presentation included watershed education, how the combined effects of pollution from many sources continues to impact our watershed and the quality of our water resources, how change impacts our watershed, and pollution tracked from many sources. The Enviroscape demonstration presented specific water pollution prevention issues such as pesticides, fertilizers, dog waste, automotive fluids and car wash, and industrial oil spills. Best management practices were discussed to prevent water pollution 10 adults attended the *Protecting our Water* workshop.
Pharmaceutical Waste Event	Event – Targeted	Sunnyvale was one of 30 Bay Area agencies that participated in the campaign *Safe Medicine Disposal Days* sponsored by the Bay Area Pollution Prevention Group. May 06	The goal of this outreach event was to create awareness among residents that it is no longer acceptable to dispose of pharmaceuticals in the toilet or down the drain. Sunnyvale felt the event exceeded expectations, as more than 50 people dropped off approximately 875 bottles of unused medicines during a six-hour period.

Santa Clara Valley Urban Runoff Pollution Prevention Program
Attachment G- Public Information and Participation (PI/P) Table 1
FY 2005-2006 Annual Report
Municipality: Sunnyvale

PI/P Activity	Type of Outreach	Level of Implementation (Description/Dates)	Evaluation of Effectiveness
Community (cont.)			
Community Workshops	Event - Targeted	Two community workshops were conducted during this reporting year • *What Your Gardener Can Do* August 05 • *Making Your Garden Less Toxic* Sept 05	Compost workshops are scheduled once per month, and these specialty workshops were conducted in coordination with the compost workshops. Approximately 30 people attended each of the two workshops.
Plant Tours	Event – General and Targeted	Plant tours are offered to community and schools groups. Tours present information on the physical, chemical and biological treatment processes, how the Plant uses alternative fuel sources to conserve energy and information on conservation using recycled water for landscaping. Ongoing	This activity heightens awareness of the function and importance of water treatment in preventing water pollution in the Bay. The goal of this event is to reach individuals about wastewater treatment and water pollution prevention. This is a valuable way for individuals to learn firsthand about the important role of a water pollution control plant plays in preventing water pollution. This reporting year, 63 adults toured the Plant. See Schools and Youth category for number of students reached during student tours.
Theater Billboards	Media – Targeted	Water pollution prevention messages were displayed at the Sunnyvale Mercado Theaters as on-screen advertising. To date, two ads have been produced: - *Mercury (fluorescent lighting)* - *Pesticides* April – June 06	This is a cost-effective beneficial way to reach audiences with targeted pollution prevention messages. These 14-second animated/audio ads are viewed by movie audiences (2) times during a 15-minute timeframe prior to every movie shown in the 20-theater complex. In the new reporting year additional, targeted messages will be developed for viewing.

Santa Clara Valley Urban Runoff Pollution Prevention Program
Attachment G- Public Information and Participation (PI/P) Table 1
FY 2005-2006 Annual Report
Municipality: Sunnyvale

PI/P Activity	Type of Outreach	Level of Implementation (Description/Dates)	Evaluation of Effectiveness
Community (cont.)			
KSUN Community Cable TV	Media – Targeted	Sunnyvale residents view PSAs regarding water pollution prevention on community cable TV. The following P2 messages were broadcast during National Pollution Prevention Week September 05: • *Oil and automotive fluids* • *Fluorescent bulbs* • *Less toxic pest control* • *Car wash* • *Leaves and yard trimmings* Two additional P2 messages were broadcast this reporting year: • *Fats, Oil and Grease* – Oct 05 • *Mercury – Hazardous Waste* – Feb 06	KSUN Channel 18 is the City's government access television station. Approximately 13% of all Sunnyvale cable subscribers watch KSUN once or twice a month. This is a cost-effective way to advertise pollution prevention messages to the Sunnyvale community.
Utility Bill Inserts	Media – Targeted	Utility bills are mailed to Sunnyvale rate payers on a two-month billing cycle. • *GOT BUGS?* Sept/Oct 05 • *Sunnyvale's IPM Policy* Sept/Oct 05 • *Street Clean/Yard Maintenance* Sept/Oct 05 • *Fats, Oils, Grease* Nov/Dec 05 • *Keep Leaves off Street* Nov/Dec 05 • *Auto Pollution* Jan/Feb 06 • *Keep Fluorescents Out of Trash* Jan/Feb 06 • *Old Batteries Taking Over?* Jan/Feb 06 • *Drain Smart – Pools* Mar/April 06 • *Healthy Habits Clean Water* Mar/Apr 06	Sunnyvale will continue to use utility bill advertising as a cost-effective way to reach residents and businesses with pollution prevention outreach messages. Bills containing water pollution prevention messages are mailed over a two-month timeframe reaching over 30,000 utility accounts in Sunnyvale.

Santa Clara Valley Urban Runoff Pollution Prevention Program
Attachment G- Public Information and Participation (PI/P) Table 1
FY 2005-2006 Annual Report
Municipality: Sunnyvale

PI/P Activity	Type of Outreach	Level of Implementation (Description/Dates)	Evaluation of Effectiveness
Community (cont.)			
Quarterly Report Articles	Media - Targeted	The Quarterly Report is a community newsletter for residents and businesses. • *Draining Pools and Spas* summer 05 • *Fats Oils and Grease* fall 05 • *HHW Safe Disposal* winter 05 (batteries, fluorescents, pesticides, paint, pool) • *Earth Day – Water Pollution Prevention* spring 06	The Quarterly Report is mailed to approximately 60,000 Sunnyvale residents and businesses each quarter. In addition, 2000 copies of the Report are distributed to reception and outreach areas in Sunnyvale. Placing articles regarding water pollution prevention will be an ongoing effort as this has proven to be a cost effective way to reach people who live, work and/or go to school in Sunnyvale.
Door Hanger Project	Media - Targeted	A door hanger was developed for distribution to residents in high-density housing areas that have a history of sanitary sewer overflow incidents. The door hanger advises residents about overflows from accumulations of fats, oils and grease in drains and pipes. Ongoing	The goal of this outreach is to reduce or eliminate fats, oils and grease (FOG) at the source and to raise awareness among residents that proper disposal of (FOG) in the garbage will reduce sanitary sewer overflows and prevent water contamination. When a sewer overflow in a neighborhood is grease related, the door hangers are distributed to homes and units in the immediate area. This is an effective method for targeted one-on-one outreach related to a targeted pollutant.
National Pollution Prevention Week	Media – General and Targeted	National Pollution Prevention Week is an annual event presented by the Dept. of Toxic Substances Control. The Plant coordinates outreach to the community by placing P2 posters in strategic locations citywide and airing pollution prevention messages on KSUN, the city's community cable channel. September 2005	Any person living, working or going to school in Sunnyvale who visited the Library, Community Center, Senior Center, or City Hall (two locations) could see the P2 posters. Advertising P2 reminders on community cable TV reaches approximately 13% of all Sunnyvale cable subscribers who watch KSUN once or twice a month.

Santa Clara Valley Urban Runoff Pollution Prevention Program
Attachment G- Public Information and Participation (PI/P) Table 1
FY 2005-2006 Annual Report
Municipality: Sunnyvale

PI/P Activity	Type of Outreach	Level of Implementation (Description/Dates)	Evaluation of Effectiveness
Community (cont.)			
Sunnyvale ReNews	Media – General and Targeted	The Sunnyvale ReNews newsletter is focused on reduce, reuse, recycle messages with additional focus on HHW. Mercury articles - *Sunnyvale's Program for Consumer Electronics* - *Use the SMaRT Recycling Center Drop-off* HHW articles - *Bring Us Your Toxic Chemicals* Less-Toxic Cleaning - *Cleaning Green* spring 06 summer 06	This newsletter is mailed twice a year to approximately 29,000 single family residents and 24,000 residents living in multi-family units An additional 500 copies are distributed to key locations throughout the city. Considering the reach, this newsletter serves as a productive method to continually remind the community about recycling with a focus on HHW disposals.
The Sun	Media - Targeted	An article published in the Sunnyvale Sun advised the public that as of February 9 it will be against the law to dispose of certain waste in the garbage. - *Now Everyone Must Conform to New E-Waste Disposal Rule* February 06	The Sunnyvale Sun has a readership of approximately 42,320 and a circulation of 18,600.
Poop Scoop	Media – Targeted	The Poop Scoop is the employee newsletter for staff working at the Water Pollution Control Plant. This reporting year articles included: • *New Disposal Rules – Fluorescents* Mar/Apr 06 • *Record Rainfall and Water Quality* May/June 06 (litter, pet waste, automotive pollutants)	The Poop Scoop is the employee newsletter for staff at the Water Pollution Control Plant, with a readership of approximately 65 employees.
Mass Emails	Media - Targeted	A mass email was sent to Sunnyvale employees this reporting year, with a targeted message of mercury pollution prevention. • *Batteries, Fluorescent Lights and Electronics Recycling* March 06	Approximately 1000 City employees that have access to a computer to read email.

Santa Clara Valley Urban Runoff Pollution Prevention Program
Attachment G- Public Information and Participation (PI/P) Table 1
FY 2005-2006 Annual Report
Municipality: Sunnyvale

PI/P Activity	Type of Outreach	Level of Implementation (Description/Dates)	Evaluation of Effectiveness
Community (cont.)			
Reference Tool	Media - Targeted	A reference tool was developed for answer point staff that may be required to answer questions posed by residents regarding the new safe disposal guidelines that became effective February 9, 2006. • *Recycling Guides for Consumer Electronic Devices, Batteries, and Mercury Containing Products* February 06	This proved to be an effective reference tool to prepare telephone answer point staff with correct answers to public inquiries regarding proper disposal of mercury containing devices. Approximately 27 individuals responsible for answer points within the city were sent a copy of the matrix to use as a referral tool.
The Harbinger	Media - Targeted	The Harbinger is the employee newsletter for City of Sunnyvale staff. Articles included: • *Keeping the Creeks and Bay Clean* Nov/Dec 05 • *FOG Don't Clog City Drains* Mar/Apr 06 • *New Hazardous Waste Rules* Mar/Apr 06 • *Protecting the Bay is Our Job* May/June 06	Published bi-monthly, the Harbinger is available electronically to about 1000 Sunnyvale employees with access to a computer. The Harbinger serves as a cost-effective way to reach City staff with specific water pollution information and suggestions for behavioral change that could be useful both on the job and at home.
Web Page	Media - General	Two department web sites within the city advertise pollution prevention, including information to residents about HHW materials and proper disposal. • The Water Pollution Control Plant website advises general tips on water pollution prevention, water conservation, and watershed stewardship. • The City's Solid Waste and Recycling website provides HHW information regarding proper disposal of hazardous materials, including pesticides, fertilizers, paints, and mercury containing products. Ongoing	The website will be monitored on a continual basis and updated with current information as necessary. The City's web site does not have a counter to determine number of hits, and consequently, effectiveness of this outreach activity.

Santa Clara Valley Urban Runoff Pollution Prevention Program
Attachment G- Public Information and Participation (PI/P) Table 1
FY 2005-2006 Annual Report
Municipality: Sunnyvale

PI/P Activity	Type of Outreach	Level of Implementation (Description/Dates)	Evaluation of Effectiveness
Business and Industry			
Google Environmental Fair	Event - General	This was the first environmental fair held by Google for its employees. The fair featured display booths and exhibits from a variety of organizations and agencies showcasing information, as well as earth friendly products and services. The outreach booth displayed posters explaining the differences between sanitary sewers and storm drains. September 05	The event had minimal attendance compared to the potential number of Google employees. Google's Environmental Fair targets recycling, air and water pollution. Outreach focused on water pollution prevention messages and discussions with Google employees centered on behavioral changes to prevent water pollution. Literature distributed included IPM, automotive pollution and HHW information. About 40 employees visited the booth for pollution prevention information.
Web Site	Media - Targeted	To assist businesses with water pollution prevention, the Pretreatment section of the Water Pollution Control Plant website advertises specific BMPs for painting, concrete cleaning, facility maintenance, equipment cleaning, and vehicle maintenance. Ongoing	The website will be monitored on a continual basis and updated with current information as necessary. Number of businesses reached cannot be determined because Sunnyvale does not have a counter to record number of hits to the website.
Sunnyvale Chamber of Commerce Business Directory	Media - Targeted	Sunnyvale purchased ad space in the new Directory and developed an ad focused on several topics; the difference between storm drains and sanitary sewer; increasing environmental awareness; and best management practices. • *A Healthy Bay – its Good Business* January 06	This is a cost-effective way to reach a large segment of the small business population in Sunnyvale. 10,000 copies of the Directory are mailed to Chamber members, major businesses and newcomer residents. Copies of the Directory available at major distribution points throughout the City and are included in Chamber business packets.
Santa Clara County Green Business Conference	Event – Targeted	This mini-conference was presented by the Santa Clara Valley Water District and Green Business of Santa Clara County, and was held at the Sunnyvale Community Center. Topics presented at the conference included water conservation, purchasing for waste prevention, energy conservation and pollution prevention. March 06	Outreach staffed a booth at the Green Business Conference in order to target Sunnyvale businesses regarding the regulations businesses are required to meet relative to reducing or eliminating the introduction of pollutants into the sanitary sewer.

Santa Clara Valley Urban Runoff Pollution Prevention Program
Attachment G- Public Information and Participation (PI/P) Table 1
FY 2005-2006 Annual Report
Municipality: Sunnyvale

PI/P Activity	Type of Outreach	Level of Implementation (Description/Dates)	Evaluation of Effectiveness
Business and Industry (continued)			
Business Recycling and Solutions Newsletter	Media - Targeted	An article was published to advise Sunnyvale businesses of the new legislation requiring safe disposal of mercury products such as fluorescent bulbs, batteries and electronic devices. Winter 06	This newsletter is mailed to approx 1600 businesses located in Sunnyvale.
Schools and Youth			
Creek Education Program	Educational – General and Targeted	The creek and storm drain education program provides urban runoff, water pollution prevention, storm water, and water conservation information to Sunnyvale students attending schools in the Cupertino School District. Ongoing	After studying water and structures of life in class, students take a "storm drain flows to creek" education trip to McClellan Ranch Park as a supplement to the water studies course. In partnership with Cupertino, Sunnyvale provided funding to cover the transportation cost for (5) buses to transport the Sunnyvale students that attend schools in the Cupertino School District. This program offers an excellent opportunity to encourage youth audiences to accept personal responsibility and actions that benefit the watershed. Two 3rd grade classes from West Valley and three classes of 3rd graders from Nimitz School. Total students reached = 150
Classroom Presentation	Educational – General and Targeted	Watershed pollution demonstration using the Enviroscape focuses on introducing kids to watersheds, water pollution problems, storm drains and sanitary sewers, water conservation, and watershed stewardship. Ongoing	Outreach conducted 16 classroom presentations this school year. In their feedback remarks, many students indicated they learned new things from the presentation. Many said they never knew that only 1% of the world's water is fresh water, and that we should protect it. Other students remarked they didn't know about storm drains and sewer systems before the presentation. Evaluation feedback from teachers indicated the information reinforced and supported what they were learning in class. Kinder =58 2nd = 54 5th =309 Total =421

Santa Clara Valley Urban Runoff Pollution Prevention Program
Attachment G- Public Information and Participation (PI/P) Table 1
FY 2005-2006 Annual Report
Municipality: Sunnyvale

PI/P Activity	Type of Outreach	Level of Implementation (Description/Dates)	Evaluation of Effectiveness
Schools and Youth (continued)			
Sunnyvale Summer Camps	Educational - Targeted	In partnership with Sunnyvale Parks and Recreation Department, the Outreach program provides environmental games and activities that focus on water pollution prevention to younger children enrolled in Summer Camp. July 05 August 05	This year, the program for outreach at summer camps was modified. Two camps serving youth ages (9-12) and (6-12) were eliminated. Due to staff limitations, Outreach focused only on youth attending Kidstuff Camp (age 6-9). In addition, instead of a summer long program, the format was reduced to (2) presentations in July and (2) presentations in August. Presentations introduced material such as storm drains, sewers and water pollution (Enviroscape), and beneficial insects (story, discussion, craft project). Outreach at summer camps will likely be eliminated in 06-07 due to staff limitations and lack of support by Parks and Rec. 196 youth reached
Plant Tours School Groups	Educational – General and Targeted	Plant tours focus on the difference between storm drains and sanitary sewer, the importance of wastewater treatment in protecting the Bay, wastewater treatment processes, water pollution prevention, and the value of recycled water.	To determine if public messages on preventing pollution in storm drains were effective, we surveyed tour participants to find out if students knew the difference between storm drain flows and treated water from sanitary sewer lines. An informal evaluation was conducted on an intermittent basis during 8 of the 15 tours, with an intention of capturing student knowledge about storm drains. The goal of the evaluation was to learn if students 1) know what a storm drain is, and 2) know where storm drains flow. Outcome showed that of the 136 students surveyed, only 31 felt they knew what a storm drain is, and only 9 felt they knew where storm drains flow. Interestingly, 107 students out of the 136 were high school or college students touring with a biology and/or environmental science course. The outcome resulted in transfer of knowledge about storm drains and where storm drains discharge, with 100% of student audience reached. The Plant conducted 15 student tours reaching 41 elementary, 53 high school, and 196 college age students. Total = 290

Santa Clara Valley Urban Runoff Pollution Prevention Program
Attachment G- Public Information and Participation (PI/P) Table 1
FY 2005-2006 Annual Report
Municipality: Sunnyvale

PI/P Activity	Type of Outreach	Level of Implementation (Description/Dates)	Evaluation of Effectiveness
Schools and Youth (continued)			
Sunnyvale Pancake Breakfast	Educational – General and Targeted	This is a community event sponsored by the City's Public Safety Unit. The event features a community breakfast, activities for kids, and exhibit booths providing information about City services. The outreach focus at this event is water pollution prevention.	This is an excellent event to reach kids and families with messages about watersheds, storm drains, and water pollution prevention. Our booth at this event is very popular among both kids and adults, and everyone is always very interested in watching the Enviroscape demonstrations and learning about water pollution. This event offers an excellent venue for Outreach to focus on short-term target audience reach for Goal 4 – deliver messages to students designed to encourage personal responsibility and actions that benefit the watershed. Approx. 50 kids watched the demonstrations and learned about water pollution prevention.
Columbia Health and Safety Fair	Educational – General and Targeted	This is a family oriented health and safety event. At this event the Outreach booth conducts Enviroscape presentations with focus on storms drains and water pollution prevention.	Outreach conducted 8 Enviroscape presentations, informing youth about storm drains and how water becomes polluted from human activities. The Enviroscape is a very effective tool to use at an event of this type because children are fascinated and riveted by the visual demonstration of how the water becomes polluted, which I believe helps them understand the problem and drives home the water pollution prevention message. This is a beneficial event in which to reach short-term audiences with Goal 4 – deliver messages to students designed to encourage personal responsibility and actions that benefit the watershed. AND long-term target audiences that includes low-income and Latino residents. Total number of children – approximately 80

Santa Clara Valley Urban Runoff Pollution Prevention Program
Attachment G- Public Information and Participation (PI/P) Table 1
FY 2005-2006 Annual Report
Municipality: Sunnyvale

PI/P Activity	Type of Outreach	Level of Implementation (Description/Dates)	Evaluation of Effectiveness
Regional			
Home and Garden Show	Event – General and Targeted	The San Jose Home and Garden Show is reported to be the largest, most highly attended home show in the area offering homeowners an opportunity to see the latest trends and products in home improvement, design and landscaping. April 06	Volunteers staffing the event spent time talking with attendees about the difference between sanitary sewer and storms drain systems, about less-toxic pest control around the home and garden, and promoting the main message of water pollution from pesticide runoff. Total number of individuals reached at this event was 583, with 678 pieces of literature distributed.
Guadalupe Gardens Grand Opening	Event – General and Targeted	The Guadalupe River Park Grand Opening Celebration included activities and fun for the whole family. Many of the exhibit booths featured an environmental theme. The Watershed Watch booth provided information on IPM and pesticides. September 05	Approx 50,000 people were expected to visit this event. The goal of the outreach was to inform the public through interaction, literature, playing the bean bag game, and the Watershed Watch Display about why watersheds are important and how to prevent water pollution in our local creeks and Bay. 528 pieces of IPM literature were distributed.
Orchard Supply Hardware	Event - Targeted	The Orchard Supply Hardware Home and Garden Show offers homeowners an opportunity to see the latest trends and products in home improvement, design and landscaping. May 06	Volunteers staffing the event spent time talking with attendees about IPM techniques, less-toxic pest control around the home and garden, and promoting the main message of water pollution from pesticide runoff.
Ad Hoc Task Group Participation	Targeted	Participating member of the SCVURPPP ad hoc task group for Mercury and IPM. Ongoing	Activities include literature development, program development, work plan and timeline development and review, budget review and approval, activity planning and implementation.
Watershed Outreach and Education Campaign (WE&O)	Targeted	The goal of the campaign is to educate residents of Santa Clara County about watershed protection through water pollution prevention awareness and appreciation, to promote public involvement in watershed stewardship through behavioral changes, and to change behaviors that negatively impact the watershed.	Outreach has been a participating partner and remains active in all aspects of the campaign. In an ongoing effort, Outreach continues to work with co-permitees, SCVURPPP staff, and the consultant to approve campaign action plans and promotional materials.

City of Sunnyvale

FY 05 - 06 Annual Report

Attachment G

Public Information and Participation

Appendix 1

Examples of Outreach Materials Developed for Sunnyvale

037476

Earth Day is April 22

Sunnyvale Quarterly Report
Spring – 2006

April 22 marks the annual celebration of Earth Day. The City of Sunnyvale will officially launch Earth Day with a proclamation and recognition of Sunnyvale's newest "Green Businesses" at the April 11 Council meeting.

During the week before Earth Day there will be numerous opportunities to learn about how to be a better Earth care-giver, starting at home. Cap it off by holding a sale or shopping for treasures at the Citywide garage sale Saturday, April 22, and stopping for lunch at one of Sunnyvale's beautiful parks. Or bring lunch and have a picnic at Plaza del Sol.

Attend one or all of these workshops designed to help you learn about how to turn toward living green.

A Healthy Home from the Inside Out

An Environmental Program Series
Monday, April 17 - Wednesday, April 19

Earth Day is a time to celebrate our connection to our planet. It is a time to learn what you can do to help the environment and improve the quality of life in our community. The City will present a series of programs at the Library during this week geared toward environmental protection in our City, neighborhoods and homes. Each of these events will be held in the Program Room at the Sunnyvale Library.

Water Pollution and Prevention

Monday, April 17, 7 p.m. - 8:30 p.m.

The combined effect of pollution from many sources continues to impact our watershed and the quality of our water resources. The presentation discusses changes that impact our watershed, and tracks pollution from various sources. Best management practices are discussed to prevent water pollution and environmental contamination.

Greening Your Home: Materials and Strategies

Presented by Build It Green
Tuesday, April 18, 7 p.m. - 9 p.m.

This workshop will cover materials and strategies that can allow you to create a home that's healthy for you and your family, saves money, and is easy on the environment. You will learn how to:

- Increase your home's comfort, health and durability;
- Reduce utility bills;
- Make smart material and appliance choices; and
- Maintain and operate your home's structure and systems.

Whatever your style or budget, you can enjoy the benefits of a green home!

Cleaning Green: How to Keep Your Home Clean and Green

Wednesday, April 19, 1 p.m. - 2 p.m.
7 p.m - 8:30 p.m., Community Center Neighborhood Room

Hear from Annie B. Bond, a leading environmental expert and author, on keeping your home clean using safe, non-toxic cleaners and products. Your whole family benefits.

- Learn about some cleaning chemicals and their consequences;
- Identify common household products that can double as cleaners;
- Teach others in your household safe-clean how-to's; and
- Learn how to save money while staying green.

Why Use Cloth for Your Child?

Presented in cooperation with Tiny Tots Diaper Service, the Real Diaper Association and the City of Sunnyvale
Wednesday, April 19, 2:30 p.m. - 3:30 p.m.

Learn why Sunnyvale promotes the use of cloth diapers. Included in this workshop will be a parent, currently using 100 percent cotton diapers, demonstrating just how simple it is for today's moms and dads to diaper using the no-pinning method. Practical ways to ensure a non-toxic environment for your baby's bottom will also be discussed.

037477

QUARTERLY REPORT

CITY OF SUNNYVALE CALIFORNIA

CITY OF SUNNYVALE FALL 2003

Decadent Dinners Stick To Your Ribs and Your Pipes

Properly Disposing of Fat, Oil and Grease.

Southern-style fried chicken. Onions sautéed in butter or oil. Taco fiestas and delicious curries. They're all mouth-watering feasts, but you may be surprised to learn that they can also be hazardous to the health of your home's plumbing system. Pouring the remains of these culinary delights into a drain or garbage disposal can cause costly, unpleasant sewer blockages and overflows.

What happens is simple: fats, oil and grease from food build up in pipes by sticking to the sides of the pipe, roots, or cracks in the sewer. Over time, the build-up can block an entire pipe. Using commercial products such as detergents that claim to dissolve grease may simply pass grease down the line and cause problems in other areas.

On average, one in 60 homes in the Bay Area is affected by a blockage in their plumbing or in the main lines of the public sewer system every year. These blockages can cause overflow into homes. Besides the mess and unpleasant odor, untreated sewage can cause health hazards and threaten the environment. Overflows of sanitary waste into a storm drain may reach our local creeks and Bay, contaminating the water and impacting plant, fish and wildlife. Sanitary sewer overflows also require expensive cleanup and plumbing repairs.

For more information about how to prevent fat, oil and grease from damaging the sanitary sewer and the environment, call the City of Sunnyvale Environmental Division at (408) 730-2761, TDD (408) 730-7501.

Household Hazardous Waste Program

For Safe Disposal of Household Batteries and Other Extras

Dec/Jan 06

Does the post-holiday season find you with a stock of new gadgets and a cache of old batteries or other household extras that you need to dispose or recycle? The City of Sunnyvale provides several options for safe disposal of unwanted household products containing hazardous materials, helping to prevent damage to the people and the environment.

Locally and nationally the effects of mercury contamination in the food chain are receiving increasing media attention. This winter and post-holiday season are especially good times of the year to look for and dispose of unwanted household items containing mercury. Common household items that may contain mercy include fluorescent light bulbs and tubes, batteries, mercury thermometers and thermostats.

Disposal and Recycling Options for Sunnyvale Residents

Curbside

Household batteries may be recycled at curbside. Put them in a heavy-duty, sealed plastic bag and place the bag on top of recycling cart.

SMaRT Station®

Fluorescent bulbs or tubes may be taken to the SMaRT Station, 301 Carl Road, Sunnyvale. Daily 8 a.m. – 5 p.m. No charge.

Local Retail Shops
(for fluorescent bulbs and tubes)

Numerous retail stores in Santa Clara County are now accepting fluorescents bulbs and tubes at their stores during regular business hours. For a complete list, visit the *Mercury Education* link under *Household Hazardous Waste Home* at *www.hhw.org*.

Household Hazardous Waste Event

When you have a full-limit load, bring your other mercury-containing products and other hazardous household waste to a Household Hazardous Waste Drop-off event in Sunnyvale, held the third Saturday of each month, excluding December.

Next events: January 21, February 18, March 18
Hours: 8 a.m. – 1 p.m.
No appointments required for Sunnyvale residents.
Location: 164 Carl Road

Other items accepted at a Household Hazardous Waste event include pesticides, insecticides, herbicides, flammable or combustible liquids, fire extinguishers, paints, household cleaners and pool products. Businesses with small quantities of hazardous waste may be available to participate in a fee-based county drop-off program by appointment only. Call (408) 299-7300 for details.

Planning Your Household Hazardous Waste Drop-off Trip

Do not mix materials, and make sure that all materials are in the original container or carefully contained in a sealed, non-leaking container. Follow the City's transportation guidelines of no more than five gallons or 50 pounds per vehicle, per trip.

Please help us prevent the unsafe disposal of mercury and other toxic household products year-round. Do not put any of these items in the trash or dump them into toilets, drains or on the ground. For more information, contact the recycling program at (408) 730-7262 or visit *www.sunnyvalerecycles.org*.

037479

Quarterly REPORT Summer 2005

Draining Pools and Spas

Keep Pool, Spa and Fountain Water Out of Our Storm Drains, Creeks and the Bay

Clean water is vital to the health of fish, plants, animals and humans, but many human chores and activities can lead to water pollution. Common culprits are swimming pools and spas, which must be drained properly to ensure chemicals don't enter storm drains where water flows untreated to our local creeks and Bay. Copper is used as an algaecide in pools, spas and fountains, and copper pipes are commonly used in pool plumbing. Draining pools, spas and fountains to storm drains can pollute our creeks and Bay with copper, chlorine, sediments, and other contaminants. A properly maintained pool, spa or fountain may reduce the need for draining.

Maintaining your pool, spa or fountain

- Minimize algae buildup to prevent the need for toxic algaecides
- Clean regularly, maintain proper chlorine levels, and maintain water filtration and circulation.
- Manage pH and water hardness to minimize copper pipe corrosion that can stain your pool and end up in our creeks and the Bay.
- Ask your pool maintenance service for help resolving persistent algae problems without using copper algaecides.

Cleaning

- Never clean a filter in the street, gutter, or storm drain.
- Rinse cartridge filters onto a dirt area and spade filter residue into the soil.
- Keep backwash discharges out of the street and storm drain. Backwash sand and diatomaceous earth filters onto a dirt area. Dispose of spent filter materials in the trash.

Draining

- Don't drain to a street, gutter, or storm drain. Instead, discharge water to a sanitary sewer clean-out.
- To report a pool in your neighborhood draining to the street, or for information about locating your sanitary sewer clean-out call the Sunnyvale Water Pollution Control Plant at (408) 730-7260.

What does a sanitary sewer clean-out look like?

- Look on your property for a small concrete or metal cover marked "sewer." Clean-outs are often located under them.
- Look for a small circular cap on a pipe, with a raised square on it, sticking out of your house or out of the ground. These caps often cover clean-outs.
- In either case, remove the cap and place the hose in the pipe to drain. To prevent backflow, keep the end of the hose from touching the bottom of the sewer pipe while draining.

Tips for finding your clean-out:

- If your kitchen or bathroom is on an exterior wall of your house, look outside along that wall for a clean-out.
- Stand on the sidewalk looking toward your house. Line up the main water sources in your house: bathrooms, kitchen, washers, etc. The clean-out is often located on that line, in front of or behind your house.
- Look for an "S" stamped into the curb or sidewalk near your house. It marks where the sewer line is. Your clean-out may be along it.
- Look for a slight linear depression in your yard between your house and the street. This may indicate the location of a sewer line, and your clean-out may be on it.

Residents of Sunnyvale can dispose of pool chemicals at a hazardous waste drop-off event. For more information call Sunnyvale Solid Waste and Recycling at (408) 730-7262 or visit *www.sunnyvalerecycles.org*.

For information about how to protect our creeks and bay, call (866) WATERSHED or visit the Watershed Watch Web site at *www.watershedwatch.net*.

NATIONAL POLLUTION PREVENTION WEEK

September 19 – 25, 2005

Prevent pollution going down the storm drain to our creeks and the Bay

POLLUTION PREVENTION TIP

Maintain your car regularly to prevent oil and other automotive fluids from leaking onto streets.

Sunnyvale Water Pollution Control Plant
wpcp.sunnyvale.ca.gov
(408) 730-7738, TDD (408) 730-7501

NATIONAL POLLUTION PREVENTION WEEK

September 19 – 25, 2005

Prevent pollution going down the storm drain to our creeks and the Bay

POLLUTION PREVENTION TIP

Dispose of fluorescent bulbs at a Household Hazardous Waste Drop-off Event

Sunnyvale Water Pollution Control Plant
wpcp.sunnyvale.ca.gov
(408) 730-7738, TDD (408) 730-7501

NATIONAL POLLUTION PREVENTION WEEK

September 19 – 25, 2005

Prevent pollution going down the storm drain to our creeks and the Bay

POLLUTION PREVENTION TIP

Use a less-toxic alternative to control pests in your home and garden.

Sunnyvale Water Pollution Control Plant
wpcp.sunnyvale.ca.gov
(408) 730-7738, TDD (408) 730-7501

NATIONAL POLLUTION PREVENTION WEEK

September 19 – 25, 2005

Prevent pollution going down the storm drain to our creeks and the Bay

POLLUTION PREVENTION TIP

Wash your car on a grassy area, unpaved surface, or at a commercial car wash.

CITY OF SUNNYVALE CALIFORNIA

Sunnyvale Water Pollution Control Plant

wpcp.sunnyvale.ca.gov

(408) 730-7738, TDD (408) 730-7501

THE CITY OF SUNNYVALE WATER POLLUTION CONTROL PLANT

NATIONAL POLLUTION PREVENTION WEEK

September 19 – 25, 2005

Prevent pollution going down the storm drain to our creeks and the Bay

POLLUTION PREVENTION TIP

Sweep leaves and yard trimmings into a compost bin or yard cart.

Sunnyvale Water Pollution Control Plant

wpcp.sunnyvale.ca.gov

(408) 730-7738, TDD (408) 730-7501

KSUN 15

KSUN Bulletin Log
DETAIL

10/11/2005

2005-09-054

TOPIC	**Fats, Oils and Grease in the Sewer**	**KSUN ID**	
REQUESTED BY	Personett, Sally	STATUS	Assigned
DEPARTMENT	DPW	START DATE	
EXTENSION	7738	KILL DATE	10/31/2005



NOTES

New hazardous waste disposal rules begin February 9.

Many of these products can already be recycled right here in Sunnyvale.

Either curbside or at the SMaRT Station®

Call (408) 730-7262 or visit www.sunnyvalerecycles.org for more information

from Sunnyvale Sun, Wednesday, February 15, 2006

Now everyone must conform to the e-waste disposal laws

By Jason Goldman-Hall

Sunnyvale residents threw out 5 tons of batteries and $3^1/2$ miles worth of cylindrical fluorescent light bulbs in fiscal year 2004-05.

For almost five years, large companies had special procedures to follow when disposing of high-tech garbage, known as e-waste. Small companies and households were exempt from the rules.

Since Feb. 9, however, anyone with e-waste must use proper disposal methods. E-waste--usually defined as anything with circuit boards or batteries--includes all telephones, televisions, home electronics and computers, whether they are household PCs or high-powered industrial machines.

Many of those products contain heavy metals such as lead and mercury and can contaminate handlers and ground soil if thrown away like regular trash.

The city of Sunnyvale and the state of California have set up a number of outlets for people looking to get rid of their old equipment. In Sunnyvale specifically, e-waste can be taken to the Sunnyvale Materials Recovery and Transfer Station,

, and batteries can be placed in heavy-duty plastic bags and put out next to traditional trashcans.

The city has actually been offering residents that service for years, knowing that the disposal exemption could eventually end.

"This is something everyone is going to have to address, so it just made sense to get a jump on things," said Sunnyvale Deputy Communications Officer Adam Levermore-Rich.

The SMaRT Station collects e-waste and sorts it by type to be sent to individual "demanufacturing," companies that break the items down and recycle the materials.

But the city is not the only entity acting as the middleman for e-waste recycling. A number of companies have also gotten into the business of collecting and sorting e-waste for recycling.

Sunnyvale's Amerturk Inc--just a few blocks from the SMaRT Station on Duane Avenue--specializes in collecting unwanted computers and other equipment from major companies.

In just one week, CEO Harum Sevimli, a Sunnyvale resident, said the company collects 10-20 thousand pounds of e-waste.

"A lot of people don't know what do with all this stuff," said Patricia Perry, AmerTurk director of communications and fundraising. "We've get things from the 1940s that people have just held on to."

The company recently helped St. Francis High School get rid of its old computers and in just three days, literally filled a room, floor to ceiling, with computer monitors.

"And we expect business to increase with the new law," Perry said.

Companies like Amerturk don't do the recycling themselves because dealing with hazardous chemicals requires special permits and facilities, but they sort the items and send them out.

Such companies are supported by funds set aside by the Electronic Waste Recycling Act that became law on Sept. 24, 2003. Since Jan. 1, 2005, California residents pay a fee of $5-$10 whenever they buy certain video display devices, such as computer monitors or televisions, and that money is put in a special account.

Because of the state funding, all the equipment collected must be catalogued for reference, but there is no cost to residents who drop equipment off.

On Feb. 6 and 7, Santa Clara resident Charlie Sosinsky dropped off a truckload of computer monitors and an old VCR at Amerturk.

"I think the recycling is a good thing, and I hope they can be put to a good use," he said. "I think we ought to do all we can."

Some of the items Amerturk collects are donated to community organizations, but most of the company's community work comes through fundraisers. While the company doesn't typically pay for donated goods, it does offer money for groups that bring in equipment. That work also helps expose Amerturk's business to the community, so more people know about the now-mandatory services they provide.

"Most citizens are unaware of this," Sevimli said. "They want to help; they just need us to tell them how."

Amerturk Inc. is located at 1050 E. Duane Avenue, Suite M. Drop off hours are 9 a.m. to 6 p.m. Monday through Saturday. For more information, call 408.733.3916 or 408.329.1716. For information on Sunnyvale e-waste recycling, visit www.sunnyvalerecycles.org, or call 408.730.7262.

NEWS

Contact:
John Pilger
Adam Levermore-Rich
(408) 730-7535

FOR IMMEDIATE RELEASE
February 1, 2006
Release # 02 03

SUNNYVALE GETS HEAD START ON NEW HAZARDOUS WASTE RULES

SUNNYVALE, Calif. –California's newest hazardous waste rules will ban most consumer electronics, batteries and mercury-containing products from being placed in the trash for disposal as of February 9. But Sunnyvale is giving its residents and small businesses a head start. Many of these products can already be recycled right here in Sunnyvale.

Virtually all electronic devices that contain a battery or circuit board – including computers, printers, cell phones, stereos, and even some appliances like microwave ovens – are targeted in the new regulations, because they often contain heavy metals like lead, copper, and chromium. When not disposed of properly, these hazardous waste products can pollute the environment. Household batteries, mercury thermometers, thermostats with mercury, and fluorescent tubes and compact bulbs are also among the prohibited products.

Sunnyvale residents with curbside recycling can recycle household batteries by placing them in a heavy-duty, sealed plastic bag and setting them on top of their recycling cart at curbside. Residents and small businesses can also take fluorescent tubes, compact bulbs and household batteries to the Sunnyvale Materials Recovery and Transfer (SMaRT®) Station, 301 Carl Road, for recycling.

More information on hazardous waste recycling is available by visiting *www.sunnyvalerecycles.org* or calling (408) 730-7262, TDD (408) 730-7501.

###

NEWS

Contact:
John Pilger
Adam Levermore-Rich
(408) 730-7535

FOR IMMEDIATE RELEASE
April 5, 2006
Release # 04 02

SUNNYVALE EARTH DAY EVENTS

SUNNYVALE, Calif. – Earth Day 2006 will be celebrated through a variety of community events in Sunnyvale this year, beginning with the presentation of an Earth Day Proclamation at the April 11 City Council meeting.

During the week of April 17 – 22, the City is sponsoring a series of environmental workshops at the Sunnyvale Library, 665 W. Olive Ave. Topics include: *Protecting Our Water*, April 17 at 7 p.m.; *Materials and Strategies for Greening Your Home*, April 18 at 7 p.m.; *Cleaning Green*, April 19, 1 p.m. and repeated at 7 p.m. in the Community Center Neighborhood Room, 550 E. Remington Drive; and *Choosing Cloth for Your Child – Diapering Made Easy*, April 19 at 2:30 p.m. The programs are free of charge.

Friday, April 21, the City of Sunnyvale will join a countywide campaign to promote the reuse of grocery shopping bags by distributing reusable bags at local grocery stores, including Albertsons at 580 E. El Camino Real and Safeway at 785 E. El Camino Real.

Saturday, April 22 is Sunnyvale's annual Garage Sale Day – a 14-year old program designed to encourage circulation and reuse of household goods rather than wasting or discarding them into landfills.

For additional information on Sunnyvale Earth Day programs, contact the Sunnyvale Recycling Program at (408) 730-7262, TDD (408) 730-7501.

###

Sewer Monsters Do Exist!

Cooking oil and grease are clogging sewer lines in your neighborhood, creating a monster of a problem!

Starve the Sewer Monster!

Never pour grease or cooking oil down sinks or garbage disposals.

Pour cooking grease into a sealable container, or mix with an absorbent such as cat litter and place in the garbage.

Scrape leftover food waste from meals into the garbage or backyard compost container.

Use food strainers in kitchen sinks to catch food particles and other garbage.

Visit the Web site at ***wpcp.sunnyvale.ca.gov*** or call the Sunnyvale Pretreatment Program at **(408) 730-7270, TDD (408) 730-7501** for more information on grease disposal.



Printed on Recycled Paper.

Los Monstruos del Alcantarillado ¡Sí existen!

El aceite y la grasa de cocinar están obstruyendo las tuberías del alcantarillado de su comunidad, creando un gran problema!

¡Mate de hambre al monstruo del alcantarillado!

Nunca deseche grasa ni aceite de cocinar por el fregadero ni por el triturador de basura.

Coloque la grasa de cocinar en un recipiente hermético o mézclela con un material absorbente como la arena para gatos y tírela a la basura.

Tire los restos de la comida a la basura o en el contenedor del abono.

Utilice coladores en el fregadero de la cocina para atrapar partículas de alimentos y otra basura.

Visite el sitio Web ***wpcp.sunnyvale.ca.gov*** o llame al Programa de Pretratamiento de Sunnyvale al **(408) 730-7270, TDD (408) 730-7501** si desea más información sobre cómo desechar la grasa.

Impreso en papel reciclado

037493

Healthy Habits for Clean Water

The City of Sunnyvale is asking you to help reduce storm drain pollution.

Urban Runoff

Water draining from rain and landscape watering creates urban runoff. Pesticides, auto fluids, grass clippings, pet waste and other pollutants from streets, lawns, gardens and sidewalks are transported in urban runoff to gutters and storm drains, where the water flows untreated to our local creeks and Bay.

How You Can Help

Healthy habits for clean water can be as easy as 1-2-3:

1. Vehicle Maintenance – Avoid dirty, soapy water in the storm drain by using a commercial car wash or washing your car on the lawn. Repair oil leaks promptly and clean up spilled fluids with kitty litter or sand.

2. Lawn and Garden – Avoid toxic pesticides and fertilizers. Find alternative ways to control pests or enrich your soil. If you use them, use sparingly and according to package directions. Do not use when rain is forecast.

3. Household and Garage – Use cleaning, painting or automotive products until finished, or share them with a neighbor. Rinse latex paint brushes, pans and rollers in the sink, not outside. Take toxic products and solvents to a Household Hazardous Waste Drop-off Event.

NO DUMPING FLOWS TO BAY

For pollution prevention information visit our Web site at *wpcp.sunnyvale.ca.gov* or call the Water Pollution Control Plant at (408) 730-7738, TDD (408) 730-7501

147

Printed on recycled paper

CITY OF SUNNYVALE CALIFORNIA

THE CITY OF SUNNYVALE WATER POLLUTION CONTROL PLANT

May/Jun 06

Healthy Habits for Clean Water

The City of Sunnyvale is asking you to help reduce storm drain pollution.

Urban Runoff

Water draining from rain and landscape watering creates urban runoff. Pesticides, auto fluids, grass clippings, pet waste and other pollutants from streets, lawns, gardens and sidewalks are transported in urban runoff to gutters and storm drains, where the water flows untreated to our local creeks and Bay.

How You Can Help

Healthy habits for clean water can be as easy as 1-2-3:

1. Vehicle Maintenance – Avoid dirty, soapy water in the storm drain by using a commercial car wash or washing your car on the lawn. Repair oil leaks promptly and clean up spilled fluids with kitty litter or sand.

2. Lawn and Garden – Avoid toxic pesticides and fertilizers. Find alternative ways to control pests or enrich your soil. If you use them, use sparingly and according to package directions. Do not use when rain is forecast.

3. Household and Garage – Use cleaning, painting or automotive products until finished, or share them with a neighbor. Rinse latex paint brushes, pans and rollers in the sink, not outside. Take toxic products and solvents to a Household Hazardous Waste Drop-off Event.

NO DUMPING FLOWS TO BAY

For pollution prevention information visit our Web site at *wpcp.sunnyvale.ca.gov* or call the Water Pollution Control Plant at (408) 730-7738, TDD (408) 730-7501

Printed on recycled paper

CITY OF SUNNYVALE CALIFORNIA

THE CITY OF SUNNYVALE WATER POLLUTION CONTROL PLANT

May/Jun 06

Healthy Habits for Clean Water

The City of Sunnyvale is asking you to help reduce storm drain pollution.

Urban Runoff

Water draining from rain and landscape watering creates urban runoff. Pesticides, auto fluids, grass clippings, pet waste and other pollutants from streets, lawns, gardens and sidewalks are transported in urban runoff to gutters and storm drains, where the water flows untreated to our local creeks and Bay.

How You Can Help

Healthy habits for clean water can be as easy as 1-2-3:

1. Vehicle Maintenance – Avoid dirty, soapy water in the storm drain by using a commercial car wash or washing your car on the lawn. Repair oil leaks promptly and clean up spilled fluids with kitty litter or sand.

2. Lawn and Garden – Avoid toxic pesticides and fertilizers. Find alternative ways to control pests or enrich your soil. If you use them, use sparingly and according to package directions. Do not use when rain is forecast.

3. Household and Garage – Use cleaning, painting or automotive products until finished, or share them with a neighbor. Rinse latex paint brushes, pans and rollers in the sink, not outside. Take toxic products and solvents to a Household Hazardous Waste Drop-off Event.

NO DUMPING FLOWS TO BAY

For pollution prevention information visit our Web site at *wpcp.sunnyvale.ca.gov* or call the Water Pollution Control Plant at (408) 730-7738, TDD (408) 730-7501

Printed on recycled paper

CITY OF SUNNYVALE CALIFORNIA

THE CITY OF SUNNYVALE WATER POLLUTION CONTROL PLANT

May/Jun 06

When you need to drain ...

DRAIN SMART

Keep chlorinated pool, spa and fountain water out of storm drains, creeks and the Bay. It can harm plants, fish and wildlife. Instead, discharge water to a sanitary sewer clean-out.



When you need to discharge a large amount of chlorinated water, please call the Water Pollution Control Plant at (408) 730-7270, TDD (408) 730-7501, for help in finding your sewer clean-out.

Vehicle Maintenance and Water Pollution

Oil and other fluids leaking from motor vehicles onto streets do more than create an unsightly mess! When it rains, these contaminants wash from the street into storm drains that flow directly to our creeks and San Francisco Bay. These pollutants can impair water quality for plants, fish and wildlife.

Reduce and Eliminate Water Pollution Caused by Vehicles

To avoid unnecessary water pollution AND ensure better gas mileage, keep your car in good mechanical condition. Stop drips and leaks by fixing them promptly.

Use ground cloths or drip pans beneath your vehicle when doing engine work. Clean up spills immediately.

Soak up accidental spills of automotive fluids with kitty litter, sawdust, or a similar absorbent material. Sweep and place in covered garbage can.

Never dispose of oil or other engine fluids into the storm drain or pour them on the ground.

Sunnyvale residents may have used motor oil and oil filters collected at curbside. Residents may also bring automotive batteries, antifreeze, motor oil and oil filters to the SMaRT Station®. Call (408) 730-7262 for more information.

For pollution prevention information visit our Web site at *wpcp.sunnyvale.ca.gov* or call the Water Pollution Control Plant at (408) 730-7738, TDD (408) 730-7501

J/F 06 • Printed on Recycled Paper.

Vehicle Maintenance and Water Pollution

Oil and other fluids leaking from motor vehicles onto streets do more than create an unsightly mess! When it rains, these contaminants wash from the street into storm drains that flow directly to our creeks and San Francisco Bay. These pollutants can impair water quality for plants, fish and wildlife.

Reduce and Eliminate Water Pollution Caused by Vehicles

To avoid unnecessary water pollution AND ensure better gas mileage, keep your car in good mechanical condition. Stop drips and leaks by fixing them promptly.

Use ground cloths or drip pans beneath your vehicle when doing engine work. Clean up spills immediately.

Soak up accidental spills of automotive fluids with kitty litter, sawdust, or a similar absorbent material. Sweep and place in covered garbage can.

Never dispose of oil or other engine fluids into the storm drain or pour them on the ground.

Sunnyvale residents may have used motor oil and oil filters collected at curbside. Residents may also bring automotive batteries, antifreeze, motor oil and oil filters to the SMaRT Station®. Call (408) 730-7262 for more information.

For pollution prevention information visit our Web site at *wpcp.sunnyvale.ca.gov* or call the Water Pollution Control Plant at (408) 730-7738, TDD (408) 730-7501

J/F 06 • Printed on Recycled Paper.

Vehicle Maintenance and Water Pollution

Oil and other fluids leaking from motor vehicles onto streets do more than create an unsightly mess! When it rains, these contaminants wash from the street into storm drains that flow directly to our creeks and San Francisco Bay. These pollutants can impair water quality for plants, fish and wildlife.

Reduce and Eliminate Water Pollution Caused by Vehicles

To avoid unnecessary water pollution AND ensure better gas mileage, keep your car in good mechanical condition. Stop drips and leaks by fixing them promptly.

Use ground cloths or drip pans beneath your vehicle when doing engine work. Clean up spills immediately.

Soak up accidental spills of automotive fluids with kitty litter, sawdust, or a similar absorbent material. Sweep and place in covered garbage can.

Never dispose of oil or other engine fluids into the storm drain or pour them on the ground.

Sunnyvale residents may have used motor oil and oil filters collected at curbside. Residents may also bring automotive batteries, antifreeze, motor oil and oil filters to the SMaRT Station®. Call (408) 730-7262 for more information.

For pollution prevention information visit our Web site at *wpcp.sunnyvale.ca.gov* or call the Water Pollution Control Plant at (408) 730-7738, TDD (408) 730-7501

J/F 06 • Printed on Recycled Paper.

Keep Fluorescent Bulbs Out of the Trash

Bring your bulbs to the Sunnyvale SMaRT Station®, 301 Carl Rd., Sunnyvale. Or, for a list of retail drop-off locations, call the Santa Clara County HHW program at (408) 299-7300 or visit *www.hhw.org* .

Broken lamps can release mercury into the air, water and soil.

J/F 06 • Printed on Recycled Paper.

Keep Fluorescent Bulbs Out of the Trash

Bring your bulbs to the Sunnyvale SMaRT Station®, 301 Carl Rd., Sunnyvale. Or, for a list of retail drop-off locations, call the Santa Clara County HHW program at (408) 299-7300 or visit *www.hhw.org* .

Broken lamps can release mercury into the air, water and soil.

J/F 06 • Printed on Recycled Paper.

Keep Fluorescent Bulbs Out of the Trash

Bring your bulbs to the Sunnyvale SMaRT Station®, 301 Carl Rd., Sunnyvale. Or, for a list of retail drop-off locations, call the Santa Clara County HHW program at (408) 299-7300 or visit *www.hhw.org* .

Broken lamps can release mercury into the air, water and soil.

J/F 06 • Printed on Recycled Paper.

Old Batteries
Taking Over Your House?

Do not put them out of the trash.

Do recycle them.

Batteries from toys, games and other household cordless products contain hazardous materials that do not belong in the landfill.

If batteries are disposed of in the garbage, they end up in the landfill where the hazardous materials can eventually leak out and pollute our groundwater.

Here are some options for proper disposal:

- Residents may put household batteries in a plastic bag and place it on top of the recycling cart on collection day.
- Recycle the rechargeable batteries that power most common household cordless products at your local Radio Shack, Orchard Supply Hardware or the **SMaRT® Recycling Center**.
- Bring **batteries** to a scheduled HHW drop-off event: **the third Saturday of every month (except December), 8 a.m. to 1 p.m.**

HHW Drop-off Event Map

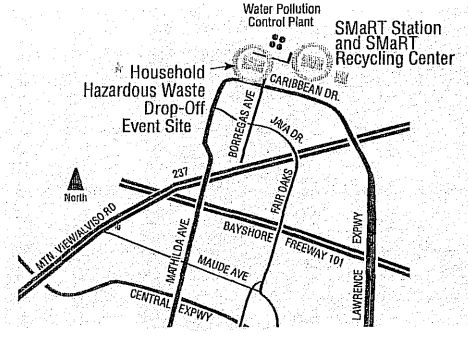

City of Sunnyvale Recycling Program
(408) 730-7262, TDD (408) 730-7501
www.sunnyvalerecycles.org

Printed on recycled paper

Jan/Feb 06

Old Batteries
Taking Over Your House?

Do not put them out of the trash.

Do recycle them.

Batteries from toys, games and other household cordless products contain hazardous materials that do not belong in the landfill.

If batteries are disposed of in the garbage, they end up in the landfill where the hazardous materials can eventually leak out and pollute our groundwater.

Here are some options for proper disposal:

- Residents may put household batteries in a plastic bag and place it on top of the recycling cart on collection day.
- Recycle the rechargeable batteries that power most common household cordless products at your local Radio Shack, Orchard Supply Hardware or the **SMaRT® Recycling Center**.
- Bring **batteries** to a scheduled HHW drop-off event: **the third Saturday of every month (except December), 8 a.m. to 1 p.m.**

HHW Drop-off Event Map

City of Sunnyvale Recycling Program
(408) 730-7262, TDD (408) 730-7501
www.sunnyvalerecycles.org

Printed on recycled paper

Jan/Feb 06

Old Batteries
Taking Over Your House?

Do not put them out of the trash.

Do recycle them.

Batteries from toys, games and other household cordless products contain hazardous materials that do not belong in the landfill.

If batteries are disposed of in the garbage, they end up in the landfill where the hazardous materials can eventually leak out and pollute our groundwater.

Here are some options for proper disposal:

- Residents may put household batteries in a plastic bag and place it on top of the recycling cart on collection day.
- Recycle the rechargeable batteries that power most common household cordless products at your local Radio Shack, Orchard Supply Hardware or the **SMaRT® Recycling Center**.
- Bring **batteries** to a scheduled HHW drop-off event: **the third Saturday of every month (except December), 8 a.m. to 1 p.m.**

HHW Drop-off Event Map

City of Sunnyvale Recycling Program
(408) 730-7262, TDD (408) 730-7501
www.sunnyvalerecycles.org

Printed on recycled paper

Jan/Feb 06

PLEASE

KEEP YOUR LEAVES OFF THE STREET!

Put Them in Your Yard Trimmings Cart or Compost Bin

Many trees are beginning to drop their leaves. But, please don't leave them in the street or sweep them into a storm drain.

WHAT TO DO

- Put leaves in your yard cart or compost bin
- More leaves than cart space? Store leaves until the following week, or set them out in 32-gallon cans labeled 'yard waste.'
- If transporting yard trimmings by truck, keep them covered.
- Ask your gardener to follow these guidelines, too.

HOW IT HELPS

- Allows easy access for City street-sweeping
- Reduces the waste Sunnyvale sends to the landfill
- Makes leaves available in finished compost
- Prevents street flooding from leaf-clogged drains
- Reduces Bay pollution

Compost is available free of charge to residents of Sunnyvale, Mountain View, Palo Alto and Los Altos at the SMaRT® Recycling Center, 301 Card Rd., seven days a week (8 a.m. to 5 p.m.) except November 24, December 25, and January 1.

Sunnyvale Recycling Program
(408) 730-7262, TDD (408 730-7501

CITY OF SUNNYVALE CALIFORNIA

152

Printed on Recycled Paper N/D 05

PLEASE

KEEP YOUR LEAVES OFF THE STREET!

Put Them in Your Yard Trimmings Cart or Compost Bin

Many trees are beginning to drop their leaves. But, please don't leave them in the street or sweep them into a storm drain.

WHAT TO DO

- Put leaves in your yard cart or compost bin
- More leaves than cart space? Store leaves until the following week, or set them out in 32-gallon cans labeled 'yard waste.'
- If transporting yard trimmings by truck, keep them covered.
- Ask your gardener to follow these guidelines, too.

HOW IT HELPS

- Allows easy access for City street-sweeping
- Reduces the waste Sunnyvale sends to the landfill
- Makes leaves available in finished compost
- Prevents street flooding from leaf-clogged drains
- Reduces Bay pollution

Compost is available free of charge to residents of Sunnyvale, Mountain View, Palo Alto and Los Altos at the SMaRT® Recycling Center, 301 Card Rd., seven days a week (8 a.m. to 5 p.m.) except November 24, December 25, and January 1.

Sunnyvale Recycling Program
(408) 730-7262, TDD (408 730-7501

CITY OF SUNNYVALE CALIFORNIA

Printed on Recycled Paper N/D 05

PLEASE

KEEP YOUR LEAVES OFF THE STREET!

Put Them in Your Yard Trimmings Cart or Compost Bin

Many trees are beginning to drop their leaves. But, please don't leave them in the street or sweep them into a storm drain.

WHAT TO DO

- Put leaves in your yard cart or compost bin
- More leaves than cart space? Store leaves until the following week, or set them out in 32-gallon cans labeled 'yard waste.'
- If transporting yard trimmings by truck, keep them covered.
- Ask your gardener to follow these guidelines, too.

HOW IT HELPS

- Allows easy access for City street-sweeping
- Reduces the waste Sunnyvale sends to the landfill
- Makes leaves available in finished compost
- Prevents street flooding from leaf-clogged drains
- Reduces Bay pollution

Compost is available free of charge to residents of Sunnyvale, Mountain View, Palo Alto and Los Altos at the SMaRT® Recycling Center, 301 Card Rd., seven days a week (8 a.m. to 5 p.m.) except November 24, December 25, and January 1.

Sunnyvale Recycling Program
(408) 730-7262, TDD (408 730-7501

CITY OF SUNNYVALE CALIFORNIA

Printed on Recycled Paper N/D 05

037499

Sewer Monsters Do Exist!

Don't Feed Them!

Cooking oil and grease clog sewer lines and create a monster of a problem.

Starve the Sewer Monster!

Never pour grease or cooking oil down sinks or garbage disposals.

Pour cooking grease into a sealable container, or mix with an absorbent such as cat litter and place in the garbage.

Scrape leftover food waste from meals into the garbage or backyard compost container.

Use food strainers in kitchen sinks to catch food particles and other garbage.

Visit the Web site at ***wpcp.sunnyvale.ca.gov***
or call the Sunnyvale Pretreatment Program at
(408) 730-7270, TDD (408) 730-7501
for more information on grease disposal.



Nov/Dec 05 Printed on Recycled Paper.

Sewer Monsters Do Exist!

Don't Feed Them!

Cooking oil and grease clog sewer lines and create a monster of a problem.

Starve the Sewer Monster!

Never pour grease or cooking oil down sinks or garbage disposals.

Pour cooking grease into a sealable container, or mix with an absorbent such as cat litter and place in the garbage.

Scrape leftover food waste from meals into the garbage or backyard compost container.

Use food strainers in kitchen sinks to catch food particles and other garbage.

Visit the Web site at ***wpcp.sunnyvale.ca.gov***
or call the Sunnyvale Pretreatment Program at
(408) 730-7270, TDD (408) 730-7501
for more information on grease disposal.

Nov/Dec 05 Printed on Recycled Paper.

Sewer Monsters Do Exist!

Don't Feed Them!

Cooking oil and grease clog sewer lines and create a monster of a problem.

Starve the Sewer Monster!

Never pour grease or cooking oil down sinks or garbage disposals.

Pour cooking grease into a sealable container, or mix with an absorbent such as cat litter and place in the garbage.

Scrape leftover food waste from meals into the garbage or backyard compost container.

Use food strainers in kitchen sinks to catch food particles and other garbage.

Visit the Web site at ***wpcp.sunnyvale.ca.gov***
or call the Sunnyvale Pretreatment Program at
(408) 730-7270, TDD (408) 730-7501
for more information on grease disposal.

Nov/Dec 05 Printed on Recycled Paper.

GOT BUGS?

LEARN TO CONTROL PESTS

INSIDE AND OUTSIDE

THE LESS TOXIC WAY.



Visit the Web site at
wpcp.sunnyvale.ca.gov
Click *Pollution Prevention* to review information online, or call (408) 730-7738, TDD (408) 730-7501 for additional information on pest managment.

THE CITY OF SUNNYVALE WATER POLLUTION CONTROL PLANT

CITY OF SUNNYVALE CALIFORNIA

154

GOT BUGS?

LEARN TO CONTROL PESTS

INSIDE AND OUTSIDE

THE LESS TOXIC WAY.

Visit the Web site at
wpcp.sunnyvale.ca.gov
Click *Pollution Prevention* to review information online, or call (408) 730-7738, TDD (408) 730-7501 for additional information on pest managment.

THE CITY OF SUNNYVALE WATER POLLUTION CONTROL PLANT

CITY OF SUNNYVALE CALIFORNIA

GOT BUGS?

LEARN TO CONTROL PESTS

INSIDE AND OUTSIDE

THE LESS TOXIC WAY.

Visit the Web site at
wpcp.sunnyvale.ca.gov
Click *Pollution Prevention* to review information online, or call (408) 730-7738, TDD (408) 730-7501 for additional information on pest managment.

THE CITY OF SUNNYVALE WATER POLLUTION CONTROL PLANT

CITY OF SUNNYVALE CALIFORNIA

Less-Toxic Pest Management in Sunnyvale

It is the City's goal to reduce and minimize the amount of harmful pesticides present in urban storm water runoff to local waterways. To this end, Sunnyvale operates under a Citywide Integrated Pest Management (IPM) policy to address weed, insect, fungi or algae problems at all City-owned facilities.



IPM policy details methods of control through a combination of evaluation and selection of appropriate options such as passive controls, biological controls or low-toxicity pesticides used in accordance with state laws. All City departments, staff and pest-control contractors hired by Sunnyvale follow the City's IPM policy.

To read the full policy online, refer to the regulatory requirements section of the City's Web site at *wpcp.sunnyvale.ca.gov*

Please join in the City's effort by using your own less-toxic alternatives to help protect our watershed.

Less-Toxic Pest Management in Sunnyvale

It is the City's goal to reduce and minimize the amount of harmful pesticides present in urban storm water runoff to local waterways. To this end, Sunnyvale operates under a Citywide Integrated Pest Management (IPM) policy to address weed, insect, fungi or algae problems at all City-owned facilities.



IPM policy details methods of control through a combination of evaluation and selection of appropriate options such as passive controls, biological controls or low-toxicity pesticides used in accordance with state laws. All City departments, staff and pest-control contractors hired by Sunnyvale follow the City's IPM policy.

To read the full policy online, refer to the regulatory requirements section of the City's Web site at *wpcp.sunnyvale.ca.gov*

Please join in the City's effort by using your own less-toxic alternatives to help protect our watershed.

Less-Toxic Pest Management in Sunnyvale

It is the City's goal to reduce and minimize the amount of harmful pesticides present in urban storm water runoff to local waterways. To this end, Sunnyvale operates under a Citywide Integrated Pest Management (IPM) policy to address weed, insect, fungi or algae problems at all City-owned facilities.



IPM policy details methods of control through a combination of evaluation and selection of appropriate options such as passive controls, biological controls or low-toxicity pesticides used in accordance with state laws. All City departments, staff and pest-control contractors hired by Sunnyvale follow the City's IPM policy.

To read the full policy online, refer to the regulatory requirements section of the City's Web site at *wpcp.sunnyvale.ca.gov*

Please join in the City's effort by using your own less-toxic alternatives to help protect our watershed.

037502

SUNNYVALE CITY HALL

Sunnyvale ReNews

SPRING CLEAN-UP EDITION 2006

CIRCLE THE DATES

APR 1 | APR 2 | APR 8 | APR 9

Extra Dump Weekends

APR 3 THROUGH APR 28

Extra Curbside Garbage Pick-up

APR 15 | MAY 20 | JUN 17

Household Hazardous Waste Events

MAR 18 | APR 15 | MAY 20 | JUN 17

Compost Workshops

APR 22

Celebrate Earth Day
www.earthday.org

Garage Sale Day

APR 17 | APR 18 | APR 19

Environmental Workshop Series
See inside for details.

LOOK INSIDE
For spring clean-up services and consumer electronic product recycling.

WE'RE HERE TO HELP

Specialty Solid Waste & Recycling
(408) 565-9900
www.sswr.com

City of Sunnyvale Recycling
(408) 730-7262
www.sunnyvalerecycles.org

Sunnyvale Diverts 61%—A Record High!
It's Time to Renew Your Commitment

Thanks for your help. We've already reduced waste by 61% but we can do more. So join others in recycling and reducing waste.

Since Spring is a time for new beginnings, many people take this time for spring cleaning—to freshen up their homes inside and out. That's why spring is a great time to make a commitment (or re-commitment) to recycling. Include recycling in your spring cleaning routine and then continue it year 'round. With Earth Day in April, it's a great way to honor the Earth as well. Recycle with us. It can be easy and fun.

Create a spring cleaning checklist that incorporates recycling.



☑ Involve the entire family.



☑ Collect your recyclables for your recycling cart.

☑ Donate or hold a garage sale.

☑ Use less toxic cleaning materials.

☑ Show you care—reuse your grocery shopping bags.

☑ Take a compost workshop.

NEW RULES FOR UNWANTED CONSUMER ELECTRONICS

New State rules ban the disposal (in your trash or with curbside collection) of virtually any consumer product containing a battery, circuit board or mercury. See inside for details of how Sunnyvale is helping you dispose of these products.

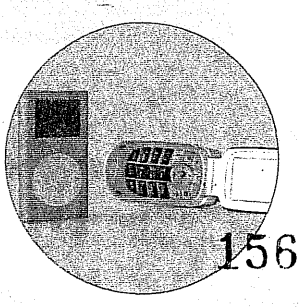

Extra Dump Weekends



For Sunnyvale residential customers only

Sunnyvale residents may dump extra trash at no charge on April 1st and 2nd, and April 8th and 9th at the SMaRT Station®, 301 Carl Road (see map).

To better serve you—we need your help. Please note new rules for electronic products and mercury-containing items.

- Have your identification and proof of residency ready at the gate. Acceptable proof of residency includes:
  Your driver's license with your Sunnyvale address or your driver's license plus a 2006 PG&E, telephone, TV cable, or City of Sunnyvale utility bill showing a Sunnyvale address with the name on the bill matching the name on the driver's license.
- Drive carefully through the SMaRT Station and follow instructions.
- Unload quickly so other residents can access the tipping area.

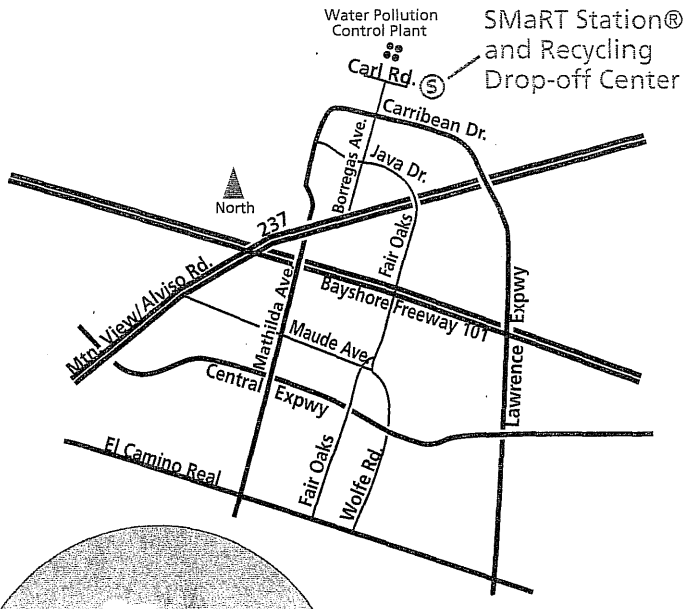

Restrictions:

- A Sunnyvale resident must be in each vehicle with each load.
- No vehicles larger than one-ton load capacity will be admitted.
- NEW **Put all electronic products in a separate container not mixed with other items. No more than a total of 4 TVs or monitors**
- Asphalt, concrete, dirt and sod require special handling. You may be diverted to a special line to unload these materials.
- No more than four (4) tires.
- No business or commercial materials.



PLEASE NOTE:
Household hazardous cleaning and maintenance chemicals will not be accepted. Please bring these hazardous items to a monthly Household Hazardous Waste Drop-off Event. Call (408) 730-7262 for information.

Sunnyvale Programs for Consumer Electronics

For some time, Sunnyvale residents have been able to take advantage of programs to recycle or dispose of hazardous waste including many of those products included in California's newest Hazardous Waste Rules. For example, Sunnyvale residents have been recycling household batteries at curbside by placing them in a heavy-duty, sealed plastic bag and setting them on top of your recycling cart. A new rule notes that you need to tape the battery terminals with electrical or Scotch™ tape to reduce the risk of fire or explosion. And you've been taking fluorescent tubes, TVs, and monitors, thermostats and thermometers to the SMaRT Station as well. Now, you can take your other consumer electronics to the SMaRT Station, too.





You can't, however, leave these things at curbside even during our Extra Curbside Pick-up days.

Just remember...virtually any electronic device with a battery or a circuit board... including computers, printers, VCRs, DVD players, cell phones, telephones, answering machines, radios, stereos and some appliances like microwaves... must now be taken to the SMaRT Station—not left at curbside.

If you have any questions, refer to www.sunnyvalerecycles.org or call us at (408) 730-7262.

Sunnyvale Has Great Ideas for an Earth-Friendly Home

A Healthy Home from the Inside Out

An Environmental Program Series Sponsored by the Library & Department of Public Works

Held in the Library Program Room
665 W. Olive Sunnyvale
April 17, 18, 19

Want to learn a bit about choices that help the environment and the quality of living in your home? Attend one or all of these workshops.

Protecting Our Water
April 17, 7–8:30 p.m.

Greening Your Home
April 18, 7–9 p.m.

Cleaning Green
April 19, 1–2 p.m.*

Choosing Cloth for Your Child
April 19, 2:30–3:30 p.m.



Greening Your Home: Materials and Strategies

If you really want to go "green" from the ground up, attend this workshop presented by Build It Green on Tuesday, April 18, 7 – 9 p.m. This workshop will cover materials and strategies that can allow you to create a home that's healthy for you and your family, saves money, and is easy on the environment.

Cleaning Green— How to Keep Your Home Clean and Green

Presented by Annie B. Bond, Wednesday, April 19 1-2 p.m.

Hear from the leading environmental expert and author, Annie B. Bond, on keeping your home clean using safe and non-toxic cleaners or products. Your whole family can benefit. Here are just a few things you'll learn:

- Cleaners that are so safe you can keep them in the 'fridge"
- Cleaning chemicals and their consequences
- Common household products that can double as cleaners
- Ways you can save money, too

***Repeated, **Wednesday, April 19, 7-8:30 p.m.** At the Community Center, Community Room at 550 E. Remington Drive.

Bring Us Your Toxic Chemicals
Reduce the Use in Your Home Year 'Round



8 a.m. to 1 p.m.

Household Hazardous Waste Events
164 Carl Road, Sunnyvale
(see map below)

Spring cleaning is a great time to not only use less-toxic cleaning products but also to round up those unwanted pesticides, cleaning products, automotive fluids, paints and other toxic products and bring them to a Household Hazardous Waste Drop-off event. When you come, be sure to follow these important guidelines.

- Bring material in the original container or use a non-leaking sealed container. **Do not bring products in containers that you want to keep, such as recycle bins, garbage cans or plastic storage boxes. Place products in disposable boxes, bags or buckets for quicker removal from your vehicle. No containers will be returned.**
- Never mix chemicals.
- Keep personal items separate from hazardous materials.
- Transport material in your trunk or pick-up bed, away from the passenger area.
- Limit: 5 gallons or 50 pounds per vehicle.
- For your safety, you must stay in your vehicle when you reach the drop-off area.
- Please leave your pets at home.
- Questions? Call (408) 730-7262.

To save money, make your own household cleaners. See details on our web site: **www.sunnyvalerecycles.org**.

SMART Idea

Use club soda to spot clean carpets. With a sponge or cellulose cloth, rub a small amount on the carpet until clean and then rinse well. Come to a workshop at the library on **April 19th at 1 p.m.** to learn more!

Use the SMaRT Recycling Center Drop-off

Everything you recycle at curbside (and more) can be recycled at the SMaRT Recycling Center. Check out the complete list at www.sunnyvalerecycles.org. Residents of Mt. View, Palo Alto, and Sunnyvale can also drop off the following items (residents only, no businesses):

- Auto batteries, used motor oil and oil filters, and anti-freeze
- Fluorescent light bulbs and tubes
- Hypodermic needles
- Any item containing a battery or circuit board including monitors, computers, small appliances and consumer electronics
- Mercury-containing products

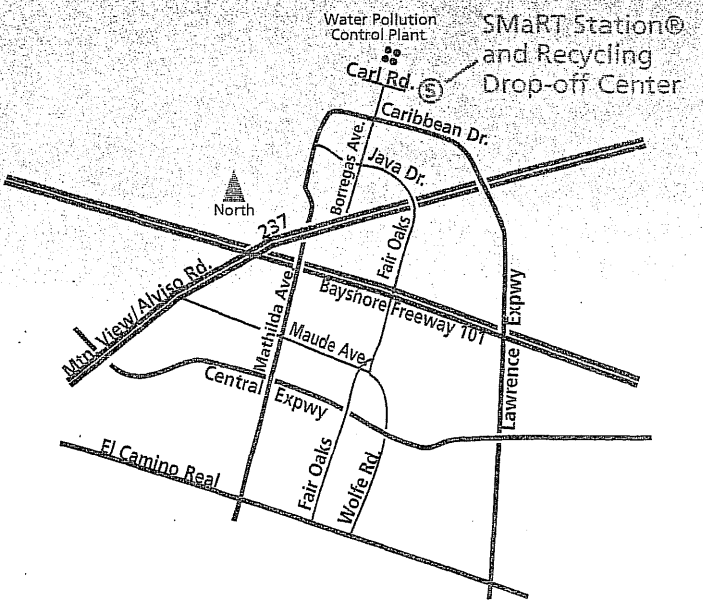

The SMaRT Recycling Center is open 7 days a week from 8 a.m. to 5 p.m.

Hold a Garage Sale

Garage sales are a great way to recycle your unwanted items. Whether you're a "first timer" or a seasoned veteran, you'll find helpful tips to maximize your sales at www.sunnyvalerecycles.org. Click on "Garage Sales and Donations."



Shop with the Environment in Mind

Shop with an eye towards the environment. Buy non-toxic, organic and recycled products. And bring your own bag!

Give Items to a Reuse Agency

If there isn't a garage sale in your future, consider donating your unwanted items to a reuse agency. Check out the Reuse Agencies on-line at www.sunnyvalerecycles.org.

SUNNYVALE WATER POLLUTION CONTROL PLANT

A Healthy Bay – It's Good Business



Indoor Drains Flow to Plant

Water draining from showers, sinks, and toilets is called wastewater, and it flows through the sanitary sewer system to the Water Pollution Control Plant. When wastewater arrives at the Plant, the task is to clean it of ordinary pollutants such as detergent, food waste, paper products and human waste, so the resulting effluent is safe enough to discharge to the San Francisco Bay.

Industries that work with hazardous materials on-site are required to treat their process water before discharging it to the sanitary sewer. The Pretreatment Program works directly with commercial businesses and industrial facilities to prevent industrial waste from getting into wastewater or storm drains, which may cause damage to the sewer system, interfere with Plant operations, or compromise public health or the environment.

Treating municipal wastewater before discharge to the bay protects the health of people, property, and the environment.

Storm Drains Flow to Bay

When rain or other water is washed from parking lots, driveways, or streets, pollutants such as pesticides, paints, solvents, chemicals, grease, oil, and dirty bucket water are carried along with the water to storm drains in the parking lot or street. In Sunnyvale, storm drains were built only to control flooding, and water that enters the storm drain system is not treated before flowing to our local creeks and the bay.

Increasing Environmental Awareness

To learn about the Best Management Practices and Standard Operating Procedures your business can apply to reduce or eliminate pollution flowing to the bay, call the Pretreatment Program at 408-730-7260. To learn more about water pollution prevention in your community, call Environmental Outreach at 408-730-7738. For information about the Water Pollution Control Plant and its programs, visit our web site at *wpcp.sunnyvale.ca.gov.*

037507

Your Inquiries

Q Is there new California legislation which will ban all businesses from disposing of fluorescent bulbs, batteries and electronic devices in the garbage?

A In short, yes. California's Universal Waste Rules, effective since February 8, 2002, permitted specific waste generators (such as households and businesses generating small quantities) to send certain hazardous wastes to the landfill rather than requiring that they be recycled or handled by a hazardous waste hauler. This disposal allowance will expire as of February 9, 2006.

Although businesses using best management practices may already be recycling hazardous wastes which were initially exempted, as of Feb. 9, 2006, no amount of any of the following items can be legally disposed of in the garbage:

- Fluorescent, high intensity discharge, neon, mercury vapor, high pressure sodium and metal halide lamps
- Batteries (all types)

- Consumer electronic devices powered by electricity or battery with a printed circuit board (e.g. computers, printers, VCRs, stereos, copiers, cell phones)

Businesses will find a list of recycling companies for fluorescent bulbs, batteries, electronics and many more items at *www.sunnyvalerecycles.org* (click on "Recycling Resources"). For additional information, please visit the Department of Toxic Substances Control's Universal Waste website at *www.dtsc.ca.gov/HazardousWaste/UniversalWaste*, email *uwaste@dtsc.ca.gov* or call (800) 728-6942 toll-free.

Send your questions to *jbenabente@ci.sunnyvale.ca.us.*

Inside

Sunnyvale Businesses Win WRAP Awards

Local Sustainability Organizations

Reduce Your Junk Mail

Expired Exemptions for Hazardous Wastes

Printed on 100% Recycled Content Paper, 50% Post Consumer Waste, with Soy-based Ink.

business recycling solutions

City of Sunnyvale Recycling Program
P.O. Box 3707
Sunnyvale, CA 94088-3707

PRSRT STD
US Postage
PAID
Sunnyvale, CA
Permit No 112

037508

Sign Up Now For Staff Tables at 2006 State of the City

The 2006 State of the City celebration will once again be held July 4 at Washington Park. As in previous years, City departments are invited to host an information table at the event. This is a great opportunity to reach out to the Sunnyvale community, as the State of the City has been growing in popularity each year. Last year, more than 1,500 people attended the event, and even more are expected this year. The celebration begins at 11 a.m., and runs until 2 p.m. The deadline to sign up is June 1. For information about reserving a table, contact the Communications Division at (408) 730-7535, or e-mail *communications@ci.sunnyvale.ca.us.*

NOVA Program Targets At-Risk Youth

Many young people today understand the potential value of finding a job: extra money, saving for college and developing an employment history. For some youth, however, working is not only a means of constructively investing their time, but also a financial necessity and a life-changing opportunity. Among the employment services provided to young adults through NOVA, the Career Guidance Program is an ongoing effort to reach at-risk youth in order to aid them in their career development needs. NOVA's career advisors work with such target populations as homeless and runaway youth, ex-offenders, pregnant and parenting teens, foster and emancipated youth, and out-of-school youth who have not completed high school. Due to cuts in federal funding, NOVA's popular work experience program, in place since 1983, has been scaled back.

Services to youth are continually modified based upon feedback provided by its users. Life skills training, one recent addition to NOVA's youth services, is critical in helping youth focus on communication, customer service and other interpersonal skills, as well as time management, financial literacy, problem solving and making informed decisions. The program also helps promote self-advocacy, coaching youth in accessing resources and obtaining information for their specific needs. Career planning assistance involves assessing an individual's interests, values and skills in order to identify career options and encouraging youth to conduct informational interviews.

NOVA also works to connect at-risk youth with educational options, such as volunteer-based tutoring to assist youth in obtaining a high school diploma or GED, and exploration of higher education opportunities. Additional services that the NOVA Youth Program will be implementing include instruction on networking, techniques for success at job fairs, and them guidance on labor laws that will affect them once they reach the age of 18. NOVA is still accepting enrollments for the Career Guidance Program. Applicants must be 16 to 21 years of age, possess right-to-work documentation and have identifiable barriers to employment. Youth must also reside or attend school in Cupertino, Los Altos, Milpitas, Mountain View, Palo Alto, Santa Clara or Sunnyvale.

To inquire about these and other services for youth, please contact NOVA's Youth Office at (408) 730-7640 or visit *www.novaworks.org/youth.*

Protecting the Bay is our job

Committed to protecting water quality in our local creeks and Bay, City of Sunnyvale staff and pest control contractors hired by the City follow an Integrated Pest Management (IPM) policy when working to control pests and weeds on City-owned properties

IPM is an ecologically-based strategy that relies on a hierarchy of natural factors in order to minimize use of harmful chemicals in pesticides that can threaten the delicate ecosystem. IPM techniques keep beneficial insects alive, reduce dependence on potentially harmful pesticides and avoid the undesirable effects of chemical runoff into our local creeks and Bay.

Practicing pollution prevention techniques such as IPM is key to protecting the environmental integrity of our local water resources. For more information about safer, more environmental approaches to gardening, call **Sally Personett**, Environmental Outreach Coordinator, at (408) 730-7738, or e-mail *spersonett@ci.sunnyvale.ca.us.*

NO DUMPING!! FLOWS TO BAY

Harbinger Online

harbinger@ci.sunnyvale.ca.us

Editors
Adam Levermore-Rich (408) 730-7575
Ingrid Grassini (408) 730-7479

Communications Officer
John Pilger, APR (408) 730-7476

More info:

- E-mail *harbinger@ci.sunnyvale.ca.us* to submit articles. Articles will be published as space allows.
- *Harbinger* is published online bimonthly by the Office of the City Manager.

037509

Council Negotiates Management Compensation

The City is currently in negotiations with Council over management compensation. The negotiations follow the same procedures used by other groups, including PSOA, COA and SEA.

More than five years ago, the City engaged a professional compensation analysis organization – the Hay Group – to analyze management compensation; during 2005, the findings were updated.

The result of the study is a modernization of the management compensation plan. A proposal was given to Council in closed session on February 7. As of Harbinger's press time, Council is again scheduled to review the plan in closed session February 14.

Once Council has worked out any remaining questions with the city manager and human resources director, the final plan will be presented in an open session of Council, at which time they will vote on whether or not to implement the plan.

The city manager will keep management staff informed of any Council action.

New Employees

Dee Schabot, HR Manager, HRD

Cynthia Viveiros, Sr. Office Assistant, DPR

Tammy Baier, Staff Office Assistant, DPS, has worked for the City for a year as a casual employee, supporting the Animal Control Unit and the Office of Emergency Services. Baier has both a Bachelor's and a Master's degree in Geography, specializing in public perception of earthquake risks.

Promotion Commotion

Congratulations to the following employees.

NAME	PROMOTED TO	DEPT
Charles Reyburn	Parks Worker III	DPR
Dieckmann Cogill	Sr. Transportation Planner	DPW
Tracy Hern	Public Safety Lieutenant	DPS
Carl Rushmeyer	Public Safety Lieutenant	DPS
Donald Discher	Public Safety Lieutenant	DPS
Deborah Gamble	Employment Training Program Coord.	NOVA
Sabrina Porter	Finance Technician	FIN

SUNNYVALE GETS HEAD START ON NEW HAZARDOUS WASTE RULES

California's newest hazardous waste rules will ban most consumer electronics, batteries and mercury-containing products from being placed in the trash for disposal as of February 9.

But Sunnyvale is giving its residents and small businesses a head start. Many of these products can already be recycled right here in Sunnyvale.

Virtually all electronic devices that contain a battery or circuit board – including computers, printers, cell phones, stereos, and even some appliances like microwave ovens – are targeted in the new regulations, because they often contain heavy metals like lead, copper and chromium. When not disposed of properly, these hazardous waste products can pollute the environment. Household batteries, mercury thermometers, thermostats with mercury, and fluorescent tubes and compact bulbs are also among the prohibited products.

Sunnyvale residents with curbside recycling can recycle household batteries by placing them in a heavy-duty, sealed plastic bag and setting them on top of their recycling cart at curbside. Residents and small businesses can also take fluorescent tubes, compact bulbs and household batteries to the Sunnyvale Materials Recovery and Transfer (SMaRT®) Station, 301 Carl Road, for recycling.

More information on hazardous waste recycling is available by visiting *www.sunnyvalerecycles.org* or calling (408) 730-7262, TDD (408) 730-7501.

GETTING THE WORD OUT: Deputy Communications Officer Adam Levermore-Rich talks to NBC-11's Laura Garcia-Cannon about Sunnyvale's response to the new regulations.

037510

CitySkills

SPREAD THE WORD: Spring Applications Now Being Accepted

Offered through a partnership between the City of Sunnyvale and Silicon Valley Leadership, CitySkills is an fun, inexpensive way for Sunnyvale community members to "get their feet wet" in the areas of civic engagement and leadership with a relatively small time commitment. CitySkills consists of four two-hour classes, once per week for four consecutive weeks, for a nominal fee of $15 for the entire four week series.

The CitySkills schedule includes topics such as: Goal Setting, City Services and Government Structure, How Sunnyvale is Managed, Presenting Your Views to Government, City Budgeting, Impacting City Decisions, Sunnyvale's "Hot" Issues, and Conflict Resolution.

If you know of a Sunnyvale community member who might be interested in CitySkills, please refer them to **Michelle Bromstead**, Community Outreach Coordinator, Office of the City Manager, at (408) 730-7472, or *mbromstead@ci.sunnyvale.ca.us*. Schedules and applications are also available at *CitySkills.inSunnyvale.com*. The Spring session starts April 5, and applications must be received by March 20.

Don't Clog City Drains

Fats, oils and grease can be found in animal or vegetable products such as meat, food scraps, baking goods, sauces, shortening, butter and dairy products. When these food products are washed from plates into lunchroom sinks and garbage disposals, grease is washed into the plumbing system and sewer drains. Garbage disposals don't prevent grease from going down the drain, and grease can buildup over time and block the entire pipe.

Grease buildup in plumbing and sewer drains causes blockages and overflows which may increase operation and maintenance costs for the City. The easiest way to solve the grease problem is to prevent grease from entering the plumbing. This can be done by scraping food from serving ware and utensils and disposing of the scraps in the trash; and by using paper towels to wipe off the fat, oil and grease residues before washing them. Also, try to minimize the use of garbage disposals.

Taking a few simple measures to eliminate food scraps from plumbing and sewer pipes helps reduce the likelihood of sewer system blockages backing up in the kitchen and saves on operation and maintenance costs.



EARLY EDUCATION AWARD NOMINATION PERIOD OPENS

The City of Sunnyvale has announced the opening of the nomination period for its third annual Awards for Excellence in Early Education. The program recognizes high-quality early-educators in the Sunnyvale community, and highlights the crucial role early child care providers play in a child's social, physical, emotional and intellectual well-being.

Nominations are being sought from parents and others who have first-hand experience with the nominee's commitment to providing high-quality early-learning experiences for young children. Awards are given in recognition of six categories of service, including:
Infant Child Care Center; Preschool/ Child Care Center (preschool-age); School-age Child Care Center; Family Child Care Provider; Child Care Center or Preschool Director; and Child Care or Preschool Teacher.

Each nominee will be evaluated in a number of areas based on criteria from the National Association for the Education of Young Children (NAEYC). Sunnyvale's Child Care Advisory Board (CCAB) will make the final selections. Nominating applications must be received by the City of Sunnyvale by March 16. The winners will be announced at the Sunnyvale Health & Safety Fair, Saturday, May 6.

For more information about the award program and to download an application, visit the City's Web site at *www.sunnyvale.ca.gov/ communityresources*, then click on *Child Care Resources*, then on *Award Nomination Forms*. You may also call (408) 730-7608 for more information.

037511

Environmental Procurement Policy



BUYING WITH PEOPLE AND THE ENVIRONMENT IN MIND

In 1999, the City of Sunnyvale adopted its Environmental Procurement Policy (EPP) to help us make responsible and healthy purchasing decisions that can benefit our employees, our community and the environment. Since September, Solid Waste and Environmental Division staff have been attending staff meetings throughout the City to provide a PowerPoint information session on the EPP and to answer questions about the policy. The presentation includes a discussion on environmentally-preferable paper and office supplies, building products, cleaning products, pest management as well as the minimization and proper handling of products containing mercury.

The PowerPoint presentation, the City's policy, and other resources for making environmentally-preferable purchasing decisions are posted online at *jasmine/employee-recycle/buy-recycled.*

Final presentations to IT and HR staff are scheduled within the next two months. If your working group has not received a presentation and would like to schedule one, please contact **Julie Benabente** at (408) 730-7484.

2006 City Holidays

City offices will be closed on the following dates in 2006. Should unforseen circumstances occur that require change to the above holidays, the holiday(s) will be observed as designated by the City Council.

1/2	New Year
1/16	Martin Luther King, Jr. Day
2/20	Presidents Day
5/29	Memorial Day
7/4	Independence Day
9/4	Labor Day
11/23 11/24	Thanksgiving
12/22 12/25	Christmas
12/29 1/1	New Year

Deferred Compensation Update for Calendar Year 2006

For those employees participating in the Deferred Compensation Plan, the maximum annual contribution will increase from $14,000 to $15,000 in calendar year 2006. The regular Catch-Up annual contribution limit for the three years prior to retirement will increase from $14,000 to $15,000. The Age 50 Catch-Up annual contribution limit will increase from $4,000 to $5,000. If you would like to make a change to the amount of your paycheck deduction, please request a form from the Department of Human Resources. If you would like to make changes to your fund allocations, please contact your plan provider.

Nationwide Retirement Solutions	**(800) 769-4457**
Ronald Salvemini	(877) 677-3678, ext. 43504
ICMA Retirement Corporation	**(800) 669-7400**
Joanne Danielsen	(408) 265-0630
PERS 457 Program	**(800) 260-0659**
Ka Yi Li	(877) 499-7832

If you have questions regarding Deferred Compensation, please contact **Nicole Adamo** in the Department of Human Resources at (408) 730-7496.

JUNK MAIL WASTES TIME AND RESOURCES

In City operations, unsolicited mail wastes staff time and money. You can take action to reduce junk mail at work and at home.

AT WORK

Write "JUNK MAIL" on any unwanted mail you receive then interoffice it back to the mailroom. Mail Services staff will return the mail to the distributors or contact them to remove your name from their mailing list.

AT HOME

Get your FREE Stop Junk Mail Kit which includes letter templates to major mailing clearinghouses and other resources for reducing your unwanted mail. Go online to *www.StopJunkMail.org*, e-mail *info@recyclestuff.org* or call the Santa Clara County Recycling Hotline at (800) 533-8414 for a kit.

The City of Sunnyvale has joined other Bay Area cities, counties and businesses that are working together with The Bay Area Recycling Outreach Coalition (BayROC) to save our national resources by sponsoring the Stop Junk Mail campaign.

037512

Keeping the Creeks and Bay Clean

Residential remodeling and weekend construction projects can affect the water quality in our local creeks and South San Francisco Bay. When materials and waste from home improvement projects are not handled properly, chemicals, sediment and debris can enter our creeks and bay through the City's storm drain system, and can harm fish and other aquatic life.

The City of Sunnyvale has developed a handy card system, to help staff be on the lookout for storm water pollution while traveling around Sunnyvale. The *Illegal Connection/Illegal Discharge* (IC/ID) response card lists specific phone numbers for employees to call to report potential problems or illegal discharge. Be ready to report your name, the address, nearest cross street and any other information that may help locate the problem. Watch for the following violations:

- Disposal of any wastes directly into a storm drain.
- Muddy water, oil, or any other chemicals flowing from a residential, business or construction area into storm drains.
- Construction materials stored too close to the street, gutters, or storm drains. Materials or piles of excavated soil should be covered with tarps to prevent pollution from storm water runoff if it rains.

- Residents or contractors hosing down dirty pavement, construction tools or paint supplies, and allowing the runoff to flow to the gutter and storm drain.

By working together, we can minimize the pollution that construction and home remodeling projects send through the storm drain system to our creeks and bay.

To obtain an IC/ID card, e-mail **Kristy McCumby** at *kmccumby@ci.sunnyvale.ca.us.*

Promotion Commotion

Congratulations to the following employees.

NAME	PROMOTED TO	DEPT
William Andrews	Public Works Leader	DPW
Ernesto Arriaga	Public Works Leader	DPW
Vincent Chetcuti	PS Lieutenant	DPS
Abel Estrada	Utility Worker	DPW
Tim Johnson	Deputy Chief	DPS
Vincio Mata	PS Lieutenant	DPS
Larry Sanguinetti	Employment Training Program Coord.	EDD

UPCOMING EVENTS

MON **10/31** **Giving Campaign Ends**

WED **11/16** **Small Business Resource Fair**

11/24 **Thanksgiving Holiday**
11/25 City Hall Closed

WED **12/7** **Downtown Tree Lighting (5 p.m.)**

WED **12/14** **ELT Employee Apreciation Breakfast**

12/23 **Christmas Holiday**
12/26 City Hall Closed

12/30 **New Year's Holiday**
1/2 City Hall Closed

Check out the Citywide Events Calendar on Jasmine and the Community Calendar on the City's Web site for a complete list of upcoming events.

Harbinger Online

harbinger@ci.sunnyvale.ca.us

Editors
Adam Levermore-Rich (408) 730-7575
Ingrid Grassini (408) 730-7479

Communications Officer
John Pilger, APR (408) 730-7476

More info:

- E-mail *harbinger@ci.sunnyvale.ca.us* to submit articles. Articles will be published as space allows.
- *Harbinger* is published online bimonthly by the Office of the City Manager.

ENVIRONMENTAL OUTREACH



Disposal Rules Change for Fluorescent Lamps and Tubes

New Rules Effective February 9, 2006

California's newest Universal Waste Rule took effect on February 9, 2006. What this means is that household fluorescent lamps and tubes and other universal waste can no longer be placed in the garbage.

Some may ask, "What is universal waste, and what types of products are they talking about?" Typical items needed by people to maintain their households such as batteries, thermostats, fluorescent lamps and tubes, consumer electronic devices and cathode ray tubes (CRTs) are common products that usually contain small amounts of mercury, and therefore are designated as universal (hazardous) waste. When improperly disposed of, hazardous waste products can pollute the environment.

Be aware that the new regulation covering disposal of products containing hazardous waste will affect all households. After February 9, 2006, the items mentioned above can no longer be discarded into the trash and sent to the local landfill. Employees who live in Santa Clara County (except Palo Alto and Sunnyvale) should call their Household Hazardous Waste Program at (408) 299-7300 or visit: www.hhw.org for disposal information. Those who live in Sunnyvale can visit www.sunnyvalerecycles.org or call (408) 730-7262 for disposal information. Palo Alto residents can call (650) 496-6980 or visit: www.city.palo-alto.ca.us/hazwaste/househaz.



Sally

037514

ENVIRONMENTAL OUTREACH

RECORD RAINFALL

Some good news - Some bad news

Want to hear good news? The good news is that the record-breaking rainfall we experienced this season along the West Coast produced bountiful groundwater storage. What could possibly be the bad news? Well, the record-breaking rainfall may have also stirred up a variety of water quality problems. Nonstop rainstorms have likely drained increased amounts of pollutants such as pesticides, fertilizers, automobile fluids, sediment and trash into storm drains that flow directly to our local creeks and San Francisco Bay. Did you know that the San Francisco Bay is a catch basin of polluted runoff water from approximately 40 percent of California? Other interesting facts and statistics include:

Trash is one of the most obvious pollutants in San Francisco Bay. During Coastal Cleanup Day in 2005, volunteers pulled 200,000 pounds of trash out of Bay Area streams and the Bay.

ENVIROFLASH: How long does it take for garbage to break down?

>Plastics take 500 years
>Aluminum cans take 500 years
>Organic materials take six months
>Cotton, rags and paper take six months

Car Pollutants – regular people contribute more motor oil into waterways than oil tankers do. In the Bay Area, people spill, dump or leak a total of three million gallons of oil a year into San Francisco Bay.

ENVIROFLASH: More than 500 species of wildlife live in the Bay. Car pollutants are toxic and can disrupt their natural habitats. Oil can contaminate and smother animals and plants.

Pet Waste – Pet waste left on the ground can wash into storm drains, carrying bacteria and contaminants into the Bay, degrading water quality and potentially harming fish, wildlife and people.

ENVIROFLASH: In San Francisco, dog and cat waste accounts for four percent of the waste stream. San Francisco is currently studying ways to produce power from the waste.

A recent poll indicates that 81 percent of Bay Area residents think pollution from runoff entering our storm drains is an increasing problem. Now, residents must commit to being part of the solution and take simple actions to protect the Bay. What can you do?

On **Friday, May 12th,** see Sally in Environmental Outreach. Suggest a simple water pollution prevention practice and win a special prize.

sally

Recycling Guide for Consumer Electronic Devices, Batteries and Mercury-Containing Products

The State of California has recently expanded its hazardous waste rules. As a result, a number of items commonly disposed by residents are banned from being placed in the trash for disposal. Most notably, virtually any electronic device that contains mercury or that has a battery or circuit board is considered hazardous. These products often contain heavy metals like lead, copper, mercury, and chromium. When not disposed of properly, these hazardous waste products can pollute the environment.

The resources listed below are located in Sunnyvale. Call to verify this information is accurate and for location.

Finally, unless you are sure a product is not hazardous, you should presume these types of electronic devices need to be either recycled or disposed of as hazardous waste, not thrown in the trash. If you have questions, call the Sunnyvale Recycling Program at (408) 730-7262 or look up the item at www.sunnyvalerecycles.org by clicking the "Recycling Resources" link.

PRODUCT GROUPING	Hazardous Components	SINGLE FAMILY	SMALL BUSINESSES generating less than 27 gallons or 220 lbs. of haz.waste/ month
TV's , Computer monitors, and other cathode ray tube devices (LCD desktop monitors, Laptop computers the LCD displays, LCD televisions, Plasma televisions, Rear Projection televisions)	Lead, cadmium, copper and chromium	**SMaRT Station** (408) 752-8530 Drop-off only. No fee **Computer Recycling Center** (408) 327-1800 Drop off only. Fee for some items **Amerturk** (408) 733-3916 Drop off only. No fee **M Cubed** (408) 752-1560 Drop off only. No fee **Weird Stuff Warehouse** (408) 743-5650 Drop off only.	**Computer Recycling Center** (408) 327-1800 Drop off only. Fee for some items **Amerturk** (408) 733-3916 Pick-up. No fee **M Cubed** (408) 752-1560 Drop off only. No fee **Weird Stuff Warehouse** (408) 743-5650 Drop off only.

PRODUCT GROUPING	Hazardous Components	SINGLE FAMILY	SMALL BUSINESSES generating less than 27 gallons or 220 lbs. of haz.waste/ month
Fluorescent tubes and compact bulbs	Mercury	**Smart Station** (408) 752-8530 Drop off only. No fee **County of Santa Clara Household Hazardous Waste Recycling and Disposal Program** (408) 299-7300	**County of Santa Clara Small Business Hazardous Waste Recycling and Disposal Program** (408) 299-7300 **AERC** Provides companies with a program to send used tubes and bulbs to their Hayward facility by FedEx (510) 429-1129
High Intensity Discharge (HID) Bulbs These are lights producing large quantities of light (Mercury vapor, metal halide and high pressure sodium lamps). Typical bulbs found in area and flood lights, and salt water aquariums. Neon lights and signs	Mercury, Sodium	**Smart Station** (408) 752-8530 Drop off only. No fee **County of Santa Clara Household and Business Hazardous Waste Disposal Program** (408) 299-7300	**County of Santa Clara Household and Business Hazardous Waste Disposal Program** (408) 299-7300 **AERC** Provides companies with a program to send used tubes and bulbs to their Hayward facility by FedEx (510) 429-1129
Thermometers and old thermostats, barometers, blood pressure machines, vacuum gauges (Mercury containing gauges)	Mercury	**Smart Station** (408) 752-8530 Drop off only. No fee **County of Santa Clara Household and Business Hazardous Waste Disposal Program** (408) 299-7300	**County of Santa Clara Household and Business Hazardous Waste Disposal Program** (408) 299-7300 **AERC** Provides companies with a program to send used tubes and bulbs to their Hayward facility by FedEx (510) 429-1129
Electric space heaters, clothes irons, automobile hood and truck lights (Mercury containing electric switches and relays)	Mercury	**Smart Station** (408) 752-8530 Drop off only. No fee	**Smart Station** (408) 752-8530 Drop off only. Fee

PRODUCT GROUPING	Hazardous Components	SINGLE FAMILY	SMALL BUSINESSES generating less than 27 gallons or 220 lbs. of haz.waste/ month
Computers, Computer peripherals (keyboards, laptops, mouse, disk drives, printers)	Lead, cadmium, copper, chromium	**SMaRT Station** (408) 752-8530 Drop-off only. No fee **Computer Recycling Center** (408) 327-1800 Drop off only. Fee for some items **Amerturk** (408) 733-3916 Drop off only. No fee **M Cubed** (408) 752-1560 Drop off only. No fee **Weird Stuff Warehouse** (408) 743-5650 Drop off only.	**Computer Recycling Center** (408) 327-1800 Drop off only. Fee for some items **Amerturk** (408) 733-3916 Pick-up. No fee **M Cubed** (408) 752-1560 Drop off only. No fee **Weird Stuff Warehouse** (408) 743-5650 Drop off only.

PRODUCT GROUPING	Hazardous Components	SINGLE FAMILY	SMALL BUSINESSES generating less than 27 gallons or 220 lbs. of haz.waste/ month
PDA's, cell phones, camcorders, digital cameras	Lead, cadmium, copper, chromium	**SMaRT Station** (408) 752-8530 Drop-off only. No fee **Computer Recycling Center** (408) 327-1800 Drop off only. Fee for some items **Amerturk** (408) 733-3916 Drop off only. No fee **M Cubed** (408) 752-1560 Drop off only. No fee	**Computer Recycling Center** (408) 327-1800 Drop off only. Fee for some items **Amerturk** (408) 733-3916 Pick-up. No fee **M Cubed** (408) 752-1560 Drop off only. No fee **Weird Stuff Warehouse** (408) 743-5650 Drop off only.
Stereos and equipment, VCR's, DVD players, radios, tape players and recorders	Lead, cadmium, copper, chromium	**SMaRT Station** (408) 752-8530 Drop-off only. No fee **Computer Recycling Center** (408) 327-1800 Drop off only. Fee for some items **Amerturk** (408) 733-3916 Drop off only. No fee **M Cubed** (408) 752-1560 Drop off only. No fee	**Computer Recycling Center** (408) 327-1800 Drop off only. Fee for some items **Amerturk** (408) 733-3916 Pick-up. No fee **M Cubed** (408) 752-1560 Drop off only. No fee **Weird Stuff Warehouse** (408) 743-5650 Drop off only.

PRODUCT GROUPING	Hazardous Components	SINGLE FAMILY	SMALL BUSINESSES generating less than 27 gallons or 220 lbs. of haz.waste/ month
Batteries (Rechargeable and household (C, AA, AAA, button, etc.)	Corrosive materials. Mercury	**Single family** residents batteries can be placed in a plastic bag and put on the top of curbside cart for pick-up. **All residents** may take batteries to **SMaRT Station** (408) 752-8530 Drop off only. No fee **Circuit City** (408) 720-1043 Drop off only. No fee **Orchard Supply Hardware** (408) 739-9892 Drop off only. Credit towards purchase of new. **County of Santa Clara Household and Business Hazardous Waste Disposal Program** (408) 299-7300	**County of Santa Clara Household and Business Hazardous Waste Disposal Program** (408) 299-7300 **Circuit City** (408) 720-1043 Drop off only. No fee **Orchard Supply Hardware** (408) 739-9892 Drop off only. Credit towards purchase of new. **Radio Shack** (Rechargeable Only) (408) 732-9750 Drop off only. No fee.

PRODUCT GROUPING	Hazardous Components	SINGLE FAMILY	SMALL BUSINESSES generating less than 27 gallons or 220 lbs. of haz.waste/ month
Auto batteries	Corrosive materials. Lead	**SMaRT Station** (408) 752-8530 Drop off only. No fee **Most Auto Parts Stores** that sells auto batteries will accept non-cracked batteries at no charge **County of Santa Clara Household and Business Hazardous Waste Disposal Program** (408) 299-7300	**County of Santa Clara Household and Business Hazardous Waste Disposal Program** (408) 299-7300
Telephones, answering machines, calculators	Lead, cadmium, copper, chromium	**SMaRT Station** (408) 752-8530 Drop-off only. No fee **Computer Recycling Center** (408) 327-1800 Drop off only. Fee for some items **Amerturk** (408) 733-3916 Drop off only. No fee **M Cubed** (408) 752-1560 Drop off only. No fee **Weird Stuff Warehouse** (408) 743-5650 Drop off only.	**Computer Recycling Center** (408) 327-1800 Drop off only. Fee for some items **Amerturk** (408) 733-3916 Pick-up. No fee **M Cubed** (408) 752-1560 Drop off only. No fee **Weird Stuff Warehouse** (408) 743-5650 Drop off only.

PRODUCT GROUPING	Hazardous Components	SINGLE FAMILY	SMALL BUSINESSES generating less than 27 gallons or 220 lbs. of haz.waste/ month
Microwave ovens, small appliances	Lead, cadmium, copper, chromium	**SMaRT Station** (408) 752-8530 Drop off only. No fee ****If in working order**** **Goodwill** (408) 736-8558 Drop off only. No fee **Salvation Army** (408) 298-7600 Drop off only. No fee	**SMaRT Station** (408) 752-8530 Drop off only. Fee ****If in working order**** **Goodwill** (408) 736-8558 Drop off only. No fee **Salvation Army** (408) 298-7600 Drop off only. No fee
Novelties*, Electronic Games and Toys *Athletic Shoes (pre 1997) with flashing lights in the soles, take to the SMaRT Station	Lead, Mercury, cadmium, copper, chromium	**SMaRT Station** (408) 752-8530 Drop off only. No fee	**Computer Recycling Center** (408) 327-1800 Drop off only. Fee for some items **Amerturk** (408) 733-3916 Pick-up. No fee **M Cubed** (408) 752-1560 Drop off only. No fee **Weird Stuff Warehouse** (408) 743-5650 Drop off only.

Revised 2-9-06

Robert Gallo - Batteries, Fluorescent Lights and Electronics Recycling

From: Julie Benabente
To: Sunnyvale City Staff
Date: 3/9/2006 7:33:12 AM
Subject: Batteries, Fluorescent Lights and Electronics Recycling

A Word From ReSource
The City Employees Recycling Program

California's rules regarding hazardous wastes changed on Feb. 9, 2006 expanding the list of items, originally exempted, that must now be handled as a hazardous waste. **As of Feb 9, 2006, it is illegal to throw the following items in the garbage:**

- Fluorescent, high intensity discharge, neon, mercury vapor, high pressure sodium and metal halide lamps
- Batteries (all types)
- Consumer electronic devices, basically any item with a battery or circuit board (e.g. computers, printers, VCRs, stereos, copiers, telephones, cell phones, radios, digital cameras, microwaves)

Below is information on how to handle these items as a City employee and as a resident.
In City operations....

- Fluorescent lamps/bulbs should continue to be recycled through the City's existing recycling program. These items contain mercury, please do not break them or place them in the garbage.
- Batteries should continue to be recycled through the City's existing recycling program. When the gray battery bin in your area is full, place the batteries in an envelope or box and send them interoffice mail to Central Stores for processing. To find a battery recycling location near you, please visit the Employee Recycling Website.
- Consumer electronics used in City operations should be returned to IT for handling. Small electronic items like a mouse, keyboard, PDA, cell phone can be sent to IT via interoffice mail. For larger electronics, contact the IT HelpDesk at x7555 to request a pickup. The standard turnaround time for this service is 20 working days after receipt of the request.

As an individual....

- Residents in Santa Clara County can dispose of these wastes through various means including the County's regularly scheduled hazardous waste drop-off events. If you are a Sunnyvale resident, visit www.sunnyvalerecycles.org (click on "Recycling Resources") for your disposal/recycling options.
- Those living outside of Santa Clara County should contact their city for disposal options.

For additional information on the rule, you can visit the Department of Toxic Substances Control's Universal Waste website at www.dtsc.ca.gov/HazardousWaste/UniversalWaste, email uwaste@dtsc.ca.gov or call them at 1-800-728-6942.
- Julie

Reduce * Reuse * Recycle * Buy Recycled

 037523

Sally Personett - Earth Day Workshops: April 17 - 19

From: Julie Benabente
To: Sunnyvale City Staff
Date: 4/13/2006 12:33 PM
Subject: Earth Day Workshops: April 17 - 19

In honor of **Earth Day** (April 22), the City is sponsoring the following workshops at the Sunnyvale Library, Program Room, 665 W. Olive Ave.:

- **Protect Your Water by Preventing Water Pollution**
  Mon., April 17, 7 - 8:30 pm
  Learn about watersheds, water pollution sources and good habits to prevent water pollution.
- **Greening Your Home: Materials & Strategies**
  Tues., April 18, 7 - 9 pm
  Learn about green building materials and energy-saving appliances.
- **Choosing Cloth for Your Child**
  Wed., April 19, 2:30 - 3:30 pm
  Find out about using cloth diapers for your child.
- **Cleaning Green**
  Wed., April 19, 1 - 2 pm (also at the Community Center Neighborhood Rm. on April 19, 7 - 8:30 pm)
  Come hear Annie B. Bond, author of "Clean & Green", talk about non-toxic alternatives to cleaning, pest control and other home-care products.

Additional details are on the attached flyer.

Please join us. Celebrate Earth Day by learning how to make your home and community healthier!

City of Sunnyvale

FY 05 - 06 Annual Report

Attachment H

Pesticide Management Activities

Santa Clara Valley Urban Runoff Pollution Prevention Program
FY 2005-2006 Annual Report
Attachment H – Control Program for Pesticides
Municipality: Sunnyvale

P.S. Id.	Activity	CI Item Source	FY 05-06 Tasks	Status / Comments	Due Date (mo/yr)	Responsible Party
Control Program for Pesticides						
	Pest Management Plan/Policy Implementation	Permit Prov. C.9.d	Continue to track OP pesticide usage and other pesticides identified as creating potential water quality problems on City-owned property. Report types and quantities used in Annual Report for the previous calendar year. Track the top five pesticides used (in quantity) by the City and report quantities and locations used.	See Table 1 in this attachment for the report on OP and top 5 types of pesticides used on City-owned property calendar year 05. Information for calendar year 06 pesticide usage is still being collected.	Annually Report 09/06	Kristy McCumby Env. Spec.
	Pest Management Plan/Policy Implementation	Permit Prov. C.9.d	Hold annual training for Parks Division to educate staff regarding pesticide and turf product applications, Integrated Pest Management Policy, and irrigation water run off	An 8-hour Parks staff training on IPM related topics was completed on 3/30/06 (See Attachment M for details).	11/06-4/06 Report 09-06	Curtis Black, Superintendent of Parks
	Pest Management Plan/Policy Implementation	Permit Prov. C.9.d	Train other staff who apply pesticides as a regular part of their job duties as to the requirements of the Plan and Policy. Provide information and training on the contents of the plan to all City employees	Training on the City's IPM policy and some new IPM options was provided on 3/30/06 to Parks staff. Training for Public Works staff occurred on February 28, 2006. (See Attachment M for details). A copy of the presentation is available upon request.	Annually Report 09/06	Kristy McCumby Env. Spec.
	Pest Management Plan/Policy Implementation	Permit Prov. C.9.d	Modify Pest Control Vendor's contracts with the City as they come up for renewal, to include requirements that they 1) Follow the City's IPM Plan/Policy, BMPs and SOPs. 2) Provide evidence of current IPM training for contractor employees working on City property. 3) Contractors to annually provide copies of State of California Monthly Summary Pesticide Use Report (Form PR-ENF-060 Rev. 4/92) to City staff responsible for their contract management.	No new contracts for Parks and Rec. were issued FY05-06. • Current Structural Pest Control contract includes requirements that the contractor follows the City's IPM policy requirements. • Staff provide contractor with IPM training opportunity information when it becomes available. • Contractor provides information to City staff regarding types and quantities of pesticides used in city-owned buildings, as well as IPM actions.	Annually Report 09/06	Kristy McCumby Env. Spec. and Elaine Wesely, Finance Manager

Santa Clara Valley Urban Runoff Pollution Prevention Program
FY 2005-2006 Annual Report
Attachment H – Control Program for Pesticides
Municipality: Sunnyvale

Control Program for Pesticides (cont.)						
	Pest Management Plan/Policy Implementation	Permit Prov. C.9.d	Inform new leaseholders of the City's IPM policy	An informational flyer about the City's IPM policy was provided to the City's Property Manager for distribution. Nine new leaseholders were provided with the information in FY 05-06	Annually Report 09/06	Kristy McCumby, & Mike Chan, City Property Manager
	Pest Management Plan/Policy Implementation	Permit Prov. C.9.d	Document training of all city staff who applies pesticides to ensure compliance with training requirements established by the County Agriculture Commissioner and the State Department of Pesticide Regulation. Provide annual training to staff who apply pesticides on the City's Pest Management Plan, IPM Policy, SOPs, BMPs, and the latest IPM techniques appropriate to the pests	Training on the City's IPM policy, as well as IPM techniques for Public Works, Golf, and Parks staff is included in Attachment M. Public works had 13 staff members, Golf and Parks had 70 receive City-sponsored training on the IPM – policy requirements.	Annually Report 09/06	Lead: Kristy McCumby Env. Spec. Support: Bill Fosbenner, Sr. PW Supervisor and Curtis Black, Parks, Sup
	Pest Management Plan/Policy Implementation	Permit Prov. C.9.d	Document training on the City's IPM Plan/Policy for staff who do not apply pesticides and on the prohibition for use of over-the-counter pesticides by untrained staff in and around the workplace (consistent with the City's IPM Plan/Policy). Report on activities/ numbers reached in Annual Report.	Information on the City's IPM policy was provided as a portion of the Environmentally Preferable Purchasing Policy Training that was done at staff meetings in each of the City's departments and divisions in FY 05-06. It is estimated that over City 200 staff participated in this direct training.	Annually Report 09/06	Kristy McCumby Env. Spec. Support: Sally Personett, Environmental Outreach Coord.
	Pest Management Plan/Policy Implementation	Permit Prov. C.9.d	Evaluate effectiveness of training. Report on progress in Annual Report.	• As reported in the Attachment I, for Mercury Pollution Prevention/EPP policy training activity, a survey was taken of those who attended the EPP presentations and they generally found the information useful. • Other mechanisms for evaluation include the collecting of data and reporting of information required as part of the annual report. If staff is able to provide the information required, then they are implementing the Policy.	Annually Report 09/06	Kristy McCumby Env. Spec.

Santa Clara Valley Urban Runoff Pollution Prevention Program
FY 2005-2006 Annual Report
Attachment H – Control Program for Pesticides
Municipality: Sunnyvale

Control Program for Pesticides (cont.)						
	Pest Management Plan/Policy Implementation	Permit Prov. C.9.d	Conduct annual citywide search of chemical storage areas for pesticides that are no longer legal for application per EPA, State, and/or local requirements. Properly dispose of any such pesticides pursuant to appropriate waste disposal regulations.	• Public Works Boulevard and Landscaping Division completed their inventory this year and were able to send a shipment of unused pesticides/ herbicides as well as those no longer legal for application for proper disposal. • Parks and Rec. Department did not have any pesticides in storage that are no longer legal for application this year.	Annually Report 09/06	(Report) Kristy McCumby, Env. Spec. (Support) Bill Fosbenner, PW, Curtis Black (Parks & Rec.)
	Pest Management Plan/Policy Implementation	Permit Prov. C.9.d	Continue to assist with local implementation of the Watershed Education and Outreach (WE&O) Campaign by dispersing literature, by providing articles and ads for media release about less-toxic pest control methods and the proper disposal techniques. Support Program events in coordination with Watershed Watch...	Outreach has been active both in the local implementation of the WE&O Campaign and in support of Program events by: • Writing and publishing articles • Advertising on community cable TV, theater screens, and utility bills • Exhibiting at Sunnyvale events and volunteering for Program events • Presenting IPM theory to youth through demonstrations, discussions and activities See Attachment G Table 1 – Detailed Descriptions PI/P Activities and Self-Evaluation Matrix for FY 05-06.	Annually Report 09/06	Sally Personett, Environmental Outreach Coordinator
	Pest Management Plan/Policy Implementation	Permit Prov. C.9.d	Update City's web page as needed with information on the City's IPM Plan and Policy. Also, include updates on IPM techniques for pests as they become available.	Information regarding the City's IPM Plan and Policy and general IPM techniques is posted for public review to the Water Pollution Control Plant web page and is reviewed and updated as needed.	Annually Report 09/06	Sally Personett, Environmental Outreach Coordinator

Santa Clara Valley Urban Runoff Pollution Prevention Program
FY 2005-2006 Annual Report
Attachment H – Control Program for Pesticides
Municipality: Sunnyvale

Control Program for Pesticides (cont.)						
	Pest Management Plan/Policy Implementation	Permit Prov. C.9.d	Continue to provide at least one story on IPM practices/ successes and/or the City's Pest Management Plan and IPM Policy to local newspapers and/or citywide newsletters.	Articles regarding the City's Pest Management Plan, as well as general IPM practices were published in: • The Harbinger, the Sunnyvale employee newsletter. • A community announcement in the Sept/Oct 05 utility bill. See Attachment G Table 1 – Detailed Descriptions PI/P Activities and Self-Evaluation Matrix for FY 05-06.	Ongoing Report 09/06	Sally Personett, Environmental Outreach Coordinator
	Pest Management Plan/Policy Implementation	Permit Prov. C.9.d	1) Continue to assist with the local components of a "Pesticide User Outreach" as proposed by the program. Target residential and commercial users. 2) Based on recommendations from the Program's research reports and surveys of business pesticide usage, develop and implement education that will target specific businesses.	The City of Sunnyvale continues to assist the Program by implementing pesticide user outreach components locally, and by participating in business events, providing literature to retail stores and nurseries, and through advertisement in the Chamber of Commerce Business Directory. See Attachment G Table 1 – Detailed Descriptions PI/P Activities and Self-Evaluation Matrix for FY 05-06.	Annually Report 09/06	Sally Personett, Environmental Outreach Coordinator
Prov. C.9.d	Pest Management Plan/Policy Implementation	Permit Prov. C.9.d	Continue to provide information on less toxic pest control (e.g., IPM techniques, municipal IPM policies, model contract language, and training opportunities) to neighboring special districts (e.g., open space districts, vector control districts, and school districts) as appropriate.	Promotion to special districts in Sunnyvale (school districts) was conducted by the Program in FY04-05. The City Parks Division has maintenance agreements for outside grounds with some schools within the City's jurisdiction. All pertinent laws are followed regarding posting, public notifications, and types of pesticides that are used.	Annually Report 09/06	Sally Personett, Env. Outreach Coordinator

Control Program for Pesticides (cont.)						
Prov. C.9.d	Pest Management Plan/Policy Implementation	Permit Prov. C.9.d	Track and/or estimate the numbers of Sunnyvale residents and staff reached through outreach efforts (including advertising) regarding the City's IPM policy, pesticide use reduction, and related topics.	See Attachment H-Appendix 1-Table 2 for estimates of the number of Sunnyvale residents and City staff reached regarding the City's IPM policy, pesticide use reduction, and related topics.	Annually Report 09/06	John Pilger, Com Officer & Sally Personett, Env. Outreach Coordinator

2) Response to Regional Board Comments on Pesticide Management Activities section of FY 04-05 Annual Report:

No comments were received from the Regional Board on this section.

3) Summary of How Pesticide Usage has changed in FY 05-06.

The City continues to try to reduce, as much as possible, the use of pesticides containing Chlorpyrifos, as described in the Sunnyvale IPM Policy. The Public Works, Parks and Recreation Department, and Golf division continue to reduce their product inventories and try to order products on as a-needed basis as much as possible. Due to budget constraints, contracts for turf and grounds pest control and pesticide applications by contractors were not renewed in FY 05-06 with the exception of occasional use of a contractor for gopher abatement, as needed.

The City has one structural pest control contractor that handles all city building facilities. Information as to the types and quantities of structural pesticides applied is included in Table 1 of Appendix 1 at the end of this section.

Based on the data collected, OP (chlorpyrifos-containing) pesticide use is generally low, used only on occasion, and used only when other IPM methods have not provided results to address the problem infestation. As with all pesticides used, the label requirements are followed and care is taken to prevent any runoff that could enter a storm drain system. The use of pyrethroid based pesticides by structural pest control contractors has increased slightly or remained the same for the past three years. Many of the procedures used to control building pests are done using baits. Contractors are required to follow the City's IPM policy when addressing structural pests.

IPM methods are continually taught and implemented to Parks and Public Works staff. Some examples include:

- Wood chips/mulch usage.
- Irrigation controls – Continual monitoring, adjustment, and repair to prevent under or over watering, which are conducive to weed growth.
- Manual methods – Removal of weeds by hand using volunteers and seasonal staff.
- The City's continuing budget difficulties have an effect quantities of pesticides applied. Parks has had a 20% labor reduction since 2002, which has caused a greater use of chemicals, particularly in situations where manual removal of weeds had been used before. In other cases, the reduction in funds available for outside contractors has decreased the amount of pesticides applied.

City of Sunnyvale

FY 05 - 06 Annual Report

Attachment H

Appendix 1
Table 1 a-m: Top Five Quantities of Pesticides Applied to City Property 2002 - 2005
Table 2: PI/P Pesticide Management Activities – Numbers Reached

Table 1e. Top Five Pesticide Quantities Applied by City Staff in 2003 (liquid)

Product Name/Manufacturer	*Total Amount of Product Used*	*Unit of Measure*	*Active Ingredient Name*	*% Active Ingredient Present*	*Total Quantity of Active Ingredient Applied*	*Locations of Applications (By Division)*
Round up Pro/ Monsanto Co.	30064 (236 gal)	OZ	Isopropylamine salt of glyphosate	41	12326 oz (96 gal)	Parks, Trees and Landscape, Golf
Pendulum 3.3 EC/BASF Co.	8647 (66 gal)	OZ	Pendimethalin	37.4	3234 oz (25 gal)	Trees and Landscape & Parks
Scythe Herbicide/Mycogen Corp.	3950 (30 gal)	OZ	Nonanoic acid	57	2251 oz (17.5 gal)	Parks
Aquashade/Aquashade Corp	40	gal	Acid Blue 9-diammonium salt	23.63	9.5 gal	Golf, Parks
Chipco26GT flowable fungicide /Rhone-Poulenc AG Co.	960 (7.5 gal)	OZ	Iprodine	23.3	224 oz (1.7gal)	Golf

Table 1f. Top Five Pesticide Quantities Applied by City Staff in 2003 (solid)

Product Name/Manufacturer	*Total Amount of Product Used*	*Unit of Measure*	*Active Ingredient Name*	*% Active Ingredient Present*	*Total Quantity of Active Ingredient Applied*	*Locations of Applications (By Division)*
Turfgo Engage 10G	1600	Lb	PCNB	10	160 lb	Golf
Pendulum 3.3 E.C./BASF Corp	1033	lb	Pendimethalin	37.4	386 lb.	Parks
Turfcide PNCB 10%	900	lb	PCNB	10.0	90 lb.	Golf
Metaldehyde 3.5G/Platte Chemical Co.	580	lb	Metaldehyde	3.5	20.3lbs	Parks
Fungicide X/ Scotts Co.	407	lb	Iprodione	1.3	5.3 lb.	Golf

Table 1g. Pesticide Quantities Applied by Contractor on City Property in 2003 (July – December 2003)

Product Name/Manufacturer	*Total Amount of Product Used*	*Unit of Measure*	*Active Ingredient Name*	*% Active Ingredient Present*	*Total Quantity of Active Ingredient Applied*	*Locations of Applications (By Division)*
Demon WP	4040	gal	Cypermethrin	0.1	4.0 gal	All City buildings
Talstar Granular	180.2	lb	Bifenthrin	0.02	0.04 lb	All City buildings
Tempo	480	gal	Cyfluthrin	0.05	0.24 gal	All City buildings

Santa Clara Valley Urban Runoff Pollution Prevention Program
FY 2005-2006 Annual Report
Attachment H – Appendix 1 – Tables 1a-1m
Municipality: Sunnyvale

Table 1h. Top Five Pesticide Quantities Applied by City Staff in 2004 (liquid)

Product Name/Manufacturer	*Total Amount of Product Used*	*Unit of Measure*	*Active Ingredient Name*	*% Active Ingredient Present*	*Total Quantity of Active Ingredient Applied*	*Locations of Applications (By Division)*
Round up Pro/ Monsanto Co.	26,784	OZ	Isopropylamine salt of glyphosate	41	10,981 oz (85.8 gal)	Parks, Trees and Landscape, Golf
Pendulum WDG/ Monsanto Co.	4,445	OZ	Pendimethalin	60	2667 oz (20.8 gal)	Blvd. Landscaping
Pendulum Aqua Cap/BASF Co.	4400	OZ	Pendimethalin	38.7	1703 oz (13.3 gal)	Public Works/Trees & Landscaping
Quikpro/Monsanto Co.	1926	OZ	Glyphosate, monoamonium salt Diquat dibromide	73.3 2.9	1412 oz (11.0 gal) 55.9 oz (0.5 gal)	Parks
Pendulum 3.3 EC/BASF Co.	2954	OZ	Pendimethalin	37.4	1105 oz (8.6 gal)	Trees and Landscape & Parks

Table 1i. Top Five Pesticide Quantities Applied by City Staff in 2004 (solid)

Product Name/Manufacturer	*Total Amount of Product Used*	*Unit of Measure*	*Active Ingredient Name*	*% Active Ingredient Present*	*Total Quantity of Active Ingredient Applied*	*Locations of Applications (By Division)*
Turfcide PNCB 10%	1300	lb	PCNB	10.0	130 lbs	Golf
PCNB 10%/ AAMVAC	1295	lb	PCNB	10.0	130 lbs	Golf
Pendulum 2G./BASF Corp	1074	lb	Pendimethalin	2.0	21 lbs	Parks
Fungicide X/ Scotts Co.	1158	lb	Iprodione	1.3	15 lbs	Golf
Metaldehyde 3.5G/Platte Chem. Co.	335	lb	Metaldehyde	3.5	12 lbs	Parks

Table 1j. Pesticide Quantities Applied by Contractor on City Property in 2004 (liquids and solids)

Product Name/Manufacturer	*Total Amount of Product Used*	*Unit of Measure*	*Active Ingredient Name*	*% Active Ingredient Present*	*Total Quantity of Active Ingredient Applied*	*Locations of Applications (By Division)*
Talstar Granular	368.95	lb	Bifenthrin	0.02	.074lbs	All City buildings
Tempo	57.75	gal	Cyfluthrin	0.05	0.29 gal	All City buildings
Drion (dust)	2.0	lb	Pyrethrin Piperonyl Butoxide Amorphus silica gel	0.1 10.0 40.0	0.02 lbs 0.2 lbs 0.8 lbs	All City buildings
Demon WP	0.5	gal	Cypermethrin	0.1	0.005 gal	All City buildings
PT 565 Plus XLO	0.53	gal	Pyrethirn d-trans Alethrin Piperony Butoxide n-Octyl Bicycloheptene - Dicarboximide	0.25 0.25 1.0 1.0	.001 gal .001 gal .005 gal .005 gal	All City buildings

Santa Clara Valley Urban Runoff Pollution Prevention Program
FY 2005-2006 Annual Report
Attachment H – Appendix 1 – Tables 1a-1m
Municipality: Sunnyvale

Table 1 k. Top Five Pesticide Quantities Applied by City Staff in 2005 (solid)

Product Name/Manufacturer	*Total Amount of Product Used*	*Unit of Measure*	*Active Ingredient Name*	*% Active Ingredient Present*	*Total Quantity of Active Ingredient Applied*	*Locations of Applications (By Division)*
Pendulum/BASF	1824.5	lb	Pendimethalin	2%	36.49 lbs	Parks and Recreation
Metaldehyde 3.5 G	720.5	lb	Metaldehyde	3.5%	25.22 lbs	Parks and Recreation
Fungicide VII/OM/Scotts	678	lb	Triadmefon	59%	400.02 lbs	Golf
PCNB 10%/AAMVAC	2510	lb	PCNB	10%	251.0 lbs	Golf
Andersons 19-0-19 with Dimensions	8780	lb	Iprodione	0.25%	21.95 lbs	Golf

Table 1 l. Top Five Pesticide Quantities Applied by City Staff in 2005 (liquid)

Product Name/Manufacturer	*Total Amount of Product Used*	*Unit of Measure*	*Active Ingredient Name*	*% Active Ingredient Present*	*Total Quantity of Active Ingredient Applied*	*Locations of Applications (By Division)*
Round-up Pro/Monsanto	179.47	Gallons	Isopropylamine salt of glyphosate	41%	73.5 gallons	Golf, Parks and Recreation, and Public Works
Pendulum Aqua Cap/BASF	68.03	Gallons	Pendimethalin	38.7	14.54 gallons	Public Works
Gallery 75, dry, flowable/Dow Agroscience	16.48	Gallons	Isoxaben	75%	12.4 gallons	Public Works and PW/ Trees and Landscaping
Pendulum WGD/Cyanamid	14.29	Gallons	Pendamethalin	60%	8.8 gallons	Public Works and PW/ Boulevard Landscaping
Quick Pro	9.67	Gallons	Glyphosate, monoammonium salt	73.3%	7.3 gallons	Parks and Recreation

Table 1 m Pesticide Quantities Applied by Contractor on City Property in 2005 (liquids and solids)

Product Name/Manufacturer	*Total Amount of Product Used*	*Unit of Measure*	*Active Ingredient Name*	*% Active Ingredient Present*	*Total Quantity of Active Ingredient Applied*	*Locations of Applications (By Division)*
Tempo/Bayer Health Care	82.9	Gallons	Cyfluthrin	1%	0.83 gallons	All City buildings
Talstar/ FMC Corp.	491.7	Pounds	Bifenthrin	0.2%	0.98 pounds	All City buildings
Talon/Syngenta Crop Pro. Inc.	15.5	Pounds	Brodifacoum	0.005%	0.0007 pounds	All City buildings
Termidor/BASF Corp	2.7	Gallons	Fipronil	9.1%	0.25 gallons	All City buildings
PT 565/Whitmire Microgen	1.1	Gallons	Piperonyl Butoxide, other related Pyrethrins Piperonyl Butoxide N-octyl bicycloheptene dicarboximide	0.2% 0.5% 0.8% 1.0%	.0022 gallons .0055 gallons .0088 gallons 0.11 gallons	All City buildings
Tengard/United Phosphorus	2.0	Gallons	Permethrin	36.8%	.74 gallons	All City buildings
Drion Dust	0.002	Pounds	Pyrethrin Piperonyl Butoxide, other related Piperonyl Butoxide Silica aerogel	1% 2% 8% 40%	0.00002 pounds 0.00004 pounds 0.00016 pounds 0.0008 pounds	All City buildings

Pesticide Use and Integrated Pest Management Policy Implementation in the City of Sunnyvale

Quantities of Diazinon and Chlopyrifos-Containing Compounds Applied:

- No pesticides containing Diazinon were applied on City of Sunnyvale Properties from 2001 through 2005
- In 2001 and 2002, two products that contained Chlorpyrifos were used by City staff in very small amounts. In 2003, no chlopyrifos-containing pesticides were used.
- In July of 2004, 1.5 gallons (45.1 oz of active ingredient chlorpyrifos) of Dursban Pro/Dow Chemicals were applied to putting greens at Sunnyvale Golf Course to treat for cutworms. While every effort was made to avoid using chemical treatments, there was really no alternative means to eliminate the cutworm problem. The cutworm levels were beyond a threshold to the point where the birds were destroying turf on the putting greens in their efforts to feed on the cutworms. While this is acceptable in other turf areas of the golf course it is unacceptable on

putting greens because it creates an uneven surface for play. The product was used at the recommended rates, sprayed it at night and watered in per label instructions. None of the greens are in locations where the product could runoff to other water sources.

- In 2005, 3.5 gallons total of Dursban Pro/Dow Chemicals (0.80 gallons of active ingredient, chlorpyrifos) were applied in May and August to the Sunnyvale Golf Course and in June to the Sunken Gardens Golf Course to treat for cutworm infestations on some putting greens. While every effort was made to avoid using chemical treatments, there was no alternative means to eliminate the cutworm problem. The cutworm levels were beyond an acceptable threshold and were to the point where the birds were destroying turf on the putting greens in their efforts to feed on the cutworms. While this is acceptable in other turf areas of the golf course it is unacceptable on putting greens because it creates an uneven surface for play. The product was used at the recommended rates, sprayed it at night and watered in per label instructions. None of the greens are in locations where the product could runoff to other water sources.

The use of chlorpyrifos-containing pesticides is very low and infrequent. The choice to use this pesticide is made only after the City's IPM policy is followed and there is specific written justification for its use by a Pest Control Advisor. The quantity and location of it's use depends on the specific need to control an insect problem.

Pesticide Removals:

- Annual searches of pesticide storage areas in Public Works, Parks and Recreation, and the Golf Course did not turn up any pesticides that were prohibited for current use. Some pesticides containing Diazinon, Dursban, and chlorpyrifos were found by Public Works staff that were no longer being used by trained staff in FY 04-05. These were disposed of in FY 05-06 as hazardous wastes, following all appropriate state and federal regulations.

Sunnyvale's IPM Policy:

- A copy of the IPM Policy that was placed in the City's Administrative Policy Manual (APM) and is available to all staff for viewing on the City's intranet website. It is also available to the public through the Water Pollution Control Plant website at http://wpcp.sunnyvale.ca.gov

- In FY 05-06, employees were provided with information on the IPM policy and the proper procedures for dealing with pest problems on site through presentations on the City's Environmentally Preferable Purchasing Policy provided at staff meetings in each City Department and Division. .

- Outreach to the City's trained/licensed pesticide application staff about the IPM policy continued in FY 05-06 (See Attachment M for staff training information.) Outreach continued to all City staff about the IPM policy presentations at all Department and Division staff meetings from September 2005 through January 2006...

Santa Clara Valley Urban Runoff Pollution Prevention Program
FY 2005-2006 Annual Report
Attachment H – Appendix 1 – Tables 1a-1m
Municipality: Sunnyvale

Contractors and the City's IPM Policy:

- Pest Control Companies who had contracts with the City to apply agricultural pesticides/herbicides to City properties in FY 01-02 and FY 02-03 did not use any Diazinon or Chlorpyrifos-containing compounds in calendar years 2001 – 2005. Due to budget constraints, contracts for Parks and Recreation agricultural pesticide/herbicide application contractors were not renewed for FY 03-04. Parks and Recreation certified pesticide applicators performed all applications to City-owned property themselves in FY 04-05 and FY 05-06. No contractors were engaged in FY 05-06 due to budget limitations.

- The City employs one structural pest control contractor, who is required to abide by the IPM policy in their contract that became effective July 1, 2003 and was renewed in 2005. Data on types and quantities of pesticides used in structural pest control activities from July 2003 – December 2003, and calendar years 2004 and 2005 are included in Table 1 above. The current structural pest control contractor uses a very limited number of "caution" labeled products and follows IPM practices such as monitoring and pest identification prior to application of a pesticide. Traps (e.g., glue boards) and bait stations are often used prior to any application of pest control sprays or granular materials to try to control a pest problem through less-toxic means.

- Copies of their IPM training received are kept on file and provided to the City upon request. Contractor staff received 7.5 hours of IPM training in 2005 offered by Santa Clara County at their annual conference.

IPM and City Property Leaseholders:

- Lease holders were notified of the City's IPM policy in 2003 by the City's property manager.

- A new property manager was contracted to manage City properties in August 2004. A flyer was prepared for the property manager to distribute to new leasees that provides information about the City's IPM policy and where information can be found about selecting less toxic options for pest problems.

- Flyer and information on City's IPM policy were distributed to 9 new leaseholders in FY 05-06.

Santa Clara Valley Urban Runoff Pollution Prevention Program
Attachment H – Appendix 1 – Table 2
PI/P Pesticide Management Activities – Estimated Numbers Reached
FY 2005-2006 Annual Report
Municipality: Sunnyvale

Sunnyvale Targeted Outreach for the Pest Management Plan			
Pest Management Plan/Policy Implementation	Track and/or estimate the numbers of Sunnyvale residents and staff reached through outreach efforts (including advertising) regarding the City's IPM policy, pesticides use reduction, and related topics.	Sunnyvale Quarterly Report	The Quarterly Report contains a page devoted to information concerning the environment, and is mailed to approximately 60,000 Sunnyvale residents and businesses each quarter. Additionally, 2000 copies of the report are distributed to the Library, City Hall, Community Center, Senior Center, Public Safety and Columbia Neighborhood Center. The Quarterly Report is also posted on the City's web page. An article discussing safe disposal of pesticides was published in the winter 05 edition.
		Outreach to City staff through employee newsletters	An article regarding the City's IPM policy and pesticide pollution prevention was published in The Harbinger, the City's employee newsletter. The Harbinger is read by approximately 1000 Sunnyvale employees with access to a computer .
		Sunnyvale Utility Bill Insert	Three utility bill inserts advertising the City's IPM policy and general pesticides pollution prevention information were developed and mailed over a two-month timeframe to 30,000 households and businesses in Sunnyvale. Insert overruns are distributed at business and community events as IPM outreach material.
		Sunnyvale Farmers Market	Outreach has an IPM exhibit at the Sunnyvale Farmers Market once per month An assortment of literature and outreach collateral is displayed and offered to market-goers. Approx. 40-70 individuals visit the booth each month for IPM information during the more popular spring, summer, and fall market months.

Santa Clara Valley Urban Runoff Pollution Prevention Program
Attachment H – Appendix 1 – Table 2
PI/P Pesticide Management Activities – Estimated Numbers Reached
FY 2005-2006 Annual Report
Municipality: Sunnyvale

		Sunnyvale Schools Outreach	Sunnyvale uses the Enviroscape as a teaching tool for classroom presentations. The presentation focuses on watershed education and water pollution from urban runoff. Pesticides, beneficial insects, IPM and less-toxic lawn and garden care is introduced and discussed. Sunnyvale conducted 16 classroom presentations this school year, reaching a total of 421 students.
		Sunnyvale State of the City – 4th of July Celebration	July 05 – at this community event the Outreach exhibit focused on IPM, distributing IPM literature as well as other water pollution prevention information. About 1200 residents attended the event and approximately 60 adults visited the booth for information.
		Sunnyvale Pancake Breakfast	At this popular community event, Enviroscape presentations demonstrate water pollution from pesticides in urban runoff. The Outreach exhibit distributes IPM literature and discusses methods of water pollution prevention, reaching about 30 adults and 50 youth.
		Google Environmental Fair	An outdoor Environmental Fair was held on the Google campus in Sept. 05. Approx. 1200 Google employees attended, The Outreach exhibit included sewers and storm drain information, with a focus on water pollution prevention using IPM. About 40 Google employees visited the exhibit.
		KSUN Community Cable TV Ads	An IPM and pesticide pollution prevention ad aired on Sunnyvale's community cable TV this reporting year. KSUN advertising reaches about 13% of all cable subscribers in Sunnyvale. Of that 13%, viewers say they tune in to KSUN once or twice a month.

Santa Clara Valley Urban Runoff Pollution Prevention Program
Attachment H – Appendix 1 – Table 2
PI/P Pesticide Management Activities – Estimated Numbers Reached
FY 2005-2006 Annual Report
Municipality: Sunnyvale

		Earth Day	A watershed and water pollution prevention presentation was conducted during Earth Day week. The Enviroscape was used to demonstrate water pollution in urban runoff. Pesticides, beneficial insects, IPM and less-toxic lawn and garden care was introduced and discussed. Outreach at this community presentation included approximately 10 adults and 3 youth.
		Summer Camps	Outreach conducted (4) summer camp sessions this reporting year, focusing on water pollution prevention, less toxic gardening and beneficial insects. 196 youth between the ages of 6-9 were served through this activity.
		Community Workshops	Two community workshops were held this reporting year, reaching approximately 60 residents interested in composting, gardening and IPM techniques. • *Making Your Garden Less Toxic* • *What Your Gardener Can Do*
		Theater Advertising	An IPM ad was developed for viewing at the Mercado Theater complex in Sunnyvale. The :14 animated/audio ad was viewed by movie audiences (2) times during a 15 minute timeframe prior to every movie shown in the 20-theater complex. In the new reporting year additional messages will be developed.
		IPM via Sunnyvale Website	The City of Sunnyvale does not have the ability to count number of hits to the website.
		Sunnyvale ReNews Newsletter	This newsletter is mailed to approximately 29,000 single family residents and 24,000 multi-family residents twice per year. An additional 500 copies are printed and distributed from various locations. The newsletter addresses typical pollution prevention concerns with a focus on reduce, reuse, and recycle. Proper disposal of pesticides through HHW was posted as a reminder to residents in the spring 2006 edition.

Santa Clara Valley Urban Runoff Pollution Prevention Program
Attachment H – Appendix 1 – Table 2
PI/P Pesticide Management Activities – Estimated Numbers Reached
FY 2005-2006 Annual Report
Municipality: Sunnyvale

		Columbia Health and Safety Fair	The outreach booth distributed water pollution prevention literature and conducted 8 Enviroscape presentations, informing youth and adults about urban runoff and how storm drains carry pesticides to the Bay. Approximately 80 youth and 50 adults visited the exhibit.
		Advertisement in the Sunnyvale Chamber of Commerce Business and Residential Directory	A new edition was distributed in January 06. 10,000 copies are mailed to Chamber members, businesses, and newcomer residents, and are available at distribution kiosks throughout the city.
		Creek Education Program	The creek and storm drain pollution prevention and education program provides urban runoff, water pollution prevention, stormwater, and water conservation information to Sunnyvale students attending 3rd grade at schools in the Cupertino School District. 150 Sunnyvale students participated in the program this reporting year.

City of Sunnyvale

FY 05 - 06 Annual Report

Attachment I

Mercury Pollution Prevention Activities

Santa Clara Valley Urban Runoff Pollution Prevention Program
FY 2005-2006 Annual Report
Attachment H – Control Program for Mercury
Municipality: Sunnyvale

P.S. Id.	Activity	CI Item Source	FY 05-06 Tasks	Status / Comments	Due Date (mo/yr)	Responsible Party
	Control Program for Mercury					
Hg Work Plan I.A	Mercury Plan Development	Permit Prov. C.9c	Sunnyvale staff to continue to work with SCVURPPP Mercury Pollution Prevention Plan work group	Staff continues to participate in the Program's Mercury Pollution Prevention Outreach group meetings. Staff attended two meetings and provided reviews and comments on outreach publications, posters, and region-wide activities.	Ongoing Report 09/06	Kristy McCumby Env. Specialist
I.D &, I.F	Mercury Plan Implementation	Permit' Prov. C.9c	Sunnyvale Mercury Work Group to continue to meet and determine how Program-provided guidelines for the "virtual" elimination of mercury in urban runoff will be implemented to address controllable City sources.	• A focus this year was to provide small group outreach to as many City employees as possible. Working with staff from the City's Solid Waste Program, a Power Point presentation was developed and taken to a majority of the Department/Division staff meetings that occurred from September 2005 through January 2006. The presentation covered the City's Environmentally Preferable Purchasing Policy and a part of the Policy's implementation that focused on the hazards associated with mercury-containing products. Information was provided on alternatives to mercury-containing products and how they should be used when ever feasible. Information about the proper handling and recycling of fluorescent lamps and other mercury-containing materials was also provided. Presentations reached in excess of 200 city staff, many of whom were at the manager/ supervisor level.	Ongoing Report 09/06	K. McCumby & Sunnyvale Mercury Work Group (PW, Parks and Rec., Admin. Serv, Public Safety reps.)

I.D &, I.F	Mercury Plan Implementation (continued)			• A secure storage area in the Corp. Yard was designated for spent street lamps scheduled for recycling. Some fluorescent lamps from Field Services outside facilities were also brought here and stored. Onyx Electronics was again the contractor charged with disposing and recycling the lamps, in accordance with applicable laws and regulations. • Parks and Rec. and Facilities Management staff also collected fluorescent lamps for recycling. A portion from Facilities Management was sent to the SMaRT station for recycling and others were collected for shipment to a recycler. Spent lamps are stored at the Corp Yard and a shipment has not been sent to the recycler this fiscal year. • Staff completed the brochure "Is Mercury Hiding in Your Construction or Demolition Project" for distribution at the One-stop Counter for building/ demolition permits by Community Development staff. The new brochure is included in Attachment I Appendix 1.		
I.F & MM 1	Mercury Plan Implementation	Permit Prov. C.9.c	Continue improving current recycling programs for fluorescent lamps and Hg-containing products, as needed. Other products (e.g., thermometers/thermostats) may be included as appropriate to a particular City Department.	Staff continued to work with Corp Yard, Parks and Rec, and Facilities Management to educate and promote proper handling and recycling of mercury-containing products. As part of the outreach on the EPP policy, groups such as Fleet and Park Maintenance were given additional information on mercury-containing products and their alternatives.	Ongoing Report 09/ 06	Kristy McCumby, Environmental Specialist & Sunnyvale Mercury Work Group

Santa Clara Valley Urban Runoff Pollution Prevention Program
FY 2005-2006 Annual Report
Attachment H – Control Program for Mercury
Municipality: Sunnyvale

Control Program for Mercury (cont.)						
II.B	Mercury Plan Implementation	Permit Prov. C,9.c	Continue with existing Hg-containing product disposal services offered through the City's Household Hazardous Waste collection program, through support of the Santa Clara County HHW program.	The City continues to support the County HHW program. In FY 05-06, $246,000 was budgeted for disposal of HHW by Sunnyvale residents. This year the HHW program may have to pay for an additional $12,000 to $20,000 overage due to a surge, late in the fiscal year in participation in the program by Sunnyvale residents.	Ongoing Report 09/ 06	Kristy McCumby, Env. Spec. and Rich Gurney, HHW
II.C	Mercury Plan Implementation	Permit Prov. C.9.c	Annually document quantities disposed or recycled by the City divisions/ departments.	The quantities of mercury-containing wastes collected and recycled by the City are included in Table 1 of this Attachment.	Ongoing, Report 09/06	Kristy McCumby, with support from Larry Iaquinto, Jim Craig, & Curtis Black and Rich Gurney
II.C	Mercury Plan Implementation	Permit Prov. C.9.c	Collect and report information on quantities of fluorescent lamps collected by City HHW collection program at the SMaRT Station from residential customers. Provide this information to the Program, as needed, to add to County data for HHW collected from residents and CESQG business collection programs.	The City continues to collect and properly dispose of HHW through support of the County's program. Information as to the quantity of materials collected or recycled by the City is presented in Table 1 of this Attachment. The numbers of lamps recycled are approximate, based on an estimate of 0.6.bs/lamp. The lamp quantity recycled was reported in lbs of lamps from the SMaRT Station, so the number of lamps that weight represents was calculated. Information about the quantity of mercury-containing wastes collected and recycled by the County is available from SCVURPPP section on Mercury Plan Implementation or the County HHW program.	Ongoing Report 09/06	Kristy McCumby Env. Spec. and Rich Gurney, Recycling Coordinator

Santa Clara Valley Urban Runoff Pollution Prevention Program
FY 2005-2006 Annual Report
Attachment H – Control Program for Mercury
Municipality: Sunnyvale

Control Program for Mercury (Cont.)						
II.F	Mercury Plan Implementation	Permit Prov. C.9.c	Continue working with regional HHW programs to develop and help publicize fluorescent lamp and other mercury-containing mercury.	Sunnyvale continues to support regional HHW activities that develop and publicize messages about mercury pollution prevention. • Sunnyvale is a participating and contributing member of the Mercury Ad Hoc Task Group. • In collaboration with HHW and Program agencies, Sunnyvale participated in the development of mercury pollution prevention materials by reviewing, editing and finalizing outreach collateral. • Outreach developed and published mercury pollution prevention materials such as articles, theater ads, utility bills, community cable TV ads, and staff emails publicizing safe disposal of mercury products through HHW. • Sunnyvale attends community, business, and school events to promote safe disposal and distribute literature regarding pollution prevention from mercury containing devices. • At community events in Sunnyvale, the recent brochure developed by HHW *What You Don't Know about Mercury and Universal Waste Could be Harmful to You* is distributed to residents. • See Attachment G Table 1 – Detailed Descriptions PI/P Activities and Self-Evaluation Matrix for FY 05-06.	Ongoing Report 09/06	Sally Personett, Env. Outreach Coordinator & Rich Gurney, SW Recycling Coordinator

Santa Clara Valley Urban Runoff Pollution Prevention Program
FY 2005-2006 Annual Report
Attachment H – Control Program for Mercury
Municipality: Sunnyvale

Control Program for Mercury (Cont.)						
III.A	Mercury Plan Implementation	Permit Prov. C.9.c	Continue financial support of Regional Monitoring Program through SCVURPPP funding.	Sunnyvale continued to provide financial support of the RMP through SCVURPPP funding. See the Program's section of the Annual Report for a discussion on RMP financial participation.	Ongoing Report 09/06	Lorrie Gervin, Env. Div. Mgr.
IV.C	Mercury Plan Implementation	Permit Prov. C.9.c	Support and participate in the implementation of the WMI Watershed Action Plan.	Sunnyvale staff continued participation in the WMI activities in FY 05-06 as related to implementation of the prioritized work plan and action list for the WMI as determined in August 2005. (See http://www.scbwmi.org/org-chart.htm for a list of the prioritized actions.) Sunnyvale provided staff time to participate in several of the subgroups such as Land Use Subgroup, Watershed Assessment and Monitoring Sub Group, and the Indicators Work group that helped to implement the prioritized actions.	Ongoing Report 09/06	Lorrie Gervin, Env. Div. Manager
V.A.3	Mercury Plan Implementation	Permit Prov. C.9.c	Pretreatment Inspectors will continue to integrate distribution of Mercury Outreach materials and provide outreach to industries and businesses when doing routine inspections of facilities for source control measures	• Pretreatment Inspectors continued to distribute outreach brochures titled, "Preventing Mercury Pollution: Information for Small Businesses", to commercial and retail customers during inspections in FY 05-06. • In addition, during annual Dental office inspections, specific mercury / amalgam source control procedures are distributed as required Best Management Practices.	Ongoing activity Report 09/06	Sarah Schiedt, Inspector/ Pretreatment Program

Control Program for Mercury (cont.)						
V.B	Mercury Plan Implementation	Permit Prov. C.9.c	Document and evaluate each outreach activity, including the target audience and number of businesses and/or residents reached.	Each outreach activity relative to mercury pollution prevention is documented, (including numbers reached and target audiences) and is recorded in Attachment H-Appendix 1-Table 2 for PI/P Mercury Management Activities.	Annually Report 09/06	Sally Personett, Env. Outreach Coord.
V.C	Mercury Plan Implementation	Permit Prov. C.9.c	Assist with the project to determine local attitudes and behaviors to evaluate the success of the outreach efforts and saturation of outreach messages in coordination with the Watershed Watch Campaign Survey	The Watershed Watch campaign has not conducted a survey of local attitudes in recent years. When a survey is initiated, City staff will assist Watershed Watch in all aspects of survey activity, as directed by the Program.	To be deter-mined Report 09/06	Sally Personett, Env. Outreach Coord.

2) Response to Regional Board Comments on Mercury Plan Activities section of FY04-05 Annual Report:
No comments were received from the Regional Board on this section.

3) Summary of How Mercury-containing Product Usage and Handling Changed in FY 05-06

- Staff prepared a brochure "Is Mercury Hiding in your construction project?" for distribution at the Community Development counter to those coming in for demolition permits.
- Over 14 Environmental procurement policy presentations were given at city department staff meetings to educate staff about the City's policy and how the selection of non-mercury containing products fits in with that policy. The dangers improper handling and disposal of mercury-containing products were discussed. A brief written survey of those who received the training was done, and the results showed the power point training to generally be an effective tool for use with this audience.
- City Departments/Divisions continue to improve their individual recycling programs for fluorescent and other mercury-containing lamps. Outreach will continue to remind staff of the appropriate BMPs to use when collecting and recycling lamps.
- The number of lamps and mercury-containing devices shipped to recyclers continued to increase in FY 05-06 from amounts recycled in FY 04-05 and FY 03-04. See Table 1 in this section for details on quantities recycled by the City in FY 05-06. This is likely due to the loss of the household exemption for disposal of wastes in February 2006, as well as significant outreach efforts to get people and businesses to recycle lamps.

City of Sunnyvale

FY 05 - 06 Annual Report

Attachment I

Mercury Pollution Prevention Activities

Appendix 1

Table 1 – Quantities of Mercury Recycled

Table 2 – Mercury Management Activities – Estimates of Numbers Reached

Brochure Sample -
Is Mercury Hiding in Your Construction Project?

Santa Clara Valley Urban Runoff Pollution Prevention Program
Attachment I – Appendix 1 - Table 1
FY 2005-2006 Annual Report
Municipality: Sunnyvale

Table 1:
Quantities of Hg-containing wastes recycled from City Facilities in FY 05-06.

CITY DEPARTMENT/ LOCATION	TYPE OF WASTE	QUANTITY OF WASTE
SMaRT Station (Wastes from residences and small businesses, and Facilities Management/ Administrative Services for City-owned Buildings)	Fluorescent Lamps (4 ft or less length) (> 4 ft length)	Approx. **6295**-4 ft lamps (all sizes) or 3,777 lbs of lamps recycled.
Water Pollution Control Plant (City-owned property)	Fluorescent Lamps (4 ft length) Misc. shaped lamps and HID, Metal Halide Hg-containing wastes (thermometers, switches, and laboratory chemical compounds)	**417** (4 ft length) **15** (Misc. shaped lamps. HID/Metal halide) **19** lbs Hg-containing waste materials
Corp Yard - Public Works (City-owned Property	HID, metal halide, & Mercury vapor lamps (shipped)	**996** HID, Mercury vapor and metal halide lamps **91** – 4 ft fluorescent lamps **60**- 6 ft fluorescent lamps **90**- 8 foot fluorescent lamps
Parks and Recreation Dept. and Facilities Management	Fluorescent Lamps HID, Metal Halide, or mercury vapor lamps	**1380** 4 ft fluorescent lamps All HID, metal halide and other lamps collected from Parks activities and 300 lamps from Facilities Mgt collected in FY 05-06 are in storage as of 6/30/2006 and have not yet been shipped to a recycler.

Total Fluorescent Recycled/collected (all sized tubes):Approx. **8333** **lamps**
Total HID, Mercury Vapor, & Metal Halide:**1011** **lamps**
Other Hg-containing wastes: **19** **lbs**

Santa Clara Valley Urban Runoff Pollution Prevention Program
Attachment I – Appendix 1 – Table 2
PI/P Mercury Management Activities – Estimated Numbers Reached
FY 2005-2006 Annual Report
Municipality: Sunnyvale

Sunnyvale Targeted Outreach for Mercury Pollution Prevention Activities			
Mercury Management Plan/Policy Implementation	Track and/or estimate the numbers of Sunnyvale residents, staff, and businesses reached through outreach efforts (including advertising) regarding mercury pollution prevention, proper disposal and other related topics.	Sunnyvale Quarterly Report	The Quarterly Report contains a page devoted to information concerning the environment, and is mailed to approximately 60,000 Sunnyvale residents and businesses each quarter. Additionally, 2000 copies of the report are distributed to the Library, City Hall, Community Center, Senior Center, Public Safety and Columbia Neighborhood Center. The Quarterly Report is also posted on the City's web page. Articles regarding proper disposal of mercury products were developed and published in the Quarterly Report this reporting year.
		Outreach to City staff through e-mail promotion	Mercury pollution prevention messages were sent online via email to over 1000 Sunnyvale employees with access to a computer. A useful matrix tool describing correct disposal requirements for various mercury containing products was developed and sent via email to Sunnyvale answer point staff.
		Sunnyvale Utility Bill Insert	Two utility bill inserts, one for batteries and one for fluorescents, were developed this year for insertion in the Jan/Feb 06 utility bills. Utility bills are mailed over a two-month timeframe and reach approx. 30,000 households and businesses in Sunnyvale. Insert overruns are distributed at business and community events as mercury related outreach material.
		Sunnyvale ReNews	This newsletter is focused on reduce, reuse, recycle messages with additional focus on HHW. Two mercury articles were published in the ReNews this reporting year. The newsletter reaches 29,000 single-family residents and 24,000 multi-family units. An additional 500 copies are distributed to key locations throughout the city.

Santa Clara Valley Urban Runoff Pollution Prevention Program
Attachment I – Appendix 1 – Table 2
PI/P Mercury Management Activities – Estimated Numbers Reached
FY 2005-2006 Annual Report
Municipality: Sunnyvale

Mercury Management Plan/Policy Implementation	Track and/or estimate the numbers of Sunnyvale residents, staff, and businesses reached through outreach efforts (including advertising) regarding mercury pollution prevention, proper disposal and other related topics	KSUN Community Cable TV Ads	Two mercury pollution prevention ads were aired on Sunnyvale's community cable TV this reporting year. KSUN advertising reaches about 13% of all cable subscribers in Sunnyvale. Of that 13%, viewers say they tune in to KSUN once or twice a month.
		Sunnyvale Pancake Breakfast	The popular event draws over 1000 family members (both kids and adults). The Outreach exhibit distributes literature and discusses methods of water pollution prevention with residents and youth. Proper disposal of mercury products such as batteries and fluorescents was discussed. Approximately 30 adults and 50 youth visited the booth for information.
		Theater Advertising	An ad for proper disposal of fluorescents was developed for the Mercado Theater complex in Sunnyvale. The :14 animated/audio ad was viewed by movie audiences (2) times during a 15 minute timeframe prior to every movie shown in the 20-theater complex. In the new reporting year additional messages will be developed.
		The Sun (community newspaper)	The Sunnyvale Sun is a weekly community paper with a readership of approximately 42,320 and a circulation of 18,600. Additional copies are available at newsstands and distribution points throughout the City. An article advising the community about the new mercury disposal law effective in February was published.
		Poop Scoop	The Poop Scoop is the employee newsletter at the Water Pollution Control Plant, and the newsletter is read by approx. 65 employees. An article was published advising staff of the new mercury disposal law.

Santa Clara Valley Urban Runoff Pollution Prevention Program
Attachment I – Appendix 1 – Table 2
PI/P Mercury Management Activities – Estimated Numbers Reached
FY 2005-2006 Annual Report
Municipality: Sunnyvale

Mercury Management Plan/Policy Implementation	Track and/or estimate the numbers of Sunnyvale residents and staff reached through outreach efforts (including advertising) regarding the mercury pollution, proper disposal and other related topics.	Harbinger – Sunnyvale employee newsletter	The Harbinger is the employee newsletter for City of Sunnyvale staff and is read by approximately 1000 employees with access to a computer. An article advising City staff about the new mercury disposal law was published in the Mar/Apr 06 edition.
		Sunnyvale websites Press Release	A press release informing the community about the new law regarding proper disposal of fluorescents was posted to the City of Sunnyvale website. The City of Sunnyvale does not have the ability to count number of hits to the website.
		Google Environmental Fair	An outdoor Environmental Fair was held on the Google campus in Sept. 05. Approx. 1200 Google employees attended, The Outreach exhibit included sewers and storm drain information, with a focus on water pollution prevention. Among the literature distributed was information about proper disposal of mercury-containing products. About 40 Google employees visited the exhibit.
		Business Recycling and Solutions Newsletter	An article was published to advise Sunnyvale businesses of new legislation requiring safe disposal of mercury products. This business newsletter reaches approx. 1600 businesses in Sunnyvale.

037555

Disposal of Mercury-Containing Wastes

In California, it is illegal to dispose of fluorescent tubes or other lamps or devices that contain mercury into the trash. Prior to renovating or demolishing buildings, all fluorescent tubes, bulbs or lamps should be removed, packaged to prevent breakage and then recycled. All other equipment, appliances or devices that contain mercury should also be segregated so that the mercury switches or thermostats can be removed by a trained professional.

Disposal Options:

- ***Sunnyvale Residents*** can bring fluorescent lamps/bulbs and mercury-containing thermometers, probes, and thermostats to the SMaRT Station at 301 Carl Road, 7-days a week from 8 AM—5 PM. Residents may also dispose of their other mercury-containing items at the monthly Household Hazardous Waste Drop Off event in Sunnyvale. Call the Sunnyvale Recycling program at (408) 730-7262 or visit **www.sunnyvalerecycles.org** for Drop Off Event dates and other details.

- ***Santa Clara County Businesses (with less than 27 gallons or 220 lbs of hazardous waste per month)*** may bring mercury-containing wastes such as fluorescent lamps/bulbs, switches, probes or thermostats to the Santa Clara County's Business Hazardous Waste Program. Drop Off Events for businesses are held monthly in Sunnyvale and a fee applies. Contact the Program at (408) 299-7300 for details and to set up an appointment to drop off materials. More information can also be found at County's website **www.hhw.org**.
- ***Santa Clara County Businesses or Contractors (with more waste than the limits described above)*** must dispose of their mercury-containing wastes and other hazardous wastes through a licensed hauler/recycler. Contact the Santa Clara County Business Hazardous Waste Program at (408) 299-7300 for options. Some HVAC equipment wholesalers work with manufacturers to sponsor take-back programs for switches and thermostats. Contact your HVAC supplier for program details.

Why Should We Care About Mercury?

Mercury is a silver-colored heavy metal that is liquid at room temperature. It is toxic to humans and animals if inhaled, absorbed through the skin, or ingested in very small amounts.

Mercury is released when fluorescent lamps, mercury switches, or other mercury containing devices break, are placed in the regular trash, or are incinerated with solid wastes.

Mercury pollution in our lakes, rivers, and coastal waters comes from many sources, including the improper handling and disposal of mercury-containing wastes.

For more information about reducing mercury in products purchased or existing products that may contain mercury, contact the

Environmental Division, Public Education Program

at the address listed below:

City of Sunnyvale
Water Pollution Control Plant

1444 Borregas Ave
P.O. 3707
Sunnyvale, CA 94088-3707
Phone: 408-730-7260
FAX: 408-747-1139

Is Mercury Hiding in Your Construction or Demolition Project?



What You Can Do to Help Reduce Mercury Pollution Sources

Products That Contain Mercury

Lighting Equipment Sources:

All fluorescent tubes, compact fluorescent lamps, mercury vapor, high pressure sodium, metal halide lamps, neon lights, and backlit Liquid Crystal Display (LCD) devices contain mercury. High Intensity Discharge (HID) lamps such as high-pressure sodium and metal halide lamps also contain mercury. However, using energy efficient/high light output fluorescent lighting, LCD, and HID lamps has benefits that outweigh their potential pollution impacts. When replacing lamps in an existing building or preparing a building for demolition, the proper handling and disposal of the lamps, tubes, and bulbs is essential to prevent the release of the mercury present in them.





Recommendations for lamp handling and removal:

- ***Do not intentionally break or crush lamps. If they do break, carefully pick up debris and store in an airtight bag until ready for disposal.***
- ***Store them in a rigid protective container (e.g., heavy cardboard box) and label as Universal Waste with the date accumulation began.***
- ***Do not dispose of them in the trash.***
- ***See back panel of this brochure for disposal options***

Switches and Thermostats:

Electrical switches and thermostats found in heating, ventilation and cooling systems (HVAC), reed relays, boilers, older small electronic devices, electric warming devices, wall thermostats, "silent" wall-mounted light switches manufactured before 1991, and other equipment with electrical switches may contain mercury. If there are materials or devices that contain mercury in them, then they need to be removed prior to building demolitions or renovations and should be disposed of as Universal Wastes.





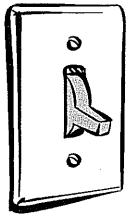

Tilt Switches:

Mercury tilt switches are used in clothes washers to shut off spin cycles when the cover is opened. Similar types of switches turn on lights in the lids of chest freezers or turn off electric space heaters if they tip over. Mercury is also used in float switches to turn sump pumps on and off, depending on the level of the liquid present.



Thermostat Probes:

Mercury-containing thermostat probes (also known as flame sensors) are found in older gas-fired appliance that have pilot lights. These include ranges, ovens, clothes dryers, water heaters, furnaces, or space heaters. They are usually present as a part of the safety valve that prevents gas flow if the pilot light is not lit. Thermostat probes may also be part of the main temperature-controlling gas valve. The metal flame sensor consists of a metal bulb and thin tube attached to a gas-control valve.





If you have questions about the mercury content of a thermostat probe, contact the product manufacturer to obtain information, as non-mercury thermostat probes may also be used.

Recommendations for handling and removal:

- ***For existing equipment consider labeling all mercury-containing parts with bright tags so proper measures can be taken if breakage occurs and mercury is released or when equipment must be replaced or discarded.***
- ***When removing switches or thermostats for either replacement or disposal, keep the unit as a whole, if possible. Trying to separate parts may cause breakage and a release of mercury.***
- ***Store in a tightly-covered rigid container and label as Universal Waste with accumulation start date.***
- ***See back panel of this brochure for disposal options***

Alternatives to Mercury Switches and Thermostats:

Today, there are many new electronic versions of switches and thermostats that are available for consumers. Choose mercury-free devices as replacements whenever feasible to help reduce mercury releases to the environment and avoid costly disposal expenses often associated with products that contain mercury.

City of Sunnyvale

FY 05 - 06 Annual Report

Attachment J

Copper Action Plan/Nickel Action Plan

Santa Clara Valley Urban Runoff Pollution Prevention Program
FY 2005-2006 Annual Report
Attachment J – Copper/Nickel Baseline Activities
Municipality: Sunnyvale

P.S. Id.	Activity	CI Item Source	FY 05-06 Tasks	Status / Comments	Due Date (mo/yr)	Responsible Party
	Copper/Nickel Baseline Activities					
CB-1 (1 &4)	Measures to reduce copper discharges from vehicle washing operations	Permit Prov. C.9.a (CAP)	Continue to inform the public by distributing materials, brochures, and other information at city offices, public places, and events. Continue to inform the public through on-site presentations. Promote methods to reduce copper discharges from vehicle washing by placing articles or ads in various media (e.g., the Quarterly, KSUN, City website, theater ads and utility bill inserts.)	Actions taken for outreach related to vehicle washing operations are: PUBLIC Outreach At the following community events, Enviroscape presentations demonstrated storm drain pollution from washing cars in driveways • Sunnyvale Pancake Breakfast • Columbia Health and Safety Fair • Earth Day Workshop MEDIA Outreach -*Utility Bill Inserts* The "Healthy Habits for Clean Water" utility bill insert advised residents to avoid getting soapy water in the storm drain by washing car on unpaved surface. - *KSUN Community Cable TV* An advertisement advising residents about water pollution from car washing ran on KSUN during National Pollution Prevention Week. YOUTH Outreach - *Schools* Outreach presented the Enviroscape demonstration to 16 classes in Sunnyvale Elementary Schools. A large portion of the demonstration is storm drain pollution from washing vehicles in driveways. - *Summer Camps* At the Summer Camps, Enviroscape demonstrations presented storm drain pollution from washing vehicles in driveways. - *Creek Education Program* This creek and storm drain education program teaches 3rd graders about pollution in creeks from urban runoff	Ongoing Report 09/06	Sally Personett PW Env. Outreach Coord.

Santa Clara Valley Urban Runoff Pollution Prevention Program
FY 2005-2006 Annual Report
Attachment J – Copper/Nickel Baseline Activities
Municipality: Sunnyvale

Copper/Nickel Baseline Activities cont.						
CB-1 (1 &4)	Measures to reduce copper discharges from vehicle washing operations	Permit Prov. C.9.a (CAP)	Require source control measures for Group 1 (and Group 2 projects after the implementation date) new and redevelopment projects that conduct vehicle/equipment washing and maintenance activities (Consistent with Provision C.3.k)	• The City adopted the C.3 measures into the City Ordinance (SMC 12.12.60. Pretreatment Inspectors continue to review all C.3 projects currently in progress. At this time, no projects subject to C.3 provisions conduct vehicle/equipment washing other than those activities as described in their respective Storm Water Pollution Prevention Plans. No design plans have been received that would provide for ongoing vehicle/equipment washing onsite. If plans are received, vehicle wash water would be required to be plumbed to the sanitary sewer, with appropriate pre-treatment. • Conditions of Approval (COAs) will be considered for vehicle washing operations for new and redevelopment projects that add or replace 10,000 sq ft of impervious area. These will be incorporated as COAs for projects as determined appropriate by CDD and Pretreatment staff at project review committee (PRC) meetings.	Ongoing Report 09/06	Jamie McLeod, Assoc. Planner & Dustin Clark Ind. Waste Insp.
CB-1 (2 & 4)	Measures to reduce copper discharges from vehicle washing operations	Permit Prov. C.9.a (CAP)	• Continue to inspect commercial/ industrial facilities that have vehicle washing activities occur on site (this includes auto-related businesses). • Ensure BMPs for vehicle washing are employed. • Provide an effectiveness evaluation of inspection/compliance with BMPs. • Continue to inspect vehicle-washing areas for City vehicles at the Corp Yard.	• Pretreatment Inspectors inspect all automotive facilities every two years to ensure BMPs related to automotive activities are performed. • Currently, effectiveness is based upon violations issued and complaint responses. • The Corp Yard has applied for and received recognition as a Green Business for their efforts to minimize waste streams and adhere to Best Management Practices.	Ongoing Report 09/06	Dustin Clark, Ind. Waste Insp.

Santa Clara Valley Urban Runoff Pollution Prevention Program
FY 2005-2006 Annual Report
Attachment J – Copper/Nickel Baseline Activities
Municipality: Sunnyvale

Copper/Nickel Baseline Activities cont.						
CB-1 (3 & 4)	Measures to reduce copper discharges from vehicle washing operations	Permit Prov. C.9.a (CAP)	• Encourage new mobile cleaners and those who are renewing their certification to use the BASMAA website on-line mobile cleaner training and be recognized on the area wide certification list. • Continue to provide training (as needed) to new mobile cleaners. • Provide bi-annual re-certification training to cleaners who have already been certified, as needed. • Evaluate effectiveness of the training program and BASMAA on-line training. • Encourage municipal staff to use certified mobile cleaners when contracting for cleaning services. • Maintain records on who has been trained by City staff and report on numbers trained in the annual report.	• The Pretreatment Program continues to provide training for those interested in performing mobile cleaning services in Sunnyvale as requested. • With the introduction of the BASMAA website, individuals requesting training are referred to there for on-line training. • The effectiveness of the BASMAA on-line training has not been evaluated in this FY. City staff plans to work with SCVURPPP as the new Municipal Regional Permit is developed to determine if the mobile cleaner training program will need to be revised. • Facilities Management Division of the City has been informed of the certified mobile cleaners list and has been encouraged to select cleaners who have the BASMAA training. • Due to the BASMAA website, Sunnyvale staff does not maintain a list of certified cleaners. 26 firms from Santa Clara County have been certified by BASMAA and are listed on their website.	Ongoing Report 09/06	Dustin Clark, Ind. Waste Insp. And Kristy McCumby, Env. Specialist.
CB-3	Measures to control copper discharges to storm water from targeted industrial sources	Permit Prov. C.9.a (CAP)	• Industrial Waste Inspection staff will continue specific outreach to older printed circuit board manufacturers and metal plating facilities using copper (if any continue to do business in Sunnyvale) for inspections related to potential copper discharges into storm water. Distribute and discuss BMPs/information to minimize copper discharges. • Continue Industrial Inspection program, including NOI sites such as plating, metal finishers, vehicle service, and other permitted sites	• Industrial Waste Inspection staff continues to inspect and permit all metal plating facilities yearly based upon their regulatory category. • During inspections, BMP information is provided and a storm water inspection is conducted to identify any potential discharges. • Staff inspects NOI filers on a yearly basis and is typically part of the wastewater discharge permitting and inspection process.	Ongoing Report 09/06	Dustin Clark, Ind. Waste Insp.

Santa Clara Valley Urban Runoff Pollution Prevention Program
FY 2005-2006 Annual Report
Attachment J – Copper/Nickel Baseline Activities
Municipality: Sunnyvale

Copper/Nickel Baseline Activities cont.						
CB-6/7	Reducing Traffic Congestion/ Promoting Alternative Transportation	Permit Prov. C.9.a (CAP)	Continue implementation of site design standards related to transportation to meet the requirement of C.3.j of the permit. Report on significant projects where traffic congestion reductions were included in design plans.	The Land Use and Transportation Element of the General Plan calls for reducing trip length. Through the Plan Review process, staff reviews the street layouts to ensure an efficient and smooth flow of traffic. Sunnyvale has prepared a comprehensive bicycle transportation plan and is in the process of developing a pedestrian opportunity study.	Ongoing Report 09//06	Jamie McLeod, Assoc. Planer & PW Engineering staff (to be determined)
CB-8	Measures to classify and assess watersheds and to improve institutional arrangements for watershed protection	Permit Prov. C.9.a (CAP)	• Address implementation of Hydromodification Management Plan in review of new and redevelopment projects after plan has been approved by the Regional Board. • Continue to review EIRs and complete CEQA reviews to ensure watershed protection is considered in CEQA actions. • Continue participation in SCBWMI activities as it implements the Watershed Action Plan. • Revise Sunnyvale's General Plan (Surface Water Sub Element), as needed, at the next scheduled update. Include recommendations based on the review of the Development Policies Comparison Project and Provision C.3.l of Order 01-119 as determined to be appropriate. • Continue participation in the Water Resources Protection Collaborative and implement guidelines and standards that are agreed upon by the group to the extent feasible and appropriate the City.	• The HMP and Key Elements identified by the RWQCB were adopted into the City's Storm Water Ordinance, SMC 12.60 in October 2005. Geographical areas of the City where HMP requirements apply, based on storm water drainage to Stevens Creek or Calabazas Creek (non-tidal influenced areas) were identified. • EIRs that have been reviewed by staff have included comments related to storm water control and watershed protection. CEQA checklist questions and guidance address watershed protection issues • The City is a signatory to the WMI and staff continues to participate in Core Group and several Subgroup activities such as the Land Use, Watershed Analysis and Monitoring, Communications and Outreach, and Bay Monitoring and Modeling. • Sunnyvale's General Plan (Surface Water Sub Element) has not been revised. However, the requirements of the Sub Element still are effective in	Ongoing Report 09/06	Lorrie Gervin, Env. Div. Manager and Kristy McCumby, Env. Spec.

				implementing the requirements of our current storm water discharge permit. • Staff continued to participate in the WRPC this past year. The City is reviewing the Guidelines and Standards and will be bringing issues to a Council Study Session in the fall of 2006. Council will determine which of the applicable Guidelines and Standards the City will adopt. Staff has been working with the Santa Clara Valley Water District on an early consultation program to address any setback issues from waterways in Sunnyvale.		
Copper/Nickel Baseline Activities cont.						
CB-11	Measures to improve street sweeping controls and storm water system operation and maintenance	Permit Prov. C.9.a, (CAP)	• Implement (as appropriate) improvements identified for current sweeping program and storm drain system O&M (within available City Budgets). • Evaluate the effectiveness of street sweeping and storm drain O&M in the annual report (See Streets and Roads and Storm Drain sections of this work plan)	• There was no change in the funding available for street sweeping in FY 06-06. The regular schedule was maintained throughout the year. Annual storm drain catch basin cleaning occurred and additional clean outs are done on an as-needed basis to prevent flooding. Collected debris is taken to the SMaRT Station for disposal. • See Attachment D-1, D-3, and in this report for details.	Ongoing Report 09/06	Tony Pineda Maint. Supv. & Jim Craig, Field Services Superint.
CB-11	Measure to Track Street Sweeping Data	Permit Prov. C.9.a (CAP)	Continue to follow Program guidance regarding the collection and reporting of street sweeping data. Provide information periodically to the program. Information for reporting includes: quantity of waste collected (cubic yards), number of miles swept, and frequency of sweeping as required.	Data was tabulated from PW Streets maintenance daily logs and reported this information to the Program. See Attachment D-1 for information on miles swept and debris collected in FY 05-06.	Ongoing Report 09/06	Tony Pineda, Maint. Supv. & Kristy McCumby, Env. Spec.

Santa Clara Valley Urban Runoff Pollution Prevention Program
FY 2005-2006 Annual Report
Attachment J – Copper/Nickel Baseline Activities
Municipality: Sunnyvale

Copper/Nickel Baseline Activities cont.						
CB-12	Measures to Control Copper Discharges from Pools and Spas	Permit Prov. C.9.a, (CAP)	Continue to inform the public by distributing materials, brochures, and other information at city offices, public places, as well as through on-site distribution at presentations and events. Continue to provide proper pool and spa water discharge information to the public by placing ads in various media (e.g., The Quarterly, KSUN, City website, theater ads, and utility bill inserts.	Actions taken in FY05-06 for public outreach related to vehicle washing operations are described below: PUBLIC Outreach At the following community events, the Draining Pools and Spas brochure was distributed • Sunnyvale Pancake Breakfast • Columbia Health and Safety Fair • Earth Day Workshop MEDIA Outreach Utility Bill Insert • A utility bill stuffer was developed using the Drain Smart brochure cover Quarterly Report Article *Draining Pools and Spas – summer 05*	Ongoing Report 09/06	Sally Personett, Outreach Coord.
CB-21	Measures to Discourage the Architectural Use of Copper	Permit Prov. C.9.a (CAP)	• The ornamental/architectural use of copper in building designs is discouraged, but not prohibited by Sunnyvale ordinance. • The City is in the process of changing its Design Guidelines to not allow the ornamental use of copper for roofs, gutters, or other architectural/ornamental exterior uses.	•The City reviewed the Policy, Code, and Ordinance worksheet provide by the Program and has performed an analysis of local standards and guidance, identifying those items in need of review or change. The City is planning to limit the use of copper on roofs, in roof shingles, and gutters. •Policies or codes that have been changed will be reported annually. Stave have incorporated issues of environmental concern (e.g., the use of ornamental copper for roofing and gutters) into the information provided to developers and into the recommended Conditions of Approval attached to conditionally approved permits.	Ongoing Report 09/06	Jamie McLeod, Assoc. Planner & Kristy McCumby, Env. Spec

Santa Clara Valley Urban Runoff Pollution Prevention Program
FY 2005-2006 Annual Report
Attachment J – Copper/Nickel Baseline Activities
Municipality: Sunnyvale

Copper/Nickel Baseline Activities cont.						
NB-1	Measures to Implement Metals Controls Measures: Erosion 1) Implement perf. Stds for Const. Inspect. Erosion 2) Participate in region-wide training and certification of site inspectors	Permit Prov. C.9.b (NAP)	• Continue to implement Construction Inspection Performance Standards • Continue to have Inspectors attend Regional Board/Program workshops on Construction Site Management and erosion controls to learn the latest in erosion and sediment control techniques. • Continue to attend Program-sponsored workshops on post-development storm water control BMPs	Construction inspections for erosion control and implementation of Performance Standards continued for both public and private projects in FY 05-06. See Attachment F for information on the City's Construction Inspection activities. Staff attended regional training, when appropriate (see Attachment M) and also attended program-sponsored training when appropriate and available.	Ongoing Report 09/06	Gordon Blancher, Building Insp./ Coord. Hira Raina/ Nasser Fakih

2) Response to Regional Board Comments on CAP/NAP Activities section of FY 04-05 Annual Report:
No comments were received on this section.

3) *How well did program work? Any plans for changes?*

Pretreatment:
At this time there are no significant changes to the Cu/Ni plan implementation being considered. Staff will continue to provide information to metal finishing/plating businesses during inspections and inspect NOI filers as well as businesses that have vehicle washing facilities.

CDD:
The program has been working fairly well. One error was made on a copper roof when the submitted permit did not call out for a change in the roof and the submitted plans called out for a different material on the summary cover sheet, but the detailed plans made reference to copper material. Staff caught the error after the plans had been approved. A revised process was developed to address similar types of plan submittals in the future.

PIP – Outreach
A pollution prevention program for measures to reduce copper discharges from vehicle washing operations and pools and spas has been implemented and is ongoing. Literature distributed at events and articles published through media outreach provided thorough and informative information, and the program was well received by the community. Plans for the upcoming year include a continuation of material distribution with an emphasis on proper discharge of pools and spas.

City of Sunnyvale

FY 05- 06 Annual Report

Attachment K

Trash Inventory and Management

Santa Clara Valley Urban Runoff Pollution Prevention Program
FY 2005-2006 Annual Report
Attachment K – Trash Investigations and Plan Development
Municipality: Sunnyvale

P.S. Id.	Activity	CI Item Source	FY 05-06 Tasks	Status / Comments	Due Date (mo/yr)	Responsible Party
Trash Investigations and Plan Development						
	Trash Investigations and Plan Development	Program Task RWQCB Letter	Continue to work with Program staff to characterize the extent of the trash problem in local (Sunnyvale) watersheds. Provide descriptions of current efforts, their effectiveness, possible improvements, and implementation timelines.	• Sunnyvale staff continued to participate in the SCVURPPP Trash ad hoc task group and provided input on the development of the revised Rapid Trash Assessment tool. • Staff also coordinated trash assessment efforts at 5 sites along Stevens Creek this FY with staff from Mountain View, Cupertino, the West Valley communities, and the Stevens/ Permanente Creek Watershed Council. • See Appendix 1 in this section for details on the current efforts, ideas for improvement, effectiveness of existing efforts, and any potential time lines.	Ongoing Report 09/06	Kristy McCumby, Env. Specialist
	Trash Investigations and Plan Development	Program Task RWQCB Letter	Use SCVURPPP guidance to develop a strategy to conduct trash evaluations in watersheds in Sunnyvale's jurisdiction. Conduct trash evaluations in a subset of trash problem areas identified within Sunnyvale's jurisdiction. Annually revise trash problem areas list on an as-needed basis.	• See Appendix 1 of this Attachment for a detailed description of Sunnyvale's trash assessment efforts in FY 05-06. • City staff, with the help of a volunteer, was able to complete two rounds of Rapid Trash Assessments in Sunnyvale East, Sunnyvale West and a new location on Stevens Creek behind West Valley Elementary School. • In addition two rounds of KAB assessments at over 20 locations were completed. • Based on the information collected, we will be revising our approach to trash assessments, with guidance from SCVURPPP, to better demonstrate the effectiveness of outreach or upstream measures to reduce trash sources that may enter the creeks.	Ongoing Report 09/06	Kristy McCumby/Env. Spec & Solid Waste Division staff (TBD)

Santa Clara Valley Urban Runoff Pollution Prevention Program
FY 2005-2006 Annual Report
Attachment K – Trash Investigations and Plan Development
Municipality: Sunnyvale

P.S. Id.	Activity	CI Item Source	FY 05-06 Tasks	Status / Comments	Due Date (mo/yr)	Responsible Party
Trash Investigations and Plan Development (cont.)						
	Trash Investigations and Plan Development	Program Task RWQCB Letter	Continue to identify and implement trash control measures, as appropriate to address high priority trash problem areas within Sunnyvale's jurisdiction,	• The City continues to support efforts to control trash/litter and provide legal options for residents to dispose of problem wastes (e.g., HHW, electronic waste, large items). See the City's Solid Waste website http://sunnyvale.ca.gov/Departments/Public+Works/Solid+Waste+and+Recycling/ for a full listing of City services related to disposal options. • The City continues to sweep residential streets on a monthly basis and more frequently in certain downtown commercial areas. The City's street sweeping scheduled is posted on its website at http://sunnyvale.ca.gov/Departments/Public+Works/Street+Sweeping/ • Areas of potential litter accumulation from trucks hauling wastes to the SMaRT station are monitored and cleaned on a weekly basis or as needed as a requirement of the contract for the operator of the facility. • As discussed in Attachment D-3 City catch basins and storm drain inlets are cleaned annually. The fore-bays of the two City-owned storm water pump stations are also cleaned of litter and debris on a regular basis as outlined in the City's Urban Runoff Management Plan SOPs.	Ongoing Report 09/06	Kristy McCumby/Env. Spec & Solid Waste Division staff (TBD)

Santa Clara Valley Urban Runoff Pollution Prevention Program
FY 2005-2006 Annual Report
Attachment K – Trash Investigations and Plan Development
Municipality: Sunnyvale

P.S. Id.	Activity	CI Item Source	FY 05-06 Tasks	Status / Comments	Due Date (mo/yr)	Responsible Party
Trash Investigations and Plan Development (cont.)						
	Trash Investigations and Plan Development	Program Task RWQCB Letter	Assist program staff in developing a long-term strategy for trash conditions in urban streams and waterways	• City staff has worked with Program Staff to review what other communities/ agencies (e.g., Los Angeles and CalTrans) are doing to address trash issues in their jurisdictions. • Staff will continue to work with the program to establish regional pilot projects in FY 06-07 to identify some options that may be cost effective in local areas and help prevent trash from entering waterways.	Begin 07/05 Report 09/06	Kristy McCumby/Env. Spec & Solid Waste Division staff (TBD)
	Trash Investigations and Plan Development	Program Task RWQCB Letter	Provide Program staff with trash management practices information from within Sunnyvale's jurisdiction, using a standardized reporting format.	All trash assessment information collected from the City's efforts was submitted to the Program by the date required using the reporting format requested.	Ongoing Report 09/06	Kristy McCumby/ Env. Specialist

2) Response to Regional Board Comments on Trash Inventory and Management Activities section of FY 04-05 Annual Report:

No comments were received from the Regional Board on this section.

3) Response to Regional Board comments for a performance review (when applicable):

No performance review by the Regional Board was done for this activity in FY 05-06.

- *Give brief evaluation comments, such as conclusions about trash sources or pollutant types and whether the activities will continue, change, or be curtailed.*

The information gathered for the trash problem areas investigation completed by Sunnyvale is included in the Program's Trash Inventory and Management Activities Section of the FY 05-06 Annual Report and more detailed assessment activities are included in Appendix 1 to this section.

Santa Clara Valley Urban Runoff Pollution Prevention Program
FY 2005-2006 Annual Report
Attachment K – Trash Investigations and Plan Development
Municipality: Sunnyvale

Sunnyvale was fortunate to continue to have a community volunteer assist with the trash investigations, which allowed us to do more assessments this last year than anticipated. Two new sites were added this year, to help with our understanding of trash issues in Stevens Creek. Future KAB assessments will likely be curtailed in those areas where there are few problems, and the focus will be shifted to those areas in the City's jurisdiction that are chronic problems for litter, (albeit in relatively small quantities). We will be coordinating with the Program to establish longer-term trash monitoring areas, in combination with upstream trash management pilot actions.

In addition to the PI/P trash prevention-related outreach activities listed in Attachment G (Table 1) of this report, the City's Solid Waste Division continues with its activities to reduce waste and provide environmentally sound options for waste disposal. See the City's website at http://sunnyvale.ca.gov/Departments/Public+Works/Solid+Waste+and+Recycling/ for a listing of waste disposal options (e.g., extra dump days, household hazardous waste collections/drop-off, and code enforcement).

Public Works street sweeping frequency in FY 05-06 remains on the reduced schedule due to budgetary constraints (see Attachment D-1 for details on street sweeping frequency). In areas where litter is more common due to high traffic and pedestrian numbers (e.g., City parking lots/Murphy Street) or type of activity (e.g., main access roads to SMaRT Station) the frequency of street cleaning/litter pick up will remain the same (weekly sweeping).

City of Sunnyvale

FY 05 - 06 Annual Report

Attachment K

Trash Inventory and Management

Appendix 1

Trash Assessment Results

Attachment K, Appendix 1
City of Sunnyvale
Trash Assessment Results, FY 05-06

Introduction:

In FY 05-06, the City was fortunate to continue to have a community volunteer to help conduct the assessments and record data and photos collected. Without the volunteer assistance, the number and frequency of assessments completed would not have been possible. Staff was also able to work cooperatively with other co-permittees to complete trash assessments at five locations along Stevens Creek, from upper reaches of the watershed to the Baylands.

The nineteen Keep America Beautiful (KAB) sites investigated in 2004-2005 were assessed two-times each (winter and spring) during FY 2005-2006.

Sites on Sunnyvale East Channel, Sunnyvale West Channel and two locations in Stevens Creek were assessed using the SCVURPPP modified Regional Water Quality Control Board's (RWQCB) Rapid Trash Assessment Methodology version 8.0. These sites were assessed in the winter as well as the spring. However due to high stream flows, one site in Stevens Creek was not accessible during the spring sampling event period.

Assessments in Sunnyvale East and West Channels were done in their northernmost reaches (in downstream areas that are tidally influenced) and in locations that intersect a known land-based trash problem area along Caribbean Drive. Garbage-hauling trucks and vehicles going to the Sunnyvale SMaRT Station Materials Recovery Facility located on Carl Road use Caribbean Drive as an access route. The City recognized that blowing litter from this type vehicle traffic has been a problem along this road in the past, so the contractor operating the SMaRT station is required to monitor and clean litter from it on a weekly basis or as needed as a part of their contract with the City. City crews from Public Works, Field Services also pick up litter from median strips and other areas in the Right of Way.

Materials carried by water from upstream locations may also be found at these two sites. There may also be some influx of debris from tidal influences that are present at these sites. These Channels are accessible to the public foot traffic along top the channel dike access roads. People frequently use the dike access roads to connect with the Bay Trail/Baylands areas. However, there does not appear to be much opportunity for public contact of the channel water due to the steep trapezoidal channel side slopes and the soft muddy side areas from tidal influence.

Sunnyvale staff worked together with representatives from Mountain View, Cupertino, the SCVWD, Santa Clara County, and the Stevens Permanente Creek Watershed Council to perform Version 8.0 modified RWQCB rapid trash assessments at 5 locations in Stevens Creek in May. These included sites from the northern reach adjacent to La Avenida, near the Mountain View Baylands area to Moss Rock in the upper reaches of the watershed inside a County Park. Copies of these reports are included in this Appendix but are also discussed in the reports by the cities/agencies that have jurisdiction over the various areas.

Observations:

Tables 1 and 2 are included to show the six categories of items found in the sites assessed by Sunnyvale and with the collaborative group for Stevens Creek using the KAB method and the RWQCB Rapid Trash Assessment Method, Version 8.0.

Tables 3 and 4 are compilations of the data submitted to the Program sorted by watershed. They include sites assessed by both Sunnyvale staff and those by collaboration with other cities/agencies along Stevens Creek.

RWQCB Version 8.0 sites

In January 2006, the Sunnyvale East site was assessed shortly after a significant series of rain events and seasonal high tides. More litter was observed at that time that appeared to be transported from upstream sources, or possibly from the Guadalupe Slough with the high tide events. The litter was much degraded and appeared to have been in the water for some time. Most of the litter observed did not appear to be recently windblown from Caribbean Drive or come from the Twin Creeks Sports Complex, due to the high degree of weathering seen on the litter colleted. Which ever the source, significantly more debris was found there than in the previous year after large winter storms.

When the second Sunnyvale East Channel assessment was done in the spring, the quantity of trash found was less than that observed in the winter sample. Much of the litter was weathered and the construction debris (wood, wood products) observed appeared to have washed down to this location during winter storms. Some of the paper/plastic materials could have come from vehicular traffic on Caribbean Drive. No one specific source could be determined for the litter observed.

In Sunnyvale West, the scores for each of the two assessments were the same between December 2005 and May 2006. The main types of wastes observed were Styrofoam materials (cups, pellets, or chunks of packing material) and biodegradable paper products. The sources may be from upstream areas and carried from storm drains or possibly blown in from the nearby roadway. However, the degree of weathering observed and their location on the bank indicated that they were transported from an upstream location. A few plastic bottles were found on the inside edge of the dike that could have come from

pedestrian use of the access roads present on both sides of the channel up to the Bordeaux Avenue crossing. No specific source could be identified for the trash that was observed. However, there are some businesses along the Channel that have dumpster storage areas a relatively short distance away from the toe of the dike. Most of them have fenced enclosures, but it could be possible that windblown light materials (e.g., Styrofoam or paper) could be entering the channel from these sources.

The two Stevens Creek areas sampled are adjacent to each other. One is north of the footbridge crossing the Creek and the other is south of the footbridge crossing and runs parallel to the West Valley Elementary School, just downstream of the storm water outfall for the school and its surrounding neighborhood. The majority of the litter debris observed at both of these sites appeared to have come from upstream sources. In particular, golf balls (two golf-courses are present upstream in Cupertino) and water-eroded plastic materials were common.

This site is also monitored as a part of the Stream Keeper program by the Stevens and Permanente Creek Watershed Council. A very small amount of the litter found on the upper bank may be coming from pedestrians using the bridge, as it was found above the high water line in the area. Public access to the creek is limited by a chain link fence and locked gate on the Sunnyvale side of the Creek. Steep side slopes on the Los Altos side of the Creek make access extremely difficult or dangerous.

KAB Sites:
Similar to last year, the most littered areas in Sunnyvale (those scoring above a "2" or "slightly littered"), based on the Keep America Beautiful methodology, were those that have heavy vehicular traffic use. These include the Highway 237 and Lawrence Expressway intersection; the Highway 101 and Matilda Avenue access ramps; and the Lawrence Expressway/CalTrain overpass. Litter in these locations is mainly found in the CalTrans or County rights-of way.

Other sites that scored above a "2" using the KAB methodology were associated with retail businesses and their dumpster areas. There were some businesses that appear to have dumpsters too small or not frequent enough pick ups during the holiday season to deal with the debris being generated. Also, there was some evidence of illegal dumping in or near their dumpsters.

One site not associated with a business had illegal dumping occurring on the roadside Right of Way. This location has had problems in the past and continues to be one of the few chronic illegal dumping areas within the City. The materials illegally dumped here included bedframes, tires, and some debris that may have come from homeless use.

None of the KAB sites is located close to water bodies. Any illegal dumping that occurred did not happen in or near a waterway.

Actions Initiated:

For sites that ranked scores greater than 2 using the KAB index, some initial steps were taken to resolve the problems noted. In the case of site SU07 and 08, Solid Waste Division Staff and Neighborhood Preservation were contacted to initiate actions related to clean ups of loading and trash storage at small business malls. At SU15, Public Works field services was notified and sent City trucks to pick up the illegally dumped debris and the homeless encampment debris. These areas will continue to be monitored, to determine if existing measures are adequate and to build a history that will allow additional enforcement action, if needed when dealing with the businesses.

Several areas had abandoned shopping cart problems. The current policy was followed to notify the appropriate Public Works staff person with information as to the businesses who own the carts and the location they were found. The City no longer collects the carts at a central location due to costs and other difficulties in getting carts back to owners. Instead, the business owners are contacted and they are requested to pick them up themselves. The Public Works Department presented a study issue to Council in May 2006 to request that an ordinance be drafted regarding the abandonment of shopping carts and requirements for businesses to have procedures in place to deal with the cart removals from their property. It is anticipated that the ordinance will be drafted and approved in early 2007.

Increased efforts to perform more regular clean ups of the Highway 237 and 101 were observed by CalTrans in their roadside rights-of-way. Due to extremely heavy traffic on these routes, it did not take long for them to become noticeably littered again within a very short period after a clean-up was completed. The issue of dealing with trash coming from traffic on freeways is huge, and needs to be looked at on a statewide basis.

The City includes outreach messages to local residents to encourage people to cover their loads and not litter as part of the Public Education and Outreach activities (See PIP Attachment G for details on outreach.) However, litter along State freeways and County expressways may come from sources passing through the community. So, outreach messages and other litter management efforts should be done on a region or statewide basis to help with this problem.

Potential Strategies and Next Steps:

Sunnyvale staff will continue to work with the Program's As Hoc Trash Committee to identify if some pilot efforts can be implemented that will provide effective controls for litter that either enters the storm drain inlets or come from outfalls into local creeks/waterways. Staff is hoping to identify some locations within Sunnyvale were these pilot studies could be held, or if not within Sunnyvale, that they could be piloted in neighboring communities with similar infrastructure. The City anticipates revising its trash assessment efforts to link to areas where trash control BMPs have been constructed or implemented, and determine if there is any measurable decrease in litter entering waterways.

If new sites of significant trash accumulation are discovered within Sunnyvale boundaries, staff will assess them using the appropriate method (KAB or RWQCB version 8.0) and then identify if there are specific actions that can be undertaken to address the problem accumulations. If it appears that contact with a specific business or property owner is needed to deal with a trash accumulation problem, then the appropriate city staff (e.g., Neighborhood Preservation or Public Works Solid Waste Division) will make those contacts. Follow-up by City staff will be done to document actions taken in response to the complaint.

City staff plans to continue work with the Trash ad hoc task group sponsored by SCVURPPP to work on resolving trash problems that are larger in scope for an area, such as the problems that occur along road rights-of-way with heavy traffic.

Sunnyvale West Channel:
Further investigations of the properties adjacent to Sunnyvale West channel between the Matilda Avenue box culvert and the sampling site north of the Caribbean Drive bridge crossing did not reveal any specific businesses whose outdoor trash handling procedures would lead to the quantities/types of Styrofoam found in the previous year's assessment. In FY 05-06, there appeared to be fewer active industries/businesses with properties adjacent to the West Channel. Therefore, fewer trash enclosure areas were observed to be in operation near the Channel than in previous years. Environmental Division Staff will be working with Solid Waste Program staff to educate nearby property owners of the importance of keeping the lids down on their trash containers and cleaning up around their enclosures to help reduce litter that could be blown into the Channel.

Sunnyvale East Channel:
The increase in litter Sunnyvale East Channel observed in January 2006 was likely due to the heavy rainfall events that caused a washout of debris from upstream sources or catchments. Based on the degree of weathering and the location of the debris picked up in the channel banks, it did not appear that the Sports Complex located adjacent to the channel was a significant contributor to the litter problem this year. The Complex is totally fenced off from the channel and it did not appear that the small amount of litter observed near the fence was

making its way into the channel. No further actions with the Sports Complex are being considered at this time.

A more likely source of litter is debris blowing in from Caribbean Drive traffic. City staff will continue to work with Public Works/ Solid Waste Division, the SMaRT Station contractor, and the companies with trash-hauling vehicles that have been observed with small amounts of blowing debris coming from them to better control this litter sources.

It is difficult to determine a specific source for the majority of the litter observed in Sunnyvale East channel, since this channel drains a significant portion of the City of Sunnyvale as well as parts of Cupertino. City staff will continue to work with the SCVURPPP to determine if there are some locations where pilot trash control BMPs could be implemented to see if there is any decrease in the quantity of litter observed at this downstream evaluation site.

City of Sunnyvale

FY 05 - 06 Annual Report

Attachment K

Trash Inventory and Management

Appendix 1

Tables 1-2 - Summaries of Sunnyvale Trash Data Forms

Tables 3-4 - Summaries of Data by Watershed

Santa Clara Valley
Urban Runoff
Pollution Prevention Program

ATTACHMENT K TABLE 1

Trash Problem Area Activity Report
FY 05-06

ID	Date	Location	Assessment Score		Recent Cleanup[1]	Adjacent Land Use[2]		Trash Source[3]			Three Most Prevalent Trash Types[4]			Estimated Volume of Trash Removed (if any)	Existing Management Actions	Recommended Management Actions and/or Future Evaluations
			KAB	RTA		1	2	1	2	3	1	2	3			
SU01	12/16/2005	600 Block Grand Fir and Bellflower	1		Unknown	Residential – apartments		Illegal dumping	Litter – receptacles/ dumpsters		Plastic/styrofoam	Biodegradable/paper		Very few pieces of litter observed in allyway. Litter not present on streets or sidewalks. No illegal dumping.	Streets swept by City. Periodic monitoring by city staff or receipt of complaints by Neighborhood Preservation.	A number of shopping carts were observed in the back allyway. City PW staff were notified. Should probably remain on list for potential illegal dumping, but not a priority site due to distance from storm drains and waterways.
SU01	5/25/2006	600 Block Grand Fir and Bellflower	1.5		No	Residential – apartments		Illegal dumping	Litter – receptacles/ dumpsters		Miscellaneous	Plastic/styrofoam		Couches/chairs on curbside. Might be scheduled for oversize pick up, but not tagged. Very minor amounts of litter in ally or on sidewalks - less than a cubic foot.	Site has not had any illegal dumping of furniture in two years. Checked back on 6/2/06 and furniture had been removed.	Site should remain on the list for now, but not be a priority as amounts of debris are small and illegal dumping/accumulation does not seem to be a significant problem.
SU03	12/12/2005	Tamarack Lane, Helen Ave,and Miramar Way * note SU 02 and SU 03 were combined as they were adjacent to each other and with similar litter problems.*	1.5		Unknown	Residential – home	Residential – apartments	Litter – pedestrian	Litter – vehicular		Miscellaneous	Biodegradable/paper		Less than 1 cubic foot of litter estimated as present, but over 20 shopping carts found and reported	No current city actions other than periodic montioring.	Contacted Public Works staff an notified them of the shopping carts and the businesses they belong to. PW policy is to contact the business owners and require their removal. Litter was only a very minor issue at this site.
SU03	5/24/2006	Tamarack Lane, Helen Ave,and Miramar Way * note SU 02 and SU 03 were combined as they were adjacent to each other and with similar litter problems.*	1.5		Unknown	Residential – home	Residential – apartments	Litter – pedestrian	Litter – vehicular		Plastic/styrofoam	Glass	Miscellaneous	Less than 1 cubic foot of litter estimated as present, with the exeption of over 20 shopping carts abandoned along sidewalks	No current city actions other than periodic montioring.	Contacted Public Works staff an notified them of the shopping carts and the businesses they belong to. PW policy is to contact the business owners and require their removal. Litter was only a very minor issue at this site.
SU04	12/12/2005	1034 E. El Camino	1		Unknown	Commercial		Litter – commercial areas						No litter visible	New trash compacter and enclosure fencing. Suggest removal from Hot Spot list	Remove from future inspections. Due to changes in trash containment, litter is no longer an issue at this site.
SU04	5/24/2006	1034 E. El Camino	1		Unknown	Commercial		Litter – commercial areas						No litter visible	New trash compacter and enclosure fencing. Suggest removal from Hot Spot list	Remove from future inspections. Due to changes in trash containment, litter is no longer an issue at this site.
SU05	12/16/2005	594 El Camino Real, Alleyway behind business	1		Unknown	Commercial		Litter – receptacles/ dumpsters						No litter visible. Dumpster is full, but waste is contained.	Site monitored occasionally by City staff.	Consider removal from trash hot-spot list
SU05	5/24/2006	594 El Camino Real, Alleyway behind business	1		Unknown	Commercial		Litter – receptacles/ dumpsters			Biodegradable/paper			Only 1-2 pieces of litter visible. Dumpster not full	Site monitored ocassionally by City staff.	Suggest removal from trash hot spot list as there has not been a litter problem here in the past year. No nearby waterways are present and the amount of debris/litter that could get into storm drains is small.
SU06	12/12/2005	1053 E. El Camino	1.5		Unknown	Commercial		Litter – commercial areas			Biodegradable/paper			Less than 1 cubic foot estimated as present	Site was assessed before the dumpster was picked up that day.	Continue to periodically monitor the site for problems.
SU06	5/25/2006	1053 E. El Camino	1.5		Unknown	Commercial		Litter – commercial areas	Litter – receptacles/ dumpsters		Plastic/styrofoam	Biodegradable/paper		Less than 1 cubic foot estimated as present	Some litter in the parking lot, a few pieces observed near dumpster, but dumpster was not full.	Continue to periodically monitor the site for problems. However, this should not be a priority site since it is not near any water bodies and the quantity of litter observed is small.
SU07	12/16/2005	1675 Hollenbeck Ave	2		Unknown	Commercial		Litter – receptacles/ dumpsters	Litter – commercial areas		Plastic/styrofoam	Biodegradable/paper	Miscellaneous	Styrofoam pellets near the dumpsters and paper cups present in the parking lot. Two bags of trash did not make it into the dumpster, but placed beside it. Not a large quantity -maybe 3-4 cubic feet of debris estimated that is not totally contained.	Site infrequently monitored by City staff. Property owners have cleaned up when requested in the past. Last time when it was inspected there was less debris.	Continue to monitor and determine if further actions need to be taken to get the property owners/businesses to control litter and clean up the areas around their dumpsters.
SU07	5/24/2006	1675 Hollenbeck Ave	2.5		Unknown	Commercial		Litter – receptacles/ dumpsters	Litter – commercial areas	Illegal dumping	Plastic/styrofoam	Miscellaneous	Biodegradable/paper	Overflowing dumpsters observed, some evidence of illegal dumping of furniture near dumpsters. Generally messy dumpster areas behind businesses of the mall. About 35% of the area had some litter present, perhaps several bags full along with large couch.	Site infrequently monitored by City staff. Property owners have cleaned up when requested in the past. Last time when it was inspected there was less debris.	Contacted PW/ Solid Waste Division regarding dumpster issues. They will follow up and provide a report on the outcome.

SU08	12/12/2005	727 Sunnyvale-Saratoga Rd	3		Unknown	Commercial		Litter – commercial areas	Litter – receptacles/ dumpsters		Biodegradable/paper	Plastic/styrofoam		Not estimated - large quantity with cardboard, paper, and plastic materials	Site monitored occasionally by staff. Contact property/business owners when litter problem is noted.	Contacted Public Works/Solid Waste Division to determine if they could notify property/business owners about the problem and follow up with enforcement as needed. Also finding some "homeless" debris/collections in the area. Received Compaint Response back from PW. They inspected the area on 12/12/05 and wrote courtesy noteice to property owner about the problems. Re-inspected on 12/29/05 and found some problems, spoke with business representatives. Re-inspected on 1/10/06 and found no problems.
SU08	5/24/2006	727 Sunnyvale-Saratoga Rd	2.5		Unknown	Commercial		Litter – commercial areas	Litter – receptacles/ dumpsters		Plastic/styrofoam	Biodegradable/paper		Difficult to estimate - 3-4 bags of debris, mostly large cardboard pieces.	Site monitored occasionally by staff. Contact property/business owners when litter problem is noted.	Contacted Public Works/Solid Waste Division to determine if they could take action with the property/business owners about the problem and follow up with enforcement as needed.
SU09	12/8/2005	1131 Lawrence Expy	1		Unknown	Commercial		Litter – commercial areas	Litter – vehicular		Biodegradable/paper			Almost no litter visible. Could be picked up in a small bag. Much less than 1 cu ft.	It appears that the property owner is keeping the site clean. The few pieces of litter observed could have come from parked cars.	Continue to monitor, but should be considered for removal from list as trash problems at the site are minimal.
SU09	5/24/2006	1131 Lawrence Expy	2.5		Unknown	Commercial		Litter – commercial areas	Litter – receptacles/ dumpsters		Plastic/styrofoam	Biodegradable/paper	Miscellaneous	Overflowing and messy dumpster areas behind businesses - difficult to quantify amount of litter present.	Site in need of housekeeping - overflowing dumpsters and litter around back alleyway.	Notified Public Works- Solid Waste division regarding dumpster and alley-way litter problems.
SU 10	12/8/2005	911 Duane Ave	1.5		Unknown	Commercial		Litter – commercial areas			Biodegradable/paper	Plastic/styrofoam		Small amount of debris,about less than 1 cu ft if picked up	Dumpster and allyway are gated to prevent illegal dumping. Some litter from materials being placed in dumpster. In need of litter pick up.	Continue to monitor the site and if sufficient amount continues to be there, notify PW - solid waste to request enforcement. Litter amount visible was relatively small and not an immediate threat to waterways.
SU 10	5/24/2006	911 Duane Ave	1.5		Unknown	Commercial		Litter – commercial areas	Litter – receptacles/ dumpsters		Plastic/styrofoam	Biodegradable/paper		Small amount of debris,about less than 1 cu ft if picked up	Dumpster and allyway are gated to prevent illegal dumping. Some litter from materials being placed in dumpster. In need of litter pick up.	Continue to monitor the site and if sufficient amount continues to be there, notify PW - solid waste to request enforcement. Litter amount visible was relatively small and not an immediate threat to waterways.
SU11	12/16/2005	Mathilda Ave and Highway 101 on-ramps and exits	2.5		Yes	Roadway		Litter – vehicular			Plastic/styrofoam	Biodegradable/paper		Large quantity, not estimated. Area is in CalTrans ROW.	CalTrans cleans the area periodically and appears to have been picked up a few weeks after the assessment.	Continue to monitor the site. Identify mechanism for notifying CalTrans when there is a significant accumulation.
SU11	5/25/2006	Mathilda Ave and Highway 101 on-ramps and exits	2		Yes	Roadway		Litter – vehicular			Biodegradable/paper	Plastic/styrofoam		About 20% of the area still had litter remaining, but much reduced from previous observations	CalTrans had cleaned portions of the west-bound off-ramp and east-bound on-ramp areas about 2 weeks before the assessment was completed.	Continue to monitor the site. Work with SCVURPP to dentify mechanism for notifying CalTrans when there is a significant accumulation.
SU12	12/8/2005	Lawrence Expy and Highway 237 on-ramps and exits	3		No	Roadway		Litter – vehicular			Plastic/styrofoam	Miscellaneous	Biodegradable/paper	Unknown - would take crews a day or more to pick up all the debris	Caltrans cleans the area periodically. (It was cleaned up about a week after the oberservations were made.	Continue to monitor the site. Work with SCVURPP to dentify mechanism for notifying CalTrans when there is a significant accumulation.
SU12	5/24/2006	Lawrence Expy and Highway 237 on-ramps and exits	2.5		Yes	Roadway		Litter – vehicular			Plastic/styrofoam	Miscellaneous	Biodegradable/paper	Quantity is stell significant, would take a crew at least a day to clean thoroughly. May be more than a cubic yard.	Caltrans had cleaned portions of the west-bound on and off-ramp areas about 2-3 weeks before the assessment was completed.	Continue to monitor the site. Work with SCVURPP to identify mechanism for notifying CalTrans when there is a significant accumulation.
SU 13	12/12/2005	Willow and Aster interstection	2.5		Unknown	Roadway	Commercial	Illegal dumping	Litter – vehicular		Miscellaneous	Biodegradable/paper	Plastic/styrofoam	2 bags of trash plus box springs and tire dumped illegally. Some roadway litter from Lawerence Expy on other side of road	City monitors area periodically. Cleans up ROW debris on City street. Debris from Lawrence Expy is under County jurisdiction.	PW was notified to pick up debris at site. Continue to monitor for illegal dumping activities. Not near a waterway. Illegal dumping debris was picked up by City crews. Need to identify County contact for Lawrency Expy clean up.
SU 13	5/24/2006	Willow and Aster interstection	3		Unknown	Roadway	Commercial	Homeless encampments	Illegal dumping	Litter – vehicular	Miscellaneous	Fabric/cloth	Construction	TV set, construction debris, homeless "nesting" materials - may be a cubic yard or more of material	City monitors area periodically and cleans it when requested. Public works staff were notified of debris accumulation in ROW. Debris from Lawrence Expy is under County jurisdiction.	PW was notified to pick up illegally dumped debris along roadway ROW. Continue to monitor for illegal dumping activities. Not adjacent to a waterway. Side slope of Lawrence Expy with less litter observed - may have been cleaned by County.
SU14	12/12/2005	Angel Ct Parking lot and Hendy Rd, near CalTrain ROW	1.5		Yes	Railways	Other	Litter – pedestrian			Biodegradable/paper	Plastic/styrofoam		Estimated less than 1 cubic foot of trash plus one shopping cart.	City monitors the area monthly and crews pick up debris as needed.	Contacted Public Works Staff regarding shopping cart. Also let PW Boulevards staff that litter was accumulating along the railroad track fence to the west of Hendy Rd.
SU14	5/24/2006	Angel Ct Parking lot and Hendy Rd, near CalTrain ROW	1		Yes	Railways	Railways	Litter – pedestrian	Litter – vehicular		Plastic/styrofoam	Biodegradable/paper		Estimated less than 1 cubic foot of trash.	City monitors the area monthly and crews pick up debris as needed.	Only small amounts of litter visible at this time. Will continue to monitor and initiate clean up actions when needed.
SU15	12/12/2005	Victory Village Park under Fair Oaks Overpass	1		Yes	Industrial	Park/Trail	Litter – pedestrian	Other		Biodegradable/paper			Less than 1 cubic foot of litter present.	City monitors and PW crews clean underpass area on a regular basis.	In the past, most of the litter seen a this site appeared to come from the day-labor force that frequent the sidewalk outside the Home Depot store. This appears to have been cleaned up either by business staff or city crews in the area. Very little litter was evident at the time of the inspection.
SU16	5/24/2006	Victory Village Park under Fair Oaks Overpass	1.5		Yes	Industrial	Park/Trail	Litter – pedestrian	Other		Plastic/styrofoam	Biodegradable/paper	Metal	About 10% of the area has some litter (one or two pieces) volume would be less than 1 cubic foot.	City monitors and PW crews clean underpass area on a regular basis.	Business had placed garbage can where day laborors congregate. Some litter may be blowing in from railroad track. Very small amount of litter was present.

233

SU16a	12/6/2005	Sunnyvale West Channel, 100 ft below Caribbean Bridge crossing		100	Unknown	Industrial	Roadway	Upstream/stormdrain catchment	Litter – vehicular	Litter – pedestrian	Plastic/styrofoam	Biodegradable/paper	Fabric/cloth	1< Cubic foot, only a small portion of a garbage bag	City crews clean up along road right of way. Most of the debris observed seemed to have washed down from upstream sources, very little littering along access road/trail bank	Channel was adopted under District's adopt-a-creek program. Further investications upstream to the point where the channel goes into an underground box culvert by Matilda Ave did not show any upstream business sources. (e.g., open dumpsters or outdoor activities). Some litter may be coming from those utilizing the access roads on top of the dikes as walking/running trails. However the amount of litter from this potential use is small.
SU16a	5/26/2006	Sunnyvale West Channel, 100 ft below Caribbean Bridge crossing		100	Unknown	Industrial	Roadway	Upstream/storm drain catchment	Litter – vehicular	Litter – pedestrian	Plastic/styrofoam	Biodegradable/paper		1< Cubic foot, only a small portion of a garbage bag	City crews clean up along road right of way. Most of the debris observed seemed to have washed down from upstream sources, very little littering along access road/trail bank	About the same amount of litter debris was removed during this assessment. No potential new actions have been indentified to help reduce litter in the area.
SU16b	1/20/2006	Sunnyvale East Channel, below Carribbean Bridge crossing, 100 ft north of access gate/fence		67	No	Park/Trail	Roadway	Upstream/stormdrain catchment	Litter – vehicular	Litter – pedestrian	Plastic/styrofoam	Biodegradable/paper	Metal	approx 2-3 cu ft (1 large 32 gallon trash bag)	City crews clean up along road right of way. Most of the debris observed this time either washed down from upstream or came in with high tides during storms.	Continue monitoring to see if upstream efforts or BMPs that might be installed as part of a pilot project can help reduce quantities observed.
SU16b	6/2/2002	Sunnyvale East Channel, below Carribbean Bridge crossing, 100 ft north of access gate/fence		83	Unknown	Park/Trail	Roadway	Upstream/storm drain catchment	Litter – vehicular	Litter – pedestrian	Plastic/styrofoam	Construction	Metal	1-2 cu ft (about 1/2 trash bag full, less than 5 lbs)	City crews clean up along road right of way. Most of the debris observed this time appeared to be washed down from upstream, with some blowing in from the roadway.	Continue monitoring to see if upstream efforts or BMPs that might be installed as part of a pilot project can help reduce quantities observed. Amount of litter debris observed this time was significantly less than what was observed in January after winter storms.
SU16c	12/8/2005	Caribbean Drive between Lawrence Expressway and Matilda Ave.	1.5		Yes	Industrial	Roadway	Litter – vehicular	Litter – pedestrian		Plastic/styrofoam	Biodegradable/paper	Construction	Unknown, probably a bag or two in the mile of roadway	Sunnyvale PW cleans right of way and center divider periodically. Street is swept bi-weekly by SMART Station Contractor	Most of the litter present on the roadway and median comes from trucks entering and leaving the SMART station materials recovery facility off of Borregas Ave. City crews clean the ROW area and the contractor who operates the SMART Station sweeps the street area. Litter accumulation does not appear to be significant.
SU16c	5/24/2006	Caribbean Drive between Lawrence Expressway and Matilda Ave.	1.5		Yes	Industrial	Roadway	Litter – vehicular	Litter – pedestrian		Plastic/styrofoam	Biodegradable/paper		Possibly one bag full of debris	Sunnyvale PW cleans right of way and center divider periodically. Street is swept bi-weekly by SMART Station Contractor	Most of the litter present on the roadway and median comes from trucks entering and leaving the SMART station materials recovery facility off of Borregas Ave. City crews clean the ROW area and the contractor who operates the SMART Station sweeps the street area. Litter accumulation does not appear to be significant.
SU17	12/12/2005	California Ave on-ramp to Central Expressway	1.5		Unknown	Roadway		Litter – vehicular			Biodegradable/paper	Plastic/styrofoam		Small quantity, hard to estimate but maybe 2-3 cu ft of litter present (large garbage bag)	Site monitored occasionally by City staff. Site is periodically cleaned by County and/or City PW staff.	Continue to monitor the site and notify PW if accumulation is signficant.
SU17	5/24/2006	California Ave on-ramp to Central Expressway	1.5		Unknown	Roadway		Litter – vehicular			Miscellaneous	Glass		Small quantity, less than a cubic foot or so of debris remaining	Site may have been cleaned up recently as only a small amount of debris was visible.	Continue to monitor the site and notify PW if accumulation is signficant. However, site is not a threat to waterways and quantity of debris present is small, so it should be a low priority for future efforts.
SU19	12/8/2005	Wolf Road Overpass- Access from Eveleyn Ave	1.5		Unknown	Commercial	Industrial	Homeless encampments	Illegal dumping		Miscellaneous	Fabric/cloth		2-3 Cu ft - table and bedding from homeless useage	City monitors the area under the overpass and picks up debris as needed.	Mostly large debris from homeless usage of the area under the overpass. Little threat to the storm drains due to the large size of material and it is not near any water bodies. City will continue to monitor and remove debris as needed.
SU19	5/24/2006	Wolf Road Overpass- Access from Eveleyn Ave	2		Unknown	Commercial	Industrial	Homeless encampments	Illegal dumping	Litter – pedestrian	Plastic/styrofoam	Biodegradable/paper		2-3 Cu ft - debris from homeless useage. Fenced off area in need of repair.	City monitors the area under the overpass and picks up debris as needed. Staff notified of need for clean up.	Mostly large debris from homeless usage of the area under the overpass. PW staff was notified of fence and debris problem, and it was taken care of within two weeks of their notification. Debris in area is little threat to the storm drains due to the large size of material and it is not near any water bodies. City will continue to monitor and remove debris as needed.
SU20	12/8/2005	Wildwood Drive and Lawrence Expressway	2		Unknown	Commercial	Roadway	Litter – pedestrian	Illegal dumping	Litter – vehicular	Biodegradable/paper	Miscellaneous		2-3 cu ft. - Boxes and a shopping cart	City monitors the area in their ROW and picks up debris as needed.	Notified PW about the shopping carts for pick up and the cardboard boxes/debris. City crews picked up the site. Continue to monitor, but not significant threat to storm drains in the area.
SU20	5/24/2006	Wildwood Drive and Lawrence Expressway	1.5		Unknown	Commercial	Roadway	Litter – pedestrian	Litter – vehicular		Plastic/styrofoam	Metal	Biodegradable/paper	Minor amount of litter visible, plactic bags, bottles, and cans mostly, less than 1 cubic foot.	City monitors the area in their ROW and picks up debris as needed.	Very little trash visible at this time. Continue to monitor, but not significant threat to storm drains in the area.
SU21	12/8/2005	E. Persian Drive between Sunnyvale East and Lawrence Expy. - blocks 190-400	1.5		Yes	Residential – home	Roadway	Illegal dumping	Litter – vehicular		Miscellaneous	Biodegradable/paper		4-5 cu ft - furniture from illegal dumping mostly	Sunnyvale PW cleans the ROW and monitors the site for illegal dumping from nearby residences and others.	Continue to monitor the site. Notified PW to pick up debris. Site is behind the Highway sound wall and along the back fence of the mobil home park. There are not any nearby storm drains and mostly larger debris seems to appear here.
SU21	5/24/2006	E. Persian Drive between Sunnyvale East and Lawrence Expy. - blocks 190-400	1		Yes	Residential – home	Roadway	Litter – vehicular			Plastic/styrofoam	Metal	Biodegradable/paper	No illegal dumping observed at this time and very few pieces of litter.	Sunnyvale PW cleans the ROW and monitors the site for illegal dumping from nearby residences and others.	Continue to monitor the site and have PW pick up debris as needed. Site is behind the Highway 237 sound wall and along the back fence of the mobil home park. There are not any nearby storm drains and mostly larger debris seems to appear here.

CL05 * new site added*	12/16/2005	Stevens Creek, foot bridge crossing behind West Valley Elementary School		82	Yes	School	Residential – home	Upstream/stormdrain catchment	Litter – pedestrian	Litter – school/institution	Plastic/styrofoam	Miscellaneous	Metal	1< Cubic foot, only a small portion of a garbage bag	Site is monitored by Stevens Permanente Watershed Council Streamkeeper program. Accumulated trash is picked up monthly, when accessible.	Continue monitoring to see if upstream efforts or BMPs reduce amounts of trash obesrved. Consider working with school on litter control project.
CL05	5/3/2006	See Stevens Creek Assessments done by representatives from Cupertino, Mountain View, Steven&Permanente Creek Watershed Council and Sunnyvale for information on the assessement done in May.		95												
CL06 *new site added*	12/16/2005	Stevens Creek, foot bridge crossing behind West Valley Elementary School -directly below storm drain outfall		99	Yes	School	Residential – home	Upstream/stormdrain catchment	Litter – school/institution		Plastic/styrofoam	Biodegradable/paper	Glass	1< Cubic foot, only a small portion of a garbage bag	Site is monitored by Stevens Permanente Watershed Council Streamkeeper program. Accumulated trash is picked up monthly, when accessible.	Continue monitoring to see if upstream efforts or BMPs reduce quantities of trash observed. Consider working with school on litter control project.
CL06	5/3/2006	Unable to sample area due to high water in the creek														

[1] Recent Cleanup	[2] Land Use Types	[3] Trash Source	[4] Trash Type
1. Yes	1. Commercial	1. Litter – vehicular	1. Plastic/styrofoam
2. No	2. Industrial	2. Litter – school/institution	2. Glass
3. Unknown	3. Residential – home	3. Litter – pedestrian	3. Metal
	4. Residential – apartments	4. Litter – commercial areas	4. Biodegradable/paper
	5. Roadway	5. Litter – restaurants/fast food/convenience stores	5. Construction
	6. Park/Trail	6. Litter – receptacles/dumpsters	6. Fabric/cloth
	7. School	7. Litter – recreational areas	7. Biohazard
	8. Railways	8. Litter – special events (sports/concerts/fairs)	8. Toxic
	9. Other	9. Homeless encampments	9. Miscellaneous
		10. Illegal dumping	
		11. Upstream/storm drain catchment	
		12. Other	

Santa Clara Valley
Urban Runoff
Pollution Prevention Program

Trash Problem Area Activity Report
FY 05-06

ATTACHMENT K TABLE 2

ID	Date	Location	Assessment Score		Recent Cleanup[1]	Adjacent Land Use[2]		Trash Source[3]			Three Most Prevalent Trash Types[4]			Estimated Volume of Trash Removed (if any)	Existing Management Actions	Recommended Management Actions and/or Future Evaluations
			KAB	RTA		1	2	1	2	3	1	2	3			
CL03	5/3/2006	Stevens Creek - McClellan Ranch		101	Yes	Park/Trail	Residential – home	Litter – pedestrian	Litter – school/institution		Biodegradable/paper	Fabric/cloth	Plastic/styrofoam	Less than 1cu ft	Site often cleaned by Park staff and students, most recent cleaning occurred on 3/18/06	Very little debris is found here and park area is well maintained. Does not appear to collect debris from upstream areas much. May be a good reference point.
CL04	5/3/2006	Stevens Creek - Moss Rock		68	Unknown	Roadway	Other	Litter – recreational areas	Illegal dumping	Other	Glass	Plastic/styrofoam	Metal	abt.2-3 cu ft (large trash bag full	Site occasionally cleaned up by volunteers. No current management actions in place - belive property ower to be the County. Area appears to have increased "party" activity, along with new illegal dumping of yard waste observed.	Contacted County staff and confirmed that area was on County Parks property. County Parks staff will increase patrols to the area and try to prevent future problems. Continued monitoring of the site is recommended.
CL05	5/3/2006	Stevens Creek - West Valley Elementary School Bridge crossing		95	Yes	School	Residential – home	Upstream/stormdrain catchment	Litter – pedestrian		Plastic/styrofoam	Glass	Metal	Less than 1 cu ft	Site is monitored by Stevens and Permanente Watershed Council Streamkeeper volunteer. Litter is collected on a monthly basis from one side of the creek, depending on accessibility and creek water levels.	Site is located just below an outfall for West Valley Elementary and the residential areas nearby. Monitoring will continue at this site. May consider getting school involved with trash/clean up activities on their grounds.
CL02	5/10/2006	Stevens Creek - El Camino Bridge crossing		91	No	Commercial	Roadway	Upstream/stormdrain catchment	Litter – vehicular	Litter – pedestrian	Plastic/styrofoam	Construction	Miscellaneous	abt.2-3 cu ft (large trash bag full	Site occasionally cleaned up by volunteers. No current management actions in place. Large accumulation of floating debris on side of bank downstream of assessment area.	Site is located below the El Camino bridge and several upstream storm drain outfalls. Water was higher and faster than last year at the time sampled. Will work with volunteers to get the downstream area trash accumulation picked up.
CL01	5/10/2006	Stevens Creek - La Avenida site		67	Unknown	Industrial	Park/Trail	Upstream/stormdrain catchment	Litter – pedestrian		Plastic/styrofoam	Miscellaneous	Construction	About 3 trash bags full plus some large pieces of wood	Site is cleaned up at least twice each year by volunteers and park patrol cleans up daily along the trail area.	The majority of litter/debris observed comes from upstream sources. May be a good point to continue monitoring to determine if upstream measures to control litter are effective.

[1] Recent Cleanup	[2] Land Use Types	[3] Trash Source	[4] Trash Type
1. Yes	1. Commercial	1. Litter – vehicular	1. Plastic/styrofoam
2. No	2. Industrial	2. Litter – school/institution	2. Glass
3. Unknown	3. Residential – home	3. Litter – pedestrian	3. Metal
	4. Residential – apartments	4. Litter – commercial areas	4. Biodegradable/paper
	5. Roadway	5. Litter – restaurants/fast food/convenience stores	5. Construction
	6. Park/Trail	6. Litter – receptacles/dumpsters	6. Fabric/cloth
	7. School	7. Litter – recreational areas	7. Biohazard
	8. Railways	8. Litter – special events (sports/concerts/fairs)	8. Toxic

[1] Recent Cleanup	[2] Land Use Types	[3] Trash Source	[4] Trash Type
1. Yes 2. No 3. Unknown	1. Commercial 2. Industrial 3. Residential – home 4. Residential – apartments 5. Roadway 6. Park/Trail 7. School 8. Railways 9. Other	1. Litter – vehicular 2. Litter – school/institution 3. Litter – pedestrian 4. Litter – commercial areas 5. Litter – restaurants/fast food/convenience stores 6. Litter – receptacles/dumpsters 7. Litter – recreational areas 8. Litter – special events (sports/concerts/fairs) 9. Homeless encampments 10. Illegal dumping 11. Upstream/storm drain catchment 12. Other	1. Plastic/styrofoam 2. Glass 3. Metal 4. Biodegradable/paper 5. Construction 6. Fabric/cloth 7. Biohazard 8. Toxic 9. Miscellaneous

Sunnyvale

ATTACHMENT K TABLE 3

Calabazas Creek

ID #	Date	Location	Assessment Tool	Score	Existing Management Actions	Recommended Management Actions and/or Future Evaluations
SU13	5/24/2006	Willow and Aster intersection	KAB	3	City monitors area periodically and cleans it when requested. Public works staff were notified of debris accumulation in ROW. Debris from Lawrence Expy is under County jurisdiction.	PW was notified to pick up illegally dumped debris along roadway ROW. Continue to monitor for illegal dumping activities. Not adjacent to a waterway. Side slope of Lawrence Expy with less litter observed - may have been cleaned by County.
SU12	12/8/2005	Lawrence Expy and Highway 237 on-ramps and exits	KAB	3	CalTrans cleans the area periodically. (It was cleaned up about a week after the observations were made.	Continue to monitor the site. Work with SCVURPPP to identify mechanism for notifying CalTrans when there is a significant accumulation.
SU13	12/12/2005	Willow and Aster intersection	KAB	2.5	City monitors area periodically. Cleans up ROW debris on City street. Debris from Lawrence Expy is under County jurisdiction.	PW was notified to pick up debris at site. Continue to monitor for illegal dumping activities. Not near a waterway. Illegal dumping debris was picked up by City crews. Need to identify County contact for Lawrence Expy clean up.
SU09	5/24/2006	1131 Lawrence Expy	KAB	2.5	Site in need of housekeeping - overflowing dumpsters and litter around back alleyway.	Notified Public Works- Solid Waste division regarding dumpster and alley-way litter problems.
SU12	5/24/2006	Lawrence Expy and Highway 237 on-ramps and exits	KAB	2.5	CalTrans had cleaned portions of the west-bound on and off-ramp areas about 2-3 weeks before the assessment was completed.	Continue to monitor the site. Work with SCVURPPP to identify mechanism for notifying CalTrans when there is a significant accumulation.
SU20	12/8/2005	Wildwood Drive and Lawrence Expressway	KAB	2	City monitors the area in their ROW and picks up debris as needed.	Notified PW about the shopping carts for pick up and the cardboard boxes/debris. City crews picked up the site. Continue to monitor, but not significant threat to storm drains in the area.
SU06	12/12/2005	1053 E. El Camino	KAB	1.5	Site was assessed before the dumpster was picked up that day.	Continue to periodically monitor the site for problems.
SU10	5/24/2006	911 Duane Ave	KAB	1.5	Dumpster and alleyway are gated to prevent illegal dumping. Some litter from materials being placed in dumpster. In need of litter pick up.	Continue to monitor the site and if sufficient amount continues to be there, notify PW - solid waste to request enforcement. Litter amount visible was relatively small and not an immediate threat to waterways.
SU10	12/8/2005	911 Duane Ave	KAB	1.5	Dumpster and alleyway are gated to prevent illegal dumping. Some litter from materials being placed in dumpster. In need of litter pick up.	Continue to monitor the site and if sufficient amount continues to be there, notify PW - solid waste to request enforcement. Litter amount visible was relatively small and not an immediate threat to waterways.
SU06	5/25/2006	1053 E. El Camino	KAB	1.5	Some litter in the parking lot, a few pieces observed near dumpster, but dumpster was not full.	Continue to periodically monitor the site for problems. However, this should not be a priority site since it is not near any water bodies and the quantity of litter observed is small.
SU03	5/24/2006	Tamarack Lane, Helen Ave,and Miramar Way * note SU 02 and SU 03 were combined as they were adjacent to each other and with similar litter problems.*	KAB	1.5	No current city actions other than periodic monitoring.	Contacted Public Works staff an notified them of the shopping carts and the businesses they belong to. PW policy is to contact the business owners and require their removal. Litter was only a very minor issue at this site.
SU03	12/12/2005	Tamarack Lane, Helen Ave,and Miramar Way * note SU 02 and SU 03 were combined as they were adjacent to each other and with similar litter problems.*	KAB	1.5	No current city actions other than periodic monitoring.	Contacted Public Works staff an notified them of the shopping carts and the businesses they belong to. PW policy is to contact the business owners and require their removal. Litter was only a very minor issue at this site.
SU20	5/24/2006	Wildwood Drive and Lawrence Expressway	KAB	1.5	City monitors the area in their ROW and picks up debris as needed.	Very little trash visible at this time. Continue to monitor, but not significant threat to storm drains in the area.

SU04	12/12/2005	1034 E. El Camino	KAB	1	New trash compacter and enclosure fencing. Suggest removal from Hot Spot list	Remove from future inspections. Due to changes in trash containment, litter is no longer an issue at this site.
SU04	5/24/2006	1034 E. El Camino	KAB	1	New trash compacter and enclosure fencing. Suggest removal from Hot Spot list	Remove from future inspections. Due to changes in trash containment, litter is no longer an issue at this site.
SU09	12/8/2005	1131 Lawrence Expy	KAB	1	It appears that the property owner is keeping the site clean. The few pieces of litter observed could have come from parked cars.	Continue to monitor, but should consider removing from list since trash problems are minimal.

Sunnyvale East

ID #	Date	Location	Assessment Tool	Score	Existing Management Actions	Recommended Management Actions and/or Future Evaluations
SU08	12/12/2005	727 Sunnyvale-Saratoga Rd	KAB	3	Site monitored occasionally by staff. Contact property/business owners when litter problem is noted.	Contacted Public Works/Solid Waste Division to determine if they could notify property/business owners about the problem and follow up with enforcement as needed. Also finding some "homeless" debris/collections in the area. Received Complaint Response ba
SU11	12/16/2005	Mathilda Ave and Highway 101 on-ramps and exits	KAB	2.5	CalTrans cleans the area periodically and appears to have been picked up a few weeks after the assessment.	Continue to monitor the site. Identify mechanism for notifying CalTrans when there is a significant accumulation.
SU07	5/24/2006	1675 Hollenbeck Ave	KAB	2.5	Site infrequently monitored by City staff. Property owners have cleaned up when requested in the past. Last time when it was inspected there was less debris.	Contacted PW/ Solid Waste Division regarding dumpster issues. They will follow up and provide a report on the outcome.
SU08	5/24/2006	727 Sunnyvale-Saratoga Rd	KAB	2.5	Site monitored occasionally by staff. Contact property/business owners when litter problem is noted.	Contacted Public Works/Solid Waste Division to determine if they could take action with the property/business owners about the problem and follow up with enforcement as needed.
SU19	5/24/2006	Wolf Road Overpass- Access from Evelyn Ave	KAB	2	City monitors the area under the overpass and picks up debris as needed. Staff notified of need for cleanup.	Mostly large debris from homeless usage of the area under the overpass. PW staff was notified of fence and debris problem, and it was taken care of within two weeks of their notification. Debris in area is little threat to the storm drains due to the larg
SU11	5/25/2006	Mathilda Ave and Highway 101 on-ramps and exits	KAB	2	CalTrans had cleaned portions of the west-bound off-ramp and east-bound on-ramp areas approximately two weeks before the assessment was completed.	Continue to monitor the site. Work with SCVURPPP to identify mechanism for notifying CalTrans when there is a significant accumulation.
SU07	12/16/2005	1675 Hollenbeck Ave	KAB	2	Site infrequently monitored by City staff. Property owners have cleaned up when requested in the past. Last time when it was inspected there was less debris.	Continue to monitor and determine if further actions need to be taken to get the property owners/businesses to control litter and clean up the areas around their dumpsters.
SU21	12/8/2005	E. Persian Drive between Sunnyvale East and Lawrence Expy. - blocks 190-400	KAB	1.5	Sunnyvale PW cleans the ROW and monitors the site for illegal dumping from nearby residences and others.	Continue to monitor the site. Notified PW to pick up debris. Site is behind the Highway sound wall and along the back fence of the mobile home park. There are not any nearby storm drains and mostly larger debris seems to appear here.
SU14	5/24/2006	Angel Ct Parking lot and Hendy Rd, near CalTrain ROW	KAB	1.5	City monitors the area monthly and crews pick up debris as needed.	Only small amounts of litter visible at this time. Will continue to monitor and initiate clean up actions when needed.
SU15	5/24/2006	Victory Village Park under Fair Oaks Overpass	KAB	1.5	City monitors and PW crews clean underpass area on a regular basis.	Business had placed garbage can where day laborers congregate. Some litter may be blowing in from railroad track. Very small amount of litter was present.

SU01	5/25/2006	600 Block Grand Fir and Bellflower	KAB	1.5	Site has not had any illegal dumping of furniture in two years. Checked back on 6/2/06 and furniture had been removed.	Site should remain on the list, but not be a priority as amounts of debris are small and illegal dumping/accumulation does not seem to be a significant problem.
SU14	12/12/2005	Angel Ct Parking lot and Hendy Rd, near CalTrain ROW	KAB	1.5	City monitors the area monthly and crews pick up debris as needed.	Contacted Public Works Staff regarding shopping cart. Also let PW Boulevards staff that litter was accumulating along the railroad track fence to the west of Hendy Rd.
SU19	12/8/2005	Wolf Road Overpass- Access from Evelyn Ave	KAB	1.5	City monitors the area under the overpass and picks up debris as needed.	Mostly large debris from homeless usage of the area under the overpass. Little threat to the storm drains due to the large size of material and it is not near any water bodies. City will continue to monitor and remove debris as needed.
SU17	12/12/2005	California Ave on-ramp to Central Expressway	KAB	1.5	Site monitored occasionally by City staff. Site is periodically cleaned by County and/or City PW staff.	Continue to monitor the site and notify PW if accumulation is significant.
SU17	5/24/2006	California Ave on-ramp to Central Expressway	KAB	1.5	Site may have been cleaned up recently since only a small amount of debris was visible.	Continue to monitor the site and notify PW if accumulation is significant. However, site is not a threat to waterways and quantity of debris present is small, so it should be a low priority for future efforts.
SU01	12/16/2005	600 Block Grand Fir and Bellflower	KAB	1	Streets swept by City. Periodic monitoring by city staff or receipt of complaints by Neighborhood Preservation.	A number of shopping carts were observed in the back alleyway. City PW staff were notified. Should probably remain on list for potential illegal dumping, but not a priority site due to distance from storm drains and waterways.
SU05	5/24/2006	594 El Camino Real, Alleyway behind business	KAB	1	Site monitored occasionally by City staff.	Suggest removal from trash hot spot list as there has not been a litter problem here in the past year. No nearby waterways are present and the amount of debris/litter that could get into storm drains is small.
SU15	12/12/2005	Victory Village Park under Fair Oaks Overpass	KAB	1	City monitors and PW crews clean underpass area on a regular basis.	In the past, most of the litter seen a this site appeared to come from the day-labor force that frequent the sidewalk outside the Home Depot store. This appears to have been cleaned up either by business staff or city crews in the area. Very little litt
SU21	5/24/2006	E. Persian Drive between Sunnyvale East and Lawrence Expy. - blocks 190-400	KAB	1	Sunnyvale PW cleans the ROW and monitors the site for illegal dumping from nearby residences and others.	Continue to monitor the site and have PW pick up debris as needed. Site is behind the Highway 237 sound wall and along the back fence of the mobile home park. There are not any nearby storm drains and mostly larger debris seems to appear here.
SU05	12/16/2005	594 El Camino Real, Alleyway behind business	KAB	1	Site monitored occasionally by City staff.	Consider removal from trash hot-spot list
SU16b	1/20/2006	Sunnyvale East Channel, below Caribbean Bridge crossing, 100 ft north of access gate/fence	RTA	67	City crews clean up along road right of way. Most of the debris observed this time either washed down from upstream or came in with high tides during storms.	Continue monitoring to see if upstream efforts or BMPs that might be installed as part of a pilot project can help reduce quantities observed.
SU16b	6/2/2006	Sunnyvale East Channel, below Caribbean Bridge crossing, 100 ft north of access gate/fence	RTA	83	City crews clean up along road right of way. Most of the debris observed this time appeared to be washed down from upstream, with some blowing in from the roadway.	Continue monitoring to see if upstream efforts or BMPs that might be installed as part of a pilot project can help reduce quantities observed. Amount of litter debris observed this time was significantly less than what was observed in January after winter

Sunnyvale West

ID #	Date	Location	Assessment Tool	Score	Existing Management Actions	Recommended Management Actions and/or Future Evaluations
SU16c	5/24/2006	Caribbean Drive between Lawrence Expressway and Matilda Ave.	KAB	1.5	Sunnyvale PW cleans right of way and center divider periodically. Street is swept bi-weekly by SMART Station Contractor.	Most of the litter present on the roadway and median comes from trucks entering and leaving the SMART station materials recovery facility off of Borregas Ave. City crews clean the ROW area and the contractor who operates the SMART Station sweeps the stre

SU16c	12/8/2005	Caribbean Drive between Lawrence Expressway and Matilda Ave.	KAB	1.5	Sunnyvale PW cleans right of way and center divider periodically. Street is swept bi-weekly by SMART Station Contractor.	Most of the litter present on the roadway and median comes from trucks entering and leaving the SMART station materials recovery facility off of Borregas Ave. City crews clean the ROW area and the contractor who operates the SMART Station sweeps the stre
SU16a	5/26/2006	Sunnyvale West Channel, 100 ft below Caribbean Bridge crossing	RTA	100	City crews clean up along road right of way. Most of the debris observed seemed to have washed down from upstream sources, very little littering along access road/trail bank.	About the same amount of litter debris was removed during this assessment. No potential new actions have been identified to help reduce litter in the area.
SU16a	12/6/2005	Sunnyvale West Channel, 100 ft below Caribbean Bridge crossing	RTA	100	City crews clean up along road right of way. Most of the debris observed seemed to have washed down from upstream sources, very little littering along access road/trail bank.	Channel was adopted under District's Adopt-a- Creek program. Further investigations upstream to the point where the channel goes into an underground box culvert by Matilda Ave did not show any upstream business sources. (e.g., open dumpsters or outdoor

Collaboration ATTACHMENT K TABLE 4

Baylands						
ID #	**Date**	**Location**	**Assessment Tool**	**Score**	**Existing Management Actions**	**Recommended Management Actions and/or Future Evaluations**
CL01	5/10/2006	Stevens Creek - La Avenida site	RTA	67	Site is cleaned up at least twice each year by volunteers and park patrol cleans up daily along the trail area.	The majority of litter/debris observed comes from upstream sources. May be a good point to continue monitoring to determine if upstream measures to control litter are effective.
Stevens Creek						
ID #	**Date**	**Location**	**Assessment Tool**	**Score**	**Existing Management Actions**	**Recommended Management Actions and/or Future Evaluations**
CL04	5/3/2006	Stevens Creek - Moss Rock	RTA	68	Site occasionally cleaned up by volunteers. No current management actions in place - property owner is believed to be the County. Area appears to have increased "party" activity, along with new illegal dumping of yard waste observed.	Contacted County staff and confirmed that area was on County Parks property. County Parks staff will increase patrols to the area and try to prevent future problems. Continued monitoring of the site is recommended.
CL05	12/16/2005	Stevens Creek - West Valley Elementary School Bridge crossing	RTA	82	Site is monitored by Stevens Permanente Watershed Council Streamkeeper program. Accumulated trash is picked up monthly, when accessible.	Continue monitoring to see if upstream efforts or BMPs reduce amounts of trash observed. Consider working with school on litter control project.
CL02	5/10/2006	Stevens Creek - El Camino Bridge crossing	RTA	91	Site occasionally cleaned up by volunteers. No current management actions in place. Large accumulation of floating debris on side of bank downstream of assessment area.	Site is located below the El Camino bridge and several upstream storm drain outfalls. Water was higher and faster than last year at the time sampled. Will work with volunteers to get the downstream area trash accumulation picked up.
CL05	5/3/2006	Stevens Creek - West Valley Elementary School Bridge crossing	RTA	95	Site is monitored by Stevens and Permanente Watershed Council Streamkeeper volunteer. Litter is collected on a monthly basis from one side of the creek, depending on accessibility and creek water levels.	Site is located just below an outfall for West Valley Elementary and the residential areas nearby. Monitoring will continue at this site. May consider getting school involved with trash/clean up activities on their grounds.
CL06	12/16/2005	Stevens Creek, foot bridge crossing behind West Valley Elementary School - directly below storm drain outfall	RTA	99	Site is monitored by Stevens Permanente Watershed Council Streamkeeper program. Accumulated trash is picked up monthly, when accessible.	Continue monitoring to see if upstream efforts or BMPs reduce quantities of trash observed. Consider working with school on litter control project.
CL03	5/3/2006	Stevens Creek - McClellan Ranch	RTA	101	Site often cleaned by Park staff and students. Most recent cleaning occurred on 3/18/06	Very little debris was found. Park area is well maintained. Does not appear to collect debris from upstream areas. May be a good reference point.

City of Sunnyvale

FY 05 - 06 Annual Report

Attachment K

Trash Inventory and Management

Appendix 1

Trash Survey Forms/Data and Photos

Santa Clara Valley
Urban Runoff
Pollution Prevention Program

Trash Problem Area Activity Data Collection Form

Date: 12-08-2005

I. Site Information

1. **Site ID# SU 21 Watershed:** Sunnyvale West Channel **Location:** E.Persian between Sunnyvale East and Lawrence Expy behind the mobile park

II. Assessment Information

1. Which assessment tool was used? (Check one)
   ☐**Creek**-RWQCB Version 7.0 ☐**Non-Creek**-Windshield Survey
   ☒**Non-Creek**-KAB Litter Index ☐Other _____
2. **Total Score** (RWQCB Version 7.0 or KAB Litter Index) 1.5
3. Windshield Survey Results-Trash Priority: ☐ **NA** ☐**High** ☐**Medium** ☐**Low**
4. What percentage or length of the area is impacted with trash (e.g. 5%, five feet, etc.)? 20%
5. This assessment is ☒ **Initial** ☐**Follow-up** (Check one)
6. If applicable, how many follow-up assessments have been conducted at this site? _____

III. Trash Information

1. Describe trash type (Check five most prevalent types):

☐Rubber products	☐Metal products	☐Construction debris
☐Plastic bags	☐Cigarette butts	☐Fabric and cloth
☐Styrofoam products	☐Plastic/Synthetic items	☐Toxic substances
☐Aluminum cans	☐Tires	☐Appliances
☐Bottles (plastic and glass)	☒Woody debris	☒Furniture
☐Convenience/Fast Food wrappers	☒Yard waste	☐Biohazards
☒Man-made wood products	☐Batteries	☐Other

2. Potential trash source (Check all that apply):

☐Trash accumulation (water-borne)	☐Homeless encampments	☐Outfall _____
☐Trash accumulation (wind-borne)	☒Illegal dumping	☐Other _____
☐Litter-Vehicular	☐Litter-Dumpster/Receptacle (describe) _____	

   ☐Litter-Commercial business (name) _____
   ☐Litter-School/Institution (name) _____
   ☐Litter-Other (describe) _____
3. Was trash observed near (Check one): ☐**Storm drain inlets** ☐**Storm drain outfalls** ☐**Creek N/A**
4. Identify adjacent land uses to the trash areas assessed (if possible): behind the mobile park

IV. Trash Management Actions

1a. Are trash management actions planned for the site? **Yes** ☐ **No** ☒
1b. If trash was removed, provide total weight or volume (if known): _____
1c. Photographic documentation: **Yes**☒ **No**☐

2a. Other Trash Management Actions Taken (describe): Contacted the PW staff and notified about the illegal dumping. They followed up with a discussion with the mobile home park manager and the debris in the ROW was picked up.
3a. Follow-up action needed: **Yes** ☐ **No**☒
3b. Future trash management actions needed (Please describe): continue monitor the site and notify the PW Staff as if the problem occurs again.

3c. Is trash routinely removed from this site? **Yes** ☐ **No** ☒ If yes, at what frequency Site is monitored by PW
3d. Is a future assessment needed? **Yes**☒ **No**☐
3e. If Yes, which tool? ☐**Creek**-RWQCB Version 7.0 ☐**Non-Creek**-Windshield Survey
☒**Non-Creek**-KAB Litter Index ☐Other _____

Notes: _____

Santa Clara Valley
Urban Runoff
Pollution Prevention Program

Trash Problem Area Activity Data Collection Form

Santa Clara Valley
Urban Runoff
Pollution Prevention Program

Trash Problem Area Activity Data Collection Form



Santa Clara Valley
Urban Runoff
Pollution Prevention Program

Trash Problem Area Activity Data Collection Form

Date: 12/16/05 11:30 am

I. Site Information

1. **Site ID#** CL05 **Watershed:** Stevens creek- behind west valley Elementary-Northern side
Location: 10ft south of pathway to 90ft north(under the bridge)

II. Assessment Information

1. Which assessment tool was used? (Check one)
☒**Creek**-RWQCB Version 7.0 ☐**Non-Creek**-Windshield Survey
☐**Non-Creek**-KAB Litter Index ☐Other _____

2. **Total Score** (RWQCB Version 7.0 or KAB Litter Index) 82

3. Windshield Survey Results-Trash Priority: ☐ **NA** ☐**High** ☐**Medium** ☐**Low**

4. What percentage or length of the area is impacted with trash (e.g. 5%, five feet, etc.)? 30%

5. This assessment is ☒ **Initial** ☐**Follow-up** (Check one)

6. If applicable, how many follow-up assessments have been conducted at this site?_____

III. Trash Information

1. Describe trash type (Check five most prevalent types):

☐Rubber products	☒Metal products	☐Construction debris
☐Plastic bags	☒Cigarette butts	☒Fabric and cloth
☒Styrofoam products	☒Plastic/Synthetic items	☒Toxic substances
☐Aluminum cans	☐Tires	☐Appliances
☐Bottles (plastic and glass)	☐Woody debris	☐Furniture
☒Convenience/Fast Food wrappers	☐Yard waste	☐Biohazards
☐Man-made wood products	☐Batteries	☐Other

2. Potential trash source (Check all that apply):

☒Trash accumulation (water-borne)	☐Homeless encampments	☒Outfall storm drain
☒Trash accumulation (wind-borne)	☐Illegal dumping	☐Other _____
☐Litter-Vehicular	☐Litter-Dumpster/Receptacle (describe) _____	

☐Litter-Commercial business (name)_____
☐Litter-School/Institution (name)_____
☐Litter-Other (describe)_____

3. Was trash observed near (Check one): ☐**Storm drain inlets** ☐**Storm drain outfalls** ☒**Creek N/A**

4. Identify adjacent land uses to the trash areas assessed (if possible): _____

IV. Trash Management Actions

1a. Are trash management actions planned for the site? **Yes** ☐ **No** ☒
1b. If trash was removed, provide total weight or volume (if known):about 2-3lbs
1c. Photographic documentation: **Yes**☒ **No**☐
2a. Other Trash Management Actions Taken (describe): All the trash was removed on Sunnyvale side of creek. Two spray cans, Styrofoam pellets and debris found on the Los altos side of the creek were not removed. Unable to reach them due to high water flow and steepness of Los Altos side of the bank.
3a. Follow-up action needed: **Yes** ☒ **No**☐
3b. Future trash management actions needed (Please describe): Continue to monitor the site as part of Stevens Creek Streamkeeper program.

3c. Is trash routinely removed from this site? **Yes** ☒ **No** ☐ If yes, at what frequency Monthly by Streamkeepers
3d. Is a future assessment needed? **Yes**☒ **No** ☐
3e. If Yes, which tool? ☒**Creek**-RWQCB Version7.0 ☐**Non-Creek**-Windshield Survey
☐**Non-Creek**-KAB Litter Index ☐Other_____

Notes: An orange and a golf ball was found in the water. There were hard plastic pieces, Mylar wrappers and a piece of old fence was found high on the bank. The large amount of Styrofoam may be due to high water flow earlier in the month where it was trapped on the grass.

Santa Clara Valley
Urban Runoff
Pollution Prevention Program

Trash Problem Area Activity Data Collection Form

Santa Clara Valley
Urban Runoff
Pollution Prevention Program

Trash Problem Area Activity Data Collection Form

Santa Clara Valley
Urban Runoff
Pollution Prevention Program

Trash Problem Area Activity Data Collection Form

Santa Clara Valley
Urban Runoff
Pollution Prevention Program

Trash Problem Area Activity Data Collection Form

Date: 12/16/30 11:00 a.m.

I. Site Information

1. **Site ID#** CL06 **Watershed:** Stevens Creek- behind west valley-Southern side **Location:** Edge of the sack creek wall to 100ft downstream

II. Assessment Information

1. Which assessment tool was used? (Check one)
   ☒**Creek**-RWQCB Version 7.0 ☐**Non-Creek**-Windshield Survey
   ☐**Non-Creek**-KAB Litter Index ☐Other _____
2. **Total Score** (RWQCB Version 7.0 or KAB Litter Index) 99
3. Windshield Survey Results-Trash Priority: ☐ **NA** ☐**High** ☐**Medium** ☐**Low**
4. What percentage or length of the area is impacted with trash (e.g. 5%, five feet, etc.)? 60%
5. This assessment is ☒ **Initial** ☐**Follow-up** (Check one)
6. If applicable, how many follow-up assessments have been conducted at this site? _____

III. Trash Information

1. Describe trash type (Check five most prevalent types):

☐Rubber products	☐Metal products	☐Construction debris
☒Plastic bags	☐Cigarette butts	☐Fabric and cloth
☐Styrofoam products	☐Plastic/Synthetic items	☐Toxic substances
☐Aluminum cans	☐Tires	☐Appliances
☒Bottles (plastic and glass)	☐Woody debris	☐Furniture
☒Convenience/Fast Food wrappers	☐Yard waste	☐Biohazards
☐Man-made wood products	☐Batteries	☐Other

2. Potential trash source (Check all that apply):
   ☒Trash accumulation (water-borne) ☐Homeless encampments ☐Outfall _____
   ☒Trash accumulation (wind-borne) ☐Illegal dumping ☐Other _____
   ☐Litter-Vehicular ☐Litter-Dumpster/Receptacle (describe) _____
   ☐Litter-Commercial business (name) _____
   ☐Litter-School/Institution (name) _____
   ☐Litter-Other (describe) _____
3. Was trash observed near (Check one): ☐**Storm drain inlets** ☐**Storm drain outfalls** ☒**Creek N/A**
4. Identify adjacent land uses to the trash areas assessed (if possible): West valley school playground and a bridge

IV. Trash Management Actions

1a. Are trash management actions planned for the site? **Yes** ☐ **No** ☒
1b. If trash was removed, provide total weight or volume (if known): Less than 5lbs, less than 1 cubicl foot
1c. Photographic documentation: **Yes**☒ **No**☐
2a. Other Trash Management Actions Taken (describe): Area is monitored by Stevens Creek Streamkeepers and cleaned up periodically
3a. Follow-up action needed: **Yes** ☒ **No**☐
3b. Future trash management actions needed (Please describe): _____
3c. Is trash routinely removed from this site? **Yes** ☒ **No** ☐ If yes, at what frequency Monthly
3d. Is a future assessment needed? **Yes**☒ **No** ☐
3e. If Yes, which tool? ☒**Creek**-RWQCB Version7.0 ☐**Non-Creek**-Windshield Survey
☐**Non-Creek**-KAB Litter Index ☐Other _____

Notes: Storm drain out fall is damp but no running water at this point of time. There was some waterborne litter such as wood debris, styrofoam, and paper on the Los Altos side of the creek that could not be picked up due to steep slopes and high water in the creek prohibiting access.

Santa Clara Valley
Urban Runoff
Pollution Prevention Program

Trash Problem Area Activity Data Collection Form

Santa Clara Valley
Urban Runoff
Pollution Prevention Program

Trash Problem Area Activity Data Collection Form

Santa Clara Valley
Urban Runoff
Pollution Prevention Program

Trash Problem Area Activity Data Collection Form

Santa Clara Valley
Urban Runoff
Pollution Prevention Program

Trash Problem Area Activity Data Collection Form

Date: 12/16/05

I. Site Information

1. **Site ID#** SU 01 **Watershed:** Sunnyvale East Channel **Location:** 600 Block, Grand Fir and Bellflower Ave.

II. Assessment Information

1. Which assessment tool was used? (Check one)
   - ☐**Creek**-RWQCB Version 7.0
   - ☐**Non-Creek**-Windshield Survey
   - ☒**Non-Creek**-KAB Litter Index
   - ☐Other _____
2. **Total Score** (RWQCB Version 7.0 or KAB Litter Index) 1
3. Windshield Survey Results-Trash Priority: ☒**NA** ☐**High** ☐**Medium** ☐**Low**
4. What percentage or length of the area is impacted with trash (e.g. 5%, five feet, etc.)? 0%
5. This assessment is ☒**Initial** ☐**Follow-up** (Check one)
6. If applicable, how many follow-up assessments have been conducted at this site? _____

III. Trash Information

1. Describe trash type (Check five most prevalent types):

☐Rubber products	☐Metal products	☐Construction debris
☐Plastic bags	☐Cigarette butts	☐Fabric and cloth
☐Styrofoam products	☐Plastic/Synthetic items	☐Toxic substances
☐Aluminum cans	☐Tires	☐Appliances
☐Bottles (plastic and glass)	☐Woody debris	☐Furniture
☐Convenience/Fast Food wrappers	☐Yard waste	☐Biohazards
☐Man-made wood products	☐Batteries	☒Other shopping carts

2. Potential trash source (Check all that apply):

☐Trash accumulation (water-borne)	☐Homeless encampments	☐Outfall _____
☐Trash accumulation (wind-borne)	☒Illegal dumping	☐Other _____
☐Litter-Vehicular	☒Litter-Dumpster/Receptacle (describe) _____	

   - ☐Litter-Commercial business (name) _____
   - ☐Litter-School/Institution (name) _____
   - ☐Litter-Other (describe) _____
3. Was trash observed near (Check one): ☐**Storm drain inlets** ☐**Storm drain outfalls** ☐**Creek** ☒ **N/A**
4. Identify adjacent land uses to the trash areas assessed (if possible): Residences/ apartment complexes

IV. Trash Management Actions

1a. Are trash management actions planned for the site? **Yes** ☐ **No** ☒
1b. If trash was removed, provide total weight or volume (if known): _____
1c. Photographic documentation: **Yes** ☒ **No** ☐
2a. Other Trash Management Actions Taken (describe): _____
3a. Follow-up action needed: **Yes** ☐ **No** ☒
3b. Future trash management actions needed (Please describe): Site should be assessed again, then considered as a candidate for removal from the hot spot list.
3c. Is trash routinely removed from this site? **Yes** ☒ **No** ☐ If yes, at what frequency City street sweeping (monthly
3d. Is a future assessment needed? **Yes** ☒ **No** ☐
3e. If Yes, which tool? ☐**Creek**-RWQCB Version 7.0 ☐**Non-Creek**-Windshield Survey ☒**Non-Creek**-KAB Litter Index ☐Other _____

Notes: No litter visible at the site this day. Shopping carts were observed in the area and PW was notified for their removal.

Santa Clara Valley
Urban Runoff
Pollution Prevention Program

Trash Problem Area Activity Data Collection Form



Santa Clara Valley
Urban Runoff
Pollution Prevention Program

Trash Problem Area Activity Data Collection Form

Date: 12/12/05

I. Site Information

1. **Site ID#** SU 03 **Watershed:** Calabazas Creek **Location:** Tamarack lane, various apartments (between Helen Ave. and Miramar Way)

II. Assessment Information

1. Which assessment tool was used? (Check one)
   - ☐**Creek**-RWQCB Version 7.0 ☐**Non-Creek**-Windshield Survey
   - ☒**Non-Creek**-KAB Litter Index ☐Other _____
2. **Total Score** (RWQCB Version 7.0 or KAB Litter Index) 1.5
3. Windshield Survey Results-Trash Priority: ☒**NA** ☐**High** ☐**Medium** ☐**Low**
4. What percentage or length of the area is impacted with trash (e.g. 5%, five feet, etc.)? 5%
5. This assessment is ☒**Initial** ☐**Follow-up** (Check one)
6. If applicable, how many follow-up assessments have been conducted at this site? _____

III. Trash Information

1. Describe trash type (Check five most prevalent types):

☐Rubber products	☐Metal products	☐Construction debris
☐Plastic bags	☐Cigarette butts	☐Fabric and cloth
☐Styrofoam products	☐Plastic/Synthetic items	☐Toxic substances
☐Aluminum cans	☐Tires	☐Appliances
☐Bottles (plastic and glass)	☐Woody debris	☐Furniture
☒Convenience/Fast Food wrappers	☐Yard waste	☐Biohazards
☐Man-made wood products	☐Batteries	☒Other approximately 20 Shopping carts, paper
	☒ Paper	

2. Potential trash source (Check all that apply):
   - ☐Trash accumulation (water-borne) ☐Homeless encampments ☐Outfall _____
   - ☐Trash accumulation (wind-borne) ☐Illegal dumping ☐Other Apartments
   - ☐Litter-Vehicular ☐Litter-Dumpster/Receptacle (describe) _____
   - ☐Litter-Commercial business (name) _____
   - ☐Litter-School/Institution (name) _____
   - ☒Litter-Other (describe) Pedestrian
3. Was trash observed near (Check one): ☐**Storm drain inlets** ☐**Storm drain outfalls** ☐**Creek** ☒ **N/A**
4. Identify adjacent land uses to the trash areas assessed (if possible): Apartment complexes, residences

IV. Trash Management Actions

1a. Are trash management actions planned for the site? **Yes** ☐ **No** ☒
1b. If trash was removed, provide total weight or volume (if known): _____
1c. Photographic documentation: **Yes** ☒ **No**☐
2a. Other Trash Management Actions Taken (describe): Contacted PW staff responsible for working with businesses to pick up the shopping carts in the neighborhood with the name of the businesses it belong to.
3a. Follow-up action needed: **Yes** ☐ **No** ☒
3b. Future trash management actions needed (Please describe): Continue to monitor area and determine if there are actions that could be taken to help reduce the cart accumulation problem

3c. Is trash routinely removed from this site? **Yes** ☒ **No** ☐ If yes, at what frequency City streets are swept monthly but debris is not removed from private property or sidewalks.
3d. Is a future assessment needed? **Yes** ☒ **No** ☐
3e. If Yes, which tool? ☐**Creek**-RWQCB Version 7.0 ☐**Non-Creek**-Windshield Survey ☒**Non-Creek**-KAB Litter Index ☐Other _____

Notes: Numerous shopping carts present and occasional litter present on the walk way. Minor amounts of litter on sidewalks and curbsides

Santa Clara Valley
Urban Runoff
Pollution Prevention Program

Trash Problem Area Activity Data Collection Form

Santa Clara Valley
Urban Runoff
Pollution Prevention Program

Trash Problem Area Activity Data Collection Form

Santa Clara Valley
Urban Runoff
Pollution Prevention Program

Trash Problem Area Activity Data Collection Form



Santa Clara Valley
Urban Runoff
Pollution Prevention Program

Trash Problem Area Activity Data Collection Form

Date: 12/12/05

I. Site Information

1. **Site ID#** SU 04 **Watershed:** Calabazas Creek **Location:** 1034 E. El Camino real- Dumpsters of the business.

II. Assessment Information

1. Which assessment tool was used? (Check one)
   - ☐**Creek**-RWQCB Version 7.0
   - ☐**Non-Creek**-Windshield Survey
   - ☒**Non-Creek**-KAB Litter Index
   - ☐Other _____
2. **Total Score** (RWQCB Version 7.0 or KAB Litter Index) 1.0
3. Windshield Survey Results-Trash Priority: ☒**NA** ☐**High** ☐**Medium** ☐**Low**
4. What percentage or length of the area is impacted with trash (e.g. 5%, five feet, etc.)? 0%
5. This assessment is ☒**Initial** ☐**Follow-up** (Check one)
6. If applicable, how many follow-up assessments have been conducted at this site? _____

III. Trash Information

1. Describe trash type (Check five most prevalent types):

☐Rubber products	☐Metal products	☐Construction debris
☐Plastic bags	☐Cigarette butts	☐Fabric and cloth
☐Styrofoam products	☐Plastic/Synthetic items	☐Toxic substances
☐Aluminum cans	☐Tires	☐Appliances
☐Bottles (plastic and glass)	☐Woody debris	☐Furniture
☐Convenience/Fast Food wrappers	☐Yard waste	☐Biohazards
☐Man-made wood products	☐Batteries	☐Other

2. Potential trash source (Check all that apply):
   - ☐Trash accumulation (water-borne)
   - ☐Trash accumulation (wind-borne)
   - ☐Litter-Vehicular
   - ☐Homeless encampments
   - ☐Illegal dumping
   - ☒Litter-Dumpster/Receptacle (describe) New compactors within an enclosure. Not a litter issue.
   - ☐Outfall _____
   - ☐Other _____
   - ☐Litter-Commercial business (name) _____
   - ☐Litter-School/Institution (name) _____
   - ☐Litter-Other (describe) _____
3. Was trash observed near (Check one): ☐**Storm drain inlets** ☐**Storm drain outfalls** ☐**Creek**☒ **N/A**
4. Identify adjacent land uses to the trash areas assessed (if possible): Businesses parking lot

IV. Trash Management Actions

1a. Are trash management actions planned for the site? **Yes** ☐ **No** ☒
1b. If trash was removed, provide total weight or volume (if known): _____
1c. Photographic documentation: **Yes** ☒ **No**☐
2a. Other Trash Management Actions Taken (describe): None at this time.
3a. Follow-up action needed: **Yes** ☐ **No** ☒
3b. Future trash management actions needed (Please describe): new compactors with no litter issue(can be removed from the hot spot list
3c. Is trash routinely removed from this site? **Yes** ☒ **No** ☐ If yes, at what frequency unknown
3d. Is a future assessment needed? **Yes** ☒ **No** ☐

3e. If Yes, which tool?
- ☐**Creek**-RWQCB Version 7.0
- ☐**Non-Creek**-Windshield Survey
- ☒**Non-Creek**-KAB Litter Index
- ☐Other _____

Notes: _____

Santa Clara Valley
Urban Runoff
Pollution Prevention Program

Trash Problem Area Activity Data Collection Form



Santa Clara Valley
Urban Runoff
Pollution Prevention Program

Trash Problem Area Activity Data Collection Form

Date: 12/16/05

I. Site Information

1. **Site ID#** **SU 05** **Watershed:** Sunnyvale East Channel **Location:** 594E. El Camino Real – Alleyway behind business

II. Assessment Information

1. Which assessment tool was used? (Check one)
   ☐**Creek**-RWQCB Version 7.0 ☐**Non-Creek**-Windshield Survey
   ☒**Non-Creek**-KAB Litter Index ☐Other _____
2. **Total Score** (RWQCB Version 7.0 or KAB Litter Index) 1
3. Windshield Survey Results-Trash Priority: ☒**NA** ☐**High** ☐**Medium** ☐**Low**
4. What percentage or length of the area is impacted with trash (e.g. 5%, five feet, etc.)?)0%
5. This assessment is ☒**Initial** ☐**Follow-up** (Check one)
6. If applicable, how many follow-up assessments have been conducted at this site? _____

III. Trash Information

1. Describe trash type (Check five most prevalent types):

☐Rubber products	☐Metal products	☐Construction debris
☐Plastic bags	☐Cigarette butts	☐Fabric and cloth
☐Styrofoam products	☐Plastic/Synthetic items	☐Toxic substances
☐Aluminum cans	☐Tires	☐Appliances
☐Bottles (plastic and glass)	☐Woody debris	☐Furniture
☐Convenience/Fast Food wrappers	☐Yard waste	☐Biohazards
☐Man-made wood products	☐Batteries	☐Other _____

2. Potential trash source (Check all that apply):
   ☐Trash accumulation (water-borne) ☐Homeless encampments ☐Outfall _____
   ☐Trash accumulation (wind-borne) ☐Illegal dumping ☐Other _____
   ☐Litter-Vehicular ☐Litter-Dumpster/Receptacle (describe) _____
   ☐Litter-Commercial business (name) _____
   ☐Litter-School/Institution (name) _____
   ☐Litter-Other (describe) _____
3. Was trash observed near (Check one): ☐**Storm drain inlets** ☐**Storm drain outfalls** ☐**Creek** ☒ **N/A**
4. Identify adjacent land uses to the trash areas assessed (if possible): Small businesses/strip mall _____

IV. Trash Management Actions

1a. Are trash management actions planned for the site? **Yes** ☐ **No** ☒
1b. If trash was removed, provide total weight or volume (if known): _____
1c. Photographic documentation: **Yes** ☒ **No**☐
2a. Other Trash Management Actions Taken (describe): _____
3a. Follow-up action needed: **Yes** ☐ **No** ☒
3b. Future trash management actions needed (Please describe): Will check again, but may be a candidate for removal from the hot spot list.
3c. Is trash routinely removed from this site? **Yes** ☒ **No** ☐ If yes, at what frequency unknown, but litter not visible
3d. Is a future assessment needed? **Yes** ☒ **No** ☐

3e. If Yes, which tool? ☐**Creek**-RWQCB Version 7.0 ☐**Non-Creek**-Windshield Survey
☒**Non-Creek**-KAB Litter Index ☐Other _____

Notes: Dumpster if full but contained. No problems observed

Santa Clara Valley
Urban Runoff
Pollution Prevention Program

Trash Problem Area Activity Data Collection Form



Santa Clara Valley
Urban Runoff
Pollution Prevention Program

Trash Problem Area Activity Data Collection Form

Date: 12/12/05

I. Site Information

1. **Site ID#** SU 06 **Watershed:** Calabazas Creek **Location:** 1053 E. El Camino Real- Alleyway behind business

II. Assessment Information

1. Which assessment tool was used? (Check one)
   ☐**Creek**-RWQCB Version 7.0 ☐**Non-Creek**-Windshield Survey
   ☒**Non-Creek**-KAB Litter Index ☐Other _____
2. **Total Score** (RWQCB Version 7.0 or KAB Litter Index) 1.5
3. Windshield Survey Results-Trash Priority: ☒**NA** ☐**High** ☐**Medium** ☐**Low**
4. What percentage or length of the area is impacted with trash (e.g. 5%, five feet, etc.)? 20%
5. This assessment is ☒**Initial** ☐**Follow-up** (Check one)
6. If applicable, how many follow-up assessments have been conducted at this site? _____

III. Trash Information

1. Describe trash type (Check five most prevalent types):

☐Rubber products	☐Metal products	☐Construction debris
☐Plastic bags	☐Cigarette butts	☐Fabric and cloth
☐Styrofoam products	☐Plastic/Synthetic items	☐Toxic substances
☐Aluminum cans	☐Tires	☐Appliances
☐Bottles (plastic and glass)	☐Woody debris	☐Furniture
☐Convenience/Fast Food wrappers	☐Yard waste	☐Biohazards
☐Man-made wood products	☐Batteries	☒Other paper,cardboards

2. Potential trash source (Check all that apply):
   ☐Trash accumulation (water-borne) ☐Homeless encampments ☐Outfall _____
   ☒Trash accumulation (wind-borne) ☐Illegal dumping ☐Other _____
   ☐Litter-Vehicular ☐Litter-Dumpster/Receptacle (describe) _____
   ☒Litter-Commercial business (name) _____
   ☐Litter-School/Institution (name) _____
   ☐Litter-Other (describe) _____
3. Was trash observed near (Check one): ☐**Storm drain inlets** ☐**Storm drain outfalls** ☐**Creek** ☒ **N/A**
4. Identify adjacent land uses to the trash areas assessed (if possible): Small businesses in a strip mall.

IV. Trash Management Actions

1a. Are trash management actions planned for the site? **Yes** ☐ **No** ☒
1b. If trash was removed, provide total weight or volume (if known): _____
1c. Photographic documentation: **Yes** ☒ **No**☐
2a. Other Trash Management Actions Taken (describe): None at this time.
3a. Follow-up action needed: **Yes**☐ **No**☒
3b. Future trash management actions needed (Please describe): Site should be monitored in the future to see if it sti should remain on the hot spot list. Over flow dumpster. A part of the parking lot is littered with few papers
3c. Is trash routinely removed from this site? **Yes** ☒ **No** ☐ If yes, at what frequency unknown
3d. Is a future assessment needed? **Yes** ☒ **No** ☐

3e. If Yes, which tool? ☐**Creek**-RWQCB Version 7.0 ☐**Non-Creek**-Windshield Survey
☒**Non-Creek**-KAB Litter Index ☐Other _____

Notes: Dumpster in alleyway is gated, so no outside dumping can occur. Minimal amount of litter/ trash is visible.

Santa Clara Valley
Urban Runoff
Pollution Prevention Program

Trash Problem Area Activity Data Collection Form



Santa Clara Valley
Urban Runoff
Pollution Prevention Program

Trash Problem Area Activity Data Collection Form



Santa Clara Valley
Urban Runoff
Pollution Prevention Program

Trash Problem Area Activity Data Collection Form

Date: 12/16/05

I. Site Information

1. **Site ID#** SU 07 **Watershed:** Sunnyvale East Channel **Location:** 1675 Hollenbeck Ave-Alleyway behind Business

II. Assessment Information

1. Which assessment tool was used? (Check one)
   ☐**Creek**-RWQCB Version 7.0 ☐**Non-Creek**-Windshield Survey
   ☒**Non-Creek**-KAB Litter Index ☐Other _____
2. **Total Score** (RWQCB Version 7.0 or KAB Litter Index) 2.0
3. Windshield Survey Results-Trash Priority: ☒**NA** ☐**High** ☐**Medium** ☐**Low**
4. What percentage or length of the area is impacted with trash (e.g. 5%, five feet, etc.)? 30%
5. This assessment is ☒**Initial** ☐**Follow-up** (Check one)
6. If applicable, how many follow-up assessments have been conducted at this site? _____

III. Trash Information

1. Describe trash type (Check five most prevalent types):

☐Rubber products	☐Metal products	☐Construction debris
☐Plastic bags	☐Cigarette butts	☐Fabric and cloth
☒Styrofoam products	☐Plastic/Synthetic items	☐Toxic substances
☐Aluminum cans	☐Tires	☐Appliances
☐Bottles (plastic and glass)	☐Woody debris	☐Furniture
☐Convenience/Fast Food wrappers	☐Yard waste	☐Biohazards
☐Man-made wood products	☐Batteries	☒Other paper, paper cups

2. Potential trash source (Check all that apply):

☐Trash accumulation (water-borne)	☐Homeless encampments	☐Outfall _____
☒Trash accumulation (wind-borne)	☐Illegal dumping	☐Other _____
☒Litter-Vehicular	☐Litter-Dumpster/Receptacle (describe) _____	

   ☒Litter-Commercial business (name) _____
   ☐Litter-School/Institution (name) _____
   ☐Litter-Other (describe) _____
3. Was trash observed near (Check one): ☐**Storm drain inlets** ☐**Storm drain outfalls** ☐**Creek** ☒**N/A**
4. Identify adjacent land uses to the trash areas assessed (if possible): Grocery and Drugstore complex with parking lots.

IV. Trash Management Actions

1a. Are trash management actions planned for the site? **Yes** ☐ **No** ☒
1b. If trash was removed, provide total weight or volume (if known): _____
1c. Photographic documentation: **Yes** ☒ **No**☐
2a. Other Trash Management Actions Taken (describe): _____
3a. Follow-up action needed: **Yes** ☐ **No** ☒
3b. Future trash management actions needed (Please describe): Monitor site again,
3c. Is trash routinely removed from this site? **Yes** ☒ **No** ☐ If yes, at what frequency unknown
3d. Is a future assessment needed? **Yes** ☒ **No** ☐
3e. If Yes, which tool? ☐**Creek**-RWQCB Version 7.0 ☐**Non-Creek**-Windshield Survey
☒**Non-Creek**-KAB Litter Index ☐Other _____

Notes: Styrofoam pellets, paper, paper cups and bag full of trash outside. Few loose shopping carts present but belong to the businesses in the complex.

Santa Clara Valley
Urban Runoff
Pollution Prevention Program

Trash Problem Area Activity Data Collection Form



Santa Clara Valley
Urban Runoff
Pollution Prevention Program

Trash Problem Area Activity Data Collection Form

Santa Clara Valley
Urban Runoff
Pollution Prevention Program

Trash Problem Area Activity Data Collection Form

Date: 12/12/05

I. Site Information

1. **Site ID# SU 08** **Watershed:** Sunnyvale East Channel **Location:** 727 Sunnyvale-Saratoga road-Alleyway behind business

II. Assessment Information

1. Which assessment tool was used? (Check one)
   - ☐**Creek**-RWQCB Version 7.0 ☐**Non-Creek**-Windshield Survey
   - ☒**Non-Creek**-KAB Litter Index ☐Other _____
2. **Total Score** (RWQCB Version 7.0 or KAB Litter Index) 3
3. Windshield Survey Results-Trash Priority: ☒**NA** ☐**High** ☐**Medium** ☐**Low**
4. What percentage or length of the area is impacted with trash (e.g. 5%, five feet, etc.)? 90%
5. This assessment is ☐ **Initial** ☒**Follow-up** (Check one)
6. If applicable, how many follow-up assessments have been conducted at this site? Second year of assessments

III. Trash Information

1. Describe trash type (Check five most prevalent types):

☐Rubber products	☐Metal products	☐Construction debris
☒Plastic bags	☐Cigarette butts	☐Fabric and cloth
☐Styrofoam products	☒Plastic/Synthetic items	☐Toxic substances
☐Aluminum cans	☐Tires	☐Appliances
☐Bottles (plastic and glass)	☐Woody debris	☐Furniture
☐Convenience/Fast Food wrappers	☐Yard waste	☐Biohazards
☐Man-made wood products	☐Batteries	☒Other cardboard, paper

2. Potential trash source (Check all that apply):
   - ☐Trash accumulation (water-borne) ☒Homeless encampments ☐Outfall _____
   - ☒Trash accumulation (wind-borne) ☐Illegal dumping ☐Other _____
   - ☐Litter-Vehicular ☒Litter-Dumpster/Receptacle (describe) over flowing dumpsters
   - ☒Litter-Commercial business (name) Multiple businesses in the strip mall
   - ☐Litter-School/Institution (name) _____
   - ☐Litter-Other (describe) _____
3. Was trash observed near (Check one): ☐**Storm drain inlets** ☐**Storm drain outfalls** ☐**Creek** ☒ **N/A**
4. Identify adjacent land uses to the trash areas assessed (if possible): commercial _____

IV. Trash Management Actions

1a. Are trash management actions planned for the site? **Yes** ☐ **No** ☒
1b. If trash was removed, provide total weight or volume (if known): _____
1c. Photographic documentation: **Yes** ☒ **No**☐

2a. Other Trash Management Actions Taken (describe): Contacted City Solid Waste staff who will work with Neighborhood Preservation to bring problems to the attention of the business and require clean up of the area.
3a. Follow-up action needed: **Yes** ☒ **No** ☐
3b. Future trash management actions needed (Please describe): Continued monitoring of the site should occur.

3c. Is trash routinely removed from this site? **Yes** ☒ **No** ☐ If yes, at what frequency biweekly
3d. Is a future assessment needed? **Yes** ☒ **No** ☐

3e. If Yes, which tool? ☐**Creek**-RWQCB Version 7.0 ☐**Non-Creek**-Windshield Survey
☒**Non-Creek**-KAB Litter Index ☐Other _____

Notes: Most of the debris in the alley appeared to come from the grocery operation in the mall. However other businesses had overflowing dumpsters. Numerous wood pallets, shopping carts, display racks, and other light plastic wrap, paper, cardboard, and packing material was observed outside the dumpster or any enclosed area. There were also two carts filled with things belonging to homeless encampment. PW/Solid waste notified of problems. See attached follow up

Santa Clara Valley
Urban Runoff
Pollution Prevention Program

Trash Problem Area Activity Data Collection Form



272

Santa Clara Valley
Urban Runoff
Pollution Prevention Program

Trash Problem Area Activity Data Collection Form



Complaint: 2005-2861
Address: 727 SUNNYVALE SARATOGA RD
Descript.: Alleyway behind Trader Joe's off of Cezanne. The strip mall there with Trader Joe's, Aaron Brothers and a couple of other businesses has bunch of overflowing dumpsters plus debris that has fallen from the dumpsters in the alleyway.
Owner: Leung Patrick K Trustee & Et Al
Own Ph:

Sch. Date: 1/10/06 **Description:** Inspect for Compliance. Trash, debris, outside storage, overflowing dumpsters behind commercial, strip mall building.

Insp. Date: 1/10/06 **Comments:** 2:30 PM, The area behind the strip mall is exceptionally neat and clean for a commercial delivery, pick-up and trash area. Closed case 1/10/06.

Sch. Date: 12/29/05 **Description:** Inspect for Compliance. Trash, debris, outside storage, overflowing dumpsters behind commercial, strip mall building.

Insp. Date: 12/29/05 **Comments:** Checked on site at 1:20 PM. Except for some stacks of corrugated there were in the process of being put on a Big 5 truck the area was relatively neat. The dumpster were recently emptied. There were three neat piles of leaves that have been recently been swept up. The area behind Aaron Brothers Art store, Beck's Shoe store, the Dentist office and the restaurant were exceptionally clean. It appears that Trader Joes is the largest trash producer in the strip mall and then Big 5 to a much lesser extent. I talked to the Big 5 Shift Manager and told him of the trash compliant, asked him to work on keeping the area neat and would he pass the request on to his boss and the staff at Big 5. I talked to the Shift Manager and Receiving Clerk at Trader Joes and told them of the trash complaint and asked to work on keeping the area neat and would they pass the request on to the bosses and the staff at Trader Joes, The managers that I talked to both gave me the same summary. During the holiday season they produced more trash then usual and it was much busier so they had less time to deal with it. I replied they could ask for extra pickups and to work with the property owners to deal with these issues. To follow up again on 1/10/05 as planned.

Sch. Date: 12/13/05 **Description:** Alleyway behind Trader Joe's off of Cezanne. The strip mall there with Trader Joe's, Aaron Brothers and a couple of other businesses has bunch of overflowing dumpsters plus debris that has fallen from the dumpsters in the alleyway.

Insp. Date: 12/13/05 **Comments:** Found outside storage of storage units, racks, wood covers, baskets. Found overflowing dumpster and trash and debris scattered on access road and dumpster storage areas. Mailed courtesy notice to property owner, Patrick and Ester Leung, 900 Kearny St., Suite 618, San Francisco, Ca 94133-5126. 'The City of Sunnyvale has received complaints of garbage overflow, outside storage, junk, debris, and trash behind the commercial establishments at 144-727 Sunnyvale-Saratoga Road. Please work with your property management company and tenants to remove stored items, keep the area and clean and provide more trash pickups if necessary.' Included one copy of file photo showing debris and overflowing trash containers . Comply date 1/10/06.

Post-it® Fax Note 7671	Date 5/16/06	# of pages ▶ 2
To Kristy	From Gail	
Co./Dept.	Co.	
Phone #	Phone # x 7469	
Fax # 747-1139	Fax #	

Santa Clara Valley
Urban Runoff
Pollution Prevention Program

Trash Problem Area Activity Data Collection Form

Date: 12/08/05

I. Site Information

1. **Site ID#** SU 09 **Watershed:** Calabazas Creek **Location:** 1131 Lawrence Expressway

II. Assessment Information

1. Which assessment tool was used? (Check one)
   ☐**Creek**-RWQCB Version 7.0 ☐**Non-Creek**-Windshield Survey
   ☒**Non-Creek**-KAB Litter Index ☐Other _____
2. **Total Score** (RWQCB Version 7.0 or KAB Litter Index) 1.0
3. Windshield Survey Results-Trash Priority: ☒**NA** ☐**High** ☐**Medium** ☐**Low**
4. What percentage or length of the area is impacted with trash (e.g. 5%, five feet, etc.)? 1%
5. This assessment is ☒**Initial** ☐**Follow-up** (Check one)
6. If applicable, how many follow-up assessments have been conducted at this site? _____

III. Trash Information

1. Describe trash type (Check five most prevalent types):

☐Rubber products	☐Metal products	☐Construction debris
☐Plastic bags	☐Cigarette butts	☐Fabric and cloth
☐Styrofoam products	☐Plastic/Synthetic items	☐Toxic substances
☐Aluminum cans	☐Tires	☐Appliances
☐Bottles (plastic and glass)	☐Woody debris	☐Furniture
☐Convenience/Fast Food wrappers	☐Yard waste	☐Biohazards
☐Man-made wood products	☐Batteries	☒Other paper

2. Potential trash source (Check all that apply):
   ☐Trash accumulation (water-borne) ☐Homeless encampments ☐Outfall _____
   ☒Trash accumulation (wind-borne) ☐Illegal dumping ☐Other _____
   ☒Litter-Vehicular ☒Litter-Dumpster/Receptacle (describe) _____
   ☐Litter-Commercial business (name) _____
   ☐Litter-School/Institution (name) _____
   ☐Litter-Other (describe) _____
3. Was trash observed near (Check one): ☐**Storm drain inlets** ☐**Storm drain outfalls** ☐**Creek** ☒**N/A**
4. Identify adjacent land uses to the trash areas assessed (if possible): Strip mall and associated parking lots

IV. Trash Management Actions

1a. Are trash management actions planned for the site? **Yes** ☐ **No** ☒
1b. If trash was removed, provide total weight or volume (if known): _____
1c. Photographic documentation: **Yes** ☒ **No** ☐
2a. Other Trash Management Actions Taken (describe): _____
3a. Follow-up action needed: **Yes** ☐ **No** ☒
3b. Future trash management actions needed (Please describe): Site should be inspected again and then determined if it should be removed from the hot spot list.
3c. Is trash routinely removed from this site? **Yes** ☒ **No** ☐ If yes, at what frequency unknown
3d. Is a future assessment needed? **Yes** ☒ **No** ☐

3e. If Yes, which tool? ☐**Creek**-RWQCB Version 7.0 ☐**Non-Creek**-Windshield Survey
☒**Non-Creek**-KAB Litter Index ☐Other _____

Notes: No overflowing dumpster. Few small pieces of paper in the parking lot area. Litter could be from cars or blowing from dumpsters.

Santa Clara Valley
Urban Runoff
Pollution Prevention Program

Trash Problem Area Activity Data Collection Form

Santa Clara Valley
Urban Runoff
Pollution Prevention Program

Trash Problem Area Activity Data Collection Form

Date: 12/08/05

I. Site Information

Site ID# **SU 10** **Watershed:** Calabazas Creek **Location:** 911 Duane Avenue – Alley way behind store

II. Assessment Information

1. Which assessment tool was used? (Check one)
   ☐**Creek**-RWQCB Version 7.0 ☐**Non-Creek**-Windshield Survey
   ☒**Non-Creek**-KAB Litter Index ☐Other _____
2. **Total Score** (RWQCB Version 7.0 or KAB Litter Index) 1.5
3. Windshield Survey Results-Trash Priority: ☒**NA** ☐**High** ☐**Medium** ☐**Low**
4. What percentage or length of the area is impacted with trash (e.g. 5%, five feet, etc.)? 20%
5. This assessment is ☒**Initial** ☐**Follow-up** (Check one)
6. If applicable, how many follow-up assessments have been conducted at this site? _____

III. Trash Information

1. Describe trash type (Check five most prevalent types):

☐Rubber products	☐Metal products	☐Construction debris
☒Plastic bags	☐Cigarette butts	☐Fabric and cloth
☐Styrofoam products	☐Plastic/Synthetic items	☐Toxic substances
☐Aluminum cans	☐Tires	☐Appliances
☐Bottles (plastic and glass)	☐Woody debris	☐Furniture
☐Convenience/Fast Food wrappers	☐Yard waste	☐Biohazards
☐Man-made wood products	☐Batteries	☒Other paper

2. Potential trash source (Check all that apply):
   ☐Trash accumulation (water-borne) ☐Homeless encampments ☐Outfall _____
   ☒Trash accumulation (wind-borne) ☐Illegal dumping ☐Other _____
   ☐Litter-Vehicular ☒Litter-Dumpster/Receptacle (describe) Contained well within the gate
   ☐Litter-Commercial business (name) _____
   ☐Litter-School/Institution (name) _____
   ☐Litter-Other (describe) _____
3. Was trash observed near (Check one): ☐**Storm drain inlets** ☐**Storm drain outfalls** ☐**Creek** ☒**N/A**
4. Identify adjacent land uses to the trash areas assessed (if possible): Commercial businesses, residential

IV. Trash Management Actions

1a. Are trash management actions planned for the site? **Yes** ☐ **No** ☒
1b. If trash was removed, provide total weight or volume (if known): _____
1c. Photographic documentation: **Yes** ☒ **No**☐
2a. Other Trash Management Actions Taken (describe): _____
3a. Follow-up action needed: **Yes** ☐ **No** ☒
3b. Future trash management actions needed (Please describe): There was small bag of trash near a shopping cart. Very little trash behind the gate (Dumpster and alleyway are gated)
3c. Is trash routinely removed from this site? **Yes** ☒ **No** ☐ If yes, at what frequency unknown –need to ask business
3d. Is a future assessment needed? **Yes** ☒ **No** ☐
3e. If Yes, which tool? ☐**Creek**-RWQCB Version 7.0 ☐**Non-Creek**-Windshield Survey
☒**Non-Creek**-KAB Litter Index ☐Other _____

Notes: Site had minimal amounts of trash visible around the perimeter of the alleyway. Does not appear to be a signficant source as there were not any storm drains nearby

Santa Clara Valley
Urban Runoff
Pollution Prevention Program

Trash Problem Area Activity Data Collection Form



Santa Clara Valley
Urban Runoff
Pollution Prevention Program

Trash Problem Area Activity Data Collection Form



Santa Clara Valley
Urban Runoff
Pollution Prevention Program

Trash Problem Area Activity Data Collection Form

Date: 12/12/05

I. Site Information

1. **Site ID# SU 11** **Watershed:** Sunnyvale East Channel **Location:** Matilda Ave. and Highway 101 intersection on ramps and exits

II. Assessment Information

1. Which assessment tool was used? (Check one)
   ☐**Creek**-RWQCB Version 7.0 ☐**Non-Creek**-Windshield Survey
   ☒**Non-Creek**-KAB Litter Index ☐Other _____
2. **Total Score** (RWQCB Version 7.0 or KAB Litter Index) 2.5
3. Windshield Survey Results-Trash Priority: ☒**NA** ☐**High** ☐**Medium** ☐**Low**
4. What percentage or length of the area is impacted with trash (e.g. 5%, five feet, etc.)? 50%
5. This assessment is ☒**Initial** ☐**Follow-up** (Check one)
6. If applicable, how many follow-up assessments have been conducted at this site? _____

III. Trash Information

1. Describe trash type (Check five most prevalent types):

☐Rubber products	☐Metal products	☐Construction debris
☒Plastic bags	☐Cigarette butts	☐Fabric and cloth
☐Styrofoam products	☐Plastic/Synthetic items	☐Toxic substances
☐Aluminum cans	☐Tires	☐Appliances
☐Bottles (plastic and glass)	☐Woody debris	☐Furniture
☒Convenience/Fast Food wrappers	☐Yard waste	☐Biohazards
☐Man-made wood products	☐Batteries	☒Other paper cups, paper

2. Potential trash source (Check all that apply):

☐Trash accumulation (water-borne)	☐Homeless encampments	☐Outfall _____
☒Trash accumulation (wind-borne)	☐Illegal dumping	☐Other _____
☒Litter-Vehicular	☐Litter-Dumpster/Receptacle (describe) _____	

   ☐Litter-Commercial business (name) _____
   ☐Litter-School/Institution (name) _____
   ☐Litter-Other (describe) _____
3. Was trash observed near (Check one): ☐**Storm drain inlets** ☐**Storm drain outfalls** ☐**Creek** ☒**N/A**
4. Identify adjacent land uses to the trash areas assessed (if possible): highway on-ramps and exits

IV. Trash Management Actions

1a. Are trash management actions planned for the site? **Yes** ☐ **No** ☒
1b. If trash was removed, provide total weight or volume (if known): _____
1c. Photographic documentation: **Yes** ☒ **No** ☐
2a. Other Trash Management Actions Taken (describe): _____
3a. Follow-up action needed: **Yes** ☐ **No** ☒
3b. Future trash management actions needed (Please describe): Area is picked up by Cal Trans, but due to heavy traffic, becomes littered quickly after a clean-up. Site should continue to be monitored and then consider what region-wide issues can be address with CalTrans through SCVURPPP.
3c. Is trash routinely removed from this site? **Yes** ☒ **No** ☐ If yes, at what frequency Unknown, need to ask Cal Trans.
3d. Is a future assessment needed? **Yes** ☒ **No** ☐
3e. If Yes, which tool? ☐**Creek**-RWQCB Version 7.0 ☐**Non-Creek**-Windshield Survey
☒**Non-Creek**-KAB Litter Index ☐Other _____

Notes: There was visible trash both inside and outside the access control fences.

Santa Clara Valley
Urban Runoff
Pollution Prevention Program

Trash Problem Area Activity Data Collection Form

Santa Clara Valley
Urban Runoff
Pollution Prevention Program

Trash Problem Area Activity Data Collection Form

Santa Clara Valley
Urban Runoff
Pollution Prevention Program

Trash Problem Area Activity Data Collection Form

Date: 12/08/05

I. Site Information

1. **Site ID#** **SU 12** **Watershed:** Calabazas Creek **Location:** Lawrence Expressway and Highway 237 intersection- on ramps and exits

II. Assessment Information

1. Which assessment tool was used? (Check one)
   ☐**Creek**-RWQCB Version 7.0 ☐**Non-Creek**-Windshield Survey
   ☒**Non-Creek**-KAB Litter Index ☐Other _____
2. **Total Score** (RWQCB Version 7.0 or KAB Litter Index) 3
3. Windshield Survey Results-Trash Priority: ☒**NA** ☐**High** ☐**Medium** ☐**Low**
4. What percentage or length of the area is impacted with trash (e.g. 5%, five feet, etc.)? 100%
5. This assessment is ☐ **Initial** ☒**Follow-up** (Check one)
6. If applicable, how many follow-up assessments have been conducted at this site? Second year of assessments

III. Trash Information

1. Describe trash type (Check five most prevalent types):

☐Rubber products	☐Metal products	☒Construction debris
☒Plastic bags	☐Cigarette butts	☐Fabric and cloth
☐Styrofoam products	☐Plastic/Synthetic items	☐Toxic substances
☒Aluminum cans	☐Tires	☐Appliances
☒Bottles (plastic and glass)	☐Woody debris	☐Furniture
☐Convenience/Fast Food wrappers	☐Yard waste	☐Biohazards
☐Man-made wood products	☐Batteries	☒Other paper, fiber,box

2. Potential trash source (Check all that apply):
   ☐Trash accumulation (water-borne) ☐Homeless encampments ☐Outfall _____
   ☒Trash accumulation (wind-borne) ☐Illegal dumping ☐Other _____
   ☒Litter-Vehicular ☐Litter-Dumpster/Receptacle (describe) _____
   ☐Litter-Commercial business (name)_____
   ☐Litter-School/Institution (name)_____
   ☐Litter-Other (describe)_____
3. Was trash observed near (Check one): ☐**Storm drain inlets** ☐**Storm drain outfalls** ☐**Creek**☒ **N/A**
4. Identify adjacent land uses to the trash areas assessed (if possible): Freeway on-ramps and exits _____

IV. Trash Management Actions

1a. Are trash management actions planned for the site? **Yes** ☐ **No** ☒
1b. If trash was removed, provide total weight or volume (if known): _____
1c. Photographic documentation: **Yes** ☐ **No** ☐
2a. Other Trash Management Actions Taken (describe): _____
3a. Follow-up action needed: **Yes** ☒ **No** ☒
3b. Future trash management actions needed (Please describe): Area is under CAL Trans jurisdiction. City is responsible for dealing with area along Carribean Drive, but not the on-ramps and exits
3c. Is trash routinely removed from this site? **Yes** ☒ **No** ☐ If yes, at what frequency Unknown, need to check with CAL Trans
3d. Is a future assessment needed? **Yes** ☒ **No** ☐
3e. If Yes, which tool? ☐**Creek**-RWQCB Version 7.0 ☐**Non-Creek**-Windshield Survey
☒**Non-Creek**-KAB Litter Index ☐Other_____

Notes: Trashes are being picked up by Cal Trans, but due to heavy traffic, it becomes littered very quickly. The issues dealing with litter from Cal Trans is something that we need to consider as a SCUVRPPP-wide topic.

Santa Clara Valley
Urban Runoff
Pollution Prevention Program

Trash Problem Area Activity Data Collection Form



Santa Clara Valley
Urban Runoff
Pollution Prevention Program

Trash Problem Area Activity Data Collection Form



Santa Clara Valley
Urban Runoff
Pollution Prevention Program

Trash Problem Area Activity Data Collection Form

Date: 12/12/08

I. Site Information

Site ID# SU 13 **Watershed**: Calabazas Creek **Location:** Willow Ave. and Aster Ave. intersection to Agate Dr.(in Santa Clara) Area under Lawrence Expressway Overpass and Cal Train Station

II. Assessment Information

1. Which assessment tool was used? (Check one)
   ☐**Creek**-RWQCB Version 7.0 ☐**Non-Creek**-Windshield Survey
   ☒**Non-Creek**-KAB Litter Index ☐Other _____
2. **Total Score** (RWQCB Version 7.0 or KAB Litter Index) 2.5
3. Windshield Survey Results-Trash Priority: ☒**NA** ☐**High** ☐**Medium** ☐**Low**
4. What percentage or length of the area is impacted with trash (e.g. 5%, five feet, etc.)? 50%
5. This assessment is ☐ **Initial** ☒**Follow-up** (Check one)
6. If applicable, how many follow-up assessments have been conducted at this site? Second year of assessments

III. Trash Information

1. Describe trash type (Check five most prevalent types):

☒Rubber products	☐Metal products	☐Construction debris
☒Plastic bags	☐Cigarette butts	☐Fabric and cloth
☐Styrofoam products	☒Plastic/Synthetic items	☐Toxic substances
☐Aluminum cans	☒Tires	☐Appliances
☒Bottles (plastic and glass)	☐Woody debris	☐Furniture
☐Convenience/Fast Food wrappers	☐Yard waste	☐Biohazards
☐Man-made wood products	☐Batteries	☒Other box spring mattress

2. Potential trash source (Check all that apply):

☐Trash accumulation (water-borne)	☐Homeless encampments	☐Outfall _____
☒Trash accumulation (wind-borne)	☒Illegal dumping	☐Other _____
☒Litter-Vehicular	☐Litter-Dumpster/Receptacle (describe) _____	

   ☐Litter-Commercial business (name)_____
   ☐Litter-School/Institution (name)_____
   ☒Litter-Other (describe) homeless activity, passing through
3. Was trash observed near (Check one): ☐**Storm drain inlets** ☐**Storm drain outfalls** ☐**Creek** ☒**N/A**
4. Identify adjacent land uses to the trash areas assessed (if possible): Road way/Lawrence Expressway embankment and overpass. CalTrain station stop.

IV. Trash Management Actions

1a. Are trash management actions planned for the site? Yes☒ No ☐ Contact Public Works to clean up homeless debris and illegal dumping in ROW

1c. Photographic documentation: **Yes** ☒ **No** ☐

2a. Other Trash Management Actions Taken (describe): None Yet

3a. Follow-up action needed: **Yes** ☒ **No** ☐

3b. Future trash management actions needed (Please describe):Determine if overpass embankment is County road jurisdiction. Continue to monitor for homeless debris.

3c. Is trash routinely removed from this site? **Yes** ☒ **No** ☐ If yes, at what frequency as needed by PW

3d. Is a future assessment needed? **Yes** ☒ **No** ☐

3e. If Yes, which tool? ☐**Creek**-RWQCB Version 7.0 ☐**Non-Creek**-Windshield Survey
☐**Non-Creek**-KAB Litter Index ☐Other_____

Notes: Illegal dumping of tires and a box spring mattress was found and a couple of bags of trash were found Litter on Lawrence Expy ROW (County Jurisdiction) in need of litter pick up.

Santa Clara Valley
Urban Runoff
Pollution Prevention Program

Trash Problem Area Activity Data Collection Form

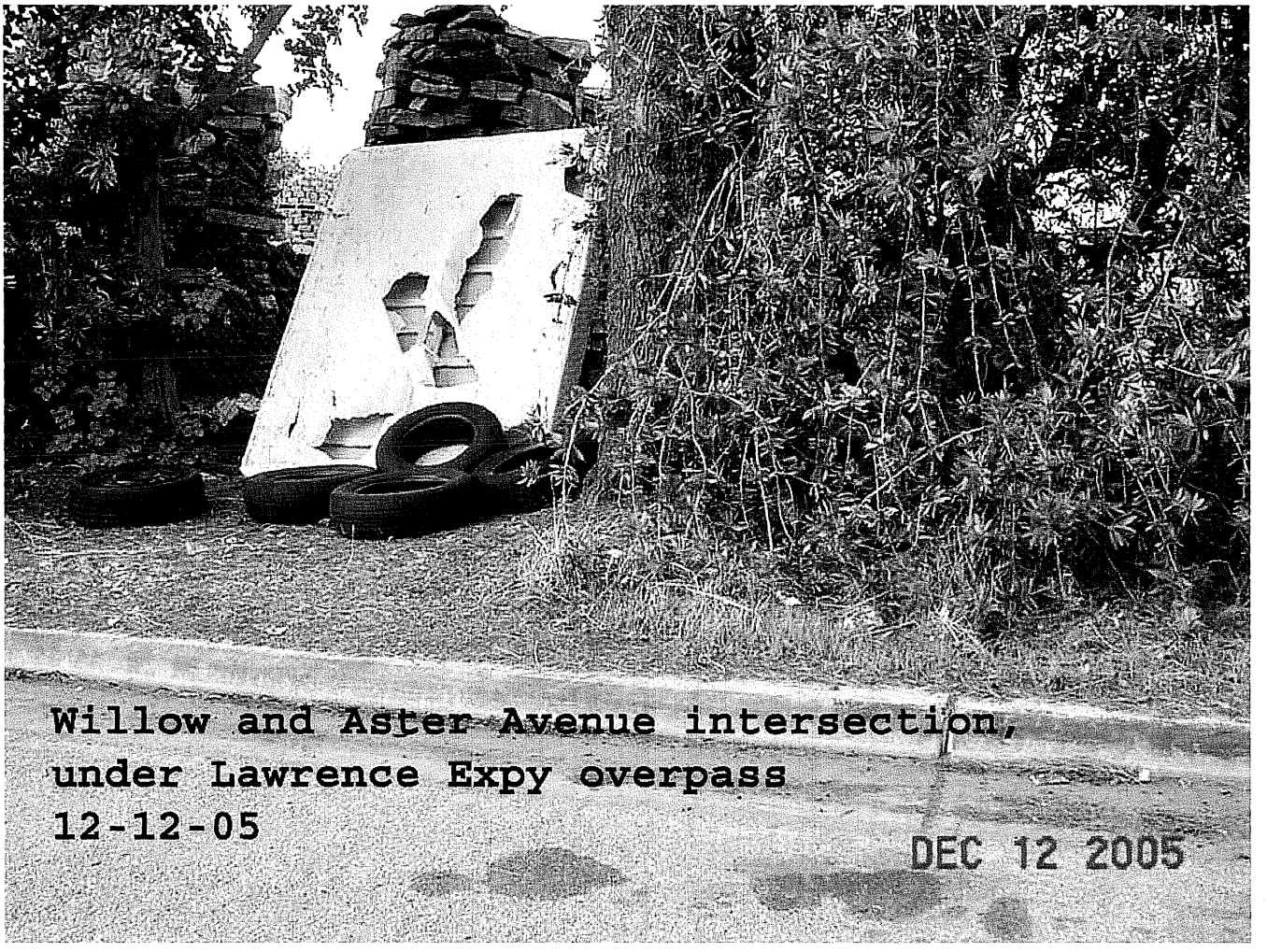

Santa Clara Valley
Urban Runoff
Pollution Prevention Program

Trash Problem Area Activity Data Collection Form



Santa Clara Valley
Urban Runoff
Pollution Prevention Program

Trash Problem Area Activity Data Collection Form



Santa Clara Valley
Urban Runoff
Pollution Prevention Program

Trash Problem Area Activity Data Collection Form

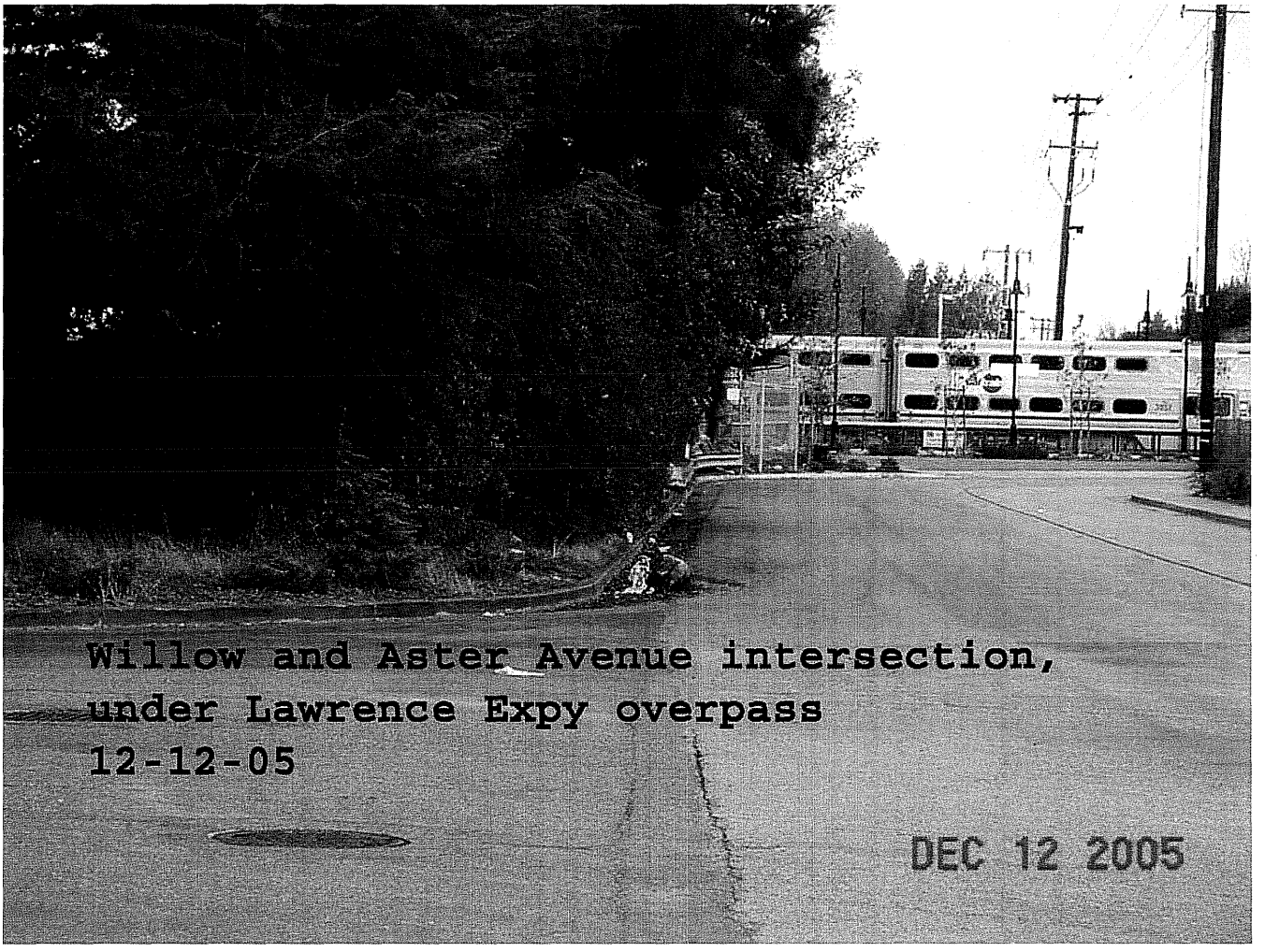

Santa Clara Valley
Urban Runoff
Pollution Prevention Program

Trash Problem Area Activity Data Collection Form

Date: 12/12/05

I. Site Information

1. **Site ID# SU 14** **Watershed:** Sunnyvale East Channel **Location:** Angel Ct lane Ave. overpass, near Cal Train and Hendy Road, adjacent to Cal Train

II. Assessment Information

1. Which assessment tool was used? (Check one)
   ☐**Creek**-RWQCB Version 7.0 ☐**Non-Creek**-Windshield Survey
   ☒**Non-Creek**-KAB Litter Index ☐Other _____
2. **Total Score** (RWQCB Version 7.0 or KAB Litter Index) 1.5
3. Windshield Survey Results-Trash Priority: ☒**NA** ☐**High** ☐**Medium** ☐**Low**
4. What percentage or length of the area is impacted with trash (e.g. 5%, five feet, etc.)? 40%
5. This assessment is ☒**Initial** ☐**Follow-up** (Check one)
6. If applicable, how many follow-up assessments have been conducted at this site? _____

III. Trash Information

1. Describe trash type (Check five most prevalent types):

☐Rubber products	☐Metal products	☐Construction debris
☒Plastic bags	☐Cigarette butts	☐Fabric and cloth
☐Styrofoam products	☐Plastic/Synthetic items	☐Toxic substances
☐Aluminum cans	☐Tires	☐Appliances
☐Bottles (plastic and glass)	☐Woody debris	☐Furniture
☒Convenience/Fast Food wrappers	☐Yard waste	☐Biohazards
☐Man-made wood products	☐Batteries	☒Other paper cups, paper, one shopping cart

2. Potential trash source (Check all that apply):
   ☐Trash accumulation (water-borne) ☐Homeless encampments ☐Outfall _____
   ☒Trash accumulation (wind-borne) ☐Illegal dumping ☐Other _____
   ☒Litter-Vehicular ☐Litter-Dumpster/Receptacle (describe) _____
   ☐Litter-Commercial business (name) _____
   ☐Litter-School/Institution (name) _____
   ☒Litter-Other (describe) _____
3. Was trash observed near (Check one): ☐**Storm drain inlets** ☐**Storm drain outfalls** ☐**Creek** ☒**N/A**
4. Identify adjacent land uses to the trash areas assessed (if possible): Cal Train ROW, City-owned parking lot and Businesses

IV. Trash Management Actions

1a. Are trash management actions planned for the site? **Yes** ☐ **No** ☒
1b. If trash was removed, provide total weight or volume (if known): _____
1c. Photographic documentation: **Yes** ☒ **No**☐
2a. Other Trash Management Actions Taken (describe): _____
3a. Follow-up action needed: **Yes**☒ **No** ☐ Contacted PW about shopping carts and litter in parking lot.
3b. Future trash management actions needed (Please describe) Will continue to monitor as litter seems to appear periodically. May be a candidate for removal from the hot spot list if litter continues to be there in low amounts.
3c. Is trash routinely removed from this site? **Yes** ☒ **No** ☐ If yes, at what frequency Monthly, by City crews
3d. Is a future assessment needed? **Yes** ☒ **No** ☐

3e. If Yes, which tool? ☐**Creek**-RWQCB Version 7.0 ☐**Non-Creek**-Windshield Survey
☒**Non-Creek**-KAB Litter Index ☐Other _____

Notes: City owned parking lot under Matilda Ave and strip of land adjacent to Cal Train ROW on Hendy Street. Area is monitored by City PW department and cleaned up as needed or on a monthly basis. Occasional shopping carts appear in the area as well. Litter along the side of the railroad track just west of the Hendy Works. Some observed in the parking lot, but nothing along the CalTrain parking area.

Santa Clara Valley
Urban Runoff
Pollution Prevention Program

Trash Problem Area Activity Data Collection Form



Santa Clara Valley
Urban Runoff
Pollution Prevention Program

Trash Problem Area Activity Data Collection Form

Santa Clara Valley
Urban Runoff
Pollution Prevention Program

Trash Problem Area Activity Data Collection Form

Santa Clara Valley
Urban Runoff
Pollution Prevention Program

Trash Problem Area Activity Data Collection Form

Santa Clara Valley
Urban Runoff
Pollution Prevention Program

Trash Problem Area Activity Data Collection Form

Date: 12/12/05

I. Site Information

1. **Site ID# SU 15 Watershed:** Sunnyvale East Channel **Location:** Victory Village Park and Fair Oaks overpass

II. Assessment Information

1. Which assessment tool was used? (Check one)
   ☐**Creek**-RWQCB Version 7.0 ☐**Non-Creek**-Windshield Survey
   ☒**Non-Creek**-KAB Litter Index ☐Other _____
2. **Total Score** (RWQCB Version 7.0 or KAB Litter Index) 1.0
3. Windshield Survey Results-Trash Priority: ☒**NA** ☐**High** ☐**Medium** ☐**Low**
4. What percentage or length of the area is impacted with trash (e.g. 5%, five feet, etc.)? 10%
5. This assessment is ☐ **Initial** ☒**Follow-up** (Check one)
6. If applicable, how many follow-up assessments have been conducted at this site? Second year of assessing

III. Trash Information

1. Describe trash type (Check five most prevalent types):

☐Rubber products	☒Metal products	☐Construction debris
☐Plastic bags	☐Cigarette butts	☐Fabric and cloth
☐Styrofoam products	☐Plastic/Synthetic items	☐Toxic substances
☒Aluminum cans	☐Tires	☐Appliances
☒Bottles (plastic and glass)	☐Woody debris	☐Furniture
☐Convenience/Fast Food wrappers	☐Yard waste	☐Biohazards
☐Man-made wood products	☐Batteries	☒Other paper

2. Potential trash source (Check all that apply):
   ☐Trash accumulation (water-borne) ☐Homeless encampments ☐Outfall _____
   ☐Trash accumulation (wind-borne) ☐Illegal dumping ☐Other
   ☐Litter-Vehicular ☐Litter-Dumpster/Receptacle (describe) _____
   ☐Litter-Commercial business (name)_____
   ☐Litter-School/Institution (name)_____
   ☒Litter-Other (describe) Most litter from day laborers waiting at the site for a job.
3. Was trash observed near (Check one): ☐**Storm drain inlets** ☐**Storm drain outfalls** ☐**Creek** ☒**N/A**
4. Identify adjacent land uses to the trash areas assessed (if possible): Right of way next to Home Depot parking lot – an area where day-laborers congregate while waiting for jobs.

IV. Trash Management Actions

1a. Are trash management actions planned for the site? **Yes** ☐ **No** ☒
1b. If trash was removed, provide total weight or volume (if known): _____
1c. Photographic documentation: **Yes** ☒ **No** ☒
2a. Other Trash Management Actions Taken (describe): _____
3a. Follow-up action needed: **Yes** ☐ **No** ☒
3b. Future trash management actions needed (Please describe):_____
3c. Is trash routinely removed from this site? **Yes** ☒ **No** ☐ If yes, at what frequency PW Streets and Boulevards maintenance staff routinely pick up debris at the site (quarterly) or as requested.
3d. Is a future assessment needed? **Yes** ☒ **No** ☐

3e. If Yes, which tool? ☐**Creek**-RWQCB Version 7.0 ☐**Non-Creek**-Windshield Survey
☒**Non-Creek**-KAB Litter Index ☐Other_____

Notes: Actions to control litter will need to be done in cooperation with the business and city PW staff.

Santa Clara Valley
Urban Runoff
Pollution Prevention Program

Trash Problem Area Activity Data Collection Form



Santa Clara Valley
Urban Runoff
Pollution Prevention Program

Trash Problem Area Activity Data Collection Form

Date: 12/06/05

I. Site Information

Site ID# SU 16 a **Watershed**: Sunnyvale West Channel **Location**: 100ft North of Caribbean Drive

II. Assessment Information

1. Which assessment tool was used? (Check one)
   ☒**Creek**-RWQCB Version 7.0 ☐**Non-Creek**-Windshield Survey
   ☐**Non-Creek**-KAB Litter Index ☐Other _____
2. **Total Score** (RWQCB Version 7.0 or KAB Litter Index) 100
3. Windshield Survey Results-Trash Priority: ☒**NA** ☐**High** ☐**Medium** ☐**Low**
4. What percentage or length of the area is impacted with trash (e.g. 5%, five feet, etc.)? 40%
5. This assessment is☐ **Initial** ☒**Follow-up** (Check one)
6. If applicable, how many follow-up assessments have been conducted at this site? Second year of assessments

III. Trash Information

1. Describe trash type (Check five most prevalent types):

☒Rubber products	☐Metal products	☐Construction debris
☒Plastic bags	☐Cigarette butts	☒Fabric and cloth
☒Styrofoam products	☒Plastic/Synthetic items	☐Toxic substances
☒Aluminum cans	☐Tires	☐Appliances
☐Bottles (plastic and glass)	☐Woody debris	☐Furniture
☐Convenience/Fast Food wrappers	☐Yard waste	☐Biohazards
☐Man-made wood products	☐Batteries	☐Other

2. Potential trash source (Check all that apply):
   ☒Trash accumulation (water-borne) ☐Homeless encampments ☐Outfall _____
   ☒Trash accumulation (wind-borne) ☐Illegal dumping ☐Other _____
   ☒Litter-Vehicular ☐Litter-Dumpster/Receptacle (describe) _____
   ☐Litter-Commercial business (name)_____
   ☐Litter-School/Institution (name)_____
   ☐Litter-Other (describe)_____
3. Was trash observed near (Check one): ☐**Storm drain inlets** ☐**Storm drain outfalls** ☒**Creek**
4. Identify adjacent land uses to the trash areas assessed (if possible):road way, open space, Bay trail access point. Closed landfill

IV. Trash Management Actions

1a. Are trash management actions planned for the site? **Yes** ☐ **No** ☒
1b. If trash was removed, provide total weight or volume (if known): 1-2lbs, Less than 1 cubic foo volumet
1c. Photographic documentation: **Yes** ☒ **No** ☐
2a. Other Trash Management Actions Taken (describe):_____
3a. Follow-up action needed: **Yes** ☐ **No** ☒
3b. Future trash management actions needed (Please describe): Channel already adopted for Creek clean up. Other activities need to be determined.
3c. Is trash routinely removed from this site? **Yes** ☒ **No** ☐ If yes, at what frequency 2x year
3d. Is a future assessment needed? **Yes** ☒ **No** ☐

3e. If Yes, which tool? ☒**Creek**-RWQCB Version 7.0 ☐**Non-Creek**-Windshield Survey ☐Other_____ ☐**Non-Creek**-KAB Litter Index

Notes: Trash routinely removed from Caribbean Drive. Unable to pick up some cans, some bottles, and a fabric piece due to mud and steep sides of channel. Some styro foam pellets were found on the banks.

Santa Clara Valley
Urban Runoff
Pollution Prevention Program

Trash Problem Area Activity Data Collection Form

Santa Clara Valley
Urban Runoff
Pollution Prevention Program

Trash Problem Area Activity Data Collection Form



Santa Clara Valley
Urban Runoff
Pollution Prevention Program

Trash Problem Area Activity Data Collection Form

Santa Clara Valley
Urban Runoff
Pollution Prevention Program

Trash Problem Area Activity Data Collection Form

Date: 01/20/06

I. Site Information

Site ID# SU 16 b Watershed: Sunnyvale East Channel Location: 100ft North Of Caribbean Dr. Bridge

II. Assessment Information

1. Which assessment tool was used? (Check one)
   ☒**Creek**-RWQCB Version 7.0 ☐**Non-Creek**-Windshield Survey
   ☐**Non-Creek**-KAB Litter Index ☐Other _____
2. **Total Score** (RWQCB Version 7.0 or KAB Litter Index) 67
3. Windshield Survey Results-Trash Priority: ☒**NA** ☐**High** ☐**Medium** ☐**Low**
4. What percentage or length of the area is impacted with trash (e.g. 5%, five feet, etc.)? 100%
5. This assessment is ☒**Initial** ☐**Follow-up** (Check one)
6. If applicable, how many follow-up assessments have been conducted at this site?_____

III. Trash Information

1. Describe trash type (Check five most prevalent types):

☐Rubber products	☐Metal products	☐Construction debris
☒Plastic bags	☐Cigarette butts	☐Fabric and cloth
☒Styrofoam products	☒Plastic/Synthetic items	☐Toxic substances
☐Aluminum cans	☐Tires	☐Appliances
☒Bottles (plastic and glass)	☐Woody debris	☐Furniture
☒Convenience/Fast Food wrappers	☐Yard waste	☐Biohazards
☐Man-made wood products	☐Batteries	☒Other pet waste

2. Potential trash source (Check all that apply):

☒Trash accumulation (water-borne)	☐Homeless encampments	☐Outfall _____
☒Trash accumulation (wind-borne)	☐Illegal dumping	☐Other _____
☒Litter-Vehicular	☐Litter-Dumpster/Receptacle (describe) _____	

   ☐Litter-Commercial business (name)_____
   ☐Litter-School/Institution (name)_____
   ☒Litter-Other (describe) Nearby sports activity field
3. Was trash observed near (Check one): ☐**Storm drain inlets** ☐**Storm drain outfalls** ☒**Creek(channel)**
4. Identify adjacent land uses to the trash areas assessed (if possible):Roadway, open space, public trails, sports complex

IV. Trash Management Actions

1a. Are trash management actions planned for the site? **Yes**☐ **No** ☒
1b. If trash was removed, provide total weight or volume (if known): 20lbs 3cubic feet
1c. Photographic documentation: **Yes** ☒ **No** ☐
2a. Other Trash Management Actions Taken (describe): None for the channel by the City – SCVWD jurisdiction. Caribbean Drive is routinely cleaned of trash by SmaRT Station Contractor.
3a. Follow-up action needed: **Yes** ☐ **No** ☒
3b. Future trash management actions needed (Please describe): Possible posting with "pickup pet waste" See if channel can be "adopted" for creek clean up activities. Others yet to be determined
3c. Is trash routinely removed from this site? **Yes** ☐ **No** ☒If yes, at what frequency _____
3d. Is a future assessment needed? **Yes** ☒ **No** ☐

3e. If Yes, which tool? ☒**Creek**-RWQCB Version 7.0 ☐**Non-Creek**-Windshield Survey ☐Other_____ ☐**Non-Creek**-KAB Litter Index

Notes: Unable to collect a plastic pipe, some cups and some plastic bags in the channel. Pet waste was found only on the top of the bank (near by the trails). It took us 2hrs to clean up and the litter collected at low tide

Santa Clara Valley
Urban Runoff
Pollution Prevention Program

Trash Problem Area Activity Data Collection Form







Santa Clara Valley
Urban Runoff
Pollution Prevention Program

Trash Problem Area Activity Data Collection Form

Santa Clara Valley
Urban Runoff
Pollution Prevention Program

Trash Problem Area Activity Data Collection Form



Santa Clara Valley
Urban Runoff
Pollution Prevention Program

Trash Problem Area Activity Data Collection Form

Santa Clara Valley
Urban Runoff
Pollution Prevention Program

Trash Problem Area Activity Data Collection Form

Santa Clara Valley
Urban Runoff
Pollution Prevention Program

Trash Problem Area Activity Data Collection Form



Santa Clara Valley
Urban Runoff
Pollution Prevention Program

Trash Problem Area Activity Data Collection Form

Date: 12/08/05

I. Site Information

Site ID# SU 16 c **Watershed:** Sunnyvale West Channel **Location:** Caribbean Drive, between Lawrence Expressway and Matilda Ave

II. Assessment Information

1. Which assessment tool was used? (Check one)
   ☐**Creek**-RWQCB Version 7.0 ☐**Non-Creek**-Windshield Survey
   ☒**Non-Creek**-KAB Litter Index ☐Other _____
2. **Total Score** (RWQCB Version 7.0 or KAB Litter Index) 1.5
3. Windshield Survey Results-Trash Priority: ☒**NA** ☐**High** ☐**Medium** ☐**Low**
4. What percentage or length of the area is impacted with trash (e.g. 5%, five feet, etc.)? 30%
5. This assessment is ☐ **Initial** ☒**Follow-up** (Check one)
6. If applicable, how many follow-up assessments have been conducted at this site? N/A

III. Trash Information

1. Describe trash type (Check five most prevalent types):

☐Rubber products	☐Metal products	☐Construction debris
☒Plastic bags	☐Cigarette butts	☐Fabric and cloth
☐Styrofoam products	☐Plastic/Synthetic items	☐Toxic substances
☐Aluminum cans	☐Tires	☐Appliances
☐Bottles (plastic and glass)	☐Woody debris	☐Furniture
☐Convenience/Fast Food wrappers	☐Yard waste	☐Biohazards
☐Man-made wood products	☐Batteries	☒Other paper, glass pieces

2. Potential trash source (Check all that apply):

☐Trash accumulation (water-borne)	☐Homeless encampments	☐Outfall _____
☒Trash accumulation (wind-borne)	☐Illegal dumping	☐Other _____
☒Litter-Vehicular	☐Litter-Dumpster/Receptacle (describe) _____	

   ☐Litter-Commercial business (name)_____
   ☐Litter-School/Institution (name)_____
   ☐Litter-Other (describe)_____
3. Was trash observed near (Check one): ☐**Storm drain inlets** ☐**Storm drain outfalls** ☐**Creek** ☒**N/A**
4. Identify adjacent land uses to the trash areas assessed(if possible):Businesses & access road to SMaRT station

IV. Trash Management Actions

1a. Are trash management actions planned for the site? **Yes** ☐ **No** ☒
1b. If trash was removed, provide total weight or volume (if known): _____
1c. Photographic documentation: **Yes** ☒ **No** ☐
2a. Other Trash Management Actions Taken (describe): Contacted the City's SMaRT Station contract manager regarding the trash observed and to check on frequency of last pick up activity.
3a. Follow-up action needed: **Yes** ☐ **No** ☒
3b. Future trash management actions needed (Please describe): Discuss frequency of clean up with SMaRT Station staff to determine if there needs to be a change in frequency of clean up or better containment of wastes in trucks.
3c. Is trash routinely removed from this site? **Yes** ☒ **No** ☐ If yes, at what frequency SMaRT Station contractor is supposed to pick up trash twice each week in this area.
3d. Is a future assessment needed? **Yes** ☒ **No** ☐
3e. If Yes, which tool? ☐**Creek**-RWQCB Version 7.0 ☐**Non-Creek**-Windshield Survey
☒**Non-Creek**-KAB Litter Index ☐Other_____

Notes: More trash visible on south side of Caribbean and along edge of the bridge near Sunnyvale East. North side of Caribbean is pretty clean.

Santa Clara Valley
Urban Runoff
Pollution Prevention Program

Trash Problem Area Activity Data Collection Form

Santa Clara Valley
Urban Runoff
Pollution Prevention Program

Trash Problem Area Activity Data Collection Form

Santa Clara Valley
Urban Runoff
Pollution Prevention Program

Trash Problem Area Activity Data Collection Form



Santa Clara Valley
Urban Runoff
Pollution Prevention Program

Trash Problem Area Activity Data Collection Form

Date: 12/12/05

I. Site Information

1. **Site ID# SU 17** **Watershed:** Sunnyvale East Channel **Location:** California Ave. on ramp to Central Expressway

II. Assessment Information

1. Which assessment tool was used? (Check one)
   - ☐**Creek**-RWQCB Version 7.0 ☐**Non-Creek**-Windshield Survey
   - ☒**Non-Creek**-KAB Litter Index ☐Other _____
2. **Total Score** (RWQCB Version 7.0 or KAB Litter Index) 1.5
3. Windshield Survey Results-Trash Priority: ☒**NA** ☐**High** ☐**Medium** ☐**Low**
4. What percentage or length of the area is impacted with trash (e.g. 5%, five feet, etc.)? 30%
5. This assessment is ☒**Initial** ☐**Follow-up** (Check one)
6. If applicable, how many follow-up assessments have been conducted at this site? _____

III. Trash Information

1. Describe trash type (Check five most prevalent types):

☐Rubber products	☐Metal products	☐Construction debris
☒Plastic bags	☐Cigarette butts	☐Fabric and cloth
☒Styrofoam products	☐Plastic/Synthetic items	☐Toxic substances
☐Aluminum cans	☐Tires	☐Appliances
☒Bottles (plastic and glass)	☐Woody debris	☐Furniture
☐Convenience/Fast Food wrappers	☐Yard waste	☐Biohazards
☐Man-made wood products	☐Batteries	☒Other paper cups, paper

2. Potential trash source (Check all that apply):

☐Trash accumulation (water-borne)	☐Homeless encampments	☐Outfall _____
☒Trash accumulation (wind-borne)	☐Illegal dumping	☐Other _____
☒Litter-Vehicular	☐Litter-Dumpster/Receptacle (describe) _____	

   - ☐Litter-Commercial business (name) _____
   - ☐Litter-School/Institution (name) _____
   - ☐Litter-Other (describe) _____
3. Was trash observed near (Check one): ☐**Storm drain inlets** ☐**Storm drain outfalls** ☐**Creek** ☒**N/A**
4. Identify adjacent land uses to the trash areas assessed (if possible): Central Expressway (highway)

IV. Trash Management Actions

1a. Are trash management actions planned for the site? **Yes** ☐ **No** ☒
1b. If trash was removed, provide total weight or volume (if known): _____
1c. Photographic documentation: **Yes** ☒ **No**☐
2a. Other Trash Management Actions Taken (describe): _____
3a. Follow-up action needed: **Yes** ☐ **No** ☒
3b. Future trash management actions needed (Please describe): _____
3c. Is trash routinely removed from this site? **Yes**☒ **No** ☐ If yes, at what frequency unknown
3d. Is a future assessment needed? **Yes** ☒ **No** ☐
3e. If Yes, which tool? ☐**Creek**-RWQCB Version 7.0 ☐**Non-Creek**-Windshield Survey ☒**Non-Creek**-KAB Litter Index ☐Other _____

Notes: Area is on access roads to and from the Central Expressway. It is not clear where the city's jurisdiction ends and the Cal Trans/County jurisdiction begins. Most debris appears to be windblown from vehicles.

Santa Clara Valley
Urban Runoff
Pollution Prevention Program

Trash Problem Area Activity Data Collection Form



Santa Clara Valley
Urban Runoff
Pollution Prevention Program

Trash Problem Area Activity Data Collection Form



Santa Clara Valley
Urban Runoff
Pollution Prevention Program

Trash Problem Area Activity Data Collection Form

Date: 12/08/05

I. Site Information

1. **Site ID# SU 19 Watershed:** Sunnyvale East **Location: W**olf Road over pass/ North side access from Evelyn

II. Assessment Information

1. Which assessment tool was used? (Check one)
   ☐**Creek**-RWQCB Version 7.0 ☐**Non-Creek**-Windshield Survey
   ☒**Non-Creek**-KAB Litter Index ☐Other _____
2. **Total Score** (RWQCB Version 7.0 or KAB Litter Index) 1.5
3. Windshield Survey Results-Trash Priority: ☒**NA** ☐**High** ☐**Medium** ☐**Low**
4. What percentage or length of the area is impacted with trash (e.g. 5%, five feet, etc.)? 10%
5. This assessment is ☐**Initial** ☒**Follow-up** (Check one)
6. If applicable, how many follow-up assessments have been conducted at this site? Second year of assessments

III. Trash Information

1. Describe trash type (Check five most prevalent types):

☐Rubber products	☐Metal products	☐Construction debris
☐Plastic bags	☐Cigarette butts	☒Fabric and cloth
☐Styrofoam products	☐Plastic/Synthetic items	☐Toxic substances
☐Aluminum cans	☐Tires	☐Appliances
☐Bottles (plastic and glass)	☐Woody debris	☒Furniture
☐Convenience/Fast Food wrappers	☐Yard waste	☐Biohazards
☒Man-made wood products	☐Batteries	☐Other sleeping bag

2. Potential trash source (Check all that apply):
   ☐Trash accumulation (water-borne) ☒Homeless encampments ☐Outfall _____
   ☐Trash accumulation (wind-borne) ☒Illegal dumping ☐Other _____
   ☐Litter-Vehicular ☐Litter-Dumpster/Receptacle (describe) _____
   ☐Litter-Commercial business (name)_____
   ☐Litter-School/Institution (name)_____
   ☐Litter-Other (describe)_____
3. Was trash observed near (Check one): ☐**Storm drain inlets** ☐**Storm drain outfalls** ☐**Creek**☒ **N/A**
4. Identify adjacent land uses to the trash areas assessed (if possible):Industrial park, city owned property

IV. Trash Management Actions

1a. Are trash management actions planned for the site? **Yes** ☒ **No** ☐
1b. If trash was removed, provide total weight or volume (if known): _____
1c. Photographic documentation: **Yes** ☐**No**☒
2a. Other Trash Management Actions Taken (describe): Site monitored regularly by PW staff as a problem dumping area. PW notified of need to pickup debris from city owned property
3a. Follow-up action needed: **Yes** ☒ **No** ☐
3b. Future trash management actions needed (Please describe):_____
3c. Is trash routinely removed from this site? **Yes** ☒ **No** ☐ If yes, at what frequency as needed or accumulated
3d. Is a future assessment needed? **Yes** ☒ **No** ☐
3e. If Yes, which tool? ☐**Creek**-RWQCB Version 7.0 ☐**Non-Creek**-Windshield Survey
☒**Non-Creek**-KAB Litter Index ☐Other_____

Notes: Occasional homeless users – some illegal dumping. Area under Wolfe road overpass and is monitored by the City.

Santa Clara Valley
Urban Runoff
Pollution Prevention Program

Trash Problem Area Activity Data Collection Form

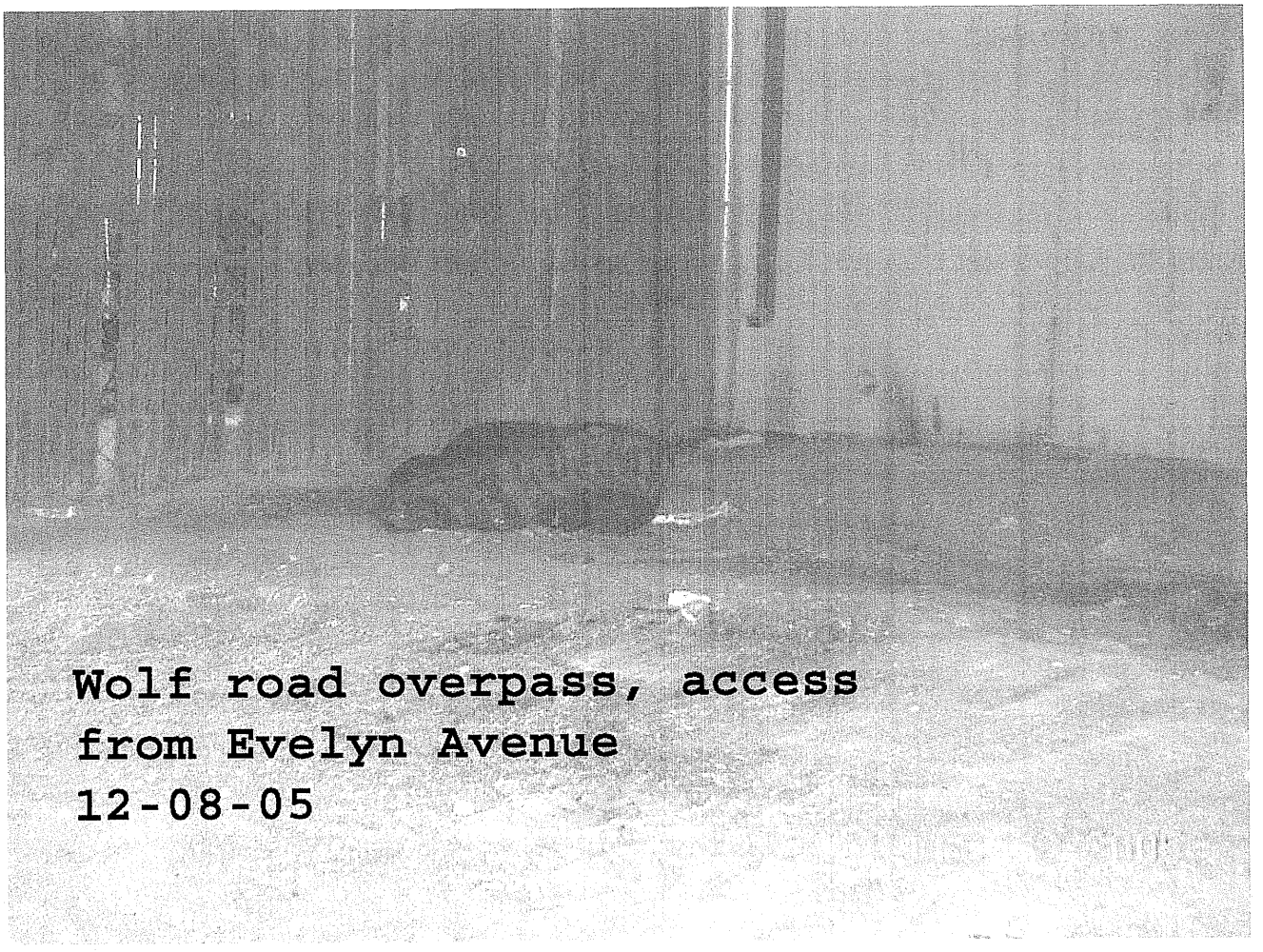

Santa Clara Valley
Urban Runoff
Pollution Prevention Program

Trash Problem Area Activity Data Collection Form

Santa Clara Valley
Urban Runoff
Pollution Prevention Program

Trash Problem Area Activity Data Collection Form

Date: 12/08/05

I. Site Information

1. **Site ID#** SU 20 **Watershed:** Calabazas Creek **Location:** Wildwood Drive off Lawrence Expressway

II. Assessment Information

1. Which assessment tool was used? (Check one)
   ☐**Creek**-RWQCB Version 7.0 ☐**Non-Creek**-Windshield Survey
   ☒**Non-Creek**-KAB Litter Index ☐Other _____
2. **Total Score** (RWQCB Version 7.0 or KAB Litter Index) 2
3. Windshield Survey Results-Trash Priority: ☒**NA** ☐**High** ☐**Medium** ☐**Low**
4. What percentage or length of the area is impacted with trash (e.g. 5%, five feet, etc.)? 60%
5. This assessment is☐ **Initial** ☒**Follow-up** (Check one)(site inspected by PW)
6. If applicable, how many follow-up assessments have been conducted at this site? Second year of inspections

III. Trash Information

1. Describe trash type (Check five most prevalent types):

☐Rubber products	☐Metal products	☐Construction debris
☐Plastic bags	☐Cigarette butts	☐Fabric and cloth
☐Styrofoam products	☐Plastic/Synthetic items	☐Toxic substances
☒Aluminum cans	☐Tires	☐Appliances
☐Bottles (plastic and glass)	☐Woody debris	☐Furniture
☒Convenience/Fast Food wrappers	☐Yard waste	☐Biohazards
☐Man-made wood products	☐Batteries	☐Other box, shopping cart

2. Potential trash source (Check all that apply):
   ☐Trash accumulation (water-borne) ☐Homeless encampments ☐Outfall _____
   ☒Trash accumulation (wind-borne) ☒Illegal dumping ☐Other _____
   ☒Litter-Vehicular ☐Litter-Dumpster/Receptacle (describe) _____
   ☐Litter-Commercial business (name)_____
   ☐Litter-School/Institution (name)_____
   ☒Litter-Other (describe)Maybe some litter from pedestrians
3. Was trash observed near (Check one): ☐**Storm drain inlets** ☐**Storm drain outfalls** ☐**Creek**☒ **N/A**
4. Identify adjacent land uses to the trash areas assessed (if possible):Residential, convenience store, highway/ Expressway

IV. Trash Management Actions

1a. Are trash management actions planned for the site? **Yes** ☒ **No** ☐
1b. If trash was removed, provide total weight or volume (if known): _____
1c. Photographic documentation: **Yes** ☐**No**☒
2a. Other Trash Management Actions Taken (describe): Notify PW to pick up litter. City-owned ROW.
3a. Follow-up action needed: **Yes** ☐ **No** ☒
3b. Future trash management actions needed (Please describe): Consider trying to work with nearby business to put out trash receptacles. City will continue to monitor and clean up as needed.
3c. Is trash routinely removed from this site? **Yes** ☒ **No** ☐ If yes, at what frequency as needed or 3x a year
3d. Is a future assessment needed? **Yes** ☒ **No** ☐
3e. If Yes, which tool? ☐**Creek**-RWQCB Version 7.0 ☐**Non-Creek**-Windshield Survey
☒**Non-Creek**-KAB Litter Index ☐Other_____

Notes: City owned property. Litter may be from local pedestrians or some may be wind blown from nearby expressway

Santa Clara Valley
Urban Runoff
Pollution Prevention Program

Trash Problem Area Activity Data Collection Form



Santa Clara Valley
Urban Runoff
Pollution Prevention Program

Trash Problem Area Activity Data Collection Form

Santa Clara Valley
Urban Runoff
Pollution Prevention Program

Trash Problem Area Activity Data Collection Form

Date: May 24, 2006

I. Site Information

1. **Site ID# SU21 Watershed: Sunnyvale East Location: Persian Drive, between S'vale East and Lawrence Expy**

II. Assessment Information

1. Which assessment tool was used? (Check one)
   ☐**Creek**-RWQCB Version 7.0 ☐**Non-Creek**-Windshield Survey
   ☒**Non-Creek**-KAB Litter Index ☐Other _____
2. **Total Score** (RWQCB Version 7.0 or KAB Litter Index) 1.0
3. Windshield Survey Results-Trash Priority: ☒ **NA** ☐**High** ☐**Medium** ☐**Low**
4. What percentage or length of the area is impacted with trash (e.g. 5%, five feet, etc.)? 2-3%
5. This assessment is ☐ **Initial** ☒**Follow-up** (Check one)
6. If applicable, how many follow-up assessments have been conducted at this site? Second year of assessments

III. Trash Information

1. Describe trash type (Check five most prevalent types):

☐Rubber products	☐Metal products	☐Construction debris
☒Plastic bags	☐Cigarette butts	☐Fabric and cloth
☐Styrofoam products	☐Plastic/Synthetic items	☐Toxic substances
☐Aluminum cans	☐Tires	☐Appliances
☐Bottles (plastic and glass)	☐Woody debris	☐Furniture
☒Convenience/Fast Food wrappers	☐Yard waste	☐Biohazards
☐Man-made wood products	☐Batteries	☐Other

2. Potential trash source (Check all that apply):
   ☐Trash accumulation (water-borne) ☐Homeless encampments ☐Outfall _____
   ☒Trash accumulation (wind-borne) ☐Illegal dumping ☐Other _____
   ☒Litter-Vehicular ☐Litter-Dumpster/Receptacle (describe) _____
   ☐Litter-Commercial business (name)_____
   ☐Litter-School/Institution (name)_____
   ☒Litter-Other (describe) from over the fence at the nearby mobile home park
3. Was trash observed near (Check one): ☐**Storm drain inlets** ☐**Storm drain outfalls** ☐**Creek** ☒**N/A**
4. Identify adjacent land uses to the trash areas assessed (if possible): roadway, mobile home park

IV. Trash Management Actions

1a. Are trash management actions planned for the site? **Yes** ☐ **No** ☒
1b. If trash was removed, provide total weight or volume (if known): _____
1c. Photographic documentation: **Yes** ☒ **No**☐
2a. Other Trash Management Actions Taken (describe): No additional actions required at this time as there was very little trash observed.
3a. Follow-up action needed: **Yes** ☒ **No**☐
3b. Future trash management actions needed (Please describe): Continue to monitor ROW for illegal dumping activity.
3c. Is trash routinely removed from this site? **Yes** ☒ **No** ☐ If yes, at what frequency as needed by City crews
3d. Is a future assessment needed? **Yes**☒ **No** ☐

3e. If Yes, which tool? ☐**Creek**-RWQCB Version 7.0 ☐**Non-Creek**-Windshield Survey
☒**Non-Creek**-KAB Litter Index ☐Other_____

Notes: Only small amounts of litter were observed, no illegal dumping this time. Area will continue to be monitored by City staff and debris cleaned up as needed.

Santa Clara Valley
Urban Runoff
Pollution Prevention Program

Trash Problem Area Activity Data Collection Form

Persian Drive, May 24, 2006

Persian Drive, May 24, 2006

Santa Clara Valley
Urban Runoff
Pollution Prevention Program

Trash Problem Area Activity Data Collection Form

Date: May 24, 2006

I. Site Information

1. **Site ID# SU01** **Watershed: Sunnyvale East** **Location: 600 Block Grand Fir**

II. Assessment Information

1. Which assessment tool was used? (Check one)
   ☐**Creek**-RWQCB Version 7.0 ☐**Non-Creek**-Windshield Survey
   ☒**Non-Creek**-KAB Litter Index ☐Other _____
2. **Total Score** (RWQCB Version 7.0 or KAB Litter Index) 1.5
3. Windshield Survey Results-Trash Priority: ☐ **NA** ☐**High** ☐**Medium** ☐**Low**
4. What percentage or length of the area is impacted with trash (e.g. 5%, five feet, etc.)? 10 ft
5. This assessment is ☐ **Initial** ☒**Follow-up** (Check one)
6. If applicable, how many follow-up assessments have been conducted at this site? Second year of assessments

III. Trash Information

1. Describe trash type (Check five most prevalent types):

☐Rubber products	☐Metal products	☐Construction debris
☐Plastic bags	☐Cigarette butts	☐Fabric and cloth
☐Styrofoam products	☐Plastic/Synthetic items	☐Toxic substances
☐Aluminum cans	☐Tires	☐Appliances
☐Bottles (plastic and glass)	☐Woody debris	☒Furniture
☒Convenience/Fast Food wrappers	☐Yard waste	☐Biohazards
☐Man-made wood products	☐Batteries	☐Other

2. Potential trash source (Check all that apply):
   ☐Trash accumulation (water-borne) ☐Homeless encampments ☐Outfall _____
   ☐Trash accumulation (wind-borne) ☒Illegal dumping ☒Other pedestrian
   ☐Litter-Vehicular ☐Litter-Dumpster/Receptacle (describe) _____
   ☐Litter-Commercial business (name)_____
   ☐Litter-School/Institution (name)_____
   ☐Litter-Other (describe)_____
3. Was trash observed near (Check one): ☐**Storm drain inlets** ☐**Storm drain outfalls** ☐**Creek** ☒**N/A**
4. Identify adjacent land uses to the trash areas assessed (if possible): Mulit-family residential

IV. Trash Management Actions

1a. Are trash management actions planned for the site? **Yes** ☐ **No** ☒
1b. If trash was removed, provide total weight or volume (if known): _____
1c. Photographic documentation: **Yes**☒ **No**☐
2a. Other Trash Management Actions Taken (describe): Check to see if picked up, if not, notify Neighborhood Preservation regarding dumping.
3a. Follow-up action needed: **Yes** ☒ **No**☐
3b. Future trash management actions needed (Please describe): Continue to observe area periodically. Not a significant threat to waterways, Low priority
3c. Is trash routinely removed from this site? **Yes** ☒ **No** ☐ If yes, at what frequency Weekly trash pick ups for residents.
3d. Is a future assessment needed? **Yes**☒ **No** ☐
3e. If Yes, which tool? ☐**Creek**-RWQCB Version 7.0 ☐**Non-Creek**-Windshield Survey
☒**Non-Creek**-KAB Litter Index ☐Other_____

Notes: First time debris was seen at the site in over two years. Not a threat to waterways.

Santa Clara Valley
Urban Runoff
Pollution Prevention Program

Trash Problem Area Activity Data Collection Form



600 Block Grand Fir – 5/25/06

Santa Clara Valley
Urban Runoff
Pollution Prevention Program

Trash Problem Area Activity Data Collection Form

Date :May 24, 2006

I. Site Information

1. **Site ID# SU03 (combined with SU02 Watershed: Calabazas Location: Helen Ave, Tamarack & Miramar**

II. Assessment Information

1. Which assessment tool was used? (Check one)
   ☐**Creek**-RWQCB Version 7.0 ☐**Non-Creek**-Windshield Survey
   ☒**Non-Creek**-KAB Litter Index ☐Other _____
2. **Total Score** (RWQCB Version 7.0 or KAB Litter Index) 1.5
3. Windshield Survey Results-Trash Priority: ☐ **NA** ☐**High** ☐**Medium** ☐**Low**
4. What percentage or length of the area is impacted with trash (e.g. 5%, five feet, etc.)? 3%
5. This assessment is ☐ **Initial** ☒**Follow-up** (Check one)
6. If applicable, how many follow-up assessments have been conducted at this site? Second year of assessments

III. Trash Information

1. Describe trash type (Check five most prevalent types):

☐Rubber products	☐Metal products	☐Construction debris
☐Plastic bags	☐Cigarette butts	☐Fabric and cloth
☒Styrofoam products	☐Plastic/Synthetic items	☐Toxic substances
☐Aluminum cans	☐Tires	☐Appliances
☒Bottles (plastic and glass)	☐Woody debris	☐Furniture
☐Convenience/Fast Food wrappers	☐Yard waste	☐Biohazards
☐Man-made wood products	☐Batteries	☒Other shopping carts

2. Potential trash source (Check all that apply):
   ☐Trash accumulation (water-borne) ☐Homeless encampments ☐Outfall _____
   ☐Trash accumulation (wind-borne) ☐Illegal dumping ☒Other Pedestrian
   ☐Litter-Vehicular ☐Litter-Dumpster/Receptacle (describe) _____
   ☐Litter-Commercial business (name)_____
   ☐Litter-School/Institution (name)_____
   ☐Litter-Other (describe)_____
3. Was trash observed near (Check one): ☐**Storm drain inlets** ☐**Storm drain outfalls** ☐**Creek** ☒**N/A**
4. Identify adjacent land uses to the trash areas assessed (if possible): Multifamily residential

IV. Trash Management Actions

1a. Are trash management actions planned for the site? **Yes** ☐ **No** ☒
1b. If trash was removed, provide total weight or volume (if known): _____
1c. Photographic documentation: **Yes**☒**No**☐
2a. Other Trash Management Actions Taken (describe): Contacted PW with shopping cart information for businesses to pick them up.
3a. Follow-up action needed: **Yes** ☐ **No**☒
3b. Future trash management actions needed (Please describe): _____
3c. Is trash routinely removed from this site? **Yes** ☒ **No** ☐ If yes, at what frequency Streets swept for litter on a monthly basis
3d. Is a future assessment needed? **Yes**☒ **No** ☐ But should be a low priority due to distance from waterways
3e. If Yes, which tool? ☐**Creek**-RWQCB Version 7.0 ☐**Non-Creek**-Windshield Survey
☒**Non-Creek**-KAB Litter Index ☐Other_____

Notes:_____

Santa Clara Valley
Urban Runoff
Pollution Prevention Program

Trash Problem Area Activity Data Collection Form

Shopping carts on Tamarack Ave. May 24, 2006

Santa Clara Valley
Urban Runoff
Pollution Prevention Program

Trash Problem Area Activity Data Collection Form

Date: May 24, 2006

I. Site Information

1. **Site ID# SU04** **Watershed: Calabazas** **Location: 1034 E. El Camino Real**

II. Assessment Information

1. Which assessment tool was used? (Check one)
   ☐**Creek**-RWQCB Version 7.0 ☐**Non-Creek**-Windshield Survey
   ☒**on-Creek**-KAB Litter Index ☐Other _____
2. **Total Score** (RWQCB Version 7.0 or KAB Litter Index) 1.0
3. Windshield Survey Results-Trash Priority: ☒**NA** ☐**High** ☐**Medium** ☐**Low**
4. What percentage or length of the area is impacted with trash (e.g. 5%, five feet, etc.)? NA
5. This assessment is ☐ **Initial** ☒**ollow-up** (Check one)
6. If applicable, how many follow-up assessments have been conducted at this site? Second year of assessments

III. Trash Information

1. Describe trash type (Check five most prevalent types):

☐Rubber products	☐Metal products	☐Construction debris
☐Plastic bags	☐Cigarette butts	☐Fabric and cloth
☐Styrofoam products	☐Plastic/Synthetic items	☐Toxic substances
☒luminum cans	☐Tires	☐Appliances
☐Bottles (plastic and glass)	☐Woody debris	☐Furniture
☐Convenience/Fast Food wrappers	☐Yard waste	☐Biohazards
☐Man-made wood products	☐Batteries	☐Other

2. Potential trash source (Check all that apply):
   ☐Trash accumulation (water-borne) ☐Homeless encampments ☐Outfall _____
   ☐Trash accumulation (wind-borne) ☐Illegal dumping ☐Other _____
   ☐Litter-Vehicular ☐Litter-Dumpster/Receptacle (describe) _____
   ☒itter-Commercial business (name)_____
   ☐Litter-School/Institution (name)_____
   ☐Litter-Other (describe)_____
3. Was trash observed near (Check one): ☐**Storm drain inlets** ☐**Storm drain outfalls** ☐**Creek**☒ **N/A**
4. Identify adjacent land uses to the trash areas assessed (if possible): Commercial businesses

IV. Trash Management Actions

1a. Are trash management actions planned for the site? **Yes** ☐ **No** ☒
1b. If trash was removed, provide total weight or volume (if known): NA
1c. Photographic documentation: **Yes**☒**No**☐
2a. Other Trash Management Actions Taken (describe): Suggest removal from list. No litter present.
3a. Follow-up action needed: **Yes** ☐ **No**☒
3b. Future trash management actions needed (Please describe): _____
3c. Is trash routinely removed from this site? **Yes** ☒ **No** ☐ If yes, at what frequency unknown
3d. Is a future assessment needed? **Yes**☐ **No** ☒
3e. If Yes, which tool? ☐**Creek**-RWQCB Version 7.0 ☐**Non-Creek**-Windshield Survey
☐**Non-Creek**-KAB Litter Index ☐Other_____

Notes: Facility changed the trash collection area/compactor in front of the facility. It is well maintained and does not show evidence of a litter problem.

Santa Clara Valley
Urban Runoff
Pollution Prevention Program

Trash Problem Area Activity Data Collection Form



1034 E. El Camino Real – May 24, 2006



1034 E. El Camino Real – May 24, 2006



1034 E. El Camino Real – May 24, 2006

Santa Clara Valley
Urban Runoff
Pollution Prevention Program

Trash Problem Area Activity Data Collection Form

Date: 5/25/2006

I. Site Information

1. **Site ID# SU05** **Watershed: Sunnyvale East** **Location: 594 E. El Camino Real alleyway**

II. Assessment Information

1. Which assessment tool was used? (Check one)
   ☐**Creek**-RWQCB Version 7.0 ☐**Non-Creek**-Windshield Survey
   ☒**Non-Creek**-KAB Litter Index ☐Other _____
2. **Total Score** (RWQCB Version 7.0 or KAB Litter Index) 1.0
3. Windshield Survey Results-Trash Priority: ☒ **NA** ☐**High** ☐**Medium** ☐**Low**
4. What percentage or length of the area is impacted with trash (e.g. 5%, five feet, etc.)? NA
5. This assessment is ☐ **Initial** ☒**Follow-up** (Check one)
6. If applicable, how many follow-up assessments have been conducted at this site? Second year of assessments

III. Trash Information

1. Describe trash type (Check five most prevalent types):

☐Rubber products	☐Metal products	☐Construction debris
☐Plastic bags	☐Cigarette butts	☐Fabric and cloth
☐Styrofoam products	☐Plastic/Synthetic items	☐Toxic substances
☐Aluminum cans	☐Tires	☐Appliances
☐Bottles (plastic and glass)	☐Woody debris	☐Furniture
☐Convenience/Fast Food wrappers	☐Yard waste	☐Biohazards
☐Man-made wood products	☐Batteries	☒Other - Paper

2. Potential trash source (Check all that apply):
   ☐Trash accumulation (water-borne) ☐Homeless encampments ☐Outfall _____
   ☐Trash accumulation (wind-borne) ☐Illegal dumping ☐Other _____
   ☐Litter-Vehicular ☒Litter-Dumpster/Receptacle (describe) _____
   ☒Litter-Commercial business (name)_____
   ☐Litter-School/Institution (name)_____
   ☐Litter-Other (describe)_____
3. Was trash observed near (Check one): ☐**Storm drain inlets** ☐**Storm drain outfalls** ☐**Creek**☒ **N/A**
4. Identify adjacent land uses to the trash areas assessed (if possible): Commercial businesses, restaurants

IV. Trash Management Actions

1a. Are trash management actions planned for the site? **Yes** ☐ **No** ☒
1b. If trash was removed, provide total weight or volume (if known): _____
1c. Photographic documentation: **Yes**☒ **No**☐
2a. Other Trash Management Actions Taken (describe): _____
3a. Follow-up action needed: **Yes** ☐ **No**☒
3b. Future trash management actions needed (Please describe): _____
3c. Is trash routinely removed from this site? **Yes** ☒ **No** ☐ If yes, at what frequency unknown
3d. Is a future assessment needed? **Yes**☐ **No** ☒
3e. If Yes, which tool? ☐**Creek**-RWQCB Version 7.0 ☐**Non-Creek**-Windshield Survey
☐**Non-Creek**-KAB Litter Index ☐Other_____

Notes: Site has not had any litter problems in two years. Suggest removal from list.

Santa Clara Valley
Urban Runoff
Pollution Prevention Program

Trash Problem Area Activity Data Collection Form

594 E. El Camino Real dumpster area May 25, 2006

Santa Clara Valley
Urban Runoff
Pollution Prevention Program

Trash Problem Area Activity Data Collection Form

Date: May 24, 2006

I. Site Information

1. **Site ID#SU06** **Watershed: Calabazas** **Location: 1053 E. El Camino Real**

II. Assessment Information

1. Which assessment tool was used? (Check one)
   ☐**Creek**-RWQCB Version 7.0 ☐**Non-Creek**-Windshield Survey
   ☒**Non-Creek**-KAB Litter Index ☐Other _____
2. **Total Score** (RWQCB Version 7.0 or KAB Litter Index) 1.5
3. Windshield Survey Results-Trash Priority: ☐ **NA** ☐**High** ☐**Medium** ☐**Low**
4. What percentage or length of the area is impacted with trash (e.g. 5%, five feet, etc.)? <5%
5. This assessment is ☐ **Initial** ☒**Follow-up** (Check one)
6. If applicable, how many follow-up assessments have been conducted at this site? Second year of assessments

III. Trash Information

1. Describe trash type (Check five most prevalent types):

☐Rubber products	☐Metal products	☐Construction debris
☒Plastic bags	☐Cigarette butts	☐Fabric and cloth
☐Styrofoam products	☐Plastic/Synthetic items	☐Toxic substances
☐Aluminum cans	☐Tires	☐Appliances
☐Bottles (plastic and glass)	☐Woody debris	☐Furniture
☒Convenience/Fast Food wrappers	☐Yard waste	☐Biohazards
☐Man-made wood products	☐Batteries	☐Other

2. Potential trash source (Check all that apply):
   ☐Trash accumulation (water-borne) ☐Homeless encampments ☐Outfall _____
   ☐Trash accumulation (wind-borne) ☐Illegal dumping ☐Other _____
   ☐Litter-Vehicular ☒Litter-Dumpster/Receptacle (describe) _____
   ☒Litter-Commercial business (name)_____
   ☐Litter-School/Institution (name)_____
   ☐Litter-Other (describe)_____
3. Was trash observed near (Check one): ☐**Storm drain inlets** ☐**Storm drain outfalls** ☐**Creek**☒ **N/A**
4. Identify adjacent land uses to the trash areas assessed (if possible): Commercial parking lots

IV. Trash Management Actions

1a. Are trash management actions planned for the site? **Yes** ☐ **No** ☒
1b. If trash was removed, provide total weight or volume (if known): _____
1c. Photographic documentation: **Yes**☒ **No**☐
2a. Other Trash Management Actions Taken (describe): _____
3a. Follow-up action needed: **Yes** ☐ **No**☒
3b. Future trash management actions needed (Please describe): The amount of litter is relatively small and is not in an area adjacent to a waterway. Future actions for this site are a low priority.
3c. Is trash routinely removed from this site? **Yes** ☒ **No** ☐ If yes, at what frequency unknown
3d. Is a future assessment needed? **Yes**☐ **No** ☒
3e. If Yes, which tool? ☐**Creek**-RWQCB Version 7.0 ☐**Non-Creek**-Windshield Survey
☐**Non-Creek**-KAB Litter Index ☐Other_____

Notes: Site has minimal problems and based on its location, should be a low priority for future actions.

Santa Clara Valley
Urban Runoff
Pollution Prevention Program

Trash Problem Area Activity Data Collection Form



1053 E. El Camino Real – May 24, 2006

Santa Clara Valley
Urban Runoff
Pollution Prevention Program

Trash Problem Area Activity Data Collection Form

Date:May 24, 2006

I. Site Information

1. **Site ID# SU07** **Watershed: Sunnyvale East** **Location: 1675 Hollenbeck Ave**

II. Assessment Information

1. Which assessment tool was used? (Check one)
   ☐**Creek**-RWQCB Version 7.0 ☐**Non-Creek**-Windshield Survey
   ☒**Non-Creek**-KAB Litter Index ☐Other _____
2. **Total Score** (RWQCB Version 7.0 or KAB Litter Index) 2.5
3. Windshield Survey Results-Trash Priority: ☒ **NA** ☐**High** ☐**Medium** ☐**Low**
4. What percentage or length of the area is impacted with trash (e.g. 5%, five feet, etc.)? 35%
5. This assessment is ☐ **Initial** ☒**Follow-up** (Check one)
6. If applicable, how many follow-up assessments have been conducted at this site? Second year of assessments.

III. Trash Information

1. Describe trash type (Check five most prevalent types):

☐Rubber products	☐Metal products	☐Construction debris
☒Plastic bags	☐Cigarette butts	☐Fabric and cloth
☒Styrofoam products	☒Plastic/Synthetic items	☐Toxic substances
☒Aluminum cans	☐Tires	☐Appliances
☐Bottles (plastic and glass)	☒Woody debris	☒Furniture
☐Convenience/Fast Food wrappers	☒Yard waste	☐Biohazards
☐Man-made wood products	☐Batteries	☒Other: Paper, cardboard

2. Potential trash source (Check all that apply):
   ☐Trash accumulation (water-borne) ☐Homeless encampments ☐Outfall _____
   ☐Trash accumulation (wind-borne) ☒Illegal dumping ☐Other _____
   ☐Litter-Vehicular ☒Litter-Dumpster/Receptacle (describe) _____
   ☒Litter-Commercial business (name)_____
   ☐Litter-School/Institution (name)_____
   ☐Litter-Other (describe)_____
3. Was trash observed near (Check one): ☐**Storm drain inlets** ☐**Storm drain outfalls** ☐**Creek** ☒ **N/A**
4. Identify adjacent land uses to the trash areas assessed (if possible): commercial mall and parking lot

IV. Trash Management Actions

1a. Are trash management actions planned for the site? **Yes** ☐ **No** ☒
1b. If trash was removed, provide total weight or volume (if known): _____
1c. Photographic documentation: **Yes**☒ **No**☐
2a. Other Trash Management Actions Taken (describe): Contact PW – Solid Waste Division with photos for follow up with property owner.
3a. Follow-up action needed: **Yes** ☒ **No**☐
3b. Future trash management actions needed (Please describe): Re-inspect area
3c. Is trash routinely removed from this site? **Yes** ☒ **No** ☐ If yes, at what frequency unknown
3d. Is a future assessment needed? **Yes**☒ **No** ☐
3e. If Yes, which tool? ☐**Creek**-RWQCB Version 7.0 ☐**Non-Creek**-Windshield Survey
☒**Non-Creek**-KAB Litter Index ☐Other_____

Notes: Quantity of litter was such that it could be a problem in storm drains. Some concerns about illegal dumping as well. Need to follow up at site and see if problems are still present.

Santa Clara Valley
Urban Runoff
Pollution Prevention Program

Trash Problem Area Activity Data Collection Form



1675 Hollenbeck Ave, May 24, 2006



1675 Hollenbeck Ave, May 24, 2006



1675 Hollenbeck Ave, May 24, 2006

Santa Clara Valley
Urban Runoff
Pollution Prevention Program

Trash Problem Area Activity Data Collection Form

Date: May 24, 2006

I. Site Information

1. **Site ID# SU08** **Watershed: Sunnyvale East** **Location: 727 Sunnyvale-Saratoga Road**

II. Assessment Information

1. Which assessment tool was used? (Check one)
   ☐**Creek**-RWQCB Version 7.0 ☐**Non-Creek**-Windshield Survey
   ☒**Non-Creek**-KAB Litter Index ☐Other _____
2. **Total Score** (RWQCB Version 7.0 or KAB Litter Index) 2.5
3. Windshield Survey Results-Trash Priority: ☒ **NA** ☐**High** ☐**Medium** ☐**Low**
4. What percentage or length of the area is impacted with trash (e.g. 5%, five feet, etc.)? 40%
5. This assessment is ☐ **Initial** ☒**Follow-up** (Check one)
6. If applicable, how many follow-up assessments have been conducted at this site? Second year of assessments

III. Trash Information

1. Describe trash type (Check five most prevalent types):

☐Rubber products	☐Metal products	☐Construction debris
☒Plastic bags	☐Cigarette butts	☐Fabric and cloth
☒Styrofoam products	☒Plastic/Synthetic items	☐Toxic substances
☐Aluminum cans	☐Tires	☐Appliances
☒Bottles (plastic and glass)	☐Woody debris	☐Furniture
☐Convenience/Fast Food wrappers	☐Yard waste	☐Biohazards
☐Man-made wood products	☐Batteries	☒Other paper/cardboard

2. Potential trash source (Check all that apply):
   ☐Trash accumulation (water-borne) ☐Homeless encampments ☐Outfall _____
   ☐Trash accumulation (wind-borne) ☐Illegal dumping ☐Other _____
   ☐Litter-Vehicular ☒Litter-Dumpster/Receptacle (describe) _____
   ☒Litter-Commercial business (name)_____
   ☐Litter-School/Institution (name)_____
   ☐Litter-Other (describe)_____
3. Was trash observed near (Check one): ☐**Storm drain inlets** ☐**Storm drain outfalls** ☐**Creek**☒ **N/A**
4. Identify adjacent land uses to the trash areas assessed (if possible): Commercial businesses and parking lot

IV. Trash Management Actions

1a. Are trash management actions planned for the site? **Yes** ☐ **No** ☒
1b. If trash was removed, provide total weight or volume (if known): _____
1c. Photographic documentation: **Yes**☒ **No**☐
2a. Other Trash Management Actions Taken (describe): Contact PW – Solid Waste Division for follow-up
3a. Follow-up action needed: **Yes** ☒ **No**☐
3b. Future trash management actions needed (Please describe): Continue to monitor and require actions by property owner.
3c. Is trash routinely removed from this site? **Yes** ☒ **No** ☐ If yes, at what frequency unknown
3d. Is a future assessment needed? **Yes**☒ **No** ☐
3e. If Yes, which tool? ☐**Creek**-RWQCB Version 7.0 ☐**Non-Creek**-Windshield Survey
☒**Non-Creek**-KAB Litter Index ☐Other_____

Notes: Problem appears to be chronic. Actions are taken each time problems are noted, Clean up occurs for a while, then accumulation and overflowing dumpsters occur again.

Santa Clara Valley
Urban Runoff
Pollution Prevention Program

Trash Problem Area Activity Data Collection Form



Alley behind 727 Sunnyvale/Saratoga Road – May 24, 2006



Alley behind 727 Sunnyvale/Saratoga Road – May 24, 2006



Alley behind 727 Sunnyvale/Saratoga Road – May 24, 2006

Santa Clara Valley
Urban Runoff
Pollution Prevention Program

Trash Problem Area Activity Data Collection Form

Date: May 24, 2006

I. Site Information

1. **Site ID# SU09 Watershed: Calabazas Creek Location: 1131 Lawrence Expy – alley behind mall**

II. Assessment Information

1. Which assessment tool was used? (Check one)
   ☐**Creek**-RWQCB Version 7.0 ☐**Non-Creek**-Windshield Survey
   ☒**Non-Creek**-KAB Litter Index ☐Other _____
2. **Total Score** (RWQCB Version 7.0 or KAB Litter Index) 2.5
3. Windshield Survey Results-Trash Priority: ☒ **NA** ☐**High** ☐**Medium** ☐**Low**
4. What percentage or length of the area is impacted with trash (e.g. 5%, five feet, etc.)? 15%
5. This assessment is ☐ **Initial** ☒**Follow-up** (Check one)
6. If applicable, how many follow-up assessments have been conducted at this site? Second year of assessments

III. Trash Information

1. Describe trash type (Check five most prevalent types):

☐Rubber products	☐Metal products	☐Construction debris
☒Plastic bags	☒Cigarette butts	☐Fabric and cloth
☒Styrofoam products	☒Plastic/Synthetic items	☐Toxic substances
☒Aluminum cans	☐Tires	☐Appliances
☒Bottles (plastic and glass)	☐Woody debris	☐Furniture
☒Convenience/Fast Food wrappers	☐Yard waste	☐Biohazards
☐Man-made wood products	☐Batteries	☐Other

2. Potential trash source (Check all that apply):
   ☐Trash accumulation (water-borne) ☐Homeless encampments ☐Outfall _____
   ☐Trash accumulation (wind-borne) ☐Illegal dumping ☐Other _____
   ☐Litter-Vehicular ☒Litter-Dumpster/Receptacle (describe) _____
   ☒Litter-Commercial business (name)_____
   ☐Litter-School/Institution (name)_____
   ☐Litter-Other (describe)_____
3. Was trash observed near (Check one): ☐**Storm drain inlets** ☐**Storm drain outfalls** ☐**Creek** ☒**N/A**
4. Identify adjacent land uses to the trash areas assessed (if possible): commercial/strip mall

IV. Trash Management Actions

1a. Are trash management actions planned for the site? **Yes** ☐ **No** ☒
1b. If trash was removed, provide total weight or volume (if known): _____
1c. Photographic documentation: **Yes**☒ **No**☐
2a. Other Trash Management Actions Taken (describe): Notify PW – solid waste of problem
3a. Follow-up action needed: **Yes** ☐ **No**☒
3b. Future trash management actions needed (Please describe): May want to continue on list, but keep as a lower priority due to location and type of waste observed.
3c. Is trash routinely removed from this site? **Yes** ☒ **No** ☐ If yes, at what frequency unknown
3d. Is a future assessment needed? **Yes**☒ **No** ☐
3e. If Yes, which tool? ☐**Creek**-RWQCB Version 7.0 ☐**Non-Creek**-Windshield Survey
☒**Non-Creek**-KAB Litter Index ☐Other_____

Notes: Site had not had any litter problems in previous two visits, now there are problems again. Need to check back and see if they are chronic or just a one-time occurrence.

Santa Clara Valley
Urban Runoff
Pollution Prevention Program

Trash Problem Area Activity Data Collection Form



Alley behind 1131 Lawrence Expressway- May 24, 2006



Alley behind 1131 Lawrence Expressway- May 24, 2006

Santa Clara Valley
Urban Runoff
Pollution Prevention Program

Trash Problem Area Activity Data Collection Form

Date: May 24, 2006

I. Site Information

1. **Site ID# SU10** **Watershed: Calabazas Creek** **Location: 911 Duane Ave - alleyway**

II. Assessment Information

1. Which assessment tool was used? (Check one)
   ☐**Creek**-RWQCB Version 7.0 ☐**Non-Creek**-Windshield Survey
   ☒**Non-Creek**-KAB Litter Index ☐Other _____
2. **Total Score** (RWQCB Version 7.0 or KAB Litter Index) 1.5
3. Windshield Survey Results-Trash Priority: ☒ **NA** ☐**High** ☐**Medium** ☐**Low**
4. What percentage or length of the area is impacted with trash (e.g. 5%, five feet, etc.)? 5%
5. This assessment is ☐ **Initial** ☒**Follow-up** (Check one)
6. If applicable, how many follow-up assessments have been conducted at this site? Second year of assessments

III. Trash Information

1. Describe trash type (Check five most prevalent types):

☐Rubber products	☐Metal products	☐Construction debris
☒Plastic bags	☐Cigarette butts	☐Fabric and cloth
☐Styrofoam products	☐Plastic/Synthetic items	☐Toxic substances
☐Aluminum cans	☐Tires	☐Appliances
☒Bottles (plastic and glass)	☐Woody debris	☐Furniture
☒Convenience/Fast Food wrappers	☐Yard waste	☐Biohazards
☐Man-made wood products	☐Batteries	☐Other

2. Potential trash source (Check all that apply):
   ☐Trash accumulation (water-borne) ☐Homeless encampments ☐Outfall _____
   ☐Trash accumulation (wind-borne) ☐Illegal dumping ☐Other _____
   ☒Litter-Vehicular ☐Litter-Dumpster/Receptacle (describe) _____
   ☒Litter-Commercial business (name)_____
   ☐Litter-School/Institution (name)_____
   ☐Litter-Other (describe)_____
3. Was trash observed near (Check one): ☐**Storm drain inlets** ☐**Storm drain outfalls** ☐**Creek** ☒**N/A**
4. Identify adjacent land uses to the trash areas assessed (if possible):Residential/ Commercial

IV. Trash Management Actions

1a. Are trash management actions planned for the site? **Yes** ☐ **No** ☒
1b. If trash was removed, provide total weight or volume (if known): _____
1c. Photographic documentation: **Yes**☒ **No**☐
2a. Other Trash Management Actions Taken (describe): Low priority area due to location and type/quantity of litter observed.
3a. Follow-up action needed: **Yes** ☒ **No**☐
3b. Future trash management actions needed (Please describe): Monitor occasionally to see if problem increase
3c. Is trash routinely removed from this site? **Yes** ☒ **No** ☐ If yes, at what frequency unknown
3d. Is a future assessment needed? **Yes**☒ **No** ☐
3e. If Yes, which tool? ☐**Creek**-RWQCB Version 7.0 ☐**Non-Creek**-Windshield Survey
☒**Non-Creek**-KAB Litter Index ☐Other_____

Notes: Litter reduced some from other times area has been observed. Some debris from cars in parking lot, some from either waste blowing out of dumpster or falling as it's being placed there. Not a whole lot of debris,- more of an aesthetic issue than potential threat to waterways.

Santa Clara Valley
Urban Runoff
Pollution Prevention Program

Trash Problem Area Activity Data Collection Form



Alleyway – 911 Duane Ave- May 24, 2006



Alleyway – 911 Duane Ave- May 24, 2006

Santa Clara Valley
Urban Runoff
Pollution Prevention Program

Trash Problem Area Activity Data Collection Form

Date: May 25, 2006

I. Site Information

1. **Site ID# SU11 Watershed: Sunnyvale East Location: Matilda Ave and Hwy 101 onramp and exits**

II. Assessment Information

1. Which assessment tool was used? (Check one)
   ☐**Creek**-RWQCB Version 7.0 ☐**Non-Creek**-Windshield Survey
   ☒**Non-Creek**-KAB Litter Index ☐Other _____
2. **Total Score** (RWQCB Version 7.0 or KAB Litter Index) 2.0
3. Windshield Survey Results-Trash Priority: ☒ **NA** ☐**High** ☐**Medium** ☐**Low**
4. What percentage or length of the area is impacted with trash (e.g. 5%, five feet, etc.)? 20%
5. This assessment is ☐ **Initial** ☒**Follow-up** (Check one)
6. If applicable, how many follow-up assessments have been conducted at this site? Second year of assessments

III. Trash Information

1. Describe trash type (Check five most prevalent types):

☐Rubber products	☐Metal products	☐Construction debris
☒Plastic bags	☐Cigarette butts	☐Fabric and cloth
☐Styrofoam products	☐Plastic/Synthetic items	☐Toxic substances
☐Aluminum cans	☐Tires	☐Appliances
☐Bottles (plastic and glass)	☐Woody debris	☐Furniture
☐Convenience/Fast Food wrappers	☐Yard waste	☐Biohazards
☐Man-made wood products	☐Batteries	☒Other Paper

2. Potential trash source (Check all that apply):
   ☐Trash accumulation (water-borne) ☐Homeless encampments ☐Outfall _____
   ☐Trash accumulation (wind-borne) ☐Illegal dumping ☐Other _____
   ☒Litter-Vehicular ☐Litter-Dumpster/Receptacle (describe) _____
   ☐Litter-Commercial business (name)_____
   ☐Litter-School/Institution (name)_____
   ☐Litter-Other (describe)_____
3. Was trash observed near (Check one): ☐**Storm drain inlets** ☐**Storm drain outfalls** ☐**Creek** ☒**N/A**
4. Identify adjacent land uses to the trash areas assessed (if possible):State highway and City maintained roadway

IV. Trash Management Actions

1a. Are trash management actions planned for the site? **Yes** ☐ **No** ☒
1b. If trash was removed, provide total weight or volume (if known): _____
1c. Photographic documentation: **Yes**☒ **No**☐
2a. Other Trash Management Actions Taken (describe): Continue to monitor – Caltrans appears to be doing more frequent cleaning of roadsides along HWY 237
3a. Follow-up action needed: **Yes** ☒ **No**☐
3b. Future trash management actions needed (Please describe): Determine if there is a way to work with Caltrans on roadway litter issues in local areas.
3c. Is trash routinely removed from this site? **Yes** ☒ **No** ☐ If yes, at what frequency approx. once every 3 months
3d. Is a future assessment needed? **Yes**☒ **No** ☐
3e. If Yes, which tool? ☐**Creek**-RWQCB Version 7.0 ☐**Non-Creek**-Windshield Survey
☒**Non-Creek**-KAB Litter Index ☐Other_____

Notes: Area was cleaned by Caltrans during the week of 5/15/06. Debris observed was what remained after cleaning and what had re-appeared after about one week.

Santa Clara Valley
Urban Runoff
Pollution Prevention Program

Trash Problem Area Activity Data Collection Form



Matilda Ave and Highway 237 on-ramps and exits May 25, 2006

Matilda Ave and Highway 237 on-ramps and exits May 25, 2006

Santa Clara Valley
Urban Runoff
Pollution Prevention Program

Trash Problem Area Activity Data Collection Form

Date:

I. Site Information

1. **Site ID# SU12 Watershed: Calabazas Location: Lawrence Expy and Highway 237 on and off-ramps**

II. Assessment Information

1. Which assessment tool was used? (Check one)
   ☐**Creek**-RWQCB Version 7.0 ☐**Non-Creek**-Windshield Survey
   ☒**Non-Creek**-KAB Litter Index ☐Other _____
2. **Total Score** (RWQCB Version 7.0 or KAB Litter Index) 2.5
3. Windshield Survey Results-Trash Priority: ☒ **NA** ☐**High** ☐**Medium** ☐**Low**
4. What percentage or length of the area is impacted with trash (e.g. 5%, five feet, etc.)? 40%
5. This assessment is ☐ **Initial** ☒**Follow-up** (Check one)
6. If applicable, how many follow-up assessments have been conducted at this site? Second year of assessments

III. Trash Information

1. Describe trash type (Check five most prevalent types):

☒Rubber products	☒Metal products	☒Construction debris
☒Plastic bags	☐Cigarette butts	☒Fabric and cloth
☒Styrofoam products	☒Plastic/Synthetic items	☐Toxic substances
☒Aluminum cans	☒Tires	☐Appliances
☒Bottles (plastic and glass)	☒Woody debris	☐Furniture
☐Convenience/Fast Food wrappers	☐Yard waste	☐Biohazards
☒Man-made wood products	☐Batteries	☐Other

2. Potential trash source (Check all that apply):
   ☐Trash accumulation (water-borne) ☐Homeless encampments ☐Outfall _____
   ☒Trash accumulation (wind-borne) ☐Illegal dumping ☐Other _____
   ☒Litter-Vehicular ☐Litter-Dumpster/Receptacle (describe) _____
   ☐Litter-Commercial business (name)_____
   ☐Litter-School/Institution (name)_____
   ☐Litter-Other (describe)_____
3. Was trash observed near (Check one): ☒**Storm drain inlets** ☐**Storm drain outfalls** ☐**Creek N/A**
4. Identify adjacent land uses to the trash areas assessed (if possible): State highway and County road

IV. Trash Management Actions

1a. Are trash management actions planned for the site? **Yes** ☐ **No** ☒
1b. If trash was removed, provide total weight or volume (if known): _____
1c. Photographic documentation: **Yes**☒ **No**☐

2a. Other Trash Management Actions Taken (describe): Continue to monitor – see if there are some cooperative activities SCVURPPP and other parties can participate in with Caltrans

3a. Follow-up action needed: **Yes** ☐ **No**☒
3b. Future trash management actions needed (Please describe): Same as above:

3c. Is trash routinely removed from this site? **Yes** ☒ **No** ☐ If yes, at what frequency about once every 3 months
3d. Is a future assessment needed? **Yes**☒ **No** ☐
3e. If Yes, which tool? ☐**Creek**-RWQCB Version 7.0 ☐**Non-Creek**-Windshield Survey
☒**Non-Creek**-KAB Litter Index ☐Other_____

Notes: Site was cleaned by Caltrans about two weeks before the assessment (week of May 8) Debris observed was what was either not picked up or had been deposited in the previous two weeks.

Santa Clara Valley
Urban Runoff
Pollution Prevention Program

Trash Problem Area Activity Data Collection Form

Highway 237 and Lawrence Expy on-ramps and exits May 24, 2006

Highway 237 and Lawrence Expy on-ramps and exits May 24, 2006



Highway 237 and Lawrence Expy on-ramps and exits May 24, 2006

Santa Clara Valley
Urban Runoff
Pollution Prevention Program

Trash Problem Area Activity Data Collection Form

Date :May 24, 2006

I. Site Information

1. **Site ID# SU13 Watershed: Calabazas Creek Location: Willow & Aster, near Lawrence Expy overpass**

II. Assessment Information

1. Which assessment tool was used? (Check one)
   ☐**Creek**-RWQCB Version 7.0 ☐**Non-Creek**-Windshield Survey
   ☒**Non-Creek**-KAB Litter Index ☐Other _____
2. **Total Score** (RWQCB Version 7.0 or KAB Litter Index) 3.0
3. Windshield Survey Results-Trash Priority: ☒ **NA** ☐**High** ☐**Medium** ☐**Low**
4. What percentage or length of the area is impacted with trash (e.g. 5%, five feet, etc.)? 50%
5. This assessment is ☐ **Initial** ☒**Follow-up** (Check one)
6. If applicable, how many follow-up assessments have been conducted at this site? Second year of assessments

III. Trash Information

1. Describe trash type (Check five most prevalent types):

☐Rubber products	☒Metal products	☒Construction debris
☒Plastic bags	☐Cigarette butts	☐Fabric and cloth
☐Styrofoam products	☐Plastic/Synthetic items	☐Toxic substances
☐Aluminum cans	☐Tires	☒Appliances (TV, microwave)
☐Bottles (plastic and glass)	☐Woody debris	☒Furniture
☒Convenience/Fast Food wrappers	☐Yard waste	☐Biohazards
☐Man-made wood products	☐Batteries	☐Other

2. Potential trash source (Check all that apply):
   ☐Trash accumulation (water-borne) ☒Homeless encampments ☐Outfall _____
   ☐Trash accumulation (wind-borne) ☒Illegal dumping ☐Other _____
   ☒Litter-Vehicular ☐Litter-Dumpster/Receptacle (describe) _____
   ☐Litter-Commercial business (name)_____
   ☐Litter-School/Institution (name)_____
   ☐Litter-Other (describe)_____
3. Was trash observed near (Check one): ☐**Storm drain inlets** ☐**Storm drain outfalls** ☐**Creek**☒ **N/A**
4. Identify adjacent land uses to the trash areas assessed (if possible): Commercial/industrial, railroad, & roadway

IV. Trash Management Actions

1a. Are trash management actions planned for the site? **Yes** ☐ **No** ☒
1b. If trash was removed, provide total weight or volume (if known): _____
1c. Photographic documentation: **Yes**☒ **No**☐
2a. Other Trash Management Actions Taken (describe): Contact Public Works to schedule removal of dumped/homeless debris in road ROW.
3a. Follow-up action needed: **Yes** ☒ **No**☐
3b. Future trash management actions needed (Please describe): Continue to monitor, but not a specific threat to stormwater due to illegal dumping issue and distance to waterways.
3c. Is trash routinely removed from this site? **Yes** ☐ **No** ☒ If yes, at what frequency _____
3d. Is a future assessment needed? **Yes**☒ **No** ☐
3e. If Yes, which tool? ☐**Creek**-RWQCB Version 7.0 ☐**Non-Creek**-Windshield Survey
☒**Non-Creek**-KAB Litter Index ☐Other_____

Notes: Area continues to be attractive to illegal dumping and possible homeless usage.

Santa Clara Valley
Urban Runoff
Pollution Prevention Program

Trash Problem Area Activity Data Collection Form

Aster Ave, near intersection with Willow – May 24, 2006



Aster Ave, near intersection with Willow – May 24, 2006



Aster Ave, near intersection with Willow – May 24, 2006

Santa Clara Valley
Urban Runoff
Pollution Prevention Program

Trash Problem Area Activity Data Collection Form

Date: May 24, 2006

I. Site Information

1. **Site ID# SU14 Watershed: Sunnyvale East Location: Angel Ct. Parking lot and Hendy Rd-ROW**

II. Assessment Information

1. Which assessment tool was used? (Check one)
   ☐**Creek**-RWQCB Version 7.0 ☐**Non-Creek**-Windshield Survey
   ☒**Non-Creek**-KAB Litter Index ☐Other _____
2. **Total Score** (RWQCB Version 7.0 or KAB Litter Index) 1.5
3. Windshield Survey Results-Trash Priority: ☒ **NA** ☐**High** ☐**Medium** ☐**Low**
4. What percentage or length of the area is impacted with trash (e.g. 5%, five feet, etc.)? <5%
5. This assessment is ☐ **Initial** ☒**Follow-up** (Check one)
6. If applicable, how many follow-up assessments have been conducted at this site? Second year of assessments

III. Trash Information

1. Describe trash type (Check five most prevalent types):

☐Rubber products	☐Metal products	☐Construction debris
☐Plastic bags	☐Cigarette butts	☐Fabric and cloth
☒Styrofoam products	☐Plastic/Synthetic items	☐Toxic substances
☐Aluminum cans	☐Tires	☐Appliances
☐Bottles (plastic and glass)	☐Woody debris	☐Furniture
☒Convenience/Fast Food wrappers	☐Yard waste	☐Biohazards
☐Man-made wood products	☐Batteries	☐Other

2. Potential trash source (Check all that apply):
   ☐Trash accumulation (water-borne) ☐Homeless encampments ☐Outfall _____
   ☐Trash accumulation (wind-borne) ☐Illegal dumping ☐Other _____
   ☒Litter-Vehicular ☐Litter-Dumpster/Receptacle (describe) _____
   ☐Litter-Commercial business (name)_____
   ☐Litter-School/Institution (name)_____
   ☒Litter-Other (describe) Caltrain station
3. Was trash observed near (Check one): ☐**Storm drain inlets** ☐**Storm drain outfalls** ☐**Creek**☒ **N/A**
4. Identify adjacent land uses to the trash areas assessed (if possible): Residential, Cal train, parking areas

IV. Trash Management Actions

1a. Are trash management actions planned for the site? **Yes** ☐ **No** ☒
1b. If trash was removed, provide total weight or volume (if known): _____
1c. Photographic documentation: **Yes**☒ **No**☐
2a. Other Trash Management Actions Taken (describe): PW monitors area for trash accumulation and cleans periodically
3a. Follow-up action needed: **Yes** ☐ **No**☒
3b. Future trash management actions needed (Please describe): Continue to monitor and pick up, as needed.
3c. Is trash routinely removed from this site? **Yes** ☒ **No** ☐ If yes, at what frequency As needed, by City PW staff
3d. Is a future assessment needed? **Yes**☒ **No** ☐
3e. If Yes, which tool? ☐**Creek**-RWQCB Version 7.0 ☐**Non-Creek**-Windshield Survey
☒**Non-Creek**-KAB Litter Index ☐Other_____

Notes: The two areas oberserved are along the Caltrain ROW. Parking area of Angel Ct is monitored and cleaned by the City Public Works Dept. Cars park alongside Hendy Rd for the Caltrain Station, ROW area adjacent to road is monitored and cleaned by PW as needed. Area is more of an aesthetic problem than a water-quality issue, due to distance from water bodies and storm drains.

Santa Clara Valley
Urban Runoff
Pollution Prevention Program

Trash Problem Area Activity Data Collection Form



Angel Ct Parking lot- May 24, 2006



Hendy Rd Caltrain parking area – May 24, 2006

Santa Clara Valley
Urban Runoff
Pollution Prevention Program

Trash Problem Area Activity Data Collection Form

Date: May 24, 2006

I. Site Information

1. **Site ID# SU15 Watershed: Sunnyvale East Location: Victory Village Park, under Fair Oaks Overpass**

II. Assessment Information

1. Which assessment tool was used? (Check one)
   ☐**Creek**-RWQCB Version 7.0 ☐**Non-Creek**-Windshield Survey
   ☒**Non-Creek**-KAB Litter Index ☐Other _____
2. **Total Score** (RWQCB Version 7.0 or KAB Litter Index) 1.5
3. Windshield Survey Results-Trash Priority: ☒ **NA** ☐**High** ☐**Medium** ☐**Low**
4. What percentage or length of the area is impacted with trash (e.g. 5%, five feet, etc.)? < 10%
5. This assessment is ☐ **Initial** ☒**Follow-up** (Check one)
6. If applicable, how many follow-up assessments have been conducted at this site? Second year of assessments

III. Trash Information

1. Describe trash type (Check five most prevalent types):

☐Rubber products	☐Metal products	☐Construction debris
☒Plastic bags	☐Cigarette butts	☐Fabric and cloth
☒Styrofoam products	☐Plastic/Synthetic items	☐Toxic substances
☐Aluminum cans	☐Tires	☐Appliances
☒Bottles (plastic and glass)	☐Woody debris	☐Furniture
☒Convenience/Fast Food wrappers	☐Yard waste	☐Biohazards
☐Man-made wood products	☐Batteries	☐Other

2. Potential trash source (Check all that apply):
   ☐Trash accumulation (water-borne) ☐Homeless encampments ☐Outfall _____
   ☐Trash accumulation (wind-borne) ☐Illegal dumping ☐Other _____
   ☐Litter-Vehicular ☐Litter-Dumpster/Receptacle (describe) _____
   ☐Litter-Commercial business (name)_____
   ☐Litter-School/Institution (name)_____
   ☒Litter-Other (describe) Pedestrian/ Day Laborer congregation point
3. Was trash observed near (Check one): ☐**Storm drain inlets** ☐**Storm drain outfalls** ☐**Creek N/A**
4. Identify adjacent land uses to the trash areas assessed (if possible): Commercial, Public park, sidewalks

IV. Trash Management Actions

1a. Are trash management actions planned for the site? **Yes** ☒ **No** ☐
1b. If trash was removed, provide total weight or volume (if known): _____
1c. Photographic documentation: **Yes**☒ **No**☐
2a. Other Trash Management Actions Taken (describe): Area is monitored by Public Works and cleaned periodically by PW crews.
3a. Follow-up action needed: **Yes** ☒ **No**☐
3b. Future trash management actions needed (Please describe): Continue to monitor. Home Depot has placed a trash can near where day laborers congregate. PW will continue to clean City ROW areas.
3c. Is trash routinely removed from this site? **Yes** ☒ **No** ☐ If yes, at what frequency as needed
3d. Is a future assessment needed? **Yes**☒ **No** ☐
3e. If Yes, which tool? ☐**Creek**-RWQCB Version 7.0 ☐**Non-Creek**-Windshield Survey
☒**Non-Creek**-KAB Litter Index ☐Other_____

Notes: Site was cleaner this time than in the past. Home Depot has placed a trash can near where workers congregate, so that has reduced some of the impacts to the area. PW will continue to monitor and clean public ROW areas

Santa Clara Valley
Urban Runoff
Pollution Prevention Program

Trash Problem Area Activity Data Collection Form



Victory Village Park, under Fair Oaks Overpass- May 24, 2006



Victory Village Park, under Fair Oaks Overpass- May 24, 2006

Santa Clara Valley
Urban Runoff
Pollution Prevention Program

Trash Problem Area Activity Data Collection Form

Date: May 26, 2006

I. Site Information

1. **Site ID# SU16a Watershed: Sunnyvale West Channel Location: 100 ft North of Caribbean Dr Bridge**

II. Assessment Information

1. Which assessment tool was used? (Check one)
   ☒**Creek**-RWQCB Version 7.0 ☐**Non-Creek**-Windshield Survey
   ☐**Non-Creek**-KAB Litter Index ☐Other _____
2. **Total Score** (RWQCB Version 7.0 or KAB Litter Index) 100
3. Windshield Survey Results-Trash Priority: ☒ **NA** ☐**High** ☐**Medium** ☐**Low**
4. What percentage or length of the area is impacted with trash (e.g. 5%, five feet, etc.)? 5-10%
5. This assessment is ☐ **Initial** ☒**Follow-up** (Check one)
6. If applicable, how many follow-up assessments have been conducted at this site? Second year of assessments

III. Trash Information

1. Describe trash type (Check five most prevalent types):

☐Rubber products	☐Metal products	☐Construction debris
☒Plastic bags	☐Cigarette butts	☐Fabric and cloth
☒Styrofoam products	☐Plastic/Synthetic items	☐Toxic substances
☐Aluminum cans	☐Tires	☐Appliances
☒Bottles (plastic and glass)	☐Woody debris	☐Furniture
☒Convenience/Fast Food wrappers	☐Yard waste	☐Biohazards
☐Man-made wood products	☐Batteries	☒Other- paper products

2. Potential trash source (Check all that apply):
   ☒Trash accumulation (water-borne) ☐Homeless encampments ☐Outfall _____
   ☒Trash accumulation (wind-borne) ☐Illegal dumping ☐Other _____
   ☒Litter-Vehicular ☐Litter-Dumpster/Receptacle (describe) _____
   ☐Litter-Commercial business (name)_____
   ☐Litter-School/Institution (name)_____
   ☐Litter-Other (describe)_____
3. Was trash observed near (Check one): ☐**Storm drain inlets** ☐**Storm drain outfalls** ☒**Creek/Channel N/A**

Identify adjacent land uses to the trash areas assessed (if possible): Baylands public trail, closed landfill, roadway

IV. Trash Management Actions

1a. Are trash management actions planned for the site? **Yes** ☐ **No** ☒
1b. If trash was removed, provide total weight or volume (if known): < 5 lbs or 1 cubic foot
1c. Photographic documentation: **Yes**☒ **No**☐

2a. Other Trash Management Actions Taken (describe): City cleans road ROW and contractor for SMaRT Station is responsible for litter pick up alongside of roadway 2x per week according to their contract
3a. Follow-up action needed: **Yes** ☐ **No**☐
3b. Future trash management actions needed (Please describe): Identify if there are any upstream businesses that might be adding to the amount of litter in the channel (especially Styrofoam packing materials)

3c. Is trash routinely removed from this site? **Yes** ☒ **No** ☐ If yes, at what frequency 2x per year under "adopt a creek program
3d. Is a future assessment needed? **Yes**☒ **No** ☐
3e. If Yes, which tool? ☒**Creek**-RWQCB Version 7.0 ☐**Non-Creek**-Windshield Survey ☐Other_____ ☐**Non-Creek**-KAB Litter Index

Notes: Most common debris noted were Styrofoam cups and plastic mylar food wrappers. Styrofoam pellets were also very common, but small and lightweight.

Santa Clara Valley
Urban Runoff
Pollution Prevention Program

Trash Problem Area Activity Data Collection Form

Sunnyvale West Channel – May 26, 2006



Sunnyvale West Channel – May 26, 2006 – debris that could not be removed

Sunnyvale West Channel – May 26, 2006 – total quantity of debris removed

Santa Clara Valley
Urban Runoff
Pollution Prevention Program

Trash Problem Area Activity Data Collection Form

Date: June 2, 2006

I. Site Information

1. **Site ID# SU16b Watershed: Sunnyvale East Channel Location: 100 ft north of Caribbean Dr. bridge**

II. Assessment Information

1. Which assessment tool was used? (Check one)
   ☒**Creek**-RWQCB Version 7.0 ☐**Non-Creek**-Windshield Survey
   ☐**Non-Creek**-KAB Litter Index ☐Other _____
2. **Total Score** (RWQCB Version 7.0 or KAB Litter Index) 83
3. Windshield Survey Results-Trash Priority: ☒ **NA** ☐**High** ☐**Medium** ☐**Low**
4. What percentage or length of the area is impacted with trash (e.g. 5%, five feet, etc.)? about 10%
5. This assessment is ☐ **Initial** ☒**Follow-up** (Check one)
6. If applicable, how many follow-up assessments have been conducted at this site? Second year of assessments

III. Trash Information

1. Describe trash type (Check five most prevalent types):

☒Rubber products	☒Metal products	☒Construction debris
☒Plastic bags	☐Cigarette butts	☐Fabric and cloth
☒Styrofoam products	☒Plastic/Synthetic items	☐Toxic substances
☒Aluminum cans	☐Tires	☐Appliances
☒Bottles (plastic and glass)	☐Woody debris	☐Furniture
☒Convenience/Fast Food wrappers	☐Yard waste	☐Biohazards
☒Man-made wood products	☐Batteries	☒Other – dog waste on trail

2. Potential trash source (Check all that apply):
   ☒Trash accumulation (water-borne) ☐Homeless encampments ☐Outfall _____
   ☒Trash accumulation (wind-borne) ☐Illegal dumping ☐Other _____
   ☒Litter-Vehicular ☐Litter-Dumpster/Receptacle (describe) _____
   ☐Litter-Commercial business (name)_____
   ☐Litter-School/Institution (name)_____
   ☐Litter-Other (describe)_____
3. Was trash observed near (Check one): ☐**Storm drain inlets** ☐**Storm drain outfalls** ☒**Creek/Channel N/A**
4. Identify adjacent land uses to the trash areas assessed (if possible): Public trail, roadway, sports complex

IV. Trash Management Actions

1a. Are trash management actions planned for the site? **Yes** ☐ **No** ☒
1b. If trash was removed, provide total weight or volume (if known): less than 5 lbs of trash , between 1-2 cu. ft.
1c. Photographic documentation: **Yes**☒ **No**☐
2a. Other Trash Management Actions Taken (describe): City cleans trash in road ROW and contractor for SMaRT station cleans along sides of roadways 2x per week per their contract.
3a. Follow-up action needed: **Yes** ☒ **No**☐
3b. Future trash management actions needed (Please describe): Continue to monitor. May be a good monitoring site to determine effectiveness of upstream outfall trash control effort
3c. Is trash routinely removed from this site? **Yes** ☐ **No** ☐ If yes, at what frequency Don't know
3d. Is a future assessment needed? **Yes**☒ **No** ☐
3e. If Yes, which tool? ☒**Creek**-RWQCB Version 7.0 ☐**Non-Creek**-Windshield Survey ☐Other_____ ☐**Non-Creek**-KAB Litter Index

Notes: Trash observed was less than what was found in January 2006, just after some severe storms. Also, more difficult to pick up debris due to high vegetation growth by this time of year. Suggest assessments be done prior to spring, if possible.

Santa Clara Valley
Urban Runoff
Pollution Prevention Program

Trash Problem Area Activity Data Collection Form

Sunnyvale East Channel – June 2, 2006

Sunnyvale East Channel – quantity of debris removed June 2, 2006

Santa Clara Valley
Urban Runoff
Pollution Prevention Program

Trash Problem Area Activity Data Collection Form

Date: May 24, 2006

I. Site Information

1. **Site ID# SU16c Watershed: Sunnyvale West Location: Caribbean Dr. from Matilda to Lawrence Expy**

II. Assessment Information

1. Which assessment tool was used? (Check one)
   ☐**Creek**-RWQCB Version 7.0 ☐**Non-Creek**-Windshield Survey
   ☒**Non-Creek**-KAB Litter Index ☐Other _____
2. **Total Score** (RWQCB Version 7.0 or KAB Litter Index) 1.5
3. Windshield Survey Results-Trash Priority: ☒ **NA** ☐**High** ☐**Medium** ☐**Low**
4. What percentage or length of the area is impacted with trash (e.g. 5%, five feet, etc.)? 5-10%
5. This assessment is ☐ **Initial** ☒**Follow-up** (Check one)
6. If applicable, how many follow-up assessments have been conducted at this site? Second year of assessments

III. Trash Information

1. Describe trash type (Check five most prevalent types):

☐Rubber products	☐Metal products	☐Construction debris
☒Plastic bags	☐Cigarette butts	☐Fabric and cloth
☐Styrofoam products	☒Plastic/Synthetic items	☐Toxic substances
☐Aluminum cans	☐Tires	☐Appliances
☐Bottles (plastic and glass)	☐Woody debris	☐Furniture
☒Convenience/Fast Food wrappers	☐Yard waste	☐Biohazards
☐Man-made wood products	☐Batteries	☐Other

2. Potential trash source (Check all that apply):
   ☐Trash accumulation (water-borne) ☐Homeless encampments ☐Outfall _____
   ☒Trash accumulation (wind-borne) ☐Illegal dumping ☐Other _____
   ☒Litter-Vehicular ☐Litter-Dumpster/Receptacle (describe) _____
   ☐Litter-Commercial business (name)_____
   ☐Litter-School/Institution (name)_____
   ☐Litter-Other (describe)_____
3. Was trash observed near (Check one): ☒**Storm drain inlets** ☐**Storm drain outfalls** ☐**Creek N/A**
4. Identify adjacent land uses to the trash areas assessed (if possible): roadway to SMaRT station, industrial parks

IV. Trash Management Actions

1a. Are trash management actions planned for the site? **Yes** ☒ **No** ☐
1b. If trash was removed, provide total weight or volume (if known): _____
1c. Photographic documentation: **Yes**☐☒ **No**☐
2a. Other Trash Management Actions Taken (describe): Area alongside roadways and meridian is cleaned by City crews and by contractor operating the SMaRT station
3a. Follow-up action needed: **Yes** ☒ **No**☐
3b. Future trash management actions needed (Please describe): Continue to monitor and clean up regularly
3c. Is trash routinely removed from this site? **Yes** ☒ **No** ☐ If yes, at what frequency 2x per week per contract with SMaRT station contractor
3d. Is a future assessment needed? **Yes**☒ **No** ☐
3e. If Yes, which tool? ☐**Creek**-RWQCB Version 7.0 ☐**Non-Creek**-Windshield Survey
☒**Non-Creek**-KAB Litter Index ☐Other_____

Notes: Roadway had few pieces of litter – more on south side of road, which appeared to be windblown

Santa Clara Valley
Urban Runoff
Pollution Prevention Program

Trash Problem Area Activity Data Collection Form

Caribbean Drive – May 24, 2006



Caribbean Drive – May 24, 2006

Santa Clara Valley
Urban Runoff
Pollution Prevention Program

Trash Problem Area Activity Data Collection Form

May 24, 2006

I. Site Information

1. **Site ID# SU17 Watershed: Sunnyvale East Channel Location: Central Expy – CA Ave on ramp & exit**

II. Assessment Information

1. Which assessment tool was used? (Check one)
   - ☐**Creek**-RWQCB Version 7.0
   - ☐**Non-Creek**-Windshield Survey
   - ☒**Non-Creek**-KAB Litter Index
   - ☐Other _____
2. **Total Score** (RWQCB Version 7.0 or KAB Litter Index) 1.5
3. Windshield Survey Results-Trash Priority: ☒ **NA** ☐**High** ☐**Medium** ☐**Low**
4. What percentage or length of the area is impacted with trash (e.g. 5%, five feet, etc.)? less than 5%
5. This assessment is ☐ **Initial** ☒**Follow-up** (Check one)
6. If applicable, how many follow-up assessments have been conducted at this site? Second year of assessments

III. Trash Information

1. Describe trash type (Check five most prevalent types):
   - ☐Rubber products
   - ☐Plastic bags
   - ☒Styrofoam products
   - ☒Aluminum cans
   - ☐Bottles (plastic and glass)
   - ☒Convenience/Fast Food wrappers
   - ☐Man-made wood products
   - ☐Metal products
   - ☐Cigarette butts
   - ☐Plastic/Synthetic items
   - ☐Tires
   - ☐Woody debris
   - ☐Yard waste
   - ☐Batteries
   - ☐Construction debris
   - ☐Fabric and cloth
   - ☐Toxic substances
   - ☐Appliances
   - ☐Furniture
   - ☐Biohazards
   - ☐Other
2. Potential trash source (Check all that apply):
   - ☐Trash accumulation (water-borne)
   - ☒Trash accumulation (wind-borne)
   - ☒Litter-Vehicular
   - ☐Homeless encampments
   - ☐Illegal dumping
   - ☐Litter-Dumpster/Receptacle (describe) _____
   - ☐Outfall _____
   - ☐Other _____
   - ☐Litter-Commercial business (name) _____
   - ☐Litter-School/Institution (name) _____
   - ☐Litter-Other (describe) _____
3. Was trash observed near (Check one): ☒**Storm drain inlets** ☐**Storm drain outfalls** ☐**Creek N/A**
4. Identify adjacent land uses to the trash areas assessed (if possible): Expressway- county road way

IV. Trash Management Actions

1a. Are trash management actions planned for the site? **Yes** ☐ **No** ☒
1b. If trash was removed, provide total weight or volume (if known): _____
1c. Photographic documentation: **Yes**☐ **No**☒
2a. Other Trash Management Actions Taken (describe): Parts of on-ramp are cleaned by PW Boulevard Landscaping crews on an as-needed basis
3a. Follow-up action needed: **Yes** ☐ **No**☒
3b. Future trash management actions needed (Please describe): City will continue to clean jurisdictional areas,
3c. Is trash routinely removed from this site? **Yes** ☒ **No** ☐ If yes, at what frequency unknown/ as needed
3d. Is a future assessment needed? **Yes**☒ **No** ☐
3e. If Yes, which tool? ☐**Creek**-RWQCB Version 7.0 ☐**Non-Creek**-Windshield Survey ☒**Non-Creek**-KAB Litter Index ☐Other _____

Notes: Not much litter observed this time at site,. Appears as though some clean-up has occurred. Not a high priority area for additional efforts based on the current level of clean up efforts that are ongoing..

No photos taken due to safety concerns at the time of the inspection.

Santa Clara Valley
Urban Runoff
Pollution Prevention Program

Trash Problem Area Activity Data Collection Form

Date: May 24, 2006

I. Site Information

1. **Site ID# SU19 Watershed: Sunnyvale East Location: Wolf Road Overpass, access from Evelyn Ave**

II. Assessment Information

1. Which assessment tool was used? (Check one)
   ☐**Creek**-RWQCB Version 7.0 ☐**Non-Creek**-Windshield Survey
   ☒**Non-Creek**-KAB Litter Index ☐Other _____
2. **Total Score** (RWQCB Version 7.0 or KAB Litter Index) 2.0
3. Windshield Survey Results-Trash Priority: ☒ **NA** ☐**High** ☐**Medium** ☐**Low**
4. What percentage or length of the area is impacted with trash (e.g. 5%, five feet, etc.)? abt 20%
5. This assessment is ☐ **Initial** ☒**Follow-up** (Check one)
6. If applicable, how many follow-up assessments have been conducted at this site? Second year of assessments

III. Trash Information

1. Describe trash type (Check five most prevalent types):

☐Rubber products	☐Metal products	☐Construction debris
☒Plastic bags	☐Cigarette butts	☐Fabric and cloth
☐Styrofoam products	☒Plastic/Synthetic items	☐Toxic substances
☐Aluminum cans	☐Tires	☐Appliances
☐Bottles (plastic and glass)	☐Woody debris	☐Furniture
☒Convenience/Fast Food wrappers	☐Yard waste	☐Biohazards
☐Man-made wood products	☐Batteries	☐Other

2. Potential trash source (Check all that apply):
   ☐Trash accumulation (water-borne) ☒Homeless encampments ☐Outfall _____
   ☐Trash accumulation (wind-borne) ☐Illegal dumping ☐Other _____
   ☐Litter-Vehicular ☐Litter-Dumpster/Receptacle (describe) _____
   ☐Litter-Commercial business (name)_____
   ☐Litter-School/Institution (name)_____
   ☒Litter-Other (describe) Pedestrian
3. Was trash observed near (Check one): ☐**Storm drain inlets** ☐**Storm drain outfalls** ☐**Creek** ☒**N/A**
4. Identify adjacent land uses to the trash areas assessed (if possible): City property, industrial/commercial

IV. Trash Management Actions

1a. Are trash management actions planned for the site? **Yes** ☒ **No** ☐
1b. If trash was removed, provide total weight or volume (if known): _____
1c. Photographic documentation: **Yes**☒ **No**☐
2a. Other Trash Management Actions Taken (describe): Site is periodically monitored by City staff and PW clean up debris, as needed.
3a. Follow-up action needed: **Yes** ☒ **No**☐
3b. Future trash management actions needed (Please describe): Contact PW about accumulation problems and the broken access gate.
3c. Is trash routinely removed from this site? **Yes** ☒ **No** ☐ If yes, at what frequency as needed
3d. Is a future assessment needed? **Yes**☐ **No** ☐
3e. If Yes, which tool? ☐**Creek**-RWQCB Version 7.0 ☐**Non-Creek**-Windshield Survey
☒**Non-Creek**-KAB Litter Index ☐Other_____

Notes: Area looks like it's become a "party area" for youth. One access control fence has been damaged. Debris looked like the remains from a party.

Santa Clara Valley
Urban Runoff
Pollution Prevention Program

Trash Problem Area Activity Data Collection Form

Wolfe Road Overpass, City property off Evelyn, May 24, 2006

Wolfe Road Overpass, City property off Evelyn, May 24, 2006



Wolfe Road Overpass, City property off Evelyn, May 24, 2006



Wolfe Road Overpass, City property off Evelyn, May 24, 2006

Santa Clara Valley
Urban Runoff
Pollution Prevention Program

Trash Problem Area Activity Data Collection Form

Date: May 24, 2006

I. Site Information

1. **Site ID# SU20 Watershed: Calabazas Creek Location: lot at Wildwood Drive and Lawrence Expy**

II. Assessment Information

1. Which assessment tool was used? (Check one)
   ☐**Creek**-RWQCB Version 7.0 ☐**Non-Creek**-Windshield Survey
   ☒**Non-Creek**-KAB Litter Index ☐Other _____
2. **Total Score** (RWQCB Version 7.0 or KAB Litter Index) 1.5
3. Windshield Survey Results-Trash Priority: ☒ **NA** ☐**High** ☐**Medium** ☐**Low**
4. What percentage or length of the area is impacted with trash (e.g. 5%, five feet, etc.)? <5%
5. This assessment is ☐ **Initial** ☒**Follow-up** (Check one)
6. If applicable, how many follow-up assessments have been conducted at this site? Second year of assessments

III. Trash Information

1. Describe trash type (Check five most prevalent types):

☐Rubber products	☐Metal products	☐Construction debris
☒Plastic bags	☐Cigarette butts	☐Fabric and cloth
☐Styrofoam products	☒Plastic/Synthetic items	☐Toxic substances
☒Aluminum cans	☐Tires	☐Appliances
☒Bottles (plastic and glass)	☐Woody debris	☐Furniture
☒Convenience/Fast Food wrappers	☐Yard waste	☐Biohazards
☐Man-made wood products	☐Batteries	☒Other paper/cardboard

2. Potential trash source (Check all that apply):

☐Trash accumulation (water-borne)	☐Homeless encampments	☐Outfall _____
☒Trash accumulation (wind-borne)	☐Illegal dumping	☐Other _____
☒Litter-Vehicular	☐Litter-Dumpster/Receptacle (describe) _____	

   ☒Litter-Commercial business (name)_____
   ☐Litter-School/Institution (name)_____
   ☒Litter-Other (describe) Pedestrian
3. Was trash observed near (Check one): ☐**Storm drain inlets** ☐**Storm drain outfalls** ☐**Creek** ☒ **N/A**
4. Identify adjacent land uses to the trash areas assessed (if possible): roadway, convenience store, residential

IV. Trash Management Actions

1a. Are trash management actions planned for the site? **Yes** ☒ **No**☐
1b. If trash was removed, provide total weight or volume (if known): _____
1c. Photographic documentation: **Yes**☒ **No**☐
2a. Other Trash Management Actions Taken (describe): _____
3a. Follow-up action needed: **Yes** ☐ **No**☒
3b. Future trash management actions needed (Please describe): Continue to monitor and have City crews clean as needed.
3c. Is trash routinely removed from this site? **Yes** ☒ **No** ☐ If yes, at what frequency as needed
3d. Is a future assessment needed? **Yes**☒ **No** ☐
3e. If Yes, which tool? ☐**Creek**-RWQCB Version 7.0 ☐**Non-Creek**-Windshield Survey
☒**Non-Creek**-KAB Litter Index ☐Other_____

Notes: Very small amount of litter visible this time, not enough to warrant clean up actions by PW

Santa Clara Valley
Urban Runoff
Pollution Prevention Program

Trash Problem Area Activity Data Collection Form

Wildwood Drive – May 24, 2006



Wildwood Drive – May 24. 2006



Wildwood Drive- May 24, 2006

City of Sunnyvale

FY 04- 05 Annual Report

Attachment L

Water Quality Monitoring

Santa Clara Valley Urban Runoff Pollution Prevention Program
FY 2005-2006 Annual Report
Attachment L – Water Quality Monitoring
Municipality: Sunnyvale

No Water Quality Monitoring Activities are identified in the FY 05-06 work plan for the City of Sunnyvale to undertake on its own. The City supports activities identified in the Program's Water Quality Monitoring section of the FY 05-06 work plan.

City of Sunnyvale

FY 05- 06 Annual Report

Attachment M

Staff Training Summary Table

Santa Clara Valley Urban Runoff Pollution Prevention Program
Attachment M – Staff Training
FY 2005-2006 Annual Report
Municipality: Sunnyvale

STAFF TRAINING BY DEPARTMENT/DIVISION FOR FY 05-06

1) Staff Training Table

TRAINING DATE	SUBJECT	APPROXIMATE NUMBER OF STAFF ATTENDING
PW - Street Maintenance		
September 14, 2005	Non-Point Source, Hazardous Wastes, URMP and storm drains, Roads Operation and Maintenance, Rural Roads SOPs (PW Env. Staff Presentation)	23
March 29, 2006	URMP, washrack refresher	24
June 21, 2006	General Storm Water Permit (PW Env. Staff presentation)	25
PW - Corp Yard & Public Works Field Services: Water, Sewer, and Stormwater		
September 13, 2005	Non-Point Source, Hazardous Wastes, URMP and storm drains, Roads Operation and Maintenance, Rural Roads SOPs (PW Env. Staff presentation)	41
October 5, 2005	Daily logs, records, SOP, BMP for street sweeping	38
March 28, 2006	URMP, Wash rack refresher	36
June 20, 2006	General Storm Water Permit (PW Env. Div. Staff presentation)	44
Public Works - Street Trees and Boulevard Landscaping		
July 13, 2005	Pesticide training topics included: Safe Handling & Use, Review city IPM Policy (1 hour), Storage, Worker Protection (4hours)	13
July 20, 2005	PAPA Pesticide Application Seminar (8.5 hours) IPM Training (2 hours)IPM in Roses and New Options for Turf Management	4
July 21, 2005	Cleaning spray rig and wash rack review (1 hour)	16
August 6,2005	Recording Pesticide use (1 hour)	12
Sept. 21, 2005	Wet Weather Stormwater Pollution Prevention (PW Environmental Division Staff presentation 1 hour)	13
Jan. 17, 2006	Minimum Safety Gear for Applying any Pesticides	12
Feb. 1, 2006	NCTLC Mtg. Santa Clara pesticide training (5.5 hours)2.5 hours IPM training	20
Feb. 2, 2006	NCTLC Mtg. Santa Clara pesticide training (6 hours) 3.0 hours IPM training	15
Feb. 14, 2006	Pesticide training topics included: Safe Handling & Use, Review city IPM Policy (1 hour), Storage, Worker Protection (5 hours)	14
Feb. 28, 2006	City's IPM policy(Environmental Division Staff presentation - 1 hour)	13
March 28, 2006	Wash Rack Refresher (1hour)	40
Apr. 13, 2005	Non Point Source/MSDS (1hour)	40
May 9, 2006	Fill gas cans and filling up small equipment (1/2 hour)	15
May 16, 2006	S. J. Field Day (4 hour)	3
June 21, 2005	General Storm Water Permit –Stormwater Pollution Prevention (1hour – Environmental Division Staff presentation)	40

Santa Clara Valley Urban Runoff Pollution Prevention Program
Attachment M – Staff Training
FY 2005-2006 Annual Report
Municipality: Sunnyvale

PW - Environmental Division		
Outreach Coordinator		
October 17-21, 2005	*National Conference on Nonpoint Source & Stormwater Pollution Education Program*	1
November 15, 2005	*Urban Pesticide Committee*: Tools to Measure Effectiveness of Source Control Actions	1
March 13, 2006	*Water ReUse Association* – Bridging the Gap with Recycled Water	1
Env. Division Manager and Env. Specialist		
December 7, 2005	WMI Land Use Subgroup /SCVURPPP sponsored "How Developments Affect Creeks and Creeks Affect Development"	1
March 13&14, 2006	Stormwater Treatment: How it works (or does it?) by Gary R. Minton, Ph.D.	1
May 3, 2006	Development and Water Resources, Making the Connection	1
May 8, 2006	Street Sweeping for Stormwater Quality Improvement Conference/Training	1
May 18, 2006	Presentation to STOPPP – Developing a Post-construction Inspection Program to Meet C.3 Requirements – Sunnyvale's Approach	1
June 6, 2006	Constructing, Maintaining, and Inspecting Stormwater Treatment BMPs (SCVURPPP) Plus, presentation on the post-construction inspection process in Sunnyvale.	1
Pretreatment Program		
June 6, 2006	Constructing, Maintaining and Inspecting Stormwater Treatment BMPs - SCVURPPP	5
March 1, 2006	Federal and State Stormwater Program Updates	1
March 1, 2006	Integrated Approaches to Industrial Stormwater Permitting and Enforcement	1
August 16, 2005	Establishing a FOG Control Program	1
December 1, 2005	Developing and Implementing an Effective FOG Control Program	2
PW - Engineering Division and Project Administration		
December 1, 2005	SWPPP Development & Storm Water Protection for Construction Projects Training (by SCVURPPP)	5
Parks and Rec. - Parks Division, Baylands Park, and Golf Services		
Golf Division and Parks Division		
February 2, 2006	Corp Yard SWPPP and storm water pollution prevention	70
March 30, 2006	IPM Training – 8 hours- Parks and Golf Division Staff • Laws concerning IPM and New Pests/options for IPM treatments – Santa Clara County Ag. Session presented by Parks Division PCA • City's IPM Policy, IPM techniques for weed control- Sunnyvale Environmental Division staff • IPM, Allowable Pest Thresholds, and non-chemical means for abatement • Cultural practices- Selecting pest resistant plants, proper watering, fertilization, and sanitation methods to reduce problem pests	70

Santa Clara Valley Urban Runoff Pollution Prevention Program
Attachment M – Staff Training
FY 2005-2006 Annual Report
Municipality: Sunnyvale

	• Mechanical Practices- manual removal of weeds, environmental mulching to discourage weed growth • Biological Practices – use of natural predators • Chemical Practices – least toxic option and low dosage amounts. • Target Products report on new IPM products (Nancy Voorhees) • Report on PW Boulevard Landscaping BMPs for pest abatement – Mike Eccles	
Community Development Department (CDD) - Planning		
Nov. 28, 2005	Update on C.3 program, as applies to planning projects. (PW Env. Div. Staff presentation)	8
December 7, 2005	WMI Land Use Subgroup /SCVURPPP sponsored "How Developments Affect Creeks and Creeks Affect Development"	1
Jan. 23, 2005	Storm Water Management Training, Lorman Institute (6.0 learning units) *"Phase II Storm Water Regulation and Compliance"*	1
Feb. 13, 2006	Update on C.3 program, as applies to planning projects. (PW Env. Division presentation)Div. Staff presentation)	8
May 18, 2006	Developing a Post-construction Inspection Program to Meet C.3 Requirements (STOPPP)	1
May 29, 2006	Update on C.3 program, as applies to planning projects.	8
June 6, 2006	Constructing, Maintaining, and Inspecting Stormwater Treatment BMPs (SCVURPPP)	1
June 8, 2006	Update on C.3 program, as applies to planning projects. (PW Env. Div. staff presentation)	8
CDD - Building Inspection		
September 21, 2005	Wet weather inspections - Storm water protection training	7
December 1, 2005	SCVURPPP-sponsored Storm Water Protection for Construction Projects Training	1 (New-hire staff attended)
May 17, 2006	Storm Water Management Plan Requirements: Post-construction Inspection and 3rd party certification process	10
All City Departments: Parks and Rec., Public Safety, IT, Public Works, NOVA, Finance, Library, OCM, Community Development, Fleet, and Human Resources		
September 2005 – Jan 2006	Environmentally Preferable Purchasing Policy training– addressing the purchase, use, and disposal of Mercury-containing products and encouraging the use of alternatives to Hg-containing products and the City's IPM policy related to purchase or use of pesticides on City property.	Presented to Approx. 300 City staff at each group's bi-weekly staff meetings over this period.

2) Response to Regional Board Comments on previous year's annual report:
No comments were received.

3) Summarization of staff feedback, planned changes, and any other evaluation comments:

Santa Clara Valley Urban Runoff Pollution Prevention Program
Attachment M – Staff Training
FY 2005-2006 Annual Report
Municipality: Sunnyvale

Staff feedback is not collected by the City from training presented by SCVURPPP or other agencies. SCVURPPP reports general feedback in the Program's section of the annual report.

Feedback is not formally collected from most in-house training that occurs at Department meetings for City staff. The evaluation of the effectiveness of in-house staff training is determined by the Environmental Division of the Public Works Department, which has oversight for the development of the annual work plan and annual report preparation for the City's NPDES Stormwater Discharge Permit. If no problems are noted during the preparation of these documents, then that is an indication that staff has been trained and knows their responsibilities under the permit and URMP requirements. If problem areas are identified, then additional staff training is provided to those specific groups who need it.

However, this year, a staff survey was done after the Environmentally Preferable Purchasing Policy (EPP Policy) was presented. Of the 54 people responding to the survey, they were generally favorable to the presentations and felt that they learned about the policy and could apply it. A copy of the survey is presented in Appendix 1 of this Attachment.

The City will continue to take advantage of training opportunities provided by the Program and other agencies, as they become available. Future training from SCVURPP is expected for HMP implementation and the Bay Area Hydrology Model. Also, additional training for BMP installation and inspection may be available.

The City will continue to provide in-house training to staff related to storm water pollution prevention, Urban Runoff Management Plan requirements, new and re-development issues, and on pollutants of concern.

City of Sunnyvale

FY 05- 06 Annual Report

Attachment M

Appendix 1: Environmental Procurement Policy Training Presentation Survey

Environmental Procurement Policy Presentation Survey
Answers

Question	A	B	C	D	
#1: How much did you know about the Environmental Procurement Policy prior to the presentation?	Never heard of	Heard of it but didn't know the details	Was familiar with the requirements	Attempted to reference the policy when making purchases	Comments
Total	22	24	8	0	54
P&R		1			
PS	3	2			
IT	1	2			
PW	1				
NOVA	6	5			Good to know we are doing this.
FINANCE		1			
LIBRARY	3	2			
OCM	1		2		
CDD	2	1	1		
FLEET		1			
HR	2	3			
Other	3	6	5		
#2: What is your current understanding of the EPP?	Do not understand the requirements	Have a basic understanding of the requirements	Feel comfortable that I can apply the policy	Comments	
Total	3	29	22	54	
P&R			1		
PS		3	2		
IT		1	2		
PW	1				
NOVA		8	3		
FINANCE		1			
LIBRARY		2	3		
OCM		1	2		
CDD	2	2			
FLEET		1			
HR		1	4		
Other		9	5		

#3: How did you feel about the format of the presentation (i.e. PowerPoint)?	**Liked it**	**Prefer PowerPoint isn't used (list preferred format)**	**Comments**		
Total	**50**	**4**	**54**		
P&R	1				
PS	5				
IT	3				
PW		1			
NOVA	10	1	Presenters pretty much read the PP presentation. Would rather hear them talk.		
FINANCE	1				
LIBRARY	5				
OCM	3				
CDD	3	1			
FLEET	1				
HR	5		You guys did a great job.		
Other	13	1	Don't think PP adds anything worthwhile to presentation. A few handouts and/or graphics are better.		
#4: What did you like about the presentation?	**Comment**	**Comment**	**Comment**	**Comment**	**Comment**
P&R	Provided clear examples.				

PS	Julie & Kristy were very knowledgeable and understood the policy & issues very well. Provided clear information and explained it very well. Liked the P.Point presentation.	Very informative and very well presented./Quick and to the point. Covered the important topics. I now better understand./Very well put together	Informative & put together well		
IT	Enjoyed the slide show w/the info. Good information/Brief and to the point	Informative, a lot to learn about how to do better environmentally. I would like to know more about what we can do as indivduals but know that wasn't the focus of the presentation.			
OCM	Opportunity to ask questions.	Great thorough info.	It was clear & not a lot of extra info we didn't need. Very good		
PW					
NOVA	The presentation helps staff become more aware of the environ-friendly efforts the City is spearheading./Program is well-run & speakers were excellent & very clear.	Presentation was laid out in a manner easy to follow and understand. Good examples were given that were relevant to the topic./	Info presented thoroughly & concisely./Good overview of info. Nice to know the City is concerned about the environ./Glad to hear there is a procurement policy	I was more aware of the care the City takes to be environ. responsible./Down to earth/ The City is environmentally conscious of their actions.	
FINANCE	It was very informative.				

LIBRARY	The fact the now everyone has the same info regarding the City's requirements/	The fact that you did a presentation. Info good to know. I am sure others who don't directly order supplies are not aware of the policy./Clear & concise	Pleased to learn that the City is taking a very pro-active stance.		
CDD	It was to the point. Info valuable. Presentation not too long and presenter did not read the slides. She knew her stuff.	The pace			
FLEET	Made me aware of what EPP is about				
HR	Both Julie and Kristy were very knowledgeable	gave us enough information on the subject, so that I now understand why and how we do ppe	It was well presented. It was helpful to know what the City is doing to protect the environment, even if much of it doesn't apply to our specific department.	It was inofrmative. I learned a lot.	Very thorough information presented simply.
Other	Good to know we use recycled materials/Very informative/The personal delivery of info from Julie & Kristy/Quick and to the point./Informative	Learning the City has a serious commitment to preserving our enrviron. by having resources/policies in place -not just talk.	The City is environmentally conscious of their actions./Informative, not too long, great presenters./Clear,concise, knowledgeable,passionate presenters	Concise/Info about some household items used that have lead or are hazardous./Combination of IPM & EPP into single coordinated presentation./	Well organized. Speakers used P.Point as guide for talking points, in some cases - boring.
#5: What improvements would you suggest?	**Comment**	**Comment**	**Comment**	**Comment**	**Comment**
P&R	None				
PS	None				

IT	None	Julie sounded like she had given the presentation many, many times.			
OCM	Provide more info/examples around P.Point slides instead of reading word for word.				
LIBRARY	Presentation well done, would suggest we be updated on any new info or environ. friendly products that become available.	Email or post a summary of the presentation for our review.			
PW					
NOVA	Do similar presentations to help staff w/enviro. issues. Examples: turn off equip./appliance/Xtra lights/office @ moderate temp./print drafts of recy.paper/use public transp./car pool/use less dispos.products/use natural prod./avoid water & other resource waste/use refills or supplies from Cent.stores not new ones/	None, great job./Give info without too much talking. Presentation could easily have been shorter./The focus was on purchasing. Might suggest focus also be on individual user ie, turning off computers, recent column in Mercury News about individ. responsibility & energy use.	With only one presenter for a while there was a bit of uncertainty in the flow of the presentation./Part of the presentation was a little too detailed for our dept. Most staff don't write procurement specs. or make direct purchases/	Provide more info./examples around the P.Point slides instead of reading word for word.	remind staff to use environ. friendly measures @ hm and wk.

CDD	Environmental cookies!	Julie & Kristy sharing the stage. More speakers make it more interesting.			
FLEET	Presentation was very informative. No improvement needed.				
HR	I wish I had heard about it sooner so I could comply/follow epp. It's sad that although in HR, I did not know about the EPP prior to your presentation.	Just how interesting can you make this subject??	None	For me it was new, so I'm not sure how much I will retain. Maybe send out little reminders every now and then as refreshers.	None. Good job.
Other	None/More emphasis at the beginning by introducing yourself, where you wk, quick overview so we know what is next w/the P.Point presentation.	It was kind of a dry subject. A more energetic presentation would hold everyone's attention better./Focus on people who make purchases for the City. eg. Purchasing/Stores.	was not directed at the personnel who actually make the day to day purchases for the dept./Maybe mention choosing items that don't use excessive packaging./None, good job!		

City of Sunnyvale

FY 05 - 06 Annual Report

Attachment N

Watershed Management Activities

Santa Clara Valley Urban Runoff Pollution Prevention Program
FY 2005-2006 Annual Report
Attachment N – Watershed Management Activities
Municipality: Sunnyvale

P.S. Id.	Activity	CI Item Source	FY 05-06 Tasks	Status / Comments	Due Date (mo/yr)	Responsible Party
	Watershed Management Activities					
	Watershed Management-Watershed Assessment	Permit Prov. C.10	City staff will continue to work through the Santa Clara Basin Watershed Management Initiative (SCBWMI) to develop a priority listing of watersheds to be assessed and a schedule for conducting assessments.	Staff continue to participate in ongoing efforts of the WMI. There has not been a new listing of watersheds to be assessed by the WMI. A focus of the WMI has been to support those other agencies/ groups doing the assessments. City staff continue to participate in the following WMI Sub groups/Work groups: • Communications and Outreach Subgroup (COS) • Watershed Assessment and Monitoring Subgroup (WAMS) • Indicators Work Group • Land Use Sub Group. • Emerging Contaminants Subgroup	Ongoing Report 09/06	Lorrie Gervin, Environmental Division Manager

2) Response to Regional Board Comments on Watershed Management Assessment section of FY 04-05 Annual Report:

No comments were received on this section of the FY 04-05 Annual Report.

City of Sunnyvale

FY 05 - 06 Annual Report

Attachment O

PCB Plan Development Activities

Santa Clara Valley Urban Runoff Pollution Prevention Program
FY 2005-2006 Annual Report
Attachment O – PCB Plan Development
Municipality: Sunnyvale

P.S. Id.	Activity	CI Item Source	FY 04-05 Tasks	Status / Comments	Due Date (mo/yr)	Responsible Party
	PCB Plan Development					
	PCB Plan Development	Permit Prov. C.9.e	City staff will continue to work with Program Staff through the Monitoring Ad hoc committee as Program PCB plan is implemented and monitoring results are available for review.	As a part of the PCB/Dioxin pollutants of concern activities, staff provided Sunnyvale data in response to the Program's Dioxin Pollution Prevention survey of actions and existing policies of co-permittees in May 2006. See Program's section of the Annual Report to see the results of the survey.	Ongoing Report 09/06	Kristy McCumby, Env. Specialist
	PCB Monitoring Plan Actions	Permit Prov. C.9.e	City staff to review any new data results from PCB monitoring studies completed by SCVURPPP. If study results indicate a need for case study development for sites within Sunnyvale, the City will initiate case studies, as needed.	No new data or case studies were identified for Sunnyvale in FY 05-06.	If case study sites are identified Report 09/06	Lorrie Gervin, Environmental Division Manager
	PCB -TMDL Development for SF Bay		Review and provide comments on Bay - PCB TMDL-related documents, as they become available from the Regional Board.	No new TMDL-related documents were developed that required review by staff in FY 05-06	TBD Report 09/06	Kristy McCumby, Env. Specialist & Lorrie Gervin, Environmental Division Manager

2) Response to Regional Board Comments on PCB Plan Development Activities section of FY 04-05 Annual Report:

No comments were received from the Regional Board on this section.

City of Sunnyvale

FY 05- 06 Annual Report

Attachment P

Sediment Impairment Studies Activities

Santa Clara Valley Urban Runoff Pollution Prevention Program
FY 2005-2006 Annual Report
Attachment P – Watershed Management – Sediment Impairment Studies
Municipality: Sunnyvale

P.S. Id.	Activity	CI Item Source	FY 05-06 Tasks	Status / Comments	Due Date (mo/yr)	Responsible Party
Watershed Management – Sediment Impairment Studies						
	Sediment Impairment Studies	Permit Prov. C.9.f	City staff will work with SCVURPPP staff through the Monitoring Ad hoc committee to develop a report identifying creeks in the Santa Clara Basin that may be sediment impaired.	Staff reviewed and provided comments on the Upper Penitencia Limiting factors analysis for steelhead populations. Staff continue to work with groups such as the Stevens and Permanente Creek Watershed Council to assist them in their efforts to prepare an assessment of Stevens Creek and its tributaries related to fisheries habitat and the removal of migration barriers within the creek.	Ongoing Report 09/ 06	Kristy McCumby, Env. Specialist
	Control Program for Sediment	Permit Prov. C.9.f (iii)	City staff will continue to work with SCVURPPP and the Watershed Analysis Work Plan Ad Hoc Task Group to coordinate activities within Sunnyvale's jurisdiction.	There were no SCVURPPP activities related to the watershed analysis for sediment control within Sunnyvale's jurisdiction this past fiscal year.	Annually Report 09/06	Lorrie Gervin, Environmental Division Mgr. & Kristy McCumby/Env. Spec.
	Participate in Stevens Creek Watershed Council		City Staff will continue to participate in meetings of the Stevens Creek Watershed Council to address actions identified within Sunnyvale's jurisdiction.	Staff participated in five meetings of the Stevens/Permanente Creek Watershed Council in FY 05-06. The City has also provided meeting space for the group for three of their meetings. Staff have also provided technical assistance in preparing grant proposals to fund potential fish barrier removal actions. Unfortunately, these proposals were not funded.	Ongoing Report 09/06	Kristy McCumby/Env. Spec.

2) Response to Regional Board Comments Sediment Control sections of FY 04-05 Annual Report:
No comments were received from the Regional Board on this section.

City of Sunnyvale

FY 05- 06 Annual Report

Attachment Q

Permit Renewal Activities

Santa Clara Valley Urban Runoff Pollution Prevention Program
FY 2005-2006 Annual Report
Attachment Q – Permit Renewal Activities
Municipality: Sunnyvale

P.S. Id .	Activity	CI Item Source	Work Plan Tasks FY 05-06	Status / Comments	Due Date (mo/yr)	Responsible Party
	Permit Reapplication Process					
	Permit Negotiation		Participate in Permit negotiation activities with Regional Board staff.	Staff participated in 5 meetings with the Municipal Regional Permit work group for municipal activities and exempt discharges to exchange information as to what level of implementation the cities/agencies were currently doing, identify potential enhanced activities, and measurable objectives to assess the effectiveness of implementation. In FY 06-07, staff will continue to participate in the permit approval process, then review and provide comments on draft versions of the permit of the until it is approved.	Ongoing Report 09/06	Lead: Lorrie Gervin, Env. Div. Manager

Santa Clara Valley
Urban Runoff
Pollution Prevention Program

SCVURPPP

COUNTY OF SANTA CLARA

CLEAN WATER PROGRAM

ANNUAL REPORT

FY 06

Submittal date: 9/15/2006

Development Services Office
DEPARTMENT OF PLANNING AND DEVELOPMENT
70 West Hedding St., 7th Floor, E-Wing
San Jose, CA 95110

Phone: (408) 299-5737
Fax: (408) 279-8537

.

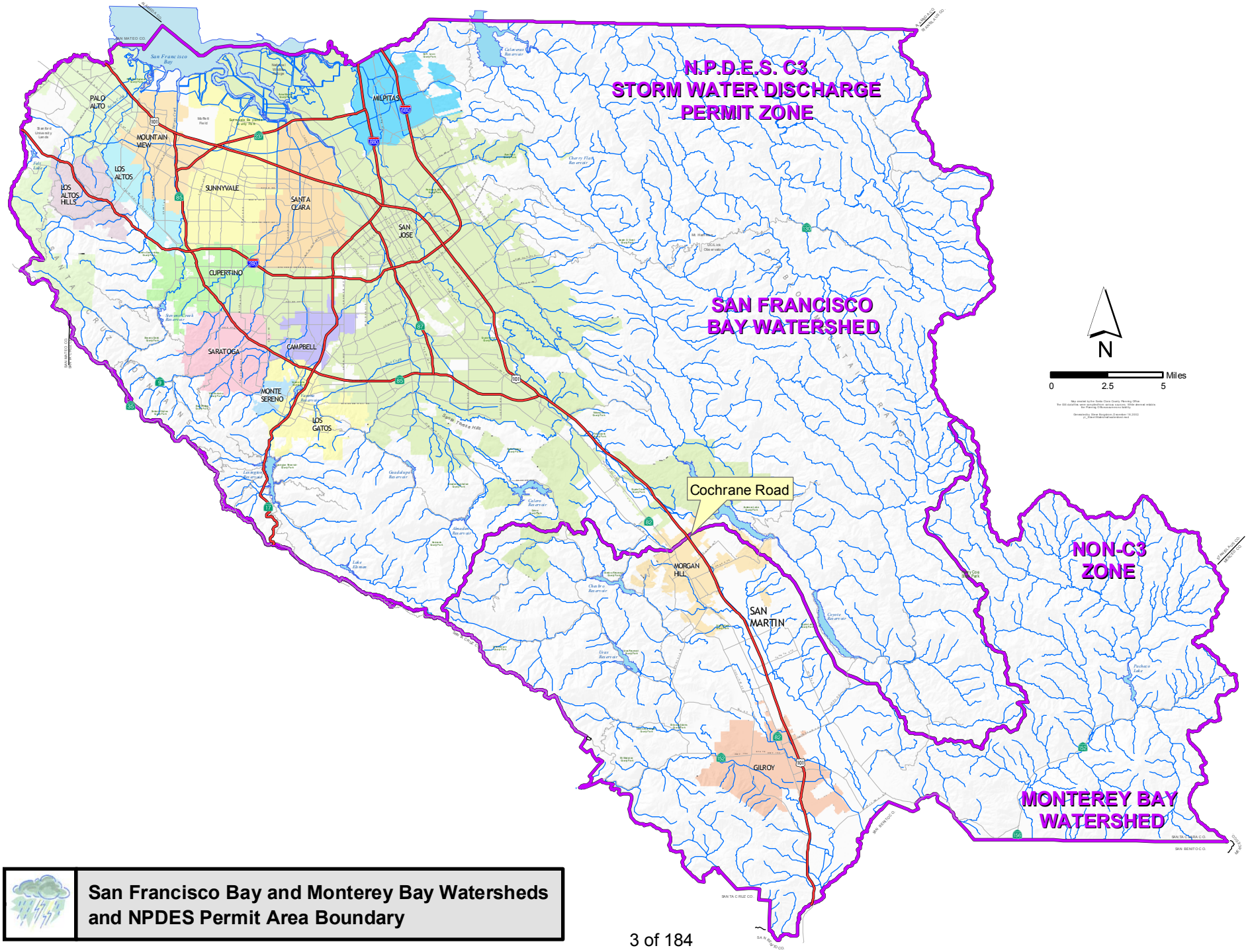

San Francisco Bay and Monterey Bay Watersheds and NPDES Permit Area Boundary

County of Santa Clara

Department of Planning and Development
Office of Development Services

County Government Center, East Wing
70 West Hedding Street, 7th Floor
San Jose, California 95110
Bldg. Inspec. (408) 299-5700 Land Devel. 299-5730 FAX 279-8537
www.sccbuilding.org

September 15, 2006

Mr. Bruce H. Wolfe
Executive Officer
Regional Water Quality Control Board
San Francisco Bay Region
1515 Clay St., Suite 1400
Oakland, CA 94612

Subject: COUNTY OF SANTA CLARA CLEAN WATER PROGRAM FY 06 ANNUAL REPORT

Dear Mr. Wolfe:

This report is submitted by the County of Santa Clara, in conjunction with the Santa Clara Valley Urban Runoff Pollution Prevention Program's Annual Report, pursuant to provision C.6.(a) of its reissued municipal storm water discharge National Pollutant Discharge Elimination System Permit (Orders No. 01-024, 01-119, and R2-2005-0035). This report summarizes activities performed during FY 06 in accordance with the County's Urban Runoff Management Plan (URMP), which was submitted to the Regional Board in September 1997 and updated subsequently, the performance standards contained therein, and the 2001 NPDES Storm Water Discharge Permit, as amended.

Goals and Contents of the Report:

The goals of this Annual Report are to: 1) document implementation of the URMP and the FY 06 work plan during the past fiscal year; 2) evaluate program results for continuous improvement; 3) comply with NPDES Storm Water Discharge Permit requirements; and 4) share this information with other Co-permittees, jurisdiction decision-makers, and the public. A table of contents is included with the report.

Program Highlights:

1). The County's Clean Water Program continues to be funded directly from the County General Fund. As was stated in previous annual reports, the storm water fee that supported Clean Water Program activities was eliminated by the effects of Proposition 218 in 1997. The County Clean Water program is staffed by one Senior Management Analyst position. Staff members of the involved departments coordinate compliance and reporting activities as they relate to each department, with guidance from the Clean Water Program Coordinator as well as the Santa Clara Valley Urban Runoff Pollution Prevention program staff.

2). The County continues to move forward with implementation of the 2001 NPDES Permit, as amended in 2005.

3). The involved departments include Capital Programs (now a part of the Fleet and Facilities Department), Roads and Airports, Parks and Recreation, Planning and Development (Planning Office, Development Services Office, Clean Water Program), Agriculture and Environmental Management (Integrated Waste Management, Pollution Prevention, Graffiti and Litter Abatement, Green Business Program, Master Composter Education Project, Environmental Health (Consumer Protection, Hazardous Materials, Solid Waste, Household Hazardous Waste, Vector Control), the County Executive's Office (Special Construction Projects, and Integrated Pest Management).

4). County staff members from the various involved departments have continued to be active this fiscal year in attending informational presentations regarding implementing the requirements of the NPDES Permit and preventing nonpoint source pollution.

Continuous Improvement Activities:

1). The County Planning Office is continues to participate in the Santa Clara Valley Water District sponsored Water Collaborative, with regard to formulating an area-wide approach to Land Use Regulations near streams.

2). The County Department of Environmental Health continues to provide enhanced reporting for IC/ID and IND/COMM activities within the unincorporated area.

3). The involved County departments continue to take direct responsibility for implementation of performance standards and reporting on NPDES Permit compliance activities.

4). Attendance at training events has been excellent for all of the involved departments.

5). The County's full time IPM Program Manager is continuing to work with the Department of Parks and Recreation pursuant to its new Pesticide Use Reduction Plan, and with Department of Roads and Airports regarding a planned Expressway Median Area Mulching Project that will also reduce the need for pesticides.

6). The County IPM Program Manager now has benefit online pesticide use requesting and reporting via a database on the County's intranet.

7). The Household Hazardous Waste, Green Business, Integrated Waste Management, Graffiti and Litter Abatement, and Master Composting Education Programs have all been very active in spreading the pollution prevention message, including prevention of storm water pollution.

8). The Household Hazardous Waste Program has been very active in the recycling of mercury containing materials, in the Mercury Education Project, and in promoting E-Waste recycling.

Thank you in advance for your review of this Annual Report for FY 06. If you or your staff members have any questions regarding the materials submitted, please contact me at (408) 299-5737.

Sincerely,

Steve Homan

Steve Homan, R.E.H.S., R.E.A., B.S.
Clean Water Program Coordinator
Development Services Office
DEPARTMENT OF PLANNING AND DEVELOPMENT

cc: Board of Supervisors
Peter Kutras, Jr., County Executive
Val Alexeeff, Director, Department of Planning and Development
Thomas P. Whisler, P.E., Manager, Development Services Office
Involved Department Heads

COUNTY OF SANTA CLARA
CLEAN WATER PROGRAM
FY 06 ANNUAL REPORT

Contents

	Page No.
• Figure 1: Watershed Map	3
• Transmittal Letter	4
• Table of Contents	7
• Legend CWP	8
• Legend SCVURPPP	11
A. Certification Statement	18
B. Illicit Connection/Ilegal Dumping Elimination Activities	19
C. Industrial/Commercial Discharger Control Program	
• Industrial/Commercial Program (IND/COMM)	
• Household Hazardous Waste Program (HHW)	
D. Public Agency Activities	38
• C3. Reporting Forms for All Departments	
• Public Streets, Roads and Highways Operation and Maintenance	
• Rural Public Works Operation and Maintenance	
• Storm Drain Operation and Maintenance (refers to D.1)	
• Water Utility Operation and Maintenance (N/A)	
• Other Public Agency Activities (Dept. of Parks and Recreation)	
• Other Public Agency Activities (Capital Programs)	
E. New Development Planning Procedures (Planning and Development)	70
F. Construction Inspection (Planning and Development	79
G. Public Information and Participation	82
H. Pesticide Management Activities (IPM Program)	101
I. Mercury Pollution Prevention Activities	126
J. Copper Action Plan/Nickel Action Plan	134
K. Trash Inventory and Management	139
L. Water Quality Monitoring (N/A)	141
M. Staff Training Summary Tables	142
N. Stanford University Activities Summary (from the City of Palo Alto)	154
O. Response to SFB-RWQCB Staff Comments on FY 05 Annual Report	165

Santa Clara Valley Urban Runoff Pollution Prevention Program (SCVURPPP)
Co-permittee:
County of Santa Clara
FY 06 Clean Water Program Annual Report

LEGEND

AR: Annual Report

ASA: Architectural and Site Approval Committee

BASMAA: Bay Area Stormwater Management Agencies Association

BMP: Best Management Practice

BOS: Board of Supervisors

CASQA: California Stormwater Quality Association

CC: County Counsel

CP: Capital Programs Division of FAF

CPD: Consumer Protection Division of DEH

CS: Cluster Subdivision

CWA: Federal Clean Water Act

CWP Program: County of Santa Clara Clean Water Program, formerly Nonpoint Source Pollution Control Program

DAEM: Department of Agriculture and Environmental Management

DEH: Department of Environmental Health

DA: District Attorney

DCC: Deputy County Counsel

DDA: Deputy District Attorney

DPR: Department of Parks and Recreation

DSO: Development Services Office (formerly "Building Inspection, Land Development Engineering, and Surveying Office")

DTSC: California Department of Toxic Substances Control

FAF: Fleet and Facilities Department

GALA: Graffiti and Litter Abatement Program

GBP: Green Business Program

HCP: Habitat Conservation Plan

HCEP: Home Composting Education Program

HHW: Household Hazardous Waste Section of DEH-HMCD

HLUET: Housing, Land Use, Environment, and Transportation Subcommittee of the Board of Supervisors

HMCD: Hazardous Materials Control Division of DEH

HMP: Hydrograph Modification Plan

IPM: Integrated Pest Management Program

IWM: Integrated Waste Management Program

LDE: Land Development Engineering Section of DSO

LLA: Licensed Landscape Architect

MCP: Master Composter Program

MEP: Maximum Extent Practicable, as defined by the CWA

NOI: Notice of Intent

NPDES: National Pollutant Discharge Elimination System

O&M: Operation and Maintenance

OS: Open Space

PC: Planning Commission

P.E.: Registered Professional Engineer

PLN: County Planning Office

PS: Performance Standard

R&A: Department Roads and Airports

R.C.E.: Registered Civil Engineer

RPWPS: Rural Public Works Perfomance Standard

SCVURPPP: Santa Clara Valley Urban Runoff Pollution Prevention Program

SFD: Single Family Dwelling

SOP: Standard Operating Procedure

SWPPP: Storm Water Pollution Prevention Plan

SWRCB: State of California Water Resources Control Board

URMP: Urban Runoff Management Plan

WMI: Watershed Management Initiative

WP: Annual Work Plan

Rev. 7/31/06

SCVURPPP List of Acronyms/Abbreviations

AB	Assembly Bill
ABAG	Association of Bay Area Governments
ABC	Annual Budget Review Compilation
ACCWP	Alameda Countywide Clean Water Program
ACOE	U.S. Army Corps of Engineers
AHTG	Ad Hoc Task Group
AR	Annual Report
ASCE	American Society of Civil Engineers
BAAQMD	Bay Area Air Quality Management District
BART	San Francisco Bay Area Rapid Transit
BATG	Budget Ad Hoc Task Group
Basin	Santa Clara Basin
Basin Plan	Water Quality Control Plan for the San Francisco Basin
BACWA	Bay Area Clean Water Agencies
BAHM	Bay Area Hydrology Model
BAMBI	Bay Area Macroinvertebrate Bioassessment Information
BASMAA	Bay Area Stormwater Management Agencies Association
Bay	San Francisco Bay
Bay Area	San Francisco Bay Area
BMI	Benthic Macroinvertebrate
BMM	Lower South Bay Monitoring and Modeling Subgroup
BMP	Best Management Practice
BOMA	Building Owners and Managers Association
BPP	Brake Pad Partnership
BU	beneficial use
C	Celsius
C.3	Permit Provision C.3
C3PO	C.3 Provision Oversight
CA	California
Cal-EPA	California Environmental Protection Agency
Caltrans	California Department of Transportation
CAMLnet	California Aquatic Macroinvertebrate Laboratory Network

Acronyms/Abbreviations

Campaign	Watershed Watch Campaign
CAP	Copper Action Plan
CASQA	California of Stormwater Quality Association
CB	Copper Baseline
CCC	Continuous Concentration Criterion
CD-ROM	Compact Disk-Read Only Memory
CDS	Continuous Deflective Separation
CEP	Clean Estuary Partnership
CESQG	Conditionally Exempt Small Quantity Generator
CEQA	California Environmental Quality Act
CFR	Code of Federal Regulations
cfs	cubic feet per second
CI	Continuous Improvement
CIWMB	California Integrated Waste Management Board
CMIA	Conceptual Model Impairment Assessment
CMS	Copper Management Strategy
COA	Condition of Approval
CoHHW	Santa Clara County Household Hazardous Waste Program
CoHHW Program	Santa Clara County Household Hazardous Waste Program
COLD	cold freshwater habitat
CRMP	Coordinated Resources Management and Planning
CSBP	California Stream Bioassessment Procedures
CTR	California Toxic Rule
Cu	Copper
CWA	Clean Water Act
DDD	Dichlorodiphenyldichloroethane
DDE	Dichlorodiphenyldichloroethylene
DDT	Dichlorodiphenyltrichloroethane
DEH	Santa Clara County Department of Environmental Health
District	Santa Clara Valley Water District
DO	Dissolved Oxygen
DOE	Department of Energy
DPR	Department of Pesticide Regulation

Acronyms/Abbreviations

DWR	Department of Water Resources
E. Coli	Enterococus Coli
EEC	SF Bay Wildlife Refuge Environmental Education Center
EEDMS	Environmental Enforcement Data Management System
EEPS	Exposure and Effects Pilot Study
e.g.	for example
EMAP	Environmental Monitoring Program
EMB	Executive Management Board
EOA	Eisenberg, Olivieri, and Associates
EPA	U.S. Environmental Protection Agency
Estuary	San Francisco Bay Estuary
F	Fahrenheit
FLT	Fluorescent Light Tube
FY	Fiscal Year
GCRCD	Guadalupe-Coyote Resource Conservation District
GIASP	General Industrial Activities Stormwater Permit
GIS	Geographic Information System
GRTS	Generalized Random Tessellation Stratified
HBANC	Home Builders Association of Northern California
Hg	Mercury
HMP	Hydromodification Management Plan
HHW	Household Hazardous Waste
HVAC	Heating, Ventilation and Air Conditioning
IBI	Index of Biotic Integrity
IC/ID	Illicit Connection and Illegal Dumping
ID	Identification
IND	Industrial/Commercial
i.e.	that is
IPM	Integrated Pest Management
JPA	Joint Powers Authority
K	Kindergarten
KAB	Keep America Beautiful
kg	Kilogram

Acronyms/Abbreviations

L	Liter
Lb	Pound
LA	load allocation
LFA	Limiting Factors Analysis
LID	Low Impact Development
LSSB	Lower South San Francisco Bay
LUS	Land Use Subgroup
MC	Management Committee
MCMP	Metals Control Measures Plan
MCTT	Multi-Chambered Treatment Train
MDDB	Metadata Database
MDL	Most Downstream Location
MEP	Maximum Extent Practicable
Mercury Plan	Mercury Pollution Prevention Plan
Mg	milligram
mgd	million gallons per day
MIGR	fish migration
MOA	Memorandum of Agreement
MOFO	Morrison & Foerster
MOU	Memorandum of Understanding
MP	Monitoring Priority
MROSD	Mid-Peninsula Regional Open Space District
MYRWMP	Multi-Year Receiving Waters Monitoring Plan
NAP	Nickel Action Plan
NEMA	National Electrical Manufacturers Association
NAIOP	National Association of Industrial and Office Properties
NEPA	National Environmental Policy Act
ng	Nanogram
Ni	Nickel
NOI	Notice of Intent
NPDES	National Pollutant Discharge Elimination System
OC	Organochlorine
O&M	Operation and Maintenance

Acronyms/Abbreviations

OP	Organophosphate
OWOW	Our Water Our World
P2	Pollution Prevention
PAHs	Polynuclear Aromatic Hydrocarbons
PBDE	Polybrominated Diphenyl Ether
Pb	Lead
PCBs	Polychlorinated Biphenyls
PCDD	Polychlorinated Dibenzo-p-Dioxins
PCDF	Polychlorinated Dibenzofurans
PCO	Pest Control Operator
pg	Picogram
PHAB	Physical Habitat Assessments
PIP	Public Information and Participation
PI/P	Public Information and Participation
PIPP	Public Information and Participation Program
PMPS	Pest Management Performance Standard
POC	Pollutant of Concern
POTW	Publicly Owned Treatment Works
PPPS	Planning Procedures Performance Standard
Program	Santa Clara Valley Urban Runoff Pollution Prevention Program
PS	Performance Standard
PVC	Polyvinyl Chloride
Q	Quarter
QAPP	Quality Assurance Project Plan
RAC	Regional Ad Campaign
RARE	preservation of rare and endangered species
RCRA	Resource Conservation and Recovery Act
REC- 1	water contact recreation
REC-2	non-contact water recreation
Regional Board	San Francisco Bay Regional Water Quality Control Board
RFP	Request for Proposal
RMAS	Regional Monitoring and Assessment Strategy
RMP	Regional Monitoring Program

Acronyms/Abbreviations

RPT	Report Preparation Team
RS	Regulatory Subgroup
RTA	Rapid Trash Assessment
RWQCB	San Francisco Bay Regional Water Quality Control Board
SC	Steering Committee
SCC	Santa Clara County
SCBWM1	Santa Clara Basin Watershed Management Initiative
SCVURPPP	Santa Clara Valley Urban Runoff Pollution Prevention Program
SCVWD	Santa Clara Valley Water District
SF	San Francisco
SFEI	San Francisco Estuary Institute
SFEP	San Francisco Estuary Project
SIC	Standard Industrial Classification
SMaRT®	Sunnyvale Materials Recovery and Transfer
SOP	Standard Operating Procedures
South Bay	Lower South San Francisco Bay
SPLWG	Sources, Pathways and Loadings Work Group (RMP)
SPWN	fish spawning
SSC	Suspended Sediment Concentration
SSI	Inventory of Santa Clara Basin Stream Studies
SSO	Water Quality Site-Specific Objective
State Board	State Water Resources Control Board
STOPPP	San Mateo Countywide Stormwater Pollution Prevention Program
SWAMP	Surface Waters Ambient Monitoring Program
SWANA	Solid Waste Association of North America
SWMP	Stormwater Management Plan
SWPPP	Stormwater Pollution Prevention Plan
SWRCB	State Water Resources Control Board
TAC	Technical Advisory Committee
TMDL	Total Maximum Daily Load
TO	Tentative Order
TP	Total Phosphorus
TPH	Total Petroleum Hydrocarbons

Acronyms/Abbreviations

TRC	Technical Review Committee
ug	Microgram
UPC	Urban Pesticide Committee
URMP	Urban Runoff Management Plan
URQM	Urban Runoff Quality Management
USA	Unified Stream Assessment
USEPA	U. S. Environmental Protection Agency
USFWS	U.S. Fish and Wildlife Service
USGS	U.S. Geological Survey
VTA	Santa Clara Valley Transportation Authority
WAC	Watershed Assessment Consultant
WAMS	Watershed Assessment and Monitoring Subgroup
WAR	Watershed Assessment Report
WARM	warm freshwater habitat
Water Board	San Francisco Bay Regional Water Quality Control Board
Water District	Santa Clara Valley Water District
WEF	Water Environment Federation
WEO	Watershed Education and Outreach
WE&O	Watershed Education and Outreach
WERF	Water Environment Research Foundation
WG	Work Group
WILD	wildlife habitat
WLA	Waste Load Allocation
WMI	Watershed Management Initiative
Work Group “I”	SCBWMI Phase I Indicators Work Group
WP	Work Plan
WRPC	Water Resources Protection Collaborative
WVCWP	West Valley Clean Water Program
WW	Watershed Watch
WWTP	Wastewater Treatment Plant
WY	Water Year
YSI	Youth Science Institute
Zn	Zinc

County of Santa Clara
FY 06
CLEAN WATER PROGRAM
ANNUAL REPORT

Attachment A

Certification Statement

"I certify, under penalty of law, that this document and all attachments were prepared under my direction or supervision in accordance with a system designed to ensure that qualified personnel properly gather and evaluate the information submitted. Based on my inquiry of the person or persons who manage the system, or those persons directly responsible for gathering the information, the information submitted, is, to the best of my knowledge and belief, true, accurate, and complete. I am aware that there are significant penalties for submitting false information, including the possibility of fine and imprisonment for knowing violations."

Signature by Duly Authorized Representative:

Thomas P. Whisler, P.E., Manager, 9/15/2006
Development Services Office
DEPARTMENT OF PLANNING AND DEVELOPMENT
COUNTY OF SANTA CLARA

Santa Clara Valley Urban Runoff Pollution Prevention Program

FY 06 Annual Report

Attachment B - Illicit Connection/Illegal Dumping Elimination Activities (IC/ID)

County of Santa Clara
Clean Water Program
DEVELOPMENT SERVICES OFFICE
DEPT. OF PLANNING AND DEVELOPMENT
70 West Hedding St., 7th Floor East Wing
San Jose, CA 95110

Santa Clara Valley Urban Runoff Pollution Prevention Program
FY 06 ANNUAL REPORT: IC/ID

COUNTY OF SANTA CLARA CLEAN WATER PROGRAM

P.S. Id.	*Activity*	*Tasks*	*Comments*	*Status*	*Responsible Party/Dept.*
Illicit Connection & Illegal Dumping Elimination Activities					
ICID PS-2	Staff training	Document annual training for DEH inspectors	Routine	Ongoing	DEH
ICID PS-4	Field Investigations	DEH will continue to respond to ICID Complaints	Routine	Ongoing	DEH
ICID PS-6	Enhanced reporting requirements	Provide quarterly reports to SCVURPPP.	Routine	Ongoing Quarterly	DEH
ICID PS-7	Effectiveness Evaluation	Review and evaluate the effectiveness of County efforts.	Routine Program pre-dates NPDES Permit, with a long history of successful followup and resolution of complaints.	Ongoing Annually 7/30	DEH

- **Solid Waste Local Enforcement Agency (SW-LEA)**

The Solid Waste Program approaches the goals of storm water pollution prevention to the maximum extent practicable in a pragmatic manner. Every complaint received is investigated, and they approached considering what is is needed to remove the threat of pollution. This sometimes leads to a referral to another agency having jurisdiction over the responsible party and the type of pollution.

In most cases, the solid waste program confirms the threat and issues an order to abate the violation. Usually the threat of legal action leads to abatement of the violation, but occasionally cases are referred to the District Attorney's Environmental Crimes Unit for legal action.

The complaint investigations vary widely in scope, but are nonetheless related to preventing pollution of the environment and are backed by the County Ordinances relating to yard waste, refuse accumulations, illegal dumping, refuse collection vehicles, and the septage or grease pumper vehicles. We have made recommendations to the County Integrated Waste Management to discontinue awarding contracts to collection companies which allow yard waste collection directly from the street and not in containers.

Abatement of facilities that are routinely inspected, include vehicle storage yards and solid waste facilities, operations such as landfills, transfer stations, composting facilities, and closed landfills. These facilities are under the jurisdiction of state laws and the state-designated local enforcement program. This section inspects all large facilities that generate medical or bio-hazardous wastes and ensure that their waste stream handling does not result in biohazardous waste contamination of the storm water system near such facilities.

It is stressed at SW-LEA staff meetings and in training that one of the principal goals of our inspections is to identify and investigate any and all critical control points of the programs promoting clean water. The SW-LEA program is effective in reducing or eliminating storm water pollution because it keeps illegally dumped materials out of the storm water system and therefore out of watersheds.

Training: Solid waste staff attended a CIWMB/LEA conference promoting coordination between various state oversight boards, such as air, water and solid waste. The topics centered around solid waste facilities and how the public and the environment can be better protected from the impacts of these facilities and the improper or illegal disposal of solid waste. There were presentations relating to illegal dumping abatement as well as coordinating

efforts with the RWQCBs, since local inspectors are their eyes and ears out in the field. The solid waste staff gained valuable information from several topics covered relating to storm water pollution prevention. Solid Waste staff also attends monthly the Technical Advisory Committee meeting addressing a wide range of issues regarding solid waste and recycling including storm water run off and public education.

7/31/2006

ICID Incident Summary Report

Santa Clara (County)

ICID Incident Report Source	Number of Incidents
Other agency	4
Citizen Complaints	32
Total:	**36**

ICID Incident Source	Number of Incidents
Residential	30
Commercial	3
Automotive Facilities	1
Other/unknown	2
Total:	**36**

ICID Incident Type	Number of Incidents
Dumping - hazardous	2
Dumping - non-hazardous	32
Landscape material dumping	2
Total:	**36**

ICID Enforcement Action	Number of Incidents
No Action	19
Verbal Notice	4
Warning Notice	1
Administrative Action	12
Total:	**36**

ICID Enforcement Action Summary by Incident Source

Santa Clara (County)

ICID Incident Source	No Action	Verbal Notice	Warning Notice	Administrative Action	Administrative Action with Penalty	Referral to Enforcement	Criminal Action	Total
Automotive Facilities	1							**1**
Commercial		1		2				**3**
Other/unknown	1	1						**2**
Residential	17	2	1	10				**30**
Total:	**19**	**4**	**1**	**12**	**0**	**0**	**0**	**36**

ICID Enforcement Action Summary by Incident Type

Santa Clara (County)

ICID Incident Type	No Action	Verbal Notice	Warning Notice	Administrative Action	Administrative Action with Penalty	Referral to Enforcement	Criminal Action	Total
Dumping - hazardous	1			1				**2**
Dumping - non-hazardous	17	4	1	10				**32**
Landscape material dumping	1			1				**2**
Total:	**19**	**4**	**1**	**12**	**0**	**0**	**0**	**36**

Santa Clara Valley
Urban Runoff Pollution
Prevention Program

FY 06 Annual Report

Attachment C - Industrial/Commercial Discharger Control Program (IND/COMM)

Notes:

1). The County Department of Environmental Health provides industrial and commercial inspections as a component of its ongoing inspection programs.

2). The Commercial Inspection Data is presented in raw format, but it is also included in the IND Data Summary Chart.

County of Santa Clara
Clean Water Program
DEVELOPMENT SERVICES OFFICE
DEPT. OF PLANNING AND DEVELOPMENT
70 West Hedding St., 7th Floor East Wing
San Jose, CA 95110

COUNTY OF SANTA CLARA: CLEAN WATER PROGRAM

P.S. Id.	*Activity*	*Tasks*	*Comments*	*Status*	*Responsible Party*
Industrial/Commercial Discharger Control Programs					
IND PS-3	Check for new industrial businesses.	Automatic, as part of regulatory permit process.	(1) Unincorporated area has few industrial facilities. (2) New facilities apply for County Hazmat Storage Permits, and Hazmat Generator Permits. In that way they are automatically included in the inspection inventory. (3) CWP Coord. has generated NOI list from SWRCB data	Ongoing Working well	DEH
IND PS-3	Industrial & Commercial Inspections	Inspect 1/3 automotive and service stations in FY 06 • Inspect all facilities determined to be potentially significant contributors to stormwater pollution annually ("Category A"). • Inspect one-third of all non-significant facilities annually. • Review the lists of significant and non-significant facilities, and revise as necessary • Inspect (non-NOI filers) with SICs 5015 (auto dismantlers); 5093 (other recycling industries); 3200 (trucking facilities that repair, wash, or maintain vehicles), and state the frequency of these inspections in the Annual Report (1/3 annually). • Inspect (1/3) of all vehicle service	(URMP Goal) A recent retirement program has reduced available staff during the year, but hiring new staff has been undertaken.	Ongoing Program Working well	DEH

COUNTY OF SANTA CLARA: CLEAN WATER PROGRAM

P.S. Id.	*Activity*	*Tasks*	*Comments*	*Status*	*Responsible Party*
		facilities annually (URMP-1997) • Inspect one-third or more of all food service facilities annually. • Inspect all facilities promptly for which a complaint is received. • Evaluate the effectiveness of the County's storm water inspection efforts and of its enforcement actions in correcting any problems found (see below).			
IND PS-4	Staff training	Document annual training for Hazmat and Food Facilities Inspectors	Routine training with WV Cities and Cupertino is successful.	Ongoing Annual mtg.	DEH
IND PS-4	Enhanced reporting requirements	Continue to track all non-compliance, follow-up enforcement actions and final resolutions resulting from inspections. Submit data to the Program quarterly.	Routine	Ongoing no changes	DEH
IND PS-4	Effectiveness Evaluation	Review and evaluate the effectiveness of County efforts.	Routine	Ongoing annually 7/30 routine for AR	DEH

MEMORANDUM

TO: Steve Homan, CWP Program Coordinator
FROM: Jim Blamey, Supv. Hazardous Materials Specialist
DATE: July 7, 2006

SUBJECT: Clean Water Program Annual Report

Santa Clara County
Department of Environmental Health
Hazardous Materials Program – Inspection Unit

Training:
The Hazardous Materials Compliance Division did not receive any training directly related to the protection of surface water or storm water quality from the Clean Water Program during FY 06.

Hazardous Materials Specialists (HMS) receives on-going training in a variety of hazardous materials program areas that indirectly are related to the Clean Water Program. The first Tuesday of every month the Santa Clara County Fire Chief's Hazardous Materials Subcommittee provides a training forum for inspectors from different programs and geographic areas. In addition, HMS staff receives training from other sources (State, Local Agencies, private companies, etc.) as the training becomes available. Some of the training staff has received this year includes:

Bloodborne Pathogen Training:	Required safety training	2 hours
Hazwoper Refresher:	Required safety training	8 hours
Safety Seminar:	Variety of different safety subjects	4 hours
IIPP Training:	Reviewing IIPP document	1 hour
Propane Gas Training:	Industry training on safety and storage	4 hours
California Fire Code IFC update:	Understand the new Fire Code	4 hours
Hazardous Waste Recycling:	New State requirements	4 hours
DTSC New Manifest Update:	New Federal/State requirements	3 hours
Inspector Roundtables:	Issues related to HazMat use & disposal	8 hours

In addition, the HMS's attended an annual week long training conference on a variety of related programs. The Unified Program Training Conference serves several vital purposes, all of which promote regulatory compliance, assist regulated communities, and enhance the professionalism of the regulators and businesses. The conference offers a four-day training program with technical sessions presented by experts, providing the latest information polices, programs, and practices affecting the local hazardous materials programs. Training is provided in different tracks ranging from enforcement to technical programs (underground tank, hazardous material business plan, Cal ARP, universal waste, hazardous waste, etc.). Staff also participated in roundtable discussions where state, federal and local regulators scrutinize current practices and propose improvement on how the laws and regulations can be implemented. Because of the wide range of program responsibilities, HMS staff receives a significant amount of training in areas that over lap with programs like the Clean Water Program.

Program Evaluation:

The Hazardous Materials Compliance Division, Hazardous Materials Specialists found that most businesses appear to be in compliance with the requirements of the Clean Water Program (CWP). This past reporting year, the program found most businesses and residential home owners were aware of the CWP program and understood the importance of not discharging materials into the storm drain system. Public information in the form of handouts, posters, labeled storm water drains, advertisements and public announcements appear to have educated the general public and industrial sector.

The Department of Environmental Health Hazardous Materials Program, Solid Waste Program and Consumer Protection Division have successfully worked together on several large problem sites where abandoned automobiles, garbage, rubbish, hazardous materials and other materials removed and the site clean-up. In addition, the Department works with numerous other public agencies in task forces to ensuring that illegal conditions, many of which are related to storm water runoff, are corrected and the properties returned to their natural conditions.

The Hazardous Materials Program promotes its program requirements, along with other related programs, in a variety of methods. Last year the program provided training or made presentations to a wide range of individuals and businesses including: Dry Cleaners, Pacific Industrial Business Association, Farm Bureau Association, City of San Jose Public Works Department, other Certified Unified Program Agencies and numerous businesses that attended our Hazardous Waste Training session.

The Hazardous Materials Program is always looking for ways to become more efficient and consistent in its inspection programs. Inspections for the Clean Water Program are incorporated into routine hazardous materials inspections with the majority of the focus being the handling, use, and disposal of hazardous materials. Training that focuses on the laws, regulations and ordinances pertaining to the Clean Water Program would greatly improve our ability to identify problems and assist our businesses in complying with the requirements of the program.

COUNTY OF SANTA CLARA
Category A Inspections
Significant Industrial Facilities
FY 06

Facility	Inspection Date DEH--HMCD	Inspection Date CWP COORD. (Quarries only)	Comments
West Coast Aggregates-Lexington Quarry	4/26/05*	7/6/06*	Scheduling problems with facility operator--DEH
Hanson Quarry and Cement	9/13/05		
United Technology	Ongoing closure activities at the site, under SFB-RWQCB permit	N/A	No routine inspections required by HMCD--site closure.
Raisch – Serpa Quarry	6/14/05*	6/23/06	No hazardous materials being used, facility not in operation, no inspection required by HMCD
Reid-Hillview Airport	5/5/05*	N/A	
Stevens Creek Quarry	3/23/06 3/30/06	7/7/06*	
Raisch – Azevedo Quarry (Hillsdale)	8/26/04*	6/23/06	
Desilva – Curtner Quarry	1/23/06	6/23/06	
Palo Alto Airport	4/28/05	N/A	
Elmwood Correctional Facility	8/29/05	N/A	
Valley Medical Center (County Hospital)	7/19/06*	N/A	
Stanford University	On going weekly	N/A	Palo Alto POTW conducts CWP inspections per agreement; HMCD inspections of facilities, food facil. construction, complaints and other inspections are continuous. (Please refer to Stanford Att. N. of this report.) Facility is inspected throughout the year, hazmat closures, installations and upgrades are also inspected.

* = prior or next FY

COUNTY OF SANTA CLARA
INDUSTRIAL FACILITIES NOI FILER LIST AND CATAGORY "A" LIST
OF SIGNIFICANT INDUSTRIAL FACILITIES

SWRCB NOI LIST--Unincorporated Area (Twelve Sites)

					Dual Listing
Hanson (Kaiser) Quarry/Cement	24001 Stevens Creek Blvd.	Cupertino	CA	95014	*
Stevens Creek Quarry	12100 Stevens Canyon Rd	Cupertino	CA	95014	*
Santa Clara Co Reid Hillview A	2500 Cunningham Ave	San Jose	CA	95148	*
United Technologies Corp	600 Metcalf Rd	San Jose	CA	95138	*
Santa Clara Co Palo Alto Airport	1925 Embarcadero Rd	Palo Alto	CA	94303	*
Curtner Quarry	Scott Creek Road East	Milpitas	CA	95035	*
West Coast Agg. Lexington Quarry	18500 Limekiln Canyon Rd	Los Gatos	CA	95033	*
Raisch Products Serpa Pit	2122 Old Calaveras Rd	Milpitas	CA	95035	*
A 1 Auto Wreckers	200 Hillsdale Ave	San Jose	CA	95136	
Santa Clara Co Almaden Quicksilver Park	21785 Almaden Rd	San Jose	CA	95120	
Ridge Winery	18100 Montebello Rd	Cupertino	CA	95014	
MEV Winery (Mt. Eden Winery)	22020 Mt. Eden Road	Saratoga	CA	95071	

CATEGORY A LIST--Significant Facilities (Twelve Sites)

Hanson (Kaiser) Quarry/Cement	24001 Stevens Creek Blvd.	Cupertino	CA	95014	*
Stevens Creek Quarry	12100 Stevens Canyon Rd	Cupertino	CA	95014	*
Santa Clara Co Reid Hillview A	2500 Cunningham Ave	San Jose	CA	95148	*
United Technologies Corp	600 Metcalf Rd	San Jose	CA	95138	*
Santa Clara Co Palo Alto Airport	1925 Embarcadero Rd	Palo Alto	CA	94303	*
Curtner Quarry	Scott Creek Road East	Milpitas	CA	95035	*
West Coast Agg. Lexington Quarry	18500 Limekiln Canyon Rd	Los Gatos	CA	95033	*
Raisch Products Serpa Pit	2122 Old Calaveras Rd	Milpitas	CA	95035	*
Raisch Azevedo Quarry (non-NOI Filer)	Old Hillsdale Road	San Jose	CA	95136	
Stanford University	Stanford, CA	Stanford	CA	94305	
Valley Medical Center	751 S. Bascom Ave.	San Jose	CA	95128	
Elmwood Correctional Center	701 S. Abel	Milpitas	CA	95035	

IND Inspection Summary Report

Santa Clara (County)

IND Facility Category	Number of Inspections
Auto Dismantlers	1
Automotive	5
Concrete/Stone/Clay Products	7
Corporation Yards	5
Food Service	107
Local Transit; Highway Transport	1
Machine Shops	1
Metal Manufacturing	3
Other	63
Total:	**193**

IND Enforcement Action	Number of Inspections
No Action	190
Level 1	3
Total:	**193**

IND Inspection Summary Report

CoPermittee	Category	# Inspections	No Action	Level 1	Level 2	Level 3
Santa Clara (County)						
	Auto Dismantlers	1	1			
	Automotive	5	5			
	Concrete/Stone/Clay Products	7	5	2		
	Corporation Yards	5	5			
	Food Service	107	107			
	Local Transit; Highway Transport	1		1		
	Machine Shops	1	1			
	Metal Manufacturing	3	3			
	Other	63	63			
	Total:	**193**	**190**	**3**	**0**	**0**

Mercury Education Project, DEH-HHW

(from DEH-HHW Website)

Mercury Grant

The County of Santa Clara Department of Environmental Health, Household Hazardous Waste Program(HHW) has been awarded a California Integrated Waste Management Board (CIWMB) grant to conduct an educational campaign and to collect mercury-containing waste. Some common household products that contain mercury include fluorescent lamps, fever thermometers, button batteries, as well as some switches and thermostats.

Mercury is a potent nerve toxin and persistent pollutant that will never go away. When mercury escapes into the environment, it is transported by air, rain or runoff and deposited in our creeks and Bay. It builds up in sediments at the bottom of water bodies, and over time, the mercury is passed up the food chain affecting fish, birds, animals and even humans.

This grant will fund a three year project that enables the County and cities to decrease the amount of mercury getting into the environment by raising public awareness and providing free drop-off programs for residents and small businesses.

For proper disposal of household hazardous waste and mercury-containing products please call (408) 299-7300 to arrange an appointment for a drop-off.

Enviromental Resources Agency Mercury Education Project funded by the California Integrated Waste Management Board

MEMO

FROM: Arlette Kerley, R.E.H.S.
Supervising Environmental Health Specialist
CPD, DEH

TO: Steve Homan, R.E.H.S., Coordinator
Clean Water Program

DATE: 8/1/2006

SUBJECT: Summary and Evaluation of Clean Water Program Activities of the Consumer Protection Division (CPD) of DEH

As part of the Department of Environmental Health's ongoing commitment to participate in storm water pollution prevention activities, CPD Environmental Health Specialist inspection staff continues to look for relevant violations within the unincorporated area, as part of the food facility inspection and complaint investigation programs.

In addition to staff conducting routine food facility inspections and complaint investigations, activities also include interviewing business owners and managers regarding the proper disposal of waste and the utilization of approved cleaning practices. Any water pollution violations found are noted, referred as required, and always followed up on. Enforcement action is initiated as needed for non-compliance.

Food facility owners and mangers are given a SCVURPPP BMP packet at time of ownership change or upon the opening of a new food facility. The packet includes a letter outlining the Program, a checklist of best cleaning practices, and a BMP poster to hang up for easy employee reference.

DEH continues to track food facility inspections and complaints using a database. The data is transmitted quarterly to SCVURPPP and annually to the County Clean Water Program Coordinator. This program is considered very effective since (1) the number of inspections far exceeds the inspection frequency targeted in the County's Urban Runoff Management Plan, and (2) very few violations are observed.

DEH
Consumer Protection Division
Unincorporated Area Food Facilities

FACILITY_NAME	SITE ADDRESS	CITY	LOCATION	DATE	TYPE OF FACILITY	TYPE OF INSPECTION	COMPLIANCE LEVEL
CAMP COSTANOAN	13851 STEVENS CANYON RD	CUPERTINO	COUNTY AREA	6/13/06	SWIMMING POOL 2,000 SQ FT AND LESS	ROUTINE INSPECTION	NO VIOLATIONS
CALIFORNIA PEO HOME	10 KIRK AV	SAN JOSE	COUNTY AREA	4/27/06	SPA POOL	ROUTINE INSPECTION	NO VIOLATIONS
CALIFORNIA PEO HOME	10 KIRK AV	SAN JOSE	COUNTY AREA	4/27/06	SPECIAL USE POOL	ROUTINE INSPECTION	NO VIOLATIONS
ST-ROBLE POOL 04-650	351 SANTA TERESA ST	STANFORD	STANFORD	6/7/06	SWIMMING POOL 5000 SQ FT AND OVER	ROUTINE INSPECTION	NO VIOLATIONS
STANDFORD CAMPUS RECRE	875 BOWDOIN ST	PALO ALTO	COUNTY AREA	6/7/06	SWIMMING POOL 5000 SQ FT AND OVER	ROUTINE INSPECTION	NO VIOLATIONS
ST-FLORENCE MOORE HALL	436 MAYFIELD AV	STANFORD	STANFORD	4/19/06	RESTAURANT 26+ EMPLOYEES	ROUTINE INSPECTION	NO VIOLATIONS
ST-WILBUR HALL	ESCONDIDO RD	STANFORD	STANFORD	4/20/06	RESTAURANT 26+ EMPLOYEES	ROUTINE INSPECTION	NO VIOLATIONS
ST-MANZANITA	ESCONDIDO RD	STANFORD	STANFORD	4/4/06	RESTAURANT 6-25 EMPLOYEES	ROUTINE INSPECTION	NO VIOLATIONS
STANFORD BRANNER HALL	655 ESCONDIDO RD	STANFORD	STANFORD	4/4/06	RESTAURANT 6-25 EMPLOYEES	ROUTINE INSPECTION	NO VIOLATIONS
ST-CENTER FOR ADVANCED S	75 ALTA RD	STANFORD	STANFORD	6/6/06	RESTAURANT 6-25 EMPLOYEES	ROUTINE INSPECTION	NO VIOLATIONS
ST-AMERICAN STUDIES	GOVERNOR AV EAST	STANFORD	STANFORD	5/18/06	RESTAURANT 0-5 EMPLOYEES	ROUTINE INSPECTION	NO VIOLATIONS
ST-YOST HOUSE	574 GOVERNOR'S AV	STANFORD	STANFORD	5/18/06	RESTAURANT 0-5 EMPLOYEES	ROUTINE INSPECTION	NO VIOLATIONS
ST-TRESIDDER EXPRESS	429 LAGUNITA DR	STANFORD	STANFORD	4/19/06	GROCERY STORE <5,000 SQ FT	ROUTINE INSPECTION	NO VIOLATIONS

Santa Clara Valley Urban Runoff Pollution Prevention Program

FY 06 Annual Report

Attachment D - Public Agency Activities

County of Santa Clara
Clean Water Program
DEVELOPMENT SERVICES OFFICE
DEPT. OF PLANNING AND DEVELOPMENT
70 West Hedding St., 7th Floor East Wing
San Jose, CA 95110

Santa Clara Valley
Urban Runoff Pollution
Prevention Program

FY 06 Annual Report

Attachment D1A - NPDES Permit Section C3. Reporting Forms for Involved County Departments

FY 06 Summary:

Private C3. Group 1 Projects approved are reported on by the Department of Planning and Development.

No Public C3. Projects commenced construction for Roads, Parks, Capital Programs-FAF, or County Executive-Special Projects.

No Hydrograph Modification Plan Projects were approved or constructed by any County Department.

County of Santa Clara
Clean Water Program
DEVELOPMENT SERVICES OFFICE
DEPT. OF PLANNING AND DEVELOPMENT
70 West Hedding St., 7th Floor East Wing
San Jose, CA 95110

County of Santa Clara, CAPITAL PROGRAMS
Reporting Form for Planning Procedures Performance Standard
and Provision C.3.n.i. Reporting Requirements

Part 1

Group 1 New Development and Significant Redevelopment Projects[1]
Reviewed and Approved During FY 06

Project Name	Project Type[2]	Site Size (ac. or s.f.)	New Impervious Surface (s.f.)[3]	Area of Land Disturbed (Ac.)[4]	Project Status	Storm Water Control Measures Included in Project
Private Projects						
N/A						
Public Projects						
NONE FY 07 Information: (1) Valley Health Center at Milpitas	Significant redevelopment	2.1 ac	80,000	2.1 ac	**Design phase; construction scheduled to commence late 2007**	CDS Unit

[1] List all projects with new impervious surface area greater than 1 acre (43,560 s.f.).
[2] Describe project type, as defined in Provision C.3.c.
[3] "New" is defined as impervious surface created, added or replaced.
[4] If the site is a "significant redevelopment", list the area of land disturbance, if information is readily available.

County of Santa Clara, CAPITAL PROGRAMS

Reporting Form for Planning Procedures Performance Standard and Provision C.3.n.ii. & iii. Reporting Requirements

Part 2

Stormwater Control Measures for Group 1 Projects[5] Reviewed and Approved During FY 06

Project Name	Treatment BMPs (perm. post constr.)	Numeric Sizing Criteria Used (Sec. C3.d)	O&M Responsibility Mechanism and Responsible Party	Site Design Measures	Source Control Measures	Pesticide Reduction Measures
Private Projects						
Public Projects						
NONE Information for FY 07: (3) Valley Health Ctr. At Milpitas	Continuous Deflective Separation Unit (CDS)	Flow Based Criteria	County FAF Dept., Director	Limited space. Using Storm Water Treatment Device	Routine Maintenance	Condition of Design

[5] Beginning October 15, 2003, list all* projects with new impervious surface area greater than 43,560 s.f. (1 acre). See SCVURPP "C.3. Handbook: Guidance for Implementation of Stormwater Requirements for New and Redevelopment Projects".

*Projects that do not require stormwater treatment because they fall under the Alternative Compliance Program must be reported as per Provision C.3.g.v. (see Reporting Form Part 3).

County of Santa Clara, CAPITAL PROGRAMS
Reporting Form for Planning Procedures Performance Standard
and Provision C.3.g.v. Reporting Requirements

Part 3

Alternative Compliance/Waiver Program Projects
Reviewed and Approved During FY 06

Project Name and Location	Project Type	Final Percent Impervious Surface	Reasons for Allowing Alternative Compliance	Alternative Compliance Terms	Project Receiving Benefit (Date of Completion)
Private Projects					
N/A -- No Alternative Compliance Program					
Public Projects					
N/A -- No Alternative Compliance Program					

County of Santa Clara, DEPT. OF PARKS AND RECREATION
Reporting Form for Planning Procedures Performance Standard
and Provision C.3.n.i. Reporting Requirements

Part 1

Groups 1 and 2A New Development and Significant Redevelopment Projects[1]
Reviewed and Approved During FY 06

Project Name	Project Type[2]	Site Size (ac. or s.f.)	New Impervious Surface (s.f.)[3]	Area of Land Disturbed (Ac.)[4]	Project Status	Storm Water Control Measures Included in Project
Private Projects						
N/A						
Public Projects						
None						

[1] List all projects with new impervious surface area greater than 1 acre (43,560 s.f.).
[2] Describe project type, as defined in Provision C.3.c.
[3] "New" is defined as impervious surface created, added or replaced.
[4] If the site is a "significant redevelopment", list the area of land disturbance, if information is readily available.

County of Santa Clara, DEPARTMENT OF PARKS AND RECREATION

Reporting Form for Planning Procedures Performance Standard and Provision C.3.n.ii. & iii. Reporting Requirements

Part 2

Stormwater Control Measures for Groups 1 and 2A Projects[5] Reviewed and Approved During FY 06

Project Name	Treatment BMPs	Numeric Sizing Criteria Used	O&M Responsibility Mechanism and Responsible Party	Site Design Measures	Source Control Measures	Pesticide Reduction Measures
Private Projects						
N/A						
Public Projects						
None						

[5] Beginning October 15, 2003, list all* projects with new impervious surface area greater than 43,560 s.f. (1 acre). See SCVURPP "C.3. Handbook: Guidance for Implementation of Stormwater Requirements for New and Redevelopment Projects".

*Projects that do not require stormwater treatment because they fall under the Alternative Compliance Program must be reported as per Provision C.3.g.v. (see Reporting Form Part 3).

County of Santa Clara, DEPT. OF PARKS AND RECREATION
Reporting Form for Planning Procedures Performance Standard
and Provision C.3.g.v. Reporting Requirements

Part 3

Alternative Compliance/Waiver Program Projects
Reviewed and Approved During FY 06

Project Name and Location	Project Type	Final Percent Impervious Surface	Reasons for Allowing Alternative Compliance	Alternative Compliance Terms	Project Receiving Benefit (Date of Completion)
Private Projects					
N/A -- No Alternative Compliance Program					
Public Projects					
N/A -- No Alternative Compliance Program					

County of Santa Clara, DEPT. OF ROADS AND AIRPORTS
Reporting Form for Planning Procedures Performance Standard
and Provision C.3.n.i. Reporting Requirements

Part 1

Group 1 New Development and Significant Redevelopment Projects[1]
Reviewed and Approved During FY 06

Project Name	Project Type[2]	Site Size (ac. or s.f.)	New Impervious Surface (s.f.)[3]	Area of Land Disturbed (Ac.)[4]	Project Status	Storm Water Control Measures Included in Project
Private Projects						
N/A						
Public Projects						
No new projects	Continuing					
adding significant	projects from					
impervious surface	FY05 only					

[1] List all projects with new impervious surface area greater than 1 acre (43,560 s.f.).
[2] Describe project type, as defined in Provision C.3.c.
[3] "New" is defined as impervious surface created, added or replaced.
[4] If the site is a "significant redevelopment", list the area of land disturbance, if information is readily available.

County of Santa Clara, DEPARTMENT OF ROADS AND AIRPORTS

Reporting Form for Planning Procedures Performance Standard and Provision C.3.n.ii. & iii. Reporting Requirements

Part 2

Stormwater Control Measures for Group 1 Projects[5] Reviewed and Approved During FY 06

Project Name	Treatment BMPs	Numeric Sizing Criteria Used	O&M Responsibility Mechanism and Responsible Party	Site Design Measures	Source Control Measures	Pesticide Reduction Measures
Private Projects						
N/A						
Public Projects						

[5] Beginning October 15, 2003, list all* projects with new impervious surface area greater than 43,560 s.f. (1 acre). See SCVURPP "C.3. Handbook: Guidance for Implementation of Stormwater Requirements for New and Redevelopment Projects".

*Projects that do not require stormwater treatment because they fall under the Alternative Compliance Program must be reported as per Provision C.3.g.v. (see Reporting Form Part 3).

County of Santa Clara, DEPT. OF ROADS AND AIRPORTS
Reporting Form for Planning Procedures Performance Standard
and Provision C.3.g.v. Reporting Requirements

Part 3

Alternative Compliance/Waiver Program Projects
Reviewed and Approved During FY 06

Project Name and Location	Project Type	Final Percent Impervious Surface	Reasons for Allowing Alternative Compliance	Alternative Compliance Terms	Project Receiving Benefit (Date of Completion)
Private Projects					
N/A -- No Alternative Compliance Program					
Public Projects					
N/A -- No Alternative Compliance Program					

County of Santa Clara, DEPT. OF PLANNING AND DEVELOPMENT

Reporting Form for Planning Procedures Performance Standard and Provision C.3.n.i. Reporting Requirements

Part 1

Groups 1 and 2A New Development and Significant Redevelopment Projects[1] Reviewed and Approved During FY 06

Project Name	Project Type[2]	Site Size (ac. or s.f.)	New Impervious Surface (s.f.)[3]	Area of Land Disturbed (Ac.)[4]	Project Status	Storm Water Control Measures Included in Project
Private Projects						
Stanford University Football Stadium Demolition and Replacement	Group 1 Significant Redevelop-ment	Over 4017 Acres within uninc. area, Total is 8180 Acres	9.32 Acres	11.92 Acres	Construction commenced FY 06, will be completed during FY 07. Deemed Complete: ASA 7/22/05	Interior: Trash filtrationm separation, and sedimentation in CDS Unit Exterior: Storm Water to be directed to new bioswale, no direct connections to storm water system
Public Projects						
N/A						

[1] List all projects with new impervious surface area greater than 1 acre (43,560 s.f.).
[2] Describe project type, as defined in Provision C.3.c.
[3] "New" is defined as impervious surface created, added or replaced.
[4] If the site is a "significant redevelopment", list the area of land disturbance, if information is readily available.

County of Santa Clara, DEPARTMENT OF PLANNING AND DEVELOPMENT

Reporting Form for Planning Procedures Performance Standard and Provision C.3.n.ii. & iii. Reporting Requirements

Part 2

Stormwater Control Measures for Groups 1 and 2A Projects[5] Reviewed and Approved During FY 06

Project Name	Treatment BMPs	Numeric Sizing Criteria Used	O&M Responsibility Mechanism and Responsible Party	Site Design Measures	Source Control Measures	Pesticide Reduction Measures
Private Projects						
Stanford University Football Stadium Replacement File #6512	Trash Capture, Sedimentation, Biofiltration	C3.d(ii)2	Stanford University	Parking area is located on grassy area, not paved area.	Trash capture device for inside stadium storm drainage	Certified Design by Licensed Landscape Architect (LLA)
Public Projects						
N/A						

[5] Beginning October 15, 2003, list all* projects with new impervious surface area greater than 43,560 s.f. (1 acre). See SCVURPP "C.3. Handbook: Guidance for Implementation of Stormwater Requirements for New and Redevelopment Projects".

*Projects that do not require stormwater treatment because they fall under the Alternative Compliance Program must be reported as per Provision C.3.g.v. (see Reporting Form Part 3).

County of Santa Clara, DEPT. OF PLANNING AND DEVELOPMENT
Reporting Form for Planning Procedures Performance Standard
and Provision C.3.g.v. Reporting Requirements

Part 3

Alternative Compliance/Waiver Program Projects
Reviewed and Approved During FY 06

Project Name and Location	Project Type	Final Percent Impervious Surface	Reasons for Allowing Alternative Compliance	Alternative Compliance Terms	Project Receiving Benefit (Date of Completion)
Private Projects					
N/A -- No Alternative Compliance Program					
Public Projects					
N/A -- No Alternative Compliance Program					

COUNTY OF SANTA CLARA
CLEAN WATER PROGRAM
ANNUAL REPORT FY 06

KNOWN GROUP 1 AND GROUP 2A, 2B PROJECTS THAT MAY RECEIVE FINAL APPROVAL BY THE COUNTY DEPARTMENT OF PLANNING AND DEPARTMENT DURING FY 07

Munger Housing, Stanford University

Munger Underground Garage, Stanford University

Environment and Engineering Bldg., Stanford University

Border Hill Road Subdivision (Lots)

Porter Lane Subdivision (Lots)

Felter Road 17 parcel cluster subdivision (500+ Acres)

COUNTY OF SANTA CLARA
CLEAN WATER PROGRAM
ANNUAL REPORT FY 06

Public Agency Activities and New Development Planning Procedures

Operation and Maintenance Inspections

No C3. storm water treatment permanent BMPs have been installed long enough to require O & M inspections, as of the end of FY 06.

Santa Clara Valley Urban Runoff Pollution Prevention Program

FY 06 Annual Report

Attachment D2 - Public Streets, Roads, and Highways O & M (including Corporation Yards)

County of Santa Clara
Clean Water Program
DEVELOPMENT SERVICES OFFICE
DEPT. OF PLANNING AND DEVELOPMENT
70 West Hedding St., 7th Floor East Wing
San Jose, CA 95110

Public Streets, Roads, and Highways Operation and Maintenance and Rural Public Works PS

	Activity	Tasks	Comments	Status	Resp. Dept.
PSRH PS-3	Staff training	Arrange annual training for Roads and Airports Staff and Maint. Yard Supervisors.	For CWP Annual Report	6/30/06 SCVURPP Trng. and Dept. initiated training both used with success	Roads and Airports Dept., CWP Prgm. Coord.
PSRH PS-5	Effectiveness Evaluation	Review and evaluate the effectiveness of R&A efforts.	For CWP Annual Report	7/15/06 Working well	Roads and Airports Dept.
RPW-PS	Rural PW PS	Continue using the Rural Public Works-PS at Parks and Roads, and evaluate effectiveness		Ongoing Working well	Parks, Roads and Airports
Storm Drain System Operation and Maintenance					
SD PS-1	Storm Drain Maintenance	All tasks are routine and on-going (URMP)		Ongoing	Roads and Airports Dept.
SD-4	Annual training	Arrange for annual training for staff responsible for the maintenance of the storm drain system.		6/30/06 SCVURPP Trng. and Dept. Trng. works well	Roads and Airports Dept., CWP Prgm. Coord., Roads Sr. Env. Compliance

COUNTY OF SANTA CLARA: Clean Water Program

					Spec.
SD PS-5	Effectiveness Evaluation	Review and evaluate the effectiveness of R&A efforts.	For CWP Annual Report	7/15/06 Routine	Roads and Airports Dept.
Maintenance Yards					
PSR H PS-3	Staff training	Arrange annual training for R&A maintenance yard staff and supervisors.		6/30/06 Routine, works well	Roads and Airports Dept, CWP Prgm. Coord.
PSR H PS-5	Effectiveness Evaluation	Review and evaluate the effectiveness of R&A efforts.	For CWP Annual Report	7/15/06 Routine Works well	Roads and Airports Dept.

COUNTY OF SANTA CLARA
Department of Roads and Airports

Self-Evaluation Document for the FY 06 NPS Program Annual Report

The County Department of Roads and Airports participates in the Nonpoint Source Pollution Control Program in a number of ways:

1) The department follows Maintenance Yard and field work BMPs, and has adopted SOPs.

2) Storm Water Pollution Prevention Plans (SWPPPs) have been written and are referenced in the departmental maintenance yards. (The East and West Yards are within the Phase I NPDES Permit zone.)

3) The department is using NPDES Permit C3 requirements to design storm water treatment for C3-eligible new and replacement impervious areas, such expressway widening within the NPDES Phase I Permit area.

4). The department is utilizing additional water quality questions in CEQA review, as required by the NPDES Permit.

5) The department is working with the County IPM Coordinator to reduce and eliminate pesticides where practicable, including in new landscaping and roadside vegetation management. No pesticides or herbicides are applied without the prescription of a Licensed Pest Control Operator. None are purchased without approval of the County IPM Program Coordinator.

6) NOIs and SWPPPs are prepared and filed when the disturbed area of a proposed project will be 1 acre or more.

7) The department is aware that effective 10/20/05, C3 requirements were reduced to 10,000 for the more contaminate intensive Group 2A projects, and 8/15/06 the C3 requirements will be reduced to 10,000 square feet of new or replacement impervious area for Group 2B projects. Projects vary, but each project is carefully evaluated as to whether or not C3 requirements apply. FY06 projects have not involved adding significant amounts of new impermeable surfaces.

8) The department is observing the Rural Public Works Performance Standards and with the assistance of the NPS Coordinator did develop specific SOPs.

9) Litter and trash are removed from public rights of way to a permitted sanitary landfill. Observed illegal dumping problems when not in the public right of way are referred to the DEH.

10) Departmental data certification is now provided for the NPS Annual Report.

11) Street sweeping and storm drain maintenance records have been maintained for many years. These records are now made available annually in the form of a spread sheet.

12) The department provides water quality related training for its employees.

13) The department coordinates between design, construction, and maintenance to ensure C3 mitigations are properly monitored and maintained. The first C3 mitigation improvements were constructed in FY06, and are expected to pass from the contractor to department maintenance in FY07.

Summary and Evaluation:

The Department of Roads and Airports believes that its staff members and their actions are effective in preventing storm water pollution in both the maintenance yard and construction site environments.

Managers, engineers, and maintenance staff have an increasing awareness of the need to prevent storm water pollution, the BMPs necessary to support that goal, and also of the C3 requirements for storm water treatment for certain impervious areas. Procedures are in place to ensure permit compliance and to give full consideration to storm water elements in each individual project.

The department is pleased to work cooperatively toward these goals with the County NPS Coordinator and the County IPM Coordinator. It is understood that continuous improvement in these areas is expected, to the maximum extent practicable.

The department has benefited from a variety of training resources, but especially appreciates the SCVURPPP-sponsored workshops.

In FY07, the department looks forward to implementing monitoring and maintenance of C3 mitigations being installed as a part of the Montague Expressway project.

Santa Clara Valley
Urban Runoff
Pollution Prevention Program

FY 2005-2006 Monthly Record Keeping Form

Month and Year: July 2006

Agency: Santa Clara County Roads & Airports Department

Completed by: Gene Hewitt **Date**: July 21, 2006

STREET SWEEPING	Volume of material collected (cubic yards)	Miles swept* (curb miles)
1. Sweeping		
Residential Areas (Expressways):		
Broom	3,736	13,136
Regenerative Air		
Vacuum		
Commercial Areas:		
Broom		0
Regenerative Air		
Vacuum		
Industrial Areas:		
Broom		0
Regenerative Air		
Vacuum		
Other Areas Swept (Non-Expressways): (e.g., parking lots, major arterials)		
Broom	417	1,465
Regenerative Air		
Vacuum		
TOTAL	4,153	14,601

2. Have there been any changes in your street sweeping program?
(efforts to have parked cars removed, changed sweeping frequency, new equipment, significant downtime, etc.)
No

LEAF REMOVAL

Volume of leaves removed by City/Town crews: 0 cubic yards

Leaves bagged by residents and picked up by your City/Town: 0 bags

Check box if you have a yard waste collection program: ☐ Volume of yard waste collected: _____ cubic yards

Check box if you do not have a leaf removal program other than routine street sweeping or yard waste collection: ☐

* Report total miles covered by sweepers including areas operated in tandem or repeated.

Roads Dept. FY06 Storm Drain , Ditch, and Culvert Cleaning

R205 - Drain Inlet Cleaning # of Drains Cleaned

	East:	West:	South:	Total
Area 1				
Area 2	1311	171	37	
Total:	1513	88	5	
	2824	259	42	**3125**

R206 - Culvert Cleaning Lineal Feet of Culverts Cleaned

	East:	West:	South:	
Area 1				
Area 2	1360	105	2561	
Total:	1436	558	1337	
	2796	663	3898	**7357**

R208 - Ditch Cleaning Lineal Feet of Ditches Cleaned

	East:	West:	South:	
Area 1				
Area 2	640	22285.6	29655	
Total:	3300	36080	26978	
	3940	58365.6	56633	**118939**
Grand Total				**129,421**

 # Loads Collected **1,021**

Activity		CY Dumped
1.	Drain Inlet Cleaning	128
2.	Culvert Cleaning	170
3.	Ditch Cleaning	425
	Total	**723**

CUBIC YARDS MATERIAL TO SANITARY LANDFILL

Santa Clara Valley Urban Runoff Pollution Prevention Program

FY 06 Annual Report

Attachment D3 - Rural Public Works O & M

Note: A Sr. Civil Engineer from the Department of Roads and Airports and a Sr. Project Manager from the Department of Parks and Recreation both actively participated in the committee that wrote the SCVURPPP Rural Public Works Performance Standard.

The two involved departments, Roads and Parks, have since adopted and incorporated the Performance Standard into their maintenance routines.

The Standard Operating Procedures (SOPs) for this performance standard have been written by both of the involved departments, and submitted to SFB-RWQCB staff previously. No difficulties have been reported by the involved departments in implementing and observing the standards.

County of Santa Clara
Clean Water Program
DEVELOPMENT SERVICES OFFICE
DEPT. OF PLANNING AND DEVELOPMENT
70 West Hedding St., 7th Floor East Wing
San Jose, CA 95110

Santa Clara Valley Urban Runoff Pollution Prevention Program

FY 06 Annual Report

Attachment D4 - Storm Drain O & M

Note: Please refer to Section D2. The Department of Roads and Airports is responsible for this activity, and this report is included with the Public Streets Roads and Highways street sweeping data.

County of Santa Clara
Clean Water Program
DEVELOPMENT SERVICES OFFICE
DEPT. OF PLANNING AND DEVELOPMENT
70 West Hedding St., 7th Floor East Wing
San Jose, CA 95110

Santa Clara Valley Urban Runoff Pollution Prevention Program

FY 06 Annual Report

Attachment D5 - Water Utility O & M

Note: This section is not applicable, since the County does not maintain any water utility systems.

County of Santa Clara
Clean Water Program
DEVELOPMENT SERVICES OFFICE
DEPT. OF PLANNING AND DEVELOPMENT
70 West Hedding St., 7th Floor East Wing
San Jose, CA 95110

Santa Clara Valley Urban Runoff Pollution Prevention Program

FY 06 Annual Report

Attachment D6 - Department of P arks and Recreation

County of Santa Clara
Land Development Engineering Section
DEVELOPMENT SERVICES OFFICE
DEPT. OF PLANNING AND DEVELOPMENT
ENVIRONMENTAL RESOURCES AGENCY
70 West Hedding St., 7th Floor East Wing
San Jose, CA 95110

County of Santa Clara

Parks and Recreation Department

298 Garden Hill Drive
Los Gatos, California 95032-7669
(408) 355-2200 FAX 355-2290
Reservations (408) 355-2201
www.parkhere.org

July 31, 2006

Subject: Clean Water Program Annual Report for FY06 and Self Evaluation for the Department of Parks and Recreation

The County of Santa Clara Parks and Recreation Department (Department) is pleased to offer this brief summary of our process toward the goal of stormwater pollution prevention as it has been implemented thus far into our operations.

In addition to extensive staff training some of which detailed bellow, the Department has initiated and reinforced several program elements to assure that potential sources of stormwater pollution are reduced to the maximum extent possible.

Daily Maintenance Operations

All large-scale maintenance activities involving heavy equipment, parts cleaning and repairs have been consolidated to our Central Yard facility. There, most major activities take place indoors and every effort is made to eliminate any discharges to the environment that could reach or affect storm water. The equipment wash pad utilizes covered zero discharge wastewater recycling technology. Filters are changed regularly and oil is skimmed and collected for recycling.

The parts washer was recently upgraded to a closed loop, hot water and detergent based system, and solvents were eliminated from the parts cleaning process on a department wide basis. Based on the results of a recent stormwater inspection, a new large capacity spill cleanup station was added adjacent to the fuel dispensing inlands, new filter fabric was installed on the storm drain that serves the central parking lot area of the facility, and the storage of materials outdoors, always limited, has been further decreased with some additional clean up. The result of this latter effort has allowed more covered area for material storage. The most recent improvements includes, but not limited to, gas station canopy at Central Yard, re-painting "Flow to Bay" signs on all storm water drains, installation of 10' rock strip for oil collection before reaching parking lot and budgeting for a cover of the gas pumps.

The Rural Public Works Performance Standards have been shared and embraced by the Department's field staff, who now bring stormwater pollution prevention strategies to assigned tasks as one of the "tools of the trade" necessary for being a Parks professional.

Project Planning and Construction:

Careful consideration is given to all environmental impacts that could be created or impacted by project related activities. As stewards of the land, the Department is serious and proud of its roles related to resource conservation and preservation, In particular, effort are made to minimize grading, integrate tree planting, preserve heritage trees, utilize drip irrigation systems, and assume that remediation and new trail construction conform to modern standards. Some of those trails standards include out sloping, rolling dips and using bio-technical methods for erosion control.

During project construction, the Department complies with RWQCB guidelines for soil erosion and stability, continuously monitors all construction activities, and has no current C3 qualified projects budgeted which reflects our focus on open space in project design over impervious surfacing wherever possible.

Community Involvement

Working with the San Jose Conservation Corps and our Volunteer Program, the department is involved in creek clean up activities, including garbage removal from parklands and streams, to enhance the natural experience and promote cleaner waterways. As part of our Volunteer Program, the Department has instituted an "Adopt a Trail" program, which employs the aforementioned trail management techniques. For every trail adopted under this program there is a "volunteer crew lead" assigned and head volunteer must go through a rigorous training program to learn the proper techniques for trail building and maintenance. Careful attention is given in these training programs to learning about he to protect our waterways and these volunteer crew leads impart this information to the "Adopt-a-Trail" volunteers. It's a win-win community model that helps to accomplish the objectives for protecting our water resources.

Staff Training

IPM: The Department held two training sessions on Integrated Pest Management (IPM): One was on 11/16/05 attended by 23 Park Maintenance Workers, and another one on 11/18/05 attended by 23 Park Maintenance Workers each for 7 contact hours.

Trails: The Department held Parks Maintenance Annual Refresher on Trails attended by 10 Park Maintenance Workers on 3/28 – 3/30/06 with 24 contact hours. Several member of the staff attended California State Parks/Road to Trails on 9/25/05, Wildland Weed Field Course on 10/4/05 and 2006 Trails & Outdoor Leadership Training on 5/12-5/14/06.

NRM: The Department held three Parks Maintenance Annual Refresher on Natural Resource Management (NRM) on 3/14/04, 3/21/06 and 4/5/6 each for 3 contact hours attended by 19, 16 and 22 Park Maintenance Workers respectively.

Stormwater: The Department continues to monitor storm water from Almaden Quicksilver County Park in accordance with our storm water permit requirements. In addition, all park locations visually monitor storm water flows for any signs of unusual conditions.

The Santa Clara County Parks and Recreation Department is an active partner in protecting streams, creeks and waterways. We are proud of the efforts we undertake on a daily basis to minimize impacts to the environment, while we protect and preserve the lands that the public entrusts us to maintain, on their behalf, for current and future enjoyment.

Should you have any additional comments or questions on this report, please feel free to contact me at (408) 355-2208 or Bill Grimes, Environmental Health & Safety Compliance Specialist, at (408) 355-2273.

Respectfully Submitted,

Mohamed Assaf, P.E.
Construction Division Manager

CC: Lisa Killough, Director, Parks and Recreation Department
Joe Shultz, Deputy Director
Bill Grimes, Environmental Health & Safety Compliance Specialist
Jim O'Connor, Maintenance Division Manager

County Department of Parks and Recreation
Acquisitions and Acreage
FY 1960-2006

	SCCPRD Owned	SCVWD Owned	Other	Other Name	SCCPRD Operated Total	Notes
Almaden Quicksilver	3,943.00	209.00	0.00		4,152.00	
Alviso	18.90	0.00	0.00		18.90	
Anderson	1,773.00	1,339.00	32.00	California Pioneers	3,144.00	
Calero	2,603.00	890.00	0.00		3,493.00	
Chesbro Reservoir	0.00	215.00	0.00		215.00	
Chitactac-Adams	4.30	0.00	0.00		4.30	
Coyote Creek South	1,613.00	81.00	0.00		1,694.00	
Coyote Hellyer	325.00	29.00	0.00		354.00	
Coyote Lake - Harvey Bear Ranch	3,663.00	932.00	0.00		4,595.00	
Ed R. Levin	1,541.00	0.00	0.00		1,541.00	
Field Sports Park	93.00	0.00	0.00		93.00	
Joseph D. Grant	9,560.00	0.00	0.00		9,560.00	
Lexington	161.00	753.00	0.00		914.00	
Little Arthur Creek	17.00	0.00	0.00		17.00	Not an active park
Los Gatos Creek	11.00	104.00	0.00		115.00	
Llagas Creek (Silveira Park)	53.00	0.00	0.00			Operated by City of Morgan Hill
Moody Gulch	160.00	0.00	0.00		160.00	Not an active park
Martial Cottle	153.00	0.00	131.00	State Parks	284.00	Joint Mgmt. Agreement with State Parks
Motorcycle	442.00	0.00	0.00		442.00	
Mt. Madonna	3,705.00	0.00	0.00		3,705.00	
New Avenue	9.00	0.00	0.00		9.00	
Penitencia Creek	78.00	34.00	25.00	City of San Jose	78.00	Joint Mgmt. Agreement between Parties
Rancho San Antonio	289.00	0.00	164.00	Leased to MROSD	125.00	
Sanborn	3,449.00	0.00	0.00		3,449.00	
Santa Teresa	1,568.00	9.00	69.00	IBM/PG & E	1,646.00	
Stevens Creek	918.00	159.00	0.00		1,077.00	
Stuart Ridge (Camp Stuart)	263.00	0.00	0.00		263.00	Not an active park
Sunnyvale Baylands	219.00	0.00	5.00	City of Sunnyvale	42.00	182 Ac. Leased by Sunnyvale
Upper Stevens Creek	1,276.00	0.00	0.00		1,276.00	
Uvas Canyon	1,133.00	0.00	0.00		1,133.00	
Uvas Carnadero	95.00	0.00	0.00			Leased to Gilroy
Uvas Reservoir	0.00	626.00	0.00		626.00	
Vasona	60.00	70.00	20.00	Town of Los Gatos	150.00	
Villa Montalvo	0.00	0.00	173.00	Montalvo Association	173.00	Trail Operation leased to SCCPRD
Totals	39,196.20	5,450.00	619.00		44,548.20	

Santa Clara Valley Urban Runoff Pollution Prevention Program

FY 06 Annual Report

Attachment D7 - Capital Programs, Fleet and Facilities

County of Santa Clara
Clean Water Program
DEVELOPMENT SERVICES OFFICE
DEPT. OF PLANNING AND DEVELOPMENT
70 West Hedding St., 7th Floor East Wing
San Jose, CA 95110

Santa Clara Valley Urban Runoff Pollution Prevention Program

FY 06 Annual Report

Attachment E - New Development Planning Procedures

County of Santa Clara
Clean Water Program
DEVELOPMENT SERVICES OFFICE
DEPT. OF PLANNING AND DEVELOPMENT
70 West Hedding St., 7th Floor East Wing
San Jose, CA 95110

COUNTY OF SANTA CLARA CLEAN WATER PROGRAM

Activity	Permit Item Source	Tasks	Comments	Status	Responsible Party
C.3.b Development Project Approval Process -- Planning Procedures					
Ordinance Revision	C.3.b.2	Develop new ordinance incorporate C3. requirements	Wrote amendment to existing NPS ordinance to include Numeric Sizing Criteria requirements and maintenance for Group 1,2A, 2B, and HMP projects.	C3/HMP Ordinance completed and submitted to Admin. and Co. Counsel	CWP Prgm. Coord., Planning Office, County Counsel, Land Development Engineering.
Staff Training	C.3.b.3	Provide training opportunities for County staff in the planning office, building inspection office, and land development engineering with training on the C.3. provisions including SCVURPPP sponsored and RWQCB sponsored workshops	Written guidance, staff meetings SCVURPPP workshops, in-service training.	Ongoing	CWP Prgm. Coord., Planning, Building, FAF, LDE
C.3.c. Requirements for Group 1 and Group 2 Projects					
Guidance Manual	C.3.c.4	Review Guidance Manual developed by Program and, if needed, customize for Group 1 projects.	Updated Guidance handouts written and supplied to PLN Office and LDE Section	Routine	CWP Coord., Planning, Building, LDE
Group 2 Alternative Project Size	C.3.c.8	Conduct analysis of alternative project size and prepare proposal for submittal to Regional Board. (Initial submittal to be handled by SCVURPPP/EOA Inc.	Continue to assist Program with data collection and analysis, as requested. Plan on implementing Group 2A on 10/20/05 and 2B on 8/15/2006	Ongoing Routine	Building Inspection, Planning Office, CWP Prgm. Coord.
Guidance Manual Update	C.3.c.9	Update Guidance Manual and Performance Standard for Group 2 projects as needed.	Assist Program with development and review, as requested.	As requested	

COUNTY OF SANTA CLARA CLEAN WATER PROGRAM

Activity	Permit Item Source	Tasks	Comments	Status	Responsible Party
C.3.e Operation and Maintenance of Treatment BMPs					
Data Form and Staff Training	C.3.e.1	Log information about treatment BMPs installed at approved Group 1 projects and maintain a list or database of properties, treatment BMPs, and responsible operators.	Review data collected and evaluate need to modify data collection method and need for additional staff training on tracking information.	Ongoing for AR	CWP Prgm. Coord., Planning, Building, LDE
BMP O&M Agreement Mechanism	C.3.e.2	Adapt model O&M agreement language to meet agency-specific needs and requirements and incorporate into the project review and approval process.	Will incorporate recorded maint. agreement into NPS Ord. C3. /HMPRevision Fall 06	Now planned for Fall 06	CWP Program Coord., Planning, County Counsel
BMP Inspection Program	C.3.e.5	Develop local programs for inspection of a subset of prioritized treatment BMPs to verify that proper O&M is being performed by the responsible party (Program to assist in defining which BMPs are priority for inspection.)	For Group 1, 2, 2A, 2B, and HMP projects, County working on developing written BMP inspection priority criteria and inspection and enforcement forms and procedures. (County will require private PE, RCE, maintenance inspection)	Now planned for Fall 06	LDE, CWP Prgm. Coord.
Reporting	C.3.e.6	Report on the County's treatment BMPs O&M verification program in each annual report, including organizational structure, evaluation of effectiveness, and planned improvement to the program. Include a list or summary of treatment BMPs inspected during the year, inspection results, and any required follow-up and correction.	Private PE or RCE inspection. Written Agreement, future recorded agreement.	Ongoing for AR	CWP Prgm. Coord., Planning, Building, LDE

COUNTY OF SANTA CLARA CLEAN WATER PROGRAM

Activity	Permit Item Source	Tasks	Comments	Status	Responsible Party
C.3.f Hydromodification Management Plan					
Staff training	C.3.f.3	Upon adoption by the Regional Board, begin implementation of HMP as part of requirements for Group 1 projects that may cause increased erosion or other related impacts.	Where applicable, HMP to be integrated into existing programs for development, review, construction inspection and BMP operations and maintenance. County staff to receive incremental training in HMP requirements.	*Training now planned for FY 07, due to HMP adoption in FY 06*	LDE, Building, Planning, FAF, Roads, Parks, CWP Prgm. Coord.
C.3.g (Waiver) Compensatory Mitigation Program					
Model Waiver Program for SCVURPPP	C.3.g.1	Develop a model waiver program.	Assist SCVURPPP by reviewing documents. No County alternative compliance program is planned.	*Ongoing*	CWP Coord., Planning Dir., Building Official, County Counsel, GSA, Parks Dir., Roads, Dir.,.
Local Waiver Program (Compensatory Mitigation)	C.3.g.2	Consider developing local waiver program, perform legal review, and incorporate waiver provisions in project review process. (If model program has not been adopted by Regional Board, consider developing interim waiver program per C.3.g.vi.). Provide info on waivers granted, if any.	Currently this is a very low priority. With large lot and parcel sizes, there is currently no perceived need for a local alternative compliance program.	No County alternative compliance program is planned	CWP Coord., Planning Dir., Building Official, County Counsel, FAF, Parks Dir., Roads, Dir.,

Activity	Permit Item Source	Tasks	Comments	Status	Responsible Party
Staff training and reporting	C.3.g.3	Begin tracking information for reporting on waivers granted, including project name, location, type, percent impervious surface, reasons for and terms of waiver, and the alternative benefit project and completion date.	If County adopts waiver program, responsible County staff will be trained on its implementation. Currently, developing a local waiver program is a very low priority.	As needed	CWP Coord., Planning Dir., Building Official, County Counsel, FAF, Parks Dir., Roads.
C.3.j Site Design Measures Guidance and Standards Development					
Policy and standards review	C.3.j.2	Review existing local design standards and guidance, and compare them to the list of areas to address in provision C.3.j. and other references such as "Start at the Source" and the "Development Policies Comparison" work sheet. Prepare and submit an analysis of local standards, identified opportunities for revision, and proposed revisions. (Program to prepare guidance for Co-permittees on this work product.)	County will focus on making sure BMP list is updated to be consistent with revised General Plan, any new ordinance requirements, C3. Numeric Sizing Criteria and the latest technical guidance documents such as the upcoming HMP, SCVURPPP "Guidance Manual," the "Using Start at the Source" manual. and the revised California BMP Handbooks.	Ongoing Routine	CWP Prgm. Coord., LDE, Planning, Roads, Fire Marshall, Parks, FAF
Standards Revisions	C.3.j.4	Incorporate any revised standards and guidance into local project approval process and "fully implement" the revised standards and guidance.	Any modification to required design standards will be done with input from Planning, Fire Marshall's Office, and other affected local agencies. (Reduced road width and other	Ongoing Routine	LDE, Fire Marshall, FAF, Roads, Parks

Activity	Permit Item Source	Tasks	Comments	Status	Responsible Party
			design standards (pervious paving, etc) are not the highest priority on large parcel single site SFD development with ample existing infiltration area and BMP installation areas available.		
C.3.k Source Control Measures					
Reporting	C.3.k.3	Implement source control measures requirements by including appropriate conditions of approval. Report status and provide examples of application of conditions in annual reports.	Report on source control BMPs required for particular projects. (The NPDES Permit seems to indicate that C3. items apply only to Group 1 and Group 2 projects; however, use of source control BMPs is appropriate for all projects.	Ongoing Routine	Planning, Building, CWP Coord., Roads, FAF, Parks, DEH
C.3.l Update General Plans					
General Plan Review	C.3.l.1	Review current General Plan policies related to water quality and watershed protection and incorporate additional policies as needed to implement C.3.	Depending on the content of the HMP, the County may need to modify the General Plan to incorporate new goals and policies. (Planning Office is continuing to work on a Riparian Protection Ordinance)	[Next sche-duled revision]	Planning Office, CWP Prgm. Coord.

COUNTY OF SANTA CLARA CLEAN WATER PROGRAM

Activity	Permit Item Source	Tasks	Comments	Status	Responsible Party
C.3.m Water Quality Review Processes					
CEQA Review	C.3.m.1	Review CEQA initial study checklists and other environmental review documents and modify documents as needed to include questions that sufficiently address water quality impacts of projects.	Adding Group 2B and HMP to CEQA document/checklist	Questions revised 11/02, Parks CEQA review also modified GSA uses Planning Office for CEQA review.	Planning Office
C.3.n Reporting Requirements					
Reporting	C.3.n.1	Provide information described in Table 1 of Provision C.3. in annual reports (SCVURPPP to provide guidance for each annual report).		Ongoing Routine	CWP Prgm. Coord.
Reporting	C.3.n.3	Collect and report the following for all Gr 1,2 new and redevelopment projects: --project name, location, type (per C.3.c.), size (ac. or sq.ft.), and impervious surface area. For redevelopment projects, include area of land disturbance.		Ongoing Routine	LDE, Planning, Building, CWP Prgm. Coord.
Reporting	C.3.n.4	Collect and report the following for all projects that must implement treatment measures: BMPs, site design, and source control		Ongoing Routine	LDE, Planning, Building, CWP Prgm. Coord.

COUNTY OF SANTA CLARA CLEAN WATER PROGRAM

Activity	Permit Item Source	Tasks	Comments	Status	Responsible Party
		measures used, sizing criteria, O&M responsibility mechanism and responsible party.			
Pesticide Control Measures	C.3.n.5	Collect information and report a summary of types of pesticide reduction measures required for development projects and the percentage of projects for which pesticide reduction measures were required.	Lic. Landscape Architect Certification Required for Grp. 1, 2A & 2B Projects.	Ongoing Routine	Planning, Building, LDE, CWP Prgm. Coord.

COUNTY OF SANTA CLARA
CLEAN WATER PROGRAM
ANNUAL REPORT FY 06

Public Agency Activities and New Development Planning Procedures

Operation and Maintenance Inspections

No C3. storm water treatment permanent BMPs have been installed long enough to require O & M inspections, as of the end of FY 06.

Santa Clara Valley Urban Runoff Pollution Prevention Program

FY 06 Annual Report

Attachment F - Construction Inspection

County of Santa Clara
Clean Water Program
DEVELOPMENT SERVICES OFFICE
DEPT. OF PLANNING AND DEVELOPMENT
70 West Hedding St., 7th Floor East Wing
San Jose, CA 95110

COUNTY OF SANTA CLARA
CLEAN WATER PROGRAM
ANNUAL REPORT FY 06

CONSTRUCTION INSPECTION

The following report is based on the County Performance Standard for Construction Inspections:

1) The County ensures through a construction inspection program that construction contractors properly store, use, and dispose of construction materials, chemicals, and wastes at construction sites and prevent illicit discharges to storm drains and watercourses.

Building and Grading inspectors include these items in their inspection routine. Hazardous materials violation referrals are made to DEH--HMCD as appropriate.

2) For development projects with significant erosion potential and planned construction activity during the wet season the County ensures, through a construction inspection program,that erosion and/or sediment control measures are implemented in accordance with local ordinances and project conditions of approval and maintained as needed during construction.

The County Grading ordinance and Construction Inspectors require winterization and implementation of erosion control BMPs of projects that will continue into or start in the rainy season (after 10/15 through 4/15 each year). Ongoing inspections evaluate the effectiveness of control measures, and require changes and/or additions to BMPs where needed. Throughout the rainy season, inspectors continue to monitor construction sites, and shut down any projects where erosion control measures are inadequate. Grading Ordinance violators are also required to "winterize" their illegally graded sites.

3) The County inspects construction sites for adequacy of storm water quality control measures on a regular basis, with the frequency of inspections based on the size of the project and its potential impact on storm water quality.

Grading Inspectors continue to inspect all projects on a continuing basis, and endeavor to inspect sites with a high potential for erosion more frequently.

4) Prior to the beginning of the wet season each year, the County inspects all sites requiring erosion and/or sediment control plans, to ensure that measures have been taken to minimize discharges of sediment from disturbed areas.

This is the normal procedure for grading inspectors, and they have continued to require this throughout the past rainy season.

5) During the wet season of each year, the County inspects all construction sites requiring erosion and/or sediment control plans following each major storm event or series of events.

Grading inspectors try to inspect each active site with high erosion potential frequently, which includes the days following any major storm. In cases where they cannot get to every site, they prioritize and inspect those sites with the greatest erosion potential as soon after the rain as possible.

6) The County provides training annually to its construction inspection staff on inspection procedures, documentation, and enforcement related to storm water pollution prevention.

The County's Clean Water Program staff has worked closely with the grading inspectors and their supervisor, and problems are discussed as they arise. The inspectors are familiar with the goals of the NPS Program and refer problems to the NPS inspector when appropriate, and carry out enforcement action where necessary. The Construction Inspectors meet informally several times per week with the CWP Program Coordinator regarding enforcement needs and problems. Construction Inspectors have attended several erosion prevention and law enforcement classes.

7) The County provides outreach materials to contractors, developers, and County staff on construction BMPs and compliance with the State General Construction Activity Storm Water Permit.

Blueprint for a Clean Bay is available to applicants for building permits, and a county prepared handbook on erosion control measures is available from the CWP office. Trifolds for individuals and the construction trades are available near the building counter. NOI filing information and forms, as well as C3. and HMP handouts, are available at the Planning and Building Lobby.

8) The County investigates and follows up thoroughly on grading violations, especially the ones with a high potential for erosion and sediment transport.

In FY 06, twenty properties were cited with grading ordinance violations. Official notices were sent to the property owners as orders to abate the violation, and notices of grading ordinance violation were recorded with the County Recorder.

9) Official Notice Forms

New official notice forms for grading violations, grading warnings, and erosion violations were developed, for review during the Tetra Tech program revisit.

Santa Clara Valley Urban Runoff Pollution Prevention Program

FY 06 Annual Report

Attachment G - Public Information and Participation (PI/P)

County of Santa Clara
Clean Water Program
DEVELOPMENT SERVICES OFFICE
DEPT. OF PLANNING AND DEVELOPMENT
70 West Hedding St., 7th Floor East Wing
San Jose, CA 95110

Santa Clara Valley Urban Runoff Pollution Prevention Program
FY 06 Annual Report: PUBLIC INFORMATION AND PARTICIPATION

COUNTY OF SANTA CLARA: Clean Water Program

Public Information / Participation					
PI/P	On-going public Information program	Staff will continue to use a variety of outreach avenues to educate the variety of audiences in the County. See following PI/P table for detail of activities.	Green business program is ongoing. IWM and MCEP and GALA and GBP have been included within the Dept. of Agriculture and Environmental Management	Ongoing	IWM Coord., GALA Coord., DEH, CWP Prgm. Coord.

General Outreach

Activity	Communication Vehicle	Goal
CWP literature distribution to the general public at County facilities: • Govt. Center • Planning/ Building Dept. counter • Events, i.e. Earth Day, County Safety Day Seminar	**CWP Prgm. literature:** Pests Bugging You?, Home Maintenance Tips, eight construction tri-folds, Blueprint For a Clean Bay booklet, IPM pest-specific fact sheets, Grow-It!, pool water brochure. **HHW Prgm literature:** HHW brochures, small business hazardous waste brochure, (and any new Mercury-products literature as it becomes available)	Keep stocked in view of public ONGOING ROUTINE
HHW Collection Events	Handouts	Ongoing throughout the year VERY SUCCESSFUL
Website: Include new information in County CWP Prgm. website. Include CWP Ordinance C3. changes when	County web site	On-going When HMP

adopted.		approved and if Group 2 date extended FALL 2006 Updates Planned
Watershed Education & Outreach Campaign: Conduct or participate in local activities that are coordinated with the Watershed Education & Outreach campaign. Evaluate the effectiveness of PI/P projects by direct or indirect means as appropriate.	Any ed. materials developed by the WE&O campaign. Continue handing out Watershed Watch packets until gone.	Supporting through SCVURPPP. Working well.

Targeted Outreach

Activity	Communication Vehicle	Goal
County staff: • Building inspectors • Construction Inspectors and Engineer/Plan Checkers • Planning Office: Planners • Maint. Yard& Roads Maint. staff • Roads staff and GSA staff managing	CWP literature, as appropriate In-house and Program trainings E-mails	Internal training at least once/yr, for each listed group of employees (except the general County employee info on IPM) In addition, building inspectors, construction inspectors, planners, and engineers are encouraged to

facilities pesticide spraying contract • County employees for general info on less-toxic alternatives for their own home use, and info on not using pesticides on the job, if unauthorized (detail in the Pesticide Workplan)		attend SCVURPPP-sponsored training events. Working Well
County Contractors: Require PCOs, contracted for work on County facilities, to use pest control methods consistent with our IPM policy and demonstrate adequate training (IPM Coord.) (See Pesticide workplan for details.)	Contract specifications. IPM Ordinance. SCVURPPP sponsored IPM workshops as they occur.	Adequate contract specifications. Appropriate contractor & GSA staff attendance at Program workshops. (IPM Coord., Parks, Roads, GSA) Routine. IPM Program very well managed

Auto Repair Shops	Education of shop mgrs. during tri-annual inspections by DEH; use SCVURPPP lit., when necessary	Ongoing Routine by DEH-HMCD
Restaurant education	Restaurant poster distr. at inspections by County health inspectors as needed, when not present in facility, when wall space allows.	Posters left at restaurants at routine inspections by DEH as appropriate. Routine by DEH-CPD
Development community	Literature distr. at Planning/Bldg Lobby *Blueprint for a Clean Bay* manual; eight construction tri-folds; storm drain stencils are available.	Restock as needed, check regularly Routine by CWP Coord.

Problem contractors in the field	2nd Outreach letter to problem contractors (40 on database—warning letters sent in the past to all). Illegal dumping of soil: targeted letters to swimming pool contractors. Verbal and Written notices and follow up. Improve written notices for erosion problems.	Late Summer 2006 Constr Insp. Perf. Std.
Residents living near creeks	Water District's Stream Care Guide	Display, restock as needed
Gardening community—IWM Coord. contacts and coordinates with local gardening clubs to provide them with IPM info. through composting program	IPM fact sheets from SCVURPPP and others	As opportunities arise. (IWM Coord. and MCEP)
Outreach to local restaurants (working with DEH inspectors) to encourage less-toxic control (Program Pesticide Workplan for details.)		Arrange for distribution as the new materials become available. (DEH--CPD) New swimming pool literature now provided in Building lobby and sent to DEH

Public Participation

Activity	Communication Vehicle	Goal

COUNTY OF SANTA CLARA: Clean Water Program

Encourage participation in regional creek cleanup event. Help publicize cleanup.	Email, hang posters in Govt. Center	Involve public and county work force Routine

School/Education Outreach

Activity	Communication Vehicle	Goal
Public Schools N/A [Students primarily attend schools within the incorporated cities; therefore this is not a priority for the County]	Cities' existing and planned outreach	Present storm water pollution prevention message to youth

COUNTY OF SANTA CLARA
CLEAN WATER PROGRAM
ANNUAL REPORT FY 06

GRAFFITI AND LITTER ABATEMENT (GALA) PROGRAM

This report summarizes Graffiti and Litter Abatement Program activities from July 1, 2005 through June 30, 2006.

Eradication
The Sunday Route Program, a collaborative effort between Integrated Waste Management (IWM) and the Juvenile Probation Department, has been successful this past year in both graffiti and litter removal. IWM Program staff administers the program and funds an extra help group counselor from the Juvenile Probation Department for a crew leader to supervise a team of probationers in the removal of graffiti and litter each Sunday. In FY 06, the Sunday Route crew painted out a total of 241 graffiti tags, accounting for 4,240 square feet removed. Additionally, the crew collected 1,083 bags of litter and 145 bags of recyclable materials from County roads. As a result of this program, 415 probationers were able to perform their community service hours. The Sunday Route Program, coupled with the swift response from the Roads and Airports Department, continues to provide the appropriate level of service needed to meet current graffiti trends.

Clean Up Events
On August 13, 2005, three Integrated Waste Management (IWM) staff picked up nine bags of litter and one bag of recyclable materials in the Lexington Hills area while residents cleaned out their garages and backyards, dumping 28.33 tons of items in eight debris boxes provided by Green Waste Recovery. This event served 1,180 homes in the Lexington Hills area.

A similar event was held August 20, 2005 in the Meridian and Hamilton area of District Four. IWM staff led ten truant youth through neighborhoods, picking up 25 bags of litter and two bags of recyclable items as residents filled 14 debris boxes provided by Green Valley. Five hundred households were served and a total of 25.6 tons was disposed

On September 24, 2005 IWM staff was again leading eleven habitually truant youth through the Golf & Toyon area of Garbage District One, collecting 18 bags of litter and 5 bags of recyclable materials. Four hundred households were served and residents filled 15 debris boxes with nearly 28.38 tons of garbage.

On November 5, 2005, IWM staff supervised fifteen youth in picking up nine bags of litter and two bags of recyclable items in the Golf/Toyon area of District One. Fifteen bins were filled with nearly forty tons of debris and 450 households were served by Green Valley Disposal.

The Great American Litter Pick Up took place on April 8, 2006. Nineteen participants picked up 11 bags of litter and 2 bags of recyclable items in the Burbank area. The Great American Litter Pick Up is an annual event coordinated by a multi-jurisdictional task force that includes Santa Clara County Integrated Waste Management Division, Santa Clara County Office of the District

Attorney, Caltrans, the Valley Transportation Authority, the City of San Jose and the City of Campbell.

On April 29, 2006 a clean up event was held in the Alum Rock neighborhood of District One. Staff supervised three youth who collected six bags of litter and recyclable items while neighborhood residents filled 15 debris boxes with 43 tons of material.

Per the franchise agreement, South County residents are provided with 12 yard waste vouchers and one disposal voucher per year. There is also an annual "recycling days" event in which residents may bring unlimited quantities of wood and metal items to be recycled.

Upcoming Clean Up Events
There are three more clean-up events scheduled in the fall for Garbage District 4 and one in Lexington Hills. Staff will coordinate with Board offices to confirm dates and will be available to distribute information to residents about the various programs IWM makes available to County residents.

Enforcement
Staff continues to maintain a database of graffiti tags and shares information with the Sheriff's Office and the District Attorney's Office when requested. The level of graffiti in South County has increased in the past year.

Interdepartmental Partnerships
Staff continues to work with the District Attorney's Office, the Probation Department and the Roads and Airports Department.

The District Attorney's Office has received another year of funding from a federal Weed and Seed grant for the Burbank community to weed out criminal activity and seed the area with resources and services to benefit the community. Staff serves on the Weed and Seed Steering Committee and attends monthly meetings.

The partnerships with the Probation Department and the Roads and Airports Department continue to be the most efficient way of abating graffiti and litter in unincorporated pocket areas. The Roads and Airports Department is responsive to calls for service and the Sunday Route Program provides abatement services on a weekly basis.

Status of Performance Goals
Goal 1: Coordinate six graffiti and litter abatement events.
Outcome: Coordinated six clean up events.

Goal 2: Coordinate 300 participants for graffiti and litter abatement.
Outcome: Coordinated 544 participants.

Goal 3: Abate 5,000 square feet of graffiti.
Outcome: Abated 4,240 square feet.

Goal 4: Abate 100 graffiti tags.
Outcome: Removed 246 tags.

Goal 5: Collect 650 bags of litter and recycled materials.
Outcome: Collected 1,596 bags of litter and recycled materials.

Performance goals for FY07 are:

1. Coordinate a minimum of five clean up events
2. Coordinate 400 participants for graffiti and litter abatement activities with the Probation Department
3. Abate 2,000 square feet of graffiti
4. Abate 150 graffiti tags
5. Collect 1,500 bags of litter and recycled materials

COUNTY OF SANTA CLARA
CLEAN WATER PROGRAM
ANNUAL REPORT FY 06

GREEN BUSINESS PROGRAM

This report summarizes the Santa Clara County Green Business Program activities from July 1, 2005 through June 30, 2006.

Partners
All fifteen cities within Santa Clara County, the Santa Clara Valley Water District (SCVWD), Pacific Gas & Electric (PG&E), Association of Bay Area Governments (ABAG), Department of Toxic Substance Control (DTSC) and the Bay Area Air Quality Management District (BAAQMD)

Accomplishments

- 41 businesses certified in FY06 bringing total certified to 103
- 96 newly enrolled businesses in FY06
- Total businesses enrolled in the program and working towards certification is 78
- Participants have undertaken numerous actions to reduce energy and water use and prevent waste and pollution

Local Accomplishments:

- Participating businesses are influencing employees, vendors and clients by demonstrating that businesses and consumers can make smart environmental choices in their everyday operations
- Public agencies certified: City of Sunnyvale Community Center, City of Gilroy City Hall, City of Gilroy Corp Yard, City of Gilroy Fire Stations, City of Gilroy Senior Center, County of Santa Clara Assessor's Office
- On July 1, 2005 the program was expanded to include ALL cities in Santa Clara County, making it a truly countywide program

Regional Accomplishments:

- Worked with marketing firm to develop outreach strategy
- Over 700 businesses and organizations certified throughout the San Francisco Bay Area
- Expansion underway within Bay Area and other areas within EPA Region 9, including development of a database that will allow for better quantitative data tracking
- The Association of Bay Area Governments (ABAG) recognized all certified Public Agencies in the Bay Area in March 2006
- The California Green Business Program Network was launched which functions as a clearinghouse for new programs so that we can ensure consistency of measures while still allowing for flexibility based on a specific jurisdiction's regulations and requirements
- Updating and developing new industry-specific checklists as new rules and regulations arise

Pollution Prevention:
Assessments identified potential pollution sources and ways to reduce use of toxic materials. Businesses stenciled no dumping flows to bay on storm drain inlets on their property.

Next Steps

- Incorporate Strategic Priorities
- Leverage regional resources to enhance local efforts
- Conduct research on factors motivating business participation to support development of outreach and recruitment strategies
- Enhance website resources
- Simplify/streamline Green Business certification process
- Continue to build partnerships with cities, regulatory agencies, etc. to assist in implementation and business certifications
- Develop a measurement tool to quantify the impacts of implementing Green Business measures

Implementation Priorities

1. Increase the number of enrolled and certified businesses countywide
2. Develop/conduct local outreach to educate the public on the GBP and the importance of patronizing certified green businesses

COUNTY OF SANTA CLARA
CLEAN WATER PROGRAM
ANNUAL REPORT FY 06

HOME COMPOSTING EDUCATION PROGRAM

This report summarizes the Home Composting Education Program activities from July 1, 2005 through June 30, 2006.

Experts estimate that the average household that composts both yard and food waste will divert 579 pounds of waste per year. Home composting is a cost-effective way to recycle organic debris. We encourage participation in home composting with a flexible and diverse education program. The Master Composter volunteers share their knowledge to help residents be successful in making compost in their own yards.

Activities that have helped to prevent storm water pollution include:

- Distribution of *Bay Friendly Homeowner Guide, Soil Matters, Grasscycling, Grow It! The Less-Toxic Garden Control Pests & Plant Disease Using Less-Toxic Methods*. These publications encourage sustainable landscapes which reduce the amount of water, pesticides and herbicides use. Grasscycling also keeps grassclippings from washing into storm drains.
- Distribution at compost workshops and table displays *basic composting* and *worm composting* brochures encourage healthy soils which reduce water runoff.
- Compost use (commercially made and homemade) in the garden is encouraged to improve soil and less water and pesticide run-off.
- Worm composting classes encourage using redworms to recycle kitchen wastes instead of using the kitchen sink disposal or landfilling organics.
- School outreach program to encourage food waste recycling.
- Promotion of compost use The IWMP department did a survey of the unincorporated residents on their awareness of composting and the HCEP program. Some of these findings can be used as a baseline to sample again in the future.
- Staff attended two regional meetings (March 2, & June 21) of the Bay Area Coalition for Sustainable Landscaping. There were representatives from 8 counties; 11 from water agencies, 6 with focus on stormwater & IPM, 7 waste management, others with multiple hats.
- Distributed information on rebates for Santa Clara Valley Water District & the City of Morgan Hill rebate programs for homeowners and businesses for removing grass/turf in the landscape.

PROGRAM HIGHLIGHTS

- **Volunteers**
  To date, 292 Master Composter (MC) volunteers have been certified to teach home composting. About 98 volunteers are currently active contributing through workshops and monthly meetings. (The ten-week training consists of 50 hours of classroom time and field trips). MCs are asked to perform at least 50 hours of outreach and education within Santa Clara County within one year of graduation.

  The next training class will be conducted January through March 2007.

  Total reported volunteer hours to date are 26,272 hours.

- **Workshops and Other Outreach**
  Workshops, worm composting classes, and events such as fairs, garden shows, special lectures, table displays and City Compost Bin Sales. Presentations on worm composting have been given at schools. Each participating classroom received a pound of redworms, a worm bin, and educational materials.

  In FY06 there were 19,196 participants at our events as follows:
  - 33 special lectures with attendance of 635
  - 165 school presentations with attendance of 4,853
  - 54 compost workshops with attendance of 943
  - 3 teacher training with attendance of 60
  - 52 table displays with attendance of 12,715
  - 2,200 volunteer hours were donated during FY06

- **Compost Bin Sales**
  Earth Machine compost bins and wing-digger compost turning tools are for sale by appointment at the HCEP office at the County Service Center at 1553 Berger Drive. In FY06 181 Compost bins were sold, 99 wing diggers, 48 thermometers, 48 compost buckets and 172 worm bins.

  MCs assist cities with their bin sales. The Cities of Sunnyvale and Palo Alto offer residents the *Bio Stack* compost bin at a reduced price. The City of San Jose sells the *Bio Stack* and *Home Composter* compost bins, and two styles of worm bins at a reduced price.

- **Continuing Education for Master Composters**
  Education by expert guest speakers at Monthly Meetings
  Monthly Email/Print Newsletter
  Research / Resource Library
  Network with other counties programs
  Skills Survey

- **Demonstration Site**
  The MCs maintain a composting demonstration site at Prusch Park in San Jose with about a dozen different working compost bins that have been donated by manufacturers.

- **Advertising / Public Relations**
  The ReduceWaste.org website lists upcoming workshops. City Contacts help to promote HCEP workshops by purchasing advertising space in local papers. The program buys some advertising.

Submitted by:

Sarah Smith
Management Analyst
1553 Berger Drive
Building 1
San Jose CA 95112
408 918-4640

County Integrated Waste Management Division Activities Related to Reduction of Nonpoint Source Pollution FY 2006

Type of Activity	Description
Residential Garbage Collection Services	Weekly garbage collection services were provided to 19,699 unincorporated area households and all unincorporated area businesses.
Residential Recycling Collection Services	Provided weekly (13,854 households) or bi-weekly (4,902 households) recycling collection services. Recycling services provided to unincorporated area businesses vary per customer request.
Residential Yard Waste Services	Provided weekly yard wastes collection services to 13,854 households and bi-weekly services to 1,691 households. In South County unincorporated area, 3,211 residences received yard waste vouchers to provide for monthly drop off of yard wastes at San Martin Transfer Station.
Residential used oil & used oil filter collection	Collected used oil & used oil filters at curbside on a weekly basis from all unincorporated area neighborhoods (19,699 households served).
On-call disposal days	12,149 households were offered 2 days per year to set out extra waste or yard waste for collection at no added cost; 3,211 households received a voucher for one no cost drop-off at San Martin Transfer Station.
Special Cleanup Services and Events	4,110 households were served by special community cleanup events in their neighborhoods (different neighborhoods are served by this program each year). A total of 299 tons of waste and recyclable metals were collected. South County residents are now provided with vouchers foron free drop-off at the San Martin Transfer Station annually.
Public Outreach Campaigns	A number of countywide public outreach campaigns were conducted. The outreach through the franchised haulers has been stepped up to include quarterly news letters and more frequent bill inserts with topical information.
Public Outreach Events	Information on waste prevention, recycling, household hazardous waste management, home composting, and other environmental topics was provided at many local public outreach events.

Public Outreach Information	The Countywide Recycling Hotline (1-800-533-8414) and Recycling Website (ReduceWaste.org) provided a wide range of waste reduction and recycling information to the public.
Newsletters	Unincorporated area residents received quarterly newsletters providing information on a variety of waste and recycling-related topics. In addition to the quarterly Green Business newsletter, IWM has utilized the County Comline to inform County employees about environmental issues.
Litter	Litter reduction and management information and tips are provided through various outreach materials. Additionally, IWM has an agreement with the Juvenile Probation department to pick up litter on a weekly basis. More detailed information is provided in the attached report.

County of Santa Clara
Department of Environmental Health

Memorandum

July 21, 2006

To: Stormwater/Urban Runoff P2 Staff

From: Rob D'Arcy, Hazardous Materials Program Manager

Re: Fiscal Year 2005/2006 HHW Program Update

Participation
The HHW Program served 24,985 residents from July 1, 2005 through June 30, 2006. In addition, over 2.2 million pounds of hazardous waste was managed safely and legally. There were 59 collection events for residents at three permanent facilities and five temporary events strategically located throughout the County. In addition, the Program served 435 small businesses including local governments, Goodwill Industries and the Salvation Army.

Paint
Latex paint accounted for 673,544 pounds and other paint related materials (including oil paint) accounted for approximately 556,260 pounds. Together, paint represents over 55% of the hazardous waste collected.

Pesticides
Although the grant award to conduct public education about Dursban and Diazinon has ended, we continued to manage 2,250 pounds of these two pesticides. Over 201,000 pounds of other poisons were managed as well.

Batteries

UNIVERSAL WASTE

The County of Santa Clara Department of Environmental Health Household Hazardous Waste Program provides residents with opportunities to recycle mercury-containing products (fluorescent lights, batteries, thermostats and thermometers) at retail locations, community centers and special outreach events. These products contain varying amounts of mercury, a heavy metal, which is a U.S. Environmental Protection Agency waste minimization priority chemical. A community-based collection system is convenient, cost-effective and combined with an aggressive educational outreach program, will increase awareness and participation. Outreach includes the use of consistent educational messages through the media and the development and distribution of brochures, flyers and posters as well as literature and event attendance.

Mercury containing products collected in FY 2005/2006

Recycling partners were established at retail and community drop-off locations. These partners agreed to allow customers to drop-off Universal Waste, such as batteries and fluorescent lamps. To date 18 retail stores serve as

fluorescent lamp drop-offs and 22 community and retail centers serve as battery drop-offs. The HHW Program picks up the waste and recycles it for them.

Elemental Mercury- 425 pounds (Includes thermostats, thermometers and other products)
Fluorescent Lights – 277,000 feet 67,943 pounds of lights
231 mercury-containing thermometers
Household batteries - 51,050 pounds

Public Outreach
6 Thermometer Exchanges – residents exchange their mercury-containing thermometers for a free mercury-free thermometer.

Participated in 21 community events.

Hazardous Waste Recycling & Disposal FOR SANTA CLARA COUNTY

Mercury Education Project, DEH-HHW

(from DEH-HHW Website)

Mercury Grant

The County of Santa Clara Department of Environmental Health, Household Hazardous Waste Program(HHW) has been awarded a California Integrated Waste Management Board (CIWMB) grant to conduct an educational campaign and to collect mercury-containing waste. Some common household products that contain mercury include fluorescent lamps, fever thermometers, button batteries, as well as some switches and thermostats.

Mercury is a potent nerve toxin and persistent pollutant that will never go away. When mercury escapes into the environment, it is transported by air, rain or runoff and deposited in our creeks and Bay. It builds up in sediments at the bottom of water bodies, and over time, the mercury is passed up the food chain affecting fish, birds, animals and even humans.

This grant will fund a three year project that enables the County and cities to decrease the amount of mercury getting into the environment by raising public awareness and providing free drop-off programs for residents and small businesses.

For proper disposal of household hazardous waste and mercury-containing products please call (408) 299-7300 to arrange an appointment for a drop-off.

Enviromental Resources Agency Mercury Education Project funded by the California Integrated Waste Management Board

Santa Clara Valley Urban Runoff Pollution Prevention Program

FY 06 Annual Report

Attachment H - Pesticide Management Activities (Integrated Pest Management Program)

Notes:

1). The County of Santa Clara was the first local jurisdiction to hire a full time IPM Program Manager, and the first local jurisdiction to adopt an IPM Ordinance.

2). The IPM Program submits quarterly reports to the Housing Land Use and Transportation (HLUET) subcommittee of the Board of Supervisors.

3). The IPM Ordinance is available on the internet at:

http://www.sccgov.org/SCC/docs/scc_ordinance/TOC074.HTM

4). The County IPM Manager has co-sponsored annual pesticide use reduction conferences in past years. The FY 07 conference is co-sponsored by the SCVWD and the City of San Jose, with the County IPM Manager serving as registrar. The next conference is on November 14, 2006, in San Jose. Information is available on the internet at:

http://www.sccgov.org/conference_2006

County of Santa Clara
Clean Water Program
DEVELOPMENT SERVICES OFFICE
DEPT. OF PLANNING AND DEVELOPMENT
70 West Hedding St., 7th Floor East Wing
San Jose, CA 95110

County of Santa Clara
Office of the County Executive
Administration

HLUET−CE01 051106

Prepared by: Naresh Duggal
Program Manager

DATE: May 11, 2006

TO: Supervisor Don Gage, Chairperson
Supervisor Pete McHugh, Vice−Chairperson
Housing, Land Use, Environment, & Transportation Committee (HLUET)

FROM:

Gary A. Graves
Chief Deputy County Executive

SUBJECT: Integrated Pest Management and Pesticide Use Ordinance −
Quarterly Status Report for the period of February'05− April'06

RECOMMENDED ACTION

Forward a favorable recommendation to the Board of Supervisors for the acceptance of the quarterly status report on the progress of implementation of the Integrated Pest Management and Pesticide Use Ordinance.

FISCAL IMPLICATIONS

There are no fiscal implications associated with acceptance of this report.

CONTRACT HISTORY

Not applicable.

REASONS FOR RECOMMENDATION

Budget Strategies for Implementation of IPM Technology

In order to include the use of IPM tools & techniques in on−going departmental activities, long−term strategies are necessary to promote transfer of existing funding to environmentally friendly technologies. While there are short−term start−up costs for any new technology, in the long run IPM has often proven to be more cost−effective than a strictly chemical control program. The County IPM Manager has discussed with the Department IPM Coordinators and Managers to plan ahead for FY06/07 on the issues facing them. The Department of Roads & Airport and Park & Recreation, Social Services Agency and Health and Hospital have planned to submit their IPM plans by July, 2006, and Fleet and Facilities by August, 2006. The departmental activities for FY06/07 will reflect adoption of some of IPM technologies.

Status Report on Implementation Priorities

A. Pest Management and Facility Maintenance: Proactive & Preventive facility maintenance is critical to mitigate chronic pest problems. Control measures such as sanitation, and building maintenance and modifications are strong elements of a structural IPM project. Eliminating or reducing sources of food, water, and harborage that are available to pests, and limiting pest access into and throughout buildings needs close attention. The Facility Managers and/or Department IPM Coordinators should review and follow up on the inspection reports and recommendations on pest activity and related sanitation, housekeeping and maintenance issues. "IPM Guide for Facility Managers", a companion manual to "SCC IPM Administrative Guidelines & Procedures" is now available as reference. The purpose of the guide is to present a sampling of techniques and procedures to illustrate the facilities management approach to pest control. All of the methods cited have been tried previously, and all have proved successful in real−world situations.

The prolonged rainy season in early 2006 may present a sudden influx of pest problems such as ants, yellow jackets, rodents etc. Pest monitoring, reduced risk control treatments & related

occupant education are underway in the facilities with reoccurring infestations. The County IPM Manager is closely monitoring the efficacy of control strategies to ensure that pest free environment is maintained for building occupants. The County IPM Manager is also conducting site−specific inspections, addressing issues related to sanitation, housekeeping, and building & landscape maintenance to mitigate pest problems. On going chronic activity may warrant limited use of restricted (under the SCC IPM Ordinance) pesticides. Five Pesticide use exemptions were granted in this quarter.

B. Ecological Urban Landscape Planning: Most Santa Clara County facilities already have established landscapes. Once immediate pest problems have been dealt with, the department landscape managers should be looking for ways to correct the underlying conditions that led to the problem. This might mean developing a long−term plan to replace problem plants, rebuild ground, redesign planters or make other changes as stated in the last report. The process of "designing in" good growing conditions should be implemented. In order to begin, the existing landscapes need to be evaluated, determine project life cycle costs, and a budgeting and implementation plan needs to be developed.

The department of Fleet and Facilities plans to complete landscape design and maintenance planning process by August 2006. They may hire a landscape consultant to facilitate the same.

A pilot demonstration using non−chemical approaches to Urban Turf & Landscape maintenance is under consideration. A site at least one acre in size, if possible located at the County Administration building, is being sought and discussion are underway with the Department of Facilities & Fleet to execute the same. This demonstration will provide a real world example comparing current practices to maintenance through alternative practices. The project will also assist in assessing potential cost.

C. Posting of Pesticide Use: There is no update on the subject as stated previously.

D. Pest Management & Pesticide Use − Record Keeping (PUR) & Reporting : Records of each application reside with the departments and the contractors and are available upon request on case−by−case basis. Quarterly comparative analysis is on hold, since it requires a central database and uniform data entry. It will be made available once the web based electronic PUR database is fully developed and functional. ISD has made significant progress in development process, the estimated launch date yet to be determined.

E. Pesticide Use Exemption: While we have achieved significant progress since the adoption of the IPM Ordinance, continued efforts are needed based on our experiences during the last four years. Following pesticide use exemptions per Section B28−5 are granted. Please note that some of these exemptions are One Year Specific Use Exemptions and others are One Time Emergency use only:

1.Department of Fleet and Facilities, for Emergency Use Exemption under Section B28−5(c): "Whitmire P.I." (Pyrethrins). The product was used to control a Honey Bees infestation in the wall void of the Public Health Building, 80, Highland Avenue, San Martin.

2.Department of Health and Hospitals Systems, for Emergency Use Exemption under Section B28−5(c): "Whitmire P.I." (Pyrethrins). The product will be used to control a Honey Bees infestation in the wall void of the Public Health Department, 3003, Moorpark Avenue, San Jose.

3.Department of Health and Hospitals Systems, for Emergency Use Exemption under Section B28−5(c): "Whitmire PT565 Plus XLO" (Pyrethrins). The product may be used to control a Fruit flies infestation in the Nuclear Medicine Department (Waste Disposal Room), 751 S. Bascom Avenue, San Jose. However, the Structural IPM contractor planned to opt for EcoPCO ACU (2−Phenethyl propionate) an approved product as first preference.

4.Department of Health and Hospital Systems for one−time specific use exemption under Section B28−5(b1−a&c): use of the following pesticides applications to control Subterranean termites at the 90 Highland Avenue, San Jose.:

First Line (N−Ethyl Perfluoro Octanesulfonamide) − approved for specific use

First Line GT (Sulfuramid) Bait − approved for specific use

Tim−Bor (Disodium Octaborate Tetrahydrate) − approved for specific use

Borid Turbo (Orthoboric acid) − approved for specific use

Bora−Care Jecta (Disodium Octaborate Tetrahydrate) − approved for specific use

Cy−Kick (Cyfluthrin) −approved for specific use

Premise (Imidacloprid) − approved for specific use

Tempo 20 WP (Cyfluthrin) − approved for specific use]

5.Department of Park and Recreation for one−time specific use exemption under Section B28−5(b1−a&c): use of the following pesticides applications to control Subterranean and Drywood termites at the 6603 San Ignacio Avenue, San Jose:

First Line (N−Ethyl Perfluoro Octanesulfonamide) − approved for specific use

First Line GT (Sulfuramid) Bait − approved for specific use

Tim−Bor (Disodium Octaborate Tetrahydrate) − approved for specific use

Borid Turbo (Orthoboric acid) − approved for specific use

Bora−Care Jecta (Disodium Octaborate Tetrahydrate) − approved for specific use

Cy−Kick (Cyfluthrin) − approved for specific use

Premise (Imidacloprid) − approved for specific use

Tempo 20 WP (Cyfluthrin) − approved for specific use

Vikane (Sulfuryl Fluoride) − approved for specific use

The department plans to incorporate site enhancement/improvements to prevent termite activity in the future.

F. IPM Web site: The IPM web site was launched on November 17 2005. The website will help in dissemination of necessary IPM awareness and education to all user groups and the public. The website address is http://IPM.SCCGOV.ORG

G. IPM Projects & Demonstrations aiming at Pesticide Use Reduction : The IPM projects & demonstrations reported earlier are now being implemented, providing sites where hands−on education about IPM is coupled with a relevant, "real−world" example.

The reports on each site visit are available to interested parties.

1.Use of Matran (Clove Oil formulation); Radiant Heat & Weed Flamer torches in post emergent vegetation control: Adoption of the use of Matran Pro (Clove Oil formulation) for Rights−of−Way weed control on urban landscapes throughout the county facilities, recreational areas of all regional parks, airports and limited adoption at the Roads rights−of−way is underway. Unsightly weed growth in certain areas of the county landscapes is anticipated as we undergo this transition and learn about optimizing logistics and protocols. It is highly unlikely to find one technology or product (conventional herbicide or alternative) as a panacea of all. An integrated approach including variety of

tools & techniques is necessary and should be appropriately designed and implemented within the overall management of urban ecosystem. For example, to supplement clove oil post emergent vegetation control applying principles of plant health care (PHC), radiant heat, weed flamers, use of mulch, weed fabric, plant selection, and design improvements etc. should be considered. The Clove Oil project will continue in the upcoming 2005−06 season to determine optimum time of product application and protocol. The users departments are planning for purchase and use the product in the upcoming season. Periodic training of the user groups and consulting with subject matter specialists will help to overcome any challenges in the broad spectrum of vegetation management in urban landscapes.

2.Yellow Jacket Abatement Control: The collaborative research work with scientists from the University of California, Riverside was implemented in May 2005 at Santa Teresa, Vasona and Uvas Canyon parks covering approx. 150 acres. The first year of study completed in October 2005 and synopsis is available for review. The planning for 2006 trails is underway, with an initial survey by UC Riverside scientists on May 10 2006.

The desired outcome of this project is the registration of insecticide bait that will be effective in the elimination of Yellow Jacket nests, and in Yellow Jacket traps and a strategic service/abatement protocol for the user groups. A successful project will potentially help alleviate this vexing problem in 27 regional parks of Santa Clara County, covering 50,000 acres, and could be expanded to urban turf & landscape areas in County owned complexes. It will also benefit other public agencies & public at large throughout California & even throughout the United States, if a successful Integrated Pest Management protocol and effective abatement strategy is developed with the registration of effective bait & lure traps.

3.Investigating Precision Pesticide Application Equipment: The technology like "WeedSeeker" uses advanced optics and computer circuitry to sense if a weed is present; only sprays weeds, not bare ground and is being used in agriculture as well as along roadsides, irrigation districts, railroads, right−of−ways, airport facilities, golf courses, parking lots with medians, parks and hiking trails, etc. This technology claims to reduce weed control cost by 80 percent. The Department of Roads & Airport and Parks & Recreation are planning to invest/purchase such technology in 2006−07 seasons.

H. IPM Awareness, Education & Interactive Application:

1.5th National IPM Symposium: The County IPM Manager participated at the National IPM Symposium, delivering an informative lecture to the conference participant's on April 5, 2006 that was well received by the audience. The symposium was the culmination of three years of planning a technical platform to share latest information on IPM tools and technologies. Attended by 700 plus subject matter specialists and interest group from 16 plus countries, the symposium was sponsored by the United States Department of Agriculture, Environmental Protection Agency, Department of Agriculture Cooperative State Research, Education, and Extension Service, Regional IPM Centers, Regional Plant Diagnostic Network, Department of Agriculture Forest Services, National Park Services, United States Agency for International Development, University of California Exotic/Invasive Pests and Diseases Research Program, National Science Foundation Center for Integrated Pest Management and the Pesticide Risk Reduction Program of Canadian Ministry of Agriculture. The keynotes and subject specific messages, all reflected the progress and challenges connecting pests, IPM practices, priorities, and strategic directions across disciplines. Two important highlights of Keynote message were as follows:

− One by Senior IPM Officer, UN Food and Agriculture Organization, Rome, Italy was "The sheer decisions at the policy level and peoples willingness to transition to alternatives alone have permitted several developing countries IPM programs to reduce annual pesticide use by tens of thousands of tons and still maintain food production growth with population while reducing potential pesticide risks." The statement was well substantiated by statistics.

− Another by Toxic Reduction/Green Building Manager, City/County of San Francisco who placed emphasis on adoption of precautionary principles, training, clear and transparent decision making as key factors of IPM success.

2.Occupant/Tenant Awareness & Training: Two training programs for year 2005−06 were planned to educate building occupants/tenants on practices such as good sanitation, housekeeping, and maintenance. These awareness training will help to mitigate several pest management problems. The method of delivery (educational workshop versus staff meetings) for large audience is under discussion. The project is on hold due to time limitation and engagements with other IPM priorities.

3.Public Awareness: One brochure & one PSA (public service announcement) will be developed to promote the county's IPM efforts. These brochures will introduce the concept

of IPM to a diverse audience. The description about IPM, its components and its advantages will be written in house by the County IPM coordinator. Six thousand dollars ($6000.00) are available for this project from the one−time funds allocated to the IPM program. The project is on hold due to time limitation and engagements with other IPM priorities.

BACKGROUND

On May 21, 2002, Board adopted the Integrated Pest Management (IPM) and Pesticide Use Ordinance. The IPM Ordinance went into effect on June 20, 2002. As required by the ordinance, staff is to provide a quarterly status report to the Housing, Land Use, Environment, and Transportation Committee and then to the full Board for their review and comment. The Technical Advisory Group (TAG) has previously agreed to proceed on the implementation priorities summarized in this report.

CONSEQUENCES OF NEGATIVE ACTION

Not applicable

STEPS FOLLOWING APPROVAL

Staff will incorporate any comments or direction into a follow−up transmittal to the full Board of Supervisors.

cc: Peter Kutras, Jr.

ATTACHMENTS

•

Integrated Pest Management Plan 2006-07
Presentation at IPM-TAG Meeting July 18, 2006

The Parks and Recreation department will continue to support the Counties IPM goal of reduce pesticide use. We will accomplish this goal by implementing strategies that will allow us to maintain our parks to a high standard while providing a pesticide use plan that will meet the County IPM ordinance guidelines. The Parks and Recreation department is innovative and sets the standard for the use of Best Management practices for IPM in pesticide use. Our goal is to maintain park property in a responsible, cost effective method, to provide a safe environment for the citizens of Santa Clara County and preserve parkland for future generations.

Research

We are entering the second year of a cooperative research project with the University of California, Riverside for yellow jacket control. We will begin this year's project by hosting the researchers for an onsite coordination meeting in May to set up the parameters of this year's project. The goal of this joint research project is to develop a system to control yellow jackets that are a potential safety issue for park visitors and staff. We will be evaluating several different techniques for control:

- Intensive trapping method
- Evaluating different traps for effectiveness
- Using different types of low risk pesticides
- Understanding the nesting habits in parks
- Locate the areas that nest are being built in
- Physically removing nest that are found to reduce numbers

We also use the services of a profession pest control company that specialize in yellow jacket control using no pesticides. This company also helps in the development of new techniques of Yellow Jacket control using alternatives to pesticides.

Training

All staff that applies pesticide will attend eight-hour pesticide safety training. This training is held before the start of the spray season and will consist of:

- How to reduce the amount of pesticide used to control vegetation
- Proper pesticide application methods
- How to minimize environmental hazards
- Prevention of personal exposure
- How to recognize health hazards

Integrated Pest Management Plan 2006-07
Presentation at IPM-TAG Meeting July 18, 2006

Pesticide use Reporting

- The parks department will integrate the Department of Agriculture, electronic pesticide use reporting system. This system will provide electronic reporting for the State of California, pesticide use reporting.
- All recommendations for pesticide use will be produced using the IPM pesticide use reporting system that is being developed in conjunction with ISD. This system will be a work order based system that will gather information on the applicator of the pesticide, the location of the pesticide applied and various other items that will be used for analysis.

Mechanical Control

Parks Department is purchasing several pieces of equipment that will help to reduce pesticide use. Mechanical control is an effective means of vegetation control on park owed property. The addition of this equipment will supplement our already vast inventory of equipment used for vegetation control. The following equipment is being purchased:

- Tractor equipped with a Brush Hog mower to maintain heavy vegetation and brush
- 3 DR wheeled vegetation trimmers
- 6 hand held weed trimmers

Pesticide Application equipment

The spray crew who apply volume pesticide for vegetation control is researching a new low volume sprayer. The specifications of this sprayer will enable the spray crew to reduce the amount of pesticide used. It will allow a precise metered application of pesticide for vegetation control. The sprayer is to be truck mounted self-agitated model.

The pesticide is applied from a boom sprayer with a single nozzle. The applicators will reduce personal exposure by controlling the unit from within the truck cab.

Vertebrate pest control

The parks department is committed to public safety in all public use areas of the parks. We have developed a pesticide free method of ground squirrel control using traps. This is an effective means of control. It is selective and targets the ground squirrels that are in the high use areas where hazards to humans are the greatest.

- Purchased 25 new traps for the program
- Continue use the services of a professional trapper to advise and assist in our program

Integrated Pest Management Plan 2006-07
Presentation at IPM-TAG Meeting July 18, 2006

Best Management practices for IPM

- Mulching is being used in several new park renovations to control weeds. The use of mulch will reduce the maintenance costs as well as reduce the amounts of pesticides applied to control unwanted vegetation. The use of mulch is an effort to incorporate the use of IPM techniques in the planning phase of park construction.

- Other planning techniques are the use of ground covers. Ground covers will shade out vegetation and provide competition for weed. Areas that have established ground covers will have a very low weed population.

- Continue the use of topdressing, fertilizing and aeration of the turf grass areas to promote good turf health. Turf that is healthy is able to resist disease. When turf is maintained using best management practices it will have less weeds, disease will be minimal and it will be full and thick in its growth and habit.

8/22/2006

Department of Roads and Airports
Expressway Median Mulch Program

- 10 year program to place 4 inches of mulch in the median of 6 County expressways.
- Annual program will consist of excavating existing dirt and weeds and mulching approximately 170,000 square feet of expressway median.
- Annual cost to the department will be approximately $150,000, which includes excavation and mulching. The entire 10 year program will cost the department $1,500,000.
- The program will reduce spraying on the expressways by approximately 170,000 square feet a year.
- At the completion of the 10 year program, spraying on the expressways will be reduced by approximately 50%.

Preliminary Schedule

2006	San Tomas Expressway (170,000 SF)
2007	Central Expressway (45,000 SF) San Tomas Expressway (125,000 SF)
2008	San Tomas Expressway (170,000 SF)

2009	San Tomas Expressway (170,000 SF)
2010	Lawrence Expressway (170,000 SF)
2011	Lawrence Expressway (54,000 SF) Page Mill Expressway (123,000 SF)
2012	Almaden Expressway (123,000 SF) Capitol Expressway (47,000 SF)
2013	Capitol Expressway (170,000 SF)
2014	Capitol Expressway (170,000 SF)
2015	Capitol Expressway (162,000 SF)

COUNTY OF SANTA CLARA

Program Work Plan Task	Task Description	Status / Comments	Due Date (mo/yr)	Responsible Party
I. Municipal Pesticide Use ***Goal I.A.*** *Eliminate all unnecessary municipal pesticide use (particularly organophosphate (OP) pesticide use) and implement Integrated Pest Management (IPM) techniques.*				
I.A.1	Track pesticide use on County owned property. (PS #9).	Routine Data available on request. **The County has a full time IPM Manager, an IPM Ordinance, an IPM Program, and the services of the Agricultural Commissioner's staff for pesticide regulation.** Evaluation: The program is successful and professionally managed.	Ongoing	County IPM Program Coordinator in County Exec's Office, FAF
I.A.3	Continue to refine and implement SOPs and BMPs for implementing the IPM policy. (PS #3).	Routine	Ongoing	County IPM Coord., FAF
I.A.4	Update URMP with Pest Mgmt. changes.	Routine	Report In AR IPM Ord.	CWP Prgm Coord.

I.A.4	Update URMP with Pest Mgmt. changes.	Routine	Report In AR IPM Ord. IPM Quarterly Reports	CWP Prgm Coord.
I.A.5	Continue to ensure that any contractor employed to conduct pest control and pesticide application on County property engages in pest control methods consistent with the IPM policy adopted by the agency (PS #6).	Routine	Ongoing	County IPM Coordinator, FAF
I.A.6	Arrange annual, County facility search of chemical storage areas for pesticides no longer legal for application, and properly dispose of them. (PS #10)	--->	Conducted once. Now ALL pesticide purchase goes through IPM Coord.	County IPM Coord.
MM	Document completion of tasks in annual	Pesticide use reports available upon	Ongoing	County IPM

Program Work Plan Task	Task Description	Status / Comments	Due Date (mo/yr)	Responsible Party
Goal I.B. *Raise awareness of all municipal employees and train employees who apply pesticides for the jurisdictiony about the IPM Policy and/or IPM techniques as appropriate.*				
I.B.1	Ensure that employees who apply pesticides for the agency continue to obtain the	Routine	Annually	County IPM Coord. FAF,

I.B.1	Ensure that employees who apply pesticides for the agency continue to obtain the appropriate County Ag and DPR- required training (PS #5a).	Routine	Annually	County IPM Coord. FAF, Parks, Roads
I.B.2	Provide for annual training on the IPM Policy, SOPs, and BMPs, and the latest IPM techniques to employees within departments responsible for pesticide application (PS #5b).	Routine: IPM Manager	Annually	County IPM Coordinator
I.B.3	Annually inform employees who are not authorized to apply pesticides, that they cannot use over-the-counter pesticides in the workplace (PS #5c)	Routine	Annually, by e-mail or county newsletter	County IPM Coordinator
MM I.B.1.	Document and evaluate effectiveness of annual staff training.	Quarterly HLUET Committee reports also.	Annually for AR	County IPM Coordinator
II. Public Education and Outreach *Goal II.A. Increase awareness of IPM so target audiences recall less toxic pest management messages and adopt IPM behaviors. Target audiences include residential pesticide users, professional pest control businesses, customers of professional pest control businesses, & pesticide retailers, school districts(PS # 7).*				
II.A.1	Assist with local implementation of the Watershed Education & Outreach (WE&O) Campaign[1], which will target the general public and include messages about less-toxic pest control and proper disposal. Support SCVURPPP as requested	Financial support through SCVURPPP	During FY 06	CWP Prgm. Coord.
II.A.2	Assist SCVURPPP in developing targeted messages regarding proper pesticide use and		Review of new pieces as	CWP Prgm. Coord.

II.A.4	Identify and attend local community events and distribute outreach material. Distribute literature at Backyard Compost or Master Composter workshops.	MCEP Program -- Routine Routine		IWM Prgm. Coord., P2 Coord. MCEP Program
II.A.5	Maintain contact with local gardening groups and offer them literature.	MCEP Program -- Routine		IWM Prgm Coord., P2
II.A.9	Continue to support BASMAA Regional Media Relations Campaign featuring pitches to Bay Area media and responses to breaking news on pesticide-related topics.	SCVURPPP funds BASMAA baseline projects, including Regional Media Relations Campaign.	Ongoing	CWP Prgm. Coord.
II.A.10	IPM coord. to provide IPM-related press releases to local media as appropriate—using SCVURPPP generated materials when appropriate	Routine	Intermittently, as needed	IPM Coord.
II.A.12	Continue to assist with implementation of local components of a "Pesticide User Outreach" project targeting residential and commercial users	Will assist as needed.	As requested by SCVURPPP	CWP Prgm. Coor., IPM Coord.
II.A.14	Internal outreach on IPM to encourage employees to use IPM techniques away from work: Distribute IPM fact sheets electronically to involved County employees through e-mail or web site or newsletter.	Routine: IPM Manager	Intermittently	IPM Prgm. Coord., IWM Coord.
MM	Document or estimate numbers of residents	Routine: IPM Manager: Conference	Annually, for	IPM Prgm.

MM II.A.1.	Document or estimate numbers of residents reached by outreach efforts and media advertising	Routine: IPM Manager: Conference attendance records and employee newsletter	Annually, for AR	IPM Prgm. Coord., IWM Coord.
Goal II.B. *Educate pesticide retailers and consumers about less toxic pest control products and promote the sale of such products.*				
II.B.1	Continue to fund and participate in the BASMAA Regional IPM Partnership	SCVURPPP funds BASMAA baseline projects, including Regional IPM Partnership.	Ongoing	CWP Prgm. Coord.
II.B.2	Continue to support the IPM Store Partnership Program. (Nurseries)	Support through SCVURPPP	Ongoing	CWP Prgm. Coord.
MM II.B.1.	Assist Program when requested in documenting number of participating stores, materials distributed, employees trained, and cost-effectiveness of the IPM Store Partnership Program.	N/A this FY	As requested. **There are very few retail stores in**	SCVURPPP

Program Work Plan Task	Task Description	Status / Comments	Due Date (mo/yr)	Responsible Party
III. Pest Control Operators (PCOs)				

COUNTY OF SANTA CLARA

Program Work Plan Task	Task Description	Status / Comments	Due Date (mo/yr)	Responsible Party
Goal III.A. *Minimize pesticide use by PCOs contracted for structural pest control and landscape maintenance.*				
III.A.4	Require PCOs contracted for municipal applications to use pest control methods consistent with the County's IPM policy (through contract specifications). Specifically, require contractors to: a) follow the agency's IPM policy, BMPs, and SOPs; b) provide evidence of current IPM training, when feasible; and c) provide documentation of pesticide use on agency property to the agency in a timely manner (PS#6).	IPM-specific specifications are included in the contracts. Routine	Ongoing	Maint. Yard Supervisor & Parks FAF IPM Prgm. Coord.
MM III.A.1.	Document pesticide use by PCOs on County property.	Routine: Roads, Parks, FAF	Avail. on request	IPM Prgm. Coord., FAF
Goal III.B. *Require all PCOs to implement Best Management Practices (BMPs).*				
III.B.2	Require PCOs contracted by County to implement BMPs through contract specifications.	Documented by Roads, Parks, FAF Routine	Ongoing	Roads and Airports Fleet and Ops Mgr. Parks Sr. Env. Compliance Specialist Park & Rec IPM Prgm.

Program Work Plan Task	Task Description	Status / Comments	Due Date (mo/yr)	Responsible Party
				Coord.
MM III.B.1.	Document efforts to complete the above actions.		In the Annual Report	Roads and Airports Fleet and Ops Mgr. Parks Sr. Env. Compliance Specialist Park & Rec IPM Prgm. Coord.

Program Work Plan Task	Task Description	Status / Comments	Due Date (mo/yr)	Responsible Party
IV. Commercial Businesses ***Goal IV.A.*** *Determine the extent of commercial business employees' use of pesticides (i.e., pesticide applications not performed by a licensed PCO) and conduct appropriate outreach regarding less toxic pest management.*				
IV.A.2	Assist as requested in implementation of education programs that target commercial businesses, per recommendations developed in SCVURPPP work plan. IPM Mgr. assists in annual area-wide IPM	Routine	Annual	SCVURPPP, DEH--CPD

Program Work Plan Task	Task Description	Status / Comments	Due Date (mo/yr)	Responsible Party
	conference, when scheduled			
MM IV.A.1.	Document outreach efforts targeting businesses.	Routine	Annually in AR	SCVURPPP , IPM Coord., DEH
V. Household Hazardous Waste Collection ***Goal V.A.*** *Provide pesticide disposal services through household hazardous waste (HHW) collection programs for all residents and small businesses, and encourage use of these programs.*				
V.A.1	Ensure that adequate pesticide disposal services exist for residents and conditionally exempt small quantity commercial generators.	Routine	Ongoing	DEH--HHW, Ag. Commis-sioner's Office
V.A.3	Support, enhance, and help publicize programs for proper pesticide disposal (PS #7).	Routine	Ongoing	DEH, Ag. Commis-sioner's Office
V.A.5	Provide hazardous waste disposal information to residents through DEH website and handouts at collection centers.	Routine	Ongoing	DEH— HMCD, DEH--HHW

Program Work Plan Task	Task Description	Status / Comments	Due Date (mo/yr)	Responsible Party

Program Work Plan Task	Task Description	Status / Comments	Due Date (mo/yr)	Responsible Party
MM V.A.1.	Document that household hazardous waste collection programs adequately serve residents and businesses and that any exchange programs do not exchange organophosphate or banned pesticides.	Routine DEH--HHW	Annually	DEH--HHW
VII. New Development ***Goal VII.A*** *Minimize pesticide use at new and redevelopment sites.*				
VII.A.2	Consider pest-resistant landscaping and design features in the design, landscaping, and environmental reviews of proposed development projects. (C.9.d.ii.)	Certification will required for Grp. 1, 2A, 2B Projects Routine	Ongoing	CWP Prgm. Coord., Planning Office, Office of Development Services
VII.A.4	Collect information and report a summary of types of pesticide reduction measures required for development projects and the percentage of projects for which pesticide reduction measures were required. (C.3.n.5)	County requires Licensed Landscape Architect (LLA) certification for Grp. 1, Grp. 2A.. Grp. 2B projects. Routine	Ongoing	CWP Prgm. Coord., Planning Office, Office of Development Services
MM VII.A.1.	Summarize types of pesticide reduction measures required (such as by conditions of approval) for new development and significant redevelopment projects, and the percentage of new development and	PLN & DEV, ROADS, PARKS, CAPITAL PROGRAMS, SPECIAL PROJECTS, FAF	Annually, in AR	CWP Prgm. Coord., Planning Office, Office of Development

Program Work Plan Task	Task Description	Status / Comments	Due Date (mo/yr)	Responsible Party
	significant redevelopment projects for which pesticide reduction measures were required. (C.3.n.)			Services

Program Work Plan Task	Task Description	Status / Comments	Due Date (mo/yr)	Responsible Party
VIII. Monitoring and Science ***Goal VII.A.*** *Participate in coordinated monitoring efforts to support pesticide TMDL development and implementation.*				
VIII.A.1	Continue financial support of the Regional Monitoring Program (RMP) through County contribution to SCVURPPP budget.	Routine	Annually	CWP Prgm. Coord.
X. Review and Revision of Work Plan ***Goal X.A.*** *Implement a work plan that includes appropriate goals, actions, and monitoring mechanisms to reduce pesticide-related toxicity in urban runoff.*				
X.A.1.	Review and continuously improve the goals, actions, and monitoring mechanisms of the work plan considering results of self-evaluations, comments from Regional Board staff and other interested parties, and results of local performance review meetings, if any.	Routine	Annually	CWP Prgm. Coord., IPM Prgm. Coord.

COUNTY OF SANTA CLARA

Program Work Plan Task	Task Description	Status / Comments	Due Date (mo/yr)	Responsible Party
MM X.A.1.	Revise work plan to include any continuous improvement items. Report on completion of work plan tasks in Annual Report.	Routine	Annually; submit work plan updates in March. AR submitted in Sept.	CWP Prgm. Coord.

Santa Clara Valley Urban Runoff Pollution Prevention Program

FY 06 Annual Report

Attachment I - Mercury Elimination Activities

County of Santa Clara
Clean Water Program
DEVELOPMENT SERVICES OFFICE
DEPT. OF PLANNING AND DEVELOPMENT
70 West Hedding St., 7th Floor East Wing
San Jose, CA 95110

Mercury Education Project, DEH-HHW

(from DEH-HHW Website)

Mercury Grant

The County of Santa Clara Department of Environmental Health, Household Hazardous Waste Program(HHW) has been awarded a California Integrated Waste Management Board (CIWMB) grant to conduct an educational campaign and to collect mercury-containing waste. Some common household products that contain mercury include fluorescent lamps, fever thermometers, button batteries, as well as some switches and thermostats.

Mercury is a potent nerve toxin and persistent pollutant that will never go away. When mercury escapes into the environment, it is transported by air, rain or runoff and deposited in our creeks and Bay. It builds up in sediments at the bottom of water bodies, and over time, the mercury is passed up the food chain affecting fish, birds, animals and even humans.

This grant will fund a three year project that enables the County and cities to decrease the amount of mercury getting into the environment by raising public awareness and providing free drop-off programs for residents and small businesses.

For proper disposal of household hazardous waste and mercury-containing products please call (408) 299-7300 to arrange an appointment for a drop-off.

Enviromental Resources Agency Mercury Education Project funded by the California Integrated Waste Management Board

COUNTY OF SANTA CLARA CLEAN WATER PROGRAM

Program Work Plan Task	Activity	Contin-uous Improve-ment Item Source	Tasks	Comments	Status	Responsible Party
Mercury Control Program						
I. Municipal Use of Mercury-Containing Products Goal I. Eliminate all unnecessary municipal use of mercury-containing products and establish proper disposal methods for products that cannot be eliminated.						
I.B	Mercury control program	C.9.c	Continue to handle mercury-containing products in accordance with Universal Waste Regulations. Participate in the Program ad hoc Task Group.	HHW and FAF are active in Mercury Collection/recycling. See HHW and Mercury Section of FY 06 AR		GSA, DEH—HHW CWP Prgm. Coord.
I.D	Mercury Policy	C.9.c	Propose a mercury policy or ordinance requiring the virtual elimination of mercury from controllable sources in urban runoff from county operations.	SCVURPPP to provide guidelines for a policy.		CWP Prgm. Coord., GSA, DEH, IWM, DEH-HHW, HMCD
I.F	Implement guidelines for mercury reduction	C.9.c	Implement guidelines for mercury-containing products reduction and mgmt	Program provided guidelines 3/03.		FAF
MMI	Mercury control program	C.9.c	Document completion of tasks in annual reports. Use mercury-containing product reporting guidelines.	Collection Reports in HHW and Mercury Sections of FY 06 AR	Annually, In AR	FAF

COUNTY OF SANTA CLARA CLEAN WATER PROGRAM

Program Work Plan Task	Activity	Contin-uous Improve-ment Item Source	Tasks	Comments	Status	Responsible Party
II. Household Hazardous Waste Collection **Goal II.** Provide mercury-containing products disposal services through household hazardous waste (HHW) collection programs for residents and small businesses, and encourage use of these programs.						
II.B	Mercury control program	C.9.c	Provide mercury-containing products disposal services for residents and small businesses.	DEH--HHW provides such services routinely...working well.	Ongoing	DEH—HMCD, HHW

Program Work Plan Task	Activity	CI Item Source[1]	Tasks	Comments	Status	Responsible Party
II.D	Document products disposed	C.9.c	Implement guidelines for documenting and reporting quantities of mercury-containing products disposed.	Program developed guidelines by 3/03 See DEH--HHW and Mercury Sections for reported data		FAF DEH--HHW
III. Monitoring and Science **Goal III.** Participate in coordinated monitoring efforts to support mercury TMDL development and implementation, including assessment of air pollution sources of mercury and concentrations of mercury in sediment.						
III.A	Mercury control program	C.9.c	Assist SCVURPPP as requested, County to continue to provide financial support for the		Ongoing	CWP Prgm. Coord., County

COUNTY OF SANTA CLARA CLEAN WATER PROGRAM

Program Work Plan Task	Activity	CI Item Source[1]	Tasks	Comments	Status	Responsible Party
			Regional Monitoring Program (RMP) through annual SCVURPPP assessment. Support SCVURPPP's continued participation in the RMP steering committee and technical review committee.			Budget
III.B	Mercury control program	C.9.c	Assist SCVURPPP when requested by supporting a coordinated regional plan to collect data for the mercury TMDL.		Ongoing	CWP Prgm. Coord.
III.C	Mercury control program	C.9.c	Assist SCVURPPP when requested in providing support for the Joint Storm Water Agency Project to Study Urban Sources of Mercury to assess sediment mercury concentrations and percentage of fine material.		as requested	CWP Prgm. Coord.
III.C.2	Mercury control program	C.9.c	Assist SCVURPPP when requested in preparing the Joint Stormwater Agency Project to Study Urban Sources of Mercury, PCBs and Organochlorine Pesticides		as requested	CWP Prgm. Coord.

Program Work Plan Task	Activity	CI Item Source[1]	Tasks	Comments	Status	Responsible Party
V. Public Education and Outreach **Goal V.** Increase awareness of proper disposal of mercury-containing products and available non-mercury containing alternatives. Target audiences include residential, commercial, and industrial users and municipal employees.						
V.A.	Mercury control program	C.9.c	Assist SCVURPPP when requested to develop various outreach programs to educate target audiences about proper disposal of mercury-containing products and alternative non-mercury containing products.		See below.	DEH—HHW, IWM Coord., CWP Prgm. Coord.
V.A.1	Fluorescent light recycling outreach—residential	C.9.c	Continue fluorescent light recycling program. Educate residential users and encourage proper disposal of fluorescent lights.	DEH-HHW and FAF active in recycling. Reported in this AR under HHW and Mercury	Ongoing	DEH--HHW
V.A.2	Fluorescent light recycling outreach—small businesses	C.9.c	Assist SCVURPPP when requested to develop and begin to implement a fluorescent light recycling outreach program for small businesses and encourage proper disposal of fluorescent lights.		Ongoing	DEH—HHW, P2, IWM
V.A 3	Outreach to auto shops	C.9.c	Coordinate with DEH--HMCD inspectors to integrate future mercury outreach into the routine auto repair shops inspections	As material becomes available.		DEH--HMCD

COUNTY OF SANTA CLARA CLEAN WATER PROGRAM

Program Work Plan Task	Activity	CI Item Source[1]	Tasks	Comments	Status	Responsible Party
V.A.4	Mercury control program	C.9.c	Assist SCVURPPP as requested to develop "tailgate safety meeting cards" about mercury.		Unknown, depends on SCV-URPPP priorities	CWP Prgm. Coord.
V.B	Mercury control program	C.9.c	Assist SCVURPPP as requested to develop or adapt existing mercury outreach materials, as needed, for outreach programs.		Ongoing	
V.C	Mercury control program	C.9.c	Attend community events and distribute outreach materials, when available.	Unknown availability of materials	Ongoing	P2, IWM, DEH--HHW
MM V.B	Mercury control program	C.9.c	**Monitoring Mechanism V.B.** In the Annual Report, document and evaluate each County outreach activity, including the target audience and estimated number of residents and/or businesses reached.	Located in DEH--HHW and PIP sections of AR	Ongoing	DEH-HHW, HMCD, IWM, P2
MM V.C	Mercury control program	C.9.c	**Monitoring Mechanism V.C.** Assist SCVURPPP when requested to survey public attitudes and behavior and the success of outreach efforts.		Ongoing	CWP Prgm. Coord.

MEMO

FROM: George Carson
Senior Environmental Compliance Specialist
Occupational Safety and Environmental Compliance (OSEC)
(408) 918-2713
Pager 877-670-4810
FAX (408) 998-7021

TO: Steve Homan, R.E.H.S., Coordinator
Clean Water Program

DATE: 8/1/2006

SUBJECT: Universal Waste Recycling

Listed below are the Universal Waste recycling totals from County facilities for the past fiscal year (July 1, 2005 to June 30, 2006) :

Fluorescent Bulbs	21,964 individual bulbs or 77,000 linear feet of Fluorescent lamps.
Lighting Ballasts	456 Pounds. All were non-PBC.
Batteries	6159 Pounds

The Universal Waste Program at Facilities and Fleet (FAF) is accomplished by having all Universal Waste lamps and ballasts returned from facilities maintained by FAF to the Berger Drive complex. From the period 7/1/2005 to 12/31/2005 these bulbs were taken to the Household Hazardous waste facility in San Jose for free recycling subsequent to a State grant that expired 12/31/2005. From 1/1/2006 until 6/30/2006 the lamps were again either delivered to, or picked up by AERC recycling in Hayward.

Batteries collected from all County Buildings excluding those in Parks and Recreation, Roads and Airports and Health and Hospitals are picked up from 20 consolidation locations Countywide and brought to the Berger Complex for sorting and recycling in the following methods. All NiCad batteries are boxed and shipped for no cost to RBRC recycling. All lead acid batteries are inventoried and either taken to Bobcat Battery Recycling, or returned to the selling vendor. All non-NiCad non-lead acid batteries are sorted and brought to Household Hazardous Waste events and paid for by Occupational Safety and Environmental Compliance Department. (OSEC)

All Universal Waste activities are accomplished as ancillary duties by the OSEC Environmental Compliance Specialist stationed at FAF.

Santa Clara Valley Urban Runoff Pollution Prevention Program

FY 06 Annual Report

Attachment J - Copper/Nickel Action Plan

County of Santa Clara
Clean Water Program
DEVELOPMENT SERVICES OFFICE
DEPT. OF PLANNING AND DEVELOPMENT
70 West Hedding St., 7th Floor East Wing
San Jose, CA 95110

Santa Clara Valley Urban Runoff Pollution Prevention Program
FY 06 ANNUAL REPORT: COPPER ACTION PLAN TASKS

Jurisdiction: COUNTY OF SANTA CLARA CLEAN WATER PROGRAM

Ref-erence	Activity	CI Item Source	Tasks	Comments	Status	Responsible Party
Copper Action Plan Tasks						
CB-1	Vehicle Washing Operations	CAP	• Continue to distribute outreach materials on proper vehicle/equipment washing at County P&D Department counters and public events.		Ongoing	CWP Coord., Roads
			• Submit data regarding vehicle washing outreach activities. Provide an effectiveness evaluation in Annual Reports.		Ongoing	CWP Coord.
			• Require source control measures for Group 1 new development and redevelopment projects that will conduct vehicle/equipment washing and maintenance activities (consistent with Permit Provision C.3.k).		Ongoing	LDE, Roads, FAF
			• Continue to inspect industrial/ commercial auto related facilities that may also conduct vehicle/equipment washing. Ensure that BMPs for vehicle/equipment washing are implemented. Provide an effectiveness evaluation of inspection/compliance with BMPs consistent with enhanced reporting requirements.		Ongoing	DEH--HMCD
			Continue to maintain and inspect car wash systems for City vehicles at the corporation yards .		Ongoing	Roads

Ref-erence	Activity	CI Item Source	Tasks	Comments	Status	Responsible Party
			Encourage municipal staff to use certified mobile cleaners when contracting cleaning service.		Ongoing	CWP Coord., FAF
NPSCB-3	Industrial Copper Control	CAP	• Continue Industrial Inspection program, including identified industrial facilities. These may include plating and metal finishing facilities, vehicle service facilities and other permitted sites (consistent with enhanced reporting requirements).		Ongoing	DEH--HMCD
CB-6/7	Reducing Traffic Congestion/ Promoting Alternative Transportation	CAP	• Complete revision of and implement revised development site design standards related to transportation per Permit Provision C.3.j.	Rural and large lot suburban areas are not conducive to such measures. The SCV Transp. Authority (VTA) handles transit service in the uninc. area. Fifty year old land use policies and GP and zoning direct urban style development to the cities.	Under annual consider-ation	LDE, CWP Coord.
CB-8	Watershed assessment and protection	CAP	• Revise County's General Plan, as needed, at next scheduled update, based on recommendations from the *Development Policies Comparison Project* and Provision C.3.l. • Continue to implement any	Not needed. Existing GP addresses water quality issues. County will review the matter at the next scheduled update	At next scheduled update	Planning Office

Santa Clara Valley Urban Runoff Pollution Prevention Program
FY 06 ANNUAL REPORT: COPPER ACTION PLAN TASKS

Jurisdiction: COUNTY OF SANTA CLARA CLEAN WATER PROGRAM

Ref-erence	Activity	CI Item Source	Tasks	Comments	Status	Responsible Party
			guidance received from SCVURPPP on addressing water quality in the CEQA review process, as part of C.3.m. implementation.		Ongoing	Planning Office
CB-11	Street sweeping and storm drain O&M		• Continue following Program guidance regarding the collection and reporting of street sweeping data. Provide data in accordance with schedule for Annual Report. • Implement (as appropriate) identified improvements to current street sweeping and storm drain system O&M programs (within available budgets). Provide effectiveness evaluation		Ongoing As scheduled Ongoing	Roads Roads
CB-12	Outreach on pool, spa maintenance	CAP	• Continue to distribute outreach materials at local public events; brochures at agency department counters and public places; and placement on County website.		Ongoing	CWP Coord.
CB-21	Use of architectural copper	CAP	• Continue to strongly discourage use of copper on roofs, in roof shingles, and for gutters.	Low priority—The County will monitor other jurisdictions. Few such projects have been noted.	Ongoing	CWP Coord.

Santa Clara Valley Urban Runoff Pollution Prevention Program
FY 06 ANNUAL REPORT: COPPER ACTION PLAN TASKS

Jurisdiction: COUNTY OF SANTA CLARA CLEAN WATER PROGRAM

Ref-erence	Activity	CI Item Source	Tasks	Comments	Status	Responsible Party
Nickel Action Plan Tasks						
NB-1	Measures to control nickel discharges from construction sites		• Continue to implement Construction Inspection Performance Standards (see Construction Inspection work plan section). • Continue to provide opportunities for inspectors to attend Regional Board/SCVURPPP workshops on construction site management and learn latest erosion/sediment control techniques • Continue to attend Program-sponsored or other workshops on post-development stormwater BMPs (C.3.)		Ongoing As scheduled As Scheduled	LDE, BIO, FAF CWP Coord. CWP Coord. Planning, FAF

Santa Clara Valley Urban Runoff Pollution Prevention Program

FY 06 Annual Report

Attachment K - Trash Inventory and Management

(Please refer to Attachment B, for illegal dumping complaint resolution information, and to Attachment G (PI/P), for Graffiti and Litter Abatement Activities, and to the overall SCVURPPP Annual Report, Trash Inventory and Management Section.)

County of Santa Clara
Clean Water Program
DEVELOPMENT SERVICES OFFICE
DEPT. OF PLANNING AND DEVELOPMENT
70 West Hedding St., 7th Floor East Wing
San Jose, CA 95110

Santa Clara Valley
Urban Runoff
Pollution Prevention Program

COUNTY OF SANTA CLARA UNINCORPORATED AREA

Trash Problem Area Activity Report FY 06

ID	Date	Location	Assessment Score		Recent Cleanup	Adjacent Land Use[2]		Trash Source[3]			Three Most Prevalent Trash Types[4]			Estimated Volume of Trash	Existing Management Actions	Recommended Management Actions and/or Future Evaluations
			KAB	RTA	[1]	1	2	1	2	3	1	2	3			
CL 04	5/3/06	STEVENS CREEK - MOSS ROCK AREA		68	Unknown	Roadway	Other	Litter – recreational areas	Illegal dumping	Other	Glass	Plastic/styrofoam	Metal	abt.2-3 cu ft (large trash bag full	Site occasionally cleaned up by volunteers. No current management actions in place - belive property ower to be the County. Area appears to have increased "party" activity, along with new illegal dumping of yard waste observed.	Contacted County staff and confirmed that area was on County Parks property. County Parks staff will increase patrols to the area and try to prevent future problems. Continued monitoring of the site is recommended.

[2] Land Use Types
1. Commercial
2. Industrial
3. Residential – home
4. Residential – apartments
5. Roadway
6. Park/Trail
7. School
8. Railways
9. Other

[3] Trash Source
1. Litter – vehicular
2. Litter – school/institution
3. Litter – pedestrian
4. Litter – commercial areas
5. Litter – restaurants/fast food/convenience stores
6. Litter – receptacles/dumpsters
7. Litter – recreational areas
8. Litter – special events (sports/concerts/fairs)
9. Homeless encampments
10. Illegal dumping
11. Upstream/storm drain catchment
12. Other

[4] Trash Type
1. Plastic/styrofoam
2. Glass
3. Metal
4. Biodegradable/paper
5. Construction
6. Fabric/cloth
7. Biohazard
8. Toxic
9. Miscellaneous

Santa Clara Valley Urban Runoff Pollution Prevention Program

FY 06 Annual Report

Attachment L - Water Quality Monitoring (not applicable)

Note: The County relies on the SCVURPPP water quality monitoring program, and contributes to its financial support.

County of Santa Clara
Land Development Engineering Section
OFFICE OF DEVELOPMENT SERVICES
DEPT. OF PLANNING AND DEVELOPMENT
ENVIRONMENTAL RESOURCES AGENCY
70 West Hedding St., 7th Floor East Wing
San Jose, CA 95110

Santa Clara Valley Urban Runoff Pollution Prevention Program

FY 06 Annual Report

Attachment M - Staff Training Information

County of Santa Clara
Clean Water Program
DEVELOPMENT SERVICES OFFICE
DEPT. OF PLANNING AND DEVELOPMENT
70 West Hedding St., 7th Floor East Wing
San Jose, CA 95110

COUNTY OF SANTA CLARA
CLEAN WATER PROGRAM
ANNUAL REPORT, FY 06

Planning Office Training 11/28/2005

Current Planning and Project Review Meeting

Speaker: Steve Homan, CWP Coordinator

Subject: Update on C3. Requirements

Time: 45 minutes

Attendees:

Pamela Wu, Planner III

Marina Rush, Planner III

Michael Dolan, Eng. Tech. III

Ranu Aggarwal, Planner III

Kavitha Kumar, Planner III

Colleen Oda, Planner II

Cherry Maurer, Planner III

Carmella Campbell, Planner III

Kimberly Brosseau, Planner III

Jim Reilly, Planner III

Rob Eastwood, Sr. Planner

COUNTY OF SANTA CLARA
CLEAN WATER PROGRAM
ANNUAL REPORT, FY 06

Building Inspection Office Training

Building Inspection Staff Meeting 5/11/2005

Speakers: Shelly Theis, Asst. Civil Engineer
Steve Homan, CWP Coordinator

Subject: Erosion Prevention and Sediment Control on Construction Sites, and Discharge of Roof Drains to Natural or Landscaped Areas

Time: 45 minutes

Attendees:

Brian Bean

Gary Flagg

Manny Garcia

Don Hughes

Joe Hughes

Bob Minshull

Tony Sanchez

Nelly Vargas

Daren Wardell

SANTA CLARA COUNTY ROADS AIRPORTS DEPARTMENT
NPDES Permit Reporting -- Surface Storm Water Quality
Staff Training by Fiscal Year

FY 06

Training Course	Source/ Instructor	Staff Attendance	Date(s)	Hours	Cost	Notes
Construction Site Management Workshop	San Francisco Estuary Project & SFBRWQCB	Rikti Dalal Christine Li Jamil Salas Khoa Vo Roy Cabaltera Greg Stutz Nancy Puterbaugh Debbie Burke Michael Hurley Phil Jones Ron McNay Tony Rittenhouse Jim Schramm Charles Tucker Bernardine Caceres Paul Pascoal Craig Petersen	12/9/05	8	$90 ea.	Campbell
Phase II Storm Water Regulation		Amir Douraghy Bernardine Caceres Hosalli Gangadhara Craig Petersen Herbert Narval Steven DeMattei Manuel S. Rivas Paul Pascoal Roy Cabalterra Dan Collen	2/8/06			
BMP for Contruction Tailgate	Staff - Dave Jones	South Yard 31 Employees	3/7/06	1	NC	South Yard

SANTA CLARA COUNTY ROADS AIRPORTS DEPARTMENT
NPDES Permit Reporting -- Surface Storm Water Quality
Staff Training by Fiscal Year

BMP for Contruction Tailgate	Staff - Dave Jones	West Yard 39 Employees	3/9/06	1	NC	West Yard
BMP for Contruction Tailgate	Staff - Dave Jones	East Yard 45 Employees	3/22/06	1	NC	East Yard
Construction Storm Water Seminar	Building Industry Assoc.	Peter Hu	3/22/06	5	$199	Riverside, CA.
Constructing, Maintaining, and Inspecting Stormwater Treatment BMPs Workshop	SCVURPPP	Raluca Nitescu Bill Lee Craig Petersen Bill Yeung Paul Pascoal Larry Frye Aioub Hashemi Christine Le Manuel Rivas Aida Rivera Ted Nguyen Dan Collen	6/6/06	6	NC	Cupertino, CA

County of Santa Clara

Parks and Recreation Department

298 Garden Hill Drive
Los Gatos, California 95032-7669
(408) 355-2200 FAX 355-2290
Reservations (408) 355-2201
www.parkhere.org

July 31, 2006

Subject: Parks Staff Training

Staff Training

IPM: The Department held two training sessions on Integrated Pest Management (IPM): One was on 11/16/05 attended by 23 Park Maintenance Workers, and another one on 11/18/05 attended by 23 Park Maintenance Workers each for 7 contact hours.

Trails: The Department held Parks Maintenance Annual Refresher on Trails attended by 10 Park Maintenance Workers on 3/28 – 3/30/06 with 24 contact hours. Several member of the staff attended California State Parks/Road to Trails on 9/25/05, Wildland Weed Field Course on 10/4/05 and 2006 Trails & Outdoor Leadership Training on 5/12-5/14/06.

NRM: The Department held three Parks Maintenance Annual Refresher on Natural Resource Management (NRM) on 3/14/04, 3/21/06 and 4/5/6 each for 3 contact hours attended by 19, 16 and 22 Park Maintenance Workers respectively.

Board of Supervisors: Donald F. Gage, Blanca Alvarado, Peter McHugh, James T. Beall Jr., Liz Kniss
County Executive: Peter Kutras, Jr.

County of Santa Clara

Facilities and Fleet Department
Capital Programs Division

2310 North First Street, 2nd Floor, Suite 200
San Jose, California 95131-1011
Tele (408) 993-4600 FAX (408) 993-4695

7/25/2006

MEMO

TO: Steve Homan, Coordinator, Clean Water Program, DSO

FROM: Ken Rado, Manager, Capital Programs Division, FAF

DATE: 7/25/06

SUBJECT: Capital Programs Division Training

Nearly every one of my staff attended training in FY 05 regarding NPDES stormwater discharge regulations, and the implementation of SWPPPs on construction projects. I had one Project Manager attend refresher training in May 2006.

Ken Rado, P.E.
Manager, Capital Programs Division
County of Santa Clara
Phone (408) 993-4610

SCVURPPP TRAINING
12/8/2005
Construction Site Planning for Compliance with Phase I and Phase II NPDES Requirements

	A	B	C	D	E	F
1	*Last*	*First*	*Company*	*Address*	*Phone*	*Email*
2	Bergman	David	County of Santa Clara	101 Skyport Drive	(408) 993-4623	david.bergman@faf.sccgov.org
3	Arroyo	Cecelia	County of Santa Clara	101 Skyport Drive	(408) 993-4632	cecelia.arroyo@faf.sccgov.org
4	Burke	Debbie	County of Santa Clara	101 Skyport Drive	(408) 494-1377	debbie.burke@rda.sccgov.org
5	Cabaltera	Roy	County of Santa Clara	101 Skyport Drive	(408) 573-2482	roy.cabaltera@rda.sccgov.org
6	Caceres	Bernardine	County of Santa Clara	101 Skyport Drive	(408) 573-2486	bernadine.caceres@rda.sccgov.org
7	Dalal	Rikti	County of Santa Clara	101 Skyport Drive	(408) 494-1345	ritki.dalal@rda.sccgov.org
8	Fong	Ryan	County of Santa Clara	101 Skyport Drive	(408) 299-6863	pln
9	Freitas	Christopher	County of Santa Clara	101 Skyport Drive	(408) 299-5732	pln
10	Guevara	Jerry	County of Santa Clara	101 Skyport Drive	(408) 299-6869	pln
11	Homan	Steve	County of Santa Clara	101 Skyport Drive	(408) 299-5737	steve.homan.pln.sccgov.org
12	Hurley	Michael	County of Santa Clara	101 Skyport Drive	(408) 494-1333	michael.hurley@rda.sccgov.org
13	Jones	Phil	County of Santa Clara	101 Skyport Drive	(408) 494-1369	phil.jones@rda.sccgov.org
14	Jorgensen	Nicole	County of Santa Clara	101 Skyport Drive	(408) 918-3492	rda
15	Li	Christine	County of Santa Clara	101 Skyport Drive	(408) 494-1386	christine.li@rda.sccgov.org
16	Maurer	Cherry	County of Santa Clara	101 Skyport Drive	(408) 299-5746	cherrymaurer@sbcglobal.net
17	McNay	Ron	County of Santa Clara	1505 Schallenberger Rd., E	(408) 494-1369	ron.mcnay@rda.sccgov.org
18	Pascoal	Paul	County of Santa Clara	1505 Schallenberger Rd., E	(408) 573-2485	paul.pascoal@rda.sccgov.org
19	Peden	Ann	County of Santa Clara	1505 Schallenberger Rd., E	(408) 779-0631	ann.peden@deh.co.scl.ca.us
20	Peralta	Carmelo	County of Santa Clara	1555 Berger Drive	(408) 573-2450	carmelo.peralta@rda.sccgov.org
21	Peterson	Craig	County of Santa Clara	1555 Berger Drive	(408) 573-2490	craig.petersen@rda.sccgov.org
22	Puterbaugh	Nancy	County of Santa Clara	2310 N. First St.	(408) 573-2427	nancy.puterbaugh@rda.sccgov.org
23	Rittenhouse	Anthony	County of Santa Clara	2310 N. First St.	(408) 494-1380	tonny.rittenhouse@rda.scc.gov.org
24	Salas	Jamil	County of Santa Clara	70 West Hedding Street	(408) 494-1375	jamil.salas@rda.sccgov.org
25	Schramm	Jim	County of Santa Clara	70 West Hedding Street	(408) 573-2425	jim.schramm@rda.sccgov.org
26	Sosa	Fred	County of Santa Clara	70 West Hedding Street	(408) 299-6867	pln
27	Stutz	Gregory	County of Santa Clara	70 West Hedding Street	(408) 573-2428	greg.stutz@rda.sccgov.org
28	Theis	Shelly	County of Santa Clara	70 West Hedding Street		rda
29	Trinh	Mai	County of Santa Clara	70 West Hedding Street	(408) 299-5734	pln
30	Tucker	Chuck	County of Santa Clara	70 West Hedding Street	(408) 494-1372	chuck.tucker@rda.sccgov.org
31	Vo	Khoa	County of Santa Clara	70 West Hedding Street	(408) 573-2491	khoa.vo@rda.sccgov.org
32	Whisler	Thomas	County of Santa Clara	70 West Hedding Street	(408) 299-5708	pln
33	Wong	Darrell	County of Santa Clara	70 West Hedding Street		pln
34	deh=Env. Health, rda = Roads and Airports, pln = Planning and Development, faf = Fleet and Facilities					
35						

6/6/06 Stormwater Treatment BMPs workshop

Last	First	Company
Arroyo	Cecelia	County of Santa Clara
Barnhart	Bill	County of Santa Clara
Collen	Dan	County of Santa Clara
Fong	Ryan	County of Santa Clara
Frye	Larry	County of Santa Clara
Grimes	William	County of Santa Clara
Hashemi	Aioub	County of Santa Clara
Homan	Steve	County of Santa Clara
Ingerbrigten	Tracy	Stanford University
Lake	David	County of Santa Clara
Lee	William	County of Santa Clara
Li	Christine	County of Santa Clara
Nguyen	Ted	County of Santa Clara
Nitescu	Raluca	County of Santa Clara
Pascoal	Paul	County of Santa Clara
Perez	Ubaldo	County of Santa Clara
Peterson	Craig	County of Santa Clara
Rivas	Manuel	County of Santa Clara
Rivera	Aida	County of Santa Clara
Theis	Shelly	County of Santa Clara
Trinh	Mai	County of Santa Clara
Wong	Darrell	County of Santa Clara
Yeung	William	County of Santa Clara
Zigterman	Tom	Stanford University
Vendors		
Boisen	Jeff	Pavestone
Clem	Gordon	CDS Technologies
Lin	Hong	CDS Technologies
Powers	Ron	KriStar
Reid	Garry	Filterra
Wenzlick	Craig	ConTech Stormwater Solutions
Rackers	John	ConTech Stormwater Solutions
Staff and Speakers		
Aziz	Anastasia	San Jose
Bicknell	Jill	EOA
Boscacci	Ed	BKF Engineers
Bulkeley	Linda	EOA
Costa	**Kriss**	**SC County Vector Control District**
Fusco	John	EOA
Hovland	Christina	EOA
Lu	Quan	EOA
Ma	Sue	RWQCB
McCumby-Hyland	Kristy	Sunnyvale
Nasiri	Roxan	EOA
Otte	George	Nolte and Associates
Rohlfs	Kelly	Stanford University
Scheidt	Sarah	Sunnyvale
Sutton	Sarah	Design, Community, and Env.

Creek Development Workshop/Walk 12/07/2005 Registration List-County of Santa Clara

Barnhart Bill County of Santa Clara (408) 355-2200
bill.barnhart@prk.sccgov.org

Brosseau Kimberly County of Santa Clara (408) 299-5790
kimberly.brosseau@pln.sccgov.org

Campbell Carmela County of Santa Clara (408) 299-5781
carmela.campbell@pln.sccgov.org

Kretchmer Kathy County of Santa Clara (408) 299-5900
kathy.kretchmer@cco.sccgov.org

Mark Jane County of Santa Clara (408) 355-2237
jane.mark@prk.sccgov.org

Maurer Cherry County of Santa Clara (408) 299-5746
cherry.maurer@pln.sccgov.org

Oconnor Jim County of Santa Clara

Oda Colleen County of Santa Clara (408) 299-5797
colleen.oda@pln.sccgov.org

Ortiz David County of Santa Clara (408) 792-5010

Peden Ann County of Santa Clara (408) 779-0631
ann.peden@deh.co.scl.ca.us

Perez Ubaldo County of Santa Clara (408) 355-2331
ubaldo.perez@prk.sccgov.org

Phillips Susan County of Santa Clara (408) 993-4628
susan.phillips@faf.sccgov.org

Romeo Antoinette County of Santa Clara (408) 355-2235
antoinette.romeo@prk.sccgov.org

Theis Shelly County of Santa Clara (408) 299-5736
shelly.theis@pln.sccgov.org

Tietze Noor County of Santa Clara (408) 792-5541
noor.tietze@deh.co.scl.ca.us

Viet Bo County of Santa Clara

Vo Khoa County of Santa Clara (408) 573-2491
khoa.vo@rda.sccgov.org

TRAINING:

DEH -- Solid Waste - Local Enforcement Agency Training

DEH Solid Waste - LEA staff attended a CIWMB/LEA conference promoting coordination between various state oversight boards, such as air, water and solid waste. The topics centered around solid waste facilities and how the public and the environment can be better protected from the impacts of these facilities and the improper or illegal disposal of solid waste.

There were presentations relating to illegal dumping abatement as well as coordinating efforts with the RWQCBs, since local inspectors are their eyes and ears out in the field. The solid waste staff gained valuable information from several topics covered relating to storm water pollution prevention. Solid Waste staff also attends monthly the Technical Advisory Committee meeting addressing a wide range of issues regarding solid waste and recycling including storm water run off and public education.

COUNTY OF SANTA CLARA
CLEAN WATER PROGRAM
ANNUAL REPORT FY 06

Annual Food Facility Inspection Training Meeting--WV Cities and DEH--CPD

On April 18, 2006, twenty-two (22) DEH Consumer Protection Division's Environmental Health Specialists attended a training meeting and slide show presented by the West Valley Clean Water Program (WVCWP) Inspector. The evaluation from the Supervising Environmental Health Specialist was positive: "Jack's presentation was great, and helpful. I believe that review and reinforcement of what a specialist is to look at during at inspection is always beneficial. Comments from staff were positive, especially regarding the photos." (Powerpoint slides).

Inspectors were shown photos of typical problems. The importance of reporting all potential West Valley storm water violations to the West Valley inspector was re-emphasized. Due to increased awareness, DEH inspectors referred at least one potential urban runoff violation, unrelated to food facility inspections, to the WVCWP Inspector this year. Other topics covered at this meeting were:

- Updated contact information;
- How to report urban runoff violations to municipal inspectors to ensure accurate tracking and follow up;
- Feedback on the effectiveness of outreach & educational handouts
- Reminder to distribute pesticide reduction fact sheets called "Don't Set a Table for Pests" to restaurants.

(At the beginning of FY 05-06 the West Valley Inspector began a more aggressive effort to alert restaurants to the need for regular grease interceptor maintenance. At the April 18th training meeting for DEH--CPD Inspectors, the West Valley Inspector suggested that the Environmental Health Specialists look for grease trap maintenance records during their restaurant inspections.)

2nd Annual Regional IPM Conference - Participants
1001 Broadway, Oakland
6/24/2005

NAME	Title/Position	Org/Dept/Company	City	County	State	EMAIL
Jennifer Wilhoit	**Agriculture Biologist**	**Santa Clara County Agriculture**	**Morgan Hill**	**Santa Clara**	**CA**	**Jennifer.wilhoit@era.sccgov.org**
Michelle Nachand	**Agriculture Biologist**	**Santa Clara County Agriculture**	**San Jose**	**Santa Clara**	**CA**	**Michelle.Nachand@era.sccgov.org**
Lowanda Pierson	**Registered Nurse**	**Santa Clara County DADS**	**San Jose**	**Santa Clara**	**CA**	**LOWANDA.PIERSON@HHS.CO.Santa-Clara.CA.US**
Charlene Lilie	**Staff**	**Santa Clara County Health & Hospita**	**San Jose**	**Santa Clara**	**CA**	**Charlene.lilie@hhs.co.santa-clara.ca.us**
Porter Dimery	**Janitor Supervisor**	**Santa Clara County Health & Hospita**	**San Jose**	**Santa Clara**	**CA**	**Porter.Dimery@hhs.co.santa-clara.ca.us**
Naresh Duggal	**County IPM Manager**	**Santa Clara County IPM Program**	**San Jose**	**Santa Clara**	**CA**	**Naresh.Duggal@ceo.sccgov.org**
Craig Crawford	**Field Support Manager**	**Santa Clara County Parks & Rec.**	**Los Gatos**	**Santa Clara**	**CA**	**Craig.Crawford@prk.sccgov.org**
Diane Stambaugh	**Procurement Manager SCC**	**Santa Clara County Procurement**	**San Jose**	**Santa Clara**	**CA**	**Diane.Stambaugh@proc.sccgov.org**
Elva Wilson	**SCC Buyer SCC**	**Santa Clara County Procurement**	**San Jose**	**Santa Clara**	**CA**	**Elva.Wilson@proc.sccgov.org**
Anna Griffin	**Administrative Assistant**	**Santa Clara County Roads & Airport**	**San Jose**	**Santa Clara**	**CA**	**Anna.Griffin@rda.sccgov.org**
Carl Rose	**Road Maintenance Worker**	**Santa Clara County Roads & Airport**	**San Jose**	**Santa Clara**	**CA**	
Carla Schultheis	Storwater Program Manager	Alameda County Public Work Agency	Hayward	Alameda	CA	Carla@acpwa.org
Deana Noonan	Vegetation Management Technician	Alameda County Public Work Agency	Dublin		CA	
Emmanuel Da Costa	Engineer Scientist	Alameda County Public Work Agency	Hayward	Alameda	CA	mannyd@acpwa.org
Saul Ferdan	Weed & Pest Supervisor	Alameda County Public Work Agency	Dublin		CA	saul@acpwa.org
Tami Turpin	Staff Assistant	Alameda County Public Work Agency	Hayward	Alameda	CA	
Allen Harrison sent sub: David James	Vector Control Officer	Alameda County Vector Control	Alameda	Alameda	CA	Aminter@co.alameda.ca.us
Daniel Wilson	Outreach Coordinator	Alameda County Vector Control	Alameda	Alameda	CA	Dwilson@acgov.org
David West	Vector Control Officer	Alameda County Vector Control	Alameda	Alameda	CA	dwest@co.alameda.ca.us
Gary Kunselman	Vector Control Officer	Alameda County Vector Control	Alameda	Alameda	CA	Gary.Kunselman@acgov.org
Jeff Hardman	Senior Vector Control Officer	Alameda County Vector Control	Alameda	Alameda	CA	Jhardman@acgov.org
John E. Sutton	Vector Control Officer	Alameda County Vector Control	Alameda	Alameda	CA	Jsutton@acgov.org
Michael Heung	Vector Control Officer	Alameda County Vector Control	Alameda	Alameda	CA	Michael.Heung@acgov.org
Peggy Miranda	Vector Control Officer	Alameda County Vector Control	Alameda	Alameda	CA	Pmiranda@acgov.org
Sergio Mendoza	Vector Control Officer	Alameda County Vector Control	Alameda	Alameda	CA	Sergio.mendoza@acgov.org
Connie Harris	Sponsor-Guest-ACCWP	Alameda Countywide Clean Water Program		Alameda	CA	bsilva@ci.fremont.ca.us
Gerald Harris	Sponsor-Guest-ACCWP	Alameda Countywide Clean Water Program		Alameda	CA	bsilva@ci.fremont.ca.us
James Scanlin	Program Manager	Alameda Countywide Clean Water Program	Hayward	Alameda	CA	Jims@acpwa.org
Gilbert Proulx	Director of Science	Alpha Wildlife Research & Mangement		Sherwood Park	ALBE	gproulz@alphawildlife.ca

2nd Annual Regional IPM Conference - Participants
1001 Broadway, Oakland
6/24/2005

NAME	Title/Position	Org/Dept/Company	City	County	State	EMAIL
Steve Aguilar	Supervisor	Animal Damage Management Inc	Morgan Hill	Santa Clara	CA	Smuhl@ix.netcom.com
William Tonge	Manager	Animal Damage Management Inc	Morgan Hill	Santa Clara	CA	Smuhl@ix.netcom.com
Annie Joseph	Owner	Ann Joseph Consulting	Benicia		CA	Anniejoseph@ix.netcom.com
Chris Cowen	Regional Manager	Applied Pest Management	Vallejo		CA	apm@appliedpestmgt.com
Mike Hodges	Lead Technician	Applied Pest Management	Vallejo		CA	apm@appliedpestmgt.com
Alexia Pascua		Aquatic Environments Inc	Alamo		CA	Dnajera@aquamog.com
David Najera	Maintenance Division Manager	Aquatic Environments Inc	Alamo		CA	Dnajera@aquamog.com
Lance Dohman or Alexia Pascua		Aquatic Environments Inc	Alamo		CA	Dnajera@aquamog.com
Roger Carlsen	Board Member	Association of Sports Fields Users	Albany		CA	rogercarlsen@msn.com
Roger G. Carlsen	Board Member	Association of Sports Fields Users	Albany		CA	rogercarlsen@msn.com
Michael Baefsky	Owner	Baefsky and Associates			CA	
Wayne Miller	Sales & Executive Manager	Baicor	Logan		UTAH	elke@baicor.com
Gregory E. Wahl	Western Territory Representative	Becker Underwood	San Ramon	Contra Costa	CA	Greg.Wahl@beckerunderwood.com
Jennifer Bates	Coordinator	Bio-Integral Resource Center	Berkeley	Alameda	CA	
William Quarles	Executive Director	Bio-Integral Resource Center	Berkeley	Alameda	CA	
Mike Blankinship	Licensed Professional Civil Engineer	Blankinship and Associates Inc.			CA	
Keith Carson	Board President	Board of Supervisor, Alameda County			CA	
Barbara Pollock	Dist Landscape Specialist	CA Department of Transportation	Stockton	Stockton	CA	Bpollack@dot.ca.gov
Belinda Messenger	Associate Environmental Research Scientist	CA DPR Pest Management & Licensing	Sacramento	Sacramento	CA	bmessenger@cdpr.ca.gov
Ken Decio	Integrated Waste Management Specialist	CA Integrated Waste Management Board	Sacramento	Sacramento	CA	kdecio@ciwmb.ca.gov
Dustin Jones	Intern	California for Pesticide Reform				
Cameron M. Colson	CAMCO Owner	CAMCO	San Jose	Santa Clara	CA	cameroncolson@californiacompliant.com
Lauren McCutchoon	CAMCO	CAMCO	San Jose	Santa Clara	CA	cameroncolson@californiacompliant.com
Ingrid Carmean	Owner	Carmean Pest Management	Fresno		CA	icarmean@aol.com
Art Yamashita		CCC-CWP	Walnut Creek	Contra Costa	CA	
David Stoops		CCC-CWP	Brentwood	Contra Costa	CA	
Diana Walker		CCC-CWP	Walnut Creek	Contra Costa	CA	

2nd Annual Regional IPM Conference - Participants
1001 Broadway, Oakland
6/24/2005

NAME	Title/Position	Org/Dept/Company	City	County	State	EMAIL
Elisa Wilfong	Watershed Management Planning Specialist	CCC-CWP	Martinez	Contra Costa	CA	ewilf@pw.cccounty.us
Jeff Bench		CCC-CWP	Walnut Creek	Contra Costa	CA	
Jeff Gault		CCC-CWP	San Ramon	Contra Costa	CA	
John Davis		CCC-CWP	Walnut Creek	Contra Costa	CA	
Karineh Samkian		CCC-CWP	San Pablo	Contra Costa	CA	
Not specified		CCC-CWP	El Cerrito	Contra Costa	CA	
Not specified		CCC-CWP	Martinez	Contra Costa	CA	
Not specified		CCC-CWP	Richmond	Contra Costa	CA	
Victor mendoza		CCC-CWP	San Ramon	Contra Costa	CA	
Ralphael Prado		CCC-CWP -	Brentwood	Contra Costa	CA	
Charles Rickenbacher	Parks & Facilities Maintenance Manager	CCC-CWP - City of Concord	Concord	Contra Costa	CA	Crickenbacher@ci.concord.ca.us
Jeff Roubal	Senior Administrative Analyst	CCC-CWP - City of Concord	Concord	Contra Costa	CA	jeffr@ci.concord.ca.us
Greg Travers	Park Specialist	CCC-CWP - City of Lafayette	Lafayette	Contra Costa	CA	Gtravers@ci.lafayette.ca.us
James Bloom	Supervisor - MCE City of Lafayette	CCC-CWP - City of Lafayette - MCE	Lafayette	Contra Costa	CA	jbloom@ci.lafayette.ca.us
Maya Rappaport	Storm Water Program Manager	CCC-CWP - City of Orinda	Orinda	Contra Costa	CA	mayarapp@comcast.net
Scott Derdenger	Asst. Suprintendent of Parks/Public Works	CCC-CWP -Parks/Public Works	Moraga	Contra Costa	CA	Publicservices@moraga.ca.us
John Teixeira	Parks Supervisor	CCC-CWP -Town of Danville	Danville		CA	Jteixeira@ci.danville.ca.us
Nancy Stein		CCC-CWP -unincoporated		Contra Costa	CA	
Ronnie Levin		CCC-CWP -unincoporated		Contra Costa	CA	
Jed Johnson	Maintenance Services Manager	CCC-CWP-Town of Danville	Danville		CA	Jjohnson@ci.danville.ca.us
Sue Chiang	Intern	Center for Environmental Health	Oakland	Alameda	CA	anya@cehca.org
Samantha Calamari		Circle Point/ACCWP	San Francisco	San Francisco	CA	s.calamari@circlepoint.com
Susan Piper	Policy Analyst	City Counsel District 4	Oakland	Alameda	CA	Spiper@oaklandnet.com
Doug Poole	Suprintendent	City of Alameda Golf Complex	Alameda	Alameda	CA	ncopper@ci.alameda.ca.us
Gabe Longoria	Maintenance Services Coordinator	City of Alameda Housing Authority	Alameda	Alameda	CA	glongori@alamedahsg.org
Jim Barse	Clean Water Program Specialist	City of Alameda Public Works	Alameda	Alameda	CA	Jbarse@ci.alameda.ca.us
Mark Finger	Public Works Supervisor	City of Alameda Public Works	Alameda	Alameda	CA	mfinger@ci.alameda.ca.us
John McDonald	Park Manager	City of Alameda Rec & Park	Alameda	Alameda	CA	jmcdonal@ci.alameda.ca.us
John Medlock	Maintenance Supervisor	City of Albany	Albany		CA	Jmedlock@albanyca.org
Melinda Chin	Recreation Director	City of Albany Recreation Dept	Albany		CA	mchinn@albanyca.org

2nd Annual Regional IPM Conference - Participants
1001 Broadway, Oakland
6/24/2005

NAME	Title/Position	Org/Dept/Company	City	County	State	EMAIL
Carlene St. John	Public Works Commissioner	City of Berkeley	Berkeley	Alameda	CA	dakagi@ci.berkeley.ca.us
Daniel Akagi	Asst. Civil Engineer	City of Berkeley	Berkeley	Alameda	CA	dakagi@ci.berkeley.ca.us
Jack Darrow	Landscape Gardener	City of Berkeley	Berkeley	Alameda	CA	jdarrow@ci.berkeley.ca.us
Jerry Ongerth	Public Works Commissioner	City of Berkeley	Berkeley	Alameda	CA	dakagi@ci.berkeley.ca.us
Nancy Holland	Public Works Commissioner	City of Berkeley	Berkeley	Alameda	CA	dakagi@ci.berkeley.ca.us
Nathan French	Engineering Inspector	City of Berkeley	Berkeley	Alameda	CA	nfrench@ci.berkeley.ca.us
Lorin Jensen	Supervising Civil Engineer	City of Berkeley Dept of Public Works	Berkeley	Alameda	CA	Ljensen@ci.berkeley.ca.us
Manual M Ramirez	Manager of Environmental Health	City of Berkeley-Environmental Health Division	Berkeley	Alameda	CA	mramirez@ci.berkeley.ca.us
Harmindar Sran	REHS	City of Berkeley-HHS	Berkeley		CA	jfresnido@ci.berkeley.ca.us
Lee Holt	Vector Control Technician	City of Berkeley-HHS	Berkeley	Alameda	CA	lholt@ci.berkeley.ca.us
J. Fresnido	Landscape Gardener	City of Berkeley-Parks & Waterfront	Berkeley	Alameda	CA	jfresnido@ci.berkeley.ca.us
Tim Richmond	Parks Suprintendent	City of Burlingame	Burlingame		CA	Trichmond@burlingame.org
Vince Huppe	Park Supervisor	City of Campbell	Campbell	Santa Clara	CA	VinceH@ci.campbell.ca.us
Saied Aminian	NPDES Coordinator	City of Dublin	Dublin	Alameda	CA	
Peter Schultze-Allen	Env. Analyst	City of Emeryville	Emeryville	Alameda	CA	pschultze-allen@ci.emeryville.ca.us
Tim Crowley	Park Suprintendent	City of Folsom	Folsom		CA	tcrowley@folsom.ca.us
Tim O'Shea	Park Supervisor	City of Folsom	Folsom		CA	toshea@folsom.ca.us
Giff Reagan	Park Field Supervisor	City of Fremont	Fremont	Alameda	CA	greagan@ci.fremont.ca.us
Gloria Reta	Park Supervisor	City of Fremont	Fremont	Alameda	CA	greta@ci.fremont.ca.us
Griff Reagan	Park Field Supervisor	City of Fremont	Fremont	Alameda	CA	greagan@ci.fremont.ca.us
Kyle Kramer	Park Suprintendent	City of Fremont	Fremont	Alameda	CA	kkramer@ci.fremont.ca.us
Lori Marra	Administrative Intern	City of Fremont	Fremont	Alameda	CA	Lmarra@ci.fremont.ca.us
Perry Teo	Park Field Supervisor	City of Fremont	Fremont	Alameda	CA	Pteo@ci.fremont.ca.us
Shannon Szychowski	Environmental Specialist	City of Fremont	Fremont	Alameda	CA	bsilva@ci.fremont.ca.us
Barbara Silva	Environmental Specialist	City of Fremont - Enviromental Services Division	Fremont	Alameda	CA	bsilva@ci.fremont.ca.us
Chris Weske		City of Gilroy	San Jose	Santa Clara	CA	cweske@ci.gilroy.ca.us

2nd Annual Regional IPM Conference - Participants
1001 Broadway, Oakland
6/24/2005

NAME	Title/Position	Org/Dept/Company	City	County	State	EMAIL
Rick Brandini	Facilities Supervisor	City of Gilroy	Gilroy	Santa Clara	CA	Rbrandini@ci.gilroy.ca.us
		City of Gilroy	Gilroy	Santa Clara	CA	
Dan Nagle	Landscape Manager	City of Hayward	Hayward	Alameda	CA	dan.nagle@hayward.ca.us
Dije Ndreu	Water Pollution Control Administrator	City of Hayward	Hayward	Alameda	CA	dije.ndreu@hayward.ca.us
Jaime Rosenburg	WPSC Inspector	City of Hayward	Hayward	Alameda	CA	jaime.rosenberg@hayward.ca.us
Jim Lear	Assoc. Civil Engineer	City of Hayward	Hayward	Alameda	CA	Jim.lear@hayward.ca.gov
Michelle Koo	Development Review Specialist	City of Hayward	Hayward	Alameda	CA	Michelle.Koo@Hayward.ca.gov
Teresa Tubbs	Facilities Storekeeper	City of Hayward	Hayward	Alameda	CA	teresa.tubbs@hayward.ca.us
Sharron Bowen	Administrative Analyst	City of Hayward - Water Pollution Source Control	Hayward	Alameda	CA	Sharron.bowen@hayward-ca.gov
Alex Paredes	Source Control Coordinator	City of Livermore	Livermore		CA	adparedes@ci.livermore.ca.us
Ed Murdock	Landscape Maintenance Supervisor	City of Livermore	Livermore	Contra Costa	CA	ejmurdock@ci.livermore.ca.us
Lynna Grijalva	Source Control Coordinator	City of Livermore	Livermore		CA	lgrijalva@ci.livermore.ca.us
Carol Mckee	Lead Worker	City of Los Altos	Sunnyvale	Santa Clara	CA	carolmckee@comcast.net
Doug Riley	Public Works Supervisor	City of Los Altos	Los Altos	Santa Clara	CA	Doug.Riley@ci.los-altos.ca.us
Todd Perotti	Blvd Lead Worker	City of Los Altos	Mountain View	Santa Clara	CA	
Anne Beale	Maintenance Supervisor	City of Morgan Hill - Public Works	Morgan Hill	Santa Clara	CA	abeale@morgan-hill.ca.us
Mori Struve sub KDL	Deputy Director	City of Morgan Hill - Public Works	Morgan Hill	Santa Clara	CA	Moris@morgan-hill.ca.gov
Eric Anderson	Urban Runoff Coordinator	City of Mountain View	Mountain View	Santa Clara	CA	Eric.Anderson@ci.mtnview.ca.us
Bruce Hurlburt	Parks Section Manager	City of Mt.View - Parks Division	Mt.View	Santa Clara	CA	bruce.hurlburt@ci.mtnview.ca.us
Chris Nocera	Park Maintenance Worker III	City of Mt.View - Parks Division	Mt.View	Santa Clara	CA	rachel.gregorio@ci.mtnview.ca.us
Efren Arriaga	Parks Supervisor	City of Mt.View - Parks Division	Mt.View	Santa Clara	CA	parks@ci.mtnview.ca.us
Jose Gonzalez	Parks Maintenance Worker III	City of Mt.View - Parks Division	Mt.View	Santa Clara	CA	parks@ci.mtnview.ca.us
Liz Ogaz-lanuza	Parks Supervisor	City of Mt.View - Parks Division	Mt.View	Santa Clara	CA	liz.ogaz-lanuza@ci.mtnview.ca.us
Richard Schiffer	Park Maintenance Worker III	City of Mt.View - Parks Division	Mt.View	Santa Clara	CA	rachel.gregorio@ci.mtnview.ca.us
Mike Gonzalez	Building Mechanic II	City of Newark	Newark	Alameda	CA	tami.lewis@newark.org
Sue Carey	Landscape/Parks II	City of Newark	Newark	Alameda	CA	tami.lewis@newark.org
Camille Rodgers	Inspector/suppression District	City of Oakland	Oakland	Alameda	CA	loisloving@oaklandnet.com
James A. Williams	Deputy Chief/Fire Marshall	City of Oakland	Oakland	Alameda	CA	jwilliams@oaklandnet.com
Jim Ryugo	Parks & Building Manager	City of Oakland	Oakland	Alameda	CA	jryugo@oaklandnet.com
Leroy Griffin	Asst. Fire Marshall	City of Oakland	Oakland	Alameda	CA	lgriffin@oaklandnet.com

2nd Annual Regional IPM Conference - Participants
1001 Broadway, Oakland
6/24/2005

NAME	Title/Position	Org/Dept/Company	City	County	State	EMAIL
Julie Weiss	Environmental Specialist	City of Palo Alto	Palo Alto	Santa Clara	CA	Julie.weiss@cityofpaloalto.org
Karin D. North	Associate Engineer	City of Palo Alto	Palo Alto	Santa Clara	CA	
Floyd Logan	Senior Maintenance Worker	City of Piedmont	Piedmont		CA	lajello@ci.piedmont.ca.us
Jerry Dias		City of Piedmont	Piedmont		CA	
Victor Brown		City of Pinnole	Suisun City		CA	
Vince	Maintenance II	City of Pinnole	Suisun City		CA	
Michael Moore	Senior Maintenance Worker	City of Pleasant Hill - Corporation Yard	Pleasant Hill		CA	Mmoore@ci.pleasant-hill.ca.us
Brian Lorimer	Source Control Inspector	City of Pleasanton	Pleasanton		CA	blorimer@ci.pleasanton.ca.us
Gordon Mann	Public Works Suprintendent	City of Redwood City	Redwood		CA	gmann@redwoodcity.org
Barry Williams	Park Supervisor	City of Richmond	Richmond	Alameda	CA	barry-williams@ci.richmond.ca.us
Kyle Raphael	Parks General Supervisor	City of Sacramento	Sacramento	Sacramento	CA	Kraphael@cityofsacramento.org
Arturo B. Burgueno	Sr. Maintenance Worker	City of San Carlos	San Carlos		CA	aburgueno@cityofsancarlos.org
Frank Rivera	Sr. Maintenance Worker	City of San Carlos	San Carlos		CA	Frivera@cityofsancarlos.org
Jean Saint Martin	Maintenance Worker	City of San Carlos	San Carlos		CA	aburgueno@cityofsancarlos.org
Sylvain Giraud	Maintenance Worker	City of San Carlos	San Carlos		CA	aburgueno@cityofsancarlos.org
Phil Rossi	Parks & Recreation IPM Coordinator	City of San Francisco	San Francisco	San Francisco	CA	phil.rossi@sfgov.org
Jean LaDuc	Horticulturist	City of San Jose	San Jose	Santa Clara	CA	Jean.Laduc@sanjoseca.gov
Jessie Denver	Biologist	City of San Jose	San Jose	Santa Clara	CA	Jessie.denver@sanjose.ca.gov
Rich Gonzales	Engineering Technician II	City of San Jose	San Jose	Santa Clara	CA	Rich.Gonzales@sanjoseca.gov
Walter Lin	Senior Engineering Technician	City of San Jose	San Jose	Santa Clara	CA	Walter.Lin@sanjoseca.gov
Anastazia Aziz	Assoc. Environmental Services Specialist	City of San Jose-ESD	San Jose	Santa Clara	CA	Anastazia.aziz@sanjose.ca.gov
Melody Tovar	Supervising Environmental Services Specialist	City of San Jose-ESD	San Jose	Santa Clara	CA	Melody.tovar@sanjose.ca.gov
Sharon Newton	Environmental Services Specialist	City of San Jose-ESD	San Jose	Santa Clara	CA	Sharon.Newton@sanjose.ca.gov
Steven Osborn	Environmental Program Manager	City of San Jose-ESD	San Jose	Santa Clara	CA	Steven.Osborn@sanjose.ca.gov
Cindy Rebhan	Parks Manager	City of San Jose-Parks	San Jose	Santa Clara	CA	Cindy.rebhan@sanjose.ca.gov
Mike McClintock	Parks Facility Supervisor	City of San Jose-Parks	San Jose	Santa Clara	CA	Mike.McClintock@sanjose.ca.gov
Greg Shiflett	Tree Operations Supervisor	City of San Lorenzo	San Leandro		CA	gshiflett@ci.sanleandro.ca.us
Vern Bessey	Environmental Program Manager	City of San Mateo	San Mateo	San Mateo	CA	Vbessey@cityofsanmateo.org
Brian Brickman	General Manager II	City of Santa Clara	Santa Clara	Santa Clara	CA	
Chuck Quanz	General Manager III	City of Santa Clara	Santa Clara	Santa Clara	CA	
Joe Luna	St. Mantenance Worker I	City of Santa Clara	Santa Clara	Santa Clara	CA	

2nd Annual Regional IPM Conference - Participants
1001 Broadway, Oakland
6/24/2005

NAME	Title/Position	Org/Dept/Company	City	County	State	EMAIL
Larry Zichowic	St. Maintenance Worker IV	City of Santa Clara	Santa Clara	Santa Clara	CA	
David Venturini	Park Supervisor	City of South San Francisco	South San Francis	San Francisco	CA	David.Venturini@ssf.net
Gordon Ward	Park Lead Maintenance Worker	City of South San Francisco	South San Francis	San Francisco	CA	Vicki.Healy@ssf.net
Norm Gok	Park Suprintendent	City of South San Francisco	South San Francis	San Francisco	CA	Norman.gok@ssf.net
Susan Mora Loyko	Stormwater Outreach Coordinator	City of Stockton/Municipal Utilities Dept.	Stockton		CA	susan.loyko@ci.stockton.ca.us
Jeff Penrod	Landscape Foreman	City of Suisun City	Suisun City		CA	jpenrod@suisun.com
Scott Morton	Parks Supervisor	City of Sunnyvale	Sunnyvale	Santa Clara	CA	smorton@ci.sunnyvale.ca.us
Courtney D. Vasquez	Management Analyst - Clean Water	City of Union City-Environmental Program	Union City	Alameda	CA	Courtneyv@ci.union.city.ca.us
James Ludwig	Pest Supervisor	Clark Pest Control	Antioch	Contra Costa	CA	jludwig@clarkpest.com
Thomas Benney		Clean Lakes				
Paula Edmonds	Facilities Manager	Contra Costa County	Martinez	Contra Costa	CA	pedmo@pw.cccounty.us
Mattew Slattengren	Agriculture Biologist	Contra Costa County Agriculture	Concord		CA	mslat@ag.cccounty.us
Ralph Fonseca	Fonseca	Contra Costa County Agriculture	Concord	Contra Costa	CA	rtons@ag.cccounty.us
Javier Setovitch	Operations Superintendent	Contra Costa Water District	Concord	Contra Costa	CA	Jsetovich@ccwater.com
Jon Adams	Ground Maintenance	Contra Costa Water District	Concord	Contra Costa	CA	rnakagawa@ccwater.com
Pat McConnell	Ground Maintenance	Contra Costa Water District	Concord	Contra Costa	CA	Pmcconnell@ccwater.com
Roger Nakagawa	Crew Leader PCA	Contra Costa Water District	Concord	Contra Costa	CA	rnakagawa@ccwater.com
Dennis Nunes	Grounds Supervisor	County of Alameda	Dublin	Contra Costa	CA	dennis.nunes@acgov.org
Herman R. Watkins	Supervisor Gardener	County of Alameda	Alameda	Alameda	CA	herman.watkins@acgov.org
Milton Smith	Janitor Supervisor II	County of Alameda	Dublin		CA	milton.smith@ac.gov.org
Scott Haggerty	VP-Board of Supervisors	County of Alameda		Alameda	CA	
C Candace Fitzgerald	Real Property Manager	County of Alameda GSA	Oakland	Alameda	CA	candace.fitzgerald@acgov.org
Dorothy Killingsworth	Manager of Janitorial	County of Alameda GSA	Oakland	Alameda	CA	dorothy.killingsworth@acgov.org
John D. Yue	Projects Manager - Leased Property	County of Alameda GSA	Oakland	Alameda	CA	John.Yue@acgov.org
Dan Gwaltney	Associate Civil Engineer	County of Sacramento	Sacramento	Sacramento	CA	gwaltneyd@saccounty.net
Henry Almanza	Park Maintenance Supervisor	County of Sacramento	Sacramento	Sacramento	CA	halmanza@sacparks.org
Dave Tamayo	Supervising Industrial Waster Inspector	County of Sacramento Stormwater Quality Progra	Sacramento	Sacramento	CA	tamayod@saccounty.net
Janet Parris	Principal Engineer Tech	County of Sacramento Stormwater Quality Progra	Sacramento	Sacramento	CA	parrisj@saccounty.net
Jeanette Watson	Environmental Specialist	County of Sacramento Stormwater Quality Progra	Sacramento	Sacramento	CA	watsonj@saccounty.net
Josh Reilly	Safety Officer	County of Santa Cruz	Santa Cruz	Santa Cruz	CA	josh.reilly@co.santa-cruz.ca.us

2nd Annual Regional IPM Conference - Participants
1001 Broadway, Oakland
6/24/2005

NAME	Title/Position	Org/Dept/Company	City	County	State	EMAIL
Dawne Harman	Asst. Suprintendent	County of Santa Cruz Public Works	Santa Cruz	Santa Cruz	CA	
Terry Reynolds		County of Santa Cruz Public Works	Santa Cruz	Santa Cruz	CA	
Vance Wagner	Maintenance Supervisor	County of Santa Cruz Public Works	Santa Cruz	Santa Cruz	CA	
Eugene Kriakin	Area Representative	Crane Pest Control	San Francisco	San Francisco	CA	hr@cranepestcontrol.com
Paul Cooper	District Service Manager	Crane Pest Control	San Francisco	San Francisco	CA	hr@cranepestcontrol.com
David Larson		CSUEB	Hayward	Alameda	CA	
Sheila Daar	Prinpal	DARR/IPM Consulting Group	San Francisco	San Francisco	CA	pesty93@yahoo.com
Nita Davidson	Environmental Research S	Dept. of Pesticide Regulation	Sacramento	Sacramento	CA	Ndavidson@cdpr.ca.gov
Robert Elliott	Assoc. Environmental Research Scientist	Dept. of Pesticide Regulation	Sacramento	Sacramento	CA	Belliott@cdpr.ca.gov
Patricia Matteson	Assoc. Environmental Research Scientist	Dept. of Pesticide Regulation Cal/EPA, Pest Mana	Sacramento	Sacramento	CA	Pmatteson@cdpr.ca.gov
Jasmine Rojo	Environmental Compliance Inspector	Dublin San Ramon Services District	Dublin		CA	Rojo@dsrsd.com
George Barlow	President	E.P.A. PROVCO	Yuba City		CA	gbarlow@provco.net
Jeremy Tobin	Account Manager	East Bay Landscaping Company Inc.	San Leandro	Alameda	CA	Jeremy@eastbaylandscaping.com
Richard Applebaum	General Manager	East Bay Landscaping Company Inc.	San Leandro	Alameda	CA	Richard@eastbaylandscaping.com
Kurt Hurley	Program Manager	Ecology Action of Santa Cruz	Santa Cruz	Santa Cruz	CA	Kurt@ecoact.org
Kyrrha Serco	Program Manager	Ecology Action of Santa Cruz	Santa Cruz	Santa Cruz	CA	Kserco@ecoact.org
Ben Taube	Director of Government Affairs	EcoSmart Technologies Inc	Alpharetta		GA	BTaube@ecosmart.com
David Murphy	VP Commercial Division	EcoSmart Technologies Inc	Alpharetta		GA	DMurphy@ecosmart.com
Don Reierson	Scientific Advisory Board	EcoSmart Technologies Inc	Franklin		TN	Jhight@ecosmart.com
Grayson Martin	Business Development Manager	EcoSmart Technologies Inc	Alpharetta		GA	Gmartin@ecosmart.com
Joe Murphy	VP Operations/CFO	EcoSmart Technologies Inc	Franklin		TN	JMurphy@ecosmart.com
Judy Hight	Administration	EcoSmart Technologies Inc	Franklin		TN	Jhight@ecosmart.com
Ramon Georgis	VP Agriculture Division	EcoSmart Technologies Inc	Franklin		TN	Rgeorgis@ecosmart.com
Steven M. Bessette	President	EcoSmart Technologies Inc	Franklin		TN	Sbessette@ecosmart.com
Patrizio Guccione	Associate Scientist	EOA Inc.	Oakland	Alameda	CA	
Marty Nehl	Sales Representative	Flame Engineering Inc.	LaCrosse		KS	flame@flameengineering.com
Frank Nunez	Director of Operations	Foothill Deanza Community College District - Plan	Cupertino	Santa Clara	CA	goresally@fhda.edu
Roberto Guzman	Area Manager Peninsula Operations	Gachina Landscape Management	Menlo Park		CA	rguzman@gachina.com
Mike Gillett	Branch Manager	Gothic Gronds Management	Valencia		CA	slampert@gothiclandscape.com
Bill Gardner	Supervisor of Parks	Hayword Area Recreation Park District	Hayward	Alameda	CA	garb@haywardrec.org
John Anderson	Owner	Hedgerow Farms	Winters		CA	
Sean Kenady	Farm Manager	Hedgerow Farms	Farm Manager	Winters	CA	Spoonyman7@aol.com
Janet P. Gross	President	Heritage Landscapes	San Anselmo		CA	Jan@herlandscapes.com
Richard K. Sealana Sr.	Principal	Institute for Horticulture Studies	Union City	Alameda	CA	RichardS@hortstudies.org
Donald W. Sturniolo		Integrated Bio Control Systems Inc	Aurora		IL	info@nematodary.com
Larry Hughes	Suprintendent	June Lake Public Utility District	June Lake		CA	jlpudnfire@gnet.com
Terry Byrnes	Environmental Consultant	Life Garden	Walnut Creek	Contra Costa	CA	TerryByrnes@earthlink.net
Stacey K. Carlson	Agriculture Commissioner	Marin County Dept. of Agriculture/W&M	Novato		CA	Scarlsen@co.marin.ca.us
Dave Hattem	Chief of Landscape Services	Marin County Parks	San Rafael		CA	dhattem@co.marin.ca.us
Don Thomas	Horticulturist	Medallion Landscape Management Inc.	San Jose	Santa Clara	CA	Don.Thomas@mlmi.com
John Gates	CEO	Medallion Landscape Management Inc.	San Jose	Santa Clara	CA	j.gates@mlmi.com
Jeff Phillips	Retail Sales Manager	Monsanto	Atascadero		CA	Michael.L.Krebsbach@monsanto.com
Michael Krebsbach	Retail Sales Manager	Monsanto	Atascadero		CA	Michael.L.Krebsbach@monsanto.com
Abbie Asche	Agriculture Biologist	Monterey County	Salinas	Monterey	CA	aschea@ca.monteray.ca.us
Becky White	Agriculture Biologist	Monterey County	Salinas		CA	Bwhite@co.monterey.ca.us
Lucia Rocha	Agriculture Biologist	Monterey County	Salinas	Monterey	CA	
Roger Little	Agriculture Biologist	Monterey County	Salinas	Monterey	CA	aschea@ca.monteray.ca.us
Humberto Izquierdo	Agricultural Biologist	Napa County Agriculture Department	Napa	Napa	CA	hizquier@co.napa.ca.us
Nate Silin	Owner	New Growth Landscape	Oakland	Alameda	CA	Newgrowthlandscape@sbcglobal.net
Lee Barrett	Director of Sales Western Division	NISUS Corporation	Corona		CA	leeb@nisuscorp.com
Bill Masheh	Owner	Northwest Termite Inc	Santa Rosa		CA	rubicon@sonic.net
Tor McPartland	President	Organge Guard Inc	Carmel Valley		CA	tor@orangeguard.com
Zia Siddiqi	Director Quality Assurance	Orkin Exterminating Inc			GA	zsiddiq@rollinscorp.com
Mike Brownell	Service Manager	Orkin Inc.	Livermore	Contra Costa	CA	Mbrownell@Orkin.com
Pat Copps	Division Technical Services Manager	Orkin Inc.	Costa Mesa		CA	Pcopps@rollins.com
Tom Lemon	Operations Manager	Orkin Inc.	Livermore	Contra Costa	CA	Tlemon@Orkin.com
Joe Vallaire	Golf Course Suprintendent	Palo Alto Municipal Golf Course	Palo Alto	Santa Clara	CA	joseph.vallaire@cityofpaloalto.org
Rosemary Lombard	Program Asst. Source Control	Palo Alto Regional Water Quality Control Plant	Palo Alto	Santa Clara	CA	rosemary.lombard@cityofpaloalto.org
Susan Jun Fish	Director	Parents for Safer Environment	Moraga	Contra Costa	CA	
Valerie Matonis	Parks Manager	Parks	Redwood	San Mateo		vmatonis@redwoodcity.org
Luis Agurto	Chairman/CEO	Pestec	Antioch		CA	luisagurto@yahoo.com
Luis Agurto Jr.		Pestec	Antioch		CA	
Not specified	Not Specified	Pestec	Antioch		CA	luisagurto@yahoo.com

2nd Annual Regional IPM Conference - Participants
1001 Broadway, Oakland
6/24/2005

NAME	Title/Position	Org/Dept/Company	City	County	State	EMAIL
Bob Sarina	Volunteer	Pesticide Alternatives of Santa Clara County	San Jose	Santa Clara	CA	bserina@aol.com
Eber Aguilar	Branch 2 Service Tech	Phillips Pest Control	Hayward		CA	phillipspestctl@sbcglobal.net
Glenn Martin	Branch 2 Service Tech	Phillips Pest Control	Hayward		CA	phillipspestctl@sbcglobal.net
J. Phillips Jr.	Owner & Operator	Phillips Pest Control	Hayward		CA	phillipspestctl@sbcglobal.net
Marty Baumann	General Manager	Plant Health Care Inc	Pittsburgh	Contra Costa	CA	mbaumann@planthealthcare.com
Christa Conforti	IPM Coordinator	Presidio Trust	San Francisco	San Francisco	CA	cconforti@presidiotrust.gov
Diane Mahann	Public Works Supervisor	Public Works	Cupertino	Santa Clara	CA	Dianema@cupertino.org
John Bisely	Public Works Supervisor	Public Works	Cupertino	Santa Clara	CA	Johnb@cupertino.org
Petra Lee	Environmental Scientist	Regional Water Quality Control Board-Central Val	Rancho Cordova		CA	plee@waterboards.ca.us
Lowell Young	Operations Manager	Rubicon Programs/Enterprise Inc	Pittsburgh		CA	lowelly@rubiconpgms.org
Bill Johnson	Pesticide TMDL Coordinator	S.F. Bay Water Board	Oakland	Alameda	CA	wjohnson@waterboards.ca.gov
Tom W. Greer	Supervisor Gardener/Labor Shop	Sacramento City Unified School District	Sacramento	Sacramento	CA	Tommy-greer@sac-city.k12.ca.us
Wayne A. Urbani	Pest Clontrol Technician	Sacramento City Unified School District	Sacramento	Sacramento	CA	
Jim Schubert	Landscape Architect	Sacramento County	Sacramento	Sacramento	CA	SchubertJ@saccounty.net
David Jernigan	Assistant Environmental Analyst	Sacramento County Airport	Sacramento	Sacramento	CA	jerniganda@saccounty.org
Dave Latzen	Manager Drainage Maintenance	Sacramento County Water Quality	Sacramento	Sacramento	CA	Latzend@saccounty.net
Glen Albertini	Highway Maintenance Supervisor II	Sacramento County Water Quality	Sacramento	Sacramento	CA	Albertinig@saccounty.net
Jim Bradley	Highway Maintenance Supervisor II	Sacramento County Water Quality	Sacramento	Sacramento	CA	BradleyJ@saccounty.net
Dale Wiggleesworth	Senior Engineering Technician	Sacramento County Water Resources	Sacramento	Sacramento	CA	wigglesworthd@saccounty.net
Scott Miller	Suprintendent	Sacramento Water Quality	Sacramento	Sacramento	CA	Millers@saccounty.net
Chris Geiger	SF IPM Program Manager	San Francisco Dept. of Environment	San Francisco	San Francisco	CA	Chris.geiger@sfgov.org
Deanna Simon	Toxic Reduction Specialist	San Francisco Dept. of Environment	San Francisco	San Francisco	CA	Deanna.simon@sfgov.org
Laura Speare	Project Manager UP3	San Francisco Estuary Project	Oakland	Alameda	CA	lspeare@sbcglobal.net
Scott Taylor	Water Quality Technician	San Francisco Public Utilities Commission	San Francisco	San Francisco	CA	staylor@sfwater.org
Fran Abbott	Recycling Specialist	San Joaquin County Public Works	Stockton		CA	fabbott@co.san-joaquin.ca.us
Denise Thomas	Management Analyst II	San Joaquin County Public Works - Stormwater D	Stockton		CA	dthomas@co.san-joaquin.ca.us
Jennifer Diciano	Management Analyst	San Joaquin County Public Works - Stormwater D	Stockton		CA	jdiciano@co.san-joaquin.ca.us
Christine Linne	Agriculture Biologist	San Luisobispo Dept. of Agriculture	San Luisobispo		CA	Clinne@co.slo.ca.us
Tamara Kleeman	Agriculture Biologist	San Luisobispo Dept. of Agriculture	San Luisobispo		CA	tkleeman@co.slo.ca.us
Jeff Garibaldi	Biologist/Standards Specialist	San Mateo County Department of Agriculture/W&I	Redwood	San Mateo	CA	jgaribaldi@co.sanmateo.ca.us
Walter Marchetti	Environmental Health & Safety Supevisor	Santa Clara County Valley Transportation Authori	San Jose	Santa Clara	CA	walter.marchetti@vta.org
Gareth Shepherd	Enviromental Health & Safety Specialist	Santa Clara County VTA	San Jose	Santa Clara	CA	Gareth.Shepherd@vta.org
Robert H. Suzuki		Santa Clara County VTA	San Jose	Santa Clara	CA	Robert.Suzuki@vta.org
Kim Gelfand	Environmental Health & Safety Coordinator	Santa Clara Health & Hospitals	SanJose	Santa Clara	CA	Kim.gelfand@hhs.co.santa-clara.ca.us
Bob Furtoda	Senior Maintenance Worker	Santa Clara Valley Water District	San Jose	Santa Clara	CA	bfurtoda@valleywater.org
Daniel Hill	Maintenance Worker II	Santa Clara Valley Water District	San Jose	Santa Clara	CA	dhill@valleywater.org
Fidel P. Gonzalez	Maintenance Worker II	Santa Clara Valley Water District	San Jose	Santa Clara	CA	Fgonzalez@valleywater.org
Gonzalo Gonzalez	Senior Maintenance Worker	Santa Clara Valley Water District	San Jose	Santa Clara	CA	Ggonzalez@valleywater.org
Greg Aso	Senior Maintenance Worker	Santa Clara Valley Water District	San Jose	Santa Clara	CA	gaso@valleywater.org
Huy Pham	Maintenance Worker II	Santa Clara Valley Water District	San Jose	Santa Clara	CA	hpham@valleywater.org
Jen Codianne	Vegetation Program Specialist	Santa Clara Valley Water District	San Jose	Santa Clara	CA	jcodianne@valleywater.org
John Chapman	Maintenance Worker II	Santa Clara Valley Water District	San Jose	Santa Clara	CA	jchapman@valleywater.org
Judy Ingols	Senior Field Operations Administrator	Santa Clara Valley Water District	San Jose	Santa Clara	CA	jingols@valleywater.org
Kate Slama	Water Quality Specialist	Santa Clara Valley Water District	San Jose	Santa Clara	CA	kslama@valleywater.org
Leo Dumont	Senior Maintenance Worker	Santa Clara Valley Water District	San Jose	Santa Clara	CA	ldumont@valleywater.org
Leonard B. Glawatz	Senior Maintenance Worker	Santa Clara Valley Water District	San Jose	Santa Clara	CA	Lglawatz@valleywater.org
M. Zak Mousli	Vegetation Specialist	Santa Clara Valley Water District	Morgan Hill	Santa Clara	CA	zmousli@valleywater.org
Mario A. Hernandez	Maintenance Worker II	Santa Clara Valley Water District	San Jose	Santa Clara	CA	Mhernandez@valleywater.org
Mark Wander	Unit Manager - Vegetation Management	Santa Clara Valley Water District	San Jose	Santa Clara	CA	mwander@valleywater.org
Mike Sanchez	Senior Field Operations Administrator	Santa Clara Valley Water District	San Jose	Santa Clara	CA	msanchez@valleywater.org
Rick L. Austin	Vegetation Program Specialist II	Santa Clara Valley Water District	San Jose	Santa Clara	CA	raustin@valleywater.org
Robert Mahon	Senior Maintenance Worker	Santa Clara Valley Water District	San Jose	Santa Clara	CA	Rmahon@valleywater.org

2nd Annual Regional IPM Conference - Participants
1001 Broadway, Oakland
6/24/2005

NAME	Title/Position	Org/Dept/Company	City	County	State	EMAIL
Walter Mitchell	Senior Maintenance Worker	Santa Clara Valley Water District	San Jose	Santa Clara	CA	Wmitchell@valleywater.org
Margaret Iliff	Park Maintenance Manager	Santa Cruz County Parks	Santa Cruz	Santa Cruz	CA	prc043@scparks.com
Ronald Lechner	Project Manager	Santa Cruz County Redevelopment Agency	Santa Cruz	Santa Cruz	CA	red032@co.santa-cruz.ca.us
Steve Parshall	Road Maintenance Worker	SCC Road East Yard	San Jose	Santa Clara	CA	Connie.Stottrup@rda.sccgov.org
Greg Guevara	Road Maintenance Worker	SCC Road South Yard	San Jose	Santa Clara	CA	Connie.Stottrup@rda.sccgov.org
Jess Alonzo	Road Maintenance Worker	SCC Road South Yard	San Jose	Santa Clara	CA	Connie.Stottrup@rda.sccgov.org
Mel Biggs	Road Maintenance Worker	SCC Road South Yard	San Jose	Santa Clara	CA	Connie.Stottrup@rda.sccgov.org
Thomas Martinez	Road Maintenance Worker	SCC Road South Yard	San Jose	Santa Clara	CA	Connie.Stottrup@rda.sccgov.org
Randy Fragosa	Road Maintenance Worker	SCC Road West Yard	San Jose	Santa Clara	CA	Connie.Stottrup@rda.sccgov.org
Richie Matthews	Road Maintenance Worker	SCC Road West Yard	San Jose	Santa Clara	CA	Connie.Stottrup@rda.sccgov.org
Robert Bertlow	Road Maintenance Worker	SCC Road West Yard	San Jose	Santa Clara	CA	Connie.Stottrup@rda.sccgov.org
Jeff Larsen	Road Maintenance Worker	SCC Roads East Yard	San Jose	Santa Clara	CA	Connie.Stottrup@rda.sccgov.org
Albert Garcia	Road Maintenance Worker	SCC Roads South Yard	San Jose	Santa Clara	CA	Connie.Stottrup@rda.sccgov.org
John Rodoni	Road Maintenance Worker	SCC Roads South Yard	San Jose	Santa Clara	CA	Connie.Stottrup@rda.sccgov.org
Roxan Nasiri	Assoc. Scientist	SCVURPPP/EOA Inc.	Oakland	Alameda	CA	roxan@eoainc.com
Bill Segale		Segale & Cerini Inc	Colma		CA	Seggerbill@aol.com
Corina C. Rieder	Nursery Specialist	SF Recreation & Parks Department	San Francisco	San Francisco	CA	corina@inreach.com
Kristen Natoli	Nursery Specialist	SF Recreation & Parks Department	San Francisco	San Francisco	CA	
Clare Cangiolosi	Nursery Specialist	SF Recreation & Parks GGP Conservatory of Flo	San Francisco	San Francisco	CA	
Dale Bowyer		SFBRWQCB	Oakland	Alameda	CA	
Jan O'Hara		SFBRWQCB	Oakland	Alameda	CA	
Debbi Nichols	Volunteer	SFEP				
Arthur J. Slater	Owner	Slater's Pest Control	Sebastopol		CA	Jaslater@compuserve.com
Priscilla Lane	Senior Biologist	Sonoma County Agriculture	Santa Rosa	Sonoma	CA	plane@sonoma-county.org
Steve Scott	Senior Natural Resource Specialist	SRWTP Bufferlands	Elk Grove		CA	scotts@saccounty.net
Jeanne Nadere		StopWaste Organization	San Leandro		CA	teade@stopwaste.org
Lawerence Grodeska		StopWaste Organization	San Leandro		CA	teade@stopwaste.org
Teresa Eade	Senior Program Manager	StopWaste Organization	San Leandro		CA	teade@stopwaste.org
Craig Burdsall	General Manager	Sundance Landscaping Inc	Oakland	Alameda	CA	cburdsall@sundancelandscape.com
Christine Palisoc	Environmental Scientist	SWRCB Region 5	Sacramento	Sacramento	CA	cpalisoc@waterboards.ca.gov
Tanya Drlik	IPM Consultant	Tanya Drlik and Associates	Berkeley	Alameda	CA	Tdrlik@earthlink.net
Casey Brierley	V.P. & Regional Manager	Target Speciality Products	San Jose	Santa Clara	CA	casey.brierley@target-speciality.com
Cindy Bishop	Vegetation Management Business Manager	Target Speciality Products	San Jose	Santa Clara	CA	cindy.bishop@target-speciality.com
Nancy Voorhees	Pest Control Advisor	Target Speciality Products	San Jose	Santa Clara	CA	Nancy.Voorhees@target-speciality.com
Kelly Moran	President	TDC Environmental	San Mateo	San Mateo	CA	Kmoran@tdcenvironmental.com
Bill Pierce	Technical Specialist	Terminix International	Roseville		CA	Bpierce@terminix.com
Darrell Ennes	Director Government Affairs	Terminix International	Roseville		CA	Dennes@terminix.com
Clair Beyer	Program Coordinator	The Watershed Project	Richmond	Alameda	CA	Clair@thewatershedproject.org
Jen Brown	Education Director	The Watershed Project	Richmond	Alameda	CA	Jen@thewatershedproject.org
Kari Rodenkirchen	Program Coordinator	The Watershed Project	Richmond	Alameda	CA	Kari@thewatershedproject.org
Martha Berthelsea	Program Coordinator	The Watershed Project	Richmond	Alameda	CA	martha@thewatershedproject.org
Dave Davenport	Assistant Suprintendent Public Works	Town of Tiburon	Tiburon		CA	ddavenport@ci.tiburon.ca.us
Christopher Lundin	Owner	Tree Health Care	Piedmont		CA	Lundin@mac.com
Alex Ruiz	Area Manager	TruGreen Landcare	Santa Clara		CA	cristina-gonzalez@landcare.com
Bob Hornyak	Area Manager	TruGreen Landcare	Santa Clara		CA	cristina-gonzalez@landcare.com
Jeff Kunkel	Branch Manager	TruGreen Landcare	Santa Clara		CA	cristina-gonzalez@landcare.com
Patrick Bobias	Area Manager	TruGreen Landcare	Santa Clara		CA	cristina-gonzalez@landcare.com
Paul West	Operations Manager	TruGreen Landcare	Santa Clara		CA	cristina-gonzalez@landcare.com
Steve Nelson	Area Manager	TruGreen Landcare	Santa Clara		CA	cristina-gonzalez@landcare.com
Susan Carey	Area Manager	TruGreen Landcare	Santa Clara		CA	cristina-gonzalez@landcare.com
Igor Lacan	Graduate Student	UC Berkeley	Berkeley	Alameda	CA	ilacan@nature.berkeley.edu
Margaret Hurlbert	IPM Specialist	UC Berkeley	Berkeley	Alameda	CA	hurlbert@berkeley.edu
Morris Lever	Park Management Technician	UC Berkeley	Berkeley	Alameda	CA	mlever0@excite.com
Gina Solomon	M.D., M.P.H. Professor	UC San Francisco Medical School			CA	
Kathy Hofmann	Program Coordinator	UCCE Alameda	Alameda	Alameda	CA	Kahofmann@ucdavis.edu
Bethallyn Black	Urban Hort/MG Program	UCCE Contra Costa	Pleasant Hill		CA	Bblack@ucdavis.edu
Chris L. McNeil	Sales Representative	Univar	San Jose	Santa Clara	CA	Chris.McNeil@univarusa.com
Anil Shrestha	IPM Weed Ecologist	University of California	Parlier		CA	anil@uckac.edu
Terry Salmon	Wildlife Specialist	University of California Extension	San Diego	San Diego	CA	tpsalmon@ucdavis.edu
Michael Rust	Professor of Entomology	University of California Riverside			CA	mikerust@ucr.edu
Mary Louise Flint	Director IPM Education and Publications	University of California Statewide IPM Program			CA	
Phil Boise	Owner	Urban/Ag Ecology Consulting Services			CA	
Leif Magnusaon	P2 Coordinator	US EPA	Albany	Alameda	CA	magnusen.leif@epa.gov

2nd Annual Regional IPM Conference - Participants
1001 Broadway, Oakland
6/24/2005

NAME	Title/Position	Org/Dept/Company	City	County	State	EMAIL
Jennifer Kaiser	Community Outreach Specialist	Vallejo Sanitation & Flood Control District	Vallejo		CA	jkn@lmi.net
Robert Kerring	Manager	VTF Services	Mountain View	Santa Clara	CA	Susan@vtfservices.org
Steve Bobay	Project Manger	VTF Services	Mountain View	Santa Clara	CA	Steve@vtfservices.org
Sue Patrick	Landscape Manager	VTF Services	Mountain View	Santa Clara	CA	suepatrick5@aol.com
Sam Makhani	Senior Marketing Specialist	Western Extermination	Anaheim		CA	Dflores@west-ext.com
John J. Woodward	Regional Technical Specialist	Whitmire Microgen	St. Louis		MO	John.Woodward@wmmg.com
Katy Miller		Whitmire Microgen				
John Schuster	Owner	Wildwing Corp	Cotati		CA	wildwingco@earthlink.net
Sarah Sutton	Principal	Wolf Mason Associates	Oakland	Alameda	CA	sarah@wolfemason.com
John Slagor / Michael Goldstein	National Sales Manager	WoodStream	Lititz	PA	CA	mgoldstein@woodstream.com
Clayton E Borchers	Water Resources Technician II	Zone 7 Water Agency	Livermore		CA	cborchers@zone7water.com
Larry Akinsiku	Assistant Engineer	Zone 7 Water Agency	Livermore		CA	lakinsiku@zone7water.com
Richard Daniel	Technician	Zone 7 Water Agency	Livermore		CA	rdaniel@zone7water.com
Bart Brandenburg	Pollution Prevention Consultant		Alamo		CA	Bbrandenburg@msn.com
Dave Layol						
Delia Garrison						
Gary Lance						
Heidi J Romppanen			Pescadero		CA	hrompp@yahoo.com
Kate Dedercq						
Richard Nathanson			San Jose		CA	ran1111ny@yahoo.com

Santa Clara Valley Urban Runoff Pollution Prevention Program

FY 06 Annual Report

Attachment N - Activities at Stanford University

Note: The City of Palo Alto conducts many storm water inspections at Stanford University, by informal agreement with the County and the University. This is because (1) a great deal of the storm water generated on campus flows to the Palo Alto storm drain system, and (2) since the University connects to the Palo Alto wastewater treatment facility, Palo Alto inspectors are often present on campus.

County of Santa Clara
Clean Water Program
DEVELOPMENT SERVICES OFFICE
DEPT. OF PLANNING AND DEVELOPMENT
70 West Hedding St., 7th Floor East Wing
San Jose, CA 95110

City of Palo Alto
Public Works Department

July 28, 2006

Steve Homan
Urban Runoff Program
County of Santa Clara
Environmental Resources Agency
County Government Center, East Wing
70 West Hedding Street, 7th Floor
San Jose, CA 95110

Divisions
Administration
650.329.2373
650.329.2299 fax
Engineering
650.329.2151
650.329.2299 fax
Environmental Compliance
650.329.2598
650.494.3531 fax
Equipment Management
650.496.6922
650.496.6958 fax
Facilities Management
650.496.6900
650.496.6958 fax
Operations
650.496.6974
650.852.9289 fax
Regional Water Quality Control
650.329.2598
650.494.3531 fax

Dear Mr. Homan,

The City of Palo Alto Regional Water Quality Control Plant hereby submits the 2005-2006 Annual Storm Water Review for Stanford University. The water oversight plan for Stanford University has been managed by the City of Palo Alto since February 13, 1996. The City of Palo Alto continues to monitor the areas of Stanford campus which are identified in the water oversight plan letter (Attachment 1) including the areas covered under the Industrial Waste program.

Stanford has been cooperative and responsive to all water related issues. The RWQCP and Stanford continue to meet every two months to discuss water issues.

Enclosed you will find a table of all inspections including dates, areas visited, findings, and the actions taken by Stanford (Attachment 2). The annual report covers the time period from April 2005 to June 2006. Please refer to attachment 1 which identifies the areas of the Stanford University campus specified for oversight.

No significant issues were observed during the 2005-2006 period.

If you would like to discuss this report further please call me at (650)329-2285 or Chuck Muir at (650)329-2518.

Sincerely,

Phil Bobel, Manager
Environmental Compliance Division

cc: Marty Laporte, Stanford

P.O.Box 10250
Palo Alto, CA 94303

Printed with soy-based inks on 100% recycled paper processed without chlorine

Stanford University Stormwater Review for FY 06

Date	Event	Location	Report Source	Findings	Actions Taken	Date Resolved	Responsible Party
07/18/06	Bimonthly Meeting	RWQCP	Chuck Muir	• Discussed PAMC requirements for dumpsters and loading docks. • Next storm water inspection date scheduled for August 22 & 23, 2006.			
06/28/06	Meeting	RWQCP	Chuck Muir	• Review annual inspection and reporting schedule. • Scheduled storm water inspection. Tentative inspection slated for August 2006. • Storm water C.3 inspections to be performed by Certified Landscape Architect or Engineer.			
06/26/06	Plan Review – Munger Graduate Residence	Stanford	Chuck Muir	• PAMC 16.09.032(b)(8): Condensate lines shall not be connected or allowed to drain to the storm drain system. • PAMC 16.09.160(b): Copper roofing materials. On and after January 1, 2003, copper metal roofing, copper granule containing asphalt shingles and copper gutters shall not be permitted for use on any residential, commercial or industrial building for which a building permit is required. Copper flashing for use under tiles or slates and small copper ornaments are exempt from this prohibition. Replacement roofing and gutters on historic structures are exempt, provided that the roofing material used shall be prepatinated at the factory. For the purposes of this exemption, the definition of "historic" shall be limited to • PAMC 16.09.106(e): New dumpster areas shall be covered. The area shall be designed to prevent water run-on to the area and run-off from the area.	Recommendations submitted to Stanford University on 6/26/06.		Tracy Ingebrigtsen

Stanford University Stormwater Review for FY 06

Date	Event	Location	Report Source	Findings	Actions Taken	Date Resolved	Responsible Party
6/26/2006 (Continued)	Plan Review – Munger Graduate Residence	Stanford	Chuck Muir	• PAMC 16.09.032b(16): After January 1, 1996, new buildings constructed to house food service facilities shall include a covered area for a dumpster. The area shall be designed to prevent water run-on to the area and runoff from the area. Drains that are installed beneath dumpsters serving food service • PAMC 16.09.106(d)(4): Loading dock drains to the storm drain system may be allowed if a valve or equivalent device is provided, which	Recommendations submitted to Stanford University on 6/26/06.		Tracy Ingebrigtsen
06/20/06	Plan Review – Environment and Energy Building – Quad 4 Building 070.	Stanford	Chuck Muir	• PAMC 16.09.032(b)(8): Condensate lines shall not be connected or allowed to drain to the storm drain system • PAMC 16.09.160(b): Copper roofing materials. On and after January 1, 2003, copper metal roofing, copper granule containing asphalt shingles and copper gutters shall not be permitted for use on any residential, commercial or industrial building for which a building permit is required. Copper flashing for use under tiles or slates and small copper ornaments are exempt from this prohibition. Replacement roofing and gutters on historic structures are exempt, provided that the roofing material used shall be prepatinated at the factory. For the purposes of this exemption, the definition of "historic" shall be limited to structures designated as Category 1 or Category 2 buildings in the	Recommendations submitted to Stanford University on 6/20/06.		Tracy Ingebrigtsen

Stanford University Stormwater Review for FY 06

Date	Event	Location	Report Source	Findings	Actions Taken	Date Resolved	Responsible Party
06/20/06	Plan Review – Environment and Energy Building – Quad 4 Building 070.	Stanford	Chuck Muir	• PAMC 16.09.106(e): New dumpster areas shall be covered. The area shall be designed to prevent water run-on to the area and run-off from the area • PAMC 16.09.032: Connections to the storm drain shall not be permitted for loading docks where chemicals, hazardous materials, grease, oil, or waste products are handled	Recommendations submitted to Stanford University on 6/20/06.		Tracy Ingebrigtsen
06/07/06	Stanford University Stadium Groundwater Discharge - Meeting	Stanford	Chuck Muir, Ken Torke, Phil Bobel	• Met with Stanford and contractor Vance Brown to discuss groundwater discharge.			
05/31/06	Bimonthly Meeting	RWQCP	Chuck Muir	• Discussed Stanford Stadium groundwater discharge. • Discussed C.3 requirements including who will inspect them.			
05/26/06	Groundwater Discharge Inspection	Stanford Stadium	Chuck Muir	• RWQCP along with Stanford inspected the Stanford Stadium construction site. The contractor, Vance Brown, was in the process of construction dewatering in order to install a new storm drain collection system. However, contractor was discharging to the sanitary sewer system.	RWQCP requested that Stanford collect and test groundwater for organic compounds. Sample collected on June 1, 2006. Results were all Non-Detectable (ND). Notice of Noncompliance issued to Vance Brown for failure to notify RWQCP of discharge and for the discharge of clean water to the sanitary sewer. Groundwater discharge diverted from sanitary sewer to storm water collection system on June 7, 2006.	06/07/06	Marty Laporte & Bijendra Sewak - Stanford; Rodney Humble - Vance Brown.
04/28/06	Semiannual Inspection	Research Animal Facility I & II	Chuck Muir	• No storm drain issues identified.			
04/26/06	Semiannual Inspection	Gilbert Biology	Chuck Muir	• No storm drain issues identified.			
4/26/2006 (Continued)	Semiannual Inspection	Stauffer Chemistry Buildings I & II	Chuck Muir	• No storm drain issues identified.			

Stanford University Stormwater Review for FY 06

Date	Event	Location	Report Source	Findings	Actions Taken	Date Resolved	Responsible Party
		Terman Engineering					
04/11/06	Construction Inspection	Stanford Stadium	Chris Fujimoto	• Construction site SWPPP inspection.	Required maintenance to prevent runoff into local storm drain.	04/17/06	Vance Brown/Tracy Ingebrigtsen
04/11/06	Construction Inspection	Varian 2 Bldg – 452 Lomita Mall	Chris Fujimoto	• Construction site SWPPP inspection.	None – All SWPPPs in working order.	NA	Vance Brown/Tracy Ingebrigtsen
04/11/06	Construction Inspection	Stanford PS-6 – 849 Campus Drive	Chris Fujimoto	• Construction site SWPPP inspection.	None – All SWPPPs in working order.	NA	Vance Brown/Tracy Ingebrigtsen
03/21/06	Bimonthly Meeting	RWQCP	Chuck Muir	• Discussed Clean Bay Pollution Prevention Plan 2006 • Stanford provided storm water update on current construction on campus. • Discussed Watershed Council topics. • Discussed who will inspect the new C.3 requirements.			
02/02/06	Construction Inspection	Stanford Stadium	Chris Fujimoto	• Construction site SWPPP inspection.	None – All SWPPPs in working order.	NA	Vance Brown/Tracy Ingebrigtsen
02/02/06	Construction Inspection	Varian 2 Bldg – 452 Lomita Mall	Chris Fujimoto	• Construction site SWPPP inspection.	None – All SWPPPs in working order.	NA	Vance Brown/Tracy Ingebrigtsen
02/02/06	Construction Inspection	Barnum Center – 505 Lausen Mall	Chris Fujimoto	• Construction site SWPPP inspection.	None – All SWPPPs in working order.	NA	Vance Brown/Tracy Ingebrigtsen
01/17/06	Bimonthly Meeting	RWQCP	Chuck Muir	• Storm water inspection update. • Reminder that County Letter due in • Next storm water inspection in May • Stanford website has construction requirements, plan sheet, and special conditions.			

Stanford University Stormwater Review for FY 06

Date	Event	Location	Report Source	Findings	Actions Taken	Date Resolved	Responsible Party
12/02/05	Construction Inspection	Stanford Stadium	Chris Fujimoto	• Construction site SWPPP inspection.	None – All SWPPPs in working order.	NA	Vance Brown/Tracy Ingebrigtsen
12/02/05	Construction Inspection	Varian 2 Bldg – 452 Lomita Mall	Chris Fujimoto	• Construction site SWPPP inspection.	None – All SWPPPs in working order.	NA	Vance Brown/Tracy Ingebrigtsen
12/02/05	Construction Inspection	Barnum Center – 505 Lausen Mall	Chris Fujimoto	• Construction site SWPPP inspection.	None – All SWPPPs in working order.	NA	Vance Brown/Tracy Ingebrigtsen
November 9 & 23, 2005	Storm water Inspection/Tour	General	Chuck Muir	• Hose bibs. There were a number of hose bibs observed during the two day inspection especially at the student housing areas. It may be beneficial to remind students of the University's policy regarding the use of hose bibs for automobile washing. Areas of the campus where hose bibs were observed include Escondido Village, Wilbur Hall, Rains House, Cowell Houses, and Pearce Mitchell • Computer monitors. There were a few computer monitors observed near garbage dumpsters on campus. It may be beneficial to remind students of the University's policy regarding disposal of computer monitors. Areas of the campus where used computer monitors were observed include Stanford Auxiliary Library, Escondido Village, and • Storm drain labeling. There were some storm drains that did not have any labeling or the label had worn off. Recommend labeling storm drains to ensure proper protection for accidental discharge into storm	Stanford's response: Stanford University will continue to provide outreach to students on this issue. For those areas where usable hose bibs were observed, the Housing Department has requested a locking/no access hose bib be reinstalled. Stanford's response: Stanford University continues to educate the community about proper disposal of electronic equipment. All noted computer monitors have been disposed of properly. Stanford's Response: Stanford continues to re-label storm drains where the label has worn off. We are in a multi-year process of replacing painted labels with durable heat applied labels.	02/02/06	Tracy Ingebrigtsen

Stanford University Stormwater Review for FY 06

Date	Event	Location	Report Source	Findings	Actions Taken	Date Resolved	Responsible Party
11/23/05	Storm water Inspection	Stern Hall – Loading Dock/Dining & Kitchen Area	Chuck Muir	• Observed the storm drain in the loading dock area at Stern Hall. The storm drain contained a white solid that appeared to be grease. The site should remind all personnel that grease is not allowed in any of the storm drains or sanitary drains. Grease needs to be disposed of properly. The drain should have a stencil indicating that it drains to the bay.	Stanford's Response: Stern Hall staff have been reminded not to wash down any waste into the storm drain. Tallow bins and the kitchen grease trap are emptied by a vendor at least quarterly and removed off-site. The storm drain currently has a permanent stencil in place. Further investigation of this storm drain is taking place to ensure only storm water is entering this basin. 7/26/06 Additional follow-up – This drain was cleaned out by plugging and pressure washing. Facility staff are monitoring drain.	02/02/06	Tracy Ingebrigtsen
11/23/05	Storm water Inspection	Wilbur Hall – Loading Dock	Chuck Muir	• Observed soapy water inside the storm drain in the loading dock area of Wilbur Hall. All personnel should be reminded of the proper disposal of mop or any cleaning water. Please ensure the storm drain is properly • Observed grease residue on asphalt next to tallow collection drums and food waste bins. The site should address this potential storm water threat. Please ensure that the storm drain is properly labeled	Stanford's Response: Wilbur Hall staff have been reminded not to wash down any waste into the storm drain. The tallow bin and food compost bin area will be mopped up more frequently and the water disposed of through a grease trap to the sanitary sewer. The storm drain has been re-stenciled.	02/02/06	Tracy Ingebrigtsen
11/23/05	Storm water Inspection	Schwab Center	Chuck Muir	• Observed the dumpster area at the Schwab Center. There was some water next to the storm drain. Employees should be reminded that it is ok to discharge cleaning water to the sanitary sewer but not the storm drain. Please ensure that the storm	Stanford's Response: Schwab Center staff have been reminded about proper kitchen best management practices. The nearby storm drain has been re-stenciled.	02/02/06	Tracy Ingebrigtsen
11/23/05	Storm water Inspection	Manzanita Hall	Chuck Muir	• Observed secondary containment for tallow drums. The secondary containment pallet was full of grease. Secondary containment shall be kept clean and dry	Stanford's Response: The Manzanita Hall Kitchen Manager cleaned the tallow bin secondary containment structure.	02/02/06	Tracy Ingebrigtsen
11/23/05	Storm water Inspection	Encina Temporary Trailer	Chuck Muir	• Observed paint cans stored outside of air-conditioning unit #6. The site should properly dispose of or correctly store the paint cans	Stanford's Response: The paint cans have been disposed of properly.	02/02/06	Tracy Ingebrigtsen

Stanford University Stormwater Review for FY 06

Date	Event	Location	Report Source	Findings	Actions Taken	Date Resolved	Responsible Party
11/23/05	Storm water Inspection	Chi Theta Chi House	Chuck Muir	• Observed broken fluorescent lights next to garbage dumpster. Observed 3 x 55 gallon drums of unknown liquid. Drums not labeled • Observed small garbage can full of used motor oil. The can was uncovered. • The site should properly dispose of the broken hazardous fluorescent lights. • The site should properly dispose of the unknown liquids and used motor oil. • The site should remind the housing manager(s) of the correct storage and disposal of hazardous materials and used liquids	Stanford's Response: The Chi Theta Chi house has removed the hazardous materials storage cabinets. All chemicals and other hazardous materials have been properly labeled and removed for proper disposal.	02/02/06	Tracy Ingebrigtsen
11/23/05	Storm water Inspection	Synergy House	Chuck Muir	• Observed used paint cans outside in back of the house. The paint cans should have proper secondary containment and stored inside	Stanford's Response: Paint cans have been disposed of properly.	02/02/06	Tracy Ingebrigtsen
11/23/05	Storm water Inspection	Red Barn Facility	Chuck Muir	• Blacksmith shed needs secondary containment for paint cans and chemicals. The floor inside the shed is dirt.	Stanford's Response: The Athletics Department is disposing of the materials properly or secondarily containing usable materials. The Stanford EHS department will provide regular hazardous materials oversight of this area.	02/02/06	Tracy Ingebrigtsen
11/09/05	Storm water Inspection	Facilities Operations – Corporation Yard	Chuck Muir	• Observed mulch and sand storage bays. Storage bays located next to storm drain. The mulch and sand piles have been tracked outside of the bays. There is some debris from the mulch and sand pile next to the storm drain. The site should keep the areas around the storm drain clean.	Stanford's Response: Staff are implementing best management practices (BMPs) to keep this area as clean as possible. BMPs include:Covering stockpiled materials during rain and wind. Placing straw waddles across the entrances to the stockpiles during rain events. Regularly sweeping area. Insuring that the storm drain grate is kept free and clear of debris.	02/02/06	Tracy Ingebrigtsen
11/09/05	Storm water Inspection	Facilities Operations - Grounds	Chuck Muir	• Oil and lubricant containers behind grounds building need to be stored inside and secondarily contained.	Stanford's Response: Oil and lubricant containers have been properly stored.	02/02/06	Tracy Ingebrigtsen

Stanford University Stormwater Review for FY 06

Date	Event	Location	Report Source	Findings	Actions Taken	Date Resolved	Responsible Party
11/09/05	Storm water Inspection	Facilities Operations – Tractor Storage Area	Chuck Muir	• Observed oil leaking from underneath the tractors stored on the asphalt. The tractors are covered by canopies. Oil leaking from equipment should be cleaned up and properly maintained	Stanford's Response: Leaking oil from the tractors has been cleaned up and the equipment fixed or drip pans placed under leaking equipment.	02/02/06	Tracy Ingebrigtsen
11/09/05	Storm water Inspection	Facilities Operations – Old Barn	Chuck Muir	• Observed a large number of paint cans stored inside the barn on a table. Some cans were secondarily contained while others were stored outside the secondary containment. The floor inside the barn was wet possibly due to a leaking roof. All containers need secondary containment and need to be protected	Stanford's Response: All containers have been disposed of properly or secondarily contained.	02/02/06	Tracy Ingebrigtsen
11/09/05	Storm water Inspection	Stanford Auxiliary Library – Secondary Loading Dock	Chuck Muir	• Observed a 5 gallon paint can behind loading dock. The paint can should be properly disposed of. There is a storm drain located in the middle of the loading dock driveway. The storm drain should be properly labeled. The driveway appears to be	Stanford's Response: The 5-gallon paint can has been disposed of properly. The storm drain already has a permanent storm drain stencil.	02/02/06	Tracy Ingebrigtsen
11/09/05	Storm water Inspection	Pepper Tree After school House	Chuck Muir	• Observed miscellaneous chemical containers outside in the yard next to house. The chemical containers were made up of 5 gallon paint cans, cleaners, sealers and polishers. The materials should be properly stored inside and properly contained	Stanford's Response: All chemical containers have been cleaned up and disposed of properly.	02/02/06	Tracy Ingebrigtsen
11/09/05	Storm water Inspection	Escondido Village – Housing Maintenance Yard	Chuck Muir	• Housing Maintenance grinding and welding area is located on top of open storm drain. Recommend protecting the storm drain from potential contamination of metal debris.	Stanford's Response: The following best management practices (BMPs) have been instituted. Storm drain will be covered (cover on order) during any grinding and welding. Area will be swept clean after machine use. A sign will be posted outlining these procedures.	02/02/06	Tracy Ingebrigtsen
11/09/05	Storm water Inspection	Blackwelder – 112F Jenkins Court	Chuck Muir	• observed oil waste in garbage dumpster area. There was a 5 gallon plastic garbage can which contained used oil. The oil waste should be properly disposed of	Stanford's Response: The used oil has been disposed of properly.	02/02/06	Tracy Ingebrigtsen

Stanford University Stormwater Review for FY 06

Date	Event	Location	Report Source	Findings	Actions Taken	Date Resolved	Responsible Party
11/09/05	Storm water Inspection	Blackwelder – 110A Jenkins Court	Chuck Muir	• Observed car battery stored in the garbage dumpster area. The battery should be properly disposed of.	Stanford's Response: Car battery has been disposed of properly.	02/02/06	Tracy Ingebrigtsen
11/09/05	Storm water Inspection	Blackwelder – 99F Jenkins Court	Chuck Muir	• Observed 1 gallon of unknown liquid waste and 1 pint of window cleaner in garbage dumpster area. The unknown liquid and cleaner should be properly disposed of.	Stanford's Response: Liquid and cleaner have been disposed of properly.	02/02/06	Tracy Ingebrigtsen
09/28/05	Inspection	PSSI	Margaret Zittle	• No storm drain issues identified.			
09/28/05	Inspection	Utilities Maintenance, Golf Maintenance, Campus Service	Margaret Zittle	• No storm drain issues identified.			
09/26/05	Construction Inspection	Stanford Stadium	Chris Fujimoto	• Construction site SWPPP inspection.	None – All SWPPPs in working order.	NA	Vance Brown/Tracy Ingebrigtsen
09/26/06	Construction Inspection	Varian 2 Bldg – 452 Lomita Mall	Chris Fujimoto	• Construction site SWPPP inspection.	None – All SWPPPs in working order.	NA	Vance Brown/Tracy Ingebrigtsen
09/26/06	Construction Inspection	Barnum Center – 505 Lausen Mall	Chris Fujimoto	• Construction site SWPPP inspection.	None – All SWPPPs in working order.	NA	Vance Brown/Tracy Ingebrigtsen
04/29/05	Inspection	Peninsula Sanitary Services Inc. (PSSI)	Margaret Zittle	• No storm drain issues identified.			
04/29/05	Inspection	Utilities Garage, Golf Course Maintenance	Margaret Zittle	• No storm drain issues identified.			

Santa Clara Valley Urban Runoff Pollution Prevention Program

FY 06 Annual Report

Attachment O - Clean Water Program Response to RWQCB Staff Comments Regarding the FY 05 Annual Report

County of Santa Clara
Clean Water Program
DEVELOPMENT SERVICES OFFICE
DEPT. OF PLANNING AND DEVELOPMENT
70 West Hedding St., 7th Floor East Wing
San Jose, CA 95110

RESPONSE TO COMMENTS OF THE SFB-RWQCB STAFF REGARDING THE COUNTY OF SANTA CLARA FY 05 CLEAN WATER PROGRAM ANNUAL REPORT
8/30/2006

The comments of the SFB-RWQCB staff regarding the FY 05 Clean Water Program Annual Report are listed below in italics, with the County's Clean Water Program response in normal type.

1). We appreciate Santa Clara County including a list of acronyms (and their definitions) in the Annual Report; however, there are some acronyms that have not been defined (e.g., pages 31 and 71 – LLA; page 74 – SFD). Please revise the acronym list on page 5 to include all acronyms that are used in the Annual Report.

LLA means Licensed Landscape Architect, and SFD means Single Family Dwelling. The acronym legend has been improved for the FY 06 Annual Report, and the official SCVURPPP acronym list has also been added.

2). Santa Clara County's Group 1 New Development and Significant Redevelopment Projects Table (pages 30-41): Please revise this table to include the "application deemed complete" and approval dates under the "Project Status" column for each project. Also, for each entry in the table, please indicate the specific kind of development or redevelopment (i.e., residential single-family homes, residential condominiums, commercial, industrial, mixed use (commercial and residential), etc.).

Please see the revised table included after this response memo.

3). Stanford University Equestrian Center: Please list the number of acres of new and/or replaced impervious surface for this project in the appropriate column.

Please see the revised table included after this response memo.

4). *Page 42 states that for private projects, operation and maintenance inspections will be performed by a private Registered Civil Engineer. Please clarify who (Santa Clara County or the project proponents) will be hiring the Registered Civil Engineer. For public projects, please include a discussion about the personnel/departments responsible for conducting the inspections.*

Privately constructed project owners will engage private Registered Civil Engineers for submittal of maintenance inspection reports. Stanford University will be allowed to utilize Registered Civil Engineer staff members or private Registered Civil Engineers.

Maintenance inspections of public projects will be supervised by Registered Civil Engineer departmental staff or conducted by privately retained Registered Civil Engineers. The involved departments are: Fleet and Facilities for most new public buildings, the Department of Parks and Recreation for new park projects, the Department of Roads and Airports for new street, airport, and expressway projects, and the County Executive's Office for new special projects.

REVISED 8/30/06: County of Santa Clara, DEPT. OF PLANNING AND DEVELOPMENT

Reporting Form for Planning Procedures Performance Standard and Provision C.3.n.i. Reporting Requirements

Part 1
Group 1 New Development and Significant Redevelopment Projects[1]
Reviewed and Approved During FY 05

Project Name	Project Type[2]	Site Size (ac. or s.f.)	New Impervious Surface (s.f.)[3]	Area of Land Disturbed (Ac.)[4]	Project Status	Storm Water Control Measures Included in Project
Private Projects						
Stanford University Equestrian Center	Stables and Equestrian Center, Grp 1, Significant Redev.	8180 Acres Total; 4017 Acres in the Uninc. Area of Santa Clara County	Over 1 acre **REVISED 8/30/2006 4.6 Acres**	Over 1 acre (NOI Reqd.) **REVISED 8/30/2006 6.0 Acres**	Approved, under construction **REVISED 8/30/06 Deemed complete: 2/10/05 Stables and Equestrian Center**	Bioswale, Manure Management Plan, Minimum Landscaping
Public Projects						
N/A						

[1] List all projects with new impervious surface area greater than 1 acre (43,560 s.f.).
[2] Describe project type, as defined in Provision C.3.c.
[3] "New" is defined as impervious surface created, added or replaced.
[4] If the site is a "significant redevelopment", list the area of land disturbance, if information is readily available.

County of Santa Clara, DEPARTMENT OF PLANNING AND DEVELOPMENT

Reporting Form for Planning Procedures Performance Standard and Provision C.3.n.ii. & iii. Reporting Requirements

Part 2

Stormwater Control Measures for Group 1 Projects[5] Reviewed and Approved During FY 05

Project Name	Treatment BMPs	Numeric Sizing Criteria Used	O&M Responsibility Mechanism and Responsible Party	Site Design Measures	Source Control Measures	Pesticide Reduction Measures
Private Projects						
Stanford University Equestrian Center	Bioswale	C3.d(ii)2 Design Cert. form signed by PE	Written Agreement Stanford Univ. Facils.	Minimum pavement	Manure Management Plan	Minimum landscape, Pesticide Cert. signed by LLA.
Public Projects						
N/A						

[5] Beginning October 15, 2003, list all* projects with new impervious surface area greater than 43,560 s.f. (1 acre). See SCVURPP "C.3. Handbook: Guidance for Implementation of Stormwater Requirements for New and Redevelopment Projects".

*Projects that do not require stormwater treatment because they fall under the Alternative Compliance Program must be reported as per Provision C.3.g.v. (see Reporting Form Part 3).

County of Santa Clara, DEPT. OF PLANNING AND DEVELOPMENT
Reporting Form for Planning Procedures Performance Standard
and Provision C.3.g.v. Reporting Requirements

Part 3

Alternative Compliance/Waiver Program Projects
Reviewed and Approved During FY 05

Project Name and Location	Project Type	Final Percent Impervious Surface	Reasons for Allowing Alternative Compliance	Alternative Compliance Terms	Project Receiving Benefit (Date of Completion)
Private Projects					
N/A -- No Alternative Compliance Program					
Public Projects					
N/A -- No Alternative Compliance Program					

REVISED 8/30/06: County of Santa Clara, CAPITAL PROGRAMS-FAF
Reporting Form for Planning Procedures Performance Standard
and Provision C.3.n.i. Reporting Requirements

Part 1

Group 1 New Development and Significant Redevelopment Projects[1]
Reviewed and Approved During FY 05

Project Name	Project Type[2]	Site Size (ac. or s.f.)	New Impervious Surface (s.f.)[3]	Area of Land Disturbed (Ac.)[4]	Project Status	Storm Water Control Measures Included in Project
Private Projects						
N/A						
Public Projects						
(1) New Crime Lab**oratory**	Group 1	65,340 sf	58,806	65,340 sf	Design; construction scheduled to commence late 2005 **REVISED 8/30/2006: NEW CRIMINOLOGY LABORATORY. FUNDED AND GROUND BROKEN DURING FY 05**	Interception and detention basins

[1] List all projects with new impervious surface area greater than 1 acre (43,560 s.f.).
[2] Describe project type, as defined in Provision C.3.c.
[3] "New" is defined as impervious surface created, added or replaced.
[4] If the site is a "significant redevelopment", list the area of land disturbance, if information is readily available.

(2) Valley Specialty Center	Significant redevelopment	4.7 ac.	152,460 sf	4.7 ac.	Construction started June 2005 **REVISED 8/30/2006: NEW HEALTH CENTER. FUNDED AND GROUND BROKEN DURING FY 05 Outpatient Services, Cancer Center, Linear Accelerator**	Hydrodynamic separator
(3) Valley Health Center at Fair Oaks	Significant redevelopment	2.8 ac	108,000 sf	2.8 ac	Design; construction scheduled to commence late 2005 **REVISED 8/30/2006: NEW HEALTH CENTER. FUNDED AND GROUND BROKEN DURING FY 05 Primary Health Care**	CDS Unit

REVISED 8/30/06: County of Santa Clara, Capital Programs
Reporting Form for Planning Procedures Performance Standard
and Provision C.3.n.ii. & iii. Reporting Requirements
Part 2
Stormwater Control Measures for Group 1 Projects[5]
Reviewed and Approved During FY 05

Project Name	Treatment BMPs (perm. post constr.)	Numeric Sizing Criteria Used (Sec. C3.d)	O&M Responsibility Mechanism and Responsible Party	Site Design Measures	Source Control Measures	Pesticide Reduction Measures
Private Projects						
N/A						
Public Projects						
(1) Crime Lab	Storm-Ceptor Filtration system/device	C3.d(ii)1) Flow Basis	County FAF Dept., Director	Using Storm Water Treatment	Routine Maintenance	Condition of Design, LLA **(Licensed Landscape Architect)**
(2) Valley Spec.Ctr	Storm-Ceptor Filtration system/device	C3.d(ii)1) Flow Basis	County FAF Dept., Director	Using Storm Water Treatment	Routine Maintenance	Condition of Design, LLA
(3) Valley Health Ctr. Fairoaks	Continuous Deflective Separation Unit CDS	Flow Based Criteria TBD	County FAF Dept., Director	Using Storm Water Treatment	Routine Maintenance	Condition of Design, LLA

[5] Beginning October 15, 2003, list all* projects with new impervious surface area greater than 43,560 s.f. (1 acre). See SCVURPP "C.3. Handbook: Guidance for Implementation of Stormwater Requirements for New and Redevelopment Projects".

*Projects that do not require stormwater treatment because they fall under the Alternative Compliance Program must be reported as per Provision C.3.g.v. (see Reporting Form Part 3).

REVISED 8/30/06: County of Santa Clara, Capital Programs Reporting Form for Planning Procedures Performance Standard and Provision C.3.g.v. Reporting Requirements

Part 3

Alternative Compliance/Waiver Program Projects Reviewed and Approved During FY 05

Project Name and Location	Project Type	Final Percent Impervious Surface	Reasons for Allowing Alternative Compliance	Alternative Compliance Terms	Project Receiving Benefit (Date of Completion)
Private Projects					
N/A -- No Alternative Compliance Program					
Public Projects					
N/A -- No Alternative Compliance Program					

Santa Clara Valley Water District

5750 ALMADEN EXPWY
SAN JOSE, CA 95118-3686
TELEPHONE (408) 265-2600
FACIMILE (408) 266-0271
www.valleywater.org
AN EQUAL OPPORTUNITY EMPLOYER

August 29, 2006

Mr. Bruce H. Wolfe
Regional Water Quality Control Board
San Francisco Bay Region
1515 Clay St., Suite 1400
Oakland, CA 94612

Subject: Santa Clara Valley Water District Urban Runoff Management Program
FY 2005--2006 Annual Report of Pollution Prevention Activities

Dear Mr. Wolfe:

This report is submitted by the Santa Clara Valley Water District, in conjunction with the Santa Clara Valley Urban Runoff Pollution Prevention Program's Annual Report, pursuant to provision C.6.a. of the Program's reissued municipal stormwater NPDES Permit (Order No. 01-024). The report summarizes activities performed during FY 2005-2006 (July 1, 2005 to June 30, 2006) in accordance with the Santa Clara Valley Water District's Urban Runoff Management Plan (URMP) submitted to the Regional Board on September 1, 1997,updated in October 2000, and again on September 1, 2004 and the performance standards contained therein.

Program Highlights and Accomplishments

- Provided Urban Runoff training to 125 District staff for Storm Drain Operation and Maintenance, Water Utility Discharge Reporting and BMP implementation, Storm Water Pollution Prevention Plan (SWPPP) implementation, Channel Maintenance Activity BMPs and Construction Site SWPPP implementation
- Responded to 122 incidents reported to the District's 24 hour per day, 7 day per week pollution hotline
- Removed 10,248 cubic yards of trash and debris from local creeks through the District's Good Neighbor - Trash Removal program
- Expanded the Water Quality Index pilot program to rate the water quality at several locations in the Guadalupe, Coyote and Stevens Creek watersheds
- Continued sampling of Lake Almaden, Coyote, Calero, Chesbro, Uvas, Guadalupe, Stevens Creek, Lexington, and Almaden Reservoirs for ammonia, sulfate, nitrate, phosphorous, mercury, and methyl mercury
- Undertook a detailed geomorphic assessment of sections of Alamitos Creek and continued assessments in Adobe Creek, Upper Penitencia Creek and Stevens Creek
- The District's School Outreach Program visited 177 public and private schools and 27 summer camps, reaching 35,602 students and 1,646 educators and conducted 17 teacher workshops during FY 05-06. Public Information and Participation efforts included attendance at 35 community events, conducting a four part water efficient landscaping workshop series and participation in Coastal Cleanup Day and National Rivers Cleanup Day
- Continued to study chemical and physical parameters at local reservoirs in support of the ongoing Mercury study by the District.

Each of these activities is described in greater detail in the attached 2005-2006 Annual Report.

Continuous Improvement Activities

The District has identified one opportunity for continuous improvement. The item is listed in the Continuous Improvement section of the Annual Report as:

> **Trash Assessments**
> The District will be conducting trash assessments in the Fall of each year rather than in the Spring due to likelihood of high spring flows below the reservoirs which has hindered stream access.

Annual Report

The attached Annual Report provides an accurate representation of the implementation efforts of the District's Urban Runoff Management Plan and FY 05-06 work plan during the past fiscal year; an evaluation of the program results for continuous improvement activities; and information that can be shared with other Co-permittees, municipal decision-makers, and the public.

The table of contents of this report provides the outline of the Annual Report.

We appreciate the opportunity to provide you with this information on the work we have accomplished and we look forward to your comments. If you have any questions regarding the materials submitted or need additional information, please feel free to contact us.

Sincerely,

Roger Narsim, P.E., P.L.S.
Engineering Unit Manager
Stream Water Quality Unit

cc Sue Ma, RWQCB, J. Fiedler, D. Chesterman, A. Draper, D. Drury, B. Calhoun, D. Jacques, K. Slama, J. Bicknell, A. Olivieri

Attachment

Santa Clara Valley Water District

FISCAL YEAR 2005-2006
ANNUAL REPORT
OF
URBAN RUNOFF
POLLUTION PREVENTION ACTIVITIES

August 23, 2006

TABLE OF CONTENTS

Certification Statement ii
Performance Standard Completion Certification Statement iii

Introduction 1
Program Highlights and Accomplishments 2
1.1 IC/ID Elimination Activities 3
1.2 Public Agency Activities 3
Rural Public Works 4
Storm Drain System Operation & Maintenance 4
Water Utility Pollution Prevention Plan/Operations & Maintenance 4
1.3 New Development Planning Procedures 4
1.4 Construction Inspection 6
1.5 Public Information and Participation Activities 7
1.6 Pesticide Management Activities 11
1.7 Mercury Pollution Prevention Activities
Copper/Nickel Action Plan 13
1.8 Trash Inventory and Management 14
1.9 Other Water Quality and Watershed Management Requirements 15
Facility SWPPPs – Corporation Yard 15
Flood Control/Channel Maintenance Activities 16
San Francisquito Creek Sediment Project 16
Upper Penitencia Creek Limiting Factors Analysis 17
Saratoga Creek Watershed Assessment 17
Water Quality Index 17
1.10 Staff Training Matrix 18
1.11 Last Year's Continuous Improvement Activities and Status 19
Summary of Continuous Improvement Activities 19
Trash Assessments 19

Attachments
1.1 IC/ID Elimination Activities
1.2 Public Agency Activities
Rural Public Works
Storm Drain Operation & Maintenance
Water Utility Pollution Prevention Plan/Operations & Maintenance
1.3 New Development Planning Procedures
1.4 Construction Inspection
1.5 Public Information and Participation Activities
1.6 Pesticide Management Activities
1.7 Mercury Pollution Prevention Activities; Copper Nickel Action Plan
1.8 Trash Inventory and Management
1.9 Other Water Quality and Watershed Management Requirements
Facility SWPPPs – Corporation Yard
Flood Control/Channel Maintenance Activities
Monitoring
Sediment Control
Watershed Measures
1.10 Staff Training Matrix
1.11 List of Acronyms

Santa Clara Valley Water District
FY 2005-2006 ANNUAL REPORT
ATTACHMENT A

Certification Statement

"I certify, under penalty of law, that this document and all attachments were prepared under my direction or supervision in accordance with a system designed to ensure that qualified personnel properly gather and evaluate the information submitted. Based on my inquiry of the person or persons who manage the system, or those persons directly responsible for gathering the information, the information submitted, is, to the best of my knowledge and belief, true, accurate, and complete. I am aware that there are significant penalties for submitting false information, including the possibility of fine and imprisonment for knowing violations."

Signature by Duly Authorized Representative:

James Fiedler
Chief Operating Officer

August 22, 2006

Santa Clara Valley Water District
FY 2005-2006 ANNUAL REPORT
ATTACHMENT B

Performance Standard Completion Certification Statement

"I certify, under penalty of law, that Santa Clara Valley Water District has implemented all elements of the following performance standards, except as described in the Self-Evaluation Matrix in Attachment B of this FY 04-05 Annual Report, according to the policies and procedures described in the Santa Clara Valley Water District's Urban Runoff Management Plan dated September 1, 2004:

Rural Public Works Maintenance and Support Activities
Storm Drain Operation and Maintenance
Water Utility Discharge
Illicit Connection and Illegal Discharge
New Development and Construction Planning
New Development and Construction Inspection
Pest Management

Based on my inquiry of the person or persons who manage the system, or those persons directly responsible for gathering the information, this information is, to the best of my knowledge and belief, true, accurate, and complete. I am aware that there are significant penalties for submitting false information, including the possibility of fine and imprisonment for knowing violations."

Signature by Duly Authorized Representative:

James Fiedler
Chief Operating Officer

August 22, 2006

INTRODUCTION

This is the Santa Clara Valley Water District (District) Urban Runoff Program's Fiscal Year (FY) 05-06 Annual Report (Annual Report). This Annual Report is prepared to comply with section *C.6* of Regional Board Order 01-024 and section *n* of Regional Board Order 01-119[1]. In their entirety these two Regional Board Orders comprise the Municipal Stormwater Permit (Permit). This Annual Report is to demonstrate and describe District compliance with the Permit.

The 2005-2006 Annual Report describes the actions taken to comply with the requirements of the Municipal Stormwater Permit. The Annual Report is formatted per instructions and template received from Regional Board staff.

Annual Report (AR)

The Regional Board has established a cycle of regulatory submittals that includes the District's annual Urban Runoff Work Plan (Work Plan) that is to be submitted by March 1 of each year. The Work Plan describes planned urban runoff activities for the upcoming fiscal year. The Annual Report provides a description of completed Work Plan elements and must be submitted by September 15 each year.

The Santa Clara Valley Water District's (District) Urban Runoff Pollution Prevention Program (DURPPP) completed several vital tasks during the 2005-2006 fiscal year (FY 05-06). The Stream Water Quality Unit this year focused on four main objectives; 1) the continued study of mercury and methyl mercury processes in the Guadalupe watershed, 2) Sampling of Lake Almaden, Coyote, Calero, Chesbro, Uvas, Guadalupe, Stevens Creek, Lexington, and Almaden Reservoirs for ammonia, sulfate, nitrate, phosphorous, mercury, and methyl mercury; 3) The expansion of the Water Quality Index pilot program to rate the water quality at several locations in the Guadalupe, Coyote and Stevens Creek watersheds and; 4) continued with geomorphic surveys and assessments in several watersheds in the county. Items 1 through 4 are above and beyond the tasks identified in the FY 05-06 Work Plan.

The DURP includes both an area-wide component and an agency specific component. The area wide component is achieved through participation in the Santa Clara Valley Urban Runoff Pollution Prevention Program (Program) which is a collaborative effort by 15 agencies, including the District. The agency specific component of the Urban Runoff Program targets District activities and facilities that are potential sources, or potential receptors, of non-point source pollution. These activities include construction of capital improvements for flood control and water supply, channel maintenance, facility maintenance, and water utility operation and maintenance. Other sources of stormwater pollution, which are not associated with District activities, include illicit connections to storm drains, and illegal or accidental dumping or discharges on District facilities and waterways.

Santa Clara Valley Water District Organization

The mission of the District is a healthy, safe and enhanced quality of living in Santa Clara County through watershed stewardship and comprehensive management of water resources in a practical, cost-effective and environmentally sensitive manner.

Readers are encouraged to read last year's FY03-04 AR for further information about the District.

---

[1] Regional Board Order 01-119 revises section *C.3* (regarding runoff from new and redevelopment projects) of Regional Board Order 01-024.

SANTA CLARA VALLEY WATER DISTRICT
URBAN RUNOFF ANNUAL REPORT FOR FY 2005-06

Structure of Report
The Annual Report follows the format and instructions received from the Regional Board. The report includes two sections that describe 1) Program Highlights and Accomplishments and 2) Summary of Continuous Improvement Activities. A third section presents a series of attachments. Each attachment is consistent with the Work Plan submitted in March 2005. The attachments include a Self-Evaluation Matrix and supporting information.

PROGRAM HIGHLIGHTS AND ACCOMPLISHMENTS

The District's Urban Runoff Pollution Prevention Program (Program) completed numerous tasks during the 2005-2006 Fiscal Year. The details of these accomplishments are included in the attachments to this Annual Report. Some of the Program highlights are summarized below. The full description of the activity can be found by referencing the section number with the attachment.

1.1 Illicit Connection/Illegal Dumping (IC/ID) Elimination Activities (Attachment 1.1)

Emergency Response
The Stream Water Quality Unit has continued internal outreach efforts. Stream Water Quality Unit staff attend various District unit staff meetings to personally inform District staff of the Emergency Response Pollution Prevention Hotline number and services provided. Field Maintenance staff, Water Utility Discharge staff and Construction Administration Unit staff were re-informed of the Hotline number at their respective annual training events. Staff from many of the field operations units as well as staff who work with the public have been provided with red 4"x1" stickers with the Emergency Response/Pollution Prevention Hotline number boldly displayed for placement on clipboards or in vehicles.

The District Watershed Division's has achieved certification of its Quality and Environmental Management System (QEMS) to the ISO 9001:2000 and ISO 14001 international standards and must undergo semi annual audits as conducted by both internal and external auditors. In general terms, ISO 9001 standard provides for a management system that assists organizations to consistently meet or exceed customer expectations. ISO 14001 standard helps an organization identify and control its effects on the environment. In line with this certification the District's Stream Water Quality Unit is revising its "Emergency Response Procedures Manual" and creating new Work Instructions to meet ISO requirements and improve operations according to ISO audit findings. These documents fulfill the certification requirements by incorporating processes that ensure the program is current and efficiently managed.

The District received and responded to a total of 122 emergency response reports throughout Santa Clara County during fiscal year 2005-2006. Of the incidents 78 required a field response. Of this total 111 were within the jurisdiction of the San Francisco Bay Regional Board and the associated Santa Clara Municipal Stormwater Permit. The data from the emergency response reports indicates that Guadalupe River was once again the waterway with the greatest number of incidents with a total of 21 reports. Coyote Creek also a relatively high number (9) of incidents reported. The remainder of the creeks had 4 or less reported incidents. Taken as entire watersheds the Guadalupe watershed accounted for 35% of all reported incidents, both Coyote and West Valley watersheds

accounting for 20% each, Lower Peninsula (15%) and Uvas/Llagas (10%) accounted for the remainder of the incidents. The predominant contaminants again were "Hydrocarbons" and "Chemical" with 27 and 30 reported incidents respectively – accounting for 46% of the total incidents between them. Sewage was the third most common contaminant - occurring in 16 of the incidents. Trash which had the third most incidents last year slipped to 6th behind wastewater and sediment discharges.

The majority of reports (58) this year again occurred within the limits of the City of San Jose. Unincorporated areas of north Santa Clara County accounted for 9 responses this year followed by Palo Alto (8), the City of Santa Clara (6), and the Towns of Saratoga and Los Gatos (5 each). The District records every response it receives. It is important for the District to be able to accurately track the number of reports. The District may forward the report information to other cities and the cities may be the actual responder but the District still logs the report for our records so it is important for the Regional Board to be aware that the total number of reports from all co-permittees as reported by the Program Manager may be artificially elevated due to double reporting (District + municipal). The District responded within the two hour target response time, 100% of the time in 2005-2006.

83-2 Ordinance Enforcement

As previously reported the 83-2 code enforcement program has been temporarily reduced due to staffing and fiscal constraints this year. However District Emergency Responders continue to work closely with law enforcement agents at the Department of Fish and Game and the District Attorney's Office, as well as municipal and Regional Board code enforcement staff.

Training and Education

The District continued ICID training of District staff, other response agencies and the public. The District has made inroads, as part of the Urban Runoff workshops, to inform District field maintenance crews and other District staff of the pollution prevention hotline. Field crews continue to be provided with "Pollution Hotline" stickers (that include the hotline phone number) to be placed in District vehicles and on clipboards. As part of the ISO process, four team members were individually evaluated by undergoing a drill regarding pollutants found in one of the creeks and having to trace the release of contaminants to one of the local water sources and staff were evaluated on their investigation skills as well as notification protocol for other agencies, local co-permittees and District management.

1.2 Public Agency Activities (Attachment 1.2)

This category focuses on the District's access roads, levees, and storm drain systems. This category is also responsible for tracking of Water Utility facilities operation and maintenance. Key elements of the District's Activities include:

1. Rural Public Works
2. Storm Drain Operation & Maintenance
3. Water Utility Pollution Prevention Plan/Operations & Maintenance

Rural Public Works
The District has continued to emphasize to staff the importance of woody debris in the creeks for habitat to facilitate the reduction of potential erosion and sediment challenges at various facilities.

Storm Drain System Operations & Maintenance
Storm drain inspections and cleaning work orders continue to be distributed via the District's Maximo (field maintenance work order software) Preventative Maintenance program for the Rinconada Water Treatment Plant. Each month facility maintenance staff automatically receive a computer generated work order to inspect all storm drains at their facility and have them cleaned as needed. Stream Water Quality Unit took over the storm drain inspections at the Vasona Meter Shop, Corporation Yard, Headquarters and Administration Campus and the Blossom Hill Annex to ensure compliance with Urban Runoff Management Plan.

Water Utility Pollution Prevention Plan/Operations & Maintenance
Annual refresher training was held on May 31, 2006. Twenty District staff members who work with discharges or oversee discharges attended the training. Participants included staff from the following District units: Operations, Planning & Analysis, Utility Raw Water Operations, Utility Treated Water Operations, Groundwater Management, Infrastructure Planning, Utility Maintenance, Process Engineering, Water Quality Infrastructure Planning, and Lower Peninsula West Valley Watershed Field Operations. Workshop topics included: Why Pollution Prevention Matters (Environmental Impacts, Potential Pollutants and Sources, Regulatory Requirements, District Performance Standards), Water Utility Discharge Pollution Prevention Guidance Manual Overview, Roles and Procedures, BMP Implementation, Dechlorination, and Reporting and Tracking.

In April, 2006 and again in June of 2006, program evaluation questionnaires were sent to 50 District staff members responsible for water utility O&M. 10% (5) were returned completed. From those questionnaires received, control measures and BMPs are being implemented properly during all discharges and are functioning effectively.

This program's planned and unplanned notification policies and practices with the Regional Board have been so successful that the Regional Board has recommended that San Francisco Public Utilities Commission follow the same notification policy and practice that is used by the District.

1.3 New Development Planning Procedures (Attachment 1.3)

Hydromodification Plan (HMP)

Thompson Creek

1. Collected three years of continuous flow data (at 15 minute interval) on Thompson Creek. This data will help to increase the confidence level of District's calibration for frequent storms.

2. Completed three years of sediment data collection at the gages on Thompson Creek to develop sediment rating curves for the bed load and suspended load.

Upper Penitencia Creek

1. Collected data on Upper Penitencia Creek for continuous flow measurement for hydrologic and sediment transport modeling.

    a. Continuous flow measurement continues for second year at Piedmont Road and at Berryessa Industrial Park.
    b. The data will be used to calibrate a continuous flow runoff model (HEC-HMS) for Penitencia Creek.
    c. The second year of data collection was completed.

2. Geomorphic Survey, and Channel Stability Assessment.

    a. Collected second year of suspended solids and bed load transport data for the winter to develop suspended sediment and bed load rating curves.

Berryessa Creek

1. The effort is similar to Upper Penitencia Creek. District staff have installed gages on Berryessa Creek for continuous flow measurement.

    a. Continued to collect flow data measurements. Data is being collected upstream of Piedmont Road (which is the downstream end of the rural portion of the watershed) and at Hillview Road (which represents the combination of rural + urban watersheds).
    b. The data will be used to calibrate the continuous flow HEC-HMS model for Berryessa Creek.

2. Geomorphic Survey and Channel Stability.

    a. Continued collection of suspended solids and bed load transport data for during winter to develop suspended sediment and bed load transport data.
    b. Extended the cross-sectional data collection to Hillview Road bridge downstream of 237/Calaveras Road. This captured the eroding reach where Berryessa Creek runs parallel to the railway tracks.

Adobe Creek

The effort has focused on the development of a design for Upper Reach 5 that is stable, maximizes natural elements and can be accommodated to the best extent possible within the limited easement. The data collected and the models developed apply to all future stream stabilization projects that the District may undertake between 280 and El Camino Real.

Continued data collection from a continuous flow gage on Adobe Creek at Middlefield Road (ISCO 4150) to develop and calibrate HEC-HMS model continuous flow runoff model.

Stevens Creek

The project team has undertaken the development of a design through the Blackberry Farm area that realigns the creek to remove the fish barriers and hardscape, and provide the District credit for restoration of several thousand feet of creek restoration.

Ross Creek
Completed a stream restoration and erosion repair for 300 feet of creek downstream of Harwood. The reconstructed section of the stream performed admirably this year.

Developed a stream rehabilitation for 600 feet of creek downstream of Kirk Road. The analysis for the design included application of geomorphology data collected during the HMP project and later, the HEC-HMS model developed, the HEC-RAS and shear stress model.

Alamitos Creek
A longitudinal profile survey of one mile of Alamitos Creek was completed upstream and downstream of the Greystone Creek confluence. This data was collected as part of an effort to design a natural alternative to eliminate bank erosion of the channel near the confluence of the two creeks.

HMP – Stream Impact Master Plan Elements
Developed and presented "Draft Long Term Plan for Implementing Restoration/Rehab Projects" to SCVURPPP and the City of San Jose. This document includes some discussion of potential cost allocation scenarios for in-stream projects in lieu of on-site improvements and potential on-site and in-stream combination for new development. In-stream regional solution is an alternative for those new developments and existing developments whose impacts are addressed only partially through on-site or off-site means.

1.4 Construction Inspection (Attachment 1.4)

The District continued to use the monthly inspection sheet developed in FY 02-03 to facilitate compliance and follow up inspections. The Stream Water Quality Unit continued to meet and train the Construction Inspectors in the field to go over SWPPP implementation at construction sites.

Construction Administration Unit continues to use the Incident Response/Pollution Prevention Hotline to contact Stream Water Quality Unit staff to report construction sites that are creating sediment discharges.

In FY 05-06, the District had 6 Capital Improvement Projects (CIP) under construction that included 5 flood protection/channel improvement projects and 3 water treatment plant projects. SWQU assisted with review of CIP SWPPPs as requested. A table showing the inspections completed is included with this section.

Construction Inspection Training for 20 District staff was completed on March 27, 2006. The training included staff from the District's Capital Programs Units again this year. Five staff from the Construction Engineering Unit (100%) and 15 staff from the Construction Inspection Unit (100%) attended the training.

Effectiveness evaluation questionnaires were distributed prior to the annual training. Most of the respondents encouraged SWQU to continue monthly email reminders, provide resources to enforce non-compliance and continue to assist with review of project SWPPPs as requested.

1.5 Public Information and Participation (PIP) Activities (Attachment 1.5)

The District serves a community of 1.7 million countywide and has excellent outreach programs to many sectors of the community. Key elements of the District's PIP Program include the Adopt-A-Creek Program providing outreach to creekside residents, creek clean up events supporting citizen participation, attendance at community events targeting the general public, numerous workshops presented by the Water Conservation Unit, and the School Outreach Program.

GENERAL OUTREACH

The District attended 35 community events during FY 05-06. A complete listing of all events is included in this section.

A Creekwise Approach (Five tips to care for your creekside property) was mailed to 38,000 streamside property owners in January 2006. The mailer provided information on creekwise gardening and landscaping practices, invasive species, paved surfaces, building near creeks, and erosion control. A copy of the brochure is included in this section.

ValleyWater News quarterly has been discontinued and revamped as the countywide mailer. This year's countywide mailer contained as article promoting watershed practices that keep water clean at its source. The mailer was sent to 700,000 residents in September 2005. A copy is included in this section.

The District's website continues to be improved to provide continual updates to the community. During the winter season, the District's home page featured a link to flood-related information, the District's efforts to protect the waterways in the event of a flood, and sandbag distribution sites. Our on-line maintenance request form empowers citizens to report dumping or waterway-related problems, and allows them to send messages to the appropriate watershed staff. The site also includes a link to the Santa Clara Valley Urban Runoff Pollution Prevention Program.

TARGETED OUTREACH

Workshops

In September/October 2005 and April 2006, the District's Water Quality, Groundwater Management, Vegetation Management and Water Use Efficiency Units worked together with the Loma Prieta Resource Conservation District, the University of California Cooperative Extension and the United States Department of Agriculture Natural Resource Conservation Service to conduct the fifth annual Stewardship for Small Acreages – A Series of Workshops on Land Management for Clean Water. The goal was to provide rural landowners with the resources needed to protect both surface and ground water quality on and off their property. The series took rural landowners through the steps of assessing their properties and developing action plans to address the highest priority items. The workshops were held at various small acreage homes. The four sessions included: general topics such as watersheds and conservation plans, groundwater quality, wells, septic systems and hazardous household products; Manure/Waste Management and Composting; Small Vineyards; and Fire Safety, Landscaping and Erosion Control. A total of 144 people attended the 9 sessions.

In March 2006, the Water Use Efficiency Unit conducted a four-part Water Efficient Landscaping Workshop Series. A total of 183 people attended the four sessions: Selecting Plants for Your Water-Wise Garden, Water-Wise Garden Design, Water Efficient Irrigation Design, and Gardening with Natives. In April, the District co-sponsored the Fourth Annual Going Native Garden Tour, which spotlighted 46 homes in the South Bay providing examples of bird and butterfly friendly residential gardens that are both water-efficient and easy to maintain. The tour included a variety of gardens landscaped with native plants covering small to large lots, ranging from newly planted gardens to well established ones. The District campus was included as one of the tour sites.

Media Campaign

The District conducted two campaigns during FY 05-06: one on flood awareness/safety and the other on water conservation. Both campaigns included the District's website where people could get urban runoff information. The campaigns included the use of frequent targeted public service announcements on radio stations, 10- and 60-second sponsored traffic radio spots on English and ethnic radio, targeted grassroots mailing to residents, community-based print media placement, billboards, and the Digitron billboard at Great America on Highway 101. Theater slides were also used in the flood awareness campaign. The District's web site, news media relations and community events were utilized to extend the reach of the campaign.

Flood Safety Notice 2006 was mailed in January 2006 to over 100,000 flood plain residents. Although the mailer's main focus is flood preparedness and safety, it also contained an article on watersheds. There were five versions of the mailer, containing the map of the resident's specific watershed: Lower Peninsula, West Valley, Guadalupe, Coyote, and Uvas/Llagas.

The Guadalupe River Watershed Mercury Study identified Lake Almaden as a significant source of methyl mercury that bioaccumulates in fish within the lake and in fish downstream. The District installed a pilot aeration system in May 2006 to improve water quality (see Section 7 for details). To assist San Jose Park and Recreation Department with questions about the SolarBee, a brochure containing frequently asked questions was developed. The brochure also includes watershed information. A copy is attached in this section.

AquaFacts, the District's employee newsletter, continued this year as an online publication. AquaFacts contained 7 articles relating to stormwater pollution prevention and watershed education during FY 05-06. Topics included cleanup of homeless camps, Guadalupe River Park and Gardens grand opening, environmental commitment, pesticides, and illegal dumping. The employee newsletter is an excellent and cost-effective method for delivering urban runoff, pollution prevention, and watershed messages to District employees.

An all employee Pollution Prevention Week email campaign was conducted September 20 through 23, 2005. Four emails were sent providing pollution prevention tips. Topics included: general pollution prevention week information, preventing mercury pollution, pollution prevention on the road, and proper disposal of dead batteries. Due to a mix-up, the pesticide message was not sent and will be the second message during next year's email campaign to ensure that employees receive the information. Numerous requests for brochures were received from the employees, as well as many comments on the campaign.

This continues to be a good method to present pollution prevention ideas to District employees.

EDUCATIONAL OUTREACH

The District's educational outreach program serves a diverse population and responds to the needs of the schools throughout the County. Programming is consistent with State standards and regularly integrates messages and issues of other District communication programs. The District's School Outreach Program visited 177 public and private schools and 27 summer camps, reaching 35,602 students and 1,646 educators and conducted 17 teacher workshops during FY 05-06. The District offers a comprehensive education outreach program for early childhood, elementary, middle school, high school, and college-aged students to establish a foundation for understanding and appreciation of water resources. The program provides age-appropriate classroom presentations, teacher in-service training in water education, and tours in order to help children understand and appreciate their local water resources. Classroom presentations include hands-on experiments, information on watersheds, urban run-off, pollution prevention, flood plains, conservation tips, water awareness activities, flood management, and careers in the water industry. Scheduling is conducted on a first-come, first-served basis and provided free to schools in Santa Clara County. Number of students by watershed, city, grade, focus of presentation, and school district are included with this section. AquaCycles, a newsletter for teacher's, was published and distributed to all teachers in Santa Clara County in Fall 2005. AquaDrops eNews, an electronic teacher's newsletter was also sent out in Fall 2005.

The District's Water Cycle Boogie song was heard at the Los Angeles County Fair in September 2005.

The District participated in the JASON Project at NASA again this year. The JASON Project was held January 30 through February 3, 2006. The Project allowed the District to educate over 7,000 students in a one week period. JASON's year-long curriculum comes to life during an annual expedition! Each year, Dr. Ballard leads a team of scientists, students and teachers on a journey to explore and study in research locations featured in the curriculum. Satellite and Internet technologies bring students in classrooms around the world into direct, real-time contact with scientists and researchers as the expedition is happening. The culminating event for local students is a visit to NASA/Ames Research Center at Moffet Field. Students go to Jason City to participate in various learning activities. The District hosted four activities this year: the groundwater model that included pollution prevention, a parts per billion (ppb) activity, water magic and music presentations and a related art activity.

The Coyote Creek Outdoor classroom encompasses land alongside Coyote Creek and includes a covered gazebo classroom for students and teachers, as well as a platform overlooking the creek where students can study the stream's natural habitat. Groundwater monitoring wells on site enable students to observe and evaluate the underground water table and understand how surface and groundwater interact. The site features two planting areas – one site close to the creek planted with native trees and shrubs to improve the stream's wildlife habitat, and a "high terrace" or upland area landscaped with oaks, grasses and other native plants to demonstrate drought-tolerant gardens. During the 2005-06 school

year, the program provided 7 class tours for 336 students and 3 teacher in-services for 12 teachers.

Morley Park Outdoor Classroom in the City of Campbell provides the opportunity to teach students about the purpose of wetlands, urban runoff and the value of percolation ponds. During the 2005-06 school year, the program provided 2 tours for 102 students.

CITIZEN PARTICIPATION

The District established the Adopt-A-Creek Program in 1994 to encourage residents of Santa Clara County to take an active role in helping to preserve the health and beauty of our local creeks. In FY 05-06, 6 new permits and 5 renewal permits were issued and 41 creek clean up events were conducted. The program currently has 125 active participants.

The District participated in two creek cleanup events: the 22tndAnnual Coastal Cleanup Day on September 17, 2005 and the 10th Annual National River Cleanup Day on May 20, 2006. During Coastal Cleanup Day, over 800 volunteers collected 19,269 pounds of trash at 26 sites. On National River Cleanup Day, 669 volunteers collected more than 12,500 pounds of trash at 27 countywide sites.

PROGRAM EVALUATION

The District uses numerous methods to conduct outreach, including written brochures, radio, newspaper, website, theater slides, bus back ads, community events and workshops. The wide variety of methods increases the probability that the messages are being received and understood. Combining all these different methods is very effective at meeting our public education goals. The variety of methods also ensures that many segments of the Santa Clara Valley population are being reached, including residents, businesses, students, as well as people from other locations. The District evaluates the different outreach methods and continuously seeks to improve messages and outreach methods. We work collaboratively with many other agencies and organizations to conduct outreach and will continue these partnerships in the future.

GENERAL OUTREACH

The District feels that attendance at community events is an effective public outreach method. The individual contact made at the events allows staff to answer specific questions and deliver more extensive messages. A wide variety of information can be distributed and the games and displays are a good way to attract event participants.

TARGETED OUTREACH

The District's targeted outreach efforts provide in-depth training and information to a small, targeted audience with the opportunity to answer specific questions from individuals in the group. This method allows the District to assist targeted groups to meet regulatory requirements, change behaviors that impact water quality, and provide the knowledge needed for the group to solve any water quality problems they may be experiencing. The District plans to continue this outreach method as we feel it is a valuable service to these targeted audiences and can positively impact water resources.

EDUCATIONAL OUTREACH

Teacher surveys were distributed again this year. 99% of the teachers returning the surveys rated the program "helpful" to "extremely helpful." 97% are "satisfied" to "very satisfied" with the scheduling of the program and 99% would recommend the program to others. The District feels that the educational outreach program is a cost-effective method for educating children, teachers, and indirectly, parents. Based on the teacher's surveys, minor adjustments will be made to the program. A summary of the District's Water Awareness School Program can be found in this section.

CITIZEN PARTICIPATION

The Adopt-A-Creek program and the creek cleanup events are very effective at creating and increasing stewardship and individual responsibility for the county's water resources.

1.6 Pesticide Management Activities (Attachment 1.6)

The District uses pesticides as one of the tools for pest management on its properties and facilities. The primary category of pesticides used is herbicides. Insecticides and rodenticides are used in small quantities. In all cases, pesticide products are used only after an assessment has been made regarding environmental, economical, and public health aspects of each of the alternatives. The District has always been proactive and conservative in the use of pesticides.

The District continues to implement a pesticide policy and an "Approved Pesticide List." Except for three products, the District's Approved Pesticide List met the criteria established in the District's Pesticide Policy for water quality, environmental and public health hazards. The District's policy states "Category I and II pesticides may only be used if required to meet health and safety concerns or if mandated to maintain regulatory compliance such as dam safety." The three "Toxicity Category I" products, one herbicide and two rodenticides, were exempted from meeting the toxicity restriction due to the following factors:

1. They are integral in meeting the structural engineering requirements of the District's levee systems and dam safety program.
2. There are no practical alternatives at this time.
3. The toxicity and hazard exposure of these products applies only to the applicator at the time of application. These hazards are mitigated with protective clothing and eye protection which minimize the exposure hazard to the maximum extent.

The District believes that use of the less toxic products is beneficial to the environment and the health and safety of employees. The District's annual pesticide use summary report for calendar year 2005 is included in this section as Table 5.1.

The District began implementation of the arundo mitigation program in 2002. The eradication program has increased the District's use of some pesticides. The cut stump method of application minimizes the potential for environmental impacts. The District currently has a program for monitoring the water quality impacts of this work type.

The District continued the program in South County to control vegetation on levee roads, in right-of-ways, and on the top of banks. The District designated 2002 as the baseline year for measuring pesticide reduction. Several herbicides were reformulated in 2005, so the products

were grouped by active ingredient. The District's Spartina (invasive species) mitigation program began using a different herbicide, Imazapyr, in FY 05-06. Baseline total for Imazapyr will be set at 2005 usage for future reports. A comparison of 2002 usage to 2005 usage can be seen in Attachment 1.6 on page 5.

ALTERNATIVE PEST MANAGEMENT PRACTICES
The District continued to integrate mechanical harvesting and non-toxic dye colorants with the use of algaecides and herbicides to manage algae at percolation ponds.

TRAINING/CERTIFICATION
Continuing education (CE) is required to maintain certification. Employees can obtain CEs through seminars sponsored by Pesticide Applicators Professional Association (PAPA), California Association of Pest Control Advisors (CAPCA), manufacturers and universities. CEs are tracked by PAPA/CAPCA and records can be obtained from their websites. All District employees prepare an Employee Performance Plan and County Agricultural Commissioner and the State Department of Pesticide Regulations certification and training requirements are included in individual Performance Plans. Performance Plan evaluations are conducted every January for all employees. Employees not meeting certification and training requirements contained in their Performance Plan may face disciplinary action or termination of employment.

Bi-weekly safety meetings are held that include IPM Policy, SOP and BMP training. Label training, hazardous spill response, symptoms of pesticide poisoning were some of the topics covered this past year.

BMP inspection checklists continue to be completed for both chemical and non-chemical vegetation management activities.

1.7 Mercury Pollution Prevention Activities & Copper/Nickel Action Plan (Attachment 1.7)

Mercury Removal Projects and Programs Completed and Underway

Stream Maintenance Program
In 2005, routine sediment removal maintenance resulted in the disposal of 36,372 cubic yards of material, with 4,695 of this total from the creeks in the upper portion of the Guadalupe River Watershed. The total mercury removed from the system was 31 kg, with 27 kg from the Guadalupe River Watershed. Of this, 25 kg was from the removal of sediment from behind the Los Alamitos Drop Structure; this structure was identified in the Guadalupe River Watershed Mercury Study as a potential sink and source of mercury in suspended sediment during storm events.

Monitoring
The District has undertaken a monitoring program to evaluate water quality in Lake Almaden, Almaden Reservoir, Calero Reservoir, Guadalupe Reservoir and Stevens Creek Reservoir. Depth profile measurements of temperature, pH, conductivity, and dissolved oxygen were conducted monthly. In addition, water samples were collected from the epilimnion and hypolimnion for analyses of total and dissolved mercury, total and dissolved methyl mercury, ammonia, nitrate/nitrite, sulfate and phosphorus at Lake Almaden, Almaden Reservoir, Calero

Reservoir, Guadalupe Reservoir and Stevens Creek Reservoir. Samples were also collected from the epilimnion for analyses for chlorophyll a. The purpose of this monitoring is to establish existing water quality conditions and seasonal variability prior to the implementation of management changes to reservoir operations.

Mercury Control Program

In March 2005, following completion of the District Guadalupe River Watershed Mercury Study, the District initiated three projects to control mercury in the Guadalupe River Watershed: Jacques Gulch Restoration, Reservoir Oxygenation, and Lake Almaden Aeration.

Jacques Gulch Restoration

Jacques Gulch is a tributary to Almaden Reservoir that drains approximately one-third of the reservoir watershed. A portion of this drainage includes a small tributary that drains a portion of the former New Almaden Mining District, which is now Almaden-Quicksilver County Park. The project will remove, cap, or control erosion of extensive mercury deposits in the tributary above its confluence with Jacques Gulch, and in Jacques Gulch above its confluence with Almaden Reservoir. This project will require planning, permitting and construction, and is scheduled for completion in 2011. During the reporting period, the District completed a draft Engineer's Report for the project.

Reservoir Oxygenation

The Guadalupe River Watershed Mercury Study identified reservoirs as a significant source of methyl mercury that bioaccumulates in fish within the reservoirs and in downstream creeks. The study also demonstrated a correlation between the seasonal development of anoxia in the hypolimnion and increased methyl mercury concentrations. In 2006, the District has been going through a planning process and exploring design and build system for an oxygenation system for Calero Reservoir. The District intent is to install and operate a pilot oxygenation system to evaluate the multiple water quality benefits that would potentially be realized, including reduced methyl mercury production, improved fisheries, reduced ammonia and hydrogen sulfide production, improved water clarity, and improved taste and odor (Calero is source water for the District's drinking water treatment plant).

Lake Almaden Aeration

Lake Almaden is a former quarry that lies at the confluence of Guadalupe Creek and Los Alamitos Creek that drain Guadalupe and Almaden Reservoirs, respectively. Below this confluence is the Guadalupe River. This lake provides recreational amenities to the community, including swimming, boating, and fishing. The Guadalupe River Watershed Mercury Study identified the lake as a significant source of methyl mercury that bioaccumulates in fish within the lake and in fish downstream. In 2005, the District initiated a monitoring and sampling program to establish baseline water quality and fish tissue concentrations, and a project to design an aeration system for the lake. The District installed a pilot aeration system (Solar Bee) in May 2006 to improve water quality to evaluate the multiple water quality benefits that would potentially be realized, including reduced methyl mercury production, improved fisheries, reduced ammonia and hydrogen sulfide production, and improved water clarity.

Copper/Nickel Action Plan
The District, as an environmental steward, has several practices and activities in place that support copper and nickel pollution prevention. The District continues to distribute outreach materials at public events. The District also continues to have street sweepers clean facility streets and parking lots on a weekly basis. The District's website provides a carpool connection interactive map so an individual is able to search for carpoolers in the vicinity of one's home or even along the route an individual uses to get to work.

The District enacted a policy several years ago to have District vehicles washed and vacuumed at the existing covered wash rack that discharges through a clarifier to the sanitary sewer system. The District is very proactive in attempting to reduce traffic and pollutants caused by traffic. The district provides, free to employees, bicycle lockers, and reimburses staff for use of public transit for business purposes.

1.8 Trash Inventory and Management (Attachment 1.8)

It is very challenging for the District to identify individual responsible parties for many of the illegal dumping activities that occur in the creeks of the county. Since the District has no police powers and no land use authority our ability to penalize polluters and protect the environment proactively rather than retroactively is virtually non-existent outside of our extensive public and educational outreach activities. Homeless encampments are one of the primary sources of trash being directly deposited to the riparian corridor. With these limitations in mind the District dispatches maintenance crews to provide frequent and routine creek cleanup for trash, and debris, in District waterways. Some of this material is deposited in creek channels and constitutes illegal dumping but is not reported to District hazmat or code enforcement staff due to the inability to establish an individual source or responsible party. In the spring of 2006 the District formed an internal focus group made up of water quality and field maintenance staff and various managers to better strategize how to identify root causes and sources of trash and how to reduce the load of trash to the creeks. This group is an outcome of the District's ISO process.

During FY 05-06, The District's Clean, Safe Creeks Natural Flood Protection Program, Good Neighbor component removed and disposed of approximately 10,248 cubic yards of trash and debris from county waterways. Last year a total 10,002 cubic yards of trash and debris was removed. This year's breakdown by watershed is as follows; Guadalupe watershed 4,179 cubic yards (41%), Coyote watershed 1,999 cubic yards (19%), West Valley watershed 1,790 cubic yards (18%), Lower Peninsula watershed 1,161 cubic yards (11%), and Uvas Llagas watershed had 1,120 cubic yards (11%). The Guadalupe watershed Good Neighbor Program continues to conduct monthly homeless encampment clean up activities. The Good Neighbor Program coordinates with the Santa Clara County Department of Corrections to utilize inmate labor for some of the creek cleanup activities. The San Jose Conservation Corp labor is also utilized extensively during many of the trash removal operations. The Adopt-A-Creek program also supports trash removal from adopted sections of various creeks and this program is highlighted in the PIP activities section of the Annual Report.

The watersheds most affected by homelessness and illegal dumping are the Guadalupe and Coyote Watershed. The District constantly is utilizing its limited staff and financial resources to clean up these areas. The District works closely with the City of San Jose on trash and

homelessness issues that challenge both agencies. Annually the District and the City of San Jose clean up three large trash accumulation sections of the Coyote Creek or the Guadalupe River as part of a Trash Memorandum of Understanding between the City of San Jose and the District. This benefits the local habitat by removing the trash before the next round of winter storms and preventing the material from being redistributed throughout the lower watershed. Additionally the District has a significant number of regular trash clean up locations within each watershed where streets, roads, expressways and highways cross waterways where trash tends to accumulate. The District also is a co-chair of the SCVURPPP Trash Ad Hoc Task group that works on assessment of trash issues as well as initiating installation of trash reduction best management practices.

1.9 Other Water Quality and Watershed Management Requirements (Attachment 1.9)

This section captures other pollution prevention activities, many of which are unique to the District. These activities include:

1. Facility SWPPPs – Corporation Yard
2. Flood Control/Channel Maintenance Activities
3. San Francisquito Creek Sediment Project

Facility SWPPPs – Corporation Yard
BMPs were formally inspected quarterly during non-stormwater observations at all District facilities except Coyote and Pacheco Pump Stations. The pump stations do not warrant non-stormwater observations due to the low potential for these types of discharges to occur. The Corporation Yard culvert inlet protection device (constructed of cinderblocks filter fabric and washed gravels) was evaluated. Other BMPs are working effectively, as noted on the non-stormwater observation forms submitted. Storm drain inlets at the Corporation Yard were cleaned out in the Fall of 2005.

Flood Control/Channel Maintenance Activities
The District maintains over 700 miles of stream channels to provide flood protection for the Santa Clara County communities. Under the Multi-Year Stream Maintenance Program (SMP) the District removes sediment, provides for erosion protection, and conducts vegetation management activities. Minor maintenance activities include trash removal, fence and access repair, maintenance of revegetation sites, and removal of downed trees or other blockages from the streams. During FY 05-06, the District removed 42,084 cubic yards of sediment and completed bank protection projects totaling 6,345 linear feet.

Annual SMP archeology awareness and BMP training was conducted on June 5, 2006 and 72% of District employees from the Watershed Field Operations Units, Watershed Program Support Units, Ecological Services Unit, and Regulatory Compliance Unit received the training (59 employees). In addition, 12 staff from the Vegetation Management and Watershed Business Management Units also attended.

BMP training evaluation forms were distributed during the training session and attendees were asked to complete them before leaving. All training sessions were rated excellent or good by

the respondents. Suggestions for improving the training will be incorporated into next year's training.

The annual Lessons Learned meeting with the regulatory agencies and stakeholders was held in February 2006. Internal lesson learned meetings were held prior to the February regulatory meeting.

BMP inspection checklists continued to be used for sediment removal and bank protection projects and for chemical and non-chemical vegetation management activities. The checklists provide documentation of BMP implementation at the SMP projects, inspection of the BMPs, and track any adjustments made to BMP implementation.

San Francisquito Creek Sediment Project
In fiscal year 2005-2006 the District fulfilled its commitment of sponsoring, through funding and technical oversight, the Aquatic Habitat and Limiting Factors Assessment (AHALFA) of San Francisquito Creek as a follow up to the "San Francisquito Creek Watershed Sediment Analysis Final Report" and "San Francisquito Creek Watershed Existing Conditions Analysis Final Report" that were completed two years ago. The goal of the AHALFA was to determine what, if any, factors limit current Steelhead habitat and, if so, what linkages may or may not be made to the creek's designation as impaired by sediment under Clean Water Act Section 303(d). The AHALFA project was developed with Regional Board participation in an Expert Advisory Panel to support the watershed analysis provision of the NPDES permit. The primary issue in the development of the TMDL is the implied degradation of steelhead spawning habitat for which sediment deposition and decrease in flow conveyance may be a contributing factor. This study indicated that a lack of sufficient overwintering habit and gravel imbeddeness are the most significant limiting factors to steelhead populations in San Francisquito Creek.

Upper Penitencia Creek Limiting Factors Analysis
The District assisted with the Upper Penitenicia Limiting Factors Analysis by providing information on the operations of the diversion structures for the percolation ponds as well as by providing information on other water utility operations pertinent to Upper Pennitencia creek. The District also provided significant information on the fisheries condition in the watershed. The District completed a review of the document and also conveneyed a meeting of managers and operations staff to respond to the Regional Boards questions on the first draft of the document.

Saratoga Creek Watershed Assessment
The District has been working with the Program to provide fish scale analysis of the fish that have been collected for the Saratoga Creek Watershed Assessment. The District has also been working with the Program to ensure that Program staff collect samples from only public owned sites.

Water Quality Index-Guadalupe Watershed Pilot Project.
In the fall of 2004 the Stream Water Qualtiy Unit implemented a study of general water quality monitoring in the Guadalupe Watershed to compare the watershed to other studies taking place in the country. This study was both time consuming and initially costly to conduct in labor hours. This study has just completed the collection of the fourth round of sample collection in the Guadalupe River watershed. The study has completed its first round of sampling in the Stevens Creek and Coyote Creek watersheds. At the tidal sites both a high tide and a low tide

sample are collected. A summary of the Water Quality Index is attached from the National Sewer Foundation website for review and a description of parameters assessed.

To determine the WQI, the following nine water quality parameters are measured:

- **Biochemical Oxygen Demand**
  The Biochemical Oxygen Demand (or BOD) is a measure of the amount of food for bacteria that is found in water. Bacteria utilize organic matter in their respiration and remove oxygen from the water. The BOD test provides a rough idea of how much biodegradable waste is present in the water. (Biodegradable waste is usually composed of organic wastes, including leaves, grass clippings, and manure).

- **Dissolved Oxygen**
  The dissolved oxygen test measures the amount of life-sustaining oxygen dissolved in the water. This is the oxygen that is available to fish, invertebrates, and all other animals living in the water. Most aquatic plants and animals need oxygen to survive; in fact, fish will drown in water when the dissolved oxygen levels get too low. Low levels of dissolved oxygen in water are a sign of possible pollution.

- **Fecal Coliform**
  Fecal coliform is a form of bacteria found in human and animal waste.

- **Nitrates**
  Nitrates are a measure of the oxidized form of nitrogen and are an essential macronutrient in aquatic environments. Nitrates can be harmful to humans, because our intestines can break nitrates down into nitrites, which affects the ability of red blood cells to carry oxygen. Nitrites can also cause serious illnesses in fish.

- **pH**
  The pH level is a measure of the acid content of the water. Most forms of aquatic life tend to be very sensitive to pH. Water containing a great deal of organic pollution will normally tend to be somewhat acidic. Water with a pH of 7 is considered neutral. If the pH is below 7, it is classified as acidic, while water with a pH greater than 7 is said to be alkaline. The pH of tap water in the U.S. is usually between 6.5 and 8.5.

- **Temperature Change**
  The water temperature of a river is very important, as many of the physical, biological, and chemical characteristics of a river are directly affected by temperature. Most waterborne animal and plant life survives within a certain range of water temperatures, and few of them can tolerate extreme changes in this parameter. Using the same thermometer, the water temperature should be checked at the test site and at a similar site one mile upstream. Care should be taken when taking the temperature upstream to ensure that the amount of sunlight and the depth of the river are similar to the original test site.

- **Total Dissolved Solids**
  This is a measure of the solid materials dissolved in the river water. This includes salts, some organic materials, and a wide range of other things from nutrients to toxic materials. A constant level of minerals in the water is necessary for aquatic life.

Concentrations of total dissolved solids that are too high or too low may limit growth and lead to the death of many aquatic life forms.

- **Total Phosphate**
  Phosphates are chemical compounds made from the elements phosphorous and oxygen; they are necessary for plant and animal growth. Phosphates can be present in water in many forms, so total phosphate gives an estimate of the total amount of phosphate potentially available in a given water supply.

- **Turbidity**
  Turbidity is a measure of the dispersion of light in a column of water due to suspended matter. The higher the turbidity, the cloudier the water appears. If water becomes too turbid, it loses the ability to support a wide variety of plants and other aquatic organisms.

After the nine water quality tests are completed and the results recorded, a "Q" value is calculated for each parameter, and the overall WQI for the sampling site is then calculated.

The results of the District WQI pilot project to date are summarized in the Figures 9-1, 9-2, 9-3 and 9-4 of Attachment 9 in this report. As one can see from the attached charts the water quality was of good quality and approached excellent at many locations in the various watersheds. Another round of sampling should give us enough data to determine any significant differences in between the spring and fall water quality but at this time any further analysis is purely speculative. The District looks forward to continueing this study over the next year to complete two full cycles of sampling to identify the usefulness of this form of analysis to rate, in a simplified manner, the water quality within other watersheds in Santa Clara County.

1.10 Staff Training Matrix (Attachment 1.10)

Numerous staff attended various training opportunities as detailed in the Training Section. The District feels it has met the training requirements.

1.11 Last Year's Continuous Improvement Activities and Status

District SWPPP inspection implementation at some facilities
The Stream Water Quality Unit has implemented a mentor program where interns from the Stream Water Quality Unit conduct non-stormwater and stormwater inspections with appropriate facility staff at the facilities that were not adequately inspected the previous year.

SWPPP updates
The Stream Water Quality Unit had identified that several of the facility SWPPP's were in need of updates as some of the Roles and Responsibilities have changed over the last few years. These SWPPP's have been updated and are currently in peer review prior to printing.

SANTA CLARA VALLEY WATER DISTRICT
URBAN RUNOFF ANNUAL REPORT FOR FY 2005-06

SUMMARY OF CONTINUOUS IMPROVEMENT ACTIVITIES

The District has identified one opportunity for continuous improvement. The item is listed in the Continuous Improvement section of the Annual Report as:

Trash Assessments
The District will be conducting trash assessments in the Fall of each year rather than in the Spring due to likelihood of high spring flows below the reservoirs.

Attachment 1.1
ILLICIT CONNECTION/ILLEGAL DUMPING (ICID) ELIMINATION ACTIVITIES

SANTA CLARA VALLEY WATER DISTRICT
URBAN RUNOFF ANNUAL REPORT FOR FY 2005-06
ILLICIT CONNECTION/ILLEGAL DUMPING ELIMINATION ACTIVITIES

SELF EVALUATION MATRIX

Item Source[1]	Activity	FY2005-2006 Tasks	Status / Comments	Due Date (mo/yr)	Responsible Party
ILLICIT CONNECTION & ILLEGAL DUMPING ELIMINATION ACTIVITIES					
C.2.a. PS ICID-7	Effectiveness Evaluation	Conduct an annual effectiveness evaluation. District Staff who regularly interact with the Incident Response Program (IRP) will be asked to complete a questionnaire in the Spring of 2006. The questionnaire will ask for ideas for any improvements or changes that need to be made to the District's Incident Response Program. Results of the Questionnaires will be evaluated during the next ICID/Incident Response Program for incorporation into the ICP procedures.	Complete. In addition, The Emergency Response Program received a quality and environmental audit according to ISO 9000 and 14000 standards in September 2005 during which ER Team members were questioned to identify non-conformities and areas for improvement. Results included: (1) implementation of simulated response drills, (2) revision of procedures and work instructions and forms. The former was completed in January, the latter in August 2006.	Annually June 06	SWQU ICID Team
C.6.a.ii. PS ICID-6	Enhanced Reporting Requirements	Identify the number of responses to reports of potential impact to water quality, complaints, spills, and other similar reports. Create an attachment to the annual report and include summary in the highlights and accomplishments section of the annual report.	Complete. End of year information was transmitted to the Program Manager for inclusion in the Annual Report. District specific charts are included in the agency-specific section of the Annual Report.	Ongoing	SWQU ICID Team

[1] Notation is as follows: PS (Performance Standard), URMP (Urban Runoff Management Plan), NDII (New District Initiated Item), NPDES (NPDES Permit)

SANTA CLARA VALLEY WATER DISTRICT
URBAN RUNOFF ANNUAL REPORT FOR FY 2005-06
ILLICIT CONNECTION/ILLEGAL DUMPING ELIMINATION ACTIVITIES

Item Source[1]	Activity	FY2005-2006 Tasks	Status / Comments	Due Date (mo/yr)	Responsible Party
C.6.a.ii PS ICID-6	Enhanced Reporting Requirements	Characterize as to report source, nature of report, location of the event, reported source of pollutants and follow-up investigation if needed.	The District's countywide ICID raw data contains incident data that has been characterized (see following charts) according to several parameters including: (1) pollutant type (2) watershed (3) and municipal jurisdiction. Enforcement actions are recorded on incident reports but remain applicable only in a small percentage of cases since responsible party identification is uncommon for incidents within the District's right of ways.	On-going	SWQU ICID Team
C.6.a.ii. PS ICID-6	Enhanced Reporting Requirements	For any actual non-compliance or threatened non-compliance noted during the investigation of the report, the nature of follow up will be reported, through resolution on the noted issue, up to and including enforcement action.	Not applicable this year.	Sept 05	SWQU ICID Team

RESPONSE TO REGIONAL BOARD COMMENTS FROM PREVIOUS YEAR'S ANNUAL REPORT

No comments from the Regional Board were received on this section of last year's annual report.

REPORTING DATA

- The ICID incident response/pollution prevention program received 122 reports of potential ICIDs in Santa Clara County within SF Bay Regional Board jurisdiction, 78 of which required a field response.
- Types of pollutants and pollutant sources encountered this year
- General locations

- How many incidents were reported by citizens or employees
- Follow up actions (how many incidents were investigated, how many enforcement actions of each level were taken)

PROGRAM EVALUATION

Emergency Response

The District continues to focus significant manpower in support of the ICID program. Key elements of the District's ICID program include a 24-hour, 7-day per week Pollution Prevention Hotline (1-888-510-5151); Hazardous material removal; and staff training.

Ordinance 83-2 violations

The ordinance 83-2 code enforcement program has been hampered due to a lack of staff and funding. The position that resided in the Community Projects Review Unit was vacated by the retirement of an individual and the position has not been filled due to the reduction of District funds by California's diverting of $54 million dollars in District property tax revenue to the State Education Revenue Augmentation Fund in Fiscal Years 2004-2005 and 2005-2006.

HIGHLIGHTS AND ACCOMPLISHMENTS

Emergency Response

The Stream Water Quality Unit has continued internal outreach efforts. Stream Water Quality Unit staff utilize various means, including attending various District unit staff meetings, to personally inform District staff of the Emergency Response Pollution Prevention Hotline number and services provided. Field Maintenance staff, Water Utility Discharge staff and Construction Administration Unit staff were re-informed of the Hotline number at their respective annual training events. Individuals from many of the field operations units as well as staff who work with the public continue to be provided with red 4"x1" stickers with the Emergency Response/Pollution Prevention Hotline number boldly displayed for placement on clipboards or in vehicles.

The District Watershed Division's has achieved certification of its Quality and Environmental Management System (QEMS) to the ISO 9001:2000 and ISO 14001 international standards and must undergo semi annual audits as conducted by both internal and external auditors. In general terms, ISO 9001 standard provides for a management system that assists organizations to consistently meet or exceed customer expectations. ISO 14001 standard helps an organization identify and control its effects on the environment. In line

SANTA CLARA VALLEY WATER DISTRICT
URBAN RUNOFF ANNUAL REPORT FOR FY 2005-06
ILLICIT CONNECTION/ILLEGAL DUMPING ELIMINATION ACTIVITIES

with this certification the District's Stream Water Quality Unit is revising its "Emergency Response Procedures Manual" and creating new Work Instructions to meet ISO requirements and improve operations according to ISO audit findings. These documents fulfill the certification requirements by incorporating processes that ensure the program is current and efficiently managed. As part of the ISO process 4 team members were individually evaluated by undergoing a drill regarding pollutants found in one of the creeks and having to trace the release of contaminants to one of the local water sources and staff were evaluated on their investigation skills as well as notification protocol for other agencies, local co-permittees and District management. Also this year the incident report form is undergoing revision and modifications to eventually be an Access database document.

The District received and responded to a total of 122 emergency response reports throughout Santa Clara County during fiscal year 2005-2006. Of this total 111 were within the jurisdiction of the San Francisco Bay Regional Board and the associated Santa Clara Municipal Stormwater Permit. A total of 82 required a field response by the one of the team members for source identification, clean up or evidence collection. The data from the emergency response reports indicates that Guadalupe River was once again the waterway with the greatest number of incidents with a total of 21 reports. Coyote Creek also a relatively high number (9) of incidents reported. The remainder of the creeks had 4 or less reported incidents. Taken as entire watersheds the Guadalupe watershed accounted for 35% of all reported incidents, both Coyote and West Valley watersheds accounting for 20% each, Lower Peninsula (15%) and Uvas/Llagas (10%) accounted for the remainder of the incidents. The predominant contaminants again were "Hydrocarbons" and "Chemical" with 27 and 30 reported incidents respectively – accounting for 46% of the total incidents between them. Sewage was the third most common contaminant - occurring in 16 of the incidents. Trash which had the third most incidents last year slipped to 6th behind wastewater and sediment discharges.

The majority of reports (58) this year again occurred within the limits of the City of San Jose. Unincorporated areas of north Santa Clara County accounted for 9 responses this year followed by Palo Alto (8), the City of Santa Clara (6), and the Towns of Saratoga and Los Gatos (5 each). The District records every response it receives. It is important for the District to be able to accurately track the number of reports. The District may forward the report information to other cities and the cities may be the actual responder but the District still logs the report for our records so it is important for the Regional Board to be aware that the total number of reports from all co-permittees as reported by the Program Manager may be artificially elevated due to double reporting (District + municipal). The District responded within the two hour target response time, 100% of the time in 2005-2006.

The GIS mapping exercise has been put on hold as the Steam Water Quality Unit focused more on Mercury issues, Trash assessments and Water Quality Index sampling. The GIS mapping will be performed next year.

SANTA CLARA VALLEY WATER DISTRICT
URBAN RUNOFF ANNUAL REPORT FOR FY 2005-06
ILLICIT CONNECTION/ILLEGAL DUMPING ELIMINATION ACTIVITIES

83-2 Ordinance Enforcement

As previously reported the 83-2 code enforcement program has been temporarily reduced due to staffing and fiscal constraints this year. However District Emergency Responders continue to work closely with law enforcement agents at the Department of Fish and Game and the District Attorney's Office, as well as municipal and Regional Board code enforcement staff.

Training and Education

The District continued ICID training of District staff, other response agencies and the public. The District has made inroads, as part of the Urban Runoff workshops, to inform District field maintenance crews and other District staff of the pollution prevention hotline. Field crews continue to be provided with "Pollution Hotline" stickers (that include the hotline phone number) to be placed in District vehicles and on clipboards. Four team members were individually evaluated by undergoing a drill regarding pollutants found in one of the creeks and having to trace the release of contaminants to one of the local water sources and staff were evaluated on their investigation skills as well as notification protocol for other agencies, local co-permittees and District management.

FIGURE 1: FY05-06 ICID INCIDENT CHARACTERIZATION CHARTS

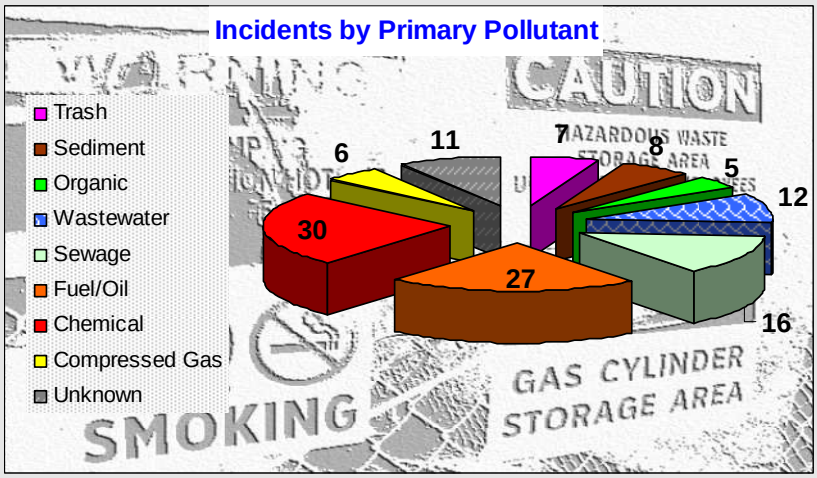

Figure 1.1 Incidents Characterized by Primary Pollutant

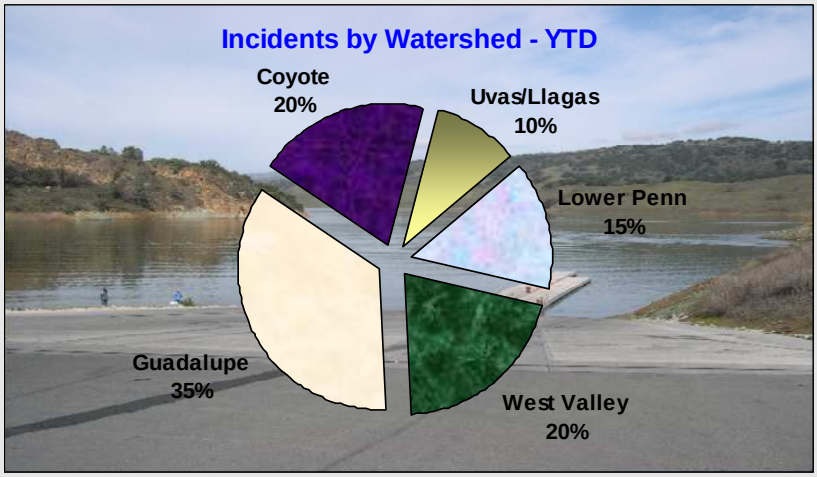

Figure 1.2 Incidents Characterized by Watershed

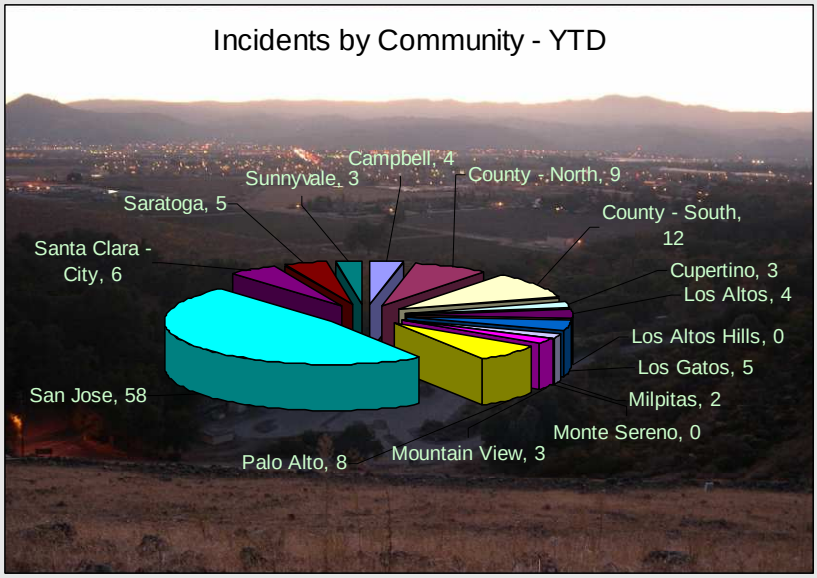

Figure 1.3 Incidents Characterized by Municipal Jurisdiction

Attachment 1.2
PUBLIC AGENCY ACTIVITIES

Rural Public Works
Storm Drain System Operation & Maintenance
Water Utility Pollution Prevention Plan/Operation & Maintenance

SANTA CLARA VALLEY WATER DISTRICT
URBAN RUNOFF ANNUAL REPORT FOR FY 2005-06
PUBLIC AGENCY ACTIVITIES

SELF EVALUATION MATRIX – RURAL PUBLIC WORKS

PS ID	Activity	FY 2005-2006 Tasks	Status / Comments	Due Date (mo/yr)	Responsible Party
RURAL PUBLIC WORKS					
C.2.a. PS under review by RWQCB		Continue to incorporate Rural Public Works guidelines as part of the Channel Maintenance Training to field staff and via tailgate meetings w/Field Operations Units.	Conducted Stream Maintenance Program training on May 23, 2006 which included a discussion on the benefits of large woody debris to in-stream habitat and discussed issues related to road repair to facilitate a reduction of sediment going to the streams.	May 06	SWQU Rural Public Works Task Lead

RESPONSE TO REGIONAL BOARD COMMENTS FROM PREVIOUS YEAR'S ANNUAL REPORT

No comments from the Regional Board were received on this section of last year's annual report.

PROGRAM EVALUATION

Levee grading and large woody debris removal from creeks have been identified as activities subject to this performance standard. No rural roads or trail erosion problems have been identified or came to the attention of the District Stream Water Quality Unit staff during this fiscal year. No rural public works were constructed by the District this year. However several stream flood control or erosion repair projects have been worked on to continue to improve the quality of access roads and reduce the likelihood of the levee, access roads and stream banks being sources of sediment. The District continues to enlighten staff of the importance of large woody debris for habitat during the Stream Maintenance Program training which supports the Channel Maintenance Pollution Prevention Program. The trained staff are the same staff working on many of the stream maintenance/restoration programs the District is involved with.

SANTA CLARA VALLEY WATER DISTRICT
URBAN RUNOFF ANNUAL REPORT FOR FY 2005-06
PUBLIC AGENCY ACTIVITIES

HIGHLIGHTS AND ACCOMPLISHMENTS

The District has continued to emphasize to staff the importance of woody debris in the creeks for wildlife habitat and to facilitate the reduction of potential erosion and sediment challenges at various facilities by encouraging the creeks to remain in dynamic equilibrium.

SANTA CLARA VALLEY WATER DISTRICT
URBAN RUNOFF ANNUAL REPORT FOR FY 2005-06
PUBLIC AGENCY ACTIVITIES

SELF EVALUATION MATRIX – STORM DRAIN SYSTEM OPERATIONS AND MAINTENANCE

PS ID	Activity	FY 2004-2005 Tasks	Status / Comments	Due Date (mo/yr)	Responsible Party
STORM DRAIN SYSTEM OPERATIONS AND MAINTENANCE					
C.2.a. PS SDS-4	Annual Training	Conduct annual BMP training workshop for District O&M staff.	Conducted employee workshop on June 7, 2006	March 06	SWQU SD O&M Task Lead
	Effectiveness Evaluation	Conduct annual effectiveness evaluation per the Performance Standard.	Effectiveness evaluation indicated that there is an increased understanding that properly functioning storm drains help prevent pollution.	Jan 06	SWQU SD O&M Task Lead

RESPONSE TO REGIONAL BOARD COMMENTS FROM PREVIOUS YEAR'S ANNUAL REPORT

No comments from the Regional Board were received on this section of last year's annual report.

PROGRAM EVALUATION

The District owns and operates the stormwater drainage systems at its facilities, which includes storm drains, catch basins, vegetated swales, open drainage ditches, utility trenches, and storm drain lines. Storm drains from District facilities discharge to creeks, the Guadalupe River, and recharge ponds. Storm drains outside District facilities are owned and operated by the local (city or county) jurisdiction.

The District completed the following tasks:

1) Sent out an effectiveness evaluation survey on April 6 and June 7, 2006 to solicit staff feedback on BMP effectiveness and suggestions for improving the storm drain O&M program. The effectiveness evaluation indicated that there is an increase of the understanding that properly functioning storm drains help prevent pollution.
2) Continued implementation of the storm drain inspection and cleaning program.

SANTA CLARA VALLEY WATER DISTRICT
URBAN RUNOFF ANNUAL REPORT FOR FY 2005-06
PUBLIC AGENCY ACTIVITIES

3) Continued weekly street sweeping functions at facility parking areas.

BMPs were formally inspected quarterly during non-stormwater observations at most District facilities except Coyote and Pacheco Pump Stations. The pump stations do not warrant non-stormwater observations due to the low potential for these types of discharges to occur. The Corporation Yard culvert inlet protection device (constructed of cinderblocks filter fabric and washed gravels) was evaluated and is in need of repair, the necessary repairs will be performed in the FY 06-07. Other BMPs are working effectively, as noted on the non-stormwater observation forms submitted. Two water treatment plants have been under some form of construction during the past fiscal year, and have therefore been operating under the contractor's Storm Water Pollution Prevention Plan (SWPPP) during construction. The Rinconada Water Treatment Plant conducted the required storm drain inspections required under this program. Storm drain inlets at the Corporation Yard and the Vasona Meter Shop were cleaned out in the Fall of 2005.

HIGHLIGHTS AND ACCOMPLISHMENTS

Storm drain inspections and cleaning work orders continue to be distributed via the District's Maximo (field maintenance work order software) Preventative Maintenance program for the Rinconada Water Treatment Plant. Each month facility maintenance staff automatically receive a computer generated work order to inspect all storm drains at their facility and have them cleaned as needed. Stream Water Quality Unit took over the storm drain inspections at the Vasona Meter Shop, Corporation Yard, Headquarters and Administration Campus and the Blossom Hill Annex to ensure compliance with Urban Runoff Management Plan.

SANTA CLARA VALLEY WATER DISTRICT
URBAN RUNOFF ANNUAL REPORT FOR FY 2005-06
PUBLIC AGENCY ACTIVITIES

SELF EVALUATION MATRIX – WATER UTILITY DISCHARGE POLLUTION PREVENTION PLAN/OPERATIONS AND MAINTENANCE

PS ID	Activity	FY2004-2005 Tasks	Status / Comments	Due Date (mo/yr)	Responsible Party
WATER UTILITY DISCHARGE POLLUTION PREVENTION PLAN					
C.2.a PS WUD-3	Training	Conduct annual training workshop for District staff involved in water utility discharges.	Completed on May 31, 2006	March 06	SWQU WUD Task Lead
C.2.a PS WUD-3	Evaluation	Complete annual effectiveness evaluation of the Water Utility Discharge program.	Completed in March, and indicated that staff is aware of the program and following notification requirement and is using appropriate BMPs.	Jan 06	SWQU WUD Task Lead

RESPONSE TO REGIONAL BOARD COMMENTS FROM PREVIOUS YEAR'S ANNUAL REPORT

No comments from the Regional Board were received on this section of last year's annual report.

PROGRAM EVALUATION

The District owns, operates, and/or maintains 3 water treatment plants, 2 pumping and metering stations, 1 pump station, 11 reservoirs, percolation facilities, water wells, a recycled water facility (South County Regional Wastewater Authority Treatment Plant), and distribution pipelines. All of these water facilities have a potential for discharging non-stormwater to surface water bodies.
The District continued reporting on all water utility O&M discharges. Please see attached inventory table (Table 2.1). Typical District discharges include raw water from water quality testing devices at District plants, San Tomas Injection Well, and Vasona Meter Shop testing.

The District's water utility maintenance staff performs all discharges. District staff implemented BMPs after consultation with the Stream Water Quality Unit. From discharge reports and from the 4 program evaluation responses received, BMPs are being implemented during all District water utility discharges and are effective. The District's Water Utility Discharge Pollution Prevention Guidance Manual

(October 2001) has been effective in assisting District staff to chose and implement proper BMPs. District staff have been very open to this program and are reporting all discharges with no complaints.

HIGHLIGHTS AND ACCOMPLISHMENTS

Annual refresher training was held on May 31, 2006. Twenty District staff members who work with discharges or oversee discharges attended the training. Participants included staff from the following District units: Operations, Planning & Analysis, Utility Raw Water Operations, Utility Treated Water Operations, Groundwater Management, Infrastructure Planning, Utility Maintenance, Process Engineering, Water Quality Infrastructure Planning, and Lower Peninsula West Valley Watershed Field Operations. Workshop topics included: Why Pollution Prevention Matters (Environmental Impacts, Potential Pollutants and Sources, Regulatory Requirements, District Performance Standards), Water Utility Discharge Pollution Prevention Guidance Manual Overview, Roles and Procedures, BMP Implementation, Dechlorination, and Reporting and Tracking.

In April, 2006 and again in June of 2006, program evaluation questionnaires were sent to 50 District staff members responsible for water utility O&M. 10% (5) were returned completed. From those questionnaires received, control measures and BMPs are being implemented properly during all discharges and are functioning effectively.

This program's planned and unplanned notification policies and practices with the Regional Board have been so successful that the Regional Board has recommended that San Francisco Public Utilities Commission follow the same notification policy and practice that is used by the District.

FY 05-06	*Continuous flow discharge								
	Location	Date	Volume (gal)	Time (hrs)	Planned Unplanned Emergency	Type of Water Discharged	Discharge To	BMPs Implemented	Remarks
July 2005:									
	Vasona Meter Shop*	Ongoing	250,000	Cont.	P	Raw	Los Gatos Creek		Continual, regular meter testing of raw water
	RWTP Vault B-46*	Ongoing	Unknown	Random	P	Ground	Storm drain system		Vault is pumped out occasionally and automatically. Not monitored. Has high level alarm. Ground and rain water.
	Pacheco PP Water Quality Testing*	Ongoing	325,000	Cont.	P	Raw	No Name Creek	None implemented	Continuous discharge from water quality testing station of water delivered by DWR. Volume estimated.
	PWTP Water Quality Testing*	Ongoing	325,000	Cont.	P	Raw	Storm drain		Continuous discharge from water quality testing station of water delivered by DWR.
August 2005:									
	Vasona Meter Shop*	Ongoing	250,000	Cont.	P	Raw	Los Gatos Creek		Continual, regular meter testing of raw water
	RWTP Vault B-46*	Ongoing	Unknown	Random	P	Ground	Storm drain system		Vault is pumped out occasionally and automatically. Not monitored. Has high level alarm. Ground and rain water.
	Pacheco PP Water Quality Testing*	Ongoing	325,000	Cont.	P	Raw	No Name Creek	None implemented	Continuous discharge from water quality testing station of water delivered by DWR. Volume estimated.
	PWTP Water Quality Testing*	Ongoing	325,000	Cont.	P	Raw	Storm drain		Continuous discharge from water quality testing station of water delivered by DWR.
September 2005:									
	Vasona Meter Shop*	Ongoing	250,000	Cont.	P	Raw	Los Gatos Creek		Continual, regular meter testing of raw water
	RWTP Vault B-46*	Ongoing	Unknown	Random	P	Ground	Storm drain system		Vault is pumped out occasionally and automatically. Not monitored. Has high level alarm. Ground and rain water.
	Pacheco PP Water Quality Testing*	Ongoing	325,000	Cont.	P	Raw	No Name Creek	None implemented	Continuous discharge from water quality testing station of water delivered by DWR. Volume estimated.
	PWTP Water Quality Testing*	Ongoing	325,000	Cont.	P	Raw	Storm drain		Continuous discharge from water quality testing station of water delivered by DWR.
October 2005:									
	Vasona Meter Shop*	Ongoing	250,000	Cont.	P	Raw	Los Gatos Creek		Continual, regular meter testing of raw water
	RWTP Vault B-46*	Ongoing	Unknown	Random	P	Ground	Storm drain system		Vault is pumped out occasionally and automatically. Not monitored. Has high level alarm. Ground and rain water.
	Pacheco PP Water Quality Testing*	Ongoing	325,000	Cont.	P	Raw	No Name Creek	None implemented	Continuous discharge from water quality testing station of water delivered by DWR. Volume estimated.
	PWTP Water Quality Testing*	Ongoing	325,000	Cont.	P	Raw	Storm drain		Continuous discharge from water quality testing station of water delivered by DWR.
November 2005:									
	Vasona Meter Shop*	Ongoing	250,000	Cont.	P	Raw	Los Gatos Creek		Continual, regular meter testing of raw water
	RWTP Vault B-46*	Ongoing	Unknown	Random	P	Ground	Storm drain system		Vault is pumped out occasionally and automatically. Not monitored. Has high level alarm. Ground and rain water.
	Pacheco PP Water Quality Testing*	Ongoing	325,000	Cont.	P	Raw	No Name Creek	None implemented	Continuous discharge from water quality testing station of water delivered by DWR. Volume estimated.
	PWTP Water Quality Testing*	Ongoing	325,000	Cont.	P	Raw	Storm drain		Continuous discharge from water quality testing station of water delivered by DWR.
December 2005:									
	Smith Ch. RFM #8, #8.5	12/04/05-12/07/05	969408	2 days	P		Smith Creek		
	Central Pipeline-Los Gatos Creek Turnout	12/05/05 - 12/07/05	3,240,000		P	Raw	Los Gatos Creek	Turbidity and temperature were monitored.	Pipeline maintenance: Replacement of deteriorating threaded connections with welded flang connections. Pipeline inspection: perform internal inspection and pipeline repairs with cement mortar. Turbidity and temperature were monitored at upstream and down
	RFM	12/05/05 - 12/07/05	340,000		P	Raw	Vasona Canal into Regnart Creek as well as others listed in Remarks	Turbidity and temperature were monitored.	Pipeline maintenance: Replacement of deteriorating threaded connections with welded flang connections. Pipeline inspection: perform internal inspection and pipeline repairs with cement mortar. Vasona Canal into Calabazas Creek, Rodeo Creek, Saratoga Creek
	RFM	12/05/05 - 12/07/05	390,000		P	Raw	Storm Drain to E. Smith Creek	Turbidity and temperature were monitored.	Pipeline maintenance: Replacement of deteriorating threaded connections with welded flang connections. Pipeline inspection: perform internal inspection and pipeline repairs with cement mortar. Turbidity and temperature were monitored at upstream and downs
	Rinconada Force Main – Valve 906 at Vasona	12/05/05 - 12/07/05	72,000		P	Raw	Los Gatos Creek	Turbidity and temperature were monitored.	Pipeline maintenance: Replacement of deteriorating threaded connections with welded flang connections. Pipeline inspection: perform internal inspection and pipeline repairs with cement mortar. Turbidity and temperature were monitored at upstream and down
	CPL 77	12/05/05 - 12/14/05	4,200,000	10 days	P	Raw	Los Gatos Creek	EC-1, SC-1	The Rinconada Force Main will be drained to replace deteriorating threaded air valve connections with welded flange connections. Turbidity will be monitored 100
	906 Energy Dissipater	7-Dec-05	1,292,544	1 day	P				
	Wedgewood Blowoff RFM# 12	12/06/05 10:20a-12/07/05	432,000	2 days	P				
	Vasona Meter Shop*	Ongoing	250,000	Cont.	P	Raw	Los Gatos Creek		Continual, regular meter testing of raw water
	RWTP Vault B-46*	Ongoing	Unknown	Random	P	Ground	Storm drain system		Vault is pumped out occasionally and automatically. Not monitored. Has high level alarm. Ground and rain water.
	Pacheco PP Water Quality Testing*	Ongoing	325,000	Cont.	P	Raw	No Name Creek	None implemented	Continuous discharge from water quality testing station of water delivered by DWR. Volume estimated.
	PWTP Water Quality Testing*	Ongoing	325,000	Cont.	P	Raw	Storm drain		Continuous discharge from water quality testing station of water delivered by DWR.
January 2006:									
	Vasona Meter Shop*	Ongoing	250,000	Cont.	P	Raw	Los Gatos Creek		Continual, regular meter testing of raw water
	RWTP Vault B-46*	Ongoing	Unknown	Random	P	Ground	Storm drain system		Vault is pumped out occasionally and automatically. Not monitored. Has high level alarm. Ground and rain water.
	Pacheco PP Water Quality Testing*	Ongoing	325,000	Cont.	P	Raw	No Name Creek	None implemented	Continuous discharge from water quality testing station of water delivered by DWR. Volume estimated.
	PWTP Water Quality Testing*	Ongoing	325,000	Cont.	P	Raw	Storm drain		Continuous discharge from water quality testing station of water delivered by DWR.
February 2006:									
	Cross Valley Pipeline CV 18	2/21-2/22	788560	28 hours	P	Raw	Cochrane Channel	EC-1, SC-1	A short portion of the Cross Valley Pipeline (CVP) will be drained to swap out the air release valve from one valve to another. The CVP will be dewatered by gravity from the CV 18 blow off valve into the Cochrane Channel.
	Vasona Meter Shop*	Ongoing	250,000	Cont.	P	Raw	Los Gatos Creek		Continual, regular meter testing of raw water
	RWTP Vault B-46*	Ongoing	Unknown	Random	P	Ground	Storm drain system		Vault is pumped out occasionally and automatically. Not monitored. Has high level alarm. Ground and rain water.
	Pacheco PP Water Quality Testing*	Ongoing	325,000	Cont.	P	Raw	No Name Creek	None implemented	Continuous discharge from water quality testing station of water delivered by DWR. Volume estimated.
	PWTP Water Quality Testing*	Ongoing	325,000	Cont.	P	Raw	Storm drain		Continuous discharge from water quality testing station of water delivered by DWR.
March 2006:									
	Central Pipeline- E. Mission St & N 10th St	prior to 3/6?	38,000	2 to 3 days	P	Raw	Guadalupe River	SC-1	Turbidity will be monitored every 15 minutes, 100 feet upstream of the discharge, 100 feet downstream of the discharge. If all is well the turbidity readings will be collected every hour after the first hour. After the first day, readings will be taken
	Central Pipeline- Bellerose Dr & Forest Ave	prior to 3/6?	44,000	2 to 3 days	P	Raw	Los Gatos Creek	SC-1	Turbidity will be monitored every 15 minutes, 100 feet upstream of the discharge, 100 feet downstream of the discharge. If all is well the turbidity readings will be collected every hour after the first hour. After the first day, readings will be taken
	Central Pipeline- South of Campbell Ave	prior to 3/8?	381,000	2 to 3 days	P	Raw	Los Gatos Creek	SC-1	collected every hour after the first hour. After the first day, readings will be taken
	Vasona Meter Shop*	Ongoing	250,000	Cont.	P	Raw	Los Gatos Creek		Continual, regular meter testing of raw water
	RWTP Vault B-46*	Ongoing	Unknown	Random	P	Ground	Storm drain system		Vault is pumped out occasionally and automatically. Not monitored. Has high level alarm. Ground and rain water.
	Pacheco PP Water Quality Testing*	Ongoing	325,000	Cont.	P	Raw	No Name Creek	None implemented	Continuous discharge from water quality testing station of water delivered by DWR. Volume estimated.
	PWTP Water Quality Testing*	Ongoing	325,000	Cont.	P	Raw	Storm drain		Continuous discharge from water quality testing station of water delivered by DWR.
April 2006:									
	Vasona Meter Shop*	Ongoing	250,000	Cont.	P	Raw	Los Gatos Creek		Continual, regular meter testing of raw water
	RWTP Vault B-46*	Ongoing	Unknown	Random	P	Ground	Storm drain system		Vault is pumped out occasionally and automatically. Not monitored. Has high level alarm. Ground and rain water.
	Pacheco PP Water Quality Testing*	Ongoing	325,000	Cont.	P	Raw	No Name Creek	None implemented	Continuous discharge from water quality testing station of water delivered by DWR. Volume estimated.
	PWTP Water Quality Testing*	Ongoing	325,000	Cont.	P	Raw	Storm drain		Continuous discharge from water quality testing station of water delivered by DWR.
May 2006:									
	Vasona meter Facility Cationic polymer Secon	5/2/06 9:04 AM	194	4 mins		Rain Water	Los Gatos Creek		Dust Suppression no flow to creek
	Vasona Meter Shop*	Ongoing	250,000	Cont.	P	Raw	Los Gatos Creek		Continual, regular meter testing of raw water
	RWTP Vault B-46*	Ongoing	Unknown	Random	P	Ground	Storm drain system		Vault is pumped out occasionally and automatically. Not monitored. Has high level alarm. Ground and rain water.
	Pacheco PP Water Quality Testing*	Ongoing	325,000	Cont.	P	Raw	No Name Creek	None implemented	Continuous discharge from water quality testing station of water delivered by DWR. Volume estimated.
	PWTP Water Quality Testing*	Ongoing	325,000	Cont.	P	Raw	Storm drain		Continuous discharge from water quality testing station of water delivered by DWR.
June 2006:									
	Vasona Meter Shop*	Ongoing	250,000	Cont.	P	Raw	Los Gatos Creek		Continual, regular meter testing of raw water
	RWTP Vault B-46*	Ongoing	Unknown	Random	P	Ground	Storm drain system		Vault is pumped out occasionally and automatically. Not monitored. Has high level alarm. Ground and rain water.
	Pacheco PP Water Quality Testing*	Ongoing	325,000	Cont.	P	Raw	No Name Creek	None implemented	Continuous discharge from water quality testing station of water delivered by DWR. Volume estimated.
	PWTP Water Quality Testing*	Ongoing	325,000	Cont.	P	Raw	Storm drain		Continuous discharge from water quality testing station of water delivered by DWR.
Discharges by others to SCVWD creeks									

Figure 2.1
2005-2006 Water Utility Discharge Comparison Chart

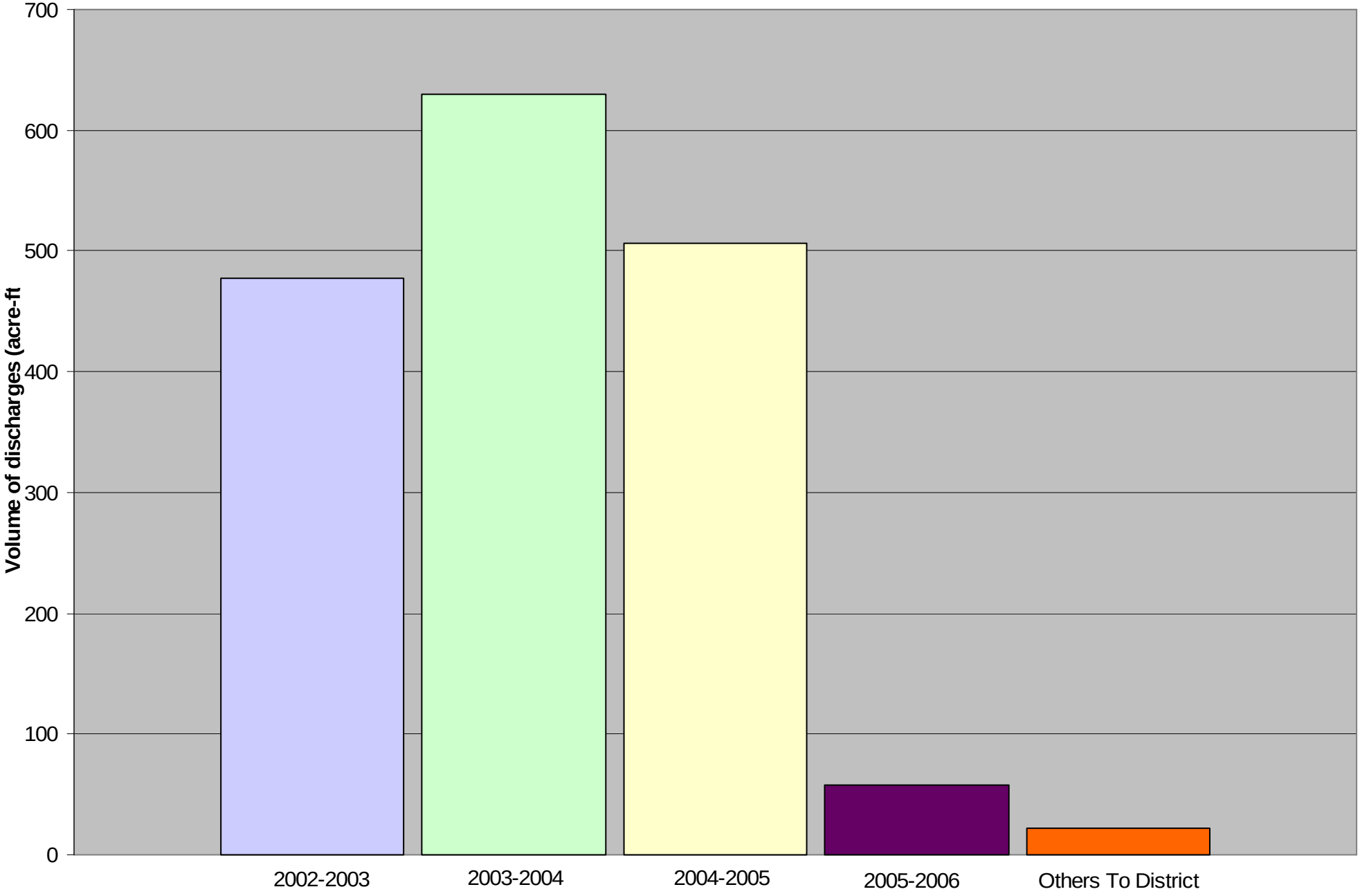

Attachment 1.3
NEW DEVELOPMENT PLANNING PROCEDURES

SANTA CLARA VALLEY WATER DISTRICT
URBAN RUNOFF ANNUAL REPORT FOR FY 2004-05
NEW DEVELOPMENT PLANNING PROCEDURES

SELF EVALUATION MATRIX – NEW DEVELOPMENT PLANNING PROCEDURES (C3)

Work Plan Task	Task Description	Status/Comments	Due Date (mo/yr)	Required by C.3. Section
10.A. Development Project Approval Process **Goal:** Modify District development project approval processes, for both private and public development projects, to incorporate the requirements of Provision C.3.				
10.A. 1	Implement the revised project review processes in coordination with the implementation of the Site Design Measures Guidance and Standards(C3 j), and the requirements of the Hydromodification Management Plan (HMP). Provide additional training to District staff in planning, building, and engineering on the C.3. Provisions and goals, the required changes in the approval process, and the use of appropriate tools.	District is implementing the HMP requirements for District's project. (Example: Expansion work for Rinconada Water Treatment Plant(RWTP), Stage 2 includes the HMP basins and WQ treatment and Green Roof alternatives and New Water Quality lab project scheduled to start construction in August 2006) Provided training to CPSD(Capital Improvement Project) staff and CPRU (land development review) staff. The Scope of land development review will change depending on the outcome of the Water resources Protection Ordinance.	*Pending final approval of the HMP by the Water Board*	C.3.b
10.A. 2	Review new development projects for the site design and control measures and requirements of the HMP in conformance with provision through the project review process.	Within the District's jurisdictional areas, District did not review any new projects. RWTP, Stage 2 is in the planning stage and WQ Lab project was reviewed two years ago. District provided courtesy assistance to a land developer based on the request from City of Los Altos.	*Pending final approval of the HMP by the Water Board*	C.3.b
10.B. Requirements for Group 1 and Group 2 Projects **Goal:** Prepare to require proponents of Group 1 projects to design and implement stormwater treatment BMPs to reduce stormwater pollution to the maximum extent practicable. Participate in development of the proposal for an alternative Group 2 project definition and prepare to implement C.3. requirements for Group 2 projects as needed.				

SANTA CLARA VALLEY WATER DISTRICT
URBAN RUNOFF ANNUAL REPORT FOR FY 2004-05
NEW DEVELOPMENT PLANNING PROCEDURES

Work Plan Task	Task Description	Status/Comments	Due Date (mo/yr)	Required by C.3. Section
10.B. 1	Implement stormwater treatment BMPs to reduce stormwater pollution to the maximum extent practicable for Group 1 and Group 2 projects.	For the RWTP, Stage 2 project, District is implementing the Treatment BMPs including Green roof. This project is in the planning stage. The New Water Quality lab project Includes a stormwater treatment BMP such as Filtration Basin. The construction work is scheduled to start in August 2006.	On Going *Pending final approval of the HMP by the Water Board*	C.3.c.i.
10.B. 2	Assist the Program in the development of the stormwater treatment BMPs updating the guidance manual and performance standards for Group 2 projects as needed.	Completed	Ongoing	C.3.c.ii/
10.C. Operation and Maintenance of Treatment BMPs **Goal:** To develop and implement District operation and maintenance (O&M) verification program to help ensure the proper maintenance of stormwater treatment measures on public and private property.				
10.C. 1	Continue to implement the Operational and Maintenance (O & M) verification Program for projects with structural, in-ground, landscape and all other BMPs.	Verification of O&M of the treatment BMPs within the District's jurisdiction will be coordinated and not duplicative to the co-permittee agency jurisdiction.	Ongoing	C.3.e
10.C. 2	Report on the District's treatment BMPs O&M verification program in each annual report, including organizational structure, evaluation of effectiveness, and planned improvement to the program. Include a list or summary of treatment BMPs inspected during the year, inspection results, and any required follow-up and correction.	Within the District's jurisdiction there is no treatment BMP in place that requires O&M verification.	Annual Report	C.3.e.iii.

SANTA CLARA VALLEY WATER DISTRICT
URBAN RUNOFF ANNUAL REPORT FOR FY 2004-05
NEW DEVELOPMENT PLANNING PROCEDURES

Work Plan Task	Task Description	Status/Comments	Due Date (mo/yr)	Required by C.3. Section
10.D. Hydromodification Management Plan **Goal:** To manage increases in runoff peak flow and volume for Group 1 projects, where such increases may cause increased erosion of creek beds and banks or related impacts, through implementation of a hydromodification management plan (HMP).				
10.D. 1	Assist with completion of the final HMP: -- Final HMP for approval by the RWQCB	Completed	*Pending final approval of the HMP by the Water Board*	C.3.f
10.D. 2	Implement HMP requirements	Completed-Within District's jurisdiction, the District will coordinate non-duplicative implementation of the HMP requirements. New Water Quality lab project incorporates detention basin and retention basin in combination to meet and exceed the current HMP requirements.	*Pending final approval of the HMP by the Water Board*	C.3.f. i.
10.E. Waiver and Compensatory Mitigation Program **Goal 10.E.** Establish a program under which a project proponent may request a waiver from treatment BMP requirements due to impracticability, with a provision to provide an equivalent water quality benefit to the same receiving water (that allows participation in regional solutions).				
10.E. 1	Evaluate potential regional treatment and/or peak flow attenuation projects.	District prepared a Draft Long Term Plan for In Stream Restoration in May 2006. This Long Term Plan did not include regional treatment. This draft plan was provided to Program and the City of San Jose in June 2006. The District is pursuing regional treatment systems within available opportunities.	*Pending final approval of the HMP by the Water Board*	C.3.g.ii.

SANTA CLARA VALLEY WATER DISTRICT
URBAN RUNOFF ANNUAL REPORT FOR FY 2004-05
NEW DEVELOPMENT PLANNING PROCEDURES

Work Plan Task	Task Description	Status/Comments	Due Date (mo/yr)	Required by C.3. Section
10.E. 2	Perform legal review, and incorporate waiver provisions in project review process. Identify waiver projects in Annual Report.	District wishes to not allow waivers.	Sept. 05	C.3.g.v.
10.F. Alternative Certification **Goal 10.F.** To allow a professionally qualified person (per C.3.h.) or another co-permittee with overlapping jurisdiction to certify the adequacy of design of stormwater treatment measures (per C.3.d. and f.).				
10.F. 1	Continue to implement the internal procedure to allow alternative certification.	District will report new projects with alternative certification within the District's jurisdiction that need to be certified.	Annual Report	C.3.h
10.G. Site Design Measures Guidance and Standards Development **Goal 10.G.** To incorporate site design measures that reduce water quality impacts into District review protocols and encourage their use in project designs so as to meet the requirements of C.3.				
10.G. 1	Incorporate Standards and Guidance in the District approval process and Implement the revised Standards and Guidance.	District has used C3 handbook prepared by the program for the standards and guidelines. Program/District	On-going	C.3.j
10.H. Source Control Measures **Goal 10.H.** Require source control measures for new and redevelopment projects to limit pollutant generation, discharge and runoff to the maximum extent practicable.				
10.H. 1	Report implementation status of Source Control Measures.	There is no project to report within the District's jurisdiction.	NA	C.3.k.

SANTA CLARA VALLEY WATER DISTRICT
URBAN RUNOFF ANNUAL REPORT FOR FY 2004-05
NEW DEVELOPMENT PLANNING PROCEDURES

Work Plan Task	Task Description	Status/Comments	Due Date (mo/yr)	Required by C.3. Section
10.I. Update General Plans **Goal 10.I.** Include water quality and watershed protection principles and policies in the Stream Stewardship Plan to the extent necessary to provide the basis for implementation of the measures required by Provision C.3.				
10.I.1	Update the Stream Stewardship Plans to incorporate the water quality and watershed protection principals and policies for applicable development projects.	The District does not have permitting authority over development projects.	On-going	C.3.l
10.J. Reporting Requirements **Goal 10.J.** To meet the Provision C.3. reporting requirements, and plan for anticipated data needs, and begin collecting and tracking required data on development projects as needed.				
10.J. 1	Provide information described in Table 1 of Provision C.3. in annual reports.	1) RWTP, Stage 2, Addition of 1 ½ Acre of Impervious area. This project is in planning stage. 2) New Water Quality lab Site Area including pervious and impervious area of 2.7 Acres. This project is scheduled to start in August 2006	Annual Report (9/15/06)	C.3.n.
10.J. 2	Collect information and report a summary of types of pesticide reduction measures required for development projects, and the percentage of projects for which pesticide reduction measures were required.	The District did not permit any projects greater than 10,000 square feet within our jurisdiction.	Annual Report (9/15/06)	C.3.n.iii.

SANTA CLARA VALLEY WATER DISTRICT
FY 2005 Consolidated[1] "C3" Reporting Form

for Planning Procedures Performance Standard and Provision C.3.n.i, ii, and iii Reporting Requirements

Group 1 and 2 New Development and Significant Redevelopment Projects

No new or significant project to report for FY 2005-2006 within District jurisdiction.

RESPONSE TO REGIONAL BOARD COMMENTS FROM PREVIOUS YEAR'S ANNUAL REPORT

The District received two comments from the Board pertaining to this section of the annual report.

"We commend the District on its proactive approach to including properly sized stormwater controls as well as peak flow attenuation of runoff in its planned water quality lab building."

"We appreciate the District's continued hydromodification (HMP) studies in several watersheds in Santa Clara County and the development and testing of a method for computing and allocation cost for in-stream regional solutions. "

No District response is required.

HIGHLIGHTS AND ACCOMPLISHMENTS

Thompson Creek

1. Collected three years of continuous flow data (at 15 minute interval) on Thompson Creek. This data will help to increase the confidence level of District's calibration for frequent storms.

2. Completed three years of sediment data collection at the gages on Thompson Creek to develop sediment rating curves for the bed load and suspended load.

[1] (1) GROUP 1 - constructed since July 1, 2004 with 1 acre (43,560 s.f.) new impervious surface entirely within District jurisdiction, easement, or property owned in fee; and (2) GROUP 2 - constructed since April 15, 2005 with new impervious surface area greater than 10,000 square feet entirely within District jurisdiction, easement, or property owned in fee.

Upper Penitencia Creek

1. Collected data on Upper Penitencia Creek for continuous flow measurement for hydrologic and sediment transport modeling.

    a. Continuous flow measurement continues for second year at Piedmont Road and at Berryessa Industrial Park.
    b. The data will be used to calibrate a continuous flow runoff model (HEC-HMS) for Penitencia Creek.
    c. The second year of data collection was completed.

2. Geomorphic Survey, and Channel Stability Assessment.

    a. Collected second year of suspended solids and bed load transport data for the winter to develop suspended sediment and bed load rating curves.

Berryessa Creek

1. The effort is similar to Upper Penitencia Creek. District staff have installed gages on Berryessa Creek for continuous flow measurement.

    a. Continued to collect flow data measurements. Data is being collected upstream of Piedmont Road (which is the downstream end of the rural portion of the watershed) and at Hillview Road (which represents the combination of rural + urban watersheds).
    b. The data will be used to calibrate the continuous flow HEC-HMS model for Berryessa Creek.

2. Geomorphic Survey and Channel Stability.

    a. Continued collection of suspended solids and bed load transport data for during winter to develop suspended sediment and bed load transport data.
    b. Extended the cross-sectional data collection to Hillview Road bridge downstream of 237/Calaveras Road. This captured the eroding reach where Berryessa Creek runs parallel to the railway tracks.

Adobe Creek

The effort has focused on the development of a design for Upper Reach 5 that is stable, maximizes natural elements and can be accommodated to the best extent possible within the limited easement. The data collected and the models developed apply to all future stream stabilization projects that the District may undertake between 280 and El Camino Real.

Continued data collection from a continuous flow gage on Adobe Creek at Middlefield Road (ISCO 4150) to develop and calibrate HEC-HMS model continuous flow runoff model.

Stevens Creek

The project team has undertaken the development of a design through the Blackberry Farm area that realigns the creek to remove the fish barriers and hardscape, and provide the District credit for restoration of several thousand feet of creek restoration.

Ross Creek

Completed a stream restoration and erosion repair for 300 feet of creek downstream of Harwood. The reconstructed section of the stream performed admirably this year.

Developed a stream rehabilitation for 600 feet of creek downstream of Kirk Road. The analysis for the design included application of geomorphology data collected during the HMP project and later, the HEC-HMS model developed, the HEC-RAS and shear stress model.

Alamitos Creek

A longitudinal profile survey of one mile of Alamitos Creek was completed upstream and downstream of the Greystone Creek confluence. This data was collected as part of an effort to design a natural alternative to eliminate bank erosion of the channel near the confluence of the two creeks.

HMP – Stream Impact Master Plan Elements

Developed and presented “Draft Long Term Plan for Implementing Restoration/Rehab Projects” to SCVURPPP and the City of San Jose. This document includes some discussion of potential cost allocation scenarios for in-stream projects in lieu of on-site improvements and potential on-site and in-stream combination for new development. In-stream regional solution is an alternative for those new developments and existing developments whose impacts are addressed only partially through on-site or off-site means.

Attachment 1.4
CONSTRUCTION INSPECTION

SANTA CLARA VALLEY WATER DISTRICT
URBAN RUNOFF ANNUAL REPORT FY 2005-06
CONSTRUCTION INSPECTION

SELF EVALUATION MATRIX

Item Source[1]	Activity	FY2005-2006 Tasks	Status / Comments	Due Date (mo/yr)	Responsible Party
NEW DEVELOPMENT AND CONSTRUCTION CONTROLS – INSPECTION PROCEDURES					
C.2.a URMP PS-6	Annual training for construction inspection staff	Conduct annual Training workshop for CIP/CPRU inspection staff.	Completed – Training was conducted for 20 District staff on March 27, 2006.	March 06	SWQU
C.2.a URMP PS-6	Inspection Procedures	Conduct annual effectiveness evaluation.	Completed – Feedback was solicited from District staff for effectiveness of the Program. Eight forms were returned. Contract language will be modified to incorporate BMP inspection and water quality monitoring requirements.	Jan 06	SWQU
C.2.a APRP	Inspection Procedures-	Continue to promote high frequency of construction site inspections. Maintain Training and Tracking tables. Construction Administration Unit inspectors to be made aware of the need for greater inspection frequency at annual training.	Completed – Stream Water Quality Unit maintained tracking table. Inspectors were reminded of the need for increased inspection frequency during annual training. Tracking table is now sent with the monthly reminder.	Monthly	SWQU

RESPONSE TO REGIONAL BOARD COMMENTS FROM PREVIOUS YEAR'S ANNUAL REPORT

No comments from the Regional Board were received on this section of last year's annual report.

PROGRAM EVALUATION

When requested by Construction Inspection Unit staff, the Stream Water Quality Unit continued to conduct pre-rainy season inspections to facilitate site compliance. The frequency of construction site inspection coverage continued to remain high this past year. This was facilitated by Stream Water Quality Unit coordinating in the field with the construction inspectors and through the use of monthly email reminders to Construction Inspectors to conduct SWPPP evaluations. The monthly email reminder also includes a copy of the tracking table.

[1] Notation is as follows: PS (Performance Standard), URMP (Urban Runoff Management Plan), NDII (New District Initiated Item), NPDES (NPDES Permit)

SANTA CLARA VALLEY WATER DISTRICT
URBAN RUNOFF ANNUAL REPORT FY 2005-06
CONSTRUCTION INSPECTION

HIGHLIGHTS AND ACCOMPLISHMENTS

The District continued to use the monthly inspection sheet developed in FY 02-03 to facilitate compliance and follow up inspections. The Stream Water Quality Unit continued to meet with the Construction Inspectors in the field to go over SWPPP implementation at construction sites. These field meetings proved very successful for several projects and will continue in FY 06-07.

Construction Administration Unit continues to use the Incident Response/Pollution Prevention Hotline to contact Stream Water Quality Unit staff to report construction sites that are creating sediment discharges.

In FY 05-06, the District had 6 Capital Improvement Projects (CIP) under construction that included 5 flood protection/channel improvement projects and 3 water treatment plant projects. SWQU assisted with review of CIP SWPPPs as requested. A table showing the inspections completed is included with this section.

Construction Inspection Training for 20 District staff was completed on March 27, 2006. The training included staff from the District's Capital Programs Units again this year. Five staff from the Construction Engineering Unit (100%) and 15 staff from the Construction Inspection Unit (100%) attended the training.

Effectiveness evaluation questionnaires were distributed prior to the annual training. Eight respondents encouraged SWQU to continue monthly email reminders, provide resources to enforce non-compliance and continue to assist with review of project SWPPPs as requested.

SANTA CLARA VALLEY WATER DISTRICT
2005-2006 CONSTRUCTION INSPECTIONS

Project Name	Construction Inspector	Project Status	Monthly Inspections Completed											
			July	Aug	Sept	Oct	Nov	Dec	Jan	Feb	Mar	Apr	May	June
Adobe Cr (Erosion Control)	Luna	Complete			9/6/05	10/11/05	All BMPs removed - Project Complete							
Hwy 237 Guadalupe River Bridge	Sarmiento	Active	7/6/05	8/29/05	9/15/05	10/3/05	11/2/05	12/15/05 12/27/05	1/25/06	2/27/06	3/13/06 3/27/06	4/10/06 4/24/06	5/8/06 5/22/06	6/8/06
Lower Guadalupe River	Gross	Active		8/2/05	All BMPs removed - Project Complete									
Matadero/Barron Reveg	Bullock	Active	7/21/05	Installation Complete - Project in Maintenance Phase - BMP Inspection Not Required										
Penitencia Water Treatment Plant	Berryman	Active							1/6/06	Project Complete				
RWTP - Caustic Soda Feed System	Hearn	Active					11/14/05	12/5/05	1/5/06	2/1/06	3/9/06	4/3/06	5/2/06	6/9/06
Willow Glen Bridge Replacement	McAllaster	Active	Project started May 2006										5/30/06	

Last Updated 7/12/06

Attachment 1.5
PUBLIC INFORMATION AND PARTICIPATION ACTIVITIES

SANTA CLARA VALLEY WATER DISTRICT
URBAN RUNOFF ANNUAL REPORT FOR FY 2005-06
PUBLIC INFORMATION/PARTICIPATION

SELF EVALUATION MATRIX

Item Source[1]	Activity	FY2005-2006 Tasks	Status / Comments	Due Date (mo/yr)	Responsible Party
PUBLIC INFORMATION/PARTICIPATION					
GENERAL OUTREACH					
C.4	Watershed Education and Outreach Campaign	Watershed Education and Outreach Campaign -- Support multi-year watershed education and outreach campaign. Participate in campaign development and special projects.	Completed – Staff attended Ad Hoc Task Group Meetings and provided input on Work Plan, Media Plan, and public opinion survey.	On-going	PIP Team
C.4	Distribute Materials	Distribute public information materials as requested and at Community Projects Review desk and reception lobbies.	Completed – Information distributed as requested and at Community Projects Review desk and reception lobbies.	On-going	PIP Team
C.4	Community Events	Participate in Community events (festivals, arts and crafts shows, earth day, etc.). Participate in local activities that are coordinated with the Watershed Education and Outreach Campaign.	Completed – The District participated in 35 community events, such as the District Day at the Giants, Children's Fun Fest, South Bay Home and Garden Show, Pumpkins in the Park, Santa Visits Alviso, and the several Earth Day Events. A complete list is included in this section.	On-going	PIP Team
C.4	Countywide Mailer	Contribute urban runoff article for countywide mailer.	Completed – Valley Water News annual issue 2005 was mailed to 700,000 residents in September 2005.	On-going	PIP Team
C.4	SCVWD Website	Continue to include urban runoff information on the District Website.	Completed – The District website includes urban runoff information and a link to SCVURPPP.	On-going	OC /PIP Team
TARGETED OUTREACH					
C.4	AquaFacts Newsletter	AquaFacts Newsletter -- Prepare and contribute urban runoff related articles for the employee newsletter.	Completed – 7 articles were included in AquaFacts.	On-going	PIP Team

[1] Notation is as follows: PS (Performance Standard), URMP (Urban Runoff Management Plan), NDII (New District Initiated Item), NPDES (NPDES Permit)

SANTA CLARA VALLEY WATER DISTRICT
URBAN RUNOFF ANNUAL REPORT FOR FY 2005-06
PUBLIC INFORMATION/PARTICIPATION

Item Source[1]	Activity	FY2005-2006 Tasks	Status / Comments	Due Date (mo/yr)	Responsible Party
URMP	Stream Stewardship	Conduct Stream Stewardship media campaign.	Completed – Stewardship for Small Acreages Flood Safety Notice 2006 Creekwise Property Owners Brochure – January 2006 Guadalupe Watershed Mercury Brochure – May 2006	6/03	OC (Office of Communica-tions)
C.4	New Employee Training	Conduct general urban runoff training for all new employees.	Due to hiring freeze, new employee orientation was suspended during FY 05-06 and will restart in FY 06-07.	On-going	PIP Team
SCHOOL OUTREACH PROGRAM					
C.4	School Outreach Program	Continue School Outreach Program.	Completed – School Program reached 35,602 students, 1,646 teachers.	On-going	OC
URMP	Coyote Creek Outdoor Classroom	Continue use of classroom.	Completed – Coyote Creek Outdoor Classroom was used for 7 presentations to 336 students. Three teacher in-services were presented to 12 teachers.	On-going	OC
URMP	Outdoor Urban Runoff Exhibit	Continue use of exhibit.	Completed –Outdoor Urban Runoff Exhibit was used for 15 tours to 484 students.	6/03	OC
C.4	Aquacycles Newsletter	Aquacycles Newsletter -- Design and publish teachers' newsletter.	Completed – Fall 2005 AquaDrops, an email newsletter was sent in Fall 2005	On-going	OC
CITIZEN PARTICIPATION					
C.4	Creek Clean Up Events	Participate in two creek clean up events.	Completed –Coastal Cleanup Day National River Cleanup Day	Sept 05 May 06	CRU
C.4	Adopt-A-Creek Program	Continue to issue/renew permits for the Adopt-A-Creek Program.	Completed – 6 new permits and 5 renewal permits issued.	On-going	CRU
C.4	Creekside Chronicles Newsletter	Creekside Chronicles Newsletter -- Design and publish two newsletters for the Adopt-A-Creek Program.	The District determined that this publication was not the most effective use of resources and discontinued the newsletter. Previously, the newsletter was sent to 150 people.	On-going	CRU

SANTA CLARA VALLEY WATER DISTRICT
URBAN RUNOFF ANNUAL REPORT FOR FY 2005-06
PUBLIC INFORMATION/PARTICIPATION

RESPONSE TO REGIONAL BOARD COMMENTS FROM PREVIOUS YEAR'S ANNUAL REPORT

No comments from the Regional Board were received on this section of last year's annual report.

HIGHLIGHTS AND ACCOMPLISHMENTS

The District serves a community of 1.7 million countywide and has excellent outreach programs to many sectors of the community. Key elements of the District's PIP Program include the Adopt-A-Creek Program providing outreach to creekside residents, creek clean up events supporting citizen participation, attendance at community events targeting the general public, numerous workshops presented by the Water Conservation Unit, and the School Outreach Program.

GENERAL OUTREACH

The District attended 35 community events during FY 05-06. A complete listing of all events is included in this section.

A Creekwise Approach (Five tips to care for your creekside property) was mailed to 38,000 streamside property owners in January 2006. The mailer provided information on creekwise gardening and landscaping practices, invasive species, paved surfaces, building near creeks, and erosion control. A copy of the brochure is included in this section.

ValleyWater News quarterly has been discontinued and revamped as the countywide mailer. This year's countywide mailer contained as article promoting watershed practices that keep water clean at its source. The mailer was sent to 700,000 residents in September 2005. A copy is included in this section.

The District's website continues to be improved to provide continual updates to the community. During the winter season, the District's home page featured a link to flood-related information, the District's efforts to protect the waterways in the event of a flood, and sandbag distribution sites. Our on-line maintenance request form empowers citizens to report dumping or waterway-related problems, and allows them to send messages to the appropriate watershed staff. The site also includes a link to the Santa Clara Valley Urban Runoff Pollution Prevention Program.

SANTA CLARA VALLEY WATER DISTRICT
URBAN RUNOFF ANNUAL REPORT FOR FY 2005-06
PUBLIC INFORMATION/PARTICIPATION

TARGETED OUTREACH

Workshops

In September/October 2005 and April 2006, the District's Water Quality, Groundwater Management, Vegetation Management and Water Use Efficiency Units worked together with the Loma Prieta Resource Conservation District, the University of California Cooperative Extension and the United States Department of Agriculture Natural Resource Conservation Service to conduct the fifth annual Stewardship for Small Acreages – A Series of Workshops on Land Management for Clean Water. The goal was to provide rural landowners with the resources needed to protect both surface and ground water quality on and off their property. The series took rural landowners through the steps of assessing their properties and developing action plans to address the highest priority items. The workshops were held at various small acreage homes. The four sessions included: general topics such as watersheds and conservation plans, groundwater quality, wells, septic systems and hazardous household products; Manure/Waste Management and Composting; Small Vineyards; and Fire Safety, Landscaping and Erosion Control. A total of 144 people attended the 9 sessions.

In March 2006, the Water Use Efficiency Unit conducted a four-part Water Efficient Landscaping Workshop Series. A total of 183 people attended the four sessions: Selecting Plants for Your Water-Wise Garden, Water-Wise Garden Design, Water Efficient Irrigation Design, and Gardening with Natives. In April, the District co-sponsored the Fourth Annual Going Native Garden Tour, which spotlighted 46 homes in the South Bay providing examples of bird and butterfly friendly residential gardens that are both water-efficient and easy to maintain. The tour included a variety of gardens landscaped with native plants covering small to large lots, ranging from newly planted gardens to well established ones. The District campus was included as one of the tour sites.

Media Campaign

The District conducted two campaigns during FY 05-06: one on flood awareness/safety and the other on water conservation. Both campaigns included the District's website where people could get urban runoff information. The campaigns included the use of frequent targeted public service announcements on radio stations, 10- and 60-second sponsored traffic radio spots on English and ethnic radio, targeted grassroots mailing to residents, community-based print media placement, billboards, and the Digitron billboard at Great America on Highway 101. Theater slides were also used in the flood awareness campaign. The District's web site, news media relations and community events were utilized to extend the reach of the campaign.

Flood Safety Notice 2006 was mailed in January 2006 to over 100,000 flood plain residents. Although the mailer's main focus is flood preparedness and safety, it also contained an article on watersheds. There were five versions of the mailer, containing the map of the resident's specific watershed: Lower Peninsula, West Valley, Guadalupe, Coyote, and Uvas/Llagas.

The Guadalupe River Watershed Mercury Study identified Lake Almaden as a significant source of methyl mercury that bioaccumulates in fish within the lake and in fish downstream. The District installed a pilot aeration system in May 2006 to improve water quality (see Section 7 for details). To assist San Jose Park and Recreation Department with questions about the SolarBee, a brochure containing frequently asked questions was developed. The brochure also includes watershed information. A copy is attached in this section.

AquaFacts, the District's employee newsletter, continued this year as an online publication. AquaFacts contained 7 articles relating to stormwater pollution prevention and watershed education during FY 05-06. Topics included cleanup of homeless camps, Guadalupe River Park and Gardens grand opening, environmental commitment, pesticides, and illegal dumping. The employee newsletter is an excellent and cost-effective method for delivering urban runoff, pollution prevention, and watershed messages to District employees.

An all employee Pollution Prevention Week email campaign was conducted September 20 through 23, 2005. Four emails were sent providing pollution prevention tips. Topics included: general pollution prevention week information, preventing mercury pollution, pollution prevention on the road, and proper disposal of dead batteries. Due to a mix-up, the pesticide message was not sent and will be the second message during next year's email campaign to ensure that employees receive the information. Numerous requests for brochures were received from the employees, as well as many comments on the campaign. This continues to be a good method to present pollution prevention ideas to District employees.

EDUCATIONAL OUTREACH

The District's educational outreach program serves a diverse population and responds to the needs of the schools throughout the County. Programming is consistent with State standards and regularly integrates messages and issues of other District communication programs. The District's School Outreach Program visited 177 public and private schools and 27 summer camps, reaching 35,602 students and 1,646 educators and conducted 17 teacher workshops during FY 05-06. The District offers a comprehensive education outreach program for early childhood, elementary, middle school, high school, and college-aged students to establish a foundation for understanding and appreciation of water resources. The program provides age-appropriate classroom presentations, teacher in-service training in water education, and tours in order to help children understand and appreciate their local water resources. Classroom presentations include hands-on experiments, information on watersheds, urban run-off, pollution prevention, flood plains, conservation tips, water awareness activities, flood management, and careers in the water industry. Scheduling is conducted on a first-come, first-served basis and provided free to schools in Santa Clara County. Number of students by watershed, city, grade, focus of presentation, and school district are included with this section. AquaCycles, a newsletter for teacher's, was published and distributed to all teachers in Santa Clara County in Fall 2005. AquaDrops eNews, an electronic teacher's newsletter was also sent out in Fall 2005.

The District's Water Cycle Boogie song was heard at the Los Angeles County Fair in September 2005.

SANTA CLARA VALLEY WATER DISTRICT
URBAN RUNOFF ANNUAL REPORT FOR FY 2005-06
PUBLIC INFORMATION/PARTICIPATION

The District participated in the JASON Project at NASA again this year. The JASON Project was held January 30 through February 3, 2006. The Project allowed the District to educate over 7,000 students in a one week period. JASON's year-long curriculum comes to life during an annual expedition! Each year, Dr. Ballard leads a team of scientists, students and teachers on a journey to explore and study in research locations featured in the curriculum. Satellite and Internet technologies bring students in classrooms around the world into direct, real-time contact with scientists and researchers as the expedition is happening. The culminating event for local students is a visit to NASA/Ames Research Center at Moffet Field. Students go to Jason City to participate in various learning activities. The District hosted four activities this year: the groundwater model that included pollution prevention, a parts per billion (ppb) activity, water magic and music presentations and a related art activity.

The Coyote Creek Outdoor classroom encompasses land alongside Coyote Creek and includes a covered gazebo classroom for students and teachers, as well as a platform overlooking the creek where students can study the stream's natural habitat. Groundwater monitoring wells on site enable students to observe and evaluate the underground water table and understand how surface and groundwater interact. The site features two planting areas – one site close to the creek planted with native trees and shrubs to improve the stream's wildlife habitat, and a "high terrace" or upland area landscaped with oaks, grasses and other native plants to demonstrate drought-tolerant gardens. During the 2005-06 school year, the program provided 7 class tours for 336 students and 3 teacher in-services for 12 teachers.

Morley Park Outdoor Classroom in the City of Campbell provides the opportunity to teach students about the purpose of wetlands, urban runoff and the value of percolation ponds. During the 2005-06 school year, the program provided 2 tours for 102 students.

CITIZEN PARTICIPATION

The District established the Adopt-A-Creek Program in 1994 to encourage residents of Santa Clara County to take an active role in helping to preserve the health and beauty of our local creeks. In FY 05-06, 6 new permits and 5 renewal permits were issued and 41 creek clean up events were conducted. The program currently has 125 active participants.

The District participated in two creek cleanup events: the 22^{tnd}Annual Coastal Cleanup Day on September 17, 2005 and the 10th Annual National River Cleanup Day on May 20, 2006. During Coastal Cleanup Day, over 800 volunteers collected 18,077 pounds of trash at 28 sites. On National River Cleanup Day, 650 volunteers collected more than 11,171 pounds of trash at 27 countywide sites.

PROGRAM EVALUATION

The District uses numerous methods to conduct outreach, including written brochures, radio, newspaper, website, theater slides, bus back ads, community events and workshops. The wide variety of methods increases the probability that the messages are being received and understood. Combining all these different methods is very effective at meeting our public education goals. The variety of methods also ensures that many

segments of the Santa Clara Valley population are being reached, including residents, businesses, students, as well as people from other locations. The District evaluates the different outreach methods and continuously seeks to improve messages and outreach methods. We work collaboratively with many other agencies and organizations to conduct outreach and will continue these partnerships in the future.

GENERAL OUTREACH

The District feels that attendance at community events is an effective public outreach method. The individual contact made at the events allows staff to answer specific questions and deliver more extensive messages. A wide variety of information can be distributed and the games and displays are a good way to attract event participants.

TARGETED OUTREACH

The District's targeted outreach efforts provide in-depth training and information to a small, targeted audience with the opportunity to answer specific questions from individuals in the group. This method allows the District to assist targeted groups to meet regulatory requirements, change behaviors that impact water quality, and provide the knowledge needed for the group to solve any water quality problems they may be experiencing. The District plans to continue this outreach method as we feel it is a valuable service to these targeted audiences and can positively impact water resources.

EDUCATIONAL OUTREACH

Teacher surveys were distributed again this year. 99% of the teachers returning the surveys rated the program "helpful" to "extremely helpful." 97% are "satisfied" to "very satisfied" with the scheduling of the program and 99% would recommend the program to others. The District feels that the educational outreach program is a cost-effective method for educating children, teachers, and indirectly, parents. Based on the teacher's surveys, minor adjustments will be made to the program. A summary of the District's Water Awareness School Program can be found in this section.

CITIZEN PARTICIPATION

The Adopt-A-Creek program and the creek cleanup events are very effective at creating and increasing stewardship and individual responsibility for the county's water resources.

Santa Clara Valley Water District
2005-06 PIP Activities/Community Events

PI/P Activity[1]	Type of Outreach [2]	Level of Implementation (Description/Dates)	Evaluation of Effectiveness [3]
Orchard Supply Hardware "How to" Event San Jose	General	7/10/05	30 attendees. Promoted Water-Wise House Call Program, distributed water conservation and general District information.
Orchard Supply Hardware "How to" Event Sunnyvale	General	7/23/05	60 attendees. Promoted Water-Wise House Call Program, distributed water conservation and general District information.
Orchard Supply Hardware "How to" Event San Jose	General	8/6/05	45 attendees. Promoted Water-Wise House Call Program, distributed water conservation and general District information.
District Day at the Giants	General	8/20/05	1,200 attendees. Distributed urban runoff, water conservation, and general District information.
Children's Fun Fest Berryessa Flea Market	General	8/20-21/06	1,200 attendees. Performed 2 water magic shows and staffed 2 booths. Distributed information on water conservation, water supply and water pollution prevention.
Milpitas Chamber of Commerce Art and Wine Festival	General	8/20-21/05	150 stopped by District booth. Distributed water conservation, water-wise house call program, urban runoff, gardening and low-water-use plant information. Promoted District services that help the public save water, energy and money.
Orchard Supply Hardware "How to" Event San Jose	General	8/21/05	32 attendees. Promoted Water-Wise House Call Program, distributed water conservation and general District information.
24th Annual South Bay Home & Garden Show	General	9/9-11/05	2,000 attendees. Distributed urban runoff, water conservation, and general District information.

[1] Reference FY 01-02 PI/P Work Plan
[2] Types include: General, targeted, educational and/or citizen participation.
[3] Include numbers of participants/audience reached, materials distributed, etc.

Santa Clara Valley Water District
2005-06 PIP Activities/Community Events

PI/P Activity[1]	Type of Outreach [2]	Level of Implementation (Description/Dates)	Evaluation of Effectiveness [3]
Guadalupe River Park & Gardens Grand Opening	General	9/10/05	3,000 attendees. Staffed several booths including the urban runoff diorama. Distributed urban runoff, water conservation, and general District information.
Mountain View Art & Wine Festival	General	9/10-11/05	300 people stopped by our booth. Distributed water conservation, water-wise house call program, urban runoff, gardening and low-water-use plant information. Promoted District services that help the public save water, energy and money.
Chinese Moon Festival	General	9/18/05	400 attendees. Distributed water conservation, water-wise house call program, urban runoff, gardening and low-water-use plant information. Promoted District services that help the public save water, energy and money.
Cupertino Golden Jubilee Festival	General	9/24-25/05	300 attendees. Distributed water conservation, water-wise house call program, urban runoff, gardening and low-water-use plant information. Promoted District services that help the public save water, energy and money.
Google Environmental Fair	General (Business)	9/29/05	600 attendees. Distributed water conservation, water-wise house call program, urban runoff, gardening and low-water-use plant information. Promoted District services that help the public save water, energy and money.
Multicultural Festival Lake Cunningham Park	General	10/1/05	9,000 attendees. Distributed water conservation, urban runoff, small business outreach information, employment opportunity information and general District information.

Santa Clara Valley Water District
2005-06 PIP Activities/Community Events

PI/P Activity[1]	Type of Outreach [2]	Level of Implementation (Description/Dates)	Evaluation of Effectiveness [3]
Alum Rock Wildlife Festival	General	10/2/05	500 attendees. Staffed a booth with the urban runoff diorama. Distributed urban runoff and general District information.
NASA Sally Ryde Festival	General (Teens)	10/2/05	1,000 attendees. Presented 2 lessons on water supply and pollution prevention.
Pumpkins in the Park	General (School-aged Children)	10/8/05	More than 200 children participated in the District's environmental education game: Salmon Survival. Distributed urban runoff, flood preparedness, Adopt-A-Creek, and general District information.
Wildlife Education Day	General	10/22/05	500 attendees. Staffed a booth with the urban runoff diorama. Distributed urban runoff and general District information.
Selma Olinder Park Grand Opening	General	10/22/06	150 attendees. Distributed Adopt-A-Creek and trail information.
Building Strong Neighborhoods	General	11/12/05	75 people stopped by District booth. Distributed flood awareness and safety information and general District information.
Annual Santa Visits Alviso	General	12/10/05	200 attendees. Staffed 2 booths. Distributed urban runoff, water conservation, and general District information. (80% Hispanic)
Metropolitan Water District	General	12/14/05	200 attendees. Presented a water magic show with water supply, water conservation, water cycle and water pollution prevention messages.
Stanford University Public Service Career and Internship Fair 2006	General	1/31/06	12 attendees. Distributed urban runoff, water conservation and general District information.
Science Alive Conference	General (Students)	2/11/06	75 attendees. Presented 3 sessions to middle grade students about water conservation and urban runoff pollution prevention.
Emergency Preparedness Faire Campbell Community Center	General	2/25/06	15 people stopped by District booth. Distributed flood awareness and safety information and general District information.

Santa Clara Valley Water District
2005-06 PIP Activities/Community Events

PI/P Activity[1]	Type of Outreach [2]	Level of Implementation (Description/Dates)	Evaluation of Effectiveness [3]
Science Night Briarwood School	General (Families)	3/14/06	200 attendees. Presented a water magic show with messages about water supply, water conservation, water cycle and water pollution prevention.
Master GardenersTwelfth Annual Spring Garden Market	General	4/1/06 Emma Prusch Farm Park	250 attendees. Distributed urban runoff, water conservation, and general District information.
Children's Fair	General	4/17/06 Children's Discovery Museum	1,000 attendees. Booth presentations included water supply and water conservation lessons. Distributed urban runoff, water conservation, and general District information.
Earth Day at Intel	General (Business)	4/17/06	100 attendees. Distributed urban runoff, water conservation, and general District information.
Greenlight Earth Day Film Festival	General	4/22/06	30 attendees. Promoted Water-Wise House Call Program, distributed water conservation and general District information.
Earth Day Festival	General	4/29/06 Christmas Hill Park	100 people stopped by District booth. Distributed flood awareness and safety information and general District information.
Fourth Annual Going Native Garden Tour	General	4/30/06	7,606 garden visitors with 46 participating gardens, including District campus. Distributed urban runoff, water conservation, landscaping, and general District information.
Water Treatment Improvement Project Completion Celebration: A Toast to Cleaner Drinking Water	General	5/3/06	170 attendees. Event included formal speakers' program, self-guided tours, and informational stations. Distributed water quality, chemical safety, water conservation, and general District information.
International Migratory Bird Day	General	5/6/05 Don Edwards San Francisco Bay National Wildlife Refuge Alviso	570 attendees. Staffed a booth with the urban runoff diorama. Distributed urban runoff, water conservation, and general District information.

Santa Clara Valley Water District
2005-06 PIP Activities/Community Events

PI/P Activity[1]	Type of Outreach [2]	Level of Implementation (Description/Dates)	Evaluation of Effectiveness [3]
Affordable Housing Fair	General	5/13/06 San Jose Flea Market	200 people stopped by District booth. Distributed water conservation, urban runoff and general District information.
Stewardship for Small Acreages Workshop: General Session	Targeted (Rural landowners)	9/7/05 Workshop in coordination with Loma Prieta RCD, UC-Cooperative Extension, and USDA-NRCS. Provided rural landowners with the resources needed to assess their properties and plan and implement improvements, if needed, to protect both surface and ground water quality on and off their property.	20 attendees. Topics covered included watersheds and conservation plans, groundwater quality and well maintenance, septic system maintenance and household hazardous waste disposal and alternatives. Distributed literature on well construction, use and maintenance, septic system design and maintenance, household hazardous waste alternatives and disposal locations, individual parcel maps with water and elevation features for conservation planning.
Stewardship for Small Acreages Workshop: Manure/Waste Management, Composting & Livestock Health	Targeted (Rural landowners)	9/14/05 Workshop in coordination with Loma Prieta RCD, UC-Cooperative Extension, and USDA-NRCS. Provided rural landowners with the resources needed to assess their properties and plan and implement improvements, if needed, to protect both surface and ground water quality on and off their property.	20 attendees. Topics covered included manure, animal health husbandry, landfills and waste recycling, and conservation plan implementation. Distributed literature on manure management, composting, pasture management, and animal care.
Stewardship for Small Acreages Workshop: Pastures, Pens & Paddocks: Mud, Drainage & Erosion Control	Targeted (Rural landowners)	9/21/05 Workshop in coordination with Loma Prieta RCD, UC-Cooperative Extension, and USDA-NRCS. Provided rural landowners with the resources needed to assess their properties and plan and implement improvements, if needed, to protect both surface and ground water quality on and off their property.	20 attendees. Topics covered included invasive weeds, appropriate plant and grass selection, erosion and sediment control techniques, understanding drainage challenges. Distributed literature on pasture management.

Santa Clara Valley Water District
2005-06 PIP Activities/Community Events

PI/P Activity[1]	Type of Outreach [2]	Level of Implementation (Description/Dates)	Evaluation of Effectiveness [3]
Stewardship for Small Acreages Workshop: Small Vineyard	Targeted (Rural landowners)	9/28/05 Workshop in coordination with Loma Prieta RCD, UC-Cooperative Extension, and USDA-NRCS. Provided rural landowners with the resources needed to assess their properties and plan and implement improvements, if needed, to protect both surface and ground water quality on and off their property.	22 attendees. Topics covered included conservation for the small vineyard, fertilizer and irrigation management, water quality protection, organic methods, and integrated pest management. Distributed literature on beneficial insects, less-toxic pest control, and composting.
Stewardship for Small Acreages Workshop: Fire Safe Landscaping & Erosion Control	Targeted (Rural landowners)	10/5/05 Workshop in coordination with Loma Prieta RCD, UC-Cooperative Extension, and USDA-NRCS. Provided rural landowners with the resources needed to assess their properties and plan and implement improvements, if needed, to protect both surface and ground water quality on and off their property.	20 attendees. Topics covered included fire fuel load management, fire safe home site, native plant identification and uses in landscape, noxious weed identification and management, irrigation management, sudden oak death syndrome and portable garden. Distributed literature on landscaping to reduce fire hazard, fire safety, noxious weeds, drainage and erosion control.
Fertigation Workshop	Targeted	10/27/05 Workshop in cooperation with UC Cooperative Extension	24 attendees. Instruction in fertilizer injection into drip irrigation systems. Hands-on field instruction for irrigators and growers.
Irrigation & Water Budgeting Training Session	Targeted	12/13-15/05 Workshop in coordination with Cal Poly Irrigation Training & Research Center	26 attendees. Water auditing and budgeting workshop. Distributed urban runoff, water conservation, and general District information.
Common Ground Garden Supply and Education Center Drought Tolerant Plants Information Table and Display	Targeted	12/17/05	15 attendees. Staffed a booth presenting drought tolerant plants information and display. Distributed information on Water-Wise plants and water conservation.
Ecological Farming Conference	Targeted	1/28/06	20 attendees. Distributed urban runoff, water conservation for farmers, and general District information.

Santa Clara Valley Water District
2005-06 PIP Activities/Community Events

PI/P Activity[1]	Type of Outreach [2]	Level of Implementation (Description/Dates)	Evaluation of Effectiveness [3]
Water Efficient Landscaping Workshop Series: Water Wise Garden Design	Targeted	3/4/06	52 attendees. Distributed urban runoff, water conservation, and general District information.
Water Efficient Landscaping Workshop Series: Selecting Plants for Your Water Wise Garden	Targeted	3/11/06	39 attendees. Distributed urban runoff, water conservation, and general District information.
San Benito/Santa Clara Spring Growers Meetings	Targeted	3/14/06	25 attendees. Distributed urban runoff, water conservation for irrigators and growers, and general District information.
Water Efficient Landscaping Workshop Series: Gardening with Natives	Targeted	3/18/06	47 attendees. Distributed urban runoff, water conservation, and general District information.
Water Efficient Landscaping Workshop Series: Water Efficient Irrigation Design	Targeted	3/25/06	45 attendees. Distributed urban runoff, water conservation, and general District information.
Stewardship for Small Acreages Workshop: General Session	Targeted (Rural landowners)	4/12/06 Workshop in coordination with Loma Prieta RCD, UC-Cooperative Extension, and USDA-NRCS. Provided rural landowners with the resources needed to assess their properties and plan and implement improvements, if needed, to protect both surface and ground water quality on and off their property.	8 attendees. Topics covered included watersheds and conservation plans, groundwater quality and well maintenance, septic system maintenance and household hazardous waste disposal and alternatives. Distributed literature on well construction, use and maintenance, septic system design and maintenance, household hazardous waste alternatives and disposal locations, individual parcel maps with water and elevation features for conservation planning.
Stewardship for Small Acreages Workshop: Fire Safety, Landscaping & Erosion Control	Targeted (Rural landowners)	4/19/06 Workshop in coordination with Loma Prieta RCD, UC-Cooperative Extension, and USDA-NRCS. Provided rural landowners with the resources needed to assess their properties and plan and implement improvements, if needed, to protect both surface and ground water quality on and off their property.	8 attendees. Topics covered included fire fuel load management, fire safe home site, native plant identification and uses in landscape, noxious weed identification and management, irrigation management and sudden oak death syndrome. Distributed literature on landscaping to reduce fire hazard, fire safety, noxious weeds, drainage and erosion control.

Santa Clara Valley Water District
2005-06 PIP Activities/Community Events

PI/P Activity[1]	Type of Outreach [2]	Level of Implementation (Description/Dates)	Evaluation of Effectiveness [3]
Earth Day at Saratoga High School	Taragated (Students)	4/21/06	100 attendees. Booth presentation to celebrate Earth Day. Taught lessons about water supply and water conservation.
Stewardship for Small Acreages Workshop: Manure Management, Composting, Pastures, Pens & Paddocks, and Livestock Health	Targeted (Rural landowners)	4/26/06 Workshop in coordination with Loma Prieta RCD, UC-Cooperative Extension, and USDA-NRCS. Provided rural landowners with the resources needed to assess their properties and plan and implement improvements, if needed, to protect both surface and ground water quality on and off their property.	8 attendees. Topics covered included manure, pest and pasture management, erosion control, animal health husbandry, landfills and waste recycling, portable garden, and conservation plan implementation. Distributed literature on manure management, composting, pasture management, and animal care.
Stewardship for Small Acreages Workshop: Small Vineyard	Targeted (Rural landowners)	5/3/06 Workshop in coordination with Loma Prieta RCD, UC-Cooperative Extension, and USDA-NRCS. Provided rural landowners with the resources needed to assess their properties and plan and implement improvements, if needed, to protect both surface and ground water quality on and off their property.	18 attendees. Topics covered included conservation for the small vineyard, fertilizer and irrigation management, water quality protection, organic methods, and integrated pest management. Distributed literature on beneficial insects, less-toxic pest control, and composting.
Water Wizard Festival	Targeted (Third Grade Students)	5/26/06	300 attendees. Staffed a booth and presented lessons on water cycle, water pollution prevention and water conservation.
Farm Water Quality Planning Course	Targeted (Farmers)	5/31/06	22 attendees. Distributed urban runoff, water conservation/water quality for farmers, and general District information.
Executive Council for Homeowners (ECHO) 34th Annual Seminar and Exhibit	Targeted (Homeowners)	6/3/06	200 attendees. Promoted Water-Wise House Call Program, distributed water conservation and general District information.
California Coastal Cleanup Day	Citizen Participation	9/17/05	26 sites throughout Santa Clara County, 808 volunteers, 19,269 pounds of trash
National Rivers Cleanup Day	Citizen Participation	5/20/06	27 sites throughout Santa Clara County, 669 volunteers, more than 12,500 pounds of trash

Santa Clara Valley Water District **Sorted by Creek Name**
2005-06 Adopt-A-Creek Cleanup Events

Creek Name	Reach	Date
Berryessa Creek	Milpitas Blvd. to Lower Penitencia Creek	10/8/05
Berryessa Creek	Piedmont Road to Charnwood Court	10/23/05
Berryessa Creek	Piedmont Road to Charnwood Court	8/21/06
Berryessa Creek	Piedmont Road to Charwood Court	7/31/05
Berryessa Creek	Piedmont Road to Charwood Court	5/7/06
Calabaza Creek	Highway 280 to Vallco Parkway	10/7/05
Calabazas Creek	Lochinvar Avenue to Lawrence Expressway	11/5/05
Calabazas Creek	Lochinvar Avenue to Lawrence Expressway	4/2/06
Calabazas Creek	Lochinvar Avenue to Lawrence Expressway	5/25/06
Calabazas Creek	Miller Avenue to Bollinger Road	5/19/06
Calabazas Creek	Rainbow Drive to Blaney Avenue	9/25/05
Calabazas Creek	Rainbow Drive to Blaney Avenue	6/4/06
Calabazas Creek	Stevens Creek Blvd. to Miller Avenue	4/30/06
Guadalupe River	Coleman to Branham	10/15/05
Guadalupe River	Foxworthy Avenue to Wren Drive	10/15/05
Guadalupe River	West Santa Clara Street to West Julian Street	8/28/05
Los Gatos Creek	Camden to Campbell Avenue	8/27/05
Lower Penitencia Creek	Noble Avenue to Rock Canyon Circle	2/26/06
Lower Penitencia Creek	Noble Avenue to Rock Canyon Circle	3/26/06
Lower Penitencia Creek	Noble Avenue to Rock Canyon Circle	4/23/06
Lower Penitencia Creek	Noble Avenue to Rock Canyon Circle	6/25/06
Lower Penitencia Creek	Serra Way to Montague Expressway	9/10/05
Lower Penitencia Creek	Serra Way to Montague Expressway	1/29/06
Lower Penitencia Creek	Serra Way to Montague Expressway	2/26/06
Lower Silver Creek	Highway 680 to San Antonio Road	5/5/06
Oka Lane Percolation	Hwy 880 to Nly West Mozart Avenue	5/21/06
Randol Creek	Camden Avenue to Almaden Expressway	9/17/06
Regnart Creek	South Blaney Avenue to Cold harbor Avenue	9/17/06
Ross Creek	Linda Avenue to Union Avenue	10/15/05
Ross Creek	Rosswood Drive to Harwood Road	7/27/05
San Tomas Aquino Creek	Highway 101 to Tasman Drive	5/18/06
San Tomas Aquino Creek	Tasman Drive to Highway 237	10/1/05
Saratoga Creek	Brookwood Lane to South Saratoga-Sunnyvale Road	10/21/05
Saratoga Creek	Forbes Avenue to Pruneridge Avenue	10/14/05
Saratoga Creek	Lawrence Expressway to Pruneridge Avenue	10/9/05

Santa Clara Valley Water District **Sorted by Creek Name**
2005-06 Adopt-A-Creek Cleanup Events

Creek Name	Reach	Date
Saratoga Creek	Warburton Avenue to Cabrollo	6/17/06
Sierra Creek	Hostetter Road to Mauna Kea Lane	4/15/06
Sierra Creek	Hostetter Road to Mauna Kea Lane	4/29/06
Stevens Creek	Central Expressway to Moffett Blvd.	7/10/05
Stevens Creek	Central Expressway to Moffett Boulevard	10/23/05
Upper Penitencia Creek	Noble Avenue to Piedmont Road	10/29/05

Attachment 1.6
PESTICIDE MANAGEMENT ACTIVITIES

SANTA CLARA VALLEY WATER DISTRICT
URBAN RUNOFF ANNUAL REPORT FOR FY 2005-06
PEST MANAGEMENT

SELF EVALUATION MATRIX

Item Source	FY2005-2006 Tasks	Status / Comments	Due Date (mo/yr)	Responsible Party
I. Santa Clara Valley Water District Pesticide Use				
Goal I.A. *Eliminate all unnecessary District pesticide use (particularly organophosphate (OP) pesticide use) and implement Integrated Pest Management (IPM) techniques.*				
C.9.d.i	Conduct a periodic District-wide search of chemical storage areas for pesticides no longer legal for application per EPA, State, and/or local requirements, and properly dispose of any such pesticides pursuant to appropriate waste disposal regulations. (PS 9)	Completed – Prior to quarterly hazardous waste collection events, storage areas are inventoried and chemicals no longer legal for application are sent for disposal.	Sept 05 Dec 05 March 06 June 06	Vegetation Management Unit (VMU)
Goal I.B. *Raise awareness of all municipal employees and train employees who apply pesticides for the municipality about the municipality's IPM Policy and/or IPM techniques as appropriate.*				
C.9.d.i	Ensure that employees who apply pesticides for the District obtain the appropriate training as required by the County Agricultural Commissioner and the State Department of Pesticide Regulation (DPR). (PS 4a)	Completed – Annual license renewals and in-house training is tracked.	Annually	VMU
C.9.d.i	Provide annual training on the appropriate portions of the IPM Policy, SOPs, and BMPs, and the latest IPM techniques to employees within departments responsible for pesticide application. (PS 4b)	Completed – Vegetation Management Unit staff were trained on the District's IPM Policy, SOPs and BMPs during Unit meetings and the Annual BMP Training session.	May 06	VMU
C.9.d.i	Inform employees who are not authorized and trained to apply pesticides that they cannot use over-the-counter pesticides in or around the workplace, consistent with the IPM Policy. (PS 4c)	Completed – September 2005.	May 06	SWQU
II. Public Education and Outreach				
Goal II.A. *Increase awareness of IPM so target audiences recall less toxic pest management messages and adopt IPM behaviors. Target audiences include residential and commercial users, pesticide retailers, municipal employees, and special districts. (PS #6).*				

SANTA CLARA VALLEY WATER DISTRICT
URBAN RUNOFF ANNUAL REPORT FOR FY 2005-06
PEST MANAGEMENT

Item Source	FY2005-2006 Tasks	Status / Comments	Due Date (mo/yr)	Responsible Party
C.9.d.ii	Assist with local implementation of the Watershed Education & Outreach (WE&O) Campaign, which will target the general public and include messages about less-toxic pest control and proper disposal (Program FY 01-02 Work Plan).	Completed – Staff attended ad hoc task group and work group meetings.	Annually, FY 01-02 through FY 04-05	SWQU
C.9.d.ii	Identify and attend community events and distribute outreach materials. (Program will attend events strategic to the WE&O campaign.) (PS 6)	Completed – Coordinated attendance at community events with District's Office of Communications. List of events is included in Attachment 1.5 Public Information and Participation.	Ongoing	SWQU
C.9.d.i	Conduct internal outreach on less toxic pest control to employees who do not necessarily purchase or apply pesticides during the course of their work (to encourage employees to use IPM techniques away from work). (PS 4c)	Completed – Conducted internal outreach during the District's Pollution Prevention Week e-mail Campaign. Copies of the email campaign are included in Attachment 1.5 Public Information and Participation.	Sept 05	SWQU
Goal II.B. *Educate pesticide retailers and consumers about less toxic pest control products and promote the sale of such products.*				
C.9.d.ii	Continue to fund and participate in the BASMAA Regional IPM Partnership. (Program FY 01-02 Work Plan)	Completed – Program funds the "Our Water, Our World" (OWOW) Regional IPM Partnership. Assisted with implementation of the OWOW program through attendance of ad hoc task group and work group meetings.	Ongoing	Program
C.9.d.ii	Continue to implement cost-effective elements of the IPM Store Partnership Program. Create and provide fact sheets and other materials to pesticide retailers to facilitate point-of-purchase outreach. Visit stores as necessary to ensure ongoing participation. (Program FY 01-02 Work Plan) (PS 6)	Completed – Assisted Program to develop fact sheets and facilitate point-of-purchase outreach. Completed through attendance of ad hoc task group and work group meetings and review of documents.	Ongoing if effective	Program
III. Pest Control Operators (PCOs) ***Goal III.A***. *Minimize pesticide use by PCOs contracted for structural pest control and landscape maintenance.*				

SANTA CLARA VALLEY WATER DISTRICT
URBAN RUNOFF ANNUAL REPORT FOR FY 2005-06
PEST MANAGEMENT

Item Source	FY2005-2006 Tasks	Status / Comments	Due Date (mo/yr)	Responsible Party
C.9.d.i	Continue to implement and improve the process that requires PCOs contracted for District applications to use pest control methods consistent with the District's IPM policy (through contract specifications). Specifically, require contractors to: a) follow the District's IPM policy, BMPs, and SOPs; b) provide evidence of current IPM training, when feasible; and c) provide documentation of pesticide use on District property to the District in a timely manner. (PS 5)	Completed – Continued to incorporate contract language developed in 2004 into all contracts. Continued to use tracking system for contractor's monthly reports.	Ongoing	VMU
Goal III.B. *Require all PCOs to implement Best Management Practices (BMPs).*				
C.9.d.i	Continue to require PCOs contracted by the District to implement the industry standard BMPs, developed by the Program, through contract specifications. (PS 5)	Completed – Contract language incorporated into contracts that expired June 2006.	Ongoing	VMU
IV. Commercial Businesses ***Goal IV.A.*** *Determine the extent of commercial business employees' use of pesticides (i.e., pesticide applications not performed by a licensed PCO) and conduct appropriate outreach regarding less toxic pest management.*				
C.9.d.ii	Implement education programs that target commercial businesses, per recommendations developed in Program work plan. (PS 6)	Completed – Coordinated through Program (see Section 6-Pest Management of Program's Annual Report).	June 06	SWQU
V. Household Hazardous Waste Collection ***Goal V.A.*** *Provide pesticide disposal services through household hazardous waste (HHW) collection programs for all residents and small businesses, and encourage use of these programs.*				
C.9.d.ii	Work with HHW collection agencies to support, enhance, and help publicize programs for proper pesticide disposal. (PS 7)	Completed – Coordinated with Program through attendance of ad hoc task group and work group meetings.	Ongoing	Program
C.9.d.ii	Provide hazardous waste disposal information to residents, through distribution of materials (e.g., utility bill insert, city newsletter, community events, etc.) or advertising in local media. (PS 6)	Completed – Coordinated with District's Office of Communications to ensure that information was available at community events and through other venues.	Periodically at least annually	OOC

SANTA CLARA VALLEY WATER DISTRICT
URBAN RUNOFF ANNUAL REPORT FOR FY 2005-06
PEST MANAGEMENT

Item Source	FY2005-2006 Tasks	Status / Comments	Due Date (mo/yr)	Responsible Party
VI. Monitoring and Science				
Goal VI.A. *Participate in coordinated monitoring efforts to support pesticide TMDL development and implementation.*				
C.9.d.iii	Continue financial support of the Regional Monitoring Program (RMP) and Clean Estuary Partnership (CEP).	Completed – Supported through Program budget.	Annually	Program
C.9.d.i	Conduct District aquatic herbicide water quality monitoring to fulfill requirements of Statewide General NPDES Permit for Discharges of Aquatic Pesticides to Water of the United States.	Completed – Self-Monitoring Report was submitted January 23, 2006. Report cover page included in this section.	Feb 06	VMU
VII. Review and Revision of Work Plan				
Goal VII.A. *Implement a work plan that includes appropriate goals, actions, and monitoring mechanisms to reduce pesticide-related toxicity in urban runoff.*				
C.9.d.i	Review and continuously improve the goals, actions, and monitoring mechanisms of the work plan considering results of self-evaluations, comments from Regional Board staff and other interested parties, and results of local performance review meetings if any. (PS 10)	Completed – Goals, actions and monitoring mechanisms of the work plan were reviewed; effectiveness evaluation was conducted and improvements were included in the FY 2006-07 work plan.	June 06	SWQU

RESPONSE TO REGIONAL BOARD COMMENTS FROM PREVIOUS YEAR'S ANNUAL REPORT

No comments from the Regional Board were received on this section of last year's annual report.

HIGHLIGHTS AND ACCOMPLISHMENTS

The District uses pesticides as one of the tools for pest management on its properties and facilities. The primary category of pesticides used is herbicides. Insecticides and rodenticides are used in small quantities. In all cases, pesticide products are used only after an assessment has been made regarding environmental, economical, and public health aspects of each of the alternatives. The District has always been proactive and conservative in the use of pesticides.

The District continues to implement a pesticide policy and an "Approved Pesticide List." Except for three products, the District's Approved Pesticide List met the criteria established in the District's Pesticide Policy for water quality, environmental and public health hazards. The District's policy

states "Category I and II pesticides may only be used if required to meet health and safety concerns or if mandated to maintain regulatory compliance such as dam safety." The three "Toxicity Category I" products, one herbicide and two rodenticides, were exempted from meeting the toxicity restriction due to the following factors:

1. They are integral in meeting the structural engineering requirements of the District's levee systems and dam safety program.
2. There are no practical alternatives at this time.
3. The toxicity and hazard exposure of these products applies only to the applicator at the time of application. These hazards are mitigated with protective clothing and eye protection which minimize the exposure hazard to the maximum extent.

The District believes that use of the less toxic products is beneficial to the environment and the health and safety of employees. The District's annual pesticide use summary report for calendar year 2005 is included in this section as Table 5.1.

The District began implementation of the arundo mitigation program in 2002. The eradication program has increased the District's use of some pesticides. The cut stump method of application minimizes the potential for environmental impacts. The District currently has a program for monitoring the water quality impacts of this work type.

The District continued the program in South County to control vegetation on levee roads, in right-of-ways, and on the top of banks. The District designated 2002 as the baseline year for measuring pesticide reduction. Several herbicides were reformulated in 2005, so the products were grouped by active ingredient. The District's Spartina (invasive species) mitigation program began using a different herbicide, Imazapyr, in FY 05-06. Baseline total for Imazapyr will be set at 2005 usage for future reports. A comparison of 2002 usage to 2005 usage shows the following decreases and increases by active ingredient (Table 5.2) and a comparison of 2004 usage to 2005 usages shows the following decreases (Table 5.3):

Ingredient	Baseline Reduction	Decrease From 2004
Chlorsulfuron	100.00%	0.00%
Clopyralid	96.61%	0.00%
Imazapyr	N/A	N/A
Oryzalin	17.65%	73.44%
Pendimethalin	50.14%	71.71%
Sulfometuron-Methyl	100.00%	100.00%
Triclopyr	57.26%	48.07%

Ingredient	Baseline Increase	Decrease From 2004
Glyphosate	25.51%	8.22%
Isoxaben	1.02%	28.04%
Non-Ionic Surfactant	11.00%	34.74%

R-11 was not used in FY 2005-06, but will remain on the list of approved pesticides for possible use in the future.

SANTA CLARA VALLEY WATER DISTRICT
URBAN RUNOFF ANNUAL REPORT FOR FY 2005-06
PEST MANAGEMENT

Specifications were developed for Pest Control Operators (PCOs) contracted for District applications to use pest control methods consistent with the District's IPM Policy. PCOs are required to follow the District's IPM Policy, Best Management Practices, and Standard Operating Procedures; provide evidence of current IPM training, when requested; and provide monthly pesticide use reports. Implementation of the new specifications and a pesticide use tracking system began July 1, 2004.

ALTERNATIVE PEST MANAGEMENT PRACTICES

The District continued to integrate mechanical harvesting and non-toxic dye colorants with the use of algaecides and herbicides to manage algae at percolation ponds.

TRAINING/CERTIFICATION

Continuing education (CE) is required to maintain certification. Employees can obtain CEs through seminars sponsored by Pesticide Applicators Professional Association (PAPA), California Association of Pest Control Advisors (CAPCA), manufacturers and universities. CEs are tracked by PAPA/CAPCA and records can be obtained from their websites. All District employees prepare an Employee Performance Plan and County Agricultural Commissioner and the State Department of Pesticide Regulations certification and training requirements are included in individual Performance Plans. Performance Plan evaluations are conducted every January for all employees. Employees not meeting certification and training requirements contained in their Performance Plan may face disciplinary action or termination of employment.

Bi-weekly safety meetings are held that include IPM Policy, SOP and BMP training. Label training, hazardous spill response, symptoms of pesticide poisoning were some of the topics covered this past year.

BMP inspection checklists continue to be completed for both chemical and non-chemical vegetation management activities.

Attachment 1.7
MERCURY POLLUTION PREVENTION ACTIVITIES
COPPER/NICKEL ACTION PLAN

SANTA CLARA VALLEY WATER DISTRICT
URBAN RUNOFF ANNUAL REPORT FOR FY 2005-06
COPPER/NICKEL ACTION PLAN

SELF EVALUATION MATRIX

Item Source[1]	Activity	FY2005-2006 Tasks	Status / Comments	Due Date (mo/yr)	Responsible Party
MERCURY POLLUTION PREVENTION ACTIVITIES					
C.9.c	Mercury Control	Continue to handle mercury-containing products in accordance with Universal Waste Regulations and Program Guidelines for Mercury-Containing Products Reduction and Management and Mercury Virtual Elimination Policy; Participate in the Program ad hoc Task Group and implement actions applicable to the District.	Completed – An ongoing and continuous effort is in place to handle, recycle, and dispose of products.	Ongoing	Ad hoc Task Group: SWQU

RESPONSE TO REGIONAL BOARD COMMENTS FROM PREVIOUS YEAR'S ANNUAL REPORT

No comments from the Regional Board were received on this section of last year's annual report.

PROGRAM EVALUATION

District staff continued to purchase alternative products, where available, and to dispose of mercury-containing materials in accordance with applicable regulations.

District staff co-chairs the Santa Clara Basin WMI Guadalupe River Mercury TMDL Technical Workgroup and Stakeholder Workgroup. The workgroups identify opportunities to collaborate on technical studies to support TMDL development and implementation. The District staff continues to support and participate in the development of the SCB-WMI Watershed Action Plan.

[1] Notation is as follows: PS (Performance Standard), URMP (Urban Runoff Management Plan), NDII (New District Initiated Item), NPDES (NPDES Permit)

SANTA CLARA VALLEY WATER DISTRICT
URBAN RUNOFF ANNUAL REPORT FOR FY 2005-06
COPPER/NICKEL ACTION PLAN

HIGHLIGHTS AND ACCOMPLISHMENTS

Mercury Removal Projects and Programs Completed and Underway

Stream Maintenance Program

In 2005, routine sediment removal maintenance resulted in the disposal of 36,372 cubic yards of material, with 4,695 of this total from the creeks in the upper portion of the Guadalupe River Watershed. The total mercury removed from the system was 31 kg, with 27 kg from the Guadalupe River Watershed. Of this, 25 kg was from the removal of sediment from behind the Los Alamitos Drop Structure; this structure was identified in the Guadalupe River Watershed Mercury Study as a potential sink and source of mercury in suspended sediment during storm events.

Monitoring

The District has undertaken a monitoring program to evaluate water quality in Lake Almaden, Almaden Reservoir, Calero Reservoir, Guadalupe Reservoir and Stevens Creek Reservoir. Depth profile measurements of temperature, pH, conductivity, and dissolved oxygen were conducted monthly. In addition, water samples were collected from the epilimnion and hypolimnion for analyses of total and dissolved mercury, total and dissolved methyl mercury, ammonia, nitrate/nitrite, sulfate and phosphorus at Lake Almaden, Almaden Reservoir, Calero Reservoir, Guadalupe Reservoir and Stevens Creek Reservoir. Samples were also collected from the epilimnion for analyses for chlorophyll a. The purpose of this monitoring is to establish existing water quality conditions and seasonal variability prior to the implementation of management changes to reservoir operations.

Mercury Control Program

In March 2005, following completion of the District Guadalupe River Watershed Mercury Study, the District initiated three projects to control mercury in the Guadalupe River Watershed: Jacques Gulch Restoration, Reservoir Oxygenation, and Lake Almaden Aeration.

Jacques Gulch Restoration

Jacques Gulch is a tributary to Almaden Reservoir that drains approximately one-third of the reservoir watershed. A portion of this drainage includes a small tributary that drains a portion of the former New Almaden Mining District, which is now Almaden-Quicksilver County Park. The project will remove, cap, or control erosion of extensive mercury deposits in the tributary above its confluence with Jacques Gulch, and in Jacques Gulch above its confluence with Almaden Reservoir. This project will require planning, permitting and

construction, and is scheduled for completion in 2011. During the reporting period, the District completed a draft Engineer's Report for the project.

Reservoir Oxygenation

The Guadalupe River Watershed Mercury Study identified reservoirs as a significant source of methyl mercury that bioaccumulates in fish within the reservoirs and in downstream creeks. The study also demonstrated a correlation between the seasonal development of anoxia in the hypolimnion and increased methyl mercury concentrations. In 2006, the District has been going through a planning process and exploring design and build system for an oxygenation system for Calero Reservoir. The District intent is to install and operate a pilot oxygenation system to evaluate the multiple water quality benefits that would potentially be realized, including reduced methyl mercury production, improved fisheries, reduced ammonia and hydrogen sulfide production, improved water clarity, and improved taste and odor (Calero is source water for the District's drinking water treatment plant).

Lake Almaden Aeration

Lake Almaden is a former quarry that lies at the confluence of Guadalupe Creek and Los Alamitos Creek that drain Guadalupe and Almaden Reservoirs, respectively. Below this confluence is the Guadalupe River. This lake provides recreational amenities to the community, including swimming, boating, and fishing. The Guadalupe River Watershed Mercury Study identified the lake as a significant source of methyl mercury that bioaccumulates in fish within the lake and in fish downstream. In 2005, the District initiated a monitoring and sampling program to establish baseline water quality and fish tissue concentrations, and a project to design an aeration system for the lake. The District installed a pilot aeration system (Solar Bee) in May 2006 to improve water quality to evaluate the multiple water quality benefits that would potentially be realized, including reduced methyl mercury production, improved fisheries, reduced ammonia and hydrogen sulfide production, and improved water clarity.

SANTA CLARA VALLEY WATER DISTRICT
URBAN RUNOFF ANNUAL REPORT FOR FY 2005-06
COPPER/NICKEL ACTION PLAN

SELF EVALUATION MATRIX

P.S. Id.	Activity	CI Item Source	FY 04-05 Tasks	Status / Comments	Due Date (mo/yr)	Responsible Party
COPPER ACTION PLAN TASKS						
CAP CB-1	Vehicle Washing Operations	CAP	Vehicle Washing Operations • Distribute outreach materials on proper vehicle/equipment washing at District department counters and public events, and post on District website. • Continue to maintain car wash systems for District vehicles at the corporation yard.	Completed	Ongoing	SWQU
CAP CB-6/7	Reducing Traffic Congestion/ Promoting Alternative Transportation	CAP	Reducing Traffic Congestion/ Promoting Alternative Transportation • Maintain Carpool Connection service on District internal website. • Continue to include information about alternative transportation in the P2 week email campaign. • Continue Spring Bike to Work email information. • Continue to provide staff with free bike lockers at facilities.	Completed	Ongoing	SWQU
CAP CB-8	Watershed assessment and protection	CAP	Watershed assessment and protection • Review and maintain guidance from SCVURPPP and San Jose on addressing water quality in the CEQA review process, as part of C.3.m. implementation.	Completed	Ongoing	SWQU

SANTA CLARA VALLEY WATER DISTRICT
URBAN RUNOFF ANNUAL REPORT FOR FY 2005-06
COPPER/NICKEL ACTION PLAN

P.S. Id.	Activity	CI Item Source	FY 04-05 Tasks	Status / Comments	Due Date (mo/yr)	Responsible Party
CAP CB-11	Street sweeping and storm drain O&M		Street sweeping and storm drain O&M • Follow Program guidance regarding the collection and reporting of street sweeping data at District facilities. Provide data for Annual Report. • Evaluate need for improvement of current street sweeping and storm drain system O&M programs (within available budgets).	Completed	Ongoing 6/06	SWQU
CAP CB-12	Outreach on pool, spa maintenance	CAP	Outreach on pool, spa maintenance • Distribute outreach materials at local public events; brochures at agency department counters and public places.	Completed	Ongoing	SWQU
NICKEL ACTION PLAN TASKS						
NB-1	Measures to control nickel discharges from construction sites		Measures to control nickel discharges from construction sites • Continue to implement Construction Inspection Performance Standards at District Construction sites. • Continue to encourage inspectors to attend Regional Board/Program workshops on construction site management and learn latest erosion/sediment control techniques. • Continue to attend Program workshops on post-development stormwater BMPs (C.3.).	Completed	Ongoing	SWQU

SANTA CLARA VALLEY WATER DISTRICT
URBAN RUNOFF ANNUAL REPORT FOR FY 2005-06
COPPER/NICKEL ACTION PLAN

RESPONSE TO REGIONAL BOARD COMMENTS FROM PREVIOUS YEAR'S ANNUAL REPORT

No comments from the Regional Board were received on this section of last year's annual report.

PROGRAM EVALUATION

The District, as an environmental steward, has several practices and activities in place that support copper and nickel pollution prevention. The District continues to distribute outreach materials at public events. The District also continues to have street sweepers clean facility streets and parking lots on a weekly basis. The District's website provides a carpool connection interactive map so an individual is able to search for carpoolers in the vicinity of one's home or even along the route an individual uses to get to work.

HIGHLIGHTS AND ACCOMPLISHMENTS

The District enacted a policy several years ago to have District vehicles washed and vacuumed at the existing covered wash rack that discharges through a clarifier to the sanitary sewer system. The District is very proactive in attempting to reduce traffic and pollutants caused by traffic. The district provides, free to employees, bicycle lockers, and reimburses staff for use of public transit for business purposes.

Attachment 1.8
TRASH INVENTORY AND MANAGEMENT

SANTA CLARA VALLEY WATER DISTRICT
URBAN RUNOFF ANNUAL REPORT FOR FY 2005-06
TRASH INVENTORY AND MANAGEMENT

SELF EVALUATION MATRIX

Item Source[1]	Activity	FY2005-2006 Tasks	Status / Comments	Due Date (mo/yr)	Responsible Party
TRASH ACTIVITIES					
C.2.a.		Identify and begin implementation of trash control measures, as appropriate, to address trash problem areas within high priority areas.	Per Trash Work Plan Rain delayed as creeks have been unsafe to wade. Work Began in May and will be completed by September.	March 06 Currently taking place.	SWQU Trash Team
C.2.a.		Provide Program staff with information on trash management practices implemented in their jurisdictions, using standardized reporting format.	Completed	June 06	SWQU Trash Team

RESPONSE TO REGIONAL BOARD COMMENTS FROM PREVIOUS YEAR'S ANNUAL REPORT

No comments from the Regional Board were received on this section of last year's annual report.

PROGRAM EVALUATION

The District continues to focus a significant amount of resources on trash removal from the watersheds and the property within the District's jurisdiction. The Stream Water Quality Unit also conducted a limited study of trash hotspots using the SCVURPPP RTA protocol that was revised in the fall of 2005 and updated in the spring of 2006. Due to high stream flows through late May and June of 2006 only three assessments were completed in FY 2005-2006 however as of this writing the District will be conducting additional assessments over the next few weeks. The District continues to include litter prevention training in its school outreach programs as well as other outreach efforts associated with youth group field trips, etc. Please see the attached charts for further clarification of the trash data set.

HIGHLIGHTS AND ACCOMPLISHMENTS

It is very challenging for the District to identify individual responsible parties for many of the illegal dumping activities that occur in the creeks of the county. Since the District has no police powers and no land use authority our ability to penalize polluters and protect the environment

[1] Notation is as follows: PS (Performance Standard), URMP (Urban Runoff Management Plan), NDII (New District Initiated Item), NPDES (NPDES Permit)

proactively rather than retroactively is virtually non-existent outside of our extensive public and educational outreach activities. Homeless encampments are one of the primary sources of trash being directly deposited to the riparian corridor. With these limitations in mind the District dispatches maintenance crews to provide frequent and routine creek cleanup for trash, and debris, in District waterways. Some of this material is deposited in creek channels and constitutes illegal dumping but is not reported to District hazmat or code enforcement staff due to the inability to establish an individual source or responsible party. In the spring of 2006 the District formed an internal focus group made up of water quality and field maintenance staff and various managers to better strategize how to identify root causes and sources of trash and how to reduce the load of trash to the creeks. This group is an outcome of the District's ISO process.

During FY 05-06, The District's Clean, Safe Creeks Natural Flood Protection Program, Good Neighbor component removed and disposed of approximately 10,248 cubic yards of trash and debris from county waterways. Last year a total 10,002 cubic yards of trash and debris was removed. This year's breakdown by watershed is as follows; Guadalupe watershed 4,179 cubic yards (41%), Coyote watershed 1,999 cubic yards (19%), West Valley watershed 1,790 cubic yards (18%), Lower Peninsula watershed 1,161 cubic yards (11%), and Uvas Llagas watershed had 1,120 cubic yards (11%). The Guadalupe watershed Good Neighbor Program continues to conduct monthly homeless encampment clean up activities. The Good Neighbor Program coordinates with the Santa Clara County Department of Corrections to utilize inmate labor for some of the creek cleanup activities. The San Jose Conservation Corp labor is also utilized extensively during many of the trash removal operations. The Adopt-A-Creek program also supports trash removal from adopted sections of various creeks and this program is highlighted in the PIP activities section of the Annual Report.

The watersheds most affected by homelessness and illegal dumping are the Guadalupe and Coyote Watershed. The District constantly is utilizing its limited staff and financial resources to clean up these areas. The District works closely with the City of San Jose on trash and homelessness issues that challenge both agencies. Annually the District and the City of San Jose clean up three large trash accumulation sections of the Coyote Creek or the Guadalupe River as part of a Trash Memorandum of Understanding between the City of San Jose and the District. This benefits the local habitat by removing the trash before the next round of winter storms and preventing the material from being redistributed throughout the lower watershed. Additionally the District has a significant number of regular trash clean up locations within each watershed where streets, roads, expressways and highways cross waterways where trash tends to accumulate. The District also is a co-chair of the SCVURPPP Trash Ad Hoc Task group that works on assessment of trash issues as well as initiating installation of trash reduction best management practices.

Attachment 1.9
OTHER WATER QUALITY AND WATERSHED MANAGEMENT REQUIREMENTS

Facility SWPPPs – Corporation Yard
Flood Control/Channel Maintenance Activities
Monitoring
Sediment Control
Watershed Measures

SANTA CLARA VALLEY WATER DISTRICT
URBAN RUNOFF ANNUAL REPORT FOR FY 2005-06
OTHER WATER QUALITY AND WATERSHED MANAGEMENT REQUIREMENTS

SELF EVALUATION MATRIX – FACILITY STORM WATER POLLUTION PREVENTION PLANS

Item Source[1]	Activity	FY2005-2006 Tasks	Status / Comments	Due Date (mo/yr)	Responsible Party
OTHER WATER QUALITY AND WATERSHED MANAGEMENT REQUIREMENTS FACILITY STORM WATER POLLUTION PREVENTION PLANS					
URMP	Training	Annual SWPPP training	Conducted on June 7, 2006	April 06	SWQU
URMP	Effectiveness Evaluation	Effectiveness Evaluation	Completed in April and in June, 2006	Feb 06	SWQU
CORPORATION YARD O&M					
C.2.a URMP	Effectiveness Evaluation	Conduct annual effectiveness evaluation per Storm Drain O&M Performance Standards.	Completed in April and in June, 2006	Jan 06	SWQU SD O&M Task Lead
C.2.a URMP	Training	Conduct Annual Training workshop for District Corporation Yard staff.	Conducted on June 7, 2006	March 06	SWQU
C.2.a URMP	Monitoring	Conduct sampling of the District's Corporation Yard outfall to Guadalupe River.	Completed in October and April	Oct 05 April 06	SWQU SD O&M Task Lead
		Install water quality treatment BMP as pilot project.	Purchase request has been submitted June 2006.	June 05	SWQU SD O&M Task Lead

RESPONSE TO REGIONAL BOARD COMMENTS FROM PREVIOUS YEAR'S ANNUAL REPORT

No comments from the Regional Board were received on this section of last year's annual report.

PROGRAM EVALUATION

The District operates 3 office buildings, 3 water treatment plants, 2 pumping and metering stations, 1 pump station, 1 corporation yard, 1 warehouse storage and supply facility, and 2 storage yards. Although the District operates one Corporation Yard, the District has Storm

[1] Notation is as follows: PS (Performance Standard), URMP (Urban Runoff Management Plan), NDII (New District Initiated Item), NPDES (NPDES Permit)

Water Pollution Prevention Plans (SWPPPs) for all 5 facilities. In FY05-06 several SWPPPs were re-written and are currently under final peer review.

HIGHLIGHTS AND ACCOMPLISHMENTS

BMPs were formally inspected quarterly during non-stormwater observations at all District facilities except Coyote and Pacheco Pump Stations. The pump stations do not warrant non-stormwater observations due to the low potential for these types of discharges to occur. The Corporation Yard culvert inlet protection device (constructed of cinderblocks filter fabric and washed gravels) was evaluated and is in need of repair a work order for the repairs has been submitted and the repairs will be completed in Fall 2006. Other BMPs are working effectively, as noted on the non-stormwater observation forms submitted. Storm drain inlets at the Corporation Yard were cleaned out in the Fall of 2005.

SANTA CLARA VALLEY WATER DISTRICT
URBAN RUNOFF ANNUAL REPORT FOR FY 2005-06
OTHER WATER QUALITY AND WATERSHED MANAGEMENT REQUIREMENTS

SELF EVALUATION MATRIX – FLOOD CONTROL/CHANNEL MAINTENANCE ACTIVITIES

Item Source[2]	Activity	FY2004-2005 Tasks	Status / Comments	Due Date (mo/yr)	Responsible Party
OTHER WATER QUALITY AND WATERSHED MANAGEMENT REQUIREMENTS FLOOD CONTROL/CHANNEL MAINTENANCE ACTIVITIES					
URMP	Flood Control/ Channel Maintenance	Annual Channel Maintenance Training for O/M Staff	Complete annual comprehensive training based on District Channel Maintenance Guidance Manual (CMGM).	May 06	SWQU Channel Maintenance Task Lead
		Annual Effectiveness Evaluation	Solicit feedback from District staff for effectiveness of BMPs and any improvements or changes that need to be made.	Feb 06	SWQU Channel Maintenance Task Lead

RESPONSE TO REGIONAL BOARD COMMENTS FROM PREVIOUS YEAR'S ANNUAL REPORT

No comments from the Regional Board were received on this section of last year's annual report.

HIGHLIGHTS AND ACCOMPLISHMENTS

The District maintains over 700 miles of stream channels to provide flood protection for the Santa Clara County communities. Under the Multi-Year Stream Maintenance Program (SMP) the District removes sediment, provides for erosion protection, and conducts vegetation management activities. Minor maintenance activities include trash removal, fence and access repair, maintenance of revegetation sites, and removal of downed trees or other blockages from the streams. During FY 05-06, the District removed 42,084 cubic yards of sediment and completed bank protection projects totaling 6,345 linear feet.

Annual SMP archeology awareness and BMP training was conducted on June 5, 2006 and 72% of District employees from the Watershed Field Operations Units, Watershed Program Support Units, Ecological Services Unit, and Regulatory Compliance Unit received the training (59 employees). In addition, 12 staff from the Vegetation Management and Watershed Business Management Units also attended.

[2] Notation is as follows: PS (Performance Standard), URMP (Urban Runoff Management Plan), NDII (New District Initiated Item), NPDES (NPDES Permit)

BMP training evaluation forms were distributed during the training session and attendees were asked to complete them before leaving. All training sessions were rated excellent or good by the respondents. Suggestions for improving the training will be incorporated into next year's training.

The annual Lessons Learned meeting with the regulatory agencies and stakeholders was held in February 2006. Internal lesson learned meetings were held prior to the February regulatory meeting.

BMP inspection checklists continued to be used for sediment removal and bank protection projects and for chemical and non-chemical vegetation management activities. The checklists provide documentation of BMP implementation at the SMP projects, inspection of the BMPs, and track any adjustments made to BMP implementation.

SANTA CLARA VALLEY WATER DISTRICT
URBAN RUNOFF ANNUAL REPORT FOR FY 2005-06
OTHER WATER QUALITY AND WATERSHED MANAGEMENT REQUIREMENTS

SELF EVALUATION MATRIX – MONITORING – SEDIMENT CONTROL – WATERSHED MEASURES

Item Source[3]	Activity	FY2004-2005 Tasks	Status / Comments	Due Date (mo/yr)	Responsible Party
OTHER WATER QUALITY AND WATERSHED MANAGEMENT REQUIREMENTS MONITORING – SEDIMENT CONTROL – WATERSHED MEASURES					
C.7.c	Monitoring	Assist the Program to prepare Annual Monitoring Project Plan. Collaborate District compliance and project monitoring efforts with the Program.	The District will share water quality monitoring data and information from capital improvements projects and stream maintenance projects with Program.	Ongoing	SWQU
C.9.f.i	Sediment Control	Conduct Aquatic Habitat Assessment/Limiting Factors Analysis for San Francisquito Creek Watershed Sediment Analysis Plan - Technical Workshop and presentation	Completed- June 06	Sept 05	Sediment TMDL Work Group Lead
C.9.f.ii	Management Practices	Assist with Implementation of San Francisquito Creek Watershed Assessment of Sediment Management Practices Plan - Participate in development of Management Measures Implementation Work Plan - Conduct applicable District management measures per work plan - Review and comment on Regional Board draft and final TMDL reports (per RWQCB schedule)	In progress	Pending TMDL process	Sediment TMDL Work Group

[3] Notation is as follows: PS (Performance Standard), URMP (Urban Runoff Management Plan), NDII (New District Initiated Item), NPDES (NPDES Permit)

SANTA CLARA VALLEY WATER DISTRICT
URBAN RUNOFF ANNUAL REPORT FOR FY 2005-06
OTHER WATER QUALITY AND WATERSHED MANAGEMENT REQUIREMENTS

Item Source[3]	Activity	FY2004-2005 Tasks	Status / Comments	Due Date (mo/yr)	Responsible Party
C.9.f.iii	Urban Creeks Sediment Management Practices	Assist with Implementation of Urban Creeks Watershed Sediment Analysis Plan and Management Practices Assessment for Upper Penitencia Creek. Review Assessment Approach and Watershed Priorities Review Sediment Balance if developed	Complete-District will review analysis and provide comments, participate in evaluation of management measures, review assessment and provide comments, and review technical memorandum and provide comments.	Sept 05	Program
C.9.f.iii	Watershed Measures	Assist with Implementation of Urban Creeks Watershed Sediment Analysis Plan and Management Practices Assessment for Saratoga Creek.	Pending report-District will review analysis and provide comments, participate in evaluation of management measures, review assessment and provide comments, and review technical memorandum and provide comments. District has financed scale analysis for mutual benefit.	June 06	Program
C.10	Watershed Measures	Continue participation in WMI/SCVURPPP Monitoring ad hoc task group. District staff participates quarterly in WMI Watershed Assessment Subgroup.	Complete-Attend SCVURPPP Monitoring Ad Hoc Task Group & Watershed Management Initiative Watershed Assessment Subgroup integrated Quarterly meetings. Work Group I	Ongoing	WMI WAS
URBAN RUNOFF PROGRAM ADMINISTRATIVE ACTIVITIES					
C.6.a.	Annual Report	Submit 04-05 Annual Report of accomplishments to the RWQCB through the Program.	Complete August 2005	Aug 05	SWQU
C.6.a.	Work Plan	Submit 06-07 Work Plan to the RWQCB via the Program.	Complete February 2006	Feb 06	SWQU

RESPONSE TO REGIONAL BOARD COMMENTS FROM PREVIOUS YEAR'S ANNUAL REPORT

No comments from the Regional Board were received on this section of last year's annual report.

PROGRAM EVALUATION

The District will share water quality monitoring data and information from capital improvement projects and stream maintenance projects with the Program.

HIGHLIGHTS AND ACCOMPLISHMENTS

Coordinate Regional Monitoring Efforts of BASMAA, SCVURPPP, WMI, and District

The District URP staff attended program and regional monitoring work group meetings including SCVURPPP Monitoring Ad-Hoc Work Group, BASMAA Monitoring Committee, WMI Assessment Subgroup meetings, and TMDL work group meetings (PCB, mercury, sediment), to identify opportunities for coordination and collaboration of monitoring activities. District staff participated in the Monitoring Ad Hoc Workgroup meetings and worked with the Program to share monitoring data. District staff reviewed and commented on Program monitoring work plans, monitoring reports, and assessments.
The District has dedicated as significant resources to work on the Guadalupe Watershed Mercury study and proposed TMDL. The District has also dedicated staff time to comment on the San Francisco Bay Mercury TMDL.

San Francisquito Creek Sediment Project

In fiscal year 2005-2006 the District fulfilled its commitment of sponsoring, through funding and technical oversight, the Aquatic Habitat and Limiting Factors Assessment (AHALFA) of San Francisquito Creek as a follow up to the “San Francisquito Creek Watershed Sediment Analysis Final Report” and “San Francisquito Creek Watershed Existing Conditions Analysis Final Report” that were completed two years ago. The goal of the AHALFA was to determine what, if any, factors limit current Steelhead habitat and, if so, what linkages may or may not be made to the creek’s designation as impaired by sediment under Clean Water Act Section 303(d). The AHALFA project was developed with Regional Board participation in an Expert Advisory Panel to support the watershed analysis provision of the NPDES permit. The primary issue in the development of the TMDL is the implied degradation of steelhead spawning habitat for which sediment deposition and decrease in flow conveyance may be a contributing factor. This study indicated that a lack of sufficient overwintering habit and gravel imbeddeness are the most significant limiting factors to steelhead populations in San Francisquito Creek.

Upper Penitencia Creek Limiting Factors Analysis

The District assisted with the Upper Penitenicia Limiting Factors Analysis by providing information on the operations of the diversion structures for the percolation ponds as well as by providing information on other water utility operations pertinent to Upper Pennitencia creek. The District also provided significant information on the fisheries condition in the watershed. The District completed a review of the document and also convened a meeting of managers and operations staff to respond to the Regional Boards questions on the first draft of the document.

Saratoga Creek Watershed Assessment

The District has been working with the Program to provide fish scale analysis of the fish that have been collected for the Saratoga Creek Watershed Assessment. The District has also been working with the Program to ensure that Program staff collect samples from only public owned sites.

Wells and Water Production Unit Activities

District inspections ensure compliance with the District Well Ordinance and State Well Construction and Destruction Standards and ensure proper handling of drilling wastes. Since its inception in 1979, the Wells and Water Production Unit (WWPU) has issued approximately 53,500 well permits and has inspected nearly 49,000 wells in Santa Clara County. In FY 04-05, approximately 2,000 permits were issued and nearly 1,500 wells were inspected. Wastes that may be generated from well drilling and destruction operations include the following: drill cuttings, soils, debris (wood, bricks, cement, refuse, etc.), gray water (fluids laden with typically high pH sealing materials), cement (wet or dry), turbid water, turbine oil, fuel, hydraulic fluids, and lubricating oils.

Water Quality Index-Guadalupe Watershed Pilot Project.

In the fall of 2004 the Stream Water Qualtiy Unit implemented a study of general water quality monitoring in the Guadalupe Watershed to compare the watershed to other studies taking place in the country. This study was both time consuming and initially costly to conduct in labor hours. This study has just completed the collection of the fourth round (2 years) of sample collection in the Guadalupe River watershed. The study has completed its first round of sampling in the Stevens Creek and Coyote Creek watersheds. At the tidal sites both a high tide and a low tide sample are collected. A summary of the Water Quality Index is attached from the National Sewer Foundation website for review and a description of parameters assessed.

From the NSF International website:

In an effort to develop a system to compare water quality in various parts of the country, over 100 water quality experts were called upon to help create a standard Water Quality Index (WQI). The index is basically a mathematical means of calculating a single value from multiple test results. The index result represents the level of water quality in a given water basin, such as a lake, river, or stream.

To determine the WQI, the following nine water quality parameters are measured:

- **Biochemical Oxygen Demand**
  The Biochemical Oxygen Demand (or BOD) is a measure of the amount of food for bacteria that is found in water. Bacteria utilize organic matter in their respiration and remove oxygen from the water. The BOD test provides a rough idea of how much biodegradable waste is present in the water. (Biodegradable waste is usually composed of organic wastes, including leaves, grass clippings, and manure).
- **Dissolved Oxygen**
  The dissolved oxygen test measures the amount of life-sustaining oxygen dissolved in the water. This is the oxygen that is available to fish, invertebrates, and all other animals living in the water. Most aquatic plants and animals need oxygen to survive; in fact, fish will drown in water when the dissolved oxygen levels get too low. Low levels of dissolved oxygen in water are a sign of possible pollution.
- **Fecal Coliform**
  Fecal coliform is a form of bacteria found in human and animal waste.
- **Nitrates**
  Nitrates are a measure of the oxidized form of nitrogen and are an essential macronutrient in aquatic environments. Nitrates can be harmful to humans, because our intestines can break nitrates down into nitrites, which affects the ability of red blood cells to carry oxygen. Nitrites can also cause serious illnesses in fish.
- **pH**
  The pH level is a measure of the acid content of the water. Most forms of aquatic life tend to be very sensitive to pH. Water containing a great deal of organic pollution will normally tend to be somewhat acidic. Water with a pH of 7 is considered neutral. If the pH is below 7, it is classified as acidic, while water with a pH greater than 7 is said to be alkaline. The pH of tap water in the U.S. is usually between 6.5 and 8.5.
- **Temperature Change**
  The water temperature of a river is very important, as many of the physical, biological, and chemical characteristics of a river are directly affected by temperature. Most waterborne animal and plant life survives within a certain range of water temperatures, and few of them can tolerate extreme changes in this parameter. Using the same thermometer, the water temperature should be

checked at the test site and at a similar site one mile upstream. Care should be taken when taking the temperature upstream to ensure that the amount of sunlight and the depth of the river are similar to the original test site.

- **Total Dissolved Solids**
  This is a measure of the solid materials dissolved in the river water. This includes salts, some organic materials, and a wide range of other things from nutrients to toxic materials. A constant level of minerals in the water is necessary for aquatic life. Concentrations of total dissolved solids that are too high or too low may limit growth and lead to the death of many aquatic life forms.
- **Total Phosphate**
  Phosphates are chemical compounds made from the elements phosphorous and oxygen; they are necessary for plant and animal growth. Phosphates can be present in water in many forms, so total phosphate gives an estimate of the total amount of phosphate potentially available in a given water supply.
- **Turbidity**
  Turbidity is a measure of the dispersion of light in a column of water due to suspended matter. The higher the turbidity, the cloudier the water appears. If water becomes too turbid, it loses the ability to support a wide variety of plants and other aquatic organisms.

After the nine water quality tests are completed and the results recorded, a "Q" value is calculated for each parameter, and the overall WQI for the sampling site is then calculated.

It is important to monitor water quality over a period of time in order to detect changes in the water's ecosystem. The Water Quality Index can give an indication of the health of the watershed at various points and can be used to keep track of and analyze changes over time.

What Does the WQI Mean?

The Water Quality Index uses a scale from 0 to 100 to rate the quality of the water, with 100 being the highest possible score. Once the overall WQI score is known, it can be compared against the following scale to determine how healthy the water is on a given day.

Table I - WQI Quality Scale	
91-100:	Excellent water quality
71-90:	Good water quality
51-70:	Medium or average water quality
26-50:	Fair water quality
0-25:	Poor water quality

Water supplies with ratings falling in the good or excellent range would able to support a high diversity of aquatic life. In addition, the water would also be suitable for all forms of recreation, including those involving direct contact with the water. Water supplies achieving only an average rating generally have less diversity of aquatic organisms and frequently have increased algae growth.

Water supplies falling into the fair range are only able to support a low diversity of aquatic life and are probably experiencing problems with pollution. Water supplies that fall into the poor category may only be able to support a limited number of aquatic life forms, and it is expected that these waters have abundant quality problems. A water supply with a poor quality rating would not normally be considered acceptable for activities involving direct contact with the water, such as swimming.

The results of the District WQI pilot project to date are summarized in the Figures 9-1, 9-2, 9-3 and 9-4 in this section of the report. As one can see from the attached charts the water quality was of good quality and approached excellent at many locations in the various watersheds. Another round of sampling should give us enough data to determine any significant differences in between the spring and fall water quality but at this time any further analysis is purely speculative. The District looks forward to continueing this study over the next year to complete two full cycles of sampling to identify the usefulness of this form of analysis to rate, in a simplified manner, the water quality within other watersheds in Santa Clara County.

Figure 9.1
Coyote Creek Water Quality Sample Results
Spring 2006

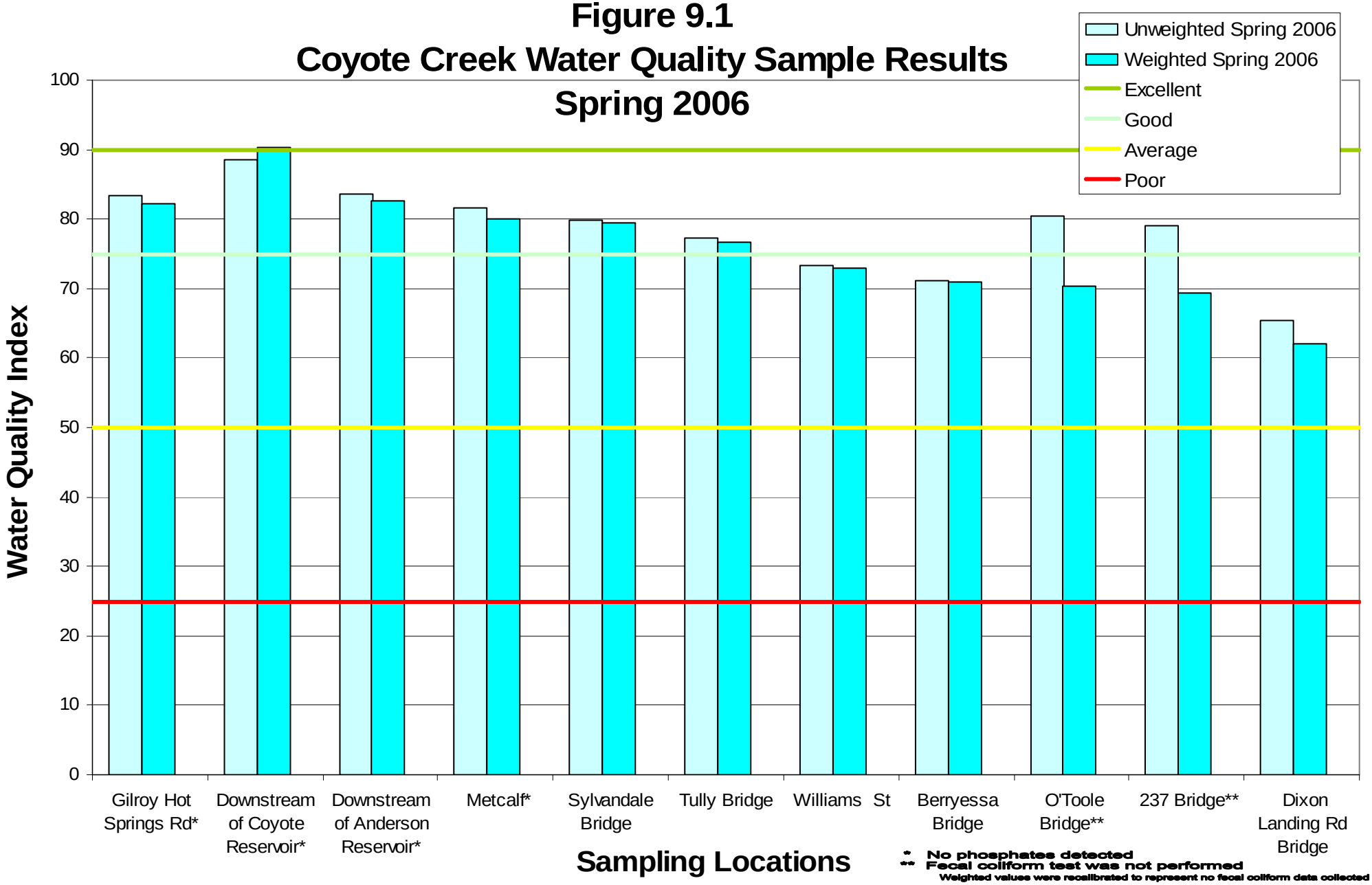

Figure 9.2
Stevens Creek Water Quality Sample Results
Spring 2006

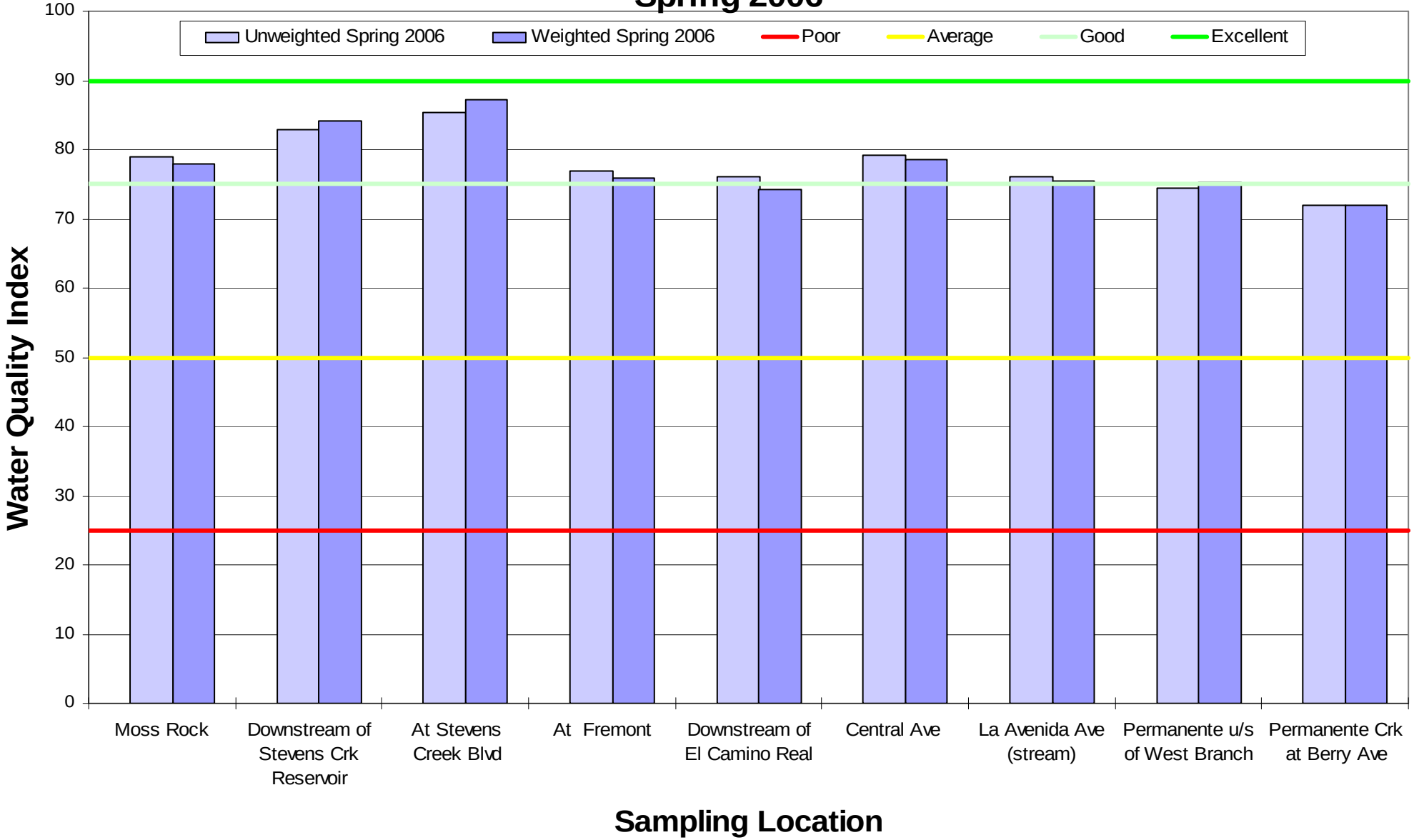

Figure 9.3
Guadalupe River Watershed
Unweighted Water Quality Sample Results

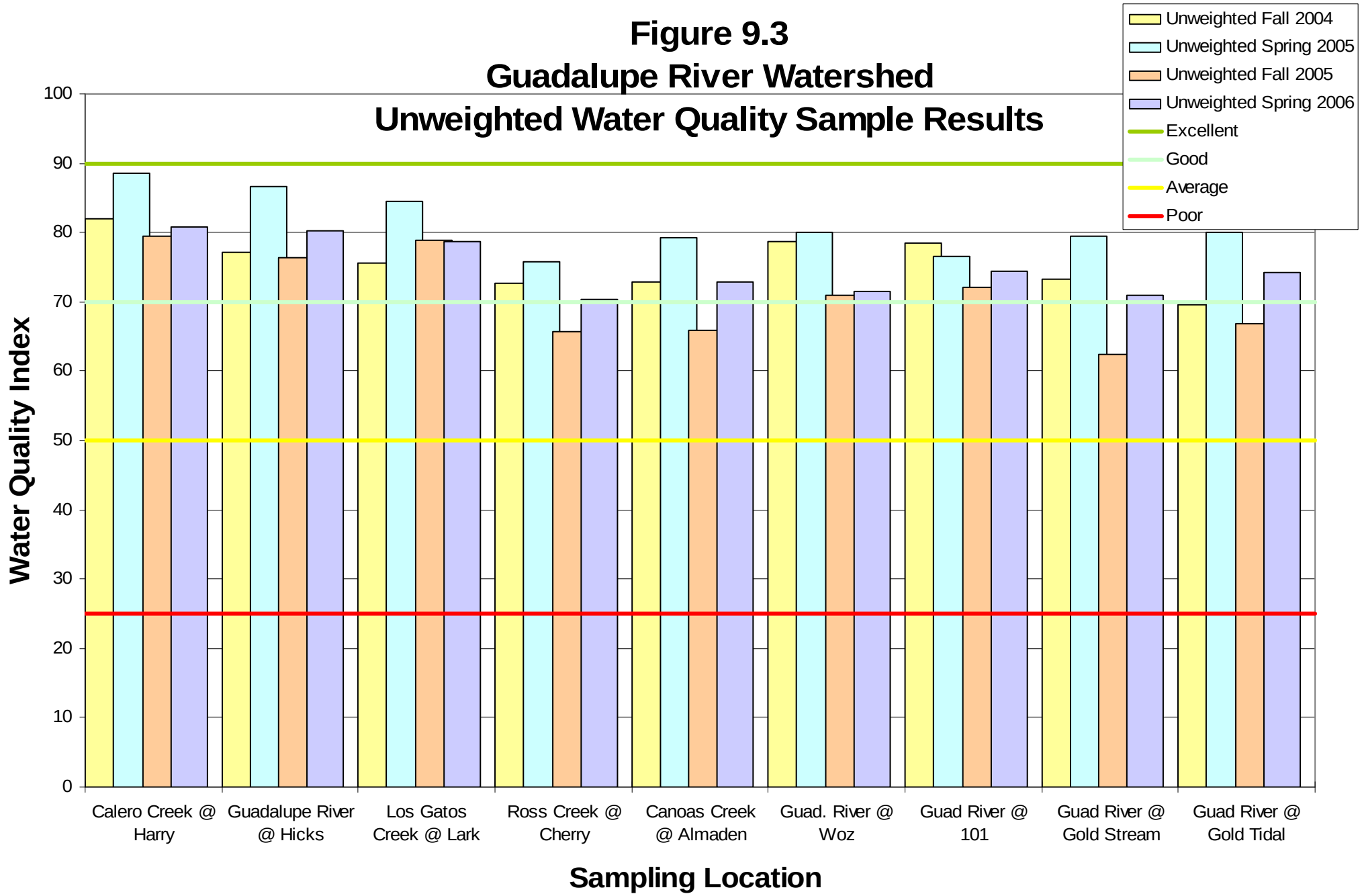

Figure 9.4
Guadalupe River Watershed
Weighted Water Quality Sample Results

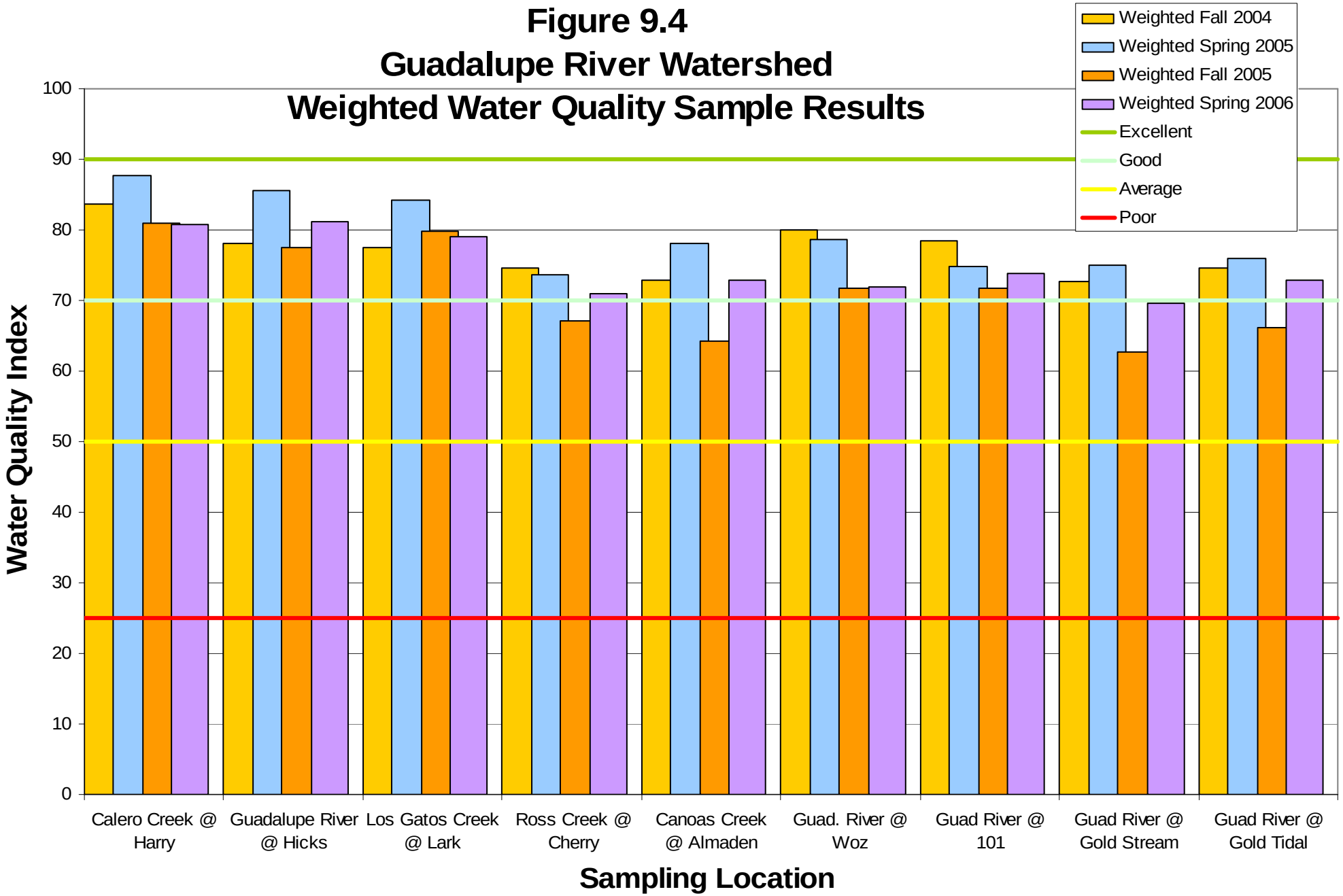

Attachment 1.10
STAFF TRAINING MATRIX

SANTA CLARA VALLEY WATER DISTRICT
URBAN RUNOFF ANNUAL REPORT FOR FY 2005-06
STAFF TRAINING

SELF EVALUATION MATRIX

PS ID	Activity	CI Item Source1	FY2005-2006 Tasks	Status / Comments	Due Date (mo/yr)	Responsible Party
STAFF TRAINING						
C.2.a. PS SDS-4	Storm Drain System Operation and Maintenance Training		Conduct annual BMP training workshop for District O&M staff.	Completed – 7 District staff attended training conducted on June 7, 2006.	March 06	SWQU SD O&M Task Lead
URMP	Storm Water Pollution Prevention Plan Training		Conduct annual SWPPP training for appropriate District staff	Completed – 7 District staff attended training conducted on June 7, 2006.	April 06	SWQU
C.2.a PS WUD-3	Water Utility Discharge BMP Training		Conduct annual training workshop for District staff involved in water utility discharges.	Completed – A Training workshop was conducted on May 31, 2006 for Water Utility O&M activities. 20 District staff responsible for water utility discharges at District facilities participated.	March 06	SWQU WUD Task Lead
C.2.a URMP PS-6	Annual training for construction inspection staff		Conduct annual Training workshop for CIP/CPRU inspection staff.	Completed – Training was conducted for 20 District staff on March 27, 2006.	March 06	SWQU
URMP	Channel Maintenance BMP Training		Annual Channel Maintenance Training for O&M Staff	Completed – Annual SMP archeology awareness and BMP training was held on June 5, 2006. 72% of District's channel maintenance O & M employees were trained.	May 06	SWQU Channel Maintenance Task Lead
	New Employee Training		Conduct general urban runoff training for all new employees	Due to hiring freeze, new employee orientation was suspended during FY 05-06 and will restart in FY 06-07.	On-going	PIP Team

[1] Notation is as follows : ARPR (Annual Regulatory Performance Review), WP (Item continued from previous Work Plan), AR (Annual Report), SES (Self-Evaluation Summary Table in AR), PSR (Performance Standard Revision), NDICI (New District Initiated Continuous Item); Fiscal Year is designated by '99,'00,...

SANTA CLARA VALLEY WATER DISTRICT
URBAN RUNOFF ANNUAL REPORT FOR FY 2005-06
STAFF TRAINING

RESPONSE TO REGIONAL BOARD COMMENTS

No comments from the Regional Board were received on this section of last year's annual report.

HIGHLIGHTS AND ACCOMPLISHMENTS

Storm Drain Operation & Maintenance/Storm Water Pollution Prevention Plans

On June 7, 2006 training was completed for 7 individuals responsible for implementing Storm Drain inspections at the various District facilities. Staff was directed to each facility's Storm Water Pollution Prevention Plan (SWPPPP) for a summary of activities that should be taking place at each facility to protect storm water from collecting any contaminants along its path to the local waterway.

Water Utility Discharge Pollution Prevention

Annual refresher training was held on May 31, 2006 for twenty District staff members who work with water utility discharges. Participants included staff from the following District units Operations, Planning & Analysis, Utility Raw Water Operations, Utility Treated Water Operations, Groundwater Management, Infrastructure Planning, Utility Maintenance, Process Engineering, Water Quality Infrastructure Planning, and Lower Peninsula West Valley Watershed Field Operations. Workshop topics included: Why Pollution Prevention Matters (Environmental Impacts, Potential Pollutants and Sources, Regulatory Requirements, District Performance Standards), Water Utility Discharge Pollution Prevention Guidance Manual Overview, Roles and Procedures, BMP Implementation, Dechlorination, and Reporting and Tracking.

Construction Inspection Training

Construction Inspection Training for 20 District staff was completed on March 27, 2006. The training included staff from the District's Capital Programs Units again this year. Five staff from the Construction Engineering Unit (100%) and 15 staff from the Construction Inspection Unit (100%) attended the training.

Flood Control/Channel Maintenance Activities

Annual SMP archeology awareness and BMP training was conducted on June 5, 2006 and 72% of District employees from the Watershed Field Operations Units, Watershed Program Support Units, Ecological Services Unit, and Regulatory Compliance Unit received the training (59 employees). In addition, 12 staff from the Vegetation Management and Watershed Business Management Units also attended.

SANTA CLARA VALLEY WATER DISTRICT
URBAN RUNOFF ANNUAL REPORT FOR FY 2005-06
STAFF TRAINING

BMP training evaluation forms were distributed during the training session and attendees were asked to complete them before leaving. All training sessions were rated excellent or good by the respondents. Suggestions for improving the training will be incorporated into next year's training.

New Employee Training

All new employees watch the video "I Am Water" during employee orientation. This 11 minute video discusses the water cycle, drinking water sources and treatment, groundwater recharge and contamination, subsidence, water recycling, water quality, urban runoff pollution, flooding, and the District's education program. Due to hiring freeze, new employee orientation was suspended during FY 05-06 and will restart in FY 06-07.

Other Staff Training

Due to the State of California's unanticipated Education Revenue Augmentation Fund (ERAF) tax shift which diverted $52 million dollars of the District's property tax revenues to the State coffers, the District reduced all out of state conferences, and training opportunities as well as reduced individual training budgets for each employee 2005-2006. Though District staff attended fewer storm water pollution prevention training classes in 2005-2006 we anticipate and increase in the number of District staff that will be trained in various areas of expertise in 2006-2007 as numerous training opportunities have been identified at various locations within California.

Below is a list of staff training that was completed that has an impact on improving storm water quality and pollution prevention.

One District staff attended HEC-RAS July 13-15, 2005.

One District staff authored and presented a paper on Design for Stream Restoration and as well as attended session on stream restoration at StormCon 2005, July 18-21, 2005.

One District staff attended the National Association of Flood and Stormwater Management Association Conference August 21-25, 2005.

One District staff attended the Urban Water Conference August 24-25, 2005.

One District staff conducted a 4 hour seminar on Erosion and Stream Stability at the Flood Management Conference in Sacramento, September 6-9, 2005, and presented a paper on the Adobe Upper Reach 5 Design.

Two District staff attended HAZWOPER 8-hour Refresher in October 2005 and one staff attended in April 2006.

SANTA CLARA VALLEY WATER DISTRICT
URBAN RUNOFF ANNUAL REPORT FOR FY 2005-06
STAFF TRAINING

One District staff authored and presented three papers at the Water Environment Federation Annual Conference (WEFTEC 2005) in Washington DC, October 29 – November 2, 2005, and attended various sessions including Water Quality, Watershed and TMDL.

One District staff attended the Pest Management Seminar on November 30, 2005.

10 District staff attended How Creeks Affect Development; How Development Affects Creek on December 7, 2005.

One District staff attended HazWaste Management in California December 13-14, 2005.

One District staff attended DOT Hazmat Training on December 15, 2005.

Two District staff attended Applied Fluvial Geomorphology January 23-27, 2006.

Two District staff attended the Environmental Connection Erosion Control Conference February 20-24, 2006.

One District staff attended South Bay Salt Pond Social Dimensions of Restoration workshop on April 18, 2006.

One District staff attended South Bay Science Symposium in June 2006.

Attachment 1.11
LIST OF ACYRONYMS

Santa Clara Valley Water District
List of Acronyms

AHALFA	Aquatic Habitat and Limiting Factors Assessment
BASMAA	Bay Area Stormwater Management Agencies Association
BMP(s)	Best Management Practice(s)
BOD	Biochemical Oxygen Demand
CAP	Copper Action Plan
CAPCA	California Association of Pest Control Advisors
CE	Continuing education
CEP	Clean Estuary Partnership
CEQA	California Environmental Quality Act
CIP	Capital Improvement Project
CMGM	Channel Maintenance Guidance Manual
CPRU	Community Projects Review Unit
CPSD	Capital Programs Services Division
DOT	Department of Transportation
DPR	Department of Pesticide Regulation
EPA	Environmental Protection Agency
ERAF	Education Revenue Augmentation Fund
FY	Fiscal Year
GIS	Geographic Information System
HazWaste	Hazardous Waste
HAZWOPER	Hazardous Waste Operations and Emergency Response
HEC-HMS	Hydrologic Engineering Centers-Hydrologic Modeling System
HEC-RAS	Hydrologic Engineering Centers-River Analysis System
HHW	Household Hazardous Waste
HMP	Hydromodification Management Plan
ICID	Illicit Connection/Illegal Dumping
ICP	Incident Command Procedures
IPM	Integrated Pesticide Management
IRP	Incident Response Program
ISO	International Organization for Standardization
NASA	National Aeronautics and Space Administration
NPDES	National Pollutant Discharge Elimination System
O&M	Operation and Maintenance
OC	Office of Communications
OP	Organophosphate
OWOW	Our Water, Our World
P2	Pollution Prevention
PAPA	Pesticide Applicators Professional Association
PCB	Polychlorinated Biphenyl
PCOs	Pest Control Operators
PIP	Public Information/Participation
PS	Performance Standard
QEMS	Quality and Environmental Management System
RMP	Regional Monitoring Program
RWQCB	Regional Water Quality Control Board
RWTP	Rinconada Water Treatment Plant
SCB	Santa Clara Basin

Santa Clara Valley Water District
List of Acronyms
(Continued)

SCVRUPPP	Santa Clara Valley Urban Runoff Pollution Prevention Program
SD O&M	Storm Drain Operation and Maintenance
SMP	Stream Maintenance Program
SOP	Standard Operating Procedure
SWPPP	Storm Water Pollution Prevention Plan
SWQU	Stream Water Quality Unit
TMDL	Total Maximum Daily Load
URMP	Urban Runoff Management Plan
VMU	Vegetation Management Unit
WAS	Watershed Assessment Subgroup
WE&O	Watershed Education and Outreach
WEFTEC	Water Environment Federation
WMI	Watershed Management Initiative
WQ	Water Quality
WQI	Water Quality Index
WUD	Water Utility Discharge
WWPU	Wells and Water Production Unit

038029

UNITED STATES ENVIRONMENTAL PROTECTION AGENCY
2006 NATIONAL CLEAN WATER ACT RECOGNITION AWARD
OUTSTANDING STORM WATER MANAGEMENT

Santa Clara Valley
Urban Runoff
Pollution Prevention Program

September 15, 2007

FY 2006-2007 Annual Report



Sections 1-9
Program Activities

Submitted in Compliance with NPDES Permit Order
No. 01-024 and 01-119 (as amended by R2-2005-0035)

Campbell • Cupertino • Los Altos • Los Altos Hills • Los Gatos • Milpitas • Monte Sereno • Mountain View • Palo Alto
San Jose • Santa Clara • Saratoga • Sunnyvale • Santa Clara County • Santa Clara Valley Water District

Santa Clara Valley
Urban Runoff
Pollution Prevention Program

Campbell • Cupertino • Los Altos • Los Altos Hills • Los Gatos • Milpitas • Monte Sereno • Mountain View • Palo Alto
San Jose • Santa Clara • Saratoga • Sunnyvale • Santa Clara County • Santa Clara Valley Water District

Hand Delivered on Monday, September 17, 2007

September 17, 2007

Mr. Bruce H. Wolfe
Executive Officer
San Francisco Bay Region
Regional Water Quality Control Board
1515 Clay Street, Suite 1400
Oakland, CA 94612

Subject: Submittal of FY 2006-2007 Annual Report

Dear Mr. ~~Wolfe~~ Bruce:

I am pleased to submit the Annual Report for implementation of the Santa Clara Valley Urban Runoff Pollution Prevention Program's (SCVURPPP's) Urban Runoff Management Plan (URMP) during fiscal year 2006-2007. Submittal of this Annual Report fulfills Provision C.6 of NPDES Permit No. CAS029718 (Order 01-024 as amended). The report provides documentation of the SCVURPPP's and the Co-permittees' activities; evaluation of the effectiveness of these activities; and measures for continuous improvement toward achieving the SCVURPPP goals.

Sections 1 and 2 of the Annual Report describe activities conducted by the SCVURPPP on behalf of the Co-permittees, in the areas of program management, permit management and continuous improvement. Section 3 contains information on the Program's local and regional public information/participation program including the Watershed & Outreach efforts coordinated with the Santa Clara Basin Watershed Management Initiative (SCBWMI). Section 4 contains information on the Program's two pronged monitoring approach covering: environmental monitoring and assessment, and programmatic monitoring for FY-06-07. Section 5 covers the Program's watershed management measures including the work that Program and Co-permittees have conducted to both support the SCBWMI and integrate both efforts. Section 6 covers the Program's pesticide management activities to comply with Provision C.9.d.and Section 7 contains a report of the Program's Mercury Pollution Prevention Activities conducted during FY 06-07 per Provision C.9.c

Section 8 describes the Program's efforts during FY 06-07 to assist Co-permittees in addressing and controlling development and re-development as it relates to stormwater quality and flow through the development project planning, review and approval process, per Provision C.3. Section 9 contains the Co-permittees' IND and IC/ID Summary Tables for FY 06-07. Co-permittee summary tables are also included in each Co-permittee Annual Report and contain similar information to what is found within Section 9 of the Program's *FY 05-06 Annual Report*.

111 West Evelyn Avenue, Suite 110 • Sunnyvale, CA 94086 • tel: (408) 720-8811 • fax: (408) 720-8812
1410 Jackson Street • Oakland, CA 94612 • tel: (510) 832-2852 • fax: (510) 832-2856
1-800-794-2482

Section 10 (bound in two separate volumes) contains the Co-permittees' FY 06-07 Annual Reports, prepared in accordance with the Water Board staff document entitled *Suggested SCVURPPP Co-permittee Annual Report Format* (Draft) dated May 29, 2003. Each Co-permittee Annual Report includes a cover letter summarizing local program highlights, accomplishments and continuous improvement items; and a certification statement.

In FY 06-07, the Program and Co-permittees received three national awards in recognition of their excellent stormwater management programs and efforts. They include the following: USEPA 2006 Clean Water Act Recognition Award for Stormwater Management (Municipal); National Association of Environmental Professionals (NAEP) National Environmental Excellence Award for Education Excellence; and the FY 05-06 National Association of Flood and Stormwater Management Agencies (NAFSMA), Excellence in Communication Award, Third Place, for Improving Water Quality.

In October 2006, the Program sponsored an awards program for exemplary site designs to protect water quality. This awards program recognizes Santa Clara Valley's public agency and private development community leaders who are solving site design challenges, reducing stormwater pollution and runoff quantity, and meeting the requirements of the NPDES permit. The 2006 award winners included:

- Exemplary Public Project (Large Site) – Tully Library, City of San Jose;
- Exemplary Public Project (Small Site) – Alum Rock Library, City of San Jose;
- Exemplary Private Project (Residential) – Willow Glen Reflections, DKB Homes and City of San Jose;
- Exemplary Private Project (Institutional) – Congregation Sinai Facility, Congregation Sinai and City of San Jose.

Please contact me if you have any comments or questions. We look forward to working with you to successfully address new challenges during FY 07-08.

Very truly yours,

Adam

Adam W. Olivieri, Dr. P.H., P.E.
Program Manager

CC: Trish Mulvey, CLEAN South Bay
SCVURPPP Management Committee Members
Robert Falk, Morrison & Foerster

Attachments: FY 2006-2007 Annual Report- Sections 1-9- one (1) hard copy
FY 2006-2007 Annual Report- Appendices- one (1) hard copy
FY 2006-2007 Annual Report- Sections 1-9 and Appendices- one (1) compact disk
FY 2006-2007 Annual Report- Section 10- Volume I- one (1) hard copy
FY 2006-2007 Annual Report- Section 10- Volume II- one (1) hard copy

** The Program's *FY 06-07 Annual Report* is also provided at www.scvurppp.org.

FY 06-07 Annual Report

Santa Clara Valley
Urban Runoff
Pollution Prevention Program

Campbell • Cupertino • Los Altos • Los Altos Hills • Los Gatos • Milpitas • Monte Sereno • Mountain View • Palo Alto
San Jose • Santa Clara • Saratoga • Sunnyvale • Santa Clara County • Santa Clara Valley Water District

Certification Regarding SCVURPPP Program Annual Report

"I certify, under penalty of law, that this document and all attachments* were prepared under my direction or supervision in accordance with a system designed to ensure that qualified personnel properly gather and evaluate the information submitted. Based on my inquiry of the person or persons who manage the system, or those persons directly responsible for gathering the information, the information submitted, is, to the best of my knowledge and belief, true, accurate, and complete. I am aware that there are significant penalties for submitting false information, including the possibility of fine and imprisonment for knowing violations."

Submitted on behalf of the
Santa Clara Valley Urban Runoff Pollution Prevention Program
September 15, 2007

Adam W. Olivieri, Dr. P.H., P.E.
Program Manager

* Co-permittees have been requested to submit separate certifications regarding their respective submissions including attachments.

111 West Evelyn Avenue, Suite 110 • Sunnyvale, CA 94086 • tel: (408) 720-8811 • fax: (408) 720-8812
1410 Jackson Street • Oakland, CA 94612 • tel: (510) 832-2852 • fax: (510) 832-2856
1-800-794-2482

Table of Contents

CREDITS i

SECTION 1—INTRODUCTION **1-1**
Background 1-1
Organization of Report 1-4

TABLES & FIGURES
Figure 1-1: Program Implementation
Figure 1-2: Continuous Improvement

SECTION 2—PROGRAM MANAGEMENT **2-1**
Program Budget 2-1
General Program Management Activities 2-1
Permit Management Activities 2-4
Development of New or Revised Model Performance Standards 2-8
Local Program Performance Reviews 2-9
Continuous Improvement Measures 2-9
Permit Provision C.1. Compliance Summary Table 2-9

TABLES & FIGURES
Table 2-1: SCVURPPP Total FY 06-07 Budget
Table 2-2: FY 06-07 Ad Hoc Task Groups and Accomplishments
Table 2-3: Performance of FY 06-07 Program Management Tasks
Table 2-4: Program Continuous Improvement (CI) Tasks
Table 2-5: SCVURPPP Current and Proposed BMPs for Pollutants of Concern Prepared in Compliance with NPDES Order 01-024

APPENDIX A
A-1: Management Committee Representatives/Attendees, July 28, 2007
A-2: Review of FY 2006-2007 Program Management Services, August 23, 2007
– Table 1: Performance of FY 06-07 Program Management Tasks
– Internal and External Meetings, FY 06-07
A-3: Chronology of Program Submittals and Regional Board Staff Responses (Beginning with the most recent submittals)
A-4: Construction Site Management Workshop– December 5, 2006
– Workshop Announcement
– Workshop Agenda
– Attendance List
– Workshop Evaluation Responses
A-5: "Where San Jose Meets the Bay: Don Edwards National Wildlife Refuge Walking Tour" – December 6, 2006
– Workshop Announcement
– Workshop Agenda
– Attendance List
– Workshop Evaluation Responses
A-6: "Implementing Stormwater Requirements in New Development and Redevelopment Projects" – June 14, 2007
– Workshop Announcement
– Workshop Agenda
– Attendance List
– Workshop Evaluation Responses

Table of Contents (continued)

A-7: Bay Area Hydrology Model (BAHM) Computer Training Workshop – July 17, 2007
- Workshop Announcement
- Workshop Agenda
- Attendance List
- Workshop Evaluation Responses

A-8: A Celebration of Excellence in Water Pollution Prevention Awards Ceremony – October 30, 2006

SECTION 3—PUBLIC INFORMATION/PARTICIPATION 3-1
Introduction 3-1
FY 06-07 PI/P Projects 3-1
Ongoing PI/P Projects 3-10
Regional Collaboration 3-12

TABLES & FIGURES
Table 3-1: Evaluation of PI/P Projects Conducted During FY 06-07 (New and Ongoing)

APPENDIX B
B-1: Watershed Watch Campaign Work Plan – FY 06-07
B-2: Watershed Watch Media Plan – FY 06-07
B-3: FY 06-07 Watershed Watch Campaign Annual Campaign Report - July 2006 – June 2007
B-4: Watershed Watch Promotional Materials
B-5: FY 06-07 Watershed Watch Partner Report
B-6: Watershed Watch Web Statistics
B-7: Watershed Watchers: Keeping Out Waterways Clean: FY 06-07 Fourth Quarter Report including end-of-year Summary - from Alviso
B-8: IPM Store Partnership Program
- FY 2006-2007 Store Employee Training Update
- List of Stores in the IPM Store Partnership Program
- FY 2006-2007 Summary of Store Employee Training Evaluations

B-9: Going Native Garden Tour 2007- Summary Report
B-10: Mercury Pollution Prevention Outreach Article
B-11: Education Programs Outreach Reporting Tables
B-12: ZunZun School Assemblies for Watershed Watch- FY 2006-2007 Academic Year
- ZunZun Assemblies for Watershed Watch- 2006-2007 Academic Year Final Report
- Memorandum- Mid-Year Evaluation of the School Assembly Program (July 13, 2007)

B-13: FY2006-2007 Regional Media Relations Campaign Final Report
B-14: "Our Water Our World" Program Advertisements
B-15: SCVURPPP Fact Sheets
- Training Municipal Review Staff - 10/18/2006
- Water Quality Monitoring and Watershed Assessment (2nd Edition) - 12/22/2006
- Sediment Impact and Management Practices Assessments (2nd Edition) - 12/22/2006
- Dioxin Control Program - 12/22/2006

SECTION 4—MONITORING ACTIVITIES 4-1
Introduction 4-1
Background 4-1
Summaries of FY 06-07 Monitoring and Assessment Activities 4-3
Evaluation of Effectiveness 4-33

Table of Contents (continued)

TABLES & FIGURES
Table 4-1: Status of FY 2006-2007Monitoring Activities

APPENDIX C
C-1: Major Reports and Major Work Products 1997-2007
C-2: Watershed Monitoring and Assessment Summary Report: 2002-2007 – September 15, 2007
C-3: Pilot Sediment Quality Triad – September 15, 2007
C-4: Copper/Nickel Baseline Action Tables – FY 06-07 Accomplishments and FY 07-08 Work Plan
C-5: Trash Problem Area Evaluation Results Tables – FY 06-07
– FY 06-07 Trash Evaluation Summary Results (Table)
– Trash Problem Area Evaluation Results by Watershed (Table)
– Trash Problem Area Evaluation Results by Co-permittee and Watershed (Table)
– Trash Problem Area Evaluation Results by Assessment Tool (Table)
C-6: Trash Sources and Pathways to Urban Creeks – September 2007
C-7: Collection of Street Sweeping Data- Co-permittees
– Summary of Street Sweeping Activities for FY 2006-2007
– Summary of Co-permittee Street Sweeping Activities and Estimated Mean Pollutant Load Reduction for Copper and Nickel - FY 2006-2007
– Summary of Co-permittee Street Sweeping Activities and Estimated Mean Pollutant Load Reduction for Lead and Zinc - FY 2006-2007

SECTION 5—WATERSHED MANAGEMENT MEASURES 5-1
Introduction..... 5-1
Background..... 5-1
FY 06-07 SCVURPPP Accomplishments..... 5-2

TABLES & FIGURES
Table 5-1: Status of FY 2006-2007 Watershed Management Measures Projects

APPENDIX D
D-1: Bay Area Macroinvertebrate Bioassessment Information Network
– 6th Annual Bay Area Macroinvertebrate Bioassessment Information Network (BAMBI) Workshop Agenda - January 30, 2007
- PowerPoint presentation entitled "San Francisco Bay Area Municipal Regional Permit Update on Proposed Pesticide-Related Requirements" - Chris Sommers, EOA, Inc.
- PowerPoint presentation entitled "Benthic Index of Biotic Integrity (B-IBI) for San Francisco Bay Area Creeks Project Update" - Chris Sommers, EOA, Inc.
- PowerPoint presentation entitled "Future of Bioassessment in the Bay Area Drivers and Needs" - Chris Sommers, EOA, Inc.

SECTION 6—PESTICIDE MANAGEMENT 6-1
Introduction 6-1
Background..... 6-1
Past Pesticide Management Activities..... 6-2
Implementation of FY 06-07 Pesticide Management Tasks..... 6-2
Evaluation of Effectiveness..... 6-4

TABLES & FIGURES
Table 6-1: Status of FY 06-07 Pesticide Management Tasks

Table of Contents (continued)

APPENDIX E
No Attachments

SECTION 7—MERCURY POLLUTION PREVENTION ACTIVITIES 7-1
Introduction 7-1
Mercury Pollution Prevention Plan 7-1
FY 06-07 Mercury Pollution Prevention Activities..... 7-2
Evaluation of Program Effectiveness and Next Steps for Mercury Plan 7-4

TABLES & FIGURES
Table 7-1: Status of FY 06-07 Mercury Pollution Prevention Tasks

APPENDIX F
No Attachments

SECTION 8—NEW AND REDEVELOPMENT CONTROL MEASURES 8-1
Introduction 8-1
Background..... 8-1
Implementation of FY 06-07 C.3 Tasks 8-2
Evaluation of Effectiveness..... 8-8

TABLES & FIGURES
Table 8-1: Status of FY 06-07 C.3. Implementation Tasks
Table 8-2: SCVURPPP HMP – Summary of Next Steps (Updated 7/27/07)

APPENDIX G
G-1: Treatment BMPs Inspection Activity Report FY 06-07
G-2: Treatment BMPs Inspection Activity Summary Report

SECTION 9—CO-PERMITTEE IND AND IC/ID SUMMARY TABLES 9-1
Introduction 9-1

APPENDIX H
H-1: Co-Permittee IND and IC/ID Summary Tables – FY 2006-2007
H-2: Summary of IC/ID Incidents and IND Inspections – FY 2006-2007

CO-PERMITTEES
A. Cupertino
B. Los Altos
C. Los Altos Hills
D. Milpitas
E. Mountain View
F. Palo Alto
G. San Jose
H. Santa Clara
I. Sunnyvale
J. West Valley Communities (Campbell, Los Gatos, Monte Sereno, Saratoga)
K. Santa Clara County
L. Santa Clara Valley Water District

CREDITS

This Annual Report was a collaborative effort of the fifteen agencies participating in the Santa Clara Valley Urban Runoff Pollution Prevention Program (Program). EOA, Inc., as the Program management consultant, coordinated and compiled the Annual Reports submitted by the fifteen Co-permittees, wrote Sections 1 through 9, and was responsible for the overall preparation of the Program's Annual Report. The Program expresses its appreciation to all those who contributed to this seventeenth Annual Report.

Management Committee Voting Members

Palo Alto -- Joe Teresi

Campbell – Al Oxonian

Milpitas – Kathleen Phalen

Saratoga – John Cherbone

San Jose – Melody Tovar

Cupertino -- Lavenia Millar

Santa Clara -- Rick Mauck

Los Altos – Larry Lind

Sunnyvale – Lorrie Gervin

Los Altos Hills – Richard Chen

Monte Sereno – Brian Loventhal

Mountain View -- Eric Anderson

Santa Clara County -- Steve Homan

Los Gatos – Kevin Rohani

West Valley Communities – Cheri Donnelly

Santa Clara Valley Water District – Dave Chesterman, Chair

Acronyms/Abbreviations

AB	Assembly Bill
ABAG	Association of Bay Area Governments
ABC	Annual Budget Review Compilation
ACCWP	Alameda Countywide Clean Water Program
ACOE	U.S. Army Corps of Engineers
AHTG	Ad Hoc Task Group
AR	Annual Report
ASCE	American Society of Civil Engineers
BAAQMD	Bay Area Air Quality Management District
BART	San Francisco Bay Area Rapid Transit
BATG	Budget Ad Hoc Task Group
Basin	Santa Clara Basin
Basin Plan	Water Quality Control Plan for the San Francisco Basin
BACWA	Bay Area Clean Water Agencies
BAHM	Bay Area Hydrology Model
BAMBI	Bay Area Macroinvertebrate Bioassessment Information
BASMAA	Bay Area Stormwater Management Agencies Association
Bay	San Francisco Bay
Bay Area	San Francisco Bay Area
BMI	Benthic Macroinvertebrate
BMM	Lower South Bay Monitoring and Modeling Subgroup
BMP	Best Management Practice
BOMA	Building Owners and Managers Association
BPP	Brake Pad Partnership
BU	beneficial use
C	Celsius
C.3	Permit Provision C.3
C3PO	C.3 Provision Oversight
CA	California
Cal-EPA	California Environmental Protection Agency
Caltrans	California Department of Transportation
CAMLnet	California Aquatic Macroinvertebrate Laboratory Network

Acronyms/Abbreviations

Campaign	Watershed Watch Campaign
CAP	Copper Action Plan
CASQA	California of Stormwater Quality Association
CB	Copper Baseline
CCC	Continuous Concentration Criterion
CD-ROM	Compact Disk-Read Only Memory
CDS	Continuous Deflective Separation
CEP	Clean Estuary Partnership
CESQG	Conditionally Exempt Small Quantity Generator
CEQA	California Environmental Quality Act
CFR	Code of Federal Regulations
cfs	cubic feet per second
CI	Continuous Improvement
CIWMB	California Integrated Waste Management Board
CMIA	Conceptual Model Impairment Assessment
CMS	Copper Management Strategy
COA	Condition of Approval
CoHHW	Santa Clara County Household Hazardous Waste Program
CoHHW Program	Santa Clara County Household Hazardous Waste Program
COLD	cold freshwater habitat
CRMP	Coordinated Resources Management and Planning
CSBP	California Stream Bioassessment Procedures
CTR	California Toxic Rule
Cu	Copper
CWA	Clean Water Act
DDD	Dichlorodiphenyldichloroethane
DDE	Dichlorodiphenyldichloroethylene
DDT	Dichlorodiphenyltrichloroethane
DEH	Santa Clara County Department of Environmental Health
District	Santa Clara Valley Water District
DO	Dissolved Oxygen
DOE	Department of Energy
DPR	Department of Pesticide Regulation

Acronyms/Abbreviations

DWR	Department of Water Resources
E. Coli	Enterococcus Coli
EDAS	Ecological Data Application System
EEC	SF Bay Wildlife Refuge Environmental Education Center
EEDMS	Environmental Enforcement Data Management System
EEPS	Exposure and Effects Pilot Study
e.g.	for example
EMAP	Environmental Monitoring Program
EMB	Executive Management Board
EOA	Eisenberg, Olivieri, and Associates
EPA	U.S. Environmental Protection Agency
Estuary	San Francisco Bay Estuary
F	Fahrenheit
FLT	Fluorescent Light Tube
FY	Fiscal Year
GCRCD	Guadalupe-Coyote Resource Conservation District
GIASP	General Industrial Activities Stormwater Permit
GIS	Geographic Information System
GRTS	Generalized Random Tessellation Stratified
HBANC	Home Builders Association of Northern California
Hg	Mercury
HMP	Hydromodification Management Plan
HHW	Household Hazardous Waste
HVAC	Heating, Ventilation and Air Conditioning
IBI	Index of Biotic Integrity
IC/ID	Illicit Connection and Illegal Dumping
ID	Identification
IND	Industrial/Commercial
i.e.	that is
IPM	Integrated Pest Management
JPA	Joint Powers Authority
K	Kindergarten
KAB	Keep America Beautiful

Acronyms/Abbreviations

kg	Kilogram
L	Liter
Lb	Pound
LA	load allocation
LFA	Limiting Factors Analysis
LID	Low Impact Development
LSSB	Lower South San Francisco Bay
LUS	Land Use Subgroup
MC	Management Committee
MCMP	Metals Control Measures Plan
MCTT	Multi-Chambered Treatment Train
MDDB	Metadata Database
MDL	Most Downstream Location
MEP	Maximum Extent Practicable
Mercury Plan	Mercury Pollution Prevention Plan
mg	milligram
mgd	million gallons per day
MIGR	fish migration
MOA	Memorandum of Agreement
MOFO	Morrison & Foerster
MOU	Memorandum of Understanding
MP	Monitoring Priority
MROSD	Mid-Peninsula Regional Open Space District
MRP	Municipal Regional Permit
MYRWMP	Multi-Year Receiving Waters Monitoring Plan
NAP	Nickel Action Plan
NEMA	National Electrical Manufacturers Association
NAIOP	National Association of Industrial and Office Properties
NEPA	National Environmental Policy Act
ng	Nanogram
Ni	Nickel
NOI	Notice of Intent
NPDES	National Pollutant Discharge Elimination System

Acronyms/Abbreviations

OC	Organochlorine
O&M	Operation and Maintenance
OP	Organophosphate
OWOW	Our Water Our World
P2	Pollution Prevention
PAHs	Polynuclear Aromatic Hydrocarbons
PBDE	Polybrominated Diphenyl Ether
Pb	Lead
PCBs	Polychlorinated Biphenyls
PCDD	Polychlorinated Dibenzo-p-Dioxins
PCDF	Polychlorinated Dibenzofurans
PCO	Pest Control Operator
pg	Picogram
PHAB	Physical Habitat Assessments
PIP	Public Information and Participation
PI/P	Public Information and Participation
PIPP	Public Information and Participation Program
PMPS	Pest Management Performance Standard
POC	Pollutant of Concern
POTW	Publicly Owned Treatment Works
PPPS	Planning Procedures Performance Standard
Program	Santa Clara Valley Urban Runoff Pollution Prevention Program
PS	Performance Standard
PSA	Public Service Announcement
PVC	Polyvinyl Chloride
Q	Quarter
QAPP	Quality Assurance Project Plan
RAC	Regional Ad Campaign
RARE	preservation of rare and endangered species
RCRA	Resource Conservation and Recovery Act
REC- 1	water contact recreation
REC-2	non-contact water recreation
Regional Board	San Francisco Bay Regional Water Quality Control Board

Acronyms/Abbreviations

RFP	Request for Proposal
RMAS	Regional Monitoring and Assessment Strategy
RMP	Regional Monitoring Program
RPT	Report Preparation Team
RS	Regulatory Subgroup
RTA	Rapid Trash Assessment
RWQCB	San Francisco Bay Regional Water Quality Control Board
SC	Steering Committee
SCC	Santa Clara County
SCBWM1	Santa Clara Basin Watershed Management Initiative
SCVURPPP	Santa Clara Valley Urban Runoff Pollution Prevention Program
SCVWD	Santa Clara Valley Water District
SF	San Francisco
SFEI	San Francisco Estuary Institute
SFEP	San Francisco Estuary Project
SIC	Standard Industrial Classification
SMaRT®	Sunnyvale Materials Recovery and Transfer
SOP	Standard Operating Procedures
South Bay	Lower South San Francisco Bay
SPLWG	Sources, Pathways and Loadings Work Group (RMP)
SPWN	fish spawning
SSC	Suspended Sediment Concentration
SSI	Inventory of Santa Clara Basin Stream Studies
SSO	Water Quality Site-Specific Objective
State Board	State Water Resources Control Board
STOPPP	San Mateo Countywide Stormwater Pollution Prevention Program
SWAMP	Surface Waters Ambient Monitoring Program
SWANA	Solid Waste Association of North America
SWMP	Stormwater Management Plan
SWPPP	Stormwater Pollution Prevention Plan
SWRCB	State Water Resources Control Board
TAC	Technical Advisory Committee
TAG	Technical Advisory Group

Acronyms/Abbreviations

TMDL	Total Maximum Daily Load
TO	Tentative Order
TP	Total Phosphorus
TPH	Total Petroleum Hydrocarbons
TRC	Technical Review Committee
ug	Microgram
UPC	Urban Pesticide Committee
URMP	Urban Runoff Management Plan
URQM	Urban Runoff Quality Management
USA	Unified Stream Assessment
USEPA	U. S. Environmental Protection Agency
USFWS	U.S. Fish and Wildlife Service
USGS	U.S. Geological Survey
VTA	Santa Clara Valley Transportation Authority
WAC	Watershed Assessment Consultant
WAMS	Watershed Assessment and Monitoring Subgroup
WAR	Watershed Assessment Report
WARM	warm freshwater habitat
Water Board	San Francisco Bay Regional Water Quality Control Board
Water District	Santa Clara Valley Water District
WEF	Water Environment Federation
WEO	Watershed Education and Outreach
WE&O	Watershed Education and Outreach
WERF	Water Environment Research Foundation
WG	Work Group
WILD	wildlife habitat
WLA	Waste Load Allocation
WMI	Watershed Management Initiative
Work Group “I”	SCBWMI Phase I Indicators Work Group
WP	Work Plan
WRPC	Water Resources Protection Collaborative
WVCWP	West Valley Clean Water Program
WW	Watershed Watch

Acronyms/Abbreviations

WWTP	Wastewater Treatment Plant
WY	Water Year
YSI	Youth Science Institute
Zn	Zinc

SECTION 1

INTRODUCTION

1. INTRODUCTION

BACKGROUND

Program Description

The Santa Clara Valley Urban Runoff Pollution Prevention Program ("Program") is an association of thirteen cities and towns in Santa Clara Valley, the County of Santa Clara, and the Santa Clara Valley Water District ("Co-permittees") that share a common permit to discharge stormwater to South San Francisco Bay. The Program incorporates regulatory, monitoring and outreach measures aimed at reducing pollution in urban runoff to the "maximum extent practicable" to improve the water quality of South San Francisco Bay and the streams of Santa Clara Valley. The Program is organized, coordinated, and implemented in accordance with a Memorandum of Agreement (MOA) signed by the Co-permittees in 1990, 1999, 2005 and 2006. The MOA covers the responsibilities of each Co-permittee and a cost-sharing formula for joint expenditures.

In June 1990, the San Francisco Bay Regional Water Quality Control Board (Water Board or RWQCB) issued the Program its first NPDES permit.[1] The permit was reissued in 1995[2] and 2001.[3] On October 17, 2001, the Water Board amended the permit[4] to include expanded requirements for controlling pollutants from new and redevelopment activities (Provision C.3.). On July 20, 2005, the Water Board approved a second amendment which revised Provisions C.3.c. and C.3.f.[5]

The Program's Management Committee, consisting of one designated representative from each Co-permittee, is the official decision-making body for the Program. At the inception of the Program, the Santa Clara Valley Water District took the lead responsibility for management of the Program. In September 1997, the Management Committee retained EOA, Inc. to provide Program management services and designated the District as the Program's fiscal agent. On July 1, 2005, the City of Sunnyvale became the Program's new fiscal agent.

The Program's Urban Runoff Management Plan

The Program and Co-permittees submitted a *Storm Water Management Plan* (SWMP) as part of the application for its 1995 NPDES permit renewal. The 1995 Permit required the Program to develop performance standards[6] for various stormwater control measures and incorporate them in a revised management plan by September 1, 1997. The revised plan, called the *Urban Runoff Management Plan* (URMP) because of its focus on stormwater pollution prevention efforts in urban areas, was completed and submitted to the Water Board on September 1, 1997 and subsequently approved by Water Board staff (7/10/98 and 12/14/98 letters). In addition, the URMP is incorporated into the urban runoff permit. In 2000 and 2005, updated URMPs were submitted to the Water Board as part of permit renewal applications.

---

[1] NPDES Permit No. CAS029718, Order No. 90-094.
[2] NPDES Permit No. CAS029718, Order No. 95-180 (as amended 7/21/99).
[3] NPDES Permit No. CAS029718, Order No. 01-024 (2/21/01).
[4] NPDES Permit No. CAS029718, Order No. 01-119, Amendment Revising Provision C.3. (10/17/01).
[5] NPDES Permit No. CAS029718, Order No. R2-2005-0035, Amendment Revising Order 01-119 (7/20/05).
[6] Performance standards are defined as "the level of implementation necessary to demonstrate control of pollutants in stormwater to the maximum extent practicable."

The URMP consists of an area-wide plan and individual Co-permittee plans describing what the fifteen Co-permittees will do, collectively and individually, to reduce urban runoff pollution. The URMP describes the goals and objectives of the Program and its various elements, including monitoring and watershed management measures.

The URMP also contains model performance standards that may be modified as appropriate to fit local conditions and are implemented by the Co-permittees. These include:

- Illicit Connection and Illegal Dumping (IC/ID) Elimination Activities
- Industrial/Commercial Discharger (IND) Control Program
- Public Streets, Roads, and Highways Operation and Maintenance
- Storm Drain System Operation and Maintenance
- Water Utility Operation and Maintenance
- Planning Procedures for New Development and Redevelopment
- Construction Inspection
- Pest Management
- Rural Public Works Maintenance and Support

In addition, the URMP presents a framework for the relationship between Program area-wide and Co-permittee specific Public Information/Participation (PI/P) activities that the Program and Co-permittees use to develop and conduct PI/P tasks.

In early FY 04-05, Program staff updated the URMP to include the new and revised model performance standards and other Management Committee-approved multi-year plans (e.g., Guidelines for Reduction and Management of Mercury-Containing Products, revised Multi-Year Receiving Waters Monitoring Plan, Pesticide Management Work Plan, sediment assessment Work Plan, CAP/NAP approach, Trash Work Plan and goals statement, Watershed Education and Outreach strategy, etc.). The revised Program URMP was part of the NPDES permit reapplication package submitted to the Water Board on February 24, 2005.

The Program implements watershed management through its participation in the Santa Clara Basin Watershed Management Initiative (SCBWMI). The SCBWMI was established (by the EPA, State Water Resources Control Board and Water Board) to manage water resources within the Santa Clara Basin watersheds. Stakeholders that include local, state and federal government agencies; business, agriculture and industry associations; and environmental and civic groups guide the SCBWMI. The Program has been an active participant in the SCBWMI Core Group and its subgroups. The Program is working through the SCBWMI to: 1) identify and assess beneficial uses in the watershed within the urban area; and 2) identify and prioritize reasonable urban runoff control strategies.

Co-permittee Urban Runoff Management Plans

Each Co-permittee has developed an URMP tailored to its local characteristics. The Co-permittee URMPs contain strategies for local urban runoff controls, covering each of the Program elements (Industrial/Commercial Discharger Control, New Development and Construction, etc.) that are applicable to local conditions. The Co-permittee URMPs include:

- Performance standards (using the Program URMP's model performance standards as a template);
- Work Plans to implement performance standards;

- Description of the Co-permittee's legal authority;
- Best management practices (BMPs); and
- Standard operating procedures (SOPs) that detail how control measures will be carried out from day-to-day.

The Co-permittees also have responsibilities to conduct local PI/P programs, properly maintain corporation yards, conduct staff training and participate in Program and SCBWMI activities as appropriate.

The general relationship between the NPDES Permit, the Program's URMP and the Co-permittees' URMPs is shown on Figure 1-1.

In accordance with Permit Provision C.2.b., all Co-permittees updated their URMPs and submitted the revisions to the Water Board on September 1, 2004. The updated Co-permittee URMPs, which were part of the NPDES permit reapplication package submitted to the Water Board on February 24, 2005, included a summary table indicating what changes were made and/or what sections were added to the URMP's since the last version was updated in October 2000.

Program Work Plan

By March 1 of each year, the Program submits to the Water Board a draft Work Plan for implementation of the Program's URMP for the coming fiscal year, in accordance with NPDES Permit Provision C.6.b. The Work Plan includes clearly defined tasks, responsibilities and schedules to be implemented by the Program and Co-permittees. It also includes development of new, or modification of existing performance standards (Provision C.2.b), provides the Work Plan for implementing Provision C.3, describes planned monitoring activities (Provision C.7), describes pollutant-specific requirements (Provision C.9) and defines the Program's role relative to Watershed Management efforts (Provision C.10).

The Work Plan builds on the baseline efforts conducted by the Program and Co-permittees through a "continuous improvement" process, in which the Program seeks new opportunities to control stormwater pollution. The continuous improvement process contained in the URMP is illustrated on Figure 1-2. The Work Plan includes a discussion of continuous improvement tasks that were identified, in part, during individual Co-permittee performance reviews, effectiveness evaluations in previous annual reports, and cooperative efforts between the Program and groups that include the Bay Area Stormwater Management Agencies Association (BASMAA), SCBWMI, Regional Monitoring Program (RMP) and Clean Estuary Partnership (CEP).

On March 1, 2006, the Program's *FY 06-07 Work Plan* was submitted to the Water Board, and no comments have been received on that submittal. On March 1, 2007, the Program's *FY 07-08 Work Plan* was submitted to the Water Board. No comments were received on the submittals.

Program Annual Report

In accordance with NPDES Permit Provision C.6.a., the Program must submit an Annual Report by September 15 of each year. In addition, the Annual Report serves as an important internal Program tool in the cycle of planning, implementation, evaluation and continuous improvement. The Annual Report is the mechanism for documenting the status of planned activities,

evaluating the effectiveness of those activities and identifying potential improvements. An additional evaluation mechanism is holding local program performance review meetings with each of the Co-permittees. These meetings serve as external evaluations, while the Annual Report is a self-evaluation by the Program. The results of the Annual Report and the performance reviews are used to assist the Program and Co-permittees in revising their Work Plans for the following year, as part of the Program's continuous improvement process. During FY 06-07, Water Board staff did not conduct performance review meetings.

On September 15, 2006, the Program's *FY 05-06 Annual Report* was submitted to the Water Board. On July 18, 2007, the Program received a letter entitled *Review of SCVURPPP's FY 2005-06 Annual Report*. The Water Board staff review focused only on the New and Redevelopment section. Water Board staff found that section of the FY 2005-06 Annual Report to be acceptable (Shin-Roei Lee to David Chesterman, July 18, 2007). No responses are required.

The goals of this *FY 06-07 Annual Report* are to: 1) meet specific permit requirements for reporting; 2) provide an efficient mechanism for reporting and self-evaluation without duplicating information in the work plan or urban runoff management plans (URMPs); and 3) identify areas for continuous improvement.

ORGANIZATION OF REPORT

The *FY 06-07 Annual Report* consists of two volumes and one appendix placed in three-ring binders. Volume I will contain Program's activities and Volume II will consist of Co-permittees' activities. Each section contains relevant tables at the end of the section.

Following Section 1, Volume I of the *FY 06-07 Annual Report* describes the implementation of *FY 06-07 Work Plan* activities in the following sections:

FY 06-07 Annual Report	FY 06-07 Work Plan
Section 2 – Program Management	Program FY 06-07 Budget Performance Standard Revisions Program Continuous Improvement Tasks
Section 3 – Public Information/Participation (PI/P) Activities	FY 06-07 PI/P Work Plan
Section 4 – Monitoring	Multi-Year Year Receiving Waters Monitoring Plan FY 06-07 Annual Monitoring Plan
Section 5 – Watershed Management Measures	FY 06-07 Monitoring Plan (activities undertaken with/for the SCBWMI)
Section 6 – Pesticide Management	FY 06-07 Pesticide Management Work Plan
Section 7 – Mercury Pollution Prevention Activities	FY 06-07 Mercury Pollution Prevention Work Plan
Section 8 – New and Redevelopment Control Measures	FY 06-07 C.3. Work Plan

Section 9 contains the Co-permittees' IND and IC/ID Summary Tables for FY 06-07. Each Co-permittee summary table provides information on the required categories as described in the Industrial/Commercial Discharger Control Program and Illicit Connection & Illegal Dumping Elimination Activities Performance Standards. Co-permittee summary tables are also included in each Co-permittee Annual Report and will contain similar information to what is found within Section 9 of the Program's *FY 06-07 Annual Report*. Each Co-permittee includes a breakdown of the levels of enforcement action taken for each IND inspection.

Section 10 contains the Co-permittees' FY 06-07 Annual Reports. Each Co-permittee report includes a cover letter summarizing local program highlights, accomplishments and continuous improvement items; and a certification statement. Co-permittees have prepared and submitted the following information (with appropriate attachments) in accordance with the Water Board's document entitled *Suggested SCVURPPP Co-permittee Annual Report Format* (Draft) dated May 29, 2003:

- IC/ID Elimination Activities
- Industrial/Commercial Discharger Control Program
- Public Agency Activities
  - Public Streets, Roads and Highways O&M (including Corporation Yards)
  - Rural Public Works O&M
  - Storm Drain O&M
  - Water Utility O&M
  - Other Public Agency Activities (Golf Courses, Parks, Ponds, etc.)
- New Development Planning Procedures
- Construction Inspection
- Public Information and Participation
- Pesticide Management Activities
- Mercury Pollution Prevention Activities
- Copper Action Plan/Nickel Action Plan
- Trash Inventory and Management
- Water Quality Monitoring
- Staff Training Summary Table

Other elements that do not fall under the above categories (e.g., PCB Control Program (C.9.e.), Control Program for Sediment (C.9.f.) and Watershed Management (C.10.)) are provided by each respective Co-permittee conducting the activity.

Figure 1-1. Program Implementation

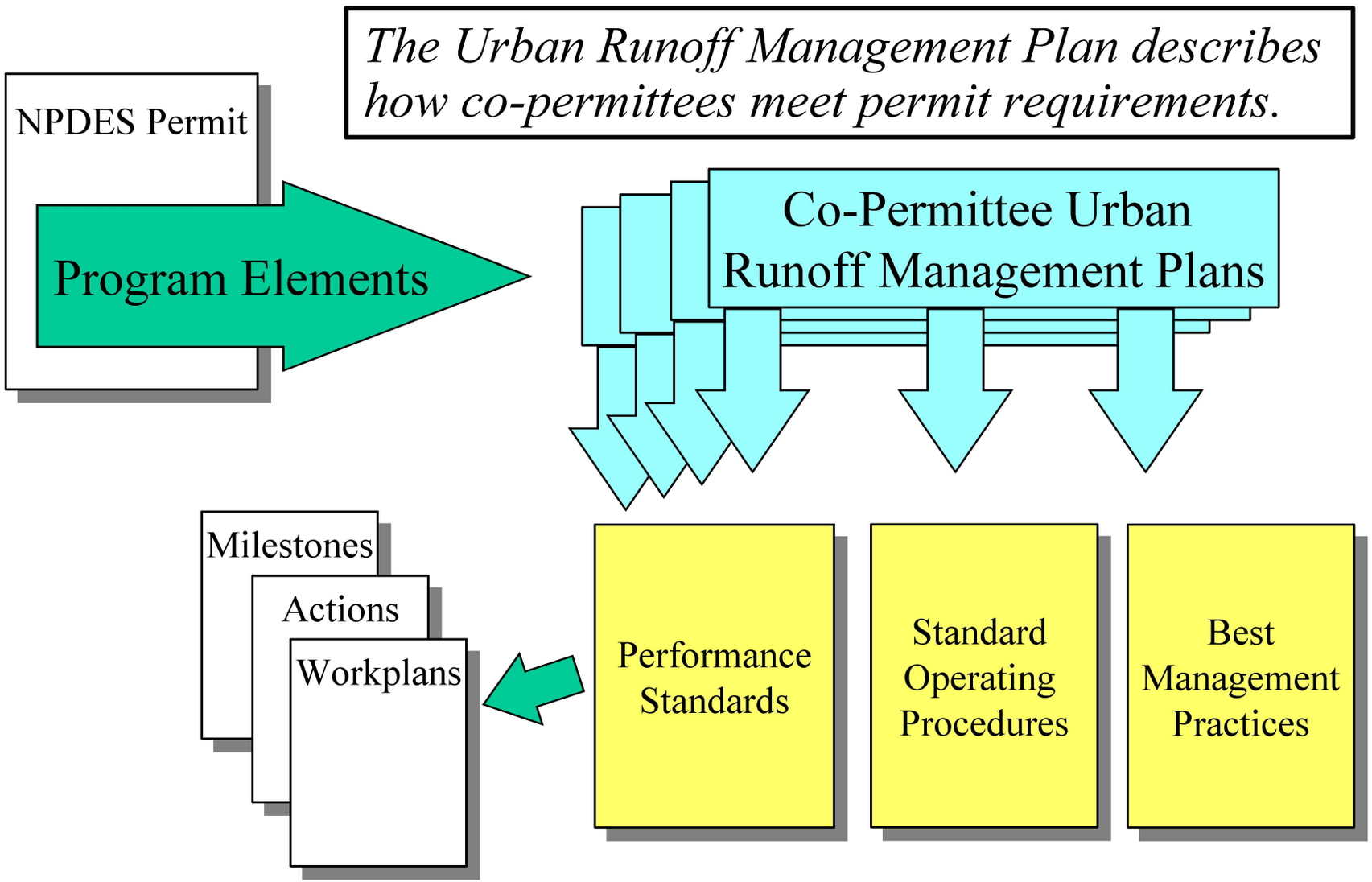

Figure 1-2
Continuous Improvement

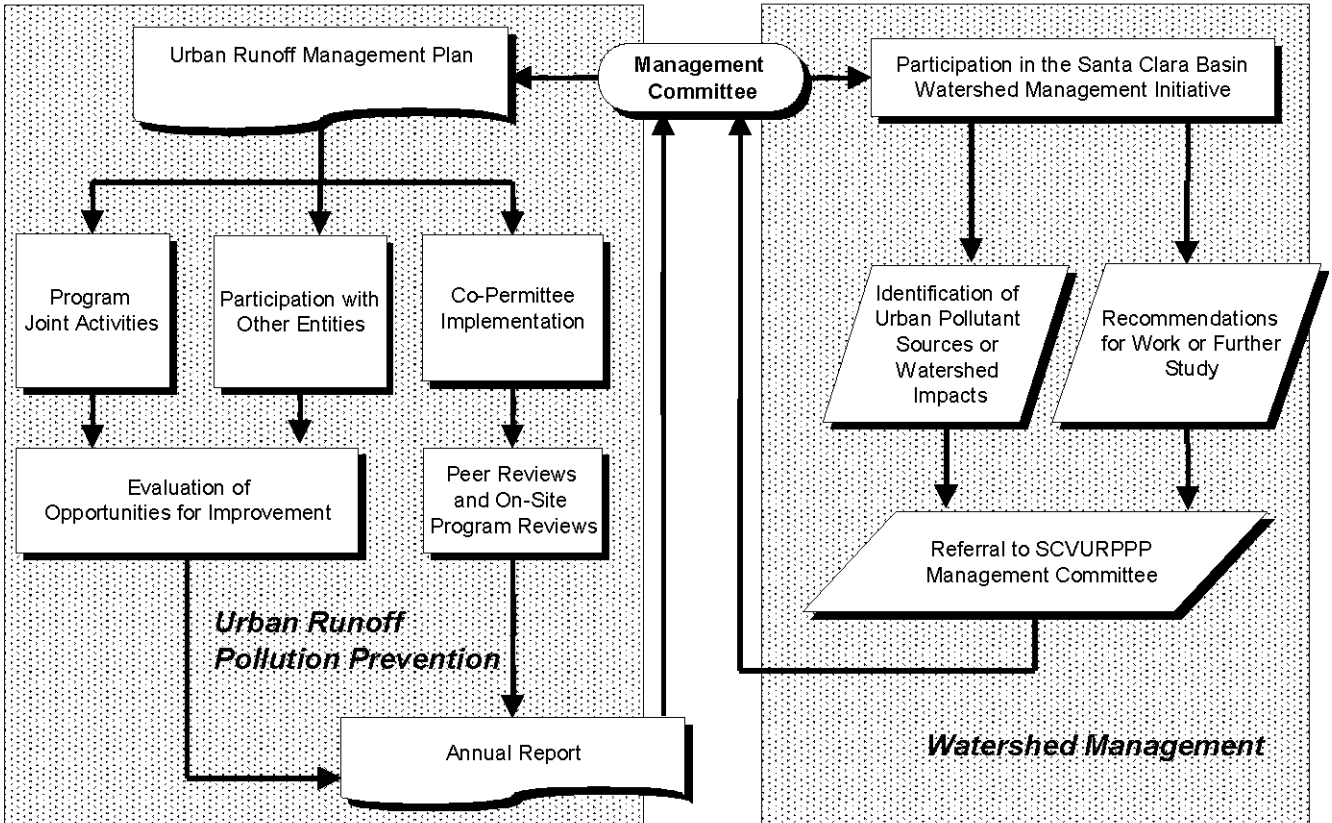

SECTION 2

PROGRAM MANAGEMENT

2. PROGRAM MANAGEMENT

PROGRAM BUDGET

FY 06-07 Budget

The FY 06-07 Program Budget is summarized in Table 2-1. The budget of $3,287,618 represents approximately the same amount of funding as the FY 05-06 budget. The Program budget has been able to remain flat over the past five years while more work has been accomplished and additional fees and collaboration contributions (i.e., annual permit fee, BASMAA, RMP, CEP) have been paid. It is important to note that the Program funds collected from the Co-permittees represent only what is spent on Program-wide activities. It does not include what the Co-permittees are spending to implement controls within their jurisdictions.

FY 07-08 Budget

During FY 06-07, the FY 07-08 Budget was prepared by Program staff, reviewed and approved by the Budget Ad Hoc Task Group and the Management Committee, and submitted as part of the *FY 07-08 Draft Work Plan*. The total budget for FY 07-08 is $3,287,116. The Management Committee is concerned that permit fees and collaborative resource demands are increasing and are a significant percentage of the overall budget. As a result, these demands as well as the increased need for in-kind resources to participate in various regulatory programs continue to reduce the overall operating budget. Further, Co-permittees have the limited ability to increase current funding sources. The Management Committee is concerned that potential new permit requirements, as part of the Municipal Regional Permit (MRP), will be costly.

GENERAL PROGRAM MANAGEMENT ACTIVITIES

Management Committee Meetings

The Management Committee continues to meet monthly, on the third Thursday of the month from 9:00 a.m. to 12 noon, to discuss and make decisions regarding Program business. Agendas and supporting information were mailed and posted on the Program's website (www.scvurppp.org) approximately one week in advance of each meeting and handouts were presented at each meeting. The meeting agendas were posted at Sunnyvale City Hall at least 72 hours prior to each meeting and meetings were held in the City of Sunnyvale's West Conference Room. A list of current Management Committee representatives is provided as Appendix A-1 and is on the Program's website.

Ad Hoc Task Group and Work Group Meetings

In order to effectively manage the area-wide activities required by the NPDES permit, Ad Hoc Task Groups are formed by the Management Committee to address specific Program elements or major work items. These are groups of Co-permittee representatives and Program staff with expertise in the issue at hand. Once the Ad Hoc Task Group's assignment is completed to the satisfaction of the Management Committee, the group is disbanded. The Management Committee reviews the need for Ad Hoc Task Groups on a quarterly basis. Ad Hoc Task Groups may form smaller work groups with subsets of their members to focus on specific issues in more detail. The work groups bring information back to the overseeing Ad Hoc Task Group for decision making.

A Program management organizational chart showing current Ad Hoc Task Groups and work groups is provided on the Program's website. Ad Hoc Task Groups and work groups generally meet on an as-needed basis, although some establish a regular meeting schedule.

Table 2-2 presents a list of the FY 06-07 Ad Hoc Task Groups, their members and their accomplishments. These groups worked with Program staff to provide products or recommendations to the Management Committee. There were a total of 40 Ad Hoc Task Group (AHTG) and work group meetings held during the fiscal year. In addition, task group and work group products were often distributed for review and comment via electronic mail ("virtual meetings"), thus minimizing the number of actual meetings.

The Watershed Education and Outreach (WE&O) Ad Hoc Task Group defines the final work plans for and oversees the implementation of FY 06-07 PI/P projects. An evaluation of PI/P projects conducted during FY 06-07 is provided within Section 3, Table 3-1. During FY 06-07, five work groups formed under the WE&O AHTG were active: Pesticide User Outreach Work Group, Mercury Pollution Prevention Work Group, Script Review Work Group, Alviso Education Center Work Group and Schools, and Youth Education Outreach Work Group. In addition, two work groups formed under the C.3 Provision Oversight (C3PO) AHTG, the HMP Implementation Phase Work Group and the BMP O&M Verification Work Group, were active during FY 06-07, as described in Section 8.

Program Management Activities

Program management activities provided by Program staff during the period July 1, 2006 through June 30, 2007 are summarized in Table 2-3. These tasks, which are discussed within the Annual Report, are separate from the permit management and technical support provided by Program staff. General types of activities completed during FY 06-07 include the following:

- Responded to calls on the Program's and Watershed Watch toll-free numbers and distributed materials to the public;
- Facilitated and supported Management Committee and Ad Hoc Task Group meetings;
- Developed the FY 07-08 Program Budget and tracked expenditures;
- Communicated with and assisted the Program's legal counsel;
- Prepared and submitted the Program's *FY 05-06 Annual Report, FY 07-08 Draft Work Plan* and other permit-required submittals;
- Provided guidance to Co-permittees on technical and Program-related issues;
- Conducted and/or assisted with three workshops relating to the interactions between urban/suburban activities and natural habitats; construction site planning and management; and implementing stormwater requirements in new development and redevelopment projects.
- Continued to implement and/or track monitoring projects being performed by the Program, and developed the Program's FY 07-08 Monitoring Work Plan, including scopes of work for six FY 07-08 projects;
- Oversaw development and implementation of the Watershed Education & Outreach Campaign;
- Represented the Program at external organization meetings;
- Continued to oversee and/or assist with implementation of the Pesticide User Outreach and Mercury Pollution Prevention Outreach Plans; and
- Participated in the Regional Media Relations, Regional IPM Partnership and Regional Advertising Campaign projects (through BASMAA).

During FY 06-07, a significant amount of Program staff time was devoted to preparation of permit-required submittals, additional Water Board submittals and other Program-related work products. These activities are discussed in Section 2, Permit Management Activities. Additional details on completed Program management activities are provided in the memorandum entitled *Review of FY 06-07 Program Management Services* within Appendix A-2.

External Organization Meetings

Program staff represented the Program at 161 external organization meetings during FY 06-07. These included meetings of the following organizations (Program staff positions indicated in parentheses):

- Bay Area Stormwater Management Agencies Association (BASMAA) – Executive Board (Vice Chair), New Development Committee, Media Relations Committee, Stormwater Treatment BMP Design Tool Work Group, Regional Advertising Campaign, and meetings related to the Municipal Regional Permit;
- Regional Monitoring Program Technical Review Committee, Steering Committee, Contaminant Fate Work Group and Sources, Pathways and Loadings Work Group;
- Clean Estuary Partnership Technical Committee, Mercury Risk Reduction Work Group and PCBs Work Group;
- Urban Pesticide Committee (UPC);
- Water Board Mercury Council;
- BASMAA/Water Board PCB Stakeholders Work Group;
- California Stormwater Quality Association (CASQA) – Board of Directors and Executive Program Committee;
- Bay Area Macro-invertebrate Bioassessment Information Network.

In addition, Program staff participated in 15 meetings relating to the Santa Clara Basin Watershed Management Initiative (SCBWMI). These included meetings of the following groups:

- Core Group
- Watershed Assessment and Monitoring Subgroup; and
- Land Use Subgroup.

Program staff prepared meeting summaries for the Management Committee highlighting items of interest and required action items. Summaries are routinely included in Management Committee mail-out and handout packets and posted on the Program's website. Tables listing all internal and external meetings attended during FY 06-07 are attached to the memorandum entitled *Review of FY 06-07 Program Management Services* within Appendix A-2.

Evaluation of Effectiveness

During FY 06-07, Program staff continued to implement policies and procedures related to consideration of funding requests, subcontracting, budget tracking and other improvements in Program management identified in past years. A significant amount of staff time during FY 06-07 was devoted to participation in the Municipal Regional Permit (MRP) development process; and preparation of permit-required submittals, additional Water Board submittals and other Program-related work products. Despite these resource needs, Program staff completed the

general Program management tasks on schedule. The Program budget development and mid-year and year-end reviews were completed within a reasonable timeframe.

The "Work Plan" for many of the Program management activities is the scope of work in EOA's contract for Program management services. Each year, Program staff prepares a self-audit report on Program management services, including significant accomplishments, continuous improvement for existing program elements and feedback regarding Program status, as required by Section 200.5 of the Program Bylaws. A draft of this year's report, *Review of FY06-07 Program Management Services,* was submitted to the Management Committee on March 20, 2007 and approved by the Management Committee on April 19, 2007. The final version of the *Review of FY06-07 Program Management Services* is provided in Appendix A-2.

Continuous improvement items related to Program management are normally identified from three sources: the Program's performance review with Water Board staff; Water Board staff comments on the prior year's Annual Report; and/or Management Committee comments on the draft *Review of Program Management Services* memorandum submitted each year. There were no continuous improvement items identified through these sources for FY 06-07. An update and plan of action for continuous improvement items remaining from previous years are presented within Table 2-4 of this Annual Report.

To satisfy Bylaws Section 200.4, Program staff prepared an *Annual Budget Review Compilation Report* ("ABC Report") that was submitted to the Management Committee as an addendum to the report on Program management services. The addendum contained the FY 05-06 budget, periodic budget status reports, mid-year budget reconciliation, final budget closeout balance sheet and other supporting documentation. The FY 05-06 Annual Budget Review Compilation Report ("ABC Report") was distributed (by electronic mail) to the Management Committee on October 9, 2006. The Management Committee approved the ABC Report on October 19, 2006.

PERMIT MANAGEMENT ACTIVITIES

This section describes tasks related to permit management (i.e., compliance with permit requirements and Co-permittee guidance) completed by Program staff during FY 06-07.

Reporting Requirements

In addition to the Program's Annual Report and Annual Work Plan[1], the Program completed the following permit-required items during FY 06-07:

1. *Upper Penitencia Creek Limit Factor Analysis Technical Report* (Final), per permit provision C.9.f.iii, submitted September 15, 2006.
2. *Copper and Nickel Action Plan FY 05-06 Accomplishments and FY 06-07 Work Plan*, submitted September 15, 2006, per POTW order 00-109 and permit provisions C.9.a and b.
3. *SCVURPPP FY05-06 Watershed Monitoring and Assessment Summary Report*, submitted September 15, 2006, per permit provision C.10.b.
4. *Copper and Nickel Action Plan FY 07-08 Work Plan and Reporting Tables* (Final), submitted March 1, 2007, per POTW order 00-109 and permit provisions C.9.a and b.
5. *FY 07-08 Annual Receiving Waters Monitoring Plan and Watershed Management Measures Work Plan* submitted March 1, 2007, per permit provisions C.7.c and C.10.

[1] To date, no comments have been received from the Water Board on the Program's *FY 06-07 Work Plan*.

Additional submittals to the Water Board included:

- Submitted letter entitled *Response to Water Board Staff Review of Upper Penitencia Creek Limiting Factors Analysis (LFA) Report* on August 23, 2006. The letter was in response to RWQCB comments (3/6/06 RWQCB electronic mail) on the Program's technical report entitled *Upper Penitencia Creek Limiting Factor Analysis Technical Report (Draft*).
- Submitted letter entitled *Response to Regional Board Staff Comments on SCVURPPP's FY 04-05 Annual Report* on September 12, 2006. The letter transmitted a compilation of the Co-permittees' responses to comments on the SCVURPPP FY 04-05 Annual Report provided by the RWQCB on July 26, 2006.
- Submitted *FY 05-06 Co-permittee Street Sweeping Activity Summary* on September 15, 2006 (as part of the Program's *FY 05-06 Annual Report*).
- Submitted *Summary of Co-permittee Street Sweeping Activities and estimated Mean Pollutant Load Reduction for Copper and Nickel- FY 2005- 2006* on September 15, 2006 (as part of the Program's *FY 05-06 Annual Report*).
- Submitted *Summary of Co-permittee Street Sweeping Activities and estimated Mean Pollutant Load Reduction for Lead and Zinc- FY 2005- 2006* on September 15, 2006 (as part of the Program's *FY 05-06 Annual Report*).
- Submitted *Trash Problem Area Evaluation Results- FY 05-06* (includes tables and figures) on September 15, 2006 (as part of the Program's *FY 05-06 Annual Report*).
- Submitted *Dioxin Control Program- FY 2005-2006 Activities* on September 15, 2006 (as part of the Program's *FY 05-06 Annual Report*).
- Submitted *Executive Summary- FY 2005-2006 Annual Repor*t to RWQCB on November 15, 2006.

A summary of the Program's permit-required submittals, Water Board staff comments, Program responses, and Water Board staff approvals during the past several years (beginning with the most recent submittals) is included within Appendix A-3.

Guidance to Co-permittees

The Program sponsored four workshops to educate Co-permittee staff and others about important issues and program requirements, as described below. The workshop flyers, agendas, attendance lists, and evaluation summaries for listed workshops are presented in Appendices A-4 through A-7.

<u>Construction Site Planning and Management Workshop</u>

On December 5, 2006, the Program sponsored training of agency staff on construction site management. The workshop, which attracted 109 participants, replaced those previously held by the San Francisco Estuary Project. Topics covered included: construction regulations and responsibilities, erosion and sediment control BMPs, non-stormwater discharge prevention, examples of good and bad construction site management practices and demonstration of erosion and sediment control products by vendors. Evaluation forms showed that the workshops were successful in educating attendees (see evaluation summary within Appendix A-4).

<u>Where San Jose Meets the Bay: Don Edwards National Refuge Walking Tour</u>
On December 6, 2006, the Program, in collaboration with the SCBWMI Land Use Subgroup, planned and held the workshop entitled ""Where San Jose Meets the Bay: Don Edwards

National Refuge Walking Tour". Information provided during the tour included: the interactions between urban/suburban activities and natural habitats; how salt marshes help restore water quality; effects of freshwater discharges on the Bay; and how to landscape with native plants. The workshop attracted 33 participants. Evaluation forms showed that the vast majority of participants gave the workshop high remarks (see evaluation summary within Appendix A-5).

Implementing Stormwater Requirements in New Development and Redevelopment Projects

On June 14, 2007, the Program conducted a one-day workshop to assist Co-permittees with implementation of Provision C.3. The workshop, which attracted 128 participants, was designed to address topics of interest to municipal and private planning/engineering staffs. The morning sessions presented case studies of implementation of C.3. on a variety of projects; an update on stormwater regulations; and an overview of the HMP cost estimating study (described in Section 8). The afternoon sessions focused on design, construction, experience and planting guidelines for bioretention systems; use of structural soils for street trees; and vector control considerations for stormwater treatment devices The workshop also featured exhibits for five stormwater control measure vendors. The agenda and evaluation summary for the workshop are presented within Appendix A-6.

Bay Area Hydrology Model (BAHM) Computer Training Workshop

On July 17, 2007, the Program co-sponsored two trainings (morning and afternoon sessions) on how to use to the Bay Area Hydrology Model (BAHM) software tool. This tool, which simulates pre and post-project hydrology, automatically sizes flow control facilities to meet HMP requirements. Clear Creek Solutions (CCS), the consulting firm who developed the BAHM, provided training which reviewed technical features of the BAHM, including required inputs and outputs; provided hands-on use of the BAHM for flow duration detention facilities; discussed project examples and provided tips and tricks for model use. The workshop attracted 43 participants. Evaluation forms showed that participants gave the workshop high remarks (see evaluation summary within Appendix A-7).

Other Workshops and Conferences

Program staff and Co-permittees also participated in the following workshops conducted by other agencies:

- CASQA Conference, Sacramento, CA, presentations by Jill Bicknell entitled "Regulatory Changes and BMP Design" (September 25, 2006); and "Bay Area Hydrology Model – A Tool for Analyzing Hydromodification Effects on Development Projects and Sizing Solutions" (September 26, 2006)
- CASQA Conference, Sacramento, CA, presentations by Chris Sommers entitled "A Systematic Approach to Evaluating Beneficial Use Condition and Stormwater Impacts on Receiving Waters" (September 26, 2006); "Development of a Protocol for Risk Assessment of Separate Stormwater System Microorganisms" (September 26, 2006); and "A Review of Treatment Controls for Microorganisms in Stormwater" (September 27, 2006),
- CASQA Conference, Sacramento, CA, presentation by John Fusco entitled "A Proactive Approach to Addressing Trash within the San Francisco Bay Area" (September 26, 2006);

- CASQA Conference, Sacramento, CA, presentation by Lucy Buchan entitled “A Novel Approach to Assessing Municipal Stormwater Impacts in the Context of all Watershed Influences” (September 26, 2006);
- CASQA Conference, Sacramento, CA, presentation by Paul Randall entitled “Is Stormwater Impairing Steelhead? Assessing Sediment Impacts on Aquatic Land Uses in Two Northern California Creeks (September 27, 2006);
- San Diego Regional Stormwater Co-permittees Hydromodification Plan Workgroup Meeting, presentation by Jill Bicknell entitled “Hydromodification Management Plan for Santa Clara Valley" (December 6, 2006);
- PIBA Workshop - Storm Water Regulatory Update; presentation by Jill Bicknell entitled "Local Storm Water Requirements for Industries and Businesses" (December 12, 2006);
- West Valley Clean Water Program MRP Meeting; presentation by Jill Bicknell entitled "Background on SCVURPPP and Permit Requirements for New and Redevelopment Projects" (December 19, 2006);
- Bay Area Macroinvertebrate Bioassessment Information (BAMBI) Workshop, Oakland, CA; presentations by Chris Sommers entitled “Benthic Index of Biotic Integrity (IBI) for San Francisco Bay Area Creeks-Project Update”; “Future of Bioassessment in the Bay Area: Drivers and Needs”; and “State of California Surface Water Ambient Monitoring Program: Status of SWAMP Redesign” (January 30, 2007);
- SCVWD Stream Protection, Restoration, and Erosive Forces Workshop; San Jose, CA, presentation by Jill Bicknell entitled "The Role of the Santa Clara Valley Urban Runoff Program in Stream Protection and Control of Erosive Forces" (January 31, 2007);
- Sacramento Stormwater Quality Partnership Hydrograph Modification Management Workshop, Sacramento, CA, presentation by Kristin Kerr entitled "Hydromodification Management Plan for Santa Clara Valley" (February 22, 2007)
- CASQA General Membership Meeting, San Jose, CA, presentation by Jill Bicknell and Kristy McCumby-Hyland (City of Sunnyvale) entitled “Conducting BMP Operation & Maintenance Verification Inspections: A County-wide Approach and Early Lessons Learned” (March 9, 2007).
- City of San Jose Construction Management Training, San Jose, CA, presentation by Jill Bicknell entitled "The New Construction General Permit - How Will It Affect Your Next Project?" (March 28, 2007).
- Santa Clara Valley Water District Board Meeting, San Jose, CA, presentation by Jill Bicknell entitled "The Role of the Santa Clara Valley Urban Runoff Program in Stream Protection and Control of Erosive Forces", Part of the Stream Protection, Restoration and Erosive Forces (SPREF) Presentation (April 10, 2007).
- BPC Decision Makers Conference, Oakland, CA, Adam Olivieri chaired roundtable discussion on Streams and Wetland Protection- Proposed New Rules (April 12, 2007).
- National Association of Environmental Professionals National Conference, Orlando, FL, presentation by Vishakha Atre entitled “Santa Clara Valley Urban Runoff Pollution Prevention Program Watershed Watch Campaign” (April 24, 2007).

Stormwater Management/Environmental Excellence Awards

In FY 06-07, the Program and Co-permittees received three national awards in recognition of their excellent stormwater management programs and efforts.

Clean Water Act Recognition Award

In September 2006, the Program received EPA's 2006 Clean Water Act Recognition Award, First Place, for Municipal Storm Water Management. No other awards were presented by EPA in the municipal category for 2006. Jill Bicknell, Program staff, accepted the award on behalf of the Program at the WEFTEC 2006 Annual Conference. In addition, Alexis Strauss, of USEPA Region IX, presented the award to the Management Committee at a Program-sponsored awards ceremony on October 30, 2006 (see awards ceremony program within Appendix A-8).

NAFSMA Excellence in Communication Award

The Program's Watershed Watch Campaign received the FY 2005-2006 National Association of Flood and Stormwater Management Agencies (NAFSMA), Excellence in Communication Award, Third Place, for Improving Water Quality. James Fiedler, Santa Clara Valley Water District, accepted this award on behalf of the Program at the NAFSMA 2006 Annual Meeting and Workshop.

NAEP Environmental Excellence Award

On March 7, 2007, the Program Manager was notified that the Program received the National Association of Environmental Professionals (NAEP) National Environmental Excellence Award for Education Excellence. The award recognizes the accomplishments of the Watershed Watch Campaign. Vishakha Atre, Program staff, and Rick Mauck, City of Santa Clara, accepted the award on behalf of the Program at the NAEP 2007 Annual Conference.

DEVELOPMENT OF NEW OR REVISED MODEL PERFORMANCE STANDARDS

The Program developed model performance standards (PS) in 1996. Model PS were accepted by the Water Board in June 1997. Co-permittees adopted the model PS that applied to their specific conditions. The PS were incorporated into the September 1, 1997 Urban Runoff Management Plan (URMP) and into the Co-permittees' local URMPs. The Program and local URMPs were updated by October 2000 to include revisions to performance standards for Industrial/Commercial Discharger Control, Illicit Connection/Illegal Dumping Elimination and Storm Drain Operation and Maintenance.

Priorities for recent efforts to revise or create new performance standards have been driven by the requirements in the Program's NPDES permit and/or continuous improvement tasks. All new or revised PS required by the permit have been completed. Future efforts to revise or update existing PS will be identified as part of the permit re-issuance.

LOCAL PROGRAM PERFORMANCE REVIEWS

As part of the Program's continuous improvement process (as described in the 2004 URMP), the Program, Water Board staff and interested outside parties conduct on-site performance reviews of the Co-permittees' local urban runoff management programs. Performance reviews in recent years have focused on one element of the Co-permittees' local programs in detail. Water Board staff did not conduct any performance reviews during FY 06-07.

CONTINUOUS IMPROVEMENT MEASURES

In its annual Work Plans and Annual Reports, the Program presents a list of continuous improvement items to be addressed at the Program level and an approach for implementing them. As discussed earlier under Program Management, continuous improvement items are normally identified from three sources: the Program's performance review with Water Board staff; Board staff comments on the prior year's annual report; and Management Committee comments on the *Review of Program Management Services* memorandum and other Program staff products.

Internal CI tasks identified include updating and maintaining the Program's web site (www.scvurppp.org) to ensure the effective distribution and review of draft and final products; and internal communication with the MC and other interested parties. In addition, Program staff has focused both technical and legal resources on working with Water Board staff (through BASMAA Board meetings and Water Board and Stormwater Subcommittee Workshops) on developing a Municipal Regional Permit that will address the Program's permit re-issuance. Finally, there are a few remaining lower priority continuous improvement tasks from previous years. Their status and updated schedules are provided within Table 2-4 of the *FY 06-07 Annual Report*. Program staff will continue to complete these items during FY 07-08.

PERMIT PROVISION C.1. COMPLIANCE SUMMARY TABLE

The State of California's and USEPA's 303(d) water quality list, approved in 1999, identifies several "pollutants of concern" in the Lower South San Francisco Bay for which urban runoff is listed as a potential source. Consistent with Provision C.1 of its NPDES Permit, the Program has prepared a "C.1. Table" which summarizes the urban runoff controls being implemented to address these pollutants of concern. Although not required by Provision C.1, Table 2-5 provides an update to Table 2-5 contained in the *FY 03-04 Annual Repor*t and, as required, addresses the direction received from Water Board staff with regard to certain items.

Table 2-5 provides an updated summary of the Program's current and proposed (i.e., FY 06-07) BMPs/programs for the "pollutants of concern" and "pollutants of potential concern" in the Lower South San Francisco Bay for which urban runoff is listed as a potential source. Although urban runoff is listed as a potential source, in reality urban runoff is the transport vehicle and not the actual source. Therefore, key urban sources of the "pollutants of concern" and "pollutants of potential concern" are identified in Table 2-5.

As noted in Table 2-5, additional information on the Program's controls/programs can be found in the following documents:

- Program and Co-permittee 2004 *Urban Runoff Management Plans*
- 1997 *Metals Control Measures Plan*
- Past Annual Report and Work Plans

- Pollutant-specific technical reports (www.scvurppp.org)

In addition, the Program intends to incorporate updates to the summary table as part of the Program's continuous improvement process where new controls/programs will be identified and reported in the Program's Annual Work Plan.

Table 2-1
SCVURPPP Total FY 06-07 Budget

Budget Summary

Item	Budget
Operational Group	
1. Program Management/Administration (EOA)	$454,168
2. Permit Management (EOA)	$492,496
3. Technical Program Management (EOA)	$143,000
4. Legal Services (MOFO)	$87,818
5. Fiscal Agent (City of Sunnyvale)	$50,000
6. RMP Contribution (SFEI) (see Collaborative Budget)	
Subtotal Operational Group	**$1,227,482**
Projects Group	
7. Monitoring Projects (EOA/Subs)	$880,000
8. HMP Technical Assistance/Guidance/Workshops	$160,000
9. PI/P & WEO budget	$383,200
10. Project Monitoring Special Study (10% per MOA – moved to Collaborative Group)	
11. NPDES Permit Renewal	$75,000
Sub-total Project Group	**$1,498,200**
Collaborative Group	
A. Program Monitoring Special Studies	$27,000
B. WE&O - Watershed Support Fund	$0
C. CASQA Dues (Regional Collaboration)	$15,000
D. TMDL CEP Participation (Regional Collaboration)	$97,000
E. RMP Fee (Regional Collaboration)	$168,480
F. BASMAA Fee (Regional Collaboration)	$85,000
G. WERF Dues	$8,000
Subtotal Collaborative Group	**$400,480**
NPDES Permit fee	**$161,456**
TOTAL FY 06-07 BUDGET	**$3,287,618**

Table 2-2
FY 06- 07 Ad Hoc Task Groups and Accomplishments

NAME/PURPOSE	MEMBERS	START DATE	DISBAND DATE	ACCOMPLISHMENTS
Budget – Close-out old budgets; review and approve proposed budgets; review and provide direction to the MC on budget & policy issues. Permit Provision: Program Management	Lorrie Gervin, Sunnyvale – Chair Melody Tovar, San Jose Steven Osborn, San Jose Rick Mauck, Santa Clara Cheri Donnelly, West Valley Communities Dave Chesterman, SCVWD Roger Narsim, SCVWD Jill Bicknell, Program staff Adam Olivieri; Program Staff	10/16/97		Reviewed and approved FY 07-08 budget; conducted mid-year FY 06-07 budget review and recommended adjustments to the MC. Reviewed and approved the Program Manager's Self-Audit Report. The Budget AHTG typically meets three times a year. A large amount of work (i.e., review of documents) is completed by electronic mail.
Monitoring* - Review & approve monitoring project priorities and products for consistency with Program and WMI goals, and with NPDES permit requirements. * Meets quarterly in concert with SCBWMI WAMS meetings. Permit Provision: C.7.	Marilyn Nickel, Milpitas Dave Grabiec, Sunnyvale Kristy McCumby-Hyland, Sunnyvale Chris Sommers, Program staff Jim Ervin, San Jose James Downing, San Jose Steven Osborn, San Jose Jan O'Hara, RWQCB Brett Calhoun, SCVWD Kate Slama, SCVWD Dave Chesterman, SCVWD Adam Olivieri; Program Staff	6/19/97		Met jointly with WMI Watershed Assessment and Monitoring Subgroup (WAMs) to provide input on FY 07-08 Receiving Waters Monitoring Plan, FY 06-07 Monitoring Results, and SSI and MDDB updates.

Table 2-2
FY 06-07 Ad Hoc Task Groups and Accomplishments

NAME/PURPOSE	MEMBERS	START DATE	DISBAND DATE	ACCOMPLISHMENTS
Municipal Employee Training Protocols – develop stormwater BMP training curriculum with modules for different activities that can be customized by each co-permittee. Permit Provision: C.2.	Kristy McCumby-Hyland, Sunnyvale Melody Tovar, San Jose Eric Anderson, Mountain View Roger Lee, Santa Clara John Fusco, Program Staff Kate Slama, SCVWD Cheryl Dayley, San Jose Cheri Donnelly, West Valley	4/15/99		Did not meet in FY 06-07.
PI/P and WEO – Develop list of proposed Program PI/P activities for annual work plan using process outlined in the PI/P Strategy, and work with Program staff and consultant to develop work plans for and implement the Watershed Education and Outreach (WEO) Campaign. Permit Provision: C.4. **(Work Groups under PIP/ WEO are:** Scripts Review Schools Outreach Alviso Education Program IPM Pesticide Outreach Mercury P2 Outreach HHW Program Work Group	Mary Morse, San Jose – Chair Cheri Donnelly, West Valley Communities Delia Romero, West Valley Communities Bruce Frisbey, San Jose Eric Anderson, Mountain View Karin Hickey, Santa Clara Sally Personett, Sunnyvale Lorrie Gervin, Sunnvyale Julie Weiss, Palo Alto Trish Mulvey, CLEAN South Bay Roxan Nasiri, Cupertino (former member) Vishakha Atre, Program Staff Kate Slama, SCVWD	Reformed 5/18/00		Reviewed, approved and implemented the following Watershed Education and Outreach projects: • Watershed Watch Campaign • Watershed Watchers Program at the Don Edwards San Francisco Bay Wildlife Refuge • ZunZun School Assemblies

Table 2-2
FY 06-07 Ad Hoc Task Groups and Accomplishments

NAME/PURPOSE	MEMBERS	START DATE	DISBAND DATE	ACCOMPLISHMENTS
Industrial Inspection – Revise performance standard/guidance to include recommendations for enhanced reporting, implement and review results. Permit Provision: C.6.a.i.	John Fusco, Program Staff Eric Anderson, Mountain View Dave Grabiec, Sunnyvale Anastazia Aziz, San Jose Mary Morse, San Jose (former member) Bhavani Yerrapotu, San Jose Jack Lovell, West Valley Brett Calhoun, SCVWD Roger Lee, Santa Clara Chris Fujimoto, Palo Alto	2/6/01		Did not meet in FY 06-07.
Mercury Pollution Prevention – Assist Co-permittee and Program staffs to implement Mercury P2 Plan tasks. Permit Provision: C.9.c.	Kristy McCumby-Hyland, Sunnyvale Melody Tovar, San Jose Sharon Newton, San Jose James Downing, San Jose Dave Drury, SCVWD Steve Homan, Santa Clara County Rob D'Arcy, SC County HHW Program Kristin Kerr, Program Staff Mary Morse, San Jose Eric Anderson, Mountain View Cheri Donnelly, West Valley Communities Julie Weiss, Palo Alto	10/18/01		Developed mercury-containing product use survey, and model guidelines and virtual elimination policy for implementing the Mercury Pollution Prevention Plan. Did not meet in FY 06-07.

Table 2-2
FY 06-07 Ad Hoc Task Groups and Accomplishments

NAME/PURPOSE	MEMBERS	START DATE	DISBAND DATE	ACCOMPLISHMENTS
Watershed Analysis – Assist with conduct and review of work plan tasks to conduct watershed analysis and management practice assessment in "other creeks" which may be impaired by sediment. Permit Provision: C.9.f.iii	Brett Calhoun, SCVWD Kristy McCumby-Hyland, Sunnyvale Steve Homan, Santa Clara County Larry Lind, Los Altos Jim Ervin, San Jose James Downing, San Jose (former member) Neil Van Keuren, San Jose Chris Sommers, Program Staff Paul Randall, Program Staff Jae Abel, SCVWD (former member)	6/20/02		Finalized Limiting Factors Analysis (LFA) Technical Report for the Upper Penitencia Creek watershed; conducted Sediment Source Assessment (as part of the Sediment Management Practices Assessment of the Upper Penitencia Creek watershed); and conducted a Waterbody Assessment and Sediment Impact Analysis of Saratoga Creek
Trash – Develop Trash Work Plan, coordinate trash-related activities, and assist Program Staff to implement Program tasks. Permit Provision: C.1.	Dave Staub, Santa Clara Cheri Donnelly, WVCWP Kristy McCumby-Hyland, Sunnyvale Brett Calhoun, SCVWD Skip LaCaze, San Jose Sharon Newton, San Jose Melody Tovar, San Jose Phil Bobel, Palo Alto Chris Rummel, County DEH Steve Homan, Santa Clara County Lisa Rose, County GALA Trish Mulvey, CLEAN South Bay Jan O'Hara, RWQCB John Fusco, Program Staff Paul Randall, Program Staff Chris Fujimoto, Palo Alto Roxan Nasiri, Cupertino (former member) Larry Lind, Los Altos	12/20/01		Developed the *SCVURPPP Trash Management and Effectiveness Assessment Strategy Proposed Major Tasks and Schedule* (Trash Strategy). The Trash Strategy included six tasks to be conducted over three fiscal years. Developed the "Trash BMP Tool Box" (includes an introductory technical report and twelve technical information sheets on treatment BMPs and institutional controls for controlling trash

Table 2-2
FY 06-07 Ad Hoc Task Groups and Accomplishments

NAME/PURPOSE	MEMBERS	START DATE	DISBAND DATE	ACCOMPLISHMENTS
C.3. Provision Oversight (C3PO) – Develop approach to implementing Permit Provision C.3.requirements for new and redevelopment and review Program work products. **Work Groups under C3PO are:** HMP Implementation Phase BMP O&M Verification Infiltration Permit Provision: C.3.	Joe Teresi, Palo Alto Paramjit Uppal, Milpitas Cheri Donnelly, WVCWP Sandy Baily, Los Gatos Trish Duarte, Los Gatos (former member) Kevin Riley, Santa Clara Roger Lee, Santa Clara Mike Campbell, HMH Anastazia Aziz, San Jose Joe Vafa, San Jose Calvin Matsui, San Jose Ebrahim Sohrabi, San Jose Maria Angeles, San Jose Timm Borden, San Jose Laurel Prevetti, San Jose Jenny Nusbaum, San Jose Dipankar Sen, SCVWD Roger Narsim, SCVWD Jill Bicknell, Program staff Sue Ma, RWQCB Kristy McCumby-Hyland, Sunnyvale Eric Anderson, Mountain View Genevieve Fire, Cupertino Curtis Banks, Los Altos Therese Schmidt, Saratoga Kristen Borel, Saratoga Al Oxonian, Campbell Steve Homan, Santa Clara County Richard Chen, Los Altos Hills Bill Ekern, SJ Redevelopment Agency Melody Tovar, San Jose	11/15/01		Received updates on C.3. and HMP issues and projects; received updates on MRP and discussed potential new permit requirements, planned annual workshop; shared information on implementation of C.3.

Table 2-2
FY 06-07 Ad Hoc Task Groups and Accomplishments

NAME/PURPOSE	MEMBERS	START DATE	DISBAND DATE	ACCOMPLISHMENTS
	Michael Stephenson, SCC Vector Control Salifu Yakubu, San Jose Brett Calhoun, SCVWD Bill Springer, SCVWD Pamela Wu, Santa Clara County Chris Freitas, Santa Clara County Tracy Ingebritsen, Stanford Karla Tompkins, Stanford Larry Lind, Los Altos Amit Mutsuddy, San Jose Iveta Harvancik, Saratoga Julia Nguyen, San Jose Dionne Early, San Jose Jamie McLeod, Sunnyvale Jan Palajac, San Jose			

Table 2-2
FY 06-07 Ad Hoc Task Groups and Accomplishments

NAME/PURPOSE	MEMBERS	START DATE	DISBAND DATE	ACCOMPLISHMENTS
WORK GROUP INFORMATION **(PIP & WEO Work Groups)**				
Script Review – To review scripts created for media use related to the Watershed Watch Campaign (on a short turn around basis), oversee development of Watershed Watch web site and review page content. Permit Provision: C.4.	Sally Personett, Sunnyvale Cheri Donnelly, WVCWP Bruce Frisbey, San Jose Roxan Nasiri, Cupertino (former member) Mary Morse, San Jose Kate Slama, SCVWD Julie Weiss, Palo Alto Vishakha Atre, Program Staff	12/99		Provided input on a number of radio scripts and print ads with a short turnaround time.
Pesticide User Outreach – To help Program staff develop work plans for and implement pesticide user outreach tasks from the Program's Pesticide Management Work Plan. This project combines elements of the IPM Store partnership Work Group and the Household Chemical Management Work Group. It builds on the relationships developed with independent nurseries and hardware stores developed during the previous years of the IPM Store Partnership project. The work group also reviews the Program's Work Plan for pesticide outreach and participates in outreach events.	Roxan Nasiri, Cupertino (former member) Julie Weiss, Palo Alto Larry Lind, Los Altos Paramjit Uppal, Milpitas Eric Anderson, Mountain View Bruce Frisbey, San Jose Cheryl Dayley, San Jose Mary Morse, San Jose Kara Novogradac, San Jose (part of the year) Kristy McCumby-Hyland, Sunnyvale Sally Personett, Sunnyvale Kate Slama, SCVWD Cheri Donnelly, WVCWP Rob D'Arcy, Santa Clara Co. Rosemary Lombard, Palo Alto	Reformed 8/02		Reviewed and approved detailed FY 06-07 Work Plan; provided input to Program staff on Regional IPM issues; reviewed and approved materials for the fall advertising campaign, planned, conducted and staffed IPM outreach related events; conducted outreach to stores.

Table 2-2
FY 06-07 Ad Hoc Task Groups and Accomplishments

NAME/PURPOSE	MEMBERS	START DATE	DISBAND DATE	ACCOMPLISHMENTS
Permit Provision: C.9.d.	Vishakha Atre, Program Staff			
Mercury P2 Outreach – To help Program staff, develop work plans for and implement mercury outreach tasks. Permit Provision: C.9.c.	Julie Weiss, Palo Alto (Chair) Roxan Nasiri, Cupertino (former member) Mary Morse, San Jose Sally Personett, Sunnyvale Kristy McCumby-Hyland, Sunnyvale Kate Slama, SCVWD Marilyn Nickel, Milpitas Joanne Johnson, Milpitas Zakk Devine, County IWM Division Rob D'Arcy, CoHHW Program Cheri Donnelly, WVCWP Vishakha Atre, Program Staff	12/02		Reviewed and approved the detailed FY 06-07 work plan; reviewed and approved materials for the fall advertising campaign.
Schools Outreach – To plan for and oversee school outreach activities coordinated with the WEO Campaign (e.g. ZunZun performances), coordinate Co-permittee school outreach efforts and identify gaps in outreach for watershed/stormwater education. Identify a program for conducting outreach at the middle-school level. Permit Provision: C.4.	Mary Morse, San Jose – Chair Roxan Nasiri, Cupertino (former member) Julie Weiss, Palo Alto Jan Raissle, Palo Alto Bruce Frisbey, San Jose Trish Mulvey, CLEAN South Bay Cheri Donnelly, West Valley Kate Slama, SCVWD Vishakha Atre, Program Staff Sally Personett, Sunnyvale	12/99		Provided input for conducting 50 ZunZun school assemblies.

Table 2-2
FY 06-07 Ad Hoc Task Groups and Accomplishments

NAME/PURPOSE	MEMBERS	START DATE	DISBAND DATE	ACCOMPLISHMENTS
Alviso Education Program – To periodically evaluate and provide input to S.F. Bay Wildlife Refuge staff regarding educational programs funded by SCVURPPP. Permit Provision: C.4.	Kate Slama, SCVWD Bob Chessman, San Jose Bruce Frisbey, San Jose Roxan Nasiri, Cupertino (former member) Sally Personett, Sunnvyale Mary Morse, San Jose Genie Moore, S.F. Bay Wildlife Refuge Laurie McEwen, S.F. Bay Wildlife Refuge (part of the year) Lindy Nice, S.F. Bay Wildlife Refuge (part of the year) Trish Mulvey, CLEAN South Bay Vishakha Atre, Program Staff Cheri Donnelly, WVCWP	12/99		Reviewed work done in FY 06-07; discussed improvements and approved work plan for FY 07-08.
HHW Work Group –To evaluate and recommend pollution prevention strategies for pollutants (e.g., universal wastes, pesticides) that directly impact both stormwater and household hazardous waste collection programs in Santa Clara County.	Mary Morse, San Jose Leah Lowrie, San Jose Kristy McCumby-Hyland, Sunnyvale Rob D'Arcy, County HHW Program Cheri Donelly, WVCWP Trish Mulvey, CLEAN South Bay Julie Weiss, Palo Alto Zakk DeVine, County IWM Division Vishakha Atre, Program Staff	2/07		Started addressing both "beginning-of-pipe" and "end-of-pipe" challenges (e.g., identification of potential HHW program funding options for hazardous waste disposal and product stewardship legislation to reduce manufacturer use of hazardous materials associated water quality problems at a product's end of life). Recommendations will be presented to the MC during FY 07-08.

Table 2-2
FY 06-07 Ad Hoc Task Groups and Accomplishments

NAME/PURPOSE	MEMBERS	START DATE	DISBAND DATE	ACCOMPLISHMENTS
C3PO Work Groups				
BMP Operations & Maintenance Verification Work Group -- Review model O&M documentation and develop guidance for conducting verification programs and reporting inspection data. Permit Provision: C.3.e.	Dipankar Sen, SCVWD Patti Joki, Milpitas Paramjit Uppal, Milpitas Jenny Nusbaum, San Jose Brett Calhoun, SCVWD Cheri Donnelly, WVCWP Eric Anderson, Mountain View Genevieve Fire, Cupertino Trish Duarte, Los Gatos Jack Lovell, West Valley Communities Jamie Matthews, San Jose Kristy McCumby-Hyland, Sunnyvale Lavenia Millar, Cupertino Maria Angeles, San Jose Melody Tovar, San Jose Anastazia Aziz, San Jose Rafles Warnars, San Jose Ray Ho, San Jose Roger Narsim, SCVWD Chris Fujimoto, Palo Alto John Fusco, Program Staff Paul Randall, Program Staff	4/22/02		Reviewed use of the Standard Stormwater Treatment BMP Inspection Data Collection Form and guidance on annual reporting of data; coordinated with County Vector Control District and reporting requirements; shared information on implementation of inspection programs.

Table 2-2
FY 06-07 Ad Hoc Task Groups and Accomplishments

NAME/PURPOSE	MEMBERS	START DATE	DISBAND DATE	ACCOMPLISHMENTS
HMP Implementation Phase Work Group	Melody Tovar, San Jose Kristy McCumby-Hyland, Sunnyvale Mike Campbell, HMH Engineers Larry Lind, Los Altos Dipankar Sen, SCVWD Roger Narsim, SCVWD Dave Chesterman, SCVWD Kristin Kerr, Program Staff Jill Bicknell, Program Staff Joe Teresi, Palo Alto Anastazia Aziz, San Jose Joe Vafa, San Jose Maria Angeles, San Jose Julia Nguyen, San Jose Christine Mohanna, San Jose Fariborz Heydari, Milpitas Trish Mulvey, Clean South Bay Amit Mutsuddy, San Jose Dionne Early, San Jose			Received updates on HMP issues and projects, permit status, and activities of other programs; provided input on implementation tools being developed; shared information on implementation of HMP requirements on development projects.
Infiltration Work Group - To develop guidance to Co-permittees on design of Stormwater infiltration measures to protect groundwater quality. Permit Provision: C.3.i	Yaping Liu, SCVWD Larry Lind, Los Altos Mike Campbell, RBF Consulting Anastazia Aziz, San Jose Kristy McCumby-Hyland, Sunnyvale Jill Bicknell, Program Staff Roger Narsim, SCVWD Paul Randall, Program Staff Bill Scott, San Jose (former member) Tracy Ingebritsen, Stanford	1/22/03		Did not meet in FY 06-07.

Table 2-3
Performance of FY 06-07 Program Management Tasks

Task Description	Work Items	Work Completed / Comments
	1.0 Program Management/Administration	
Task 1.1 - Administrative Assistance	• Provide general administrative assistance • Maintain toll-free numbers for both SCVURPPP and the Watershed Watch Campaign. • Distribute materials to the public	• Continuing • Received 14 calls in FY 06-07. Database of requests is regularly updated and will be distributed to Co-permittees. • Responded to 33 requests from the Watershed Watch website for Watershed Watch kits and 31 requests for information.
Task 1.2 - Management Committee and Ad Hoc Task Group (AHTG) Support	• Facilitate and support up to 12 MC meetings* • Facilitate and support up to 40 AHTG meetings (includes Work Group meetings)*	• Completed 11 meetings (ten regular and one special) in FY 06-07. • Facilitated 40 AHTG and Work Group meetings. AHTG meetings include: Budget AHTG (2); C3 Provision Oversight AHTG (5); Trash AHTG (3); and Watershed Education & Outreach AHTG (5). Work Group meetings include: Alviso Work Group (1); BMP O&M Verification Work Group (1); HMP Instream Projects Work Group (9); HMP Implementation Phase (HIP) Work Group (8);Mercury P2 Outreach Work Group (1); Pesticide User Work Group (1); Pilot Trash Demonstration Meeting (2); and SCVURPPP and HHW Program Work Group (2). • Submitted two status reports on Municipal

* Includes: develop/distribute agendas, comply with Brown Act, update mailing lists, do copying, reserve meeting places, facilitate meetings, draft/finalize minutes, and organize/conduct follow-up.

Table 2-3
Performance of FY 06-07 Program Management Tasks

Task Description	Work Items	Work Completed / Comments
		Regional Permit to City/County Managers Association. Attended one meeting to discuss MRP and other stormwater issues on April 11, 2007. **Note:** Program staff helped reduce the number of actual meetings by using electronic mail for review of work products and other correspondence.
Task 1.3 - Program Budget Administration	• Develop subsequent year's budget • Track expenditures and prepare quarterly reports to Management Committee • Identify and apply for grant opportunities as directed by Management Committee	• Total Program budget distributed to Budget AHTG (BATG) and MC on 12/21/06; budget revised and redistributed to BATG on 1/17/07; budget approved by MC on 1/18/07. • Continued tracking system developed in FY 97-98. Submitted budget updates in September 2006, December 2006 and March 2007. • Submitted concept proposal entitled "Sustainable Streets for Improving Stormwater Quality in Santa Clara County " in the Summer 2006. This project is to be included within the Bay Area Integrated Regional Water Management Plan. • Supported the Santa Clara County Household Hazardous Waste Program in applying for a grant from the California Integrated Waste Management Board to fund additional drop-off locations for the proper disposal of mercury-containing

Table 2-3
Performance of FY 06-07 Program Management Tasks

Task Description	Work Items	Work Completed / Comments
		products and home generated sharps.
Task 1.4 - Coordination with Fiscal Agent	• Track Program Fund receipts/expenditures; obtain budget status information	• Continued to receive updated information on revenues and expenditures monthly from the City of Sunnyvale and directed the City to pay invoices. This process worked effectively. Forwarded independent auditors report to MC for FY 05-06 in March 2006.
Task 1.5 - Coordination with Legal Consultant	• Communicate with and provide assistance to legal counsel.	• Coordinated with legal counsel on other permit issues (e.g., MRP, TMDLs and HMP).
Task 1.6 – Coordinate Program Representation	• Communicate with and report information provided by Co-permittees representing Program at external meetings.	• Program staff attends external meetings requiring Program representation. See report under Task 2.3. Co-permittees normally do not represent the Program at external meetings. An exception is that several Co-permittees represent themselves at the San Francisquito Creek Watershed Council meetings regarding sediment control studies. (Program staff is not involved).
Task 1.7 – Develop and Manage PI/P Program	• Conduct long-range planning for Program PI/P activities	• Managed the implementation of the Watershed Watch Campaign; managed development of the Watershed Watch Mid-year Campaign Report; Teacher Evaluation Mid-year and Final Reports, Final School Assembly Report, and Watershed Watch

Table 2-3
Performance of FY 06-07 Program Management Tasks

Task Description	Work Items	Work Completed / Comments
		Campaign Final Report; reviewed products by consultants; coordinated campaign with other PIP goals and activities.
	• Manage development of PI/P work plan for FY 06-07	• Developed FY 07-08 PI/P Work Plan with input from Budget and WEO AHTGs. Updated pollutant/PIP materials matrix and developed recommendations and strategies for FY 07-08 projects. • Throughout the year, oversaw development of work plans for and/or management of PI/P projects.
	• Miscellaneous Outreach Tasks	• Program Fact Sheets. Developed and distributed Program-specific fact sheets on the following topics: Dioxin Control, Training Municipal Development Review Staff, Water Quality Monitoring and Watershed Assessment (2nd Edition), and Sediment Impact and Management Practice Assessments (2nd Edition). • Award Applications. Prepared and submitted award applications for the following awards: United States Environmental Protection Agency Clean Water Act Recognition Award- Outstanding Municipal Storm Water Management (submitted June 23, 2006, awarded first place on September 8, 2006); CASQA Stormwater Research Project of the Year (submitted July 14, 2006); National Association of Flood and Stormwater Management Agencies- Excellence in

Table 2-3
Performance of FY 06-07 Program Management Tasks

Task Description	Work Items	Work Completed / Comments
		Communication Awards, Improving Water Quality (submitted August 15, 2006, awarded third place); and National Association of Environmental Professionals-National Environmental Excellence Award-Education Excellence (submitted January 31, 2007, awarded first place on March 7, 2007).
	• Provide support to Co-permittee's requests for public education assistance	• Provided ongoing support to Co-permittee requests; coordinated reprints and distribution of materials; staffed outreach events, as needed; kept PI/P contacts informed about local and regional activities through email. • Coordinated with BASMAA Regional Ad Campaign.
	2.0 Permit Management	
Task 2.1 - Report Preparation & Submittal	• Prepare Program Annual Report and submit to Water Board by Sept. 15 of each year.	• FY 05-06 Annual Report prepared and submitted on September 15, 2006. Continued the streamlined reporting format to reduce Co-permittee effort while satisfying Water Board requirements. Prepared guidance to Co-permittees and reviewed Co-permittee submittals for completeness and consistency. • Executive Summary- FY 2005-2006 Annual Report. Distributed at the November 15, 2006 Water Board meeting and posted on the Program's website. Additional copies were provided to Co-permittees for

Table 2-3
Performance of FY 06-07 Program Management Tasks

Task Description	Work Items	Work Completed / Comments
		distribution to interested parties within their agencies.
	• Prepare FY 07-08 Draft Work Plan and submit to Water Board by March 1	• FY 07-08 Draft Work Plan prepared and submitted on March 1, 2007. Work Plan contained the following: the Program Continuous Improvement Plan, Future Performance Standard Revisions, PI/P Work Plan, FY 07-08 Annual Receiving Water Monitoring Plan, FY 07-08 Copper/Nickel Work Plan, Watershed Management Measures, Status of ongoing Pesticide Management Plan tasks, Mercury Pollution Prevention efforts and Work Plan, New and Redevelopment (C.3.) Work Plan and Program FY 07-08 Budget and Co-permittee FY 07-08 Work Plan Summary Tables.
Task 2.2 - Internal Co-Permittee Liaison	• Develop guidance as directed by MC. May include guidance documents, evaluation methods and effectiveness indicators.	• Developed guidance on the Annual Report, Work Plan, C.3 implementation, Copper Action Plan Work Plan, street sweeping tracking and evaluation, submittal of trash problem area evaluation data and submittal of IND and IC/ID inspection data. Provided additional guidance to Co-permittees in response to telephone and email requests.
	• Conduct local program reviews	• Local program reviews did not occur during FY 06-07.
	• Conduct up to 4 training workshops; may include educational outreach to businesses.	• Planned, conducted, assisted with, and/or co-sponsored the following workshops:

Table 2-3
Performance of FY 06-07 Program Management Tasks

Task Description	Work Items	Work Completed / Comments
		1) "Construction Site Planning and Management" (December 5, 2006) – attracted 109 participants; and 2) "Where San Jose Meets the Bay: Don Edwards National Refuge Walking Tour" (December 6, 2006) – attracted 33 participants; 3) "Implementing Stormwater Requirements in New Development and Redevelopment Projects" (June 14, 2007) – attracted 128 participants; and 4) "Bay Area Hydrology Model (BAHM) Computer Training Workshop" (July 17, 2007) – attracted 43 participants. Gave presentations on behalf of the Program at workshops/conferences planned by others: Refer to Attachment A.
Task 2.3 - External Organization Liaison	• Identify regulatory issues, prepare comments, and represent Program at meetings.	• Distributed information to MC on following issues: revisions to 303(d) list and TMDL priorities; mercury, diazinon, pesticides, PBDE's and copper/nickel TMDL studies and action plans; issues discussed at Municipal Regional Permit work group and stakeholder meetings; legislation of concern; other items of interest from the RWQCB, BASMAA and CASQA. Program staff served on the PCB TMDL Work Group and Mercury TMDL Work Group, commented and prepared TMDL study products, helped update and report

Table 2-3
Performance of FY 06-07 Program Management Tasks

Task Description	Work Items	Work Completed / Comments
		progress on the Copper Action Plan, and assisted Water Board staff with preparation of Basin Plan amendments related to mercury.
	• Represent Program at up to 77 external organization meetings (RWQCB, BASMAA, CASQA, CEP, RMP, others) as directed by MC.	• Attended 161 external organization meetings (see separate summary table – not including WMI and Program Data Coordination meetings); prepared summaries for MC distribution; prepared and/or distributed full meeting notes for most meetings. • Program staff served on the BASMAA Executive Board (Vice Chair), CASQA Board of Directors and CASQA Executive Program Committee; and represents BASMAA on the RMP Steering Committee and RMP Technical Committee.
	• Represented Program at WMI Core Group and Subgroup meetings.	• Attended 15 WMI meetings, including: Land Use Subgroup (8); BAMBI Workshop (1); LUS Workshop/Walking Tour of Don Edwards National Wildlife Refuge (1); SCBWMI Core Group (3); SCBWMI Watershed Assessment and Monitoring Subgroup (2);
	• Obtain updates to State NOI database.	• Continued to place updated NOI lists on SCVURPPP website on a quarterly basis.
Task 2.4 – Permit Renewal	• Coordinate development of permit with WMI via Regulatory Subgroup	• Coordinated with Water Board staff. MC direction contained in work plan and budget

Table 2-3
Performance of FY 06-07 Program Management Tasks

Task Description	Work Items	Work Completed / Comments
		for FY 06-07.
	• Present to Water Board at regular Board meeting	• Program staff conducted extensive review of preliminary and administrative drafts of the Municipal Regional Permit released by the Water Board on October 14, 2006 and May 1, 2007, provided written comments to Water Board staff and are discussing revisions on behalf of the Management Committee. • Program staff, at direction of MC, is participating in the Municipal Regional Permit (MRP) development process. During FY 06-07, Program staff has attended 23 MRP-related meetings, including: special BASMAA Board Meetings (18); special BASMAA Attorney Meetings (3); Water Board meeting- MRP (1); and Water Board meeting- Trash Workshop (1) (as well as conducted numerous e-mail review of products)
Task 2.5 – Implement Continuous Improvement Items	• Investigate, develop implementation plans, and implement items for Program continuous improvement identified in Co-permittee reviews, work plan, and annual report	• Table 1-1 of the *FY 07-08 Draft Work Plan* and Table 2-4 of the *FY 06-07 Annual Report* presented the progress of continuous improvement tasks. An update of the Program's website is the new continuous improvement item identified for FY 06-07 for implementation during FY 07-08.
	• Summarize for Program Annual Report	• The status of continuous improvement items was presented in the *FY 07-08 Draft Work*

Table 2-3
Performance of FY 06-07 Program Management Tasks

Task Description	Work Items	Work Completed / Comments
		Plan, and is updated in the *FY 06-07 Annual Report.*
	3.0 Technical Program Management	
Task 3.1 - Prepare RFPs and Manage Contractors	• Develop RFPs, scopes of work, and contracts for up to 4 projects/services; assist with advertisement and selection; oversee contracted work.	• Prepared scopes of work for monitoring/assessment and WE&O projects for FY 06-07; continue to oversee contracted work. (All contractors are subcontractors to EOA, Inc., per the Program's "Procedures for Contracting Outside Services", 5/15/98). • Worked via CEP to develop RFPs and manage contractors (PCB, Mercury and Risk Reduction). • Developed scopes and contracts; and managed contractors conducting Multi-year Receiving Waters Monitoring Plan, sediment assessment and bioassessment scopes of work (Contractors were selected by MC and are assisting the Program with implementing the Multi-year Plan in accordance with the permit). • Managed the following regional project: Introduction to Dioxins for Bay Areas

Table 2-3
Performance of FY 06-07 Program Management Tasks

Task Description	Work Items	Work Completed / Comments
		Stormwater Management Agencies (BASMAA task of regional benefit). • Developed scope and contract; and managed WE&O contractor (Carl & Manor-selected previously via RFP process). • Developed scopes and contracts and managed two outreach contractors, the ZunZun performance group and the San Francisco Bay Wildlife Society's Environmental Education Center in Alviso. • Developed scope and contract for and managed contractor to complete Phase II of the BASMAA Task of Regional Benefit – BMP Sizing Tool Project (AEI-CASC). • Continued to manage contractor performing calibration of the Bay Area Hydrology Model (Clear Creek Solutions) and contractor performing a comparison of this model with the HEC-HMS model (GeoSyntec)
Task 3.2 - Provide Technical Review	• Provide technical review of work products of contractors and provide recommendations to MC regarding acceptability/modifications.	• Reviewed all consultant products related to C.3. HMP, Bay Area Hydrology Model, BASMAA BMP Sizing Tool, Multi-year Receiving Waters Monitoring Plan, and sediment and bioassessment work.

Table 2-3
Performance of FY 06-07 Program Management Tasks

Task Description	Work Items	Work Completed / Comments
Task 3.3 - Develop Additional Performance Standard	• Assist MC in developing or improving one performance standard.	• Continuing into FY 07-08, Program staff will work with BASMAA and Water Board staff on the Municipal Regional Permit to address any modifications and future expectations for the Performance Standards.

Table 2-4
Program Continuous Improvement (CI) Tasks

Tasks	Anticipated Completion Date	Status[1]
New Development and Redevelopment		
1. Develop design guidance containing stormwater control opportunities for small road modifications.	December 2007	**Update** – The Program's permit requirements were made consistent with other Bay Area permits, which exempt road reconstruction (within the same footprint) from C.3. (The draft Municipal Regional Permit contains different requirements and the final language has not yet been determined). C3PO AHTG members have expressed interest in the development of stormwater control design guidance for small road and right-of-way modifications and other tight spaces. However, this was a lower priority than other C.3. tasks. The C3PO AHTG decided that this will be addressed as part of the C.3. Stormwater Handbook Update during FY 07-08.
Program Management		
1. Conduct a workshop for municipal staff based on the municipal training protocols being developed by an ad hoc task group. (Priority – Medium)	December 2007	**Update** – Five Power Point presentations have been developed on BMPs for corporation yards, storm drain O&M, road maintenance, pest management and mercury pollution prevention. Program staff has repackaged each training protocol into smaller, focused modules. This approach will allow Co-permittees to train municipal staff on certain key municipal elements in shorter blocks on time (e.g., 15 minutes). Each module will be distributed to Co-permittee staff through the Program's website (www.scvurppp.org). This task was delayed due to Program staff focus on higher priority items. It will be addressed during the first half of FY 07-08.
2. Consider developing, with the help of an ad hoc task group, a fact sheet addressing common construction BMP problems, like drain inlet protection and dewatering. (Priority – Medium)	December 2007	**Update** – Management Committee approved having the Program adapt an existing brochure on dewatering (created by Palo Alto, Mountain View and San Jose) for the other Co-permittees' use. The C3PO AHTG confirmed its interest in this project at its July 23, 2007 meeting. As a result, this task will be completed during the first half of FY 07-08.

[1] Tasks reported as completed in the FY 05-06 Annual Report have been removed from the list.

Table 2-5
SCVURPPP Current and Proposed BMPs for Pollutants of Concern Prepared in Compliance with NPDES Order 01-024

CHEMICAL	WATER-BODY	KEY URBAN SOURCES[i]	URBAN RUNOFF CONTROLS (ONGOING PROGRAM CONTROLS)[ii]	FY 06-07 ADDITIONAL URBAN RUNOFF CONTROLS/PROGRAMS PROPOSED TO REDUCE POLLUTANTS[iii]	CONTINUOUS IMPROVEMENT (IDENTIFICATION & ASSESSMENT OF NEW URBAN RUNOFF CONTROLS/PROGRAMS)
Pollutants of Concern [iv]					
Metals (particulate form)	**Lower South Bay**	**All Urban Sources**	Performance standards[v]: • Illicit Discharge and Illegal Dumping Elimination • Industrial/Commercial Discharger Control • Public Streets, Roads and Highways O&M • Storm Drain Systems O&M • Water Utility O&M • New Development and Construction Control Measures-Planning Procedures • New Development and Construction Control Measures-Construction Inspections • Rural Public Works Maintenance and Support	Performance Standard Improvements: Implement & Track Performance (see Section 2 and 6 of Work Plan and changes to Work Plan contained in Annual Report): PI/P Work Plan: Implement and Track Watershed Education & Outreach Strategy (see Section 3 of Work Plan, Tables 2-2 and 3-1 for specific Program projects and Co-permittee Work Plans) Monitoring Program: Implement and Track monitoring projects. (See Section 4 of Work Plans). See Annual Report Section 4 for a summary of specific projects. Watershed Measures: Implement and Track watershed measures (see Sections 4 and 5 for details). Five areas of effort include: • Characterizing watersheds and stormwater discharges; • Assessing existing or potential adverse impacts to beneficial uses; • Identifying potential sources of pollutants of concern; • Aiding in developing and implementing strategies for controlling adverse impacts of beneficial uses; and • Assessing the effectiveness of pollutant prevention/control	Evaluate the need for additional BMPs to reduce discharges of "pollutants of concern".

Table 2-5
SCVURPPP Current and Proposed BMPs for Pollutants of Concern Prepared in Compliance with NPDES Order 01-024

CHEMICAL	WATER-BODY	KEY URBAN SOURCES[i]	URBAN RUNOFF CONTROLS (ONGOING PROGRAM CONTROLS)[ii]	FY 06-07 ADDITIONAL URBAN RUNOFF CONTROLS/PROGRAMS PROPOSED TO REDUCE POLLUTANTS[iii]	CONTINUOUS IMPROVEMENT (IDENTIFICATION & ASSESSMENT OF NEW URBAN RUNOFF CONTROLS/PROGRAMS)
				measures. See Watershed Monitoring and Assessment Summary Report: 2002-2007 (September 15, 2007) and revised MY-RWMP (July 1, 2004) per permit condition C7b and C9. See Watershed Integration report (June 29, 2001) prepared per condition C10a. Program is a key player in the CEP and RMP efforts and is involved in various technical advisory committees. The Program provides funding to the CEP and the RMP to investigate key issues related to the health of the Bay; and assists the RWQCB in meeting TMDL mandates. Develop guidance for the implementation of Permit Provision C3, which is indirectly related to the control of many of the pollutants of concern.	
Copper	**Lower South Bay**	**Brake pads & Industrial sources** (approximately 46% of total copper load to Lower South Bay)	Same as above for general metals, plus copper specific controls: AUTO-1 *Support Brake Pad Partnership efforts to promote reformulation of friction materials in brake pads.* AUTO-2 *Participate in educating the storm water community about the significance of metals loading from brake pads* AUTO-3 *Participate in educating the public about the significance of metals*	See Permit Provision C9a. Same as above for metals, plus baseline copper specific controls described in Table 4-1 (reviewed and approved by BMM/RS on August 23, 2000) of the Lower South San Francisco Bay- Copper Action Plan (June 2000). See CAP table attached to Permit. Refer to the FY 07-08 Copper/Nickel Work Plan and FY 06-07 Reporting Tables (see Appendix C-3) for specific	• Evaluate the results of Table 4-1 control activities. • Develop Bay-wide stormwater Copper Management Strategy through the MRP development process. • Continue to actively track activities of Brake Pad Partnership

Table 2-5
SCVURPPP Current and Proposed BMPs for Pollutants of Concern Prepared in Compliance with NPDES Order 01-024

CHEMICAL	WATER-BODY	KEY URBAN SOURCES[i]	URBAN RUNOFF CONTROLS (ONGOING PROGRAM CONTROLS)[ii]	FY 06-07 ADDITIONAL URBAN RUNOFF CONTROLS/PROGRAMS PROPOSED TO REDUCE POLLUTANTS[iii]	CONTINUOUS IMPROVEMENT (IDENTIFICATION & ASSESSMENT OF NEW URBAN RUNOFF CONTROLS/PROGRAMS)
			loading from brake pads AUTO-4 *Monitor, and respond to research reports that could lead to an effective methodology for prioritizing cleaning of "hot spot" catch basins* INDUSTRY-1 *Assist industry, on a pilot program basis, to develop storm water sampling and analysis protocols and conduct independent spot-checking to verify SWRCB industrial data. -Completed* INDUSTRY-2, *Collaborate with targeted industry (i.e., electroplating) to investigate potential pathways and develop appropriate BMPs.* Developing a pilot education and outreach effort in San Jose and Sunnyvale and evaluating best approach to update Program performance standard.	activities planned and completed during FY 06-07. See semi-annual meeting notes for BMM review meetings (November 11, 2003 and April 22, 2005) and relative to implementing CAP and semi-annual review reports prepared by Program. See summary of CAP and NAP implementation contained in Annual Report. A summary of FY 05-06 and FY 06-07 activities are contained in the FY 07-08 Copper/Nickel Work Plan and FY 06-07 Reporting Tables (see Appendix C-3). CEP approved and funded a project to measure the loading of a variety of contaminants (e.g., mercury, copper, nickel and PCBs) from the Guadalupe River to the Bay.	
Nickel	**Lower South Bay**	**Industrial sources, tailpipe emissions & construction erosion** (Major nonpoint source is erosion of native soils, approximately 59% of total	Same as above for general metals and copper, plus nickel specific controls connected with sediment control activities: • Support RWQCB's Annual Workshops for contractors and municipal staff on construction site management and erosion/sediment controls. EROSION-1 *Implement performance standards for construction inspection.* EROSION-2 *Participate in development of region-wide training and certification*	See Permit Provision C9b. Same as above for metals and copper, plus nickel specific controls connected with sediment control activities: • BASMAA media relations campaign topic, • Construction Tri-folds, • "Start at the Source" manual and workshops, • Construction site management workshops, and • Mobile polluter database project.	• Evaluate the results of Table 4-1 control activities, and • Evaluate the need for Phase 1 and Phase II control activities (see August 2000 Nickel Action Plan and Table 4-2 reviewed and approved by the BMM/RS on August 23, 2000).

Table 2-5
SCVURPPP Current and Proposed BMPs for Pollutants of Concern Prepared in Compliance with NPDES Order 01-024

CHEMICAL	WATER-BODY	KEY URBAN SOURCES[i]	URBAN RUNOFF CONTROLS (ONGOING PROGRAM CONTROLS)[ii]	FY 06-07 ADDITIONAL URBAN RUNOFF CONTROLS/PROGRAMS PROPOSED TO REDUCE POLLUTANTS[iii]	CONTINUOUS IMPROVEMENT (IDENTIFICATION & ASSESSMENT OF NEW URBAN RUNOFF CONTROLS/PROGRAMS)
		nickel load to Lower South Bay)	*program for construction site inspectors.*	Baseline nickel specific controls described in Table 4-1 (reviewed and approved by BMM/RS on August 23, 2000) of the Lower South San Francisco Bay- Nickel Action Plan (August 2000). NAP discussion is the same as above for CAP. A summary of FY 05-06 and FY 06-07 activities are contained in the FY 07-08 Copper/Nickel Work Plan and FY 06-07 Reporting Tables (see Appendix C-3). Implemented revised Construction Inspection Performance Standard, incorporate into Co-permittee URMPs and initiate implementation. Implementing the Rural PW Maintenance and Support Performance Standard. CEP approved and funded a project to measure the loading of a variety of contaminants (e.g., mercury, copper, nickel and PCBs) from the Guadalupe River to the Bay.	
Diazinon	**Fresh Water Streams**[vi]	**Urban Uses** (primarily residential)[vii]	Co-permittee participation in the local Integrated Pest Management (IPM) Store Partnership Program Implementation of Co-permittee BMPs for pesticides usage and pest management (see Performance Standard for Public Streets, Roads and Highways O&M,	See Permit Provision C9d. • IPM Store Partnership Program • BASMAA Media Relations Campaign • Household Chemical Management Project • Pesticide Table Top Display	• Develop a Monitoring Plan for Diazinon through the Clean Estuary Partnership. • Conduct monitoring for pesticides in accordance with Revised Multi-Year Receiving Water Monitoring Plan.

Table 2-5
SCVURPPP Current and Proposed BMPs for Pollutants of Concern Prepared in Compliance with NPDES Order 01-024

CHEMICAL	WATER-BODY	KEY URBAN SOURCES[i]	URBAN RUNOFF CONTROLS (ONGOING PROGRAM CONTROLS)[ii]	FY 06-07 ADDITIONAL URBAN RUNOFF CONTROLS/PROGRAMS PROPOSED TO REDUCE POLLUTANTS[iii]	CONTINUOUS IMPROVEMENT (IDENTIFICATION & ASSESSMENT OF NEW URBAN RUNOFF CONTROLS/PROGRAMS)
			Section V.D.3) Co-permittee support of local or county-wide household hazardous waste programs Distribution of educational materials such as "Pests Bugging You?", "Grow It Guide", and IPM Fact Sheets on 11 different pest control problems. Support through Program's Watershed Action Fund of local community group efforts to demonstrate gardening techniques without use of toxic chemicals. Continued implementation of pesticide outreach and education programs, including: • Participation in BASMAA Regional Ad Campaign on use of less toxic methods for pest control; • Participation in BASMAA Regional Media Relations Campaign and continue to pitch pesticide-related stories to Bay area media; • Participation in BASMAA Regional IPM Store Partnership Committee • Local ad campaigns on less toxic methods for pest control	• Urban Pesticide Committee (UPC) • Participate (Chair) BASMAA Pesticide Work Group • Supported actions by the California Stormwater Quality Association (CASQA) Also See June 26, 2001 Submittal (revised October 15, 2001 and March 1, 2002) of Pesticide Management Plan including: • Pesticide Management Plan –Goals, Actions and Monitoring Mechanisms • Preliminary Draft pest Management Performance Standard • Co-permittees' Municipal Pest Management Surveys RMP approved and funded a project to measure the loading of a variety of contaminants (e.g., mercury, copper, nickel and PCBs) from the Guadalupe River to the Bay. Continue to fund RMP. Conducted monitoring for pesticides in accordance with Revised Multi-Year Receiving Water Monitoring Plan	

Table 2-5
SCVURPPP Current and Proposed BMPs for Pollutants of Concern Prepared in Compliance with NPDES Order 01-024

CHEMICAL	WATER-BODY	KEY URBAN SOURCES[i]	URBAN RUNOFF CONTROLS (ONGOING PROGRAM CONTROLS)[ii]	FY 06-07 ADDITIONAL URBAN RUNOFF CONTROLS/PROGRAMS PROPOSED TO REDUCE POLLUTANTS[iii]	CONTINUOUS IMPROVEMENT (IDENTIFICATION & ASSESSMENT OF NEW URBAN RUNOFF CONTROLS/PROGRAMS)
Mercury	**Fresh Water Streams**	**Tailpipe emissions** (Tailpipe emissions represent approximately 42% of load to Lower South Bay; major nonpoint sources include natural erosion & mine tailings which represent approximately 55% of load to Lower South Bay)	Same as above for general metals, copper and nickel, plus: AIR-1 *Support BAAQMD to reduce metals emissions from diesel-powered vehicles, and with the CMA to reduce, through congestion management, metals emissions from all vehicles.* AIR-2 *Support BAAQMD implementation of Toxic Air Contaminant Reduction Plan* BASMAA "Spare the Air and Water Too" campaign press release and public service announcements	See permit Provision C9c and results of C9e reporting. Same as controls for nickel, plus: • BASMAA Regional Advertising Campaign (tailpipe emissions) • Continue to implement monitoring as part of multi-year plan Guadalupe River TMDL: Participate as stakeholder, and assist with identification and possible implementation of future controls	
Pollutants of Potential Concern					
Mercury	**Lower South Bay**	**Tailpipe emissions** (Same as above for mercury)	Same as above for general metals, copper, nickel and mercury, plus: Bay-Wide TMDL: Participate as stakeholder and assist with conduct of TMDL and identification and implementation of future controls.	See Permit Provision C9c Developed and continue implementing: • "Guidelines for Mercury-Containing Products Reduction and Management" • "Mercury Virtual Elimination Policy"	
PCBs **Dioxin Like Compounds**	**Bay-wide**	**Legacy pollutants** (Industry applications) **Combustion** (Air Emission)	See program developed to respond to Permit Provision C9e.	See program developed to respond to Permit Provision C9e.	

Table 2-5
SCVURPPP Current and Proposed BMPs for Pollutants of Concern Prepared in Compliance with NPDES Order 01-024

CHEMICAL	WATER-BODY	KEY URBAN SOURCES[i]	URBAN RUNOFF CONTROLS (ONGOING PROGRAM CONTROLS)[ii]	FY 06-07 ADDITIONAL URBAN RUNOFF CONTROLS/PROGRAMS PROPOSED TO REDUCE POLLUTANTS[iii]	CONTINUOUS IMPROVEMENT (IDENTIFICATION & ASSESSMENT OF NEW URBAN RUNOFF CONTROLS/PROGRAMS)
Sediment/ Siltation (viii)	**San Francisquito Creek** **Potential Other South Bay Creeks**	**Construction**	Construction Inspection Performance Standard See Permit Provision C9f	Construction Inspection Performance Standard See Permit Provision C9f *Upper Penitencia Creek Limiting Factor Analysis Technical Report* *Upper Penitencia Creek Sediment Source Assessment* Provide information for a TMDL assessment of San Francisquito Creek *Waterbody Assessment and Sediment Impact Analysis of Saratoga Creek*	Continue to implement *Workplan for Conducting Watershed Analysis and Management Practice Assessment in Other Creeks Potentially Impaired by Sediment from Anthropogenic Activities.*

[i] The SCVURPPP Metals Control Measures Plan (MCMP) contains an updated loads assessment and source evaluation, environmental significance evaluation, and identification and evaluation of existing and new source controls for metals in the particulate form (WWC/EOA, 1997). The analysis was conducted consistent with NPDES Permit provision C.6, and the results and measures have been incorporated into the approved SCVURPPP 1997 Urban Runoff Management Plan (URMP). Estimated loads are taken from MCMP.
[ii] Complete descriptions of all controls can be found in the 1997 URMP and the FY 98-99 and FY 99-00 Work Plans. Controls identified as AUTO, INDUSTRY and EROSION were developed as part of Metals Control Measures Plan and are contained in 1997 URMP.
[iii] Complete description of controls can be found in the Annual Work Plans submitted on March 1 of each year to the RWQCB and the final additions to the Work Plan contained in the Annual Report dated submitted each year to the RWQCB on September 15.
[iv] For South San Francisco Bay, urban runoff/storm sewers are identified on the 303(d) list as contributing to the discharge of the following pollutants that may be causing impairment: copper and nickel.
[v] Performance Standards describe a specific result, or level of effort, which constitutes the "maximum extent practicable", based on current technical knowledge, available resources and local conditions (see the SCVURPPP 1997 Urban Runoff Management Plan). Co-permittee URMPs contain community specific performance standards, standard operating procedures and best management practices. The URMPs also contain annually updated Workplans including specific actions and milestones.
[vi] Freshwater streams in the Santa Clara Valley where urban runoff/storm sewers are identified on the 303(d) list as contributing to the discharge of diazinon that may be causing or contributing to impairment include: Calabazas Creek, Coyote Creek, Guadalupe Creek, Guadalupe River, Los Gatos Creek, Matadero Creek, San Francisquito Creek, Saratoga Creek, and Stevens Creek.
[vii] Based on draft San Francisco Bay RWQCB Urban Creeks Diazinon TMDL Workplan (January 28, 1999).
[viii] In addition, sedimentation/siltation is a pollutant of concern from nonpoint sources in San Francisquito Creek and is being addressed by various cities in San Mateo County with involvement from two SCVURPPP Co-permittees (i.e., SCVWD and the City of Palo Alto).

SECTION 3

PUBLIC INFORMATION/PARTICIPATION

3. PUBLIC INFORMATION/PARTICIPATION

INTRODUCTION

The goals of the PI/P element of the Program are to identify and change behaviors that adversely affect water quality, and to increase the understanding and appreciation of streams and the Bay. The Program's FY 06-07 PI/P Work Plan provided a strategy to achieve these education and public participation goals with specific projects funded in the Program's FY 06-07 budget.

A number of ad hoc task groups (AHTGs) and work groups, comprised of Co-permittee representatives and Program staff, continued to meet and communicate via email to implement PI/P projects. A summary of the work groups' accomplishments is provided in Table 2-2 of Section 2.

Highlights of the accomplishments of FY 06-07 PI/P projects and ongoing projects from previous years are described below, along with an evaluation of the effectiveness of activities and measures for continuous improvement. Table 3-1 presents a summary of the projects and the effectiveness evaluation.

FY 06-07 PI/P PROJECTS

FY 06-07 PI/P Work Plan

The Program conducts its public education and outreach through three projects: Watershed Education and Outreach, Pesticide User Outreach and Mercury Pollution Prevention Outreach. In FY 04-05, the Program completed all tasks planned for these projects under the current permit. During FY 05-06 and FY 06-07, ongoing tasks were implemented.

The Management Committee approved the PI/P Work Plan and budget for specific projects, and the work plan was submitted as part of the Program's FY 06-07 Work Plan, submitted on March 1, 2006. No comments on the FY 06-07 Work Plan were received from the Water Board.

FY 06-07 PI/P projects included:

- Watershed Education and Outreach (WEO) Campaign (this includes funding for Watershed Watch Campaign, ZunZun School Assemblies and the Watershed Watchers Program at the Alviso Education Center, Don Edwards San Francisco Bay National Wildlife Refuge).
- Pesticide User Outreach
- Mercury Pollution Prevention Outreach
- Schools and Youth Education Outreach
- Regional Coordination (participation in BASMAA PI/P Work Groups, described at the end of Section 3),
- Program Supplies/Materials Reprinting

Scopes of work for these projects were included in Section 3 of the Program's FY 06-07 Work Plan. The FY 06-07 PI/P Work Plan also includes ongoing PI/P support activities, such as support of the toll-free information hotlines, mailing brochures and Watershed Watch kits on request, etc.

Watershed Education and Outreach Campaign

The Program's Watershed Education and Outreach Campaign included funding for the Watershed Watch Campaign, the Watershed Watchers program at the San Francisco Bay National Wildlife Refuge Environmental Education Center in Alviso ("Wildlife Refuge") and ZunZun assemblies at elementary schools in Santa Clara County.

Watershed Watch Campaign

The Watershed Watch Campaign completed 7 years of implementation (and six years of advertising) in FY 06-07. The Campaign focused on the implementation of various outreach activities including media advertising.

A draft FY 06-07 Watershed Watch Work Plan was submitted with the Program's FY 06-07 Work Plan on March 1, 2006, and is included within Appendix B-1. The Watershed Watch Media Advertising Plan, completed in June 2006, is included within Appendix B-2.

The following describes tasks completed by the Program's consultant, with assistance from Program and Co-permittee staff, during FY 06-07. The detailed Watershed Watch Campaign and Media Report is included in Appendix B-3.

- **Task 1: Creative Development** – Developed new print, radio and transit advertisements for IPM and mercury outreach. Developed promotional materials flyers, and giveaways (e.g., notepads, fly swatters and tattoos). Copies of these materials are included in Appendix B-4.
- **Task 2: Media Advertising** – Conducted a media campaign consisting of print, radio and transit advertising. Advertisements ran through out the year. Transit advertising was funded by the Santa Clara County Integrated Waste Management group and the City of Sunnyvale. The City of Palo Alto, the City of Santa Clara and the West Valley Clean Water Program provided additional funds to supplement Campaign advertising. New advertisements were developed to promote less-toxic pesticide use and proper disposal of used fluorescent light bulbs. Media buys included 210 print ads, 1530 radio ads and 75 transit (bus taillight poster) ads. The net advertising budget for media was $93,133. Media partners provided a total added value package of benefits and resources of $228,846. Additional details on the media campaign are included in Appendix B-2 and Appendix B-3.
- **Task 3: Partnership Development** – Continued development of the partner database and conducted numerous meetings with potential partners. Four new partnerships were developed in FY 06-07. A list of current partners is provided within Appendix B-5.
- **Task 4: Added Value Development -** As a result of media partnership negotiations and community partnership activities, the Campaign received significant added value resources. These include media buys, free tickets, etc. The estimated total value added to the FY 06-07 Campaign from partners (community and media) is $233,202. Additional details are included in Appendix B-3.
- **Task 5: Website Maintenance** – Continued to develop and maintain the Watershed Watch website. In FY 06-07, www.watershedwatch.net was replaced (redirected) with www.mywatershedwatch.org. The decision to redirect the Watershed Watch website was based on focus group research that indicated "dot org" sites were perceived more favorably for government and environmental outreach. Additional details on website statistics are included in Appendix B-6 and the FY 06-07 detailed Watershed Watch Campaign and Media Report within Appendix B-3.

- **Task 6: Events Coordination** – Organized and attended nine community outreach events in FY 06-07. This includes four events at Classic Car Wash locations.
- **Task 7: Public Relations** – Due to absence of newsworthy stories, media pitches were not conducted. The budget from this task was used to implement the Campaign evaluation "e-mail survey", originally planned for FY 07-08.
- **Task 8: FY 07-08 Work Plan and Annual Report Development –** Developed the FY 07-08 Work Plan and the FY 06-07 Annual Report.

The consultants also conducted seven meetings with WEO Ad Hoc Task Group (WEO AHTG) and work groups, and submitted monthly campaign reports to the WEO AHTG and Management Committee.

As directed by the WEO AHTG, the consultants implemented a web-based survey to evaluate the success of the FY 06-07 Watershed Watch Campaign. The survey, which was launched on June 25, 2007, will be completed by the end of July 2007. Survey results will be collected and presented to the WEO AHTG for developing the FY 07-08 media campaign.

Evaluation of Effectiveness

During FY 06-07, the Watershed Watch Campaign received two public education awards.

The Program's Watershed Watch Campaign received the FY 2005-2006 National Association of Flood and Stormwater Management Agencies (NAFSMA), Excellence in Communication Award, Third Place, for Improving Water Quality. Santa Clara Valley Water District staff accepted this award on behalf of the Program at the NAFSMA 2006 Annual Meeting and Workshop.

On March 7, 2007, the Program Manager was notified that the Program received the National Association of Environmental Professionals (NAEP) National Environmental Excellence Award for Education Excellence. The award recognizes the accomplishments of the Watershed Watch Campaign. NAEP is a nationally recognized, multidisciplinary, professional association that promotes ethical practices, technical competency, and professional standards in the environmental field. The NAEP Award Program recognizes nationally significant environmental achievements from across the country.

Many factors indicate that the FY 06-07 Watershed Watch Campaign was a success (see Final Campaign and Media Report, Appendix B-4, and other documents in Appendix B). Some of these include:

- The continued successful partnership with Classic Car Wash and implementation of four car wash events;
- The large number of gross impressions (i.e., number of people reached by the message) made by media advertising (21,544,500);
- Media partners provided $228,846 in value added resources, which greatly supplemented the Campaign's budget, for a total media buy of $93,133;
- Participation in five community outreach events and distribution of more that 4,000 brochures and giveaways; and
- The completion of all tasks in the FY 06-07 scope of work, with active participation of Program staff and Co-permittees.

Another measure of effectiveness was a survey of 98 people conducted at the Pumpkins in the Park event, which produced the following results:

- 69 people indicated that they are aware that it is illegal to dispose of used fluorescent light bulbs in the trash or recycling bin and
- 84 people indicated that water flowing into storm drains flows into our creeks and Bay without treatment.

This survey indicates the rising awareness of stormwater pollution prevention issues.

The Campaign element that was not as successful in FY 06-07 was the Watershed Watch website. Though the website continues to be visited by residents, average website views are down 34% compared to FY 05-06. Some reasons for a decline in page visits could relate to having mercury pollution prevention ads direct residents to the County HHW website rather than the Watershed Watch website; and not offering more incentives to visit the website (e.g., take a quiz online to win a prize, or download the discount card to save money etc.). In FY 07-08, the messages will be evaluated and changed, as needed, to increase website visits.

The Watershed Watchers Program at the Don Edwards San Francisco Bay Wildlife Refuge, Alviso ("Wildlife Refuge")

The Wildlife Refuge Environmental Education Center (EEC) offers trails and access to wildlife viewing for the public to gain first-hand knowledge of the value of Bay habitats. Visitors to the EEC can view a storm drain model and receive copies of Program materials, including the Watershed Watch kits and pesticide reduction brochures and fact sheets.

Evaluation of Effectiveness

As part of their "Watershed Watchers" Program, EEC staff conducted 77 programs that attracted 3,289 participants. Topics discussed at the workshops included watershed protection, wildlife in the watershed, gardening without chemicals, and the public's role in urban runoff pollution. The EEC's Fourth Quarter Report, including a summary of FY 06-07 accomplishments, is provided in Appendix B-7.

For several reasons, the number of programs and participants was lower this year (105 program were conducted in FY 05-06, attracting 6,856 participants). NASA/Ames Research Center did not conduct one of its programs this year. As a result, 1,000 less school children visited the Refuge. In addition, the Interpretative Specialist Position became vacant in March. Other Refuge staff filled the position temporarily until it was filled in May. The new Interpretive Specialist spent May and most of June being trained.

Pesticide User Outreach

A detailed FY 06-07 Pesticide User Outreach Work Plan was developed by Program staff and approved by the Pesticide User Outreach Work Group on October 12, 2006. The Pesticide User Outreach Work Plan included the following tasks:

- IPM store partnership program
- Media advertising
- IPM outreach events
- Outreach to restaurants

The accomplishments of this project are described below:

Integrated Pest Management (IPM) Store Partnership Program

Background

The IPM Store Partnership Program, also known as the Our Water Our World (OWOW) program, was in its ninth year in FY 06-07. The goal of the OWOW program is to reduce toxicity caused by pesticides in stormwater, creeks and the Bay by:

- Developing partnerships with retailers who can educate the general public about water quality problems related to residential pesticide use while promoting the sales and use of less toxic alternatives; and
- Through the partnerships with retailers, educate the public about effective less-toxic pest control strategies, the value of the IPM approach to home and garden pest control and safe use and disposal of pesticides.

The Program contributes funding to and participates in the Regional IPM (OWOW) program, which is administered through BASMAA. The Regional Program, with input from IPM experts and participating stormwater programs, has developed fact sheets, promotional materials, training sessions, display materials for stores and an alternative products list. The Program and Co-permittees are responsible for recruiting stores, arranging training sessions for store employees, in-store display set-up, display maintenance and on-going contact with participating stores.

FY 06-07 Activities

During FY 06-07, the Program continued to support participating stores within the Program's jurisdiction. Program staff visited all the participating 29 stores at regular intervals and updated the display racks and shelf talkers, as needed.

Outreach material purchased for the Stores Partnership Program included IPM fact sheets, shelf talkers and literature rack material (side decals, headers and property tags).

The Program also continued to use the services of Ms. Annie Joseph, an experienced IPM consultant, to provide training to store employees on selling less-toxic products.
Past Program experience with training stores indicated that employees were not amenable to attending off-site trainings. In FY 06-07, the Program continued to offer trainings as in-the-aisle trainings during working hours or on-site after-hour trainings. Approximately 150 employees representing 12 stores were trained this year. Employees were also requested to fill out evaluations. The list of participating stores, their training status and a summary of evaluations received are provided within Appendix B-8.

In addition, Ms. Joseph worked with three participating stores, SummerWinds (Campbell), Ace Hardware (Palo Alto) and Payless Nursery (San Jose) to implement the "Increasing Shelf Space for Less-Toxic Products" projects. Her work included: 1) meeting with pesticide buyers at stores; 2) motivating them to increase the store's inventory of less-toxic products; and 3) building endcaps showcasing these products.

Evaluation of Effectiveness

The IPM Store Partnership (OWOW) program continued to be a success in FY 06-07. The store managers and employees were enthusiastic about the program and extremely receptive to having the OWOW display in stores. Feedback on the trainings was also very positive, as indicated in the evaluation summary included in Appendix B-8. A few highlights of the evaluation are:

- 87% of the respondents agreed that the training information was useful;
- 69% agreed that the information changed their attitude about pesticides;
- 84% agreed that the information will help them sell less-toxic products; and
- 96% agreed that they would recommend the training to co-workers.

The following indicate the success of the "Increasing Less-Toxic Shelf Space" project:

- The stores participating in the "Increasing Shelf Space" project have added several less-toxic products to their inventory;
- The participating stores continued to showcase the less-toxic displays through the season (January –July).
- SummerWinds and Ace Hardware have run some ads that focus exclusively on less-toxic and organic pesticides. Payless Nursery has started including less-toxic products in their regular ads.

More details on this project are included in Appendix B-8.

Media Advertising

The Program's Watershed Watch Campaign used the "Watch Out for Toxic Pesticides" radio and print ads. The print ads promoted the OWOW logo to encourage residents to buy less-toxic products. The radio ads talked about IPM and provided tips on using less-toxic pest solutions. Copies of all advertisements are included in Appendix B-4.

Evaluation of Effectiveness

The IPM outreach media campaign, which included free promotional print and radio ads, received a large number of gross impressions. Additional details are included in the FY 06-07 detailed Watershed Watch Campaign and Media Report within Appendix B-3.

IPM Outreach to Restaurants

The Program continued to provide copies of the "Don't Set a Table for Pests" poster to County Health inspectors for distribution to food facilities. This poster has been incorporated into the "Final Construction" packet of information that is distributed to new and remodeled food facilities. In addition, these posters were also provided to Co-permittees for distribution during routine stormwater inspections. The Program will consider printing more posters in FY 07-08.

Evaluation of Effectiveness

During FY 06-07, County Health inspectors distributed 422 posters and will continue to distribute posters to restaurants during FY 07-08.

IPM Outreach Events

Program staff and Co-permittees staffed five events at which IPM outreach was conducted. To reduce staffing requirements, five events were coordinated with Watershed Watch outreach. Outreach events in FY 06-07 included:

- Pumpkins in the Park – October 14, 2006;
- Happy Hollow Park & Zoo Halloween Event – October 30, 2006;
- San Jose Spring Home and Garden Show, San Jose Convention Center, San Jose – April 27-29;
- Spring in Guadalupe Gardens, April 28, 2007; and
- Health and Wellness Fair, Santa Clara County Parks and Recreation, June 24, 2007.

In addition to talking to the general public about less-toxic pest control methods, event staff distributed fact sheets; "Grow It" guides, "Backyard Bugs" brochures, "Pests Bugging You" brochures and other IPM related brochures and giveaways. The beanbag game for children was also used at most of the events.

Evaluation of Effectiveness

Overall, the five outreach events were successful in providing opportunities for educating the public about less-toxic pest control methods. Event staff distributed more than 4,000 total IPM fact sheets, brochures and giveaways (e.g., pencils, activity books, magnets, flyswatters, notepads, etc.).

The Program also provided support for promotion of the Going Native Garden Tour held on April 29, 2007. Approximately 3,000 people attended the tour. The tour featured 45 gardens that demonstrated environmentally sensitive gardening practices which include the use of native plants, water conservation, landscaping to prevent urban runoff, reducing pesticide and fertilizer use, etc. The final report for the Going Native Garden Tour is included in Appendix B-9.

Mercury Pollution Prevention Outreach Project

In FY 06-07, the Santa Clara County Household Hazardous Waste Program (County HHW Program) partnered with approximately 40 retail stores to provide free fluorescent bulb drop-off locations for residents. The Program's outreach focused on promoting these drop-off locations and educating people about mercury pollution.

The Program's Mercury Outreach Pollution Prevention Work Plan included the following tasks:

Implementation of a Media Campaign –The Watershed Watch Campaign developed new "Watch Out for Mercury Pollution" advertisements to educate people on the proper disposal of hazardous wastes (e.g., fluorescent lamps). The advertising campaign ran from January 2006 to April 2006. The Program provided funding for radio and print advertising. The Santa Clara County Integrated Waste Management Division provided funding for transit advertising.

Newsletter Article – A newsletter article aimed at informing Conditionally Exempt Small Quantity Generators (CESQGs) about proper disposal of fluorescent light bulbs was developed and sent to various business publications. It was published in the May 2007 issue of the Building Owners and Manufacturers Association (BOMA).

Copies of mercury outreach materials are included in Appendix B-4 and Appendix B-10.

Evaluation of Effectiveness

The mercury outreach media campaign included free promotional print and radio ads as described in Appendix B-3.

During FY 06-07, the CoHHW Program collected 353,694 feet (88,423 pounds[1]) of fluorescent bulbs at 30 retail drop-off locations within Santa Clara County[2] .This is a significant increase from FY 05-06. In FY 05-06, the CoHHW Program collected 277,000 feet (67,943 pounds) of fluorescent bulbs.

It is estimated that approximately 1.025 kilograms of total mercury was diverted (i.e., discharge to the environment was avoided) to recycling from fluorescent lamps collected by the CoHHW Program[3] in FY 06-07. In addition, the HHW Program also collected 1,193 mercury-containing thermometers, 1,170 pounds of elemental mercury (includes thermostats, thermometer and other products) and 65,860 pounds of household batteries during FY 06-07.

Schools and Youth Education Outreach

The following tasks were accomplished under this project:

General Outreach to Schools

The Program and its Co-permittees conduct various school outreach programs individually and through the Program. These activities are described in detail in the tables provided in Appendix B-11.

Outreach to Elementary Schools

Each year, the Program's Schools and Youth Education and Outreach Work Group provide a list of schools for ZunZun to contact. In addition to schools with high Hispanic populations, the Work Group continued to extend outreach to schools with high Asian/Pacific Islander populations. The Program's Schools and Youth Outreach Work Group researched demographics of Santa Clara County and generated a list of 103 schools for ZunZun to contact. The ZunZun performances use physical comedy, audience participation and musical instruments to educated teachers and children about watersheds and stormwater pollution prevention. ZunZun continued to distribute the two vocabulary lists (one for grades K-2 and the other for grades 3-6) of terms used in the presentation. These lists were mailed to every school prior to the presentation.

[1] Since fluorescent light bulbs come in different sizes, quantities are reported in terms of the total length (feet) of tubes collected.
[2] Information regarding the collection of mercury containing products (e.g., fluorescent bulbs, thermostats, thermometers and other products) during FY 05-06 obtained from a memorandum *entitled Fiscal Year 2006/2007 HHW Program Update* (dated July 20, 2007). This memorandum was prepared by Wendy Fong, Management Analyst, Santa Clara County Hazardous Materials Program.
[3] Based on a 1999 National Electrical Manufacturers Association survey entitled *Environmental Impact Analysis: Spent Mercury-Containing Lamps, January, 2000 (Fourth Edition)*, the average four-foot fluorescent lamp contains about 11.6 milligrams (mg) of mercury. For the sake of estimating the amount of mercury sent for recycling, approximately 88,423 four-foot fluorescent lamps were collected. As a result, 1.025 kilograms of total mercury diverted (i.e., discharge to the environment was avoided) to recycling is a rough estimate.

Evaluation of Effectiveness

During FY 06-07, ZunZun conducted 47 assemblies at 25 elementary schools in seven cities, reaching approximately 11,652 students in grades K-5. Assemblies were evaluated using postage-paid evaluation cards that were distributed to all teachers present at the performances. The Program received completed evaluation cards from 138 teachers. Overall, the feedback has been very positive and indicates an increase in the students' knowledge about watersheds and pollution prevention. A few highlights of the evaluation are:

- Thirty-one teachers (out of the 138 that sent completed evaluation cards) indicated that 50 percent of their students know what a watershed is; 51 teachers indicated that 75 percent of their students know what a watershed is and 19 teachers indicated that 100 percent of their students know what a watershed is.
- Eight teachers indicated that 50 percent of their students could name a way to prevent pollution in the watershed; 38 teachers indicated that 75 percent of their students can name a way to prevent pollution in the watershed; and 74 teachers indicate that 100 percent of their students can name a way to prevent pollution in the watershed.

Overall, teachers had positive comments on the presentation.

ZunZun's Final Report and the Teachers' Evaluation Report are included in Appendix B-12. Highlights of the teachers' evaluations are presented on page 3 of the Teachers' Evaluation Report.

<u>Outreach to Middle Schools</u>

In response to a request by Water Board staff, the Program conducted a gap analysis study in FY 03-04 to identify gaps in school outreach conducted by the Program and its Co-permittees.

The objective of the study was to conduct a detailed review and analysis of the data to guide further school outreach. Data collected from Co-permittees was analyzed and GIS maps were developed to present the data. The final Schools Outreach Gap Analysis Report was submitted to the Water Board within the FY 03-04 Annual Report. The study identified some geographic gaps in outreach and gaps at the middle school level, and recommended that the Program and Co-permittees develop Program-wide outreach that targets the middle/intermediate school level. In addition, it was recommended that outreach increase to underserved and underrepresented communities.

The Work Group evaluated various methods for targeting outreach to this grade level and identified a teachers training program as the best means of maximizing outreach with limited resources. After considering several options, the work group decided to use the City of San Jose's South Bay Water Connections "Wacky Watersheds" teachers training workshop. Currently, the workshop is structured as a full-day Saturday workshop offered to all teachers within the San Jose POTW service area. In FY 03-04, the Work Group selected three Project WET lessons plans on watershed education at the middle school level for inclusion in the "Wacky Watershed" binder, and contracted with an educator to correlate the lesson plans to California State Standards.

In July 2005, the Work Group purchased tote bags for teachers for packaging the workshop materials (binder, video tapes and a map). The Work Group also recommended that teachers should be offered stipends as incentives to increase attendance at the workshop. Teachers will

receive the stipend only after the Work Group receives documented completion of their proposed watershed project. In FY 06-07, the Wacky Watersheds workshop staff held two workshops and trained forty teachers. In FY 06-07 three teachers applied for and received the Wacky Watersheds stipend.

Work group members are also trying to coordinate with their school districts so this workshop can be made available to middle school teachers at their "in-service" training days. Currently, this workshop is available only a few times a year on Saturdays.

Other Program PI/P Support Activities

Program's Toll-Free Telephone Numbers

The Program maintained two toll free telephone numbers, the Program's information number (800-794-2482) and the Watershed Watch hotline (866-WATERSHED), for calls from the general public and requests for information. Program staff responded to about 14 calls during FY 06-07. Program and consultant staff also responded to 32 requests for Watershed Watch kits and 31 requests for information on the Watershed Watch website.

PI/P Material Reprints and Supplies

The Program purchased and coordinated Co-permittee orders for reprinting the following materials:

- OWOW fact sheets;
- OWOW pocket guides; and
- "Blue Print for a Clean Bay" booklets.

ONGOING PI/P PROJECTS

Creek Clean-ups

In FY 06-07, the Creek Connection Action Group sponsored two creek clean-up events: Coastal Clean-up Day on September 16, 2006 and National Rivers Clean-up Day on May 19, 2007. The Program provided financial support for one of the events (National Rivers Clean-up Day). A total of 1,631 volunteers participated in cleaning 44 sites and removed approximately 67,461 pounds of trash from the creeks during the two events.

Results by clean-up event for FY 06-07 are as follows:

	Coastal Clean-up Day Sept. 16, 2006	**National Rivers Clean-up Day May 19, 2007**	**Total**
Number of sites	22	22	44
Number of volunteers	1,078	553	1631
Pounds of recyclables	5,503	9,891	15,394
Pounds of trash	22,464	29,603	52,067
Pounds of material (trash plus recyclables)	27,967	39,494	67,461

Evaluation of Effectiveness

To evaluate the effectiveness of the two annual creek clean-up events, data from the past nine years of events were compiled and reviewed. The table below presents the total numbers of sites, numbers of volunteers, and pounds of materials collected each year.

Summary Results of Creek Clean-up Events[4], September 1998 – May 2007

	FY 98-99	FY 99-00	FY 00-01	FY 01-02	FY 02-03	FY 03-04	FY 04-05	FY 05-06	FY 06-07	Annual Average	Total
No. of sites	35	35	41	37	48	56	61	55	44	46	412
No. of volunteers	1,877	1,586	1,745	1,742	2,091	1,943	1,618	1,458	1,631	1,743	15,691
Lbs. of recyclables				13,750	8,071	6,537	7,890	4,110	15,394	9,292	55,752
Lbs. of trash	84,582	43,475	58,108	59,340	44,883	36,718	39,730	29,248	52,067	49,795	448,151
Total lbs. collected	84,582	43,475	58,108	73,090	52,954	43,255	47,620	33,358	67,461	55,989	503,903

Beginning in FY 01-02, some site managers implemented a procedure for separating out recyclable materials from trash prior to weighing it. Thus, the total pounds of material collected are the sum of the recyclables and trash quantities. According to the Santa Clara Valley Water District, this procedure is done more frequently at Coastal Clean-up Event sites than at National Rivers Day sites. Since this procedure is not done at all sites, it is more appropriate to compare the total quantities of materials collected rather than the individual components.

The total amount of trash and recyclables collected during the two creek cleanup events each year are plotted in the figure below:

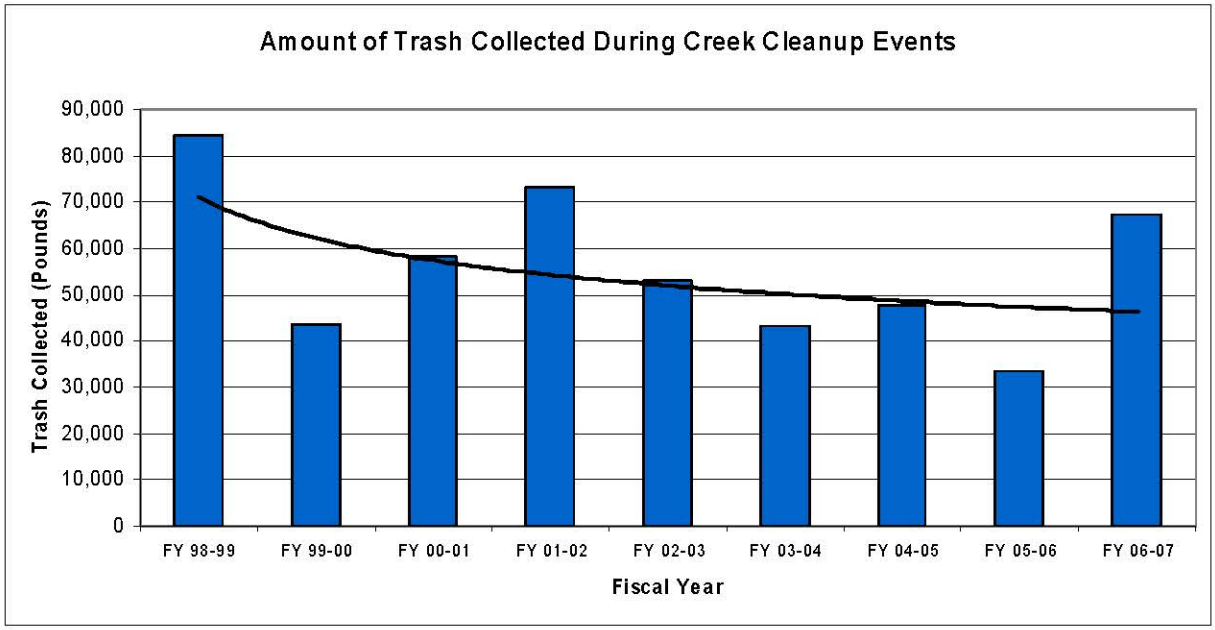

[4] The data presented in this table represent the total quantities from the two major creek cleanup events in Santa Clara County. The data do not include quantities of trash that may have been collected by the Santa Clara Valley Water District (SCVWD) or by other volunteer groups during other times of the year. The SCVWD has an "Adopt-a-Creek" program in which community groups (e.g., scout troops and schools) agree to care for a certain section of creek. Care includes trash pickup at least twice during the year. These groups are not required to report the amount of trash they collect. A section of creek that is regularly cleaned may not be included as one of the sites involved in the two major creek cleanup events.

From the data in the table and figure, it can be concluded that the total amount of trash and recyclables collected shows a decreasing trend over the previous eight years. However, the amount of trash collected during FY 06-07 increased. This may be due to the addition of several new sites (including some known trash problem areas) in the events this year, and having an additional 173 people involved in the events.

Restaurant BMP Materials

In FY 99-00, a work group comprised of Program staff, representatives of the California Restaurant Association and Santa Clara County Department of Environmental Health (DEH), and Co-permittee stormwater inspectors developed a strategy of targeting food handling facility personnel with one simple message and continuously reinforcing the message over a three-year period. The focus for the first three-year period is on the improper discharge of wash water.

In FY 00-01, a restaurant wash water BMPs kit (letter, list of BMPs and a poster) was created for County Health Inspectors to hand out to restaurant managers during inspections (see FY 00-01 Annual Report). The Santa Clara County Department of Environmental Health inspectors (Consumer Protection Division) have been distributing this kit to every newly constructed and remodeled food facility in the County. In FY 02-03, one of the signatories of the cover letter was changed. The letter was updated for distribution in FY 03-04. In FY 04-05, the BMP list was updated and signatories changed. In FY 06-07, the kit was distributed to 422 food facilities.

REGIONAL COLLABORATION

Bay Area Stormwater Management Agencies Association (BASMAA) PI/P Committee

The BASMAA PI/P Committee has not met for some time, due to the Committee's interest in focusing its efforts on three active work groups: Media Relations, Regional IPM Store Partnership Program and Regional Advertising Campaign. Program staff participated in these Work Groups, and the Program benefited from regional PI/P activities, as described below.

Media Relations Campaign

Program staff participated in the development and implementation of the seventh year of the joint Media Relations effort supported by BASMAA and the Bay Area Clean Water Association (BACWA). The primary goals of the campaign are to develop long-term relationships with the media and to generate media coverage that would encourage individuals to adopt behavior changes to prevent water pollution. The Program contributed funding (approximately $9,000) to the campaign as part of its baseline budget contribution to BASMAA.

A copy of the BASMAA/BACWA Regional Media Relations Campaign Final Report is included in Appendix B-13. Campaign accomplishments included the following:

- During FY 06-07, the media covered 37 calendar listings, articles, broadcast and on-line stories, including 2 print articles, 15 radio stories, 14 web stories and 6 letters to the editor placements (including hard copy and web placements).
- Media coverage was received on four pitches: pesticides; FOG (fats, oils and grease); mercury fever thermometer exchanges; and less-toxic lawn care.
- The total value of the coverage is estimated at $69,200. The total value of this year's coverage represents a decrease from last year, but the actual number of placements is

comparable. The decrease in value is directly attributable to two factors: the lack of television coverage because television-oriented pitches were delayed due to timing considerations outside the control of this campaign; and efforts put into developing pitches that, though planned for FY 06-07, could not be used. These pitches will be used in FY 07-08.

Regional IPM Work Group

The IPM Store Partnership Program, also known as the Our Water Our World (OWOW) program, completed its ninth year in FY 06-07. The Program contributed funds and participated in the Regional Program, which is administered through BASMAA (the Program's contribution for FY 06-07 was approximately $5,000). The Regional Program, with input from IPM experts and participating stormwater programs, provides fact sheets, promotional materials, training sessions, display materials for stores, and an alternative products list. The Program and Co-permittees are responsible for recruiting stores, arranging training sessions for store employees, in-store display set-up, display maintenance, and on-going contact with participating stores.

In FY 05-06, the OWOW Program completed the translation of all fact sheets into Spanish. In FY 06-07, a regional print run of Spanish fact sheets was conducted.

The customer intercept survey conducted in FY 04-05 indicated a very low awareness among residents about the OWOW program. To increase awareness, the OWOW program began an advertising campaign in FY 05-06. Details of the FY 06-07 advertising campaign is below:

Orchard Supply Hardware –OSH is continuing to use the Our Water, Our World program logo next to less-toxic products in most of their weekly ads this year.

Sunset magazine – The OWOW advertisements were placed in three issues of Sunset magazine. The OWOW Program is also listed in their Resources section: http://www.sunset.com/sunset/marketplace/article/0,20633,919812,00.html.

Bay Nature magazine –This is a quarterly San Francisco Bay Area publication (baynature.com). Although the readership is only about 15,000, it is a high-value publication that is used by schools and others as a reference. The OWOW ad was placed in all four issues of this magazine.

A copy of the advertisement is included in Appendix B- 14

BASMAA Regional Ad Campaign

In FY 03-04, the Program's WEO AHTG recommended participating in the Regional Ad Campaign for FY 04-05. During FY 02-03, FY 03-04, the Regional Ad Campaign (RAC) Committee implemented the "Beautiful Watersheds" advertising campaigns for increasing the public's awareness about watersheds. In FY 04-05, a new ad focusing on problems caused due to littering was developed and used. The Program contributed $50,000 to the RAC in FY 06-07. However, due to contractual difficulties, advertising could not be conducted in FY 06-07. The contract problems were resolved and planning initiated in FY 06-07. The advertising campaign will be conducted in FY 07-08. The campaign will focus on two pollutants: pesticides and litter. The objective of the pesticide campaign will be to brand the OWOW logo and shelf talkers. The strategy for implementing the litter campaign is being developed by the RAC consultants.

Caltrans "Don't Trash California Campaign"

In FY 05-06, as part of its anti-littering outreach campaign, Caltrans developed television Public Service Announcements (PSAs) in English and Spanish. Many Co-permittees obtained copies of these PSAs for airing on their local public cable access television stations. The following table includes the number of times the PSAs were aired in Program cities in FY 06-07.

Name of Community	Name of TV Station	Area Served	Number of Airings
Cupertino	The City Channel	Cupertino	English - 200
Palo Alto	The Media Center Channels 27, 28 and 30	Palo Alto, East Palo Alto, Atherton, Menlo Park, Stanford	English – 520 Spanish - 250
Santa Clara	City of Santa Clara Cable Channel 15	Santa Clara	English -900

Program Information Fact Sheets

In FY 05-06, Program staff developed fact sheets describing several Program elements. The fact sheets aim to provide a brief non-technical overview of Program activities. Fact sheets on the following topics were developed and distributed:

- Water Quality Monitoring and Watershed Assessment;
- Sediment Impact and Management Practice Assessments;
- Watershed Education and Outreach;
- General Program; and
- Trash Evaluation and Management.

In FY 06-07, Program staff developed and distributed fact sheets on the following topics:

- Training Municipal Development Review Staff;
- Water Quality Monitoring and Watershed Assessment (2nd Edition);
- Sediment Impact and Management Practice Assessments (2nd Edition); and
- Dioxin Control Program.

All fact sheets have been posted on the Program's website at www.scvurppp.org. They are also included in Appendix B-15.

Other External Coordination

Program staff tracked PI/P activities and attended meetings (as needed) conducted by the following local and regional programs in FY 06-07:

- California Stormwater Quality Association, PIPP Forum
- Santa Clara County Household Hazardous Waste Program
- Bay Area Pollution Prevention Group
- Watershed Management Initiative's Outreach Subgroup

- Urban Pesticide Committee.

Continuous Improvement

The status of PI/P continuous improvement tasks, identified during the evaluation of projects in previous years, is presented in Table 2-4 of Section 2. There were no PI/P continuous improvement tasks identified in FY 06-07.

Future Tasks

Section 3 of the Program's FY 07-08 Work Plan (submitted March 1, 2007) describes the PI/P activities planned for FY 07-08.

Table 3-1
Evaluation of PI/P Projects Conducted During FY 06-07 (New and Ongoing)

Project Title	Project Description[1]	Type of Outreach[2]	Summary of Evaluation of Effectiveness[3]
Watershed Education and Outreach Campaign	This project included funding for conducting year eight of the Watershed Watch Campaign, ZunZun Schools Assemblies and the Watershed Watchers Program at the Alviso Education Center (San Francisco Bay Wildlife Refuge), and educational assemblies at elementary schools by the musical group ZunZun	G,T,P,C	**Watershed Watch Campaign** **Effective**- Some measures of the success of the FY 06-07 Watershed Watch Campaign include: the number of new campaign partners (**4**); value-added resources from partners (**$233,202**.); Watershed Watch events (**5**); and gross impressions from advertising (**21,544,500**). The average Watershed Watch website views dropped by 34% in FY 06-07. Some reasons for a decline in page visits could relate to having mercury pollution prevention ads direct residents to the County HHW website rather than the Watershed Watch website; and not offering more incentives to visit the website (e.g., take a quiz online to win a prize, or download the discount card to save money etc.). In FY 07-08, the messages will be evaluated and changed, as needed, to increase website visits. Additional information is provided in Section 3 and Appendix B-3. **Alviso Ed Center** **Effective** - 77 programs were conducted and 3,289 people participated. **ZunZun Assemblies** **Effective** - ZunZun conducted 47 assemblies at 25 schools reaching 11,652 students and their teachers

[1] For detailed project descriptions, see FY 01-02 Annual Report, Section 3, and FY 02-03 Work Plan, Section 3.
[2] Type of outreach codes: G = General, T = Targeted, P = Public Education, C = Citizen Participation
[3] Please refer to text in Section 3 for more detailed effectiveness evaluations and recommendations for improvement.

Table 3-1
Evaluation of PI/P Projects Conducted During FY 06-07 (New and Ongoing)

Project Title	Project Description[1]	Type of Outreach[2]	Summary of Evaluation of Effectiveness[3]
Pesticide User Outreach – "Household Chemical Management" and "Local IPM Store Partnership Program"	Implementation of the following tasks: • Conduct media advertising on less-toxic pest control methods • Implement the local store partnership program • Conduct IPM outreach at events • Conduct IPM workshops • Conduct IPM outreach to businesses • Other outreach as needed	G,T,P,C	**Effective** • The Watershed Watch Campaign advertising used the "Watch Out for Toxic Pesticides" print and radio ads. The ads ran from July 2006 through September 2006; and April 2007 through June 2007. • The local IPM Store Partnership Program continued to be a success in FY 06-07. Ms. Annie Joseph was contracted to provide training on selling less-toxic products to store employees. Ms. Joseph trained approximately 150 employees representing 12 stores. Program staff maintained all 29 participating stores (set-up, restocking of fact sheets, etc.) during FY 06-07. This ensured regular maintenance of stores and helped build an ongoing relationship with the stores. • IPM outreach was conducted at five events. Event staff distributed more than 4,000 IPM fact sheets, brochures and giveaways (pencils, activity books, magnets, tattoos etc.). • The Program continued to provide copies of the "Don't Set a Table for Pests" poster to County Health Inspectors for distribution to newly constructed or remodeled food facilities. County Health inspectors distributed 422 posters during FY 06-07. • The Program contributed funds for promoting the Going Native Garden Tour 2006. The tour

Table 3-1
Evaluation of PI/P Projects Conducted During FY 06-07 (New and Ongoing)

Project Title	Project Description[1]	Type of Outreach[2]	Summary of Evaluation of Effectiveness[3]
			was held on April 29, 2007 and attracted approximately 3,000 people. The tour featured 45 gardens. Featured gardens demonstrate environmentally sensitive gardening practices that include the use of native plants, water conservation, landscaping to prevent urban runoff, reducing pesticide and fertilizer use, etc.
Mercury Pollution Prevention Outreach Project	The Program worked closely with the Santa Clara County Household Hazardous Waste Program in developing the outreach plan. Outreach activities implemented during FY 05-06 include the following: • Implementation of Media Campaign – The Watershed Watch Campaign advertising used the "Watch Out for Mercury Pollution" print and radio ads. The ads ran from October 2006 through March 2007. • Newsletter Article – A newsletter article aimed at informing Conditionally Exempt Small Quantity Generators (CESQGs) about proper disposal of fluorescent light bulbs was developed and sent to various business publications.		**Effective** The CoHHW Program collected 353,694 feet (88,423 pounds[4]) of fluorescent bulbs at 30 retail drop-off locations within Santa Clara County[5]. This is a significant increase from FY 05-06. In FY 05-06, the CoHHW Program collected 277,000 feet (67,943 pounds) of fluorescent bulbs. It is estimated that approximately 1.025 kilograms of total mercury was diverted (i.e., discharge to the environment was avoided) to recycling from fluorescent lamps collected by the CoHHW Program[6] in FY 06-07. In addition, the HHW Program also collected 1,193 mercury-containing thermometers, 1,170 pounds of elemental mercury (includes thermostats, thermometer and other products) and 65,860 pounds of household

[1] Since fluorescent light bulbs come in different sizes, quantities are reported in terms of the total length (feet) of tubes collected.
[5] Information regarding the collection of mercury containing products (e.g., fluorescent bulbs, thermostats, thermometers and other products) during FY 06-07 obtained from a memorandum *entitled Fiscal Year 2006/2007 HHW Program Update* (dated July 20, 2007). This memorandum was prepared by Wendy Fong, Management Analyst, Santa Clara County Hazardous Materials Program.
[6] Based on a 1999 National Electrical Manufacturers Association survey entitled *Environmental Impact Analysis: Spent Mercury-Containing Lamps, January, 2000 (Fourth Edition)*, the average four-foot fluorescent lamp contains about 11.6 milligrams (mg) of mercury. For the sake of estimating the amount of mercury sent for recycling, approximately 88,423 four-foot fluorescent lamps were collected. As a result, 1.025 kilograms of total mercury diverted (i.e., discharge to the environment was avoided) to recycling is a rough estimate.

Table 3-1
Evaluation of PI/P Projects Conducted During FY 06-07 (New and Ongoing)

Project Title	Project Description[1]	Type of Outreach[2]	Summary of Evaluation of Effectiveness[3]
			batteries during FY 06-07. The newsletter article was published in the May 2007 issue of the Building Owners and Manufacturers Association (BOMA) newsletter.
Schools and Youth Outreach Work Group	In FY 02-03, the Watershed Action Fund was reformed as the Schools and Youth Outreach Work Group. The group aimed to accomplish the following tasks: • Provide input for conducting 50 ZunZun school assemblies and report on activities conducted individually by Co-permittees. • Identify a program for increasing outreach to middle schools	T,P,C	**Effective**-During FY 06-07, ZunZun performed at 25 schools reaching 11,652 children. The teacher evaluations of the performances indicate they were successful in increasing the children's knowledge about watersheds and pollution prevention activities (see Appendix B-12). In FY 02-03, the Work Group collected data on outreach (conducted in FY 01-02) from all Co-permittees and completed the gap analysis study. The study indicated that 47 percent of all schools in Santa Clara Valley receive outreach from the Program and/or Co-permittees. The study identified a gap in outreach at the middle school level and recommended targeting outreach to this level. In FY 03-04, the Work Group identified an existing teachers training program, "Wacky Watersheds" at the City of San Jose for addressing gaps in outreach. To include additional information on watersheds, the Work Group identified three lesson plans for this program. In FY 04-05, the Work Group purchased tote bags for teachers for packaging the workshop materials (binder, video tapes and a map). The Work Group also recommended that to increase attendance at the workshop, teachers should be offered stipends as incentives. In FY 06-07, three teachers received

Table 3-1
Evaluation of PI/P Projects Conducted During FY 06-07 (New and Ongoing)

Project Title	Project Description[1]	Type of Outreach[2]	Summary of Evaluation of Effectiveness[3]
			the Wacky Watersheds stipend from SCVURPPP.
Program Supplies	Conduct reprints of materials for Program use and order supplies as necessary.	G,T,P,C	**Effective**- The Program Supplies budget was used toward printing OWOW fact sheets and pocket guides, "Blue Print for a Clean Bay" booklets, and purchasing plaques for the EPA and NAEP awards.
Program Toll Free Number	Answer the Program's toll free number (1-800-794-2482) and the Watershed Watch Campaign's toll free number, 1-866-WATERSHED, and respond to requests for information.	G,P	**Effective**- Both phone numbers are being used to contact the Program and request materials. Phones are answered and messages are checked daily. During, FY 06-07, Program staff responded to approximately 14 calls.
Creek Cleanup Events	Work with Creek Connections Action Group to organize and fund two creek cleanup events per year.	G,C	**Effective**- Provided support for advertising for one event. A total of 1,631 volunteers participated in cleaning 44 sites and removed nearly 67,461pounds of trash.
Restaurant BMP	Distribute a restaurant wash water BMP packet for County Health Inspectors to hand out to restaurant managers via County Health Inspectors at the time of their inspections	T,P	**Effective** - In FY 06-07, County Health inspectors distributed the wash water BMPs and the poster to 422 newly constructed and remodeled food facilities in the County.

Table 3-1
Evaluation of PI/P Projects Conducted During FY 06-07 (New and Ongoing)

Project Title	Project Description[1]	Type of Outreach[2]	Summary of Evaluation of Effectiveness[3]
Regional Collaboration	Participate in the following BASMAA PI/P work groups and tasks of regional benefit. Attend meetings as needed, participate in review of products, and obtain input from Co-permittee representatives. • Media Relations Work Group • Regional IPM Store Partnership Program Work Group • Pesticide Distributors Outreach Project • Regional Ad Campaign	 G,P G,P G,P T	**Effective**- See Media Relations Campaign Final Report in Appendix B-13. **Effective**- Contributions to BASMAA helped fund IPM fact sheet reprints, translation of remaining fact sheets into Spanish and implementation of the OWOW advertising campaign. The Program budgeted $40,000 for the Regional Ad Campaign (RAC) in FY 06-07. BASMAA did not conduct the RAC in FY 06-07. It will be conducted in FY 07-08. Co-permittees obtained copies of the Caltrans "Don't Trash California" Public Service Announcements (PSAs) for airing on local cable access television. The PSAs were aired by the following cities: City of Palo Alto – 520 times (English), 250 times (Spanish) City of Santa Clara – 900 times (English) City of Cupertino – 200 times (English)

SECTION 4

MONITORING ACTIVITIES

4. MONITORING ACTIVITIES

INTRODUCTION

During FY 06-07, a considerable amount of water quality data and information were gathered and/or assessed by the Program through the direct implementation of and active participation in monitoring-related activities in the San Francisco Bay Area. The Program's monitoring resources were primarily spent preparing permit-required submittals, continuing to implement the Program's Revised Multi-Year Receiving Waters Monitoring Plan (Revised Multi-Year Plan), participating in regional monitoring-related programs, conducting special studies and implementing pollutant-specific control programs.

This section provides a brief background of the Program's monitoring and assessment program and summarizes significant monitoring-related activities conducted during FY 06-07. The activities described in this section are consistent with Provisions C.7 and C.9 of the Program's NPDES Permit. Each summary includes the following information, to the extent possible:

1) A description of the relationship to NPDES Permit requirement(s) and management question(s) the study was designed to address;
2) A brief description of subtasks and status of project/activity;
3) A brief description of the results;
4) A summary of findings to-date and recommendations (where feasible); and
5) A description of lessons learned and planned/recommended follow-up activities.

In addition, summaries of management activities conducted through the implementation of the Program's Pollutant of Concern (POC) Control Plans are provided for those POCs that do not have separate Annual Report sections (e.g., PCBs, Copper/Nickel and Dioxins). An effectiveness assessment of current monitoring activities is also provided at the end of the chapter.

The findings of many technical reports are briefly described within this section. To ensure public access to completed reports, work products and environmental data, the Program has placed the majority of its reports and work products on its website (www.scvurppp.org). The website is continually updated to include the latest reports and work products, data inventory sets and other pertinent Program information. When viewing the website, a large majority of the reports and work products are linked to downloadable documents. Reports and work products not available through the website may be obtained by submitting a web-based request form to Program staff.

BACKGROUND

Multi-Year Receiving Waters Monitoring Plan

Consistent with Provision C.7.b and C.9 of the Permit, the Program developed (and submitted to the Water Board), a Multi-Year Receiving Waters Monitoring Plan (Multi-Year Plan) on March 1, 2002 that identifies Program monitoring activities in Santa Clara Basin Watersheds over an eight-year period. As new monitoring priorities were established, the Multi-Year Plan was revised in FY 03-04 (Revised Multi-Year Plan). This Revised Multi-Year Plan can be found

under the Environmental Monitoring and Assessment Measures link on the Program's website (www.scvurppp.org).

The Revised Multi-Year Plan contains the following information: watershed location (prioritized based on SCBWMI and Program assessment priorities), data type (chemical, biological and physical), number and frequency of sampling events, fiscal years (eight years starting with FY 02-03 through FY09-10), rationale and lead agency. The information on data type uses a tiered monitoring approach discussed by the Water Board staff in its Regional Monitoring and Assessment Strategy (RMAS) memo (Draft Monitoring Design in Water Board-lead Pilot Watersheds, spring 2001) dated February 8, 2001. The following monitoring categories were included within the memorandum: screening level, detailed investigation, and status and trends. The field and analytical methods used in the Revised Multi-Year Plan are described in the Program's Draft Quality Assurance Project Plan (QAPP), which is consistent with the Water Board's Surface Waters Ambient Monitoring Program (SWAMP) Quality Assurance Project Plan.

The Revised Multi-Year Plan incorporates specific data needs that have been identified in Program activities relevant to watershed assessment and monitoring. For example, the Revised Multi-Year Plan incorporates future monitoring activities that will be implemented for sediment-related studies in Stevens and Upper Penitencia Creek watersheds. Tasks associated with these monitoring activities are identified in the Program's Work Plan entitled *Workplan for Conducting Watershed Analysis and Management Practice Assessment in Other Creeks Potentially Impaired by Sediment from Anthropogenic Activities* (dated August 30, 2002). A clear identification of the specific monitoring activities planned for each year is included as part of the Program's Annual Monitoring Plan submitted to the Water Board every March 1.

Annual Monitoring and Watershed Management Measures Work Plans

During FY 05-06, the Program developed the *FY 06-07 Annual Monitoring and Watershed Management Measures Work Plan* (FY 06-07 Monitoring Plan), which was included in the Program's *FY 06-07 Draft Work Plan* (submitted March 1, 2006). The FY 06-07 Monitoring Plan identified monitoring and watershed assessment activities for six sites in the Permanente Creek watershed, nine sites in Stevens Creek watershed, and ten sites in the Coyote Creek (mainstem) watershed. The selection of these watersheds is consistent with the Program's *Watershed Management and Urban Runoff Management Integration Report* (dated June 29, 2001). The data type and sampling frequency were identified for each sampling site and accompanied by maps showing proposed sampling locations. The monitoring schedule is consistent with the sampling design presented in the Revised Multi-Year Plan (i.e., two sampling events per year representing different hydrological cycles). Information collected during implementation of the FY 06-07 Monitoring Plan is described in this Annual Report.

In preparation for Program-led receiving waters monitoring in FY 07-08, the Program developed the *FY 07-08 Annual Monitoring and Watershed Management Measures Work Plan* (FY 07-08 Monitoring Plan) in FY 06-07 and submitted it to the Water Board on March 1, 2007 as part of the Program's *FY 07-08 Draft Work Plan*. Similar to past annual monitoring plans, the FY 07-08 Monitoring Plan describes planned monitoring that will be conducted during FY 07-08 in Coyote Creek mainstem, Upper Penitencia Creek, Lower Silver/Thompson Creek, and Lower Penitencia Creek.

SUMMARIES OF FY 06-07 MONITORING AND ASSESSMENT ACTIVITIES

A summary of FY 06-07 monitoring and assessment activities is provided within Appendix C-1 and Table 4-1. Appendix C-1 provides a historical summary of all monitoring and assessment activities conducted by the Program. The following summaries highlight the objectives, results and conclusions of specific monitoring-related projects conducted during FY 06-07. Monitoring activities were generally aimed at developing and implementing programs/projects designed to assess the condition of water bodies using practical, implementable indicators and protocols. The implementation of these indicators and protocols are a necessary step toward establishing a sound regulatory basis for locally based watershed management.

Monitoring activities presented within this section, involve multiple tasks, subtasks, or coordinated activities that may take place over multiple years and at varying geographical scales (i.e., regional or sub-watershed). In addition, it is important to note that monitoring and assessment activities described within this section are not entirely independent from activities described in Section 5 – Watershed Management Measures. Information gained from conducting studies and implementing activities/measures described in both sections have been used (and will continue to be used) in concert to meet objectives outlined in Permit Provisions C.7, C.9, and C.10, which include; (1) characterizing watersheds and stormwater discharges; (2) assessing existing or potential adverse impacts to beneficial uses; (3) identifying potential sources of pollutants of concern; (4) aiding in developing and implementing strategies for controlling adverse impacts on beneficial uses; and (5) assessing the effectiveness of pollutant prevention/control measures.

SCVURPPP Receiving Waters Monitoring and Assessment

Santa Clara Basin Creek Monitoring (2002-2007)

In accordance with Provision C.10 (b), the Program developed a *Watershed Monitoring and Assessment Summary Report* (Summary Assessment Report) that summarizes the results and analyses of baseline data collected to-date during the implementation of the Program's Multi-Year Monitoring Plan (2002-2007). The Summary Assessment Report provides information on possible beneficial use impacts to the extent possible (based on the study design and available data) and suggests next steps for monitoring/assessments and developing strategies to control potential impacts. Data are summarized for the following watersheds:

- Permanente Creek;
- Stevens Creek;
- Matadero/Barron Creeks;
- Calabazas Creek;
- Sunnyvale East/West Channels;
- Lower Penitencia Creek;
- Lower Silver/Thompson Creek;
- Upper Penitencia Creek;
- Adobe Creek; and,
- San Tomas/Saratoga Creek.

The following paragraphs provide a brief synopsis of the information found within the Summary Assessment Report that is included in its entirety within Appendix C-2.

In years 2002 and 2003, water samples were collected during three seasonal time periods, including dry season (June-October) hydrological cycle, wet season (January-March) hydrological cycle, and spring/decreasing hydrograph season (April–May). During the subsequent four years of monitoring, water samples were collected only during the dry and wet season. Water samples were analyzed for physio-chemical, chemical (i.e., metals, nutrients and anions, and organophosphate pesticides), acute and chronic toxicity and pathogen indicators.

Sediment samples were collected during the first two monitoring years in the dry season and were analyzed for metals, organochlorine pesticides, PCBs and PAHs. Benthic macroinvertebrate (BMI) bioassessments and physical habitat assessments (PHAB) were conducted during the spring/decreasing hydrograph season (April/May). Fish bioassessments were conducted during the dry season (October). Watersheds were generally monitored for two consecutive years. Bioassessments were generally conducted at all sampling locations, with the exception of water bodies with highly modified channels and low elevation sites with concrete-lined channels.

The results of the water quality sampling were compared to the Water Quality Objectives identified in the San Francisco Bay Regional Water Quality Control Board 1995 Basin Plan (Basin Plan) and the California Toxics Rule (CTR), which identifies numeric criteria for priority pollutants in the State of California. Nutrient concentrations were evaluated using Recommended USEPA criteria. Diazinon concentrations were evaluated using TMDL targets for San Francisco Bay urban creeks. BMI bioassessments results were evaluated using a preliminary Benthic Index for Biological Integrity (B-IBI) for creeks in Santa Clara County. Ranges of B-IBI scores were assigned to five condition categories: very good, good, fair, marginal and poor.

Results were analyzed and interpreted on a countywide and watershed basis. Based on preliminary Benthic Index of Biotic Integrity (B-IBI) scores, benthic macroinvertebrate (BMI) assemblages indicate that aquatic life in sites located in the upper reaches of Stevens, Permanente and Adobe Creek watersheds and Upper Penitencia Creek and Saratoga Creek subwatersheds are in fair to very good condition, compared to all sites assessed in the Santa Clara Basin. These sites generally had optimal physical habitat assessment (PHAB) scores and received drainage from undeveloped or minimally developed lands within County or City Parks and Open Space Districts. Many of creek these reaches also support a cold water fish community (i.e., rainbow trout/steelhead). Of all watersheds sampled, Saratoga Creek had the greatest number of sites rated in the fair to very good condition category (n=5), and two of these sites were located in urbanized areas.

B-IBI scores generally decreased with elevation, suggesting that the effects of urbanization have likely impacted BMI communities overtime. Poor physical habitat condition and greater human disturbance to riparian corridor characterizes sites in the lower and middle reaches that occur along the Santa Clara Valley floor. Despite low B-IBI scores in some creek reaches, however, warm water fish communities were observed in some watersheds (e.g., Stevens, Saratoga, Adobe and Matadero Creeks).

Natural variation in B-IBI scores was observed in two ways. First, B-IBI scores were lowest at sites located in smaller-sized watersheds characterized as having intermittent stream flow (e.g., Adobe, Calabazas, Matadero and Thompson Creeks), with the exception of uppermost site on Adobe Creek. This finding suggests that intermittent creeks may naturally have lower B-IBI scores, and thus may not be comparable to sites with perennial flow. Secondly, B-IBI scores varied from year to year at individual sites, likely indicating natural biological responses to variations in precipitation, hydrology and temperature. Average B-IBI scores were used to estimate site condition over a two year period, however, additional year(s) of monitoring will likely increase the accuracy of B-IBI scoring.

Water quality data results indicate that numeric water quality objectives (WQOs), criteria and TMDL targets for metals and organic compounds were generally met in all creeks sampled. Specifically, over 90% of samples met WQOs/criteria for metals and there were no

exceedences of TMDL targets for diazinon. For physio-chemical measurements, 93% of all sampling events met WQOs for dissolved oxygen concentrations for cold water habitat and 82% of all sampling events met WQOs for pH. Acute toxicity of water flea and/or minnow only occurred in 2% and 10% of sampling events, respectively. Water and sediment quality results to-date do not show significant correlations with B-IBI scores.

Sediment Quality Pilot Study

In addition to water quality monitoring conducted in receiving waters, the Program conducted a pilot study in FY 06-07 to assess the utility and challenges of implementing a sediment quality triad approach in Santa Clara Valley creeks. The following is paragraphs provide a brief summary of the information found within the *Pilot Sediment Quality Triad (SQT)* report that is included in its entirety within Appendix C-3.

In an effort to increase its ability to understand the condition of aquatic life in creeks, the Santa Clara Valley Urban Runoff Program conducted a pilot test of the Sediment Quality Triad (SQT) in Coyote Creek. The SQT combines multiple lines of evidence: stressor exposure variables (sediment chemistry), measures of toxicity (laboratory bioassay experiments), and studies of biological response of the resident communities (assessments of resident biological communities). Benthic macroinvertebrate (BMI) communities were collected from 10 sites in Coyote Creek in May 2007 using the updated rapid bioassessment protocol for wadeable streams developed for the California State Water Resources Control Board Surface Water Ambient Monitoring Program (SWAMP). Physical habitat (PHAB) quality was assessed at each BMI monitoring site using the U.S. Environmental Protection Agency (EPA) Rapid Bioassessment Protocol. Sediment toxicity was evaluated at six sites in Coyote Creek by exposing the amphipod, *Hyalella azteca,* to collected sediments in a standard ten day survival test. Sediment chemistry, including metals and pyrethroid pesticides were collected in Fall 2006 and Spring 2007 from eight sites. The measured sediment chemistry values were compared to existing consensus-based Sediment Quality Guidelines. The Sediment Quality Guideline values were used to develop a mean Probable Effect Concentration Quotient (the measured value divided by the Sediment Quality Guideline concentration above which one would expect to observe toxic response, averaged across all contaminants).

Total B-IBI scores for sites in Coyote Creek ranged from 2 – 19 (resulting in a “poor” or “marginal” category), while PHAB scores for Coyote Creek sites ranged from 13 – 47 (out of a total possible 60). Both B-IBI and PHAB generally decreased in a downstream direction. Total recoverable metals in sediment collected in May and September were above reporting limits in the vast majority of sites sampled. Additionally, concentrations sediment contaminants exhibited a seasonal pattern. Specifically, the concentrations of contaminants in sediment samples were generally lower than the corresponding PECs, with the exception of nickel, chromium and Permethrin in samples collected in May 2007, and no samples collected in September exceeded PECs. This resulted in mean sediment quality guideline quotients below 1.0 for all sites in September 2006 and in five of eight sites in May 2007. Pyrethroid pesticides were generally not detected above laboratory reporting limits in spring or fall samples, with the exception of Permethrin, which was detected above the published LC50 in nearly all samples collected in May 2007. In contrast, significant toxicity was observed in five of six fall season samples, and only one sample in the spring. This suggests that the relationship between contaminants in sediment and toxicity are not well understood.

When pooled together into the SQT, the lines of evidence indicate a dichotomous pattern where downstream, low elevation sites had poor B-IBI scores, marginal to fair PHAB scores, good to

fair sediment chemistry and some indications of toxicity. While upstream sites had higher B-IBI and PHAB scores, similar toxicity, and higher concentrations of contaminants. The results of the SQT indicate that sampling toxicity and sediment chemistry at a greater frequency during the wet weather season may help inform the selection of future sampling timeframes and evaluate the ability of bedded sediment to detect change overtime.

City of Palo Alto Creek Monitoring

San Francisquito Creek Long Term Monitoring and Assessment Plan (LTMAP)

In addition to environmental monitoring conducted by the Program, the City of Palo Alto operates a sampling station at Newell Road on San Francisquito Creek as part of the LTMAP. The Newell Road sampling station captures nearly all of the water flowing from the San Francisquito watershed, including most of the urbanized portion of the watershed. At the Newell Road location, flows are intermittent, with flow beginning in the rainy season and tapering off in the late spring or early summer. During each water year, five to six rainfall events are sampled. Samples are analyzed for metals (including low level mercury, dissolved mercury, and methylmercury), nutrients, pesticides (organochlorine, organophosphate, and pyrethroids), and suspended solids. One sample each year is analyzed for dioxins. Stanford University, Stanford Linear Accelerator Center, and Jasper Ridge Biological Preserve operate three additional LTMAP sampling stations in the upper watershed. Additional information on the LTMAP and data can be found at www.city.palo-alto.ca.us/cleanbay/creeks/index.html.

Volunteer Creek Monitoring Program

The City of Palo Alto's volunteer creek monitoring program was developed after a fish die-off that occurred in November 2002 within the Palo Alto Flood Control Basin. Since April 2003, approximately six volunteers and Regional Water Quality Control Plant (RWQCP) staff monitor 21 sites on Adobe, Barron, and Matadero Creeks, as well as the Palo Alto Flood Control Basin, twice each month. A YSI multi-meter probe is used to take measurements of temperature, conductivity, dissolved oxygen, and pH. The volunteer program has collected three years of data that allow evaluation of trends in water quality within the creeks and the flood basin. This data is useful in making policy decisions with respect to managing the Flood Control Basin to maintain adequate dissolved oxygen levels.

Matadero Creek Metals/Cyanide Monitoring

The City of Palo Alto's NPDES permit for wastewater discharge requires monthly monitoring of Matadero Creek for metals and cyanide. These samples are collected as grab samples at Greer Road and Oregon Expressway. The Renzel Marsh Pond, a freshwater pond enhancement initiated and managed by Palo Alto, discharges to Matadero Creek downstream of the sampling location.

Regional Collaborative Monitoring Activities

Regional Monitoring Program for Water Quality (RMP)

The Regional Monitoring Program for Water Quality in the San Francisco Estuary (RMP) is a collaborative effort between the San Francisco Estuary Institute (SFEI), the Water Board and the regulated discharger community (including SCVURPPP). The RMP's goal is to collect scientifically valid information that allows movement towards understanding contaminant impacts on beneficial uses of the Bay. The RMP focuses on determining spatial patterns and

long term trends through sampling of water, sediment, bivalves, and fish; effects on sensitive organisms; and chemical loading to the Bay. To provide the most complete assessment possible of chemical contamination in the Bay, the RMP seeks to synthesize RMP data with data from other sources.

The RMP is based on management questions and program objectives that are updated by the Water Board, RMP staff, RMP Technical Review Committee (TRC) and RMP Steering Committee (SC) every five years. The RMP recently updated its management questions and objectives in January 2005 (www.sfei.org/rmp/RMPproginfo.htm). The current RMP objectives are:

1. Describe the distribution and trends of pollutant concentrations in the Estuary;
2. Project future contaminant status and trends using best understanding of ecosystem processes and human activities;
3. Describe sources, pathways, and loading of pollutants entering the Estuary;
4. Measure pollution exposure and effects on selected parts of the Estuary ecosystem (including humans);
5. Compare monitoring information to relevant benchmarks, such as TMDL targets, tissue screening levels, water quality objectives, and sediment quality objectives; and,
6. Effectively communicate information from a range of sources to present a more complete picture of the sources, distribution, fate, and effects of pollutants and beneficial use attainment or impairment in the Estuary ecosystem.

The Program actively participated and contributed approximately $168,480 to SFEI for FY 06-07 expenditures on the RMP. This funding to SFEI is in addition to funding provided by the three south Bay public owned treatment works (POTWs), which are also Co-permittees. In addition, Program staff actively participated on a variety of RMP committees and work groups that included the RMP Steering Committee; Technical Review Committee; Sources, Pathways and Loadings Work Group (SPLWG); and, Contaminant Fate Workgroup. In addition, a City of San Jose staff member currently serves as the chair of the RMP TRC. In FY 07-08, the Program will continue to provide financial support for the RMP and actively participate in committees and workgroups.

The RMP budget is generally broken into two monitoring programs: Status and Trends; and Special and Pilot Studies. The following paragraphs provide a brief overview of these programs.

Status and Trends Monitoring Program

The Status and Trends Monitoring Program is the long-term contaminant-monitoring component of the RMP that was initiated as a pilot study in 1989. The Status and Trends Monitoring Program is comprised of four program elements that collect data to address the RMP objectives:

1. The *Status and Trends Monitoring Program* consists of long-term contaminant monitoring to characterize the status and trends for contaminants in water, sediment and biota (bivalves) in the Estuary (Objectives 1,3, and 4);
2. The *Sport Fish Contamination Study* is a triennial screening of fish tissue for contaminants of concern to human health (Objectives 1,3, and 4);
3. The *Episodic Toxicity Monitoring* component investigates potential toxic effects in Estuary tributaries (Objectives 1 and 2); and,

4. The *USGS* conducts two long-term monitoring efforts partially funded by the RMP, including monthly water quality measurements in the deep channels of the Estuary (from the Lower South Bay to the confluence of the Sacramento and San Joaquin Rivers), and sediment transport monitoring and modeling in the northern Estuary.

The RMP summaries provided within this section focus on the latest information available from the Status and Trends Monitoring Program (i.e., 2005). The 2005 information was the fourth year that the Status and Trends Monitoring Program collected water and sediment samples using EPA's Environmental Monitoring Program (EMAP) Generalized Random Tessellation Stratified (GRTS) sample design. This type of design is appropriate for addressing the RMP objective (Objective 1) to describe the spatial and temporal patterns of contamination in the Estuary. Monitoring data are available for downloading via the RMP website using the *Status and Trends Monitoring Data Access Tool* at www.sfei.org/rmp/data.htm.

Pilot and Special Studies

The RMP also conducts Pilot and Special Studies. Pilot Studies usually are designed to investigate and develop new monitoring measures related to anthropogenic contamination or contaminant effects on biota in the Estuary. Special Studies address specific scientific issues that the TRC, SC, or Water Board identify for further study. These additional studies are developed through an open application process, which starts with an applicant submitting a study idea to the RMP Program Manager for discussion at a TRC quarterly meeting.

Summaries of the most pertinent Pilot and Special Studies conducted in FY 06-07 are provided under each summary of pollutant-specific monitoring activities within this section. A summary of past Pilot and Special Studies conducted by the RMP is available on the RMP website (www.sfei.org/rmp/). In addition to providing funding for these studies, Program and Co-permittee staff provided in-kind support on the development, analysis of results and conclusions of each study summarized.

Clean Estuary Partnership

On August 6, 2001, a Memorandum of Understanding (MOU) regarding development of: 1) a Water Quality Attainment Strategy for San Francisco Bay-Delta and Tributaries; and 2) TMDLs for 303(d) pollutants (including mercury) was entered into by the Water Board, Bay Area Clean Water Agencies (BACWA) and Bay Area Stormwater Management Agencies Association (BASMAA). This group is referred to as the Clean Estuary Partnership (CEP).

The mission of the Clean Estuary Partnership (CEP) is to use sound science, adaptive management, and public collaboration to develop and implement technically valid and cost-effective strategies (including TMDLs) that result in identifiable, sustainable water quality improvements for San Francisco Bay. In addition, Program staff participated in CEP Executive Management Board (EMB) meetings, CEP Technical Committee (TC) meetings, pollutant-specific workgroup meetings and CEP Risk Reduction Work Group meetings. A City of San Jose staff member also serves as chair of the CEP TC.

FY 06-07 accomplishments included (but were not limited to) the development of a variety of technical reports and projects. Summaries of information collected during these studies are included under each summary of pollutant-specific monitoring activities provided below. In addition to the SCVURPPP providing funding for these studies, Program and Co-permittee staff provided in-kind support on the design, analysis of results and development of conclusions for each study summarized.

Program participation is tentative for FY 07-08, as the CEP is currently undergoing review and redesign.

BASMAA Monitoring Committee

The purpose of the BASMAA Monitoring Committee (MC) is to discuss and coordinate monitoring activities conducted by the Bay area urban runoff management programs. In FY 06-07, the main emphasis for BASMAA MC representatives, including Program and Co-permittee staff, was to participate in development of the monitoring and pollutant of concern-related sections of the Municipal Regional Permit (MRP). The MRP is anticipated to replace the Program's NPDES permit and other Bay Area Phase I municipal stormwater permits. During FY 07-08, the Program will continue to actively participate in the BASMAA MC.

Mercury Monitoring Activities (Provision C.9.c)

Permit Provision C.9.c. requires the Program to develop and implement a mercury pollution prevention plan. In response, the Program developed a Mercury Pollution Prevention Plan (Mercury Plan) consistent with the Provision. The Mercury Plan was submitted to the Water Board on March 1, 2002 as part of the Program's *FY 02-03 Work Plan*. The Mercury Plan identifies actions that will be implemented at the Program level, municipality level, or both; and provides the schedule for initiation and/or completion of Program-level actions. The details of municipality actions and schedules are included in the individual Co-permittee Work Plans and/or Annual Reports, as appropriate.

During FY 06-07, a variety of mercury-related monitoring activities occurred including sampling and analysis of total and methylmercury in water, sediment, and biota in the Estuary and the Zone 4-Line A (Hayward) watershed; and water quality monitoring conducted by the Program in accordance with the Revised Multi-Year Plan. In addition, a Biosentinel Fish Study began though the RMP. The following summaries briefly describe the results and conclusions of these efforts. A more detailed description of FY 06-07 accomplishments and the prominent mercury pollution prevention activities planned for FY 07-08 are provided within Section 7 - Mercury Pollution Prevention Activities.

Santa Clara Valley Creek Monitoring

In FY 06-07, the Program continued to analyze water samples collected in Santa Clara creeks through the implementation of its Revised Multi-Year Plan. Water samples were collected as screening level indicators of water quality at a variety of creek sites draining urban and rural land use areas. As described in the Program's Revised Multi-Year Plan, grab samples were collected during two seasons (wet and dry).

Mercury concentrations detected in Santa Clara creeks in FY 06-07 ranged between 3.2 ng/L and 14.0 ng/L, below the four-day average mercury water quality objective (25 ng/L) for freshwater bodies in the San Francisco Bay region. A full description of methods, results and conclusions are presented in the Summary Assessment Report (see Appendix C-2).

Regional Stormwater Monitoring and Urban BMP Evaluation (Proposition 13)

As a direct result of the TMDLs for Mercury (Hg) and PCBs, significant load reductions (>50%) are required of Bay Area urban runoff programs. This is a difficult prospect for given there is limited quantitative information on where high concentrations of Hg and PCBs occur in urban

areas. In addition there is little knowledge or experience on how source and treatment control BMPs or maintenance activities that have been designed and are routinely implemented to control other substances may or may not work for Hg and PCBs. In recognition of these information needs, with support from Water Board and BASMAA, SFEI applied for and received a grant from the Proposition 13 Coastal Non-point-Source Pollution Control Program and work began in 2005. The purpose of the grant is to assist BASMAA and the Water Board to implement the Hg and PCB TMDLs through the development of a science-driven consensus on where and how to apply limited resources to meet the TMDL goals.

From 2005 through 2007, Program staff and additional BASMAA representatives have actively participated in the development and provided oversight on the following tasks designed to provide pertinent information in pursuit of the purpose:

1. Mapping Storm Drains: At the completion of the project storm drains from Richmond to San Jose on the east Bay up to San Francisco on the Peninsula will have been mapped.

2. A Geographic Information System: A GIS of land use, watershed/stormwater catchment boundaries, historic industrial areas, PG&E facilities, auto wrecking facilities, 1950s railway lines, crematoriums, known PCB and Hg spill and industrial accident sites, pump stations, wastewater treatment facilities, and rainfall is being used to help design sampling programs, and to estimate discharge from stormwater catchments.

3. Estimates of Sediment Loads: We have developed a conceptual understanding of the supply and magnitude of sediment that passes through stormwater conveyances. This will be used along with the GIS to help determine where contaminated bed sediments occur.

4. Mercury and PCBs White Paper: This 150 page document provides a thorough review of all that is known about Hg and PCBs in urban areas, the potential of commonly applied BMPs and pollution prevention to remove mass, and an analysis of data gaps.

5. BMPs Desktop Evaluation: This report describes the development and outcomes of a spreadsheet model of the application of a combination of feasible and commonly applied BMPs to address the TMDL goals. Preliminary findings suggest the potential to meet the PCB load reduction goals but only limited possibility to meet the Hg TMDL goals. The model will be updated using data collected during the period of this study.

6. Soil/Sediment Sampling: Based on previous products and oversight from BASMAA/Water Board, sample collection is being focused in older industrial areas in Richmond, San Leandro, Hayward, San Jose, Sunnyvale, San Carlos, South San Francisco, San Bruno, Daly City, and Brisbane. The objectives are to better understand the distribution of Hg and PCBs in urban areas and to determine how release occurs (i.e. runoff, wind, wheel tracking, and grain size distribution).

7. Base Flow and Storm Sampling: Based on previous products and oversight from BASMAA/Water Board, sample collection is being focused in older industrial areas in Richmond, Oakland, Hayward, San Jose, and San Carlos. The objective of this sampling is to characterize the distribution of Hg and PCBs is 3 particles sizes (<25, 25-75, and >75 microns) and determine the potential of control of either urban dry-weather flow or early season storm flow for addressing TMDLs goals.

8. Street Sweeping/ Washing Studies and Catch Basin Cleaning: Data will be collected this fall to determine the potential mass removed by these maintenance practices.

9. Pollution Prevention Status Reports: A series of 5 page Status 2007 reports will be written on 1. Instruments containing Hg recycling, 2. Switches/ thermostat recycling, 3. Fluorescent bulb recycling, 4. Battery recycling, 5. Auto / white-good recycling, 6. Compact fluorescent bulb recycling / buyback, 7. Crematoriums / hospitals, 8. building demolition / remodeling, 9.Voluntary PCB in-use reporting and phase-out / PCB equipment I.D. inspection and removal, 10. PG&E PCB change out/ phase out implementation, 11. Small capacitor / light ballast change out, and 12. Auto recycling / shredder waste.

10. Recommended Implementation Activities: Based on a series of meetings with BASMAA reps and Water Board TMDL staff and the scientific information generated in through this project including collation of data from other BASMAA studies, Hg and PCB implementation plans will be written for guidance to BASMAA on how to cost effectively address the TMDL goals. Guidance will include where PCB and Hg are likely to occur in urban areas, what kinds of BMPs and combinations have the best probability to be effective, how existing programs could be focused or enhanced to improve effectiveness, methods for sampling during site evaluations, implementation, and effectiveness monitoring, specific sample preprocessing and lab methods that will yield reliable data, and estimates of implementation costs where information is applicable or available.

The grant is scheduled from completion in FY 07-08. Though in-kind support, Program staff will continue to actively participate and provide oversight to SFEI staff during the completion of this project.

Small Tributaries Loading Study (Watershed #2)

Since 2000, the RMP's Sources Pathways and Loadings Workgroup (SPLWG) has supported the establishment of a "Regional Network of Observation Watersheds". The SPLWG suggested that the RMP:

- Choose watersheds that represent different urban landscapes, different hydrological, climatological, and geological type;
- Provide a testing grounds for development of improved monitoring and modeling techniques;
- Enable a testing ground for management actions and strategies to detect the effect of management actions on long-term trends in loads; and,
- Extrapolate data to other watersheds in each region that are sampled less intensively.

In 2002, the CEP and RMP began jointly funding a mercury and PCBs loading study on the Guadalupe River. Based on the success of this study, the SPLWG proposed adding a second loading study in 2006. After much discussion, a small industrialized watershed in Hayward named Zone 4-Line A was chosen for sampling, which began in October 2006.

Results from this study were not yet available at the time this Annual Report was completed, but information can be found at RMP at http://www.sfei.org/rmp/index.html and an update will be provided in the Programs FY 07-08 Annual Report.

Mercury in Biosentinel Fish in the San Francisco Bay

The Regional Monitoring Program for Water Quality in San Francisco Bay (RMP) funded a three-year pilot study to develop baseline data on mercury concentrations in small fish in San Francisco Bay. The study includes annual monitoring of fixed monitoring stations in 2005 through 2008. The ultimate objective is to develop a monitoring program to evaluate long-term change in Hg bioavailability in the Estuary, including response to wetland modifications and other management actions. The following paragraphs summarize findings from the first year of monitoring in this study.

Eight nearshore locations in San Francisco Bay were sampled with beach seines from November through December of 2005. Multiple composite samples of five to ten individuals each were collected at each sampling location, weighed, measured, and analyzed for whole-body total Hg concentration. Seven small fish species representing a range of vagility and salinity tolerance were captured. Of 97 composite samples analyzed, 39 (40%) had Hg concentrations higher than a proposed 0.03 µg/g (wet-weight) TMDL target threshold. The average wet-weight mercury concentration of the samples was 0.049 µg/g. Mississippi silverside (*Menidia audens*) had higher Hg concentration than other species tested, and bay goby (*Lepidogobius lepidus*) had lower concentrations. For cheekspot goby (*Ilypnus gilberti*), concentrations were significantly higher at Alviso Slough than stations farther north. For Mississippi silverside, concentrations were significantly higher at four South Bay sites than at China Camp or Benicia State Park.

Guadalupe River TMDL for Mercury

The Santa Clara Basin Watershed Management Initiative (SCBWMI) is serving as the stakeholder forum for the development of the Guadalupe River TMDL Report for Mercury. The Guadalupe River Watershed encompasses parts of San Jose, Los Gatos, Campbell, Monte Sereno and the unincorporated Santa Clara County. The Program is a stakeholder in the Guadalupe River TMDL. The Santa Clara Valley Water District (SCVWD) is taking a lead role in the TMDL development process by funding a $900,000 study of mercury sources, fate and transport, and is participating as Co-Chair of the TMDL Work Group and Stakeholder Group. Program staff is also participating in the TMDL process. In addition, the SCVWD entered into a Memorandum of Understanding (MOU) with the Water Board for Phase I and Phase II studies which were funded by the SCVWD.

Since FY 02-03, Program staff, along with other Co-permittee staff, have attended Work Group meetings and reviewed draft technical memoranda developed by the consultant (i.e., Tetra Tech). During July and August 2003, a synoptic survey and preliminary field sampling effort was conducted. The results of the synoptic survey were incorporated into the *Draft Conceptual Model Report* (Tetra Tech, October 2, 2003). Based on the information collected for the conceptual model, a *Data Collection Plan* (Tetra Tech, February 20, 2004) was developed. Sampling in the Guadalupe River watershed, which began in February 2004, included an element to compare total and methyl mercury in creeks draining urban watersheds unaffected by mining (Ross, Canoas and Los Gatos Creeks) to those affected by mining (Alamitos, Guadalupe, Arroyo Calero, Canoas, Randol Creeks and Guadalupe River). Under a contract with the Water Board, the consultant has incorporated the data collection results into the *Final Conceptual Model Report* (Tetra Tech, May 22, 2005). A summary of the findings in this report were provided in the Program's *FY 04-05 Annual Report*.

Building on the information presented in the conceptual model report, Water Board staff released a TMDL Project Report in January 2006 that describes the estimated loads from source categories, TMDL targets and load and wasteload allocations, and preliminary implementation actions. Program, City of San Jose and SCVWD staff presented oral comments to Water Board staff during the SCBWMI TMDL Stakeholder Workgroup meeting on May 14, 2006. The purpose of the meeting was to obtain Workgroup input on the TMDL Implementation Plan.

Public notice of the release of the Basin Plan Amendment (BPA) package is currently scheduled for FY 2007/08, with Water Board hearings tentatively scheduled for the Fall/Winter of 2007. Program and Co-permittee staff will continue to participate in the development of the Guadalupe River Watershed TMDL for mercury by attending meetings and reviewing/commenting on future TMDL reports.

Pesticide Monitoring Activities (Provision C.9.d)

In response to Provision C.9.d of the Program's NPDES Permit, the SCVURPPP developed a Pesticide Management Plan consistent with the Provision. The Pesticide Management Plan, which has many components, is described in Section 6 of the Annual Report. Pesticide-related monitoring activities conducted during FY 06-07 are described below.

Santa Clara Valley Creek Monitoring

During FY 06-07, the Program analyzed water and bedded sediment samples collected in Santa Clara creeks through the implementation of its Revised Multi-Year Plan. Water and sediment samples were collected as screening level indicators of water/sediment quality at a variety of creek sites draining urban and rural land use areas. Specific to pesticides, creek water was analyzed for organophosphate pesticide concentrations and aquatic toxicity (acute and chronic endpoints), while sediment was analyzed for pyrethroid pesticides and sediment toxicity (acute and chronic endpoints). As described in the Program's Revised Multi-Year Plan, water grab samples were collected during two seasons (wet and dry). Sediment samples were collected in September 2006 and May 2007.

Organophosphate pesticides were not detected in the four samples collected from two creeks (i.e., Stevens and Permanente) in the Santa Clara Valley in FY 06-07. Results from three species aquatic toxicity testing also indicated very few problems in Santa Clara Valley creeks. Two sites were sampled two times (wet and dry seasons) during FY 06-07. No significant acute toxic effects (i.e., reduced survival) were observed in the four samples. Growth/Reproduction (i.e., chronic effects) of the test organism *Ceriodaphnia dubia* was inhibited in two of the four samples analyzed.

Sediment samples were collected from 8 sites in FY 06-07. Pyrethroid pesticides *Permethrin* and *Bifenthrin* were detected in 8 of 8 and 2 of 8 sites, respectively. All pesticide detections were observed in samples collected in May 2007. Permethrin concentrations (normalized to total organic carbon) in 7 of 8 samples were above published toxic concentrations (i.e., LC50s), while concentrations of Bifenthrin were below LC50s. In contrast to pyrethroid results, acute sediment toxicity was almost entirely observed in samples collected in September 2006, as opposed to May 2007. In September, 5 of 6 sites exhibited significant sediment toxicity, while only 1 of 5 sites had toxic sediments in May. A full description of methods, results and conclusions are presented in the Summary Assessment Report (see Appendix C-2) and the Pilot Sediment Quality Triad (SQT) Report (see Appendix C-3).

In future years, the Program will continue to coordinate pesticide and toxicity monitoring activities with regional monitoring efforts (e.g., BASMAA and RMP) to ensure that useful and adequate information is being collected. This information should assist the Program in determining the impacts of pesticides on local water bodies.

Copper and Nickel Control Measures (Provisions C.9.a and b)

Management Activities

Copper Action Plan and Nickel Action Plan Reviews

In FY 05-06, Program staff, in consultation with Water Board staff, decided that the SCBWMI Bay Modeling and Monitoring (BMM) Subgroup did not need to conduct semi-annual reviews of the Copper Action Plan (CAP) and Nickel Action Plan (NAP) due to the pending related activities of the Clean Estuary Partnership (CEP) and Water Board regarding the Municipal Regional Permit (MRP).

Limited discussions about how the transition would likely occur to a bay-wide Copper Management Strategy (CMS) occurred within the MRP Work Groups. MRP development related activities were considered higher priority by Water Board staff than CAP/NAP activities during most of FY 2005-2006. Ambient monitoring and trigger criteria were revisited to move towards a consistent and equivalent level of effort expended North and South of the Dumbarton Bridge. The proposed approach North of the Dumbarton Bridge is to rely on RMP data that is collected once per year versus the monthly dry season data collected south of the Dumbarton Bridge. The City of San Jose prepared a report entitled *Re-evaluation of San Francisco Bay Triggers fro Copper and Nickel* (dated April 2006) that evaluated alternative strategies for a consistent bay-wide approach. The report results were presented to Water Board and SFEI staff. The City of Palo Alto continued to offer to convert its Copper Indicators Report to a model for a bay-wide indicators report, if provided the necessary information. New funding mechanisms will need to be identified for on-going implementation of these bay-wide CMS components (stormwater and POTW annual reporting, indicators reporting and ambient monitoring).

The Basin Plan Amendment adopting the North of Dumbarton Bridge Copper site-specific water quality objectives (SSOs), translators, and the CMS was approved by the RWB in June 2007. The Bay-wide CMS will replace what was adopted in the Basin Plan in 2002 as part of the South San Francisco Bay copper and nickel SSO project. The copper control measures and monitoring program has a Bay-wide scope so the majority of existing Basin Plan language pertaining to the implementation of copper and nickel objectives in South San Francisco Bay will be replaced. Chapter 7 of the Basin Plan contains a lengthy, narrative discussion of the project history for developing copper and nickel SSOs in South San Francisco Bay, the associated monitoring program, and the implementation plan for the SSOs. Nearly all of this text is unnecessary, non-regulatory language and is being deleted.

Because SSOs and translators were the only regulatory elements from the South San Francisco Bay project (SFBRWQCB 2002), the only regulatory element from the existing text in Chapter 7 is the specification of copper and nickel translators that apply to wastewater discharges to South San Francisco Bay, so this element will be retained. The South San Francisco Bay copper and nickel SSOs are likewise retained in Chapter 3. The deleted non-regulatory language in Chapter 7 is replaced with more efficient language describing the Bay-wide implementation strategy for copper. There is no Bay-wide implementation strategy for nickel because nickel SSOs have only been adopted for South San Francisco Bay. Chapter 4 of the

Basin Plan states the implementation measures necessary to implement the South Bay nickel SSOs are in the form of numeric nickel effluent limits for South Bay wastewater facilities.

The replacement Basin Plan Amendment language in Section 7.2.2.1 regarding Control Measures for Urban Runoff Management Agencies is as follows:

- *The NPDES permits for urban runoff management agencies shall require the implementation of best management practices and copper control measures designed to prevent urban runoff discharges from causing or contributing to exceedances of copper water quality objectives. Requirements in each permit issued or reissued and applicable for the term of the permit shall be based on an updated assessment of control measures intended to reduce copper in stormwater runoff to the maximum extent practicable. Urban runoff management agencies must implement control measures targeting: vehicle brake pads, architectural copper, copper pesticides, and industrial copper use. Additionally, these permits shall contain requirements to conduct or cause to be conducted: monitoring of copper loading to the Bay at locations and frequency sufficient to track loading trends; and technical studies to investigate possible copper sediment toxicity and sublethal effects on salmonids.*

- *If an ambient trigger concentration in any San Francisco Bay segment (see Basin Plan Section 7.2.2.5) is exceeded, all urban runoff management agencies discharging to that segment shall submit a report to the Water Board that describes best management practices that are currently being implemented and additional measures, with a schedule, that will be implemented to prevent their copper discharges from causing or contributing to the exceedance.*

Implementation of CAP/NAP Baseline Activities

The majority of baseline actions are implemented at the Program level (except for those assigned to San Jose, Sunnyvale and Palo Alto), and are included in the Program's Annual Reports and Work Plans. In mid-2003, the Program identified the following copper control activities that were deemed appropriate to implement at the Co-permittee level:

- CB-1: Measures to reduce copper discharges from vehicle washing operations;
- CB-3: Measures to control copper in discharges of stormwater in targeted industrial sources;
- CB-6, 7: Measures to reduce traffic congestion/promote alternative transportation;
- CB-8: Measures to classify and assess watersheds and improve institutional arrangements for watershed protection;
- CB-11: Measures to improve street sweeping controls and stormwater system operation and Maintenance;
- CB-12: Measures to control copper discharges from pools and spas;
- CB-21: Measures to discourage architectural use of copper; and
- NB-1: Measures to control nickel discharges from construction sites (sediment).

The *FY 07-08 Copper/Nickel Work Plan* and summary of FY 06-07 accomplishments are provided within Appendix C-4. Currently, the Copper/Nickel Work Plan contains twenty-one copper and seven nickel baseline actions. During FY 06-07, some specific accomplishments included:

- The Program distributed approximately 715 Watershed Watch campaign brochures at public events, ZunZun assemblies and through website and hotline requests. In

addition, English and Spanish Watershed Watch (WW) campaign brochures that included outreach on car washing (aimed at reducing copper and nickel; and other pollutant inputs to stormwater) were distributed on request (CB-1).

- The Cities of San Jose and Sunnyvale conducted distributing stand alone vent BMP information to applicable facilities that may be potential sources of copper (CB-3);
- The City of Palo Alto prepared the sixth annual Copper Action Plan Report (CB-4.3);
- Continued to actively support the Brake Pad Partnership (BPP) (CB-5), providing resources to fund and advocate BPP through BASMAA, actively tracking activities of BPP and efforts under the Proposition 13 grant;
- Continued to work with and support the Land Use Subgroup (LUS). Tasks included conducting one workshop (December 2006) relating to impacts on water quality. CB-6 and CB-7);
- Implemented the five year of the Multi-Year Monitoring Plan (Included specific water quality and sediment sampling and analyses for all metals including copper and nickel.) (CB-8.4);
- Continued to implement Co-permittee street sweeping and catch basin cleaning programs consistent with performance standards (aimed at reducing discharges of pollutants, including copper and nickel, to storm drains and receiving waters). Summarized the amount of material collected and miles swept within the Program's jurisdiction (CB-11);
- Continued distributing the updated brochure entitled Keep Pool, Spa and Fountain Water Out of Storm Drains, Creeks, and the Bay (aimed at reducing discharges of pool water, which can contain copper and nickel, to storm drains and receiving waters.) (CB-12);
- Updated the copper "uncertainty studies" research tracking web portal to include additional studies. This web portal is available on the Program's website (www.scvurppp.org). A link to the web portal was also placed on the SFEI website (www.sfei.org)(CB-17(1).
- The City of San Jose continued to monitor dissolved copper and nickel during the dry season (in Lower South San Francisco Bay) as part of their ambient monitoring program (additional information provided below).

Lower South Bay Ambient Monitoring

In February 1997, the City of San Jose, on behalf of all local agencies in the South Bay, began sampling total and dissolved copper and nickel concentrations at ten stations in the Lower South San Francisco Bay (LSSB). In October 1997, two fresh water stations were added, one each in the lower reaches of Coyote Creek and the Guadalupe River, bringing the total number of stations to twelve (Figure 4-1). The sampling design from the CAP/NAP requires monthly compliance sampling. Ten locations in South San Francisco Bay have been monitored to compare mean dry season dissolved copper and nickel concentrations to respective trigger levels. Results from monthly monitoring at ten stations show ambient concentrations continuing to be well below the adopted SSOs of 6.9 ug/L and 11.9 ug/L for copper and nickel, respectively. Ambient concentrations have remained consistent (no upward or downward trend) and below the stringent Action Plan trigger values (established as NPDES permit requirements in 2000) of 4.0 ug/L and 6.0 ug/L for copper and nickel, respectively. The monitoring results are located on http://www.sanjoseca.gov/esd/pub_res.asp, the City of San Jose's Environmental Services Department website

Figure 4-1: Map of monitoring station locations in LSSB (City of San Jose)

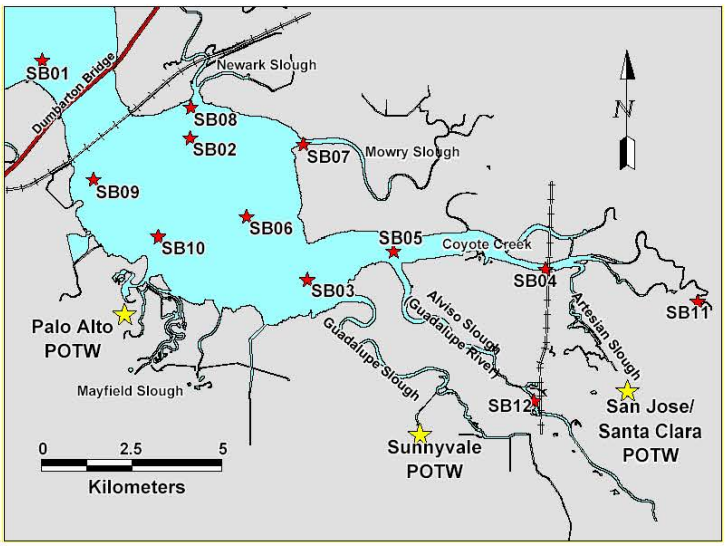

The North of Dumbarton Copper SSO Basin Plan amendment (June 2007) deleted and replaced the above South Bay monitoring program with the following Bay-wide Ambient Monitoring Program (BPA Section 7.2.2.5).

- *The implementation plan establishes copper control measures in order to prevent increases in ambient dissolved copper concentrations. Ambient concentrations of copper in the Bay have remained essentially unchanged from 1993 through 2006 and are not expected to increase in the future. In order to determine systematically if ambient concentrations have increased, specific copper concentration triggers are compared to data collected through the Regional Monitoring Program for Trace Substances (RMP). This is accomplished by calculating every year the three-year rolling mean of RMP copper concentrations in segments of the Bay. These rolling mean concentrations will be compared to trigger concentration values for each segment. The trigger concentrations (shown in Table 7.3) were calculated in order to detect a change (from 2003 concentrations) in dissolved copper concentration of about 1 µg/L with a statistical power of 99%. If the trigger concentration is exceeded in any Bay segment, the Water Board will investigate causes of the exceedance and potential control options and require wastewater and urban runoff dischargers to that segment to investigate whether they have caused or contributed to the exceedance and, if so, to identify and submit a plan and schedule to implement controls to resolve their contribution to the exceedance.*

- *The Water Board will assess the continued appropriateness of the SSOs for San Francisco Bay should conditions change in Bay water quality. Dissolved organic carbon (DOC) will be used as a surrogate measure of the protective effect of Bay water against copper water column toxicity. An analysis and evaluation of trends in DOC data collected through the RMP will determine whether or not additional water column toxicity tests are needed to confirm that the SSOs are protective. In addition, the Water Board will evaluate sediment copper concentration and sediment toxicity data collected through the RMP to assess possible effects related to copper accumulation in Bay sediments. The need for a revaluation of the SSOs or other regulatory actions will be established through the triennial review of the Basin Plan.*

The new dissolved copper (µg/L) trigger concentrations at 99% statistical power for each Bay segment (or portion thereof) are as follows:

Suisun Bay 2.8 µg/L, San Pablo Bay 3.0 µg/L, Central San Francisco Bay and Lower San Francisco Bay (north Hayward Shoals) 2.2 µg/L, Lower San Francisco Bay (south of Hayward Shoals) 3.6 µg/L, and South San Francisco Bay (SSFB) 4.2 µg/L. The RMP will collect three dry season samples per year from each bay segment and five samples per year from SSFB to be used in calculating the 3-year moving average value for annual comparison to the triggers. When implemented, this will result in a significant reduction in SSFB Cu/Ni monitoring requirements.

Future CAP/NAP Approach

Since 2003, the BMM Subgroup determined that further efforts at fine-tuning the CAP baseline activities would likely be unproductive due to certain remaining inherent challenges with the original CAP/NAP language. To assist in the identification of key baseline copper control activities that are most effective in the removal of copper, the Program helped fund preparation of a Clean Estuary Partnership document entitled *Copper Sources in Urban Runoff and Shoreline Activities: Information Update*. This report was prepared as part of North of Dumbarton Cu/Ni SSOs project funded through the CEP and finalized in November 2004.

The CEP also funded a follow-up project to prepare a reporting template and guidance on how the top priority stormwater CMS activities should be implemented and how the effectiveness of those activities should be assessed. The first source assessed was architectural copper in the CEP report entitled *Copper Management Strategy Development Resources, Element 1: Architectural Copper.* The report was reviewed at a Work Group meeting in December 2005. The CEP funded a follow-up report entitled *Copper Management Strategy Development Resources, Version 1* that addressed brake pads, copper pesticides and marine antifouling compounds. Other sources of copper in urban runoff are proposed to be addressed through existing permit requirements and public outreach.

The above information was used in developing the Bay-wide CMS that was adopted in the North of Dumbarton Copper SSO Basin Plan amendment (BPA) that deleted and replaced the above CAP/NAP requirements in the Basin Plan. The BPA changes will not be fully effective until the BPA is approved by the SWB, Office of Administrative Law (OAL) and USEPA. Once this has happened, the corresponding requirements in the stormwater and POTW NPDES permits will also need to be amended to delete the outdated requirements and include the new BPA bay-wide CMS requirements. This will likely occur as part of the MRP issuance and reissuance of the POTW NPDES permits, rather than as permit amendments.

Monitoring Activities

Watershed Monitoring

During FY 06-07, the Program continued to analyze water samples collected in Santa Clara creeks through the implementation of its Revised Multi-Year Plan. Water samples were collected as screening level indicators of water quality at a variety of creek sites draining urban and rural land use areas and analyzed for total recoverable copper and dissolved copper concentrations. As described in the Program's Revised Multi-Year Plan, grab samples were collected during two seasons (wet and dry).

In FY 06-07, total recoverable copper concentrations ranged from 0.65 to 3.6 ug/L in four samples collected from two creeks in Santa Clara County. At the same sites, dissolved copper concentrations ranged from 0.46 – 1.1ug/L.

Dissolved copper concentrations were adjusted for hardness and compared to copper water quality standards for freshwater described in the California Toxics Rule (CTR). Analytical results indicated that only none of the four samples exceeded the Continuous Concentration Criterion (CCC) for copper. A full description of methods, results and conclusions are presented in the Watershed Monitoring and Assessment Summary Report within Appendix C-2.

Brake Pad Partnership

The Brake Pad Partnership (BPP) is a multi-stakeholder effort to understand the environmental impacts of automobile brake pad wear debris (which contains copper). Manufacturers, regulators, stormwater management agencies (e.g., SCVURPPP) and environmentalists are working together to understand these impacts. BPP efforts are aimed at developing an approach for evaluating potential impacts of copper (from brake pad debris) affecting water quality in the South San Francisco Bay. Brake pad manufacturers have committed to adding this evaluation approach (to existing practices) for designing products that are safe for the environment while meeting performance requirements.

To understand the fate and transport of copper from automobile brake pad wear debris, the Program (through BASMAA) continued to financially support the BPP in conducting a set of interlinked laboratory, environmental monitoring and environmental modeling studies. The BPP efforts include the following three environmental modeling studies:

- Air Deposition Modeling—To predict how much brake pad wear debris is released and deposited in the study watershed (Castro Valley);
- Watershed Modeling—To estimate how much copper from the deposited wear debris washes into the storm drainage system and eventually reaches the waters of the South San Francisco Bay; and.
- Bay Modeling—To determine whether and, if so, to what extent copper from brake pad wear debris affects short- and long-term concentrations of copper in the Bay.

In support of these modeling efforts, the BPP conducted additional studies to develop accurate input data for the models. An air deposition monitoring effort provided data necessary for comparison with the air deposition model results. Stormwater monitoring data was collected to help calibrate and validate the watershed modeling. In addition, the BPP is conducting physical and chemical characterization analyses to determine model parameters specific to brake pad wear debris.

In FY 06-07, the BPP completed much of its work on air deposition monitoring; generation and characterization of a representative sample of brake pad wear debris; estimating the amount of copper released to the watershed from brake and non-brake sources; water quality monitoring; and watershed modeling. Available results were presented at a BPP stakeholder meeting on July 31, 2007 in Oakland. The status and/or findings of each project can be found at http://www.suscon.org/brakepad/documents.asp

PCBs and Dioxin Compounds Control Program (Provision C.9.e)

Provision C.9.e. of the Program's NPDES permit requires development of a control program to reduce or eliminate discharges of polychlorinated biphenyls (PCBs) and dioxin-like compounds

from urban runoff conveyance systems from controllable sources (if any). As part of the PCBs/Dioxins Control Program, monitoring activities were conducted by the Program during FY 06-07. In addition, PCBs/Dioxins related management activities are described.

Polychlorinated Biphenyls (PCBs)

The Water Board has placed high priority on addressing PCBs in the Bay and is currently developing a PCBs TMDL. The Water Board released a PCB TMDL staff report and proposed Basin Plan amendment late in June 2007 (*Total Maximum Daily Load for PCBs in San Francisco Bay, Proposed Basin Plan Amendment and Staff Report*, *June 22, 2007*). Program staff are reviewing these documents and assisting BASMAA to develop a comment letter to submit to the Water Board.

The Program has provided leadership to Bay Area stormwater management agencies in their efforts to assist the Bay PCBs TMDL. This included leading a regional study that characterized the distribution of PCBs concentrations in storm water conveyance sediments in Bay Area watersheds. The Program also performed PCBs case studies in selected areas where elevated concentrations of PCBs were found during the regional study and coordinated similar case studies by other Bay Area storm water management agencies. The case studies were aimed at identifying PCBs sources and controls. The Program also prepared work plans for the above regional and local field studies. The work plans included a preliminary list of known sites where PCBs were used, stored and/or released in Santa Clara County. To facilitate regional coordination, the Program led a work group of representatives from BASMAA and Water Board staff and provided a staff to represent BASMAA on the CEP PCBs workgroup.

The Program also completed a report on efforts to develop methods of controlling discharges of PCBs from Bay Area urban runoff conveyances. The study describes 1) past, current and planned efforts to identify PCBs control options in the Bay Area, 2) management practices currently implemented by Bay Area storm water management agencies that may reduce discharges of PCBs from urban runoff conveyances, and 3) potential additional PCBs storm water control options and some of their advantages, limitations and cost factors.

During FY 06-07, the Program continued to work with other Bay Area dischargers and Water Board staff through BASMAA, the CEP and the RMP to coordinate and plan activities related to PCBs and other pollutants of concern. Efforts included providing funding to these organizations, participating in selected stakeholder meetings, committees and work groups and, as appropriate, reviewing and commenting on relevant documents prepared by the CEP, RMP and Water Board staff. Program staff continued to represent BASMAA on the RMP TRC, RMP SPLWG and RMP CFWG. Specific projects related to PCBs are summarized below.

Taking Action for Clean Water

In November 2006, the State Water Resources Control Board awarded the San Francisco Estuary Project (SFEP) a Proposition 50 Coastal Nonpoint Source Pollution grant (Taking Action for Clean Water) that includes several tasks to further implementation of Bay Area Total Maximum Daily Loads (TMDLs). One of these tasks involves PCBs used in historic building materials and aims to help reduce PCB stormwater loads to San Francisco Bay.

The CEP has evaluated available data on sources of PCBs in urban runoff and found that one such source is PCB-containing historic building materials, specifically uncontained materials like sealants, caulking and paint (*Larry Walker Associates, TDC Environmental, and Ann Blake, PCB TMDL Implementation Plan Development, Prepared for CEP, May 2006*). When the

building materials fail or buildings are remodeled or demolished, PCBs are released onto the ground and can be washed off by urban runoff.

The Taking Action for Clean Water project is partnering with the Bay Area Stormwater Management Agencies Association (BASMAA) and its member cities to develop Bay Area-specific Best Management Practices (BMPs) to prevent release of PCBs from building materials into urban runoff during renovation, maintenance and demolition of structures. SFEP will coordinate development of the BMPs by completing trial implementation projects in cooperation with BASMAA and local municipalities. The San Francisco Estuary Institute (SFEI) will obtain Bay Area-specific information about the presence of PCBs in building materials, so that management actions can be targeted specifically to the structures most likely to contain PCBs that threaten water quality. During FY 06-07, Program staff helped develop the scope for the grant application and represented BASMAA during all project activities. In the future Program staff will continue to represent BASMAA during all phases of the project.

Multibox Bay PCBs Fate and Transport Model and Sediment Coring Program
This project is a multi-year program, building on model development efforts already underway, to construct a mechanistic model that will advance our understanding of pollutant behavior in the Estuary and provide a new tool for water quality management. The project goals include: 1) developing a better tool for predicting future pollutant concentrations and testing potential management actions; 2) clarifying the uncertainty of existing model predictions; 3) identifying key areas where fieldwork can reduce uncertainties; and 4) conducting key fieldwork, including sediment coring in the Bay to improve estimates of the PCB inventory and historic loads and tracer experiments to quantify flushing. During FY 06-07, the PCBs multi-box model was independently tested by Tetra Tech and additional testing was conducted by SFEI. A final report on the model is currently being developed and should be released in early FY 07-08.

In concert with Multi-box model development, the RMP/CEP embarked on a joint study in 2006 to collect and analyze 17 sediment cores from the Bay and adjacent wetlands. The study has three objectives: (1) provide a more comprehensive characterization of contamination with depth that can be used to assess future changes, (2) verify the historic loading of pollutants to the Bay and how those loads have changed in the last several decades, and (3) provide valuable data for parameterization and evaluation of the multi-box or other Bay models. The cores were collected in 2006 and have been segmented for radiodating using thorium, cesium and lead. The radiodating process should be completed by early FY 07-08. Depending on the date of the segment, the segments will then be analyzed for pesticides, PCBs, PBDEs, and mercury.

Dioxins

All segments of San Francisco Bay were listed as impaired by certain dioxin compounds in the 1998 and 2002 Clean Water Act Section 303(d) lists. The Water Board opposed the 1998 listing of dioxins in the Bay but was overruled by the USEPA. The 2002 303(d) list designates the TMDL priority for dioxins in the Bay as low, and a schedule for performing a TMDL is not included. The Program understands that the Water Board does not plan to perform a TMDL for dioxins in the Bay. A recent report prepared by the CEP (*Dioxins in San Francisco Bay: Conceptual Model/Impairment Assessment, January 2005*) provides a comprehensive discussion of issues related to dioxins in San Francisco Bay.

The Program has developed and implemented three work plans related to dioxins. In March 2002, the Program submitted an initial work plan. This work plan specified reviewing readily

available data on methods used to characterize dioxins in storm water runoff and surface waters and concentrations typically found in the Bay Area and other areas. The completed review revealed that dioxins have been found in urban runoff in the Bay Area and other locations, and in sediments in the Bay and other estuaries. It was concluded that existing data are not sufficient to characterize the distribution in urban runoff among Bay Area land uses or calculate loadings to the Bay. The second work plan was completed in March 2004 and described the Program's collaboration with other Bay area storm water management agencies to develop an introductory report on dioxins. The completed report emphasized issues related to urban runoff in the Bay area, including regulatory context, impacts, sources, pathways, review of relevant Bay Area, national and international studies, and qualitative review of potential storm water controls. The third work plan was completed in March 2004. It specified that Program Staff will track regional, state and federal efforts to address dioxins and encourage Co-permittees to track, understand, and participate in these programs, as appropriate. A memorandum documenting the results of this tracking was completed in FY 04-05.

During FY 05-06, Program staff surveyed the Co-permittees regarding dioxins pollution prevention actions they currently implement and any related formal policies, resolutions or ordinances already adopted. The survey revealed that Co-permittees currently implement a wide range of activities that may help prevent formation of dioxins. In particular, the survey revealed most Co-permittees are taking measures that may help address what are the potentially the largest contemporary sources of dioxins in the Bay Area: residential wood burning, diesel exhaust and use of the pesticide 2,4-D. Program staff also continued to track regional, state and federal efforts to address dioxins.

Dioxins Control Program - FY 06-07 Activities

During FY 06-07, Program staff prepared a fact sheet on dioxins, which may be downloaded from the SCVURPPP's web site. The fact sheet describes dioxins and how they are produced, the Bay Area regulatory background, potential sources of dioxins to the environment and stormwater runoff, and the Program's accomplishments in addressing dioxins.

Sediment Control Program (Provision C.9.f)

San Francisquito Creek Sediment TMDL

In response to a listing of impairment by sediment under section 303(d) of the Clean Water Act and a need to provide information for a TMDL assessment, two separate (but coordinated) projects have been developed. These projects are the San Francisquito Creek Watershed Analysis and Sediment Reduction Plan (Plan), administered by the San Francisquito Creek Joint Powers Authority (JPA); and the Aquatic Habitat Assessment and Limiting Factors Analysis (AHALFA), managed by the Santa Clara Valley Water District (SCVWD). The Plan fulfills Permit Provisions C.9.f.i and C.9.f.ii of the Program's NPDES permit.

The primary issues driving the TMDL are flooding and degradation of habitat, impacting steelhead trout and other threatened aquatic species. The approach adopted by the JPA and SCVWD in these projects is to assess factors limiting the threatened aquatic species, including but not confined to those related to excessive sedimentation caused by human land use activities. Project products are intended to produce information that will assist the Water Board to confirm or reject the validity of the sediment impairment listing and help identify other causes of impairment to aquatic species and their habitats in San Francisquito Creek.

There were two main objectives for developing the Sediment Reduction Plan. The first objective was to understand the erosion, transport and deposition of sediment in the San Francisquito Creek watershed, focusing on human-related activities that modify hydrology, alter erosion rates or trap sediment. The second objective was to review existing sediment management policies and practices and recommend management measures to effectively reduce erosion and sediment transport in the watershed. The specific tasks for this project are:

1) *Historical Conditions Analysis:* Analyze historical conditions in the San Francisquito watershed, particularly sediment supply, transport, and deposition as they relate to stream and water character;
2) *Existing Conditions Analysis:* Analyze land use, biological resources, stream management and maintenance and designated beneficial uses;
3) *Watershed Sediment Analysis:* Develop a rapid sediment budget for the watershed, detailing sediment sources, sediment sizes, storage and sediment yield;
4) *Assessment of Existing Management Practices:* Assess existing policies and regulations that provide erosion control or channel protection, identified deficiencies and recommended improvements; and
5) *Watershed Analysis and Sediment Reduction Management Plan:* Incorporate all analyses completed in previous tasks and makes recommendations for measures to manage erosion of the identified human-related sediment sources and estimate reduction of sediment load from these measures.

The Watershed Analysis and Sediment Reduction Management Plan (Final Report) was completed in May 2004. The sediment study was funded under a Proposition 13 grant and administered by the JPA. This report can be found at www.cityofpaloalto.org/jpa/references.html.

The *Aquatic Habitat Assessment and Limiting Factors Analysis* (AHALFA) is intended to characterize channel and habitat conditions with respect to factors that limit the steelhead population in the San Francisquito Creek watershed. Information for this analysis came both from direct data collection and analysis and from studies that have already been performed. Data collection and analysis evaluated stressors that limit: (1) aquatic habitat, (2) steelhead (*Oncorhyncus mykiss*), and (3) development of individuals in specific steelhead life history stages within the lower San Francisquito Creek watershed. The study area includes the lower mainstem of San Francisquito Creek and the Los Trancos Creek subwatershed within Santa Clara County.

The AHALFA Final Report was released on June 12, 2006. The study concluded the following:

1. Suitable winter refuge in pools and other habitats is the key limiting factor limiting smolt production within the study area. The primary cause for lack of overwintering habitat appears to be disconnection of upstream sources of material and loss of material due to hydraulic simplification of the watershed. Existing evidence suggests that overwintering habitat was likely to be historically a limiting factor for steelhead in the lower San Francisquito Creek watershed.
2. Juvenile summer rearing and spawning habitat was determined to be degraded in the study area; however increases in quality and quantity of these habitat features would not likely increase smolt production with commensurate increases in winter rearing habitat.
3. Steelhead outmigration success is limited by seasonal drying of the channel, which may be exacerbated when habitat connectivity is interrupted by passage impediments.

4. Limited available water temperature data suggests that temperatures are generally suitable for steelhead in Los Trancos Creek and unsuitable during the summer months in the San Francisquito Creek mainstem.

The Final Report identified key information needs and future studies to extend the temporal and geographic data sources; and to increase the certainty of the analysis. Some of the key recommendations include:

1. Extend the analysis into the upper reaches of the watershed in San Mateo County, with emphasis on the San Francisquito Creek mainstem, Bear Creek subwatershed and Corte Madera Creek subwatershed.
2. Document the location and carrying capacity of critical steelhead habitat for the entire watershed.
3. Conduct smolt outmigrant trapping and determine the timing and magnitude of flows necessary for downstream passage by smolts.
4. Monitor juvenile steelhead populations in established reaches once (fall) or twice (fall and spring) annually.

Additionally, the Water Board released its Preliminary TMDL Project Report for the watershed in July 2007. During FY 07-08, the Program will continue to follow and participate in the sediment-related activities within the San Francisquito watershed.

Upper Penitencia Creek Sediment Management Practices and Source Assessments

The Program developed a *Work Plan for Conducting a Watershed Analysis and Management Practice Assessment in Other Creeks Potentially Impaired by Sediment from Anthropogenic Activities* (Work Plan) in fulfillment of Permit Provision C.9.f.iii paragraph 2. The Work Plan identifies a two-phased approach to assess watersheds previously identified by the Program as high priority for watershed analysis due to the potential for anthropogenic sediment impairment.

Phase I includes conducting a Limiting Factors Analysis (LFA) and sediment management practices assessment. Phase II includes conducting a rapid sediment budget, which will only be conducted when the Phase I study results indicate that excessive sediment from anthropogenic sources is impacting beneficial uses in the watershed.

The Upper Penitencia Creek watershed was identified as a high priority watershed to conduct a watershed analysis focused on sediment. An LFA was initiated in the Upper Penitencia Creek watershed in FY 04-05. The final Upper Penitencia Creek LFA report was included within Appendix C-5 of the Program's FY 05-06 Annual Report.

Based on the results, conclusions and recommended next steps presented in LFA report the Program began conducting two projects in FY 06-07, a sediment management practices assessment and a sediment source assessment. The Upper Penitencia Creek watershed sediment management practices assessment is intended to meet the following three objectives:

1. Document current sediment management practices in the watershed;
2. Assess the effectiveness of these practices in preventing excess sediment reaching Upper Penitencia Creek and its tributaries; and,
3. Recommend improvements to existing practices and/or recommend new practices that are within or outside of the Program's jurisdictional boundaries.

The Upper Penitencia Creek sediment source assessment is deigned to:

1. Identify and locate sediment sources in the upper part of the Upper Penitencia Creek basin using repeat large-scale aerial photographs and limited field reconnaissance, building on previous studies where possible;
2. Characterize the apparent influence of human activities on sediment sources in the watershed;
3. Identify priority concerns and locations for controlling sediment supply and deposition that may impact juvenile steelhead overwintering habitat, with a focus on sources associated with urban runoff (i.e. roads);
4. Recommend general management actions to reduce sediment supply from high priority locations; and,
5. Provide the foundation for future analyses of sediment production, delivery, and yield, which can more thoroughly describe and potentially address sediment-related management issues in an effective and process-oriented manner.

Both assessment reports will be finalized in early FY 07-08 and included in the Program's FY 07-08 Annual Report. Completion of both reports will be coordinated through the Program's Watershed Analysis AHTG.

Saratoga Creek Water Body Assessment

Following Upper Penitencia Creek, Saratoga Creek (upstream of the San Jose Water Company diversion) is the next highest priority creek scheduled for investigation of potential sediment impairment due to anthropogenic activities. In FY 05-06, Program staff began conducting a water body assessment in Saratoga Creek to:

- Evaluate potential sediment impacts to fish/habitat;
- Evaluate Beneficial Use attainment; and,
- Identify data gaps and additional monitoring needs.

In FYs 05-06 and 06-07, the Program used the Unified Stream Assessment (USA) method (developed by the Center for Watershed Protection) on Saratoga Creek to evaluate instream and riparian corridor conditions and associated stressors. In addition, fish population surveys were conducted in fall 2005, spring 2006 and fall 2006 to assess the current population of cold water fisheries within the watershed.

An assessment report that summarize results, findings and recommendations based on all the Program's survey data for Saratoga Creek is currently in draft form and being reviewed by the Program's Watershed Analysis AHTG and the Water Board. After finalizing the report, the AHTG will provide recommended next steps to the Program's Management Committee. Depending on the results, next steps may include conducting a sediment management practices assessment and/or a sediment source assessment in FY 07-08 similar to Upper Penitencia Creek.

Trash Characterization and Management Activities

On November 14, 2001, the Water Board released the document entitled *Proposed Revisions to Section 303(d) List of Priorities for Development of Total Maximum Daily Loads for the San Francisco Bay Region* Report. This report states that "between now and the next 303(d) listing cycle, municipalities will be expected to assess trash impairments in their jurisdiction …", Water

Board staff will review information concerning trash in the next listing cycle to determine whether specific water bodies warrant 303(d) listing. In a proactive response to the 303(d) Staff Report, the Program's Management Committee formed a Trash AHTG (first meeting on February 21, 2002). The Trash AHTG developed a Work Plan (submitted March 1, 2003) to identify a strategy for addressing trash problem areas that occur in or near urban streams and waterways of the Santa Clara Basin.

In Fiscal Years 03-04, 04-05 and 05-06, the Program assisted Co-permittees in completing the following Work Plan tasks: 1) document existing trash management practices implemented by municipalities and agencies within the Program's jurisdiction; 2) identify and map high priority trash problem areas and sources of trash in Santa Clara Basin watersheds; 3) develop a strategy to conduct trash evaluations in or near creeks; 4) sponsor a training workshop on how to use existing trash assessment tools (i.e., Water Board Rapid Trash Assessment Protocol and Keep America Beautiful (KAB) Litter Index); and 5) develop standardized reporting format for documenting and evaluating trash management and monitoring activities. Summaries of Program efforts to complete these tasks have been provided in previous Annual Reports.

Building on the existing Trash Work Plan, the SCVURPPP developed a *Trash Management and Effectiveness Assessment Strategy* in October 2006 that identifies three areas of focus:

1. Trash Problem Area and Source Identification;
2. Pilot Testing and Implementing Trash Control Measures; and,
3. Water Body and BMP Effectiveness Assessments.

The following paragraphs provide summaries of trash-related tasks conducted by the SCVURPPP in FY 06-07. Tasks are organized by the three focus areas listed above.

Trash Problem Area and Source Identification

This task is intended assist Co-permittees in identifying trash problem areas and sources that will allow the effective implementation of trash control measures. This task encompasses Program activities conducted in previous fiscal years and in FY 06-07.

Trash Problem Area Survey

Beginning on November 4, 2003, when Program staff distributed the memorandum entitled *Identification and Documentation of Known Trash Problem Areas*[1]. The memorandum requested that Co-permittees document and compile relevant information regarding known trash problem areas within their jurisdictions. Co-permittee survey responses were submitted to Program staff in late December 2003. Program staff then compiled the trash survey information and converted the location descriptions into spatial coordinates using a Geographic Information System (GIS).

In May 2004, the trash problem area survey results were finalized in a *Trash Problem Area Survey Results Memorandum*. The problem areas survey results memo contains data from 14 out of 15 Co-permittees[2], including the location, reported ownership, trash source, information resource and relevant comments for 195 potential trash problem areas within SCVURPPP's jurisdiction. Sixty-four sites are located in creeks or in close proximity to a creek (i.e., banks);

[1] All SCVURPPP products referenced in this letter are available at www.scvurppp.org.
[2] Given community characteristics, the City of Los Altos Hill s did not submit trash problem areas list.

and 131 sites are located in areas that were not in the creek (e.g., areas near dumpsters, freeway exit ramps, road sides, etc.). The Santa Clara Valley Water District reported 34 trash problem areas within its jurisdiction. The City of San Jose and Santa Clara County, Co-permittees with the largest jurisdictional areas, reported 30 and 24 trash problem areas, respectively. The highest number of trash problem areas was reported for the Guadalupe River and Coyote Creek watersheds with 41 and 35 sites, respectively. These watersheds also represent the largest watersheds in the Santa Clara Basin. Sunnyvale West, Baylands and San Francisquito Creek (within Santa Clara County) had the fewest number of sites with one, six and six, respectively.

Creek and Watershed Trash Assessments

During FY 04-05, Co-permittee staff and volunteers from watershed stakeholder groups conducted a total of 189 trash evaluations (146 using the KAB Litter Index and 43 trash using the Water Board Rapid Trash Assessment Protocol). A summary of the trash evaluation results was provided in the Program's *FY 04-05 Annual Report*.

In FY 05-06, the Program revised the Water Board's RTA Protocol (Version 7.0) to improve the effectiveness of the evaluation tool to better assess trash problem areas in urban streams. The revised Urban Rapid Trash Assessment (RTA) Protocol (Version 1.0) was implemented by Co-permittees for trash evaluations of creek sites. In FY 05-06, a total of 149 unique sites were assessed (128 KAB and 19 Urban RTA). In addition, the Program revised the format for reporting trash evaluation results to improve consistency of Co-permittee responses and to enhance the analysis of trash assessment data on a Program-wide basis.

In FY 06-07, Co-permittees conducted a total of 228 trash evaluations, including 168 trash evaluations using the KAB Litter Index (i.e., non-creek sites) and 60 trash evaluations using the Urban RTA Protocol (Version 1.0) (i.e., creek sites). *Table 1: Summary Results of FY 06-07 Trash Evaluations* (see Appendix C-5) provides scores (for both KAB and RTA trash evaluations) by watershed. A total of 164 unique sites were assessed. The KAB Litter Index was used at 114 sites and the Urban RTA Protocol at 39 sites. A combination of the KAB and Urban RTA Protocol was used at two sites.

Sixty-five sites were evaluated more than once (i.e., two to four times), typically during different seasonal time periods (i.e., late fall/winter and spring/ early summer). The re-assessed sites included 50 non-creek sites and 15 creek sites. Sixty-four percent of the trash evaluations were conducted in the Guadalupe River (n=57), San Tomas Aquino Creek (n=41), Calabazas Creek (n=23) and San Francisquito Creek (n=19) watersheds.

Evaluation scores are provided within the following tables provided with Appendix C-5:

- *Trash Problem Area Evaluations Results by Watershed*
- *Trash Problem Area Evaluations Results by Co-permittee and Watershed*
- *Trash Problem Area Evaluations Results by Assessment Tool*

The following results were observed during FY 06-07:

KAB Litter Index – Non-Creek Sites

The KAB Litter Index uses a four-point scoring system to estimate the presence of litter within a specific area. To ensure consistent KAB Litter Index scoring between Co-permittees, Co-permittee staff reviewed materials developed by Keep America Beautiful. These materials

included written descriptions (on how to score), photographs (which show conditions) and a training video (which detail how to conduct an evaluation). Several Co-permittees increased the resolution of the original KAB litter scale by assigning scores as fractions. The following describes the modified scoring system of the KAB Litter Index: 0 – 1.0 ("no litter"); 1.1 – 2.0 ("slightly littered"); 2.1 – 3.0 ("littered"); and 3.1 – 4.0 ("extremely littered").

- Eighty-five percent of the sites were scored as "no litter" or "slightly littered";
- Fifteen percent of the sites were scored as "littered". Less than one percent were scored as "extremely littered";
- Guadalupe River and San Tomas Aquino Creek watersheds had the greatest number of sites, thirty-six and twenty-nine respectively, that were scored as "no litter" or "slightly littered";
- Guadalupe River and San Tomas Aquino Creek watersheds had the greatest number of sites, eleven and five, respectively, that were scored as "littered"; and
- Only one site in the entire Program's jurisdiction was considered "extremely littered". It was observed in the Guadalupe River watershed. (**Note**: Guadalupe River is the second largest watershed in the Santa Clara Basin and contained the greatest number of sites (n=38) and evaluations (n=57) compared to all other watersheds. As a result, Guadalupe watershed exhibited a wide range of trash conditions).

The majority of trash problem areas in non-creek areas occurred adjacent to roadways (32%), commercial areas (24%) and residential homes (13%) and apartments (8%). Ninety-two percent of the most prevalent trash items reported by Co-permittees during KAB evaluations (n=313) were plastic/Styrofoam (64%) and biodegradeable/paper (28%). Approximately six percent of the remaining trash items observed during these evaluations were a combination of glass and miscellaneous items (includes cigarette butts) (**Note**: the actual number of trash items was not recorded). Sixty-eight percent of the suspected trash sources reported by Co-permittees during KAB evaluations (n=237) included litter from both vehicular traffic (42%) and pedestrians (26%). Approximately twenty-six percent of the remaining trash sources reported was from a combination of litter at commercial areas, illegal dumping, litter at restaurants and litter at schools.

During FY 06-07, a fewer number of trash evaluations were conducted in non-creek areas (n=168) compared to FY 05-06 (n=208). Trash scores were very similar for both years with seventy-eight (FY 05-06) and eighty-five percent (FY 06-07) of all sites scored as "no litter" or "slightly littered". Similar to FY 05-06, there was no consistent pattern in changes of trash condition over time at non-creek sites. In addition, KAB assessment results did not indicate any spatial relationships between littered non-creek sites and creek sites with poor/marginal trash condition. The KAB assessment results were not conclusive for identifying and prioritizing trash problem areas that are sources of litter in the creeks.

SCVURPPP Urban Rapid Trash Assessment (RTA) – Creek Sites

The Urban Rapid Trash Assessment consists of six assessment parameters (with narrative descriptions) that qualitatively rate the trash condition of each parameter on a scale of 0 – 120. The range of scores for each parameter is divided into four categories: "poor", "marginal", "suboptimal" and "optimal". The total site score represents the summation of the six individual parameter scores. For the purposes of this analysis, the total site score was divided into the same four categories: 0 – 30 ("poor"); 31 – 60 ("marginal"); 61-90 ("suboptimal"); and (91 – 120: "optimal").

- Seventy-two percent of the sites were scored as "optimal" (n=21) or "suboptimal" (n=22);
- Twenty-six percent of the sites were scored as "marginal" (n=16); two percent of the sites were scored as "poor" (n=1);

The majority of trash problem areas in creek areas occurred adjacent to roadways (25%), park/trail land uses (23%) and school (16%). Ninety-one percent of the most prevalent trash items reported by Co-permittees (n=146) during Urban RTA evaluations were plastic/Styrofoam (81%) and biodegradeable/paper (10%) (**Note:** trash items are classified and enumerated for a 100 foot section of stream). Over nine percent of the remaining trash items reported, in order of most frequent, were a combination of glass, toxic items, construction materials and metal. Over seventy-four percent of the suspected trash sources reported by Co-permittees (n=109) during Urban RTA evaluations included litter from pedestrians (27%); upstream/stormdrain catchment (19%); and litter from vehicular traffic (14%) and homeless encampments (14%). Approximately twenty-six percent of the remaining trash sources reported were from a combination of litter at schools, recreational areas, illegal dumping, and dumpsters.

During FY 06-07, a larger number of trash evaluations were conducted in creeks (n=60) compared to FY 05-06 (n=27). Overall trash scores for creek sites evaluated in FY 06-07 were generally lower than creek sites evaluated in FY 05-06. Seventy-two percent of the creek sites evaluated in FY 06-07 were scored "optimal" or suboptimal", while ninety-five percent of the creek sites evaluated in FY 05-06 were scored "optimal" or suboptimal". The lower overall scores in FY 06-07 may have been the result of fewer large storms resulting in reduced stream flows during winter and spring season of FY 06-07. This may have resulted in less flushing of litter and debris out of previously identified trash problem areas.

Conclusions

KAB trash evaluation results for non-creek sites indicate that a majority of the trash problem areas have no or limited amounts of litter (i.e., eighty-five percent). Preliminary analysis of sites evaluated more than once indicated that there was no consistent pattern in changes of trash condition over time. In addition, KAB site locations and assessment scores did not appear to have any spatial correlation with location and severity of trash problem areas in creeks. As a result, current implementation of the KAB assessment tool does not appear to be useful approach for identifying potential sources of litter in creeks.

Urban Rapid Trash Assessment evaluation results for creek sites indicate that the majority of the trash problem areas were scored as "optimal" or "suboptimal" (i.e., seventy-two percent). A majority of these sites occurred adjacent to roadways, park/trail land uses and school. These sites contained primarily plastic/Styrofoam and biodegradeable/paper, which are highly mobile litter easily transported by wind and water. Sources of trash were reported to be primarily from littering by pedestrians; upstream/stormdrain catchments, litter from vehicular traffic and homeless encampments. There were no apparent spatial patterns for trash conditions in creeks (i.e., optimal and suboptimal sites were located in upper, middle and lower reaches of watersheds). [

Trash Sources and Pathways Conceptual Model

To better define potential trash sources in urban creeks and transport processes, the SCVURPPP developed a simple conceptual model in FY 06-07. Source and pathway categories described are based on urban creek trash assessments in Santa Clara County and local agency staff knowledge of how trash is deposited and transported to local waterways. The conceptual model identifies four distinct source categories for trash to urban creeks: 1) Pedestrians, 2)

Vehicles, 3) Inadequate Waste Container Management, and 4) Illegal Dumping. Trash from source categories can potentially enter urban creeks by four major transport pathways: a) Stormwater Conveyance Systems, b) Wind Transport, c) Direct Disposal into a Creek, and 4) Downstream Transport. The conceptual model is presented in Appendix C-6.

Prioritizing Trash Source Areas

In addition to the Trash Problem Area Survey finalized in 2004 and the Conceptual Model completed in FY 06-07, the SCVURPPP began a process which may assist Co-permittees in prioritizing watershed areas based on the probability that they are sources of trash to creeks in the Santa Clara Basin. The process is intended to assist Co-permittees in identifying the location of optimal creek assessment sites to detect trends in trash impacts to creeks, and help identify optimal watershed areas where trash control measures could be optimized or implemented in the future. The initial approach selected variables and assigned associated criteria that could be modeled in a GIS. The output would be a map of stormwater catchments that are predicted to be sources of trash. Once specific catchments are identified, ground-truthing may occur to valid the model predictions or refine the parameters/criteria initially used. The project was still underway at the time this Annual Report was completed, so no data are included at this time. A project summary will be completed in FY 07-08 and submitted as part of the Program's FY 07-08 Annual Report.

Pilot Testing and Implementing Trash Control Measures

The second of the four main areas of focus included in the trash strategy is the selection and implementation of appropriate control measures at high priority problem areas. This includes developing a better understanding of potential trash control measures, and beginning the process of implementing structural treatment controls as part of a trash pilot demonstration project. The following are summaries of two tasks conducted in FY 06-07 - Trash Control Measures Toolbox and Pilot Demonstration Project.

Trash Control Measures Toolbox

To gain a better understanding of the best possible treatment and institutional BMPs, a thorough review of literature from government, academic, and commercial entities was conducted by Program staff in FY 06-07. This information was bolstered by discussions with municipal employees that operate trash control measures and with representatives who sell trash control devices. The results of the literature review are presented in 12 technical information sheets which makeup a large portion of the Trash Control Measures Toolbox.

The toolbox is intended to assist stormwater managers, municipal officials, and other stakeholders in understanding what options are available for controlling and capturing trash within the storm drain conveyance system and the urban landscape. Additional information on potential trash impacts on water quality and beneficial uses, and SCVURPPP creek assessments and characterizations is also provided.

Technical information sheets were developed for the following five categories of structural treatment control devices: 1) Catch Basin Inserts, 2) Netting Devices, 3) Hydrodynamic Separators, 4) Racks and Screens, and 5) Litter Booms. Each technical information sheet provides information related to the description/design, applicability/siting requirements, demonstrated performance and/or effectiveness, maintenance requirements, predicted or known costs (capital and operation and maintenance), and a brief overview of reported advantages and disadvantages.

The technical information sheets on institutional controls provide a broad overview of various practices/strategies that have been used to prevent trash to, or remove trash from water bodies. Sheets were developed for the following seven institutional controls: 1) Enhanced Street Sweeping, 2) Storm Drain Signage/Stenciling, 3) Education and Outreach, 4) Volunteer Cleanup Efforts, 5) Improved Trash Bin/Container Management, 6) Anti-littering/Dumping Enforcement, and 7) Source Control through Official Bans/Prohibitions and Legislation. Each technical information sheet provides information related to the description/design, performance and/or effectiveness, predicted or known costs (capital and operation and maintenance), and a brief overview of reported advantages and disadvantages.

The draft version of the toolbox is currently being reviewed by the Trash AHTG and will be publicly available in early FY 07-08 via the Program's website www.scvurppp.org .

Pilot Demonstration of Trash Treatment Controls

In accordance with the Program's FY 06-07 Work Plan, SCVURPPP CO-permittees began to implement pilot trash demonstration projects in FY 06-07. The demonstration projects focus on testing the effectiveness and evaluating the costs of implementing stormwater treatment controls designed to prevent trash from entering Santa Clara Basin creeks and Lower South San Francisco Bay. Co-permittees that have initially agreed to conducted demonstration projects include the City of San Jose, City of Sunnyvale, City of Palo Alto and the Santa Clara Valley Water District. Demonstration projects may include the implementation of catch basin inserts, litter booms in creeks, and pump station redesign elements beginning in Fall 2007. Study designs are currently in early development stages and are therefore not included in this Annual Report. Additional information will be available on the Program's website in FY 07-08 and included in the FY 07-08 Annual Report.

Water Body and BMP Effectiveness Assessments

Assessing the condition of urban creeks (as related to trash) and evaluating the effectiveness of control measure implementation over time is the third focus area identified in the trash strategy. This element is currently scheduled to be completed in FY 07-08 in concert with the implementation of pilot demonstration projects.

Polycyclic Aromatic Hydrocarbons (PAHs)

On July 20, 2006, the RMP held a workshop on the effects of PAHs in San Francisco Bay Sediments. The purpose of the meeting was to reach a common understanding of the state of knowledge regarding the concentration of PAH in sediments and potential effects to estuarine/marine fishes. The RMP invited scientists who address these issues nationally and locally to summarize the status of what we know about sources, fate, and effects of PAH and management strategies for their assessment and control. Finally, the RMP convened a panel of the same experts to address specific questions posed by the management and user community and suggest ways in which the existing assessment of PAH could be improved.

The expert panelists agreed that sediment testing using chemical and biological methods outlined in the USEPA/USACE national testing manuals allow scientists at the management agencies to assess the risk of sediments contaminated with PAH. The panelists also suggested ways in which managers could assess the overall status of the Bay in regards to these issues through the monitoring of the Bay conducted by the RMP.

In FY 2007-2008, there will be a follow-up to this meeting that will specifically allow for more discussion by any and all interested parties. This workshop should be seen as a first step in that process.

Summary of Co-Permittee Street Sweeping Results

A summary of street sweeping activities conducted by Co-permittees is provided within the table entitled *Summary of Co-permittee Street Sweeping Activities- FY 2006-2007* (see Appendix C-7). During FY 06-07, Co-permittees swept approximately 193,110 miles of paved streets and removed approximately 95,066 yd^3 or 61,745 tons of material[3]. Approximately 8,229 yd^3 of leaf litter was removed[4] by Co-permittees who have leaf removal programs other than routine street sweeping. In addition, approximately 133,020 tons of yard waste (which includes large amounts of leaves) was routinely collected by Co-permittees. As a result, yard waste pick-up programs are keeping large amounts of leaves out of Co-permittee storm drain systems.

Evaluation of Effectiveness

One way to measure street sweeping effectiveness is to determine what solids and associated pollutants are collected within street sweeping debris. A typical unit of measure is the total volume of the pollutant removed by the sweeper relative to the curb length swept (e.g., yd^3/curb mile). This unit is typically referred as the removal rate. During FY 06-07, the average Co-permittee removal rate was 0.49 yd^3/curb mile (see Appendix C-7). The Co-permittee removal rate ranged from 0.21 yd^3/curb mile (City of Los Altos) to 0.73 yd^3/curb mile (City of Palo Alto). During FY 05-06, the average Co-permittee removal rate was 0.41 yd^3/curb mile. The effectiveness of street sweeping depends upon a number of factors including accumulation rates of pollutants, the relationship between rainfall and sweeping frequencies, particle size, pavement condition and automobile parking controls[5].

Many studies have shown that street sweeping removes significant quantities of dirt and debris from street surfaces[6]. However, results also demonstrate that the coefficient of variation of copper values and other metals (e.g., lead and zinc) in street sweeping debris is quite high[7]. To illustrate the effectiveness of street sweeping activities for pollutant removal, Program staff estimated the mean pollutant reduction for the following four metals: copper, nickel, lead and zinc. These estimates are provided within the tables entitled *Summary of Co-permittee Street Sweeping Activities and estimated Mean Pollutant Load Reduction for Copper and Nickel- FY 2006- 2007* and *Summary of Co-permittee Street Sweeping Activities and estimated Mean Pollutant Load Reduction for Lead and Zinc- FY 2006- 2007*. Both tables are provided within Appendix C-7. To determine the estimated pollutant load reduction (in pounds), the volume of

[3] To determine the total volume of material removed in tons, it is necessary to convert cubic yards to tons. It is estimated that the average density of street sweeping material is 1,299 pounds per cubic yard (0.6495 tons per cubic yard) (Source: EOA, Inc., October 1996, Estimation of Copper Collected Through Street Sweeping Efforts. Prepared for San Mateo Countywide Stormwater Pollution Prevention Program). A value of 61,745 tons is calculated when 95,066 cubic yards is converted over to tons (95,066 cubic yards* .6495 tons/cubic yard= 61,745 tons).

[4] An additional 1,957 tons of leaf litter was collected by the City of Palo Alto. However, this figure is a combined figure that included the weight of the material collected from street sweeping plus the leaves collected by our autumn leaf pushing and pickup program. Since all of the material (both street sweeping debris and leaves gathered by leaf pusher trucks) is combined and hauled to the landfill in garbage compactor trucks, there is no way to provide a separate figure for leaf removal.

[5] Source: Woodward Clyde Consultants, December 1994. *Street Sweeping Literature Review/Storm Inlet Modification*, Prepared for Alameda County Urban Runoff Clean Water Program.

[6] Source: Sartor, J. and G. Boyd, 1972. *Water Pollution Aspects of Street Surface Contaminants*. Prepared for United States Environmental Protection Agency, Washington, DC.

[7] Source: EOA, Inc, October 1996. *Estimation of Copper Collected Through Street Sweeping Efforts*: Final Report. Prepared for San Mateo Countywide Stormwater Pollution Prevention Program.

material collected (in cubic yards) for each Co-permittee land use type (i.e., residential, commercial and industrial) was determined. This value was then multiplied by the mean concentration of trace metal content for street sweeping samples collected in the study entitled *Chemical and Physical Characteristics of Street Sweeping Sediments in Tampa, Florida, May 1999* and converted over to pounds of pollutant removed. These mean concentration values and the algorithm used to calculate the pounds of pollutant removed are provided within the tables. The estimated mean pollutant load reduction values for each land use type were summed. During FY 06-07, it is estimated that Co-permittees street sweeping activities resulted in the following pollutant load reductions for copper, nickel, lead and zinc:

Land Use Type	**Estimated Mean Pollutant Load Reduction (Pounds)**			
	Copper	Nickel	Lead	Zinc
Residential	1361	2690	2536	3413
Commercial	512	1014	2447	1734
Industrial	308	60	289	237
Total	**2181**	**3764**	**5271**	**5384**

It is important to note that there is uncertainty with these estimates since certain assumptions were made regarding the exact volume of material collected from a particular land use type.

EVALUATION OF EFFECTIVENESS

The success (i.e., effectiveness) of a stormwater management program can be measured using many different assessment methods. Effectiveness assessment is defined as the process that managers use to evaluate whether their programs are resulting in desired outcomes, and whether these outcomes are being achieved efficiently and cost-effectively. The specific approach to be used in assessing effectiveness depends on a variety of factors including the type of program element or activity being evaluated and the stage of program development (i.e., planning, implementation, completion). Effectiveness assessments fall into two general categories:

- Implementation Assessment - Provides managers feedback on the effectiveness of their programs in achieving targeted objectives. This type of assessment is essential in determining whether priority sources of pollution are being effectively addressed. Implementation assessment may include any of three levels of analysis: the overall program, the elements that comprise the program (construction sources, municipal sources, etc.), or the specific activities that are conducted within these program elements. These may range in complexity from simple activities (e.g., verifying the completion of activities) to more sophisticated techniques (e.g., assessing the probable or actual locations of these activities and the significance of their spatial distribution).

- Water Quality Assessment - is the use of sampling data and related information to evaluate the condition of non-stormwater or stormwater discharges and the water bodies that receive these discharges. This can include a variety of chemical, biological, and

physical parameters or outcomes. In instances where water quality assessment is used to draw conclusions about overall program effectiveness, results are usually very general and require extended periods of analysis.

Ideally, the two types of assessments should be linked together to create an integrated assessment, which is process of evaluating whether program implementation is resulting in the protection or improvement of water quality. In this process, relationships between program activities and water quality improvements are explored and refined. Due to the number and variety of BMPs and control programs being implemented at any given time, and because data are limited, establishing these relationships is difficult. Efforts to date often include speculative or hypothetical exercises aimed at better understanding likely program outcomes and potential relationships to water quality. Although costly and difficult to develop, quantitative "cause and effect" relationships will increasingly be sought in the future.

Over time, correlating water quality improvement to programmatic results will assist the Program in identifying the most expedient and cost-effective approaches to planning and assessing their programs. In the interim, the effectiveness of Program monitoring and assessment activities will continue to be assessed using an implementation assessment approach (i.e., were project/program objectives met). In concert with implementation assessments, the collection of data from receiving water bodies continues to inform us about the condition of water bodies in the Santa Clara Valley and allows resources to be focused on the most pressing problems. Conducting both implementation and water quality assessments are necessary steps toward establishing a sound regulatory basis for locally based watershed management described in Section 5.

Effectiveness of FY 06-07 Monitoring and Assessment Activities

In FY 06-07, the Program effectively conducted all tasks stated in its FY 06-07 Monitoring Program and Watershed Management Measures Work Plan. Monitoring and assessment activities were implemented through a variety of programs and projects which include the following: 1) baseline water quality monitoring described in the Program's Annual Monitoring Plan and Watershed Management Measures Work Plan; 2) regional collaborative efforts (e.g. RMP); and 3) active participation in TMDL development. In addition, the Program continued to address the following monitoring program objectives (as stated in the Program's NPDES Permit): (1) characterization of representative drainage areas and stormwater discharges; (2) assessment of existing or potential adverse impacts on beneficial uses caused by pollutants of concern in stormwater discharges; (3) identification of potential sources of pollutants of concern found in stormwater; and (4) evaluation of effectiveness of representative stormwater pollution prevention of control measures. The following paragraphs briefly describe the effectiveness of monitoring activities described in this Annual Report in addressing these objectives.

1) *Characterization of Representative Drainage Areas and Stormwater Discharges*

- *Prioritizing Trash Source Areas* - In FY 06-07, the SCVURPPP began a process which may assist Co-permittees in characterizing watershed areas based on the probability that they are sources of trash to creeks in the Santa Clara Basin. The process is intended to assist Co-permittees in identifying the location of optimal creek assessment sites to detect trends in trash impacts to creeks, and help identify optimal watershed areas where trash control measures could be optimized or implemented in the future.

- *Zone 4 – Line A Loading Study* – Through funding from the Program and other

dischargers, field work was conducted by RMP staff to estimate the loading of sediment-associated pollutants from this small industrialized watershed in Hayward. This data collection contributes to a long term data collection efforts equipped to assess trends in POC loads from local watersheds to San Francisco Bay. In FY 06-07, Program staff were heavily involved in the selection of site and reviewed and commented on the study design.

2) *Assessment of Existing or Potential Adverse Impacts on Beneficial Uses Caused by Pollutants of Concern in Stormwater Discharges*

- *Receiving Water Monitoring* – SCVURPPP water quality monitoring and assessments continue to yield baseline information on the condition of water bodies in the Santa Clara Basin. Potential impacts to beneficial uses are identified in the Summary Assessment Report (Appendix C-2) and the Pilot Sediment Quality Triad (Appendix C-3). Recommended next steps are also outlined to better define the potential issues or management actions that can be implemented.

- *Saratoga Creek Water Body Assessment* – The Program made progress in analyzing two years of screening level monitoring data collected during FY 04-05 and FY 05-06 in the Saratoga Creek watershed. SCVURPPP monitoring data was evaluated with other available data sources to evaluate the status and extent of aquatic life uses in the watershed. The study also assessed the potential effects of excessive sediment deposition on the existing trout population and aquatic habitat. It is scheduled for completion in FY 07-08.

- *Trash Assessment Activities* – During FY 05-06, Co-permittees conducted a third year of trash evaluations at a subset of trash problem areas to establish baseline levels of trash. During trash evaluations, Co-permittee staff, where feasible, identified potential management actions to address trash problem areas (e.g., educational outreach to businesses and schools). During FY 07-08, a trash effectiveness assessment plan will be developed. The plan will likely include water quality (creek evaluations conducted at selected locations) and implementation assessments that will be conducted over time to determine the effectiveness of both existing and planned trash management actions.

3) *Identification of Potential Sources of Pollutants of Concern Found in Stormwater*

- *Upper Penitencia Creek Sediment Source Assessment* – The Upper Penitencia Creek sediment source assessment successfully identified sediment sources in the upper part of the Upper Penitencia Creek basin, and recommended general management actions to reduce sediment supply from high priority locations. The assessment is currently in draft form and will be completed early FY 07-08. It is intended to provide the foundation for future analyses of sediment production, delivery, and yield, which can more thoroughly describe and potentially address sediment-related management issues in an effective and process-oriented manner.

- *Trash Sources and Pathways Conceptual Model* – Based on initial comments, the conceptual model was an effective way to illustrate and define distinct trash sources and pathways to creek. Additionally, it serves as an effective tool to: 1) develop consistent terminology for effective communication between Co-permittees, regulatory agencies and other stakeholders; 2) continue to build conceptual understanding of trash source types present in watersheds and how these sources enter creeks and waterways; and,

3) determine the most optimal and cost effective control points to implement institutional and/or treatment controls.

- *Urban Runoff BMP Evaluation for Pollutants of Concern* – In FY 04-05, SFEI was awarded a Proposition 13 grant to evaluate the effectiveness BMPs in reducing POCs in urban runoff. During FY 06-07, BASMAA member agencies (including SCVURPPP) played an active role in developing studies conducted under the project and participated in technical advisory committee meetings. Results from the project will likely assist the Program in further understanding sources for POCs in urban runoff, specifically mercury and PCBs.

4) Evaluation of Effectiveness of Stormwater Pollution Prevention and Control Measures

- *Urban Runoff BMP Evaluation for Pollutants of Concern* – In FY 04-05, SFEI was awarded a Proposition 13 grant to evaluate the effectiveness BMPs in reducing POCs in urban runoff. During FY 06-07, BASMAA member agencies (including SCVURPPP) played an active role in developing studies conducted under the project and participated in technical advisory committee meetings. Results from the project will likely assist the Program in further evaluation of the effectiveness of control measures for POCs, specifically mercury and PCBs.

- *Changes in Trash Evaluation Results* - Changes in Urban RTA scores at 24 creek sites assessed during multiple years were evaluated. Urban RTA scores indicate improvement in 67% (n=16), reduction in 29% (n=7), and no change in 4% (n=1) of sites assessed in multiple years. Seven sites had higher Urban RTA scores during the second assessment that resulted in changes in ranking from marginal to suboptimal or optimal, while only one site changed from marginal to poor. Trash removal conducted during the initial Urban RTAs and management actions put into place between assessments may have influenced the increase in Urban RTA scores (i.e., better condition) during subsequent evaluation. However, it is difficult to evaluate trends in site condition without more data since seasonal and interannual variability of trash levels for these sites is currently unknown.

Table 4-1
Status of FY 2006-2007 Monitoring Activities[1]

Title/Subtitle	Category/ Monitoring Priority (MP)[2]/ Permit Provision	Origin	Capsule Scope	SCVURPPP Participation	Product(s)[3]	Status Schedule
FY 06-07 Receiving Waters Monitoring and Assessment	Permit Provision C.7(c)	Permit	Conduct water/sediment quality monitoring and biological and physical habitat assessment activities in Santa Clara Basin watersheds to meet Program and Permit monitoring objectives.	Conducted by SCVURPPP	*Watershed Monitoring and Assessment Summary Report: 2002-2007*[4a,b] *Pilot Sediment Quality Triad (SQT) Report – Coyote Creek*	Complete-9/15/07 Complete-9/15/07
FY 07-08 Annual Monitoring Program Work Plan	Permit Provision C.7(c)	Permit	Develop an annual monitoring plan that identifies Program monitoring activities in Santa Clara Basin watersheds that will be implemented in FY 07-08.	Developed by SCVURPPP	*FY 07-08 Annual Monitoring Plan and Watershed Management Measures Work Plan*[4b]	Completed-3/1/07

[1] Projects reviewed and approved by Budget Ad Hoc Table Group for inclusion in Work Plan.
[2] Monitoring Priorities (updated at Monitoring AHTG meeting November 8, 1999):
1) New projects needed to implement the results, and achieve the goals, of current projects.
2) New projects that implement continuous improvement items identified through the annual review process.
3) Projects that support the Santa Clara Basin Watershed Management Initiative in one of the following ways:
a) Investigate Beneficial Uses and Causes of Impairment (including field work)
b) Review and Compile Environmental Data and Make it Accessible
c) Develop Strategies for Controlling Impacts of Land Use on Beneficial Uses
d) Facilitate and Support WMI Subgroups (including coordination with other agencies)
4) Projects identified through participation in regional monitoring collaborative efforts, including the Regional Monitoring Program and BASMAA
[3] Refer to Appendix C-1 for additional details
[4] a) Provided within *FY 06-07 Annual Report*
b) Provided on Program's website (www.scvurppp.org)

Table 4-1
Status of FY 2006-2007 Monitoring Activities, continued

Title/Subtitle	Category/ Monitoring Priority (MP)[2]/ Permit Provision	Origin	Capsule Scope	SCVURPPP Participation	Product(s)[3]	Status Schedule
Receiving Waters Monitoring Quality Assurance Project Plan (QAPP)	MP#2	RWQCB Review of Program's Monitoring Program	Develop and implement a quality assurance and control plan for the SCVURPPP Multi-Year Receiving Waters Monitoring Program.	Developed by SCVURPPP	Draft QAPP	Draft (on hold until MRP monitoring requirements are finalized)
Regional Monitoring Program (RMP) for Water Quality in the San Francisco Estuary	MP #2, Permit Provision C.7(b)	Permit	Provide water quality information needed to manage the Estuary effectively.	Financial contribution and active participation in Committees by Program staff	2006 *Pulse of the Estuary*, various other technical reports (see pollutant specific sections below)	Completed as needed
Clean Estuary Partnership (CEP)	MP #4		Assist in developing sound science, adaptive management, and public collaboration needed to develop and implement technically valid and cost-effective strategies that result in identifiable, sustainable water quality improvements for the Estuary.	Financial contribution and active participation in Committees by Program staff	Various technical reports (see pollutant specific sections below)	Completed as needed
BASMAA Monitoring Committee	MP #4		Coordinate monitoring activities conducted by the Bay area urban runoff management programs.	Active participation in Committee by Program staff	SCVURPPP Summaries	Completed as needed

Table 4-1
Status of FY 2006-2007 Monitoring Activities, continued

Title/Subtitle	Category/ Monitoring Priority (MP)[2]/ Permit Provision	Origin	Capsule Scope	SCVURPPP Participation	Product(s)[3]	Status Schedule
Mercury-related Monitoring Activities	Permit Provision C.9(c)	Permit				
• *SCVURPPP Receiving Waters Monitoring*			Measure water column mercury concentrations in Santa Clara Basin creeks.	Conducted by SCVURPPP	*Watershed Monitoring and Assessment Summary Report: 2002-2007*[4a,b]	Complete-9/15/07
• *Regional Stormwater Monitoring and Urban BMP Evaluation (SFEI)*			Through the completion of a variety of tasks, provide direction to BASMAA and the Water Board on how to apply limited resources to meeting TMDL goals.	Active participation by Program staff	SCVURPPP meeting summaries and SFEI deliverables	Scheduled for completion in FY 07-08
• *Mercury Loadings from the Sacramento and San Joaquin Rivers (RMP)*			Develop annual loading estimates of mercury from the Sacramento and San Joaquin Rivers to the San Francisco Bay	Financial contribution and active participation by Program staff	*See* http://www.sfei.org	On-going
• *Guadalupe River Pollutant Loading Study (RMP)*			Develop annual loading estimates of mercury from the Guadalupe River to the San Francisco Bay.	Financial contribution and active participation by Program staff	*See* http://www.sfei.org	On-going
• *Guadalupe River TMDL for Mercury (SCBWMI)*			Participate in the development of the Guadalupe River Watershed TMDL for Mercury by attending meetings and reviewing technical results and reports.	Active participation by Program staff	SCVURPPP meeting summaries	Completed as needed
• ***Zone 4 – Line A Pollutant Loading Study***			Develop annual loading estimates of mercury and PCBs from a small industrialized watershed (Hayward) to the San Francisco Bay.	Financial contribution and active participation by Program staff	*See* http://www.sfei.org	On-going

Table 4-1
Status of FY 2006-2007 Monitoring Activities, continued

Title/Subtitle	Category/ Monitoring Priority (MP)[2]/ Permit Provision	Origin	Capsule Scope	SCVURPPP Participation	Product(s)[3]	Status Schedule
Pesticide-related Monitoring Activities • ***SCVURPPP Receiving Waters Monitoring***	Permit Provision C.9(d)	Permit	Measure water column organophosphate pesticide concentrations and toxicity in Santa Clara Basin creeks.	Conducted by SCVURPPP	*Watershed Monitoring and Assessment Summary Report: 2002-2007*[4a,b]	Complete-9/15/07
Control Program for Copper and Nickel	Permit Provision C.9.a & b	Permit	Review of the Copper Action Plan and Nickel Action Plan Conduct environmental monitoring via Multi-Year Monitoring Plan Provide funding and technical participation to the Brake Pad Partners (BPP). Review technical results and reports.	Conducted by SCVURPPP Financial contribution	*Copper and Nickel Action Plan FY 06-07 Accomplishments and FY 07-08 Work Plan* *Watershed Monitoring and Assessment Summary Report: 2002-2007*[4a,b] *See* http://www.suscon.org/brakepad/index.asp	Complete-9/15/07 Complete-9/15/07 On-going
PCBs and Dioxin Compounds Control Program • *Taking Action For Clean Water (Proposition 50)*	Permit Provision C.9(e)	Permit	Assessing the concentrations of PCBs used in historic building materials to potentially help reduce PCB stormwater loads to San Francisco Bay.	Active participation by Program staff	*SCVURPPP Summaries*	On-going Completed-7/05

Table 4-1
Status of FY 2006-2007 Monitoring Activities, continued

Title/Subtitle	Category/ Monitoring Priority (MP)[2]/ Permit Provision	Origin	Capsule Scope	SCVURPPP Participation	Product(s)[3]	Status Schedule
• *Multibox Bay PCBs Fate and Transport Model and Sediment Coring Program(CEP/RMP)*			Developing a better tool for predicting future pollutant concentrations and testing potential management actions, 2) clarifying the uncertainty of existing model predictions, 3) identifying key areas where fieldwork can reduce uncertainties, and 4) conducting key fieldwork, including sediment coring in the Bay to improve estimates of the PCB inventory and historic loafs and tracer experiments to quantify flushing.	Financial contribution and active participation in Committees by Program staff	*See http://www.sfei.org*	On-going
• *Dioxins Fact Sheet*			Describe dioxins, how they are produced, regulatory background, potential sources and SCVURPPP accomplishments.	Developed by SCVURPPP	*SCVURPPP Dioxins Fact Sheet*	Completed-1/07
Control Program for Sediment	Permit Provision C.9 (f)	Permit				
• *San Francisquito Creek Watershed*			Track the development of the San Francisquito Creek Watershed TMDL for Sediment by attending meetings and reviewing technical results and reports.	Conducted by SCVURPPP	*SCVURPPP Summaries*	On-going

Table 4-1
Status of FY 2006-2007 Monitoring Activities, continued

Title/Subtitle	Category/ Monitoring Priority (MP)[2]/ Permit Provision	Origin	Capsule Scope	SCVURPPP Participation	Product(s)[3]	Status Schedule
• *Upper Penitencia Creek Watershed*			Provide an inventory and document management practices relevant to erosion processes and sediment transport and deposition within the Upper Penitencia Creek Watershed, and to evaluate the effectiveness of these practices to the extent possible.	Conducted by SCVURPPP	*Analysis of Sediment Management Practices in Upper Penitencia Creek Watershed*	Final report to be completed- FY 07-08
			Conduct a sediment source assessment to identify relatively large sources of sediment in the upper portion of the Upper Penitencia Creek watershed and recommend management practices.	Conducted by SCVURPPP	*Upper Penitencia Creek Sediment Source Assessment*	Final report to be completed- FY 07-08
• *Saratoga Creek Watershed*			Characterize the nature and degree of potential sediment-related effects on a selected indicator species (i.e. Rainbow Trout) in the Saratoga Creek watershed.	Conducted by SCVURPPP	*Water Body Assessment of Saratoga Creek and Tributaries*	Final report to be completed- FY 07-08
Trash Characterization and Management Activities	MP #3c		Effectively address trash issues in the Santa Clara Basin Watershed	Conducted by SCVURPPP	*Trash Problem Area Survey Results- FY 06-07* (including tables)	Complete- 9/15/07
			Define potential trash sources and pathways to urban creeks.	Conducted by SCVURPPP	*Trash Sources and Pathways Conceptual Model*	Complete- 9/15/07

Table 4-1
Status of FY 2006-2007 Monitoring Activities, continued

Title/Subtitle	Category/ Monitoring Priority (MP)[2]/ Permit Provision	Origin	Capsule Scope	SCVURPPP Participation	Product(s)[3]	Status Schedule
			Identify and prioritize watershed areas based on the probability that they are sources of trash to urban creeks.	Conducted by SCVURPPP	*Draft Preliminary Trash Source Assessment for Santa Clara Valley Watersheds*	Scheduled for completion in FY 07-08
			Conduct literature review of possible trash control measures to better understand effectiveness, costs, and maintenance requirements.	Conducted by SCVURPPP	*Draft Trash Control Measures Toolbox*	Completed in 7/07
			Prepare an implementation plan for pilot demonstration projects developed and implemented by Co-permittees.	Developed by SCVURPPP	*To be developed.*	Scheduled for completion in FY 07-08

SECTION 5

WATERSHED MANAGEMENT MEASURES

5. WATERSHED MANAGEMENT MEASURES

INTRODUCTION

During FY 06-07, the Program conducted a variety of watershed-related management measures and activities. They included conducting watershed assessment activities and special studies, and participating in and coordinating with the Santa Clara Basin Watershed Management Initiative (SCBWMI) sub- and core groups. Activities described in this section are consistent with Provision C.10 (i.e., Watershed Management) of the Program's NPDES Permit.

The Program's watershed management strategy (pursuant to NPDES Permit Provision C.10) is to integrate its watershed management efforts with the SCBWMI. Activities that include implementing environmental monitoring and assessment measures are necessary components needed to fully integrate our efforts. Therefore, it is important to note that watershed management measures described in this section are not entirely independent from activities described in Section 4 – Monitoring Activities. Information gained from conducting studies and implementing activities/measures described in both sections have been used (and will continue to be used) in concert to meet objectives outlined in Permit Provisions C.7, C.9, and C.10. They include: (1) characterizing watersheds and stormwater discharges; (2) assessing existing or potential adverse impacts to beneficial uses; (3) identifying potential sources of pollutants of concern; (4) aiding in developing and implementing strategies for controlling adverse impacts on beneficial uses; and (5) assessing the effectiveness of pollutant prevention/control measures.

BACKGROUND

The Water Board encouraged starting the SCBWMI in 1996. The first meetings of the SCBWMI's Core Group and subgroups were held in 1997. During FY 98-99, SCBWMI stakeholders formally joined in a signatory document outlining the SCBWMI's mission, goals and objectives. The Santa Clara Valley Water District and the Cities of San Jose, Sunnyvale and Palo Alto committed additional funds and other resources to the SCBWMI. A Report Preparation Team (RPT) consisting of staff from these agencies developed a plan, schedule, and outline for a Watershed Assessment Report (WAR). The RPT and the SCBWMI subgroups began preparing sections of the WAR soon after.

In late 1999, the Program prepared *Watersheds 2000: A Vision of the Santa Clara Valley Urban Runoff Program's Role in Watershed Management and the Santa Clara Basin Watershed Management Initiative*. This document outlines the Program's long-term vision, roles and responsibilities with regard to the SCBWMI and provides a monitoring/continuous improvement and outreach strategy.

The Program's involvement in the SCBWMI is organized by the concept of continuous improvement, as described in the Program's Urban Runoff Management Plan (URMP). The SCBWMI identifies specific watershed issues and recommendations that are brought to the Program's Management Committee for consideration and action as appropriate. In addition, results from SCVURPPP studies related to watershed monitoring, assessment and management are frequently distributed, presented and discussed with SCBWMI subgroups. This approach creates an informed and coordinated partnership between the Program and SCBWMI.

FY 06-07 SCVURPPP ACCOMPLISHMENTS

1. Bay Area Macroinvertebrate Bioassessment Information Network (BAMBI)

The increased interest in bioassessment within the Bay Area spawned the formation of the Bay Area Macroinvertebrate Bioassessment Information Network (BAMBI) in February 2002. BAMBI is a network of scientists, watershed managers, regulators and community members interested in using biological communities as indicators (i.e., benthic macroinvertebrates) of stream health in the San Francisco Bay Area. The goal of BAMBI is to maximize the utility of aquatic bioassessment in the Bay Area by developing a programmatic and analytical framework for the collection, sharing, analysis and use of bioassessment data. Specific activities conducted by BAMBI in FY 05-06 are presented below. Additional information on BAMBI is provided at www.bayareabugs.org.

BAMBI 2007 Annual Meeting

Since 2002, Program staff has helped coordinate an Annual BAMBI meeting where bioassessment data and analyses can be presented from a local, regional or state perspective. On January 30, 2007, the fifth annual BAMBI meeting was held. Presentations included an update on the development of the Index of Biotic Integrity (IBI) for San Francisco Bay Area creeks, long-term variability of bioassessment data and the effects of urbanization on BMIs. Presenters included UC Berkeley PhD candidates and Program staff. The meeting agenda for the January 30 meeting and presentations by Program staff are included within Appendix D-1.

Index of Biotic Integrity (IBI) for San Francisco Bay Area Creeks

In collaboration with Alameda Countywide Clean Water Program and Water Board staff, Program staff developed a draft Work Plan to outline tasks that should be completed during the development of a Benthic Macroinvertebrate Index of Biotic Integrity (B-IBI) for creeks in the San Francisco Bay Area. An IBI serves as an easy-to-use scorecard for determining the condition of water quality and stream habitat (i.e., stream health) using biological communities. The IBI approach is designed to maximize detection of degradation by controlling for natural variation in biological communities. The San Francisco Bay Area IBI Work Plan was included in the Program's *FY 04-05 Annual Report*.

The Work Plan has six main tasks listed in sequential order:

1. Form Technical Advisory Group;
2. Compile Existing BMI Data from Participating Agencies/Organizations;
3. Standardize Datasets and Import into Database;
4. Develop Reference Conditions;
5. Select Metrics for the IBI; and
6. Develop, Validate and Refine IBI.

During FY 06-07, Program staff contributed substantial in-kind services towards the completion of tasks 1 through 4. The following are status summaries for these tasks:

Task 1: Technical Advisory Group (TAG) - A Technical Advisory Group (TAG) was formed in 2006. The TAG consists of Program, California Department of Fish and Game (CDFG) and USGS staff, UC Berkeley graduate students and other Bay Area municipal stormwater program staff. On June 21, 2006, the TAG met to discuss the initial steps in developing reference conditions for Bay Area creeks. A meeting agenda was included within Appendix D-1 of the

Program's *FY 05-06 Annual Report*. The TAG discussed the B-IBI at the January 30, 2007 BAMBI meeting and provided additional input.

Task 2 – Compile Existing Data – In FY 06-07, Program staff spent a substantial amount of time collecting and compiling existing benthic macroinvertebrate data from eight Bay Area counties. Data sources included the Water Board, municipal stormwater programs and volunteer monitoring programs. Data from approximately 400 sites have been compiled.

Task 3: Standardize Datasets and Import into Database – Datasets compiled in Task 2 were standardized into a format that could be imported to the California Ecological Data Application System (Cal EDAS), which is currently housed at SCVURPPP. All bioassessment data collected through Spring 2005 has been placed in Cal EDAS. In FY 06-07, Program staff began generating data outputs needed to complete Tasks 4-6.

Task 4: Develop Reference Conditions – The development of biological reference conditions for Bay Area creeks is an integral step in completing the B-IBI. Reference conditions provide a way for comparing biological data from a potentially impacted site to a "least disturbed" site. They are also used to determine the degree of impact of a site. On June 21, 2006, the TAG met to begin discussing reference conditions development. As a next step, supplemental physical habitat data is being compiled by Bay Area stormwater programs to objectively define reference condition attributes used to test and select appropriate biological metrics used to develop the B-IBI.

In FY 07-08, Program staff plans to continue supporting and actively participating in BAMBI activities, with specific objectives to complete a Draft Provisional B-IBI for San Francisco Bay Area creeks.

2. Stream Studies Inventory

The Watershed Assessment and Monitoring Subgroup (WAMS), an entity within the SCBWMI, has a mission to provide the SCBWMI with a solid scientific foundation for watershed planning. One of WAMS's tasks is to coordinate the SCBWMI's data collection and data management efforts with stream monitoring studies within the Basin. The *Inventory of Santa Clara Basin Stream Studies* (SSI) is a result of this task and was initially prepared by the Program in November 1998. The purpose of the SSI is to promote inter-agency awareness of environmental investigations within riparian corridors and to facilitate coordination of related data collection and management. It also describes stream-related multi-stakeholder studies and projects that were in-progress in the Santa Clara Basin. The SSI was updated, revised and reissued in February 2000 (Version 2.0), July 2001 (Version 3.0), August 2002 (Version 4.0), November 2003 (Version 5.0) and June 2005 (Version 6.0).

On September 15, 2006, the Program finalized the *Inventory of Santa Clara Basin Stream Studies (Updated Version 7.0)*. This version describes twenty-nine related multi-stakeholder studies and projects that recently started or are in-progress within the Santa Clara Basin. Information for seven new studies was added to the updated version and twenty-two ongoing projects were updated with current information. Eight projects listed in the SSI Version 6.0 Report were determined to be complete or discontinued. As a result, they are not included within the updated SSI Version 7.0. Information describing the completed studies was archived into the Program's metadata database.

In FY 07-08, the Program will develop a needs assessment and scope related to the SSI. The

intent is to assess the utility of the SSI in its current form and the cost and feasibility of making the SSI web-based.

3. Watershed Data Management

To comply with its NPDES permit, the Program compiles, develops and analyzes a variety of data sets and reports. Most of this data is collected and generated as part of the Program's environmental monitoring and assessment activities. A majority of the information collected and used by the Program originates from different municipalities and agencies that conduct studies within Program jurisdictional boundaries.

The Program developed a relational database as an initial task to systematically describe and document data used for its activities. The intent of the database is to demonstrate its usefulness of how to systematically and efficiently collect and document all of the relevant data used in the Program's activities. In addition, the database was designed to explore the feasibility of eventually expanding and coordinating its maintenance and use with other agencies and organizations in the Program.

The SCVURPPP metadata database currently stores information on watershed studies described in the updated SSI Version 7.0 as well as archived information from previous versions of the SSI. The database was also developed to produce a report listing current project information in a format similar to previous SSI Reports. The project summaries of the 2003 SSI report were produced from the database. In addition, the Program database provides querying capabilities for watershed information listed in both the SSI and SCBWMI's Metadata Database.

The SCVURPPP Metadata Database guidance manual entitled *SCVURPPP Metadata Database Program User Documentation* is also available. The manual describes software and hardware requirements, installation procedures, data entry procedures and querying techniques for watershed information listed in both the SSI and SCBWMI's Metadata Database. The *SCVURPPP Metadata Database Program User Documentation* can be found on the Program's website (www.scvurppp.org).

4. Develop Strategies for Controlling Impacts of Land Use on Beneficial Uses

During FY 06-07, the Program collaborated with the SCBWMI Land Use Subgroup on the following activities:

- On December 6, 2006, the Program, in collaboration with the Land Use Subgroup (LUS), planned and held the workshop entitled "Where San Jose Meets the Bay: Don Edwards National Refuge Walking Tour". Information provided during the tour included: the interactions between urban/suburban activities and natural habitats; how salt marshes help restore water quality; effects of freshwater discharges on the Bay; and how to landscape with native plants. The workshop attracted 33 participants. Evaluation forms showed that the vast majority of participants gave the workshop high remarks (see evaluation summary within Appendix A-5).
- Prepared and submitted two proposals for sessions at the 2007 California Chapter of the American Planning Association (CCAPA) Conference scheduled for 9/30/07- 10/03/07 in San Jose. Both proposals were accepted. One session will focus on how "smart growth" development can help improve water quality, including promoting alternate modes of transportation. The other session will be a mobile workshop in which attendees will visit

three sites to view existing post-construction stormwater controls, including pervious paving and vegetated swales used in parking lots.

- In Fall 2006, Program staff requested that Santa Clara Valley Water District staff attend a future LUS meeting to present recommendations from the Water District's Stewardship Plans that address the connections between land use, transportation, and water quality. District staff attended the March 2007 LUS meeting and made this presentation. The LUS is will continue to coordinate with District staff regarding stewardship plan implementation.
- At the July 11, 2007 LUS meeting, Program staff provided an update of San Mateo County's Sustainable, Green Streets and Parking Lots Program. This program, initiated to directly address the connection between motor vehicle transportation and water quality, is funded by motor vehicle registration fees. It is designed to generate support for the widespread use of stormwater pollution prevention; and treatment and flow control BMPs that are well suited for use within streets and parking lots.

Table 5-1
Status of FY 2006-2007 Watershed Management Measures Projects[1]

Title	Category/ Monitoring Priority (MP)[2]/ Permit Provision	Capsule Scope	Product(s)[3]	Status Schedule
FY 06-07 Rapid Bioassessments	Permit Provision C.7 and C.10	Evaluate water and physical habitat quality in Santa Clara Basin Watersheds.	*Watershed Monitoring and Assessment Summary Report: 2002-2007*[4a, b]	Complete-9/15/07
Bay Area Macroinvertebrate Bioassessment Information Network (BAMBI)	MP #4	Collaborate with other BASMAA member agencies to develop regional bioassessment tools necessary to provide context to bioassessment data collected in Santa Clara Basin creeks.	BAMBI – annual meeting agenda and three PowerPoint presentations[4a]	Completed-1/30/07

[1] Projects reviewed and approved for inclusion in Work Plan by Budget Ad Hoc Table Group.
[2] Monitoring Priorities (updated at Monitoring AHTG meeting November 8, 1999):
1) New projects needed to implement the results, and achieve the goals, of current projects.
2) New projects that implement continuous improvement items identified through the annual review process.
3) Projects that support the Santa Clara Basin Watershed Management Initiative in one of the following ways:
   a) Investigate Beneficial Uses and Causes of Impairment (including field work)
   b) Review and Compile Environmental Data and Make it Accessible
   c) Develop Strategies for Controlling Impacts of Land Use on Beneficial Uses
   d) Facilitate and Support WMI Subgroups (including coordination with other agencies)
4) Projects identified through participation in regional monitoring collaborative efforts, including the Regional Monitoring Program and BASMAA.
[3] Refer to Appendix C-1 for additional details.
[4] a) Provided within *FY 06-07 Annual Report*
b) Provided on Program's website (www.scvurppp.org)

Table 5-1
Status of FY 2006-2007 Watershed Management Measures Projects[1]

Title	Category/ Monitoring Priority (MP)[2]/ Permit Provision	Capsule Scope	Product(s)[3]	Status Schedule
Stream Studies Inventory	MP#3b	Promote inter-agency awareness of environmental investigations within riparian corridors and facilitate coordination of related data collection and management.	*Inventory of Santa Clara Basin Stream Studies (Version 7.0) Report* [4a,b]	Complete-9/15/06
Watershed Data Management	MP#3b	Develop a metadata database that is focused on description, documentation, and indexing of the data sets, sources, and reports	Updated Metadata Database	Ongoing
WMI Watershed Assessment and Monitoring Subgroup (WAMS)	MP#3d	Provide administrative support to WAMS.	Meeting summaries	Completed as needed
WMI Environmental Indicators Work Group (Work Group "I")	MP #3d	Provide comments on prototype environmental "score card" assessing the health of the Coyote Creek mainstem.	Comments on draft environmental "scorecard"	Completed 8/06
Support for Land Use Subgroup	WMI Subgroups MP# 1, 3c, 3d	Provide administrative support and leadership for the Land Use Subgroup. Maintain the subgroup mailing list; prepare and distribute agendas; chair meetings; edit and distribute meeting summaries; liaison to, and correspond with, the SCBWMI Core Group other subgroups as needed; update workplans; facilitate interaction between consultants and the subgroup; summarize, compile, and convey subgroup products.	Workshop agenda and evaluation summary – *"Where San Jose Meets the Bay: Don Edwards National Refuge Walking Tour"*	Completed 12/6/06

SECTION 6

PESTICIDE MANAGEMENT

6. PESTICIDE MANAGEMENT ACTIVITIES

INTRODUCTION

The goals and objectives of the Program's Urban Runoff Management Plan (URMP) include: effectively prohibiting non-storm water discharges to storm drains and watercourses; reducing pollutants in storm water discharges to the "maximum extent practicable" (MEP); and not causing or contributing to violations of water quality standards, as required by the Program's NPDES permit. The Program's approach to meeting these goals and objectives focuses on the use of best management practices (BMPs) for source control and pollution prevention.

The Program's approach to pesticide management has a similar focus on source control and pollution prevention. Program BMPs for pesticide management have included significant outreach efforts to residents, businesses, and municipal staff to provide education and achieve behavior changes relative to uses of pesticides and less toxic pest control methods. Outreach efforts have been supplemented by monitoring studies to define the problem; participation in regional monitoring and organizations to address pesticide issues; and development of performance standards and local pest management plans.

BACKGROUND

Diazinon and chlorpyrifos have been identified in recent studies as causing toxicity in local creeks and wastewater treatment plant effluent. In May 1999, the U.S. Environmental Protection Agency (USEPA) listed San Francisco Bay and 35 Bay Area urban creeks as impaired by diazinon under Section 303(d) of the Clean Water Act (CWA). The 303(d) listing triggered the need for USEPA and the State to develop Total Maximum Daily Loads (TMDLs) for the impaired waterbodies. The San Francisco Bay Regional Water Quality Control Board developed a draft TMDL work plan that calls for an urban creeks diazinon TMDL to be developed by June 2002, followed by an Implementation Plan by June 2003.

The Program's NPDES Permit Provision C.9.d. includes specific requirements for a pesticide control program. The Program and Co-permittees must develop and implement a pesticide control plan that addresses municipal uses of pesticides, including diazinon and other lower priority banned pesticides (e.g., chlordane, dieldrin, and DDT) and the use of these pesticides by others within municipal jurisdictions. The permit provision also requests that the Program continue to work with the Urban Pesticide Committee, BASMAA, and the California Stormwater Quality Association Pesticide Committee to assess impacts of pesticide use and encourage actions by other state and federal agencies.

As required by Permit Provision C.9.d., the Program developed a Pesticide Management Work Plan (Pesticide Plan) and submitted it to the Water Board on June 26, 2001. The submittal to the Water Board included a preliminary draft Pest Management Performance Standard and municipal pesticide use surveys completed by each Co-permittee. After receiving comments from Water Board staff, the final Pesticide Plan and Pest Management Performance Standard were provided in the Program's *FY 02-03 Work Plan* (dated March 1, 2002).

The purpose of the Pesticide Plan is to control pesticide-related toxicity in urban runoff, by minimizing pesticide use and reducing the amount of pesticides in storm water and landscape runoff to the maximum extent practicable. The Plan identifies the goals of each work plan element, actions, monitoring mechanisms and schedules. The Plan also identifies whether

actions will be implemented at the Program level, municipality level, or both. The details of municipality actions and schedules were provided in individual Co-permittee pest management plans submitted with the Co-permittees' FY 00-01 Annual Reports.

During FY 06-07, the Program continued to implement ongoing Pesticide Plan tasks. This Annual Report provides information on the progress of these ongoing tasks.

PAST PESTICIDE MANAGEMENT ACTIVITIES

The Program has, since its inception, actively participated in a number of activities aimed at understanding water quality problems in creeks and San Francisco Bay and reducing pollutants, including pesticides, to the MEP. The Program's earlier Work Plans and Annual Reports have presented the history of the Program's and Co-permittee's pesticide-related activities in the areas of monitoring and science, outreach and education, URMP implementation and correspondence with Water Board staff regarding these activities.

IMPLEMENTATION OF FY 06-07 PESTICIDE MANAGEMENT TASKS

Table 6-1 presents the status of the FY 06-07 ongoing pesticide management tasks. The table references tasks in the SCVURPPP Pesticide Plan (rev. 2/15/02) and the related performance standard and/or permit provision. More details on the accomplishments for and effectiveness of some of the key elements of the Pesticide Plan are provided below.

Outreach and Education

Highlights of Program PI/P activities specifically related to pesticide use that were accomplished in FY 06-07 include:

- IPM Store Partnership Program – The Program contributed funds to and participated in the Regional IPM Program and implemented the local IPM Partnership Program in 29 stores. The participating stores had in-store "Our Water Our World" displays and IPM fact sheets and stocked less-toxic products. Program staff routinely visited the participating stores for restocking literature racks and updating shelf-talkers. The Program contracted with Ms. Annie Joseph for store employee training. Ms. Joseph trained approximately 150 employees representing 12 stores. In addition, Ms. Joseph worked with three participating stores, SummerWinds (Campbell), Ace Hardware (Palo Alto) and Payless Nursery (San Jose) to implement the "Increasing Shelf Space for Less-Toxic Products" projects. Her work included: 1) meeting with pesticide buyers at stores; 2) motivating them to increase the store's inventory of less-toxic products; and 3) building endcaps showcasing these products. More details on this project are included in Appendix B-8.
- Media Advertising – Messages about less-toxic pest control were included within Watershed Watch advertising. A new advertisement entitled "Watch Out for Toxic Pesticides" was developed and used. Advertisements were placed in local community newspapers and radio stations. Additional details on the media campaign are included within Section 3 and Appendix B-3.
- Outreach at Events – Program, Co-permittee and Watershed Watch staff conducted IPM outreach at five events. More than 4,000 IPM fact sheets, brochures and giveaways (pencils, activity books, magnets, etc.) were distributed to the public.
- Going Native Garden Tour – The Program provided funding to support the Going Native Garden Tour held on April 29, 2007. Approximately 3,000 people attended the tour. The tour featured 45 gardens that demonstrated environmentally sensitive gardening practices.

- Outreach to Restaurants - The Program continued to provide copies of the "Don't Lay a Table for Pests" poster to County Health inspectors for distribution to food facilities

Monitoring and Science

Monitoring and TMDL-related activities that were accomplished in FY 06-07 include:

- Continued to fund the Regional Monitoring Program ($168,480) and participate in the Regional Monitoring Program (RMP) steering and technical committees to focus RMP resources on 303(d) problem pollutants (including pesticides);
- Attended the Urban Pesticide Committee meetings and participated in discussions on pesticide impacts on local water bodies;
- Supported actions by the California Stormwater Quality Association (CASQA) to comment on and assist with USEPA's pesticide risk assessments. The Program's dues helped fund the CASQA consultant contract covering comment letters on risk assessments and other pesticide-related tasks.
- Completed fifth year of sampling for the Program's Multi-Year Receiving Waters Monitoring Program. Conducted organophosphate pesticide analyses and three species aquatic toxicity testing of samples collected at two sites in the Stevens Creek watershed and two sites in the Permanente Creek watershed.
- Collected and analyzed bedded sediments for pyrethroid pesticides from eight sites, and conducted sediment toxicity testing (i.e., bioassays) on sediments from six sites in the Coyote Creek mainstem.

Additional information on monitoring and science activities, including results, is provided within Section 4 and the *Watershed Monitoring and Assessment Summary Report: 2002-2007* included within Appendix C-2.

URMP Implementation

Pest Management Performance Standard

The Program's 2004 Urban Runoff Management Plan (URMP) contains a model Pest Management Performance Standard (PMPS) approved by Water Board staff that: 1) limits the use of pesticides that are known to cause or contribute to impairment of receiving waters; 2) requires use of least-toxic pest control methods by municipal employees at municipally-owned facilities; and 3) meets other requirements of NPDES Permit Provision C.9.d. The PMPS includes guidance to Co-permittees on work plan tasks and legal authority needed to implement the standard, and BMPs for protecting water quality if pesticides must be used after implementing an IPM program. The Co-permittees have updated their local URMPs to include the PMPS and have been implementing the PMPS since FY 01-02.

Local Pest Management Plans

Co-permittees completed their local pest management work plans and submitted them as part of their FY 00-01 Annual Reports (September 15, 2001). Implementation of these Work Plan tasks began in FY 01-02. Efforts to date are described in Co-permittees FY 06-07 Annual Reports.

EVALUATION OF EFFECTIVENESS

Outreach and Education

Outreach and education tasks related to pesticide reduction are evaluated in Section 3 and Table 3-1.

Monitoring and Science

The Program and Co-permittee staff completed all environmental and programmatic monitoring tasks that were planned for FY 06-07. This included conducting, funding and/or participating in local and regional monitoring activities. A full description of these activities and an assessment of how effective these activities were in meeting monitoring program objectives are included in Section 4 – Monitoring Activities.

URMP Implementation

Program staff successfully worked with the Pest Management AHTG, Water Board staff and other interested parties to complete a revised version of the Pest Management Performance Standard (PMPS) that was acceptable to all parties involved. The Co-permittees are now in the process of implementing the PMPS. The Co-permittees have evaluated their local pest management efforts during FY 06-07 in their individual Annual Reports.

Table 6-1
Status of FY 06-07 Pesticide Management Tasks[1]

Task[1]	Updated Schedule	Status
I. Municipal Pesticide Use		
I.A.1 Develop and implement a process for tracking pesticide use on municipally owned property (PS#8). Include in the process reporting and justification for the use of OP pesticide and BMPs employed during OP pesticide use.	Annual Reporting	**Completed/Ongoing** – The Pest Management Performance Standard includes a suggested reporting process, which the Co-permittees implemented for the FY 01-02 Annual Report. The first year was focused on reporting use of organophosphate pesticides, particularly chlorpyrifos and diazinon. For the FY 02-03 Annual Report, Water Board staff requested Co-permittees to submit pesticide use summaries and not actual data. This practice was continued for the FY 06-07 Annual Report.
Monitoring Mechanism 1.A.1 Document completion of tasks in annual reports. Use pesticide-tracking process to document pesticide use.	Annually	**Completed/Ongoing** – Pesticide use summaries are included in Co-permittee FY 06-07 Annual Reports.
II. Public Education and Outreach		
II.A.1 Implement the Watershed Education & Outreach (WE&O) Campaign targeting the general public and include messages about less-toxic pest control and proper disposal. The Campaign will include extensive media campaign with South Bay English- and Spanish-language TV and radio stations.	Began development FY 00-01; Ongoing through 06-07.	**Completed/Ongoing** – New print and radio advertisements were developed and placed in community newspapers and broadcast on various radio stations. Advertisements ran from July 2006 through September 2006, and April 2007 through June 2007.

[1] The status of the complete set of Program Pesticide Plan tasks is presented in Table 6-1 of the Program's *FY 03-04 Annual Report*.

Table 6-1, continued
Status of FY 06-07 Pesticide Management Tasks

Task[1]	Updated Schedule	Status
II.A.2 Develop simple, effective, targeted messages regarding proper pesticide use and disposal, effects on water quality, and IPM.	Ongoing as needed	**Completed/Ongoing** — A new ad "Watch Out for Toxic Pesticides" was developed and used. Additional details are included within Section 3 of this Annual Report.
II.A.3 Prepare appropriate outreach materials (e.g., fact sheets or a consumer guide regarding pest control services) to address target groups.	Ongoing as needed	**Completed/Ongoing** -- Developed through BASMAA participation. The Program continues to participate in BASMAA's Regional IPM Partnership and Media Relations efforts to develop new IPM fact sheets and press releases. The Program purchased and distributed large quantities of the fact sheets.
II.A.4 Identify and attend community events and distribute outreach materials. (Program will attend events strategic to the WE&O Campaign.)	Annually	**Completed/Ongoing** -- Program staff, Co-permittee representatives and Watershed Watch consultant staff conducted IPM outreach at five community events during FY 06-07. The IPM display was used at some events. OWOW fact sheets and brochures (e.g., "Grow It!" Guides,"Backyard Bugs" and "Pests Bugging You?") were distributed. (See Section 3 of this Annual Report for details).
II.A.6. Create, update, and publicize web sites to promote IPM and reduce pesticide use.	Completed 6/02; Update as needed.	**Completed/Ongoing** -- The Watershed Watch website was launched in September 2001 and is continually updated. The website directs browsers to call the toll-free number to the Program office for information on less-toxic pest control. A web page specifically for IPM was completed in June 2002 and is updated regularly. The web page also includes many pages in Spanish and links to other sites with information on IPM.
II.A.7 Coordinate with the Master Gardeners program and use their services to train residents. Provide IPM training	Ongoing as appropriate	**Completed/Ongoing** – Since FY 01-02, Program staff has worked with Master Gardeners and San

Table 6-1, continued
Status of FY 06-07 Pesticide Management Tasks

Task[1]	Updated Schedule	Status
and information on water quality impacts of pesticide use to Master Gardeners as needed.		Jose Community Garden staff to conduct IPM training programs for community gardeners. From FY 02-03 to FY 04-05, the Program conducted community IPM workshops in coordination with Watershed Watch, United Neighborhoods, Guadalupe Gardens, the Santa Clara County Household Hazardous Waste Program and Master Gardeners.
II.A.8 Create and/or publicize existing IPM demonstration gardens (such as the garden at the San Francisco Bay Wildlife Refuge in Alviso).	Began FY 01-02; Ongoing	**Completed/Ongoing** – Since FY 01-02, the Watershed Watch Campaign has partnered with the Don Edwards San Francisco Bay Wildlife Refuge at Alviso. The Alviso site has a pesticide-free native plant demonstration garden. Workshops at this location are promoted on the Watershed Watch website. Since FY 03-04, the Program has been providing promotional support for the Going Native Garden Tour. In FY 06-07, approximately 3,000 people attended the tour which featured 45 gardens. Featured gardens demonstrate environmentally sensitive gardening practices which include the use of native plants, water conservation, landscaping to prevent urban runoff, reducing pesticide and fertilizer use, etc.
II.A.9 Continue to fund BASMAA Regional Media Relations Campaign featuring pitches to Bay Area media and responses to breaking news on pesticide-related topics.	Ongoing.	**Completed/Ongoing** – SCVURPPP funded this campaign as part of its BASMAA baseline dues for FY 06-07. Program staff participated in meetings of the work group and reviewed draft products. (See Section 3 of this Annual Report for additional details)

Table 6-1, continued
Status of FY 06-07 Pesticide Management Tasks

Task[1]	Updated Schedule	Status
II.A.11 Identify consumer and business publications that could include articles about IPM or less toxic pest management, submit articles or letters to the editor, and encourage them to print them.	Ongoing	**Completed/Ongoing** -- An article describing impacts of pesticide use on water quality and containing hints for pesticide-free pest control was developed in December 2004 and sent to select publications. The article was included in the April 2005 issue of the *Tideline* magazine and was also placed on the Friends of Guadalupe Gardens website in October 2004. No articles were published in FY 06-07.
II.A.12 Implement a "Pesticide User Outreach" project targeting residential and commercial users.	FY 01-02 through FY 05-06	**Completed/ Ongoing** -- A Pesticide User Outreach Work Plan is developed and implemented each year, as Program budget allows. Tasks implemented include the media advertising campaign (as part of the Watershed Watch Campaign), local IPM Store Partnership Program, restaurant outreach, IPM workshop, IPM outreach at events, IPM outreach to special districts and development of an outreach article.
II.A.13 Provide information on less toxic pest control (e.g., IPM techniques, municipal IPM policies, model contract language, training opportunities, etc.) to neighboring special districts (e.g., Valley Transportation Authority, sanitary and utility districts, open space districts, vector control districts, and school districts) as appropriate.	FY 01-02 through FY 04-05	**Completed** – VTA, open space and vector control district staff were invited to the Program's IPM Workshop in March 2003 and provided copies of the Program's Pest Management Performance Standard. In January 2005, a letter explaining the impact of pesticide use on urban runoff was developed and mailed (along with IPM fact sheets) to all special districts within the Co-permittees' jurisdiction. The cover letter and list of special districts were included in the FY 04-05 Annual Report.
Monitoring Mechanism II.A.1. Document or estimate numbers of residents reached by outreach efforts, including events, web site promotion, municipal employee	Annually	**Completed/Ongoing** -- See Section 3 of this Annual Report.

Table 6-1, continued
Status of FY 06-07 Pesticide Management Tasks

Task[1]	Updated Schedule	Status
outreach, and media advertising. Monitor responses to outreach efforts through documentation of calls to the Program's general and watershed campaign hotlines.		
Monitoring Mechanism II.A.2. Survey local public attitudes and behavior to evaluate the success of outreach efforts and the saturation of outreach messages. (Program will conduct countywide survey as part of evaluation of WE&O Campaign. Program may also conduct surveys to evaluate effectiveness of specific projects.)	FY 03-04 and FY 04-05	**Completed/Ongoing** – A Countywide survey was conducted to evaluate the success of the WE&O Campaign. The evaluation report was included in the Program's *FY 03-04 Annual Report*. Some of the survey questions tracked the publics' knowledge about various pollutants (including pesticides), which affect the water quality in San Francisco Bay. Nineteen percent of the respondents in 2003 say that pesticides affect the water quality of the Bay compared to seven percent in 1991. Approximately 23 percent of residents say that they use less-toxic ways to control pests in their home and garden. Details of the stores partnership program evaluation and IPM outreach events are described in Section 3. In October and November 2004, the BASMAA Regional IPM Committee conducted a customer intercept survey to evaluate the OWOW Store Partnership Project. The survey included interviewing 375 customers at 5 stores in Santa Clara County. The evaluation indicates that: • Overall, 31% of the people interviewed were aware of the Our Water Our World promotion. • The fact sheet garnered the highest recognition of the four items (16%), followed by the logo (15%). • Of the people who had identified at least one of the promotional items in Q3 (n=104), 82 percent

Table 6-1, continued
Status of FY 06-07 Pesticide Management Tasks

Task[1]	Updated Schedule	Status
		said that these items helped them identify less-toxic products or methods. The detailed survey report was included in the FY04-05 Annual Report.
II.B.1 Continue to fund and participate in the BASMAA Regional IPM Partnership.	Ongoing	**Completed/Ongoing** -- SCVURPPP funded this program as part of its BASMAA baseline dues for FY 06-07. Program staff participated in meetings of the work group and reviewed draft products. See Section 3 for details.
II.B.2 Continue to implement cost-effective elements of the IPM Store Partnership Program, as identified in the work plan developed for Action Item II.A.12. Create and provide fact sheets and other materials to pesticide retailers to facilitate point-of-purchase outreach. Visit stores as necessary to ensure ongoing participation.	Ongoing	**Completed/Ongoing** – The Program continued to implement the IPM store partnership program in 29 stores in Santa Clara Valley. Training on selling less-toxic products was provided to 150 employees at twelve stores. A summary of evaluations received is included within Appendix B-9 of this Annual Report
II.B.3 Offer IPM training opportunities to pesticide retailer employees through coordination with Master Gardener-taught educational programs. (See Action II.A.7.)	Ongoing	**Completed/Ongoing** – The Program contracted with Ms. Annie Joseph to provide training on selling less-toxic products to store employees (See Tasks II.A.12 and Section 3).
Monitoring Mechanism II.B.1. Document number of participating stores, materials distributed and employees trained. Evaluate the cost-effectiveness of the IPM Store Partnership Program each year. Implement the evaluation component of the Pesticide User Outreach work plan each year.	Annually	**Completed/Ongoing** -- See Section 3 and Table 3-1 of this Annual Report.

Table 6-1, continued
Status of FY 06-07 Pesticide Management Tasks

Task[1]	Updated Schedule	Status
III. Pest Control Operators (PCOs)		
III.B.1. Identify and work with PCO trade organizations to develop industry standards for BMPs to protect water quality, through participation in UPC and BASMAA.	Ongoing	**In Progress** – Program will work with the UPC and a consultant to accomplish this task.
IV. Commercial Businesses		
IV.A.1 Research reports and surveys of commercial business pesticide use and other stormwater programs' and POTWs' efforts to address this issue. Develop recommendations and a work plan (including an evaluation component) to provide outreach on less toxic pest control to target businesses in the South Bay, as appropriate and cost-effective.	FY 02-03 through FY 04-05	**Completed/Ongoing** – The SCVURPPP IPM Work Group decided to use San Francisco's "Setting a Table for Pests" poster for outreach to restaurants. This item was approved by the Santa Clara County Department of Environmental Health inspectors for inclusion in their new food facilities packet for distribution to new or remodeled food facilities during routine inspections. Copies of this poster are being provided to County Health Inspectors since FY 02-03.
IV.A.2 Develop and implement education programs that target commercial businesses, per recommendations from Action IV.A.1	Ongoing;	**Completed/Ongoing** – As described above, the Program is distributing the "Don't Lay a Table for Pests" poster to new or remodeled food facilities through County Health Inspectors. Beginning FY 03-04, the Program has also focused on educating employees at local hardware stores and nurseries on selling less-toxic products to consumers.
Monitoring Mechanism IV.A.1. Document outreach efforts targeting businesses, as recommended in the work plan to be developed by the Program. Implement the evaluation component of the work plan.	Ongoing	County Health Inspectors distributed approximately 422 copies of the "Don't Set a Table for Pests" poster during FY 06-07.

Table 6-1, continued
Status of FY 06-07 Pesticide Management Tasks

Task[1]	Updated Schedule	Status
V. Household Hazardous Waste Collection		
V.A.3 Work with HHW collection agencies to support, enhance, and help publicize programs for proper pesticide disposal (PS #7).	Ongoing; began FY 00-01	**Ongoing** – In FY 06-07, the Watershed Watch Campaign continued to educate consumers on proper pesticide disposal through outreach events and distribution of educational material. The County HHW Program collected 1,250 pounds of dursban and diazinon in FY 06-07. In addition, the County HHW Program also managed over 210,900 pounds of other poisons. In FY 05-06, the Program contacted all participating stores to ensure that employees were aware of the stop-sale date for diazinon. This follow-up indicated that all stores were aware of the stop-sale date and had taken diazinon off their shelves for proper disposal.
Monitoring Mechanism V.A.1. Document that household hazardous waste collection programs adequately serve residents and businesses and that any exchange programs do not exchange organophosphate or banned pesticides.	Annually	County HHW -- No residents were turned away with the exception of those who brought munitions, explosives or radioactive waste. Collection facilities and events have expanded in number. The County does operate a material reuse program that allows residents to take usable items (e.g., paint, left by other residents). This program does not include banned pesticides exchange. Palo Alto – No Palo Alto residents were turned away. Palo Alto does not have an exchange for the items brought for disposal.

Table 6-1, continued
Status of FY 06-07 Pesticide Management Tasks

Task[1]	Updated Schedule	Status
Monitoring Mechanism V.A.2. Document quantities of pesticide disposal at household hazardous waste collection facilities (only possible on a county-wide basis at present).	Annually	County HHW – Although the grant award to conduct public education on dursban and diazinon has ended, the County HHW Program collected 1,250 pounds of these two pesticides Palo Alto --62,988 pounds of pesticides were collected from residents during FY 06-07. This represents an increase from FY 05-06 (56,875 pounds were collected in FY 05-06).
VI. County Agricultural Commissioners – All Tasks Completed		
VII. New Development		
VII.A.4 Develop and propose enhanced reporting format for documenting use of pesticide reduction measures at development sites. (Draft Permit Provision C.3.n.)	Annual Reports	**Completed/Ongoing** -- A section for documenting pesticide reduction measures required of project applicants is included in the Program's model data collection form for collecting other development project data prior to implementing C.3. (i.e., impervious surface area). The reporting form included in the Planning Procedures Performance Standard for annual reporting of information on Group 1 projects allows Co-permittees to more specifically list the pesticide reduction measures required.

Table 6-1, continued
Status of FY 06-07 Pesticide Management Tasks

Task[2]	Updated Schedule	Status
VIII. Monitoring and Science		
VIII.A.1. Continue financial support of the Regional Monitoring Program (RMP). Continue to actively participate in the RMP advisory and technical committees to focus RMP resources on 303(d) problem pollutants, including OP pesticides.	Annually	**Completed/Ongoing** – The Program contributed $168,480 to the RMP in FY 06-07. Same amount has been budgeted for FY 07-08. Program staff attends the RMP Technical Review Committee meetings and prepare meeting summaries for Management Committee.
VIII.A.2. Work with Water Board staff to refine the problem statement for the diazinon TMDL and determine data needs, with assistance from the BASMAA Pesticide Work Group.	FY 01-02 and beyond	**In Progress** – Program staff attend the Urban Pesticide Committee meetings at which the diazinon TMDL has been discussed. Program staff is also working on the TMDL with Water Board staff as part of the Clean Estuary Program (CEP).
VIII.A.3. Participate in a coordinated regional plan to collect data for the diazinon TMDL, as defined in the RWQCB/BACWA/BASMAA MOU.	FY 01-02 and beyond	**Ongoing** – Program staff are participating in a regional data collection plan as SCVURPPP is a member of the CEP (formerly the TMDL MOU). The Program contributed $97,000 to the CEP in FY06-07 and will contribute the same amount in FY 07-08.
Monitoring Mechanism VIII.A.1. Submit monitoring data and reports to the Regional Water Quality Control Board and other interested parties (such as USEPA) per the reporting schedule in the Program's Multi-Year Receiving Waters Monitoring Program.	FY 02-03 and beyond	**Completed/Ongoing** – The Program completed and submitted its fourth Watershed Monitoring and Assessment Summary Report in September 2006 (See Appendix C-2 of the *FY 05-06 Annual Report*).

[2] The status of the complete set of Program Pesticide Plan tasks is presented in Table 6-1 of the Program's *FY 03-04 Annual Report*.

Table 6-1, continued
Status of FY 06-07 Pesticide Management Tasks

Task[3]	Updated Schedule	Status
IX. Regional, State, and Federal Coordination		
IX.A.1. Support actions by the California Stormwater Quality Task Force (now California Stormwater Quality Association) Pesticide Committee to comment on and assist with USEPA's pesticide risk assessments.	Ongoing	**Completed/Ongoing** – SCVURPPP provided funding to CASQA's consultant contract that funded Geoff Brosseau's and Kelly Moran's efforts to review risk assessments and provide comments on behalf of the CASQA member agencies.
IX.A.2. Through participation in the UPC and CASQA, work with the U.S.EPA, the California Department of Pesticide Regulation, and the pesticide industry to eliminate uses of pesticides likely to enter surface water from those listed on product labels.	Ongoing	**Ongoing** – Program staff regularly participates in the UPC and CASQA and support efforts to eliminate uses of pesticides that cause risk to water quality. The CASQA General Meeting in July 2005 focused on the topic of pesticide use, monitoring, and regulation, and the CASQA Pesticide Subcommittee provides regular updates to the CASQA members
Monitoring Mechanism IX.A.1. Document correspondence with U.S. EPA and the California Department of Pesticide Regulation and successes in achieving changes in registered uses and labeling that protect water quality.	Annually	**Completed/Ongoing** – Copies of correspondence sent by the CASQA Pesticide Committee, with support from SCVURPPP, are provided to the Management Committee and the Water Board. Successes related to protection of water quality were the banning of chlorpyrifos, limiting uses of diazinon and convincing EPA that its Offices of Pesticides and Water needed to coordinate their efforts.
IX.B.1. Participate in the activities of the Bay Area Stormwater Management Agencies Association, the California Storm Water Quality Association, and the Urban Pesticide Committee and communicate Program efforts.	Annually	**Completed/Ongoing** – Program staff regularly attended BASMAA, CASQA (General and Executive Committee) and UPC meetings to communicate Program efforts (see Appendix A-2 for list of meetings attended during FY 06-07).

[3] The status of the complete set of Program Pesticide Plan tasks is presented in Table 6-1 of the Program's *FY 03-04 Annual Report*.

Table 6-1, continued
Status of FY 06-07 Pesticide Management Tasks

Task[3]	Updated Schedule	Status
IX.B.2. Collaborate in technical studies to support TMDL development and implementation. (See Action VIII.A.3.)	As Needed.	**Completed/Ongoing** – Program staff are participating in a regional effort to develop TMDLs. SCVURPPP is a member of the CEP (formerly the TMDL MOU).
Monitoring Mechanism IX.B.1. Document attendance by Program staff at regional and statewide meetings and completion of regional and statewide efforts.	Annually	**Completed/Ongoing** – Appendix A-2 contains a list of meetings attended by Program staff during FY 06-07. Meeting summaries are provided within Management Committee packets.
X. Review and Revision of Work Plan		
X.A.1. Review and continuously improve the goals, actions, and monitoring mechanisms of the work plan considering results of self-evaluations, comments from Water Board staff and other interested parties, and results of local performance review meetings if any.	Annually- As Needed	**Completed/Ongoing** – The Pesticide Plan was revised twice in FY 01-02 based on comments from Water Board staff and interested parties (specifically RWQCB letters dated 8/15/01 and 12/21/01) and submitted to the Water Board on October 15, 2001 and March 1, 2002, respectively. The Plan will be updated at the beginning of the next permit cycle to correspond to the reissued permit requirements. Task evaluations are provided in Sections 3, 6, and 8 of this Annual Report.
Monitoring Mechanism IX.A.1. Complete revised work plan that incorporates continuous improvement items, and report on completion of work plan tasks.	Annually	**Completed/Ongoing** – See response to Action X.A.1. above and Section 6 of this Annual Report.

SECTION 7

MERCURY POLLUTION PREVENTION ACTIVITIES

7. MERCURY POLLUTION PREVENTION ACTIVITIES

INTRODUCTION

Mercury has been found in sediments in South San Francisco Bay and the Guadalupe River Watershed. Some types of fish caught in the Bay contain mercury and other pollutants at concentrations that may threaten the health of humans consuming those fish. In response, the California Office of Environmental Health and Hazard Assessment issued an interim fish consumption advisory. The U.S. Environmental Protection Agency (EPA) has listed the Bay and the Guadalupe River Watershed (including the Guadalupe River, Alamitos Creek, Guadalupe Creek, Calero Reservoir, and Guadalupe Reservoir) as impaired by mercury under Section 303(d) of the Clean Water Act. In accordance with Section 303(d), the Water Board is required to establish a Total Maximum Daily Load (TMDL) for mercury in the South San Francisco Bay and the Guadalupe River Watershed.

Permit Provision C.9.c. requires the Program to address the impairment by developing and implementing a mercury pollution prevention plan. The Program developed a Mercury Pollution Prevention Plan (Mercury Plan) consistent with this Provision. The Mercury Plan was submitted to the Water Board on March 1, 2002 as part of the Program's FY 02-03 Work Plan. This section describes and evaluates Mercury Plan tasks completed during FY 06-07.

MERCURY POLLUTION PREVENTION PLAN

The Mercury Plan is based on the premise that a Bay area-wide approach (and coordination) in addressing mercury pollution prevention will be most successful. For this reason, many of the actions identified in the Mercury Plan are for Program-level participation in regional efforts. These efforts are supplemented by countywide and local efforts.

The Mercury Pollution Prevention Plan addresses five general goals:

I. **Municipal Use of Mercury-Containing Products** – Eliminate all unnecessary municipal use of mercury-containing products and establish proper disposal methods for products that cannot be eliminated.

II. **Household Hazardous Waste Collection** – Provide mercury-containing product disposal services through household hazardous waste (HHW) collection programs for residents and small businesses, and encourage use of these programs.

III. **Monitoring and Science** – Participate in coordinated monitoring efforts to support mercury TMDL development and implementation, including assessment of air pollution sources of mercury and concentrations of mercury in sediment.

IV. **Regional, State, and Federal Coordination** – Actively participate in regional, state and federal coordination efforts to achieve a reduction in the amount of mercury in urban runoff and air emissions.

V. **Public Education and Outreach** –Increase awareness of proper disposal of mercury-containing products and available non-mercury containing alternatives.

The Mercury Plan identifies actions that will be implemented at the Program level, municipality level, or both; and provides the schedule for initiation and/or completion of Program-level actions. The details of municipality actions and schedules are included in the individual Co-permittee work plans and/or annual reports, as appropriate.

FY 06-07 MERCURY POLLUTION PREVENTION ACTIVITIES

The status of the Program's FY 06-07 Mercury Plan tasks is summarized in Table 7-1. Highlights of Program accomplishments, as developed and/or implemented by the Mercury Pollution Prevention Plan AHTG, PIP AHTG, Program staff and municipalities are provided below.

Guidelines for Reduction and Management of Mercury-Containing Products

During FY 02-03, the Mercury Pollution Prevention Plan AHTG and Program staff developed guidelines for the reduction and management of mercury-containing products identified for virtual elimination. The goals of the *Guidelines for Mercury-Containing Products Reduction and Management* are to work towards the virtual elimination of mercury from controllable sources that may affect urban runoff due to agency operations; and establish proper recycling and disposal methods for products that cannot be eliminated due to technological, safety or economic factors. Co-permittees continued implementing the *Guidelines for Mercury-Containing Products Reduction and Management* in FY 06-07.

Mercury Pollution Prevention Outreach Workgroup

In December 2002, Program staff established a new Work Group called the Mercury Pollution Prevention Outreach Work Group. This Work Group implements the Public Education and Outreach elements of the Mercury Plan by organizing a public education, outreach and participation program designed to reach residential and commercial users of mercury-containing products.

<u>FY 06-07 Tasks</u>

Since FY 03-04, the Program has been coordinating its mercury outreach with the County Household Hazardous Waste (HHW) Program. The Program provided funds to develop and conduct media advertising to meet the requirements of a $300,000, three-year California Integrated Waste Management Board (CIWMB) grant awarded to the County HHW Program. Under this grant, the County HHW Program developed partnerships with local hardware stores for collecting spent fluorescent lamps. The Grant ended in March 2006; however, the store partnership program continued.

The Program's FY 06-07 Mercury Pollution Prevention Outreach Work Plan included implementation of the following tasks:

- Outreach to businesses – A newsletter article informing Conditionally Exempt Small Quantity Generators (CESQGs) on proper disposal of fluorescent lamps was developed. This article was published in the May 2007 issue of the Building Owners and Managers Association (BOMA) newsletter.

- Media Advertising – The Program's Watershed Watch Campaign ran the "Watch Out for Mercury Pollution "advertisements to educate people on the proper disposal of fluorescent

bulbs, and to inform them of fluorescent bulb drop-off locations. The advertising campaign ran from January to April 2007. The Program provided funding for radio and print advertising. The Santa Clara County Integrated Waste Management Division and the City of Sunnyvale provided funding for transit advertising.

Details of the outreach campaign are described in the FY 06-07 detailed Watershed Watch Campaign and Media Report included within Appendix B-3. Copies of all outreach materials are included within Appendix B-4 and B-11.

Monitoring and Science

The Santa Clara Basin Watershed Management Initiative (SCBWMI) is serving as the stakeholder forum for the development of the Guadalupe River TMDL Report for Mercury. The Guadalupe River Watershed encompasses parts of San Jose, Los Gatos, Campbell, Monte Sereno and Santa Clara. The Program is a stakeholder in the Guadalupe River TMDL process. The Santa Clara Valley Water District (SCVWD) is taking the lead role in the TMDL development process by solely funding the $900,000 study and serving as Co-Chair of the TMDL Work Group and Stakeholder Group. Program staff is also participating in the TMDL process.

Water Board staff produced the Guadalupe River Watershed Mercury TMDL Project Report (January 2006). Program staff, along with other Co-permittee staff, have reviewed the report and attended work group meetings to discuss the draft report and implementation plan.

The Program continued to provide financial support to the Regional Monitoring Program (RMP). In addition, Program and Co-permittee staff actively participates in RMP Technical Review Committee (TRC) and Steering Committee (SC) meetings and provides meeting summaries to the Management Committee. Staff reviewed available draft reports, including the 2007 RMP Draft Monitoring Plan.

A Memorandum of Understanding (MOU) regarding development of a Water Quality Attainment Strategy for San Francisco Bay-Delta and Tributaries was entered into by the Water Board, Bay Area Clean Water Agencies (BACWA), and Bay Area Stormwater Management Agencies Association (BASMAA) on August 6, 2001, and includes the development of TMDLs for 303(d) pollutants including mercury. This group is referred to as the Clean Estuary Partnership (CEP). As a member agency of BASMAA, the Program is involved in the development and funding of potential projects for the San Francisco Bay mercury TMDL (mercury TMDL). Program staff has been participating in the CEP technical committee meetings, CEP Board meetings (as needed) and CEP Mercury Risk Reduction Work Group.

In addition, the Program's *Multi-Year Receiving Waters Monitoring Plan* includes collecting and analyzing receiving water samples for mercury. Refer to Section 4- Monitoring Activities for additional details regarding mercury monitoring activities.

Program staff is tracking the results of the "historic" meeting between the State Air Resources Board and State Water Quality Control Board in February 2006. During the meeting, the idea of cross media (water and air) coordination in the investigation of the aerial deposition of pollutants from air to land was discussed. Once deposited on land, pollutants can enter water bodies through stormwater runoff. The priorities of future work groups will be to identify an inventory of the original sources of various pollutants and develop an action plan to address those pollutants

at the source. Future Water Board-Air Board meetings are anticipated, however, none occurred in FY06-07.

U.S. Department of Energy (DOE) Office of Building Technology's Vision 2020 Lighting Technology Roadmap

Since the Mercury Plan's first year of implementation, Program staff has been tracking the progress made by the U.S. Department of Energy (DOE) office of Building Technology's Vision 2020 Lighting Technology Roadmap in accordance with Mercury Plan Action IV.F. DOE's Building Technologies Program continues to move forward on their Vision 2020 Roadmap. Progress includes seven strategies to address the challenges of transforming the lighting marketplace and developing new technologies that enhance lighting quality, efficiency and cost effectiveness. There are no significant updates or progress to report in FY 06-07.

EVALUATION OF PROGRAM EFFECTIVENESS AND NEXT STEPS FOR MERCURY PLAN

During FY 06-07, there was progress made on tasks outlined in the Mercury Plan, specifically related to public outreach and progress of regional partnerships. Significant outcomes from the FY 06-07 Work Plan and the primary mercury pollution prevention activities planned for FY 07-08 include:

Guidelines for Reduction and Management of Mercury-Containing Products: In FY 03-04, Co-permittees began strategizing on how to implement the Program's Guidelines for reducing and managing mercury-containing products identified for virtual elimination and began implementation in FY 04-05. Implementation will continue in FY 07-08.

Mercury Pollution Prevention Outreach:

The mercury outreach media campaign included free promotional print and radio ads as described in Appendix B-3.

During FY 06-07, the CoHHW Program collected 353,694 feet (88,423 pounds[1]) of fluorescent bulbs at 30 retail drop-off locations within Santa Clara County[2] .This is a significant increase from FY 05-06. In FY 05-06, the CoHHW Program collected 277,000 feet (67,943 pounds) of fluorescent bulbs.

It is estimated that approximately 1.025 kilograms of total mercury was diverted (i.e., discharge to the environment was avoided) to recycling from fluorescent lamps collected by the CoHHW Program[3] in FY 06-07. In addition, the HHW Program also collected 1,193 mercury-containing thermometers, 1,170 pounds of elemental mercury (includes thermostats, thermometer and other products) and 65,860 pounds of household batteries during FY 06-07.

[1] Since fluorescent light bulbs come in different sizes, quantities are reported in terms of the total length (feet) of tubes collected.
[2] Information regarding the collection of mercury containing products (e.g., fluorescent bulbs, thermostats, thermometers and other products) during FY 06-07 obtained from a memorandum *entitled Fiscal Year 2006/2007 HHW Program Update* (dated July 20, 2007). This memorandum was prepared by Wendy Fong, Management Analyst, Santa Clara County Hazardous Materials Program.
[3] Based on a 1999 National Electrical Manufacturers Association survey entitled *Environmental Impact Analysis: Spent Mercury-Containing Lamps, January, 2000 (Fourth Edition)*, the average four-foot fluorescent lamp contains about 11.6 milligrams (mg) of mercury. For the sake of estimating the amount of mercury sent for recycling, approximately 88,423 four-foot fluorescent lamps were collected. As a result, 1.025 kilograms of total mercury diverted (i.e., discharge to the environment was avoided) to recycling is a rough estimate.

In FY 07-08, the Program will continue to conduct advertising to promote the fluorescent bulbs drop-off locations, as municipal budgets/resources permit.

Coordination Efforts with Regional Organizations: The CEP, RMP Steering Committee and RMP Technical Review Committee meetings and Program staff review of several draft products are recent highlights of the Program's coordination efforts with local and regional organizations. Program staff will continue to attend CEP (Clean Estuary Partnership) TMDL meetings, Regional Monitoring Program (RMP) Steering Committee and Technical Review Committee meetings. In addition, Program staff will continue to track the progress of the State Water Board-Air Board meetings.

Table 7-1
Status of FY 06-07 Mercury Pollution Prevention Tasks[1]

Task	Status
I. Municipal Use of Mercury-Containing Products	
I.F. Implement guidelines developed under Action I.E.	**On-going -** Co-permittees began implementation in FY 03-04.
II. Household Hazardous Waste Collection	
II.A. Provide mercury-containing products disposal services for residents and small businesses.	**On-going** - Disposal services are provided by the County HHW Program, Palo Alto Regional Water Pollution Control Plant and the Sunnyvale Materials Recovery and Transfer (SMaRT®) Station.
II.C. Implement guidelines developed under Action II.B.	**On-going -** Co-permittees began implementation in FY 03-04.
II.F. Work with HHW collection agencies to develop and help publicize fluorescent light recycling program.[2]	**Completed/Ongoing –** Began effort in FY 02-03. The Mercury Pollution Prevention Outreach Workgroup collaborated with the Santa Clara CoHHW Program for implementing the outreach component in the Program's two-phase fluorescent light tube (FLT) recycling campaign. The first phase of the campaign, which was developed in FY 02-03, targeted residents. The second phase, completed in FY 03-04, targeted small businesses. The main objective of both phases was to show the negative health and environmental impacts of mercury and the methods available to the public for the proper disposal of FLTs. During FY 04-05, FY 05-06, and FY 06-07 the Program conducted outreach to promote the free fluorescent bulb drop off locations provided by the County HHW Program.
III. Monitoring and Science	
III.A. Continue financial support of the Regional Monitoring Program (RMP), including the Mercury Deposition Network Pilot Study and	**On-going** - Program and Co-permittee staffs actively participated in RMP TRC and SC meetings and provided meeting summaries to

[1] Completed Mercury Pollution Prevention Tasks are described in previous Annual Reports (Table 7-1).
[2] Action II.F. is being conducted in conjunction with Public Education and Outreach Actions.

Table 7-1
Status of FY 06-07 Mercury Pollution Prevention Tasks[1]

Task	Status
the Clean Estuary Partnership (CEP). Continue to actively participate in the RMP Steering Committee (SC) and Technical Review Committee (TRC).	Management Committee. Staff reviewed available reports and provided comments. Draft reports included *2007 Draft RMP Monitoring Plan.* Both Program and Co-permittee staff are actively involved with the CEP technical and management committees; and review of proposed Work Plans and study scopes. Program and Co-permittee staffs also participate in the CEP Mercury Work Group. In addition, the City of San Jose continues to chair the CEP technical committee.
• The City of San Jose will continue to provide in-kind services for the maintenance of the Mercury Deposition Network site near San Jose.	The City of San Jose continued this activity beyond the December 2005 compliance date and into FY 05-06. The City decided not to continue into FY 06-07.
III.B. Provide financial and staff support for a coordinated regional plan to collect data for the mercury TMDL, as defined in the CEP MOU.	**On-going -** The Program continued to participate in the CEP (see Section 4, Monitoring for a discussion of the CEP (formerly TMDL MOU) activities and accomplishments to date).
IV. Regional, State, and Federal Coordination	
IV.A. Participate in the activities of the Bay Area Stormwater Management Agencies Association, the California Storm Water Quality Task Force, and the San Francisco Estuary Institute and communicate Program efforts.	**On-going** - Program staff continue to attend BASMAA, CASQA and SFEI RMP meetings (See Internal and External Meetings FY 06-07 attached to the *Review of FY 06-07 Program Management Services* within Appendix A-2).
IV.B. Collaborate in technical studies to support TMDL development and implementation including the Santa Clara Basin WMI Guadalupe River Mercury TMDL Workgroup.	**On-going** - Program and Co-permittee staff actively participate in the Guadalupe Mercury TMDL Watershed Work Group and Stakeholder group. There were no additional reports or Water Board documents for review in FY06-07.
IV.E Support, participate in, and advocate increased regional collaborati	**Ongoing** - The Program will support the RWQCB in collaborating with the BAAQMD but will not directly work with the BAAQMD. The Program supports the RWQCB through participation in the CEP.

Table 7-1
Status of FY 06-07 Mercury Pollution Prevention Tasks[1]

Task	Status
	Mercury air deposition is being addressed regionally. Program staff will continue to track the progress of the State Water Board-Air Board meetings. The first meeting was held in February 2006.
IV.F. Support and track the progress of the U.S. Department of Energy (DOE) Office of Building Technology's Vision 2020 Lighting Technology Roadmap.[3]	**In Progress** - DOE's Building Technologies Program continues to move forward on their Vision 2020 Roadmap. Progress includes seven strategies to address the challenges of transforming the lighting marketplace and developing new technologies that enhance lighting quality, efficiency and cost effectiveness. There are no significant updates or progress to report in FY06-07.
V. Public Education and Outreach	
V.A. Develop various outreach programs to educate target audiences about proper disposal of mercury-containing products and alternative non-mercury containing products. Outreach programs will include, but may not be limited to, the following:	**Completed/Ongoing[4] -** In FY 06-07, the Mercury Pollution Prevention Outreach Work Group continued its mercury pollution prevention outreach.
• Develop and begin to implement a fluorescent light recycling outreach program to educate residential users and encourage proper disposal of fluorescent lights.	**Completed/Ongoing[4] -** Phase I outreach of the two year, two phase Work Plan was completed in FY 02-03. This phase focused on residential outreach. Additional annual outreach is continuing, as appropriate. The County HHW Program has continued to develop partnerships retail stores to provide free fluorescent lamps drop-off sites for

[3] DOE's Vision 2020 Lighting Technology Roadmap includes this goal for the year 2020, "Highly efficient, reduced-mercury fluorescent sources will come to market." Sustainable Conservation's September 27, 2000 report entitled *Reducing Mercury Releases from Fluorescent Lamps: Analysis of Voluntary Approaches* concluded that "we do not believe that starting a new collaborative approach with manufacturers to create mercury-free fluorescent lamps is the most effective use of resources at this time." Sustainable Conservation recommends focusing on voluntary recycling of mercury-containing lamps as an alternative approach.

[4] These tasks were marked as Completed and Ongoing since the specific public education and outreach task was completed but outreach is ongoing. Articles will continue to be posted and updated, as appropriate. The Program will continue to assist the CoHHW with public outreach activities as resources allow.

Table 7-1
Status of FY 06-07 Mercury Pollution Prevention Tasks[1]

Task	Status
	residents. The Program's Watershed Watch Campaign conducted media advertising to inform residents about these locations. (See Section 7 and Appendix B-4 of this Annual Report for additional details).
• Develop and begin to implement a fluorescent light recycling outreach program to educate small businesses and conditionally exempt small quantity generators and encourage proper disposal of fluorescent lights. (For example, the small business outreach program might include coordination with local chapters of the Building Owners and Managers Association [BOMA] or the National Association of Industrial and Office Properties [NAIOP].)	**Completed/Ongoing[4] -** In FY 03-04, the Work Group implemented Phase II of the two-year, two-phase Work Plan. Phase II outreach efforts were focused on small businesses and CESQGs. Additional annual outreach is continuing, as appropriate. An article informing Conditionally Exempt Small Quantity Generators (CESQGs) on proper disposal of fluorescent light bulbs was sent to various business organizations. It was included in the May 2007 issue of the Building Owners and Managers Association (BOMA) newsletter. A copy of the article is included in Appendix B-8 of this report.
• Coordinate with municipal inspectors to integrate mercury outreach to industrial businesses into their existing routine pretreatment, source control, and/or hazardous materials inspection processes	**Ongoing -** Co-permittees began coordination efforts in FY 03-04.
V.B. Develop or adapt existing mercury outreach materials, as needed, for outreach programs.	**Completed/Ongoing[4] -** As part of the Outreach Work Plan for Action V.A, development of materials began in FY 02-03. To date, the following outreach pieces have been developed by the Outreach Work Group: • Two fact sheets for the worldwide web (one for residents and one for businesses); • Two newsletter articles (one for residents and one for businesses); • One press release;

Table 7-1
Status of FY 06-07 Mercury Pollution Prevention Tasks[1]

Task	Status
	• One video public service announcement for broadcast on local city cable channels; • Four newspaper ads, three radio ads, two transit (bus poster) ad; and • Signage (posters and decals) for promoting the fluorescent drop-off locations. All outreach pieces aim to show the negative health and environmental impacts of mercury and the methods available to the public for the proper disposal of FLTs. Copies of all outreach materials developed during FY 06-07 are included within Appendix B-4 and Appendix B-11.
V.C. Attend community events and distribute outreach materials.	**Completed/Ongoing[4] -** As part of the Outreach Work Plan for Action V.A, distribution of outreach materials continued during FY 06-07.

SECTION 8

NEW AND REDEVELOPMENT CONTROL MEASURES

8. NEW AND REDEVELOPMENT CONTROL MEASURES

INTRODUCTION

This section describes the Program's efforts during FY 06-07 to assist Co-permittees to control the impacts of development on stormwater quality and flow through the development project planning, review and approval process. Tasks related to construction inspection are described under Section 2, Co-permittee Guidance, and Section 2, Performance Standards.

BACKGROUND

On October 17, 2001, the Water Board adopted Order 01-119 which amended the Program's Permit Provision C.3. (New and Redevelopment Requirements) to contain significant new requirements. These requirements include:

- Numeric design standards for sizing stormwater treatment controls;
- Limits on increases in peak stormwater discharge rates and/or durations from new or redevelopment sites ("hydromodification") that may result in increased potential for erosion or other adverse impacts in creeks;
- Requirements for operation and maintenance of stormwater controls;
- Requirements for site design and source control measures;
- Definition of a minimum project size, based on amount of impervious surface created, for which the design standards, control measures, peak flow limitations, and maintenance requirements apply;
- Requirements for changes to General Plans and environmental review processes to provide authority to implement the requirements; and
- Reporting requirements.

These requirements are now applicable to "Group 1" projects (those with one acre or more of impervious surface) and "Group 2" projects (those with 10,000 square feet or more of impervious surface).

To assist Co-permittees in completing and implementing these requirements, Program staff prepared the *Guidance for Work Plan Tasks Related to Implementation of Permit Provision C.3. (New and Redevelopment Requirements)*. This guidance identified proposed actions to meet the requirements of Provision C.3. and whether the actions would be implemented at the Program level, Co-permittee level or both. All of the Program and Co-permittee "start up" tasks have been completed, and Co-permittees are in the ongoing implementation phase.

In February 2003, the Water Board adopted and/or amended the stormwater permits for the Contra Costa, Alameda, and San Mateo countywide stormwater programs with different requirements than those in the Program's permit. The Water Board Executive Officer stated the Board's intention to make all of the permits consistent, and as a result, extended the deadlines for implementation of certain C.3. provisions[1]. In addition, the Program submitted a letter to the Water Board on September 22, 2003 proposing an alternative Group 1 and Group 2 project

[1] Letter to Beau Goldie, SCVURPPP Management Committee Chair, from Loretta K. Barsamian, Executive Officer, California Regional Water Quality Control Board, San Francisco Bay Region, Re: Extension of Specified Deadlines in Order 01-119, May 12, 2003.

definition consistent with the other stormwater programs' permits[2], which was accepted by the Water Board in a letter dated January 29, 2004[3]. On July 20, 2005, the Water Board adopted a Tentative Order[4] (which amended portions of Provision C.3. in Order 01-119) to further conform the permit language to that of the other permits in the region, amend the Group 2 requirements to include a revised alternative Group 2 definition, and incorporate key provisions in the Hydromodification Management Plan (HMP) Report.

The adopted Order No.R2-2005-0035 allows a phased implementation of C.3. at Group 2 projects based on land use and potential for pollution. Group 2A consists of projects under one acre and greater than 10,000 square feet of impervious surface that have one of the following land use categories: gas stations; auto wrecking yards; loading docks or parking lots greater than 10,000 square feet; and other industrial or commercial uses where potential pollutant loading cannot be mitigated by post-construction source control and site design practices. Implementation for Group 2A projects began on October 20, 2005. Group 2B consists of all other land uses in the same size category and implementation for Group 2B began on August 15, 2006.

Order R2-2005-0035 also adopted the key provisions of the Program's HMP Report. The key provisions, including management standard, performance criteria, and applicability criteria, are presented in Attachment A to the Order, and an applicability map is presented in Attachment B. The Order required Co-permittees to begin implementation of the HMP on October 20, 2005.

To summarize, on October 15, 2003, Co-permittees began implementing the C.3. requirements for Group 1 projects (i.e., those projects that included creation or replacement of one acre or more of impervious surface). On October 20, 2005, Co-permittees began implementing the HMP requirements and C.3. requirements for Group 2A, and on August 15, 2006, Co-permittees began (or continued) implementing C.3. requirements for all Group 2 projects.

IMPLEMENTATION OF FY 06-07 C.3. TASKS

During FY 06-07, Program efforts were focused on assistance to Co-permittees with C.3. and HMP implementation, conducting training workshops for municipal staff and the development community, and participation with Water Board staff on the development of the new and redevelopment requirements for the Municipal Regional Permit (MRP).

Table 8-1 presents the status of the Program's new and redevelopment (C.3.) tasks scheduled for completion or ongoing in FY 06-07. The table includes tasks outlined in the *FY 06-07 Work Plan*, including some remaining tasks from the original *C.3. Work Plan Guidance* (the numbered tasks) and some new tasks identified for FY 06-07.

Highlights of accomplishments and evaluation of effectiveness of some of the key tasks are provided below.

---

[2] Letter to Loretta Barsamian, Executive Officer, California Regional Water Quality Control Board, San Francisco Bay Region, from Beau Goldie, Chair, SCVURPPP Management Committee, Re: Revised Request for Regional Board Approval of an Alternative "Group 2 Project" Definition, September 22, 2003.

[3] Letter to Beau Goldie, SCVURPPP Management Committee Chair, from Bruce Wolfe, Executive Officer, California Regional Water Quality Control Board, San Francisco Bay Region, Re: Approval of the Proposed Alternate Group 2 Project Definition, January 29, 2004.

[4] Order No. R2-2005-0035, NPDES Permit No. CAS029718, Amendment Revising Order No. 01-119 (Provision C.3., New and Redevelopment Requirements), July 20, 2005.

Ad Hoc Task Group and Work Group Participation

In FY 01-02, the Program formed the C.3. Provision Oversight Ad Hoc Task Group (C3PO AHTG) to oversee, coordinate, and discuss Program guidance on implementation of C.3. tasks. During FY 06-07, the C3PO AHTG continued to meet approximately bimonthly and received updates on C.3. and HMP issues and projects; received updates on and discussed the proposed C.3. provisions in the draft Municipal Regional Permit (MRP); helped plan the annual workshop; and shared information on implementation of C.3. The C3PO AHTG provided valuable assistance to Program staff in development of the C.3. implementation tools and continues to be a useful forum for discussion of experience with implementing the C.3. requirements.

A number of work groups were formed to work on specific issues under C.3. The list of AHTG and work group members, and the missions of each group, are provided in Section 2, Table 2-2. During FY 06-07, two work groups were active: the HMP Implementation Phase Work Group and the BMP O&M Verification Work Group.

C.3. Implementation Products

In 2004, the Program completed a document entitled *Developments Protecting Water Quality: A Guidebook of Site Design Examples* (Guidebook) that provides information on local projects or areas where innovative design measures which protect water quality have been applied. In FY 05-06, Program staff collected information on approximately ten additional projects installed after the completion of the original Guidebook and completed the process of updating the Guidebook to include these examples in FY 06-07. The February 2007 version is available on the Program's website (www.scvurppp.org)

In 2006, the Program sponsored an awards program for exemplary site designs to protect water quality. This awards program recognizes Santa Clara Valley's public agency and private development community leaders who are solving site design challenges, reducing stormwater pollution and runoff quantity, and meeting the requirements of the NPDES permit. Applications for the awards program also helps provide information on additional site design examples for updating the Guidebook. Nominations were due on July 14, 2006, and an Awards Committee consisting of Program staff, a Co-permittee representative, a local consultant, and an environmental group representative met in August 2006 to review the submittals.

The 2006 award winners included:

- Exemplary Public Project (Large Site) – Tully Library, City of San Jose;
- Exemplary Public Project (Small Site) – Alum Rock Library, City of San Jose;
- Exemplary Private Project (Residential) – Willow Glen Reflections, DKB Homes and City of San Jose;
- Exemplary Private Project (Institutional) – Congregation Sinai Facility, Congregation Sinai and City of San Jose.

The award winners were recognized at an awards ceremony on October 30, 2006 (see Section 2 for additional details of the Program's award ceremony). The Program is continuing the awards program in 2007.

C.3. Workshops

During FY 06-07, the Program conducted one workshop to assist Co-permittees with implementation of Provision C.3. The workshop, entitled *Implementing Stormwater Requirements in New Development and Redevelopment Projects*, was held on June 14, 2007 and attracted 128 participants. The workshop was designed to address topics of interest to municipal and private planning/engineering staffs. The morning sessions presented case studies of implementation of C.3. on a variety of projects; an update on stormwater regulations; and an overview of the HMP cost estimating study (described later in this section). The afternoon sessions focused on design, construction, experience and planting guidelines for bioretention systems; use of structural soils for street trees; and vector control considerations for stormwater treatment devices The workshop also featured exhibits for five stormwater control measure vendors. The agenda and evaluation summary for the workshop are presented within Appendix A-6.

A second series of workshops was held in July 2007 to train Co-permittee staff and private consultants on the use of the Bay Area Hydrology Model. This is described later in this section.

Guidance for Treatment BMP Operation and Maintenance Verification Programs

Provision C.3.e of the Program's NPDES permit requires each Co-permittee to implement a stormwater treatment BMP Operation and Maintenance (O&M) Verification Program. To address Provision C.3.e, the BMP O & M Verification Work Group was formed (by the C3PO AHTG) to develop guidance for implementing an O&M verification program. In FY 02-03 and FY 03-04, Program staff and Work Group developed a total of eight guidance documents to assist Co-permittees in implementing a BMP O&M Verification Program. Information from these documents was included in Chapter VI of the *C.3. Stormwater Handbook*. In FY 04-05, the Program provided assistance to Co-permittees that were setting up verification programs, conducted a training workshop on O& M verification; and continued work on defining database and reporting requirements. Program staff and the Work Group also developed an approach to use standardized data fields to track treatment BMPs and relevant inspection results, ensured consistent data collection among Co-permittees, and began developing a data collection form which includes the standardized fields.

During FY 05-06, Program staff and the Work Group completed the "Standard Stormwater Treatment BMP Inspection Data Collection Form" and guidance on what inspection data should be included in future Annual Reports. Co-permittees are expected to use the form or a form with similar standardized fields while conducting BMP O&M verification inspections. The June 2006 C.3. Workshop featured a session for inspectors on how to use the standardized form.

During FY 06-07, Co-permittees began conducting BMP O&M inspections using the standardized inspection form. Inspection data was submitted to the Program using the Treatment BMP Inspection Activity Report form, for compilation. Appendix G-1 presents an example of this form containing all of the data submitted by the Co-permittees for FY 06-07. Appendix G-2 contains an Inspection Activity Summary Report of submitted data. A total of 26 inspections were conducted at approximately 13 sites. The Summary Report summarizes the information by Co-permittee, reason for inspection, project type, BMP type, inspection results and enforcement action.

The City of San Jose conducted a pilot BMP O&M verification inspection program during FY 06-07. Since all projects constructed to date were approved prior to numeric sizing requirements

and did not require inspection under the C.3. provisions, the pilot inspection program provided experience and training for City staff. During FY 06-07, twenty BMPs were inspected at twelve different sites using the Program's *Standard Stormwater Treatment BMP Inspection Data Collection Form*. BMPs were inspected on both public and private sites and include the following types: vegetated swale, porous pavement, exfiltration trench and extended detention basin. The City of San Jose learned that as numerically-sized BMPs are installed, additional resources and coordination among departments will be necessary to ensure appropriate installation, operation and maintenance, and overall functionality of BMPs.

The BMP O&M Verification Work Group continued to coordinate efforts and share information with the Santa Clara County Vector Control District. District staff regularly attends Work Group and C3PO AHTG meetings. The Program provides the Vector Control District a copy of the Annual Report tables that list the locations of BMPs. In addition, Co-permittee inspection staff is instructed to refer problem BMP sites (e.g., those with standing water) to the Vector Control District. The Standard Stormwater Treatment BMP Inspection Data Collection Form includes fields to indicate when the BMP being inspected appears to provide potential mosquito breeding habitat.

Hydromodification Management Plan

Background

Provision C.3.f. requires the Co-permittees to manage increases in runoff peak flows and volumes from Group 1 development projects through the implementation of a Hydromodification Management Plan (HMP). A detailed history of the Program's HMP development has been provided in previous annual reports. During the period FY 01-02 to FY 05-06, the Program and its consultants: developed a work plan; conducted a literature review; conducted watershed hydrologic and geomorphic assessments of three subwatersheds in Santa Clara Valley; produced six technical memoranda on key technical issues; completed four interim and draft HMP reports; conducted a series of public meetings; and completed the final report. All products are available on the Program's website (www.scvurppp.org)

The Final *Hydromodification Management Plan Report* was submitted to the Water Board on April 21, 2005 and the key provisions adopted as part of a Tentative Order by the Water Board on July 20, 2005. The Order requires Co-permittees to implement the HMP provisions within three months of adoption (by October 20, 2005). All Co-permittees have policies and/or ordinances in place requiring the implementation of the HMP, if applicable.

To assist Co-permittees with implementation of the approved HMP, the Program formed a HMP Implementation Phase (HIP) Work Group in FY 05-06. With direction and assistance from the HIP Work Group, Program staff has developed: 1) an HMP fact sheet; 2) Chapter V of the *C.3. Stormwater Handbook* that includes the key provisions of the HMP and implementation guidance; 3) and a list of qualified consulting firms that can design stormwater flow and treatment controls. In addition, Program staff began a series of "HMP 101" workshop for Co-permittee staff that covered the basic principles of hydromodification management.

FY 06-07 Accomplishments

During FY 06-07, Program staff efforts focused on support of the HIP Work Group, development of the Bay Area Hydrology Model, participation in the HMP Instream Projects Work Group and overseeing other HMP implementation studies.

HIP Work Group: The HMP Implementation Work Group has been meeting on a regular basis, and has been an effective forum to share experience with HMP implementation and obtain suggestions for additional HMP guidance. Members of the development community have also attended these meetings. During the six meetings in FY 06-07, the work group discussed the MRP and other Bay Area HMPs, development of the BAHM, HMP guidance and training, and the cost estimating methodology. At the request of the work group, a second "HMP 101" workshop covering the basic principles of hydromodification management was conducted for Co-permittee staff and the development community on October 25, 2006.

The work group also shared information on implementation of HMP requirements. The City of San Jose has begun implementation by requiring flow controls in the conceptual planning phases of large development projects. One project with a combination flow duration basin/park is under construction. Other Co-permittees have not had any projects for which the HMP was applicable.

Bay Area Hydrology Model (BAHM): The Program, along with the San Mateo and Alameda County stormwater programs, jointly funded the development of a tool for simulating pre- and post-project hydrology and automatically sizing flow control facilities to meet HMP requirements. Clear Creek Solutions (CCS), the consulting firm who developed the Western Washington Hydrology Model, was contracted to develop a Bay Area version, based on the HSPF watershed hydrology model. The Program contracted separately with CCS to perform local calibration of the model to two watersheds in Santa Clara Valley.

The BAHM was completed in July 2007 and a series of six trainings were conducted on July 17-19, 2007. Trainings were co-sponsored by the Alameda and San Mateo countywide stormwater programs. The training hosted by SCVURPPP in San Jose attracted 43 participants, including agency staff, consultants, and Water Board staff. The agenda, evaluation summary, and list of attendees are provided in Appendix A-7.

The BAHM has the ability to model common site design and treatment control measures and quantify the reduction in flow duration due to these measures. Additional testing will be conducted in FY 07-08 to fine tune and improve guidance on the use of the BAHM for this purpose.

HMP Instream Projects Work Group: The HMP Instream Projects Work Group, consisting of Santa Clara Valley Water District, City of San Jose and Program staff, was formed to explore the feasibility of allowing developers of projects requiring hydromodification controls to contribute to regional stream restoration and/or hydromodification control projects in lieu of installing controls on-site. The work group continues to meet regularly to review potential funding mechanisms, review lists of District projects, and discuss approaches for linking instream projects to potential development projects in the contributing watersheds.

HMP Implementation Studies: In FY 06-07, the Program contracted with GeoSyntec Consultants to do a comparison of flow basin sizing using the HEC-HMS and HSPF models. The results will provide guidance on model use and sizing procedures and assist development of the BAHM. The draft comparison report was completed and is under going review by Program staff. In addition, the Program also contracted with GeoSyntec to develop a methodology for estimating costs for the purpose of determining impracticability of hydromodification management measures (i.e., the 2% cost cap). This work is underway and a draft report will be completed by September 2007.

Next Steps

The Program's approach to hydromodification control will continue to be improved through lessons learned from implementation experiences, use of the BAHM, and review of approaches proposed by other Bay Area stormwater programs. Chapter 7 of the Final HMP Report, HMP Implementation Guidance, describes the anticipated next steps towards addressing remaining implementation issues, refining the guidance and coordinating with other Bay Area programs and Water Board staff in development of a consistent, regional approach. An updated list and schedule of next steps is provided in Table 8-2.

Other Tasks

Other tasks that Program staff accomplished during FY 06-07 include the following:

- Program staff continued to spend significant effort reviewing and commenting on the preliminary and administrative drafts of the C.3. and HMP sections of the MRP, and attending several meetings with BASMAA and Water Board staff on this topic.
- Program staff gave the following presentations on the permit requirements for new and redevelopment projects and other Program elements:
  - CASQA Conference, Sacramento, CA, presentation by Jill Bicknell entitled "Bay Area Hydrology Model – A Tool for Analyzing Hydromodification Effects on Development Projects and Sizing Solutions" (September 26, 2006);
  - San Diego Regional Stormwater Co-permittees Hydromodification Plan Workgroup Meeting, presentation by Jill Bicknell entitled "Hydromodification Management Plan for Santa Clara Valley" (December 6, 2006);
  - West Valley Clean Water Program MRP Meeting; presentation by Jill Bicknell entitled "Background on SCVURPPP and Permit Requirements for New and Redevelopment Projects" (December 19, 2006);
  - SCVWD Stream Protection, Restoration, and Erosive Forces Workshop; San Jose, CA, presentation by Jill Bicknell entitled "The Role of the Santa Clara Valley Urban Runoff Program in Stream Protection and Control of Erosive Forces" (January 31, 2007);
  - Sacramento Stormwater Quality Partnership Hydrograph Modification Management Workshop, Sacramento, CA, presentation by Kristin Kerr entitled "Hydromodification Management Plan for Santa Clara Valley" (February 22, 2007);
  - CASQA General Membership Meeting, San Jose, CA, presentation by Jill Bicknell and Kristy McCumby-Hyland (City of Sunnyvale) entitled "Conducting BMP Operation & Maintenance Verification Inspections: A County-wide Approach and Early Lessons Learned" (March 9, 2007);
  - City of San Jose Construction Management Training, San Jose, CA, presentation by Jill Bicknell entitled "The New Construction General Permit - How Will It Affect Your Next Project?" (March 28, 2007);
  - Santa Clara Valley Water District Board Meeting, San Jose, CA, presentation by Jill Bicknell entitled "The Role of the Santa Clara Valley Urban Runoff Program in Stream Protection and Control of Erosive Forces", Part of the Stream Protection, Restoration and Erosive Forces (SPREF) Presentation (April 10, 2007).
- Program staff reported on the Program's C.3. implementation progress at BASMAA New Development Committee meetings.
- Program staff continued to chair the BASMAA BMP Sizing Tools Work Group, a group overseeing a BASMAA Task of Regional Benefit to develop an automated, web-based BMP sizing tool. The Program is helping to fund the project and overseeing the

consultant contract. The BMPs selected for the tool include vegetated swale, pervious paving, infiltration trench, and bioretention area. The tool is under development and expected to be completed in September 2007.

Evaluation of Effectiveness

The process for working with the Co-permittees to implement C.3. has worked well. As mentioned above, the C3PO AHTG and its work groups have provided valuable assistance to Program staff in development of the C.3. implementation tools. In addition, the C3PO AHTG has also been a useful forum for discussion of development review processes used by the various Co-permittees and sharing of ideas and lessons learned about implementing C.3. requirements.

On July 18, 2007, the Program received comments from Water Board staff on the New and Redevelopment element of the FY 05-06 Annual Report (Program and Co-permittee sections). In the letter, Water Board staff commended the Program for its work and leadership in implementing the C.3. O&M requirements, particularly the "comprehensive, user-friendly Standard Stormwater Treatment BMP Inspection Data Collection Form." They also commended the Co-permittees for providing more detailed and comprehensive information in the New and Redevelopment reporting tables and for beginning to perform and report BMP O&M verification inspections. No responses to comments were required.

The evaluation summaries from the Program's C.3. workshop and BAHM training are provided within Appendices A-6 and A-7. Based on the evaluations, the workshops were successful overall and the expectations of most attendees were met. Comments on the evaluation forms will be used in planning subsequent workshops.

During FY 06-07, a significant amount of Program and Co-permittee staff time was expended working with Water Board staff on the development of the MRP, including participation in special BASMAA meetings and MRP stakeholder meetings. While this work was important and usually productive, this shifting of resources prevented the Program from making more progress on C.3. and HMP implementation tasks.

Program staff will continue to work with the Co-permittees and Water Board staff to evaluate the C.3. planning and implementation process and products during future C3PO AHTG meetings and C.3. workshops.

Table 8-1
Status of FY 06-07 C.3. Implementation Tasks

Task	Anticipated Completion Date	Status
C.3.c. Requirements for Group 1 and Group 2 Projects		
All original C.3. tasks have been completed. Other Tasks:		
Promote/facilitate regional roundtable meetings with SCVURPPP agency staff and other stormwater programs to share information about implementation strategies and experience.	Ongoing	**Completed/Ongoing** – Co-permittees shared information on implementation of C.3. on specific projects at internal meetings of the C.3. Provision Oversight (C3PO) Ad Hoc Task Group (AHTG) and the HMP Implementation Phase (HIP) Work Group. In addition, Program and some Co-permittee staff attended BASMAA New Development Committee meetings, and sessions at the CASQA conference related to new development.
Prepare guidance on implementing changes to Provision C.3. in the Regional Permit, and updates to the C.3. Handbook to reflect those changes.	6/08	**To Be Done –** This task was deferred until adoption of the MRP (expected late 2007/early 2008)**.**
Develop model standards and specifications for preferred BMPs.	6/08	**To Be Done –** This task was deferred to FY 07-08 due to staff time needed to review and comment on draft documents; and time for participation in work groups for the Municipal Regional Permit (MRP). Standards and specifications will be include in FY 07-08 updates to the C.3. Handbook.
Continue assistance with the C3PO AHTG meetings and action items.	Ongoing	**Completed/Ongoing** – Program staff conducted and prepared meeting summaries for five AHTG meetings in FY 06-07 (approximately bimonthly).
Conduct workshop on implementation and design of BMPs, (e.g., bioretention, planter boxes, green roofs, etc.).	6/07	**Completed –** The Program's annual C.3. workshop, held on June 14, 2007, featured presentations covering the design of bioretention systems, including plant selection and case studies of C.3. implementation on various projects.

Table 8-1, continued
Status of FY 06-07 C.3. Implementation Tasks

Task	Anticipated Completion Date	Status
Supervise BASMAA project for developing automated BMP sizing/design tool.	9/07	**In Progress** – During FY 05-06, Program staff chaired a BASMAA work group that selected a consultant to develop the sizing tool, worked with the consultant and work group to develop and approve a scope of work, and solicited funding. The BMPs selected for the tool included vegetated swales, pervious paving, infiltration trenches and bioretention areas. The tool is under development and expected to be completed in September 2007.
C.3.e. Operation and Maintenance of Treatment BMPs		
e.6. Assist Co-permittees to report on treatment BMPs O&M verification program in each annual report, including organizational structure, evaluation of effectiveness, and planned improvement to the program. Continue to provide assistance with Co-permittee implementation of BMP O&M verification programs and develop a Program-wide database.	Annually	**Completed/Ongoing** – Since the C.3. implementation start date was October 15, 2003, most Group 1 projects approved in FY 03-04 or later years are either not yet constructed or only recently constructed. In FY 06-07, Co-permittees began conducting BMP O&M verification inspections on recently constructed projects. Program staff provided an inspection data collection form and guidance for data collection. In addition, Program staff collected data which detailed BMP O&M inspections and compiled the results for the FY 06-07 Annual Report (see Appendix G-1 and G-2). *Guidance on O&M annual reporting assisted Co-permittee compliance with regulatory requirements in C.3.e. and C.3.n.*

Table 8-1, continued
Status of FY 06-07 C.3. Implementation Tasks

Task	Anticipated Completion Date	Status
C.3.f. Hydromodification Management Plan		
f.2. Develop guidance to the Co-permittees on implementation of the HMP as part of requirements for Group 1 projects that may cause increased erosion or other related impacts: • Conduct one or more workshops on HMP implementation; • Provide guidance on any changes to HMP requirements in the Regional Permit, and update the HMP and C.3. Stormwater Handbook to reflect these changes.	Report completed 4/05; additional guidance 6/06; workshops FY 05-06 and FY 06-07	**Completed/Ongoing** – Guidance on HMP implementation is provided within Chapter 7 of the HMP Report and Chapter V of the *C.3. Stormwater Handbook*. On October 25, 2006, a second "HMP 101" workshop covering the basic principles of hydromodification management was conducted for Co-permittee staff and the development community. **To Be Done –** This task was deferred until adoption of the MRP (expected late 2007/early 2008)**.** *Guidance on HMP implementation will assist Co-permittee compliance with regulatory requirements in C.3.f.*
f.3. Upon adoption by the Water Board, begin implementation of HMP requirements for Group 1 projects that may cause increased erosion or other related impacts.	Began implementation 10/05; Ongoing	**Completed/Ongoing** – On July 20, 2005, the Water Board adopted a Tentative Order approving key provisions of the HMP Report (Order R2-2005-0035). The Order requires implementation of HMP requirements by October 20, 2005. In order to implement the HMP, Co-permittees amended their ordinances and policies as needed. The City of San Jose has begun implementation by requiring flow controls in the conceptual planning phases of large development projects. One project with a combination flow duration basin/park is under construction. (Other Co-permittees have not had any projects for which the HMP was applicable.) Program staff have assisted with guidance on implementation (see Task f.2.) and reviewed several conceptual design submittals to meet HMP requirements for projects in San Jose. To develop a list of qualified firms for use by Co-permittees and developers, Program staff has also developed a Request for Qualifications for consulting firms that can design stormwater flow and treatment controls.

Table 8-1, continued
Status of FY 06-07 C.3. Implementation Tasks

Task	Anticipated Completion Date	Status
f.4. Provide assistance and input as needed to District study to evaluate potential regional treatment and/or flow control projects.	As needed	**Completed/Ongoing –** Program staff are continuing to review Water District products and participate in discussions with Water District and San Jose staffs and developers regarding requirements for the Evergreen Specific Plan Area, Coyote Valley Specific Plan and other major development projects. Program staff has also been participating with Water District and San Jose staff on an HMP In-Stream Projects Work Group, exploring technical feasibility and financing of in-stream projects to help meet HMP requirements.
Other Tasks:		
• Continue development of the Bay Area Hydrology Model (BAHM), both regional and local aspects.	7/07	**Completed/Ongoing** – The BAHM was completed in July 2007 and a series of six trainings were conducted on July 17-19, 2007. Trainings were co-sponsored by the Alameda and San Mateo countywide stormwater programs. The Program participated with these two other programs in the development of the regional component of the BAHM, and also contracted with the software developer, Clear Creek Solutions, to calibrate the model to two watersheds in the Santa Clara Valley. Local calibration was completed in May 2007.
• Continue to develop the approach for quantifying flow control benefits of site design and treatment control measures.		The BAHM includes the ability to model common site design and treatment control measures and quantify the reduction in flow duration due to these measures. Additional testing will be conducted in FY 07-08 to fine tune and improve guidance on the use of the BAHM for this purpose.

Table 8-1, continued
Status of FY 06-07 C.3. Implementation Tasks

Task	Anticipated Completion Date	Status
• Conduct additional implementation studies for example sites in Santa Clara Valley.	10/07	**In Progress** – In FY 06-07, the Program contracted with GeoSyntec Consultants to do a comparison of flow basin sizing using the HEC-HMS and HSPF models. The results will provide guidance on model use and sizing procedures and assist development of the BAHM. The draft comparison report was completed and is under going review by Program staff. In addition, the Program also contracted with GeoSyntec to develop a methodology for estimating costs for the purpose of determining impracticability of hydromodification management measures (i.e. the 2% cost cap). This work is underway and a draft report will be completed by September 2007.
• Collect data on HMP implementation at small sites and plan to re-evaluate the small site size threshold after two years of implementation (HMP Next Steps Task 9 – may be superseded by changes to the permit).	TBD	**To Be Done –**To date there have been no small sites required to implement HMP requirements. The MRP proposes to reduce the threshold for projects subject to HMP requirements to one acre of impervious surface. As a result, this task will be reevaluated following adoption of the MRP (late 2007/ early 2008).
• Conduct programmatic monitoring tasks identified in Section 7.8 of the HMP Report (tracking projects, documenting BMP design and inspection, self-evaluation).	Annually	**Completed/Ongoing –** As part of their annual reporting tasks, Co-permittees have been tracking and reporting information on projects subject to HMP requirements.
C.3.g. Waiver and Compensatory Mitigation Program		

Table 8-1, continued
Status of FY 06-07 C.3. Implementation Tasks

Task	Anticipated Completion Date	Status
g.3 Assist Co-permittees to track and report information on waivers granted, including project name, location, type, percent impervious surface, reasons for and terms of waiver, and the alternative benefit project and completion date.	Each Annual Report	**Completed/Ongoing** – Program staff developed a reporting form for projects granted a waiver and alternative compliance, which is included in Attachment 6 to the Planning Procedures Performance Standards and Attachment VII-3, Part 3 of the *C.3. Stormwater Handbook*. No projects to date have used the alternative compliance option. *Guidance on waiver reporting assisted Co-permittee compliance with regulatory requirements in C.3.g.*
C.3.j. Site Design Measures Guidance and Standards Development		
j.2. Assist Co-permittees to prepare and submit reports summarizing the status of review, revision, and implementation of local site design guidance and standards, as part of their annual reports.	Annually	**Completed/Ongoing –** On September 15, 2003, the Program submitted a compilation of the Co-permittees' "Site Design Standards and Guidance Review". This review contained recommendations for revisions to local site design standards. Each year, the Program's Annual Report preparation memorandum provides direction for submitting information on any revisions completed during the fiscal year. *Guidance on site design review reporting assisted Co-permittee compliance with regulatory requirements in C.3.j.*
C.3.n. Reporting Requirements		
n.1. Provide information described in Table 1 of Provision C.3. in annual reports (Program to provide guidance for each annual report).	Annually	**Completed/Ongoing** – Each June, Co-permittees are provides guidance (within the Program's Annual Report preparation guidance memorandum) on C.3. reporting. Reporting requirements are cross-referenced with Table 1 of Provision C.3. and any comments/direction provided by Water Board staff. Data is reported using Group 1 and 2 reporting forms in the PPPS and Attachment VII-3 of the *C.3. Stormwater Handbook*. *Guidance on annual reporting assisted Co-permittee compliance with regulatory requirements in C.3.n.*

Table 8-1, continued
Status of FY 06-07 C.3. Implementation Tasks

Task	Anticipated Completion Date	Status
n.2. Assist Co-permittees to collect information and summarize types of pesticide reduction measures required for development projects, and the percentage of projects for which pesticide reduction measures were required.	Annually	**Completed/Ongoing** – Program staff provided guidance for reporting within the memorandum entitled *FY 03-04 Annual Report Preparation Guidance*-dated June 11, 2004. (See Task n.1). This is reinforced in subsequent annual report guidance memoranda provided each June. Data can be recorded on C.3. Summary Data Forms and reported using Group 1 and 2 reporting forms (PPPS and Attachment VII-3 of *C.3. Stormwater Handbook*.) *Guidance assisted Co-permittee compliance with regulatory requirements in C.3.n. and C.9.d.ii.*

Table 8-2

SCVURPPP HMP - Summary of Next Steps (Updated 7/27/07)

Task[1]	Anticipated Completion Date[2]	Status
1. Develop the following: a. a funding mechanism[3] such that projects can utilize in-stream control options b. a methodology for determining developer contributions based on the stream changes expected to result from changes in project runoff conditions.	6/08 6/08	**In Progress** - The HMP Instream Projects Work Group, consisting of Water District, City of San Jose and Program staff, continues to meet regularly. In FY 06-07, the group met nine times to review potential funding mechanisms, review lists of Water District projects, and discuss approaches for linking instream projects to potential development projects in the contributing watersheds.
2. Work with City/County planning and public works departments and the Water District to determine the timing and method of notifying District staff during the development review process about HMP projects that may need in-stream controls, in a manner that does not unreasonably prolong the review process. Further, look at ways to improve method to provide early communication on Group 1 project reporting.	12/07	**In Progress** – This task was delayed pending decisions by the HMP Instream Projects Work Group. Some Co-permittees already have a process for involving Water District staff in development project review. Program staff will document current practices and develop guidance for other Co-permittees, in consultation with Water District staff.
3. Facilitate review of District's MDL analysis, both by the Co-permittees and the Expert Panel, and work with the Management Committee to determine the need to integrate some or all of the MDL analyses into implementation of the HMP.	TBD	**On Hold** – This task is on hold pending results of the analyses being done by the HMP Instream Projects Work Group and adoption of new HMP requirements in the Municipal Regional Permit (MRP). The Management Committee authorized budget for review by a member of the Expert Panel but the review is on hold.
4. Conduct additional studies of implementation of site design, integrated management practices, and/or basins at example development sites in Santa Clara Valley.	12/07	**In Progress** – In FY 06-07, the Program contracted with GeoSyntec Consultants to do a comparison of flow basin sizing using the HEC-HMS and HSPF models. The results will provide guidance on model use and sizing procedures and to assist development of the

[1] Tasks are from Chapter 7 of April 2005 HMP Report. *Tasks in italics have been added.*
[2] All dates depend on availability of resources and cooperation/collaboration of numerous staff from different agencies and may change because of circumstances beyond the control of the Program. The Program periodically updates the Management Committee regarding schedule changes and will transmit updates schedules to Water Board staff.
[3] The intent is to describe a mechanism agreeable to Co-permittees and next steps for implementation.

Table 8-2
SCVURPPP HMP - Summary of Next Steps (continued)

Task[1]	Anticipated Completion Date[2]	Status
		BAHM. The draft comparison report was completed and is under going review by Program staff. In addition, the Program also contracted with GeoSyntec to develop a methodology for estimating costs for the purpose of determining impracticability of hydromodification management measures (i.e. the 2% cost cap). This work is underway and a draft report will be completed by September 2007.
Bay Area Hydrology Model (BAHM) Development Project – Regional Model, Local Calibration, Training	Completed 7/07; Ongoing	**Completed/Ongoing** –The BAHM was completed in July 2007 and a series of six trainings were conducted on July 17-19, 2007. Trainings were co-sponsored by the Alameda and San Mateo countywide stormwater programs. The Program participated with these two other programs in the development of the regional component of the BAHM, and also contracted with the software developer, Clear Creek Solutions, to calibrate the model to two watersheds in Santa Clara Valley. Local calibration was completed in May 2007. The BAHM includes the ability to model common site design and treatment control measures and quantify the reduction in flow duration due to these measures. Additional testing will be conducted in FY 07-08 to fine tune and improve guidance on the use of the BAHM for this purpose.
5. During implementation of the HMP, obtain feedback/suggestions for further refinement and implementation guidance	As needed/ Ongoing	**Completed/Ongoing** – The HMP Implementation Work Group has been meeting on a regular basis, and has been an effective forum to share experience with HMP implementation and obtain suggestions for additional HMP guidance. Members of the development community have also attended these meetings. Program staff have reviewed several conceptual design submittals to meet HMP requirements for projects in San Jose and discussed these with the work group.

Table 8-2
SCVURPPP HMP - Summary of Next Steps (continued)

Task[1]	Anticipated Completion Date[2]	Status
		Additional guidance will be prepared on HMP implementation following adoption of new requirements in the MRP (expected late 2007/early 2008).
6. Coordinate with other Bay Area stormwater programs to work toward a consistent approach for the Bay Area (via participation in development of the Municipal Regional Permit (MRP).	Ongoing until completion of MRP	**In Progress** –The administrative draft MRP (May 1, 2007) contains consistent HMP requirements for all Permittees except those in Contra Costa County. During FY 07-08, Program staff will continue to work with other Bay Area programs and Water Board staff to address these differences.
7. Coordinate additional Co-permittee, Bay Area stormwater program, and Water Board staff review process and progress meetings, including: a. The development of a schedule for Bay Area-wide HMP implementation in the upcoming Municipal Regional Permit. *b. Public outreach – HMP updates, workshop* *c. HMP Work Group Meetings*	6/07 Ongoing Ongoing	**Completed** – Hydromodification management (HM) requirements for the San Mateo, Alameda and Fairfield-Suisun stormwater programs were adopted by the Water Board on March 14, 2007. Implementation began in June 2007. The Contra Costa program began implementation in October 2006. Under the MRP, these programs will continue implementation of their current requirements. SCVURPPP began implementation in October 2005. However, the MRP contains new requirements for SCVURPPP that will take effect 90 days after MRP adoption. **Completed/Ongoing** – In FY 06-07, Program staff conducted a second "HMP 101" workshop for Co-permittee staff covering basic principles of hydro-modification management. There were six meetings of the HMP Implementation Phase Work Group.
8. Collect data on the implementation of the HMP at small sites for a period of two years after the start of implementation, and plan to re-evaluate the small site size threshold and approach at that time. Conduct and document the reevaluation.	TBD	**On Hold** -- To date there have been no small sites required to implement HMP requirements. The MRP proposes to reduce the threshold for projects subject to HMP requirements to one acre of impervious surface. As a result, this task will be reevaluated following adoption of the MRP.

Table 8-2
SCVURPPP HMP - Summary of Next Steps (continued)

Task[1]	Anticipated Completion Date[2]	Status
9. Make additional refinements per: 1) lessons learned from implementation efforts based on the draft HMP; 2) the need for consistency with HMPs being developed by other Bay Area stormwater programs; and 3) development community, Co-permittee, and Water Board feedback.	Report in ARs beginning with FY 05-06 AR	**In Progress** – See Task 5. Additional refinements will be made pending completion of the BAHM, adoption of the MRP, and continuing input from Co-permittee staff and developers.

SECTION 9

CO-PERMITTEE IND AND IC/ID SUMMARY TABLES

9. CO-PERMITTEE IND AND IC/ID SUMMARY TABLES

INTRODUCTION

On September 7, 2001, the Industrial Inspection Ad Hoc Task Group (Industrial Inspection AHTG) recommended the adoption of Program-wide categories and enforcement actions developed by the Industrial Inspection AHTG. These categories and procedures are described in the *Continuous Improvement of Industrial Reporting Technical Memorandum* and *Continuous Improvement of Illicit Connection/Illegal Dumping Reporting Technical Memorandum.* The Management Committee approved both memoranda as the Program's strategy to implement IND and IC/ID reporting requirements (as required in Permit Provisions C.6.a.i. and ii). The memoranda were included as attachments within the Program's *FY 00-01 Annual Report* and submitted to the Water Board on September 17, 2001. Each Co-permittee began implementing these procedures immediately thereafter. Implementation of the enhanced reporting requirements by the Co-permittees has been very successful as shown in the past five Program annual reports.

In accordance with the Program's *FY 04-05 Work Plan* submitted to the Water Board on March 1, 2004, the Program committed to updating the Industrial/Commercial Discharger Control Program and Illicit Connection/Illegal Dumping Elimination Activities performance standards during FY 04-05. The updates were essentially administrative (e.g., incorporating enhanced reporting requirements and results of Co-permittee evaluations) and were directed at modifying the Program's model performance standards to reflect Management Committee direction and actual Co-permittee implementation. These administrative updates were provided to the Industrial Inspection AHTG for review during January 2005. The Management Committee approved final updated performance standards on February 17, 2005. Final updates were provided within Attachments 2-1 and 2-2 of the Program's *FY 05-06 Work Plan* (dated March 1, 2005) and hereby incorporated into the URMP.

IND and IC/ID summary tables, provided within Appendix H-1, were constructed by Program staff using data submitted from individual Co-permittees. The categories presented within the summary tables are consistent with the strategy provided in both performance dated February 17, 2005. In addition, summary tables represent incidents and/or inspections that occurred between July 1, 2006 and June 30, 2007. Pie charts and a bar graph showing pertinent information found within the IND and IC/ID summary tables are also included within this section. During FY 06-07, the Co-permittees conducted and/or responded to 8,211 IND inspections and IC/ID incidents. A summary of IND inspections and IC/ID incidents reported for individual Co-permittees is provided as Appendix H-2. The vast majority (93 percent) of IND inspections conducted during FY 06-07 resulted in no action or level 1 enforcement (verbal or written warnings). Appendix H-1 provides detailed inspection data relating to facility categories and enforcement actions. In addition, the two most common IC/ID incidents during FY 06-07 were miscellaneous incidents and vehicle & equipment leaking. Approximately 46 percent of the IC/ID incidents received verbal or written warnings. Other relevant IC/ID information relating to incident type, incident report source, incident source and enforcement action is also provided within Appendix H-1.

In accordance with the Water Board's letter, *Review of Program's Draft FY 2003-04 Work Plan* dated June 24, 2003, the Program informed the Co-permittees (see FY 02-03 Annual Report Preparation Guidance dated June 18, 2003) that each Co-permitee should independently

evaluate their individual IND and IC/ID inspection data and utilize the results of the analysis to set inspection priorities and gauge program effectiveness. Within the FY 02-03 Annual Report, Co-permittees provided an effectiveness evaluation or analysis of their IND and ICID programs and/or data. This step was performed to address the Water Board's concerns regarding IND reporting procedures.

038222

WEST VALLEY CLEAN WATER PROGRAM

CITY OF CAMPBELL ANNUAL REPORT FY 2006-2007

SUBMITTED SEPTEMBER 2007

THIS PAGE INTENTIONALY LEFT BLANK

City of Campbell

FY 2006-2007 ANNUAL REPORT

Table of Contents

Transmittal Letter 5

Certification Statement 9

List of Acronyms 10

Program Elements

1. IC/ID Elimination Activities 20
2. Industrial/Commercial Discharger Control Program (No IND for Monte Sereno) 31
3. Public Agency Activities 44

   Storm Drain Operation and Maintenance 45

   Street Sweeping 46

   Corporate Yards 47

   Rural Roads 48
4. Planning Procedures & New Development 55

   C3 Project Tables Part 1 & 2 62
5. Construction Inspection 70
6. Public Information and Participation 79

   Public Information Attachments A & B 106
7. Pesticide Management Activities 112

   Pesticide Use by Municipal Contractor 129
8. Mercury Pollution Prevention Activities 133

City of Campbell

FY 2006-2007 ANNUAL REPORT

9. Copper Action Plan/Nickel Action Plan 138

10. Trash Management

Trash Management Activities and Tally Forms..... 147

11. Water Quality Monitoring and Watershed Management..... 164

Training Summaries: Are located at the end of each Element Section

WEST VALLEY CLEAN WATER PROGRAM

September 15, 2007

Mr. Bruce Wolfe
Regional Water Quality Control Board
San Francisco Bay Region
1515 Clay St., Suite 1400
Oakland, CA 94612

Subject: West Valley Communities Urban Runoff Management Program
FY 2006-2007 Annual Report

Dear Mr. Wolfe:

This report is submitted by the West Valley Cities of Campbell, Monte Sereno, Saratoga, and the Town of Los Gatos, in conjunction with the Santa Clara Valley Urban Runoff Pollution Prevention Program's Annual Report, pursuant to provision C.6.a. of the Program's reissued municipal storm water NPDES Permit (Order No. 01-024). The report summarizes activities performed during FY 2006-2007 in accordance with the West Valley Communities' Urban Runoff Management Plan (URMP) submitted to the Regional Board on September 1, 2004 and the performance standards contained therein.

Contents of Report

The goals of this Annual Report are to: 1) concisely document implementation of our URMP and FY 06-07 work plan during the past fiscal year; 2) evaluate program results for continuous improvement; 3) comply with permit requirements; and 4) share this information with other Co-permittees, municipal decision-makers, and the public. To accomplish these goals, the report contains the following sections:

I. Attachments:
   1. Table of Contents
   2. Transmittal Letter with Program Highlights
   3. Certification Statement
   4. Acronyms

II. Program Elements:
   1. IC/ID Elimination Activities
   2. Industrial / Commercial Discharger Control Program
   3. Public Agency Activities
      - Storm Drain O & M
      - Street Sweeping
      - Corporation Yard
      - Rural Public Works

18041 Saratoga-Los Gatos Road • Monte Sereno, California 95030 • Tel: 408-354-4734 • Fax: 408-354-6284

4. New Development: Planning Procedures
5. Construction Inspection
6. Public Information & Participation
7. Pesticide Management Activities
8. Mercury Pollution Prevention Activities
9. Copper Action Plan / Nickel Action Plan
10. Trash Inventory and Management
11. Water Quality Monitoring and Watershed Management

Training Summaries are provided at the end of each element

PROGRAM HIGHLIGHTS AND ACCOMPLISHMENTS

During FY06-07, the West Valley Communities of Campbell, Los Gatos, Monte Sereno, and Saratoga continued efforts to implement their URMP to the maximum extent practicable. The activities that were implemented for each element of each Community's URMP are described in Chapter 14 of the Santa Clara Valley Urban Runoff Pollution Prevention Program's URMP. Highlights of the West Valley Communities accomplishments in various program elements are described below.

Preparation for the Municipal Regional Permit (MRP)

The proposed Municipal Regional Permit was the focus of a large amount of staff time for WVCWP and West Valley cities' municipal staff throughout FY 06-07. Numerous meetings, discussions and training related to the upcoming MRP took place. All staff endeavored to participate meaningfully during this important phase of MRP development. This included analysis of proposed requirements, discussion of feasibility of implementing those requirements within municipal budget limitations, and attempting to develop useful feedback to help move this process forward. In the May 2007 version of the Draft MRP, the WVCs were pleased to see some revisions which reflected the feedback that had been provided to Water Board staff.

Illicit Connection and Illegal Dumping Elimination Activities

The WVCWP Stormwater Discharge Inspector ("Inspector") coordinates all follow-up, reporting, and education related to illegal discharges to the storm drain system and responses to facility inspection referrals. To provide a better understanding of the WVCWP Inspector's role and to evaluate and confirm response procedures, the WVCWP Inspector and WVCWP Program Manager have held and attended meetings with Santa Clara County Dept of Environmental Health (regarding food facility inspections) and SCC Fire Dept (regarding industrial and commercial inspections) and municipal staff (regarding incident reports and construction inspections). The increase in communication has facilitated a system of referrals and follow-up that is working phenomenally well for the West Valley Cities. Every potential incident is investigated during resolution, and after compliance has been achieved. All facilities that were inspected for a potential violation and were subsequently brought into compliance are prioritized for at least one pro-active inspection the following year.

Public Agency Activities: Storm Drain Operation & Maintenance

The West Valley Sanitation District (WVSD) conducts inspections and cleaning of half of the West Valley Cities' storm drain system each year, except for Monte Sereno, where storm drain structures are inspected and cleaned annually. FY06-07 was the second year that WVSD

provided enhanced annual reports to the cities on their inspection and maintenance activities. The reports are generated from a database of numbered storm drain structures with corresponding street names. The number of pounds and types of debris removed during the inspection cycle is also reported.

In FY 06-07, the WV cities reviewed the second year's data, and were pleased to find that at least 65% of the structures in each city, where the system is inspected on a two-year cycle, were found to be free of debris such as leaves, paper, dirt, rocks, sand etc. and therefore, did not require any cleaning.

In Campbell, 584 out of 888 structures (66%) were clean and only 40 structures required a two-man cleaning crew. In Los Gatos 1,197 out of 1,575 structures (76%) were clean and only 49 structures required a two-man cleaning crew. In Monte Sereno 172 out of 365 structures (47%) were clean. Twenty-four structures required a two-man cleaning crew and of those, 19 were impacted by mud and dirt. Monte Sereno's storm drain system will remain, as it has been, on an annual inspection and cleaning program. In Saratoga 1,566 out of 2,182 structures (72%) were found clean and only 40 structures required a two-man cleaning crew.

The data shows that the biennial inspection cycle is more than adequate for most of West Valley's storm drain inlets and structures, as evidenced by the number of structures that are found clean on a 2-year cleaning cycle. It is therefore important to the West Valley cities to continue the current maintenance cycle in lieu of using limited resources on more frequent and unnecessary inspections. The information provided in the WVSD annual reports will facilitate the effective prioritization of appropriate locations and structures for more frequent annual inspections and cleaning. The WVSD reports were distributed at the annual Storm Drain workshop on 6-20-07 and will be reviewed by WV cities as they determine future management actions for stormdrain maintenance and for other activities such as trash management.

Planning Procedures & New Development

During FY 06-07, the West Valley communities devoted extensive time to reviewing and analyzing the proposed Municipal Regional Permit (MRP), especially regarding proposed C.3 revisions. These efforts led to an invitation to Water Board staff to attend one of the West Valley monthly meetings. The WVCs were pleased with the subsequent meeting on Dec. 19, 2006. WVCs were represented by decision-making staff (two Public Works Directors, one City Attorney) who appreciated the opportunity to speak directly with Water Board staff. In the spirit of reaching consensus, municipal decision-makers were able to inquire about the intent of proposed requirements, and to put forward ideas for feasible means of implementing the MRP, within the municipal framework. West Valley municipal staff came away with a greater understanding of the Water Board's objectives, and greater clarity on possible implementation of the related proposed requirements.

Public Information/ Participation

A broadened direction in PI/P this year involved partnering with a local non-profit environmental education program: Environmental Volunteers (EVs). The EV program trains docents to provide free environmental education activities in K-8 classrooms. WVCWP staff attended numerous trainings to become qualified EV docents. WV staff then led classroom presentations with other EV docents, and were able to incorporate new watershed-related messages into the educational activities. Overall, WVCWP staff reached 168 students directly through classroom presentations in FY 06-07.

Pesticide Management Activities

In FY 06-07, the WVCWP Manager, and other Co-permittees from SCVURPPP's IPM Ad Hoc Task Group, responded to a presentation and public outreach suggestion from Sunnyvale staff. The WVCWP manager invested time in evaluating and helping to lay the groundwork for instituting a new outreach program related to pesticide management. For the past several years, the Clean Water Program has been investigating ways to educate yard-maintenance workers. Finding a relevant means of contact has proven to be difficult, especially since many are not fluent in English. The "Green Gardener" program, offered in both Spanish and English, was developed to reach the small landscaping businesses, which are prevalent in the West Valley cities. The program (www.greengardener.org) has been successfully implemented in Santa Cruz and Santa Barbara counties. Via telephone conferences, the experienced agencies offered feedback and guidance to help the SCVURPPP set up a similar educational program in Santa Clara Valley. The curriculum, offered as adult education courses with hands-on training activities, teaches landscape maintenance practices that incorporate pollution prevention principles (IPM). At the end of FY06-07, the IPM AHTG held meetings to discuss applying for DPR grant money to set up a local program through Metropolitan Adult Education Program (MAEP).

Public Information/ Participation and Public Agency Activities

The Town of Los Gatos promoted a new outreach event to the public in May 2007. The "Public Works Week Corporation Yard Tour" drew in over **100** students, teachers and parents from local schools. The tour participants viewed Public Works and stormwater displays. Municipal staff demonstrated to the students the purpose and details of operation for the vehicles and machines, including the Town's new regenerative-air street-sweeper. Display tables were set up by spokespersons representative of a variety of agencies and departments, including the Street Sweeper, the Code Enforcement Officer, Park Service Officers and the Clean Water Program Manager. Visitors received a brief presentation about watersheds, viewed a model of a storm drain and learned where to recycle hazardous materials. Emphasis was placed on prevention of litter and illegal dumping. This event helped Los Gatos successfully generate support and understanding among residents for the Town's watershed protection issues.

These highlights help to demonstrate the West Valley Communities' commitment to implementing the requirements outlined in the Urban Runoff Management Plans.

Thank you for your review of this Annual Report. If you have any questions regarding the materials submitted, please contact me at 408.354.4734.

Very truly yours,

Cheryl C. Donnelly

Cheryl Donnelly
West Valley Clean Water Program Manager

Cc: Sue Ma, RWQCB
Attachments

CITY OF CAMPBELL
Public Works Department

City of Campbell
FY 2006-2007 ANNUAL REPORT
ATTACHMENT A

Certification Statement

"I certify, under penalty of law, that this document and all attachments were prepared under my direction or supervision in accordance with a system designed to ensure that qualified personnel properly gather and evaluate the information submitted. Based on my inquiry of the person or persons who manage the system, or those persons directly responsible for gathering the information, the information submitted, is, to the best of my knowledge and belief, true, accurate, and complete. I am aware that there are significant penalties for submitting false information, including the possibility of fine and imprisonment for knowing violations."

Signature by Duly Authorized Representative:

8/16/2007

Al Oxonian
Sr. Civil Engineer

Date

70 North First Street • Campbell, California 95008-1436 • TEL 408-866.2150 • FAX 408.376.0958 • TDD 408.866.2790

List of Acronyms

City of Campbell

Town of Los Gatos

City of Monte Sereno

City of Saratoga

West Valley Acronyms/Abbreviations

CEUs	**Continuing Education Units** – Issued by Dept. of Pesticide Regulation or California Nursery Professionals Assn.
CIP	**Capital Improvement Project**
EC	Erosion Control
IC/ID Inspector	West Valley Storm Water Discharge Inspector
PW	**Public Works**
QAC	**Qualified Applicator Certificate**. A category of the DPR licensing and certification Program. To be certified, the applicant must demonstrate specific knowledge on topics such as pesticide application drift problems and prevention, soil and water problems resulting from restricted use pesticides, phytotoxicity, potential for environmental contamination, etc.
Stormwater Reps	Representatives to the WWCWP from each participating WVC
UCCE	**University of California Cooperative Extension Service** (conducts outreach for UC Davis IPM program; oversees Master Gardeners program)
WV	**West Valley**
WVC	**West Valley Communities** – Cities & Town which are members of the West Valley Clean Water Program: City of Campbell, Town of Los Gatos, City of Monte Sereno, City of Saratoga
WVCWP	**West Valley Clean Water Program**: Stormwater Program for Campbell, Los Gatos, Monte Sereno, Saratoga
WVCWP Inspector	**W**est **V**alley **C**lean **W**ater **P**roject **I**nspector
WV Inspector	**W**est **V**alley **Inspector**

SCVURPPP Acronyms/Abbreviations

AB	Assembly Bill
ABAG	Association of Bay Area Governments
ABC	Annual Budget Review Compilation
ACCWP	Alameda Countywide Clean Water Program
ACOE	U.S. Army Corps of Engineers
AHTG	Ad Hoc Task Group
AR	Annual Report
ASCE	American Society of Civil Engineers
BAAQMD	Bay Area Air Quality Management District
BART	San Francisco Bay Area Rapid Transit
BATG	Budget Ad Hoc Task Group
Basin	Santa Clara Basin
Basin Plan	Water Quality Control Plan for the San Francisco Basin
BACWA	Bay Area Clean Water Agencies
BAHM	Bay Area Hydrology Model
BAMBI	Bay Area Macroinvertebrate Bioassessment Information
BASMAA	Bay Area Stormwater Management Agencies Association
Bay	San Francisco Bay
Bay Area	San Francisco Bay Area
BMI	Benthic Macroinvertebrate
BMM	Lower South Bay Monitoring and Modeling Subgroup
BMP	Best Management Practice
BOMA	Building Owners and Managers Association
BPP	Brake Pad Partnership
BU	beneficial use
C	Celsius
C.3	Permit Provision C.3
C3PO	C.3 Provision Oversight
CA	California
Cal-EPA	California Environmental Protection Agency
Caltrans	California Department of Transportation
CAMLnet	California Aquatic Macroinvertebrate Laboratory Network
Campaign	Watershed Watch Campaign

SCVURPPP Acronyms/Abbreviations

CAP	Copper Action Plan
CASQA	California of Stormwater Quality Association
CB	Copper Baseline
CCC	Continuous Concentration Criterion
CD-ROM	Compact Disk-Read Only Memory
CDS	Continuous Deflective Separation
CEP	Clean Estuary Partnership
CEUs	Continuing Education Units
CESQG	Conditionally Exempt Small Quantity Generator
CEQA	California Environmental Quality Act
CFR	Code of Federal Regulations
cfs	cubic feet per second
CI	Continuous Improvement
CIWMB	California Integrated Waste Management Board
CMIA	Conceptual Model Impairment Assessment
CMS	Copper Management Strategy
COA	Condition of Approval
CoHHW	Santa Clara County Household Hazardous Waste Program
CoHHW Program	Santa Clara County Household Hazardous Waste Program
COLD	cold freshwater habitat
CRMP	Coordinated Resources Management and Planning
CSBP	California Stream Bioassessment Procedures
CTR	California Toxic Rule
Cu	Copper
CWA	Clean Water Act
DDD	Dichlorodiphenyldichloroethane
DDE	Dichlorodiphenyldichloroethylene
DDT	Dichlorodiphenyltrichloroethane
DEH	Santa Clara County Department of Environmental Health
District	Santa Clara Valley Water District
DO	Dissolved Oxygen
DOE	Department of Energy
DPR	Department of Pesticide Regulation

SCVURPPP Acronyms/Abbreviations

DWR	Department of Water Resources
E. Coli	Enterococus Coli
EEC	SF Bay Wildlife Refuge Environmental Education Center
EEDMS	Environmental Enforcement Data Management System
EEPS	Exposure and Effects Pilot Study
e.g.	for example
EMAP	Environmental Monitoring Program
EMB	Executive Management Board
EOA	Eisenberg, Olivieri, and Associates
EPA	U.S. Environmental Protection Agency
Estuary	San Francisco Bay Estuary
F	Fahrenheit
FLT	Fluorescent Light Tube
FY	Fiscal Year
GCRCD	Guadalupe-Coyote Resource Conservation District
GIASP	General Industrial Activities Stormwater Permit
GIS	Geographic Information System
GRTS	Generalized Random Tessellation Stratified
HBANC	Home Builders Association of Northern California
Hg	Mercury
HMP	Hydromodification Management Plan
HHW	Household Hazardous Waste
HVAC	Heating, Ventilation and Air Conditioning
IBI	Index of Biotic Integrity
IC/ID	Illicit Connection and Illegal Dumping
ID	Identification
IND	Industrial/Commercial
i.e.	that is
IPM	Integrated Pest Management
JPA	Joint Powers Authority
K	Kindergarten
KAB	Keep America Beautiful
kg	Kilogram

SCVURPPP Acronyms/Abbreviations

L	Liter
Lb	Pound
LA	load allocation
LFA	Limiting Factors Analysis
LID	Low Impact Development
LSSB	Lower South San Francisco Bay
LUS	Land Use Subgroup
MC	Management Committee
MCMP	Metals Control Measures Plan
MCTT	Multi-Chambered Treatment Train
MDDB	Metadata Database
MDL	Most Downstream Location
MEP	Maximum Extent Practicable
Mercury Plan	Mercury Pollution Prevention Plan
Mg	milligram
mgd	million gallons per day
MIGR	fish migration
MOA	Memorandum of Agreement
MOFO	Morrison & Foerster
MOU	Memorandum of Understanding
MP	Monitoring Priority
MROSD	Mid-Peninsula Regional Open Space District
MYRWMP	Multi-Year Receiving Waters Monitoring Plan
NAP	Nickel Action Plan
NEMA	National Electrical Manufacturers Association
NAIOP	National Association of Industrial and Office Properties
NEPA	National Environmental Policy Act
ng	Nanogram
Ni	Nickel
NOI	Notice of Intent
NPDES	National Pollutant Discharge Elimination System
OC	Organochlorine
O&M	Operation and Maintenance

SCVURPPP Acronyms/Abbreviations

OP	Organophosphate
OWOW	Our Water Our World
P2	Pollution Prevention
PAHs	Polynuclear Aromatic Hydrocarbons
PBDE	Polybrominated Diphenyl Ether
Pb	Lead
PCBs	Polychlorinated Biphenyls
PCDD	Polychlorinated Dibenzo-p-Dioxins
PCDF	Polychlorinated Dibenzofurans
PCO	Pest Control Operator
pg	Picogram
PHAB	Physical Habitat Assessments
PIP	Public Information and Participation
PI/P	Public Information and Participation
PIPP	Public Information and Participation Program
PMPS	Pest Management Performance Standard
POC	Pollutant of Concern
POTW	Publicly Owned Treatment Works
PPPS	Planning Procedures Performance Standard
Program	Santa Clara Valley Urban Runoff Pollution Prevention Program
PS	Performance Standard
PVC	Polyvinyl Chloride
Q	Quarter
QAPP	Quality Assurance Project Plan
RAC	Regional Ad Campaign
RARE	preservation of rare and endangered species
RCRA	Resource Conservation and Recovery Act
REC- 1	water contact recreation
REC-2	non-contact water recreation
Regional Board	San Francisco Bay Regional Water Quality Control Board
RFP	Request for Proposal
RMAS	Regional Monitoring and Assessment Strategy
RMP	Regional Monitoring Program

SCVURPPP Acronyms/Abbreviations

RPT	Report Preparation Team
RS	Regulatory Subgroup
RTA	Rapid Trash Assessment
RWQCB	San Francisco Bay Regional Water Quality Control Board
SC	Steering Committee
SCC	Santa Clara County
SCBWM1	Santa Clara Basin Watershed Management Initiative
SCVURPPP	Santa Clara Valley Urban Runoff Pollution Prevention Program
SCVWD	Santa Clara Valley Water District
SF	San Francisco
SFEI	San Francisco Estuary Institute
SFEP	San Francisco Estuary Project
SIC	Standard Industrial Classification
SMaRT®	Sunnyvale Materials Recovery and Transfer
SOP	Standard Operating Procedures
South Bay	Lower South San Francisco Bay
SPLWG	Sources, Pathways and Loadings Work Group (RMP)
SPWN	fish spawning
SSC	Suspended Sediment Concentration
SSI	Inventory of Santa Clara Basin Stream Studies
SSO	Water Quality Site-Specific Objective
State Board	State Water Resources Control Board
STOPPP	San Mateo Countywide Stormwater Pollution Prevention Program
SWAMP	Surface Waters Ambient Monitoring Program
SWANA	Solid Waste Association of North America
SWMP	Stormwater Management Plan
SWPPP	Stormwater Pollution Prevention Plan
SWRCB	State Water Resources Control Board
TAC	Technical Advisory Committee
TMDL	Total Maximum Daily Load
TO	Tentative Order
TP	Total Phosphorus
TPH	Total Petroleum Hydrocarbons

SCVURPPP Acronyms/Abbreviations

TRC	Technical Review Committee
ug	Microgram
UPC	Urban Pesticide Committee
URMP	Urban Runoff Management Plan
URQM	Urban Runoff Quality Management
USA	Unified Stream Assessment
USEPA	U. S. Environmental Protection Agency
USFWS	U.S. Fish and Wildlife Service
USGS	U.S. Geological Survey
VTA	Santa Clara Valley Transportation Authority
WAC	Watershed Assessment Consultant
WAMS	Watershed Assessment and Monitoring Subgroup
WAR	Watershed Assessment Report
WARM	warm freshwater habitat
Water Board	San Francisco Bay Regional Water Quality Control Board
Water District	Santa Clara Valley Water District
WEF	Water Environment Federation
WEO	Watershed Education and Outreach
WE&O	Watershed Education and Outreach
WERF	Water Environment Research Foundation
WG	Work Group
WILD	wildlife habitat
WLA	Waste Load Allocation
WMI	Watershed Management Initiative
Work Group “I”	SCBWMI Phase I Indicators Work Group
WP	Work Plan
WRPC	Water Resources Protection Collaborative
WVC	West Valley Communities - members of the West Valley Clean Water Program:
	Campbell, Los Gatos, Monte Sereno, Saratoga
WVCWP	West Valley Clean Water Program
WW	Watershed Watch
WWTP	Wastewater Treatment Plant

SCVURPPP Acronyms/Abbreviations

WY	Water Year
YSI	Youth Science Institute
Zn	Zinc

IC/ID Elimination Activities

City of Campbell

Town of Los Gatos

City of Monte Sereno

City of Saratoga

Campbell

Santa Clara Valley Urban Runoff Pollution Prevention Program

FY 2006-2007 ANNUAL REPORT

ILLICIT CONNECTION & ILLEGAL DUMPING ELIMINATION ACTIVITIES

FY 2006-2007 Work Plan Self Evaluation Matrix

Source	Task Source	Work Plan Tasks	Accomplishments	Responsible Party
2004 URMP Perf. Standard	Program	IC/ID Performance Standards Update municipal URMP to reflect revised SOPs and BMPs as changes occur based on effectiveness evaluation. Provide staff training on revisions.	The IC/ID Standard Operating procedures and contact information were updated in June 2007 to reflect changes in staff and/or slight modifications to procedures for emergency spill cleanup which is handled by Campbell Public Works staff.	Sr. Civil Engineer, WV Inspector and WVCWP staff
	URMP	Response Program Continue to implement IC/ID Stormwater Discharge Inspector response program and evaluate for continuous improvement.	During FY06-07, the Inspector conducted 57 IC/ID inspections. One half time IC/ID Inspector conducts a centralized incident response and proactive restaurant and vehicle shop inspection program for four West Valley communities. The Inspector follows up on the reports of all potential violations. This coordinated inspection program works very well and has increased the West Valley Communities' staff awareness of water pollution activities.	WV Inspector
	FY 06-07 Work Plan	Enhanced Reporting Report on incidents using categories consistent with SCVURPPP Program. Document follow-through to point of resolution or referral for enforcement action (penalty or fine).	The WVCWP Inspector keeps a standardized Microsoft Access database of all IC/ID response calls and incident follow-up through resolution. West Valley's annual data was provided to SCVURPPP for Program-wide analysis.	WV Inspector
	URMP	Education Distribute BMP materials during routine inspections. Distribute follow up education information for businesses cited for potential stormwater violations.	WVCWP Inspector distributed 119 informational materials and BMP brochures.	
	Continuous Improvement Item	Training Conduct training & evaluation meeting between Storm Water Discharge Inspector	Each year the WV Inspector visits a West Valley community to meet with municipal staff and explain the importance of reporting IC/ID incidents.	WV Inspector to co-ord with Public Works staff

Campbell

Santa Clara Valley Urban Runoff Pollution Prevention Program

FY 2006-2007 ANNUAL REPORT

Source	Task Source	Work Plan Tasks	Accomplishments	Responsible Party
		and City staff, as needed to improve procedures.	In order to provide a better understanding of the WVCWP Inspector's role within the City and to review response procedures, the WVCWP Inspector and WVCWP Mgr held a round table training meeting with Campbell Public Works and Building staff in FY 05-06. The meeting clarified IC/ID procedures. Typical challenges and possible improvements to the response program were discussed. In 06-07, the WVCWP Mgr and Inspector met with the Saratoga staff and new Los Gatos staff to discuss the same issues. The WV inspector attended various workshops in FY 06-07 related to illegal discharges (i.e. construction inspection/erosion control (12/5/06), SD & street sweeping (6-20-07) and O&M BMP inspections (6-14-07).	

FY 06-07 IC/ID Report Data

Type of Incident	Miscellaneous Incidents	Incident Source	Report Source	Follow-up Action
• 4 Abandoned Drum Discharge • 3 Allowable Discharges • 14 Complaint Not Found • 6 Food Facility • 2 Grey Water Discharge • 9 Miscellaneous • 4 Paint Discharge • 1 Pool /Spa/Fountain • 1 Used Oil Dumping • 7 Vehicle and Equipment Leak • 6 Vehicle Washing **Total 57**	**Breakdown of 9 Miscellaneous Incidents:** • Commercial - 6 • Automotive facilities -1 • Food facilities - 2	• 1 Public Facility and Utilities • 19 Commercial • 4 Residential • 1 Construction Site • 5 Food Facility • 25 Automotive Facility • 2 Other/ Unknown	• 34 Other Agency • 3 Interdepartmental • 7 Citizen Complaint • 9 IC/ID Inspectors • 4 Other	• 51 Verbal Notices • 2 Warning Notice • 1 Referral for enforcement • 3 No Action o 2 allowable discharge o 1 complaint not found Incident Status • 57 Resolved

IC/ID Program Evaluation

IC/ID Training

The Inspector's training meetings and presentations at various West Valley workshops have been effective. Inspectors from Dept of Environmental Health and the Fire Dept have called to report potential urban runoff violations which were observed outside of their scheduled inspections. This is encouraging for West Valley staff who have tried to improve communication and provide relevant training sessions each year.

The West Valley IC/ID Inspector held a Campbell Public Works training meeting on Sept 21, 2005, which focused on encouraging staff to report even minor incidents in order to provide the Inspector with an opportunity to follow up at those sites with the appropriate educational & outreach material. One example of a seemingly innocuous but important incident type is pool water discharges. Campbell Public Works' staff reported one pool and spa discharge which is an indication that they are on the lookout for stormdrain issues.

Trend Analysis

In FY04-05 eighteen (18) reported incidents were investigated. Two (2) automotive related violations for vehicle and equipment leaking were found. Four (4) accidental spills accounted for the number one IC/ID incident type in Campbell for FY04-05. This was followed by three (3) complaints not found, two (2) non-incidents and one (1) construction site incident.

In FY05-06 the West Valley IC/ID inspector responded to thirty-two (32) reports of potential violations in Campbell. Additionally, he conducted follow up visits to five (5) of these sites to ensure on-going compliance. He continued to conduct proactive vehicle shop and restaurant inspections, particularly to those sites which have had violations in the past. Eight (8) incidents originated from Campbell's primary target, automotive facilities. Four (4) accidental spills were next in frequency. Three (3) of the accidental spills were the result of vehicular accidents. Additionally, one (1) reported incident was caused by a fire and one (1) incident was caused by vandalism. There was one (1) food facility violation caused by a leaking dumpster. There was one (1) construction site violation, which is the typical number for Campbell over the last four years. No noticeable trends were evident other than the need to stay on top of vehicle shops and car washes for continued compliance.

In FY06-07 the West Valley IC/ID inspector responded to fifty-seven (57) reports of potential violations in Campbell. Twenty-five (25) incidents originated from Campbell's primary target, automotive facilities. The next common incidents occurred at commercial facilities (19). There was only one (1) construction site violation, which is the typical number for Campbell over the last several years.

There was an increase in the number of reports (57) compared to FY 05-06, however, 14 of those were 'complaints not found' and 3 were 'allowable discharges'. The West Valley Inspector will continue to conduct proactive visits of vehicle shops and restaurants but they will be reported as Industrial Commercial Facility Inspections in the IND section of the annual report. Additionally, the WV Inspector will make efforts to provide outreach and educational materials at automotive and commercial facilities.

Campbell
IC/ID Inspections Annual Report FY 06-07

#	ICID Date	Contact Name (Resp Party)	Location/ Address of Incident	ICID Incident Report Source (Origin)	ICID Incident Source	ICID Incident Type	ICID Enforcement Action	Findings: (Comments)	Status	Compliance Date
Abandoned Drums Discharge										
1	9/19/2006	West Valley Auto Tech-Vic Kawasaki	180 Kennedy Av., Campbell	Other agency	Automotive Facilities	Abandoned drums discharge	Verbal Notice	Follow up to fire report: Fluid leaks from metal storage drums. Open lids on drums. All OK now. Roof built over drum area, lids now on drums . All cleaned up.	Incident - Resolved	19-Sep-06
2	11/8/2006	Firestone - American Tire and Service Co./Ron J. Davis, Mgr.	2120 Winchester Blvd., Campbell	Other agency	Automotive Facilities	Abandoned drums discharge	Verbal Notice	Follow up to fire report: 55 gal. Drum outside 2/3 full of dirty oily water. Drum has been removed. Water properly disposed of. OK now.	Incident - Resolved	08-Nov-06
3	3/5/2007	Fast Wok Restaurant-Don Phan	472 W. Hamilton Av., Campbell	Illicit discharge inspectors	Food Facilities	Abandoned drums discharge	Verbal Notice	Follow up inspection. Remaining four containers have been picked up and disposed of properly. Resolved.	Incident - Resolved	05-Mar-07
4	3/8/2007	West Valley Auto Tech-Vic Kawasaki	180 Kennedy Av., Campbell	Illicit discharge inspectors	Automotive Facilities	Abandoned drums discharge	Verbal Notice	Follow up inspection. Storage waste drums outside are now covered. All OK.	Incident - Resolved	08-Mar-07
Allowable Discharge										
1	7/24/2006	Private Driveway	South side of First Street Parking Garage	Interdepartmental	Other/unknown	Allowable discharge	No Action	Water standing in private driveway. Not a SD problem, but a "West Niles Virus" problem. Water should be made to drain. Referred to Code Enforcement Officer.	Non-Incident	24-Jul-06
2	12/12/2006	Bank of America	200 The Pruneyard, Campbell	Other	Commercial	Allowable discharge	Verbal Notice	Tom, WVSD, called. Reported sprinkler going off. Broken head. OK, just waterdraining to landscaped area. Not a problem.	Incident - Resolved	12-Dec-06
3	4/11/2007	Los Gatos Creek	at Campbell Av. Bridge, adjacent to Campbell Inn	Citizen Complaints	Other/unknown	Allowable discharge	No Action	Citizen reported foam going into creek. John Iaquinto, Campbell, checked it out too. He said no problem. When water hits rock it foams up.	Incident - Resolved	11-Apr-07
Complaint Not Found										
1	9/11/2006	BTM Motorwork-Brad McClure, Owner/CEO	1661 S. Bascom Av., Campbell	Other agency	Automotive Facilities	Paint discharge	Verbal Notice	Follow up to fire report: Paint stored out side of building. OK now. Paint has been removed.	Incident - Resolved	11-Sep-06
2	9/14/2006	Winchester Auto Repair	3030 S. Winchester Blvd., Campbell	Other agency	Automotive Facilities	Vehicle and equipment leaking	Verbal Notice	Follow up to fire report: Absorbant/oil on the floor. All cleaned up and disposed properly.	Incident - Resolved	14-Sep-06
3	9/14/2006	British European Auto Repair-John Lancaster	2921 Winchester Blvd., Campbell	Other agency	Automotive Facilities	Vehicle and equipment leaking	Verbal Notice	Follow up to fire report: Storage of motors, transmissions in back lot. All cleaned up and disposed of properly now.	Incident - Resolved	14-Sep-06
4	9/15/2006	Earl's Transmissions-Norm Book, Owner	921 Old Camden Av., Campbell	Other agency	Automotive Facilities	Vehicle and equipment leaking	Verbal Notice	Follow up to fire report: Misc. auto parts stored outside in yard. Parts removed and properly disposed of. All cleaned up.	Incident - Resolved	15-Sep-06

Campbell
IC/ID Inspections Annual Report FY 06-07

#	ICID Date	Contact Name (Resp Party)	Location/ Address of Incident	ICID Incident Report Source (Origin)	ICID Incident Source	ICID Incident Type	ICID Enforcement Action	Findings: (Comments)	Status	Compliance Date
5	11/9/2006	B & J Automotive, Inc.-Mark F. Wagenhals, Bus. Mgr.	300 Railway Av., C-1, Campbell	Other agency	Automotive Facilities	Vehicle and equipment leaking	Verbal Notice	Follow up to fire report: vehicle and equipment repair done on side yard. All work is now performed inside.	Incident - Resolved	09-Nov-06
6	11/29/2006	Safet Metanovic	875 Torero Plaza, Campbell	Citizen Complaints	Residential	Vehicle and equipment leaking	Verbal Notice	About a year ago, problem with his truck leaking oil in street. Got email from Dave Ogilvie saying truck was back. Checked it out. No big oil leak. Owner, Metanovic, said he got it repaired.No problem. I informed Ogilvie. Matter is closed.	Incident - Resolved	29-Nov-06
7	2/2/2007	Larson Automotive-Mike	901 Camden Av., Campbell	Other agency	Automotive Facilities	Vehicle and equipment leaking	Verbal Notice	Follow up to fire report: Engine parts on ground which could result in oil runoff. OK now, parts have been picked up and properly disposed of. Educated them.	Incident - Resolved	02-Feb-07
8	2/12/2007	Almaden Construction-Mark Holm	408 Industrial St., Campbell	Other agency	Commercial	Vehicle and equipment leaking	Verbal Notice	Follow up to fire report: oil filter storage area exposed to rain. OK now: Collection area moved under roof. No longer a problem.	Incident - Resolved	12-Feb-07
9	3/6/2007	British European Auto repair - John Lancaster	2921 Winchester Blvd., Campbell	Illicit discharge inspectors	Automotive Facilities	Vehicle and equipment leaking	Verbal Notice	Follow up inspection. Used to store motors, parts, outdside near SD. No more. They have been educated. No storage.	Incident - Resolved	06-Mar-07
10	3/6/2007	Economy Lumber- Bill Hage	720 Camden Av., Campbell	Illicit discharge inspectors	Commercial	Vehicle and equipment leaking	Verbal Notice	Follow up inspection. Engine parts etc. were stored outside, no cover. No more. All AOK. No storage of parts.	Incident - Resolved	06-Mar-07
11	3/6/2007	Earl's Transmissions-Norm Book	921 Old Camden Av., Campbell	Illicit discharge inspectors	Automotive Facilities	Vehicle and equipment leaking	Verbal Notice	Follow up inspection. Misc. auto parts used to be stored outside. No more. All OK now.	Incident - Resolved	06-Mar-07
12	3/15/2007	Campbell Union School District Corp. Yard -Dave	240 N. Harrison Av., Campbell	Other agency	Public facilities and Utilities	Vehicle and equipment leaking	Verbal Notice	Follow up to fire report: Materials stored outside, equipment outside, and old paint cans stored outside. Toured entire yard. Nothing is stored outside anymore. All OK. Resolved.	Incident - Resolved	15-Mar-07
13	3/15/2007	Precision Identity Corp.-Glen	804 Camden Av., Campbell	Other agency	Commercial	Misc. incidents	Verbal Notice	Follow up to fire report: Compressor oils discharged to soil. Exhaust hose releasing oils to ground. Batteries stored outside with no secondary containment. All taken care of. Oil goes to a barrel (contained). No batteries. Nothing on ground.	Incident - Resolved	15-Mar-07
14	3/20/2007	Auto Source Motoring-Steven Leese	161 Curtner Av., Campbell	Citizen Complaints	Automotive Facilities	Complaint not found	No Action	Sue Ma, USEPA, got an email complaint. Said they were washing a very dirty vehicle and washing down oil and that SD was over flowing. This is a high class used car showroom, very clean. Recently had a breakup of a partnership.	Incident - Resolved	20-Mar-07
Food Facility										

Campbell
IC/ID Inspections Annual Report FY 06-07

#	ICID Date	Contact Name (Resp Party)	Location/ Address of Incident	ICID Incident Report Source (Origin)	ICID Incident Source	ICID Incident Type	ICID Enforcement Action	Findings: (Comments)	Status	Compliance Date
1	2/14/2007	Taqueria Chapala Restaurant-Pritam	819 W. Hamilton Av., Campbell	Illicit discharge inspectors	Food Facilities	Dumpster discharge	Verbal Notice	See IND 85/0607. Pro active inspection on 02/12/07 found dumpster area a mess, mostly cardboard. Went back on 02/14/07. All cleaned up.	Incident - Resolved	14-Feb-07
2	4/17/2007	La Pizzeria-Martinetti Luigi, Mgr.	373 E. Campbell Av., Campbell	Citizen Complaints	Food Facilities	Equipment cleaning	Verbal Notice	Citizen called in. Cleaning equipment outside in back. Went right out. Educated them. It will not happen again. Very cooperative.	Incident - Resolved	17-Apr-07
3	2/12/2007	Nob Hill Foods - Dave Cornfoot, Store Dir.	1602 W. Campbell Av., Campbell	Interdepartmental	Commercial	Food Facility Oil & grease discharge	Verbal Notice	Raw sewage coming out of outlet behind store. WVSD responded. No sewage reached the creek. They vacuumed the line. Nob Hill has now serviced their two grease traps. They are serviced monthly now. Also, main sewer line in back is flushed every 3 months.	Incident - Resolved	12-Feb-07
4	2/26/2007	Fast Wok Restaurant-Don Phan	472 W. Hamilton Av., Campbell	Other agency	Food Facilities	Food Facility Oil & grease discharge	Verbal Notice	Containers.There are only four there now. He will have them picked up. He promised to cover and provide secondary containment. Follow up: All removed and properly disposed of.	Incident - Resolved	26-Feb-07
5	4/4/2007	Tsing Tao Restaurant	104 San Tomas Aquino Rd., Campbell	Other agency	Food Facilities	Food Facility Oil & grease discharge	Warning Notice	Garbage employee saw them pouring grease into dumpster. Went right out. Issued NTC #1911. Also told them to keep lids closed. Followed up on 04/17/07. All ok.	Incident - Resolved	04-Apr-07
6	6/26/2007	Dumpster Area, Pruneyard-Phuong Huynh, DEH	1875 S. Bascom Av., Campbell	Other agency	Commercial	Food Facility Oil & grease discharge	Referral for Enforcement	Grease and oil on ground in dumpster area. Made them clean up. See attached photos. This dumpster area is checked quarterly.	Incident - Resolved	26-Jun-07
Grey Water Discharge										
1	9/19/2006	Resident	1620 Beth Wy., Campbell	Citizen Complaints	Residential	Grey water discharge	Verbal Notice	Citizen called City of Campbell. Resident is washing vegetables in driveway. Runoff going to gutter with possible pesticides. Told him he must wash in a sink. OK now.	Incident - Resolved	19-Sep-06
2	5/21/2007	Corvette Connection	180 E. Sunnyoaks, Campbell	Other agency	Commercial	Grey water discharge	Verbal Notice	Public Works reported: Pressure washing building. Runoff going to SD. They made them stop. Public Works also responded to clean up. All OK now.	Incident - Resolved	21-May-07
Miscellaneous Incident										
1	7/10/2006	Los Gatos Refinishing-John Saraceto	180 Sunnyoaks Av., #5B, Campbell	Other agency	Commercial	Misc. incidents	Verbal Notice	Follow up to fire report: Furniture refinishinig being done outside. Promised to do all work inside in future.	Incident - Resolved	10-Jul-06
2	9/13/2006	BTS Transmission Specialists-Steve Bautista, Pres.	920 Camden Av., Campbell	Other agency	Automotive Facilities	Vehicle and equipment leaking	Verbal Notice	Follow up to fire report: Waste storage exposed to elements. All OK now. They have built a roof over it.	Incident - Resolved	13-Sep-06

Campbell
IC/ID Inspections Annual Report FY 06-07

#	ICID Date	Contact Name (Resp Party)	Location/ Address of Incident	ICID Incident Report Source (Origin)	ICID Incident Source	ICID Incident Type	ICID Enforcement Action	Findings: (Comments)	Status	Compliance Date
3	9/21/2006	Almaden Construction-Mark Holm	408 Industrial St., Campbell	Other agency	Commercial	Vehicle and equipment leaking	Verbal Notice	Follow up to fire report: Oil filters bins exposed to weather, overflowing. OK now. All cleaned up. Roof built over storage area. Good.	Incident - Resolved	21-Sep-06
4	9/21/2006	Economy Lumber-Bill Woodfill	720 Camden Av., Campbell	Other agency	Commercial	Vehicle and equipment leaking	Verbal Notice	Follow up to fire report: outdoor storage of engine parts. All OK now. Under a roof. No fluids.	Incident - Resolved	21-Sep-06
5	9/22/2006	Precision Identity Corp.-Glen	804 Camden Av., Campbell	Other agency	Commercial	Misc. incidents	Verbal Notice	Follow up to fire report: Compressor oil being discharged to soil. Also, exhaust hose releasing oil. And, batteries stored outside, no containment. All taken care of. Oils are now contained. Batteries removed.	Incident - Resolved	22-Sep-06
6	1/8/2007	F & J Auto Imports - Frank Benevento, Mgr.	64 Railway Av., Campbell	Other agency	Automotive Facilities	Vehicle and equipment leaking	Verbal Notice	Follow up to fire report: Oil filter storage not in secondary containment. Bins located outside may fill with rain water. All OK now. Storage bins are moved inside at night. No rain can get in.	Incident - Resolved	08-Jan-07
7	3/14/2007	Ravacast- Ed Avakian	374 McGlincey Ln., Campbell	Illicit discharge inspectors	Commercial	Misc. incidents	Verbal Notice	Follow up inspection. Stop by here periodically. Pile of sand. Told him they must cover each night in case of rain. He promised to do so. Keep after them.	2nd Inspection Required	14-Mar-07
8	5/30/2007	Whole Foods-Mark Barbieri, Mgr.	1690 S. Bascom Av., Campbell	Other agency	Food Facilities	Misc. incidents	Verbal Notice	Follow up to fire report: Unloading grogeries in back of store. Food scrapes around SD. Fire made them stop and clean up. Ok now.	Incident - Resolved	30-May-07
9	6/11/2007	Storm drain in private parking lot-Paula Fergeson	55 N. 3rd Street, Campbell	Citizen Complaints	Commercial	Misc. incidents	Verbal Notice	Odor coming from SD in private parking lot. Paula Fergeson, 364-9100, called WVSD. Advised her to hire someone to flush it out, on private property. WVSD agrees. No visible SD problem.	Incident - Resolved	11-Jun-07
Paint Discharge										
1	9/15/2006	Canterbury Painting, 19944 Monroe St., Santa Clara, Pf. 296-3309	1400 Dell Av., Campbell	Agency	Commercial	Paint discharge	Verbal Notice	SCVWD called. They were going to paint the outside of the building. Scraping old paint off blew all over. Some going into percolation ponds. Too much wind. Made them stop. They were cleaning it up while I was there.	Incident - Resolved	15-Sep-06
2	9/18/2006	Canterbury Painting, 19944 Monroe St., Santa Clara, Pf. 296-3309	1400 Dell Av., Campbell	Agency	Commercial	Paint discharge	Verbal Notice	Follow up to 25/0607. Went back on 9/18/06 and it was all cleaned up. Too windy was the problem.	Incident - Resolved	18-Sep-06
3	1/8/2007	Pro Mac Painting	250 Dillon Av., Campbell	Other agency	Commercial	Paint discharge	Verbal Notice	Follow up to fire report: Storage of open containers outside. No longer there. Properly disposed of. They now store them in a shed. No rain can get in.	Incident - Resolved	08-Jan-07
4	4/25/2007	KT Nails	1403 Camden Av., Campbell	Citizen Complaints	Commercial	Paint discharge	Warning Notice	Washing paint brushes outside. Educated them. Issued NTC #1913. All OK now.	Incident - Resolved	25-Apr-07

Campbell
IC/ID Inspections Annual Report FY 06-07

#	ICID Date	Contact Name (Resp Party)	Location/ Address of Incident	ICID Incident Report Source (Origin)	ICID Incident Source	ICID Incident Type	ICID Enforcement Action	Findings: (Comments)	Status	Compliance Date
Pools/ Spas/ Fountains Discharge										
1	6/23/2007	Resident	580 Emory Av., Campbell	Other agency	Residential	Pools/Spas/Fountains discharge	Verbal Notice	Pool water being drained into Budd Ave. Pond, belonging to SCVWD. Brett Calooun, SCVWD, left brochures etc. Campbell Police also investigated, report #20070623059. I also went by, no one was home. Left brochures and door hanger.	Incident - Resolved	23-Jun-07
Used Oil Dumping										
1	1/4/2007	Paul Del Grande Auto Parts - Ken	566 E. Campbell Av., Campbell	Other agency	Automotive Facilities	Used oil dumping	Verbal Notice	Follow up to fire report: Five gal. bucket full of water with oil sheen in front parking lot. He took care if it. Dumped it into toilet.	Incident - Resolved	04-Jan-07
Vehicle & Equipment Leaking										
1	7/7/2006	Chahal's Union Service- Gurbachan Chahal	1533 W. Campbell Av., Campbell	Other agency	Automotive Facilities	Vehicle & equipment leaking	Verbal Notice	Follow up to fire report: Abandoned car leaking oil. SD inlet full of debris. Car has been towed. SD cleaned.	Incident - Resolved	07-Jul-06
2	9/20/2006	Chahal's Union Service- Gurbachan Chahal	1533 W. Campbell Av., Campbell	Other agency	Automotive Facilities	Vehicle & equipment leaking	Verbal Notice	Follow up to fire report: Again an abondoned car leaking fluids. Car has been removed. Area cleaned. All OK now.	Incident - Resolved	20-Sep-06
3	1/25/2007	Residence	1242 Maggio Ct., Campbell	Interdepartmental	Residential	Vehicle & equipment leaking	Verbal Notice	Pick up truck parked in front of residence leaking fluids. Sign on windshield says it will be towed tomorrow. Called Public Works to put absorbant material under vehicle. Followed up on 01/26/07, vehicle gone. Called Public Works to sweep up absorbant.	Incident - Resolved	25-Jan-07
4	2/2/2007	Dick's Automotive Transport-Don Sgarlato	888 Camden Av., Campbell	Other agency	Automotive Facilities	Vehicle & equipment leaking	Verbal Notice	Follow up to fire report: Oils on ground from vehicle storage. They are very aware of runoff problems. They use drip pans, absorbant, etc.	Incident - Resolved	02-Feb-07
5	2/6/2007	Hosmer-Clint Cam	561 Division St., Campbell	Other agency	Commercial	Vehicle & equipment leaking	Verbal Notice	Follow up to fire report: Compressor leaking fluid. Needs secondary containment. They are goung to build a berm around it. Go back for follow up. See 2/9/07 report.	2nd Inspection Required	06-Feb-07
6	2/9/2007	Hosmer-Clint Cam	561 Division St., Campbell	Illicit discharge inspectors	Commercial	Vehicle & equipment leaking	Verbal Notice	Follow up decision (see IC/ID # 58/0607). He is afraid a berm holding liquid will damage foundation of building. We agreed that he would place a container there and empty it daily.	Incident - Resolved	09-Feb-07

Campbell
IC/ID Inspections Annual Report FY 06-07

#	ICID Date	Contact Name (Resp Party)	Location/ Address of Incident	ICID Incident Report Source (Origin)	ICID Incident Source	ICID Incident Type	ICID Enforcement Action	Findings: (Comments)	Status	Compliance Date
7	6/22/2007	DeLong's Automotive-Dave Osborne	419 E. Mc Glincy Lane, Campbell	Citizen Complaints	Automotive Facilities	Vehicle & equipment leaking	Verbal Notice	Oil spill into gutter in street. Drain blocked off. Nothing got to SD. Absorbent put down. A parts washer malfunctioned. Machine will be repaired.	Incident - Resolved	22-Jun-07
Vehicle Washing										
1	7/7/2006	Winchester Auto Repair, Inc. - Icya Rosenthal	3030 S. Winchester Blvd., Campbell	Other agency	Automotive Facilities	Vehicle repair	Verbal Notice	Follow up to fire report: Oil absorbant on floor. He cleaned it up right away.	Incident - Resolved	07-Jul-06
2	7/27/2006	John's Automotive Repairs-John	238 Curtner Av., Campbell	Other agency	Automotive Facilities	Vehicle repair	Verbal Notice	Follow up to fire report: Vehicle equipment stored outside. No fluids. Parts to be picked up. Nothing to SD. All OK.	Incident - Resolved	27-Jul-06
3	7/7/2006	K&F Auto-Moe Bagheri, Owner	203a Kennedy Av., Campbell	Illicit discharge inspectors	Automotive Facilities	Vehicle washing	Verbal Notice	He was washing vehicles in parking lot. Installed a berm and a sump pump to a toilet.Requested a letter from me he could show his landlord, which I did. OK now.	Incident - Resolved	07-Jul-06
4	7/27/2006	Images Auto Body-David Ferguson, Pres.	216 Cristich Lane, Campbell	Other agency	Automotive Facilities	Vehicle washing	Verbal Notice	Follow up to fire report: Runoff from washing vehicles. Everything drains to a dirt area. Nothing gets to a SD. All OK.	Incident - Resolved	27-Jul-06
5	9/18/2006	Images Auto Body-David Ferguson	216 Cristich Ln., Campbell	Other agency	Automotive Facilities	Vehicle washing	Verbal Notice	Follow up to fire report: Runoff from washing vehicles. This has been reported before. It is OK because runoff goes to a dirt area, not a SD.	Incident - Resolved	18-Sep-06
6	2/2/2007	Dell Auto Body-Carlos	951 Camden Av., Campbell	Other agency	Automotive Facilities	Vehicle washing	Verbal Notice	Follow up to fire report: Washing vehicles inside. Water and soap getting to parking lot. Does not make it to the street. OK. Drains to dirt area. Nothing gets to street or a SD.	Incident - Resolved	02-Feb-07

West Valley Communities

FY 2006-2007 ANNUAL REPORT

Training Summary: Illicit Connections & Illegal Dumping Activities

Training Description	Date	Attendees
IC/ID Training US EPA Stormwater Program's Webcast Series Presenter: Jennifer Zielinski of the Center for Watershed Protection Speakers: Nikos Singelis of U.S. EPA's Stormwater Program, and Darrin Peine of Charlotte N.C. **Topics:** • Phase 1 MS4 communities • IDDE program • Establishing legal authority • Determining illicit discharge potential • Developing program goals • Searching for illicit discharges • Evaluating program effectiveness	September 12, 2006	**WVCWP** Stormwater Discharge Inspector
CASQA Meeting - Case Study : Prosecution of an Illegal Discharge Sponsor: California Stormwater Quality Association (CASQA) Speaker: Grant Sharpe, NPDES Coordinator, County of Orange, Resources & Development Mgmt **Topics:** • Orange County Investigation/ Prosecution of an illegal Discharge → Investigation steps → Evidence needed → Prosecution steps	March 9,2007	**WVCWP** Program Manager

Industrial Commercial Discharger Control Program

City of Campbell

Town of Los Gatos

City of Saratoga

Campbell

Santa Clara Valley Urban Runoff Pollution Prevention Program

FY 2006-2007 ANNUAL REPORT

INDUSTRIAL/COMMERCIAL DISCHARGER CONTROL PROGRAMS

Annual Report FY 2006-2007 Self Evaluation Matrix

Source	Task Source	FY 06-07 Work Plan Tasks	FY 06-07 Accomplishments	Responsible Party
	URMP	a. Joint Inspections of Retail Food Facilities Continue joint inspection program w/ DEH. Approximate number of *food handling* facilities in Campbell is 242. All facilities will be inspected at a minimum once per year. WVCWP IC/ID Inspector will conduct follow-up and distribute BMP materials as needed per DEH referrals. Continue to evaluate data management and reporting for desirable improvements or updates.	In FY 06-07, all 242 food-handling facilities in Campbell were inspected; most of them were inspected 2 or 3 times by Santa Clara County Environmental Health Specialists (inspectors). A total of 735 food facility inspections or re-inspections were conducted by DEH in Campbell.	Insp'ns conducted by SCC DEH; Annual Mtg co-ord by WVCWP
	URMP	b. Training & Evaluation Conduct annual joint meeting/training w/ Cupertino and SCC DEH to evaluate Inspection Prgm and discuss improvements. Annual meeting per agreement scheduled for Spring. Provide outreach on proper disposal of fluorescent light bulbs and batteries to retail food facilities during inspections.	On April 30, 2007 the WV Cities, Cupertino and the County held their annual coordination training meeting.	WVCWP to co-ord. w/ Cupertino & DEH
	FY02-03 Annual Report, CI Item	c. WVCWP Restaurant Inspection Program Continue implementation of proactive inspection program targeting medium to large-scale restaurants. *Medium to large-scale* restaurants are defined as, restaurants with 6 or more employees and/or those with potential grease problems. There are approximately 48 of	Since the West Valley Restaurant Inspection Program's inception in 2002, the WVCWP Inspector has provided at least 263 pro-active inspections for approximately 127 targeted restaurants in the cities of Campbell, Los Gatos and Saratoga. Out of 58 restaurants targeted in Campbell, most have been visited more than one time and almost all are familiar with the West Valley Clean Water Program. In FY 06-07, twenty-eight (28) restaurants were inspected pro-	WV Inspector & DEH

Campbell

Santa Clara Valley Urban Runoff Pollution Prevention Program

FY 2006-2007 ANNUAL REPORT

Source	Task Source	FY 06-07 Work Plan Tasks	FY 06-07 Accomplishments	Responsible Party
		these in Campbell.	actively in Campbell. One (1) was a re-inspection of a restaurant with problems in previous year. All twenty-eight inspections revealed clean sites, free of urban runoff violations. Only one (1) violation was noted by DEH for a food facility in Campbell.	
	Restaurant Inspection Program – Continuous Improvement item	d. Support West Valley Sanitation District's Fats, Oils and Grease Program Expand scope of restaurant inspections to focus on grease trap maintenance. During pro-active visits, the WVCWP Inspector will look at grease trap cleaning records. Any food facility without records will be referred to the West Valley Sanitation District for follow up.	WVCWP manager and Inspectors met with DEH representatives to re-emphasize the importance of tracking grease maintenance records. WVCWP Inspector continued to alert restaurants about regularly maintaining grease interceptors and the need for record keeping.	Inspections conducted by SCC Fire
	URMP	e. Joint Inspections of Ind/Comm Facilities by Fire Dept. and WVCWP Continue joint inspection program. Approximate number of facilities in Campbell is 317. The inspection frequency goal for FY06-07 is 100%. The total number of facilities by business category inspected in FY06-07 will be included in the annual report.	In the City of Campbell, 253 commercial / industrial facilities were inspected by the Fire Dept (compared to 296 inspections conducted in FY 05-06). Of the facilities inspected, the Fire Dept found twelve (12) potential or actual violations and reported all twelve (12) of those to the WVCWP for follow up.	Inspections conducted by SCC Fire

Campbell

Santa Clara Valley Urban Runoff Pollution Prevention Program

FY 2006-2007 ANNUAL REPORT

Source	Task Source	FY 06-07 Work Plan Tasks	FY 06-07 Accomplishments	Responsible Party
	URMP	g. Training & Evaluation Conduct annual joint meeting/training w/ SCC Fire to evaluate inspection reporting and confirm distribution of materials. Determine training topics, if needed, on the re-negotiated West Valley Inspection Agreement dated June 2006.	The Fire Dept's annual facility inspection training pertaining to urban runoff requirements was provided to 183 inspectors from May 10th through July 6th 2007. The Inspectors noted that they have plenty of handout materials; West Valley businesses have received all of the educational material during prior inspections. The Fire Dept's Sr Haz Mat Specialist, who provides training to inspectors met with the West Valley Clean Water Prog Mgr and WV Inspector on 4/5/07 to evaluate current procedures. The new agreement and revised reporting form that is currently being used, is working well. Another training meeting between WVCWP Inspector and Fire Dept's Sr. Haz Mat Specialist was held on 1/19/07 to review differences in reporting data. All reporting issues were resolved. During FY 06-07, the WVCWP Inspector distributed thirty-one (31) IND brochures in Campbell, as part of his outreach and education program. The Fire Dept also distributes a stormwater compliance packet to new commercial /industrial business owners or management.	Annual Mtg arranged by WVCWP w/ Sr. Haz Mat Specialist
	URMP	h. NOI Filers Provide updated list of NOI Filers to SCC Fire.	The list of NOI sites (4 in Campbell) was sent electronically to the Fire Dept on 4-17-07.	WV Inspector
	FY02-03 Annual Report, CI Item	i. WVCWP Vehicle Shop Inspection Program Continue to inspect vehicle maintenance and car wash facilities as part of IC/ID pro-active inspection program. Suggest alternatives and promote improved car	In FY06-07 the West Valley Inspector conducted twenty-nine (29) pro-active inspections of vehicle shops in the City of Campbell. He also followed up on automotive shop referrals from the Fire Dept's facility inspections. The follow up inspections reported by the Fire Dept as potential violations have been moved to ICID (section 1) of this report.	SCC Fire; WV Inspector

Campbell

Santa Clara Valley Urban Runoff Pollution Prevention Program

FY 2006-2007 ANNUAL REPORT

Source	Task Source	FY 06-07 Work Plan Tasks	FY 06-07 Accomplishments	Responsible Party
		washing methods for auto businesses during IC/ID inspections. Document potential problems through resolution and submit to Program for Annual Report.		

Industrial/Commercial Inspection Report Data FY06-07

DEH Inspections	Fire Dept Inspections	Fire Dept referred 12	Fire Dept Report of Violations (12)	(58) WVCWP	IND & Commercial # of Inspections
• 242 Food-Facilities • 735 Inspections • 4 potential / actual violations **Fire Dept Inspections** • 253 by Fire District (See list at right) • 12 potential / actual violations	• 153 Automotive • 25 Construction/Bldg • 1 Corp Yard • 10 Dry Cleaners • 3 Electrical Comp • 19 Machine Shops • 1 Metal Manufacturing • 8 Paint • 7 Pesticide Facilities • 4 Cabinetry Facilities • 6 Chiropractors • 4 Haz Waste Facilities • 1 Jewelry/Precious Metal • 1 Laboratory • 22 Medical/ Dental • 19 Misc Manuf • 3 Pharmaceutical • 14 Photo/Print • 2 Plastics Mfg • 3 Underground Storag Tank • 11 Veterinarian • 1 Welding/ iron • 5 Wood Cabinetry/Furn	12 potential or actual violations were referred to the WVCWP Inspector for follow up (See IC/ID table in section 1 of this report). **DEH referred 1** See evaluation at the end of this table.	• 9 Automotive • 1 Construction • 1 Machine Shops • 1 Paint Facility **Report from DEH** • **4 Food Facilities**	Pro-active Inspections • 29 Automotive • 28 Food Service • 1 Commercial See Inspector's report on violations in IC/ID report (first section of this report)	WVCWP 58 Fire Dept 253 DEH 735 **Total 1,046**

Industrial/Commercial Program Evaluation

Fire Dept Inspections of Industrial / Commercial Facilities:

Of the 253 facilities inspected by the Fire Dept., twelve (12) potential or actual violations were found and all of those were reported to the WVCWP for follow up. The list of violations is provided to WVCWP at the end of each fiscal year. The West Valley Inspector will schedule a training meeting with the Fire Dept Haz Mat Specialist in FY 07-08 to discuss further inspections of sites with reported violations during FY 06-07. The sites with previous violations will be prioritized for inspections at the beginning of FY 07-08.

After a steady stream of improvements and more communication between Fire Dept and WVCWP staff, the inspection program is prepared for maximum efficiency for the West Valley Cities in FY 07-08. When Saratoga was added to the Fire Dept Inspection Agreement for Campbell and Los Gatos (7/1/02), all West Valley facility inspections were coordinated under one umbrella. Monte Sereno does not conduct IND inspections because it has NO industrial or commercial facilities. Since 2001, WVCWP staff has met with Fire Dept staff at least twice a year to discuss standardized reporting, documentation and follow-up.

The West Valley Inspector's pro-active vehicle shop inspection program is designed to supplement Fire Dept facility inspections. Shop owners are made to realize the City's responsibility for making sure that the sites are in compliance with water quality requirements. The Inspector has made a positive impact with his visits and the distribution of educational materials depicting the right way to keep equipment, vehicle parts, and service areas covered, and all vehicle wash water managed properly. In a few cases the Inspector's meetings with vehicle shop owners have led to the facility's purchase of a wastewater capture system (noted in previous annual reports).

Annual Food Facility Inspection Training Meeting

Of the 735 facilities inspected by the DEH, four (4) potential or actual violations were found and only one (1) of those were reported to the WVCWP for follow up. The Supervising Environmental Health Specialist at DEH had left and DEH was not always able to make the referrals to WVCWP due to staff shortage. However DEH has hired new staff and this will improve the coordination between DEH and WVCWP in FY 07-08.

On April 30, 2007, DEH representatives met with the WVCWP Manager and Inspector. The importance of reporting all potential West Valley stormwater violations to the West Valley inspector was re-emphasized. Other topics covered at this meeting were (1) Updated contact information (2) How to report urban runoff violations to municipal inspectors to ensure accurate tracking and follow up (3) Feedback on the effectiveness of outreach and educational handouts (4) Reminder to distribute pesticide reduction fact sheets called "Don't Set a Table for Pests" to restaurants.

During FY 06-07 the West Valley Inspector continued a more aggressive effort to alert restaurants to the need for regular grease interceptor maintenance and record keeping. The WVCWP Inspector and the West Valley Sanitation District's Director of Operations continue to have discussions regarding grease interceptor maintenance records and related issues. The Sanitation District is notified if the records are not available. At the April 30th meeting, the West Valley Inspector again suggested that Environmental Health Specialists look for grease trap maintenance records during their restaurant inspections.

Campbell
Annual Report FY 06 07
IND/Commercial Inspections

#	IND Date	Facility Name	Facility Address	Enforcement Actions	Inspection Notes	Notes - 2
Automotive						
1	9/14/2006	Cupertino Body Shop	3016 Winchester Blvd., Campbell	No Action	Pro active inspection. No problems. All clean.	All AOK.
2	10/20/2006	Honda-Acura & Smog	1360 White Oaks Rd., Ste 1, Campbell	No Action	Pro active inspection. All OK. They do not wash vehicles. Clean shop.	All AOK.
3	10/20/2006	White Oaks Mercedes	1360 White Oaks Rd., Ste. C, Campbell	No Action	Pro active inspection. Good. Clean. They do not wash vehicles.	All AOK.
4	10/20/2006	AutoLectrics	1360-H, White Oaks Rd., Campbell	No Action	Pro active inspection. No problems. They do not wash vehicles. Rebuild automotive parts.	All AOK.
5	10/20/2006	Advance Auto Tech Repair	1360 White Oaks Rd., #D, Campbell	No Action	Pro active inspection. OK. Clean. They do not wash vehicles.	All AOK.
6	10/20/2006	Pro Service	1360 White Oaks Rd., Campbell	No Action	Pro active inspection. OK. Clean. They do not wash vehicles.	All AOK.
7	10/27/2006	Golden Auto Care	1386 White Oaks Road, Ste. B, Campbell	No Action	Pro active inspection. Good. Clean shop. Do not wash vehicles.	All AOK.
8	10/27/2006	Los Gatos Foreign Car	1386 White Oaks Road, #D, Campbell	No Action	Pro active inspection. Looks good. All OK. Do not wash vehicles. No body work.	All AOK.
9	10/27/2006	Natale's Auto Repair	1386 White Oaks Road, Suite E, Campbell	No Action	Pro active inspection. OK. Clean. Do not wash vehicles. No body work.	All AOK.
10	10/27/2006	Elite Auto Body	1386 White Oaks Road, Campbell	No Action	Pro active inspection. Looks good, but owner not in. Go back.	Will follow up with owner biannually.
11	10/31/2006	Silicon Valley Auto Group	1436 White Oaks Road, Campbell	No Action	Pro active inspection. Seldom wash a vehicle. Repairs only. Wash done at location on Main St., Los Gatos. Said they will be moving soon to location on Blossom Hill Rd. where Hummer is now.	All AOK. Very clean shop. Professional.
12	10/31/2006	Elite Auto Body	1386 White Oaks Road, Campbell	No Action	Pro active follow up to 10/27/06 Inspection. Went back on 10/31/06. Owner in. All OK. Very seldom wash a vehicle. Use a commercial car wash or vacuum runoff to a toilet. Good.	All AOK.
13	10/31/2006	Zip In Out Auto Service	1436 White Oaks Road, Unit # 7, Campbell	No Action	Pro active inspection. Do not wash vehicles. No body work. Clean. All OK.	All AOK.
14	10/31/2006	Magnum Force Race Car Fabrication Inc.	1436 White Oaks Road, # 7, Campbell	No Action	Pro active inspection. Do not wash vehicles. No body work. No problem. All clean.	All AOK.

Campbell
Annual Report FY 06 07
IND/Commercial Inspections

#	IND Date	Facility Name	Facility Address	Enforcement Actions	Inspection Notes	Notes - 2
15	10/31/2006	Arabia's Over Kill Jeep Fabrication	1436 White Oaks Road, Campbell	No Action	Pro active inspection. Do not wash vehicles. No body work. Clean. Good. All OK.	All AOK.
16	10/31/2006	White Oaks Auto Body	1436 White Oaks Road, # 11, Campbell	No Action	Pro active inspection. Looks OK. Seldom wash a vehicle. Use a vacuum to toilet. Clean shop. Looks good.	Looks OK.
17	11/3/2006	Jiffy Lube #297	1387 Camden Av., Campbell	No Action	Pro active inspection. Looks good. Clean shop. Have had problems in past. Told him to make sure all work is performed in service bays.	All OK today.
18	11/3/2006	Wheel Works	1460 White Oaks Road, Campbell	No Action	Pro active inspection. Tires only. Do not wash vehicles. No body work. Shop looks OK.	All AOK.
19	11/3/2006	Los Gatos Auto Service, Inc.	1460 White Oaks Road, Unit F, Campbell	No Action	Pro active inspection. No body work. Do not wash vehicles. Service only. All OK.	All AOK.
20	11/3/2006	Concours Autobody Collision and Repair	1460 White Oaks Road, Suite J, Campbell	No Action	Pro active inspection. Looked closed. No employees. He has interest in Vacuum Boom. Gave him their brochure. All OK today.	All OK. See notes.
21	11/3/2006	West Valley Transmissions, Inc.	1460 White Oaks Road, Unit I, Campbell	No Action	Pro active inspection. All OK. No body work. Do not wash vehicles. Transmission work only.	All AOK.
22	11/3/2006	Ken's Sportech Inc.	1460 E White Oaks Road, Campbell	No Action	Pro active inspection. All OK. No body work. Do not wash vehicles.	All AOK.
23	11/14/2006	Kirkwood Transmission	125 S. San Tomas Rd., Campbell	No Action	Pro active inspection. All OK. No body work. Do not wash vehicles.	All OK.
24	11/14/2006	A-1 Radiator & Auto Repair	125 S. San Tomas Aquino Rd., #B, Campbell	No Action	Pro active inspection. OK. Do not wash vehicles. No body work. All repairs done inside.	All AOK.
25	11/14/2006	Shiro's Auto Body	125 S. San Tomas Aquino Rd., Campbell	No Action	Pro active inspection. Looks OK. Vehicles are washed next door at commercial car wash. Good.	All OK.
26	4/3/2007	Los Gatos Auto Service, Inc.	1460 White Oaks Rd., Unit F, Campbell	No Action	Pro active inspection. All good, clean. Do not wash vehicles.	All AOK.
27	4/3/2007	West Valley Transmissions, Inc.	1460 White Oaks Rd., Unit 1, Campbell	No Action	Proactive inspection. All checked out OK. Clean. Do not wash vehicles.	All AOK.
28	4/3/2007	Concours Autobody Collision and Repair	1460 White Oaks Rd., Suite J, Campbell	No Action	Proactive inspection. All OK. Clean. Do not wash vehicles.	All AOK.
29	4/3/2007	Ken's Sportech Inc.	1460-E White Oaks Rd., Campbell	No Action	Proactive inspection. All OK. Do not wash vehicles All clean.	All AOK.

Note: No action includes verbal communication, business cards and appropriate brochures

Campbell
Annual Report FY 06 07
IND/Commercial Inspections

#	IND Date	Facility Name	Facility Address	Enforcement Actions	Inspection Notes	Notes - 2
Corporation Yard						
1	11/15/2006	Confidence Landscaping, Inc.	971 E. Hamilton Av., Campbell	No Action	Pro active inspection. Problems in past with storage outside (paint cans). No problem now. All cleaned up.	All AOK now.
Food Service						
1	8/24/2006	Goodie's Restaurant	2201 S. Bascom Av., Campbell	No Action	Pro active inspection. Problems in past. OK today. Kitchen and dumpster area are clean.	All AOK.
2	8/31/2006	North China Restaurant	727 W. Hamilton Av., Campbell	No Action	Pro active inspection. Problems in past with grease and oil spilled in back around grease bin. OK now.	All OK now.
3	9/5/2006	Rock Bottom Restaurant	1875 S. Bascom Av., Campbell	No Action	Pro active inspection. All OK. Clean. Good. Shared dumpster with El Burro and Left at Albuquerque is OK.	All AOK.
4	9/5/2006	El Burro Restaurant	1875 S. Bascom Av., Campbell	No Action	Pro active inspection. All AOK. Clean. Shared dumpster with Rock Bottom and Left at Albuquerque is OK.	All OK.
5	9/5/2006	Left at Albuquerque Restaurant	1875 S. Bascom Av., Campbell	No Action	Pro active inspection. All good. Clean. No problem. Shared dumpster with El Burro and Rock Bottom is OK.	All AOK.
6	9/5/2006	Hobee's Restaurant	1875 S. Bascom Av., Campbell	No Action	Pro active inspection. All clean. Good. Shared dumpster OK.	All AOK.
7	9/5/2006	Outback Restaurant	1887 S. Bascom Av., Campbell	No Action	Pro active inspection. Problems in past. Dumpster area clean now. Huge improvement. Shows our inspections are effective.	All AOK now.
8	9/26/2006	Spoon's Grill and Bar	1555 S. Bascom Av., Campbell	No Action	Pro active inspection. Excellent. Clean. Sink for washing mats. Dumpster area good.	Excellent.
9	9/26/2006	Denny's #7416	2060 S. Winchester Blvd., Campbell	No Action	Pro active inspection. Clean. Good. Kitchen and dumpster area clean. Sink area for mats. Excellent.	All OK.
10	9/27/2006	Thai Pepper Cuisine	2000 S. Bascom Av., Campbell	No Action	Pro active inspection. Good. Clean. Dumpster area good. No problems.	All AOK.
11	9/27/2006	Baja Fresh	1976 S. Bascom Av., Campbell	Level 1	Pro active inspection. Kitchen area good. Food scraps around dumpster area. Issued NTC# 1907. They cleaned it up before I left.	Issued NTC# 1907. See above. OK now.
12	9/27/2006	Wienerschnitzel #170	1940 S. Bascom Av., Campbell	No Action	Pro active inspection. OK. Dumpster area good. No problems.	All AOK.

Note: No action includes verbal communication, business cards and appropriate brochures

Campbell
Annual Report FY 06 07
IND/Commercial Inspections

#	IND Date	Facility Name	Facility Address	Enforcement Actions	Inspection Notes	Notes - 2
13	9/27/2006	Taco Bravo	1950 S. Bascom Av., Campbell	No Action	Pro active inspection. Good. Clean. Dumpster area OK. No problems.	All AOK.
14	9/28/2006	Sonoma Chicken Coop Restaurant	200 E. Campbell Av., Campbell	No Action	Pro active inspection. Clean. Good. Dumpster area OK.	All AOK.
15	10/6/2006	A Bellagio Restaurant	33 S. Central Av., Campbell	No Action	Pro active inspection. OK. All clean. Dumpsterarea OK. No problems.	All AOK.
16	10/6/2006	The King's Head Restaurant	201 Orchard City Dr., Campbell	No Action	Pro active inspection. All clean. Looks good. Dumpster area OK.	All AOK.
17	11/3/2006	Royal Taj Restaurant	1350 Camden Av., Campbell	Level 1	Pro active inspection. Owner not in. Kitchen not clean. 55 gal. plastic barrel full of raw chicken. Unsanitary. Called DEH, Arlette Kerley followed up with same findings.	Go back biannually.
18	11/3/2006	Taco Bell #567	1546 Camden Av., Campbell	No Action	Pro active inspection. All OK. Kitchen and dumpster area look good.	All OK.
19	11/3/2006	Stacks' Restaurant	139 E. Campbell Av., Campbell	No Action	Pro active inspection. Clean restaurant. No problems. Dumpster area good.	All AOK.
20	11/16/2006	Elephant Bar Restaurant	499 E. Hamilton Av., Campbell	No Action	Pro active inspection. Problems in past. Today, excellent. Dumpster area very good. No problems.	All AOK.
21	11/16/2006	Outback Steakhouse	1887 S. Bascom Av., Campbell	No Action	Pro active inspection. Problems in past. Excellent today. Dumpster area very good.	All AOK.
22	12/7/2006	Di Cicco's Restaurant	2509 S. Bascom Av., Campbell	No Action	Pro active inspection. Looks good. Dumpster area clean. All OK.	All AOK.
23	2/7/2007	Elephant Bar Restaurant	499 E. Hamilton Av., Campbell	No Action	Pro active inspection. All clean, nice. Dumpster area good. Clean. Lids closed.	All AOK. Good.
24	2/7/2007	Effie's Restaurant	331 Hacienda Av., Campbell	No Action	Pro active inspection. All OK except please keep lids closed in dumpster area.	All OK except please keep lids closed in dumpster area.
25	2/12/2007	Taqueria Chapala Restaurant	819 W. Hamilton Av., Campbell	Level 1	Pro active inspection. Restaurant OK. Dumpster area needs clean up. Cardboard. Called bldg. Owner, Pritam 406-0703. He will take care of it today. I went by a couple of days later; all cleaned up.	All OK now. See IC/ID # 64/0607. All cleaned up. OK now. Resolved.
26	2/28/2007	Carrows Restaurant	150 E. Hamilton Av., Campbell	No Action	Pro active inspection. Clean. Good. Dumpster area good.	All AOK.
27	4/9/2007	Effie's Restaurant	331 Hacienda Av., Campbell	No Action	Follow up pro active inspection. Lids are now closed. Good. Problems in past.	All OK now.

Note: No action includes verbal communication, business cards and appropriate brochures

Campbell
Annual Report FY 06 07
IND/Commercial Inspections

#	IND Date	Facility Name	Facility Address	Enforcement Actions	Inspection Notes	Notes - 2
28	5/1/2007	Elephant Bar Restaurant	499 E. Hamilton Av., Campbell	No Action	Proactive inspection. Problems in past. Excellent. We've made progress. Dumpster area clean, lids closed.	All OK today. Keep checking.

Note: No action includes verbal communication, business cards and appropriate brochures

West Valley Communities

FY 2006-2007 ANNUAL REPORT

Training Summary: IND

Training Description	Date	Attendees
SCC Fire Dept. Training for Inspectors Coordinator: John Justice, Santa Clara County, Sr. Haz Mat Specialist 21 Trainings @ 30 minutes each, average of 8 firefighters per Training **Topics**: The SC County Fire Dept (formerly SC Central Fire District) presented annual staff training to their Inspectors. The Inspectors noted that they have plenty of handout materials; most businesses have received all of the educational material during prior inspections. See "Evaluation" in preceding IND Table. ▪ How to perform an Industrial Inspection ▪ How to properly complete an Inspection form ▪ How to handle violations found during inspections ▪ Review common violations and why they are violations ▪ Trash hot spots are considered violations ▪ Report violations ASAP to Headquarters and call WVCWP Inspector ▪ How to report emergency responses – Call Sr Haz Mat Specialist & WVCWP Inspector ▪ Review educational materials for distribution during inspections ▪ Q & A and discussion	May 2007 thru June 2007	**SCC Fire Dept Inspection field staff** Senior Haz Mat Specialist and all field staff
Training/ Discussion: Referral of Potential Violations to WVCWP Coordinator: WVCWP Stormwater Inspector **Topics**: ▪ Review of Fire Department inspection procedures and follow-up ▪ Procedures for referrals of potential Violations to WVCWP inspector ▪ Evaluation of current progress	January 19, 2007	**WVCWP** Stormwater Discharge Inspector **SCC Fire Dept**. Senior Haz Mat Specialist

West Valley Communities

FY 2006-2007 ANNUAL REPORT

Training Summary: IND

Annual Training for Joint Inspections of Ind/Comm Facilities by Fire Dept. and WVCWP ▪ Review of NPDES permit requirements for industrial/ commercial inspections ▪ Referrals of potential violations to WVCWP inspector ▪ "Emergency Incident" follow-up by WV cities ▪ Trash and debris as a potential violation ▪ Evaluation of current procedures	April 05, 2007	**WVCWP** WVCWP Manager Stormwater Discharge Inspector **SCC Fire Dept**. Senior Haz Mat Specialist
Annual Training for Joint Inspections of Retail Food Facilities Held at Cupertino City Hall **Topics:** ▪ Review of Food Facility Inspection Agreement ▪ Referrals of potential Violations to each city ▪ Inspection report follow-up ▪ Evaluation of current procedures	April 30, 2007	**WVCWP** Program Manager Stormwater Discharge Inspector **SC County Dept. Env. Health** Supervising Env. Health Specialist SC County NPDES Coordinator City of Cupertino Environmental Programs Manager

Public Agency Activities

City of Campbell

Town of Los Gatos

City of Monte Sereno

City of Saratoga

Campbell

Santa Clara Valley Urban Runoff Pollution Prevention Program

FY 2006-2007 ANNUAL REPORT

PUBLIC AGENCY ACTIVITIES: Operation and Maintenance

FY 2006-2007 Work Plan Self Evaluation Matrix

Source	Task Source	FY06-07 Work Plan Tasks	FY 06-07 Accomplishments	Responsible Party
Storm Drain Operations and Maintenance				
	2004 URMP	Annual Storm Drain Cleaning Continue contract w/ WVSD. Continue schedule/cycle for inspection and cleaning of storm drain system (two year cycle for residential & one year cycle for commercial/industrial); Public Works staff will clean high leaf drop and other noted areas more frequently and as needed.	West Valley Sanitation District (WVSD) performs systematic storm drain cleaning and inspection annually. Each year half the City's storm drains in residential areas are cleaned and inspected. Arterials and commercial/ industrial areas are done annually. City staff performs additional pro-active cleaning of storm drain inlets and grates before storm season in high leaf drop areas. Engineered treatment BMPs on City parking lots are cleaned at least annually (e.g. storm drain filters at Community Center in June 2007).	Sr. Civil Engineer coord with WVSD per contract; Pub Works Supt coord in-field operations
	Trash Reduction Activities On-going	Trash Reduction WVSD and/or Public Works staff will provide additional cleanup in trash problem spots discovered by staff or reported by the public.	During inspection and cleaning of storm drain structures, WVSD staff notes catch basins that require additional cleaning. The data will be helpful in locating trash problem areas by storm drain location. Campbell's report included 4 structures that received additional cleaning due to excessive amounts (over 50 lbs) of leaves and paper.	Coordinate with WVSD, WVCWP and Public Works Supt
	2004 URMP	Training - Annual WVSD/ Oper. & Maint. Meeting Annual WVSD / Operations & Maintenance. Supervisors meeting: evaluate status of annual storm drain cleaning and provide training on maintenance issues. Rural public works BMPs & SOPs may be reviewed as part of the annual WVCWP Street Maintenance Supervisors meeting.	The annual WV Storm Drain Op & Maintenance Supervisor's workshop was held on June 20, 2007 at Campbell Community Center. Eight (8) Campbell staff attended, including the Public Works Superintendent, and streets maintenance workers. Staff from WVSD, WVCWP, and the other WV Communities also participated. Topics included: • WVSD Storm Drain structure cleaning & debris findings for each city (will be used to help identify	Mtg led by WVSD and WVCWP; Attended by: Pub Works Supt and 7 additional City staff

Campbell

Santa Clara Valley Urban Runoff Pollution Prevention Program

FY 2006-2007 ANNUAL REPORT

Source	Task Source	FY06-07 Work Plan Tasks	FY 06-07 Accomplishments	Responsible Party
			additional trash problem areas) • Review of Emergency Response Procedures for SD overflow • Street sweeping for water quality including capture of fine particulate matter • Power Point Presentation on S/D cleaning and maintenance requirements and existing practices Round table discussion on all topics	
	C/I item -Source Control Measure	Storm Drain Stencils or Signage Continue to replace and/or upgrade storm drain stencils or signage on storm drains or catch basins, as needed. Stencils will be replaced with the type of stencil most appropriate for the location.	The City has approximately 1,096 SD inlets. The Public Works Supt is continuing to replace signage in the high-use and downtown areas with thermoplastic stencils due to a successful pilot in 2002 - 2004. Since thermoplastic stencils can not be applied to a vertical surface, painted stencils are the preferred method of storm drain signage in most catchment areas. The application of more durable metal plaques in 1999 and 2000 proved problematic.	Public Works Supt & Streets staff
Street Sweeping/ Pavement Management				
	URMP - Street Sweeping	a. Street Sweeping Program By contract – residential swept twice monthly; downtown every week; arterials and Commercial/industrial areas once weekly. High leaf drop and other noted areas cleaned more frequently and as needed (i.e., construction zones - swept by responsible party).	The City has two contractors performing sweeping services. A vacuum type sweeper is used for areas that are conducive to picking up fine particulates and a broom type sweeper is used in other areas. The corporation yard is swept on Fridays. Sweeping data includes both types of sweepers. In heavy leaf drop areas, a front-end loader/dump truck crew removes leaves prior to street sweeping. Residents and businesses are given large recycling receptacles for yard waste as part of the required solid waste service. Yard waste is not allowed in streets; yard waste bins are emptied weekly by the City's recycling contractor.	Public Works Supt and Parks Supervisor manage contracts

Campbell

Santa Clara Valley Urban Runoff Pollution Prevention Program

FY 2006-2007 ANNUAL REPORT

Source	Task Source	FY06-07 Work Plan Tasks	FY 06-07 Accomplishments	Responsible Party
	NPDES Permit	b. Street Sweeping Data Collection Collect and review street sweeping data and provide number of curb miles swept and cubic yards of debris to WVCWP for each Annual Report.	Street Sweeping data was collected and provided to the SCVURPPP at the end of the fiscal year. **See the three-year comparison table in the evaluation section (below),** for curb miles swept, debris collected and yard waste recycled.	Public Works Office Specialist collects data from contractors WVCWP provide annual totals to SCVURPPP
	FY06-07 Work Plan, RWQCB comments	c. Training As needed, provide training meetings on collection of street sweeping data to appropriate municipal staff.	Training for municipal staff on street sweeping data collection requirements and preferred sweeping methods, was provided at WVCWP's June 20, 2007, Storm Drain Operation and Maintenance workshop.	Public Works Supt/ and Street Maintenance staff attend - WVCWP hosts
Corporation Yard				
	URMP	a. SWPPP Review Sponsor a training meeting for Stormwater Reps and Public Works Maintenance staff to review and evaluate the municipal Storm Water Management Pollution Protection Plan (SWPPP).	Campbell's Pub Works Supt, met with other WV cities on 1/23/07 to evaluate corporation yard BMPs and discuss potential revisions to the Cities' Storm Water Pollution Prevention Plans (SWPPPs). WVCWP staff coordinated the revisions by cities and updated the text in electronic format. SWPPP revisions were completed in Feb. 2007.	WVCWP staff held the meeting - Public Works Supt provided content of SWPPP manual and feedback from City staff
	URMP	b. Staff Training Provide annual training on BMPs in Storm Water Pollution Prevention Plan w/ Corp-Yard walk-thru	Campbell's previous Corporation Yard Walk-thru was held on 4/26/06 with 29 Campbell staff. In FY06-07, the corporation yard training, normally held in the spring, was postponed to make time for other Public Works training sessions. FY 06-07 Corporation Yard training is scheduled for 8/30/07 and will be reported in the FY07-08 annual report. The PW Superintendent will provide the training.	Public Works Supt provides annual training for municipal staff

Campbell

Santa Clara Valley Urban Runoff Pollution Prevention Program

FY 2006-2007 ANNUAL REPORT

Rural Public Works Activities
The City of Campbell does not have any Rural Roads.

Campbell

Santa Clara Valley Urban Runoff Pollution Prevention Program

FY 2006-2007 ANNUAL REPORT

Street Sweeping Totals for FY04-05 through FY06-07

Curb Miles Swept

FY04-05	FY05-06	FY06-07
Residential	**Residential**	**Residential**
5,454 curb miles swept	**5,454 curb miles** swept	**3,419 curb miles** swept
Commercial & Arterials	**Commercial & Arterials**	**Commercial & Arterials**
1,619 curb miles swept	**1,807 curb miles** swept	**2,359 curb miles** swept
Annual Combined Total	**Annual Combined Total**	**28 miles of other areas**
7,073 curb miles swept	**7,261 miles curb miles swept**	**Annual Combined Total**
		5,806 curb miles swept

Debris Collected

FY04-05	FY05-06	FY06-07
Residential	**Residential**	**Residential**
1,327 cubic yards	**1,142 cubic yards** of debris collected	**1,011 cubic yards**
Commercial & Arterials	**Commercial & Arterials**	**Commercial & Arterials**
994 cubic yards	**884 cubic yards** of debris collected	**760 cubic yards**
Annual Combined Total	**Annual Combined Total**	**72 cubic yards of other debris**
2,321 cubic yards	**2,026 cubic yards** of debris collected	**Annual Combined Total**
		1,843 cubic yards

Yard Waste Recycled

FY04-05: An annual total of **6,782 tons** of yard waste was picked up by garbage collection service.

FY05-06: An annual total of **6,609 tons** of yard waste was picked up by garbage collection service.

FY06-07 Residents and businesses recycled 3,667 tons of yard waste using Waste Management garbage collection service from 7/06 to the end of 1/07. In March the West Valley Cities changed contractors; the total amount of yard waste recycled using West Valley Collection and Recycling from 3/1 to 6/30 2007 was reported as 1,920 tons for a combined **total of 5,587 tons.**

Campbell

Santa Clara Valley Urban Runoff Pollution Prevention Program

FY 2006-2007 ANNUAL REPORT

Public Agency Activities: Operations and Maintenance Evaluation

Storm Drain Maintenance: In FY06-07, West Valley Sanitation District (WVSD) provided its second enhanced annual report to the cities on storm drain cleaning. Since June 2006 the reports have listed the structures that were inspected and cleaned with the maintenance crew's findings. A total of 848 structures were inspected. Of those inspected, 584 were found without any debris and were noted as "clean." Forty structures required additional cleaning and of the forty, thirty-seven contained leaves & paper. Crews noted the weight and type of debris removed. Descriptors for solids removed are: leaves/paper, mud/dirt, foreign object, rocks/stone, sand/gravel, oil/soap and roots etc. The reports are generated from a database of numbered storm drain locations with the street names. The WVSD reports were distributed at the annual Storm Drain workshop on 6-20-07 and will be reviewed by WV cities as they determine future management actions for trash problem areas.

In addition to the West Valley IC/ID inspector's incident response program and follow-through to resolution, Campbell Streets crews provided immediate response and cleanup for accidental spills and reports of illegal discharges to the storm drain as noted below:

5/07 Streets crew and other city staff performed an absorbent cleanup of oil substance resulting from a bus accident on Hamilton Ave and Winchester Blvd.

5/07 Street Supervisor stopped a contractor from power washing a building on Sunnyoaks Ave. Water and paint chips were contained and kept from the storm drain.

6/07 Streets crew responded with absorbent to an anti freeze spill resulting from a vehicle accident.

6/07 Streets crew responded to two separate calls for glass spill cleanup on roadway

Storm Drain Stencils: Campbell's decision to go back to using painted stencils for most applications, and using thermoplastic storm drain stencils in selected high-use and downtown areas, is working very well. Thermoplastic signage is more durable than painted stencils and holds its color. Staff have also noted that thermoplastic stencils have endured a few years of street sweeping passes. The best feature of the thermoplastic stencils is that they are visible at night. The downside of using thermoplastic stencils is the cost (about $250 per stencil, installed) and they must be applied to a horizontal surface, preventing their visibility from a distance. Santa Clara County staff asked the WVCs for a recommendation on where to purchase metal plaques similar to those previously installed by the West Valley Cities. West Valley reported that municipal staff have discontinued application of the metal plaques because the sharp edges have a potential to get caught in street sweepers and bend, creating possible injury to pedestrians or bicyclists. Replacing the plaques was also a problem. When plaques came loose or were removed, concrete chunks crumbled from the curb with the screws (used for attaching the plaques) making replacement in the same spot impossible.

Street Sweeping: The City of Campbell hired a new street sweeping contractor in July 2006 because the City was having problems with the results of their sweeping service. The previous contractor swept more curb miles because he needed to use two sweepers, at times, to get the job done satisfactorily. Campbell's new street sweeping contractor reported 1,843 cubic yards of debris collected in FY06-07, 478 cubic yards less than the amount of debris collected in FY05-06. However, the City's contractor also swept 1,455 less curb miles in FY06-07, which accounts for the decline in the amount of debris removed. Campbell's sweeping contractor provided year-end data rather than monthly data for FY06-07. For FY07-08, the contractor has been asked by Public Works to submit monthly totals for curb miles swept and debris collected so that the data can be evaluated at frequent intervals.

Campbell

Santa Clara Valley Urban Runoff Pollution Prevention Program

FY 2006-2007 ANNUAL REPORT

In the previous fiscal year, the Town of Los Gatos provided training to all the West Valley Cities by presenting their new Street Sweeper at a WVCWP workshop in June 2006. The Town's PW Superintendent answered questions from other municipal staff about cost and maintenance and gave a brief talk on why this model of sweeper was selected. The regenerative air sweeper is certified to pick up more, and generate fewer, small particles, which account for 5% to 7% of the material on the average street but contain over 60% of the pollutants targeted by EPA under the Clean Water Act. (Statistics provided by Ranger Kidwell-Ross, speaker for World Sweeper.com at a street sweeping workshop 5-8-06 in San Jose).

Yard Waste - Curbside Collection and Recycling: The West Valley yard waste recycling program reduces the amount of debris that gets into the storm drain, since leaves are collected in oversized bins rather than being stored in the street. In FY06-07, the total yard waste collected was down sharply from the previous two years for all West Valley cities. The reason for the decrease is not apparent without reviewing the data collected for the previous years and the garbage collection companies' tracking methods. There are a few factors that would contribute to the drop. 1) The data for February 2007 was not reported for West Valley cities due to a change in service contractors; 2) There might be a significant difference in methods used by the two different contractors to collect data; 3) City crews provide some additional, unscheduled leaf and tree limb removal, which is not tracked. 4) The annual weather might be a consideration because yard waste collection is determined by the amount of debris residents generate from yard maintenance and tree trimming. Some years have stormier weather producing more fallout from trees and a greater need to dispose of branch material. The new garbage & recycling company will be asked about their methods of tracking yard waste collection. The cities may request monthly totals to see if more consistent year-end totals can be obtained.

Training Evaluation: The WVCWP Storm Drain Maintenance Workshop (6/20/07) drew more staff participation this year. Municipal staff evaluated the workshop as having "good information that needs to be presented to City Council." Another response noted that "City law enforcement needs to attend the workshops". It was also suggested that San Jose Water Company attend our trainings since the water company crews have been noticed using improper storm drain protection methods when working on their pipelines. Attendees wanted to know "how to educate the public to get them on our side?" It was evident that BMPs are being used by municipal staff but there was some frustration among street and park maintenance workers because they don't have enough authority to convince residents and private contractors to keep pollutants from reaching the storm drain system. The WVCWP Inspector offered his card to all attendees and requested that they report any incidents to him for immediate follow-up. One challenge is to catch the violator in the act of allowing pollutants into the storm drain system. By the time the incident, or the result of the incident, is seen it is often too late to stop it. The maintenance crews are generally called to clean up spills. Attendees requested continued updates on the MRP requirements for storm drain maintenance and street sweeping practices. Several of the attendees stayed after the workshop for additional discussion among the cities.

Corporation Yard SWPPPs: The City of Campbell along with the other West Valley communities, conducted a round-table review and discussion of West Valley municipal SWPPPs during FY06-07. The corporation yard SWPPP and standard operating procedures (SOPs) were evaluated; a few minor revisions and updates were made. The SWPPP updates were documented and transcribed to electronic format in February 2007. Staff and PW Superintendent reported that BMPs are working well.

West Valley Communities

Santa Clara Valley Urban Runoff Pollution Prevention Program

FY 2006-2007 ANNUAL REPORT

Training Summary: Public Agency Activities

Training Description	Date	Attendees
WVCWP Monthly Meeting – Corp Yard Review and Discussion Presenter: WVCWP Program Manager **Topics:** ▪ Saratoga's recently revised SWPPP ▪ Stormwater Reps discussed SWPPP revisions ▪ Accessibility of SWPPPs for municipal staff and the public ▪ Discussed BMPs for cleaning downtown side walks incorporating dry methods	**January 23, 2007**	**WVCWP (3)** Program Manager Program Assistant Stormwater Discharge Inspector **Campbell (2)** Senior Civil Engineer PW Superintendent, City of Campbell **Los Gatos (1)** Senior Engineering Technician **Saratoga(1)** Public Works Analyst
WVCWP Monthly Meeting – Corp Yard Procedures and SWPPP Revisions Presenter: WVCWP Program Manager **Topics:** ▪ Evaluation and self audit ▪ Current operating procedures and BMPs in the SWPPP ▪ Site maps ▪ Municipal spill response procedures	**March 27, 2007**	**WVCWP (3)** Program Manager Program Assistant Program Inspector **Campbell** Senior Civil Engineer **Los Gatos (1)** Senior Engineering Technician **Saratoga (1)** Public Works Analyst

West Valley Communities

Santa Clara Valley Urban Runoff Pollution Prevention Program

Training Summary: Public Agency Activities

Training Description	Date	Attendees
WVCWP Monthly Meeting – WV Inspections and Audits of Corp Yard & SWPPP Presenter: WVCWP Inspector **Topics:** WV Inspections and Self Audits of Corp Yard & SWPPP	**May 8, 2007**	**WVCWP (3)** Program Manager Program Assistant Program Inspector **Campbell** Senior Civil Engineer **Los Gatos (1)** Senior Engineering Technician **Saratoga (1)** Public Works Analyst
Los Gatos Training		
Town of Los Gatos – Corp Yard Walk-Through **Open to local students, teachers, parent volunteers & the public** Presenter: Kevin Rohani, Public Works Director & various Public Works staff **Topics:** ▪ Tour of the Service Center: ▪ Storm drain cleaning equipment ▪ Street sweeping ▪ Vehicle wash stations ▪ WVCWP staffed a table and provided visual tools to show students and teachers how the storm drain system is connected to local creeks and to encourage pollution prevention methods	**May 23, 2007**	**Los Gatos Staff, 32 staff including:** Parks and Public Works Director Streets Maintenance Superintendent Parks Maintenance Superintendent Public Works Analyst/ SW Rep Public Works Supervisor Town Manager Town Tree Crew Parks Maintenance staff Streets Maintenance staff Civil and Traffic Engineering staff Engineering Inspectors Street Sweeper Operator

West Valley Communities

Santa Clara Valley Urban Runoff Pollution Prevention Program

Training Summary: Public Agency Activities

Training Description	Date	Attendees
Annual Storm Drain Operations and Maintenance Training Meeting: **WV Communities & WV Sanitation District** Held at the Campbell Community; Sponsored by WVCWP Speaker: Peter Sevcik, WV Sanitation District & Cheri Donnelly< WVCWP Topics included: • **Storm Drain Maintenance** findings by WVSD - Review of Emergency Response Procedures for SD overflow • Presentation S/D Maintenance Requirements & Round Table discussion • **Presentation on Street Sweeping** for Water Quality Protection • Round table discussion on all topics • Questions, Comments – Evaluation	**June 20, 2007**	**WVCWP (3)** Manager SW Discharge Inspector Public Outreach coordinator **Campbell (8)** Public Works Superintendent PW Supervisor **Los Gatos (6)** PW Superintendent Street Maintenance Worker Parks Lead Worker **Monte Sereno (1)** Assistant City Engineer **Saratoga (4)** Street Maintenance Supervisor Lead Maint Worker & Maint Specialist Parks Supervisor Lead Parks Worker **WV Sanitation District (2)** Director of Engineering & Operations Operations Supervisor
Corp Yard Walk-Through: City of Saratoga Presented by Saratoga Street Maintenance Supervisor **Topics:** ▪ Review changes in SWPPP ▪ Corp Yard Utility Emergency Shutoff Locations ▪ Locations of Storm Drains ▪ Storage areas for Absorbents ▪ Location of SWPPP ▪ Locations of Fire Extinguishers ▪ Review of BMPs	**April 12, 2007**	**Saratoga (18)** Street Maintenance Supervisor (1) Park Maintenance Supervisor (1) SM Lead Worker (1) PM Lead Worker (1) SM Specialist (1) PM specialist (1) SM Worker III, II,I (3) PM Worker III, II,I (6) Office Specialist III (Dispatcher) (1) Temporary Workers (2)

Planning Procedures & New Development

City of Campbell

Town of Los Gatos

City of Monte Sereno

City of Saratoga

PLANNING PROCEDURES

FY 2006-2007 Work Plan Self Evaluation Matrix

Source	Task Source	Work Plan Tasks	Accomplishments	Responsible Party
Planning Procedures				
	Provision C.3	Participate in Provision C.3 Oversight Ad Hoc Task Group (C3PO AHTG) to stay updated on current issues, respond to Program or RWQCB requests, and exchange questions, ideas or experiences, related to C.3 implementation with other Co-permittees.	WVCWP Manager participated in the C3PO AHTG meetings in order to present summarized information at West Valley monthly meetings and encourage feedback, as appropriate, from West Valley Co-permittee's.	Sr. Civil Engineer coordinate with WVCWP Mgr
	New Municipal Regional Permit	Provide input as requested, to help determine the requirements for the new Municipal Regional Permit.	On Dec, 19, 2006, Campbell's PW Director, the Community Development Director and the City's Sr. Civil Engineer attended an MRP West Valley meeting where a round table discussion was held with municipal decision makers and Water Board staff to address the challenges of the upcoming MRP requirements and explore revisions that would make the requirements feasible for implementation.	Public Works Director, Community Development Director and Sr. Civil Engineer to coordinate with WVCWP Mgr
C.3.c. Requirements for Group 1 and Group 2 Projects				
Group 2 Projects	C.3.c.	As needed, revise guidance documents, website, procedures, and/or conditions of approval to incorporate Group 2b project requirements for August 2006 implementation.	C.3 guidance for all WV cities was revised and posted prior to 8/15/06 to include Group 2b projects.	Sr. Civil Engineer
Training	C.3.c.	Provide training to staff on Group 2 requirements, as needed.	Campbell's Sr Civil Engineer/Stormwater Rep attended SCVURPPP's C.3 workshop on June 14, 2007. Public Works Staff also attended monthly West Valley training meetings on 8-1-06, 2-27-07, 11-28-07 and 12-19-07, where	Sr. Civil Engineer WVCWP to assist

Source	Task Source	Work Plan Tasks	Accomplishments	Responsible Party
			implementation of current and proposed C.3 requirements were reviewed and discussed. On 6/6/07, Campbell's Sr. Civil Engineer offered APWA webcast training on "Low-Impact Development and What it Means to Public Works". The City Engineer, three Engineering Dept staff and the WVCWP Mgr attended the webcast. See the Planning Procedures training summary at the end of this section for additional training.	
C.3.e Operation and Maintenance of Treatment BMPs				
BMP Inspection Program O&M Verification	Permit C.3.e.iii	Report on treatment BMP's O&M verification program. Note organizational responsibility, evaluation of effectiveness, and planned improvement to the program. Include a list or summary of treatment BMPs inspected during the year, inspection results, and any required follow-up and correction.	The City did not conduct any BMP O&M inspections during FY06-07. Two projects are scheduled for O&M inspections in August 2007. The City's Building or Public Works Department staff or an outside consultant will conduct the inspections. Location and the type of the BMP treatment to be inspected will determine which staff or consultant will perform these inspections.	Sr. Civil Engineer & Engineering and Building Inspectors
Training & Evaluation	Work Plan	Training & Evaluation Continue to provide training to inspectors and data managers on O&M verification program. Discuss evaluation of effectiveness and planned improvement to the program	On March 5, 2007, Campbell's Sr. Civil Engineer, the WVCWP Mgr and Stormwater Discharge Inspector attended SCVURPPP's BMP O&M meeting to review the co-permittee's use of standardized inspection forms and the collection of required information for the database. County Vector Control staff was present to discuss how agencies would provide immediate information on types and locations of built treatment measures so that Vector Control would be able to document and inspect potential problem areas to prevent the spread of West Nile Virus. Campbell's Sr. Civil Engineer/Stormwater Rep attended SCVURPPP's June 14, 2007 workshop which included training on conducting BMP O&M Inspections. Detailed	Sr. Civil Engineer WVCWP to assist

Source	Task Source	Work Plan Tasks	Accomplishments	Responsible Party
			aspects of the verification program were reviewed at WV's monthly meetings (8-1-06 & 3-27-07).	
C.3.f Hydromodification Management Plan				
HMP – Hydrograph Modification Mngmt Plan	C.3.f	Implement the HMP, as approved by the Water Board, as part of requirements for Group 1 projects that may cause increased erosion or other related impacts. (Incorporate the HMP Report's standards, in their final state as approved by the Water Board, into the City's project approval process.)	Campbell has required HMP implementation for applicable Group 1 projects since Oct 20, 2005. There were no qualifying projects for HMP in FY06-07. The City will continue to track regional implementation of the HMP.	Sr. Civil Engineer/ Sr. Planner
Training		Provide incremental training on HMP requirements to City staff via SCVURPPP workshops and/or in-house staff training.	The WVCWP Mgr participates in the C3PO AHTG meetings to track C3 implementation progress, including information on implementation of the HMP. Proposed revisions to the HMP were reviewed during the West Valley Communities' round table discussions regarding the administrative drafts of the MRP in November '06 and in June '07. .	SCVURPPP/ Sr. Civil Engineer Engineering, WVCWP assists with coordination of training
Reporting	C.3.f.viii	Provide development and implementation status and a summary of projects incorporating HMP measures in the Annual Report	Campbell has not had any projects which meet the criteria for required HMP implementation during FY06-07. Most of the parcels in the City of Campbell are well below the 50 acre HMP threshold, or will not meet the criteria for HMP requirements. Consequently, the City does not anticipate any projects in Campbell that will be regulated by the current HMP requirements.	Sr. Civil Engineer
C.3.g Waiver and Compensatory Mitigation Program				
Alternate Compliance	Permit C.3.g.	Provide information on any projects allowed to implement alternative compliance measures during FY06-07.	All Group 1 and Group 2 projects are required to implement C3 requirements. Currently, the City does not offer an alternate compliance option to developers.	Sr. Civil Engineer Per Regional Water Board's approval

Source	Task Source	Work Plan Tasks	Accomplishments	Responsible Party
C.3.h Alternate Certification				
Alternate Certification reporting	Permit C.3.h	List the projects certified by someone other than municipal staff and mechanism for ensuring that outside certifiers are qualified in the Annual Report.	All projects in the C.3 part 1 and part 2 annual report tables were certified by civil engineers. Campbell requires the developer to select from the City's list of qualified civil engineering consultants. The list is on the City's website at the following link. http://www.cityofcampbell.com/PublicWorks/Resources/List%20of%20Qualified%20Consultants%20to%20Certify%20Storm%20Water%20Management%20Plans.pdf	Sr. Civil Engineer
C.3.j Site Design Measures Guidance and Standards for Development				
Site Design Measures Guidance and Standards	(Permit C.3.j.)	As feasible, continue to review local site design standards and guidance for possible revisions that would reduce impacts to water quality. Summarize updated status, if any, in the Annual Report.	Campbell's Community Development Director was active in the SCVWD's Collaborative effort. The City Council will adopt the Guidelines and Standards developed by the Santa Clara Valley Water Resources Protection Collaborative before 2008. The City encourages site design measures for water quality benefit on all projects. Examples of Site Design measures are listed on the *C3 Data Form,* provided to all Group 1 and Group 2 project applicants. The Form is also on the City's website. See page 3 at the following link: http://www.cityofcampbell.com/PublicWorks/Resources/NPDES%20Permit%20Provisions%20C3%20Data%20Form.pdf	Community Development Director/ Sr. Planner &
C.3.k Source Control Measures				
Source Control Measures	Permit C.3.k.	Whenever practicable, stormwater pollutant source control measures are incorporated into all development projects.	The City encourages source control measures for water quality benefit on all projects. Examples of Source Control measures are listed on the *C3 Data Form,* provided to all Group 1 and Group 2 project applicants. The Form is also	Sr. Civil Engineer/ Sr. Planner &

Source	Task Source	Work Plan Tasks	Accomplishments	Responsible Party
			on the City's website. See page 3 at the following link: http://www.cityofcampbell.com/PublicWorks/Resources/NPDES%20Permit%20Provisions%20C3%20Data%20Form.pdf	
C.3.l General Plan Update				
General Plan	Permit C.3.l	Revise General Plan, at next planned update, to reflect principles and policies needed to address C.3 requirements.	The City of Campbell will begin work on General Plan revisions in 2008 for adoption tentatively in 2009.	Community Development Director and Sr. Planner
C.3.n Reporting Requirements				
C3 Project Reporting	Permit C.3.n.i. (C.3.c.)	Report on Group 1 and Group 2 projects that received final approval for construction during FY06-07. List project name, location, project type, size, and sq. footage of impervious surface area.	See the attached Part 1 table of Campbell's New and Redevelopment Projects Reporting Forms. Campbell did not approve any additional Group 1 or Group 2 projects in FY06-07, though five Group 1 and 2 Group 2 projects have been deemed complete and may be approved in FY07-08. One Group 1 project that was approved in FY05-06 was not reported last year and was therefore reported in FY06-07.	Sr. Civil Engineer/ Sr. Planner collect data
C3 Project Reporting	Permit C.3.n.ii.	For Group 1 and Group 2 projects, report type of treatment BMPs used, numeric sizing criteria used, O&M inspections, and any follow-up actions. Note site design and source control measures for each project.	See the attached Part 2 table of Campbell's New and Redevelopment Projects Reporting Forms. Campbell did not conduct any O&M inspections during FY06-07. Three O&M inspections are scheduled for August 2007.	Sr. Civil Engineer/ Sr. Planner collect data
Report Pesticide Reduction Measures	NPDES Permit Provision C.3.n.iii	For Group 1 and Group 2 projects, describe the types of pesticide reduction measures required. Give the percentage of new development and significant redevelopment projects for	The document, *Landscape Maintenance Techniques for Pest Reduction,* is reviewed with Group 1 and Group 2 project applicants and included in the application packet. Campbell also has the document on the City's website at: http://www.cityofcampbell.com/PublicWorks/Resources/Lan	Sr. Civil Engineer/ Sr. Planner collect data

Source	Task Source	Work Plan Tasks	Accomplishments	Responsible Party
		which pesticide reduction measures were required.	dscape%20Maintenance%20Tech%20for%20Pest%20Reduction.pdf	

Planning Procedures Evaluation

During FY06-07, Campbell Public Works Engineering staff worked closely with Community Development and the WVCWP to streamline the procedures for Group 1 and Group 2 project applications. Several of the City's C.3-related documents are on the City's website at http://www.cityofcampbell.com/PublicWorks/StormWater.htm

Evaluation of BMP O&M Inspection & Verification Program

The City's Sr. Civil Engineer/ Stormwater Rep attended the BMP O&M work group meeting on March 5, 2007 to provide input on the finalization of SCVURPP's BMP O&M inspection forms. The City has committed to using the finalized forms to facilitate the synthesis of county-wide data. The City's Civil Engineer also participated in WVCWP meetings (8-1-06 & 3-27-07) where three West Valley cities considered BMP inspection procedures (in addition to SCVURPPP-standardized inspection forms) which would facilitate implementation, e.g. procedures for reporting constructed treatment measures to County Vector Control and producing a single-page laminated list of information about BMPs for inspectors.

Although no BMP O&M Verification inspections have been required to date, two projects, including the Group 1 McGlincy project listed in project reporting table, are scheduled for inspection in August 2007. Staff in both the Public Works and Community Development Departments are continuing to evaluate how to improve the efficiency of the O & M Verification program. The Standard Operating Procedures in the City's URMP state that Public Works Engineering staff are available to conduct inspections of stormwater treatments at Group 1 and Group 2 sites. However, depending on the type and location of stormwater BMP treatment, Campbell is also prepared, if necessary, to hire an outside civil engineering consultant to perform this task.

Reporting Group 1 and Group 2 Projects

Of the three Group 1 projects reported last year, two are scheduled for an O&M inspection in August 2007. One project is still under construction as of June 30, 2007. Campbell has five Group 1 projects that have been deemed complete, but have not received final approval. The City also has two Group 2 projects that are deemed complete but not approved for construction. These projects will be reported if and when they are approved. Campbell failed to report one Group 1 project in FY05-06, the project on McGlincy Lane, which appears in FY06-07 project report tables. O&M inspections on the McGlincy Lane project are scheduled to begin on 8/22/2007. Campbell did not have any Group 1 or Group 2 projects that were approved for construction during FY06-07.

CITY OF CAMPBELL

Reporting Form for Planning Procedures Performance Standard and Provision C.3.n.i. Reporting Requirements

Part 1

Group 1 New Development and Significant Redevelopment Projects[1] Reviewed and/or Approved During FY 06-07

Project Name	Project Type[2]	Site Size (ac. or s.f.)	New Impervious Surface (s.f.)[3]	Area of Land Disturbed (Ac.)[4]	Project Status Deemed Complete & Project Approval Date[5]	Storm Water Control Measures Included in Project
Private Projects						
1. 700 E. McGlincy Lane Guadalupe Watershed Developer: B.R. Development, Inc. **Overlooked for reporting in FY05-06**	Group 1 Construction of Industrial Condos within 4 buildings and 43,830 sf of landscaping in the parking lot	5.07 ac.	4.59 ac.	5.07 ac.	Deemed Complete 6/14/2005 Final Approval 10/24/2005 Construction Complete 1/3/2007	CDS UNIT
Public Projects	**NONE**					

[1] List all projects with new impervious surface area greater than 1 acre (10,000 s.f.).
[2] Describe project type, as defined in Provision C.3.c.
[3] "New" is defined as impervious surface created, added or replaced.
[4] If the site is a "significant redevelopment", list the area of land disturbance, if information is readily available.
[5] **Date of Project Approval** is the date of final approval before construction begins on the project, typically approval of a grading or building permit.

CITY OF CAMPBELL

Reporting Form for Planning Procedures Performance Standard and Provision C.3.n.ii. & iii. Reporting Requirements

Part 2

Stormwater Control Measures for Group 1 Projects[1] Reviewed and/or Approved During FY 06-07

Project Name	Treatment BMPs	Numeric Sizing Criteria Used	O&M Responsibility Mechanism and Responsible Party	Site Design Measures	Source Control Measures	Pesticide Reduction Measures
Private Projects						
1. 700 E. McGlincy Lane Industrial Condos Guadalupe Watershed	CDS Unit	Volume Based BMP Handbook	O&M Covenant signed by property owner 8/3/2006 O&M Inspection for Downspouts 8/22/2007 CDS Unit inspection scheduled for 2007	Downspouts drain to Landscaped areas Landscaping between buildings	Landscaping in parking lot median areas, covered dumpster	*Landscape Maintenance Techniques for Pest Reduction* given to developer in application packet.
Public Projects	**NONE**					

[1] Beginning October 15, 2003, list all* projects with new impervious surface area greater than 43,560 s.f. (1 acre). See SCVURPP "C.3. Handbook: Guidance for Implementation of Stormwater Requirements for New and Redevelopment Projects".

*Projects that do not require stormwater treatment because they fall under the Alternative Compliance Program must be reported as per Provision C.3.g.v. (see Reporting Form Part 3).

West Valley Communities

Santa Clara Valley Urban Runoff Pollution Prevention Program

FY 06-07 ANNUAL REPORT

Training Summary: New and Re-Development

Los Gatos NPDES Training for Planners Sponsor: Trish Duarte, Senior Engineering Technician, Town of Los Gatos **Topics:** ▪ NPDES Permit & MRP ▪ C.3. Group 1 and Group 2 Projects ▪ BMPs for Single Family Homes ▪ Required treatment BMPs ▪ BMP O&M Inspections and guidance ▪ Los Gatos BMP Matrix ▪ Construction Inspections & State General Construction Permit ▪ NTCs ("Notice to Comply")	July 11, 2006	**Los Gatos (11)** Senior Engineering Technician, Community Development Director Asst Com Dev Director Planning Staff (7) Community Code Officer
WVCWP Monthly Meeting/Training Discussion led by: WVCWP Program Manager; Genevieve Fire, P.E., WVC Consultant **Topics:** ▪ Worksheets being developed for staff and developers to use to track new development permit applications ▪ Review LG training for Planners – example of C.3 Training ▪ Draft MRP: Stormwater treatment requirement threshold to 5000 sq ft. ▪ Draft MRP: BMP O&M inspections will have additional requirements ▪ Draft MRP: Means of notifying public, local developers of potential upcoming changes ▪ BMP O&M: Budgeting/payment methods for administration & conveyance of Treatment BMP Operation and Maintenance Covenants ▪ BMP O&M: Review URMP SOPs for BMP O&M Verification Programs; use SCVURPPP standard inspection forms ▪ C3 Reporting: Revise SOPs to include Group 2	August 1, 2006	**WVCWP (4)** Program Manager Stormdrain Inspector Program Assistant P.E. Consultant for WVC **Campbell (1)** Senior Civil Engineer **Los Gatos (1)** Senior Engineering Technician **Saratoga (1)** PW Analyst
Permeable Block Paving & Industrial Concrete Seminar Sponsor: Pavestone Speaker: Dr. Brian Shackel, School of Civil & Environmental Engineering, Univ. of NSW,	September 21, 2006	**WVCWP (2)** Program Manager Stormdrain Inspector

West Valley Communities

Santa Clara Valley Urban Runoff Pollution Prevention Program

FY 06-07 ANNUAL REPORT

Training Summary: New and Re-Development

Australia; author: " Design and Construction of Interlocking Concrete Block Pavements" **Topics:** ▪ Concrete Paver Technology ▪ General, Permeable and Industrial Applications ▪ The need for permeable paving ▪ USEPA requirements ▪ Rating sustainability ▪ Tests of permeable paving ▪ Types of permeable paving ▪ Design requirements		
WVCWP Monthly Meeting/Training Led by: WVCWP Program Manager **Topics:** ▪ C.3. Compliance ▪ BMP O & M inspection responsibility and reporting ▪ Handouts from Water Board on proposed C3 reporting forms ▪ Documents from SCVURPPP on approved C3 reporting forms	November 7, 2006	**WVCWP (3)** Program Manager Stormdrain Inspector Program Assistant **Campbell (1)** Senior Civil Engineer **Los Gatos (1)** Senior Engineering Technician **Saratoga (1)** PW Analyst
HMP Model Training San Jose Sponsor: SCVURPPP **Topics:** ▪ HMP Model ▪ Draft HMP User Manual	November 13, 2006	**Los Gatos (1)** Associate Civil Engineer
Municipal Regional Urban Runoff Permit Workshops Sponsor: Water Board Staff	November 15 and 20, 2006	**WVCWP (1)** Program Manager

West Valley Communities

Santa Clara Valley Urban Runoff Pollution Prevention Program

FY 06-07 ANNUAL REPORT

Training Summary: New and Re-Development

Topics: Comments on Major issues of concern in the MRP for Program Elements ***C.3:*** ▪ Change in exemption for Single Family Dwellings (SFDs) ▪ SFDs will be exempt from numeric sizing requirements, O&M inspections ▪ SFD projects to incorporate one or more site design measures ▪ Proposed Data Collection for projects		
WVCWP Monthly Meeting/Training Led by: WVCWP Program Manager **Topics:** ▪ MRP Discussion/ Provision C.3. Compliance ▫ Change in exemption for Single Family Dwellings (SFDs) ▫ SFDs will be exempt from numeric sizing requirements, O&M inspections ▫ SFD projects to incorporate one or more site design measures ▫ Proposed Data Collection for projects ▫ General Plan compliance ▫ Cost of implementation ▫ Size of site (acreage) vs. amount of land disturbance	November 28, 2006	**WVCWP (3)** Program Manager Stormdrain Inspector Program Assistant **Campbell (1)** Senior Civil Engineer **Los Gatos (1)** Senior Engineering Technician **Saratoga (1)** PW Analyst
Understanding Proposed MRP Requirements for West Valley Development Projects Sponsor: WV Monthly Meeting Speakers: Jill Bicknell, SCVURPPP, Robert Reid, WVSD, Shin-Roei Lee, RWQCB, Sue Ma, RWQCB **Topics:** ▪ Threshold for Regulated Projects; Resurfacing & Repairing Streets and Roads ▪ BMPs for Single Family Dwellings ▪ O&M Verification Program ▪ Certification of Project Design ▪ Collection of Impervious Surface Data	December 19, 2006	**WVCWP (1)** Program Manager **Campbell (3)** Public Works Director Community Development Director Sr. Civil Engineer/SW Rep **Los Gatos (2)** Public Works Director Sr. Engineering Technician/SW Rep **Saratoga (3)**

West Valley Communities

Santa Clara Valley Urban Runoff Pollution Prevention Program

FY 06-07 ANNUAL REPORT

Training Summary: New and Re-Development

		City Engineer Public Works Analyst City Attorney's NPDES Specialist
Bioretention "Rain Garden" Technical Seminar Sponsor: SF Regional Water Quality Control Board & SCVURPPP Sunnyvale Community Center Speaker: Larry Coffman, LLLP, Filterra **Topics:** ▪ What is Bioretention? – Study Findings and Applications ▪ Bioretention Design Criteria ▪ Construction Inspection & Sample Maintenance Agreement ▪ Inspection and maintenance ▪ Tree Box maintenance Criteria	January 17, 2007	**WVCWP (1)** Program Manager **Campbell (1)** Senior Civil Engineer **Los Gatos (1)** Senior Engineering Technician **Saratoga (1)** Associate Engineer
Campbell Planning Dept staff – Alternative Building and Roofing Materials (Training via e-mail) Training Material from CA Stormwater Quality Association (CASQA) **Topics:** ▪ Materials with lower potential to leach pollutants ▪ Materials that reduce need for future painting or other pollutant generating maintenance activities. ▪ Treated wood that leaches pollutants ▪ Metal roofs that leach pollutants	January 25, 2007	**Campbell (6)** Community Development Director Sr. Planner City Engineer Planning Staff (2) Code Enforcement Officer
Stream Restoration and Erosive Forces Workshop Sponsor: EAC, SCVWD, WMI Speakers: Phil Bobel - Santa Clara Basin Watershed Management Initiative, Dave Chesterman - SCVWD, Jill Bicknell - SCVURPPP, Melody Tovar - City of San Jose Northern California Home Builders Perspective: Ella Foley-Gannon, Sheppard Mullin, Santa Clara County Creeks Coalition: Bob Power , Richard McMurtry, Brian Schmidt, Larry Johmann,	January 31, 2007	**WVCWP (2)** Program Manager Stormdrain Inspector

West Valley Communities

Santa Clara Valley Urban Runoff Pollution Prevention Program

FY 06-07 ANNUAL REPORT

Training Summary: New and Re-Development

Topics: ▪ Points of agreement ▪ What is needed to address erosion ▪ What is needed to re-create stable healthy streams		
WVCWP Monthly Meeting/Training Led by: WVCWP Program Manager **Topics:** ▪ Documenting C.3 Groups 1 & 2: • Review New Development Table • How to determine which projects to report according to their approval date ▪ Review Sample Reporting Form for BMP O&M inspections	February 27, 2007	**WVCWP (3)** Program Manager Stormdrain Inspector Program Intern **Campbell (2)** Senior Civil Engineer **Los Gatos (1)** Senior Engineering Technician **Saratoga (1)** PW Analyst
When the Spotlight is on Your Program: Inspections and Enforcement Sponsor: CA Stormwater Quality Association (CASQA) Speaker: Jill Bicknell, SCVURPPP and Kristy McCumby-Hyland, City of Sunnyvale **Topics:** ▪ Conducting BMP Operation & Maintenance Verification Inspections ▪ A County-wide Approach ▪ Early Lessons Learned	March 9, 2007	**WVCWP(1)** Program Manager
WVCWP Monthly Meeting/Training Led by: WVCWP Program Manager **Topics:** ▪ Group 1 and Group 2 project reporting: report on 3 dates (Deemed Complete, Conceptual Approval, Final Approval to begin grading or construction) ▪ BMP and O&M Verification ▪ BMP O&M Inspections ▪ Review BMP O&M Workshop materials	March 27, 2007	**WVCWP(3)** Program Manager Stormwater Inspector Program Intern **Campbell (1)** Senior Civil Engineer **Los Gatos (1)** Senior Engineering Technician

West Valley Communities

Santa Clara Valley Urban Runoff Pollution Prevention Program

FY 06-07 ANNUAL REPORT

Training Summary: New and Re-Development

▪ BMP Verification Data Form – categories, use of electronic table ▪ Reporting new BMP Structural Treatment Measures to Vector Control		**Saratoga (1)** PW Analyst
The Trend to Low-Impact Development and What it Means to Public Works (Audio/Web Broadcast) Sponsor: American Public Works Association (APWA) Speaker: Peg Staeheli, ASLA LEED AP, President SVR Design Co.; Michael Mucha, PE, Dir of Public Works, City of Olympia; Gerald Greene, DEnv, PE, QEP, Sr Civil Eng, City of Downey, CA; Mark Meyer, PE, Principal Engineer, Intuition & Logic, St Louis, MO; Moderator/ Speaker: Chuck Williams, Public Works Director, City of Gladstone, MO **Topics:** ▪ Implementing of LID Strategies ▪ Redevelopment: The Challenge of Balance ▪ Municipal Design Criteria ▪ BMP Design Considerations	June 6, 2007	**WVCWP (1)** **Campbell Staff (5)** City Engineer Sr Civil Engineer Engineering staff (3)
New Development Workshop - C.3. Projects and BMP O&M Sponsor: SCVURPPP Speakers: Jill Bicknell, P.E., SCVURPPP; Dale Bowyer, Regional Water Quality Control Board; Jim Howell, GeoSyntec Consultants; Joe Teresi, City of Palo Alto; Karla Tomkins, Stanford University; John Lamon, BKF Engineers, Jamie McLeod, City of Sunnyvale; Dustin Clark, City of Sunnyvale; Trish Duarte, Town of Los Gatos; Ed Bosacci, BKF Engineers; Peter Schultze-Allen, City of Emeryville; Sarah Sutton, Design, Community and Environment; Dave Dockter, City of Palo Alto; Noor Tietze, SCC Vector Control District **Topics:** ▪ MRP, New Development ▪ Costs of Treatment and Flow ▪ San Jose's Green Building Policy ▪ Stormwater Plans ▪ Inspection of Bioretention Facilities ▪ Green Building Policy	June 14, 2007	**WVCWP (2)** Program Manager Stormwater Discharge Inspector **Campbell (1)** Sr Civil Engineer **Los Gatos (1)** Sr. Engineering Technician **Monte Sereno (1)** City Planner **Saratoga (2)** Associate Engineer PW Analyst

Construction Inspection

City of Campbell

Town of Los Gatos

City of Monte Sereno

City of Saratoga

CAMPBELL

FY 2006-2007 ANNUAL REPORT

CONSTRUCTION INSPECTIONS

FY 2006-2007 Work Plan Self Evaluation Matrix

Source	WP Task	Work Plan Tasks	Accomplishments	Responsible Party
	URMP	Staff Training Participate in and support SCVURPPP sponsored workshops/ info sessions on erosion control and construction BMPs; support distribution of related materials.	On December 5th Campbell's Sr Construction Inspector and Sr. Civil Engineer attended the SCVURPPP's Construction Site Management and Erosion Control Workshop. WVCWP's Stormwater Discharge Inspector and Manager also attended.	WVCWP to coordinate w/ SCVURPPP; attend by City inspectors, Sr. Civil Engineer
	URMP	Construction Inspections Continue construction site inspections for stormwater issues (i.e., dirt tracking, mat'l storage, housekeeping, etc.).	Campbell staff inspected all construction sites for stormwater issues. Problems related to stormwater requirements were addressed and verbal notices to comply were issued. Compliance was monitored by Staff. Large commercial projects were monitored monthly and were required to be certified by project Civil Engineers for compliance. During FY06-07 the City of Campbell issued permits for 3 new commercial buildings, 46 new residential units, 23 new non-habitable accessory units, 10 grading permits, 30 demolition permits, 214 residential remodel/additions, and 34 commercial tenant improvements. See attached spreadsheet. Any need to remind contractors about construction BMPs was handled successfully by the City's Building Inspectors. Additionally, two construction site-related, potential stormwater incidents were referred to the WVCWP Inspector by other agencies for follow-up. One potential paint-discharge violation was called in by a citizen. The attached spreadsheet provides incident details and resolution.	Bldg Official, City Inspectors and Sr. Civil Engineer

CAMPBELL

FY 2006-2007 ANNUAL REPORT

Construction Inspection Evaluation

Construction Site evaluation:

FY06-07		Previous Year - FY05-06	
Paint Discharge	2	Paint Discharge	1
Oil Discharge	1		
Total Number of Incidents	3		1

The number of incidents is the same as for the previous year. In FY06-07 three construction related incidents were reported to WVCWP; two were due to paint discharges. Last year the only construction related incident reported was a paint discharge. In FY06-07 one incident was reported by the Fire Dept outside of the Fire Dept staff's regular inspection time. This shows that training on stormwater issues for Fire Dept staff (who are also IND inspectors for WV communities) has been effective. The City's Construction Inspectors handle most of the incidents that can be easily and quickly resolved. This year the WVCWP Inspector and Program Manager met with Campbell Engineering Inspectors in May to discuss requirements for construction inspections and the importance of documenting violations even if the incident is immediately resolved. Campbell inspectors say that if there are construction site problems, they are resolved very quickly because contractors and project managers are quick to comply.

The number of reported incidents may increase when WVCWP's half-time Inspector has time for drive-by inspections to watch for minor remodeling jobs, which do not require a permit. Smaller home improvement jobs i.e. painting, landscaping, re-flooring, re-tiling and concrete replacement, etc. can go unnoticed, but do contribute to stormwater violations. In FY06-07 the WVCWP inspector spent most of his time responding to incident calls and conducting pro-active inspections of restaurants and vehicle maintenance facilities.

The Construction Inspection Program currently works well – During FY06-07 the WVCWP made it a priority to provide additional training on construction inspection requirements and to encourage self evaluations of municipal inspection programs. Several WV meetings and municipal training sessions were held to discuss BMPs, URMP requirements and documentation of inspection activities. It was determined that inspectors would benefit from a review of documentation requirements. An email notice to that effect was sent to building inspectors prior to the rainy season on 10-4-06. The Construction Inspection training table details the training sessions attended and conducted in FY06-07.

Campbell
Construction Related Incidents and Follow-up
Annual Report FY 06-07

#	ICID Date	Contact Name (Resp Party)	Location/ Address of Incident	ICID Incident Report Source (Origin)	ICID Incident Source	ICID Incident Type	ICID Enforcement Action	Findings: (Comments)	Status	Compliance Date
Miscellaneous Incident										
	9/21/2006	Almaden Construction-Mark Holm	408 Industrial St., Campbell	Other agency	Commercial	Vehicle and equipment leaking	Verbal Notice	Follow up to fire report: Oil filters bins exposed to weather, overflowing. OK now. All cleaned up. Roof built over storage area. Good.	Incident - Resolved	21-Sep-06
Complaint Not Found										
	2/12/2007	Almaden Construction-Mark Holm	408 Industrial St., Campbell	Other agency	Commercial	Vehicle and equipment leaking	Verbal Notice	Follow up to fire report: oil filter storage area exposed to rain. OK now: Collection area moved under roof. No longer a problem.	Incident - Resolved	12-Feb-07
Paint Discharge										
	9/15/2006	Canterbury Painting, 19944 Monroe St., Santa Clara, Pf. 296-3309	1400 Dell Av., Campbell	Agency	Commercial	Paint discharge	Verbal Notice	SCVWD called. Canterbury Painting was going to paint the outside of the building. Scraping old paint off blew all over. Some going into percolation ponds. Too much wind. Made them stop. They were cleaning it up while I was there.	Incident - Resolved	15-Sep-06
	9/18/2006	Canterbury Painting, 19944 Monroe St., Santa Clara, Pf. 296-3309	1400 Dell Av., Campbell	Agency	Commercial	Paint discharge	Verbal Notice	Follow up to the 9/15/2006 incident. Went back on 9/18/06 and it was all cleaned up. Too windy was the problem.	Incident - Resolved	18-Sep-06
	4/25/2007	KT Nails	1403 Camden Av., Campbell	Citizen Complaints	Commercial	Paint discharge	Warning Notice	Washing paint brushes outside. Educated them. Issued NTC #1913. All OK now. Cooperative.	Incident - Resolved	25-Apr-07

West Valley Communities
FY 2006-2007 ANNUAL REPORT

Training Summary: Construction Inspection FY 06-07

Training Description	Date	Attendees
WVCWP Monthly Meeting – Focus on Construction Inspection Led by: WVCWP Program Manager **Topics:** • Construction/Erosion Control Inspection Requirements • Buttoning up sites early for rainy season – start hydroseeding now • Construction Inspection Performance Standard & Work Plan Implementation	October 3, 2006	**WVCWP (3)** Program Manager, Stormwater Inspector and Program Assistant **Los Gatos -** Sr Engineering Tech **Campbell -** Sr Civil Engineer **Saratoga -** Public Works Analyst
Construction Site Management, Compliance & Controls Workshop Sponsored by: SCVURPPP Speakers: Keith Lichten, P.E., RWQCB; Scott Taylor, P.E., RBF Consulting; Jill Bicknell, P.E., EOA, Inc. - SCVURPPP **Topics:** • Overview of State Regulations: Construction Stormwater Program • Municipal Program Expectations • Erosion and Sediment Control • SWPPP: Preparation and Implementation • Construction Site Compliance & Controls • BMPs • The Bay Area Municipal Regional Permit (MRP) & potential changes to Constn Insptn	December 5, 2006	**WVCWP (3)** Program Manager Stormwater Discharge Inspector Clean Water Program Assistant **Los Gatos (3)** Sr. Engineering Technician Engineering Inspector Associate Civil Engineer **Campbell (2)** Sr. Civil Engineer Sr. Construction Inspector
EPA Webcast: Construction Site SWPPPs from A to Z Sponsored by EPA Speakers: Barry Tonning, Associate Director, Tetra Tech Nikos Singelis, Senior Program Analyst with EPA's Stormwater Program	Jan 10, 2007	**WVCWP (2)** Program Manager Stormwater Discharge Inspector

West Valley Communities
FY 2006-2007 ANNUAL REPORT

Training Summary: Construction Inspection FY 06-07

Training Description	Date	Attendees
Kristine Karlson, Compliance Officer & Inspector, NPDES Prog, US EPA 10 **Topics:** • EPA's Guide to *Developing Your Stormwater Pollution Prevention Plan* • Assessing the Site and Planning for Your SWPPP • Selecting Appropriate Erosion and Sediment Control BMPs • Selecting Appropriate Good Housekeeping BMPs • Inspections, Maintenance and Recordkeeping • Top 10 Compliance Problems at Construction Sites		
West Valley Monthly Meeting **Construction Site BMPs to share with Developers and Contractors** WVCWP Presentation – "Innovative BMPs" (materials received from a Construction Site Conference) Presenter: Trish Duarte, Los Gatos Sr. Engineering Technician **Topics:** ▪ Handouts: BMPs discussed for construction sites - listed by company name: ➢ BSRF – belted silt retention fence made of polyester/fiberglass ➢ Contractors-Services, LLC; IECA – rumble track beams, for shoring projects ➢ Eljen Corporation – manage water flow on slopes - reservoir system for surface water control, and a prefabricated drainage system for subsurface water control ➢ Environmental Systems – Paint Washout Station – on-site processing	Feb 27, 2007	**WVCWP (2)** Program Manager Stormwater Inspector **Los Gatos** Sr Engineering Tech **Campbell** Sr Civil Engineer **Saratoga** Public Works Analyst

Training Summary: Construction Inspection FY 06-07

Training Description	Date	Attendees
contaminant system to manage waste-water ➢ Envirosystems – EnviroSac – bags to store excess concrete ➢ Grizzly – Trackout Control Device –minimizes tracking of dirt/debris from vehicles ➢ Nilex GeoRidge Bio – permeable check dam designed for sediment/erosion control; galvanized and biodegradable spikes ➢ Profile Products, LLC: GreenArmor System –"green armor" is a permanent, lofty, open matrix, hydraulically in-filled with a flexible growth medium to bond soil and seeds while accelerating growth ➢ Southwest Compliance Products – portable tool washout station ➢ StrawNet – product is a pelletized straw mulch		
EPA Web Cast - Evaluating a Stormwater Program: **Municipal Stormwater Compliance** Sponsored by EPA Speakers: John Malloy, USEPA Office of Wastewater Mgmt; John Kosco, Tetra Tech; John Tinger, USEPA Region 9; Jason Papacosma, Arlington County, VA **Topics:** ▪ Overview of MS4 Evaluations ▪ The new MS4 Evaluation Guidance ▪ MS4 Evaluation Example - Construction ▪ BMPs, SWPPPs and Construction Inspection Requirements ▪ How to use MS4 Evaluations to Improve Programs ▪ Benefits of an Evaluation – Assess Compliance with permit or SWMP (URMP)	March 7, 2007	**WVCWP(1)** Program Manager

Training Summary: Construction Inspection FY 06-07

Training Description	Date	Attendees
When the Spotlight is on Your Program: Inspections and Enforcement Sponsored by: CASQA Speaker: Robert Patterson, Pulte Homes; Eric Berntsen, State Water Resources Control Board **Topics:** ▪ Developing a Regulatory Inspection Protocol for Construction Sites ▪ Construction Permit Update - How Urban Landscape Changes "Drive" Channel Changes (and what the Water Boards are doing about it)	March 9, 2007	**WVCWP(1)** Program Manager
WVCWP Monthly Meeting/Training Presentation + Discussion led by WVCWP Program Manager **Topics:** ▪ Evaluating a Construction Inspection Program ▪ EPA Webcast on Evaluating Municipal Stormwater Programs ▪ Conducting and Documenting Construction Site & Erosion Control Inspections	March 27, 2007	**WVCWP (3)** Prgm Manager, Pgm Assistant, Inspector **Los Gatos (1)** Sr Engineering Technician **Campbell (1)** Sr Civil Engineer **Saratoga (1)** PW Analyst
City of Campbell: Construction Inspection Staff Training **Review of City's Management Plan (URMP) and Permit Provisions for Construction Site Inspections** Presenters: Cheri Donnelly, WVCWP Mgr; Al Oxonian, City of Campbell Sr Civil Engineer, **Topics:** • Discussion of EPA webcast topics (1-10-07), *Construction Site SWPPPs from A to Z*	May 16, 2007	**WVCWP Staff (2)** Program Mgr Stormwater Inspector **Campbell Staff (7)** Sr Civil Engineer Sr Construction Inspector

Training Summary: Construction Inspection FY 06-07

Training Description	Date	Attendees
and (3-7-07) *Evaluating a Construction Inspection Program* • Review of Construction Inspection MS4 Permit Provisions & City's URMP Standards		Public Works & Engineering Staff
City of Saratoga: Construction Inspection Staff Training **Review of City's Management Plan (URMP) and Permit Provisions for Construction Site Inspections** Led by: WVCWP Program Manager **Topics:** • Discussion of EPA webcast topics (1-10-07), *Construction Site SWPPPs from A to Z* and (3-7-07) *Evaluating a Construction Inspection Program* • Review of Construction Inspection MS4 Permit Provisions & City's URMP Standards	June 27, 2007	**WVCWP Staff (2)** Program Mgr , Stormwater Inspector **Saratoga (4)** Building Inspectors (2) Building Official Public Works Analyst **Los Gatos (3)** Sr. Engineer Technician Sr. Engineering Inspector Engineering Inspector

Public Information and Participation

City of Campbell

Town of Los Gatos

City of Monte Sereno

City of Saratoga

West Valley Communities

Santa Clara Valley Urban Runoff Pollution Prevention Program

FY 06-07 ANNUAL REPORT

PUBLIC INFORMATION/PARTICIPATION

Work Plan Self Evaluation Matrix

Source	WP Task	FY06-07 Work Plan Tasks	FY 06-07 Accomplishments	Responsible Party
A. SCV PROGRAM - PROJECTS/SUPPORT				
	NPDES Permit, Provision C.4,	Watershed Education and Outreach Campaign Help to develop/implement the 2nd multi-year watershed education and outreach campaign. Participate in campaign development and special projects, e.g. community events. Campaign will include funding for educational programs at the Alviso Ed Center and funding for ZunZun performances in local schools.	WVCW Pgm Mgr assists via participation in the Watershed Education and Outreach Ad Hoc Task Group. WVC helped plan and implement the Watershed Watch campaign aimed at IPM and Mercury Pollution Prevention. These topics were chosen based on feedback from the March 2006 Focus Group. *Watershed Watch Media Campaign* The FY06-07 campaign featured ongoing IPM and Mercury ads in community newspapers. The WV communities, (along with 3 other cities and the County Integrated Waste Mgmt Division) contributed additional funds (totaling $17,535 in all) toward media buys. WVCWP regularly provide staff support for Program outreach events: *Pumpkins in the Park Event on Saturday October 14,2006* 2 WVCWP staff members worked the Watershed Watch booth at the Pumpkins in the Park event. This event was held on Oct 14 at Discovery Meadow in front of the Children's Discovery Museum. Guadalupe River Parks and Garden (GRPG) volunteers helped oversee the stormwater bean bag game which gives children an opportunity to choose appropriate methods for disposing	WVCWP staff

West Valley Communities

Santa Clara Valley Urban Runoff Pollution Prevention Program

FY 06-07 ANNUAL REPORT

Source	WP Task	FY06-07 Work Plan Tasks	FY 06-07 Accomplishments	Responsible Party
			commonly-generated waste. WVCWP staff spoke with residents and gave them recycled money pencils engraved with the WVCWP website address. *Home and Garden Show on Sunday 4/29/2007.* 3 WVCWP staff members worked two shifts at the San Jose Convention Center. In addition to distributing informational materials, WVCWP staff handed out gutter getters, *What You Don't Know About Mercury* brochures from HHW, "The Original Earth-Friendly Pest Control" flyswatters, pencils engraved with Household Hazardous Waste website and phone number and mercury-free thermometers, among other give-away-products. WVCWP spoke with at least **211** people. Attendees showed interest in less-toxic gardening methods. Some people were interested in controlling specific pest infestations. Other topics included safe fluorescent bulb disposal, and safe paint and pesticide disposal.	
	NPDES Permit, Provision C.4, C.9 & Pest Mgt Plan (PMP)	Pesticide User Outreach Project Continue to provide funding and to participate in Our Water Our World IPM Store Partnership. Project scope will include items in Program's Pesticide Management Plan based on provision c.9.d of the Permit for outreach to residents, commercial businesses, and pest control operators.	The WV Clean Water Program Manager participated in the SCVURPPP IPM Ad Hoc Task Group and provided staff for all of the Program's public outreach events. WVCWP also provided additional funding for the local IPM media campaign. The FY 06-07 WW Campaign adopted a top-of-mind-awareness or frequency-based approach to media, running ongoing consistent IPM ads in community newspapers *Summerwinds Garden Center* Campbell, March 19, 2007 WVCWP staff met with Summerwinds staff and provided **200 Grow it Guides** for distribution to Garden Center	WVCWP staff

West Valley Communities

Santa Clara Valley Urban Runoff Pollution Prevention Program

FY 06-07 ANNUAL REPORT

Source	WP Task	FY06-07 Work Plan Tasks	FY 06-07 Accomplishments	Responsible Party
			customers. *Summerwinds Garden Center* Campbell has "Less Toxic Products" displays WVCWP staff have met annually with staff at this store for a number of years, and have attended the Summerwinds' Our Water Our World (OWOW) Partnership training. *IPM Store Partnership **Training** - Summerwinds (Campbell store) June 5, 2007* The WV Communities provide funding for this training through SCVURPPP. For Summerwinds Campbell, appx. 8 store employees attended the June 5th training. Staff also attended the Summerwinds-California kick-off event, with IPM training, on Feb. 6, 2007	
	NPDES Permit, Provision C.9.c.	Mercury Pollution Prevention Outreach Participate in the Program's Mercury Pollution Prevention Outreach Work Group and conduct local implementation of the Program's Mercury Pollution Prevention Plan including public education on: 1) negative health and environmental impacts of mercury, and 2) proper disposal of products containing mercury.	The FY 06-07 Campaign adopted a top-of-mind-awareness or frequency-based approach to media, running ongoing consistent **Mercury ads** in community newspapers. WVCWP provided additional media campaign funding. See Task a. (above). *Mercury Thermometer Exchange Event_4/28/2007* Held in conjunction with the WVC E-Waste Recycling Event. WVCWP purchased **200 digital solar thermometers** to provide WV residents with **mercury-free, battery-free** thermometers. This also served as a means to publicize the goal of using mercury-free products in general. *City of Campbell Thermometer Exchange May 19, 2007* Held annually in conjunction with the City's Community Clean Up Day. Three thermometers were brought in to be	WVCWP Staff in partnership with SCC HHW Campbell PW sponsored Campbell's Thermometer Exchange

West Valley Communities

Santa Clara Valley Urban Runoff Pollution Prevention Program

FY 06-07 ANNUAL REPORT

Source	WP Task	FY06-07 Work Plan Tasks	FY 06-07 Accomplishments	Responsible Party
			exchanged at the 06-07event.	
	WVCWP Public Service Event	*Public Outreach Event*	***Free** E-Waste Recycling Event April 28,2007* Recycling of TVs, monitors and all office electronics. The event was sponsored by the four West Valley Cities through the *Clean Water Program*. It was held at the City of Saratoga's North Campus, on Prospect Road in Saratoga. The event was for West Valley businesses, residents and schools. However, it was open to the general public (CA residents). A Banner and Flyers were created. WV staff **distributed 123 flyers** for posting at 67 businesses from April 10th to the 24th. **270 E-Waste Event flyers** were taken home by private-school students in Saratoga, where WVCWP staff gave two classroom presentations. The event was also advertised via notices on municipal web sites. **170 cars** brought E-waste for recycling. Staff greeted drivers and surveyed them on behaviors associated with improper E-waste disposal. Give-away-items were provided to encourage participants to use convenient drop-off locations at partnering hardware and home improvement stores.	WVCWP Staff coordinated with municipal staff

Public Information/Participation Program EVALUATION - *SCV Program Projects/Support*

Pesticide User Outreach - STORE PARTNERSHIP:

Managers of Summerwinds Garden Center in Campbell have shown their interest in less toxic products. In fall of 2006 Summerwinds' store management chose to participate in the IPM store partnership displays being introduced at two other gardening stores. A consultant representing SCVURPPP's Watershed Watch and OWOW campaigns worked with the Campbell store to increase shelf space and display exposure for the promotion of less-toxic products. Sales of less-toxic

West Valley Communities

Santa Clara Valley Urban Runoff Pollution Prevention Program

FY 06-07 ANNUAL REPORT

Source	WP Task	FY06-07 Work Plan Tasks	FY 06-07 Accomplishments	Responsible Party

products rose by a noticeable percentage in FY06-07 (exact figures are not given, as the store does not wish this information to be publicized).

Mercury Pollution Prevention Outreach – THERMOMETER EXCHANGE:

This regional thermometer event was organized by the Bay Area Pollution Prevention Group (BAPPG). The "Spring Thermometer Exchange" program was advertised on www.baywise.org . Twenty Bay Area agencies were supported with clear guidance and an extensive advertising campaign, including ads in the San Jose Mercury News and the San Francisco Chronicle. The WVCWP Manager previously considered holding an event but rejected the idea because of concerns that it might not be feasible with the limited staff resources for West Valley public outreach events. The Manager heard about the BAPPG event a little late, through discussion at a Watershed Watch ad-hoc task group meeting. The outcome was that a regionally organized thermometer exchange was relatively easy to staff and implement locally. Since FY06-07 was the first year of this specific partnership, some agencies, including WVCWP, ended up with events scheduled a few days prior to the commencement of the advertising campaign. The West Valley Clean Water Program is now a member of the BAPPG and on the regional BayWise website: http://www.baywise.info/index.cfm?fuseaction=links&categoryID=8F785744-40CA-38F9-55F3387AE0E4551C In the future the West Valley thermometer exchanges will be coordinated with BAPPG events to take advantage of regional exposure and advertising. The BAPPG event summary is attached at the end of this report section.

Mercury Outreach - E-WASTE RECYCLING EVENT:

WVCWP designated staff time and funds to organize a Free E-Waste Recycling Event for West Valley residents, businesses and schools, and to publicize safe and legal disposal of Mercury and Copper-containing items. As a follow-up to WV's very successful 2006 "TV and Monitor Collection Event", WVCWP responded to residents' requests and delivered a similar, broader **all-product E-Waste Event** in April 2007. The event was held at a centrally-located and easily-accessible site - City of Saratoga's North Campus.

The WV cities found that a free E-Waste recycling event provides a meaningful way to effect behavior change, while providing a platform for conducting community outreach and education on this topic. Outreach resulted in completed surveys from **170** drivers and discussion with each driver (and most passengers) about disposal of hazardous waste.

The WVCWP advertised the event by distributing flyers and painting a large banner for the site. The *Los Gatos Weekly*, the *Saratoga News,* and the *Campbell Reporter* also carried Calendar section notices about the event. A strong emphasis was placed on the use of a responsible recycling firm. By using a responsible recycler we help prevent export of our waste to foreign dumps where mercury leaches into the environment. The results of surveys taken during the event showed that the banner was probably the most effective form of outreach among the 4 different outreach techniques mentioned. Attendees learned about the event via:

62 via banner - 33 via flyer - 28 via websites – 13 via newspaper - 19 via "other", which in most cases was specifically stated as "my wife" (15 – no response). The "my wife" answer provides some insight as to which target audience may be a good catalyst for behavior change in the West Valley communities.

West Valley Communities

Santa Clara Valley Urban Runoff Pollution Prevention Program

FY 06-07 ANNUAL REPORT

Source	WP Task	FY06-07 Work Plan Tasks	FY 06-07 Accomplishments	Responsible Party
B. WVCWP PROJECTS				
GENERAL OUTREACH				
General	NPDES Permit, Provision C.4 and C.9	Distribute Materials. Distribute public information materials at civic centers, libraries, building and planning department desks and similar venues. Maintain a website (and phone request line) for public requests and distribution of materials.	**DISTRIBUTED VIA COMMUNITY EVENTS** ***HUMANE SOCIETY 7-20-06*** 152 Flea Sheets ***HAPPY HOLLOW PARK AND ZOO 8-10-06*** 100 Flea Sheets ***PUMPKINS IN THE PARK EVENT 10-13-06*** 68 Grow it Guides 70 HHW English 30 HHW Spanish 20 Pencils ***LOS GATOS FARMERS MARKET 4-15-07*** 29 Grow-It Guides 4 West Nile Virus 12 OWOW Magnets 6 Pest or Pal coloring books 3 Diazinon 39 Pencils 5 Watershed Watch Magnets 16 Household Hazardous Waste ***WV COMMUNITIES E-WASTE RECYCLING 4-28-07***	WVCWP Staff & WVCWP Staff to coordinate with municipal staff

West Valley Communities

Santa Clara Valley Urban Runoff Pollution Prevention Program

FY 06-07 ANNUAL REPORT

Source	WP Task	FY06-07 Work Plan Tasks	FY 06-07 Accomplishments	Responsible Party
			170 Pencils w/ HHW contact info (website, phone) 170 *What You Don't Know About Mercury* - product disposal brochures ***HOME AND GARDEN SHOW 4/29/07*** 43 HHW brochures 37 Sluggo 94 Grow-It Guides 40 Gutter Getters 66 Note Pads 51 Mercury Free Thermometers 46 HHW Pencils 52 What do you know about Mercury 10 Watershed Watch bottles 100 Flyswatters 112 Pest Bugging You **DISTRIBUTED VIA SCHOOLS** ***SARATOGA UNION SCHOOL DISTRICT 3-2-07*** 2,040 flyers were distributed electronically to students & parents District-wide. "*Spring Outreach Flyer* " for watershed-themed activities at Don Edwards Nat'l Wildlife Refuge/ Alviso Educational Center. ***LOS GATOS UNION SCHOOL DISTRICT 3-5-07*** **75 flyers** were distributed for posting at five Los Gatos schools. "*Spring Outreach Flyer*" for watershed-themed activities at Don Edwards Nat'l Wildlife Refuge/Alviso	

West Valley Communities

Santa Clara Valley Urban Runoff Pollution Prevention Program

FY 06-07 ANNUAL REPORT

Source	WP Task	FY06-07 Work Plan Tasks	FY 06-07 Accomplishments	Responsible Party
			Educational Center. ***SACRED HEART SCHOOL Saratoga 3-28-07*** 1 Hardcover Book " *All The Way to The Ocean"* 68 WVCWP Pencils ***ST. MARY'S SCHOOL Los Gatos 5/21/07*** 1 Hardcover Book " *All The Way to The Ocean"* 30 WVCWP Pencils ***ALLEN @ STEINBACK SCHOOL San Jose 5/25/07*** 1 Hardcover Book " *All The Way to The Ocean"* 24 WVCWP Pencils **DISTRIBUTED VIA GARDENING CENTERS** ***SUMMERWINDS GARDEN CENTER 3-19-07*** 200 Grow-It Guides 68 WVCWP Pencils ***"TAX FREE DAY" AT ORCHARD SUPPLY HARDWARE STORE /GARDENING CENTER 4-22-07*** *(bordering Saratoga & Campbell)* 19 HHW brochures 40 Grow It Guides 9 pencils 10 IPM Gardening coloring books 30 OWOW Magnets **CAR WASH EVENT - Part of Watershed Watch campaign 5/30/07** at Classic Car Wash in Saratoga Customers received 50% percent off on their car wash for	

West Valley Communities

Santa Clara Valley Urban Runoff Pollution Prevention Program

FY 06-07 ANNUAL REPORT

Source	WP Task	FY06-07 Work Plan Tasks	FY 06-07 Accomplishments	Responsible Party
			participating in the Watershed Watch promotional event. Reusable Watershed Watch Discount Cards for $2 to $4 off on future Classic car washes were also distributed to customers. WVCWP set up a table and display board showing waste water and stormdrain paths. Customers were willing to engage in conversation after they discovered that staff were not trying to sell them something and were not asking them to sign anything. After customers understood what the promotion was about, several asked for additional carwash discount cards for their spouses. **CITY OF CAMPBELL** Given to Campbell Community Garden plot holders by the Public Works Dept. 39 Grow It Guides ***CAMPBELL COMMUNITY CLEAN UP 5/19/07*** Grow It Guides Pencils Mercury Drop-off location brochures(staff did not track # of materials distributed at this event) **TOWN OF LOS GATOS** ***LOS GATOS PUBLIC WORKS WEEK EVENT 5/23/07*** 150 Watershed Watch tattoos 150 WVCWP Pencils 150 “What You Don’t Know About Mercury” brochures **WVCWP WEBSITE & PHONE REQUESTS**	

West Valley Communities

Santa Clara Valley Urban Runoff Pollution Prevention Program

FY 06-07 ANNUAL REPORT

Source	WP Task	FY06-07 Work Plan Tasks	FY 06-07 Accomplishments	Responsible Party
			Dec. 13, 2006 Phone call Saratoga resident asking for advice on proper pool water discharge methods (related to discharge incident). Resident was directed to: • WVCWP website • SCVURPPP website *Feb. 5, 2007 E-mail* WVC resident asking for advice on less-toxic means of controlling aphids in her Tulip trees. Resident was directed to: • City of San Jose Arborist - questions answered at no charge (phone & website) • Our Water Our World website • mywatershedwatch.org website - IPM Solutions page	
General	NPDES Permit, Provision C.4 and C.9	b. Participate in Local Community Events Promote watershed messages by participating in local community events (e.g., farmers market, festivals, creeks clean-ups, etc.).	"Tax Free Day" at OSH (bordering Saratoga & Campbell) 4-22-07 The new Manager at this location was very skeptical of WVCWP staff and did not permit them to give out any material that the store sold (gutter getters, and packets of *Sluggo* snail and slug bait). WVCWP staff spoke with at least 45 customers and employees about less toxic alternatives for pest management and gardening (some with family or friends who are not included in this total). **LOS GATOS** *Farmers Market Event 4-15-07* Two WVCWP staff members presented water quality	WVCWP Staff WVCWP Staff to coordinate with Municipal Staff

Source	WP Task	FY06-07 Work Plan Tasks	FY 06-07 Accomplishments	Responsible Party
			messages and less toxic gardening tips. The Enviroscape model was set up for teachers, to provide a sample of WVCWP's classroom presentations. Forty-two people visited the display table. While the usual stormwater messages and outreach materials were delivered, WVCWP staff, with the help of telling photos, also brought up Anti litter and illegal dumping topics to generate a pro-active interest in protecting communities and creeks from an accumulation of debris. **MUNICIPALLY-SPONSORED EVENTS** **CAMPBELL** *Creekside Clean Up 5-19-07* Public Works staff organized and supervised a community creekside Clean-up event. Several public outreach materials (including Earth Day T-shirts) were distributed. The Clean-up was held in conjunction with "The Great American Pick Up Day". *Arbor Day, 4/26/07.* In 2007, the City of Campbell received an Arbor Day Award for 25 years of participation in Arbor Day festivities. Public Works staff organized and supervised two tree plantings at Campbell elementary schools. The City's Park Maintenance Supervisor spoke to the students about the importance of planting and caring for trees and the benefits trees provide for the community. *Los Gatos Public Works Week Event 5/23/07* The Town of Los Gatos piloted a new outreach event in 2007. A tour of the Public Works maintenance yard was organized and promoted to schools and the general	

West Valley Communities

Santa Clara Valley Urban Runoff Pollution Prevention Program

FY 06-07 ANNUAL REPORT

Source	WP Task	FY06-07 Work Plan Tasks	FY 06-07 Accomplishments	Responsible Party
			public. Town Public Works employees showed students how to operate the various vehicles and machines. Tables were staffed with spokespersons representative of a variety of agencies and departments, e.g. the Street Sweeper, the Code Enforcement Officer, Los Gatos – Monte Sereno Police and Park Service Officers. Display tables showcased give-away-items, educational materials and stormdrain maintenance and protections activities. Stormwater display included the watershed model, a storm drain model to show the difference between a sewer drain and a storm drain, photos of litter in the creeks, brochures showing drop-off locations for safe disposal of mercury products and Watershed Watch tattoos.	
General	NPDES Permit, Provision C.4 and C.9	c. Prepare Newsletter Articles/ Press Releases Prepare and contribute articles/ press releases of interest to the City newsletter and/or local media. Topics such as HHW disposal, pesticides, mercury, trash and copper/nickel will be promoted.	The Spring 07 *Los Gatos Vista* (distributed to over 12,000 LG residences) included the following articles: • Car Wash Fundraisers (pollution from these events, & how to use the Free Car Wash Kit) • Fluorescent Light Bulb Recycling (drop-off locations for residents and businesses) • Grading, Erosion, and Sediment Control Ordinance (necessity of this ordinance; link to details on Town website)	WVCWP Staff
	NPDES Permit, Provision C.4 and C.9	d. Promote Clean Water Program Website	Distributed the popular recycled (blue-jean and money) pencils with website address and a watershed protection message, at community events and classroom presentations to promote the website. Cleancreeks.org was included on all outreach materials i.e., flyers, the	

West Valley Communities

Santa Clara Valley Urban Runoff Pollution Prevention Program

FY 06-07 ANNUAL REPORT

Source	WP Task	FY06-07 Work Plan Tasks	FY 06-07 Accomplishments	Responsible Party
			community event banner, and written or email responses to public inquiries and calls.	
General	CI Item	WVCWP Website Revisions While promoting the website, continue to expand and update the site with new educational material and up-to-date topics for the public on HHW, pest management, and other pollutant reduction e.g. mercury, trash, & copper /nickel	WVCWP posts information about Trash Cleanups for National River Clean Up Day and Coastal Clean Up Day on the *Cleancreeks.org* Home page to announce these events. Mercury and Copper issues were featured prior to the April E-waste event. The "Take Action" page was revised to include links to the UC Davis IPM site for residents interested in less toxic pest control. In addition, the page now highlights the question of home and garden chemicals' safety, with links to sites on toxicity information. During FY06-07, WVCWP staff developed drafts for new versions of the "About Us" page, to feature NPDES and stormwater information, and the "Take Action" page, to offer a variety of ideas and links leading visitors to useful next-step information. Work on the new website pages is planned for FY 07-08, but is contingent upon the amount of staff time that will be available after negotiating and preparing for implementation of the new MRP requirements.	WVCWP Staff
CITIZEN PARTICIPATION				
Public Partici-pation	Trash Monitoring Work Plan	Creek Clean-ups Continue implementation of trash monitoring activity during Creek Clean-ups. Conduct a minimum of two clean-up events (i.e. on Coastal Clean-up Day and National Rivers Day).	**Trash Monitoring was conducted at 4 different Clean-up sites in FY 06-07.** See *Trash Management* (Section #10) for results. Two of the creek clean-ups were held at an established site: San Tomas Aquino Creek next to Westmont High School (which serves Campbell, Los Gatos, Monte Sereno	WVCWP Staff & WVCWP Staff to coordinate with Municipal Staff

West Valley Communities

Santa Clara Valley Urban Runoff Pollution Prevention Program

FY 06-07 ANNUAL REPORT

Source	WP Task	FY06-07 Work Plan Tasks	FY 06-07 Accomplishments	Responsible Party
			and Saratoga students). WVCWP sponsored creek cleanup and trash monitoring events on 9-16-06 and 5-19-07. High school student volunteers have proven to be receptive to helping with Trash Monitoring. Students and other volunteers were trained to conduct trash monitoring and told why trash has become a pollutant of concern (POC) for the S.F. Bay area. **A third Clean-up was sponsored by WVCWP in partnership with Sacred Heart Elementary/Middle School** 4/18/07 Saratoga. The school is in Saratoga, but serves students from all WVCs. Students and parents participated in the Clean-up and Trash Monitoring. Prior to the event, 4th and 5th grades participated in Enviroscape watershed model demonstrations, where trash issues were discussed in great depth. **City of Campbell sponsored one Clean-up**. This event was held as part of the "Great American Pickup Day" (May 19, 2007). It was well promoted regionally and via the City's website and Public Works staff. About sixty volunteers participated and worked on a variety of sites, including sites along Los Gatos Creek Trail, the railroad tracks next to Winchester Blvd. and short Freeway stretches, picked up by volunteers under the supervision of Caltrans staff. Due to the scattered nature of the sites for this event, WVCWP used slightly simplified monitoring methods. Community volunteers were agreeable to tracking and estimating trash and filling out the forms.	

West Valley Communities

Santa Clara Valley Urban Runoff Pollution Prevention Program

FY 06-07 ANNUAL REPORT

Source	WP Task	FY06-07 Work Plan Tasks	FY 06-07 Accomplishments	Responsible Party
			The Town of Los Gatos also promoted the Great American Pickup Day event by posting a flyer on the Town's website. Participants joined the Campbell site cleanup and monitoring activities. **Los Gatos Creek Trail in Los Gatos** is cleaned on a continuing basis by volunteers. Information on volunteering for this activity are found on the Town website. Due to the on-going and informal nature of this activity, these volunteers are not involved in monitoring.	
Public Partici-pation	Creek Keepers Outreach Began in 2001	"Creek Keepers" Program training Provide training on trash tallying and highlight current trash pollution issues for students and volunteers when they participate in a cleanup event.	Training on Trash Monitoring, and trash pollution issues, was provided for volunteers at the following events: **9-16-06 Creek Clean-Up, Westmont** **4-18-07 Creek Clean-up, Wildcat Creek, Saratoga/ Sacred Heart School** **5-19-07 National River Clean Up Day, Westmont** **5-19-07 Great American Pick Up Day, Campbell sites / Los Gatos Creek Trail** "Trash Management" (Section #10) includes results of the Clean-up events.	WVCWP Staff & WVCWP Staff to coordinate with Municipal Staff
Public Partici-pation	Copper/ Nickel and Mercury Activities	Recycling Event for TVs, Monitors and E-waste Plan an E-waste collection event for (but not limited to) West Valley residents, based on success of pilot event held in Los Gatos in January 2006.	*E-Waste Collection & Recycling Event - Saturday April 28, 2007* WVCWP organized, promoted, and carried out a five-hour e-waste collection event – open to all CA residents at Saratoga's North Campus. Partnered with United Datatech (electronic recyclers), Santa Clara County's HHW, program, a Saratoga Boy Scout troop, and Pizza My Heart to coordinate a successful community service.	WVCWP Staff, HHW staff and WVC municipal staff

West Valley Communities

Santa Clara Valley Urban Runoff Pollution Prevention Program

FY 06-07 ANNUAL REPORT

Source	WP Task	FY06-07 Work Plan Tasks	FY 06-07 Accomplishments	Responsible Party
			WVCWP conducted a survey with all participants to find out where they would dispose of fluorescent bulbs and gave everyone an HHW information booklet which lists places to "drop off" used hazardous items (including fluorescent bulbs). Also conducted a Mercury fever thermometer exchange, providing 26 digital solar thermometers to participants.	
TARGETED OUTREACH & SCHOOLS				
Targeted Schools	Expand Outreach to Teachers and Students	Schools Outreach: Watershed Ed. Curriculum Continue to build on 5th grade curriculum for WVCWP classroom watershed presentations, consistent with state required education standards. Expand outreach efforts by developing scripts based on state standards, or text books, for other grade levels in response to teacher interest. Evaluate effectiveness and appeal by soliciting teachers' & students' evaluations.	WVCWP staff made outreach presentations to two 5th grade classes, one 4th grade class, one 2nd-3rd grade class and 2 Kindergarten classes. Student's retention of stormdrain messages and recommended steps to protect their watershed was measured by developing a quiz for 4th and 5th grade students. The Science teacher administered the quiz three weeks after the classes participated in the watershed activity. Responses showed that sixty-five out of sixty-eight students were able to correctly list two actions that they would take to protect their local watersheds. Two sample quizzes with students' responses are included after the evaluation at the end of this report section. Development of an appropriate script for Kindergarten students was a focus of the 06-07 outreach efforts. The interactive presentations developed for the Kindergarten classes were well-received by teachers and students.	WVCWP Staff
Targeted	Based on	Provide Watershed Education in	WVCWP is evaluating a new outreach item aimed at	WVCWP Staff by

West Valley Communities

Santa Clara Valley Urban Runoff Pollution Prevention Program

FY 06-07 ANNUAL REPORT

Source	WP Task	FY06-07 Work Plan Tasks	FY 06-07 Accomplishments	Responsible Party
Schools	feedback from Teachers and Students	classrooms Conduct water quality protection education or presentations in local schools, using *Enviroscape* and/or other methods to engage students in Watershed campaign messages.	students, parents and teachers. The hardcover book *"All The Way to The Ocean"* is presented to teachers who welcome WVCWP presentations into their classrooms. The book can be shared amongst teachers, and read to new classes each year or borrowed by parents to read to younger siblings, so that the message of stormdrains being linked to the Bay and the Ocean is shared with others. It is hoped that this permanent classroom resource will also remind teachers that stormwater presentations are available to their classes. Three "All The Way to the Ocean" books donated (1 Sacred Heart, 1 St Mary's, 1 Allen at Steinbeck) *Guadalupe Elementary, San Jose 10-23-07* **25 5th grade students** participated in a demonstration and activity. Using a simple model, WVCWP staff, working with Environmental Volunteers docents, demonstrated the role of watersheds and wetlands as a filter of sediments and pollutants and how wetlands act as a retainer for water and a refuge for many different organisms. Students built a model using interactive watershed and wetland kits. Students learned about protecting San Francisco Bay emphasizing runoff, wetlands, marshes, filter, absorption, and pollutants. *K.R. Smith Elementary, San Jose 12-12-06* WVCWP staff, working with Environmental Volunteer docents gave Twenty-one **2nd and 3rd grade students** an opportunity to participate in an interactive Water Cycle demonstration and related activities, to understand how we use and reuse water. WVCWP's Intern developed a	arrangement w/ Teachers

West Valley Communities

Santa Clara Valley Urban Runoff Pollution Prevention Program

FY 06-07 ANNUAL REPORT

Source	WP Task	FY06-07 Work Plan Tasks	FY 06-07 Accomplishments	Responsible Party
			song to help students remember the stages of the Water Cycle and the concept of Runoff. All students learned the words to the song with enthusiasm. The presentation emphasized evaporation, condensation, precipitation, transpiration, absorption, percolation, run-off, aquifer, groundwater, water table and the understanding that the amount of water on Earth now is the same amount there has always been and the same amount there always will be. After the presentation students were asked to place water words on the water cycle board in the correct location; **all students gave correct responses.** *Sacred Heart Private School, Saratoga* - Presentations *for* 4th and 5th grade Science classes on *3-28-07* **68 students** participated in Enviroscape watershed presentations to learn about reduction of pesticides, proper car washing, erosion control, litter prevention and trash cleanup, safe disposal of mercury products and using HHW for household hazardous waste. West Valley Staff customized curriculum to meet the Science teacher's needs (correlated to state standards for appropriate grade). Pencils engraved with the Clean Water Program's website and stormdrain slogans were distributed to students & teachers. Water vocabulary words (i.e. watershed, runoff, stormdrain, wetlands, pollutants and household hazardous waste) were written on the white board and emphasized throughout the presentation. Three weeks after the presentation sixty-eight students completed a watershed quiz developed by WVCWP staff. Sample quizzes with student responses are provided after the evaluation at the	

West Valley Communities

Santa Clara Valley Urban Runoff Pollution Prevention Program

FY 06-07 ANNUAL REPORT

Source	WP Task	FY06-07 Work Plan Tasks	FY 06-07 Accomplishments	Responsible Party
			end of this section. *St. Mary's School, Los Gatos,* Kindergarten on *5-21-07* For this class of **30 Kindergartners**, the students were split into 2 groups. One group identified storm drains and used trash grabbers and gloves to pick up debris around the school yard. The second group participated in an Enviroscape activity whereby students added pollutants to the watershed, used sprayers to make rain and witnessed the effect that runoff has on the wildlife that live in and around the wetlands and the Bay. The Enviroscape watershed model activity showed children how daily behaviors can contribute to pollution in our local creeks and the Bay. Solutions to pollution were offered and reviewed during a wrap-up question period. West Valley staff built on last year's first-time experience presenting to a Kindergarten class, by redeveloping the script to make it more appropriate for kindergarteners. *Allen at Steinback School, San Jose 5-25-07* Kindergarten This class of **24 students** participated in the same activities as those described above for St. Mary's School.	
Targeted Schools	Expand Outreach to Teachers and Students	General Schools Outreach	**City of Campbell – Arbor Day Event** 4-26-07 This event was open to the general public. Arbor Day events were held at two schools with the intention of engaging teachers, students and parents. Campbell was honored for 25 years of Arbor Day events, and chose to celebrate via tree planting events at Capri Elementary and Rosemary Elementary.	City of Campbell PW staff

West Valley Communities

Santa Clara Valley Urban Runoff Pollution Prevention Program

FY 06-07 ANNUAL REPORT

Source	WP Task	FY06-07 Work Plan Tasks	FY 06-07 Accomplishments	Responsible Party
			The Celebration included members of the City Council, Park and Recreation Commission, city and school district staff and approximately **300 students**. Campbell's Parks Maintenance Supervisor, who is well-trained in IPM, spoke about the City's Urban Trees program. The program offered an opportunity for everyone to become acquainted with the City's success in tree care and the benefits of trees for our air and water.	
Targeted Schools	Expand Outreach to Teachers and Students	General Schools Outreach	**Town of Los Gatos – Public Works Week Corp Yard/ Stormwater Tour** held on 5-23-07 This event was open to the general public, but was targeted at schools, with extensive outreach planned for teachers and students. The outreach was successful and resulted in at least **96** students viewing stormwater-related displays and equipment: *Rolling Hills Middle School (serving Campbell, LG, Saratoga)* 58 - 6th graders, with 4 parents and teachers *Hillbrook Elementary School, Los Gatos* 38 - 2nd graders, with 10 parents and teachers Along with Public Works staff, the event also involved 4 Town of Los Gatos officials: The Town Manager, Mayor, Vice Mayor and 2 Parking & Transportation Commissioners. The event involved a tour of the Public Works	Town of Los Gatos Public Works staff WVCWP Program Manager

West Valley Communities

Santa Clara Valley Urban Runoff Pollution Prevention Program

FY 06-07 ANNUAL REPORT

Source	WP Task	FY06-07 Work Plan Tasks	FY 06-07 Accomplishments	Responsible Party
			maintenance yard and educational presentations at various tables staffed by PW employees and WVCWP Program Manager. Public Works staff showed students how to operate the various vehicles and machines. Tables were staffed with spokespersons representative of a variety of agencies and departments, e.g. the Street Sweeper, the Code Enforcement Officer, Los Gatos – Monte Sereno Police and Park Service Officers. Display tables showcased give-away-items, educational materials and stormdrain maintenance and protection activities. The WVCWP Manager staffed a Stormwater table displaying the watershed model, photos of litter in the creeks, and a storm drain model to show the difference between a sewer drain and a storm drain. Students received a brief presentation about watersheds and stormwater pollution, with an emphasis on litter, which students can help to prevent. Students went home with "goody bags" containing brochures showing drop-off locations for safe disposal of mercury products, Watershed Watch tattoos, and WVCWP pencils with stormwater messages and the WVCWP website address.	
Targeted Schools	Expand Outreach to Teachers and Students	General Schools Outreach	City of Saratoga staff and WVCWP worked with a Boy Scout (Eagle Scout candidate) to develop a "*Manual for E-Waste Recycling Events*" for general use, and to help any group wanting to hold an E-Waste event at City of Saratoga's North Campus site. WVCWP staff and City of Saratoga PW staff worked with this Scout to integrate knowledge he had gained from his	WVCWP Manager City of Saratoga PW staff

West Valley Communities

Santa Clara Valley Urban Runoff Pollution Prevention Program

FY 06-07 ANNUAL REPORT

Source	WP Task	FY06-07 Work Plan Tasks	FY 06-07 Accomplishments	Responsible Party
			Scout Troop's E-Waste event, with WVCWP's E-Waste experience and with the City's relevant regulations. The Manual is still in the development stage but the preparation documented by this Boy Scout was very useful for streamlining event tasks and enhancing advertising. It was his recommendation to create and set up a banner a few days prior to the event.	
Targeted Schools	Expand Outreach to Teachers and Students	General Schools Outreach - Flyers	**Los Gatos School District** Delivered flyers for Free Weekend Programs put on by The Alviso Environmental Education Center. Fliers delivered to all 5 schools in the Los Gatos School District. Fifteen fliers to each school. Fliers will be posted in each classroom and in the school offices. Daves Avenue Elementary School 3-19-07 Van Meter Elementary 3-15-07 Blossom Hill Elementary 3-15-07 Ramon J. Fisher Middle School 3-20-07 Lexington Elementary 3-20-07 **Private Schools** **280 E-Waste and HG Thermometer Exchange event flyers** were printed and delivered to a nearby San Jose school to hand out in the children's weekly take-home packet. Queen of Apostles School, in San Jose on 4-12-07	WVCWP staff

West Valley Communities

Santa Clara Valley Urban Runoff Pollution Prevention Program

FY 06-07 ANNUAL REPORT

Source	WP Task	FY06-07 Work Plan Tasks	FY 06-07 Accomplishments	Responsible Party
TARGETED OUTREACH				
Targeted Business	URMP	Mercury Pollution Prevention Plan Obtain or develop outreach material for distribution by IND Inspectors on Mercury Pollution Prevention and the proper disposal of fluorescent lights and batteries.	A new HHW information booklet, *What You Don't Know About Mercury May be Harmful to Your Health,* which lists places to "drop off" used hazardous items (including fluorescent bulbs) is being distributed. The IND inspectors said that businesses are very familiar with fluorescent bulb disposal requirements. WVCWP staff employed other public venues and events to distribute the information.	WVCWP w/ Sr. Haz Mat Specialist
Targeted Business	Permit Provision C.4	Education Distribute BMP materials during routine inspections of food facilities and automotive businesses. Discuss relevant educational material with businesses cited for potential stormwater violations.	During FY06-07, WVCWP supported West Valley Sanitation District (WVSD) staff by continuing an outreach strategy to report restaurants that have failed to use effective grease control BMPs. The WVCWP Inspector requests a copy of the restaurant's latest grease trap cleaning records. If the food facility does not have cleaning records or an invoice, the business is referred to the WV Sanitation District for follow up. The WVSD also provides an outreach poster to the business. This very effective poster emphasizes the importance of using BMPs and conducting good housekeeping and maintenance procedures.	SCC Fire; WV Inspector coordinate with WVSD
Reporting	NPDES Permit, Provision C.4	Evaluation/ Reporting Document or estimate (when possible) numbers of residents, students, municipal staff etc. reached by outreach efforts. Report number of calls, website hits and circulation or readership for newspapers or newsletters.	Events *September 16, 2006 Coastal Clean-up Day* – 40 student volunteers (via contact with staff at local high school) *April 18, 2007 Sacred Heart/ Wildcat Creek*– 42 students & parents *May 19, 2007, Nat'l River Clean-up Day* – 19 volunteers Families of over 1500 Westmont High School students	WVCWP Staff

West Valley Communities

Santa Clara Valley Urban Runoff Pollution Prevention Program

FY 06-07 ANNUAL REPORT

Source	WP Task	FY06-07 Work Plan Tasks	FY 06-07 Accomplishments	Responsible Party
			received the daily e-mail bulletin articles on 2 Creek Clean-ups and the E-Waste Drop-off event. *E-Waste Drop-off Event:* *Briefs ran in the Calendar section of 3 local papers:* Campbell Reporter – 50,200 readers Los Gatos Weekly Times – 54,200 readers Saratoga News – 24, 600 readers *Results of E-waste outreach:* 170 vehicles attended *"Tax Free Day" at* OSH – approx. 40 customers Schools Classroom presentations –168 students Outreach flyers for Alviso Environmental Education Center (EEC) and National Wildlife Refuge programs – 2,040 e-mailed to households Seventy-five 75 EEC fliers were distributed for posting at five Los Gatos schools, reaching approx. 2,600 students All households in Los Gatos received some outreach information through features in their municipal newsletter, which are mailed to each household. 28,590 – Los Gatos (12,000 households)	
Training	FY 06-07 Work Plan	Staff Training Conduct or provide WVCWP staff training/meetings to prepare for school presentations, community events & responses to public requests.	Training is documented in the Training Table at the end of this report section.	WVCWP staff

West Valley Communities

Santa Clara Valley Urban Runoff Pollution Prevention Program

FY 06-07 ANNUAL REPORT

Source	WP Task	FY06-07 Work Plan Tasks	FY 06-07 Accomplishments	Responsible Party
Public Information/Participation Program EVALUATION – WVCWP PROJECTS				

Outreach – MATERIALS DISTRIBUTION:
The "Grow It Guide" (laminated, "fan-out" guide about less toxic controls for garden pests) has been one of the most popular outreach items among WVC's residents, both in general, and among the Garden Centers. However, WVCWP's supply of these items is running low. These are expensive to print, and are only reasonably priced when ordered in extremely large quantities. In FY 07-08, SCVURPPP intends to coordinate a bulk printing of Grow It Guides: this will facilitate increased distribution of this outreach piece at local West Valley events and venues.

Outreach – MEDIA BUYS FOR EVENT PUBLICITY:
In FY 05-06, WVCWP spent several thousand dollars to promote a free WVC E-Waste event; approximately 250 cars came through the event. Many of the drivers showed up with the news ad in hand. For FY 06-07, WVCWP chose to test less expensive methods of outreach and monitor the results. The 06-07 event was held at a different location, and three similar local events were offered by other agencies within the same month. Therefore, it's not possible to weigh the public response equally. However, the 06-07 E-Waste event did receive a respectable number of cars (170 drivers) even though no money had been spent on newspaper ads. According to the survey, the banner hanging at the site, prior to and during the event, was responsible for bringing in about 35% to 40% of the participants. WVCWP will continue to investigate reasonable and effective methods for advertising local events.

Outreach – PRESS RELEASE COVERAGE:
In the past, the WVC benefited from extensive media coverage in their local papers, which were delivered weekly to residents: the *Campbell Reporter*, the *Los Gatos Weekly Times* (also covered Monte Sereno), and the *Saratoga News*. All of these papers had been operating under the umbrella of "Silicon Valley Community Newspapers" (SVCN) and WVCWP staff had well-established contacts with SVCN staff. Unfortunately, a few of the reporters who enjoyed WVCWP's schools and outreach stories, and with whom WVCWP staff had developed a trusted working relationship, are no longer with the paper. During FY 06-07, all the SVCN papers were caught up in a process of acquisitions and mergers; this interfered with access to local reporters and coverage was limited for the WVCWP.

Targeted Outreach -- SCHOOLS: At Sacred Heart School, 68 students from a 4th grade and a 5th grade class participated in Enviroscape presentations. Emphasis was placed on relevant vocabulary. Three and a half weeks after the presentation, WVCWP Program Manager provided a watershed quiz for the teacher. Students completed the quiz as homework to evaluate their understanding and retention of watershed concepts. Students were asked to name two activities that they would do to help keep our creeks and Bay healthy. Sixty-eight students completed the watershed activity quiz. Sixty-five listed two activities that they would do to keep our local creeks and Bay healthy. Six students answered all eight questions correctly. Thirty-nine students said they would prevent litter or pick up trash. Six students will plant trees, plants, and flowers, (reduce impervious surface). One student would plant the "right kind" of plants (native plants). Three students would not wash cars in the driveway. Four students will pick up pet waste. Two students will put only water in the stormdrain. One

West Valley Communities

Santa Clara Valley Urban Runoff Pollution Prevention Program

FY 06-07 ANNUAL REPORT

Source	WP Task	FY06-07 Work Plan Tasks	FY 06-07 Accomplishments	Responsible Party
student (according to the quiz answer) will "reduce toxic chemical use and control pests naturally". **Targeted Outreach -- PARTNERING WITH OTHER ENVIRONMENTAL SCHOOLS OUTREACH PROGRAMS:** The WVCWP Public Outreach Coordinator and Program Intern completed *Environmental Volunteers' (*EV) docent training in August and Sept. of 2006. West Valley staff volunteer as EV docents to promote natural science education and to provide Bay Area students (and teachers) with insights from an urban runoff perspective. This docent training also serves to broaden staff's knowledge for WVCWP classroom watershed presentations.				

Report on the San Francisco Bay Area's Regional Mercury Thermometer Exchange

Organized by the Bay Area Pollution Prevention Group
2007

Participating Agencies and Organizations
**Members of the Bay Area Pollution Prevention Group*

Vallejo Sanitation and Flood Control District*
City of Santa Rosa*
Central Contra Costa Sanitary District*
East Bay Municipal Utility District*
City of San Leandro*
City of Livermore*
City of South San Francisco*
Union Sanitary District*
Dublin San Ramon Services District*
City of Millbrae*
City of Sunnyvale*
City of San Jose*

City of Palo Alto*
South Bayside System Authority*
SF Department of the Environment
West Valley – Saratoga, Los Gatos, Monte Sereno, Campbell
Russian River Watershed Association
Save The Bay
Alameda Countywide Clean Water Program

Project Summary

In May – July 2007, the Bay Area Pollution Prevention Group (BAPPG) coordinated a regional collection event for mercury thermometers and other mercury-containing devices. Together, 20 participating agencies and organizations collected **4,264** thermometers, 21 thermostats and 16 pounds of bottled elemental mercury at **30 one-day and ongoing events**. The BAPPG coordinated this regional effort, building capacity on how to conduct an exchange, organizing and developing regional advertising and outreach materials, developing a regional website and phone number with all event dates, hours and location.

The BAPPG coordinated with the Media Relations Committee of the Bay Area Clean Water Agencies and Bay Area Stormwater Agencies Association to develop press releases and a media kit. In addition, the BAPPG worked with the Media Relations consultant, O'Rorke for paid radio and newspaper advertising.

-2

Follow up Questions from the

Classroom Watershed Activity

For questions 1- 5 please make a √ checkmark by the correct answer or answers.

1. A **Watershed** is

   a. A reservoir to store rainwater for use in times of dry weather or drought

   -1 b. All the creeks and streams that flow into the Bay or ocean

   c. All the land area that drains into a particular creek or body of water

2. **Runoff** is a word that describes

   a. The water that overflows from a clogged storm drain during heavy rains

   b. All of the rain, melting snow, and sprinkler water, that is not absorbed or infiltrated into the ground before it reaches the creeks or Bay

   c. Neither of the above

3. A **Storm Drain** helps to protect neighborhoods from flooding during heavy rains. In Santa Clara Valley the water that goes into a storm drain

   a. flows through a pipe system to a water treatment plant for removal of pollutants such as, pet waste, car oil, paint, exhaust particles, brake pad dust, car-wash water, pesticides, fertilizers and litter before it is released into the Bay

   b. flows directly into our local creeks and eventually into the San Francisco Bay

   c. can be found in a home in a bathtub, a kitchen sink, or in a toilet

-1 4. **Most water pollution is now caused by**

   a. industries or big manufacturing businesses

   b. some of people's every day activities

5. **Fluorescent bulbs** save energy and contain mercury. **When they burn out**

   a. put them carefully in the recycle bin

   b. Check (Santa Clara County Household Hazardous Waste) at www.hhw.org to find many safe, legal drop-off locations.

6. **Other than recycling, write down two more things that you will DO or NOT DO to help keep our creeks and Bay healthy for aquatic life and for people.**

   reduce toxic cemical use

   control pests naturaly

Thank you for keeping our Creeks clean!

All Correct

Nicholle

Follow up Questions from the

Classroom Watershed Activity

For questions 1- 5 please make a √ checkmark by the correct answer or answers.

1. A **Watershed** is
   a. A reservoir to store rainwater for use in times of dry weather or drought
   b. All the creeks and streams that flow into the Bay or ocean
   ✓ c. All the land area that drains into a particular creek or body of water
2. **Runoff** is a word that describes
   a. The water that overflows from a clogged storm drain during heavy rains
   ✓ b. All of the rain, melting snow, and sprinkler water, that is <u>not</u> absorbed or infiltrated into the ground before it reaches the creeks or Bay
   c. Neither of the above
3. A **Storm Drain** helps to protect neighborhoods from flooding during heavy rains. In Santa Clara Valley the water that goes into a storm drain
   a. flows through a pipe system to a water treatment plant for removal of pollutants such as, pet waste, car oil, paint, exhaust particles, brake pad dust, car-wash water, pesticides, fertilizers and litter before it is released into the Bay
   ✓ b. flows directly into our local creeks and eventually into the San Francisco Bay
   c. can be found in a home in a bathtub, a kitchen sink, or in a toilet
4. **Most water pollution is now caused by**
   a. industries or big manufacturing businesses
   ✓ b. some of people's every day activities
5. **Fluorescent bulbs** save energy and contain mercury. **When they burn out**
   ✓ a. put them carefully in the recycle bin
   ✓ b. Check (Santa Clara County <u>H</u>ousehold <u>H</u>azardous <u>W</u>aste) at <u>www.hhw.org</u> to find many safe, legal drop-off locations.
6. **Other than recycling, write down <u>two more things</u> that you will DO <u>or</u> NOT DO to help keep our creeks and Bay healthy for aquatic life and for people.**

To keep the bay healthy I will not wash my car in the driveway and pick up trash.

Thank you for keeping our Creeks clean!

West Valley Communities
FY 06-07 ANNUAL REPORT

Training Summary: Public Information / Participation (PI/P)

Training Description	Date	Attendees
Environmental Volunteer Training Sponsored by: ENVIRONMENTAL VOLUNTEERS, Palo Alto, CA (a non-profit environmental education organization providing docents for K-8 classrooms) **Topics:** Learning hands-on activities and grade-appropriate presentations for teaching: ▪ Baylands Ecology ▫ Birds of the Bay ▫ Wetlands in a pan activity ▫ Working toward a healthy Bay ▫ plants – native and invasive species ▫ docent training for Baylands class tours ▫ endangered and protected species ▫ Estuary Biodiversity ▪ Earthquake Geology ▪ Forest and Foothill Ecology ▪ Forest and Foothill and Earthquake Geology ▪ Water and rock cycle	August 9, 16, 23, 30, & Sept. 6, 2006	**WVCWP (2)** PIP Outreach Coordinator Program Intern
Project Wet Sponsored by: Santa Clara Valley Water District Speaker: Kathy Machado Education Outreach Coordinator **Topics:** ▪ Teaching Strategies - Methods for communicating messages to children (songs, skits, artwork, projects) ▪ Project Wet Activities ▪ Introduction to Materials	October 20, 2006	**WVCWP (2)** PIP Outreach Coordinator Program Intern

West Valley Communities
FY 06-07 ANNUAL REPORT

Training Summary: Public Information / Participation (PI/P)

Training Description	Date	Attendees
South Bay Salt Pond Restoration Project Workshop Sponsored by: Santa Clara Water Pollution Control Plant This Workshop will be useful for incorporating topics into classroom watershed presentations. **Topics:** ▪ Understanding the Restoration process ▪ The Importance of ponds for bird migration ▪ Overview of Island Ponds Project	November 29, 2006	**WVCWP (3)** Program Assistant Office Assistant Public Outreach Coordinator
Don Edwards National Wildlife Refuge Walking Tour Environmental Education Center (EEC), Alviso This Tour will be useful for coordinating WVCWP classroom topics with Alviso EEC and Watershed Watch messages. **Topics:** ▪ Effects Of Urban Runoff Pollution ▪ From Marsh To Sewer To Dump To Salt Pond ▪ Pumps and Tide Gates ▪ Bioswales ▪ Endangered Wetlands	Dec. 6, 2006	**WVCWP (2)** WVCWP Inspector Program Assistant
WVCWP Staff Review of Watershed Presentation for Kindergarten Classes Led by: WVCWP Program Manager **Topics**: ▪ Review Subjects for inclusion in Enviroscape Presentation ▪ Developing Kindergarten Approach for Enviroscape Presentations ▪ Rehearsing Presentations	January 19, 2007	**WVCWP (3)** Manager PIP Outreach Coordinator Program Intern

West Valley Communities
FY 06-07 ANNUAL REPORT

Training Summary: Public Information / Participation (PI/P)

Training Description	Date	Attendees
Watershed Management and Urban Ecology Training Workshop Sponsored by: Acterra Speaker: Andy Lipkis, Tree People in Los Angeles; Catherine Martineau, Canopy in Palo Alto; Pam Sturner & Katie Pilat, San Francisco Watershed Council **Topics:** ▪ Working at a Watershed Level ▪ Bringing Together Diverse Groups And Agencies ▪ Caring for Our Urban Trees	March 21, 2007	**WVCWP (1)** Manager
WVCWP Staff Review of "State Standards for 4th and 5th Grade" Led by: WVCWP Program Manager **Topics**: ▪ Review Curriculum-related Subjects for inclusion in Enviroscape Presentation ▪ Developing and Revising Scripts for student presentations, by grade level ▪ Learning Scripts and Enviroscape Presentations ▪ Rehearsing Presentations	March 27, 2007	**WVCWP (3)** Manager PIP Outreach Coordinator Program Intern

Pesticide Management Activities

City of Campbell

Town of Los Gatos

City of Monte Sereno

City of Saratoga

West Valley Communities

Santa Clara Valley Urban Runoff Pollution Prevention Program

PESTICIDE MANAGEMENT ACTIVITES

FY 2006-2007 Work Plan Self Evaluation Matrix

Source	Task Source	Work Plan Tasks	Accomplishments	Responsible Party
	SCVURPPP PMP (I.A.1.)	Summary of Use Track and report use of pesticides on municipally owned property. Report on use of IPM practices.	Pesticides applied by municipal staff are reported monthly to the State of CA Dept. of Pesticide Regulation with copies of monthly reports forwarded to WVCWP for tracking purposes. All pesticides used by Pest Control Operators and Landscape Contractors are listed in the table "*Pesticide Usage by Contractors*" at the end of this Matrix, immediately following the Evaluation. IPM practices for each WV Community are listed in the Evaluation section at the end of this Matrix.	WVCWP to coordinate w/ Cmpbl: Sr. Civil Engr/ Public Works Supt/ Bldg Maint. Supvr LG: Parks Supt & Public Works Supervisor MS: City Manager/ Facility Mgr Stga: Parks, Bldg, Street Maint Supervisors
	SCVURPPP PMP (I.A.3.) PS #3	Implement BMPS and SOPS Continue to Implement standard operating procedures and Best Management Practices for any pesticide use by staff or contractors. Implement IPM practices as BMPs when possible.	During 06-07, the WVC continued to implement the Pest Management Performance Standard (PMPS). A Pest Specific IPM Plan for **"Managing Gophers with Less-Toxic Methods"** was developed in FY 06-07. "Standard Operating Procedures for Pesticide Management" are being followed by staff and contractors. BMPs in general continue to be effective. WVC work with contractors to find the least-toxic method to treat resistant pest problems. The WVC use less-toxic pest management methods in municipal facilities (parks & buildings) whenever practicable, based upon budget and effectiveness.	WVCWP to coordinate w/ Cmpbl: Sr. Civil Engr/ Public Works Supt/ Bldg Maint. Supvr LG: Parks Supt & Public Works Supervisor MS: City Manager/ Facility Mgr Stga: Parks, Bldg, Street Maint Supervisors

West Valley Communities

Santa Clara Valley Urban Runoff Pollution Prevention Program

FY 2006-2007 ANNUAL REPORT

Source	Task Source	Work Plan Tasks	Accomplishments	Responsible Party
			See "Evaluation" section below for details on IPM implementation.	
	SCVURPPP PMP (I.A.6.)	Banned Pesticides Inventory If any pesticides have been banned w/in the past FY (per EPA, State &/or local requirements), conduct an agency-wide search of chemical storage area for these pesticides. Properly dispose of these banned substances pursuant to appropriate waste disposal regulations.	All storage areas are cleaned annually, and any pesticides that are no longer legal or no longer used are disposed of according to State regulations. **Campbell:** Storage areas are cleaned quarterly. **Monte Sereno**: does not purchase or store its own pesticides.	Cmpbl: Public Works Supt/ Bldg Maint. Supvr LG: Parks Supt & Public Works Supervisor MS: City Manager/ Facility Mgr Stga: Parks, Bldg, Street Maintenance Supervisors
	SCVURPPP PMP (I.B.1.) PS#5.a	Training for Applicators Ensure that employees who apply pesticides for the agency obtain the appropriate training as required by the County Agricultural Commissioner and the State Department of Pesticide Regulation (DPR)	Any staff and/or contractors who apply pesticides meet all requirements of the County and the State. Parks & Public Works staff attended Annual Safety Training. Training included avoiding drift avoidance, and proper disposal. **CAMPBELL:** 5/31/07 Held at Campbell Public Works Service Center. **LOS GATOS:** 4/13/07 Pesticide Safety Training was given to 12 maintenance workers. Training was presented by Dennis Merrill - Killroy/ Sensitive Solutions Pest Control **MONTE SERENO:** No employees apply pesticides. In case of the need for pest control, a licensed Pest Control Operator will be called in.	Cmpbl: Public Works Supt/ Bldg Maint. Supvr LG: Parks Supt & Public Works Supervisor MS: Not Applicable Stga: Parks, Bldg, Street Maintenance Supervisors

West Valley Communities

Santa Clara Valley Urban Runoff Pollution Prevention Program

FY 2006-2007 ANNUAL REPORT

Source	Task Source	Work Plan Tasks	Accomplishments	Responsible Party
			SARATOGA: 7/25/07 (Safety training is normally scheduled for June of each year, but due to schedule conflicts this year it was bumped out a month - in 2008 it will be in June again). It was held at Saratoga Corp yard and all of the Parks and Streets Maintenance staff attended. The training was given by Pete Howes, Horticulturist, and covered Long/short term effects of pesticides and Environmental concerns.	
	SCVURPPP PMP (I.B.2.) PS#5.b	Staff Training for Applicators Conduct annual training which reviews appropriate portions of the IPM Policy, SOPs, and BMPs, and relevant IPM techniques for employees within departments responsible for pesticide application.	The West Valley communities, through WVCWP, paid for staff to attend The **3rd Annual Regional IPM Training** on November 14, 2006. **Attendees:** Campbell – 6 Los Gatos – 4 Saratoga – 4 Monte Sereno - a strictly residential city, has no Parks/PW Maintenance staff and does not use any pesticides See "Pesticide Management Training Table" for further details on the Annual IPM Training SOPs, BMPs and new IPM techniques are conveyed to additional staff through tailgate meetings.	WVCWP to coordinate w/ Cmpbl: Public Works Supt/ Bldg Maint. Supvr LG: Parks Supt & Public Works Supervisor MS: Not Applicable Stga: Parks, Bldg, Street Maintenance Supervisors
	SCVURPPP PMP (I.B.3.) PS#5.c	Municipal Staff Education Inform employees who are not authorized and trained to apply pesticides that they cannot use over-the-counter pesticides in	In July and August of 2006 all WVC staff were reminded, via e-mail, of their municipal IPM policy to avoid using pesticides. It was emphasized that, unless trained and specifically	WVCWP to provide notice and NPDES Reps to send email: Cmpbl: Sr. Civil Engr

West Valley Communities

Santa Clara Valley Urban Runoff Pollution Prevention Program

FY 2006-2007 ANNUAL REPORT

Source	Task Source	Work Plan Tasks	Accomplishments	Responsible Party
		or around the workplace.	authorized, all employees are prohibited from applying pesticides, including over-the-counter pesticides such as office staff might intend to purchase for ants in a lunchroom.	LG: PW Dir & Eng Div MS: City Manager Stga: PW Analyst
	SCVURPPP PMP (II.A.1.)	Watershed Ed. & Outreach Campaign (WE&O)[1] Attend WEO and IPM work groups and assist with continued implementation of campaign, which targets the general public and includes messages about less-toxic pest control and proper disposal. Campaign features South Bay English- and Spanish-language, radio and print ads.	WVCWP Program Manager participates in the IPM Ad Hoc Task Group on behalf of the WVC. Project implementation and projects for consideration, which are discussed in the AHTG, are presented to City staff for appropriate follow-through.	WVCWP Staff
	SCVURPPP PMP (II.A.4.)	Community & School Opportunities Identify opportunities and attend community events/school classrooms to demonstrate reasons for, and methods of, less toxic pest control.	See PI/P Section for additional details. ***SACRED HEART SCHOOL, Saratoga*** *(serving students from all WVC) 3-28-07* WVCWP staff made presentations to 32 4th grade and 36 5th grade students on watershed pollution, including discussion of pesticides. ***LOS GATOS FARMERS MARKET*** *4-15-07* Two WV Staff members presented water quality and less-toxic gardening methods. Enviroscape model was set up for Teachers' awareness of WVCWP in-class presentations. Forty-two people visited the booth. IPM	WVCWP staff WVCWP coordinate w/ Cmpbl: Sr. Civil Engr LG: Pub Works staff MS: City Manager Stga: PW Analyst

[1] Funded by all Co-permittees each year.

West Valley Communities

Santa Clara Valley Urban Runoff Pollution Prevention Program

FY 2006-2007 ANNUAL REPORT

Source	Task Source	Work Plan Tasks	Accomplishments	Responsible Party
			materials and WVCWP Pencils were distributed. 29 Grow-It Guides 4 West Nile Virus 12 OWOW Magnets 6 Pest or Pal coloring books 3 Diazinon info 39 Pencils 5 Watershed Watch Magnets 16 Household Hazardous Waste ***ST. MARY'S SCHOOL, Los Gatos*** *(serving students from all WVC) 5-21-07* WVCWP staff made presentations to 30 Kindergarten students on watershed pollution, including discussion of pesticides. ***ALLEN @ STEINBECK SCHOOL, San Jose*** *5-25-07* WVCWP staff made presentations to 12 Kindergarten students on watershed pollution, including discussion of pesticides.	
	SCVURPPP PMP (II.A.5.)	Community Material Distribution Participate in public sale events at local hardware store(s). Provide watershed protection information and reminders (gifts) to community by walking aisles of the gardening center with gift basket full of	***"TAX FREE DAY" AT ORCHARD SUPPLY HARDWARE STORE /GARDENING CENTER*** *(bordering Saratoga & Campbell) 4-22-07* Talked to customers about using less-toxic methods of gardening.	WVCWP Staff

West Valley Communities

Santa Clara Valley Urban Runoff Pollution Prevention Program

FY 2006-2007 ANNUAL REPORT

Source	Task Source	Work Plan Tasks	Accomplishments	Responsible Party
		handouts during the sales. .	Distributed IPM-related materials: 40 Grow It Guides 19 HHW brochures 9 pencils 10 IPM Gardening coloring books 30 OWOW Magnets	
	SCVURPPP PMP (II.A.6.)	Web Site Update web site to provide easy access to information on IPM and reduction of pesticide use.	WVCWP web site "Take Action" page was updated in June 2007 with new links highlighting IPM information and pesticide toxicity information. Campbell: The City has added to its website a pdf of the tri-fold "Landscaping, Gardening, & Pool Maintenance" which includes advice on using less pesticides and proper pesticide disposal. Los Gatos: The Town website includes a paragraph on Garden Chemicals, and also on Overwatering, and its impact on carrying pollutants to the stormdrain. Monte Sereno: The City has added a link which encourages residents to use native plants (more pest resistant); the link leads the viewer to the CalFlora website for assistance in selecting appropriate plants. Saratoga: The City has added to the website "Landscape Maintenance Techniques for Pest Reduction" and "Pest Control for Development Projects"	WVCWP Staff WVCWP to coordinate w: Cmpbl: Sr. Civil Engr LG: Snr Eng Tech MS: City Manager Stga: Pub Wks Analyst
	SCVURPPP PMP (II.A.7.)	Coordinate with the Master Gardeners program Use MG services to train	Master Gardener classes held at Campbell Community Center experienced staff turnover in 06-07. During this	Funding by WVC and participation by WVCWP

West Valley Communities

Santa Clara Valley Urban Runoff Pollution Prevention Program

FY 2006-2007 ANNUAL REPORT

Source	Task Source	Work Plan Tasks	Accomplishments	Responsible Party
		80%residents (as MG budget allows). Provide information to Master Gardeners on the impacts of pesticide use on water quality as appropriate. Distribute IPM literature at MG classes.	time, WVCWP began working with the new instructors to implement additional IPM and stormwater-related information into upcoming classes. WVCWP worked to publicize a community educational event on Urban Trees sponsored by the local Sierra Club chapter and held at Saratoga Library. The event was free and open to the public. David Dockter, tree specialist in Palo Alto's Planning Department, spoke about the urban forest, including less-toxic care of trees.	Staff
	SCVURPPP PMP (II.A.9.)	Media Relations If budget is available, continue to fund BASMAA Regional Media Relations Campaign featuring pitches to Bay Area media and responses to breaking news on pesticide-related topics	The West Valley Communities participate in and support the BASMAA Regional Media Campaign through SCVURPPP funding & participation in the Watershed Education and Outreach Group.	WVCWP Staff
	SCVURPPP PMP (II.A.12.)	"Pesticide User Outreach" project Assist, as appropriate, with implementation of local components of the project. Target residential & commercial users. (See Program's FY 06-07 Work Plan).	WVCWP Program Manager participates in the IPM Ad Hoc Task Group. WVCWP staff joined in the project's IPM Outreach events; 3 WVCWP staff members worked two shifts at the "Home & Garden Show" in San Jose; distributed IPM materials. ***4/29/07*** See PI/P Section "General Outreach"	WVCWP Staff
	SCVURPPP PMP (II.A.13.)	Special Districts Invite neighboring special districts (e.g. sanitary, open space districts, and school districts) to attend WVCWP sponsored IPM workshops, when workshops are offered.	WVCWP directed IPM training funds for 2006-2007 towards promoting and funding attendance by WV municipal staff at the Regional IPM Training Conference Nov. 14, 2006.	WVCWP Staff

West Valley Communities

Santa Clara Valley Urban Runoff Pollution Prevention Program

FY 2006-2007 ANNUAL REPORT

Source	Task Source	Work Plan Tasks	Accomplishments	Responsible Party
	SCVURPPP PMP (II.A.14.)	Conduct internal IPM outreach Target staff who do not necessarily purchase or apply pesticides during the course of their work (to encourage employees to use IPM techniques away from work). Email announcements as appropriate & display IPM materials at City Hall.	IPM material is available for pick-up by employees at Municipal Offices.	WVCWP to coordinate w: Cmpbl: Sr. Civil Engr LG: Snr Eng Tech MS: City Manager Stga: Pub Wks Analyst
	SCVURPPP PMP (III.A.1)	Pest Control Operators Maintain updates on database of licensed structural and landscape maintenance PCOs within WVC.	The database of West Valley PCOs has been compiled; over 75% of them are based in the City of Campbell.	WVCWP staff
	SCVURPPP PMP (III.B.2)	Municipal contractors (PCOs) Require PCOs contracted by municipality to implement BMPs through contract specifications.	PCOs have received copies of municipal IPM Policies and Standard Operating Procedures. PCOs are required to operate according to the municipal Pesticide Management SOPs.	Cmpbl: Public Works Supt/ Bldg Maint. Supvr LG: Parks Supt & Public Works Supervisor MS: City Manager/ Facility Mgr Stga: Parks, Bldg, Street Maint Supervisors

West Valley Communities

Santa Clara Valley Urban Runoff Pollution Prevention Program

FY 2006-2007 ANNUAL REPORT

Source	Task Source	Work Plan Tasks	Accomplishments	Responsible Party
	SCVURPPP PMP (III.A.4)	PCO Reporting Track and report PCO use of pesticides on municipal property.	All pesticides used by Pest Control Operators and Landscape Contractors are listed in the table "*Pesticide Usage by Contractors*" at the end of this Matrix, immediately following the Evaluation.	WVCWP to coordinate with: Cmpbl: Public Works Supt/ Bldg Maint. Supvr LG: Parks Supt & Public Works Supervisor MS: City Manager/ Facility Mgr Stga: Parks, Bldg, Street Maint Supervisors
	SCVURPPP PMP (IV.A.2.)	Commercial Business Education Continue ICID Inspector's education program targeting retail food facilities through distribution of "Don't Set a Table for Pests".	WVCWP Inspector distributes outreach material *("Don't Set a Table for Pests")* when conducting Restaurant Inspection. Pilot visits; **55** were given to restaurant management staff (in Campbell, Los Gatos & Saratoga) in FY06-07. A number of brochures which include pesticide reduction in landscaping info ("*Water Quality Protection Guidelines for Food Handling Facilities"*) were distributed by the WV Inspector. City of Monte Sereno has no commercial businesses.	WVCWP Inspector
	SCVURPPP PMP (V.A.1)	HHW Collection Ensure that adequate pesticide disposal services exist for residents and conditionally exempt small quantity commercial generators.	All WVC contribute to the County HHW disposal program, enabling residents and small businesses to drop off pesticides at HHW sites. WVCWP Program Manager participated in the SCVURPPP and HHW Program Work Group. Work Group is exploring	Cmpbl: Sr. Civil Engr LG: Dir of Public Works MS: City Manager Stga: Public Works

West Valley Communities

Santa Clara Valley Urban Runoff Pollution Prevention Program

FY 2006-2007 ANNUAL REPORT

Source	Task Source	Work Plan Tasks	Accomplishments	Responsible Party
			means of coping with growing demand at facilities due to increased awareness about proper disposal.	Director
	SCVURPPP PMP (V.A.3.)	Publicize HHW Collection Work with HHW collection agencies to support, enhance, and help publicize programs for proper pesticide disposal.	On April 28th, at its E-Waste event WVCWP staff talked to 170 residents concerning proper disposal of pesticides and available drop-off locations. WVCWP and all WVC distribute the HHW brochure which informs residents about proper pesticide disposal.	WVCWP coordinate w/ Cmpbl: Sr. Civil Engr LG: PW Dir & Eng Div MS: City Manager Stga: PW Analyst
		Not in Work Plan – additional task undertaken	Sunnyvale staff presented to the IPM AHTG the idea of establishing a Green Gardener Program in Santa Clara Valley (see also Training Table for details). Oct. 12, 2006 through June 2007, WVCWP Pgm Mgr attended meetings and worked on implementation of this training program within Santa Clara County. The work has involved laying the groundwork for instituting this program, which is expected to achieve start-up in 2007-2008. This program targets an audience that WVC have found to be difficult to reach. The training and certification is aimed at yard maintenance businesses who appear to handle the bulk of yard activities in the WV. The Green Gardener certification course will be offered through local Adult Education Centers to provide IPM training for landscape maintenance workers based on similar successful programs in Santa Barbara and Santa Cruz counties.	WVCWP staff

West Valley Communities

Santa Clara Valley Urban Runoff Pollution Prevention Program

FY 2006-2007 ANNUAL REPORT

Pesticide Management Activities Evaluation

PESTICIDE USAGE REDUCTION MEASURES – Pest Specific

CITY OF CAMPBELL

Campbell is implementing IPM in the following situations:

1) On-going - Yellowjackets:

- Campbell uses traps as the main means of control.
- Parks Maintenance staff tries to clean off picnic tables to prevent attracting wasps and ants.
- If a wasp nest in a tree requires treatment, the PCO uses a non-residual pesticide, and closes the hole in tree so wasps can't return to nest. Parks staff use home insulation spray foam to close the nest/hole; treatment has been successful in preventing return of wasps.
- Staff is evaluating new traps on an ongoing basis which use pheromone to attract wasps, dry fish to bring them into trap, and soap inside trap, which kills in 5-15 seconds

2) On-going - Weeds:

- Campbell uses a chipper to create mulch from green waste; this mulch is used for weed control wherever possible.
- Work Furlough labor hand hoes weeds where possible.
- Staff is investigating use of black plastic for 'solar control' of weeds on an ongoing basis, and determining spots where this would be feasible.
- Staff has been using the tractor with a boom mower for mowing weeds, instead of spraying roadsides and similar areas.

3) On going - Insects:

- In 02-03**,** Campbell controlled an Ash Whitefly infestation with a natural predator, a minute wasp. Since the wasps were ordered and released, they have continued to suppress the Whitefly population.
- Staff is identifying insects and utilizing IPM when appropriate instead of using insecticides. No new insects were identified in FY 06-07.

- Campbell has significantly reduced the spraying of pesticides for infestations of aphid and scale in the Urban forest by employing non-toxic horticultural oils and soaps.

Unfortunately, the City has certain species of street trees with aphid and scale infestations, and the less-toxic methods, including spraying with ultra-fine oil, have not had a noticeable impact on this pest population.

Despite the aphid and scale problem, the City has used NO organophosphate sprays to control the insects and **has implemented a program of injecting the infested trees with a systemic insecticide instead of a spray** (a spray might affect other areas than the targeted site; the systemic chemical stays within the tree). This is in keeping with the City of Campbell IPM Plan.

Staff will continue to investigate less-toxic control methods for aphids and scale insects on an ongoing basis.

3) Gopher Control: The City has implemented a policy of using mechanical traps for gophers instead of baits thus further reducing the use of pesticides.

4) IPM Solutions: City staff have participated in implementation of new County computerized "IPM Solutions Database Input/Response", which allows input of a pest problem and a response with IPM solutions. Staff refer to this database as needed.

RESULTS OF PESTICIDE USE REVIEW FY 06-07:

Campbell has taken a strong stance on pesticide use reduction in recent years, as evidenced by the extensive involvement in IPM training by City staff. The City's PW Superintendent and Parks Supervisor have actively been involved in regional IPM planning meetings and workshops.

Field Activities:

→ Through use of IPM practices Campbell was able to eliminate use of any OP pesticides for the past 5 years, (as compared to using 3.7 oz of diazinon for ant control in 01-02). Campbell has decreased its use of pesticides by using oils and soaps to control aphids and scale in the urban forest.

→ The City is making an effort to stress prevention (prevent weed growth, prevent pest infestations) where possible. Campbell is moving into use of IPM, mechanical and cultural controls, rather than chemical controls, as much as possible given budget and staff limitations.

→ Over the past several years, the Public Works Dept. has instituted improved methods of weed control in some parks and roadsides, such as using green waste to make wood chips, used as mulch to prevent weed growth. For the past 3 years, the City has been using its new specialized tractor with boom mower for mowing roadside & park weeds and to avoid spraying.

→ The City Public Works Dept. has instituted a policy of moving towards installation of more pest resistant trees and shrubs to minimize the need for pesticides; these efforts include removal of certain tree species (such as Tulip and Raywood Ash trees) from the City of Campbell's approved Street Tree List.

TOWN OF LOS GATOS

Los Gatos is implementing IPM in the following situations:

YELLOWJACKETS:

- Los Gatos uses traps as the main means of control.
- Parks staff uses steam cleaning on picnic tables to prevent attracting wasps & ants.

WEEDS:

- Los Gatos uses a chipper to create mulch from green waste; this mulch is used for weed control wherever possible.
- Los Gatos continues to arrange to receive free wood chippings from PG&E tree-trimming contractor. Mulch is used to reduce weed growth on roadsides, median islands, parking lot landscaping and in parks.
- Staff hand-pull weeds where feasible.
- Los Gatos purchased a flail mower to mow weeds in large areas.

RODENTS:

- Rats & mice are trapped by contractor (baits used as last resort).

INVASIVE SPECIES:

- Various species along Los Gatos Creek are hand-pulled by Native Plant Society volunteers.
- Scotch Broom is cut down by Parks staff and volunteers supervised by staff.

SCALE INFESTATION ON TULIP TREES

- Parks staff sprays trees with low concentration detergent & water

RESULTS OF PESTICIDE USE REVIEW FY 06-07:

→ Los Gatos staff has eliminated the use of any OP pesticides for the past 5 years (and in preceding years minimal OPs were used: such as .475 oz of diazinon for ant control in FY 01-02). Avoidance of OP use has been achieved through use of IPM practices and through seeking out less-toxic pesticides.

→ The Town is making an effort to stress prevention (prevent weed growth, prevent pest infestations) where possible. Los Gatos is moving into use of IPM and engineered, rather than chemical, controls as much as possible given budget and staff limitations.

→ In Town facilities, sanitation is being stressed as a means to prevent pest infestations (ants, mice, etc.) so that chemical controls will not be needed.

→ Over the past several years, the Public Works Dept. has instituted improved methods of weed control in some parks and roadsides, such as the arrangement for free wood chips which are used as mulch to prevent weed growth.

→ Los Gatos invested in purchase of a flail mower for staff to use in mowing weeds in large areas.

→ Volunteers work with the Public Works Dept. to trim back brush along the LG Creek Trail, and to remove invasive species.

CITY OF MONTE SERENO

The City of Monte Sereno has extremely limited City property – less than ¼ acre total of landscaped area. A landscaping contractor cares for City property, and is instructed to avoid use of pesticides. When gopher damage appears, the gophers are trapped. Weeds are hand-pulled.

CITY OF SARATOGA

Saratoga is implementing IPM in the following situations:

APHIDS:

2 trees with aphid problems were treated by injecting with a systemic pesticide to reduce to reduce environmental impact. The trees are located downtown with lots of foot traffic, where dripping was a problem, but the injections were able to manage the problem.

YELLOWJACKETS:

Saratoga uses traps as the main means of control.

Parks staff tries to clean off picnic tables every Monday to prevent attracting wasps & ants. The Parks Dept. purchased and installed 18 plastic tables (to replace existing wooden tables); the new tables are easier to keep clean and therefore attract fewer wasps.

No new nests were observed this year and NO Wasp Spray was used.

WEEDS:

Mulch spread last year has continued to be effective in FY 06-07 for weed control. *Last year Saratoga used free mulch from tree service contractor; this mulch is used for weed control wherever possible. Wood chips were dumped and spread as mulch on the unlandscaped medians on Fruitvale Ave (a major arterial)*. This action resulted in NO spraying on a half mile stretch of median which would otherwise be a problem area.

The Street Maintenance Dept. hired a landscape company to cut down roadside weeds twice this year instead of spraying; this cut pesticide applications from 4 to 2 for that task.

Hand hoeing/pulling of weeds is used where possible. Weekly walk-through with lots of hand weeding; Round-up is used when weeds begin to get out of control, such as springtime – the emphasis is on catching the problem early in an attempt to avoid having to spray larger areas later.

RODENTS:

A contractor is engaged to trap rodents in order to avoid poisonous baits; this is done when there is an outbreak of a number of rodents at once. A PCO was hired to use baits in areas where trapping failed. No pesticides were used within City Parks for mole / squirrel / gopher control. A Contractor (Ken Fuson) was hired to trap all reported invasions where turf or landscaping plants where threatened. The contractor sets up a cordoned off area using Macabee traps.

MEDIAN LANDSCAPING:

Policy is to install pest resistant shrubs and landscaping and avoid high-maintenance, low-pest resistance turf and greenery.

West Valley Communities

Santa Clara Valley Urban Runoff Pollution Prevention Program

FY 2006-2007 ANNUAL REPORT

MICROSPRAY IRRIGATION:

Microspray irrigation systems have been installed in the Heritage Orchard and computerized irrigation systems are used in medians, to reduce any possible runoff which could carry pesticides. Installations are on-going as budget allows; 50% are now computerized. Main medians on major arterials have all been completed.

Two more Electronically Timed controllers were added to City landscaping to monitor water usage and avoid runoff. Nozzles continue to be modified to optimize spray.

RESULTS OF PESTICIDE USE REVIEW FY 06-07:

The City is making an effort to stress prevention (prevent weed growth, prevent pest infestations) where possible. Saratoga is using IPM and engineered, rather than chemical, controls as much as possible given budget and staff limitations.

Over the past several years, the Public Works Dept. has worked on landscape design and improved irrigation systems which will reduce need for pesticide/herbicide use, and reduce any potential runoff which could carry pesticides.

Natural insect controls include use of traps for wasp control, and soapy water for ant control.

Through these types of efforts, Saratoga is progressively reducing chemical pesticide use.

Pesticide Use by Contractors

City of Campbell FY 06-07

Campbell - Pesticides used by Killroy on City property July 1, 2006 thru June 30, 2007

Product Name	EPA #	Chemical Content	Total oz/CA	Target Pest
PT515 Wasp Freeze Aerosol N-active	499-153-ZA	.05% Pyrethrins, .12% Rotenone, .28% Cube Extracts, 2.8% Pine Oil, 11% Methylene Chloride, 13.75% Petroleum Distillates, 20% Freon 12, 20% Trichlorofluoromethane, 32% Tetrachloroethylene	17 oz	Wasps
Upstar Gold (Bifenthrin)	70506-24	Bifenthrin	18 oz	Cockroaches
Valueline	279-3206-AA-73748	Bifenthrin	2.4 oz	Bees
Contrac Blox	12455-79-AA	Bromadiolone	61 oz	Rats
Maintain CF125	69361-6-AA	Chlorflurenol, Methyl Ester,Flurecol-Methyl, Methyl-2,7-Dichloro-9-Hydroxyfluorene-9-Carboxylate	24 oz	Olives
Merit 75WP	3125-421-AA	Imidacloprid	54.4 oz	Aphids, Scale
Safari	33657-16-AA-59639	20% Dinotefuran	32 oz	Aphids, Scale
Tempo Ultra	432-1304-AA	10% Beta-Cyfluthrin	4.5 oz	worms, bees
Diuron WP	19713-274-AA	80% Diuron	29 lbs.	weeds
Simazine 90 DF	19713-272-AA	90% Simazine Other inredients10%	42 lbs.	weeds
Roundup Pro Dry	524-505-AA	71.4% Glyphosate, Monoammonium Salt	3.3 Gal	weeds
Surflan AS	70506-44-AA	40.4% Oryzalin	3.3 Gal	weeds
Oust XP	352-601-AA	75% Sulfometuron-Methyl	32 oz	weeds

West Valley Communities
FY 2006-2007 ANNUAL REPORT

Training Summary: Pesticide Management

TRAINING DESCRIPTION	DATE	ATTENDEES
ANNUAL REGIONAL IPM WORKSHOP – Attended by WVCWP, Campbell, Los Gatos, & Saratoga Staff		
3RD Annual Regional IPM Conference Hosted by the City of San Jose and the Santa Clara Valley Water District Held at the San Jose Convention Center **Topics:** • Landscaping with an emphasis on designing sustainable landscape systems - water management, soil management, and management of abiotic disorders of landscape plants and trees. • IPM for structures such as office complexes, hospitals, homes, schools, and other buildings • Successes and innovations for IPM in public settings such as parks and golf courses, natural resource management etc. • Pressure from invasive species in the urban environment • Vertebrate pest control in communities • Compliance with existing and emerging pesticide regulations, IPM resources, certification programs • IPM as a part of protecting the environment	Nov 14, 2006	**WVCWP** Program Manager **Campbell (7)** Public Works Superintendent Facilities Maintenance Manager Parks Lead Worker Parks Maintenance Worker (4) **Los Gatos (4)** Parks & Maint Workers (4) **Saratoga (4)** Parks Supervisor Parks Lead Worker Parks Maintenance Workers (2)

West Valley Communities
FY 2006-2007 ANNUAL REPORT

Training Summary: Pesticide Management

TRAINING DESCRIPTION	DATE	ATTENDEES
Green Gardener Program		
Green Gardener Program Self-paced Training Program made available to public agencies through County of Santa Barbara. Goal of the Program is to educate local gardeners in pollution prevention landscape maintenance practices. (See Pesticide Management Matrix – "Additional Task Undertaken" for details on WVCWP's involvement with this program for Santa Clara County) **Topics:** • Pollution Prevention in Landscape Maintenance Practices • Appropriate Chemical Use • Solid Waste Reduction And Composting • Sustainable Design • Methods For "Greening" A Gardening Or Landscaping Business	Oct 2006	**WVCWP (1)** Program Manager
Public Agencies IPM Exchange		
Public Agencies IPM Exchange Led by Laura Speare – UP3 Project Manager, Urban Pesticide Pollution Prevention Project Held at Harris State Office Building, Oakland and via teleconference **Topics:** • UP3 Project update • EcoWise Certified update • IPM Institute initiatives • IPM Contracting Update • UC-IPM's New Strategic Directions in Urban IPM • Current pest management challenges	April 26, 2007	**WVCWP (2)** Program Manager Program Assistant

West Valley Communities
FY 2006-2007 ANNUAL REPORT

Training Summary: Pesticide Management

TRAINING DESCRIPTION	DATE	ATTENDEES
EcoWise Certification Presentation Management Committee Meeting (Jan. 15, 2007) **PowerPoint Presentation from EcoWise Certification Program** Presented orally with PowerPoint printouts at WVCWP meeting (Feb. 27, 2007) **Topics:** Certified practitioners employ techniques to control pests while minimizing the need to use pesticides. EcoWise Certified professionals can manage ants, roaches, flies, spiders, rodents, stinging insects, bed bugs and many other pests. EcoWise Certification does not cover termites or other wood destroying organisms. **EcoWise Certification Program** **EcoWise Certification availability for interested Pest Control Contractors** **Using EcoWise contractors for municipal structural pest control** **Encouraging municipal Pest Control Contractors to attain EcoWise certification** **Finding EcoWise certified contractors** **Staff who viewed presentation later presented info to municipal Parks and Facilities Maintenance Supervisors.**	Jan. 15, 2007 & Feb 27, 2007	**WVCWP (1)** Program Manager **Campbell (1)** Senior Civil Engineer **Los Gatos (1)** Senior Engineering Technician **Saratoga (1)** Public Works Analyst

Mercury Pollution Prevention Activities

City of Campbell

Town of Los Gatos

City of Monte Sereno

City of Saratoga

CAMPBELL

Santa Clara Valley Urban Runoff Pollution Prevention Program

FY 2006-2007 ANNUAL REPORT

MERCURY POLLUTION PREVENTION ACTIVITES

FY 2006-2007 Work Plan Self Evaluation Matrix

Source	WP Task	Work Plan Tasks	Accomplishments	Responsible Party
Mercury Plan (I.D.)	Mercury Policy	Continue Implementation of municipal mercury policy requiring the virtual elimination of mercury from controllable sources in urban runoff from agency operations.	Campbell adopted a mercury elimination policy during FY 03-04 and has continued to phase out mercury containing products, with the exception of fluorescent bulbs.	Sr. Civil Engineer/Public Works Supt/ Facilities Maintenance Mgr
Mercury Plan (I.E.)	Guidelines for Hg Containing Products Reduction	Continue implementing phase-out of mercury-containing products (MCPs). Phase-out will coincide with replacement of MCPs on an as needed basis. Provide municipal staff with a reminder notice.	Reduction of mercury-containing products is being implemented. Research on alternative products has been conducted through the WVCWP and non-mercury or low-mercury replacements are being used wherever feasible e.g., thermostats and fluorescent bulbs. West Valley Stormwater Reps review the mercury plan at least once a year during WVCWP meetings and coordinate follow up reminders with municipal staff.	Sr. Civil Engineer/Public Works Supt/ Facilities Maintenance Mgr
Mercury Plan (II.B.)	Disposal Services	Provide Mercury Containing Product Disposal Services to Residents and Small Businesses	Provided through funding and participation in County HHW program for residents and small businesses	Public Works Director and City Manager
Mercury Plan (II.C.)	Disposal of Mercury Containing Products	Track recycling, replacement, and reduction in use of mercury-containing products. If feasible, document quantities of fluorescent lamps (from City buildings and departments) which are disposed of at hazardous waste collection facilities in FY 06-07.	The City's used fluorescent bulbs were collected from Nov. 2004 – March 2006. The following numbers of bulbs were disposed of by the City's HHW contractor. (AERC Recycling Solutions of Hayward, CA): **133- U Shape and compact, 589- 4 foot and 17- 8 foot** The City collects mercury containing products on site until they have a truckload. AERC picks them up. All bulbs are kept in cardboard containers. Everything is categorized and logged in City records. Signal & Lighting Dept reports that Campbell disposed of 480 LPS and 250 HID lamps in Jan. In April 2007, the City disposed of an additional 150. All lamps have been sent to AERC for proper disposal. City	Public Works Supt & Facilities Maintenance Manager

CAMPBELL

Santa Clara Valley Urban Runoff Pollution Prevention Program

FY 2006-2007 ANNUAL REPORT

Source	WP Task	Work Plan Tasks	Accomplishments	Responsible Party
			employees put used batteries in recycle bins located throughout city departments for pick up by HHW.	
Mercury Plan (II.F)	Fluorescent Light Recycling Program	Continue participation in the Mercury Ad Hoc Task Group and support on-going implementation of an outreach program to educate small businesses and conditionally exempt small quantity generators about recycling fluorescent lights.	The WVCWP Manager helped develop local campaigns and outreach messages through SCVURPPP's Mercury Ad Hoc Task Group. WVCWP staff helped publicize the partnership with stores that provide convenient fluorescent bulb drop-off sites for local residents and small businesses.	SCVURPPP & WVCWP to coordinate w/ HHW staff
Mercury Plan (II.F and V.C.)	Work with HHW Collection Agencies	Help publicize fluorescent light recycling program. Coordinate educational outreach with fluorescent light recycling events sponsored by HHW.	WVCWP staff distributed HHW drop-off information to Bay Area residents at several community events and surveyed local public attitudes and behavior to evaluate the success or need for outreach efforts. Disposal of fluorescent bulbs was covered in classroom presentations. PIP efforts are noted in the evaluation at the end of this section and in the Public Information & Participation section of this report.	WVCWP staff conducts public outreach and coordinates with WV Stormwater Rep

Mercury Pollution Prevention Activities Evaluation

On April 28, 2007 a Free Hazardous Waste Recycling Event and **Mercury Thermometer Exchange** was sponsored by the West Valley cities. WVCWP hired additional staff to help greet drivers and raise awareness in the local communities about the *Clean Water Program* and about proper disposal of mercury containing products. *What you Don't Know About Mercury* brochures, provided by HHW, relayed the message that mercury containing products such as fluorescent bulbs, batteries and fever thermometers can leach mercury (a neuron-toxin) into our landfill and ground water, and that by using a responsible drop-off location people can help keep mercury out of our creeks and the Bay. Recycled money pencils, printed with contact information for HHW were given to drivers as a gift for taking a survey. Most participants were interested and responded positively to receiving information with phone numbers and addresses of store partners that serve as collection sites.

Drivers of 170 cars brought their used electronics for recycling to the E-waste collection on 4-28-07. WVCWP and HHW representatives were there to greet the cars and survey the participants about how they would currently dispose of fluorescent bulbs. The survey showed that 59 drivers thought it was okay to throw fluorescent bulbs in the trash, 14 would put them in a recycle bin, 41 would either not use fluorescent bulbs or did not know the safest way to dispose of them, and 56 respondents were committed to the practice of taking fluorescent bulbs to a designated store or HHW drop-off location.

West Valley Communities

Santa Clara Valley Urban Runoff Pollution Prevention Program

FY 2006-2007 ANNUAL REPORT

Training Summary: Mercury

Training Description	Date	Attendees
WVCWP Training Meeting Presenter: Cheri Donnelly, Program Manager **Topics:** ▪ Reviewed Mercury Management Plan requirements ▪ Reviewed WV Work Plan for Mercury pollution prevention activities ▪ Fluorescent bulb recycling requirements for municipalities ▪ Need for documentation, reporting on bulb recycling ▪ SF Estuary Institute Booklet reviewed: *Contaminant Concentration in Fish from SF Bay, 2003*	October 3, 2006	**WVCWP (2)** Stormwater Discharge Inspector Program Assistant **Campbell (1)** Sr. Civil Engineer **Los Gatos (1)** Sr. Engineering Tech **Saratoga (1)** PW Analyst
Running an E-Waste Recycling Event: Background and Logistics Held at WVCWP office Speaker: Roy Hays, ECS Refining for United Data Tech Distributors **Topics:** ▪ Toxic metals in E-Waste ▪ What's involved in responsible recycling ▪ California regulations for recycling E-waste ▪ Setting up an E-waste recycling event ▪ Recycling event outreach to businesses, schools, residents	February 28, 2007	**WVCWP (2)** Program Manager Public Outreach Coordinator
WVCWP Training Meeting Presenter: Cheri Donnelly, Program Manager **Topics:** ▪ HG Thermometer Exchanges ▪ Upcoming WVC Thermometer + E-Waste Event and related Baywise Events	March 27, 2007	**WVCWP (2)** Stormwater Discharge Inspector Program Assistant **Campbell (1)** Sr. Engineer **Los Gatos (1)**

West Valley Communities

Santa Clara Valley Urban Runoff Pollution Prevention Program

FY 2006-2007 ANNUAL REPORT

Training Summary: Mercury

▪ Logistics for holding a municipal HG Thermometer Exchange		Sr. Engineering Tech **Saratoga (1)** PW Analyst
Household Hazardous Waste Training Meeting Held at WVCWP office Discussion led by: Heather Malanog, SCC County Integrated Waste Program **Topics:** ▪ Partnering to hold an event ▪ Proper Disposal of Mercury ▪ Review new outreach material: "*What you don't know about mercury and universal waste could be harmful to you".* (WVCWP received new HHW Mercury Packets for distribution to public via community outreach events)	April 26, 2007	**WVCWP (2)** Program Manager Stormwater Discharge Inspector

Copper Action Plan/ Nickel Action Plan

City of Campbell

Town of Los Gatos

City of Monte Sereno

City of Saratoga

WEST VALLEY COMMUNITIES

FY 2006-2007 ANNUAL COPPER (and NICKEL) ACTION PLAN REPORT

COPPER ACTION PLAN/NICKEL ACTION PLAN

FY 2006-2007 Work Plan Self Evaluation Matrix

Activity	Source	Work Plan Tasks	Accomplishments	Responsible Party
Vehicle Washing Operations	CB-1	Continue to distribute outreach materials on proper vehicle/equipment washing at Municipal counters/Post Offices/Libraries and public events, and post on WVCWP website.	The WVCWP "Car Wash Kit" flyer is available on the WVCWP website as a PDF. The site's Home page, www.cleancreeks.org displays a car wash graphic which links to the PDF. The printable flyer includes information on harmful effects of copper: http://www.cleancreeks.org/imagesnew/carwashweb.pdf Los Gatos' website offers a stormwater page that gives car-washing advice and take-action-type tips for water quality: http://www.town.los-gatos.ca.us/index.asp?NID=922	WVWCP staff
Vehicle Washing Operations	CB-1	Discuss copper impacts; teach proper methods of Car Washing and Pool & Spa drainage through use of Enviroscape watershed model in classroom presentations.	WVCWP's classroom presentations are scripted to include hands-on activities so that students can watch pollutants such as copper, from car-washing activities flow directly to the habitat of aquatic life. In addition to recommending the use of commercial car-wash facilities, WVCWP encourages washing on a gravel or lawn area where wash water is captured and infiltrated. The Inspector talks to students about car wash fundraisers and offers to help them set up the WVCWP car-wash kit prior to the event.	WVWCP staff
Vehicle Washing Operations	CB-1	Provide Car Wash Kit & education to charity car wash organizers. Solicit feedback from participants.	The WVCWP Stormwater Discharge Inspector is available to provide guidance on use of the WVCWP car-wash kit for local fundraising events. He usually attends the events to offer guidance and to help publicize the *West Valley Clean Water Program*. The kit uses about 400 ft. of hose and 300 ft. of extension cord. The car wash kit works extremely well, but can be difficult to set up. Photos of the kit in action are used for	WVWCP staff

WEST VALLEY COMMUNITIES

FY 2006-2007 ANNUAL COPPER (and NICKEL) ACTION PLAN REPORT

Activity	Source	Work Plan Tasks	Accomplishments	Responsible Party
			classroom presentations.	
Vehicle Washing Operations	CB-1	Within the Planning permit process, require source control measures at facilities that will conduct vehicle/ equipment washing and maintenance activities (consistent with Permit Provision C.3.k).	The WVC did not have any regulated projects in FY06-07 that would conduct vehicle/equipment washing and maintenance activities.	Community Dev Directors and Planners
Vehicle Washing	CB-1	Promote improved car washing methods at auto businesses during inspections. Provide info on alternative arrangements for auto businesses with possible compliance problems.	The Stormwater Discharge Inspector distributes vehicle washing outreach materials during pro-active inspections and in relation to any actual or suspected vehicle washing incident. The Inspector is able to answer questions and offer suggestions with the help of visuals. A WVCWP-created fact sheet provides information on wastewater capture systems for automotive facilities. The fact sheet was designed to provide small-scale automotive facilities (those that find installing a full-fledged wash rack cost-prohibitive) with examples of inexpensive treatment technologies and distributor information. This method of outreach has been very effective.	WVWCP ICID Inspector
Vehicle Washing Operations	CB-1	Maintain recommended source controls for vehicle washing at City corporation yard.	Municipal staff follow best management practices and continue to ensure that vehicle wash systems in the Corp Yards prevent wash water runoff.	Pub Works Staff
Vehicle Washing Operations	CB-1	City staff will be familiar with Mobile Surface Cleaning BMPs or review the training video offered by BASMAA.	Municipal staff viewed the training video in 2006. They are familiar with the BMPs. To accommodate new-hires the WVCWP will provide a showing of the BASMAA video in FY07-08.	WVWCP ICID Inspector / Pub Works Supt
Industrial Copper Control	CB-3	Continue Industrial Inspection program with Fire Dept., including NOI sites and other industrial sites such as plating and metal finishing facilities, vehicle service facilities,	The City has an agreement with the SCC Fire Dept to conduct urban runoff inspections for machine shops and metal manufacturing facilities. Annual meetings are held between the WVCWP Manager and Inspector and the Fire	SCVC Fire Dept./ WV ICID Inspector WVCWP Manager

WEST VALLEY COMMUNITIES

FY 2006-2007 ANNUAL COPPER (and NICKEL) ACTION PLAN REPORT

Activity	Source	Work Plan Tasks	Accomplishments	Responsible Party
		and other permitted sites.	Dept Haz Mat Specialist to ensure excellent communication and prompt follow-up to potential and actual violations. See Industrial Inspection (Section #2) of this report.	
Reducing Traffic Congestion Promoting Alternative Transporta-tion	CB-6/7	Within the Planning permit process encourage and promote best practicable transportation-related design practices and alternative modes of transportation.	The West Valley communities encourage best design practices wherever practicable. These small communities tend not to have large developments conducive to requiring alternative transportation within the permitting process. However, the cities and the Town encourage alternative transportation through other means: **Campbell** now has 3 stations for Light Rail service linking the City to stops throughout Santa Clara Valley. The City Redevelopment Agency was actively involved in this project. Campbell also provides bicycles for employees to ride while at work. Furthermore, the City supported *Bike to Work Day* on 5-19-07 by sending an email to all employees encouraging them to take advantage of the opportunity to ride a bike to work and to stop off at energizer stations such as the one at Whole Foods in Campbell for free beverages, snacks and encouragement. **Los Gatos** approved a large development project (Netflix campus**)** that provided bike racks throughout the commercial campus and bike lockers and shower facilities for employees who will ride their bikes to work. (approx. **260** employees). A future light rail station is also planned adjacent to this site. **Saratoga** Planners and Engineers work with project owners during the permitting process to encourage them to designate a portion of their site, if feasible and appropriate, for open space and walking trails. The City website encourages biking through its *Trail and Bike* maps, showing where striped bike lanes exist, and classifying bike routes according to safety. Pedestrian/equestrian trail maps are	Municipal Planners, Community Development Directors and Civil Engineers

WEST VALLEY COMMUNITIES

FY 2006-2007 ANNUAL COPPER (and NICKEL) ACTION PLAN REPORT

Activity	Source	Work Plan Tasks	Accomplishments	Responsible Party
			posted to encourage walking as an alternative means of transportation. Link to all maps: http://www.saratoga.ca.us/trail_and_bike_maps.html **Monte Sereno, Los Gatos and Saratoga** are working on a shared project to develop bike paths along Hwy 9. The paths will increase safety and encourage more bicyclists to travel between the main downtown areas of these cities. In addition, the second phase of the project has been initiated which includes a pedestrian path along Highway 9.	
Reducing Traffic Congestion	CB-6/7	Continue to incorporate and support "Best Practices for Integrating Transportation and Land Use" as documented in the VTA's 2003 Community Design & Transportation Manual.	These elements remain in the WVCs' General Plans and serve as guiding principles for their Land Use and Transportation development.	Traffic Engineer
Watershed assessment and protection	CB-8	Implement agreed-upon guidelines & standards developed by the Water Resources Protection Collaborative for watershed protection.	Campbell, Los Gatos and Saratoga have participated in, and invested significant staff time in, the Water Resources Protection Collaborative. Two of the West Valley cities, Los Gatos and Saratoga, adopted the "Guidelines and Standards" in FY06-07 and Campbell and Monte Sereno will adopt them in FY07-08.	Community Development Directors and City Managers
Street sweeping & stormdrain O&M	CB-11	See Street Sweeping tasks on data collection and evaluation.	The West Valley communities conduct street sweeping in residential areas and more frequent sweeping in commercial areas. Sweeping data is collected and noted in Public Agency Activities (Section # 3) of this report.	
Street sweeping & stormdrain O&M	CB-11	Implement (as appropriate) identified improvements to current street sweeping and storm drain system O&M programs (within available budgets). Meet with WVSD for stormdrain O&M evaluation.	Storm Drain Maintenance and Street Sweeping are evaluated in Public Agency Activities (Section #3) of this report.	Pub Works Supt. with WVCWP guidance

WEST VALLEY COMMUNITIES

FY 2006-2007 ANNUAL COPPER (and NICKEL) ACTION PLAN REPORT

Activity	Source	Work Plan Tasks	Accomplishments	Responsible Party
Street sweeping /stormdrain O&M	CB-11	Ensure that contractor maintains effective street sweeping equipment.	The West Valley cities do not hesitate to change sweeping contractors if the equipment being used does not measure up to municipal standards. The Town of Los Gatos recently purchased a new regenerative air sweeper.	Pub Works Maintenance Superintendents and Supervisors and Director of Pub Works
Outreach on pool, spa maintenance	CB-12	Continue to distribute pool & spa maintenance brochure via agency department counters and public places. As time permits, update WVCWP website with current Pool & Spa maintenance info.	WVCs distributed an additional 500 Pool brochures at Planning & Bldg Dept counters during FY06-07.	WVCWP with Municipal Staff
Outreach on pool, spa maintenance	CB-12	Continue to distribute pool & spa brochures as part of ICID WVC inspections.	The Inspector provides Pool & Spa brochures to residents and pool and spa companies as part of his IC/ID Inspection Program.	WV Inspector
Use of architectural copper	CB-21	Within the Planning permit process, discourage use of copper roofing and gutters.	All WV cities discourage copper architecture with the exception of Los Gatos, which is drafting a Residential Design Guideline that will seek to discourage architects and homeowners from using copper by informing them of its environmental implications. The Guideline will be finalized during FY 07-08.	Planning Dir/ Sr. Planner
Green Building	CB-21	Distribute outreach or expand website to promote Green Building principles. Provide examples of Green Building principles that were implemented.	All WVCs encourage and adhere to Green Building practices. The Cities plan to continue emphasizing green building principals in FY07-08. Los Gatos' website provides Green Building suggestions: http://www.town.los-gatos.ca.us/index.asp?NID=1213 Saratoga's website lists Alternative Building Materials http://www.saratoga.ca.us/pdf/SD-21Alt.bldg.materials.pdf	Planning Dir/ Sr. Planner
E-Waste Disposal	Proper Disposal of items that contain copper	Develop, advertise & conduct West Valley E-Waste Recycling Event **Additional Task – Not in Workplan**	*April 28, 2007* ***Free*** *Hazardous Waste Recycling Event* - for used TVs, monitors and other electronics was sponsored by the West Valley Cities. Drivers of 170 vehicles brought used electronics for recycling. Campbell held a free E-waste event on 3-16-07 at Prune Yard Tower, Campbell.	WVCWP Staff

WEST VALLEY COMMUNITIES

FY 2006-2007 ANNUAL COPPER (and NICKEL) ACTION PLAN REPORT

Activity	Source	Work Plan Tasks	Accomplishments	Responsible Party
Nickel Action Plan Tasks				
Control nickel discharge from construction sites	NB-1	Sediment Control: Continue to implement Construction Inspection Performance Standards (see Construction Inspection work plan section).	See Construction Inspection (Section #5) of this report.	Engineering and Building Inspectors WVCWP Inspector
Control nickel discharge from construction sites	NB-1	Training: Continue to have inspectors attend Regional Board/Program workshops on construction site management and learn latest erosion/sediment control techniques	See Construction Inspection Training (Section #5T) of this report.	Engineering and Building Inspectors WVCWP Inspector

Copper/Nickel Action Plan Evaluation

Car Wash Outreach Evaluation:

Car Washing has been highlighted on the WVCWP home page; the Car Wash Kit flyer was also sent to Fire Dept inspectors at their request. The Fire Dept inspects the West Valley Industrial and Commercial facilities, and reports incidents in residential areas if they notice violations while out in the field. WVCWP would like to have an all-inclusive, educational copper brochure, which would include car washing, architectural copper and pool draining in one piece. Staff have initiated a rough draft piece for this purpose. However, the WVCWP has not had the staff or funding to create an informative, attractive, finished piece that would be appropriate for mailing to residents and for distribution at events and municipal counters, etc.

Pool and Spa Maintenance:

The West Valley communities ordered 150 to 200 more brochures to give out at Planning counters and to new pool and spa owners. During FY06-07, The Town of Los Gatos' standard Conditions Of Approval for new homes with a pool were revised to require a sanitary sewer clean-out within 10 feet of the pool equipment, and a pervious landscaped area for pool filter washout.

Educational Outreach Evaluation:

The WVCWP will continue to provide outreach on car washing, vehicle maintenance, alternative transportation, and pool maintenance during in-class presentations and outreach at community events. WVCWP incorporated messages about activities that can prevent copper runoff as part of Kindergarten and 4th and 5th grade Enviroscape curriculum. These presentations have been successful in raising interest in proper car-washing and pool & spa maintenance methods. Staff have found that children seem especially receptive to the information about copper and car washing when they participate in the Enviroscape activity.

Street Sweeping:

The West Valley cities continued their street sweeping programs and submitted annual sweeping data to the Program. Los Gatos purchased a new PM-10

WEST VALLEY COMMUNITIES

FY 2006-2007 ANNUAL COPPER (and NICKEL) ACTION PLAN REPORT

Activity	Source	Work Plan Tasks	Accomplishments	Responsible Party
regenerative street sweeper in FY05-06. The Town, by contract, used the new sweeper on Monte Sereno's streets. Campbell hired a new contractor for FY06-07 in order to employ effective, up-to-date equipment. In FY05-06, Campbell decided that the sweeping contractor did not have effective equipment, which required additional sweeping to get the job done effectively. The City is pleased with the results of the change in contractors. Saratoga's sweeping contractor uses two kinds of sweepers to address the different types of debris to be picked up. Saratoga is pleased with their contractor. Saratoga updated street sweeping maps to GIS street map format and posted them on the City's website in FY06-07. Street sweeping is very important to West Valley residents. If the streets are not swept on schedule City or Town staff receive phone calls to register complaints, even on holidays.				

Training Summary: Copper/ Nickel

Training Description	Date	Attendees
WVCWP Monthly Meeting – Copper Work Plan Guidance Discussion led by: WVCWP Program Manager **Topics:** ▪ Adopting Guidelines & Standards developed by Water Resources Protection Collaborative ▪ Providing outreach to Mobile Surface Cleaners ▪ Conducting and documenting street-sweeping in residential and industrial/commercial areas ▪ Providing outreach to residents on proper pool and spa maintenance ▪ Discouraging the use of copper roofs and architecture in development permit process ▪ Planning for an E-waste event	January 23, 2007	**WVCWP (3)** Program Manager Program Assistant Sormwater Inspector **Campbell** Senior Civil Engineer **Los Gatos (1)** Senior Engineering Technician **Saratoga (1)** Public Works Analyst
Street Sweeping Training Slide Presentation using information from Ranger Kidwell-Ross of Worldsweeper.com Training meeting held in Campbell Community Center **Topics**: • Running a streetsweeper at optimum speed for removal of debris and fine particles • Percent of pollutants and metals removed as fine particulates • Types of streetsweeping equipment used for different types of jobs • Street-sweeping as a BMP and a source control measure	**June 20, 2007**	**WVCWP (3)** Program Manager Stormwater Inspector Public Outreach Coordinator **Campbell (8)** Public Works Superintendent PW Supervisor **Los Gatos (6)** PW Superintendent Street Maintenance Worker Parks Lead Worker **Monte Sereno (1)** Assistant City Engineer **Saratoga (5)** Street Maintenance Supervisor Parks Maintenance Supervisor Lead Maint Worker & Maint Specialist Lead Parks Worker **WV Sanitation District (2)** Director of Engineering & Operations Operations Supervisor
See Construction Inspection Training for Nickel-related trainings		

Trash Management

City of Campbell

Town of Los Gatos

City of Monte Sereno

City of Saratoga

TRASH INVENTORY & MANAGEMENT

FY 2006-2007 Work Plan Self Evaluation Matrix

Source	WPActivity	Work Plan Tasks	Accomplishments	Responsible Party
Trash Work Plan	Strategy	Participate in Trash Ad Hoc Task Group and assist Program staff in developing an effective strategy for trash reduction in urban streams and waterways.	The West Valley Clean Water Program Mgr attended the Trash AHTG meetings and provided feedback from West Valley cities on implementation strategy and tools. Topics this year included discussion about the proposed content of a Trash Control Measures Tool Box and a Trash Sources and Pathways illustration.	WVCWP Mgr attends AHTG – WVCWP Mgr to lead follow-up discussions at West Valley monthly meetings
Trash Work Plan	Pilot Demonstration	Participate in Trash Ad Hoc Task Group and assist Program staff in implementing a Pilot Demonstration Project which focuses on documenting type and volume of trash potentially conveyed through a storm drain system.	The West Valley Clean Water Program Mgr attended the Trash AHTG meetings and provided input on behalf of West Valley cities regarding potential pilot demonstrations.	WVCWP Mgr with input from West Valley Municipal Stormwater Reps
Trash Work Plan	Identify and Prioritize Problem Areas	Continue to Identify and prioritize trash problem areas and other potential sources that may contribute to trash problems in urban streams and waterways. Revise problem area list, based on surveys & other relevant information.	West Valley's list of trash problem sites was revised after conducting assessments in FY06-07. WVCWP staff removed litter at several new locations where excessive litter was found near creeks or waterways. A review of the site list was conducted. This resulted in replacing several of the sites originally listed as West Valley's trash "problem areas" with sites that had a more direct connection to urban streams or waterways. A few sites were replaced because a few years of monitoring and cleanups demonstrated that trash there was less of an issue than originally believed; staff resources should be concentrated on other sites in order to be effective. Assessment also resulted in adding several new sites where trash appears to be more of an on-going problem.	WVCWP Staff to coordinate with municipal staff

Source	WPActivity	Work Plan Tasks	Accomplishments	Responsible Party
Trash Work Plan	Evaluations	Continue to conduct trash evaluations in a subset of local trash problem areas using the using the Program's Urban Rapid Trash Assessment (RTA) protocol and/or the KAB Litter index.	WVCWP staff conducted **51 KAB** assessments at the identified sites and listed problem areas in West Valley communities. The number of assessments included: Campbell (23), Los Gatos (11), Monte Sereno (13), and Saratoga (4). Although KAB monitoring usually is limited to drive-by evaluations of a site, several KAB assessments were conducted simultaneously with removal of trash and debris by WVCWP staff. The *Trash Problem Area Activity* reports for each city are included at the end of this report section. WVCWP staff and citizen volunteers also conducted **10 urban rapid trash assessments (RTA)** at listed trash problem areas in Campbell (5), Los Gatos (2) and Saratoga (3). All RTA site assessments included removal of trash and debris by WVCWP staff and volunteers.	WVCWP Staff to coordinate with WV Municipal Staff and Citizen Volunteers
Trash Work Plan	Management Practices	Continue to identify and implement trash control measures, where practical and feasible, to reduce trash and debris.	To address litter and illegal dumping problems, WVCWP staff have incorporated a trash topic into every element of public education and outreach. West Valley inspectors for industrial / commercial and construction sites have been asked to be on the lookout for litter and illegal dumping. Inspectors have been told to consider an accumulation of debris at a site to be a violation of stormwater requirements and to refer such sites to the Stormwater Discharge Inspector. Other trash management activities conducted by West Valley communities include monitoring identified problem areas, holding volunteer cleanup events at problem sites, notifying Caltrans when exceptional litter or debris problems are noticed along highways or freeway ramps, conducting removal of trash and litter as needed at sites within municipal jurisdiction and removing trash at some sites in Caltrans' jurisdiction.	WVCWP Staff to coordinate with municipal staff

Campbell ♦ Los Gatos ♦ Monte Sereno ♦ Saratoga

FY 2006 - 2007 ANNUAL REPORT

Source	WPActivity	Work Plan Tasks	Accomplishments	Responsible Party
See PI/P – Citizen Participation	Monitoring/Citizen Participation	Continue to promote citizen participation program to monitor trash in local creeks. Submit trash tally sheets to Program staff (element of Creek Keeper's Program).	WVCWP staff conducted three trash monitoring and cleanup events with student and citizen volunteers. The City of Campbell's Public Works Director, Public Works Superintendent and Mayor partnered with Caltrans, to hold a City-wide pick-up event on 5/19/07. Campbell's event included work on littered areas along railroad tracks and the freeway. Volunteers at all clean-up events were taught to categorize and tally (monitor) debris collected. Participants worked in groups using WVCWP trash tally forms to collect the data that helps identify trash sources and management actions. Summary sheets for these events are included at the end of this report section. Los Gatos held a cleanup event on Saturday (4-21-07). Fourteen volunteers spent several hours picking up roadside debris in downtown Los Gatos. They removed twelve bags of garbage from gutters, sidewalks, catch basins and planters. Most of the debris was leaves but other items included CDs, medicine bottles, lots of cigarette butts and egg cartons! Additionally, Los Gatos has "Adopt-a-Trail" volunteers who collected and monitored trash 6 times (every other month) alongside Los Gatos Creek Trail during FY06-07. A total of 16 bags of debris were collected, including plastic water bottles, power bar wrappers and pet waste bags.	WVCWP Staff to coordinate with municipal staff
Trash Work Plan	Report on Trash Mgmt Practices Implemented	Provide Program staff with specific information on trash management practices implemented within the city's jurisdiction using program-wide standardized format.	WVCWP staff used SCVURPPP's standardized reporting forms to provide data on trash monitoring and management activities at the listed problem sites. *Trash Problem Area Evaluation Results* for each West Valley city, as provided by the Program, are included at the end of this report section.	WVCWP Staff to coordinate with SCVURPPP
Trash Work Plan	Data Collection	Submit Urban RTA Survey forms, trash tally sheets and any other data collection tool to Program staff.	KAB and Urban RTA forms for WV cities were submitted to SCVURPPP in July 2007 for Program-wide analysis and reporting.	WVCWP staff

Source	WPActivity	Work Plan Tasks	Accomplishments	Responsible Party
Citizen Participation	E-Waste Event	Safe Disposal of E-waste Provide an opportunity for citizens to participate in safe disposal of e-waste and mercury thermometers.	In response to last year's E-waste survey, local residents requested a second E-waste collection event for FY06-07. WVCWP staff partnered with United Datatech to collect electronic waste on 4-28-07. The community event was free and available to the general public. UDT guaranteed that all collected material would be recycled safely and would not be sent to foreign shores. The City of Saratoga provided the collection site. A total of 13,793 pounds of E-waste was collected and **170 drive-through participants** were served.	WVCWP staff and Municipal staff

Trash Inventory & Management Evaluation

Dumpster Area Inspections & Education for Local Businesses

The WVCWP Inspector checks the dumpster areas of the downtown restaurants in each of the West Valley communities for signs of illegal dumping or debris around open dumpsters. He provides urban runoff education as needed, including the importance of keeping dumpster lids closed, and locked if necessary. His method of informal visits and issuing *Notices To Comply* has helped to reduce the amount of trash-related dumpster violations over the past three years.

Educational Outreach to Students and Teachers in Local Schools

WVCWP staff responded to every opportunity to talk about trash and littering with students. The trash topic is always included in classroom Enviroscape presentations. This year a Saratoga private school (K-8) and parents partnered with WVCWP to hold a cleanup three weeks after WVCWP made presentations to 5th and 6th grade classes. In May and June, following WVCWP presentations, two local Kindergarten classes took a tour around their school to identify storm drains and to pick up any litter they could find.

Creek Keeper Events – Volunteer Participation - Trash Identification, Tallying & Pick-up

The WVCWP has been particularly successful from 2003 to 2007 recruiting student volunteers for creek cleanups and the task of trash tallying. Each event is opened with a brief talk on the trash problem affecting our creeks and Bay. Volunteers appear to be energized by the chance to make a difference. WVCWP talks include visual aids (enlarged photos of trash accumulation downstream, near the South Bay); these appear to make a major impression on volunteers. The WVCWP's trash tally form was designed to be easy for students to use. Categories on the form reflect the trash types that are most often found in West Valley locations. Trash summary forms which show tally sheets' totals for each cleanup event are included at the end of this report section.

Partnering with other Agencies to address the problems:

WVCWP's best chance for success in dealing with the trash problem is to partner with other agencies and work with a well-organized regional group. In January 2007, at the suggestion of Campbell's Public Works Director, WVCWP staff joined the Silicon Valley Anti-Litter Task Force (formerly called the Santa Clara County Litter Technical Advisory Committee). The meetings are led by SC County and the City of San Jose and have a large attendance. WVCWP staff participates in the Education Subcommittee meetings and Campbell's Public Works Director chairs the Finance Subcommittee. On May 19, 2007, the Silicon Valley Litter Campaign sponsored a well-publicized cleanup event called Great American Pick Up Day. WVCWP, on behalf of all West Valley cities, helped staff

Source	WPActivity	Work Plan Tasks	Accomplishments	Responsible Party

a site that was sponsored by the City of Campbell and joined volunteers that were supervised by Caltrans to collect freeway litter.

West Valley's Illegal dumping problem will be difficult to address without the help of law enforcement and other agencies. The City of San Jose has law enforcement staff that participates in the Silicon Valley Anti-Litter Task Force. The West Valley cities cannot afford Police or Sheriff Dept. staff time to enforce anti-litter laws. The environment around some WVC areas (quiet parking lots and sparsely populated roads which border creeks) appear to attract illegal dumpers from other cities, yet WVC law enforcement staff cannot continuously monitor these zones. For instance, the WVCWP Illegal Discharge Inspector responded to a call from a bicyclist who noticed several full trash bags dumped over the side of Prospect Road in Saratoga. When the Inspector visited the sparsely traveled site, he was forced to park the car on a narrow shoulder of road and could not descend the steep drop to where the trash had been tossed. Cleanup from this kind of dumping is too dangerous for WVCWP staff and municipal staff to address alone. Putting a stop to illegal dumping requires a regional and enforceable solution.

General Evaluation of Trash Management Activities

After several years of monitoring trash sites, WVCWP staff is familiar with the sites and the problems that need to be addressed. Two leading trash sources in West Valley communities are "Illegal dumping" and "vehicular litter" (found along highways, freeway-on-and-off-ramps, and smaller arterial roads). The type of litter that is retrieved is predominantly snack, food, beverage and other product packaging and cigarette butts. Several West Valley problem areas are in Caltrans' jurisdiction. In December 2006, the WVCWP Mgr called Caltrans about cleaning up 2 bags of trash dropped and scattered on Hwy 9 near a freeway ramp in Los Gatos. Caltrans responded that day.

Saratoga Creek at Big Basin Way and Sunnyvale-Saratoga Road is a heavily vegetated area that has been used for illegal dumping. It looks better than it did during FY05-06 because Saratoga's maintenance staff and Water District staff removed several illegally-dumped items including a gas water heater and large wrought iron fixtures from the creek banks. Last year the City's Code Enforcement Officer and the Sheriff's Dept agreed to keep an eye on the area. "No Dumping" signs have been posted in the parking lot area above the creek. The banks of the creek are very steep with litter lodged between trees and vegetation about 25 feet from the high-water line. WVCWP staff will continue to monitor and remove trash from the accessible areas at the edge of the downtown parking lot at least two times per year. This site remains one of Saratoga's prioritized problem areas.

While traveling to one of Los Gatos' listed problem sites, WV staff noticed another problem area near where Shannon Creek flows into Guadalupe Creek. Staff stopped to remove illegally-dumped items and collected several bags of debris from this rural setting along Hicks Road. A GIS map indicates that this area may not be within Town jurisdiction. However, the Town's maintenance crews said they would pick up debris if it is reported within Town limits and placed within the "right-of-way". This accumulation of dumped items along a rural road is an illegal dumping concern for all jurisdictions when the abandoned debris is hidden by natural vegetation and steep slopes and violators are not caught.

Trash Problem Area Evaluation Results by Copermittee & Watershed

ID #	Date	Location	Assessment Tool	Score	Existing Management Actions	Recommended Management Actions and/or Future Evaluations
Campbell						
				Guadalupe River		
CA03	1/20/2007	Downing Ave dead-end near Longshore Dr, entrance to catwalk over Hwy 17 (San Jose)	KAB	4	This site is located at the dead-end of a residential neighbohood at the entrance to the Hwy 17 catwalk. Assess once or twice a year.	This site is located at the dead-end of a residential neighbohood at the entrance to the Hwy 17 catwalk. Assess once or twice a year.
CA02	1/20/2007	Winchester Blvd from Camden Ave on-ramp to Knowles Dr, along railroad tracks	KAB	3	Assess once or twice a year. City has regular maintenance schedule. The site was cleaned during the City's Community Volunteer Cleanup on 5-19-07.	Continue to assess once or twice a year and conduct cleanup, when feasible. City holds an annual volunteer cleanup which sometimes includes this site.
CA08a	4/26/2007	Hwy 17 (Fwy 880) exit northbound at White Oaks Rd	KAB	3	Assess once or twice a year and notify Caltrans when litter is excessive (fast food trash on Fwy off-ramp). Caltrans juristriction	Continue to assess once a year, when feasible. Notify Caltrans when debris is excessive.
CA03	4/26/2007	Downing Ave dead-end near Longshore Dr, entrance to catwalk over Hwy 17 (San Jose)	KAB	3	This site is located at the dead-end of a residential neighbohood at the entrance to the Hwy 17 catwalk. Assess once or twice a year.	This site is located at the dead-end of a residential neighbohood at the entrance to the Hwy 17 catwalk. Assess once or twice a year.
CA08a	1/20/2007	Hwy 17 (Fwy 880) exit northbound at White Oaks Rd	KAB	3	Assess once or twice a year and notify Caltrans when litter is excessive (fast food trash on Fwy off-ramp). Caltrans juristriction	Continue to assess once a year, when feasible. Notify Caltrans when debris is excessive.
CA09	7/17/2006	Hwy17 (Fwy 880) off-ramp at Hamilton Ave northbound	KAB	3	Assess once or twice a year. Site was very littered. WVCWP took photos, contacted Caltrans and sent site photos to Caltrans. Caltrans responded with a cleanup. Caltrans juristriction. Site is near a new VTA light rail station.	Assess once a year. Try to arrange for this site to be included in annual City volunteer clean up event, if feasible. Notify Caltrans when litter is excessive.
CA04	4/26/2007	White Oaks Rd (west side of street) from Redding Rd.to Shelley Ave near a water ditch and Hwy 17 off-ramp	KAB	2	Assess once or twice a year. City has regular maintenance schedule.	City conducts regular maintenance. Continue to assess once or twice per year with additional cleanup, if feasible Roadside near waterway (ditch) is littered.
CA08b	1/20/2007	Hwy 17 (Fwy 880) exit at Camden Ave southbound	KAB	2	Assess once or twice a year. Littered with beverage containers and other debris. Caltrans Jurisdiction	Continue to assess once a year, when feasible. Notify Caltrans when debris is excessive.
CA09	1/20/2007	Hwy17 (Fwy 880) off-ramp at Hamilton Ave northbound	KAB	2	Pedestrian trash appears to have increased with the use of the new VTA light rail station at this site. Caltrans jurisdiction. Notify Caltrans when debris is excessive.	Assess once a year. Try to arrange for this site to be included in annual City volunteer clean up event, if feasible. Notify Caltrans when litter is excessive.

Trash Problem Area Evaluation Results by Copermittee & Watershed

ID #	Date	Location	Assessment Tool	Score	Existing Management Actions	Recommended Management Actions and/or Future Evaluations
CA01	1/20/2007	Winchester Blvd between Dell Ave and E. Campbell Ave (about a mile long) next to railroad track - Site includes on/off ramps to San Tomas Expwy/Camden Ave	KAB	2	Assess once or twice a year. City holds an annual volunteer cleanup which sometimes includes this site.	Continue to assess once or twice a year and conduct cleanup, when feasible. City holds an annual volunteer cleanup which sometimes includes this site.
CA04	1/20/2007	White Oaks Rd (west side of street) from Redding Rd.to Shelley Ave near a water ditch and Hwy 17 off-ramp	KAB	2	Assess once or twice a year. City has regular maintenance schedule.	City conducts regular maintenance. Continue to assess once or twice per year with additional cleanup, if feasible Roadside near waterway (ditch) is littered.
CA02	4/26/2007	Winchester Blvd from Camden Ave on-ramp to Knowles Dr, along railroad tracks	KAB	2	Assess once or twice a year. City has regular maintenance schedule. The site was cleaned during the City's Community Volunteer Cleanup on 5-19-07.	Continue to assess once or twice a year and conduct cleanup, when feasible. City holds an annual volunteer cleanup which sometimes includes this site.
CA13	1/20/2007	Winchester Blvd at Camden/ San Tomas Expwy	KAB	2	Conduct trash assessments once or twice a year.	Conduct KAB assessments once a year. Try to arrange for this site to be included in annual City volunteer clean up event, if feasible. Litter along tracks appears to be from pedestrians.
CA10	1/20/2007	Los Gatos Creek east of Camden Avenue	KAB	1	Assess once or twice a year. Site is near Los Gatos Creek Park and is usually clean.	Not enough litter at this site to prioritize for assessments. This site will be removed from Campbell's list.
CA09	9/18/2006	Hwy17 (Fwy 880) off-ramp at Hamilton Ave northbound	KAB	1	In response to call and photos from WVCWP regarding excessive litter at this location, Caltrans conducted a cleanup on 9-13-07. Assess once or twice per year and notify Caltrans when necessary.	Assess once a year. Try to arrange for this site to be included in annual City volunteer clean up event, if feasible. Notify Caltrans when litter is excessive.
CA12	4/26/2007	E. Campbell Ave. between Winchester and Hwy17	KAB	1	Assess once or twice per year. City has a regular maintenance schedule.	Downtown area was very clean. City has a regular maintenance schedule. Not enough trash to prioritize for assessments. Remove from list.
CA12	1/20/2007	E. Campbell Ave. between Winchester and Hwy17	KAB	1	Assess once or twice per year. City has a regular maintenance schedule.	Downtown area was very clean. City has a regular maintenance schedule. Not enough trash to prioritize for assessments. Remove from list.
CA07	1/20/2007	Cristich Ln at E. McGlincy Ln	KAB	1	Assess once or twice per year. City has regular maintenance schedule	Continue regular maintenance schedule by City crews. Area was fairly clean, found one large tire - illegal dumping. Not enough trash to prioritize for assessments. Remove from Campbell's list.
CA01	4/26/2007	Winchester Blvd between Dell Ave and E. Campbell Ave (about a mile long) next to railroad track - Site includes on/off ramps to San Tomas Expwy/Camden Ave	KAB	1	Assess once or twice a year. City holds an annual volunteer cleanup which sometimes includes this site.	Continue to assess once or twice a year and conduct cleanup, when feasible. City holds an annual volunteer cleanup which sometimes includes this site.
CA07	6/22/2007	Cristich Ln at E. McGlincy Ln	KAB	1	Assess once or twice per year. City has regular maintenance schedule	Continue to assess twice a year. Some construction work was going on in the area. Area was pretty clean. Not enough trash to prioritize for assessments. Remove from Campbell's list.
San Tomas Aquino Creek						

Trash Problem Area Evaluation Results by Copermittee & Watershed

ID #	Date	Location	Assessment Tool	Score	Existing Management Actions	Recommended Management Actions and/or Future Evaluations
CA11	5/13/2007	4805 Westmont Avenue behind Westmont High School along San Tomas Aquino Creek - fourth stretch of 100 ft	RTA	99	Conduct volunteer creek cleanup events twice a year (fall and spring). In FY06-07 staff completed urban RTA assessments for five consecutive 100' stretches. However, creek clean -up covered a greater distance.	Continue to assess and hold creek clean ups twice a year.
CA11	5/13/2007	4805 Westmont Avenue behind Westmont High School along San Tomas Aquino Creek - fifth stretch of 100 ft	RTA	101	Conduct volunteer creek cleanup events twice a year (fall and spring). In FY06-07 staff completed urban RTA assessments for five consecutive 100' stretches. However, creek clean -up covered a greater distance.	Continue to assess and hold creek clean ups twice a year.
CA11	5/13/2007	4805 Westmont Avenue behind Westmont High School along San Tomas Aquino Creek - third stretch of 100 ft	RTA	104	Conduct volunteer creek cleanup events twice a year (fall and spring). In FY06-07 staff completed urban RTA assessments for five consecutive 100' stretches. However, creek clean -up covered a greater distance.	Continue to assess and hold creek clean ups twice a year.
CA11	5/13/2007	4805 Westmont Avenue behind Westmont High School along San Tomas Aquino Creek - second stretch of 100 ft	RTA	107	Conduct volunteer creek cleanup events twice a year (fall and spring). In FY06-07 staff completed urban RTA assessments for five consecutive 100' stretches. However, creek clean -up covered a greater distance.	Continue to assess and hold creek clean ups twice a year.
CA11	5/13/2007	4805 Westmont Avenue behind Westmont High School along San Tomas Aquino Creek - first stretch of 100 ft	RTA	111	Conduct volunteer creek cleanup events twice a year (fall and spring). In FY06-07 staff completed urban RTA assessments for five consecutive 100' stretches. However, creek clean -up covered a greater distance.	Continue to assess and hold creek clean ups twice a year.
CA05	6/22/2007	Mona Way east of Lisa Way	KAB	2	Assess once or twice per year. City has a regular maintenance schedule.	This is a residential area located near commercial and fast food stores. A cyclone fence at the end of the street prevents the litter from entering a hardened cement channel (San Tomas Aquino Creek). City will continue regular maintenance schedule. Not
CA06	6/22/2007	Gale Dr, from Darryl Dr to end of Gale near San Tomas Expy.	KAB	2	Assess once or twice per year. City has a regular maintenance schedule.	City will continue the regular maintenance schedule. Most litter accumulates at the cyclone fence which prevents littler from entering the hardened channel (San Tomas Aquino Creek). Not enough trash to prioritize for assessments. Remove from Campbell's l
CA11	1/20/2007	4805 Westmont Avenue behind Westmont High School along San Tomas Aquino Creek	KAB	1	Have conducted volunteer cleanup for the past two years to help raise students' awareness of trash as a water quality threat.	Continue to assess and hold volunteer creek clean-up events once or twice a year.

Collaboration

Baylands

School Trash Monitoring and Cleanup 4-18-07





Westmont
9-16-06
Creek Monitoring Summary

Use tick marks in the Category that the trash belongs in (i.e. plastic bag goes in PLASTIC).
At the end of the cleanup, total the tallies, & write the **total** next to the heading.

PLASTIC	1121
bags	187
bottles	151
buckets	
caps, lids	76
milk jugs	
pieces	449
rope	3
6-pack holders	3
Toys (Balls)	40
Turf Grass Pieces	212
STYROFOAM	45
cups, spoons, forks, straws	23
egg cartons	
fast food containers	
meat trays	
pieces	22
METAL	103
bottle caps	10
cans	28
pieces	44
wire	5
Objects	16
CIGARETTE BUTTS	81
Bags of Trash	4

PAPER	403
bags	
cardboard	100
cartons	
cups	
newspaper	
pieces	303
RUBBER	21
balloons	3
gloves	
tires	
Synthetic Rubber	18
GLASS	289
bottles	26
light bulbs	
Pieces	263
WOOD	26
broken pieces	15
pallets/large items	3
Brick	18
CLOTH	17
clothing	17
rugs	
OTHER	2

End of Day Totals

Estimate Length of creek section in miles, i.e. 1/10 mile, 1/8 mile 1.5 miles

Weight of recyclable trash 139

Number of bags of trash collected 53

Weight of non-recyclable trash 249

Questionnaire

1. Describe the stretch of creek monitored using descriptors of boundaries such as landmarks or cross streets. 4805 Westmont Ave near to Mc Coy

2. What types of trash were most commonly found? Paper, glass, and turf grass pieces

3. List the most unusual items found. Red metal bunk bed

4. Rate from one to five how dirty or clean the creek was, with one being pristine clean.

(Circle one) 1 2 3 4 5

Quito Rd. Los Gatos
12-15-06
Creek Monitoring Summary

Use tick marks in the Category that the trash belongs in (i.e. plastic bag goes in PLASTIC).
At the end of the cleanup, total the tallies, & write the **total** next to the heading.

PLASTIC	60
bags	7
bottles	6
buckets	
caps, lids	10
milk jugs	
pieces	37
rope	
6-pack holders	
toys	
Tarp	1
STYROFOAM	14
cups, spoons, forks, straws	9
egg cartons	
fast food containers	
meat trays	
pieces	5
METAL	18
bottle caps	
cans	7
pieces	8
wire	1
Objects	2
CIGARETTE BUTTS	43
Lighters	1

PAPER	28
bags	
cardboard	28
cartons	
cups	
newspaper	
pieces	
RUBBER	
balloons	
gloves	
tires	
GLASS	64
bottles	4
light bulbs	
Pieces	60
WOOD	
broken pieces	
pallets/large items	
CLOTH	1
clothing	1
rugs	
OTHER	5

End of Day Totals

Estimate Length of creek section in miles, i.e. 1/10 mile, 1/8 mile 425 Ft____

Number of bags of trash collected 2_____

Weight of recyclable trash 5_____

Weight of non-recyclable trash 12_____

Questionnaire

1. Describe the stretch of creek monitored using descriptors of boundaries such as landmarks or cross streets. Along QuitoRd. near Bicknell_____

_____

2. What types of trash were most commonly found? Plastic and cigarette butts_____

_____

3. List the most unusual items found. Large piece of rebar_____

4. Rate from one to five how dirty or clean the creek was, with one being pristine clean.

(Circle one) 1 2 3 4 5

San Tomas Aquino Creek Quito Rd. at Sobey
1/28/07

Creek Monitoring Summary

Use tick marks in the Category that the trash belongs in (i.e. plastic bag goes in PLASTIC).
At the end of the cleanup, total the tallies, & write the **total** next to the heading.

PLASTIC	55
bags	10
bottles	23
buckets	
caps, lids	
milk jugs	
pieces	22
rope	
6-pack holders	
toys	
STYROFOAM	12
cups, spoons, forks, straws	12
egg cartons	
fast food containers	
meat trays	
pieces	
METAL	5
bottle caps	
cans	2
pieces	
wire	
Object	3
CIGARETTE BUTTS	

PAPER	24
bags	
cardboard	3
cartons	
cups	
newspaper	
pieces	21
RUBBER	
balloons	
gloves	
tires	
GLASS	1
bottles	1
light bulbs	
WOOD	
broken pieces	
pallets/large items	
CLOTH	1
clothing	
rugs	
Tennis Balls	1
OTHER	2

End of Day Totals

Estimate Length of creek section in miles, i.e. 1/10 mile, 1/8 mile 125 feet___

Number of bags of trash collected __2_____

Weight of recyclable trash 6_____

Weight of non-recyclable trash 10_____

Questionnaire

1. Describe the stretch of creek monitored using descriptors of boundaries such as landmarks or cross streets. Side of the road on Quito from Sobey to _____

   _____

2. What types of trash were most commonly found? Plastic bottles_____

   _____

3. List the most unusual items found. Eyeglass case_____

4. Rate from one to five how dirty or clean the creek was, with one being pristine clean.

   (Circle one) 1 2 3 4 5

Wildcat Creek
4/18/07
Creek Monitoring Summary

Use tick marks in the Category that the trash belongs in (i.e. plastic bag goes in PLASTIC).
At the end of the cleanup, total the tallies, & write the **total** next to the heading.

PLASTIC	813
bags	53
bottles	72
buckets	
caps, lids	117
milk jugs	
pieces	160
rope	
6-pack holders	5
toys	11
wrappers	395
STYROFOAM	93
cups, spoons, forks, straws	86
egg cartons	
fast food containers	7
meat trays	
pieces	
METAL	83
bottle caps	18
cans	57
pieces	2
wire	4
CIGARETTE BUTTS	2

PAPER	105
bags	75
cardboard	30
cartons	
cups	
newspaper	
pieces	
RUBBER	8
balloons	3
gloves	5
tires	
GLASS	87
bottles	25
light bulbs	
pieces	62
WOOD	10
broken pieces	10
pallets/large items	
CLOTH	5
clothing	5
rugs	
OTHER	101

End of Day Totals

Estimate Length of creek section in miles, i.e. 1/10 mile, 1/8 mile: 400 ft

Number of bags of trash collected: 31

Weight of recyclable: trash 225 lbs. est.

Weight of non-recyclable trash: _____

Questionnaire

1. Describe the stretch of creek monitored using descriptors of boundaries such as landmarks or cross streets. Wildcat Creek behind Sacred Heart School
2. What types of trash were most commonly found? Food wrappers
3. List the most unusual items found. Illegal Dumped asphalt
4. Rate from one to five how dirty or clean the creek was, with one being pristine clean.

(Circle one) 1 2 3 4 5

San Tomas Aquino Creek
5/19/07
Creek Monitoring Summary

Use tick marks in the Category that the trash belongs in (i.e. plastic bag goes in PLASTIC).
At the end of the cleanup, total the tallies, & write the **total** next to the heading.

PLASTIC	601
bags	80
bottles	40
buckets	
caps, lids	31
milk jugs	
pieces	450
rope	
6-pack holders	
toys	
STYROFOAM	72
cups, spoons, forks, straws	20
egg cartons	
fast food containers	12
meat trays	
pieces	40
METAL	132
bottle caps	6
cans	22
pieces	88
wire	13
Segments	3
CIGARETTE BUTTS	129

PAPER	136
bags	136
cardboard	
cartons	
cups	
newspaper	
pieces	
RUBBER	26
balloons	9
gloves	8
tires	
Hose	9
GLASS	147
bottles	5
light bulbs	
Pieces	142
WOOD	12
broken pieces	12
pallets/large items	
CLOTH	8
clothing	8
rugs	
OTHER	104

End of Day Totals

Estimate Length of creek section in miles, i.e. 1/10 mile, 1/8 mile: 500 ft.

Number of bags of trash collected: 21

Weight of recyclable trash: 11

Weight of non-recyclable trash: 174 lbs

Questionnaire

1. Describe the stretch of creek monitored using descriptors of boundaries such as landmarks or cross streets. From Westmont High School playing field to Mc Coy
2. What types of trash were most commonly found? Plastics, paper, aluminum and cigarette butts
3. List the most unusual items found. Big long metal rods
4. Rate from one to five how dirty or clean the creek was, with one being pristine clean.

(Circle one) 1 2 3 4 5

Great American litter Pick Up 5-19-07
540 Rincon Ave. Campbell
Creek Monitoring Summary

Use tick marks in the Category that the trash belongs in (i.e. plastic bag goes in PLASTIC).
At the end of the cleanup, total the tallies, & write the **total** next to the heading.

PLASTIC	961
bags	46
bottles	58
buckets	
caps, lids	198
milk jugs	
pieces	435
rope	
6-pack holders	4
toys	5
Hard Pieces	215
STYROFOAM	908
cups, spoons, forks, straws	532
egg cartons	
fast food containers	
meat trays	
pieces	376
METAL	412
bottle caps	274
cans	15
pieces	92
wire	22
pipe	9
CIGARETTE BUTTS	899

PAPER	576
bags	
cardboard	
cartons	
cups	
newspaper	
pieces	576
RUBBER	118
balloons	36
gloves	
tires	5
misc.	77
GLASS	91
bottles	18
light bulbs	
pieces	73
WOOD	43
broken pieces	43
pallets/large items	
CLOTH	38
clothing	38
rugs	
OTHER	121

End of Day Totals

Estimate Length of creek section in miles, i.e. 1/10 mile, 1/8 mile _____

Number of bags of trash collected 63

Weight of recyclable trash 400

Weight of non-recyclable trash 1,260

Questionnaire

1. Describe the stretch of creek monitored using descriptors of boundaries such as landmarks or cross streets. Litter pick up at John D. Morgan , Hwy 17 from the Camden ramp to the pedestrian crossing, railroad tracks adjacent to Winchester northbound from Hacienda to Kennedy and along Los Gatos Creek trail

   What types of trash were most commonly found? Paper, styrofoam and cigarette butts

2. List the most unusual items found. _____

3. Rate from one to five how dirty or clean the creek was, with one being pristine clean.

   (Circle one) 1 2 3 4 5

GREAT AMERICAN PICK-UP
WRAP-UP FOR CAMPBELL – MAY 19, 2007

60 Volunteers showed up and worked for four hours. At minimum wage of $7.50 per hour that works out to $1,800 of temporary labor!

Four tasks were assigned:

- Litter Pick-up on Highway 17 from the Camden on-ramp to the Pedestrian over-crossing;
- Litter Pick-up in John D. Morgan Park;
- Litter Pick-up along the railroad tracks adjacent to Winchester northbound from Hacienda to Kennedy.
- Litter Pick-up along the Los Gatos Creek Trail.

ASSUMING 20 lbs per bag:

20 Bags of cans/plastic/glass & paper were collected	=	400 pounds
63 Bags of trash were collected	=	1260 pounds
Total Pounds		**1,660 pounds were collected!**

Saratoga Creek Big Basin Way
6-5-07
Creek Monitoring Summary

Use tick marks in the Category that the trash belongs in (i.e. plastic bag goes in PLASTIC).
At the end of the cleanup, total the tallies, & write the **total** next to the heading.

PLASTIC	75
bags	3
bottles	7
buckets	
caps, lids	6
milk jugs	
pieces	34
rope	
6-pack holders	
toys	
wrappers	25
STYROFOAM	22
cups, spoons, forks, straws	13
egg cartons	
fast food containers	
meat trays	
pieces	9
METAL	17
bottle caps	3
cans	4
pieces	10
wire	
CIGARETTE BUTTS	34

PAPER	47
bags	
cardboard	2
cartons	
cups	
newspaper	
pieces	45
RUBBER	
balloons	
gloves	
tires	
GLASS	2
bottles	2
light bulbs	
WOOD	
broken pieces	
pallets/large items	
CLOTH	
clothing	
rugs	
OTHER	5

End of Day Totals

Estimate Length of creek section in miles, i.e. 1/10 mile, 1/8 mile: 200 ft.

Number of bags of trash collected: _____

Weight of recyclable trash: 1/2

Weight of non-recyclable trash: 2 1/2

Questionnaire

1. Describe the stretch of creek monitored using descriptors of boundaries such as landmarks or cross streets. Behind the gas station at Big Basin Way at the top of the creek

2. What types of trash were most commonly found? Paper

3. List the most unusual items found. _____

4. Rate from one to five how dirty or clean the creek was, with one being pristine clean.

(Circle one) 1 2 3 4 5

Saratoga Creek Big Basin Way
6-22-07

Creek Monitoring Summary

Use tick marks in the Category that the trash belongs in (i.e. plastic bag goes in PLASTIC).
At the end of the cleanup, total the tallies, & write the **total** next to the heading.

PLASTIC	80
bags	7
bottles	6
buckets	
caps, lids	5
milk jugs	
pieces	34
rope	
6-pack holders	
toys	
wrappers	28
STYROFOAM	2
cups, spoons, forks, straws	
egg cartons	
fast food containers	
meat trays	
pieces	2
METAL	2
bottle caps	
cans	1
pieces	1
wire	
CIGARETTE BUTTS	29

PAPER	46
bags	11
cardboard	
cartons	
cups	
newspaper	
pieces	35
RUBBER	
balloons	
gloves	
tires	
GLASS	
bottles	
light bulbs	
WOOD	1
broken pieces	1
pallets/large items	
CLOTH	2
clothing	2
rugs	
OTHER	2

End of Day Totals

Estimate Length of creek section in miles, i.e. 1/10 mile, 1/8 mile .100 ft.

Number of bags of trash collected _____

Weight of recyclable trash _____

Weight of non-recyclable trash _____

Questionnaire

1. Describe the stretch of creek monitored using descriptors of boundaries such as landmarks or cross streets. Behind the gas station at Big Basin Way at the top of the creek

2. What types of trash were most commonly found? Paper

3. List the most unusual items found. _____

4. Rate from one to five how dirty or clean the creek was, with one being pristine clean.

(Circle one) 1 2 3 4 5

Hicks Rd at Shannon
6-25-07
Creek Monitoring Summary

Use tick marks in the Category that the trash belongs in (i.e. plastic bag goes in PLASTIC).
At the end of the cleanup, total the tallies, & write the **total** next to the heading.

PLASTIC	60
bags	15
bottles	7
buckets	
caps, lids	2
milk jugs	
pieces	23
rope	
6-pack holders	
toys	
wrappers	13
STYROFOAM	18
cups, spoons, forks, straws	
egg cartons	
fast food containers	
meat trays	
pieces	18
METAL	17
bottle caps	
cans	13
pieces	4
wire	
CIGARETTE BUTTS	22

PAPER	18
bags	
cardboard	8
cartons	
cups	
newspaper	
pieces	10
RUBBER	4
balloons	
gloves	
tires	
pieces	4
GLASS	14
bottles	4
light bulbs	
pieces	10
WOOD	
broken pieces	
pallets/large items	
CLOTH	2
clothing	2
rugs	
OTHER	29

End of Day Totals

Estimate Length of creek section in miles, i.e. 1/10 mile, 1/8 mile: 200 ft.

Number of bags of trash collected: 5

Weight of recyclable trash: _____

Weight of non-recyclable trash: 31

Questionnaire

1. Describe the stretch of creek monitored using descriptors of boundaries such as landmarks or cross streets. Top of creek bank listed as private property. Trash not visual when driving by.

2. What types of trash were most commonly found? Cans and paper

3. List the most unusual items found. Stereo and garbage can

4. Rate from one to five how dirty or clean the creek was, with one being pristine clean.

(Circle one) 1 2 3 4 5

West Valley Communities

Santa Clara Valley Urban Runoff Pollution Prevention Program

FY 2006-2007 ANNUAL REPORT

Training Summary: Trash Management

Training Description	Date	Attendees
Santa Clara County Technical Advisory Committee Various Agencies: Group Discussion **Topics:** ▪ Partnering with DMV to identify demographics of those who generate vehicular litter ▪ Next steps for obtaining and distributing truck bed tarps ▪ Enforcing the use of truck bed covers ▪ Ask the local AAA to inform their members of truck bed cover requirements ▪ Work with local Auto Dealers to remind customers of truck bed cover requirements	March 12, 2007	**WVCWP (2)** Program Manager Public Outreach Specialist
Silicon Valley Anti–Litter Task Force Speaker: Nora Campos, Committee Chair **Topics:** ▪ Publicizing Great American Pick-Up Day ▪ Litter regulation enforcement ▪ Litter Control Education ▪ Litter Control: Removal of Litter	May 7, 2007	**WVCWP (2)** Program Manager Public Outreach Specialist
WVCWP Monthly Meeting/Training Trash Cleanups and Trash Assessments Discussion led by: WVCWP Program Manager **Topics:** ▪ Trash Site Prioritization ▪ Report from SCVURPPP Ad Hoc Task Group Projects ▪ BASMAA – Trash editorial subject for use in newsletters	May 8,2007	**WVCWP (3)** Program Manager Program Assistant Stormwater Discharge Inspector **Campbell (1)** Senior Civil Engineer **Los Gatos (1)** Senior Engineering Technician **Saratoga (1)** Public Works Analyst

Watershed Management

City of Campbell

Town of Los Gatos

City of Monte Sereno

City of Saratoga

West Valley Communities

FY 2006-2007 ANNUAL REPORT

Work Plan Self Evaluation Matrix

Water Quality Monitoring & Watershed Management

Source	Work Plan Activity	Work Plan Tasks	Accomplishments	Responsible Party
NPDES Permit	South Bay Watershed Management Initiative	Support and participate in development of Core Group activities and the WMI Watershed Action Plan[1]. See SCVURPPP work plan for detailed activities.	The West Valley Communities support and participate in the WMI through the SCVURPP Program.	WVCWP coordinate with SCVURPPP
	Water Quality Monitoring	Support and fund SCVURPP Water Quality Monitoring activities. Jointly fund the Regional Monitoring Program (RMP) and the California Estuary Project (CEP). See SCVURPPP work plan for detailed activities.	The West Valley Communities support and participate in water quality monitoring activities through the SCVURPPP. The West Valley Communities jointly fund the RMP and CEP water monitoring programs through SCVURPPP annual assessments. See Program's report for details.	Campbell Los Gatos Monte Sereno Saratoga

[1] On behalf of the municipalities of Campbell, Los Gatos, Monte Sereno and Saratoga SCVURPPP is signatory to the WMI and participates in the Core Group and subgroups.

West Valley Communities

Santa Clara Valley Urban Runoff Pollution Prevention Program

FY 2006-2007 ANNUAL REPORT

Training Summary: Watershed Management

Training Description	Date	Attendees
Don Edwards National Wildlife Refuge Environmental Educational Center Walking Tour Sponsored by: SCVURPPP and the Land Use Subgroup **Topics:** ▪ Runoff from urban areas discharges into creeks and streams ▪ Interactions between urban/suburban activities and natural habitats ▪ How salt marshes help restore water quality ▪ Effects of freshwater discharges on the Bay ▪ Landscaping with native plants	December 6, 2006	**WVCWP (2)** WVCWP Inspector Program Assistant
Public Stream Restoration and Erosive Forces Workshop Sponsored by: The Environmental Advisory Committee (EAC) to the Santa Clara Valley District and the Santa Clara Valley Watershed Management Initiative (WMI) **Topics:** ▪ Presentation on the Points of Agreement amongst stakeholders concerning erosion in the potential for restoration of physical stability and ecological health of SCC streams ▪ Presentations by several stakeholders with differing views on how to address erosion and or restoration of stable healthy streams ▪ Discussion to develop a shared understanding of the problems and solutions associated with stream erosion and restoration	January 31, 2007	**WVCWP (2)** Program Manager WVCWP Inspector
Watershed Management and Urban Ecology Sponsored by: Acterra, Canopy, San Francisquito Watershed Council, SCV Water District and City of Palo Alto Speaker: Andy Lipkis, Founder and President of Tree People **Topics:** ▪ Groundbreaking Solutions that link the issues of urban forestry, sustainability, water and energy use through integrated urban ecosystem management ▪ What we are doing locally and what we can learn from L.A.'s example	March 21, 2007	**WVCWP (1)** Program Manager

CITY OF CUPERTINO

Urban Runoff Management Program

Annual Report FY 2006-2007

September 1, 2007

CITY OF
CUPERTINO

City Hall
10300 Torre Avenue
Cupertino, CA 95014-3255
(408) 777-3354
FAX: (408) 777-3333

PUBLIC WORKS DEPARTMENT
Environmental Division

September 1, 2007

Mr. Bruce Wolfe, Executive Officer
Regional Water Quality Control Board
San Francisco Bay Region
1515 Clay St., Suite 1400
Oakland, CA 94612

Subject: City of Cupertino Urban Runoff Management Program
FY 2006-2007 Annual Report

Dear Mr. Wolfe:

This report is submitted by the City of Cupertino, in conjunction with the Santa Clara Valley Urban Runoff Pollution Prevention Program's Annual Report, pursuant to provision C.6.a.of the Program's reissued municipal storm water NPDES Permit (Order No. 01-024). The report summarizes activities performed during FY 2006-2007 in accordance with the City of Cupertino's Urban Runoff Management Plan (URMP) submitted to the Regional Board on September 1, 1997 and updated in October 2000 and September 2004, and the performance standards contained therein.

Contents of Report

The goals of this Annual Report are to: 1) concisely document implementation of our URMP and FY 06-07 work plan during the past fiscal year; 2) evaluate program results for continuous improvement; 3) comply with permit requirements; and 4) share this information with other Co-permittees, municipal decision-makers, and the public. To accomplish these goals, the report contains the following sections:

- A: - Certification Statement
- A1: - Performance Standard Certification Form
- B: - ICID Elimination
- C: - Industrial/Commercial Discharger Control Program
- D: - Public Agency
  - D - 1: Public Streets, Roads & Highways O & M and Rural Roads
  - D - 2: Storm Drain Operation and Maintenance
  - D - 3: Corporation Yards Operation and Maintenance
- E: Water Quality Monitoring
- F: Permit Reapplication Process
- G: Trash Inventory and Management
- H: Public Information & Participation
- I: New Development Planning Procedures
- J: Construction Inspection
- K: Pesticide Management
- L: Mercury Pollution Prevention
- M: Copper and Nickel Action Plan

- N: Staff Training Summary Table
- Appendix: Acronyms

There were no comments for Cupertino on the FY 05-06 Annual Report by the Regional Board Staff (letter dated July 18, 2007) that required a response.

Program Highlights and Accomplishments

Public Information and Participation:

Last fall, students from West Valley Elementary School (located in Sunnyvale) attended Cupertino's Creek education program at McClellan Ranch Park. The program, started in 1995 and open to all Cupertino Union School District 3rd and 4th grade classes (CUSD encompasses schools in Cupertino, Saratoga, Los Altos, Sunnyvale & Santa Clara), teaches students how important it is to keep the creeks and bay clean. The field trip made such an impression on the students that they assembled a scrapbook and sent it to the student council of a local high school requesting that they reconsider having carwashes as fundraisers. The students also suggested alternatives for other fund-raising activities. The high school printed an article in their newspaper on the front page with the headline "Third-graders say no to car washes". This is an excellent example of the effectiveness of this creek education program.

Website:

During FY 06-07, the City modified its web site as part of implementing Group 2B projects and HMP requirements. In addition, the city's web site includes links to SCVURPPP's updated C.3 Stormwater Handbook and the Our Water Our World public education web site.

Mercury:

The Countywide Household Hazardous Waste Program now has set up 30 retail stores to serve as fluorescent lamp drop-off centers, an increase of 12 stores over last year. This last year the Countywide Program collected 30% more feet in bulbs over the previous fiscal year.

New Development and Construction Controls (Planning Procedures Performance Standard):

During FY 06-07, the City of Cupertino approved its first two Group 1 projects. Through the development review process and the construction of these projects (which is on-going) staff in the Planning and Public Works Departments were able to gain firsthand experience applying C.3 requirements.

Thank you for your review of this Annual Report. If you have any questions regarding the materials submitted, please contact me at (408) 777-3242.

CITY OF CUPERTINO

Lavenia Millar

Lavenia Millar
Environmental Programs Manager

Attachments

CITY OF CUPERTINO
FY 2006-2007 ANNUAL REPORT
ATTACHMENT A

Certification Statement

"I certify, under penalty of law, that this document and all attachments were prepared under my direction or supervision in accordance with a system designed to ensure that qualified personnel properly gather and evaluate the information submitted. Based on my inquiry of the person or persons who manage the system, or those persons directly responsible for gathering the information, the information submitted, is, to the best of my knowledge and belief, true, accurate, and complete. I am aware that there are significant penalties for submitting false information, including the possibility of fine and imprisonment for knowing violations."

Signature by Duly Authorized Representative:

Ralph A. Qualls, Jr.
Director of Public Works

Date
8.14.07

CITY OF CUPERTINO
FY 2006-2007 ANNUAL REPORT
ATTACHMENT A - 1

Performance Standard Completion
Certification Statement

"I certify, under penalty of law, that the City of Cupertino has implemented all elements of the following performance standards, except as described in the Self-Evaluation Matrix in Attachments B - M of this FY 06-07 Annual Report, according to the policies and procedures described in the City of Cupertino's Urban Runoff Management Plan dated September 1, 2004:

- Illicit Connection & Illegal Dumping Elimination Activities
- Industrial/Commercial Discharger Inspection Program
- Public Streets, Roads, and Highways Operations & Maintenance (including Rural Public Works O & M)
- New Development Planning Procedures
- Construction Site Inspection
- Public Information / Participation
- Corporation Yards Operation & Maintenance
- Storm Water System Operation and Maintenance

Based on my inquiry of the person or persons who manage the system, or those persons directly responsible for gathering the information, this information is, to the best of my knowledge and belief, true, accurate, and complete. I am aware that there are significant penalties for submitting false information, including the possibility of fine and imprisonment for knowing violations."

Signature by Duly Authorized Representative:

Ralph A. Qualls, Jr.
Director of Public Works

Date
8.14.07

City of Cupertino

FY 06- 07 Annual Report

Attachment B

IC/ID Elimination Activities

Santa Clara Valley Urban Runoff Pollution Prevention Program
FY 2006-2007 Annual Report: General Tasks
Cupertino

P.S. Id.	*Activity*	*FY06-07 Tasks*	*Status / Comments*	*Due Date*	*Responsible Party*
Illicit Connection & Illegal Dumping Elimination Activities					
ICID PS-2	Staff training	Hold annual training for urban runoff inspector and on-call staff.	The NPS Prgm Mgr met with the city's NPS inspector on several other occasions, informally. On-call staffs were trained as part of the overall corp yard training held 2/1/07.	1/ 07	Public Works Dept.
ICID PS-4	Field Investigations	NPS inspector annually walks the creeks, watching for evidence of any illegal dumping or illicit connections.	Throughout the Spring, the nonpoint source inspector walked the creeks in Cupertino. No evidence of homeless camps, broken sewer lines, or trash was found.	Ongoing	Public Works Dept.
ICID PS-6	Enhanced reporting requirements	Provide quarterly reports to Program.	Quarterly reports were submitted to Program staff as requested.	Quarterly	Public Works Dept.
ICID PS-7	Effectiveness Evaluation	Review and evaluate the effectiveness of city efforts.	City staff has examined the data and found a total of 29 incidents where all incidents required some type of enforcement action, and a majority of the actions were verbal notices. The most incidents in one category were 6, water line breaks. Over 40% of the reporting sources were from citizen complaints and 50% of the incidents took place in residential areas. This may indicate that our outreach is working; citizens recognize illegal discharges and know who to call when they see them. Tracking the information by computer allows city staff to easily identify repeat problem locations from year to year. Again this year, there doesn't appear to be any major pattern emerging in any one category. The inspector educates violators at the time of the incident and distributes educational materials. The city will continue to provide articles in the city newsletter on topics such as the proper way to discharge pool water, soapy carwash water and disposal of car fluids.	7/07	Public Works Dept.

CUPERTINO
Summary of ICID Inspections
7/1/06 – 6/30/07

	Date	Inspector	Resolved	Facility Name	Address	Incident Reporting Source	Incident Type	Incident Source	Enforcement Action
1	7/17/2006	Barragan	Yes	Vallco Fashion Park	13123 North Wolfe Road	Other	Food Facility Oil & Grease Discharge	Food Facilities	Verbal Notice
2	7/21/2006	Barragan	Yes	Residence	10365 Wunderlich Dr.	Citizen Complaints	Sanitary Spill Or Leak	Residential	Verbal Notice
3	7/26/2006	Barragan	Yes	Hewlett Packard	19333 Vallco Parkway	Other	Water Line Breaks	Commercial	Verbal Notice
4	8/1/2006	Barragan	Yes	Residence	10202 Parlett Ave.	Citizen Complaints	Paint Discharge	Residential	Verbal Notice
5	8/4/2006	Barragan	Yes	Residence	21427 Meteor Dr.	Citizen Complaints	Pools/Spas/Fountains Discharge	Residential	Verbal Notice
6	8/7/2006	Barragan	Yes	Residence	10651 Castine Avenue	Citizen Complaints	Surface Cleaning Discharge	Residential	Verbal Notice
7	8/8/2006	Barragan	Yes	Residence	20239 Gillick Way	Citizen Complaints	Surface Cleaning Discharge	Residential	Verbal Notice
8	9/26/2006	Barragan	Yes	Residence	10101 Alhambra And Grand Ave.	Citizen Complaints	Used Oil Dumping	Residential	No Action
9	10/5/2006	Barragan	Yes	Creek	Calabazas Creek At Miller Street Bridge	Other Agency	Misc. Incidents	Other/Unknown	No Action
10	10/5/2006	Barragan	Yes	Shopping Center	10983 North Wolfe Rd	Illicit Discharge Inspectors	Food Facility Oil & Grease Discharge	Food Facilities	Verbal Notice
11	10/18/2006	Barragan	Yes	Hewlett Packard	19410-20 Homestead Rd	Other Agency	Water Line Breaks	Commercial	Verbal Notice
12	11/13/2006	Barragan	Yes	Residence	7583 Dumas Drive	Interdepartmental	Surface Cleaning Discharge	Residential	Verbal Notice
13	11/21/2006	Barragan	Yes	Residence	10495 Scenic Circle	Citizen Complaints	Misc. Incidents	Residential	Verbal Notice

	Date	Inspector	Resolved	Facility Name	Address	Incident Reporting Source	Incident Type	Incident Source	Enforcement Action
14	12/11/2006	Barragan	Yes	Whole Foods	29855 Stevens Creek Blvd	Interdepartmental	Saw Cutting Slurry Discharge	Commercial	Verbal Notice
15	12/19/2006	Barragan	Yes	99 Ranch Market & Cupertino Village	10983 North Wolfe Rd	Citizen Complaints	Sanitary Spill Or Leak	Commercial	Verbal Notice
16	12/20/2006	Barragan	Yes		18800 Forge Drive	Illicit Discharge Inspectors	Misc. Incidents	Industrial	Verbal Notice
17	12/21/2006	Barragan	Yes		20955 Stevens Creek Blvd.	Illicit Discharge Inspectors	Water Line Breaks	Commercial	Verbal Notice
18	12/27/2006	Barragan	Yes	Residence	20230 Farrallone Drive	Citizen Complaints	Water Line Breaks	Residential	Verbal Notice
19	1/23/2007	Barragan	Yes	Starbucks	20520 Steven Creek Blvd	Illicit Discharge Inspectors	Dumping – Non-Hazardous	Food Facilities	Verbal Notice
20	2/8/2007	Barragan	Yes	Residence	23666 Black Oak Way	Citizen Complaints	Paint Discharge	Residential	Verbal Notice
21	2/22/2007	Barragan	Yes	Parking Lot	10050 Vallco Financial Center	Other	Vehicle & Equipment Leaking	Commercial	No Action
22	2/26/2007	Barragan	Yes	Residence	862 Brent Dr	Other	Vehicle & Equipment Leaking	Residential	Verbal Notice
23	3/7/2007	Barragan	Yes	Apple	1046 N. Tantau Ave	Illicit Discharge Inspectors	Water Line Breaks	Commercial	Verbal Notice
24	3/12/2007	Barragan	Yes	Cupertino Village Shopping Ctr	10765 N. Wolfe Rd	Illicit Discharge Inspectors	Water Line Breaks	Commercial	Verbal Notice
25	3/14/2007	Barragan	Yes	Residence	20987 Greenleaf Dr	Illicit Discharge Inspectors	Pools/Spas/Fountains Discharge	Residential	Verbal Notice
26	3/21/2007	Barragan	Yes	Residence	20775 Scofield Dr.	Citizen Complaints	Saw Cutting Slurry Discharge	Residential	Verbal Notice
27	3/28/2007	Barragan	Yes	Symantec	20300 Torre Ave.	Citizen Complaints	Pools/Spas/Fountains Discharge	Industrial	Verbal Notice

	Date	Inspector	Resolved	Facility Name	Address	Incident Reporting Source	Incident Type	Incident Source	Enforcement Action
28	4/4/2007	Barragan	Yes	Cupertino Village Shopping Ctr	10765 N. Wolfe Rd.	Illicit Discharge Inspectors	Food Facility Oil & Grease Discharge	Food Facilities	Verbal Notice
29	5/14/2007	Barragan	Yes	Residence	10610 Castine Ave.	Illicit Discharge Inspectors	Carpet Cleaning Discharge	Residential	Warning Notice

ICID Incident Summary Report

Cupertino

ICID Incident Report Source	Number of Incidents
Illicit discharge inspectors	9
Interdepartmental	2
Other agency	2
Citizen Complaints	12
Other	4
Total:	**29**

ICID Incident Source	Number of Incidents
Residential	14
Industrial	2
Commercial	8
Food Facilities	4
Other/unknown	1
Total:	**29**

ICID Incident Type	Number of Incidents
Carpet cleaning discharge	1
Dumping – non-hazardous	1
Food Facility Oil & grease discharge	3
Misc. incidents	3
Paint discharge	2
Pools/Spas/Fountains discharge	3
Sanitary spill or leak	2
Saw cutting slurry discharge	2
Surface cleaning discharge	3
Used oil dumping	1
Vehicle & equipment leaking	2
Water line breaks	6
Total:	**29**

ICID Enforcement Action	Number of Incidents
No Action	3
Verbal Notice	25
Warning Notice	1
Total:	**29**

ICID Enforcement Action Summary by Incident Source

Cupertino

ICID Incident Source	No Action	Verbal Notice	Warning Notice	Administrative Action	Administrative Action with Penalty	Referral to Enforcement	Criminal Action	Total
Commercial	1	7						**8**
Food Facilities		4						**4**
Industrial		2						**2**
Other/unknown	1							**1**
Residential	1	12	1					**14**
Total:	**3**	**25**	**1**	**0**	**0**	**0**	**0**	**29**

ICID Enforcement Action Summary by Incident Type

Cupertino

ICID Incident Type	No Action	Verbal Notice	Warning Notice	Administrative Action	Administrative Action with Penalty	Referral to Enforcement	Criminal Action	Total
Carpet cleaning discharge			1					**1**
Dumping – non-hazardous		1						**1**
Food Facility Oil & grease discharge		3						**3**
Misc. incidents	1	2						**3**
Paint discharge		2						**2**
Pools/Spas/Fountains discharge		3						**3**
Sanitary spill or leak		2						**2**
Saw cutting slurry discharge		2						**2**
Surface cleaning discharge		3						**3**
Used oil dumping	1							**1**
Vehicle & equipment leaking	1	1						**2**
Water line breaks		6						**6**
Total:	**3**	**25**	**1**	**0**	**0**	**0**	**0**	**29**

City of Cupertino

FY 06- 07 Annual Report

Attachment C

Industrial/Commercial Discharger Control Program

Santa Clara Valley Urban Runoff Pollution Prevention Program
FY 2006-2007 Annual Report: General Tasks
Cupertino

P.S. Id.	*Activity*	*FY06-07 Tasks*	*Status / Comments*	*Due Date*	*Responsible Party*
Industrial/Commercial Discharger Control Programs					
IND-PS-3	Coordination with Health Dept.	Continue to hold an annual overview of the restaurant inspection program with the Co. Health Dept.	Our annual meeting was held 4/30/07 with a County Health Dept. manager along with reps from the WV cities and County regarding restaurant inspection violations, inspection feedback, tracking, enforcement, data collection and public education materials.	4/07	Public Works Dept.
IND PS-3	Check for new industrial businesses.	In Spring '07 the city's Industrial Inspector will review applications for "Tenant Improvements" (TI) in the Building Dept. to determine if any of the businesses on our two light-Industrial streets had changed their operations and should be included in our routine Industrial inspections.	No improvements were found that would require industrial inspections.	Spring 07 Ongoing	Industrial inspector
IND PS-3	Commercial Inspections	Service station inspections take place bi-annually. None are scheduled for FY 06-07 since inspections were conducted in FY 05-06. The next round of service station inspections will occur in FY 07-08.	No inspections by city staff to report this year, service stations are inspected every other year. The County Health Dept. inspected 260 facilities in Cupertino for a total number of 787 inspections. Four warning notices were issued.	9/07	Industrial Inspector
IND PS-4	Staff training	Hold annual training for Industrial Inspector.	Since inspections were not conducted this year at gas stations, in-house training did not occur.	N/A	Public Works Dept.
IND PS-4	Enhanced reporting requirements	Continue to track all non-compliance, follow-up enforcement actions and final resolutions resulting from inspections. Submit data to the Program quarterly.	Completed data on restaurant inspections was submitted to the Program in 7/07.	Ongoing	Public Works Dept.
IND PS-4	Effectiveness Evaluation	Review and evaluate the effectiveness of city efforts.	County Health Dept. staff reported four violations during restaurant inspections related to urban runoff. City staff continues to meet with County Health Dept. staff annually to discuss any issues that may come up during the year. This practice has worked well for many years.	7/07	Public Works Dept.

CUPERTINO
Summary of Restaurant Inspection Violations
By Santa Clara County DEH
7/1/06 – 6/30/07

Date	Facility Name	Site Address	Description	Violation Description
9/20/06	Kentucky Fried Chicken	10520 S DE ANZA BL	Follow-up Inspection	Urban Runoff - Warning
4/13/07	Lincoln Elementary School	21710 McClellan Road	Routine Inspection	Urban Runoff - Garbage
6/05/07	Vallco 76 Station	19550 Stevens Creek Blvd.	Routine Inspection	Urban Runoff - Oil
6/21/07	Long's Drug Store	19750 Stevens Creek Blvd.	Routine Inspection	Urban Runoff - Warning

City of Cupertino

FY 06- 07 Annual Report

Attachment D-1

Public Streets, Roads, and Highways Operation and Maintenance and Rural Roads

Santa Clara Valley Urban Runoff Pollution Prevention Program
FY 2006-2007 Annual Report: General Tasks
Cupertino

P.S. Id.	*Activity*	*FY06-07 Tasks*	*Status / Comments*	*Due Date*	*Responsible Party*
Public Streets, Roads, and Highways Operation and Maintenance and Rural Roads					
PSRH PS-3	Staff training	Hold annual training for public works, streets division staff and public works supervisors.	Annual training was held on 2/1/07 for the streets, parks maintenance, facilities and other corporation yard staff. There was an opportunity for staff to ask questions about storm water concerns in general and specific PW SOPs. Topics included corporation yard operations and maintenance including spill response, pesticide use & management, fuel dispensing areas, vehicle/equip washing, chemical use & storage and mercury disposal. A portion of the video entitled “Preventing Pollution – Guidelines for contractors and maintenance crews” was shown.	2/07	Public Works Dept.
PSRH PS-5	Effectiveness Evaluation	Review and evaluate the effectiveness of city efforts.	Many of the topics have been covered previously and the employees are very knowledgeable in those subjects. This year’s emphasis was placed on BMP’s regarding corporation yard activities (see previous box). There weren’t any particular concerns or issues raised during the training this year, most are already aware of the BMPs.	7/07	Public Works Dept.

City of Cupertino

FY 06- 07 Annual Report

Attachment D-2

Storm Drain Operation and Maintenance

Santa Clara Valley Urban Runoff Pollution Prevention Program
FY 2006-2007 Annual Report: General Tasks
Cupertino

P.S. Id.	*Activity*	*FY06-07 Tasks*	*Status / Comments*	*Due Date*	*Responsible Party*
Storm Drain System Operation and Maintenance					
SD PS-1	Storm Drain Maintenance	All tasks are routine and on-going	The City's contractor vacuums all of the storm drain inlets on a 2-year rotating basis. Half of the storm drains are cleaned one year, and the remaining half the following year.	Ongoing	Public Works Dept.
SD PS - 2	Storm Drain Operation and Maintenance	Review and evaluate one BMP, with input from maintenance staff. Evaluate "hot spots" as appropriate.	While the corporation yard staff are not assigned the task of cleaning the storm drains routinely, it's apparent corp yard staff is well aware of the referral and follow-up process between them and the city's nonpoint source inspector when they do find something flowing into the storm drain. This process is reviewed in the training session. The nonpoint source inspector investigates any reported concerns. The city has not found any on-going hot spots; the overall storm drain system is working well.	2/07	Public Works dept.
SD-4	Annual training	Hold annual training for staff responsible for the maintenance of the stormdrain system.	Annual training was held on 2/1/07 for the streets, parks maintenance, facilities and other corporation yard staff. There was an opportunity for staff to ask questions about storm water concerns in general and specific PW SOPs. Topics included corporation yard operations and maintenance including spill response, pesticide use & management, fuel dispensing areas, vehicle/equip washing, chemical use & storage and mercury disposal. A portion of the video entitled "Preventing Pollution – Guidelines for contractors and maintenance crews" was shown.	2/07	Public Works dept.
SD PS-5	Effectiveness Evaluation	Review and evaluate the effectiveness of city efforts.	Storm drain vacuuming provides the benefit of preventing blockages in the storm drains as a result of a build-up of debris and prevents pollutants of all types that have settled into the drains from being flushed into creeks. It is particularly helpful in preventing flooding. This is an ongoing and routine task with little or no changes from year to year.	7/07	Public Works dept.

City of Cupertino

FY 06- 07 Annual Report

Attachment D-3

Corp Yard Operation and Maintenance

Santa Clara Valley Urban Runoff Pollution Prevention Program
FY 2006-2007 Annual Report: General Tasks
Cupertino

P.S. Id.	*Activity*	*FY06-07 Tasks*	*Status / Comments*	*Due Date*	*Responsible Party*
Corporation Yard Operation and Maintenance					
PSRH PS-3	Staff training	Hold annual training for corporation yard staff and public works supervisors.	Annual training for Public Works staff: Topics included corporation yard operations and maintenance including spill response, pesticide use & management, fuel dispensing areas, vehicle/equip washing, chemical use & storage and mercury disposal. A portion of the video entitled “Preventing Pollution – Guidelines for contractors and maintenance crews” was shown.	2/07	Public Works Dept.
PSRH PS-5	Effectiveness Evaluation	Review and evaluate the effectiveness of city efforts.	Corporation yard staff inspects the corporation yard weekly as part of their haz mat inspection. A few minor housekeeping problems were reported throughout the year mostly from vehicle fluid spills. Training has likely contributed to the low number of incidents.	7/07	Public Works Dept.

City of Cupertino

FY 06- 07 Annual Report

Attachment E

Water Quality Based Requirements

Santa Clara Valley Urban Runoff Pollution Prevention Program
FY 2006-2007 Annual Report: General Tasks
Cupertino

P.S. Id.	*Activity*	*FY06-07 Tasks*	*Status / Comments*	*Due Date*	*Responsible Party*
Water Quality-Based Requirements					
C.9.e	PCBs/Dioxin Compounds	Support Program staff to perform follow-up work on identifying and evaluating controllable sources.	The City continues to support Program and Program-supported regional efforts.	Ongoing	Public Works Dept.
C.9.f.iii	Sediment	Participate in the Watershed Council for Stevens Creek.	The City's naturalist has attended several of the meetings in FY 06-07.	Ongoing	Park & Recreation Dept. and Public Works Dept.

City of Cupertino

FY 06- 07 Annual Report

Attachment F

Permit Reapplication Process

Santa Clara Valley Urban Runoff Pollution Prevention Program
FY 2006-2007 Annual Report: General Tasks
Cupertino

P.S. Id.	*Activity*	*FY06-07 Tasks*	*Status / Comments*	*Due Date*	*Responsible Party*
Permit Reapplication Process					
New	Permit Negotiations	Participate and/or track progress of the NPDES permit negotiations	City staff has been involved with tracking the progress of the permit negotiations.	FY 07-08	Public Works Dept., Environmental Div.

City of Cupertino

FY 06- 07 Annual Report

Attachment G

Trash Inventory and Management

Santa Clara Valley Urban Runoff Pollution Prevention Program
FY 2006-2007 Annual Report: General Tasks
Cupertino

P.S. Id.	*Activity*	*FY06-07 Tasks*	*Status / Comments*	*Due Date*	*Responsible Party*
Trash Inventory and Management					
Trash Work Plan	Trash areas ID	Annually revise trash problem areas list on an as needed basis. Revisions should be based on trash problem area surveys and other relevant information.	Completed 12/03. There were no new "hot spots" identified in FY 06-07.	FY 06-07 Ongoing	Public Works Dept.
Trash Work Plan	Trash mgmt practices	Assist Program staff in developing an effective strategy for reducing trash in urban streams and waterways.	Completed in October '06 by Program staff and reviewed by the Trash AHTG. Remaining tasks within strategy are to be completed in FY 07-08 and FY 08-09.	FY 06-07	Public Works Dept.
Trash Work Plan	Trash mgmt practices	Assist Program in implementing a Pilot Demonstration Project which focuses on documenting type and volume of trash that can potentially be conveyed through the storm drain system.	To be completed in FY 07-08 with Program staff.	FY 07-08	Public Works Dept.
Trash Work Plan	Trash mgmt practices	Continue identifying and prioritizing trash problem areas in urban streams and waterways and other potential sources that may contribute trash to those areas.	No new "hot spots" were identified for trash assessments.	FY 06-07 Ongoing	Public Works Dept.
Trash Work Plan	Trash mgmt practices	Submit appropriate trash data collection tools, documentation regarding trash complaints/incidents and annual data summary reports to Program Staff.	The City's Code Enforcement department reported 11 calls for service related to unlawful dumping. This reflects June '06 through Jan. '07. Due to computer software problems, Code is unable to generate a report for the remainder of FY 06-07. All other data was submitted to Program staff in July '07.	FY 06-07 Ongoing	Public Works Dept.
Trash Work Plan	Street sweeping data	Continue to collect street sweeping data and provide data to Program for a street sweeping effectiveness evaluation.	Monthly street sweeping reports for July through June were submitted to the Program for compilation in July '07.	FY 06-07 Ongoing	Public Works Dept.
Trash Work Plan	Trash evaluations	Conduct trash evaluations using the Program's trash evaluation tools (i.e., Urban Rapid Trash Assessment protocol (Version 1.0) and/or the KAB Litter index) in a subset of trash problem areas.	Trash evaluations were conducted in October 06 and again in Feb '07. Reports were submitted to the Program for compilation in July '07 (see attached report).	FY 06-07 Ongoing	Public Works Dept.
Trash Work Plan	Trash mgmt practices	Identify and begin implementing trash control measures, where practical and feasible, to reduce trash.	The City's "hot spots" had little to no trash evident in both rounds of assessments. Most sites are City maintained and get cleaned on a	FY 06-07 Ongoing	Public Works Dept.

Santa Clara Valley Urban Runoff Pollution Prevention Program
FY 2006-2007 Annual Report: General Tasks
Cupertino

P.S. Id.	*Activity*	*FY06-07 Tasks*	*Status / Comments*	*Due Date*	*Responsible Party*
			regular basis. The site with the largest trash problem was on private property. In this instance, the City's code enforcement contacted the property manager and notified them to clean the area up.		
Trash Work Plan	Trash mgmt practices	Provide Co-permittee specific information on trash management practices implemented in their jurisdictions, using standardized reporting format (to be used for Program-wide reporting).	A report on all assessments and trash management activities was submitted to the Program in July '07.	FY 06-07 Ongoing	Public Works Dept.
Trash Work Plan (New)	Trash mgmt practices	Assist Program in developing Trash Fact Sheets, as appropriate.	Fact sheets were developed by Program staff and completed in April '06.	FY 05-06 Ongoing	Public Works Dept.
	WE&O Outreach	Participate in the WE&O outreach ad hoc group, and two of its subgroups: the Schools outreach group and the IPM group.	The City's environmental programs assistant participated routinely in these groups throughout the year.	Ongoing	Public Works Dept.
	WE&O Core Group	Review WMI meeting minutes and materials.	The MC is briefed on WMI meetings and meeting summaries. WMI meeting minutes and materials are distributed by the Program and reviewed by the City's Environmental Programs Manager.	Ongoing	Public Works Dept.

Santa Clara Valley
Urban Runoff
Pollution Prevention Program

Trash Problem Area Activity Report
FY 06-07

ID	Date	Location	Assessment Score		Recent Cleanup[1]	Adjacent Land Use[2]		Trash Source[3]			Three Most Prevalent Trash Types[4]			Estimated Volume of Trash Removed (if any)	Existing Management Actions	Recommended Management Actions and/or Future Evaluations
			KAB	RTA		1	2	1	2	3	1	2	3			
CU01	10/10/2006	Tantau and Finch Avenues, vacant lot: private property	1		No	Commercial	Roadway	Illegal dumping	Litter – vehicular	Litter – commercial areas	Plastic/styrofoam	Biodegradable/paper	Miscellaneous	10 pieces, approximately 3 handfuls.	Not in a waterway. A follow up assessment will be done in February 2007 to determine if it should be removed from the list.	Site has been monitored for 3 years and is no longer a trash problem area. Recommend that the site be removed from list.
CU02	10/10/2006	Homestead and Mary Ave. adjacent to high school; private property	1		No	School	Residential – home	Litter – school/institution	Litter – pedestrian	Litter – vehicular	Biodegradable/paper	Plastic/styrofoam	Miscellaneous	3 plastic bags	Not in a waterway. Little to no trash observed at this location. Removed existing trash. This lot is monitored by the school janitor.	Site has been monitored for 3 years and is no longer a trash problem area. Recommend that the site be removed from list.
CU03	10/10/2006	Disney Lane near Miller adjacent to Hyde Jr. High; private property	1		No	School	Residential – home	Litter – school/institution	Litter – pedestrian	Litter – vehicular	Biodegradable/paper	Plastic/styrofoam	Miscellaneous	Very little litter observed.	Not in a waterway. Should be monitored to determine if it should remain on list.	Site has been monitored for 3 years and is no longer a trash problem area. Recommend that the site be removed from list.
CU04	10/11/2006	Ann Arbor and Ann Arbor Ct., close to City park; private property	1		Unknown	Park/Trail	Residential – home	Litter – pedestrian	Litter – recreational areas	Litter – vehicular				No trash observed.	Not in a waterway. No trash observed at this location.	Site has been monitored for 3 years and is no longer a trash problem area. Recommend that the site be removed from list.
CU05	10/11/2006	Somerset Park owned and maintained by City	1		Yes	Park/Trail	Residential – home	Litter – recreational areas	Litter – pedestrian	Litter – vehicular	Miscellaneous			2 cigarette butts	Not in a waterway. Little to no trash observed at this location. Removed existing trash. This is a City park maintained by City staff.	Site has been monitored for 3 years and is no longer a trash problem area. Recommend that the site be removed from list.
CU06	10/11/2006	Park Circle East & West, area behind apartments, private property	3		Unknown	Residential – apartments	Roadway	Illegal dumping	Litter – receptacles/ dumpsters	Litter – vehicular	Miscellaneous	Metal	Glass	Random pieces of broken furniture and miscellaneous items	Not in a waterway. A lot of illegal dumping from neighboring apartment complexes. This is private property, City Code Enforcement was notified.	Continue to have Code Enforcement work with landlords and property managers on illegal dumping issues.
CU01	2/5/2007	Tantau and Finch Avenues, vacant lot: private property	1		No	Commercial	Roadway	Illegal dumping	Litter – vehicular	Litter – commercial areas	Plastic/styrofoam	Biodegradable/paper	Miscellaneous	Found small quantities of paper and plastic litter in one area.	Not in a waterway. Found very small amount of trash.	Site has been monitored for 3 years and is no longer a trash problem area. Recommend that the site be removed from list.
CU02	2/5/2007	Homestead and Mary Ave. adjacent to high school; private property	1		No	School	Residential – home	Litter – school/institution	Litter – pedestrian	Litter – vehicular	Biodegradable/paper	Plastic/styrofoam	Miscellaneous	Very little litter observed.	Not in a waterway. Little to no trash observed at this location. Removed existing trash. This lot is monitored by the school janitor.	Site has been monitored for 3 years and is no longer a trash problem area. Recommend that the site be removed from list.
CU03	2/5/2007	Disney Lane near Miller adjacent to Hyde Jr. High; private property	1		No	School	Residential – home	Litter – school/institution	Litter – pedestrian	Litter – vehicular				No trash observed.	Not in a waterway. Should be monitored to determine if it should remain on list.	Site has been monitored for 3 years and is no longer a trash problem area. Recommend that the site be removed from list.
CU04	2/5/2007	Ann Arbor and Ann Arbor Ct., close to City park; private property	1		Unknown	Park/Trail	Residential – home	Litter – pedestrian	Litter – recreational areas	Litter – vehicular	Miscellaneous			1 piece of candy wrap observed.	Not in a waterway. Very little trash observed at this location.	Site has been monitored for 3 years and is no longer a trash problem area. Recommend that the site be removed from list.
CU05	2/5/2007	Somerset Park owned and maintained by City	1		Yes	Park/Trail	Residential – home	Litter – recreational areas	Litter – pedestrian	Litter – vehicular	Metal			1 beverage can observed.	Not in a waterway. Little trash observed at this location. Removed existing trash. This is a City park maintained by City staff.	Site has been monitored for 3 years and is no longer a trash problem area. Recommend that the site be removed from list.
CU06	2/5/2007	Park Circle East & West, area behind apartments, private property	3		Unknown	Residential – apartments	Roadway	Illegal dumping	Litter – receptacles/ dumpsters	Litter – vehicular	Miscellaneous	Metal	Biodegradable/paper	Various pieces of broken furniture, cardboard boxes and miscellaneous items	Not in a waterway. A lot of illegal dumping from neighboring apartment complexes. This is private property, City Code Enforcement was notified.	Continue to have Code Enforcement work with landlords and property managers on illegal dumping issues.

[1] Recent Cleanup	[2] Land Use Types	[3] Trash Source	[4] Trash Type
1. Yes	1. Commercial	1. Litter – vehicular	1. Plastic/styrofoam
2. No	2. Industrial	2. Litter – school/institution	2. Glass
3. Unknown	3. Residential – home	3. Litter – pedestrian	3. Metal
	4. Residential – apartments	4. Litter – commercial areas	4. Biodegradable/paper
	5. Roadway	5. Litter – restaurants/fast food/convenience stores	5. Construction
	6. Park/Trail	6. Litter – receptacles/dumpsters	6. Fabric/cloth
	7. School	7. Litter – recreational areas	7. Biohazard
	8. Railways	8. Litter – special events (sports/concerts/fairs)	8. Toxic
	9. Other	9. Homeless encampments	9. Miscellaneous
		10. Illegal dumping	
		11. Upstream/stormdrain catchment	
		12. Other	

City of Cupertino

FY 06- 07 Annual Report

Attachment H

Public Information and Participation

Santa Clara Valley Urban Runoff Pollution Prevention Program
FY 2006-2007 Annual Report: General Tasks
Cupertino

P.S. Id.	*Activity*	*FY06-07 Tasks*	*Status / Comments*	*Due Date*	*Responsible Party*
Public Information and Participation					
PI/P	On-going public Information program	Staff will continue to use a variety of outreach avenues to educate the variety of audiences in the city. See following PI/P table for detail of activities.		Ongoing	Public Works Dept.

Santa Clara Valley Urban Runoff Pollution Prevention Program
FY 2006-2007 Annual Report: General Tasks
Cupertino

General Outreach

Activity	Level of Implementation	Evaluation
NPS literature distribution to the general public at city facilities: • Library • City Hall lobby • Quinlan Community Ctr. • Planning/ Building Dept. counter • Backyard Compost workshops	**NPS Prgm. literature:** *Pests Bugging You?, Home Maintenance Tips*, eight construction trifolds, *Blueprint For a Clean Bay* booklet, IPM pest-specific factsheets, pool water brochure, *A Vision For Our Watershed,* **HHW Prgm literature:** HHW brochure (for residents), small business hazardous waste brochure, Diazinon flyer, *Alternatives to Household Chemicals, Mercury and Universal Waste brochure (for residents and businesses)* **Valley Trans. Agency literature**: bus maps and schedules **Air District** and **Rideshare literature:** Spare-the-Air brochures; transportation-alternatives brochures	This material is easily obtained from the agencies or is copied by staff internally. The materials continue to be taken by the public at a pace where a weekly visit to each site is necessary.
Rideshare Week and Bike-to-Work Day: Encourage participation among city employees and the general public	E-mail messages: Email messages to employees in May for Bike-to-Work Day. Cupertino's Bicycle/Pedestrian Commission supports energizer stations at the Quinlan Community Center, Apple Computer, and Hewlett Packard sites. Articles in Scene newsletter: Articles were published in the May city newsletter, the Scene, for Bike-to-Work Day.	The email message, sent out April 30, 2007 serves to remind employees about this environmentally friendly form of transportation and the related activities occurring on Bike-to-Work Day. A few city staff members participate, but most drive as they have other activities or live too far from work. According to our Bicycle and Pedestrian Commission, 93 cyclists stopped by the Quinlan Community Center Energizer Station, 173 riders stopped by the Apple Computer Energizer Station, and 223 riders stopped at the Hewlett Packard site.

Santa Clara Valley Urban Runoff Pollution Prevention Program
FY 2006-2007 Annual Report: General Tasks
Cupertino

Activity	Level of Implementation	Evaluation
HHW display at Quinlan Community Center	General HHW display set up 2 wks prior to Cupertino HHW event on 8/26/06. Articles in July Scene newsletter. Articles and ads in the Cupertino Courier and San Jose Mercury News West Valley Section (Cupertino is included in this section)	The County now surveys the HHW customers about how they became aware of the program- and sorts the data by city. In the most recent data available, FY 06-07, residents found out about the program this way: • By calling the garbage company: 20% • By reading the city's newsletter: 37% • By reading the local newspaper: 22% • From a flyer: 12% • From the City's website: 4% • By calling the City: 4% • From Radio/TV Advertisement: 2% We can conclude that our city newsletter, the Scene, is a valuable outreach tool. We will continue to buy ads in the local paper and present a display of what typical HHW products can be taken to a HHW event just before our major August HHW event.
NPS literature distribution to residents at Cupertino HHW event	The County's HHW staff distributes the following pieces, at the events, on behalf of the City of Cupertino: Alternatives to Household Chemicals, Santa Clara County HHW brochure, Computer and TV Recycling, and Donation Agency List. An event was held in Cupertino on 8/26/06.	We are assuming that those users of the HHW event are environmentally conscious, and are probably the kind of people who are interested in stormwater related literature.
Audubon Fair; literature provided to Park and Rec staff to distribute at fair.	Alternatives To Household Chemicals, Home Maintenance Tips brochure, and various IPM fact sheets distributed on 10/21/06 at McClellan Ranch.	According to the City's naturalist, who staffed the event, approximately 500 attended. Brochures were available to those in attendance.

Santa Clara Valley Urban Runoff Pollution Prevention Program
FY 2006-2007 Annual Report: General Tasks
Cupertino

Activity	Level of Implementation	Evaluation
Website: Include NPS information in city's website, especially new IPM website links and new info on Mercury.	The City's environmental division website has a specific section on Pest Management and direct links to the Program's IPM website and new information on Mercury.	Ongoing As the public becomes more accustomed to using websites, this tool becomes a valuable and easy to use method of educating the public.
Watershed Education & Outreach Campaign: Conduct or participate in local activities that are coordinated with the Watershed Education & Outreach campaign. Evaluate the effectiveness of PI/P projects by direct or indirect means, as appropriate.	Staff attends WE&O campaign planning meetings and reviews and critiques work plans and campaign products. The City participated in staffing the Annual Home Show in conjunction with program consultants and staff from other jurisdictions. The City participated in staffing the Pumpkins in the Park event in October.	The Cities Environmental Program did not participate in this years' Annual Home Show, due to a position vacancy. However, the City did staff a 3-hour shift at the Pumpkins in the Park event in October. Outreach materials distributed included Home Maintenance Tips, County U-Waste Brochure, Safe Medicine Disposal Flyers, Creek Clean-Up Flyers, IPM fact sheets, pencils, Got Bugs Magnets, Activity Books, Kids Guide to Backyard Bugs, Grow It Guide, HHW brochure, and Pools and Spas Brochure.

Newsletter, newspaper articles, ads:

Cupertino Scene articles:

Approx. dates and subjects for submittal to monthly newsletter (mailed to all residents and businesses):

- 6/ 06: household haz. waste event; spare the air, computer recycling
- 9/06: recycling used motor oil, copper in brake pads
- 10/06: disposing fluorescent bulbs & thermometers
- 11/ 06: residents to keep storm drain grates & gutter clean/ city to vacuum storm drain system/warning about not dumping HHW, air pollution from home fireplaces, including gas rebate program
- 12/06: advice on burning wood properly to avoid pollution; computer recycling
- 2/07: batteries collection, computer recycling, HHW disposal, Green Business Program (program includes stormwater pollution prevention)
- 3/07: IPM specific fact sheets available; reduce traffic and air pollution
- 4/07: fluorescent lights, thermometer, and batteries disposal, electronic waste recycling event; pest management, Our Water Our World website; HHW program reminder for spring cleaning, curbside battery recycling
- 5/07: IPM pest specific fact sheets available; watch use of soap when washing cars; creek cleanup date set; bike-to-work day, HHW disposal, Spare the Air
- 6/07: draining pools, cars and water pollution, littering and watersheds

Evaluation: The Scene, the city's newsletter provides an easy way for staff to inform local residents and businesses about issues of civic concern. The Scene is mailed to 26,000 postal customers – all residences and businesses in the City.

Cupertino Courier articles:

City's renewal to continue computer recycling with Apple Inc. 6/27/07

Article on the countywide Household Hazardous Waste Program 8/26/06 disposal event in Cupertino (8/9/06)

Courier ads:

Household hazardous waste event ads before the August '06 HHW event (8/2/06,8/9/06, 8/16/06)

Ads on pesticides and mercury pollution are submitted by the Program and paid for jointly by the cities.

S.J. Mercury articles:

Articles and ads in the Mercury are usually submitted by the Program and paid for jointly by the cities.

7/10/07

Santa Clara Valley Urban Runoff Pollution Prevention Program
FY 2006-2007 Annual Report: General Tasks
Cupertino

Targeted Outreach

Activity	Level of Implementation	Evaluation
City staff: • Building inspectors • Public Works inspector and plan checker • Planning Dept. planners • NPS inspector (in Public Works) • Corp yard & street dept staff • Public Works staff managing golf course maintenance contract and managing structural pesticide spraying contract • City employees for general info on less-toxic alternatives for their own home use, and info on not using pesticides on the job, if unauthorized (detail in the Pesticide Workplan)	See Training Activities Table, for details about specific trainings. NPS literature distributed, as appropriate E-mails: • Sent 3/7/07 informing employees on how to dispose of batteries properly. • Sent 4/02/07 informing them of less toxic alternatives to pesticides and inviting them to get more info and see display. • Sent 4/30/07 informing them of Bike to Work Day • Approximately 19 Spare the Air emails sent to employees informing them of Spare the Air Days	**General remarks:** Trainings regularly provide an informal forum for staff to discuss any recent concerns about operations. The city believes that employees understand stormwater concerns as evidenced by the number of public incidents reported by staff, the types of informed questions asked by staff, and the tradition of on-going training for many years. **Building Dept:** Focus: performance standard, construction BMPs and source control BMPs, inspection notices. **PW and Planning Plan Checkers:** Focuses: C-3, Group 1, 2A & 2B, HMP Pesticide Control, website information, construction permit and MRP. **Corp Yard and Street Dept training:** Focus: Topics included corporation yard operations and maintenance, vehicle and equipment cleaning, dumping incidents, pest management, and universal waste recycling and disposal. In addition, building inspectors, planners, public works inspector and the city's storm water inspector attended Program-sponsored training events.

Santa Clara Valley Urban Runoff Pollution Prevention Program
FY 2006-2007 Annual Report: General Tasks
Cupertino

Activity	Level of Implementation	Evaluation
City contractors: Require PCOs, contracted for work on city facilities, to use pest control methods consistent with our IPM policy Require these PCOs to attend training workshops, as appropriate. (See Pesticide workplan for details.)	See "Training Activities" Contract specifications require an IPM approach.	The City's contractor for Blackberry Farm has attended accredited courses through the Continuing Education Center for Pest Management. He maintains his license as a Pest Control Advisor. The City's pest management policy and SOPs are reviewed with the contractor annually for compliance.

Santa Clara Valley Urban Runoff Pollution Prevention Program
FY 2006-2007 Annual Report: General Tasks
Cupertino

Activity	Level of Implementation	Evaluation
Creek cleanup volunteers	*Scene* articles	Article in May '07*Scene* newsletter
Nursery customers and staff: Pt-of-sale IPM campaign (2 stores: Yamagami's Nursery and Summer Winds Garden Ctr.)	IPM Partnership trainer. Program IPM factsheets	By EOA staff. Set up by EOA staff and Program contractor in the Spring. This is a very efficient way to be sure the nurseries get uniform and effective training, and up-to–date information on new products.
Auto Repair Shops	Education of shop mgrs. during bi-annual inspections by City Bldg. Dept staff; use Program lit, if necessary	Auto repair shop inspections are conducted bi-annually and were completed in FY 05-06.
Restaurant education	Restaurant posters are distributed at inspections by County health inspectors, or by city NPS inspector, if responding to problems. County health inspector routinely inspects all restaurants annually, and inspects on an "on-complaint" basis. Additionally, the city's inspector provides a copy of a restaurant worker tri-fold (available in either English, Spanish, Vietnamese, or Chinese) explaining proper restaurant cleaning behavior, as needed. Health Dept. inspectors are now also distributing the recently acquired "Don't Set a Table for Pests" brochure.	The County continues to distribute posters to new restaurants that don't have them. When the city's NPS inspector responds to spills or illegal discharge problems at restaurants, he provides verbal guidance, written violation notices, and often leaves a program brochure, cards or poster. The illustrations on the IC/ID cards are helpful for situations where there is a language barrier. The Chinese version of the tri-fold is helpful in our community, which has a high percentage of Chinese speaking people, and many Chinese restaurants.

Santa Clara Valley Urban Runoff Pollution Prevention Program
FY 2006-2007 Annual Report: General Tasks
Cupertino

Activity	Level of Implementation	Evaluation
Development Community	Literature distributed at Planning/Bldg counter: • 8 construction tri-folds • Blueprint for a Clean Bay booklet • Small business haz waste brochure • City's post-construction matrix • stormdrain stencils • Pest Resistant Plant list • Pesticide Control Measures for Development Projects • Landscape Maintenance Techniques for Pest Reduction • Construction BMP sheet—is required to be incorporated in all building plan sets. • Mercury and Universal Waste brochure for businesses Website information: **Construction Requirements** California Stormwater Quality Assoc. (CASQA) Construction BMP Handbook California Stormwater Quality Assoc. (CASQA) Development BMP Handbook State Water Resource Control Board (SWRCB) NPDES Construction Permit Website Blueprint For a Clean Bay Cupertino Muni Code 9.18.040 Discharge to SD prohibited 9.18.090 Storm Water Prevention Plan (SWPPP) Best Management Practice (BMP) Plan Sheet Cupertino Muni Code 9.18.040 Discharge to SD prohibited 9.18.090 Storm Water Prevention Plan (SWPPP)	An important piece distributed by public works and building depts. is our formal Construction BMP sheet. The sheet is attached to all plans that move through the planning and bldg depts. No plans are finalized without it. It is made clear to the project applicant that the information must be conveyed to all subcontractors and that they are responsible for their sub's behavior on the site. The sheet will provide evidence that the NPS concerns were explained to the applicant in case of violations during construction. Many C.3 related documents are on the City's website. The information is easily accessible and in one place for developers, engineers and architects, as well as city employees.

Santa Clara Valley Urban Runoff Pollution Prevention Program
FY 2006-2007 Annual Report: General Tasks
Cupertino

Activity	Level of Implementation	Evaluation
	Development Requirements SCVURPPP Guidebook of Site Design Examples SCVURPPP C.3 Manual Cupertino Stormwater Guidelines for C.3 project Stormwater Management Facility Easement Agreement Stormwater Management Facilities Operation and Maintenance Agreement Pesticide Control Measures For Development Projects Screening Projects for C.3 Requirements Cupertino Notice to Contractors and Developers about C3 "Deemed Complete" Memo (modified) for Development Community Impervious Surface Calculation Worksheet Cupertino Permanent BMP Matrix Hydromodification Applicability Map Cupertino Muni. Code Title 9.18.100 Perm SW Poll. Prev. Measures Requirements	
Problem contractors in the field	Primarily verbal. Program's specific activities cards. Violation notices. Construction tri-folds.	Specific activity cards are available to give to violators in the field on an as-needed basis.
Residents living near creeks	Water District's Stream Care Guide, available at Planning counter. Restock as needed, but now out-of-print.	No feedback from residents, but the guides continue to be taken from the counter display area. Useful to have a piece that addresses the special responsibility of residents that live near creeks.
Environmental groups, local—city staff to provide IPM fact sheets to Audubon Society for their center and for their annual event.	The following pieces of literature are provided: Pests Bugging You, Alternatives To Household Chemicals, Home Composting Literature and Workshop information, Home Maintenance Tips brochure, and various IPM factsheets.	These pieces of information are displayed and available year round at the Audubon Society Center. They are also featured and displayed at their annual event in October.

Santa Clara Valley Urban Runoff Pollution Prevention Program
FY 2006-2007 Annual Report: General Tasks
Cupertino

Activity	Level of Implementation	Evaluation
Provide info on IPM workshop opportunities to school districts and sanitary district. (See Pesticide Workplan for details.)	IPM sheets. Info on IPM websites	Nareesh Duggal of Santa Clara County contacts these groups as trainings become available. A training conference was held on 11/14/06 at the San Jose convention center.
Outreach to local commercial businesses to encourage the use of pest-resistant plants in landscape. Included in Planning Dept. applicant packet (Pesticide Workplan for details.)	Pest-resistant plant list is distributed through the Planning Dept. application packet.	Ongoing

Santa Clara Valley Urban Runoff Pollution Prevention Program
FY 2006-2007 Annual Report: General Tasks
Cupertino

Public Participation

Activity	Communication Vehicle	Goal
Participate in regional creek cleanup event (if creeks in Cupertino need cleaning). Publicize cleanup.	Article submitted to May '07 Scene City did not host a creek cleanup site.	The Water district bought ads in the Courier and mailed out reminders to last year's volunteers. A site is usually hosted at the Stevens Creek reservoir, adjacent to the city limits. That was not the case this year. City staff have not found any creeks in dire need of cleaning in Cupertino

Santa Clara Valley Urban Runoff Pollution Prevention Program
FY 2006-2007 Annual Report: General Tasks
Cupertino

School/Education Outreach

Activity	Communication Vehicle	Goal
Creek Education project available to all 3rd and 3rd/4th teachers in School District: about 82 classes (half are in Cupertino; remaining schools in cities of San Jose, Sunnyvale, Santa Clara, Saratoga, Los Altos). Teachers are trained to teach the creek ed. unit to their own classes, and co-lead creek field trip for students.	Teachers are trained to teach the creek ed. unit to their own classes, and co-lead creek field trip for their students; City's Park & Rec naturalist teaches the teachers. City provides two docents for creek tours. 4-hr training workshops for teachers; 2-wk curriculum for students taught by teachers, w/ half-day creek field trip.	This program is very popular with our school district and the teachers. We started the program in 1995, and continue to refine as needed. During a half hour review of general NPS and creek concepts that precedes the actual creek walk, our docents have the opportunity to observe whether each teacher has, in fact, spent time in the classroom preparing the students for the field trip. Typically, almost all of the students are familiar with the concepts. This past year we had 1700 students participate and ~270 parent helpers.
Respond to school group requests for tours, workshop, field trips, as possible	The city's Park and Rec staff naturalist is now assisting the students of Monta Vista High School to regularly perform water quality monitoring and research in Stevens Creek (the city's principal creek, 2 blocks from the high school).	In general, creek and water quality studies have become more common in schools, without the intervention of the city. However our city's naturalist is well known among local teachers as a science resource, and is often informally drawn into school projects. Since she is the lead docent in our 3rd-grade creek program, she is already very aware of stormwater and watershed issues, and shares that info with the teachers and students.
Continue to encourage 6th -grade teachers in the Cupertino Union School District to attend the Wacky Watershed teacher-training workshops. (Trainings will assist teachers in including watershed curriculum in their science classes.	E-mails and phone calls to the District's science curriculum advisor.	The City's Park and Rec. Naturalist is contacted by the City of San Jose's Water Watershed Staff in regard to upcoming workshops. Cupertino hosted a workshop at McClellan Ranch in Oct. 06.

City of Cupertino

FY 06- 07 Annual Report

Attachment I

New Development Planning Procedures

Santa Clara Valley Urban Runoff Pollution Prevention Program
FY 2006-2007 Annual Report: New and Redevelopment Requirements

Cupertino

Activity	*Permit Item Source*	*FY06-07 Tasks*	*Status / Comments*	*Due Date (mo/yr)*	*Responsible Party*
NEW DEVELOPMENT AND CONSTRUCTION CONTROLS – PLANNING PROCEDURES					
C.3.b Development Project Approval Process -- Planning Procedures					
Ordinance Revision	C.3.b.2	Modify existing review policies, procedures, and/or conditions of approval to incorporate C.3 requirements (based on results of tasks under C.3.c. through C.3.m.)	On September 20, 2005, the City Council adopted revisions to the Cupertino Stormwater Pollution Prevention and Watershed Protection ordinance (Chapter 9.18 of the Municipal Code). Changes were related to Group 2A projects and HMP requirements. On June 20, 2006, the City Council adopted further revisions to this ordinance related to Group 2B project **and HMP** requirements. A copy of the revised ordinance may be viewed by following the links to Chapter 9.18 at http://www.cupertino.org/leaving_cupertino/index.asp?Location=http%3A%2F%2Fwww.amlegal.com%2Fcupertino_ca%2F	Group 2 Ordinance Revision 6/06	Public Works
Staff Training	C.3.b.3	Continue to train Cupertino staff in planning, building, and engineering departments on the C.3. provisions.	On December 5, 2006, staff from Public Works Engineering attended a WMI-sponsored walking tour of the Don Edwards National Wildlife Refuge. On behalf of the Public Works Department, the City's Stormwater Quality Consultant attended a SCVURPPP-sponsored training on bio-retention techniques at the Sunnyvale Community Center on January 17, 2007. In-house training was given to Planning and Public Work staff on June 26, 2007 and April 5, 2007 respectively. Topics included Group 1, 2A, and 2B projects, the HMP, pesticide control measures, the status of the Municipal Regional Permit, and information contained in the	6/07	Public Works – Environmental Division

Santa Clara Valley Urban Runoff Pollution Prevention Program
FY 2006-2007 Annual Report: New and Redevelopment Requirements

Cupertino

Activity	Permit Item Source	FY06-07 Tasks	Status / Comments	Due Date (mo/yr)	Responsible Party
			stormwater quality pages of the City's website. On June 14, 2007 Public Works civil engineering staff responsible for land development review, Planning staff, and the City's Stormwater Quality Consultant attended the SCVURPPP-sponsored "Implementing Stormwater Requirements in New Development and Redevelopment Projects" training in Cupertino.		
C.3.c. Requirements for Group 1 and Group 2 Projects					
Guidance Manual	C.3.c.4	Review any changes to the SCVURPPP C.3 Guidance Manual.	In August and November 2006, Public Works staff used SCVURPPP C.3 guidance to update the Storm Water Quality Regulations area of the City's web site. Revisions were made to the Notice to Contractors and Developers, the Project Screening Tool, and the Impervious Surface Calculation Worksheet to incorporate Group 2B projects and HMP requirements. The City's web site also includes links to SCVURPPP's updated C.3 Stormwater Handbook. The City's Stormwater Pollution Prevention and Watershed Protection ordinance has been used by Public Works staff as a developer/designer guidance tool since October 2005. The ordinance, most recently revised in June 2006, includes definitions of the applicable projects; numeric sizing criteria; requirements for stormwater management plans and BMP O&M agreements	NA	Public Works Environmental Division
Guidance Manual Update	C.3.c.9	Update Guidance Manual and Performance Standard for Group 2 projects as needed.	Feedback on the SCVURPPP's revised C.3 Stormwater Handbook was submitted	6/07	Public Works Environmental

Cupertino

Activity	*Permit Item Source*	*FY06-07 Tasks*	*Status / Comments*	*Due Date (mo/yr)*	*Responsible Party*
			through the Program's C3.PO workgroup, of which the City of Cupertino is an active member. Updating the Planning Procedures Performance Standard was deferred pending the outcome of the Municipal Regional Permit.		Division
C.3.e Operation and Maintenance of Treatment BMPs					
Data Form and Staff Training	C.3.e.1	Log information about treatment BMPs installed at approved Group 1 and 2 projects and maintain a list or database of properties, treatment BMPs, and responsible operators.	As of June 30, 2007, no Group 1, 2A, or 2B projects have been completed and accepted by the City. Two Group 1 projects were approved in Cupertino in FY '06-'07. However, these projects are still under construction and will not be included in the O&M Verification Program until FY '07-'08.	9/07 AR and ongoing	Public Works Environmental Division
BMP O&M Agreement Mechanism	C.3.e.2	Review use of City's BMP O&M and easement agreements and consider modifications, as needed.	In April 2007, City staff and its Stormwater Quality consultant reviewed both the BMP O&M and BMP easement agreements found them to be adequate for current development conditions.	9/07 AR and ongoing	Public Works, Planning, City Attorney
BMP Inspection Program	C.3.e.5	Develop local program for inspecting a subset of prioritized treatment BMPs to verify that the responsible party is performing proper O&M.	A copy of the Cupertino BMP O&M Verification Program section of the Planning Procedures performance standard is attached immediately following this section. This program is managed by the Public Works Construction Inspector. Project tracking is done using an Excel spreadsheet.	6/07	Public Works Engineering
Reporting	C.3.e.6	Report on the Cupertino treatment BMPs O&M verification program in each annual report, including organizational structure, evaluation of effectiveness, and planned improvement to the program. Include a list or summary of treatment BMPs inspected during the year, inspection results, and any required follow-up and correction.	No BMP O&M inspections have been conducted to date. See responses to Tasks C.3.e.1 and C.3.c.5, above.	9/07 AR and ongoing	Public Works Environmental and Engineering Divisions

Santa Clara Valley Urban Runoff Pollution Prevention Program
FY 2006-2007 Annual Report: New and Redevelopment Requirements

Cupertino

Activity	*Permit Item Source*	*FY06-07 Tasks*	*Status / Comments*	*Due Date (mo/yr)*	*Responsible Party*
C.3.f Hydromodification Management Plan					
Staff training	C.3.f.3	Implement HMP as part of requirements for Group 1 projects that may cause increased erosion or other related impacts.	Planning and/or Public Works staff review every project for HMP applicability. During FY '06-'07, there were no projects regulated by HMP permit provisions. In-house training on HMP requirements was held on April 5 and June 26, 2007.	9/07 AR and ongoing	Public Works and Planning
C.3.h Alternative Certification					
Reporting	C.3.h.1	List projects certified by someone other than City staff.	There were no projects submitting Alternative Certification.	9/07 AR and ongoing	Public Works Environmental Division
C.3.k Source Control Measure					
Ordinance Revision	C.3.k.	Enhance source control requirements for new and redevelopment projects.	No revisions to the Source Control requirements of the City Code were made in FY '06-'07. These requirements are reviewed periodically to determine if changes are needed.	9/07 AR and ongoing	Public Works Environmental Division
Reporting	C.3.k.3	Implement source control measures requirements by including appropriate conditions of approval in Group 1 and 2 projects. Report status and provide examples of application of conditions in annual reports.	For the two Group 1 projects approved in FY '06-07, a general condition requiring site design, source controls, and stormwater treatment BMPs is included along with a condition relating to water conservation and pesticide reduction measures and covered trash enclosures.	9/07 AR and ongoing	Public Works Environmental Division

Santa Clara Valley Urban Runoff Pollution Prevention Program
FY 2006-2007 Annual Report: New and Redevelopment Requirements

Cupertino

Activity	*Permit Item Source*	*FY06-07 Tasks*	*Status / Comments*	*Due Date (mo/yr)*	*Responsible Party*
C.3.l Update General Plans					
General Plan Review	C.3.l.1	Review current General Plan policies related to water quality and watershed protection and incorporate additional policies as needed to implement C.3.	The Cupertino City Council adopted the 2000-2020 General Plan on November 15, 2005. Sections related to urban runoff control are found in the Environmental Resources/Sustainability Chapter (Wildlife and Vegetation; Water Resources; Stormwater Runoff) and in the Hillside Protection portion of the Land Use/Community Design Chapter. The Plan may be viewed electronically at http://www.cupertino.org/city_government/departments_and_offices/planning_and_building/general_plan_update/index.asp. This item will be dropped from future Annual Reports until such time as additional General Plan changes are proposed.	9/07AR	Public Works Environmental Division and Planning
C.3.m Water Quality Review Processes					
CEQA Review	C.3.m.1	Review CEQA initial study checklists and other environmental review documents and modify documents as needed to include questions that sufficiently address water quality impacts of projects.	In FY '06-'07, no changes were made to the City's water quality review process. Any future changes would be reported in the applicable year's annual report.	9/07 AR and ongoing	Public Works Environmental Division and Planning

Santa Clara Valley Urban Runoff Pollution Prevention Program
FY 2006-2007 Annual Report: New and Redevelopment Requirements

Cupertino

Activity	*Permit Item Source*	*FY06-07 Tasks*	*Status / Comments*	*Due Date (mo/yr)*	*Responsible Party*
C.3.n Reporting Requirements					
Reporting	C.3.n.1	Provide information described in Table 1 of Provision C.3. in annual reports.	There were two Group 1 projects approved in Cupertino during FY '06-'07. See the Table following this section.	9/07 AR and ongoing information collection	Public Works Environmental Division and Planning
Reporting	C.3.n.4	Collect and report the following for all projects that must implement treatment measures: BMPs, site design, and source control measures used, sizing criteria, O&M responsibility mechanism and responsible party.	There were two Group 1 projects approved in Cupertino during FY '06-'07. See Table following this section.	9/07 AR and ongoing	Planning and Public Works Engineering
Pesticide Control Measures	C.3.n.5	Collect information and report a summary of types of pesticide reduction measures required for development projects and the percentage of projects for which pesticide reduction measures were required.	All projects receive, as part of the application packet, a list of conditions related to reduction of pesticide use, Property Maintenance Fact Sheet, and a Pest Resistant Plant list. Planners were recently reminded in an in-house training to include a COA related to pesticide reduction measures to all Group 1 projects. This condition was included in the more recent of the two Group 1 projects for FY '06-'07.	9/07 AR and ongoing	Planning and Public Works Engineering
Evaluation					
Staff and developers worked together during the various stages of the project approval, including the conceptual submittal; the conditions of approval; BMP selection and review; and construction. Staff has noted that the phase-in of the requirements has been helpful, due to the learning curve required to understand and implement different elements of C.3 provisions. Staff has also noted that it can be challenging to have developers incorporate BMP selection and design into their initial site planning. Staff will strive to work with developers and city planners to ensure that this task is considered in the very early stages of project planning.					

City of Cupertino

Reporting Form for Planning Procedures Performance Standard

and Provision C.3.n.i. Reporting Requirements

Part 1

New Development and Significant Redevelopment Projects[1]

Approved During FY 06-07

Project Name	Project Type[2]	Site Size (ac. or s.f.)	New Impervious Surface (s.f.)[3]	Area of Land Disturbed (Ac.)[4]	Project Status (Dates Deemed Complete and Approved)	Storm Water Control Measures Included in Project
Private Projects						
Whole Foods Project (Stevens Creek /Stelling)	Significant Redevelopment	5.68 Acres	Replacement of impervious surface, but no change in area	5.68 Acres	Dec. 2005; Feb. 2007	Roof drains directed to bioswale; Existing site is a parking lot: new design will have increased landscape areas in common areas and more tree planting.
Any Mountain (10495 De Anza Blvd.)	Significant Redevelopment	1.65 Acres	Replacement of impervious surface, but no change in area	1.65 Acres	July, 2006; May 2007	Half of building roof & landscaped areas drain to swales; balance drains to Vortsentry unit.

[1] Prior to August 15, 2006, list all projects with new impervious surface area greater than 1 acre (43,560 s.f.) (Group 1).

After October 20, 2005, list all projects with new impervious surface area greater than 1acre (Group 1) and projects of certain land uses with new impervious surface greater than 10,000 s.f. (Group 2A) (see July 20, 2005 permit amendment).

After August 15, 2006, list all projects with new impervious surface area greater than 10,000 s.f. (Groups 1 and 2).

[2] Describe project type, as defined in Provision C.3.c.

[3] "New" is defined as impervious surface created, added or replaced.

[4] If the site is a "significant redevelopment", list the area of land disturbance, if information is readily available.

Public Projects						
No Projects to Report						

City of Cupertino
Reporting Form for Planning Procedures Performance Standard
and Provision C.3.n.ii. & iii. Reporting Requirements

Part 2

Stormwater Control Measures[5]

Approved During FY 06-07

Project Name	Treatment BMPs	Numeric Sizing Criteria Used	O&M Responsibility Mechanism and Responsible Party	Site Design Measures	Source Control Measures	Pesticide Reduction Measures
Private Projects						
Whole Foods Project (Stevens Creek /Stelling)	Grassy swales, detention basins	Sizing Flow Based Treatment Controls based on the factored flood approach (Q=CIA)	Whole Foods	Roof drains directed to landscape areas; bioswales along building & in parking lot; pavers in outdoor patio & walkway	Enclosed & covered areas for dumpsters & recycling containers; roof drains directed towards swales & drywell	Pesticide resistant plantings

[5] Prior to April 15, 2005, list all* projects with new impervious surface area greater than 43,560 s.f. (1 acre) (Group 1).

After October 20, 2005, list all projects with new impervious surface area greater than 1acre (Group 1) and projects of certain land uses with new impervious surface greater than 10,000 s.f. (Group 2A) (see July 20, 2005 permit amendment).

After August 15, 2006, list all projects with new impervious surface area greater than 10,000 s.f. (Groups 1 and 2).

See SCVURPP "C.3. Handbook: Guidance for Implementation of Stormwater Requirements for New and Redevelopment Projects".

*Projects that do not require stormwater treatment because they fall under the Alternative Compliance Program must be reported as per Provision C.3.g.v. (see Reporting Form Part 3).

Any Mountain (10495 De Anza Blvd.)	Proposed Vortsentry unit	Sizing Flow Based Treatment Controls based on the factored flood approach (Q=CIA)	Any Mountain	Roof drains directed to landscape areas; bioswales in landscape areas; decomposed granite walkways	Enclosed & covered areas for dumpsters & recycling containers; roof drains directed towards swales	Pesticide resistant plantings
Public Projects						
No Projects to Report						

City of Cupertino
Reporting Form for Planning Procedures Performance Standard
and Provision C.3.g.v. Reporting Requirements

Part 3

Alternative Compliance/Waiver Program Projects
Approved During FY06-07

Project Name and Location	Project Type	Final Percent Impervious Surface	Reasons for Allowing Alternative Compliance	Alternative Compliance Terms	Project Receiving Benefit (Date of Completion)
Private Projects					
N/A					
Public Projects					
N/A					

Performance Standard and Supporting Documents for the
CITY OF CUPERTINO
Planning Procedures

Section 4
STANDARD OPERATING PROCEDURES

This section contains the City of Cupertino standard operating procedures (SOPs) related to managing the stormwater quality impacts of new and redevelopment projects. These SOPs demonstrate that urban runoff requirements related to development approval are incorporated into the development review processes of the Planning and Building Divisions and the Public Works Department. In addition, these SOPs describe how the City ensures continued operation and maintenance (O&M) of permanent BMPs at Group 1, 2A & 2B Projects.

Standard operating procedures are provided for the following stormwater quality review processes:

- Private Development Project Approval - Non-Discretionary Projects[4]
- Private Development Project Approval - Discretionary Projects
- Capital Improvement Project Design and Acceptance
- Encroachment Permit Issuance
- Annual Inspection of Group 1, 2A & 2B Private Development BMPs

[4] Definitions are provided at the end of this document.

Performance Standard and Supporting Documents for the
CITY OF CUPERTINO
Planning Procedures

STANDARD OPERATING PROCEDURES FOR CUPERTINO'S STORMWATER QUALITY REVIEW PROCESS FOR PRIVATE DEVELOPMENT PROJECTS

The following documents are included in Appendix 'C' of the Planning Procedures Performance Standard:

- CEQA Initial Study Checklist
- Written materials disseminated during the development approval process:
  - Cupertino Notice to Developers and Contractors-Stormwater Regulation Changes
  - Impervious Surface Calculation Worksheet (to determine if development could be a Group 1, 2A & 2B project)
  - Cupertino Permanent BMP matrix (selection by land use)
  - Pesticide Control Measures for Development Projects Hand-Out (based on SCVURPPP model conditions of approval)
  - Cupertino Stormwater Quality Guidelines for Development Projects (guidance on complying with C.3 provisions related to Group 1, 2A & 2B Projects)
  - Cupertino Blueprint for a Clean Bay Plan Sheet (construction BMPs)
- City of Cupertino Standard Conditions of Approval (includes misc. stormwater related items)
- Templates of BMP O&M and easement agreements

Performance Standard and Supporting Documents for the
CITY OF CUPERTINO
Planning Procedures

Non-Discretionary (Administrative) Private Development Projects

- Building Department plan checkers (in-house or consultants) review non-discretionary projects for the necessary construction and source control BMPs.
- Building Department counter staff attach a copy of the City's "Blueprint for a Clean Bay" sheet to all project plan sets at the time of building permit issuance.

Discretionary Private Development Projects

Preliminary Plans Consultation

The applicant presents the Planning Division with a preliminary project idea. The applicant receives an initial assessment of the idea, finds out which application forms would be necessary and the City's general concerns.

- The application packet includes the City's Notice to Developers and Contractors-Stormwater Regulation Changes (regarding Group 1, 2A & 2B Projects and the State NPDES Construction permit); a hand-out on pesticide control measures; and the City's Permanent BMP Selection Matrix (copies of each given in Appendix 'C').
- If the project is subject to CEQA, the Project Planner fills out the CEQA Initial Study checklist, which includes items related to stormwater concerns.
- As needed, the Planning Division will arrange for additional CEQA compliance documentation, including any environmental assessments and studies, which will be paid for by the developer.
- The Planning Division informs the applicant of any environmental studies that will be needed. City staff are guided at this point in the review process by the City's General Plan provisions that pertain to urban runoff concerns.
- Group 1, 2A & 2B Project applicants are advised to meet with engineers in the Public Works Department to discuss stormwater quality and other related issues, such as if a project will be built in an "unimproved" area (i.e., an area without curbs and gutters), in an area with drainage problems, on a hillside lot, on a lot with a dirt road needing street improvements, or if the ~~a~~ project will require significant grading.

Preliminary Meeting with Public Works

- If the proposed development could be a Group 1, 2A & 2B Project, Public Works Engineering staff give the applicant the City's *Impervious Surface Calculation Worksheet for Projects One Acre of Larger* and explains how to complete this form (copy of worksheet given in Appendix 'C'.
- Public Works staff may recommend design changes to reduce the amount of impervious surface so that the proposed development is not considered a Group 1, 2A & 2B Project.
- The Public Works staff will advise the applicant regarding construction and permanent stormwater BMP requirements.
- Applicants of Group 1, 2A & 2B projects receive a copy of the *City of Cupertino Stormwater Quality Guidelines for Development Projects.* This document includes additional information on selection

and design of permanent BMPs, the Stormwater Management Plan submittal and long-term BMP operation and maintenance requirements.

- Public Works Engineering staff tell the applicant if a grading permit and an interim erosion and sediment control plan will be necessary and if street improvements will be required.

Development Application Is Submitted

- An application is submitted to the Planning Division, including 6 copies of the application plan set (which includes the site plan, elevations, floor plans, and preliminary landscaping plan.
- A completed *Impervious Surface Calculation Worksheet for Projects One Acre or Larger* is submitted with the development application. This worksheet is forwarded to Public Works Engineering.
- Group 1, 2A & 2B Project applications must include a Stormwater Management Plan, which is reviewed by Public Works Engineering staff.
- If a grading permit will be necessary, the initial grading plan and the interim erosion and sediment control plan are submitted to the Public Works Department at the same time as the application.
- Staff from City's Public Works Department, the Building and Planning Divisions, the County Fire District and the Sanitary District will review the construction documents for their major concerns. Two weeks after the application is submitted, the applicant meets with staff from these agencies at the Pre-Hearing meeting.

Grading Permits and Erosion and Sediment Control Plans

- Public Works Engineering staff will review the grading plan and the interim erosion and sediment control plan submittals to verify that appropriate construction BMPs are incorporated.
- If street improvements are required, Public Works staff will review the construction plans for appropriate construction and permanent BMPs.
- If the developer's engineer is unclear about how to protect the streets and storm drains during construction, Public Works staff will provide the engineer with copies of specific BMPs from the *ABAG Manual of Standards for Erosion and Sediment Control Measures* or will suggest that the engineer buy a copy of the document.
- In accordance with City Code Section 9.18.120, no grading, or erosion and sediment control permit will be issued for a Group 1, 2A & 2B Project until the Stormwater Management Plan has been reviewed and approved by the Director of Public Works.

Pre-Hearing Meeting

At the Pre-Hearing Meeting, representatives of the Planning and Building Divisions, the Public Works Department, the County Fire District and the Sanitary District formally meet to give their general comments to the applicant.

Environmental Review Committee (ERC)

The ERC (a small review committee made up of key Department heads, a Planning Commissioner, and a City Council member) develop a recommendation, to be presented to the Planning Commission, on the significance of the project's environmental impacts.

Planning Commission Hearing

- The proposed project is presented to the Planning Commission, resulting in a Planning Commission Resolution of denial or approval with Conditions.
- The City's standard Conditions of Approval related to stormwater quality are given in Appendix 'C'. Additional conditions of approval may also be required, depending on the type, size, and location of the proposed development.
- In matters related to stormwater quality, the Planning Commission and Planning staff are generally guided by the city's General Plan, Environmental Resources/Sustainability Element, which contains numerous goals relating to urban runoff pollution control.
- Large, significant development proposals (including most Group 1, 2A & 2B projects) may also be presented for approval before the City Council.

Project "Deemed Complete"

- The Cupertino Planning Division provides the developer with a list of the requirements needed for planning application submittals. This list is the criteria for determining whether an application is complete and ready to be processed.
- The Project Planner will review applications within 30 days of submittal to determine if all required information has been provided and the application can be "deemed complete" and accepted.
- If the application submittal is incomplete, the Project Planner will send a letter to the applicant indicating that the application is "deemed incomplete" and lists the items needed to complete the application.
- If the Planning Division's written determination is not made within 30 days after receipt of the application, under State Law, the application is deemed "complete" and staff proceed with processing the application.
- Once an application is accepted as complete, the City cannot ask for new information, although it may require the applicant to clarify or add to the material provided in the application for clarification purposes.
- Proposed developments that would create or replace 10,000 square feet or more of impervious surface that are deemed complete prior to April 15, 2005 will not be subject to the Group 2 C.3 provisions of the City's Municipal NPDES Storm Water Discharge Permit.

Construction Drawings Submittal-

- Construction drawings for private development projects are submitted to the Building Department. The Building Department is responsible for monitoring all construction aspects of private projects with the exception of required street improvements and the on-site BMPs, which are monitored by the Public Works Engineering Division.

- Street improvement plans are submitted to the Public Works Department.
- At this point, Building Department counter staff provide the applicant with a copy of the City's "Blueprint for a Clean Bay" sheet. The applicant is required to attach a copy of the "Blueprint" sheet to all construction drawings submittals. The Building Department plan checker verifies that the "Blueprint" sheet is attached. If it is not, he/she will call for the sheet to be attached before the Building Department will sign off on the final plans.
- A set of the drawings is provided to the Planning staff responsible for the project to verify that the project continues to abide by the Planning Commission's Conditions of Approval.
- Building Division staff review the construction drawing for source control BMPs.
- Planning staff also review the plans for non-Group 1, 2A & 2B projects for site design BMPs.
- If the proposed development is a Group 1, 2A & 2B Project, Public Works engineering staff receive a set of construction documents and review them for C.3 compliance, including incorporation of treatment control BMPs designed to the required numeric sizing criteria and consistency with the project's Stormwater Management Plan.
- If landscape plans are required, Planning staff review these for BMPs related to pesticide control measures.
- Construction tri-fold brochures and a copy of "Blueprint for a Clean Bay" booklet are made available to contractors at the planning/building counter.

Final Plan Approval

- Prior to issuance of a building permit for a Group 1, 2A & 2B Project, Public Works Engineering staff will verify that the Stormwater Management Plan has been completed and signed by a Civil Engineer meeting the City's certification requirements, as specified in City Code Section 9.18.140.
- Prior to the issuance of a building permit for a Group 1, 2A & 2B Project, Public Works Engineering staff will verify that the owner(s) of the property have signed a Stormwater Management Facilities Operation and Maintenance Agreement and a Stormwater Management Facility Easement Agreement (copies of templates for these agreements are given in Appendix 'C').

Final Occupancy Certificate

As required by City Code Section 9.18.130, after construction of a Group 1, 2A & 2B Project and prior to the issuance of a building occupancy certificate, Public Works Engineering staff will require the developer's responsible registered civil engineer to inspect the stormwater management facilities, submit a complete set of as-built drawings, and certify on these drawings that:

- The stormwater management facilities were constructed in compliance with the approved plans.
- The Record Drawings show all pertinent constructed dimensions, elevations, shapes, and materials;
- All variations in construction from the approved design plan have been identified, including omissions to and additions from the approved plan; and
- Any changes are in conformance with local, state, or federal regulations.

STANDARD OPERATING PROCEDURES FOR CUPERTINO'S STORMWATER QUALITY REVIEW PROCESS FOR CAPITAL IMPROVEMENT PROJECTS

Project Design and Management

- Most of the City's non-maintenance capital improvement projects (CIPs) are designed using consultants.
- Public Works Department staff act as project managers and are responsible for reviewing plans and specifications and preparing the contract documents for bidding.
- The Public Works Department Project Manager will advise the consultant's design team of any stormwater quality issues at the project's design kick-off meeting.
- The Public Works Project Manager makes sure that the consultant's design team incorporates site design elements and source control measures into the project to avoid post-construction urban runoff problems. The City's Permanent BMP Selection Matrix, the SCVURPPP C.3 Compliance Manual, the "Start at the Source" Design Manual, and the California BMP Handbooks are used as guidance.
- If a CIP is a Group 1, 2A & 2B Project, it is required to meet the stormwater treatment requirements of the City's NPDES Permit, C.3 Provisions.
- Public Works staff attach a copy of the City's Blueprint for a Clean Bay" plan sheet to each set of project plans.
- There is standard stormwater quality compliance contract language for capital improvement projects (a copy of these provisions are included in Appendix 'D'.
- If the CIP is covered under the State NPDES Construction Permit, the Public Works Project Manager will file an NOI.
- If a SWPPP is required, it may be done by the Public Works Project Manager or, by prior arrangement, by the consultant, or, if included in the construction documents, by the CIP contractor.
- If a SWPPP is required, but is written by someone other than City staff (such as the contractor or the design consultant), the Public Works Project Manager reviews it prior to the start of construction.

Project "Deemed Complete"

Any proposed City CIP that would create or replace 10,000 square feet or more of impervious surface would not be subject to the Group 2 C.3 provisions of the City's Municipal NPDES Storm Water Discharge Permit if funding is committed and construction is scheduled by April 15, 2005.

Environmental Review

- Planning and Public Works staff have received training on stormwater issues related to CEQA and are aware of those public projects exempt from the Group 1, 2A & 2B requirements of the City's NPDES Permit, C.3 Provisions.
- If a CIP is not "Categorically Exempt" under CEQA and an Initial Study Checklist is needed, it is prepared by Planning Division staff.

- As needed, the CIP design consulting team would be responsible for preparing additional CEQA compliance documentation, including any environmental assessments and studies.

Project Certification

Upon completion of construction, the consultant's responsible registered civil engineer will inspect the stormwater management facilities, submit a complete set of as-built drawings, and certify on these drawings that:

- The stormwater management facilities were constructed in compliance with the approved plans.
- The Record Drawings show all pertinent constructed dimensions, elevations, shapes, and materials;
- All variations in construction from the approved design plan have been identified, including omissions to and additions from the approved plan; and
- Any changes are in conformance with local, state, or federal regulations.

STANDARD OPERATING PROCEDURES FOR CUPERTINO'S STORMWATER QUALITY REVIEW PROCESS FOR ENCROACHMENT PERMITS

- An encroachment permit is required for non-City construction work in the public right-of-way. The Cupertino Public Works Department issues these permits.
- Public Works Engineering staff review the encroachment permit request and attach the appropriate SCVURPPP construction trifold brochures.
- A copy of the City's "Blueprint for a Clean Bay" plan sheet is also attached to all encroachment permits.

STANDARD OPERATING PROCEDURES FOR CUPERTINO'S PERMANENT BMP OPERATION AND MAINTENANCE INSPECTION PROGRAM

The following are included in Appendix 'E' of the Planning Procedures Performance Standard:

- Permanent BMP Inspection tracking system format (Excel spreadsheet and/or Access database)
- Sample permanent BMP O&M inspection form
- Sample permanent BMP O&M Notice of Violation letter

Selection of Annual Permanent BMP O&M Inspection Sites

- Permanent BMPs at all Group 1, 2A & 2B Project properties will be inspected annually, in March.
- Beginning April 15th 2006, all Group 1, 2A & 2B Project properties will be inspected annually, in March.
- In the future, depending on the total number of Group 1, 2A & 2B properties in Cupertino, the City may develop criteria for inspecting a subset of these sites, as allowed under NPDES Permit Provision C.3.e.

Permanent BMP O&M Inspection Program Responsibilities

- Public Works Engineering Division staff perform development plan review for stormwater quality compliance
- Public Works Engineering Division staff will inform the Public Works Inspector of new Group 1, 2A & 2B Project sites as construction plans for these projects are approved.
- The Public Works Inspector maintains the tracking system for permanent BMP construction and BMP O&M inspection and enforcement for all Group 1, 2A & 2B Projects (using the database format given in Appendix 'E').
- Since the Public Works Inspector will inspect construction of the on-site permanent BMPs at Group Projects and will sign-off on final City-approval for site occupancy, he/she will note when the project is completed in the Access database.
- The Public Works Inspector will submit a Permanent BMP O&M Inspection report for the previous fiscal year using the Access database to the Environmental Programs Manager by July 15th of each year.
- The Environmental Programs Manager will include BMP O&M inspection data in the Annual Report.

Permanent BMP O&M Pre-Inspection Preparation

- The Public Works Inspector will review the Permanent BMP O&M Inspection database at least two weeks prior to beginning annual inspections.
- The Public Works Inspector or Public Works Administrative staff will contact each Group 1, 2A & 2B site owner/manager by telephone to arrange a mutually agreeable inspection appointment.
- Prior to each site inspection, the Public Works Inspector will review the site's Storm Water Management Plan, including any applicable as-built construction plans, for BMP information,

including BMP types and locations. At this time, the Inspector will also review the site's current BMP O&M self-certification report, any previous inspection reports, and any necessary special procedures (e.g., inspection forms, underground confined space entry).

- The Public Works Inspector will review the applicable CASQA or SCVURPPP BMP fact sheets and information on the City's BMP Inspection Program, which may be useful in addressing questions or comments raised by BMP owners or operators during the inspection.
- Prior to each site inspection, the Public Works Inspector will assemble the necessary equipment and supplies.

Permanent BMP O&M Inspection and Enforcement Procedures

- Upon arriving at the inspection site, the Public Works Inspector will contact the site manager/owner and explain the purpose of the visit.
- Permanent BMP O&M inspection by the City will be in accordance with the inspection checklist given in Appendix 'E'.
- Inspection results will be logged in writing using the permanent BMP O&M inspection checklist.
- If any deficiency is noted, the Public Works Inspector will document it in writing. The written Notice of Violation will include a copy of the BMP O&M inspection form, including a list of corrective actions needed and a compliance schedule. This Notice will be sent to the Group 1, 2A & 2B property owner/manager within ten working days of an inspection. A sample Notice of Violation is given in Appendix 'E'.
- The Public Works Inspector will enter the permanent BMP O&M inspection information, including any violations, into the Permanent BMP O&M Inspection Access database.
- The Public Works Inspector will notify the Environmental Programs Manager by e-mail of any Group 1, 2A & 2B property with a permanent BMP O&M violation, including information on location, the nature of violation and any needed follow-up.
- The property owner and, if applicable, the site manager, will be instructed to notify the Public Works Inspector within the time period indicated on the Notice of Violation so that the facilities can be reinspected. The inspector will complete a new inspection form, noting whether all recommended maintenance activities have been completed and if any other actions are needed to assure proper operation of the facility.
- If repairs are not undertaken or are not done properly within the time allocated in the compliance schedule, the City will begin enforcement proceedings as provided in City Code Section 9.18.
- Once all necessary repairs have been completed, the Public Works Inspector will note this in the Access database, including the date work was completed and any other pertinent information (such as if City intervention was required to complete corrective work).

STANDARD OPERATING PROCEDURES FOR CUPERTINO'S ANNUAL REPORTING

As required by Permit Provision C.3.n, Cupertino will provide the following information in its annual reports.

- The name or other identifier, type of project, site acreage or square footage, and square footage of new impervious surface on all new development and significant redevelopment projects which meet the Group 1, 2A & 2B definitions of C.3.c. For significant redevelopment projects, the square footage of land disturbance will be reported.

- The treatment BMPs used and numeric sizing criteria employed, the operation and maintenance responsibility mechanism including the responsible party, site design measures used, and source control measures required for projects that must implement treatment measures.

- A summary of the types of pesticide reduction measures required for those new development and significant redevelopment projects to be addressed under C.3.c and the percentage of such new development and significant redevelopment projects for which pesticide reduction measures were required.

Model reporting forms for this information are provided in Appendix 'F'.

Santa Clara Valley Urban Runoff Pollution Prevention Program

Standard Stormwater Treatment BMP Inspection Data Collection Form

Date: _____ Time: _____ File Number: _____
Municipality_____ Agency or Department: _____
Inspectors _____

I. REASON FOR INSPECTION

☐ Initial ☐ Follow-up ☐ Other _____
☐ Routine ☐ Response to Complaint Inspection Frequency: _____

II. PROJECT INFORMATION

1. ID # or Assessor Parcel Number: _____ 2. Year of Installation _____
3. Project Type: ☐Residential ☐Commercial ☐Industrial ☐Multi-use ☐Road ☐Institutional ☐Other
4. Facility Name: _____
   Site Address: _____
   Contact Name: _____ Phone: _____
5. If the property owner is different than the contact name, fill out information below:
   Owner Name: _____ Title: _____
   Owner's Address: _____ Phone: _____
6. If the BMP operator is different than the contact name, fill out information below:
   Name: _____ Title: _____
   Address: _____ Phone: _____
7. Maintenance Documentation: ☐Reviewed ☐Not Reviewed ☐Not Available ☐Other: _____
8. Party responsible for O&M Documentation: ☐Property owner ☐BMP Operator ☐Contractor ☐Other: _____

III. BMP TYPE AND INSPECTION RESULTS (Use Codes from "Potential Inspection Results with Definitions" sheet)

1. **Biofiltration**
☐ Vegetated Swale _____
☐ Vegetated Buffer Strip _____
☐ Bioretention _____
☐ Roof Gardens _____
☐ Planter Boxes _____

Detention
☐ Extended Detention Basin _____
☐ Wet Pond _____
☐ Wetland _____

Structural
☐ Drain Insert _____
☐ Porous Pavement _____
☐ Media Filter _____
☐ Hydrodynamic Separator _____
☐ Vortex Separator _____
☐ Water Quality Inlet _____
☐ Underground Detention Systems _____
☐ Wet Vault _____

Infiltration
☐ Infiltration Basin _____
☐ Infiltration Trench _____
☐ Exfiltration Trench _____
☐ Retention/Irrigation _____

Other (describe): _____
☐ _____
_____
_____

2. Is maintenance needed at this time? ☐Yes ☐No 3. ***Mosquitoes or Mosquito Larvae Present?** ☐Yes ☐No
4. Comments/Notes: _____
_____
_____
_____

IV. FOLLOW-UP AND ENFORCEMENT ACTIONS (Add additional information on back)

1. Describe corrective actions needed: _____
_____
_____
2. Describe materials distributed (brochures, BMPs, etc.): _____
3. Describe Enforcement Action:
   ☐ None ☐ Verbal Notice ☐ Warning Notice
   ☐ Administrative Action ☐ Administrative Action with Penalty/Fine ☐ Civil Action
   ☐ Criminal Action ☐ Referral for Enforcement _____
4. Follow-up required? ☐Yes ☐No ☐Comments _____
5. Priority for reinspection: ☐High ☐Medium ☐Low
6. Return inspection needed? ☐Yes ☐No ☐Comments _____
7. Required Compliance Date: _____ Date Corrected: _____

Facility Representative: _____ **Inspector:** _____

F:\Sc42\Sc42-24\C.3.e reporting\collection_form_final_ver5.doc

Background Data for BMP Type

The *Standard Stormwater Treatment BMP Inspection Data Collection Form* (Inspection Form) lists twenty stormwater treatment BMP types (see Section III). Inspectors, data entry staff and others who use the Inspection Form can refer to the California Stormwater Quality Association (CASQA) and SCVURPPP Fact Sheets for background information. The CASQA Fact Sheets are numbered (see below) and are located in the CASQA *Stormwater BMP Handbook for New Development and Redevelopment,* as well as SCVURPPP's *C3. Stormwater Handbook*. The SCVURPPP Fact Sheets are also located in the *C3. Stormwater Handbook.* Both Handbooks are available online.

<u>CASQA Reference Number</u>
Bioretention TC-32
Drain Insert MP-52
Extended Detention Basin TC-22
Infiltration Basin TC-11
Infiltration Trench TC-10
Media Filter TC-40 and MP-40
Retention/Irrigation TC-12
Vegetated Buffer Strip TC-31
Vegetated Swale TC-30
Vortex Separator MP-51
Water Quality Inlet TC-50
Wet Pond TC-20
Wetland MP-20
Wet Vault MP-50

<u>SCVURPPP Fact Sheets</u> (no identification numbers)
Exfiltration Trench
Hydrodynamic Separator
Planter Boxes
Porous Pavement
Roof Gardens
Underground Detention Systems

Potential Inspection Results with Definitions

If mosquitoes or mosquito larvae are observed within a BMP, report condition to: Santa Clara County Vector Control District, 976 Lenzen Ave., San Jose, CA 95126; phone: 408-792-5010; fax: 408-298-6356; email: timothy.mulligan@deh.co.scl.ca.us; website: www.sccvector.org

ID	Inspection Results	Definitions
I. All BMP Types		
1	No Visible/Apparent Problems	No visible or apparent problems with BMP function. BMP appears to be well-maintained
2	Significant Engineering/Design Flaws	BMP observed to have significant engineering/design flaws which lessen its effectiveness as a stormwater treatment measure.
3	Unauthorized Modifications	Any modification that lessens the effectiveness of the BMP; any modification not authorized by the City, designated agency or other regulatory agency.
4	BMP Destroyed or Eliminated	BMP destroyed, removed or eliminated from property.
5	Trash/Debris Accumulation or Dumping	Trash & debris accumulates within and/or on BMP; trash & debris interferes with proper BMP function; visual evidence of trash/debris dumping.
6	Evidence of Contaminants & Pollution	Evidence or presence of oil, gasoline, contaminants or other pollutants.
7	BMP Access Obstructed	Access to BMP obstructed or limited.
8	Obnoxious Odors	Unpleasant odors within/from the BMP.
9	Fencing - Missing or Broken Bars	Any defect in or damage to the fence or gate that permits easy entry to a facility.
10	BMP Cannot Be Located	BMP cannot be located for inspection.
II. Biofiltration (Bioretention, Vegetated Buffer Strip, Vegetated Swale, Roof Gardens, Planter Boxes)		
	A. General	
11	Uneven or Clogged Flow Spreader	Flow spreader uneven or clogged so that flows are not uniformly distributed across the BMP.
12	Leaking or Malfunctioning Irrigation System	Irrigation system leaking or malfunctioning.
	B. Sediment and Erosion Problems	
13	Sediment Accumulation	Sediment depth exceeds 2 inches on more than 10% of the vegetated treatment area; or sediment interferes with BMP performance.
14	Erosion/Scouring	Eroded or scoured areas due to flow channelization, higher flows, wind or water.
	C. Vegetation Maintenance Issues	
15	Poor Vegetation Coverage	Planted vegetation is sparse or bare or eroded patches occur in more than 10 % of the BMP. Growth of planted vegetation is poor because sunlight does not reach swale.
16	Invasive/Nuisance Vegetation or Weeds	Planted vegetation is excessively tall; nuisance weeds, invasive or noxious vegetation are overgrown; vegetation reduces free movement of water through BMP.
17	Tree/Brush Growth	Growth does not allow maintenance access or interferes with maintenance activity.
	D. Drainage Problems	
18	Standing Water/Excessive Ponding/Soggy Soil	Water is observed within the BMP (between storms) and appears not to drain freely or soil is excessively soggy. Excessive ponding of water within vegetated swale or other BMP.
19	Mosquito Habitat	Suitable habitat exists for mosquito production (e.g., standing water for more than 72 hours in areas accessible to mosquitoes).
20	Clogged or Obstructed Inlets/Outlets	Inlet/outlet clogged or obstructed with sediment and/or debris.
21	Constant Baseflow/Damage	Small quantities of water flow through the vegetated swale, even when it has been dry for weeks, and an eroded, muddy channel has formed in the swale bottom; constant baseflow from irrigation runoff..
III. Detention and Infiltration (Extended Detention Basin, Wet Pond, Wetland, Exfiltration Trench, Infiltration Basin, Infiltration Trench, Retention/Irrigation)		
	A. Vegetation Maintenance Issues	
22	Invasive/Nuisance Vegetation or Weeds	Invasive, nuisance vegetation or weeds are present.
23	Tree/Brush Growth & Hazard Trees	Growth does not allow maintenance access or interferes with maintenance activity; dead, diseased or dying trees; tree growth on berms or emergency spillway >4 feet in height or covering more than 10 % of spillway.
	B. Sediment and Erosion Problems	
24	Sediment Accumulation	Detention BMPs- sediment on pool bottom preventing water flow in/out of the facility. Infiltration BMPs -Sediment in storage areas, rock filters, and pre-settling ponds and vaults preventing infiltration.
25	Erosion	Eroded damage over two inches deep; potential for continued erosion; any erosion on a compacted berm embankment; soil from adjacent areas washes into/on BMP; continued erosion is prevalent.
	C. Animal Pests	
26	Rodent Holes	If facility acts as a dam or berm, any evidence of rodent holes, or any evidence of water piping through dam or berm via rodent holes.
27	Insects (Wasps, Hornets, Bees)	Insects (wasps, hornets, bees) interfere with maintenance activities. Excessive or nuisance levels.
	D. Drainage Problems	
28	Standing Water/Excessive Ponding/Soggy Soil	Water is observed within the BMP (between storms) and appears not to drain freely or soil is excessively soggy. Excessive ponding of water within vegetated swale or other BMP.
29	Mosquito Habitat	Suitable habitat exists for mosquito production (e.g., standing water for more than 72 hours in areas accessible to mosquitoes).
30	Empty Cell	First cell of wet pond does not hold water.
31	Unlevel Berm Surface	Unlevel internal berm dividing wet pond cells

Potential Inspection Results with Definitions

ID	Inspection Results	Definitions
III. Detention and Infiltration (Extended Detention Basin, Wet Pond, Wetland, Exfiltration Trench, Infiltration Basin, Infiltration Trench, Retention/Irrigation) continued		
	E. Unique to Certain BMPs	
32	Uneven or Clogged Flow Spreader	Flow spreader uneven or clogged so that flows are not uniformly distributed across the BMP.
33	Oil Sheen on Water (Wet ponds)	Prevalent and visible oil sheen.
34	Damaged/Missing Bars (Debris Barriers)	Bars are missing, loose, bent out of shape, or deteriorating due to excessive rust.
35	Leaking or Malfunctioning Irrigation System	Irrigation system leaking or malfunctioning.
36	Embankment Settlement Lower Than Design Elevation	Embankment settlement four inches lower than the design elevation.

IV. Structural, Non-landscaped Based (Drain Insert, Hydrodynamic Separator, Media Filter, Porous Pavement, Vortex Separator, Wet Vault, Water Quality Inlet, Underground Detention Systems)		
	A. General	
37	Mosquito Habitat	Suitable habitat exists for mosquito production (e.g., standing water for more than 72 hours in areas accessible to mosquitoes).
38	Access Cover Damaged/Difficult to Remove/Not in Place	Cover cannot be opened, corrosion/deformation of cover; maintenance person cannot remove cover using normal lifting pressure; cover is missing or only partially in place.
39	Deteriorating Paint or Protective Coating	Part or parts that have a rusting or scaling condition and have affected structural adequacy.
40	Locking Mechanism Not Working	Mechanism cannot be opened by one maintenance person with proper tools. Bolts into frame have less than 1/2 inch of thread (may not apply to self-locking lids).
	B. Ineffective Filter Material, Liners and/or Membranes	
41	Sediment Accumulation	Sediment depth exceeds acceptable levels (varies between BMPs)
42	Ineffective Media Insert/Filter Media	Media inset/filter media ineffective in doing intended function and needs to be replaced; filter is beyond the typical average life of product.
43	Rock Lining Out of Place/Missing (Sand Filters)	Soil beneath the rock lining is visible.
44	Visible Liner with Holes or Damaged	Liner is visible and has more than three 1/4-inch holes in it or is damaged.
45	Compromised Membrane or Roof Structure	Membrane or roof structure is compromised by either roots and/or water discharge.
46	Short Circuiting	Flows do not properly enter filter cartridges (media filters); seepage/flows occur along the vault walls and corners (sand filters); Sand eroding near inflow area (sand filters); flows become concentrated over one section of the sand filter rather than disperse (sand filters).
	C. Pipe or Pipe Joint Problems	
47	Damaged Pipes	Any part of the piping that is crushed, deformed, damaged, in need of repair or any other failure to the piping; protective coating is damaged.
48	Missing Debris Barrier/Not Attached to Pipe	Entire barrier is missing or is not attached to pipe.
49	Sediment in Drain Pipes/Cleanouts	Drain pipes and/or cleanouts are full of sediment and/or debris.
50	Joints Between Tanks/Pipe Section	Any openings or voids allowing material to be transported into facility.
51	Tank Pipe Bent Out of Shape	Any part of tank/pipe is bent out of shape more than 10 % of its design shape.
	D. Underground Vaults/Containers, Chambers, Tanks Issues	
52	Sediment Accumulation	Sediment depth exceeds acceptable levels (varies between BMPs), 20 % of the diameter of the pipe/design depth or interferes with proper BMP function.
53	Vault Structure Damage	Vault structures which are observed to have cracks in walls, bottom damage to frame and/or top slab.
54	Damaged Baffles and/or Weir	Baffles which are corroded, cracked, warped and/or showing signs of failure as determined by maintenance person. Weir is observed to be damaged by maintenance person.
55	Access Ladder Damage	Ladder is corroded or deteriorated, not functioning properly, not securely attached to structural wall, missing rungs, has cracks and/or is misaligned.
56	Oil Accumulation (Water Quality Inlet, Vortex Separator)	Oil accumulations that exceed 1-inch at the surface of the water.
57	Blocked, Damaged or Plugged Air Vents	One-half of the cross section of a vent is blocked at any point or the vent is damaged.
	E. Unique to Certain BMPs	
58	Damaged Coalescing Plates (Water Quality Inlet)	Plate media broken, deformed, cracked and/or showing signs of failure.
59	Clogged Porous Pavement	By visual inspection, little or no water flows through pavement during heavy rain storms, usually causing ponding; clogging due to debris, organic matter and sediment.
60	Damaged Internal Walls (Sand Filter Media)	Internal walls are corroded, cracked, warped and/or showing signs of failure as determined by maintenance person.
61	Prolonged Flows (Sand Filter Media)	Sand is saturated for prolonged periods of time (several weeks) and does not dry out between storms due to continuous base flow or prolonged flows from detention facilities.

V. Other		
62	Other	Inspection results which are not defined by one of the listed fields.

City of Cupertino

FY 06- 07 Annual Report

Attachment J

Construction Inspection

Santa Clara Valley Urban Runoff Pollution Prevention Program
FY 2006-2007 Annual Report: New and Redevelopment Requirements – Construction Inspection

Cupertino

Activity	Permit Item Source	FY06-07 Tasks	Status / Comments	Due Date (mo/yr)	Responsible Party
New Development And Construction Controls – Construction Site Inspection					
Inspection Tracking	Const PS-5	City will include a summary of the year's written inspection notices and follow-up actions in each year's annual report.	The City uses a computer database to collect and track compliance activities. The inspection summaries for FY 06-07 are attached immediately following this section.	9/07 AR and ongoing	Public Works Engineering
Staff training	Const PS-6	Hold annual training for building dept. and public works staff.	On Dec. 5, 2006, Public Works Engineering and Building Inspection staff attended SCVURPPP & SMCSPPP training on construction site management. On February 13, 2007, in-house training was held for Building inspectors on the Construction Inspection Perf. Stand., construction BMPs, source control BMPs and inspection notices. On June 14, 2007, public works inspection staff attended the SCVURPPP workshop on Inspecting Stormwater Treatment BMPs.	11/07	Public Works Engineering
Effectiveness Evaluation	Const PS-8	Review and evaluate the effectiveness of city efforts.	All construction sites are inspected frequently during the construction process for BMP compliance. In 06-07 there were a total of 59 construction inspection incidents reported and recorded in the database. This is less than reported the previous year, which may indicate a better understanding of the use of BMPs among contractors and the inspectors. The current program is working well, as reported by inspectors during the annual training session.	9/07 AR and ongoing	Public Works Dept.

CUPERTINO
Summary of Construction Inspections
7/1/06 – 6/30/07

	Date	Inspector	Resolved	Facility Name	Address	Incident Reporting Source	Incident Type	Incident Source	Enforcement Action
1	8/31/2006	Gregory	Yes	Residence	827 September	Illicit Discharge Inspectors	Accidental Spills	Residential	Warning Notice
2	10/2/2006	Gregory	Yes	Residence	10816 Linda Vista	Illicit Discharge Inspectors	Landscaping Material Dumping	Construction Sites	Warning Notice
3	10/3/2006	Gregory	Yes	Residence	Acacia	Illicit Discharge Inspectors	Landscaping Material Dumping	Construction Sites	Verbal Notice
4	11/18/2006	Gregory	Yes	Residence	22291 Cupertino Rd.	Illicit Discharge Inspectors	Inadequate Bmps	Construction Sites	Warning Notice
5	11/28/2006	Rieden	Yes	Residence	10091 Byrne Ave	Illicit Discharge Inspectors	Saw Cut Slurry	Construction Sites	Verbal Notice
6	12/1/2006	Gregory	Yes	Residence	22189 Hammond Way	Illicit Discharge Inspectors	Landscaping Material Dumping	Residential	Warning Notice
7	12/6/2006	Gregory	Yes	Residence	21796 Stevens Creek Blvd.	Illicit Discharge Inspectors	Inadequate Bmps	Residential	Warning Notice
8	12/6/2006	Greef	Yes	Residence Under Construction	18945 Tilson	Illicit Discharge Inspectors	Misc. Incidents	Construction Sites	Verbal Notice
9	12/8/2006	Greef	Yes	Residence	19131 Barnhart	Illicit Discharge Inspectors	Landscaping Material Dumping	Residential	Verbal Notice
10	12/8/2006	Greef	Yes	Residence Under Construction	18631 Cynthia	Illicit Discharge Inspectors	Inadequate Bmps	Construction Sites	Warning Notice
11	12/11/2006	Rieden	Yes	Whole Foods	Stevens Creek @ Stelling	Interdepartmental	Saw Cut Slurry	Construction Sites	Verbal Notice

	Date	Inspector	Resolved	Facility Name	Address	Incident Reporting Source	Incident Type	Incident Source	Enforcement Action
12	12/12/2006	Gregory	Yes	Residence	21692 Lindy Ln.	Illicit Discharge Inspectors	Landscaping Material Dumping	Residential	Warning Notice
13	12/12/2006	Squarcia	Yes	Residence	10281 Phar Lap	Illicit Discharge Inspectors	Inadequate Bmps	Construction Sites	Warning Notice
14	12/12/2006	Rieden	Yes	Taylor Woodrow Homes	Torre Ave @ Civic Center Park	Illicit Discharge Inspectors	Tracking Soil	Construction Sites	Verbal Notice
15	12/12/2006	Rieden	Yes	Stevens Canyon Villas	Stevens Canyon @ St Andrews	Illicit Discharge Inspectors	Un-Stabilized Construction Entrance	Construction Sites	Verbal Notice
16	12/12/2006	Rieden	Yes	Residential Private Road	Lindy Lane	Illicit Discharge Inspectors	Un-Stabilized Construction Entrance	Construction Sites	Verbal Notice
17	12/13/2006	Gregory	Yes	Residence	21682 Lindy Ln.	Illicit Discharge Inspectors	Inadequate Bmps	Residential	Warning Notice
18	12/14/2006	Greef	Yes	Residence	10370 Stern	Illicit Discharge Inspectors	Inadequate Bmps	Construction Sites	Warning Notice
19	12/18/2006	Squarcia	Yes	Residence	10455 Westacres Drive	Illicit Discharge Inspectors	Inadequate Bmps	Construction Sites	Warning Notice
20	12/18/2006	Greef	Yes	Residence	18661 Medicus	Illicit Discharge Inspectors	Inadequate Bmps	Construction Sites	Warning Notice
21	12/21/2006	Rieden	Yes	Whole Foods	Stevens Creek @ Stelling	Interdepartmental	Water Line Breaks	Construction Sites	Verbal Notice
22	12/21/2006	Greef	Yes	Residence	10395 Wunderlich	Illicit Discharge Inspectors	Inadequate Bmps	Construction Sites	Warning Notice
23	1/9/2007	Squarcia	Yes	Residence	10316 Tonita Way	Illicit Discharge Inspectors	Landscaping Material Dumping	Construction Sites	Warning Notice
24	1/16/2007	Gregory	Yes	Villagio	S. De Anza Blvd.	Illicit Discharge Inspectors	Inadequate Bmps	Construction Sites	Warning Notice

	Date	Inspector	Resolved	Facility Name	Address	Incident Reporting Source	Incident Type	Incident Source	Enforcement Action
25	1/17/2007	Rieden	Yes	Whole Foods	Stevens Creek @ Stelling	Interdepartmental	Water Line Breaks	Construction Sites	No Action
26	2/14/2007	Stream	Yes	Residence	10612 Flora Vista	Illicit Discharge Inspectors	Inadequate Bmps	Construction Sites	Warning Notice
27	2/27/2007	Stream	Yes	Residence Multi-family	10688 Stevens Canyon Rd.	Illicit Discharge Inspectors	Inadequate Bmps	Construction Sites	Verbal Notice
28	2/27/2007	Gregory	Yes	Residence	7529 De Foe Dr.	Illicit Discharge Inspectors	Inadequate Bmps	Construction Sites	Warning Notice
29	2/27/2007	Gregory	Yes	Residence	S. De Anza Blvd.	Illicit Discharge Inspectors	Inadequate Bmps	Construction Sites	Warning Notice
30	3/14/2007	Greef	Yes	Residence	10395 Wunderlich	Illicit Discharge Inspectors	Sediment Control	Construction Sites	Warning Notice
31	3/22/2007	Gregory	Yes	Residence	10439 N. Blaney	Illicit Discharge Inspectors	Inadequate Bmps	Residential	Warning Notice
32	4/4/2007	Greef	Yes	Residence Remodel	10600 Johnson	Illicit Discharge Inspectors	Accidental Spills	Construction Sites	Warning Notice
33	4/5/2007	Gregory	Yes	Residence	23615 Oak Valley Dr.	Illicit Discharge Inspectors	Inadequate Bmps	Residential	Warning Notice
34	4/5/2007	Gregory	Yes	Residence	23625 Oak Valley Dr.	Illicit Discharge Inspectors	Landscaping Material Dumping	Residential	Warning Notice
35	4/30/2007	Squarcia	Yes	Sidewalk	Stevens Creek Blvd., Across From Whole Foods	Illicit Discharge Inspectors	Equipment Cleaning	Construction Sites	Warning Notice
36	6/25/2007	Squarcia	Yes	Any Mtn. Site	10495 N. De Anza Blvd.	Illicit Discharge Inspectors	Equipment Cleaning	Construction Sites	Administrative Action

	Date	Inspector	Resolved	Facility Name	Address	Incident Reporting Source	Incident Type	Incident Source	Enforcement Action
37	6/25/2007	Squarcia	Yes	Any Mtn. Site	10495 N De Anza Blvd	Other	Inadequate Bmps	Construction Sites	Warning Notice
38	8/31/2006	Gregory	Yes	Residence	827 September	Illicit Discharge Inspectors	Accidental Spills		Warning Notice
39	10/2/2006	Gregory	Yes	Residence	10816 Linda Vista	Illicit Discharge Inspectors	Landscaping Material Dumping	Construction Sites	Warning Notice
40	10/3/2006	Gregory	Yes	Residence	Acacia	Illicit Discharge Inspectors	Landscaping Material Dumping	Construction Sites	Verbal Notice
41	11/18/2006	Gregory	Yes	Residence	22291 Cupertino Rd.	Illicit Discharge Inspectors	Inadequate Bmps	Construction Sites	Warning Notice
42	11/28/2006	Rieden	Yes	Residence	10091 Byrne Ave	Illicit Discharge Inspectors	Saw Cut Slurry	Construction Sites	Verbal Notice
43	12/1/2006	Gregory	Yes	Residence	22189 Hammond Way	Illicit Discharge Inspectors	Landscaping Material Dumping	Residential	Warning Notice
44	12/6/2006	Gregory	Yes	Residence	21796 Stevens Creek Blvd.	Illicit Discharge Inspectors	Inadequate Bmps	Residential	Warning Notice
45	12/6/2006	Greef	Yes	Residence Under Construction	18945 Tilson	Illicit Discharge Inspectors	Misc. Incidents	Construction Sites	Verbal Notice
46	12/8/2006	Greef	Yes	Residence	19131 Barnhart	Illicit Discharge Inspectors	Landscaping Material Dumping	Residential	Verbal Notice
47	12/8/2006	Greef	Yes	Residence Under Construction	18631 Cynthia	Illicit Discharge Inspectors	Inadequate Bmps	Construction Sites	Warning Notice
48	12/11/2006	Rieden	Yes	Whole Foods	Stevens Creek @ Stelling	Interdepartmental	Saw Cut Slurry	Construction Sites	Verbal Notice

	Date	Inspector	Resolved	Facility Name	Address	Incident Reporting Source	Incident Type	Incident Source	Enforcement Action
49	12/12/2006	Gregory	Yes	Residence	21692 Lindy Ln.	Illicit Discharge Inspectors	Landscaping Material Dumping	Residential	Warning Notice
50	12/12/2006	Squarcia	Yes	Residence	10281 Phar Lap	Illicit Discharge Inspectors	Inadequate Bmps	Construction Sites	Warning Notice
51	12/12/2006	Rieden	Yes	Taylor Woodrow Homes	Torre Ave @ Civic Center Park	Illicit Discharge Inspectors	Tracking Soil	Construction Sites	Verbal Notice
52	12/12/2006	Rieden	Yes	Stevens Canyon Villas	Stevens Canyon @ St Andrews	Illicit Discharge Inspectors	Un-Stabilized Construction Entrance	Construction Sites	Verbal Notice
53	12/12/2006	Rieden	Yes	Residential Private Road	Lindy Lane	Illicit Discharge Inspectors	Un-Stabilized Construction Entrance	Construction Sites	Verbal Notice
54	12/13/2006	Gregory	Yes	Residence	21682 Lindy Ln.	Illicit Discharge Inspectors	Inadequate Bmps	Residential	Warning Notice
55	12/14/2006	Greef	Yes	Residence	10370 Stern	Illicit Discharge Inspectors	Inadequate Bmps	Construction Sites	Warning Notice
56	12/18/2006	Squarcia	Yes	Residence	10455 Westacres Drive	Illicit Discharge Inspectors	Inadequate Bmps	Construction Sites	Warning Notice
57	12/18/2006	Greef	Yes	Residence	18661 Medicus	Illicit Discharge Inspectors	Inadequate Bmps	Construction Sites	Warning Notice
58	12/21/2006	Rieden	Yes	Whole Foods	Stevens Creek @ Stelling	Interdepartmental	Water Line Breaks	Construction Sites	Verbal Notice
59	12/21/2006	Greef	Yes	Residence	10395 Wunderlich	Illicit Discharge Inspectors	Inadequate Bmps	Construction Sites	Warning Notice

Construction Inspection Incident Summary:

Accidental Spills	3
Equipment Cleaning	2
Inadequate BMPs	26
Landscaping material dumping	12
Miscellaneous Incidents	2
Saw cut slurry	4
Sediment control	1
Tracking Soil	2
Un-stabalized construction entrance	4
Water Line Breaks	3
Total Incidents	**59**

Summary of Construction Inspections by Enforcement Action

7/1/2006 — 6/30/2007

Cupertino	Enforcement Action	Total
	No Action	1
	Verbal Notice	11
	Warning Notice	25
	Administrative Action	2
	Total:	**39**
	Grand Total	**39**

Summary of Construction Inspections by Report Source

7/1/2006 — 6/30/2007

Cupertino	Report Source	Number of Incidents
	Illicit discharge inspectors	35
	Interdepartmental	3
	Other	1
	Total:	**39**
	Grand Total	**39**

Summary of Construction Inspections by Incident Source

7/1/2006 — 6/30/2007

Cupertino	Incident Source	Number of Incidents
	Residential	9
	Construction Sites	30
	Total:	**39**
	Grand Total	**39**

Summary of Construction Inspections by Incident Type

7/1/2006 — 6/30/2007

Cupertino	Incident Type	Number of Incidents
	accidental spills	2
	equipment cleaning	2
	inadequate BMPs	18
	landscaping material dumping	7
	misc. incidents	1
	saw cut slurry	2
	sediment control	1
	storm drain inlet protection	1
	tracking soil	1
	un-stabilized construction entrance	2
	water line breaks	2
	Total:	**39**
	Grand Total	**39**

City of Cupertino

FY 06- 07 Annual Report

Attachment K

Pesticide Management Activities

Santa Clara Valley Urban Runoff Pollution Prevention Program
FY 2006-2007 Annual Report—Pest Management

Cupertino

Program Work Plan Task	Task Description	Status / Comments	Due Date (mo/yr)	Responsible Party
I. Municipal Pesticide Use				
Goal I.A. *Eliminate all unnecessary municipal pesticide use (particularly organophosphate (OP) pesticide use) and implement Integrated Pest Management (IPM) techniques.*				
I.A.1	Track pesticide use on municipally owned property. (PS #9). The results are reported in the AR.	City has collected information on pesticide use from four groups that apply pesticides on city property: • Streets Dept. (on medians) • Parks Dept. (In the parks) • Facilities maintenance (grounds surrounding city buildings) • Golf course All of these departments are submitting copies of the monthly County Ag reports as well as the use form that the city has prepared. This seems to be adequate at this time (with the additional information about the type of pest that is being controlled). No organophosphates pesticides are being used.	Ongoing	Corp Yard Supervisor & Director, Park & Rec
I.A.3	Continue to refine and implement SOPs and BMPs for implementing the IPM policy. (PS #3).	The city has developed pest-specific and location-specific SOPs for pest management operations at city facilities. Any updates take place on an ongoing basis.	Ongoing	Corp Yard Supervisor & Director, Park & Rec
I.A.4	Update URMP with Pest Mgmt. changes.	Minor updates were made to the SOPs.	Ongoing	Envt'l Div
I.A.5	Continue to ensure that any contractor employed to conduct pest control and pesticide application on municipal property engages in pest control methods consistent with the IPM policy adopted by the agency (PS #6).	The city employs two contractors for pest management: 1. RPM Complete Pest Service (for structural and building grounds control): The principal has completed the SOPs that he follows	Ongoing	Corp Yard Supervisor & Director, Park & Rec

Santa Clara Valley Urban Runoff Pollution Prevention Program
FY 2006-2007 Annual Report - Pest Management

Cupertino

Program Work Plan Task	Task Description	Status / Comments	Due Date (mo/yr)	Responsible Party
		when controlling ants, rats, and cockroaches. His work will continue to be monitored by the city's Facilities Supervisor. 2. Professional Turf Management (contractor for maintenance of the golf course grounds). Specific IPM requirements are called out in the contract. A City Parks and Recreation Supervisor monitors their work. Pest-specific SOPs have been jointly established by the contractor, the city's in-house Pest Control Advisor, city Environmental staff, and the city's Recreation Supervisor An overview of SOPs takes place during annual discussions/meetings between city staff and contractors and updates take place on an ongoing basis.		
I.A.6	Conduct annual, city facility search of chemical storage areas for pesticides no longer legal for application, and properly dispose of them. (PS #10)	City staff conducted their annual search and no illegal pesticides were found.	Annually in July	Corp Yard Supervisor & Director, Park & Rec
MM I.A.1.	Document completion of tasks in annual reports. Use pesticide-tracking process to document pesticide use.	A summary report on pesticide use is included, following this document. It compares use in FY 05-06 and FY 06-07.	In 06-07 AR, annually	Corp Yard Supervisor & Director, Park & Rec & Envt'l Div

Santa Clara Valley Urban Runoff Pollution Prevention Program
FY 2006-2007 Annual Report - Pest Management

Cupertino

Program Work Plan Task	Task Description	Status / Comments	Due Date (mo/yr)	Responsible Party
Goal I.B. *Raise awareness of all municipal employees and train employees who apply pesticides for the municipality about the municipality's IPM Policy and/or IPM techniques as appropriate.*				
I.B.1	Ensure that employees who apply pesticides for the agency obtain the appropriate County Ag and DPR- required training (PS #5a).	Included in "Pest Management Training FY 2006-2007," attached.	Spring 2007, annually	Corp Yard Supervisor & Dir., Park & Rec
I.B.2	Provide annual training on the IPM Policy, SOPs, and BMPs, and the latest IPM techniques to employees within departments responsible for pesticide application (PS #5b).	This was covered in the trainings/meetings held on 2/01/07, 3/30/07 and 5/30/07 with staff. Additionally, affected staff is trained individually by the city's PCA when specific pest problems occur. See "Attachment N" Staff Training Summary Table.	Spring, annually	Corp Yard Supervisor & Director, Park & Rec & Envt'l Div
I.B.3	Annually inform employees who are not authorized to apply pesticides, that they cannot use over-the-counter pesticides in the workplace (PS #5c)	This information was provided via a Citywide email 4/2/07.	4/07	Envt'l Div
MM I.B.1.	Document and evaluate effectiveness of annual staff training.	From discussions with the city PCA and contract PCA, the industry trend is definitely toward IPM, and this is what is discussed in their professional meetings and trainings. In meetings with staff and contractors, all are well aware of the city's IPM policy and have conveyed examples of IPM practices in the field such as baiting, mulching, and replacing plants with pest resistant plants. Staff continues to work with contractors to improve the flow of information for reporting and to ensure policies and SOPs are followed as	Annually in AR	Envt'l Div

Santa Clara Valley Urban Runoff Pollution Prevention Program
FY 2006-2007 Annual Report - Pest Management

Cupertino

Program Work Plan Task	Task Description	Status / Comments	Due Date (mo/yr)	Responsible Party
		written.		
II. Public Education and Outreach ***Goal II.A.*** *Increase awareness of IPM so target audiences recall less toxic pest management messages and adopt IPM behaviors. Target audiences include residential pesticide users, professional pest control businesses, customers of professional pest control businesses, pesticide retailers, school districts, and other special districts (PS # 7).*				
II.A.1	Assist with local implementation of the Watershed Education & Outreach (WE&O) Campaign, which will target the general public and include messages about less-toxic pest control and proper disposal.	City staff continues to participate in the WE&O group. The city's website has a link to the Our Water – Our World campaign website. The Program conducted advertising in 05-06. An RFP was released in July 05 for WE&O contract services beginning in FY 06-07. Carl and Manor Advertising were selected as the new consultant for the group and have begun putting together the FY 06-07 campaign.	Ongoing	Envt'l Div
II.A.2	Assist Prgm in developing simple, effective, targeted messages regarding proper pesticide use and disposal, effects on water quality, and IPM.	Staff continues to review new fact sheets and ads.	Ongoing	Envt'l Div
II.A.4	Identify and attend local community events and distribute outreach material. 1. Distribute literature at Backyard Compost workshops 2. Install an IPM-products and literature display in the Community Ctr. for 2 wks	Literature is stocked and available for compost teachers (5 workshops were scheduled to be held in Cupertino in 06-07). Staff continues to stock IPM fact sheets at the Community Ctr. and the city library, "Pest Bugging You?" Grow It Guides, and Bay Begins at City Hall.	1. At 5 workshops/yr 2. 4/07	Envt'l Div

Santa Clara Valley Urban Runoff Pollution Prevention Program
FY 2006-2007 Annual Report - Pest Management

Cupertino

Program Work Plan Task	Task Description	Status / Comments	Due Date (mo/yr)	Responsible Party
II.A.6	Review existing city web link, on the Cupertino city website, to any IPM website developed by the WE&O campaign.	The city website has a web link to the Our Water – Our World campaign website.	Review annually	Envt'l Div
II.A.9	Continue to fund BASMAA Regional Media Relations Campaign[1] featuring pitches to Bay Area media and responses to breaking news on pesticide-related topics.	The Program funds BASMAA baseline projects, including Regional Media Relations Campaign.	Ongoing	N.A.
II.A.10	City staff to provide IPM-related press releases to local media—using Program generated materials if they are developed.	An IPM-related article appeared in the city newsletter, the Scene about pest specific fact sheets available in the April and May issues.	Annually in Spring, as appropriate	Envt'l Div
II.A.12	Continue to assist with implementation of local components of a "Pesticide User Outreach" project targeting residential and commercial users	City staff will continue to provide support to Program staff for the retail nursery IPM outreach. Includes IPM store partnership; working with County HHW Prgm, and general support of SCVURPPP and BASMAA IPM-related outreach activities.	Ongoing Complete annually	Envt'l Div
II.A.13	Inform local elementary and high school districts, and local sanitary district, of any pertinent opportunities for IPM training.	Nareesh Duggal of Santa Clara County contacts these groups as trainings become available. A conference was held in November 2006.	As future workshops are announced	Envt'l Div
II.A.14	Internal outreach on IPM to encourage employees to use IPM techniques away from work: 1. Set up display of less-toxic products and IPM literature at Corporation Yard and City Hall. 2. Distribute IPM fact sheets electronically to city employees through e-mail.	This year, in lieu of the display, an email was sent to all employees about IPM techniques and a link provided to the IPM fact sheets on the Our Water – Our World website (4/2/07).	4/07	Envt'l Div
MM II.A.1.	Document or estimate numbers of residents reached by outreach efforts and media	Articles in the city's monthly newsletter (The Scene) are reportedly read by 87% of residential	Annually, in AR	Envt'l Div

[1] Funded by all Co-permittees each year.

Santa Clara Valley Urban Runoff Pollution Prevention Program
FY 2006-2007 Annual Report - Pest Management

Cupertino

Program Work Plan Task	Task Description	Status / Comments	Due Date (mo/yr)	Responsible Party
	advertising	households, or about 16,677 households. (The city performs a telephone survey every 3 years). Three articles have been published in the newsletter in FY 06-07. It appears hundreds of each type of IPM fact sheets have been taken from our displays in the Community Center and the City library.		
Goal II.B. *Educate pesticide retailers and consumers about less toxic pest control products and promote the sale of such products.*				
II.B.1	Continue to fund and participate in the BASMAA Regional IPM Partnership	Program funds BASMAA baseline projects, including Regional IPM Partnership.	Ongoing	Envt'l Div
II.B.2	Continue to support the IPM Store Partnership Program.	Two nurseries participate in Cupertino. Nursery employee training provided by Program contractor, Annie Joseph. SCVURPPP staff provides re-stocking visits.	Annually	Envt'l Div
MM II.B.1.	Assist Program in documenting number of participating stores, materials distributed, employees trained, and cost-effectiveness of the IPM Store Partnership Program.	Will be evaluated by Program staff. Two stores participate in Cupertino; Summerwinds and Yamagami's. Training was conducted for Summerwinds employees 6/05/07. Training was conducted for Yamagami's employees on 5/02/07.	Annually	Envt'l Div

Santa Clara Valley Urban Runoff Pollution Prevention Program
FY 2006-2007 Annual Report - Pest Management

Cupertino

Program Work Plan Task	Task Description	Status / Comments	Due Date (mo/yr)	Responsible Party
III. Pest Control Operators (PCOs)				
Goal III.A. *Minimize pesticide use by PCOs contracted for structural pest control and landscape maintenance.*				
III.A.4	Require PCOs contracted for municipal applications to use pest control methods consistent with the municipality's IPM policy (through contract specifications). Specifically, require contractors to: a) follow the agency's IPM policy, BMPs, and SOPs; b) provide evidence of current IPM training, when feasible; and c) provide documentation of pesticide use on agency property to the agency in a timely manner (PS#6).	IPM-specific specifications are included in the contract for our city's golf course maintenance contractor (as of Jan '02), An overview of the IPM policy, BMPs and SOPs takes place during annual discussions/meetings between city staff and contractors. The golf course contractor attended the Annual Regional IPM conference in Nov. 2006. Monthly pesticide use reports are submitted to Envir. Div.	Ongoing Ongoing Golf course employee training info submitted to the city annually.	Corp Yard Supervisor & Director, Parks & Rec & Envt'l Div
MM III.A.1.	Document pesticide use by PCOs on municipal property. City will strive, over time, to resolve difficulties associated with reporting use by contractors and leaseholders, and other data collection limitations.	Pesticide use forms have been submitted to the city's Environmental Div for consolidation. See pesticide use report summary, following this section.	In the Annual Report	Corp Yard Supervisor & Director, Park & Rec
Goal III.B. *Require all PCOs to implement Best Management Practices (BMPs).*				
III.B.2	Require PCOs contracted by municipalities to implement BMPs through contract specifications.	See III.A.4, above.	Ongoing	Corp Yard Supervisor & Director, Park & Rec
MM III.B.1.	Document efforts to complete the above actions.	See III.A.4, above.	In the Annual Report	Corp Yard Supervisor & Director, Park & Rec

Santa Clara Valley Urban Runoff Pollution Prevention Program
FY 2006-2007 Annual Report - Pest Management

Cupertino

Program Work Plan Task	Task Description	Status / Comments	Due Date (mo/yr)	Responsible Party
IV. Commercial Businesses				
Goal IV.A. *Determine the extent of commercial business employees' use of pesticides (i.e., pesticide applications not performed by a licensed PCO) and conduct appropriate outreach regarding less toxic pest management.*				
IV.A.2	Assist in implementation of education programs that target commercial businesses, per recommendations developed in Program work plan—with restaurant focus.	Commercial business IPM outreach currently includes: restaurants, retail nurseries, and new development: The Program has provided the County Health Dept. restaurant inspectors with copies of "Don't Set a Table for Pests" brochure that inspectors are distributing to new or remodeled food facilities throughout the County. In Cupertino, outreach to restaurants is performed by County Health inspectors (through an agreement between the City and the Health Dept.) The city's nonpoint source inspector also inspects restaurants as needed and distributes public information as necessary. The Program's retail IPM training contractor held trainings for Summerwinds and Yamagami's nurseries in Cupertino. Training was conducted for Summerwinds employees on 6/05/07. Training was conducted for Yamagami's employees on 5/02/07. The Program's Pest-Resistant Plant List is included in the City's development applicant information packet (as of July 2002). .	Ongoing	Envt'l Div

Santa Clara Valley Urban Runoff Pollution Prevention Program
FY 2006-2007 Annual Report - Pest Management

Cupertino

Program Work Plan Task	Task Description	Status / Comments	Due Date (mo/yr)	Responsible Party
MM IV.A.1.	Document outreach efforts targeting businesses.	The County Health inspectors visited 260 food facilities in Cupertino and conducted 787 inspections. By providing training, it's assumed the inspectors know to distribute outreach materials as needed.	In the Annual Report	Envt'l Div
V. Household Hazardous Waste Collection ***Goal V.A.*** *Provide pesticide disposal services through household hazardous waste (HHW) collection programs for all residents and small businesses, and encourage use of these programs.*				
V.A.1	Ensure that adequate pesticide disposal services exist for residents and conditionally exempt small quantity commercial generators.	Adequate services are available; the City participates in the Countywide HHW program.	Ongoing	Envt'l Div
V.A.3	Work with HHW collection agencies to support, enhance, and help publicize programs for proper pesticide disposal (PS #7).	The city is working with the County HHW program on developing and publicizing their programs. See PI/P outreach chart for specific complementary outreach.	Ongoing	Envt'l Div
V.A.5	Provide hazardous waste disposal information to residents, through 3-4 city newsletter articles, 3 ads in local newspaper, flyers at city library, community center, and City Hall.	City uses articles in the city's monthly newsletter, ads in the local newspaper, displays in the community center, and flyers in the library and community center, to advertise the HHW and small business hazardous waste disposal programs. See PI/P chart.	Periodically	Envt'l Div

Santa Clara Valley Urban Runoff Pollution Prevention Program
FY 2006-2007 Annual Report - Pest Management

Cupertino

Program Work Plan Task	Task Description	Status / Comments	Due Date (mo/yr)	Responsible Party
MM V.A.1.	Document that household hazardous waste collection programs adequately serve residents and businesses and that any exchange programs do not exchange organophosphate or banned pesticides.	The city currently provides enough funding to the County HHW program to service the disposal needs of over 1,000 households (or 6% of the residential households in the city). The county HHW program does not re-distribute any organophosphate or banned pesticides.	Annually	Envt'l Div
VII. New Development ***Goal VII.A*** *Minimize pesticide use at new and redevelopment sites.*				
VII.A.2	Consider pest-resistant landscaping and design features in the design, landscaping, and environmental reviews of proposed development projects. (C.9.d.ii.)	All applicants for a development permit are given information on pesticide-resistant plants. Starting in 6/04, each applicant is also given the SCVURPPP brochure, *Landscape Maintenance Techniques for Pest Reduction*, and the City's list of pesticide control measures (based on the SCVURPPP's model pesticide control conditions of approval) to be incorporated into the site design. City's Permanent BMP Selection Matrix includes reference to pest-resistant plantings.	Ongoing	Envt'l Div & Planning Dept.
VII.A.4	Collect information and report a summary of types of pesticide reduction measures required for development projects and the percentage of projects for which pesticide reduction measures were required. (C.3.n.5)	All projects (100%) are given a copy of the document "Pesticide Control Measures for Development Projects", listing six different control measures. Starting June, 2005 planners include a COA for all Group 1 projects requiring a landscaping plan to include pesticide reduction measures. Group 2A and 2B are now also included.	In the Annual Report	Envt'l Div & Planning Dept.

Santa Clara Valley Urban Runoff Pollution Prevention Program
FY 2006-2007 Annual Report - Pest Management

Cupertino

Program Work Plan Task	Task Description	Status / Comments	Due Date (mo/yr)	Responsible Party
MM VII.A.1.	Summarize types of pesticide reduction measures required (such as by conditions of approval) for new development and significant redevelopment projects, and the percentage of new development and significant redevelopment projects for which pesticide reduction measures were required. (C.3.n.)	See VII.A.4, 100% of projects receive Pesticide Control Measures and Group 1, 2A & 2B the COA.	In the Annual Report	Envt'l Div & Planning Dept.

Santa Clara Valley Urban Runoff Pollution Prevention Program
FY 2006-2007 Annual Report - Pest Management

Cupertino

Program Work Plan Task	Task Description	Status / Comments	Due Date (mo/yr)	Responsible Party
VIII. Monitoring and Science ***Goal VII.A.*** *Participate in coordinated monitoring efforts to support pesticide TMDL development and implementation.*				
VIII.A.1	Continue financial support of the Regional Monitoring Program (RMP) through city contribution to Program budget.	The city continues to provide financial support through the annual assessment.	Annually	Envt'l Div
X. Review and Revision of Work Plan ***Goal X.A.*** *Implement a work plan that includes appropriate goals, actions, and monitoring mechanisms to reduce pesticide-related toxicity in urban runoff.*				
X.A.1.	Review and continuously improve the goals, actions, and monitoring mechanisms of the work plan considering results of self-evaluations, comments from Regional Board staff and other interested parties, and results of local performance review meetings, if any.	The Pesticide Work Plan has not been revised in FY 06-07 and there were no comments from Regional Board staff.	Annually	Envt'l Div
MM X.A.1.	Revise work plan to include any continuous improvement items. Report on completion of work plan tasks in Annual Report.	No continuous improvement items were identified by the RWQCB for Cupertino.	Annually; submit work plan updates in March. AR submitted in Sept.	Envt'l Div

FY 2006-2007 Annual Report
City of Cupertino

Pest Management Training

Cupertino employees:

Qualified Applicators Certified

The following Cupertino employees are Qualified Applicators Certified (they are members of the Pesticide Applicators Professional Association, who keeps track of the 20 hours of required training necessary in a two-year period.):
Bill Bridge, Shawn Tognetti, John Bisely, Karl Olsen, Mike Laitila, Chris Mertens, Brian Gathers, Cliff Mabutas, Gordon Jensen, John Hetland, Marc LaBrie, Mike Drake, Russ Polito, Mike Loomis, Cindy Martinez, Roger Winslow, Todd Hembree, Abe Cariaga, Ralph Garcia, Diane Mahan, Jesus Moreno, Peter Terada, Jonathan Ferrante.

These employees attended the Target Field Day Seminar @ Vasona Park on May 22, 2007.

Cupertino's Pest Control Advisor

The city's Pest Control Advisor, Diane Mahan attends trainings regularly to maintain her status as a PCA. The PCA is a member of the California Association of Pest Control Advisors, where tracking of the 40 hours of required training necessary in a two-year period is maintained.

City contractors:

The city's structural pest control contractor, Keith Reuter, of RPM, attends monthly meetings of the Pest Control Operators Association of CA where discussions of IPM take place. He also attends training to satisfy the Structural Pest Control Board training requirements to maintain his license.

The city's Golf Course maintenance and pest control contractor, Professional Turf Management, Don Naumann, PCA, who is required to have 40 hours of training in a two-year period.

Annual Regional IPM Conference:

This conference was held on 11/14/06 in San Jose and attended by the following persons:
Diane Mahan – City's PCA, City Streets Supervisor
John Bisely – City's Parks Supervisor
Don Naumann – City's Contractor for Golf Course, PCA
Keith Reuter – City's Contractor for Structural Pest Control

City of Cupertino

Pesticide Use Summary FY 06-07

IPM Policy:
On October 7, 2002 the City of Cupertino adopted an IPM policy that calls for city employees and city contractors to use reduced-risk Integrated Pest Management techniques, giving preference to reasonably available non-pesticide alternatives, and reduced-risk pesticides. Each Department, that is responsible for pest control, will develop a plan to ensure the long-term prevention or suppression of pest problems, while reducing or eliminating the need for chemical pest controls (to the maximum extent feasible), with minimum negative impact on human health, non-target organisms, and the environment.

Guidelines for Chemical Treatment:

- If corrective action is necessary, select non-chemical physical and biological treatments before choosing chemical treatments, wherever possible.
- Use products that are included in the City of San Francisco's "Reduced Risk Pesticide List", wherever possible. If a chemical product is not on that list, consult with the city's Pest Control Advisor to discuss its use.
- Favor the use of bait stations over sprayed or broadcasted pesticide applications.
- City staff and city contractors should avoid the use of Toxicity Category I pesticides (the label's signal word is "Danger").
- No products containing Clopyralid, Diazinon or Chlorpyrifos (Dursban) can be used by city staff or a city contractor on city property or property maintained by the city.

SOPs:
Pest-specific and site-specific Standard Operating Procedures have been established for all typical pest control situations.

Availability of data on pesticides used:
Stormwater staff consolidated the pesticide use data. A summary table follows this section.

Changes in city pesticide use:

- The City's Contractor for the golf course at Blackberry Farm reported using gopher traps instead of chemical controls.
- The City's streets department utilized natural biological controls to eradicate a whitefly infestation in Cupertino's Rancho Rinconada neighborhood. Parasite wasps and ladybugs were released into the infested area May '05 to August '06. No further problems have been reported since that time.
- The City's Contractor is removing diseased trees in lieu of treating with insecticides. This is an ongoing practice.
- In the winter, the City's Contractor is whipping greens to remove dew on days that mowing is not required in order to prevent diseases from forming.
- The City's Contractor is physically removing tulles in lakes instead of using chemicals.
- The City's Contractor is physically removing weeds on greens; no spraying is needed.
- The City's Contractor is fertilizing the fairways in order to strengthen the grass plants, which minimizes the amount of herbicides needed.

- The City's Contractor is using larger amounts of organic fertilizers to create a healthier plant and reduce dependency on fungicides.

Continued IPM practices:

- Chlorpyrifos, Clopyralid, and Diazinon are no longer used.
- City does not use copper algaecides in the pond at the golf course.
- The cities contractor is hand-pulling English Daisies on greens only. This practice has virtually eliminated English Daisy growth.
- City crews are using less herbicide on school property since installing drip irrigation systems. This practice is ongoing.
- Pentachloronitrobenzene (PCMB) (not on the SF list) use will be permitted on the golf course greens in the short-term for pink show mold control. This fungicide is specific to pink snow mold. We currently prefer its limited use to the use of a more broad-spectrum fungicide such as Heritage (on the SF list). Other alternatives will continue to be researched.
- Thiophanate-methyl (on the SF list) (in Scotts ProTurf Systemic Fungicide) may be used for fungus control on the golf course greens against Dollar Spot and works on pink snow mold.
- The Pentachloronitrobenzene and the Thiophanate-methyl are rotated to eliminate pesticide resistance.
- The golf course contractor will continue to use canola oil instead of petroleum oil as a pesticide sticker.
- Roundup (Glyphosate) (on the SF list) continues to be the pesticide used in the greatest quantity on city property.
- City crews are chipping tree limb trimmings and using for mulch to keep weeds down in parks on dirt areas. In these areas, spraying is not necessary. A new trail is maintained by using all chips from the site, none are disposed. This practice is ongoing.
- The City's Contractor for the golf course at Blackberry Farm reported culturally using organic fertilizers (less inorganic), vertically mowing to break up disease patterns, using less nitrogen so less disease and less watering.
- He is using bark chips and compost for weed control under trees instead of using pre-emergence herbicides as well as using compost with an organic fertilizer on the tees.
- City's Contractor has replaced many Monterey Pine trees on the golf course with native California redwood, because they are pest resistant.
- The City's Contractor reported killing weeds around the lake at the golf course by lowering the water level and using a weed eater and by physically hand removing.

City of Cupertino

Annual Product Use, City-wide
FY 06-07

The following table summarizes the use of specific pesticide products on city property in the fiscal years 05-06 and 06-07.

These totals combine data from all Divisions.

Active Ingredient	Target Pest	In SF list?	Locations	FY 05-06	FY 06-07
Chlorothalonil	Fungus	Yes	Golf		19.2 lbs
Cyfluthrin:	Ants	Yes	Facilities	.5 lbs	1.5 lbs
Digliocolamine	Weeds	Yes	Golf	1 lbs	0
Dithiopyr:	Weeds	No	Medians	.376 lbs	0
Fipronil:	Ants	Yes	Facilities	.438 lbs	4.0 oz
Flutonill	Fungus	Yes	Golf		2.10 lbs
Fluridone	Weeds	Yes	Golf	.5 lbs	0
Glyphosate	Weeds	Yes	Various	192.22 lbs	60.971 lbs
Halosulfuron-methyl	Weeds	No	Golf		.003 lbs
Ipridione	Fungus	Yes	Golf	2.36 lbs	12.290 lbs
Isoxaben	Weeds	No	Medians	19.375 lbs	13.260 lbs
Mancozeb	Fungus	Yes	Golf	9.6 lbs	0
Naphthaleneacetic	Tree Suckers	No	Parks	.012 lbs	0
Oryzalin (Surflan)	Weeds	No	Medians	136.59 lbs	65.421 lbs
Pendimethalin	Weeds	Yes	Parks		10.80 lbs
Pentachloronitrobenzene	Fungus	No	Golf	23.25 lbs	0
Propicon Azole	Fungus	Yes	Golf		.710 lbs
Triadimefon	Fungus	No	Golf		.760 lbs
Thiophanate-methyl	Pink snow mold	Yes	Golf	2.47 lbs	0
Triclopr	Weeds	Yes	Parks	14 lbs	3.00 lbs
Total:				***402.691 lbs***	***190.265 lbs***

City of Cupertino

FY 06- 07 Annual Report

Attachment L

Mercury Pollution Prevention Activities

Santa Clara Valley Urban Runoff Pollution Prevention Program
FY 2006-2007 Annual Report: Mercury Control Program

Cupertino

Program Work Plan Task	Activity	CI Item Source[1]	FY06-07 Tasks	Status / Comments	Due Date (mo/yr)	Responsible Party
Mercury Control Program						
I. Municipal Use of Mercury-Containing Products						
Goal I. Eliminate all unnecessary municipal use of mercury-containing products and establish proper disposal methods for products that cannot be eliminated.						
I.F	Implement guidelines for mercury reduction	C.9.c	City will continue to implement the Guidelines for mercury-containing products reduction and management and mercury virtual elimination policy.	Guidelines have been implemented (see next task).	Ongoing	Public Works
I.F.1	Train staff in Mercury spill cleanup	C.9.c	Train corporation yard staff and facilities maintenance staff in correct procedures to clean up: a. A broken fluorescent lamp b. A broken thermometer or thermostat	Annual training was held on 2/1/07 for the streets, parks maintenance, facilities and other corporation yard staff. This workshop covered proper handling of universal waste as well as recycling and disposal protocol.	Feb 07	
I.F.2	Annual survey of mercury-containing products used by city staff.	C.9.c	City staff to annually report on: a. The number of lamps recycled. b. Any other Hg-containing product that is used by city staff.	City staff has reported a total of 1048 fluorescent lamps recycled for FY 06-07. No other mercury containing products were reported.	Report in 06-07 AR	
MMI	Mercury control program	C.9.c	Document completion of tasks in annual reports. Use mercury-containing product reporting guidelines.	1. The city has submitted the "Mercury-Containing Product Survey" results. 2. Cupertino's City Council adopted a policy requiring the virtual elimination of mercury from controllable sources, affecting urban runoff from municipal operations in March 2004. 3. High priority mercury-containing products are no longer in use. The city stormwater staff has discovered city	Annually, In AR	Public Works

[1] Place where continuous improvement item identified, either Annual Report, URMP, Work Plan, Review, or Program (task approved by the Management Committee for all co-permittees, if applicable, such as performance standard revisions).

Santa Clara Valley Urban Runoff Pollution Prevention Program
FY 2006-2007 Annual Report: Mercury Control Program

Cupertino

Program Work Plan Task	Activity	CI Item Source[1]	FY06-07 Tasks	Status / Comments	Due Date (mo/yr)	Responsible Party
				maintenance staff is using only low- or no- mercury lamps. No mercury switches or relays are in use. 4. City maintenance staff has followed a specific protocol for disposal of fluorescent tubes. They are collected as universal waste and sent to a recycling facility for mercury recovery. 5. Corp yard staff trained on mercury policy and what to do when a fluorescent tube breaks. 6. Articles were placed in the city newsletter regarding proper disposal of fluorescent tubes and mercury thermometer exchange, October '06 and April '07. Brochures containing info on proper disposal of fluorescent tubes are distributed at city facilities. 7. Countywide HHW program distributes outreach materials re: mercury.		
II. Household Hazardous Waste Collection **Goal II.** Provide mercury-containing products disposal services through household hazardous waste (HHW) collection programs for residents and small businesses, and encourage use of these programs.						
II.B	Mercury control program	C.9.c	Provide mercury-containing products disposal services for residents and small businesses.	The city has provided adequate funding dedicated to provide hazardous waste disposal services for Cupertino residents since 1992. Over 1,000 customers, or 6% of all households are eligible to attend the HHW program. Residents can also drop-off spent fluorescent lamps and thermometers at a number of designated locations in the county.	Ongoing	

Santa Clara Valley Urban Runoff Pollution Prevention Program
FY 2006-2007 Annual Report: Mercury Control Program

Cupertino

Program Work Plan Task	Activity	CI Item Source	FY06-07 Tasks	Status / Comments	Due Date (mo/yr)	Responsible Party
II.D	Document products disposed at HHW Program	C.9.c	Implement guidelines for documenting and reporting quantities of mercury-containing products disposed.	See Table 2.	Ongoing, AR	Public Works
III. Monitoring and Science **Goal III.** Participate in coordinated monitoring efforts to support mercury TMDL development and implementation, including assessment of air pollution sources of mercury and concentrations of mercury in sediment.						
III.A	Financial support for RMP.	C.9.c	Assist Prgm to continue to provide financial support for the Regional Monitoring Program (RMP). Support the Prgm's continued participation in the RMP steering committee and technical review committee.	The city supports the RMP and reviews meeting summaries through the Management Committee.	Ongoing	
III.B	Assist Prgm in support of regional monitoring plan	C.9.c	Assist Prgm to provide financial and staff support for a coordinated regional plan to collect data for the mercury TMDL, as defined in the RWQCB/BACWA/BASMAA MOU.	The city supports the mercury TMDL process, being handled at the regional level.	Ongoing	

Santa Clara Valley Urban Runoff Pollution Prevention Program
FY 2006-2007 Annual Report: Mercury Control Program

Cupertino

Program Work Plan Task	Activity	CI Item Source	FY06-07 Tasks	Status / Comments	Due Date (mo/yr)	Responsible Party
V. Public Education and Outreach **Goal V.** Increase awareness of proper disposal of mercury-containing products and available non-mercury containing alternatives. Target audiences include residential, commercial, and industrial users and municipal employees.						
V.A.	Mercury control program outreach activities:	C.9.c	Assist the Prgm in developing various outreach programs to educate target audiences about proper disposal of mercury-containing products and alternative non-mercury containing products. Outreach programs will include, but may not be limited to, the following subtasks:	Staff participated in the Work Group.	See below.	
V.A.1	Residential – Fluorescent light recycling outreach	C.9.c	Continue our fluorescent light recycling outreach program to educate residential users and encourage proper disposal of fluorescent lights. Primarily articles in the Scene, and fliers in Quinlan Ctr and the Library.	City staff participates in the review of outreach products associated with the Mercury Outreach group. Two articles were placed in the city newsletter regarding proper disposal of fluorescent tubes, October '06 and April '07. Brochures containing info on proper disposal of fluorescent tubes are distributed at city facilities. The Countywide Household Hazardous Waste Program continued the residential and small business fluorescent light-recycling program at a total of 30 hardware stores throughout the County. In 06-07 88,423 pounds of bulbs equaling a total of 353,694 feet were collected countywide. This is a 30% increase over the prior fiscal year.	Ongoing	
V.A.2	Small businesses—	C.9.c	Continue to assist the Prgm in implementing a fluorescent light recycling	The staff has participated in planning sessions about business disposal.	Ongoing	

Santa Clara Valley Urban Runoff Pollution Prevention Program
FY 2006-2007 Annual Report: Mercury Control Program

Cupertino

Program Work Plan Task	Activity	CI Item Source	FY06-07 Tasks	Status / Comments	Due Date (mo/yr)	Responsible Party
	Fluorescent light recycling outreach		outreach program to educate small businesses and CESQGs and encourage proper disposal of fluorescent lights. Publish articles in the Scene, and distribute fliers at the Planning/Building lobby, addressing Universal Waste exemption end dates for CESQGs.	Mercury Work Group participates in discussions regarding the implementation and expansion of the residential and small business fluorescent light-recycling program at various hardware stores throughout the County. Two articles were placed in the city newsletter regarding proper disposal of fluorescent tubes, October '06 and April '07. Brochures containing info on proper disposal of fluorescent tubes are distributed at city facilities.		
V.A 3	Auto shops outreach	C.9.c	Coordinate with city inspectors to integrate mercury outreach into their routine auto repair shop inspections.	Inspections take place bi-annually. Since auto shops were inspected in FY 05-06, no inspections took place in FY 06-07.	Ongoing	
V.A.4	City employees outreach	C.9.c	A. Train corporation yard staff and facilities maintenance staff in correct procedures to clean up mercury containing products: 1. A broken fluorescent lamp 2. A broken thermometer or thermostat B. Send e-mail notice to employees reminding them about spent battery collection bin in copier room.	Corp yard staff was trained on the mercury policy and how to handle the clean up and disposal of a broken fluorescent tube. Email sent to all employees on how to dispose of household batteries (3/7/07)	Ongoing	
V.B	Outreach materials	C.9.c	Assist Prgm to develop or adapt existing mercury outreach materials, as needed, for outreach programs. Submit article to Scene concerning any mercury information made available to city staff.	City staff reviews outreach products that are proposed by the Mercury Outreach AHTG.	Ongoing	
V.C	Community events	C.9.c	Hg outreach materials are distributed by the County HHW Prgm at HHW disposal events, on behalf of the city.	HHW disposal brochures (with fluorescent tubes, thermostats, and thermometers listed) are routinely distributed at the city's library, community center and city hall lobbies and at the countywide HHW events.	Ongoing	

Santa Clara Valley Urban Runoff Pollution Prevention Program
FY 2006-2007 Annual Report: Mercury Control Program

Cupertino

Program Work Plan Task	Activity	CI Item Source	FY06-07 Tasks	Status / Comments	Due Date (mo/yr)	Responsible Party
MM V.B	Document and evaluate activities	C.9.c	**Monitoring Mechanism V.B.** In the Annual Report, document and evaluate each outreach activity, including the target audience and number of residents and/or businesses reached.	The countywide HHW program served 26,953 residents during 06-07 and 418 small businesses through 64 events held at permanent facilities and 10 events at temporary sites. Mercury-containing products collected for the county as follows: • Elemental Mercury- 1170 pounds (Includes thermostats, thermometers and other products) • Fluorescent Lights – 353,694 feet or 88,423 pounds of lights • 1,193 thermometers Countywide Public Outreach: Thermometer Exchanges – 7 separate Events. The countywide program participated in 22 community events. Countywide outreach includes the use of media, brochures, flyers and posters. City Outreach: Two articles were published in our city newsletter and are widely read by our residents and businesses (as discovered in city surveys).	Ongoing	
MM V.C	Evaluate success of outreach efforts	C.9.c	**Monitoring Mechanism V.C.** Assist Prgm to survey local public attitudes and behavior to evaluate the success of outreach efforts and the saturation of outreach messages (coordinate survey with Watershed Watch Campaign Survey).	Survey conducted by Program in cooperation with HHW Program in 2003 and final evaluation report was included in the Program's FY 03-04 Annual Report. Questions on Mercury pollution issues will be included in future surveys.	Completed	

City of Cupertino
Table 2: Reporting Format for Annual Report FY 06-07

	Management Option (MO) for Mercury-Containing Product				
HIGH PRIORITY MERCURY-CONTAINING PRODUCTS (not listed in any particular priority)	MO #1: Replace with an alternative product when the product is identified, if an alternative exists	MO #2: Replace upon failure, with an alternative product if an alternative exists.	MO #3: Reduce the use where possible.	MO #4: Recycle when no longer in use	MO #5: When appropriate, dispose of as hazardous waste
LAMPS:					
Compact Source Lamp	NF				
Spectral Lamp	NF				
Fluorescent Lamp *City uses low-merc Sylvania Eco brand*	I			I Collected as Universal wste	
Metal halide Lamp *City uses low-merc Phillips ALTO*	I			I Collected as Universal wste	
High pressure sodium Lamp *City uses low-merc Phillips ALTO*	I			I Collected as Universal wste	
Mercury Vapor Lamps – *only a few left, replaced w/ low-merc HPS lamps*		I			I
Cold Cathode Lamp	NF				
Neon Lamp	NF				
THERMOSTAT PROBES (ALSO KNOWN AS FLAME SENSORS OR GAS SAFETY VALVES):					
Furnaces	NF				
Water heaters	NF				
Ranges, ovens	NF				
Space heaters	NF				
Other mercury-containing products in use that you may know of:					
E.g. Mercury lab thermometers	NF				

Status key:
No Action: No action identified for implementation
ID: Actions have been identified; implementation has not begun
B: Began process of implementation
I: Management option identified has been fully implemented
NF: product was not found in municipal inventory

City of Cupertino

FY 06- 07 Annual Report

Attachment M

Copper Action Plan/Nickel Action Plan

Santa Clara Valley Urban Runoff Pollution Prevention Program
FY 2006-2007 Annual Report: Copper/Nickel Control Program

Cupertino

Program Work Plan Task	Activity	FY06-07Tasks	Status / Comments	Due Date (mo/yr)	Responsible Party
CB-1. Vehicle Washing Operations					
Goal: Reduce copper discharges from vehicle washing operation.					
CB-1.1	Refer mobile cleaners to training	Refer mobile surface cleaners to SJ POTW service cleaning certification trainings, if any are held.	Referred upon request. No mobile surface cleaning certification trainings were held this last fiscal year in SJ. Mobile surface cleaners were referred to BASMAA online training and recognition program. Mobile surface cleaners who do not have access to web training are referred to a certified City of San Jose staff who will provide the program on an as needed basis.	Ongoing	Public Works
CB-1.2	Distribute list of trained cleaners	Distribute most recent list of trained mobile cleaners to interested parties, and to city staff who contract for cleaning services.	City staff are referred to BASMAA website for list of trained mobile surface cleaners.	Ongoing	Public Works
CB-1.3	Outreach materials	Continue to distribute Home Maintenance Tips brochure at city facilities and city events (contains general remarks on residential car washing).	See PIP section, General Outreach for distribution plan.	Ongoing	Public Works
CB-1.4	Website for outreach	Update information about copper brake pad dust to the stormwater section of our website, with a link to the SCVURPPP copper brake pad report as needed. Add general information about residential car washing to the city's website.	These changes were made in FY 06-07.	FY 06-07	Public Works
CB-1.5	Scene article	Add information about copper brake pad dust to the annual article on home car washing in the city's newsletter, the Scene.	Two articles about copper brake pad dust appeared in the city's newsletter in the months of Sept. '06 and June '07.	Sept, June '07 Scene	Public Works
CB-1.6	Non-profit car washes	City provides brochures to non-profits about how to properly conduct a car wash event.	City staff provides this brochure to non-profit organizations planning to have a car wash when requested and is available on the City's website.	Ongoing	Public Works
CB-1.7	City vehicles	Continue to maintain car wash systems for City vehicles at the corporation yard.	City vehicles are taken to a commercial car wash where the water discharges to the sanitary sewer. Equipment is cleaned in a recycled water, wash facility, on-site, with no storm drain discharge.	Ongoing	Public Works

Santa Clara Valley Urban Runoff Pollution Prevention Program
FY 2006-2007 Annual Report: Copper/Nickel Control Program

Cupertino

Program Work Plan Task	Activity	FY06-07Tasks	Status / Comments	Due Date (mo/yr)	Responsible Party
CB-1.8	Gas station car washing	Verify that all gas stations/repair shops understand and comply with restrictions concerning washing cars on-site.	Inspections take place on a bi-annual basis; no inspections took place this year. Next reporting will be in Sept. 2008.	Ongoing, during normal inspection routine.	Industrial Inspector
CB-1.9	Auto sales car washing	Verify that all auto sale operations understand and comply with restrictions concerning washing cars on-site.	At this time, there are no auto sales businesses in Cupertino.	N/A	Industrial Inspector

Santa Clara Valley Urban Runoff Pollution Prevention Program
FY 2006-2007 Annual Report: Copper/Nickel Control Program

Cupertino

Program Work Plan Task	Activity	FY06-07 Tasks	Status / Comments	Due Date (mo/yr)	Responsible Party
CB-3. Industrial Copper Control					
Goal: Control copper in discharges of stormwater from targeted industrial sources					
CB-3	Industrial inspection program	Continue industrial inspection of vehicle service facilities and other future permitted sites.	The City's inspects the vehicle service facilities once every two years (inspections took place last fiscal year).	Ongoing, during normal inspection routine.	Industrial Inspector
CB-6/7. Reducing Traffic Congestion/Promoting Alternative Transportation					
CB-6/7	Auto Pollution Display at Quinlan Community Center	Display featuring "Cars Pollute Water Too", Vehicles are the Largest Source of Pollution in the Bay Area", and "Keeping it All in Tune". Literature will be provided explaining impact of copper pollution from brake pads as well as general information regarding auto pollution.	Display set up at the City's Community Center for two weeks in January '07.	Winter 06-07	Public Works
CB-8. Incorporate watershed protection in planning procedures					
Goal: Classify and assess watersheds, and improve institutional arrangements for watershed protection					
CB-8.1	General Plan changes	Revise City's General Plan, as needed, based on recommendations from the *Development Policies Comparison Project* and Provision C.3.I.	The Cupertino City Council adopted the 2000-2020 General Plan on November 15, 2005. Sections related to urban runoff control are found in the Environmental Resources/Sustainability Chapter (Wildlife and Vegetation; Water Resources; Stormwater Runoff) and in the Hillside Protection portion of the Land Use/Community Design Chapter. The Plan may be viewed electronically at http://www.cupertino.org/city_government/departments_and_offices/planning_and_building/general_plan_update/index.asp No changes were made in FY 06-07.	AR	Planning Division

Santa Clara Valley Urban Runoff Pollution Prevention Program
FY 2006-2007 Annual Report: Copper/Nickel Control Program

Cupertino

Program Work Plan Task	Activity	FY06-07 Tasks	Status / Comments	Due Date (mo/yr)	Responsible Party
CB-8.2	CEQA changes	Review and implement guidance from SCVURPPP and San Jose on addressing water quality in the CEQA review process, as part of C.3.m implementation.	The City will continue to evaluate its CEQA review process. No changes were made in 06-07 since revisions were made in prior fiscal years. Any future changes will be reported in that year's annual reports.	AR and ongoing	
CB-11. Street sweeping controls & stormdrain system O&M *Goal: Improve street sweeping controls and stormdrain system O&M*					
CB-11.1	Street sweeping	Follow Program guidance regarding the collection and reporting of street sweeping data. Provide data for Annual Report.	Monthly street sweeping reports for 06-07 were submitted to the Program for compilation in July 2007.	Ongoing; Data in 9/07 AR	Public Works
CB-11.2	Evaluate Street sweeping and Stormdrain O&M	Evaluate need for improvement of current street sweeping and storm drain system O&M programs (within available budgets) in Annual Report.	Streets are swept twice a month, and all catch basins are cleaned on a two year rotating basis and during emergencies as needed. During the heavy leaf fall, certain areas of the city have extra sweeping and leaf pickup. There isn't a build-up of debris or flooding issues that would indicate the need for increased service. The schedule appears to be adequate and is within the city's budget.	9/07 AR	Public Works
CB-12. Pools and Spas *Goal: Control copper discharge from pools and spas*					
CB-12.2	Outreach	• Distribute outreach materials to the public at city facilities. • Place pool information on city stormwater website.	The city distributes the brochure at city facilities, upon request or during related illegal dumping incidents. The brochure is available on the city's website.	Ongoing	Public Works
CB-12.3	Newsletter article	Publish one article/yr. regarding disposal of pool water in city's newsletter.	An article was published in the city newsletter in June '07.	Ongoing in June	Public Works

Santa Clara Valley Urban Runoff Pollution Prevention Program
FY 2006-2007 Annual Report: Copper/Nickel Control Program

Cupertino

Program Work Plan Task	Activity	FY06-07 Tasks	Status / Comments	Due Date (mo/yr)	Responsible Party
CB-21. Architectural use of copper *Goal: Discourage architectural use of copper*					
CB-21.2	Staff Training	Conduct outreach to Comm. Dev. and Public Works staff on ban of copper roofs and gutters.	Annual staff training includes a reminder on the ordinance prohibiting architectural use of copper. This training for Planning and Public Works staff was held on June 26 and April 5, 2007.	6/07	Public Works
NB - 1 Nickel Action Plan Tasks					
NB-1	Measures to control nickel discharges from construction sites	• Continue to implement Construction Inspection Performance Standards • Continue to have inspectors attend Regional Board/Program workshops on construction site management and learn latest erosion/sediment control techniques • Continue to attend Program workshops on post-development stormwater BMPs (C.3.)	See Construction Inspection Annual Report section and Training Activities summary. A Public Works employee and two Building inspectors attended a workshop held by the SCVURPPP on 12/05/06, focusing on erosion and sediment problems and permanent treatment controls. The Environmental Programs Manager provided in-house training to Building Inspectors on 2/13/07. A workshop on inspecting stormwater treatment BMPs held on 6/14/07 was attended by several Public Works staff.	On-going On-going On-going	Pub Wrks/Bldg Public Works / Building Public Works

City of Cupertino

FY 06- 07 Annual Report

Attachment N

Staff Training Summary Table

City of Cupertino
Stormwater Pollution Prevention Program

FY '06-'07 Annual Report

Training Activities

Training Event	Date	Participants
Annual Regional IPM Conference: IPM principals and examples of applications relevant to local jurisdictions.	11/14/06	Diane Mahan, PW Streets supervisor and City's PCA; John Bisely, PW Grounds supervisor; Don Naumann, contractor for Blackberry Farm Golf Course; Keith Reuter, contract pest control operator.
Construction Inspectors: Construction Site Management Workshop	12/05/06	Kevin Rieden, Public Works; Jeff Greef and Rob Moreno, Building.
Public Works and Planning: Don Edwards National Wildlife Refuge Walking Tour (WMI Landuse Subgroup)	12/06/06	Jason Chou, Lavenia Millar, David Stillman, Public Works; Colin Jung, Planning.
Annual Pesticide Training – Dept. of Pesticide Regulation	1/24/07	Pesticide Handlers Safety training – training is required for handlers, 28 public works employees attended. (as Qualified Applicators Certified, these employees are required, by the State, to attend 20 hours of training in a 2-year period)
Corporation Yard/Streets staff: Annual in-house training for Public Works staff: Topics included corporation yard operations and maintenance including spill response, pesticide use & management, fuel dispensing areas, vehicle/equip washing, chemical use & storage and mercury disposal. A portion of the video entitled "Preventing Pollution – Guidelines for contractors and maintenance crews" was shown.	2/01/07	Public Works corp yard staff, including on-call staff, facilities, streets, grounds and vehicle maintenance personnel, and supervisors. Roxan Nasiri and Lavenia Millar, Environmental Division of PW.
Building inspectors: In-house training regarding performance standard, construction BMPs, source control BMPs and inspection notices.	2/13/07	Jerry Brager, Jeff Greef, Rob Moreno, Bob Sabich, Larry Squarcia, Gary Stream, building inspectors; Lavenia Millar, Public Works - trainer.
Park & Rec staff; Golf Course contractor: Mtg to review golf course SOPs, permitted pesticides, potential for less-toxic pesticide use, performance standards.	3/30/07	Don McCarthy, Park and Rec Dept.; Don Naumann (Spot Water Management), golf course contractor; Lavenia Millar, Public Works
Public Works Engineering: Annual in-house training regarding C.3 requirements: Group 1, 2A, 2B, HMP, website info, municipal regional permit, construction general permit.	4/05/07	Jason Chou, David Stillman, Lavenia Millar – trainer; Public Works
Co. Health Dept:	4/30/07	Humphrey Karioki, acting DEH Supervisor;

City of Cupertino
Stormwater Pollution Prevention Program
FY '05-'06 Annual Report
Training Activities

Annual meeting with Dept of Environmental Health, restaurant inspection program. Topics included violations, inspection procedures, referrals, pesticide mgmt., public education materials, and future training needs.		Cheri Donnelly and Jack Lovell, WV cities Program staff; Lavenia Millar, City of Cupertino stormwater staff; Steve Homan, Co of Santa Clara.
Public Works staff that apply pesticides: Target Field Day Seminar	5/22/07	15 public works employees attended. (part of 20 hr training - as Qualified Applicators Certified, these employees are required, by the State, to attend 20 hours of training in a 2-year period)
City's Streets and Grounds Supervisors: Annual in-house training to review pesticide performance standards, SOPs and pesticide use.	5/30/07	Diane Mahan, PW Streets supervisor and City's PCA, John Bisely, PW Grounds supervisor, Lavenia Millar, Public Works Environmental Division.
Public Works Engineering and Planning: Implementing Stormwater Requirements in New Development and Redevelopment Projects (SCVURPPP)	6/14/07	Jason Chou, Lavenia Millar, David Stillman, Public Works; Aki Snellling, Planning; Jenny Fire, consultant.
Planning staff: Annual in-house training regarding C.3 requirements (Group 1, 2A, 2B, HMP, pesticide control, site design, landscape review), website and municipal regional permit, lessons learned.	6/26/07	Ciddy Wordell, Gary Chao, Aki Honda, Vera Gil, Planning; Lavenia Millar, Public Works - trainer.
City's Pest Control Advisor: As a Pest Control Advisor, this supervisor is required, by the State, to attend 40 hrs. of PCA training in a two-year period.	On-going	Diane Mahan, PW Streets supervisor, and City's PCA, courses include IPM.
City's Golf Course Contractor, Pest Control Advisor: As a Pest Control Advisor, this contractor is required, by the State, to attend 40 hrs. of PCA training in a two-year period.	On-going	Don Naumann, contractor for Blackberry Farm Golf Course, courses include IPM.

City of Cupertino

FY 06- 07 Annual Report

Appendix

Acronyms

ACRONYMS

AR	Annual Report
BASMAA	Bay Area Stormwater Management Agencies Association
Bay	San Francisco Bay
BMP	Best Management Practice
COA	Conditions of Approval
Cu	Copper
DEH	Department of Environmental Health, Santa Clara County
EOA	Eisenberg, Olivieri, and Associates
HHW	Santa Clara County Household Hazardous Waste Program
HMP	Hydromodification Management Plan
ICID	Illicit Connection and Illegal Dumping
IND	Industrial/Commercial
IPM	Integrated Pest Management
MC	Management Committee
MEP	Maximum Extent Practicable
MRP	Municipal Regional Permit
Ni	Nickel
NOI	Notice of Intent
NPDES	National Pollutant Discharge Elimination System
O&M	Operation and Maintenance
PCA	Pest Control Advisor
Program	Santa Clara Valley Urban Runoff Pollution Prevention Program
PS	Performance Standard
PW	Public Works
RMP	Regional Monitoring Program
RWQCB	Regional Water Quality Control Board
SCCo	Santa Clara County
SCVURPPP	Santa Clara Valley Urban Runoff Pollution Prevention Program
SCVWD	Santa Clara Valley Water District
SOP	Standard Operating Procedure
SWMP	Storm Water Management Plan
SWPPP	Storm Water Pollution Prevention Plan
URMP	Urban Runoff Management Plan
WE&O	Watershed Education and Outreach
WMI	Watershed Management Initiative
WV	West Valley (cities)

038529

Urban Runoff Management Program Annual Report FY 2006-2007

September 15, 2007

City of Los Altos
FY 2006/2007 Annual Report
Table of Contents

	TITLE	PAGES
1.	Table of Contents……..	2
2.	Cover Letter…….	3-6
3.	Certification Statement……..….	7
4.	List of Abbreviations……...	8-9
5.	IC/ID Elimination Activities……..…….	10-16
6.	Industrial Commercial Discharger Control Program……	17-20
7.	Public Agency Activities	
	a. Public Streets, Roads & Highway O&M……	21-22
	b. Corporation Yards O&M……...	23-24
	c. Storm Drain System O&M……...	25-26
8.	New Development & Redevelopment Planning Procedures (c.3)……..	27-49
9.	New Development & Redevelopment Construction Inspection……	50-53
10.	Pest Management……	54-64
11.	Mercury Pollution Prevention Program……..….	65-68
12.	Other Water Quality and Watershed Management Requirements…….	69-80
13.	Public Information/Participation……..…….	81-84
14.	Annual Reports and Workplans……..…….	85-86
15.	Staff Training……..……..	87-89

Department of Public Works
Engineering Division
One North San Antonio Road
Los Altos, California 94022-3087
(650) 947-2780
Fax (650) 947-2732

September 15, 2007

Mr. Bruce H. Wolfe
REGIONAL WATER QUALITY CONTROL BOARD
San Francisco Bay Region
1515 Clay St., Suite 1400
Oakland, CA 94612

SUBJECT: CITY OF LOS ALTOS URBAN RUNOFF MANAGEMENT PROGRAM FY 2006-2007 ANNUAL REPORT

Dear Mr. Wolfe:

This report is submitted by the City of Los Altos, in conjunction with the Santa Clara Valley Urban Runoff Pollution Prevention Program's Annual Report, pursuant to provision C.6.a. of the Program's reissued municipal storm water National Pollutant Discharge Elimination System (NPDES) Permit (Order No. 01-024). The report summarizes activities performed during FY 2005-2006 in accordance with the City of Los Altos' Urban Runoff Management Plan (URMP) submitted to the Regional Board on September 1, 1997 and updated in October 2000 and September 2004, and the performance standards contained therein.

Contents of Report

The goals of this Annual Report are to: 1) concisely document implementation of our URMP and FY 06-07 work plan during the past fiscal year; 2) evaluate program results for continuous improvement; and 3) share this information with other Co-permittees, municipal decision-makers, and the public. To accomplish these goals, the City of Los Altos Annual Report contains the following sections:

I. Cover Letter

II. Certification Statement

III. Self-Evaluation and Work Plan Completion Matrix:

- IC/ID Elimination Activities
- Industrial/Commercial Discharger Control Program
- Public Agency Activities
  - i. Public Streets, Roads and Highways Operation and Maintenance
  - ii. Corporation Yard Operation and Maintenance
  - iii. Storm Drain System Operation and Maintenance
- New Development and Redevelopment Planning Procedures
- New Development and Redevelopment Construction Inspection
- Pest Management Activities
- Mercury Pollution Prevention Activities
- Other Water Quality and Watershed Management Requirements
  - i. Trash Management
  - ii. Copper Action Plan
  - iii. Nickel Action Plan
- Public Information/Participation
- Annual Report and Work Plan
- Staff Training
- Revised 04/05 Annual Report page pursuant to Board comment

Program Highlights and Accomplishments

During FY 2005-2006 the City of Los Altos continued to implement our Urban Runoff Management Plan (URMP) to the maximum extent practicable. The activities implemented for each element of the City's URMP are described in Chapter 6 of the Santa Clara Valley Urban Runoff Pollution Prevention Program's Urban Runoff Management Plan. Some brief highlights of our many accomplishments during FY 2006/2007 are described below.

The city has well over 300 major remodel/rebuilding project that were under construction during the last rainy season. The City sent a letter to each of the property owners and each of their contractors for these projects explaining the necessity of protecting their property from allowing contaminated storm runoff from their property. This letter included detailed suggestions to help prevent erosion of sediments from the site. Prior to the beginning of the rainy season, our inspector visited each one of these sites and reiterated to the contractors what the requirements that city will be expecting to see at their sites. Between mid-October to April, our inspector was

able to visit most all of these sites on a monthly basis, especially those with high priority for potential erosion. During this time, citations were issued for those that did not have proper controls in place. By the end of the rainy season, the City was able to witness properly maintained erosion controls at most all of private construction sites.

Earlier in the fiscal year the State Water Board as well as your Regional Board directed cities, which included Los Altos, to prepare a Sewer Management Plan. This Plan would be used by each city to properly maintain their sanitary sewer systems. The city is on schedule to have the Plan completed by the end of this calendar year, which will be a year ahead of schedule set up by your Board.

The City of Los Altos is pleased with its maintenance program and compliance with the control of sources of pollution. The City received an award for having 15 consecutive Clean Bay Business certifications for having its city corporation yard in complete compliance with all point source control. The city continues to follow an extensive training program for its staff dealing with the use of pesticides. The City staff always considers the use of safer type of pesticides including making every effort to use alternatives such as the use of mulches for weed control rather than herbicide.

The City has been one of the leaders in the Bay Area in source control at its development or redevelopment sites. The city continues to require the incorporation of site design source controls and treatment into all of its projects, regardless of size. For example, during the fiscal year the city required well over 100 new single family rebuilding projects to contain their drainage on site by having them make every attempt to incorporated site design measures to allow stormwater flow to infiltrate into the ground and then directed over landscaped area prior to discharge in the city's streets and not allow any connections to the city's storm drain system. This helped reduce the flow in the city's system as well as treat the storm water on site prior to any discharge.

Continuous Improvement Activities

The City continues to address challenges encountered in implementation of improvements to its Urban Runoff Management Plan with existing staff. Overall, staff believes that the program is being implemented consistently throughout the City and is effective in reducing pollution of the local creeks. The largest challenge facing the City in its effort to comply with the permit, as with other cities, is having minimal funding and few staff available for its programs. Also funding comes from our General Fund since Los Altos has no storm drain fees. But Los Altos has a very small sales tax base due to the lack of commercial and no industrial businesses in the city. This would appear to become more of a challenge with the eventual adoption of the proposed Regional Permit.

During the fiscal the year the city began implementation of its BMP verification inspection program. Some minor issues were encountered during the implementation for which the city has made adjustments. For example, at the end construction, the developer was more than willing to develop and record a maintenance agreement for the treatment BMPs. But it is found that those on the property that were actually responsible for implementing the maintenance process, was not aware of the agreement. The city will plan an early follow-up inspection at the property to explain the treatment system(s) and explain the maintenance agreement and the city eventual verification inspections to those occupants that would be responsible for the maintaining the system.

In summary, the City continues to be committed to the implementation of its Urban Runoff Management Plan. As with previous fiscal years, this has proven to be a challenge with limited staffing levels, minimal funding availability and increased work effort to comply with the Program. In the coming year the City will continue to strive to increase its level of effort dedicated to the Santa Clara Valley Urban Runoff Pollution Protection Program.

I welcome your review of this annual Report and any comments that you might have to offer that would help the City improve the managing of the program. If you have any questions regarding the materials submitted, please contact me at (650) 947-2624.

Very truly yours,

Larry Lind
Associate Civil Engineer

Cc: Sue Ma, RWQCB

Attachments

CITY OF LOS ALTOS
FY 2006-2007 ANNUAL REPORT

Certification Statement

"I certify, under penalty of law, that this document and all attachments were prepared under my direction or supervision in accordance with a system designed to ensure that qualified personnel properly gather and evaluate the information submitted. Based on my inquiry of the person or persons who manage the system, or those persons directly responsible for gathering the information, the information submitted, is, to the best of my knowledge and belief, true, accurate, and complete. I am aware that there are significant penalties for submitting false information, including the possibility of fine and imprisonment for knowing violations."

Signature by Duly Authorized Representative:

Philip Rose
City Manager

Date 8-31-07

Acronyms and Abbreviations—FY 2006/2007 Annual Report

AB	Assembly Bill
AC	Acres
AHTG	Ad Hoc Task Group
AOC	Area of Concern
APWA	American Public Works Association
AR	Annual Report
BACWA	Bay Area Clean Water Agencies
BAPPG	Bay Area Pollution Prevention Group
BASMAA	Bay Area Stormwater Management Agency Association
BMP	Best Management Practice
BPAC	City of Los Altos Bicycle/Pedestrian Advisory Committee
CA.	California
CAP	Copper Action Plan
CASQA	California Stormwater Quality Association
CEO	Code Enforcement Officer
CEQA	California Environmental Quality Act
CI	Construction Inspection
CIP	Capital Improvement Project
COA	Condition of Approval
DEH	Santa Clara County Department of Environmental Health
DOT	Department of Transportation
DPR	Santa Clara County Department of Pesticide Regulation
DTSC	Department of Toxic Substance Control
e.g.	For Example
EIR	Environmental Impact Report
EOA	Eisenberg, Olivieri, and Associates
Etc.	Excreta
Expo	Exposition
FOG	Gats, Oils, and Grease
FY	Fiscal Year
GIS	Geographic Information Systems
HAZMAT	Hazardous Material
Hg	Mercury
HHW	Household Hazardous Waste
HMP	Hydromodification Management Plan
i.e.	That Is
ICID	Illegal Connection, Illicit Discharge
ID	Identification
IPM	Integrated Pest Management
KAB	Keep America Beautiful
LUS	Land Use Subgroup (WMI)
MEP	Maximum Extent Practicable
MOU	Memorandum of Understanding
N/A	Not Applicable
NAP	Nickel Action Plan
NEPA	National Environmental Protection Act
NOI	Notice of Intent
NPDES	National Pollutant Discharge Elimination System
NPS	Non-point Source Pollution
O & M	Operation and Maintenance
OP Pesticides	Organo-Phosphage pesticides
OSH	Orchard Hardware Store

OWOW	Our Water Our World
PAPA	Professional Association of Pesticide Applicators
PCA	Pesticide Certified Applicator
PCB	Poly-Chlorinated Biphenyl
PCO	Pest Control Operator
PD	Police Department
PG&E	Pacific Gas and Electric
PIP	Public Information and Participation
PS	Performance Standard
PSA	Public Service Announcement
PUD	Planned Unit Developments
PW	Public Works
RMP	San Francisco Bay Regional Monitoring Program
ROW	Right of Way
RTA	Rapid Trash Assessment
RWQCB	Regional Water Quality Control Board
s. f. or sq. ft.	Square feet
SCBWMI or WMI:	Santa Clara Basin Watershed Management Initiative
SCC	Santa Clara County
SCVURPPP	Santa Clara Valley Urban Runoff Pollution Prevention Program
SCVWD	Santa Clara Valley Water District
SIC	Standard Industrial Classification
SOP	Standard Operating Procedure
STOPPP	San Mateo Countywide Stormwater Pollution Prevention Program
SWID	Stormwater Infiltration Device
SWMP	Stormwater Management Plan
SWPPP	Stormwater Pollution Prevention Plan
TMDL	Total Maximum Daily Load
URMP	Urban Runoff Management Plan
URP	Urban Runoff Program
WDR	Waster Discharge Requirements
WEO	Watershed education and Outreach
WMI	Watershed Management Initiative

Santa Clara Valley Urban Runoff Pollution Prevention Program
FY 2006-2007 Annual Report

Municipality: City of Los Altos ***Attachment B***

ILLICIT CONNECTION & ILLEGAL DUMPING ELIMINATION ACTIVITIES

FY 2006-2007 Work Plan Self Evaluation Matrix

Item No.	Activity	FY 06-07 Work Plan Tasks	FY 06-07 Accomplishments	Responsible Party
1	Continue to provide training as required on ICID activities	Los Altos will continue to provide information and training to Engineering, Planning, Building Inspection and Public Safety personnel with a focus on new personnel. Each Department holds regular meetings for which the subject of ICIDs is discussed. Staff will be encouraged to attend formal training as it becomes available.	The City of Los Altos continues to provide training to city staff ICID issues. For example, the city sent personnel to SCVURPPP training workshop, " Construction Site Management Workshops," in December at the Quinlan Center in Cupertino. City personnel learned what to look for during stormwater inspections of commercial and industrial facilities that are under construction.	Community Development & Public Works Department
2	Continue to evaluate and improve response and documentation of illegal dumping activities	Los Altos uses the police department to respond to reports of illegal dumping. Their response is also coordinated with the URP Coordinator. These responses would be documented by the officer's police report.	During the FY the city primarily used the police department to respond to reports of illegal dumping and the Engineering Department inspector or engineer as a backup. The police department maintains documentation of those incidents and the engineering department maintains a master list. During FY 06-07, PD recorded four responses that relate to potential illegal dumping. Each of the incidents was properly addressed. The sewer maintenance department continues to respond to sewer overflows. The city has a crew on standby 24 hours a day and therefore can respond to these quickly. During FY 06-07, city crews addressed seven sewer overflows, which were properly cleaned up before entering any storm drain systems. During the FY, the city also continued most all construction sites to assure they have proper BMPs installed and maintained	Public Works Department

Santa Clara Valley Urban Runoff Pollution Prevention Program
FY 2006-2007 Annual Report

Municipality: City of Los Altos ***Attachment B***

Item No.	Activity	FY 06-07 Work Plan Tasks	FY 06-07 Accomplishments	Responsible Party
3	Sanitary Sewer System	Los Altos has adopted a new Sewer System Master Plan and has begun the implementation to comply with the States SSMP and to help prevent system overflows	The Sanitary Sewer Master Plan was adopted on 1 August 2005. This Plan meets several of the requirements that are mandated by the San Francisco Regional Water Quality Control Board's requirement that each owner of a sewer collection system prepare a Sewer System Management Plan (SSMP) and also with the similar requirements by the State of California in their Water Discharge Requirements. The City plans to complete SSMP for both the Regional Board and the State versions by the end of calendar, which is over a year ahead of the deadline. The City has begun implementing the recommendation of the Master Plan. This including the issuing of a second Sewer Root Foaming contract in December 2006 and we have almost completed the televising of the entire sewer system. The City plans to begin the design on 8 new sewer Capital Improvement Projects next fiscal year in accordance with the schedule of the Master Plan. The City will continue to raise the rates to fulfill the recommendations of the Master Plan.	Public Works & Community Development Departments
4	Evaluate IC/ID activities in FY 2006-2007 and explore opportunities to increase program effectiveness.	Report results in the FY 2006-2007 Annual Report.	See "ICID Program Evaluation" and "ICID Report Data" below.	Public Works Department

Santa Clara Valley Urban Runoff Pollution Prevention Program
FY 2006-2007 Annual Report

Municipality: City of Los Altos ***Attachment B***

ICID Program Evaluation FY 2006/2007
Overall the program seems to be working very well. It would seem more and more people, as well as contractors, are becoming aware that no discharges, other than storm water, are allowed into the storm drain systems. With the addition of a full time inspector, the city was able to better police this issue, including an attempt to inspect over 300 single-family construction sites in Los Altos. This increase enforcement was apparent with the increase number of reported events, but is also a noticeable improvement in the number of contractors that automatically provide the proper BMPs and also maintain them. Even then many still need to be constantly reminded to maintain a properly controlled site. Though the city Police Department still respond to emergencies and address those responses according, most of enforcement responsibility was delegate last FY to the Engineering Department where the inspector is assigned. This seems to allow better follow-up to issues that develop to verify continued compliance and better record keeping and free up the Police to other, more pressing issues. The City of Los Altos continues to implement recommendations from this Sewer Master Plan to minimize overflows, which show a reduction from 12, that was reported in FY 05/06 to 7 in FY 06/07. This Master Plan has placed the city in advanced compliance with the State's recently adopted Waste Discharge Requirements (WDR) and the San Francisco Regional Water Quality Control Board's requirement for a Sewer System Management Plan. These mandates are required of every owner of sewer collection systems and the city's Master Plan has placed the city well ahead of the deadlines from each of these mandates. The city plans to comply well in advance the deadlines. Though the city believes it is capable of responding to any event, it continues to struggle with the documentation necessary for any of these incidents. Staff will continue to work with the police department in their documentation and follow-up actions on these incidents.

Regional Board Comments on ICID in FY 2005-2006 Annual Report

RWQCB Comment	City Of Los Altos Response
None	

Santa Clara Valley Urban Runoff Pollution Prevention Program
FY 2006-2007 Annual Report

Municipality: City of Los Altos ***Attachment B***

ICID Report Data FY 2006/2007				
Date of Incident	**Source**	**Location**	**Reported by citizens or employees**	**Follow-up action**
8/23/06	Illegal discharge from Construction Site	4926 El Camino Real	City Employee	Contractor was power washing clay tile roof with discharge allowed to flow to street. Contractor was cited and directed to clean up the street.
8/29/2006	Illegal discharge from Construction Site	1564 Honeysuckle Place	City Employee	Contractor was washing concrete waste from site into the street. Contractor was warning and directed to clean up the street. Property owner was sent a warning letter.
9/8/2007	Illegal discharge from Construction Site	5100 El Camino Real	City Employee	Contractor was washing concrete waste from site into the street. Contractor was cited and directed to clean up the street.
9/11/2006	Illegal discharge from Washing Outside	420 South San Antonio Road	City Employee	Business owner had conducted washing behind building and allowed flow to discharge to street. Property owner and business owner were cited.
9/13/2006	Illegal discharge from Washing Outside	941 North San Antonio Road	City Employee	Business owner had conducted washing behind building and allowed flow to discharge to street. Property owner and business owner were issued a warning letter.
10/19/2006	Illegal discharge from Washing Outside	4485 South San Antonio Road	City Employee	Business owner had conducted washing behind building and allowed flow to discharge to street. Property owner and business owner were issued a warning letter
10/20/2006	Illegal discharge from Washing Outside	317 First Street	City Employee	Business owner had conducted washing behind tire shop and allowed flow to discharge to street. Property owner and business owner were issued a warning letter
10/24/2006	Illegal discharge from Washing Outside	399 First Street	City Employee	Business owner had conducted washing behind pizza restaurant and allowed flow to discharge to street. Property owner and business owner were issued a warning letter

Santa Clara Valley Urban Runoff Pollution Prevention Program
FY 2006-2007 Annual Report

Municipality: City of Los Altos ***Attachment B***

ICID Report Data (cont.)				
Date of Incident	**Source**	**Location**	**Reported by citizens or employees**	**Follow-up action**
10/25/2006	Illegal discharge from Construction Site	730/780 El Monte Avenue	City Employee	Improper installation of construction site BMPs. Cited property owner. Continued monitoring of site.
10/27/2006	Illegal discharge from Construction Site	242 State Street	Resident	Contractor was washing concrete waste from site into the street. Property owner was cited and Contractor was directed to clean up the street.
11/2/2006	Illegal discharge from Construction Site	61 Angela Drive	City Construction Inspector	Improper installation of construction site BMPs. Cited property owner. Continued monitoring of site.
11/6/2006	Illegal discharge waste water to storm drain	Berry Ave & Diamond Ct.	Resident	Police Department responded to complaint from resident. Property owner was draining a fishpond into the street. Owner was directed to discharge flow to the sanitary sewer.
11/9/2006	Illegal discharge from Construction Site	730/780 El Monte Avenue	City Employee	Improper installation of construction site BMPs. Cited property owner. Continued monitoring of site.
11/15/2006	Illegal discharge from Construction Site	1457 Miramonte Ave.	City Construction Inspector	Improper installation of construction site BMPs. Cited property owner. Continued monitoring of site.
12/1/2006	Illegal discharge from Construction Site	168 Springer Road	City Construction Inspector	Improper installation of construction site BMPs. Cited property owner. Continued monitoring of site.
12/14/2006	Illegal discharge waste water to storm drain	618 Orange Avenue	City Employee	Water truck had wash mud on city street in to the storm drain system. Cited contractor. .
12/17/2006	Illegal discharge waste water to storm drain	1871 Newcastle Dr.	Resident	Police Department responded to complaint from resident. Property owner was draining a pool into the street. Owner was directed to discharge flow to the sanitary sewer.

Santa Clara Valley Urban Runoff Pollution Prevention Program
FY 2006-2007 Annual Report

Municipality: City of Los Altos ***Attachment B***

ICID Report Data (cont.)				
Date of Incident	**Source**	**Location**	**Reported by citizens or employees**	**Follow-up action**
12/27/2006	Illegal discharge from Construction Site	618 Orange Avenue	City Construction Inspector	Improper installation of construction site BMPs. Cited construction contractor. Continued monitoring of site.
12/29/2007	Illegal discharge from Construction Site	Foothill Expressway/Interstate 280	Resident	Police Department responded to complaint from resident. No discharge was found.
2/15/2007	Illegal discharge from Construction Site	1263 Richardson Court	City Construction Inspector	Improper installation of construction site BMPs. Cited property owner. Continued monitoring of site.
2/15/2007	Illegal discharge from Construction Site	1263 Richardson Court	City Construction Inspector	Improper installation of construction site BMPs. Cited property owner. Continued monitoring of site.
2/23/2007	Illegal discharge from Construction Site	1310 Holly Street	City Construction Inspector	Improper installation of construction site BMPs. Cited property owner. Continued monitoring of site.
3/19/2007	Illegal discharge waste water to storm drain	209 First Street	City Employee	Power washing of building with flow going into the street. Warning letter issued to property owner.
3/26/2007	Illegal discharge waste water to storm drain	76 Alma Court	City Construction Inspector	Illegal water softener connection to the street. Warning letter issued to property owner. Continued monitoring of site.
4/9/2007	Illegal discharge waste water to storm drain	441 First Street	City Employee	Washing conducted behind building with flow going into the street. Warning letter issued to property owner.
4/11/2007	Illegal discharge waste water to storm drain	Van Buren St/Dixon Way	Resident	Police Department responded to complaint from resident. No discharge was found.

Santa Clara Valley Urban Runoff Pollution Prevention Program
FY 2006-2007 Annual Report

Municipality: City of Los Altos ***Attachment B***

ICID Report Data (cont.)				
Date of Incident	**Source**	**Location**	**Reported by citizens or employees**	**Follow-up action**
5/15/2007	Illegal Construction	490 Torwood Court	City Construction Inspector	Illegal construction debris dumped on Adobe Creek bank. Warning letter sent to property owner. In consultation with the Water District, contractor was directed to cleanup up debris. Clean up was completed.
6/1/2007	Illegal discharge waste water to storm drain	State & Fourth Street	City Employee	Discharge of wastewater from behind restaurant into the street. Property owner was cited.
N/A	Sanitary Sewer system overflows	7 separate locations	Mostly by Residents	Each location was cleared of plug and site was properly cleaned up. Since most overflows resulted from roots in the line, each location was root cut or was root foamed to address any root issues in the line.

Santa Clara Valley Urban Runoff Pollution Prevention Program
FY 2006-2007 Annual Report

Municipality: City of Los Altos ***Attachment B***

INDUSTRIAL/COMMERCIAL DISCHARGER CONTROL PROGRAMS

FY 2006-2007 Work Plan Self Evaluation Matrix

Item No.	Activity	FY 06-07 Work Plan Tasks	FY 06-07 Accomplishments	Responsible Party
1	Inspection of Vehicle Service Facilities	Los Altos will continue to coordinate and support the program conducted by the Palo Alto Regional Water Quality Treatment Plant. Palo Alto conducts annual inspections of all vehicle service facilities in Los Altos. The City will document and conduct follow-up on any storm water discharge violations identified in these inspections.	In August 2006 the City of Palo Alto inspected 14 vehicle service facilities in Los Altos. None were found with any violations and all facilities were given the Clean Bay Business award. During the year, there were no other reports on discharges from any of these facilities.	URP Coordinator

Santa Clara Valley Urban Runoff Pollution Prevention Program
FY 2006-2007 Annual Report

Municipality: City of Los Altos ***Attachment B***

Item No.	Activity	FY 06-07 Work Plan Tasks	FY 06-07 Accomplishments	Responsible Party
2	Inspection of Food Service Facilities	Los Altos will continue to coordinate and support the County of Santa Clara Department of Environmental Health's annual inspections of all 101 food service facilities in the City. The City will document and conduct follow-up on any storm water discharge violations identified in these annual inspections	During the year Santa Clara County Department of Environmental Health (DEH) conducted 383 individual inspections of 140 food services facilities in Los Altos. During inspections, DEH makes sure that the wastewater is being deposited in the mop sink. DEH reminds the facility of the importance of using the mop sink and instruct them to not put wastewater outside or to wash mats outside. They also inspect and report on the storage of oil, grease and garbage, which is usually exterior to the facility. They provide guidance and proper handling and cleanup of those areas. During the FY 06/07, DEH reported two areas of concern. . Follow-up visit showed that the situation had been corrected. During the year, the city issued a warning letter to three restaurants that had dumped or wash something in the back of their facility. Also the city cited a property for discharge from a restaurant on the property. Follow up inspections by the city continued at all these facilities.	URP Coordinator & Code Enforcement Officer
3	Inspection of Other Commercial Facilities	Los Altos has very limited Commercial Facilities (and no Industrial facilities), but is prepared to inspect any of these other listed categories of commercial facilities should a complaint be filed and take necessary action if required.	No violations or complaints were filed during the fiscal year.	URP Coordinator & Code Enforcement Officer

Santa Clara Valley Urban Runoff Pollution Prevention Program
FY 2006-2007 Annual Report

Municipality: City of Los Altos ***Attachment B***

Item No.	Activity	FY 06-07 Work Plan Tasks	FY 06-07 Accomplishments	Responsible Party
4	Evaluate inspection activities in FY 2006-2007, explore opportunities to increase program effectiveness and report results in Sept. AR	Report results in the FY 2006-2007 Annual Report.	See “Industrial/Commercial Program Evaluation” below.	URP Coordinator

Industrial/Commercial Program Evaluation
FY 2006/2007

Only two were found during the FY 06/07 inspections, which were properly addressed. Based on this low number, it would appear that this program is working well. Biggest reason, obviously, is the lack of industrial/commercial facilities in the city. The city could further increase the frequency of the inspections, but it is difficult to justify since there are no reportable violations or potential violations.

Regional Board Comments on Industrial/Commercial Inspection in FY 2005-2006 Annual Report

RWQCB Comment	City Of Los Altos Response
• None	

Santa Clara Valley Urban Runoff Pollution Prevention Program
FY 2006-2007 Annual Report

Municipality: City of Los Altos ***Attachment B***

Industrial/Commercial Inspection Report Data FY 2006/2007				
Category	**Number of Inspections**	**Problems found**	***Follow-up action***	**How many were resolved**
Automotive (by the City of Palo Alto)	14	None	N/A	N/A
Food Service Facilities (by the County Department of Public Health)	383 inspections of 140 food service facilities	Two area of concerns were noted regarding a potential discharge to the storm drain system.	Compliance Inspection by DEH and routine monitor by city inspector.	No further issues we noted from follow-on inspections.

Santa Clara Valley Urban Runoff Pollution Prevention Program
FY 2006-2007 Annual Report

Municipality: City of Los Altos ***Attachment B***

PUBLIC AGENCY ACTIVITIES PUBLIC STREETS, ROADS & HIGHWAY O & M				
FY 2006-2007 Work Plan Self Evaluation Matrix				
Item No.	**Activity**	**FY 06-07 Work Plan Tasks**	**FY 06-07 Accomplishments**	**Responsible Party**
1	BMP for street and road operations and maintenance	Los Altos will continue to assure that BMPs are applied at all of its street maintenance operations. Will evaluate its SOP for this maintenance annually and update as deemed necessary.	Crews continue to be trained on utilizing BMP's from the CASQA Stormwater Best Management Practice Handbook for Municipal Operations. For example, for sawcutting and sidewalk grinding, which is a sizable task for city staff, the SOPs include vacuuming up excessive material and slurry before reaching storm drains. City staff did not find any improvements it could make to SOPs during the fiscal year.	Public Works Maintenance Department
2	BMP training	Los Altos will continue to provide training on an as needed basis to its municipal staff in the use of appropriate BMPs. Will provide monthly discussions with maintenance staff on the implementation of BMPs. Staff will be encouraged to attend any formal training if available.	City maintenance crews received a wide range of training during the year. See "Staff Training" list at the end for this report of a list of training attended by the various maintenance staff. In addition, maintenance staff met quarterly during the FY to discuss upcoming programs. At these meetings staff are reminded of the implementation of BMPs required for these programs.	Public Works Department
3	Evaluate O&M activities and, explore opportunities to increase program effectiveness, and report the results in the FY 2006-2007 AR.	Report results in the FY 2006-2007 Annual Report.	Public Streets, Roads & Highway O&M Program Evaluation" section below.	URP Coordinator

Santa Clara Valley Urban Runoff Pollution Prevention Program
FY 2006-2007 Annual Report

Municipality: City of Los Altos ***Attachment B***

Public Streets, Roads & Highway O&M Program Evaluation FY 2006/2007
Roads and streets operations follow BMPs for storm water protection. There have been no complaints or incidents of discharge to the storm system due to Street Division operations. Crews completed 49.5 hours in road shoulder work to ensure proper drainage and spent 282 hours during the fall leaf pickup program in support of the annual street sweeping program. Due to past shoulder activities, the level of effort to ensure proper drainage has decreased. They picked up over 251 cubic yards of leaves during this time, which reduced the load that would have entered the storm drain system. The city plans to continue these programs and will continue to evaluate means for improvements.

Regional Board Comments on Public Streets, Roads & Highway O&M in FY 2005-2006 Annual Report	
RWQCB Comment	**City Of Los Altos Response**
None	

Santa Clara Valley Urban Runoff Pollution Prevention Program
FY 2006-2007 Annual Report

Municipality: City of Los Altos ***Attachment B***

PUBLIC AGENCY ACTIVITIES
CORPORATION YARDS O & M

FY 2006-2007 Work Plan Self Evaluation Matrix

Item No.	Activity	FY 06-07 Work Plan Tasks	FY 06-07 Accomplishments	Responsible Party
1	Storm Water Pollution Prevention Plan	Los Altos will evaluate and continue to improve the plan as necessary.	During FY 05-06, staff continued to ensure all elements of SWPPP were followed. Silt sacks were inspected quarterly and replaced as needed. Again there were no spills in the Municipal Service Center that required containment.	Public Works Department
2	Evaluate O&M activities in FY 2006-2007 and explore opportunities to increase program effectiveness	Report results in the FY 2006-2007 Annual Report.	See "Corporation Yard O&M Program Evaluation" section below.	URP Coordinator

Corporation Yard O&M Program Evaluation
FY 2006/2007

During FY 05-06, the Municipal Service Center was awarded its 14th Clean Bay Business Certificate and a plaque for 15 consecutive years of outstanding achievement in maintaining the corporation yard. Automotive and shop personnel also passed the Hazardous Material Program compliance inspection by the Santa Clara County Department of Environmental Health. Automotive personnel completed 2674 hours on vehicle maintenance and shop personnel spent 68 hours for regulatory compliance in handling petroleum products and hazardous materials. Crews continue fueling at local gas stations and do not maintain any fueling processes. The three-year-old wash pad has been successful in receiving wastewater and putting it into the sewer system after going through a separator. Regulatory compliance has been maintained in emptying the separator on a quarterly basis and crews continue to utilize of the wash pad for cleaning maintenance equipment. The City continues to exceed compliance with all environmental requirements within its corporation yard.

Santa Clara Valley Urban Runoff Pollution Prevention Program
FY 2006-2007 Annual Report

Municipality: City of Los Altos ***Attachment B***

Regional Board Comments on Corporation Yard O&M in FY 2005-2006 Annual Report	
RWQCB Comment	**City Of Los Altos Response**
None	

Santa Clara Valley Urban Runoff Pollution Prevention Program
FY 2006-2007 Annual Report

Municipality: City of Los Altos ***Attachment B***

PUBLIC AGENCY ACTIVITIES
STORM DRAIN SYSTEM O & M
FY 2006-2007 Work Plan Self Evaluation Matrix

Item No.	Activity	FY 06-07 Work Plan Tasks	FY 06-07 Accomplishments	Responsible Party
1	Storm Drain O & M & Training	Los Altos will continue to train staff & implement and improve BMPs and SOP for the storm drain system operation and maintenance activities. Will evaluated its SOP for this maintenance task annually and update as deemed necessary.	Staff followed the guidance in the CASQA Handbook on Municipal Stormwater Best Management Practice for storm drain maintenance. Entire storm drain system was inspected and all catch basins were cleaned where needed. All material was disposed of properly. Maintenance Staff received annual training from the city's URPPP Coordinator. No updates were deemed necessary for the SOPs.	Public Works Department
2	Reporting of Observed ICID Evidence	Los Altos will continue to train and require staff to notify appropriate personnel when incidents or unusual contaminants are observed during routine maintenance. Eventually this information is forwarded to the Police Department where it will be documented and considered for enforcement.	The City of Los Altos continues to provide guidance and training to their staff personnel. For example, during routine maintenance staff training, field crews are instructed on what illegal discharges are and are told to report them to their supervisor or to the city's Code Enforcement Officer for follow-up action.	Public Works Department

Santa Clara Valley Urban Runoff Pollution Prevention Program
FY 2006-2007 Annual Report

Municipality: City of Los Altos ***Attachment B***

Item No.	Activity	FY 06-07 Work Plan Tasks	FY 06-07 Accomplishments	Responsible Party
3	Evaluate O&M activities in FY 2006-2007, including effectiveness of BMPs, explore opportunities to increase program effectiveness, and report the results in the Sept 2006 AR	Report results in the FY 2006-2007 Annual Report.	See "Storm Drain System O&M Program Evaluation" section below.	URP Coordinator

Storm Drain System O&M Program Evaluation
FY 2006/2007

O&M activities for storm drain maintenance were very successful this year. Crews were able to clean all of the storm drain system prior to the rainy season and we experienced very little storm drain problems during the rainy season. Staff continued to implement the method of cleaning and inspecting the storm drain system through the GIS quadrant system (63 quadrants) instead of our 10 maintenance zones. This method has improved the work schedule and completeness of this operation.

Regional Board Comments on Storm Drain System O&M in FY 2005-2006 Annual Report

RWQCB Comment	City Of Los Altos Response
None	

Santa Clara Valley Urban Runoff Pollution Prevention Program
FY 2006-2007 Annual Report

Municipality: City of Los Altos ***Attachment B***

NEW DEVELOPMENT & REDEVELOPMENT PLANNING PROCEDURES (C.3)

FY 2006-2007 Work Plan Self Evaluation Matrix

Item No.	Activity	FY 06-07 Work Plan Tasks	FY 06-07 Accomplishments	Responsible Party
C.3.b Development Project Approval Process **Goal:** To modify Los Altos' development project approval processes, for both private and public development project, to incorporate the requirement of Provision C.3				
1	Continue to train Los Altos staff in planning, building, and engineering division on the latest developments of the C.3. provisions and goals	Los Altos staff has attended Program workshops as they become available.	Private Projects: Though project initially begin within the Planning Department, he Engineering Department has been assigned to work on most of the issues that deal with the City's NPDES permit. Most "large" projects for the city are primary just rebuilds of single-family residences. The Engineering Division reviewed approximately one hundred of these projects during the FY and comments were made to assure that the design provided property source control measures in accordance with the Permit. During the FY Planning Department approved one Group 1 but no Group 2 projects. Public Projects: As noted in the Staff Training Summary at the end of this Annual Report, Staff involved in the design and review of all Public Projects, as well as Private Projects, attended all Program sponsored training on C.3. During FY 2006/2007 there were no Group 1 or Group 2A public projects implemented by the City.	Community Development & Public Works Department

Santa Clara Valley Urban Runoff Pollution Prevention Program
FY 2006-2007 Annual Report

Municipality: City of Los Altos ***Attachment B***

Item No.	Activity	FY 06-07 Work Plan Tasks	FY 06-07 Accomplishments	Responsible Party
2	Continue to review policies, procedures, and/or conditions of approval to incorporate Group 1 & 2 requirements	Los Altos will modify documents as necessary for Group 1 and Group 2 projects.	Private and Public Projects: The city of Los Altos believes that its policies, procedures and/or conditions of approval are adequate for Group 1 and Group 2 project, but the city will continue to review the process and make adjustment as necessary.	Community Development & Public Works Department

Santa Clara Valley Urban Runoff Pollution Prevention Program
FY 2006-2007 Annual Report

Municipality: City of Los Altos ***Attachment B***

Item No.	Activity	FY 06-07 Work Plan Tasks	FY 06-07 Accomplishments	Responsible Party
C.3.e. Operation and Maintenance of Treatment BMPs **Goal:** To develop and implement local agency operation and maintenance (O&M) verification programs to help ensure the proper maintenance of stormwater treatment measures on public and private property.				
1	Group 1 and 2 project BMPs.	Continue to evaluate procedure for logging information about treatment BMPs installed at any approved Group 1 and Group 2 projects, and for maintaining a list or database of properties, treatment BMPs, and responsible operators	The City of Los Altos has one Group 1 project that was completed in late 2006 and we have one more that was approved by Planning in early 2007 and is awaiting approval of the building plans. The Engineering Division continues to document the information necessary for these projects. This also includes all necessary inspections and annual reporting. For further information on the organization structure on the operation and maintenance verification program see pages 16 and 17 of the City of Los Altos 2003/2004 Annual Report.	Community Development & Public Works Department
2	O&M Agreement	Los Altos will review the procedures and document language and make improvements as deem necessary.	The City of Los Altos has one Group 1 project that was completed in late 2006. A Maintenance Agreement was developed and recorded for the project. This maintenance agreement seems to be working well, but it is very early in its implementation stage. The City of Los Altos will continue to evaluate the agreement and make improvements as determined necessary. It is anticipated that this agreement may be a model for which the city will utilize for any future Group 1 or Group 2 projects.	Community Development & URP Coordinator
3.	Group 1 and Group 2 project BMP O&M verification inspection.	Currently the City of Los Altos will conduct O&M verifications of treatment measures all Group 1 and Group 2 projects at least annually.	During FY 2006-2007 the City of Los Altos conducted a BMP verification inspection at its only Group 1 project. The result of that inspection is contained in the "Treatment BMP Activity Report FY 2006-2007" that follows.	

Santa Clara Valley Urban Runoff Pollution Prevention Program
FY 2006-2007 Annual Report

Municipality: City of Los Altos ***Attachment B***

Item No.	Activity	FY 06-07 Work Plan Tasks	FY 06-07 Accomplishments	Responsible Party
4	Evaluate and report on the City of Los Altos' Treatment BMPs Operation and Maintenance Verification program	Report on the evaluation of the treatment BMPs O&M verification program conducted during FY 2006-2007 in the Annual Report, including organizational structure, evaluation of effectiveness, and planned improvement to the program. Include a list or summary of treatment BMPs inspected during the year, inspection results, and any required follow-up and correction	For further information on the organization structure on the operation and maintenance verification program see pages 16 and 17 of the City of Los Altos 2003/2004 Annual Report. During FY 2006-2007 the City of Los Altos conducted a BMP verification inspection at its only Group 1 project. The result of that inspection is contained in the "Treatment BMP Activity Report FY 2006-2007" that follows. One lesson learned from this is the need to conduct a visit with the property owner/property occupant to educate them on the treatment BMPs and the need to provide proper maintenance.	Community Development & URP Coordinator

Santa Clara Valley Urban Runoff Pollution Prevention Program
FY 2006-2007 Annual Report

Municipality: City of Los Altos ***Attachment B***

Item No.	Activity	FY 06-07 Work Plan Tasks	FY 06-07 Accomplishments	Responsible Party
C.3.f. Hydromodification Management Plan **Goal:** To manage increases in runoff peak flow and volume for Group 1 projects, where such increases may cause increased erosion of creek beds and banks or related impact, through implementation of a hydromodification management plan (HMP)				
1	Hydromodification Management Plan (HMP)	Continue the implementation of HMP requirements for Group 1 and Group 2 as required.	In September 2005 the city of Los Altos adopted an ordinance that requires implementation of the HMP requirements in accordance the City's Permit. Based on the requirements established in the ordinance, the city no projects that must implement any hydromodification management.	URP Coordinator
C.3.g. Waiver and Compensatory Mitigation Program **Goal:** Establish a program under which a project proponent may request a waiver from treatment BMP requirements due to impracticability, with a provision to provide an equivalent water quality benefit to the same receiving water (that allows participation in regional solutions)				
1	Local waiver program.	Continue to evaluate the need for a local waiver program. Los Altos is not anticipating the need for any waiver requests.	The Program has not made substantive progress on waivers but the city is available to provide assistance as required.	URP Coordinator

Santa Clara Valley Urban Runoff Pollution Prevention Program
FY 2006-2007 Annual Report

Municipality: City of Los Altos ***Attachment B***

Item No.	Activity	FY 06-07 Work Plan Tasks	FY 06-07 Accomplishments	Responsible Party
C.3.h. Alternative Certification of Stormwater Treatment Measures **Goal:** Establish a procedure for a signed certification form a Civil Engineer or a Licensed Architect of Landscape Architect that project plans meet the requirement set forth in Provisions C.3.d and C.3.f.				
1	Alternative Certification of Stormwater Treatment Measures	In lieu of conducting a detailed review to verify the adequacy of the measures required pursuant to Provisions C.3.d and C.3.f, the City of Los Altos may elect to accept a signed certification from a Civil Engineer or a Licensed Architect or Landscape Architect registered in the State of California that the project plans meet the criteria established by the Permit.	After dealing with its first Group 1 project, the City of Los Altos has set up a process that requires a developer to submit a certification with the planning submittal. This certification meets Provision C.3.h and, in general, it states that the information provided on the planning submittal meets the city's NPDES permit. Then when the building plans are submitted, the City requires a submittal of what is called a Storm Water Management Plan stamped by a registered engineer. This Plan explains what BMPs, along with other control measures, that are being proposed in the design plans, why they are being proposed and all the necessary calculations to support the design. And when the project is complete, the City requires a certification from the design engineer that final construction meets the approved design plans.	Community Development & URP Coordinator
2	Certified Projects	Maintain a list of those projects certified by someone other that the City of Los Altos staff. Report results in the FY 2006-2006 Annual Report.	It is our intent to have all project certified and also to review the calculations.	URP Coordinator

Santa Clara Valley Urban Runoff Pollution Prevention Program
FY 2006-2007 Annual Report

Municipality: City of Los Altos ***Attachment B***

Item No.	Activity	FY 06-07 Work Plan Tasks	FY 06-07 Accomplishments	Responsible Party
C.3.j. Site Design Measures Guidance and Standards Development **Goal:** To incorporate site design measures that reduce water quality impacts into local design standards and encourage their use in project designs so as to meet the requirements of C.3				
1	Existing local design standards and guidance.	Continue to review existing local design standards and guidance. Incorporate any revised standards and guidance into local project approval process and "fully implement" the revised standards and guidance and summarize the results in the FY 2006-2007 Annual Report.	See the "Site Design Measures Guidance and Standards Development Action Summary" that follows.	Community Development, Public Works Department & URP Coordinator

Santa Clara Valley Urban Runoff Pollution Prevention Program
FY 2006-2007 Annual Report

Municipality: City of Los Altos ***Attachment B***

Item No.	Activity	FY 06-07 Work Plan Tasks	FY 06-07 Accomplishments	Responsible Party
C.3.k. Source Control Measures **Goal:** Require source control measures for new redevelopment projects to limit pollutant generation, discharge and runoff to the maximum extent practicable.				
1	Source Control Measures.	Los Altos will continue to implementation of source control measures. Los Altos will continue to implement source control regardless of the size of the project to the maximum extent practicable	Private Projects: The City of Los Altos continues to implement source control as delineated in its 2004 Urban Runoff Management Plan. Though the city is primarily a residential area, a few of the private projects involved rebuilding of commercial buildings. For example, there was a new commercial office building just completed in July 2007. Some examples of source control required by the city was a covered dumpster area that was located away from the building and it has a floor drain that flows to the sanitary sewer. This prevents contaminates from getting into the storm drain and also provides pest control. Additionally the storm flow from the parking lot is directed into a small infiltration basin in then landscaping area, which allows small flows to infiltrate into the ground because of the raised catch basin in the back of the basin. All roof drains discharge to landscape area. These are just a few examples from a typical private project. Public Projects: During the time frame between July 1, 2006 and June 30, 2007 the city of Los Altos awarded eight small construction projects. None of these projects fell under the definition of a Group 1 project. Other than construction BPMs that were applied, these projects did not allow any opportunity to apply such things as source control, etc. However, Los Altos will continue to evaluate Planning Procedures Performance Standard and will implement source control measures on public projects as necessary.	Community Development, Public Works Department & URP Coordinator

Santa Clara Valley Urban Runoff Pollution Prevention Program
FY 2006-2007 Annual Report

Municipality: City of Los Altos ***Attachment B***

Item No.	Activity	FY 06-07 Work Plan Tasks	FY 06-07 Accomplishments	Responsible Party
C.3.m. Water Quality Review Processes				
Goal: To ensure that water quality impacts and appropriate mitigation measures are identified as part of environmental review of proposed projects.				
1	CEQA checklists and other environmental review documents	Continue to review CEQA checklists and other environmental review documents and modify documents as needed.	The City of Los Altos' current checklist sufficiently addresses water quality impacts for Group 1 and Group 2 projects.	Community Development
C.3.n. Reporting Requirements				
Goal: To meet the Provision C.3. reporting requirements, and plan for anticipated data needs, and begin collecting and tracking required data on development projects as needed.				
1	Group 1 and Group 2 projects.	Continue to collect and report information on all Group 1 and Group 2 projects in accordance with the reporting forms parts 1 and 2 in the City of Los Altos Planning Procedures Performance Standard.	See "New Development-Planning Procedures Report Data" that follows.	URP Coordinator
2	Pesticide reduction measures for Group 1 and Group 2 projects in the City of Los Altos	Continue to collect and report (including percentage projects for which pesticide reduction measures were required) information on pesticide reduction measures required all Group 1 and Group 2 projects in the City of Los Altos	See "New Development-Planning Procedures Report Data" that follows.	Community Development, Public Works Department
3	Evaluate and record C.3 activities in FY 2006-2007 Annual Report.	Evaluate and record C.3 activities in FY 2006-2007 including all information recorded on Group 1 and 2 projects. Note opportunities to increase program	See "New Development-Planning Procedures Program Evaluation" that follows	Community Development, Public Works Department & URP Coordinator

Santa Clara Valley Urban Runoff Pollution Prevention Program
FY 2006-2007 Annual Report

Municipality: City of Los Altos ***Attachment B***

New Development-Planning Procedures Program Evaluation
FY 2006/2007

Public Projects: During the time frame between July 1, 2006 and June 30, 2007 the city of Los Altos awarded eight small construction projects. None of these projects fell under the definition of a Group 1 or Group 2 projects. All projects dealt with some kind of repair to facilities. Other than construction BPMs that were applied, these projects did not allow any opportunity to apply such things as source control, etc. However, the City of Los Altos continues to review all public projects with respect to all C.3 requirements. Due to lack of large projects, the city is unable to really evaluate the program as it relates to public projects.

Private Projects: During the time frame between July 1, 2006 and June 30, 2007 the City of Los Altos had one Group 1 project that was completed in late 2006 and we have one more that was approved by Planning in early 2007 and is awaiting approval of the building plans. As in the past, the City of Los Altos continues to work with applicants to limit the amount of storm water runoff from private property. Most developers are familiar with these city requirements and the design to retain storm water on site for land disposal is now shown on most designs that are submitted for approval. Though this has been going on for some time, it is nearly impossible to measure the impact on the flows in the city storm drain system. In documenting the Group 1 and 2 projects, the city has struggled with listing pesticide control measures that are included in the projects. But since the city is largely built-out, any new projects are small and have very little landscaping. With the required storm water treatment, the city estimates that pesticides issues are very minimal.

Regional Board Comments on New Development-Planning Procedures in FY 2005-2006 Annual Report

Item	RWQCB Comment	City Of Los Altos Response
	None	

Santa Clara Valley Urban Runoff Pollution Prevention Program
FY 2006-2007 Annual Report

Municipality: City of Los Altos ***Attachment B***

Site Design Measures Guidance and Standards Development Action Summary			
Site Design Question	**Proposed Action (9/15/03)**	**Personnel Involved in the Discussion**	**Summary of Action Taken (6/30/07)**
Policies to Limit Site Impervious and Incorporate Post-Construction BMPs Into Development Projects			
1. Is the minimum sidewalk width allowed in the community 4 feet or less?	The City of Los Altos has very minimum sidewalks throughout the city. The City standard width is 4 feet unless it can be justified otherwise through usage calculations or to match existing adjacent walkways. Less width would affect ADA requirements. Since Los Altos is built out and will not have any large development, it is anticipated that there is no need to put this in writing.	Public Works (Engineering) & Community Development (Planning)	During FY 06/07 the City of Los Altos had only one 300 foot long, four foot wide new sidewalks installed. This is because the city is mainly built out and the residents are also resistant to their installation. Los Altos plans to continue to evaluate new sidewalks on a case-by-case basis and provide directions in the form of the conditions of approval. Los Altos has also document the minimum width in their Standard Plans and Specification, which is currently being developed by a consultant for the city.
2. Are sidewalks generally sloped so they drain to the front yard or park strip rather than the street?	The City of Los Altos will work with the Program as appropriate. Los Altos will require that sidewalks drain to a soil area on a case-to-case basis. Since Los Altos is built out, and will not have any large development, it is anticipated that most sidewalks will remain as currently constructed.	Public Works (Engineering) & Community Development (Planning)	During FY 06/07 the City of Los Altos had only one 300 foot long, four foot wide new sidewalks installed. Unfortunately there was no landscaping to drain this sidewalk to. Los Altos will continue to evaluate new sidewalks on a case-by-case basis for drainage and provide directions in the form of the conditions of approval
3. Are the use of benign roof materials promoted?	Through the design review process, the City reviews building materials, including roof materials, and encourages the use of benign roofing materials such as wood shake or tile. The City has required that project sponsors change roofing materials and/or colors to lessen impacts. During this FY the city will adopt an ordinance to prohibiting copper in roofing systems similar to Palo Alto's ordinance	Community Development (Planning) & Public Works (Engineering)	The City of Los Altos is still evaluating the need for an ordinance prohibiting copper roofing systems. Los Altos feels this can be done without an ordinance and will try and discourage applicants from using copper on their projects. With the cities policy of not allowing direct discharges to the storm drain system has minimize the impact of copper discharges.

Santa Clara Valley Urban Runoff Pollution Prevention Program
FY 2006-2007 Annual Report

Municipality: City of Los Altos ***Attachment B***

Site Design Measures Guidance and Standards Development Action Summary (Cont.)			
Site Design Question	**Proposed Action (9/15/03)**	**Personnel Involved in the Discussion**	**Summary of Action Taken (6/30/07)**
4. Does the community encourage inclusion of turf play yards or courtyards that also serve as infiltration areas or overflow parking areas?	Yes, they are encouraged on a case-by-case basis, when large projects are proposed. City has copies of BASMAA's Start at the Source to help encourage such ideas. City of Los Altos will provide a link on local website to SCVURPPP and/ BASMAA website containing electronic copy of BASMAA's Start at the Source.	Public Works (Engineering) & Community Development (Planning)	The City of Los Altos continues to maintain a link on its website to SCVURPPP website containing electronic copy of BASMAA's Start at the Source
5. Is the minimum radius allowed for cul-de-sacs less than 35 feet?	Since Los Altos does not expect to have many, if any, new cul-de-sacs, Los Altos plans to take each on a case-by-case basis and provide the minimum radius agreed upon by the appropriate agencies. Los Altos will also continue to work with the program and other jurisdictions regarding this matter. Will review matter with the Santa Clara County Fire Department for their input	Public Works (Engineering)	During FY 06/07 the City of Los Altos did not have any new cul-de-sacs installed mainly because the city is built out. Los Altos will continue to evaluate any new cul-de-sac on a case-by-case basis for requiring a minimum radius as part of the conditions of approval.
6. Are there established design criteria or guidance for swales that can provide stormwater quality treatment (i.e., dry ponds, biofilters, or grass swales)?	City of Los Altos will consider revising the current version of its municipal code this FY by removing the prohibition for the use of reservoirs and simply stating that the device will be subject to approval by the City Engineer to insure flexibility. City of Los Altos will consider any treatment BMP presented in the handbooks on a case-by-case basis.	Public Works (Engineering)	City of Los Altos has not revised its municipal code, but still plans to do so.

Santa Clara Valley Urban Runoff Pollution Prevention Program
FY 2006-2007 Annual Report

Municipality: City of Los Altos ***Attachment B***

Site Design Measures Guidance and Standards Development Action Summary (Cont.)			
Site Design Question	**Proposed Action (9/15/03)**	**Personnel Involved in the Discussion**	**Summary of Action Taken (6/30/07)**
7. Are model shared parking agreements provided?	The City does not have a model shared parking agreement, but it currently has an existing parking agreement with a local restaurant. Also the City does have a mechanism to allow cooperatively operated parking facilities. The agreements are reviewed on a case-by-case basis by staff and the City Attorney. Also, the City has allowed a business to rent parking spaces in the public parking plaza during the evening to help satisfy their parking requirement.	Public Works (Engineering) & Community Development (Planning)	No further action was required. During FY 06/07 there were no cases where parking agreements became an issue.
8. If mass transit is provided nearby, is the parking ratio reduced?	All multi-family and mixed-use projects are required to provide affordable housing. The City grants development incentives for all projects with affordable housing. Incentives can include a reduction in the amount of parking. When considering a reduction in parking, proximity to mass transit would be a primary consideration	Community Development (Planning)	During FY 06/07 the city did not have any multi-family or mixed-use projects.
9. Is the minimum driveway width specified in the community 9 feet or less (one lane) or 18 feet (two lanes)?	The driveway widths in certain residential districts and commercially operated public parking facilities can be reduced subject to approval of an alternative design by the architectural and site control committee. The City prefers this approach rather than changing the standards because it allows flexibility and it allows the City to determine the appropriate width based on site conditions.	Community Development (Planning)	During FY 06/07 there were no cases where driveway width really became an issue.

Santa Clara Valley Urban Runoff Pollution Prevention Program
FY 2006-2007 Annual Report

Municipality: City of Los Altos ***Attachment B***

Site Design Measures Guidance and Standards Development Action Summary (Cont.)			
Site Design Question	**Proposed Action (9/15/03)**	**Personnel Involved in the Discussion**	**Summary of Action Taken (6/30/07)**
Drainage Design Requirements			
1. Does the municipality promote limiting runoff to pre-development levels (e.g. through detention or retention, limits on impervious surface area, etc.)?	The City of Los Altos plans to adopt an ordinance to require developer to comply with Provision C.3 of the NPDES permit, which would limit runoff to pre-development level. As a matter of conditions of approval, Los Altos requires limiting runoff from single-family redevelopment not covered by the permit. It is anticipated that this ordinance will be enacted prior to the implementation of the C3 provisions in Oct 2003.	Public Works (Engineering) & Community Development (Planning)	The City of Los Altos has adopted an ordinance that requires developers to comply with Provision C.3 of the NPDES permit limiting runoff to pre-development levels. The City of Los Altos also continues to limit runoff on all of its projects, regardless of size.
2. Are there design criteria for stormwater best management practices?	Will review and implement procedures on a case by case basis for projects as they become available like implementing appropriate best management practices shown in the New Development and Redevelopment handbook by CSQA as a matter of conditions of approval.	Public Works (Engineering) & Community Development (Planning)	The City of Los Altos continues to use those BMPs that are defined in California Stormwater Quality Association *Stormwater Best Management Practice Handbook for New Development and Redevelopment*.
Natural Resource Protection/Restoration			
1. Is the minimum buffer width (from top of bank) 75 feet or more in a stream buffer ordinance/policy/guidelines?	The City works with the Santa Clara Valley Water District, and when necessary requires a biotic study, to determine the appropriate buffer for projects adjacent to a creek. Most of the lots in Los Altos adjacent to the creek are residential. Requiring a 75-foot buffer from top of bank is not practical in most cases, as it would render most lots unusable.	Community Development (Planning)	The City of Los Altos has adopted the provisions of the Water Resources Protection Collaborative and will issue permits based on the requirements of Santa Clara Valley Water District.

Santa Clara Valley Urban Runoff Pollution Prevention Program
FY 2006-2007 Annual Report

Municipality: City of Los Altos ***Attachment B***

Site Design Measures Guidance and Standards Development Action Summary (Cont.)			
Site Design Question	**Proposed Action (9/15/03)**	**Personnel Involved in the Discussion**	**Summary of Action Taken (6/30/07)**
2. Does the stream buffer ordinance specify enforcement and education mechanisms?	The City's Environmental Committee continues to discuss appropriate creek protection measures and ways to educate the public. Will obtain and include information from the Marin County Stormwater Pollution Prevention Program efforts on creek side approaches.	Community Development (Planning)	The City of Los Altos has adopted the provisions of the Water Resources Protection Collaborative and will issue permits based on the requirements of Santa Clara Valley Water District.
3. Is land conservation, impervious cover reduction, or other types of water quality protection a major goal or objective to the open space design guidance?	City staff understands the importance of water quality protection and makes sure impacts are evaluated and appropriate protection measures are included in project approvals as a long-standing city policy on source control. The City adopted a new General Plan in November 2002. This document and current development policies encourages the conservation of natural features	Community Development (Planning)	The City continues to follow its General Plan.
4. Are flexible site design criteria available for developers that preserve open space and utilize cluster design options (e.g., setbacks, road widths, lot sizes)?	The City's approach is to consider road width modifications on a case-by-case basis to determine the appropriate width for the specific site being developed. All new residential streets in the City of Los Altos will be 10 minimum lane widths.	Public Works (Engineering)	There were no new streets being proposed during FY 06/07.

Santa Clara Valley Urban Runoff Pollution Prevention Program
FY 2006-2007 Annual Report

Municipality: City of Los Altos ***Attachment B***

Site Design Measures Guidance and Standards Development Action Summary (Cont.)			
Site Design Question	**Proposed Action (9/15/03)**	**Personnel Involved in the Discussion**	**Summary of Action Taken (6/30/07)**
5. Are open space areas encouraged to be consolidated into larger units?	It is City policy to encourage protection of creeks, creek side area and riparian habitat in their natural state while ensuring public safety and preserving valuable natural resources. For example, the City has plans for a bike path along the Hetch-Hetchy right-of-way in conjunction with the development of the Resident Inn/Office Complex on El Camino Real.	Community Development (Planning)	City of Los Altos continues to follow its policy.
6. Does a minimum percentage of open space near sensitive areas have to be managed in a natural condition?	The City continues to work with the Santa Clara Valley Water District and other appropriate agencies to establish buffers near sensitive areas. The appropriate buffer varies based on site conditions. Based on the recommendation of the Santa Clara Valley Water District and a biotic assessment, the City recently required a 25 foot buffer as a condition of approval for a subdivision abutting a creek. The width of the buffer was based on the needs of the site. We prefer this approach to establishing a minimum percentage that may or may not be appropriate for a site. .	Community Development (Planning)	The City of Los Altos has adopted the provisions of the Water Resources Protection Collaborative and will issue permits based on the requirements of Santa Clara Valley Water District.
7. Does the community encourage minimization of impervious surface areas in recreational open space areas?	The newly adopted General Plan includes policy language that encourages the minimization of impervious surface areas. This policy and requirements in the conditions of approval works well for the City and at this time no additional guidance or policy language is deemed necessary. However, the City will continue to evaluate if addition policy language would be beneficial.	Community Development (Planning)	The City of Los Altos continues to enforce the policy from the General Plan.

Santa Clara Valley Urban Runoff Pollution Prevention Program
FY 2006-2007 Annual Report

Municipality: City of Los Altos ***Attachment B***

Site Design Measures Guidance and Standards Development Action Summary (Cont.)			
Site Design Question	**Proposed Action (9/15/03)**	**Personnel Involved in the Discussion**	**Summary of Action Taken (6/30/07)**
8. Does your municipality encourage distinct low-impervious buffers between cities (e.g., greenbelts, open space, wild land corridors, agricultural areas)?	Given the existing built out environment of the city and the continual housing needs pressure, this is not really practical to create low-impervious buffers between the cities. The westerly and southwesterly borders between Palo Alto, Los Altos Hills and the County is Adobe Creek, and on the easterly border with Sunnyvale is Steven Creek which in itself already serves as a pervious buffer.	Community Development (Planning)	No further action was required.
9. Is there flexibility to meet regulatory or conservation restrictions (density compensations, buffer averaging, transferable development rights, off-site mitigation) offered to developers?	The City recently updated the General Plan. The policies in the General Plan were evaluated and determined to be appropriate for Los Altos.	Community Development (Planning)	The City of Los Altos continues to enforce policies in the General Plan

Santa Clara Valley Urban Runoff Pollution Prevention Program
FY 2006-2007 Annual Report

Municipality: City of Los Altos ***Attachment B***

Site Design Measures Guidance and Standards Development Action Summary (Cont.)			
Site Design Question	**Proposed Action (9/15/03)**	**Personnel Involved in the Discussion**	**Summary of Action Taken (6/30/07)**
Policies to Limit Auto Use/Promote Alternative Transportation			
1. Does the municipality promote comprehensive pedestrian and bike trail corridors through a well-connected network of streets and pathways?	The City of Los Altos completed a citywide Bicycle Transportation Plan in February 2002. The City meets monthly with its Bicycle/Pedestrian Advisory Committee (BPAC) to discuss means to pursue the goals of this Plan and also to improve pedestrian access within the City and into adjacent communities.	Public Works (Engineering)	The City of Los Altos continues to pursue the goals of the Plan with the BPAC, which is a subcommittee of the city's Traffic Commission that was established by City Council. For example, The BPAC is working on the feasibility study to connect the Stevens Creek Trail between Mountain View and Cupertino.
2. Does the municipality promote neighborhood greenbelts with walkways and bike paths?	The City continues to seek opportunities for bikeways and pathways. The City recently awarded a contract as part of the safe routes to school program to install bike improvements along Berry Avenue. Also, the city has obtained easements along the Hetch-Hetchy right-of-way to use the area for a bike path. As opportunities arise, the City will continue to obtain easements in order to complete this plan for the Hetch-Hetchy.	Public Works (Engineering) & Community Development (Planning)	The City continues to seek opportunities for bikeways and pathways. For example, during FY 06/07 the city awarded a feasibility study to connect the Stevens Creek Pedestrian/Bicycle Trail between Mountain View to Cupertino though Los Altos.
3. Do street standards promote street layouts that reduce overall impervious surface area and/or trip length?	The City Council was concerned that many of the streets in Los Altos that did not have curb and gutters were becoming too wide because the residence were allowed to paved their shoulders. Therefore in November 2001 they passed a shoulder paving policy that restricts the width of the street plus the paved shoulders not to exceed 19 feet from the street centerline and also requires new street trees in the shoulder area as part of any new work. It was hoped that this would promote landscaping further out toward the edge of the streets into the public right of way.	Public Works (Engineering) & Community Development (Planning)	The City of Los Altos continues to enforce the Shoulder Paving Policy established by City Council in November 2001.

Santa Clara Valley Urban Runoff Pollution Prevention Program
FY 2006-2007 Annual Report

Municipality: City of Los Altos ***Attachment B***

Site Design Measures Guidance and Standards Development Action Summary (Cont.)			
Site Design Question	**Proposed Action (9/15/03)**	**Personnel Involved in the Discussion**	**Summary of Action Taken (6/30/07)**
Policies to Promote Regional/Watershed-based Planning and Zoning			
1. Are watershed-based zoning options (e.g. overlay districts, performance zoning, incentive zoning, imperviousness overlay zoning, or planned development zoning) available?	The City's PUD ordinance (Chapter 14.62) allows flexibility from development standards and can be used for this purpose	Community Development (Planning)	No further action was required.

Santa Clara Valley Urban Runoff Pollution Prevention Program
FY 2006-2007 Annual Report

Municipality: City of Los Altos ***Attachment B***

New Development-Planning Procedures Report Data During FY 2006/2007					
Project Name	**Project Type**	**Site Size (a. or s.f.)**	**New Impervious Surface (s.f.)**	**Project Status**	**Storm Water Control Measures included in the Project**
Private Projects					
Los Altos Condominiums 4400 El Camino Real APN 167-10-091 Silverstone Communities	78 Unit Condominium Building	2.2 acres	2 acres	Planning Approved Jan. 07. Awaiting building plans.	Treatment: Hydrodynamic device & Media Filter. Source: Covered dumpster area with drain to sewer, storm drain signage
Public Projects					
The City of Los Altos did not have any new Group 1 or Group 2 projects during FY 06/07					

Santa Clara Valley Urban Runoff Pollution Prevention Program
FY 2006-2007 Annual Report

Municipality: City of Los Altos ***Attachment B***

Stormwater Control Measures for Group 1 and Group 2 Projects Approved During FY 2006/2007						
Project Name	**Treatment BMPs**	**Numeric Sizing Criteria Used**	**O&M Responsibility Mechanism and Responsible Party**	**Site Design Measures**	**Source Control Measures**	**Pesticide Reduction Measures**
Private Projects						
Los Altos Condominiums 4400 El Camino Real APN 167-10-091 Silverstone Communities	Hydrodynamic device followed by Media Filter to treat the storm flow on the entire site.	Final determination pending submittal of building design plans and Stormwater Management Plan	Responsibility will initially be the developer and than the property owner(s) following sale of the condominiums.	Final determination pending submittal of building design plans and Stormwater Management Plan	Final determination pending submittal of building design plans and Stormwater Management Plan	Final determination pending submittal of building design plans and Stormwater Management Plan
Public Projects						
			The City of Los Altos did not have any new Group 1 or Group 2 projects during FY 06/07			

Santa Clara Valley Urban Runoff Pollution Prevention Program
FY 2006-2007 Annual Report

Municipality: City of Los Altos ***Attachment B***

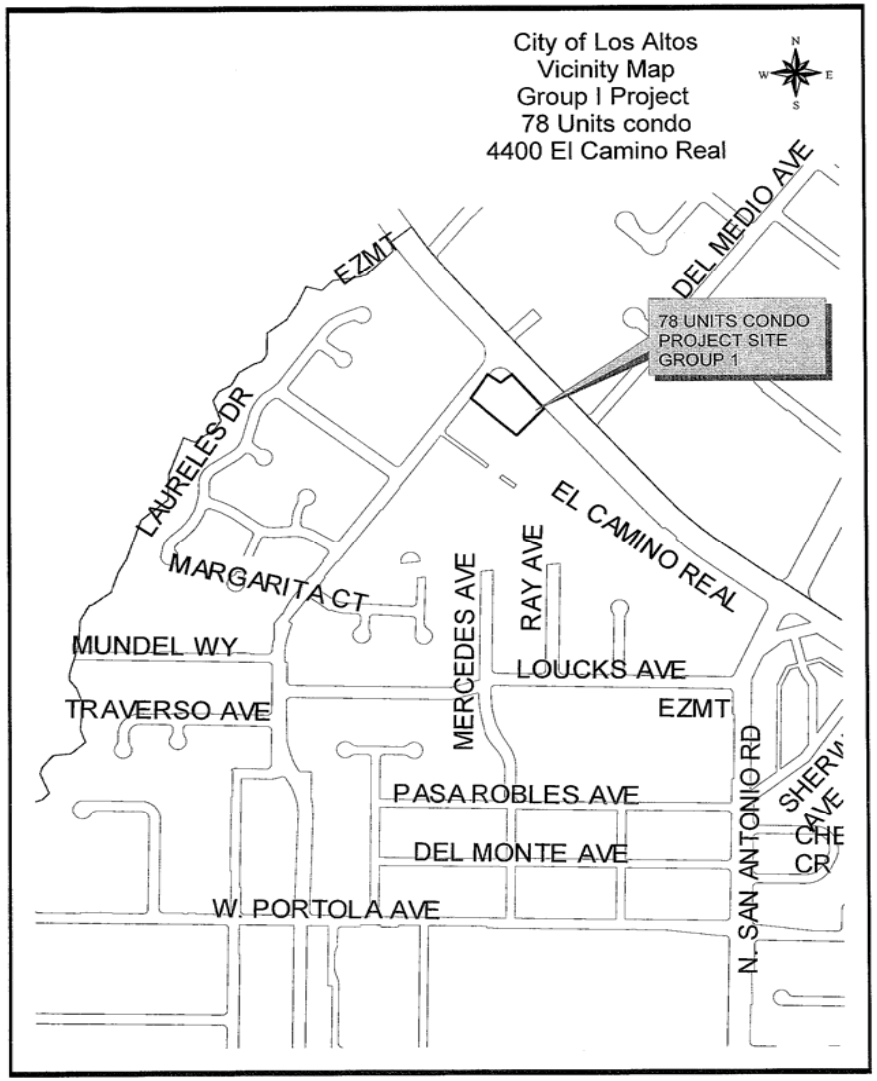

Santa Clara Valley Urban Runoff Pollution Prevention Program
FY 2006-2007 Annual Report

Municipality: City of Los Altos ***Attachment B***

CITY OF LOS ALTOS
Treatment BMP Inspection Activity Report
FY 2006-2007

Date	Address	APN	Reason for Inspection	Project Type	Treatment BMP Type	Inspection Results					Enforcement Action	Comments
						1	2	3	4	5		
6/19/2007	4800 El Camino Real; Whole Foods Store	170-02-028	Routine	Commercial	Media Filter Vault	5. Trash & Debris Accumulation in Vault	19. Mosquito Habitat	18. Standing Water in Vault			Warning Notice	Schedule Re-inspection

Santa Clara Valley Urban Runoff Pollution Prevention Program
FY 2006-2007 Annual Report

Municipality: City of Los Altos ***Attachment B***

NEW DEVELOPMENT & REDEVELOPMENT CONSTRUCTION INSPECTION

FY 2006-2007 Work Plan Self Evaluation Matrix

Item No.	Activity	FY 06-07 Work Plan Tasks	FY 06-07 Accomplishments	Responsible Party
1	Construction Site Inspections	Los Altos will continue to review and revise SOPs and the City's legal authority related to violations as required, as well as conduct construction site inspections, and identify continuous improvements. Public projects contain contractual provision requiring the use of BMPs. Los Altos will continue to enforce and improve these provisions.	Public Projects: During the time frame between July 1, 2006 and June 30, 2007 the city of Los Altos awarded eight small construction projects. Projects dealt with some kind of repair. Of these, only two were under construction during the raining season. Therefore the city had no problem assuring that all proper construction BMPs were in place and properly maintained. Private Projects: During FY 06/07 the city continued to inspect all construction projects, regardless of size even though this exceeds that required by the permit. Though if it impossible to visit all location on a regular basis, the city feels that due to the large number of rebuilds in the city that this equates to a rather large development and therefore they all should install and maintain some degree of construction BMPs.	Community Development & Public Works Department

Santa Clara Valley Urban Runoff Pollution Prevention Program
FY 2006-2007 Annual Report

Municipality: City of Los Altos ***Attachment B***

Item No.	Activity	FY 06-07 Work Plan Tasks	FY 06-07 Accomplishments	Responsible Party
2	Construction BMPs and Control Measures	Los Altos will continue to implement BMPs and other storm water requirements developed through the application process. For Public projects, the contract documents will include the necessary BMPs and control measures applicable for each specific project.	Public Projects: During the time frame between July 1, 2006 and June 30, 2007 the city of Los Altos awarded eight small construction projects. Projects dealt with some kind of repair. Of these, only two were under construction during the raining season. Therefore the city had no problem assuring that all proper construction BMPs were in place and properly maintained. The City of Los Altos feels that its current practice is sufficient, but will continue to review this process. Private Projects: Plans of major remodels and rebuilds submitted to the Community Development Department for permitting were reviewed by the Engineering Department. Though none of these project approved during FY 2006/2007 was determined to have the potential for significant erosion from construction activities, the City still assures that all applicable construction BMPs and Control Measures requirements are being included in the project plans. Prior to the rainy season, the property owners for each of the projects under construction in the city were sent a letter providing each with details of the primary BMPs that were expected to be installed at each location to protect erosion of sediments from their construction site and also informing them that city inspections would be conducted during the rainy systems to assure they are properly installed and maintained. This letter indicated that a citation would be issued for those construction sites that did not install and properly maintain these BMPs. City continued to inspect all construction projects, regardless of size even though this exceeds that required by the permit. Due to large number of these project	Community Development & Public Works Department

Santa Clara Valley Urban Runoff Pollution Prevention Program
FY 2006-2007 Annual Report

Municipality: City of Los Altos ***Attachment B***

Item No.	Activity	FY 06-07 Work Plan Tasks	FY 06-07 Accomplishments	Responsible Party
3	Rainy Season Construction Inspections	Los Altos will continue to conduct construction site inspections for adequacy of storm water quality control measures. The sites will be those that have an active permit from the building department and construction at public facilities. Continue to conduct monthly inspections at these sites during wet season. In addition, Los Altos will continue to inspect each site prior to the beginning of the wet season to assure all have adequate storm water quality control measures.	Public Projects: During the time frame between July 1, 2006 and June 30, 2007 the city of Los Altos awarded eight small construction projects. Projects dealt with some kind of repair. Of these, only two were under construction during the raining season. Therefore the city had no problem assuring that all proper construction BMPs were in place and properly maintained. Private Projects: The City of Los Altos developed a list of over 300 construction projects that had any kind of site work. Except for three, all projects were single-family major remodels or rebuilds. Though none of these project approved during FY 2006/2007 was determined to have the potential for significant erosion from construction activities, the City still assures that all applicable construction BMPs and Control Measures requirements are being included in the project plans. And prior to the rainy season, the property owner for each of the projects under construction in the city were sent a letter providing each with details of the primary BMPs that were expected to be installed at each location to protect erosion of sediments from their construction site and also informing them that city inspections would be conducted during the rainy systems to assure they are properly installed and maintained. This letter indicated that a citation would be issued for those construction sites that did not install and properly maintain these BMPs	Community Development & Public Works Department
4	Staff Training and Educational Material Library.	Los Altos will continue to require inspectors to attend annual workshops and training, as well as providing internal training prior to each rainy season.	Public/Private Projects: City design engineers and construction and maintenance inspectors attended the December 5, 2006 training at Cupertino on “Construction Site Management”	Community Development & Public Works Department

Santa Clara Valley Urban Runoff Pollution Prevention Program
FY 2006-2007 Annual Report

Municipality: City of Los Altos ***Attachment B***

Item No.	Activity	FY 06-07 Work Plan Tasks	FY 06-07 Accomplishments	Responsible Party
5	Construction Inspection	Evaluate Inspection activities conducted in FY 2006-2007 and explore opportunities to increase program effectiveness and report the results in the Annual Report	See "New Development-Construction Inspection Program Evaluation" section below.	Community Development & Public Works Department

New Development-Construction Inspection Program Evaluation FY 2006/2007

Private Projects: During FY 06/07, the Engineering Division conducted construction inspections of over 300 private projects, almost all being single family homes being rebuilt, to assure these project had and maintained construction BMPs. Thought each project could not be inspected monthly, all were inspected prior to the rainy season and most all were inspected two to three times during the year. Twelve citations were issued for not installing BMPs or for poorly maintained BMPs on site. In general, contractors installed and properly maintained their sites. But it was clear that without constant inspections, BMPs would not be properly maintenance at many sites, let alone even installed. The City plans to continue with this inspection process during FY 07/08.

Public projects: The city had only eight small construction contracts during the year. All were finished within 2-4 months and only two were under construction during the raining season. All construction inspectors are trained in the application of applicable BMPs. For example, catch basins near sites are protected with filter fabric to prevent debris for entering the storm drain system and fiber rolls are install around all sites. For public projects, the city has no problem with complying with its permit.

Regional Board Comments on New Development-Construction Inspection in FY 2005-2006 Annual Report

RWQCB Comment	City Of Los Altos Response
None	

Santa Clara Valley Urban Runoff Pollution Prevention Program
FY 2006-2007 Annual Report

Municipality: City of Los Altos ***Attachment B***

PEST MANAGEMENT
(Provision C.9.d of the Permit)

FY 2006-2007 Work Plan Self Evaluation Matrix

Item No.	Activity	FY 06-07 Work Plan Tasks	FY 06-07 Accomplishments	Responsible Party
Municipal Pesticide Use **Goal 1.A.** Eliminate all unnecessary municipal pesticide uses (particularly organophosphate (OP) pesticide use) and implement Integrated Pest Management (IMP) techniques.				
1	Pesticide Use on Municipally Owned	The City of Los Altos will continue to track pesticide use on municipally owned property, will continue to review IPM policy requiring the use of IPM techniques in the agency's operations, minimization of pesticide use, will continue to review standard operating procedures (SOPs) and best management practices (BMPs) for implementing the IPM policy, will continue to conduct a periodic agency-wide search of chemical storage areas for pesticides no longer legal for application per EPA, State, and/or local requirements, and properly dispose of any such pesticides pursuant to appropriate waste disposal regulations, and will Continue to conduct internal outreach on less toxic pest control to employees who do not necessarily purchase or apply pesticides during the course of their work (to	The City continued to record all pesticide application and submit this documentation on a monthly basis to the Santa Clara County Department of Pesticide Regulation. No pesticide violations or other related concerns were reported during the year.	URP Coordinator & Public Works Maintenance Department

Santa Clara Valley Urban Runoff Pollution Prevention Program
FY 2006-2007 Annual Report

Municipality: City of Los Altos ***Attachment B***

		encourage employees to use IPM techniques away from work).		
2	Documentation	Los Altos will document municipal pesticide use and activities in the FY 2006/2007 Annual Report.	The city maintained a detailed record of all pesticide used by maintenance staff.	URP Coordinator
Goal 1.B. Raise awareness of all municipal employees and train employees who apply pesticides for the municipality about the municipality's IPM Policy and/or IPM techniques as appropriate.				
1	Pesticide Applicator Training	Los Altos will continue to ensure that employees who apply pesticides for the agency obtain the appropriate training as required by the County Agricultural Commissioner and the State Department of Pesticide Regulation (DPR). Los Altos employees are trained every January in order to maintain its operator ID number	All Parks Division employees involved with pesticide application received annual training, like the January training to maintain their operator ID number, in the proper use, handling, mixing, storage, and application of Roundup Pro and Surflan AS (the only two pesticide used by city staff). In January 2007, Parks Division passed Santa Clara County Department of Pesticide Regulation annual inspection including our training documentation.	Public Works Maintenance Department
2	Pesticide Applicator Training	Los Altos will continue to provide annual training on the appropriate portions of the IPM Policy, SOPs, and BMPs, and the latest IPM techniques to employees within departments responsible for pesticide application. Los Altos' IPM Policy states that the City will conduct training at least once a year on Pest Management.	12 Parks Division employees involved with pesticide spraying receive annual training conducted at the Municipal Service Center. Training was conducted by certified spray applicator regarding IPM Policy, BMP's, and SOP's. Training is summarized in the Staff Training list at the end of this Annual Report.	Public Works Maintenance Department

Santa Clara Valley Urban Runoff Pollution Prevention Program
FY 2006-2007 Annual Report

Municipality: City of Los Altos ***Attachment B***

Item No.	Activity	FY 06-07 Work Plan Tasks	FY 06-07 Accomplishments	Responsible Party
3	Employee Training	Los Altos will continue annually to inform employees who are not authorized and trained to apply pesticides that they cannot use over-the-counter pesticides in or around the workplace, consistent with the IPM Policy. Los Altos' IMP Policy states that the City will conduct training at least once a year informing employees of the use of pesticides in the work place.	Staff was unable to conduct formal internal outreach to employees, but supervisor personnel are continually monitor the public spaces and there were unauthorized use of pesticides reported during the fiscal year	Public Works Maintenance Department
4	Documentation.	Los Altos is required to provide similar documentation to the Santa Clara County Department of Pesticide Regulations. Los Altos will provide the required information in the FY 2006/2007 AR.	Parks Division supervisor and staff attended one training seminar during the year that dealt with issues of the city's IPM program. Training is listed in the Staff Training list at the end of this Annual Report.	Public Works Maintenance Department

Santa Clara Valley Urban Runoff Pollution Prevention Program
FY 2006-2007 Annual Report

Municipality: City of Los Altos ***Attachment B***

Item No.	Activity	FY 06-07 Work Plan Tasks	FY 06-07 Accomplishments	Responsible Party
Public Education and Outreach **Goal II.A.** Increase awareness of IPM so target audiences recall less toxic pest management messages and adopt IPM behaviors. Target audiences include residential and commercial users, pesticide retailers, municipal employees, and special districts (PS #6)				
1	Watershed Education & Outreach (WE&O) Campaign	Continue to support the Watershed Education & Outreach (WE&O) Campaign, which will target the general public and include messages about less-toxic pest control and proper disposal. The Campaign will include extensive media campaign with South Bay English- and Spanish- language TV and radio stations.	As documented in the Public Information Participation section of this Annual Report, the City of Los Altos continues to support the Watershed Education & Outreach Campaign.	URP Coordinator
2	BASMAA Regional Media Relations Campaign	Continue to fund BASMAA Regional Media Relations Campaign featuring pitches to Bay Area media and responses to breaking news on pesticide-related topics. Los Altos will continue to fund the Program for BASMAA baseline projects, including Regional Media Relations Campaign.	The City of Los Altos continues to fund and support the efforts of the BASMAA Regional Media Relation Campaign through the Program.	URP Coordinator
3	Pesticide User Outreach	Continue to assist Program with implementation of local components of a "Pesticide User Outreach" project targeting residential and commercial users	The City of Los Altos continued to assist the Program with the implementation of public outreach. .	URP Coordinator

Santa Clara Valley Urban Runoff Pollution Prevention Program
FY 2006-2007 Annual Report

Municipality: City of Los Altos ***Attachment B***

Item No.	Activity	FY 06-07 Work Plan Tasks	FY 06-07 Accomplishments	Responsible Party
4	IPM Outreach	Continue to provide information on less toxic pest control (e.g., IPM techniques, municipal IPM policies, model contract language, training opportunities, etc.) to neighboring special districts (e.g., open space districts, vector control districts, and school districts) as appropriate. Program to assist with materials. Los Altos will distribute applicable information as required	The only neighboring districts are the school district and the City of Los Altos did not provide them information on less toxic pest control. Los Altos would provide assistance to them if necessary.	URP Coordinator
5	Outreach Evaluation	Document or estimate numbers of residents reached by outreach efforts and media advertising. Los Altos will document this outreach effort in its FY 2006/2007 Annual Report	See "FY 06-07 Accomplishments" for Item No. 2 under "Public Information/Participation" section of this report for the accomplishment for this task. It is difficult to say exactly how many residents it reaches though most of the people seem to be interested in reducing the risk from pesticides.	URP Coordinator
Goal II.B. Educate pesticide retailers and consumers about less toxic pest control products and promote the sale of such projects.				
1	BASMAA Regional IPM Partnership	Los Altos will continue to fund and participate in the BASMAA Regional IPM Partnership. Program funds BASMAA baseline projects, including Regional IPM Partnership.	The City of Los Altos still continues to fund and participate, as necessary, in this program. As a benefit of this program, the city is able to receive updated and to replenishes its IPM fact sheets	URP Coordinator

Santa Clara Valley Urban Runoff Pollution Prevention Program
FY 2006-2007 Annual Report

Municipality: City of Los Altos ***Attachment B***

Item No.	Activity	FY 06-07 Work Plan Tasks	FY 06-07 Accomplishments	Responsible Party
2	IPM Store Partnership Program	Los Altos will continue to implement cost-effective elements of the IPM Store Partnership Program, as identified in the work plan developed by the Program. Create and provide fact sheets and other materials to pesticide retailers to facilitate point-of-purchase outreach. Visit stores as necessary to ensure ongoing participation. Los Altos will continue working with the City of Palo Alto on this program.	See "FY 06-07 Accomplishments" for Item No. 2 under "Public Information/Participation" section of this report for the accomplishment for this task.	URP Coordinator
3	IPM Store Partnership Program	Los Altos will continue to assist Program to document number of participating stores, materials distributed and employees trained. Los Altos will continue to assist Palo Alto and will documentation the cost evaluation as required.	The City of Los Altos was available to provide assistance as necessary.	URP Coordinator
Pest Control Operators (PCOs) **Goal III.A.** Minimize pesticide use by PCOs contracted for structural pest control and landscape maintenance.				
1	Municipal PCOs	Continue to have PCOs contracted for municipal applications to use pest control methods consistent with the municipality's IPM policy (through contract specifications).	All pesticide work was done through open purchase order. Parks Supervisor advised contractors of the City of Los Altos IPM program.	Public Works Maintenance Department
2.	Municipal PCOs	Document the pesticide use by the PCOs on municipal property in the FY 2006/2007 Annual Report, as necessary	The city maintained a detailed record of all pesticide used by maintenance staff.	URP Coordinator

Santa Clara Valley Urban Runoff Pollution Prevention Program
FY 2006-2007 Annual Report

Municipality: City of Los Altos ***Attachment B***

Item No.	Activity	FY 06-07 Work Plan Tasks	FY 06-07 Accomplishments	Responsible Party
Goal III.B. Require all PCOs to implement Best Management Practices (BMPs)				
3	Municipal PCO BMPs	Continue to require PCOs contracted by municipalities to implement BMPs through contract specifications.	All pesticide work is done through open purchase order. Contract language and city policy stipulates that the PCO utilities proper BMPs. Parks Supervisor advises contractors of the City of Los Altos IPM program.	Public Works Maintenance Department
4	Documentation.	Document efforts to complete the above actions in the FY 2006/2007 Annual Report.	The city maintained a detailed record of all pesticide used by maintenance staff.	URP Coordinator
Commercial Businesses **Goal IV.A.** Determine the extent of commercial business employees' use of pesticides (I.E., pesticide applications not performed by a licensed PCO) and conduct appropriate outreach regarding less toxic pest management.				
1	Commercial Business Outreach Work Plan.	Assist Program to provide outreach on less toxic pest control to target businesses in the South Bay, as appropriate and cost-effective.	The city of Los Altos continued to be available to assist the Program on outreach to the businesses in the South Bay.	URP Coordinator

Santa Clara Valley Urban Runoff Pollution Prevention Program
FY 2006-2007 Annual Report

Municipality: City of Los Altos ***Attachment B***

Item No.	Activity	FY 06-07 Work Plan Tasks	FY 06-07 Accomplishments	Responsible Party
Household Hazardous Waste Collection **Goal V.A.** Provide pesticide disposal services through household hazardous waste (HHW) collection programs for all residents and small businesses, and encourage use of these programs.				
1	Small Quantity Commercial Generators.	Continue to ensure that adequate pesticide disposal services exist for residents and conditionally exempt small quantity commercial generators.	The City of Los Altos residents have access to the household hazard waste collection services available through the County Household Hazardous Program. This program includes an appointment-based drop-off at various weekly events held throughout the county including one event held in the City of Los Altos at the Egan School on April 14, 2007. At this event, there were 221 participants from the City of Los Altos, 24 from the Town of Los Altos Hill and 272 from other locations in Santa Clara County	Public Works Department
2	Pesticide Disposal	Continue to work with HHW collection agencies to support, enhance, and help publicize programs for proper pesticide.	The City of Los Altos attends monthly meetings with the Technical Advisory Committee, which consists of cities in the Santa Clara County. Los Altos is also a member of the HHW subcommittee, which meets quarterly. In conjunction with this committee the city provide technical advice and funding to help support the Santa Clara County Household Hazardous Waste web site.	Public Works Department
3	Hazardous Waste Disposal Outreach	Continue to provide hazardous waste disposal information to residents, through distribution of materials (e.g., utility bill insert, city newsletter, community events, etc.) or advertising in local media	HHW collection is advertised in the annual mailer sent out to all solid waste customers of the Los Altos Garbage Company in October 2006 and thru telephone response to queries, and through the County's solid waste website at sscgov.org. The annual household hazardous waste pickup in Los Altos is advertised in the local paper, the Los Altos Town Crier. Universal waste was also discussed in the winter 2006 edition of the city's bulletin to all residents, the "Communiqué". The City's HHW and recycling programs are also advertised in a tabbed section of the SBC Yellow Pages, and advertised in the Countywide recycling website: Recyclestuff.org.	Public Works Department

Santa Clara Valley Urban Runoff Pollution Prevention Program
FY 2006-2007 Annual Report

Municipality: City of Los Altos ***Attachment B***

Item No.	Activity	FY 06-07 Work Plan Tasks	FY 06-07 Accomplishments	Responsible Party
4	Documentation	Document that household hazardous waste collection programs adequately serve residents and businesses (conditionally exempt small quantity generators) in its FY 2006/2007 Annual Report	Based on customer feedback at local events, 70% of participants rate the HHW program as "Good" or "Excellent". 96.5% reported they received adequate information when they called the appointment line to schedule their HHW drop-off. Additionally, Los Altos Police Department had no reports of hazardous waste abandoned during the fiscal year. Communiqué feedback from residents also commends the efficiency of the HHW program.	URP Coordinator
New Development **Goal VI.A.** Minimize pesticide use at new and redevelopment sites.				
1	Pest-resistant Landscaping and Design Features	Los Altos will encourage developers and contractors to consider pest resistant landscaping and design features. Los Altos will report the percentage of new development and redevelopment project for which pesticide reduction measures were required in Annual Report	Private Projects: The City encouraged project applicants to use pest resistant landscaping and have information available for project sponsors to help them achieve this goal. The City of Los Altos had one Group 1 planning permit that was approved during the FY. All project were rebuilding or additions to single family residences. The limited commercial projects are typically remodels in the built-out areas of the city and therefore have very limited, if any, for landscaping. Public Projects: There were no public projects during FY 06/07 that fell in the category of a new development or redevelopment, but did complete the design for new landscaping along a portion of El Camino Real. For this project the plant material selection were disease-resistant and had low irrigation requirements once they are established. The city also chose plant material and planting schemes that required less maintenance. Pavers were selected for areas that plant material would not do well.	Community Development Department

Santa Clara Valley Urban Runoff Pollution Prevention Program
FY 2006-2007 Annual Report

Municipality: City of Los Altos ***Attachment B***

Monitoring and Science **Goal VII.A.** Participate in coordinated monitoring efforts to support pesticide TMDL development and implementation.				
1	Regional Monitoring Program (RMP)	Assist in the financial support of the Regional Monitoring Program (RMP)	City of Los Altos provides their share of cost to the Program for this effort.	URP Coordinator
Review and Revision of Work Plan **Goal X.A**. Implement a Work Plan that includes appropriate goals, actions and monitoring mechanisms to reduce pesticide-related toxicity in urban runoff.				
1	Continuous Improvement	Revise work plan and add continuous improvement items.	The City of Los Altos believes that the current workplan submitted in March 2006 fulfills this requirement.	URP Coordinator

Santa Clara Valley Urban Runoff Pollution Prevention Program
FY 2006-2007 Annual Report

Municipality: City of Los Altos ***Attachment B***

Pest Management Program Evaluation
FY 2006/2007

The City of Los Altos has a very small pesticide program and we believe we have good control to minimizing pesticides in urban runoff. Improvements could be made in the area of use of more pest resistant landscaping in private projects, but since the city is built out, this extra effort probably would not have much of an impact. The City still could use assistance/information on pest resistant landscaping since staff is not well trained on the development of this type of landscaping.

Staff continues to monitor and comply with Pest Management Program and utilizes IPM policy to determine best procedure for pest control. Through annual training of Maintenance Division personnel on Public Work's IPM policies and practices and following BMP's and SOP's in the safe use and application of pesticides. Public Works had no citations or complaints this year. All City pesticide applications are documented with Santa Clara County Department of Pesticide Regulation. All contract spraying was completed with a recommendation from a PCA who was advised of our IPM policy before making a recommendation. The city will continue to train Public Works personnel on Public Work's IPM policy

The Household Hazardous Waste program seems to work well. California's AB939 allows jurisdictions to set tipping fees at jurisdiction's landfill's to include a fee to support Household Hazardous Waste collection, and disposal or recycling. Santa Clara County has set this fee at $1.85 / ton of municipal waste. This generates enough revenue for Los Altos resident's HHW disposal costs of $39,160.45, or about 322 households. This funding level is intended to provide "free" disposal of HHW to 3% of the city's households. Actual participation by Los Altos is estimated at 9%, and the City provided augmentation of $82,000 from the Solid Waste Fund in 2006/2007 so that all residents of Los Altos who desire to use the HHW collection program can do so at no direct cost to the resident. The City rarely experiences abandoned waste incidents, and when it occurs, the Maintenance Division responds. There are areas that might need improvement, such as very limited participation by multi-family unit dwellers and families where English is not spoken in the home.

Regional Board Comments on Pest Management in FY 2005-2006 Annual Report

RWQCB Comment	City Of Los Altos Response
None	

Santa Clara Valley Urban Runoff Pollution Prevention Program
FY 2006-2007 Annual Report

Municipality: City of Los Altos ***Attachment B***

Summary of Pesticide Usage FY 06/07 City of Los Altos				
Name of Pesticide	**Active Ingredient**	**Number of Times Applied**	**Total Quantity Applied (ounces)**	***Purpose***
Applied by City Employees				
Round-up Pro	Glyphosphate	98	8873.3	Weed Control
Surflan AS	Oryzalin	75	7246.3	Weed Control
Applied by City Contractor				
Suspend SC	Deltamethrin	2	1.82	Ants
Delta Gard Granules	Deltamethrin	1	2.5	Wasps
Drione	Pyethrin	6	22	Wasps
Wasp Freeze	PHenothrin	9	55	Bees & Wasps
Talon-D-Rodenticide block	crodifacoum	1	1	Rats

Santa Clara Valley Urban Runoff Pollution Prevention Program
FY 2006-2007 Annual Report

Municipality: City of Los Altos ***Attachment B***

Name of Pesticide	Active Ingredient	Number of Times Applied	Total Quantity Applied (ounces)	Purpose
No Foam b	Surfactant, Adjuvant	4	24	Poison Oak & Aphids
No Foam A	POE Nonylphennols	3	32	Poison Oak
Garlon	Triclopyr acetic acid	3	192	Poison Oak
Fumitoxin	Aluminum phosphide	1	125	Ground Squirrels
Turflon	Triclopyr	10	132	Broad Leaf Weeds
CB-80	Pyrethin	1	12	Aphids & Brown Rot, Leaf Curl
Contrac Blox	Bromadlolone	2	10	Rats
Quitox	Cholecaciferol	1	9	Rats
Talon-G Weather block	-	1	9	German Roaches

Santa Clara Valley Urban Runoff Pollution Prevention Program
FY 2006-2007 Annual Report

Municipality: City of Los Altos ***Attachment B***

Dragnet	Permethrin	1	2.5	Wasps
Delta Gard Granules	Deltamethrin	1	2.5	Wasps
Quintox	Cholecalciferal	1	2	
Eco-Exempt	Rosemary Oil	2	7	
Sanafoam Vaporooter II	Metam-Sodium	various	various	Root treatment in Sanitary Sewer
Sanafoam Vaporooter II	Dicholbenil	various	various	Root treatment in Sanitary Sewer

Santa Clara Valley Urban Runoff Pollution Prevention Program
FY 2006-2007 Annual Report

Municipality: City of Los Altos ***Attachment B***

MERCURY POLLUTION PREVENTION PROGRAM
(Provision C.9.c of the Permit)

FY 2006-2007 Work Plan Self Evaluation Matrix

Item No.	Activity	FY 06-07 Work Plan Tasks	FY 06-07 Accomplishments	Responsible Party
Municipal Use of Mercury-Containing Products				
Goal I. Eliminate all unnecessary municipal use of mercury containing products and establish proper disposal methods for products that cannot be eliminated.				
1	Mercury Policy.	Los Altos will continue to implement its policy for mercury-containing product reduction and management.	The City of Los Altos does not have a written mercury policy policy, but has been managing its usage and disposal for some time. For example, when florescent lights are replaced, the old ones are collected and are periodically manifested to a proper disposal site. Last FY the City of Los Altos had 90 eight-foot tubes and 264 four-foot tubes picked up by a recycling contractor. New lights are low mercury florescent type. From a city operation standpoint these lights are probably the largest and about the only source of mercury.	URP Coordinator
2	Documentation on Mercury Policy	Los Altos will summarize effort in the FY 2005-2006 Annual Report including the quantities of mercury-containing products disposed from City building and departments at hazardous waste collection facilities.	Aside from the fluorescent lighting in most of the city buildings, the only other known mercury sources are mercury thermostats in 5 of 11 city buildings and mercury switches in the cities two sewer pump stations. When the lights burn out, these florescent light tubes are replaced with low mercury tubes. Last FY the City of Los Altos had 90 eight-foot tubes and 264 four-foot tubes picked up by a recycling contractor.	URP Coordinator

Santa Clara Valley Urban Runoff Pollution Prevention Program
FY 2006-2007 Annual Report

Municipality: City of Los Altos ***Attachment B***

Item No.	Activity	FY 06-07 Work Plan Tasks	FY 06-07 Accomplishments	Responsible Party
Household Hazardous Waste Collection **Goal Ii.** Provide mercury-containing products disposal services through household hazardous waste (HHW) collection programs for residents and small businesses, and encourage use of these programs.				
1	Disposal Services	Continue to provide mercury-containing products disposal services for residents and small businesses.	The City of Los Altos supports the County's HHW program which includes mercury collection and collection of "universal waste" i.e. florescent light tubes that contain mercury. This year is the second year of a program that added a free collection service for participating retailers who agreed to act as repositories for fluorescent lamps. The local hardware store participates, and additionally collects and holds alkaline batteries for turn in to the county-approved contractor for disposal (batteries) and recycling (fluorescent bulbs). The Regional Water Quality Control Plant managed a free thermometer exchange for residents desiring to obtain mercury-free thermometers to replace older thermometers. The HHW collection events also take mercury thermometers, fluorescents, and batteries.	Public Works
2	Fluorescent light recycling program	Los Altos will continue to assist the Program and also continue to work with local agencies to develop and publicize fluorescent light recycling program	Addressed in Disposal Services above. Also, a contract supplier, who provides on-call pickup of bulbs when enough are collected at the Municipal Services Center, recycles municipally generated fluorescents.	
3	Documenting and Reporting Guidelines	Continue documenting and reporting quantities of mercury-containing products disposed in Annual Reports.	The City is unable to report on the quantities from the city since it is collected and disposed of aggregately with other Santa Clara County cities by the county's HHW Program	Public Works

Santa Clara Valley Urban Runoff Pollution Prevention Program
FY 2006-2007 Annual Report

Municipality: City of Los Altos ***Attachment B***

Item No.	Activity	FY 06-07 Work Plan Tasks	FY 06-07 Accomplishments	Responsible Party
Monitoring and Science				
Goal Iii. Participate in coordinated monitoring efforts to support mercury TMDL development and implementation, including assessment of air pollution sources of mercury and concentrations of mercury in sediment.				
1	Regional Monitoring Program (RMP)	Continue financial support of the Regional Monitoring Program (RMP). Continue to support the RMP steering committee and technical review committee. Continue to support the coordinated regional plan to collect data for the mercury TMDL, as defined in the RWQCB/BACWA/BASMAA MOU.	The City of Los Altos continues to provide financial support for the Regional Monitoring Program. Also the City of Los Altos continues to provide comments as necessary for the program regarding the issue of mercury TMDL.	URP Coordinator

Santa Clara Valley Urban Runoff Pollution Prevention Program
FY 2006-2007 Annual Report

Municipality: City of Los Altos ***Attachment B***

Item No.	Activity	FY 06-07 Work Plan Tasks	FY 06-07 Accomplishments	Responsible Party
Public Education and Outreach **Goal:** Increase awareness of proper disposal of mercury-containing products and available non-mercury containing alternatives. Target Audiences include residential, commercial and industrial users and municipal employees.				
1	Development of Outreach Material	Los Altos will continue to support the program in the development of outreach materials.	The city of Los Altos supported the Program efforts during the FY to develop partnerships with various retail stores to provide free fluorescent lamps drop-off sites for residents. The city has implemented the service in two of the city's hardware stores.	URP Coordinator
2	Distribution of outreach material	Los Altos will continue to distribute outreach material and document each activity in Annual Report	The City of Los Altos continued to support the program in the development and distribution of various fact sheets, newsletter articles, press releases, newspaper ads, etc.	URP Coordinator

Mercury Pollution Prevention Program Evaluation FY 2006/2007

Due to the limited amount of mercury products within the city buildings, it is difficult to provide a practical evaluation of this program. The largest and about the only source of mercury within the city's buildings is fluorescent light tubes. During FY 06/07 the City of Los Altos had approximately 300 tubes picked up by a recycling contractor. There is one hardware store in the city, and it collects fluorescents and batteries from residents. The City continues to review this program to areas of improvements

Regional Board Comments on Mercury Pollution Prevention Program in FY 2005-2006 Annual Report

RWQCB Comment	City Of Los Altos Response
None	

Santa Clara Valley Urban Runoff Pollution Prevention Program
FY 2006-2007 Annual Report

Municipality: City of Los Altos ***Attachment B***

OTHER WATER QUALITY AND WATERSHED MANAGEMENT REQUIREMENTS

FY 2006-2007 Work Plan Self Evaluation Matrix

Item No.	Activity	FY 06-07 Work Plan Tasks	FY 06-07 Accomplishments	Responsible Party
1	Multi Year Monitoring Plan (Provision C.7.b)	Los Altos will continue to support the Program in the development of this Plan.	The City of Los Altos continues to support the Program's efforts in their monitoring of streams and waterways in the Santa Clara Valley. The City reviewed and approved the Programs work during FY 2006/2007.	URP Coordinator
2	Watershed Measures (Provision C.10)	Los Altos will continue to work with the WMI Land Use Subgroup and Program staff as applicable.	The City of Los Altos continues to monitor the activities by the WMI Land Use Subgroup and Program staff.	URP Coordinator
3	PCB & Dioxin Plans (Provision C.9.e)	Los Altos will continue to monitor sampling events and is prepared to conduct "hot spot" investigations, if deemed necessary.	The City of Los Altos continued to monitor the program. No "hot spot" investigations by the city were necessary during the FY.	URP Coordinator

Santa Clara Valley Urban Runoff Pollution Prevention Program
FY 2006-2007 Annual Report

Municipality: City of Los Altos ***Attachment B***

Item No.	Activity	FY 06-07 Work Plan Tasks	FY 06-07 Accomplishments	Responsible Party
4	Control Program for Sediment (Provision C.9.f.iii)	Los Altos will continue to work with the Program to identify and conduct a watershed analysis and management practice assessment to understand location and extent of potential sediment sources. Will implement appropriate management actions if applicable to address any identified sources in the City of Los Altos.	Los Altos continues to assist the Program by reviewing the information that is developed by the Program and the committee.	URP Coordinator
5	Street Sweeping	Los Altos will continue to evaluate how it documents waste from this operation and provide available information to the Program	See the “Copper Action Plan Task” in this section of the Annual Report	Public Works

Santa Clara Valley Urban Runoff Pollution Prevention Program
FY 2006-2007 Annual Report

Municipality: City of Los Altos ***Attachment B***

Item No.	Activity	FY 06-07 Work Plan Tasks	FY 06-07 Accomplishments	Responsible Party
Trash Management				
6	Pilot Demonstration Project	City of Los Altos will assist the Program in implement a \pilot demonstration project which focuses on documenting type and volume of trash that can potentially be conveyed through the storm drain system.	The City of Los Altos is a member of the Trash AHTG working on assisting the Program in the development of this pilot project. The Program had not selected a project prior to the end of FY 06/07.	URP Coordinator
7	Trash Evaluation	City of Los Altos will continue to use Program guidance to develop a strategy to conduct trash evaluation with the city as applicable. This will include an evaluation in a subset of identified trash problems areas.	The City of Los Altos is a member of the Trash AHTG working on the development of the Trash Program. Through this task group, the City of Los Altos has assisted the Program during FY 06/07 to facilitate documentation and evaluation of existing task management practice. This includes discussions, reviews and approvals as this program continues.	URP Coordinator
8	Trash Problem Areas	City of Los Altos will continue the implementation or refinement of trash control measures, as appropriate to address trash problem areas within high priority areas.	During FY 06/07 the City of Los Altos inspected each of its eight identified hot spots once. Data is summarized at the end of this “Trash Management” section. The preliminary evaluation of the results of these inspections is summarized in the “Other Water Quality & Watershed Management Programs Evaluation”.	URP Coordinator
9	Strategy to Reduce Trash	The City of Los Altos will assist Program in developing an effective strategy for reducing trash in urban streams and waterways.	As a member of the Trash AHTG, the City of Los Altos assisted the Program in the development of an effective strategy for reducing trash. This is an ongoing activity and the city will continue to assist the Program	URP Coordinator
10	Trash Fact Sheets	Los Altos will work with the Program to review existing Fact Sheets relevant to trash management and identify potential revisions to document, as appropriate.	As a member of the Trash AHTG, the City of Los Altos assisted the Program in the development of Fact Sheets for trash management. This is an ongoing activity and the city will continue to assist the Program	URP Coordinator

Santa Clara Valley Urban Runoff Pollution Prevention Program
FY 2006-2007 Annual Report

Municipality: City of Los Altos ***Attachment B***

TRASH INSPECTION DATA SUMMARY
FY 06/07

#	Date	Site ID	Watershed	Location	Assessment Tool	Score	Trash Management Activities	Comments
1	6/07	1	Adobe Creek	Hetch Hetch pathway	KAB Litter Index	1	Every Friday, maintenance crews from the City of Los Altos conduct cleanups at trash problem areas. Since the City addresses these areas on a weekly basis, no future actions are planned. Other identified areas will be addressed on a case-by-case basis.	Common trash items included convenience/fast food wrappers, bottles, cigarette butts and miscellaneous paper items.
2	6/07	2	Adobe Creek	North Plaza btwn 1st and 2nd Streets	KAB Litter Index	1.5	Every Friday, maintenance crews from the City of Los Altos conduct cleanups at trash problem areas. Since the City addresses these areas on a weekly basis, no future actions are planned. Other identified areas will be addressed on a case-by-case basis.	Common trash items included convenience/fast food wrappers
3	6/07	3	Adobe Creek	Bus Stop btwn El Camino Real & Acacia	KAB Litter Index	2	Though sometime the city will clean these areas, it is under the jurisdiction of the Valley Transit Authority. They are routinely reminded of cleanup if the area is found to have trash.	Common trash items included convenience/fast food wrappers
4	6/07	5	Stevens Creek	Grant Road frontage from Arboretum	KAB Litter Index	1.5	Every Friday, maintenance crews from the City of Los Altos conduct cleanups at trash problem areas. Since the City addresses these areas on a weekly basis, no future actions are planned. Other identified areas will be addressed on a case-by-case basis.	Common trash items included convenience/fast food wrappers

Santa Clara Valley Urban Runoff Pollution Prevention Program
FY 2006-2007 Annual Report

Municipality: City of Los Altos ***Attachment B***

TRASH INSPECTION DATA SUMMARY
FY 06/07 (cont.)

#	Date	Site ID	Watershed	Location	Assessment Tool	Score	Trash Management Activities	Comments
5	6/07	8	Adobe Creek	Bus Stop on San Antonio Road north of Almond Ave.	KAB Litter Index	2	Though sometime the city will clean these areas, it is under the jurisdiction of the Valley Transit Authority. They are routinely reminded of cleanup if the area is found to have trash.	Common trash items included convenience/fast food wrappers
6	6/07	9	Adobe Creek	Intersection of Main Street and Second Street	KAB Litter Index	2	Every Friday, maintenance crews from the City of Los Altos conduct cleanups at trash problem areas. Since the City addresses these areas on a weekly basis, no future actions are planned. Other identified areas will be addressed on a case-by-case basis.	Common trash items included convenience/fast food wrappers
7	6/07	10	Adobe Creek	Bus Stop on San Antonio Road btwn El Camino Real and Loucks	KAB Litter Index	1.5	Though sometime the city will clean these areas, it is under the jurisdiction of the Valley Transit Authority. They are routinely reminded of cleanup if the area is found to have trash.	Common trash items included convenience/fast food wrappers
8	6/07	12	Adobe Creek	Central Plaza behind Home Consignment	KAB Litter Index	2	Every Friday, maintenance crews from the City of Los Altos conduct cleanups at trash problem areas. Since the City addresses these areas on a weekly basis, no future actions are planned. Other identified areas will be addressed on a case-by-case basis.	Common trash items included convenience/fast food wrappers

Santa Clara Valley Urban Runoff Pollution Prevention Program
FY 2006-2007 Annual Report

Municipality: City of Los Altos ***Attachment B***

Item No.	Activity	FY 06-07 Work Plan Tasks	FY 06-07 Accomplishments	Responsible Party
	Copper Action Plan Tasks			
9	Vehicle Washing Operations (CB-1)	• Continue to distribute outreach materials on proper vehicle/equipment washing at City department counters and public events, and post on City website.	Los Altos continues to dedicate counter space accessible to the public at City Hall for these various brochures like "The Bay Begins at Your Front Door". Los Altos also continues to provide for a link on its web page that the public can also use to access information.	URP Coordinator
		• Continue to submit data regarding vehicle washing outreach activities and effectiveness evaluation in annual reports.	This is difficult for Los Altos to quantify other than to say, from observation; there have been only rare incidents of vehicle washing both during construction operation and residential car washing.	URP Coordinator
		• Continue to require source control measures for Group 1 new development and redevelopment projects that will conduct vehicle/equipment washing and maintenance activities (consistent with Permit Provision C.3.k).	During the FY, Los Altos did not have new Group 1 or Group 2 projects, or any project, that involved vehicle/equipment washing and maintenance activities.	URP Coordinator
		• Continue to inspect industrial/ commercial facilities, which conduct vehicle/equipment washing activities on-site (this includes auto-related businesses). Ensure that BMPs for vehicle/equipment washing are implemented. Provide an effectiveness evaluation of inspection/compliance with BMPs	All fourteen auto businesses in Los Altos are formally inspected annually. During the year, city staff is aware that these discharges are not allowed and will report such incidents to the Code Enforcement Officer or the URP Coordinator.	URP Coordinator

Santa Clara Valley Urban Runoff Pollution Prevention Program
FY 2006-2007 Annual Report

Municipality: City of Los Altos ***Attachment B***

Item No.	Activity	FY 06-07 Work Plan Tasks	FY 06-07 Accomplishments	Responsible Party
9	Vehicle Washing Operations (CB-1) (cont.)	• Continue to inspect vehicle-washing facilities as part of stormwater inspections for industrial and commercial businesses.	Other than the auto businesses discussed above, Los Altos does not have any other vehicle washing facilities except the municipal wash rack which is included in the annual auto business inspects discussed above and the school corporation yard which is outside the city's jurisdiction and is not inspected.	URP Coordinator
		• Continue to maintain car wash systems for City vehicles at the corporation yard.	The City continues to wash their maintenance vehicles the vehicle wash rack at the corporation yard, which is connected to the sanitary sewer system. All staff vehicles are washed at commercial car washes.	URP Coordinator
		• Continue to encourage municipal staff to use certified mobile cleaners when contracting cleaning services.	Municipal staff are BASMAA certified for power washing techniques and follow all the required BMPs	URP Coordinator
		• Refer Mobile surface cleaners who desire BASMAA surface cleaning certification and recertification to the BASMAA website	The city of Los Altos continues to refer surface cleanings to the BASMAA certification as well as informing the downtown merchants of the need for employing certified surface cleaners.	URP Coordinator
10	Industrial Copper Control (CB-3)	Continue Industrial Inspection program for vehicle service facilities and any other related industrial facilities.	In August 2006 the City of Palo Alto inspected 14 vehicle service facilities in Los Altos. None were found with any violations and all facilities were given the Clean Bay Business award. During the year, there were no other reports on discharges from any of these facilities. The CB-3 of the Copper Action Plan was primarily directed toward such facilities as circuit board manufactures or similar facility, however there no such facilities in Los Altos	URP Coordinator

Santa Clara Valley Urban Runoff Pollution Prevention Program
FY 2006-2007 Annual Report

Municipality: City of Los Altos ***Attachment B***

Item No.	Activity	FY 06-07 Work Plan Tasks	FY 06-07 Accomplishments	Responsible Party
11	Watershed assessment and protection (CB-8)	• Continue to implement guidance from SCVURPPP and San Jose on addressing water quality in the CEQA review process, as part of C.3.m. implementation.	The Community Development department continue to believe that the current check list for CEQA issues are inclusive of the issues facing the city's Group 1 and Group 2 projects.	Community Development
		• Continue to participate in the Water Resources Protection Collaborative and recommend to council implementation of agreed upon guidelines and standards for watershed protection.	This City of Los Altos continues to participate in the meetings of the Collaborative.	Public Works & Community Development
12	Street sweeping and storm drain O&M (CB-11)	• Continue to follow Program guidance regarding the collection and reporting of street sweeping data. Provide data for Annual Report.	See "Street Sweeping Data Summary" at end of the Copper section	Public Works
		• Implement (as appropriate) any identified improvements of current street sweeping and storm drain system O&M programs (within available budgets). Provide effectiveness evaluation in FY 05-06 Annual Report.	See "Other Water Quality & Watershed Management Programs Evaluation" section below.	Public Works
13	Outreach on pool, spa maintenance (CB-12)	Continue to distribute outreach materials at local public events; brochures at agency department counters and public places; and placement on City website.	The City of Los Altos continues to make available the pool brochure at the counter in City Hall.	URP Coordinator

Santa Clara Valley Urban Runoff Pollution Prevention Program
FY 2006-2007 Annual Report

Municipality: City of Los Altos ***Attachment B***

Item No.	Activity	FY 06-07 Work Plan Tasks	FY 06-07 Accomplishments	Responsible Party
14	Use of architectural copper (CB-21)	If ordinance is adopted, prohibit use of copper on roofs, in roof shingles and for gutters. Otherwise, the city will discourage its use.	The City of Los Altos continued to discourage the use of copper in the construction of facilities in the city.	Public Works & URP Coordinator

Santa Clara Valley Urban Runoff Pollution Prevention Program
FY 2006-2007 Annual Report

Municipality: City of Los Altos ***Attachment B***

STREET SWEEPING DATA SUMMARY
FY 06/07

Month	Removal Method	Miles Swept (Curb Miles*)		Volume of Material Collected (Cubic Yards)***	
		Residential Areas	Commercial Areas**	Residential Areas	Commercial Areas**
July 2006	Regenerative Air	259.7	153.1	49	17
August 2006	Regenerative Air	278.0	150.6	56	17
September 2006	Regenerative Air	223.9	158.6	49	14
October 2006	Regenerative Air	148.1	150.3	55	28
November 2006	Regenerative Air	505.3	205.9	171	71
December 2006	Regenerative Air	487.1	149.9	180	36
January 2007	Regenerative Air	239.5	148.8	80	22
February 2007	Regenerative Air	295.1	178.3	40	17
March 2007	Regenerative Air	413.8	149.9	45	31
April 2007	Regenerative Air	233.8	111.3	57	14
May 2007	Regenerative Air	263.7	148.5	45	18
June 2007	Regenerative Air	261.8	183.6	51	21

*Curb Miles also includes edge of pavement on non-curb and gutter streets.
**Includes major arterials (San Antonio Road) and city parking lots.
***Does not include the 255 cubic yards collected during the extra pick up for leaves during November, December and January.

Santa Clara Valley Urban Runoff Pollution Prevention Program
FY 2006-2007 Annual Report

Municipality: City of Los Altos ***Attachment B***

Item No.	Activity	FY 06-07 Work Plan Tasks	FY 06-07 Accomplishments	Responsible Party
Nickel Action Plan Tasks				
15	Measures to control nickel discharges from construction sites (NB-1)	• Continue to implement Construction Inspection Performance Standards (see Construction Inspection work plan section).	The City of Los Altos continues to implement the procedures that are defined in it URMP Construction inspection PS, both for private, as well as, public projects.	Community Development & Public Works
		• Continue to have inspectors attend Regional Board/Program workshops on construction site management and learn latest erosion/sediment control techniques	As noted in the training section of this Annual Report, city inspectors, planners and engineers have attended the Program construction workshop.	
		• Continue to attend Program workshops on post-development stormwater BMPs (C.3.)	As noted in the training section of this Annual Report, the city sends engineers and planners to these workshops.	

Santa Clara Valley Urban Runoff Pollution Prevention Program
FY 2006-2007 Annual Report

Municipality: City of Los Altos ***Attachment B***

Other Water Quality & Watershed Management Programs Evaluation FY 2006/2007

Monitoring-The City of Los Altos continues to work with the Program on this task. Since the effort is by the Program, they have provided an evaluation of this task.
PCB-Dioxin- The City of Los Altos continues to work with the Program on this task. Since the effort is by the Program, they have provided an evaluation of this task.
Watershed Measures- The City of Los Altos continues to work with the Program on this task. Since the effort is by the Program, they have provided an evaluation of this task.
Sedimentation- The City of Los Altos continues to work with the Program on this task. Since the effort is by the Program, they have provided an evaluation of this task.
Trash Program-The City of Los Altos continues to work with the Program on this issue as a member of its Adhoc committee. The city continued to assess eight previously selected trash problem areas within the city. The city has a program to inspect these areas and conduct any necessary cleanup on at least a monthly basis. Even after this further assessment, it continues to appear that Los Altos may not have the same problems as other city. This may be due to the lack of industrial and commercial areas. Therefore the city would prefer to direct limited assessment resources to other areas, but the city will continue to be a member of the trash committee and continue to provide support to the Program to further comply with its permit.
Copper Action Plan-The city continues to address various tasks as defined by the Action Plan. Due to lack of industrial and commercial areas, this leaves most of the effort to residential areas and to schools. The city continues to discourage the use of exterior copper in their construction though most contractors continue to use copper in their construction projects. The city continues to have an aggressive street sweeping and storm drain cleaning programs. This may explain why there appears to be a lack of persistent trash problem areas throughout the city. The city continues to address inquiries from pool owners on their discharges. The city has room to improve alternate modes of transportation other than cars by improving its pedestrian access and its bicycle facilities. Both are included in the General Plan and future Capital Improvement Projects. The City of Los Altos also continues to work with the Program on this task.
Nickel Action Plan-The primary effort for the city under this Action Plan deals with discharges from construction sites. City inspectors aggressively assure that there is no or minimal discharges from any of its constructions sites. Though the inspectors attend various training sessions, very little, if any, addresses what the nickel sources are that might be coming from construction sites. The City of Los Altos also continues to work with the Program on this task

Regional Board Comments on Other Water Quality & Watershed Management Requirements in FY 2005-2006 Annual Report

RWQCB Comment	City Of Los Altos Response
None	

Santa Clara Valley Urban Runoff Pollution Prevention Program
FY 2006-2007 Annual Report

Municipality: City of Los Altos ***Attachment B***

PUBLIC INFORMATION/PARTICIPATION
(Provision C.4)

FY 2006-2007 Work Plan Self Evaluation Matrix

Item No.	Activity	FY 06-07 Work Plan Tasks	FY 06-07 Accomplishments	Responsible Party
1	Distribution of all current Program BMPs and literature	Los Altos will continue to promote and maintain a request line for public information materials. Continue to distribute public information materials to the City libraries, Public Works Engineering help desk, building and planning department desks, at the Municipal Service Center and Chamber of Commerce. Keep records on the usage of this material	The City of Los Altos continued with the distribution of the public information within the various public buildings in the City of Los Altos that promotes the use of less toxic pesticides and other environmental issues include the proper draining of swimming pool water. Los Altos had to discontinue providing this information at its libraries due to the lack of available space. Los Altos also hosted a table at several of its weekly Farmers Market event held during the summer months and provided handouts that deal with environmental issues. The city continues to maintain information on its web page on how residents could help to reduce pollutants into the environment including how to prevent sewer overflows.	URP Coordinator

Santa Clara Valley Urban Runoff Pollution Prevention Program
FY 2006-2007 Annual Report

Municipality: City of Los Altos ***Attachment B***

Item No.	Activity	FY 06-07 Work Plan Tasks	FY 06-07 Accomplishments	Responsible Party
2	IPM Store Partnership	Los Altos will continue participation in IPM Store Partnership Program with the City of Palo Alto by providing funding and participating to supply various outreach information to the two nurseries and the two hardware stores in the City of Los Altos. Monitor effort to realize the goals of this program	The Our Water, Our World (OWOW) program, a partnership between water quality agencies within the Palo Alto service region and local hardware and garden stores, encourages the use of less-toxic gardening techniques and products. Los Altos partner stores are Los Altos Garden Supply, Los Altos Nursery, and Rancho Hardware. During FY 06/07 IPM outreach more specific to Los Altos also included the following activities: • With the assistance of EOA staff, kept fact sheets stocked at City Hall and the partner stores; kept shelf talkers at stores updated. • With the assistance of Palo Alto, Los Altos partnered with the City of Los Altos Elephant Pharmacy store to collect and properly dispose of used pharmaceuticals on June 2, 2006. • Staffed Los Altos Farmers' Market with displays, including IPM issues and proper disposal of used pharmaceuticals, pesticides and other wastes • In July 2006 distributed copies of the *All the Way to the Ocean* by Joel Harper to Los Altos libraries. • Conducted three separate school outreach sessions for the schools in the City of Los Altos. Feedback from these presentation indicated that well over 90% of the students stated they had a better understanding of water pollution prevention and the difference between storm drain/sewer systems	URP Coordinator

Santa Clara Valley Urban Runoff Pollution Prevention Program
FY 2006-2007 Annual Report

Municipality: City of Los Altos ***Attachment B***

Item No.	Activity	FY 06-07 Work Plan Tasks	FY 06-07 Accomplishments	Responsible Party
3	Watershed Education & Outreach Campaign.	Los Altos will continue to encourage municipal staff to participate in Watershed Education & Outreach campaign as the events are scheduled	The URP Coordinator continues to monitor the efforts of the Watershed Education & Outreach campaign and the information that they provide. During FY 06/07 this include SCVURPPP EPA Award event.	URP Coordinator
4	Evaluate the effectiveness of PIP projects	Los Altos will continue to review and will attempt to assess the effectiveness of all PIP projects at the local municipal staff level.	See "Public Information/Participation Program Evaluation" section below.	URP Coordinator
5	Web page	Los Altos will continue to maintain URP issues on its city web page.	The city continues to maintain a web page on stormwater issues including links to the SCVWD, BASMAA and SCVURPPP as well as information for the prevention of sewer overflows.	Community Development, Public Works Department
6	Articles in the Communiqué	Los Altos will continue prepare and contribute articles of interest to the City's publication called the Communiqué. The Communiqué is published up to three times annually.	The newsletter is published by the city three times a year and is mailed to every address in the city. Unfortunately this is a rather small newsletter, but the city provided small articles on urban storm water runoff issues. For example, the city published an article the proper disposal of universal waste.	URP Coordinator
7	Storm Drain Stenciling	Los Altos will continue to be point of contact with the City's schools and organization that are interested in stenciling storm drain catch basing. Provide support and materials for each event of which they are typically 3-4 per year	The city utilizes volunteers to install stencils on storm drain catch basins. Unfortunately during FY 06/07, the City of Los Altos had no volunteer groups who provided people that stenciled several storm drain catch basins. The City continued to promote this service, but plans to install permanent plastic stencils during FY 2007/2008.	URP Coordinator

Santa Clara Valley Urban Runoff Pollution Prevention Program
FY 2006-2007 Annual Report

Municipality: City of Los Altos ***Attachment B***

Public Information/Participation Program Evaluation
FY 2006/2007

The City of Los Altos believes that distribution of material at Los Altos partner stores each year seems very positive. City stores such as the Los Altos Garden Supply and Los Altos Nursery continue to get more usage of the various facts sheets than those stocked at city hall. This is also true for such events as the city's Farmers Market. Primary reason is the exposure audience is more conducive to these fact sheets than the visitors to city hall.

The pharmaceutical drop off event that was held in June 2007 was very successful. Most people stated that were always looking for means to properly dispose of their used medications and most said that would throw it in the garbage or flush it down the toilet. This event allowed city staff to provide methods to properly dispose of medications including information on the proper location where they could take their medication to in the future.

A summary of the evaluation on the school outreach program in the Palo Alto service area which includes Los Altos showed by 78% of teachers returned a postage paid evaluation postcard, with a cumulative rating of 4.9 out of 5 in both quality of program and clarify of presenter. 94% of the teachers stated students' understanding of water pollution prevention and the difference storm drain/sewer system had increased.

Regional Board Comments on Public Information/Participation Requirements in FY 2005-2006 Annual Report

RWQCB Comment	City Of Los Altos Response
None	

Santa Clara Valley Urban Runoff Pollution Prevention Program
FY 2006-2007 Annual Report

Municipality: City of Los Altos ***Attachment B***

ANNUAL REPORTS AND WORKPLANS
(Provision C.6)

FY 2006-2007 Work Plan Self Evaluation Matrix

Item No.	Activity	FY 06-07 Work Plan Tasks	FY 06-07 Accomplishments	Responsible Party
1	Annual Report (Provision C.6.a)	Los Altos will prepare an Annual Report documenting the results of each task that was delineated in the FY 05-06 Work Plan, provide update for work accomplished during the FY as necessary and indicate any areas needing improvements. Los Altos will address any comments on the FY 04-05 Annual Report if required.	The Annual Report for FY 05/06 was completed by the City of Los Altos and submitted on September 15, 2006. Comments from the Regional Board were received on the City of Los Altos' FY 04/05 Annual Report and were addressed in the applicable sections of that Annual Report.	Community Development, Public Works Department & URP Coordinator
2	Work Plan (Provision C.6.b)	Los Altos will prepare a FY 07-08 Work Plan that will list tasks as dictated by the City's Discharge Permit that will be accomplished between July 1, 2007 and June 30, 2008.	A draft Work Plan for FY 07/08 was completed by the City of Los Altos and submitted on March 1, 2007.	Community Development, Public Works Department & URP Coordinator
3	City of Los Altos Urban Runoff Management Plan	Los Altos will update its Urban Runoff Management Plan if required based on the proposed Regional Permit	The City of Los Altos updated is Urban Runoff Management Plan and submitted in on September 1 2004. Subsequent to that, no other updates were necessary pending the issuance of the MRP.	Community Development, Public Works Department & URP Coordinator

Santa Clara Valley Urban Runoff Pollution Prevention Program
FY 2006-2007 Annual Report

Municipality: City of Los Altos ***Attachment B***

4.	Municipal Regional Permit	Assist the Program as required in the development of the new Municipal regional Permit	The City of Los Altos has provided comments on the various drafts of the MRP and attended workshops.	

Regional Board Comments on The City of Los Altos' FY 2005-2006 Annual Report	
RWQCB Comment	**City Of Los Altos Response**
None.	.

Santa Clara Valley Urban Runoff Pollution Prevention Program
FY 2006-2007 Annual Report

Municipality: City of Los Altos ***Attachment B***

STAFF TRAINING
FY 2006/2007

Training Title	Attendee	Department of Attendee	Date(s) of Training	Location of Training	Contents of Training
SOP for Pump Station Failure	Emerio Esquivez	Public Works Maintenance	September 8, 2006	Municipal Service Center	Response and cleanup of sewer pump station failure
SOP for Pump Station Failure	Grant Gabler	Public Works Maintenance	September 8, 2006	Municipal Service Center	Response and cleanup of sewer pump station failure
SOP for Pump Station Failure	Jamaane Bridges	Public Works Maintenance	September 8, 2006	Municipal Service Center	Response and cleanup of sewer pump station failure
SOP for Pump Station Failure	Jesus Hernandez	Public Works Maintenance	September 8, 2006	Municipal Service Center	Response and cleanup of sewer pump station failure
SOP for Pump Station Failure	Martin Gonzalez	Public Works Maintenance	September 8, 2006	MSC	Response and cleanup of sewer pump station failure
SOP for Pump Station Failure	Martin Herrera	Public Works Maintenance	September 8, 2006	Municipal Service Center	Response and cleanup of sewer pump station failure
SOP for Pump Station Failure	Paul Rivera	Public Works Maintenance	September 8, 2006	Municipal Service Center	Response and cleanup of sewer pump station failure
SOP for Pump Station Failure	Rangel Reynoso	Public Works Maintenance	September 8, 2006	Municipal Service Center	Response and cleanup of sewer pump station failure

Santa Clara Valley Urban Runoff Pollution Prevention Program
FY 2006-2007 Annual Report

Municipality: City of Los Altos ***Attachment B***

Training Title	Attendee	Department of Attendee	Date(s) of Training	Location of Training	Contents of Training
2nd CASQA Conference and Exposition	Larry Lind	Public Works Engineering	September 25-27, 2006	Sacramento	Overview on stormwater treatment, operations, research and management.
Guidelines and Standards for Land Use Hear Streams	Larry Lind	Public Works Engineering	Oct 4, 2006	Cupertino	Overview on guidelines and standards for land use near streams as well as the permitting tools, BMP's, design guides, and enhanced practices.
Enforcement Response Policy for Pest Control Applicators	Andrew Clemente	Public Works Maintenance	October 2, 2006	Municipal Service Center	Overview of the City of Los Altos Enforcement Policy for pest control Applicators
Enforcement Response Policy for Pest Control Applicators	Chris Parise	Public Works Maintenance	October 2, 2006	Municipal Service Center	Overview of the City of Los Altos Enforcement Policy for pest control Applicators
Enforcement Response Policy for Pest Control Applicators	Doug Riley	Public Works Maintenance	October 2, 2006	Municipal Service Center	Overview of the City of Los Altos Enforcement Policy for pest control Applicators
Enforcement Response Policy for Pest Control Applicators	Edward Craig	Public Works Maintenance	October 2, 2006	Municipal Service Center	Overview of the City of Los Altos Enforcement Policy for pest control Applicators
Enforcement Response Policy for Pest Control Applicators	Greg Abley	Public Works Maintenance	October 2, 2006	Municipal Service Center	Overview of the City of Los Altos Enforcement Policy for pest control Applicators
Enforcement Response Policy for Pest Control Applicators	Josh E. Miller	Public Works Maintenance	October 2, 2006	Municipal Service Center	Overview of the City of Los Altos Enforcement Policy for pest control Applicators

Santa Clara Valley Urban Runoff Pollution Prevention Program
FY 2006-2007 Annual Report

Municipality: City of Los Altos ***Attachment B***

Training Title	Attendee	Department of Attendee	Date(s) of Training	Location of Training	Contents of Training
Enforcement Response Policy for Pest Control Applicators	Lionel C. Maciel	Public Works Maintenance	October 2, 2006	Municipal Service Center	Overview of the City of Los Altos Enforcement Policy for pest control Applicators
Enforcement Response Policy for Pest Control Applicators	Michael Conley	Public Works Maintenance	October 2, 2006	Municipal Service Center	Overview of the City of Los Altos Enforcement Policy for pest control Applicators
Enforcement Response Policy for Pest Control Applicators	Rogelio Baltazar	Public Works Maintenance	October 2, 2006	Municipal Service Center	Overview of the City of Los Altos Enforcement Policy for pest control Applicators
Enforcement Response Policy for Pest Control Applicators	Ronald General	Public Works Maintenance	October 2, 2006	Municipal Service Center	Overview of the City of Los Altos Enforcement Policy for pest control Applicators
Enforcement Response Policy for Pest Control Applicators	Todd Perotti	Public Works Maintenance	October 2, 2006	Municipal Service Center	Overview of the City of Los Altos Enforcement Policy for pest control Applicators
BMP'S for Storm Water Quality	Andrew Clemente	Public Works Maintenance	October 12, 2006	Municipal Service Center	General overview on types and applications of municipal BMPs
BMP'S for Storm Water Quality	Anthony Pisciotto	Public Works Maintenance	October 12, 2006	Municipal Service Center	General overview on types and applications of municipal BMPs
BMP'S for Storm Water Quality	Brian McCarthy	Public Works Maintenance	October 12, 2006	Municipal Service Center	General overview on types and applications of municipal BMPs
BMP'S for Storm Water Quality	Chris Parise	Public Works Maintenance	October 12, 2006	Municipal Service Center	General overview on types and applications of municipal BMPs

Santa Clara Valley Urban Runoff Pollution Prevention Program
FY 2006-2007 Annual Report

Municipality: City of Los Altos ***Attachment B***

Training Title	Attendee	Department of Attendee	Date(s) of Training	Location of Training	Contents of Training
BMP'S for Storm Water Quality	Doug Henry	Public Works Maintenance	October 12, 2006	Municipal Service Center	General overview on types and applications of municipal BMPs
BMP'S for Storm Water Quality	Doug Riley	Public Works Maintenance	October 12, 2006	Municipal Service Center	General overview on types and applications of municipal BMPs
BMP'S for Storm Water Quality	Emerio Esquivez	Public Works Maintenance	October 12, 2006	Municipal Service Center	General overview on types and applications of municipal BMPs
BMP'S for Storm Water Quality	Gil Fletcher	Public Works Maintenance	October 12, 2006	Municipal Service Center	General overview on types and applications of municipal BMPs
BMP'S for Storm Water Quality	Grant Gabler	Public Works Maintenance	October 12, 2006	Municipal Service Center	General overview on types and applications of municipal BMPs
BMP'S for Storm Water Quality	Greg Abley	Public Works Maintenance	October 12, 2006	Municipal Service Center	General overview on types and applications of municipal BMPs
BMP'S for Storm Water Quality	Harry Morrow	Public Works Maintenance	October 12, 2006	Municipal Service Center	General overview on types and applications of municipal BMPs
BMP'S for Storm Water Quality	Jamaane Bridges	Public Works Maintenance	October 12, 2006	Municipal Service Center	General overview on types and applications of municipal BMPs
BMP'S for Storm Water Quality	Jesus Hernandez	Public Works Maintenance	October 12, 2006	Municipal Service Center	General overview on types and applications of municipal BMPs
BMP'S for Storm Water Quality	Josh E. Miller	Public Works Maintenance	October 12, 2006	Municipal Service Center	General overview on types and applications of municipal BMPs
BMP'S for Storm Water Quality	Lionel C. Maciel	Public Works Maintenance	October 12, 2006	Municipal Service Center	General overview on types and applications of municipal BMPs

Santa Clara Valley Urban Runoff Pollution Prevention Program
FY 2006-2007 Annual Report

Municipality: City of Los Altos ***Attachment B***

Training Title	Attendee	Department of Attendee	Date(s) of Training	Location of Training	Contents of Training
BMP'S for Storm Water Quality	Martin Gonzalez	Public Works Maintenance	October 12, 2006	Municipal Service Center	General overview on types and applications of municipal BMPs
BMP'S for Storm Water Quality	Martin Herrera	Public Works Maintenance	October 12, 2006	Municipal Service Center	General overview on types and applications of municipal BMPs
BMP'S for Storm Water Quality	Michael Ramon	Public Works Maintenance	October 12, 2006	Municipal Service Center	General overview on types and applications of municipal BMPs
BMP'S for Storm Water Quality	Paul Rivera	Public Works Maintenance	October 12, 2006	Municipal Service Center	General overview on types and applications of municipal BMPs
BMP'S for Storm Water Quality	Rangel Reynoso	Public Works Maintenance	October 12, 2006	Municipal Service Center	General overview on types and applications of municipal BMPs
BMP'S for Storm Water Quality	Rick Alms	Public Works Maintenance	October 12, 2006	Municipal Service Center	General overview on types and applications of municipal BMPs
BMP'S for Storm Water Quality	Roby Robertson	Public Works Maintenance	October 12, 2006	Municipal Service Center	General overview on types and applications of municipal BMPs
BMP'S for Storm Water Quality	Rogelio Baltazar	Public Works Maintenance	October 12, 2006	Municipal Service Center	General overview on types and applications of municipal BMPs
BMP'S for Storm Water Quality	Ronald General	Public Works Maintenance	October 12, 2006	Municipal Service Center	General overview on types and applications of municipal BMPs
BMP'S for Storm Water Quality	Todd Perotti	Public Works Maintenance	October 12, 2006	Municipal Service Center	General overview on types and applications of municipal BMPs
Construction Site Management Workshops	Terry Greiner	Public Works Engineering	November 1, 2006	Brisbane	Overview on information on construction site requirements and responsibilities, effective erosion and sediment control BMPs, inspections and site monitoring.

Santa Clara Valley Urban Runoff Pollution Prevention Program
FY 2006-2007 Annual Report

Municipality: City of Los Altos ***Attachment B***

Training Title	Attendee	Department of Attendee	Date(s) of Training	Location of Training	Contents of Training
Regional Integrated Pest Management	Andrew Clemente	Public Works Maintenance	November 14, 2006	San Jose Convention Center	Overview of the Santa Clara County IPM Program
Regional Integrated Pest Management	Rogelio Baltazar	Public Works Maintenance	November 14, 2006	San Jose Convention Center	Overview of the Santa Clara County IPM Program
Regional Integrated Pest Management	Todd Perotti	Public Works Maintenance	November 14, 2006	San Jose Convention Center	Overview of the Santa Clara County IPM Program
Construction Site Management Workshops	Larry Lind	Public Works Engineering	December 5, 2006	Cupertino	Overview on information on construction site requirements and responsibilities, effective erosion and sediment control BMPs, inspections and site monitoring.
Construction Site Management Workshops	Victor Chen	Public Works Engineering	December 5, 2006	Cupertino	Overview on information on construction site requirements and responsibilities, effective erosion and sediment control BMPs, inspections and site monitoring.
Construction Site Management Workshops	Terry Murdock	Public Works Engineering Inspector	December 5, 2006	Cupertino	Overview on information on construction site requirements and responsibilities, effective erosion and sediment control BMPs, inspections and site monitoring.
Pesticide Handling & Enforcement Policy	Andrew Clemente	Public Works Maintenance	January 4, 2007	MSC - Public Works	Overview of the City of Los Altos policy for pesticides
Pesticide Handling & Enforcement Policy	Colleen Rogan	Public Works Maintenance	January 4, 2007	MSC - Public Works	Overview of the City of Los Altos policy for pesticides
Pesticide Handling & Enforcement Policy	Doug Riley	Public Works Maintenance	January 4, 2007	MSC - Public Works	Overview of the City of Los Altos policy for pesticides
Pesticide Handling & Enforcement Policy	Edward Craig	Public Works Maintenance	January 4, 2007	MSC - Public Works	Overview of the City of Los Altos policy for pesticides

Santa Clara Valley Urban Runoff Pollution Prevention Program
FY 2006-2007 Annual Report

Municipality: City of Los Altos ***Attachment B***

Training Title	Attendee	Department of Attendee	Date(s) of Training	Location of Training	Contents of Training
Pesticide Handling & Enforcement Policy	Greg Abley	Public Works Maintenance	January 4, 2007	MSC - Public Works	Overview of the City of Los Altos policy for pesticides
Pesticide Handling & Enforcement Policy	Josh E. Miller	Public Works Maintenance	January 4, 2007	MSC - Public Works	Overview of the City of Los Altos policy for pesticides
Pesticide Handling & Enforcement Policy	Ronald General	Public Works Maintenance	January 4, 2007	MSC - Public Works	Overview of the City of Los Altos policy for pesticides
Pesticide Handling & Enforcement Policy	Todd Perotti	Public Works Maintenance	January 4, 2007	MSC - Public Works	Overview of the City of Los Altos policy for pesticides
Construction SWPPPs from A to Z	Terry Murdock	Public Works Engineering Inspector	Jan 10, 2007	Los Altos	Webcast on how to develop Stormwater Pollution Prevention Plan and conduct inspection for compliance.
Bio-Retention	Larry Lind	Public Works Engineering	January 17, 2007	Sunnyvale	Overview of bioretention stormwater treatment construction and maintenance.
Bio-Retention	Victor Chen	Public Works Engineering	January 17, 2007	Sunnyvale	Overview of bioretention stormwater treatment construction and maintenance.
Sewer Maintenance Innovations	Emerio Esquivez	Public Works Maintenance	January 31, 2007	RMC	Web cast on innovative ways to maintain sewers and increase capacity and to prevent sewer overflows.
Sewer Maintenance Innovations	Grant Gabler	Public Works Maintenance	January 31, 2007	RMC	Web cast on innovative ways to maintain sewers and increase capacity and to prevent sewer overflows.
Sewer Maintenance Innovations	Jesus Hernandez	Public Works Maintenance	January 31, 2007	RMC	Web cast on innovative ways to maintain sewers and increase capacity and to prevent sewer overflows.
Sewer Maintenance Innovations	Martin Herrera	Public Works Maintenance	January 31, 2007	RMC	Web cast on innovative ways to maintain sewers and increase capacity and to prevent sewer overflows.

Santa Clara Valley Urban Runoff Pollution Prevention Program
FY 2006-2007 Annual Report

Municipality: City of Los Altos ***Attachment B***

Training Title	Attendee	Department of Attendee	Date(s) of Training	Location of Training	Contents of Training
Sewer Maintenance Innovations	Michael Ramon	Public Works Maintenance	January 31, 2007	RMC	Web cast on innovative ways to maintain sewers and increase capacity and to prevent sewer overflows.
APWA on-line Sewer Innovations	Brian McCarthy	Public Works Maintenance	January 31, 2007	San Jose	Web cast on innovative ways to maintain sewers and increase capacity and to prevent sewer overflows.
Sewer Maintenance Innovations	Larry Lind	Public Works Engineering	January 31, 2007	San Jose	Web cast on innovative ways to maintain sewers and increase capacity and to prevent sewer overflows.
Pesticide Handling Safety	Chris Parise	Public Works Maintenance	February 8, 2007	707 Fremont Av, Los Altos	General Overview of City of Los Altos Policy on application of pesticides
Pesticide Handling & Enforcement Policy	Michael Conley	Public Works Maintenance	February 8, 2007	MSC - Public Works	General Overview of City of Los Altos Policy on application of pesticides
Pesticide Handling & Enforcement Policy	Rogelio Baltazar	Public Works Maintenance	February 8, 2007	MSC - Public Works	General Overview of City of Los Altos Policy on application of pesticides
Hazardous Waste Management Overview	Gil Fletcher	Public Works Maintenance	February 15, 2007	Livermore	General overview on the handling, storage and disposal of hazardous waste
Hazardous Waste Management Overview	Rick Alms	Public Works Maintenance	February 15, 2007	Livermore	General overview on the handling, storage and disposal of hazardous waste
Hazardous Waste Management Overview	Roby Robertson	Public Works Maintenance	February 15, 2007	Livermore	General overview on the handling, storage and disposal of hazardous waste
Hazardous Waste Management Overview	Thien Quach	Public Works Maintenance	February 15, 2007	Livermore	General overview on the handling, storage and disposal of hazardous waste

Santa Clara Valley Urban Runoff Pollution Prevention Program
FY 2006-2007 Annual Report

Municipality: City of Los Altos ***Attachment B***

Training Title	Attendee	Department of Attendee	Date(s) of Training	Location of Training	Contents of Training
Sewer System Best Management Practices	Brian McCarthy	Public Works Maintenance	March 7, 2007	Foster City	Seminar on the overviews for best management practices on various aspects of a sanitary sewer system to help prevent overflows.
Sewer System Best Management Practices	Emerio Esquivez	Public Works Maintenance	March 7, 2007	Foster City	Seminar on the overviews for best management practices on various aspects of a sanitary sewer system to help prevent overflows.
Sewer System Best Management Practices	Grant Gabler	Public Works Maintenance	March 7, 2007	Foster City	Seminar on the overviews for best management practices on various aspects of a sanitary sewer system to help prevent overflows.
Sewer System Best Management Practices	Jesus Hernandez	Public Works Maintenance	March 7, 2007	Foster City	Seminar on the overviews for best management practices on various aspects of a sanitary sewer system to help prevent overflows.
Sewer System Best Management Practices	Michael Ramon	Public Works Maintenance	March 7, 2007	Foster City	Seminar on the overviews for best management practices on various aspects of a sanitary sewer system to help prevent overflows.
Sewer System Best Management Practices	Rangel Reynoso	Public Works Maintenance	March 7, 2007	Foster City	Seminar on the overviews for best management practices on various aspects of a sanitary sewer system to help prevent overflows.
Sewer System Best Management Practices	Robert Villanueva	Public Works Maintenance	March 7, 2007	Foster City	Seminar on the overviews for best management practices on various aspects of a sanitary sewer system to help prevent overflows.
Sewer System Best Management Practices	Larry Lind	Public Works Engineering	March 7, 2007	Foster City	Seminar on the overviews for best management practices on various aspects of a sanitary sewer system to help prevent overflows.
SSO Training	Emerio Esquivez	Public Works Maintenance	March 29, 2007	MSC - Public Works	General overview of the application of BMPs on sanitary sewer systems to prevent or contain overflows
SSO Training	Grant Gabler	Public Works Maintenance	March 29, 2007	MSC - Public Works	General overview of the application of BMPs on sanitary sewer systems to prevent or contain overflows

Santa Clara Valley Urban Runoff Pollution Prevention Program
FY 2006-2007 Annual Report

Municipality: City of Los Altos ***Attachment B***

Training Title	Attendee	Department of Attendee	Date(s) of Training	Location of Training	Contents of Training
SSO Training	Harry Morrow	Public Works Maintenance	March 29, 2007	MSC - Public Works	General overview of the application of BMPs on sanitary sewer systems to prevent or contain overflows
SSO Training	Jamaane Bridges	Public Works Maintenance	March 29, 2007	MSC - Public Works	General overview of the application of BMPs on sanitary sewer systems to prevent or contain overflows
SSO Training	Jesus Hernandez	Public Works Maintenance	March 29, 2007	MSC - Public Works	General overview of the application of BMPs on sanitary sewer systems to prevent or contain overflows
SSO Training	Martin Gonzalez	Public Works Maintenance	March 29, 2007	MSC - Public Works	General overview of the application of BMPs on sanitary sewer systems to prevent or contain overflows
SSO Training	Martin Herrera	Public Works Maintenance	March 29, 2007	MSC - Public Works	General overview of the application of BMPs on sanitary sewer systems to prevent or contain overflows
SSO Training	Paul Rivera	Public Works Maintenance	March 29, 2007	MSC - Public Works	General overview of the application of BMPs on sanitary sewer systems to prevent or contain overflows
SSO Training	Rangel Reynoso	Public Works Maintenance	March 29, 2007	MSC - Public Works	General overview of the application of BMPs on sanitary sewer systems to prevent or contain overflows
SSO Training	Richard Cisneroz	Public Works Maintenance	March 29, 2007	MSC - Public Works	General overview of the application of BMPs on sanitary sewer systems to prevent or contain overflows
SSO Training	Robert Villanueva	Public Works Maintenance	March 29, 2007	MSC - Public Works	General overview of the application of BMPs on sanitary sewer systems to prevent or contain overflows
Strategies for Effective Stormwater BMP Design and Maintenance	Michelle Bocalan	Public Works Engineering	April 12, 2007	Foster City	Webcast on how to construction BMPs and avoid their failures.

Santa Clara Valley Urban Runoff Pollution Prevention Program
FY 2006-2007 Annual Report

Municipality: City of Los Altos ***Attachment B***

Training Title	Attendee	Department of Attendee	Date(s) of Training	Location of Training	Contents of Training
Strategies for Effective Stormwater BMP Design and Maintenance	Terry Greiner	Public Works Engineering	April 12, 2007	Foster City	Webcast on how to construction BMPs and avoid their failures.
Strategies for Effective Stormwater BMP Design and Maintenance	Victor Chen	Public Works Engineering	April 12, 2007	Foster City	Webcast on how to construction BMPs and avoid their failures.
Strategies for Effective Stormwater BMP Design and Maintenance	Terry Murdock	Public Works Engineering Inspector	April 12, 2007	Foster City	Webcast on how to construction BMPs and avoid their failures.

038629

LOS ALTOS HILLS
CALIFORNIA

September 15, 2007

Mr. Bruce Wolfe
Regional Water Quality Control Board
San Francisco Bay Region
1515 Clay St., Suite 1400
Oakland, CA 94612

Subject: Town of Los Altos Hills Urban Runoff Management Program
FY 2006-2007 Annual Report

Dear Mr. Wolfe:

This report is submitted by Town of Los Altos Hills, in conjunction with the Santa Clara Valley Urban Runoff Pollution Prevention Program's Annual Report, pursuant to provision C.6.a. of the Program's reissued municipal storm water NPDES Permit (Order No. 01-024). The report summarizes activities performed during FY 2006-2007 in accordance with the Town of Los Altos Hills' Urban Runoff Management Plan (URMP) submitted to the Regional Board on September 1, 1997 and updated in October 2000 and September 2004, and the performance standards contained therein.

Contents of Report

The goals of this Annual Report are to: 1) concisely document implementation of our URMP and FY 06-07 work plan during the past fiscal year; 2) evaluate program results for continuous improvement; 3) comply with permit requirements; and 4) share this information with other Co-permittees, municipal decision-makers, and the public. To accomplish these goals, the report contains the following sections:

I. Contents of report;
II. Program highlights and accomplishments;
III. Summary of continuous improvement activities;
IV. Attachments:
   A. Acronyms/Abbreviations
   B. Certification Statement
   C. Self-Evaluation and Work Plan Completion Matrix
      - IC/ID Elimination Activities
      - Public Streets, Roads and Highways Operation and Maintenance
      - Corporation Yard Operation and Maintenance
      - Rural Public Works Activities
      - Storm Drain System Operation and Maintenance
      - New Development Planning Procedures
      - Construction Inspection

26379 Fremont Road
Los Altos Hills
California 94022
650/941-7222
Fax 650/941-3160

- Pesticide Management Activities
- Mercury Pollution Prevention Activities
- Other Water Quality and Watershed Management Requirements
- Public Information/Participation
- Staff Training Summary Table

Program Highlights and Accomplishments

We feel that the Program continued to be effective in meeting our Program goals. Though there are only twenty full time staff in the Town of Los Altos Hills, the staff has been working with team effort to implement our URMP and FY 06-07 Work Plan to the maximum extent practicable.

In FY06-07 the Public Works staff has developed a Policy to Require the Virtual Elimination of Mercury in Municipal Operations for the Town of Los Altos Hills. The new Policy has been approved by the City Council in September 2006.

The Town of Los Altos Hills did not encounter any significant problems or incidents during the past year. The Town had 15 incidents of sanitary sewer overflow in FY06-07. Most of the sewer overflow happened on the street and the lands of private property. The surface of the overflow locations were cleaned immediately.

Continuous Improvement Activities

The Town of Los Altos Hills was able to accomplish several of the work plan goals in the past year and will continue to improve in outside staff training, public outreach and increased public awareness of Program goals.

This year, Public Works staff inspected 52 construction sites of private development and three public works projects. The pre-rainy season and rainy season inspections were effective in getting construction sites to install proper BMPs. The inspection coverage of the sites was adequate because it focused on the erosion/sediment controls. The Town of Los Altos Hills did not take any enforcement actions this year since the contractors followed the instructions or warning of the inspector. The inspector always inspected the sites after each verbal warning to make sure compliance was achieved. The contractors on Public Works projects have done a good job in erosion/sediment control.

Public Works staff has published an article in December 2006 issue of the Town Newsletter about disposal of fluorescent bulbs and used batteries. This is an effective way to reach property owners since all the property owners in the Town receive Town's newsletter by mail each quarter.

Thank you for your review of this Annual Report and we welcome any comments that you might have. If you have any questions regarding the materials submitted, please contact Richard Chen at (650) 947-2509.

Very truly yours,

Richard Chen, P.E.
Associate Engineer

Attachments

TOWN OF LOS ALTOS HILLS
FY 2006-2007 ANNUAL REPORT

Certification Statement

"I certify, under penalty of law, that this document and all attachments were prepared under my direction or supervision in accordance with a system designed to ensure that qualified personnel properly gather and evaluate the information submitted. Based on my inquiry of the person or persons who manage the system, or those persons directly responsible for gathering the information, the information submitted, is, to the best of my knowledge and belief, true, accurate, and complete. I am aware that there are significant penalties for submitting false information, including the possibility of fine and imprisonment for knowing violations."

Signature by Duly Authorized Representative:

8/22/07

Debbie Pedro Date
Acting Public Works Director

Santa Clara Valley Urban Runoff Pollution Prevention Program
FY 06-07 Annual Report

Municipality: Los Altos Hills

P.S. Id.	Activity	CI Item Source[1]	FY 06-07 Tasks	Status / Comments	Due Date (mo/yr)	Responsible Party
Illicit Connection & Illegal Dumping Elimination Activities						
ICID-2	Staff Training	URMP	Conduct annual training for urban runoff inspector and on-call staff.	Town did not conduct annual training on this subject. We will coordinate with City of Palo Alto or City of Los Altos to join their internal training on this.	On-going	Public Works
			Review and evaluate effectiveness	This year the Town of Los Altos Hills has no reported incidents of construction site waste discharged to the storm drain system. During this period, there were 15 sanitary sewer overflow from manholes on the public sewer main system.	On-going	Public Works
Industrial/Commercial Discharger Control Programs						
	None in the Town of Los Altos Hills					
Public Streets, Roads, and Highways Operation and Maintenance						
PSRH-3	Staff Training	URMP	Conduct annual training for Public Works Maintenance staff.	Town did not conduct annual training on this subject. We will coordinate with City of Palo Alto or City of Los Altos to join their internal training on this.	On-going	Public Works
	Street Sweeping	URMP	Sweep streets with catchbasins once a month. Collect the types of street sweeping data and make it available to Program staff.	The selected streets are swept once a month all year round. The entire length of 900 miles have been swept. About 26 CY of material **per month** was collected from street sweeping.	On-going	Public Works

Santa Clara Valley Urban Runoff Pollution Prevention Program
FY 06-07 Annual Report

Municipality: Los Altos Hills

P.S. Id.	Activity	CI Item Source[1]	FY 06-07 Tasks	Status / Comments	Due Date (mo/yr)	Responsible Party
			Review and evaluate effectiveness	Town's maintenance crew performed street curb, swale, and shoulder cleaning work prior to rainy season and picked up piles of leaves to keep the street drainage system clean. Crew also clean underground storm drain pipes.	On-going	Public Works
Rural Roads						
New	Rural Roads O&M Performance Standards	C.5	Implement the Performance Standards. Sweep streets according to the schedule mentioned in above section.	The Town has incorporated the Performance standards into URMPs.	Annually	Public Works
			Review and evaluate effectiveness	There was no new rural roads designed or constructed this year. The public works construction on rural sites have been inspected to make sure that erosion and sediment controls were maintained.	On-going	Public Works
Storm Drain System Operation and Maintenance						
SD	Storm Drain Maintenance	URMP	All tasks are routine and on-going.	All routine tasks have been conducted continually.	On-going	Public Works
SD	Reporting of Observed ICID Evidence	URMP	Report to Program for the ICID data annually.	Maintenance crews were trained to call Code Enforcement Officer to report ICIDs.	On-going	Public Works
	Storm Drain Maintenance	URMP	Evaluate and ensure that contractors use appropriate BMPs when conducting such activities as street painting, storm drain O&M, etc.	We have evaluated and ensured that contractors use appropriate BMPs when conducting such activities as street painting, storm drain O&M, etc.	On-going	Public Works

Santa Clara Valley Urban Runoff Pollution Prevention Program
FY 06-07 Annual Report

Municipality: Los Altos Hills

P.S. Id.	Activity	CI Item Source[1]	FY 06-07 Tasks	Status / Comments	Due Date (mo/yr)	Responsible Party
			Review and evaluate effectiveness	Town's storm drain system was inspected and cleaned prior to and during the rainy season. This preventive measure reduced a lot of complaints or emergency calls during the rainy days. All material collected was disposed properly.	On-going	Public Works
Water Utility Operation and Maintenance						
	Not operated by the Town of Los Altos Hills					
Corporation Yards Operation and Maintenance						
	Staff Training	URMP	Conduct annual training for Public Works Maintenance staff.	The corporation yard in the Town of Los Altos Hills does not perform heavy vehicle and equipment maintenance. The yard has been inspected by the County's Environmental Health Department every two years for material storage.	On-going	Public Works
			Review and evaluate effectiveness	The yard only handle light maintenance for the small scale of the equipment and therefore there is no pollution problem.	On-going	Public Works
New Development and Construction Controls -- Planning Procedures (C.3)						
	C.3.c Requirements for Group 1 and Group 2 Projects					
New		C.3.c.9	Update performance standards for Group 2 projects as needed. Prepare to implement Group 2 starting August, 2006.	Town's ordinance covers Group 2 projects.	Continuous Improvement	Public Works.
	C.3.e Operation and Maintenance of Treatment BMPs					

Santa Clara Valley Urban Runoff Pollution Prevention Program
FY 06-07 Annual Report

Municipality: Los Altos Hills

P.S. Id.	Activity	CI Item Source[1]	FY 06-07 Tasks	Status / Comments	Due Date (mo/yr)	Responsible Party
New	Reporting	C.3.e.6	Provide details of O&M verification program (organizational structure, evaluation, and proposed improvements), and a list of treatment BMPs inspection results.	We do not have any Group 1 project in the Town of Los Altos Hills. Group 2 single family homes are exempted. The Town has developed the Town's verification program for the projects requiring stormwater control measures. The staff in Public Works and Planning Departments has been implementing the program. They conducted pre-final and final inspections on site development projects to ensure that drainage, erosion control and landscaping work comply with the stormwater control measures.	N/A	Public Works
			Review and evaluate effectiveness	It is very effective to conduct pre-final and final inspections on site development projects to ensure that drainage, erosion control and landscaping work comply with the stormwater control measures.		Public Works
	C.3.f Hydrograph Modification Plan					
New	Reporting	C.3.f	Attend HMP training workshop conducted by the Program to train staff on HMP	We will not have any Group 1 project in the Town of Los Altos Hills. Group 2 single family homes are exempted.	N/A	Public Works
	C.3.j Site Design Measures Guidance and Standards Development					
New		C.3.j.4	Incorporate any revised standards and guidance into local project approval process and "fully implement" the revised standards and guidance. Town will prepare a detention basin design criteria and guideline for site drainage.	The Town has an ordinance to implement C.3. requirements since September 2005. The ordinance provides legal authority for the Town to implement C.3. requirements. Town is preparing a detention basin design criteria and guideline for site drainage.		Public Works

Santa Clara Valley Urban Runoff Pollution Prevention Program
FY 06-07 Annual Report

Municipality: Los Altos Hills

P.S. Id.	Activity	CI Item Source[1]	FY 06-07 Tasks	Status / Comments	Due Date (mo/yr)	Responsible Party
	C.3.n Reporting Requirements					
New	Collect and report the following for all projects that must implement treatment measures: BMPs, site design, and source control measures used, sizing criteria, O&M responsibility mechanism and responsible party	C.4.n.4	A system will be in place to collect the information in case such a project is proposed	Los Altos Hills does not expect to have any Group 1 new development or redevelopment projects. Group 2 single family homes are exempted.	ongoing	Public Works
New	Reporting, staff training, review conditions of approval	C.3.n.5	Collect information and report a summary of types of pesticide reduction measures required for development projects, and the percentage of projects for which pesticide reduction measures were required.	**Public Works and Planning Departments will work together on customizing Program's Model conditions of approval for pest-resistant landscaping features and practices. As applicable, the Town will modify conditions of approval.** The Public Works staff has attended C3 workshop related to this issue.	In progress	Public Works
New Development -- Construction Inspection						
Const -6	Staff Training	URMP	Conduct annual training for Public Works staff.	We did not attend training conducted by the Program on December 2006. Staff attended the training in 2005.	ongoing	Public Works

Santa Clara Valley Urban Runoff Pollution Prevention Program
FY 06-07 Annual Report

Municipality: Los Altos Hills

P.S. Id.	Activity	CI Item Source[1]	FY 06-07 Tasks	Status / Comments	Due Date (mo/yr)	Responsible Party
Const -5		Program (Revised PS)	Inspect all construction sites before and during rainy season per Performance Standard. Los Altos Hills will include a summary of the year's written inspection notices (for sites with inadequate erosion/sediment controls) and follow-up actions in the FY 05-06 AR.	This year Public Works inspector inspected **52** construction sites of private development and **3** public works construction projects. **17** of the private construction sites appeared to have erosion/sediment control problems prior to the 1st or 2nd inspections.	ongoing	Public Works.
			Review and evaluate effectiveness	The typical problems were that site access roads were not covered by the crushed rocks and mud were tracked to the streets; the soil stockpiles were not covered by the plastic sheets; and fiber rolls were not installed. After 1st or 2nd inspections and the warnings given to the contractors, the problems on those sites were corrected. Construction inspection before and during rainy season is very effective to correct the inadequate erosion/sediment controls		Public Works
Pest Management Program						
I. Municipal Pesticide Use						
Goal I.A. Eliminate all unnecessary municipal pesticide use (particularly organophosphate (OP) pesticide use) and implement Integrated Pest Management (IPM) techniques.						
		MM I.A.1	Document completion of tasks in annual reports. Use pesticide tracking process to document pesticide use.	The contractors hired by the Town monitored and recorded all pesticide use on Town owned properties on a monthly basis.	Annually;	Public Works
Goal I.B. Raise awareness of all municipal employees and train employees who apply pesticides for the municipality about the municipality's IPM Policy and/or IPM techniques as appropriate.						

Santa Clara Valley Urban Runoff Pollution Prevention Program
FY 06-07 Annual Report

Municipality: Los Altos Hills

P.S. Id.	Activity	CI Item Source[1]	FY 06-07 Tasks	Status / Comments	Due Date (mo/yr)	Responsible Party
		I.B.3	Periodically (at least annually) inform employees who are not authorized and trained to apply pesticides that they cannot use over-the-counter pesticides in or around the workplace, consistent with the IPM Policy (PS #4c).	The employees are informed annually.	At least Annually	Public Works
II. Public Education and Outreach						
Goal II.A. Increase awareness of IPM so target audiences recall less toxic pest management messages and adopt IPM behaviors. Target audiences include residential and commercial users, pesticide retailers, municipal employees, and special districts. (PS #6)						
		II.A.14	Conduct internal outreach on less toxic pest control to employees who do not necessarily purchase or apply pesticides during the course of their work (to encourage employees to use IPM techniques away from work).	Town has Environmental Design and Protection Committee and Open Space Committee who promote less toxic pest and weed control in the Town. An article on reducing pesticide use will be published in the September 2007 issue of Town Newsletter.	Annually	Public Works
III. Pest Control Operators (PCOs)						
Goal III.A. Minimize pesticide use by PCOs contracted for structural pest control and landscape maintenance.						
		III.A.4	Require PCOs contracted for municipal applications to use pest control methods consistent with the municipality's IPM policy (through contract specifications). Specifically, require contractors to: a) follow the agency's IPM policy, BMPs, and SOPs; b) provide evidence of current IPM training, when feasible; and c) provide documentation of pesticide use on agency property to the agency in a timely manner (PS#6).	Town required the Contractors, Clark Pest Control and Kilroy Pest Control, to follow the current IPM policy. They received current IPM training and provided documentation of pesticide use on Town property. The weed control service is designed using the IPM philosophy to suppress and control the most common weed species. The pesticide usage has not changed over the past year and past few years.	Ongoing	Public Works

Santa Clara Valley Urban Runoff Pollution Prevention Program
FY 06-07 Annual Report

Municipality: Los Altos Hills

P.S. Id.	Activity	CI Item Source[1]	FY 06-07 Tasks	Status / Comments	Due Date (mo/yr)	Responsible Party
Goal III.B. Require all PCOs to implement Best Management Practices (BMPs).						
		III.B.2	Require PCOs contracted by municipalities to implement BMPs through contract specifications. (See Action III.A.4, above.) (PS #6)	The Town has notified Clark Pest Control and Kilroy Pest Control to implement BMPs in their contract work in the Town.	Annually	Public Works
		MM III.B.1	Document efforts to complete the above actions.		Annually	Public Works
IV. Commercial Businesses						
	None in Los Altos Hills.		.			
V. Household Hazardous Waste Collection						
Goal V.A. Provide pesticide disposal services through household hazardous waste (HHW) collection programs for all residents and small businesses, and encourage use of these programs.						
		V.A.5	Provide hazardous waste disposal information to residents, through distribution of materials (e.g., utility bill insert, city newsletter, community events, etc.) or advertising in local media	Los Altos Garbage company provided hazardous waste disposal information to residents through garbage bill inserts. Public Works staff attended County's HHW TAC monthly meetings from July 2006 to May 2007.	Periodically, at least annually	Public Works
VII. New Development						
Goal VII.A Minimize pesticide use at new and redevelopment sites.						
		VII.A.2	Consider pesticide reduction in the design and landscaping of proposed development projects. (C.9.d.ii.). Provide the Fact Sheet III-5 to the public during plan review process	**Public Works and Planning Departments will handout Fact Sheet III-5 to the public during plan review process.**	Annually	Public Works

Santa Clara Valley Urban Runoff Pollution Prevention Program
FY 06-07 Annual Report

Municipality: Los Altos Hills

P.S. Id.	Activity	CI Item Source[1]	FY 06-07 Tasks	Status / Comments	Due Date (mo/yr)	Responsible Party
		MM VII.A.1.	Summarize types of pesticide reduction measures required (such as by conditions of approval) for new development and significant redevelopment projects, and the percentage of new development and significant redevelopment projects for which pesticide reduction measures were required. (C.3.n.)	**Public Works and Planning Departments will work on customizing Program's Model conditions of approval for pest-resistant landscaping features and practices. As applicable, the Town will modify conditions of approval.**	Annually	Public Works
VIII. Monitoring and Science						
X. Review and Revision of Work Plan						
Goal X.A Implement a work plan that includes appropriate goals, actions and monitoring mechanisms to reduce pesticide related toxicity in urban runoff.						
		MM X.A.1.	Revise work plan to include any continuous improvement items. Report on completion of work plan tasks in Annual Report.	There is no continuous improvement items.	Annually; submit work plan updates in March; AR in September	Public Works
			Review and evaluate effectiveness			Public Works
Mercury Pollution Prevention Program						
I. Municipal Use of Mercury Containing Products						
Goal I. Eliminate all unnecessary municipal use of mercury-containing products and establish proper disposal methods for products that cannot be eliminated.						
		I.D	Adopt a mercury policy or ordinance requiring the virtual elimination of mercury from controllable sources in urban runoff from agency operations.	**The City Council has adopted a resolution approving such policy on September 14, 2006.**	FY 05-06	Public Works
		I.F	Continue implementing the Guidelines for Mercury-Containing Products Reduction and Management.		Annually	Public Works

Santa Clara Valley Urban Runoff Pollution Prevention Program
FY 06-07 Annual Report

Municipality: Los Altos Hills

P.S. Id.	Activity	CI Item Source[1]	FY 06-07 Tasks	Status / Comments	Due Date (mo/yr)	Responsible Party
		MM I	Document completion of tasks in annual reports. Use mercury-containing product reporting guidelines.	The Annual Report summarizes the work completed.	Annually	Public Works
V. Public Education and Outreach						
Goal V. Increase awareness of proper disposal of mercury-containing products and available non-mercury containing alternatives. Target audiences include residential, commercial, and industrial users and municipal employees.						
		V.B	Use existing mercury outreach materials, as needed, for outreach programs.	**In December 2006 Public Works staff has published an article in the Town Newsletter about recycling fluorescent bulbs and other mercury containing waste.**	ongoing	Public Works
		V.C	Attend community events and distribute outreach materials.	Los Altos Hills continues to assist Program by providing support.	Annually	Public Works
		MM V.B	In the Annual Report, document and evaluate each outreach activity	**The article in the Town's Newsletter instructed the residents to recycle fluorescent bulbs for free at nearby retail stores in the Down Town of Los Altos.**	Annually	Public Works
			Review and evaluate effectiveness	Publishing article in the Town's newsletter is an effective way to reach property owners since all the property owners receive Town's newsletter each quarter.		Public Works

Santa Clara Valley Urban Runoff Pollution Prevention Program
FY 06-07 Annual Report

Municipality: Los Altos Hills

P.S. Id.	Activity	CI Item Source[1]	FY 06-07 Tasks	Status / Comments	Due Date (mo/yr)	Responsible Party
Other Water Quality and Watershed Management Requirements						
New	Trash Investigation and Plan Development		Provide Program staff with documentation regarding trash complaints/incidents. Identify and begin implementing trash control measures, as appropriate, to reduce trash within high priority areas. Provide Co-permittee specific information on trash management practices implemented in their jurisdictions, using standardized reporting format (to be used for Program-wide reporting). Annually revise trash problems areas list on an as needed basis. Revisions should be based on trash problem area surveys and other relevant information	Maintenance crew takes care of roadside trash. We have provided the annual data to the Program on trash complaints and incidents.	ongoing	Public Works
			Review and evaluate effectiveness	Maintenance crew has removed roadside trash in a timely manner.		Public Works
Public Information / Participation						
	Public Outreach	URMP	Distribute environmental education materials to Los Altos Hills schools	The school district and Los Altos Hills have distributed and maintained environmental education materials to Los Altos Hills school	Ongoing	Public Works
	Public Outreach	URMP	Publish articles targeted to residents in a local Newsletter	Public Works staff has published the articles regarding household battery recycling and fluorescent bulbs recycling in the Town's newsletter for the residents. We will have an articles in the September 2007's newsletter regarding the sanitary sewer system overflow and maintenance.	Ongoing	Public Works

Santa Clara Valley Urban Runoff Pollution Prevention Program
FY 06-07 Annual Report

Municipality: Los Altos Hills

P.S. Id.	Activity	CI Item Source[1]	FY 06-07 Tasks	Status / Comments	Due Date (mo/yr)	Responsible Party
	Public Outreach	URMP	Distribute information brochures and literatures for residents, developers and contractor	Los Altos Hills has distributed and maintained information brochures and literatures for residents, developers and contractors at the Town Hall	Ongoing	Public Works
	Public Participation	URMP	Work with City of Palo Altos and other cities for the activities of Watershed Education & Outreach Campaign	Los Altos Hills has worked with City of Palo Altos, City of Los Altos and other cities for the activities of Watershed Education & Outreach Campaign	Ongoing	Public Works
			Review and evaluate effectiveness	Public Works staff has published an article in December 2006 issue of the Town Newsletter about disposal of fluorescent bulbs and used batteries. This is an effective way to reach property owners since all the property owners in the Town receive Town's newsletter by mail each quarter.		Public Works

Santa Clara Valley Urban Runoff Pollution Prevention Program
FY 2006-2007 Work Plan

Municipality: Los Altos Hills

P.S. Id.	***Activity***	***CI Item Source***	***FY 06-07 Tasks***	***Status / Comments***	***Due Date (mo/yr)***	***Responsible Party***
Copper Action Plan Tasks						
CB-1	Vehicle Washing Operations	CAP	• Distribute outreach materials on car washing at Town Hall counter and public events, and post on Town website. • Submit data regarding car washing outreach activities and effectiveness evaluation in annual reports.	We will order outreach materials on car washing available at Town Hall. The Town of Los Altos Hills does not have commercial vehicle wash operations.	Annually	Public Works
CB-8	Watershed assessment and protection	CAP	• Revise City's General Plan, as needed, at next scheduled update, based on recommendations from the *Development Policies Comparison Project* and Provision C.3.l. • Review and implement guidance from SCVURPPP and San Jose on addressing water quality in the CEQA review process, as part of C.3.m. implementation.	**The General Plan land use element update will begin at the end of 2007 with a target completion date of mid 2008.**	At next update As Needed	Planning Planning
CB-11	Street sweeping and storm drain O&M		• Follow Program guidance regarding the collection and reporting of street sweeping data. Provide data for Annual Report. • Evaluate need for improvement of current street sweeping program (within available budget) in FY 03-04 Annual Report.	The selected streets were swept on a monthly bases. The trash swept from the streets were tree leaves and branches. The current street sweeping program is effective for the Town of Los Altos Hills.	Annually	Public Works

Santa Clara Valley Urban Runoff Pollution Prevention Program
FY 2006-2007 Work Plan

Municipality: Los Altos Hills

P.S. Id.	***Activity***	***CI Item Source***	***FY 06-07 Tasks***	***Status / Comments***	***Due Date (mo/yr)***	***Responsible Party***
CB-12	Outreach on pool, spa maintenance	CAP	• Distribute outreach materials at local public events; brochures at Town Hall counter; and placement on Town website.	The related materials have been distributed at Town Hall counter.	Annually	Public Works
CB-21	Use of architectural copper	CAP	• Review and study ordinance from Palo Alto and consider feasibility of limiting the use of copper on roofs, in roof shingles, and for gutters.	Architectural copper is allowed to use. The storm drain outlet from the roof usually is discharged to the property landscaped ground 30 feet away from the property line.		Planning
Nickel Action Plan Tasks						
NB-1	Measures to control nickel discharges from construction sites		• Continue to implement Construction Inspection Performance Standards (see Construction Inspection work plan section). • Continue to have inspectors attend Regional Board/Program workshops on construction site management and learn latest erosion/sediment control techniques • Continue to attend Program workshops on post-development stormwater BMPs (C.3.)	Construction Inspection Performance Standards was implemented continuously. Staff attends Regional Board/Program workshops on construction site management. Staff attended Program workshops on post-development stormwater BMPs (C.3.)	Annually	Public Works

Illicit Connection/Illegal Discharges Report Data, Town of Los Altos Hills				
Type of Pollutants	**Number of Incidents**	**General Location**	**Reports by citizens or employees**	**Follow-up action**
Sanitary sewer manhole overflow or main broken	15	On the streets or sewer easement of the private property	Reported by residents/staff.	Town's contractors cleaned the sewer main and stopped the overflow or backup. The contractor also cleaned up the surface area. SSOs were reported to the Regional Water Board.
Sanitary sewer lateral cleanout overflow	7	On the private property and adjacent to public right of way	Reported by residents/staff.	Either Town's contractors or the plumbers rodded the sewer lateral and stopped the overflow or backup. The contractor also cleaned up the surface area. SSOs were reported to the Regional Water Board.

Town of Los Altos Hills
Staff Training Summary

Date and Location	Topic and Description	Sponsored or Held By	Attendees / Department
June 14,2007 Quinlan Community Center, Cupertino	Annual C.3. Workshop: Implementing Stormwater Requirements in New Development and Redevelopment Project	SCVURPPP	John Chau, Assistant Engineer from Public Works

038648

WEST VALLEY CLEAN WATER PROGRAM

TOWN OF LOS GATOS ANNUAL REPORT FY 2006-2007

SUBMITTED SEPTEMBER 2007

THIS PAGE INTENTIONALY LEFT BLANK

Town of Los Gatos

FY 2006-2007 ANNUAL REPORT

Table of Contents

Transmittal Letter 5

Certification Statement 9

List of Acronyms 10

Program Elements

1. IC/ID Elimination Activities 20
2. Industrial/Commercial Discharger Control Program (No IND for Monte Sereno) 29
3. Public Agency Activities 39

   Storm Drain Operation and Maintenance 40

   Street Sweeping 41

   Corporate Yards 42

   Rural Roads 42
4. Planning Procedures & New Development 50

   C3 Project Tables Part 1 & 2 57
5. Construction Inspection 66
6. Public Information and Participation 75

   Public Information Attachments A & B 102
7. Pesticide Management Activities 108

   Pesticide Use by Municipal Contractor 128
8. Mercury Pollution Prevention Activities 130

Town of Los Gatos

FY 2006-2007 ANNUAL REPORT

9. Copper Action Plan/Nickel Action Plan 135

10. Trash Management

Trash Management Activities and Tally Forms..... 144

11. Water Quality Monitoring and Watershed Management 162

Training Summaries: Are located at the end of each Element Section

WEST VALLEY CLEAN WATER PROGRAM

September 15, 2007

Mr. Bruce Wolfe
Regional Water Quality Control Board
San Francisco Bay Region
1515 Clay St., Suite 1400
Oakland, CA 94612

Subject: West Valley Communities Urban Runoff Management Program
FY 2006-2007 Annual Report

Dear Mr. Wolfe:

This report is submitted by the West Valley Cities of Campbell, Monte Sereno, Saratoga, and the Town of Los Gatos, in conjunction with the Santa Clara Valley Urban Runoff Pollution Prevention Program's Annual Report, pursuant to provision C.6.a. of the Program's reissued municipal storm water NPDES Permit (Order No. 01-024). The report summarizes activities performed during FY 2006-2007 in accordance with the West Valley Communities' Urban Runoff Management Plan (URMP) submitted to the Regional Board on September 1, 2004 and the performance standards contained therein.

Contents of Report

The goals of this Annual Report are to: 1) concisely document implementation of our URMP and FY 06-07 work plan during the past fiscal year; 2) evaluate program results for continuous improvement; 3) comply with permit requirements; and 4) share this information with other Co-permittees, municipal decision-makers, and the public. To accomplish these goals, the report contains the following sections:

I. Attachments:
   1. Table of Contents
   2. Transmittal Letter with Program Highlights
   3. Certification Statement
   4. Acronyms

II. Program Elements:
   1. IC/ID Elimination Activities
   2. Industrial / Commercial Discharger Control Program
   3. Public Agency Activities
      - Storm Drain O & M
      - Street Sweeping
      - Corporation Yard
      - Rural Public Works

18041 Saratoga-Los Gatos Road • Monte Sereno, California 95030 • Tel: 408-354-4734 • Fax: 408-354-6284

4. New Development: Planning Procedures
5. Construction Inspection
6. Public Information & Participation
7. Pesticide Management Activities
8. Mercury Pollution Prevention Activities
9. Copper Action Plan / Nickel Action Plan
10. Trash Inventory and Management
11. Water Quality Monitoring and Watershed Management

Training Summaries are provided at the end of each element

PROGRAM HIGHLIGHTS AND ACCOMPLISHMENTS

During FY06-07, the West Valley Communities of Campbell, Los Gatos, Monte Sereno, and Saratoga continued efforts to implement their URMP to the maximum extent practicable. The activities that were implemented for each element of each Community's URMP are described in Chapter 14 of the Santa Clara Valley Urban Runoff Pollution Prevention Program's URMP. Highlights of the West Valley Communities accomplishments in various program elements are described below.

Preparation for the Municipal Regional Permit (MRP)

The proposed Municipal Regional Permit was the focus of a large amount of staff time for WVCWP and West Valley cities' municipal staff throughout FY 06-07. Numerous meetings, discussions and training related to the upcoming MRP took place. All staff endeavored to participate meaningfully during this important phase of MRP development. This included analysis of proposed requirements, discussion of feasibility of implementing those requirements within municipal budget limitations, and attempting to develop useful feedback to help move this process forward. In the May 2007 version of the Draft MRP, the WVCs were pleased to see some revisions which reflected the feedback that had been provided to Water Board staff.

Illicit Connection and Illegal Dumping Elimination Activities

The WVCWP Stormwater Discharge Inspector ("Inspector") coordinates all follow-up, reporting, and education related to illegal discharges to the storm drain system and responses to facility inspection referrals. To provide a better understanding of the WVCWP Inspector's role and to evaluate and confirm response procedures, the WVCWP Inspector and WVCWP Program Manager have held and attended meetings with Santa Clara County Dept of Environmental Health (regarding food facility inspections) and SCC Fire Dept (regarding industrial and commercial inspections) and municipal staff (regarding incident reports and construction inspections). The increase in communication has facilitated a system of referrals and follow-up that is working phenomenally well for the West Valley Cities. Every potential incident is investigated during resolution, and after compliance has been achieved. All facilities that were inspected for a potential violation and were subsequently brought into compliance are prioritized for at least one pro-active inspection the following year.

Public Agency Activities: Storm Drain Operation & Maintenance

The West Valley Sanitation District (WVSD) conducts inspections and cleaning of half of the West Valley Cities' storm drain system each year, except for Monte Sereno, where storm drain structures are inspected and cleaned annually. FY06-07 was the second year that WVSD

provided enhanced annual reports to the cities on their inspection and maintenance activities. The reports are generated from a database of numbered storm drain structures with corresponding street names. The number of pounds and types of debris removed during the inspection cycle is also reported.

In FY 06-07, the WV cities reviewed the second year's data, and were pleased to find that at least 65% of the structures in each city, where the system is inspected on a two-year cycle, were found to be free of debris such as leaves, paper, dirt, rocks, sand etc. and therefore, did not require any cleaning.

In Campbell, 584 out of 888 structures (66%) were clean and only 40 structures required a two-man cleaning crew. In Los Gatos 1,197 out of 1,575 structures (76%) were clean and only 49 structures required a two-man cleaning crew. In Monte Sereno 172 out of 365 structures (47%) were clean. Twenty-four structures required a two-man cleaning crew and of those, 19 were impacted by mud and dirt. Monte Sereno's storm drain system will remain, as it has been, on an annual inspection and cleaning program. In Saratoga 1,566 out of 2,182 structures (72%) were found clean and only 40 structures required a two-man cleaning crew.

The data shows that the biennial inspection cycle is more than adequate for most of West Valley's storm drain inlets and structures, as evidenced by the number of structures that are found clean on a 2-year cleaning cycle. It is therefore important to the West Valley cities to continue the current maintenance cycle in lieu of using limited resources on more frequent and unnecessary inspections. The information provided in the WVSD annual reports will facilitate the effective prioritization of appropriate locations and structures for more frequent annual inspections and cleaning. The WVSD reports were distributed at the annual Storm Drain workshop on 6-20-07 and will be reviewed by WV cities as they determine future management actions for stormdrain maintenance and for other activities such as trash management.

Planning Procedures & New Development

During FY 06-07, the West Valley communities devoted extensive time to reviewing and analyzing the proposed Municipal Regional Permit (MRP), especially regarding proposed C.3 revisions. These efforts led to an invitation to Water Board staff to attend one of the West Valley monthly meetings. The WVCs were pleased with the subsequent meeting on Dec. 19, 2006. WVCs were represented by decision-making staff (two Public Works Directors, one City Attorney) who appreciated the opportunity to speak directly with Water Board staff. In the spirit of reaching consensus, municipal decision-makers were able to inquire about the intent of proposed requirements, and to put forward ideas for feasible means of implementing the MRP, within the municipal framework. West Valley municipal staff came away with a greater understanding of the Water Board's objectives, and greater clarity on possible implementation of the related proposed requirements.

Public Information/ Participation

A broadened direction in PI/P this year involved partnering with a local non-profit environmental education program: Environmental Volunteers (EVs). The EV program trains docents to provide free environmental education activities in K-8 classrooms. WVCWP staff attended numerous trainings to become qualified EV docents. WV staff then led classroom presentations with other EV docents, and were able to incorporate new watershed-related messages into the educational activities. Overall, WVCWP staff reached 168 students directly through classroom presentations in FY 06-07.

Pesticide Management Activities

In FY 06-07, the WVCWP Manager, and other Co-permittees from SCVURPPP's IPM Ad Hoc Task Group, responded to a presentation and public outreach suggestion from Sunnyvale staff. The WVCWP manager invested time in evaluating and helping to lay the groundwork for instituting a new outreach program related to pesticide management. For the past several years, the Clean Water Program has been investigating ways to educate yard-maintenance workers. Finding a relevant means of contact has proven to be difficult, especially since many are not fluent in English. The "Green Gardener" program, offered in both Spanish and English, was developed to reach the small landscaping businesses, which are prevalent in the West Valley cities. The program (www.greengardener.org) has been successfully implemented in Santa Cruz and Santa Barbara counties. Via telephone conferences, the experienced agencies offered feedback and guidance to help the SCVURPPP set up a similar educational program in Santa Clara Valley. The curriculum, offered as adult education courses with hands-on training activities, teaches landscape maintenance practices that incorporate pollution prevention principles (IPM). At the end of FY06-07, the IPM AHTG held meetings to discuss applying for DPR grant money to set up a local program through Metropolitan Adult Education Program (MAEP).

Public Information/ Participation and Public Agency Activities

The Town of Los Gatos promoted a new outreach event to the public in May 2007. The "Public Works Week Corporation Yard Tour" drew in over **100** students, teachers and parents from local schools. The tour participants viewed Public Works and stormwater displays. Municipal staff demonstrated to the students the purpose and details of operation for the vehicles and machines, including the Town's new regenerative-air street-sweeper. Display tables were set up by spokespersons representative of a variety of agencies and departments, including the Street Sweeper, the Code Enforcement Officer, Park Service Officers and the Clean Water Program Manager. Visitors received a brief presentation about watersheds, viewed a model of a storm drain and learned where to recycle hazardous materials. Emphasis was placed on prevention of litter and illegal dumping. This event helped Los Gatos successfully generate support and understanding among residents for the Town's watershed protection issues.

These highlights help to demonstrate the West Valley Communities' commitment to implementing the requirements outlined in the Urban Runoff Management Plans.

Thank you for your review of this Annual Report. If you have any questions regarding the materials submitted, please contact me at 408.354.4734.

Very truly yours,

Cheryl C. Donnelly

Cheryl Donnelly
West Valley Clean Water Program Manager

Cc: Sue Ma, RWQCB
Attachments

Town of Los Gatos

Parks and Public Works Department
41 Miles Avenue
Los Gatos, California 95030
(408) 399-5770

Town of Los Gatos
FY 2006-2007 ANNUAL REPORT
ATTACHMENT A

Certification Statement

"I certify, under penalty of law, that this document and all attachments were prepared under my direction or supervision in accordance with a system designed to ensure that qualified personnel properly gather and evaluate the information submitted. Based on my inquiry of the person or persons who manage the system, or those persons directly responsible for gathering the information, the information submitted, is, to the best of my knowledge and belief, true, accurate, and complete. I am aware that there are significant penalties for submitting false information, including the possibility of fine and imprisonment for knowing violations."

Signature by Duly Authorized Representative:

Kevin R. Rohani 8/15/07

Kevin Rohani — Date
Interim Director
Parks and Public Works Department

List of Acronyms

City of Campbell

Town of Los Gatos

City of Monte Sereno

City of Saratoga

West Valley Acronyms/Abbreviations

CEUs	**Continuing Education Units** – Issued by Dept. of Pesticide Regulation or California Nursery Professionals Assn.
CIP	**Capital Improvement Project**
EC	Erosion Control
IC/ID Inspector	West Valley Storm Water Discharge Inspector
PW	**Public Works**
QAC	**Qualified Applicator Certificate**. A category of the DPR licensing and certification Program. To be certified, the applicant must demonstrate specific knowledge on topics such as pesticide application drift problems and prevention, soil and water problems resulting from restricted use pesticides, phytotoxicity, potential for environmental contamination, etc.
Stormwater Reps	Representatives to the WWCWP from each participating WVC
UCCE	**University of California Cooperative Extension Service** (conducts outreach for UC Davis IPM program; oversees Master Gardeners program)
WV	**West Valley**
WVC	**West Valley Communities** – Cities & Town which are members of the West Valley Clean Water Program: City of Campbell, Town of Los Gatos, City of Monte Sereno, City of Saratoga
WVCWP	**West Valley Clean Water Program**: Stormwater Program for Campbell, Los Gatos, Monte Sereno, Saratoga
WVCWP Inspector	**W**est **V**alley **C**lean **W**ater **P**roject **I**nspector
WV Inspector	**W**est **V**alley **Inspector**

SCVURPPP Acronyms/Abbreviations

AB	Assembly Bill
ABAG	Association of Bay Area Governments
ABC	Annual Budget Review Compilation
ACCWP	Alameda Countywide Clean Water Program
ACOE	U.S. Army Corps of Engineers
AHTG	Ad Hoc Task Group
AR	Annual Report
ASCE	American Society of Civil Engineers
BAAQMD	Bay Area Air Quality Management District
BART	San Francisco Bay Area Rapid Transit
BATG	Budget Ad Hoc Task Group
Basin	Santa Clara Basin
Basin Plan	Water Quality Control Plan for the San Francisco Basin
BACWA	Bay Area Clean Water Agencies
BAHM	Bay Area Hydrology Model
BAMBI	Bay Area Macroinvertebrate Bioassessment Information
BASMAA	Bay Area Stormwater Management Agencies Association
Bay	San Francisco Bay
Bay Area	San Francisco Bay Area
BMI	Benthic Macroinvertebrate
BMM	Lower South Bay Monitoring and Modeling Subgroup
BMP	Best Management Practice
BOMA	Building Owners and Managers Association
BPP	Brake Pad Partnership
BU	beneficial use
C	Celsius
C.3	Permit Provision C.3
C3PO	C.3 Provision Oversight
CA	California
Cal-EPA	California Environmental Protection Agency
Caltrans	California Department of Transportation
CAMLnet	California Aquatic Macroinvertebrate Laboratory Network
Campaign	Watershed Watch Campaign

SCVURPPP Acronyms/Abbreviations

CAP	Copper Action Plan
CASQA	California of Stormwater Quality Association
CB	Copper Baseline
CCC	Continuous Concentration Criterion
CD-ROM	Compact Disk-Read Only Memory
CDS	Continuous Deflective Separation
CEP	Clean Estuary Partnership
CEUs	Continuing Education Units
CESQG	Conditionally Exempt Small Quantity Generator
CEQA	California Environmental Quality Act
CFR	Code of Federal Regulations
cfs	cubic feet per second
CI	Continuous Improvement
CIWMB	California Integrated Waste Management Board
CMIA	Conceptual Model Impairment Assessment
CMS	Copper Management Strategy
COA	Condition of Approval
CoHHW	Santa Clara County Household Hazardous Waste Program
CoHHW Program	Santa Clara County Household Hazardous Waste Program
COLD	cold freshwater habitat
CRMP	Coordinated Resources Management and Planning
CSBP	California Stream Bioassessment Procedures
CTR	California Toxic Rule
Cu	Copper
CWA	Clean Water Act
DDD	Dichlorodiphenyldichloroethane
DDE	Dichlorodiphenyldichloroethylene
DDT	Dichlorodiphenyltrichloroethane
DEH	Santa Clara County Department of Environmental Health
District	Santa Clara Valley Water District
DO	Dissolved Oxygen
DOE	Department of Energy
DPR	Department of Pesticide Regulation

SCVURPPP Acronyms/Abbreviations

DWR	Department of Water Resources
E. Coli	Enterococus Coli
EEC	SF Bay Wildlife Refuge Environmental Education Center
EEDMS	Environmental Enforcement Data Management System
EEPS	Exposure and Effects Pilot Study
e.g.	for example
EMAP	Environmental Monitoring Program
EMB	Executive Management Board
EOA	Eisenberg, Olivieri, and Associates
EPA	U.S. Environmental Protection Agency
Estuary	San Francisco Bay Estuary
F	Fahrenheit
FLT	Fluorescent Light Tube
FY	Fiscal Year
GCRCD	Guadalupe-Coyote Resource Conservation District
GIASP	General Industrial Activities Stormwater Permit
GIS	Geographic Information System
GRTS	Generalized Random Tessellation Stratified
HBANC	Home Builders Association of Northern California
Hg	Mercury
HMP	Hydromodification Management Plan
HHW	Household Hazardous Waste
HVAC	Heating, Ventilation and Air Conditioning
IBI	Index of Biotic Integrity
IC/ID	Illicit Connection and Illegal Dumping
ID	Identification
IND	Industrial/Commercial
i.e.	that is
IPM	Integrated Pest Management
JPA	Joint Powers Authority
K	Kindergarten
KAB	Keep America Beautiful
kg	Kilogram

SCVURPPP Acronyms/Abbreviations

L	Liter
Lb	Pound
LA	load allocation
LFA	Limiting Factors Analysis
LID	Low Impact Development
LSSB	Lower South San Francisco Bay
LUS	Land Use Subgroup
MC	Management Committee
MCMP	Metals Control Measures Plan
MCTT	Multi-Chambered Treatment Train
MDDB	Metadata Database
MDL	Most Downstream Location
MEP	Maximum Extent Practicable
Mercury Plan	Mercury Pollution Prevention Plan
Mg	milligram
mgd	million gallons per day
MIGR	fish migration
MOA	Memorandum of Agreement
MOFO	Morrison & Foerster
MOU	Memorandum of Understanding
MP	Monitoring Priority
MROSD	Mid-Peninsula Regional Open Space District
MYRWMP	Multi-Year Receiving Waters Monitoring Plan
NAP	Nickel Action Plan
NEMA	National Electrical Manufacturers Association
NAIOP	National Association of Industrial and Office Properties
NEPA	National Environmental Policy Act
ng	Nanogram
Ni	Nickel
NOI	Notice of Intent
NPDES	National Pollutant Discharge Elimination System
OC	Organochlorine
O&M	Operation and Maintenance

SCVURPPP Acronyms/Abbreviations

OP	Organophosphate
OWOW	Our Water Our World
P2	Pollution Prevention
PAHs	Polynuclear Aromatic Hydrocarbons
PBDE	Polybrominated Diphenyl Ether
Pb	Lead
PCBs	Polychlorinated Biphenyls
PCDD	Polychlorinated Dibenzo-p-Dioxins
PCDF	Polychlorinated Dibenzofurans
PCO	Pest Control Operator
pg	Picogram
PHAB	Physical Habitat Assessments
PIP	Public Information and Participation
PI/P	Public Information and Participation
PIPP	Public Information and Participation Program
PMPS	Pest Management Performance Standard
POC	Pollutant of Concern
POTW	Publicly Owned Treatment Works
PPPS	Planning Procedures Performance Standard
Program	Santa Clara Valley Urban Runoff Pollution Prevention Program
PS	Performance Standard
PVC	Polyvinyl Chloride
Q	Quarter
QAPP	Quality Assurance Project Plan
RAC	Regional Ad Campaign
RARE	preservation of rare and endangered species
RCRA	Resource Conservation and Recovery Act
REC- 1	water contact recreation
REC-2	non-contact water recreation
Regional Board	San Francisco Bay Regional Water Quality Control Board
RFP	Request for Proposal
RMAS	Regional Monitoring and Assessment Strategy
RMP	Regional Monitoring Program

SCVURPPP Acronyms/Abbreviations

RPT	Report Preparation Team
RS	Regulatory Subgroup
RTA	Rapid Trash Assessment
RWQCB	San Francisco Bay Regional Water Quality Control Board
SC	Steering Committee
SCC	Santa Clara County
SCBWM1	Santa Clara Basin Watershed Management Initiative
SCVURPPP	Santa Clara Valley Urban Runoff Pollution Prevention Program
SCVWD	Santa Clara Valley Water District
SF	San Francisco
SFEI	San Francisco Estuary Institute
SFEP	San Francisco Estuary Project
SIC	Standard Industrial Classification
SMaRT®	Sunnyvale Materials Recovery and Transfer
SOP	Standard Operating Procedures
South Bay	Lower South San Francisco Bay
SPLWG	Sources, Pathways and Loadings Work Group (RMP)
SPWN	fish spawning
SSC	Suspended Sediment Concentration
SSI	Inventory of Santa Clara Basin Stream Studies
SSO	Water Quality Site-Specific Objective
State Board	State Water Resources Control Board
STOPPP	San Mateo Countywide Stormwater Pollution Prevention Program
SWAMP	Surface Waters Ambient Monitoring Program
SWANA	Solid Waste Association of North America
SWMP	Stormwater Management Plan
SWPPP	Stormwater Pollution Prevention Plan
SWRCB	State Water Resources Control Board
TAC	Technical Advisory Committee
TMDL	Total Maximum Daily Load
TO	Tentative Order
TP	Total Phosphorus
TPH	Total Petroleum Hydrocarbons

SCVURPPP Acronyms/Abbreviations

TRC	Technical Review Committee
ug	Microgram
UPC	Urban Pesticide Committee
URMP	Urban Runoff Management Plan
URQM	Urban Runoff Quality Management
USA	Unified Stream Assessment
USEPA	U. S. Environmental Protection Agency
USFWS	U.S. Fish and Wildlife Service
USGS	U.S. Geological Survey
VTA	Santa Clara Valley Transportation Authority
WAC	Watershed Assessment Consultant
WAMS	Watershed Assessment and Monitoring Subgroup
WAR	Watershed Assessment Report
WARM	warm freshwater habitat
Water Board	San Francisco Bay Regional Water Quality Control Board
Water District	Santa Clara Valley Water District
WEF	Water Environment Federation
WEO	Watershed Education and Outreach
WE&O	Watershed Education and Outreach
WERF	Water Environment Research Foundation
WG	Work Group
WILD	wildlife habitat
WLA	Waste Load Allocation
WMI	Watershed Management Initiative
Work Group “I”	SCBWMI Phase I Indicators Work Group
WP	Work Plan
WRPC	Water Resources Protection Collaborative
WVC	West Valley Communities - members of the West Valley Clean Water Program:
	Campbell, Los Gatos, Monte Sereno, Saratoga
WVCWP	West Valley Clean Water Program
WW	Watershed Watch
WWTP	Wastewater Treatment Plant

SCVURPPP Acronyms/Abbreviations

WY	Water Year
YSI	Youth Science Institute
Zn	Zinc

IC/ID Elimination Activities

City of Campbell

Town of Los Gatos

City of Monte Sereno

City of Saratoga

Los Gatos

Santa Clara Valley Urban Runoff Pollution Prevention Program

FY 2006-2007 ANNUAL REPORT

ILLICIT CONNECTION & ILLEGAL DUMPING ELIMINATION ACTIVITIES

FY 2006-2007 Work Plan Self Evaluation Matrix

Source	Task Source	Work Plan Tasks	Accomplishments	Responsible Party
2004 URMP Perf. Standard	Program	IC/ID Performance Standards Update municipal URMP to reflect revised SOPs and BMPs as changes occur based on effectiveness evaluation. Provide staff training on revisions.	The IC/ID Standard Operating procedures and contact information were updated in June 2007 to reflect changes in staff and slight modifications to procedures for emergency spill cleanup which is handled by Los Gatos Street Maintenance staff (including on call staff).	WVCWP staff provides updates & Sr. Eng Tech and Street Maint. Superint. review updates
	URMP	Response Program Continue to implement IC/ID Stormwater Discharge Inspector response program and evaluate for continuous improvement.	During FY06-07, the Inspector conducted 26 IC/ID inspections. One Half time IC/ID Inspector conducts a centralized incident response and proactive restaurant and vehicle shop inspection program for four West Valley communities. The Inspector follows up on the reports of all potential violations. This coordinated inspection program works very well and increases the West Valley Communities' staff awareness of water pollution activities.	WV Inspector
	FY06-07 Work Plan	Enhanced Reporting Report on incidents using categories consistent with SCVURPP Program. Document follow-through to point of resolution or referral for enforcement action (penalty or fine).	The WVCWP Inspector keeps a standardized Microsoft Access database of all IC/ID response calls and incident follow-up through resolution. West Valley's annual data was provided to SCVURPPP for Program-wide analysis.	WV Inspector
	Training	Training Conduct training & evaluation meeting between Storm Water Discharge Inspector and municipal staff, as needed to improve procedures.	Each year the WV Inspector visits a West Valley community to meet with municipal staff and explain the importance of reporting IC/ID incidents. In order to provide a better understanding of the WVCWP Inspector's role within the City and to review response procedures, the WVCWP Inspector and WVCWP Mgr held a round table training meeting with Saratoga and new Los	WV Inspector to co-ord with Public Works staff

Los Gatos

Santa Clara Valley Urban Runoff Pollution Prevention Program

FY 2006-2007 ANNUAL REPORT

Source	Task Source	Work Plan Tasks	Accomplishments	Responsible Party
			Gatos PW and Building staff in FY 06-07. The meeting clarified IC/ID procedures. Typical challenges and possible improvements to the response program were discussed. **6/27/07 Training attendees from Saratoga and Los Gatos:** Building Official Building Inspectors (4) Engineering Inspectors (2) WVCWP Inspector WVCWP Manager	

FY 06-07 Incident Response Summary

Type of Incident	Miscellaneous Incidents	Incident Source	Report Source	Enforcement Action
• 1 Accidental spill • 2 Allowable Discharges • 1 Dumping-nonhazardous • 1 Dumpster discharge • 2 Equipment Cleaning • 6 Grey Water Discharge • 9 Miscellaneous • 2 Tracking Soil • 1 Vehicle and Equipment Leak • 1 Vehicle Washing **Total 26 Reported**	**Breakdown of 9 Miscellaneous Incidents:** • Food Facilities - 2 • Automotive Facilities - 1 • Construction Sites - 3 • Commercial – 2 • Public Facilities and Utilities - 1	• 3 Automotive Facilities • 4 Commercial • 7 Construction Sites • 8 Food Facilities • 3 Public Facility and Utilities • 1 Residential	• 3 Citizen Complaints • 8 Illicit Discharge Inspectors • 5 Interdepartmental • 6 Other Agencies • 4 Other	• 23 Verbal Education • 2 Warning Notice • No Action Incident Status: • 24 Resolved • 2 Follow-up inspections required

Source	Task Source	Work Plan Tasks	Accomplishments	Responsible Party
IC/ID Program Evaluation				

IC/ID Training

The Inspector's training meetings and presentations at various West Valley workshops have been effective. Inspectors from the County's Environmental Health and Fire Departments have called to report potential urban runoff violations observed outside of their scheduled inspections. This demonstrates that West Valley staff communication and relevant annual training sessions are successful.

Trend Analysis

In FY04-05 forty-eight (48) reported incidents were investigated; thirty-seven (37) were actual violations. The most common incident source was construction sites, which accounted for eleven (11) violations. Seven (7) landscape material dumping incidents accounted for the number one IC/ID incident type reported in Los Gatos in FY04-05. This was followed by six (6) grey water discharges (some categorized as miscellaneous incidents) and four (4) violations for vehicle washing. Three (3) food facility incidents, three (3) tracking soil incidents, and three (3) saw cutting slurry discharges were also reported. Construction related violations (especially if landscaping is included) are clearly the most prevalent type of IC/ID problem facing the Town. A close working relationship between Town staff and the West Valley Inspector accounts for more reporting of these incidents. Nevertheless, smaller construction projects are evident everywhere throughout the Town and most landscaping projects are not required to have permits so they bypass one opportunity the Town has to educate contractors. To achieve maximum compliance by contractors at small construction or landscaping project sites in Los Gatos, the West Valley Inspector continued to conduct drive-by observations and (where potential violations are noticed) inspections were conducted, accompanied by verbal notices and construction (educational) brochures.

In FY05-06 twenty-five (25) reported incidents were investigated; of which 15 were actual violations. Additionally, the Inspector conducted follow up visits to three (3) of these sites to ensure on-going compliance. Out of the 25 reports, Los Gatos Public Works staff initiated 11 referrals. The West Valley Inspector continued to conduct proactive vehicle shop and restaurant inspections, particularly at those sites which have had violations in the past. Six (6) reports originated from Los Gatos' primary incident source, construction sites. In addition, three (3) landscape material dumping violations were reported. Five (5) accidental spills and five (5) allowable discharges were the most commonly reported incident types, but neither of these types of incidents represents an intentional violation. Three (3) automotive facility violations represent one less vehicle related incident than was reported in the previous year. Three (3) food facility violations were also noted but two of the reports were for a grocery store (Safeway) rather than an actual restaurant. Other incident types were: one (1) report of PG & E cutting down a tree near a creek; one (1) underground storage tank release; and one (1) grey water discharge. The only notable trend was the need for continued outreach to contractors on smaller remodel projects as well as outreach and education for landscapers. The problems related to vehicle shops and restaurants have remained manageable at about three (3) violations each year, as long as the proactive inspection programs continue to provide an additional means of education.

In FY06-07 twenty-six (26) reported incidents were investigated; of which 23 were actual violations. A majority of the violations took place at food facilities (8), construction sites (7) and commercial places (4). Verbal notices were issued for 24 incidents, while 2 warning notices were issued to a restaurant. The West Valley Inspector continued to conduct proactive inspections at restaurants and vehicle shops, particularly at those sites which have had violations in the past. City staff conducts proactive inspections at construction sites. The other sources of reports were citizen complaints or referral by City staff and other agencies. Two (2) allowable discharges were reported, but these do not represent an intentional violation. The only notable trend is the need for continued outreach to workers at construction sites and food facilities. The WVCWP inspector will continue proactive inspection jointly with the Fire Department Inspectors and municipal staff to

Los Gatos

Santa Clara Valley Urban Runoff Pollution Prevention Program

FY 2006-2007 ANNUAL REPORT

Source	Task Source	Work Plan Tasks	Accomplishments	Responsible Party
provide education and outreach as appropriate. Overall, there was no decline in awareness; levels remain constant as seen by the total number of potential incidents that were about the same as they were for the last fiscal year. In fact, compliance is evident by the small number of each incident type, and the number of reports that are resolved. There has been no significant increase in the number of automotive violations from last FY. The West Valley Inspector will continue to conduct proactive visits of vehicle shops and food facilities in an effort to prevent potential violations.				

Los Gatos
IC/ID Inspections Annual Report FY 06/07

#	IC/ID Date	Contact Name (Resp Party)	Location/Address of Incident	ICID Incident Report Source (Origin)	ICID Incident Source	ICID Incident Type	ICID Enforcement Action	Findings: (Comments)	Status	Compliance Date
Accidental Spills										
1	2/14/2007	Courtesy Tow of Los Gatos-Jackie	615 University Av., Los Gatos	Other agency	Automotive Facilities	Accidental spills	Verbal Notice (Information)	Damaged vehicle was towed into rear lot. Oil pan fell off. Oil went to gutter. Did best they could to clean it up. Educated them. They should have drip pans, absorbant materials, and absorbant socks. Proved information about *New Pig,* a source for absorbant pads and related products.	Incident - Resolved	14-Feb-07
Allowable Discharge										
1	11/2/2006	Tip Top Cleaners	216 N. Santa cruz Av., Los Gatos	Other	Public facilities and Utilities	Allowable discharge	None	Major fire burned four stores. Fire poured water on it for hours. City of Los Gatos played a major role in clean up. All storm drains were vacuumed with vacuum truck. Did what they could, but a lot of run off went down SD.	Incident - Resolved	02-Nov-06
2	12/1/2006	Resident	16310 Shannon Road, Los Gatos	Other	Residential	Allowable discharge	Verbal Notice	Gil reported water going to SD. Some kind of fish tank business. Fresh water only. The overflow goes to SD. No problem. I also referred it to the Town Engineering Tech and Engineering Inspector.	Incident - Resolved	01-Dec-06
Dumping Non-hazardous										
1	7/24/2006	Calvin Watt-Mrs. Watt	19200 Beckwith, Los Gatos	Citizen Complaints	Construction Sites	Dumping – non-hazardous	Verbal Notice	Resident, Debby Rice, called in. Asphalt on embankment near creek. They are rebuilding the private road. In unincorporated area, out of my jurisdiction. Asked them to please remove asphalt as a part of the project. Referred to Santa Clara County.	Incident - Resolved	24-Jul-06
Dumpster Discharge										
1	12/7/2006	Dio Deko Restaurant in L. Gatos Hotel	210 E. Main Street, Los Gatos	Illicit discharge inspectors	Food Facilities	Dumpster discharge	Warning Notice	See IND#70/0607. Pro active inspection found food scraps being hosed to SD in back. Issued NTC#1908.	Incident - Resolved	07-Dec-06
Equipment Cleaning										
1	8/29/2006	Sushi Restaurant-Yoon Kim	1458 Pollard Rd., Los Gatos	Other agency	Food Facilities	Equipment cleaning	Verbal Notice	Employee was washing equipment outside in back of restaurant. Runoff was flowing to SD. I explained the probem and left brochures. OK now.	2nd Inspection Required	29-Aug-06
2	12/8/2006	Dio Deko Restaurant, in Hotel Los Gatos	210 E. Main Street, Los Gatos	Illicit discharge inspectors	Food Facilities	Equipment cleaning	Warning Notice	See IND #74/0607. Pro active inspection found them washing mats in back parking lot. Issued NTC#1909.	Incident - Resolved	08-Dec-06
Grey Water Discharge										
1	7/3/2006	Spa Los Gatos-Patty Rice, Bus. Owner	100 S. Santa Cruz Av., Los Gatos	Other agency	Commercial	Grey water discharge	Verbal Notice	DEH saw them dumping a dry vac into the SD. Said it was water only, but in future will dump it in a dirt area or a sink.	Incident - Resolved	03-Jul-06

Los Gatos
IC/ID Inspections Annual Report FY 06/07

#	IC/ID Date	Contact Name (Resp Party)	Location/Address of Incident	ICID Incident Report Source (Origin)	ICID Incident Source	ICID Incident Type	ICID Enforcement Action	Findings: (Comments)	Status	Compliance Date
2	8/31/2006	The Happy Hound Restaurant-Dan Dresslar, Owner	15899 Los Gatos Blvd., Los Gatos	Other agency	Food Facilities	Grey water discharge	Verbal Notice	DEH saw runoff from washing out rest rooms. Mgr. Also said they wash mats out in parking lot. Owner was there when I followed up. He understood and promised to take care of problem. Educated them.	Incident - Resolved	31-Aug-06
3	9/11/2006	Orchid Cleaners-Hyung s. and Kay Bae	15310 Los Gatos Blvd., Los Gatos	Other agency	Commercial	Grey water discharge	Verbal Notice	Follow up to Fire report. Compressor in back of store drains to parking area. OK now. Water is contained.	Incident - Resolved	11-Sep-06
4	9/18/2006	Residence under construction	16439 Hilow St., Los Gatos	Other	Construction Sites	Grey water discharge	Verbal Notice	Lisa Flores, San Mateo Co. Envir. Health Dept called in. Construction company broke a pipe in process of remodel.Water with dirt and mud going to SD. They put a filter at SD and repaired the pipe. OK now.	Incident - Resolved	18-Sep-06
5	11/9/2006	Southern Kitchen Restaurant-Mike Thompson, Owner	27 E. Main St., Los Gatos	Other agency	Food Facilities	Grey water discharge	Verbal Notice	DEH reported they were sweeping dirty cleaning water out the back door into the alley. Owner, Mike Thompson, promised me it will not happen again.	Incident - Resolved	09-Nov-06
6	3/9/2007	Green Papaya Restaurant	137 N. Santa Cruz Av., Los Gatos	Interdepartmental	Food Facilities	Grey water discharge	Verbal Notice	Police reported washing out restaurant into street. They made them stop. I followed up to be sure they don't do it again.	Incident - Resolved	09-Mar-07
Miscellaneous Incidents										
1	7/7/2006	SpeeDee Oil Change-Frank Chin, Owner	15643 Los Gatos Blvd., Los Gatos	Interdepartmental	Automotive Facilities	Misc. incidents	Verbal Notice	Catch basin in back full of debris etc. Said he would clean it right away. Cooperative.	Incident - Resolved	07-Jul-06
2	8/1/2006	Long Term Public Lot	From Hwy 9 to behind Safeway Store	Interdepartmental	Public facilities and Utilities	Misc. incidents	Verbal Notice	Los Gatos staff requested to check for trash and litter. Looks OK today. Check back periodically.	Incident - Resolved	01-Aug-06
3	8/17/2006	San Jose Water Co.	Lark Av., next door to car wash, Los Gatos	Other	Construction Sites	Misc. incidents	Verbal notice	Rain water being pumped to SD. Changing a tee in large pipe. Had to pump out water.	Incident - Resolved	17-Aug-06
4	8/25/2006	Residence	17525 Wedgewood Av., Los Gatos	Citizen Complaints	Construction Sites	Misc. incidents	Verbal Notice	House under construction. Rain water was pumped out of hole in back yard. All OK. Just water. I also let concerned citizen know.	Incident - Resolved	25-Aug-06
5	8/29/2006	Safeway-Store-David Quevado	470 N. Santa Cruz Av., Los Gatos	Illicit discharge inspectors	Food Facilities	Misc. incidents	Verbal Notice	Food scraps all around cardboard crusher. Told acting Mgr. If he cleaned up right away I would not cite him. He agreed.	2nd Inspection Required	29-Aug-06
6	9/6/2006	Commercial, Private Co.	Main @ N. Santa Cruz, Los Gatos	Illicit discharge inspectors	Commercial	Misc. incidents	Verbal Notice	Power washing sidewalk. Checked it out. Water only. SD was protected. Vacuum used. Nothing got to SD.	Incident - Resolved	06-Sep-06

Los Gatos
IC/ID Inspections Annual Report FY 06/07

#	IC/ID Date	Contact Name (Resp Party)	Location/Address of Incident	ICID Incident Report Source (Origin)	ICID Incident Source	ICID Incident Type	ICID Enforcement Action	Findings: (Comments)	Status	Compliance Date
7	3/21/2007	Sushi Restaurant-Yoon Kim	1458 Pollard Rd., Los Gatos	Illicit discharge inspectors	Food Facilities	Misc. incidents	Verbal Notice	Follow up inspection. They used to wash equipment outside in back. No more. We educated them. OK now.	Incident - Resolved	21-Mar-07
8	3/21/2007	Safeway Store-David Quevado	470 N. Santa Cruz Av., Los Gatos	Illicit discharge inspectors	Commercial	Misc. incidents	Verbal Notice	Follow up inspection. Food scraps were around cardboard crusher. No more. We educated them. OK now.	Incident - Resolved	21-Mar-07
9	6/18/2007	Oil slick on roadway	Shannon Road from Shady View Ln to Los Gatos Blvd.	Interdepartmental	Construction Sites	Misc. incidents	Verbal Notice	Citizen called in to LG. Made it sound like it was an oil spill. Oil tracking due to paving of Shady Veiw by S.C.Co. No problem. Nothing in gutter. Nothing to SD. I called George back to let him know.	Incident - Resolved	18-Jun-07
Tracking Soil										
1	9/14/2006	Villa Felice construction site, New Custom Homes	15350 Winchester Blvd., Los Gatos	Illicit discharge inspectors	Construction Sites	Tracking soil	Verbal Notice	Inspected several times during FY06-07. Stopped by to check it out. Some dirt tracking, but they are doing what they can. Rock has been put in at entrance, and the are running a sweeper on Winchester Blvd.	Incident - Resolved	14-Sep-06
2	2/12/2007	Residence under construction	15520 Quito Rd., Los Gatos	Citizen Complaints	Construction Sites	Tracking soil	Verbal Notice	This is a rural problem, no SD's, creek. Cheri observed them hosing dirt from driveway and road into creek. Work being performed by Craig A. Rogers. They wil not do this in future. I educated them.	Incident - Resolved	12-Feb-07
Vehicle/Equipment Leaking										
1	5/18/2007	Residence	310 W. Main St., Los Gatos	Interdepartmental	Public facilities and Utilities	Vehicle & equipment leaking	Verbal Notice	Equip. leak. Absorbent in gutter. Cutting a tree, equip. leaked. All cleaned up later. City staff was trimming tree. City staff talked to responsible party and WVCWP staff. All OK now.	Incident - Resolved	18-May-07
Vehicle Washing										
1	5/14/2007	Silicon Valley Auto Group	66 E. Main St., Los Gatos	Illicit discharge inspectors	Automotive Facilities	Vehicle washing	Verbal Notice	Washing a car out in street. Told him to use their wash rack. He complied.	Incident - Resolved	14-May-07

Training Summary: Illicit Connections & Illegal Dumping Activies

Training Description	Date	Attendees
IC/ID Training US EPA Stormwater Program's Webcast Series Presenter: Jennifer Zielinski of the Center for Watershed Protection Speakers: Nikos Singelis of U.S. EPA's Stormwater Program, and Darrin Peine of Charlotte N.C. **Topics:** • Phase 1 MS4 communities • IDDE program • Establishing legal authority • Determining illicit discharge potential • Developing program goals • Searching for illicit discharges • Evaluating program effectiveness	September 12, 2006	**WVCWP** Stormwater Discharge Inspector
CASQA Meeting - Case Study : Prosecution of an Illegal Discharge Sponsor: California Stormwater Quality Association (CASQA) Speaker: Grant Sharpe, NPDES Coordinator, County of Orange, Resources & Development Mgmt **Topics:** • Orange County Investigation/ Prosecution of an illegal Discharge → Investigation steps → Evidence needed → Prosecution steps	March 9,2007	**WVCWP** Program Manager

Industrial Commercial Discharger Control Program

City of Campbell

Town of Los Gatos

City of Saratoga

Los Gatos

Santa Clara Valley Urban Runoff Pollution Prevention Program

FY 2006-2007 ANNUAL REPORT

INDUSTRIAL/COMMERCIAL DISCHARGER CONTROL PROGRAMS

Annual Report FY 2006-2007 Self Evaluation Matrix

Source	Task Source	FY 06-07 Work Plan Tasks	FY 06-07 Accomplishments	Responsible Party
	URMP	a. Joint Inspections of Retail Food Facilities Continue joint inspection program w/ DEH. Approximate number of *food handling* facilities in Los Gatos is 216. All facilities will be inspected at a minimum once per year. Report inspection results in Annual Report. WVCWP IC/ID Inspector will conduct follow-up and distribute BMP materials per DEH referrals. Continue to evaluate data management for improvements.	In FY 06-07, all 216 food-handling facilities in Los Gatos were inspected; most of them were inspected 2 or 3 times by Santa Clara County Environmental Health Specialists (inspectors). A total of 607 food facility inspections or re-inspections were conducted by DEH in Los Gatos.	Inspections conducted by SCC DEH
	URMP	b. Training & Evaluation Conduct annual joint meeting/training w/ Cupertino and SCC DEH to evaluate Inspection Prgm and make improvements. Meeting per agreement; scheduled for Spring. Consider providing outreach on proper disposal of fluorescent light bulbs and batteries to retail food facilities during inspections.	On April 30, 2007 the WV Cities, Cupertino and the County held their annual coordination training meeting.	Annual Meeting WVCWP to co-ord. w/ Cupertino & DEH
	FY02-03 Annual Report, CI Item	c. WVCWP Restaurant Inspection Program Continue implementation of proactive inspection program targeting medium to large-scale restaurants. *Medium to large-scale* restaurants are defined as, restaurants with 6 or more employees	Since the West Valley Restaurant Inspection Program's inception in 2002, the WVCWP Inspector has provided at least 263 pro-active inspections for 127 targeted restaurants in the cities of Campbell, Los Gatos and Saratoga. Out of 48 restaurants targeted in Los Gatos, most have been visited more than one time and almost all	WV Inspector & DEH

Los Gatos

Santa Clara Valley Urban Runoff Pollution Prevention Program

FY 2006-2007 ANNUAL REPORT

Source	Task Source	FY 06-07 Work Plan Tasks	FY 06-07 Accomplishments	Responsible Party
		and/or ones that routinely handle large quantities of grease (approx. 57 in Los Gatos).	are familiar with the West Valley Clean Water Program. In FY 06-07, seventeen (17) restaurants were inspected pro-actively in Los Gatos. DEH did not report any restaurant violations for FY06-07.	
	Restaurant Inspection Program – Continuous Improvem't item	d. Support West Valley Sanitation District's Fats, Oils and Grease Program Expand scope of restaurant inspections to focus on grease trap maintenance. During pro-active visits, the WVCWP Inspector will look at grease trap cleaning records. Any food facility without records will be referred to the West Valley Sanitation District for follow up.	WVCWP manager and Inspectors met with DEH representatives to re-emphasize the importance of tracking grease maintenance records. WVCWP Inspector continued to alert restaurants about regularly maintaining grease interceptors and the need for record keeping.	Inspections conducted by SCC Fire
	URMP	e. Joint Inspections of Ind/Comm Facilities Continue joint inspection program. Approximate number of inspected facilities in Los Gatos is 113. The inspection frequency goal for FY06-07 is 100%. The total number of facilities by business category inspected in FY06-07 will be included in the annual report.	In the Town of Los Gatos, 99 commercial / industrial facilities were inspected by the Fire Dept. Of the facilities inspected, the Fire Dept found no potential or actual violations.	Inspections conducted by SCC Fire
	URMP	f. Training & Evaluation Conduct annual joint meeting/training w/ SCC Fire to evaluate inspection reporting and confirm distribution of materials. Determine training topics, if needed, on the renegotiated West Valley Inspection Agreement dated June 2006.	The Fire Dept's annual facility inspection training pertaining to urban runoff requirements was provided to 183 inspectors from May 10th through July 6th 2007. The Inspectors noted that they have plenty of handout materials; West Valley businesses have received all of the educational material during prior inspections. The Fire Dept's Sr Haz Mat Specialist, who provides training to inspectors met with the West Valley Clean Water Prog Mgr and WV Inspector on 4/5/07 to evaluate current procedures. The new agreement and revised reporting	Annual Mtg w/ WVCWP & Sr. HazMat Specialist

Los Gatos

Santa Clara Valley Urban Runoff Pollution Prevention Program

FY 2006-2007 ANNUAL REPORT

Source	Task Source	FY 06-07 Work Plan Tasks	FY 06-07 Accomplishments	Responsible Party
			form that is currently being used, is working well. Another training meeting between WVCWP Inspector and Fire Dept's Sr. Haz Mat Specialist was held on 1/19/07 to review differences in reporting data. All reporting issues were resolved. During FY 06-07, the WVCWP Inspector distributed thirty-one (31) IND brochures and fact sheets in Los Gatos, as part of his outreach and education program. The Fire Dept also distributes a stormwater compliance packet to new commercial /industrial business owners or management.	
	URMP	g. NOI Filers Provide updated list of NOI Filers to SCC Fire	The list of NOI sites was sent electronically to the Fire Dept on 4-17-07. Of the three sites (all with a Los Gatos mailing address) two are actually in unincorporated Santa Clara County and the other is in Santa Cruz County.	WVCWP staff
	FY02-03 Annual Report, CI Item	h. WVCWP Vehicle Shop Inspection Program Continue to inspect vehicle maintenance and car wash facilities as part of IC/ID pro-active inspection program. Suggest alternatives and promote improved car washing methods for auto businesses during IC/ID inspections. Document potential problems through resolution and submit to Program for Annual Report.	In FY06-07 the West Valley Inspector conducted one (1) pro-active inspection of vehicle shop in the Town of Los Gatos.	WV Inspector

Los Gatos

Santa Clara Valley Urban Runoff Pollution Prevention Program

FY 2006-2007 ANNUAL REPORT

Industrial/Commercial Inspection Report Data FY06-07					
DEH Inspections • 216 Food-Facilities • 607 Inspections • 4 potential / actual violations **Fire Dept Inspections** • 99 by Fire District (See list at right) • 0 potential / actual violations	**Fire Dept Inspections** • 38 Automotive • 2 Construction/Bldg • 2 Corp Yards • 11 Dry Cleaners • 4 Local Transit • 1 Machine Shop • 4 Pesticide Facilities • 1 Haz Waste Facility • 1 Laboratory • 17 Medical/ Dental • 2 Misc Manuf • 1 Pharmaceutical • 6 Photo/Print • 10 Underground storage tanks • 2 Veterinarians • 1 Welding/ iron • 1 winery	**Fire Dept referred (0)** No violations found **DEH referred 1** 1 potential or actual violations were reported by DEH for the Town of Los Gatos this year	**Fire Dept Report of Violations (0)** None **Report from DEH** • **1 Commercial**	**(20) WVCWP** Pro-active Inspections • **2** Automotive • **17** Food Service • **1** Construction See Inspector's report on violations in IC/ID report (first section of this report)	**IND & Commercial # of Inspections** **WVCWP 20** **Fire Dept 99** **DEH 607** **Total 726**

Industrial/Commercial Program Evaluation

Fire Dept Inspections of Industrial / Commercial Facilities:

Of the 99 facilities inspected by the Fire Dept no potential or actual violations were found. The list of violations is provided to WVCWP at the end of each fiscal year. The West Valley Inspector will schedule a training meeting with the Fire Dept Haz Mat Specialist in FY 07-08 to discuss further inspections of sites with potential violation. The sites that have previous violations will be prioritized for inspections at the beginning of FY 07-08.

After a steady stream of improvements and more communication between Fire Dept and WVCWP staff, the inspection program is prepared for maximum efficiency for the West Valley Cities in FY07-08. When Saratoga was added to the Fire Dept Inspection Agreement for Campbell and Los Gatos (7/1/02) all West Valley facility inspections were coordinated under one umbrella. Monte Sereno does not conduct IND inspections because it has NO industrial or commercial facilities. Since 2001, WVCWP staff has met with Fire Dept staff at least twice a year to discuss standardized reporting, documentation and follow-up.

The West Valley Inspector's pro-active vehicle shop inspection program is designed to supplement Fire Dept facility inspections. Shop owners are made to realize the City's responsibility for making sure that the sites are in compliance with water quality requirements. The Inspector has made a positive impact with his visits and the distribution of educational materials depicting the right way to keep equipment, vehicle parts, and service areas covered, and all vehicle wash water managed properly. In a few cases the Inspector's meetings with vehicle shop owners have led to the facility's purchase of a wastewater capture system (noted in previous annual reports).

Annual Food Facility Inspection Training Meeting

On April 30, 2007, DEH representatives met with the WVCWP Manager and Inspector. The importance of reporting all potential West Valley stormwater violations to the West Valley inspector was re-emphasized. Other topics covered at this meeting were (1) Updated contact information (2) How to report urban runoff violations to municipal inspectors to ensure accurate tracking and follow up (3) Feedback on the effectiveness of outreach and educational handouts (4) Reminder to distribute pesticide reduction fact sheets called "Don't Set a Table for Pests" to restaurants.

During FY 06-07 the West Valley Inspector continued a more aggressive effort to alert restaurants to the need for regular grease interceptor maintenance and record keeping. The WVCWP Inspector and the West Valley Sanitation District's Director of Operations continue to have discussions regarding grease interceptor maintenance records and related issues. The Sanitation District is notified if the records are not available. At the April 30th meeting, the West Valley Inspector again suggested that Environmental Health Specialists look for grease trap maintenance records during their restaurant inspections.

Los Gatos
Annual Report FY 06-07
IND/Commercial Inspections

#	IND Date	Facility Name	Facility Address	Enforcement Actions	Inspection Notes	Notes - 2
Automotive						
1	11/1/2006	Silicon Valley Hummer	620 Blossom Hill Road, Los Gatos	No Action	Pro active inspection. Greg, Gen. Mgr. Not in. Go back.	
2	11/3/2006	Silicon Valley Hummer	620 Blossom Hill Road, Los Gatos	No Action	Pro active follow up to 42/0607. Went back on 11/03/06. Clean shop. Excellent. Built in wash area with filters etc. Guy washed down a vehicle, but not in wash area. Told him to make sure area is used.	All AOK. See notes above.
Construction						
1	1/11/2007	Villa Felice property	15350 Winchester Blvd., Los Gatos	No Action	Pro active inspection.Construction project, new homes. Stopped by to check it out. All OK. Also, drove University Ave. behind property for possible runoff problem. Looks OK. Check periodically after rain.	All AOK.
Food Facilities						
1	8/1/2006	Live Oak Kitchen	15531 Union Av., Los Gatos	No Action	Pro active inspection. Problems in past. No problem today. Looks good. Dumpster area clean.	Good. All AOK.
2	8/22/2006	Tandoori Oven Restaurant	133 N. Santa Cruz Av., Los Gatos	No Action	Pro active inspection. Problems in past.OK today. Kitchen and dumpster area clean.	All AOK.
3	8/22/2006	Kamakura Restaurant	135 N. Santa Cruz Av., Los Gatos	No Action	Pro active inspection. Problems in past. Kitchen and dumpster area clean. Big improvement.	All AOK.
4	8/22/2006	The Green Papaya Restaurant	137 N. Santa Cruz Av., Los Gatos	No Action	Pro active inspection. Problems in past. OK today. Kitch and dumpster area clean.	Good. All AOK.
5	8/29/2006	Campo di Bocce Restaurant	565 University Av., Los Gatos	Level 1	Pro active inspection. Lids open in dumpster area. Made them close them. Left brochures. OK now.	All OK now.
6	9/28/2006	Viva Restaurant	15970 Los Gatos Blvd., Los Gatos	No Action	Pro active inspection. Very clean. Good. Dumpster OK. No problems.	All AOK.
7	11/21/2006	Three Degrees (restaurant at Toll House Hotel)	140 S. Santa Cruz Av., Los Gatos	No Action	Pro active inspection. Very clean. Excellent. Dumpster area good too.	All AOK.
8	12/7/2006	Dio Deko Restaurant, in Hotel Los Gatos	210 E. Main Street, Los Gatos	Level 1	Pro active inspection. Dumpster area, lids should be kept closed. Food scraps around back door were being hosed down in parking lot. Mailed NTC #1908.	Go back monthly until corrected. See IC/ID #65.
9	12/8/2006	Dio Deko Restaurant, in Hotel Los Gatos	210 E. Main Street, Los Gatos	Level 1	Pro active follow up to 70/0607. Stopped by next day, 12/08/06, washing mats in parking lot. Mailed NTC#1909.	Go back monthly until corrected. See IC/ID #66/0607.

Los Gatos
Annual Report FY 06-07
IND/Commercial Inspections

#	IND Date	Facility Name	Facility Address	Enforcement Actions	Inspection Notes	Notes - 2
10	1/18/2007	The Happy Hound Restaurant	15899 Los Gatos Blvd., Los Gatos	No Action	Pro active follow up inspection. They used to wash mats and bathroom out into parking lot. No more. OK now. Had to be educated.	All AOK. Left brochures.
11	1/18/2007	Sushi Fusion Restaurant	1458 Pollard Rd., Los Gatos	No Action	Pro active follow up inspection. They were washing equipment in back. They no longer do this. Our inspections pay off.	All AOK. Left brochures.
12	2/7/2007	Yeung Shing Restaurant	14107 Winchester Blvd., Los Gatos	No Action	Pro active inspection. All clean, nice. Best dumpster area I have ever inspected. I told manager, very pleased.	All AOK. Excellent.
13	2/7/2007	Casa Velencia Restaurant	14101 Winchester Blvd./, Los Gatos	No Action	Pro active inspection. Everything Ok except please keep lids closed in dumpster area.	All OK except please keep lids closed in dumpster area.
14	2/7/2007	Aldo's Restorante	14109 Winchester Blvd., Los Gatos	No Action	Pro active inspection. Everything OK except please keep lids closed in dumpster area.	OK except for lids in dumpster area.
15	2/12/2007	Erik's Deli	15495 Los Gatos Blvd., Los Gatos	No Action	Pro active inspection. Restaurant is good. Dumpster area clean.	All AOK.
16	2/12/2007	Mc Donalds, Los Gatos, Restaurant	15475 Los Gatos Blvd., Los Gatos	No Action	Pro active inspection. All clean. Good. Dumpster area good.	All AOK.
17	2/27/2007	Live Oak Kitchen Restaurant	15531 Union Av., Los Gatos	No Action	Pro active inspection. Problems in past. Looks great. Restaurant OK. Dumpster area clean.	All AOK.

West Valley Communities

FY 2006-2007 ANNUAL REPORT

Training Summary: IND

Training Description	Date	Attendees
SCC Fire Dept. Training for Inspectors Coordinator: John Justice, Santa Clara County, Sr. Haz Mat Specialist 21 Trainings @ 30 minutes each, average of 8 firefighters per Training **Topics**: The SC County Fire Dept (formerly SC Central Fire District) presented annual staff training to their Inspectors. The Inspectors noted that they have plenty of handout materials; most businesses have received all of the educational material during prior inspections. See "Evaluation" in preceding IND Table. ▪ How to perform an Industrial Inspection ▪ How to properly complete an Inspection form ▪ How to handle violations found during inspections ▪ Review common violations and why they are violations ▪ Trash hot spots are considered violations ▪ Report violations ASAP to Headquarters and call WVCWP Inspector ▪ How to report emergency responses – Call Sr Haz Mat Specialist & WVCWP Inspector ▪ Review educational materials for distribution during inspections ▪ Q & A and discussion	May 2007 thru June 2007	**SCC Fire Dept Inspection field staff** Senior Haz Mat Specialist and all field staff
Training/ Discussion: Referral of Potential Violations to WVCWP Coordinator: WVCWP Stormwater Inspector **Topics**: ▪ Review of Fire Department inspection procedures and follow-up ▪ Procedures for referrals of potential Violations to WVCWP inspector ▪ Evaluation of current progress	January 19, 2007	**WVCWP** Stormwater Discharge Inspector **SCC Fire Dept**. Senior Haz Mat Specialist

West Valley Communities

FY 2006-2007 ANNUAL REPORT

Training Summary: IND

Annual Training for Joint Inspections of Ind/Comm Facilities by Fire Dept. and WVCWP ▪ Review of NPDES permit requirements for industrial/ commercial inspections ▪ Referrals of potential violations to WVCWP inspector ▪ "Emergency Incident" follow-up by WV cities ▪ Trash and debris as a potential violation ▪ Evaluation of current procedures	April 05, 2007	**WVCWP** WVCWP Manager Stormwater Discharge Inspector **SCC Fire Dept**. Senior Haz Mat Specialist
Annual Training for Joint Inspections of Retail Food Facilities Held at Cupertino City Hall **Topics:** ▪ Review of Food Facility Inspection Agreement ▪ Referrals of potential Violations to each city ▪ Inspection report follow-up ▪ Evaluation of current procedures	April 30, 2007	**WVCWP** Program Manager Stormwater Discharge Inspector **SC County Dept. Env. Health** Supervising Env. Health Specialist SC County NPDES Coordinator City of Cupertino Environmental Programs Manager

Public Agency Activities

City of Campbell

Town of Los Gatos

City of Monte Sereno

City of Saratoga

PUBLIC AGENCY ACTIVITIES: Operation and Maintenance

FY 2006-2007 Work Plan Self Evaluation Matrix

Activity	Task Source	Work Plan Tasks	Accomplishments	Responsible Party
Storm Drain Operations and Maintenance				
Annual Storm Drain Cleaning	2004 URMP	Annual Storm Drain Cleaning Continue contract w/ WVSD. Continue schedule/cycle for inspection and cleaning of storm drain system (two year cycle for residential & one year cycle for commercial/industrial); Public Works staff will clean high leaf drop and other noted areas more frequently and as needed.	West Valley Sanitation District (WVSD) performs systematic storm drain cleaning and inspection annually. Half the Town's storm drains are cleaned and inspected each year. Arterials and commercial/ industrial areas are done annually. Town maintenance staff provide additional cleaning in high leaf drop areas and to remove storm debris from all inlets and grates as needed.	Dir PW coordinates WVSD Agreement & Pub Works Maint. Supt coordinates in-field operations
Training - Annual WVSD/ Oper. & Maint. Meeting	2004 URMP	Training - Annual WVSD/ Oper. & Maint. Meeting Annual WVSD / Operations & Maint. Supervisors meeting - evaluate status of annual storm drain cleaning and provide training on maintenance issues. Rural public works BMPs and SOPs may be reviewed as part of the annual WVCWP Street Maintenance Supervisors meeting.	The annual WV Storm Drain Op & Maint. Supervisor's workshop was held on June 20, 2006. Six (6) Los Gatos staff attended, including the Streets Lead Worker, Street, Maintenance, Parks and Public Works staff. Staff from WVSD, WVCWP, and all other WV Communities also participated. Topics included: • WVSD Storm Drain structure cleaning & debris findings for each city (will be used to help identify additional trash problem areas) • Review of Emergency Response Procedures for SD overflow • Street sweeping for water quality including capture of fine particulate matter • Power Point Presentation on S/D cleaning and maintenance requirements and existing practices Round table discussion on all topics	Mtg lead by WVSD & WVCWP; Attended by PW Maint. staff

Los Gatos

FY 2005-2006 ANNUAL REPORT

Activity	Task Source	Work Plan Tasks	Accomplishments	Responsible Party
Storm Drain Stencils or Signage	C/I item -Source Control Measure	Storm Drain Stencils or Signage Continue to replace and/or upgrade storm drain stencils or signage on storm drains or catch basins, as needed. Stencils will be replaced with the type of stencil best suited for the location	The number of SD inlets in the Town is approximately 1,200. Signage is replaced if it becomes worn, (or bent if it is metal). Thermoplastic storm drain stencils are being applied selectively.	Maint Supt. coordinates field operations WVCWP to assist with purchase of SD stencils
Trash Reduction	Trash Reduction Activities	Trash Reduction Public Works Maintenance Division will provide additional cleanup in trash problem spots discovered by staff or reported by the public.	During inspection and cleaning of storm drain structures, WVSD staff notes catch basins that require additional cleaning. The data will be helpful in locating trash problem areas by storm drain location. Los Gatos' report included 6 structures that received additional cleaning due to excessive amounts of leaves and paper.	PW Analyst & Maint Superintendent coordinates in-field operations
Street Sweeping/ Pavement Management				
Street Sweeping Program	URMP	a. Street Sweeping Program Residential swept monthly; arterials and Commercial/industrial areas once weekly; commercial/ downtown at least once/week. High leaf drop and other noted areas cleaned more frequently and as needed (i.e., construction zones - swept by responsible party).	The Town has about 110 miles of curbed streets, which are swept on a three week schedule. All sweeping is conducted with the Town's equipment. In heavy leaf drop areas, a front-end loader/dump truck crew removes leaves prior to street sweeping. All residents and businesses are required to utilize large recycling bins for leaves and other yard waste as part of their trash collection service.	Street Sweeper Operator - Public Works Assistant tracks and reports data
Street Sweeping Data Collection	NPDES Permit	b. Street Sweeping Data Collection Collect and review street sweeping data and provide number of curb miles swept and cubic yards of debris to WVCWP for each Annual Report. Solicit feedback from Street Sweeping staff on effectiveness of the program.	Street Sweeping data was collected and provided to the SCVURPPP at the end of the fiscal year. See the three-year comparison table in the evaluation section (below), for curb miles swept, debris collected and yard waste recycled.	Street Sweeper Operator and Public Works Assistant, WVCWP assists with submittal of data

Los Gatos

FY 2005-2006 ANNUAL REPORT

Activity	Task Source	Work Plan Tasks	Accomplishments	Responsible Party
Training	FY06-07 Work Plan	c. Training As needed, provide training meetings on collection of street sweeping data to appropriate municipal staff.	Training for municipal staff on street sweeping data collection requirements and preferred sweeping methods, was provided at WVCWP's June 20, 2007, Storm Drain Operation and Maintenance workshop.	Maint. Supt Coordinates PW Maint staff attends , WVCWP assists
Corporation Yard				
SWPPP	URMP	a. SWPPP Review Sponsor a training meeting for Stormwater Reps and Public Works Maintenance staff to review and evaluate the municipal Storm Water Management Pollution Protection Plan (SWPPP).	On Jan 27, 2007, Los Gatos' Sr. Engineering Technician met with WV Reps to evaluate corporation yard BMPs and discuss potential revisions to the Cities' SWPPPs. A few minor revisions were made. The current BMPs are working effectively. On 5/25/07, Public Works displayed its corporation yard and practices to the public during two open-house tours. Local students and teachers witnessed how municipal staff keep the maintenance yard in order and how staff handle the machines and vehicles which service the community.	Public Works Maintenance Supervisor
Staff Training	URMP	b. Staff Training Provide annual training on BMPs in Storm Water Pollution Prevention Plan w/ Corp-Yard walk-through.	Prior to the Town's open house on 5-25-07, thirty-two (32) Public Works employees reviewed BMPs and conducted a Corp Yard walk-through to prepare for visits from the public and two local schools. The SWPPP was reviewed and updated as part of a West Valley project beginning with a round-table meeting on 1/27/07.	Sr. Engineering Tech and Facilities Maintenance Supervisor
Rural Public Works Activities				
Rural Public Works Perf Std	Cont Imprvmt item	Performance Standards Implementation Evaluate the effectiveness of Rural Public Works BMPs used on applicable maintenance activities and report on it in the FY06-07 Annual Rpt	No Rural Public Works road construction took place this year. The model performance standard has been adopted. SOPs were updated as part of the Town's Urban Runoff Management Plan revision in 2004.	Maintenance Supt
Staff Training	Rural PW PS	Evaluate training materials to determine whether there is a need to obtain or develop additional educational tools (e.g. a video CD) for maintenance staff and for	Town staff last reviewed the Rural Public Works standards on June 19, 2006. The Street Maintenance Superintendent oversees all rural public works and is knowledgeable about required procedures and BMPs. Therefore, specific training	Public Works Supt, WVCWP assist

Los Gatos

FY 2005-2006 ANNUAL REPORT

Activity	Task Source	Work Plan Tasks	Accomplishments	Responsible Party
		outreach to contractors.	on this topic was not conducted in FY06-07	
Rural Public Works Program Evaluation				
Stormwater BMPs are discussed in pre-construction meetings with contractors; the Town inspects all contracted rural public works work in its jurisdiction and ensures the use of stormwater quality and erosion control BMPs. No CIPs involving Rural Public Works were conducted this year. Maintenance work included clearing of shoulders to prevent erosion and debris runoff during the rainy season. When future construction of Rural Public Works takes place, measures will be implemented for erosion prevention. All CIP projects involving rural road work includes specific guidelines on stormwater BMP's as a part of the bid package and construction documents.				

Los Gatos

FY 2005-2006 ANNUAL REPORT

Street Sweeping Totals for FY04-05 through FY06-07

Curb Miles Swept

FY04-05

Residential
6,913 curb miles swept
Commercial & Arterials
3,420 curb miles swept
Annual Combined Total
10,333 curb miles swept

FY05-06

Residential
8,130 curb miles swept
Commercial & Arterials
2,948 curb miles swept
Annual Combined Total
11,078miles curb miles swept

FY06-07

Residential
7,150 curb miles
Commercial & Arterials
2,175 curb miles
Annual Combined Total
9,235 miles curb miles

Debris Collected

FY04-05

Residential
1,745 cubic yards of debris collected
Commercial & Arterials
942.5 cubic yards of debris collected
Annual Combined Total
2,690 cubic yards of debris collected

FY05-06

Residential
3,049 cubic yards of debris collected
Commercial & Arterials
1,089 cubic yards of debris collected
Annual Combined Total
4,138 cubic yards of debris collected

FY06-07

Residential
3,837 cubic yards
Commercial & Arterials
1,118 cubic yards
Annual Combined Total
5,005 cubic yards

Yard Waste Recycled

FY04-05: An annual total of **7,735 tons** of yard waste was picked up by garbage collection service.

FY05-06: An annual total of **9,250.7 tons** of yard waste was picked up by garbage collection service.

FY06-07 Residents and businesses recycled 4,052.4 tons of yard waste using Waste Management garbage collection service from July ’06 to the end of January ’07. In March the West Valley Cities changed contractors; the total amount of yard waste recycled using West Valley Collection and Recycling from 3/1 to 6/30 2007 was reported as 2,046 tons for a combined **total of 6,098.4 tons.**

Los Gatos

FY 2005-2006 ANNUAL REPORT

Public Agency Activities: Operations and Maintenance Evaluation

Storm Drain Maintenance: In FY06-07, West Valley Sanitation District (WVSD) provided its second enhanced annual report to the cities on storm drain cleaning. Since June 2006 the reports have listed the structures that were inspected and cleaned with the maintenance crew's findings. A total of 1,575 structures were inspected. Of those, 1,197 or 76% did not have any debris and were noted as "clean." Forty nine structures required additional cleaning; of the forty-nine, twenty-six contained leaves & paper. Crews noted the weight and type of debris removed. Descriptors for solids removed are: leaves/paper, mud/dirt, foreign object, rocks/stone, sand/gravel, oil/soap and roots etc. The reports are generated from a database of numbered storm drain locations with the street names. The WVSD reports were distributed at the annual Storm Drain workshop on 6-20-07 and will be reviewed by WV cities as they determine future management actions for trash problem areas.

Storm Drain Stencils: The Town's decision to go back to using painted stencils for most applications, and using thermoplastic storm drain stencils in selected areas, is working very well. The Town decided to use thermoplastic stencils in selected areas because they are reflective, they adhere well to coarse and uneven surfaces and can withstand heavy traffic. The downside of using thermoplastic stencils is the cost (about $250 per stencil, installed) and they must be applied to a horizontal surface, preventing their visibility from a distance. Santa Clara County staff asked the WVCs for a recommendation on where to purchase metal plaques similar to those previously installed by the West Valley Cities. West Valley reported that municipal staff have discontinued application of the metal plaques because the sharp edges have a potential to get caught in street sweepers and bend, creating a potential to injure pedestrians or bicyclists. Replacing the plaques was also a problem. When plaques came loose or were removed, concrete chunks crumbled from the curb with the screws (used for attaching the plaques) making replacement in the same spot impossible.

Street Sweeping: The Town collected 5,005 cubic yards of debris in FY06-07, 867 cubic yards more than the amount of debris collected in FY05-06. This year the Town's number of residential miles swept was down by 980 from the previous year but up by 237 from two years ago. The Town generally sweeps the downtown commercial area weekly, and more often as needed. Therefore, the number of commercial curb miles swept will vary from year to year. The total number of miles swept is down from the previous year. However, each year since FY04-05, the cubic yards of debris collected has increased. The Town's a new regenerative air PM10 sweeper appears to collect more dirt and debris per mile swept than the old sweeper.

In the previous fiscal year, the Town of Los Gatos provided training to all the West Valley Cities by presenting their new Street Sweeper at a WVCWP workshop in June 2006. The Town's PW Superintendent answered questions from other municipal staff about cost and maintenance and gave a brief talk on why this model of sweeper was selected. The regenerative air sweeper is certified to pick up more, and generate fewer, small particles, which account for 5% to 7% of the material on the average street but contain over 60% of the pollutants targeted by EPA under the Clean Water Act. (Statistics were provided by Ranger Kidwell-Ross, speaker for World Sweeper.com at a street sweeping workshop held on 5-8-06 in San Jose).

Yard Waste - Curbside Collection and Recycling: The West Valley yard waste recycling program reduces the amount of debris that gets into the storm drain, since leaves are collected in oversized bins rather than being stored in the street. In FY06-07, the total yard waste collected was down sharply from the previous two years for all West Valley cities. The reason for the decrease is not apparent without reviewing the data collected for the previous years and the garbage collection companies' tracking methods. There are a few factors that would contribute to the drop. 1) The data for February 2007 was not reported for West Valley cities due to a change in service contractors; 2) There might be a significant difference in methods used by the two different contractors to collect data; 3) City crews provide some additional, unscheduled leaf and tree limb removal, which is not tracked. 4) The annual weather might be a consideration because yard waste collection is determined by the amount of debris residents generate from yard maintenance and tree trimming. Some years have stormier weather producing more fallout from trees and a greater need to dispose of branch material. The new garbage & recycling company will be asked about their methods of

tracking yard waste collection. The cities may request monthly totals to see if more consistent year-end totals can be obtained.

Training Evaluation: The WVCWP Storm Drain Maintenance Workshop (6/20/07) drew more staff participation this year. Municipal staff evaluated the workshop as having "good information that needs to be presented to City Council." Another response noted that "City law enforcement needs to attend the workshops". It was also suggested that San Jose Water Company attend our trainings since the water company crews have been noticed using improper storm drain protection methods when working on their pipelines. Attendees wanted to know "how to educate the public to get them on our side?" It was evident that BMPs are being used by municipal staff but there was some frustration among street and park maintenance workers because they don't have enough authority to convince residents and private contractors to keep pollutants from reaching the storm drain system. The WVCWP Inspector offered his card to all attendees and requested that they report any incidents to him for immediate follow-up. One challenge is to catch the violator in the act of allowing pollutants into the storm drain system. By the time the incident, or the result of the incident, is seen it is often too late to stop it. The maintenance crews are generally called to clean up spills. Attendees requested continued updates on the MRP requirements for storm drain maintenance and street sweeping practices. Several of the attendees stayed after the workshop for additional discussion among the cities.

Corporation Yard SWPPPs: The Town of Los Gatos along with the other West Valley communities held a round-table review and discussion of West Valley municipal SWPPPs on Jan 27, 2007. The corporation yard SWPPP and standard operating procedures (SOPs) were evaluated to determine if revisions or additions to the manuals were needed. On May 23, 2007, the Town proudly displayed its corporation yard to the public during open house tours. Fifth grade students, teachers and parent chaperones from two Los Gatos middle and elementary schools witnessed how municipal staff keep their maintenance yard in order and handle the machines and vehicles which service the community. WVCWP staff provided a storm drain display and briefly showed the difference between the sanitary sewer's connection to a water treatment plant and how the storm drains flow to local creeks. A booklet from Household hazardous waste was given to students and teachers to provide locations for proper disposal of fluorescent bulbs and batteries. Trash and carwash water were identified as the pollutants that could most easily be kept out of the storm drain system.

West Valley Communities

Santa Clara Valley Urban Runoff Pollution Prevention Program

FY 2006-2007 ANNUAL REPORT

Training Summary: Public Agency Activities

Training Description	Date	Attendees
WVCWP Monthly Meeting – Corp Yard Review and Discussion Presenter: WVCWP Program Manager **Topics:** ▪ Saratoga's recently revised SWPPP ▪ Stormwater Reps discussed SWPPP revisions ▪ Accessibility of SWPPPs for municipal staff and the public ▪ Discussed BMPs for cleaning downtown side walks incorporating dry methods	**January 23, 2007**	**WVCWP (3)** Program Manager Program Assistant Stormwater Discharge Inspector **Campbell (2)** Senior Civil Engineer PW Superintendent, City of Campbell **Los Gatos (1)** Senior Engineering Technician **Saratoga(1)** Public Works Analyst
WVCWP Monthly Meeting – Corp Yard Procedures and SWPPP Revisions Presenter: WVCWP Program Manager **Topics:** ▪ Evaluation and self audit ▪ Current operating procedures and BMPs in the SWPPP ▪ Site maps ▪ Municipal spill response procedures	**March 27, 2007**	**WVCWP (3)** Program Manager Program Assistant Program Inspector **Campbell** Senior Civil Engineer **Los Gatos (1)** Senior Engineering Technician **Saratoga (1)** Public Works Analyst

West Valley Communities

Santa Clara Valley Urban Runoff Pollution Prevention Program

Training Summary: Public Agency Activities

Training Description	Date	Attendees
WVCWP Monthly Meeting – WV Inspections and Audits of Corp Yard & SWPPP Presenter: WVCWP Inspector **Topics:** WV Inspections and Self Audits of Corp Yard & SWPPP	**May 8, 2007**	**WVCWP (3)** Program Manager Program Assistant Program Inspector **Campbell** Senior Civil Engineer **Los Gatos (1)** Senior Engineering Technician **Saratoga (1)** Public Works Analyst
Los Gatos Training		
Town of Los Gatos – Corp Yard Walk-Through **Open to local students, teachers, parent volunteers & the public** Presenter: Kevin Rohani, Public Works Director & various Public Works staff **Topics:** ▪ Tour of the Service Center: ▪ Storm drain cleaning equipment ▪ Street sweeping ▪ Vehicle wash stations ▪ WVCWP staffed a table and provided visual tools to show students and teachers how the storm drain system is connected to local creeks and to encourage pollution prevention methods	**May 23, 2007**	**Los Gatos Staff, 32 staff including:** Parks and Public Works Director Streets Maintenance Superintendent Parks Maintenance Superintendent Public Works Analyst/ SW Rep Public Works Supervisor Town Manager Town Tree Crew Parks Maintenance staff Streets Maintenance staff Civil and Traffic Engineering staff Engineering Inspectors Street Sweeper Operator

West Valley Communities

Santa Clara Valley Urban Runoff Pollution Prevention Program

Training Summary: Public Agency Activities

Training Description	Date	Attendees
Annual Storm Drain Operations and Maintenance Training Meeting: **WV Communities & WV Sanitation District** Held at the Campbell Community; Sponsored by WVCWP Speaker: Peter Sevcik, WV Sanitation District & Cheri Donnelly< WVCWP Topics included: • **Storm Drain Maintenance** findings by WVSD - Review of Emergency Response Procedures for SD overflow • Presentation S/D Maintenance Requirements & Round Table discussion • **Presentation on Street Sweeping** for Water Quality Protection • Round table discussion on all topics • Questions, Comments – Evaluation	**June 20, 2007**	**WVCWP (3)** Manager SW Discharge Inspector Public Outreach coordinator **Campbell (8)** Public Works Superintendent PW Supervisor **Los Gatos (6)** PW Superintendent Street Maintenance Worker Parks Lead Worker **Monte Sereno (1)** Assistant City Engineer **Saratoga (4)** Street Maintenance Supervisor Lead Maint Worker & Maint Specialist Parks Supervisor Lead Parks Worker **WV Sanitation District (2)** Director of Engineering & Operations Operations Supervisor
Corp Yard Walk-Through: City of Saratoga Presented by Saratoga Street Maintenance Supervisor **Topics:** ▪ Review changes in SWPPP ▪ Corp Yard Utility Emergency Shutoff Locations ▪ Locations of Storm Drains ▪ Storage areas for Absorbents ▪ Location of SWPPP ▪ Locations of Fire Extinguishers ▪ Review of BMPs	**April 12, 2007**	**Saratoga (18)** Street Maintenance Supervisor (1) Park Maintenance Supervisor (1) SM Lead Worker (1) PM Lead Worker (1) SM Specialist (1) PM specialist (1) SM Worker III, II,I (3) PM Worker III, II,I (6) Office Specialist III (Dispatcher) (1) Temporary Workers (2)

Planning Procedures & New Development

City of Campbell

Town of Los Gatos

City of Monte Sereno

City of Saratoga

Los Gatos

Santa Clara Valley Urban Runoff Pollution Prevention Program

FY 2006-2007 ANNUAL REPORT

PLANNING PROCEDURES

FY 2006-2007 Work Plan Self Evaluation Matrix

Source	Task Source	Work Plan Tasks	Accomplishments	Responsible Party
Planning Procedures				
	Provision C.3	Participate in Provision C.3 Oversight Ad Hoc Task Group (C3PO AHTG) to stay updated on current issues, respond to Program or RWQCB requests, and exchange questions, ideas or experiences related to C.3 implementation with other Co-permittees.	WVCWP Manager participated in the C3PO AHTG meetings to present summarized information at West Valley monthly meetings and encourage feedback, as appropriate, from West Valley Co-permittee's. Los Gatos' Sr Engineering Technician and an Associate Planner attended C3PO meetings in FY06-07 to keep the Town's Community Development and Engineering staff informed about C.3 project implementation from the other Santa Clara co-permittees and to stay informed about any updates to planning procedures requirements.	Sr. Eng Tech, Assoc Planner, WVCWP Mgr
	New Municipal Regional Permit	Provide input as requested, to help determine the requirements for the new Municipal Regional Permit.	On Dec, 19, 2006, Los Gatos' Pub Works Director and the Town's Sr. Engineering Technician/ Stormwater Rep attended an MRP West Valley meeting/round table discussion with municipal decision makers and Water Board staff to address the challenges of the upcoming MRP requirements and explore revisions that would make the requirements feasible for implementation.	Sr. Eng Tech, PW Director, & WVCWP Mgr
C.3.c. Requirements for Group 1 and Group 2 Projects				
Group 2 Projects	C.3.c.	As needed, revise guidance documents, website, procedures, and/or conditions of approval to incorporate Group 2b project requirements for August 2006 implementation.	C.3 guidance for all WV cities was revised and posted prior to 8/15/06 to include Group 2b projects. The Town's Notice to Developers an Contractors may be viewed electronically at: http://www.town.los-gatos.ca.us/index.asp?NID=953	Sr Eng Tech

Los Gatos

Santa Clara Valley Urban Runoff Pollution Prevention Program

FY 2006-2007 ANNUAL REPORT

Source	Task Source	Work Plan Tasks	Accomplishments	Responsible Party
Training	C.3.c.	Municipal staff will receive training and/or attend Program workshops on Provision C.3 requirements.	Los Gatos' Sr. Engineering Technician/ SW Rep attended SCVURPPP's C.3 workshop on June 14, 2007. She participated in a panel presentation on *Implementing C.3. Provisions on a Project from Start to Completion.* Her segment highlighted a small redevelopment project in the downtown area. Town Public Works Staff also attended monthly West Valley training meetings on 8-1-06, 2-27-07, 11-28-07 and 12-19-07. Implementation of current and proposed C.3 requirements were reviewed and discussed at the meetings.	WVCWP , Sr. Eng Tech & Assoc Planner
C.3.e Operation and Maintenance of Treatment BMPs				
BMP Inspection Program O&M Verification	Permit C.3.e.iii	Report on O&M verification program in each annual report. Note organizational responsibility, evaluation of effectiveness, and planned improvements. Include a list or summary of treatment BMPs inspected during the year, inspection results, and any required follow-up and correction.	The Town has not yet conducted any BMP O&M inspections. .Los Gatos has two regulated C.3 projects still under construction. After a project is completed, the Town Engineering Inspector will perform annual BMP inspections. Any enforcement issues will be referred to the Los Gatos Code Enforcement Officer for further action.	Public Works Engineering staff
	Work Plan	Training & Evaluation Continue to provide training to inspectors and data managers on O&M verification program. Discuss evaluation of effectiveness and planned improvement to the program.	On March 5, 2007, Los Gatos' Sr. Engineering Technician and the WVCWP Manager and Stormwater Discharge Inspector attended SCVURPPP's BMP O&M meeting to review the co-permittee's use of standardized inspection forms and the collection of required information for the database. County Vector Control staff attended to request agencies provide immediate information on types and locations of built treatment measures. Vector Control must document and inspect potential problem areas to prevent the spread of West Nile Virus. The agencies discussed reporting methods for newly constructed treatments. The Town's Sr. Engineering Technician attended	Sr Eng Tech, WVCWP

Source	Task Source	Work Plan Tasks	Accomplishments	Responsible Party
			SCVURPPP's June 14, 2007 workshop which included training on conducting BMP O&M Inspections. Detailed aspects of the verification program were reviewed at WV's monthly meetings (8-1-06 & 3-27-07).	
C.3.f Hydromodification Management Plan				
HMP – Hydrograph Modification Mngmt Plan	Permit Prov. C.3.f	Continue implementing the HMP as part of requirements for qualified Group 1 projects that may cause increased erosion or other related impacts.	The Town implemented the HMP for Group 1 projects on 10-20-05. There were no HMP-regulated projects in FY06-07. Due to the nature of expected developments, the Town does not expect many projects will be subject to these requirements over the next few years. However, Public Works staff will continue to track regional implementation of the HMP.	Sr Eng Tech, Eng staff & Assoc. Planner
Training		Provide incremental training on HMP requirements to Town staff via SCVURPPP workshops and/or in-house staff training.	To stay informed of the most recent HMP developments, Engineering staff attends SCVURPPP HMP trainings. The Sr. Eng Tech and Associate Planner were also kept up-to-date on the progress of HMP development by attending SCVURPPP's C3PO task group meetings. Proposed revisions to the HMP were reviewed during the West Valley Communities' round table discussions regarding the administrative drafts of the MRP in November '06 and in June '07.	SCVURPPP/ Eng Div / Plan. Div.--WVCWP to coordinate
HMP Reporting	C.3.f.viii	Provide development and implementation status and a summary of projects incorporating HMP measures to WVCWP staff for Annual Report.	There were no HMP-regulated projects in FY06-07.	Sr Eng Tech / Assoc Planner
C.3.g Waiver and Compensatory Mitigation Program				
Waiver Program or Alternate	Permit C.3.g.	Provide information on any projects allowed to implement alternative compliance measures during FY06-07.	All applicable projects must implement C3 requirements without using alternative or off-site compliance measures. The Town does not foresee using a Waiver Program.	Public Works Director

Source	Task Source	Work Plan Tasks	Accomplishments	Responsible Party
Compliance				
C.3.h Alternate Certification				
Alternate Certification reporting	Permit C.3.h	List the projects certified by someone other than municipal staff and mechanism for ensuring that outside certifiers are qualified in the Annual Report.	The Town does not certify C.3 compliance for private projects. The three projects listed in the project annual report tables, part 1 and part 2, were certified according to the following procedure: the project applicant is responsible for having all stormwater measures certified for adequacy, according to the requirements of Provisions C.3.d & C.3.f and C.3.h. Additionally, the Town uses the lists of qualified civil engineers approved by the City of Sunnyvale and BASMAA to determine who is allowed to certify C.3 compliance for private development projects.	Sr. Eng. Tech.
C.3.j Site Design Measures Guidance and Standards Development				
Site Design Measures Guidance and Standards Revision	(Permit C.3.j.)	Summarize the status of revision and implementation of site design standards and guidance related to watershed protection. Provide Summary to WVCWP for Annual Report	The Town's Sr. Eng Technician attended the final sub-group meetings of the Water Resources Collaborative during 06-07 to help develop the outcome product, "Guidelines and Standards" (for the protecting the riparian corridor). The Town Council adopted the Guidelines and Standards developed by the Santa Clara Valley Water Resources Protection Collaborative on February 20, 2007. The Town will continue to evaluate local site design standards to determine any necessary revisions.	Assoc Planner, Comm Dev Dir, Sr. Eng. Tech.
C.3.k Source Control Measures				
Source Control Measures	Permit C.3.k.	Incorporate stormwater pollutant source control measures on all development projects.	The Town continues to evaluate its source control BMP requirements to determine any necessary revisions. During FY06-07, standard conditions of approval for new homes	Assoc Planner, Sr. Eng. Tech.

Source	Task Source	Work Plan Tasks	Accomplishments	Responsible Party
			with a pool were revised to require a sanitary sewer clean-out within 10 feet of the pool equipment, and a pervious landscape area for pool filter washout.	
C.3.l General Plan Update				
General Plan	Permit C.3.l	Revise General Plan, at next planned update, to reflect principles and policies needed to address C.3 requirements.	The Town's General Plan was revised in 2000. The General Plan updates are scheduled every ten years. (2010)	Assoc Planner & Sr Eng Tech
C.3.n Reporting Requirements				
C3 Project Reporting	Permit C.3.n.i. (C.3.c.)	Report on Group 1 and Group 2 projects that received final approval for construction during FY06-07. List project name, location, project type, size, and sq. footage of impervious surface area.	See the attached table given in Part 1 of the Los Gatos New and Redevelopment Projects Reporting Forms.	Sr. Eng Tech provide data to WVCWP staff
C3 Project Reporting	Permit C.3.n.ii.	For Group 1 and Group 2 projects, report type of treatment BMPs used, numeric sizing criteria used, O&M inspections, and any follow-up actions. Note site design measures used, and source control measures required.	See the attached table, Part 2 of the Los Gatos New and Redevelopment Projects Reporting Forms.	Sr. Eng Tech provide data to WVCWP staff
Pesticide Control Measures Reporting	NPDES Permit Provision C.3.n.iii	For Group 1 and Group 2 projects, describe the types of pesticide reduction measures required. Give the percentage of new development and significant redevelopment projects for which pesticide reduction measures were required.	Los Gatos has an irrigation efficiency ordinance to promote use of less water and minimize runoff that can carry pesticides/fertilizers into local waterways. Town Code 26.40.030– encourages protection and preservation of native species, natural areas, and designs to minimize irrigation runoff. The Town's "Hillside Design Guidelines' limit the amount of non-native plants that can be used in new developments. A pesticide reduction fact sheet is given to all project applicants.	Sr Eng Tech, Assoc Plannr provide info to WVCWP staff

Los Gatos

Santa Clara Valley Urban Runoff Pollution Prevention Program

FY 2006-2007 ANNUAL REPORT

Source	Task Source	Work Plan Tasks	Accomplishments	Responsible Party

Planning Procedures Evaluation

Town Public Works staff continue to coordinate reviews with the Community Development Department to ensure that all development projects have written conditions to meet storm water quality requirements. In addition, Public Works staff assist developers and their design team members with C.3 technical and legal issues (specifically the BMP O&M agreement).

The Town's Public Works Director has followed the development of proposed MRP requirements with assistance and analysis by the Sr. Engineering Technician and the Public Works Analyst. Town staff, as part of West Valley monthly meetings, continues to examine and discuss feasible ways to implement some of the more challenging C.3 requirements proposed in the draft MRP.

TOWN OF LOS GATOS

Reporting Form for Planning Procedures Performance Standard and Provision C.3.n.i. Reporting Requirements

Part 1

Group 1 and Group 2 New Development Projects

Approved During FY 06-07

Project Name	Project Type	Site Size (ac. or s.f.)	New Impervious Surface (s.f.)	Area of Land Disturbed (ac.)	Project Status Deemed Complete & Project Approval Date	Storm Water Control Measures Included in Project
Private Projects						
1. 15700 Shady Ln. (PD-04-0003) [527-09-001 & 004, 527-12-001] Watershed: Guadalupe Developer: Highlands of Los Gatos, LLC	Group 1 19 Lot subdivision (no homes to be built)	66.2 Ac.	225,000 s.f.	25-30 ± ac.	Deemed Complete: 1/17/06 Approved by Council: 2/16/06 Final Approval: 8/30/06 Current Status: Under construction	Biofilters; detention pond
2. 235 W. Main St. - S-05-118 [510-45-010] Watershed: Guadalupe Developer: Norwest Holdings, LLC	Group 2A Demolish existing motel & construct 11,500 s.f., 2 story office bldg.	20,909 s.f.	**Proposed:** Building: 5,495 s.f.; Parking & driveway: 11,091 s.f. Total: 16,586 s.f. Pervious: 4,323 s.f. (21%) **Exist.:** 16,472 sf.	20,909 s.f.	Deemed Complete: 12/14/05 Approved by P.C.: 12/14/05 Final Approval: 7/19/06 Current Status: Under Construction	Proposed: ▪ Vortechs Model 1000 Stormwater Treatment System ▪ Set back area to be landscaped, except for walk & driveway ▪ 5% of interior parking lot to be landscaped
Public Projects	None					

TOWN OF LOS GATOS

Reporting Form for Planning Procedures Performance Standard and Provision C.3.n.ii. & iii. Reporting Requirements

Part 2

Stormwater Control Measures for Group 1 & Group 2 Projects Approved During FY 06-07

Project Name	Treatment BMPs	Numeric Sizing Criteria Used	O&M Responsibility Mechanism and Responsible Party	Site Design Measures	Source Control Measures	Pesticide Reduction Measures
Private Projects[1]						
1. 15700 Shady Ln. - PD-04-0003 [527-09-001 & 004, 527-12-001] Watershed: Guadalupe Developer: Highlands of Los Gatos, LLC	Bio-filters, detention pond	Will have to do a HMP.	O & M agreement signed by developer; future O & M by Home Owners Association	▪ Preserve existing vegetation on steep slopes ▪ Narrow street design ▪ Shared driveways	▪ Permanent erosion control (ex: retaining wall, slope protection, outfall energy dissipater) ▪ Stencil catch basins	▪ *Landscape Maintenance Techniques for Pest Reduction* given to developer in application packet. ▪ Pest resistant landscaping
2. 235 W. Main St. S-05-118 [510-45-010]	Proposed: Vortechs	Flow based	O & M agreement signed by developer &	▪ Landscaping required in all set-backs	▪ No copper roofing, gutters or trim ▪ Stencil catch basins	▪ *Landscape Maintenance Techniques for*

[1] List all* projects with new impervious surface area greater than 10,000 s.f. Group 1 and Group 2 projects defined in Provision C.3.c, Order No. R2-2005-0035, NPDES Permit No. CAS029718. See SCVURPP C.3 Handbook, "Guidance for Implementation of Stormwater Requirements for New and Redevelopment Projects".

*Projects that do not require stormwater treatment because they fall under the Alternative Compliance Program must be reported as per Provision C.3.g.v. (see Reporting Form Part 3). The West Valley Municipalities do not offer Alternative Compliance for Group 1 & Group 2 projects.

TOWN OF LOS GATOS

Reporting Form for Planning Procedures Performance Standard and Provision C.3.n.ii. & iii. Reporting Requirements

Part 2

Stormwater Control Measures for Group 1 & Group 2 Projects Approved During FY 06-07

Project Name	Treatment BMPs	Numeric Sizing Criteria Used	O&M Responsibility Mechanism and Responsible Party	Site Design Measures	Source Control Measures	Pesticide Reduction Measures
Private Projects[1]						
Watershed: Guadalupe Developer: Norwest Holdings, LLC	Model 1000 Storm-water Treatment System		recorded	▪ Min. 5% of interior parking lot must be landscaped (this excludes set-back area ▪ New rainwater leaders to stabilized landscaping	▪ Pavement sweeping at least 4 times/year ▪ covered enclosures for dumpsters & recycling facilities located away from buildings	*Pest Reduction* given to developer in application packet. ▪ Pest resistant landscaping
Public Projects	**None**					

West Valley Communities

Santa Clara Valley Urban Runoff Pollution Prevention Program

FY 06-07 ANNUAL REPORT

Training Summary: New and Re-Development

Los Gatos NPDES Training for Planners Sponsor: Trish Duarte, Senior Engineering Technician, Town of Los Gatos **Topics:** ▪ NPDES Permit & MRP ▪ C.3. Group 1 and Group 2 Projects ▪ BMPs for Single Family Homes ▪ Required treatment BMPs ▪ BMP O&M Inspections and guidance ▪ Los Gatos BMP Matrix ▪ Construction Inspections & State General Construction Permit ▪ NTCs ("Notice to Comply")	July 11, 2006	**Los Gatos (11)** Senior Engineering Technician, Community Development Director Asst Com Dev Director Planning Staff (7) Community Code Officer
WVCWP Monthly Meeting/Training Discussion led by: WVCWP Program Manager; Genevieve Fire, P.E., WVC Consultant **Topics:** ▪ Worksheets being developed for staff and developers to use to track new development permit applications ▪ Review LG training for Planners – example of C.3 Training ▪ Draft MRP: Stormwater treatment requirement threshold to 5000 sq ft. ▪ Draft MRP: BMP O&M inspections will have additional requirements ▪ Draft MRP: Means of notifying public, local developers of potential upcoming changes ▪ BMP O&M: Budgeting/payment methods for administration & conveyance of Treatment BMP Operation and Maintenance Covenants ▪ BMP O&M: Review URMP SOPs for BMP O&M Verification Programs; use SCVURPPP standard inspection forms ▪ C3 Reporting: Revise SOPs to include Group 2	August 1, 2006	**WVCWP (4)** Program Manager Stormdrain Inspector Program Assistant P.E. Consultant for WVC **Campbell (1)** Senior Civil Engineer **Los Gatos (1)** Senior Engineering Technician **Saratoga (1)** PW Analyst
Permeable Block Paving & Industrial Concrete Seminar Sponsor: Pavestone Speaker: Dr. Brian Shackel, School of Civil & Environmental Engineering, Univ. of NSW,	September 21, 2006	**WVCWP (2)** Program Manager Stormdrain Inspector

West Valley Communities

Santa Clara Valley Urban Runoff Pollution Prevention Program

FY 06-07 ANNUAL REPORT

Training Summary: New and Re-Development

Australia; author: " Design and Construction of Interlocking Concrete Block Pavements" **Topics:** ▪ Concrete Paver Technology ▪ General, Permeable and Industrial Applications ▪ The need for permeable paving ▪ USEPA requirements ▪ Rating sustainability ▪ Tests of permeable paving ▪ Types of permeable paving ▪ Design requirements		
WVCWP Monthly Meeting/Training Led by: WVCWP Program Manager **Topics:** ▪ C.3. Compliance ▪ BMP O & M inspection responsibility and reporting ▪ Handouts from Water Board on proposed C3 reporting forms ▪ Documents from SCVURPPP on approved C3 reporting forms	November 7, 2006	**WVCWP (3)** Program Manager Stormdrain Inspector Program Assistant **Campbell (1)** Senior Civil Engineer **Los Gatos (1)** Senior Engineering Technician **Saratoga (1)** PW Analyst
HMP Model Training San Jose Sponsor: SCVURPPP **Topics:** ▪ HMP Model ▪ Draft HMP User Manual	November 13, 2006	**Los Gatos (1)** Associate Civil Engineer
Municipal Regional Urban Runoff Permit Workshops Sponsor: Water Board Staff	November 15 and 20, 2006	**WVCWP (1)** Program Manager

West Valley Communities

Santa Clara Valley Urban Runoff Pollution Prevention Program

FY 06-07 ANNUAL REPORT

Training Summary: New and Re-Development

Topics: Comments on Major issues of concern in the MRP for Program Elements ***C.3:*** ▪ Change in exemption for Single Family Dwellings (SFDs) ▪ SFDs will be exempt from numeric sizing requirements, O&M inspections ▪ SFD projects to incorporate one or more site design measures ▪ Proposed Data Collection for projects		
WVCWP Monthly Meeting/Training Led by: WVCWP Program Manager **Topics:** ▪ MRP Discussion/ Provision C.3. Compliance ▫ Change in exemption for Single Family Dwellings (SFDs) ▫ SFDs will be exempt from numeric sizing requirements, O&M inspections ▫ SFD projects to incorporate one or more site design measures ▫ Proposed Data Collection for projects ▫ General Plan compliance ▫ Cost of implementation ▫ Size of site (acreage) vs. amount of land disturbance	November 28, 2006	**WVCWP (3)** Program Manager Stormdrain Inspector Program Assistant **Campbell (1)** Senior Civil Engineer **Los Gatos (1)** Senior Engineering Technician **Saratoga (1)** PW Analyst
Understanding Proposed MRP Requirements for West Valley Development Projects Sponsor: WV Monthly Meeting Speakers: Jill Bicknell, SCVURPPP, Robert Reid, WVSD, Shin-Roei Lee, RWQCB, Sue Ma, RWQCB **Topics:** ▪ Threshold for Regulated Projects; Resurfacing & Repairing Streets and Roads ▪ BMPs for Single Family Dwellings ▪ O&M Verification Program ▪ Certification of Project Design ▪ Collection of Impervious Surface Data	December 19, 2006	**WVCWP (1)** Program Manager **Campbell (3)** Public Works Director Community Development Director Sr. Civil Engineer/SW Rep **Los Gatos (2)** Public Works Director Sr. Engineering Technician/SW Rep **Saratoga (3)**

West Valley Communities

Santa Clara Valley Urban Runoff Pollution Prevention Program

FY 06-07 ANNUAL REPORT

Training Summary: New and Re-Development

		City Engineer Public Works Analyst City Attorney's NPDES Specialist
Bioretention "Rain Garden" Technical Seminar Sponsor: SF Regional Water Quality Control Board & SCVURPPP Sunnyvale Community Center Speaker: Larry Coffman, LLLP, Filterra **Topics:** ▪ What is Bioretention? – Study Findings and Applications ▪ Bioretention Design Criteria ▪ Construction Inspection & Sample Maintenance Agreement ▪ Inspection and maintenance ▪ Tree Box maintenance Criteria	January 17, 2007	**WVCWP (1)** Program Manager **Campbell (1)** Senior Civil Engineer **Los Gatos (1)** Senior Engineering Technician **Saratoga (1)** Associate Engineer
Campbell Planning Dept staff – Alternative Building and Roofing Materials (Training via e-mail) Training Material from CA Stormwater Quality Association (CASQA) **Topics:** ▪ Materials with lower potential to leach pollutants ▪ Materials that reduce need for future painting or other pollutant generating maintenance activities. ▪ Treated wood that leaches pollutants ▪ Metal roofs that leach pollutants	January 25, 2007	**Campbell (6)** Community Development Director Sr. Planner City Engineer Planning Staff (2) Code Enforcement Officer
Stream Restoration and Erosive Forces Workshop Sponsor: EAC, SCVWD, WMI Speakers: Phil Bobel - Santa Clara Basin Watershed Management Initiative, Dave Chesterman - SCVWD, Jill Bicknell - SCVURPPP, Melody Tovar - City of San Jose Northern California Home Builders Perspective: Ella Foley-Gannon, Sheppard Mullin, Santa Clara County Creeks Coalition: Bob Power , Richard McMurtry, Brian Schmidt, Larry Johmann,	January 31, 2007	**WVCWP (2)** Program Manager Stormdrain Inspector

West Valley Communities

Santa Clara Valley Urban Runoff Pollution Prevention Program

FY 06-07 ANNUAL REPORT

Training Summary: New and Re-Development

Topics: ▪ Points of agreement ▪ What is needed to address erosion ▪ What is needed to re-create stable healthy streams		
WVCWP Monthly Meeting/Training Led by: WVCWP Program Manager **Topics:** ▪ Documenting C.3 Groups 1 & 2: • Review New Development Table • How to determine which projects to report according to their approval date ▪ Review Sample Reporting Form for BMP O&M inspections	February 27, 2007	**WVCWP (3)** Program Manager Stormdrain Inspector Program Intern **Campbell (2)** Senior Civil Engineer **Los Gatos (1)** Senior Engineering Technician **Saratoga (1)** PW Analyst
When the Spotlight is on Your Program: Inspections and Enforcement Sponsor: CA Stormwater Quality Association (CASQA) Speaker: Jill Bicknell, SCVURPPP and Kristy McCumby-Hyland, City of Sunnyvale **Topics:** ▪ Conducting BMP Operation & Maintenance Verification Inspections ▪ A County-wide Approach ▪ Early Lessons Learned	March 9, 2007	**WVCWP(1)** Program Manager
WVCWP Monthly Meeting/Training Led by: WVCWP Program Manager **Topics:** ▪ Group 1 and Group 2 project reporting: report on 3 dates (Deemed Complete, Conceptual Approval, Final Approval to begin grading or construction) ▪ BMP and O&M Verification ▪ BMP O&M Inspections ▪ Review BMP O&M Workshop materials	March 27, 2007	**WVCWP(3)** Program Manager Stormwater Inspector Program Intern **Campbell (1)** Senior Civil Engineer **Los Gatos (1)** Senior Engineering Technician

West Valley Communities

Santa Clara Valley Urban Runoff Pollution Prevention Program

FY 06-07 ANNUAL REPORT

Training Summary: New and Re-Development

▪ BMP Verification Data Form – categories, use of electronic table ▪ Reporting new BMP Structural Treatment Measures to Vector Control		**Saratoga (1)** PW Analyst
The Trend to Low-Impact Development and What it Means to Public Works (Audio/Web Broadcast) Sponsor: American Public Works Association (APWA) Speaker: Peg Staeheli, ASLA LEED AP, President SVR Design Co.; Michael Mucha, PE, Dir of Public Works, City of Olympia; Gerald Greene, DEnv, PE, QEP, Sr Civil Eng, City of Downey, CA; Mark Meyer, PE, Principal Engineer, Intuition & Logic, St Louis, MO; Moderator/ Speaker: Chuck Williams, Public Works Director, City of Gladstone, MO **Topics:** ▪ Implementing of LID Strategies ▪ Redevelopment: The Challenge of Balance ▪ Municipal Design Criteria ▪ BMP Design Considerations	June 6, 2007	**WVCWP (1)** **Campbell Staff (5)** City Engineer Sr Civil Engineer Engineering staff (3)
New Development Workshop - C.3. Projects and BMP O&M Sponsor: SCVURPPP Speakers: Jill Bicknell, P.E., SCVURPPP; Dale Bowyer, Regional Water Quality Control Board; Jim Howell, GeoSyntec Consultants; Joe Teresi, City of Palo Alto; Karla Tomkins, Stanford University; John Lamon, BKF Engineers, Jamie McLeod, City of Sunnyvale; Dustin Clark, City of Sunnyvale; Trish Duarte, Town of Los Gatos; Ed Bosacci, BKF Engineers; Peter Schultze-Allen, City of Emeryville; Sarah Sutton, Design, Community and Environment; Dave Dockter, City of Palo Alto; Noor Tietze, SCC Vector Control District **Topics:** ▪ MRP, New Development ▪ Costs of Treatment and Flow ▪ San Jose's Green Building Policy ▪ Stormwater Plans ▪ Inspection of Bioretention Facilities ▪ Green Building Policy	June 14, 2007	**WVCWP (2)** Program Manager Stormwater Discharge Inspector **Campbell (1)** Sr Civil Engineer **Los Gatos (1)** Sr. Engineering Technician **Monte Sereno (1)** City Planner **Saratoga (2)** Associate Engineer PW Analyst

Construction Inspection

City of Campbell

Town of Los Gatos

City of Monte Sereno

City of Saratoga

LOS GATOS

FY 2006-2007 ANNUAL REPORT

CONSTRUCTION INSPECTIONS

FY 2006-2007 Work Plan Self Evaluation Matrix

Source	WP Task	Work Plan Tasks	Accomplishments	Responsible Party
	URMP	Staff Training Participate in and support RWQCB and Program sponsored workshops on erosion control and construction BMPs; support distribution of related materials.	On December 5th Los Gatos' Sr. Engineering Inspector, Sr. Engineering Technician and Associate Civil Engineer attended the SCVURPPP's Construction Site Management and Erosion Control Workshop. WVCWP's Stormwater Discharge Inspector and Manager also attended.	WVCWP to coordinate w/ SCVURPPP; attend by Engineering Inspectors
	URMP	Construction Inspections Continue construction site inspections for stormwater issues (i.e., dirt tracking, mat'l storage, housekeeping, erosion control, etc.).	Town Code Sec. 12.20.010 et seq., requires erosion and sediment control materials to be onsite by October 1st and in place before October 15th. Once-a-week inspections, and additional inspections during and after every major storm, are carried out by Town Engineering staff on all sites with active grading permits. During FY06-07 the Town had 21 active grading permits. Engineering Inspectors check for erosion control, proper materials storage and disposal and other construction-related Best Management Practices.	Eng Inspectors WV Inspector by referral

Construction Inspection Evaluation

Construction Site Evaluation:

FY 05-06		FY 06-07	
Accidental Spills	1	Accidental Spills	1
Allowable Discharge	1	Allowable Discharge	1
Landscape Mat'l Dumping	3	Dirt Tracking	2
Dirt Tracking	2	Outside of Town's Jurisdiction	2
	7		6

LOS GATOS

FY 2006-2007 ANNUAL REPORT

The Construction Inspection Program currently works well due to coordinated efforts between the Town's engineering inspectors and the WVCWP Inspector. Potential incidents reported by other agencies or citizens, are inspected and re-inspected until resolution is achieved. This year the WVCWP Inspector responded to six (6) construction-related incident calls for the Town. Two incidents turned out to be outside of the Town's jurisdiction. One report was due to the tracking of wet material which looked like oil, by vehicles that traveled on a new road outside the Town. The tracking was noticed by a resident within the Town's limits. One incident in Santa Clara County's unincorporated area was addressed by providing the contractor with a verbal reminder to remove all asphalt when done. (The Construction Incidents Table is attached). One Town incident turned out to be an allowable discharge; another was due to an accident. Two construction-related incidents involved dirt tracking. Both of the dirt tracking sites will be revisited in FY-07-08. The number of incidents in Los Gatos has dropped from seventeen (17) in FY04-05 to seven (7) in FY05-06 and then to (4) in FY06-07 (within the Town's jurisdiction). Two incidents in FY06-07 were outside the Town's jurisdiction, totaling six incident calls for FY06-07. However, the number of reported incidents may increase when WVCWP's half-time Inspector has time for drive-by inspections to watch for minor remodeling jobs, which do not require a permit. Smaller home improvement jobs i.e. painting, landscaping, re-flooring, re-tiling and concrete replacement, etc. can go unnoticed, but do contribute to stormwater violations. In FY06-07 the WVCWP inspector spent most of his time responding to incident calls and conducting pro-active inspections of restaurants and vehicle maintenance facilities.

Construction Site & Erosion Control Training – Three of the Town's Public Works Engineering staff attended a WVCWP training meeting on June 27, 2007, which was planned for Saratoga construction inspection staff. Town staff asked to be included to ensure stormwater training for their new Engineering Inspector. During FY06-07 the WVCWP Mgr made it a priority to provide additional training on construction inspection requirements and to encourage self evaluations of municipal inspection programs. Several WV meetings and municipal training sessions were held to discuss BMPs, URMP requirements and documentation of inspection activities. Early in FY06-07 it was determined that inspectors would benefit from a review of documentation requirements. Continued public outreach efforts and further training and communication among municipal inspection staff and the WV Stormwater Inspector have served to develop a coordinated and effective construction inspection program in Los Gatos.

The Town plans to update the plan sheet, *Blueprint for a Clean Bay.* Due to Engineering Dept staff changes this did not happen in FY06-07. Additional staff time was spent reorganizing, hiring and training. With the new State General Permit expected in 2007, the update of *Blueprint for a Clean Bay* will be considered for FY07-08, but will be contingent upon the amount of staff time needed for review and implementation of the new MRP.

Los Gatos
Cosntruction Related Incidents and Follow-up
Annual Report FY 06/07

#	IC/ID Date	Contact Name (Resp Party)	Location/Address of Incident	ICID Incident Report Source (Origin)	ICID Incident Source	ICID Incident Type	ICID Enforcement Action	Findings: (Comments)	Status	Compliance Date
Accidental Spills										
	9/18/2006	Residence under construction	16439 Hilow St., Los Gatos	Other	Construction Sites	Grey water discharge	Verbal Notice	Lisa Flores, San Mateo Co. Envir. Health Dept called in. Construction company broke a pipe in process of remodel.Water with dirt and mud going to SD. They put a filter at SD and repaired the pipe. OK now.	Incident - Resolved	18-Sep-06
Allowable Discharge										
	8/25/2006	Residence	17525 Wedgewood Av., Los Gatos	Citizen Complaints	Construction Sites	Misc. incidents	Verbal Notice	House under construction. Rain water was pumped out of hole in back yard. All OK. Just water. I also let concerned citizen know.	Incident - Resolved	25-Aug-06
Outside of Town's Jurisdiction										
	7/24/2006	Calvin Watt-Mrs. Watt	19200 Beckwith, Los Gatos	Citizen Complaints	Construction Sites	Dumping – non-hazardous	Verbal Notice	Resident,Debby Rice, called in Asphalt on embankment near creek. They are rebuilding the private road. In unincorporated area, out of my jurisdiction. Asked them to please remove asphalt as a part of the project. Referred to Santa Clara County.	Incident - Resolved	24-Jul-06
	6/18/2007	Oil slick on roadway	Shannon Road from Shady View Ln to Los Gatos Blvd.	Interdepartmental	Construction Sites	Misc. incidents	Verbal Notice	Citizen called in to LG. Made it sound like it was an oil spill. Oil tracking due to paving of Shady Veiw by S.C.Co. No problem. Nothing in gutter. Nothing to SD. I called Los Gatos Inspector back to let him know.	Incident - Resolved	18-Jun-07
Dirt Tracking										
	9/14/2006	Villa Felice construction site, New Custom Homes	15350 Winchester Blvd., Los Gatos	Illicit discharge inspectors	Construction Sites	Tracking soil	Verbal Notice	Inspected several times during FY06-07. Stopped by to check it out. Some dirt tracking, but they are using BMPs. Rock has been put in at entrance, and the are running a sweeper on Winchester Blvd.	Incident - Resolved	14-Sep-06
	2/12/2007	Residence under construction	15520 Quito Rd., Los Gatos	Citizen Complaints	Construction Sites	Tracking soil	Verbal Notice	This is a rural problem, no SD's, creek. WVCWP staff observed them hosing dirt from driveway and road into creek. Work being performed by Craig A. Rogers. They wil not do this in future. I educated them. Will inspect again in FY07-08.	Incident - Resolved	12-Feb-07

West Valley Communities
FY 2006-2007 ANNUAL REPORT

Training Summary: Construction Inspection FY 06-07

Training Description	Date	Attendees
WVCWP Monthly Meeting – Focus on Construction Inspection Led by: WVCWP Program Manager **Topics:** • Construction/Erosion Control Inspection Requirements • Buttoning up sites early for rainy season – start hydroseeding now • Construction Inspection Performance Standard & Work Plan Implementation	October 3, 2006	**WVCWP (3)** Program Manager, Stormwater Inspector and Program Assistant **Los Gatos -** Sr Engineering Tech **Campbell -** Sr Civil Engineer **Saratoga -** Public Works Analyst
Construction Site Management, Compliance & Controls Workshop Sponsored by: SCVURPPP Speakers: Keith Lichten, P.E., RWQCB; Scott Taylor, P.E., RBF Consulting; Jill Bicknell, P.E., EOA, Inc. - SCVURPPP **Topics:** • Overview of State Regulations: Construction Stormwater Program • Municipal Program Expectations • Erosion and Sediment Control • SWPPP: Preparation and Implementation • Construction Site Compliance & Controls • BMPs • The Bay Area Municipal Regional Permit (MRP) & potential changes to Constn Insptn	December 5, 2006	**WVCWP (3)** Program Manager Stormwater Discharge Inspector Clean Water Program Assistant **Los Gatos (3)** Sr. Engineering Technician Engineering Inspector Associate Civil Engineer **Campbell (2)** Sr. Civil Engineer Sr. Construction Inspector
EPA Webcast: Construction Site SWPPPs from A to Z Sponsored by EPA Speakers: Barry Tonning, Associate Director, Tetra Tech Nikos Singelis, Senior Program Analyst with EPA's Stormwater Program	Jan 10, 2007	**WVCWP (2)** Program Manager Stormwater Discharge Inspector

West Valley Communities
FY 2006-2007 ANNUAL REPORT

Training Summary: Construction Inspection FY 06-07

Training Description	Date	Attendees
Kristine Karlson, Compliance Officer & Inspector, NPDES Prog, US EPA 10 **Topics:** • EPA's Guide to *Developing Your Stormwater Pollution Prevention Plan* • Assessing the Site and Planning for Your SWPPP • Selecting Appropriate Erosion and Sediment Control BMPs • Selecting Appropriate Good Housekeeping BMPs • Inspections, Maintenance and Recordkeeping • Top 10 Compliance Problems at Construction Sites		
West Valley Monthly Meeting **Construction Site BMPs to share with Developers and Contractors** WVCWP Presentation – "Innovative BMPs" (materials received from a Construction Site Conference) Presenter: Trish Duarte, Los Gatos Sr. Engineering Technician **Topics:** ▪ Handouts: BMPs discussed for construction sites - listed by company name: ➢ BSRF – belted silt retention fence made of polyester/fiberglass ➢ Contractors-Services, LLC; IECA – rumble track beams, for shoring projects ➢ Eljen Corporation – manage water flow on slopes - reservoir system for surface water control, and a prefabricated drainage system for subsurface water control ➢ Environmental Systems – Paint Washout Station – on-site processing	Feb 27, 2007	**WVCWP (2)** Program Manager Stormwater Inspector **Los Gatos** Sr Engineering Tech **Campbell** Sr Civil Engineer **Saratoga** Public Works Analyst

Training Summary: Construction Inspection FY 06-07

Training Description	Date	Attendees
contaminant system to manage waste-water ➢ Envirosystems – EnviroSac – bags to store excess concrete ➢ Grizzly – Trackout Control Device –minimizes tracking of dirt/debris from vehicles ➢ Nilex GeoRidge Bio – permeable check dam designed for sediment/erosion control; galvanized and biodegradable spikes ➢ Profile Products, LLC: GreenArmor System –"green armor" is a permanent, lofty, open matrix, hydraulically in-filled with a flexible growth medium to bond soil and seeds while accelerating growth ➢ Southwest Compliance Products – portable tool washout station ➢ StrawNet – product is a pelletized straw mulch		
EPA Web Cast - Evaluating a Stormwater Program: **Municipal Stormwater Compliance** Sponsored by EPA Speakers: John Malloy, USEPA Office of Wastewater Mgmt; John Kosco, Tetra Tech; John Tinger, USEPA Region 9; Jason Papacosma, Arlington County, VA **Topics:** ▪ Overview of MS4 Evaluations ▪ The new MS4 Evaluation Guidance ▪ MS4 Evaluation Example - Construction ▪ BMPs, SWPPPs and Construction Inspection Requirements ▪ How to use MS4 Evaluations to Improve Programs ▪ Benefits of an Evaluation – Assess Compliance with permit or SWMP (URMP)	March 7, 2007	**WVCWP(1)** Program Manager

West Valley Communities
FY 2006-2007 ANNUAL REPORT

Training Summary: Construction Inspection FY 06-07

Training Description	Date	Attendees
When the Spotlight is on Your Program: Inspections and Enforcement Sponsored by: CASQA Speaker: Robert Patterson, Pulte Homes; Eric Berntsen, State Water Resources Control Board **Topics:** ▪ Developing a Regulatory Inspection Protocol for Construction Sites ▪ Construction Permit Update - How Urban Landscape Changes "Drive" Channel Changes (and what the Water Boards are doing about it)	March 9, 2007	**WVCWP(1)** Program Manager
WVCWP Monthly Meeting/Training Presentation + Discussion led by WVCWP Program Manager **Topics:** ▪ Evaluating a Construction Inspection Program ▪ EPA Webcast on Evaluating Municipal Stormwater Programs ▪ Conducting and Documenting Construction Site & Erosion Control Inspections	March 27, 2007	**WVCWP (3)** Prgm Manager, Pgm Assistant, Inspector **Los Gatos (1)** Sr Engineering Technician **Campbell (1)** Sr Civil Engineer **Saratoga (1)** PW Analyst
City of Campbell: Construction Inspection Staff Training **Review of City's Management Plan (URMP) and Permit Provisions for Construction Site Inspections** Presenters: Cheri Donnelly, WVCWP Mgr; Al Oxonian, City of Campbell Sr Civil Engineer, **Topics:** • Discussion of EPA webcast topics (1-10-07), *Construction Site SWPPPs from A to Z*	May 16, 2007	**WVCWP Staff (2)** Program Mgr Stormwater Inspector **Campbell Staff (7)** Sr Civil Engineer Sr Construction Inspector

Training Summary: Construction Inspection FY 06-07

Training Description	Date	Attendees
and (3-7-07) *Evaluating a Construction Inspection Program* • Review of Construction Inspection MS4 Permit Provisions & City's URMP Standards		Public Works & Engineering Staff
City of Saratoga: Construction Inspection Staff Training **Review of City's Management Plan (URMP) and Permit Provisions for Construction Site Inspections** Led by: WVCWP Program Manager **Topics:** • Discussion of EPA webcast topics (1-10-07), *Construction Site SWPPPs from A to Z* and (3-7-07) *Evaluating a Construction Inspection Program* • Review of Construction Inspection MS4 Permit Provisions & City's URMP Standards	June 27, 2007	**WVCWP Staff (2)** Program Mgr , Stormwater Inspector **Saratoga (4)** Building Inspectors (2) Building Official Public Works Analyst **Los Gatos (3)** Sr. Engineer Technician Sr. Engineering Inspector Engineering Inspector

Public Information and Participation

City of Campbell

Town of Los Gatos

City of Monte Sereno

City of Saratoga

West Valley Communities

Santa Clara Valley Urban Runoff Pollution Prevention Program

FY 06-07 ANNUAL REPORT

PUBLIC INFORMATION/PARTICIPATION

Work Plan Self Evaluation Matrix

Source	WP Task	FY06-07 Work Plan Tasks	FY 06-07 Accomplishments	Responsible Party
A. SCV PROGRAM - PROJECTS/SUPPORT				
	NPDES Permit, Provision C.4,	Watershed Education and Outreach Campaign Help to develop/implement the 2nd multi-year watershed education and outreach campaign. Participate in campaign development and special projects, e.g. community events. Campaign will include funding for educational programs at the Alviso Ed Center and funding for ZunZun performances in local schools.	WVCW Pgm Mgr assists via participation in the Watershed Education and Outreach Ad Hoc Task Group. WVC helped plan and implement the Watershed Watch campaign aimed at IPM and Mercury Pollution Prevention. These topics were chosen based on feedback from the March 2006 Focus Group. *Watershed Watch Media Campaign* The FY06-07 campaign featured ongoing IPM and Mercury ads in community newspapers. The WV communities, (along with 3 other cities and the County Integrated Waste Mgmt Division) contributed additional funds (totaling $17,535 in all) toward media buys. WVCWP regularly provide staff support for Program outreach events: *Pumpkins in the Park Event on Saturday October 14,2006* 2 WVCWP staff members worked the Watershed Watch booth at the Pumpkins in the Park event. This event was held on Oct 14 at Discovery Meadow in front of the Children's Discovery Museum. Guadalupe River Parks and Garden (GRPG) volunteers helped oversee the stormwater bean bag game which gives children an opportunity to choose appropriate methods for disposing	WVCWP staff

Source	WP Task	FY06-07 Work Plan Tasks	FY 06-07 Accomplishments	Responsible Party
			commonly-generated waste. WVCWP staff spoke with residents and gave them recycled money pencils engraved with the WVCWP website address. *Home and Garden Show on Sunday 4/29/2007.* 3 WVCWP staff members worked two shifts at the San Jose Convention Center. In addition to distributing informational materials, WVCWP staff handed out gutter getters, *What You Don't Know About Mercury* brochures from HHW, "The Original Earth-Friendly Pest Control" flyswatters, pencils engraved with Household Hazardous Waste website and phone number and mercury-free thermometers, among other give-away-products. WVCWP spoke with at least **211** people. Attendees showed interest in less-toxic gardening methods. Some people were interested in controlling specific pest infestations. Other topics included safe fluorescent bulb disposal, and safe paint and pesticide disposal.	
	NPDES Permit, Provision C.4, C.9 & Pest Mgt Plan (PMP)	Pesticide User Outreach Project Continue to provide funding and to participate in Our Water Our World IPM Store Partnership. Project scope will include items in Program's Pesticide Management Plan based on provision c.9.d of the Permit for outreach to residents, commercial businesses, and pest control operators.	The WV Clean Water Program Manager participated in the SCVURPPP IPM Ad Hoc Task Group and provided staff for all of the Program's public outreach events. WVCWP also provided additional funding for the local IPM media campaign. The FY 06-07 WW Campaign adopted a top-of-mind-awareness or frequency-based approach to media, running ongoing consistent IPM ads in community newspapers *Summerwinds Garden Center* Campbell, March 19, 2007 WVCWP staff met with Summerwinds staff and provided **200 Grow it Guides** for distribution to Garden Center	WVCWP staff

West Valley Communities

Santa Clara Valley Urban Runoff Pollution Prevention Program

FY 06-07 ANNUAL REPORT

Source	WP Task	FY06-07 Work Plan Tasks	FY 06-07 Accomplishments	Responsible Party
			customers. *Summerwinds Garden Center* Campbell has "Less Toxic Products" displays WVCWP staff have met annually with staff at this store for a number of years, and have attended the Summerwinds' Our Water Our World (OWOW) Partnership training. *IPM Store Partnership **Training** - Summerwinds (Campbell store) June 5, 2007* The WV Communities provide funding for this training through SCVURPPP. For Summerwinds Campbell, appx. 8 store employees attended the June 5th training. Staff also attended the Summerwinds-California kick-off event, with IPM training, on Feb. 6, 2007	
	NPDES Permit, Provision C.9.c.	Mercury Pollution Prevention Outreach Participate in the Program's Mercury Pollution Prevention Outreach Work Group and conduct local implementation of the Program's Mercury Pollution Prevention Plan including public education on: 1) negative health and environmental impacts of mercury, and 2) proper disposal of products containing mercury.	The FY 06-07 Campaign adopted a top-of-mind-awareness or frequency-based approach to media, running ongoing consistent **Mercury ads** in community newspapers. WVCWP provided additional media campaign funding. See Task a. (above). *Mercury Thermometer Exchange Event_4/28/2007* Held in conjunction with the WVC E-Waste Recycling Event. WVCWP purchased **200 digital solar thermometers** to provide WV residents with **mercury-free, battery-free** thermometers. This also served as a means to publicize the goal of using mercury-free products in general. *City of Campbell Thermometer Exchange May 19, 2007* Held annually in conjunction with the City's Community Clean Up Day. Three thermometers were brought in to be	WVCWP Staff in partnership with SCC HHW Campbell PW sponsored Campbell's Thermometer Exchange

West Valley Communities

Santa Clara Valley Urban Runoff Pollution Prevention Program

FY 06-07 ANNUAL REPORT

Source	WP Task	FY06-07 Work Plan Tasks	FY 06-07 Accomplishments	Responsible Party
			exchanged at the 06-07event.	
	WVCWP Public Service Event	*Public Outreach Event*	***Free** E-Waste Recycling Event April 28,2007* Recycling of TVs, monitors and all office electronics. The event was sponsored by the four West Valley Cities through the *Clean Water Program*. It was held at the City of Saratoga's North Campus, on Prospect Road in Saratoga. The event was for West Valley businesses, residents and schools. However, it was open to the general public (CA residents). A Banner and Flyers were created. WV staff **distributed 123 flyers** for posting at 67 businesses from April 10th to the 24th. **270 E-Waste Event flyers** were taken home by private-school students in Saratoga, where WVCWP staff gave two classroom presentations. The event was also advertised via notices on municipal web sites. **170 cars** brought E-waste for recycling. Staff greeted drivers and surveyed them on behaviors associated with improper E-waste disposal. Give-away-items were provided to encourage participants to use convenient drop-off locations at partnering hardware and home improvement stores.	WVCWP Staff coordinated with municipal staff

Public Information/Participation Program EVALUATION - *SCV Program Projects/Support*

Pesticide User Outreach - STORE PARTNERSHIP:

Managers of Summerwinds Garden Center in Campbell have shown their interest in less toxic products. In fall of 2006 Summerwinds' store management chose to participate in the IPM store partnership displays being introduced at two other gardening stores. A consultant representing SCVURPPP's Watershed Watch and OWOW campaigns worked with the Campbell store to increase shelf space and display exposure for the promotion of less-toxic products. Sales of less-toxic

West Valley Communities

Santa Clara Valley Urban Runoff Pollution Prevention Program

FY 06-07 ANNUAL REPORT

Source	WP Task	FY06-07 Work Plan Tasks	FY 06-07 Accomplishments	Responsible Party

products rose by a noticeable percentage in FY06-07 (exact figures are not given, as the store does not wish this information to be publicized).

Mercury Pollution Prevention Outreach – THERMOMETER EXCHANGE:

This regional thermometer event was organized by the Bay Area Pollution Prevention Group (BAPPG). The "Spring Thermometer Exchange" program was advertised on www.baywise.org . Twenty Bay Area agencies were supported with clear guidance and an extensive advertising campaign, including ads in the San Jose Mercury News and the San Francisco Chronicle. The WVCWP Manager previously considered holding an event but rejected the idea because of concerns that it might not be feasible with the limited staff resources for West Valley public outreach events. The Manager heard about the BAPPG event a little late, through discussion at a Watershed Watch ad-hoc task group meeting. The outcome was that a regionally organized thermometer exchange was relatively easy to staff and implement locally. Since FY06-07 was the first year of this specific partnership, some agencies, including WVCWP, ended up with events scheduled a few days prior to the commencement of the advertising campaign. The West Valley Clean Water Program is now a member of the BAPPG and on the regional BayWise website: http://www.baywise.info/index.cfm?fuseaction=links&categoryID=8F785744-40CA-38F9-55F3387AE0E4551C In the future the West Valley thermometer exchanges will be coordinated with BAPPG events to take advantage of regional exposure and advertising. The BAPPG event summary is attached at the end of this report section.

Mercury Outreach - E-WASTE RECYCLING EVENT:

WVCWP designated staff time and funds to organize a Free E-Waste Recycling Event for West Valley residents, businesses and schools, and to publicize safe and legal disposal of Mercury and Copper-containing items. As a follow-up to WV's very successful 2006 "TV and Monitor Collection Event", WVCWP responded to residents' requests and delivered a similar, broader **all-product E-Waste Event** in April 2007. The event was held at a centrally-located and easily-accessible site - City of Saratoga's North Campus.

The WV cities found that a free E-Waste recycling event provides a meaningful way to effect behavior change, while providing a platform for conducting community outreach and education on this topic. Outreach resulted in completed surveys from **170** drivers and discussion with each driver (and most passengers) about disposal of hazardous waste.

The WVCWP advertised the event by distributing flyers and painting a large banner for the site. The *Los Gatos Weekly*, the *Saratoga News,* and the *Campbell Reporter* also carried Calendar section notices about the event. A strong emphasis was placed on the use of a responsible recycling firm. By using a responsible recycler we help prevent export of our waste to foreign dumps where mercury leaches into the environment. The results of surveys taken during the event showed that the banner was probably the most effective form of outreach among the 4 different outreach techniques mentioned. Attendees learned about the event via:

62 via banner - 33 via flyer - 28 via websites – 13 via newspaper - 19 via "other", which in most cases was specifically stated as "my wife" (15 – no response). The "my wife" answer provides some insight as to which target audience may be a good catalyst for behavior change in the West Valley communities.

West Valley Communities

Santa Clara Valley Urban Runoff Pollution Prevention Program

FY 06-07 ANNUAL REPORT

Source	WP Task	FY06-07 Work Plan Tasks	FY 06-07 Accomplishments	Responsible Party
B. WVCWP PROJECTS				
GENERAL OUTREACH				
General	NPDES Permit, Provision C.4 and C.9	Distribute Materials. Distribute public information materials at civic centers, libraries, building and planning department desks and similar venues. Maintain a website (and phone request line) for public requests and distribution of materials.	**DISTRIBUTED VIA COMMUNITY EVENTS** ***HUMANE SOCIETY 7-20-06*** 152 Flea Sheets ***HAPPY HOLLOW PARK AND ZOO 8-10-06*** 100 Flea Sheets ***PUMPKINS IN THE PARK EVENT 10-13-06*** 68 Grow it Guides 70 HHW English 30 HHW Spanish 20 Pencils ***LOS GATOS FARMERS MARKET 4-15-07*** 29 Grow-It Guides 4 West Nile Virus 12 OWOW Magnets 6 Pest or Pal coloring books 3 Diazinon 39 Pencils 5 Watershed Watch Magnets 16 Household Hazardous Waste ***WV COMMUNITIES E-WASTE RECYCLING 4-28-07***	WVCWP Staff & WVCWP Staff to coordinate with municipal staff

West Valley Communities

Santa Clara Valley Urban Runoff Pollution Prevention Program

FY 06-07 ANNUAL REPORT

Source	WP Task	FY06-07 Work Plan Tasks	FY 06-07 Accomplishments	Responsible Party
			170 Pencils w/ HHW contact info (website, phone) 170 *What You Don't Know About Mercury* - product disposal brochures ***HOME AND GARDEN SHOW 4/29/07*** 43 HHW brochures 37 Sluggo 94 Grow-It Guides 40 Gutter Getters 66 Note Pads 51 Mercury Free Thermometers 46 HHW Pencils 52 What do you know about Mercury 10 Watershed Watch bottles 100 Flyswatters 112 Pest Bugging You **DISTRIBUTED VIA SCHOOLS** ***SARATOGA UNION SCHOOL DISTRICT 3-2-07*** 2,040 flyers were distributed electronically to students & parents District-wide. "*Spring Outreach Flyer* " for watershed-themed activities at Don Edwards Nat'l Wildlife Refuge/ Alviso Educational Center. ***LOS GATOS UNION SCHOOL DISTRICT 3-5-07*** **75 flyers** were distributed for posting at five Los Gatos schools. "*Spring Outreach Flyer*" for watershed-themed activities at Don Edwards Nat'l Wildlife Refuge/Alviso	

West Valley Communities

Santa Clara Valley Urban Runoff Pollution Prevention Program

FY 06-07 ANNUAL REPORT

Source	WP Task	FY06-07 Work Plan Tasks	FY 06-07 Accomplishments	Responsible Party
			Educational Center. ***SACRED HEART SCHOOL Saratoga 3-28-07*** 1 Hardcover Book " *All The Way to The Ocean"* 68 WVCWP Pencils ***ST. MARY'S SCHOOL Los Gatos 5/21/07*** 1 Hardcover Book " *All The Way to The Ocean"* 30 WVCWP Pencils ***ALLEN @ STEINBACK SCHOOL San Jose 5/25/07*** 1 Hardcover Book " *All The Way to The Ocean"* 24 WVCWP Pencils **DISTRIBUTED VIA GARDENING CENTERS** ***SUMMERWINDS GARDEN CENTER 3-19-07*** 200 Grow-It Guides 68 WVCWP Pencils ***"TAX FREE DAY" AT ORCHARD SUPPLY HARDWARE STORE /GARDENING CENTER 4-22-07*** *(bordering Saratoga & Campbell)* 19 HHW brochures 40 Grow It Guides 9 pencils 10 IPM Gardening coloring books 30 OWOW Magnets **CAR WASH EVENT - Part of Watershed Watch campaign 5/30/07** at Classic Car Wash in Saratoga Customers received 50% percent off on their car wash for	

West Valley Communities

Santa Clara Valley Urban Runoff Pollution Prevention Program

FY 06-07 ANNUAL REPORT

Source	WP Task	FY06-07 Work Plan Tasks	FY 06-07 Accomplishments	Responsible Party
			participating in the Watershed Watch promotional event. Reusable Watershed Watch Discount Cards for $2 to $4 off on future Classic car washes were also distributed to customers. WVCWP set up a table and display board showing waste water and stormdrain paths. Customers were willing to engage in conversation after they discovered that staff were not trying to sell them something and were not asking them to sign anything. After customers understood what the promotion was about, several asked for additional carwash discount cards for their spouses. **CITY OF CAMPBELL** Given to Campbell Community Garden plot holders by the Public Works Dept. 39 Grow It Guides ***CAMPBELL COMMUNITY CLEAN UP 5/19/07*** Grow It Guides Pencils Mercury Drop-off location brochures(staff did not track # of materials distributed at this event) **TOWN OF LOS GATOS** ***LOS GATOS PUBLIC WORKS WEEK EVENT 5/23/07*** 150 Watershed Watch tattoos 150 WVCWP Pencils 150 “What You Don’t Know About Mercury” brochures **WVCWP WEBSITE & PHONE REQUESTS**	

West Valley Communities

Santa Clara Valley Urban Runoff Pollution Prevention Program

FY 06-07 ANNUAL REPORT

Source	WP Task	FY06-07 Work Plan Tasks	FY 06-07 Accomplishments	Responsible Party
			Dec. 13, 2006 Phone call Saratoga resident asking for advice on proper pool water discharge methods (related to discharge incident). Resident was directed to: • WVCWP website • SCVURPPP website *Feb. 5, 2007 E-mail* WVC resident asking for advice on less-toxic means of controlling aphids in her Tulip trees. Resident was directed to: • City of San Jose Arborist - questions answered at no charge (phone & website) • Our Water Our World website • mywatershedwatch.org website - IPM Solutions page	
General	NPDES Permit, Provision C.4 and C.9	b. Participate in Local Community Events Promote watershed messages by participating in local community events (e.g., farmers market, festivals, creeks clean-ups, etc.).	"Tax Free Day" at OSH (bordering Saratoga & Campbell) 4-22-07 The new Manager at this location was very skeptical of WVCWP staff and did not permit them to give out any material that the store sold (gutter getters, and packets of *Sluggo* snail and slug bait). WVCWP staff spoke with at least 45 customers and employees about less toxic alternatives for pest management and gardening (some with family or friends who are not included in this total). **LOS GATOS** *Farmers Market Event 4-15-07* Two WVCWP staff members presented water quality	WVCWP Staff WVCWP Staff to coordinate with Municipal Staff

Source	WP Task	FY06-07 Work Plan Tasks	FY 06-07 Accomplishments	Responsible Party
			messages and less toxic gardening tips. The Enviroscape model was set up for teachers, to provide a sample of WVCWP's classroom presentations. Forty-two people visited the display table. While the usual stormwater messages and outreach materials were delivered, WVCWP staff, with the help of telling photos, also brought up Anti litter and illegal dumping topics to generate a pro-active interest in protecting communities and creeks from an accumulation of debris. **MUNICIPALLY-SPONSORED EVENTS** **CAMPBELL** *Creekside Clean Up 5-19-07* Public Works staff organized and supervised a community creekside Clean-up event. Several public outreach materials (including Earth Day T-shirts) were distributed. The Clean-up was held in conjunction with "The Great American Pick Up Day". *Arbor Day, 4/26/07.* In 2007, the City of Campbell received an Arbor Day Award for 25 years of participation in Arbor Day festivities. Public Works staff organized and supervised two tree plantings at Campbell elementary schools. The City's Park Maintenance Supervisor spoke to the students about the importance of planting and caring for trees and the benefits trees provide for the community. *Los Gatos Public Works Week Event 5/23/07* The Town of Los Gatos piloted a new outreach event in 2007. A tour of the Public Works maintenance yard was organized and promoted to schools and the general	

West Valley Communities

Santa Clara Valley Urban Runoff Pollution Prevention Program

FY 06-07 ANNUAL REPORT

Source	WP Task	FY06-07 Work Plan Tasks	FY 06-07 Accomplishments	Responsible Party
			public. Town Public Works employees showed students how to operate the various vehicles and machines. Tables were staffed with spokespersons representative of a variety of agencies and departments, e.g. the Street Sweeper, the Code Enforcement Officer, Los Gatos – Monte Sereno Police and Park Service Officers. Display tables showcased give-away-items, educational materials and stormdrain maintenance and protections activities. Stormwater display included the watershed model, a storm drain model to show the difference between a sewer drain and a storm drain, photos of litter in the creeks, brochures showing drop-off locations for safe disposal of mercury products and Watershed Watch tattoos.	
General	NPDES Permit, Provision C.4 and C.9	c. Prepare Newsletter Articles/ Press Releases Prepare and contribute articles/ press releases of interest to the City newsletter and/or local media. Topics such as HHW disposal, pesticides, mercury, trash and copper/nickel will be promoted.	The Spring 07 *Los Gatos Vista* (distributed to over 12,000 LG residences) included the following articles: • Car Wash Fundraisers (pollution from these events, & how to use the Free Car Wash Kit) • Fluorescent Light Bulb Recycling (drop-off locations for residents and businesses) • Grading, Erosion, and Sediment Control Ordinance (necessity of this ordinance; link to details on Town website)	WVCWP Staff
	NPDES Permit, Provision C.4 and C.9	d. Promote Clean Water Program Website	Distributed the popular recycled (blue-jean and money) pencils with website address and a watershed protection message, at community events and classroom presentations to promote the website. Cleancreeks.org was included on all outreach materials i.e., flyers, the	

Source	WP Task	FY06-07 Work Plan Tasks	FY 06-07 Accomplishments	Responsible Party
			community event banner, and written or email responses to public inquiries and calls.	
General	CI Item	WVCWP Website Revisions While promoting the website, continue to expand and update the site with new educational material and up-to-date topics for the public on HHW, pest management, and other pollutant reduction e.g. mercury, trash, & copper /nickel	WVCWP posts information about Trash Cleanups for National River Clean Up Day and Coastal Clean Up Day on the *Cleancreeks.org* Home page to announce these events. Mercury and Copper issues were featured prior to the April E-waste event. The "Take Action" page was revised to include links to the UC Davis IPM site for residents interested in less toxic pest control. In addition, the page now highlights the question of home and garden chemicals' safety, with links to sites on toxicity information. During FY06-07, WVCWP staff developed drafts for new versions of the "About Us" page, to feature NPDES and stormwater information, and the "Take Action" page, to offer a variety of ideas and links leading visitors to useful next-step information. Work on the new website pages is planned for FY 07-08, but is contingent upon the amount of staff time that will be available after negotiating and preparing for implementation of the new MRP requirements.	WVCWP Staff
CITIZEN PARTICIPATION				
Public Partici-pation	Trash Monitoring Work Plan	Creek Clean-ups Continue implementation of trash monitoring activity during Creek Clean-ups. Conduct a minimum of two clean-up events (i.e. on Coastal Clean-up Day and National Rivers Day).	**Trash Monitoring was conducted at 4 different Clean-up sites in FY 06-07.** See *Trash Management* (Section #10) for results. Two of the creek clean-ups were held at an established site: San Tomas Aquino Creek next to Westmont High School (which serves Campbell, Los Gatos, Monte Sereno	WVCWP Staff & WVCWP Staff to coordinate with Municipal Staff

West Valley Communities

Santa Clara Valley Urban Runoff Pollution Prevention Program

FY 06-07 ANNUAL REPORT

Source	WP Task	FY06-07 Work Plan Tasks	FY 06-07 Accomplishments	Responsible Party
			and Saratoga students). WVCWP sponsored creek cleanup and trash monitoring events on 9-16-06 and 5-19-07. High school student volunteers have proven to be receptive to helping with Trash Monitoring. Students and other volunteers were trained to conduct trash monitoring and told why trash has become a pollutant of concern (POC) for the S.F. Bay area. **A third Clean-up was sponsored by WVCWP in partnership with Sacred Heart Elementary/Middle School** 4/18/07 Saratoga. The school is in Saratoga, but serves students from all WVCs. Students and parents participated in the Clean-up and Trash Monitoring. Prior to the event, 4th and 5th grades participated in Enviroscape watershed model demonstrations, where trash issues were discussed in great depth. **City of Campbell sponsored one Clean-up**. This event was held as part of the "Great American Pickup Day" (May 19, 2007). It was well promoted regionally and via the City's website and Public Works staff. About sixty volunteers participated and worked on a variety of sites, including sites along Los Gatos Creek Trail, the railroad tracks next to Winchester Blvd. and short Freeway stretches, picked up by volunteers under the supervision of Caltrans staff. Due to the scattered nature of the sites for this event, WVCWP used slightly simplified monitoring methods. Community volunteers were agreeable to tracking and estimating trash and filling out the forms.	

West Valley Communities

Santa Clara Valley Urban Runoff Pollution Prevention Program

FY 06-07 ANNUAL REPORT

Source	WP Task	FY06-07 Work Plan Tasks	FY 06-07 Accomplishments	Responsible Party
			The Town of Los Gatos also promoted the Great American Pickup Day event by posting a flyer on the Town's website. Participants joined the Campbell site cleanup and monitoring activities. **Los Gatos Creek Trail in Los Gatos** is cleaned on a continuing basis by volunteers. Information on volunteering for this activity are found on the Town website. Due to the on-going and informal nature of this activity, these volunteers are not involved in monitoring.	
Public Partici-pation	Creek Keepers Outreach Began in 2001	"Creek Keepers" Program training Provide training on trash tallying and highlight current trash pollution issues for students and volunteers when they participate in a cleanup event.	Training on Trash Monitoring, and trash pollution issues, was provided for volunteers at the following events: **9-16-06 Creek Clean-Up, Westmont** **4-18-07 Creek Clean-up, Wildcat Creek, Saratoga/ Sacred Heart School** **5-19-07 National River Clean Up Day, Westmont** **5-19-07 Great American Pick Up Day, Campbell sites / Los Gatos Creek Trail** "Trash Management" (Section #10) includes results of the Clean-up events.	WVCWP Staff & WVCWP Staff to coordinate with Municipal Staff
Public Partici-pation	Copper/ Nickel and Mercury Activities	Recycling Event for TVs, Monitors and E-waste Plan an E-waste collection event for (but not limited to) West Valley residents, based on success of pilot event held in Los Gatos in January 2006.	*E-Waste Collection & Recycling Event - Saturday April 28, 2007* WVCWP organized, promoted, and carried out a five-hour e-waste collection event – open to all CA residents at Saratoga's North Campus. Partnered with United Datatech (electronic recyclers), Santa Clara County's HHW, program, a Saratoga Boy Scout troop, and Pizza My Heart to coordinate a successful community service.	WVCWP Staff, HHW staff and WVC municipal staff

West Valley Communities

Santa Clara Valley Urban Runoff Pollution Prevention Program

FY 06-07 ANNUAL REPORT

Source	WP Task	FY06-07 Work Plan Tasks	FY 06-07 Accomplishments	Responsible Party
			WVCWP conducted a survey with all participants to find out where they would dispose of fluorescent bulbs and gave everyone an HHW information booklet which lists places to "drop off" used hazardous items (including fluorescent bulbs). Also conducted a Mercury fever thermometer exchange, providing 26 digital solar thermometers to participants.	
TARGETED OUTREACH & SCHOOLS				
Targeted Schools	Expand Outreach to Teachers and Students	Schools Outreach: Watershed Ed. Curriculum Continue to build on 5th grade curriculum for WVCWP classroom watershed presentations, consistent with state required education standards. Expand outreach efforts by developing scripts based on state standards, or text books, for other grade levels in response to teacher interest. Evaluate effectiveness and appeal by soliciting teachers' & students' evaluations.	WVCWP staff made outreach presentations to two 5th grade classes, one 4th grade class, one 2nd-3rd grade class and 2 Kindergarten classes. Student's retention of stormdrain messages and recommended steps to protect their watershed was measured by developing a quiz for 4th and 5th grade students. The Science teacher administered the quiz three weeks after the classes participated in the watershed activity. Responses showed that sixty-five out of sixty-eight students were able to correctly list two actions that they would take to protect their local watersheds. Two sample quizzes with students' responses are included after the evaluation at the end of this report section. Development of an appropriate script for Kindergarten students was a focus of the 06-07 outreach efforts. The interactive presentations developed for the Kindergarten classes were well-received by teachers and students.	WVCWP Staff
Targeted	Based on	Provide Watershed Education in	WVCWP is evaluating a new outreach item aimed at	WVCWP Staff by

West Valley Communities

Santa Clara Valley Urban Runoff Pollution Prevention Program

FY 06-07 ANNUAL REPORT

Source	WP Task	FY06-07 Work Plan Tasks	FY 06-07 Accomplishments	Responsible Party
Schools	feedback from Teachers and Students	classrooms Conduct water quality protection education or presentations in local schools, using *Enviroscape* and/or other methods to engage students in Watershed campaign messages.	students, parents and teachers. The hardcover book *"All The Way to The Ocean"* is presented to teachers who welcome WVCWP presentations into their classrooms. The book can be shared amongst teachers, and read to new classes each year or borrowed by parents to read to younger siblings, so that the message of stormdrains being linked to the Bay and the Ocean is shared with others. It is hoped that this permanent classroom resource will also remind teachers that stormwater presentations are available to their classes. Three "All The Way to the Ocean" books donated (1 Sacred Heart, 1 St Mary's, 1 Allen at Steinbeck) *Guadalupe Elementary, San Jose 10-23-07* **25 5th grade students** participated in a demonstration and activity. Using a simple model, WVCWP staff, working with Environmental Volunteers docents, demonstrated the role of watersheds and wetlands as a filter of sediments and pollutants and how wetlands act as a retainer for water and a refuge for many different organisms. Students built a model using interactive watershed and wetland kits. Students learned about protecting San Francisco Bay emphasizing runoff, wetlands, marshes, filter, absorption, and pollutants. *K.R. Smith Elementary, San Jose 12-12-06* WVCWP staff, working with Environmental Volunteer docents gave Twenty-one **2nd and 3rd grade students** an opportunity to participate in an interactive Water Cycle demonstration and related activities, to understand how we use and reuse water. WVCWP's Intern developed a	arrangement w/ Teachers

West Valley Communities

Santa Clara Valley Urban Runoff Pollution Prevention Program

FY 06-07 ANNUAL REPORT

Source	WP Task	FY06-07 Work Plan Tasks	FY 06-07 Accomplishments	Responsible Party
			song to help students remember the stages of the Water Cycle and the concept of Runoff. All students learned the words to the song with enthusiasm. The presentation emphasized evaporation, condensation, precipitation, transpiration, absorption, percolation, run-off, aquifer, groundwater, water table and the understanding that the amount of water on Earth now is the same amount there has always been and the same amount there always will be. After the presentation students were asked to place water words on the water cycle board in the correct location; **all students gave correct responses.** *Sacred Heart Private School, Saratoga* - Presentations *for* 4th and 5th grade Science classes on *3-28-07* **68 students** participated in Enviroscape watershed presentations to learn about reduction of pesticides, proper car washing, erosion control, litter prevention and trash cleanup, safe disposal of mercury products and using HHW for household hazardous waste. West Valley Staff customized curriculum to meet the Science teacher's needs (correlated to state standards for appropriate grade). Pencils engraved with the Clean Water Program's website and stormdrain slogans were distributed to students & teachers. Water vocabulary words (i.e. watershed, runoff, stormdrain, wetlands, pollutants and household hazardous waste) were written on the white board and emphasized throughout the presentation. Three weeks after the presentation sixty-eight students completed a watershed quiz developed by WVCWP staff. Sample quizzes with student responses are provided after the evaluation at the	

West Valley Communities

Santa Clara Valley Urban Runoff Pollution Prevention Program

FY 06-07 ANNUAL REPORT

Source	WP Task	FY06-07 Work Plan Tasks	FY 06-07 Accomplishments	Responsible Party
			end of this section. *St. Mary's School, Los Gatos,* Kindergarten on *5-21-07* For this class of **30 Kindergartners**, the students were split into 2 groups. One group identified storm drains and used trash grabbers and gloves to pick up debris around the school yard. The second group participated in an Enviroscape activity whereby students added pollutants to the watershed, used sprayers to make rain and witnessed the effect that runoff has on the wildlife that live in and around the wetlands and the Bay. The Enviroscape watershed model activity showed children how daily behaviors can contribute to pollution in our local creeks and the Bay. Solutions to pollution were offered and reviewed during a wrap-up question period. West Valley staff built on last year's first-time experience presenting to a Kindergarten class, by redeveloping the script to make it more appropriate for kindergarteners. *Allen at Steinback School, San Jose 5-25-07* Kindergarten This class of **24 students** participated in the same activities as those described above for St. Mary's School.	
Targeted Schools	Expand Outreach to Teachers and Students	General Schools Outreach	**City of Campbell – Arbor Day Event** 4-26-07 This event was open to the general public. Arbor Day events were held at two schools with the intention of engaging teachers, students and parents. Campbell was honored for 25 years of Arbor Day events, and chose to celebrate via tree planting events at Capri Elementary and Rosemary Elementary.	City of Campbell PW staff

West Valley Communities

Santa Clara Valley Urban Runoff Pollution Prevention Program

FY 06-07 ANNUAL REPORT

Source	WP Task	FY06-07 Work Plan Tasks	FY 06-07 Accomplishments	Responsible Party
			The Celebration included members of the City Council, Park and Recreation Commission, city and school district staff and approximately **300 students**. Campbell's Parks Maintenance Supervisor, who is well-trained in IPM, spoke about the City's Urban Trees program. The program offered an opportunity for everyone to become acquainted with the City's success in tree care and the benefits of trees for our air and water.	
Targeted Schools	Expand Outreach to Teachers and Students	General Schools Outreach	**Town of Los Gatos – Public Works Week Corp Yard/ Stormwater Tour** held on 5-23-07 This event was open to the general public, but was targeted at schools, with extensive outreach planned for teachers and students. The outreach was successful and resulted in at least **96** students viewing stormwater-related displays and equipment: *Rolling Hills Middle School (serving Campbell, LG, Saratoga)* 58 - 6th graders, with 4 parents and teachers *Hillbrook Elementary School, Los Gatos* 38 - 2nd graders, with 10 parents and teachers Along with Public Works staff, the event also involved 4 Town of Los Gatos officials: The Town Manager, Mayor, Vice Mayor and 2 Parking & Transportation Commissioners. The event involved a tour of the Public Works	Town of Los Gatos Public Works staff WVCWP Program Manager

West Valley Communities

Santa Clara Valley Urban Runoff Pollution Prevention Program

FY 06-07 ANNUAL REPORT

Source	WP Task	FY06-07 Work Plan Tasks	FY 06-07 Accomplishments	Responsible Party
			maintenance yard and educational presentations at various tables staffed by PW employees and WVCWP Program Manager. Public Works staff showed students how to operate the various vehicles and machines. Tables were staffed with spokespersons representative of a variety of agencies and departments, e.g. the Street Sweeper, the Code Enforcement Officer, Los Gatos – Monte Sereno Police and Park Service Officers. Display tables showcased give-away-items, educational materials and stormdrain maintenance and protection activities. The WVCWP Manager staffed a Stormwater table displaying the watershed model, photos of litter in the creeks, and a storm drain model to show the difference between a sewer drain and a storm drain. Students received a brief presentation about watersheds and stormwater pollution, with an emphasis on litter, which students can help to prevent. Students went home with "goody bags" containing brochures showing drop-off locations for safe disposal of mercury products, Watershed Watch tattoos, and WVCWP pencils with stormwater messages and the WVCWP website address.	
Targeted Schools	Expand Outreach to Teachers and Students	General Schools Outreach	City of Saratoga staff and WVCWP worked with a Boy Scout (Eagle Scout candidate) to develop a "*Manual for E-Waste Recycling Events*" for general use, and to help any group wanting to hold an E-Waste event at City of Saratoga's North Campus site. WVCWP staff and City of Saratoga PW staff worked with this Scout to integrate knowledge he had gained from his	WVCWP Manager City of Saratoga PW staff

West Valley Communities

Santa Clara Valley Urban Runoff Pollution Prevention Program

FY 06-07 ANNUAL REPORT

Source	WP Task	FY06-07 Work Plan Tasks	FY 06-07 Accomplishments	Responsible Party
			Scout Troop's E-Waste event, with WVCWP's E-Waste experience and with the City's relevant regulations. The Manual is still in the development stage but the preparation documented by this Boy Scout was very useful for streamlining event tasks and enhancing advertising. It was his recommendation to create and set up a banner a few days prior to the event.	
Targeted Schools	Expand Outreach to Teachers and Students	General Schools Outreach - Flyers	**Los Gatos School District** Delivered flyers for Free Weekend Programs put on by The Alviso Environmental Education Center. Fliers delivered to all 5 schools in the Los Gatos School District. Fifteen fliers to each school. Fliers will be posted in each classroom and in the school offices. Daves Avenue Elementary School 3-19-07 Van Meter Elementary 3-15-07 Blossom Hill Elementary 3-15-07 Ramon J. Fisher Middle School 3-20-07 Lexington Elementary 3-20-07 **Private Schools** **280 E-Waste and HG Thermometer Exchange event flyers** were printed and delivered to a nearby San Jose school to hand out in the children's weekly take-home packet. Queen of Apostles School, in San Jose on 4-12-07	WVCWP staff

West Valley Communities

Santa Clara Valley Urban Runoff Pollution Prevention Program

FY 06-07 ANNUAL REPORT

Source	WP Task	FY06-07 Work Plan Tasks	FY 06-07 Accomplishments	Responsible Party
TARGETED OUTREACH				
Targeted Business	URMP	Mercury Pollution Prevention Plan Obtain or develop outreach material for distribution by IND Inspectors on Mercury Pollution Prevention and the proper disposal of fluorescent lights and batteries.	A new HHW information booklet, *What You Don't Know About Mercury May be Harmful to Your Health,* which lists places to "drop off" used hazardous items (including fluorescent bulbs) is being distributed. The IND inspectors said that businesses are very familiar with fluorescent bulb disposal requirements. WVCWP staff employed other public venues and events to distribute the information.	WVCWP w/ Sr. Haz Mat Specialist
Targeted Business	Permit Provision C.4	Education Distribute BMP materials during routine inspections of food facilities and automotive businesses. Discuss relevant educational material with businesses cited for potential stormwater violations.	During FY06-07, WVCWP supported West Valley Sanitation District (WVSD) staff by continuing an outreach strategy to report restaurants that have failed to use effective grease control BMPs. The WVCWP Inspector requests a copy of the restaurant's latest grease trap cleaning records. If the food facility does not have cleaning records or an invoice, the business is referred to the WV Sanitation District for follow up. The WVSD also provides an outreach poster to the business. This very effective poster emphasizes the importance of using BMPs and conducting good housekeeping and maintenance procedures.	SCC Fire; WV Inspector coordinate with WVSD
Reporting	NPDES Permit, Provision C.4	Evaluation/ Reporting Document or estimate (when possible) numbers of residents, students, municipal staff etc. reached by outreach efforts. Report number of calls, website hits and circulation or readership for newspapers or newsletters.	Events *September 16, 2006 Coastal Clean-up Day* – 40 student volunteers (via contact with staff at local high school) *April 18, 2007 Sacred Heart/ Wildcat Creek*– 42 students & parents *May 19, 2007, Nat'l River Clean-up Day* – 19 volunteers Families of over 1500 Westmont High School students	WVCWP Staff

West Valley Communities

Santa Clara Valley Urban Runoff Pollution Prevention Program

FY 06-07 ANNUAL REPORT

Source	WP Task	FY06-07 Work Plan Tasks	FY 06-07 Accomplishments	Responsible Party
			received the daily e-mail bulletin articles on 2 Creek Clean-ups and the E-Waste Drop-off event. *E-Waste Drop-off Event:* *Briefs ran in the Calendar section of 3 local papers:* Campbell Reporter – 50,200 readers Los Gatos Weekly Times – 54,200 readers Saratoga News – 24, 600 readers *Results of E-waste outreach:* 170 vehicles attended *"Tax Free Day" at* OSH – approx. 40 customers Schools Classroom presentations –168 students Outreach flyers for Alviso Environmental Education Center (EEC) and National Wildlife Refuge programs – 2,040 e-mailed to households Seventy-five 75 EEC fliers were distributed for posting at five Los Gatos schools, reaching approx. 2,600 students All households in Los Gatos received some outreach information through features in their municipal newsletter, which are mailed to each household. 28,590 – Los Gatos (12,000 households)	
Training	FY 06-07 Work Plan	Staff Training Conduct or provide WVCWP staff training/meetings to prepare for school presentations, community events & responses to public requests.	Training is documented in the Training Table at the end of this report section.	WVCWP staff

West Valley Communities

Santa Clara Valley Urban Runoff Pollution Prevention Program

FY 06-07 ANNUAL REPORT

Source	WP Task	FY06-07 Work Plan Tasks	FY 06-07 Accomplishments	Responsible Party
Public Information/Participation Program EVALUATION – WVCWP PROJECTS				

Outreach – MATERIALS DISTRIBUTION:
The "Grow It Guide" (laminated, "fan-out" guide about less toxic controls for garden pests) has been one of the most popular outreach items among WVC's residents, both in general, and among the Garden Centers. However, WVCWP's supply of these items is running low. These are expensive to print, and are only reasonably priced when ordered in extremely large quantities. In FY 07-08, SCVURPPP intends to coordinate a bulk printing of Grow It Guides: this will facilitate increased distribution of this outreach piece at local West Valley events and venues.

Outreach – MEDIA BUYS FOR EVENT PUBLICITY:
In FY 05-06, WVCWP spent several thousand dollars to promote a free WVC E-Waste event; approximately 250 cars came through the event. Many of the drivers showed up with the news ad in hand. For FY 06-07, WVCWP chose to test less expensive methods of outreach and monitor the results. The 06-07 event was held at a different location, and three similar local events were offered by other agencies within the same month. Therefore, it's not possible to weigh the public response equally. However, the 06-07 E-Waste event did receive a respectable number of cars (170 drivers) even though no money had been spent on newspaper ads. According to the survey, the banner hanging at the site, prior to and during the event, was responsible for bringing in about 35% to 40% of the participants. WVCWP will continue to investigate reasonable and effective methods for advertising local events.

Outreach – PRESS RELEASE COVERAGE:
In the past, the WVC benefited from extensive media coverage in their local papers, which were delivered weekly to residents: the *Campbell Reporter*, the *Los Gatos Weekly Times* (also covered Monte Sereno), and the *Saratoga News*. All of these papers had been operating under the umbrella of "Silicon Valley Community Newspapers" (SVCN) and WVCWP staff had well-established contacts with SVCN staff. Unfortunately, a few of the reporters who enjoyed WVCWP's schools and outreach stories, and with whom WVCWP staff had developed a trusted working relationship, are no longer with the paper. During FY 06-07, all the SVCN papers were caught up in a process of acquisitions and mergers; this interfered with access to local reporters and coverage was limited for the WVCWP.

Targeted Outreach -- SCHOOLS: At Sacred Heart School, 68 students from a 4th grade and a 5th grade class participated in Enviroscape presentations. Emphasis was placed on relevant vocabulary. Three and a half weeks after the presentation, WVCWP Program Manager provided a watershed quiz for the teacher. Students completed the quiz as homework to evaluate their understanding and retention of watershed concepts. Students were asked to name two activities that they would do to help keep our creeks and Bay healthy. Sixty-eight students completed the watershed activity quiz. Sixty-five listed two activities that they would do to keep our local creeks and Bay healthy. Six students answered all eight questions correctly. Thirty-nine students said they would prevent litter or pick up trash. Six students will plant trees, plants, and flowers, (reduce impervious surface). One student would plant the "right kind" of plants (native plants). Three students would not wash cars in the driveway. Four students will pick up pet waste. Two students will put only water in the stormdrain. One

West Valley Communities

Santa Clara Valley Urban Runoff Pollution Prevention Program

FY 06-07 ANNUAL REPORT

Source	WP Task	FY06-07 Work Plan Tasks	FY 06-07 Accomplishments	Responsible Party
student (according to the quiz answer) will "reduce toxic chemical use and control pests naturally".				
Targeted Outreach -- PARTNERING WITH OTHER ENVIRONMENTAL SCHOOLS OUTREACH PROGRAMS: The WVCWP Public Outreach Coordinator and Program Intern completed *Environmental Volunteers' (*EV) docent training in August and Sept. of 2006. West Valley staff volunteer as EV docents to promote natural science education and to provide Bay Area students (and teachers) with insights from an urban runoff perspective. This docent training also serves to broaden staff's knowledge for WVCWP classroom watershed presentations.				

Report on the San Francisco Bay Area's Regional Mercury Thermometer Exchange

Organized by the Bay Area Pollution Prevention Group
2007

Participating Agencies and Organizations
**Members of the Bay Area Pollution Prevention Group*

Vallejo Sanitation and Flood Control District*
City of Santa Rosa*
Central Contra Costa Sanitary District*
East Bay Municipal Utility District*
City of San Leandro*
City of Livermore*
City of South San Francisco*
Union Sanitary District*
Dublin San Ramon Services District*
City of Millbrae*
City of Sunnyvale*
City of San Jose*

City of Palo Alto*
South Bayside System Authority*
SF Department of the Environment
West Valley – Saratoga, Los Gatos, Monte Sereno, Campbell
Russian River Watershed Association
Save The Bay
Alameda Countywide Clean Water Program

Project Summary

In May – July 2007, the Bay Area Pollution Prevention Group (BAPPG) coordinated a regional collection event for mercury thermometers and other mercury-containing devices. Together, 20 participating agencies and organizations collected **4,264** thermometers, 21 thermostats and 16 pounds of bottled elemental mercury at **30 one-day and ongoing events**. The BAPPG coordinated this regional effort, building capacity on how to conduct an exchange, organizing and developing regional advertising and outreach materials, developing a regional website and phone number with all event dates, hours and location.

The BAPPG coordinated with the Media Relations Committee of the Bay Area Clean Water Agencies and Bay Area Stormwater Agencies Association to develop press releases and a media kit. In addition, the BAPPG worked with the Media Relations consultant, O'Rorke for paid radio and newspaper advertising.

-2

Follow up Questions from the

Classroom Watershed Activity

For questions 1- 5 please make a √ checkmark by the correct answer or answers.

1. A **Watershed** is

   a. A reservoir to store rainwater for use in times of dry weather or drought

   -1 b. All the creeks and streams that flow into the Bay or ocean

   c. All the land area that drains into a particular creek or body of water

2. **Runoff** is a word that describes

   a. The water that overflows from a clogged storm drain during heavy rains

   b. All of the rain, melting snow, and sprinkler water, that is <u>not</u> absorbed or infiltrated into the ground before it reaches the creeks or Bay

   c. Neither of the above

3. A **Storm Drain** helps to protect neighborhoods from flooding during heavy rains. In Santa Clara Valley the water that goes into a storm drain

   a. flows through a pipe system to a water treatment plant for removal of pollutants such as, pet waste, car oil, paint, exhaust particles, brake pad dust, car-wash water, pesticides, fertilizers and litter before it is released into the Bay

   b. flows directly into our local creeks and eventually into the San Francisco Bay

   c. can be found in a home in a bathtub, a kitchen sink, or in a toilet

-1 4. **Most water pollution is now caused by**

   a. industries or big manufacturing businesses

   b. some of people's every day activities

5. **Fluorescent bulbs** save energy and contain mercury. **When they burn out**

   a. put them carefully in the recycle bin

   b. Check (Santa Clara County <u>H</u>ousehold <u>H</u>azardous <u>W</u>aste) at <u>www.hhw.org</u> to find many safe, legal drop-off locations.

6. **Other than recycling, write down <u>two more things</u> that you will DO <u>or</u> NOT DO to help keep our creeks and Bay healthy for aquatic life and for people.**

   reduce toxic cemical use

   control pests naturaly

Thank you for keeping our Creeks clean!

All Correct

Nicholle

Follow up Questions from the

Classroom Watershed Activity

For questions 1- 5 please make a √ checkmark by the correct answer or answers.

1. A **Watershed** is
   a. A reservoir to store rainwater for use in times of dry weather or drought
   b. All the creeks and streams that flow into the Bay or ocean
   ✓ c. All the land area that drains into a particular creek or body of water
2. **Runoff** is a word that describes
   a. The water that overflows from a clogged storm drain during heavy rains
   ✓ b. All of the rain, melting snow, and sprinkler water, that is <u>not</u> absorbed or infiltrated into the ground before it reaches the creeks or Bay
   c. Neither of the above
3. A **Storm Drain** helps to protect neighborhoods from flooding during heavy rains. In Santa Clara Valley the water that goes into a storm drain
   a. flows through a pipe system to a water treatment plant for removal of pollutants such as, pet waste, car oil, paint, exhaust particles, brake pad dust, car-wash water, pesticides, fertilizers and litter before it is released into the Bay
   ✓ b. flows directly into our local creeks and eventually into the San Francisco Bay
   c. can be found in a home in a bathtub, a kitchen sink, or in a toilet
4. **Most water pollution is now caused by**
   a. industries or big manufacturing businesses
   ✓ b. some of people's every day activities
5. **Fluorescent bulbs** save energy and contain mercury. **When they burn out**
   ✓ a. put them carefully in the recycle bin
   ✓ b. Check (Santa Clara County <u>H</u>ousehold <u>H</u>azardous <u>W</u>aste) at <u>www.hhw.org</u> to find many safe, legal drop-off locations.
6. **Other than recycling, write down <u>two more things</u> that you will DO <u>or</u> NOT DO to help keep our creeks and Bay healthy for aquatic life and for people.**

To keep the bay healthy I will not wash my car in the driveway and pick up trash.

Thank you for keeping our Creeks clean!

West Valley Communities
FY 06-07 ANNUAL REPORT

Training Summary: Public Information / Participation (PI/P)

Training Description	Date	Attendees
Environmental Volunteer Training Sponsored by: ENVIRONMENTAL VOLUNTEERS, Palo Alto, CA (a non-profit environmental education organization providing docents for K-8 classrooms) **Topics:** Learning hands-on activities and grade-appropriate presentations for teaching: ▪ Baylands Ecology ▫ Birds of the Bay ▫ Wetlands in a pan activity ▫ Working toward a healthy Bay ▫ plants – native and invasive species ▫ docent training for Baylands class tours ▫ endangered and protected species ▫ Estuary Biodiversity ▪ Earthquake Geology ▪ Forest and Foothill Ecology ▪ Forest and Foothill and Earthquake Geology ▪ Water and rock cycle	August 9, 16, 23, 30, & Sept. 6, 2006	**WVCWP (2)** PIP Outreach Coordinator Program Intern
Project Wet Sponsored by: Santa Clara Valley Water District Speaker: Kathy Machado Education Outreach Coordinator **Topics:** ▪ Teaching Strategies - Methods for communicating messages to children (songs, skits, artwork, projects) ▪ Project Wet Activities ▪ Introduction to Materials	October 20, 2006	**WVCWP (2)** PIP Outreach Coordinator Program Intern

West Valley Communities
FY 06-07 ANNUAL REPORT

Training Summary: Public Information / Participation (PI/P)

Training Description	Date	Attendees
South Bay Salt Pond Restoration Project Workshop Sponsored by: Santa Clara Water Pollution Control Plant This Workshop will be useful for incorporating topics into classroom watershed presentations. **Topics:** ▪ Understanding the Restoration process ▪ The Importance of ponds for bird migration ▪ Overview of Island Ponds Project	November 29, 2006	**WVCWP (3)** Program Assistant Office Assistant Public Outreach Coordinator
Don Edwards National Wildlife Refuge Walking Tour Environmental Education Center (EEC), Alviso This Tour will be useful for coordinating WVCWP classroom topics with Alviso EEC and Watershed Watch messages. **Topics:** ▪ Effects Of Urban Runoff Pollution ▪ From Marsh To Sewer To Dump To Salt Pond ▪ Pumps and Tide Gates ▪ Bioswales ▪ Endangered Wetlands	Dec. 6, 2006	**WVCWP (2)** WVCWP Inspector Program Assistant
WVCWP Staff Review of Watershed Presentation for Kindergarten Classes Led by: WVCWP Program Manager **Topics**: ▪ Review Subjects for inclusion in Enviroscape Presentation ▪ Developing Kindergarten Approach for Enviroscape Presentations ▪ Rehearsing Presentations	January 19, 2007	**WVCWP (3)** Manager PIP Outreach Coordinator Program Intern

West Valley Communities
FY 06-07 ANNUAL REPORT

Training Summary: Public Information / Participation (PI/P)

Training Description	Date	Attendees
Watershed Management and Urban Ecology Training Workshop Sponsored by: Acterra Speaker: Andy Lipkis, Tree People in Los Angeles; Catherine Martineau, Canopy in Palo Alto; Pam Sturner & Katie Pilat, San Francisco Watershed Council **Topics:** ▪ Working at a Watershed Level ▪ Bringing Together Diverse Groups And Agencies ▪ Caring for Our Urban Trees	March 21, 2007	**WVCWP (1)** Manager
WVCWP Staff Review of "State Standards for 4th and 5th Grade" Led by: WVCWP Program Manager **Topics**: ▪ Review Curriculum-related Subjects for inclusion in Enviroscape Presentation ▪ Developing and Revising Scripts for student presentations, by grade level ▪ Learning Scripts and Enviroscape Presentations ▪ Rehearsing Presentations	March 27, 2007	**WVCWP (3)** Manager PIP Outreach Coordinator Program Intern

Pesticide Management Activities

City of Campbell

Town of Los Gatos

City of Monte Sereno

City of Saratoga

West Valley Communities

Santa Clara Valley Urban Runoff Pollution Prevention Program

PESTICIDE MANAGEMENT ACTIVITES

FY 2006-2007 Work Plan Self Evaluation Matrix

Source	Task Source	Work Plan Tasks	Accomplishments	Responsible Party
	SCVURPPP PMP (I.A.1.)	Summary of Use Track and report use of pesticides on municipally owned property. Report on use of IPM practices.	Pesticides applied by municipal staff are reported monthly to the State of CA Dept. of Pesticide Regulation with copies of monthly reports forwarded to WVCWP for tracking purposes. All pesticides used by Pest Control Operators and Landscape Contractors are listed in the table "*Pesticide Usage by Contractors*" at the end of this Matrix, immediately following the Evaluation. IPM practices for each WV Community are listed in the Evaluation section at the end of this Matrix.	WVCWP to coordinate w/ Cmpbl: Sr. Civil Engr/ Public Works Supt/ Bldg Maint. Supvr LG: Parks Supt & Public Works Supervisor MS: City Manager/ Facility Mgr Stga: Parks, Bldg, Street Maint Supervisors
	SCVURPPP PMP (I.A.3.) PS #3	Implement BMPS and SOPS Continue to Implement standard operating procedures and Best Management Practices for any pesticide use by staff or contractors. Implement IPM practices as BMPs when possible.	During 06-07, the WVC continued to implement the Pest Management Performance Standard (PMPS). A Pest Specific IPM Plan for **"Managing Gophers with Less-Toxic Methods"** was developed in FY 06-07. "Standard Operating Procedures for Pesticide Management" are being followed by staff and contractors. BMPs in general continue to be effective. WVC work with contractors to find the least-toxic method to treat resistant pest problems. The WVC use less-toxic pest management methods in municipal facilities (parks & buildings) whenever practicable, based upon budget and effectiveness.	WVCWP to coordinate w/ Cmpbl: Sr. Civil Engr/ Public Works Supt/ Bldg Maint. Supvr LG: Parks Supt & Public Works Supervisor MS: City Manager/ Facility Mgr Stga: Parks, Bldg, Street Maint Supervisors

West Valley Communities

Santa Clara Valley Urban Runoff Pollution Prevention Program

FY 2006-2007 ANNUAL REPORT

Source	Task Source	Work Plan Tasks	Accomplishments	Responsible Party
			See "Evaluation" section below for details on IPM implementation.	
	SCVURPPP PMP (I.A.6.)	Banned Pesticides Inventory If any pesticides have been banned w/in the past FY (per EPA, State &/or local requirements), conduct an agency-wide search of chemical storage area for these pesticides. Properly dispose of these banned substances pursuant to appropriate waste disposal regulations.	All storage areas are cleaned annually, and any pesticides that are no longer legal or no longer used are disposed of according to State regulations. **Campbell:** Storage areas are cleaned quarterly. **Monte Sereno**: does not purchase or store its own pesticides.	Cmpbl: Public Works Supt/ Bldg Maint. Supvr LG: Parks Supt & Public Works Supervisor MS: City Manager/ Facility Mgr Stga: Parks, Bldg, Street Maintenance Supervisors
	SCVURPPP PMP (I.B.1.) PS#5.a	Training for Applicators Ensure that employees who apply pesticides for the agency obtain the appropriate training as required by the County Agricultural Commissioner and the State Department of Pesticide Regulation (DPR)	Any staff and/or contractors who apply pesticides meet all requirements of the County and the State. Parks & Public Works staff attended Annual Safety Training. Training included avoiding drift avoidance, and proper disposal. **CAMPBELL:** 5/31/07 Held at Campbell Public Works Service Center. **LOS GATOS:** 4/13/07 Pesticide Safety Training was given to 12 maintenance workers. Training was presented by Dennis Merrill - Killroy/ Sensitive Solutions Pest Control **MONTE SERENO:** No employees apply pesticides. In case of the need for pest control, a licensed Pest Control Operator will be called in.	Cmpbl: Public Works Supt/ Bldg Maint. Supvr LG: Parks Supt & Public Works Supervisor MS: Not Applicable Stga: Parks, Bldg, Street Maintenance Supervisors

West Valley Communities

Santa Clara Valley Urban Runoff Pollution Prevention Program

FY 2006-2007 ANNUAL REPORT

Source	Task Source	Work Plan Tasks	Accomplishments	Responsible Party
			SARATOGA: 7/25/07 (Safety training is normally scheduled for June of each year, but due to schedule conflicts this year it was bumped out a month - in 2008 it will be in June again). It was held at Saratoga Corp yard and all of the Parks and Streets Maintenance staff attended. The training was given by Pete Howes, Horticulturist, and covered Long/short term effects of pesticides and Environmental concerns.	
	SCVURPPP PMP (I.B.2.) PS#5.b	Staff Training for Applicators Conduct annual training which reviews appropriate portions of the IPM Policy, SOPs, and BMPs, and relevant IPM techniques for employees within departments responsible for pesticide application.	The West Valley communities, through WVCWP, paid for staff to attend The **3rd Annual Regional IPM Training** on November 14, 2006. **Attendees:** Campbell – 6 Los Gatos – 4 Saratoga – 4 Monte Sereno - a strictly residential city, has no Parks/PW Maintenance staff and does not use any pesticides See "Pesticide Management Training Table" for further details on the Annual IPM Training SOPs, BMPs and new IPM techniques are conveyed to additional staff through tailgate meetings.	WVCWP to coordinate w/ Cmpbl: Public Works Supt/ Bldg Maint. Supvr LG: Parks Supt & Public Works Supervisor MS: Not Applicable Stga: Parks, Bldg, Street Maintenance Supervisors
	SCVURPPP PMP (I.B.3.) PS#5.c	Municipal Staff Education Inform employees who are not authorized and trained to apply pesticides that they cannot use over-the-counter pesticides in	In July and August of 2006 all WVC staff were reminded, via e-mail, of their municipal IPM policy to avoid using pesticides. It was emphasized that, unless trained and specifically	WVCWP to provide notice and NPDES Reps to send email: Cmpbl: Sr. Civil Engr

West Valley Communities

Santa Clara Valley Urban Runoff Pollution Prevention Program

FY 2006-2007 ANNUAL REPORT

Source	Task Source	Work Plan Tasks	Accomplishments	Responsible Party
		or around the workplace.	authorized, all employees are prohibited from applying pesticides, including over-the-counter pesticides such as office staff might intend to purchase for ants in a lunchroom.	LG: PW Dir & Eng Div MS: City Manager Stga: PW Analyst
	SCVURPPP PMP (II.A.1.)	Watershed Ed. & Outreach Campaign (WE&O)[1] Attend WEO and IPM work groups and assist with continued implementation of campaign, which targets the general public and includes messages about less-toxic pest control and proper disposal. Campaign features South Bay English- and Spanish-language, radio and print ads.	WVCWP Program Manager participates in the IPM Ad Hoc Task Group on behalf of the WVC. Project implementation and projects for consideration, which are discussed in the AHTG, are presented to City staff for appropriate follow-through.	WVCWP Staff
	SCVURPPP PMP (II.A.4.)	Community & School Opportunities Identify opportunities and attend community events/school classrooms to demonstrate reasons for, and methods of, less toxic pest control.	See PI/P Section for additional details. ***SACRED HEART SCHOOL, Saratoga*** *(serving students from all WVC) 3-28-07* WVCWP staff made presentations to 32 4th grade and 36 5th grade students on watershed pollution, including discussion of pesticides. ***LOS GATOS FARMERS MARKET*** *4-15-07* Two WV Staff members presented water quality and less-toxic gardening methods. Enviroscape model was set up for Teachers' awareness of WVCWP in-class presentations. Forty-two people visited the booth. IPM	WVCWP staff WVCWP coordinate w/ Cmpbl: Sr. Civil Engr LG: Pub Works staff MS: City Manager Stga: PW Analyst

[1] Funded by all Co-permittees each year.

West Valley Communities

Santa Clara Valley Urban Runoff Pollution Prevention Program

FY 2006-2007 ANNUAL REPORT

Source	Task Source	Work Plan Tasks	Accomplishments	Responsible Party
			materials and WVCWP Pencils were distributed. 29 Grow-It Guides 4 West Nile Virus 12 OWOW Magnets 6 Pest or Pal coloring books 3 Diazinon info 39 Pencils 5 Watershed Watch Magnets 16 Household Hazardous Waste ***ST. MARY'S SCHOOL, Los Gatos*** *(serving students from all WVC) 5-21-07* WVCWP staff made presentations to 30 Kindergarten students on watershed pollution, including discussion of pesticides. ***ALLEN @ STEINBECK SCHOOL, San Jose*** *5-25-07* WVCWP staff made presentations to 12 Kindergarten students on watershed pollution, including discussion of pesticides.	
	SCVURPPP PMP (II.A.5.)	Community Material Distribution Participate in public sale events at local hardware store(s). Provide watershed protection information and reminders (gifts) to community by walking aisles of the gardening center with gift basket full of	***"TAX FREE DAY" AT ORCHARD SUPPLY HARDWARE STORE /GARDENING CENTER*** *(bordering Saratoga & Campbell) 4-22-07* Talked to customers about using less-toxic methods of gardening.	WVCWP Staff

West Valley Communities

Santa Clara Valley Urban Runoff Pollution Prevention Program

FY 2006-2007 ANNUAL REPORT

Source	Task Source	Work Plan Tasks	Accomplishments	Responsible Party
		handouts during the sales. .	Distributed IPM-related materials: 40 Grow It Guides 19 HHW brochures 9 pencils 10 IPM Gardening coloring books 30 OWOW Magnets	
	SCVURPPP PMP (II.A.6.)	Web Site Update web site to provide easy access to information on IPM and reduction of pesticide use.	WVCWP web site "Take Action" page was updated in June 2007 with new links highlighting IPM information and pesticide toxicity information. Campbell: The City has added to its website a pdf of the tri-fold "Landscaping, Gardening, & Pool Maintenance" which includes advice on using less pesticides and proper pesticide disposal. Los Gatos: The Town website includes a paragraph on Garden Chemicals, and also on Overwatering, and its impact on carrying pollutants to the stormdrain. Monte Sereno: The City has added a link which encourages residents to use native plants (more pest resistant); the link leads the viewer to the CalFlora website for assistance in selecting appropriate plants. Saratoga: The City has added to the website "Landscape Maintenance Techniques for Pest Reduction" and "Pest Control for Development Projects"	WVCWP Staff WVCWP to coordinate w: Cmpbl: Sr. Civil Engr LG: Snr Eng Tech MS: City Manager Stga: Pub Wks Analyst
	SCVURPPP PMP (II.A.7.)	Coordinate with the Master Gardeners program Use MG services to train	Master Gardener classes held at Campbell Community Center experienced staff turnover in 06-07. During this	Funding by WVC and participation by WVCWP

West Valley Communities

Santa Clara Valley Urban Runoff Pollution Prevention Program

FY 2006-2007 ANNUAL REPORT

Source	Task Source	Work Plan Tasks	Accomplishments	Responsible Party
		80%residents (as MG budget allows). Provide information to Master Gardeners on the impacts of pesticide use on water quality as appropriate. Distribute IPM literature at MG classes.	time, WVCWP began working with the new instructors to implement additional IPM and stormwater-related information into upcoming classes. WVCWP worked to publicize a community educational event on Urban Trees sponsored by the local Sierra Club chapter and held at Saratoga Library. The event was free and open to the public. David Dockter, tree specialist in Palo Alto's Planning Department, spoke about the urban forest, including less-toxic care of trees.	Staff
	SCVURPPP PMP (II.A.9.)	Media Relations If budget is available, continue to fund BASMAA Regional Media Relations Campaign featuring pitches to Bay Area media and responses to breaking news on pesticide-related topics	The West Valley Communities participate in and support the BASMAA Regional Media Campaign through SCVURPPP funding & participation in the Watershed Education and Outreach Group.	WVCWP Staff
	SCVURPPP PMP (II.A.12.)	"Pesticide User Outreach" project Assist, as appropriate, with implementation of local components of the project. Target residential & commercial users. (See Program's FY 06-07 Work Plan).	WVCWP Program Manager participates in the IPM Ad Hoc Task Group. WVCWP staff joined in the project's IPM Outreach events; 3 WVCWP staff members worked two shifts at the "Home & Garden Show" in San Jose; distributed IPM materials. ***4/29/07*** See PI/P Section "General Outreach"	WVCWP Staff
	SCVURPPP PMP (II.A.13.)	Special Districts Invite neighboring special districts (e.g. sanitary, open space districts, and school districts) to attend WVCWP sponsored IPM workshops, when workshops are offered.	WVCWP directed IPM training funds for 2006-2007 towards promoting and funding attendance by WV municipal staff at the Regional IPM Training Conference Nov. 14, 2006.	WVCWP Staff

West Valley Communities

Santa Clara Valley Urban Runoff Pollution Prevention Program

FY 2006-2007 ANNUAL REPORT

Source	Task Source	Work Plan Tasks	Accomplishments	Responsible Party
	SCVURPPP PMP (II.A.14.)	Conduct internal IPM outreach Target staff who do not necessarily purchase or apply pesticides during the course of their work (to encourage employees to use IPM techniques away from work). Email announcements as appropriate & display IPM materials at City Hall.	IPM material is available for pick-up by employees at Municipal Offices.	WVCWP to coordinate w: Cmpbl: Sr. Civil Engr LG: Snr Eng Tech MS: City Manager Stga: Pub Wks Analyst
	SCVURPPP PMP (III.A.1)	Pest Control Operators Maintain updates on database of licensed structural and landscape maintenance PCOs within WVC.	The database of West Valley PCOs has been compiled; over 75% of them are based in the City of Campbell.	WVCWP staff
	SCVURPPP PMP (III.B.2)	Municipal contractors (PCOs) Require PCOs contracted by municipality to implement BMPs through contract specifications.	PCOs have received copies of municipal IPM Policies and Standard Operating Procedures. PCOs are required to operate according to the municipal Pesticide Management SOPs.	Cmpbl: Public Works Supt/ Bldg Maint. Supvr LG: Parks Supt & Public Works Supervisor MS: City Manager/ Facility Mgr Stga: Parks, Bldg, Street Maint Supervisors

West Valley Communities

Santa Clara Valley Urban Runoff Pollution Prevention Program

FY 2006-2007 ANNUAL REPORT

Source	Task Source	Work Plan Tasks	Accomplishments	Responsible Party
	SCVURPPP PMP (III.A.4)	PCO Reporting Track and report PCO use of pesticides on municipal property.	All pesticides used by Pest Control Operators and Landscape Contractors are listed in the table "*Pesticide Usage by Contractors*" at the end of this Matrix, immediately following the Evaluation.	WVCWP to coordinate with: Cmpbl: Public Works Supt/ Bldg Maint. Supvr LG: Parks Supt & Public Works Supervisor MS: City Manager/ Facility Mgr Stga: Parks, Bldg, Street Maint Supervisors
	SCVURPPP PMP (IV.A.2.)	Commercial Business Education Continue ICID Inspector's education program targeting retail food facilities through distribution of "Don't Set a Table for Pests".	WVCWP Inspector distributes outreach material *("Don't Set a Table for Pests")* when conducting Restaurant Inspection. Pilot visits; **55** were given to restaurant management staff (in Campbell, Los Gatos & Saratoga) in FY06-07. A number of brochures which include pesticide reduction in landscaping info ("*Water Quality Protection Guidelines for Food Handling Facilities"*) were distributed by the WV Inspector. City of Monte Sereno has no commercial businesses.	WVCWP Inspector
	SCVURPPP PMP (V.A.1)	HHW Collection Ensure that adequate pesticide disposal services exist for residents and conditionally exempt small quantity commercial generators.	All WVC contribute to the County HHW disposal program, enabling residents and small businesses to drop off pesticides at HHW sites. WVCWP Program Manager participated in the SCVURPPP and HHW Program Work Group. Work Group is exploring	Cmpbl: Sr. Civil Engr LG: Dir of Public Works MS: City Manager Stga: Public Works

West Valley Communities

Santa Clara Valley Urban Runoff Pollution Prevention Program

FY 2006-2007 ANNUAL REPORT

Source	Task Source	Work Plan Tasks	Accomplishments	Responsible Party
			means of coping with growing demand at facilities due to increased awareness about proper disposal.	Director
	SCVURPPP PMP (V.A.3.)	Publicize HHW Collection Work with HHW collection agencies to support, enhance, and help publicize programs for proper pesticide disposal.	On April 28th, at its E-Waste event WVCWP staff talked to 170 residents concerning proper disposal of pesticides and available drop-off locations. WVCWP and all WVC distribute the HHW brochure which informs residents about proper pesticide disposal.	WVCWP coordinate w/ Cmpbl: Sr. Civil Engr LG: PW Dir & Eng Div MS: City Manager Stga: PW Analyst
		Not in Work Plan – additional task undertaken	Sunnyvale staff presented to the IPM AHTG the idea of establishing a Green Gardener Program in Santa Clara Valley (see also Training Table for details). Oct. 12, 2006 through June 2007, WVCWP Pgm Mgr attended meetings and worked on implementation of this training program within Santa Clara County. The work has involved laying the groundwork for instituting this program, which is expected to achieve start-up in 2007-2008. This program targets an audience that WVC have found to be difficult to reach. The training and certification is aimed at yard maintenance businesses who appear to handle the bulk of yard activities in the WV. The Green Gardener certification course will be offered through local Adult Education Centers to provide IPM training for landscape maintenance workers based on similar successful programs in Santa Barbara and Santa Cruz counties.	WVCWP staff

West Valley Communities

Santa Clara Valley Urban Runoff Pollution Prevention Program

FY 2006-2007 ANNUAL REPORT

Pesticide Management Activities Evaluation

PESTICIDE USAGE REDUCTION MEASURES – Pest Specific

CITY OF CAMPBELL

Campbell is implementing IPM in the following situations:

1) On-going - Yellowjackets:

- Campbell uses traps as the main means of control.
- Parks Maintenance staff tries to clean off picnic tables to prevent attracting wasps and ants.
- If a wasp nest in a tree requires treatment, the PCO uses a non-residual pesticide, and closes the hole in tree so wasps can't return to nest. Parks staff use home insulation spray foam to close the nest/hole; treatment has been successful in preventing return of wasps.
- Staff is evaluating new traps on an ongoing basis which use pheromone to attract wasps, dry fish to bring them into trap, and soap inside trap, which kills in 5-15 seconds

2) On-going - Weeds:

- Campbell uses a chipper to create mulch from green waste; this mulch is used for weed control wherever possible.
- Work Furlough labor hand hoes weeds where possible.
- Staff is investigating use of black plastic for 'solar control' of weeds on an ongoing basis, and determining spots where this would be feasible.
- Staff has been using the tractor with a boom mower for mowing weeds, instead of spraying roadsides and similar areas.

3) On going - Insects:

- In 02-03**,** Campbell controlled an Ash Whitefly infestation with a natural predator, a minute wasp. Since the wasps were ordered and released, they have continued to suppress the Whitefly population.
- Staff is identifying insects and utilizing IPM when appropriate instead of using insecticides. No new insects were identified in FY 06-07.

- Campbell has significantly reduced the spraying of pesticides for infestations of aphid and scale in the Urban forest by employing non-toxic horticultural oils and soaps.

Unfortunately, the City has certain species of street trees with aphid and scale infestations, and the less-toxic methods, including spraying with ultra-fine oil, have not had a noticeable impact on this pest population.

Despite the aphid and scale problem, the City has used NO organophosphate sprays to control the insects and **has implemented a program of injecting the infested trees with a systemic insecticide instead of a spray** (a spray might affect other areas than the targeted site; the systemic chemical stays within the tree). This is in keeping with the City of Campbell IPM Plan.

Staff will continue to investigate less-toxic control methods for aphids and scale insects on an ongoing basis.

3) Gopher Control: The City has implemented a policy of using mechanical traps for gophers instead of baits thus further reducing the use of pesticides.

4) IPM Solutions: City staff have participated in implementation of new County computerized "IPM Solutions Database Input/Response", which allows input of a pest problem and a response with IPM solutions. Staff refer to this database as needed.

RESULTS OF PESTICIDE USE REVIEW FY 06-07:

Campbell has taken a strong stance on pesticide use reduction in recent years, as evidenced by the extensive involvement in IPM training by City staff. The City's PW Superintendent and Parks Supervisor have actively been involved in regional IPM planning meetings and workshops.

Field Activities:

→ Through use of IPM practices Campbell was able to eliminate use of any OP pesticides for the past 5 years, (as compared to using 3.7 oz of diazinon for ant control in 01-02). Campbell has decreased its use of pesticides by using oils and soaps to control aphids and scale in the urban forest.

→ The City is making an effort to stress prevention (prevent weed growth, prevent pest infestations) where possible. Campbell is moving into use of IPM, mechanical and cultural controls, rather than chemical controls, as much as possible given budget and staff limitations.

→ Over the past several years, the Public Works Dept. has instituted improved methods of weed control in some parks and roadsides, such as using green waste to make wood chips, used as mulch to prevent weed growth. For the past 3 years, the City has been using its new specialized tractor with boom mower for mowing roadside & park weeds and to avoid spraying.

→ The City Public Works Dept. has instituted a policy of moving towards installation of more pest resistant trees and shrubs to minimize the need for pesticides; these efforts include removal of certain tree species (such as Tulip and Raywood Ash trees) from the City of Campbell's approved Street Tree List.

TOWN OF LOS GATOS

Los Gatos is implementing IPM in the following situations:

YELLOWJACKETS:

- Los Gatos uses traps as the main means of control.
- Parks staff uses steam cleaning on picnic tables to prevent attracting wasps & ants.

WEEDS:

- Los Gatos uses a chipper to create mulch from green waste; this mulch is used for weed control wherever possible.
- Los Gatos continues to arrange to receive free wood chippings from PG&E tree-trimming contractor. Mulch is used to reduce weed growth on roadsides, median islands, parking lot landscaping and in parks.
- Staff hand-pull weeds where feasible.
- Los Gatos purchased a flail mower to mow weeds in large areas.

RODENTS:

- Rats & mice are trapped by contractor (baits used as last resort).

INVASIVE SPECIES:

- Various species along Los Gatos Creek are hand-pulled by Native Plant Society volunteers.
- Scotch Broom is cut down by Parks staff and volunteers supervised by staff.

SCALE INFESTATION ON TULIP TREES

- Parks staff sprays trees with low concentration detergent & water

RESULTS OF PESTICIDE USE REVIEW FY 06-07:

→ Los Gatos staff has eliminated the use of any OP pesticides for the past 5 years (and in preceding years minimal OPs were used: such as .475 oz of diazinon for ant control in FY 01-02). Avoidance of OP use has been achieved through use of IPM practices and through seeking out less-toxic pesticides.

→ The Town is making an effort to stress prevention (prevent weed growth, prevent pest infestations) where possible. Los Gatos is moving into use of IPM and engineered, rather than chemical, controls as much as possible given budget and staff limitations.

→ In Town facilities, sanitation is being stressed as a means to prevent pest infestations (ants, mice, etc.) so that chemical controls will not be needed.

→ Over the past several years, the Public Works Dept. has instituted improved methods of weed control in some parks and roadsides, such as the arrangement for free wood chips which are used as mulch to prevent weed growth.

→ Los Gatos invested in purchase of a flail mower for staff to use in mowing weeds in large areas.

→ Volunteers work with the Public Works Dept. to trim back brush along the LG Creek Trail, and to remove invasive species.

CITY OF MONTE SERENO

The City of Monte Sereno has extremely limited City property – less than ¼ acre total of landscaped area. A landscaping contractor cares for City property, and is instructed to avoid use of pesticides. When gopher damage appears, the gophers are trapped. Weeds are hand-pulled.

CITY OF SARATOGA

Saratoga is implementing IPM in the following situations:

APHIDS:

2 trees with aphid problems were treated by injecting with a systemic pesticide to reduce to reduce environmental impact. The trees are located downtown with lots of foot traffic, where dripping was a problem, but the injections were able to manage the problem.

YELLOWJACKETS:

Saratoga uses traps as the main means of control.

Parks staff tries to clean off picnic tables every Monday to prevent attracting wasps & ants. The Parks Dept. purchased and installed 18 plastic tables (to replace existing wooden tables); the new tables are easier to keep clean and therefore attract fewer wasps.

No new nests were observed this year and NO Wasp Spray was used.

WEEDS:

Mulch spread last year has continued to be effective in FY 06-07 for weed control. *Last year Saratoga used free mulch from tree service contractor; this mulch is used for weed control wherever possible. Wood chips were dumped and spread as mulch on the unlandscaped medians on Fruitvale Ave (a major arterial)*. This action resulted in NO spraying on a half mile stretch of median which would otherwise be a problem area.

The Street Maintenance Dept. hired a landscape company to cut down roadside weeds twice this year instead of spraying; this cut pesticide applications from 4 to 2 for that task.

Hand hoeing/pulling of weeds is used where possible. Weekly walk-through with lots of hand weeding; Round-up is used when weeds begin to get out of control, such as springtime – the emphasis is on catching the problem early in an attempt to avoid having to spray larger areas later.

RODENTS:

A contractor is engaged to trap rodents in order to avoid poisonous baits; this is done when there is an outbreak of a number of rodents at once. A PCO was hired to use baits in areas where trapping failed. No pesticides were used within City Parks for mole / squirrel / gopher control. A Contractor (Ken Fuson) was hired to trap all reported invasions where turf or landscaping plants where threatened. The contractor sets up a cordoned off area using Macabee traps.

MEDIAN LANDSCAPING:

Policy is to install pest resistant shrubs and landscaping and avoid high-maintenance, low-pest resistance turf and greenery.

West Valley Communities

Santa Clara Valley Urban Runoff Pollution Prevention Program

FY 2006-2007 ANNUAL REPORT

MICROSPRAY IRRIGATION:

Microspray irrigation systems have been installed in the Heritage Orchard and computerized irrigation systems are used in medians, to reduce any possible runoff which could carry pesticides. Installations are on-going as budget allows; 50% are now computerized. Main medians on major arterials have all been completed.

Two more Electronically Timed controllers were added to City landscaping to monitor water usage and avoid runoff. Nozzles continue to be modified to optimize spray.

RESULTS OF PESTICIDE USE REVIEW FY 06-07:

The City is making an effort to stress prevention (prevent weed growth, prevent pest infestations) where possible. Saratoga is using IPM and engineered, rather than chemical, controls as much as possible given budget and staff limitations.

Over the past several years, the Public Works Dept. has worked on landscape design and improved irrigation systems which will reduce need for pesticide/herbicide use, and reduce any potential runoff which could carry pesticides.

Natural insect controls include use of traps for wasp control, and soapy water for ant control.

Through these types of efforts, Saratoga is progressively reducing chemical pesticide use.

West Valley Communities
FY 2006-2007 ANNUAL REPORT

Training Summary: Pesticide Management

TRAINING DESCRIPTION	DATE	ATTENDEES
ANNUAL REGIONAL IPM WORKSHOP – Attended by WVCWP, Campbell, Los Gatos, & Saratoga Staff		
3RD Annual Regional IPM Conference Hosted by the City of San Jose and the Santa Clara Valley Water District Held at the San Jose Convention Center **Topics:** • Landscaping with an emphasis on designing sustainable landscape systems - water management, soil management, and management of abiotic disorders of landscape plants and trees. • IPM for structures such as office complexes, hospitals, homes, schools, and other buildings • Successes and innovations for IPM in public settings such as parks and golf courses, natural resource management etc. • Pressure from invasive species in the urban environment • Vertebrate pest control in communities • Compliance with existing and emerging pesticide regulations, IPM resources, certification programs • IPM as a part of protecting the environment	Nov 14, 2006	**WVCWP** Program Manager **Campbell (7)** Public Works Superintendent Facilities Maintenance Manager Parks Lead Worker Parks Maintenance Worker (4) **Los Gatos (4)** Parks & Maint Workers (4) **Saratoga (4)** Parks Supervisor Parks Lead Worker Parks Maintenance Workers (2)

West Valley Communities
FY 2006-2007 ANNUAL REPORT

Training Summary: Pesticide Management

Green Gardener Program		
Green Gardener Program Self-paced Training Program made available to public agencies through County of Santa Barbara. Goal of the Program is to educate local gardeners in pollution prevention landscape maintenance practices. (See Pesticide Management Matrix – "Additional Task Undertaken" for details on WVCWP's involvement with this program for Santa Clara County) **Topics:** • Pollution Prevention in Landscape Maintenance Practices • Appropriate Chemical Use • Solid Waste Reduction And Composting • Sustainable Design • Methods For "Greening" A Gardening Or Landscaping Business	Oct 2006	**WVCWP (1)** Program Manager
Public Agencies IPM Exchange		
Public Agencies IPM Exchange Led by Laura Speare – UP3 Project Manager, Urban Pesticide Pollution Prevention Project Held at Harris State Office Building, Oakland and via teleconference **Topics:** • UP3 Project update • EcoWise Certified update • IPM Institute initiatives • IPM Contracting Update • UC-IPM's New Strategic Directions in Urban IPM • Current pest management challenges	April 26, 2007	**WVCWP (2)** Program Manager Program Assistant

West Valley Communities
FY 2006-2007 ANNUAL REPORT

Training Summary: Pesticide Management

EcoWise Certification Presentation Management Committee Meeting (Jan. 15, 2007) **PowerPoint Presentation from EcoWise Certification Program** Presented orally with PowerPoint printouts at WVCWP meeting (Feb. 27, 2007) **Topics:** Certified practitioners employ techniques to control pests while minimizing the need to use pesticides. EcoWise Certified professionals can manage ants, roaches, flies, spiders, rodents, stinging insects, bed bugs and many other pests. EcoWise Certification does not cover termites or other wood destroying organisms. **EcoWise Certification Program** **EcoWise Certification availability for interested Pest Control Contractors** **Using EcoWise contractors for municipal structural pest control** **Encouraging municipal Pest Control Contractors to attain EcoWise certification** **Finding EcoWise certified contractors** **Staff who viewed presentation later presented info to municipal Parks and Facilities Maintenance Supervisors.**	Jan. 15, 2007 & Feb 27, 2007	**WVCWP (1)** Program Manager **Campbell (1)** Senior Civil Engineer **Los Gatos (1)** Senior Engineering Technician **Saratoga (1)** Public Works Analyst

Pesticide Usage by Contractors

Town of Los Gatos FY06-07

Los Gatos - Pesticides used by Killroy on Town property July 1, 2006 thru June 30, 2007

Product Name		EPA #	Chemical Content	Total oz/CA	Target Pest
Drione	Dust	439-992-ZA	1% Pyrethrins, 2% Piperonyl Butoxide, Other Related) 8% Piperonyl Butoxide 40% Silica Aerogel 49% Inert Ingredients	3.5	Bee's
PT515 Wasp Freeze Aerosol	Aerosol Spray	499-153-ZA	.05% Pyrethrins, .12% Rotenone, .28% Cube Extracts, 2.8% Pine Oil, 11% Methylene Chloride, 13.75% Petroleum Distillates, 20% Freon 12, 20% Trichlorofluoromethane, 32% Tetrachloroethylene	54	Bee's
Fumitoxin	Tablets	72 959-1-AA-5857	45% Inert Ingredients 55% Aluminum Phosphide	1,610 Tablets	Gophers/ Moles
Valueline Bifenthrin	Insecticide Spray	279-3206-AA-73748	Bifenthrin	3 1/2	General Pest
Contrac Blox	Bait	12455-79-AA	Bromadiolone	16	Rats
MSMA 6 PLUS	Herbicide	19713-42-AA	MSMA	52	Broadleaf Weeds
Turflon Ester	Turf herbicide	17545-8-AA	38.4% Inert Ingredients, 61.6% Triclopyr, Butoxyethyl Ester	16	Broadleaf Weeds
Pendulum	pre-emergent herbicide	241-340-ZB	40% Inert Ingredients, 60% Pendimethalin	2.5 Lbs	Broadleaf Weeds
Termador SC	Insecticide Spray	7969-210-AA	Fibronil 0.9%	20 oz	Subter-ranean Termites

Pesticide Usage by Contractors

Town of Los Gatos FY06-07

Tempo Ultra	wettable powder	432-1304-AA	10% Beta-Cyfluthrin	.5 oz	bees
Talparid Mole bait	bait	12455-101-AA	.025% Bromethalin, 99.975% Inert Ingredients	68 tablets	moles & gophers

Mercury Pollution Prevention Activities

City of Campbell

Town of Los Gatos

City of Monte Sereno

City of Saratoga

LOS GATOS

Santa Clara Valley Urban Runoff Pollution Prevention Program

FY 2006-2007 ANNUAL REPORT

MERCURY POLLUTION PREVENTION ACTIVITES

FY 2006-2007 Work Plan Self Evaluation Matrix

Source	WP Task	Work Plan Tasks	Accomplishments	Responsible Party
Mercury Plan (I.D.)	Mercury Policy	Continue Implementation of municipal mercury policy requiring the virtual elimination of mercury from controllable sources in urban runoff from agency operations.	Los Gatos adopted a mercury elimination policy during FY 03-04 and has continued to phase out mercury containing products, with the exception of fluorescent bulbs.	Sr Engineering Technician and Facilities Manager
Mercury Plan (I.E.)	Guidelines for Hg Containing Products Reduction	Continue implementing phase-out of mercury-containing products (MCPs). Phase-out will coincide with replacement of MCPs on an as needed basis. Provide municipal staff with a reminder notice.	Reduction of mercury-containing products is being implemented. Research on alternative products has been conducted through the WVCWP. Non-mercury or low-mercury replacements are being used wherever feasible e.g., thermostats and fluorescent bulbs. West Valley Stormwater Reps review the mercury plan at least once a year during WVCWP meetings and coordinate follow up reminders with municipal staff.	WVCWP & Sr Engineering Technician to notify Facilities Manager
Mercury Plan (II.B. and V.A.)	Disposal Services	Provide Mercury Containing Product Disposal Services to Residents and Small Businesses	Accomplished through funding and participation in the County's HHW program for residents and small businesses.	Pub Works Director and Town Manager
Mercury Plan (II.C.)	Disposal of Mercury Containing Products	Track recycling, replacement, and reduction in use of mercury-containing products. If feasible, document quantities of fluorescent lamps from municipal buildings which are disposed of at hazardous waste collection facilities in FY 06-07.	The Town Facilities Manager continued documenting and reporting quantities of mercury-containing products disposed of by Town as hazardous waste in FY 06-07. Mercury-containing products (primarily fluorescent bulbs) are removed via a private HHW contractor. The Town disposed of approximately: 145 U-shaped and compact bulbs, 591 4-ft bulbs, and 70 8-ft. bulbs. Bins for recycling used batteries are distributed throughout Town departments so that batteries don't end up in the	Facilities Manager

LOS GATOS

Santa Clara Valley Urban Runoff Pollution Prevention Program

FY 2006-2007 ANNUAL REPORT

Source	WP Task	Work Plan Tasks	Accomplishments	Responsible Party
			trash. All battery bins are disposed of through HHW.	
Mercury Plan (II.F)	Fluorescent Light Recycling Program	Continue participation in the Mercury Ad Hoc Task Group and support on-going implementation of an outreach program to educate small businesses and conditionally exempt small quantity generators about recycling fluorescent lights.	The WVCWP Manager helped develop local campaigns and outreach messages through SCVURPPP's Mercury Ad Hoc Task Group. WVCWP staff helped publicize the partnership with stores that provide convenient fluorescent bulb drop-off sites for local residents and small businesses.	SCVURPPP & WVCWP to coordinate w/ HHW staff
Mercury Plan (II.F and V.C.)	Work with HHW Collection Agencies	Help publicize fluorescent light recycling program. Coordinate educational outreach with fluorescent light recycling events sponsored by HHW.	HHW drop-off information was distributed to Bay Area residents at several community events in FY06-07. WVCWP staff surveyed local public attitudes and behavior in April to evaluate the success or need for outreach. Disposal of fluorescent bulbs was covered in classroom presentations. Other public education efforts are noted in the evaluation at the end of this section and in the Public Information & Participation section of this report.	WVCWP staff conducts public outreach and coordinates with WV Stormwater Rep

Mercury Pollution Prevention Activities Evaluation

On April 28, 2007 a Free Hazardous Waste Recycling Event and **Mercury Thermometer Exchange** was sponsored by the West Valley cities. WVCWP hired additional staff to help greet drivers and raise awareness in the local communities about the *Clean Water Program* and about proper disposal of mercury containing products. *What you Don't Know About Mercury* brochures, provided by HHW, relayed the message that mercury containing products such as fluorescent bulbs, batteries and fever thermometers can leach mercury (a neuron-toxin) into our landfill and ground water, and that by using a responsible drop-off location people can help keep mercury out of our creeks and the Bay. Recycled money pencils, printed with contact information for HHW were given to drivers as a gift for taking a survey. Most participants were interested and responded positively to receiving information with phone numbers and addresses of store partners that serve as collection sites. In the spring, Los Gatos provided information on safe disposal of fluorescent bulbs to 12,000 residential households via the *Vista*, the Town's newsletter. The Town posted information on its website in March notifying residents of the problems associated with mercury containing products, and convenient drop-off locations for fluorescent bulbs. At the Public Works Open House in May more than 100 Los Gatos students were given HHW *Mercury* brochures to take home and share with their families.

Drivers of 170 cars brought their used electronics for recycling to the E-waste collection on 4-28-07. WVCWP and HHW representatives were there to greet the cars and survey the participants about how they would currently dispose of fluorescent bulbs. The survey showed that 59 drivers thought it was okay to throw fluorescent bulbs in the trash, 14 would put them in a recycle bin, 41 would either not use fluorescent bulbs or did not know the safest way to dispose of them, and 56 respondents were committed to the practice of taking fluorescent bulbs to a designated store or HHW drop-off location.

West Valley Communities

Santa Clara Valley Urban Runoff Pollution Prevention Program

FY 2006-2007 ANNUAL REPORT

Training Summary: Mercury

Training Description	Date	Attendees
WVCWP Training Meeting Presenter: Cheri Donnelly, Program Manager **Topics:** ▪ Reviewed Mercury Management Plan requirements ▪ Reviewed WV Work Plan for Mercury pollution prevention activities ▪ Fluorescent bulb recycling requirements for municipalities ▪ Need for documentation, reporting on bulb recycling ▪ SF Estuary Institute Booklet reviewed: *Contaminant Concentration in Fish from SF Bay, 2003*	October 3, 2006	**WVCWP (2)** Stormwater Discharge Inspector Program Assistant **Campbell (1)** Sr. Civil Engineer **Los Gatos (1)** Sr. Engineering Tech **Saratoga (1)** PW Analyst
Running an E-Waste Recycling Event: Background and Logistics Held at WVCWP office Speaker: Roy Hays, ECS Refining for United Data Tech Distributors **Topics:** ▪ Toxic metals in E-Waste ▪ What's involved in responsible recycling ▪ California regulations for recycling E-waste ▪ Setting up an E-waste recycling event ▪ Recycling event outreach to businesses, schools, residents	February 28, 2007	**WVCWP (2)** Program Manager Public Outreach Coordinator
WVCWP Training Meeting Presenter: Cheri Donnelly, Program Manager **Topics:** ▪ HG Thermometer Exchanges ▪ Upcoming WVC Thermometer + E-Waste Event and related Baywise Events	March 27, 2007	**WVCWP (2)** Stormwater Discharge Inspector Program Assistant **Campbell (1)** Sr. Engineer **Los Gatos (1)**

West Valley Communities

Santa Clara Valley Urban Runoff Pollution Prevention Program

FY 2006-2007 ANNUAL REPORT

Training Summary: Mercury

▪ Logistics for holding a municipal HG Thermometer Exchange		Sr. Engineering Tech **Saratoga (1)** PW Analyst
Household Hazardous Waste Training Meeting Held at WVCWP office Discussion led by: Heather Malanog, SCC County Integrated Waste Program **Topics:** ▪ Partnering to hold an event ▪ Proper Disposal of Mercury ▪ Review new outreach material: "*What you don't know about mercury and universal waste could be harmful to you".* (WVCWP received new HHW Mercury Packets for distribution to public via community outreach events)	April 26, 2007	**WVCWP (2)** Program Manager Stormwater Discharge Inspector

Copper Action Plan/ Nickel Action Plan

City of Campbell

Town of Los Gatos

City of Monte Sereno

City of Saratoga

WEST VALLEY COMMUNITIES

FY 2006-2007 ANNUAL COPPER (and NICKEL) ACTION PLAN REPORT

COPPER ACTION PLAN/NICKEL ACTION PLAN

FY 2006-2007 Work Plan Self Evaluation Matrix

Activity	Source	Work Plan Tasks	Accomplishments	Responsible Party
Vehicle Washing Operations	CB-1	Continue to distribute outreach materials on proper vehicle/equipment washing at Municipal counters/Post Offices/Libraries and public events, and post on WVCWP website.	The WVCWP "Car Wash Kit" flyer is available on the WVCWP website as a PDF. The site's Home page, www.cleancreeks.org displays a car wash graphic which links to the PDF. The printable flyer includes information on harmful effects of copper: http://www.cleancreeks.org/imagesnew/carwashweb.pdf Los Gatos' website offers a stormwater page that gives car-washing advice and take-action-type tips for water quality: http://www.town.los-gatos.ca.us/index.asp?NID=922	WVWCP staff
Vehicle Washing Operations	CB-1	Discuss copper impacts; teach proper methods of Car Washing and Pool & Spa drainage through use of Enviroscape watershed model in classroom presentations.	WVCWP's classroom presentations are scripted to include hands-on activities so that students can watch pollutants such as copper, from car-washing activities flow directly to the habitat of aquatic life. In addition to recommending the use of commercial car-wash facilities, WVCWP encourages washing on a gravel or lawn area where wash water is captured and infiltrated. The Inspector talks to students about car wash fundraisers and offers to help them set up the WVCWP car-wash kit prior to the event.	WVWCP staff
Vehicle Washing Operations	CB-1	Provide Car Wash Kit & education to charity car wash organizers. Solicit feedback from participants.	The WVCWP Stormwater Discharge Inspector is available to provide guidance on use of the WVCWP car-wash kit for local fundraising events. He usually attends the events to offer guidance and to help publicize the *West Valley Clean Water Program*. The kit uses about 400 ft. of hose and 300 ft. of extension cord. The car wash kit works extremely well, but can be difficult to set up. Photos of the kit in action are used for	WVWCP staff

WEST VALLEY COMMUNITIES

FY 2006-2007 ANNUAL COPPER (and NICKEL) ACTION PLAN REPORT

Activity	Source	Work Plan Tasks	Accomplishments	Responsible Party
			classroom presentations.	
Vehicle Washing Operations	CB-1	Within the Planning permit process, require source control measures at facilities that will conduct vehicle/ equipment washing and maintenance activities (consistent with Permit Provision C.3.k).	The WVC did not have any regulated projects in FY06-07 that would conduct vehicle/equipment washing and maintenance activities.	Community Dev Directors and Planners
Vehicle Washing	CB-1	Promote improved car washing methods at auto businesses during inspections. Provide info on alternative arrangements for auto businesses with possible compliance problems.	The Stormwater Discharge Inspector distributes vehicle washing outreach materials during pro-active inspections and in relation to any actual or suspected vehicle washing incident. The Inspector is able to answer questions and offer suggestions with the help of visuals. A WVCWP-created fact sheet provides information on wastewater capture systems for automotive facilities. The fact sheet was designed to provide small-scale automotive facilities (those that find installing a full-fledged wash rack cost-prohibitive) with examples of inexpensive treatment technologies and distributor information. This method of outreach has been very effective.	WVWCP ICID Inspector
Vehicle Washing Operations	CB-1	Maintain recommended source controls for vehicle washing at City corporation yard.	Municipal staff follow best management practices and continue to ensure that vehicle wash systems in the Corp Yards prevent wash water runoff.	Pub Works Staff
Vehicle Washing Operations	CB-1	City staff will be familiar with Mobile Surface Cleaning BMPs or review the training video offered by BASMAA.	Municipal staff viewed the training video in 2006. They are familiar with the BMPs. To accommodate new-hires the WVCWP will provide a showing of the BASMAA video in FY07-08.	WVWCP ICID Inspector / Pub Works Supt
Industrial Copper Control	CB-3	Continue Industrial Inspection program with Fire Dept., including NOI sites and other industrial sites such as plating and metal finishing facilities, vehicle service facilities,	The City has an agreement with the SCC Fire Dept to conduct urban runoff inspections for machine shops and metal manufacturing facilities. Annual meetings are held between the WVCWP Manager and Inspector and the Fire	SCVC Fire Dept./ WV ICID Inspector WVCWP Manager

WEST VALLEY COMMUNITIES

FY 2006-2007 ANNUAL COPPER (and NICKEL) ACTION PLAN REPORT

Activity	Source	Work Plan Tasks	Accomplishments	Responsible Party
		and other permitted sites.	Dept Haz Mat Specialist to ensure excellent communication and prompt follow-up to potential and actual violations. See Industrial Inspection (Section #2) of this report.	
Reducing Traffic Congestion Promoting Alternative Transporta-tion	CB-6/7	Within the Planning permit process encourage and promote best practicable transportation-related design practices and alternative modes of transportation.	The West Valley communities encourage best design practices wherever practicable. These small communities tend not to have large developments conducive to requiring alternative transportation within the permitting process. However, the cities and the Town encourage alternative transportation through other means: **Campbell** now has 3 stations for Light Rail service linking the City to stops throughout Santa Clara Valley. The City Redevelopment Agency was actively involved in this project. Campbell also provides bicycles for employees to ride while at work. Furthermore, the City supported *Bike to Work Day* on 5-19-07 by sending an email to all employees encouraging them to take advantage of the opportunity to ride a bike to work and to stop off at energizer stations such as the one at Whole Foods in Campbell for free beverages, snacks and encouragement. **Los Gatos** approved a large development project (Netflix campus**)** that provided bike racks throughout the commercial campus and bike lockers and shower facilities for employees who will ride their bikes to work. (approx. **260** employees). A future light rail station is also planned adjacent to this site. **Saratoga** Planners and Engineers work with project owners during the permitting process to encourage them to designate a portion of their site, if feasible and appropriate, for open space and walking trails. The City website encourages biking through its *Trail and Bike* maps, showing where striped bike lanes exist, and classifying bike routes according to safety. Pedestrian/equestrian trail maps are	Municipal Planners, Community Development Directors and Civil Engineers

WEST VALLEY COMMUNITIES

FY 2006-2007 ANNUAL COPPER (and NICKEL) ACTION PLAN REPORT

Activity	Source	Work Plan Tasks	Accomplishments	Responsible Party
			posted to encourage walking as an alternative means of transportation. Link to all maps: http://www.saratoga.ca.us/trail_and_bike_maps.html **Monte Sereno, Los Gatos and Saratoga** are working on a shared project to develop bike paths along Hwy 9. The paths will increase safety and encourage more bicyclists to travel between the main downtown areas of these cities. In addition, the second phase of the project has been initiated which includes a pedestrian path along Highway 9.	
Reducing Traffic Congestion	CB-6/7	Continue to incorporate and support "Best Practices for Integrating Transportation and Land Use" as documented in the VTA's 2003 Community Design & Transportation Manual.	These elements remain in the WVCs' General Plans and serve as guiding principles for their Land Use and Transportation development.	Traffic Engineer
Watershed assessment and protection	CB-8	Implement agreed-upon guidelines & standards developed by the Water Resources Protection Collaborative for watershed protection.	Campbell, Los Gatos and Saratoga have participated in, and invested significant staff time in, the Water Resources Protection Collaborative. Two of the West Valley cities, Los Gatos and Saratoga, adopted the "Guidelines and Standards" in FY06-07 and Campbell and Monte Sereno will adopt them in FY07-08.	Community Development Directors and City Managers
Street sweeping & stormdrain O&M	CB-11	See Street Sweeping tasks on data collection and evaluation.	The West Valley communities conduct street sweeping in residential areas and more frequent sweeping in commercial areas. Sweeping data is collected and noted in Public Agency Activities (Section # 3) of this report.	
Street sweeping & stormdrain O&M	CB-11	Implement (as appropriate) identified improvements to current street sweeping and storm drain system O&M programs (within available budgets). Meet with WVSD for stormdrain O&M evaluation.	Storm Drain Maintenance and Street Sweeping are evaluated in Public Agency Activities (Section #3) of this report.	Pub Works Supt. with WVCWP guidance

WEST VALLEY COMMUNITIES

FY 2006-2007 ANNUAL COPPER (and NICKEL) ACTION PLAN REPORT

Activity	Source	Work Plan Tasks	Accomplishments	Responsible Party
Street sweeping /stormdrain O&M	CB-11	Ensure that contractor maintains effective street sweeping equipment.	The West Valley cities do not hesitate to change sweeping contractors if the equipment being used does not measure up to municipal standards. The Town of Los Gatos recently purchased a new regenerative air sweeper.	Pub Works Maintenance Superintendents and Supervisors and Director of Pub Works
Outreach on pool, spa maintenance	CB-12	Continue to distribute pool & spa maintenance brochure via agency department counters and public places. As time permits, update WVCWP website with current Pool & Spa maintenance info.	WVCs distributed an additional 500 Pool brochures at Planning & Bldg Dept counters during FY06-07.	WVCWP with Municipal Staff
Outreach on pool, spa maintenance	CB-12	Continue to distribute pool & spa brochures as part of ICID WVC inspections.	The Inspector provides Pool & Spa brochures to residents and pool and spa companies as part of his IC/ID Inspection Program.	WV Inspector
Use of architectural copper	CB-21	Within the Planning permit process, discourage use of copper roofing and gutters.	All WV cities discourage copper architecture with the exception of Los Gatos, which is drafting a Residential Design Guideline that will seek to discourage architects and homeowners from using copper by informing them of its environmental implications. The Guideline will be finalized during FY 07-08.	Planning Dir/ Sr. Planner
Green Building	CB-21	Distribute outreach or expand website to promote Green Building principles. Provide examples of Green Building principles that were implemented.	All WVCs encourage and adhere to Green Building practices. The Cities plan to continue emphasizing green building principals in FY07-08. Los Gatos' website provides Green Building suggestions: http://www.town.los-gatos.ca.us/index.asp?NID=1213 Saratoga's website lists Alternative Building Materials http://www.saratoga.ca.us/pdf/SD-21Alt.bldg.materials.pdf	Planning Dir/ Sr. Planner
E-Waste Disposal	Proper Disposal of items that contain copper	Develop, advertise & conduct West Valley E-Waste Recycling Event **Additional Task – Not in Workplan**	*April 28, 2007* ***Free*** *Hazardous Waste Recycling Event* - for used TVs, monitors and other electronics was sponsored by the West Valley Cities. Drivers of 170 vehicles brought used electronics for recycling. Campbell held a free E-waste event on 3-16-07 at Prune Yard Tower, Campbell.	WVCWP Staff

WEST VALLEY COMMUNITIES

FY 2006-2007 ANNUAL COPPER (and NICKEL) ACTION PLAN REPORT

Activity	Source	Work Plan Tasks	Accomplishments	Responsible Party
Nickel Action Plan Tasks				
Control nickel discharge from construction sites	NB-1	Sediment Control: Continue to implement Construction Inspection Performance Standards (see Construction Inspection work plan section).	See Construction Inspection (Section #5) of this report.	Engineering and Building Inspectors WVCWP Inspector
Control nickel discharge from construction sites	NB-1	Training: Continue to have inspectors attend Regional Board/Program workshops on construction site management and learn latest erosion/sediment control techniques	See Construction Inspection Training (Section #5T) of this report.	Engineering and Building Inspectors WVCWP Inspector

Copper/Nickel Action Plan Evaluation

Car Wash Outreach Evaluation:

Car Washing has been highlighted on the WVCWP home page; the Car Wash Kit flyer was also sent to Fire Dept inspectors at their request. The Fire Dept inspects the West Valley Industrial and Commercial facilities, and reports incidents in residential areas if they notice violations while out in the field. WVCWP would like to have an all-inclusive, educational copper brochure, which would include car washing, architectural copper and pool draining in one piece. Staff have initiated a rough draft piece for this purpose. However, the WVCWP has not had the staff or funding to create an informative, attractive, finished piece that would be appropriate for mailing to residents and for distribution at events and municipal counters, etc.

Pool and Spa Maintenance:

The West Valley communities ordered 150 to 200 more brochures to give out at Planning counters and to new pool and spa owners. During FY06-07, The Town of Los Gatos' standard Conditions Of Approval for new homes with a pool were revised to require a sanitary sewer clean-out within 10 feet of the pool equipment, and a pervious landscaped area for pool filter washout.

Educational Outreach Evaluation:

The WVCWP will continue to provide outreach on car washing, vehicle maintenance, alternative transportation, and pool maintenance during in-class presentations and outreach at community events. WVCWP incorporated messages about activities that can prevent copper runoff as part of Kindergarten and 4th and 5th grade Enviroscape curriculum. These presentations have been successful in raising interest in proper car-washing and pool & spa maintenance methods. Staff have found that children seem especially receptive to the information about copper and car washing when they participate in the Enviroscape activity.

Street Sweeping:

The West Valley cities continued their street sweeping programs and submitted annual sweeping data to the Program. Los Gatos purchased a new PM-10

WEST VALLEY COMMUNITIES

FY 2006-2007 ANNUAL COPPER (and NICKEL) ACTION PLAN REPORT

Activity	Source	Work Plan Tasks	Accomplishments	Responsible Party
regenerative street sweeper in FY05-06. The Town, by contract, used the new sweeper on Monte Sereno's streets. Campbell hired a new contractor for FY06-07 in order to employ effective, up-to-date equipment. In FY05-06, Campbell decided that the sweeping contractor did not have effective equipment, which required additional sweeping to get the job done effectively. The City is pleased with the results of the change in contractors. Saratoga's sweeping contractor uses two kinds of sweepers to address the different types of debris to be picked up. Saratoga is pleased with their contractor. Saratoga updated street sweeping maps to GIS street map format and posted them on the City's website in FY06-07. Street sweeping is very important to West Valley residents. If the streets are not swept on schedule City or Town staff receive phone calls to register complaints, even on holidays.				

Training Summary: Copper/ Nickel

Training Description	Date	Attendees
WVCWP Monthly Meeting – Copper Work Plan Guidance Discussion led by: WVCWP Program Manager **Topics:** ▪ Adopting Guidelines & Standards developed by Water Resources Protection Collaborative ▪ Providing outreach to Mobile Surface Cleaners ▪ Conducting and documenting street-sweeping in residential and industrial/commercial areas ▪ Providing outreach to residents on proper pool and spa maintenance ▪ Discouraging the use of copper roofs and architecture in development permit process ▪ Planning for an E-waste event	January 23, 2007	**WVCWP (3)** Program Manager Program Assistant Sormwater Inspector **Campbell** Senior Civil Engineer **Los Gatos (1)** Senior Engineering Technician **Saratoga (1)** Public Works Analyst
Street Sweeping Training Slide Presentation using information from Ranger Kidwell-Ross of Worldsweeper.com Training meeting held in Campbell Community Center **Topics**: • Running a streetsweeper at optimum speed for removal of debris and fine particles • Percent of pollutants and metals removed as fine particulates • Types of streetsweeping equipment used for different types of jobs • Street-sweeping as a BMP and a source control measure	**June 20, 2007**	**WVCWP (3)** Program Manager Stormwater Inspector Public Outreach Coordinator **Campbell (8)** Public Works Superintendent PW Supervisor **Los Gatos (6)** PW Superintendent Street Maintenance Worker Parks Lead Worker **Monte Sereno (1)** Assistant City Engineer **Saratoga (5)** Street Maintenance Supervisor Parks Maintenance Supervisor Lead Maint Worker & Maint Specialist Lead Parks Worker **WV Sanitation District (2)** Director of Engineering & Operations Operations Supervisor
See Construction Inspection Training for Nickel-related trainings		

Trash Management

City of Campbell

Town of Los Gatos

City of Monte Sereno

City of Saratoga

TRASH INVENTORY & MANAGEMENT

FY 2006-2007 Work Plan Self Evaluation Matrix

Source	WPActivity	Work Plan Tasks	Accomplishments	Responsible Party
Trash Work Plan	Strategy	Participate in Trash Ad Hoc Task Group and assist Program staff in developing an effective strategy for trash reduction in urban streams and waterways.	The West Valley Clean Water Program Mgr attended the Trash AHTG meetings and provided feedback from West Valley cities on implementation strategy and tools. Topics this year included discussion about the proposed content of a Trash Control Measures Tool Box and a Trash Sources and Pathways illustration.	WVCWP Mgr attends AHTG – WVCWP Mgr to lead follow-up discussions at West Valley monthly meetings
Trash Work Plan	Pilot Demonstration	Participate in Trash Ad Hoc Task Group and assist Program staff in implementing a Pilot Demonstration Project which focuses on documenting type and volume of trash potentially conveyed through a storm drain system.	The West Valley Clean Water Program Mgr attended the Trash AHTG meetings and provided input on behalf of West Valley cities regarding potential pilot demonstrations.	WVCWP Mgr with input from West Valley Municipal Stormwater Reps
Trash Work Plan	Identify and Prioritize Problem Areas	Continue to Identify and prioritize trash problem areas and other potential sources that may contribute to trash problems in urban streams and waterways. Revise problem area list, based on surveys & other relevant information.	West Valley's list of trash problem sites was revised after conducting assessments in FY06-07. WVCWP staff removed litter at several new locations where excessive litter was found near creeks or waterways. A review of the site list was conducted. This resulted in replacing several of the sites originally listed as West Valley's trash "problem areas" with sites that had a more direct connection to urban streams or waterways. A few sites were replaced because a few years of monitoring and cleanups demonstrated that trash there was less of an issue than originally believed; staff resources should be concentrated on other sites in order to be effective. Assessment also resulted in adding several new sites where trash appears to be more of an on-going problem.	WVCWP Staff to coordinate with municipal staff

Source	WPActivity	Work Plan Tasks	Accomplishments	Responsible Party
Trash Work Plan	Evaluations	Continue to conduct trash evaluations in a subset of local trash problem areas using the using the Program's Urban Rapid Trash Assessment (RTA) protocol and/or the KAB Litter index.	WVCWP staff conducted **51 KAB** assessments at the identified sites and listed problem areas in West Valley communities. The number of assessments included: Campbell (23), Los Gatos (11), Monte Sereno (13), and Saratoga (4). Although KAB monitoring usually is limited to drive-by evaluations of a site, several KAB assessments were conducted simultaneously with removal of trash and debris by WVCWP staff. The *Trash Problem Area Activity* reports for each city are included at the end of this report section. WVCWP staff and citizen volunteers also conducted **10 urban rapid trash assessments (RTA)** at listed trash problem areas in Campbell (5), Los Gatos (2) and Saratoga (3). All RTA site assessments included removal of trash and debris by WVCWP staff and volunteers.	WVCWP Staff to coordinate with WV Municipal Staff and Citizen Volunteers
Trash Work Plan	Management Practices	Continue to identify and implement trash control measures, where practical and feasible, to reduce trash and debris.	To address litter and illegal dumping problems, WVCWP staff have incorporated a trash topic into every element of public education and outreach. West Valley inspectors for industrial / commercial and construction sites have been asked to be on the lookout for litter and illegal dumping. Inspectors have been told to consider an accumulation of debris at a site to be a violation of stormwater requirements and to refer such sites to the Stormwater Discharge Inspector. Other trash management activities conducted by West Valley communities include monitoring identified problem areas, holding volunteer cleanup events at problem sites, notifying Caltrans when exceptional litter or debris problems are noticed along highways or freeway ramps, conducting removal of trash and litter as needed at sites within municipal jurisdiction and removing trash at some sites in Caltrans' jurisdiction.	WVCWP Staff to coordinate with municipal staff

Campbell ♦ Los Gatos ♦ Monte Sereno ♦ Saratoga

FY 2006 - 2007 ANNUAL REPORT

Source	WPActivity	Work Plan Tasks	Accomplishments	Responsible Party
See PI/P – Citizen Participation	Monitoring/Citizen Participation	Continue to promote citizen participation program to monitor trash in local creeks. Submit trash tally sheets to Program staff (element of Creek Keeper's Program).	WVCWP staff conducted three trash monitoring and cleanup events with student and citizen volunteers. The City of Campbell's Public Works Director, Public Works Superintendent and Mayor partnered with Caltrans, to hold a City-wide pick-up event on 5/19/07. Campbell's event included work on littered areas along railroad tracks and the freeway. Volunteers at all clean-up events were taught to categorize and tally (monitor) debris collected. Participants worked in groups using WVCWP trash tally forms to collect the data that helps identify trash sources and management actions. Summary sheets for these events are included at the end of this report section. Los Gatos held a cleanup event on Saturday (4-21-07). Fourteen volunteers spent several hours picking up roadside debris in downtown Los Gatos. They removed twelve bags of garbage from gutters, sidewalks, catch basins and planters. Most of the debris was leaves but other items included CDs, medicine bottles, lots of cigarette butts and egg cartons! Additionally, Los Gatos has "Adopt-a-Trail" volunteers who collected and monitored trash 6 times (every other month) alongside Los Gatos Creek Trail during FY06-07. A total of 16 bags of debris were collected, including plastic water bottles, power bar wrappers and pet waste bags.	WVCWP Staff to coordinate with municipal staff
Trash Work Plan	Report on Trash Mgmt Practices Implemented	Provide Program staff with specific information on trash management practices implemented within the city's jurisdiction using program-wide standardized format.	WVCWP staff used SCVURPPP's standardized reporting forms to provide data on trash monitoring and management activities at the listed problem sites. *Trash Problem Area Evaluation Results* for each West Valley city, as provided by the Program, are included at the end of this report section.	WVCWP Staff to coordinate with SCVURPPP
Trash Work Plan	Data Collection	Submit Urban RTA Survey forms, trash tally sheets and any other data collection tool to Program staff.	KAB and Urban RTA forms for WV cities were submitted to SCVURPPP in July 2007 for Program-wide analysis and reporting.	WVCWP staff

Source	WPActivity	Work Plan Tasks	Accomplishments	Responsible Party
Citizen Participation	E-Waste Event	Safe Disposal of E-waste Provide an opportunity for citizens to participate in safe disposal of e-waste and mercury thermometers.	In response to last year's E-waste survey, local residents requested a second E-waste collection event for FY06-07. WVCWP staff partnered with United Datatech to collect electronic waste on 4-28-07. The community event was free and available to the general public. UDT guaranteed that all collected material would be recycled safely and would not be sent to foreign shores. The City of Saratoga provided the collection site. A total of 13,793 pounds of E-waste was collected and **170 drive-through participants** were served.	WVCWP staff and Municipal staff

Trash Inventory & Management Evaluation

Dumpster Area Inspections & Education for Local Businesses

The WVCWP Inspector checks the dumpster areas of the downtown restaurants in each of the West Valley communities for signs of illegal dumping or debris around open dumpsters. He provides urban runoff education as needed, including the importance of keeping dumpster lids closed, and locked if necessary. His method of informal visits and issuing *Notices To Comply* has helped to reduce the amount of trash-related dumpster violations over the past three years.

Educational Outreach to Students and Teachers in Local Schools

WVCWP staff responded to every opportunity to talk about trash and littering with students. The trash topic is always included in classroom Enviroscape presentations. This year a Saratoga private school (K-8) and parents partnered with WVCWP to hold a cleanup three weeks after WVCWP made presentations to 5th and 6th grade classes. In May and June, following WVCWP presentations, two local Kindergarten classes took a tour around their school to identify storm drains and to pick up any litter they could find.

Creek Keeper Events – Volunteer Participation - Trash Identification, Tallying & Pick-up

The WVCWP has been particularly successful from 2003 to 2007 recruiting student volunteers for creek cleanups and the task of trash tallying. Each event is opened with a brief talk on the trash problem affecting our creeks and Bay. Volunteers appear to be energized by the chance to make a difference. WVCWP talks include visual aids (enlarged photos of trash accumulation downstream, near the South Bay); these appear to make a major impression on volunteers. The WVCWP's trash tally form was designed to be easy for students to use. Categories on the form reflect the trash types that are most often found in West Valley locations. Trash summary forms which show tally sheets' totals for each cleanup event are included at the end of this report section.

Partnering with other Agencies to address the problems:

WVCWP's best chance for success in dealing with the trash problem is to partner with other agencies and work with a well-organized regional group. In January 2007, at the suggestion of Campbell's Public Works Director, WVCWP staff joined the Silicon Valley Anti-Litter Task Force (formerly called the Santa Clara County Litter Technical Advisory Committee). The meetings are led by SC County and the City of San Jose and have a large attendance. WVCWP staff participates in the Education Subcommittee meetings and Campbell's Public Works Director chairs the Finance Subcommittee. On May 19, 2007, the Silicon Valley Litter Campaign sponsored a well-publicized cleanup event called Great American Pick Up Day. WVCWP, on behalf of all West Valley cities, helped staff

Source	WPActivity	Work Plan Tasks	Accomplishments	Responsible Party

a site that was sponsored by the City of Campbell and joined volunteers that were supervised by Caltrans to collect freeway litter.

West Valley's Illegal dumping problem will be difficult to address without the help of law enforcement and other agencies. The City of San Jose has law enforcement staff that participates in the Silicon Valley Anti-Litter Task Force. The West Valley cities cannot afford Police or Sheriff Dept. staff time to enforce anti-litter laws. The environment around some WVC areas (quiet parking lots and sparsely populated roads which border creeks) appear to attract illegal dumpers from other cities, yet WVC law enforcement staff cannot continuously monitor these zones. For instance, the WVCWP Illegal Discharge Inspector responded to a call from a bicyclist who noticed several full trash bags dumped over the side of Prospect Road in Saratoga. When the Inspector visited the sparsely traveled site, he was forced to park the car on a narrow shoulder of road and could not descend the steep drop to where the trash had been tossed. Cleanup from this kind of dumping is too dangerous for WVCWP staff and municipal staff to address alone. Putting a stop to illegal dumping requires a regional and enforceable solution.

General Evaluation of Trash Management Activities

After several years of monitoring trash sites, WVCWP staff is familiar with the sites and the problems that need to be addressed. Two leading trash sources in West Valley communities are "Illegal dumping" and "vehicular litter" (found along highways, freeway-on-and-off-ramps, and smaller arterial roads). The type of litter that is retrieved is predominantly snack, food, beverage and other product packaging and cigarette butts. Several West Valley problem areas are in Caltrans' jurisdiction. In December 2006, the WVCWP Mgr called Caltrans about cleaning up 2 bags of trash dropped and scattered on Hwy 9 near a freeway ramp in Los Gatos. Caltrans responded that day.

Saratoga Creek at Big Basin Way and Sunnyvale-Saratoga Road is a heavily vegetated area that has been used for illegal dumping. It looks better than it did during FY05-06 because Saratoga's maintenance staff and Water District staff removed several illegally-dumped items including a gas water heater and large wrought iron fixtures from the creek banks. Last year the City's Code Enforcement Officer and the Sheriff's Dept agreed to keep an eye on the area. "No Dumping" signs have been posted in the parking lot area above the creek. The banks of the creek are very steep with litter lodged between trees and vegetation about 25 feet from the high-water line. WVCWP staff will continue to monitor and remove trash from the accessible areas at the edge of the downtown parking lot at least two times per year. This site remains one of Saratoga's prioritized problem areas.

While traveling to one of Los Gatos' listed problem sites, WV staff noticed another problem area near where Shannon Creek flows into Guadalupe Creek. Staff stopped to remove illegally-dumped items and collected several bags of debris from this rural setting along Hicks Road. A GIS map indicates that this area may not be within Town jurisdiction. However, the Town's maintenance crews said they would pick up debris if it is reported within Town limits and placed within the "right-of-way". This accumulation of dumped items along a rural road is an illegal dumping concern for all jurisdictions when the abandoned debris is hidden by natural vegetation and steep slopes and violators are not caught.

Trash Problem Area Evaluation Results by Copermittee & Watershed

ID #	Date	Location	Assessment Tool	Score	Existing Management Actions	Recommended Management Actions and/or Future Evaluations
				Adobe Creek		
LA03	6/19/2007	Bus Stop btwn El Camino Real & Acadia	KAB	2	Routine cleanup	Routine cleanup
LA08	6/19/2007	Bus Stop on San Antonio Road north of Almond Ave	KAB	2	Routine cleanup	Routine cleanup
LA12	6/19/2007	Central Plaza benind Home Consignment	KAB	2	Routine cleanup	Routine cleanup
LA09	6/19/2007	Intersection of Main Street and Second Street	KAB	2	Routine cleanup	Routine cleanup
LA02	6/19/2007	North Plaza btwn 1st & 2nd Streets	KAB	1.5	Routine cleanup	Routine cleanup
LA10	6/19/2007	Bus Stop on San Antonio Road btwn El Camino Real and Loucks	KAB	1.5	Routine cleanup	Routine cleanup
LA01	6/19/2007	Hetch Hetchy pathway	KAB	1	Routine cleanup	Routine cleanup
				Stevens Creek		
LA05	6/19/2007	Grant Road frontage from Arboretum	KAB	1.5	Routine cleanup	Routine cleanup
Los Gatos						
				Guadalupe River		
LG02	6/25/2007	Hicks Rd at Shannon Rd next to Shannon Creek; the first 100 ft. in direction of Camden Ave (unincorporated area)	RTA	52	Drive by assessments once or twice a year. Site is in unincorporated area Litter next to Hicks Rd is hidden by road bank. There is a steep drop to level ground before another steep drop to creek.	Find out if this area has been incorporated by Town. Consider posting illegal dumping signs. Continue to assess once a year and remove accessible trash, as needed.
LG02	6/25/2007	Hicks Rd at Shannon Rd next to Shannon Creek; the second 100 ft. in direction of Camden Ave (unincorporated area)	RTA	52	Drive by assessments once or twice a year. Same site as above. Split into two sites for RTA assessment	Determine if this area has been incorporated by Town. Continue to assess once a year and remove accessible trash as needed.
LG06	4/15/2007	Monte Bello Way at Main St, near downtown parking at Town Plaza (park)	KAB	3	KAB assessments once or twice a year. Town has a regular maintenance schedule.	Continue to assess and provide outreach to residents and businesses. Town will keep regular maintenance schedule.
LG05	2/4/2007	Blossom Hill Rd. from Short Rd. to Harwood	KAB	2	Conduct KAB assessments once or twice a year. Town crews pick up twice a month.	Discontinue assessments at this site. This is a long stretch of road (about 7 miles) with heavy traffic; not close to waterways or creeks.
LG03	6/6/2007	Kennedy Rd at Shannon Rd near Shannon Creek	KAB	2	Conduct drive-by assessments once or twice a year.	Discontinue assessments. This area is along a rural road with a few houses. The original site extended for approximately ten miles of winding road. The site is not a priority problem area.
LG04	2/4/2007	Shannon Rd at Hicks Rd	KAB	1	Conduct drive-by assessments once or twice a year.	Remove from trash problem areas list. Area is clean from a KAB perspective. These are new homes. Original litter problem was from the construction site.

Trash Problem Area Evaluation Results by Copermittee & Watershed

ID #	Date	Location	Assessment Tool	Score	Existing Management Actions	Recommended Management Actions and/or Future Evaluations
LG10	5/21/2007	St Mary's School at 30 Lyndon Ave. The site is located between Alamandra Creek and Los Gatos Creek and extends to Bean Ave.	KAB	1	Students are encouraged to conduct school cleanups after WVCWP presentations. Schools typically generate litter in the form of food wrappers and beverage containers.	As teacher's schedule permits, continue classroom presentations and conduct school volunteer cleanups.
LG01	6/6/2007	Los Gatos Creek Trail at Miles Avenue	KAB	1	KAB assessments once or twice a year. The stream bank is clean. Volunteers clean the Los Gatos Creek trail bi-monthly.	Site originally covered entire Los Gatos Creek trail. Site now describes 200 ft at the trail entrance near Miles Ave. Assess once a year. Volunteers clean trail bi-monthly.
LG09	2/4/2007	Town of Los Gatos Parking Lot; at University and Andrews	KAB	1	Town sweeps parking lots at least once a month. Assessment is done once a year.	Remove from trash problem areas list. Town will continue to sweep at least monthly. Area was very clean. WVCWP staff found one paper cup.
				San Tomas Aquino Creek		
LG07	1/28/2007	Quito Rd from Old Adobe Rd to Pollard Rd -first 125 ft	KAB	2	Assess site once or twice a year	Continue to assess once or twice per year and pick up trash as needed. This is a potential site for a volunteer cleanup.
LG08	2/4/2007	Quito Rd on both sides of Mt.Claire Rd for 425 ft along creek	KAB	2	Assess sites once or twice a year.	Continue to assess once or twice a year. Clean creek banks when trash becomes excessive.
LG08	12/15/2006	Quito Rd on both sides of Mt.Claire Rd for 425 ft along creek	KAB	2	Conduct KAB assessments once or twice a year.	Continue to assess once or twice a year. Clean creek banks when trash becomes excessive.
LG07	2/4/2007	Quito Rd from Old Adobe Rd to Pollard Rd -first 125 ft	KAB	1	Conduct KAB assessments once or twice a year.	Continue to assess once or twice per year and pick up trash as needed. This is a potential site for a volunteer cleanup.
Milpitas						
				Coyote Creek		
MI08a	5/22/2007	Coyote Creek at Dixon Landing Road	KAB	1.5	The litter is cleaned up during the annual creek clean-up programs. The last creek clean-up was on September 16, 2006.	This area will again be cleaned during the annual Costal Cleanup Day on September 15, 2007.
MI06	5/22/2007	Near Main Lift Station	KAB	1	There was no littler at the site. Trash is removed when noticed.	There was no littler at the site. Trash is removed when noticed.
MI08b	5/22/2007	Coyote Creek North of 237	KAB	1	The litter is cleaned up during the annual creek clean-up programs. The last creek clean-up was on September 16, 2006.	This area will again be cleaned during the annual Costal Cleanup Day on September 15, 2007.
				Lower Penitencia Creek		
MI05	5/21/2007	Dempsey Road between Yosemite and Edsel	KAB	3	This is a persistent problem. This area is inspected twice a week (Monday and Friday) or as needed. Trash is removed.	Existing management practices suffice.
MI12	5/21/2007	Apartments between Calaveras Blvd. And Adams	KAB	3	This is an ongoing problem of extra garbage overflowing from trash bins.	The problem occasionally resurfaces. The area gets cleaned. Allied Waste Services will continue its efforts.
MI11	5/21/2007	House at Corner of Adams and Temple	KAB	2.5	This is an ongoing problem. Trash consists of domestic litter, litter from pedestrians, and overflowing garbage bins. Allied Waste Services picks up all the trash in this area.	The problem persists. Allied Waste Services will continue its efforts.

School Trash Monitoring and Cleanup 4-18-07



Westmont
9-16-06
Creek Monitoring Summary

Use tick marks in the Category that the trash belongs in (i.e. plastic bag goes in PLASTIC).
At the end of the cleanup, total the tallies, & write the **total** next to the heading.

PLASTIC	1121
bags	187
bottles	151
buckets	
caps, lids	76
milk jugs	
pieces	449
rope	3
6-pack holders	3
Toys (Balls)	40
Turf Grass Pieces	212
STYROFOAM	45
cups, spoons, forks, straws	23
egg cartons	
fast food containers	
meat trays	
pieces	22
METAL	103
bottle caps	10
cans	28
pieces	44
wire	5
Objects	16
CIGARETTE BUTTS	81
Bags of Trash	4

PAPER	403
bags	
cardboard	100
cartons	
cups	
newspaper	
pieces	303
RUBBER	21
balloons	3
gloves	
tires	
Synthetic Rubber	18
GLASS	289
bottles	26
light bulbs	
Pieces	263
WOOD	26
broken pieces	15
pallets/large items	3
Brick	18
CLOTH	17
clothing	17
rugs	
OTHER	2

End of Day Totals

Estimate Length of creek section in miles, i.e. 1/10 mile, 1/8 mile 1.5 miles

Weight of recyclable trash 139

Number of bags of trash collected 53

Weight of non-recyclable trash 249

Questionnaire

1. Describe the stretch of creek monitored using descriptors of boundaries such as landmarks or cross streets. 4805 Westmont Ave near to Mc Coy

2. What types of trash were most commonly found? Paper, glass, and turf grass pieces

3. List the most unusual items found. Red metal bunk bed

4. Rate from one to five how dirty or clean the creek was, with one being pristine clean.

(Circle one) 1 2 3 4 5

Quito Rd. Los Gatos
12-15-06
Creek Monitoring Summary

Use tick marks in the Category that the trash belongs in (i.e. plastic bag goes in PLASTIC).
At the end of the cleanup, total the tallies, & write the **total** next to the heading.

PLASTIC	60
bags	7
bottles	6
buckets	
caps, lids	10
milk jugs	
pieces	37
rope	
6-pack holders	
toys	
Tarp	1
STYROFOAM	14
cups, spoons, forks, straws	9
egg cartons	
fast food containers	
meat trays	
pieces	5
METAL	18
bottle caps	
cans	7
pieces	8
wire	1
Objects	2
CIGARETTE BUTTS	43
Lighters	1

PAPER	28
bags	
cardboard	28
cartons	
cups	
newspaper	
pieces	
RUBBER	
balloons	
gloves	
tires	
GLASS	64
bottles	4
light bulbs	
Pieces	60
WOOD	
broken pieces	
pallets/large items	
CLOTH	1
clothing	1
rugs	
OTHER	5

End of Day Totals

Estimate Length of creek section in miles, i.e. 1/10 mile, 1/8 mile 425 Ft____

Number of bags of trash collected 2_____

Weight of recyclable trash 5_____

Weight of non-recyclable trash 12_____

Questionnaire

1. Describe the stretch of creek monitored using descriptors of boundaries such as landmarks or cross streets. Along QuitoRd. near Bicknell_____

_____

2. What types of trash were most commonly found? Plastic and cigarette butts_____

_____

3. List the most unusual items found. Large piece of rebar_____

4. Rate from one to five how dirty or clean the creek was, with one being pristine clean.

(Circle one) 1 2 3 4 5

San Tomas Aquino Creek Quito Rd. at Sobey
1/28/07

Creek Monitoring Summary

Use tick marks in the Category that the trash belongs in (i.e. plastic bag goes in PLASTIC).
At the end of the cleanup, total the tallies, & write the **total** next to the heading.

PLASTIC	55
bags	10
bottles	23
buckets	
caps, lids	
milk jugs	
pieces	22
rope	
6-pack holders	
toys	
STYROFOAM	12
cups, spoons, forks, straws	12
egg cartons	
fast food containers	
meat trays	
pieces	
METAL	5
bottle caps	
cans	2
pieces	
wire	
Object	3
CIGARETTE BUTTS	

PAPER	24
bags	
cardboard	3
cartons	
cups	
newspaper	
pieces	21
RUBBER	
balloons	
gloves	
tires	
GLASS	1
bottles	1
light bulbs	
WOOD	
broken pieces	
pallets/large items	
CLOTH	1
clothing	
rugs	
Tennis Balls	1
OTHER	2

End of Day Totals

Estimate Length of creek section in miles, i.e. 1/10 mile, 1/8 mile 125 feet___

Number of bags of trash collected __2_____

Weight of recyclable trash 6_____

Weight of non-recyclable trash 10_____

Questionnaire

1. Describe the stretch of creek monitored using descriptors of boundaries such as landmarks or cross streets. Side of the road on Quito from Sobey to _____

   _____

2. What types of trash were most commonly found? Plastic bottles_____

   _____

3. List the most unusual items found. Eyeglass case_____

4. Rate from one to five how dirty or clean the creek was, with one being pristine clean.

   (Circle one) 1 2 3 4 5

Wildcat Creek
4/18/07

Creek Monitoring Summary

Use tick marks in the Category that the trash belongs in (i.e. plastic bag goes in PLASTIC).
At the end of the cleanup, total the tallies, & write the **total** next to the heading.

PLASTIC	813
bags	53
bottles	72
buckets	
caps, lids	117
milk jugs	
pieces	160
rope	
6-pack holders	5
toys	11
wrappers	395
STYROFOAM	93
cups, spoons, forks, straws	86
egg cartons	
fast food containers	7
meat trays	
pieces	
METAL	83
bottle caps	18
cans	57
pieces	2
wire	4
CIGARETTE BUTTS	2

PAPER	105
bags	75
cardboard	30
cartons	
cups	
newspaper	
pieces	
RUBBER	8
balloons	3
gloves	5
tires	
GLASS	87
bottles	25
light bulbs	
pieces	62
WOOD	10
broken pieces	10
pallets/large items	
CLOTH	5
clothing	5
rugs	
OTHER	101

End of Day Totals

Estimate Length of creek section in miles, i.e. 1/10 mile, 1/8 mile: 400 ft

Number of bags of trash collected: 31

Weight of recyclable: trash 225 lbs. est.

Weight of non-recyclable trash: _____

Questionnaire

1. Describe the stretch of creek monitored using descriptors of boundaries such as landmarks or cross streets. Wildcat Creek behind Sacred Heart School

2. What types of trash were most commonly found? Food wrappers

3. List the most unusual items found. Illegal Dumped asphalt

4. Rate from one to five how dirty or clean the creek was, with one being pristine clean.

(Circle one) 1 2 3 4 5

San Tomas Aquino Creek
5/19/07
Creek Monitoring Summary

Use tick marks in the Category that the trash belongs in (i.e. plastic bag goes in PLASTIC).
At the end of the cleanup, total the tallies, & write the **total** next to the heading.

PLASTIC	601
bags	80
bottles	40
buckets	
caps, lids	31
milk jugs	
pieces	450
rope	
6-pack holders	
toys	
STYROFOAM	72
cups, spoons, forks, straws	20
egg cartons	
fast food containers	12
meat trays	
pieces	40
METAL	132
bottle caps	6
cans	22
pieces	88
wire	13
Segments	3
CIGARETTE BUTTS	129

PAPER	136
bags	136
cardboard	
cartons	
cups	
newspaper	
pieces	
RUBBER	26
balloons	9
gloves	8
tires	
Hose	9
GLASS	147
bottles	5
light bulbs	
Pieces	142
WOOD	12
broken pieces	12
pallets/large items	
CLOTH	8
clothing	8
rugs	
OTHER	104

End of Day Totals

Estimate Length of creek section in miles, i.e. 1/10 mile, 1/8 mile: 500 ft.

Number of bags of trash collected: 21

Weight of recyclable trash: 11

Weight of non-recyclable trash: 174 lbs

Questionnaire

1. Describe the stretch of creek monitored using descriptors of boundaries such as landmarks or cross streets. From Westmont High School playing field to Mc Coy

2. What types of trash were most commonly found? Plastics, paper, aluminum and cigarette butts

3. List the most unusual items found. Big long metal rods

4. Rate from one to five how dirty or clean the creek was, with one being pristine clean.

(Circle one) 1 2 3 4 5

Great American litter Pick Up 5-19-07
540 Rincon Ave. Campbell
Creek Monitoring Summary

Use tick marks in the Category that the trash belongs in (i.e. plastic bag goes in PLASTIC).
At the end of the cleanup, total the tallies, & write the **total** next to the heading.

PLASTIC	961
bags	46
bottles	58
buckets	
caps, lids	198
milk jugs	
pieces	435
rope	
6-pack holders	4
toys	5
Hard Pieces	215
STYROFOAM	908
cups, spoons, forks, straws	532
egg cartons	
fast food containers	
meat trays	
pieces	376
METAL	412
bottle caps	274
cans	15
pieces	92
wire	22
pipe	9
CIGARETTE BUTTS	899

PAPER	576
bags	
cardboard	
cartons	
cups	
newspaper	
pieces	576
RUBBER	118
balloons	36
gloves	
tires	5
misc.	77
GLASS	91
bottles	18
light bulbs	
pieces	73
WOOD	43
broken pieces	43
pallets/large items	
CLOTH	38
clothing	38
rugs	
OTHER	121

End of Day Totals

Estimate Length of creek section in miles, i.e. 1/10 mile, 1/8 mile _____

Number of bags of trash collected 63

Weight of recyclable trash 400

Weight of non-recyclable trash 1,260

Questionnaire

1. Describe the stretch of creek monitored using descriptors of boundaries such as landmarks or cross streets. Litter pick up at John D. Morgan , Hwy 17 from the Camden ramp to the pedestrian crossing, railroad tracks adjacent to Winchester northbound from Hacienda to Kennedy and along Los Gatos Creek trail

   What types of trash were most commonly found? Paper, styrofoam and cigarette butts

2. List the most unusual items found. _____

3. Rate from one to five how dirty or clean the creek was, with one being pristine clean.

   (Circle one) 1 2 3 4 5

Saratoga Creek Big Basin Way
6-5-07
Creek Monitoring Summary

Use tick marks in the Category that the trash belongs in (i.e. plastic bag goes in PLASTIC).
At the end of the cleanup, total the tallies, & write the **total** next to the heading.

PLASTIC	75
bags	3
bottles	7
buckets	
caps, lids	6
milk jugs	
pieces	34
rope	
6-pack holders	
toys	
wrappers	25
STYROFOAM	22
cups, spoons, forks, straws	13
egg cartons	
fast food containers	
meat trays	
pieces	9
METAL	17
bottle caps	3
cans	4
pieces	10
wire	
CIGARETTE BUTTS	34

PAPER	47
bags	
cardboard	2
cartons	
cups	
newspaper	
pieces	45
RUBBER	
balloons	
gloves	
tires	
GLASS	2
bottles	2
light bulbs	
WOOD	
broken pieces	
pallets/large items	
CLOTH	
clothing	
rugs	
OTHER	5

End of Day Totals

Estimate Length of creek section in miles, i.e. 1/10 mile, 1/8 mile: 200 ft.

Number of bags of trash collected: _____

Weight of recyclable trash: 1/2

Weight of non-recyclable trash: 2 1/2

Questionnaire

1. Describe the stretch of creek monitored using descriptors of boundaries such as landmarks or cross streets. Behind the gas station at Big Basin Way at the top of the creek

2. What types of trash were most commonly found? Paper

3. List the most unusual items found. _____

4. Rate from one to five how dirty or clean the creek was, with one being pristine clean.

(Circle one) 1 2 3 4 5

Saratoga Creek Big Basin Way
6-22-07

Creek Monitoring Summary

Use tick marks in the Category that the trash belongs in (i.e. plastic bag goes in PLASTIC).
At the end of the cleanup, total the tallies, & write the **total** next to the heading.

PLASTIC	80
bags	7
bottles	6
buckets	
caps, lids	5
milk jugs	
pieces	34
rope	
6-pack holders	
toys	
wrappers	28
STYROFOAM	2
cups, spoons, forks, straws	
egg cartons	
fast food containers	
meat trays	
pieces	2
METAL	2
bottle caps	
cans	1
pieces	1
wire	
CIGARETTE BUTTS	29

PAPER	46
bags	11
cardboard	
cartons	
cups	
newspaper	
pieces	35
RUBBER	
balloons	
gloves	
tires	
GLASS	
bottles	
light bulbs	
WOOD	1
broken pieces	1
pallets/large items	
CLOTH	2
clothing	2
rugs	
OTHER	2

End of Day Totals

Estimate Length of creek section in miles, i.e. 1/10 mile, 1/8 mile .100 ft.

Number of bags of trash collected _____

Weight of recyclable trash _____

Weight of non-recyclable trash _____

Questionnaire

1. Describe the stretch of creek monitored using descriptors of boundaries such as landmarks or cross streets. Behind the gas station at Big Basin Way at the top of the creek

2. What types of trash were most commonly found? Paper

3. List the most unusual items found. _____

4. Rate from one to five how dirty or clean the creek was, with one being pristine clean.

(Circle one) 1 2 3 4 5

Hicks Rd at Shannon
6-25-07
Creek Monitoring Summary

Use tick marks in the Category that the trash belongs in (i.e. plastic bag goes in PLASTIC).
At the end of the cleanup, total the tallies, & write the **total** next to the heading.

PLASTIC	60
bags	15
bottles	7
buckets	
caps, lids	2
milk jugs	
pieces	23
rope	
6-pack holders	
toys	
wrappers	13
STYROFOAM	18
cups, spoons, forks, straws	
egg cartons	
fast food containers	
meat trays	
pieces	18
METAL	17
bottle caps	
cans	13
pieces	4
wire	
CIGARETTE BUTTS	22

PAPER	18
bags	
cardboard	8
cartons	
cups	
newspaper	
pieces	10
RUBBER	4
balloons	
gloves	
tires	
pieces	4
GLASS	14
bottles	4
light bulbs	
pieces	10
WOOD	
broken pieces	
pallets/large items	
CLOTH	2
clothing	2
rugs	
OTHER	29

End of Day Totals

Estimate Length of creek section in miles, i.e. 1/10 mile, 1/8 mile: 200 ft.

Number of bags of trash collected: 5

Weight of recyclable trash: _____

Weight of non-recyclable trash: 31

Questionnaire

1. Describe the stretch of creek monitored using descriptors of boundaries such as landmarks or cross streets. Top of creek bank listed as private property. Trash not visual when driving by.

2. What types of trash were most commonly found? Cans and paper

3. List the most unusual items found. Stereo and garbage can

4. Rate from one to five how dirty or clean the creek was, with one being pristine clean.

(Circle one) 1 2 3 4 5

West Valley Communities

Santa Clara Valley Urban Runoff Pollution Prevention Program

FY 2006-2007 ANNUAL REPORT

Training Summary: Trash Management

Training Description	Date	Attendees
Santa Clara County Technical Advisory Committee Various Agencies: Group Discussion **Topics:** ▪ Partnering with DMV to identify demographics of those who generate vehicular litter ▪ Next steps for obtaining and distributing truck bed tarps ▪ Enforcing the use of truck bed covers ▪ Ask the local AAA to inform their members of truck bed cover requirements ▪ Work with local Auto Dealers to remind customers of truck bed cover requirements	March 12, 2007	**WVCWP (2)** Program Manager Public Outreach Specialist
Silicon Valley Anti–Litter Task Force Speaker: Nora Campos, Committee Chair **Topics:** ▪ Publicizing Great American Pick-Up Day ▪ Litter regulation enforcement ▪ Litter Control Education ▪ Litter Control: Removal of Litter	May 7, 2007	**WVCWP (2)** Program Manager Public Outreach Specialist
WVCWP Monthly Meeting/Training Trash Cleanups and Trash Assessments Discussion led by: WVCWP Program Manager **Topics:** ▪ Trash Site Prioritization ▪ Report from SCVURPPP Ad Hoc Task Group Projects ▪ BASMAA – Trash editorial subject for use in newsletters	May 8,2007	**WVCWP (3)** Program Manager Program Assistant Stormwater Discharge Inspector **Campbell (1)** Senior Civil Engineer **Los Gatos (1)** Senior Engineering Technician **Saratoga (1)** Public Works Analyst

Watershed Management

City of Campbell

Town of Los Gatos

City of Monte Sereno

City of Saratoga

West Valley Communities

FY 2006-2007 ANNUAL REPORT

Work Plan Self Evaluation Matrix

Water Quality Monitoring & Watershed Management

Source	Work Plan Activity	Work Plan Tasks	Accomplishments	Responsible Party
NPDES Permit	South Bay Watershed Management Initiative	Support and participate in development of Core Group activities and the WMI Watershed Action Plan[1]. See SCVURPPP work plan for detailed activities.	The West Valley Communities support and participate in the WMI through the SCVURPP Program.	WVCWP coordinate with SCVURPPP
	Water Quality Monitoring	Support and fund SCVURPP Water Quality Monitoring activities. Jointly fund the Regional Monitoring Program (RMP) and the California Estuary Project (CEP). See SCVURPPP work plan for detailed activities.	The West Valley Communities support and participate in water quality monitoring activities through the SCVURPPP. The West Valley Communities jointly fund the RMP and CEP water monitoring programs through SCVURPPP annual assessments. See Program's report for details.	Campbell Los Gatos Monte Sereno Saratoga

[1] On behalf of the municipalities of Campbell, Los Gatos, Monte Sereno and Saratoga SCVURPPP is signatory to the WMI and participates in the Core Group and subgroups.

West Valley Communities

Santa Clara Valley Urban Runoff Pollution Prevention Program

FY 2006-2007 ANNUAL REPORT

Training Summary: Watershed Management

Training Description	Date	Attendees
Don Edwards National Wildlife Refuge Environmental Educational Center Walking Tour Sponsored by: SCVURPPP and the Land Use Subgroup **Topics:** ▪ Runoff from urban areas discharges into creeks and streams ▪ Interactions between urban/suburban activities and natural habitats ▪ How salt marshes help restore water quality ▪ Effects of freshwater discharges on the Bay ▪ Landscaping with native plants	December 6, 2006	**WVCWP (2)** WVCWP Inspector Program Assistant
Public Stream Restoration and Erosive Forces Workshop Sponsored by: The Environmental Advisory Committee (EAC) to the Santa Clara Valley District and the Santa Clara Valley Watershed Management Initiative (WMI) **Topics:** ▪ Presentation on the Points of Agreement amongst stakeholders concerning erosion in the potential for restoration of physical stability and ecological health of SCC streams ▪ Presentations by several stakeholders with differing views on how to address erosion and or restoration of stable healthy streams ▪ Discussion to develop a shared understanding of the problems and solutions associated with stream erosion and restoration	January 31, 2007	**WVCWP (2)** Program Manager WVCWP Inspector
Watershed Management and Urban Ecology Sponsored by: Acterra, Canopy, San Francisquito Watershed Council, SCV Water District and City of Palo Alto Speaker: Andy Lipkis, Founder and President of Tree People **Topics:** ▪ Groundbreaking Solutions that link the issues of urban forestry, sustainability, water and energy use through integrated urban ecosystem management ▪ What we are doing locally and what we can learn from L.A.'s example	March 21, 2007	**WVCWP (1)** Program Manager

CITY OF MILPITAS

455 East Calaveras Boulevard, Milpitas, California 95035-5479 • www.ci.milpitas.ca.gov

September 17, 2007

Mr. Bruce Wolfe
Regional Water Quality Control Board
San Francisco Bay Region
1515 Clay St., Suite 1400
Oakland, CA 94612

Subject: Milpitas Urban Runoff Program
FY 06-07 Annual Report

Dear Mr. Wolfe:

This report is submitted by the City of Milpitas, in conjunction with the Santa Clara Valley Urban Runoff Pollution Prevention Program's Annual Report, pursuant to provision C.6.a. of the Program's reissued municipal storm water National Pollutant Discharge Elimination System (NPDES) Permit (Order No. 01-024). The report summarizes activities performed during FY 06-07 in accordance with the Milpitas Urban Runoff Management Plan (URMP) submitted to the Regional Water Quality Control Board (RWQCB) on March 1, 2006, and the performance standards contained therein. No Milpitas response is required to the RWQCB's to the general comments on FY 05-06 Annual Report. There were no comments issued from RWQCB on FY 06-07 and FY 07-08 URMPs.

Contents of Report

The goals of this Annual Report are to: 1) document implementation of our FY 06-07 Work Plan during the past fiscal year, 2) evaluate program results for continuous improvement, and 3) share this information with other Co-permittees, municipal decision-makers, and the public. To accomplish these goals, the report contains the following sections:

1. Certification Statement
2. Acronyms
3. IC/ID Elimination Activities
4. Industrial/Commercial Discharge Control Program
5. Public Agency Activities
    - Public Streets, Roads & Highways O & M
    - Rural Roads Public Works O & M
    - Storm Drain O & M
    - Water Utility O & M
    - Other Public Agency Activities (Corp Yard, Parks, Ponds etc.)
6. New Development Planning Procedures
7. New Development Construction Activities
8. Public Information and Participation
9. Pest Management Activities
10. Mercury Pollution Prevention Activities
11. Copper Action Plan
12. Nickel Action Plan

13. Trash Inventory and Management
14. Staff Training Summary Table

Thank you for your review of this Annual Report. If you have any questions regarding the materials submitted, please contact Paramjit Uppal at (408) 586-3351 or me at (408) 586-3345.

Sincerely,

Kathleen Phalen, PE
Utility Engineer

Enclosures

cc: Shin-Roei Lee, Chief - South Bay Watershed Management Division - RWQCB
City Manager
City Engineer/Public Works Director
Chief Building Official
Fire Chief
Fire Marshal
Planning Manager
Utility Engineering File - 70.6.1-2007

City of Milpitas
FY 2006-2007 Annual Report

Certification Statement

"I certify, under penalty of law, that this document and all attachments were prepared under my direction or supervision in accordance with a system designed to ensure that qualified personnel properly gather and evaluate the information submitted. Based on my inquiry of the person or persons who manage the system, or those persons directly responsible for gathering the information, the information submitted, is, to the best of my knowledge and belief, true, accurate, and complete. I am aware that there are significant penalties for submitting false information, including the possibility of fine and imprisonment for knowing violations."

Name: _____ Date:
Thomas C. Williams
City Manager

City of Milpitas
FY 2006-2007 Annual Report
Table of Contents

1. **Acronyms** 6

2. **IC/ID Elimination Activities**
   - A. Self-Evaluation Matrix 7
   - B. Evaluation 9
   - C. Additional Information
     - Enhanced Reporting 10

3. **Industrial/Commercial Discharger Control Program**
   - A. Self-Evaluation Matrix 13
   - B. Evaluation 14
   - C. Additional Information
     - Enhanced Reporting – Inspection Frequency Summary 15
     - Enhanced Reporting – Detailed Summary 16

4. **Public Agency Activities**
   - o Public Streets, Roads & Highways O & M (including Street Sweeping Data)
     - A. Self-Evaluation Matrix 24
     - B. Evaluation 25
     - C. Summary of Street Sweeping Data 26
   - o Rural Roads Public Works O & M
     - A. Self-Evaluation Matrix 28
     - B. Evaluation 30
   - o Storm Drain O & M
     - A. Self-Evaluation Matrix 31
     - B. Evaluation 32
   - o Water Utility O & M
     - A. Self-Evaluation Matrix 33
     - B. Evaluation 34
   - o Other Public Agency Activities (Corp Yard, Parks, Ponds etc.)
     - A. Self-Evaluation Matrix 35
     - B. Evaluation 37

5. **New Development Planning Procedures**
   - A. Self-Evaluation Matrix 38
   - B. Evaluation 52
   - C. Additional Information
     - BMP O & M Verification Program - C3.e 57
     - Site Design Measures Guidance & Standards Development – C3.j.2 62
     - General Plan – C3.l 62

- Reporting – C3.n.1 63

6. **New Development Construction Activities**
   A. Self-Evaluation Matrix 68
   B. Evaluation 69

7. Public Information and Participation
   A. Self-Evaluation Matrix 70
   B. Evaluation 73

8. Pest Management Activities
   A. Self-Evaluation Matrix 79
   B. Evaluation 83

9. Mercury Pollution Prevention Activities
   A. Self-Evaluation Matrix 84

10. Copper Action Plan
   A. Self-Evaluation Matrix 89

11. Nickel Action Plan
   A. **Self-Evaluation Matrix** 92

12. Trash Inventory and Management
   A. Self-Evaluation Matrix 93
   B. Evaluation 96

13. Staff Training Summary Table
   A. Self-Evaluation Matrix 97

ACRONYMS

BASMAA	Bay Area Stormwater Management Agencies Association
BAAQMD	Bay Area Air Quality Management District
BMP	Best Management Practice
BOMA	Building Owners and Managers Association
CC&R	Covenants, Conditions and Restrictions
CEQA	California Environmental Quality Act
COA	Condition of Approval
HMP	Hydromodification Management Plan
HHW	Household Hazardous Waste
ICID	Illicit Connection & Illegal Dumping
KAB	Keep America Beautiful
MEP	Maximum Extent Practicable
MUSD	Milpitas Unified School District
NPDES	National Pollutant Discharge Elimination System
NOI	Notice of Intent
O & M	Operation and Maintenance
OSH	Orchard Supply Hardware
PIP	Public Information/Participation
PW	Public Works
RB	Regional Board
RWQCB	Regional Water Quality Control Board
SCVURPPP	Santa Clara Valley Urban Runoff Pollution Prevention Program
SCVWD	Santa Clara Valley Water District
SOP	Standard Operating Procedure
SWID	Storm Water Infiltration Device
SWMP	Storm Water Management Plan
SWPPP	Storm Water Pollution Prevention Plan
TMDL	Total Maximum Daily Load
WMI	Watershed Management Initiative
WUPPP	Water Utility Pollution Prevention plan

CITY OF MILPITAS

Illicit Connection & Illegal Dumping Elimination (ICID) Activities – Self-evaluation Matrix

Implem. Id.	Activity	Item Source	Tasks Identified in FY 2006-2007 Work Plan	Status / Comments	Due Date (mo/yr)	Responsible Party (Lead)/ Coordinator
H-1	Service Requests	URMP page H-6	Review existing service requests (SOP 7-1)	This SOP will be reviewed as required.	Ongoing	Code Enforcement (Gloria Anaya)/ Utility Engineering (Paramjit Uppal)
H-2	Record Tracking	URMP page H-6	Hand-held devices to record inspection in the field.	Data from paper inspection forms is entered into the database. This practice will continue for the foresceeable future due to budget constrains.	Ongoing	Fire Department (Patti Joki) & Information Services Utility Engineering (Paramjit Uppal)
H-3	Utility Maintenance SOP on storm drain inspections	URMP page H-7	Revise and finalize Utility Maintenance SOP	SOP remains in draft format. Public Works Dept. staff routinely inspects all the storm water catch basins in 18 month cycles. In 06-07, a total of 3,113 catch basins were inspected and 1,268 of these were cleaned. Completion of the Utility Maintenance SOP (for storm drain and outfall inspection, coordination and referral activities if suspicious materials are found) is deferred due to lack of resources.	Ongoing	Utility Maintenance (Steve Smith)/ Utility Engineering (Paramjit Uppal)
H-4	Field Investigation, reporting and recording of Storm Water Infiltration Devices (SWIDs)	URMP page H-7	Train staff, document SWID locations, implement SWID inspection, and develop process for reporting and record keeping.	To date, no SWIDs are documented in City's or SCVWD's records. In the future, City will report any SWIDs that are found within the City to SCVWD using referral cards.	Ongoing	Utility Engineering (Paramjit Uppal)
H-5	Additional efforts	URMP	Develop pollution prevention partnership	A special Task Force was convened a few	Ongoing	Utility Engr.,

Implem. Id.	Activity	Item Source	Tasks Identified in FY 2006-2007 Work Plan	Status / Comments	Due Date (mo/yr)	Responsible Party (Lead)/ Coordinator
	with restaurants	page H-7	with owners of food facilities to educate operators.	years ago to inspect and meet major retail food stores and restaurants in shopping centers. The Task Force has been successful and has moved into a second phase, which is periodic inspection and handing out outreach materials as needed. The Fire Department Inspectors continue to inspect restaurants with grease interceptors every 3 years.		Code Enforcement (Gloria Anaya), Fire Dept. (Patti Joki))
H-6	Effectiveness Evaluation	URMP page H-7	Conduct annual evaluation of the effectiveness of the program.	See evaluation text.	Ongoing	Fire Department (Patti Joki)/ Paramjit Uppal
H-7	Record Keeping/Reporting	URMP page H-7	Document and report IC/ID incidents using descriptive categories. Maintain records for reporting.	Staff maintains records by completing the Standard Incident Reporting Form. ICID incident reports were submitted electronically to the Program. Reports are also submitted to the RWQCB with the Annual Reports.	Ongoing	Fire Department (Patti Joki)/ Paramjit Uppal
H-8	Staff training	URMP page H-7	Staff will attend training sessions organized by the SCVURPP program	See Staff training Table at the end of this Report.	Ongoing	

Evaluation - ICID Elimination Activities

City staff, primarily through the Fire Department (quick response), Building and Engineering Divisions, responded to all reported ICID incidents. A summary of ICID incidents is provided in the attached ICID Enhanced Reporting Form. It categorizes each incident under the standard incident types.

All restaurants in Milpitas are inspected every three years by the Fire Department. The last inspection cycle was in FY 05-06. For the next two years, restaurants will be inspected on the basis of complaints or report of spills. The next comprehensive inspection round is due in FY 08-09.

The City of Milpitas responds to all the incidents that are reported. Outreach for proper disposal of applicable materials, including vehicle fluids, is provided to the business community in all appropriate circumstances. The annual HazMat and Industrial/Commercial inspections, coupled with education and outreach has led to better understanding of ICID elimination activities.

There were no specific comments from the Regional Board on the Milpitas FY 05-06 Annual Report. The Regional Board has not provided comments on the FY06-07 or FY 07-08 Work Plans.

City of Milpitas
FY 2006-2007 Illicit Connection and Illegal Discharge Report Summary (a) and (c)

ICID Incident Type (b)	Reporting Source					Incident Source								Location Date and Responsible Party	Enforcement Action						Comments
	City Inspector	Inter-Department	Other Agency	Citizen	Other	Resi.	Ind.	Com.	Auto Facility	Food Facility	Const. Site	Public Facility	Other/ Unknown		Verbal (d)	Warning (e)	Adm. (f)	Adm. W/ Penalty or Fine (g)	Criminal (h)	Referral for Enforcement (i)	
Tracking Soil	Dorsey Wiseman										X			595 E. Calaveras Blvd; 11/06/06; Shapell Industries	X						Received phone call ref. To tracking soil, called contractor, by my arrival no cleanup was required.
Tracking Soil	Dorsey Wiseman										X			130 N. Milpitas Blvd; 11/25/06; Shapell Industries	X						Noted tracking soil, called contractor, crew arrived and clean up was promptly completed.
Tracking Soil	Dorsey Wiseman										X			551 E. Calaveras Blvd; 11/30/06; Shapell Industries	X						Tracking of soil was reported, at my arrival a sweeper was completing cleanup.
Tracking Soil	Dorsey Wiseman										X			595 E. Calaveras Blvd; 11/06/06; Shapell Industries	X						Noted tracking dirt, directed workers to cleanup, was completed while I was at site.
Tracking Soil	Dorsey Wiseman										X			479 E. Calaveras Blvd; 1/17/07; Shapell Industries	X						Observed tracking of dirt, directed workers to cleanup, cleanup & sweeping was completed.
Tracking Soil	Dorsey Wiseman										X			571 E. Calaveras Blvd; 1/23/07; Shapell Industries	X						Observed tracking of dirt, directed workers to cleanup, cleanup & sweeping was completed.
Tracking Soil	Nancy Mendizabal										X			Town Center; 2/26/07			Deficiency Notice	X			Mud & dirt tracked in to streets, not enough rock at egress/ingress locations, stockpiles un-covered etc., site citied with $200 fine. Issues were addressed.
Spill to creek	Dorsey Wiseman / Eric Forstreuter										X			1101 S. Main St; Penitencia Creek on S. Abel St near Capitol Ave; 2/22/06; DR Horton Builders			Stop work Order	X			All work at site ceased till cleanup & all measures needed to prevent further runoff completed. Also fined $100. Work was completed & Stop Work Order was lifted on 2/26/07.
Vehicle Washing & Accidental spill	Paul Inouye		X				X							960 Ames Ave; 5/17/05; Siemens Water Technologies Corp	X	X					Resins were observed around resin bags and during the inspection, employee was observed washing equipment which is connected to sanitary sewer, however, according to their Operations Manager, at times, wash escapes into storm drain. According to him this is clean city water. Siemens was directed to 1) clean up resin spillage around resin bags; 2) develop a written plan for preventing the
Used oil dumping (Food waste)	Melvin Vaughn, Caption									X				282 Barber Ct; 12/11/06; Golden Island Chinese Cuisine	X						Responsible party was steam cleaning greasy & contaminated restaurant grade cooking equipment in the rear parking lot of Golden Island Chinese Restaurant. Substances were entering adjacent storm drains. Restaurant was filled with grease & food deposits throughout. Samples were taken & Spill-Fyter showed positive signs of petroleum based products. They were
Used oil dumping (Food waste)	Jay Johnson									X				269 W. Calaveras Blvd.; 9/5/06; King Crab Restaurant; Peter Chen	X						Storage & spilled grease and food waste observed behind business, ordered to keep dumpster lids closed, clean up spillage under & around dumpsters & tallow bin, clean up liquid runoff from kitchen & on rear pavement, discontinue practice of kitchen wash water to discharge out to rear kitchen door & onto rear pavement. All items addressed.
Used oil dumping (Food waste)	Val Catunao	X								X				273, 275, 279 W. Calaveras Blvd.; 1/16/07; LL Hawaiian BBQ & Pho Nguyen Noodle & Lee's Sandwiches Restaurant	X						Grease was observed under dumpsters & on the concrete outside of the dumpster enclosure. Grease did not go onto asphalt or into a storm drain. Trash bins were observed over flowing with refuse. Property Manager was instructed to have enclosure cleaned. Work was performed to Fire Department's satisfaction.
Used oil dumping (Food waste)	Ronald Bethke									X				115 Dixon Rd; 10/29/06	X						Business owner was pressure washing food tables on the outside parking area. They were advised not to wash tables or any items because of potential hazards.

City of Milpitas
FY 2006-2007 Illicit Connection and Illegal Discharge Report Summary (a) and (c)

ICID Incident Type (b)	Reporting Source					Incident Source								Location Date and Responsible Party	Enforcement Action						Comments
	City Inspector	Inter-Department	Other Agency	Citizen	Other	Resi.	Ind.	Com.	Auto Facility	Food Facility	Const. Site	Public Facility	Other/ Unknown		Verbal (d)	Warning (e)	Adm. (f)	Adm. W/ Penalty or Fine (g)	Criminal (h)	Referral for Enforcement (i)	
Gasoline spill	Ronald Bethke					X								1754 Pebble Beach Ct; 6/15/07	X						Antifreeze reported in street gutter. Property owner was made aware not to drain or place any hazardous substance into street or gutter.
Gasoline spill	Zulema Maggi						X							27 Park Victoria Dr, 1030/06; Phillips Conoco	X						Waste Oil spilled, absorbent applied & cleaned.
Gasoline spill	Jeff Maxwell							X						1771 Clear Lake Av; 12/15/06							Gasoline spill in parking lot of 7-11 on Clear Lake. Engine determined product sheen in parking lot & gutters leading away from the RP towards the East. Termination point was found at 3480 Landess. Product sheen limited to mixture with storm runoff in the gutters. Spill Fyter strip not activated & a positive indication not indication for hydrocarbon release. Engine advised Public works crew for
Gasoline spill	Bill Tsudama													Dixon Landing @ Milmont Dr; 1/8/07							Vehicle in the parking area dripping gas from the fuel tank. Absorbent was used to collect the gas. Tow service was called at the request of the vehicle owner.
Gasoline spill	Melvin Vaughn						X							1515 n. Milpitas Blvd; 11/26/06							Fuel leaked from a vehicle. The leak was caused by a punctured fuel tank. Plug-n-dike was used to stop top the leak. A small amount of fuel leaked onto the private road. Solid-absorb was applied and the tow driver removed the residue.
Gasoline spill	Kari Schmidt													1029 Montague Ex; 2/23/07							Semi diesel fuel tank ran over a pole in the business park's roadway. The tank lost approx. 100 gallons of fuel. The leak was slowed with plug-n-dike & due to rain, the fuel had flowed into storm drain. A dike was build around the drain & USAR1 was requested for additional absorbal. The trucking company owner was contacted & advised that he was responsible for the clean-up. He authorized Milpitas Fire to request a clean-up company & agreed to pay for expenses. Clean-up oversight was assumed by SCVWD. All required documentation on the incident & cleanup actions have been
Gasoline spill	Ronald Bethke					X								Jacklin Rd & N. Milpitas Bl	X						Oil spill in roadway & storm drain. Absorbent was placed on oil spill in roadway and storm drain.
	Galahad Zamora							X						S. Main St at S. Abel St; 2/23/07	X						Oil leaked from vehicle. The amount was less than 1 quart. Absorbent material was applied to contain this leak. House of Wreckers was advised of the need to properly dispose of oil soaked absorbent material.
Gasoline spill	Bill Tsudama							X						S. Main St @ Montague Ex; 2/18/07	X						Absorbent used to collect shock hydraulic fluid.
Misc. incidents	Kari Schmidt					X								1869 Yosemite Dr; 3/14/07	X						White substance washed down a storm drain. It was determined that the material was a concrete decorative. Absorb-all was used to contain the product and connecting drains were checked for additional material. Responsible party cleanup spill.
Misc. incidents	Don Ayres										X			KB - Thompson Machado; 2/26/07			Deficiency Notice	X			Pumping muddy water towards catch basin, insufficient catch basin protection, stockpiles un-covered etc., site citied with $100 fine. Issues were addressed.
Misc. incidents	Poh Yee										X			600 S. Abbott Ave; KB Homes		X					General cleanup after storm, catch basins, wattle etc. Work was completed.
Sanitary spill or leak	Paul Inouye	X												428 Barber Lane; 9/14/06; Mayflower Restaurant	X	X					Sanitary sewer backup caused interceptor to overflow. Property Management employee tried to flush / clean area with water resulting into storm drain discharge. This activity was stopped by Fire Engine upon arrival at scene. Customer was educated on how to use proper clean-up and

City of Milpitas
FY 2006-2007 Illicit Connection and Illegal Discharge Report Summary (a) and (c)

ICID Incident Type (b)	Reporting Source					Incident Source								Location Date and Responsible Party	Enforcement Action						Comments
	City Inspector	Inter-Department	Other Agency	Citizen	Other	Resi.	Ind.	Com.	Auto Facility	Food Facility	Const. Site	Public Facility	Other/ Unknown		Verbal (d)	Warning (e)	Adm. (f)	Adm. W/ Penalty or Fine (g)	Criminal (h)	Referral for Enforcement (i)	
Sanitary spill or leak	Phillip Dye													Adjacent to 112 Dempsey Rd; 3/24/07							This site has a history of previous sewage releases from plumbing serving this property & adjacent properties. Sewage was noted leaking from clean-out access. An unknown quantity of sewage was released into the storm drain. Absorbent material was applied in area around clean-out to contain sewage release. Water to the property was
Sanitary spill or leak	Clare Owen	X						X						Los Coches at S. Hillview Dr	X						Motorhome was leaking sewage on the roadway. Public Works cleaned this spill. RV owner was called to remove the vehicle.
Sanitary spill or leak	Edward Garcia							X						252 Ranch Dr; 8/8/06; Hometown Buffet	X						Sewage released behind Hometown Buffet. Was directed to shut down dishwasher cycles to prevent further release from sewage line. Put into use 12 bags of absorbal-al to prevent any more drainage from going into storm drain. Roto Router & Valley cleanup was called to cleanup spill. Valley cleanup also pumped grease trap & storm drain from spill all the way to the Ranch Dr. Hometown Buffet was
Sanitary spill or leak	Don Ayres													Sewer Main at west Grinder, corner of Thompson and Machado; 12/18/2006; County Jail Facility							Sewer main downstream from the County jail's connections and grinder plugged with debris from the Jail. During efforts by City and Contractors to clear the obstructions, the sewage overflowed out of a manhole and ran into a nearby storm drain inlet. City crew and Fire Dept. responded and filed reports. County has reportedly increased inspections of
Sanitary spill or leak	Bill Tsudama					X								1420 Canton Dr; 12/7/06							Sewer coming up from a man hole cover. Engine2 and Police secured the area and Public Works crew handled after that.
Water Line Breaks	Steve Smith													Throughout the City on various dates; 408 586 2600							A total of 38 service line breaks and 34 main line breaks happen during FY 06/07. In case where discharge occurred, we followed procedure to remove pollutants and

All violations were corrected in timely manner and work was performed satisfaction to City inspectors.
(a) Categories conform to those requested by Program
(b) Incident types include only those which were reported for this period
(c) Reporting person's identity is not provided to protect confidentiality
d) Verbal warning providing information for corrective action
e) Written letter providing information for corrective action
f) Official letter describing requirements and consequences
g) Administrative Action with assessment of fines
h) Legal Action
i) Refer case to agency with enforcement powers

CITY OF MILPITAS

Industrial/Commercial Discharger Control Programs – Self-evaluation Matrix

Implem. Id.	Activity	Item Source	Tasks Identified in FY 2006-2007 Work Plan	Status / Comments	Due Date (mo/yr)	Responsible Party (Lead)/ Coordinator
B-1	Field Inspection / Reporting of SWIDs	URMP page B-6	Determine known SWID locations, develop process for reporting, train staff, and implement.	There are no SWIDs documented in City's or SCVWD's records. In the future, City will report any SWIDs found within the City to SCVWD using standard Referral cards.	Ongoing	URMP Coordinator (Paramjit Uppal)
B-2	Violation documentation	URMP page B-6	Review of existing SOP to determine if additional elements should be incorporated.	Staff completed review. Urban Runoff Enforcement Process Flowchart was created by Utility Engineering in September 2003.	Completed	Fire Department (Patti Joki)/
B-3	Training in Enforcement	URMP page B-6	Staff to be trained in enforcement mechanism.	Staff from Fire Dept.'s Haz Mat Unit routinely attend training sessions	Ongoing	Fire Department (Patti Joki)/ Paramjit Uppal (Utility Engineering)
B-4	Effectiveness evaluation	URMP page B-6	Conduct annual evaluation of the effectiveness of the program.	See Evaluation text.	Ongoing	Fire Department (Patti Joki)/

Evaluation - Industrial Commercial Discharge Control Program

During the past reporting period, the Hazardous Materials and Environmental Services Unit continued to implement its comprehensive inspection program. A total of 424 inspections were completed in FY 06-07. The inspection reports are summarized in the two attached Enhanced Reporting Forms. There are 478 permitted facilities that are included in the Fire Department's annual HazMat inspection program. Some of these 478 HazMat facilities, such as the badminton court or cell phone towers, generally do not have urban runoff issues to report, and are inspected mainly for safety purposes. Fire Department's HazMat inspectors try to inspect most of the listed HazMat facilities at least once a year. However, due to staffing shortage and the steady increase in the number of new facilities every year, it is not always possible to complete the inspections strictly within the one-year time frame. Restaurants are inspected every three years.

The program's main emphasis is that of education and outreach to prevent illegal discharge. The Fire Department has been inspecting businesses for hazardous material code compliance since the early 1980's. Thus, businesses have been educated to use best management practices for many years. Owing to annual inspections, education and outreach, we have seen an increase in awareness regarding proper storage, transportation, use and disposal of applicable materials. There is also a growing awareness of the importance of protecting the Bay from unauthorized releases.

The inspection process identifies best management practice violations and allows time for compliance. All violations are followed up and resolved. When the responsible business fails to comply, enforcement action such as issuance of administrative, civil or criminal citations is taken. If a severe violation is observed, such as material disposal into a storm drain, then a higher level of enforcement action, such as referral to the City or District Attorney, may be taken. For this past fiscal year, no referrals were necessary.

There were no specific comments from the Regional Board on the Milpitas FY 05-06 Annual Report. The Regional Board has not provided comments on the FY 06-07 or FY 07-08 Work Plans.

City of Milpitas
FY 2006-2007 Industrial/Commercial Inspection Frequency Information

Category	Facility Type [1]	Inspection Frequency Planned	Number of Sites	Actual # of Inspections in 06-07
1	Auto Dismantler	once per year	2	2
2	Automotive	once per year	53	48
3	Cleaning Services	once per year	0	0
4	Concrete/Stone/Clay Products	once per year	5	5
5	Construction/Building	once per year	17	17
6	Corporation Yard	once per year	4	4
7	Dry Cleaner	once per year	10	10
8	Electric/Electrical Components	once per year	71	64
9	Food Service [2]	once in three years	84	49
10	Landfills	once per year	0	0
11	Local Transit; Highway Transport	once per year	7	7
12	Machine Shop	once per year	10	10
13	Paint Facilities	once per year	0	0
14	Pesticide Facilities	once per year	0	0
15	Recycling Yards	once per year	0	0
16	Other - Agricultural Production Crops	once per year	1	1
	Other - Amusement & Recreational Services	once per year	2	2
	Other - Building Materials & Garden Supply	once per year	4	3
	Other - Business Services	once per year	16	15
	Other - Cabinetry	once per year	1	1
	Other - Chemicals & Allied Products	once per year	2	2
	Other - Communications	once per year	27	25
	Other - Construction/Building	once per year	2	1
	Other - Educational Services	once per year	1	1
	Other - Electric, Gas & Sanitary Services	once per year	2	2
	Other - Electric/Electrical components	once per year	0	0
	Other - Engineering & Management Services	once per year	3	3
	Other - Environmental Quality & Housing	once per year	15	14
	Other - Executive, Legislative & General	once per year	2	2
	Other - Fabricated Metal Products	once per year	2	2
	Other - Food Stores	once per year	6	6
	Other - Hazardous Waste	once per year	0	0
	Other - Health Services	once per year	27	27
	Other - Hotels and Lodging Places	once per year	5	4
	Other - Industrial Machining & Equipment	once per year	6	6
	Other - Instruments & Related Products	once per year	9	9
	Other - Justice, Public Order and Safety	once per year	4	4
	Other - Laboratory	once per year	4	4
	Other - Lumber & Wood Products	once per year	1	1
	Other - Metal Manufacturing	once per year	1	1
	Other - Miscellaneous Manufacturing	once per year	15	15
	Other - Miscellaneous Retail	once per year	7	7
	Other - Paper & Allied Products	once per year	2	2
	Other - Photographic/Printing	once per year	9	9
	Other - Plastics Manufacturing	once per year	0	0
	Other - Special Trade Contractor	once per year	3	3
	Other - Storage	once per year	6	6
	Other - Underground Storage Tank	once per year	20	20
	Other - U.S. Postal Service Underground Storage Tank	once per year	0	0
	Other - Veterinarian	once per year	5	5
	Other - Welding/Iron Works	once per year	2	2
	Other - Wholesale Trade, Durable Goods	once per year	3	3
	TOTAL		**478**	**424**

(1) These include only permitted hazmat facilities under Fire Code.
(2) Includes restaurants with grease traps, water clarifiers and assembly permits.
Assembly permits are issued for occupancy greater than 50.

FY 06-07 Enhanced Reporting - Detailed Industrial / Commercial Dischargers

Facility Name	Street Address				NOI	IND Enforcement Action	IND Program Category	Inspection Date
P & C AUTO WRECKERS	00573		TRADE ZONE	BLVD	Yes	No	Auto Dismantler	10/11/2006
PICK YOUR PART AUTO WRECKING	00595		TRADE ZONE	BLVD	No	No	Auto Dismantler	2/7/2007
AAMCO TRANSMISSIONS	01652	S	MAIN	ST	No	No	Automotive	
ABBOTT AUTO SERVICE	01432	S	MAIN	ST	No	No	Automotive	
BAVARIAN MOTORSPORT	00247		HOURET	DR	No	No	Automotive	
MILPITAS AUTO REPAIR	01634	S	MAIN	ST	No	No	Automotive	
A B W AUTO SERVICE	00061		MINNIS	CIR	No	No	Automotive	5/23/2007
A-PLUS	00036		WINSOR	ST	No	No	Automotive	10/3/2006
ALL-CAL REPAIR & TRUCK SALES	01045		MONTAGUE	EXPY	No	No	Automotive	
ALVIN'S AUTO CENTER	01349		MINNIS	CIR	No	No	Automotive	8/9/2006
AMERICAN TIRE & SERVICE	01379	S	PARK VICTORIA	DR	No	No	Automotive	11/6/2006
ANGEL BODY AND PAINT	01365		MINNIS	CIR	No	No	Automotive	11/8/2006
ARCO OIL - ABBOTT AVE	00043	S	ABBOTT	AVE	No	No	Automotive	3/21/2007
BAY CITIES DIESEL	00765		MONTAGUE	EXPY	No	No	Automotive	10/16/2006
BAY CITY AUTOMOTIVE	00075		MINNIS	CIR	No	No	Automotive	6/5/2007
BLACKTRAX PERFORMANCE	01819		HOURET	CT	No	No	Automotive	10/11/2006
CAL STATE MUFFLER	00312	S	MAIN	ST	No	No	Automotive	12/7/2006
CALIFORNIA AUTO TECH	01885	N	MILPITAS	BLVD	No	No	Automotive	9/7/2006
CALTECH AUTO BODY	00095		MINNIS	CIR	No	No	Automotive	10/24/2006
COURTESY AUTO SERVICE	00300		SANGO	CT	No	No	Automotive	2/8/2007
DOMINIC'S AUTO SERVICE	01452	S	MAIN	ST	No	No	Automotive	2/1/2007
ENTERPRISE MOTORWORKS	01538		GLADDING	CT	No	No	Automotive	8/10/2006
EXCLUSIVELY GERMAN	01345		MINNIS	CIR	No	No	Automotive	1/30/2007
FCC COLLISION CENTER	01416	S	MAIN	ST	No	No	Automotive	10/24/2006
FERRIS HOIST & REPAIR INC. / CA. T	00309		SANGO	CT	No	No	Automotive	7/14/2006
FIL-AM AUTO REPAIR	00135		MINNIS	CIR	No	No	Automotive	10/12/2006
JOE'S TUNE UP & AUTO SERVICE C	00400	S	MAIN	ST	No	No	Automotive	6/6/2007
KRAGEN AUTO	00164	N	ABEL	ST	No	No	Automotive	5/22/2007
KRAGEN AUTO	01350	S	PARK VICTORIA	DR	No	No	Automotive	7/12/2006
KRAGENS AUTO SUPPLY	00046	S	ABBOTT	AVE	No	No	Automotive	2/7/2007
LAGUNA AUTO BODY	01351		MINNIS	CIR	No	No	Automotive	10/11/2006
LANDESS ARCO SERVICE STATION	01575		LANDESS	AVE	No	No	Automotive	4/6/2007
LIBERTI'S AUTO ELECTRIC	01476	S	MAIN	ST	No	No	Automotive	10/2/2006
M & S COLLISION	00125		MINNIS	CIR	No	No	Automotive	7/24/2006
MAIN STREET BODY SHOP	00312	S	MAIN	ST	No	No	Automotive	8/14/2006
MAIN STREET PAINT AND BODY	00022		SINNOTT	LANE	No	No	Automotive	8/14/2006
MERCEDES SELECT SERVICE CENT	01650	S	MAIN	ST	No	No	Automotive	12/6/2006
MILPITAS AUTO BODY	01488	S	MAIN	ST	No	No	Automotive	10/24/2006
MILPITAS GARAGE	00312	S	MAIN	ST	No	No	Automotive	9/26/2006
MR. BRAKE & CLUTCH	00312	S	MAIN	ST	No	No	Automotive	7/21/2006
OLSON BROTHERS	00328		SANGO	CT	No	No	Automotive	12/12/2006
PACIFIC TIRE OUTLET	00100	S	MAIN	ST	No	No	Automotive	6/1/2007
PRECISION TRANSMISSION/MUFFLE	01343		MINNIS	CIR	No	No	Automotive	6/6/2007
PRECISION TUNE AUTO CARE OF M	01630	S	MAIN	ST	No	No	Automotive	12/15/2006
PRO STAR AUTO SERVICE	00355		SANGO	CT	No	No	Automotive	4/20/2007
QUALITY IMPORTS AUTO REPAIR	01749		HOURET	CT	No	No	Automotive	1/31/2007
QUALITY TUNE-UP	00092		SERRA	WAY	No	No	Automotive	7/10/2006
SOUTH BAY CYCLES	00096	S	MAIN	ST	No	No	Automotive	12/15/2006
SPEEDEE OIL CHANGE & TUNE UP	00635		TRADE ZONE	BLVD	No	No	Automotive	7/19/2006
TC DESIGN	01747		HOURET	CT	No	No	Automotive	3/5/2007
TIRES BY WHEEL WORKS	00022	N	ABEL	ST	No	No	Automotive	10/4/2006
TOTAL TRANSPORTATION	00087		WINSOR	ST	No	No	Automotive	12/19/2006
TRI-VALLEY TRUCK SERVICES	00349		SANGO	CT	No	No	Automotive	6/14/2006
WORLD WIDE AUTO REPAIR	01620	S	MAIN	ST	No	No	Automotive	12/18/2006
YIP'S AUTO REPAIR	01335		MINNIS	CIR	No	No	Automotive	12/19/2006
ADVANTEK CERAMICS	00795		AMES	AVE	No	No	Concrete/Stone/Clay Produ	6/1/2007
CENTRAL PRECAST CONCRETE, IN	00001		HANSON	CT	Yes	No	Concrete/Stone/Clay Produ	12/14/2006
HANDCRAFT TILE	01126		YOSEMITE	DR	Yes	No	Concrete/Stone/Clay Produ	7/19/2006
LIGHTWAVES 2020	01323		GREAT MALL	DR	No	No	Concrete/Stone/Clay Produ	8/3/2006
MILPITAS MATERIALS CO.	01125	N	MILPITAS	BLVD	No	No	Concrete/Stone/Clay Produ	6/1/2006
APPIAN ENGINEERING, INC.	00760	E	CAPITOL	AVE	No	No	Construction/Building	10/26/2006
B.T. MANCINI COMPANY	00876	S	MILPITAS	BLVD	No	No	Construction/Building	7/19/2006
CUSTOM DRYWALL	01570		GLADDING	CT	No	No	Construction/Building	3/7/2007

FY 06-07 Enhanced Reporting - Detailed Industrial / Commercial Dischargers

Facility Name	Street Address				NOI	IND Enforcement Action	IND Program Category	Inspection Date
DEVCON	00690		GIBRALTAR	DR	No	No	Construction/Building	2/28/2007
DEVCON CONSTRUCTION	00100		RAILROAD	AVE	No	No	Construction/Building	2/28/2007
DURAN & VENABLES, INC.	00261		BOTHELO	AVE	No	No	Construction/Building	3/12/2007
FLOORSEAL TECHNOLOGY	01005		AMES	AVE	No	No	Construction/Building	5/8/2007
LOS GATOS CONSTRUCTION	00500	S	HILLVIEW	DR	No	No	Construction/Building	2/26/2007
MY BEST HOME CARE / NGUYEN CH	00511		MONTAGUE	EXPY	No	No	Construction/Building	10/13/2006
PRESTON PIPELINES	00133		BOTHELO	AVE	No	No	Construction/Building	5/4/2007
PRESTON-HOLMES	00970	S	MILPITAS	BLVD	No	No	Construction/Building	5/7/2007
SUPERIOR AUTOMATIC SPRINKLER	00308		SANGO	CT	No	No	Construction/Building	5/16/2007
THE HOME DEPOT # 1041	01177		GREAT MALL	DR	No	No	Construction/Building	7/7/2006
TRI-AMERICAN, INC.	00980		AMES	AVE	No	No	Construction/Building	3/30/2007
TUBE SERVICE CO.	00666	S	MILPITAS	BLVD	No	No	Construction/Building	9/27/2006
TUFF SHED	00410	S	ABBOTT	AVE	No	No	Construction/Building	5/8/2007
WELKER BROTHERS	01390		PIPER	DR	No	No	Construction/Building	12/13/2006
MILPITAS - CORPORATION	01265	N	MILPITAS	BLVD	No	No	Corporation Yard	12/4/2006
MILPITAS SCHOOL DISTRICT	01585		ROGER	ST	No	No	Corporation Yard	11/15/2006
SUMMIT POINTE COUNTRY CLUB &	01500		COUNTRY CLUB	DR	No	No	Corporation Yard	8/8/2006
CALTRANS	00115		DEMPSEY	RD	No	No	Corporation Yard Local Tran	10/18/2006
7 STAR CLEANERS	01481		LANDESS	AVE	No	No	Dry Cleaner	4/20/2007
888 CLEANER	01773		LANDESS	AVE	No	No	Dry Cleaner	11/8/2006
FORD CLEANERS	01822		MILMONT	DR	No	No	Dry Cleaner	8/24/2006
J C CLEANERS	00076	S	PARK VICTORIA	DR	No	No	Dry Cleaner	9/28/2006
MICHAEL'S CLEANERS	01309		JACKLIN	RD	No	No	Dry Cleaner	9/28/2006
PARKTOWN MARTINIZING	01350	S	PARK VICTORIA	DR	No	No	Dry Cleaner	8/3/2006
PRUDENTIAL CLEANROOM SERVICE	01437	N	MILPITAS	BLVD	No	No	Dry Cleaner	11/15/2006
PRUDENTIAL OVERALL SUPPLY	01429	N	MILPITAS	BLVD	No	No	Dry Cleaner	11/15/2006
SAVING CLEANERS	01241		JACKLIN	RD	No	No	Dry Cleaner	9/15/2006
VICTORIA SQUARE CLEANERS	01285	E	CALAVERAS	BLVD	No	No	Dry Cleaner	5/7/2007
ADAC LABORATORIES, INC.	00510		ALDER	DR	No	No	Electric/Electrical Compone	3/31/2006
DISC STAMPERS	01103		MONTAGUE	EXPY	No	No	Electric/Electrical Compone	
EWD SOLUTIONS	01586		CENTRE POINTE	DR	No	No	Electric/Electrical Compone	10/11/2006
GRANDIS, INC.	01123		CADILLAC	CT	No	No	Electric/Electrical Compone	
INFINEON TECHNOLOGIES NORTH A	00640	N	MC CARTHY	BLVD	No	No	Electric/Electrical Compone	
LINEAR TECHNOLOGY	00790		SYCAMORE	DR	No	No	Electric/Electrical Compone	4/4/2007
NANOGRAM	00165		TOPAZ	ST	No	No	Electric/Electrical Compone	
OPTOMA CORPORATION	00715		SYCAMORE	DR	Yes	No	Electric/Electrical Compone	6/4/2007
SANDISK CORPORATION	01101		SUMAC	DR	No	No	Electric/Electrical Compone	2/13/2007
SOLECTRON CORPORATION BLDG	01077		GIBRALTAR	DR	No	No	Electric/Electrical Compone	5/12/2002
SYSTEMS SERVICES INC.	01029		MONTAGUE	EXPY	No	No	Electric/Electrical Compone	
TOK AMERICA	00190		TOPAZ	ST	No	No	Electric/Electrical Compone	
WINTEC INDUSTRIES	00675		SYCAMORE	DR	No	No	Electric/Electrical Compone	
ADAPTEC, INC. BLDG. #2	00698		GIBRALTAR	CT	Yes	No	Electric/Electrical Compone	5/24/2007
ADVANCED ELECTROPOLISHING	00398		RAILROAD	CT	No	No	Electric/Electrical Compone	11/7/2006
AMERICAN SKYNET ELECTRONIC C	01474		GLADDING	CT	No	No	Electric/Electrical Compone	10/16/2006
AVAYA COMMUNICATIONS	01011		MC CARTHY	BLVD	No	No	Electric/Electrical Compone	2/23/2007
AVAYA, INC.	01033		MC CARTHY	BLVD	No	No	Electric/Electrical Compone	2/23/2007
BLUE SKY RESEARCH	01537		CENTRE POINTE	DR	No	No	Electric/Electrical Compone	4/24/2007
BRANDT ELECTRONICS, INC.	01971		TAROB	CT	No	No	Electric/Electrical Compone	4/2/2007
CBR CIRCUITS	00116		MINNIS	CIR	Yes	No	Electric/Electrical Compone	10/11/2006
CORDOVA CIRCUITS INC.	01648		WATSON	CT	Yes	No	Electric/Electrical Compone	3/15/2007
FAIRCHILD IMAGING, INC.	01801		MC CARTHY	BLVD	Yes	No	Electric/Electrical Compone	12/18/2006
GLIDE WRITE	00304		TURQUOISE	ST	No	No	Electric/Electrical Compone	12/5/2006
GOLDEN ALTOS CORPORATION	00402	S	HILLVIEW	DR	No	No	Electric/Electrical Compone	12/19/2006
HEADWAY TECHNOLOGIES	00678	S	HILLVIEW	DR	No	No	Electric/Electrical Compone	4/16/2007
HEADWAY TECHNOLOGIES, INC.	00497	S	HILLVIEW	DR	No	No	Electric/Electrical Compone	4/16/2007
HUSKO	00100	S	MILPITAS	BLVD	Yes	No	Electric/Electrical Compone	5/30/2007
INTEL CORPORATION	00551		LUNDY	PL	No	No	Electric/Electrical Compone	5/8/2007
INTERSIL CORPORATION	00933		MURPHY RANCH	RD	No	No	Electric/Electrical Compone	12/14/2006
JDS UNIPHASE	00345		LOS COCHES	ST	No	No	Electric/Electrical Compone	10/23/2006
JDS UNIPHASE	00400		MC CARTHY	BLVD	No	No	Electric/Electrical Compone	11/1/2006
LENTHOR ENGINEERING	01478		GLADDING	CT	No	No	Electric/Electrical Compone	12/19/2006
LENTHOR ENGINEERING	01498		GLADDING	CT	No	No	Electric/Electrical Compone	12/19/2006
LINEAR TECHNOLOGY	01610		MC CARTHY	BLVD	No	No	Electric/Electrical Compone	4/4/2007

FY 06-07 Enhanced Reporting - Detailed Industrial / Commercial Dischargers

LINEAR TECHNOLOGY	01630		MC CARTHY	BLVD	No	No	Electric/Electrical Compone	4/4/2007
LINEAR TECHNOLOGY	00275	S	HILLVIEW	DR	No	No	Electric/Electrical Compone	5/24/2006
Facility Name	**Street Address**				**NOI**	**IND Enforcement Action**	**IND Program Category**	**Inspection Date**
LSI LOGIC CORPORATION	01501		MC CARTHY	BLVD	No	No	Electric/Electrical Compone	8/2/2006
MAGIC TECHNOLOGIES INC.	00463	S	MILPITAS	BLVD	No	No	Electric/Electrical Compone	8/16/2006
PHILLIPS NUCLEAR MEDICINE, INC.	00516		ALDER	DR	No	No	Electric/Electrical Compone	3/28/2007
PHILLIPS NUCLEAR MEDICINE, INC.	00540		ALDER	DR	No	No	Electric/Electrical Compone	3/28/2007
PHILLIPS NUCLEAR MEDICINE, INC.	00560		ALDER	DR	No	No	Electric/Electrical Compone	3/28/2007
PHOENIX TECHNOLOGIES	00915		MURPHY RANCH	RD	No	No	Electric/Electrical Compone	11/13/2006
POLYCOM, INC. / EXECUTIVE DEL	01565		BARBER	LANE	No	No	Electric/Electrical Compone	7/17/2006
QUALITY TRANSFORMER ELECTRIC	00963		AMES	AVE	No	No	Electric/Electrical Compone	9/11/2006
RUCKER & KNOLLS	01054		YOSEMITE	DR	No	No	Electric/Electrical Compone	5/2/2007
SANDISK CORPORATION	00900		SUMAC	DR	No	No	Electric/Electrical Compone	12/19/2006
SANDISK CORPORATION	01000		SUMAC	DR	No	No	Electric/Electrical Compone	12/19/2006
SANDISK CORPORATION	00601		MC CARTHY	BLVD	No	No	Electric/Electrical Compone	12/19/2006
SEAGATE TECHNOLOGY	00195	S	MILPITAS	BLVD	Yes	No	Electric/Electrical Compone	12/8/2006
SEAGATE TECHNOLOGY	00311		TURQUOISE	ST	Yes	No	Electric/Electrical Compone	12/8/2006
SEAGATE TECHNOLOGY	00155	S	MILPITAS	BLVD	No	No	Electric/Electrical Compone	12/8/2006
SEMICONDUCTOR ENGINEERING G	01004		HANSON	CT	No	No	Electric/Electrical Compone	11/29/2006
SILICON VALLEY ELECTROPLATING	01486		GLADDING	CT	No	No	Electric/Electrical Compone	12/1/2006
SIPEX	00233	S	HILLVIEW	DR	No	No	Electric/Electrical Compone	5/9/2006
SIX SIGMA	00905		MONTAGUE	EXPY	No	No	Electric/Electrical Compone	4/18/2007
SOLECTRON CORPORATION BLDG	00637		GIBRALTAR	CT	No	No	Electric/Electrical Compone	6/22/2006
SOLECTRON CORPORATION BLDG	00260	S	MILPITAS	BLVD	No	No	Electric/Electrical Compone	7/25/2006
SOLECTRON CORPORATION BLDG	00677		GIBRALTAR	CT	No	No	Electric/Electrical Compone	6/22/2006
SOLECTRON CORPORATION BLDG	00727		GIBRALTAR	CT	No	No	Electric/Electrical Compone	6/22/2006
SOLECTRON CORPORATION BLDG	00777		GIBRALTAR	DR	No	No	Electric/Electrical Compone	6/22/2006
SOLECTRON CORPORATION BLDG	00847		GIBRALTAR	DR	No	No	Electric/Electrical Compone	8/23/2006
SOLECTRON CORPORATION BLDG	01007		GIBRALTAR	DR	No	No	Electric/Electrical Compone	6/22/2006
SOLECTRON CORPORATION BLDG	01177		GIBRALTAR	DR	No	No	Electric/Electrical Compone	6/22/2006
SYMPROTEK CORPORATION	00950		YOSEMITE	DR	No	No	Electric/Electrical Compone	3/30/2007
THAT INTREGRATED SYSTEMS COR	00495		FAIRVIEW	WAY	No	No	Electric/Electrical Compone	12/5/2006
VECTOR FABRICATION, INC.	01629		WATSON	CT	No	No	Electric/Electrical Compone	11/14/2006
WJ COMMUNICATIONS	01530		MC CARTHY	BLVD	Yes	No	Electric/Electrical Compone	10/24/2006
XECOM, INC.	00374		TURQUOISE	ST	No	No	Electric/Electrical Compone	5/8/2007
LENTHOR ENGINEERING, INC.	01506		GLADDING	CT	No	No	Electric/Electrical Compone	12/19/2006
LENTHOR ENGINEERING, INC.	01520		GLADDING	CT	No	No	Electric/Electrical Compone	12/19/2006
ARBY'S ROAST BEEF	00604		GREAT MALL	DR	No	No	Food Service	
CAJUN GRILL	00609		GREAT MALL	DR	No	No	Food Service	
CINNABON	00175		GREAT MALL	DR	No	No	Food Service	
COCONUT GROVE RESTAURANT	00129		GREAT MALL	DR	No	No	Food Service	11/28/2005
DAVE & BUSTERS	00940		GREAT MALL	DR	No	No	Food Service	5/8/2007
DRAGON PALACE	00516		BARBER	LANE	No	No	Food Service	
FRESH CHOICE	00248		GREAT MALL	DR	No	No	Food Service	
FUSISAN SUSHI RESTAURANT	00222		BARBER	CT	No	No	Food Service	
GREAT KHAN'S MONGOLIAN FESTIV	00171		GREAT MALL	DR	No	No	Food Service	
GREAT MALL FUJISAN RESTAURAN	00123		GREAT MALL	DR	No	No	Food Service	
HONG KONG VILLA RESTAURANT	01678	N	MILPITAS	BLVD	No	No	Food Service	
HOT DOG ON A STICK	00610		GREAT MALL	DR	No	No	Food Service	
KING CRAB RESTAURANT	00269	W	CALAVERAS	BLVD	No	No	Food Service	
LA SALSA	00602		GREAT MALL	DR	No	No	Food Service	
LIFESCAN CAFETERIA	01051	S	MILPITAS	BLVD	No	No	Food Service	
LITTLE TOKYO	00605		GREAT MALL	DR	No	No	Food Service	
MAGIC THAI RESTAURANT	00603		GREAT MALL	DR	No	No	Food Service	
MCDONALD'S	00614		GREAT MALL	DR	No	No	Food Service	
MR. WU CHIENESE GOURMET	00606		GREAT MALL	DR	No	No	Food Service	
OUTBACK STEAKHOUSE	01246		GREAT MALL	DR	No	No	Food Service	
SAM'S MEDITENANEAN KEBAB & GY	00172		GREAT MALL	DR	No	No	Food Service	
SBARRO	00611		GREAT MALL	DR	No	No	Food Service	
SORABOL	00608		GREAT MALL	DR	No	No	Food Service	
SUBWAY SANDWICHES	00607		GREAT MALL	DR	No	No	Food Service	
SURF CITY SQUEEZE	00661		GREAT MALL	DR	No	No	Food Service	
SURF CITY SQUEEZE	00653		GREAT MALL	DR	No	No	Food Service	
SWAGAT	00613		GREAT MALL	DR	No	No	Food Service	

FY 06-07 Enhanced Reporting - Detailed Industrial / Commercial Dischargers

TCBY TREATS	00173		GREAT MALL	DR	No	No	Food Service	
VOLCANO TEA HOUSE	00601		GREAT MALL	DR	No	No	Food Service	
ABC SEAFOOD RESTAURANT	00768		BARBER	LANE	No	No	Food Service	6/29/2005
Facility Name	**Street Address**				**NOI**	**IND Enforcement Action**	**IND Program Category**	**Inspection Date**
APPLEBEE'S	00084		RANCH	DR	No	No	Food Service	11/28/2005
ASIANA GARDEN	00775	E	CAPITOL	AVE	No	No	Food Service	
ASSOCIATED SERVICES COMPANY	00893		AMES	AVE	No	No	Food Service	12/4/2006
BAJA CACTUS	00338	S	MAIN	ST	No	No	Food Service	11/28/2005
BAKERS SQUARE	00174	W	CALAVERAS	BLVD	No	No	Food Service	7/7/2005
BANANA LEAF RESTARAUNT	00182		RANCH	DR	No	No	Food Service	8/22/2005
BLACK ANGUS	00275		RANCH	DR	No	No	Food Service	11/28/2005
BURGER KING	01475		DEMPSEY	RD	No	No	Food Service	11/28/2005
BURGER KING #975	00175	W	CALAVERAS	BLVD	No	No	Food Service	11/28/2005
BURRITO FACTORY	00052	S	ABEL	ST	No	No	Food Service	
CARL'S JR.	00120	W	CALAVERAS	BLVD	No	No	Food Service	11/28/2005
CARL'S JR.	01890		MC CANDLESS	DR	No	No	Food Service	11/28/2005
CASA AZTECA RESTAURANT	00020	N	ABEL	ST	No	No	Food Service	
CHEZ CHRISTINA	01339		JACKLIN	RD	No	No	Food Service	11/28/2005
CHILI'S	00300	W	CALAVERAS	BLVD	No	No	Food Service	11/28/2005
COCINA DE MANILLA / USA DONUTS	00279		JACKLIN	RD	No	No	Food Service	
COM TAM THANH RESTARAUNT	00082	S	ABEL	ST	No	No	Food Service	
DENNY'S	00442	W	CALAVERAS	BLVD	No	No	Food Service	7/6/2005
EL TORITO RESTAURANT	00477	E	CALAVERAS	BLVD	No	No	Food Service	11/28/2005
GOLDEN RIBBON BAKERY	00380	S	MAIN	ST	No	No	Food Service	7/1/2005
GREAT MALL OF THE BAY AREA	01100	S	MAIN	DR	No	No	Food Service	5/2/2007
HAPPY BUFFET	00024	S	ABBOTT	AVE	No	No	Food Service	
HOMETOWN BUFFET	00212		RANCH	DR	No	No	Food Service	11/28/2005
JACK IN THE BOX	01700	S	MAIN	ST	No	No	Food Service	11/28/2005
JOHNNY ROCKETS	00246		GREAT MALL	DR	No	No	Food Service	11/28/2005
KOONG'S	00103	N	MILPITAS	BLVD	No	No	Food Service	11/28/2005
LA MILPA	00107	N	MILPITAS	BLVD	No	No	Food Service	9/2/2005
LU LAI VEGETARIAN CUISINE	00210		BARBER	CT	No	No	Food Service	
LYONS	00765	E	CALAVERAS	BLVD	No	No	Food Service	11/28/2005
MANILA MANILA NATORI RESTAURA	00579	S	MAIN	ST	No	No	Food Service	9/20/2005
MARIE CALLENDER'S PIE SHOP	00333	S	ABBOTT	AVE	No	No	Food Service	9/23/2005
MCDONALD'S	01795		LANDESS	AVE	No	No	Food Service	9/28/2005
MCDONALD'S	00099	N	MILPITAS	BLVD	No	No	Food Service	10/6/2005
MCDONALD'S	00041		RANCH	DR	No	No	Food Service	10/7/2005
MCDONALD'S	00301		RANCH	DR	No	No	Food Service	10/13/2005
MCDONALD'S	01249		GREAT MALL	DR	No	No	Food Service	11/16/1999
MIL'S DINER	00036	S	ABBOTT	AVE	No	No	Food Service	10/14/2005
NEW TUNG KEE NOODLE HOUSE	00481	E	CALAVERAS	BLVD	No	No	Food Service	11/30/2005
OMEGA RESTARAUNT	00090	S	PARK VICTORIA	DR	No	No	Food Service	7/27/2006
ON THE BORDER	00260		RANCH	DR	No	No	Food Service	12/16/2005
PHO HUNG	01203		CALAVERAS	BLVD	No	No	Food Service	
RED LOBSTER	00503	E	CALAVERAS	BLVD	No	No	Food Service	8/3/2005
ROMANO'S MACARONI GRILL	00110		RANCH	DR	No	No	Food Service	8/19/2005
ROYAL TEE CLUB	01500		COUNTRY CLUB	DR	No	No	Food Service	10/17/2005
SOUTH LEGEND RESTAURANT	01720	N	MILPITAS	BLVD	No	No	Food Service	9/14/2005
STRAW HAT PIZZA	01350	S	PARK VICTORIA	DR	No	No	Food Service	8/29/2005
T. MARZETTI COMPANY - WEST	00876		YOSEMITE	DR	Yes	No	Food Service	4/23/2007
TACO BELL	00774	S	MAIN	ST	No	No	Food Service	8/12/2005
TACO BELL	00081		RANCH	DR	No	No	Food Service	8/12/2005
THAI PARADISE RESTARAUNT	00177	W	CALAVERAS	BLVD	No	No	Food Service	9/2/2005
THE POOLSIDE GRILL	01811		BARBER	LANE	No	No	Food Service	10/26/2005
TUNGKEE NOODLE HOUSE	01792	N	MILPITAS	BLVD	No	No	Food Service	9/19/2005
VUNG TAU II RESTAURANT	01750	N	MILPITAS	BLVD	No	No	Food Service	8/7/2006
WON KEE SEAFOOD RESTAURANT	00206		BARBER	CT	No	No	Food Service	10/24/2005
DOUDELL TRUCKING	00555	E	CAPITOL	AVE	Yes	No	Local Transit; Highway Tran	12/7/2006
FEDEX FREIGHT WEST	00743		MONTAGUE	EXPY	No	No	Local Transit; Highway Tran	10/9/2006
GRAEBEL	01001		MONTAGUE	EXPY	No	No	Local Transit; Highway Tran	2/8/2007
PACIFIC GAS & ELECTRIC CO.	00066		RANCH	DR	No	No	Local Transit; Highway Tran	5/24/2006
PACIFIC MOTOR TRUCKING CO.	00650		HAMMOND	WAY	Yes	No	Local Transit; Highway Tran	9/12/2006
ROADWAY EXPRESS	00730	E	CAPITOL	AVE	Yes	No	Local Transit; Highway Tran	7/14/2006

FY 06-07 Enhanced Reporting - Detailed Industrial / Commercial Dischargers

UNION PACIFIC RAILROAD	00224		CURTIS	AVE	No	No	Local Transit; Highway Tran	5/14/2007
A-1 JAY'S MACHINE SHOP	01490		GLADDING	CT	No	No	Machine Shop	11/17/2006
ALL WELD MACHINE & FABRICATIOI	01011		PECTEN	CT	Yes	No	Machine Shop	5/31/2007
ALL WELD MACHINE & FABRICATIOI	01031		PECTEN	CT	No	No	Machine Shop	5/31/2007
Facility Name	**Street Address**				**NOI**	**IND Enforcement Action**	**IND Program Category**	**Inspection Date**
ALL WELD MACHINE & FABRICATIOI	01051		PECTEN	CT	No	No	Machine Shop	5/31/2007
APPRO INTERNATIONAL, INC.	00446	S	ABBOTT	AVE	No	No	Machine Shop	12/14/2006
HARO-TECH	00329		SANGO	CT	No	No	Machine Shop	6/4/2007
K A TOOL & SUPPLY	01700		SANGO	CT	No	No	Machine Shop	9/28/2006
NICHOLS MANUFACTURING	00913		HANSON	CT	No	No	Machine Shop	4/3/2007
P.P.M.	01518		GLADDING	CT	No	No	Machine Shop	9/15/2006
RAPID PROTOTYPE MACHINING CO	00747		AMES	AVE	No	No	Machine Shop	2/28/2007
MCCARTHY RANCH	00625	N	MC CARTHY	BLVD	No	No	Other - Agricultural Producti	6/13/2007
FITNESS USA HEALTH SPA	01800		CLEAR LAKE	AVE	No	No	Other - Amusement & Recre	12/7/2006
MILPITAS - SPORTS CENTER	01325	E	CALAVERAS	BLVD	No	No	Other - Amusement & Recre	11/29/2006
ORCHARD SUPPLY	00125	N	MILPITAS	BLVD	No	No	Other - Building Materials &	8/21/2006
SILICON MICROSTRUCTURES, INC.	01701		MC CARTHY	BLVD	No	No	Other - Building Materials &	10/30/2006
TRUGREEN CHEMLAWN	00422	S	HILLVIEW	DR	No	No	Other - Building Materials &	9/26/2006
HD SUPPLY	01535		LANDESS	AVE	No	No	Other - Building Materials &	
A TOOL SHED, INC.	01300	S	MAIN	ST	No	No	Other - Business Services	5/4/2007
BEST MARINE	00542	S	MAIN	ST	No	No	Other - Business Services	4/20/2007
BLISS INDUSTRIES, INC.	00386		RAILROAD	CT	No	No	Other - Business Services	11/28/2006
CLARK PEST CONTROL	00193		TOPAZ	ST	No	No	Other - Business Services	11/6/2006
COPTECH WEST	01600		MC CANDLESS	DR	No	No	Other - Business Services	12/5/2006
EDC BIOSYSTEMS, INC. / ITW TEXW	01804		MC CARTHY	BLVD	No	No	Other - Business Services	3/22/2007
EXACT MOTORSPORTS, INC.	00907		HANSON	CT	No	No	Other - Business Services	6/1/2007
LOOMIS FARGO & COMPANY	00897		WRIGLEY	WAY	No	No	Other - Business Services	10/30/2006
MILPITAS MOTORSPORTS	00620	S	MAIN	ST	No	No	Other - Business Services	10/6/2006
MILPITAS MOWERS	00051		MINNIS	CIR	No	No	Other - Business Services	10/2/2006
OMEI KUNG FU ACADEMY	00451		LOS COCHES	ST	No	No	Other - Business Services	
PEOPLE'S FURNITURE	01310		PIPER	DR	No	No	Other - Business Services	7/12/2006
RENNISSANCE HME & MORT./LASEI	01851		MC CARTHY	BLVD	No	No	Other - Business Services	6/15/2007
SEARS LOGISTICS	01021		CADILLAC	CT	No	No	Other - Business Services	12/14/2006
SFTC, INC.	00605		VISTA	WAY	No	No	Other - Business Services	6/15/2006
SMASH CITY	01191		MONTAGUE	EXPY	No	No	Other - Business Services	6/23/2005
RDM INDUSTRIAL PRODUCTS, INC.	01652		WATSON	CT	No	No	Other - Cabinetry	11/3/2006
HISCO, INC.	00468		VISTA	WAY	No	No	Other - Chemicals & Allied P	9/27/2006
VALLEY TOOLS & SUPPLY COMPAN	01827		HOURET	CT	No	No	Other - Chemicals & Allied P	9/27/2006
GLOBALSTAR	00461	S	MILPITAS	BLVD	No	No	Other - Communications	7/18/2006
MCI TRANSMITTER STATION	00324	S	MAIN	ST	No	No	Other - Communications	11/28/2006
NEXTEL COMMUNICATIONS CA-026	00980		LOS COCHES	ST	No	No	Other - Communications	7/27/2006
NEXTEL COMMUNICATIONS CA-042	00990		AMES	AVE	No	No	Other - Communications	7/27/2006
NEXTEL COMMUNICATIONS CA-109	01101		CADILLAC	CT	No	No	Other - Communications	7/27/2006
NEXTEL COMMUNICATIONS CA-109	01900		MC CARTHY	BLVD	No	No	Other - Communications	7/27/2006
NEXTEL COMMUNICATIONS CA-202	00500	E	CALAVERAS	BLVD	No	No	Other - Communications	7/27/2006
NEXTEL COMMUNICATIONS CA-202	00300		MONTAGUE	EXPY	No	No	Other - Communications	7/27/2006
NEXTEL COMMUNICATIONS CA-202	00668		BARBER	LANE	No	No	Other - Communications	7/27/2006
NEXTEL COMMUNICATIONS CA-204	01000		JACKLIN	RD	No	No	Other - Communications	7/27/2006
NEXTEL OF CALIFORNIA CA-0885	00066		RANCH	DR	No	No	Other - Communications	7/27/2006
NEXTEL SITE ID: CA 2959	00420		RAILROAD	CT	No	No	Other - Communications	7/27/2006
PACIFIC BELL	00076		CARLO	ST	No	No	Other - Communications	5/22/2007
SPRINT PCS	00777		BELLEW	DR	No	No	Other - Communications	10/31/2006
T2 GLOBALS, INC.	00568	S	MILPITAS	BLVD	No	No	Other - Communications	10/18/2006
TELESYSTEMS INTERNATIONAL CO	00550		SYCAMORE	DR	No	No	Other - Communications	2/6/2007
VERIZON WIRELESS	01010		AMES	AVE	No	No	Other - Communications	6/8/2006
VERIZON WIRELESS	00341		GREAT MALL	DR	No	No	Other - Communications	8/6/2006
VERIZON WIRELESS/ BATTERY ROC	00200		SERRA	WAY	No	No	Other - Communications	6/8/2006
VERIZON WIRELESS HWY 680/JACK	00996		JACKLIN	RD	No	No	Other - Communications	6/8/2006
AT&T MOBILITY	00115		DEMPSEY	RD	No	No	Other - Communications	3/20/2007
AT&T MOBILITY	00066		RANCH	DR	No	No	Other - Communications	3/20/2007
AT&T MOBILITY	01250		PIPER	DR	No	No	Other - Communications	3/20/2007
AT&T MOBILITY	00500	E	CALAVERAS	BLVD	No	No	Other - Communications	3/20/2007
AT&T MOBILITY	01102		PECTEN	CT	No	No	Other - Communications	3/20/2007
CELLSITE INDUSTRIES	01940		MILMONT	DR	No	No	Other - Communications	

FY 06-07 Enhanced Reporting - Detailed Industrial / Commercial Dischargers

Facility Name	Street Address				NOI	IND Enforcement Action	IND Program Category	Inspection Date
VERIZON WIRELESS (HWY 680 CAL	01325	E	CALAVERAS	BLVD	No	No	Other - Communications	
CENTRIA	01101	S	MAIN	ST	No	No	Other - Construction/Buildin	
ANDY'S ROOFING	00897		AMES	AVE	No	No	Other - Construction/Buildin	11/13/2006
MILPITAS HIGH SCHOOL	01285		ESCUELA	PKWY	No	No	Other - Educational Service	11/15/2006
PG & E	01455	S	MILPITAS	BLVD	No	No	Other - Electric, Gas & Sani	6/12/2007
SFPUC - SCVWD INTERTIE PIPELINE	00350		TURQUOISE	ST	No	No	Other - Electric, Gas & Sani	4/26/2007
LEGACY PARTNERS COMMERCIAL	00915		MURPHY RANCH	RD	No	No	Other - Engineering & Mana	6/8/2006
PARIKH CONSULTANTS, INC.	00356	S	MILPITAS	BLVD	No	No	Other - Engineering & Mana	12/11/2006
STATSCHIPSPAC TEST SERVICES, I	01768		MC CANDLESS	DR	No	No	Other - Engineering & Mana	7/25/2006
MILPITAS - BELLEW PUMP STA.	00481		MURPHY RANCH	RD	No	No	Other - Environmental Quali	5/30/2007
MILPITAS - BERRYESSA PUMP STA.	00731		FOLSOM	CIR	No	No	Other - Environmental Quali	6/14/2006
MILPITAS - CALIFORNIA CIRCLE PU	01735		CALIFORNIA	CIR	No	No	Other - Environmental Quali	5/23/2007
MILPITAS CITY PUMP STATION	01425	N	MC CARTHY	BLVD	No	No	Other - Environmental Quali	5/2/2007
MILPITAS - GIBRALTAR PUMP STAT	00641		GIBRALTAR	CT	No	No	Other - Environmental Quali	5/29/2007
MILPITAS - JURGENS PUMP STA	00345		JURGENS	ST	No	No	Other - Environmental Quali	5/30/2007
MILPITAS - MCCARTHY PUMP STAT	01001	N	MC CARTHY	BLVD	No	No	Other - Environmental Quali	5/2/2007
MILPITAS - MURPHY RANCH PUMP S	00801		MURPHY RANCH	RD	No	No	Other - Environmental Quali	5/2/2007
MILPITAS - OAK CREEK PUMP STA.	01515		MC CARTHY	BLVD	No	No	Other - Environmental Quali	5/23/2007
MILPITAS - PENNITENCIA PUMP	00782		LA HONDA	DR	No	No	Other - Environmental Quali	5/30/2007
MILPITAS - PINEWOOD WELL	00232		GREENTREE	WAY	No	No	Other - Environmental Quali	5/29/2007
MILPITAS PUMP STATION - MANOR	00349		MARYLINN	DR	No	No	Other - Environmental Quali	5/23/2007
MILPITAS - WRIGLEY/FORD PUMP S	00075		MARYLINN	DR	No	No	Other - Environmental Quali	5/29/2007
MILPITAS - ZONE 2 PUMP STATION	01429	E	CALAVERAS	BLVD	No	No	Other - Environmental Quali	5/23/2007
SOLOPOWER, INC.	01635		MC CANDLESS	DR	No	No	Other - Environmental Quali	
MILPITAS - CITY HALL	00455	E	CALAVERAS	BLVD	No	No	Other - Executive, Legislativ	7/18/2006
MILPITAS - HIGUERA ADOBE PARK	00823		WESSEX	PL	No	No	Other - Executive, Legislativ	12/1/2006
DYNAMIC DETAILS, INC.	01831		TAROB	CT	Yes	No	Other - Fabricated Metal Pr	10/4/2006
DYNAMIC DETAILS, INC.	01988		TAROB	CT	No	No	Other - Fabricated Metal Pr	10/4/2006
ALBERTSON'S	00025	N	MILPITAS	BLVD	No	No	Other - Food Stores	5/24/2007
ALBERTSON'S	01350	S	PARK VICTORIA	DR	No	No	Other - Food Stores	5/29/2007
LION FOOD CENTER	01838	N	MILPITAS	BLVD	No	No	Other - Food Stores Miscell	5/18/2007
LUCKY 7 SUPER MARKET	00777	E	CAPITOL	AVE	No	No	Other - Food Stores Miscell	12/15/2006
SAVE MART	00215	W	CALAVERAS	BLVD	No	No	Other - Food Stores Miscell	2/2/2007
RANCH 99 MARKET	00338		BARBER	LANE	No	No	Other - Food Stores Miscell	2/27/2007
ABBOTT DENTAL CENTER	00040	S	ABBOTT	AVE	No	No	Other - Health Services	5/9/2007
BENJAMIN CHO D.D.S. A.P.C.	00468	E	CALAVERAS	BLVD	No	No	Other - Health Services	7/31/2006
CALAVERAS FAMILY DENTISTRY	00079		DEMPSEY	RD	No	No	Other - Health Services	4/30/2007
CARRIGAN, JAMES D.D.S.	00444	E	CALAVERAS	BLVD	No	No	Other - Health Services	4/30/2007
DIXON LANDING FAMILY DENTAL	01786		MILMONT	DR	No	No	Other - Health Services	7/18/2006
DR. GRIMM, D.D.S.	00460	E	CALAVERAS	BLVD	No	No	Other - Health Services	2/22/2007
EDMOND DE ST. GEORGES, D.D.S.,	00452	E	CALAVERAS	BLVD	No	No	Other - Health Services	10/19/2006
ENDODONTIC ASSOCIATES	00442	E	CALAVERAS	BLVD	No	No	Other - Health Services	4/23/2007
JERRY H. GLASS, DDS	00151	S	MAIN	ST	No	No	Other - Health Services	12/18/2006
KAISER	00770	E	CALAVERAS	BLVD	No	No	Other - Health Services	6/7/2007
KAISER PERMANENTE MEDICAL OF	00611	S	MILPITAS	BLVD	No	No	Other - Health Services	6/7/2007
KOSICH & HOLDER, DDS	00420	E	CALAVERAS	BLVD	No	No	Other - Health Services	5/7/2007
LARRY NAPOLITANO D.D.S.	00454	E	CALAVERAS	BLVD	No	No	Other - Health Services	3/6/2007
LYNN, EDWARD A. D.D.S.	00466	E	CALAVERAS	BLVD	No	No	Other - Health Services	4/13/2006
MADHVI DESAI, D.D.S.	00040	N	PARK VICTORIA	DR	No	No	Other - Health Services	3/22/2007
MILPITAS CARE CENTER	00120		CORNING	AVE	No	No	Other - Health Services	9/11/2006
MILPITAS DENTAL CENTER	01213	E	CALAVERAS	BLVD	No	No	Other - Health Services	7/25/2006
MILPITAS SMILE DESIGN	00414	S	MAIN	ST	No	No	Other - Health Services	7/27/2006
NEAL P. SWANN, D.D.S., INC.	00464	E	CALAVERAS	BLVD	No	No	Other - Health Services	6/21/2006
ORAL CARE ASSOCIATES	00075	S	MILPITAS	BLVD	No	No	Other - Health Services	6/4/2007
PARK VICTORIA DENTAL	00033	S	PARK VICTORIA	DR	No	No	Other - Health Services	5/15/2007
RANDY T. LEE D.D.S.	00822	N	HILLVIEW	DR	No	No	Other - Health Services	4/4/2007
SATELLITE DIALYSIS	01860		MILMONT	DR	No	No	Other - Health Services	11/15/2006
THUY-MAI NGUYEN D.D.S.	01418		DEMPSEY	RD	No	No	Other - Health Services	10/4/2006
TOWN CENTER DENTAL	00491	E	CALAVERAS	BLVD	No	No	Other - Health Services	6/1/2007
YEN/YEN	00856	N	HILLVIEW	DR	No	No	Other - Health Services	7/18/2006
DR. NGUYEN ORAL SURGERY	00991		MONTAGUE	EXPY	No	No	Other - Health Services	6/6/2007
BEVERLY HERITAGE HOTEL	01820		BARBER	LANE	No	No	Other - Hotels & Lodging Pl	11/30/2006
CROWNE PLAZA	00777		BELLEW	DR	No	No	Other - Hotels & Lodging Pl	4/17/2007

FY 06-07 Enhanced Reporting - Detailed Industrial / Commercial Dischargers

Facility Name	Street Address				NOI	IND Enforcement Action	IND Program Category	Inspection Date
EMBASSY SUITES HOTEL #9526	00901	E	CALAVERAS	BLVD	No	No	Other - Hotels & Lodging Pl	12/12/2006
SHERATON	01801		BARBER	LANE	No	No	Other - Hotels & Lodging Pl	10/16/2006
TERRACE GARDENS MAIN OFFICE	00186		BERESFORD	CT	No	No	Other - Hotels & Lodging Pl	
CISCO SYSTEMS	00755		SYCAMORE	DR	No	No	Other - Industrial Machinery	2/21/2007
CISCO SYSTEMS (BLDG. 20)	00725		ALDER	DR	No	No	Other - Industrial Machinery	2/20/2007
CISCO SYSTEMS (BLDG. 21)	00771		ALDER	DR	No	No	Other - Industrial Machinery	2/20/2007
CISCO SYSTEMS (BLDG. 22)	00821		ALDER	DR	No	No	Other - Industrial Machinery	2/20/2007
MAXTOR CORPORATION	00500		MC CARTHY	BLVD	Yes	No	Other - Industrial Machinery	12/11/2006
SIEMENS WATER TECHNOLOGIES C	00960		AMES	AVE	No	No	Other - Industrial Machinery	4/30/2007
HDC CORPORATION	00628		GIBRALTAR	CT	No	No	Other - Instruments & Relat	6/4/2007
KLA TENCOR	00001		TECHNOLOGY	DR	No	No	Other - Instruments & Relat	2/9/2007
KLA TENCOR	00003		TECHNOLOGY	DR	No	No	Other - Instruments & Relat	2/9/2007
KLA TENCOR	00005		TECHNOLOGY	DR	No	No	Other - Instruments & Relat	2/9/2007
KLA TENCOR	00007		TECHNOLOGY	DR	No	No	Other - Instruments & Relat	2/9/2007
LIFESCAN	00909	S	MILPITAS	BLVD	No	No	Other - Instruments & Relat	4/2/2007
LIFESCAN, INC.	01000		GIBRALTAR	DR	No	No	Other - Instruments & Relat	4/2/2007
NANOMETRICS	01550		BUCKEYE	DR	No	No	Other - Instruments & Relat	6/18/2007
MICRO SCIENTIFIC GLASS BLOWIN	00883		AMES	AVE	No	No	Other - Instruments & Relat	6/15/2007
MAIN FIRE STATION 1	00777	S	MAIN	ST	No	No	Other - Justice, Public Orde	12/12/2006
MILPITAS - FIRE STATION #2	01263		YOSEMITE	DR	No	No	Other - Justice, Public Orde	12/12/2006
MILPITAS - FIRE STATION #3	00045		MIDWICK	DR	No	No	Other - Justice, Public Orde	12/12/2006
MILPITAS - FIRE STATION #4	00775		BARBER	LANE	No	No	Other - Justice, Public Orde	12/12/2006
FIB LAB, INC.	01514		CENTRE POINTE	DR	No	No	Other - Laboratory	12/1/2006
MEDAREX, INC.	00521		COTTONWOOD	DR	No	No	Other - Laboratory	9/13/2006
SHAW ENVIRONMENTAL	00767		AMES	AVE	No	No	Other - Laboratory	6/1/2007
TORRENT LABS	00483		SINCLAIR FRONTA	RD	No	No	Other - Laboratory	4/9/2007
LARSON PALLET COMPANY	01000		YOSEMITE	DR	No	No	Other - Lumber & Wood Pro	6/5/2007
PRECISION SWISS PRODUCTS	01911		TAROB	CT	No	No	Other - Metal Manufacturing	2/16/2007
ACCRETECH USA, INC.	01765	S	MAIN	ST	No	No	Other - Miscellaneous Manu	2/23/2007
BIT SHOP	01646		WATSON	CT	No	No	Other - Miscellaneous Manu	8/3/2006
CISCO SYSTEMS, INC. (BLDG. 23)	00560	N	MC CARTHY	BLVD	No	No	Other - Miscellaneous Manu	2/21/2007
CISCO SYSTEMS, INC. (BLDG. 24)	00510	N	MC CARTHY	BLVD	No	No	Other - Miscellaneous Manu	2/21/2007
CRAIN CUTTER COMPANY	01155		WRIGLEY	WAY	No	No	Other - Miscellaneous Manu	1/30/2007
CREDENCE SYSTEM	01355		CALIFORNIA	CIR	No	No	Other - Miscellaneous Manu	3/23/2007
CREDENCE SYSTEMS	01421		CALIFORNIA	CIR	No	No	Other - Miscellaneous Manu	3/23/2007
FIDELICA MICROSYSTEMS	01585		MC CANDLESS	DR	No	No	Other - Miscellaneous Manu	9/8/2006
FLEX INTERCONNECT TECHNOLOG	01603		WATSON	CT	Yes	No	Other - Miscellaneous Manu	10/9/2006
MARKETSHARE GROUP	02001		TAROB	CT	No	No	Other - Miscellaneous Manu	8/14/2006
MAZAK SALES & SERVICE	01497	N	MILPITAS	BLVD	No	No	Other - Miscellaneous Manu	10/2/2006
MISSION TECHNOLOGY, INC.	00355		SINCLAIR FRONTA	RD	No	No	Other - Miscellaneous Manu	6/15/2007
PFEIFFER VACUUM, INC.	00568		GIBRALTAR	DR	No	No	Other - Miscellaneous Manu	6/14/2007
SIERRA MONITOR CORPORATION	01991		TAROB	CT	No	No	Other - Miscellaneous Manu	6/8/2007
WAONIK QUARTZ INTERNATIONAL	01181		CADILLAC	CT	No	No	Other - Miscellaneous Manu	3/9/2007
AN-JAN FEED & PET SUPPLY	00111	S	MAIN	ST	No	No	Other - Miscellaneous Retai	4/19/2007
LESLIE'S POOL SUPPLIES	01261	E	CALAVERAS	BLVD	No	No	Other - Miscellaneous Retai	10/25/2006
PARTY CITY	00311	W	CALAVERAS	BLVD	No	No	Other - Miscellaneous Retai	9/15/2006
SPORTS AUTHORITY	01200		GREAT MALL	DR	No	No	Other - Miscellaneous Retai	6/9/2006
SPORTS MART	00111		RANCH	DR	No	No	Other - Miscellaneous Retai	11/28/2006
STUART RENTAL COMPANY	00454	S	ABBOTT	AVE	No	No	Other - Miscellaneous Retai	2/7/2007
WAL-MART STORES, INC.	00301		RANCH	DR	No	No	Other - Miscellaneous Retai	2/21/2007
CHICK PACKAGING	00212		RAILROAD	AVE	No	No	Other - Paper & Allied Prod	7/18/2006
SMURFIT STONE CONTAINER CORP	00201	S	HILLVIEW	DR	No	No	Other - Paper & Allied Prod	12/13/2006
ABC PRINTING	01090	S	MILPITAS	BLVD	No	No	Other - Photographic/Printin	2/1/2007
BAY AREA SHUTTERS	01090	S	MILPITAS	BLVD	No	No	Other - Photographic/Printin	2/1/2007
EXCEL SIGN & DECAL	01509	N	MILPITAS	BLVD	No	No	Other - Photographic/Printin	4/18/2007
HIGH TECH PRINTING	00511		LOS COCHES	ST	No	No	Other - Photographic/Printin	8/10/2006
HUNTFORD PRINTING	00275		DEMPSEY	RD	No	No	Other - Photographic/Printin	12/18/2006
LANDMARK LABEL MANUFACTURIN	01664		WATSON	CT	No	No	Other - Photographic/Printin	11/29/2006
MEDIUS	01103		MONTAGUE	EXPY	No	No	Other - Photographic/Printin	8/18/2006
Q PHOTOGRAPHY	00111	N	MILPITAS	BLVD	No	No	Other - Photographic/Printin	9/13/2006
TEK LABELS AND PRINTING	00472		VISTA	WAY	No	No	Other - Photographic/Printin	7/19/2006
ALLIED AIRE	00661		SINCLAIR FRONTA	RD	No	No	Other - Special Trade Contr	5/7/2007
CELERITY GROUP, INC.	01463		CENTRE POINTE	DR	No	No	Other - Special Trade Contr	2/28/2007

FY 06-07 Enhanced Reporting - Detailed Industrial / Commercial Dischargers

ECO SOLUTIONS	01823		HOURET	CT	No	No	Other - Special Trade Contr	3/8/2007
AMB DESIGNS	00891		AMES	AVE	No	No	Other - Storage	8/11/2006
CAMP PAPER	00986	S	MILPITAS	BLVD	No	No	Other - Storage	12/11/2006
COMAC, INC.	00565		SINCLAIR FRONTA	RD	No	No	Other - Storage	1/30/2007
CONTRACT OFFICE GROUP	00931		CADILLAC	CT	No	No	Other - Storage	7/17/2006
METRON TECHNOLOGY	01326		PIPER	DR	No	No	Other - Storage	3/5/2007
PW SUPERMARKET	01141		MONTAGUE	EXPY	No	No	Other - Storage	4/13/2007
Facility Name	**Street Address**				**NOI**	**IND Enforcement Action**	**IND Program Category**	**Inspection Date**
BALCH PETROLEUM	00930		AMES	AVE	No	No	Other - Underground Storag	3/23/2007
BOTTOMLEY DISTRIBUTORS	00755		YOSEMITE	DR	Yes	No	Other - Underground Storag	12/12/2006
CHEVRON PARKTOWN PLAZA	01490	S	PARK VICTORIA	DR	No	No	Other - Underground Storag	1/16/2007
CHEVRON STATION #207673	01249		GREAT MALL	DR	No	No	Other - Underground Storag	4/25/2007
CONOCO PHILLIPS	00097	S	ABBOTT	AVE	No	No	Other - Underground Storag	5/24/2007
CONOCO PHILLIPS	01787	S	MAIN	ST	No	No	Other - Underground Storag	4/23/2007
CONOCO PHILLIPS	00027	S	PARK VICTORIA	DR	No	No	Other - Underground Storag	1/26/2007
CONOCO PHILLIPS COMPANY	01640	N	MILPITAS	BLVD	No	No	Other - Underground Storag	5/7/2007
MAIN STREET GAS	00010	N	MAIN	ST	No	No	Other - Underground Storag	12/5/2006
MC CALL OIL AND CHEMICAL CORP	00945		AMES	AVE	No	No	Other - Underground Storag	6/13/2007
MC CARTHY RANCH CHEVRON & CA	00367		CYPRESS	DR	No	No	Other - Underground Storag	8/9/2006
NELLA OIL COMPANY	00800		AMES	AVE	No	No	Other - Underground Storag	4/16/2007
NOVUSERVE, INC.	01551		CALIFORNIA	CIR	No	No	Other - Underground Storag	5/4/2007
SHELL OIL	00012	N	PARK VICTORIA	DR	No	No	Other - Underground Storag	4/2/2007
SHELL OIL - CALAVERAS BL.	00950	E	CALAVERAS	BLVD	No	No	Other - Underground Storag	1/19/2007
SHELL OIL - JACKLIN RD	00990		JACKLIN	RD	No	No	Other - Underground Storag	8/21/2006
SHELL OIL - MAIN ST.	01780	S	MAIN	ST	No	No	Other - Underground Storag	5/11/2007
SUNCOR 76	00190	W	CALAVERAS	BLVD	No	No	Other - Underground Storag	3/2/2007
USA GAS STATION	01885	N	MILPITAS	BLVD	No	No	Other - Underground Storag	12/19/2006
SHAPELL	00100	N	MILPITAS	BLVD	No	No	Other - Underground Storag	12/15/2006
ANIMAL MEDICAL CLINIC	01405	N	MILPITAS	BLVD	No	No	Other - Veterinarian	4/24/2007
BAY CITIES VET CLINIC	00016		CORNING	AVE	No	No	Other - Veterinarian	4/20/2007
CALAVERAS VETERINARY CLINIC	00140	W	CALAVERAS	BLVD	No	No	Other - Veterinarian	4/24/2007
MILPITAS ANIMAL HOSPITAL	01316	S	MAIN	ST	No	No	Other - Veterinarian	5/11/2007
PARKTOWN VETERINARY CLINIC	01393	S	PARK VICTORIA	DR	No	No	Other - Veterinarian	4/6/2007
NUNEZ PRECISION WELDING	01763		HOURET	CT	No	No	Other - Welding/Iron Works	10/13/2006
UNI-FAB INDUSTRIES	01465	N	MILPITAS	BLVD	Yes	No	Other - Welding/Iron Works	4/24/2007
ARROWHEAD	00485		VISTA	WAY	No	No	Other - Wholesale Trade, D	10/20/2006
OKIDATA	01101		CADILLAC	CT	No	No	Other - Wholesale Trade, D	6/1/2007
ONE WORKPLACE L. FERRARI LLC	01065		MONTAGUE	EXPY	No	No	Other - Wholesale Trade, D	3/21/2007

CITY OF MILPITAS
Public Streets, Roads, and Highways Operation and Maintenance – Self-evaluation Matrix

Implem. Id.	Activity	Item Source	Tasks Identified in FY 2006-2007 Work Plan	Status / Comments	Due Date (mo/yr)	Responsible Party (Lead)/ Coordinator
G-1-1	Street sweeping records	URMP page G-1-8	Maintain street sweeping records including miles swept and volume of debris collected.	This is an on-going practice. City maintains records of miles swept and volume of debris collected. This data is submitted to the RQWCB and included with this Annual Report.	Ongoing	Public Works (David Gordillo) /Utility Engineering (Paramjit Uppal)
G-1-2	Staff training	URMP page G-1-8	Conduct annual training on BMPs.	Conducted annually.	Ongoing	Public Works (David Gordillo) /Utility Engineering (Paramjit Uppal)
G-1-3	Effectiveness Evaluation	URMP page G-1-8	Perform annual effectiveness and evaluation.	See Evaluation text.	Ongoing	Public Works (David Gordillo) /Utility Engineering (Paramjit Uppal)

EVALUATION – PUBLIC STREETS, ROADS AND HIGHWAYS O& M

The City's contract street sweeping program is managed by the Maintenance Division of the Public Works Department and funded by the Solid Waste collection program. Allied Waste Industries performs the street sweeping as part of its municipal solid waste services contract. In FY 06-07, a total of more than 14,146 miles were swept and 8,946 cubic yards of debris was collected. The volume of debris did not include leaves removed. Leaf removal program is implemented in the winter months only.

Each established sweeping route is swept on the same day of the week. Residential, arterial, and commercial street sweeping is conducted two times a month. Industrial street sweeping is conducted four times a month. Open space areas and mountain roads that have no curb and gutter are not scheduled for routine sweeping, but are swept on an as-needed basis. On Monday and Friday, debris from the rural roads and the main arterial roads are collected.

The City conducts additional street sweeping in the period from early Fall into the winter months until leaf fall has been completed. During November and December, three primary areas are swept weekly to remove leaves. This practice effectively removes leaves, debris, and other pollutants, which would otherwise be washed into the storm drain system. Additional City crews are called upon to assist in the fall cleanup.

The City's contractor promptly removes street sweeping material and disposes of nearly all the materials at the Newby Island landfill. A significant amount of this material is taken to the compost area.

Milpitas has a highly effective street maintenance program. There are very few complaints. Complaints are promptly responded to ensure customer and community satisfaction. The City's field crews are trained annually to look for street sweeping BMP deficiencies in the field on a daily basis. Training is provided through Public Works Maintenance's Safety Program. Quarterly meetings are held to discuss BMP deficiencies and safety issues. BMP deficiencies are forwarded to the field employee's immediate supervisor and a service request is generated (record keeping and documentation) and directed to the appropriate department for resolution.

There were no specific comments from Regional Board on the Milpitas FY 05-06 Annual Report. The Regional Board has not provided comments on the FY 06-07 and FY 07-08 Work Plans.

City of Milpitas
FY 2006-2007 Street Sweeping Data Summary

Months	Residential*		Commercial/Industrial/ Municipal Parking Lots		Leaf Removal***
	Volume of Collected** (cubic yards)	Miles Swept (curb miles)	Volume of Collected** (cubic yards)	Miles Swept (curb miles)	Volume of Collected** (cubic yards)
July	194	514.00	327	656.00	
August	197	520.00	283	555.00	
September	252	417.00	359	717.00	
October	325	588.00	310	647.00	240
November	447	440.00	654	790.00	360
December	519	502.00	780	701.00	410
January	417	536.00	688	1034.00	
February	201	428.00	239	716.00	
March	217	397.00	261	724.00	
April	320	425.00	310	662.00	

City of Milpitas
FY 2006-2007 Street Sweeping Data Summary

May	446	424.00	395	567.00	
June	395	545.00	410	641.00	
Total	**3930**	**5736**	**5016**	**8410**	**1010**

Total miles swept 14146.00

Total volume of debris collected 8946 cu. Yds

Total volume of leaves removed 1010 cu. Yds

* Quarterly advertisement in the Milpitas Post and door hangers notifying each residential home of their sweeping day.

** Volume does not include leaves.

*** Leaves are picked by Allied Waste Industries. Leaf removal program is effective during the winter months. Leaf removal operation officially started on November 14, 2005.

CITY OF MILPITAS

Rural Public Works Operation and Maintenance – Self-Evaluation Matrix

Implem. Id.	Activity	Item Source	Tasks Identified in FY 2006-2007 Work Plan	Status / Comments	Due Date (mo/yr)	Responsible Party (Lead)/ Coordinator
G-2-4	Adopt rural roads performance standard	URMP page G-2-7	City to review and adopt rural roads performance standard based on Program's model performance standard.	PS was adopted in 04-05 Work Plan. We note that rural roads comprise about 1% of the total roads and are limited to the area in and around Ed Levin Park. The impact from Rural Roads to Urban Runoff Program is limited.	Completed	Public Works (Dennis Cuciz) /Utility Engineering (Paramjit Uppal)
G-2-5	Responsible Department & staff leads	URMP page G-2-7	Identify responsible department and staff leads.	Staff from Public Works dept. picks up debris from rural roads twice a week.	Ongoing	Public Works (David Gordillo) /Utility Engineering (Paramjit Uppal)
G-2-6	Ensure legal authority	URMP page G-2-8	Ensure adequate legal authority, including chain of command, in order to conduct and enforce the use of rural public works maintenance BMPs by others.	City has legal authority. Public works Department is responsible for performing rural public works maintenance BMPs.	Completed	Public Works (David Gordillo) /Utility Engineering (Paramjit Uppal)
G-2-7	Develop SOPs	URMP page G-2-8	Develop SOPs based on guidelines provided by the Program.	City follows a standard procedure for O & M. Supervisor continues to monitor effectiveness.	Ongoing	Public Works (David Gordillo) /Utility Engineering (Paramjit Uppal)
G-2-8	Develop BMPs	URMP page G-2-8	Develop BMPs based on guidelines provided by the Program.	City relies on BMPs developed by SCVURPPP.	Ongoing	Public Works (David Gordillo)

Implem. Id.	Activity	Item Source	Tasks Identified in FY 2006-2007 Work Plan	Status / Comments	Due Date (mo/yr)	Responsible Party (Lead)/ Coordinator
						/Utility Engineering (Paramjit Uppal)
G-2-9	Develop educational material	URMP page G-2-8	Develop education materials for training maintenance staff and for outreach to contractors.	City staff use material developed by SCVURPPP.	Ongoing	Public Works (David Gordillo) /Utility Engineering (Paramjit Uppal)
G-2-10	Develop training program	URMP page G-2-8	Develop annual training program for maintenance staff.	City staff takes part in SCVURPPP trainings provided by SCVURPPP.	Ongoing	Public Works (David Gordillo) /Utility Engineering (Paramjit Uppal)
G-2-11	Effectiveness Evaluation	URMP page G-2-8	Conduct annual evaluate of effectiveness of the rural public works program, report results in Annual Report and identify items for continuous improvement.	See Evaluation text.	On-going	Public Works (David Gordillo) /Utility Engineering
G-2-12	Identify rural PW facilities	URMP page G-2-8	Identify rural PW facilities under the City's jurisdiction.	Completed. Rural facilities include the streets and roads in the undeveloped or low density Hillside Area east of Piedmont Road including the ED Levin County Regional Park. .	Ongoing	Public Works (David Gordillo) /Utility Engg.

EVALUATION – RURAL PUBLIC WORKS MAINTENANCE AND OPERATION

The rural roads are located in the part of City designated "Hillside". The City's General Plan designates the hilly undeveloped area east of Piedmont Road to be rural and recreational. There are 138.9 miles of City streets, of which rural roads are only 1.9 miles. Typically, open space areas and mountain roads that have no curb and gutter are not scheduled for routine sweeping, but are swept on an as-needed basis. Twice a week, Mondays and Fridays, debris is picked up by hand from the rural roads. These roads are not in the proximity of creeks. The dust swept by wind from these areas would typically accumulate in the City's valley floor areas, and would be removed during routine street sweeping.

The SCVURPP Program has established a definition for rural roads and provided guidelines on performance standards, BMPs and SOPs. The City's maintenance activities produce results consistent with the program guidelines. The public has long valued the natural ambience of the rural Hillside area and fully supports efforts to keep the area pristine.

There were no specific comments from Regional Board on the Milpitas FY 05-06 Annual Report. The Regional Board has not issued comments on the FY 06-07 and FY 07-08 Work Plans.

CITY OF MILPITAS
Storm Drain O & M – Self Evaluation Matrix

Implem. Id.	Activity	Item Source	Tasks Identified in FY 2006-2007 Work Plan	Status / Comments	Due Date (mo/yr)	Responsible Party (Lead)/ Coordinator
Added in 2000	Report observed ICID Evidence	Program	Develop and implement a process for maintenance staff to advise ICID inspectors of observed evidence of ICIDs.	City SOP 8-6 (Discharge of Pollutants Storm drains and watercourses) addresses citywide response and clean-up guidelines for various scenarios. Staff implements reporting and referral as needed. The process has been used many times and is effective. Next step is to incorporate into the Utility Maintenance SOP.	6/08	Public Works Maintenance (Steve Smith)/ Marilyn Nickel
C-1	Routine Inspection	URMP page C-5	Develop SOPs for Routine Inspection & Cleaning.	City staff performed routine inspections and cleaning as needed. SOP scheduled to be completed by June 2008.	6/08	Public Works Maintenance (Steve Smith)/ Marilyn Nickel
C-2	Solid Waste	URMP page C-5	Develop SOPs for Solid Waste handling and disposal.	Solid waste was collected, dried, and disposed of at the landfill. SOP scheduled to be completed by June 2008.	6/08	Public Works Maintenance (Steve Smith)/ Marilyn Nickel
C-3	Staff/Contractor Training and Coordination	URMP page C-5	1. Develop BMPs for Staff/Contractor Training and Coordination 2. Develop SOPs for Staff/Contractor Training and Coordination	All maintenance and cleaning was performed by City staff. Staff received annual training. BMPs and SOPs are about 80% completed and scheduled to be finished by June 2008.	6/08	Public Works Maintenance (Steve Smith)/ Marilyn Nickel
C-4	Record Keeping and coordination	URMP page C-5	1. Develop BMPs for Record Keeping & Evaluation 2. Develop SOPs for Record Keeping & Evaluation	Records documenting the amount of material removed were kept. BMPs and SOPs are about 80% complete and are scheduled to be finished by June 2008.	6/08	Public Works Maintenance (Steve Smith)/ Marilyn Nickel
C-5	Operational Improvement, Structural Retrofit and Design	URMP page C-5	Develop SOPs for Operational Improvement, Structural Retrofit and Design.	SOP is scheduled to be developed by 6/08.	6/08	Public Works Maintenance (Steve Smith)/ Marilyn Nickel

Evaluation - Storm Drain Operations and Maintenance

- Staff from police, fire, and public works continued to implement the City's SOP 8-6 titled " Response and Clean-up Guidelines for Hazardous and Non-Hazardous Material Releases including Discharges of Pollutants into Storm Drains and Water Courses (Urban Runoff Pollution Prevention)".

- City staff completed inspection and cleanup of the City's 78 outfalls in FY 03-04 and determined that ten needed repairs. Repairs of two were completed in FY 04/05 and remaining eight were completed in FY 05/06. City again inspected all 78 outfalls in FY 05/06 and found three that need repair. The outfalls were inspected in 06-07 and three more were determined to need repair.

- City staff performed the operation and maintenance tasks of the storm drain system; contractors were not used.

- Staff has not reported any problems with BMPS; no updates are planned at this time.

There were no specific comments from the Regional Board on the Milpitas FY 05-06 Annual Report. The Regional Board has not issued comments on the FY 06-07 or 07-08 Work Plans.

CITY OF MILPITAS

Water Utility Operation and Maintenance – Self Evaluation Matrix

Implem. Id.	Activity	Item Source	Tasks Identified in FY 2006-2007 Work Plan	Status / Comments	Due Date (mo/yr)	Responsible Party (Lead)/ Coordinator
D-1	Inventory	URMP page D-5	Conduct Inventory of all key O & M activities, and identify routine and unplanned non-storm water discharges from these activities.	Last inventory was completed on 9/99. Completion of this activity is now scheduled for June 2008.	6/08	Public Works Maintenance (Steve Smith)/ Marilyn Nickel
D-4	WUPPP Utility Maintenance SOP	URMP page D-5	Develop WUPPP Utility Maintenance SOP.	Staff performed routine maintenance as needed. SOP is about 75% complete. Completion of this activity is now scheduled for June 2008.	6/08	Public Works Maintenance (Steve Smith)/ Marilyn Nickel
D-6	Individualized Training Plan	URMP page D-5	Develop Individualized Training Plan.	Staff received annual training. SOP is about 75% complete. Completion of this activity is now scheduled for June 2008.	6/08	Public Works Maintenance (Steve Smith)/ Marilyn Nickel
D-7	Training	URMP page D-5	Develop training program.	Staff was trained quarterly on Water Utility O & M.	6/08	Public Works Maintenance (Steve Smith)/ Marilyn Nickel
D-8	WUPPP	URMP page D-5	Implement pollution control measures identified in the WUPPP to manage chlorine, biocides, and algaecides and prevent erosion and sediments.	Since the WUPPP has not been completed, we did not formally implement WUPPP.	6/08	Public Works Maintenance (Steve Smith)/ Marilyn Nickel

Evaluation - Water Utility Operations and Maintenance

- Due to a shortage of staffing resources, we did not take the inventory of key discharges. It is now scheduled for completion by June 2008.
- Contractors are typically utilized to fix major water line breaks; however no repairs were contracted out in 06-07. There were no complaints about contractors not following BMPs to fix water line breaks.
- The first priority is to stop the flow of water.
- Staff has not reported any problems with BMPS; no updates are planned at this time.

There were no specific comments from the Regional Board on the Milpitas FY 05-06 Annual Report. The Regional Board has not issued comments on the FY 06-07 or FY 07-08 Work Plans.

CITY OF MILPITAS
Other Public Agency Activities (Parks, Ponds etc.) – Self Evaluation Matrix

Implem. Id.	Activity	Item Source	Tasks Identified in FY 2006-2007 Work Plan	Status / Comments	Due Date (mo/yr)	Responsible Party (Lead)/ Coordinator
Corporation Yards Operation and Maintenance (Activities not listed here have been completed)						
J-2	Training	URMP Section J – Exhibit 'b', page 1	Hold routine training sessions.	Staff is trained during their regular meetings.	Ongoing	Public Works Maintenance (Carol Randisi)/ Marilyn Nickel/ Paramjit Uppal
J-3	Inspection/records	URMP Section J – Exhibit 'b', page 1	1. Conduct periodic inspections 2. Maintain records as [part of the Hazardous Materials Business Plan	Two inspections were conducted and corrective actions were taken.	Ongoing	Public Works Maintenance (Carol Randisi)/ Marilyn Nickel
Other Program Elements (Activities not listed here have been completed)						
K-6	Facility discharge	URMP page K.a-4	Develop SOP.	Development of the SOP for facility discharge is scheduled for June 2008.	6/08	Public Works Maintenance (Eddie Loredo)/ Marilyn Nickel
K-7	Pond maintenance	URMP page K.a-4	Develop SOP.	Routine pond maintenance was performed. Development of the SOP for pond maintenance is scheduled for June 2008.	6/08	Public Works Maintenance (Eddie Loredo)/ Marilyn Nickel
K-8	Fountain maintenance	URMP page K.a-4	Develop SOP.	The City Hall fountain is plumbed to the sanitary sewer system. Development of the SOP for fountain maintenance is scheduled for June 2008.	6/08	Public Works Maintenance (Eddie Loredo)/ Marilyn Nickel
K-10	Record keeping	URMP page K.a-4	Develop BMP.	The Corp Yard SWPPP Record Keeping BMP was evaluated and determined to be applicable to this task.	Done	Public Works Maintenance

Implem. Id.	Activity	Item Source	Tasks Identified in FY 2006-2007 Work Plan	Status / Comments	Due Date (mo/yr)	Responsible Party (Lead)/ Coordinator
			Develop SOP.	Completion of the SOP is scheduled for June 2008.	6/08	(Carol Randisi)/ Marilyn Nickel
K-11	Effective evaluation	URMP page K.a-4	Develop BMP. Develop SOP.	The Corp Yard SWPPP Effectiveness Evaluation BMP was reviewed and determined to be applicable to this task. Development of the SOP is scheduled for June 2008.	Done 6/08	Public Works Maintenance (Carol Randisi)/ Marilyn Nickel
K-12	Annual review	URMP page K. a-4	Develop BMP. Develop SOP.	Development of BMPs and SOPs is scheduled for June 2008.	6/08	Public Works Maintenance (Carol Randisi)/ Marilyn Nickel

Evaluation – Other Public Agency Activities

Corporation Yard: Staff received training on Corporation Yard SWPPP BMPs. The Safety Committee inspected the Corporation Yard twice and corrective actions were taken.

Parks: Staff has not reported any problems with BMPs; no updates are planned at this time.

Ponds: Staff has not reported any problems with BMPs; no updates are planned at this time.

Public Facilities: Staff has not reported any problems with BMPs; no updates are planned at this time.

There were no specific comments from the Regional Board on the Milpitas FY 05-06 Annual Report. The Regional Board has not issued comments on the FY 06-07 or FY 07-08 Work Plans.

CITY OF MILPITAS
New Development Planning Procedures – Self Evaluation Matrix

Implem. Id.	Activity	Item Source	Tasks Identified in FY 2006-2007 Work Plan	Status / Comments	Due Date (mo/yr)	Responsible Party (Lead)/ Coordinator
E-C.3b.1	Project approval process	URMP page E17	Assess current stormwater-related requirements in City's development review process for public and private projects, and identify additional steps or tools required at each stage of the process to meet C.3. Provisions for permanent BMPs, tracking and documentation, inspection, and others.	• Consultant has updated planning intake forms for private projects to reflect new C.3 provisions. • The Milpitas C3 Guidebook 3rd Edition was adopted on October 6, 2005. • City has been implementing requirements for submitting NOI and SWPPP on project size one acre or more since March 2003. • City has a C.3 Guidebook for Project Applicants and brings a copy to the planning kick-off meetings. • City has developed and implemented a process for entering Group 1 and Group 2 projects into tracking database.	Completed Completed Completed and Ongoing Completed and Ongoing Completed	Planning (Tiffany Kunsman) Utility Engineering (Paramjit Uppal) Land Development (Fariborz Heydari) Design & Construction (Andrew Brozyna) PW Inspections (Andrew Brozyna) Building Inspection (Dorsey Wiseman) Public Works (Steve Smith)
E-C.3b.2 and E-C.3c.2	Develop new or modify existing review procedures for Group1	URMP page E17 and E18	Develop new or modify existing review policies, procedures, and/or conditions of approval to incorporate Group 1 requirements (based on results of tasks under C.3.c. through C.3.m.)	City is implementing C3 requirements for Group 1, Group 2A and Group 2B.	Completed	Planning (Tiffany Kunsman) Utility Engineering (Paramjit Uppal) Land Development (Fariborz

Implem. Id.	Activity	Item Source	Tasks Identified in FY 2006-2007 Work Plan	Status / Comments	Due Date (mo/yr)	Responsible Party (Lead)/ Coordinator
						Heydari)
E-C.3b.3	Train staff	URMP page E17 and E18	Train City staff in planning, building, and engineering departments on the C3 provisions and goals, the required changes in the approval process, and the use of appropriate tools.	Training sessions were held for relevant staff for the updated Milpitas Stormwater C.3 Guidelines after they were adopted in October 2005. A training session was held for all relevant staff for the amended General Plan reflecting the Milpitas Stormwater C.3 Guidelines on January 10, 2007. See Staff Training Summary Table for details at the end of this Report.	Completed and Ongoing	Planning (Tiffany Kunsman) Utility Engineering (Paramjit Uppal) Land Development (Fariborz Heydari) Design & Construction (Andrew Brozyna) PW Inspections (Andrew Brozyna) Building Inspection (Dorsey Wiseman) Public Works (Steve Smith) Fire Department (Patti Joki)
E-C.3b.4 and E-C.3c.3	Develop project approval process workplan and report progress	URMP page E18	Submit work plan for completion of Provision C.3.b. requirements. Identify incremental progress made toward completion of Actions b.1., b.2., and b.3. above in FY 02-03 Work Plan. (For example, completion of "Development Policies Comparison" work sheet.)	Existing policies, ordinances, guidelines have been reviewed to see what C.3 provisions are already covered. The 3rd Edition of the C.3 Guidebook was adopted in October 2005.	Completed	Planning (Tiffany Kunsman) Utility Engineering Paramjit Uppal) Land

Implem. Id.	Activity	Item Source	Tasks Identified in FY 2006-2007 Work Plan	Status / Comments	Due Date (mo/yr)	Responsible Party (Lead)/ Coordinator
						Development (Fariborz Heydari)
E-C.3.c.1	Develop Log form to identify Group 1 and Group 2 projects	URMP page E18	Develop and implement a procedure to request and log the type, size, and impervious area of every project (and extent of redevelopment if applicable) for determination of applicability of Group 1 (and later Group 2) requirements.	• City has been collecting impervious surface data from incoming projects since 4/02. • The City has a procedure to maintain a record of every Group 1 and Group 2 project. Now City has new CRW Permit Tracking System which is being tested for operation. City is converting existing database to new system in 2007.	Completed Completed and Ongoing	Planning (Tiffany Kunsman) Utility Engineering (Kathleen Phalen & Paramjit Uppal) Design & Construction (Andrew Brozyna)
E-C.3.c.2	Define "deemed complete"	URMP page E18	Develop a method for determining whether a private project was "deemed complete" by 7/15/03, or documenting that a public project was funded and scheduled for construction by 10/15/03. Required by C.3.c (first paragraph)	City is implementing requirements using "deemed complete" trigger.	Completed	Planning (Tiffany Kunsman) Utility Engineering (Paramjit Uppal)
E-C.3.c.3	Develop Group 1 workplan and report progress	URMP page E18	Submit work plan for completion of Provision C.3.c. requirements. Identify incremental progress made toward completion of Actions c.1. and c.2. above, and other actions related to Group 1 implementation, in FY 02-03 Work Plan and Group 2 implementation, in FY 03-04 Work Plan. Required by C.3.c.i	The 3rd Edition of the C.3 Guidebook which outlines procedures for City staff and developers was adopted in October 2005.	Completed	Planning (Tiffany Kunsman) Utility Engineering (Kathleen Phalen & Paramjit Uppal) Land Development (Fariborz Heydari)

Implem. Id.	Activity	Item Source	Tasks Identified in FY 2006-2007 Work Plan	Status / Comments	Due Date (mo/yr)	Responsible Party (Lead)/ Coordinator
						Andrew Brozyna Building Inspection (Dorsey Wiseman)
E-C.3.c.4	Site design guidance	URMP page E19	Compile guidance being developed under other elements (i.e., project review procedures, site design measures, source control measures, numeric design criteria, O&M verification, etc.) into one guidance manual for implementation of Group 1 project requirements.	The 3rd Edition of the C.3 Guidebook was adopted in October 2005 which included requirements for Group 2A and Group 2B. The Guidebook assists developers and the City to conform projects to the C.3 requirements.	Completed	Planning (Tiffany Kunsman) Utility Engineering (Paramjit Uppal)
E-C.3.c.5	Revise model Planning Procedures Performance Standards (PS)	URMP page E19	Revise portions of the model Planning Procedures Performance Standards to incorporate the Group 1 requirements and other C.3. requirements.	No changes were necessary to PS in FY 06-07.	Completed	Program Planning (Tiffany Kunsman) Utility Engineering (Paramjit Uppal)
E-C.3.c.6	Incorporate PS	URMP page E19	Incorporate revised model Planning Procedures Performance Standards in to local urban runoff management plans.	No changes were necessary to PS in FY 06-07.	Completed	Planning (Tiffany Kunsman) Utility Engineering (Paramjit Uppal)
E-C.3.c.7	Approach for evaluating an alternative Project size	URMP page E19	Develop approach for evaluating an alternative project size and identify data needs from Co-permittees.	Completed by the Program which resulted in Group 2 projects.	Completed	Program Planning (Tiffany Kunsman) Utility Engineering (Paramjit Uppal)

Implem. Id.	Activity	Item Source	Tasks Identified in FY 2006-2007 Work Plan	Status / Comments	Due Date (mo/yr)	Responsible Party (Lead)/ Coordinator
E-C.3.c.8	Analysis of alternative project size	URMP page E20	Conduct analysis of alternative project size and prepare proposal for submittal to Regional Board.	Completed by the Program which resulted in Group 2 projects.	Completed	Program Planning (Tiffany Kunsman)
E-C.3.c.9	Develop work plan for Group 2	URMP page E20	Update guidance manual and performance standards for Group 2 projects as needed.	C.3 Guidebook was updated in October 2005 to include Group 2 requirements.	Completed	Program Planning (Tiffany Kunsman) Utility Engineering (Paramjit Uppal)
E-C.3.d.1	Analyze Rainfall data	URMP page E20	Analyze local rainfall data and develop area-specific volume and flow based design criteria (Program with assistance from SCVWD).	Provided support to Program as needed.	Completed	Program Utility Engineering (Paramjit Uppal) Land Development (Fariborz Heydari)
E-C.3.d.2	Develop guidance	URMP page E20	Develop guidance on appropriate criteria to use for each BMP type.	City has incorporated guidance on BMPs in C.3 Guidebook.	Completed	Program
E-C.3.e.1	Develop logging procedure for O & M verification	URMP page E20	Develop and implement a procedure for logging information about treatment BMPs installed at approved Group 1 projects, and for maintaining a list or database of properties, treatment BMPs, and responsible operators	A city-wide computer database (CRW) Permit Tracking System to track C.3 activities including O & M has been developed and is being tested for operation. Meanwhile, Staff continues using Access database, which went online in October 2005. Staff is using this database to log information about treatment BMPs installed for both Group 1 and Group 2 projects. This data will be converted into CRW once it is in operational. As needed, revisions may be made to the database throughout the year to enhance effectiveness.	Completed Ongoing	Planning (Tiffany Kunsman) Utility Engineering (Kathleen Phalen, Pam Lowe & Paramjit Uppal) Land Development (Fariborz Heydari)

Implem. Id.	Activity	Item Source	Tasks Identified in FY 2006-2007 Work Plan	Status / Comments	Due Date (mo/yr)	Responsible Party (Lead)/ Coordinator
						Design & Construction (Andrew Brozyna) PW Inspections (Andrew Brozyna) Building Inspection (Dorsey Wiseman)
E-C.3.e.2	Develop model language for O & M verification	URMP page E21	Develop model language for documents assigning responsibility to the developer/owner of private projects for O&M of treatment BMPs, or to the appropriate agency for O&M of treatment BMPs at public projects. These documents may include O&M responsibility agreements, written conditions in sales/ lease agreements, use permit conditions, provisions in CC&Rs, etc.	O & M Agreements are addressed in the updated version of the City's Stormwater C.3 Guidebook. The Guidebook is available from the Planning Division, the Engineering Division, or via the City's website.	Completed	Program Planning (Tiffany Kunsman) Utility Engineering (Paramjit Uppal)
E-C.3.e.3	Adopt model O & M verification procedure	URMP page E21	Adopt model O&M agreement language to meet agency-specific needs and requirements and incorporate into the project review and approval process.	O & M Agreements are addressed in the updated version of the City's Stormwater C.3 Guidebook. The Guidebook is available from the Planning Division, the Engineering Division, or via the City's website.	Completed	Planning (Tiffany Kunsman) Utility Engineering (Kathleen Phalen & Paramjit Uppal)
E-C.3.e.4	Develop O & M requirements	URMP page E21	Develop fact sheets on the O&M requirements and frequencies for various BMP types that can be used to educate parties responsible for O&M and attached to O&M agreements. Include fact sheets for pesticide reduction measures related to	The City's updated Stormwater C.3 Guidebook references fact sheets contained in the Program's C.3 Stormwater Handbook. The 3rd Edition of the C.3 Guidebook was adopted in October 2005. The Guidebook assists developers and the	Completed	Program

Implem. Id.	Activity	Item Source	Tasks Identified in FY 2006-2007 Work Plan	Status / Comments	Due Date (mo/yr)	Responsible Party (Lead)/ Coordinator
			landscape maintenance.	City to conform their projects to the C.3 requirements. The Guidebook establishes BMP O&M requirements and verification procedures. The Guidebook is available from the Planning Division, the Engineering Division, or via the City's website.		
E-C.3.e.5	Develop inspection program for O & M verification	URMP page E21	Develop local programs for inspection of a subset of prioritized treatment BMPs to verify that proper O&M is being performed by the responsible party (Program to assist in defining which BMPs are priority for inspection.)	Being developed in tandem with O&M data management effort. See E-C3.e.1. Planning Staff has developed a list of all pre C.3 permanent BMP installations for use in a future inspection program.	FY 06/07 Completed 8/06	Utility Engineering (Kathleen Phalen & Paramjit Uppal) and Planning (Tiffany Kunsman)
E-C.3.e.6		URMP page E21	Report on the Co-permittee's treatment BMPs O&M verification program in each annual report, including organizational structure, evaluation of effectiveness, and planned improvement to the program. Include a list or summary of treatment BMPs inspected during the year, inspection results, and any required follow-up and correction.	Although construction is underway, no C3 facility projects were completed in FY 06/07. The first facilities are anticipated to be completed during FY 07/08. The City's computer database, online in October 2005, coincides with Group 1 and Group 2 implementation. The database has a reporting component that will summarize treatment BMPs inspected during the year, inspection results, and any follow-up and correction.	FY 07/08 Completed and Ongoing	Planning (Tiffany Kunsman) Utility Engineering (Paramjit Uppal)
E-c.3.f.1	Prepare HMP	URMP page E22	Complete the HMP and required interim products (Program, SCVWD, and City of San Jose have lead role)	The Regional Board adopted the SCVURPPP HMP in July 2005.	Completed	Land Development (Fariborz Heydari), Program Utility Engineering (Kathleen Phalen & Paramjit

Implem. Id.	Activity	Item Source	Tasks Identified in FY 2006-2007 Work Plan	Status / Comments	Due Date (mo/yr)	Responsible Party (Lead)/ Coordinator
						Uppal)
E-c.3.f.2	Guidance to implement HMP	URMP page E22	Develop guidance to the Co-permittees on implementation of the HMP as part of requirements for Group 1 projects that may cause increased erosion or other related impacts.	Program to develop guidance (see f.1) City adopted its own C3 Guidebook on September 24, 2003 and updated it in October 2005 to add HMP requirements.	Completed	Program
E-c.3.f.3	Adopt HMP	URMP page E22	Upon adoption by the Regional Board, begin implementation of HMP requirements for Group 1 projects that may cause increased erosion or other related impacts. Before adoption, encourage early implementation of likely elements of the HMP where possible.	City updated its C3 Guidebook in October 2005 to include HMP requirements. HMP workgroup was reformed into a HMP Implementation Phase (HMI) in October 2005. Workgroup focuses on issues and needs of co-permittees and developers for implementing the HMP. City is participating as required.	Completed Ongoing	Land Development (Fariborz Heydari), Utility Engineering (Kathleen Phalen & Paramjit Uppal)
E-c.3.f.4	Peak runoff limitation	URMP page E22	Evaluate potential regional treatment and/or flow control projects	Water District to conduct this task with Program and City of San Jose assistance. City completed a preliminary feasibility evaluation of its existing stormwater lagoons to determine if treatment capacities could be made available.	Completed. Further review will be needed if City elects to proceed.	*SCVWD and Program Utility Engineering (Kathleen Phalen)
E-c.3.g.1	Model Waiver program	URMP page E23	Develop a model waiver program that includes (Required by C.3.g.iii): - the legal requirements and mechanisms for implementing the waiver program - criteria for determining impracticability or unfeasibility (technical and financial) - method for evaluating the equivalency of the proposed mitigation criteria for participation in regional facilities requirements for logging project information for reporting purposes	City developed a local waiver program that was approved by the RWQCB in June 2005.	Completed	Program's task Planning (Tiffany Kunsman) Utility Engineering (Kathleen Phalen & Paramjit Uppal)
E-c.3.g.2	Local waiver program	URMP page E23	Develop local waiver program, perform legal review, and incorporate waiver	City developed a local waiver program that was approved by the RWQCB in June	Completed	City Attorney Utility

Implem. Id.	Activity	Item Source	Tasks Identified in FY 2006-2007 Work Plan	Status / Comments	Due Date (mo/yr)	Responsible Party (Lead)/ Coordinator
			provisions in project review process. (If model program has not been adopted by Regional Board, develop interim waiver program per C.3.g.vi.)	2005.		Engineering (Kathleen Phalen) Planning (Tiffany Kunsman)
E-c.3.g.3	Track information for granted waivers	URMP page E23	Begin tracking information for reporting on waivers granted, including project name, location, type, percent impervious surface, reasons for and terms of waiver, and the alternative benefit project and completion date.	No waiver were requested or granted in FY 06-07. Waivers, if granted, would be tracked in CRW Permit Software database.	Completed.	Planning (Tiffany Kunsman) Utility Engineering (Kathleen Phalen, Pam Lowe)
E-c.3.h.1	Alternate compliance	URMP page E24	Develop an internal procedure to allow alternative compliance.	Requirements for alternative compliance have been included in Stormwater C.3 Guidebook. Consultant has prepared a procedure for alternative compliance.	Completed.	Planning (Tiffany Kunsman) City Attorney Utility Engineering (Kathleen Phalen)
E-C.3.j.1	Develop site design guidance	URMP page E24	Develop and submit a detailed work plan and schedule for review, revision, and implementation of revised site design standards and guidance.	City staff participated on Ad-Hoc committee to develop Site Design Guidance. The 3rd Edition of the C.3 Guidebook was adopted in October 2005. Step 3 of Chapter 3 of the Guidebook addresses Design to Minimize Imperviousness through cluster development, optimizing the site layout, minimizing directly connected impervious area, detaining and retaining runoff throughout the site and through documentation of design.	Completed	Program Planning (Tiffany Kunsman) Utility Engineering (Paramjit Uppal)
E-C.3.j.2	Adopt site design guidance locally	URMP page E24	Review existing local design standards and guidance, and compare them to the list of areas to address in Provision C.3.j. and	The 3rd Edition of the C.3 Guidebook was adopted in October 2005. Step 3 of Chapter 3 of the Guidebook addresses	Completed	Planning (Tiffany Kunsman)

Implem. Id.	Activity	Item Source	Tasks Identified in FY 2006-2007 Work Plan	Status / Comments	Due Date (mo/yr)	Responsible Party (Lead)/ Coordinator
			other references such as "Start at the Source" and the "Development Policies Comparison" work sheet. Prepare and submit an analysis of local standards, identified opportunities for revision, and proposed revisions.	Design to Minimize Imperviousness through cluster development, optimizing the site layout, minimizing directly connected impervious area, detaining and retaining runoff throughout the site and through documentation of design.		Utility Engineering (Paramjit Uppal)
E-C.3.j.3	Site design guidance	URMP page E25	Oversee completion of and work with the BASMAA work group on the BASMAA project "Using Start at the Source to Comply with Development Standards," which will evaluate how site design measures can be used to meet the numeric design standards in Provision C.3.d.	City staff participated on Ad-Hoc committee to develop model documents. The analysis of the City design standards were submitted to the Program in September of 2003. The 3rd Edition of the C.3 Guidebook was adopted in October 2005. Step 3 of Chapter 3 of the Guidebook addresses Design to Minimize Imperviousness through cluster development, optimizing the site layout, minimizing directly connected impervious area, detaining and retaining runoff throughout the site and through documentation of design.	Completed	Program
E-C.3.j.4	Incorporate Site design guidance into local project approval process	URMP page E25	Incorporate any revised standards and guidance into local project approval process and "fully implement" the revised standards and guidance.	The results of b.2, together with b.1, c.4, c.7 & j.2 were incorporated into the 3rd Edition of the C.3 Guidebook, which was adopted in October 2005.The Guidebook, in Step 3 of Chapter 3 addresses Design to Minimize Imperviousness through cluster development, optimizing the site layout, minimizing directly connected impervious area, detaining and retaining runoff throughout the site and through documentation of design.	Completed	Planning (Tiffany Kunsman) Utility Engineering (Paramjit Uppal) Land Development (Fariborz Heydari) D & C (Andrew Brozyna)
E-C.3.k.1	Revise existing PS to include Source Controls	URMP page E26	Revise the current Planning Procedures Performance Standard to include source control requirements (complete as part of	The revised Guidebook addresses source control requirements in Chapter 3, Step 6 and provides a model list of source control	Completed	Program

Implem. Id.	Activity	Item Source	Tasks Identified in FY 2006-2007 Work Plan	Status / Comments	Due Date (mo/yr)	Responsible Party (Lead)/ Coordinator
	requirements		Action c.5.). Develop a model list of source control measures (in the form of conditions of approval), based on existing lists used by Co-permittees, examples in Provisions C.3.k. and other references, and include the list as an attachment to the revised performance standard. Products, Required by C.3.k (last paragraph): -- Draft conditions of approval for source control measures - 9/15/02 -- Model revised performance standard – 3/1/03	measures in Appendix C including those that must be designed into the project at the outset, and those that comprise operational BMPs activities to be conditioned upon project approval.		
E-C.3.k.2	Revise existing PS	URMP page E26	Incorporate model revised Planning Procedures Performance Standard into local urban runoff management plans including effectiveness & evaluation.	Adopted above PS, and Source Control Measures are being implemented.	Completed	Planning (Tiffany Kunsman)
E-C.3.k.3	Develop work plan to include Source Control	URMP page E27	Develop a work plan for and begin implementation of source control measures requirements by including appropriate conditions of approval in Group 1 projects. Report status and provide examples of application of conditions in annual reports.	• Began including Conditions of approval (COA) for "Source Control" (City already picks from BMP matrix for all projects). Also included in City's C-3 Guidebook. • Source Control Measures are being implemented and included in Special Conditions of Approval. Also included in City's C.3 Guidebook. • The 3rd Edition of the C.3 Guidebook was adopted in October 2005. The guidebook outlines requirements for submittal of a Stormwater Control Plan with Group 1 and Group 2 projects. Development proposals must incorporate BMPs into project design at the outset, instead of conditioning the project approval after basic project design was already completed. • Beginning 10/6/05, City started requiring submittal of a Stormwater	Completed Completed Completed Completed	Planning (Tiffany Kunsman) Utility Engineering (Paramjit Uppal)

Implem. Id.	Activity	Item Source	Tasks Identified in FY 2006-2007 Work Plan	Status / Comments	Due Date (mo/yr)	Responsible Party (Lead)/ Coordinator
				Control Plan with planning application submittal for Group 2A projects, such as plan to incorporate BMPs into project design. In August 2006, City will impose same requirements for Group 2B projects as identified in the C.3 Guidebook. • City staff continues to include conditions of approval, including a condition that project construction plans incorporate the BMPs in the approved Stormwater Control Plan.	Completed and Ongoing	
E-C.3.l.1	Review General Plan (GP)	URMP page E28	Review current GP policies related to water quality and watershed protection and incorporate additional policies as needed to implement C.3 requirements. Refer to Provision C.3.l. for examples.	City updated its GP on January 17, 2006 to better implement the provisions of C3.	Completed	Planning (Tiffany Kunsman) Utility Engineering (Kathleen Phalen)
E-C.3.m.1	Review CEQA checklist	URMP page E28	Review CEQA initial study checklists and other environmental review documents and modify documents as needed to include questions that sufficiently address water quality impacts of projects (see example questions in Provision C.3.m.)	City, with consultant, reviewed CEQA checklist to address stormwater concerns; no revisions were needed.	Completed	Planning (Tiffany Kunsman)
E-C.3.n.1	Reporting	URMP page E28	Provide information described in Table 1 of Provision C.3. in annual reports	The City's C.3 Guidebook incorporates the Table 1 (of Permit) requirements.	Provided in Annual Reports	Planning (Tiffany Kunsman) Utility Engineering (Paramjit Uppal) Fire Department (Patti Joki)
E-C.3.n.2	Data management	URMP page E29	Prepare summary of data to be collected to meet C.3. requirements and	The database is operational and staff has been trained. See Staff Training Summary	Completed	Program

Implem. Id.	Activity	Item Source	Tasks Identified in FY 2006-2007 Work Plan	Status / Comments	Due Date (mo/yr)	Responsible Party (Lead)/ Coordinator
			recommendations for data management (data base fields, stage in review process to request data, etc.)	Table for details.		
E-C.3.n.3	Reporting	URMP page E29	Collect and report the following for all new and redevelopment projects[1] that are required to meet C.3. Required by C.3.n.1 -- project name, location, type (per C.3.c.), size (ac. or sq. ft.), and impervious surface area. For redevelopment projects, include area of land disturbance.	These projects are shown on the Reporting Form for Significant Development (included in this section).	Annual Report 9/15/06	Planning (Tiffany Kunsman) Utility Engineering (Paramjit Uppal, Pam Lowe) Land Development (Fariborz Heydari) Design & Construction (Andrew Brozyna) PW (Steve Smith)
E-C.3.n.4	Reporting	URMP page E29	Collect and report the following for all projects that must implement treatment measures: BMPs, site design, and source control measures used, sizing criteria, O&M responsibility mechanism and responsible party for C.3 projects.	These projects are shown on the Reporting Form for Significant Development (included in this section).	Annual Report 9/15/06	Planning (Tiffany Kunsman) Utility Engineering (Paramjit Uppal) Design & Construction (Andrew Brozyna)
E-C.3.n.5	Effectiveness Evaluation	URMP page E30	Collect information and report a summary of types of pesticide reduction measures	Started collecting data – 7/02 Group 1 and Group 2A projects are	Ongoing	Utility Engineering

[1] Provision C.3.n. requires this information for all projects which meet the Group 1 and Group 2 definitions. Program staff request that Co-permittees consider collecting this information for all projects (and inform Program staff of their decisions), so that there is sufficient data to conduct the alternative project size analysis. As the approach to the alternative project size analysis is further developed, the data needs will be better defined and communicated to the Co-permittees.

Implem. Id.	Activity	Item Source	Tasks Identified in FY 2006-2007 Work Plan	Status / Comments	Due Date (mo/yr)	Responsible Party (Lead)/ Coordinator
			required for C.3 development projects, and the percentage of projects for which pesticide reduction measures were required. (Model conditions of approval for pest resistant landscaping features and practices and a reporting format for pesticide reduction measures are being prepared as part of Actions VII.A.1. and VII.A.4. of the Program's Pesticide Management Plan. Co-permittees are to begin to consider pest-resistant landscaping and design features in the design, landscaping and environmental reviews of development projects in FY 02-03, per Pesticide Management Plan Action VII.A.2.) Required by C.3.n.iii (Model COA 6/02)	reported in Significant Development Projects Table and effectiveness will be reported in next Annual Report.		(Marilyn Nickel) Land Development (Fariborz Heydari) PW (Steve Smith)

Evaluation – New Development Planning Procedures

The Planning, Engineering (Land Development, Design and Construction, Utility Engineering), and Building Divisions have coordinated to integrate the C.3 provisions into the City approval procedures. The City updated its Stormwater C.3 Guidebook in October 2005 to update O & M verification, Hydromodification, Group 2 definition and the waiver program.

General Plan Amendment: Staff updated the Open Space and Environmental Conservation Element of the General Plan as follows:

4.4 Water Quality and Conservation
For water supply, see Section 2.6: Public Utilities and Services.

Urban Runoff (Stormwater) Pollution Prevention

Urban runoff to Bay area creeks and San Francisco Bay contains pollutants that impair aquatic life. Bay fish contain elevated concentrations of mercury, PCBs, and other pollutants harmful to human health.

The California Regional Water Quality Control Board for the San Francisco Bay Region (Water Board) is responsible for enforcing the state's Porter-Cologne Water Quality Act and portions of the Federal Clean Water Act. The Water Board's *Water Quality Control Plan* (Basin Plan) identifies beneficial uses of San Francisco Bay and its tributaries and sets forth criteria and programs for protection of beneficial uses.

The Water Board has issued Municipal Stormwater Runoff National Pollutant Discharge Elimination System (NPDES) permits to Bay Area counties, water districts and municipalities. The permits mandate comprehensive programs to reduce urban runoff pollutants to the maximum extent practicable.

Milpitas, 12 other cities and towns in northern Santa Clara County, Santa Clara County, and the Santa Clara Valley Water District are Co-permittees under a single stormwater NPDES permit. The NPDES permit was issued in 1990 and reissued, with additional requirements, in 1995 and 2001.

Milpitas' *Urban Runoff Management Plan* details the City's comprehensive urban runoff pollution prevention program. To implement the plan, the City:

- Inspects municipal storm drains to eliminate illicit discharges and prevent illegal dumping.
- Inspects private industrial and commercial facilities and enforces requirements to implement Best Management Practices (BMPs) to reduce stormwater pollutants.
- Educates the public about stormwater pollution and prevention methods, and encourages public participation in program planning.
- Inspects construction sites and enforces requirements to implement BMPs to control erosion, sedimentation, and pollutants from construction activities.
- Requires applicants for development approvals to incorporate permanent pollution prevention measures into development projects.
- Advocates and employs Integrated Pest Management, an approach to pest management that relies on information about the life cycles of pests and their interaction with the environment. Pest control methods are applied with the most economical means and with the least possible hazard to people, property, and the environment.
- In cooperation with other agencies, monitors the occurrence and effects of stormwater pollutants in receiving waters.

The City has adopted Performance Standards for its pollution prevention activities. These Performance Standards are continuously improved, with an updated Performance Standard, or new Performance Standard, adopted each year.

Milpitas' *Urban Runoff and Watercourse Protection Ordinance* (Title XI, Chapter 16 of the Milpitas Municipal Code) expresses the City's authority to prohibit non-stormwater discharges to storm drains and to require residents and businesses to implement BMPs.

The 2001 reissued permit added more stringent requirements (Provision "C.3") to control runoff and runoff pollutants from new development. Applicable projects[1] must include facilities to treat runoff before it is discharged from the site. The City is required to inspect these facilities and ensure that they are operated and maintained in perpetuity.

In addition, the reissued permit requires the City to manage increases in peak runoff flow and increased runoff volume where necessary to prevent accelerated erosion of creek beds and banks.

In September 2005, the Milpitas Planning Commission agenda included the revision of the *Stormwater C.3 Guidebook* (adopted in September of 2003) to guide staff and applicants when implementing the new requirements.

Water Conservation

Prompted by the recent drought and water shortages, the City in 1993 adopted a Water Efficient Landscapes Ordinance and in 1994 adopted the Water Conservation Ordinance. The Ordinance seeks to promote conservation and efficient use of water by restricting new and rehabilitated landscaping for public agency projects, private commercial and industrial projects, and common-area landscaping in single-family and multifamily subdivisions and planned unit developments to maximum applied water allowances. It also requires preparation of landscape documentation packages for new and rehabilitated landscapes.

Recycled Water

The City of Milpitas desires to conserve potable water supplies and encourages the use of recycled water for appropriate uses. Potable water shall not be used for irrigation if recycled water is available except as specified in the City Municipal Code.

---

[1] Beginning October 15, 2003, the C.3 requirements are applied to projects that add or replace one acre or more of impervious surface. On or before October 20, 2005, the City will implement Group 2A which consists of an impervious area of 10,000 square feet on sites with a gas station, auto wrecking yard, loading docks and surface parking lots containing more than 10,000 square feet or more of impervious surface area, and vehicle or equipment maintenance areas, outdoor handling or storage of waste or hazardous materials, outdoor animal care, outdoor horticultural activities, and various other industrial and commercial uses where potential pollutant loading cannot be satisfactorily mitigated through other post-construction source control and site design practices. All other developments with impervious areas of 10,000 square feet or more will be required to implement C.3 requirements in accordance with the City's NPDES Permit. On or before August 15, 2006, this threshold is reduced to 10,000 square feet of impervious surface for all sites.

Guiding Principles

4.d-G-1. Assure reasonable protection of beneficial uses of creeks and South San Francisco Bay, and protect environmentally sensitive areas.

4.d-G-2. Comply with regulatory requirements pertaining to water quality.

4.d-G-3. Continuously improve implementation of stormwater pollution-prevention activities.

4.d-G-4. Mitigate the effects that land development can have on water quality.

4.d-G-5. Protect and enhance the quality of water resources in the Planning area.

4.d-G-6. Promote conservation and efficiency in the use of water.

Implementing Policies

4.d-P-1. Implement a comprehensive municipal stormwater pollution-prevention program in compliance with requirements of the Water Board's stormwater NPDES permit.

4.d-P-2. Minimize the use of pesticides that may effect water quality.

4.d-P-3. Work cooperatively with other cities, towns, and the Santa Clara Valley Water District to comply with regulations, reduce pollutants in runoff, and protect and enhance water resources in the Santa Clara Basin.

4.d-P-4. Where consistent with other policies, preserve, create, or restore riparian corridors and wetlands. Where possible, set back development from these areas sufficiently to maximize habitat values.

4.d-P-5. Where feasible, conform developments to natural landforms, avoid excessive grading and disturbance of vegetation and soils, retain native vegetation and significant trees, and maintain natural drainage patterns.

4.d-P-6. Where possible, avoid new outfalls to natural or earthen channels.

4.d-P-7. Applicable projects shall minimize directly connected impervious area by limiting the overall coverage of paving and roofs, directing runoff from impervious areas to adjacent pervious areas, and selecting permeable pavements and surface treatments.

4.d-P-8. Applicable projects shall incorporate facilities (BMPs) to treat stormwater before discharge from the site. The facilities shall be sized to meet regulatory requirements.

4.d-P-9. Applicable projects shall control peak flows and duration of runoff where required to prevent accelerated erosion of downstream watercourses.

4.d-P-10. Projects accommodating outdoor activities, including work areas, storage areas or other areas that are potential sources of stormwater pollutants, shall incorporate measures to control those pollutant sources to the maximum extent practicable.

4.d-P-11. Owners and operators of stormwater treatment facilities shall maintain those facilities and ensure they continue to be effective.

4.d-P-12. Construction sites shall incorporate measures to control erosion, sedimentation, and the generation of runoff pollutants to the maximum extent practicable. The design, scope and location of grading and related activities shall be designed to cause minimum disturbance to terrain and natural features. (Title II, Chapter 13 of the Municipal Code includes requirements for control of erosion and sedimentation during grading and construction.)

Required Actions

Milpitas Urban Runoff Management Program
(Details of implementation are in Title XI, Chapter 16 of the Municipal Code and in the Milpitas Urban Runoff Management Plan.)

4.d-A-1. Inspect commercial and industrial facilities and require BMPs.

4.d-A-2. Conduct surveillance and enforcement to reduce illegal dumping to storm drains.

4.d-A-3. Implement BMPs to minimize runoff pollutants during operation and maintenance of streets, roads, storm drains, and water supply mains and facilities.

4.d-A-4. Inspect construction sites and require erosion and sedimentation control and pollution-prevention BMPs.

4.d-A-5. Publicize and promote Integrated Pest Management and use Integrated Pest Management in maintenance of City parks and other facilities.

4.d-A-6. Update the Urban Runoff Management Plan as required in accordance with the Water Quality Control Board's Stormwater NPDES Permit.

Cooperative Efforts to Protect and Enhance Water Quality

4.d-A-7. Support and participate in the Santa Clara Valley Urban Runoff Pollution Prevention Program (SCVURPPP). Through SCVURPPP, support regional organizations and efforts, including the Bay Area Stormwater Management Agencies Association, to monitor and protect water quality in San Francisco Bay and its tributaries.

4.d-A-8. Coordinate with the Santa Clara Valley Water District to plan and implement multi-objective projects to reduce flood hazards, restore stream functions, and provide recreational resources along Berryessa Creek and other Milpitas creeks.

Development Requirements
(Details of implementation are in Title XI, Chapter 16 of the Municipal Code, the Milpitas Urban Runoff Management Plan, and the Milpitas Stormwater C.3 Guidebook.)

4.d-A-9. Provide guidelines to help applicants comply with stormwater requirements for new development.

4.d-A-10. Require developers of applicable projects to submit, with application for planning and zoning approval, a Stormwater Control Plan detailing the required stormwater pollution prevention and flow control measures incorporated into the project.

4.d-A-11. Require developers of applicable projects to prepare and submit, prior to final approval of construction, a Stormwater Control Operation and Maintenance Plan detailing maintenance requirements and methods for the stormwater treatment and flow control facilities incorporated into the project.

4.d-A-12. When conducting environmental reviews of proposed projects, evaluate water quality effects and identify appropriate mitigation measures.

4.d-A-13. Adopt and revise public works standards to minimize the impacts of development on water quality, provided that the new standards would also be consistent with other City policies.

4.d-A-14. Allow access to sites for City inspection of stormwater treatment and flow control facilities.

Other Activities: Staff also participated in program-level C3 Ad Hoc Committees to assist in the process of development of C3 provisions such as O & M Work Group and, Hydromodification Management Plan and the Development Review Process Work Group.

City management has worked with other Co-permittees in the development of a Waiver Program to address site impracticability, smart growth projects, and redevelopment areas pursuant to the Community Redevelopment Law (Health & Safety Code 330000 et. seq.), affordable and senor housing projects and brownfields that were approved by the RWQCB in June 2005. A Smart Growth Project being pursued by the City is the proposed Milpitas Transit Area Specific Plan. The plan proposes a mixed-use Transit Oriented Development in close proximity to the future Montague BART Station and two light rail stations. The project will consist of 7,185 dwelling units, 800,000 square feet of office, 175,000 square feet of hotel and 500,000 square feet of retail.

The City has developed a database to incorporate the O & M verification program. With this database, the City will be able to track all projects with permanent BMPs and their status including an inspection schedule. City staff have been trained to use this database.

A City consultant has also reviewed and provided guidance for preliminary identification and analysis of stormwater management options for the City's Library expansion project in November 2004.

The City is diligently working on meeting C3 requirements.

There were no specific comments from the Regional Board on the Milpitas FY 05-06 Annual Report. The Regional Board has not provided comments on the FY 06-07 or FY 07-08 Work Plans.

Additional Information – New Development Planning Procedures

BMP O & M Verification Program – C.3.e: As part of developing and implementing a program to verify that required treatment BMPs are properly maintained over the life of the project, the City has developed a database to track C.3 activities including the Operation and Maintenance Program. In this database, project information such as property address, contact person, responsible party, BMPs installed, BMPs maintenance and inspection frequency required etc. will be entered. The City will also develop criteria to inspect a subset of prioritized treatment measures for appropriate operation and maintenance on an annual basis.

The City has reviewed Program-provided examples of operation and maintenance-related ordinance, policy and agreement language and had formulated language for special conditions, O & M plans and agreements for incorporation into the City's project approval process. The approval process (for Private and Public Projects) is shown below:

C3 Procedure – Private Projects

Function	#	Activity	Description	Lead Section
Planning Approval	1	Inform applicants of C3 requirements	Provide forms: • C3 Data Form • C3 Waiver Form, if applicable. • C3 Alternative Compliance Form, if applicable.	**Planning**
	2	Receive application	Assign Permit # in database.	**Planning***
	3	Review applications for completeness and applicability of C3 requirements	For projects with more than 10,000 SF of new impervious surface area (created, added, or replaced impervious surface, including roof area, streets, and sidewalk). Threshold of 10,000 SF became effective April 15, 2005.	**Planning*** **Engineering***
	4	Assign conditions of approval for permanent urban runoff controls	Permanent controls to manage storm water peak volume and quality are mandated. Site Design Measures guidelines are used to determine the appropriate BMP for the specific site conditions. BMPs may include vegetative swales, detention basins etc. In accordance with Hydromodification Management Plan, BMPs will be selected to control peak discharges.	**Land Development Engineering***
	5	Assign conditions of approval for long-term O&M of permanent controls	a. City oversight to insure proper operation and maintenance occurs is mandated. b. Approve O&M Plan. (O&M Plan not required if project has received C3 waiver.)	**Land Development Engineering***

	6	Assign conditions of approval for other C3 elements	a. Pesticide reduction (choose plantings and design landscape to minimize use and runoff of pesticides) b. Source control (includes plumbing several areas to sanitary such as restaurant mat washing, trash enclosures, swimming pools, vehicle wash areas, fire sprinkler test water, etc) c. Site design (includes minimize land disturbance, minimize impervious surface area, minimum impact street and parking lot designs, downspouts to bubble-ups, microdetention at landscapes).	**a. Planning*** **b. Engineering*** **c. Land Development Engineering* Planning***
	7	Plan check proposed permanent controls	Perform detailed plan check for hydrology, hydraulically-sized detention basins, and vegetative swales, etc. Coordinate with SWPPP, erosion control plan and grading plan. Verify conditions of approval in #4 are met. Plan check for conditions of approval in #5. May include review and recordation of CC&Rs for O&M responsibility. Plan check for conditions of approval #6a - pesticide reduction measures. Plan check conditions of approval #6b - site design measures. Plan check for conditions of approval #6c - source control measures.	**Land Development Engineering***
Construction & Inspection	8	Inspect and accept installation of permanent controls	Inspect construction of detention basins, swales, fossil filter inserts, etc. in accordance with plans. Grading, landscape and site drainage would also be inspected.	**Public Works Inspection***
Post-Construction	9	Long-term Permanent Controls O&M	Oversee and administer program to ensure that controls are annually maintained. Develop and maintain a database, coordinate inspection, and follow up with enforcement issues.	**Utility Engineering***

	10	Perform annual inspections of permanent controls	Inspect a subset annually to insure they are operated and maintained appropriately. (Annual inspection not required if project has received C3 waiver.)	**Utility Engineering***
	11	Enforce O&M of permanent controls	Notify responsible City Department of needed O & M actions. Monitor for compliance. Elevate continuing noncompliance to City Manager if necessary.	**Utility Engineering***
	12	Reporting	Report program status to RWQCB.	**Utility Engineering**

* Requires input into C3 PTWin (CRW once in operation) database.

C3 Procedure – Public Projects

Function	#	Activity	Description	Lead Section
Planning Approval	1	Establish project requirements as part of project scope.		
	1a	Assign conditions for design including permanent urban runoff controls to project.	Permanent controls to manage storm water volume and quality are mandated. These controls might include detention basins, infiltration areas such as swales, fossil filter inserts at catch basins, etc. or offsite treatment. Hydromodification Management Plan.	**Design & Construction Engineering or Special Projects Engineering***
	1b	Assign conditions for long-term O&M of permanent controls to project.	c. City oversight to ensure proper operation and maintenance occurs is mandated. d. Develop O&M Plan. (O&M Plan not required if project has received C3 waiver.)	**Design & Construction Engineering or Special Projects Engineering***

	1c	Assign conditions for other C3 elements to project.	a. Pesticide reduction (choose plantings and design landscape to minimize use and runoff of pesticides) b. Source control (includes plumbing several areas to sanitary such as restaurant mat washing, trash enclosures, swimming pools, vehicle wash areas, fire sprinkler test water, etc) c. Site design (includes minimize land disturbance, minimize impervious surface area, minimum impact street and parking lot designs, downspouts to bubble-ups, microdetention at landscapes and cisterns).	**Design & Construction Engineering or Special Projects Engineering*** **Planning***
	2	Complete application upon CIP approval by City Council	For projects with more than 10,000 SF of new impervious surface area (created, added, or replaced impervious surface, including roof area, streets, and sidewalk). Review for Waiver and Alternative Compliance. Include C3 provisions even if waiver applies. Assign Urban Runoff Certification # in database. Complete forms: • C3 Data Form • C3 Waiver Form, if applicable. • C3 Alternative Compliance Form, if applicable.	**Design & Construction Engineering or Special Projects Engineering***

	3	Plan check proposed permanent controls	Perform detailed plan check for hydrology, hydraulically-size detention basins and vegetative swales etc. Coordination with SWPPP, erosion control plan, and grading plan. Verify scope of work items are met. Plan check for conditions of approval. Plan check for conditions of approval - pesticide measures. Plan check conditions of approval - site design measures. Plan check for conditions of approval - source control measures.	**Design & Construction Engineering or Special Projects Engineering***
Construction & Inspection	4	Inspect and accept installation of permanent controls	Inspect construction of detention basins, swales, etc in accordance with plans. Grading, landscape and site drainage would also be inspected.	**Public Works Inspection***
Post Construction	5	Long-term Permanent Controls O&M	Oversee and administer program to insure that controls are annually maintained. Develop and maintain a database, coordinate inspection, and follow up with enforcement issues.	**Utility Engineering***
	6	Perform annual inspections of permanent controls	Inspect a subset annually to insure they are operated and maintained appropriately.	**Utility Engineering***
	7	Enforce O&M of permanent controls	Notify responsible City Department of needed O & M actions. Monitor for compliance. Elevate continuing noncompliance to City Manager if necessary.	**Utility Engineering***
	8	Reporting	Report program status to RWQCB.	**Utility Engineering***

* Requires input into C3 PTWin (CRW once in operation) database.

Alternative Certification of Adherence to Design Criteria for Stormwater Treatment Measures – C.3.h: No alternative certification was approved in FY 06-07.

Site Design Measures Guidance & Standards Development – C.3.j: The City of Milpitas adopted a C.3 Guidebook in 2003 and updated it in 2005. The Stormwater C.3 Guidebook is designed for staff and developer use, outlining planning application submittal requirements, including Site Design Measures, to meet development standards for stormwater quality. This Guidebook, which is placed on the city web site, references other standard supporting documents such as BAASMA's design guidance manual for stormwater quality protection, "Start at the Source".

This Guidebook, in Step 3 of Chapter 3 addresses Design to Minimize Imperviousness through cluster development, optimizing the site layout, minimizing directly connected impervious area, detaining and retaining runoff throughout the site and through documentation of design.

General Plan – C.3.l: The General Plan was amended on January 17, 2006 to better implement the provisions of C.3.

Reporting – C.3.n: Please see attached "Development Projects Table".

Reporting Form for Planning Procedures Performance Standard - Summary Tables / Additional Information Significant Development Projects1 Reviewed and/or Approved During July 1, 2006 – June 30, 2007					
Private Projects					
Project Name – Piercey Toyota	Project Description - Automobile Dealership	Project Type – Commercial	Site Size (AC) – 10 acres	New Impervious Surface (AC) – 8.12 acres	Project Status – Approved 3/21/06. Occupancy in 2007.
Site Design: The automobile dealership consists of two buildings and concrete and asphalt paving. Planter curbs at the perimeter of the site at the north and west edge of the pavement area and throughout the balance of the site are flush with the adjacent paving to allow thru-site drainage. No outdoor storage of equipment or materials. No vehicle or equipment and maintenance allowed outdoors.	Source Control: Interior floor and car lift drains plumbed to sanitary sewer. Tanks, containers and sinks used for parts cleaning connected to sanitary sewer. Outdoor parking lot drain inlets with filter inserts Outdoor drains marked "No Dumping-Drains to Creek." Covered refuse area prevents rainwater entering dumpsters. Fire sprinkler test water drains to sanitary sewer Condensate drain lines discharge to sanitary sewer or to landscaped areas. No copper or other unprotected metal roofing, gutters, or trim. Covered on-site car wash facility. No water drains in or out due to grade breaks and inlet structures (catch basins and trench drains).	Treatment BMPs: Grassy swales located adjacent to I-880 to the west and along the property line to the north. Swales designed in accordance "Stormwater C.3 Guidebook" and illustrations and specifications in the "California Stormwater BMP Handbook for New Development and Redevelopment." Pavement areas that do not drain to grassy swales drain to inlets with filters.	Numeric Criteria: Flow-based and Volume-based criteria is used to design BMPs	O&M Responsibility: Operation and maintenance of Stormwater Management Facilities will be the responsibility of the property owner in perpetuity. Applicant will prepare and submit, for the City's review, an acceptable Stormwater Control Operation and Maintenance Agreement before sale, transfer, or permanent occupancy of the site. Owner responsible for maintenance of stormwater management facilities.	Pesticide Reduction Meas: Landscaping designed to minimize required irrigation, promote surface infiltration, and minimize use of fertilizers and pesticides. Pest-resistant plants will be selected, especially for locations adjacent to hardscape. Plants appropriate to site soils, slopes, climate, sun, wind, rain, land use, air movement, ecological consistency, use of recycled water (where applicable), and plant interactions. Native trees, shrubs and ground cover will be preserved to the maximum extent possible.

[1].

Reporting Form for Planning Procedures Performance Standard - Summary Tables / Additional Information

Significant Development Projects1 Reviewed and/or Approved During July 1, 2006 – June 30, 2007

Project Name – D.R. Horton, The Paragon	Project Description - 147 unit residential condominium development	Project Type - Residential	Site Size (AC) – 4.6 acres	New Impervious Surface (AC) – 3.87 acres	Project Status: Approved by Council on 12/5/05. Building permits issued 5/07.
Site Design. Project is a "Smart Growth," very high-density in-fill providing needed housing near transit. Project type presents limited opportunity for landscape-based BMPs. Conventional concrete, asphalt present at the existing site. Landscape planters and recreation area between the buildings and paved areas help reduce impervious areas for the site, but 84% of the site will be impervious. Hydrodynamic separators incorporated into the project storm drain system to remove trash, debris, and sediment.	Source Control. All inlets marked 'NO DUMPING – DRAINS TO THE BAY." Parking garage floor drain to the sanitary sewer. Car washing prohibited on site. Indoor refuse area plumbed to sanitary sewer. Roofing, gutter and trim cannot be made of copper or other unprotected metals that may leach into runoff. Plaza, sidewalk and parking lots shall be swept regularly to prevent the accumulation of litter and debris.	Treatment BMPs. Storm water will drain to landscape areas as feasible and the remaining will drain to public storm drains protected by hydrodynamic separators. Two vortex hydrodynamic separators used to remove litter and sediment before discharge to existing public storm drain.	Numeric Criteria: Flow-based criteria is used to design BMPs.	O&M Responsibility: Owner will operate and maintain the hydrodynamic separators. Owner will execute a Stormwater Management Facilities Operation and Maintenance Agreement and Right of Entry on form provided by City. The owner will submit, Stormwater Facilities O&M Plan including detailed maintenance requirements and a maintenance schedule.	Pesticide Reduction Measures: Landscaping designed to minimize irrigation and runoff, promote surface infiltration, and to minimize the use of fertilizers and pesticides. Pest-resistant plants especially for locations adjacent to hardscape.

Reporting Form for Planning Procedures Performance Standard - Summary Tables / Additional Information

Significant Development Projects1 Reviewed and/or Approved During July 1, 2006 – June 30, 2007

Project Name **Venture Corporation**	**Project Description -** Demolish 125,000 + sq ft industrial building and construct 10 industrial R&D condominium buildings	**Project Type –** **Industrial**	**Site Size (AC) –** **12.02 acres**	**New Impervious Surface (AC)** **0.1668 acres (7,269sf)**	**Project Status (Approval Date) –** March 22, 2006. Grading in fall 2006, complete occupancy expected in 2008/2009.
Site Design - 12 industrial buildings, driveways. 47% of the site (including the lagoon) will be pervious.	Source Control. All storm drain inlets marked "NO DUMPING – DRAINS TO OCEAN". All trash storage areas walled, covered, and enclosed in a concrete paved enclosure and designed to prohibit run-on from adjoining areas. All trash containers include attached lids that exclude rain. Timing and application methods of irrigation designed to minimize the runoff of excess irrigation water into the storm water conveyance system. Site landscaped to the maximum extent possible with native, drought-resistant plants to minimize post-construction irrigation requirements.	Treatment BMPs. Parking and roof areas will be treated by the use of biofiltration swales. Existing lagoon also provides additional treatment control. CDS Interceptor designed to capture runoff prior to discharge to the lagoon.	Numeric Criteria: Flow-based criteria used to design BMPs	O&M Responsibility**:** Owner shall enter into a contract with the city obliging the project proponent to maintain, repair and replace all BMPs as necessary into perpetuity. Owner shall inspect the CDS interceptor at the beginning and end of every rainy season. Sediment shall be removed every 12 months. The contents should be removed by a professional pumping company engaged in that line of work and familiar with regulations for disposal of such material.	Pesticide Reduction Measures: Landscaping will be designed to minimize required irrigation and runoff, to promote surface infiltration, and to minimize the use of fertilizers and pesticides that can contribute to stormwater pollution. Where possible, pest-resistant plants will be selected, especially for locations adjacent to hardscape. Plants will be selected appropriate to site soils, slopes, climate, sun, wind, rain, land use, air movement, ecological consistency, use of recycled water (where applicable), and plant interactions.

Reporting Form for Planning Procedures Performance Standard - Summary Tables / Additional Information

Significant Development Projects1 Reviewed and/or Approved During July 1, 2006 – June 30, 2007

Project Name **Public Storage**	**Project Description -** Demolish single-story self storage buildings and replace them with a three-story 88,530 square foot self storage building	**Project Type –** **Self Storage**	**Site Size (AC) –** **4.94 acres**	**New Impervious Surface (AC)** **0.0 acres)**	**Project Status (Approval Date) –** July 12, 2006. Demolition in 2006 and completion expected in 2007/2008.
Site Design. The Public Storage project will remove existing single story storage units and replace them with a 3-story storage building. Net pervious area will be reduced from 203,899 square feet to 199,534 square feet. Native trees, shrubs, and ground cover preserved to the maximum extent possible. Pest-resistant plants selected for locations adjacent to hardscape No outdoor storage of equipment or materials allowed. Prohibition of maintenance and washing of cars on site.	Source Control. Roof drains direct majority of roof water to landscape areas. Drains marked “No Dumping-Drains to Creek”. Interior floor drains plumbed to sanitary sewer. Fire sprinkler test and system drain water discharge to the sanitary sewer or landscape. Condensate drain lines discharge to sanitary sewer or to landscaped areas. No copper or other unprotected metal roofing, gutter, and trim. New hardscape areas drain to drain inlets with filter inserts. Sidewalks, parking lots, and drive aisles shall be swept regularly to prevent accumulation of litter and debris.	Treatment BMPs. Landscape swales with plantings appropriate for soil and moisture conditions. Area drains within the drive aisles fitted with filter inserts	Numeric Criteria: Flow-based criteria is used to design BMPs.	O&M Responsibility: Owner shall: Inspect soil in swale and planters for uniform percolation as specified in the Stormwater Control Operation and Maintenance Plan; Remove debris or sediment; Inspect inlets and side slopes of channels for evidence of erosion and shall repair; Iinspect drains for blockages and overflow; Replenish mulch as necessary; Inspected filters biannually and replace medium as needed; Inspectinlet markings inspected annually and replace or renewe as needed.	Pesticide Reduction Measures: Pest-resistant plants for locations adjacent to hardscape. Landscaping contractor contract to use Integrated Pest Management (IPM) principles. Landscaping designed to minimize required irrigation and runoff, to promote surface infiltration, and to minimize the use of fertilizers and pesticides.

Reporting Form for Planning Procedures Performance Standard - Summary Tables / Additional Information Significant Development Projects1 Reviewed and/or Approved During July 1, 2006 – June 30, 2007					
Project Name – D.R. Horton "Centria" condominium development	Project Description - Multistory condominium building with internal parking structures	Project Type - Residential	Site Size (AC) - 8.2 acres	New Impervious Surface (AC) – 6.09 acres	Project Status (Approval Date) – Approved by Planning Commission on 5/10/06. Construction completion expected in 2008/2009.
Site Design. Clustering of buildings, landscape swales in open space	Source Control - Covered trash areas, parking structure, street sweeping by the HOA, sanitary sewer drains for swimming pools and parking structure. Storm drain stenciling.	Treatment BMPs - Landscape swales adjacent to pedestrian trails, structural stormwater treatment units in locations that can't be drained to swales	Numeric Criteria: Flow-based criteria used to design BMPs	O&M Responsibility: Owner responsible for O & M. O&M agreement requires on-site recordkeeping for maintenance of the permanent BMPs.	Pesticide Reduction Measures: Pest resistance plant material will be used.

CITY OF MILPITAS
New Development Construction Activities – Self –Evaluation Matrix

Implem. Id.	Activity	Item Source	Tasks Identified in FY 2006-2007 Work Plan	Status / Comments	Due Date (mo/yr)	Responsible Party (Lead)/ Coordinator
F-6.B	Annual training	URMP page F-11	Provide annual training.	An Enforcement Response Plan was developed. City staff trained on revised Enforcement Response Plan in March 2006 and this will be an on going effort.	Annually or more frequently	Engineering and Building Division
F-6.C	Effective BMP and stormwater regulations	URMP page F-11	Inspectors will receive training and education on effective BMPs and stormwater regulations through workshops, literature reviews on environmental regulations, seminars and conferences conducted by Federal, State, and Local environmental organizations.	See Staff Training Summary at the end of this Report for information.	Ongoing - Program has scheduled info-sharing & training workshops	Engineering and Building Division
F-7.B	Distribution of new requirements	URMP page F-11	New materials will be developed and distributed when changes are made to the City's ordinances, conditions of approval, or other requirements for construction and post- construction BMPs.	C3 requirements were developed and information was provided to developers and contractors.	Ongoing	Engineering and Building Division

Evaluation - New Development Construction Procedures

City has been using a Construction Inspection Enforcement Response Plan since March 2006. This Plan includes newly developed documents such as Process Flow Chart, Urban Runoff Contractor Acknowledgement, Notice of Non-Compliance, Stop Work Notice, emergency Contractor Time and Materials Form, Deficiency Notice, updated SWPPP Checklist, and an updated City code.

City staff has been trained on this new Response Plan and other C3 requirements. City staff has also attended various training classes and workshops for these requirements. regulations.

The Special Project Team also held meetings on regular basis to review the requirements and recommendations of preventing pollution from entering the storm water system, and to revise the City's "front end" specifications to reflect those principles, along with other construction practices. To that end the City's front-end specifications were revised to strengthen contractor requirements to perform in compliance with proper urban runoff practices, and to allow the City better tools to enforce contractor compliance with the specifications.

Public works and Building inspectors coordinate to inspect and enforce construction related BMPs. They continue to improve developer and contractor understanding of requirements through education and staff's persistence. As noted on the ICID table, staff issued three citations with financial penalties to contractors. Developers and contractors have been increasingly more responsive to Storm Water Pollution Prevention Plan compliance.

There were no specific comments from the Regional Board on the Milpitas FY 05-06 Annual Report. The Regional Board has not issued comments on the FY 06-07 or FY 07-08 Work Plans.

CITY OF MILPITAS
PUBLIC INFORMATION/PARTICIPATION-SELF-EVALUATION MATRIX

Implem. Id.	Activity	Item Source	Tasks Identified in FY 2006-2007 Work Plan	Status / Comments	Due Date (mo/yr)	Responsible Party (Lead)/ Coordinator
Public Information / Participation						
I-1	Outreach distribution	URMP Page I-4	Use of reply card on utility bills and Annual Water Quality Report as mechanism to reach residential audience for outreach material. Media advertisements, stencil storm drains, slides at movie theaters.	Pollution prevention literature was distributed at City events and made available at the following City facilities: City Hall, Senior Center, Community Center, Sports Center, Library, Police Department and Fire Department. In addition, information was distributed to all employees. In 06/07 public service announcements were continuously aired on the City's Radio (1620 AM) and Cable TV (CTV 15) stations. Staff updated announcements frequently. Stormwater pollution prevention videos were aired on CTV 26 daily. We also ran 26 comic strips regarding Urban Runoff in the Milpitas Post.	Ongoing	Utility Engineering (Vency Woo)
I-2	Targeted Outreach	URMP Page I-5	Continue education efforts targeted towards residential customers, retail outlets, restaurants, commercial and industrial customers, new development and special interest groups.	Information provided to residential customers based on reply card requests, hotline requests, water bill messages and direct mailing of City publications including the Annual Water Quality Report and the Milpitas Yellow Pages. Information is also provided at City sponsored events. The Fire Department Inspectors distribute outreach materials at the time of inspection. Construction BMPs are provided to contractors and developers by the Building Division. The Milpitas Stormwater C.3 Guidebook was distributed to developers on as needed basis. The guidebook is also available on our web site. A letter was sent to all developers and contractors in October notifying them about	Ongoing	Utility Engineering (Vency Woo)

Implem. Id.	Activity	Item Source	Tasks Identified in FY 2006-2007 Work Plan	Status / Comments	Due Date (mo/yr)	Responsible Party (Lead)/ Coordinator
				measures to be taken to prevent sediment erosion into storm drains prior to the rainy season. *Keep Your Pool, Spa and Fountain Copper Free* was distributed to all pool permit applicants.		
I-3	School Education General Public Outreach	URMP Page I-5	Coordinate School volunteers for annual Creek Clean Up event, and Kids in Creeks event.	Staff coordinated the September 2006 Creek Clean Up Event. 89 volunteers from various schools removed a total of 1260 pounds of trash from Coyote, Penintencia, and Berryessa Creek. In addition, 880 pounds of recyclables were removed during the Creek Clean Up Event. Approximately 270 students from Burnett Elementary School participated in "Kids in Creeks", a hands-on program where kids perform water quality tests in Berryessa Creek.	Ongoing	Public Works (Steve Smith)/Utility Engineering (Vency Woo)
I-4	Citizen Participation (General Public)	URMP Page I-5	Coordinate for more citizen involvement on City events such as Creek Clean Up and Household Hazardous Waste Collection, and Global Village.	Recruited volunteers using developed contact list. Coordinated with schools for volunteers for Creek Clean Up event and Make A Difference Day. Volunteers in large numbers joined in the Creek Clean Up events at Coyote, Penintencia, and Berryessa Creeks. The June 2007 HHW event was promoted to Milpitas residents through newspaper advertisements, public service announcement, web advertisements and a citywide distribution of a door hanger.	Ongoing	Utility Engineering (Vency Woo)
I-5	Training (Municipal Employee)	URMP Page I-5	Continue employees yearly training on runoff pollution prevention. Maintain employee's awareness through workshops, newsletters and meetings.	Employees attended a variety of workshops. See Staff Training Table for more details.	Ongoing	Utility Engineering (Vency Woo)
I-6	Integrated Pest Management`	URMP Page I-6	Develop partnership with local hardware stores to education staff & public on less toxic choices.	IPM information is available on our website. Public Service Announcements were aired on CTV 15 and 1620 AM.	Ongoing	Utility Engineering (Vency Woo)

Implem. Id.	Activity	Item Source	Tasks Identified in FY 2006-2007 Work Plan	Status / Comments	Due Date (mo/yr)	Responsible Party (Lead)/ Coordinator
I-7	Watershed Education and Outreach	URMP Page I-6	Materials to be distributed as necessary. Pollution prevention videos to be shown on local TV channel.	Milpitas helped staff Watershed Watch outreach events whenever possible.	Ongoing	Utility Engineering (Vency Woo)
I-8	Effectiveness Evaluation	URMP Page I-6	Develop an evaluation procedure to gauge public (contractors, developers) knowledge of program goals, and effectiveness of PIP activities.	See Evaluation text.	Ongoing	Utility Engineering (Vency Woo)

Evaluation of Public Information / Participation Program Effectiveness

The City measures its outreach effectiveness by the number of outreach activities performed, the quality and quantity of materials distributed, and level of business and citizen participation in city sponsored special events.

In fiscal year 06/07, staff continued to distribute BMP guidelines to residents, developers and contractors during project planning and construction. In addition, staff performed outreach activities by means of direct mailings (such as Annual Residential Newsletter and Annual Consumer Confidence Report), literature distribution at City owned facilities, announcements through city media such as the City website, television and radio stations, and placing periodic advertisements in the Milpitas Yellow Pages and the Milpitas Post, (a local newspaper published weekly). As a result, we continued to receive a high number of literature request forms and hotline phone calls.

City sponsored events such as the Harvest Festival, the Annual Creek Clean Up event and the County Household Hazardous Waste drop off event continued to draw exceptional public participation and were excellent opportunities to educate and interact with a large number of residents.

The Kids in Creeks program was offered to all elementary school science specialists. The program provides tours of Berryessa Creek. Materials to test water samples, check water flow rates and learn about wildlife are provided by the City.

Summary of Evaluation of Public Information / Participation Program Effectiveness

Activity	Type of Outreach	Level of Implementation	Evaluation of Effectiveness
1. City facility literature distribution	General	Clean It, Grow It, Home Maintenance Tips, Keep Your Pool, Spa and Fountain Copper-free, Help Prevent Pollution of Our Creeks and Bay, Pests Bugging You, and Keeping it All in Tune	➢ 100 of each of these brochures were distributed at City facilities: City Hall, Senior Center, Community Center, Sports Center, Police Department, and Fire Department. ➢ Distributed materials to all permanent and temporary municipal employees. ➢ Distributed calendar/decals for city vehicles.
2. City Cable TV Channel 15 and 26 and Radio 1620 AM	General	Aired public service announcements on the City's Radio (1620 AM) and Cable TV (CTV 15 and CTV 26). Topics covered include: Mercury, IPM, Copper, HHW Recycling, Car Care Tips,	➢ 10,000 households subscribe to CTV 15 and CTV 26. Each TV PSA aired an average of 30 times per day. Announcements are periodically revised throughout the year. We also ran PSAs on our local radio station at the same frequency. However, we are unable to determine the number of

Activity	Type of Outreach	Level of Implementation	Evaluation of Effectiveness
		and Volunteer Opportunities.	residents reached through this effort. ➢ This year we continued airing pollution prevention videos. 15-30 second spots run in normal rotation at a frequency of 30x/day. The 10-15 minute videos air daily.
3. City of Milpitas Web site	General	Provide information on Urban Runoff, pollution prevention tips and programs	➢ The website was updated in 06/07 and is accessible to all City employees and 65,000 Milpitas residents as well as the general public. Information is made available throughout the year.
4. City sponsored events	General	Literature distribution and promotional products; pencils, decal calendars, sponges as well as educational displays	➢ Distributed 150 copies of each of the following brochures at City sponsored public events: • HHW Brochures • Grow It's • Pests Bugging You • Brochure Request Forms • Oil Recycling Jugs • Funnels • Pencils • Sponges • No Dumping Calendars ➢ Coordinated with County for the Household Hazardous Waste Drop-off event located in Milpitas in June 2007.
5. Welcome to Milpitas-City of Milpitas City Information Catalog/ Magazine	General	Pollution Prevention Tips	➢ Placed advertisements in the Welcome to Milpitas (City Information Magazine) promoting proper disposal of fluorescent light bulbs.
6. Urban Runoff Hotline	General	Maintain hotline # (408) 586-2605 to provide pollution prevention tips and receive request for information.	➢ Staff checked the hotline daily and responded to questions and literature requests immediately.
7. Newsletters and Newspapers	General	Milpitas Post (A local newspaper published	➢ Advertisements were placed in the Milpitas Post announcing volunteer

Activity	Type of Outreach	Level of Implementation	Evaluation of Effectiveness
		weekly), provide advertisements on special topic issues-automotive care, home repair, gardening, street sweeping etc.	opportunities and special events such as Pollution Prevention Week, and the HHW drop off event. All advertisements included pollution prevention messages. ➢ Placed advertisements in the Milpitas Yellow Pages promoting proper disposal of fluorescent light bulbs. ➢ Published 26 comic strips regarding Urban Runoff in the Milpitas Post.
8. Coordinate National Pollution Prevention Week	General	Distribute literature to the general public, display pollution prevention messages on City's web page, school outreach, residential door-hangers (Joint effort with Public Works, and Solid Waste).	➢ Aired public service announcements on the City's cable television and radio stations. ➢ Placed advertisements in the local newspaper. ➢ Distributed a door hanger containing pollution prevention messages with focus on litter prevention and recycling of mercury containing products, pesticides and other HHW items. ➢ City Council adopted a Proclamation for Pollution Prevention Week in September 2006.
9. Solid Waste Activities	General	Joint effort with Solid Waste (Household Hazardous Waste Programs), messages in newsletters, etc.	➢ Combined outreach efforts with other departments whenever possible
10. Outreach Distribution	General	Use of reply card on Annual Consumer Confidence Report for residential customers, distribute BMP material and stormwater pollution prevention material to City owned facilities, place and distribute BMP materials at Household Hazardous Waste	➢ The City received approximately 60 reply cards or information request forms. All calls and information request were answered expeditiously.

Activity	Type of Outreach	Level of Implementation	Evaluation of Effectiveness
		Collection Event and the Pollution Prevention Week events.	
11. Residential	Targeted	Mass mailings, City sponsored events	➢ The City's Annual Consumer Confidence Report, including pollution prevention articles and a brochure request from, was mailed to all postal accounts and included in the Finance Department's new utility account packet. ➢ Single Family residents were advised to keep leaves out of the storm drains during fall season via mail in October 2006. ➢ Residents were mailed a newsletter in January 2007, which contained messages: about used motor oil, brake and anti-freeze recycling, both curbside and referrals to local certified businesses; help keep street and the Bay clean; use the Yard Trimming Recycling Program to keep tree and brush debris of storm drains etc.
12. Retail Outlets	Targeted	Regional IPM Store Partnership Program	➢ The local Orchard Supply Hardware Store is participating in the IPM store partnership program. IPM brochures are available in a brochure rack.
13. Commercial/ Industrial Customers	Targeted	Target mailings to vehicle service shops, restaurants etc.	➢ Information was provided on request, during inspections or on as-needed basis ➢ Hazardous Materials inspectors distribute information in the field.
14. Special Interest Groups	Targeted	Provide information on request to target groups (garden clubs, auto enthusiasts, pool owners, handymen, construction workers, etc.)	➢ Information was provided on request, during inspections or on as-needed basis ➢ Mailed Rainy Season letter to developers. ➢ Keep your Pool, Spa, or Fountain Copper-Free was distributed to all pool permit applicants.

Activity	Type of Outreach	Level of Implementation	Evaluation of Effectiveness
15. Industrial / Commercial Discharges	Targeted	'Industrial BMPs', 'Mobile Cleaner BMPs', 'Preventing Storm Drain Pollution' and other program material	➢ Information was provided on request, during inspections or on as-needed basis.
16. New Development and Construction	Targeted	'Blueprint for a Clean Bay', 'BASMAA Recyclers and Disposal Services', 'BMPs for the construction industry (8 pamphlets)	➢ Information was provided on request, during inspections or on as-needed basis. ➢ The Milpitas Stormwater C.3 guidebook was distributed to developers as needed. It is also located on the City's website. ➢ Distributed a 24X36 blueprint with construction BMPs with all public and private project applications.
17. Illicit connection and illegal dumping elimination	Targeted	IC/ID cards to be distributed to industrial and commercial facilities	➢ Information was provided on request, during inspections or on as-needed basis
18. Pesticide Discharges	Targeted	Training programs for municipal employees, public education and outreach programs for residential and commercial pesticide users and pest control operators	➢ IPM messages were placed on our website, Radio and CTV. ➢ See Staff Training Table. ➢ IPM articles were placed in various newsletters and newspapers. See numbers 5 and 8 above.
19. Municipal Employee Training	Targeted	Continue employee yearly training on runoff pollution prevention. Maintain Employee awareness through workshops, newsletters and meetings	➢ See Staff Training Table at the end of this Report.
20. School outreach program	Educational	Involve schools in creek clean up event and the Kids in Creeks education program; stipends to encourage teacher participation in Watershed	➢ 270 students participated in the Kids in Creeks program and were escorted on field trips to Berryessa creek where they performed water quality tests. ➢ 89 volunteers from various schools

Activity	Type of Outreach	Level of Implementation	Evaluation of Effectiveness
		Education Workshops	participated in the annual Creek Clean Up event. A total of 1,261 lbs of trash was removed from Coyote, Penintencia, and Berryessa Creek. In addition, 880 pounds of recyclables were removed during the Creek Clean Up Event.
21. Coordinate creek clean up and Household Hazardous Waste disposal events	General	Advertise in Milpitas Post, schools, jointly with Santa Clara Valley Water District Coordinate for more citizen involvement on City events	➢ Articles were placed in the Milpitas Post. The event announcements also received priority placement on our website.
22. Watershed outreach and education	Watershed Outreach and Education	Materials will be distributed as necessary	➢ The City's website contains a link to the Watershed Watch website. ➢ The City of Milpitas helped staff Watershed Watch outreach events whenever possible.

There were no specific comments from Regional Board on the Milpitas FY 05-06 Annual Report. The Regional Board has not issued comments on the FY 06-07 or FY 07-08 Work Plans.

CITY OF MILPITAS
Pest Management Activities– Self Evaluation Matrix

Implem. Id.	Activity	Item Source	Tasks Identified in FY 2006-2007 Work Plan	Status / Comments	Due Date (mo/yr)	Responsible Party (Lead)/ Coordinator
L-1 Pest Management						
L-1 I.A.6	Inventory	URMP L-1 Exhibit 'a' Page 3	Conduct periodic search for pesticides	Storage areas were checked for pesticide inventory.	Annually	PW Maint Supervisors/ Marilyn Nickel
L-1 I.B.1	Training	URMP L-1 Exhibit 'a' Page 3	Train employees	See Staff Training Summary at the end of this Report.	Annually	PW Maint Supervisors/ Marilyn Nickel
L-1 I.B.2	Training	URMP L-1 Exhibit 'a' Page 3	Provide training on Integrated Pest Management Plan.	See Staff Training Summary at the end of this Report.	Annually	PW Maint Supervisors/ Marilyn Nickel
L-1 I.B.3	Unauthorized Employees	URMP L-1 Exhibit 'a' Page 5	Annually inform employees not authorized or trained to apply pesticides that they cannot use over-the-counter pesticides at the workplace.	City staff was notified to contact Facility Maintenance for pest problems.	Annually	PW Maint Supervisors/ Marilyn Nickel
L-1 II.A.1	Watershed Education and Outreach Campaign	URMP L-1 Exhibit 'a' Page 9	Implement outreach to general public about less-toxic pest control and proper disposal	See PIP Table for details.	Ongoing	Outreach Coordinator/ Marilyn Nickel/ Paramjit Uppal
L-1 II.A.9	BASMAA Regional Media Relations Campaign	URMP L-1 (not included in 06-07 text)	Program funds BASMAA baseline projects, including Regional Media Relations Campaign.	As part of SCVURPPP, we supported BASMAA projects.	Ongoing	SCVURPPP/ Marilyn Nickel
L-1 II.A 10	Integrated Pest Management stories and press releases	URMP L-1 (not included in 06-07 text)	Program and BASMAA to assist with releases.	As part of SCVURPPP, we supported BASMAA projects.	As appropriate	SCVURPPP/ Marilyn Nickel
L-1	Outreach	URMP	Provide outreach	We provided outreach materials at events	Ongoing	Outreach

Implem. Id.	Activity	Item Source	Tasks Identified in FY 2006-2007 Work Plan	Status / Comments	Due Date (mo/yr)	Responsible Party (Lead)/ Coordinator
II.A.12		L-1 Exhibit 'a' Page 9		and through variety of media. See PIP Table for details.		Coordinator/ Marilyn Nickel
L-1 II.A. 13	Outreach to special districts	URMP L-1 (not included in 06-07 text)	Provide information on less toxic pest control to neighboring special districts.	We provided support to the program.	Ongoing	Outreach Coordinator/ Marilyn Nickel
L-1 II.A. 14	Municipal Employee Outreach	URMP L-1 Exhibit 'a' Page 6 & 9	Conduct internal outreach on less toxic pest control to employees who do not necessary purchase or apply pesticides during the course of their work.	Employees had access to brochures on pest control.	Ongoing	Outreach Coordinator/ Marilyn Nickel
L-1 II.B.1	BASMAA IPM Partnership	URMP L-1 (not included in 06-07 text)	Continue to fund and participate in the BASMAA Regional IPM Partnership	We supported SCVURPPP efforts on BASMAA projects.	Ongoing	SCVURPPP/ Marilyn Nickel
L-1 II.B.2	IPM Store Partnership	URMP L-1 Exhibit 'a' Page 9	Continue to implement cost-effective elements of the IPM Store Partnership Program. Create and provide fact sheets and other materials to pesticide retailers to facilitate point-of-purchase outreach. Visit stores as necessary to ensure ongoing participation.	We supported Program's efforts; see PIP Table for details.	As needed	Outreach Coordinator/ Marilyn Nickel
L-1 II.B.3	Pesticide retailer employees training	URMP L-1 (not included in 06-07 text)	Assist Program to offer IPM training opportunities to pesticide retailer employees through coordination with Master Gardener-taught educational programs.	We supported SCVURPPP's efforts.	As needed	Outreach Coordinator/ Marilyn Nickel
L-1 IV.A.1	Commercial Business Outreach	URMP L-1 Exhibit 'a' Page 9	Develop and implement education programs that target commercial businesses	See PIP table for details.	Assist Program as needed	Outreach Coordinator/ Marilyn Nickel

Implem. Id.	Activity	Item Source	Tasks Identified in FY 2006-2007 Work Plan	Status / Comments	Due Date (mo/yr)	Responsible Party (Lead)/ Coordinator
L-1 V.A.3	Household Hazardous Waste Collection	URMP L-1 Exhibit 'a' Page 9	Work with HHW collection agencies to support, enhance, and help publicize disposal programs.	City renewed a three year agreement with County for Milpitas participation in County programs. Attended County HHW subcommittee meetings. Coordinated with solid waste program to continue support.	Ongoing	Util Engr Leslie Stobbe/ Marilyn Nickel
L-1 V.A.5	Household Hazardous Waste outreach	URMP L-1 Exhibit 'a' Page 9	Provide hazardous waste disposal information to residents, through distribution of materials	See PIP table for details.	Annually	Util Engr Leslie Stobbe/ Marilyn Nickel
L-1 VII. A.1	Minimize pesticide use at new and redevelopment sites	URMP L-1 Exhibit 'a' Page 7	Have appropriate municipal staff coordinate with Program to identify landscaping techniques less likely to attract pests, including a list of pest-resistant plants, and develop model conditions of approval for pest resistant landscaping features, and practices. (Required to meet NPDES Permit Provision C.9.d.ii and C.3.k)	Requirements are incorporated into the City's C3 Guidebook in Appendices J, K, and L.	Ongoing	Planning Tiffany Kunsman / Marilyn Nickel
L-1 VII. A.2	Pest-Resistant Landscape Design	URMP L-1 Exhibit 'a' Page 7	Consider pest-resistant landscaping and design features in the design, landscaping, and environmental reviews of proposed development projects.	Requirements are incorporated into the City's C3 Guidebook in Appendices J, K, and L.	Ongoing	Planning Tiffany Kunsman / Marilyn Nickel
L-1 VII.A.4	Enhanced reporting	URMP L-1 Exhibit 'a' Page 8	Develop and propose enhanced reporting for documenting use of pesticide reduction measures at development sites.	Completed. This information is included in our C3 database.	Completed and ongoing	Planning Tiffany Kunsman / Marilyn Nickel
L-1 VIII.A.1	Regional Monitoring program	URMP L-1 (not included in 06-07 text)	Continue financial support for the Regional Monitoring Program	Provided support through the Program budget.	Annually	SCVURPPP/ Marilyn Nickel
L-1 X.A.1	Continuos improvement	URMP L-1 (not	Review and continuously improve the goals, actions, and monitoring mechanisms of the workplan, considering results of self-	No changes are recommended at this time.	Annually	PW Maint Supervisors/ Marilyn

Implem. Id.	Activity	Item Source	Tasks Identified in FY 2006-2007 Work Plan	Status / Comments	Due Date (mo/yr)	Responsible Party (Lead)/ Coordinator
		included in 06-07 text)	evaluation, comments from Regional Board, and other interested parties.			Nickel

Evaluation – Pest Management

In FY 06-07 the City made a conscious effort to address pest management issues with an integrated approach. Pesticide use was incorporated as one management tool along with the application of cultural and mechanical control practices.

City staff licensed by the State as pesticide applicators have applied pesticides for the control of weeds and insects in landscaped areas around city buildings, in parks, in street medians, right-of-way areas, and in city street trees.

The City operates a Dog Park on leased land within Ed Levin County Park. The lease prohibits the use of pesticides and herbicides.

There were no specific comments from the Regional Board on the Milpitas FY 05-06 Annual Report. The Regional Board has not issued comments on the FY 06-07 or FY 07-08 Work Plans.

CITY OF MILPITAS
Mercury Management Activities – Self Evaluation Matrix

Implem. Id.	Activity	Item Source	Tasks Identified in FY 2006-2007 Work Plan	Status / Comments	Due Date (mo/yr)	Responsible Party (Lead)/ Coordinator
L-2 Mercury Management						
L-2 I.A	Survey	URMP L-2 Exhibit 'a', pg 1	Develop a process to survey the types of mercury-containing products used by the municipalities. Identify appropriate municipal personnel to conduct survey. For those products with a potential to enter stormwater runoff, identify possible alternatives or proper disposal procedures.	The surveys were completed and results were collected in February 2003.	Completed	PW Maint Loredo/ Marilyn Nickel
L-2 I.B	Survey	URMP L-2 Exhibit 'a', pg 1	Complete and report results of survey of mercury-containing products used by the municipalities.	The surveys were completed and results were collected in February 2003.	Completed	PW Maint Loredo/ Marilyn Nickel
L-2 I.C	Mercury Policy	URMP L-2 Exhibit 'a', pg 1	Develop guidelines for mercury policy requiring the virtual elimination of mercury from controllable sources in urban runoff from agency operations.	Final draft of model policy was approved in April 2003.	Completed	PW Maint Loredo/ Marilyn Nickel
L-2 I.D	Mercury Policy	URMP L-2 Exhibit 'a', pg 1	Adopt a mercury policy or ordinance requiring the virtual elimination of mercury from controllable sources in urban runoff from agency operations.	Final draft of model policy was approved in April 2003.	Completed	PW Maint Loredo/ Marilyn Nickel
L-2 I.E	Guidelines	URMP L-2 Exhibit 'a', pg 2	Develop guidelines for mercury-containing products reduction and management. These guidelines will include a schedule for the timely phase-out of mercury-containing products identified for virtual elimination as well as reporting requirements, possibly to track recycling, replacement, and reduction in use of mercury-containing products.	Final draft of guidelines was submitted in March 2003.	Completed	PW Maint Loredo/ Marilyn Nickel
L-2 I.F	Guidelines	URMP L-2 Exhibit 'a', pg 2	Implement guidelines developed under Action I.E	Implementation started.	Ongoing	PW Maint Loredo/ Marilyn Nickel
L-2 II.A	Technical assistance to HHW	URMP L-2	Assist HHW collection agencies with preparation of a technical memorandum	Coordinated with County HHW Program and completed the technical memorandum	Completed	Util Engr Marilyn

Implem. Id.	Activity	Item Source	Tasks Identified in FY 2006-2007 Work Plan	Status / Comments	Due Date (mo/yr)	Responsible Party (Lead)/ Coordinator
	for Mercury disposal	Exhibit 'a', pg 2	summarizing infrastructure and budgetary concerns regarding the anticipated increase in fluorescent bulbs and other mercury-containing products to be recycled.	in June 2002.		Nickel
L-2 II.B	Mercury disposal service	URMP L-2 Exhibit 'a', pg 2	Ensure that adequate funding mechanisms exist to maintain mercury-containing product disposal services for residents and small businesses.	Supported the County HHW program.	Ongoing	Util Engr Marilyn Nickel
L-2 II.C	Guidelines	URMP L-2 Exhibit 'a', pg 3	Develop guidelines for documenting and reporting quantities of mercury-containing products disposed of by city.	Final draft of the guidelines was completed in March 2003.	Completed	Util Engr Marilyn Nickel
L-2 II.D	Guidelines	URMP L-2 Exhibit 'a', pg 3	Implement guidelines developed under Action II.C	Implementation began in FY 03-04. Staff was trained during FY 06/07.	Annually	Util Engr Marilyn Nickel
L-2 II.E	Grant Proposal	URMP L-2 Exhibit 'a', pg 3	Assist HHW collection agencies in developing a Prop 13 Program grant proposal for a HHW fluorescent light recycling program (Action II.F).	The work was completed in prior years. The grant proposal was submitted in February 2002. However, the proposal was not selected to receive grant funding. A grant proposal was submitted for 2003 funding and was approved in September 2003.	Completed Ongoing	Util Engr Marilyn Nickel
L-2 II.F	Outreach	URMP L-2 Exhibit 'a', pg 3	Work with HHW collection agencies to develop and help publicize fluorescent light recycling program.	Continued to support outreach program. Materials were developed and distributed.	Completed Ongoing	Util Engr Marilyn Nickel
L-2 III.A	Regional Monitoring Program	URMP L-2 Exhibit 'a', pg 4	Continue financial support of the Regional Monitoring Program (RMP), including the Mercury Deposition Network Pilot Study. Continue to actively participate in the RMP steering committee and technical review committee. • Supported completion of the San Francisco Bay Atmospheric Deposition	Provided support as necessary.	Ongoing Submitted 8/01	Util Engr Marilyn Nickel

Implem. Id.	Activity	Item Source	Tasks Identified in FY 2006-2007 Work Plan	Status / Comments	Due Date (mo/yr)	Responsible Party (Lead)/ Coordinator
			Pilot Study Part 1: Mercury • The City of San Jose will continue to provide in-kind services for the maintenance of the Mercury Deposition Network site near San Jose.		Ongoing through 6/2006	
L-2 III.B	Mercury TMDL	URMP L-2 Exhibit 'a', pg 4	Provide financial and staff support for a coordinated regional plan to collect data for the mercury TMDL.	Provided staff support to the SCVURPPP program on the TMDL effort.	Ongoing As needed	Util Engr Marilyn Nickel
L-2 III.C	Urban Sources of Mercury	URMP L-2 Exhibit 'a', pg 4 & 5	Continue financial support for the Joint stormwater Agency Project to study Urban Sources of Mercury. • Completed the Work Plan Joint Stormwater Agency Project – Year Two Investigation of Urban Sources of Mercury, PCBs and Organochlorine Pesticides • Preparing the Joint Stormwater Agency Project to Study Urban Sources of Mercury, PCBs and Organochlorine Pesticides - Year Two Report	Provided support to the SCVURPPP program.	Completed	Util Engr Marilyn Nickel
L-2 III.D	5-Year monitoring Program	URMP L-2 Exhibit 'a', pg 5	Develop and implement a five-year program of monitoring efforts	Provided support to the SCVURPPP program. Unable to attend the Ad Hoc Monitoring Committee meetings due to schedule conflicts.	Completed	Util Engr Marilyn Nickel
L-2 IV.A	BASMAA	URMP L-2 Exhibit 'a', pg 5	Participate in the BASMAA efforts.	Provided support to the SCVURPPP program.	Ongoing	Util Engr Marilyn Nickel
L-2 IV.B	WMI TMDL	URMP L-2 Exhibit 'a', pg 6	Collaborate in technical studies to support TMDL development and implementation including the WMI Guadalupe River Mercury TMDL Workgroup.	Provided support to the SCVURPPP program.	Ongoing	Util Engr Marilyn Nickel
L-2 IV.C	WMI Watershed Action Plan	URMP L-2 Exhibit 'a', pg 6	Support and participate in development of the WMI Watershed Action Plan.	The final WMI Watershed Action Plan was approved in August 2003. No further actions needed.	Completed	Util Engr Marilyn Nickel

Implem. Id.	Activity	Item Source	Tasks Identified in FY 2006-2007 Work Plan	Status / Comments	Due Date (mo/yr)	Responsible Party (Lead)/ Coordinator
L-2 IV.D	Draft Mercury Plan	URMP L-2 Exhibit 'a', pg 6	Submit the SCVURPPP draft Mercury Pollution Prevention Plan to the WMI to ensure that efforts are coordinated.	The final Mercury Pollution Prevention Plan was submitted in July 2002. No further actions needed.	Completed	Util Engr Marilyn Nickel
L-2 IV.E	Regional Collaboration	URMP L-2 Exhibit 'a', pg 6	Support, participate in, and advocate increased regional collaboration with the RWQCB and BAAQMD.	Provided support to the SCVURPPP program.	Ongoing As needed	Util Engr Marilyn Nickel
L-2 IV.F	Vision 2020 Lighting Technology Roadmap	URMP L-2 Exhibit 'a', pg 6	Support and track progress of the US dept of Energy Vision 2020 Lighting Technology Roadmap.	Provided support to the SCVURPPP program as needed.	As needed	Util Engr Marilyn Nickel
L-2 V.A	Outreach	URMP L-2 Exhibit 'a', pg 7	Develop various outreach programs to educate target audiences about proper disposal of mercury-containing products and alternative non-mercury containing products. Outreach programs will include, but may not be limited to, the following: • Develop and begin to implement a fluorescent light recycling outreach program to educate residential users and encourage proper disposal of fluorescent lights. • Develop and begin to implement a fluorescent light recycling outreach program to educate small businesses and conditionally exempt small quantity generators and encourage proper disposal of fluorescent lights. (For example, the small business outreach program might include coordination with local chapters of the Building Owners and Managers Association [BOMA] or the National Association of Industrial and Office Properties [NAIOP]). • Coordinate with municipal inspectors	See PIP Table for outreach efforts.	Ongoing Ongoing Ongoing	Util Engr Stobbe/ Marilyn Nickel

Implem. Id.	Activity	Item Source	Tasks Identified in FY 2006-2007 Work Plan	Status / Comments	Due Date (mo/yr)	Responsible Party (Lead)/ Coordinator
			to integrate mercury outreach to industrial businesses into their existing routine pretreatment, source control, and/or hazardous materials inspection processes. • Develop and distribute "tailgate safety meeting cards" about mercury to inspectors and other municipal employees. (The Program will first review the product developed by the Fairfield-Suisin Sewer District when it is made available to the Bay Area Pollution Prevention Group [BAPPG]).			
L-2 V.B	Outreach	URMP L-2 Exhibit 'a', pg 8	Develop or adapt existing mercury outreach materials.	Provided support to the program as needed.	As needed	Util Engr Stobbe/ Marilyn Nickel
L-2 V.C	Community events	URMP L-2 Exhibit 'a', pg 8	Attend community events and distribute outreach materials.	Provided support to the program as needed	As needed	Util Engr Stobbe/ Marilyn Nickel

CITY OF MILPITAS
Copper Action Plan – Self Evaluation Matrix

Implem. Id.	Activity	Item Source	Tasks Identified in FY 2006-2007 Work Plan	Status / Comments	Due Date (mo/yr)	Responsible Party (Lead)/ Coordinator
L-3 Copper Action Plan						
CB-1	Vehicle washing	URMP L-3 & L-4 Page 1	• Continue to distribute outreach materials on proper vehicle/equipment washing at City department counters and public events.	• Provided support to the Watershed Watch campaign. Provided a storm drain protection kit for use at car-wash fund raisers.	Ongoing	Util Engr Outreach Coordinator/ Nickel
			• Submit data regarding vehicle washing outreach activities. Provide an effectiveness evaluation in Annual Reports.	• See PIP Table for information on outreach activities.	Ongoing	Util Engr Outreach Coordinator
			• Require source control measures for group 1 new development and redevelopment projects that will conduct vehicle/equipment washing and maintenance activities (consistent with Permit Provision C.3.k)	• See New Development Planning Section for documents related to source control measures.	Ongoing	Senior Planner Carrington/ Marilyn Nickel Fire Marshal Joki
			• Continue to inspect industrial/commercial facilities which conduct vehicle/equipment washing activities on-site (this includes auto-related businesses). Ensure that BMPs for vehicle/equipment washing are implemented. Provide an effectiveness evaluation of inspection/compliance with BMPs (consistent with enhances reporting requirements).	• See Industrial Commercial Inspection Section for tasks related to Industrial/Commercial site inspections.	Ongoing	Maint Loredo/ Marilyn Nickel PW Maint Loredo/ Marilyn Nickel
			• Continue to maintain and inspect car wash systems for City vehicles at the corporation yard.	• The carwash area and system were maintained and inspected. See Other Public Agency Activities (Parks, Ponds etc.) and Corp.Yard for tasks.	Ongoing	
			• Encourage municipal staff to use certified mobile cleaners when contracting cleaning services.			
CB-3	Targeted Industrial Sources	URMP L-3 &	Continue Industrial Inspection Program, including NOI sites and other identified	Please refer to Industrial Commercial Inspection Section for tasks relating to	Ongoing	Fire Marshal Joki/Nickel

Implem. Id.	Activity	Item Source	Tasks Identified in FY 2006-2007 Work Plan	Status / Comments	Due Date (mo/yr)	Responsible Party (Lead)/ Coordinator
		L-4 Page 1	industrial facilities. These may include plating and metal finishing facilities, vehicle service facilities and other permitted sites (consistent with enhanced reporting requirements).	commercial/industrial inspections.		
CB-6/7	Reducing Traffic Congestion/Promoting Alternative Transportation	Added March 2004	Complete revision of and implement revised development site design standards related to transportation per Permit Provision C.3.j.	Development site design standards are shown in the City's stormwater C.3 Guidebook.	Completed	Senior Planner Carrington /Nickel
CB-8	Watershed Protection	URMP L-3 & L-4 Page 1	• Revise General Plan, as needed, at next scheduled update, based upon recommendations from the development Policies Comparison Project and Provision C.3.I. • Continue to implement guidance from SCVURPPP on addressing water quality in the CEQA review process, as part of C.3.m implementation. • Participate in the Water Resources Protection Collaborative and implement any agreed upon guidelines and standards for watershed protection.	• Staff revised the General Plan. • The CEQA checklist did not require any updates during this period. • Ordinance 06-1 was adopted by the SCVWD Board on October 24, 2006. In response, the Guidelines and Standards developed by the Collaborative were adopted by the Milpitas City Council by resolution.	As needed As needed As needed.	Senior Planner Carrington /Nickel Planning Manager Heyden/Nickel Planning Manager Heyden/Nickel
CB-11	Public Agency Activities	URMP L-3 & L-4 Page 1	• Continue following Program guidance regarding the collection and reporting of street sweeping data. Provide data in accordance with schedule for Annual Report. • Implement (as appropriate) identified improvements to current street sweeping and storm drain system O&M programs (within available budgets). Provide effectiveness evaluation in FY 04-05 Annual Report.	• Refer to Public Streets, Roads, & Highway O & M Section of the workplan for information on data collection. • Refer to Storm Drain O & M and Public Streets, Roads, & Highway O & M Sections for tasks relating to these activities.	Ongoing Ongoing	Senior Maintenance Supervisors Cuciz and Smith
CB-12	Pools and Spas	URMP L-3 &	Continue to distribute outreach materials at local events; brochures at agency	Refer to PIP Section for tasks relating to this activity.	Ongoing	Util Engr Outreach

Implem. Id.	Activity	Item Source	Tasks Identified in FY 2006-2007 Work Plan	Status / Comments	Due Date (mo/yr)	Responsible Party (Lead)/ Coordinator
		L-4 Page 1	department counters and public places; and placement on City websites.			Coordinator/ Nickel
CB-21	Architectural Use of Copper	URMP L-3 & L-4 Page 1	Continue to prohibit, limit, or strongly discourage use of copper on roofs, nickel roof shingles, and for gutters.	Source Control guidelines are shown in the City's stormwater C.3 Guidebook and applied as Standard Conditions of Approval. Refer to New Development Planning Section for more details.	Completed	Planning Manager /Nickel

CITY OF MILPITAS
Nickel Action Plan – Self Evaluation Matrix

Implem. Id.	Activity	Item Source	Tasks Identified in FY 2006-2007 Work Plan	Status / Comments	Due Date (mo/yr)	Responsible Party (Lead)/ Coordinator
L-4 Nickel Action Plan						
NB-1	Control nickel discharges from construction sites	URMP L-3 & L-4 Page 1 & 2	• Continue to implement Construction Inspection Performance Standards (see Construction Inspection Workplan section).	• Milpitas staff implemented the construction inspection performance standard. Primary discussion of this item is found in New Development Construction Inspection Section of the Workplan.	Ongoing	Util Engr Outreach Coordinator/ Nickel
			• Continue to have inspectors attend regional Board/Program workshops on construction site management and learn latest erosion/sediment control techniques.	• Staff attended construction site management workshops whenever possible. See the training schedule for details.		Util Engr Outreach Coordinator/ Nickel
			• Continue to attend Program-sponsored or other workshops on post-development stormwater BMPs (c.3).	• Staff attended post-development stormwater BMPs workshops whenever possible. See the training schedule for details.		Util Engr Outreach Coordinator/ Nickel

City of Milpitas
Trash Inventory and Management – Self-Evaluation Matrix

Implem. Id.	Activity	Item Source	Tasks Identified in FY 2006-2007 Work Plan	Status / Comments	Due Date (mo/yr)	Responsible Party (Lead)/ Coordinator
T-1	Revise and document existing trash problem areas list	URMP L-5 Page 1	Annually revise trash problem areas list on an as-needed basis. Revisions should be based on trash problem areas surveys and other relevant information.	Staff in Utility Engineering works with Public Works Dept., Neighborhood Services, and Solid Waste Sections to update and maintain a list of trash problem areas in the City. The 12 trash problem areas were inspected in 06-07 and were evaluated and reported to SCVURPPP in June 2007. As new information becomes available, staff will add them to the list of trash problem areas.	Ongoing	David Gordillo, Steve Smith (Public Works), Ralph Campa (Allied Waste), Gloria Anaya (Neighborhood Services), Paramjit Uppal (Utility Engineering)
T-2	Trash evaluations using RWQCB tools	URMP L-5 Page 1	Conduct trash evaluations using RWQCB's Rapid Trash Assessment protocol (Version 1.0) and/or the KAB litter index in a subset of trash problem areas	Staff evaluated 12 trash problem areas using the KAB Litter Index. Results were submitted to SCVURPP in June 2007 and are included in this report in the following table.	Ongoing	Dave Gordillo, Steve Smith (Public Works), Paramjit Uppal (Utility Engineering)
T-3	Identify and prioritize trash problem areas and sources	URMP L-5 Page 1	Continue identifying and prioritizing trash problem areas in urban streams and waterways and other potential sources that may contribute trash to those areas.	Staff has submitted information on the trash problem areas to SCVURPP. The Program has documented and converted the locations into spatial coordinates using a GIS. Maps were generated showing the distribution of trash problem areas across major Santa Clara Basin Watersheds. Utility Engineering staff are working with Public Works, Solid Waste and Neighborhood Services to continue to identifying high priority trash problem areas.	Ongoing	Dave Gordillo, Steve Smith (Public Works), Ralph Campa (Allied Waste), Gloria Anaya (Neighborhood Services), Paramjit Uppal (Utility Engineering)

Implem. Id.	Activity	Item Source	Tasks Identified in FY 2006-2007 Work Plan	Status / Comments	Due Date (mo/yr)	Responsible Party (Lead)/ Coordinator
T-4	Identify and implement potential control measures	URMP L-5 Page 2	Continue identifying and implementing trash control measures, where practical and feasible, to reduce trash.	Staff are continuing identification efforts and are implementing control measures.	Ongoing	David Gordillo, Steve Smith (Public Works), Leslie Stobbe (Solid Waste), Gloria Anaya (Neighborhood Services), Paramjit Uppal (Utility Engineering)
T-5	Standardized Reporting on trash management practices	URMP L-5 Page 2	Provide specific information on trash management practices implemented within the City, using standardized reporting format (to be used for program-wide reporting)	Staff in Public Works, Neighborhood Services, and Solid Waste Sections maintain their own record system that enables them to track trash problems throughout the City. The standard form is included in this report in the following table.	Ongoing	David Gordillo, Steve Smith (Public Works), Leslie Stobbe (Solid Waste), Gloria Anaya (Neighborhood Services), Paramjit Uppal (Utility Engineering)
T-6	Develop long-term strategy	URMP L-5 Page 2	Assist Program staff in developing an effective strategy for reducing trash conditions in urban streams and waterways.	Staff worked with the SCVURPPP Program last year to develop an effective strategy and will continue to support the Program.	Ongoing	David Gordillo, Steve Smith (Public Works), Leslie Stobbe (Solid Waste), Gloria Anaya (Neighborhood Services), Paramjit Uppal (Utility Engineering)

Implem. Id.	Activity	Item Source	Tasks Identified in FY 2006-2007 Work Plan	Status / Comments	Due Date (mo/yr)	Responsible Party (Lead)/ Coordinator
T-7	Pilot Demonstration Project	1-6-06 SCVURPP Memo	Assist SCVURPPP in implementing a Pilot Demonstration Project focusing on documenting type and volume of trash that can potentially be conveyed through the storm drain system.	Staff worked with the SCVURPPP last year and will continue to support the Program.	Ongoing	Dave Gordillo, Steve Smith (Public Works), Paramjit Uppal (Utility Engineering)
T-8	Survey forms and Tally sheets	1-6-06 SCVURPP Memo	Submit Urban Rapid Trash Assessment Survey Forms, Trash Item Tally Sheets and any other data collection tool to SCVURPPP program staff.	Staff gathered data from the different sections and submitted the information as well as results of evaluation using KAB Litter Index to SCVURPPP in a standardized format in June 2007.	Ongoing	Paramjit Uppal (Utility Engineering)
T-9	Trash Fact Sheets	1-6-06 SCVURPP Memo	Assist SCVURPPP to develop appropriate Trash Fact Sheets.	Staff worked with the SCVURPPP on this activity last year and will continue to support the Program.	Ongoing	Paramjit Uppal (Utility Engineering)

Evaluation – Trash Inventory and Management

This year, City of Milpitas continued the trash management activities in developed in previous years. The City identified 12 trash problem areas in FY 03-04 by conducting the Identification and Documentation of Known Trash Problem Areas Survey for problem areas in creeks, streets, parks and other land uses within urban areas. Data sources included trash complaint databases, maintenance and operation records, existing lists of trash hot spots, employees' knowledge. and creek clean-up locations. The Program mapped these locations into GIS to facilitate future evaluations.

In June 2007, Utility Engineering staff visited the 12 identified trash problem areas to assess the current status and extent of the problem. Staff used the Keep America Beautiful (KAB) Litter Index tool kit survey and checklists, including the Windshield Survey, the Trash Item Tally Worksheet, and Neighborhood Spotters Checklist to characterize the quality and quantity of trash. Five sites had KAB Index ratings of 1 (no litter), two sites had ratings between 1 and 2 (less than slightly littered), three sites had ratings of 2 (slightly littered), and the remaining two sites had ratings between 2 and 3 (less than littered). No sites reached the top level of 4 (extremely littered). The results are shown in the Trash problem Area Activity Report included in this 06-07 Annual Report.

The FY06/07 assessment shows that City of Milpitas trash reduction and abatement programs and services are effectively controlling trash. City services include:

- unlimited trash collection for single family residents,
- single-stream curbside recycling and no-cost recycling for businesses
- neighborhood clean-up events each spring and summer,
- free disposal of household items, remodeling debris, yard trims at Newby Island landfill;
- free household hazardous waste collection program;
- biweekly street sweeping;
- annual volunteer creek clean-up events;

City programs include:

- Utility Engineering - solid waste and yard waste recycling public outreach including annual promotional campaigns and school projects
- Public Works - litter control in parks, streets and right-of-way, landscaped areas, storm drain and catch basin cleaning,
- Planning - incentive programs such as the Annual Neighborhood Beautification Awards Program for residential and non-residential properties,
- Police - Abandoned Vehicle Abatement Program.
- Code enforcement - response to private property trash complaints,

The City values its neighborhood beautification efforts for their positive impacts on quality of life for the residents will continue its trash abatement efforts in the future.

There were no specific comments from Regional Board on the Milpitas FY 05-06 Annual Report. The Regional Board has not issued comments on the FY 06-07 or FY 07-08 Work Plans.

City of Milpitas
FY 06-07 Staff Training Summary Table

Training	Location	Date	Employee/Department
Disposal of Mercury Containing Products Procedure	Public works Building	July 12, 2006	Roger Trebled, Jose Lajes, Jorge Diaz, Austreberto Herrera, Judy Ward, Raul Garcia, Penny Dean
Registered vs. Specimen Chemical Labels	Public works Building	July 21, 2006	Anne Napolitano, Paul Mullett, Warren Antida, Anthony Gularte, John Gularte, Carol Randisi
Calculating Plant Water Needs	Public works Building	August 11, 2006	Jaime Diaz, Eric Hinkley, Warren Antida, Paul Mullett, Anthony Gularte, Carol Randisi
Chemical Use 2005-06 Review	Public works Building	August 18, 2006	Eric Hinkley, John Gularte, Jaime Diaz, Anne Napolitano, Paul Mullett, Anthony Gularte, Carol Randisi
Target Industrial Vegetation Management Workshop	Public works Building	August 29, 2006	Anne Napolitano, Paul Mullett, Nick Caruso, John Gularte, Carol Randisi
Construction/Stormwater Pollution Prevention Workshop	City of Fairfield's Civic Center 8 am to 4 pm	September 5, 2006	Building – Rick Gomes
Enforcement Response Plan	City Hall 9 am to 10 am	September 26, 2006	Building – Jim Dutton, Don Hall, Robert Hambrecht, Keyvan Irannejad, Mike Mariano, Erich Mitch, Dorsey Wiseman, Poh Yee, Bardia Khadiv, Leon Sheyman, David Chung, Melania Guardado, Rick Gomes, Lori Casagrande, Evon Ballash, Oliver Chan, Yixia Liu
Spray Rig Calibration	Public Works Building	October 24, 2006	Paul Mullett, Anne Napolitano, Warren Antida, Anthony Gularte, Nick Caruso, Eric Hinkley, John Gularte, Abel Zaragoza, Jaime Diaz, Carol Randisi
HMP 101 Workshop	San Jose City Hall, 200 E. Santa Clara St., Room W-120, 1:30 –	October 25, 2006	Engineering – Jorge Bermudez, Jeffery Leung, Elizabeth Racca-Johnson, Paramjit Uppal

City of Milpitas
FY 06-07 Staff Training Summary Table

	3:30 pm		
Construction/Stormwater Pollution Prevention Workshop	Mission Blue Center, Brisbane 8 am to 4 pm	November 1, 2006	Engineering – Don Ayres, Joe Ezeokeke, Julie Waldron
Western Chapter ISA Pest Management Seminar	Public Works Building	November 2, 2006	Mike Clark, Abel Zaragoza, Carol Randisi, Bill Elliott, James Akino
Construction/Stormwater Pollution Prevention Workshop	Quinlan Community Center, Cupertino 8 am to 4 pm	December 5, 2006	Engineering –Nancy Mendizabal, Jeff Leung, Jimmy (Duc) Nguyen, Paramjit Uppal
Pendulum Aquacap Dilutions	Public Works Building	December 15, 2006	Jaime Diaz, Anthony Gularte, Paul Mullett, Nick Caruso, Warren Antida, Eric Hinkley, John Gularte, Carol Randisi
2007 Annual Pesticide Training	Public Works Building	January 17, 2007	Abel Zaragoza, Bill Elliott, Norman Garcia, James Akino, Mike Clark, Jaime Diaz, Anthony Gularte, Paul Mullett, Nick Caruso, Warren Antida, Eric Hinkley, John Gularte, Carol Randisi
Respirator Training & Fit Test	Public Works Building	March 29, 2007	Anthony Gularte, Paul Mullet, Anne Napolitano, Johnny Shepherd, Nick Caruso, Mike Clark, Judy Ward, Mark Schneider, Mike Serpa, John McCarthy, Sunny Gallegos, Pete Scrempos, Frank Jaramillo, Don Caruso, Warren Antida, Jason Garcia, Jay Miller, James Akino, Abel Zaragoza, Frank Garcia, Russ Casselberry, LaConci Ceaser, John Gularte, Bill Elliot, Jimmy De Rosa, Eric Hinkley
Pesticide Safety	Public Works Building	February 8, 2007	Don Caruso, Jay Miller, Frank Garcia, Russ Casselberry, Jerry Guting, Ronnie Ranger, Mark Schneider, Jimmy De Rosa, Sunny Gallegos, Pete Scrempos, Mike

City of Milpitas
FY 06-07 Staff Training Summary Table

			Serpa
Pest Management for Celtis Sinensis	Oak Grove, CA	February 9, 2007	Carol Randisi
Respiratory Protection & Safety Respirator Fit Test	Public Works Building	February 15, 2007	Norman Garcia, Bill Elliott, Abel Zaragoza, James Akino, Mike Clark, Anthony Gularte, Nick Caruso, Warren Antida, Eric Hinkley, Carol Randisi
California Restricted Materials Permits	Public Works Building	February 122, 2007	Jaime Diaz, Paul Mullett, John Gularte, Norman Garcia, Bill Elliott, James Akino, Mike Clark, Anthony Gularte, Warren Antida, Eric Hinkley, Carol Randisi
Herbicide Safety Video 1	Public Works Building	February 22, 2007	Frank Jaramillo, Don Caruso, Jason Garcia, Jay Miller, Frank Garcia, Russ Casselberry, Jerry Guting, Ronnie Ranger, Mark Schneider, John McCarthy, Pete Scrempos, Mike Serpa
Pesticide Training – Roundup, Snapshot, Turflon, Muratic Acid	Public Works Building	March 1, 2007	LaDoni Ceaser, Judy Ward, Austreberto, Herrera, Roger Robledo, Bob Hodges, Raul Garcia
Pesticide Safety Information Series	Public Works Building	March 22, 2007	Mike Serpa, Jimmy De Rosa, Jason Garcia, Mark Schneider, Pete Scrempos, Jerry Guting, Frank Garcia, Ronnie Ranger, Frank Jaramillo, Jay Miller, Don Caruso, Russ Casselberry
Pesticide Training – Roundup, Snapshot, Turflon, Muratic Acid	Public Works Building	April 2, 2007	LaDoni Ceaser, Judy Ward, Austreberto, Herrera, Roger Robledo, Bob Hodges, Raul Garcia
Implementing Stormwater Requirements in New Development and Redevelopment Projects - Workshop	Quinlan Community Center, Cupertino 8:30 am to 3:30 pm	June 14, 2007	Engineering –Kathleen Phalen, Paramjit Uppal, Dennis Wong, Julie Waldron, Don Ayres, Tom Yousch, Elizabeth Johnson, Babak Kaderi; Planning – Cindy Hom, Tiffany Kunsman, Kristine Lowe

City of Milpitas
FY 06-07 Staff Training Summary Table

Custodial Standards / SWPPP Training	Public Works Building	June 26, 2007	Jose Lajes, Jorge Diaz, Ed Mosqueda, Richard House, Gregorio Jimenez, Danny Cademas, Penny Dean

There were no specific comments from Regional Board on the Milpitas FY 05-06 Annual Report. The Regional Board has not issued comments on the FY 06-07 or FY 07-08 Work Plans.

038936

WEST VALLEY CLEAN WATER PROGRAM

CITY OF MONTE SERENO ANNUAL REPORT FY 2006-2007

SUBMITTED SEPTEMBER 2007

THIS PAGE INTENTIONALY LEFT BLANK

City of Monte Sereno

FY 2006-2007 ANNUAL REPORT

Table of Contents

Transmittal Letter 5

Certification Statement 9

List of Acronyms 10

Program Elements

1. IC/ID Elimination Activities 20
2. No IND for Monte Sereno 26
3. Public Agency Activities 27

   Storm Drain Operation and Maintenance 28

   Street Sweeping 29

   Corporate Yards 30

   Rural Roads 30
4. Planning Procedures & New Development 38
5. Construction Inspection 50
6. Public Information and Participation 59

   Public Information Attachments 86
7. Pesticide Management Activities 92
8. Mercury Pollution Prevention Activities 112

City of Monte Sereno

FY 2006-2007 ANNUAL REPORT

9. Copper Action Plan/Nickel Action Plan 117

10. Trash Management

Trash Management Activities and Tally Forms..... 126

11. Water Quality Monitoring & Watershed Management..... 145

Training Summaries: Are located at the end of each Element Section

WEST VALLEY CLEAN WATER PROGRAM

September 15, 2007

Mr. Bruce Wolfe
Regional Water Quality Control Board
San Francisco Bay Region
1515 Clay St., Suite 1400
Oakland, CA 94612

Subject: West Valley Communities Urban Runoff Management Program
FY 2006-2007 Annual Report

Dear Mr. Wolfe:

This report is submitted by the West Valley Cities of Campbell, Monte Sereno, Saratoga, and the Town of Los Gatos, in conjunction with the Santa Clara Valley Urban Runoff Pollution Prevention Program's Annual Report, pursuant to provision C.6.a. of the Program's reissued municipal storm water NPDES Permit (Order No. 01-024). The report summarizes activities performed during FY 2006-2007 in accordance with the West Valley Communities' Urban Runoff Management Plan (URMP) submitted to the Regional Board on September 1, 2004 and the performance standards contained therein.

Contents of Report

The goals of this Annual Report are to: 1) concisely document implementation of our URMP and FY 06-07 work plan during the past fiscal year; 2) evaluate program results for continuous improvement; 3) comply with permit requirements; and 4) share this information with other Co-permittees, municipal decision-makers, and the public. To accomplish these goals, the report contains the following sections:

I. Attachments:
   1. Table of Contents
   2. Transmittal Letter with Program Highlights
   3. Certification Statement
   4. Acronyms

II. Program Elements:
   1. IC/ID Elimination Activities
   2. Industrial / Commercial Discharger Control Program
   3. Public Agency Activities
      - Storm Drain O & M
      - Street Sweeping
      - Corporation Yard
      - Rural Public Works

18041 Saratoga-Los Gatos Road • Monte Sereno, California 95030 • Tel: 408-354-4734 • Fax: 408-354-6284

4. New Development: Planning Procedures
5. Construction Inspection
6. Public Information & Participation
7. Pesticide Management Activities
8. Mercury Pollution Prevention Activities
9. Copper Action Plan / Nickel Action Plan
10. Trash Inventory and Management
11. Water Quality Monitoring and Watershed Management

Training Summaries are provided at the end of each element

PROGRAM HIGHLIGHTS AND ACCOMPLISHMENTS

During FY06-07, the West Valley Communities of Campbell, Los Gatos, Monte Sereno, and Saratoga continued efforts to implement their URMP to the maximum extent practicable. The activities that were implemented for each element of each Community's URMP are described in Chapter 14 of the Santa Clara Valley Urban Runoff Pollution Prevention Program's URMP. Highlights of the West Valley Communities accomplishments in various program elements are described below.

Preparation for the Municipal Regional Permit (MRP)

The proposed Municipal Regional Permit was the focus of a large amount of staff time for WVCWP and West Valley cities' municipal staff throughout FY 06-07. Numerous meetings, discussions and training related to the upcoming MRP took place. All staff endeavored to participate meaningfully during this important phase of MRP development. This included analysis of proposed requirements, discussion of feasibility of implementing those requirements within municipal budget limitations, and attempting to develop useful feedback to help move this process forward. In the May 2007 version of the Draft MRP, the WVCs were pleased to see some revisions which reflected the feedback that had been provided to Water Board staff.

Illicit Connection and Illegal Dumping Elimination Activities

The WVCWP Stormwater Discharge Inspector ("Inspector") coordinates all follow-up, reporting, and education related to illegal discharges to the storm drain system and responses to facility inspection referrals. To provide a better understanding of the WVCWP Inspector's role and to evaluate and confirm response procedures, the WVCWP Inspector and WVCWP Program Manager have held and attended meetings with Santa Clara County Dept of Environmental Health (regarding food facility inspections) and SCC Fire Dept (regarding industrial and commercial inspections) and municipal staff (regarding incident reports and construction inspections). The increase in communication has facilitated a system of referrals and follow-up that is working phenomenally well for the West Valley Cities. Every potential incident is investigated during resolution, and after compliance has been achieved. All facilities that were inspected for a potential violation and were subsequently brought into compliance are prioritized for at least one pro-active inspection the following year.

Public Agency Activities: Storm Drain Operation & Maintenance

The West Valley Sanitation District (WVSD) conducts inspections and cleaning of half of the West Valley Cities' storm drain system each year, except for Monte Sereno, where storm drain structures are inspected and cleaned annually. FY06-07 was the second year that WVSD

provided enhanced annual reports to the cities on their inspection and maintenance activities. The reports are generated from a database of numbered storm drain structures with corresponding street names. The number of pounds and types of debris removed during the inspection cycle is also reported.

In FY 06-07, the WV cities reviewed the second year's data, and were pleased to find that at least 65% of the structures in each city, where the system is inspected on a two-year cycle, were found to be free of debris such as leaves, paper, dirt, rocks, sand etc. and therefore, did not require any cleaning.

In Campbell, 584 out of 888 structures (66%) were clean and only 40 structures required a two-man cleaning crew. In Los Gatos 1,197 out of 1,575 structures (76%) were clean and only 49 structures required a two-man cleaning crew. In Monte Sereno 172 out of 365 structures (47%) were clean. Twenty-four structures required a two-man cleaning crew and of those, 19 were impacted by mud and dirt. Monte Sereno's storm drain system will remain, as it has been, on an annual inspection and cleaning program. In Saratoga 1,566 out of 2,182 structures (72%) were found clean and only 40 structures required a two-man cleaning crew.

The data shows that the biennial inspection cycle is more than adequate for most of West Valley's storm drain inlets and structures, as evidenced by the number of structures that are found clean on a 2-year cleaning cycle. It is therefore important to the West Valley cities to continue the current maintenance cycle in lieu of using limited resources on more frequent and unnecessary inspections. The information provided in the WVSD annual reports will facilitate the effective prioritization of appropriate locations and structures for more frequent annual inspections and cleaning. The WVSD reports were distributed at the annual Storm Drain workshop on 6-20-07 and will be reviewed by WV cities as they determine future management actions for stormdrain maintenance and for other activities such as trash management.

Planning Procedures & New Development

During FY 06-07, the West Valley communities devoted extensive time to reviewing and analyzing the proposed Municipal Regional Permit (MRP), especially regarding proposed C.3 revisions. These efforts led to an invitation to Water Board staff to attend one of the West Valley monthly meetings. The WVCs were pleased with the subsequent meeting on Dec. 19, 2006. WVCs were represented by decision-making staff (two Public Works Directors, one City Attorney) who appreciated the opportunity to speak directly with Water Board staff. In the spirit of reaching consensus, municipal decision-makers were able to inquire about the intent of proposed requirements, and to put forward ideas for feasible means of implementing the MRP, within the municipal framework. West Valley municipal staff came away with a greater understanding of the Water Board's objectives, and greater clarity on possible implementation of the related proposed requirements.

Public Information/ Participation

A broadened direction in PI/P this year involved partnering with a local non-profit environmental education program: Environmental Volunteers (EVs). The EV program trains docents to provide free environmental education activities in K-8 classrooms. WVCWP staff attended numerous trainings to become qualified EV docents. WV staff then led classroom presentations with other EV docents, and were able to incorporate new watershed-related messages into the educational activities. Overall, WVCWP staff reached 168 students directly through classroom presentations in FY 06-07.

Pesticide Management Activities

In FY 06-07, the WVCWP Manager, and other Co-permittees from SCVURPPP's IPM Ad Hoc Task Group, responded to a presentation and public outreach suggestion from Sunnyvale staff. The WVCWP manager invested time in evaluating and helping to lay the groundwork for instituting a new outreach program related to pesticide management. For the past several years, the Clean Water Program has been investigating ways to educate yard-maintenance workers. Finding a relevant means of contact has proven to be difficult, especially since many are not fluent in English. The "Green Gardener" program, offered in both Spanish and English, was developed to reach the small landscaping businesses, which are prevalent in the West Valley cities. The program (www.greengardener.org) has been successfully implemented in Santa Cruz and Santa Barbara counties. Via telephone conferences, the experienced agencies offered feedback and guidance to help the SCVURPPP set up a similar educational program in Santa Clara Valley. The curriculum, offered as adult education courses with hands-on training activities, teaches landscape maintenance practices that incorporate pollution prevention principles (IPM). At the end of FY06-07, the IPM AHTG held meetings to discuss applying for DPR grant money to set up a local program through Metropolitan Adult Education Program (MAEP).

Public Information/ Participation and Public Agency Activities

The Town of Los Gatos promoted a new outreach event to the public in May 2007. The "Public Works Week Corporation Yard Tour" drew in over **100** students, teachers and parents from local schools. The tour participants viewed Public Works and stormwater displays. Municipal staff demonstrated to the students the purpose and details of operation for the vehicles and machines, including the Town's new regenerative-air street-sweeper. Display tables were set up by spokespersons representative of a variety of agencies and departments, including the Street Sweeper, the Code Enforcement Officer, Park Service Officers and the Clean Water Program Manager. Visitors received a brief presentation about watersheds, viewed a model of a storm drain and learned where to recycle hazardous materials. Emphasis was placed on prevention of litter and illegal dumping. This event helped Los Gatos successfully generate support and understanding among residents for the Town's watershed protection issues.

These highlights help to demonstrate the West Valley Communities' commitment to implementing the requirements outlined in the Urban Runoff Management Plans.

Thank you for your review of this Annual Report. If you have any questions regarding the materials submitted, please contact me at 408.354.4734.

Very truly yours,

Cheryl C. Donnelly

Cheryl Donnelly
West Valley Clean Water Program Manager

Cc: Sue Ma, RWQCB
Attachments

Councilmember: Alan Aerts
Councilmember: David Baxter
Councilmember: Erin Garner
Councilmember: Don Perry
Councilmember: A. Curtis Wright

City of Monte Sereno

City Manager: Brian Loventhal
City Clerk: Andrea Chelemengos
Finance Officer: Sue L'Heureux
Building Official: Howard T. Bell

City of Monte Sereno
FY 2006-2007 ANNUAL REPORT
ATTACHMENT A

Certification Statement

"I certify, under penalty of law, that this document and all attachments were prepared under my direction or supervision in accordance with a system designed to ensure that qualified personnel properly gather and evaluate the information submitted. Based on my inquiry of the person or persons who manage the system, or those persons directly responsible for gathering the information, the information submitted, is, to the best of my knowledge and belief, true, accurate, and complete. I am aware that there are significant penalties for submitting false information, including the possibility of fine and imprisonment for knowing violations."

Signature by Duly Authorized Representative:

8/31/07

Brian Loventhal
City Manager

Date

Z:\STORMWATER\Monte Sereno Certification 06-07.doc

18041 Saratoga-Los Gatos Road • Monte Sereno, California 95030-4299 • Telephone: 408.354.7635 • Fax: 408.395.7653 • http://www.montesereno.org

List of Acronyms

City of Campbell

Town of Los Gatos

City of Monte Sereno

City of Saratoga

West Valley Acronyms/Abbreviations

CEUs	**Continuing Education Units** – Issued by Dept. of Pesticide Regulation or California Nursery Professionals Assn.
CIP	**Capital Improvement Project**
EC	Erosion Control
IC/ID Inspector	West Valley Storm Water Discharge Inspector
PW	**Public Works**
QAC	**Qualified Applicator Certificate**. A category of the DPR licensing and certification Program. To be certified, the applicant must demonstrate specific knowledge on topics such as pesticide application drift problems and prevention, soil and water problems resulting from restricted use pesticides, phytotoxicity, potential for environmental contamination, etc.
Stormwater Reps	Representatives to the WWCWP from each participating WVC
UCCE	**University of California Cooperative Extension Service** (conducts outreach for UC Davis IPM program; oversees Master Gardeners program)
WV	**West Valley**
WVC	**West Valley Communities** – Cities & Town which are members of the West Valley Clean Water Program: City of Campbell, Town of Los Gatos, City of Monte Sereno, City of Saratoga
WVCWP	**West Valley Clean Water Program**: Stormwater Program for Campbell, Los Gatos, Monte Sereno, Saratoga
WVCWP Inspector	**W**est **V**alley **C**lean **W**ater **P**roject **I**nspector
WV Inspector	**W**est **V**alley **Inspector**

SCVURPPP Acronyms/Abbreviations

AB	Assembly Bill
ABAG	Association of Bay Area Governments
ABC	Annual Budget Review Compilation
ACCWP	Alameda Countywide Clean Water Program
ACOE	U.S. Army Corps of Engineers
AHTG	Ad Hoc Task Group
AR	Annual Report
ASCE	American Society of Civil Engineers
BAAQMD	Bay Area Air Quality Management District
BART	San Francisco Bay Area Rapid Transit
BATG	Budget Ad Hoc Task Group
Basin	Santa Clara Basin
Basin Plan	Water Quality Control Plan for the San Francisco Basin
BACWA	Bay Area Clean Water Agencies
BAHM	Bay Area Hydrology Model
BAMBI	Bay Area Macroinvertebrate Bioassessment Information
BASMAA	Bay Area Stormwater Management Agencies Association
Bay	San Francisco Bay
Bay Area	San Francisco Bay Area
BMI	Benthic Macroinvertebrate
BMM	Lower South Bay Monitoring and Modeling Subgroup
BMP	Best Management Practice
BOMA	Building Owners and Managers Association
BPP	Brake Pad Partnership
BU	beneficial use
C	Celsius
C.3	Permit Provision C.3
C3PO	C.3 Provision Oversight
CA	California
Cal-EPA	California Environmental Protection Agency
Caltrans	California Department of Transportation
CAMLnet	California Aquatic Macroinvertebrate Laboratory Network
Campaign	Watershed Watch Campaign

SCVURPPP Acronyms/Abbreviations

CAP	Copper Action Plan
CASQA	California of Stormwater Quality Association
CB	Copper Baseline
CCC	Continuous Concentration Criterion
CD-ROM	Compact Disk-Read Only Memory
CDS	Continuous Deflective Separation
CEP	Clean Estuary Partnership
CEUs	Continuing Education Units
CESQG	Conditionally Exempt Small Quantity Generator
CEQA	California Environmental Quality Act
CFR	Code of Federal Regulations
cfs	cubic feet per second
CI	Continuous Improvement
CIWMB	California Integrated Waste Management Board
CMIA	Conceptual Model Impairment Assessment
CMS	Copper Management Strategy
COA	Condition of Approval
CoHHW	Santa Clara County Household Hazardous Waste Program
CoHHW Program	Santa Clara County Household Hazardous Waste Program
COLD	cold freshwater habitat
CRMP	Coordinated Resources Management and Planning
CSBP	California Stream Bioassessment Procedures
CTR	California Toxic Rule
Cu	Copper
CWA	Clean Water Act
DDD	Dichlorodiphenyldichloroethane
DDE	Dichlorodiphenyldichloroethylene
DDT	Dichlorodiphenyltrichloroethane
DEH	Santa Clara County Department of Environmental Health
District	Santa Clara Valley Water District
DO	Dissolved Oxygen
DOE	Department of Energy
DPR	Department of Pesticide Regulation

SCVURPPP Acronyms/Abbreviations

DWR	Department of Water Resources
E. Coli	Enterococus Coli
EEC	SF Bay Wildlife Refuge Environmental Education Center
EEDMS	Environmental Enforcement Data Management System
EEPS	Exposure and Effects Pilot Study
e.g.	for example
EMAP	Environmental Monitoring Program
EMB	Executive Management Board
EOA	Eisenberg, Olivieri, and Associates
EPA	U.S. Environmental Protection Agency
Estuary	San Francisco Bay Estuary
F	Fahrenheit
FLT	Fluorescent Light Tube
FY	Fiscal Year
GCRCD	Guadalupe-Coyote Resource Conservation District
GIASP	General Industrial Activities Stormwater Permit
GIS	Geographic Information System
GRTS	Generalized Random Tessellation Stratified
HBANC	Home Builders Association of Northern California
Hg	Mercury
HMP	Hydromodification Management Plan
HHW	Household Hazardous Waste
HVAC	Heating, Ventilation and Air Conditioning
IBI	Index of Biotic Integrity
IC/ID	Illicit Connection and Illegal Dumping
ID	Identification
IND	Industrial/Commercial
i.e.	that is
IPM	Integrated Pest Management
JPA	Joint Powers Authority
K	Kindergarten
KAB	Keep America Beautiful
kg	Kilogram

SCVURPPP Acronyms/Abbreviations

L	Liter
Lb	Pound
LA	load allocation
LFA	Limiting Factors Analysis
LID	Low Impact Development
LSSB	Lower South San Francisco Bay
LUS	Land Use Subgroup
MC	Management Committee
MCMP	Metals Control Measures Plan
MCTT	Multi-Chambered Treatment Train
MDDB	Metadata Database
MDL	Most Downstream Location
MEP	Maximum Extent Practicable
Mercury Plan	Mercury Pollution Prevention Plan
Mg	milligram
mgd	million gallons per day
MIGR	fish migration
MOA	Memorandum of Agreement
MOFO	Morrison & Foerster
MOU	Memorandum of Understanding
MP	Monitoring Priority
MROSD	Mid-Peninsula Regional Open Space District
MYRWMP	Multi-Year Receiving Waters Monitoring Plan
NAP	Nickel Action Plan
NEMA	National Electrical Manufacturers Association
NAIOP	National Association of Industrial and Office Properties
NEPA	National Environmental Policy Act
ng	Nanogram
Ni	Nickel
NOI	Notice of Intent
NPDES	National Pollutant Discharge Elimination System
OC	Organochlorine
O&M	Operation and Maintenance

SCVURPPP Acronyms/Abbreviations

OP	Organophosphate
OWOW	Our Water Our World
P2	Pollution Prevention
PAHs	Polynuclear Aromatic Hydrocarbons
PBDE	Polybrominated Diphenyl Ether
Pb	Lead
PCBs	Polychlorinated Biphenyls
PCDD	Polychlorinated Dibenzo-p-Dioxins
PCDF	Polychlorinated Dibenzofurans
PCO	Pest Control Operator
pg	Picogram
PHAB	Physical Habitat Assessments
PIP	Public Information and Participation
PI/P	Public Information and Participation
PIPP	Public Information and Participation Program
PMPS	Pest Management Performance Standard
POC	Pollutant of Concern
POTW	Publicly Owned Treatment Works
PPPS	Planning Procedures Performance Standard
Program	Santa Clara Valley Urban Runoff Pollution Prevention Program
PS	Performance Standard
PVC	Polyvinyl Chloride
Q	Quarter
QAPP	Quality Assurance Project Plan
RAC	Regional Ad Campaign
RARE	preservation of rare and endangered species
RCRA	Resource Conservation and Recovery Act
REC- 1	water contact recreation
REC-2	non-contact water recreation
Regional Board	San Francisco Bay Regional Water Quality Control Board
RFP	Request for Proposal
RMAS	Regional Monitoring and Assessment Strategy
RMP	Regional Monitoring Program

SCVURPPP Acronyms/Abbreviations

RPT	Report Preparation Team
RS	Regulatory Subgroup
RTA	Rapid Trash Assessment
RWQCB	San Francisco Bay Regional Water Quality Control Board
SC	Steering Committee
SCC	Santa Clara County
SCBWM1	Santa Clara Basin Watershed Management Initiative
SCVURPPP	Santa Clara Valley Urban Runoff Pollution Prevention Program
SCVWD	Santa Clara Valley Water District
SF	San Francisco
SFEI	San Francisco Estuary Institute
SFEP	San Francisco Estuary Project
SIC	Standard Industrial Classification
SMaRT®	Sunnyvale Materials Recovery and Transfer
SOP	Standard Operating Procedures
South Bay	Lower South San Francisco Bay
SPLWG	Sources, Pathways and Loadings Work Group (RMP)
SPWN	fish spawning
SSC	Suspended Sediment Concentration
SSI	Inventory of Santa Clara Basin Stream Studies
SSO	Water Quality Site-Specific Objective
State Board	State Water Resources Control Board
STOPPP	San Mateo Countywide Stormwater Pollution Prevention Program
SWAMP	Surface Waters Ambient Monitoring Program
SWANA	Solid Waste Association of North America
SWMP	Stormwater Management Plan
SWPPP	Stormwater Pollution Prevention Plan
SWRCB	State Water Resources Control Board
TAC	Technical Advisory Committee
TMDL	Total Maximum Daily Load
TO	Tentative Order
TP	Total Phosphorus
TPH	Total Petroleum Hydrocarbons

SCVURPPP Acronyms/Abbreviations

TRC	Technical Review Committee
ug	Microgram
UPC	Urban Pesticide Committee
URMP	Urban Runoff Management Plan
URQM	Urban Runoff Quality Management
USA	Unified Stream Assessment
USEPA	U. S. Environmental Protection Agency
USFWS	U.S. Fish and Wildlife Service
USGS	U.S. Geological Survey
VTA	Santa Clara Valley Transportation Authority
WAC	Watershed Assessment Consultant
WAMS	Watershed Assessment and Monitoring Subgroup
WAR	Watershed Assessment Report
WARM	warm freshwater habitat
Water Board	San Francisco Bay Regional Water Quality Control Board
Water District	Santa Clara Valley Water District
WEF	Water Environment Federation
WEO	Watershed Education and Outreach
WE&O	Watershed Education and Outreach
WERF	Water Environment Research Foundation
WG	Work Group
WILD	wildlife habitat
WLA	Waste Load Allocation
WMI	Watershed Management Initiative
Work Group “I”	SCBWMI Phase I Indicators Work Group
WP	Work Plan
WRPC	Water Resources Protection Collaborative
WVC	West Valley Communities - members of the West Valley Clean Water Program:
	Campbell, Los Gatos, Monte Sereno, Saratoga
WVCWP	West Valley Clean Water Program
WW	Watershed Watch
WWTP	Wastewater Treatment Plant

SCVURPPP Acronyms/Abbreviations

WY	Water Year
YSI	Youth Science Institute
Zn	Zinc

IC/ID Elimination Activities

City of Campbell

Town of Los Gatos

City of Monte Sereno

City of Saratoga

Monte Sereno

Santa Clara Valley Urban Runoff Pollution Prevention Program

FY 2006-2007 ANNUAL REPORT

ILLICIT CONNECTION & ILLEGAL DUMPING ELIMINATION ACTIVITIES

FY 2006-2007 Work Plan Self Evaluation Matrix

Source	Task Source	Work Plan Tasks	Accomplishments	Responsible Party
2004 URMP Perf. Standard	Program	IC/ID Performance Standards Implement updated local URMP to reflect revised Performance Standards. Provide staff training on revisions.	IC/ID Performance Standards were updated as part of the URMP revision in Sept 2004. There were no changes made to the Standard Operating Procedures (SOPs) in FY06-07.	WVCWP Mgr & WVCWP IC/ID Inspector City Manager and Building Inspector
	URMP	Response Program Continue to implement IC/ID Stormwater Discharge Inspector response program and evaluate for continuous improvement.	During FY 06-07 the West Valley Inspector responded to 5 incident reports in the City of Monte Sereno. One half time IC/ID Inspector conducts a centralized incident response and proactive restaurant and vehicle shop inspection program for four West Valley communities. The Inspector follows up on all reports of potential violations. This coordinated inspection program works very well and has increased the West Valley Communities' staff awareness of water pollution activities.	WV Inspector
	FY06-07 Work Plan	Enhanced Reporting Report on incidents using categories consistent with SCVURPPP Program. Document follow-through to point of resolution or referral for enforcement action (penalty or fine).	The WVCWP Inspector keeps a standardized Microsoft Access database of all IC/ID response calls and their follow-up through resolution. West Valley's annual data was provided to SCVURPPP for Program-wide analysis.	WV Inspector
	URMP	Education Distribute BMP materials during routine inspections. Distribute follow up education information for businesses cited for potential stormwater violations.	During FY 06-07, the WVCWP Inspector distributed six (6) IC/ID educational materials in Monte Sereno, as part of his outreach and inspection program.	WV Inspector

Monte Sereno

Santa Clara Valley Urban Runoff Pollution Prevention Program

FY 2006-2007 ANNUAL REPORT

Source	Task Source	Work Plan Tasks	Accomplishments	Responsible Party
	Training	Training Conduct training & evaluation meeting between Storm Water Discharge Inspector and Town staff, as needed to improve procedures.	Each year the WV Inspector visits a West Valley community to meet with municipal staff and explain the importance of staff being the eyes and ears for the IC/ID response program. Referrals to the WVCWP are encouraged for all incidents including seemingly innocuous ones like pool water discharges. The FY 06-07 meeting was held with Saratoga staff. The inspector attended various workshops in FY 06-07 related to illegal discharges (i.e. construction inspection/erosion control (12/5/06), SD & street sweeping (6-20-07) and O&M BMP inspections (6-14-07).	Engineering Inspectors WV Inspector to co-ord

FY 06-07 Incident Response Summary

Type of Incident	Complaints not Found	Incident Source	Report Source	Follow-up Action
• 1 Accidental Spill • 2 Complaint not found • 1 Paint Discharge • 1 Slurry Discharge **Total 5 Reported** .	The 2 'complaint not found' incidents were proactive inspections requested by the City. No violations were noticed.	• 1 Residential • 3 Construction Sites • 1 unknown (source of oil slick could not be determined)	• 1 IC/ID Inspector • 3 City Staff • 1 Citizen Complaint	• 5 Verbal Notices **Incident Status** 2 Resolved 2 Non Incidents 1 Referred to City staff

IC/ID Program Evaluation

IC/ID Program Background

Monte Sereno is a strictly residential city with about 3,700 residents. It covers 1.5 square miles and is surrounded by the Town of Los Gatos. The only non-residential sites in the City are a public elementary school and City Hall.

The IC/ID reports in the City are primarily related to new or re-development of single family homes and landscaping projects or pool discharges. The Construction Inspection Engineer says that developers and contractors are very eager to maintain a good reputation both with municipal staff and with the residents. If an incident occurs, it is often the result of an accident or it is related to a construction site. The City Engineering Inspector says that all it generally takes is one word

from municipal staff and the problem is addressed and resolved immediately.

Trend Analysis

In FY04-05 four (4) potential violations were investigated. Residential and construction sites were the incident sources for three (3) of the reported incidents. One (1) dumping report was not actually in the City's jurisdiction; it was trash noted on a median on Hwy 9, which is in Caltrans jurisdiction, although the City monitors the area because it does not have any other problem trash areas to address. The remaining three incidents were construction related. One involved a painter washing brushes where the runoff flowed to the street. Another was a result of pumping water from a hole dug for a swimming pool after it rained. Finally, a pile of dirt was left in the street during a landscaping job.

In FY05-06 the West Valley IC/ID inspector responded to eleven (11) reports of potential violations in Monte Sereno. Six (6) were considered non-incidents because one (1) was an allowable discharge and five (5) were complaints not found (although one of those was categorized as a miscellaneous incident). One miscellaneous incident was due to a broken sprinkler, which was fixed immediately. Finally the four violations that were given a verbal notice were, two (2) grey water discharges, one (1) landscape material dumping; and one (1) tracking soil discharge.

In FY06-07 the West Valley IC/ID inspector responded to five (5) reports of potential violations in Monte Sereno, of which, two (2) were considered non-incidents as they were proactive inspections where no violations were observed. Of the three violations, two active incidents were stopped and given verbal notices. For the other incident, the source could not be determined. All proactive inspections included outreach which WVCWP counts as verbal notice.

Overall, Monte Sereno had approximately half the number of actual violations (3) as it had in FY05-06 (5). The reporting is excellent as the City is small enough to afford frequent drive-by inspections of all residential areas. The Construction Inspectors are aware of each project that has a grading permit and keep a close watch over contractors. Three out of the five potential violations were reported by municipal staff to the West Valley Inspector for education and follow up. In FY 07-08, Monte Sereno staff will continue to dedicate significant resources towards educating developers and contractors about erosion control and storm water requirements.

Monte Sereno

IC/ID Inspections Annual Report FY 06- 07

#	IC/ID Date	Contact Name (Resp Party)	Location/Address of Incident	ICID Incident Report Source (Origin)	ICID Incident Source	ICID Incident Type	ICID Enforcement Action	Findings: (Comments)	Status	Compliance Date
Accidental Spills										
1	5/2/2007	Anne Dury	16371 Belmont Av., Monte Sereno	Citizen Complaints	Other/unknown	Accidental spills	Verbal Notice	Oil slick in Almendra Creek behind house. Took pictures. Cannot find source. Incident referred to Monte Sereno staff.	Referred to City staff for action	02-May-07
Complaint Not Found										
1	1/11/2007	Gary Kohlsaat, resident	15022 Karl Av., Monte Sereno	Interdepartmental	Construction Sites	Complaint not found	Verbal Notice	Proactive inspection requested by City. Accessory structure under construction. Looks good, wattles, etc. No dirt tracking.	Non-Incident	11-Jan-07
2	1/17/2007	Melissa Alcordo, resident	15376 Karl Av., Monte Sereno	Interdepartmental	Construction Sites	Complaint not found	Verbal Notice	Proactive inspection requested by City. Pool and spa under construction. Looks good. No problems.	Non-Incident	17-Jan-07
Paint Discharge										
1	6/29/2007	David Oldham, Contractor for residence	15501 Kavin Ln., Monte Sereno	Interdepartmental	Residential	Paint discharge	Verbal Notice	Worker cleaning water based primer and paint in landscaping went down vent into SD. Made him stop.	Incident - Resolved	29-Jun-07
Slurry Discharge										
1	10/13/2006	Parking Lot behind Monte Sereno City Hall	18041 Saratoga-Los Gatos Rd., Monte Sereno	Illicit discharge inspectors	Construction Sites	Saw cutting slurry discharge	Verbal Notice	Saw cutting in parking lot. Talked with them to make sure residue is contained and cleaned up. OK. Nothing got to SD.	Incident - Resolved	13-Oct-06

West Valley Communities

FY 2006-2007 ANNUAL REPORT

Training Summary: Illicit Connections & Illegal Dumping Activities

Training Description	Date	Attendees
IC/ID Training US EPA Stormwater Program's Webcast Series Presenter: Jennifer Zielinski of the Center for Watershed Protection Speakers: Nikos Singelis of U.S. EPA's Stormwater Program, and Darrin Peine of Charlotte N.C. **Topics:** • Phase 1 MS4 communities • IDDE program • Establishing legal authority • Determining illicit discharge potential • Developing program goals • Searching for illicit discharges • Evaluating program effectiveness	September 12, 2006	**WVCWP** Stormwater Discharge Inspector
CASQA Meeting - Case Study : Prosecution of an Illegal Discharge Sponsor: California Stormwater Quality Association (CASQA) Speaker: Grant Sharpe, NPDES Coordinator, County of Orange, Resources & Development Mgmt **Topics:** • Orange County Investigation/ Prosecution of an illegal Discharge → Investigation steps → Evidence needed → Prosecution steps	March 9,2007	**WVCWP** Program Manager

Industrial Commercial Discharger Control Program

Monte Sereno

Does Not Have any

Industrial or Commercial Facilities

Public Agency Activities

City of Campbell

Town of Los Gatos

City of Monte Sereno

City of Saratoga

PUBLIC AGENCY ACTIVITIES: Operation and Maintenance

FY 2006-2007 Work Plan Self Evaluation Matrix

Activity	Task Source	Work Plan Tasks	Accomplishments	Responsible Party
Storm Drain Operations and Maintenance				
Annual Storm Drain Cleaning	2004 URMP	Annual Storm Drain Cleaning Continue contract w/ WVSD. Continue schedule/cycle for inspection and cleaning of storm drain system (two year cycle for residential). Contractor, *McKenna Landscape*, will clean high leaf drop and other noted areas more frequently and as needed. Monte Sereno is strictly residential, with a population of approx. 3,800.	WVSD performs systematic storm drain cleaning and inspection of storm drains annually. Because Monte Sereno is much smaller than the other 3 West Valley cities, all of the City's storm drain systems are inspected and cleaned each year (approximately 365 structures). City staff provides additional cleaning and removal of storm debris from all inlets and grates as needed.	City Manager & City Engineers to coordinate with WVSD per Agreement
Training - Annual WVSD/ Oper. & Maint. Meeting	2004 URMP	Training - Annual WVSD/ Oper. & Maint. Meeting Annual WVSD / Operations & Maint. Supervisors meeting - evaluate status of annual storm drain cleaning and provide training on maintenance issues. Rural public works BMPs and SOPs may be reviewed as part of the annual WVCWP Street Maintenance Supervisors meeting.	The annual WV Storm Drain Op & Maint. Supervisor's workshop was held on June 20, 2006. Monte Sereno Engineering staff attended. Staff from WVSD, WVCWP, and all other WV Communities also participated. Topics included: • WVSD Storm Drain structure cleaning & debris findings for each city (will be used to help identify additional trash problem areas) • Review of Emergency Response Procedures for SD overflow • Street sweeping for water quality including capture of fine particulate matter • Power Point Presentation on S/D cleaning and maintenance requirements and existing practices Round table discussion on all topics	Mtg lead by WVSD. Attended by City Engineers

Monte Sereno

FY 2006-2007 ANNUAL REPORT

Activity	Task Source	Work Plan Tasks	Accomplishments	Responsible Party
Storm Drain Stencils or Signage	C/I item -Source Control Measure	Storm Drain Stencils or Signage Continue to replace and/or upgrade storm drain stencils or signage on storm drains or catch basins, as needed. Stencils will be replaced with the type of stencil most appropriate for the location.	Monte Sereno's storm drain signage is replaced if it becomes worn, or bent (if it is metal). The City uses thermoplastic stencils on all curbless inlets.	City Engineer coordinates with WVCWP
Trash Reduction	Trash Reduction Activities	Trash Reduction Public Works Maintenance Division will provide additional cleanup in trash problem spots discovered by staff or reported by the public.	During inspection and cleaning of storm drain structures, WVSD staff notes catch basins that require additional cleaning. The data will be helpful in locating trash problem areas by storm drain location.	WVSD and WVCWP provide evaluation results; City Engineer reviews and analyzes data. City Manager is the decision maker for management actions.
Street Sweeping/ Pavement Management				
Street Sweeping Program	URMP	a. Street Sweeping Program By contract – residential swept quarterly. High leaf drop and other noted areas cleaned more frequently and as needed (i.e., residential construction zones - swept by responsible party).	The Town of Los Gatos has been the contracted street sweeper for the City of Monte Sereno for several years. The Town uses a fairly new PM10-certified regenerative air sweeper to sweep Monte Sereno's residential streets quarterly. However, Monte Sereno plans to hire a new street sweeping contractor for FY07-08 because Los Gatos proposed a significant increase in rates for sweeping services in FY07-08. All residents and businesses are required to utilize large recycling bins for leaves and other yard waste as part of their trash collection service.	By Contract with Town of Los Gatos Streets Maintenance Division
Street Sweeping Data Collection	NPDES Permit	b. Street Sweeping Data Collection Collect and review street sweeping data and provide number of curb miles swept and cubic yards of debris to WVCWP for each Annual Report. Solicit feedback from Street Sweeping staff on effectiveness of	Street Sweeping data was collected and provided to the SCVURPPP at the end of the fiscal year. See the three-year comparison table in the evaluation section (below), for curb miles swept, debris collected and yard waste recycled.	Los Gatos Pub Works Specialist tracked data

Monte Sereno

FY 2006-2007 ANNUAL REPORT

Activity	Task Source	Work Plan Tasks	Accomplishments	Responsible Party
		the program.		
Training	FY06-07 Work Plan, RWQCB comments	c. Training As needed, provide training meetings on collection of street sweeping data to appropriate municipal staff.	Training for municipal staff on street sweeping data collection requirements and preferred sweeping methods, was provided at WVCWP's June 20, 2007, Storm Drain Operation and Maintenance workshop. Engineering staff attended.	WVSD, WVCWP host workshop; Engineering staff and sweeping contractor attend
Corporation Yard				
The City of Monte Sereno does not have a corporation yard. The City does not have any City-owned vehicles.				
Rural Public Works Activities				
Rural Public Works Perf Std	Cont Imprvmt item	Performance Standards Implementation Evaluate the effectiveness of Rural Public Works BMPs used on applicable maintenance activities (if any) and report on it in the FY06-07 Annual Rpt	The model performance standard has been adopted. One rural public works project (RPW) on Withey Rd was contracted out to McKenna Landscaping during FY06-07. The City Engineer was on-site to ensure the erosion control and stormwater BMPs were implemented.	City Engineer
Rural Public Works Perf Std	Rural PW PS	Evaluate training materials to determine whether there is a need to obtain or develop additional educational tools (e.g. a video CD) for maintenance staff and for outreach to contractors.	WVCWP staff developed a short PowerPoint presentation consisting of Rural Public Works (RPW) standards and BMPs for staff training. The presentation slides are sufficient at this time. The West Valley Cities have very few rural public works projects. If staff or municipal contractors begin to construct more RPW projects, WVCWP staff will take photographs of the sites and the BMPs to include in training presentations.	WVCWP
Training	FY06-07 Work Plan	Appropriate staff will receive annual training on the use of current BMPs and SOPs, as noted in the performance standard. BMPs and SOPs may be reviewed as part of the annual WVCWP Street Maintenance Supervisors meeting.	City Engineering staff reviewed the Rural Public Works standards at a WVCWP workshop for storm drain maintenance in June 2006. The City Engineer oversees all contracted rural public works and is knowledgeable about BMPs and erosion control procedures for RPW; therefore, specific training on this topic was not conducted in FY06-07	City Engineer

Monte Sereno

FY 2006-2007 ANNUAL REPORT

Activity	Task Source	Work Plan Tasks	Accomplishments	Responsible Party

Rural Public Works Program Evaluation

Stormwater BMPs are currently discussed in pre-construction meetings with contractors; the City inspects all contracted work for rural public works in its jurisdiction and ensures the use of stormwater quality and erosion control BMPs. The rural public works project (RPW), on Withey Rd in Monte Sereno, was contracted out to McKenna Landscaping. McKenna has been a contractor for the City of Monte Sereno for several years and is familiar with the City's stormwater requirements for RPW. The City Engineer was on-site to further discuss the stormwater BMPs and erosion control measures. The project consisted of replacing a small area of eroded soil under a pipe and covering the area with netting for vegetation. Erosion control and RPW BMPs were implemented.

Monte Sereno

FY 2006-2007 ANNUAL REPORT

Street Sweeping Totals for FY04-05 through FY06-07

Curb Miles Swept

FY04-05

Monte Sereno does not have any commercial streets or arterials. The City is strictly Residential

Annual Residential Total
217 curb miles swept

FY05-06

Monte Sereno does not have any commercial streets or arterials. The City is strictly Residential

Annual Residential Total
157 curb miles swept

FY06-07

Residential
183 curb miles

Commercial & Arterials
Monte Sereno does not have any commercial or industrial areas

Debris Collected

FY04-05

Monte Sereno does not have any commercial streets or arterials. The City is strictly Residential

Annual Residential Total
67 cubic yards of debris collected

FY05-06

Monte Sereno does not have any commercial streets or arterials. The City is strictly Residential

Annual Residential Total
120.5 cubic yards of debris collected

FY06-07

Residential
154 cubic yards

Commercial & Arterials
Monte Sereno does not have any commercial or industrial areas

Yard Waste Recycled

FY04-05: An annual total of **1,020 tons** of yard waste was picked up by garbage collection service during FY 04-05.

FY05-06: An annual total of **1,376.4 tons** of yard waste was picked up by garbage collection service during FY 05-06.

FY06-07 Residents recycled 539.85 tons of yard waste using Waste Management garbage collection service from July '06 to the end of January '07. In March the West Valley Cities changed contractors; the total amount of yard waste recycled using West Valley Collection and Recycling from 3/1 to 6/30 2007 was reported as 239 tons for a combined **total of 778.85 tons.** Any leaves or yard waste that might have been picked up by storm drain maintenance staff was not tracked.

Monte Sereno

FY 2006-2007 ANNUAL REPORT

Public Agency Activities: Operations and Maintenance Evaluation

Storm Drain Maintenance: In FY06-07, West Valley Sanitation District (WVSD) provided its second enhanced annual report to the cities on storm drain cleaning. Since June 2006 the reports have listed the structures that were inspected and cleaned with the maintenance crew's findings. Approximately 365 structures were inspected and cleaned, as needed. Of those, 127 structures did not have any debris and were noted as "clean". Only 12 structures contained more than 5 or 10 lbs. of debris. Four of these structures included leaves/paper; and one was due to grease/soap. The WVSD inspection reports are generated from a database of numbered storm drain locations with the street names. It is possible to locate the street on a map and target specific audiences and specific locations for additional public outreach or construction inspection. The WVSD reports were distributed at the annual Storm Drain workshop on 6-20-07 and will be reviewed by WV cities as they determine future management actions for trash problem areas.

Storm Drain Stencils: The engineering staff has continued to share feedback with the other WV cities regarding the most effective way to mark storm drain basins. All storm drain catch basins within Monte Sereno are appropriately signed for the inlet location. Because the number of storm drain inlets in Monte Sereno is small, the City was able to apply the more expensive thermoplastic stencils to all curbless drain inlets after a successful pilot was conducted. Thermoplastic signage was found to be more durable than painted stencils and it holds its color. Staff have also noted that thermoplastic stencils have endured a few years of street sweeping passes. The best feature of the thermoplastic stencils is that they are visible at night. The downside of using thermoplastic stencils is the cost (about $250 per stencil, installed) and they must be applied to a horizontal surface, preventing their visibility from a distance. Santa Clara County staff asked the WVCs for a recommendation on where to purchase metal plaques similar to those previously installed by the West Valley Cities. West Valley reported that municipal staff have discontinued application of the metal plaques because the sharp edges have a potential to get caught in street sweepers and bend, creating possible injury to pedestrians or bicyclists. Replacing the plaques was also a problem. When plaques came loose or were removed, concrete chunks crumbled from the curb with the screws (used for attaching the plaques) making replacement in the same spot impossible. If signage in Monte Sereno becomes worn, or bent (if it is metal), it is replaced with thermoplastic stencils or painted stencils depending on the location of the inlet.

Street Sweeping: The City collected 154 cubic yards of debris in FY06-07, 33.5 cubic yards more than the amount of debris collected in FY05-06. This year the City swept 26 more curb miles than in FY05-06.

The City plans to change street sweeping contractors for FY07-08. Monte Sereno plan's to use the same street sweeping contractor that the City of Saratoga used for FY06-07. The decision was based on cost. The current contracted sweeper (the Town of Los Gatos) significantly increased the rates for FY07-08.

Yard Waste - Curbside Collection and Recycling: The West Valley yard waste recycling program reduces the amount of debris that gets into the storm drain, since leaves are collected in oversized bins rather than being stored in the street. In FY06-07, the total yard waste collected was down sharply from the previous two years for all West Valley cities. The reason for the decrease is not apparent without reviewing the data collected for the previous years and the garbage collection companies' tracking methods. There are a few factors that would contribute to the drop. 1) The data for February 2007 was not reported for West Valley cities due to a change in service contractors; 2) There might be a significant difference in methods used by the two different contractors to collect data; 3) City crews provide some additional, unscheduled leaf and tree limb removal, which is not tracked. 4) The annual weather might be a consideration because yard waste collection is determined by the amount of debris residents generate from yard maintenance and tree trimming. Some years have stormier weather producing more fallout from trees and a greater need to dispose of branch material. The new garbage & recycling company will be asked about their methods of tracking yard waste collection. The cities may request monthly totals to see if more consistent year-end totals can be obtained.

Monte Sereno

FY 2006-2007 ANNUAL REPORT

Training Evaluation: The WVCWP Storm Drain Maintenance Workshop (6/20/07) drew more staff participation this year. Municipal staff evaluated the workshop as having "good information that needs to be presented to City Council." Another response noted that "City law enforcement needs to attend the workshops". It was also suggested that San Jose Water Company attend our trainings since the water company crews have been noticed using improper storm drain protection methods when working on their pipelines. Attendees wanted to know "how to educate the public to get them on our side?" It was evident that BMPs are being used by municipal staff but there was some frustration among street and park maintenance workers because they don't have enough authority to convince residents and private contractors to keep pollutants from reaching the storm drain system. The WVCWP Inspector offered his card to all attendees and requested that they report any incidents to him for immediate follow-up. One challenge is to catch the violator in the act of allowing pollutants into the storm drain system. By the time the incident, or the result of the incident, is seen it is often too late to stop it. The maintenance crews are generally called to clean up spills. Attendees requested continued updates on the MRP requirements for storm drain maintenance and street sweeping practices. Several of the attendees stayed after the workshop for additional discussion among the cities.

West Valley Communities

Santa Clara Valley Urban Runoff Pollution Prevention Program

FY 2006-2007 ANNUAL REPORT

Training Summary: Public Agency Activities

Training Description	Date	Attendees
WVCWP Monthly Meeting – Corp Yard Review and Discussion Presenter: WVCWP Program Manager **Topics:** ▪ Saratoga's recently revised SWPPP ▪ Stormwater Reps discussed SWPPP revisions ▪ Accessibility of SWPPPs for municipal staff and the public ▪ Discussed BMPs for cleaning downtown side walks incorporating dry methods	**January 23, 2007**	**WVCWP (3)** Program Manager Program Assistant Stormwater Discharge Inspector **Campbell (2)** Senior Civil Engineer PW Superintendent, City of Campbell **Los Gatos (1)** Senior Engineering Technician **Saratoga(1)** Public Works Analyst
WVCWP Monthly Meeting – Corp Yard Procedures and SWPPP Revisions Presenter: WVCWP Program Manager **Topics:** ▪ Evaluation and self audit ▪ Current operating procedures and BMPs in the SWPPP ▪ Site maps ▪ Municipal spill response procedures	**March 27, 2007**	**WVCWP (3)** Program Manager Program Assistant Program Inspector **Campbell** Senior Civil Engineer **Los Gatos (1)** Senior Engineering Technician **Saratoga (1)** Public Works Analyst

West Valley Communities

Santa Clara Valley Urban Runoff Pollution Prevention Program

Training Summary: Public Agency Activities

Training Description	Date	Attendees
WVCWP Monthly Meeting – WV Inspections and Audits of Corp Yard & SWPPP Presenter: WVCWP Inspector **Topics:** WV Inspections and Self Audits of Corp Yard & SWPPP	**May 8, 2007**	**WVCWP (3)** Program Manager Program Assistant Program Inspector **Campbell** Senior Civil Engineer **Los Gatos (1)** Senior Engineering Technician **Saratoga (1)** Public Works Analyst
Los Gatos Training		
Town of Los Gatos – Corp Yard Walk-Through **Open to local students, teachers, parent volunteers & the public** Presenter: Kevin Rohani, Public Works Director & various Public Works staff **Topics:** ▪ Tour of the Service Center: ▪ Storm drain cleaning equipment ▪ Street sweeping ▪ Vehicle wash stations ▪ WVCWP staffed a table and provided visual tools to show students and teachers how the storm drain system is connected to local creeks and to encourage pollution prevention methods	**May 23, 2007**	**Los Gatos Staff, 32 staff including:** Parks and Public Works Director Streets Maintenance Superintendent Parks Maintenance Superintendent Public Works Analyst/ SW Rep Public Works Supervisor Town Manager Town Tree Crew Parks Maintenance staff Streets Maintenance staff Civil and Traffic Engineering staff Engineering Inspectors Street Sweeper Operator

West Valley Communities

Santa Clara Valley Urban Runoff Pollution Prevention Program

Training Summary: Public Agency Activities

Training Description	Date	Attendees
Annual Storm Drain Operations and Maintenance Training Meeting: **WV Communities & WV Sanitation District** Held at the Campbell Community; Sponsored by WVCWP Speaker: Peter Sevcik, WV Sanitation District & Cheri Donnelly< WVCWP Topics included: • **Storm Drain Maintenance** findings by WVSD - Review of Emergency Response Procedures for SD overflow • Presentation S/D Maintenance Requirements & Round Table discussion • **Presentation on Street Sweeping** for Water Quality Protection • Round table discussion on all topics • Questions, Comments – Evaluation	**June 20, 2007**	**WVCWP (3)** Manager SW Discharge Inspector Public Outreach coordinator **Campbell (8)** Public Works Superintendent PW Supervisor **Los Gatos (6)** PW Superintendent Street Maintenance Worker Parks Lead Worker **Monte Sereno (1)** Assistant City Engineer **Saratoga (4)** Street Maintenance Supervisor Lead Maint Worker & Maint Specialist Parks Supervisor Lead Parks Worker **WV Sanitation District (2)** Director of Engineering & Operations Operations Supervisor
Corp Yard Walk-Through: City of Saratoga Presented by Saratoga Street Maintenance Supervisor **Topics:** ▪ Review changes in SWPPP ▪ Corp Yard Utility Emergency Shutoff Locations ▪ Locations of Storm Drains ▪ Storage areas for Absorbents ▪ Location of SWPPP ▪ Locations of Fire Extinguishers ▪ Review of BMPs	**April 12, 2007**	**Saratoga (18)** Street Maintenance Supervisor (1) Park Maintenance Supervisor (1) SM Lead Worker (1) PM Lead Worker (1) SM Specialist (1) PM specialist (1) SM Worker III, II,I (3) PM Worker III, II,I (6) Office Specialist III (Dispatcher) (1) Temporary Workers (2)

Planning Procedures & New Development

City of Campbell

Town of Los Gatos

City of Monte Sereno

City of Saratoga

MONTE SERENO

Santa Clara Valley Urban Runoff Pollution Prevention Program

FY 2006-2007 ANNUAL REPORT

PLANNING PROCEDURES

FY 2006-2007 Work Plan Self Evaluation Matrix

Source	Task Source	Work Plan Tasks	Accomplishments	Responsible Party
Planning Procedures				
	Provision C.3	Participate in Provision C.3 Oversight Ad Hoc Task Group (C3PO AHTG) to stay updated on current issues, respond to Program or RWQCB requests, and exchange questions, ideas or experiences, related to C.3 implementation with other Co-permittees.	WVCWP Manager participated in the Program's C3PO AHTG on behalf of Monte Sereno and meets with the City Mgr or City Engineer to keep them informed of Permit requirements, C.3 implementation requirements, and available guidance and tools for implementation.	WVCWP Manager coordinate with City Manager
	New Municipal Regional Permit	Provide input as requested, to help determine the requirements for the new Municipal Regional Permit.	WVCWP Manager attended the Water Board workshops in October and November of 2006. As a follow-up invited Water Board staff to attend the 12/19/06 West Valley meeting, where WV decision makers and municipal staff responsible for C3 implementation were present to discuss feasible implementation of proposed requirements. City Manager was not able to attend but met with WVCWP Manager to discuss THE City's preparation for and challenges to MRP implementation.	WVCWP staff and WV Municipal staff
C.3.c Requirements for Group 1 and Group 2 Projects				
Group 2b Projects	C.3.c.	As needed, revise guidance documents, website, procedures, and/or conditions of approval to incorporate Group 2b project requirements for August 2006 implementation.	C.3 guidance for all WV cities was revised and posted prior to 8/15/06 to include Group 2b projects.	City Manager
Training	C.3.c.	Municipal staff will receive training and/or attend Program workshops on Provision C.3 requirements.	The City of Monte Sereno hired a Planner in FY06-07. Previously the responsibilities of the City Planner were shared b y the City Manager and the City Clerk. Monte Sereno's Planner attended SCVURPPP's C.3 workshop on	City Manager and city Planner, WVCWP to assist

MONTE SERENO

Santa Clara Valley Urban Runoff Pollution Prevention Program

FY 2006-2007 ANNUAL REPORT

Source	Task Source	Work Plan Tasks	Accomplishments	Responsible Party
			June 14, 2007. The WVCWP Manager and WVCWP Inspector also attended.	
C.3.e Operation and Maintenance of Treatment BMPs				
BMP Inspection Program O&M Verification	Permit C.3.e.iii	Report on O&M verification program in each annual report. Note organizational responsibility, evaluation of effectiveness, and planned improvements. Include a list or summary of treatment BMPs inspected during the year, inspection results, and any required follow-up and correction.	The City has not had any Group 1 or Group 2 projects to inspect. However, Monte Sereno has implemented standard operating procedures for ongoing BMP O&M inspections. The procedures are documented in the City's URMP and were attached to the City's previous annual report.	City Manager & Engineering
	Work Plan	Training & Evaluation Continue to provide training to inspectors and data managers on O&M verification program. Discuss evaluation of effectiveness and planned improvement to the program	On March 5, 2007, the WVCWP Mgr and Stormwater Discharge Inspector attended SCVURPPP's BMP O&M meeting to review the co-permittee's use of standardized inspection forms and the collection of required information for the database. County Vector Control staff was present to discuss how agencies would provide immediate information on types and locations of built treatment measures so that Vector Control would be able to document and inspect potential problem areas to prevent the spread of West Nile Virus. Monte Sereno's Planner attended SCVURPPP's C.3 workshop on 6/14/07which included training on conducting BMP O&M Inspections. Detailed aspects of the verification program were reviewed at WV's monthly meetings (8-1-06 & 3-27-07).	City Manager & City Engineer, WVCWP Mgr to assist
C.3.f Hydrograph Modification Management Plan				
HMP – Hydrograph Modification Mngmt Plan	Permit Prov. C.3.f	Continue implementing the HMP as part of requirements for qualified Group 1 projects that may cause increased erosion or other related impacts.	There were no HMP-regulated projects in Monte Sereno in FY06-07. Due to the nature of expected developments, the City does not expect many projects will be subject to these requirements over the next several years. However, with	City Manager/City Engineer

MONTE SERENO

Santa Clara Valley Urban Runoff Pollution Prevention Program

FY 2006-2007 ANNUAL REPORT

Source	Task Source	Work Plan Tasks	Accomplishments	Responsible Party
			assistance from the WVCWP, City staff will continue to track regional implementation of the HMP.	
Training		Provide incremental training on HMP requirements to City staff via SCVURPPP workshops and/or in-house staff training.	To stay informed of the most recent HMP developments, the WVCWP Mgr participates in the C3PO AHTG meetings. Proposed revisions to the HMP were reviewed during the West Valley Communities' round table discussions regarding the administrative drafts of the MRP in November '06 and in June '07.	SCVURPPP to provide training; WVCWP Mgr to Facilitate training for WVCs; City Engineer attend training as needed
HMP Reporting	C.3.f.viii	Provide development and implementation status and a summary of projects incorporating HMP measures to WVCWP staff for Annual Report.	City of Monte Sereno did not have any projects which meet the criteria for required HMP implementation during FY06-07.	City Engineer
C.3.g Waiver and Compensatory Mitigation Program				
Waiver Program or Alternate Compliance	Permit C.3.g.	Provide information on any projects allowed to implement alternative compliance measures during FY06-07.	All applicable projects are required to implement C3 requirements without using alternative or off-site compliance measures. The City does not foresee using a Waiver Program.	City Engineer and City Manager
C.3.h Alternate Certification				
Alternate Certificat'n reporting	Permit C.3.h	List the projects certified by someone other than municipal staff and mechanism for ensuring that outside certifiers are qualified in the Annual Report.	Monte Sereno did not approve any Group 1 or Group 2 projects in FY06-07. The City has a consulting civil engineering company on retainer to act as its City Engineer. Civil engineers from this company attend SCVURPPP C.3 training events and perform C.3 compliance reviews for the City. They are responsible for evaluating Group 1 or Group 2 Project designs to ensure they meet C.3 requirements.	City Manager/ City Engineer
C.3.j Site Design Measures Guidance and Standards Development				
Site Design Measures Guidance & Standards	(Permit C.3.j.)	Summarize the status of revision and implementation of site design standards and guidance related to watershed protection. Provide Summary to WVCWP	There were no site design standard revisions in FY '06-07. However, the City does require minimization of impervious surface on all permitted projects. When practicable, the City also requires pervious pavers or other pervious materials for	City Manager /City Engineer/City Planner

MONTE SERENO

Santa Clara Valley Urban Runoff Pollution Prevention Program

FY 2006-2007 ANNUAL REPORT

Source	Task Source	Work Plan Tasks	Accomplishments	Responsible Party
		for Annual Report	driveways, walkways and patios etc.	
C.3.k Source Control Measures				
Source Control Measures	Permit C.3.k.	Incorporate stormwater pollutant source control measures on all development projects.	In FY '06-07, there were no revisions to the City's requirements for source control BMPs.	City Manager / Planning Director
C.3.l General Plan Update				
General Plan	Permit C.3.l	Revise General Plan, at next planned update, to reflect principles and policies needed to address C.3 requirements.	In early FY '06-'07, the City began the review for the General Plan revision. As part of the General Plan revision, the City plans to adopt the Guidelines and Standards developed by the Santa Clara Valley Water Resources Protection Collaborative	City Manager
C.3.n Reporting Requirements				
C3 Project Reporting	Permit C.3.n.i. (C.3.c.)	Report on Group 1 and Group 2 projects that received final approval for construction during FY06-07. List project name, location, project type, size, and sq. footage of impervious surface area.	Monte Sereno did not approve any Group 1 or 2 projects during FY06-07. However, the City did collect impervious surface data on projects that required a grading permit. All development projects in Monte Sereno are single family homes, which are not part of a larger development or subdivision. The City's development permit process requires that no runoff be allowed from the resulting project site, wherever feasible.	City Engineer
C3 Project Reporting	Permit C.3.n.ii.	For Group 1 and Group 2 projects, report type of treatment BMPs used, numeric sizing criteria used, O&M inspections, and any follow-up actions. Note site design measures used, and source control measures required.	See answer above.	City Engineer

MONTE SERENO

Santa Clara Valley Urban Runoff Pollution Prevention Program

FY 2006-2007 ANNUAL REPORT

Source	Task Source	Work Plan Tasks	Accomplishments	Responsible Party
Report Pesticide Reduction Measures	NPDES Permit Provision C.3.n.iii	For Group 1 and Group 2 projects, describe the types of pesticide reduction measures required. Give the percentage of new development and significant redevelopment projects for which pesticide reduction measures were required.	On all permitted projects, native plants are recommended and plant selection is reviewed as part of landscape plan approval.	City Manager/ City Planner

Planning Procedures Evaluation

Site Design and Source Control measures are being required on all new development projects via Monte Sereno's "Residential Design Guidelines" and Monte Sereno's Site Development Permit requirements. The City continues to encourage stormwater measure, including flow controls, on all projects. Developers and property owners are receptive to the suggestions, making the process run very smoothly. BMPs most often required include the following, all are for single-family residential projects:

1. Rocky swales to energy dissipators
2. Permeable pavement
3. Drywells, which overflow to vegetated area, were required (per City Engineer) on all residential development projects, where feasible (except where the ground water level is too high).

West Valley Communities

Santa Clara Valley Urban Runoff Pollution Prevention Program

FY 06-07 ANNUAL REPORT

Training Summary: New and Re-Development

Los Gatos NPDES Training for Planners Sponsor: Trish Duarte, Senior Engineering Technician, Town of Los Gatos **Topics:** ▪ NPDES Permit & MRP ▪ C.3. Group 1 and Group 2 Projects ▪ BMPs for Single Family Homes ▪ Required treatment BMPs ▪ BMP O&M Inspections and guidance ▪ Los Gatos BMP Matrix ▪ Construction Inspections & State General Construction Permit ▪ NTCs ("Notice to Comply")	July 11, 2006	**Los Gatos (11)** Senior Engineering Technician, Community Development Director Asst Com Dev Director Planning Staff (7) Community Code Officer
WVCWP Monthly Meeting/Training Discussion led by: WVCWP Program Manager; Genevieve Fire, P.E., WVC Consultant **Topics:** ▪ Worksheets being developed for staff and developers to use to track new development permit applications ▪ Review LG training for Planners – example of C.3 Training ▪ Draft MRP: Stormwater treatment requirement threshold to 5000 sq ft. ▪ Draft MRP: BMP O&M inspections will have additional requirements ▪ Draft MRP: Means of notifying public, local developers of potential upcoming changes ▪ BMP O&M: Budgeting/payment methods for administration & conveyance of Treatment BMP Operation and Maintenance Covenants ▪ BMP O&M: Review URMP SOPs for BMP O&M Verification Programs; use SCVURPPP standard inspection forms ▪ C3 Reporting: Revise SOPs to include Group 2	August 1, 2006	**WVCWP (4)** Program Manager Stormdrain Inspector Program Assistant P.E. Consultant for WVC **Campbell (1)** Senior Civil Engineer **Los Gatos (1)** Senior Engineering Technician **Saratoga (1)** PW Analyst
Permeable Block Paving & Industrial Concrete Seminar Sponsor: Pavestone Speaker: Dr. Brian Shackel, School of Civil & Environmental Engineering, Univ. of NSW,	September 21, 2006	**WVCWP (2)** Program Manager Stormdrain Inspector

West Valley Communities

Santa Clara Valley Urban Runoff Pollution Prevention Program

FY 06-07 ANNUAL REPORT

Training Summary: New and Re-Development

Australia; author: " Design and Construction of Interlocking Concrete Block Pavements" **Topics:** ▪ Concrete Paver Technology ▪ General, Permeable and Industrial Applications ▪ The need for permeable paving ▪ USEPA requirements ▪ Rating sustainability ▪ Tests of permeable paving ▪ Types of permeable paving ▪ Design requirements		
WVCWP Monthly Meeting/Training Led by: WVCWP Program Manager **Topics:** ▪ C.3. Compliance ▪ BMP O & M inspection responsibility and reporting ▪ Handouts from Water Board on proposed C3 reporting forms ▪ Documents from SCVURPPP on approved C3 reporting forms	November 7, 2006	**WVCWP (3)** Program Manager Stormdrain Inspector Program Assistant **Campbell (1)** Senior Civil Engineer **Los Gatos (1)** Senior Engineering Technician **Saratoga (1)** PW Analyst
HMP Model Training San Jose Sponsor: SCVURPPP **Topics:** ▪ HMP Model ▪ Draft HMP User Manual	November 13, 2006	**Los Gatos (1)** Associate Civil Engineer
Municipal Regional Urban Runoff Permit Workshops Sponsor: Water Board Staff	November 15 and 20, 2006	**WVCWP (1)** Program Manager

West Valley Communities

Santa Clara Valley Urban Runoff Pollution Prevention Program

FY 06-07 ANNUAL REPORT

Training Summary: New and Re-Development

Topics: Comments on Major issues of concern in the MRP for Program Elements ***C.3:*** ▪ Change in exemption for Single Family Dwellings (SFDs) ▪ SFDs will be exempt from numeric sizing requirements, O&M inspections ▪ SFD projects to incorporate one or more site design measures ▪ Proposed Data Collection for projects		
WVCWP Monthly Meeting/Training Led by: WVCWP Program Manager **Topics:** ▪ MRP Discussion/ Provision C.3. Compliance ▫ Change in exemption for Single Family Dwellings (SFDs) ▫ SFDs will be exempt from numeric sizing requirements, O&M inspections ▫ SFD projects to incorporate one or more site design measures ▫ Proposed Data Collection for projects ▫ General Plan compliance ▫ Cost of implementation ▫ Size of site (acreage) vs. amount of land disturbance	November 28, 2006	**WVCWP (3)** Program Manager Stormdrain Inspector Program Assistant **Campbell (1)** Senior Civil Engineer **Los Gatos (1)** Senior Engineering Technician **Saratoga (1)** PW Analyst
Understanding Proposed MRP Requirements for West Valley Development Projects Sponsor: WV Monthly Meeting Speakers: Jill Bicknell, SCVURPPP, Robert Reid, WVSD, Shin-Roei Lee, RWQCB, Sue Ma, RWQCB **Topics:** ▪ Threshold for Regulated Projects; Resurfacing & Repairing Streets and Roads ▪ BMPs for Single Family Dwellings ▪ O&M Verification Program ▪ Certification of Project Design ▪ Collection of Impervious Surface Data	December 19, 2006	**WVCWP (1)** Program Manager **Campbell (3)** Public Works Director Community Development Director Sr. Civil Engineer/SW Rep **Los Gatos (2)** Public Works Director Sr. Engineering Technician/SW Rep **Saratoga (3)**

West Valley Communities

Santa Clara Valley Urban Runoff Pollution Prevention Program

FY 06-07 ANNUAL REPORT

Training Summary: New and Re-Development

		City Engineer Public Works Analyst City Attorney's NPDES Specialist
Bioretention "Rain Garden" Technical Seminar Sponsor: SF Regional Water Quality Control Board & SCVURPPP Sunnyvale Community Center Speaker: Larry Coffman, LLLP, Filterra **Topics:** ▪ What is Bioretention? – Study Findings and Applications ▪ Bioretention Design Criteria ▪ Construction Inspection & Sample Maintenance Agreement ▪ Inspection and maintenance ▪ Tree Box maintenance Criteria	January 17, 2007	**WVCWP (1)** Program Manager **Campbell (1)** Senior Civil Engineer **Los Gatos (1)** Senior Engineering Technician **Saratoga (1)** Associate Engineer
Campbell Planning Dept staff – Alternative Building and Roofing Materials (Training via e-mail) Training Material from CA Stormwater Quality Association (CASQA) **Topics:** ▪ Materials with lower potential to leach pollutants ▪ Materials that reduce need for future painting or other pollutant generating maintenance activities. ▪ Treated wood that leaches pollutants ▪ Metal roofs that leach pollutants	January 25, 2007	**Campbell (6)** Community Development Director Sr. Planner City Engineer Planning Staff (2) Code Enforcement Officer
Stream Restoration and Erosive Forces Workshop Sponsor: EAC, SCVWD, WMI Speakers: Phil Bobel - Santa Clara Basin Watershed Management Initiative, Dave Chesterman - SCVWD, Jill Bicknell - SCVURPPP, Melody Tovar - City of San Jose Northern California Home Builders Perspective: Ella Foley-Gannon, Sheppard Mullin, Santa Clara County Creeks Coalition: Bob Power , Richard McMurtry, Brian Schmidt, Larry Johmann,	January 31, 2007	**WVCWP (2)** Program Manager Stormdrain Inspector

West Valley Communities

Santa Clara Valley Urban Runoff Pollution Prevention Program

FY 06-07 ANNUAL REPORT

Training Summary: New and Re-Development

Topics: ▪ Points of agreement ▪ What is needed to address erosion ▪ What is needed to re-create stable healthy streams		
WVCWP Monthly Meeting/Training Led by: WVCWP Program Manager **Topics:** ▪ Documenting C.3 Groups 1 & 2: • Review New Development Table • How to determine which projects to report according to their approval date ▪ Review Sample Reporting Form for BMP O&M inspections	February 27, 2007	**WVCWP (3)** Program Manager Stormdrain Inspector Program Intern **Campbell (2)** Senior Civil Engineer **Los Gatos (1)** Senior Engineering Technician **Saratoga (1)** PW Analyst
When the Spotlight is on Your Program: Inspections and Enforcement Sponsor: CA Stormwater Quality Association (CASQA) Speaker: Jill Bicknell, SCVURPPP and Kristy McCumby-Hyland, City of Sunnyvale **Topics:** ▪ Conducting BMP Operation & Maintenance Verification Inspections ▪ A County-wide Approach ▪ Early Lessons Learned	March 9, 2007	**WVCWP(1)** Program Manager
WVCWP Monthly Meeting/Training Led by: WVCWP Program Manager **Topics:** ▪ Group 1 and Group 2 project reporting: report on 3 dates (Deemed Complete, Conceptual Approval, Final Approval to begin grading or construction) ▪ BMP and O&M Verification ▪ BMP O&M Inspections ▪ Review BMP O&M Workshop materials	March 27, 2007	**WVCWP(3)** Program Manager Stormwater Inspector Program Intern **Campbell (1)** Senior Civil Engineer **Los Gatos (1)** Senior Engineering Technician

West Valley Communities

Santa Clara Valley Urban Runoff Pollution Prevention Program

FY 06-07 ANNUAL REPORT

Training Summary: New and Re-Development

▪ BMP Verification Data Form – categories, use of electronic table ▪ Reporting new BMP Structural Treatment Measures to Vector Control		**Saratoga (1)** PW Analyst
The Trend to Low-Impact Development and What it Means to Public Works (Audio/Web Broadcast) Sponsor: American Public Works Association (APWA) Speaker: Peg Staeheli, ASLA LEED AP, President SVR Design Co.; Michael Mucha, PE, Dir of Public Works, City of Olympia; Gerald Greene, DEnv, PE, QEP, Sr Civil Eng, City of Downey, CA; Mark Meyer, PE, Principal Engineer, Intuition & Logic, St Louis, MO; Moderator/ Speaker: Chuck Williams, Public Works Director, City of Gladstone, MO **Topics:** ▪ Implementing of LID Strategies ▪ Redevelopment: The Challenge of Balance ▪ Municipal Design Criteria ▪ BMP Design Considerations	June 6, 2007	**WVCWP (1)** **Campbell Staff (5)** City Engineer Sr Civil Engineer Engineering staff (3)
New Development Workshop - C.3. Projects and BMP O&M Sponsor: SCVURPPP Speakers: Jill Bicknell, P.E., SCVURPPP; Dale Bowyer, Regional Water Quality Control Board; Jim Howell, GeoSyntec Consultants; Joe Teresi, City of Palo Alto; Karla Tomkins, Stanford University; John Lamon, BKF Engineers, Jamie McLeod, City of Sunnyvale; Dustin Clark, City of Sunnyvale; Trish Duarte, Town of Los Gatos; Ed Bosacci, BKF Engineers; Peter Schultze-Allen, City of Emeryville; Sarah Sutton, Design, Community and Environment; Dave Dockter, City of Palo Alto; Noor Tietze, SCC Vector Control District **Topics:** ▪ MRP, New Development ▪ Costs of Treatment and Flow ▪ San Jose's Green Building Policy ▪ Stormwater Plans ▪ Inspection of Bioretention Facilities ▪ Green Building Policy	June 14, 2007	**WVCWP (2)** Program Manager Stormwater Discharge Inspector **Campbell (1)** Sr Civil Engineer **Los Gatos (1)** Sr. Engineering Technician **Monte Sereno (1)** City Planner **Saratoga (2)** Associate Engineer PW Analyst

Construction Inspection

City of Campbell

Town of Los Gatos

City of Monte Sereno

City of Saratoga

MONTE SERENO

FY 2006-2007 ANNUAL REPORT

CONSTRUCTION INSPECTIONS

FY 2006-2007 Work Plan Self Evaluation Matrix

Source	WP Task	Work Plan Tasks	Accomplishments	Responsible Party
	URMP	Staff Training Participate in and support RWQCB and Program sponsored workshops on erosion control and construction BMPs; support distribution of related materials.	On 12-5-2006 the WVCWP Stormwater Discharge Inspector and Manager attended the attended the SCVURPPP's Construction Site Management and Erosion Control Workshop.	WVCWP to coordinate w/ SCVURPP; attend by WVCWP Inspector, City Bldg Inspector or City Eng inspector
	URMP	Construction Inspections Continue construction site inspections for stormwater issues (i.e., dirt tracking, mat'l storage, housekeeping, erosion control, etc.).	Monte Sereno inspected approximately 20 sites with active grading permits from October 1, 2006 to April 15, 2007 (all single-family dwellings not part of a larger common development). Municipal Code Section 9.04.120 requires erosion and sediment control materials to be onsite by October 1st and in place before October 15th or a "stop work order" will be issued. Periodic inspections are conducted by the City engineering staff including inspections before, during, and after every major storm event. Sites with potential problems are inspected at least once a week but not more than twice a week. Residents usually call to report an issue if erosion control is not installed correctly. See the construction inspection incident spreadsheet (following this table) for details.	City Engineering Inspectors

MONTE SERENO

FY 2006-2007 ANNUAL REPORT

Construction Inspection Evaluation

Construction Site evaluation:

FY 05-06		FY 06-07	
Complaint Not Found	4	Complaint Not Found	2
Grey Water Discharge	2	Paint Discharge	1
Miscellaneous	1	Slurry Discharge	1
Tracking Soil	1		4
	8		

Reported Incidents:

This year the WVCWP Inspector responded to four (4) construction-related incident calls for Monte Sereno. Two of those were pro-active inspections requested by the City. Both pro-active inspections revealed construction sites that were in compliance. One paint discharge incident and one saw cutting slurry discharge were addressed by providing the contractor with a verbal notice to comply. (The Construction Incident and Follow-up table is attached). The number of incidents in Monte Sereno has stayed about the same since FY04-05 if you exclude the complaints that were not found in FY 05-06. There were three (3) incidents in FY04-05 and four (4) in FY05-06 and four (4) again in FY06-07. Coordinated efforts between the City's Building and Engineering Inspectors and the WVCWP Inspector are working well. Engineering/erosion control inspectors have informed WVCWP staff that developers and contractors in the City are very eager to protect their good reputation with local residents and City staff. Any mention of a potential violation (verbal notice) from an inspector results in immediate action to comply. Monte Sereno, having a population of about 3,800 in a strictly residential community, has construction sites that are closely scrutinized by neighbors and inspectors. In addition, the WVCWP office is in Monte Sereno, which makes it easy for Clean Water Program staff to watch for potential problems on the way to and from work. Potential incidents are inspected and re-inspected (if necessary) until final resolution is achieved.

Construction Site Erosion Control Inspector Training:

Monte Sereno's Engineering Inspector meets annually with the WVCWP Manager to review NPDES permit requirements, the City's Construction Inspection Performance Standard, and the WVCWP IC/ID Inspection Program procedures.

Construction Inspection Program Evaluation:

Monte Sereno construction activities are well monitored and developers generally act responsibly and are aware of stormwater issues. No changes are planned for this program. Continued public outreach efforts and further training and communication between municipal inspection staff and the WV Stormwater Inspector will help maintain Mont Sereno's success in this area.

Monte Sereno
Construction Related Incidents and Follow-up
Annual Report FY 06- 07

#	IC/ID Date	Contact Name (Resp Party)	Location/Address of Incident	ICID Incident Report Source (Origin)	ICID Incident Source	ICID Incident Type	ICID Enforcement Action	Findings: (Comments)	Status	Compliance Date
Complaint Not Found										
	1/11/2007	Gary Kohlsaat, resident	15022 Karl Av., Monte Sereno	Interdepartmental	Construction Sites	Complaint not found	Verbal Notice	Proactive inspection requested by City. Accessory structure under construction. Looks good, wattles, etc. No dirt tracking.	Non-Incident	11-Jan-07
	1/17/2007	Melissa Alcordo, resident	15376 Karl Av., Monte Sereno	Interdepartmental	Construction Sites	Complaint not found	Verbal Notice	Proactive inspection requested by City. Pool and spa under construction. Looks good. No problems.	Non-Incident	17-Jan-07
Paint Discharge										
	6/29/2007	David Oldham, Contractor for residence	15501 Kavin Ln., Monte Sereno	Interdepartmental	Residential	Paint discharge	Verbal Notice	Worker cleaning water based primer and paint in landscaping went down vent into SD. Made him stop.	Incident - Resolved	29-Jun-07
Slurry Discharge										
	10/13/2006	Parking Lot behind Monte Sereno City Hall	18041 Saratoga-Los Gatos Rd., Monte Sereno	Illicit discharge inspectors	Construction Sites	Saw cutting slurry discharge	Verbal Notice	Saw cutting in parking lot. Talked with contractor to make sure residue is contained and cleaned up. OK. Nothing got to SD.	Incident - Resolved	13-Oct-06

Training Summary: Construction Inspection FY 06-07

Training Description	Date	Attendees
WVCWP Monthly Meeting – Focus on Construction Inspection Led by: WVCWP Program Manager **Topics:** • Construction/Erosion Control Inspection Requirements • Buttoning up sites early for rainy season – start hydroseeding now • Construction Inspection Performance Standard & Work Plan Implementation	October 3, 2006	**WVCWP (3)** Program Manager, Stormwater Inspector and Program Assistant **Los Gatos -** Sr Engineering Tech **Campbell -** Sr Civil Engineer **Saratoga -** Public Works Analyst
Construction Site Management, Compliance & Controls Workshop Sponsored by: SCVURPPP Speakers: Keith Lichten, P.E., RWQCB; Scott Taylor, P.E., RBF Consulting; Jill Bicknell, P.E., EOA, Inc. - SCVURPPP **Topics:** • Overview of State Regulations: Construction Stormwater Program • Municipal Program Expectations • Erosion and Sediment Control • SWPPP: Preparation and Implementation • Construction Site Compliance & Controls • BMPs • The Bay Area Municipal Regional Permit (MRP) & potential changes to Constn Insptn	December 5, 2006	**WVCWP (3)** Program Manager Stormwater Discharge Inspector Clean Water Program Assistant **Los Gatos (3)** Sr. Engineering Technician Engineering Inspector Associate Civil Engineer **Campbell (2)** Sr. Civil Engineer Sr. Construction Inspector
EPA Webcast: Construction Site SWPPPs from A to Z Sponsored by EPA Speakers: Barry Tonning, Associate Director, Tetra Tech Nikos Singelis, Senior Program Analyst with EPA's Stormwater Program	Jan 10, 2007	**WVCWP (2)** Program Manager Stormwater Discharge Inspector

West Valley Communities
FY 2006-2007 ANNUAL REPORT

Training Summary: Construction Inspection FY 06-07

Training Description	Date	Attendees
Kristine Karlson, Compliance Officer & Inspector, NPDES Prog, US EPA 10 **Topics:** • EPA's Guide to *Developing Your Stormwater Pollution Prevention Plan* • Assessing the Site and Planning for Your SWPPP • Selecting Appropriate Erosion and Sediment Control BMPs • Selecting Appropriate Good Housekeeping BMPs • Inspections, Maintenance and Recordkeeping • Top 10 Compliance Problems at Construction Sites		
West Valley Monthly Meeting **Construction Site BMPs to share with Developers and Contractors** WVCWP Presentation – "Innovative BMPs" (materials received from a Construction Site Conference) Presenter: Trish Duarte, Los Gatos Sr. Engineering Technician **Topics:** ▪ Handouts: BMPs discussed for construction sites - listed by company name: ➢ BSRF – belted silt retention fence made of polyester/fiberglass ➢ Contractors-Services, LLC; IECA – rumble track beams, for shoring projects ➢ Eljen Corporation – manage water flow on slopes - reservoir system for surface water control, and a prefabricated drainage system for subsurface water control ➢ Environmental Systems – Paint Washout Station – on-site processing	Feb 27, 2007	**WVCWP (2)** Program Manager Stormwater Inspector **Los Gatos** Sr Engineering Tech **Campbell** Sr Civil Engineer **Saratoga** Public Works Analyst

Training Summary: Construction Inspection FY 06-07

Training Description	Date	Attendees
contaminant system to manage waste-water ➢ Envirosystems – EnviroSac – bags to store excess concrete ➢ Grizzly – Trackout Control Device –minimizes tracking of dirt/debris from vehicles ➢ Nilex GeoRidge Bio – permeable check dam designed for sediment/erosion control; galvanized and biodegradable spikes ➢ Profile Products, LLC: GreenArmor System –"green armor" is a permanent, lofty, open matrix, hydraulically in-filled with a flexible growth medium to bond soil and seeds while accelerating growth ➢ Southwest Compliance Products – portable tool washout station ➢ StrawNet – product is a pelletized straw mulch		
EPA Web Cast - Evaluating a Stormwater Program: **Municipal Stormwater Compliance** Sponsored by EPA Speakers: John Malloy, USEPA Office of Wastewater Mgmt; John Kosco, Tetra Tech; John Tinger, USEPA Region 9; Jason Papacosma, Arlington County, VA **Topics:** ▪ Overview of MS4 Evaluations ▪ The new MS4 Evaluation Guidance ▪ MS4 Evaluation Example - Construction ▪ BMPs, SWPPPs and Construction Inspection Requirements ▪ How to use MS4 Evaluations to Improve Programs ▪ Benefits of an Evaluation – Assess Compliance with permit or SWMP (URMP)	March 7, 2007	**WVCWP(1)** Program Manager

Training Summary: Construction Inspection FY 06-07

Training Description	Date	Attendees
When the Spotlight is on Your Program: Inspections and Enforcement Sponsored by: CASQA Speaker: Robert Patterson, Pulte Homes; Eric Berntsen, State Water Resources Control Board **Topics:** ▪ Developing a Regulatory Inspection Protocol for Construction Sites ▪ Construction Permit Update - How Urban Landscape Changes "Drive" Channel Changes (and what the Water Boards are doing about it)	March 9, 2007	**WVCWP(1)** Program Manager
WVCWP Monthly Meeting/Training Presentation + Discussion led by WVCWP Program Manager **Topics:** ▪ Evaluating a Construction Inspection Program ▪ EPA Webcast on Evaluating Municipal Stormwater Programs ▪ Conducting and Documenting Construction Site & Erosion Control Inspections	March 27, 2007	**WVCWP (3)** Prgm Manager, Pgm Assistant, Inspector **Los Gatos (1)** Sr Engineering Technician **Campbell (1)** Sr Civil Engineer **Saratoga (1)** PW Analyst
City of Campbell: Construction Inspection Staff Training **Review of City's Management Plan (URMP) and Permit Provisions for Construction Site Inspections** Presenters: Cheri Donnelly, WVCWP Mgr; Al Oxonian, City of Campbell Sr Civil Engineer, **Topics:** • Discussion of EPA webcast topics (1-10-07), *Construction Site SWPPPs from A to Z*	May 16, 2007	**WVCWP Staff (2)** Program Mgr Stormwater Inspector **Campbell Staff (7)** Sr Civil Engineer Sr Construction Inspector

Training Summary: Construction Inspection FY 06-07

Training Description	Date	Attendees
and (3-7-07) *Evaluating a Construction Inspection Program* • Review of Construction Inspection MS4 Permit Provisions & City's URMP Standards		Public Works & Engineering Staff
City of Saratoga: Construction Inspection Staff Training **Review of City's Management Plan (URMP) and Permit Provisions for Construction Site Inspections** Led by: WVCWP Program Manager **Topics:** • Discussion of EPA webcast topics (1-10-07), *Construction Site SWPPPs from A to Z* and (3-7-07) *Evaluating a Construction Inspection Program* • Review of Construction Inspection MS4 Permit Provisions & City's URMP Standards	June 27, 2007	**WVCWP Staff (2)** Program Mgr , Stormwater Inspector **Saratoga (4)** Building Inspectors (2) Building Official Public Works Analyst **Los Gatos (3)** Sr. Engineer Technician Sr. Engineering Inspector Engineering Inspector

Public Information and Participation

City of Campbell

Town of Los Gatos

City of Monte Sereno

City of Saratoga

West Valley Communities

Santa Clara Valley Urban Runoff Pollution Prevention Program

FY 06-07 ANNUAL REPORT

PUBLIC INFORMATION/PARTICIPATION

Work Plan Self Evaluation Matrix

Source	WP Task	FY06-07 Work Plan Tasks	FY 06-07 Accomplishments	Responsible Party
A. SCV PROGRAM - PROJECTS/SUPPORT				
	NPDES Permit, Provision C.4,	Watershed Education and Outreach Campaign Help to develop/implement the 2nd multi-year watershed education and outreach campaign. Participate in campaign development and special projects, e.g. community events. Campaign will include funding for educational programs at the Alviso Ed Center and funding for ZunZun performances in local schools.	WVCW Pgm Mgr assists via participation in the Watershed Education and Outreach Ad Hoc Task Group. WVC helped plan and implement the Watershed Watch campaign aimed at IPM and Mercury Pollution Prevention. These topics were chosen based on feedback from the March 2006 Focus Group. *Watershed Watch Media Campaign* The FY06-07 campaign featured ongoing IPM and Mercury ads in community newspapers. The WV communities, (along with 3 other cities and the County Integrated Waste Mgmt Division) contributed additional funds (totaling $17,535 in all) toward media buys. WVCWP regularly provide staff support for Program outreach events: *Pumpkins in the Park Event on Saturday October 14,2006* 2 WVCWP staff members worked the Watershed Watch booth at the Pumpkins in the Park event. This event was held on Oct 14 at Discovery Meadow in front of the Children's Discovery Museum. Guadalupe River Parks and Garden (GRPG) volunteers helped oversee the stormwater bean bag game which gives children an opportunity to choose appropriate methods for disposing	WVCWP staff

West Valley Communities

Santa Clara Valley Urban Runoff Pollution Prevention Program

FY 06-07 ANNUAL REPORT

Source	WP Task	FY06-07 Work Plan Tasks	FY 06-07 Accomplishments	Responsible Party
			commonly-generated waste. WVCWP staff spoke with residents and gave them recycled money pencils engraved with the WVCWP website address. *Home and Garden Show on Sunday 4/29/2007.* 3 WVCWP staff members worked two shifts at the San Jose Convention Center. In addition to distributing informational materials, WVCWP staff handed out gutter getters, *What You Don't Know About Mercury* brochures from HHW, "The Original Earth-Friendly Pest Control" flyswatters, pencils engraved with Household Hazardous Waste website and phone number and mercury-free thermometers, among other give-away-products. WVCWP spoke with at least **211** people. Attendees showed interest in less-toxic gardening methods. Some people were interested in controlling specific pest infestations. Other topics included safe fluorescent bulb disposal, and safe paint and pesticide disposal.	
	NPDES Permit, Provision C.4, C.9 & Pest Mgt Plan (PMP)	Pesticide User Outreach Project Continue to provide funding and to participate in Our Water Our World IPM Store Partnership. Project scope will include items in Program's Pesticide Management Plan based on provision c.9.d of the Permit for outreach to residents, commercial businesses, and pest control operators.	The WV Clean Water Program Manager participated in the SCVURPPP IPM Ad Hoc Task Group and provided staff for all of the Program's public outreach events. WVCWP also provided additional funding for the local IPM media campaign. The FY 06-07 WW Campaign adopted a top-of-mind-awareness or frequency-based approach to media, running ongoing consistent IPM ads in community newspapers *Summerwinds Garden Center* Campbell, March 19, 2007 WVCWP staff met with Summerwinds staff and provided **200 Grow it Guides** for distribution to Garden Center	WVCWP staff

West Valley Communities

Santa Clara Valley Urban Runoff Pollution Prevention Program

FY 06-07 ANNUAL REPORT

Source	WP Task	FY06-07 Work Plan Tasks	FY 06-07 Accomplishments	Responsible Party
			customers. *Summerwinds Garden Center* Campbell has "Less Toxic Products" displays WVCWP staff have met annually with staff at this store for a number of years, and have attended the Summerwinds' Our Water Our World (OWOW) Partnership training. *IPM Store Partnership **Training** - Summerwinds (Campbell store) June 5, 2007* The WV Communities provide funding for this training through SCVURPPP. For Summerwinds Campbell, appx. 8 store employees attended the June 5th training. Staff also attended the Summerwinds-California kick-off event, with IPM training, on Feb. 6, 2007	
	NPDES Permit, Provision C.9.c.	Mercury Pollution Prevention Outreach Participate in the Program's Mercury Pollution Prevention Outreach Work Group and conduct local implementation of the Program's Mercury Pollution Prevention Plan including public education on: 1) negative health and environmental impacts of mercury, and 2) proper disposal of products containing mercury.	The FY 06-07 Campaign adopted a top-of-mind-awareness or frequency-based approach to media, running ongoing consistent **Mercury ads** in community newspapers. WVCWP provided additional media campaign funding. See Task a. (above). *Mercury Thermometer Exchange Event_4/28/2007* Held in conjunction with the WVC E-Waste Recycling Event. WVCWP purchased **200 digital solar thermometers** to provide WV residents with **mercury-free, battery-free** thermometers. This also served as a means to publicize the goal of using mercury-free products in general. *City of Campbell Thermometer Exchange May 19, 2007* Held annually in conjunction with the City's Community Clean Up Day. Three thermometers were brought in to be	WVCWP Staff in partnership with SCC HHW Campbell PW sponsored Campbell's Thermometer Exchange

West Valley Communities

Santa Clara Valley Urban Runoff Pollution Prevention Program

FY 06-07 ANNUAL REPORT

Source	WP Task	FY06-07 Work Plan Tasks	FY 06-07 Accomplishments	Responsible Party
			exchanged at the 06-07event.	
	WVCWP Public Service Event	*Public Outreach Event*	***Free** E-Waste Recycling Event April 28,2007* Recycling of TVs, monitors and all office electronics. The event was sponsored by the four West Valley Cities through the *Clean Water Program*. It was held at the City of Saratoga's North Campus, on Prospect Road in Saratoga. The event was for West Valley businesses, residents and schools. However, it was open to the general public (CA residents). A Banner and Flyers were created. WV staff **distributed 123 flyers** for posting at 67 businesses from April 10th to the 24th. **270 E-Waste Event flyers** were taken home by private-school students in Saratoga, where WVCWP staff gave two classroom presentations. The event was also advertised via notices on municipal web sites. **170 cars** brought E-waste for recycling. Staff greeted drivers and surveyed them on behaviors associated with improper E-waste disposal. Give-away-items were provided to encourage participants to use convenient drop-off locations at partnering hardware and home improvement stores.	WVCWP Staff coordinated with municipal staff

Public Information/Participation Program EVALUATION - *SCV Program Projects/Support*

Pesticide User Outreach - STORE PARTNERSHIP:

Managers of Summerwinds Garden Center in Campbell have shown their interest in less toxic products. In fall of 2006 Summerwinds' store management chose to participate in the IPM store partnership displays being introduced at two other gardening stores. A consultant representing SCVURPPP's Watershed Watch and OWOW campaigns worked with the Campbell store to increase shelf space and display exposure for the promotion of less-toxic products. Sales of less-toxic

West Valley Communities

Santa Clara Valley Urban Runoff Pollution Prevention Program

FY 06-07 ANNUAL REPORT

Source	WP Task	FY06-07 Work Plan Tasks	FY 06-07 Accomplishments	Responsible Party

products rose by a noticeable percentage in FY06-07 (exact figures are not given, as the store does not wish this information to be publicized).

Mercury Pollution Prevention Outreach – THERMOMETER EXCHANGE:

This regional thermometer event was organized by the Bay Area Pollution Prevention Group (BAPPG). The "Spring Thermometer Exchange" program was advertised on www.baywise.org . Twenty Bay Area agencies were supported with clear guidance and an extensive advertising campaign, including ads in the San Jose Mercury News and the San Francisco Chronicle. The WVCWP Manager previously considered holding an event but rejected the idea because of concerns that it might not be feasible with the limited staff resources for West Valley public outreach events. The Manager heard about the BAPPG event a little late, through discussion at a Watershed Watch ad-hoc task group meeting. The outcome was that a regionally organized thermometer exchange was relatively easy to staff and implement locally. Since FY06-07 was the first year of this specific partnership, some agencies, including WVCWP, ended up with events scheduled a few days prior to the commencement of the advertising campaign. The West Valley Clean Water Program is now a member of the BAPPG and on the regional BayWise website: http://www.baywise.info/index.cfm?fuseaction=links&categoryID=8F785744-40CA-38F9-55F3387AE0E4551C In the future the West Valley thermometer exchanges will be coordinated with BAPPG events to take advantage of regional exposure and advertising. The BAPPG event summary is attached at the end of this report section.

Mercury Outreach - E-WASTE RECYCLING EVENT:

WVCWP designated staff time and funds to organize a Free E-Waste Recycling Event for West Valley residents, businesses and schools, and to publicize safe and legal disposal of Mercury and Copper-containing items. As a follow-up to WV's very successful 2006 "TV and Monitor Collection Event", WVCWP responded to residents' requests and delivered a similar, broader **all-product E-Waste Event** in April 2007. The event was held at a centrally-located and easily-accessible site - City of Saratoga's North Campus.

The WV cities found that a free E-Waste recycling event provides a meaningful way to effect behavior change, while providing a platform for conducting community outreach and education on this topic. Outreach resulted in completed surveys from **170** drivers and discussion with each driver (and most passengers) about disposal of hazardous waste.

The WVCWP advertised the event by distributing flyers and painting a large banner for the site. The *Los Gatos Weekly*, the *Saratoga News,* and the *Campbell Reporter* also carried Calendar section notices about the event. A strong emphasis was placed on the use of a responsible recycling firm. By using a responsible recycler we help prevent export of our waste to foreign dumps where mercury leaches into the environment. The results of surveys taken during the event showed that the banner was probably the most effective form of outreach among the 4 different outreach techniques mentioned. Attendees learned about the event via:

62 via banner - 33 via flyer - 28 via websites – 13 via newspaper - 19 via "other", which in most cases was specifically stated as "my wife" (15 – no response). The "my wife" answer provides some insight as to which target audience may be a good catalyst for behavior change in the West Valley communities.

West Valley Communities

Santa Clara Valley Urban Runoff Pollution Prevention Program

FY 06-07 ANNUAL REPORT

Source	WP Task	FY06-07 Work Plan Tasks	FY 06-07 Accomplishments	Responsible Party
B. WVCWP PROJECTS				
GENERAL OUTREACH				
General	NPDES Permit, Provision C.4 and C.9	Distribute Materials. Distribute public information materials at civic centers, libraries, building and planning department desks and similar venues. Maintain a website (and phone request line) for public requests and distribution of materials.	**DISTRIBUTED VIA COMMUNITY EVENTS** ***HUMANE SOCIETY 7-20-06*** 152 Flea Sheets ***HAPPY HOLLOW PARK AND ZOO 8-10-06*** 100 Flea Sheets ***PUMPKINS IN THE PARK EVENT 10-13-06*** 68 Grow it Guides 70 HHW English 30 HHW Spanish 20 Pencils ***LOS GATOS FARMERS MARKET 4-15-07*** 29 Grow-It Guides 4 West Nile Virus 12 OWOW Magnets 6 Pest or Pal coloring books 3 Diazinon 39 Pencils 5 Watershed Watch Magnets 16 Household Hazardous Waste ***WV COMMUNITIES E-WASTE RECYCLING 4-28-07***	WVCWP Staff & WVCWP Staff to coordinate with municipal staff

West Valley Communities

Santa Clara Valley Urban Runoff Pollution Prevention Program

FY 06-07 ANNUAL REPORT

Source	WP Task	FY06-07 Work Plan Tasks	FY 06-07 Accomplishments	Responsible Party
			170 Pencils w/ HHW contact info (website, phone) 170 *What You Don't Know About Mercury* - product disposal brochures ***HOME AND GARDEN SHOW 4/29/07*** 43 HHW brochures 37 Sluggo 94 Grow-It Guides 40 Gutter Getters 66 Note Pads 51 Mercury Free Thermometers 46 HHW Pencils 52 What do you know about Mercury 10 Watershed Watch bottles 100 Flyswatters 112 Pest Bugging You **DISTRIBUTED VIA SCHOOLS** ***SARATOGA UNION SCHOOL DISTRICT 3-2-07*** 2,040 flyers were distributed electronically to students & parents District-wide. "*Spring Outreach Flyer* " for watershed-themed activities at Don Edwards Nat'l Wildlife Refuge/ Alviso Educational Center. ***LOS GATOS UNION SCHOOL DISTRICT 3-5-07*** **75 flyers** were distributed for posting at five Los Gatos schools. "*Spring Outreach Flyer*" for watershed-themed activities at Don Edwards Nat'l Wildlife Refuge/Alviso	

West Valley Communities

Santa Clara Valley Urban Runoff Pollution Prevention Program

FY 06-07 ANNUAL REPORT

Source	WP Task	FY06-07 Work Plan Tasks	FY 06-07 Accomplishments	Responsible Party
			Educational Center. ***SACRED HEART SCHOOL Saratoga 3-28-07*** 1 Hardcover Book " *All The Way to The Ocean"* 68 WVCWP Pencils ***ST. MARY'S SCHOOL Los Gatos 5/21/07*** 1 Hardcover Book " *All The Way to The Ocean"* 30 WVCWP Pencils ***ALLEN @ STEINBACK SCHOOL San Jose 5/25/07*** 1 Hardcover Book " *All The Way to The Ocean"* 24 WVCWP Pencils **DISTRIBUTED VIA GARDENING CENTERS** ***SUMMERWINDS GARDEN CENTER 3-19-07*** 200 Grow-It Guides 68 WVCWP Pencils ***"TAX FREE DAY" AT ORCHARD SUPPLY HARDWARE STORE /GARDENING CENTER 4-22-07*** *(bordering Saratoga & Campbell)* 19 HHW brochures 40 Grow It Guides 9 pencils 10 IPM Gardening coloring books 30 OWOW Magnets **CAR WASH EVENT - Part of Watershed Watch campaign 5/30/07** at Classic Car Wash in Saratoga Customers received 50% percent off on their car wash for	

West Valley Communities

Santa Clara Valley Urban Runoff Pollution Prevention Program

FY 06-07 ANNUAL REPORT

Source	WP Task	FY06-07 Work Plan Tasks	FY 06-07 Accomplishments	Responsible Party
			participating in the Watershed Watch promotional event. Reusable Watershed Watch Discount Cards for $2 to $4 off on future Classic car washes were also distributed to customers. WVCWP set up a table and display board showing waste water and stormdrain paths. Customers were willing to engage in conversation after they discovered that staff were not trying to sell them something and were not asking them to sign anything. After customers understood what the promotion was about, several asked for additional carwash discount cards for their spouses. **CITY OF CAMPBELL** Given to Campbell Community Garden plot holders by the Public Works Dept. 39 Grow It Guides ***CAMPBELL COMMUNITY CLEAN UP 5/19/07*** Grow It Guides Pencils Mercury Drop-off location brochures(staff did not track # of materials distributed at this event) **TOWN OF LOS GATOS** ***LOS GATOS PUBLIC WORKS WEEK EVENT 5/23/07*** 150 Watershed Watch tattoos 150 WVCWP Pencils 150 “What You Don’t Know About Mercury” brochures **WVCWP WEBSITE & PHONE REQUESTS**	

West Valley Communities

Santa Clara Valley Urban Runoff Pollution Prevention Program

FY 06-07 ANNUAL REPORT

Source	WP Task	FY06-07 Work Plan Tasks	FY 06-07 Accomplishments	Responsible Party
			Dec. 13, 2006 Phone call Saratoga resident asking for advice on proper pool water discharge methods (related to discharge incident). Resident was directed to: • WVCWP website • SCVURPPP website *Feb. 5, 2007 E-mail* WVC resident asking for advice on less-toxic means of controlling aphids in her Tulip trees. Resident was directed to: • City of San Jose Arborist - questions answered at no charge (phone & website) • Our Water Our World website • mywatershedwatch.org website - IPM Solutions page	
General	NPDES Permit, Provision C.4 and C.9	b. Participate in Local Community Events Promote watershed messages by participating in local community events (e.g., farmers market, festivals, creeks clean-ups, etc.).	"Tax Free Day" at OSH (bordering Saratoga & Campbell) 4-22-07 The new Manager at this location was very skeptical of WVCWP staff and did not permit them to give out any material that the store sold (gutter getters, and packets of *Sluggo* snail and slug bait). WVCWP staff spoke with at least 45 customers and employees about less toxic alternatives for pest management and gardening (some with family or friends who are not included in this total). **LOS GATOS** *Farmers Market Event 4-15-07* Two WVCWP staff members presented water quality	WVCWP Staff WVCWP Staff to coordinate with Municipal Staff

Source	WP Task	FY06-07 Work Plan Tasks	FY 06-07 Accomplishments	Responsible Party
			messages and less toxic gardening tips. The Enviroscape model was set up for teachers, to provide a sample of WVCWP's classroom presentations. Forty-two people visited the display table. While the usual stormwater messages and outreach materials were delivered, WVCWP staff, with the help of telling photos, also brought up Anti litter and illegal dumping topics to generate a pro-active interest in protecting communities and creeks from an accumulation of debris. **MUNICIPALLY-SPONSORED EVENTS** **CAMPBELL** *Creekside Clean Up 5-19-07* Public Works staff organized and supervised a community creekside Clean-up event. Several public outreach materials (including Earth Day T-shirts) were distributed. The Clean-up was held in conjunction with "The Great American Pick Up Day". *Arbor Day, 4/26/07.* In 2007, the City of Campbell received an Arbor Day Award for 25 years of participation in Arbor Day festivities. Public Works staff organized and supervised two tree plantings at Campbell elementary schools. The City's Park Maintenance Supervisor spoke to the students about the importance of planting and caring for trees and the benefits trees provide for the community. *Los Gatos Public Works Week Event 5/23/07* The Town of Los Gatos piloted a new outreach event in 2007. A tour of the Public Works maintenance yard was organized and promoted to schools and the general	

West Valley Communities

Santa Clara Valley Urban Runoff Pollution Prevention Program

FY 06-07 ANNUAL REPORT

Source	WP Task	FY06-07 Work Plan Tasks	FY 06-07 Accomplishments	Responsible Party
			public. Town Public Works employees showed students how to operate the various vehicles and machines. Tables were staffed with spokespersons representative of a variety of agencies and departments, e.g. the Street Sweeper, the Code Enforcement Officer, Los Gatos – Monte Sereno Police and Park Service Officers. Display tables showcased give-away-items, educational materials and stormdrain maintenance and protections activities. Stormwater display included the watershed model, a storm drain model to show the difference between a sewer drain and a storm drain, photos of litter in the creeks, brochures showing drop-off locations for safe disposal of mercury products and Watershed Watch tattoos.	
General	NPDES Permit, Provision C.4 and C.9	c. Prepare Newsletter Articles/ Press Releases Prepare and contribute articles/ press releases of interest to the City newsletter and/or local media. Topics such as HHW disposal, pesticides, mercury, trash and copper/nickel will be promoted.	The Spring 07 *Los Gatos Vista* (distributed to over 12,000 LG residences) included the following articles: • Car Wash Fundraisers (pollution from these events, & how to use the Free Car Wash Kit) • Fluorescent Light Bulb Recycling (drop-off locations for residents and businesses) • Grading, Erosion, and Sediment Control Ordinance (necessity of this ordinance; link to details on Town website)	WVCWP Staff
	NPDES Permit, Provision C.4 and C.9	d. Promote Clean Water Program Website	Distributed the popular recycled (blue-jean and money) pencils with website address and a watershed protection message, at community events and classroom presentations to promote the website. Cleancreeks.org was included on all outreach materials i.e., flyers, the	

West Valley Communities

Santa Clara Valley Urban Runoff Pollution Prevention Program

FY 06-07 ANNUAL REPORT

Source	WP Task	FY06-07 Work Plan Tasks	FY 06-07 Accomplishments	Responsible Party
			community event banner, and written or email responses to public inquiries and calls.	
General	CI Item	WVCWP Website Revisions While promoting the website, continue to expand and update the site with new educational material and up-to-date topics for the public on HHW, pest management, and other pollutant reduction e.g. mercury, trash, & copper /nickel	WVCWP posts information about Trash Cleanups for National River Clean Up Day and Coastal Clean Up Day on the *Cleancreeks.org* Home page to announce these events. Mercury and Copper issues were featured prior to the April E-waste event. The "Take Action" page was revised to include links to the UC Davis IPM site for residents interested in less toxic pest control. In addition, the page now highlights the question of home and garden chemicals' safety, with links to sites on toxicity information. During FY06-07, WVCWP staff developed drafts for new versions of the "About Us" page, to feature NPDES and stormwater information, and the "Take Action" page, to offer a variety of ideas and links leading visitors to useful next-step information. Work on the new website pages is planned for FY 07-08, but is contingent upon the amount of staff time that will be available after negotiating and preparing for implementation of the new MRP requirements.	WVCWP Staff
CITIZEN PARTICIPATION				
Public Partici-pation	Trash Monitoring Work Plan	Creek Clean-ups Continue implementation of trash monitoring activity during Creek Clean-ups. Conduct a minimum of two clean-up events (i.e. on Coastal Clean-up Day and National Rivers Day).	**Trash Monitoring was conducted at 4 different Clean-up sites in FY 06-07.** See *Trash Management* (Section #10) for results. Two of the creek clean-ups were held at an established site: San Tomas Aquino Creek next to Westmont High School (which serves Campbell, Los Gatos, Monte Sereno	WVCWP Staff & WVCWP Staff to coordinate with Municipal Staff

West Valley Communities

Santa Clara Valley Urban Runoff Pollution Prevention Program

FY 06-07 ANNUAL REPORT

Source	WP Task	FY06-07 Work Plan Tasks	FY 06-07 Accomplishments	Responsible Party
			and Saratoga students). WVCWP sponsored creek cleanup and trash monitoring events on 9-16-06 and 5-19-07. High school student volunteers have proven to be receptive to helping with Trash Monitoring. Students and other volunteers were trained to conduct trash monitoring and told why trash has become a pollutant of concern (POC) for the S.F. Bay area. **A third Clean-up was sponsored by WVCWP in partnership with Sacred Heart Elementary/Middle School** 4/18/07 Saratoga. The school is in Saratoga, but serves students from all WVCs. Students and parents participated in the Clean-up and Trash Monitoring. Prior to the event, 4th and 5th grades participated in Enviroscape watershed model demonstrations, where trash issues were discussed in great depth. **City of Campbell sponsored one Clean-up**. This event was held as part of the "Great American Pickup Day" (May 19, 2007). It was well promoted regionally and via the City's website and Public Works staff. About sixty volunteers participated and worked on a variety of sites, including sites along Los Gatos Creek Trail, the railroad tracks next to Winchester Blvd. and short Freeway stretches, picked up by volunteers under the supervision of Caltrans staff. Due to the scattered nature of the sites for this event, WVCWP used slightly simplified monitoring methods. Community volunteers were agreeable to tracking and estimating trash and filling out the forms.	

West Valley Communities

Santa Clara Valley Urban Runoff Pollution Prevention Program

FY 06-07 ANNUAL REPORT

Source	WP Task	FY06-07 Work Plan Tasks	FY 06-07 Accomplishments	Responsible Party
			The Town of Los Gatos also promoted the Great American Pickup Day event by posting a flyer on the Town's website. Participants joined the Campbell site cleanup and monitoring activities. **Los Gatos Creek Trail in Los Gatos** is cleaned on a continuing basis by volunteers. Information on volunteering for this activity are found on the Town website. Due to the on-going and informal nature of this activity, these volunteers are not involved in monitoring.	
Public Partici-pation	Creek Keepers Outreach Began in 2001	"Creek Keepers" Program training Provide training on trash tallying and highlight current trash pollution issues for students and volunteers when they participate in a cleanup event.	Training on Trash Monitoring, and trash pollution issues, was provided for volunteers at the following events: **9-16-06 Creek Clean-Up, Westmont** **4-18-07 Creek Clean-up, Wildcat Creek, Saratoga/ Sacred Heart School** **5-19-07 National River Clean Up Day, Westmont** **5-19-07 Great American Pick Up Day, Campbell sites / Los Gatos Creek Trail** "Trash Management" (Section #10) includes results of the Clean-up events.	WVCWP Staff & WVCWP Staff to coordinate with Municipal Staff
Public Partici-pation	Copper/ Nickel and Mercury Activities	Recycling Event for TVs, Monitors and E-waste Plan an E-waste collection event for (but not limited to) West Valley residents, based on success of pilot event held in Los Gatos in January 2006.	*E-Waste Collection & Recycling Event - Saturday April 28, 2007* WVCWP organized, promoted, and carried out a five-hour e-waste collection event – open to all CA residents at Saratoga's North Campus. Partnered with United Datatech (electronic recyclers), Santa Clara County's HHW, program, a Saratoga Boy Scout troop, and Pizza My Heart to coordinate a successful community service.	WVCWP Staff, HHW staff and WVC municipal staff

West Valley Communities

Santa Clara Valley Urban Runoff Pollution Prevention Program

FY 06-07 ANNUAL REPORT

Source	WP Task	FY06-07 Work Plan Tasks	FY 06-07 Accomplishments	Responsible Party
			WVCWP conducted a survey with all participants to find out where they would dispose of fluorescent bulbs and gave everyone an HHW information booklet which lists places to "drop off" used hazardous items (including fluorescent bulbs). Also conducted a Mercury fever thermometer exchange, providing 26 digital solar thermometers to participants.	
TARGETED OUTREACH & SCHOOLS				
Targeted Schools	Expand Outreach to Teachers and Students	Schools Outreach: Watershed Ed. Curriculum Continue to build on 5th grade curriculum for WVCWP classroom watershed presentations, consistent with state required education standards. Expand outreach efforts by developing scripts based on state standards, or text books, for other grade levels in response to teacher interest. Evaluate effectiveness and appeal by soliciting teachers' & students' evaluations.	WVCWP staff made outreach presentations to two 5th grade classes, one 4th grade class, one 2nd-3rd grade class and 2 Kindergarten classes. Student's retention of stormdrain messages and recommended steps to protect their watershed was measured by developing a quiz for 4th and 5th grade students. The Science teacher administered the quiz three weeks after the classes participated in the watershed activity. Responses showed that sixty-five out of sixty-eight students were able to correctly list two actions that they would take to protect their local watersheds. Two sample quizzes with students' responses are included after the evaluation at the end of this report section. Development of an appropriate script for Kindergarten students was a focus of the 06-07 outreach efforts. The interactive presentations developed for the Kindergarten classes were well-received by teachers and students.	WVCWP Staff
Targeted	Based on	Provide Watershed Education in	WVCWP is evaluating a new outreach item aimed at	WVCWP Staff by

West Valley Communities

Santa Clara Valley Urban Runoff Pollution Prevention Program

FY 06-07 ANNUAL REPORT

Source	WP Task	FY06-07 Work Plan Tasks	FY 06-07 Accomplishments	Responsible Party
Schools	feedback from Teachers and Students	classrooms Conduct water quality protection education or presentations in local schools, using *Enviroscape* and/or other methods to engage students in Watershed campaign messages.	students, parents and teachers. The hardcover book *"All The Way to The Ocean"* is presented to teachers who welcome WVCWP presentations into their classrooms. The book can be shared amongst teachers, and read to new classes each year or borrowed by parents to read to younger siblings, so that the message of stormdrains being linked to the Bay and the Ocean is shared with others. It is hoped that this permanent classroom resource will also remind teachers that stormwater presentations are available to their classes. Three "All The Way to the Ocean" books donated (1 Sacred Heart, 1 St Mary's, 1 Allen at Steinbeck) *Guadalupe Elementary, San Jose 10-23-07* **25 5th grade students** participated in a demonstration and activity. Using a simple model, WVCWP staff, working with Environmental Volunteers docents, demonstrated the role of watersheds and wetlands as a filter of sediments and pollutants and how wetlands act as a retainer for water and a refuge for many different organisms. Students built a model using interactive watershed and wetland kits. Students learned about protecting San Francisco Bay emphasizing runoff, wetlands, marshes, filter, absorption, and pollutants. *K.R. Smith Elementary, San Jose 12-12-06* WVCWP staff, working with Environmental Volunteer docents gave Twenty-one **2nd and 3rd grade students** an opportunity to participate in an interactive Water Cycle demonstration and related activities, to understand how we use and reuse water. WVCWP's Intern developed a	arrangement w/ Teachers

West Valley Communities

Santa Clara Valley Urban Runoff Pollution Prevention Program

FY 06-07 ANNUAL REPORT

Source	WP Task	FY06-07 Work Plan Tasks	FY 06-07 Accomplishments	Responsible Party
			song to help students remember the stages of the Water Cycle and the concept of Runoff. All students learned the words to the song with enthusiasm. The presentation emphasized evaporation, condensation, precipitation, transpiration, absorption, percolation, run-off, aquifer, groundwater, water table and the understanding that the amount of water on Earth now is the same amount there has always been and the same amount there always will be. After the presentation students were asked to place water words on the water cycle board in the correct location; **all students gave correct responses.** *Sacred Heart Private School, Saratoga* - Presentations *for* 4th and 5th grade Science classes on *3-28-07* **68 students** participated in Enviroscape watershed presentations to learn about reduction of pesticides, proper car washing, erosion control, litter prevention and trash cleanup, safe disposal of mercury products and using HHW for household hazardous waste. West Valley Staff customized curriculum to meet the Science teacher's needs (correlated to state standards for appropriate grade). Pencils engraved with the Clean Water Program's website and stormdrain slogans were distributed to students & teachers. Water vocabulary words (i.e. watershed, runoff, stormdrain, wetlands, pollutants and household hazardous waste) were written on the white board and emphasized throughout the presentation. Three weeks after the presentation sixty-eight students completed a watershed quiz developed by WVCWP staff. Sample quizzes with student responses are provided after the evaluation at the	

West Valley Communities

Santa Clara Valley Urban Runoff Pollution Prevention Program

FY 06-07 ANNUAL REPORT

Source	WP Task	FY06-07 Work Plan Tasks	FY 06-07 Accomplishments	Responsible Party
			end of this section. *St. Mary's School, Los Gatos,* Kindergarten on *5-21-07* For this class of **30 Kindergartners**, the students were split into 2 groups. One group identified storm drains and used trash grabbers and gloves to pick up debris around the school yard. The second group participated in an Enviroscape activity whereby students added pollutants to the watershed, used sprayers to make rain and witnessed the effect that runoff has on the wildlife that live in and around the wetlands and the Bay. The Enviroscape watershed model activity showed children how daily behaviors can contribute to pollution in our local creeks and the Bay. Solutions to pollution were offered and reviewed during a wrap-up question period. West Valley staff built on last year's first-time experience presenting to a Kindergarten class, by redeveloping the script to make it more appropriate for kindergarteners. *Allen at Steinback School, San Jose 5-25-07* Kindergarten This class of **24 students** participated in the same activities as those described above for St. Mary's School.	
Targeted Schools	Expand Outreach to Teachers and Students	General Schools Outreach	**City of Campbell – Arbor Day Event** 4-26-07 This event was open to the general public. Arbor Day events were held at two schools with the intention of engaging teachers, students and parents. Campbell was honored for 25 years of Arbor Day events, and chose to celebrate via tree planting events at Capri Elementary and Rosemary Elementary.	City of Campbell PW staff

West Valley Communities

Santa Clara Valley Urban Runoff Pollution Prevention Program

FY 06-07 ANNUAL REPORT

Source	WP Task	FY06-07 Work Plan Tasks	FY 06-07 Accomplishments	Responsible Party
			The Celebration included members of the City Council, Park and Recreation Commission, city and school district staff and approximately **300 students**. Campbell's Parks Maintenance Supervisor, who is well-trained in IPM, spoke about the City's Urban Trees program. The program offered an opportunity for everyone to become acquainted with the City's success in tree care and the benefits of trees for our air and water.	
Targeted Schools	Expand Outreach to Teachers and Students	General Schools Outreach	**Town of Los Gatos – Public Works Week Corp Yard/ Stormwater Tour** held on 5-23-07 This event was open to the general public, but was targeted at schools, with extensive outreach planned for teachers and students. The outreach was successful and resulted in at least **96** students viewing stormwater-related displays and equipment: *Rolling Hills Middle School (serving Campbell, LG, Saratoga)* 58 - 6th graders, with 4 parents and teachers *Hillbrook Elementary School, Los Gatos* 38 - 2nd graders, with 10 parents and teachers Along with Public Works staff, the event also involved 4 Town of Los Gatos officials: The Town Manager, Mayor, Vice Mayor and 2 Parking & Transportation Commissioners. The event involved a tour of the Public Works	Town of Los Gatos Public Works staff WVCWP Program Manager

West Valley Communities

Santa Clara Valley Urban Runoff Pollution Prevention Program

FY 06-07 ANNUAL REPORT

Source	WP Task	FY06-07 Work Plan Tasks	FY 06-07 Accomplishments	Responsible Party
			maintenance yard and educational presentations at various tables staffed by PW employees and WVCWP Program Manager. Public Works staff showed students how to operate the various vehicles and machines. Tables were staffed with spokespersons representative of a variety of agencies and departments, e.g. the Street Sweeper, the Code Enforcement Officer, Los Gatos – Monte Sereno Police and Park Service Officers. Display tables showcased give-away-items, educational materials and stormdrain maintenance and protection activities. The WVCWP Manager staffed a Stormwater table displaying the watershed model, photos of litter in the creeks, and a storm drain model to show the difference between a sewer drain and a storm drain. Students received a brief presentation about watersheds and stormwater pollution, with an emphasis on litter, which students can help to prevent. Students went home with "goody bags" containing brochures showing drop-off locations for safe disposal of mercury products, Watershed Watch tattoos, and WVCWP pencils with stormwater messages and the WVCWP website address.	
Targeted Schools	Expand Outreach to Teachers and Students	General Schools Outreach	City of Saratoga staff and WVCWP worked with a Boy Scout (Eagle Scout candidate) to develop a "*Manual for E-Waste Recycling Events*" for general use, and to help any group wanting to hold an E-Waste event at City of Saratoga's North Campus site. WVCWP staff and City of Saratoga PW staff worked with this Scout to integrate knowledge he had gained from his	WVCWP Manager City of Saratoga PW staff

West Valley Communities

Santa Clara Valley Urban Runoff Pollution Prevention Program

FY 06-07 ANNUAL REPORT

Source	WP Task	FY06-07 Work Plan Tasks	FY 06-07 Accomplishments	Responsible Party
			Scout Troop's E-Waste event, with WVCWP's E-Waste experience and with the City's relevant regulations. The Manual is still in the development stage but the preparation documented by this Boy Scout was very useful for streamlining event tasks and enhancing advertising. It was his recommendation to create and set up a banner a few days prior to the event.	
Targeted Schools	Expand Outreach to Teachers and Students	General Schools Outreach - Flyers	**Los Gatos School District** Delivered flyers for Free Weekend Programs put on by The Alviso Environmental Education Center. Fliers delivered to all 5 schools in the Los Gatos School District. Fifteen fliers to each school. Fliers will be posted in each classroom and in the school offices. Daves Avenue Elementary School 3-19-07 Van Meter Elementary 3-15-07 Blossom Hill Elementary 3-15-07 Ramon J. Fisher Middle School 3-20-07 Lexington Elementary 3-20-07 **Private Schools** **280 E-Waste and HG Thermometer Exchange event flyers** were printed and delivered to a nearby San Jose school to hand out in the children's weekly take-home packet. Queen of Apostles School, in San Jose on 4-12-07	WVCWP staff

West Valley Communities

Santa Clara Valley Urban Runoff Pollution Prevention Program

FY 06-07 ANNUAL REPORT

Source	WP Task	FY06-07 Work Plan Tasks	FY 06-07 Accomplishments	Responsible Party
TARGETED OUTREACH				
Targeted Business	URMP	Mercury Pollution Prevention Plan Obtain or develop outreach material for distribution by IND Inspectors on Mercury Pollution Prevention and the proper disposal of fluorescent lights and batteries.	A new HHW information booklet, *What You Don't Know About Mercury May be Harmful to Your Health,* which lists places to "drop off" used hazardous items (including fluorescent bulbs) is being distributed. The IND inspectors said that businesses are very familiar with fluorescent bulb disposal requirements. WVCWP staff employed other public venues and events to distribute the information.	WVCWP w/ Sr. Haz Mat Specialist
Targeted Business	Permit Provision C.4	Education Distribute BMP materials during routine inspections of food facilities and automotive businesses. Discuss relevant educational material with businesses cited for potential stormwater violations.	During FY06-07, WVCWP supported West Valley Sanitation District (WVSD) staff by continuing an outreach strategy to report restaurants that have failed to use effective grease control BMPs. The WVCWP Inspector requests a copy of the restaurant's latest grease trap cleaning records. If the food facility does not have cleaning records or an invoice, the business is referred to the WV Sanitation District for follow up. The WVSD also provides an outreach poster to the business. This very effective poster emphasizes the importance of using BMPs and conducting good housekeeping and maintenance procedures.	SCC Fire; WV Inspector coordinate with WVSD
Reporting	NPDES Permit, Provision C.4	Evaluation/ Reporting Document or estimate (when possible) numbers of residents, students, municipal staff etc. reached by outreach efforts. Report number of calls, website hits and circulation or readership for newspapers or newsletters.	Events *September 16, 2006 Coastal Clean-up Day* – 40 student volunteers (via contact with staff at local high school) *April 18, 2007 Sacred Heart/ Wildcat Creek*– 42 students & parents *May 19, 2007, Nat'l River Clean-up Day* – 19 volunteers Families of over 1500 Westmont High School students	WVCWP Staff

West Valley Communities

Santa Clara Valley Urban Runoff Pollution Prevention Program

FY 06-07 ANNUAL REPORT

Source	WP Task	FY06-07 Work Plan Tasks	FY 06-07 Accomplishments	Responsible Party
			received the daily e-mail bulletin articles on 2 Creek Clean-ups and the E-Waste Drop-off event. *E-Waste Drop-off Event:* *Briefs ran in the Calendar section of 3 local papers:* Campbell Reporter – 50,200 readers Los Gatos Weekly Times – 54,200 readers Saratoga News – 24, 600 readers *Results of E-waste outreach:* 170 vehicles attended *"Tax Free Day" at* OSH – approx. 40 customers Schools Classroom presentations –168 students Outreach flyers for Alviso Environmental Education Center (EEC) and National Wildlife Refuge programs – 2,040 e-mailed to households Seventy-five 75 EEC fliers were distributed for posting at five Los Gatos schools, reaching approx. 2,600 students All households in Los Gatos received some outreach information through features in their municipal newsletter, which are mailed to each household. 28,590 – Los Gatos (12,000 households)	
Training	FY 06-07 Work Plan	Staff Training Conduct or provide WVCWP staff training/meetings to prepare for school presentations, community events & responses to public requests.	Training is documented in the Training Table at the end of this report section.	WVCWP staff

West Valley Communities

Santa Clara Valley Urban Runoff Pollution Prevention Program

FY 06-07 ANNUAL REPORT

Source	WP Task	FY06-07 Work Plan Tasks	FY 06-07 Accomplishments	Responsible Party
Public Information/Participation Program EVALUATION – WVCWP PROJECTS				

Outreach – MATERIALS DISTRIBUTION:
The "Grow It Guide" (laminated, "fan-out" guide about less toxic controls for garden pests) has been one of the most popular outreach items among WVC's residents, both in general, and among the Garden Centers. However, WVCWP's supply of these items is running low. These are expensive to print, and are only reasonably priced when ordered in extremely large quantities. In FY 07-08, SCVURPPP intends to coordinate a bulk printing of Grow It Guides: this will facilitate increased distribution of this outreach piece at local West Valley events and venues.

Outreach – MEDIA BUYS FOR EVENT PUBLICITY:
In FY 05-06, WVCWP spent several thousand dollars to promote a free WVC E-Waste event; approximately 250 cars came through the event. Many of the drivers showed up with the news ad in hand. For FY 06-07, WVCWP chose to test less expensive methods of outreach and monitor the results. The 06-07 event was held at a different location, and three similar local events were offered by other agencies within the same month. Therefore, it's not possible to weigh the public response equally. However, the 06-07 E-Waste event did receive a respectable number of cars (170 drivers) even though no money had been spent on newspaper ads. According to the survey, the banner hanging at the site, prior to and during the event, was responsible for bringing in about 35% to 40% of the participants. WVCWP will continue to investigate reasonable and effective methods for advertising local events.

Outreach – PRESS RELEASE COVERAGE:
In the past, the WVC benefited from extensive media coverage in their local papers, which were delivered weekly to residents: the *Campbell Reporter*, the *Los Gatos Weekly Times* (also covered Monte Sereno), and the *Saratoga News*. All of these papers had been operating under the umbrella of "Silicon Valley Community Newspapers" (SVCN) and WVCWP staff had well-established contacts with SVCN staff. Unfortunately, a few of the reporters who enjoyed WVCWP's schools and outreach stories, and with whom WVCWP staff had developed a trusted working relationship, are no longer with the paper. During FY 06-07, all the SVCN papers were caught up in a process of acquisitions and mergers; this interfered with access to local reporters and coverage was limited for the WVCWP.

Targeted Outreach -- SCHOOLS: At Sacred Heart School, 68 students from a 4th grade and a 5th grade class participated in Enviroscape presentations. Emphasis was placed on relevant vocabulary. Three and a half weeks after the presentation, WVCWP Program Manager provided a watershed quiz for the teacher. Students completed the quiz as homework to evaluate their understanding and retention of watershed concepts. Students were asked to name two activities that they would do to help keep our creeks and Bay healthy. Sixty-eight students completed the watershed activity quiz. Sixty-five listed two activities that they would do to keep our local creeks and Bay healthy. Six students answered all eight questions correctly. Thirty-nine students said they would prevent litter or pick up trash. Six students will plant trees, plants, and flowers, (reduce impervious surface). One student would plant the "right kind" of plants (native plants). Three students would not wash cars in the driveway. Four students will pick up pet waste. Two students will put only water in the stormdrain. One

West Valley Communities

Santa Clara Valley Urban Runoff Pollution Prevention Program

FY 06-07 ANNUAL REPORT

Source	WP Task	FY06-07 Work Plan Tasks	FY 06-07 Accomplishments	Responsible Party
student (according to the quiz answer) will "reduce toxic chemical use and control pests naturally". **Targeted Outreach -- PARTNERING WITH OTHER ENVIRONMENTAL SCHOOLS OUTREACH PROGRAMS:** The WVCWP Public Outreach Coordinator and Program Intern completed *Environmental Volunteers' (*EV) docent training in August and Sept. of 2006. West Valley staff volunteer as EV docents to promote natural science education and to provide Bay Area students (and teachers) with insights from an urban runoff perspective. This docent training also serves to broaden staff's knowledge for WVCWP classroom watershed presentations.				

Report on the San Francisco Bay Area's Regional Mercury Thermometer Exchange

Organized by the Bay Area Pollution Prevention Group
2007

Participating Agencies and Organizations
**Members of the Bay Area Pollution Prevention Group*

Vallejo Sanitation and Flood Control District*
City of Santa Rosa*
Central Contra Costa Sanitary District*
East Bay Municipal Utility District*
City of San Leandro*
City of Livermore*
City of South San Francisco*
Union Sanitary District*
Dublin San Ramon Services District*
City of Millbrae*
City of Sunnyvale*
City of San Jose*

City of Palo Alto*
South Bayside System Authority*
SF Department of the Environment
West Valley – Saratoga, Los Gatos, Monte Sereno, Campbell
Russian River Watershed Association
Save The Bay
Alameda Countywide Clean Water Program

Project Summary

In May – July 2007, the Bay Area Pollution Prevention Group (BAPPG) coordinated a regional collection event for mercury thermometers and other mercury-containing devices. Together, 20 participating agencies and organizations collected **4,264** thermometers, 21 thermostats and 16 pounds of bottled elemental mercury at **30 one-day and ongoing events**. The BAPPG coordinated this regional effort, building capacity on how to conduct an exchange, organizing and developing regional advertising and outreach materials, developing a regional website and phone number with all event dates, hours and location.

The BAPPG coordinated with the Media Relations Committee of the Bay Area Clean Water Agencies and Bay Area Stormwater Agencies Association to develop press releases and a media kit. In addition, the BAPPG worked with the Media Relations consultant, O'Rorke for paid radio and newspaper advertising.

-2

Follow up Questions from the

Classroom Watershed Activity

For questions 1- 5 please make a √ checkmark by the correct answer or answers.

1. A **Watershed** is

   a. A reservoir to store rainwater for use in times of dry weather or drought

   -1 b. All the creeks and streams that flow into the Bay or ocean

   c. All the land area that drains into a particular creek or body of water

2. **Runoff** is a word that describes

   a. The water that overflows from a clogged storm drain during heavy rains

   b. All of the rain, melting snow, and sprinkler water, that is not absorbed or infiltrated into the ground before it reaches the creeks or Bay

   c. Neither of the above

3. A **Storm Drain** helps to protect neighborhoods from flooding during heavy rains. In Santa Clara Valley the water that goes into a storm drain

   a. flows through a pipe system to a water treatment plant for removal of pollutants such as, pet waste, car oil, paint, exhaust particles, brake pad dust, car-wash water, pesticides, fertilizers and litter before it is released into the Bay

   b. flows directly into our local creeks and eventually into the San Francisco Bay

   c. can be found in a home in a bathtub, a kitchen sink, or in a toilet

-1 4. **Most water pollution is now caused by**

   a. industries or big manufacturing businesses

   b. some of people's every day activities

5. **Fluorescent bulbs** save energy and contain mercury. **When they burn out**

   a. put them carefully in the recycle bin

   b. Check (Santa Clara County Household Hazardous Waste) at www.hhw.org to find many safe, legal drop-off locations.

6. **Other than recycling, write down two more things that you will DO or NOT DO to help keep our creeks and Bay healthy for aquatic life and for people.**

   reduce toxic cemical use

   control pests naturaly

Thank you for keeping our Creeks clean!

All Correct

Nicholle

Follow up Questions from the

Classroom Watershed Activity

For questions 1- 5 please make a √ checkmark by the correct answer or answers.

1. A **Watershed** is
   a. A reservoir to store rainwater for use in times of dry weather or drought
   b. All the creeks and streams that flow into the Bay or ocean
   ✓ c. All the land area that drains into a particular creek or body of water
2. **Runoff** is a word that describes
   a. The water that overflows from a clogged storm drain during heavy rains
   ✓ b. All of the rain, melting snow, and sprinkler water, that is <u>not</u> absorbed or infiltrated into the ground before it reaches the creeks or Bay
   c. Neither of the above
3. A **Storm Drain** helps to protect neighborhoods from flooding during heavy rains. In Santa Clara Valley the water that goes into a storm drain
   a. flows through a pipe system to a water treatment plant for removal of pollutants such as, pet waste, car oil, paint, exhaust particles, brake pad dust, car-wash water, pesticides, fertilizers and litter before it is released into the Bay
   ✓ b. flows directly into our local creeks and eventually into the San Francisco Bay
   c. can be found in a home in a bathtub, a kitchen sink, or in a toilet
4. **Most water pollution is now caused by**
   a. industries or big manufacturing businesses
   ✓ b. some of people's every day activities
5. **Fluorescent bulbs** save energy and contain mercury. **When they burn out**
   ✓ a. put them carefully in the recycle bin
   ✓ b. Check (Santa Clara County <u>H</u>ousehold <u>H</u>azardous <u>W</u>aste) at <u>www.hhw.org</u> to find many safe, legal drop-off locations.
6. **Other than recycling, write down <u>two more things</u> that you will DO <u>or</u> NOT DO to help keep our creeks and Bay healthy for aquatic life and for people.**

To keep the bay healthy I will not wash my car in the driveway and pick up trash.

Thank you for keeping our Creeks clean!

West Valley Communities
FY 06-07 ANNUAL REPORT

Training Summary: Public Information / Participation (PI/P)

Training Description	Date	Attendees
Environmental Volunteer Training Sponsored by: ENVIRONMENTAL VOLUNTEERS, Palo Alto, CA (a non-profit environmental education organization providing docents for K-8 classrooms) **Topics:** Learning hands-on activities and grade-appropriate presentations for teaching: ▪ Baylands Ecology ▫ Birds of the Bay ▫ Wetlands in a pan activity ▫ Working toward a healthy Bay ▫ plants – native and invasive species ▫ docent training for Baylands class tours ▫ endangered and protected species ▫ Estuary Biodiversity ▪ Earthquake Geology ▪ Forest and Foothill Ecology ▪ Forest and Foothill and Earthquake Geology ▪ Water and rock cycle	August 9, 16, 23, 30, & Sept. 6, 2006	**WVCWP (2)** PIP Outreach Coordinator Program Intern
Project Wet Sponsored by: Santa Clara Valley Water District Speaker: Kathy Machado Education Outreach Coordinator **Topics:** ▪ Teaching Strategies - Methods for communicating messages to children (songs, skits, artwork, projects) ▪ Project Wet Activities ▪ Introduction to Materials	October 20, 2006	**WVCWP (2)** PIP Outreach Coordinator Program Intern

West Valley Communities
FY 06-07 ANNUAL REPORT

Training Summary: Public Information / Participation (PI/P)

Training Description	Date	Attendees
South Bay Salt Pond Restoration Project Workshop Sponsored by: Santa Clara Water Pollution Control Plant This Workshop will be useful for incorporating topics into classroom watershed presentations. **Topics:** ▪ Understanding the Restoration process ▪ The Importance of ponds for bird migration ▪ Overview of Island Ponds Project	November 29, 2006	**WVCWP (3)** Program Assistant Office Assistant Public Outreach Coordinator
Don Edwards National Wildlife Refuge Walking Tour Environmental Education Center (EEC), Alviso This Tour will be useful for coordinating WVCWP classroom topics with Alviso EEC and Watershed Watch messages. **Topics:** ▪ Effects Of Urban Runoff Pollution ▪ From Marsh To Sewer To Dump To Salt Pond ▪ Pumps and Tide Gates ▪ Bioswales ▪ Endangered Wetlands	Dec. 6, 2006	**WVCWP (2)** WVCWP Inspector Program Assistant
WVCWP Staff Review of Watershed Presentation for Kindergarten Classes Led by: WVCWP Program Manager **Topics**: ▪ Review Subjects for inclusion in Enviroscape Presentation ▪ Developing Kindergarten Approach for Enviroscape Presentations ▪ Rehearsing Presentations	January 19, 2007	**WVCWP (3)** Manager PIP Outreach Coordinator Program Intern

West Valley Communities
FY 06-07 ANNUAL REPORT

Training Summary: Public Information / Participation (PI/P)

Training Description	Date	Attendees
Watershed Management and Urban Ecology Training Workshop Sponsored by: Acterra Speaker: Andy Lipkis, Tree People in Los Angeles; Catherine Martineau, Canopy in Palo Alto; Pam Sturner & Katie Pilat, San Francisco Watershed Council **Topics:** ▪ Working at a Watershed Level ▪ Bringing Together Diverse Groups And Agencies ▪ Caring for Our Urban Trees	March 21, 2007	**WVCWP (1)** Manager
WVCWP Staff Review of "State Standards for 4th and 5th Grade" Led by: WVCWP Program Manager **Topics**: ▪ Review Curriculum-related Subjects for inclusion in Enviroscape Presentation ▪ Developing and Revising Scripts for student presentations, by grade level ▪ Learning Scripts and Enviroscape Presentations ▪ Rehearsing Presentations	March 27, 2007	**WVCWP (3)** Manager PIP Outreach Coordinator Program Intern

Pesticide Management Activities

City of Campbell

Town of Los Gatos

City of Monte Sereno

City of Saratoga

West Valley Communities

Santa Clara Valley Urban Runoff Pollution Prevention Program

PESTICIDE MANAGEMENT ACTIVITES

FY 2006-2007 Work Plan Self Evaluation Matrix

Source	Task Source	Work Plan Tasks	Accomplishments	Responsible Party
	SCVURPPP PMP (I.A.1.)	Summary of Use Track and report use of pesticides on municipally owned property. Report on use of IPM practices.	Pesticides applied by municipal staff are reported monthly to the State of CA Dept. of Pesticide Regulation with copies of monthly reports forwarded to WVCWP for tracking purposes. All pesticides used by Pest Control Operators and Landscape Contractors are listed in the table "*Pesticide Usage by Contractors*" at the end of this Matrix, immediately following the Evaluation. IPM practices for each WV Community are listed in the Evaluation section at the end of this Matrix.	WVCWP to coordinate w/ Cmpbl: Sr. Civil Engr/ Public Works Supt/ Bldg Maint. Supvr LG: Parks Supt & Public Works Supervisor MS: City Manager/ Facility Mgr Stga: Parks, Bldg, Street Maint Supervisors
	SCVURPPP PMP (I.A.3.) PS #3	Implement BMPS and SOPS Continue to Implement standard operating procedures and Best Management Practices for any pesticide use by staff or contractors. Implement IPM practices as BMPs when possible.	During 06-07, the WVC continued to implement the Pest Management Performance Standard (PMPS). A Pest Specific IPM Plan for **"Managing Gophers with Less-Toxic Methods"** was developed in FY 06-07. "Standard Operating Procedures for Pesticide Management" are being followed by staff and contractors. BMPs in general continue to be effective. WVC work with contractors to find the least-toxic method to treat resistant pest problems. The WVC use less-toxic pest management methods in municipal facilities (parks & buildings) whenever practicable, based upon budget and effectiveness.	WVCWP to coordinate w/ Cmpbl: Sr. Civil Engr/ Public Works Supt/ Bldg Maint. Supvr LG: Parks Supt & Public Works Supervisor MS: City Manager/ Facility Mgr Stga: Parks, Bldg, Street Maint Supervisors

West Valley Communities

Santa Clara Valley Urban Runoff Pollution Prevention Program

FY 2006-2007 ANNUAL REPORT

Source	Task Source	Work Plan Tasks	Accomplishments	Responsible Party
			See "Evaluation" section below for details on IPM implementation.	
	SCVURPPP PMP (I.A.6.)	Banned Pesticides Inventory If any pesticides have been banned w/in the past FY (per EPA, State &/or local requirements), conduct an agency-wide search of chemical storage area for these pesticides. Properly dispose of these banned substances pursuant to appropriate waste disposal regulations.	All storage areas are cleaned annually, and any pesticides that are no longer legal or no longer used are disposed of according to State regulations. **Campbell:** Storage areas are cleaned quarterly. **Monte Sereno**: does not purchase or store its own pesticides.	Cmpbl: Public Works Supt/ Bldg Maint. Supvr LG: Parks Supt & Public Works Supervisor MS: City Manager/ Facility Mgr Stga: Parks, Bldg, Street Maintenance Supervisors
	SCVURPPP PMP (I.B.1.) PS#5.a	Training for Applicators Ensure that employees who apply pesticides for the agency obtain the appropriate training as required by the County Agricultural Commissioner and the State Department of Pesticide Regulation (DPR)	Any staff and/or contractors who apply pesticides meet all requirements of the County and the State. Parks & Public Works staff attended Annual Safety Training. Training included avoiding drift avoidance, and proper disposal. **CAMPBELL:** 5/31/07 Held at Campbell Public Works Service Center. **LOS GATOS:** 4/13/07 Pesticide Safety Training was given to 12 maintenance workers. Training was presented by Dennis Merrill - Killroy/ Sensitive Solutions Pest Control **MONTE SERENO:** No employees apply pesticides. In case of the need for pest control, a licensed Pest Control Operator will be called in.	Cmpbl: Public Works Supt/ Bldg Maint. Supvr LG: Parks Supt & Public Works Supervisor MS: Not Applicable Stga: Parks, Bldg, Street Maintenance Supervisors

West Valley Communities

Santa Clara Valley Urban Runoff Pollution Prevention Program

FY 2006-2007 ANNUAL REPORT

Source	Task Source	Work Plan Tasks	Accomplishments	Responsible Party
			SARATOGA: 7/25/07 (Safety training is normally scheduled for June of each year, but due to schedule conflicts this year it was bumped out a month - in 2008 it will be in June again). It was held at Saratoga Corp yard and all of the Parks and Streets Maintenance staff attended. The training was given by Pete Howes, Horticulturist, and covered Long/short term effects of pesticides and Environmental concerns.	
	SCVURPPP PMP (I.B.2.) PS#5.b	Staff Training for Applicators Conduct annual training which reviews appropriate portions of the IPM Policy, SOPs, and BMPs, and relevant IPM techniques for employees within departments responsible for pesticide application.	The West Valley communities, through WVCWP, paid for staff to attend The **3rd Annual Regional IPM Training** on November 14, 2006. **Attendees:** Campbell – 6 Los Gatos – 4 Saratoga – 4 Monte Sereno - a strictly residential city, has no Parks/PW Maintenance staff and does not use any pesticides See "Pesticide Management Training Table" for further details on the Annual IPM Training SOPs, BMPs and new IPM techniques are conveyed to additional staff through tailgate meetings.	WVCWP to coordinate w/ Cmpbl: Public Works Supt/ Bldg Maint. Supvr LG: Parks Supt & Public Works Supervisor MS: Not Applicable Stga: Parks, Bldg, Street Maintenance Supervisors
	SCVURPPP PMP (I.B.3.) PS#5.c	Municipal Staff Education Inform employees who are not authorized and trained to apply pesticides that they cannot use over-the-counter pesticides in	In July and August of 2006 all WVC staff were reminded, via e-mail, of their municipal IPM policy to avoid using pesticides. It was emphasized that, unless trained and specifically	WVCWP to provide notice and NPDES Reps to send email: Cmpbl: Sr. Civil Engr

West Valley Communities

Santa Clara Valley Urban Runoff Pollution Prevention Program

FY 2006-2007 ANNUAL REPORT

Source	Task Source	Work Plan Tasks	Accomplishments	Responsible Party
		or around the workplace.	authorized, all employees are prohibited from applying pesticides, including over-the-counter pesticides such as office staff might intend to purchase for ants in a lunchroom.	LG: PW Dir & Eng Div MS: City Manager Stga: PW Analyst
	SCVURPPP PMP (II.A.1.)	Watershed Ed. & Outreach Campaign (WE&O)[1] Attend WEO and IPM work groups and assist with continued implementation of campaign, which targets the general public and includes messages about less-toxic pest control and proper disposal. Campaign features South Bay English- and Spanish-language, radio and print ads.	WVCWP Program Manager participates in the IPM Ad Hoc Task Group on behalf of the WVC. Project implementation and projects for consideration, which are discussed in the AHTG, are presented to City staff for appropriate follow-through.	WVCWP Staff
	SCVURPPP PMP (II.A.4.)	Community & School Opportunities Identify opportunities and attend community events/school classrooms to demonstrate reasons for, and methods of, less toxic pest control.	See PI/P Section for additional details. ***SACRED HEART SCHOOL, Saratoga*** *(serving students from all WVC) 3-28-07* WVCWP staff made presentations to 32 4th grade and 36 5th grade students on watershed pollution, including discussion of pesticides. ***LOS GATOS FARMERS MARKET*** *4-15-07* Two WV Staff members presented water quality and less-toxic gardening methods. Enviroscape model was set up for Teachers' awareness of WVCWP in-class presentations. Forty-two people visited the booth. IPM	WVCWP staff WVCWP coordinate w/ Cmpbl: Sr. Civil Engr LG: Pub Works staff MS: City Manager Stga: PW Analyst

[1] Funded by all Co-permittees each year.

West Valley Communities

Santa Clara Valley Urban Runoff Pollution Prevention Program

FY 2006-2007 ANNUAL REPORT

Source	Task Source	Work Plan Tasks	Accomplishments	Responsible Party
			materials and WVCWP Pencils were distributed. 29 Grow-It Guides 4 West Nile Virus 12 OWOW Magnets 6 Pest or Pal coloring books 3 Diazinon info 39 Pencils 5 Watershed Watch Magnets 16 Household Hazardous Waste ***ST. MARY'S SCHOOL, Los Gatos*** *(serving students from all WVC) 5-21-07* WVCWP staff made presentations to 30 Kindergarten students on watershed pollution, including discussion of pesticides. ***ALLEN @ STEINBECK SCHOOL, San Jose*** *5-25-07* WVCWP staff made presentations to 12 Kindergarten students on watershed pollution, including discussion of pesticides.	
	SCVURPPP PMP (II.A.5.)	Community Material Distribution Participate in public sale events at local hardware store(s). Provide watershed protection information and reminders (gifts) to community by walking aisles of the gardening center with gift basket full of	***"TAX FREE DAY" AT ORCHARD SUPPLY HARDWARE STORE /GARDENING CENTER*** *(bordering Saratoga & Campbell) 4-22-07* Talked to customers about using less-toxic methods of gardening.	WVCWP Staff

West Valley Communities

Santa Clara Valley Urban Runoff Pollution Prevention Program

FY 2006-2007 ANNUAL REPORT

Source	Task Source	Work Plan Tasks	Accomplishments	Responsible Party
		handouts during the sales. .	Distributed IPM-related materials: 40 Grow It Guides 19 HHW brochures 9 pencils 10 IPM Gardening coloring books 30 OWOW Magnets	
	SCVURPPP PMP (II.A.6.)	Web Site Update web site to provide easy access to information on IPM and reduction of pesticide use.	WVCWP web site "Take Action" page was updated in June 2007 with new links highlighting IPM information and pesticide toxicity information. Campbell: The City has added to its website a pdf of the tri-fold "Landscaping, Gardening, & Pool Maintenance" which includes advice on using less pesticides and proper pesticide disposal. Los Gatos: The Town website includes a paragraph on Garden Chemicals, and also on Overwatering, and its impact on carrying pollutants to the stormdrain. Monte Sereno: The City has added a link which encourages residents to use native plants (more pest resistant); the link leads the viewer to the CalFlora website for assistance in selecting appropriate plants. Saratoga: The City has added to the website "Landscape Maintenance Techniques for Pest Reduction" and "Pest Control for Development Projects"	WVCWP Staff WVCWP to coordinate w: Cmpbl: Sr. Civil Engr LG: Snr Eng Tech MS: City Manager Stga: Pub Wks Analyst
	SCVURPPP PMP (II.A.7.)	Coordinate with the Master Gardeners program Use MG services to train	Master Gardener classes held at Campbell Community Center experienced staff turnover in 06-07. During this	Funding by WVC and participation by WVCWP

West Valley Communities

Santa Clara Valley Urban Runoff Pollution Prevention Program

FY 2006-2007 ANNUAL REPORT

Source	Task Source	Work Plan Tasks	Accomplishments	Responsible Party
		80%residents (as MG budget allows). Provide information to Master Gardeners on the impacts of pesticide use on water quality as appropriate. Distribute IPM literature at MG classes.	time, WVCWP began working with the new instructors to implement additional IPM and stormwater-related information into upcoming classes. WVCWP worked to publicize a community educational event on Urban Trees sponsored by the local Sierra Club chapter and held at Saratoga Library. The event was free and open to the public. David Dockter, tree specialist in Palo Alto's Planning Department, spoke about the urban forest, including less-toxic care of trees.	Staff
	SCVURPPP PMP (II.A.9.)	Media Relations If budget is available, continue to fund BASMAA Regional Media Relations Campaign featuring pitches to Bay Area media and responses to breaking news on pesticide-related topics	The West Valley Communities participate in and support the BASMAA Regional Media Campaign through SCVURPPP funding & participation in the Watershed Education and Outreach Group.	WVCWP Staff
	SCVURPPP PMP (II.A.12.)	"Pesticide User Outreach" project Assist, as appropriate, with implementation of local components of the project. Target residential & commercial users. (See Program's FY 06-07 Work Plan).	WVCWP Program Manager participates in the IPM Ad Hoc Task Group. WVCWP staff joined in the project's IPM Outreach events; 3 WVCWP staff members worked two shifts at the "Home & Garden Show" in San Jose; distributed IPM materials. ***4/29/07*** See PI/P Section "General Outreach"	WVCWP Staff
	SCVURPPP PMP (II.A.13.)	Special Districts Invite neighboring special districts (e.g. sanitary, open space districts, and school districts) to attend WVCWP sponsored IPM workshops, when workshops are offered.	WVCWP directed IPM training funds for 2006-2007 towards promoting and funding attendance by WV municipal staff at the Regional IPM Training Conference Nov. 14, 2006.	WVCWP Staff

West Valley Communities

Santa Clara Valley Urban Runoff Pollution Prevention Program

FY 2006-2007 ANNUAL REPORT

Source	Task Source	Work Plan Tasks	Accomplishments	Responsible Party
	SCVURPPP PMP (II.A.14.)	Conduct internal IPM outreach Target staff who do not necessarily purchase or apply pesticides during the course of their work (to encourage employees to use IPM techniques away from work). Email announcements as appropriate & display IPM materials at City Hall.	IPM material is available for pick-up by employees at Municipal Offices.	WVCWP to coordinate w: Cmpbl: Sr. Civil Engr LG: Snr Eng Tech MS: City Manager Stga: Pub Wks Analyst
	SCVURPPP PMP (III.A.1)	Pest Control Operators Maintain updates on database of licensed structural and landscape maintenance PCOs within WVC.	The database of West Valley PCOs has been compiled; over 75% of them are based in the City of Campbell.	WVCWP staff
	SCVURPPP PMP (III.B.2)	Municipal contractors (PCOs) Require PCOs contracted by municipality to implement BMPs through contract specifications.	PCOs have received copies of municipal IPM Policies and Standard Operating Procedures. PCOs are required to operate according to the municipal Pesticide Management SOPs.	Cmpbl: Public Works Supt/ Bldg Maint. Supvr LG: Parks Supt & Public Works Supervisor MS: City Manager/ Facility Mgr Stga: Parks, Bldg, Street Maint Supervisors

West Valley Communities

Santa Clara Valley Urban Runoff Pollution Prevention Program

FY 2006-2007 ANNUAL REPORT

Source	Task Source	Work Plan Tasks	Accomplishments	Responsible Party
	SCVURPPP PMP (III.A.4)	PCO Reporting Track and report PCO use of pesticides on municipal property.	All pesticides used by Pest Control Operators and Landscape Contractors are listed in the table "*Pesticide Usage by Contractors*" at the end of this Matrix, immediately following the Evaluation.	WVCWP to coordinate with: Cmpbl: Public Works Supt/ Bldg Maint. Supvr LG: Parks Supt & Public Works Supervisor MS: City Manager/ Facility Mgr Stga: Parks, Bldg, Street Maint Supervisors
	SCVURPPP PMP (IV.A.2.)	Commercial Business Education Continue ICID Inspector's education program targeting retail food facilities through distribution of "Don't Set a Table for Pests".	WVCWP Inspector distributes outreach material *("Don't Set a Table for Pests")* when conducting Restaurant Inspection. Pilot visits; **55** were given to restaurant management staff (in Campbell, Los Gatos & Saratoga) in FY06-07. A number of brochures which include pesticide reduction in landscaping info ("*Water Quality Protection Guidelines for Food Handling Facilities"*) were distributed by the WV Inspector. City of Monte Sereno has no commercial businesses.	WVCWP Inspector
	SCVURPPP PMP (V.A.1)	HHW Collection Ensure that adequate pesticide disposal services exist for residents and conditionally exempt small quantity commercial generators.	All WVC contribute to the County HHW disposal program, enabling residents and small businesses to drop off pesticides at HHW sites. WVCWP Program Manager participated in the SCVURPPP and HHW Program Work Group. Work Group is exploring	Cmpbl: Sr. Civil Engr LG: Dir of Public Works MS: City Manager Stga: Public Works

West Valley Communities

Santa Clara Valley Urban Runoff Pollution Prevention Program

FY 2006-2007 ANNUAL REPORT

Source	Task Source	Work Plan Tasks	Accomplishments	Responsible Party
			means of coping with growing demand at facilities due to increased awareness about proper disposal.	Director
	SCVURPPP PMP (V.A.3.)	Publicize HHW Collection Work with HHW collection agencies to support, enhance, and help publicize programs for proper pesticide disposal.	On April 28th, at its E-Waste event WVCWP staff talked to 170 residents concerning proper disposal of pesticides and available drop-off locations. WVCWP and all WVC distribute the HHW brochure which informs residents about proper pesticide disposal.	WVCWP coordinate w/ Cmpbl: Sr. Civil Engr LG: PW Dir & Eng Div MS: City Manager Stga: PW Analyst
		Not in Work Plan – additional task undertaken	Sunnyvale staff presented to the IPM AHTG the idea of establishing a Green Gardener Program in Santa Clara Valley (see also Training Table for details). Oct. 12, 2006 through June 2007, WVCWP Pgm Mgr attended meetings and worked on implementation of this training program within Santa Clara County. The work has involved laying the groundwork for instituting this program, which is expected to achieve start-up in 2007-2008. This program targets an audience that WVC have found to be difficult to reach. The training and certification is aimed at yard maintenance businesses who appear to handle the bulk of yard activities in the WV. The Green Gardener certification course will be offered through local Adult Education Centers to provide IPM training for landscape maintenance workers based on similar successful programs in Santa Barbara and Santa Cruz counties.	WVCWP staff

West Valley Communities

Santa Clara Valley Urban Runoff Pollution Prevention Program

FY 2006-2007 ANNUAL REPORT

Pesticide Management Activities Evaluation

PESTICIDE USAGE REDUCTION MEASURES – Pest Specific

CITY OF CAMPBELL

Campbell is implementing IPM in the following situations:

1) On-going - Yellowjackets:

- Campbell uses traps as the main means of control.
- Parks Maintenance staff tries to clean off picnic tables to prevent attracting wasps and ants.
- If a wasp nest in a tree requires treatment, the PCO uses a non-residual pesticide, and closes the hole in tree so wasps can't return to nest. Parks staff use home insulation spray foam to close the nest/hole; treatment has been successful in preventing return of wasps.
- Staff is evaluating new traps on an ongoing basis which use pheromone to attract wasps, dry fish to bring them into trap, and soap inside trap, which kills in 5-15 seconds

2) On-going - Weeds:

- Campbell uses a chipper to create mulch from green waste; this mulch is used for weed control wherever possible.
- Work Furlough labor hand hoes weeds where possible.
- Staff is investigating use of black plastic for 'solar control' of weeds on an ongoing basis, and determining spots where this would be feasible.
- Staff has been using the tractor with a boom mower for mowing weeds, instead of spraying roadsides and similar areas.

3) On going - Insects:

- In 02-03**,** Campbell controlled an Ash Whitefly infestation with a natural predator, a minute wasp. Since the wasps were ordered and released, they have continued to suppress the Whitefly population.
- Staff is identifying insects and utilizing IPM when appropriate instead of using insecticides. No new insects were identified in FY 06-07.

- Campbell has significantly reduced the spraying of pesticides for infestations of aphid and scale in the Urban forest by employing non-toxic horticultural oils and soaps.

Unfortunately, the City has certain species of street trees with aphid and scale infestations, and the less-toxic methods, including spraying with ultra-fine oil, have not had a noticeable impact on this pest population.

Despite the aphid and scale problem, the City has used NO organophosphate sprays to control the insects and **has implemented a program of injecting the infested trees with a systemic insecticide instead of a spray** (a spray might affect other areas than the targeted site; the systemic chemical stays within the tree). This is in keeping with the City of Campbell IPM Plan.

Staff will continue to investigate less-toxic control methods for aphids and scale insects on an ongoing basis.

3) Gopher Control: The City has implemented a policy of using mechanical traps for gophers instead of baits thus further reducing the use of pesticides.

4) IPM Solutions: City staff have participated in implementation of new County computerized "IPM Solutions Database Input/Response", which allows input of a pest problem and a response with IPM solutions. Staff refer to this database as needed.

RESULTS OF PESTICIDE USE REVIEW FY 06-07:

Campbell has taken a strong stance on pesticide use reduction in recent years, as evidenced by the extensive involvement in IPM training by City staff. The City's PW Superintendent and Parks Supervisor have actively been involved in regional IPM planning meetings and workshops.

Field Activities:

→ Through use of IPM practices Campbell was able to eliminate use of any OP pesticides for the past 5 years, (as compared to using 3.7 oz of diazinon for ant control in 01-02). Campbell has decreased its use of pesticides by using oils and soaps to control aphids and scale in the urban forest.

→ The City is making an effort to stress prevention (prevent weed growth, prevent pest infestations) where possible. Campbell is moving into use of IPM, mechanical and cultural controls, rather than chemical controls, as much as possible given budget and staff limitations.

→ Over the past several years, the Public Works Dept. has instituted improved methods of weed control in some parks and roadsides, such as using green waste to make wood chips, used as mulch to prevent weed growth. For the past 3 years, the City has been using its new specialized tractor with boom mower for mowing roadside & park weeds and to avoid spraying.

→ The City Public Works Dept. has instituted a policy of moving towards installation of more pest resistant trees and shrubs to minimize the need for pesticides; these efforts include removal of certain tree species (such as Tulip and Raywood Ash trees) from the City of Campbell's approved Street Tree List.

TOWN OF LOS GATOS

Los Gatos is implementing IPM in the following situations:

YELLOWJACKETS:

- Los Gatos uses traps as the main means of control.
- Parks staff uses steam cleaning on picnic tables to prevent attracting wasps & ants.

WEEDS:

- Los Gatos uses a chipper to create mulch from green waste; this mulch is used for weed control wherever possible.
- Los Gatos continues to arrange to receive free wood chippings from PG&E tree-trimming contractor. Mulch is used to reduce weed growth on roadsides, median islands, parking lot landscaping and in parks.
- Staff hand-pull weeds where feasible.
- Los Gatos purchased a flail mower to mow weeds in large areas.

RODENTS:

- Rats & mice are trapped by contractor (baits used as last resort).

INVASIVE SPECIES:

- Various species along Los Gatos Creek are hand-pulled by Native Plant Society volunteers.
- Scotch Broom is cut down by Parks staff and volunteers supervised by staff.

SCALE INFESTATION ON TULIP TREES

- Parks staff sprays trees with low concentration detergent & water

RESULTS OF PESTICIDE USE REVIEW FY 06-07:

→ Los Gatos staff has eliminated the use of any OP pesticides for the past 5 years (and in preceding years minimal OPs were used: such as .475 oz of diazinon for ant control in FY 01-02). Avoidance of OP use has been achieved through use of IPM practices and through seeking out less-toxic pesticides.

→ The Town is making an effort to stress prevention (prevent weed growth, prevent pest infestations) where possible. Los Gatos is moving into use of IPM and engineered, rather than chemical, controls as much as possible given budget and staff limitations.

→ In Town facilities, sanitation is being stressed as a means to prevent pest infestations (ants, mice, etc.) so that chemical controls will not be needed.

→ Over the past several years, the Public Works Dept. has instituted improved methods of weed control in some parks and roadsides, such as the arrangement for free wood chips which are used as mulch to prevent weed growth.

→ Los Gatos invested in purchase of a flail mower for staff to use in mowing weeds in large areas.

→ Volunteers work with the Public Works Dept. to trim back brush along the LG Creek Trail, and to remove invasive species.

CITY OF MONTE SERENO

The City of Monte Sereno has extremely limited City property – less than ¼ acre total of landscaped area. A landscaping contractor cares for City property, and is instructed to avoid use of pesticides. When gopher damage appears, the gophers are trapped. Weeds are hand-pulled.

CITY OF SARATOGA

Saratoga is implementing IPM in the following situations:

APHIDS:

2 trees with aphid problems were treated by injecting with a systemic pesticide to reduce to reduce environmental impact. The trees are located downtown with lots of foot traffic, where dripping was a problem, but the injections were able to manage the problem.

YELLOWJACKETS:

Saratoga uses traps as the main means of control.

Parks staff tries to clean off picnic tables every Monday to prevent attracting wasps & ants. The Parks Dept. purchased and installed 18 plastic tables (to replace existing wooden tables); the new tables are easier to keep clean and therefore attract fewer wasps.

No new nests were observed this year and NO Wasp Spray was used.

WEEDS:

Mulch spread last year has continued to be effective in FY 06-07 for weed control. *Last year Saratoga used free mulch from tree service contractor; this mulch is used for weed control wherever possible. Wood chips were dumped and spread as mulch on the unlandscaped medians on Fruitvale Ave (a major arterial)*. This action resulted in NO spraying on a half mile stretch of median which would otherwise be a problem area.

The Street Maintenance Dept. hired a landscape company to cut down roadside weeds twice this year instead of spraying; this cut pesticide applications from 4 to 2 for that task.

Hand hoeing/pulling of weeds is used where possible. Weekly walk-through with lots of hand weeding; Round-up is used when weeds begin to get out of control, such as springtime – the emphasis is on catching the problem early in an attempt to avoid having to spray larger areas later.

RODENTS:

A contractor is engaged to trap rodents in order to avoid poisonous baits; this is done when there is an outbreak of a number of rodents at once. A PCO was hired to use baits in areas where trapping failed. No pesticides were used within City Parks for mole / squirrel / gopher control. A Contractor (Ken Fuson) was hired to trap all reported invasions where turf or landscaping plants where threatened. The contractor sets up a cordoned off area using Macabee traps.

MEDIAN LANDSCAPING:

Policy is to install pest resistant shrubs and landscaping and avoid high-maintenance, low-pest resistance turf and greenery.

West Valley Communities

Santa Clara Valley Urban Runoff Pollution Prevention Program

FY 2006-2007 ANNUAL REPORT

MICROSPRAY IRRIGATION:

Microspray irrigation systems have been installed in the Heritage Orchard and computerized irrigation systems are used in medians, to reduce any possible runoff which could carry pesticides. Installations are on-going as budget allows; 50% are now computerized. Main medians on major arterials have all been completed.

Two more Electronically Timed controllers were added to City landscaping to monitor water usage and avoid runoff. Nozzles continue to be modified to optimize spray.

RESULTS OF PESTICIDE USE REVIEW FY 06-07:

The City is making an effort to stress prevention (prevent weed growth, prevent pest infestations) where possible. Saratoga is using IPM and engineered, rather than chemical, controls as much as possible given budget and staff limitations.

Over the past several years, the Public Works Dept. has worked on landscape design and improved irrigation systems which will reduce need for pesticide/herbicide use, and reduce any potential runoff which could carry pesticides.

Natural insect controls include use of traps for wasp control, and soapy water for ant control.

Through these types of efforts, Saratoga is progressively reducing chemical pesticide use.

West Valley Communities
FY 2006-2007 ANNUAL REPORT

Training Summary: Pesticide Management

TRAINING DESCRIPTION	DATE	ATTENDEES
ANNUAL REGIONAL IPM WORKSHOP – Attended by WVCWP, Campbell, Los Gatos, & Saratoga Staff		
3RD Annual Regional IPM Conference Hosted by the City of San Jose and the Santa Clara Valley Water District Held at the San Jose Convention Center **Topics:** • Landscaping with an emphasis on designing sustainable landscape systems - water management, soil management, and management of abiotic disorders of landscape plants and trees. • IPM for structures such as office complexes, hospitals, homes, schools, and other buildings • Successes and innovations for IPM in public settings such as parks and golf courses, natural resource management etc. • Pressure from invasive species in the urban environment • Vertebrate pest control in communities • Compliance with existing and emerging pesticide regulations, IPM resources, certification programs • IPM as a part of protecting the environment	Nov 14, 2006	**WVCWP** Program Manager **Campbell (7)** Public Works Superintendent Facilities Maintenance Manager Parks Lead Worker Parks Maintenance Worker (4) **Los Gatos (4)** Parks & Maint Workers (4) **Saratoga (4)** Parks Supervisor Parks Lead Worker Parks Maintenance Workers (2)

West Valley Communities
FY 2006-2007 ANNUAL REPORT

Training Summary: Pesticide Management

Green Gardener Program		
Green Gardener Program Self-paced Training Program made available to public agencies through County of Santa Barbara. Goal of the Program is to educate local gardeners in pollution prevention landscape maintenance practices. (See Pesticide Management Matrix – "Additional Task Undertaken" for details on WVCWP's involvement with this program for Santa Clara County) **Topics:** • Pollution Prevention in Landscape Maintenance Practices • Appropriate Chemical Use • Solid Waste Reduction And Composting • Sustainable Design • Methods For "Greening" A Gardening Or Landscaping Business	Oct 2006	**WVCWP (1)** Program Manager
Public Agencies IPM Exchange		
Public Agencies IPM Exchange Led by Laura Speare – UP3 Project Manager, Urban Pesticide Pollution Prevention Project Held at Harris State Office Building, Oakland and via teleconference **Topics:** • UP3 Project update • EcoWise Certified update • IPM Institute initiatives • IPM Contracting Update • UC-IPM's New Strategic Directions in Urban IPM • Current pest management challenges	April 26, 2007	**WVCWP (2)** Program Manager Program Assistant

West Valley Communities
FY 2006-2007 ANNUAL REPORT

Training Summary: Pesticide Management

EcoWise Certification Presentation Management Committee Meeting (Jan. 15, 2007) **PowerPoint Presentation from EcoWise Certification Program** Presented orally with PowerPoint printouts at WVCWP meeting (Feb. 27, 2007) **Topics:** Certified practitioners employ techniques to control pests while minimizing the need to use pesticides. EcoWise Certified professionals can manage ants, roaches, flies, spiders, rodents, stinging insects, bed bugs and many other pests. EcoWise Certification does not cover termites or other wood destroying organisms. **EcoWise Certification Program** **EcoWise Certification availability for interested Pest Control Contractors** **Using EcoWise contractors for municipal structural pest control** **Encouraging municipal Pest Control Contractors to attain EcoWise certification** **Finding EcoWise certified contractors** **Staff who viewed presentation later presented info to municipal Parks and Facilities Maintenance Supervisors.**	Jan. 15, 2007 & Feb 27, 2007	**WVCWP (1)** Program Manager **Campbell (1)** Senior Civil Engineer **Los Gatos (1)** Senior Engineering Technician **Saratoga (1)** Public Works Analyst

Mercury Pollution Prevention Activities

City of Campbell

Town of Los Gatos

City of Monte Sereno

City of Saratoga

MONTE SERENO

Santa Clara Valley Urban Runoff Pollution Prevention Program

FY 2006-2007 ANNUAL REPORT

MERCURY POLLUTION PREVENTION ACTIVITES

FY 2006-2007 Work Plan Self Evaluation Matrix

Source	WP Task	Work Plan Tasks	Accomplishments	Responsible Party
Mercury Plan (I.D.)	Mercury Policy	Continue Implementation of municipal mercury policy requiring the virtual elimination of mercury from controllable sources in urban runoff from agency operations.	Monte Sereno adopted a mercury elimination policy during FY 03-04. However, Monte Sereno does not have a corporation yard or city vehicles. The City has one single-story building for five full-time staff and five part-time staff. Therefore, the City's fluorescent light bulbs, one thermostat and a few batteries comprise the City's inventory of mercury containing products. All of these products of disposed of through HHW.	Finance and Facilities Manager
Mercury Plan (I.E.)	Guidelines for Hg Containing Products Reduction	Continue implementing phase-out of mercury-containing products (MCPs). Phase-out will coincide with replacement of MCPs on an as needed basis. Provide municipal staff with a reminder notice.	Reduction of mercury-containing products is being implemented. Research on alternative products has been conducted through the WVCWP and non-mercury or low-mercury replacements are being used wherever feasible e.g., thermostats and fluorescent bulbs. WVCWP Manager reminds Monte Sereno staff annually about the mercury reduction plan and coordinates tracking of fluorescent bulbs disposed of by the City through HHW.	Finance and Facilities Manager
Mercury Plan (II.B.)	Disposal Services	Provide Mercury Containing Product Disposal Services to Residents and Small Businesses	Provided through funding and participation in County HHW program for residents and small businesses	City Manager
Mercury Plan (II.C.)	Disposal of Mercury Containing Products	Track recycling, replacement, and reduction in use of mercury-containing products. If feasible, document quantities of fluorescent lamps (from City buildings and departments) which are disposed of at hazardous waste collection facilities in FY 06-07.	Twelve 4-foot fluorescent bulbs were collected from the City's building and taken to HHW for disposal in FY06-07. Employees store used batteries in a bag located in the City's file room for later drop off at HHW.	Finance and Facilities Manager
Mercury Plan (II.F)	Fluorescent Light Recycling	Continue participation in the Mercury Ad Hoc Task Group and support on-going	The WVCWP Manager helped develop local campaigns and	SCVURPPP & WVCWP to coordinate w/ HHW

MONTE SERENO

Santa Clara Valley Urban Runoff Pollution Prevention Program

FY 2006-2007 ANNUAL REPORT

Source	WP Task	Work Plan Tasks	Accomplishments	Responsible Party
	Program	implementation of an outreach program to educate small businesses and conditionally exempt small quantity generators about recycling fluorescent lights.	outreach messages through SCVURPPP's Mercury Ad Hoc Task Group. WVCWP staff helped publicize the partnership with stores that provide convenient fluorescent bulb drop-off sites for local residents and small businesses.	staff
Mercury Plan (II.F and V.C.)	Work with HHW Collection Agencies	Help publicize fluorescent light recycling program. Coordinate educational outreach with fluorescent light recycling events sponsored by HHW.	WVCWP staff distributed HHW drop-off information to Bay Area residents at several community events and surveyed local public attitudes and behavior to evaluate the success or need for outreach efforts. Disposal of fluorescent bulbs was covered in classroom presentations. PIP efforts are noted in the evaluation at the end of this section and in the Public Information & Participation section of this report.	WVCWP staff conducts public outreach and coordinates with WV Stormwater Rep

Mercury Pollution Prevention Activities Evaluation

On April 28, 2007 a Free Hazardous Waste Recycling Event and **Mercury Thermometer Exchange** was sponsored by the West Valley cities. WVCWP hired additional staff to help greet drivers and raise awareness in the local communities about the *Clean Water Program* and about proper disposal of mercury containing products. *What you Don't Know About Mercury* brochures, provided by HHW, relayed the message that mercury containing products such as fluorescent bulbs, batteries and fever thermometers can leach mercury (a neuron-toxin) into our landfill and ground water, and that by using a responsible drop-off location people can help keep mercury out of our creeks and the Bay. Recycled money pencils, printed with contact information for HHW were given to drivers as a gift for taking a survey. Most participants were interested and responded positively to receiving information with phone numbers and addresses of store partners that serve as collection sites.

Drivers of 170 cars brought their used electronics for recycling to the E-waste collection on 4-28-07. WVCWP and HHW representatives were there to greet the cars and survey the participants about how they would currently dispose of fluorescent bulbs. The survey showed that 59 drivers thought it was okay to throw fluorescent bulbs in the trash, 14 would put them in a recycle bin, 41 would either not use fluorescent bulbs or did not know the safest way to dispose of them, and 56 respondents were committed to the practice of taking fluorescent bulbs to a designated store or HHW drop-off location.

West Valley Communities

Santa Clara Valley Urban Runoff Pollution Prevention Program

FY 2006-2007 ANNUAL REPORT

Training Summary: Mercury

Training Description	Date	Attendees
WVCWP Training Meeting Presenter: Cheri Donnelly, Program Manager **Topics:** ▪ Reviewed Mercury Management Plan requirements ▪ Reviewed WV Work Plan for Mercury pollution prevention activities ▪ Fluorescent bulb recycling requirements for municipalities ▪ Need for documentation, reporting on bulb recycling ▪ SF Estuary Institute Booklet reviewed: *Contaminant Concentration in Fish from SF Bay, 2003*	October 3, 2006	**WVCWP (2)** Stormwater Discharge Inspector Program Assistant **Campbell (1)** Sr. Civil Engineer **Los Gatos (1)** Sr. Engineering Tech **Saratoga (1)** PW Analyst
Running an E-Waste Recycling Event: Background and Logistics Held at WVCWP office Speaker: Roy Hays, ECS Refining for United Data Tech Distributors **Topics:** ▪ Toxic metals in E-Waste ▪ What's involved in responsible recycling ▪ California regulations for recycling E-waste ▪ Setting up an E-waste recycling event ▪ Recycling event outreach to businesses, schools, residents	February 28, 2007	**WVCWP (2)** Program Manager Public Outreach Coordinator
WVCWP Training Meeting Presenter: Cheri Donnelly, Program Manager **Topics:** ▪ HG Thermometer Exchanges ▪ Upcoming WVC Thermometer + E-Waste Event and related Baywise Events ▪ Logistics for holding a municipal HG Thermometer Exchange	March 27, 2007	**WVCWP (2)** Stormwater Discharge Inspector Program Assistant **Campbell (1)** Sr. Engineer **Los Gatos (1)** Sr. Engineering Tech

West Valley Communities

Santa Clara Valley Urban Runoff Pollution Prevention Program

FY 2006-2007 ANNUAL REPORT

Training Summary: Mercury

		Saratoga (1) PW Analyst
Household Hazardous Waste Training Meeting Held at WVCWP office Discussion led by: Heather Malanog, SCC County Integrated Waste Program **Topics:** ▪ Partnering to hold an event ▪ Proper Disposal of Mercury ▪ Review new outreach material: "*What you don't know about mercury and universal waste could be harmful to you".* (WVCWP received new HHW Mercury Packets for distribution to public via community outreach events)	April 26, 2007	**WVCWP (2)** Program Manager Stormwater Discharge Inspector

Copper Action Plan/ Nickel Action Plan

City of Campbell

Town of Los Gatos

City of Monte Sereno

City of Saratoga

WEST VALLEY COMMUNITIES

FY 2006-2007 ANNUAL COPPER (and NICKEL) ACTION PLAN REPORT

COPPER ACTION PLAN/NICKEL ACTION PLAN

FY 2006-2007 Work Plan Self Evaluation Matrix

Activity	Source	Work Plan Tasks	Accomplishments	Responsible Party
Vehicle Washing Operations	CB-1	Continue to distribute outreach materials on proper vehicle/equipment washing at Municipal counters/Post Offices/Libraries and public events, and post on WVCWP website.	The WVCWP "Car Wash Kit" flyer is available on the WVCWP website as a PDF. The site's Home page, www.cleancreeks.org displays a car wash graphic which links to the PDF. The printable flyer includes information on harmful effects of copper: http://www.cleancreeks.org/imagesnew/carwashweb.pdf Los Gatos' website offers a stormwater page that gives car-washing advice and take-action-type tips for water quality: http://www.town.los-gatos.ca.us/index.asp?NID=922	WVWCP staff
Vehicle Washing Operations	CB-1	Discuss copper impacts; teach proper methods of Car Washing and Pool & Spa drainage through use of Enviroscape watershed model in classroom presentations.	WVCWP's classroom presentations are scripted to include hands-on activities so that students can watch pollutants such as copper, from car-washing activities flow directly to the habitat of aquatic life. In addition to recommending the use of commercial car-wash facilities, WVCWP encourages washing on a gravel or lawn area where wash water is captured and infiltrated. The Inspector talks to students about car wash fundraisers and offers to help them set up the WVCWP car-wash kit prior to the event.	WVWCP staff
Vehicle Washing Operations	CB-1	Provide Car Wash Kit & education to charity car wash organizers. Solicit feedback from participants.	The WVCWP Stormwater Discharge Inspector is available to provide guidance on use of the WVCWP car-wash kit for local fundraising events. He usually attends the events to offer guidance and to help publicize the *West Valley Clean Water Program*. The kit uses about 400 ft. of hose and 300 ft. of extension cord. The car wash kit works extremely well, but can be difficult to set up. Photos of the kit in action are used for	WVWCP staff

WEST VALLEY COMMUNITIES

FY 2006-2007 ANNUAL COPPER (and NICKEL) ACTION PLAN REPORT

Activity	Source	Work Plan Tasks	Accomplishments	Responsible Party
			classroom presentations.	
Vehicle Washing Operations	CB-1	Within the Planning permit process, require source control measures at facilities that will conduct vehicle/ equipment washing and maintenance activities (consistent with Permit Provision C.3.k).	The WVC did not have any regulated projects in FY06-07 that would conduct vehicle/equipment washing and maintenance activities.	Community Dev Directors and Planners
Vehicle Washing	CB-1	Promote improved car washing methods at auto businesses during inspections. Provide info on alternative arrangements for auto businesses with possible compliance problems.	The Stormwater Discharge Inspector distributes vehicle washing outreach materials during pro-active inspections and in relation to any actual or suspected vehicle washing incident. The Inspector is able to answer questions and offer suggestions with the help of visuals. A WVCWP-created fact sheet provides information on wastewater capture systems for automotive facilities. The fact sheet was designed to provide small-scale automotive facilities (those that find installing a full-fledged wash rack cost-prohibitive) with examples of inexpensive treatment technologies and distributor information. This method of outreach has been very effective.	WVWCP ICID Inspector
Vehicle Washing Operations	CB-1	Maintain recommended source controls for vehicle washing at City corporation yard.	Municipal staff follow best management practices and continue to ensure that vehicle wash systems in the Corp Yards prevent wash water runoff.	Pub Works Staff
Vehicle Washing Operations	CB-1	City staff will be familiar with Mobile Surface Cleaning BMPs or review the training video offered by BASMAA.	Municipal staff viewed the training video in 2006. They are familiar with the BMPs. To accommodate new-hires the WVCWP will provide a showing of the BASMAA video in FY07-08.	WVWCP ICID Inspector / Pub Works Supt
Industrial Copper Control	CB-3	Continue Industrial Inspection program with Fire Dept., including NOI sites and other industrial sites such as plating and metal finishing facilities, vehicle service facilities,	The City has an agreement with the SCC Fire Dept to conduct urban runoff inspections for machine shops and metal manufacturing facilities. Annual meetings are held between the WVCWP Manager and Inspector and the Fire	SCVC Fire Dept./ WV ICID Inspector WVCWP Manager

WEST VALLEY COMMUNITIES

FY 2006-2007 ANNUAL COPPER (and NICKEL) ACTION PLAN REPORT

Activity	Source	Work Plan Tasks	Accomplishments	Responsible Party
		and other permitted sites.	Dept Haz Mat Specialist to ensure excellent communication and prompt follow-up to potential and actual violations. See Industrial Inspection (Section #2) of this report.	
Reducing Traffic Congestion Promoting Alternative Transporta-tion	CB-6/7	Within the Planning permit process encourage and promote best practicable transportation-related design practices and alternative modes of transportation.	The West Valley communities encourage best design practices wherever practicable. These small communities tend not to have large developments conducive to requiring alternative transportation within the permitting process. However, the cities and the Town encourage alternative transportation through other means: **Campbell** now has 3 stations for Light Rail service linking the City to stops throughout Santa Clara Valley. The City Redevelopment Agency was actively involved in this project. Campbell also provides bicycles for employees to ride while at work. Furthermore, the City supported *Bike to Work Day* on 5-19-07 by sending an email to all employees encouraging them to take advantage of the opportunity to ride a bike to work and to stop off at energizer stations such as the one at Whole Foods in Campbell for free beverages, snacks and encouragement. **Los Gatos** approved a large development project (Netflix campus**)** that provided bike racks throughout the commercial campus and bike lockers and shower facilities for employees who will ride their bikes to work. (approx. **260** employees). A future light rail station is also planned adjacent to this site. **Saratoga** Planners and Engineers work with project owners during the permitting process to encourage them to designate a portion of their site, if feasible and appropriate, for open space and walking trails. The City website encourages biking through its *Trail and Bike* maps, showing where striped bike lanes exist, and classifying bike routes according to safety. Pedestrian/equestrian trail maps are	Municipal Planners, Community Development Directors and Civil Engineers

WEST VALLEY COMMUNITIES

FY 2006-2007 ANNUAL COPPER (and NICKEL) ACTION PLAN REPORT

Activity	Source	Work Plan Tasks	Accomplishments	Responsible Party
			posted to encourage walking as an alternative means of transportation. Link to all maps: http://www.saratoga.ca.us/trail_and_bike_maps.html **Monte Sereno, Los Gatos and Saratoga** are working on a shared project to develop bike paths along Hwy 9. The paths will increase safety and encourage more bicyclists to travel between the main downtown areas of these cities. In addition, the second phase of the project has been initiated which includes a pedestrian path along Highway 9.	
Reducing Traffic Congestion	CB-6/7	Continue to incorporate and support "Best Practices for Integrating Transportation and Land Use" as documented in the VTA's 2003 Community Design & Transportation Manual.	These elements remain in the WVCs' General Plans and serve as guiding principles for their Land Use and Transportation development.	Traffic Engineer
Watershed assessment and protection	CB-8	Implement agreed-upon guidelines & standards developed by the Water Resources Protection Collaborative for watershed protection.	Campbell, Los Gatos and Saratoga have participated in, and invested significant staff time in, the Water Resources Protection Collaborative. Two of the West Valley cities, Los Gatos and Saratoga, adopted the "Guidelines and Standards" in FY06-07 and Campbell and Monte Sereno will adopt them in FY07-08.	Community Development Directors and City Managers
Street sweeping & stormdrain O&M	CB-11	See Street Sweeping tasks on data collection and evaluation.	The West Valley communities conduct street sweeping in residential areas and more frequent sweeping in commercial areas. Sweeping data is collected and noted in Public Agency Activities (Section # 3) of this report.	
Street sweeping & stormdrain O&M	CB-11	Implement (as appropriate) identified improvements to current street sweeping and storm drain system O&M programs (within available budgets). Meet with WVSD for stormdrain O&M evaluation.	Storm Drain Maintenance and Street Sweeping are evaluated in Public Agency Activities (Section #3) of this report.	Pub Works Supt. with WVCWP guidance

WEST VALLEY COMMUNITIES

FY 2006-2007 ANNUAL COPPER (and NICKEL) ACTION PLAN REPORT

Activity	Source	Work Plan Tasks	Accomplishments	Responsible Party
Street sweeping /stormdrain O&M	CB-11	Ensure that contractor maintains effective street sweeping equipment.	The West Valley cities do not hesitate to change sweeping contractors if the equipment being used does not measure up to municipal standards. The Town of Los Gatos recently purchased a new regenerative air sweeper.	Pub Works Maintenance Superintendents and Supervisors and Director of Pub Works
Outreach on pool, spa maintenance	CB-12	Continue to distribute pool & spa maintenance brochure via agency department counters and public places. As time permits, update WVCWP website with current Pool & Spa maintenance info.	WVCs distributed an additional 500 Pool brochures at Planning & Bldg Dept counters during FY06-07.	WVCWP with Municipal Staff
Outreach on pool, spa maintenance	CB-12	Continue to distribute pool & spa brochures as part of ICID WVC inspections.	The Inspector provides Pool & Spa brochures to residents and pool and spa companies as part of his IC/ID Inspection Program.	WV Inspector
Use of architectural copper	CB-21	Within the Planning permit process, discourage use of copper roofing and gutters.	All WV cities discourage copper architecture with the exception of Los Gatos, which is drafting a Residential Design Guideline that will seek to discourage architects and homeowners from using copper by informing them of its environmental implications. The Guideline will be finalized during FY 07-08.	Planning Dir/ Sr. Planner
Green Building	CB-21	Distribute outreach or expand website to promote Green Building principles. Provide examples of Green Building principles that were implemented.	All WVCs encourage and adhere to Green Building practices. The Cities plan to continue emphasizing green building principals in FY07-08. Los Gatos' website provides Green Building suggestions: http://www.town.los-gatos.ca.us/index.asp?NID=1213 Saratoga's website lists Alternative Building Materials http://www.saratoga.ca.us/pdf/SD-21Alt.bldg.materials.pdf	Planning Dir/ Sr. Planner
E-Waste Disposal	Proper Disposal of items that contain copper	Develop, advertise & conduct West Valley E-Waste Recycling Event **Additional Task – Not in Workplan**	*April 28, 2007* ***Free*** *Hazardous Waste Recycling Event* - for used TVs, monitors and other electronics was sponsored by the West Valley Cities. Drivers of 170 vehicles brought used electronics for recycling. Campbell held a free E-waste event on 3-16-07 at Prune Yard Tower, Campbell.	WVCWP Staff

WEST VALLEY COMMUNITIES

FY 2006-2007 ANNUAL COPPER (and NICKEL) ACTION PLAN REPORT

Activity	Source	Work Plan Tasks	Accomplishments	Responsible Party
Nickel Action Plan Tasks				
Control nickel discharge from construction sites	NB-1	Sediment Control: Continue to implement Construction Inspection Performance Standards (see Construction Inspection work plan section).	See Construction Inspection (Section #5) of this report.	Engineering and Building Inspectors WVCWP Inspector
Control nickel discharge from construction sites	NB-1	Training: Continue to have inspectors attend Regional Board/Program workshops on construction site management and learn latest erosion/sediment control techniques	See Construction Inspection Training (Section #5T) of this report.	Engineering and Building Inspectors WVCWP Inspector

Copper/Nickel Action Plan Evaluation

Car Wash Outreach Evaluation:

Car Washing has been highlighted on the WVCWP home page; the Car Wash Kit flyer was also sent to Fire Dept inspectors at their request. The Fire Dept inspects the West Valley Industrial and Commercial facilities, and reports incidents in residential areas if they notice violations while out in the field. WVCWP would like to have an all-inclusive, educational copper brochure, which would include car washing, architectural copper and pool draining in one piece. Staff have initiated a rough draft piece for this purpose. However, the WVCWP has not had the staff or funding to create an informative, attractive, finished piece that would be appropriate for mailing to residents and for distribution at events and municipal counters, etc.

Pool and Spa Maintenance:

The West Valley communities ordered 150 to 200 more brochures to give out at Planning counters and to new pool and spa owners. During FY06-07, The Town of Los Gatos' standard Conditions Of Approval for new homes with a pool were revised to require a sanitary sewer clean-out within 10 feet of the pool equipment, and a pervious landscaped area for pool filter washout.

Educational Outreach Evaluation:

The WVCWP will continue to provide outreach on car washing, vehicle maintenance, alternative transportation, and pool maintenance during in-class presentations and outreach at community events. WVCWP incorporated messages about activities that can prevent copper runoff as part of Kindergarten and 4th and 5th grade Enviroscape curriculum. These presentations have been successful in raising interest in proper car-washing and pool & spa maintenance methods. Staff have found that children seem especially receptive to the information about copper and car washing when they participate in the Enviroscape activity.

Street Sweeping:

The West Valley cities continued their street sweeping programs and submitted annual sweeping data to the Program. Los Gatos purchased a new PM-10

WEST VALLEY COMMUNITIES

FY 2006-2007 ANNUAL COPPER (and NICKEL) ACTION PLAN REPORT

Activity	Source	Work Plan Tasks	Accomplishments	Responsible Party
regenerative street sweeper in FY05-06. The Town, by contract, used the new sweeper on Monte Sereno's streets. Campbell hired a new contractor for FY06-07 in order to employ effective, up-to-date equipment. In FY05-06, Campbell decided that the sweeping contractor did not have effective equipment, which required additional sweeping to get the job done effectively. The City is pleased with the results of the change in contractors. Saratoga's sweeping contractor uses two kinds of sweepers to address the different types of debris to be picked up. Saratoga is pleased with their contractor. Saratoga updated street sweeping maps to GIS street map format and posted them on the City's website in FY06-07. Street sweeping is very important to West Valley residents. If the streets are not swept on schedule City or Town staff receive phone calls to register complaints, even on holidays.				

Training Summary: Copper/ Nickel

Training Description	Date	Attendees
WVCWP Monthly Meeting – Copper Work Plan Guidance Discussion led by: WVCWP Program Manager **Topics:** ▪ Adopting Guidelines & Standards developed by Water Resources Protection Collaborative ▪ Providing outreach to Mobile Surface Cleaners ▪ Conducting and documenting street-sweeping in residential and industrial/commercial areas ▪ Providing outreach to residents on proper pool and spa maintenance ▪ Discouraging the use of copper roofs and architecture in development permit process ▪ Planning for an E-waste event	January 23, 2007	**WVCWP (3)** Program Manager Program Assistant Sormwater Inspector **Campbell** Senior Civil Engineer **Los Gatos (1)** Senior Engineering Technician **Saratoga (1)** Public Works Analyst
Street Sweeping Training Slide Presentation using information from Ranger Kidwell-Ross of Worldsweeper.com Training meeting held in Campbell Community Center **Topics**: • Running a streetsweeper at optimum speed for removal of debris and fine particles • Percent of pollutants and metals removed as fine particulates • Types of streetsweeping equipment used for different types of jobs • Street-sweeping as a BMP and a source control measure	**June 20, 2007**	**WVCWP (3)** Program Manager Stormwater Inspector Public Outreach Coordinator **Campbell (8)** Public Works Superintendent PW Supervisor **Los Gatos (6)** PW Superintendent Street Maintenance Worker Parks Lead Worker **Monte Sereno (1)** Assistant City Engineer **Saratoga (5)** Street Maintenance Supervisor Parks Maintenance Supervisor Lead Maint Worker & Maint Specialist Lead Parks Worker **WV Sanitation District (2)** Director of Engineering & Operations Operations Supervisor
See Construction Inspection Training for Nickel-related trainings		

Trash Management

City of Campbell

Town of Los Gatos

City of Monte Sereno

City of Saratoga

TRASH INVENTORY & MANAGEMENT

FY 2006-2007 Work Plan Self Evaluation Matrix

Source	WPActivity	Work Plan Tasks	Accomplishments	Responsible Party
Trash Work Plan	Strategy	Participate in Trash Ad Hoc Task Group and assist Program staff in developing an effective strategy for trash reduction in urban streams and waterways.	The West Valley Clean Water Program Mgr attended the Trash AHTG meetings and provided feedback from West Valley cities on implementation strategy and tools. Topics this year included discussion about the proposed content of a Trash Control Measures Tool Box and a Trash Sources and Pathways illustration.	WVCWP Mgr attends AHTG – WVCWP Mgr to lead follow-up discussions at West Valley monthly meetings
Trash Work Plan	Pilot Demonstration	Participate in Trash Ad Hoc Task Group and assist Program staff in implementing a Pilot Demonstration Project which focuses on documenting type and volume of trash potentially conveyed through a storm drain system.	The West Valley Clean Water Program Mgr attended the Trash AHTG meetings and provided input on behalf of West Valley cities regarding potential pilot demonstrations.	WVCWP Mgr with input from West Valley Municipal Stormwater Reps
Trash Work Plan	Identify and Prioritize Problem Areas	Continue to Identify and prioritize trash problem areas and other potential sources that may contribute to trash problems in urban streams and waterways. Revise problem area list, based on surveys & other relevant information.	West Valley's list of trash problem sites was revised after conducting assessments in FY06-07. WVCWP staff removed litter at several new locations where excessive litter was found near creeks or waterways. A review of the site list was conducted. This resulted in replacing several of the sites originally listed as West Valley's trash "problem areas" with sites that had a more direct connection to urban streams or waterways. A few sites were replaced because a few years of monitoring and cleanups demonstrated that trash there was less of an issue than originally believed; staff resources should be concentrated on other sites in order to be effective. Assessment also resulted in adding several new sites where trash appears to be more of an on-going problem.	WVCWP Staff to coordinate with municipal staff

Source	WPActivity	Work Plan Tasks	Accomplishments	Responsible Party
Trash Work Plan	Evaluations	Continue to conduct trash evaluations in a subset of local trash problem areas using the using the Program's Urban Rapid Trash Assessment (RTA) protocol and/or the KAB Litter index.	WVCWP staff conducted **51 KAB** assessments at the identified sites and listed problem areas in West Valley communities. The number of assessments included: Campbell (23), Los Gatos (11), Monte Sereno (13), and Saratoga (4). Although KAB monitoring usually is limited to drive-by evaluations of a site, several KAB assessments were conducted simultaneously with removal of trash and debris by WVCWP staff. The *Trash Problem Area Activity* reports for each city are included at the end of this report section. WVCWP staff and citizen volunteers also conducted **10 urban rapid trash assessments (RTA)** at listed trash problem areas in Campbell (5), Los Gatos (2) and Saratoga (3). All RTA site assessments included removal of trash and debris by WVCWP staff and volunteers.	WVCWP Staff to coordinate with WV Municipal Staff and Citizen Volunteers
Trash Work Plan	Management Practices	Continue to identify and implement trash control measures, where practical and feasible, to reduce trash and debris.	To address litter and illegal dumping problems, WVCWP staff have incorporated a trash topic into every element of public education and outreach. West Valley inspectors for industrial / commercial and construction sites have been asked to be on the lookout for litter and illegal dumping. Inspectors have been told to consider an accumulation of debris at a site to be a violation of stormwater requirements and to refer such sites to the Stormwater Discharge Inspector. Other trash management activities conducted by West Valley communities include monitoring identified problem areas, holding volunteer cleanup events at problem sites, notifying Caltrans when exceptional litter or debris problems are noticed along highways or freeway ramps, conducting removal of trash and litter as needed at sites within municipal jurisdiction and removing trash at some sites in Caltrans' jurisdiction.	WVCWP Staff to coordinate with municipal staff

Campbell ♦ Los Gatos ♦ Monte Sereno ♦ Saratoga

FY 2006 - 2007 ANNUAL REPORT

Source	WPActivity	Work Plan Tasks	Accomplishments	Responsible Party
See PI/P – Citizen Participation	Monitoring/Citizen Participation	Continue to promote citizen participation program to monitor trash in local creeks. Submit trash tally sheets to Program staff (element of Creek Keeper's Program).	WVCWP staff conducted three trash monitoring and cleanup events with student and citizen volunteers. The City of Campbell's Public Works Director, Public Works Superintendent and Mayor partnered with Caltrans, to hold a City-wide pick-up event on 5/19/07. Campbell's event included work on littered areas along railroad tracks and the freeway. Volunteers at all clean-up events were taught to categorize and tally (monitor) debris collected. Participants worked in groups using WVCWP trash tally forms to collect the data that helps identify trash sources and management actions. Summary sheets for these events are included at the end of this report section. Los Gatos held a cleanup event on Saturday (4-21-07). Fourteen volunteers spent several hours picking up roadside debris in downtown Los Gatos. They removed twelve bags of garbage from gutters, sidewalks, catch basins and planters. Most of the debris was leaves but other items included CDs, medicine bottles, lots of cigarette butts and egg cartons! Additionally, Los Gatos has "Adopt-a-Trail" volunteers who collected and monitored trash 6 times (every other month) alongside Los Gatos Creek Trail during FY06-07. A total of 16 bags of debris were collected, including plastic water bottles, power bar wrappers and pet waste bags.	WVCWP Staff to coordinate with municipal staff
Trash Work Plan	Report on Trash Mgmt Practices Implemented	Provide Program staff with specific information on trash management practices implemented within the city's jurisdiction using program-wide standardized format.	WVCWP staff used SCVURPPP's standardized reporting forms to provide data on trash monitoring and management activities at the listed problem sites. *Trash Problem Area Evaluation Results* for each West Valley city, as provided by the Program, are included at the end of this report section.	WVCWP Staff to coordinate with SCVURPPP
Trash Work Plan	Data Collection	Submit Urban RTA Survey forms, trash tally sheets and any other data collection tool to Program staff.	KAB and Urban RTA forms for WV cities were submitted to SCVURPPP in July 2007 for Program-wide analysis and reporting.	WVCWP staff

Source	WPActivity	Work Plan Tasks	Accomplishments	Responsible Party
Citizen Participation	E-Waste Event	Safe Disposal of E-waste Provide an opportunity for citizens to participate in safe disposal of e-waste and mercury thermometers.	In response to last year's E-waste survey, local residents requested a second E-waste collection event for FY06-07. WVCWP staff partnered with United Datatech to collect electronic waste on 4-28-07. The community event was free and available to the general public. UDT guaranteed that all collected material would be recycled safely and would not be sent to foreign shores. The City of Saratoga provided the collection site. A total of 13,793 pounds of E-waste was collected and **170 drive-through participants** were served.	WVCWP staff and Municipal staff

Trash Inventory & Management Evaluation

Dumpster Area Inspections & Education for Local Businesses

The WVCWP Inspector checks the dumpster areas of the downtown restaurants in each of the West Valley communities for signs of illegal dumping or debris around open dumpsters. He provides urban runoff education as needed, including the importance of keeping dumpster lids closed, and locked if necessary. His method of informal visits and issuing *Notices To Comply* has helped to reduce the amount of trash-related dumpster violations over the past three years.

Educational Outreach to Students and Teachers in Local Schools

WVCWP staff responded to every opportunity to talk about trash and littering with students. The trash topic is always included in classroom Enviroscape presentations. This year a Saratoga private school (K-8) and parents partnered with WVCWP to hold a cleanup three weeks after WVCWP made presentations to 5th and 6th grade classes. In May and June, following WVCWP presentations, two local Kindergarten classes took a tour around their school to identify storm drains and to pick up any litter they could find.

Creek Keeper Events – Volunteer Participation - Trash Identification, Tallying & Pick-up

The WVCWP has been particularly successful from 2003 to 2007 recruiting student volunteers for creek cleanups and the task of trash tallying. Each event is opened with a brief talk on the trash problem affecting our creeks and Bay. Volunteers appear to be energized by the chance to make a difference. WVCWP talks include visual aids (enlarged photos of trash accumulation downstream, near the South Bay); these appear to make a major impression on volunteers. The WVCWP's trash tally form was designed to be easy for students to use. Categories on the form reflect the trash types that are most often found in West Valley locations. Trash summary forms which show tally sheets' totals for each cleanup event are included at the end of this report section.

Partnering with other Agencies to address the problems:

WVCWP's best chance for success in dealing with the trash problem is to partner with other agencies and work with a well-organized regional group. In January 2007, at the suggestion of Campbell's Public Works Director, WVCWP staff joined the Silicon Valley Anti-Litter Task Force (formerly called the Santa Clara County Litter Technical Advisory Committee). The meetings are led by SC County and the City of San Jose and have a large attendance. WVCWP staff participates in the Education Subcommittee meetings and Campbell's Public Works Director chairs the Finance Subcommittee. On May 19, 2007, the Silicon Valley Litter Campaign sponsored a well-publicized cleanup event called Great American Pick Up Day. WVCWP, on behalf of all West Valley cities, helped staff

Source	WPActivity	Work Plan Tasks	Accomplishments	Responsible Party

a site that was sponsored by the City of Campbell and joined volunteers that were supervised by Caltrans to collect freeway litter.

West Valley's Illegal dumping problem will be difficult to address without the help of law enforcement and other agencies. The City of San Jose has law enforcement staff that participates in the Silicon Valley Anti-Litter Task Force. The West Valley cities cannot afford Police or Sheriff Dept. staff time to enforce anti-litter laws. The environment around some WVC areas (quiet parking lots and sparsely populated roads which border creeks) appear to attract illegal dumpers from other cities, yet WVC law enforcement staff cannot continuously monitor these zones. For instance, the WVCWP Illegal Discharge Inspector responded to a call from a bicyclist who noticed several full trash bags dumped over the side of Prospect Road in Saratoga. When the Inspector visited the sparsely traveled site, he was forced to park the car on a narrow shoulder of road and could not descend the steep drop to where the trash had been tossed. Cleanup from this kind of dumping is too dangerous for WVCWP staff and municipal staff to address alone. Putting a stop to illegal dumping requires a regional and enforceable solution.

General Evaluation of Trash Management Activities

After several years of monitoring trash sites, WVCWP staff is familiar with the sites and the problems that need to be addressed. Two leading trash sources in West Valley communities are "Illegal dumping" and "vehicular litter" (found along highways, freeway-on-and-off-ramps, and smaller arterial roads). The type of litter that is retrieved is predominantly snack, food, beverage and other product packaging and cigarette butts. Several West Valley problem areas are in Caltrans' jurisdiction. In December 2006, the WVCWP Mgr called Caltrans about cleaning up 2 bags of trash dropped and scattered on Hwy 9 near a freeway ramp in Los Gatos. Caltrans responded that day.

Saratoga Creek at Big Basin Way and Sunnyvale-Saratoga Road is a heavily vegetated area that has been used for illegal dumping. It looks better than it did during FY05-06 because Saratoga's maintenance staff and Water District staff removed several illegally-dumped items including a gas water heater and large wrought iron fixtures from the creek banks. Last year the City's Code Enforcement Officer and the Sheriff's Dept agreed to keep an eye on the area. "No Dumping" signs have been posted in the parking lot area above the creek. The banks of the creek are very steep with litter lodged between trees and vegetation about 25 feet from the high-water line. WVCWP staff will continue to monitor and remove trash from the accessible areas at the edge of the downtown parking lot at least two times per year. This site remains one of Saratoga's prioritized problem areas.

While traveling to one of Los Gatos' listed problem sites, WV staff noticed another problem area near where Shannon Creek flows into Guadalupe Creek. Staff stopped to remove illegally-dumped items and collected several bags of debris from this rural setting along Hicks Road. A GIS map indicates that this area may not be within Town jurisdiction. However, the Town's maintenance crews said they would pick up debris if it is reported within Town limits and placed within the "right-of-way". This accumulation of dumped items along a rural road is an illegal dumping concern for all jurisdictions when the abandoned debris is hidden by natural vegetation and steep slopes and violators are not caught.

Trash Problem Area Evaluation Results by Copermittee & Watershed

ID #	Date	Location	Assessment Tool	Score	Existing Management Actions	Recommended Management Actions and/or Future Evaluations
MI09	5/22/2007	Penitencia Creek off of Marilyn Dr. between Abbott and Abel	KAB	2.5	Allied Waste Services does not clean the creek. The City does not have access to this area because it is fenced off.	It is difficult to take action since most of the trash is windblown and water borne. Neither Allied Waste Services nor the City are responsible for creek clean-up.
MI07b	5/22/2007	Berryessa Creek at Abel Blvd.	KAB	2	The litter is cleaned up during the annual creek clean-up programs. The last creek clean-up was on September 16, 2006.	This area will again be cleaned during the annual Costal Cleanup Day on September 15, 2007.
MI04	5/21/2007	Piedmont Rd. between Yosemite and Uridias Ranch	KAB	1.75	This is a persistent problem. This area is inspected twice a week (Monday and Friday) or as needed. Trash is removed.	Existing management practices suffice.
MI02	5/21/2007	Downing Road Near Old Calaveras	KAB	1.25	This area is inspected twice a week (Monday and Friday) or as needed. Trash is removed.	Existing management practices suffice.
MI10	5/22/2007	Minnis Circle	KAB	1	The trash that is accumulated by commercial customers is often cleaned up. Problems occasionally resurface. Typical trash includes paper, cardboard, containers, parts from body repair shops and other commercial stores.	No longer a problem site. Persistent clean-up have resulted in major improvement in this area. Management practices will be continued.
MI07a	5/22/2007	Berryessa Creek at Calaveras Blvd.	KAB	1	The litter is cleaned up during the annual creek clean-up programs. The last creek clean-up was on September 16, 2006.	This area will again be cleaned during the annual Costal Cleanup Day on September 15, 2007.
MI03	5/21/2007	Calaveras Road near Spring Creek Ln.	KAB	1	This area is inspected twice a week (Monday and Friday) or as needed. Trash is removed.	Existing management practices suffice.
MI01	5/21/2007	Old Calaveras near intersection of Downing	KAB	1	This area is inspected twice a week (Monday and Friday) or as needed. Trash is removed.	Existing management practices suffice.
Monte Sereno						
				Guadalupe River		
MS01	3/22/2007	Hwy 9 (Rose Ave to Grandview Dr) including medians	KAB	3	Assess once or twice a year. Litter increased after new garbage collection service started. Notify collection company. Notify Caltrans when litter is excessive.	Assess once or twice a year. Conduct clean up once a year, as feasible. Notify Caltrans when litter is excessive. Continue to work with garbage company to reduce litter fall-out from collection.
MS05	7/18/2006	Hwy 9 (Ridgecrest Ave to Rose Ave)	KAB	3	Assess once or twice a year. Try to arrange a day to pick up litter. This area is in Caltrans jurisdiction along Hwy 9.	Assess once or twice a year. Conduct cleanup once a year, if feasible. Notify Caltrans when litter is excessive.
MS01	7/18/2006	Hwy 9 (Rose Ave to Grandview Dr) including medians	KAB	2	Assess once or twice a year. Try to arrange a day to pick up litter. This area is in Caltrans jurisdiction along Hwy 9.	Assess once or twice a year. Conduct cleanup once a year, if feasible. Notify Caltrans when litter is excessive.

Trash Problem Area Evaluation Results by Copermittee & Watershed

ID #	Date	Location	Assessment Tool	Score	Existing Management Actions	Recommended Management Actions and/or Future Evaluations
MS01	1/20/2007	Hwy 9 (Rose Ave to Grandview Dr) including medians	KAB	2	Assess once or twice a year. Notify Caltrans when litter is excessive. Caltrans bags were noticed along this site. They have conducted a cleanup.	Assess once or twice a year. Conduct cleanup once a year, if feasible. Notify Caltrans when litter is excessive.
MS05	1/20/2007	Hwy 9 (Ridgecrest Ave to Rose Ave)	KAB	2	Assess once or twice a year. Notify Caltrans when litter is excessive. Caltrans bags were noticed along this site. They have conducted a cleanup.	Assess once or twice a year. Conduct cleanup once a year, if feasible. Notify Caltrans when litter is excessive.
					San Tomas Aquino Creek	
MS03	3/15/2007	Hwy 9 (Daves Ave to Quito Rd)	KAB	3	Assess once or twice a year. Litter increased after new garbage collection service started. Notify collection company. Notify Caltrans when litter is excessive.	Assess once or twice a year. Conduct clean up once a year, as feasible. Notify Caltrans when litter is excessive. Continue to work with garbage company to reduce litter fall-out from collection.
MS04	1/20/2007	Hwy 9 (Blythswood Dr to Ridgecrest Ave.)	KAB	3	Assess once or twice a year. Notify Caltrans when litter is excessive. Caltrans bags were noticed along this site. They have conducted a cleanup.	Assess once or twice a year. Conduct cleanup once a year, if feasible. Notify Caltrans when litter is excessive.
MS02	3/15/2007	Hwy 9 (Grandview Dr to Daves Ave)	KAB	3	Assess once or twice a year. Litter increased after new garbage collection service started. Notify collection company. Notify Caltrans when litter is excessive.	Assess once or twice a year. Conduct clean up once a year, as feasible. Notify Caltrans when litter is excessive. Continue to work with garbage company to reduce litter fall-out from collection.
MS02	1/20/2007	Hwy 9 (Grandview Dr to Daves Ave)	KAB	2	Assess once or twice a year. Notify Caltrans when litter is excessive. Caltrans bags were noticed along this site. They have conducted a cleanup.	Assess once or twice a year. Conduct cleanup once a year, if feasible. Notify Caltrans when litter is excessive.
MS04	7/18/2006	Hwy 9 (Blythswood Dr to Ridgecrest Ave.)	KAB	2	Assess once or twice a year. Try to arrange a day to pick up litter. This area is in Caltrans jurisdiction along Hwy 9.	Assess once or twice a year. Conduct cleanup once a year, if feasible. Notify Caltrans when litter is excessive.
MS02	7/18/2006	Hwy 9 (Grandview Dr to Daves Ave)	KAB	2	Assess once or twice a year. Try to arrange a day to pick up litter. This area is in Caltrans jurisdiction along Hwy 9.	Assess once or twice a year. Conduct cleanup once a year, if feasible. Notify Caltrans when litter is excessive.
MS03	7/18/2006	Hwy 9 (Daves Ave to Quito Rd)	KAB	2	Assess once or twice a year. Try to arrange a day to pick up litter. This area is in Caltrans jurisdiction along Hwy 9.	Littered w/ small pieces of plastic and soda bottles, CAUTION tape and papers. Continue to monitor and try arrange a WVCWP cleanup. Site is in Caltrans jurisdiction.
MS03	1/20/2007	Hwy 9 (Daves Ave to Quito Rd)	KAB	2	Assess once or twice a year. Notify Caltrans when litter is excessive. Caltrans bags were noticed along this site. They have conducted a cleanup.	Assess once or twice a year. Conduct cleanup once a year, if feasible. Notify Caltrans when litter is excessive.
Palo Alto						
					Baylands	

School Trash Monitoring and Cleanup 4-18-07





Westmont
9-16-06
Creek Monitoring Summary

Use tick marks in the Category that the trash belongs in (i.e. plastic bag goes in PLASTIC).
At the end of the cleanup, total the tallies, & write the **total** next to the heading.

PLASTIC	1121
bags	187
bottles	151
buckets	
caps, lids	76
milk jugs	
pieces	449
rope	3
6-pack holders	3
Toys (Balls)	40
Turf Grass Pieces	212
STYROFOAM	45
cups, spoons, forks, straws	23
egg cartons	
fast food containers	
meat trays	
pieces	22
METAL	103
bottle caps	10
cans	28
pieces	44
wire	5
Objects	16
CIGARETTE BUTTS	81
Bags of Trash	4

PAPER	403
bags	
cardboard	100
cartons	
cups	
newspaper	
pieces	303
RUBBER	21
balloons	3
gloves	
tires	
Synthetic Rubber	18
GLASS	289
bottles	26
light bulbs	
Pieces	263
WOOD	26
broken pieces	15
pallets/large items	3
Brick	18
CLOTH	17
clothing	17
rugs	
OTHER	2

End of Day Totals

Estimate Length of creek section in miles, i.e. 1/10 mile, 1/8 mile 1.5 miles

Weight of recyclable trash 139

Number of bags of trash collected 53

Weight of non-recyclable trash 249

Questionnaire

1. Describe the stretch of creek monitored using descriptors of boundaries such as landmarks or cross streets. 4805 Westmont Ave near to Mc Coy

2. What types of trash were most commonly found? Paper, glass, and turf grass pieces

3. List the most unusual items found. Red metal bunk bed

4. Rate from one to five how dirty or clean the creek was, with one being pristine clean.

(Circle one) 1 2 3 4 5

Quito Rd. Los Gatos
12-15-06
Creek Monitoring Summary

Use tick marks in the Category that the trash belongs in (i.e. plastic bag goes in PLASTIC).
At the end of the cleanup, total the tallies, & write the **total** next to the heading.

PLASTIC	60
bags	7
bottles	6
buckets	
caps, lids	10
milk jugs	
pieces	37
rope	
6-pack holders	
toys	
Tarp	1
STYROFOAM	14
cups, spoons, forks, straws	9
egg cartons	
fast food containers	
meat trays	
pieces	5
METAL	18
bottle caps	
cans	7
pieces	8
wire	1
Objects	2
CIGARETTE BUTTS	43
Lighters	1

PAPER	28
bags	
cardboard	28
cartons	
cups	
newspaper	
pieces	
RUBBER	
balloons	
gloves	
tires	
GLASS	64
bottles	4
light bulbs	
Pieces	60
WOOD	
broken pieces	
pallets/large items	
CLOTH	1
clothing	1
rugs	
OTHER	5

End of Day Totals

Estimate Length of creek section in miles, i.e. 1/10 mile, 1/8 mile 425 Ft____

Number of bags of trash collected 2_____

Weight of recyclable trash 5_____

Weight of non-recyclable trash 12_____

Questionnaire

1. Describe the stretch of creek monitored using descriptors of boundaries such as landmarks or cross streets. Along QuitoRd. near Bicknell_____

_____

2. What types of trash were most commonly found? Plastic and cigarette butts_____

_____

3. List the most unusual items found. Large piece of rebar_____

4. Rate from one to five how dirty or clean the creek was, with one being pristine clean.

(Circle one) 1 2 3 4 5

San Tomas Aquino Creek Quito Rd. at Sobey
1/28/07
Creek Monitoring Summary

Use tick marks in the Category that the trash belongs in (i.e. plastic bag goes in PLASTIC).
At the end of the cleanup, total the tallies, & write the **total** next to the heading.

PLASTIC	55	**PAPER**	24
bags	10	bags	
bottles	23	cardboard	3
buckets		cartons	
caps, lids		cups	
milk jugs		newspaper	
pieces	22	pieces	21
rope			
6-pack holders		**RUBBER**	
toys		balloons	
		gloves	
STYROFOAM	12	tires	
cups, spoons, forks, straws	12		
egg cartons		**GLASS**	1
fast food containers		bottles	1
meat trays		light bulbs	
pieces			
		WOOD	
METAL	5	broken pieces	
bottle caps		pallets/large items	
cans	2		
pieces		**CLOTH**	1
wire		clothing	
Object	3	rugs	
CIGARETTE BUTTS		Tennis Balls	1
		OTHER	2

End of Day Totals

Estimate Length of creek section in miles, i.e. 1/10 mile, 1/8 mile 125 feet___

Number of bags of trash collected __2_____

Weight of recyclable trash 6_____

Weight of non-recyclable trash 10_____

Questionnaire

1. Describe the stretch of creek monitored using descriptors of boundaries such as landmarks or cross streets. Side of the road on Quito from Sobey to _____

   _____

2. What types of trash were most commonly found? Plastic bottles_____

   _____

3. List the most unusual items found. Eyeglass case_____

4. Rate from one to five how dirty or clean the creek was, with one being pristine clean.

   (Circle one) 1 2 3 4 5

Wildcat Creek
4/18/07
Creek Monitoring Summary

Use tick marks in the Category that the trash belongs in (i.e. plastic bag goes in PLASTIC).
At the end of the cleanup, total the tallies, & write the **total** next to the heading.

PLASTIC	813
bags	53
bottles	72
buckets	
caps, lids	117
milk jugs	
pieces	160
rope	
6-pack holders	5
toys	11
wrappers	395
STYROFOAM	93
cups, spoons, forks, straws	86
egg cartons	
fast food containers	7
meat trays	
pieces	
METAL	83
bottle caps	18
cans	57
pieces	2
wire	4
CIGARETTE BUTTS	2

PAPER	105
bags	75
cardboard	30
cartons	
cups	
newspaper	
pieces	
RUBBER	8
balloons	3
gloves	5
tires	
GLASS	87
bottles	25
light bulbs	
pieces	62
WOOD	10
broken pieces	10
pallets/large items	
CLOTH	5
clothing	5
rugs	
OTHER	101

End of Day Totals

Estimate Length of creek section in miles, i.e. 1/10 mile, 1/8 mile: 400 ft

Number of bags of trash collected: 31

Weight of recyclable: trash 225 lbs. est.

Weight of non-recyclable trash: _____

Questionnaire

1. Describe the stretch of creek monitored using descriptors of boundaries such as landmarks or cross streets. Wildcat Creek behind Sacred Heart School

2. What types of trash were most commonly found? Food wrappers

3. List the most unusual items found. Illegal Dumped asphalt

4. Rate from one to five how dirty or clean the creek was, with one being pristine clean.

(Circle one) 1 2 3 4 5

San Tomas Aquino Creek
5/19/07
Creek Monitoring Summary

Use tick marks in the Category that the trash belongs in (i.e. plastic bag goes in PLASTIC).
At the end of the cleanup, total the tallies, & write the **total** next to the heading.

PLASTIC	601
bags	80
bottles	40
buckets	
caps, lids	31
milk jugs	
pieces	450
rope	
6-pack holders	
toys	
STYROFOAM	72
cups, spoons, forks, straws	20
egg cartons	
fast food containers	12
meat trays	
pieces	40
METAL	132
bottle caps	6
cans	22
pieces	88
wire	13
Segments	3
CIGARETTE BUTTS	129

PAPER	136
bags	136
cardboard	
cartons	
cups	
newspaper	
pieces	
RUBBER	26
balloons	9
gloves	8
tires	
Hose	9
GLASS	147
bottles	5
light bulbs	
Pieces	142
WOOD	12
broken pieces	12
pallets/large items	
CLOTH	8
clothing	8
rugs	
OTHER	104

End of Day Totals

Estimate Length of creek section in miles, i.e. 1/10 mile, 1/8 mile: 500 ft.

Number of bags of trash collected: 21

Weight of recyclable trash: 11

Weight of non-recyclable trash: 174 lbs

Questionnaire

1. Describe the stretch of creek monitored using descriptors of boundaries such as landmarks or cross streets. From Westmont High School playing field to Mc Coy

2. What types of trash were most commonly found? Plastics, paper, aluminum and cigarette butts

3. List the most unusual items found. Big long metal rods

4. Rate from one to five how dirty or clean the creek was, with one being pristine clean.

(Circle one) 1 2 3 4 5

Great American litter Pick Up 5-19-07
540 Rincon Ave. Campbell
Creek Monitoring Summary

Use tick marks in the Category that the trash belongs in (i.e. plastic bag goes in PLASTIC).
At the end of the cleanup, total the tallies, & write the **total** next to the heading.

PLASTIC	961	**PAPER**	576
bags	46	bags	
bottles	58	cardboard	
buckets		cartons	
caps, lids	198	cups	
milk jugs		newspaper	
pieces	435	pieces	576
rope			
6-pack holders	4	**RUBBER**	118
toys	5	balloons	36
Hard Pieces	215	gloves	
STYROFOAM	908	tires	5
cups, spoons, forks, straws	532	misc.	77
egg cartons		**GLASS**	91
fast food containers		bottles	18
meat trays		light bulbs	
pieces	376	pieces	73
		WOOD	43
METAL	412	broken pieces	43
bottle caps	274	pallets/large items	
cans	15		
pieces	92	**CLOTH**	38
wire	22	clothing	38
pipe	9	rugs	
CIGARETTE BUTTS	899		
		OTHER	121

End of Day Totals

Estimate Length of creek section in miles, i.e. 1/10 mile, 1/8 mile _____

Number of bags of trash collected 63

Weight of recyclable trash 400

Weight of non-recyclable trash 1,260

Questionnaire

1. Describe the stretch of creek monitored using descriptors of boundaries such as landmarks or cross streets. Litter pick up at John D. Morgan , Hwy 17 from the Camden ramp to the pedestrian crossing, railroad tracks adjacent to Winchester northbound from Hacienda to Kennedy and along Los Gatos Creek trail

   What types of trash were most commonly found? Paper, styrofoam and cigarette butts

2. List the most unusual items found. _____

3. Rate from one to five how dirty or clean the creek was, with one being pristine clean.

   (Circle one) 1 2 3 4 5

Saratoga Creek Big Basin Way
6-5-07
Creek Monitoring Summary

Use tick marks in the Category that the trash belongs in (i.e. plastic bag goes in PLASTIC).
At the end of the cleanup, total the tallies, & write the **total** next to the heading.

PLASTIC	75
bags	3
bottles	7
buckets	
caps, lids	6
milk jugs	
pieces	34
rope	
6-pack holders	
toys	
wrappers	25
STYROFOAM	22
cups, spoons, forks, straws	13
egg cartons	
fast food containers	
meat trays	
pieces	9
METAL	17
bottle caps	3
cans	4
pieces	10
wire	
CIGARETTE BUTTS	34

PAPER	47
bags	
cardboard	2
cartons	
cups	
newspaper	
pieces	45
RUBBER	
balloons	
gloves	
tires	
GLASS	2
bottles	2
light bulbs	
WOOD	
broken pieces	
pallets/large items	
CLOTH	
clothing	
rugs	
OTHER	5

End of Day Totals

Estimate Length of creek section in miles, i.e. 1/10 mile, 1/8 mile: 200 ft.

Number of bags of trash collected: _____

Weight of recyclable trash: 1/2

Weight of non-recyclable trash: 2 1/2

Questionnaire

1. Describe the stretch of creek monitored using descriptors of boundaries such as landmarks or cross streets. Behind the gas station at Big Basin Way at the top of the creek

2. What types of trash were most commonly found? Paper

3. List the most unusual items found. _____

4. Rate from one to five how dirty or clean the creek was, with one being pristine clean.

(Circle one) 1 2 3 4 5

Saratoga Creek Big Basin Way
6-22-07

Creek Monitoring Summary

Use tick marks in the Category that the trash belongs in (i.e. plastic bag goes in PLASTIC).
At the end of the cleanup, total the tallies, & write the **total** next to the heading.

PLASTIC	80
bags	7
bottles	6
buckets	
caps, lids	5
milk jugs	
pieces	34
rope	
6-pack holders	
toys	
wrappers	28
STYROFOAM	2
cups, spoons, forks, straws	
egg cartons	
fast food containers	
meat trays	
pieces	2
METAL	2
bottle caps	
cans	1
pieces	1
wire	
CIGARETTE BUTTS	29

PAPER	46
bags	11
cardboard	
cartons	
cups	
newspaper	
pieces	35
RUBBER	
balloons	
gloves	
tires	
GLASS	
bottles	
light bulbs	
WOOD	1
broken pieces	1
pallets/large items	
CLOTH	2
clothing	2
rugs	
OTHER	2

End of Day Totals

Estimate Length of creek section in miles, i.e. 1/10 mile, 1/8 mile .100 ft.

Number of bags of trash collected _____

Weight of recyclable trash _____

Weight of non-recyclable trash _____

Questionnaire

1. Describe the stretch of creek monitored using descriptors of boundaries such as landmarks or cross streets. Behind the gas station at Big Basin Way at the top of the creek

2. What types of trash were most commonly found? Paper

3. List the most unusual items found. _____

4. Rate from one to five how dirty or clean the creek was, with one being pristine clean.

(Circle one) 1 2 3 4 5

Hicks Rd at Shannon
6-25-07
Creek Monitoring Summary

Use tick marks in the Category that the trash belongs in (i.e. plastic bag goes in PLASTIC).
At the end of the cleanup, total the tallies, & write the **total** next to the heading.

PLASTIC	60
bags	15
bottles	7
buckets	
caps, lids	2
milk jugs	
pieces	23
rope	
6-pack holders	
toys	
wrappers	13
STYROFOAM	18
cups, spoons, forks, straws	
egg cartons	
fast food containers	
meat trays	
pieces	18
METAL	17
bottle caps	
cans	13
pieces	4
wire	
CIGARETTE BUTTS	22

PAPER	18
bags	
cardboard	8
cartons	
cups	
newspaper	
pieces	10
RUBBER	4
balloons	
gloves	
tires	
pieces	4
GLASS	14
bottles	4
light bulbs	
pieces	10
WOOD	
broken pieces	
pallets/large items	
CLOTH	2
clothing	2
rugs	
OTHER	29

End of Day Totals

Estimate Length of creek section in miles, i.e. 1/10 mile, 1/8 mile: 200 ft.

Number of bags of trash collected: 5

Weight of recyclable trash: _____

Weight of non-recyclable trash: 31

Questionnaire

1. Describe the stretch of creek monitored using descriptors of boundaries such as landmarks or cross streets. Top of creek bank listed as private property. Trash not visual when driving by.

2. What types of trash were most commonly found? Cans and paper

3. List the most unusual items found. Stereo and garbage can

4. Rate from one to five how dirty or clean the creek was, with one being pristine clean.

(Circle one) 1 2 3 4 5

West Valley Communities

Santa Clara Valley Urban Runoff Pollution Prevention Program

FY 2006-2007 ANNUAL REPORT

Training Summary: Trash Management

Training Description	Date	Attendees
Santa Clara County Technical Advisory Committee Various Agencies: Group Discussion **Topics:** ▪ Partnering with DMV to identify demographics of those who generate vehicular litter ▪ Next steps for obtaining and distributing truck bed tarps ▪ Enforcing the use of truck bed covers ▪ Ask the local AAA to inform their members of truck bed cover requirements ▪ Work with local Auto Dealers to remind customers of truck bed cover requirements	March 12, 2007	**WVCWP (2)** Program Manager Public Outreach Specialist
Silicon Valley Anti–Litter Task Force Speaker: Nora Campos, Committee Chair **Topics:** ▪ Publicizing Great American Pick-Up Day ▪ Litter regulation enforcement ▪ Litter Control Education ▪ Litter Control: Removal of Litter	May 7, 2007	**WVCWP (2)** Program Manager Public Outreach Specialist
WVCWP Monthly Meeting/Training Trash Cleanups and Trash Assessments Discussion led by: WVCWP Program Manager **Topics:** ▪ Trash Site Prioritization ▪ Report from SCVURPPP Ad Hoc Task Group Projects ▪ BASMAA – Trash editorial subject for use in newsletters	May 8,2007	**WVCWP (3)** Program Manager Program Assistant Stormwater Discharge Inspector **Campbell (1)** Senior Civil Engineer **Los Gatos (1)** Senior Engineering Technician **Saratoga (1)** Public Works Analyst

Watershed Management

City of Campbell

Town of Los Gatos

City of Monte Sereno

City of Saratoga

West Valley Communities

FY 2006-2007 ANNUAL REPORT

Work Plan Self Evaluation Matrix

Water Quality Monitoring & Watershed Management

Source	Work Plan Activity	Work Plan Tasks	Accomplishments	Responsible Party
NPDES Permit	South Bay Watershed Management Initiative	Support and participate in development of Core Group activities and the WMI Watershed Action Plan[1]. See SCVURPPP work plan for detailed activities.	The West Valley Communities support and participate in the WMI through the SCVURPP Program.	WVCWP coordinate with SCVURPPP
	Water Quality Monitoring	Support and fund SCVURPP Water Quality Monitoring activities. Jointly fund the Regional Monitoring Program (RMP) and the California Estuary Project (CEP). See SCVURPPP work plan for detailed activities.	The West Valley Communities support and participate in water quality monitoring activities through the SCVURPPP. The West Valley Communities jointly fund the RMP and CEP water monitoring programs through SCVURPPP annual assessments. See Program's report for details.	Campbell Los Gatos Monte Sereno Saratoga

[1] On behalf of the municipalities of Campbell, Los Gatos, Monte Sereno and Saratoga SCVURPPP is signatory to the WMI and participates in the Core Group and subgroups.

West Valley Communities

Santa Clara Valley Urban Runoff Pollution Prevention Program

FY 2006-2007 ANNUAL REPORT

Training Summary: Watershed Management

Training Description	Date	Attendees
Don Edwards National Wildlife Refuge Environmental Educational Center Walking Tour Sponsored by: SCVURPPP and the Land Use Subgroup **Topics:** ▪ Runoff from urban areas discharges into creeks and streams ▪ Interactions between urban/suburban activities and natural habitats ▪ How salt marshes help restore water quality ▪ Effects of freshwater discharges on the Bay ▪ Landscaping with native plants	December 6, 2006	**WVCWP (2)** WVCWP Inspector Program Assistant
Public Stream Restoration and Erosive Forces Workshop Sponsored by: The Environmental Advisory Committee (EAC) to the Santa Clara Valley District and the Santa Clara Valley Watershed Management Initiative (WMI) **Topics:** ▪ Presentation on the Points of Agreement amongst stakeholders concerning erosion in the potential for restoration of physical stability and ecological health of SCC streams ▪ Presentations by several stakeholders with differing views on how to address erosion and or restoration of stable healthy streams ▪ Discussion to develop a shared understanding of the problems and solutions associated with stream erosion and restoration	January 31, 2007	**WVCWP (2)** Program Manager WVCWP Inspector
Watershed Management and Urban Ecology Sponsored by: Acterra, Canopy, San Francisquito Watershed Council, SCV Water District and City of Palo Alto Speaker: Andy Lipkis, Founder and President of Tree People **Topics:** ▪ Groundbreaking Solutions that link the issues of urban forestry, sustainability, water and energy use through integrated urban ecosystem management ▪ What we are doing locally and what we can learn from L.A.'s example	March 21, 2007	**WVCWP (1)** Program Manager

CITY OF MOUNTAIN VIEW

Fire Department • Fire and Environmental Protection Division • 500 Castro Street, City Hall - 4th Floor
Mountain View, CA 94041-2010 • 650-903-6378 • FAX 650-903-6101

September 15, 2007

Mr. Bruce Wolfe, RWQCB Executive Officer
Regional Water Quality Control Board
San Francisco Bay Region
1515 Clay St., Suite 1400
Oakland, CA 94612

Subject: City of Mountain View's Urban Runoff Management Program
FY 2006-2007 Annual Report

Dear Mr. Wolfe:

This report is submitted by the City of Mountain View, in conjunction with the Santa Clara Valley Urban Runoff Pollution Prevention Program's Annual Report, pursuant to provision C.6.a. of the Program's reissued municipal storm water NPDES Permit (Order No. 01-024). The report summarizes activities performed during FY 2006-2007 in accordance with the City of Mountain View's Urban Runoff Management Plan (URMP) submitted to the Regional Board on September 1, 1997 and updated in September 2004, and the performance standards contained therein.

Contents of Report

The goals of this Annual Report are to: 1) concisely document implementation of our URMP and FY 06-07 work plan during the past fiscal year; 2) evaluate program results for continuous improvement; 3) comply with permit requirements; and 4) share this information with other Co-permittees, municipal decision-makers, and the public. To accomplish these goals, the report contains the following sections:

I. Contents of report;
II. Program highlights and accomplishments;
III. Summary of continuous improvement activities;
IV. Attachments:
   A. Certification Statements
   B. Self-Evaluation and Work Plan Completion Matrix
      - ICID
      - IND/COMM Inspections
      - Street, Roads, and Highways
      - Corporation Yards
      - Rural Public Works
      - Storm Drain O&M
      - Water Operations
      - New Development Planning Procedures
      - New Development Construction Inspection
      - Pest Management

- Mercury Pollution Prevention
- Copper/Nickel
- Trash Inventory and Management
- Water Quality Monitoring
- PIP
- Staff Training
- Annual Reports and Work Plans

C. List of Acronyms, Abbreviations, and Definitions
D. Treatment BMPs Inspection Activity Report for FY 06-07
E. Pesticide Use Evaluation for FY 06-07

Program Highlights and Accomplishments

The City's Urban Runoff Management Plan URMP describes activities that are implemented to control storm water runoff pollution. During FY 06-07, the City continued efforts to implement its URMP to the maximum extent practicable. Attachment B provides self-evaluation for each element in the City's URMP. Highlights of the City's FY 06-07 URMP accomplishments are listed below:

- The City responded to 68 ICID incidents, which resulted in the issuance of 6 warning notices, 2 administrative actions, and 1 administrative action with a penalty. The penalty citation was issued for $3,000.
- The City continued its restaurant inspection and outreach program, conducting 88 restaurant inspections, which were fewer inspections than past years. This reduction was due to changes in staffing. The City is currently undergoing recruitment to fill vacant positions and the goal is to train incoming inspectors to perform the restaurant inspections, which also include fire and life safety inspections. The City collected $250 in penalties resulting from the restaurant inspections.
- The City implemented the enhanced data collection and reporting requirements for the ICID and Industrial inspection programs.
- In addition to the restaurant inspections, the City conducted 222 industrial/commercial inspections and re-inspections (this figure does not include restaurants and hazardous materials facilities) during FY 06-07.
- The City conducted training for streets, parks, water, wastewater, fleet services, facilities personnel.
- The City implemented its PIP program, which included school outreach, publications, and public events, and multi-cultural outreach.
- The City reviewed 98 projects for storm water related items.
- The City implemented its C.3 requirements, which included approval of 4 new projects. These projects included required runoff BMPs.
- The City developed an abbreviatedform for C.3 requirements at small project sites.
- The City initiated its treatment BMP inspection program.
- The City developed a database that will be used to permit stormwater treatment BMPs, as well as track inspection and maintenance activities for those BMPs.
- The City conducted 117 construction site inspections, and issued 44 written notices.
- The City implemented its IPM Policy and IPM Plan.
- The City utilized a database for tracking pesticide use.

Continuous Improvement Activities

The City is committed to seeking URMP areas for improvement. The current continuous improvement items are listed below:

- The City will continue to implement its enhanced restaurant inspection program.
- The City will continue to work to improve implementation of the C.3 requirements, including use of the database to issue permits for operating and maintaining stormwater treatment BMPs.
- The City will closely monitor development of the Municipal Regional Permit to identify areas that may need to be modified to comply with any new requirements.
- The City will continue to evaluate and implement improvements to the IPM Plan, and pesticide management program.

Thank you for your review of this Annual Report. If you have any questions regarding the materials submitted, please contact me at (650) 903-6225.

Very truly yours,

Eric Anderson, Urban Runoff Coordinator

cc. Sue Ma, RWQCB

Attachments

CITY OF MOUNTAIN VIEW
FY 2006-2007 ANNUAL REPORT
ATTACHMENT A.i

Certification Statement

"I certify, under penalty of law, that this document and all attachments were prepared under my direction or supervision in accordance with a system designed to ensure that qualified personnel properly gather and evaluate the information submitted. Based on my inquiry of the person or persons who manage the system, or those persons directly responsible for gathering the information, the information submitted, is, to the best of my knowledge and belief, true, accurate, and complete. I am aware that there are significant penalties for submitting false information, including the possibility of fine and imprisonment for knowing violations."

Signature by Duly Authorized Representative:

Jaymae Wentker 8/16/07

Jaymae Wentker Date
Fire Marshal

CITY OF MOUNTAIN VIEW
FY 2006-2007 ANNUAL REPORT
ATTACHMENT A.ii

Performance Standard Completion Certification Statement

"I certify, under penalty of law, that the City of Mountain View has implemented all elements of the following performance standards, except as described in the Self-Evaluation Matrix in Attachment B of this FY 06-07 Annual Report, according to the policies and procedures described in the City of Mountain View's Urban Runoff Management Plan dated September 2004:

- Illicit Connection/Illegal Discharges
- Industrial/Commercial Discharger Control Program
- Public Streets, roads, and Highway Operation and Maintenance
- Rural Public Works Maintenance
- Storm Drain System Operation and Maintenance
- Water Utility Operation and Maintenance
- New Development and Redevelopment Planning Procedures
- New Development Construction Inspections
- Public Facilities Operation and Maintenance (including Pest Management

Based on my inquiry of the person or persons who manage the system, or those persons directly responsible for gathering the information, this information is, to the best of my knowledge and belief, true, accurate, and complete. I am aware that there are significant penalties for submitting false information, including the possibility of fine and imprisonment for knowing violations."

Signature by Duly Authorized Representative:

Jaymae Wentker 8/16/07

Jaymae Wentker Date
Fire Marshal

Attachment C

Acronyms/Abbreviations/Definitions

AB	Assembly Bill
ABAG	Association of Bay Area Governments
ABC	Annual Budget Review Compilation
ACCWP	Alameda Countywide Clean Water Program
ACOE	U.S. Army Corps of Engineers
AHTG	Ad Hoc Task Group
AR	Annual Report
ASCE	American Society of Civil Engineers
BAAQMD	Bay Area Air Quality Management District
BART	San Francisco Bay Area Rapid Transit
BATG	Budget Ad Hoc Task Group
Basin	Santa Clara Basin
Basin Plan	Water Quality Control Plan for the San Francisco Basin
BACWA	Bay Area Clean Water Agencies
BAHM	Bay Area Hydrology Model
BAMBI	Bay Area Macroinvertebrate Bioassessment Information
BASMAA	Bay Area Stormwater Management Agencies Association
Bay	San Francisco Bay
Bay Area	San Francisco Bay Area
BMI	Benthic Macroinvertebrate
BMM	Lower South Bay Monitoring and Modeling Subgroup
BMP	Best Management Practice
BOMA	Building Owners and Managers Association
BPP	Brake Pad Partnership
BU	beneficial use
C	Celsius
C.3	Permit Provision C.3
C3PO	C.3 Provision Oversight
CA	California
Cal-EPA	California Environmental Protection Agency
Caltrans	California Department of Transportation
CAMLnet	California Aquatic Macroinvertebrate Laboratory Network

Acronyms/Abbreviations/Definitions

Campaign	Watershed Watch Campaign
CAP	Copper Action Plan
CASQA	California of Stormwater Quality Association
CB	Copper Baseline
CCC	Continuous Concentration Criterion
CD-ROM	Compact Disk-Read Only Memory
CDS	Continuous Deflective Separation
CEP	Clean Estuary Partnership
CESQG	Conditionally Exempt Small Quantity Generator
CEQA	California Environmental Quality Act
CFR	Code of Federal Regulations
cfs	cubic feet per second
CI	Continuous Improvement
CIWMB	California Integrated Waste Management Board
CMIA	Conceptual Model Impairment Assessment
CMS	Copper Management Strategy
COA	Condition of Approval
CoHHW	Santa Clara County Household Hazardous Waste Program
CoHHW Program	Santa Clara County Household Hazardous Waste Program
COLD	cold freshwater habitat
CRMP	Coordinated Resources Management and Planning
CSBP	California Stream Bioassessment Procedures
CTR	California Toxic Rule
Cu	copper
CWA	Clean Water Act
DDD	Dichlorodiphenyldichloroethane
DDE	Dichlorodiphenyldichloroethylene
DDT	Dichlorodiphenyltrichloroethane
DEH	Santa Clara County Department of Environmental Health
District	Santa Clara Valley Water District
DO	Dissolved Oxygen
DOE	Department of Energy
DPR	Department of Pesticide Regulation

Acronyms/Abbreviations/Definitions

DWR	Department of Water Resources
E. Coli	Enterococcus Coli
EEC	SF Bay Wildlife Refuge Environmental Education Center
EEDMS	Environmental Enforcement Data Management System
EEPS	Exposure and Effects Pilot Study
e.g.	for example
EMAP	Environmental Monitoring Program
EMB	Executive Management Board
EOA	Eisenberg, Olivieri, and Associates
EPA	U.S. Environmental Protection Agency
Estuary	San Francisco Bay Estuary
F	Fahrenheit
FLT	Fluorescent Light Tube
FY	Fiscal Year
GCRCD	Guadalupe-Coyote Resource Conservation District
GIASP	General Industrial Activities Stormwater Permit
GIS	Geographic Information System
GRTS	Generalized Random Tessellation Stratified
Group 1	C.3 compliance threshold – 1 acre of impervious surface
Group 2A	C.3 compliance threshold – 10,000 sq. ft. of impervious surface at specific land use areas
Group 2B	C.3 compliance threshold – 10,000 sq. ft.
HBANC	Home Builders Association of Northern California
Hg	Mercury
HMP	Hydromodification Management Plan
HHW	Household Hazardous Waste
HVAC	Heating, Ventilation and Air Conditioning
IBI	Index of Biotic Integrity
IC/ID	Illicit Connection and Illegal Dumping
ID	Identification
IND	Industrial/Commercial
i.e.	that is
IPM	Integrated Pest Management

Acronyms/Abbreviations/Definitions

JPA	Joint Powers Authority
K	Kindergarten
KAB	Keep America Beautiful
kg	Kilogram
L	Liter
Lb	Pound
LA	load allocation
LFA	Limiting Factors Analysis
LID	Low Impact Development
LSSB	Lower South San Francisco Bay
LUS	Land Use Subgroup
MC	Management Committee
MCMP	Metals Control Measures Plan
MCTT	Multi-Chambered Treatment Train
MDDB	Metadata Database
MDL	Most Downstream Location
MEP	Maximum Extent Practicable
Mercury Plan	Mercury Pollution Prevention Plan
mg	milligram
mgd	million gallons per day
MIGR	fish migration
MOA	Memorandum of Agreement
MOFO	Morrison & Foerster
MOU	Memorandum of Understanding
MP	Monitoring Priority
MROSD	Mid-Peninsula Regional Open Space District
MYRWMP	Multi-Year Receiving Waters Monitoring Plan
NAP	Nickel Action Plan
NEMA	National Electrical Manufacturers Association
NAIOP	National Association of Industrial and Office Properties
NEPA	National Environmental Policy Act
ng	Nanogram
Ni	Nickel

Acronyms/Abbreviations/Definitions

NOI	Notice of Intent
NPDES	National Pollutant Discharge Elimination System
OC	Organochlorine
O&M	Operation and Maintenance
OP	Organophosphate
OWOW	Our Water Our World
P2	Pollution Prevention
PAHs	Polynuclear Aromatic Hydrocarbons
PBDE	Polybrominated Diphenyl Ether
Pb	Lead
PCBs	Polychlorinated Biphenyls
PCDD	Polychlorinated Dibenzo-p-Dioxins
PCDF	Polychlorinated Dibenzofurans
PCO	Pest Control Operator
pg	Picogram
PHAB	Physical Habitat Assessments
PIP	Public Information and Participation
PI/P	Public Information and Participation
PIPP	Public Information and Participation Program
PMPS	Pest Management Performance Standard
POC	Pollutant of Concern
POTW	Publicly Owned Treatment Works
PPPS	Planning Procedures Performance Standard
Program	Santa Clara Valley Urban Runoff Pollution Prevention Program
PS	Performance Standard
PVC	Polyvinyl Chloride
Q	Quarter
QAPP	Quality Assurance Project Plan
RAC	Regional Ad Campaign
RARE	preservation of rare and endangered species
RCRA	Resource Conservation and Recovery Act
REC- 1	water contact recreation
REC-2	non-contact water recreation

Acronyms/Abbreviations/Definitions

Regional Board	San Francisco Bay Regional Water Quality Control Board
RFP	Request for Proposal
RMAS	Regional Monitoring and Assessment Strategy
RMP	Regional Monitoring Program
RPT	Report Preparation Team
RS	Regulatory Subgroup
RTA	Rapid Trash Assessment
RWQCB	San Francisco Bay Regional Water Quality Control Board
SC	Steering Committee
SCC	Santa Clara County
SCBWM1	Santa Clara Basin Watershed Management Initiative
SCVURPPP	Santa Clara Valley Urban Runoff Pollution Prevention Program
SCVWD	Santa Clara Valley Water District
SF	San Francisco
SFEI	San Francisco Estuary Institute
SFEP	San Francisco Estuary Project
SIC	Standard Industrial Classification
SMaRT®	Sunnyvale Materials Recovery and Transfer
SOP	Standard Operating Procedures
South Bay	Lower South San Francisco Bay
SPLWG	Sources, Pathways and Loadings Work Group (RMP)
SPWN	fish spawning
SSC	Suspended Sediment Concentration
SSI	Inventory of Santa Clara Basin Stream Studies
SSO	Water Quality Site-Specific Objective
State Board	State Water Resources Control Board
STOPPP	San Mateo Countywide Stormwater Pollution Prevention Program
SWAMP	Surface Waters Ambient Monitoring Program
SWANA	Solid Waste Association of North America
SWMP	Stormwater Management Plan (C.3 compliance document)
SWPPP	Stormwater Pollution Prevention Plan
SWRCB	State Water Resources Control Board
TAC	Technical Advisory Committee

Acronyms/Abbreviations/Definitions

TMDL	Total Maximum Daily Load
TO	Tentative Order
TP	Total Phosphorus
TPH	Total Petroleum Hydrocarbons
TRC	Technical Review Committee
ug	Microgram
UPC	Urban Pesticide Committee
URMP	Urban Runoff Management Plan
URQM	Urban Runoff Quality Management
USA	Unified Stream Assessment
USEPA	U. S. Environmental Protection Agency
USFWS	U.S. Fish and Wildlife Service
USGS	U.S. Geological Survey
VTA	Santa Clara Valley Transportation Authority
WAC	Watershed Assessment Consultant
WAMS	Watershed Assessment and Monitoring Subgroup
WAR	Watershed Assessment Report
WARM	warm freshwater habitat
Water Board	San Francisco Bay Regional Water Quality Control Board
Water District	Santa Clara Valley Water District
WEF	Water Environment Federation
WEO	Watershed Education and Outreach
WE&O	Watershed Education and Outreach
WERF	Water Environment Research Foundation
WG	Work Group
WILD	wildlife habitat
WLA	Waste Load Allocation
WMI	Watershed Management Initiative
Work Group "I"	SCBWMI Phase I Indicators Work Group
WP	Work Plan
WRPC	Water Resources Protection Collaborative
WVCWP	West Valley Clean Water Program
WW	Watershed Watch

Acronyms/Abbreviations/Definitions

WWTP	Wastewater Treatment Plant
WY	Water Year
YSI	Youth Science Institute
Zn	Zinc

ATTACHMENT B

SANTA CLARA VALLEY URBAN RUNOFF POLLUTION PREVENTION PROGRAM
FY 2006-2007 ANNUAL REPORT

Municipality: City of Mountain View

ILLICIT CONNECTION & ILLEGAL DUMPING ELIMINATION ACTIVITIES

FY 2006-2007 Work Plan Self Evaluation Matrix

Item No.	Activity	FY06-07 Work Plan Tasks	FY 06-07 Accomplishments	Responsible Party
ICID – 6	Reporting and Record Keeping	Revise ICID database to implement enhanced reporting and record keeping requirements.	City's ICID database includes the required enhanced reporting and record keeping requirements. The City submitted ICID data to SCVURPPP for Program-wide data reporting. A summary generated by the ICID database for FY 06-07 is attached.	FD
ICID - 7	Review and Evaluate Effectiveness	Continue ICID program review and effectiveness evaluation.	Effectiveness evaluation is on-going. See evaluation below.	FD

ICID Report Data

Type of Pollutants	Number of Incidents	General Location	Reports by citizens or employees	Follow-up action
See attached summary report	See attached summary report	See attached summary report	See attached summary report.	FD

Regional Board Comments on ICID in FY 2005-2006 Annual Report

Item	RWQCB Comment	City of Mountain View Response
ICID rated "Compliance"	No improvement or compliance actions were required.	

ATTACHMENT B

SANTA CLARA VALLEY URBAN RUNOFF POLLUTION PREVENTION PROGRAM
FY 2006-2007 ANNUAL REPORT

Municipality: City of Mountain View

ICID Program Evaluation

During FY 06-07, the City responded to 68 ICID incidents, which is less than past years' results (92 incidents in FY 02-03, 89 incidents in FY 03-04, 74 incidents in FY 04-05, and 80 incidents in FY 05-06). The breakdown of the types of incidents, potential source, sources of reports, and follow-up and enforcement actions are summarized in the attachment to this section of the annual report. During FY 06-07 the City responded to 12 fewer incidents than during FY 05-06. Evaluation of the "Incident Type" data showed that the City responded to 3 fewer "accidental spills", 14 fewer "vehicle and equipment leaking," 4 more "grey water" incidents, and 4 more sanitary sewer overflow incidents in FY 06-07 compared to FY 05-06. The "accidental spills" incidents are mostly vehicle accidents that result in spilled vehicle fluids. The "vehicle and equipment leaking" incidents are typically Fire Department responses to fuel or other vehicle fluid leaks. The remaining incident types were consistent (+/- 1) during FY 06-07 when compared to FY 05-06.

During FY 06-07, the City continued its restaurant inspection program to address restaurant-related ICID incidents. This will be discussed further in the IND section of the annual report.

During FY 06-07, the City switched its incident data management system from CAD-RMS to a program called Firehouse. Use of this new database has enabled the Environmental Protection Division to have greater access to incident records.

Review of the data does not provide useful information regarding the distribution of ICID incidents. The incidents appear to be randomly occurring throughout the City.

ATTACHMENT B

SANTA CLARA VALLEY URBAN RUNOFF POLLUTION PREVENTION PROGRAM

FY 2006-2007 ANNUAL REPORT

Municipality: City of Mountain View

FY 06-07
ICID Incident Summary Report

ICID Incident Report Source	Number of Incidents
Illicit discharge inspectors	5
Interdepartmental	11
Citizen complaints	50
Other Agency	2
Total	**68**

ICID Incident Source	Number of Incidents
Residential	31
Industrial	4
Commercial	16
Automotive Facilities	2
Food Facilities	5
Construction Sites	1
Public facilities and Utilities	3
Other/unknown	6
Total	**68**

ICID Incident Type	Number of Incidents
Abandoned drums discharge	7
Accidental spills	14
Allowable discharge	0
Carpet Cleaning	0
Complaint not found	0
Cooling Tower Discharges	0
Dewatering	0

ATTACHMENT B

SANTA CLARA VALLEY URBAN RUNOFF POLLUTION PREVENTION PROGRAM

FY 2006-2007 ANNUAL REPORT

Municipality: City of Mountain View

Dumping - non-hazardous	0
Dumpster discharge	1
Equipment Cleaning	0
Food Facility Oil and grease discharge	0
Grey water	4
Misc. incidents	4
Paint discharge	1
Pools/Spas/Fountains discharge	1
RV waste	4
Sanitary spill or leak	20
Saw cutting slurry discharges	3
Surface Cleaning	2
Un-hardened cement discharge	1
Used oil dumping	1
Vehicle and equipment leaking	5
Total	**68**

ICID Enforcement Action	**Number of Incidents**
No Action	33
Verbal Notice	26
Warning Notice	6
Administrative Action	2
Administrative Action w/Penalty	1
Referral to Enforcement	0
Total	**68**

Total Penalties Collected: $3,000 (PD issued citation)

ATTACHMENT B

SANTA CLARA VALLEY URBAN RUNOFF POLLUTION PREVENTION PROGRAM

FY 2006-2007 ANNUAL REPORT

Municipality: City of Mountain View

FY 06-07

ICID Enforcement Action Summary by Incident Source

ICID Incident Source	No Action	Verbal Notice	Warning Notice	Administrative Action	Administrative Action with Penalty	Referral to Enforcement	Criminal Action	Total
Automotive Facilities		1	1					**2**
Commercial	7	8		1				**16**
Construction Sites			1					**1**
Food Facilities		4	1					**5**
Industrial	2	1	1					**4**
Other/unknown	5			1				**6**
Public facilities and Utilities	2	1						**3**
Residential	17	11	2		1			**31**
Total:	**33**	**26**	**6**	**2**	**1**	**0**	**0**	**68**

ATTACHMENT B

SANTA CLARA VALLEY URBAN RUNOFF POLLUTION PREVENTION PROGRAM

FY 2006-2007 ANNUAL REPORT

Municipality: City of Mountain View

FY 06-07

ICID Enforcement Action Summary by Incident Type

ICID Incident Source	No Action	Verbal Notice	Warning Notice	Administrative Action	Administrative Action with Penalty	Referral to Enforcement	Criminal Action	Total
Abandoned drums discharge	5	2						**7**
Accidental spills	9	4	1					**14**
Allowable discharge								**0**
Carpet Cleaning								**0**
Complaint not found								**0**
Cooling Water Discharges								**0**
Dewater								**0**
Dumping - non-hazardous								**0**
Dumpster		1						**1**
Equipment Cleaning discharges			0					**0**
Food Facility Oil and grease discharge								**0**
Grey water		3	1					**4**
Misc. incidents	2	2						**4**
Paint discharge		1						**1**
Pools/Spas/Fountains discharge			1					**1**
RV Waste Discharge	2			1	1			**4**
Sanitary spill or leak	12	5	2	1				**20**
Saw cutting slurry discharge		3						**3**
Surface Cleaning		1	1					**2**
Un-hardened cement discharge		1						**1**
Used oil dumping		1						**1**

ATTACHMENT B

SANTA CLARA VALLEY URBAN RUNOFF POLLUTION PREVENTION PROGRAM

FY 2006-2007 ANNUAL REPORT

Municipality: City of Mountain View

Vehicle and equipment leaking	3	2						**5**
Total:	**33**	**26**	**6**	**2**	**1**	**0**	**0**	**68**

ATTACHMENT B

SANTA CLARA VALLEY URBAN RUNOFF POLLUTION PREVENTION PROGRAM
FY 2006-2007 ANNUAL REPORT

Municipality: City of Mountain View

INDUSTRIAL/COMMERCIAL DISCHARGER CONTROL PROGRAMS

FY 2006-2007 Work Plan Self Evaluation Matrix

Item No.	Activity	FY06-07 Work Plan Tasks	FY 06-07 Accomplishments	Responsible Party
IND – 4	Performance Standard	Update URMP to include enhanced reporting requirements.	Enhanced reporting implemented.	FD
IND – 3	Commercial Facility Inspections – Food Service Facilities	Continue restaurant outreach/inspection program.	During FY 06-07, the City conducted 88 restaurant inspections. Restaurant inspections for environmental issues focus on outdoor housekeeping, grease handling, grease removal device maintenance, and providing BMPs and the poster to facilities. See the self-evaluation for more details.	FD
IND – 4	Reporting and Record Keeping	Use the revised IND inspection database to implement enhanced reporting requirements.	City's IND database includes the required enhanced reporting and record keeping requirements. The City submitted IND data to SCVURPPP for Program-wide data reporting. A summary of inspections for FY 06-07 is attached.	FD
IND - 6	Review and Evaluate Effectiveness	Review and evaluate Program effectiveness.	Effectiveness evaluation is on-going. See evaluation below.	FD

ATTACHMENT B

SANTA CLARA VALLEY URBAN RUNOFF POLLUTION PREVENTION PROGRAM

FY 2006-2007 ANNUAL REPORT

Municipality: City of Mountain View

Industrial/Commercial Inspection Report Data

Category	Number of Inspections	Problems found	Reports by citizens or employees	Follow-up action	How many were resolved
Automotive	166	106 (training only) 23 other	0	23	81 (training only) 23
Hospital,	1	1	0	1	1
Manufacturing	0	0	0	0	0
Machine Shop	2	0	0	0	0
Metal Finisher	2	0	0	0	0
Metal Mftg.	0	0	0	0	0
Cooling tower	1	0	0	0	0
Electrical and Electronic Components	4	0	0	0	0
Construction Facility	2	2	0	2	2

ATTACHMENT B

SANTA CLARA VALLEY URBAN RUNOFF POLLUTION PREVENTION PROGRAM

FY 2006-2007 ANNUAL REPORT

Municipality: City of Mountain View

Corporation Yard	1	0	0	0	0
Laboratory	25	2	0	2	2
Pesticide Facility	0	0	0	0	0
Photographic	3	0	0	0	0
Restaurant	88	41	0	37	37
School	6	2	0	2	2
Other	9	2	0	2	2

Regional Board Comments on Industrial/Commercial Inspection in FY 2005-2006 Annual Report

Item	RWQCB Comment	City of Mountain View Response
IND rated “compliance.”	No improvement or compliance actions were required.	NA

ATTACHMENT B

SANTA CLARA VALLEY URBAN RUNOFF POLLUTION PREVENTION PROGRAM
FY 2006-2007 ANNUAL REPORT

Municipality: City of Mountain View

Industrial/Commercial Program Evaluation

During FY 06-07, the City implemented its Industrial/Commercial inspection program. The data above summarizes the City's actions. Common types of problems found are spills and leaks, housekeeping, training requirements, secondary containment needs, and equipment washing.

During FY 05-06 the City conducted 32 automotive facility inspections, which was lower than past years, because only automotive facilities that were permitted to discharge to the sanitary sewer were inspected due to a staffing shortage. The inspections evaluated sanitary sewer discharges and stormwater issues. During FY 06-07, the City resumed inspections of all automotive facilities as an inspector was hired, and 166 automotive facility inspections were completed.

During FY 06-07, the City conducted 88 restaurant inspections. Due to staffing changes, fewer Fire and Life Safety/Environmental inspections were conducted at food facilities. Existing inspection staff are being trained to perform these inspections.

During FY 06-07, The City collected penalties related to commercial and industrial inspections in the amount of $250.

ATTACHMENT B

SANTA CLARA VALLEY URBAN RUNOFF POLLUTION PREVENTION PROGRAM
FY 2006-2007 ANNUAL REPORT

Municipality: City of Mountain View

PUBLIC AGENCY ACTIVITIES
PUBLIC STREETS, ROADS & HIGHWAY O & M

FY 2006-2007 Work Plan Self Evaluation Matrix

Item No.	Activity	FY06-07 Work Plan Tasks	FY 06-07 Accomplishments	Responsible Party
PSR - 1	Clean Sweep Program	Continue to implement the "Clean Sweep" program.	Clean Sweep program was implemented during FY 06-07. Clean Sweep provides sweeper access to streets that are heavily impacted with parked cars.	PSD, Streets Section
PSR - 3	Employee Training	Train employees regarding stormwater pollution prevention.	Training conducted by the Safety and Training Manager and Urban Runoff Coordinator on March 29, 2007 reviewed the Environmental Compliance Plan for the Operations and Maintenance Divisions. This training covered incident response (including spills), chemical handling, emergency response, and handling abandoned waste.	FD PSD
PSR - 5	Review and Evaluate Effectiveness	City will continue to review and evaluate effectiveness.	See evaluation below.	PSD

Regional Board Comments on Public Streets, Roads & Highway O&M in FY 2005-2006 Annual Report

Item	RWQCB Comment	City of Mountain View Response
No comment	NA	NA

ATTACHMENT B

SANTA CLARA VALLEY URBAN RUNOFF POLLUTION PREVENTION PROGRAM

FY 2006-2007 ANNUAL REPORT

Municipality: City of Mountain View

Public Streets, Roads & Highway O&M Program Evaluation
During FY 06-07, the City's sweeping totals increased compared to FY 05-06, but were similar to past years. A summary of the City's sweeping totals is included with this report. The City also continued to implement the Clean Sweep program, which provides access to streets that are impacted with parked cars, and the annual leaf removal program. Training during FY 06-07 (March 29, 2007) focused on incident response, preventing spills from reaching the storm drain or the sanitary sewer drain, chemical handling, and how to handle abandoned wastes. The Public Services Department's Safety and Training Manager coordinated the training, and the Urban Runoff Coordinator participated in the training presentation. Training in conjunction with the Safety and Training Manager is a good way to present multiple topics to the employees without impacting operations.

ATTACHMENT B

SANTA CLARA VALLEY URBAN RUNOFF POLLUTION PREVENTION PROGRAM
FY 2006-2007 ANNUAL REPORT

Municipality: City of Mountain View

City of Mountain View
FY 2006-2007 Annual Report

Street Sweeping Data

Month	Travel Miles	Residential Miles Swept	Commercial Miles Swept	Industrial Miles Swept	Material Swept (cubic yards)
July	315	432	205	132	250
August	320	381	127	85	331
September	316	576	183	110	331
October	371	471	207	127	347
November	397	588	247	146	994
December	479	559	216	122	874
January	261	389	125	67	439
February	333	519	196	130	213
March	359	520	210	138	236
April	343	528	179	125	284
May	343	528	179	125	832
June	353	525	212	141	294
Total	**4,190 miles**	**6,016 miles**	**2,288 miles**	**1,448 miles**	**5,425 cu. yds.**

Total Miles Swept	**9,752 miles**
Total Leaves Removed	**820 cu. yds.**

ATTACHMENT B

SANTA CLARA VALLEY URBAN RUNOFF POLLUTION PREVENTION PROGRAM
FY 2006-2007 ANNUAL REPORT

Municipality: City of Mountain View

PUBLIC AGENCY ACTIVITIES
CORPORATION YARDS O & M

FY 2006-2007 Work Plan Self Evaluation Matrix

Item No.	Activity	FY06-07 Work Plan Tasks	FY 06-07 Accomplishments	Responsible Party
PF-5	Public Facility Inventory	Design, fund, and construct a roof structure over the bulk materials storage area at the Municipal Operations Center.	Construction of the roof structure over the bulk storage area started in FY 06-07, and project completion in expected by 11/2007.	PSD
PF-5	Review and evaluate effectiveness	City will continue to review and evaluate effectiveness.	See evaluation below.	PSD, FD

Regional Board Comments on Corporation Yard O&M in FY 2005-2006 Annual Report

Item	RWQCB Comment	City of Mountain View Response
No comment	NA	NA

Corporation Yard O&M Program Evaluation

During FY 06-07, the City conducted training (March 29, 2007) for all MOC operations and maintenance employees regarding the Environmental Compliance Plan. The training mostly covered hazardous materials issues, such as storage, and incident response, spill mitigation, and reporting.

The City continued its contract for SWPPP inspections and monitoring for the MOC. Quarterly dry weather inspections and monthly wet weather inspections did not result in discoveries of new pollutant sources or new BMPs that may be needed. The project to construct a roof over the bulk storage area started in FY 06-07 and should be completed in fall 2007. The Annual Report for the MOC SWPPP is available for review upon request.

ATTACHMENT B

SANTA CLARA VALLEY URBAN RUNOFF POLLUTION PREVENTION PROGRAM
FY 2006-2007 ANNUAL REPORT

Municipality: City of Mountain View

PUBLIC AGENCY ACTIVITIES
RURAL PUBLIC WORKS ACTIVITIES

FY 2006-2007 Work Plan Self Evaluation Matrix

Item No.	Activity	FY0 6-07 Work Plan Tasks	FY 06-07 Accomplishments	Responsible Party
RPW - All	Rural Public Works Performance Standards	Review the final model Rural Public Works Performance Standard, and adopt the Performance Standard, if acceptable.	The model Rural Public Works Performance Standards are adopted and are included in the City's URMP.	PW FD

Regional Board Comments on Rural Public Works in FY 2005-2006 Annual Report

Item	RWQCB Comment	City of Mountain View Response
No comment	NA	NA

Rural Public Works Program Evaluation

The City of Mountain View is urbanized, so most of the Rural Public Works Performance Standards do not apply. The standards describing work performed along or across stream channels may be applicable depending on the project. The City's Public Works specifications require contractors to install erosion controls, and City contacts require contractor to obtain the necessary permits for working in and along watercourses.

ATTACHMENT B

SANTA CLARA VALLEY URBAN RUNOFF POLLUTION PREVENTION PROGRAM
FY 2006-2007 ANNUAL REPORT

Municipality: City of Mountain View

PUBLIC AGENCY ACTIVITIES
STORM DRAIN SYSTEM O & M

FY 2006-2007 Work Plan Self Evaluation Matrix

Item No.	Activity	FY06-07 Work Plan Tasks	FY 06-07 Accomplishments	Responsible Party
SD - 4	Employee Training	Train employees regarding stormwater pollution prevention.	Training conducted by the Safety and Training Manager and the Urban Runoff Coordinator on March 29, 2007 reviewed the Environmental Compliance Plan for the Operations and Maintenance Divisions. This training covered incident response (including spills), chemical handling, emergency response, and handling abandoned waste.	FD PSD
SD - 5	Review and Evaluate Effectiveness	City will continue to review and evaluate effectiveness.	See evaluation below.	PSD

Regional Board Comments on Storm Drain System O&M in FY 2005-2006 Annual Report

Item	RWQCB Comment	City of Mountain View Response
No comment	NA	NA

ATTACHMENT B

SANTA CLARA VALLEY URBAN RUNOFF POLLUTION PREVENTION PROGRAM

FY 2006-2007 ANNUAL REPORT

Municipality: City of Mountain View

Storm Drain System O&M Program Evaluation

During FY 06-07, the City's Wastewater Section continued to maintain storm drains by cleaning catch basins using a vacuum truck. The Wastewater Section also stencils storm drains throughout the City. Wastewater conducts preventative maintenance on the City's sanitary sewer system, which reduces sewer overflow incidents. In cases where sewer overflows occur, Wastewater will unplug the sewer, and vacuum the spilled sewage. These incidents are reported in the ICID data. During FY 06-07, the City reports an increased number of sewage overflows from 16 to 20 incidents. This may result from improved reporting rather than an actual increased number of incidents. Wastewater now reports incidents, which were considered minor and un-reportable in the past, such as minor overflows from private sewer laterals. Wastewater also responds to other types spill incidents, when needed.

Training during FY 06-07 focused on incident response, preventing spills from reaching the storm drain or the sanitary sewer drain, chemical handling, and how to handle abandoned wastes. The Public Services Department's Safety and Training Manager coordinated the training, and the urban runoff Coordinator assisted with the training presentation. Training in conjunction with the Safety and Training Manager is a good way to present multiple topics to the employees without impacting operations.

ATTACHMENT B

SANTA CLARA VALLEY URBAN RUNOFF POLLUTION PREVENTION PROGRAM
FY 2006-2007 ANNUAL REPORT

Municipality: City of Mountain View

PUBLIC AGENCY ACTIVITIES
WATER SYSTEM O & M

FY 2006-2007 Work Plan Self Evaluation Matrix

Item No.	Activity	FY06-07 Work Plan Tasks	FY 06-07 Accomplishments	Responsible Party
WU-1	WUPPP Inventory	Using the Program WUPPP, the City will develop a WUPPP specific to Mountain View operations.	The City uses the SCVURPPP Water Utility Pollution Prevention Plan as guidance for Water Utility O&M BMPs.	PSD
WU - 3	Employee Training	Train employees regarding stormwater pollution prevention.	Training conducted by the Safety and Training Manager on March 29, 2007 reviewed the Environmental Compliance Plan for the Operations and Maintenance Divisions. This training covered incident response (including spills), chemical handling, emergency response, and handling abandoned waste.	FD PSD
WU - 4	Review and Evaluate Effectiveness	City will continue to review and evaluate effectiveness.	See evaluation below.	PSD

Regional Board Comments on Water System O&M in FY 2005-2006 Annual Report

Item	RWQCB Comment	City of Mountain View Response
No comment	NA	NA

ATTACHMENT B

SANTA CLARA VALLEY URBAN RUNOFF POLLUTION PREVENTION PROGRAM

FY 2006-2007 ANNUAL REPORT

Municipality: City of Mountain View

Water System O&M Program Evaluation
During FY 06-07, the City's Water System maintenance section implemented BMPs during operations. The City will continue to evaluate Water Utility operations. The City converted to using chloramines as the disinfectant, and will incorporate BMPs for mitigating chloramines when those BMPs are developed.

ATTACHMENT B

SANTA CLARA VALLEY URBAN RUNOFF POLLUTION PREVENTION PROGRAM
FY 2006-2007 ANNUAL REPORT

Municipality: City of Mountain View

NEW DEVELOPMENT PLANNING PROCEDURES (C.3)

FY 2006-2007 Work Plan Self Evaluation Matrix

Item No.	Activity	FY06-07 Work Plan Tasks	FY 06-07 Accomplishments	Responsible Party
C.3.a Performance Standard Implementation Goal: To modify Mountain View's URMP to include revised model Planning Procedures Performance Standards that incorporate Provision C.3 requirements.				
NDP - all	**a.1.** Incorporate revised model Planning Procedures Performance Standards into local urban runoff management plans.	The City will review the Program-developed model Planning Procedures Performance Standards when completed. If acceptable, the City will incorporate the model Planning Procedures Performance Standard into its Urban Runoff Management Plan.	The Program's model Performance Standard and Supporting Documents for Planning Procedures for New Development and Redevelopment are adopted and included in the City's URMP.	FD
C.3.b Development Project Approval Process Goal: To modify Mountain View's development project approval processes, for both private and public development project, to incorporate the requirement of Provision C.3				
NDP – 1	**b.1.** Assess current stormwater-related requirements in Co-	1) Conditions of Approval will be revised to list Group 2 projects when the deadlines are determined.	1. During FY 06-07, the City's Conditions of Approval were revised to require stormwater treatment controls for Group 2B projects.	FD CDD PW

	permittee's development review process, for public and private projects, and identify additional steps or tools required at each stage of the process to meet C.3. requirements.	2) Develop guidance document to assist developers and City staff implement the C.3 requirements.	2. During FY 06-07, the City's guidance document outlining the C.3 requirements was revised to include Group 2B projects.	
NDP – 1	**b.2.** Develop new or modify existing review policies, ordinances, procedures, and/or conditions of approval to incorporate Group 1 requirements (based on results of tasks under C.3.c. through C.3.m.)	Policies, ordinances, procedures, and/or conditions of approval are required to implement the C.3 requirements. Revisions are incorporated as necessary to reflect changing requirements.	In October 2004, the Mountain View City Council adopted a new section (Sec. 35.32.23) of the ordinance, titled "Permanent stormwater pollution prevention measures." This ordinance section requires implementation of the C.3 requirements, the City's stormwater Quality Guidelines, and inspection and maintenance responsibilities. Standard Operating Procedures are included in the URMP. Conditions of approval modified to require C.3 controls for Group 2B projects. Guidance document outlines C.3 requirements for developers. Guidance document was revised to include Group 2B requirements.	FD CDD PW
NDP - 10	**b.3.** Train Co-permittee staff in planning, building, and engineering departments on the	The City will train Planning, Building, and Engineering staff on all changes to the development review process, and the use of tools, such as check sheets and updated materials. Staff training will be performed either in-house, or as	City staff attended SCVURPPP C.3 training workshops – see Staff Training Table. In August 2006, Urban Runoff Coordinator met with Directors and Managers from Community Development Department and Public Works to discuss Group 2B and other C.3 implementation topics. Urban Runoff Coordinator will	FD CDD PW

	C.3. provisions and goals, the required changes in the approval process, and the use of appropriate tools.	part of a Program-wide effort.	conduct Community Development Department staff training during Fall 2007 for update regarding C.3 implementation.	
C.3.c Requirements for Group 1 and Group 2 Projects Goal: Prepare to require proponents of Group 1 projects to design and implement stormwater treatment BMPs or reduce stormwater pollution to the maximum extent practicable. Participate in development of the proposal for an alternative Group 2 project definition and prepare to implement C.3 requirements for Group 2 projects as needed				
NDP – 12	**c.1.** Develop and implement a procedure to request and log the type, size, and impervious area of every project (and extent of redevelopment if applicable) for determination of applicability of Group 1 (and later Group 2) requirements.	1. An impervious surface data sheet was developed for preliminary information about the types of projects that occur in Mountain View. 2. The impervious surface data collection sheet may be modified for use in the guidance document as a way to determine applicability of the C.3 requirements.	Impervious surface data collection sheets are required to be submitted with the Stormwater Management Plan required by the City's guidance document. Impervious surface calculation sheets may also be required during the Planning review process to determine if the project meets the C.3 threshold.	FD CDD PW
NDP – 12	**c.2.** Develop a method for determining	1. For Group 1 projects, Community Development Applications received on or after October 15, 2003 will be	1. The City determined that group 1 project applications received on or after October 15, 2003 were subject to C.3 requirements. For	FD CDD PW

	whether a private project was "deemed complete" by 7/15/03, or documenting that a public project was funded and scheduled for construction by 10/15/03.	subject to the City's C.3 implementation program outlined in the guidance document. 2. For public projects, the City will document projects funded and scheduled for construction by 10/15/03, which will be exempted from C.3 requirements.	Group 2A, the date was October 2005, and for Group 2B, the date was August 2006. 2. For Group 1, C.3 requirements were included on public projects funded and scheduled for construction by 1/15/2004. For Group 2A, the date was October 2005, and for Group 2B, the date was August 2006.	

ATTACHMENT B

SANTA CLARA VALLEY URBAN RUNOFF POLLUTION PREVENTION PROGRAM

FY 2006-2007 ANNUAL REPORT

Municipality: City of Mountain View

Item No.	Activity	FY06-07 Work Plan Tasks	FY 06-07 Accomplishments	Responsible Party
C.3.e. Operation and Maintenance of Treatment BMPs Goal: To develop and implement local agency operation and maintenance (O&M) verification programs to help ensure the proper maintenance of stormwater treatment measures on public and private property.				
NDP – 8	**e.1.** Develop and implement a procedure for logging information about treatment BMPs installed at approved Group 1 projects, and for maintaining a list or database of properties, treatment BMPs, and responsible operators.	The City's Fire and Environmental Protection Division currently maintains a database of facilities that have stormwater treatment BMPs. The database is set up to print out annual letters requiring the facility contact to submit proof of BMP maintenance.	During FY 06-07, the City developed a database system that will be used to issue a permit to stormwater treatment system operators. The permit will list maintenance requirements, and required reporting and submittals. The database will also be used to issue annual maintenance verification letters, and to track inspection and maintenance activities. The database was completed at the end of FY 06-07 and will be implemented in FY 07-08.	FD RBF
NDP – 8	**e.2.** Adapt model O&M agreement language to meet agency-specific needs and requirements and incorporate into the project review and	The City will review the model O&M agreement language that will be developed by the Program, and is due 12/02. If acceptable, the O&M agreement language will be incorporated into the project review and approval process as appropriate.	A final O&M agreement has been developed. Completed O&M agreements are required as part of the Stormwater Management Plan review and approval.	FD

	approval process.			
NDP – 8	**e.3.** Develop local programs for inspection of a subset of prioritized treatment BMPs to verify that the responsible party is performing required O&M.	The City will utilize the O&M verification system that is currently in place for treatment BMPs. The current system is to send annual maintenance letters to all facilities with treatment BMPs requiring submittal of maintenance certification. Additionally, treatment BMPs that are considered to be a priority for inspections will be inspected annually.	During FY 06-07, the City inspected 3 sites that have stormwater treatment controls. The results from these inspections were submitted to SCVURPPP for reporting. During FY 07-08, the City will continue inspecting stormwater treatment facilities and the inspection results will be entered into the C.3 database.	FD
NDP - 12	**e.4.** Report on BMP O&M verification program.	The City will report on the progress of the BMP O&M verification program during the Annual Reporting process. The annual reports will include effectiveness evaluation and planned program improvements.	As previously stated, the City developed a new permitting, maintenance tracking, inspection tracking, and reporting database that will be implemented in FY 07-08.	FD
C.3.f. Hydromodification Management Plan (HMP) Goal: To manage increases in runoff peak flow and volume for Group1 projects, where such increases may cause increases erosion of creek beds and banks or related impacts, through implementation of a HMP.				
NDP – 1	**f.1.** Upon adoption by the Regional Board, begin implementation of HMP requirements for Group 1 projects that may cause	The City will review the HMP requirements. If acceptable, the HMP requirements will be implemented	HMP requirements have been incorporated into the City's C.3 implementation process and into the guidance document.	FD CDD PW

	increased erosion of other related impacts.			
C.3.h. Alternative Certification Goal: To allow a professionally qualified person to certify the adequacy of design of stormwater treatment measures.				
NDP	**h.1.** Alternative certification	The City will develop an internal procedure to allow alternative certification of the adequacy of design of stormwater treatment measures.	The City's guidance document was revised to include a third-party engineer's certification requirement. During FY 06-07, third party engineers were required to certify that the treatment controls designed for the project meet the City's Guidelines and requirements.	FD CDD PW
C.3.g. Waiver and Compensatory Mitigation Program Goal: Establish a program under which a project proponent may request a waiver from treatment BMP requirements due to impracticability, with a provision to provide an equivalent water quality benefit to the same receiving water (that allows participation in regional solutions).				
NDP – 1	**g.1.** Develop local waiver program, perform legal review, and incorporate provisions in project review process	The City will review the model waiver and compensatory mitigation program that will be developed by the Program, and is due 3/03. If acceptable, the waiver and compensatory mitigation program will be incorporated into the project review and approval process as appropriate.	At this time, the City does not have a waiver and compensatory mitigation program since there is not a system to allow for participation in regional solutions. The City will consider a waiver and compensatory mitigation program if a viable opportunity becomes available.	
NDP - 12	**g.2.** Tracking information for reporting on waivers granted, including project data, reasons for and terms of the waiver, and the	If an acceptable waiver and compensatory mitigation program is adopted, the City's Fire and Environmental Protection Division will update the new development tracking database to include the requested waiver information.	Waiver tracking program is not applicable at this time.	

	alternative benefit project and completion date.			
C.3.j. Site Design Measures Guidance and Standards Development Goal: To incorporate site design measures that reduce water quality impacts into local design standards and encourage their use in project designs to meet C.3. requirements.				
NDP – 4	**j.1.** Review existing local design standards and guidance, and compare them to the list of areas to address in Provision C.3.j. and other references such as "Start at the Source" and the "Development Policies Comparison" work sheet. Prepare and submit an analysis of local standards, identified opportunities for revision, and proposed revisions.	1. Review list of recommended site design measures to reduce water quality impacts using references, including the NPDES Permit and "Start at the Source." 2. Compare the list of recommended site design measures with existing City standards and guidance. 3. Identify opportunities for revisions to City standards that will incorporate site design measures to reduce water quality impacts. 4. Prepare and submit an analysis of the revisions proposed to be incorporated into the City's project review process, including schedule for revisions and implementation	The City's C.3 guidance document references site design measures. The City's C.3 guidance document also provides reference to the SCVURPPP C.3 Handbook, and the Start at the Source" Design Guidance Manual.	CDD FD

ATTACHMENT B

SANTA CLARA VALLEY URBAN RUNOFF POLLUTION PREVENTION PROGRAM
FY 2006-2007 ANNUAL REPORT

Municipality: City of Mountain View

NDP – 4	**j.2.** Incorporate the revised standards and guidance into local project approval process and "fully implement" site design measures and guidance.	The revisions recommended from action j.2. will be incorporated and implemented during FY 04-05.	Site design measures are encouraged during review and comments on project Stormwater Management Plans.	CDD FD
C.3.k. Source Control Measures Goal: Require source control measures for new redevelopment projects to limit pollutant generation, discharge and runoff to the maximum extent practicable.				
NDP – 4	**k.1.** Revise conditions of approval to include the source control measures recommended in Provision C.3.k.	The City will review the model list of source control measures that will be developed by the Program. If acceptable, the City's Conditions of Approval will be revised to include the required source control measures.	Source control measures are required in Project Planning Conditions of Approval, and are also included in plan check review sheets that are required to be completed and submitted for review during the plan review process.	FD

Item No.	Activity	FY06-07 Work Plan Tasks	FY 06-07 Accomplishments	Responsible Party
C.3.l. Update General Plans Goal: Include water quality and watershed protection principles and policies in General Plans to the extent necessary to provide the basis for implementation of the measures required by Provision C.3.				
NDP - 1	**I.1.** Review current	The current City General Plan Policy has been reviewed, and pursuant to	General Plan was reviewed and found to adequately address policies needed to implement Provision C.3.	CA FD

	General Plan policies related to water quality and watershed protection, and incorporate additional policies as shown in C.3.I. as appropriate.	Goal F, Policy 16 of the Environmental Management Chapter is shown to adequately address the principles and policies that are needed to implement Provision C.3.	The pertinent General Plan sections are included in the City's URMP.	
C.3.m. Water Quality Review Processes Goal: To ensure that water quality impacts and appropriate mitigation measures are identified as part of environmental review of proposed projects.				
NDP - 3	**m.1.** Review CEQA initial study checklists and other environmental review documents and modify documents as needed to include questions that sufficiently address water quality impacts of projects.	1. Review and evaluate the examples of CEQA Water Quality Review questions that are listed in C.3.m. 2. Compare the examples in C.3.m. to the City's existing CEQA and other environmental review documents. 3. Revise CEQA and other environmental review documents as necessary.	The City reviewed the example Water Quality Review questions listed in C.3.m, and determined that the City's existing CEQA check list adequately addresses the questions in a manner that is consistent with the SCVURPPP memo, dated October 17, 2003.	FD CDD
C.3.n. Reporting Requirements Goal: To meet the Provision C.3. reporting requirements, and plan for anticipated data needs, and begin collecting and tracking required data on development projects as needed.				

ATTACHMENT B

SANTA CLARA VALLEY URBAN RUNOFF POLLUTION PREVENTION PROGRAM

FY 2006-2007 ANNUAL REPORT

Municipality: City of Mountain View

NDP – 12	**n.1.** Provide information from Table 1 of Provision C.3 in Annual Reports	Tables will be included in Annual Reports.	See project reporting tables (Part 1 and Part 2) that are included in this report.	CDD PW
NDP - 8	**n.3.** Collect information and report a summary of types of pesticide reduction measures required for development projects, and the percentage of projects for which pesticide controls were required.	The City will continue to review and evaluate pesticide reduction measures for possible implementation. The City currently requires the following pesticide reduction measures for landscaping on new projects: • No steep slopes (>10%) • Use of mulches • Selecting plants appropriate for the climate zone • Irrigation systems that reduce runoff	No new pesticide reduction measures were added during FY 06-07. The Fire and Environmental Protection Division reviewed 30 projects as part of the development review process during FY 06-07. Conditions to reduce pesticide runoff were placed on 22 of the 30 projects.	FD CDD

ATTACHMENT B

SANTA CLARA VALLEY URBAN RUNOFF POLLUTION PREVENTION PROGRAM
FY 2006-2007 ANNUAL REPORT

Municipality: City of Mountain View

Regional Board Comments on New Development-Planning Procedures in FY 2005-2006 Annual Report		
Item	**RWQCB Comment**	**City of Mountain View Response**
No comment	NA	NA

New Development-Planning Procedures Program Evaluation

During FY 06-07, the City implemented the C.3 requirements using its existing development review process. Information regarding the requirements is provided to applicants early in the planning process. The City revised its Conditions of Approval, and the C.3 guidance document, titled "Stormwater Quality Guidelines Development Project," to reflect Group 2B requirements. The Fire and Environmental Protection Division places conditions of approval on projects requiring applicants to prepare and submit a Stormwater Management Plan for applicable projects. The information required in the Stormwater Management Plan is listed in the City's Stormwater Quality Guidelines document. The Stormwater Management Plan includes information about the treatment controls that will be installed or used to comply with the requirements. The Plan also describes the O&M requirements. During the plan review phase of the process, building plans and the Stormwater Management Plan are checked to verify that the conditions and requirements are met. Plans are approved and a building permit will be issued when the conditions and requirements are met.

During FY 06-07, the City developed an abbreviated form for permanent stormwater treatment requirements at small projects. An owner or architect of a small project using landscape treatment controls to meet the stormwater treatment requirement will be able to use the abbreviated form to show that proposed controls meet the requirement. The purpose of the abbreviated form is to provide a simplified method for showing compliance with the C.3 requirement. The abbreviated form was completed and submitted for one project during FY 06-07.

During FY 06-07, the City placed the C.3 Planning Condition on 20 projects. This is a larger number of projects than in past years due to the impervious surface reduction to the Group 2B threshold. Most of the projects that had the C.3 condition are still in the Planning phase and have not submitted building plans to the City. The City approved four private projects that included stormwater treatment controls. Controls for these projects included mechanical treatment devices and drainage to vegetated swales. There were no public projects that required stormwater treatment controls in FY 06-07. Conditions were placed on all projects that Maintenance Agreements would be entered and recorded prior to final occupancy.

A number of previously reported Group 1 projects were completed during FY 06-07 and the City initiated its inspections and O&M

verification program. A summary of the BMP inspections is included in Attachment D. During FY 06-07, the City also developed a database that will be used to issue permits to BMP operators, and to track inspection and maintenance activities.

The City reviewed 98 projects for potential stormwater related impacts and requirements.

The Tables below provide information on the three projects that were approved during FY 06-07.

Part 1 – Group 1 New Development and Significant Redevelopment Projects							
Submittal Date	**Project Name**	**Project Type**	**Site Size (a. or s.f.)**	**New Impervious Surface (s.f.)**	**Project Status**	**Stormwater Control Measures included in the Project**	**Requirement Mechanism**
Private Projects – Approved							
December 2005	Office Bldg. – 1489 Charleston Blvd.	Office Bldg.	41,164 sq. ft.	35,022 sq. ft.	Stormwater Management Plan approved 2/1/2007.	CDS treatment unit and Vegetated swale.	Development Review Process and plan check
May 2006	West Dana Place – 125 West Dana St.	Rowhouse project	105,163 sq. ft.	74,223 sq. ft.	Stormwater management Plan approved 4/9/2007.	CDS treatment unit and vegetated swale.	Development review process and plan review process.
January 2006	Central Park Apartments – 1929 Hackett Avenue	Addition to existing apartment building for affordable housing.	99,313 sq. ft.	85,498 sq. ft.	Stormwater Management Plan approved 4/17/2007.	CDS treatment unit and vegetated swale	Development review process and plan review process.

January 2007	9-unit rowhouse project – 315 Easy St.	Rowhouses	27,323 sq. ft.	17,164 sq. ft.	Stormwater Management Plan approved 4/20/2007.	Vegetated swales and landscape.	Development review process and abbreviated form for small projects.
Public Project - Approved							
NA	NA	NA	NA.	NA	NA	NA	NA

Part 2 – Stormwater Control Measures for Group 1 Projects						
Project Name	**Treatment BMPs**	**Numeric Sizing Criteria Used**	**O&M Responsibility Mechanism and Responsible Party**	**Site Design Measures**	**Source Control Measures**	**Pesticide Reduction Measures**
Private Projects - Approved						
Office Bldg. – 1489 Charleston Blvd.	CDS treatment device and swale.	Flow based – Uniform Intensity Approach	Maintenance Agreement and permit to be completed.	Roof drain to landscape swale.	Street Sweeping; Storm Drain Stenciling	Minimal landscaping; Efficient irrigation;
West Dana Place – 125 West Dana St.	CDS treatment device and swale	Flow based – Uniform Intensity Approach	Maintenance Agreement and permit to be completed.	Some impervious area drains to landscape	Sweeping and storm drain stenciling	Minimal landscaping; Efficient irrigation

ATTACHMENT B

SANTA CLARA VALLEY URBAN RUNOFF POLLUTION PREVENTION PROGRAM

FY 2006-2007 ANNUAL REPORT

Municipality: City of Mountain View

Central Park Apartments	CDS treatment device and vegetated swale.	Flow based – Uniform Intensity Approach	Maintenance Agreement and permit to be completed	Impervious areas drain to landscape where feasible.	Parking lot sweeping; drain stenciling	Minimal landscaping; Efficient irrigation
9-unit rowhouse project – 315 Easy St.	Vegetated swale and landscape controls.	Flow based – Uniform Intensity Approach	Maintenance Agreement and permit to be completed	Impervious areas drain to landscape	street sweeping; drain stenciling	Efficient irrigation
Public Projects - Approved						
NA	NA	NA	NA	NA	NA	NA

ATTACHMENT B

SANTA CLARA VALLEY URBAN RUNOFF POLLUTION PREVENTION PROGRAM
FY 2006-2007 ANNUAL REPORT

Municipality: City of Mountain View

NEW DEVELOPMENT CONTRUCTION INSPECTION

FY 2006-2007 Work Plan Self Evaluation Matrix

Item No.	Activity	FY 06-07 Work Plan Tasks	FY 06-07 Accomplishments	Responsible Party
CIPS - All	Performance Standards	Adopt and implement the Construction Inspection Performance Standards.	Model Construction Inspection Performance Standard was adopted and is included in the City's URMP. The Performance Standard is implemented.	FD
CIPS-2	Construction Inspections	During FY 06-07, the City will conduct inspections in accordance with the Performance Standards.	During FY 06-07, the City conducted 117 construction inspections, and issued 44 written notices for corrective actions. See the self-evaluation for more details.	FD
CIPS - 6	Training	Attend inspector training urban runoff BMPS.	One construction site inspector attended construction site BMP training during FY 06-07 (November 2006).	FD
CIPS - 8	Review and Evaluate Effectiveness	The City will continue to review and evaluate its Program effectiveness.	See evaluation below.	FD

Regional Board Comments on New Development-Construction Inspection in FY 2005-2006 Annual Report

Item	RWQCB Comment	City of Mountain View Response
No comment	NA	NA

ATTACHMENT B

SANTA CLARA VALLEY URBAN RUNOFF POLLUTION PREVENTION PROGRAM
FY 2006-2007 ANNUAL REPORT

Municipality: City of Mountain View

New Development-Construction Inspection Program Evaluation
During FY 06-07, the City continued to implement an effective construction inspection program. The City conducted 117 construction site inspections and issued 44 written notices. Most notices were for minor violations with corrective actions. The majority of the inspections were conducted at small project sites. The City currently has a few moderately sized projects, which are the priority sites for inspections. Most of the construction inspection items identified were housekeeping issues that were corrected, such as sweeping, replacing filters, and adding rock to the construction driveway. Pre-winter inspections were conducted and information was distributed, which seemed to help maintain compliance throughout the winter. The City will continue to implement its construction inspection program. Pre-winter inspection and information distribution is important for achieving compliance, and will be conducted again in FY 07-08.

ATTACHMENT B

SANTA CLARA VALLEY URBAN RUNOFF POLLUTION PREVENTION PROGRAM
FY 2006-2007 ANNUAL REPORT

Municipality: City of Mountain View

PEST MANAGEMENT (Provision C.9.d of the Permit)				
FY 2006-2007 Work Plan Self Evaluation Matrix				
Item No.	**Activity**	**FY 06-07 Work Plan Tasks**	**FY 06-07 Accomplishments**	**Responsible Party**
Municpal Pesticide Use **Goal 1.A.** Eliminate all unnecessary municipal pesticide use (particularly organophoshate (OP) pesticide use) and implement Integrated Pest Management (IMP) techniques.				
I.A.1	Record Keeping and Tracking	Develop and implement a process for tracking pesticide use on municipally owned property (PS #8). Include in the process reporting and justification for the use of OP pesticides and BMPs employed during OP pesticide use.	Pesticide use tracking database was used during FY 06-07. Pesticide use data for FY 06-07 is available on request.	FD, CSD, SGL, and PCO
I.A.2	IPM Policy	Adopt an IPM policy and/or ordinance requiring the use of IPM techniques in the agency's operations, minimization of pesticide use, and the restricted use of organophosphate pesticides only when their use is justified and adverse water quality impacts are minimized (PS #2).	City's IPM Policy was adopted by the City Council on September 10, 2002.	FD, CSD, SGL
I.A.3	IPM Plan	Develop and implement standard operating procedures (SOPs) and best management practices (BMPs) for implementing the IPM policy. (PS #3).	Final IPM Plan was completed in June 2003. IPM Plan includes SOPs and BMPs. The Plan was implemented during FY 06-07.	FD, CSD, SGL, CM

ATTACHMENT B

SANTA CLARA VALLEY URBAN RUNOFF POLLUTION PREVENTION PROGRAM

FY 2006-2007 ANNUAL REPORT

Municipality: City of Mountain View

		BMPs will include special precautions to reduce water quality impacts when applying pesticides.		
I.A.4	Performance Standards	Update local URMPs to incorporate/adapt the model Pest Management Performance Standard, including a description of the legal authority (IPM policy/ordinance, contract language), work plan elements, BMPs, and SOPs needed for implementation. (Program FY 01-02 Work Plan)	Program's Model PS is adopted and included in the City's URMP.	FD
I.A.5	Contract PCOs	Develop and implement a process to ensure that any contractor employed to conduct pest control and pesticide application on municipal property engages in pest control methods consistent with the IPM policy adopted by the agency (PS #5).	City's PCO contract did not go for bid during FY 06-07. City's purchasing Division was notified of the IPM Policy and will be informed that future IPM requirements will be included when new PCO Contract is solicited. IPM Policy and Plan have been provided to the City's PCO contractor.	FD, purchasing
I.A.6	Chemical storage area inspection	Conduct a periodic agency-wide search of chemical storage areas for pesticides no longer legal for application per EPA, State, and/or local requirements, and properly dispose of any such pesticides pursuant to appropriate waste disposal regulations.	During FY 06-07, the Fire Department evaluated City-wide chemical inventories. No OP pesticides were identified.	FD
MM I.A.1	Annual report	Document completion of tasks in annual reports. Use pesticide-tracking process to document pesticide use.	Pesticide use data will be used in the effectiveness evaluation section of the annual report.	FD

ATTACHMENT B

SANTA CLARA VALLEY URBAN RUNOFF POLLUTION PREVENTION PROGRAM

FY 2006-2007 ANNUAL REPORT

Municipality: City of Mountain View

Goal 1.B. Raise awareness of all municipal employees and train employees who apply pesticides for the municipality about the municipality's IPM Policy and/or IPM techniques as appropriate.				
I.B.1	Employee Training	Ensure that employees who apply pesticides for the agency obtain the appropriate training as required by the County Agricultural Commissioner and the State Department of Pesticide Regulation (DPR) (PS #4a).	All City pesticide applicators receive training required by the County and State.	CSD, SGL
I.B.2	IPM Training	Provide annual training on the appropriate portions of the IPM Policy, SOPs, and BMPs, and the latest IPM techniques to employees within departments responsible for pesticide application (PS #4b).	Environmental Safety Division personnel and Community Services Managers and Supervisors attended the Regional IPM training workshop on November 14, 2007. Employees from the City's contract structural pest control operator, Bay Valley Pest Control, also attended the workshop.	FD. CSD, SGL
I.B.3	Training	Periodically (at least annually) inform employees who are not authorized and trained to apply pesticides that they cannot use over-the-counter pesticides in or around the workplace, consistent with the IPM Policy (PS #4c).	Departments have been informed to contact the PCO for pest problems. Training conducted by the Safety and Training Manager and the Urban Runoff Coordinator on March 29, 2006 reviewed the Environmental Compliance Plan for the Operations and Maintenance Divisions. This training covered incident response (including spills), chemical handling, emergency response, and handling abandoned waste. The over-the-counter pesticide prohibition was also discussed.	FD, CSD, PS
I.B.4	Training Workshop	Assist with and send staff to a workshop on least-toxic pest control methods and pesticide management BMPs. (Program FY 01-02 Work Plan)	Environmental Safety Division personnel and Community Services Managers and Supervisors attended the Regional IPM training workshop on November 14, 2007. Employees from the City's	NA

			contract structural pest control operator, Bay Valley Pest Control, also attended the workshop.	

Item No.	Activity	FY06-07 Work Plan Tasks	FY 06-07 Accomplishments	Responsible Party
Public Education and Outreach **Goal II.A.** Increase awareness of IPM so target audiences recall less toxic pest management messages and adopt IPM behaviors. Target audiences include residential and commercial users, pesticide retailers, municipal employees, and special districts (PS #6)				
II.A.1	WE&O Outreach	Assist with local implementation of the Watershed Education & Outreach (WE&O) Campaign[1], which will target the general public and include messages about less-toxic pest control and proper disposal (Program FY 01-02 Work Plan).	The City supports WE&O Outreach through Program participation. The City distributed IPM and less toxic pest control information at various public events, such as the Art and Wine Festival, and Arbor Day Fair. The Community Outreach Coordinator also distributed Pest control fact sheets in English and Spanish.	FD, CM
II.A.10	Local Outreach	Prepare and pitch IPM stories and press releases to local media.	During FY 06-07, the City did not prepare IPM articles.	FD
II.A.12	IPM Outreach	Assist with implementation of local components of a "Pesticide User Outreach" project[2] targeting residential and commercial users (see Program FY 01-02 Work Plan).	City supports this item through Program Participation.	FD
II.A.13	IPM Outreach	Provide information on less toxic pest control (e.g., IPM techniques, municipal IPM policies, model contract language,	The City did not provide information to neighboring special districts. City supports outreach through regional effort.	FD

[1] Funded by all Co-permittees in FY 01-02.
[2] Funded by all Co-permittees in FY 01-02.

		training opportunities, etc.) to neighboring special districts (e.g., open space districts, vector control districts, and school districts) as appropriate		
MM II.A.1	Annual report	Document or estimate numbers of residents reached by outreach efforts and media advertising	Through distribution of IPM materials at community events, the City educated approximately 2,500 residents.	FD
Goal II.B. Educate pesticide retailers and consumers about less toxic pest control products and promote the sale of such projects.				
II.B.1	IPM Outreach	Continue to fund and participate in the BASMAA Regional IPM Partnership[3]. (Program FY 01-02 Work Plan)	City addressed this item through Program participation.	FD
II.B.2	IPM Outreach	Continue to implement cost-effective elements of the IPM Store Partnership Program. Create and provide fact sheets and other materials to pesticide retailers to facilitate point-of-purchase outreach. Visit stores as necessary to ensure ongoing participation. (Program FY 01-02 Work Plan)	The City continued its support of the Our Water Our World program during FY 06-07. Three stores in Mountain View participated in the program.	FD
II.B.3	IPM Outreach	Assist Program to offer IPM training opportunities to pesticide retailer employees through coordination with Master Gardener-taught educational programs.	This item addressed through Program participation.	FD
MM II.B.1	IPM Outreach	Document number of participating stores, materials distributed and employees trained. Evaluate the cost-	Three stores continued participation in the OWOW program. Pest fact sheets, and shelf talkers provided at the stores.	FD

[3] Funded by all Co-permittees in FY 01-02.

		effectiveness of the IPM Store Partnership Program each year		
Pest Control Operators (PCOs) **Goal III.A.** Minimize pesticide use by PCOs contracted for structural pest control and landscape maintenance.				
III.A.4	PCO operations	Require PCOs contracted for municipal applications to use pest control methods consistent with the municipality's IPM policy (through contract specifications). Specifically, require contractors to: a) follow the agency's IPM policy, BMPs, and SOPs; b) provide evidence of current IPM training, when feasible; and c) provide documentation of pesticide use on agency property to the agency in a timely manner (PS#5).	IPM Policy and Plan was provided to the City's contract PCO, Bay Valley Pest. Bay Valley submits records of pesticide applications to the City. Another landscape contractor applies small amounts of category III herbicides in accordance with the City's IPM policy. The contractor has been notified of the IPM policy.	FD
MM III.A.1	Record keeping and tracking	Document pesticide use by PCOs on municipal property	During FY 06-07, records of pesticide applications by Bay Valley were submitted to the City. These records were included in the pesticide database. Pesticide use data for FY 06-07 is available on request. Pesticide use by a landscaping company contracted by the City to perform minor work at public Parks had not been tracked in previous years. The City's pesticide use tracking process was updated to include pesticides applied by the contractor. This is a small amount of pesticide use, and is included in the FY 06-07 pesticide summary.	

ATTACHMENT B

SANTA CLARA VALLEY URBAN RUNOFF POLLUTION PREVENTION PROGRAM

FY 2006-2007 ANNUAL REPORT

Municipality: City of Mountain View

Goal III.B. Require all PCOs to implement Best Management Practices (BMPs)				
III.B.2	PCO Contracts	Require PCOs contracted by municipalities to implement BMPs through contract specifications (see Action III.A.4., PS #5)	PCO contract was not up for renewal during FY 06-07. IPM Policy was provided to City's purchasing Division for inclusion in future contracts.	
MM III.B.1	Reporting	Document efforts to complete the above actions	Purchasing Division was advised of requirement to include IPM in City pest control operations.	FD, FASD

Commercial Businesses				
Goal IV.A. Determine the extent of commercial business employees use of pesticides (I.E., pesticide applications not performed by a licensed PCO) and conduct appropriate outreach regarding less toxic pest management.				
IV.A. 1	Commercial Outreach	Develop and implement education programs that target commercial businesses, per recommendations developed in Program work plan.	No commercial outreach regarding IPM was conducted in FY 06-07. City supports regional outreach efforts.	NA
MM IV.A. 1	Commercial Outreach	Document outreach efforts targeting businesses, as recommended in the work plan to be developed by the Program	No commercial outreach regarding IPM was conducted in FY 06-07. City supports regional outreach efforts.	NA
Household Hazardous Waste Collection				
Goal V.A. Provide pesticide disposal services through household hazardous waste (HHW) collection programs for all residents and small businesses, and encourage use of these programs.				
V.A.1	HHW	Ensure that adequate pesticide disposal services exist for residents and conditionally exempt small quantity	The City participates in the Santa Clara County HHW Program. Businesses are also eligible to participate in the Palo Alto small quantity program.	PW – Solid Waste

		commercial generators.		
V.A.3	HHW	Work with HHW collection agencies to support, enhance, and help publicize programs for proper pesticide disposal (PS #7).	The Public Works Department, Solid Waste Division publicizes HHW information in the Resource newsletter.	PW – Solid Waste
V.A.5	HHW Outreach	Provide hazardous waste disposal information to residents, through distribution of materials (e.g., utility bill insert, city newsletter, community events, etc.) or advertising in local media	HHW information included in the City's Resource newsletter.	PW- Solid Waste
MM V.A.1	Reporting	Document that household hazardous waste collection programs adequately serve residents and businesses and that any exchange programs do not exchange organophosphate or banned pesticides.	The City participates in the Santa Clara County HHW Program. Documentation regarding the ability to serve the residents and the prohibition against exchanging OP pesticides or banned pesticides is available from the County HHW Program.	SC County HHW
New Development **Goal VI.A.** Minimize pesticide use at new and redevelopment sites.				
VII.A.1	New Development	Have appropriate municipal staff coordinate with Program to identify landscaping techniques less likely to attract pests, including a list of pest-resistant plants, and develop model conditions of approval for pest resistant landscaping features and practices. (Required to meet NPDES Permit Provision C.9.d.ii. and Draft Permit	During FY 06-07, the City used planning conditions to minimize irrigation runoff, which also reduces pesticide runoff. Standard condition also directs developers to select appropriate plants for the location and in accordance with the appropriate climate zones.	FD

		Provision C.3.k.)		
VII.A.2	New Development Review	Consider pest-resistant landscaping and design features in the design, landscaping, and environmental reviews of proposed development projects. (NPDES Permit Provision C.9.d.ii.)	During FY 06-07, the City used planning conditions to minimize irrigation runoff, which also reduces pesticide runoff. Standard condition also directs developers to select appropriate plants for the location and in accordance with the appropriate climate zones.	FD
VII.A.3	Training	Train staff responsible for design review on pest-resistant landscaping techniques and model conditions of approval and the importance of minimizing pesticide use in runoff from development sites (NPDES Permit Provision C.9.d.ii.).	No new pesticide reduction conditions were added, so no additional training was conducted.	FD
VII.A.4	Tracking	Develop and propose enhanced reporting format for documenting use of pesticide reduction measures at development sites. (Draft Permit Provision C.3.n.)	No action on this item during FY 06-07.	FD
MM VII.A.1	Reporting	Summarize types of pesticide reduction measures required (such as by conditions of approval) for new development and significant redevelopment projects, and the percentage of new development and significant redevelopment projects for which pesticide reduction measures were required (Draft Permit Provision C.3.n.).	During FY 06-07, the following conditions were required to control irrigation runoff, which also reduces pesticide runoff: 1. Require no steep slopes exceeding 10%; use mulch as cover; plants with low water requirements; appropriate plants for climate zone. 2. Efficient irrigation systems, including; multiprogramable timers; rain shutoff devices; drip irrigation, and flow reducers.	FD

ATTACHMENT B

SANTA CLARA VALLEY URBAN RUNOFF POLLUTION PREVENTION PROGRAM

FY 2006-2007 ANNUAL REPORT

Municipality: City of Mountain View

Item No.	Activity	FY 06-07 Work Plan Tasks	FY 06-07 Accomplishments	Responsible Party
Monitoring and Science				
Goal VII.A. Participate in coordinated monitoring efforts to support pesticide TMDL development and implementation.				
VII.A.1	Monitoring	Continue financial support of the Regional Monitoring Program (RMP) (FY 01-02 Program budget line item for $150,000). (Program FY 01-02 Work Plan)	Item addressed through Program participation.	FD
Review and Revision of Work Plan				
Goal X.A. Implement a Work Plan that includes appropriate goals, actions and monitoring mechanisms to reduce pesticide-related toxicity in urban runoff.				
X.A.1	Work Plan	Review and continuously improve the goals, actions, and monitoring mechanisms of the work plan considering results of self-evaluations, comments from Regional Board staff and other interested parties, and results of local performance review meetings if any.	City's Work Plan was submitted to the Regional Board.	FD
X.A.1	Work Plan	Revise work plan and add continuous improvement items.	No actions for this item.	FD

Regional Board Comments on Pest Management in FY 2005-2006 Annual Report		
Item	**RWQCB Comment**	**City of Mountain View Response**

ATTACHMENT B

SANTA CLARA VALLEY URBAN RUNOFF POLLUTION PREVENTION PROGRAM

FY 2006-2007 ANNUAL REPORT

Municipality: City of Mountain View

No Comments	No Comments in 04-05 Annual Report	NA

Pest Management Program Evaluation
The City's Pest Management Program evaluation is provided in the memo included with this report as Attachment E. The Memo will also be included in the City's IPM Plan.

ATTACHMENT B

SANTA CLARA VALLEY URBAN RUNOFF POLLUTION PREVENTION PROGRAM
FY 2006-2007 ANNUAL REPORT

Municipality: City of Mountain View

MERCURY POLLUTION PREVENTION PROGRAM
(Provision C.9.c of the Permit)

FY 2006-2007 Work Plan Self Evaluation Matrix

Item No.	Activity	FY 06-07 Work Plan Tasks	FY 06-07 Accomplishments	Responsible Party
MPP Pro-gram	Adoption of City mercury reduction policy.	The City adopted a mercury policy in FY 03-04, requiring the virtual elimination of mercury from controllable sources in urban runoff from agency operations.	In June 2004, the City finalized Administrative Instruction No: 16-01, which established a Mercury Control Program. The Mercury Control Program includes: a procedure for the elimination of mercury-containing products to the maximum extent practicable; maximum recycling of fluorescent lights; participation in a household hazardous waste collection program for residential disposal of mercury-containing products; and public outreach.	FD
MP Task I.F	Implement guidelines for mercury-containing products reduction and management	The City will implement measures to reduce the quantity of mercury-containing products, and manage essential mercury-containing products.	No major mercury reduction measures were identified for FY 06-07. Mercury-containing switches will be removed at the time of replacement. Fluorescent lights are hauled for disposal.	PW
MP Task II.D	Documentation and reporting of mercury-containing products disposal	The City will implement measures for documenting and reporting quantities of mercury-containing products disposed.	The City maintained fluorescent light disposal records. During FY 06-07, the City recycled: 243 – 2 ft lamps, 269 – 3 ft lamps, 1096 – 4 ft lamps, 27 – 8 ft lamps, 411 U-tube lamps, 11 circular lamps, 438 HID, and 537 compact lamps	PW

ATTACHMENT B

SANTA CLARA VALLEY URBAN RUNOFF POLLUTION PREVENTION PROGRAM
FY 2006-2007 ANNUAL REPORT

Municipality: City of Mountain View

MP Task V.A	Mercury Disposal Outreach	The City will assist with program efforts to provide outreach to educate small business and small quantity generators about fluorescent light recycling programs.	Information about HHW and small business waste disposal programs is included in the City's Resource newsletter, which is mailed to all residents and businesses three times a year.	
MPP Pro-gram	HHW Collection	No specific tasks. City to continue HHW efforts through participation in the Santa Clara County HHW Collection Program.	City continued participation in the Santa Clara County HHW collection program. The City of Mountain View collaborated with the City of Palo Alto to offer fluorescent light and mercury thermometer drop-off services to residents.	PW

Regional Board Comments on Mercury Pollution Prevention Program in FY 2005-2006 Annual Report

Item	RWQCB Comment	City of Mountain View Response
No Comments.	NA	NA

Mercury Pollution Prevention Program Evaluation

During FY 06-07, the City implemented its Mercury Control Program. The Mercury Control Plan establishes a policy for reducing mercury-containing products at City facilities, through identification of mercury-containing parts and devices at City facilities, and the gradual phase-out of those parts and devices. The City supports the County-wide HHW and small quantity generators programs.

ATTACHMENT B

SANTA CLARA VALLEY URBAN RUNOFF POLLUTION PREVENTION PROGRAM
FY 2006-2007 ANNUAL REPORT

Municipality: City of Mountain View

COPPER ACTION PLAN/NICKEL ACTION PLAN

FY 2006-2007 Work Plan Self Evaluation Matrix

Item No.	Activity	FY 06-07 Work Plan Tasks	FY 06-07 Accomplishments	Responsible Party
CB-1	Vehicle Washing Operations	• Public outreach and education efforts to reduce vehicle wash discharges, including brochure distribution, and mobile cleaners information • Provide car wash kit to charity car wash organizers and educate on the use of the kits. • Inspect auto businesses regarding car wash requirements, and prohibited storm drain discharge. • Continue to maintain car wash systems for City vehicles at the Corp yard and Fire Stations. • Require vehicle wash systems draining to the sanitary sewer as source control measures for projects, where the control is applicable. • Submit data regarding vehicle washing outreach activities and	During FY 06-07, the City provided a car wash kit to local charities conducting car washes. The car wash kit is used to divert car wash water from storm drains. The City also maintained 7 City car wash facilities (2 at the Corporation Yard, 1 at the Golf Course Maintenance facility, and 4 at Fire Stations). The vehicle service facility inspection program verifies that fleet washing water is not draining into the storm drain system. Vehicle facility operators are also notified about vehicle washing requirements, including rental operations. Vehicle BMP information is provided to residents at City outreach facilities, including the Art and Wine Festival, and Arbor Day.	FD

		effectiveness evaluation in annual reports.		
CB-3	Industrial Copper Control	Continue Industrial Inspection program, including NOI sites such as plating and metal finishing facilities, vehicle service facilities, and other permitted sites.	The City conducted its industrial facility inspection program. Details are provided in the Industrial/Commercial Discharges Control Program section of this report. Inspections involve observing outdoor areas where spills or equipment discharges could release pollutants including copper and nickel into the storm drain system. The City's Environmental Protection Division is in the process of closing a metal plating facility that will be discontinuing operations in Mountain View. This closure reflects a steady change in the land use and industrial community make up within the City.	FD
CB-6/7	Reducing Traffic Congestion/Promoting Alternative Transportation	Review the results of the Development Policies Comparison Project Report, particularly Section VI., Policies to Limit Auto Use/Promote Alternative Transportation, in the Policy, Code, and Ordinance Worksheet, and investigate updating local development rules to promote better transportation-related design practices and alternative modes of transportation.	The City of Mountain View has actively supported public transportation projects including and extensive bike trail system, light rail station, and promotion of transit-oriented development.	Community Development Department
CB-8	Watershed Protection Measures	• General Plan revisions will be considered during the next City-wide GP revision, which currently is not scheduled. • CEQA revisions related to	The General Plan was not revised during FY 06-07.	

		stormwater are currently being evaluated as described in the C.3 Work Plan. Guidance from SCVURPPP and the City of San Jose addressing water quality review in CEQA will be reviewed and implemented, if acceptable. • HMP implementation will be incorporated upon completion of the document. • Continue C.3 implementation efforts	The City's existing CEQA document adequately addresses water quality review issues. The City has a condition requiring eligible projects to comply with HMP requirements. The City does not expect HMP projects to be submitted for review. See New Development – Planning Procedures.	
CB-11	Street Sweeping	• City will continue to implement street sweeping program. • City will continue "Clean Sweep" program designed to secure access to heavily impacted streets that have a lot of cars typically parked throughout the day. • Maintain effective street sweeping equipment. • Continue to collect and report street sweeping information including mile swept and material removed for annual reports. • Continue to manage street sweeping solids.	See Streets and Roads Maintenance Section for more details.	

		• Continue to maintain storm drain catch basins • Attend SCVURPPP training workshops, if provided. • Evaluate need for improvement in FY 03-04 annual report.		
CB-12	Copper from Pools and Spas	• City will respond to complaints of pool/spa discharges. • Assist Program development of pool brochure. • City will distribute outreach materials.	The City responded to 1 pool discharge incident. The City supports regional outreach efforts. The Program completed mailing of the new Program pool brochure.	FD
CB-21	Architectural Copper	Review study and ordinance from Palo Alto and consider feasibility of limiting the use of these materials.	The City does not currently limit the use of architectural copper materials.	
NB-1	Discharges from Construction Sites	Continue to implement Construction Inspection Performance Standards and other tasks in Construction Inspection element of the Work Plan.	See the Construction Inspection section of this report for more details.	FD

Regional Board Comments on Copper Action Plan/Nickel Action Plan Requirements in FY 2005-2006 Annual Report

Item	RWQCB Comment	City of Mountain View Response
No comments	NA	NA

ATTACHMENT B

SANTA CLARA VALLEY URBAN RUNOFF POLLUTION PREVENTION PROGRAM

FY 2006-2007 ANNUAL REPORT

Municipality: City of Mountain View

Copper Action Plan/Nickel Action Plan Programs Evaluation
The City continued copper and nickel control efforts through implementation of vehicle washing controls, vehicle service facility inspections, industrial inspections, and construction site inspections.

ATTACHMENT B

SANTA CLARA VALLEY URBAN RUNOFF POLLUTION PREVENTION PROGRAM
FY 2006-2007 ANNUAL REPORT

Municipality: City of Mountain View

TRASH INVENTORY AND MANAGEMENT

FY 2006-2007 Work Plan Self Evaluation Matrix

Item No.	Activity	FY 06-07 Work Plan Tasks	FY 06-07 Accomplishments	Responsible Party
Water Quality and Water-shed Mgt.	Trash Investigations and Plan Development	The City will support the Program's effort to develop a Trash Work Plan. The Work Plan will characterize the trash problem, identify trash hot spots, identify on-going efforts to reduce trash, and provide documentation regarding trash complaints/incidents.	The City conducted trash abatement activities, including sponsoring two creek cleanups, and maintenance of parks, roadways, and the Stevens Creek Trail. City Public Services employees also respond to trash dumping incidents. The City participated in trash assessments at two sites in Mountain View at Stevens Creek. The trash assessment data was submitted to the Regional Board. The assessments were completed collaboratively with volunteers from the Stevens Creek watershed Council, and staff from the Santa Clara Valley Water District, the City of Sunnyvale, and the City of Cupertino.	FD PW

Regional Board Comments on Trash Inventory and Management Requirements in FY 2005-2006 Annual Report

Item	RWQCB Comment	City of Mountain View Response
No comments	NA	NA

ATTACHMENT B

SANTA CLARA VALLEY URBAN RUNOFF POLLUTION PREVENTION PROGRAM
FY 2006-2007 ANNUAL REPORT

Municipality: City of Mountain View

Other Water Quality & Watershed Management Programs Evaluation

Current trash control efforts include two City-sponsored creek cleanups a year. These cleanup events occurred on Stevens Creek and Permanente Creek. A local organization, Friends of Stevens Creek Trail, with some support from the City also conducted creek cleanups throughout the year. City Community Services Department personnel and Shoreline Park Rangers also patrol Stevens Creek Trail and remove trash as needed. After conducting volunteer creek clean-ups for a number of years, it appears that the amount of trash removed during these events is decreasing.

City Community Services Department employees maintain City parks, including litter removal. City Public Services Department personnel also respond to trash dumping incidents that may occur throughout the City.

The City participated in a collaborative effort with volunteers from the Stevens Creek Watershed Council, and staff from the Water District, to conduct its trash assessments. These assessments were conducted at two sites along Stevens Creek. A summary of those assessments is attached.

ATTACHMENT B

SANTA CLARA VALLEY URBAN RUNOFF POLLUTION PREVENTION PROGRAM

FY 2006-2007 ANNUAL REPORT

Municipality: City of Mountain View

Trash Problem Area Evaluation Results FY 06-07

Watershed	ID#	Date	Location of Trash Problem Area	Reported Ownership	Score	Trash Sources	Trash Type	Trash Management Activities	Comments
Stevens Creek/ Baylands	CL01	5/10/06	La Avenida Stevens Creek Trailhead, 100 ft South of island in creek	SCVWD	63 (RTA)	• Upstream, storm drain catchment • Litter – pedestrian	• Plastic/ styrofoam • Miscellaneous • Paper	Site is cleaned at least twice per year by volunteers. Park rangers also patrol the location and pick up litter along the trail.	Majority of litter and debris comes from upstream sources.
Stevens Creek	CL02	5/10/06	El Camino Real bridge crossing, 100 ft. north	SCVWD	49 (RTA)	• Upstream, storm drain catchment • Litter – pedestrian • Litter - vehicular	• Plastic/ styrofoam • Miscellaneous • Paper	Site is occasionally cleaned up by volunteers. No current management actions in place. Accumulation of debris on the top of bank, which is apparently from transient population.	Site is located below the El Camino bridge and several upstream outfalls. Site will be considered for future clean up event, but access is difficult. On-going trail construction may result in trash during construction. Completion of Stevens Creek Trail extension project should improve clean-up access and may result in reduced transient population.

ATTACHMENT B

SANTA CLARA VALLEY URBAN RUNOFF POLLUTION PREVENTION PROGRAM
FY 2006-2007 ANNUAL REPORT

Municipality: City of Mountain View

WATER QUALITY MONITORING

FY 2006-2007 Work Plan Self Evaluation Matrix

Item No.	Activity	FY 06-07 Work Plan Tasks	FY 06-07 Accomplishments	Responsible Party
NA	NA	NA	NA	NA

Regional Board Comments on Water Quality Monitoring in FY 2005-2006 Annual Report

Item	RWQCB Comment	City of Mountain View Response
No comments in FY 05-06 Annual Report	NA	NA

Other Water Quality & Watershed Management Programs Evaluation

The City did not conduct water quality monitoring during FY 06-07. The City's water quality monitoring activities are performed through participation in SCVURPPP.

ATTACHMENT B

SANTA CLARA VALLEY URBAN RUNOFF POLLUTION PREVENTION PROGRAM
FY 2006-2007 ANNUAL REPORT

Municipality: City of Mountain View

PUBLIC INFORMATION/PARTICIPATION
(Provision C.4)

FY 2006-2007 Work Plan Self Evaluation Matrix

Item No.	Activity	FY06-07 Work Plan Tasks	FY 06-07 Accomplishments	Responsible Party
General Outreach				
PIP – 1-4	PIP Master Plan – General Outreach	Continue to conduct PIP General Outreach activities.	General outreach activities conducted during FY 06-07 include maintaining brochure stands at City facilities, participating in HHW program, storm drain stenciling, and articles in local publications.	FD
Targeted Outreach				
PIP – 1-4	PIP Master Plan – Targeted Outreach	Continue to conduct PIP targeted outreach activities.	Targeted outreach activities conducted during FY 06-07 include participation in the Clean Bay Business Program, displaying brochures at local auto parts stores, and continuing restaurant outreach. Targeted outreach to restaurants is explained in the Industrial/Commercial section of this report. Three Mountain View stores also participated in the Our Water, Our World Program designed to distribute pesticide alternatives. This is further explained in the Pest Management Section of the report. The City also participated in 2 pharmaceutical take-back events in FY 06-07. Participation included promoting	FD

			the event and staffing a drop-off location for residents to dispose of unwanted pharmaceutical products.	
PIP – 1-4	Targeted Outreach – Multicultural Outreach	Continue to support the City's multicultural outreach program, which is designed to provide information regarding various topics to non-English speaking people.	During FY 06-07, the multicultural outreach program distributed pollution prevention information at public events. Spanish brochures and fact sheets for vehicle BMPs and pesticide information are distributed through the multi-cultural outreach program.	CM
Educational Programs				
PIP – 1-4	PIP Master Plan – Education Activities	Continue to conduct PIP education activities.	During FY 06-07, the City sponsored a school education and outreach program along with the City of Palo Alto. In total, 39 school presentations were made to 947 students in Mountain View. The presentations were made to 2nd-8th grade groups. A summary of the school outreach program is available upon request. The City also conducted employee training activities, which are summarized in the Staff Training Table.	FD
Citizen Participation				
PIP – 1-4	PIP Master Plan – Citizen Participation	Continue to conduct PIP citizen participation activities.	During FY 06-07, the City sponsored two creek cleanup events, where citizens removed trash and debris from local creeks. The City also staffed information booths at the Mountain View Art and Wine Festival, the Alza Earth Day Fair, and the Arbor Day Fair. The primary messages at those events were IPM and pesticide reduction, pharmaceutical disposal, Mercury reduction, and vehicle sources.	FD

ATTACHMENT B

SANTA CLARA VALLEY URBAN RUNOFF POLLUTION PREVENTION PROGRAM

FY 2006-2007 ANNUAL REPORT

Municipality: City of Mountain View

Regional Board Comments on Public Information/Participation Requirements in FY 2005-2006 Annual Report		
Item	**RWQCB Comment**	**City of Mountain View Response**
No Comments	NA	NA

Public Information/Participation Program Evaluation

General Outreach:

During FY 06-07, articles in the Resource newsletter advertised HHW, creek clean-up, pharmaceutical disposal, and mercury thermometer drop-off events. The City continued storm drain stenciling activities. The City also displayed BMP brochures at City facilities.

Targeted Outreach:

Vehicle BMP brochures were provided for distribution at local auto parts stores. Three hardware and garden stores in Mountain View also participated in the Our Water, Our World program, which promotes use of less toxic pesticides. As explained in the Industrial Commercial Discharges section of this report, restaurant inspections included distribution of BMP posters. The City also participated in a pharmaceutical take-back program, which allowed residents to drop off unwanted pharmaceutical products. The City also distribute information at public events, such as the Art and Wine Festival, Alza's Earth Day, and the Arbor Day Fair. City staff also worked at the Program booth for the Home Show.

The multicultural outreach program seems to be an effective method to provide information in different languages. However, limited multi-language outreach materials are available. The City supports regional efforts to produce multi-language materials.

The City also continued distribution a fact sheet describing oil recycling options for apartment tenants. This piece was translated into a Spanish language version.

ATTACHMENT B

SANTA CLARA VALLEY URBAN RUNOFF POLLUTION PREVENTION PROGRAM

FY 2006-2007 ANNUAL REPORT

Municipality: City of Mountain View

Education Activities:

The City's participation in the school education program was conducted through funding the Palo Alto Program. Mountain View commends the education consultant, and the City of Palo Alto for developing and implementing an outstanding program, and for educating students in Mountain View about water pollution issues.

A summary of employee training efforts is listed below.

Citizen Participation:

During FY 06-07, the City sponsored two volunteer creek cleanups and supported other cleanup efforts. These events successfully removed litter and debris from local waterways. The City also distributed information at public events. The effectiveness of information distribution at these public events is difficult to describe because a lot of people who visit the information booth are already informed about the issues, and some visitors seem to randomly collect free materials without considering the message.

ATTACHMENT B

SANTA CLARA VALLEY URBAN RUNOFF POLLUTION PREVENTION PROGRAM
FY 2006-2007 ANNUAL REPORT

Municipality: City of Mountain View

STAFF TRAINING

Training Title	Attendee(s)	Department of Attendee	Date(s) of Training	Location of Training	Contents of Training
Environmental Compliance Plan, Spill and Emergency Incident Response, Stormwater Pollution Prevention	City staff members from various Divisions	Public Services (water, wastewater, streets, facilities, and fleet services) Community Services (Parks, Forestry, Golf Links)	March 29, 2006	Municipal Operations Center	Spill and Emergency Incident Response. Handling Hazardous Materials and Waste. Stormwater pollution prevention.
Regional IPM Conference	Urban Runoff Coordinator, Community Services Manager and Supervisors	Fire Dept., and Community Services	Nov. 14, 2006	San Jose	Various IPM topics ranging from IPM program administration to practical IPM practices.
Construction Site Planning	Water Environment Specialist	Fire Department	November 2006	Brisbane	Annual construction site training.
C.3 – Internal Managed Meeting	Urban Runoff Coordinator Fire Marshal	Fire Department CDD	August 2006	Mountain View	Implementation of C.3 requirements for projects that are subject to Group 2B requirements.

ATTACHMENT B

SANTA CLARA VALLEY URBAN RUNOFF POLLUTION PREVENTION PROGRAM
FY 2006-2007 ANNUAL REPORT

Municipality: City of Mountain View

	Directors and Managers from CDD, Public Works, City Attorneys Office, and City Managers Office	Public Works City Attorney City Manager			
C.3 Workshop – HMP Basics	Urban Runoff Coordinator	Fire Department	October 24, 2006	San Jose	Workshop describing technical information about HMP requirements.
Bioretention Design	Urban Runoff Coordinator	Fire Department	January 4, 2007	Sunnyvale	Workshop to discuss design and maintenance of bioretention systems.
C.3 – Implementing Stormwater Requirements	Urban Runoff Coordinator Fire Marshal	Fire Department	June 15, 2007	Cupertino	Workshop to discuss regulatory trends in C.3 requirements and project specific examples of implementing stormwater treatment controls.
Sanitary Sewer Overflow Regulations and Reporting	Water Environment Specialist	Fire Department	February 2007	San Jose	Workshop to discuss regulations with an emphasis on reporting SSO incidents.
CWEA – P3S	Water Environment Specialist	Fire Department	February 2007	Napa	CWEA training conference about various pollution prevention subjects, including a number of stormwater topics.
CASQAA – NorCal Meeting	Urban Runoff Coordinator Water Environment Specialist	Fire Department	March 2007	San Jose	Statewide CASQAA meeting included presentations on inspection issues and proposed changes to the Construction NPDES Permit.

ATTACHMENT B

SANTA CLARA VALLEY URBAN RUNOFF POLLUTION PREVENTION PROGRAM
FY 2006-2007 ANNUAL REPORT

Municipality: City of Mountain View

Staff Training Evaluation
During FY 06-07, staff received training on a number of topics, including spill response, storm drain pollution prevention, IPM practices, industrial inspections, construction inspections, and C.3 topics. The City strongly supports regional training efforts for IPM-related issues. The City continued to train employees about stormwater pollution prevention. Stormwater pollution prevention training is coordinated and conducted with safety training assemblies, which seems to be a great method for streamlining different training requirements.

Santa Clara Valley
Urban Runoff
Pollution Prevention Program

Treatment BMPs Inspection Activity Report
FY 06-07

City of Mountain View

ATTACHMENT D

Date	APN	Reason for Inspection	Project Type	Treatment BMP Type	Inspection Results					Enforcement Action	Comments
					1	2	3	4	5		
6/27/2007	160-61-52&53	Routine	Residential	Hydrodynamic Separators	37. Mosquito Habitat					None	No mosquitoes or larvaie, but standing water in separator.
6/27/2007	160-53-019	Routine	Commercial	Hydrodynamic Separators	37. Mosquito Habitat					None	No mosquitoes or larvaie, but standing water in separator.
6/28/2007	147-02-016,009	Routine	Commercial	Vegetated Swale	20. Clogged or Obstructed Inlets/Outlets					Warning Notice	Requried property manager to repair inlets to prevent grass from clogging.
6/28/2007	147-02-016,009	Routine	Commercial	Hydrodynamic Separators	38. Access Cover Damaged/Difficult to Remove/Not in Place					Warning Notice	Device lods were bolted down. Re-inspection in 2 weeks. Required to provide access to device
6/28/2007	154-01-010	Routine	Institutional	Vegetated Swale	1. No Visible/Apparent Problems					None	
2/28/2007	154-01-010	Routine	Institutional	Vortex Separator	6. Evidence of Contaminants & Pollution					Warning Notice	Utlities crew called to maintain the Vortechnics device.

Attachment E

Pesticide Use Evaluation for FY 06-07

CITY OF MOUNTAIN VIEW
MEMORANDUM

DATE: August 15, 2007

TO: City of Mountain View's IPM Plan

FROM: Eric Anderson, Urban Runoff Coordinator

SUBJECT: Pesticide Use Evaluation for FY 06-07

The purpose of this memo is to provide an evaluation of the City of Mountain View's pesticide use data for the Fiscal Year 2006-2007 (FY 06-07). The City's FY 06-07 pesticide use data will be compared to pesticide use data from Fiscal Year 2002-2003 (FY 02-03), Fiscal Year 2003-2004 (FY 03-04), Fiscal Year 2004-2005 (FY 04-05), and Fiscal Year 2005-2006 (FY 05-06) to identify possible trends in the City's pesticide use practices. The comparison and evaluation involve both the types and quantities of pesticides used at City facilities.

The pesticide use data is used to evaluate the City's implementation of its Integrated Pest Management (IPM) Policy, and IPM Plan. The City's IPM Policy was adopted by the City Council on September 10, 2002. The IPM Plan, which outlines the method for implementing the IPM Policy, was completed in June 2003.

The result of this evaluation will be to make recommendations for implementation of the IPM Plan during FY 07-08. This evaluation may also identify barriers to implementation of the IPM Policy and Plan. Pesticide use reports and evaluations are conducted annually. The pesticide use data and the evaluation will be included in Appendix 4 of the IPM Plan. The evaluation will also be included in the City's annual report to the Regional Water Quality Control Board, as required in the City's NPDES storm water permit.

The evaluation includes the following sections:

1. Description of the pesticide use tracking and reporting procedure and an evaluation of the procedure.
2. An evaluation of the use of prohibited pesticides at City facilities during FY 06-07 in comparison to past years.
3. A summary of the pesticide use data for FY 02-03, FY 03-04, FY 04-05, FY 05-06, and FY 06-07.
4. A discussion of the pesticide use data for FY 02-03, FY 03-04, FY 04-05, FY 05-06, and FY 06-07.
5. A summary and evaluation of overall pesticide use at City facilities.

Pesticide Use Tracking and Reporting Procedure

Data was collected from the Forestry and Roadway Landscaping Division (FRL), Shoreline Golf Links (SGL), and the City's contract pest control operators, Bay Valley Pest Control and Valley Crest Landscape Maintenance. FRL monitors and administers pesticide use for both FRL and the Parks Division. FRL and Shoreline Golf Links data were tracked using the required monthly report to the State Department of Pesticide Regulation, which includes the product name, registration number, quantity used, and a general description of the area where the application occurred. Bay Valley Pest Control's use data is tracked using the service invoices, which include the application date, product used, quantity used, target pest, and location.

All of the data is routed to the City's Fire and Environmental Protection Division, where the data is entered into the pesticide use tracking database. The database tracks products, date of application, quantities, and active ingredients applied. A comprehensive summary of pesticide use at City facilities during FY 06-07 was produced and is included in the City's IPM Plan.

In the FY 05-06 Pesticide Use Evaluation, the City reported two changes to the data collection and reporting system, which included: 1) additional data collection and reporting of pesticide use by a landscape contractor working for the City; and 2) tracking and reporting three Cateogory III pesticides that had not been tracked in previous years. During FY 06-07, these two changes were implemented and no additional changes to pesticide use tracking system were implemented.

Prohibited Pesticides

The City's IPM Plan specifically prohibits use of the following pesticides: diazinon, chlorpyrifos, chlordane, dieldrin, and DDT. During FY 06-07, the City did not use or store prohibited pesticide products.

Summary of Pesticide Use Data

Summaries of pesticide use for FY 02-03, FY 03-04, FY 04-05, FY 05-06, and FY 06-07 are shown in the tables below. Table 1 shows a comparison of the number of different Category I, II, and III pesticides that were used during the past reporting years. Summaries of pesticide use quantities are listed in Tables 2 and 3, which are shown on pages 4 and 5 of this report. Table 2 shows a comparison of the quantity of Category I, II, III, and non-regulated pesticides that were applied during the past three reporting years. The quantities shown in Table 2 include active and inert ingredients. Inert ingredients are typically emulsifiers or carriers that aid in delivery of the active ingredient, which is the material in a pesticide formulation that destroys the target pest or performs the desired function. Table 3 shows a comparison of the quantity of Category I, II, III, and non-regulated active ingredients that were applied during the past three reporting years.

Additionally, narrative analysis of the pesticide use data is provided for Category I, II, III, and non-regulated products, as well as an analysis of overall pesticide use trends..

Table 1 - Number of Different Pesticides Used:

Pesticide Category	Number of Different Pesticides Used				
	FY 02-03	FY 03-04	FY 04-05	FY 05-06	FY 06-07
I	1	0	0	1	0
II	4	8	6	5	7
III	19	22	22	25	29
None	0	0	0	0	1
Total	**24**	**30**	**28**	**31**	**37**

NOTE: "None" indicates a non-regulated, exempt pesticide that is not listed with a toxicity category

Category I Pesticide Use:

The IPM Plan bans the use of Category I pesticides at City facilities, except in cases where a pest outbreak poses an immediate threat to public health or significant economic loss will result if the banned product is not applied. Use of a Category I pesticide must be approved by the Community Services Director, or his/her designee. The FY 05-06 Pesticide Use Evaluation reported use of a Category I, which occurred inadvertently after the fungicide had been re-classified from Category II to Category I. An alternative Category II fungicide was substituted, so during FY 06-07, no Category I pesticides were used at City facilities. Category I pesticide use has not been eliminated as a future option, but is only to be used under certain conditions.

Category II Pesticide Use:

The IPM Plan limits the use of Category II pesticides at City facilities. Category II pesticides may be used when a Pest Control Advisor recommends their use after non-chemical controls and Category III pesticides have been ineffective, or when Category II pesticides may be needed to prevent an outbreak that may cause a threat to public health or significant economic loss.

During FY 06-07, seven Category II pesticides were applied at City facilities. A discussion of the Category II pesticide use is provided below:

Forestry and Roadway Landscaping Division

- During FY 06-07, the Forestry and Roadway Landscaping Division (FRL) applied 75 pounds of the insecticide "m-pede," which is a decrease from the 140 pounds applied during FY 05-06. This product is used to treat aphid infestations, primarily in trees, so amounts used will depend on yearly fluctuations in aphid populations.

Table 2 - Quantity of Pesticides Applied:

Pesticide Category	Quantity of Pesticides Applied (Pounds) and Percent Change Compared to FY 05-06 & 4-Year Average							
	FY 02-03	FY 03-04	FY 04-05	FY 05-06	4-Year Average	FY 06-07	% Change to Previous Year	% Change to 4-Year Average
I	144	0	0	340	96	0	-100%	-100%
II	556	512	265	373	426	452	+21%	+6%
III	1,777	2,155	3,310	5,420	3,165	3,287	-39%	+4%
None	0	0	0	0	0	47	+100%	+100%
Total 1*	**2,477**	**2,667**	**3,575**	**6,133**	**3,687**	**3,786**	**-38%**	**+3%**
Total 2 **	**2,477**	**2,667**	**3,575**	**6,133**	**3,687**	**3,739**	**-39%**	**+1%**

**Total 1 includes use of non-regulated, exempt Clove Oil product.*
*** Total 2 evaluates use not including non-regulated, exempt Clove Oil product.*

039190

Table 3 - Quantity of Active Ingredients Applied:

Pesticide Category	Quantity of Active Ingredients Applied (Pounds) and Percent Change Compared to FY 05-06 & 4-Year Average							
	FY 02-03	FY 03-04	FY 04-05	FY 05-06	4-Year Average	FY 06-07	% Change to Previous Year	% Change to 4-Year Average
I	88	0	0	29	29	0	-100%	-100%
II	235	222	87	244	197	140	-43%	-29%
III	853	704	990	1,228	944	875	-29%	-7%
None	0	0	0	0	0	3	+100%	+100%
Total 1*	**1,176**	**927**	**1,078**	**1,588**	**1,170**	**1,018**	**-36%**	**-13%**
Total 2 **	**1,176**	**927**	**1,078**	**1,588**	**1,170**	**1,015**	**-36%**	**-13%**

**Total 1 includes use of non-regulated, exempt Clove Oil product.*
*** Total 2 evaluates use not including non-regulated, exempt Clove Oil product.*

039191

Shoreline Golf Links

- During FY 06-07, SGL applied 216 pounds of the algaecide "K-tea," which is an increase from 50 pounds applied in FY 05-06. The increase in algaecide use was due to excessive algae growth in the ponds on the golf course.
- During FY 06-07, SGL applied 19.9 pounds of the herbicide "Reward", which is an increase from the 8.7 pounds applied in FY 05-06, and an increase from the 3.1 pounds applied in FY 03-04. Part of the explanation for increased herbicide use at SGL was increased weed growth due to damage and seed dispersal by an increased population of geese and coots.
- During FY 06-07, three different Category II fungicides, Buctril, Daconil, and Eagle WSP, were used to control fungus on the golf course greens. SGL applied 8.3 pounds of Buctril, 95.8 pounds of Daconil, and 3 pounds of Eagle. These fungicides were not used during FY 05-06, but a different Category II fungicide, Banner Maxx, was used instead.
- During FY 06-07, SGL applied 33.3 pounds of "Trimec Plus" to the roughs and fairways, which is a reduction from 141.6 pounds applied in FY 05-06.

Annual variations in the use of the products Banner Maxx, Reward, Buctril, Daconil, Trimec Plus, and Eagle is due to the practice of rotating pesticide use over an annual or multi-year frequency. This is a commonly accepted practice that minimizes the build up of resistance by a pest to a single pesticide. If this practice were not implemented, pesticide use would most likely be higher because additional pesticide applications would be needed after initial applications were shown to be ineffective.

Category III Pesticide Use:

Public Services and Community Services Departments

The IPM Plan promotes the use of less toxic methods for controlling pests at City facilities. If pesticides are needed, Category III pesticides should be used, unless these pesticides are ineffective, or Category I or Category II pesticides are needed to prevent an outbreak that may cause a threat to public health or significant economic loss. During FY 06-07, 29 different Category III pesticides were used at City facilities to address specific problems or situations. Seven of the Category III pesticides had not been used at City facilities in the past.

Non-regulated/Exempt Products:

Bay Valley Pest Control

During FY 06-07, the City's contract pest control operator, Bay Valley Pest Control, used 47 pounds of a non-regulated and exempt product to control ants at City facilities. The

product is a clove oil based chemical. Although this is a non-regulated product, use of this product was tracked in the pesticide use database, as reflected in summary Tables 2 and 3. Analysis of total pesticide use in Tables 2 and 3 reflect: 1) totals including use of the non-regulated clove oil product; and 2) totals not including use of the non-regulated product. For FY 06-07, including the non-regulated product in the database did not significantly impact the analysis of percent change in use.

Discussion of Pesticide Use Data

For the purpose of the total pesticide use evaluation, the "Total 1" in Tables 1 and 2 will be discussed. "Total 1" reflects the all pest control applications, including non-regulated products.

The total amount of pesticides applied during FY 06-07 decreased by 2,347 pounds (38% decrease) compared to FY 05-06, and increased 99 pounds (3%) compared to the 4-year average. The amount of Category III pesticides applied during FY 06-07 decreased by 2,133 pounds (39% decrease) compared to FY 05-06, and increased 122 pounds (4% increase) compared to the 4-year average. The amount of Category II pesticides applied during FY 06-07 increased by 79 pounds (21% increase) compared to FY 05-06, and increased 26 pounds (6% increase) compared to the 4-year average. No Category I pesticides were used in FY 06-07, which is a 100% decrease compared to FY 05-06 and the 4-year average. Lastly, 47 pounds of non-regulated and exempt pest control product were used at City facilities in FY 06-07, which is a 100% increase compared to FY 05-06 and the 4-year average. Last year's pesticide use evaluation report, which compared FY 04-05 and FY 05-06 data, showed a 75% increase in total pesticide use, a 65% increase in Category III pesticide use, a 41% increase in Category II pesticide use, and a 100% increase in Category I pesticide use.

The total amount of active ingredient applied during FY 06-07 decreased by 570 pounds (36% decrease) compared to FY 05-06, and decreased 152 pounds (13%) compared to the 4-year average. The amount of Category III active ingredient applied during FY 06-07 decreased by 353 pounds (29% decrease) compared to FY 05-06, and decreased 69 pounds (7% decrease) compared to the 4-year average. The amount of Category II active ingredient applied during FY 06-07 decreased by 104 pounds (43% decrease) compared to FY 05-06, and decreased 57 pounds (29% decrease) compared to the 4-year average. No Category I pesticides were used in FY 06-07, which is a 100% decrease in active ingredient applied compared to FY 05-06 and the 4-year average. Lastly, 3 pounds of active ingredient from non-regulated pest control products were applied at City facilities in FY 06-07, which is a 100% increase compared to FY 05-06 and the 4-year average. Last year's pesticide use evaluation report, which compared FY 04-05 and FY 05-06 data, showed a 47% increase in total active ingredient use, a 24% increase in Category III active ingredient use, a 180% increase in Category II active ingredient use, and a 100% increase in Category I active ingredient use.

Analysis of Pesticide Use Data

Review of the data for FY 06-07 shows a decrease in total pesticide use and total active ingredient applied compared to FY 05-06. The data also shows a slight increase in total pesticide use compared to the average use over the past 4 years, and a decrease in the amount of active ingredient applied when compared to the 4-year average. This observation indicates that the amount of pesticides applied in FY 06-07 was normal compared to historical data and that the amount applied in FY 05-06 was higher than normal years. The explanation for higher pesticide use in FY 05-06 was unusual weather conditions of early winter rain, followed by warm weather, then late winter rains, which essentially created two growing seasons for weeds. Weather conditions in FY 06-07 were less likely to cause drastic increases in pesticide applications.

The trends of use data for Category I, II, and III pesticides are consistent with the findings for total pesticide use. The amount of Category III pesticides applied in FY 06-07 decreased compared to FY 05-06, and increased slightly compared to the 4-year average. Though the total amount of Category II pesticide use increased in FY 06-07 compared to FY 05-06, this increase is explained by the use of a Category I pesticide in FY 05-06, which was not used in FY 06-07. The substitute for the Category I pesticide used in FY 05-06 was a Category II product. Combining the amount of Category I and II pesticides that were used in FY 05-06 and FY 06-07, and comparing the use from those years shows a 37% decrease in Category I and II pesticide use during FY 06-07. Evaluation of the active ingredient use data shows a decrease for Category I, II, and III ingredients, compared to FY 05-06 and compared to the 4-year average. It is also important to note that during FY 06-07, the City expanded its service area by adding a new park.

During FY 06-07, the City's Category III pesticide use was 87% of the total pesticide use for the year, which is consistent with FY 05-06, when the City's Category III pesticide use was 88% of the total pesticide use for the year. This is a decrease compared to FY 04-05, when the City's Category III pesticide use was 93 % of the total pesticide use for the year, but higher than FY 03-04 when Category III pesticides accounted for 82% of the total pesticide use. The volume of pesticide use is heavily dependent on seasonal variations in pest and weed populations, which are typically the result of regional weather patterns. When pesticides are needed, the City will continue to evaluate and consider the least toxic pesticide solutions. The City will also continue to seek non-chemical solutions to pest incidents. The City's primary IPM technique is to maintain healthy landscape and turf through implementation of effective cultural practices. City staff also utilizes biological and organic controls, such as nematodes in turf areas and mulch around tree basins and planting beds, as well as physical and mechanical controls to help control pest problems.

Recommendations to address pesticide use at City facilities are listed below:

1. Continue to train employees regarding the IPM Plan requirements for using Category I and Category II pesticides.

2. Continue to seek less toxic alternatives to the Category I and Category II pesticides that may be considered for use, although the alternatives are potentially more expensive and/or labor intensive.
3. Continue to use less toxic products to control pests. If less toxic alternatives are ineffective and the pest outbreak poses a public health or economic threat, propose use of a Category II pesticide, or lastly, a Category I pesticide.
4. Continue to track regional efforts to develop a list of approved pesticides that not only considers acute toxicity, but other factors such as carcinogenicity, reproductive toxicity, and potential groundwater contaminants.
5. Continue to develop program and budget recommendations to implement possible alternatives.

Summary

This report has provided an evaluation of the City of Mountain View's pesticide use data for FY 06-07. Data from FY 06-07 was compared to data from previous years. The comparison and evaluation involved both the types and quantities of pesticides used at City facilities. The total amount of pesticide and the amount of Category I and III pesticide use decreased from FY 05-06. The amount of Category II pesticide used did increase compared to FY 05-06, but this increase was offset by the elimination of a Category I pesticide that was used in FY 05-06, but not was used in FY 06-07. The primary explanation for the overall decrease in pesticide use compared to FY 05-06 is that pesticide use in FY 05-06 was unusually high. During FY 06-07, a non-regulated and exempt pest control product was used at City facilities to control ants. Use of this type of exempt product is an example of reduced risk chemical use that is an important component of the City's IPM program. Staff will continue to evaluate and consider alternative or least toxic pesticide solutions for application whenever possible.

039196

City of Palo Alto
Public Works Department

September 15, 2007

Mr. Bruce Wolfe
Regional Water Quality Control Board
San Francisco Bay Region
1515 Clay St., Suite 1400
Oakland, CA 94612

Subject: City of Palo Alto Urban Runoff Management Program
FY 2006-2007 Annual Report

Divisions

Administration
650.329.2373
650.329.2299 fax

Engineering
650.329.2151
650.329.2299 fax

Environmental Compliance
650.329.2598
650.494.3531 fax

Equipment Management
650.496.6922
650.496.6958 fax

Facilities Management
650.496.6900
650.496.6958 fax

Operations
650.496.6974
650.852.9289 fax

Regional Water Quality Control
650.329.2598
650.494.3531 fax

Dear Mr. Wolfe:

This report is submitted by the City of Palo Alto, in conjunction with the Santa Clara Valley Urban Runoff Pollution Prevention Program's Annual Report, pursuant to provision C.6.a. of the Program's municipal storm water NPDES Permit (Order No. 01-024). The report summarizes activities performed during FY 2006-2007 in accordance with the City of Palo Alto's Urban Runoff Management Plan (URMP) submitted to the Regional Board on September 1, 2004 and the performance standards contained therein.

Contents of Report

The goals of this Annual Report are to: 1) concisely document implementation of our URMP and FY 06-07 work plan during the past fiscal year; 2) evaluate program results for continuous improvement; 3) comply with permit requirements; and 4) share this information with other Co-permittees, municipal decision-makers, and the public. To accomplish these goals, the report contains the following sections:

I. Contents of report;
II. Program highlights and accomplishments;
III. Summary of continuous improvement activities;
IV. Attachments:
   A. Certification Statements
   B. List of Abbreviations and Acronyms
   C. Annual Report
      - IC/ID Elimination Activities
      - Industrial/Commercial Discharger Control Program

P.O.Box 10250
Palo Alto, CA 94303

Printed with soy-based inks on 100% recycled paper processed without chlorine

- Public Agency Activities
  - Public Streets, Roads, and Highways O & M
  - Corporation Yard O & M
  - Rural Public Works O & M
  - Storm Drain O & M
  - Water Utility O & M
- New Development Planning Procedures
- Construction Inspection
- Public Information and Participation
- Pest Management Activities
- Mercury Pollution Prevention Activities
- Copper Action Plan/Nickel Action Plan
- Trash Inventory and Management
- Water Quality Monitoring
- Watershed Management Measures
- Sediment Control Measures
- Staff Training Summary Table

Program Highlights and Accomplishments

The City of Palo Alto's Urban Runoff Pollution Prevention Program for FY 2006-07 included several notable accomplishments. The following programs and activities are described in the body of this Annual Report:

- Palo Alto has demonstrated continued leadership in the area of land development review. Staff in the Public Works, Utilities, and Planning Departments have been briefed on the C.3 requirements by the Management Committee representative and have attended Program training workshops. Presentations on C.3 design concepts and requirements have been made to the land development decision makers (Planning Commission, Architectural Review Board, City Council).

  As noted in the attached Annual Report, there was an increase in the number of permit applications subject to the C.3 provisions following the advent of Group 2 requirements in August 2006. We conducted three BMP maintenance verification inspections this year, and this number will increase substantially next year.

City Public Works and Planning staff members participated in the Santa Clara Valley Water Resources Protection Collaborative and the development of its Guidelines and Standards (G&S) for Land Uses Near Streams. The City Council approved a stream protection ordinance consistent with the G&S in January 2007. The ordinance, which applies to projects requiring discretionary planning review, will serve to protect stream health and riparian vegetation.

- Palo Alto Environmental Compliance staff placed an increased focus on the inspection of food service facilities during the past fiscal year. A new employee spent almost all of his time inspecting restaurants and coordinating with wastewater collection system maintenance crews. Primary emphasis was placed on verification of proper restaurant grease controls in an attempt to reduce the number of sanitary sewer overflows caused by grease blockages. Inspection locations were prioritized based on spill history and the frequency of other violations. In addition to helping to prevent the overflow of sewage into the storm drain system, the inspection program also focused on the correction of other bad behaviors associated with food service facilities (e.g. floor mat cleaning, dumpster maintenance, etc.).

- Trash management was and will continue to be another high-priority area for City storm water staff. The trash management program has become more institutionalized into the City's routine business processes. Some preliminary trash hot spots have been eliminated based on follow-up inspections, allowing for greater focus on the remaining sites. This year, staff focused on improving the coordination of the City's trash reduction activities with those of volunteer-based organizations like the San Francisquito Watershed Council. Staff worked to optimize volunteer clean-up events by identifying trash hot spots prior to the events, actively participated in several of the clean-up events, and followed up with the volunteer organizations to assess the effectiveness of the events.

- Palo Alto staff were instrumental in the development of the EcoWise program, a regional certification program for pest control operators (PCO). PCOs must complete staff training, pass an exam on integrated pest management (IPM) techniques, and integrate those IPM techniques into their standard business practices in order to achieve EcoWise-certified status. Palo Alto has contracted with Pestec, the first EcoWise-certified PCO, to conduct pest management at City facilities.

- City staff has actively participated in many of the Program's Ad Hoc Task Groups (including Watershed Education & Outreach, Trash Management, and C.3 Provision Oversight (C3PO), the Watershed Management Initiative, and the Water Resources Protection Collaborative, providing valuable input to Program endeavors and keeping informed of the current issues and policies relevant to storm water pollution prevention.

Continuous Improvement Activities

The following is a summary of the key continuous improvement activities to be pursued in the coming year:

Identified Improvement	Status	Schedule for Completion
Consider implementation of the Water Resources Protection Collaborative's Guidelines and Standards (G&S) for Land Uses Near Streams for ministerial projects	The G&S have been incorporated into the zoning ordinance for discretionary projects; next step is to consider applying the G&S to ministerial projects.	June 2008
Review and update the Water Utility Pollution Prevention Plan (WUPPP)	The existing WUPPP is out-of-date and needs to be modified to reflect current practices and staffing.	June 2008
Improve coordination with volunteer organizations to address trash hot spots	Make better use of volunteers in the fight against trash by coordinating with the San Francisquito Watershed Council and other grass root organizations.	June 2008
Ensure that the City's Municipal Service Center (corporation yard) is in conformance with the updated Storm Water Pollution Prevention Plan	Conduct follow-up inspection and coordinate with key management staff prior to the start of the rainy season.	October 2007
Implement the City's Innovative Storm Drain Improvements project, providing grant funding for cisterns, permeable pavements, green roofs to private and public projects	The City's Storm Drainage Fund has $250,000 annual funding available for this grant program. Need to develop criteria, outreach, and implementation strategy.	December 2007

Thank you for your review of this Annual Report. If you have any questions regarding the materials submitted, please contact me at (650) 329-2129.

Very truly yours,

Joe Teresi

Joe Teresi
City of Palo Alto Management Committee Representative
Senior Engineer
Engineering Division

cc: Glenn Roberts
Phil Bobel
Mike Sartor
Ken Torke
Chris Fujimoto
Brad Eggleston
Sean Kennedy
John Ballard
Javad Ghaffari

Attachments

CITY OF PALO ALTO
FY 2006-2007 ANNUAL REPORT
ATTACHMENT A

Certification Statement

"I certify, under penalty of law, that this document and all attachments were prepared under my direction or supervision in accordance with a system designed to ensure that qualified personnel properly gather and evaluate the information submitted. Based on my inquiry of the person or persons who manage the system, or those persons directly responsible for gathering the information, the information submitted, is, to the best of my knowledge and belief, true, accurate, and complete. I am aware that there are significant penalties for submitting false information, including the possibility of fine and imprisonment for knowing violations."

Signature by Duly Authorized Representative:

Joe Teresi

Joe Teresi
Senior Engineer

August 3, 2007

CITY OF PALO ALTO
FY 2006-2007 ANNUAL REPORT
ATTACHMENT A

Performance Standard Completion Certification Statement

"I certify, under penalty of law, that the City of Palo Alto has implemented all elements of the following performance standards, except as described in the Self-Evaluation Matrix in Attachment B of this FY 2006-07 Annual Report, according to the policies and procedures described in the City of Palo Alto's Urban Runoff Management Plan dated September 1, 2004:

- Illicit Connection/Illegal Dumping Elimination Activities
- Industrial/Commercial Discharger Control Program
- Public Streets, Roads, and Highways O & M
- Rural Public Works O & M
- Storm Drain System O & M
- Water Utility O & M
- New Development Planning Procedures
- Construction Inspection
- Pest Management

Based on my inquiry of the person or persons who manage the system, or those persons directly responsible for gathering the information, this information is, to the best of my knowledge and belief, true, accurate, and complete. I am aware that there are significant penalties for submitting false information, including the possibility of fine and imprisonment for knowing violations."

Signature by Duly Authorized Representative:



Joe Teresi
Senior Engineer

August 3, 2007

LIST OF ABBREVIATIONS/ACRONYNS USED IN CITY OF PALOALTO'S STORM WATER ANNUAL REPORT

BASMAA	Bay Area Stormwater Management Agencies Association
BMP	Best Management Practice
C.3	Permit Provision C.3
CEQA	California Environmental Quality Act
EOA	Eisenberg, Olivieri, and Associates
FOG	Fats, Oils, and Grease
FY	Fiscal Year
GIS	Geographic Information System
G&S	Guidelines and Standards
HHW	Household Hazardous Waste
HIP	Hydromodification Implementation Phase
HMP	Hydromodification Management Plan
HVAC	Heating, Ventilation, and Air Conditioning
IC/ID	Illegal Connection/Illicit Dumping
IND	Industrial/Commercial
IPM	Integrated Pest Management
KAB	Keep America Beautiful
Lbs.	Pounds
Lf.	Linear Feet
MS	Microsoft Corporation
MSC	Municipal Service Center
N/A	Not Applicable
NOI	Notice of Intent
NPDES	National Pollutant Discharge Elimination System
O&M	Operations and Maintenance
OP	Organophosphate
OSH	Orchard Supply Hardware
OWOW	Our Water, Our World

PCO	Pest Control Operator
PI/P	Public Information/Participation
POTW	Publicly Owned Treatment Works
PS	Performance Standard
PW	Public Works
QTR	Quarter
RFP	Request for Proposals
RWQCB	Regional Water Quality Control Board
RWQCP	Regional Water Quality Control Plant
SCVURPPP	Santa Clara Valley Urban Runoff Pollution Prevention Program
SCVWD	Santa Clara Valley Water District
SD	Storm Drain
Sf.	Square Feet
SFWD	San Francisco Water Deprtment
SOP	Standard Operating Procedure
SSO	Sanitary Sewer Overflow
SWPPP	Storm Water Pollution Prevention Plan
TMDL	Total Maximum Daily Load
TRC	Thermostat Recycling Corporation
UP3	Urban Pesticide Pollution Prevention
URMP	Urban Runoff Management Plan
UWR	Universal Waste Rule
VTA	Valley Transportation Authority
WE&O	Watershed Education and Outreach
WGW	Water, Gas, and Wastewater
WMI	Watershed Management Initiative
WU	Water Utility
ZOU	Zoning Ordinance Update

Santa Clara Valley Urban Runoff Pollution Prevention Program
FY 2006-2007 ANNUAL REPORT

Municipality: City of Palo Alto

ILLICIT CONNECTION & ILLEGAL DUMPING ELIMINATION ACTIVITIES

FY 2006-2007 Work Plan Self Evaluation Matrix

Item No.	Activity	FY06-07 Work Plan Tasks	FY 06-07 Accomplishments	Responsible Party
	Education and Outreach	Refer mobile cleaners to BASMAA's online training module for education and certification.	1. We have not had any requests for training since the online program was established at http://www.basmaa.org/. We will continue to offer personalized instruction as an option. 2. We continue to support BASMAA and the online training program.	Public Works Environmental Compliance
	Reporting and Record Keeping	Work on a regional basis to develop a mobile polluter's database (subject to interest and participation by others).	There has not been a regional program established, but we remain committed to participation in any future efforts.	Public Works Environmental Compliance
	Reporting and Record Keeping	Prepare Annual Report using enhanced reporting procedures adopted in December 2001.	Semi-annual reports to the Program have been produced and submitted as required and in a timely manner. Stormwater MS Access database (including entries for Construction, Complaint, and Dewatering) is complete and is currently being debugged. Other MS Access databases (Vehicle Service Facility Inspection, Fats-Oils-Grease, C.3, and Industrial) are under development to link all investigators' reports to the storm water program for required semi-annual Program reports.	Public Works Environmental Compliance

Santa Clara Valley Urban Runoff Pollution Prevention Program
FY 2006-2007 ANNUAL REPORT

Municipality: City of Palo Alto

	Effectiveness Evaluation	Review and evaluate effectiveness of ICID program as part of Annual Report.	See effectiveness evaluation discussion below.	Public Works Environmental Compliance

ICID Report Data

See attached IC/ID reporting data for Palo Alto.

Regional Board Comments on IC/ID in FY 2005-2006 Annual Report

Item	RWQCB Comment	City Of Palo Alto Response
N/A	N/A	N/A

IC/ID Program Evaluation

We continue to receive illegal dumping reports from the public as well as from City employees. Awareness among City staff has improved over the past several years. Proactive members of the fire department, building inspection, planning code enforcement, street maintenance, storm water collection maintenance, utilities, and wastewater field operations crews have been a consistent source of referrals. This leads us to believe that there are more active observers out in the field each day beyond those employed directly within our program.

Construction activities still dominate the IC/ID incidents and continue to require outreach, education, and enforcement efforts. A large percentage of construction personnel appear to comprehend the rules and regulations about pollution to the storm water system. Aggressive monitoring and enforcement as well as information provided during the planning and permitting process appears to be effective. Problems and issues with dewatering of excavations at construction sites have improved as a result of recent modifications to the planning and building permitting processes that require effective best management practices to be implemented.

The noticeable increase in efforts from our industrial waste staff and the wastewater collection system operations staff regarding identification, prioritization and prevention of sanitary sewer overflows (SSO) has been successful. The increased focus will continue to be applied to the use of source control measures to reduce the amount of blockage-causing grease discharged to the sanitary sewer system by food service facilities and to reduce on-site storage and cleaning issues. The wastewater operations field crews have improved their efforts to 1) identify problem locations in order to prioritize them for more frequent line cleaning, and 2) identify and document non-compliant facilities. Utility crews have also improved the identification of utility vaults that are receiving discharges from food service facilities that are not using effective BMP's in their operations. Due to these improved efforts, the number of SSOs is lower than in previous years.

ICID Incident Summary Report

Palo Alto

ICID Incident Report Source	Number of Incidents
Illicit Discharge Inspectors	276
Interdepartmental	38
Other Agency	2
Citizen Complaints	17
Other	12
Total:	**345**

ICID Incident Source	Number of Incidents
Residential	14
Commercial	13
Food Facilities	5
Construction Sites	296
Public facilities and Utilities	13
Other/unknown	4
Total:	**345**

ICID Incident Type	Number of Incidents
Accidental spills	11
Allowable Discharge	1
Complaint not found	1
Dewatering	16
Dumping - hazardous	1
Dumping - non-hazardous	1
Equipment cleaning	1
Landscape material dumping	3
Misc. incidents	5
Other	262
Paint discharge	2
Pools/Spas/Fountains discharge	1
Sanitary Spill/leak	4
Saw cutting slurry discharge	4
Surface cleaning discharge	8
Tracking soil	8
Un-hardened cement discharge	8
Used Oil Dumping	2
Vehicle repair	1
Vehicle Washing	1
Water line breaks	4
Total:	**345**

ICID Enforcement Action	Number of Incidents
No Action	307

ICID Incident Summary Report

Verbal Notice	4
Warning Notice	30
Administrative Action with Penalty &/or Fine	3
Referral for Enforcement	1
Total:	**345**

ICID Enforcement Action Summary by Incident Source

Palo Alto

ICID Incident Source	No Action	Verbal Notice	Warning Notice	Administrative Action	Administrative Action with Penalty	Referral to Enforcement	Criminal Action	Total
Commercial	5		7		1			**13**
Construction Sites	270	4	20		1	1		**296**
Food Facilities	5							**5**
Other/unknown	3		1					**4**
Public facilities and Utilities	11		2					**13**
Residential	13				1			**14**
Total:	**307**	**4**	**30**	**0**	**3**	**1**	**0**	**345**

ICID Enforcement Action Summary by Incident Type

Palo Alto

ICID Incident Type	No Action	Verbal Notice	Warning Notice	Administrative Action	Administrative Action with Penalty	Referral to Enforcement	Criminal Action	Total
Accidental spills	7		2		2			**11**
Allowable Discharge	1							**1**
Complaint not found	1							**1**
Dewatering	14		2					**16**
Dumping - hazardous			1					**1**
Dumping - non-hazardous			1					**1**
Equipment cleaning	1							**1**
Landscape material dumping	1	1	1					**3**
Misc. incidents	1		3			1		**5**
Other	258	1	3					**262**
Paint discharge			1		1			**2**
Pools/Spas/Fountains discharge			1					**1**
Sanitary Spill/leak	4							**4**
Saw cutting slurry discharge	2		2					**4**
Surface cleaning discharge	1	1	6					**8**
Tracking soil	4		4					**8**
Un-hardened cement discharge	4	1	3					**8**
Used Oil Dumping	2							**2**
Vehicle repair	1							**1**
Vehicle Washing	1							**1**
Water line breaks	4							**4**
Total:	**307**	**4**	**30**	**0**	**3**	**1**	**0**	**345**

Santa Clara Valley Urban Runoff Pollution Prevention Program
FY 2006-2007 ANNUAL REPORT

Municipality: City of Palo Alto

INDUSTRIAL/COMMERCIAL DISCHARGER CONTROL PROGRAMS

FY 2006-2007 Work Plan Self Evaluation Matrix

Item No.	Activity	FY06-07 Work Plan Tasks	FY 06-07 Accomplishments	Responsible Party
	Food Service Facility Inspections	1. Continue to work with Statewide Fat-Oils-Grease (FOG) work group to develop measures to prevent sanitary sewer blockages caused by FOG discharges by food service facilities. 2. Share information/recommendations from FOG with Program co-permittees. 3. Initiate a discharge permit program for food service facilities.	1. This is the first complete fiscal year that the Environmental Compliance Division has been able to increase the FOG program efforts with the hiring of a new staff member to conduct investigations, notify operators of violations, and to report findings with regard to storm water issues. 2. Environmental Compliance Division shall continue to host and maintain the Cal FOG website (http://www.calfog.org), which includes a collection of superior outreach materials from around the country. 3. Environmental Compliance Division did not develop a discharge permitting program for food service facilities due to resistance from the local Chamber of Commerce and resource constraints. Business licenses have been proposed for the City and will help with the tracking of food service facilities. However, the new FOG Program will include substantial increases in the number of restaurant inspections regardless of the status of a business license program. 4. Environmental Compliance Division continues to review pre-submittal documents and building	Public Works Environmental Compliance

			plans for compliance with storm water requirements and conditions of approval. 5. FOG Inspections were conducted at 173 food service establishments (FSEs). 6. FOG Inspections included 303 visits to FSEs. 7. FOG Inspections resulted in the issuance of 84 Compliance Directives, 49 of which were identified as storm water related. 8. FOG Inspections resulted in the issuance of 48 Notices of Noncompliance, 26 of which were storm water related. 9. FOG Inspections resulted in the issuance of 9 Warning Letters, 7 of which were storm water related. 10. FOG Inspections resulted in the issuance of 2 Compliance Agreements that were initiated by sanitary sewer overflows that affected the storm drain system.	
	Inspection of Facilities	Continue enforcement of new provisions in Sewer Use Ordinance, updated in 2002.	The Environmental Compliance Division continues to work with the Planning and Building Inspection Divisions to ensure that all newly-constructed and remodeled facilities meet all requirements of the Sewer Use Ordinance. Industrial facilities are inspected for compliance during each pre-treatment inspection. Facilities are inspected either semi-annually or annually. All industrial inspections include a storm water inspection. A total of 101 automotive repair facilities and 72 industrial sites were inspected during the 2006-2007 fiscal year.	Public Works Environmental Compliance

Santa Clara Valley Urban Runoff Pollution Prevention Program
FY 2006-2007 ANNUAL REPORT

Municipality: City of Palo Alto

	Enhanced Reporting Procedures	1. Prepare Annual Report using enhanced reporting procedures adopted in December 2001. 2. Implement plan for automation of incident reporting.	Semi-annual reporting proceeds with complete and accurate documentation within the data system. The data system has been modified to allow for greater ease of use and additional ways of interpreting and presenting the data. The new access database program is complete and shall be tested and debugged in the first quarter of FY 07-08. This database will help improve efficiency, communications, and information exchange between existing data systems.	Public Works Environmental Compliance
	Effectiveness Evaluation	Review and evaluate effectiveness of IND program as part of Annual Report.	See effectiveness evaluation discussion below.	Public Works Environmental Compliance

Industrial/Commercial Inspection Report Data

See attached Industrial/Commercial reporting data for Palo Alto.

Regional Board Comments on Industrial/Commercial Inspection in FY 2005-2006 Annual Report

Item	RWQCB Comment	City Of Palo Alto Response
N/A	N/A	N/A

Santa Clara Valley Urban Runoff Pollution Prevention Program
FY 2006-2007 ANNUAL REPORT

Municipality: City of Palo Alto

Industrial/Commercial Program Evaluation

Restaurants continue to be one of the more difficult facilities to educate and bring into compliance due to the high employee turnover rates and the lack of employee knowledge of the Palo Alto Municipal Code requirements. The alleys and parking lots behind commercial businesses are prime problem areas. The cleaning of floor mats, tallow bins, dumpsters, equipment and vehicles are key sources of the problem. The City's Fats-Oils- Grease (FOG) program was staffed with a full-time position in FY 06-07. The Program has been expanded and includes more rigorous inspections and enforcement. Stormwater issues and prevention of FOG-related sewer overflows are key priorities. The wastewater operations group has also become more proactive in sewer line cleaning and videotaping and will be using the gathered information to drive inspections, corrective actions and enforcement.

The storm water inspection of industrial facilities and automotive repair facilities continues to be a solid integrated part of the wastewater inspection program. These inspections help increase awareness at the facilities and are an expectation of their operations. As a result, there are relatively few significant storm water issues found during inspections at permitted facilities.

IND Inspection Summary Report

Palo Alto

IND Facility Category	Number of Inspections
Automotive	103
Electric/Electrical Components	2
Food Service	189
Other	72
Total:	**366**

IND Enforcement Action	Number of Inspections
No Action	260
Level 1	106
Total:	**366**

IND Inspection Summary Report

CoPermittee	Category	# Inspections	No Action	Level 1	Level 2	Level 3
Palo Alto						
	Automotive	103	103			
	Electric/Electrical Components	2	1	1		
	Food Service	189	114	75		
	Other	72	42	30		
	Total:	**366**	**260**	**106**	**0**	**0**

Santa Clara Valley Urban Runoff Pollution Prevention Program
FY 2006-2007 ANNUAL REPORT

Municipality: City of Palo Alto

PUBLIC AGENCY ACTIVITIES
PUBLIC STREETS, ROADS & HIGHWAY O & M
FY 2006-2007 Work Plan Self Evaluation Matrix

Item No.	Activity	FY06-07 Work Plan Tasks	FY 06-07 Accomplishments	Responsible Party
	Public Streets, Roads, and Highways Operations and Maintenance	Palo Alto Public Works Operations staff are continuing to implement all the elements of the Public Streets and Highways Operations and Maintenance Performance Standard, as contained in the City's Urban Runoff Management Plan, on an ongoing basis.	Any storm water pollution violations observed by field crews during the course of their work are reported to the Environmental Compliance staff for enforcement action.	Public Works Operations
	Staff Training	Provide annual training to Public Works Operations street maintenance crews.	All Public Works Operations staff (concrete crew, asphalt crew, signing/striping crew, storm drain maintenance crew, tree maintenance crew, etc.) received overview of BMPs and storm water pollution prevention training from Environmental Compliance staff at annual meeting. Ongoing training and feedback also takes place at individual crew tailgate meetings held every two weeks.	Public Works Operations
	Effectiveness Evaluation	Review and evaluate effectiveness of PS operations and maintenance program as part of Annual Report.	See effectiveness evaluation discussion below.	Public Works Operations

Santa Clara Valley Urban Runoff Pollution Prevention Program
FY 2006-2007 ANNUAL REPORT

Municipality: City of Palo Alto

Regional Board Comments on Public Streets, Roads & Highway O&M in FY 2005-2006 Annual Report		
Item	**RWQCB Comment**	**City Of Palo Alto Response**
N/A	N/A	N/A

Public Streets, Roads & Highway O&M Program Evaluation

STREET SWEEPING DATA

See attached sheet for annual street sweeping data.

Public Works Operations staff reports storm water pollution violations to Environmental Compliance staff when violations are observed by field crews or (on rare occasions) reported by residents. Environmental Compliance staff are supportive when violations are reported and take appropriate steps to follow-up with the responsible party to promote future compliance with storm water discharge regulations and BMPs. Ongoing BMPs are reviewed by individual work crews at bi-weekly tailgate meetings and evaluated for effectiveness and potential modification. The street maintenance crew's slurry recovery system & trailer is working well. The system has a long vacuum hose, a powerful motor, and large storage capacity for captured slurry.

Santa Clara Valley
Urban Runoff
Pollution Prevention Program

FY 2006-2007 Monthly Record Keeping Form

Month and Year: 7/1/2006 -- 6/30/2007

Agency: City of Palo Alto

Completed by: David Aro – Manager, Maintenance Operations

STREET SWEEPING	Volume of material collected (cubic yards)	Miles swept* (curb miles)
1. Sweeping		
Residential Areas:		
Broom	1767	2151
Regenerative Air	11637	11738
Vacuum	0	0
Commercial Areas:		
Broom	18	96
Regenerative Air	1330	3046
Vacuum	0	0
Industrial Areas:		
Broom	192	1120
Regenerative Air	425	1289
Vacuum	0	0
Other Areas Swept: (e.g., parking lots, major arterials)		
Broom	9	18
Regenerative Air	245	1817
Vacuum	0	0
TOTAL	15,623	23,142

2. Have there been any changes in your street sweeping program?
(efforts to have parked cars removed, changed sweeping frequency, new equipment, significant downtime, etc.)

We are continuing to expand our efforts to post "NO PARKING" signs in neighborhoods with an abundance of parked cars. This has allowed the street sweepers to effectively access and sweep gutters in residential neighborhoods where parked cars previously obstructed access.

One broom sweeper was replaced with a CNG-fueled regenerative air sweeper during the past fiscal year.

LEAF REMOVAL

Volume of leaves removed by City/Town crews: 1957 **tons** (Note: This figure is a combined figure that includes the weight of the material tabulated above PLUS the leaves collected by our autumn leaf pushing and pickup program. Since all of the material (both street sweeping debris and leaves gathered by leaf pushing trucks) is combined and hauled to the Landfill in garbage compactor trucks, there is no way to provide a separate figure for leaf removal.)

Check box if you have a yard waste collection program: **X** Volume of yard waste collected: 12987 **tons**
(Note: This figure is the total weight of the material collected by the City's yard waste pickup program (includes leaves, grass clippings, tree trimmings, etc.). We do not have the ability to separate out the weight or volume of leaves alone.)

* Report total miles covered by sweepers including areas operated in tandem or repeated.

Santa Clara Valley Urban Runoff Pollution Prevention Program
FY 2006-2007 ANNUAL REPORT

Municipality: City of Palo Alto

PUBLIC AGENCY ACTIVITIES
CORPORATION YARDS O & M

FY 2006-2007 Work Plan Self Evaluation Matrix

Item No.	Activity	FY06-07 Work Plan Tasks	FY 06-07 Accomplishments	Responsible Party
	Staff Training	Conduct annual staff training for Municipal Service Center (MSC) employees.	1. Chris Fujimoto presented training to Public Works Operations and Utilities Water-Gas-Wastewater Operations management and crews.	Public Works Environmental Compliance & MSC staff.
	Facility inspection	Conduct annual inspection of Municipal Service Center facility to identify any remedial actions required to protect storm water quality.	1. Chris Fujimoto, Ken Torke, and Sean Kennedy inspected the Municipal Services Center per the updated Storm Water Pollution Prevention Plan.	Public Works Engineering & Environmental Compliance & MSC staff.

Regional Board Comments on Corporation Yard O&M in FY 2005-2006 Annual Report

Item	RWQCB Comment	City Of Palo Alto Response
N/A	N/A	N/A

Corporation Yard O&M Program Evaluation

Some areas of the MSC are currently under construction and tenant improvements are in progress which resulted in outdoor storage of items that are normally placed inside. The MSC inspection during the first quarter of FY 2006-2007 also revealed some minor areas of concern with respect to compliance with the SWPPP. Public Works Environmental Compliance Division management will coordinate with other Public Works Divisions and Utilities Division management this summer (prior to the rainy season) to address areas of concern. The MSC will be inspected again prior to the FY 2007-08 rainy season.

Santa Clara Valley Urban Runoff Pollution Prevention Program
FY 2006-2007 ANNUAL REPORT

Municipality: City of Palo Alto

PUBLIC AGENCY ACTIVITIES
RURAL PUBLIC WORKS ACTIVITIES

FY 2006-2007 Work Plan Self Evaluation Matrix

Item No.	Activity	FY06-07 Work Plan Tasks	FY 06-07 Accomplishments	Responsible Party
	Rural Public Works O&M Performance Standard	1. Provide annual training to Public Works Operations, Utilities Operations, and Community Services Open Space crews. 2. Review and evaluate effectiveness of rural public works maintenance activities as part of Annual Report.	1. Environmental Compliance staff coordinated with Public Works Operations, Utilities Operations, and Community Services Open Space crews throughout the year to provide current information on appropriate rural public works practices. 2. See effectiveness evaluation discussion below.	Public Works, Utilities, and Community Services Departments

Regional Board Comments on Rural Public Works in FY 2005-2006 Annual Report

Item	RWQCB Comment	City Of Palo Alto Response
N/A	N/A	N/A

Rural Public Works Program Evaluation

The contractor who performs fire road and trail maintenance for the Community Services Department in the City's foothills parkland is well-versed in erosion control techniques. The contractor provides valuable advice to City staff on road and trail maintenance issues.

Compliance with required rural public works best management practices has improved since Open Space and Environmental Compliance staff met with Utilities management last year to review the requirements of the Performance Standard and to solicit their cooperation. Open Space staff continue to monitor the performance of the Utilities crews when they work in the open space preserves. Public Works and Utilities staff will review the Performance Standard and the appropriate BMP's during annual staff training prior to the 2007-08 rainy season.

Santa Clara Valley Urban Runoff Pollution Prevention Program
FY 2006-2007 ANNUAL REPORT

Municipality: City of Palo Alto

During last fall's clean-up of downed trees and branches from San Francisquito Creek, crews did not follow established procedures for leaving woody debris in the creek (the materials were cut into pieces that were too small to provide habitat value as shelter for fish). This year, staff from the San Francisquito Creek Joint Powers Authority will provide specialized training to City tree maintenance crews prior to the annual creek clean-up.

Santa Clara Valley Urban Runoff Pollution Prevention Program
FY 2006-2007 ANNUAL REPORT

Municipality: City of Palo Alto

PUBLIC AGENCY ACTIVITIES
STORM DRAIN SYSTEM O & M

FY 2006-2007 Work Plan Self Evaluation Matrix

Item No.	Activity	FY06-07 Work Plan Tasks	FY 06-07 Accomplishments	Responsible Party
	Storm Drain System Operations and Maintenance	Palo Alto Public Works Operations staff continues to implement all the elements of the Storm Drain System Operations and Maintenance Performance Standard, as contained in the City's Urban Runoff Management Plan, on an ongoing basis.	Inspected and cleaned all catch basins to remove debris before it enters the Bay. Flushed selected storm drain pipelines and vacuumed up the debris. Reported a number of potential discharge violations to Environmental Compliance Division for remedy and follow-up.	Public Works Operations
	Staff Training	Provide annual training to Public Works Operations storm drain maintenance crews.	Storm drain maintenance crew attended annual pollution prevention training presented by Environmental Compliance staff.	Public Works Operations
	Effectiveness Evaluation	Review and evaluate effectiveness of SD operations and maintenance program as part of Annual Report.	See effectiveness evaluation discussion below.	Public Works Operations

Regional Board Comments on Storm Drain System O&M in FY 2005-2006 Annual Report

Item	RWQCB Comment	City Of Palo Alto Response
N/A	N/A	N/A

Santa Clara Valley Urban Runoff Pollution Prevention Program
FY 2006-2007 ANNUAL REPORT

Municipality: City of Palo Alto

Storm Drain System O&M Program Evaluation

STORM DRAIN MAINTENANCE DATA

Number of catch basins cleaned – 2,750 each
Weight of debris removed from catch basins (using hand tools) – 29,740 lbs.
Weight of debris removed by vactor truck – 124,180 lbs.
Linear feet of pipeline cleaned by vactor truck – 287,957 lf.
Hours of maintenance on storm water pump stations – 304 hours

Best Management Practices (BMP's) for contractors continues to be problematic, especially during the first heavy rain events of each year when filter fabric and other Best Management Practices are discovered blocking catch basin inlets causing localized flooding complaints. As construction projects often last many months and the inspection of BMPs is a lower priority item for construction crews, they sometimes ignore maintenance of filter fabric and sand bags. Consequently, City staff is left to discover the abandoned fabric or sand and class 2 materials blocking the catch basin outlets or downstream inside the pipeline. Staff must then remove filter fabric and other damaged sand bags from blocked inlets and clean base rock out of the catch basins. More emphasis is being placed on on-site BMPs such as perimeter straw wattles and stabilized construction entrances that keep sediment on site (rather than trying to capture sediment in the gutter with sand bags).

Santa Clara Valley Urban Runoff Pollution Prevention Program
FY 2006-2007 ANNUAL REPORT

Municipality: City of Palo Alto

PUBLIC AGENCY ACTIVITIES
WATER SYSTEM O & M

FY 2006-2007 Work Plan Self Evaluation Matrix

Item No.	Activity	FY06-07 Work Plan Tasks	FY 06-07 Accomplishments	Responsible Party
	Water System Operations and Maintenance	Palo Alto Water Utility staff are continuing to implement all the elements of the Water Utility Operations and Maintenance Performance Standard, as contained in the City's Urban Runoff Management Plan, on an ongoing basis.	Water-Gas-Wastewater Operations has put into place a dedicated water pipeline repair trailer that contains pumps, hoses, de-chlorination equipment, disinfection equipment, public notification information and AWWA procedures regarding replacement, repair and maintenance of water services and mains.	Utilities-WGW Division
	Staff Training	Provide annual training to Water Utility Operations crews.	AWWA and City of Palo Alto standards and procedures regarding disinfection and de-chlorination are addressed annually at safety meetings for staff review and update.	Utilities-WGW Division
	Effectiveness Evaluation	Review and evaluate effectiveness of WU operations and maintenance program as part of Annual Report.	Completed annually, with 2006 data delivered to the California Department of Health Services by the required deadline.	Utilities-WGW Division

Regional Board Comments on Water System O&M in FY 2005-2006 Annual Report

Item	RWQCB Comment	City Of Palo Alto Response
N/A	N/A	N/A

Santa Clara Valley Urban Runoff Pollution Prevention Program
FY 2006-2007 ANNUAL REPORT

Municipality: City of Palo Alto

Water System O&M Program Evaluation
Water crews continue to employ best management practices to de-chlorinate potable water prior to discharge to gutters and storm drains and to control pollutant discharges during construction/maintenance activities. During routine tailgate meetings and prior to hydrant flushing, operators are reminded to employ storm water pollution prevention measures at each job site. In addition, the daily operation worksheet contains specific instructions on the use of the de-chlorinator. During this reporting period, water transmission operations staff flushed its entire system. Prior to the flushing, new de-chlorinators were purchased to ensure that any discharge to the storm drain is de chlorinated.

Santa Clara Valley Urban Runoff Pollution Prevention Program
FY 2006-2007 ANNUAL REPORT

Municipality: City of Palo Alto

NEW DEVELOPMENT
PLANNING PROCEDURES (C.3)
FY 2006-2007 Work Plan Self Evaluation Matrix

Item No.	Activity	FY06-07 Work Plan Tasks	FY 06-07 Accomplishments	Responsible Party
	Permit Provision C.3.c	1. Modify City's storm water ordinance to include Group 2 projects. 2. Begin enforcement of requirements for Group 2 projects.	1. The City's storm water ordinance was modified to include Group 2 projects, with an effective date of August 10, 2006. 2. Public Works Engineering development review staff began enforcement of requirements for Group 2 projects concurrently with the ordinance update.	Public Works Engineering & Planning
	Permit Provision C.3.e	1. Continue inspection of BMP controls to verify maintenance at Group 1 projects on an annual basis. 2. Modify BMP inspection program to incorporate Group 2 projects. 3. Report on BMP maintenance inspections.	1. All three (3) completed Group 1 project sites were inspected to verify adequate maintenance in FY 2006-2007. 2. Group 2 projects have now been incorporated into the City's maintenance verification inspection process. 3. The C.3 Treatment BMP's Inspection Activity Report for FY 06-07 was submitted to SCVURPPP.	Public Works Environmental Compliance
	Permit provision C.3.f	1. Continue participation in development of Program HMP. 2. Develop ordinance changes and/or conditions or approval to comply with HMP. 3. Provide staff training on HMP requirements.	1. Public Works Engineering staff monitored the Program's development of the Bay Area Hydrology Model tool for use in designing HMP measures. 2. The City's existing ordinance is consistent with the HMP requirements contained in the current Program NPDES storm water permit. 3. Three Public Works Engineering staff members	Public Works Engineering

		4. Start implementation of HMP requirements for applicable projects.	attended the Program's HMP 101 training session. 4. No development applications for projects subject to the HMP requirements have been received to-date.	
	Permit Provision C.3.j	1. Adopt changes to appropriate ordinances and/or policies based on review of existing local design standards and a comparison to the list of areas to address in Provision C.3.j and other references such as "Start at the Source" and the "Development Policies Comparison" work sheet. 2. Report on ordinance and policy changes as part of Annual Report.	1. The City Council adopted a Stream Corridor Protection ordinance on January 22, 2007. The ordinance is consistent with the Guidelines and Standards for Land Uses Near Streams developed by the Santa Clara Valley Water Resources Protection Collaborative. The ordinance includes requirements for placement of structures, preservation of riparian vegetation, and project design elements that serve to protect the health and integrity of riparian corridors.	Public Works Engineering & Environmental Compliance, Planning, & Building Inspection
	Permit Provision C.3.m	Report on changes to environmental review process as part of Annual Report.	No changes to report.	Planning
	Permit Provision C.3.n	Report on new development and redevelopment projects for which C.3 requirements apply, as part of Annual Report.	See attached matrix.	Public Works Engineering
	Staff Training	Provide annual training to Planning and Public Works Engineering staff.	Provided training to applicable work groups on the storm water regulations as follows: • Planning: 02/27/07 • PW Engineering development review staff: 12/12/06 • PW Engineering: 10/18/06	Planning & Public Works Engineering Divisions

Santa Clara Valley Urban Runoff Pollution Prevention Program
FY 2006-2007 ANNUAL REPORT

Municipality: City of Palo Alto

	Effectiveness Evaluation	Review and evaluate effectiveness of planning procedures as part of Annual Report.	See effectiveness evaluation discussion below.	Planning & Public Works Engineering Divisions

Regional Board Comments on New Development-Planning Procedures in FY 2005-2006 Annual Report

Item	RWQCB Comment	City Of Palo Alto Response
N/A	N/A	N/A

New Development-Planning Procedures Program Evaluation

The first full year of C.3 maintenance verification inspections went well. Working relationships between inspectors and maintenance personnel were established to insure that the maintenance inspections will have the full benefit of the knowledge pf those persons involved during design, construction, and future maintenance of the storm water treatment devices.

Due to the inclusion of Group 2 projects starting in August 2006, there has been a marked increase in the number of projects subject to the C.3 permit provisions. Permit applicants and project designers are increasingly knowledgeable about the storm water treatment requirements and routinely include treatment measures, site design measures, and source control measures in early planning submittals.

The recent adoption of a stream protection ordinance will allow the City to better protect the health and integrity of streams and the riparian corridor. Currently the ordinance applies only to discretionary projects, while compliance for ministerial permits is voluntary. For ministerial permits, the emphasis is currently on outreach and education to applicants. In order to increase the effectiveness of the ordinance, staff will explore the possibility of applying it to ministerial permits in the future.

<u>Description of the Organizational Structure of the City of Palo Alto's Operation and Maintenance Verification Program</u>
Legal authority for the City of Palo Alto's Operation and Maintenance (O&M) Verification Program is contained in the Palo Alto Municipal Code. The program is implemented by staff in the Engineering and Environmental Compliance Divisions of the Public Works Department. The enforcement mechanism is a written maintenance agreement, signed by the City and the party responsible for maintenance and then recorded with the Santa Clara County Recorder's Office.

Santa Clara Valley Urban Runoff Pollution Prevention Program
FY 2006-2007 ANNUAL REPORT

Municipality: City of Palo Alto

Legal Authority

Palo Alto Municipal Code Chapter 16.11.040 Inspection and maintenance.

(a) The property owner(s), its administrators, successors, or any other persons, including any homeowner's association, shall take all necessary actions to ensure that the permanent stormwater pollution prevention measures and hydromodification management measures are properly maintained so that they continue to operate as originally designed and approved. The maintenance of the control measures shall be in accordance with the terms and conditions of a maintenance agreement and shall be in the form of a covenant running with the land, environmental mitigation measures, a use permit, enforceable conditions of approval, or other legal agreement. The agreement shall provide access to the extent allowable by law for representatives or agents of city for the purposes of verification of proper operation and maintenance of the specific PSPPM and hydromodification management measures. The agreement shall be recorded in the office of the county recorder, shall remain in force until ownership of the developed property has been transferred, and upon transfer, shall be binding on the new owner(s).

(b) Any property owner that has been required by this chapter to construct or install and maintain permanent stormwater pollution prevention measures and hydromodification management measures shall upon transferring ownership of such property provide the new owners with a current copy of this chapter, and shall inform the new owners in writing of their obligation to properly operate and maintain such PSPPM and hydromodification management measures.

(c) It shall be unlawful to alter, modify or change any components of the permanent stormwater pollution prevention measures or hydromodification management measures without first obtaining the written certification of the city engineer that the requirements of this chapter have been satisfied.

Implementation

Public Works Engineering development review staff requires the execution of a written maintenance agreement as a condition of approval for all Group 1 and 2 development and redevelopment projects. The City Attorney has drafted a standard agreement that is used as the template for the maintenance agreements negotiated with each developer. Final building occupancy is not granted until the agreement is executed.

An inspector in the Public Works Environmental Compliance Division is responsible for periodic maintenance verification inspections of stormwater treatment controls incorporated into approved Group 1 and 2 development and redevelopment projects. The municipal fee schedule contains a fee for these inspections that is charged to the party responsible for maintenance of the storm water control measures. The requirement for the periodic inspections is contained in the standard maintenance agreement and site access for the City inspector is authorized in the Municipal Code.

Santa Clara Valley Urban Runoff Pollution Prevention Program
FY 2006-2007 ANNUAL REPORT

Municipality: City of Palo Alto

City of Palo Alto
Reporting Form for Planning Procedures Performance Standard
and Provision C.3.n.i. Reporting Requirements

Part 1

Group 1 and Group 2 New Development and Significant Redevelopment Projects[1]
Approved During FY 2006-07

Project Name	Project Type[2]	Site Size (ac. or s.f.)	New Impervious Surface (s.f.)[3]	Area of Land Disturbed (Ac.)[4]	Project Status	Storm Water Control Measures Included in Project
Private Projects						
901 San Antonio Avenue – Campus for Jewish Life	Redevelopment Private community ctr.	373,776 sf	348,891 sf	373,776 sf	Planning entitlements approved; building permit under review	CDS storm water treatment devices; vegetated bioswales
901 San Antonio Avenue – BRIDGE/BUIILD Housing	Redevelopment Multi-family residential	174,239 sf	167,583 sf	174,239 sf	Planning entitlements approved; building permit under review	CDS storm water treatment device; vegetated bioswales, storm drain detention system
1101 East Meadow Drive – Echelon	Redevelopment Multi-family res subdivision	189,982 sf	128,500 sf	189,982 sf	Under construction	CDS storm water treatment system; permeable pavement; vegetated bioswales

[1] List all projects with new impervious surface area greater than 1 acre (43,560 s.f.).
[2] Describe project type, as defined in Provision C.3.c.
[3] "New" is defined as impervious surface created, added or replaced.
[4] If the site is a "significant redevelopment", list the area of land disturbance, if information is readily available.

Santa Clara Valley Urban Runoff Pollution Prevention Program
FY 2006-2007 ANNUAL REPORT

Municipality: City of Palo Alto

Project Name	Project Type	Site Size (ac. or s.f.)	New Impervious Surface (s.f.)	Area of Land Disturbed (Ac.)	Project Status	Storm Water Control Measures Included in Project
Private Projects						
West Bayshore Road -- Sterling Park subdivision	Redevelopment Multi-family residential	282,329 sf	188,559 sf	6.5 acres	Planning entitlements approved; building permit under review	Hydrodynamic separator; vegetated bioswales
Alma Plaza	Redevelopment Mixed-use -- residential/ commercial	183,546 sf	130,152 sf	4.2 acres	Planning entitlements approved	Hydrodynamic separator; vegetated bioswale; permeable pavement
Park Plaza	Redevelopment Mixed-use -- residential/ commercial	104,972 sf	100,000 sf	2.4 acres	Planning entitlements approved; building permit under review	Hydrodynamic separator
3412 Hillview Avenue	Redevelopment Light industrial R&D	322,738 sf	120,653 sf	6.9 acres	Under construction	Vegetated bioswales
2450 Watson Court/2300 East Bayshore Road	Redevelopment Office building	246,702 sf	170,470 sf	5.6 acres	Under construction	Vegetated bioswales
Public Projects						
No projects to report.						

Santa Clara Valley Urban Runoff Pollution Prevention Program
FY 2006-2007 ANNUAL REPORT

Municipality: City of Palo Alto

City of Palo Alto
Reporting Form for Planning Procedures Performance Standard
and Provision C.3.n.ii. & iii. Reporting Requirements

Part 2

Stormwater Control Measures for Group 1 and Group 2 Projects[5]
Approved During FY 2006-07

Project Name	Treatment BMPs	Numeric Sizing Criteria Used	O&M Responsibility Mechanism and Responsible Party	Site Design Measures	Source Control Measures	Pesticide Reduction Measures
Private Projects						
901 San Antonio Avenue – Campus for Jewish Life	CDS storm water treatment device; vegetated bioswale	Flow-based sizing	Recorded maintenance agreement with owner pending	Disconnected rain water leaders	Stenciled catch basins; covered dumpster area; covered loading dock w/drain to sanitary sewer; covered car wash area w/drain to sanitary sewer; covered parking	Vegetation selected for water conservation and pest resistance
901 San Antonio Avenue – BRIDGE/BUIILD	CDS storm water treatment device; vegetated bioswale	Flow-based sizing	Recorded maintenance agreement with	Disconnected rain water leaders; storm drain	Stenciled catch basins; covered dumpster area;	Vegetation selected for water conservation and

[5] Beginning October 15, 2003, list all* projects with new impervious surface area greater than 43,560 s.f. (1 acre). See SCVURPP "C.3. Handbook: Guidance for Implementation of Stormwater Requirements for New and Redevelopment Projects".

*Projects that do not require stormwater treatment because they fall under the Alternative Compliance Program must be reported as per Provision C.3.g.v. (see Reporting Form Part 3).

Santa Clara Valley Urban Runoff Pollution Prevention Program
FY 2006-2007 ANNUAL REPORT

Municipality: City of Palo Alto

Housing			homeowners' association pending	detention system	covered car wash area w/drain to sanitary sewer; covered parking	pest resistance
1101 East Meadow Drive – Echelon	CDS storm water treatment device; vegetated bioswale	Flow-based sizing	Recorded maintenance agreement with homeowners' association pending	Disconnected rain water leaders; permeable pavement; clustered structures	Stenciled catch basins; covered dumpster area; covered car wash area w/drain to sanitary sewer	Vegetation selected for water conservation and pest resistance; outreach brochures given to developer
West Bayshore Road -- Sterling Park subdivision	Hydrodynamic separator; vegetated bioswales	Flow-based sizing	Recorded maintenance agreement with homeowners' association pending	Disconnected rain water leaders	Stenciled catch basins; covered car wash area w/drain to sanitary sewer	Vegetation selected for water conservation and pest resistance; outreach brochures given to developer
Alma Plaza	Hydrodynamic separator; vegetated bioswale	Flow-based sizing	Recorded maintenance agreement with homeowners' association pending	Disconnected rain water leaders; permeable pavement	Stenciled catch basins; covered dumpster area; underground parking	Vegetation selected for water conservation and pest resistance; outreach brochures given to developer
Park Plaza	Hydrodynamic separator	Flow-based sizing	Recorded maintenance agreement with owner pending	Rain water leaders drain to landscaping planters	Stenciled catch basins; covered dumpster area; underground parking	Vegetation selected for water conservation and pest resistance

Santa Clara Valley Urban Runoff Pollution Prevention Program
FY 2006-2007 ANNUAL REPORT

Municipality: City of Palo Alto

3412 Hillview Avenue	Vegetated bioswales	Flow-based sizing	Recorded maintenance agreement with owner pending	Disconnected rain water leaders	Stenciled catch basins; covered dumpster area; covered parking	Vegetation selected for water conservation and pest resistance
2450 Watson Court/2300 East Bayshore Road	Vegetated bioswales	Flow-based sizing	Recorded maintenance agreement with owner pending	Disconnected rain water leaders	Stenciled catch basins; covered dumpster area	Vegetation selected for water conservation and pest resistance
Public Projects						
No projects to report.						

Santa Clara Valley Urban Runoff Pollution Prevention Program
FY 2006-2007 ANNUAL REPORT

Municipality: City of Palo Alto

NEW DEVELOPMENT
CONSTRUCTION INSPECTION

FY 2006-2007 Work Plan Self Evaluation Matrix

Item No.	Activity	FY06-07 Work Plan Tasks	FY 06-07 Accomplishments	Responsible Party
	Site Inspections	1. Inspect construction sites before, and during the rainy season, in compliance with adopted schedule in URMP. 2. Continue inspections of sites covered by permit provision C.3 to ensure appropriate installation of permanent storm water BMPs.	1. All construction sites with required SWPPP's were regularly inspected before, during, and after major storm events in the rainy season in compliance with adopted schedule in the URMP. 2. The first three projects subject to provision C.3 were finished in FY 06-07. All were inspected to ensure correct installation of permanent storm water BMP's.	Public Works Environmental Compliance
	Staff Training	Provide annual training to storm water and building inspectors.	The Stormwater Investigator attended multiple training sessions during the year. Propose to provide building inspectors more training in FY 2007-08.	Public Works Environmental Compliance
	Effectiveness Evaluation	Review and evaluate effectiveness of construction inspection program as part of Annual Report.	See effectiveness evaluation discussion below.	Public Works Environmental Compliance

Regional Board Comments on New Development-Construction Inspection in FY 2005-2006 Annual Report

Item	RWQCB Comment	City Of Palo Alto Response
N/A	N/A	N/A

Santa Clara Valley Urban Runoff Pollution Prevention Program
FY 2006-2007 ANNUAL REPORT

Municipality: City of Palo Alto

New Development-Construction Inspection Program Evaluation

The continuing efforts of the storm water program investigator have improved the organization, inspection, and enforcement of new development construction locations. Job experience and knowledge of the city, City procedures, and code enforcement activities are vital to the success of the program. Further investigator and staff training will enable city personnel to continually improve the program. Proactive inspection levels are back to normal, as well as the effective response to complaints and interdepartmental referrals during the non-rainy season.

Reports generated by the Building Division's Accela Permits program are an essential tool used to find all large sites over 10,000 square feet with substantial earth disturbance work as well as construction sites with approved dewatering permits. This resource is also important in the identification of the date when a permit was issued as well as the status of the permit. A series of meetings with other departments and Public Works Department divisions are scheduled to inform other persons of the purpose of the storm water program.

The rainy season was very short during this reporting period. All large construction sites were inspected on a regular basis during the year to ensure compliance with storm water regulations.

Santa Clara Valley
Urban Runoff
Pollution Prevention Program

Treatment BMPs Inspection Activity Report
FY 06-07

Date	APN	Reason for Inspection	Project Type	Treatment BMP Type	Inspection Results					Enforcement Action	Comments
					1	2	3	4	5		
6/27/2007	142-20-099	Initial	Other	Vegetated Swale	5. Trash/Debris Accumulation or Dumping					None	Reinspect site Fall 2007 prior to rainy season.
				Porous Pavement						None	Reinspect site Fall 2007 prior to rainy season.
				Underground Detention Systems						None	Reinspect site Fall 2007 prior to rainy season.
6/28/2007	120-71-001 to 060	Initial	Residential	Bioretention						None	Reinspect site Fall 2007 prior to rainy season.
				Vortex Separator						None	Reinspect site Fall 2007 prior to rainy season.
6/28/2007	120-31-021	Initial	Other	Vegetated Swale	5. Trash/Debris Accumulation or Dumping	20. Clogged or Obstructed Inlets/Outlets				Verbal Notice	Follow up inspection to verify maintenance of three storm drain inlets.
				Media Filter	4. BMP Destroyed or Eliminated					Verbal Notice	Follow up inspection to verify replacement of two missing bags in flo-gard system.
				Infiltration Trench	5. Trash/Debris Accumulation or Dumping					Verbal Notice	Follow up inspection to verify maintenance of trench drain inlet.

Santa Clara Valley Urban Runoff Pollution Prevention Program
FY 2006-2007 ANNUAL REPORT

Municipality: City of Palo Alto

PUBLIC INFORMATION/PARTICIPATION (Provision C.4)

FY 2006-2007 Work Plan Self Evaluation Matrix

Item No.	Activity	FY06-07 Work Plan Tasks	FY 06-07 Accomplishments	Responsible Party
	Pesticide Outreach	1. Develop, prepare, and distribute appropriate outreach materials (fact sheets, brochures, etc.) regarding proper pesticide use and disposal and IPM techniques.	1. Actively participated in the IPM Regional Partnership program, including funding the BASMAA project lead. Supported local hardware stores by stocking *Our Water Our World* fact sheets and shelf talkers for less-toxic products. Locally, ran print ads, movie ads, internet banner ads, two utility inserts, and an OpEd piece from Palo Alto's mayor regarding pesticide use.	Public Works Environmental Compliance
		2. Attend community events and coordinate with local gardening and environmental groups to distribute materials.	2. Attended 10 events promoting IPM (e.g. Farmer's Markets, Orchard Supply Hardware weekend events, Community Concerts, fairs, and guest speaker programs).	
		3. Conduct residential IPM workshops.	3. Approximately 50 RWQCP service area residents attended a less-toxic pest control workshop held in partnership with Common Ground Garden Center and the Palo Alto Recycling Program.	

Santa Clara Valley Urban Runoff Pollution Prevention Program
FY 2006-2007 ANNUAL REPORT

Municipality: City of Palo Alto

		4. Update City's Clean Bay website to provide information about and promote IPM techniques. 5. Conduct outreach to employees who do not apply pesticides during the course of their work. 6. Continue to implement IPM Partnership with hardware garden supply stores in POTW service area. 7. Offer training to employees of IPM Partnership stores in POTW service area.	4. Ongoing. The Clean Bay website directs users to regional websites (*Our Water, Our World*, EcoWise Certified, etc.). 5. City-wide e-mail and intranet messages providing information on IPM are distributed to employees periodically. 6. Stocked *Our Water Our World* fact sheets and shelf talkers for less-toxic products at local stores. 7. Training in FY06-07 included: Mountain View Summerwinds,14 people; Palo Alto Ace Hardware, 15 people; Palo Alto Summerwinds, 5 people; Summerwinds general training (not store specific), 56 people.	
	Mercury Outreach	1. Continue to publicize the fluorescent bulb, thermometer, and thermostat drop-off programs through utility bill inserts, newspaper advertising, etc. 2. Provide digital thermometer to all residents who recycle mercury thermometers. 3. Expand and promote collection sites for mercury thermometers at senior centers and municipal locations. 4. Support the Program's efforts to provide outreach and assistance regarding Universal Waste Rule (UWR) to conditionally-exempt small quantity generators.	1. Ongoing: • City of Palo Alto web site publicizes all locations for lamp recycling and thermometer exchanges. • Fluorescent light recycling also advertised through County outreach program • As part of School Outreach Campaign, reached 500 students in 20 fourth grade classroom presentations specific to mercury. 2. Ongoing at RWQCP and at special events. 3. Thermometer take-backs now offered as special event service. RWQCP is partnering with East Palo Alto's Ravenswood Health Center to provide digital	Public Works Environmental Compliance

		5. Support County's program for fluorescent bulb drop-off at hardware stores and recycling centers.	thermometers as part of its mercury awareness campaign. 4. RWQCP staff support outreach to small quantity generators through participation in the SCVURPPP WE&O Subgroup. 5. The original RWQCP program was adopted and expanded by Santa Clara County. Currently five stores accept fluorescent bulbs in the RWQCP service area. Palo Alto supports the County program through advertising in the RWQCP service area that supplements County program advertising.	
	Copper Outreach	Conduct outreach to Building/Planning staff and to developers on ban of copper roofs and gutters implemented in January 2003.	Continued using a stamp on all building permit plan sets approved by the Development Center to notify residents regarding the ban on copper roofs and gutters.	Public Works Environmental Compliance
	School Outreach	Continue outreach to elementary, middle, and high schools, focusing on pesticides, mercury, and other pollutants of concern (school programs include "What's Bugging You?" and "Mercury: Past and Present")	In 2006-07, the RWQCP School Outreach Program reached 4,045 students throughout the service area. All programs include a discussion of storm water and pollution prevention. • 115 elementary school presentations and tours • 57 middle school presentations (includes hands-on lab) Of the 172 total presentations, 69 were conducted in Palo Alto; 103 in RWQCP partner cities.	Public Works Environmental Compliance

Santa Clara Valley Urban Runoff Pollution Prevention Program
FY 2006-2007 ANNUAL REPORT

Municipality: City of Palo Alto

	Vehicle Service Facility Recognition	Continue periodic recognition (newspaper advertisement and promotional materials) of vehicle service facilities that qualify for designation as Clean Bay Businesses.	Vehicle service facilities that qualify as "Clean Bay Businesses" receive promotional materials and are listed in full-page newspaper ads paid for by the RWQCP. Shops that have been Clean Bay Businesses for 10 consecutive years receive a special "Outstanding Achievement" plaque and other recognition materials.	Public Works Environmental Compliance
	Watershed Education and Outreach	1. Develop City PI/P workplan that is coordinated with the Program's Watershed Education and Outreach Campaign. 2. Implement City PI/P workplan.	Done annually and in alignment with BASMAA, BAPPG projects, and other regional outreach efforts as feasible.	Public Works Environmental Compliance & Engineering

Regional Board Comments on Public Information/Participation Requirements in FY 2005-2006 Annual Report

Item	RWQCB Comment	City Of Palo Alto Response
N/A	N/A	N/A

Public Information/Participation Program Evaluation

Pesticide Outreach: Approximately 650 people have taken less-toxic pest control workshops to-date. Previous years' workshop evaluations indicate that 83% are likely to try two or more IPM techniques they learned at the workshop. Workshops were reduced in 2006-07 to focus on other IPM project priorities.

Mercury Outreach: See evaluation in Mercury Program Section

Copper Outreach: The ordinance banning copper architectural materials has been effective at eliminating the installation of new copper roofs.

School Outreach: 78% of teachers returned a postage-paid evaluation postcard, with a cumulative rating of 4.9 out of 5 in both quality of program and clarity of presenter. 94% stated students' understanding of water pollution prevention and the difference between storm drain/sewer systems **increased**.

Santa Clara Valley Urban Runoff Pollution Prevention Program
FY 2006-2007 ANNUAL REPORT

Municipality: City of Palo Alto

Vehicle Service Facilities: Since inception of this program, the participation has increased to 98% of eligible facilities. Eighty-eight shops have participated in the Clean Bay program for at least 10 years.

Public education challenges include finding new and compelling messages to inspire the public to use less-toxic do-it-yourself and contracted pest control methods, and to recycle mercury-containing items. RWQCP will continue identifying strategies with partner agencies and its communications consultant for effective outreach to non-English speaking communities via local newsletters, community groups and health centers. Staff also plans to provide additional funds to expand run time of ads produced by the WEO campaign that focus on mercury and pesticides. Staff is also participating in co-permittee and potential regional efforts to support expansion plans for the Bay Friendly Garden Project through DPR grant funds which will target landscape maintenance workers, training them to use IPM practices.

Santa Clara Valley Urban Runoff Pollution Prevention Program
FY 2006-2007 ANNUAL REPORT

Municipality: City of Palo Alto

PEST MANAGEMENT
(Provision C.9.d of the Permit)

FY 2006-2007 Work Plan Self Evaluation Matrix

Item No.	Activity	FY06-07 Work Plan Tasks	FY 06-07 Accomplishments	Responsible Party
	Municipal Pesticide Use	1. Report on use and justification for the use of OP pesticides and BMPs employed during pesticide use. 2. Provide annual training on IPM Policy, SOPs, BMPs, and IPM techniques to employees responsible for pesticide application. 3. Document and evaluate effectiveness of annual staff training. 4. Ensure that City contractors use pest control methods consistent with IPM Policy.	1. No OP pesticides were used. City reporting performed on calendar year basis; results incorporated into IPM Annual Report (Calendar Year 2006 report is sixth iteration). 2. Ongoing training conducted for various target pests based on priorities determined in the IPM Annual Report and requests from staff responsible for pest control. 3. Included in Palo Alto's IPM Annual Report. 4. In FY 06-07, Palo Alto became the first City to require that its structural pest control contractor obtain EcoWise Certified certification for structural pest control. An EcoWise Certified IPM contractor was hired to provide structural pest control to all City facilities.	Public Works Environmental Compliance
	Public Education and Outreach	1. Public Education and Outreach are a major focus of Palo Alto's Pest	See Public Information/Participation section.	Public Works Environmental

		Management Program. Work Plan tasks for this program are detailed in the Public Information/Participation section.		Compliance
	Pest Control Operators	1. Support a regional PCO training and recognition program. 2. Require PCO's contracted for City pest control to comply with City IPM Policy through contract specifications. 3. Document and report on City use of PCO's and their pesticide usage.	1. Palo Alto advertised EcoWise Certified in its service area and facilitated BASMAA coverage of the new certification program as part of regional outreach efforts. 2. In FY 06-07, Palo Alto became the first City to require that its structural pest control contractor obtain EcoWise Certified certification for structural pest control. An EcoWise Certified IPM contractor was hired to provide structural pest control to all City facilities. 3. Included in Palo Alto's IPM Annual Report.	Public Works Environmental Compliance
	New Development	Document and report on pest-resistant landscaping measures incorporated into land development projects.	Landscape design that discourages structural pests is being discussed as new municipal buildings and remodels are planned, information is made available to residents via the City's web site.	Public Works Environmental Compliance and Utilities Water Conservation
	Regional, State, and Federal Coordination	Continue active participation in the Urban Pesticide Committee, BASMAA Pesticide Work Group, UP3, and IPM Partnership to provide input and keep informed on latest pesticide management issues.	Palo Alto assists with UP3 Planning, IPM Exchange and other regional coordination efforts.	Public Works Environmental Compliance

Santa Clara Valley Urban Runoff Pollution Prevention Program
FY 2006-2007 ANNUAL REPORT

Municipality: City of Palo Alto

Regional Board Comments on Pest Management in FY 2005-2006 Annual Report

Item	RWQCB Comment	City Of Palo Alto Response
N/A	N/A	N/A

Pest Management Program Evaluation

The City's use of pesticides associated with ecotoxicity has been reduced over time through use of IPM strategies. Palo Alto has made significant strides in targeting the source of pollution stemming from staff and contractor structural pest control currently most associated with impaired water quality. Future efforts will continue to target landscape pest control problems that lead to use of ecotoxic fungicides and rodenticides, which are currently the greatest source of ecotoxicity in City operations.

For residential and business use, Palo Alto will continue to promote new and existing programs locally and regionally, such as EcoWise Certified, Bay Friendly, Green Gardener and *Our Water, Our World*. These programs are effective in providing education to non-municipal audiences that contribute to urban pesticide pollution.

Santa Clara Valley Urban Runoff Pollution Prevention Program
FY 2006-2007 ANNUAL REPORT

Municipality: City of Palo Alto

MERCURY POLLUTION PREVENTION PROGRAM
(Provision C.9.c of the Permit)

FY 2006-2007 Work Plan Self Evaluation Matrix

Item No.	Activity	FY06-07 Work Plan Tasks	FY 06-07 Accomplishments	Responsible Party
	Municipal Use of Mercury-Containing Products	1. Continue to implement the City's Mercury Elimination Policy. 2. Continue recycling of fluorescent bulbs used in City facilities and purchase of low-mercury bulbs. 3. Regional Water Quality Control Plant will continue to replace mercury switches with non-mercury alternatives (typically upon failure).	1. Ongoing 2. Ongoing 3. Since 2002, RWQCP has replaced or removed 37 mercury switches (approximately 2.3 pounds). Many of the switches that were recycled were not in service but were warehouse inventory. No mercury switches were replaced in FY 2006-07.	Public Works Environmental Compliance
	Household Hazardous Waste Collection	1. Support the County's program to provide fluorescent bulb drop-off and recycling for residents at local hardware stores. 2. Continue thermometer and thermostat drop-off and recycling program for residents at the POTW. 3. Continue collection of fluorescent bulbs, thermometers, and	1. The original RWQCP program was adopted and expanded by Santa Clara County. Currently five stores accept fluorescent bulbs in the RWQCP service area. Palo Alto supports the County program through advertising in the RWQCP service area that supplements County program advertising. 2. Digital thermometer program replaced previous coupon-based program. This program is less active than in the past, as many residents have	Public Works Environmental Compliance

		thermostats from residents and small quantity commercial generators at Household Hazardous Waste collection events in Palo Alto. 4. Document and report on collection of mercury-containing products.	already exchanged mercury thermometers. The RWQCP has partnered with Palo Alto Utilities for mercury thermostat exchanges and rebates for digital thermostats, and with occasional regional efforts to collect thermostats, such as 2007 BAPPG thermometer take-back. 3. Ongoing at monthly Household Hazardous Waste collection events, with fluorescent bulbs accepted daily at the Palo Alto Recycling Center. 4. The most recent data available for the City of Palo Alto HHW program indicate that 12,321 lbs of fluorescent bulbs were collected at the Recycling Center drop-off site and 270 pounds of thermometers and thermostats were collected at monthly Palo Alto HHW events. These data are for FY 05-06. (HHW 303a Form, 2005-06)	
	Regional, State, and Federal Coordination	Support and participate in development of the WMI Watershed Action Plan, and efforts by BASMAA and the Bay Area Pollution Prevention Group to control mercury.	Palo Alto staff regularly participate in regional mercury efforts (e.g. BAPPG regional thermometer take back event described above). In FY 06-07, Palo Alto staff also took a lead role with BAPPG in organizing a workshop on dental amalgam recovery programs.	Public Works Environmental Compliance
	Public Outreach and Education	Public Education and Outreach is a major focus of Palo Alto's Mercury Pollution Prevention Program. Work Plan tasks for this program are detailed in the Public Information/Participation section.	See Public Information/Participation section.	Public Works Environmental Compliance

Santa Clara Valley Urban Runoff Pollution Prevention Program
FY 2006-2007 ANNUAL REPORT

Municipality: City of Palo Alto

Regional Board Comments on Mercury Pollution Prevention Program in FY 2005-2006 Annual Report		
Item	**RWQCB Comment**	**City Of Palo Alto Response**
N/A	N/A	N/A

Mercury Pollution Prevention Program Evaluation
RWQCP actively participates in SCVURPPP pollution prevention activities, diverts thermostats and thermometers for recycling, and provides extensive outreach to schools in its service area. RWQCP staff believe there is a need for regional coordination on product stewardship issues for mercury-containing products. Mercury pollution prevention programs continue to be good vehicles for engaging the public. Mercury is both an ecosystem issue and a human health issue. As such, the campaign to remove mercury from the home resonates with parents wanting to protect children from toxics. Therefore, RWQCP staff plan to continue using mercury programs as key public messages, alternating them with other pollutant messages.

Santa Clara Valley Urban Runoff Pollution Prevention Program
FY 2006-2007 ANNUAL REPORT

Municipality: City of Palo Alto

COPPER ACTION PLAN/NICKEL ACTION PLAN
(Provision C.9.a & b of the Permit)

FY 2006-2007 Work Plan Self Evaluation Matrix

Item No.	Activity	FY06-07 Work Plan Tasks	FY 06-07 Accomplishments	Responsible Party
CB-1	Vehicle Washing Operations	• Distribute outreach materials on proper vehicle/equipment washing at City department counters and public events, and post on City web site. • Provide car wash kit to charity car wash organizers and educate on the use of the kits. • Submit data regarding vehicle washing outreach activities and effectiveness evaluation in annual reports. • Require source control measures for Group 1 new development and redevelopment projects that will conduct vehicle/equipment washing and maintenance activities (consistent with Permit Provision C.3.k). • Inspect auto businesses regarding car wash requirements, and prohibited storm drain discharge.	Within CB-1, Paragraphs 1, 2, 5, 6, 7, 8, & 9 are ongoing programs which have been run by Palo Alto for a number of years, and which were run again successfully in FY 2006-07. Paragraph 3 calls for an effectiveness evaluation regarding vehicle washing outreach Utility bill stuffers, fliers, and special event displays have been used successfully to promote changes in vehicle washing practices as a means to protect storm water quality. Awareness of this issue has grown over the years, serving as a testament to the outreach program. Palo Alto does not do its own public opinion surveys, but rather relies on regional surveys to quantify and confirm the success of this and other behavior modifications. With respect to Paragraph 4, two of the Group 1 projects approved to-date in Palo Alto (multi-family residential developments) include covered vehicle wash areas that are plumbed to the sanitary sewer.	Public Works Environmental Compliance Public Works Environmental Compliance Public Works Environmental Compliance Public Works Engineering Public Works Environmental Compliance

		• Inspect vehicle washing facilities as part of stormwater inspections for industrial and commercial businesses. • Continue to maintain car wash systems for City vehicles at the corporation yard and fire stations. • Encourage municipal staff to use certified mobile cleaners when contracting cleaning services. • Refer mobile cleaners to BASMAA's online training module for education and certification.		Public Works Environmental Compliance Public Works Fleet Mgmt. & Fire Dept. Public Works Operations & Facilities Mgmt. Public Works Environmental Compliance
CB-3	Industrial Copper Control	Continue Industrial Inspection program, including NOI sites such as plating and metal finishing facilities, vehicle service facilities, and other permitted sites.	All inspections completed in FY 2006-07.	Public Works Environmental Compliance
CB-4	Quantify Source Loadings of Copper	• Collect data on potential indicators of copper. • Review data on copper additions to water supply reservoirs (SCVWD & SFWD) and prepare fact sheet for reservoir managers.	These activities were completed, with the exception that the reservoir fact sheet is being deferred to the Bay-Wide Copper Action Plan as it will be much more effective if prepared by all the Bay Area agencies.	Public Works Environmental Compliance

Santa Clara Valley Urban Runoff Pollution Prevention Program
FY 2006-2007 ANNUAL REPORT

Municipality: City of Palo Alto

		• Prepare and submit report on potential indicators as part of Clean Bay Plan.		
CB-6/7	Reducing Traffic Congestion/ Promoting Alternative Transportation	1. Update the City's Zoning Ordinance, based on the results of the Development Policies Comparison Project Report (particularly Section VI, Policies to Limit Auto Use/Promote Alternative Transportation) to promote better transportation-related design practices and alternative modes of transportation.	City Council adopted a amendment to the Zoning Ordinance creating a Pedestrian and Transit Oriented Development Combining District in September 2006. The new zoning district is intended to allow higher density residential dwellings within a walkable distance of the California Avenue Caltrain Station, in order to support the use of public transportation, require streetscape design elements that are attractive pedestrians and bicyclists, and increase connectivity to surrounding existing and planned pedestrian and bicycle facilities.	Public Works Engineering & Planning
CB-8	Watershed assessment and protection	1. Revise City's General Plan, as needed, at next scheduled update, based on recommendations from the *Development Policies Comparison Project* and Provision C.3.l.	No relevant revisions this year.	Planning
CB-11	Street sweeping and storm drain O&M	• Follow Program guidance regarding the collection and reporting of street sweeping data. Provide data for Annual Report. • Evaluate need for improvement of current street sweeping and storm drain system O&M programs (within available budget) in Annual Report.	Palo Alto continues to exceed minimum street sweeping frequencies. No new program changes.	Public Works Operations

Santa Clara Valley Urban Runoff Pollution Prevention Program
FY 2006-2007 ANNUAL REPORT

Municipality: City of Palo Alto

CB-12	Outreach on pool, spa maintenance	• Distribute outreach materials at agency department counters and public places; and placement on City website.	Done.	Public Works Environmental Compliance
CB-21	Use of architectural copper	• Perform plan checks for compliance with existing ban on copper on roofs, in roof shingles, and for gutters. • Distribute fact sheet on copper ban at building counter and on web site.	Done.	Public Works Environmental Compliance
NB-1	Measures to control nickel discharges from construction sites	• Continue to implement Construction Inspection Performance Standards (see Construction Inspection work plan section). • Continue to have inspectors attend Regional Board/Program workshops on construction site management and learn latest erosion/sediment control techniques • Continue to attend Program workshops on post-development stormwater BMPs (C.3.)	Done.	Public Works Environmental Compliance Public Works, Utilities, and Community Services

Regional Board Comments on Copper Action Plan/Nickel Action Plan FY 2005-2006 Annual Report

Item	RWQCB Comment	City Of Palo Alto Response
N/A	N/A	N/A

Santa Clara Valley Urban Runoff Pollution Prevention Program
FY 2006-2007 ANNUAL REPORT

Municipality: City of Palo Alto

Copper Action Plan/Nickel Action Plan Program Evaluation
Palo Alto's activities to reduce copper have become institutionalized and continue to be fully implemented. Any large reductions in copper discharges will have to come from copper use reductions in brake pads, construction materials or pesticides. However, copper concentrations in Bay samples continue to be below the established "trigger" value, and therefore the need for such reductions is not immediate.

Santa Clara Valley Urban Runoff Pollution Prevention Program
FY 2006-2007 ANNUAL REPORT

Municipality: City of Palo Alto

TRASH INVENTORY & MANAGEMENT PROGRAM

FY 2006-2007 Work Plan Self Evaluation Matrix

Item No.	Activity	FY06-07 Work Plan Tasks	FY 06-07 Accomplishments	Responsible Party
	Trash Investigations and Plan	1. Conduct trash evaluations at selected "hot spot" trash problem areas. 2. Provide Program staff with results of trash evaluations. 3. Modify City's trash control program (and advocate for changes at other agencies), as needed given results of the trash evaluations. 4. Provide Program staff with documentation of changes in trash control practices at problem locations.	1. Two formal trash evaluations completed in fall 2006 and spring 2007. Multiple informal inspections conducted year-round. 2. Results posted and forwarded to program staff as required and on-time. 3. Analysis of inspection data led to reduction in number of "hot spots" from 16 to 14. 4. Program staff given documentation of changes in trash control practices at problem locations in order to reduce overall number of "hot spots". 5. Coordinated efforts of evaluations with National River Cleanup Days in Spring 2007.	Public Works Environmental Compliance

Regional Board Comments on Trash Inventory & Management Program in FY 2005-2006 Annual Report

Item	RWQCB Comment	City Of Palo Alto Response
N/A	N/A	N/A

Santa Clara Valley Urban Runoff Pollution Prevention Program
FY 2006-2007 ANNUAL REPORT

Municipality: City of Palo Alto

Trash Inventory & Management Program Evaluation
This program continues to make significant progress. The removal of sites that are not "hot spots" and the addition of new sites shall address the current trash inventory for the City of Palo Alto. The creation of the Trash BMP Tool Box Pamphlet as provided by SCVURPPP will provide technical information to resolve future trash problems. The proposed combined effort to coordinate City of Palo Alto Environmental Compliance Division, Public Works Engineering, Public Works Operations, Palo Alto Police Department, San Francisquito Watershed Council, and other interested environmental persons and groups shall improve reporting accuracy and help increase the total number of trash items removed from local creeks and waterways. A new Trash Hot Spot Action Plan will be created during FY 2007-2008 to incorporate the combined efforts of the work groups and persons involved as well as to document proposed methods for reducing trash loads in our waterways. Continued joint efforts by local jurisdictions may place more pressure on Caltrans to improve cleaning efforts on freeway on ramps and off ramps. In FY 2007-08, staff will conduct research on trash capturing devices both upstream and downstream of the Matadero Pump Station. This will help to identify the most effective method for screening trash and may lead to modifications to the trash racks at the Matadero Pump Station and other City pump stations that will increase the level of trash removal prior to discharge of pump effluent to local creeks. This proposal to study pump stations as trash removal devices may be the first in the region.

Trash Problem Area Evaluation Results by Copermittee & Watershed

ID #	Date	Location	Assessment Tool	Score	Existing Management Actions	Recommended Management Actions and/or Future Evaluations
Palo Alto						
			Baylands			
PA06	10/24/2006	Matadero Creek at East Bayshore Rd	RTA	81		Continue to monitor with proposed Summer 2005 Action Plans.
PA06	5/16/2007	Matadero Creek at East Bayshore Rd	RTA	101		Continue to monitor with proposed Summer 2005 Action Plans.
PA07	10/24/2006	Highway 101 at University Avenue	KAB	2		Recommend to remove site from list since it is located in East Palo Alto / San Mateo County.
PA05	7/1/2006	Flood Basin at end of Embarcadero; Tide Gate Trash Rack.	KAB			
			Matadero/Barron Creeks			
PA15	10/24/2006	Wet Well at Matadero Creek Station	KAB	3		Continue to monitor and evaluate.
PA15	5/16/2007	Wet Well at Matadero Creek Station	KAB	3		Continue to monitor and evaluate.
PA08	5/16/2007	Highway 101 at Embarcadero Road	KAB	1.6		Continue to monitor with proposed Summer 2005 Action Plans.
PA08	10/24/2006	Highway 101 at Embarcadero Road	KAB	1.25		Continue to monitor with proposed Summer 2005 Action Plans.
PA11c	10/24/2006	Alma Street at Adobe Creek	KAB	1		Continue to monitor with proposed Summer 2005 Action Plans.
PA16	10/24/2006	Arastradero Road between Gates A and B	KAB	1		Continue to monitor and evaluate.
PA16	5/16/2007	Arastradero Road between Gates A and B	KAB	1		Recommend removal from list.
PA11b	10/24/2006	Alma Street at Barron Creek	KAB	1		Continue to monitor with proposed Summer 2005 Action Plans.
PA11b	5/16/2007	Alma Street at Barron Creek	KAB	1		Continue to monitor with proposed Summer 2005 Action Plans.
PA11d	5/16/2007	Alma Street at San Francisquito Creek	KAB	1		Continue to monitor with proposed Summer 2005 Action Plans.
PA11c	5/16/2007	Alma Street at Adobe Creek	KAB	1		Continue to monitor with proposed Summer 2005 Action Plans.
PA10	10/24/2006	Albertson's at Embarcadero Road	KAB	1		Continue to monitor with proposed Summer 2005 Action Plans.
PA11a	10/24/2006	Alma Street at Matadero Creek	KAB	1		Continue to monitor with proposed Summer 2005 Action Plans.
PA11d	10/24/2006	Alma Street at San Francisquito Creek	KAB	1		Continue to monitor with proposed Summer 2005 Action Plans.
PA11a	5/16/2007	Alma Street at Matadero Creek	KAB	1		Continue to monitor with proposed Summer 2005 Action Plans.
PA10	5/16/2007	Albertson's at Embarcadero Road	KAB	1		Continue to monitor with proposed Summer 2005 Action Plans.
			San Francisquito Creek			
PA01	10/24/2006	San Francisquito Creek at El Camino	RTA	58		Continue to monitor with proposed Summer 2005 Action Plans.
WD19	10/24/2006	San Francisquito Creek at Newell	RTA	59		Continue to monitor with proposed Summer 2005 Action Plans.
PA01	5/16/2007	San Francisquito Creek at El Camino	RTA	77		Continue to monitor with proposed Summer 2005 Action Plans.
PA03	10/24/2006	San Francisquito Creek at Middlefield	RTA	80		Continue to monitor with proposed Summer 2005 Action Plans.
PA20	10/24/2006	San Francisquito Creek at Manhattan	RTA	80		The area that requires attention is located in East Palo Alto. The debris generally does not reach the creek.
PA03	5/16/2007	San Francisquito Creek at Middlefield	RTA	82		Continue to monitor with proposed Summer 2005 Action Plans.
WD19	5/16/2007	San Francisquito Creek at Newell	RTA	88		Continue to monitor with proposed Summer 2005 Action Plans.

Trash Problem Area Evaluation Results by Copermittee & Watershed

ID #	Date	Location	Assessment Tool	Score	Existing Management Actions	Recommended Management Actions and/or Future Evaluations
PA20	5/16/2007	San Francisquito Creek at Manhattan	RTA	101		The area that requires attention is located in East Palo Alto. The debris generally does not reach the creek.
PA02	5/16/2007	San Francisquito Creek at Webster St	RTA	107		Continue to monitor with proposed Summer 2005 Action Plans.
PA20	5/19/2007	San Francisquito Creek at Manhattan	RTA	115		Area was cleaned by SF Water Council on recent creek clean up day.
WD19	5/19/2007	San Francisquito Creek at Newell	RTA	118		Area was cleaned by SF Water Council on recent creek clean up day.
PA02	10/24/2006	San Francisquito Creek at Webster St	RTA	119		Continue to monitor with proposed Summer 2005 Action Plans.
PA20	10/30/2006	San Francisquito Creek at Manhattan	RTA	120		Area was cleaned by SF Water Council on recent creek clean up day.
PA17	10/24/2006	Lane 20	KAB	2		Continue to monitor and evaluate.
PA19	5/16/2007	Lane 21	KAB	2		Continue to monitor and evaluate.
PA18	5/16/2007	Mitchell Lane and the Red Cross	KAB	1		Continue to monitor and evaluate.
PA18	10/24/2006	Mitchell Lane and the Red Cross	KAB	1		Continue to monitor and evaluate.
PA19	10/24/2006	Lane 21	KAB	1		Continue to monitor and evaluate.
PA17	5/16/2007	Lane 20	KAB	1		Recommend removal from list.

Santa Clara Valley Urban Runoff Pollution Prevention Program
FY 2006-2007 ANNUAL REPORT

Municipality: City of Palo Alto

WATER QUALITY MONITORING PROGRAM
(Provision C.7 of the Permit)

FY 2006-2007 Work Plan Self Evaluation Matrix

Item No.	Activity	FY06-07 Work Plan Tasks	FY 06-07 Accomplishments	Responsible Party
	Water Quality Monitoring Program	Palo Alto staff will submit copies of its creek water quality monitoring data to the Program for inclusion in Program-wide monitoring reports.	FY 2006-07 monitoring data for San Francisquito Creek and Matadero Creek was submitted to the Program in June 2007.	Public Works Environmental Compliance

Regional Board Comments on Water Quality Monitoring Program in FY 2005-2006 Annual Report

Item	RWQCB Comment	City Of Palo Alto Response
N/A	N/A	N/A

Water Quality Monitoring Program Evaluation

Santa Clara Valley Urban Runoff Pollution Prevention Program
FY 2006-2007 ANNUAL REPORT

Municipality: City of Palo Alto

WATERSHED MANAGEMENT MEASURES
(Provision C.10 of the Permit)

FY 2006-2007 Work Plan Self Evaluation Matrix

Item No.	Activity	FY06-07 Work Plan Tasks	FY 06-07 Accomplishments	Responsible Party
	Watershed Management Measures	Continue to participate in the SCB WMI through membership on the Core Group, Communications Subgroup, Permits/Regulatory Subgroup, Emerging Contaminants Workgroup, and WE&O Workgroup; house the WMI's data repository (hard copy and electronic form) for the 3 pilot watersheds.	Palo Alto continued to play a lead role in the Watershed Management Initiative, serving as Vice Chair. Palo Alto staff also led the Emerging Contaminant Subgroup.	Public Works Environmental Compliance

Regional Board Comments on Watershed Management Measures in FY 2005-2006 Annual Report

Item	RWQCB Comment	City Of Palo Alto Response
N/A	N/A	N/A

Santa Clara Valley Urban Runoff Pollution Prevention Program
FY 2006-2007 ANNUAL REPORT

Municipality: City of Palo Alto

Watershed Management Measures Program Evaluation
Following the discontinuation of the Regional Board's participation in the WMI, the organization recast itself, largely as an information sharing and coordination group. The Core Group now meets quarterly rather than monthly and is still effective at providing a forum for discussion and joint decision making on Watershed-wide issues.

Santa Clara Valley Urban Runoff Pollution Prevention Program
FY 2006-2007 ANNUAL REPORT

Municipality: City of Palo Alto

SEDIMENT CONTROL MEASURES
(Provision C.9.f of the Permit)

FY 2006-2007 Work Plan Self Evaluation Matrix

Item No.	Activity	FY06-07 Work Plan Tasks	FY 06-07 Accomplishments	Responsible Party
	Sediment Control Measures	Assist with review of the San Francisquito Creek limiting factors study being spearheaded by the Santa Clara Valley Water District	Nothing to report for this fiscal year.	Public Works Engineering

Regional Board Comments on Sediment Control Measures in FY 2005-2006 Annual Report

Item	RWQCB Comment	City Of Palo Alto Response
N/A	N/A	N/A

Sediment Control Measures Program Evaluation

Santa Clara Valley Urban Runoff Pollution Prevention Program
FY 2006-2007 ANNUAL REPORT

Municipality: City of Palo Alto

STAFF TRAINING

Training Title	Attendee	Department of Attendee	Date(s) of Training	Location of Training	Contents of Training
Annual staff training		Public Works Engineering staff	10/18/06	Palo Alto	Construction BMPs State General Permit for Construction Activities C.3 provisions for Group 1& 2 projects
Annual staff training		Utilities Dept. Water-Gas-Wastewater & Electric Engr & Inspection staff	11/09/06	Palo Alto	Construction BMPs State General Permit for Construction Activities C.3 provisions for Group 1& 2 projects
Annual staff training		Utilities Operations staff	10/06	Palo Alto	Construction and maintenance BMPs Reporting procedures for illegal dumping incidents Sanitary sewer spill response procedures
Annual staff training		Public Works Operations staff	10/06	Palo Alto	Construction and maintenance BMPs Reporting procedures for illegal dumping incidents
Annual staff training		Building inspection staff	11/03/06	Palo Alto	Construction BMPs State General Permit for Construction Activities Reporting procedures for illegal dumping incidents/poor construction site conditions

Santa Clara Valley Urban Runoff Pollution Prevention Program
FY 2006-2007 ANNUAL REPORT

Municipality: City of Palo Alto

Annual staff training		**Public Works Engineering development review staff**	**12/12/06**	**Palo Alto**	**Review of calculations for C.3 storm water treatment measures**
Annual staff training		**Planning and Public Works Engineering development review staff**	**2/27/07**	**Palo Alto**	**Overview of new Stream Protection Ordinance** **Review of C.3 provisions for Group 1 and 2 projects**
Program HMP 101 Training Workshop	**Joe Teresi Matt Raschke Bob Morris**	**Public Works Engineering**	**10/25/06**	**San Jose**	**Overview of Program's Hydromodification Management Plan**
Program Construction BMP Workshop	**Matt Brunnings Chris Fujimoto Ryan Harrison Robert Item Lynn Krug Roger Nguy**	**Public Works & Utilities**	**12/5/06**	**Cupertino**	**Overview of Best Management Practices for erosion and sediment control and site management at construction sites**
Program New Development Workshop	**Debra Jacobs Bob Morris Phil Plymale Gary Weinreich Matt Brunnings Joe Teresi Mike Nafziger Dave Dockter**	**Public Works & Planning**	**6/06/07**	**Palo Alto**	**American Public Works Association (APWA) webcast: "The Trend to Low-Impact Development and What it Means to Public Works"**

Santa Clara Valley Urban Runoff Pollution Prevention Program
FY 2006-2007 ANNUAL REPORT

Municipality: City of Palo Alto

Program New Development Workshop	**Karen Bengard Holly Boyd Matt Brunnings Dave Dockter * Chris Fujimoto Hung Nguyen Bridget Ryan Joe Teresi * * workshop presenter**	**Public Works & Planning**	**6/14/07**	**Cupertino**	**Update on design, maintenance, and inspection of storm water treatment controls at new development and significant redevelopment sites**

039271

City of San José
Urban Runoff Management Plan
Annual Report 2006-2007

Santa Clara Valley
Urban Runoff
Pollution Prevention Program

CITY OF SAN JOSE
CAPITAL OF SILICON VALLEY

Cover Pictures

First Row:

1) The wetlands of South San Francisco Bay, with the Diablo Mountain Range to the east.

Second Row:

1) Volunteers collecting trash from Coyote Creek behind San José High Academy.

2) Thompson Creek as it flows through Aborn Park.

Third Row

1) Vegetated swale at The Ranch Golf Club in the City's Evergreen district.

2) Department of Transportation crew cleaning a storm drain catch basin in a neighborhood near Almaden Lake Park.

3) A storm drain inlet stenciled with the name of the nearest creek and the City's stormwater dumping complaint phone number.

City of San José
Urban Runoff Management Plan
Annual Report 2006-2007

September 2007

Acknowledgements

This report was prepared by the City of San José
Environmental Services Department
Watershed Protection Division
Urban Runoff Program Section

In partnership with:
Environmental Services Department: Watershed Enforcement
Environmental Services Department: Water Resources
Department of Parks, Recreation, & Neighborhood Services
Department of Planning, Building & Code Enforcement
Department of Public Works
Department of Transportation
General Services Department
San José Redevelopment Agency

TABLE OF CONTENTS

EXECUTIVE SUMMARY I

CERTIFICATION STATEMENT XIV

1. ICID: ILLICIT CONNECTION / ILLEGAL DISCHARGE INSPECTION 1

1.A ICID WORK PLAN SELF EVALUATION MATRIX 1
1.B ICID PROGRAM EVALUATION 3
1.C ICID RESPONSE TO WATER BOARD COMMENTS 5
1.D ICID SUMMARY TABLES / ADDITIONAL INFORMATION 6
Incident Types by Potential Source of Incident 6
Workload Summary 7
Complainant Source Summary 7
Enforcement Summary 8

2. IND: INDUSTRIAL & COMMERCIAL DISCHARGES 9

2.A IND WORK PLAN SELF EVALUATION MATRIX 9
2.B IND PROGRAM EVALUATION 12
2.C IND RESPONSE TO WATER BOARD COMMENTS 13
2.D IND SUMMARY TABLES / ADDITIONAL INFORMATION 14
IND Summary Tables 14
Enforcement Actions Summary 15
IND Facility Categories for the City of San José 16
Companies Requiring NOI Based on SIC But Have Not Filed 17
Companies Requiring NOI Based on Exposure But Have Not Filed 17

3. NRD: NEW AND REDEVELOPMENT 19

3.A NRD WORK PLAN SELF EVALUATION MATRIX 19
3.B NRD PROGRAM EVALUATION 28
3.C NRD RESPONSE TO WATER BOARD COMMENTS 30
3.D NRD SUMMARY TABLES / ADDITIONAL INFORMATION 31
Applicable Projects Reviewed and/or Approved During July 1, 2006 – June 30, 2007 31
Private Projects Map 59
Public Projects Map 60
Procedures for BMP O&M Verification Program 61

4. CON: CONSTRUCTION INSPECTION 65

4.A CON WORK PLAN SELF EVALUATION MATRIX 65
4.B CON PROGRAM EVALUATION 71
4.C CON RESPONSE TO WATER BOARD COMMENTS 71
4.D CON SUMMARY TABLES / ADDITIONAL INFORMATION 72
Permits for Significant Development Projects Reviewed and/or Approved July 1, 2006 – June 30, 2007 72

Erosion Control Report 85

5. PSR: PUBLIC STREETS, ROADS, & HIGHWAYS 87

5.A PSR WORK PLAN SELF EVALUATION MATRIX 87
5.B PSR PROGRAM EVALUATION 91
5.C PSR RESPONSE TO WATER BOARD COMMENTS 92
5.D PSR SUMMARY TABLES / ADDITIONAL INFORMATION 93
Parks Included in the Rural Public Works Performance Standard 93
Rural Roads within the City of San Jose 93

6. SDO: STORM DRAIN SYSTEM OPERATION & MAINTENANCE .. 95

6.A SDO WORK PLAN SELF EVALUATION MATRIX 95
6.B SDO PROGRAM EVALUATION 99
6.C SDO RESPONSE TO WATER BOARD COMMENTS 100
6.D SDO SUMMARY TABLES / ADDITIONAL INFORMATION 101
FY 06-07 Storm Inlet Cleaning Program Problem Area Data 101

7. WUOM: WATER UTILITIES OPERATIONS & MAINTENANCE .. 103

7.A WUOM WORK PLAN SELF EVALUATION MATRIX 103
7.B WUOM PROGRAM EVALUATION 103
7.C WUOM RESPONSE TO WATER BOARD COMMENTS 104
7.D WUOM TABLES / ADDITIONAL INFORMATION 104

8. PM: PESTICIDE MANAGEMENT 105

8.A PM WORK PLAN SELF EVALUATION MATRIX 105
8.B PM PROGRAM EVALUATION 110
8.C PM RESPONSE TO WATER BOARD COMMENTS 112
8.D PM SUMMARY TABLES / ADDITIONAL INFORMATION 112

9. M: MERCURY 115

9.A M WORK PLAN SELF EVALUATION MATRIX 115
9.B M PROGRAM EVALUATION 118
9.C M RESPONSE TO WATER BOARD COMMENTS 119
9.D M SUMMARY TABLES / ADDITIONAL INFORMATION 120
Mercury-Containing Product Management Practices 120

10. CNAP: COPPER / NICKEL ACTION PLANS 121

10.A CNAP WORK PLAN SELF EVALUATION MATRIX 121
10.B CNAP PROGRAM EVALUATION 122
10.C CNAP RESPONSE TO WATER BOARD COMMENTS 123
10.D CNAP SUMMARY TABLES / ADDITIONAL INFORMATION 123

11. TRA: TRASH 125

11.A TRA WORK PLAN SELF EVALUATION MATRIX 125
11.B TRA PROGRAM EVALUATION 127
11.C TRA RESPONSE TO WATER BOARD COMMENTS 128
11.D TRA SUMMARY TABLES / ADDITIONAL INFORMATION 128
Trash Problem Area Activity Report 128

12. MON: MONITORING 131

12.A MON WORK PLAN SELF EVALUATION MATRIX 131
12.B MON PROGRAM EVALUATION 133
12.C MON RESPONSE TO WATER BOARD COMMENTS 133
12.D MON SUMMARY TABLES / ADDITIONAL INFORMATION 133

13. MC: MUNICIPAL COMPLIANCE..... 135

13.A MC WORK PLAN SELF EVALUATION MATRIX 135
13.B MC PROGRAM EVALUATION 136
13.C MC RESPONSE TO WATER BOARD COMMENTS 137
13.D MC SUMMARY TABLES / ADDITIONAL INFORMATION 137
Municipal Employee Training Summary for FY 06-07 *137*

14. PIP: PUBLIC INFORMATION / PUBLIC PARTICIPATION 145

14.A PIP WORK PLAN SELF EVALUATION MATRIX 145
14.B PIP PROGRAM EVALUATION 148
14.C PIP RESPONSE TO WATER BOARD COMMENTS 149
14.D PIP SUMMARY TABLES / ADDITIONAL INFORMATION 149
PIP Activities Table *149*
FY 06-07 San José School Outreach *161*
Outreach Materials Distributed *163*

15. PERMIT REAPPLICATION 169

15.A PERMIT REAPPLICATION PREPARATION SELF EVALUATION MATRIX 169
15.B PERMIT REAPPLICATION PREPARATION EVALUATION 169
15.C PERMIT REAPPLICATION PREPARATION RESPONSE TO WATER BOARD COMMENTS169
15.D PERMIT REAPPLICATION PREPARATION SUMMARY TABLES / ADDITIONAL INFORMATION 169

GLOSSARY 171

Executive Summary

The City is required to submit to the Regional Water Quality Control Board (Water Board) an Annual Report that documents the progress of the Urban Runoff Management Plan for the previous fiscal year. The Annual Report is prepared pursuant to provision C.6 of the City's National Pollutant Discharge Elimination System (NPDES) permit for stormwater discharge through the City's storm sewer system to waters of the United States.

The Report includes sections for each of the program elements included in the Urban Runoff Management Plan as required in the permit. Each section is comprised of an update on the status of the work plan, an evaluation of various performance elements, responses to Water Board feedback received during the past year, and additional tables or information to demonstrate performance for a program element. Summaries are also provided for the array of outreach activities and municipal training sessions that are included in various program elements.

Alum Rock Library extended detention basin, a stormwater treatment control measure

Most program elements contain components carried out by more than one City department. The strategy for attaining compliance focuses on three different types of activities that the City conducts:

1. Enforcement and monitoring to detect and respond to incidents of illegal discharge to the storm sewer system;
2. Structural and business process changes to City operations and services; and
3. Education for municipal employees as well as the community at large.

The City also contributes to activities undertaken by the Santa Clara Valley Urban Runoff Pollution Prevention Program (Program) and the Bay Area Stormwater Management Agencies Association (BASMAA); however, this report includes only activities performed by the City. An overview of the year for each program element follows.

Illicit Connection / Illegal Discharge Inspection (ICID)

The City's Environmental Services Department (ESD) responds to complaints regarding illegal discharges or threats of discharge to the storm sewer system. This year, the City responded to 672 cases, which is a lower overall caseload than the average of the previous five years. The number of incidents at residential, automotive, public, and food facilities remained about the same as past years, while the number of incidents at commercial, industrial, and construction locations decreased. The drop in commercial and industrial incidents may be due to the increase in outreach and best management practice (BMP) literature distribution by environmental inspectors. The drop in construction incidents may be due to a shorter wet season and ongoing and more consistent inspections of construction sites during the wet season. Residential incidents continue to be most frequent, and the most common types of violation are vehicle-

related. Other significant types of violations include oil and grease at food facilities, tracking soil, dumping, paint, and cement. ESD responds to all complaints with education and enforcement in partnership to achieve compliance and prevent future incidents.

In an effort to reduce the amount of illegal dumping, City staff continues to conduct targeted outreach. In FY 06-07, City staff analyzed the record of calls regarding illegal dumping from the previous fiscal year, mapping calls to zip codes throughout the City. Staff then directed outreach to the Strong Neighborhoods Initiative (SNI) groups in those zip codes that exhibited a high number of residential complaints. The Strong Neighborhoods Initiative is a City initiative designed to build strong neighborhoods by developing community leadership and working collaboratively with residents to achieve the delivery of City services and neighborhood priorities. Staff conducted outreach to six neighborhoods through a combination of direct outreach at community meetings and an education article for a neighborhood newsletter. The neighborhood groups gladly accepted the information and asked insightful questions of City staff concerning illegal dumping and associated environmental issues.

Storm drain inlet stenciled with the name of the nearest creek and the City's stormwater dumping complaint number

In FY 07-08, the City will continue to conduct stormwater outreach, with a goal of reaching eight additional neighborhoods. In an effort to draw attention to soil tracking at construction sites, the City will also pilot highly visible signs to be fence-mounted at building sites which alert readers to report to the City any mud or dirt that they may see on the street.

Industrial & Commercial Discharges (IND)

Under this program element, ESD inspected more than 3,900 businesses in FY 06-07 to ensure that proper practices are employed to prevent stormwater pollution. How frequently a business is inspected depends on their potential for contributing pollutants as determined by previous inspection results. This method of assigning inspection frequencies has been effective in focusing inspection resources on high priority cases to best protect water quality. Sixty-eight percent of the businesses inspected are found to have no significant stormwater issues and thus do not warrant near-term re-inspection. When issues are identified, education and enforcement are used together to achieve compliance.

The total inventory of facilities in the City that are subject to inspection has more than doubled over the last five years, which has presented a significant workload challenge. The increases have appeared to stabilize, and the City has successfully integrated the increased workload over the past years by prioritizing and phasing initial inspections and resources. To maintain service levels, the City has added two inspectors to assist in meeting the forecasted workload.

FY 06-07 marked the first year for the City's new Fats, Oils, and Grease (FOG) Inspection Program, and 1,849 facilities were inspected. Though the City has conducted comprehensive restaurant inspections over the past four years as part of IND, the new FOG Program dedicates

ESD Watershed Enforcement Inspector observing a grease interceptor at a San José mall

specific resources and staff to inspect stormwater practices solely at food service facilities. This Program focuses particularly on integrating the sanitary sewer management plan (SSMP) requirements and enhancing the businesses' general awareness of stormwater issues related to food service facilities.

Education remains the primary tool for preventing or stopping practices that may pollute stormwater. In FY 06-07, inspectors distributed more than 10,600 Best Management Practices (BMPs) brochures, fact sheets, posters, and other materials as part of the IND program. Generally, inspectors are very proactive in discussing stormwater issues and distributing BMPs to support educational efforts. For example, some businesses that did not have any current stormwater issues were still given BMPs by inspectors to assist the business in their efforts to keep pollution out of the storm drain system.

New and Redevelopment (NRD)

This program element is driven by the New and Redevelopment provision (also referred to as C.3) of the permit, amended in October 2001 and most recently in July 2005. This provision requires that development projects implement controls to address pollutant discharges and increased storm flows for the life of a project.

The City continues to make strides in integrating stormwater controls into development projects. Thirty-seven private development projects included in this year's report incorporated hydraulically-sized stormwater management measures. This success is the product of policy development, staff training and coordination, regional collaboration, and ongoing outreach to and collaboration with the development community.

Several policies support the advancement of stormwater management in development projects. City Policy 6-29 (entitled "Post-Construction Urban Runoff Management") was revised in August 2006 to expand implementation of stormwater treatment measures. The revisions require the implementation of post-construction BMPs and Treatment Control Measures (TCMs) and establish specific numeric sizing criteria for projects that create or replace 10,000 square feet of impervious surface. The City also updated the Parkland Dedication and Park Impact Ordinances (PDO/PIO) to create incentives for developing stormwater facilities that also serve a recreational public purpose. In addition, the City updated its Green Building Policy, requiring stronger integration of green building principles in the development of municipal buildings, including enhanced use of stormwater TCMs, appropriate site design, BMPs, and hydromodification management. Implementing stormwater treatment and hydromodification controls on smaller, infill sites in a developed urban area is much more difficult given the limited land area and the high cost of land. In addition to the project-by-project approach, the City continues to emphasize its policies that discourage sprawl and encourage increased densities. These policies have an associated water quality benefit as they reduce traffic congestion and the associated air pollution.

The City continued implementation of its expansive training program on stormwater control techniques. City staff received the information and resources needed to effectively guide and review development applications and to design public projects. Among the FY 06-07 training highlights were a two-day workshop on stormwater treatment by Dr. Gary Minton, the Program's annual training on stormwater controls, a Watershed Management Initiative Land Use Subgroup Workshop, a seminar on bioretention, a training event on pervious pavement, and a demonstration and training of the Bay Area Hydrology Model (BAHM) software. City staff were also exposed to numerous stormwater treatment products and given the opportunity to meet with vendors to ask questions and learn more about proprietary products. In addition, several trainings and presentations were given to City planners, project managers and engineers responsible for plan review of private projects and design of municipal projects.

The City continues to emphasize site design, source control, and Low Impact Development (LID) as key strategies for minimizing stormwater pollution. In addition, the City made considerable efforts to emphasize appropriate selection of landscape-based TCMs and effective operation and maintenance of BMPs.

The City conducted a pilot inspection program in FY 06-07 even though all projects constructed to-date were approved prior to numeric sizing requirements. Based on the Operation and Maintenance (O&M) Verification Program, revised in FY 05-06, City staff inspected 20 BMPs at 12 different sites utilizing the Program's standard inspection data collection form. It has been determined that as numerically-sized BMPs are installed, additional resources and coordination among departments will be necessary to ensure appropriate installation, operation, and maintenance of BMPs.

Shared walkways like this one in Willow Glen are one of many site design low impact development (LID) techniques used in the City

The City also continued to actively participate in efforts to develop analytical tools and conduct outreach on a regional basis. The City remained an active partner in the Program's development of various guidelines and tools to implement stormwater controls on development projects. In addition, the City contributed to the development of the BAHM software and produced the first draft of the Stormwater Control Plan Design Guidelines Manual for developers and City staff, which will be completed in FY 07-08. Additionally, City staff from key departments continues to provide information on new requirements and stormwater strategies to the public and the development community.

Construction Inspection (CON)

The City inspects activities at construction sites to prevent sediment and other pollutants from entering the storm sewer system. Inspectors from Public Works and Building review erosion and sediment controls as part of their routine inspections. Environmental Services supplements this

effort with limited inspection and broad enforcement follow-up. These departments also collaborate in providing outreach materials and training to the development community on appropriate best management practices.

Construction materials covered and contained to prevent runoff pollution on Lundy Avenue.

In FY 06-07, the City again focused on staff training, hosting and coordinating several training sessions for staff involved in construction inspection. The City retained a consultant that conducted two annual erosion and sediment control trainings for Building, Environmental, and Public Works construction inspectors in October 2006. The trainings were a great success and the City plans to retain the consultant again in 2007 to conduct this training. In FY 06-07, City staff also implemented a new training program to further supplement the fall annual trainings. This new program involved short, focused stormwater BMP trainings conducted during Public Works and Building inspector section meetings. Approximately 136 Public Works and Building inspectors attended one or more of these 20 training sessions. The City plans to continue these focused trainings in FY 07-08.

Additional construction inspection training occurred in FY 06-07. In December 2006, City staff attended trainings held by the Santa Clara Valley Urban Runoff Pollution Prevention Program and the Water Board for construction inspectors and project managers. City staff held an additional training in March 2007 for Public Works capital improvement project managers. These focused trainings help project managers and teams ensure erosion and sediment control measures are included on plans and specifications. Trainings have also made inspectors more vigilant in identifying and correcting problems at construction sites.

While inspection efforts are improving, site conditions still show that continued attention is necessary to ensure stormwater issues are addressed. City staff will continue their commitment to quickly identify and correct areas of concern at construction sites, thus reducing the need for elevated enforcement response and monetary penalties.

Public Streets, Roads, & Highways (PSR)

This program element is pursuant to provision C.2.a of the permit and is one of several that address municipal activities. These program elements essentially consist of BMPs being incorporated into City operations such as street repair. Training plays a key role in ensuring that staff uses the proper techniques during the course of their duties to protect water quality. For FY 06-07, this training was completed in June 2007. Session content centered on review of the Department of Transportation's BMPs and Standard Operating Procedures (SOPs) for O&M activities. Corporation Yard Stormwater Pollution Prevention Plan training was integrated into the DOT crew training in FY 06-07. Training content is directed by which work groups are

present, and the training curriculum is revised when needed to reflect new practices. On average, 91% of the employees responded that the BMPs taught were appropriate for their work.

Bermed and covered vehicle wash pad at the Central Service Yard.

Training was also conducted for Rural Public Works BMPs in accordance with provision C.5, which requires that the City employ proper techniques when conducting maintenance activities in rural areas. This standard is integrated as part of the PSR program element. The City's departments of Parks, Recreation, and Neighborhood Services; General Services; and Transportation are responsible for managing rural public works maintenance and support activities.

The City conducts an extensive Street Sweeping program, involving the sweeping of the central business district; neighborhood business districts; arterials, collectors, and bicycle lanes; and residential streets. Annually, the City sends out a calendar of the residential street sweeping schedule to each single-family dwelling, and asks neighborhood associations within the City to include reminders in their association newsletters for moving parked vehicles on street sweeping days. The City is continuing to expand the areas in which parking restrictions are required and enforced to improve the effectiveness of the street sweeping program. In FY 06-07, the enforcement area was broadened from 196 to 239 curb miles. The City anticipates expanding the areas in which parking restrictions are required and enforced for street sweeping by approximately 20 curb miles in FY 07-08.

Storm Drain System Operation & Maintenance (SDO)

Storm Drain System Operation and Maintenance is another municipal activity program element implemented in accordance with provision C.2.a of the permit. This program includes key maintenance activities that are conducted to ensure the proper function of the storm sewer system to collect and convey storm runoff. Maintenance staff training was conducted to coincide with that of the PSR program element and was completed in June 2007.

Department of Transportation crew cleaning a storm drain catch basin in a neighborhood near Almaden Lake Park

The Department of Transportation successfully implemented its annual storm drain inlet inspection and cleaning program, cleaning approximately 28,900 inlets. To date, the City has been able to achieve the more comprehensive Tier 2 level of inlet cleaning performance.

Evaluation of the data collected during inlet cleaning indicates that approximately six percent of the City's

storm drain inlets and catch basins had a problem associated with them. The key problems for stormwater protection were cars parked on catch basins; high debris (leaves, lawn clippings, dirt and other natural materials); excessive garbage (paper, bottles, cans, and other man-made waste); and pollution (concrete, antifreeze, oil, paint, etc. that appear to have been intentionally dumped into the inlet or catch basin). Maintenance staff is directed to contact Environmental Enforcement when pollution is identified. Using this information, the City directs resources to known problem areas.

Water Utilities Operations & Maintenance (WUO&M)

This program element addresses a municipal activity and is implemented in accordance with provision C.2.a. The program addresses O&M activities at the City's Municipal Water system. The key tools for implementing this program are the Water Utility Pollution Prevention Plan and staff training to ensure that proper techniques are employed during maintenance activities. The City's training program includes the annual development of a video demonstrating the implementation of BMPs for a specific work function. This year's water meter testing program was the focus of the annual program evaluation. The training activity reviewed the procedures for discharging during the process of testing water meters to ensure accuracy. It was determined that no changes in the current practices are needed.

Water System Technician taking a sample

Pesticide Management (PM)

This program element is required pursuant to provision C.9.d. of the permit. The purpose of the Pesticide Management program is to reduce the amount of pesticides in stormwater and landscape runoff. Activities include setting municipal policy, implementing proper techniques when selecting and applying pesticides on City property, staff training, public education, and City participation in regional efforts to influence regulations that affect pesticide management. In 2003, the Council adopted an Integrated Pest Management (IPM) Policy, which calls for municipal operations to incorporate IPM techniques and to reduce, phase-out, and ultimately eliminate the use of pesticides that cause impairment of surface waters.

The City has incorporated the use of IPM techniques for many years. Pesticide use on City property is based upon specific site needs. The decision to use a pesticide is determined by several factors such as site evaluation, accurate identification of the pest, site history, monitoring of thresholds, review of alternative means of control, and selection of the most favorable and effective pesticide. The City also seeks to reduce the need for pesticide usage through alternate actions such as mulching, weed barriers, proper irrigation, and selection of disease resistant plants. In many instances, plant diseases and pest problems are tolerated rather than employing any pesticides. When pesticide use is necessary, the City strives to use products that are less toxic and safer for employees, the public, and the environment.

In FY 06-07, the City continued data collection and tracking of pesticide applications on City property. This year's report contained more information for City applications than in past years,

The City began installing roosting boxes to attract bats and barn owls, which prey on pests

photo: US Bureau of Reclamation

as the City was able to successfully work with contractors to incorporate pesticide use data from Special Assessment Districts, City facilities, and Municipal Water Resources sites. Because FY 06-07 reporting captures a much wider picture of pesticide use in City operations than in previous reporting years, FY 06-07 total pesticide usages for City applications are not directly comparable to previous fiscal years' usage numbers. The City will continue collecting pesticide use data from all City sources into the future, which will increase the availability of accurate and comparable data.

City staff uses ongoing and new methods to resolve municipal pest problems with less toxic and non-chemical IPM techniques. Continued IPM methods include scraping and washing tussock moth cocoons from trees in Special Assessment Districts and applying mulch in landscapes citywide as a water-saving weed barrier. New pilot projects that have begun this year include mounting barn owl boxes in City parks to encourage predation of gophers, posting bat boxes in Community Gardens to encourage bats to roost and feast on mosquitoes and other pesky insects, and using an injection herbicide as opposed to a broadcast spray herbicide on trees when severe tussock moth infestations call for pesticide use. The City intends to continue these pilot projects in FY 07-08, as well as introducing a pilot project which will utilize grazing animals in vegetation management.

In FY 06-07, the City took a lead role in the planning process as co-host for the 3rd Annual Regional IPM Conference, which was held in November 2006 at the McEnery Convention Center in San Jose. The conference featured talented and informative speakers and attracted over 400 attendees from many diverse organizations, including industry, government, and local homeowners.

Mercury (M)

This program element is implemented pursuant to provision C.9.c of the permit. The City has continued its efforts to reduce or eliminate potential mercury discharges from municipal operations. The City purchases low mercury-containing fluorescent lamps, and spent lamps are recycled properly. In FY 06-07, the City recycled more than 61,000 feet, or over 11.5 miles, of mercury-containing spent fluorescent lamps. Residential recycling of lamps is accomplished through the City's support of the Santa Clara County's Household & Small

Mercury thermometer take-back event at the Williams Street Senior Center

Business Hazardous Waste program.

The City, in conjunction with the Bay Area Pollution Prevention Group (BAPPG), hosted three mercury thermometer take-back events, where City residents exchanged their mercury fever thermometers for non-mercury-containing digital fever thermometers. Over 1,100 mercury-containing thermometers were collected at three City-sponsored events, removing 2.3 pounds of mercury from the environment. More thermometer exchange events will take place in San José as well as the San José/Santa Clara Water Pollution Control Plant's Service Area in FY 07-08.

In addition, the City has operated and maintained a National Mercury Deposition Network (MDN) site from January 2000 through December 2006, collecting samples, recording data, and sending both to the national MDN laboratory. The City also continues its support of the San Francisco Bay Regional Monitoring Program, AB 982 Total Maximum Daily Load (TMDL) Public Advisory Group, WMI Guadalupe River Mercury TMDL Workgroup, and the Clean Estuary Partnership. The City continues its commitment to work with the Water Board and stakeholders toward TMDLs that are technically defensible and feasible for implementation.

Copper & Nickel Action Plans (CNAP)

This program element is implemented pursuant to provisions C.9.a and C.9.b of the permit, which incorporate Action Plans for copper and nickel to be implemented based on water quality monitoring results in the South Bay. The action plans include activities for which various agencies or entities assume responsibility. Only activities undertaken at the municipal level for stormwater are included in this report. Such activities have largely been integrated into other ongoing program elements but are reported as a summary for clarity. Copper and Nickel remain among the list of pollutants addressed by general and targeted outreach regarding stormwater pollution prevention.

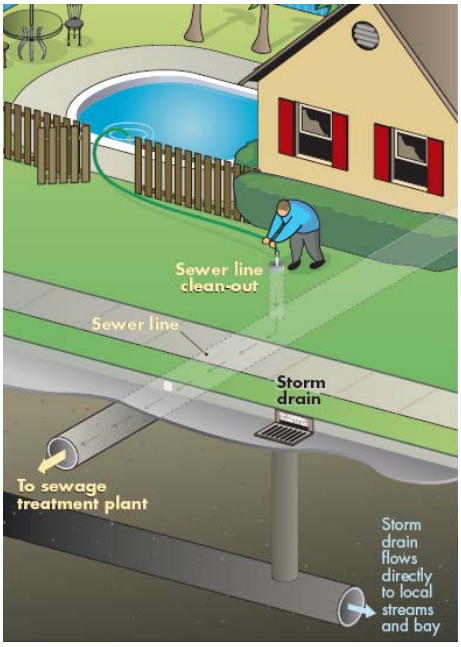

Discharge from swimming pools must be discharged into the sanitary system and not into storm drains

In the City's Industrial and Commercial Inspection program, key activities have been implemented to address copper either exclusively or among the array of potential pollutants. A fact sheet regarding rooftop sources of copper pollution was again distributed to select industrial facilities. The City also continued its "NOI Filers" project. This activity aimed to increase awareness among industrial facilities of their obligations under the State's General Industrial Activities Stormwater Permit (GIASP) by providing them with BMPs and information alerting them to the requirements. Review of this information has already been successfully incorporated into routine inspections and the City reports to the Water Board a list of facilities that have not yet filed under the GIASP.

The City provides BMP information for its residential and commercial constituents on various actions they can take to reduce or eliminate the exposure and discharge of copper from their activities. Materials are distributed via

inspection, at the City's planning and permitting offices, at outreach events, and on the City's website.

Trash (TRA)

This program element is implemented pursuant to the Program's Trash Work Plan and provision C.1 of the permit. The purpose of the Trash program is to address litter and illegal dumping that threatens to pollute urban waterways. The impetus for this program was the 2001 Water Board Staff Report recommending that all urban creeks, lakes, and shorelines be placed on a monitoring list due to the threat of trash impairment to water quality. Activities associated with the Trash program since its inception in FY 02-03 include a survey of San Jose's established trash management services and programs, identification of litter hotspots, and evaluation of ways to enhance trash management practices.

The City continued to assess high priority sites based on previous years' assessment data. Assessments were performed using one of two standard protocols selected by the Program, which are also used by all co-permittees in the Santa Clara Valley. Assessments provided information regarding the type and potential sources of trash found in and around urban creeks and offered insight into the effectiveness of existing trash management practices. The trash assessments revealed that existing trash management activities are sufficient at many locations, but that enhancements are needed in others. Sites will continue to be assessed based on their priority, and the City plans on reviewing its trash problem areas to better focus assessment work in potentially high trash-generating areas.

San José PD officer on the East bank of the Guadalupe River. Above: before and Below: after weekend encampment clean-up

The City continues to try to maximize existing resources to address trash problem areas throughout the City. The City contributes significant resources to perform illegal encampment clean-ups one weekend per month. This informal partnership with the Santa Clara Valley Water District is a vital service, removing tons of debris from City creeks. Enforcement inspectors contact property owners to ensure clean up and/or prevent trash from re-accumulating. The City also participates in the Silicon Valley Anti-Litter Campaign, and is exploring long-term illegal encampment solutions with the County's Blue Ribbon Commission on Housing and Homeless Issues.

The City of San José and the Santa Clara Valley Water District (District) continued efforts associated with the Memorandum of Agreement for Trash Prevention and Removal (Trash MOA), which began in FY 04-05. Partnered clean-up projects on the Coyote Creek and Los

Gatos Creek were the highlight of FY 06-07 activities. The Trash MOA calls for three partnered clean-up projects each calendar year that are intended to take place at locations that fall outside the normal scope of operations of the City and District. During this reporting period, partnered clean-up projects occurred on Coyote Creek and Los Gatos Creek. An estimated total of 16 tons of debris was removed in FY 06-07, a four-fold increase from FY 05-06. Over half of the debris was removed from one site, highlighting well the value of this collaboration.

In addition, the City is investigating structural trash management controls. In FY 06-07, the City started identifying ways to enhance existing trash management practices, including the piloting of structural trash controls like catch basin inserts. A small number of catch basin inserts will be installed in FY 07-08 as part of a structural trash management pilot program.

Monitoring (MON)

Program staff monitoring Calabazas Creek

Monitoring activities required in the stormwater permit are generally implemented at the Program level. However, the City participates directly in monitoring activities region-wide, including the San Francisco Bay Regional Monitoring Program through participation in the Sources, Pathways and Loadings Workgroup and Technical Committee, SCVURPPP Multi-year Monitoring Program, various regional and Program-focused investigations of pollutants and sources to the storm drain system, and special studies in support of TMDLs.

This year, City staff actively participated in planning and reviewing activities for the Regional Monitoring Program (RMP), serving as chair of the RMP Technical Committee and members of the Sources, Pathways and Loadings workgroup. Financial support for the RMP has continued since its inception. City staff also serve on the Guadalupe Mercury TMDL Workgroup, representing the City and the Watershed Management Initiative's Watershed Assessment and Monitoring Subgroup. The City reviewed special study reports and provided in-kind services in support of the Guadalupe Mercury TMDL.

Municipal Compliance (MC)

This program element summarizes the City's efforts to train City staff on pollution prevention practices and to ensure that City facilities comply with stormwater requirements. In FY 06-07, the City held more than 96 sessions on various topics to ensure that City staff received training on procedures and issues related to stormwater programs. The City retained a consultant that conducted the annual erosion and sediment

Public Works Landscape Architect speaking at the annual erosion and sediment control training for Capitol Improvement Project managers

control training for Building, Environmental, and Public Works construction inspectors. The training was a great success and the City will retain the consultant to conduct this training again in 2007. Trainings continued on the implementation of the New and Redevelopment (C.3) requirements with a strong focus on hydromodification sizing measures for engineers, site visits for planners, and presentations to City staff on how to maintain permanent BMPs during and after construction.

To ensure stormwater compliance at City properties, Corporation Yards were routinely inspected for stormwater permit compliance. An annual inspection was conducted at each of the six Yards during the first quarter of 2007. Three hazardous material inspections at each of the Yards and the Municipal Garage, which include stormwater issues, were also conducted over the course of FY 06-07. The Corporation Yards' Pollution Prevention Team (P2 Team) met in FY 06-07 to review and update Yard Stormwater Pollution Prevention Plans (SWPPPs), assess the Yards for current stormwater best management practices (BMPs) in use, and assist in implementing the SWPPPs (e.g., training). SWPPP revisions for two of the Yards (Central and Municipal Garage) were drafted in FY 06-07 and are currently under review. Also, SWPPP training was conducted at all of the Yards in June 2007. On average, 90% of the employees responded that the BMPs taught were appropriate for their work. The combination of site inspections and the semi-annual meetings appears to be working well. The concerns identified in the Yards' inspection reports are usually minor and resolved swiftly.

Public Information / Participation (PIP)

This program is implemented in accordance with provision C.4 and includes general outreach, targeted outreach, educational programs, and public participation activities. The City has a robust and broad-based public information and public participation program, utilizing many different outreach methods to best deliver stormwater pollution prevention and watershed protection messages. Conducting outreach to the community and providing opportunities for participation in water quality protection activities are critical to evoking the behavior changes needed to manage stormwater quality. They are also important for garnering the support needed to continue and expand services and programs.

Environmental Specialist educating 3rd graders at the Water Wizards Festival

The City participates in and supports a wide variety of stormwater outreach and education activities, including many in collaboration with other local and regional agencies. Highlights for FY 06-07 include: participation in dozens of community events; providing access and supplies for multiple creek clean-up sites; training sessions for developers on construction requirements; and launching of the San José Go Green Schools program. Outreach continues to be a vital tool for inspectors, allowing for direct education of polluters and potential polluters. Education is the first step in the City's Enforcement Response Plan. Educating the youth of San José continues to be a priority, with multiple programs targeting students, teachers, administrators, and school communities with watershed education and green practices.

The City also actively supports Program-wide outreach and education activities, including IPM outreach, Mercury outreach, and the Watershed Watch campaign. Coordinating outreach activities with the Program and Bay Area-wide efforts enables the City to deliver some of its pollution prevention messages more effectively and at reduced cost.

Permit Reapplication

The City's current NPDES permit was adopted in February 2001 for a five-year period. The permit was amended in October 2001 and July 2005, with both amendments relating to the New and Redevelopment stormwater treatment and hydromodification provision, also known as Provision C.3. The permit has been administratively extended since February 2006, pending the adoption of the Bay Area-wide Municipal Regional Permit.

Urban Runoff staff evaluating the draft Municipal Regional Permit

In late 2005, the Water Board embarked on a multi-stakeholder process to craft an NPDES permit, called the Municipal Regional Permit (MRP) that would apply to all municipal stormwater dischargers in the Bay Area. In the past, NPDES permits were issued separately to Bay Area stormwater programs with staggered adoption dates, which often resulted in uneven and inequitable requirements.

City staff has dedicated numerous hours analyzing MRP drafts, briefing stakeholders, and preparing responses to the drafts. Staff has also participated in the steering and stakeholder meetings convened by Water Board staff. City staff will continue to participate in the MRP process through the Program, BASMAA, and individually as a City. The Water Board is expected to adopt the MRP in 2008.

Conclusion

The City of San José is committed to managing and protecting stormwater quality and dedicates significant resources to a variety of activities designed to address stormwater quality issues. The City actively participates in many local and regional efforts designed to leverage the most value for its resources and citizens. The City strives to be a leader in watershed protection, and continues to meet or exceed its permit-mandated obligations. Future fiscal years will bring new challenges, but the City is actively positioning itself to best meet these challenges and maintain the high quality of service its constituents expect.

National River Clean-up Day volunteers from San José High, who have cleaned their section of Coyote Creek for two years

Certification Statement

City of San José
FY 2006-2007 ANNUAL REPORT

Certification Statement

"I certify, under penalty of law, that this document and all attachments were prepared under my direction or supervision in accordance with a system designed to ensure that qualified personnel properly gather and evaluate the information submitted. Based on my inquiry of the person or persons who manage the system, or those persons directly responsible for gathering the information, the information submitted, is, to the best of my knowledge and belief, true, accurate, and complete. I am aware that there are significant penalties for submitting false information, including the possibility of fine and imprisonment for knowing violations."

Signature by Duly Authorized Representative:

MELODY TOVAR, P.E.
Deputy Director
Environmental Services Department
Watershed Protection

1. ICID: Illicit Connection / Illegal Discharge Inspection

1.A ICID Work Plan Self Evaluation Matrix

ITEM NO.	ACTIVITY	COMPLIANCE DATE	FY 06-07 STATUS	RESPONSIBLE PARTY
ICID 1	**Response to Complaints** The City of San José will respond to complaints regarding ICID dumping activities into the storm drain system and will ensure that the activity has ceased or is an allowable discharge**.**			
ICID 1.A	Update database system to track ICID complaint information.	Done FY 02-03	Done FY 02-03.	ESD-WE
ICID 1.B.1	Document to RWQCB annually the number of ICID complaints that City received, & that activity has ceased or is an allowable discharge.	Annually	Done FY 06-07. See 1.D: *ICID Summary Tables/ Additional Information*.	ESD-WE
ICID 1.B.2	Prepare draft complaint activity data tables to review trends and to facilitate timely evaluation of the data.	FY 06-07, Q3	Done FY 06-07.	ESD-WE
ICID 1.C	Document to the RWQCB annually follow-up activities from each ICID complaint response. (Table 1 in the Annual Report)	Annually	Done FY 06-07. See 1.D: *ICID Summary Tables/ Additional Information*.	ESD-WE
ICID 1.D	Review effectiveness of standard operating procedures for responding to ICID complaints.	Annually	Done FY 06-07. Current procedures are working well.	ESD-WE
ICID 1.D.2	Refine and implement standard operating procedures for responding to ICID complaints/referrals.	Ongoing	Done FY 06-07. Current procedures are working well.	ESD-WE
ICID 1.E	Work with SCVURPPP to refine administrative procedure for providing referrals to the Regional Board.	03/01/05	Pending activity by Program ICID AHTG.	ESD-WE, Program
ICID 1.F	Revise standard operating procedures to incorporate results of ICID 1E.	03/01/05	Pending completion of ICID 1E.	ESD-WE, Program
ICID 2	**Investigations** The City of San José will conduct investigations of high priority areas. High Priority is defined as areas with a high potential for non-stormwater discharges to the City's collection system.			
ICID 2.A	Identify high priority areas, primary types & sources of ICID pollution based on complaints, historical inspection records, inspector knowledge and monitoring information.	Annually	Done FY 06-07. Priority areas based on complaints received. All complaints are investigated.	ESD-WE
ICID 2.A.1	Perform GIS analysis on frequently occurring ICID sources and/or types.	FY 03-04	Done FY 05-06. See 1.D: *ICID Summary Tables/ Additional Information*.	ESD-UR
ICID 2.A.2	Perform outreach in Zip Codes 95116 and 95123 targeting vehicle and equipment leaking and dumping and non-hazardous incidents.	FY 06-07	Done FY 06-07. See 1.B: *ICID Program Evaluation, Targeted Outreach.*	ESD-UR & WE
ICID 2.B	Conduct investigations of high priority areas based on ICID 2A.	Ongoing	Done FY 06-07. See 1.D: *ICID Summary Tables/ Additional Information*. Additionally, staff conducted	ESD-WE

ITEM NO.	ACTIVITY	COMPLIANCE DATE	FY 06-07 STATUS	RESPONSIBLE PARTY
			outreach efforts in business areas that had consistent ICID complaints.	
ICID 2.C	Document to the RWQCB that high priority areas have been conducted, per Table 2 in revised reporting format.	Annually	Done FY 06-07. See 1.D: *ICID Summary Tables/ Additional Information*.	ESD-WE
ICID 3	**Inspector Training** The City of San José will ensure that ICID inspectors are adequately trained in inspection procedures, documentation, and enforcement related to stormwater pollution prevention.			
ICID 3.A	Conduct annual training for ICID inspectors.	Annually	Done FY 06-07. See 13.D: *Municipal Employee Training Summary* for details.	ESD-WE
ICID 3.B	Provide and document on-the-job training and other training opportunities, such as inspection workshops.	Annually	Done FY 06-07. See 13.D: *Municipal Employee Training Summary* for details.	ESD-WE
ICID 3.C	Review inspection training protocols to identify new training opportunities, approaches, and materials.	Annually	Done FY 06-07. During annual reviews and during the budget cycle ESD annually reviews the training and material needs for each inspector and the Watershed Enforcement section as a whole.	ESD-WE
ICID 4	**Outreach and Technology Transfer** The City of San José will distribute outreach and technology transfer material containing applicable control measures and/or BMPs to target parties responsible for ICID activities.			
ICID 4.A	Develop and/or modify existing outreach material, as needed, based on report developed under ICID 4B	Ongoing, as needed.	Done FY 06-07. A new used motor oil recycling card was developed to show residents how to set out their oil for recycling so it won't spill into the stormdrain. This piece was developed in English, Spanish, and Vietnamese, and it will be ready for distribution in July 2007. Also, an FAQ sheet on illegal dumping, with contact information, was developed for distribution at SNI Neighborhood Association meetings. See 14.D: *PIP Activities* for details on ICID outreach.	ESD-WE/Marcom
ICID 4.B	Determine need for new outreach and technology transfer material by getting feedback from inspectors regarding 1) continuing problem activities 2) discharge types and 3) monitoring and complaint data, 4) usefulness of existing outreach and technology transfer material.	Ongoing	Done FY 06-07. Feedback from inspectors is collected during regular staff meetings. Needs are identified and responded to as priorities and budget allow.	ESD-WE and UR
ICID 4.C	Document to RWQCB that outreach technology transfer material and/ or BMPs have been distributed; tracked in Urban Runoff database.	Annually	See 14.D: *PIP Activities* Table for a count of outreach and technology transfer materials distributed as part of inspection activities.	ESD-UR
ICID 4.D	Develop and implement standard operating procedures to gather customer feedback on ICID services.	Development Done FY 02-03 Implementation Ongoing	Done FY 06-07. Customer feedback cards are routinely distributed to ICID complainants. See Section 14 A, Item PIP 2.B 1 for details.	ESD-WE

ITEM NO.	ACTIVITY	COMPLIANCE DATE	FY 06-07 STATUS	RESPONSIBLE PARTY
ICID 5	**SOPs Effectiveness Evaluation** The City of San José's Watershed Enforcement staff will review and evaluate the effectiveness of its SOPs in responding to complaints regarding illicit connections and illegal discharge dumping activities into the storm drain system.			
ICID 5.A	Document and evaluate effectiveness of SOPs.	Annually	Done FY 06-07 and ongoing.	ESD-WE
ICID 5.B	In Annual Report, document and evaluate what worked well and what needs improvement.	Annually	Done FY 06-07. See 1.B: *ICID Program Evaluation*.	ESD-WE

1.B ICID Program Evaluation

The City's Environmental Services Department (ESD) responds to complaints regarding illegal discharges or threats of discharge to the storm sewer system. The total number of incidents decreased from 792 last year to 672 this year. Figure 1 illustrates the distribution of ICID incident types for residential, commercial, industrial, automotive, food, construction, and public facilities. The number of incidents at residential, automotive, public, and food facilities remained about the same as past years, while the number of incidents at commercial, industrial, and construction locations decreased. The drop in incidents at commercial, industrial, and construction sites may be due to increased inspections and outreach to site managers. Residential incidents continue to be most frequent, and the most common types of violation are vehicle-related. Other significant types of violations include oil and grease at food facilities, tracking soil, dumping, paint, and cement.

Vehicle and equipment leaking is at 94 incidents, down from 107 reported last year, though this type of incident continues to be the leading type of incident reported in residential areas. Residential areas lead the total number of complaints at 341, or 51% of total complaints. The high number of complaints in residential areas as shown in Figure 2 may be explained by the increased residential awareness and the fact that over 34% of the City's land area is used for residential purposes versus 15% for commercial and industrial uses combined. Open space, roads, baylands and schools generally account for the remaining land area in San Jose.

Oil and grease issues continue to be the leading complaint at food facilities. To better address this issue, the City expanded the food service facility inspections to more comprehensively address Fats, Oils and Grease (FOG) in FY 06-07. The City's FOG Program is a trained inspection group that is extremely knowledgeable about Fats, Oils, and Grease and works with food service facilities to reduce the number of grease related incidents. Please see IND section for details.

The number of construction-related incidents is lower than last year, with 73 reported in FY 05-06 versus 44 this year. Construction incidents have decreased due to ongoing and more consistent inspections of construction sites by City staff during the wet season. These inspections were more detailed and better coordinated among ESD, PW, and PBCE than in past years, and the inspectors worked proactively to prevent storm water pollution at construction sites. Please see CON section for details.

The number of commercial and industrial ICID incidents decreased from 228 and 32, respectively, in FY 05-06 to 177 and 4 in FY 06-07. This decrease in commercial and industrial incidents may be attributed to the increase in inspections, resources, and outreach to local businesses by ESD environmental inspectors, who have made special efforts to educate property owners and managers on BMPs and protection of stormwater quality. ESD staff will continue to monitor these results throughout the next few years.

Targeted Outreach

In an effort to reduce the amount of illegal dumping and encourage pollution-free vehicle maintenance techniques, City staff continues to conduct targeted outreach. In FY 06-07, City staff analyzed the record of calls from the previous fiscal year, mapping ICID calls to zip codes throughout the City. The City then directed outreach to Strong Neighborhood Initiate (SNI) areas that exhibited a high number of residential complaints during the previous fiscal year. The Strong Neighborhoods Initiative is a City program designed to build strong neighborhoods by developing community leadership and working collaboratively with residents to achieve the delivery of City services and neighborhood priorities. In FY 06-07, City staff conducted outreach to six neighborhoods through a combination of direct outreach at five community meetings and an ICID education article for one neighborhood newsletter. The neighborhood groups gladly accepted the distributed information and usually asked questions of the City staff concerning ICID and associated environmental issues. In FY 07-08, the City plans to conduct ICID outreach in eight additional communities.

To help reduce the ICID complaints from food facilities and construction sites, two initiatives are underway. The FOG program will continue its outreach to local food facilities, which over time should correspond with a drop in ICID complaints related to oils and grease. Additionally, in an effort to discourage the occurrence of and draw attention to potential soil tracking at construction sites, the City will pilot highly visible signs to be fence-mounted at building sites which alert readers to report to the City any mud that they may see on the street. Any trends will be monitored for continuous program improvement.

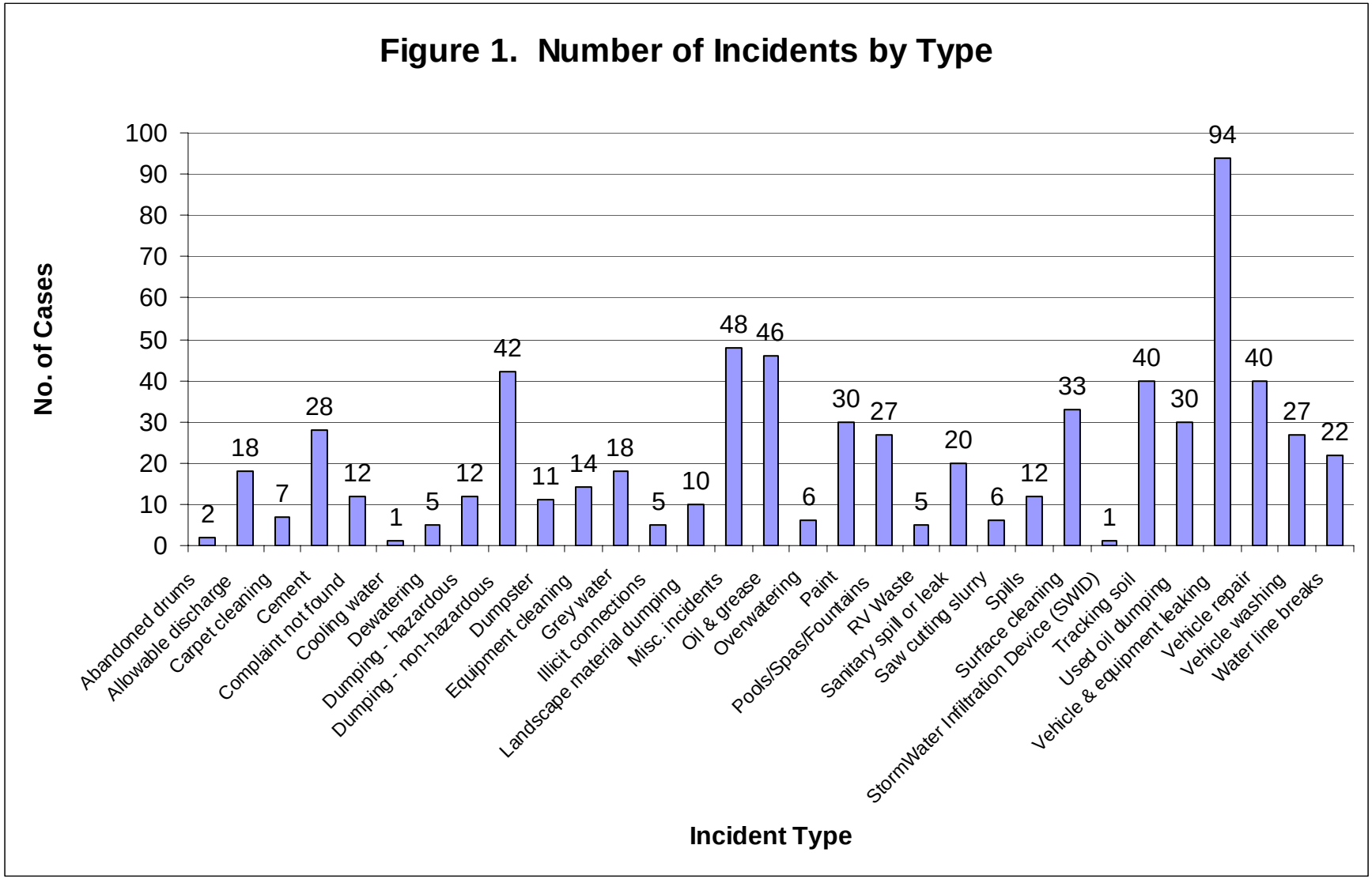

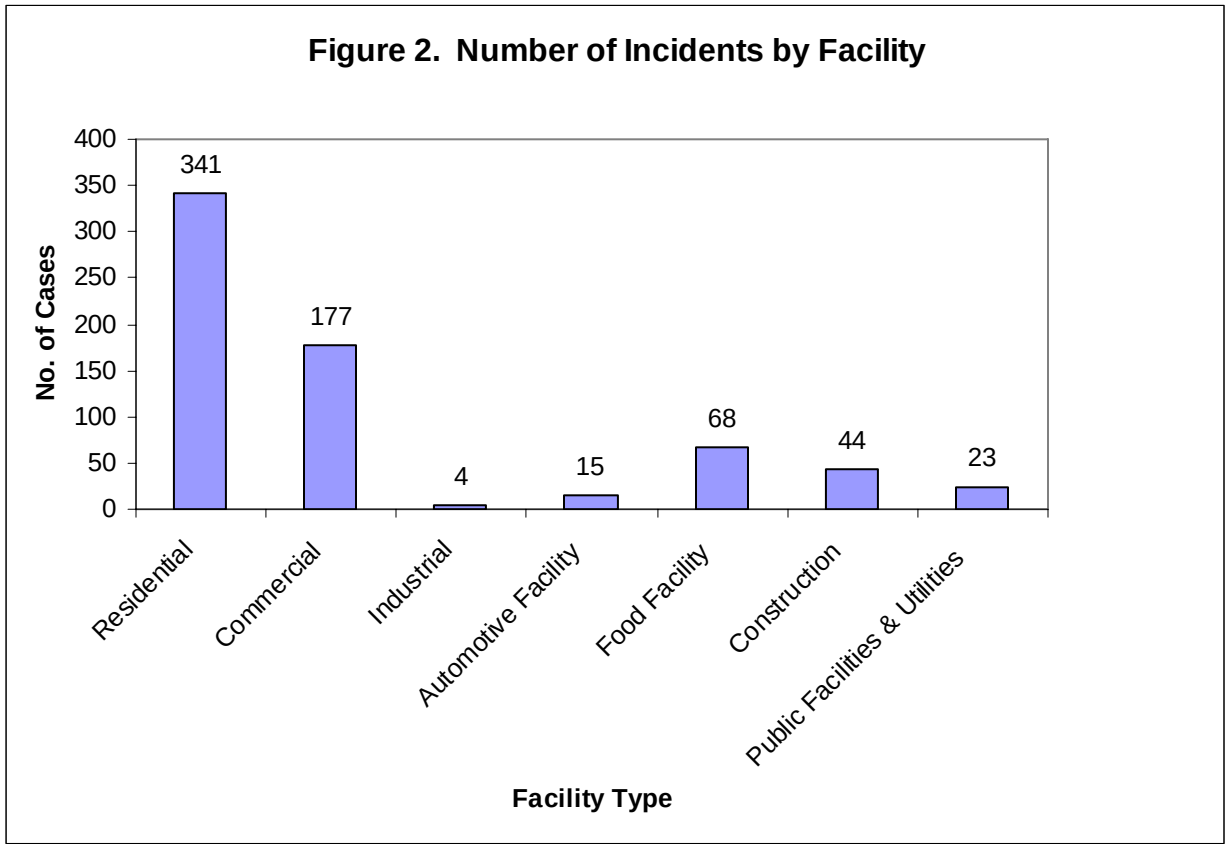

1.C ICID Response to Water Board Comments

No comments received from Water Board on this Program Element.

1.D ICID Summary Tables / Additional Information

Incident Types by Potential Source of Incident

Incident Type	Residential	Commercial	Industrial	Automotive Facility	Food Facility	Construction	Public Facilities & Utilities	Totals
Abandoned Drums		2						2
Allowable discharge	5	6			1	3	3	18
Carpet cleaning	3	4						7
Cement	16	4				6	2	28
Complaint not found	6	3			1		2	12
Cooling Water		1						1
Dewatering	1	2				2		5
Dumping - hazardous	8	2		1			1	12
Dumping - non-hazardous	14	12			9	2	5	42
Dumpster	1	5			5			11
Equipment cleaning	1	7			4	2		14
Grey water	7	8			3			18
Illicit connections	2	2	1					5
Landscape material dumping	8	1				1		10
Misc. incidents	18	18			1	7	4	48
Oil & grease	5	6			34		1	46
Overwatering	4	1	1					6
Paint	22	6				1	1	30
Pools/Spas/Fountains	26	1						27
RV Waste	4	1						5
Sanitary spill or leak	11	7			2			20
Saw cutting slurry	2	3				1		6
Spills	4	6		1		1		12
Surface cleaning	6	19	1	1	6			33
Storm water infiltration device (SWID)					1			1
Tracking soil	15	6	1			17	1	40
Used oil dumping	25	2		1	1		1	30
Vehicle & equipment leaking	82	10					2	94
Vehicle repair	33	5		2				40
Vehicle washing	5	13		9				27

Incident Type	Residential	Commercial	Industrial	Automotive Facility	Food Facility	Construction	Public Facilities & Utilities	Totals
Water line breaks	7	14				1		22
Totals	***341***	***177***	***4***	***15***	***68***	***44***	***23***	***672***

Workload Summary

Workload	06-07	05-06	04-05	03-04	02-03	Definitions
Total Cases Received	672	792	829	716	925	ICID complaints received in fiscal year. Effective FY 04-05, this category excludes complaints redirected to other agencies.
Investigations	1,024	1,359	1,359	939	1,926	Total number of inspections for cases received in fiscal year, including initial and follow up inspections.
Total Cases Investigated	711	--	--	--	--	Cases investigated and closed in fiscal year including any carry-over cases from previous years.
Total Investigations	1,097	--	--	--	--	Total number of inspections for cases investigated in fiscal year, including initial and follow up inspections.
Carry-Over Cases	0	57	53	102	87	The number of cases still open at the end of fiscal year. In FY 06-07 data was cleansed to confirm all carry-over cases and close ones that were reflected here. Some of these cases in past years were erroneously carried-over and have been properly closed.

Complainant Source Summary

# Cases Received in 06-07 By Complainant Source	06-07	05-06	04-05	03-04	02-03	Definitions
ICID Inspectors	253	311	306	237	419	Any employee of the City of San José, including Environmental Services Department staff
Other Agency	39	46	33	19	29	Any government agency other than the City of San José
Citizen Complaints	362	436	434	359	476	Any person residing or working in the City of San José
Other	18	2	56	101	1	Any complainant that is not included in the above source types
Total	672	792	829	716	925	
How Complainants Heard about Program (PIP)	**06-07**	**05-06**	**04-05**	**03-04**	**02-03**	**Definitions**
City Operator/411	35	44	25	21	--	
Complainant is a City Employee	262	312	311	202	--	
Have filed complaint before	36	56	41	50	--	
N/A	172	130	197	211	--	
Other	107	171	187	169	--	
Outside Agency	37	38	25	20	--	
Preprinted Literature	2	4	--	--	--	
Storm Drain Stencil	21	37	43	43	--	
Total	672	792	829	716	--	

Enforcement Summary

Total Enforcement Actions Taken for ALL investigated cases*	06-07	05-06	04-05	03-04	02-03	Definitions
Total BMPS	1,109	1,730	1,054	1,061	1,726	Total Number of BMPS Distributed
Verbal Notice	309	230	285	173	334	Verbal warning providing information for corrective actions
Warning Notice	297	510	357	234	375	Written letter providing information for corrective actions (In San José this is an Official Warning Notice.)
Administrative Action	0	N/A	N/A	0	0	Official letter describing requirements and consequences (a Compliance Order in San José, which is no longer used.)
Administrative Action with Penalty &/or Fine	13	24	12	6	12	Administrative actions, including fines (In San José this is an Administrative Citation.)
Criminal Action	0	0	0	0	0	Legal actions
Referral for Enforcement	0	0	0	0	0	Refer case to agency with enforcement powers
Referral for other reason	0	0	24	1	105	Refer case to internal or external agency for clean-up, information or jurisdictional reasons
Cases by #Inspections*	**06-07**	**05-06**	**04-05**	**03-04**		**Definitions**
One Inspection	443	405	485	530		Number of Cases requiring one total inspection to achieve compliance
Two Inspections	190	259	241	160		Number of Cases requiring two total inspections to achieve compliance
Three Inspections	55	101	62	17		Number of Cases requiring three total inspections to achieve compliance
Four Inspections	10	14	27	2		Number of Cases requiring four total inspections to achieve compliance
Five or More Inspections	13	13	14	6		Number of Cases requiring five or more total inspections to achieve compliance
Total	711	792	829	716		
Cases by Highest Level of Enforcement Action*	**06-07**	**05-06**	**04-05**	**03-04**		**Definitions**
No Enforcement Action	212	175	279	83		Cases with no Enforcement Action taken
BMP Distribution	58	67	93	129		Cases with BMPs Distributed as the highest Enforcement Action to achieve compliance
Verbal Notice	196	125	155	310		Cases with Verbal Notice as the highest Enforcement Action to achieve compliance
Warning Notice	234	408	290	190		Cases with Warning Notice as the highest Enforcement Action to achieve compliance
Administrative Citation	11	17	12	4		Cases with Administrative Citation as the highest Enforcement Action to achieve compliance
Criminal Action	0	0	0	0		Cases with Criminal Action as the highest Enforcement Action to achieve compliance
Total	711	792	829	716		

* Beginning in 06-07 these numbers are reflective of the total number of cases investigated and closed during the fiscal year

2. IND: Industrial & Commercial Discharges

2.A IND Work Plan Self Evaluation Matrix

ITEM NO.	ACTIVITY	COMPLIANCE DATE	FY 06-07 STATUS	RESPONSIBLE PARTY
IND 1	**Notice of Intent (NOI) Filers** The City of San José will conduct inspections of those facilities that have filed an NOI with the State and appear on a list provided by the State.			
IND 1.A	Annually, obtain NOI filer database from State with annual information, review information and identify new NOI facilities for inspection next year.	Annually	Done FY 06-07.	ESD-WE
IND 1.B	Conduct and document initial inspections of NOI Filers within one year using the inspector checklist form to determine exposure and assign a future inspection frequency to each facility accordingly. Document whether the facility had submitted an NOI, and whether a SWPPP and a SWMP were on site.	Ongoing	Done FY 06-07 and ongoing. See 2.D: *IND Summary Tables/Additional Information*.	ESD-WE
IND 1.C	Conduct & document annual inspections of facilities determined to have exposure in accordance with inspection frequency schedule.	Ongoing	Done FY 06-07 and ongoing. See 2.D: *IND Summary Tables/Additional Information.*	ESD-WE
IND 1.D	Conduct & document inspections of facilities determined to have exposure in accordance with inspection frequency schedule.	Ongoing	Done FY 06-07 and ongoing. See 2.D: *IND Summary Tables/Additional Information*.	ESD-WE
IND 1.E	Maintain the database to track the inspection information from the inspector checklist and to include all NOI filer SIC codes required by the Industrial Activities Stormwater General Permit.	Ongoing	Done FY 06-07and ongoing.	ESD-WE
IND 2	**Non-Filer Investigations** The City of San José will inspect industrial facilities that may be subject to general permit requirements but are not found on the NOI filer list provided by the State.			
IND 2.A	Identify industrial facilities that conduct activities with the SIC codes listed in the IND SOPs.	Annually	Done July 2006: Determined the Inspection schedule for the year based on the IND SOP.	ESD-WE
IND 2.B	Develop a list of facilities targeted for inspection during upcoming year that may be subject to general permit requirements for NOI based on business licenses, etc.	Annually	Done, July 2006: Determined the Inspection schedule for the year based on the IND SOP.	ESD-WE
IND 2.C	Conduct and document initial inspections of industrial facilities with the SIC codes listed referenced in IND 2A, using the inspector checklist form to document whether the facility "has exposure" or "no washing/no service" facility, whether the facility had submitted an NOI, and whether a SWPPP and a SWMP were on site. Maintain database.	Ongoing	Done FY 06-07 and ongoing. See 2.D: *IND Summary Tables/Additional Information.*	ESD-WE
IND 2.D	Conduct and document annual inspections of facilities	Ongoing	Done FY 06-07 and ongoing. See 2.D: *IND Summary*	ESD-WE

ITEM NO.	ACTIVITY	COMPLIANCE DATE	FY 06-07 STATUS	RESPONSIBLE PARTY
	determined to be Significant Facilities in accordance with implementation schedule. Add the facility to appropriate database(s) and assign an inspection frequency. If the facility inspected is determined to need to file an NOI and is not able to provide an NOI, SWPPP or SWMP, refer to the Water Board.		*Tables/Additional Information.*	
IND 2.E	Work with the Program's Industrial Inspection Ad Hoc TG on an Administrative procedure for providing referrals to the Regional Board and document providing referrals to the Regional Board for facilities with significant problems.	Pending Implementation by Program	Pending activity by Program IND AHTG.	ESD-WE
IND 3	**City Regulated Facilities** The City of San José will conduct inspections of City Regulated facilities as identified below: Food Service Facilities: 2 or more AOCs* over a rolling three year time period - Every year 1 AOC over a rolling three year time period – Every two (2) years 0 AOCs over a rolling three year time period - Every three (3) years All other City-regulated Facilities: 2 or more AOCs* over a rolling five year time period – Every year 1 AOC over a rolling five year time period – Every two (2) years 0 AOCs over a rolling five year time period but have exposure – Every five (5) years 0 AOCs over a rolling five year time period with no exposure or potential for exposure – No further inspections Facilities for which a referral or ICID complaint is received: As soon as practicable for violations and every year until they meet the above criteria.			
IND 3.A	Determine industrial/commercial facilities identified in the IND SOPs	Annually Q1	Done, July 2006: Determined the Inspection schedule for the year based on the IND SOP.	ESD-WE
IND 3.B	Conduct and document inspections of City Regulated facilities, other than food service facilities, at least once every five (5) years in accordance with the inspection frequency schedule. If determined to have no impact or no potential for pollution, will not be scheduled for future inspection.	Ongoing	Done FY 06-07 and ongoing. See 2.D: *IND Summary Tables/Additional Information.*	ESD-WE
IND 3.C	Conduct and document inspections of City Regulated food service facilities at least once every three (3) years. Initial approved performance standards require inspections every three years. If determined to have no impact or no potential for pollution, will not be scheduled for future inspection.	Ongoing	Done FY 06-07 and ongoing. See 2.D: *IND Summary Tables/Additional Information.*	ESD-WE
IND 3.D	Conduct and document inspections for which a referral or complaint was received within five days of complaint received and second inspection within one year.	Ongoing	Done FY 06-07 and ongoing. See 2.D: *IND Summary Tables/Additional Information.*	ESD-WE
IND 3.E	Develop a database to track the inspection information	Done FY 02-03	Done FY 02-03.	ESD-WE

ITEM NO.	ACTIVITY	COMPLIANCE DATE	FY 06-07 STATUS	RESPONSIBLE PARTY
	from the inspector facility inspection report.			
IND 3.E.1	Implement new Environmental Enforcement Data Management System.	Done FY 03-04	Done FY 03-04.	
IND 3.E.2	Prepare draft data inspection tables to review data trends and to facilitate timely evaluation of the data.	Q3, FY 06-07	Done FY 06-07	ESD-WE
IND 3.F	Maintain database to track inspection information from inspector facility inspection report and to include new industrial program categories.	Done FY 03-04	Done FY 03-04.	ESD-WE
IND 3.G	For B, C, D, and E, collect information during inspections on the potential for stormwater pollution at City Regulated facilities in order to determine the appropriate inspection frequency for the various facilities.	Ongoing	Done FY 06-07 and ongoing. Areas of Concern (AOC) determine inspection frequency. AOCs are identified during inspection.	ESD-WE
IND 3.H	Develop an inspection frequency plan to track frequency of inspections. Implement & update, as needed, the inspection frequency plan.	Done FY 01-02 Implementation Ongoing Updated as Needed	Done FY 01-02 and ongoing. Areas of Concern (AOC) determine inspection frequency. AOCs are identified during inspection.	ESD-WE
IND 4	**Compliance** The City of San José will conduct industrial/commercial inspections to determine the existence of discharges or threatened discharges, which are illegal under local ordinances. The facility operator will be notified of observed areas of concern to be corrected and/or if official action on violations is necessary, it will take place under local enforcement procedures.			
IND 4.A	Document facilities that have enforcement actions, and the type of enforcement actions, conducted for the existence of discharges or threatened discharges that are illegal under local ordinances.	Ongoing	Done FY 06-07 and ongoing. See 2.D: *IND Summary Tables/Additional Information.*	ESD-WE
IND 5	**Training** The City of San José will ensure that industrial/commercial inspectors are adequately trained in inspection procedures, documentation, and enforcement related to stormwater pollution prevention.			
IND 5.A	Conduct annual training for IND inspectors.	Annually Q1	Done FY 06-07. See 13.D: *Municipal Employee Training Summary* for details.	ESD-WE
IND 5.B	Maintain a training plan and provide and document on-the-job training and other training opportunities such as industrial/commercial inspection workshops.	Ongoing	Done FY 06-07 and ongoing. See 13.D: *Municipal Employee Training Summary* for details.	ESD-WE
IND 5.C	Review inspection training protocols to identify new training opportunities, approaches, and materials.	Ongoing	Done FY 06-07 and ongoing. See 13.D: *Municipal Employee Training Summary* for details.	ESD-WE
IND 6	**Outreach** The City of San José will help develop and distribute outreach and technology transfer material containing applicable control measures and/or BMPs to industrial/commercial facility operators responsible for IND activities.			
IND 6.A	Identify and list existing outreach and technology	Annually	Done FY 06-07. Outreach materials are listed in Appendix	ESD-UR

ITEM NO.	ACTIVITY	COMPLIANCE DATE	FY 06-07 STATUS	RESPONSIBLE PARTY
	transfer material.		A of the City's URMP.	
IND 6.B	Distribute applicable outreach and technology transfer material to industrial/commercial facility operators. Document to the Water Board that outreach and technology transfer material and/or BMPs have been distributed, as needed, to industrial/commercial facility operators.	Distribution Ongoing	Done FY 06-07 and ongoing. See 14.D: *Outreach Materials Distributed* for a count of outreach and technology transfer materials distributed as part of Inspection activities.	ESD-UR
IND 6.B	Determine usefulness of outreach and technology transfer materials by obtaining feedback from industrial/ commercial facilities. Obtain feedback from inspectors about the effectiveness of existing outreach and technology transfer material.	As Needed	Done FY 06-07. Feedback from inspectors is collected during regular staff meetings. Needs are identified and responded to as priorities and budget allow.	ESD-UR
IND 7	**NOI Filers Effectiveness Evaluation** The City of San José's Watershed Enforcement staff will review and evaluate the effectiveness of its NOI Filers inspections procedures and database tracking system.			
IND 7.A	In the Annual Report document and evaluate the effectiveness of NOI Filers inspection procedures.	Annually	Done FY 06-07. NOI filers are inspected in a similar manner as all facilities. These procedures were updated to include a better mechanism for determining whether a facility needs to file for an NOI if conditional.	ESD-WE
IND 7.B	In the Annual Report document and evaluate the effectiveness of the NOI Filers database tracking system.	Annually	Done FY 06-07. The NOI filer database tracking system identifies whether facilities are conditional or not and includes a special button for indicating if there is any potential for exposure.	ESD-WE
IND 7.C	In the Annual Report document and evaluate what worked well and what needs improvement.	Annually	Done FY 06-07. See 2.D: *IND Summary Tables/Additional Information.*	ESD-WE

2.B IND Program Evaluation

The goal of the IND Program Element is to reduce storm drain pollution from commercial and industrial facilities through inspection. The Environmental Enforcement Section of the Watershed Protection Division is primarily responsible for inspecting almost 4,000 businesses in San José each year.

As shown in Table 2.D, FY 06-07 marked the return to a normal growth rate of City business license applications. Additionally, after extensive data review of the City's EEDMS database, the total number of facilities subject to inspection was corrected. The elimination of duplicate business licenses and closed businesses within the database brought the total facilities subject to inspection in FY 06-07 to 8,936. Even so, the total inventory of facilities in the City subject to inspection has more than doubled over the last five years, from 3,943 facilities in FY 02-03 to 8,936 facilities in FY 06-07, representing a tremendous workload challenge. The City successfully integrated the increased workload for the short term by prioritizing, phasing initial inspections, and shifting or adding resources. The number of facilities inspected in one fiscal year has increased from 2,872 in FY 03-04 to 3,930 in FY 06-07, and 4,469 facilities are slated for inspection in FY 07-08. In FY 07-08, the City will add two environmental inspector positions to assist in meeting the current workload, and future resource needs will be continually assessed.

Food Service Facility Inspections

FY 06-07 marked the first year for the City's new Fats, Oils, and Grease (FOG) Inspection Program, in which 1,849 facilities were inspected. Though the City has conducted comprehensive restaurant inspections over the past four years as part of IND, the new FOG Program dedicates specific resources and staff to inspect

stormwater practices solely at food service facilities. This Program focuses particularly on integrating the sanitary sewer management plan (SSMP) requirements and enhancing the business' general awareness of storm water issues related to food service facilities.

BMP Distribution

Over 10,600 Best Management Practice brochures (BMPs) were distributed in FY 06-07, an increase of 19% from FY 05-06. City Inspectors are very proactive in distributing BMPs to support educational efforts. For example, businesses that did not have any Areas of Concern (AOCs) were still given BMPs by inspectors to support the business in their efforts and to help ensure that they would be well positioned to keep their number of AOCs at zero.

2.C IND Response to Water Board Comments

No comments received from Water Board on this Program Element.

2.D IND Summary Tables / Additional Information

IND Summary Tables

Overall Facility Inspection Totals	06-07	05-06	04-05	03-04	02-03	Description of item
Facilities Subject to Inspection in database	8,936	9,229	6,164	4,991	3,943	All facilities in the database that require inspections to meet the performance standard, whether or not they are scheduled for inspection in the current year. This includes both city-regulated and GIASP facilities. This excludes facilities that the City has determined are not subject to future inspection based on a determination that there was no exposure, incorrect SIC, etc.
Facilities Scheduled for Inspection	3,929	3,490	3,020	3,022	2,500	All facilities that were determined to need inspection by existing schedule date and imports from business license, Harris Info, and NOI filers state listing for reporting year.
Facilities Inspected	3,930	3,506	3,029	2,872	2,210	All facilities subject to inspection that were inspected. Also described as number of cases.
Other City Regulated Facilities	67	85	51	26	30	These facilities had an Illicit Connection Illegal Dumping complaint filed against them, so now are scheduled to receive an industrial/commercial inspection as per IND 3D.
Facilities Scheduled for Inspection the following fiscal year	4,469	4,000	3,237	3,144	3,132	All facilities subject to inspection for the following fiscal year.

Status of GIASP Implementation	06-07	05-06	04-05	03-04	02-03	Description of item
Board Referrals						
New NOI Filers	14	13	4	20	9	Total industrial facilities in San José with new NOI filed according to Water Board Database as of July 2004. Prior to 02-03, data included all Active NOI filers; not just new ones.
New NOI Filers Inspected	14	7	4	17	9	Of the facilities referred to the City by the Water Board, the number inspected during the fiscal year.
Inspections						
Potential NOI Facilities	864	840	746	521	544	Of the facilities scheduled for inspection during the fiscal year, the number that may be subject to GIASP provisions
Have Filed	45	52	96	126	110	Of the facilities inspected, the number that have filed.
SWPPP or SWMP on-site	82	81	87	149	108	Per IND 1B and IND 2C, the number of facilities having a SWPPP or SWMP on-site
Need to File	35	59	90	26	122	Of the facilities inspected, the number determined to need to file in accordance with the GIASP. These facilities are listed in 2.D Companies Requiring NOI Based on SIC But Have Not Filed AND Companies Requiring NOI Based on Exposure But Have Not Filed.
Do Not Need to File (Conditional – No NOI required)	508	451	560	279	164	All facilities that were determined to need an inspection per the GIASP with findings of no NOI required.
Closed/Moved Facilities	276	278	248	521	447	NOI facilities no longer in operation.

Enforcement Actions Summary

TOTAL ENFORCEMENT ACTIONS TAKEN	06-07	05-06	04-05	03-04	02-03	DESCRIPTION OF ITEM
AOCs	2,263	1,821	2,591	2,624	1,790	Area of concern with a compliance date and any enforcement action activity.
BMPs Distributed	10,655	8,912	6,890	5,796	4,267	Number of BMPs issued as part of Enforcement.
Verbal Warning	1,402	1,070	1,280	1,927	753	Verbal warning providing information for corrective actions. An inspection report accompanies each verbal warning.
Official Warning Notice	500	366	384	162	77	Written letter providing information for corrective actions.
Administrative Action with Penalty &/or Fine	9	5	15	3	3	Administrative actions, including fines (In San José this is an Administrative Citation.)
Criminal Action	0	0	0	0	0	Legal actions
Referral for Enforcement	0	0	0	0	0	Refer case to agency with enforcement powers.
Referral for other reason	0	0	0	0	4	Refer case to internal or external agency for clean-up, information or jurisdictional reasons.

HIGHEST ENFORCEMENT ACTION TAKEN	06-07	05-06	04-05	03-04	DESCRIPTION OF ITEM
No Enforcement Action	1,438	1,169	780	835	Cases with no Enforcement Action taken
BMPs Distributed	1,216	1,342	939	850	Cases with BMPs Distributed as the highest Enforcement Action to achieve compliance
Verbal Warning	858	686	1,045	1,064	Cases with Verbal Notice as the highest Enforcement Action to achieve compliance
Warning Notice	410	306	255	120	Cases with Warning Notice as the highest Enforcement Action to achieve compliance
Administrative Citation	8	3	10	3	Cases with Administrative Citation as the highest Enforcement Action to achieve compliance
Criminal Action	0	0	0	0	Cases with Criminal Action as the highest Enforcement Action to achieve compliance
Total	3,930	3,506	3,029	2,872	All facilities subject to inspection that were inspected. Also described as number of cases.

INSPECTIONS REQ'D FOR COMPLIANCE	06-07	05-06	04-05	03-04	DESCRIPTION OF ITEM
One Inspection	2,907	2,807	2,132	2,057	Number of Cases requiring one inspection to achieve compliance
Two Inspections	779	571	675	535	Number of Cases requiring two inspections to achieve compliance
Three Inspections	192	96	162	158	Number of Cases requiring three inspections to achieve compliance
Four Inspections	39	18	45	59	Number of Cases requiring four inspections to achieve compliance
Five Inspections or More	13	14	15	63	Number of Cases requiring five inspections or more to achieve compliance
No Inspections	0	0	0	0	Number of Cases requiring zero inspections (These are duplicates and facilities determined to be non-existent by Business List and phone calls)
Total	3,930	3,506	3,029	2,872	All facilities subject to inspection that were inspected. Also described as number of cases.

IND Facility Categories for the City of San José

(Developed by AHTG to use for Program-wide Reporting, September 7, 2001 Memo's 17 categories + 3 City categories)

CATEGORY #	PROGRAM CATEGORY	CURRENT AHTG MUNICIPAL CATEGORY	SCHEDULED	ACTUAL
1	Automotive	Automotive sales, engine and body repair, gas stations, car washes, parking, vehicle services	459	458
2	Food Service	Eating and drinking establishments, including cafeterias, delis, bakeries, mobile food	1,788	1,788
3	Paint Facilities	Manufacturing and retailing	3	3
4	Dry Cleaners	Dry cleaners	12	12
5	Cleaning Services	Mobile washers, building cleaning, carpet cleaning	295	295
6	Pesticide Facilities	Manufacturing and retailing; pesticide applicators	9	9
7	Machine Shops	Industrial machinery and equipment	89	90
8	Metal Manufacturing	Metal fabricating, finishing, plating, metal work (40 CFR 413, 433)	61	64
9	Electric/Electrical Components	Manufacturing (40 CFR 469)	160	161
10	Construction/ Building	Retail, trade contractors, construction, landscape and garden businesses	381	384
11	Local Transit; Highway Transport	Electric, Gas and Sanitary Services, Trucking Industries	297	297
12	Recycling yards	Assembling, breaking up, sorting and wholesale distribution of scrap and waste materials. This includes auto wreckers engaged in dismantling automobiles for scrap.	26	26
13	Auto Dismantlers	Dismantling motor vehicles for the purpose of selling parts.	-	-
14	Concrete/Stone/Clay Products	Manufacturing cement, structural clay products, pottery, concrete and gypsum products, cut stone, abrasive and asbestos products, and other products from materials taken principally from the earth in the form of stone, clay and sand.	28	27
15	Corporation Yards	PG&E, CalTrans, School bus, VTA, Municipal	-	-
16	Landfills	Dumps; Garbage collecting, destroying and processing; Landfill; Rubbish collection and disposal.	4	4
17	Wood Furniture & Other Products	Manufacturing finished articles made entirely or mainly of wood or related materials.	32	32
18	Chemical Manufacturing	Manufacturing/producing basic chemicals, chemical products to be used in further manufacture (synthetic fibers, etc.) and finished chemical products to be used for ultimate consumption or as materials or supplies in other industries (such as cosmetics, soaps, fertilizers)	1	1
19	Misc. Manufacturing	Caskets, Furniture, Glass, Jewelry/Precious Metal, Manufacturing Industries-NEC, Medical, Office & Store Fixtures, Paper, Petroleum & Coal, Pharmaceuticals, Rubber & Plastics, Signs, Toys & Sports	129	129
20	Other	**Other includes:** Air Conditioning Services, Airports, Amusement Parks, Chiropractors, Commercial Areas, Florist, Hazardous Waste, Laboratories, Laundries, Medical and Dental Labs, Miscellaneous, Petroleum Pipelines, Petroleum Refining, Photographic/Printing, Property Management, Radiologists, Steam Electric Power Generation (per permit), Storage, Veterinarians, Welding/Iron Works, Welding Repair, Winery, Underground Storage Tanks, unspecified SIC Codes, and SIC Codes that were found to be misclassified upon inspection.	155	150
		TOTAL	3,929	3,930

Companies Requiring NOI Based on SIC But Have Not Filed

Facility Number	SIC	Business Name	St Num	Dir	Street Name	Type		Bldg
9021	5093	INSURANCE AUTO AUCTIONS	2233	S	7th	St		
11977	3315	SECURITY CONTRACTORS SERVICES	170	N	28th	St		
12305	3281	THE BARRAGANS	1761		Junction	Ave		
15436	5093	TOYOTA TRUCK & 4X4 DISMANTLE	991		Berryessa	Rd		
15869	3200	FIRE CLAY TILE	495	W	Julian	St		
16617	2499	COAST BUILDING PRODUCTS	1341		Oakland	Rd		
35054	2400	HANAGISHI, TED	3268		Farthing	Way		
42357	3398	NITREX INC. WEST COAST OPERATION	441		Perrymont	Ave		

Companies Requiring NOI Based on Exposure But Have Not Filed

Facility Number	SIC	Business Name	St Num	Dir	Street Name	Type		Bldg
1180	3674	VLSI STANDARDS, INC.	3087	N	1st	St		
1223	3672	UNI-FLEX CIRCUITS, INC.	1782		Angela	St		
11745	4212	RODRIGUEZ TRANSPORT	15		Pala	Ave		
11777	3674	MOSEL VITELIC CORP	3910	N	1st	St		
11805	4119	NEW CENTURY TRANSPORTATION	645		Horning	St		
12320	3500	MICRO-METRIC INC	1050		Commercial	St		
12609	3540	HOLLOWAY MACHINE SHOP	1745		Angela	St		
12747	4151	FRANKLIN MCKINLEY DISTRICT CORP YARD	400		Tully	Rd		
13033	3570	OLYMPUS INTEGRATED TECH INC	180		Baytech	Dr		
14365	3600	ATMEL CORPORATION	2325		Orchard	Pkwy	Suite	A
14547	2434	A.P. NIGRO WOODWORKING	140		Lewis	Rd		
14619	4214	HUDSON BEVERAGE CO.	630		Quinn	Ave		
14896	4212	NOR CAL MOVING SERVICES	560		Trimble	Rd		
15275	4212	PINEDA TRUCKING	379		Indian Broom	Dr		
15664	3540	K&H LAB INC	2744		Aiello	Dr		
16590	4120	CALIFORNIA CAB CO	505		Asbury	St		
16875	2434	MASTER CABINET & CONSTRUCTION	752		Commercial	St		
29175	3540	JB MANUFACTURING LLC	2814		Aiello	Dr	Suite	D
29180	4212	ALL MACHINERY MOVING/RIGGING	135		Lewis	Rd	Suite	A
34717	2500	NORCAL FURNITURE MFG	490		Howard	St	Suite	A

Facility Number	SIC	Business Name	St Num	Dir	Street Name	Type		Bldg
36190	4120	YELLOW CAB CO	1880	S	7th	St	Suite	A
36317	3570	FOXXCONN-NSG TECHNOLOGY/HON HAI PRECISION CO, LTD	1705		Junction	Ct		
36342	2200	GIOVANNA CUSTOM DRAPERIES	1892		Castro	Dr		
36729	2741	CE DESIGNS	6522		Mc Abee	Rd	Suite	
38359	4212	ON TIME DELIVERY, LLC	1640		Berryessa	Rd	Suite	A1
38369	4212	DAO, LOI TIEN	3330		Lantern	Way		
38380	4212	J & S TRANSPORTATION	4249		Santa Susana	Way		

3. NRD: New and Redevelopment

3.A NRD Work Plan Self Evaluation Matrix

ITEM NO.	ACTIVITY	COMPLIANCE DATE	FY 06-07 STATUS	RESPONSIBLE PARTY
NRD 1	**Legal Authority** The City of San José will have adequate legal authority to implement new development control measures, including all applicable requirements of Provision C.3, as part of its development plan review and approval procedures and other appropriate new development and redevelopment permitting procedures (Provision C.3.a.i).			
NRD 1.A	Revise Municipal Code to ensure adequate legal authority to implement new development control measures (C.3.a.i).	As Needed	The City currently has adequate legal authority to implement new development control measures.	PBCE, ESD, PW
NRD 2	**Guidance to Developers** The City will provide developers with information and guidance materials on site design guidelines, building permit requirements, and BMPs for stormwater pollution prevention, as appropriate for the type of project and location.			
NRD 2.A.1	Draft necessary revision(s) to Guidance Manual on Selection of Stormwater Quality Control Measures to allow incorporation of hydraulic sizing design criteria and provide to developers.	Done FY 02-03	Done FY 02-03 and ongoing. During FY 06-07, the City contracted with RBF Consulting to develop a C.3 Stormwater Control Plan Design Guidelines Manual. The intent of this manual is to provide more detailed guidance to developers, project managers, and project engineers working in San Jose's jurisdiction on the selection, design, implementation, and maintenance of stormwater treatment BMPs. In addition, the City participated in the Program's effort to update the "Developments Protecting Water Quality - A Guidebook of Site Design Examples." The City submitted four different examples of public and private development projects that have successfully incorporated stormwater treatment design features.	PBCE, ESD, PW, RDA
NRD 2.A.2	Refine Guidance Manual on Selection of Stormwater Quality Control Measures to incorporate HMP measures, as necessary.	Done FY 05-06	Done FY 05-06.	PBCE, ESD, PW, RDA
NRD 2.B	Provide development community with revised information and guidance materials concerning any adopted on site design, building permit requirements and hydraulic sizing design criteria and maintenance requirements for BMPs for stormwater treatment measures.	Done FY 02-03	Done FY 02-03 and ongoing. In FY 06-07, revised information was provided by 1) printed status bulletin information sheets distributed by e-mail to the development community, as handouts at public information counter and at Developer's Roundtable Meetings; 2) Webpage updates; 3) inviting the development community to attend Program workshops and City sponsored Developers' Roundtable meetings. In addition, City staff coordinated with BASMAA members and the Program to develop C.3 treatment BMP sizing software.	PBCE, ESD, PW, RDA

ITEM NO.	ACTIVITY	COMPLIANCE DATE	FY 06-07 STATUS	RESPONSIBLE PARTY
NRD 2.B.1	Coordinate w/development community on proposed hydraulic sizing criteria for structural stormwater treatment measures, HMP criteria and any proposed revisions to Guidance Manual and policy through workshops and regular meetings.	Done FY 02-03	Done FY 02-03. See NRD 2.B. above.	PBCE, ESD, PW, RDA
NRD 2.B.2	Update guidance material regarding maintenance responsibilities for any HMP measures.	Done FY 05-06	Done FY 05-06.	PBCE, ESD, PW, RDA, Program
NRD 3	**CEQA Requirements** The City will ensure that environmental documents required for those projects that fall under CEQA and NEPA review address both significant and cumulative stormwater quality impacts during the life of the project, and relevant permit requirements. These documents include EIRs, negative declarations and initial study checklists (C.3.m).			
NRD 3.A	Review and evaluate the City's Environmental Review procedures to improve the review for water quality impacts and identification of mitigation measures. (Provision C.3.m.)	Done FY 02-03	Done FY 02-03.	PBCE, ESD, PW, RDA
NRD 3.A.1	Identify areas where new or additional water quality review processes and related documents or checklist questions are needed and propose schedule for revision.	Done FY 02-03	Done FY 02-03. See NRD 3.A.	PBCE, ESD, PW, RDA
NRD 3.A.2	Refine and update areas where new or additional water quality related mitigation measures may be needed.	Done FY 05-06	Done FY 05-06.	PBCE, ESD, PW, RDA
NRD 3.B.	Report on revisions made to environmental review process.	Done FY 02-03	Done FY 02-03. See NRD 3.A.	PBCE, ESD, PW, RDA
NRD 4	**Project Mitigation Measures and Design Requirements** The City will encourage developers of all projects subject to design review under its development plan review and approval procedures to consider incorporating appropriate source control and site design measure that minimize stormwater pollutant discharges to the maximum extent practicable.			
NRD 4.A	Revise current Policy on Post-Construction Urban Runoff Management as necessary to incorporate minimum BMP requirements for all projects.	Done FY 03-04	Done FY 03-04 and ongoing. In FY 06-07, Council revised Policy 6-29, entitled "Post-Construction Urban Runoff Management", to expand implementation of treatment control measures and meet all numeric sizing criteria.	PBCE, ESD, PW, RDA, CAO
NRD 4.B.	Review and modify development permit approval procedures for adopted revisions as necessary.	Done FY 03-04	Done FY 03-04.	PBCE, ESD, PW, RDA
NRD 4.C	Review the design standards and guidance for opportunities to make revisions that would result in reduced impacts to water quality and summarize how they were incorporated into approval procedures.	Done FY 03-04	Done FY 03-04.	PBCE, ESD, PW, RDA
NRD 4.D	Review the existing source control measures contained in site design standards, guidance documents and conditions of approval for opportunities to limit stormwater pollution. (Provision C.3.k.)	Done FY 03-04	Done FY 03-04 in coordination with the Program.	PBCE, ESD, PW, RDA

ITEM NO.	ACTIVITY	COMPLIANCE DATE	FY 06-07 STATUS	RESPONSIBLE PARTY
NRD 4.E	Review General Plan and revise as necessary to incorporate water quality and watershed protection principles and policies, and summarize revisions made. (Provision C.3.l.)	Done FY 03-04 Ongoing	Done FY 03-04 and ongoing. In FY 06-07, the City began revising the 2020 General Plan. Titled "Envision San Jose 2040," the update will incorporate environmental protection and sustainability into all the elements of the General Plan.	PBCE
NRD 4.F	Review the design standards and guidance for opportunities to make revisions as necessary that would result in reduced impacts to water quality and summarize how they were incorporated into approval procedures. Such revisions are listed in Provision C.3.j.	Done FY 03-04	Done FY 03-04.	PBCE, ESD, PW, RDA
NRD 4.F.1	Identify and document existing site design standards and guidance documents and policies.	Done FY 03-04	Done FY 03-04.	PBCE, ESD, PW, RDA
NRD 4.F.2	Revise Site Design Measures and Standards, as necessary.	Done FY 03-04	Done FY 03-04 and ongoing. In FY 06-07, City staff continued to work with the engineering community and consultants to explore street widths and alternatives to curb and gutter requirements. Treatment BMPs and long-term maintenance solutions were discussed as well. Staff continued to participate in the Water Resources Protection Collaborative. The Water Resources Protection Manual was completed in FY 06-07, which includes various design guides for working in and around streams and creeks.	PBCE, ESD, PW, RDA
NRD 5	**Group 1, 2 and HMP Project Requirements** On October 15, 2003, the City began phased implementation of hydraulically sized stormwater treatment measures in conformance with Policy 6-29 beginning with projects that create or replace one acre or more of impervious surface area and are considered Land Uses of Concern. On February 15, 2005, all projects that created or replaced one acre or more of impervious surface were required to hydraulically size stormwater treatment measures. On May 17, 2005, the threshold changed to include all projects that created or replaced 10,000 sq. ft. impervious surface and are a Land Use of Concern. Effective August 15, 2006, all projects that create or replace 10,000 sq. ft. or more of impervious surface were required to include hydraulically sized stormwater treatment measures. On October 18, 2005, all projects that met the criteria described in Policy 8-14 were required to manage increases in runoff flow, volume and duration. The following is a brief summary of the Best Management Practices that are required in all development projects: • Site design shall include measures to minimize impervious land coverage, maximize infiltration (where appropriate and designed to protect groundwater quality) and provide detention or retention as part of landscaping where feasible (C3.b.i and C.3.j); • Source controls shall be required to limit pollution generation, discharge, and runoff as appropriate (C.3.k), including measures to discourage pesticide use (C.9.d.ii); • Stormwater treatment measures shall be designed in accordance with the numeric design criteria in Policy 6-29 (Provision C.3.d); A. Increases in runoff flow, volume and duration shall be managed in accordance with Policy 8-14 (Provision C.3.f). (HMP) for the specific stream receiving the discharge, following approval of the HMP by the Water Board (C.3.f).			
NRD 5.A.1	Propose revisions to current Policy 6-29 on Post-Construction Urban Runoff Management as necessary to incorporate hydraulic sizing design criteria.	Done FY 03-04	Done FY 03-04 and ongoing. In FY 06-07, Council revised Policy 6-29, entitled "Post-Construction Urban Runoff Management", to expand implementation of treatment control measures and meet hydraulic sizing criteria.	PBCE, ESD, PW, RDA, CAO

ITEM NO.	ACTIVITY	COMPLIANCE DATE	FY 06-07 STATUS	RESPONSIBLE PARTY
NRD 5.A.2	Revise current Policy 6-29 on Post-Construction Urban Runoff Management as necessary to incorporate hydraulic sizing design criteria.	Done FY 03-04	Done FY 03-04 and ongoing. See NRD 5.A.1	PBCE, ESD, PW, RDA, CAO
NRD 5.A.3	Revise policy as needed for Group 2 implementation	Done FY 04-05	Done FY 04-05 and ongoing. In FY 06-07, Council revised Policy 6-29 to require that all applicable projects meeting the 10,000 sq. ft. threshold implement hydraulically-sized post-construction TCMs.	PBCE, ESD, PW, RDA, CAO
NRD 5.A.4	Revise policy as needed for HMP implementation.	Done FY 05-06	Done FY 05-06.	PBCE, ESD, PW, RDA, CAO
NRD 5.B	Develop a list of Annual Reporting requirements from Provision C.3 Design data tracking needs and protocols.	Done FY 02-03	Done FY 02-03.	PBCE, ESD, PW, RDA, CAO
NRD 5.B.1	Compile a list of new development and redevelopment projects by name, type of project, site acreage or square footage, square footage of new impervious surface, treatment BMPs and numeric sizing criteria used for applicable projects. Also, list the source control and pesticide reduction measures.	Annually	Done FY 06-07. See Section 3.D: *Applicable Projects Reviewed and/or Approved During July 1, 2006 – June 30, 2007*.	PBCE, ESD, PW, RDA
NRD 5.B.2	Update existing data collection software for private projects to enable tracking of all projects with treatment or HMP measures.	FY 06-07	In progress during FY 06-07. Funding was approved and contract negotiation began with Computer Systems Design Corporation (CSDC) for updates to the Amanda database to help track implementation of stormwater control measures.	PBCE, ESD, PW, RDA
NRD 5.C	Revise and update permitted alternatives to numeric sizing through Alternative Measures Program in Policy 6-29.	Done FY 04-05	Done FY 04-05.	PBCE, ESD, PW, RDA
NRD 5.C.1	Report to City Council on Alternative Measures Program revisions in Policy 6-29. (Provision C.3.g.)	Done FY 04-05	Done FY 04-05.	PBCE, ESD, PW, RDA
NRD 5.C.2	Track name and location of projects in the Alternative Measures Program, project type and size, percent impervious surface, reason for granting waiver, terms of waiver, equivalent benefit provided, alternative treatment project or regional project receiving the benefit and date of completion of the alternative treatment project or regional project (Provision C.3.g).	Annually	None submitted in FY 06-07.	PBCE, ESD, PW, RDA
NRD 5.C.3	Report to City Council on projects approved with numeric sizing alternatives through Alternative Measures Program. (Provision C.3.g.)	Annually	N/A in FY 06-07.	PBCE, ESD, PW, RDA
NRD 5.D	Draft post-construction treatment BMP certification procedures. (Provision C.3.h)	Done FY 02-03	Done FY 02-03.	PBCE, ESD, PW, RDA

ITEM NO.	ACTIVITY	COMPLIANCE DATE	FY 06-07 STATUS	RESPONSIBLE PARTY
NRD 5.D.1	Track name and location of projects subject to certification (Provision C.3.h)	Annually	Done FY 06-07. See Section 3.D: *Applicable Projects Reviewed and/or Approved During July 1, 2006 – June 30, 2007*.	PBCE, ESD, PW, RDA
NRD 5.E	Participate on SCVURPPP's Hydromodification Management Plan work group and develop procedures for limiting peak stormwater runoff discharge rates from development projects. (Provision C.3.f.)	Done FY 04-05	Done FY 04-05 and ongoing. During FY 06-07, City staff participated on the Program's Hydromodification Implementation work group. Staff participated with the development and review of several work products: 1) BAHM; 2) technical comparison of the BAHM vs. HMS model; and 3) cost estimating methodology for determining the 2% cost cap criterion. In addition, Staff participated in the HMP In-Stream Work Group comprised of staff from the City, Water District, and the Program. This group has met several times to determine the feasibility of regional and in-stream implementation options for the HMP.	PBCE, ESD, PW, RDA
NRD 5.F.1	Review and modify development permit approval procedures and standard operating procedures as necessary to incorporated requirements for:			PBCE, ESD, PW, RDA
NRD 5.F.1	a. Group 1	Done FY 03-04	Done FY 03-04.	
NRD 5.F.1	b. Group 2	Done FY 04-05	Done FY 04-05.	
NRD 5.F.1	c. HMP	Done FY 05-06	Done FY 05-06.	
NRD 5.F.2	Update and refine criteria and checklist to aid Department of Planning, Building & Code Enforcement & Department of Public Works planners and engineers in determining whether a development project should be required to incorporate post-construction treatment control measures and their related operation and maintenance requirements.			PBCE, ESD, PW, RDA
NRD 5.F.2	a. Group 1	Done FY 03-04	Done FY 03-04.	
NRD 5.F.2	b. Group 2	Done FY 04-05	Done FY 04-05.	
NRD 5.F.2	c. HMP	Done FY 05-06	Done FY 05-06.	
NRD 5.F.3	Update and refine standard conditions of approval as necessary to ensure proper selection, design of and installation of structural stormwater treatment measures per Provision C.3.b., c., d., as necessary.	Done FY 02-03	Done FY 02-03.	PBCE, ESD, PW, RDA
NRD 5.F.3	a. Group 1	Done FY 03-04	Done FY 03-04.	
NRD 5.F.3	b. Group 2	Done FY 04-05	Done FY 04-05.	
NRD 5.F.3	c. HMP	Done FY 05-06	Done FY 05-06.	
NRD 5.G	Develop and propose enhanced reporting format for documenting use of pesticide reduction measures at development sites. (Provision C.3.n. & C.9.ii.)	Done FY 02-03	Done FY 02-03.	PBCE, ESD, PW, RDA

ITEM NO.	ACTIVITY	COMPLIANCE DATE	FY 06-07 STATUS	RESPONSIBLE PARTY
NRD 5.G.1	Based on City's Pesticide Management Plan, establish criteria for tracking percentage of new development projects for which pesticide reduction measures were required and begin tracking. (Provision C.3.n. & C.9.d.ii)	Done FY 03-04	Done FY 03-04 and ongoing. See 3.D: *NRD Summary Tables / Additional Information.*	PBCE, ESD, PW, RDA
NRD 5.h	Implement any new adopted development conditions of approval, and procedures to developments with significant stormwater pollution potential. (Provision C.3.b.)	Done FY 02-03	Done FY 02-03.	PBCE, ESD, PW, RDA
NRD 6	**Developer Conformance with State Requirements** The City will require developers of projects that disturb a land area of one acre or more to demonstrate conformance with the State General Construction Activity Storm Water Permit including filing of NOI, development of a SWPPP, et al.			
NRD 6.A	Include as condition of approval for projects that disturb a land area of one acre or more, a requirement to demonstrate coverage under the State General Construction Activity Stormwater Permit.	Done FY 02-03	Done FY 02-03.	PBCE, PW, RDA
NRD 6.B	Track the projects that contained above condition of approval.	Done FY 02-03 See CON Program Element.	Done FY 02-03. See CON Program Element.	PBCE, PW, RDA
NRD 7	**Developer Erosion Control Plans** Developers of projects with potential for significant erosion and planned construction activity during the wet season are required by the City of San José to prepare and implement an effective erosion and/or sediment control plan or similar document prior to the start of the wet season.			
NRD 7.A	Include as a condition of approval for applicable projects a requirement to prepare and implement an erosion and sediment control plan.	Done FY 02-03	Done FY 02-03.	PBCE, PW, RDA
NRD 7.B	Track the projects that contained above condition of approval.	Done FY 02-03 See CON Program Element in Annual Report.	Done FY 02-03. See CON Program Element.	PBCE, PW, RDA
NRD 8	**Operation and Maintenance for Structural Stormwater Controls** Developers of projects that include installation of permanent structural stormwater controls are required by the City of San José to establish and provide a method for operation and maintenance of such structural controls.			
NRD 8.A	Work with SCVURPPP to develop guidance for implementing O&M Program.	Done FY 02-03	Done FY 02-03.	PBCE, ESD, PW, RDA
NRD 8.B.1.a	Draft summary of details of operation and maintenance verification program: organizational structure, evaluation, proposed improvements, inspections and follow-up, including criteria for setting priorities. (Provision C.3.e.)	Done FY 03-04	Done FY 03-04.	PBCE, ESD, PW, RDA
NRD 8.B.1.b	Conduct pilot inspection program to inspect treatment BMPs that were constructed prior to numeric sizing requirements. The intention of the pilot program is to	Done FY 05-06	Done FY 05-06 and ongoing. In FY 06-07, staff continued a pilot inspection program even though all projects constructed to-date were approved prior to numeric sizing	PBCE, ESD, PW, RDA

ITEM NO.	ACTIVITY	COMPLIANCE DATE	FY 06-07 STATUS	RESPONSIBLE PARTY
	assess workload impacts, data tracking and collection methods, and funding for O&M programs and to use this information to revise the O&M program.		requirements.	
NRD.8.B.2	Revise and update draft summary of details of operation and maintenance verification program: organizational structure, evaluation, proposed improvements, inspections and follow-up, including criteria for setting priorities as necessary. (Provision C.3.e.)	Done FY 05-06	Done FY 05-06.	PBCE, ESD, PW, RDA
NRD 8.C.1	Include as a condition of approval a requirement that developers of projects that include installation of permanent structural stormwater controls are required to establish and provide proof of operation and maintenance of such structural controls.	Done FY 03-04	Done FY 03-04.	PBCE, ESD, PW, RDA
NRD 8.C.2	Revise and update condition of approval requirement that developers of projects that include installation of permanent structural stormwater controls are required to establish and provide proof of operation and maintenance of such structural controls as necessary.	Done FY 05-06 Ongoing	Done FY 05-06 and ongoing. Existing conditions of approval, policies, and ordinance requirements were reviewed and are sufficient.	PBCE, ESD, PW, RDA
NRD 8.C.3	Develop model permit conditions with BMP fact sheets to include in use permits where appropriate.	Done FY 02-03	Done FY 02-03. In coordination with the Program.	PBCE, ESD, PW, RDA
NRD 8.C.4	Compile a list of projects & responsible operators subject to C.3.e. provision.	Done FY 03-04 Annually	Done FY 03-04 and annually.	PBCE, ESD, PW, RDA
NRD 8.D	Track and compile a list of priority properties inspected and inspection results. (Provision C.3.e.iii.)	Done FY 03-04 Annually	Done FY 03-04 and annually.	PBCE, ESD, PW, RDA
NRD 8.D.1	Determine criteria for setting priorities for inspection of structural stormwater treatment measures & inspection frequency	Done FY 02-03	Done FY 02-03.	PBCE, ESD, PW, RDA
NRD 8.D.2	Update and revise criteria for setting priorities for inspection of structural stormwater treatment measures & inspection frequency as necessary.	Done FY 05-06	Done FY 05-06.	PBCE, ESD, PW, RDA
NRD 8.D.3	Develop local inspection program for verification of proper O&M.	Done FY 02-03	Done FY 02-03.	PBCE, ESD, PW, RDA
NRD 8.D.4	Update and revise local inspection program for verification of proper O&M as necessary.	Done FY 05-06	Done FY 05-06.	PBCE, ESD, PW, RDA
NRD 8.E.	Update inspection software to track and schedule inspections for the number of sites that installed treatment and/or HMP measures.	FY 06-07	In progress during FY 06-07. Staff is coordinating on this activity and has been in contact with the software consultant to update the current Environmental Enforcement Data Management System (EEDMS) software used by inspectors. No sized projects have been built, so inspections are not required yet.	ESD-WE

ITEM NO.	ACTIVITY	COMPLIANCE DATE	FY 06-07 STATUS	RESPONSIBLE PARTY
NRD 9	**Applicability to Public Projects** The City will ensure municipal capital improvement projects include stormwater quality control measures during and after construction, appropriate for each project, and that contractors comply with stormwater quality control requirements during construction activities and maintenance activities.			
NRD 9.A	Develop and implement a process to ensure that municipal capital improvement projects install structural stormwater quality control measures as necessary.	Done FY 02-03	Done FY 02-03 and ongoing. In FY 06-07, this process was refined to ensure that ESD Urban Runoff reviewed and provided input regarding the installation of stormwater quality control measures on municipal capital improvement projects (CIP).	PBCE, ESD, PW, RDA
NRD 9.A.1	Participate on SCVURPPP work group tasked with developing a technical guidance document for use by municipal staff to ensure that the document includes standard specifications and details, sizing methodologies, and model conditions of approval acceptable for use in City projects as necessary. (Provision C.3.b. & d.)	Done FY 02-03	Done FY 02-03.	PBCE, ESD, PW, RDA
NRD 9.A.2	Review and revise Redevelopment Agency Project Request for Proposal procedures as necessary to comply with revised Provision C.3. requirements. (Provision C.3.c.)	Done FY 03-04	Done FY 03-04.	PBCE, RDA
NRD 9.A.3	Review and Revise Public Works Capital Improvement Project approval procedures and Road Improvement Project approval procedures as necessary to comply with revised Provision C.3. requirements. (Provision C.3.c.)	Done FY 02-03	Done FY 02-03.	PBCE, ESD, PW, RDA
NRD 9.B	Review, evaluate, and modify the procedures, as necessary.	Done FY 03-04	Done FY 03-04.	PBCE, ESD, PW, RDA
NRD 9.C	Begin tracking required data on public projects subject to Provision C.3. hydraulic sizing criteria requirements for Annual Report.	Done FY 03-04 Ongoing	Done FY 03-04 and ongoing.	PBCE, PW, RDA
NRD 9.C.1	Modify the existing data collection software for public projects to track new Capitol Improvement Projects with stormwater treatment and/or HMP measures.	FY 06-07	In progress during FY 06-07. The City is implementing a stormwater data tracking feature in the data collection software used by CIP project managers.	PW
NRD 9.D	Monitor development of City's Green Building program for opportunities to discourage architectural use of copper in development projects (Prov. C.9.a.) and to incorporate urban runoff considerations.	Done FY 02-03 Ongoing	Done FY 02-03 and ongoing. ESD has a dedicated LEED accredited staff person who reviews projects and advises City staff on Green Building materials and techniques, including discouraging architectural use of copper. Council updated the Green Building Policy on March 6, 2007 to require LEED Silver on all municipal buildings over 10,000 sq. ft. with a goal of achieving Gold or Platinum.	PBCE, ESD, PW, RDA
NRD 10	**City Staff Training**			

ITEM NO.	ACTIVITY	COMPLIANCE DATE	FY 06-07 STATUS	RESPONSIBLE PARTY
	The City will provide training at least annually to its planning, building, and public works staff on planning procedures, policies, design guidelines, and BMPs for stormwater pollution prevention (C.3.a.vi).			
NRD 10.A	Provide training to Planning and Public Works staff on planning procedures, policies, design guidelines, and BMPs for stormwater pollution prevention. (Provision C.3.a.vi.)	Ongoing	Ongoing. In FY 06-07, City staff met regularly to share information and resources on planning procedures, policies, design guidelines, and BMPs for stormwater pollution prevention. In addition, several training events were conducted to educate staff on how to meet new requirements by implementing stormwater pollution prevention strategies. See 13.D: *Municipal Employee Training Summary* and 3.B: *NRD Program Evaluation* for details.	PBCE, ESD, PW, RDA
NRD 10.B	Provide training to Redevelopment Agency and Department of Transportation staff on planning procedures, policies, design guidelines, and BMPs for stormwater pollution prevention. (Provision C.3.a.vi.)	Ongoing	Ongoing. In FY 06-07, City staff met regularly to share information and resources on planning procedures, policies, design guidelines, and BMPs for stormwater pollution prevention. In addition, several training events were conducted to educate staff on how to meet new requirements by implementing stormwater pollution prevention strategies. See 13.D: *Municipal Employee Training Summary* and 3.B: *NRD Program Evaluation* for details.	PBCE, ESD, PW, RDA, DOT
NRD 10.C	Revise the training protocol to incorporate any newly adopted Provision C.3. Permit requirements and related revised procedures.	As Needed	As Needed. In coordination with the Program.	PBCE, ESD, PW, RDA
NRD 10.D	Train staff responsible for design review on pest-resistant landscaping techniques and model conditions of approval and the importance of minimizing pesticide use in runoff from development sites. (Provision C.3.n. and Provision C.9.d.ii)	Ongoing	Ongoing. In FY 06-07, training was provided to planning staff on pest-resistant planting techniques. See 13.D: *Municipal Employee Training Summary* for details.	PBCE, ESD, PW, RDA
NRD 11	**Development Plan Review and Approval Procedures Effectiveness Evaluation** The City of San José will review and evaluate the effectiveness of its development plan review and approval procedures.			
NRD 11.A	Evaluate and incorporate any needed improvements in review and approval process.	Annually	Annually. See 3.B: *NRD Program Evaluation*.	PBCE, ESD, PW, RDA
NRD 11.B	Document and evaluate what worked well and what needs improvement.	Annually	Annually. See 3.B: *NRD Program Evaluation*.	PBCE, ESD, PW, RDA

3.B NRD Program Evaluation

The City made considerable strides in implementing the NRD program element in FY 06-07 while experiencing more than a thirty-seven percent increase in projects implementing stormwater BMPs and TCMs. Notably, of the FY 06-07 projects reported in 3.D: NRD Summary Table/Additional Information, approximately 30% achieved a net reduction in impervious surface area. This accomplishment was achieved largely through policies and planning principles that discourage sprawl and encourage effective and efficient development/redevelopment. Additional achievements discussed below include expanded implementation of the Post-Construction Urban Runoff Management Policy 6-29, training of City staff, increased coordination with the development community, and the receipt of four site design awards for exemplary development projects.

Policy

Policy 6-29 Revision

Policy 6-29 is the City's primary policy tool for executing stormwater requirements and was updated in August of 2006. This revision includes a reduction of the threshold of impervious surface area for regulated projects from 1 acre down to 10,000 square feet and implementation of Post-Construction BMPs and TCMs with specific numeric sizing requirements. This policy revision also updated the Policy definition of "Other Unenumerated Land Uses of Concern," eliminated the Policy definitions of "Land Uses of Concern" and "Major Project," and added a Policy definition of "Applicable Project." In addition, this policy revision made a technical clarification regarding the exclusion of roof area from the project square footage calculation (when downspouts are disconnected) when determining whether numerically sized Treatment Control Measures are required.

Parkland Dedication and Park Impact Ordinances Revision

The City's Parkland Dedication and Park Impact Ordinances (PDO/PIO), originally adopted in 1998 to help meet the demand for new neighborhoods and community parkland generated by the development of new residential subdivisions, were revised in October of 2006. These ordinance revisions included a provision to allow partial PDO/PIO credits for stormwater facilities that are also designed to be of public recreational value when they are not actively being used for stormwater treatment and detention. With this change, the City is seeking to increase its inventory of neighborhood and community serving parkland, improve water quality, and prevent erosion in creeks and rivers. This new provision provides flexibility for developers and City staff to consider the implementation of stormwater facilities in dual use neighborhood and community parks when appropriate. However, maintenance funding remains a key concern as routine parks maintenance is faced with severe budget constraints.

Green Building Policy Revision

The City's Green Building Policy, originally adopted in 2001, was revised in March of 2007 and includes new provisions requiring Leadership in Energy and Environmental Design (LEED) Silver level certification on all municipal buildings over 10,000 square feet with a goal of achieving Gold or Platinum. These green building principles include enhanced use of stormwater TCMs, appropriate site design and source control BMPs, and hydromodification management. The implementation of this policy will result in more municipal facilities with stormwater treatment and flow control. This policy encourages green building in the private sector and the City is working on developing incentives.

Awards

The City received the following four awards from the Santa Clara Valley Urban Runoff Pollution Prevention Program (SCVURPPP) in October of 2006:

- Exemplary Residential Project with Site Design Features: Willow Glen Reflections
- Exemplary Small Site Project with Site Design Features: Alum Rock Branch Library
- Exemplary Institutional Project with Site Design Features: Congregation Sinai
- Exemplary Large Site Project with Site Design Features: Tully Community Branch Library and Ball Fields

While these projects were not required to numerically size TCMs and provide 100 percent treatment, staff were successful at promoting the voluntary incorporation of stormwater treatment measures. All four projects were featured in "Development Protecting Water Quality: A Guidebook for Site Design Examples" produced by SCVURPPP.

Training

The City continues its commitment to educating staff and increasing developers' awareness of C.3 numeric sizing treatment criteria and hydromodification measures. City staff also attended numerous training events to learn new strategies in stormwater treatment and flow control.

Porous Concrete, by Dr. Brian Shackle

To increase awareness of porous concrete, the City assisted SCVURPPP in hosting a training event on September 21, 2006 at the City of San José. Dr. Brian Shackel, a professor in the School of Civil and Environmental Engineering from the University of New South Wales in Sydney, Australia, presented a lecture on porous concrete to about 60 City staff, staff from other municipalities, and consultants. The lecture covered the environmental aspects, maintenance, and design criteria of permeable pavers. Additionally, specialized software was distributed to participants to assist with treatment area calculations.

BAHM Software Demonstration

The Program coordinated a demonstration of the BAHM software on November 13, 2006. Twenty-one City staff from ESD, PW, and PBCE attended, along with 29 participants from the Santa Clara Valley Water District and private firms that specialize in the design of hydraulic control structures in the City of San José. This event demonstrated a new, user-friendly model to assist designers of HMP facilities.

Watershed Management Initiative—Land Use Subgroup Workshop

The City planned and participated in a December 6, 2006 walking tour of the Don Edwards National Wildlife Refuge in partnership with the Watershed Management Initiative Land Use Subgroup. Participants, including 24 City planners and ESD staff, learned about interactions between urban activities and natural habitats, salt marshes, freshwater discharges, and landscaping with native plants.

Bioretention Design Criteria, by Larry Coffman

Several City staff from PW, PBCE, and ESD participated in this training workshop on January 17, 2007 in Sunnyvale, CA. The training facilitated discussion on bioretention BMPs and addressed questions regarding the effectiveness and maintenance of bioretention devices.

Stormwater Vendor Products

Throughout FY 2006-2007, City staff from ESD, PBCE, PW, PRNS, and DOT were exposed to various stormwater products, including a media filter, erosion control application, and a bioretention system. Presentations generally lasted about one hour, allowing time for staff to question the vendors. City staff were exposed to vendor products at several training events as well.

Stormwater Treatment: How it Works, by Dr. Gary Minton

Five City staff from PBCE, PW, and ESD participated in this comprehensive, two-day course on May 2-3, 2007 in San Mateo. Dr. Minton provided technical guidance on the selection and design of treatment BMPs and presented data regarding the effectiveness and cost of common BMPs.

SCVURPPP C.3 Workshop

Several City staff from PBCE, PW, and ESD participated in SCVURPPP's annual C.3 workshop, entitled "Implementing Stormwater Requirements in New and Redevelopment Projects" on June 14, 2007 in Cupertino, CA.

O&M Verification Program

The City continued a pilot inspection program in FY 06-07. All projects constructed to-date were approved prior to numeric sizing requirements, and this pilot provides important experience and training for City staff. Based on the O&M Verification Program, revised in FY 05-06 (see 3.D: *NRD Tables/Additional Information*), City staff inspected 20 BMPs at 12 different sites utilizing the Program's standard inspection data collection form. BMPs inspected include the following: vegetated swale, porous

pavement, exfiltration trench, and extended detention basin. The City recognizes that as numerically-sized BMPs are installed, additional resources and coordination among departments will be necessary to ensure appropriate installation, operation and maintenance, and overall functionality of BMPs.

Implications of C.3 Implementation

With a significant increase (more than thirty-seven percent) in the number of applicable projects implementing stormwater BMPs and TCMs in FY 06-07, several departments incurred notable cost increases associated with implementation. Increased staffing costs were incurred for reviewing and commenting on Stormwater Control Plans, EIRs, Initial Studies, and revising Policy 6-29. In addition, significant staff time was dedicated for both developing and participating in training opportunities. Since a large number of City staff from various departments are involved in many aspects of C.3 implementation, ongoing and increased training will be necessary to keep staff apprised of C.3 requirements.

With an increasing number of development projects regulated by C.3 in San José, staff in ESD, PW, and PBCE were challenged to ensure 100 percent compliance for every development project. One instance was identified where a project was designed to provide stormwater treatment to 96 percent of the site when it was required to provide 100 percent treatment. City staff are working with the developer and property owner to provide 100 percent treatment. As corrective action is taken, the process will be evaluated to help achieve 100 percent compliance on all future applicable projects.

Where control measures are to be publicly owned and operated, the identification of funding sources is an ongoing challenge. Funding mechanisms discussed to date prove to be quite complex and maintenance costs are expected to increase substantially as more control measures are installed within the City. The issue of City maintenance costs continues to be of high importance and staff continues to investigate funding options.

While site design and source control techniques continue to be important tools for reducing the impacts of development on stormwater, the City made important efforts to emphasize Low Impact Development (LID), appropriate selection of landscape-based TCMs, and effective operation and maintenance of BMPs. In addition, the City allocated funding in FY 06-07 for contractual support to develop a C.3 Stormwater Control Plan Design Guidelines Manual for City staff, consultants, and developers. These efforts, in concert with policies designed to discourage sprawl and reduce environmental impacts, will continue to be implemented to ensure full compliance of the Stormwater Permit and protect water quality.

3.C NRD Response to Water Board Comments

Item Reference	Water Board Comments	San José Response	Changes for FY 07-08 (if applicable)
Water Board comments on FY 05-06 Annual Report:	We commend all the Co-permittees on providing more detailed and comprehensive information in the reporting tables for the New and Redevelopment Section of the Annual Report. In particular, the column headings and table entries provided in the "Significant Development Projects Tables" satisfy the majority of reporting elements that are proposed for Provision C.3. of the Administrative Draft of the MRP. We commend those Permittees that have performed O&M inspections during the reporting period, such as the cities of San José and Sunnyvale. In particular, we commend San José for conducting a pilot inspection program of stormwater treatment measures constructed prior to the current numeric sizing requirements and making appropriate changes to its O&M inspection program based on these inspections. We also commend Sunnyvale for its O&M inspections and particularly for the reporting of these inspections in the Annual Report. The information provided in Sunnyvale's Attachment E, Table 2, is consistent with the inspection information we are proposing (under Provision C.3.e. of the MRP) to be reported in each Permittee's Annual Report. We recognize that the work and leadership of the SCVURPPP Program and Permittees in implementing the O&M requirements will provide a valuable resource to all the other Permittees in our Region.	The City thanks the Water Board for their comments. The City is pleased with the results of our pilot O&M inspection program, which utilized the Program's inspection data collection form. The City looks forward to transitioning from the pilot program as hydraulically-sized treatment BMPs are constructed and require inspection.	None.

3.D NRD Summary Tables / Additional Information

Applicable Projects[1] Reviewed and/or Approved During July 1, 2006 – June 30, 2007

Private Projects							
PROJECT NAME: Santana Row Mixed Use Mid-Rise Tower (8B) **PROJECT DESCRIPTION:** Planned Development Permit to construct 238 residential units (Building 8B) at Santana Row on a 4.10 gross acre site.	**PROJECT FILE & MAP NUMBER:** PD05-066 (and AD07-412) (See Private Projects Map, No. 1)	**PROJECT LOCATION:** Southwest corner of Olin Avenue and Hatton Street. **WATERSHED:** San Tomas		**PROJECT TYPE:** Residential: Mixed-use.	**SITE SIZE (AC):** 4.10	**NEW IMPERV. AREA (SQFT):** 178,378	**NET IMPERV. AREA (SQFT):** 0
SITE DESIGN: This eight and nine story building features four levels of parking that has one level below-grade and the rest at or above grade with retail spaces wrapped around the outside. This project incorporates motorcycle and bicycle parking areas.	**SOURCE CONTROL:** Stenciled inlets and covered trash enclosures.	**TREATMENT BMPS:** Media filtration unit.	**NUMERIC CRITERIA:** Yes, flow based. **HMP:** Not requiered, but media filtration unit provides some HMP benefits. **DEEMED COMPLETE:** 09/19/05 **APPROVED:** 1/31/2007 (and 4/17/07)	**O&M RESPONSIBILITY:** Homeowners Association shall maintain treatment measures in conformance with Section 20.95.120 of the Zoning Ordinance.		**PESTICIDE REDUCTION MEASURES:** Pesticide reduction is done through education and outreach. The SCVURPPP C.3 Handbook and the Landscape Maintenance Techniques for the Pest Reduction Fact Sheet are posted on the City website.	
PROJECT NAME: The Lord's Baptist Church **PROJECT DESCRIPTION:** Planned Development Permit to construct 14 single-family detached residences and a public park on a 2.66 gross acre site.	**PROJECT FILE & MAP NUMBER:** PD05-067 (See Private Projects Map, No. 2)	**PROJECT LOCATION:** South side of Fleming Avenue, approximately 1,032 feet southeast of Alum Rock Avenue. **WATERSHED:** Coyote		**PROJECT TYPE:** Residential: Single-family detached.	**SITE SIZE (AC):** 2.66	**NEW IMPERV. AREA (SQFT):** 47,916	**NET IMPERV. AREA (SQFT):** 29,901

[1] Projects that create or replace 10,000 square feet or more of impervious surface area.

Private Projects

SITE DESIGN: This project proposes 14 single-family detached houses on substandard size lots (minimum 3,500 square feet) for a density of 8.6 dwelling units to that acre. Density is low due to the public park where 3 existing well established trees are being preserved. This project incorporates disconnected downspouts and tree preservation.	**SOURCE CONTROL:** Stenciled inlets.	**TREATMENT BMPS:** Media filtration unit and swales.	**NUMERIC CRITERIA:** Yes, flow based. **HMP:** Encouraged, but not required. Media filtration unit and swales provide some HMP benefits. **DEEMED COMPLETE:** 09/21/05 **APPROVED:** 11/17/06	**O&M RESPONSIBILITY:** City shall maintain treatment control measures installed in public streets. Private yard landscaping and maintainance is the responsibility of the homeowner.		**PESTICIDE REDUCTION MEASURES:** Pesticide reduction is done through education and outreach. The SCVURPPP C.3 Handbook and the Landscape Maintenance Techniques for the Pest Reduction Fact Sheet are posted on the City website.	
PROJECT NAME: Grandview Terrace **PROJECT DESCRIPTION:** Planned Development Permit to construct 45 single-family attached residences on a 2.0 gross acre site.	**PROJECT FILE & MAP NUMBER:** PD05-074 (See Private Projects Map, No. 3)	**PROJECT LOCATION:** Northeast corner of North Capitol Avenue and Grandview Drive. **WATERSHED:** Coyote		**PROJECT TYPE:** Residential: Single-family attached.	**SITE SIZE (AC):** 2.00	**NEW IMPERV. AREA (SQFT):** 51,727	**NET IMPERV. AREA (SQFT):** 46,686
SITE DESIGN: The proposed development of 3-story townhomes are at a density of 23.1 dwelling units per acre on the Capitol Expressway Transit Corridor. Because the soil type is Silt Loam and groundwater depth ranges from 50 to 100 feet for this site, bioretention filter and vegetated swales were able to be used for water quality on approximately a third of the site with the rest of the site being filtered by a mechanical unit. This project incorporates disconnected downspouts, beneficial landscaping, interlocking unit pavers and a bicycle parking area.	**SOURCE CONTROL:** Stenciled inlets.	**TREATMENT BMPS:** Vegetated swale, biorentention, and a mechanical unit.	**NUMERIC CRITERIA:** Yes, flow and volume based. **HMP:** Encouraged, but not required. Biorentention unit and swales provide some HMP benefits. **DEEMED COMPLETE:** 10/20/05 **APPROVED:** 01/12/07	**O&M RESPONSIBILITY:** Homeowners Association shall maintain treatment measures in conformance with Section 20.95.120 of the Zoning Ordinance.		**PESTICIDE REDUCTION MEASURES:** Pesticide reduction is done through education and outreach. The SCVURPPP C.3 Handbook and the Landscape Maintenance Techniques for the Pest Reduction Fact Sheet are posted on the City website.	
PROJECT NAME: Messina Gardens (781 N. Capitol Avenue) **PROJECT DESCRIPTION:** Planned Development Permit to construct	**PROJECT FILE & MAP NUMBER:** PD05-075 (See Private Projects Map, No. 4)	**PROJECT LOCATION:** Southwest corner of Capitol Avenue and Mabury Road. **WATERSHED:**		**PROJECT TYPE:** Residential: Single-family attached.	**SITE SIZE (AC):** 8.66	**NEW IMPERV. AREA (SQFT):** 377,230	**NET IMPERV. AREA (SQFT):** 354,596

Private Projects							
89 multi-family attached residential units.		Coyote					
SITE DESIGN: The first of two permits to develop land on previous private open space (Messina farmland). This permit is for 89 single-family attached residential 3-story townhomes on 8.66 of the 10.9 gross acres for a density of 10.2 DU/AC. Soil type (silt loam) and groundwater depth (50-100 feet below grade) made several landscaped-based source control and treatment measures possible in addition to a media filtration device. This project incorporates disconnected downspouts and pervious pavement.	**SOURCE CONTROL:** Stenciled inlets.	**TREATMENT BMPS:** Mechanical unit and biorentention units.	**NUMERIC CRITERIA:** Yes, flow and volume based. **HMP:** Encouraged, but not required. Biorentention unit provides some HMP benefits. **DEEMED COMPLETE:** 10/20/05 **APPROVED:** 07/21/06	**O&M RESPONSIBILITY:** Homeowners Association shall maintain treatment measures in conformance with Section 20.95.120 of the Zoning Ordinance.		**PESTICIDE REDUCTION MEASURES:** Pesticide reduction is done through education and outreach. The SCVURPPP C.3 Handbook and the Landscape Maintenance Techniques for the Pest Reduction Fact Sheet are posted on the City website.	
PROJECT NAME: 305 San Antonio Court **PROJECT DESCRIPTION:** Planned Development Permit to construct 86 affordable multi-family attached residential units on a 2.19 gross acre site.	**PROJECT FILE & MAP NUMBER:** PD05-078 (See Private Projects Map, No. 5)	**PROJECT LOCATION:** East side of Highway 101, at the western terminus of San Antonio Court. **WATERSHED:** Coyote		**PROJECT TYPE:** Residential: Multi-family attached.	**SITE SIZE (AC):** 2.19	**NEW IMPERV. AREA (SQFT):** 49,004	**NET IMPERV. AREA (SQFT):** 40,812
SITE DESIGN: This infill development proposes to maximize this site by providing podium parking and an onsite private park for this family friendly development. Density for this project is 39 dwelling units per acre. This project incorporates disconnected downspouts.	**SOURCE CONTROL:** Stenciled inlets and a covered trash enclosure.	**TREATMENT BMPS:** Vegetated swales.	**NUMERIC CRITERIA:** Yes, flow based. **HMP:** Encouraged, but not required. Swales provide some HMP benifits. **DEEMED COMPLETE:** 10/24/05 **APPROVED:** 07/14/06	**O&M RESPONSIBILITY:** Homeowners Association shall maintain treatment measures in conformance with Section 20.95.120 of the Zoning Ordinance.		**PESTICIDE REDUCTION MEASURES:** Pesticide reduction is done through education and outreach. The SCVURPPP C3 Handbook and the Landscape Maintenance Techniques for Pest Reduction Fact Sheet are posted on the City website.	

Private Projects

Project Name:	Project File & Map Number:	Project Location:	Project Type:	Site Size (Ac):	New Imperv. Area (SqFt):
Oak Knoll (Nakashima Property) **Project Description:** Planned Development Permit to allow the construction of 25 single-family detached residences on a 14.8 gross acre site.	PD05-088 (See Private Projects Map, No. 6)	West side of San Felipe Road approximately 300 feet southerly of Yerba Buena Road. **Watershed:** Coyote	Residential: Single-family detached.	14.80	127,840

Site Design:	Source Control:	Treatment BMPs:	Numeric Criteria:	O&M Responsibility:	Pesticide Reduction Measures:
Development of 2-story single-family detached houses with attached 2-car garages. The project includes a 7.5 acre riparian planting area with total onsite restoration of 1.14 acres to mitigate encroachment into the 100-foot riparian setback from Thompson Creek. This project incorporates beneficial landscaping, disconnected downspouts and tree planting.	Stenciled inlets.	Swales and mechanical units.	Yes, flow based. **HMP:** Encouraged, but not required. Swales provide some HMP benifits. **Deemed Complete:** 11/21/05 **Approved:** 03/28/07	Homeowners Association shall maintain treatment measures in conformance with Section 20.95.120 of the Zoning Ordinance.	Pesticide reduction is done through education and outreach. The SCVURPPP C3 Handbook and the Landscape Maintenance Techniques for Pest Reduction Fact Sheet are posted on the City website.

Project Name:	Project File & Map Number:	Project Location:	Project Type:	Site Size (Ac):	New Imperv. Area (SqFt):	Net Imperv. Area (SqFt):
2135 Oakland Road **Project Description:** Planned Development Permit to construct 53 multi-family attached residences on a 2.82 gross acres site.	PD05-089 (See Private Projects Map, No. 7)	West side of Oakland Road, approximately 550 feet north of Rock Avenue. **Watershed:** Coyote	Residential: Single-family attached.	2.82	58,638	19,971

Site Design:	Source Control:	Treatment BMPs:	Numeric Criteria:	O&M Responsibility:	Pesticide Reduction Measures:
The development of 3-story single-family attached townhomes on a formerly industrial site. The project includes a shared private drive and uses interlocking pavers for guest parking areas and 100% landscape-based treatment control measures. This project incorporates disconnected downspouts, tree planting, beneficial landscaping and interlocking unit pavers.	Stenciled inlets.	Vegetated swales and bioretention units.	Yes, flow and volume based. **HMP:** Encouraged, but not required. Swales and bioretention units provide some HMP benefits. **Deemed Complete:** 11/28/05	Homeowners Association shall maintain treatment measures in conformance with Section 20.95.120 of the Zoning Ordinance.	Pesticide reduction is done through education and outreach. The SCVURPPP C.3 Handbook and the Landscape Maintenance Techniques for the Pest Reduction Fact Sheet are posted on the City website.

Private Projects							
			APPROVED: 08/18/06				
PROJECT NAME: FMC/Arcadia Parking & Office **PROJECT DESCRIPTION:** Planned Development Permit to allow the construction of commercial development and a parking garage.	**PROJECT FILE & MAP NUMBER:** PD06-008 (See Private Projects Map, No. 8)	**PROJECT LOCATION:** Northwest corner of Coleman Avenue and Newhall Street. **WATERSHED:** Guadalupe		**PROJECT TYPE:** Commercial: Parking structure and office building	**SITE SIZE (AC):** 20.68	**NEW IMPERV. AREA (SQFT):** 191,228	**NET IMPERV. AREA (SQFT):** -149,556
SITE DESIGN: Proposed 6-story parking structure with 1-story office building attached surrounded by parking lot and landscaping. The existing condition of the site was primarily paved and impervious; this project decreases impervious suface area and incorporates disconnected downspouts.	**SOURCE CONTROL:** Stenciled inlets and mult-story covered parking.	**TREATMENT BMPS:** Vegetated swales and a mechanical unit.	**NUMERIC CRITERIA:** Yes, flow based. **HMP:** Encouraged, but not required. Swales provide some HMP benefits. **DEEMED COMPLETE:** 01/24/06 **APPROVED:** 01/11/07	**O&M RESPONSIBILITY:** Property owner shall maintain treatment measures in conformance with Section 20.95.120 of the Zoning Ordinance.		**PESTICIDE REDUCTION MEASURES:** Pesticide reduction is done through education and outreach. The SCVURPPP C.3 Handbook and the Landscape Maintenance Techniques for the Pest Reduction Fact Sheet are posted on the City website.	
PROJECT NAME: 1470 North 4th Street **PROJECT DESCRIPTION:** Planned Development Permit to demolish an existing building and construct 100 multi-family residences on a 0.75 gross acre site.	**PROJECT FILE & MAP NUMBER:** PD06-011 (See Private Projects Map, No. 9)	**PROJECT LOCATION:** East side of North 4th Street, approximately 600 feet northerly of Gish Road. **WATERSHED:** Guadalupe		**PROJECT TYPE:** Residential: Multi-family attached (Affordable).	**SITE SIZE (AC):** 0.75	**NEW IMPERV. AREA (SQFT):** 28,037	**NET IMPERV. AREA (SQFT):** -2,094
SITE DESIGN: Proposed development of a 9-story, multi-family affordable housing building with parking on the first two floors and a living greenroof. This project decreases impervious suface area and provides water retention (greenroof) and treatment via mechanical units on site. This project incorporates bicycle and motorcycle parking areas.	**SOURCE CONTROL:** Stenciled inlets and covered trash enclosures.	**TREATMENT BMPS:** Green living roof and a mechancial unit.	**NUMERIC CRITERIA:** Yes, volume and flow based. **HMP:** Encouraged, but not required. Green Roof provides some HMP benefits. **DEEMED COMPLETE:** 04/11/06	**O&M RESPONSIBILITY:** Homeowners Association shall maintain treatment measures in conformance with Section 20.95.120 of the Zoning Ordinance.		**PESTICIDE REDUCTION MEASURES:** Pesticide reduction is done through education and outreach. The SCVURPPP C.3 Handbook and the Landscape Maintenance Techniques for the Pest Reduction Fact Sheet are posted on the City website.	

Private Projects							
			APPROVED: 06/27/07				
PROJECT NAME: Fruitdale Residential Dwelling Units **PROJECT DESCRIPTION:** Planned Development Permit to construct 91 multi-family residential units on a 1.87 gross acre site.	**PROJECT FILE & MAP NUMBER:** PD06-016 (See Private Projects Map, No. 10)	**PROJECT LOCATION:** Northeast corner of Fruitdale Avenue and Southwest Expressway. **WATERSHED:** Guadalupe		**PROJECT TYPE:** Residential: Multi-family attached.	**SITE SIZE (AC):** 1.87	**NEW IMPERV. AREA (SQFT):** 67,931	**NET IMPERV. AREA (SQFT):** -13,526
SITE DESIGN: Below grade/podium parking that incorporated disconnected downspouts. In addition, this infill development is multi story family development near a light rail station with a density of 45.9 dwelling units to the acre with only 26 at-grade parking spaces. This project incorporates tree planting, beneficial landscaping, and disconnected downspouts and decreases impervious suface area below the one acre threshold in place at the time.	**SOURCE CONTROL:** Stenciled inlets and covered trash enclosures.	**TREATMENT BMPS:** N/A	**NUMERIC CRITERIA:** Not required. **HMP:** Encouraged, but not required. **DEEMED COMPLETE:** 02/09/06 **APPROVED:** 09/28/06	**O&M RESPONSIBILITY:** Homeowners Association shall maintain treatment measures in conformance with Section 20.95.120 of the Zoning Ordinance.		**PESTICIDE REDUCTION MEASURES:** Pesticide reduction is done through education and outreach. The SCVURPPP C.3 Handbook and the Landscape Maintenance Techniques for the Pest Reduction Fact Sheet are posted on the City website.	
PROJECT NAME: Stevens Creek European **PROJECT DESCRIPTION:** Planned Development Permit to allow incidental auto service and detail uses in a new approximately 8,000 square foot building, in addition to the existing commercial, automobile dealership, and parking uses currently permitted on a 1.46 gross acre site.	**PROJECT FILE & MAP NUMBER:** PD06-023/ PD06-055 (See Private Projects Map, No. 11)	**PROJECT LOCATION:** Southwest corner of Ardis Avenue and Stevens Creek Boulevard. **WATERSHED:** San Tomas		**PROJECT TYPE:** Commercial: Retail/ auto service.	**SITE SIZE (AC):** 1.46	**NEW IMPERV. AREA (SQFT):** 46,159	**NET IMPERV. AREA (SQFT):** 1,160

Private Projects							
SITE DESIGN: Together these permits were approved to demolish three existing single-family detached homes for the purpose of expanding an existing auto dealership and service establishment. This project incorporates tree planting and beneficial landscaping.	**SOURCE CONTROL:** Stenciled inlets and a covered trash enclosure.	**TREATMENT BMPS:** Mechanical unit.	**NUMERIC CRITERIA:** Yes, flow based. **HMP:** Not requiered. **DEEMED COMPLETE:** 10/06/06 **APPROVED:** 01/14/07	**O&M RESPONSIBILITY:** The developer/owner shall operate and maintain the storm vaults per the manufacturers operation and maintenance manual, in conformance with the San José Building Code (San José Municipal Code, Title 17, Chapter 17.04). Owner/Site Manager to keep track of maintenance and inspection schedule for swales/treatment features on the site.		**PESTICIDE REDUCTION MEASURES:** Pesticide reduction is done through education and outreach. The SCVURPPP C.3 Handbook and the Landscape Maintenance Techniques for the Pest Reduction Fact Sheet are posted on the City website.	
PROJECT NAME: The Plaza at Messina Gardens **PROJECT DESCRIPTION:** Planned Development Permit to allow 110 single-family attached residential units in a podium building on a 2.24 gross acre site.	**PROJECT FILE & MAP NUMBER:** PD06-029 (See Private Projects Map, No. 12)	**PROJECT LOCATION:** Northeast corner of Baton Rouge Drive and Cedarville Lane. **WATERSHED:** Guadalupe		**PROJECT TYPE:** Residential: Multi-family attached.	**SITE SIZE (AC):** 2.24	**NEW IMPERV. AREA (SQFT):** 48,413	**NET IMPERV. AREA (SQFT):** 48,413
SITE DESIGN: Project is infill development of part of Messina farmland with 110 units at a density of 58.1 dwelling units to the acre. Units are built on parking podium. Fire access/pedestrian path uses turfblock to provide area for disconnected downspouts from part of the podium roof to infiltrate.	**SOURCE CONTROL:** Podium parking, a covered trash enclosure, and stenciled inlets.	**TREATMENT BMPS:** Mechanical unit and pervious pavers.	**NUMERIC CRITERIA:** Yes, flow and volume based. **HMP:** Encoraged, but not required. **DEEMED COMPLETE:** 05/26/06 **APPROVED:** 01/12/07	**O&M RESPONSIBILITY:** Homeowners Association shall maintain treatment measures in conformance with Section 20.95.120 of the Zoning Ordinance.		**PESTICIDE REDUCTION MEASURES:** Pesticide reduction is done through education and outreach. The SCVURPPP C.3 Handbook and the Landscape Maintenance Techniques for the Pest Reduction Fact Sheet are posted on the City website.	
PROJECT NAME: Coyote Creek Homes (Lucretia Avenue) **PROJECT DESCRIPTION:** Planned Development Permit to construct 23 single-family detached residences on a 1.83 gross acre site.	**PROJECT FILE & MAP NUMBER:** PD06-030 (See Private Projects Map, No. 13)	**PROJECT LOCATION:** Northwest corner of Lucretia Avenue and Phelan Avenue. **WATERSHED:** Coyote		**PROJECT TYPE:** Residential: Single-family detached.	**SITE SIZE (AC):** 1.83	**NEW IMPERV. AREA (SQFT):** 44,620	**NET IMPERV. AREA (SQFT):** 31,771

Private Projects						
SITE DESIGN: Project to demolish 5 structures and redevelop with 23 single-family detached homes. Residential density is 14.02 dwelling units per acre. Soil type (silt loam) and groundwater depth (10 to 20 feet) allow for landscape-based treatment control measures on this site. This project incorporates shared driveways and disconnected downspouts.	**SOURCE CONTROL:** Stenciled inlets and a covered trash area.	**TREATMENT BMPS:** Vegetated swales.	**NUMERIC CRITERIA:** Yes, flow based. **HMP:** Encouraged, but not required. Swales provide some HMP benefits. **DEEMED COMPLETE:** 06/08/06 **APPROVED:** 02/16/07	**O&M RESPONSIBILITY:** Homeowners Association shall maintain treatment measures in conformance with Section 20.95.120 of the Zoning Ordinance.	**PESTICIDE REDUCTION MEASURES:** Pesticide reduction is done through education and outreach. The SCVURPPP C.3 Handbook and the Landscape Maintenance Techniques for the Pest Reduction Fact Sheet are posted on the City website.	
PROJECT NAME: Hitachi Global Storage Technologies **PROJECT DESCRIPTION:** Phase 1 Improvements Master Planned Development Permit to allow the re-configuration of an existing campus industrial facility including revisions to the site circulation, and the installation of new landscaping, fencing and associated improvements on a 160.6 gross acre site.	**PROJECT FILE & MAP NUMBER:** PD06-032 (PD05-087) (See Private Projects Map, No. 14)	**PROJECT LOCATION:** Area generally bounded by Cottle Road, Monterey Highway, Highway 85 and Manassas Road. **WATERSHED:** Guadalupe	**PROJECT TYPE:** Industrial.	**SITE SIZE (AC):** 160.60	**NEW IMPERV. AREA (SQFT):** 5,614,113	**NET IMPERV. AREA (SQFT):** 6,000
SITE DESIGN: Removal and replacement of existing infrastructure and landscaping represents only a 0.2% increase in impervious surface. Total impervious surface is 5,614,113 square feet or 128.9 acres to provide landscaping, circulation and infrastructure for a 332 acre site. New circulation provides clear access paths to current and planned public transportation stations and pedestrian-oriented commercial development. This project incorporates disconnected downspouts and beneficial landscaping.	**SOURCE CONTROL:** Stenciled inlets.	**TREATMENT BMPS:** Detention basin, vegetated swales, and mechanical units.	**NUMERIC CRITERIA:** Yes, flow and volume based. **HMP:** Required. 2 detention basins provide HMP benefits. **DEEMED COMPLETE:** 06/19/06 **APPROVED:** 08/21/06	**O&M RESPONSIBILITY:** Public streets will be maintained by the City of San José . Private streets/drives (future phases of development) will be maintained by homeowners association in conformance with Section 20.95.120 of the Zoning Ordinance.	**PESTICIDE REDUCTION MEASURES:** Pesticide reduction is done through education and outreach. The SCVURPPP C.3 Handbook and the Landscape Maintenance Techniques for the Pest Reduction Fact Sheet are posted on the City website.	
PROJECT NAME: Evergreen Village Square **PROJECT DESCRIPTION:**	**PROJECT FILE & MAP NUMBER:** PD06-036	**PROJECT LOCATION:** Area bounded by Classico Avenue, Cortona Avenue, Ruby Avenue, and		**PROJECT TYPE:** Commercial: Retail and office.	**SITE SIZE (AC):** 3.30	**NEW IMPERV. AREA (SQFT):** 93,270	**NET IMPERV. AREA (SQFT):** 93,270

Private Projects						
Planned Development Permit to construct two, two-story commercial and office buildings totaling approximately 36,500 gross square feet on a 3.3 gross acre site.	(See Private Projects Map, No. 15)	Village Square. **WATERSHED:** Coyote				
SITE DESIGN: Evergreen Village Square is part of the Smart Growth project Evergreen East Hills Vision Strategy area. Village Square is the radial center of a larger mixed residential development where pedestrian-oriented commercial and office uses are located. Five media filtration units and disconnected downspouts to pervious pavement areas are the primary source and treatment control measures used on this project site adjacent to Fowler Creek. All parking and buildings associated with this project maintain a significant setback from the creek. This project incorporates disconnected downspouts, a plaza area that discharges to pervious pavement, tree planting and beneficial landscaping.	**SOURCE CONTROL:** Stenciled inlets.	**TREATMENT BMPS:** Media filtration unit.and pervious pavement.	**NUMERIC CRITERIA:** Yes, flow and volume based. **HMP:** Encouraged, but not required. Pervious pavement provides some HMP benifits. **DEEMED COMPLETE:** 07/24/06 **APPROVED:** 04/06/07	**O&M RESPONSIBILITY:** The developer/owner shall operate and maintain the bioretention units per the manufacturers operation and maintenance manual, in conformance with the San José Building Code (San José Municipal Code, Title 17, Chapter 17.04). Owner/Site Manager to keep track of maintenance and inspection schedule for treatment features on the site.	**PESTICIDE REDUCTION MEASURES**: Pesticide reduction is done through education and outreach. The SCVURPPP C.3 Handbook and the Landscape Maintenance Techniques for the Pest Reduction Fact Sheet are posted on the City website.	
PROJECT NAME: Coyote Valley Research Park Phase B **PROJECT DESCRIPTION:** Master Planned Development Permit to allow up to approximately 916,000 square feet of campus industrial and research and development on a 35.7 gross acre site.	**PROJECT FILE & MAP NUMBER:** PD06-041 (See Private Projects Map, No. 16)	**PROJECT LOCATION:** East side of Santa Teresa Boulevard approximately 1,750 feet north of Bailey Avenue. **WATERSHED:** Coyote	**PROJECT TYPE:** Master Plan: Industrial/ Research and Development.	**SITE SIZE (AC):** 35.70	**NEW IMPERV. AREA (SQFT):** 790,468	**NET IMPERV. AREA (SQFT):** 790,468
SITE DESIGN: The Master Plan for this site proposes to use self-treating landscape areas and large bioretention drainage areas covered with pervious pavement systems to treat on site runoff in combination with mechanical units in the public right-of-way. Bioretention areas are divided into two categories: those that treat roof runoff and those that treat parking runoff. This project incorporates disconnected downspouts and pervious pavement.	**SOURCE CONTROL:** Stenciled inlets.	**TREATMENT BMPS:** Bioretention cells/filters and mechanical units.	**NUMERIC CRITERIA:** Yes, flow and volume based. **HMP:** Required. Creek improvements provide HMP benefits. **DEEMED COMPLETE:** 08/15/06	**O&M RESPONSIBILITY:** Maintenance of the proposed bioretention cells shall be the responsibility of the property owner. Maintenance of the proposed mechanical units shall be the responsibility of the City of San Jose. All of the proposed units are located within the public street rights-of-way.	**PESTICIDE REDUCTION MEASURES**: Pesticide reduction is done through education and outreach. The SCVURPPP C3 Handbook and the Landscape Maintenance Techniques for Pest Reduction Fact Sheet are posted on the City website.	

Private Projects							
			APPROVED: 06/18/07				
PROJECT NAME: Village Square Homes (Formerly Lou's Village) **PROJECT DESCRIPTION:** Planned Development Permit to allow demolition of an existing restaurant and mixed use building and construction of 11 live-work units and 84 single-family attached residential units, and associated site improvement on a 5.02 gross acre site.	**PROJECT FILE & MAP NUMBER:** PD06-042 (See Private Projects Map, No. 17)	**PROJECT LOCATION:** North side of West San Carlos Street, 650 feet westerly of Meridian Avenue. **WATERSHED:** Guadalupe		**PROJECT TYPE:** Residential: Single-family attached and live-work units.	**SITE SIZE (AC):** 5.02	**NEW IMPERV. AREA (SQFT):** 211,092	**NET IMPERV. AREA (SQFT):** 155,161
SITE DESIGN: This multi-story building incorporates pervious pavers and pavement, shared driveways, and disconnected downspouts on site.	**SOURCE CONTROL:** Stenciled inlets.	**TREATMENT BMPS:** Vegetated swales and mechanical units.	**NUMERIC CRITERIA:** Yes, flow based. **HMP:** Encouraged, but not requiered. Swales provide some HMP benefits. **DEEMED COMPLETE:** 08/15/06 **APPROVED:** 10/25/06	**O&M RESPONSIBILITY:** Homeowners Association shall maintain treatment measures in conformance with Section 20.95.120 of the Zoning Ordinance.		**PESTICIDE REDUCTION MEASURES:** Pesticide reduction is done through education and outreach. The SCVURPPP C.3 Handbook and the Landscape Maintenance Techniques for the Pest Reduction Fact Sheet are posted on the City website.	
PROJECT NAME: Paula Villas **PROJECT DESCRIPTION:** Planned Development Permit to demolish 3 existing single-family residences and remove 10 trees to construct 15 single-family attached residential units on a 0.69 gross acre site.	**PROJECT FILE & MAP NUMBER:** PD06-046 (See Private Projects Map, No. 18)	**PROJECT LOCATION:** South side of Paula Street, approximately 160 feet easterly of Meridian Way. **WATERSHED:** Guadalupe		**PROJECT TYPE:** Residential: Single-family attached.	**SITE SIZE (AC):** 0.69	**NEW IMPERV. AREA (SQFT):** 20,822	**NET IMPERV. AREA (SQFT):** 20,400

Private Projects

Site Design:	Source Control:	Treatment BMPs:	Numeric Criteria:	O&M Responsibility:	Pesticide Reduction Measures:
Proposed development of 2 and 3 story townhomes (21 dwelling units/acre) with a mixture of 1-car and 2-car tandem garages with narrow drives off of a common drive. This project incorporates tree planting and beneficial landscaping.	Stenciled inlets and covered trash enclosures.	Mechanical unit with oil baffle.	Yes, flow based. **HMP:** Encouraged, but not requiered. **Deemed Complete:** 08/29/06 **Approved:** 12/20/06	Homeowners Association shall maintain treatment measures in conformance with Section 20.95.120 of the Zoning Ordinance.	Pesticide reduction is done through education and outreach. The SCVURPPP C.3 Handbook and the Landscape Maintenance Techniques for the Pest Reduction Fact Sheet are posted on the City website.

Project Name:	Project File & Map Number:	Project Location:	Project Type:	Site Size (Ac):	New Imperv. Area (SqFt):	Net Imperv. Area (SqFt):
Coyote Valley Research Park Fire Station #32 **Project Description:** Planned Development Permit to allow construction of a 7,700 square feet fire station, training tower and other ancillary uses on a 1.12 gross acre site.	PD06-050 (See Private Projects Map, No. 19)	Northwesterly corner of Bailey Avenue and Santa Teresa Boulevard. **Watershed:** Coyote	Institutional: Fire station	1.12	16,295	16,295

Site Design:	Source Control:	Treatment BMPs:	Numeric Criteria:	O&M Responsibility:	Pesticide Reduction Measures:
Because maintenance of this future fire station will be the responsibility of the City, the majority of runoff from the site will be filtered on-site but some will be allowed to flow to the public-right of way and be treated by mechanical units before discharging to a Fischer Creek bypass channel. This project incorporates tree planting, beneficial landscaping and disconnected downspouts.	Covered trash enclosures and stenciled inlets.	Mechanical units.	Yes, flow based. **HMP:** Encouraged, but not requiered. **Deemed Complete:** 09/22/06 **Approved:** 04/25/07	The City of San José is responsible for the maintenance of the underground mechanical units for this site.	Pesticide reduction is done through education and outreach. The SCVURPPP C.3 Handbook and the Landscape Maintenance Techniques for the Pest Reduction Fact Sheet are posted on the City website.

Project Name:	Project File & Map Number:	Project Location:	Project Type:	Site Size (Ac):	New Imperv. Area (SqFt):	Net Imperv. Area (SqFt):
Page Street Condos **Project Description:** Planned Development Permit to demolish two existing two-family dwelling units and construct seven single-family attached residences and associated site improvements on a 0.4 gross acre site.	PD06-053 (See Private Projects Map, No. 20)	East side of Page Street, approximately 200 feet southerly of Douglas Street. **Watershed:** Guadalupe	Residential: Single-family attached.	0.40	12,022	9,450

Private Projects							
SITE DESIGN: This infill development proposes to maximize this site by demolishing two single-family detached homes and building seven single-family attached townhomes in its place for a density of 16.7 dwelling units to the acre. Units share a common drive. This project incorporates disconnected downspouts.	**SOURCE CONTROL:** Stenciled inlets.	**TREATMENT BMPS:** Vegetated swales.	**NUMERIC CRITERIA:** Yes, flow based. **HMP:** Encouraged, but not requiered. Swales provide some HMP benefits. **DEEMED COMPLETE:** 10/04/06 **APPROVED:** 05/04/07	**O&M RESPONSIBILITY:** Homeowners Association shall maintain treatment measures in conformance with Section 20.95.120 of the Zoning Ordinance.		**PESTICIDE REDUCTION MEASURES:** Pesticide reduction is done through education and outreach. The SCVURPPP C.3 Handbook and the Landscape Maintenance Techniques for the Pest Reduction Fact Sheet are posted on the City website.	
PROJECT NAME: Calderon Tires **PROJECT DESCRIPTION:** Planned Development Permit to allow the construction of approximately 15,000 square feet of commercial uses on a 0.59 gross acre site.	**PROJECT FILE & MAP NUMBER:** PD06-054 (See Private Projects Map, No. 21)	**PROJECT LOCATION:** Southwest corner of Alum Rock Avenue and McCreery Avenue. **WATERSHED:** Coyote		**PROJECT TYPE:** Commercial: Retail.	**SITE SIZE (AC):** 0.59	**NEW IMPERV. AREA (SQFT):** 19,214	**NET IMPERV. AREA (SQFT):** 9,000
SITE DESIGN: Commercial retail development for a tire sales and installation business with second floor offices uses. Site increases impervious surfaces but upholds smart growth principles by intensifying uses on this redevelopment site. This project incorporates disconnected downspouts and pervious pavement.	**SOURCE CONTROL:** Stenciled inlets.	**TREATMENT BMPS:** Vegetated swale and a mechanical unit.	**NUMERIC CRITERIA:** Yes, flow based. **HMP:** Encouraged, but not required. Swales provide some HMP benefits. **DEEMED COMPLETE:** 10/05/06 **APPROVED:** 06/27/07	**O&M RESPONSIBILITY:** The developer/owner shall operate and maintain the storm vaults per the manufacturers operation and maintenance manual, in conformance with the San José Building Code (San José Municipal Code, Title 17, Chapter 17.04). Owner/Site Manager to keep track of maintenance and inspection schedule for swales/treatment features on the site.		**PESTICIDE REDUCTION MEASURES:** Pesticide reduction is done through education and outreach. The SCVURPPP C.3 Handbook and the Landscape Maintenance Techniques for the Pest Reduction Fact Sheet are posted on the City website.	
PROJECT NAME: Leigh Avenue Homes **PROJECT DESCRIPTION:** Planned Development Permit to construct 23 single-family detached residences on a 1.68 gross acre site.	**PROJECT FILE & MAP NUMBER:** PD06-058 (See Private Projects Map, No. 22)	**PROJECT LOCATION:** Southeast corner of Foxworthy and Leigh Avenues. **WATERSHED:** Guadalupe		**PROJECT TYPE:** Residential: Single-family detached.	**SITE SIZE (AC):** 1.68	**NEW IMPERV. AREA (SQFT):** 40,095	**NET IMPERV. AREA (SQFT):** -32,967

Private Projects							
SITE DESIGN: Former medical/office building surrounded by parking and some landscaping will be replaced with 23 single-family detached homes at a density of 13.7 dwelling units to the acre. Groundwater depth of 50 to 100 feet below grade and silt loam soil make this an ideal site for landscape-based treatment control measures. This project decreases impervious suface area and incorporates tree planting and beneficial landscaping.	**SOURCE CONTROL:** Stenciled inlets and a covered trash enclosure.	**TREATMENT BMPS:** Vegetated swales.	**NUMERIC CRITERIA:** Yes, flow based. **HMP:** Encoraged, but not requiered. Swales provide some HMP benefits. **DEEMED COMPLETE:** 10/19/06 **APPROVED:** 02/16/07	**O&M RESPONSIBILITY:** Homeowners Association shall maintain treatment measures in conformance with Section 20.95.120 of the Zoning Ordinance.		**PESTICIDE REDUCTION MEASURES:** Pesticide reduction is done through education and outreach. The SCVURPPP C.3 Handbook and the Landscape Maintenance Techniques for the Pest Reduction Fact Sheet are posted on the City website.	
PROJECT NAME: Silver Creek Valley Road Retail Center **PROJECT DESCRIPTION:** Planned Development Permit to construct three buildings for a total of 24,000 square feet for commercial uses on a 2.18 gross acre site.	**PROJECT FILE & MAP NUMBER:** PD06-060 (See Private Projects Map, No. 23)	**PROJECT LOCATION:** Southeasterly side of Silver Creek Valley Road, and at the south terminus of Fontanoso Way. **WATERSHED:** Coyote		**PROJECT TYPE:** Commercial: Retail.	**SITE SIZE (AC):** 2.18	**NEW IMPERV. AREA (SQFT):** 82,518	**NET IMPERV. AREA (SQFT):** 82,518
SITE DESIGN: Commercial retail development on a previously vacant site. This project incorporates disconnected downspouts and beneficial landscaping.	**SOURCE CONTROL:** A covered trash enclosure and stenciled inlets.	**TREATMENT BMPS:** Vegetated swales.	**NUMERIC CRITERIA:** Yes, flow based. **HMP:** Encouraged, but not requiered. Swales provide some HMP benefits. **DEEMED COMPLETE:** 11/01/06 **APPROVED:** 04/25/07	**O&M RESPONSIBILITY:** Property owner shall maintain treatment measures in conformance with Section 20.95.120 of the Zoning Ordinance.		**PESTICIDE REDUCTION MEASURES:** Pesticide reduction is done through education and outreach. The SCVURPPP C.3 Handbook and the Landscape Maintenance Techniques for the Pest Reduction Fact Sheet are posted on the City website.	
PROJECT NAME: The Lands of Klassen at Oakland and Rock Avenue **PROJECT DESCRIPTION:** Planned Development Permit to demolish an existing commercial building and two	**PROJECT FILE & MAP NUMBER:** PD06-061 (See Private Projects Map, No. 24)	**PROJECT LOCATION:** North side of Rock Avenue, approximately 450 feet westerly of Oakland Road. **WATERSHED:** Coyote		**PROJECT TYPE:** Residential: Single-family attached.	**SITE SIZE (AC):** 1.02	**NEW IMPERV. AREA (SQFT):** 28,420	**NET IMPERV. AREA (SQFT):** -3,800

Private Projects							
garage structures, and to construct 18 single-family attached residences on a 1.02 acre site.							
SITE DESIGN: Former industrial/commercial site almost entirely paved will be redeveloped with single-family attached housing for a density of 18.4 DU/acre. While soil type is ideal for landscape-based treatment control measures, the groundwater depth on the site is in the range of 0 to 10 feet below grade. This project decreases impervious suface area and incorporates disconnected downspouts to landscape areas with subdrains to a media filtration unit.	**SOURCE CONTROL:** Stenciled inlets.	**TREATMENT BMPS:** Media filtration unit.	**NUMERIC CRITERIA:** Yes, flow based. **HMP:** Encouraged, but not requiered. **DEEMED COMPLETE:** 11/02/06 **APPROVED:** 04/25/07	**O&M RESPONSIBILITY:** Homeowners Association shall maintain treatment measures in conformance with Section 20.95.120 of the Zoning Ordinance.		**PESTICIDE REDUCTION MEASURES:** Pesticide reduction is done through education and outreach. The SCVURPPP C.3 Handbook and the Landscape Maintenance Techniques for the Pest Reduction Fact Sheet are posted on the City website.	
PROJECT NAME: Montecito Vista Urban Village **PROJECT DESCRIPTION:** PD05-077 was an approval for the site plan only. PD06-062 is the Planned Development Permit to (1) effectuate the entire PDC06-034 zoning district, (2) provide grading and stormwater details for the entire zoning area, and (3) provide landscaping and architecture details for the two northernmost residential areas (the Siena area which includes 53 and Savona which includes 40 residential units) on an approximately 29.5 gross acre site. The zoning allows for up to 969 residential units, a public park, and 18,000 square feet of commercial space. Pending Planned Development Permit Amendments will provide clearance for the construction of additional units and changes to the Stormwater Control Plan necessary based on unit type changes.	**PROJECT FILE & MAP NUMBER:** PD06-062 (PD05-077) (See Private Projects Map, No. 25)	**PROJECT LOCATION:** Southwest corner of Monterey Road and Goble Lane. **WATERSHED:** Coyote		**PROJECT TYPE:** Residential/ Commercial: Mixed-use.	**SITE SIZE (AC):** 29.5	**NEW IMPERV. AREA (SQFT):** 488,367	**NET IMPERV. AREA (SQFT):** -668,151

Private Projects							
SITE DESIGN: Montecito Vista Urban Village implements several site design, source control and treatment control measures that allow this previously industrial and mobilehome park site to decrease impervious surface. The perimeter EVA is pervious pavement. Units area a mixture single-family attached and multi-family attached units with approximately 22,140 square feet of pervious pavement and disconnected downspouts to common landscape areas for infiltration. The village also includes private open space and a public park, pedestrian paseos, bicycle and motorcycle parking areas, podium parking and some retail/commercial space to discourage car use.	**SOURCE CONTROL:** Stenciled inlets.	**TREATMENT BMPS:** Vegetated swales, a stormwater treatment pond, and media filtration units.	**NUMERIC CRITERIA:** Yes, flow and volume based. **HMP:** Encouraged, but not requiered. Swales and pond provide some HMP benefits. **DEEMED COMPLETE:** 11/02/06 **APPROVED:** 11/28/06	**O&M RESPONSIBILITY:** Homeowners Association shall maintain treatment measures in conformance with Section 20.95.120 of the Zoning Ordinance.		**PESTICIDE REDUCTION MEASURES:** Pesticide reduction is done through education and outreach. The SCVURPPP C.3 Handbook and the Landscape Maintenance Techniques for the Pest Reduction Fact Sheet are posted on the City website.	
PROJECT NAME: San José Water Company New Storage Building **PROJECT DESCRIPTION:** Planned Development Permit for industrial uses on a 1.76 gross acres site.	**PROJECT FILE & MAP NUMBER:** PD06-065 (See Private Projects Map, No. 26)	**PROJECT LOCATION:** East side of Will Wool Drive approximately 400 feet north of Quinn Avenue. **WATERSHED:** Coyote		**PROJECT TYPE:** Industrial: Materials storage.	**SITE SIZE (AC):** 1.76	**NEW IMPERV. AREA (SQFT):** 57,025	**NET IMPERV. AREA (SQFT):** 10,200
SITE DESIGN: San José Water Company project to have a materials storage facility. Site runoff is 100% landscape-based treatment including bermed and walled outdoor storage areas that discharge to vegetated swales. This project incorporates disconnected downspouts.	**SOURCE CONTROL:** Stenciled inlets and a bermed material storage area.	**TREATMENT BMPS:** Vegetated swales.	**NUMERIC CRITERIA:** Yes, flow based. **HMP:** Encouraged, but not required. Swales provide some HMP benefits. **DEEMED COMPLETE:** 11/16/06 **APPROVED:** 03/21/07	**O&M RESPONSIBILITY:** Owner/Site Manager to keep track of maintenance and inspection schedule for swales/treatment features on the site.		**PESTICIDE REDUCTION MEASURES:** Pesticide reduction is done through education and outreach. The SCVURPPP C.3 Handbook and the Landscape Maintenance Techniques for the Pest Reduction Fact Sheet are posted on the City website.	
PROJECT NAME: IBM **PROJECT DESCRIPTION:**	**PROJECT FILE & MAP NUMBER:** PD06-066 (See Private	**PROJECT LOCATION:** Northerly side of Bailey Avenue approximately 5,000 feet westerly of Santa Teresa Boulevard.		**PROJECT TYPE:** Industrial.	**SITE SIZE (AC):** 0.98	**NEW IMPERV. AREA (SQFT):** 42,622	**NET IMPERV. AREA (SQFT):** 42,622

Private Projects							
Planned Development Permit to allow the construction of an approximately 110-space parking lot for an existing campus industrial facility.	Projects Map, No. 27)	**WATERSHED:** Coyote					
SITE DESIGN: Expansion of an existing parking facility will discharge runoff to existing infiltration basins that provide flood management benefits for the larger site.	**SOURCE CONTROL:** Stenciled inlets.	**TREATMENT BMPS:** Infiltration basins.	**NUMERIC CRITERIA:** Yes, volume based. **HMP:** Encouraged, but not required. Basins provide some HMP benefits. **DEEMED COMPLETE:** 11/21/06 **APPROVED:** 04/25/07	**O&M RESPONSIBILITY:** Owner/Site Manager to keep track of maintenance and inspection schedule for swales/treatment features on the site.		**PESTICIDE REDUCTION MEASURES:** Pesticide reduction is done through education and outreach. The SCVURPPP C.3 Handbook and the Landscape Maintenance Techniques for the Pest Reduction Fact Sheet are posted on the City website.	
PROJECT NAME: Merril Gardens at Willow Glen **PROJECT DESCRIPTION:** Planned Development Permit to construct a four story 98-unit Residential Care and Service Facility (Senior Assisted Living) above an below grade parking facility on a 1.21 gross acre site.	**PROJECT FILE & MAP NUMBER:** PD06-070 (See Private Projects Map, No. 28)	**PROJECT LOCATION:** Along the southern side of Curci Drive and at the intersection of Curci Drive and Meridian Avenue. **WATERSHED:** Guadalupe		**PROJECT TYPE:** Residential: Care & service facility.	**SITE SIZE (AC):** 1.21	**NEW IMPERV. AREA (SQFT):** 38,584	**NET IMPERV. AREA (SQFT):** 16,575
SITE DESIGN: This residential care and service facility has no at-grade parking. All parking is below grade with the 98 units built on top of the podium. Due to the size and density of the site, beneficial landscape areas and a media filtration unit combine to provide treatment control for the site. This project incorporates tree planting and disconnected downspouts.	**SOURCE CONTROL:** Stenciled inlets.	**TREATMENT BMPS:** Media filtration unit.	**NUMERIC CRITERIA:** Yes, flow based. **HMP:** Encouraged, but not required. **DEEMED COMPLETE:** 12/15/06 **APPROVED:** 04/18/07	**O&M RESPONSIBILITY:** Owner/Site Manager to keep track of maintenance and inspection schedule for swales/treatment features on the site.		**PESTICIDE REDUCTION MEASURES:** Pesticide reduction is done through education and outreach. The SCVURPPP C.3 Handbook and the Landscape Maintenance Techniques for the Pest Reduction Fact Sheet are posted on the City website.	

Private Projects							
PROJECT NAME: 1179 Campbell Avenue **PROJECT DESCRIPTION:** Planned Development Permit to allow demolition of existing buildings and construction of 36 single-family detached residential units on a 2.67 gross acre site.	**PROJECT FILE & MAP NUMBER:** PD07-027 (See Private Projects Map, No. 29)	**PROJECT LOCATION:** Southwesterly side of Campbell Avenue 950 ft northwesterly of Newhall Street. **WATERSHED:** Guadalupe		**PROJECT TYPE:** Residential: Single-family detached.	**SITE SIZE (AC):** 2.67	**NEW IMPERV. AREA (SQFT):** 75,070	**NET IMPERV. AREA (SQFT):** -36,864
SITE DESIGN: Development of 2- and 3-story single family detached homes built on a formerly industrial site. This project decreases impervious suface area. Due to extremely shallow groundwater depth (2-3 feet in some places) and soil and groundwater contamination on neighboring sites, landscape-based solutions were not an option. Project uses 5 mechanical units, one in each of its drainage areas to treat water before discharging. This project incorporates disconnected downspouts for overland flow.	**SOURCE CONTROL:** Stenciled inlets.	**TREATMENT BMPS:** Inlet filters and mechanical units.	**NUMERIC CRITERIA:** Yes, flow based. **HMP:** Encouraged, but not required **DEEMED COMPLETE:** 03/26/07 **APPROVED:** 06/27/07	**O&M RESPONSIBILITY:** Homeowners Association shall maintain treatment measures in conformance with Section 20.95.120 of the Zoning Ordinance.		**PESTICIDE REDUCTION MEASURES:** Pesticide reduction is done through education and outreach. The SCVURPPP C.3 Handbook and the Landscape Maintenance Techniques for the Pest Reduction Fact Sheet are posted on the City website.	
PROJECT NAME: Kentwood Townhomes **PROJECT DESCRIPTION:** Planned Development Permit to construct 56 single-family attached residences, one detached residence and 8,000 square feet of retail space on a 4.2 gross acres site.	**PROJECT FILE & MAP NUMBER:** PD07-042 (See Private Projects Map, No. 30)	**PROJECT LOCATION:** Area generally bounded by Kentwood Avenue, Highway 85 and S. De Anza Blvd. Additional APNs: 359-35-024, 359-35-026, 359-35-020, 359-35-025, 359-35-026. **WATERSHED:** Calabazas		**PROJECT TYPE:** Residential & Commercial: Mixed-use.	**SITE SIZE (AC):** 4.20	**NEW IMPERV. AREA (SQFT):** 114,998	**NET IMPERV. AREA (SQFT):** 8,712
SITE DESIGN: Mixed use development of attached townhomes, single-family detached homes and retail commercial space. Project's residential density is 16 dwelling units per acre. This project incorporates disconnected downspouts.	**SOURCE CONTROL:** Stenciled inlets.	**TREATMENT BMPS:** Vegetated swales and media filtration unit.	**NUMERIC CRITERIA:** Yes, flow based. **HMP:** Encouraged, but not requiered. Swales provide some HMP benefits. **DEEMED COMPLETE:** 05/01/07	**O&M RESPONSIBILITY:** Homeowners Association shall maintain treatment measures in conformance with Section 20.95.120 of the Zoning Ordinance.		**PESTICIDE REDUCTION MEASURES:** Pesticide reduction is done through education and outreach. The SCVURPPP C.3 Handbook and the Landscape Maintenance Techniques for the Pest Reduction Fact Sheet are posted on the City website.	

Private Projects							
			APPROVED: 06/27/07				
PROJECT NAME: Greenwaste Recovery Recycling Center **PROJECT DESCRIPTION:** SP06-024 allowed for the expansion of operations at the Green Waste Recovery Facility from 935 tons per day to 2000 tons per day for the processing of recyclables and compostable waste on this site. SP06-094 is a Special Use Permit to construct a 43,200 square foot building at the same location on a 6.05 gross acre site. This project decreases impervious suface area	**PROJECT FILE & MAP NUMBER:** SP06-094 (and SP06-024) (See Private Projects Map, No. 31)	**PROJECT LOCATION:** North side of Charles Street approximately 750 feet westerly of Oakland Road. **WATERSHED:** Guadalupe		**PROJECT TYPE:** Industrial: Recycling facility.	**SITE SIZE (AC):** 6.05	**NEW IMPERV. AREA (SQFT):** 257,913	**NET IMPERV. AREA (SQFT):** -354
SITE DESIGN: The approval of SP06-024 allowed to the expansion of recycling activities at this site. SP06-094 is a related permit to construct a nearly one acre warehouse to conduct the recycling uses. The permit also covered site improvements to landscaping and parking areas. A CDS unit will be installed to treat runoff from 97.8% of the site. The project reduces the amount of impervious surface area.	**SOURCE CONTROL:** Covered trash enclosures and stenciled inlets.	**TREATMENT BMPS:** Media filtration unit.	**NUMERIC CRITERIA:** Yes, flow based. **HMP:** Encouraged, but not requiered. **DEEMED COMPLETE:** 11/1/2006 **APPROVED:** 6/27/07	**O&M RESPONSIBILITY:** Owner/Site Manager to keep track of maintenance and inspection schedule for swales/treatment features on the site.		**PESTICIDE REDUCTION MEASURES:** Pesticide reduction is done through education and outreach. The SCVURPPP C.3 Handbook and the Landscape Maintenance Techniques for the Pest Reduction Fact Sheet are posted on the City website.	
PROJECT NAME: Service Street Warehouse **PROJECT DESCRIPTION:** Site Development Permit to demolish all existing structures and construct approximately 21,504 square foot building for warehouse and office uses on an approximately 1.10 gross acre site.	**PROJECT FILE & MAP NUMBER:** H05-052 (See Private Projects Map, No. 32)	**PROJECT LOCATION:** North side of Service Street, 160 feet easterly of Old Oakland Road. **WATERSHED:** Coyote		**PROJECT TYPE:** Commercial: Office space.	**SITE SIZE (AC):** 1.10	**NEW IMPERV. AREA (SQFT):** 36,821	**NET IMPERV. AREA (SQFT):** -10,070
SITE DESIGN: This industrial site was previously entirely paved. Redevelopment of the site includes new landscape areas with shallow ponds, a vegetated swale, a biofiltration area, and disconnected downspouts. This project reduces the impervious suface area below	**SOURCE CONTROL:** Covered recycling bins and stenciled inlets.	**TREATMENT BMPS:** Vegetated swale and biofiltration units.	**NUMERIC CRITERIA:** Not required. **HMP:** Encouraged, but not requied. Swales provide some HMP	**O&M RESPONSIBILITY:** Owner/Site Manager to keep track of maintenance and inspection schedule for BMPs and treatment features on the site.		**PESTICIDE REDUCTION MEASURES:** Pesticide reduction is done through education and outreach. The SCVURPPP C.3 Handbook and the Landscape Maintenance Techniques for the Pest Reduction Fact Sheet are posted	

Private Projects							
the one acre threshold.			benefits. **DEEMED COMPLETE:** 10/27/2005 **APPROVED:** 9/17/06			on the City website.	
PROJECT NAME: Cadence Seely Campus (Building 10) **PROJECT DESCRIPTION:** Site Development Permit to allow the construction of a new 208,000 square foot research and development facility and associated parking lot on a 6.8 gross acre site.	**PROJECT FILE & MAP NUMBER:** H05-053 (See Private Projects Map, No. 33)	**PROJECT LOCATION:** Northerly corner of Montague Expressway and Trimble Road. **WATERSHED:** Guadalupe		**PROJECT TYPE:** Commercial: Office/ research and development	**SITE SIZE (AC):** 6.80	**NEW IMPERV. AREA (SQFT):** 173,700	**NET IMPERV. AREA (SQFT):** 173,700
SITE DESIGN: This expansion of an existing industrial research and development campus uses a combination of infiltration trench and media filtration units to provide water quality treatment control. This project incorporates tree planting, beneficial landscaping, and disconnected downspouts.	**SOURCE CONTROL:** Stenciled inlets.	**TREATMENT BMPS:** Vegetated buffer strips, an infiltration trench, and mechanical units.	**NUMERIC CRITERIA:** Yes, flow and volume based. **HMP:** Encouraged, but not required. Swales provide some HMP benefits. **DEEMED COMPLETE:** 10/28/2005 **APPROVED:** 10/13/06	**O&M RESPONSIBILITY:** Owner/Site Manager to keep track of maintenance and inspection schedule for swales/treatment features on the site.		**PESTICIDE REDUCTION MEASURES:** Pesticide reduction is done through education and outreach. The SCVURPPP C.3 Handbook and the Landscape Maintenance Techniques for the Pest Reduction Fact Sheet are posted on the City website.	
PROJECT NAME: 3005 Old Almaden Road **PROJECT DESCRIPTION:** Site Development Permit to allow demolition, construction, exterior modifications and site improvements for an existing vacant office building on a 0.78 gross acre site.	**PROJECT FILE & MAP NUMBER:** H06-018 (See Private Projects Map, No. 34)	**PROJECT LOCATION:** Southwest corner of Old Almaden Road and Foxworthy Avenue. **WATERSHED:** Guadalupe		**PROJECT TYPE:** Commercial: Office space.	**SITE SIZE (AC):** 0.78	**NEW IMPERV. AREA (SQFT):** 14,038	**NET IMPERV. AREA (SQFT):** -19,939

Private Projects							
SITE DESIGN: Site was previously entirely paved. Significant landscaping has been proposed as part of this permit that includes a large drain rock bed surrounded by a swale, large landscape planting area and trees. This project incorporates disconnected downspouts and decreases impervious suface area	**SOURCE CONTROL:** Stenciled inlets.	**TREATMENT BMPS:** Vegetated swale and a bioretention/drain rock area.	**NUMERIC CRITERIA:** Yes, flow and volume based. **HMP:** Encouraged, but not required. Both swale and drain rock area provide some HMP benefits. **DEEMED COMPLETE:** 3/28/2006 **APPROVED:** 11/17/06	**O&M RESPONSIBILITY:** Owner/Site Manager to keep track of maintenance and inspection schedule for BMPs and treatment features on the site.		**PESTICIDE REDUCTION MEASURES:** Pesticide reduction is done through education and outreach. The SCVURPPP C.3 Handbook and the Landscape Maintenance Techniques for the Pest Reduction Fact Sheet are posted on the City website.	
PROJECT NAME: McKee Retail Development **PROJECT DESCRIPTION:** Site Development Permit to allow construction of a 4,863 square-foot one-story retail building.	**PROJECT FILE & MAP NUMBER:** H06-034 (See Private Projects Map, No. 35)	**PROJECT LOCATION:** Corner of McKee and Vista. **WATERSHED:** Coyote		**PROJECT TYPE:** Commercial: Retail	**SITE SIZE (AC):** 0.49	**NEW IMPERV. AREA (SQFT):** 17,906	**NET IMPERV. AREA (SQFT):** 0
SITE DESIGN: Commercial deveopment placed on the corner with parking behind. Site proposes intensification of retail uses on a previously developed site. This project incorporates tree planting and beneficial landscaping.	**SOURCE CONTROL:** Stenciled inlets.	**TREATMENT BMPS:** Vegetated swale.	**NUMERIC CRITERIA:** Yes, flow based. **HMP:** Encouraged, but not required. Swales provide some HMP benefits. **DEEMED COMPLETE:** 7/17/2006 **APPROVED:** 9/15/06	**O&M RESPONSIBILITY:** Owner/Site Manager to keep track of maintenance and inspection schedule for BMPs and treatment features on the site.		**PESTICIDE REDUCTION MEASURES:** Pesticide reduction is done through education and outreach. The SCVURPPP C.3 Handbook and the Landscape Maintenance Techniques for the Pest Reduction Fact Sheet are posted on the City website.	
PROJECT NAME: Alma-Almaden Retail Center **PROJECT DESCRIPTION:** Site Development Permit to demolish an existing commercial building and single-	**PROJECT FILE & MAP NUMBER:** H06-036 (See Private Projects Map, No. 36)	**PROJECT LOCATION:** Southeast corner of West Alma Avenue and Almaden Expressway. **WATERSHED:** Guadalupe		**PROJECT TYPE:** Commercial: Retail.	**SITE SIZE (AC):** 0.58	**NEW IMPERV. AREA (SQFT):** 22,448	**NET IMPERV. AREA (SQFT):** 20,548

Private Projects							
family detached residence and to construct a new 9,900 square foot retail building with associated site improvements on a 0.58 gross acre site.							
SITE DESIGN: Commercial deveopment placed on the corner with parking behind. Site proposes intensification of retail uses on a previously developed site. New plan keeps one existing building, demolishes another built in 1900 (historic). This project incorporates disconnected downspouts.	**SOURCE CONTROL:** Covered trash enclosures and stenciled inlets.	**TREATMENT BMPS:** Vegetated swales.	**NUMERIC CRITERIA:** Yes, flow based. **HMP:** Encouraged, but not requiered. Swales provide some HMP benefits. **DEEMED COMPLETE:** 7/27/2006 **APPROVED:** 11/21/06	**O&M RESPONSIBILITY:** Owner/Site Manager to keep track of maintenance and inspection schedule for BMPs and treatment features on the site.		**PESTICIDE REDUCTION MEASURES:** Pesticide reduction is done through education and outreach. The SCVURPPP C.3 Handbook and the Landscape Maintenance Techniques for the Pest Reduction Fact Sheet are posted on the City website.	
PROJECT NAME: Alma Retail **PROJECT DESCRIPTION:** Site Development Permit to complete improvements to an existing retail building and to construct a new 5,100 square foot building for retail uses on a 1.20 gross acre site.	**PROJECT FILE & MAP NUMBER:** H06-037 (See Private Projects Map, No. 37)	**PROJECT LOCATION:** Northeast corner of West Alma Avenue and Minnesota Avenue or 640 West Alma Avenue & 583 West Alma Avenue. **WATERSHED:** Guadalupe		**PROJECT TYPE:** Commercial: Retail.	**SITE SIZE (AC):** 1.20	**NEW IMPERV. AREA (SQFT):** 37,646	**NET IMPERV. AREA (SQFT):** -12,132
SITE DESIGN: Commercial development for retail that decreases impervious surface area and incorporates tree planting and beneficial landscaping.	**SOURCE CONTROL:** Covered trash enclosures and stenciled inlets.	**TREATMENT BMPS:** A vegetated swale and a media filtration unit.	**NUMERIC CRITERIA:** Yes, flow based. **HMP:** Encouraged, but not required. Swales provide some HMP benefits. **DEEMED COMPLETE:** 7/28/2006 **APPROVED:** 1/12/07	**O&M RESPONSIBILITY:** Owner/Site Manager to keep track of maintenance and inspection schedule for BMPs and treatment features on the site.		**PESTICIDE REDUCTION MEASURES:** Pesticide reduction is done through education and outreach. The SCVURPPP C.3 Handbook and the Landscape Maintenance Techniques for the Pest Reduction Fact Sheet are posted on the City website.	
PROJECT NAME:	**PROJECT FILE & MAP NUMBER:**	**PROJECT LOCATION:**		**PROJECT TYPE:**	**SITE SIZE (AC):**	**NEW IMPERV. AREA (SQFT):**	**NET IMPERV. AREA (SQFT):**

Private Projects							
Bollinger Retail **PROJECT DESCRIPTION:** Site Development Permit to demolish one existing vacant residential structure, move one approximately 1,925 square foot historic commercial structure on-site, and construct two new commercial buildings totalling approximately 17,900 on a 1.65 gross acre site.	H06-077 (See Private Projects Map, No. 38)	Southeast corner of South De Anza Boulevard and Bollinger Road. **WATERSHED:** Calabazas		Commercial: Retail.	1.65	44,574	41,074
SITE DESIGN: This commercial site previously used as the nursery is a unique project as it combines preservation of a historic building, and 100% landscaped based treatment control measures in the redevelopment of this site. Project will use a combination of pervious pavement and vegetated swales to treat runoff. This project incorporates disconnected downspouts and pervious pavement.	**SOURCE CONTROL:** Covered trash enclosures and stenciled inlets.	**TREATMENT BMPS:** Vegetated swales.	**NUMERIC CRITERIA:** Yes, flow based. **HMP:** Encouraged, but not required. Swales provide some HMP benefits. **DEEMED COMPLETE:** 8/28/2006 **APPROVED:** 6/1/07	**O&M RESPONSIBILITY:** Owner/Site Manager to keep track of maintenance and inspection schedule for BMPs and treatment features on the site.		**PESTICIDE REDUCTION MEASURES:** Pesticide reduction is done through education and outreach. The SCVURPPP C.3 Handbook and the Landscape Maintenance Techniques for the Pest Reduction Fact Sheet are posted on the City website.	
PROJECT NAME: 1139 Minnesota Avenue **PROJECT DESCRIPTION:** Conditional Use Permit to allow an existing private club use operating without benefit of permits and to allow site improvements including an outdoor deck, parking lot, and lighting on a 0.54 gross acre site.	**PROJECT FILE & MAP NUMBER:** CP05-038 (See Private Projects Map, No. 39)	**PROJECT LOCATION:** North side of Minnesota Avenue, approximately 350 feet westerly of Lincoln Avenue. **WATERSHED:** Guadalupe		**PROJECT TYPE:** Commercial: Private club.	**SITE SIZE (AC):** 0.54	**NEW IMPERV. AREA (SQFT):** 15,341	**NET IMPERV. AREA (SQFT):** 15,341

Private Projects					
Site Design: Permeable paver system is used to reduce imperviousness of new 10,000 square foot parking lot. This project incorporates tree planting, beneficial landscaping and permeable pavers.	**Source Control:** Stenciled inlets.	**Treatment BMPs:** Pervious pavers.	**Numeric Criteria:** Volume based. **HMP:** Encouraged, but not required. Pervious pavers provide some HMP benefits. **Deemed Complete:** 6/27/2005 **Approved:** 1/11/07	**O&M Responsibility:** Owner/Site Manager to keep track of maintenance and inspection schedule for swales/treatment features on the site.	**Pesticide Reduction Measures:** Pesticide reduction is done through education and outreach. The SCVURPPP C.3 Handbook and the Landscape Maintenance Techniques for the Pest Reduction Fact Sheet are posted on the City website.

Public Projects							
Project Name: Fire Station No. 12 **Project Description:** Fire station consist of a two-story, 6,200 square foot station with two bays.	**Project File & Map Number:** CIP 1982 (See Public Projects Map, No. 1)	**Project Location:** At the corner of Cahalan Avenue and Calero Avenue. **Watershed:** Coyote		**Project Type:** Insitutional.	**Site Size (Ac):** 0.60	**New Total Impr. Area (SqFt):** 6,326	**Net Impr. Area (SqFt):** N/A
Site Design: Minimized directly connected impervious surface and includes beneficial landscaping.	**Source Control:** N/A	**Treatment BMPs:** Vegetative swale and mechanical unit.	**Numeric Criteria:** N/A **HMP:** Encouraged, but not required. Swales provide some HMP benefits. **Funded:** Prior to 10/15/03 **Design Complete:** 8/31/2006	**O&M Responsibility:** Treatment measures are maintained by City during routine maintenance.		**Pesticide Reduction Measures:** Pesticide reduction is done through education and outreach. The SCVURPPP C.3 Handbook and the Landscape Maintenance Techniques for the Pest Reduction Fact Sheet are posted on the City website.	
Project Name: Fire Station No. 17 **Project Description:** Relocated Public Safety Bond-funded fire station to be constructed.	**Project File & Map Number:** CIP 2197 (See Public Projects Map, No. 2)	**Project Location:** Corner of Blossom Hill and Coniston Way. **Watershed:** Coyote		**Project Type:** Institutional.	**Site Size (Ac):** 0.60	**New Total Impr. Area (SqFt):** 6,300	**Net Impr. Area (SqFt):** N/A

Public Projects							
SITE DESIGN: Minimized directly connected impervious surface, multi-story building minimized overall impervious surface, curb cuts to surrounding landscape, and disconnected downspouts to landscape pocket splash blocks.	**SOURCE CONTROL:** Covered fuel area and direct wash area to underground storm wash down filter.	**TREATMENT BMPS:** Trench drain and a mechanical unit.	**NUMERIC CRITERIA:** N/A **HMP:** Encouraged, but not required. **FUNDED:** Prior to 10/15/03 **DESIGN COMPLETE:** 7/7/2006	**O&M RESPONSIBILITY:** Treatment measures are maintained by City during routine maintenance.		**PESTICIDE REDUCTION MEASURES:** Pesticide reduction is done through education and outreach. The SCVURPPP C.3 Handbook and the Landscape Maintenance Techniques for the Pest Reduction Fact Sheet are posted on the City website.	
PROJECT NAME: Santa Teresa Branch Library **PROJECT DESCRIPTION:** Replacement of an existing branch library to a 22,000 sq. ft. facility with a parking lot.	**PROJECT FILE & MAP NUMBER:** CIP 1317 (See Public Projects Map, No. 3)	**PROJECT LOCATION:** 290 International Circle. **WATERSHED:** Coyote		**PROJECT TYPE:** Institutional.	**SITE SIZE (AC):** 1.56	**NEW TOTAL IMPR. AREA (SQFT):** 57,250	**NET IMPR. AREA (SQFT):** N/A
SITE DESIGN: Minimized directly connected impervious surface, disconnected downspouts, tree preservation, bicycle parking, and proximity to transit.	**SOURCE CONTROL:** N/A	**TREATMENT BMPS:** Mechanical unit and vegetative swales.	**NUMERIC CRITERIA:** Not required, but sized to include flow based treatment. **HMP:** Encouraged, but not required. Swales provide some HMP benefits. **FUNDED:** Prior to 10/15/03 **DESIGN COMPLETE:** 6/4/2007	**O&M RESPONSIBILITY:** Treatment measures are maintained by City during routine maintenance.		**PESTICIDE REDUCTION MEASURES:** Pesticide reduction is done through education and outreach. The SCVURPPP C.3 Handbook and the Landscape Maintenance Techniques for the Pest Reduction Fact Sheet are posted on the City website.	
PROJECT NAME: Roosevelt Community Center - Package II **PROJECT DESCRIPTION:** The scope of work on this park includes a new 30,000 sq. ft. community center, parking, site improvements and landscaping. The City of San José Environmental Services Department donated funds to help the park install eco-friendly features. For example, an	**PROJECT FILE & MAP NUMBER:** CIP 1442 (See Public Projects Map, No. 4)	**PROJECT LOCATION:** 901 East Santa Clara Street. **WATERSHED:** Coyote		**PROJECT TYPE:** Institutional.	**SITE SIZE (AC):** 13.72	**NEW TOTAL IMPR. AREA (SQFT):** 83,400	**NET IMPR. AREA (SQFT):** N/A

Public Projects							
educational art exhibit treats stormwater and illustrates the shape of the Coyote Watershed.							
SITE DESIGN: Even though the total size of the site was 13.72 acres, only 2.96 acres were disturbed. The project minimizes directly connected impervious surfaces, preserves natural areas and trees, features a multi-story building and includes bicycle parking. Additional site design features include effeciant irrigation using recycled water, beneficial landscaping with curb cuts, disconnected downspouts with overflow drains to planters and art pieces.	**SOURCE CONTROL:** Covered trash and storage areas.	**TREATMENT BMPS:** Vegetated swales, trench drains, pervious concrete and extended detention basins.	**NUMERIC CRITERIA:** Not required, but sized to include flow and volume based treatment. **HMP:** Encouraged, but not required. Swales, pervious concrete and basins provide some HMP benefits. **FUNDED:** Prior to 10/15/03 **DESIGN COMPLETE:** 8/21/2006	**O&M RESPONSIBILITY:** Treatment measures are maintained by City during routine maintenance.		**PESTICIDE REDUCTION MEASURES:** Pesticide reduction is done through education and outreach. The SCVURPPP C.3 Handbook and the Landscape Maintenance Techniques for the Pest Reduction Fact Sheet are posted on the City website.	
PROJECT NAME: Happy Hollow Park & Zoo Phase II **PROJECT DESCRIPTION:** The scope of work includes feasibility, design and construction of the approximately 12 acres of renovation to the attractions and zoo area and improve approx. 4 acres of new zoo and new pedestrian bridge. The total 16.5 acre park including a pedestrian bridge, 12 buildings (ticket booths, education, administration, retail, concessions, guest services, animal commisary, animal health care, barn and 2 restrooms), 7 green roofs, small animal exhibits, animal petting exhibit, childrens attractions and rides, party areas, refurbishment of a signature ride, fencing, paving and walkways, service areas, renovation of existing features landscape and irrigation and signage.	**PROJECT FILE & MAP NUMBER:** CIP 2920 (See Public Projects Map, No. 5)	**PROJECT LOCATION:** Happy Hollow Park & Zoo at Story and Senter Roads in Kelley Park. **WATERSHED:** Coyote		**PROJECT TYPE:** Recreational	**SITE SIZE (AC):** 16.50	**NEW TOTAL IMPR. AREA (SQFT):** 185,000	**NET IMPR. AREA (SQFT):** N/A

Public Projects							
SITE DESIGN: Minimized directly connected impervious surface, preserved natural areas, storm water management system, pervious asphalt concrete paving, narrow streets/driveways, bicycle parking, native mitigation planting, maintenance and monitoring, and LEED certification. Additional site design features include roof runoff controls, grading, and use of recycled irrigation water and toilet water.	**SOURCE CONTROL:** Alternative building material, abatement of asbestos and lead containing materials, and covered outdoor storage.	**TREATMENT BMPS:** Vegetated swales, mechanical unit, trench drain, seven green roofs, and porous concrete.	**NUMERIC CRITERIA:** Not required, but sized to include flow and volume based treatment. **HMP:** Encouraged, but not required. Swales, green roofs and porous concrete provide HMP benefits. **FUNDED:** Prior to 10/15/03 **DESIGN COMPLETE:** 5/31/2007	**O&M RESPONSIBILITY:** Treatment measures are maintained by City during routine maintenance.		**PESTICIDE REDUCTION MEASURES:** Pesticide reduction is done through education and outreach. The SCVURPPP C.3 Handbook and the Landscape Maintenance Techniques for the Pest Reduction Fact Sheet are posted on the City website.	
PROJECT NAME: Central Service Yard, Phase II **PROJECT DESCRIPTION:** The project is to design and construct a shop/maintenance, a fleet maintenance and a vehicle wash facility and finish an existing building at 1661Senter Rd. to accommodate relocaing the Main Yard services to the Central Service Yard.	**PROJECT FILE & MAP NUMBER:** CIP 0684 (See Public Projects Map, No. 6)	**PROJECT LOCATION:** 1661 Senter Road. **WATERSHED:** Coyote		**PROJECT TYPE:** Institutional	**SITE SIZE (AC):** 22.00	**NEW TOTAL IMPR. AREA (SQFT):** 322,344	**NET IMPR. AREA (SQFT):** N/A
SITE DESIGN: Even though the total size of the site was 22 acres, only 7.40 acres were disturbed. Minimized directly connected impervious surface and bicycle parking. Project is a design-built process.	**SOURCE CONTROL:** Used recycled water for vehicle washing areas with overflow to sanitary sewer, covered parking, covered trash enclosures and stenciled inlets.	**TREATMENT BMPS:** Vegetated swales and a mechanical unit.	**NUMERIC CRITERIA:** Not required, but sized to include flow based treatment. **HMP:** Encouraged, but not required. Swales provide some HMP benefits. **FUNDED:** Prior to 10/15/03 **DESIGN COMPLETE:** 3/21/2007	**O&M RESPONSIBILITY:** Treatment measures are maintained by City during routine maintenance.		**PESTICIDE REDUCTION MEASURES:** Pesticide reduction is done through education and outreach. The SCVURPPP C.3 Handbook and the Landscape Maintenance Techniques for the Pest Reduction Fact Sheet are posted on the City website.	

Public Projects							
PROJECT NAME: Willow Glen Branch Library **PROJECT DESCRIPTION:** New 13,338 sq. ft. branch library which replaces an existing 8,330 sq. ft. library on the same site. The total area of the project site is 1.0 acre.	**PROJECT FILE & MAP NUMBER:** CIP 1320 (See Public Projects Map, No. 7)	**PROJECT LOCATION:** 1157 Minnesota Ave., San José, CA. **WATERSHED:** Guadalupe		**PROJECT TYPE:** Institutional	**SITE SIZE (AC):** 1.00	**NEW TOTAL IMPR. AREA (SQFT):** 42,748	**NET IMPR. AREA (SQFT):** N/A
SITE DESIGN: Project includes pavers at exterior areas, LEED Certified, tree conservation, bicycle parking, effecient irregation, disconnected downspouts, curb cuts and flush curbs surrouning landscape.	**SOURCE CONTROL:** N/A	**TREATMENT BMPS:** Vegetated swales.	**NUMERIC CRITERIA:** N/A **HMP:** Encouraged, but not required. Swales provide some HMP benefits. **FUNDED:** Prior to 10/15/03 **DESIGN COMPLETE:** 9/1/2006	**O&M RESPONSIBILITY:** Treatment measures are maintained by City during routine maintenance.		**PESTICIDE REDUCTION MEASURES:** Pesticide reduction is done through education and outreach. The SCVURPPP C.3 Handbook and the Landscape Maintenance Techniques for the Pest Reduction Fact Sheet are posted on the City website.	
PROJECT NAME: Pearl Avenue Branch Library **PROJECT DESCRIPTION:** New 13,884 sf branch library which replaces an existing 7,111 sf library on the same site. The total area of the project site is 1.14 acre.	**PROJECT FILE & MAP NUMBER:** CIP 1314 (See Public Projects Map, No. 8)	**PROJECT LOCATION:** 4270 Pearl Avenue. **WATERSHED:** Guadalupe		**PROJECT TYPE:** Institutional	**SITE SIZE (AC):** 1.14	**NEW TOTAL IMPR. AREA (SQFT):** 35,660	**NET IMPR. AREA (SQFT):** N/A
SITE DESIGN: Project features proximity to transit, bicycle parking, and disconnected downspouts with splash boxes.	**SOURCE CONTROL:** N/A	**TREATMENT BMPS:** Infiltration basins with imported soil in parking median and sides of parking, vegetated swale with central cobble stone path and perforated subdrain system.	**NUMERIC CRITERIA:** N/A **HMP:** Encouraged, but not required. Swales and basins provide HMP benefits. **FUNDED:** Prior to 10/15/03 **DESIGN COMPLETE:** 8/1/2006	**O&M RESPONSIBILITY:** Treatment measures are maintained by City during routine maintenance.		**PESTICIDE REDUCTION MEASURES:** Pesticide reduction is done through education and outreach. The SCVURPPP C.3 Handbook and the Landscape Maintenance Techniques for the Pest Reduction Fact Sheet are posted on the City website.	

Public Projects							
PROJECT NAME: Luna Park **PROJECT DESCRIPTION:** Turnkey Park that is a portion of a greater land development project.	**PROJECT FILE & MAP NUMBER:** PD05-032 (See Public Projects Map, No. 9)	**PROJECT LOCATION:** Old Berryessa and Oakland Road. **WATERSHED:** Coyote		**PROJECT TYPE:** Recreational	**SITE SIZE (AC):** 9.60	**NEW TOTAL IMPR. AREA (SQFT):** 313,632	**NET IMPR. AREA (SQFT):** N/A
SITE DESIGN: This 1.2 acre park will collect and treat runoff from a 9.6 acre development that includes Modern Ice residential development. The park minimizes directly connected impervious surface areas, incorporates beneficial landscaping, bicycle racks, effecient irrigation and recycled water.	**SOURCE CONTROL:** Stenciled inlets.	**TREATMENT BMPS:** Vegetated swales and infiltration trenches.	**NUMERIC CRITERIA:** Yes, flow based. **HMP:** Encouraged, but not required. Swale provides some HMP benefits. **FUNDED:** 7/22/2005 **DESIGN COMPLETE:** 5/22/2007	**O&M RESPONSIBILITY:** Treatment measures are maintained by City during routine maintenance.		**PESTICIDE REDUCTION MEASURES:** Pesticide reduction is done through education and outreach. The SCVURPPP C.3 Handbook and the Landscape Maintenance Techniques for the Pest Reduction Fact Sheet are posted on the City website.	

Private Projects Map

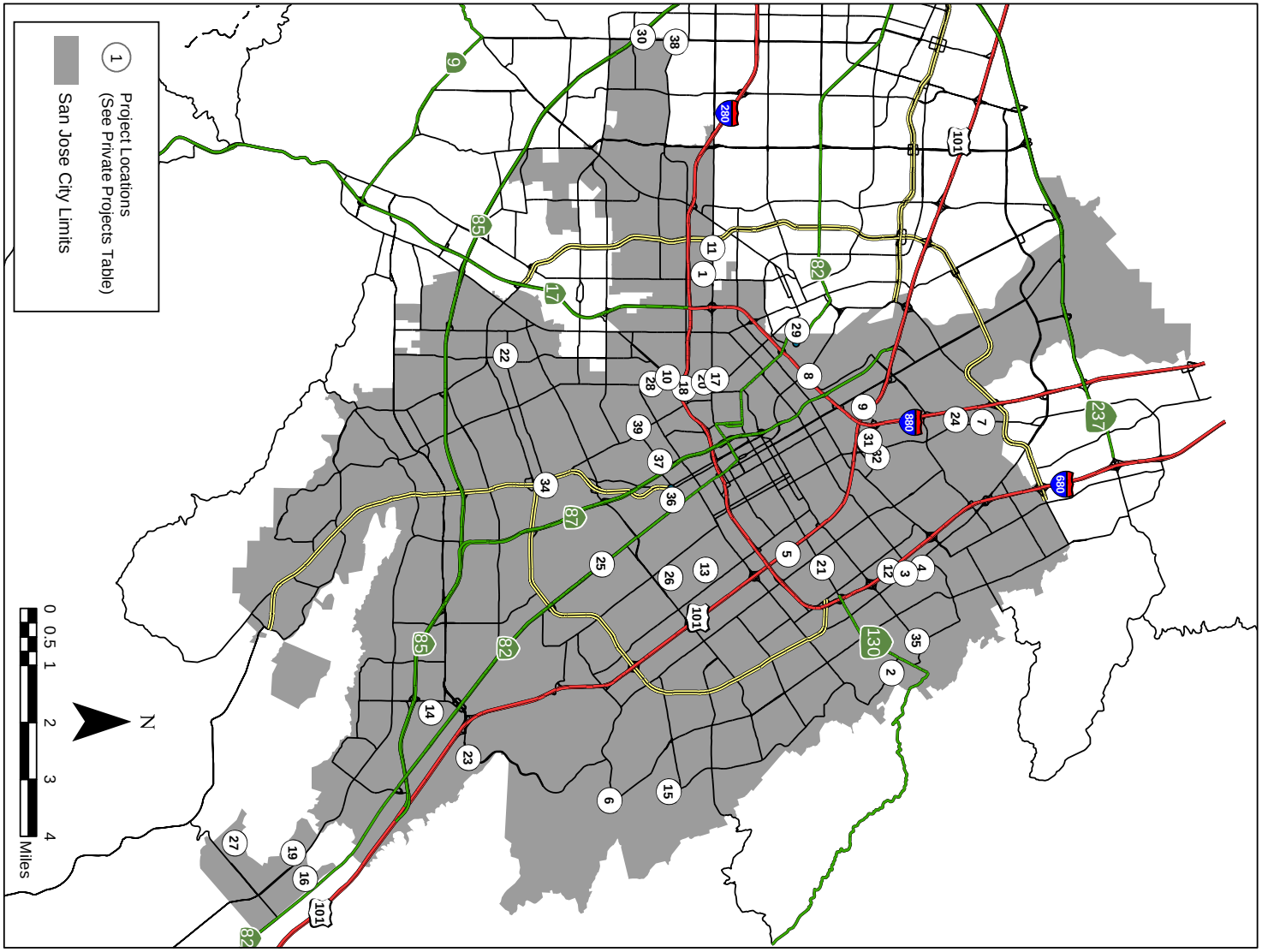

Public Projects Map

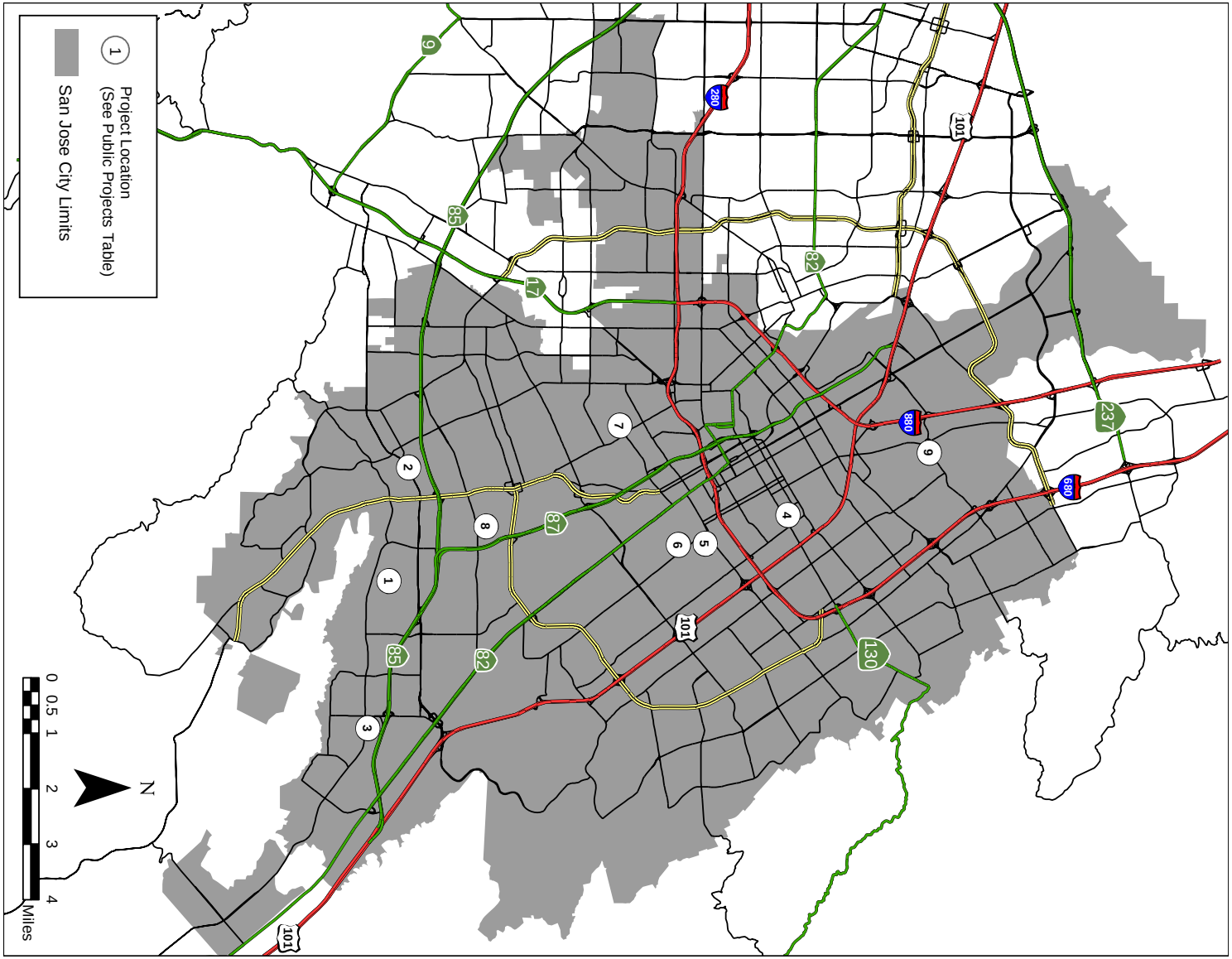

Standard Operating Procedure
BMP O&M VERIFICATION PROGRAM

Overview

The City of San Jose's New and Redevelopment (NRD) Post-Construction BMP Operation and Maintenance Verification Program is a multi-department effort. The Departments of Environmental Services (ESD), Public Works (PW), and Planning, Building & Code Enforcement (PBCE) work together to verify that maintenance of Post-Construction BMPs is conducted as required by Provision C.3 of the stormwater permit. The key components of this program include BMP Tracking, Inspection, Enforcement and Follow Up, and Reporting.

PBCE is responsible for BMP Tracking and supports escalated enforcement if needed to achieve compliance. ESD's Watershed Enforcement Section is responsible for receiving BMP Tracking information, conducting inspections on a subset of BMPs, and performing enforcement and follow up as needed. ESD's Urban Runoff Section is responsible for compiling program data and reporting results annually to the Water Board.

BMP Tracking

Information on BMPs required by Provision C.3 is collected throughout the development review process. Final information on BMPs is available to inspectors when construction is complete.

Table 1: Procedure for BMP Data Tracking and Compilation

STEP	RESPONSIBILITY	ACTION
1	PBCE – Planning Division Planners	1. Collect and document information on BMPs for all projects that requires C.3 Treatment Devices, which are usually listed on the Stormwater Control Plan Sheet (SCP) of the submitted design plan set. Information must include description of BMP, location, BMP owner, responsible party for maintenance or any available contact info, O&M requirement mechanism, and any additional conditions imposed related to BMP O&M.
2	PW – TD&S – Urban Runoff Coordinator	2. Track projects with Stormwater Control Plan that have been issued Grading Permits.
3	PBCE – Building Division – Plan Check Engineer/ Urban Runoff Coordinator	3. Compile annually (each July) and provide to ESD a data file of all BMPs and projects which have been issued Certificate of Occupancy during the previous fiscal year.

Inspection

ESD selects sites for inspection based on a list of constructed sites obtained from Urban Runoff Coordinator in the Building Division and based on AOCs of previously inspected sites. All projects constructed during the previous fiscal year are inspected; inspections and follow up procedures are consistent with the City's Industrial and Commercial Discharges (IND) Program.

Table 2 summarizes the procedure for inspection of BMPs under this program. The Watershed Enforcement Section of the Watershed Protection Division has one environmental inspector assigned to inspect new development projects.

Table 2: Procedure for BMP Inspection

STEP	RESPONSIBILITY	ACTION
1	ESD – WE – Senior Environmental Inspector	1. Assign all projects issued Certificate of Occupancy for initial inspections. 2. Assign other inspections based on AOC Frequency Schedule in Table 5.
2	ESD – WE – Environmental Inspector (EI)	1. Prior to inspections, inspectors fill out the SCVURPPP Standard Stormwater Treatment BMP Inspection Data Collection Form. ➢ Collect all background information on the site initially submitted by PBCE. ➢ Review online data for site plans/asbuilt drawings. ➢ Collect maintenance standards from on line sources or city manuals for maintenance fact sheets of the specific BMP listed on plan. ➢ Check site for previous inspection results. ➢ Check for necessary procedures such as underground confined space entry. 2. If ownership changed, update contact information.
3	ESD – WE – EI	Perform visual inspection of treatment BMP by following the SCVURPPP Standard Stormwater Treatment BMP Inspection Data Collection Form and refer to SCVURPPP Table labeled "Potential Inspection Results"; fill out one form per site for all relevant BMPs inspected. ➢ If immediate threat to storm sewer system or creek follow Watershed Enforcement Response Plan (WERP) listed in Chapter 4 Appendix C of the Watershed Enforcement Training and Procedures Manual to find appropriate citation type and amount. ➢ If BMP is functional and maintained, record inspection result. Distribute BMP Maintenance Fact Sheets from C.3 Handbook or CASQA Manual and schedule follow-up inspection if necessary. ➢ If BMP is non-functional, record result and continue to Table 3.

Enforcement and Follow Up

Table 3 summarizes the enforcement procedures for BMP Inspections. ESD's Watershed Enforcement is the first tier of enforcement with PBCE Code Enforcement involved to employ the land use permit as the basis for enforcement.

Table 3: Enforcement Procedure for BMP

STEP	RESPONSIBILITY	ACTION
1	ESD – WE – Environmental Inspector (EI)	1. Issue Official Warning Notice including description of violation, corrective actions required and compliance date. 2. Re-inspect after compliance date. a. If violation is corrected, deadfile case and follow Reporting Procedures b. If violation continues, proceed to Step 2
2	ESD – WE – EI	1. Within 48 hours, refer violation via e-mail to Code Enforcement Administrator including the following: a. Field Inspection Notes b. Official Warning Notice c. Planning Permit Condition Violation Number d. Digital picture of initial violation and re-inspection

STEP	RESPONSIBILITY	ACTION
		e. Signed Photo Evidence Affidavit f. Recommended Compliance Timeline
3	PBCE – CE – Code Enforcement Administrator (CEA)	1. Within 24 hours, review referral for completeness. Contact EI if indicated. 2. If complete, open case in Code Enforcement System (CES) within 24 hours. 3. Within 48 hours, Issue Compliance Order to Responsible Person(s) including compliance date. Send an electronic copy to EI.
4	ESD – WE – EI	1. After compliance date, re-inspect for compliance. a. If compliance is achieved, advise CEA to deadfile case in CES. Follow reporting requirements. b. If compliance is not achieved, document violation (See Step 2) and notify CEA.
5	PBCE - Code Enforcement Administrator (CEA)	1. Within 5 working days, develop Notice of Hearing and notify Responsible Person(s). 2. Schedule issue before the Appeals Hearing Board (AHB). 3. Notify EI to attend AHB to provide testimony.

Reporting

Table 4 summarizes the reporting procedures for the O&M Verification Program for BMPs. The Environmental Inspector logs the inspection information on both the SCVURPPP Standard Stormwater Treatment BMP Inspection Data Collection Form and enters inspection results in a city designated database.

Table 4: Reporting Procedure

STEP	RESPONSIBILITY	ACTION
1	ESD – WE – Environmental Inspector	1. Log inspection information using SCVURPPP Standard Stormwater Treatment BMP Inspection Data Collection Form. 2. Transfer inspection data to EEDMS Database.
2	ESD – UR	1. Collect data from EE. 2. Compile all inspection information annually and report in NRD Summary Tables of the Annual Report.

Table 5: Area of Concern (AOC) Frequency Inspection Table

	City Regulated Facilities The City of San Jose will conduct inspections of New and Redevelopment Projects as identified below:
All New and Redevelopment Projects:	2 or more AOCs over a five year period – inspect every year 1 AOC over a five year period – inspect every two years 0 AOC over a five year period – inspect every five years
Facilities for which a referral or ICID complaint is received:	As soon as practicable for violations every year until they meet the above criteria.

Sample Types of AOC's:

			CHECK
	Not working/ Failed	Example: Significant Engineering Design Flaws such as it was misplaced by construction workers, water is not draining to it.	
	Removed	Example: Home Owner Association (HOA) covered vegetation with impervious surface.	
	Inoperable/ Damaged	Examples: ➢ Wrong type of vegetation ➢ Eroded sides ➢ Plants were not maintained mowed or irrigated ➢ Trash/ Debris ➢ Obnoxious Odors ➢ Sediment accumulations ➢ Clogged or obstructed inlets ➢ Soggy soil/ standing water ➢ Mosquito habitat	
Also see SCVURPPP Stormwater Treatment BMP Inspection Data Form			

List of Acronyms:

AOC:	Area of Concern
AHB:	Appeals Hearing Board
BMP:	Best Management Practice
CEA:	Code Enforcement Administrator
CES:	Code Enforcement System
EEDMS:	Environmental Enforcement Data Management System
EI:	Environmental Inspector
ESD:	Environmental Services Department
ESD-Senior:	Senior Environmental Engineer in the Department
ICID:	Illicit Connection, Illegal Dumping
IND:	Industrial and Commercial Discharges
PBCE:	Public Building Code Enforcement
PW:	Public Works
SCP:	Stormwater Control Plan Sheet
UR:	Urban Runoff
WE:	Watershed Enforcement Section

4. CON: Construction Inspection

4.A CON Work Plan Self Evaluation Matrix

ITEM NO.	ACTIVITY	COMPLIANCE DATE	FY 06-07 STATUS	RESPONSIBLE PARTY
CON 1	**Site Housekeeping** The City ensures through a construction inspection program that construction contractors properly store, use, and dispose of construction materials, chemicals, and wastes at construction sites and prevent illicit discharges to storm drains and watercourses.			
CON 1.A	Track and document incidents of housekeeping issues at construction sites	Ongoing	Done FY 06-07 and ongoing. ESD, PW, and PBCE Building inspectors tracked and documented incidents of housekeeping issues at construction sites during FY 06-07 and these records are on file for review. ESD inspectors documented housekeeping issues at 40 sites, PW inspectors documented housekeeping issues at 76 sites, and Building inspectors documented housekeeping issues at 44 sites. Approximately 347 total housekeeping issues were found, with some sites having multiple issues. ESD inspectors documented 91 housekeeping issues, PW inspectors documented 131 housekeeping issues, and Building inspectors documented 125 issues. PW New Development staff found similar housekeeping issues this FY compared to last FY. Issues included no cover on dirt stockpile/dumpsters, inadequate inlet protection, maintenance of rock construction entrances, maintenance of perimeter protection, improper installation of perimeter protection, and tracking of dust and mud on public streets. PW Engineering and Construction Services staff found improper inlet protection, improper wash down of pavement or sidewalks, improper saw cutting operations, inadequate cover on stockpiles and/or dumpsters, tracking of mud on streets, and improper gutter cleaning.	PBCE-Bldg, PW, ESD-WE
CON 2	**Local Ordinance** For development projects with significant erosion potential and planned construction activity during the wet season, the City ensures, through a construction inspection program, that erosion and/or sediment control measures are implemented in accordance with local ordinances and project conditions of approval and maintained as needed during construction.			
CON 2.A	Maintain a program for identifying and conditioning projects with significant erosion potential and planned wet season activity.	Ongoing	Done FY 06-07 and ongoing. ESD, PW, and PBCE Building inspectors continued to implement a construction inspection program for identifying and conditioning projects with significant erosion potential and planned wet season activity. PW conducted 81 pre-wet season active construction site	PW, PBCE-Bldg

ITEM NO.	ACTIVITY	COMPLIANCE DATE	FY 06-07 STATUS	RESPONSIBLE PARTY
			inspections, PBCE Building conducted 181 pre-wet season site inspections, and ESD Watershed Enforcement conducted 56 pre-wet season site inspections. A total of 318 pre-rainy season site inspections were conducted, which includes repeat visits to the same site.	
CON 2.B	Identify ordinance changes needed to conduct inspections.	As Needed	No changes to existing ordinances were required in FY 06-07.	PW, ESD-WE, PBCE-Bldg
CON 3	**Construction Inspection Frequency** The City inspects construction sites for adequacy of stormwater control measures. The frequency of inspections for active sites is at least once per month, or more frequently based on size of project, site conditions, precipitation, & project's potential impact on stormwater quality.			
CON 3.A	Maintain and update SOPs for construction inspection program.	As Needed	Done FY 06-07. SOPs were maintained and implemented for construction inspections. No updates were required.	PW, ESD-WE, PBCE-Bldg
CON 3.B	Document inspections of active construction sites.	Ongoing	Done FY 06-07. ESD, all PW Divisions, and PBCE Building inspectors documented inspections of active construction sites in San Jose that were subject to inspection during FY 06-07. These records are on file for review. PW inspected approximately 290 active construction sites and ESD Watershed Enforcement inspected approximately 71 sites. The total number of inspections (including repeat inspections to same site) completed by ESD was approximately 267. PW conducted approximately 486 inspections. In addition to the inspections listed above, PBCE Building inspectors incorporate stormwater inspections into their routine building inspections. Outcomes are documented only if stormwater issues are observed. 732 issues were documented out of the over 30,000 inspections PBCE – Building conducted in FY 06-07.	PW, ESD-WE, PBCE-Bldg
CON 3.C	Evaluate the effectiveness of the construction inspection program and make improvements, as necessary.	Annually	Done FY 06-07. The coordination meetings amongst PBCE - Building, ESD, and Public Works inspectors continue to be a valuable tool to maintain and improve communication and coordination amongst inspectors in all three departments. Meetings were held 10/20/2006, 1/31/2007, and 4/24/2007 amongst the citywide supervisors to discuss erosion and sediment control construction inspections, tracking data, and sharing information. Citywide trainings were given on erosion and sediment control activities at construction sites for PBCE Building, Public Works, and Environmental Services construction inspectors on October 11, 2006 and October 12, 2006. Approximately 100 inspectors attended.	PW, ESD-WE, PBCE-Bldg

ITEM NO.	ACTIVITY	COMPLIANCE DATE	FY 06-07 STATUS	RESPONSIBLE PARTY
			BMP topics were discussed at PW and Building inspector staff meetings throughout the year. Short one topic BMP trainings were held several times during the wet season in the various construction inspection work groups. Approximately 136 PW and PBCE inspectors attended one or more of the 20 training sessions. Training continues to be an effective tool for informing inspectors of what to look for on construction sites. See Section 13.D: *Municipal Employee Training Summary*. ESD Watershed Enforcement inspectors continue to attend pre-construction meetings for public projects where they distribute and discuss erosion and sediment control BMPs with contractors and Public Works project staffs. These meetings help educate contractors on available BMPs to implement at construction sites.	
CON 4	**Wet Season Preparation** Prior to the beginning of the wet season each year, the City inspects all sites requiring erosion and/or sediment control plans, to ensure that measures have been taken to minimize erosion and discharges of sediment from disturbed areas.			
CON 4.A	Review and revise procedures for construction inspection staff regarding wet season construction requirements.	As Needed	Done FY 06-07. Procedures for wet season preparation were reviewed and found to be adequate with no changes identified. Building inspection staff discussed the revised construction inspection procedures for building inspectors during the October 11 and October 12, 2006 erosion & sediment control annual training for inspectors.	PW-CFAS, PW-ECS, PW-TDS, PBCE-Bldg, ESD
CON 4.B	Document pre-season inspection of construction sites to ensure adequate implementation of winterizing BMPs prior to the wet season.	Ongoing	Done FY 06-07 and ongoing. The City documented pre-season inspection of construction sites to ensure adequate implementation of winterizing BMP prior to the wet season was done. PW (all divisions) inspectors conducted 81 pre-wet season inspections, PBCE Building inspectors conducted 181 pre-season inspections, and ESD Watershed Enforcement inspectors conducted 56 pre-season inspections. A total of 318 pre-wet season inspections, which includes repeat visits to the same site, occurred before the official start of the rainy season (October 15, 2006).	PW-CFAS, PW-ECS, PW-TDS
CON 5	**Inspection and Site Evaluation Follow-up** Construction sites with inadequate erosion/sediment controls are given verbal and/or written notice of the inadequacies, according to the City's enforcement procedures, and followed up with action(s) commensurate with the risk of pollutants entering City storm drains or waterways. Written notices and follow-up actions are tracked and summarized in the City's Annual Report to the Regional Board.			
CON 5.A	Implement SOPs for follow-up actions and graduated levels of enforcement for construction sites.	Ongoing	Done FY 06-07 and ongoing. SOPs for follow-up actions and graduated levels of enforcement for construction sites	PW-CFAS, PW-ECS, PW-TDS, PBCE-Bldg,

ITEM NO.	ACTIVITY	COMPLIANCE DATE	FY 06-07 STATUS	RESPONSIBLE PARTY
			were implemented.	ESD
CON 5.B	Track and summarize notices and follow-up actions for annual reports.	Annually	Done FY 06-07. Public Works (all divisions) issued 158 verbal warnings, 21 official warning notices, and referred 6 cases to ESD for enforcement. PBCE Building issued 70 verbal warnings, 125 official warning notices, and referred 18 cases to ESD. ESD Watershed Enforcement issued 134 verbal warnings, 32 official warning notices, and 5 administrative actions with penalty and/or fine.	PW-CFAS, PW-ECS, PW-TDS, PBCE-Bldg, ESD
CON 5.B.1	Use revised erosion and sediment control checklist to better track warnings and required corrections given to construction site managers.	FY 06-07 Annually	Done FY 06-07. The form that was developed and used by all Public Works (TDS) inspectors in FY 05-06 to address issues related to construction site inspections was revised in FY 06-07. The revised form includes additional columns to track BMPs installed, additional guidance for checking wattles, and a "resolved" column to record whether or not an issue has been corrected. See CON 4.D for a copy of the revised form.	PW-TDS
CON 6	**Municipal Training** The City provides training annually to its construction inspection staff on inspection procedures, documentation, and enforcement related to stormwater pollution prevention. All inspectors receive training on the latest construction-related stormwater pollution prevention techniques and appropriate follow up actions at least once every two years. The City keeps documentation that inspectors have received training.			
CON 6.A	Develop an annual training plan for construction inspection program.	Annually, Q1	Done FY 06-07. See 13.D: *Municipal Employee Training Summary.*	ESD, PW, PBCE-Bldg
CON 6.B	Conduct annual training	Ongoing	Done FY 06-07. See 13.D: *Municipal Employee Training Summary.*	ESD, PW, PBCE-Bldg
CON 6.C	Track and document that inspectors have received training.	Annually	Done FY 06-07. See 13.D: *Municipal Employee Training Summary.*	ESD-UR
CON 6.D	Evaluate the training curriculum and frequency, and improvements, as necessary.	Annually	Done FY 06-07. The training curriculum and frequency were satisfactory. Staff identified the need for additional training on stormwater BMPs and conducted this training for all inspection groups during section meetings throughout FY 06-07 to supplement the main Fall training. Also see Section 13.D: *Municipal Employee Training Summary*.	ESD, PW, PBCE-Bldg
CON 6.D.1	Conduct additional stormwater BMP training for all inspection groups during section meetings throughout FY 06-07 to supplement the main Fall training.	FY 06-07 Ongoing	Done FY 06-07. See CON 3.C, CON 6.D, and 13.D: *Municipal Employee Training Summary.*	ESD-UR, ESD-WE
CON 6.E	Hold coordination meetings for Building, ESD, and Public Works	Ongoing	Done FY 06-07 and ongoing. See CON 3.C.	PW-CFAS, PW-ECS, PW-TDS, PBCE-Bldg, ESD-WE, ESD-UR
CON 7	**Outreach** The City provides outreach materials to contractors, developers, and municipal staff on construction BMPs and compliance with the State General Construction Activity Stormwater Permit.			

ITEM NO.	ACTIVITY	COMPLIANCE DATE	FY 06-07 STATUS	RESPONSIBLE PARTY
CON 7.A	Review outreach and technology transfer materials and make improvements, as necessary	Annually, Q4	Done FY 06-07. Construction BMP information blueprints and tri-folds in English, Spanish, and Vietnamese were distributed as needed in trainings, inspections, and are on permanent display in City Hall. See 14.D: *Outreach Materials Distributed* for details.	ESD, PW, PBCE-Bldg
CON 7.A.1	Reprint revised Dewatering from Construction Sites and In-Ground Utilities Maintenance Projects brochure.	FY 06-07 As Needed	Deferred to FY 07-08 to include any additional requirements from the MRP.	ESD-UR
CON 7.B	Conduct outreach sessions to development community.	Annually	Done FY 06-07. See 14.D: *PIP Activities* for details.	ESD, PW, PBCE-Bldg, Program
CON 7.C	Document outreach to development community.	Annually	Done FY 06-07. DPW and ESD inspectors continued to distribute BMPs to the development community during construction site inspections. Outreach materials were also given to development community representatives at training sessions and at permit service counters. See 14.D: *PIP Activities* and 14.D: *Outreach Materials Distributed* or details.	ESD-UR
CON 7.D	Evaluate outreach program and make improvements, as necessary.	Annually	Done FY 06-07. The City's outreach program continues to make improvements as needed. With inspections, meetings, and training sessions, the outreach for this program element includes significant face-to-face contact. Inspectors also distribute materials to developers and contractors as part of inspection. In FY 06-07, 150 signs were produced and will be posted at public projects during construction before the start of the rainy season in FY 07-08. This is part of a pilot program to give citizens an opportunity to notify project managers to address stormwater issues promptly. The City will review key BMP materials and make changes as needed in FY 07-08.	ESD, PW, PBCE-Bldg
CON 7.D.1	Print and distribute revised "Clean Bay Blueprint" to developers and City inspectors.	FY 06-07	Done FY 06-07. See 14.D: *Outreach Materials Distributed* for details.	ESD, PW, PBCE-Bldg
CON 7.D.2	Explore the use of construction site signs to alert site employees and the public of stormwater pollution prevention message and 945-3000 hotline information.	FY 06-07	Done FY 06-07 and ongoing. Signs were produced in FY 06-07 and will be piloted at select construction sites in FY 07-08. Evaluation of the pilot will occur after the signs are installed.	ESD, PW, PBCE-Bldg
CON 8	**Public Works Projects** The City will develop and implement a process to ensure that contractors hired to construct public works projects have adequate erosion control plans and use appropriate Best Management Practices (BMPs) adopted by the Department of Public Works.			
CON 8.A	Conduct training for Public Works capital improvement project staff (Architectural Engineering Design & Construction and Streets, Bridges & Sewers Design and Construction) on contract language, standard	Annually	Done FY 06-07. Training was developed and conducted on 03/28/07. See 13.D: *Municipal Employee Training Summary.* Name change from Architectural Engineering Design & Construction and Streets, Bridges & Sewers	PW-CFAS, PW-ECS, PW-TDS, ESD

ITEM NO.	ACTIVITY	COMPLIANCE DATE	FY 06-07 STATUS	RESPONSIBLE PARTY
	specifications, & enforcement.		Design and Construction to City Facilities Architectural Services, Roads and Bridges, and Engineering and Construction Services.	
CON 8.B	Track the number of Public Works projects with these requirements.	Annually	Done FY 06-07. Tracked number of Public Works capital improvement projects to ensure erosion and sediment control language was included. Records are on file.	PW-CFAS, PW-ECS, PW-TDS
CON 9	**Construction Inspection Effectiveness Evaluation** The City of San José will review and evaluate effectiveness of its construction inspection SOPs and BMPs.			
CON 9.A	Evaluate and incorporate any needed improvements in construction inspection SOPs and BMPs.	Annually	Done FY 03-04. No changes required for FY 06-07.	PW-CFAS, PW-ECS, PW-TDS, PBCE-Bldg, ESD-WE, ESD-UR
CON 9.B	Document and evaluate what worked well and what needs improvement.	Annually	Done FY 06-07. The communications and cooperation amongst Public Works, PBCE Building, and ESD Watershed Enforcement worked well. The citywide construction inspector's trainings held October 11-12, 2006, the monthly citywide construction supervisors meetings, and the training for all inspection groups during section meetings throughout FY 06-07 to supplement the main fall training played a big part in this improvement. The City will continue to conduct the inspector's training and hold supervisors meetings in FY 07-08. PW (TDS) inspectors continue to observe housekeeping problems at private development sites. Some of the problems included no cover on dirt stockpile/dumpsters, inadequate inlet protection, inadequate maintenance of rock construction entrances, inadequate maintenance of perimeter protection, and tracking of dust and mud on public streets. PW Engineering and Construction Services staff found improper inlet protection, improper wash down of pavement or sidewalks, improper saw cutting operations, inadequate cover on stockpiles and/or dumpsters, tracking of mud on streets, and improper gutter cleaning. City inspectors will continue to work with developers to ensure effective BMPs are implemented to prevent these housekeeping issues. Staff identified the need for additional training on stormwater BMPs, and will continue to conduct this training for all inspection groups during section meetings throughout FY 07-08 to supplement the main fall training.	PW-CFAS, PW-ECS, PW-TDS, PBCE-Bldg, ESD-WE, ESD-UR
CON 9.B.1	Expand the number of sites with an inspector of record to capture more of the Type 1 and Type 2 sites (per	Ongoing	Done FY 06-07 and ongoing. PBCE Building Inspectors estimated they expanded the number of sites with an	PBCE-Bldg

ITEM NO.	ACTIVITY	COMPLIANCE DATE	FY 06-07 STATUS	RESPONSIBLE PARTY
	Public Work's designation)		inspector of record to capture more of the Type 1 and Type 2 sites (per Public Work's designation) as follows: a) 44 Type 1 sites and b) 125 Type 2 sites.	

4.B CON Program Evaluation

Several things worked well during the construction inspection process for FY 06-07. First, City inspectors and project managers attended several training sessions to improve their knowledge of erosion and sediment control practices. One-hundred PBCE Building, Public Works, and Environmental Enforcement inspectors attended a two-day annual training conducted by a consultant and City staff on 10/11/06 and 10/12/06. In December 2006, City staff attended trainings held by the Santa Clara Valley Urban Runoff Pollution Prevention Program and the Water Board for construction inspectors and project managers. In addition, approximately 32 CIP Public Works capital improvement project managers attended training in March 2007. This training help project managers and teams ensure erosion and sediment control measures are included on plans and specifications. The City also conducted short, focused stormwater BMP trainings for all inspection groups during their section meetings to supplement the main fall annual trainings. More than 150 Public Works and PBCE Building Inspectors and technical staff attended one or more of these 20 training sessions.

Second, Public Works made further revisions to the Erosion Control Report so that it is easier to use and the inspectors can better track the warnings. In the past, inspectors would issue a verbal warning to a site and then revisit the site later to see if the violation was corrected, but would not always fully document how the violation was corrected. In order to avoid this problem, the report will be kept until the problem has been resolved and the resolution has been documented. The revised report includes additional columns to track if BMPs were installed, additional guidance on checking wattles, and a "resolved" column to record whether or not an issue has been corrected. See CON 4.D for a copy of the revised form.

Third, the continued coordination meetings between construction supervisors of Public Works, PBCE Building, and Environmental Enforcement have helped improve communications between the three groups regarding erosion and sediment control activities at public and private construction sites. And while improved communication has helped improve inspection efforts, site conditions still show that continued attention is necessary to ensure stormwater issues are addressed. City staff will continue their commitment to quickly identify and correct areas of concern at constructions sites, thus reducing the need for elevated enforcement response and monetary penalties.

Based on evaluating the construction inspection program, staff has also identified several improvements for FY 07-08. The City began a pilot program to place "Protect the Bay – No Mud on the Street" signs on active construction sites, to see how successfully it works. This is part of a pilot program to give citizens an opportunity to notify project managers to address stormwater issues promptly. The City will evaluate this program and possibly expand it to other municipal construction project sites during FY 07-08.

Additionally, City staff plans to continue the short, focused stormwater BMP trainings for all inspection groups during their section meetings throughout FY 07-08 to supplement the main fall annual trainings. The City has also allocated funds in FY 07-08 for contractual support for two Construction Stormwater BMP Training Workshops for City staff. The City will also review key BMP materials and make changes as needed in FY 07-08.

4.C CON Response to Water Board Comments

No comments received from Water Board on this Program Element.

4.D CON Summary Tables / Additional Information

Permits for Significant Development Projects[1] Reviewed and/or Approved July 1, 2006 – June 30, 2007

Project Name & Location	Project Type	Site Size (Ac or s.f.)	Area of Land Disturbed (Ac)	Project Status	Stormwater Control Measures Included in Project	Requirement Mechanism
Department of Public Works, Airport Division						
Public Projects						
Renzel Airfield Improvements 2005 1661 Airport Boulevard	Taxiway Y	35 Ac	35 Ac	Completed	Standard Construction Best Management Practices (BMPS) including sediment and erosion control	Silt fencing, sandbags, filter fabric, etc.
North Concourse Project 1661 Airport Boulevard	Terminal	7.5 Ac	3.9 Ac	Ongoing	Standard Construction Best Management Practices (BMPS) including sediment and erosion control	Silt fencing, sandbags, filter fabric, etc.
Department of Public Works, Transportation & Development Services Division						
Private Projects						
Grading for KFC/A&W Project (PW # 3-00216 - Issued 08/17/06) East Side Of South Bascom Avenue, approximately 350 feet North of Camden Avenue	Non-Residential	0.54	0.54	Project accepted	Standard BMPs	Planning/grading permits, Follow BMPs
Grading for SCVWD Water Quality Laboratory (PW # 3-01503 - Issued 10/17/06) East side of Almaden Expressway, approximately 540 feet southerly of Blossom Hill Road	Non-Residential	14.75	3.40	Construction completed	Stabilized construction entrance, inlet protection & sandbag barrier	Planning/grading permits, Follow SWPPP & Erosion Control Plan
Grading for Non-Residential Project (PW # 3-02020 - Issued 06/07/07) Southeast Corner of Coleman Avenue and Aviation Way	Non-Residential	6.18	6.18	On-going grading	Stabilized construction entrance, inlet protection, sediment basin & fiber rolls	Planning/grading permits, Follow SWPPP & Erosion Control Plan, Applicant/ developer/consultant/contract or attend PW Erosion/ Sediment Control Training
Grading for "The Plant" Commercial Development (Pw # 3-02172 - Issued 10/12/06) Northwest corner of Curtner Avenue and Monterey Highway	Non-Residential	58.40	55.40	Grading completed. Under construction	Stabilized construction entrance, inlet protection, fiber rolls & sediment basin	Planning/grading permits, Follow SWPPP & Erosion Control Plan, Applicant/ developer/consultant/contract or attend PW Erosion/ Sediment Control Training
Grading for Excavation for Sports Complex for the Harker School (Pw # 3-02186 - Issued 06/08/07) Northeast Corner of Highway 280 and Saratoga Avenue	Non-Residential	10.33	7.00	Construction not started	Stabilized construction entrance, inlet protection, silt fencing, sediment barrier, concrete wash-out & fiber rolls	Planning/grading permits, Follow SWPPP & Erosion Control Plan, Applicant/ developer/consultant/contract or attend PW Erosion/ Sediment Control Training

[1] Projects that have conditions created by land disturbance activities that require a grading permit, as defined by local ordinance, or by discharges of stormwater runoff over areas with erodable soils.

Project Name & Location	Project Type	Site Size (Ac or s.f.)	Area of Land Disturbed (Ac)	Project Status	Stormwater Control Measures Included in Project	Requirement Mechanism
Grading for Story Road Retail Site - Previous HP Warehouse (Pw # 3-02560 - Issued 09/20/06) North side of Story Road approximately 720 feet southwesterly of McLaughlin Avenue	Non-Residential	19.60	19.60	On-going grading	Stabilized construction entrance, inlet protection, fiber rolls & concrete wash-out	Planning/grading permits, Follow SWPPP & Erosion Control Plan, Applicant/ developer/consultant/contract or attend PW Erosion/ Sediment Control Training
Grading for Tract No. 9850 - 34 Single-family detached residences (Pw # 3-02972 - Issued 12/11/06) South side of Rock Avenue, approximately 800 feet Westerly of Oakland Avenue	Residential	4.08	4.08	On-going grading	Stabilized construction entrance, inlet protection & fiber rolls	Planning/grading permits, Follow SWPPP & Erosion Control Plan, Applicant/ developer/consultant/contract or attend PW Erosion/ Sediment Control Training
Grading for Tract No. 9903 (Pw # 3-03364 - Issued 05/25/07) Southeast corner of Foxworthy and Leigh Avenues	Residential	1.67	1.67	Grading completed. Under construction	Plan under design	Planning/grading permits, Follow SWPPP & Erosion Control Plan, Applicant/ developer/consultant/contract or attend PW Erosion/ Sediment Control Training
Grading Remediation to remove underground tanks and return site to pre-existing conditions. (Pw # 3-03438 - Issued 06/04/07) Southwest corner of Meridian Avenue and Foxworthy Avenue (Chevron Usa Inc)	Non-Residential	0.35	0.35	On-going grading	Standard BMPs	Planning/grading permits, Follow BMPs
Replace existing natural turf soccer field, football field, and baseball field areas with new synthetic turf field for an existing secondary school (PW # 3-04527 - Issued 07/14/06) North and south sides of West Hedding Street, approx. 350 feet westerly of Stockton Avenue	Non-Residential	8.15	4.82	Construction completed	Standard BMPs	Planning/grading permits, Follow BMPs
Grading for Tract no. 9884 - 11 live-work units and 84 single-family attached residential units. (former Lou's Village) (PW # 3-04718 - Issued 02/02/07) north side of West San Carlos Street, 650 feet westerly of Meridian Avenue	Residential	4.95	4.95	On-going grading	Stabilized construction entrance, inlet protection, fiber rolls & concrete wash-out	Planning/grading permits, Follow SWPPP & Erosion Control Plan, Applicant/ developer/consultant/contract or attend PW Erosion/ Sediment Control Training
Grading for Quinn Center (PW # 3-05646 - Issued 02/09/07) 620 Quinn Avenue	Non-Residential	2.40	1.20	Construction not started	Standard BMPs	Planning/grading permits, Follow BMPs
Grading for Tract no. 9870 - 53 multi-family attached residences (PW # 3-05843 - Issued 12/22/06) West side of Oakland Road, approximately 550 feet north of Rock Avenue	Residential	2.82	2.82	On-going grading	Standard BMPs	Planning/grading permits, Follow BMPs

Project Name & Location	Project Type	Site Size (Ac or s.f.)	Area of Land Disturbed (Ac)	Project Status	Stormwater Control Measures Included in Project	Requirement Mechanism
Grading for 202 SFD (PW # 3-06269 - Issued 08/18/06) Northeast corner of Samaritan Drive and Clydelle Avenue	Residential	11.70	11.70	Grading completed. Under construction	Stabilized construction entrance, inlet protection, silt fencing, fiber rolls & concrete wash-out	Planning/grading permits, Follow SWPPP & Erosion Control Plan, Applicant/ developer/consultant/contract or attend PW Erosion/ Sediment Control Training
Grading for 59 SRO (PW # 3-06356 - Issued 06/04/07) West side of South 9th Street, approximately 90 feet southerly of East William Street	Residential	0.34	0.34	Construction not started	Standard BMPs	Planning/grading permits, Follow BMPs
Grading for Home Depot at Story Rd (PW # 3-06485 - Issued 11/29/06) Northeast corner of Story road and Mcginness Avenue (Home Depot)	Non-Residential	11.90	11.90	On-going grading	Stabilized construction entrance, inlet protection & silt fencing	Planning/grading permits, Follow SWPPP & Erosion Control Plan
Grading for Non-Residential Project (PW # 3-06557 - Issued 12/13/06) Northwest corner of Hostetter Road and Automation Parkway (Costco Wholesale)	Non-Residential	12.49	12.49	On-going grading	Stabilized construction entrance, inlet protection & fiber rolls	Planning/grading permits, Follow SWPPP & Erosion Control Plan, Applicant/ developer/consultant/contract or attend PW Erosion/ Sediment Control Training
Grading for retail commercial center (Pw # 3-06604 - Issued 01/24/07) southeast corner of North King Road and Mabury Road	Non-Residential	0.44	0.44	On-going grading	Standard BMPs	Planning/grading permits, Follow BMPs
Grading for Tract no. 9801 - 22 story residential high-rise (PW # 3-06653 - Issued 06/05/07) Northeast corner of Market & San Salvador Streets	Residential	1.02	1.02	Construction not started	Stabilized construction entrance, inlet protection & fiber rolls	Planning/grading permits, Follow SWPPP & Erosion Control Plan, Applicant/ developer/consultant/contract or attend PW Erosion/ Sediment Control Training
Grading for Phase 1 to demolish 52,000 sf retail and construct 40,118 sf of retail (PW # 3-07005 - Issued 06/12/07) Northeast corner of Old Tully Road and Monterey Highway	Non-Residential	4.11	2.29	Construction not started	Stabilized construction entrance, inlet protection, fiber rolls & concrete wash-out	Planning/grading permits, Follow SWPPP & Erosion Control Plan
FHC Parking Lot Reconfiguration - Kaiser Santa Teresa (PW # 3-07311 - Issued 03/13/07) Northeast corner of Santa Teresa Blvd. and Cottle Road	Non-Residential	2.46	0.34	Construction completed	Standard BMPs	Planning/grading permits, Follow BMPs
Grading for Non-Residential Project (PW # 3-07714 - Issued 02/23/07) East side of Senter Road, approximately 200 feet northwesterly of Quinn Avenue	Non-Residential	2.66	2.66	Grading completed. Under construction	Standard BMPs	Planning/grading permits, Follow BMPs
Grading for New townhouse project (PW # 3-08120 - Issued 04/13/07) West side of Bundy Avenue approximately 65 feet northerly of Adra Avenue	Residential	0.27	0.27	On-going grading	Standard BMPs	Planning/grading permits, Follow BMPs

Project Name & Location	Project Type	Site Size (Ac or s.f.)	Area of Land Disturbed (Ac)	Project Status	Stormwater Control Measures Included in Project	Requirement Mechanism
Grading for Parking Lot, Cadence Office Building 10 (PW # 3-08243 - Issued 04/02/07) Northerly corner of Montague Expressway and Trimble Road	Non-Residential	27.00	13.68	On-going grading	Stabilized construction entrance, inlet protection & fiber rolls	Planning/grading permits, Follow SWPPP & Erosion Control Plan, Applicant/ developer/consultant/contract or attend PW Erosion/ Sediment Control Training
Grading for medical office parking lot (PW # 3-09446 - Issued 08/04/06) West side of Ciro Avenue approximately 400 feet south of Forest Avenue	Non-Residential	0.23	0.23	Project accepted	Standard BMPs	Planning/grading permits, Follow BMPs
Remediation for surface soil slippage (PW # 3-09509 - Issued 04/30/07) Silver Creek Valley Rd and San Felipe Rd (btwn), 1100' s/o Hillstone Dr	Non-Residential	3.61	0.33	On-going grading	Standard BMPs	Planning/grading permits, Follow BMPs
Grading for Tract no. 9926 - 18 single-family attached residences (PW # 3-09753 - Issued 06/19/07) North side of Rock Avenue, approximately 450 feet westerly of Oakland Road	Residential	1.02	1.02	On-going grading	Standard BMPs	Planning/grading permits, Follow BMPs
Grading for new building (pw # 3-10059 - issued 09/18/06) North side of East Gish Road approximately 300 feet westerly of Oakland Road	Non-Residential	7.20	0.33	On-going grading	Standard BMPs	Planning/grading permits, Follow BMPs
Grading for Tract no. 9879 (PW # 3-12305 - Issued 03/05/07) West side of Boynton Avenue, approximately 520 feet northerly of Akron Way	Residential	0.27	0.27	On-going grading	Standard BMPs	Planning/grading permits, Follow BMPs
Grading for 2268 Will Wool Drive (PW # 3-12558 - Issued 06/07/07) East side of Will Wool Drive approximately 400 feet north of Quinn Avenue	Non-Residential	1.76	1.50	Construction not started	Stabilized construction entrance & inlet protection	Planning/grading permits, Follow SWPPP & Erosion Control Plan, Applicant/ developer/consultant/contract or attend PW Erosion/ Sediment Control Training
Grading for Sweet Tomatoes at San Jose Market Center (PW # 3-12873 - Issued 03/12/07) West side of Coleman Street, approximately 250 feet south of Seymour Street	Non-Residential	0.42	0.35	On-going grading	Standard BMPs	Planning/grading permits, Follow BMPs
Grading for Tract 9830 (PW # 3-13012 - Issued 12/14/06) Northwesterly side of Lewis Road approximately 210 feet southwesterly of Garden Avenue	Residential	5.65	5.65	Grading completed. Under construction	Stabilized construction entrance, inlet protection & fiber rolls	Planning/grading permits, Follow SWPPP & Erosion Control Plan, Applicant/ developer/consultant/contract or attend PW Erosion/ Sediment Control Training
Grading for church site (PW # 3-13192 - Issued 05/25/07) 1397 West Hedding Street	Non-Residential	1.18	0.26	Grading completed. Under construction	Standard BMPs	Planning/grading permits, Follow BMPs

Project Name & Location	Project Type	Site Size (Ac or s.f.)	Area of Land Disturbed (Ac)	Project Status	Stormwater Control Measures Included in Project	Requirement Mechanism
Grading for Non-Residential Project (PW # 3-13199 - Issued 03/07/07) East side of Francis Avenue, approximately 450 feet southerly of Patt Avenue	Non-Residential	1.13	1.13	On-going grading	Stabilized construction entrance, inlet protection & fiber rolls	Planning/grading permits, Follow SWPPP & Erosion Control Plan, Applicant/ developer/consultant/contract or attend PW Erosion/ Sediment Control Training
Grading for Rollin Ice site (PW # 3-13305 - Issued 08/03/06) Southwest corner of Hellyer Avenue and Embedded Way	Non-Residential	16.40	7.30	On-going grading	Stabilized construction entrance, inlet protection & fiber rolls	Planning/grading permits, Follow SWPPP & Erosion Control Plan
Grading for a new 9-car garage within 50 feet of top of back of SCVWD creek (PW # 3-13473 - Issued 10/23/06) South side of Margaret Street approximately 240 feet easterly of South 15th Street	Residential	0.14	0.14	Grading completed. Under construction	Stabilized construction entrance & fiber rolls	Planning/grading permits, Follow SWPPP & Erosion Control Plan, Applicant/ developer/consultant/contract or attend PW Erosion/ Sediment Control Training
Grading for residential project (PW # 3-13839 - Issued 03/21/07) Northeast corner of Fruitdale Avenue and Southwest Expressway	Residential	1.86	0.99	On-going grading	Standard BMPs	Planning/grading permits, Follow BMPs
Grading for one single family detached residence (PW # 3-14038 - Issued 04/24/07) 6971 Hollow Lake Way	Residential	3.20	0.67	Grading completed. Under construction	Stabilized construction entrance, inlet protection, silt fencing, fiber rolls & concrete wash-out	Planning/grading permits, Follow SWPPP & Erosion Control Plan, Applicant/ developer/consultant/contract or attend PW Erosion/ Sediment Control Training
Grading for one single family detached residence (PW # 3-14049 - Issued 11/01/06) East side of Hollow Lake Way, approximately 500 feet south of Quail Crest Way	Residential	0.58	0.37	Construction completed	Stabilized construction entrance, silt fencing & fiber rolls	Planning/grading permits, Follow SWPPP & Erosion Control Plan, Applicant/ developer/consultant/contract or attend PW Erosion/ Sediment Control Training
Grading for Hitachi demolition (PW # 3-14641 - Issued 07/26/06) Area generally bounded by Cottle Road, Monterey Highway, Highway 85 and Manassas Rd	Residential	110.00	110.00	On-going grading	Stabilized construction entrance, inlet protection & fiber rolls	Planning/grading permits, Follow SWPPP & Erosion Control Plan, Applicant/ developer/consultant/contract or attend PW Erosion/ Sediment Control Training
Grading for future new public streets and public parks (PW # 3-14641 - Issued 10/27/06) Area generally bounded by Cottle Road, Monterey Highway, Highway 85 and Manassas Rd	Residential	154.00	44.80	On-going grading	Stabilized construction entrance, inlet protection, fiber rolls & tire wash area	Planning/grading permits, Follow SWPPP & Erosion Control Plan, Applicant/ developer/consultant/contract or attend PW Erosion/ Sediment Control Training

Project Name & Location	Project Type	Site Size (Ac or s.f.)	Area of Land Disturbed (Ac)	Project Status	Stormwater Control Measures Included in Project	Requirement Mechanism
Grading for the Industrial Core (PW # 3-14641 - Issued 10/27/06) Area generally bounded by Cottle Road, Monterey Highway, Highway 85 and Manassas Rd	Non-Residential	158.33	7.25	On-going grading	Stabilized construction entrance, inlet protection & fiber rolls	Planning/grading permits, Follow SWPPP & Erosion Control Plan, Applicant/ developer/consultant/contract or attend PW Erosion/ Sediment Control Training
Grading for a parking lot (PW # 3-15301 - Issued 06/12/07) North side of Bassett Street, approximately 800 feet west of Terraine Street	Non-Residential	0.55	0.20	Construction not started	Standard BMPs	Planning/grading permits, Follow BMPs
Grading for Tract 9826 (PW # 3-15694 - Issued 8/29/2006) Northeast corner of East Julian Street and North First Street	Residential	0.63	0.63	Grading completed. Under construction	Standard BMPs	Planning/grading permits, Follow BMPs
Grading for new SFD (PW # 3-15891 - Issued 03/26/07) South terminus of Cortona Court approximately 520 feet southerly of Cortona Drive	Residential	0.44	0.34	Grading completed. Under construction	Stabilized construction entrance, inlet protection, fiber rolls & concrete wash-out	Planning/grading permits, Follow SWPPP & Erosion Control Plan, Applicant/ developer/consultant/contract or attend PW Erosion/ Sediment Control Training
Grading for Residential Project (PW # 3-15963 - Issued 01/09/07) East side of Meridian Way 30 feet southerly of Paula Street	Residential	1.67	1.67	On-going grading	Standard BMPs	Planning/grading permits, Follow BMPs
Grading for two phases: Savona and Siena sites (PW # 3-16147 - Issued 11/29/06) Southwest corner of Monterey Road and Goble Lane	Residential	5.55	5.55	Grading completed. Under construction	Standard BMPs	Planning/grading permits, Follow BMPs
Grading for 19 single family detached residences (PW # 3-16360 - Issued 10/02/06) Falcon Court	Residential	3.34	3.34	Grading completed. Under construction	Stabilized construction entrance, inlet protection & fiber rolls	Planning/grading permits, Follow SWPPP & Erosion Control Plan, Applicant/ developer/consultant/contract or attend PW Erosion/ Sediment Control Training
Grading for Edenvale Supportive Housing Project (PW # 3-16400 - Issued 09/06/06) East side of Monterey Highway, approximately 950 feet northerly of Blossom Hill Road	Residential	0.45	0.45	On-going grading	Standard BMPs	Planning/grading permits, Follow BMPs
Grading for Tract 9531 - Phase 1 - lots 86-93 (PW # 3-16566 - Issued 03/15/07) North side of Aborn Road, approximately 1000 feet east of Altamara Avenue	Residential	2.10	2.10	On-going grading	Stabilized construction entrance, inlet protection & fiber rolls	Planning/grading permits, Follow SWPPP & Erosion Control Plan, Applicant/ developer/consultant/contract or attend PW Erosion/ Sediment Control Training

Project Name & Location	Project Type	Site Size (Ac or s.f.)	Area of Land Disturbed (Ac)	Project Status	Stormwater Control Measures Included in Project	Requirement Mechanism
Grading for Phase II Tract 9531 (PW # 3-16566 - Issued 05/07/07) North side of Aborn Road approximately 1000 feet east of Altamara Avenue	Residential	13.00	10.80	On-going grading	Stabilized construction entrance, inlet protection & fiber rolls	Planning/grading permits, Follow SWPPP & Erosion Control Plan
Grading for one story retail building (PW # 3-16604 - Issued 06/06/07) Southwest corner of McKee Road and Vista Avenue	Non-Residential	0.36	0.36	Construction not started	Standard BMPs	Planning/grading permits, Follow BMPs
Grading for Tract 9725 - 10 unit subdivision (PW # 3-16690 - Issued 10/10/06) Southeast corner of South 2nd Street and East Virginia Street	Residential	0.40	0.40	Grading completed. Under construction	Standard BMPs	Planning/grading permits, Follow BMPs
Grading for Tract 9730 Emerald Heights - 6 new SFR detached (PW # 3-16701 - Issued 07/21/06) South side of Mount Pleasant Road approximately 250 feet northerly of Marten Avenue	Residential	0.72	0.63	Construction not started	Stabilized construction entrance, inlet protection, fiber rolls & concrete wash-out	Planning/grading permits, Follow SWPPP & Erosion Control Plan, Applicant/ developer/consultant/contract or attend PW Erosion/ Sediment Control Training
Grading for Tract 9811 - Stonebridge Court (PW # 3-16719 - Issued 01/12/07) Westerly terminus of Delmas Avenue and Dorothy Avenue	Residential	0.91	0.70	Grading completed. Under construction	Standard BMPs	Planning/grading permits, Follow BMPs
Grading for Tract no. 9881 - 12 townhomes (PW # 3-16740 - Issued 01/16/07) Southeast side of Tierra Encantada Way approximately 150 feet east of McCreery Avenue	Residential	0.51	0.51	Grading completed. Under construction	Standard BMPs	Planning/grading permits, Follow BMPs
Grading for Kim's Plaza (PW # 3-16775 - Issued 12/12/06) 1145 Story Road	Non-Residential	0.84	0.84	On-going grading	Standard BMPs	Planning/grading permits, Follow BMPs
Grading for Tract no. 9837 - 10 SFD (PW # 3-16789 - Issued 01/17/07) West side of Delmas Avenue, approximately 170 feet north of Dorothy Avenue	Residential	0.89	0.89	Construction not started	Standard BMPs	Planning/grading permits, Follow BMPs
Grading for Residential project (PW # 3-16804 - Issued 09/08/06) East side of Page Street, approximately 460 feet northerly of Chiechi Avenue	Residential	0.25	0.25	On-going grading	Standard BMPs	Planning/grading permits, Follow BMPs
Grading for 56 single-family attached residences (PW # 3-16828 - Issued 11/28/06) East side of Almaden Road across from the intersection with Malone Road	Residential	2.33	2.33	Grading completed. Under construction	Stabilized construction entrance, inlet protection, silt fencing & fiber rolls	Planning/grading permits, Follow SWPPP & Erosion Control Plan, Applicant/ developer/consultant/contract or attend PW Erosion/ Sediment Control Training

Project Name & Location	Project Type	Site Size (Ac or s.f.)	Area of Land Disturbed (Ac)	Project Status	Stormwater Control Measures Included in Project	Requirement Mechanism
Grading for Tract no. 9840 - 89 multi-family attached residential units (PW # 3-16843 - Issued 11/01/06) Southwest corner of Capitol Avenue and Mabury Road	Residential	10.00	6.40	On-going grading	Stabilized construction entrance, inlet protection, straw wattles, sediment basin & hydroseeding	Planning/grading permits, Follow SWPPP & Erosion Control Plan, Applicant/ developer/consultant/contract or attend PW Erosion/ Sediment Control Training
Grading for Tract no. 9828 - 4 sfr-detached (PW # 3-16844 - Issued 09/25/06) North side of Villa Avenue, 150 feet easterly of Myrtle Street	Residential	0.37	0.37	Grading completed. Under construction	Standard BMPs	Planning/grading permits, Follow BMPs
Grading for Tract no. 9855 (PW # 3-16851 - Issued 01/25/07) West side of Curtiss Avenue, approximately 350 feet southerly of Willow Street	Residential	0.39	0.39	Grading completed. Under construction	Standard BMPs	Planning/grading permits, Follow BMPs
Grading for 5 SFA units (PW # 3-16857 - Issued 10/24/06) South side of Curtner Avenue, approximately 250 feet westerly of Joseph Avenue	Residential	0.34	0.34	Grading completed. Under construction	Standard BMPs	Planning/grading permits, Follow BMPs
Grading for Tract no. 9890 - 14 SFD (PW # 3-16888 - Issued 04/20/07) South side of Fleming Avenue, approximately 1,032 feet southeast of Alum Rock Avenue	Residential	2.66	2.35	On-going grading	Stabilized construction entrance, inlet protection, sedimnt trap & fiber rolls	Planning/grading permits, Follow SWPPP & Erosion Control Plan, Applicant/ developer/consultant/contract or attend PW Erosion/ Sediment Control Training
Grading for Tract no. 9863 - Grandview Terrace, 46 multi-family units (PW # 3-16901 - Issued 11/16/06) northeast corner of North Capitol Avenue and Grandview Drive	Residential	1.96	1.96	On-going grading	Standard BMPs	Planning/grading permits, Follow BMPs
Grading for water tank (PW # 3-16921 - Issued 08/30/06) East side of Little Orchard Street	Non-Residential	5.20	0.35	Construction completed	Standard BMPs	Planning/grading permits, Follow BMPs
Grading for one new single family residence on a vacant lot (PW # 3-16929 - Issued 07/13/06) West side of Pleasant Crest Drive, approximately 180 feet northerly of West View Drive	Residential	0.56	0.20	On-going grading	Stabilized construction entrance, inlet protection, fiber rolls & concrete wash-out	Planning/grading permits, Follow SWPPP & Erosion Control Plan, Applicant/ developer/consultant/contract or attend PW Erosion/ Sediment Control Training
On-site grading associated with construction of 2 SFA and 2 SFD (PW # 3-16937 - Issued 03/16/07) West side of South Cypress Avenue, approximately 400 feet southerly of Stevens Creek Boulevard	Residential	0.21	0.21	On-going grading	Standard BMPs	Planning/grading permits, Follow BMPs

Project Name & Location	Project Type	Site Size (Ac or s.f.)	Area of Land Disturbed (Ac)	Project Status	Stormwater Control Measures Included in Project	Requirement Mechanism
Grading of new lot created by 2 lot subdivision (PW # 3-16938 - Issued 10/03/06) southeast corner of Garden Avenue and Southside Drive	Residential	0.32	0.32	Construction not started	Standard BMPs	Planning/grading permits, Follow BMPs
Grading for Tract no. 9856 - 5 single family homes (PW # 3-16945 - Issued 12/18/06) Southeast corner of New Jersey Avenue and Harris Avenue	Residential	0.72	0.30	On-going grading	Standard BMPs	Planning/grading permits, Follow BMPs
Grading for Tract no. 9895 - 16 lot subdivision (PW # 3-16961 - Issued 03/08/07) South side of Paula Street, approximately 160 feet easterly of Meridian Way	Residential	0.71	0.75	On-going grading	Standard BMPs	Planning/grading permits, Follow BMPs
Grading for Non-Residential Project (PW # 3-16981 - Issued 09/22/06) West side of South 10th Street, approximately 550 feet northerly of Burke Street	Non-Residential	3.92	0.19	Grading completed. Under construction	Standard BMPs	Planning/grading permits, Follow BMPs
Grading for 24,000 sf of commercial buildings (PW # 3-16982 - Issued 05/14/07) Southeasterly side of Silver Creek Valley Road, and at the south terminus of Fontanoso Way	Non-Residential	2.18	2.18	On-going grading	Stabilized construction entrance, inlet protection, sediment barrier & fiber rolls	Planning/grading permits, Follow SWPPP & Erosion Control Plan, Applicant/ developer/consultant/contract or attend PW Erosion/ Sediment Control Training
Grading for 9,900 sf retail building (PW # 3-18113 - Issued 05/14/07) Southeast corner of West Alma Avenue and Almaden Expressway	Non-Residential	0.58	0.58	Construction not started	Standard BMPs	Planning/grading permits, Follow BMPs
Department of Public Works, Transportation & Development Services Division						
Public Projects						
Backesto Park Pedestrian Street Lighting Improvements	Electrical	400 s.f.	400 s.f	Completed/ Accepted	Yes, Included in P.S.&E.	Followed BMP for Erosion control and Sediment for Monthly Inspection, SWPPP
Burbank/Del Monte & Delmas Park Pedestrian Improvement Project	Public	1.1 ac.	0	Complete	Standard BMPs	Follow BMPs
Greater Gardner St. Reconstruction – Spencer Ave/Brown St. (W. Virginia St. to Minor Ave)	Street Improvement	1.2 ac.	0	Construction	Yes	Followed BMP for Erosion & Sediment for Monthly Inspection
Greater Gardner St. Reconstruction – W. Virginia St. (Delmas Avenue to HWY 87)	Street Improvement	13,420 s.f.	0	Construction	Yes	Followed BMP for Erosion & Sediment for Monthly Inspection
Lucretia Avenue Widening (Story Road to Phelan Avenue)	Street Improvement	1.3 ac.	36,400 s.f.	Complete	Yes	Followed BMP for Erosion & Sediment for Monthly Inspection
Oakland Road Widening form Commercial Street to Montague	Public	38	2.1	Project on-going	Standard BMPs	Follow BMPs Mainly sediment control

PROJECT NAME & LOCATION	PROJECT TYPE	SITE SIZE (AC OR S.F.)	AREA OF LAND DISTURBED (AC)	PROJECT STATUS	STORMWATER CONTROL MEASURES INCLUDED IN PROJECT	REQUIREMENT MECHANISM
Park Avenue Streetscape Improvements	Landscape	400 s.f.	200 s.f.	Substantially complete	Yes, Included in P.S.&E.	Followed BMP for Erosion control and Sediment for Monthly Inspection, SWPPP
Prevost Street Project (Fuller Avenue to W. Virginia Street)	Public	1.49 ac.	0.18	Construction completed	Standard BMPs	Follow BMPs
Senter Road Widening Project-Phase II (From Tully Road to Singleton Road)	Public	5.55 ac.	0.6	Project on-going	Standard BMPs	Follow BMPs, SWPPP
STP Street Resurfacing/Rehab Project (Citywide)	Public	49,469 s.f.	0	In construction	Standard BMPs	Follow BMPs SWPPP
Taylor Street: First Street to Coleman Avenue	Public	3.31	0.26	Completed	Standard BMPs	Follow BMPs Monthly Sediment Control
Union Avenue At Los Gatos Almaden Road	Street Improvement	0.62	0.11	Completed	Standard BMPs	Follow BMPs Monthly Sediment control
Zanker Road Median Island Improvements	Street Improvement	24,000 s.f.	21,000 s.f.	Substantially complete	Yes, Included in P.S.&E.	Followed BMP for Erosion control and Sediment for Monthly Inspection, SWPPP
Department of Public Works, Engineering and Construction Services Division						
Public Projects						
No projects to report FY 06-07						
Department of Public Works, City Facilities Architectural Services Division						
Public Projects						
Evergreen Branch Library 2635 Aborn Rd.	Library	2.5 Ac	2.5 Ac	Construction completed	SWPPP in place – stormwater controls, material protection, storage, cleaning, erosion and sediment controls, soil stabilization, post construction water management, waste management, maintenance, training	SWPPP
Edenvale Branch Library 101 Branham Lane East	Library	2 Ac	2 Ac	Under construction	SWPPP in place – stormwater controls, material protection, storage, cleaning, erosion and sediment controls, soil stabilization, post construction water management, waste management, maintenance, training.	SWPPP
Luna Turnkey Park Old Berryessa and Oakland Road	Recreation	9.6	7.2	Under Construction	SWPPP in place – stormwater controls, material protection, storage, cleaning, erosion and sediment controls, soil stabilization, post construction water management, waste management, maintenance, training	SWPPP
4th/5th Street Garage Santa Clara St., 4th St., 5th St.	Governmental	1.2 Ac	1.2 Ac	Construction completed	Construction Complete – Notice of Termination Filed	SWPPP

PROJECT NAME & LOCATION	PROJECT TYPE	SITE SIZE (AC OR S.F.)	AREA OF LAND DISTURBED (AC)	PROJECT STATUS	STORMWATER CONTROL MEASURES INCLUDED IN PROJECT	REQUIREMENT MECHANISM
Central Service Yard – Phase 2 1659 Senter Rd.	Governmental	22 Ac	7.4 Ac	Construction completed	Construction Complete – Notice of Termination Filed	SWPPP
Almaden Lake Park, Phase 2 Project Almaden Expressway and Coleman Road	Recreational	69.4 Ac	0.96 Ac	Construction pending	SWPPP in place – stormwater controls, material protection, storage, cleaning, erosion and sediment controls, soil stabilization, post construction water management, waste management, maintenance, training.	SWPPP
Calabazas Park BMX Site Rainbow Drive and Blaney Avenue	Recreational	2.99 Ac	1.9 Ac	Construction completed	Construction complete-Notice of Termination to be filed.	SWPPP
Mayfair Community Center 2039 Kammerer Ave.	Community Center	4.56 AC	1.2 AC	Under construction	SWPPP in place – stormwater controls, material protection, storage, cleaning, erosion and sediment controls, soil stabilization, post construction water management, waste management, maintenance, training	SWPPP
Fire Station No. 34	Government	1.03 AC	1.03 AC	Under construction	SWPPP in place – stormwater controls, material protection, storage, cleaning, erosion and sediment controls, soil stabilization, post construction water management, waste management, maintenance, training	SWPPP
Fire Station No. 35	Government	.91 AC	.91 AC	Under construction	SWPPP in place – stormwater controls, material protection, storage, cleaning, erosion and sediment controls, soil stabilization, post construction water management, waste management, maintenance, training	SWPPP
Willow Glen Branch Library 1157 Minnesota Ave	Library	1.00 AC	1.00 AC	Under construction	SWPPP in place – stormwater controls, material protection, storage, cleaning, erosion and sediment controls, soil stabilization, post construction water management, waste management, maintenance, training	SWPPP
Pearl Avenue Branch Library 4270 Pearl Ave	Library	1.14 AC	1.14 AC	Under construction	SWPPP in place – stormwater controls, material protection, storage, cleaning, erosion and sediment controls, soil stabilization, post construction water management, waste management, maintenance, training	SWPPP

Project Name & Location	Project Type	Site Size (Ac or s.f.)	Area of Land Disturbed (Ac)	Project Status	Stormwater Control Measures Included in Project	Requirement Mechanism
Joyce Ellington Branch Library	Library	0.90 Ac	0.90 AC	Under construction	SWPPP in place – stormwater controls, material protection, storage, cleaning, erosion and sediment controls, soil stabilization, post construction water management, waste management, maintenance, training.	SWPPP
Hillview Branch Library 1600 Hopkins Dr.	Library	2.5 Ac	2.5 Ac	Construction completed	Construction complete – Notice of Termination filed.	SWPPP
Penitencia Creek Trail Reach 2 Piedmont Rd. (west), Nobel Ave. (north & east), Penitencia Creek Rd. (south)	Recreational	26 Ac	10.7 Ac	Construction completed	Construction complete. Notice of Termination filed.	SWPPP
Bellevue Park Bellevue Ave. and Ponoma Ave.	Recreational	2 Ac	2 AC	Construction complete	Construction complete. Notice of Termination filed.	SWPPP
Los Gatos Creek Trail Reach 4 (Lonus to Auzerais) Los Gatos Creek from Lonus Ave. to Auzerais	Recreational	23 Ac	1.1 Ac	Under construction	SWPPP in place – stormwater controls, material protection, storage, cleaning. Erosion and sediment controls, soil stabilization, post construction water management, waste management, maintenance, training.	SWPPP
Fire Station No. 25 Phase 2 2125 Wilson Way	Government	7 Ac	4.5 Ac	Under construction	SWPPP in place – stormwater controls, material protection, storage, cleaning. Erosion and sediment controls, soil stabilization, post construction water management, waste management, maintenance, training.	SWPPP
Cambrian Branch Library 1780 Hillsdale Ave.	Library	1.6 Ac	1.3 Ac	Construction completed	Construction complete. Notice of Termination filed.	SWPPP
Evergreen Branch Library 2635 Aborn Rd.	Library	2.5 Ac	2.5 Ac	Construction completed	SWPPP in place – stormwater controls, material protection, storage, cleaning, erosion and sediment controls, soil stabilization, post construction water management, waste management, maintenance, training	SWPPP
Roosevelt Community Center 901 E. Santa Clara St.	Community Center	13.15 AC	3.86 AC	Under construction	SWPPP in place – stormwater controls, material protection, storage, cleaning, erosion and sediment controls, soil stabilization, post construction water management, waste management, maintenance, training	SWPPP

PROJECT NAME & LOCATION	PROJECT TYPE	SITE SIZE (AC OR S.F.)	AREA OF LAND DISTURBED (AC)	PROJECT STATUS	STORMWATER CONTROL MEASURES INCLUDED IN PROJECT	REQUIREMENT MECHANISM
Fowler Creek Park Development Phase 1 Altia Ave. and Michelangelo Dr.	Recreation	12 AC	10 AC	Under construction	SWPPP in place – stormwater controls, material protection, storage, cleaning, erosion and sediment controls, soil stabilization, post construction water management, waste management, maintenance, training	SWPPP
Lake Cunningham Regional Park Perimeter Landscaping Phase 3 Capitol Expwy, and Cunningham Ave.	Recreation	3 AC	3 AC	Under construction	SWPPP in place – stormwater controls, material protection, storage, cleaning, erosion and sediment controls, soil stabilization, post construction water management, waste management, maintenance, training	SWPPP
San José Redevelopment Agency						
Public Projects						
Responsibility for San José Redevelopment Agency projects was transferred to Public Works						

Erosion Control Report

CITY OF SAN JOSE
CAPITAL OF SILICON VALLEY

PUBLIC WORKS DEPARTMENT
TRANSPORTATION AND DEVELOPMENT SERVICES DIVISION
EROSION CONTROL REPORT

PROJECT NO. & LOCATION _____ **DATE:** _____

INSPECTOR: _____ **Responsible Person/24-Hour Number:** _____

REGULAR INSPECTION ☐ **PRE-RAIN INSPECTION** ☐ **AFTER-RAIN INSPECTION** ☐

IF PROBLEM IS NOTED, KEEP THIS REPORT UNTIL RESOLVED OR REFERRED TO ESD. ATTACH COPY OF WRITTEN WARNING & PHOTOS

EROSION CONTROL PLAN ON FILE? YES ☐ NO ☐	INSTALLED		EVIDENCE OF EROSION		RESOLVED ?		WRITTEN WARNING			DATE REFERRED TO ESD
								RESOLVED?		
	YES	NO	YES	NO	YES	NO	DATE	YES	NO	
HYDROSEEDING OR 3-STEP METHOD										
MATTING/EROSION CONTROL BLANKETS - ***REINSTALL IF DISLOCATED OR FAILED*										
STABILIZED CONSTRUCTION ACCESS - ***CHECK FOR TRACKING OF MUD/DIRT ONTO STREETS, SIDEWALK, ETC.*										
STRAW BALE INLET BARRIER										
SILT FENCE - ***CHECK FOR TORN OR COLLAPSED AREAS*										
SEDIMENT TRAP										
SEDIMENT BASINS - ***CHECK SEDIMENT STORAGE ZONE* ***CHECK THAT DEBRIS HAS BEEN REMOVED FROM OUTFALL*										
WATTLES **CHECK MIN. 3" ENTRENCHMENT										
CATCH BASIN PROTECTION ***GUNNY SACKS WITH 1-1/2" - 2" RIVER RUN ROCK* **REPLACE CLOGGED FILTER FABRIC IMMEDIATELY*										

ADDITIONAL COMMENTS

_____

_____

_____

EROSION CONTROL REPORT (REV. 9/25/06)

This page intentionally left blank.

5. PSR: Public Streets, Roads, & Highways

5.A PSR Work Plan Self Evaluation Matrix

ITEM NO.	ACTIVITY	COMPLIANCE DATE	FY 06-07 STATUS	RESPONSIBLE PARTY
PSR 1	**Implementation of BMPs** The City of San José will implement Best Management Practices (BMPs) for street, road, and highway operation and maintenance (O&M) activities to reduce pollutants in stormwater and eliminate illicit discharges to the maximum extent practicable.			
PSR 1.A	Develop additional BMPs, as needed, when new O&M tasks are instituted.	As Needed	No additional BMPs were developed in FY 06-07.	DOT, ESD
PSR 1.B	Develop SOPs based on BMPs.	As Needed	No new SOPs were written for PSR and SDO elements.	DOT, ESD
PSR 1.C	When new BMPs and SOPs are developed, integrate BMPs and SOPs into training program.	As Needed	Done FY 06-07. See PSR 1.C.1	DOT, ESD
PSR 1.C.1	Include SOPs listed in PSR 1.D.1 and developed in FY 05-06 into the FY 06-07 training program.	FY 06-07	Done FY 06-07. SOPs listed in PSR 1.D.1 were included in the FY 06-07 training program.	ESD
PSR 1.D	Staff will review current PSR and SDO BMPs and SOPs. The annual training sessions with staff will be used as an opportunity to evaluate the effectiveness of BMPs and SOPs. BMPs and SOPs will be updated as indicated by the review.	Done FY 04-05 Annually	Done FY 06-07. The current review in the annual training indicated that no new SOPs are necessary.	DOT, ESD
PSR 1.D.1	Revise or write the following SOPs: • Sidewalk/Plaza Maintenance: Cleaning, concrete installation and replacement, surface removal and repair; • Bridge and Structure Maintenance: Painting and paint removal, repair work, and graffiti removal; • Median and Road Embankment Maintenance; • Storm Drain Inlet Cleaning; • Storm Drain Line Cleaning; • Management of Storm Drain System Solid Waste; • Pump Station Inspection and Cleaning; • Drainage Ditch Cleaning.	Done FY 05-06	Done FY 05-06.	DOT, ESD, PRNS
PSR 1.D.2	Include a check box on the WE ICID inspection report form to indicate whether the responsible party in a stormwater complaint is a City employee.	FY 06-07 Ongoing	Due to technical requirements, it was not feasible to include a check box in the WE ICID inspection report form in FY 06-07. This task will be carried over into the FY 07-08 work plan. Inspectors will track this information manually and forward the information to the ESD-UR section for appropriate action.	ESD
PSR 1.D.3	In response to stormwater complaints involving a City employee conducting PSR and SDO O&M activities, the	FY 06-07 Ongoing	Done FY 06-07. No complaints involving City employees conducting PSR and SDO O&M activities were received.	DOT, GS, PRNS, ESD

ITEM NO.	ACTIVITY	COMPLIANCE DATE	FY 06-07 STATUS	RESPONSIBLE PARTY
	supervisor for the City employee involved in the complaint will be notified.			
PSR 2	**Contractor Use of BMPs** The City of San José will develop and implement a process to ensure that contractors employed to perform street, road, and highway O&M activities use appropriate BMPs per URMP.			
PSR 2.A	Train contract managers for public street, road, and highway O&M contracts on related stormwater BMPs annually.	Annually	Done FY 06-07. Contract manager training was held on 6/26/07.	DOT, ESD
PSR 2.A.1	Include a check box on the WE ICID inspection report form to indicate whether the responsible party in a stormwater complaint is a City contractor.	FY 06-07 Ongoing	Due to technical requirements, it was not feasible to include a check box in the WE ICID inspection report form in FY 06-07. This task will be carried over into the FY 07-08 work plan. Inspectors will track this information manually and forward the information to the ESD-UR section for appropriate action.	ESD
PSR 2.A.2	In response to stormwater complaints involving City contractors conducting PSR and SDO O&M activities, the contract manager for the City contract involved in the complaint will be notified.	FY 06-07 Ongoing	Done FY 06-07. The City received no complaints regarding contractors conducting PSR O&M activities for the City. See 5.B: PSR *Program Evaluation* for summary of complaint.	DOT, GS, PRNS, ESD
PSR 2.B	Develop standard contract language for PSR maintenance activities.	Done FY 05-06	Done FY 05-06.	DOT, ESD
PSR 2.B.1	Send letters to City contractors conducting PSR and SDO O&M activities with a reminder to use appropriate BMPs while conducting their work.	FY 06-07	Not completed in FY 06-07. A letter was drafted In July 2007 and will be mailed to City contractors conducting PSR and SDO O&M activities in August 2007.	DOT, GS, PRNS, ESD
PSR 3	**City Staff Annual Training** The City of San José will provide annual training to its municipal staff in the use of appropriate BMPs. The City will also provide a mechanism for obtaining feedback from staff on the implementation and effectiveness of the BMPs and Control Measures.			
PSR 3.A	Identify training goals, such as improving the focus of the training on the specific BMPs used by a section; integrating new BMPs, if any; etc.	Annually	Done FY 06-07. DOT crew supervisors chose 2-3 BMPs specific to their particular crew's work for the focus of this year's annual training.	DOT, ESD
PSR 3.B	Identify training opportunities (which could include tailgate meetings and other existing training).	Annually, Q4	Done FY 06-07. Training opportunities were identified throughout the year for various City departments.	DOT, ESD
PSR 3.C	Create or revise training modules for affected City staff and contractors.	As needed	Done FY 06-07. The DOT crew training was revised to focus on the 2-3 BMPs chosen by each supervisor for their particular crew.	DOT, ESD
PSR 3.C.1	Add specific components from DOT Electrical Crew training module to the general DOT Street Crew training module. These components include: asphalt/concrete removal, concrete installation and repair, and mercury lamp recycling and/or disposal.	Done FY 05-06	Done FY 05-06.	ESD
PSR 3.D	Create or revise collateral material based on training modules.	As needed	Done FY 06-07. Training presentations were revised based on the BMPs chosen for each particular crew.	DOT, ESD

ITEM NO.	ACTIVITY	COMPLIANCE DATE	FY 06-07 STATUS	RESPONSIBLE PARTY
PSR 3.E	Schedule training with affected supervisors.	Annually	Done FY 06-07. DOT inlet cleaning crews training was scheduled with supervisors in August 2006. RPW training was scheduled in September 2006 for Park Rangers. Training for DOT street maintenance crews was scheduled with supervisors in May 2007.	DOT, ESD
PSR 3.E.1	Develop and implement a new training module specifically for DOT electrician staff.	Done FY 04-05	Done FY 04-05.	DOT, ESD
PSR 4	**Notification of Public Agencies** The City of San José will inform other parties (e.g., CalTrans, the County of Santa Clara, and public utilities) conducting street, road, and highway O&M activities within its jurisdiction of the requirements to implement pollutant reduction BMPs and Control Measures in stormwater to the maximum extent practicable and eliminate illicit discharges.			
PSR 4.A	Identify conditions under which another agency will be notified regarding relevant stormwater requirements.	Done FY 02-03	Done prior to FY 02-03. The City notifies other agencies conducting street, road, and highway O&M activities within its jurisdiction of the requirements to implement BMPs and Control Measures on a complaint driven basis. When a complaint is received, a Watershed Enforcement Inspector investigates the complaint and educates the agency on proper BMPs and Control Measures; a citation is issued if necessary. For each complaint the City received involving other agencies in FY 06-07, Watershed Enforcement investigated the complaint and educated the agency contacts on proper BMPs and control measures to be used when conducting PSR O&M activities within the City. In FY 06-07, the City also sent letters to other agencies - see PSR 4.A.2.	ESD
PSR 4.A.1	Include a check box on the WE ICID inspection report form to indicate whether the responsible party in a stormwater complaint is another agency.	FY 06-07	Due to technical requirements, it was not feasible to include a check box in the WE ICID inspection report form in FY 06-07. This task will be carried over into the FY 07-08 work plan. Inspectors will track this information manually and forward the information to the ESD-UR section for appropriate action.	ESD
PSR 4.A.2	The City will send letters to other agencies that conduct PSR O&M activities within its jurisdiction informing them of the requirement to implement appropriate BMPs and control measures while conducting their work.	FY 06-07	Done FY 06-07. A letter was sent on June 29, 2007 to other agencies that conduct PSR O&M activities within the City's jurisdiction informing them of the requirement to implement appropriate BMPs and control measures while conducting their work.	ESD-WE
PSR 5	**BMP Effectiveness Reviews** As part of the annual review process, the City of San José will review and evaluate the effectiveness of its BMPs in reducing pollutants in stormwater and eliminating illicit discharges. The review and evaluation will include input from the municipal maintenance staff that implement the BMPs.			
PSR 5.A	Draft procedure for annual effectiveness reporting, including sub-procedures for gathering feedback from affected supervisors and for modifications to BMPs and	Done FY 01-02	Done FY 01-02.	DOT, ESD

ITEM NO.	ACTIVITY	COMPLIANCE DATE	FY 06-07 STATUS	RESPONSIBLE PARTY
	SOPs as necessary.			
PSR 5.A.1	Review procedures for annual effectiveness evaluation. Consider obtaining feedback from supervisors on how to assess BMP effectiveness and the use of training sessions with staff as an opportunity to evaluate BMPs and SOPs.	Annually	Done FY 06-07. The annual DOT Stormwater BMP and SOP training was conducted in June 2007. Both DOT crews and supervisors attended the training conducted in June. PSR & SDO BMPs and SOPs were reviewed and feedback was requested during the training sessions. Written evaluations for the training were also distributed. Feedback received from both sources indicated that the existing BMPs and SOPs are effective and no modifications were necessary in FY 06-07. See 5.B: *PSR Program Evaluation* for the summary of training evaluation data.	DOT, ESD
PSR 5.B	Conduct evaluation of BMPs and SOPs.	Annually	Done FY 06-07. Eight SOPs were reviewed – revisions will be made in FY 07-08 according to comments received.	DOT, ESD
PSR 5.C	Expand parking restriction signage and enforcement for street sweeping by 40 curb miles.	FY 06-07	Done FY 06-07. The parking restriction signage and enforcement for street sweeping was expanded by 43 curb miles.	DOT
PSR 5.D	Collect street sweeping data: volume and/or weight of debris collected, curb miles swept, and estimated percentage of leaves in yard trimmings collection program.	Ongoing [See CNAP CB-11]	Done FY 06-07 and ongoing. The volume and/or weight of street sweeping debris collected, curb miles swept, and estimated percentage of leaves in yard trimmings collection program were collected.	DOT, ESD
PSR 6	**Rural Public Works Maintenance and Support Activities** The City will extend its control measure strategy for PSR to address water quality impacts resulting from public works maintenance and support activities in rural areas.			
PSR 6.A	Identify City-owned properties that are applicable (under the RPW performance standard).	Ongoing	Done FY 06-07 and ongoing. A list of rural roads within the City was compiled. See 5.D: *PSR Summary Tables / Additional Information* for the list of rural roads within San Jose. The list was manually compiled by using storm sewer maps, the Santa Clara County Street Guide and Directory (2004 Edition), and field inspection of a list of potential rural roads. Some of the rural roads listed have portions that are within City limits and portions that are in Unincorporated Areas. In FY 07-08, it will need to be determined exactly which portions of these roads fall within the City's limits.	ESD, PRNS, DOT, GS
PSR 6.A.1	Re-evaluate the feasibility of using GIS information to identify additional applicable properties, if any.	Done FY 05-06	Done FY 05-06. First evaluated in FY 03-04, the use of GIS information for identifying additional applicable rural public works facilities was found infeasible using available data and resources. No changes specific to criteria used to identify rural public works facilities have been made in the GIS information collected by the City, therefore it was	PRNS, GS, DOT, ESD

ITEM NO.	ACTIVITY	COMPLIANCE DATE	FY 06-07 STATUS	RESPONSIBLE PARTY
			still not feasible to use this information to identify additional applicable properties in FY 05-06.	
PSR 6.B	Develop or adapt Standard Operating Procedures (SOPs) and Best Management Practices (BMPs) for rural public works activities.	Done FY 03-04	Done FY 03-04.	PRNS, GS, DOT, ESD
PSR 6.C	Provide annual training on appropriate SOPs/BMPs to City staff that perform rural public works operations and maintenance activities. Incorporate SOPs/BMPs evaluation into annual training.	Annually	Done FY 06-07. RPW training was conducted for PRNS staff September 20, 2006. Total attendance for the training session was 16.	PRNS, GS, DOT, ESD
PSR 6.C.1	Evaluate the RPW training schedule in order to coordinate more efficiently with PRNS staff schedules.	FY 06-07	Done FY 06-07.	PRNS, ESD
PSR 6.D	Through contract specifications, require contractors hired by the City to use appropriate SOPs/BMPs when performing rural public works construction or maintenance.	Done FY 05-06	Done FY 05-06.	PRNS, GS, DOT, ESD
PSR 6.E	Annually conduct an evaluation of the effectiveness of the rural public works program, report the results in the Urban Runoff Annual Report. Identify items for continuous improvement.	Annually	Done FY 06-07. The RPW BMP and SOP training was conducted in September 2006. Feedback was requested during the training, and evaluations were distributed. The feedback indicated that no modifications to the BMPs and SOPs were necessary. See 5.B: *PSR Program Evaluation* for the summary of training evaluation data.	PRNS, GS, DOT, ESD

5.B PSR Program Evaluation

Training

The City of San José provides annual training to its municipal staff in the use of appropriate BMPs. The City also provides a mechanism for obtaining feedback from staff on the implementation and effectiveness of the BMPs and Control Measures. Annual municipal staff training was held in June 2007 for the PSR and SDO program elements. Participants were given an evaluation form to fill out. Of the 179 staff that participated in the training, 115 evaluations were completed and returned. Results of the completed evaluations are summarized below and show an improvement in staff response in all areas over last year's results:

- 91% responded that the training subjects taught are appropriate to their work;
- 96% responded that the BMPs/SOPs described match their work practices;
- 97% responded that the training adequately described the relationship of BMPs/SOPs to compliance with the City's Stormwater NPDES permit;
- 97% responded that the training adequately explained how they, City staff, can help the City maintain compliance with the Stormwater NPDES permit; and
- 98% responded that the training adequately explained a SWPPP.

SOPs listed in PSR 1.D.1 and SDO 1.D.1 were included in the FY 06-07 DOT crew training. In addition, surface cleaning training was conducted on April 6, 2007 for City staff and City contractors that perform surface cleaning at City facilities.

The City's control measure strategy for PSR also addresses water quality impacts resulting from public works maintenance and support activities in rural areas. Training was held in September 2006. Participants were generally positive about the content and relevance of the training session to their work. Of the 16 staff that participated in the training, 5 evaluations were completed and returned. Results of the completed evaluations are summarized below:

- 100% responded that the training subjects taught are appropriate to their work;
- 100% responded that the BMPs/SOPs described match their work practices;
- 100% responded that the training adequately described the relationship of BMPs/SOPs to compliance with the City's Stormwater NPDES permit; and
- 100% responded that the training adequately explained how they, City staff, can help the City maintain compliance with the Stormwater NPDES permit.

The RPW training schedule was re-evaluated in FY 06-07 in order to coordinate more efficiently with PRNS staff schedules.

Contractor Use of BMPs

In FY 06-07, no complaints were received involving a City of San José contractor conducting PSR or SDO O&M activities. A letter was drafted in July 2007 and will be mailed to City contractors conducting PSR and SDO O&M activities in August 2007.

Informing Other Agencies

In past years, the City of San José has informed other parties (e.g., CalTrans, the County of Santa Clara, public utilities) conducting street, road, and highway O&M activities within its jurisdiction of the requirements to implement pollutant reduction BMPs and control measures in stormwater to the maximum extent practicable and eliminate illicit discharges on a complaint driven basis. When a complaint is received, a Watershed Enforcement Inspector investigates the complaint and educates the agency on proper BMPs and Control Measures, and issues a citation if necessary. This method continued to be used in FY 06-07, in addition to letters which were sent by the City to public agencies that conduct PSR O&M activities within the City's jurisdiction informing them of the requirement to implement appropriate BMPs and control measures while conducting their work.

BMP Effectiveness Review

As part of the annual review process, the City of San José reviews and evaluates the effectiveness of its BMPs in reducing pollutants in stormwater and eliminating illicit discharges. The review and evaluation includes input from the municipal maintenance staff that implements the BMPs. BMP effectiveness is evaluated using staff feedback gathered from training sessions. See training evaluation above.

Street Sweeping Program

The City conducts an extensive Street Sweeping program, involving the sweeping of the central business district; neighborhood business district; arterials, collectors, and bicycle lanes; and residential streets. Annually, the City sends out a calendar of the residential street sweeping schedule to each single-family dwelling, and asks neighborhood associations within the City to include reminders in their association newsletters for moving parked vehicles on street sweeping days. The City is continuing to expand the areas in which parking restrictions are required and enforced to improve the effectiveness of the street sweeping program. In FY 06-07, the enforcement area was broadened from 196 to 239 curb miles. The City anticipates expanding the areas in which parking restrictions are required and enforced for street sweeping by approximately 20 curb miles in FY 07-08. In FY 06-07, approximately 35,694 cubic yards of debris were collected during all street-sweeping operations.

5.C PSR Response to Water Board Comments

No comments received from Water Board on this Program Element.

5.D PSR Summary Tables / Additional Information

Parks Included in the Rural Public Works Performance Standard

Name of Park	Location	Acreage	Type of Park
Almaden Lake Park	Almaden Expwy & Coleman	64.9	Regional
Alum Rock Park	Alum Rock & Penitencia Creek	718.0	Regional
Emma Prusch Farm Park	Story & King	43.5	Regional
Guadalupe River Park	Between Hwy 880 and 280 along Guadalupe River in downtown San José	205.0	Regional
Kelley Park	Senter & Story	138.0	Regional
Lake Cunningham Park/Raging Waters	Capitol & Tully	202.0	Regional
Montgomery Hill Park	Yerba Buena & Murillo	59.6	Neighborhood
Overfelt Gardens	Education Park & McKee	32.6	Regional

Rural Roads within the City of San Jose

Name of Road	Comments
Bailey Avenue	Only a portion of Bailey Road is rural - west of Santa Teresa Avenue to McKean Road.
Casa Loma Road	Casa Loma Road starts at McKean Road and heads west to Rancho Canada del Oro Open Space Preserve. It has no curbs, gutters, or storm drains. A small creek is in the vicinity of the road.
Coyote Creek Golf Course Drive	Coyote Creek Golf Course Drive is a small portion of road leading from the Hwy 101 west bound off ramp to the Coyote Creek Golf Course. It has no curbs, gutters, or storm drains.
Fleming Avenue	Only a portion of Fleming Avenue is rural - east of Morrie Drive. No curb, gutter, or storm drain is on the end portion of the avenue.
Grand Boulevard	Only a portion of Grand Boulevard is rural - at Los Esteros Road (north of Spreckles Avenue) as it goes to the Don Edwards San Francisco Bay National Wildlife Refuge Environmental Education Center.
Hicks Road	Most of Hicks Road south of Guadalupe Mines Road to City limits has no curbs, gutters or storm drains. Hicks Road meanders in and out of the City limits.
Los Esteros Road	Most of Los Esteros Road has no curbs, gutters, or storm drains. Curbs and gutters are on the road in front of the San Jose/Santa Clara Water Pollution Control Plant Administration Building.
McKean Road	Only a portion of McKean Road is rural - south of Bailey Avenue to City limits.
Metcalf Road	East of Hwy 101 as the road goes up into the hills. Small portions of Metcalf Road have an asphalt curb. Portions of Metcalf Road are in the City limits and portions are in Unincorporated Area.
Monterey Road	Only portions of Monterey Road are rural. Most of Monterey Road between Live Oak Ave. and Forsum Road has no curbs, gutters, or storm drains. There are some curbs, gutters and storm drains at the intersection of Palm Avenue and also at the Bailey Avenue interchange.
San Felipe Road	Only portions of San Felipe Road are rural. San Felipe Road between Aborn Road and Early Morning Court has curbs, gutters and storm drains. Portions of San Felipe Road after Early Morning Court and to the City limits have an asphalt curb on one side and no curb, gutter or storm drains on the other side.
Santa Teresa Boulevard	Only a portion of Santa Teresa Boulevard is rural - south of Bailey Avenue to City limits.

Name of Road	Comments
Sierra Road	Only a portion of Sierra Road is rural – as the road goes up into the east hills. Portions of Sierra Road are in the City limits and portions are in Unincorporated Area.
Sweigert Road	Only a portion of Sweigert Road is rural - northeast of Geist Road there is no curb, gutter, or storm drain as Sweigert Road goes up hill toward private drives.
Zanker Road	Only a portion of Zanker Road is rural - north of the Hwy 237 off ramp to Los Esteros Rd. has no curbs and gutters except in front of the San Jose/Santa Clara Water Pollution Control Plant Environmental Services Building.

6. SDO: Storm Drain System Operation & Maintenance

6.A SDO Work Plan Self Evaluation Matrix

ITEM NO.	ACTIVITY	COMPLIANCE DATE	FY 06-07 STATUS	RESPONSIBLE PARTY
SDO 1	**O&M BMP Implementation** The City of San José will implement best management practices (BMPs) for the storm drain system operation and maintenance (O&M) to reduce pollutants in stormwater to the maximum extent practicable. Specific BMPs for each type of O&M activity are those listed in the City's Urban Runoff Management Plan (URMP).			
SDO 1.A	Develop additional BMPs, as needed, when new O&M tasks are instituted (including structural controls if necessary).	As Needed	Done FY 06-07. No additional BMPs were developed in FY 06-07.	DOT, ESD
SDO 1.B	Develop SOPs based on BMPs.	As Needed	Done FY 06-07. No new SOPs were written for PSR and SDO elements.	DOT, ESD
SDO 1.C	When new BMPs and SOPs are developed, integrate BMPs and SOPs into training program.	As Needed	Done FY 06-07. See SDO 1.C.1	DOT, ESD
SDO 1.C.1	Include SOPs listed in SDO 1.D.1 and developed in FY 05-06 into the FY 06-07 training program.	FY 06-07	Done FY 06-07. SOPs listed in SDO 1.D.1 were included in the FY 06-07 training program.	ESD
SDO 1.D	Staff will review current PSR and SDO BMPs and SOPs. The annual training sessions with staff will be used as an opportunity to evaluate the effectiveness of BMPs and SOPs. BMPs and SOPs will be updated as indicated by the review.	Done FY 04-05 Annually	Done FY 06-07. The current review in the annual training indicated that no new SOPs are necessary.	DOT, ESD
SDO 1.D.1	Revise or write the following SOPs: • Sidewalk/Plaza Maintenance: Cleaning, concrete installation and replacement, surface removal and repair; • Bridge and Structure Maintenance: Painting and paint removal, repair work, and graffiti removal; • Median and Road Embankment Maintenance; • Storm Drain Inlet Cleaning; • Storm Drain Line Cleaning; • Management of Storm Drain System Solid Waste; • Pump Station Inspection and Cleaning; • Drainage Ditch Cleaning. See PSR 1.D.1.	Done FY 05-06	Done FY 05-06.	DOT, ESD, PRNS
SDO 1.D.2	Include a check box on the WE ICID inspection report form to indicate whether the responsible party in a stormwater complaint is a City employee.	FY 06-07 Ongoing	Due to technical requirements, it was not feasible to include a check box in the WE ICID inspection report form in FY 06-07. This task will be carried over into the FY 07-08 work plan. Inspectors will track this information	ESD

ITEM NO.	ACTIVITY	COMPLIANCE DATE	FY 06-07 STATUS	RESPONSIBLE PARTY
			manually and forward the information to the ESD-UR section for appropriate action.	
SDO 1.D.3	In response to stormwater complaints involving a City employee conducting PSR and SDO O&M activities, the supervisor for the City employee involved in the complaint will be notified.	FY 06-07 Ongoing	Done FY 06-07. No complaints involving City employees conducting PSR and SDO O&M activities were received.	DOT, GS, PRNS, ESD
SDO 2	**Problem Tracking and Process Improvement** The City of San José will develop and implement processes for tracking problem areas and ensuring that appropriate BMPs and SOPs will be implemented for storm drain operation and maintenance activities.			
SDO 2.A	Implement an annual inspection and cleaning work plan to achieve a Tier II level review.	Ongoing	Done FY 06-07 and ongoing. The FY 06-07 Storm Inlet Cleaning Program was conducted October 2006-February 2007. For inlet cleaning, DOT schedules and implements the inspection and cleaning schedule annually. To date, the City has been able to achieve a Tier 2 level review with a modified implementation timeframe. In FY 07-08, the City's intent is to continue the Tier 2 level review. However, due to resource constraints, the extended window for implementation of Tier 2 may be needed. In FY 06-07, 28,900 inlets were inspected and, if needed, cleaned.	DOT
SDO 2.B	Evaluate criteria for collecting data from City field personnel for the purposes of determining Problem Areas.	As Needed	Done FY 06-07. A new data collection procedure was developed for "car on catch basin" in FY 05-06. The "car on catch basin" procedure was abandoned in FY 06-07 because it proved to be too cumbersome and difficult for crews to track effectively. However, crews continue to track the number of catch basins which have cars parked over them. See 6.B: *SDO Program Evaluation* for proposed changes.	DOT, ESD
SDO 2.C	Revise documentation and problem area reporting procedure, if necessary, to improve reporting performance. Documentation to include frequency, nature, and type of recurring problem. Include coordination of data from ICID and Storm Drain Management System data sources. Include analysis of data to identify trends for targeting solutions.	As Needed	Done FY 06-07. DOT and ESD staff revised the Storm Inlet Cleaning data collection form in September 2006, prior to the crew training.	DOT, ESD
SDO 2.D	Produce Problem Area report.	Annually	Done FY 06-07. FY 06-07 Storm Inlet Cleaning Program Problem Area Report was produced by DOT staff in March 2007.	DOT
SDO 2.E	Address Problem Areas through ICID enforcement/ education activities, additional BMP development, program development or retrofit.	As Needed	Done FY 05-06.	DOT, ESD
SDO 2.E.1	Explore purchasing additional vactor trucks.	FY 06-07	Done FY 06-07. See 5.B: PSR *Program Evaluation* for	DOT

ITEM NO.	ACTIVITY	COMPLIANCE DATE	FY 06-07 STATUS	RESPONSIBLE PARTY
			details.	
SDO 3	**Contractor Use of BMPs** The City will develop and implement, as needed, a process to ensure that contractors employed to perform storm drain O&M activities use the appropriate BMPs.			
SDO 3.A	Train contract managers for SDO O&M contracts on related stormwater BMPs.	Annually	Done FY 06-07. Contract manager training was held on 6/26/07. The City received no complaints regarding contractors conducting SDO O&M activities for the City. See 5.B: PSR *Program Evaluation* for summary of complaint.	DOT, ESD
SDO 3.A.1	Include a check box on the WE ICID inspection report form to indicate whether the responsible party in a stormwater complaint is a City contractor.	FY 06-07 Ongoing	Due to technical requirements, it was not feasible to include a check box in the WE ICID inspection report form in FY 06-07. This task will be carried over into the FY 07-08 work plan. Inspectors will track this information manually and forward the information to the ESD-UR section for appropriate action.	ESD
SDO 3.A.2	In response to stormwater complaints involving City contractors conducting PSR and SDO O&M activities, the contract manager for the City contract involved in the complaint will be notified.	FY 06-07 Ongoing	Done FY 06-07. The City received no complaints regarding contractors conducting SDO O&M activities for the City. See 5.B: *PSR Program Evaluation* for summary of complaint.	DOT, GS, PRNS, ESD
SDO 4	**Staff Training and BMP Feedback** The City of San José will provide annual training to its municipal staff in use of appropriate BMPs and/or Control Measures. The City will also provide a mechanism for obtaining feedback from staff on implementation and effectiveness of BMPs and Control Measures.			
SDO 4.A	Provide training prior to the rainy season.	Annually, Q4	Done FY 06-07. Training conducted on October 3, 2006 for inlet cleaning crews; on September 20, 2006 for Park Rangers; and June 2007 for DOT crews.	DOT, ESD
SDO 4.B	Create or revise training modules for affected City staff.	As Needed	Done FY 06-07. Training presentations were revised based on the BMPs chosen for each particular crew.	DOT, ESD
SDO 4.B.1	Improve the focus of the training on the specific BMPs used by a section.	As Needed	Done FY 06-07. The DOT crew training was revised to focus on the 2-3 BMPs chosen by each supervisor for their particular crew.	DOT, ESD
SDO 4.B.2	Provide specific training to inlet cleaning crews on IMSPAR data collection in advance of inlet cleaning program implementation.	Annually	Done FY 06-07. DOT Storm Inlet Cleaning Program crew training was conducted on October 3, 2006.	DOT, ESD
SDO 4.B.3	Add specific components from DOT Electrical Crew training module to the general DOT Street Crew training module. These components include: asphalt/concrete removal, concrete installation and repair, and mercury lamp recycling and/or disposal.	Done FY 05-06	Done FY 05-06.	ESD
SDO 4.C	Produce schedule for training.	Annually	Done FY 06-07. DOT inlet cleaning crews training was scheduled with supervisors in August 2006. Training for DOT street maintenance crews was scheduled with supervisors in May 2007.	DOT, ESD

ITEM NO.	ACTIVITY	COMPLIANCE DATE	FY 06-07 STATUS	RESPONSIBLE PARTY
SDO 5	**Data Analysis** As part of the annual review process, the City of San José will evaluate data regarding cleaning activities and unusual flows observed during inspection. The review and evaluation will include consideration of storm drain structural retrofit.			
SDO 5.A	Draft procedure for annual review and evaluation of data.	Done FY 01-02	Done FY 01-02.	DOT, ESD
SDO 5.A.1	Collect data on the amount of materials removed during inlet cleaning.	Done FY 04-05 Annually	Done FY 06-07. Data was collected, by DOT crews, on the amount and type of materials removed during the FY 06-07 Storm Inlet Cleaning Program.	DOT, ESD
SDO 5.B	Implement annual data review and identify follow-up actions as appropriate.	Annually	Done FY 06-07. The FY 06-07 Storm Inlet Cleaning Program Problem Area data was reviewed and follow-up actions were identified. See 6.B: *SDO Program Evaluation*.	DOT, ESD
SDO 5.B.1	Re-evaluate how follow up is conducted by crews when "cars on catch basins" is identified on the IMSPAR report, in order to better understand to what extent parked cars are a barrier to cleaning.	FY 06-07	Done FY 06-07. A new procedure was introduced in FY 05-06 for when crews encountered a car on a catch basin during the storm inlet cleaning program. Crews were to note on their data collection sheet that a car was parked over a catch basin, and therefore the catch basin could not be cleaned. If the crew was able to go back to the catch basin at a later time in an attempt to inspect and clean the catch basin again, they were to record it on the data collection sheet for each time they went back. If they were finally able to clean the catch basin, that was to be recorded on the data collection sheet also. The "car on catch basin" procedure was abandoned in FY 06-07 because it proved to be too cumbersome and difficult for crews to track effectively. However, crews continue to track the number of catch basins which have cars parked over them.	DOT, ESD
SDO 5.B.2	Evaluate "cars on catch basins" data to see if it can be used as one of the factors in determining where future posted signage for street sweeping restrictions will be installed.	FY 06-07	Done FY 06-07. DOT and ESD staff evaluated the possibility of using cars on catch basin data as one of the criteria in determining where future posted signage for street sweeping restrictions will be installed. Because crews continue to track the number of catch basins which have cars parked over them, It is feasible to use the data as one of the criteria.	DOT, ESD
SDO 5.B.3	Evaluate how to integrate the results of the IMSPAR report, regarding garbage and high debris, into scheduling additional cleaning.	Annually	Done FY 06-07. Some additional cleaning was conducted in FY 06-07.	DOT, ESD
SDO 5.B.4	Re-evaluate use of hand held devices to collect data during storm drain inlet cleaning and potentially other maintenance activities.	FY 07-08	N/A.	DOT, ESD
SDO 6	**BMP Effectiveness Reviews**			

ITEM NO.	ACTIVITY	COMPLIANCE DATE	FY 06-07 STATUS	RESPONSIBLE PARTY
	As part of the annual review process, the City of San José will review and evaluate the effectiveness of its BMPs in reducing pollutants in stormwater and eliminating illicit discharges.			
SDO 6.A	Review with supervisors to get feedback and information on how to assess BMP effectiveness.	As Needed	Done FY 06-07. DOT supervisors attended annual training. Evaluations were distributed to elicit information on BMP and SOP effectiveness. Feedback received indicates that the BMPs and SOPs are effective.	DOT, ESD
SDO 6.B	Use annual training sessions with staff as an opportunity to evaluate the effectiveness of BMPs & SOPs.	Annually	Done FY 06-07. The annual DOT Stormwater BMP and SOP training was conducted in June 2007. Both DOT crews and supervisors attended the training conducted in June. PSR & SDO BMPs and SOPs were reviewed and feedback was requested during the training sessions. Written evaluations for the training were also distributed. Feedback received from both sources indicated that the existing BMPs and SOPs are effective and no modifications were necessary in FY 06-07. See 5.B: *PSR Program Evaluation* for the summary of training evaluation data.	DOT, ESD

6.B SDO Program Evaluation

Training

The City of San José provides annual training to its municipal staff in use of appropriate BMPs. The City also provides a mechanism for obtaining feedback from staff on implementation and effectiveness of BMPs and Control Measures. See 5.B: PSR Program Evaluation, Training for results for combined PSR & SDO training. SOPs listed in PSR 1.D.1 and SDO 1.D.1 were included in the FY 06-07 DOT crew training. In addition, surface cleaning training was conducted on April 6, 2007 for City staff and City contractors that perform surface cleaning at City facilities.

Annual staff training was held in October 2006 for the Storm Drain Inlet Cleaning Program. Participants were given an evaluation form to fill out. Of the 13 staff that participated in the training, 8 evaluations were completed and returned. Results of the completed evaluations are summarized below:

- 100% responded that the training subjects taught are appropriate to their work;
- 100% responded that the training adequately explained how to fill out the storm inlet cleaning data collection form;
- 100% responded that the training adequately described the need for complete and consistent inlet location information;
- 100% responded that the training adequately explained how they, City staff, can help the City maintain compliance with the Stormwater NPDES permit.

Storm Inlet Cleaning Program Data Review

As part of the annual review process, the City of San José evaluates data regarding cleaning activities and unusual flows observed during inspection. The review and evaluation includes consideration of storm drain structural retrofit. The City reviews data on cleaning activities via the Infrastructure Maintenance Division Storm Drain System Problem Area Report (IMSPAR). The data collection criteria developed in FY 04-05 for the Storm Inlet Cleaning program continued to work well. This was the third year that quantifiable data was collected by the inlet cleaning crews. In FY 06-07, the data collection form used check boxes for identifying each problem type. This made

it easier for crews to record multiple problems at one inlet. Evaluation of the FY 06-07 IMSPAR data indicates that approximately 5.5% of the City's storm drain inlets and catch basins had a problem associated with them. The key problems for urban runoff were:

1. Cars parked over catch basins (~1.8%) – crews could not reach the catch basin to clean it. During review, the City considered options for minimizing parked cars but concluded that sign posting would be cost prohibitive at this time. Currently staff return to these catch basins at least once for subsequent cleaning attempts.

2. High Debris (~1.3%) – debris (leaves, lawn clippings, dirt and other natural materials) in excess of 3 feet deep in catch basin.

3. Garbage (~0.7%) – volume of garbage (paper, bottles, cans, and other man-made waste) in excess of a full grocery bag.

4. Illicit pollution (~0.0%) – materials such as concrete, antifreeze, oil, paint, etc. that appear to have been intentionally dumped into the catch basin. Maintenance staff are directed to contact Environmental Enforcement when this issue is identified.

5. Other problems encountered included roots, construction, silt sacks, and no access to catch basin (grate could not be opened due to other reasons beside cars over the grate).

In FY 05-06, ESD evaluated the proposal to employ hand held devices to collect data during catch basin cleaning and potentially other maintenance activities. With current budget and staffing constraints within DOT, employing hand held devices was not found to be feasible. The proposal will be re-evaluated in FY 07-08.

In FY 06-07, DOT conducted a resource and effectiveness study of its personnel and equipment primarily in sanitary sewer operation and maintenance, benchmarking the results against other cities throughout the state. Given the recently adopted procedures for sanitary overflows and the impacts from both the SSMP and the MRP, DOT appealed for both additional equipment and the filling of vacant positions in the sewer programs. The documentation efforts enabled DOT to acquire $1M in funding in FY 07-08 for the purchase of 4 vactor trucks. DOT has also received permission to fill most of the vacant maintenance positions in the sewer programs in FY 07-08.

BMP Effectiveness

As part of the annual review process, the City of San José reviews and evaluates the effectiveness of its BMPs in reducing pollutants in stormwater and eliminating illicit discharges. BMP effectiveness is evaluated using staff feedback gathered from training sessions. See *5.B PSR Program Evaluation, BMP Effectiveness Review* for results.

6.C SDO Response to Water Board Comments

No comments received from Water Board on this Program Element.

6.D SDO Summary Tables / Additional Information

FY 06-07 Storm Inlet Cleaning Program Problem Area Data

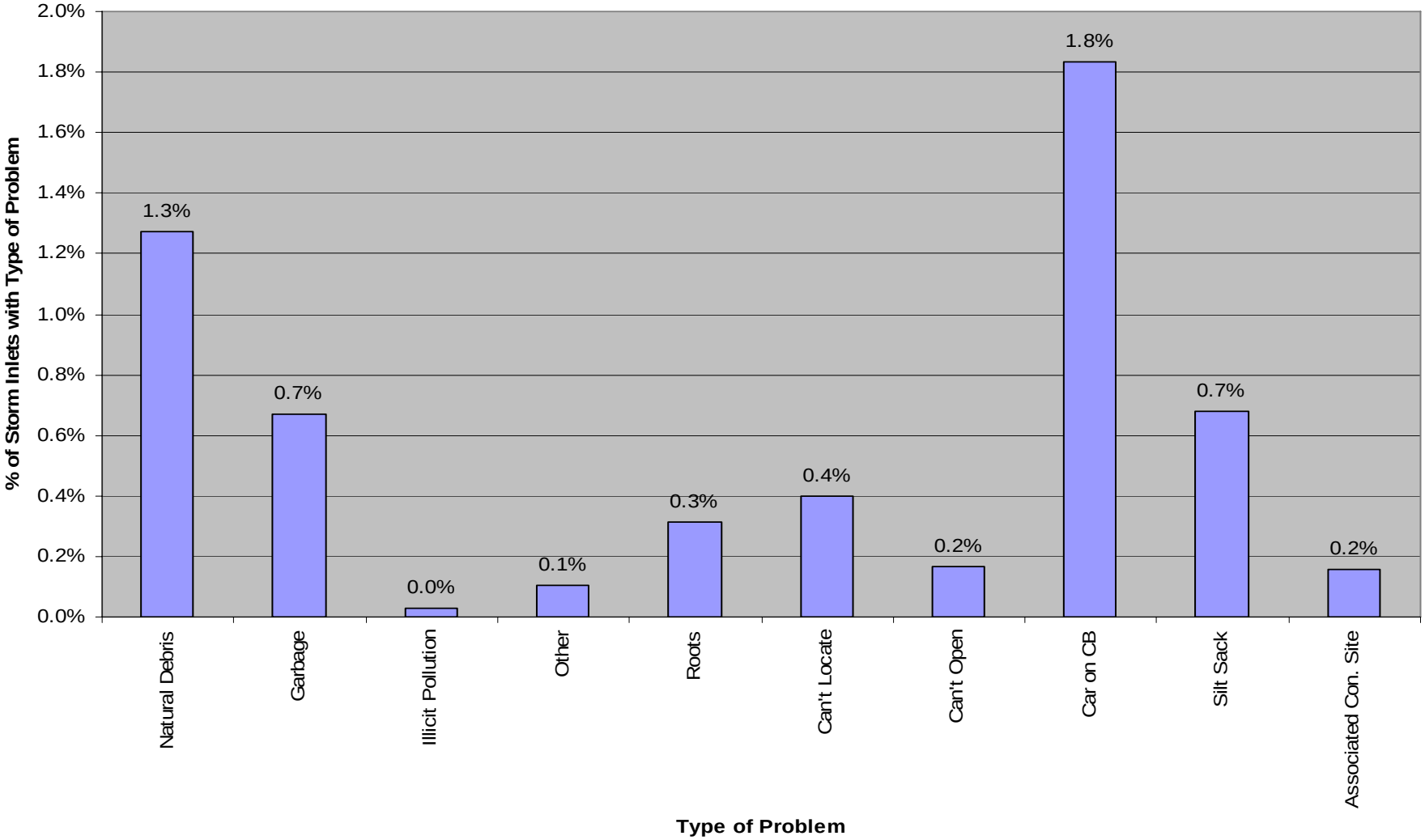

039392

This page intentionally left blank.

7. WUOM: Water Utilities Operations & Maintenance

7.A WUOM Work Plan Self Evaluation Matrix

ITEM NO.	ACTIVITY	COMPLIANCE DATE	FY 06-07 STATUS	RESPONSIBLE PARTY
WUOM 1	**Inventory of O&M Activities** The City of San José's Municipal Water System will conduct an inventory of all-key operations and maintenance activities, and identify routine and unplanned non-stormwater discharges from these activities. This inventory will be conducted every three years and evaluated at least once a year.			
WUOM 1.A	Review current procedures for operations and maintenance.	Annually	Done FY 06-07. The current procedures have been reviewed and no change is recommended at this time.	ESD-Muni
WUOM 1.B	Three-year update of list.	3/31/09 Every 3 years	Done 3/06. Next inventory not due until 3/09.	ESD-Muni
WUOM 2	**Implementation of WUPPP** The City of San José's Municipal Water System will implement the pollution control measures identified in the Water Utility Pollution Prevention Plan (WUPPP) to manage chlorine, biocides, and algaecides and prevent erosion and sedimentation.			
WUOM 2.A	Implement WUPPP/Report on activities	Ongoing	Done FY 06-07. WUPPP was implemented in 2000. Muni Water staff and their contractors comply with the BMPs and SOPs included in the WUPPP.	ESD-Muni
WUOM 3	**Staff Training and Contractor WUPPP Compliance** The City of San José's Municipal Water System will conduct annual training for municipal staff and coordinate WUPPP elements with water utility project planning, including WUPPP elements (BMPs, conditions, specifications, etc., in contract and services agreements).			
WUOM 3.A	Implement training program.	Annually, Q2	Done 12/13/06. See 13.D: *Municipal Employee Training Summary.*	ESD-Muni
WUOM 4	**WUPPP Effectiveness Evaluation** The City of San José's Municipal Water System will evaluate the effectiveness of the WUPPP annually. Maintain accurate documentation and revise the WUPPP as necessary.			
WUOM 4.A	Evaluation effectiveness of program.	Annually, Q4	Done on 12/13/06. Muni Water has developed an evaluation program, which includes evaluating one of the SOPs annually. See 9.B: *WUOM Program Evaluation.*	ESD-Muni

7.B WUOM Program Evaluation

The City's Municipal Water System evaluation process consists of reviewing one SOP or BMP from start to finish on an annual basis. This effort is combined with a training program in which Muni Water staff creates a training video of the SOP or BMP being reviewed. Staff and others involved in the process then view the video for training. The paperwork process (checklist for that BMP) is discussed and then the forum is opened up for discussion. Individuals who perform the activity share their thoughts on what works and what does not work. The facilitator (typically, a designated supervisor) writes down the comments and suggestions. When appropriate, the SOP or BMP is revised to incorporate the results of the discussion.

For FY 06-07, Muni Water conducted an evaluation of the Water Meter Testing Program. This evaluation took place on 12/13/06. A training video was made in accordance with the SOP outlined in the "Water Utility Operation and Maintenance Discharge Pollution Prevention Plan." Staff and a responsible representative of Muni Water's contractor attended the training session and viewed the video. After viewing the video, staff discussed the pros and cons of the procedure. Staff found the procedures to be satisfactory and effective for meeting the goals of the URMP. No changes were recommended at this time.

Contractor performance for Muni Water is monitored by staff inspection. If the contractor fails to follow BMPs, the Muni Water inspector on the job will notify the contractor. In addition, Muni Water may receive complaints from other parties; however, this is not typical since the inspector usually resolves issues right away.

7.C WUOM Response to Water Board Comments

No comments received from Water Board on this Program Element.

7.D WUOM Tables / Additional Information

No additional information on this Program Element.

8. PM: Pesticide Management

8.A PM Work Plan Self Evaluation Matrix

ITEM NO.	ACTIVITY	COMPLIANCE DATE	FY 06-07 STATUS	RESPONSIBLE PARTY
PM 1	**Integrated Pest Management** The City will adopt an Integrated Pest Management (IPM) policy and/or ordinance requiring use of IPM techniques in the agency's operations; and, minimization of pesticide use, particularly organophosphate and copper-based pesticides, by agency staff and contractors.			
PM 1.A	Develop a City IPM policy for inclusion in Pesticide Management Plan.	Done FY 02-03	Done FY 02-03.	ESD
PM 2	**Pesticide Management Plan** The City will develop and implement a Pesticide Management Plan with the goals of minimizing pesticide use and reducing the amount of pesticides in stormwater and landscape runoff to the maximum extent practicable.			
PM 2.A	Draft a City of San José Pesticide Management Plan.	Done FY 01-02	Done FY 01-02.	ESD
PM 2.B	Publish City Pesticide Management Plan in URMP.	Done FY 01-02	Done FY 01-02.	ESD
PM 3	**IPM SOPs and BMPs** The City will develop and implement standard operating procedures (SOPs) and best management practices (BMPs) for implementing the IPM Policy			
PM 3.A	Develop SOPs and BMPs for implementing IPM policy with provisions that will reduce water quality impacts from pesticide use.	Done FY 01-02	Done FY 01-02.	GS, DOT, ESD
PM 3.B	For each type of pest problem identified, seek model SOPs and BMPs from published literature.	Done FY 01-02	Done FY 01-02.	GS, DOT, ESD
PM 3.C	Incorporate or develop appropriate IPM measures into City SOPs and BMPs.	Done FY 02-03	Done FY 02-03.	GS, DOT, ESD
PM 3.C.1	Pilot the use of additional IPM techniques, e.g., for weed control.	FY 06-07	Done FY 06-07 and ongoing. See 8.B: *PM Program Evaluation.*	GS, DOT, ESD, PRNS
PM 3.D	Update City URMP to incorporate model Pest Management Performance Standard, including description of legal authority (IPM policy and contract language), work plan elements, BMPs, and SOPs needed for implementation.	Done FY 02-03	Done FY 02-03.	ESD
PM 3.E	Review and update City SOPs and BMPs as appropriate.	As Needed	The Pesticide Management Committee determined that no updates were required for FY 06-07.	GS, DOT, ESD, PRNS
PM 3.F	Develop Approved Pesticide List for applications on City property.	FY 06-07	In progress FY 06-07 and ongoing. The Pesticide Management Committee developed a list in draft form.	PRNS, DOT, GS, ESD
PM 3.F.1	Revise SOPs and BMPs to reflect use of Approved Pesticide List.	FY 06-07	Done FY 06-07 and ongoing. The Pesticide Management Committee determined that no updates were required for FY 06-07.	PRNS, DOT, GS, ESD
PM 4	City Employee Training			

ITEM NO.	ACTIVITY	COMPLIANCE DATE	FY 06-07 STATUS	RESPONSIBLE PARTY
	The City will ensure that employees receive pest management training by implementing the following: 1. Employees who apply pesticides for the City will obtain the appropriate training as required by County Agricultural Commissioner and State Department of Pesticide Regulation (DPR); 2. Employees within departments responsible for pesticide application will receive annual training on appropriate portions of City IPM Policy, SOPs, and BMPs, and latest IPM techniques; 3. Employees who are not authorized to apply pesticides will be annually trained not to use over-the-counter pesticides at workplace, consistent with IPM Policy. 4. Annual internal outreach will be conducted to employees, who do not necessarily purchase or apply pesticides during their course of work, on less toxic pest control and to encourage employees to use IPM techniques away from work.			
PM 4.A	Ensure that employees who apply pesticides for the agency obtain appropriate training required by County Agricultural Commissioner and State Department of Pesticide Regulation.	Annually	Done FY 06-07. DOT, GS, and PRNS staff received safety training in April 2007 on the specific pesticides used during the course of their work. Training meets State DPR requirements. Additional training is done throughout the year for new employees prior to using pesticides or if new pesticides, which were not covered in the annual training, are introduced. Training is provided annually. See 13.D: *Municipal Employee Training Summary* for summary of attendance.	GS, DOT, PRNS
PM 4.B	Provide annual training on IPM Policy, SOPs, and BMPs, and latest IPM techniques to employees within departments responsible for pesticide application.	Annually	Done FY 06-07. Training for DOT, GS and PRNS staff was held in April 2007. Training topics included safety, City IPM Policy, SOPs, and BMPs, and IPM techniques. This message was also communicated in the SWPPP, PSR/SDO, and RPW municipal compliance trainings. See 13.D: *Municipal Employee Training Summary* for summary of attendance.	GS, DOT, ESD, PRNS
PM 4.C	Annually inform employees who are not authorized /trained to apply pesticides not to use over-the-counter pesticides at the workplace, consistent with IPM Policy.	Ongoing	Done FY 06-07. Notification that untrained staff members are not to utilize over-the-counter pesticides in the workplace was provided at the training and in a May 2007 staff notice to City facility managers.	GS, DOT, ESD, PRNS
PM 4.D	**Monitoring Mechanism I.B.1.** Document and evaluate effectiveness of staff training conducted each year in annual report.	Annually	Done FY 06-07. The training required for certificates and licenses is reviewed and approved for Continuing Education Units (CEUs) by the Department of Pesticide Regulation (DPR) – this ensures it is valuable and effective for applicators. In FY 06-07, an evaluation/survey for class participants was used for IPM training conducted in April 2007. The results were compiled and will be used to implement improvements for the next training. See 8.B: *PM Program Evaluation for a summary of evaluation results.*	GS, DOT, ESD, PRNS
PM 4.D.1	Update class evaluation/survey for IPM training classes conducted by City staff.	As Needed	Done FY 06-07. The appropriate updates were made to the evaluation form to reflect content of training.	GS, DOT, ESD, PRNS
PM 4.E	Public Education and Outreach Task II.A.14 Conduct internal outreach on less toxic pest control to	Annually	Done FY 06-07. The summer issue of the *ESD Connections* newsletter featured an article on IPM.	ESD

ITEM NO.	ACTIVITY	COMPLIANCE DATE	FY 06-07 STATUS	RESPONSIBLE PARTY
	employees who do not necessarily purchase or apply pesticides during the course of their work (to encourage employees to use IPM techniques away from work).			
PM 5	**Contractor Pesticide Management Requirements** The City will develop and implement a process to ensure that contractors employed to conduct pest control and pesticide application on municipal property engage in pest control methods consistent with City IPM Policy. Specifically, the City will require contractors to: ▪ follow City IPM policy, BMPs, and SOPs; ▪ provide evidence of current IPM training, when feasible ▪ provide documentation of pesticide use on City property to the City in a timely manner.			
PM 5.A	Ensure that contractors employed to conduct pest control/pesticide application on municipal property engage in methods consistent with City IPM policy.	Ongoing	Done FY 06-07.	GS, DOT, ESD, PRNS, PW, RDA
PM 5.B	Review and update a list of all contractors employed by the City who perform pesticide application work.	Annually	Done FY 06-07. The contractor list was updated and new information fields were added to record information regarding contract term.	GS, DOT, ESD, PRNS, PW, RDA
PM 5.C	Implement a procedure to provide to each contractor a copy of the City's IPM policy.	Done FY 02-03	Done FY 02-03.	GS, DOT, ESD, PRNS, PW
PM 5.D	City will supply copies of pest specific BMPs and SOPs to contractors. Contractors will self certify their compliance with the City SOPs and BMPs.	Ongoing	Done FY 06-07.	GS, DOT, ESD
PM 5.E	Require through contract specifications that PCOs contracted for municipal applications use pest control methods consistent with City's IPM Policy. Specifically, require contractors to: a) follow City IPM policy, BMPs and SOPs; b) provide evidence of current IPM training, when feasible; and c) provide documentation of pesticide use on City property to the City in a timely manner.	Ongoing	Done FY 06-07.	GS
PM 5.E.1	City will develop standard content for PCO contracts.	Done FY 04-05	Done FY 04-05.	GS, DOT, ESD, PRNS
PM 5.E.2	City will implement standard content for PCO contracts.	Done FY 05-06 Ongoing	Done FY 06-07.	GS, DOT, ESD, PRNS
PM 5.F	Invite contractors to participate in City training sessions on pesticide management.	FY 05-06 Ongoing	Done FY 06-07.	GS, DOT, PRNS
PM 5.G	**Monitoring Mechanism III.A.1.** Document number of PCOs receiving presentations and/or training on pesticide use by PCOs on municipal property.	Annually	Done FY 06-07.	GS, ESD
PM 6	**Pesticide Management Outreach** The City will identify in annual work plan outreach activities it will conduct consistent with Program Pesticide Management Plan. Work plan elements will address outreach to residential and commercial pesticide users, pesticide retailers, and special districts. Information will be provided on less-toxic pest control practices, proper disposal of pesticides, and the City's own IPM practices, as applicable.			

ITEM NO.	ACTIVITY	COMPLIANCE DATE	FY 06-07 STATUS	RESPONSIBLE PARTY
PM 6.A	Increase awareness of target audiences regarding proper pesticide use, disposal methods, water quality impacts, and less toxic pest management messages. Target audiences include commercial and residential pesticide users, pesticide retailers, municipal employees, and special districts.	Ongoing	Done FY 06-07. The City participates in the Our Water Our World (OWOW) campaign, and the Program's Watershed Watch campaign. Both campaigns deliver IPM messages. In addition, the City published an article in the BOMA Byline newsletter with IPM information for businesses. See 14.D*: PIP Activities* for more details.	ESD
PM 6.B	Prepare IPM stories and press releases to local media.	As Needed	Done FY 06-07. OWOW ads were placed in multiple publications. See Program Annual Report and 14.D*: PIP Activities* for details.	ESD
PM 6.C	In conjunction with Program, City will provide information on less toxic pest control (e.g., IPM techniques, municipal IPM policies, model contract language, training opportunities, etc.) to neighboring special districts (e.g., VTA, sanitary and utility districts, open space districts, vector control districts, and school districts) as appropriate.	As Needed	Done FY 06-07.	ESD
PM 6.D	Create and provide fact sheets and materials to pesticide retailers to facilitate point-of-purchase outreach to support IPM Store Partnership Program.	Ongoing	Done FY 06-07 through Program and BASMAA's OWOW Campaign. See Program Annual Report and 14.D*: PIP Activities* for details.	ESD
PM 6.E	**Monitoring Mechanism:** Document or estimate numbers of residents reached by outreach efforts, including events, web promotion, municipal employee outreach, and media advertising. Monitor responses to outreach efforts by documenting calls to the Program's general and watershed campaign hotlines.	Annually	Done FY 06-07. See Program Annual Report and 14.D*: PIP Activities* for evaluation of outreach activities.	ESD
PM 6.F	Co-host regional IPM conference to promote implementation of IPM practices in municipal operations in the City and Bay Area region.	FY 06-07	Done FY 06-07. The City co-hosted the 3rd Annual Regional IPM Conference, which attracted over 400 attendees from area municipalities and organizations. See 8.B: *PM Program Evaluation* for details.	ESD, PRNS, DOT, GS
PM 6.G	**Monitoring Mechanism IV.A.1.** Document outreach efforts targeting businesses, recommended in the work plan, to be developed by the Program. Implement evaluation component of the work plan.	Annually	Done FY 06-07. See Program Annual Report and 14.D*: PIP Activities* for details.	ESD
PM 7	**HHW Pesticide Disposal** The City will coordinate with household hazardous waste (HHW) collection agencies to support, enhance, and help publicize programs for proper pesticide disposal.			
PM 7.A	Work with HHW collection agencies to support, enhance, and publicize programs for pesticide disposal.	Ongoing	Done FY 06-07 and ongoing. This work is done at the Program level. See Program Annual Report for details.	ESD
PM 7.B	Ensure that adequate pesticide disposal services exist for residents and conditionally exempt small quantity commercial generators.	Annually	Done FY 06-07. Adequate pesticide disposal services exist through the County's Household Hazardous Waste and Conditionally Exempt Small Quantity Generators programs. No San José customers were turned away and appointments were scheduled in a timely manner.	ESD

ITEM NO.	ACTIVITY	COMPLIANCE DATE	FY 06-07 STATUS	RESPONSIBLE PARTY
PM 7.C	Provide hazardous waste disposal information to residents, through distribution of materials (e.g., utility bill insert, city newsletter, community events, etc.) or advertising in local media.	Ongoing	Done FY 06-07 and ongoing. Hazardous waste disposal information is provided on the City's website along with a link to the Santa Clara County HHW Program's website. The City's Integrated Waste Management (IWM) outreach includes the Santa Clara County HHW Program's hotline.	ESD
PM 7.D	**Monitoring Mechanism V.A.1.** Document that HHW collection programs adequately serve residents and businesses and that exchange programs do not exchange organophosphate or banned pesticides.	Annually	Done FY 06-07. The Santa Clara County HHW Program managed 1,250 lbs of diazinon and Dursban as well as over 210,900 lbs of other pesticides. There was no wait in order to schedule an appointment and no customers were turned away. The HHW Program does not exchange organophosphate or banned pesticides.	ESD
PM 8	**City Pesticide Use Tracking** The City will develop and implement a process for tracking pesticide use on municipally-owned property.			
PM 8.A	Develop and implement a pilot pesticide tracking process for Diazinon and Chlorpyriphos products.	Done FY 01-02	Done FY 01-02.	GS, DOT, ESD
PM 8.B	Track pesticide use on municipally owned property. Include reporting and justification for use of OP pesticides and BMPs employed during OP pesticide use.	Ongoing	Done FY 06-07 and ongoing. Neither the City nor its contractors purchased, used, or wrote recommendations for the use of OP pesticides on municipal property. Contracts for structural pest control include requirements for reporting and justification of use of OP pesticides and BMPs employed during OP pesticide use in the contract specifications.	GS, DOT, ESD
PM 8.B.1	Evaluate feasibility of implementing electronic data management system for pesticide use.	Done FY 04-05	Done FY 04-05.	GS, DOT, ESD
PM 8.B.2	Implement electronic data management system for tracking pesticide use on City property.	Done FY 04-05 and Ongoing	Done FY 06-07. A database was used to track pesticide use on municipal property by City staff and contractors.	GS, DOT, ESD
PM 8.C	**Monitoring Mechanism I.A.1.** Document completion of tasks in annual reports. Use pesticide tracking process to document pesticide use.	Annually	Done FY 06-07. Monthly pesticide use reports submitted by contractors were compiled and reviewed. See 8.B: *PM Program Evaluation.*	GS, DOT, ESD, PRNS, PW
PM 9	**City Pesticide Inventory Search** The City will conduct periodic Citywide search of its chemical inventory for pesticides no longer legal for application per EPA, State, and/or local requirements. These pesticides, if found, will be properly disposed pursuant to appropriate waste disposal regulations.			
PM 9.A	Conduct Citywide search of chemical storage areas for pesticides no longer legal for application per EPA, State, and/or local requirements. Properly dispose of any such pesticides pursuant to appropriate waste disposal regulations.	Annually	Done FY 06-07. PRNS and DOT conducted search in May 2007. No expired pesticides were found.	GS,DOT, PRNS
PM 10	**Pesticide Management Plan / IPM Policy Review** As part of annual reporting process, the City will review and evaluate, with input from municipal staff, the effectiveness of its Pest Management Plan and IPM Policy in achieving the goals of the Plan to the maximum extent practicable.			
PM 10.A	Review and continuously improve goals, actions, and	Annually	Done FY 06-07. See 8.B: *PM Program Evaluation.*	GS, DOT, ESD, PRNS,

ITEM NO.	ACTIVITY	COMPLIANCE DATE	FY 06-07 STATUS	RESPONSIBLE PARTY
	monitoring mechanisms of the work plan considering results of self-evaluations, comments from Water Board staff and other interested parties, and results of local performance review meetings, if any.			PW
PM 10.B	**Monitoring Mechanism IX.A.1.** Complete revised work plan that incorporates continuous improvement items, and report on completion of work plan tasks.	Annually	Done FY 06-07 (between 07-08 Work Plan and this Annual Report).	GS, DOT, ESD, PRNS, PW
PM 10.C	**Monitoring Mechanism VII.A.1.** Summarize types of pesticide reduction measures required (such as by conditions of approval) for new development and significant redevelopment projects, and percentage of new development/ significant redevelopment projects for which pesticide reduction measures were required. (Draft Permit Provision C.3.n.)	Annually	Done FY 06-07. See NRD 5.G in *Work Plan Self Evaluation Matrix*.	PW, ESD

8.B PM Program Evaluation

Integrated Pest Management

The City continues to apply current and new less toxic and non-chemical Integrated Pest Management (IPM) techniques to resolve municipal pest problems. FY 06-07 highlights include:

- DOT staff in Special Assessment Districts continues to power wash or scrape tussock moth cocoons from plum and live oak trees, where tussock moths used to defoliate the trees. By removing cocoons using mechanical IPM methods, DOT staff eliminates the need to use pesticide spray applications.
- While many City park sites have not suffered from oak tussock moths due to biological control by parasitic wasps, several City parks sites experience tussock moth infestations too severe to be controlled by mechanical or biological methods. This year, however, injection pesticides at a pilot park site replaced overhead spraying of infested trees. The injection method not only controlled the tussock moths but also resulted in less pesticide drift and run-off potential.
- In light of a Stipulated Injunction and Order in which USEPA agreed to withdraw certain authorizations for use of 66 specified active pesticide ingredients in California red-legged frog habitat, City staff mapped the final critical habitat areas specified in the Order and, in those areas, halted the use of pesticides containing any of the 66 listed active ingredients. PRNS staff also trialed a new herbicide in an effort to seek alternatives to pesticide active ingredients listed on the Stipulated Injunction and Order.
- PRNS and DOT staff continue to use mulch to help alleviate the need for pre-emergent herbicides and to reduce water use.
- Alum Rock Park staff placed flapper lids on all outdoor garbage cans to help limit food sources for ground squirrels.
- To encourage natural predatory control of gophers, the City purchased over 30 barn owl houses. Eight barn owl boxes were placed in City parks in FY 06-07, and further box placement and monitoring will continue in FY 07-08 in an effort to reduce reliance on chemical controls throughout the City.
- To encourage bats to roost in the City and prey on mosquitoes, the City purchased eight bat boxes to place in Community Gardens and two to place in DOT Special Assessment Districts. In FY 06-07, four of the bat boxes had been placed, and the remainder will be mounted in early FY 07-08. The hope is that mosquito control by bats will result in less pesticide use as well as a reduced human health risk of West Nile Virus.

- In FY 06-07, the City secured a contractor to provide grazing services at City sites. This contract will allow the City to pilot grazing by goats and/or sheep at City sites in the future as a pesticide-free vegetation management tool. The first site(s) will be grazed during the summer of FY 07-08 and may include Municipal Water Resources sites, DOT sites, and PRNS sites.

IPM Conference

The City co-hosted the 3rd Annual Regional IPM Conference which occurred at the McEnery Convention Center in San Jose on November 14th, 2006. City staff members from ESD, PRNS, GS, and DOT served as members of the Planning and Organizing Committee and as the Conference chair. The City invited all of its contracted pest control operators (PCOs) and landscape maintenance professionals to the conference, and many attended. In total, the conference was attended by over 400 representatives from diverse organizations and governments throughout the Bay Area and beyond.

Approximately 119 conference attendees submitted a conference evaluation, and the results show that:

- 93% of attendees felt the keynote speakers were good, very good, or excellent;
- 91% rated the overall quality of the conference as good, very good, or excellent; and
- 82% thought the educational materials were good, very good, or excellent.

Conference attendees reported that they particularly enjoyed speaker session topics about developing IPM programs in municipalities, the historical ecology of watersheds, abiotic plant disorders, and chemical controls in IPM. For future IPM conferences, attendees requested to see more content on alternatives to toxic chemicals in pest management, innovative IPM techniques, and the impact of pesticides on water quality.

Data Tracking

The City's pesticide tracking database was developed and implemented in FY 04-05. In the FY 05-06 Annual Report, City applications of pesticides did not include data from DOT's Special Assessment Districts nor from PCOs contracted for City facilities due to data inaccuracies and/or unavailability. In FY 06-07 the City was able to work with the contractors to collect the appropriate data, resulting in inclusion of pesticide usage data from DOT Special Assessment Districts and PCOs for City facilities in this year's analysis. The tracking database was able to incorporate pesticide use data from Municipal Water Resources reservoirs, wells, and pump stations as well this year. With this additional information, FY 06-07 pesticide use tracking captures a much wider picture of pesticide use in City operations than in previous reporting years. In turn, FY 06-07 total pesticide usages for City applications are not directly comparable to previous fiscal years' usage numbers. Pesticide data tracking for golf courses in FY 06-07 was consistent to prior years; therefore, the usage numbers for golf courses over time are directly comparable and are presented as such. The City will strive to continue collecting pesticide use data from all City sources into the future, which will increase the availability of accurate and comparable data.

Pesticide Use

This section highlights changes in usage of certain pesticides applied by City staff and Golf Course management staff. The discussion focuses on the products used in largest quantities for City applications and Golf courses. Highlights include:

- City applications of Karmex (diuron) continued to decrease in FY 06-07 in response to concerns about its impact on water quality.
- Use of chlorothalonil increased in both the City and golf courses due to an increased occurrence of fungi.
- City applications of oxadiazon decreased this year in response to its known reproductive toxicity and carcinogenic effects (CA Prop 65 List).
- Golf course applications of mancozeb continued to decrease in FY 06-07 in response to its known carcinogenic effects (CA Prop 65 List).
- SpeedZone (2,4-D, 2-Ethylhexyl Ester; 2,4-D, Isooctyl Ester; & Carfentrazone-Ethyl) was used more widely in FY 06-07 in City parks for broadleaf weed control, while glyphosate products were used the most frequently for weed control.

Overall, pesticide usage at golf courses decreased significantly from FY 05-06 to FY 06-07.

Training

In April 2007, City staff held its annual training for staff responsible for applying pesticides. Participants were given an evaluation form to complete. Of the 124 staff that participated in the training, 53 evaluations were completed and returned. Results of the completed evaluations are indicated below and will serve as a guide for improving the training next year.

- 88% thought that the training subjects taught are appropriate to their work;
- 83% thought the training adequately described the City's IPM policy;
- 86% thought that the BMPs/SOPs described match their work practices;
- 94% thought that the training adequately described the relationship of BMPs/SOPs to compliance with the City's Stormwater NPDES permit; and
- 84% thought that the training adequately explained how they, City staff, could help the City maintain compliance with the Stormwater NPDES permit.

8.C PM Response to Water Board Comments

No comments received from Water Board on this Program Element.

8.D PM Summary Tables / Additional Information

ACTIVE INGREDIENT	FY 03-04 (LBS)	FY 04-05 (LBS)	FY 05-06 (LBS)	FY 06-07 (LBS)
CITY APPLICATIONS				
2,4-D, 2-Ethylhexyl Ester	13.85	0.00	74.24	0.08
2,4-D, Isooctyl Ester	0.00	0.00	0.00	207.59
Abamectin	0.00	0.00	0.00	0.02
Acephate	0.00	0.00	0.00	0.09
Aluminum Phosphide	0.10	0.00	0.00	80.65
Bifenthrin	0.00	0.00	0.00	0.03
Boric Acid	0.00	0.00	0.00	0.06
Bromadiolone	0.00	0.00	0.00	<0.01
Carfentrazone-Ethyl	0.71	0.00	3.82	10.69
Chlorfenapyr	0.00	0.00	0.00	0.03
Chlorophacinone	0.00	0.00	0.00	0.03
Chlorothalonil	0.00	0.00	0.00	90.10
Cyfluthrin	0.00	0.0002	0.000	0.08
Deltamethrin	0.00	0.00	0.00	0.07
Dicamba	0.88	0.00	4.74	13.26
Dikegulac Sodium	0.00	0.00	0.00	0.95
Diphacinone	0.00	0.00	0.00	<0.01
Diquat Dibromide	6.60	0.40	3.79	8.23
Diuron	424.00	874.19	408.00	209.8
D-trans Allethrin	0.00	0.00	0.00	<0.01
Ethephon	0.00	0.07	0.00	0.00
Fipronil	0.00	0.00	0.00	0.31

ACTIVE INGREDIENT	FY 03-04 (LBS)	FY 04-05 (LBS)	FY 05-06 (LBS)	FY 06-07 (LBS)
Fluazifop-P-Butyl	0.00	0.12	0.00	0.25
Flutolanil	0.00	0.00	0.00	7.00
Fosetyl-Al	0.00	0.00	0.00	44.00
Glyphosate, Isopropylamine Salt	1857.16	1474.34	1225.22	1525.87
Glyphosate, Monoammonium Salt	0.00	22.82	130.30	292.74
Halosulfuron	0.02	0.04	0.06	0.00
Hydramethylnon	0.00	0.00	0.00	<0.01
Imidacloprid	0.00	0.23	0.00	0.00
Isoxaben	73.31	178.59	275.87	73.20
Mecoprop-P	3.51	0.00	18.82	52.66
Mefenoxam	0.00	0.00	0.00	0.03
Mefanoxam, other related	0.00	0.00	0.00	<0.01
Metaldehyde	0.00	0.20	4.00	8.64
MSMA	0.95	0.00	0.00	0.00
Myclobutanil	0.00	0.00	0.00	8.40
Nonanoic Acid	0.00	24.76	11.54	35.27
Nonanoic Acid, Other Related	0.00	1.30	0.61	1.86
Nonylphenoxy polyethoxy ethanols, isopropanol and fatty acids	29.81	0.00	0.00	0.00
Oryzalin	112.95	86.29	1244.61	1045.83
Oxadiazon	82.18	59.14	97.94	50.00
Pelargonic Acid	41.56	0.00	0.00	0.00
Pendimethalin	1603.68	818.38	651.42	562.91
Permthrin	0.00	0.00	0.00	2.52
Petroleum Distillates	0.00	0.00	0.00	0.12
Phenothrin	0.00	0.00	0.00	<0.01
Piperonyl Butoxide	0.00	0.00	0.00	0.03
Piperonyl Butoxide, other related	0.00	0.00	0.00	<0.01
Prodiamine	0.00	0.00	0.00	5.34
Propiconazole	0.00	0.00	0.00	2.60
Pyraclostrobin	0.00	0.00	0.00	1.44
Pyrethrins	0.00	0.00	0.00	<0.01
Quinclorac	0.00	0.00	3.75	0.11
Related Fatty Acids (C-6, C-12)	2.19	0.00	0.00	0.00
Sethoxydim	3.35	0.00	0.00	0.00
Silica Aerogel	0.00	0.00	0.00	0.10
Triclopyr, Butoxyethyl Ester	20.57	2.13	0.00	1.88
Trifluralin	18.00	0.00	40.00	43.20

ACTIVE INGREDIENT	FY 04-05 (LBS)	FY 05-06 (LBS)	FY 06-07 (LBS)	DIFFERENCE FY 05-06 TO FY 06-07
GOLF COURSES				
2,4-D	21.88	0.00	0.02	0.02
2,4-D, Dimethylamine Salt	0.00	1.55	0.00	-1.55
3,7-Dichloro-8-quinolinecarboxylic	0.00	0.00	0.00	0.00
Acid Blue 9, Diammonium Salt	8.74	0.00	8.74	8.74
Azoxystrobin	1.63	1.50	0.00	-1.50
Chlorothalonil	462.53	60.07	75.26	15.19
Clopyralid, Monoethanolamine Salt	0.16	0.00	0.31	0.31
Clopyralid,Triethylamine Salt	18.00	22.46	17.28	-5.18
Copper	39.41	47.89	39.91	-7.98
Copper Carbonate, Basic	4.20	0.00	0.00	0.00
Copper Ethanolamine Complexes, Mixed	20.89	2.71	1.81	-0.90
Copper Sulfate (Pentahydrate)	629.24	247.50	0.00	-247.50
Copper Sulfate (Basic)	0.00	0.50	0.00	-0.50
Deltamethrin	0.28	0.30	0.00	-0.30
Dicamba	2.06	0.14	0.002	-0.14
Diquat Dibromide	0.38	0.21	0.10	-0.11
Dithiopyr	32.30	26.00	33.25	7.25
Fluazifop-P-Butyl	0.13	0.00	0.00	0.00
Flutolanil	8.40	7.00	7.00	0.00
Fosetyl-AL	16.80	17.60	0.00	-17.60
Glyphosate, Isopropylamine Salt	28.68	9.39	10.02	0.63
Glyphosate, Monoammonium Salt	20.37	44.88	7.52	-37.36
Imidacloprid	0.90	0.00	0.00	0.00
Iprodione	0.00	10.01	0.00	-10.01
Mancozeb	261.60	97.60	44.8	-52.80
Maneb	80.09	0.00	0.00	0.00
MCPP	9.79	0.00	0.01	0.01
MCPP, Dimethylamine Salt	0.00	0.41	0.00	-0.41
Mefenoxam	0.00	0.00	0.09	0.09
Oryzalin	2.35	0.00	0.00	0.00
PCNB	110.15	160.89	45.34	-115.55
Propiconazole	5.21	2.60	2.60	0.00
Pyraclostrobin	3.96	20.80	2.88	-17.92
Quinclorac	6.28	2.25	13.13	10.88
Tartrazine	0.88	0.00	0.88	0.88
Thiophanate-Methyl	23.45	0.00	0.00	0.00
Triadimefon	0.00	0.71	0.59	-0.12
Triclopyr, Triethylamine Salt	50.00	62.40	48.00	-14.4
Trifloxystrobin	1.50	0.00	0.00	0.00

9. M: Mercury

9.A M Work Plan Self Evaluation Matrix

ITEM NO.	ACTIVITY	COMPLIANCE DATE	FY 06-07 STATUS	RESPONSIBLE PARTY
M 1	**Municipal Use of Mercury –Containing Products** The City will eliminate all unnecessary municipal use of mercury-containing products and establish proper disposal methods for products that cannot be eliminated.			
M 1.A	Implement SCVURPPP guidelines for mercury-containing product reduction and management. These guidelines include a schedule for the timely phase-out of mercury-containing products identified for virtual elimination as well as reporting requirements, possibly to track recycling, replacement, and reduction in use of mercury-containing products.	Ongoing	Done FY 06-07 and ongoing. See 9.D: *Mercury-Containing Product Management Practices* for a listing of the City's management strategies. In FY 06-07, the City expanded its municipal alkali and rechargeable battery recycling program to all City facilities. Thirteen major facilities have collection directly from the vendor, the rest of the facilities deliver batteries collected at their site to a central collection point. See 9.B. *Program Evaluation* for details.	ESD, GS
M 1.A.1	Collect and dispose of mercury-containing lamps generated in City-owned facilities	Ongoing	Done FY 06-07 and ongoing. The City purchases low mercury fluorescent lamps, and recycled more than 61,000 feet (11.5 miles) of mercury-containing lamps in FY 06-07 through its Lamp Recycling Program.	ESD, GS
M 1.A.2	Identify other mercury-containing products for virtual elimination, phase-out and/or proper disposal.	Annually, As Needed	Done FY 06-07. The City phased out the use of its lamp crusher for the disposal of low-pressure sodium lamps in FY 05-06, and dismantled the crusher in FY 06-07. Low-pressure sodium lamps do not contain mercury, but they are a Universal Waste, so they are recycled accordingly. The removal of the crusher removes the potential for mercury-containing lamps to be accidentally crushed and disposed of improperly. See 9.D: *Mercury Containing Product Management Practices* for a listing of actions the City is taking.	ESD, GS
M 1.B	Monitoring Mechanism I. Document completion of tasks in annual reports. Use mercury-containing product reporting guidelines.	Annually	Done FY 06-07. See 9.D*: Mercury Containing Product Management Practices* for a summary of management options identified and/or implemented to date.	ESD
M 2	**Household Hazardous Waste Collection** The City will provide mercury-containing product disposal services through household hazardous waste (HHW) collection programs for residents and small businesses and encourage the use of these programs.			
M 2.A	Provide mercury-containing product disposal services for residents and small businesses.	Ongoing	Done FY 06-07 and ongoing. The City supports the County of Santa Clara Department of Environmental Health's (DEH) Household and Small Business Hazardous Waste program and the in-store take-back program for Universal Wastes.	ESD-IWM

ITEM NO.	ACTIVITY	COMPLIANCE DATE	FY 06-07 STATUS	RESPONSIBLE PARTY
			County DEH hosts weekly household and small business hazardous waste collection events. This service allows residents and small businesses in the county to properly dispose of their hazardous wastes, including mercury-containing products. In FY 06-07 this program provided service for 26,953 residents, an 8% increase over last year. In addition, 418 small businesses were served, including local government agencies, Goodwill Industries, and the Salvation Army. County wide, the program collected 65,860 pounds of household batteries (a 30% increase over last FY) and 1,170 pounds of elemental mercury (up from 425 pounds last FY). 65,860 pounds of household batteries were collected at HHW events and at the 49 retail/community drop-off locations throughout Santa Clara County. See the County Annual Report for details.	
M 2.B	Work with Program and HHW collection agencies to develop and help publicize the fluorescent light recycling program.	Ongoing	Done FY 06-07 and ongoing. The City supports the County of Santa Clara Department of Environmental Health's (DEH) Household and Small Business Hazardous Waste Program. In FY 06-07 the County collected 353,694 feet (88,423 pounds) of lamps. This is a marked increase from last FY's 277,000 feet (67,943 pounds) total. The City and the Program also worked with the County to publicize its fluorescent tube drop-off program. The Program developed and implemented the "Watch Out for Mercury Pollution!" media campaign designed to encourage residents to take their spent fluorescent lamps to any of 30 drop-off locations in Santa Clara County (up from 18 last FY).	ESD, Program
M 3	**Monitoring and Science** The City will participate in coordinated monitoring efforts to support mercury TMDL development and implementation, including assessment of air pollution sources of mercury and concentrations of mercury in sediment.			
M 3.A	Continue financial support of the Regional Monitoring Program (RMP), including the Mercury Deposition Network Pilot Study. Continue to actively participate in the RMP steering committee and technical review committee.	Ongoing	Done FY 06-07 and ongoing. The City continues to support the RMP financially. The City provided in-kind services from December 2000 through December 2006, operating the Mercury Deposition Network station #CA72. (See M 3.B). The City continues to participate on the RMP steering committee, chairs the technical committee, and serves on the Sources, Pathways, and Loadings workgroup.	ESD
M 3.B	The City of San José will continue to provide in-kind services for the maintenance of the Mercury Deposition Network site near San José.	12/31/2006	Done FY 06-07. The City has operated and maintained the National Mercury Deposition Network site #CA72 since December 2000. The City collected samples, recorded	ESD

ITEM NO.	ACTIVITY	COMPLIANCE DATE	FY 06-07 STATUS	RESPONSIBLE PARTY
			data, and sent both the samples and data to the national MDN contract laboratory for analysis. The City also sent records to SFEI for inclusion in SF Bay RMP analyses. Weekly sample collection and data reporting continued through December 2006. Information on the National MDN program (including pictures of collection apparatus) can be found at: http://nadp.sws.uiuc.edu/mdn/. The City chose to continue this activity beyond the December 2004 compliance date, and ceased activities after December 2006 following discussions with SFEI staff.	
M 4	**Regional, State, and Federal Coordination** Actively participate in regional, state, and federal coordination efforts to achieve a reduction in the amount of mercury in urban runoff and air emissions.			
M 4.A	Collaborate in technical studies to support TMDL development and implementation including the Santa Clara Basin WMI Guadalupe River Mercury TMDL Workgroup, RMP, and the CEP.	Ongoing	Done FY 06-07 and ongoing. The City participates in and supports programs to reduce mercury in stormwater runoff and air emissions, including the San Francisco Bay Regional Monitoring Program, National Mercury Deposition Network, AB 982 TMDL Public Advisory Group, WMI Guadalupe River Mercury TMDL Workgroup, and the Clean Estuary Partnership.	ESD
M 4.B	Support and participate in WMI Watershed Action Plan implementation.	Ongoing	Done FY 06-07 and ongoing. The Watershed Management Initiative (WMI) continues to work on implementing the Watershed Action Plan, through the actions of its subgroups and cooperative efforts with other collaborative groups, such as the Water Resources Protection Collaborative, the Habitat Conservation Plan, and the Fisheries and Aquatic Habitat Conservation Effort.	ESD
M 5	**Public Education and Outreach** Increase awareness of proper disposal of mercury-containing products and available non-mercury containing alternatives. Target audiences include residential, commercial, and industrial users and municipal employees.			
M 5.A	Coordinate with Program and HHW collection agencies to develop and implement a mercury-containing product outreach program to educate a selected target audience as well as encourage the proper use of the disposal of mercury-containing products.	Ongoing	Done FY 06-07 and ongoing. The Program maintains mercury-related information for residents on the MyWatershedWatch.org website. See Program Annual Report for details. Mercury and Household Hazardous Waste messages were also included at the Home Show event. See 14.D: *PIP Activities.* City staff attended Program-HHW Work Group meetings. The purpose of this work group is to identify areas where HHW and Stormwater messages and activities align and to enhance collaboration between the two programs. See the Program Annual Report for details.	ESD, Program, County HHW
M 5.B	Coordinate with municipal inspectors to integrate	Ongoing	Done FY 06-07 and ongoing. Provided proper handling	ESD

ITEM NO.	ACTIVITY	COMPLIANCE DATE	FY 06-07 STATUS	RESPONSIBLE PARTY
	mercury outreach into the existing routine pretreatment, source control, and/or hazardous materials inspection processes of industrial businesses.		and disposal information for mercury-containing products to businesses attending the Industrial Users Academy. See 14.D: *PIP Activities.* Inspectors also distribute the County's Universal Waste brochure for businesses as needed.	
M 5.C	Attend community events and distribute outreach materials. (See Attachment A: Outreach Activities Summary)	Ongoing	Done FY 06-07 and ongoing. Messages regarding proper disposal of fluorescent tubes are included whenever the Household Hazardous Waste program is promoted, e.g. the Home Show. See 14.D: *PIP Activities* for details.	ESD
M 5.D	Monitoring Mechanism V.B**.** document and evaluate each outreach activity, including the target audience and number of residents and/or businesses reached.	Annually	See Program report and 14.D: *PIP Activities* for evaluation of outreach activities.	ESD, Program

9.B M Program Evaluation

In FY 06-07, the City focused its virtual elimination policy activities on the collection and disposal of batteries and mercury-containing lamps, with the goal of reducing the impact of mercury from City operations. The City purchases and encourages the use of low mercury fluorescent lamps in City facilities. The City recycled more than 61,000 feet of mercury-containing lamps in FY 06-07 through its recycling programs. Numbers reported in FY 05-06 were underestimated. That year, it was reported that just over 9,100 feet of mercury-containing lamps were recycled, when in fact 39,176 feet were recycled. Questions regarding mercury content and alternative products are part of the City's Request for Quotation (RFQ) forms.

Along with lamps, the City worked to expand battery recycling in City facilities. Battery recycling is implemented at all facilities (approximately 100), making it easier for municipal employees to lawfully dispose of spent batteries. The batteries are collected as Universal Waste and hauled offsite by an outside contractor – thirteen facilities have collection directly from the vendor, the rest of the facilities have to bring batteries collected at their site to a central collection point. From May 2006 to May 2007, 6,520 pounds of alkali and rechargeable batteries were collected and properly recycled.

The City, in conjunction with BAPPG, hosted three mercury thermometer take-back events for City residents in FY 06-07. 1,116 mercury-containing thermometers were collected at three City-sponsored events, and disposed of appropriately. This equates to 1,016 grams (2.3 pounds) of mercury removed from the environment. More thermometer exchange events will take place in San José as well as the Water Pollution Control Plant Service Area in FY 07-08.

FY 06-07 showed a remarkable increase in the number of fluorescent lamps turned in to the thirty drop-off stores in Santa Clara County for recycling. 353,694 Feet (88,423 pounds) of lamps were collected and disposed of properly, up from 277,000 feet (67,943 pounds) in FY 05-06. This increase in collection can be attributed, in part, to the consistent outreach and education done by the City, the Program, and the County Household Hazardous Waste program. The City will continue to support the Watershed Watch campaign along with its fluorescent lamp recycling messages in FY 07-08.

The City has operated and maintained a National Mercury Deposition Network (MDN) site from January 2000 through December, 2006. City Staff collected samples, recorded data, and sent both the samples and data to the national MDN laboratory. This represents a two-year extension of the City's original commitment to this activity. Support was discontinued after discussion with SFEI staff. The City continues its commitment to work with the Water Board and stakeholders toward TMDLs that are technically defensible and feasible for implementation. City staff participates in mercury TMDL efforts by providing comments on the Bay-wide Mercury TMDL Report and Basin Plan Amendment, and serves as the WMI Watershed Assessment and Monitoring Subgroup representative to the Guadalupe Mercury TMDL project. The City expects to actively participate in the development and implementation of both TMDLs in FY 06-07. In addition, the City supports SCVURPPP, CEP, RMP, BASMAA and BACWA as these agencies conduct technical studies to address uncertainties regarding mercury in the watershed.

9.C M Response to Water Board Comments

Comments were not received from the Water Board on this Program Element.

9.D M Summary Tables / Additional Information

Mercury-Containing Product Management Practices

Mercury-Containing Products	Not Found	MO #1: Replace with Alternative	MO #2: Alternative upon Failure	MO #3: Reduce Use	MO #4: Recycle	MO #5: Hazardous Waste	Comments
LAMPS:							
Compact Source Lamp					I		Recycled through City's Lamp Recycling Program
Spectral Lamp	NF						
Fluorescent Lamp (Tubes)		I			I		Replacing existing lamps with low Hg lamps upon failure. All lamps are recycled through City's Lamp Recycling Program.
Metal halide Lamp					I		Recycled through City's Lamp Recycling Program
High pressure sodium Lamp					I		Recycled through City's Lamp Recycling Program
Mercury Vapor Lamps					I		Recycled through City's Lamp Recycling Program
Cold Cathode Lamp	NF						
Neon Lamp	NF						
Ultra-violet Lamp					I		
THERMOSTAT PROBES (ALSO KNOWN AS FLAME SENSORS OR GAS SAFETY VALVES):							
Furnaces					B		Implementation in progress
Water heaters					B		Implementation in progress
Ranges, ovens					B		Implementation in progress
Space heaters					B		Implementation in progress
TILT SWITCHES AND RELAYS:							
Tilt Switches at WPCP					I		
Public Works Material Testing Lab							
Thermometers					B		Implementation in progress
Other Mercury-containing materials					B		Implementation in progress
WPCP LAB MATERIALS							
Thermometers	NF						WPCP Lab uses alcohol-based thermometers and other traditionally mercury-containing apparatus
Mercury-containing Samples						I	Spent samples treated as Hazardous Waste and picked up by hauler every 2-3 months

Status Key:
No Action: No action identified for implementation
ID: Actions have been identified; implementation has not begun
B: Began process of implementation
I: Management option identified has been fully implemented
NF: product was not found in municipal inventory to date

Management Options Key:
MO #1: Replace with an alternative product when the product is identified, if an alternative exists.
MO #2: Replace upon failure, with an alternative product if an alternative exists.
MO #3: Reduce the use where possible
MO #4: Recycle when no longer in use
MO #5: When appropriate, dispose of as hazardous waste

10. CNAP: Copper / Nickel Action Plans

10.A CNAP Work Plan Self Evaluation Matrix

ITEM NO.	ACTIVITY	COMPLIANCE DATE	FY 06-07 STATUS	RESPONSIBLE PARTY
CB-1	**Vehicle Washing Operations**			
CB-1.A	Have member of San José team trained to lead mobile cleaners certification seminar.	As needed	Done FY 06-07 and ongoing. City staff available to train as needed.	ESD
CB-1.B	Support Program in hosting mobile cleaners certification seminar.	FY 06-07	Done FY 06-07. Companies desiring training are directed to the BASMAA online training program, and offered a live training if they desire one. The City hosted a training on April 6, 2007 for City staff and contractors who do surface cleaning work. See 10.B: *CNAP Program Evaluation* and 13.D: *Municipal Employee Training Summary*.	ESD
CB-1.B.1	Promote list of certified mobile cleaning service providers.	Ongoing	Done FY 06-07 and ongoing. A link to the database of BASMAA-trained Recognized Mobile Surface Cleaners is posted on the City's website.	ESD
CB-1.C	Distribute coupons in support of Program partnership with Western Car Wash Association.	As needed, dependant on Program activities	Done FY 06-07. The Watershed Watch campaign partnered with Classic Car Wash to offer discounted car wash services thru the end of December 2007 to customers using their Watershed Watch card, which is available for free download on www.MyWatershedWatch.org.	Program, ESD
CB-3	**Industrial Discharges**			
CB-3.A	Continue Distribution of information regarding copper from roof vents.	Ongoing	Done FY 06-07 and ongoing. Information is available on ESD website, and for Watershed Inspectors to distribute. The Roof Vent BMP was also distributed to 101 pertinent Industrial Users in San José, along with a cover letter informing businesses of the potential for roof runoff at their facilities. See 14.D: *PIP Activities Tables* for details	ESD
CB-3.A.1	Continue rooftop inspections. Evaluate efforts and need for any additional effort.	12/31/2005	Done FY 05-06.	ESD
CB-3.B	Mail NOI Package: information on the GIASP and how to comply, to targeted industrial facilities.	6/30/2006	Done FY 06-07. See CB-3.A.	ESD
CB-8	**Watershed Assessments and New Development**			
CB-8.A	See NRD section for details on San José implementation of C.3 permit provisions.		See NRD section for details on San José implementation of C.3 permit provisions.	
CB-11	**Street Sweeping and Storm System O&M**			
CB-11.A	Track quantitative data on the tons of material removed and disposed and other relevant street sweeping program data.	Annually	Done FY 06-07. Residential street sweeping frequency is once per month. In FY 06-07, the area in which parking restrictions are enforced was again broadened to 239 curb	ESD-IWM, DOT

ITEM NO.	ACTIVITY	COMPLIANCE DATE	FY 06-07 STATUS	RESPONSIBLE PARTY
			miles, up from 196 curb miles in FY 05-06. In FY 06-07, approximately 35,694 cubic yards of debris were collected during all street-sweeping operations. See 5.B: *PSR Program Evaluation* for more information on street sweeping activities. The City also has a comprehensive storm sewer inlet cleaning program, where a Vactor removes debris from all of the City's inlets. In FY 06-07, approximately 442 cubic yards of debris were removed, down from 1,355 cubic yards in FY 05-06. See 6.A*: SDO Work Plan Self Evaluation Matrix* for details.	
CB-12	**Pools and Spas**			
CB-12.A	Distribute outreach materials at events, public counters, and post on City website.	Ongoing	Done FY 06-07. See 14.D: *PIP Activities Tables* for details	ESD
CB-12.B	Provide guidance to residents on disposal alternatives for pool and spa water.	Ongoing	Done FY 06-07. Residents who call for guidance are told to dispose of their pool and spa water in their sanitary sewer clean-out.	ESD
CB-21	**Architectural use of copper**			
CB-21.A	Continue to discourage architectural use of copper during Planning application review.	Ongoing	Done FY 06-07 and ongoing. As projects undergo review, comments discouraging architectural use of copper in development projects are given. Projects have been revised to reduce the use of copper and direct runoff to landscaped areas. See NRD 9.	PBCE-Planning
CB-21.B	Continue to monitor progress of San José Green Building program to identify opportunities for discouraging architectural use of copper.	Ongoing	Done FY 06-07 and ongoing. ESD has a dedicated LEED-accredited staff person who reviews public projects and advises City staff on Green Building materials and techniques, including discouraging architectural use of copper.	PBCE-Planning ESD-UR
NB-1	**Discharges from Construction Sites**			
NB-1.A	See NRD and CON program elements for activities that address erosion control.	Ongoing	Ongoing. See NRD and CON program elements for activities that address erosion control.	

10.B CNAP Program Evaluation

Measures to control copper discharges that require implementation at the municipal level have been integrated into ongoing City activities identified in the IND and NRD sections of the URMP. Copper and Nickel also remain among the list of pollutants addressed by general and targeted outreach regarding stormwater pollution prevention. Additionally, the City provides the monitoring and data analysis used to evaluate water quality trigger levels associated with the Copper and Nickel Action Plans for the South Bay. The City's South Bay Monitoring Program collects samples from 12 stations monthly in the Lower South San Francisco Bay, and compares dry season indicator station means to trigger levels originally set out in the Copper/Nickel action plan. To date, the project has collected over 1500 samples for analysis of dissolved copper and nickel.

The City continued its NOI Filers Project in FY 06-07. Select facilities were contacted and encouraged to comply with the State's General Industrial Activities Stormwater Permit (GIASP). The contact letter included a checklist to help determine if the facility needed to be covered by the GIASP, a flow chart detailing the development and implementation of a SWPPP, and a reprint of a previously published Tributary Tribune article with information about the GIASP and the Stormwater Enforcement Act of 1998 (AB 2019). The City sent the contact package to 101 facilities in San José. These facilities were selected based on the following criteria:

- Facilities listed in Watershed Enforcement's Industrial and Commercial database (EEDMS).
- Facilities with a GIASP Category of 8 or 10 (Based on SIC Code)
- Facilities documented by Watershed Enforcement Inspectors as either needing to file NOI or no determination made. (Facilities identified as not needing to file or found to have already filed were not contacted.)

The contact package was sent out to all facilities with the above criteria AND with the SIC code identified in the 1998 *Industrial Stormwater Quality Monitoring Pilot Project*.

Watershed Enforcement Inspectors are trained in GIASP requirements. They evaluate each facility for applicability of the GIASP, and make recommendations to the facility owners/operators based upon their findings. These activities are fully integrated into the standard operating procedures for Watershed Enforcement inspections. Facilities found to need to file are reported to the Water Board annually in the City's URMP Annual Report. See 2.D: *Companies Requiring NOI Based on SIC But Have Not Filed* and 2.D: *Companies Requiring NOI Based on Exposure But Have Not Filed* for this information.

On April 6, 2007 the City hosted a Mobile Surface Cleaner Training for City employees and contractors who perform surface cleaning services for the City. Thirty-six City employees and contractors attended the training, took the quiz, and received their two-year recognition. See 13.D: *Municipal Employee Training Summary*.

10.C CNAP Response to Water Board Comments

No comments received from the Water Board on this Program Element.

10.D CNAP Summary Tables / Additional Information

No additional information for this Program Element.

This page intentionally left blank.

11. TRA: Trash

11.A TRA Work Plan Self Evaluation Matrix

ITEM NO.	ACTIVITY	COMPLIANCE DATE	FY 06-07 STATUS	RESPONSIBLE PARTY
TRA 1	**Inventory, Document and Evaluate Trash Management Practices**			
TRA 1.A	Complete Program survey of existing trash management practices.	Done FY 02-03	Done FY 02-03.	ESD
TRA 2	**Document and Map Known Trash Problem Areas**			
TRA.2.A	Identify data sources and information showing the location of known trash problem areas (e.g., trash complaints/incidents and eradication efforts.)	Done FY 03-04	Done FY 03-04.	ESD
TRA 2.B	Compile trash problem location data/information and submit to Program for conversion to coordinates for GIS mapping.	Done FY 03-04	Done FY 03-04.	ESD
TRA 2.C	Revise and update documentation (list of locations, maps, etc.) of known trash problem areas.	As Needed	No updates were required in FY 06-07.	ESD
TRA 3	**Conduct Trash Evaluations**			
TRA 3.A	Work with Program to select trash evaluation methodology.	Done FY 03-04	Done FY 03-04.	ESD
TRA 3.B	Assist Program with planning and organizing of training workshop for municipal staff.	Done FY 03-04	Done FY 03-04.	ESD
TRA 3.C	Participate in the trash evaluation methodology training workshop.	Done FY 04-05	Done FY 04-05.	ESD
TRA 3.D	Conduct trash evaluations and submit to Program staff:	--	--	ESD
TRA 3.D.1	Coyote Watershed	Done FY 04-05	Done FY 04-05.	ESD
TRA 3.D.2	Remaining San José locations	Done FY 05-06	Done FY 05-06.	ESD
TRA 3.E	Continue trash evaluations in high-priority areas to track changes over time.	Ongoing	Done FY 06-07 and ongoing. Trash evaluations were performed at 9 of the 10 high-priority locations in San José identified in FY 05-06's Annual Report. One hotspot, Coyote Creek at Watson Park, was not re-assessed this year because the site is still closed for remediation. Trash evaluations at high-priority sites will continue in FY 07-08. See 11.D: *Trash Problem Area Activity Report.*	ESD
TRA 4	**Develop Standardized Documentation and Reporting Format**			
TRA 4.A	Work with Program to develop a reporting format to document trash management activities in Annual Reports.	Done FY 03-04	Done FY 03-04.	ESD
TRA 5	**Document and Analyze Evaluation Results; Identify and Prioritize Trash Problem Areas**			

ITEM NO.	ACTIVITY	COMPLIANCE DATE	FY 06-07 STATUS	RESPONSIBLE PARTY
TRA 5.A	Assist Program staff with the documentation and analysis of trash evaluation results.	Ongoing	Done FY 06-07 and ongoing. The City submitted trash assessment data to Program.	ESD
TRA 5.B	Identify high-priority trash areas using trash evaluation results:	--	--	ESD
TRA 5.B.1	Coyote Watershed	Done FY 04-05	Done FY 04-05.	ESD
TRA 5.B.2	Remaining San José locations	Done FY 05-06	Done FY 05-06.	ESD
TRA 6	**Identify and Implement Trash Management Practices**			
TRA 6.A	Identify reasonable trash management practices to address high=-priority areas (in TRA 5B).	Ongoing	Done FY 06-07 and ongoing. See 11.D: *Trash Problem Area Activity Report.*	ESD, PRNS, GS, DOT
TRA 6.B	Implement or refine trash management practices at high-priority areas to the maximum extent practicable.	Ongoing	Done FY 06-07 and ongoing. The City continued support of Friends of Coyote Creek and their annual clean-up that takes place at a high priority areas on the Coyote Creek. The City partnered with the Water District to clean up three locations with significant trash accumulations on Coyote Creek and one on Los Gatos Creek this fiscal year as part of a memorandum of agreement. The City continues to support the Anti-Litter Program, which has more than 3,100 volunteers participating in litter removal throughout the City. See 14.D.: *PIP Activities* for more information on litter-related Citizen Involvement activities.	ESD, PRNS, GS, DOT
TRA 6.C	Document and report implementation of trash management actions.	Ongoing	Done FY 06-07 and ongoing. See 11.D: *Trash Problem Area Activity Report*.	ESD
TRA 6.D	Provide Program with information on trash management practices implemented on standardized reporting format.	Annually	Done FY 06-07. Reviewed and provided comments on the Trash Problem Area Activity Report Form developed by the Program.	ESD
TRA 6.E	Provide Program with trash assessment data forms.	Annually	Done FY 06-07 and ongoing. The City submitted trash assessment data to Program.	ESD
TRA 7	**Review and Update Performance Standards and Develop Long-Term Strategy for Trash Management**			
TRA 7.A	Assist with the review and update of existing standards that address BMPs or control measures relevant to trash management.	TBD by Program	See Program Annual Report for details.	ESD
TRA 7.B	Assist Program staff in developing a long-term strategy for trash conditions in urban streams and waterways.	Ongoing	Done FY 06-07 and ongoing. Staff participated in Trash AHTG meetings in which discussions began regarding a long-term strategy.	ESD
TRA 8	**Implement a Pilot Demonstration Project**			
TRA 8.A	Assist Program in implementing a pilot project to address trash conveyed through the storm drain system.	FY 06-07	Done FY 06-07 and ongoing. The City has worked closely with the Program and other co-permitteest to coordinate two structural trash pilot projects in the Santa Clara Basin. These pilots are scheduled to begin in FY 07-08.	ESD, DOT, PW
TRA 8.B	Begin piloting the use of structural controls to prevent trash from entering the storm sewer system.	FY 06-07	Done FY 06-07 and ongoing. The City hired a contractor to manufacture and install 50 inlet trash screens in select	ESD, DOT, PW

ITEM NO.	ACTIVITY	COMPLIANCE DATE	FY 06-07 STATUS	RESPONSIBLE PARTY
			pilot locations in the City. Installation will occur in fall of 2007.	
TRA 8.C	Pursue grant funding to support installation of structural controls for trash management.	Ongoing	Done FY 06-07. No grants for this type of work were found.	ESD, DOT, PW

11.B TRA Program Evaluation

In FY 06-07 the City continued to perform trash problem area assessments, supported City and community trash clean-up efforts, and evaluated the need and effectiveness of additional trash management activities for future implementation.

Initial trash assessments were performed at the nine assessment sites identified in last year's Annual Report as needing additional assessment. Seven of these assessments were completed using the Keep America Beautiful (KAB) Litter Index, since the Urban Rapid Trash Assessment (URTA) was infeasible due to access limitations and safety concerns. In general, trash assessments revealed that existing trash management activities are sufficient. Scores for some locations, however, indicated that some additional efforts are needed to control trash. Only two of the seven sites assessed using the KAB methodology earned an average score of 3 (littered) or 4 (extremely littered), indicating a modest need for improvement. In FY 07-08, the City will work with Program staff to refine Trash Assessment activities and identify new assessment sites based on potential to generate litter, hotspot data, and anecdotal knowledge of problem areas. See 11.D: *Trash Problem Area Activity Report* for assessment data.

Enhanced Trash Management Practices

The City continues to maximize existing resources to address trash problem areas throughout the City. This year the City of San José and the Santa Clara Valley Water District (District) continued efforts associated with the Memorandum of Agreement for Trash Prevention and Removal (Trash MOA) executed in FY 04-05. Partnered clean-up projects on Coyote Creek and Los Gatos Creek were the highlight of FY 06-07 activities. The Trash MOA calls for three partnered clean-up projects each calendar year that are intended to take place at locations that fall outside the normal scope of operations of the City and District. During this reporting period, three partnered clean-up projects occurred on Coyote Creek and one on Los Gatos Creek. An estimated total of 16.03 tons of debris was removed, a four-fold increase from the last year's partnered clean-ups. Over half of the debris was pulled from one of the sites, demonstrating why it was a priority for the City and District's efforts.

The City's Anti-litter Program has over 3,100 Pick Up San José volunteers, a 10% increase in the number of volunteers cleaning litter from City streets, parks, and waterways. Pick Up San José volunteers and one-day clean-up event volunteers collected 2,118 bags of litter in FY 06-07. The Anti-litter program also has 136 of its 150 Litter Hot Spots 'adopted' and volunteers have collected 2,016 bags of litter from these sites. In total, 4,134 bags of litter were collected and disposed of, which is estimated to be over 60 tons of litter removed from San José's watersheds. In addition, the Anti-litter Program eliminated eight illegal dumpsites, using clean-up and enforcement to discourage additional dumping at these sites.

ESD met with Redevelopment Agency staff to look into the feasibility of piloting dual-purpose storm drain inlet hoods in the downtown core. These inlet hoods would have both trash exclusion capabilities and a pre-cast 'No Dumping' message. Unfortunately, these devices are cost-prohibitive and would require lengthy technical evaluation to determine their impact on flood control before they could be installed. The City has tabled this idea and is focusing on different structural trash control methodologies.

In FY 05-06 DOT piloted new catch basin grates as part of an Americans with Disabilities Act street retrofit in downtown San José neighborhoods. In addition to providing a firm surface for wheelchairs, walkers, crutches and the like, the catch basins prevent large pieces of trash from entering the storm drain. DOT monitored the catch basins to evaluate increased maintenance and whether the grates aggravate flooding. Unfortunately, these grates collect so much litter and debris on their surfaces as to cause localized flooding after even minor rain events. Many of these grates will be removed and replaced with a more efficient flood control option.

In FY 07-08, the City will continue to identify ways to enhance existing trash management practices, including the piloting of structural trash controls like catch basin inserts. In addition, the City intends to complete production on public education materials designed to educate the public on the impact of litter on the condition of urban creeks.

11.C TRA Response to Water Board Comments

No comments were received from the Water Board on this Program Element.

11.D TRA Summary Tables / Additional Information

Trash Problem Area Activity Report

#	Date	Site ID	Watershed	Location	Assessment Method	Score	Existing Trash Management Action	Recommended Management Actions and/or Future Evaluations
1	6/15/07	SJ02	Guadalupe	Blackford High School (Boynton Ave between Blackford & Underwood)	KAB[2]	1.5	Monthly street sweeping, as well as being on the Anti-Litter Program list and is periodically cleaned by volunteers or City staff.	Site was mostly clean, except for a sudden increase in trash in front of apartment complex on corner of Underwood. Contact Code Enforcement to get that part of the site cleaned. One additional assessment is recommended to ensure that the site's litter levels do no increase.
2	6/13/07	SJ07	Coyote	Penitencia Creek at Creekland Cir	RTA[3]	104	This location is on the Anti-Litter Program list and is periodically cleaned by volunteers or City staff.	Creek and banks were clean. Existing trash management practices appear to be sufficient. Future assessment not recommended.
3	6/13/07	SJ14	Guadalupe	Old Almaden Rd from Capitol Expwy to Foxworthy	KAB	3	Monthly street sweeping, as well as being on the Anti-Litter Program list. Part of the site is part of the District's Adopt-a-Creek program	Trash appears to be vehicle-generated. Recommend site for semi-annual creek clean-ups. Future assessment recommended.
4	6/15/07	SJ15	Guadalupe	E side of Camden Av between Guadalupe Mines Rd and Vista Loop	KAB	1	Monthly street sweeping, as well as being on the Anti-Litter Program list. Part of the site is part of the District's Adopt-a-Creek program	Trash appears to be vehicle-generated, and minimal. Future assessment not recommended.
5	6/15/07	SJ19	Guadalupe	Camden Av between Coleman and Camden Village Cir	KAB	2	Monthly street sweeping, as well as being on the Anti-Litter Program list. Part of the site is part of the District's Adopt-a-Creek program	Trash appears to be vehicle-generated and wind-borne. Recommend site for semi-annual creek clean-ups. Future assessment is not recommended.
6	6/15/07	SJ23	Coyote	Yerba Buena Creek at Evergreen Park	RTA	80	Park Maintenance staff maintains the park on a regular basis.	Trash appears to have blown in from adjacent park, and littered by park users in the dry creek bed and on pedestrian bridge. Future assessment is recommended.
7	6/13/06	SJ27	Coyote	Coyote Creek between Berryessa Rd and Mabury Road	KAB	2.5	Creek access was too limited, so assessment done on street. No trash management actions apparent.	The fence on the vacant lot on the corner of Mabury and Commercial acts as a wind dam which collects litter. Contact property owner to remove litter. Future assessment is recommended.

[2] Keep America Beautiful (KAB) Litter Index ratings are: 1-No litter, 2- slightly littered, 3- Littered, 4- extremely littered
[3] Rapid Trash Assessment (RTA) scores range from 0 (worst) to 120 (best). Scores are expressed above as overall numeric score/quantity of trash counted

#	DATE	SITE ID	WATERSHED	LOCATION	ASSESSMENT METHOD	SCORE	EXISTING TRASH MANAGEMENT ACTION	RECOMMENDED MANAGEMENT ACTIONS AND/OR FUTURE EVALUATIONS
8	6/13/06	SJ28	Coyote	Coyote Creek at Julian Street Bridge	KAB	3	San Jose High Academy cleans adjacent banks on National River Clean-up Day and Coastal Clean-up Day. Friends of Coyote Creek clean watercourse and banks once a year.	Natural vegetation frequently creates a dam at this site. No additional management actions recommended. Future assessment is recommended.
9	6/13/06	SJ30	Coyote	Coyote Creek at Upper Penitencia (confluence adjacent to Flea Market), on Berryessa Rd.	KAB	1	Flea Market staff cleans the parking lot and creek banks regularly. Area appeared cleaner than in previous assessments.	No additional management actions recommended. A periodic communication with the Flea Market Management may help. One additional assessment is recommended, to see if litter levels remain constant.

This page intentionally left blank.

12. MON: Monitoring

12.A MON Work Plan Self Evaluation Matrix

ITEM NO.	ACTIVITY	COMPLIANCE DATE	FY 06-07 STATUS	RESPONSIBLE PARTY
PCB	**PCB Control Program**			
PCB.A	Identify sampling sites that may contain PCB contaminated sediment based on land use, anecdotal information, and suitability of the site for data collection.	Done 6/00	Done, prior to FY 01-02.	Program
PCB.B	Conduct initial sampling at four sites determined by Task A.	Done 10/00 & 3/01	Done, prior to FY 01-02.	Program
PCB.C	Prepare and submit to the Program a case study report for drainage areas associated with initial PCB sampling.	Done 10/01	Done FY 01-02.	Program
PCB.D	Conduct a second round of sampling at 10 additional sites selected for follow up study.	Done 11/01	Done FY 01-02.	Program
PCB.E	Submit a report on the second-year watershed characterization studies to the Regional Board.	4/15/02	Done FY 01-02.	Program
PCB.F	Complete a draft work plan with additional actions related to identifying PCBs sources and implementing controls and a schedule for their completion.	6/3/02	Done FY 01-02.	Program
PCB.G	Begin implementation of final PCB Control Plan upon approval.	TBD	The City is working with the Program and the Water Board through the CEP to develop a comprehensive strategy for PCB control.	ESD-WE, Program
Dioxin	**Dioxin-like Compound Control Program**			
Dioxin.A	Characterize distribution of Dioxin-like compounds in the urban runoff system based on existing data.	6/02	Program level activity.	Program
Dioxin.B	Begin implementation of SCVURPPP plan to characterize distribution of Dioxins.	10/02	Program level activity.	Program
Dioxin.C	Submit plan that identifies control measures / management practices to eliminate or reduce discharges of Dioxins, if needed.	3/03	Program submitted draft Control Plan separately 3/1/02.	Program
MON 1	**Industrial Stormwater Monitoring Pilot Program**			
MON 1.A	Review data used to estimate the industrial contribution of pollutants to storm system in MCMP.	Done 5/97	Done, prior to FY 01-02.	ESD
MON 1.B	Identify monitoring objectives based on issues identified in task A. Select industry group.	Done 6/97	Done, prior to FY 01-02.	ESD
MON 1.C	Identify willing industry participants. Review site SWPPPs.	Done 7/97	Done, prior to FY 01-02.	ESD
MON 1.D	Design sampling program for industry sites identified	Done 8/97	Done, prior to FY 01-02.	ESD

ITEM NO.	ACTIVITY	COMPLIANCE DATE	FY 06-07 STATUS	RESPONSIBLE PARTY
	per task C.			
MON 1.E	Conduct sampling during first 30 minutes of effective storm events.	Done 4/98	Done, prior to FY 01-02.	ESD
MON 1.F	Analyze data per the Program objectives	Done 5/98	Done, prior to FY 01-02.	Program
MON 1.G	Develop guidance for industry to improve SWPPP implementation and monitoring.	Done 6/98	Done, prior to FY 01-02.	ESD
MON 1.H	Provide technology transfer information and training to industry and municipal inspectors.	Ongoing, See IND PS	Done. Remaining ongoing portions of MON 1 done as part of IND 6.	ESD
MON 1.H.1	Identify facilities for general outreach/awareness programs.	Ongoing, See IND PS	Done. Remaining ongoing portions of MON 1 done as part of IND 6.	ESD
MON 1.H.2	Develop educational materials for general outreach programs. Identify appropriate forum for outreach efforts.	Ongoing, See IND PS	Done. Remaining ongoing portions of MON 1 done as part of IND 6.	ESD
MON 1.H.3	Train trade organizations in Industrial Activities Stormwater outreach programs. Conduct outreach.	5/02 Done	Done. Remaining ongoing portions of MON 1 done as part of IND 6.	ESD
MON 1.H.4	Identify industrial facilities for focused BMP Development.	7/02 Done	Done FY 01-02.	ESD
MON 1.H.5	Gain participation of trade organizations in identifying significant pollutant sources and developing appropriate BMPs.	9/02 Done	Done FY 01-02.	ESD
MON 1.H6	Conduct program to develop BMPs and measure effectiveness.	11/02	Done. Remaining ongoing portions of MON 1 done as part of IND 6.	ESD
MON 3	**First Flush Monitoring Program**			
MON 3.A	Identify sampling sites based on land use, and suitability of the site for data collection.	Done 6/97	Done, prior to FY 01-02.	ESD
MON 3.B	Train staff on sampling procedures, protocols and safety measures.	Done 9/97	Done, prior to FY 01-02.	ESD
MON 3.C	Collect representative samples from first effective rainfall and every opportune rainfall event of the season.	Done 4/98 through 4/00	Done, prior to FY 01-02.	ESD
MON 3.D	Analyze each season's data to characterize runoff constituents.	Done 6/98 through 6/00	Done, prior to FY 01-02.	ESD
MON 3.E	Provide screen of analysis to further identify location and extent of pollutants for source control and outreach efforts.	Done 7/98 through 6/00	Done, prior to FY 01-02.	ESD
MON 3.F	Based on analysis, provide information for targeting sampling.	Done 12/02	Done FY 02-03.	Program
MON 3.G	Compare results with other sites, regional monitoring efforts, trends and other data to provide indication of relative magnitude of pollutant problem.	Done 9/02	Done FY 02-03.	Program

ITEM NO.	ACTIVITY	COMPLIANCE DATE	FY 06-07 STATUS	RESPONSIBLE PARTY
MON 3.H	Explore modeling approaches to characterize water quality in the watershed and target additional monitoring efforts.	Done 9/02	Done FY 02-03.	Program
MON 3.I	Provide data to SCVURPPP Program as part of 5-Year Monitoring Program.	Report 6/02	Done FY 02-03.	ESD

12.B MON Program Evaluation

Monitoring activities are conducted effectively at the Program level with participation from City staff to support collaboration with the Water Board (through the CEP) and to provide technical review of Program products. The City participated in a Program-wide survey of relevant municipal policies and practices that might serve to reduce dioxin emissions. These included activities relating to multiple potential source types such as fireplace and wood-burning appliances, diesel use, pesticide use, and paper use. The City supplied information to the Program in support of this effort. The City has existing wood burning and wood burning appliance ordinances in place that effectively reduce the potential for atmospheric dioxin release. In addition, the City has begun use of biofuel blends for diesel vehicles that also serve to reduce the potential for dioxin emissions.

The City continues to participate actively in SCVURPPP monitoring program field activities whenever they are conducted within the City's jurisdiction. Moreover, City staff assist in regional monitoring studies within its jurisdiction such as the Guadalupe loads study and the Prop. 319-funded stormwater sediment characterization study currently being done by SFEI.

12.C MON Response to Water Board Comments

No comments received from Water Board on this Program Element.

12.D MON Summary Tables / Additional Information

No tables or additional information.

This page intentionally left blank.

13. MC: Municipal Compliance

13.A MC Work Plan Self Evaluation Matrix

ITEM NO.	ACTIVITY	COMPLIANCE DATE	FY 06-07 STATUS	RESPONSIBLE PARTY
MC 1	**Municipal Training** Municipal Training is a critical function of the City's NPDES Permit. Municipal compliance is dependent on the level and quality of the training provided.			
MC 1.A	Identify training needs.	Annually	Done FY 06-07. Short focused BMP trainings on erosion and sediment control activities at construction sites for Public Works and Building inspectors were identified as training needs.	ESD-UR
MC 1.A.1	Conduct training for City staff and City contractors that perform surface cleaning at City facilities.	FY 06-07 As Needed	Done FY 06-07. Training was conducted on April 6, 2007. Prior to the training, the City received a stormwater complaint involving a City contractor conducting surface cleaning at a City facility; the contract manager was notified and the job was shut down until appropriate BMPs were in place.	DOT, GS, ESD
MC 1.B	Develop curricula.	As Needed	Done FY 06-07 for training noted in MC 1.A.	ESD-UR
MC 1.C	Conduct training.	Ongoing	Done FY 06-07. See 13.D: *Municipal Employee Training Summary*.	ESD-UR
MC 1.D	Evaluate municipal training program and make improvements as needed.	Annually	Done FY 06-07. The City conducted municipal training for all required Program Elements. Evaluation forms were handed out, collected and reviewed by instructors. This information will be used to make improvements as needed.	ESD-UR
MC 2	**Municipal Facilities Assessment and Compliance** Municipal facilities are required to comply with stormwater regulations. Efforts to reduce contaminated discharges from City facilities must be similar to those required of private businesses. While many elements for permit compliance are in place, the City requires a systematic approach to City facilities compliance at the level of effort required in the URMP.			
MC 2.A	Conduct Corp Yard assessments and inspections.	Annually	Done FY 06-07. Annual Corporation Yard inspections were conducted in the first quarter of 2007. Three Hazardous Material inspections at each of the Corp Yards and Municipal Garage, which include stormwater issues, were conducted over the course of FY 06-07.	ESD-UR, GS, DOT
MC 2.A.1	Conduct Citywide meeting to discuss Hazardous Material, Safety, and Stormwater issues for City corporation yards (up to two times per year).	Annually	Done FY 06-07. A Citywide Hazardous Materials Management meeting was conducted on June 26, 2007. The meeting was conducted in order to prioritize the hazardous material, safety, and stormwater issues staff will focus on for the Corp Yards in FY 07-08.	GS, ESD, DOT, Fire, Police
MC 2.A.2	Revise Corporation Yard inspection form.	Done FY 05-06 As Needed	Done FY 05-06. No revision to the form was necessary in FY 06-07.	ESD-UR

ITEM NO.	ACTIVITY	COMPLIANCE DATE	FY 06-07 STATUS	RESPONSIBLE PARTY
MC 2.B	Review Municipal Facilities SWPPPs.	Annually	Done FY 06-07. See MC 2.B.1.	ESD-UR, GS, DOT
MC 2.B.1	Fully revise the five (5) remaining Corporation Yard SWPPPs (using the Main Yard revised SWPPP pilot process as a template).	6/30/07	Done FY 06-07. SWPPP revisions for last two of the Corp Yards (Central and Municipal Garage) were drafted in FY 06-07 and are currently out for review and comment. The City anticipates completion of full revisions for these two Corp Yard SWPPPs within the next month.	ESD-UR, GS, DOT
MC 2.C	Conduct SWPPP training at City corporation yards.	Annually	Done FY 06-07. SWPPP training sessions were conducted at the Corp Yards in June 2007.	ESD-UR, GS, DOT

13.B MC Program Evaluation

Training

During FY 06-07, the City conducted municipal training for all required Program Elements. See 13.D: Municipal Employee Training Summary. Attendees for these trainings complete evaluation forms and turn them into the instructors (These forms are later entered in to a tracking database.) Instructors review this information to see where they can improve the training.

Highlights of FY 06-07 trainings included:

a) Fats, Oil, and Grease Training, held for new ESD inspectors 10/06;

b) Inspection Techniques, held for new ESD Inspectors1/07-6/07;

c) Fats, Oil, Grease, and Industrial Discharge Training, held for new ESD Inspectors 4/07-6/07;

d) Administrative Citations & ICID Training, held for ESD Inspectors 6/07;

e) Post Construction BMPs: Basis, Swales, and Bioretention Units, held for Building and Plumbing Inspectors 1/07;

f) New and Redevelopment Provisions of the Storm Water Permit, held for San Jose State University students 2/07;

g) During Construction of Permanent BMPs: Basins, Swales, Bioretention, and Mechanical Units, held for Engineering and Construction Services 4/07;

h) During Construction of Permanent BMPs: Basins, Swales, Bioretention, and Mechanical Units, held for the Airport 4/07;

i) Implementing Storm Water Requirements in New Development and Redevelopment Projects, held 6/07; and

j) Erosion and Sediment Control BMP focused trainings (20 sessions) held for Public Works and Building inspectors 11/06-4/07.

Municipal Facilities

Annual Corporation Yard stormwater inspections were completed in the first quarter of 2007.

In FY 06-07 City staff conducted three Hazardous Material inspections at each of the Corp Yards and Municipal Garage, which also include stormwater issues, over the course of the year. A City-wide meeting to discuss hazardous materials, safety, and stormwater issues was held on June 26, 2007. These regular meetings have proven to be effective in improving the coordination between GS staff, ESD staff, and Corp Yard representatives. The combination of an annual stormwater assessment inspection, including stormwater concerns in the hazardous material inspections, and the Citywide Hazardous Material Management meetings, which include stormwater issues,

continues to be working well. The concerns in the Corp Yard inspection reports are usually minor and resolved swiftly; concerns that are more significant are less frequently noted as the program is becoming part of the institution of the Corp Yards.

Corp Yard SWPPP training was held in June 2007 for the GS and PRNS Corp Yard staff. Participants were given an evaluation form to fill out. Of the 92 staff that participated in the training, 71 evaluations were completed and returned. Results of the completed evaluations are summarized below:

- 90% responded that the training subjects taught are appropriate to their work;
- 91% responded that the BMPs/SOPs described match their work practices;
- 94% responded that the training adequately described the relationship of BMPs/SOPs to compliance with the City's Stormwater NPDES permit;
- 92% responded that the training adequately explained how they, City staff, can help the City maintain compliance with the Stormwater NPDES permit; and
- 96% responded that the training adequately explained a SWPPP.

SWPPP revisions for two of the Corp Yards (Central and Municipal Garage) were drafted in FY 06-07 and are currently out for review and comment. The City anticipates completion of full revisions for these two Corp Yard SWPPPs within the next month.

13.C MC Response to Water Board Comments

No comments received from Water Board on this Program Element.

13.D MC Summary Tables / Additional Information

Municipal Employee Training Summary for FY 06-07

PS ID #	Date of Training	Topic	Sponsored or Held By	Division/Section Attending	# Attended	Tentative FY 07-08 Schedule
IND 5B & 5C	9/11/06-9/14/06	Presenter at EPA/WEF FOG Training Workshop	Environmental Protection Agency	ESD Watershed Enforcement Inspector	1	TBD
ICID 3A & 3B IND 5B & 5C	9/30/06	Emergency Inspection Techniques	FEMA	ESD Watershed Enforcement Inspectors	16	TBD
ICID 3A & 3B IND 5B & 5C	10/06	How to Schedule Inspections Using Task Planning	ESD Watershed Protection Division	ESD Watershed Enforcement Inspectors	12	TBD
IND 5B & 5C	10/06	Fats, Oil, and Grease Training	ESD Watershed Protection Division	ESD Watershed Enforcement Inspectors	16	TBD
IND 5B & 5C	10/17/06	Grease Interceptor Inspector Training Workshop	Environmental Engineering & Contracting	ESD Watershed Enforcement Inspectors	9	TBD
IND 5B & 5C	10/06, 11/06, &12/06	Hazwop (Hazardous Waste Operations) Annual Refresher	Network Environmental Systems	ESD Watershed Enforcement Inspectors	6	TBD
IND 5B & 5C	11/15/06	Presenter at Cal Fats, Oil, Grease Meeting – Alternate Energy	California FOG Meeting on Alternative Energy	ESD Watershed Enforcement Inspector	2	TBD
ICID 3A & 3B IND 5B & 5C	12/7/06	Traffic Control & Flagger Safety	Outside Consultant	ESD Watershed Enforcement Inspectors	16	TBD

PS ID #	Date of Training	Topic	Sponsored or Held By	Division/Section Attending	# Attended	Tentative FY 07-08 Schedule
ICID 3A & 3B IND 5B & 5C	1/07– 6/07	Inspection Techniques for New Inspectors	ESD Watershed Protection Division	ESD Watershed Enforcement Inspectors	6	TBD
ICID 3A & 3B	2/26/07 – 2/28/07	Inspector Training Enforcement, Storm Water Controls, Technology, Pollution Prevention Case Studies, and Storm Water Program Developments	34th Annual CWEA Pretreatment, Pollution Prevention, & Storm Water (P3S) Conference	ESD Watershed Enforcement Inspectors, ESD Source Control Inspectors, ESD Pollution Prevention	10	TBD
ICID 3A & 3B	3/15/07	Presenter at CWEA/SCVS Enforcement Response Guide Conference	CWEA	ESD Watershed Enforcement Inspector	1	TBD
ICID 3A & 3B IND 5B & 5C	4/07-6/07	FOG & IND Training for New Inspectors	ESD Watershed Protection Division	ESD Watershed Enforcement Inspectors	10	TBD
IND 5B & 5C	4/6/07	Surface Cleaner Training	ESD Urban Runoff	GSA, CAE, PRNS	37	TBD
ICID 3A & 3B IND 5B & 5C	6/07	Administrative Citations & IC/ID Training for Inspectors	ESD Watershed Protection Division	ESD Watershed Enforcement Inspectors	16	TBD
NRD 10A, 10B, & 10D	07/06/06	Landscape Maintenance Techniques	ESD, DOT	ESD, PW, PBCE	23	TBD
NRD 10A, 10B, & 10D	07/11/06	C.3 Presentation and Sizing Methods	ESD	PBCE-Building Staff	15	TBD
NRD 10A, 10B, & 10D	07/18/07	Storm Water Treatment and Hydro Modification Control Measures: Construction Practices Training	ESD	PBCE, PW, ESD	12	TBD
NRD 10A, 10B, & 10D	08/03/06	Developers' Industry Representative	PW	PW, ESD, PBCE, CMO, PRNS	20	TBD
NRD 10A, 10B, & 10D	08/14/06	Storm Water NPDES Permit Coordination Meetings	ESD	ESD, PW, PBCE	9	Bi-Weekly
NRD 10A, 10B, & 10D	09/21/06	Permeable Block Paving and Industrial Concrete Paving Seminar	SCVURPPP, ESD, & Pavestone	ESD, PW, DOT, GS, PBCE, PRNS, CFAS, Other Co-Permittees	59	TBD
NRD 10A, 10B, & 10D	10/26/06	Storm Water NPDES Permit Coordination Meetings	ESD	ESD, PW, PBCE	6	Bi-Weekly
NRD 10A, 10B, & 10D	10/27/06	HMP 101	SCVURPPP & ESD	ESD, PW, PBCE	10	Annual
NRD 10A, 10B, & 10D	11/13/06	Bay Area Hydrology Model (BAHM)	SCVURPPP & ESD	ESD, PW, DOT, PBCE, & Other Co-Permittees	55	TBD
NRD 10A, 10B, & 10D	12/06/06	Where San Jose Meets the Bay: Don Edwards National Wildlife Refuge	ESD-WMI-LUS	ESD, PBCE	13	N/A
NRD 10A, 10B, & 10D	12/08/06	HMP Implementation Phase (HIP) Work Group Meeting	ESD	ESD, PW	7	Bi-Monthly
NRD 10A,	12/12/07	Developers Round-table Meeting	PW-ESD	PW, ESD, Private	20	Monthly

PS ID #	Date of Training	Topic	Sponsored or Held By	Division/Section Attending	# Attended	Tentative FY 07-08 Schedule
10B, & 10D						
NRD 10A, 10B, & 10D	12/22/07	C3PO Ad Hoc Task Group Meeting	SCVURPPP	ESD, PW, PBCE	10	Monthly
NRD 10A, 10B, & 10D	01/12/07	Developers Roundtable Meeting	PBCE	ESD, PW, PBCE	20	Monthly
NRD 10A, 10B, & 10D	01/17/07	Bio-Retention Technical Discussion	Filterra- Larry Coffman	ESD, PBCE, PW, DOT	45	N/A
NRD 10A, 10B, & 10D	01/30/07	Presentation for Building and Plumbing Inspectors on Post Construction BMPs: Basis, Swales, and Bioretention Units	PBCE	ESD, PBCE	58	TBD
NRD 10A, 10B, & 10D	01/31/07	Construction Inspection Supervisors	ESD	ESD, PW, Airport, RDA	8	Monthly
NRD 10A, 10B, & 10D	01/31/07	Stream Restoration and Erosive Forces Work Shop	SCVWD	ESD, WQCB, SCVWD	35	TBD
NRD 10A, 10B, & 10D	02/01/07	Developers' Industry Representative	PW	ESD, PW, PBCE	30	TBD
NRD 10A, 10B, & 10D	02/14/07	C.3 Stormwater Control Plan Design Guidelines Manual	ESD	ESD, PW, PBCE	20	TBD
NRD 10A, 10B, & 10D	02/15/07	New and Redevelopment Provisions of the Storm Water Permit	ESD & SJSU	ESD	25	TBD
NRD 10A, 10B, & 10D	03/02/07	Shortec Product Presentation	ESD- Shortec Products	ESD, PW	6	N/A
NRD 10A, 10B, & 10D	03/09/07	California Storm Water Quality Association (CASQA)	CASQA	ESD	2	03/08
NRD 10A, 10B, & 10D	03/23/07	Developers Roundtable Meeting	PBCE	ESD, PW, PBCE	20	TBD
NRD 10A, 10B, & 10D	04/19/07	Developers' Industry Representatives Meeting	PW	ESD, PW, PBCE, Fire	20	Once every 8 Weeks
NRD 10A, 10B, & 10D	04/24/07	Construction Inspection Supervisors	ESD	ESD, PW, Airport, RDA	8	Monthly
NRD 10A, 10B, & 10D	04/25/07	C.3 Stormwater Control Plan Design Guidelines Manual	ESD	ESD, PW, PBCE	33	TBD
NRD 10A, 10B, & 10D	04/26/07	Safety Bond Program Coordination Meeting- Fire Design	PW	ESD, PW, Public Arts	8	TBD
NRD 10A, 10B, & 10D	04/26/07	Safety Bond Program Coordination Meeting- Police Stations	PW	ESD, PW, Public Arts	10	TBD
NRD 10A, 10B, & 10D	04/27/07	Engineering and Construction Services on During Construction of Permanent BMPs: Basins, Swales,	ESD	PW, ESD	21	TBD

PS ID #	Date of Training	Topic	Sponsored or Held By	Division/Section Attending	# Attended	Tentative FY 07-08 Schedule
		Bioretention, and Mechanical Units				
NRD 10A, 10B, & 10D	04/27/07	Airport on During Construction of Permanent BMPs: Basins, Swales, Bioretention, and Mechanical Units	ESD	PW, ESD, Airport PD, Airport PW	5	TBD
NRD 10A, 10B, & 10D	04/30/07	Construction Inspection BMP Training C.3 Sizing Software	ESD	ESD, PW, SCVURPP	7	TBD
NRD 10A, 10B, & 10D	05/02/07-05/03/07	Storm Water Treatment "How it Works"	Dr. Gary Minton	ESD, PW	5	05/08
NRD 10A, 10B, & 10D	06/01/07	Developers Roundtable Meeting	PBCE	ESD, PW, PBCE	20	TBD
NRD 10A, 10B, & 10D	06/07/07	Developers Industry Representatives Meeting	PBCE	ESD, PW, PBCE	33	TBD
NRD 10A, 10B, & 10D	06/14/07	Implementing Storm Water Requirements in New Development and Redevelopment Projects	SCVURPPP	ESD, PW, PBCE	19	TBD
CON 6C	10/11/06	Session 1:Erosion & Sediment Control Training for Building Inspectors	RBF Consulting, ESD Urban Runoff, ESD Watershed Enforcement, PBCE Building	PBCE Building Inspectors	27	9/07
CON 6C	10/11/06	Session 2:Erosion & Sediment Control Training for Public Works & ESD Watershed Enforcement Inspectors	RBF Consulting, ESD Urban Runoff, ESD Watershed Enforcement	PW Private Development, PW Municipal & ESD Watershed Enforcement Inspectors	20	9/07
CON 6C	10/12/06	Session 3: Erosion & Sediment Control Training for Building Inspectors	RBF Consulting, ESD Urban Runoff, ESD Watershed Enforcement, PBCE Building	PBCE Building Inspectors	37	9/07
CON 6C	10/12/06	Session 4: Erosion & Sediment Control Training for Public Works & ESD Watershed Enforcement Inspectors	RBF Consulting, ESD Urban Runoff, ESD Watershed Enforcement	PW Private Development, PW Municipal & ESD Watershed Enforcement Inspectors	16	9/07
CON 6C	11/17/06	Construction BMP Training – "Inlet Protection"	ESD Urban Runoff	PW Engineering and Construction Services	20	TBD
CON 6C	12/1/06	Construction BMP Training – "Inlet Protection"	ESD Urban Runoff	PW New Development Inspectors	8	TBD
CON 6C	12/5/06	Construction BMP Training – "Inlet Protection"	ESD Urban Runoff	PBCE Building Inspectors	41	TBD
CON 6C	12/5/06	Construction Site Management Workshops	SCVURPPP & Water Board	PW City Facilities Architectural Services, PW Engineering and Construction Services, ESD Urban Runoff, ESD Watershed Protection	10	12/07
CON 6C	12/8/06	Construction BMP Training – "Inlet Protection"	ESD Urban Runoff	PW Roads & Bridges Inspectors	7	TBD

PS ID #	Date of Training	Topic	Sponsored or Held By	Division/Section Attending	# Attended	Tentative FY 07-08 Schedule
CON 6C	1/10/07	"Construction SWPPPs from A to Z: Everything You Ever Wanted to Know and More!"	US EPA Storm Water Program's Web Cast Series	ESD Urban Runoff	1	N/A
CON 6C	1/26/07	Construction BMP Training – "Rainy Weather Inspection Requirements"	ESD Urban Runoff	PW City Facilities Architectural Services Inspectors	11	TBD
CON 6C	1/30/07	Construction BMP Training – "Rainy Weather Inspection Requirements"	ESD Urban Runoff	PBCE Building Inspectors	55	TBD
CON 6C	2/2/07	Construction BMP Training – "Rainy Weather Inspection Requirements"	ESD Urban Runoff	PW Roads & Bridges Inspectors	6	TBD
CON 6C	2/23/07	Construction BMP Training – "Rainy Weather Inspection Requirements"	ESD Urban Runoff	PW City Facilities Architectural Services	11	TBD
CON 6C	3/2/07	Construction BMP Training – "Rainy Weather Inspection Requirements" & "Porta-Potties"	ESD Urban Runoff	PW New Development, Roads & Bridges Inspectors	12	TBD
CON 6C	3/9/07	"When the Spotlight is on Your Program: Inspections & Enforcement"	California Storm Water Quality Association	ESD Urban Runoff	3	N/A
CON 6C	3/16/07	Construction BMP Training – "Film entitled "Ground Control Storm Water Pollution Prevention For Construction Sites"	ESD Urban Runoff	PW Engineering and Construction Services	18	TBD
CON 6C	3/16/07	Construction BMP Training – "Film entitled "Ground Control Storm Water Pollution Prevention For Construction Sites"	ESD Urban Runoff	PW Airport Inspectors	8	TBD
CON 6C	3/20/07	Construction BMP Training – "Film entitled "Ground Control Storm Water Pollution Prevention For Construction Sites"	ESD Urban Runoff	PBCE Building Inspectors	64	TBD
CON 6C	3/23/07	Construction BMP Training – "Film entitled "Ground Control Storm Water Pollution Prevention For Construction Sites"	ESD Urban Runoff	PW City Facilities Architectural Services Inspectors	12	TBD
CON 6C	3/23/07	Construction BMP Training – "Film entitled "Ground Control Storm Water Pollution Prevention For Construction Sites	ESD Urban Runoff	PW New Development Inspectors	8	TBD
CON 6C	4/10/07	Construction BMP Training –	ESD Urban Runoff	PBCE Building Inspectors	27	TBD

PS ID #	Date of Training	Topic	Sponsored or Held By	Division/Section Attending	# Attended	Tentative FY 07-08 Schedule
		"Construction Site Housekeeping"				
CON 6C	4/13/07	Construction BMP Training – "Construction Site Housekeeping"	ESD Urban Runoff	PW Roads & Bridges Inspectors	6	TBD
CON 6C	4/20/07	Construction BMP Training – "Construction Site Housekeeping"	ESD Urban Runoff	PW City Facilities Architectural Services Inspectors	8	TBD
CON 6C	4/20/07	Construction BMP Training – "Construction Site Housekeeping"	ESD Urban Runoff	PW New Development Inspectors	8	TBD
CON 6C	4/27/07	Construction BMP Training – "Construction Site Housekeeping"	ESD Urban Runoff	PW Engineering and Construction Services	21	TBD
CON 6C	4/27/07	Construction BMP Training – "Construction Site Housekeeping"	ESD Urban Runoff	PW Airport Inspectors	6	TBD
CON 8A	3/28/07	Erosion & Sediment Control Training for CIP Project Managers	PW City Facilities Architectural Services, ESD Urban Runoff, ESD Watershed Enforcement, SCVURPPP, Reed & Graham	PW – CIP Project Managers	32	3/08
PSR 6C	9/20/06	PRNS Rural Public Works BMP/SOP Training	ESD, PRNS	PRNS RPW Facility staff	16	10/07
SDO 4.B.2	10/3/06	DOT Storm Drain Inlet Cleaning Data Collection Training	DOT, ESD	DOT-Inlet Cleaning Crews	13	9/07
PSR 3E, SDO 4A, PM 4C, & MC 2C	6/4/07	DOT Crew Storm Water BMP/SOP Training	ESD	DOT-Field Crews	18	5/08
PSR 3E, SDO 4A, PM 4C, & MC 2C	6/5/07	DOT Crew Storm Water BMP/SOP Training	ESD	DOT-Field Crews	21	5/08
PSR 3E, SDO 4B, PM 4C, & MC 2C	6/6/07	DOT Crew Storm Water BMP/SOP Training	ESD	DOT-Field Crews	36	5/08
PSR 3E, SDO 4A, PM 4C, & MC 2C	6/11/07	DOT Crew Storm Water BMP/SOP Training	ESD	DOT-Field Crews	7	5/08
PSR 3E, SDO 4A, PM 4C, & MC 2C	6/12/07	DOT Crew Storm Water BMP/SOP Training	ESD	DOT-Field Crews	28	5/08
PSR 3E, SDO 4A, PM 4C, & MC 2C	6/13/07	DOT Crew Storm Water BMP/SOP Training	ESD, DOT	DOT-Field Crews	41	5/08
PSR 3E, SDO 4A, PM 4C, & MC 2C	6/14/07	DOT Crew Storm Water BMP/SOP Training	ESD, DOT	DOT-Field Crews	28	5/08
PSR 2A & SDO 3A	6/26/07	DOT Contract Manager Training	ESD, DOT, GS, PRNS	DOT, GS, PRNS Contract Managers	7	1/08

PS ID #	Date of Training	Topic	Sponsored or Held By	Division/Section Attending	# Attended	Tentative FY 07-08 Schedule
WUOM 3B	12/13/06	BMP Video on Meter Accuracy	ESD (Muni Water)	Muni Water Operations & Maintenance	15	12/07
PM 4B	4/18/2007	City of San Jose Pesticide Safety and IPM Training	ESD, PRNS, DOT	ESD, DOT, PRNS, Target Specialty Products, A-Pro Pest Control, and Applied Pest Management	124	1/08
PM 4B	11/14/06	3rd Annual Regional IPM Conference	DOT, ESD	DOT, ESD	32	N/A
MC 2C	6/25/07	Corporation Yard SWPPP Training	ESD, GS, PRNS	GS and PRNS Trades Staff	28	6/08
MC 2C	6/26/07	Corporation Yard SWPPP Training	ESD, GS, PRNS	GS and PRNS Trades Staff	25	6/08
MC 2C	6/26/07	Citywide Hazardous Materials Management Meeting	GS	ESD, GS, DOT, PRNS	17	TBD
MC 2C	6/27/07	Corporation Yard SWPPP Training	ESD, GS, PRNS	GS and PRNS Trades Staff	13	6/08
MC 2C	6/28/07	Corporation Yard SWPPP Training	ESD, GS, PRNS	GS and PRNS Trades Staff	26	6/08

This page intentionally left blank.

14. PIP: Public Information / Public Participation

14.A PIP Work Plan Self Evaluation Matrix

ITEM NO.	ACTIVITY	COMPLIANCE DATE	FY 06-07 STATUS	RESPONSIBLE PARTY
PIP 1	**General Outreach** The City of San José will promote general citizen awareness of what a watershed is, the functions of the storm drain system, pathways and sources of urban runoff pollution to the South Bay watershed, and behaviors that adversely affect water quality.			
PIP 1.A	Participate in WMI Outreach, and coordinate WMI outreach with Watershed Watch and Program efforts.	Ongoing	Done FY 06-07 and ongoing. City staff supported the coordination of WMI and Program messages in the Watershed Watch campaign through the WEO AHTG. See 14.D: *PIP Activities.*	ESD, WMI, Program
PIP 1.A .1	Participate in Watershed Watch campaign.	Ongoing	Done FY 06-07 and ongoing. City staff assists with planning and implementation through WEO AHTG and serves as the AHTG's chair. See the Program Annual Report for a complete campaign annual report.	ESD, Program
PIP 1.B	Identify, support, and participate in appropriate community events to increase general public awareness.	Ongoing	Done FY 06-07 and ongoing. See 14.D: *PIP Activities.*	ESD
PIP 1.B.1	Work with the Watershed Watch Events work group.	Ongoing	Done FY 06-07 and ongoing. Watershed Watch events are discussed and coordinated through the WEO AHTG. City staff assists with staffing tables at events. See the Program Annual Report for details concerning Watershed Watch events.	ESD, Program
PIP 1.C	Give presentations upon request that focus on stormwater messages to elementary through college grade levels, neighborhood groups, etc.	As Needed	Done FY 06-07 and ongoing. See 14.D: *PIP Activities.*	ESD
PIP 2	**Targeted Outreach** The City of San José will develop and implement targeted residential outreach and education campaigns based on high priority pollutants to effectively reduce pollutant-causing behaviors and promote Best Management Practices.			
PIP 2.A	Identify general residential practices that contribute to stormwater pollution. Identify reasonable alternatives to pollutant causing behavior.	N/A	Done FY 06-07. Messages are addressed through the Watershed Watch Campaign.	ESD, Program
PIP 2.A.1	Review surveys and applicable reports.	Ongoing	Done FY 06-07 and ongoing. Target audiences have been based on the Program survey and are documented in the Watershed Watch strategy. San José tailors its outreach to compliment Program and regional outreach efforts, which include periodic surveys to evaluate products and outcomes. See the Program Annual Report for details.	ESD
PIP 2.A.2	Meet with inspectors to discuss and document	Ongoing	Done FY 06-07 and ongoing. Staff involved in outreach	ESD

ITEM NO.	ACTIVITY	COMPLIANCE DATE	FY 06-07 STATUS	RESPONSIBLE PARTY
	residential outreach needs.		attend Inspectors' meetings and trainings and keep in contact with Inspectors on a regular basis. Outreach needs are identified and incorporated into work plans accordingly.	
PIP 2.A.3	Prepare reports identifying residential outreach needs and tasks.	Annually	Done FY 06-07. Outreach staff submits a report to Watershed Protection Management on projected outreach needs and recommendations.	ESD
PIP 2.B	Identify ICID practices and target audience(s) contributing to pollution.	N/A	Done FY 06-07. ICID Feedback cards are regularly distributed to complainants who provide contact information. How complainants hear about ICID services is also tracked.	ESD
PIP 2.B.1	Review ICID reports.	Ongoing	Done FY 06-07 and ongoing. 56 ICID Complaint feedback cards were distributed to complainants, and 15 were returned. 15 Responses do not make up a sufficient amount to perform a meaningful analysis of service, so the City will evaluate this program as well as how complainants are classified and make changes in FY 07-08. How complainants heard about ICID services is tracked. See 1.D: *Complainant Source Summary* for details.	ESD
PIP 2.B 2	Meet with ICID inspectors to discuss and document outreach needs.	Ongoing	Done FY 06-07 and ongoing. Staff involved in outreach attend Inspectors' meetings and trainings and keep in contact with Inspectors on a regular basis. Outreach needs are identified and incorporated into work plans accordingly.	ESD
PIP 2.B.3	Prepare reports identifying ICID outreach needs and tasks.	Annually	Done FY 06-07. Outreach staff submits a report on projected outreach needs and recommendations and incorporate report findings into work plans accordingly.	ESD
PIP 2.C	Promote selected residential and ICID messages through local and regional activity (e.g. Program PIP, BASMAA PIP, BAPPG, Media Relations, etc).			
PIP 2.C.1	Report targeted residential and ICID outreach activity.	Annually	Done FY 06-07. See 14.D: *PIP Activities.*	ESD
PIP 2.C.2	Participate in the Program's Pesticide and Mercury ad hoc task groups.	Ongoing	Done FY 06-07 and ongoing. City staff participated in AHTG and collaborated with regional Household Hazardous Waste efforts that focused on reducing pesticide use and the proper disposal of spent fluorescent lamps. See the Program Annual Report for details.	ESD, Program
PIP 3	**Educational Programs** The City of San José will support and/or develop and implement educational programs designed to increase youth understanding and appreciation of the South Bay watershed.			
PIP 3.A.	Support, develop and implement school and youth education programs.	N/A	Done FY 06-07 and ongoing. See 14.D: *FY 06-07 San José School Outreach* for details.	
PIP 3.A.1	Participate in the WEO programs and Schools and Youth Work groups.	Ongoing	Done FY 06-07 and ongoing. City staff participated in developing schoolwork plans and activities for the Urban	ESD, Program

ITEM NO.	ACTIVITY	COMPLIANCE DATE	FY 06-07 STATUS	RESPONSIBLE PARTY
			Runoff Program and Watershed Watch campaign. City Staff participated in both the WEO Ad Hoc Task Group and Schools and Youth Work group meetings, and served as Chair of both groups. Direct implementation takes place through the Urban Runoff Program staff and the Watershed Watch contractor. Through the City's Youth Watershed Education Team (YWET), staff collaborated to update and promote the City's middle school curriculum.	
PIP 3.A.2	Participate in the Alviso Education Center work group.	Ongoing	Done FY 06-07 and ongoing. City staff participated in work group meetings. Program Staff administered the SCVURPPP Ed Center Grant. See the Program Annual Report for details.	ESD, Program
PIP 3.A.3	Participate in City Education programs such as the Youth Watershed Education Team, Rangers in Schools, etc.	Ongoing	Done FY 06-07 and ongoing. See 14.D: *FY 06-07 San José School Outreach* for details.	ESD
PIP 4	**Citizen Participation** The City of San José will support and/or develop and implement citizen involvement programs designed to increase citizen understanding and appreciation of the South Bay watershed.			
PIP 4.A	Support and/or develop involvement opportunities for San José residents			
PIP 4.A.1	Participate in creek Clean-ups on a bi-annual basis through in-kind staff support for the Creek Connections Action Group.	N/A	Done FY 06-07. Coordinated internally with PRNS and Friends of Coyote Creek; and externally with the Creek Connections Action Group.	ESD, PRNS
PIP 4.A.1.a	Fall creek Clean-up.	Annually, Q1	Done FY 06-07. See 14.D: *PIP Activities.*	ESD, PRNS
PIP 4.A.1.b	Spring creek Clean-up.	Annually, Q4	Done FY 06-07. See 14.D: *PIP Activities.*	ESD, PRNS
PIP 5	**Outreach Evaluation** The City of San José will evaluate its Outreach efforts for effectiveness.			
PIP 5.A	Implement selected evaluation tools.	N/A	See 14.B: *PIP Program Evaluation*.	ESD
PIP 5.A.1	Work with Program, WMI, and Watershed Watch AHTG to Plan for the Program's Watershed watch campaign follow–up survey.	Triennially FY 06/07	Done 06-07 and continued into FY 07-08. The Watershed Watch campaign launched an online survey asking residents to evaluate the effectiveness of the FY 06-07 media campaign and display their knowledge of stormwater and watershed issues. Results of this survey will be reported in the Program Annual Report.	ESD, Program
PIP 5.A.2	Report on survey and evaluation activity during the report period	Annually	See PIP 5.A.1	ESD
PIP 5.B	Annually review, modify and report on outreach plans based on effectiveness results.	n/a	Done FY 06-07. Work plans are evaluated and modified as needed based on evaluation results.	ESD
PIP 5.B 1	Produce a written report on the effectiveness of outreach activities conducted in the prior fiscal year.	Annually	Done FY 06-07. See 14.D: *PIP Activities.*	ESD

14.B PIP Program Evaluation

San Jose's outreach strategy is implemented on three levels: Local (City-wide), Program (County-wide), and Regional (Bay Area-wide).

Local target audiences are based on program, survey and focus group work conducted by the City and the Program. Local outreach is conducted to address time-constrained and/or local (San José only) issues. Local strategies and tactics are documented in the Outreach Strategies submitted annually to the City's budget office. When possible, San José tailors its local outreach to compliment/coordinate with Program (countywide) and regional outreach efforts. Short-term tactic and strategy success is evaluated case-by-case using a variety of mechanisms. Public opinion surveys evaluate long-term outcomes in attitudes and behavior.

County-wide target audiences are based on survey and focus group work conducted through the Program and, when appropriate, the City. The City's County-wide outreach delivers stormwater and watershed messages to residential and business audiences in the Santa Clara Basin. Strategies and tactics are documented in the Watershed Watch strategy. The City advocates for and facilitates the coordination of Countywide outreach with Regional outreach workgroups. Short-term tactic and strategy success is evaluated case-by-case using a variety of mechanisms. Public opinion surveys evaluate long-term outcomes in attitudes and behavior.

Regional target audiences, messages, and projects are identified through a variety of processes conducted by the various regional workgroups. San Jose's regional audiences are specific subsets of the general business and residential audiences that occur in San José, but may also be universal in the Bay Area. Messages focus on about specific behaviors or increasing awareness related to stormwater and watershed issues (e.g. Pest Control Operators for IPM messages; restaurants for Fats, Oils and Grease (FOG)). Strategies and tactics for these audiences are proposed and implemented through the Regional workgroups, and they are documented in the work plans of the various groups. Short–term tactic and strategy success is evaluated and reported case-by-case using a variety of mechanisms (e.g. the Regional Media Relations workgroup's measures). For some projects (e.g. OWOW, Regional Ad Campaign) public opinion surveys evaluate long-term outcomes in attitudes and behavior.

With approximately 29,000 storm drain inlets and the potential for more stringent inlet marking requirements in the MRP, the City evaluating its storm drain inlet marking activities and exploring alternatives and strategies to maintain the City's inlet markings in an efficient and cost-effective manner. In FY 07-08, the City will pilot thermoplastic inlet markings in two targeted ZIP codes based on the elevated number of ICID complaints received in these areas in FY 05-06. This pilot will be evaluated in FY 07-08 and beyond.

FY 06-07's targeted efforts focused on proper disposal of universal and hazardous wastes, IPM, construction-generated pollutants, trash, and general pollution prevention. At the local level, San José has been able to successfully direct a variety of messages to a wide array of audiences through publishing articles in newsletters, hosting trainings and workshops, attending events targeting specific audiences, direct mailing, and collaborative efforts at the Regional level. The City also focused on training employees in general pollution prevention and awareness issues, so they in turn can educate the public they interact with as well as apply the lessons to their own work tasks. Targeted outreach supplements tasks done in other elements of the URMP, such as Illicit Connection/Illegal Dumping, the Industrial/Commercial Dischargers, Construction Inspection, Pesticide Management, Mercury, and the Copper and Nickel Action Plans.

The City works though a variety of mediums to distribute BMPs to residents and business owners. The total number of BMPs distributed in FY 06-07 is 93,424, which includes BMPs disseminated by ICID, IND, and CON inspectors; City staff at outreach events; and self-serve BMPs downloaded from the City's website. The total number of FY 06-07 BMPs is nearly double the FY 05-06 total. This increase is due in part to the launching of a new City stormwater website as well as increased City participation in outreach events, but largely it can be attributed to a new tracking methodology in place that more accurately measures the distributed BMPs.

Citizen Participation activities are a potent method for getting residents out into the Watershed and engendering stewardship. The City participated in three Clean-up events, as well as a Bike to Work Day, designed to promote participation and stewardship in the citizens of San José. Tying Clean-up events to pre-existing events such as Coastal Clean-up Day and the Great American Pick-up is a good way to maximize promotion. Advertising paid for by regional entities is useful for raising awareness locally. The City also organized regular participation activities through the Adopt-A-Park, Adopt-A-Trail, Anti-litter Volunteers, and Volunteer San José programs. Through these programs, thousands of San José residents are taking an active role in watershed stewardship.

Education continues to be a vital component of San Jose's pollution prevention plan. The City actively contributes to education both as a City and through the Program. San José commits significant resources to youth education with the goal of instilling a sense of stewardship for the environment. San José employs both in-class education and train-the-trainer approaches to Outreach. In-class presentations are more expensive per student reached, but lend themselves better to evaluation. Train-the-trainer has the potential to reach many more students, but it is extremely difficult to measure the effectiveness of this potential. Youth Watershed Education Grants provide funding for groups and educators to implement their own programs that accomplish the City's education goals.

FY 06-07 saw the start of the City's Go Green Schools Program. Go Green Schools fosters recycling and environmental stewardship in a parent- and community-driven process, and supplies grants to schools to help them achieve their green goals. The City connects schools with free recycling supplies and other green resources, and encourages them to take up Go Green at the level the school chooses, whether it be recycling or environmental curriculum, green purchasing, or other green practices.

14.C PIP Response to Water Board Comments

Comments were not received from the Water Board on this Program Element.

14.D PIP Summary Tables / Additional Information

PIP Activities Table

Outreach Type:

❍ = General Outreach **◎ = Targeted Outreach** **✋ = Citizen Involvement** **✎ = Education**

ITEM NO.	ACTIVITY	OUTREACH TYPE	FY 06-07 STATUS	EVALUATION
Att. A.1	Storm Sewer Stenciling Evaluation	❍	FY 05-06 was the fourth and final year of a 4-year contract to re-stencil all the public right-of-way storm drain inlets in the City of San José. Approximately 28,440 inlets were completed during the four-year interval. In FY 06-07, future stenciling options were evaluated for cost, feasibility, durability, and ability to meet potential MRP requirements. The City is piloting Thermoplastic stencils in the 95116 and 95123 ZIP codes, and explored piloting pre-cast inlet hoods in the downtown core, but they were too cost-prohibitive.	Storm drain stencils are placed in locations that are highly visible to residents. Including the neighborhood creek name gives residents specific information about how their actions tie into the local environment. Areas in the 95116 and 95123 ZIP codes were chosen for the Thermoplastic pilot due to the higher number of ICID calls from those ZIP codes in FY 05-06. The results of this pilot will be evaluated once the stencils have been in place for a few months, and then years.
PIP 1 PIP 2.C PM 6.A M 2.B Att. A.20	Water Awareness Web Page	❍	The ESD web page highlights several water issues, including watershed stewardship, pollution prevention, storm drain vs. sanitary sewer, IPM, household hazardous waste, automotive fluids, the Anti-Litter Program, etc. Links to MyWatershedWatch.org, and the County's Household Hazardous Waste program are included.	The Water Awareness web page is updated with seasonally pertinent information about a variety of water-related issues. A total of 2,088 visits (up from 1,259 in FY 05-06 and 473 in FY 04-05) were recorded on the City's Water Awareness web page in FY 06-07.
PIP 1 Att. A.20	Website Revisions	❍	May 15, 2007. The City launched a newly revised stormwater website. The site includes information on various stormwater permit elements, resources for businesses and residents, and links to key City departments implementing stormwater requirements as well as local and regional pages of interest.	The site will be updated on a regular basis with pertinent information for both residential and commercial audiences. See 14.D.: *Outreach Materials Distributed* for website downloads and page visits.

ITEM NO.	ACTIVITY	OUTREACH TYPE	FY 06-07 STATUS	EVALUATION
PM 6.A PIP 1.A.1 PIP 2.C Program	Watershed Watch Sign at Happy Hollow Park and Zoo	❍	An Interpretive Sign, installed in FY 03-04, features a photo montage of beneficial uses of creeks and the Bay, along with four pollution-prevention messages: keep your car tuned to avoid oil leaks, avoid pesticide use (especially before rains), proper disposal of household hazardous wastes, and no dumping into storm drains.	In FY 06-07, 355,859 visitors attended Happy Hollow Park and Zoo; a 12% increase over last FY. The sign is located at the bottom of the entrance walkway into the Zoo. Every visitor to the zoo passes by the sign entering and leaving. In FY 07-08 the Park and Zoo will start a construction project to renovate and green several buildings, which may impact attendance numbers in the short-term.
PIP 1.B	San José Grand Prix	❍	July 28-30, 2006. Downtown race with televised public service announcements on litter prevention aired on 7 large screen monitors around the track, and 30 small screen monitors located in suites.	The estimated attendance figures 155,934 for the entire weekend.
PIP 1.B Att. A.3	Festival in the Park at San Tomas Park (Council District 1)	❍	September 9, 2006. Free council district event with entertainment and community resources.	Distributed pollution prevention information at community resource booth. Estimated 800 residents attended.
PIP 1.B Att. A.3	Community Festival (Council District 2)	❍	September 16, 2006. Free council district event with entertainment and community resources.	Distributed pollution prevention information at the community resource booth. Estimated 5,000 residents attended.
PIP 1.B Att. A.3	Fiesta Patrias Parade & Festival	❍	September 17, 2007. Parade and festival hosted by American G.I. Forum of San José to celebrate Mexican heritage.	Distributed Spanish and English pollution prevention information at the community resource booth. Estimated 30,000 attendees.
PIP 1.B Att. A.3	Almaden Art and Wine Festival	❍	September 17, 2006. Free council district event with entertainment and community resources.	Distributed pollution prevention information at the community resource booth. Estimated 20,000 residents attended.
PIP 1.B Att. A.3	San José Library Public Lecture Series - Topic: The Conscious Consumer: Personal Care Products - The Human Health Risks and Environmental Impacts of Personal Care Products	❍	September 30, 3006. Effects of personal care products on the aquatic environment and human health. It was stressed why understanding and addressing this issue is important. Alternative products that are available were mentioned. Finally, there was a demonstration on what to look for when choosing a product so you can reduce your risks and ecological footprint.	Distributed fact sheets and other pollution prevention information.
PIP 1.A.1 PIP 1.B. Att. A.3	Pumpkins in the Park at Discovery Meadow	❍	October 7, 2006. Watershed Watch booth with games and Pollution Prevention information. San José re-entered its Scarecrow with Anti-Litter messages.	See the Program Annual Report for details.
PIP 1.B Att. A.3	Day in the Park (Council District 8)	❍	October 7, 2006 at Lake Cunningham Park. Free council district event with entertainment and community resources.	Distributed pollution prevention information at the community resource booth. Estimated 6,000 residents attended.
PIP 1.B Att. A.3	50 Years Back and 50 Years Forward: San José/Santa Clara Water Pollution Control Plant 50th	❍	October 14, 2006 at the San José/Santa Clara Water Pollution Control Plant. Event invited the public to tour the WPCP and get information on sanitary and stormwater pollution prevention.	Had poster board displays on pollution prevention topics and distributed outreach materials to approximately 400 attendees.

ITEM NO.	ACTIVITY	OUTREACH TYPE	FY 06-07 STATUS	EVALUATION
	Anniversary			
PIP 1 Att. A.2	Our City Forest Newsletter Article	❍	November 2006. Article on back page of newsletter titled "Spare the Fish, the Bay, and your health" discussing the role of storm drains and creek/bay pollution, explains the difference between storm and sanitary sewers, directs readers not to put anything, specifically organics (grass clippings, leaves, etc) into storm drains, and includes the City's hotline for reporting dumping into the storm drain.	Our City Forest publishes its newsletter monthly, both online and in print. One version or the other (based on preference) goes out to about 10,000 subscribers.
PIP 1.B	Earth Day celebration at Children's Discovery Museum	❍	April 9-13, 2007 at the Children's Discovery Museum. Environmental resources and activities for museum patrons.	Ran an educational activity and distributed pollution prevention information at the resource booth.
PIP 1.B Att. A.3	Earth Day Celebration at SJSU Environmental Resource Center	❍	April 18, 2007 at San José State University. Earth Day resource fair for SJSU students, residents, and local businesses	Distributed pollution prevention information at the community resource booth.
PIP 1.B Att. A.3	Senior Walk at Valley Fair Mall	❍	April 27, 2007. Free event for residents, which focused on community resources. Distributed general pollution prevention materials.	30% of the estimated 100 attendees expressed interest in "Our Water Our World" fact sheets, which highlight less-toxic methods on how to grow a garden, control pests and plant diseases.
PIP 1.B Att. A.3	Spring in Guadalupe Gardens	❍	April 28, 2007. The City of San Jose had a table with information on how to "green" your home, HHW, Recycle Plus, Watershed Management, South Bay Water Recycling, energy conservation, water conservation, green construction practices, waste water treatment, green business, and home composting.	Good event to interact with residents. Information on Ants and Household Hazardous Waste were the hot topics.
PIP 1.B Att. A.3	Regional Thermometer Exchanges	❍	May 12, 16 and June 16, 2007. Collection event for residents to exchange their mercury-containing fever thermometer for a non-mercury digital thermometer free of charge. Information on safe methods for Household Hazardous Waste disposal and other related pollution prevention methods were provided.	1,116 mercury-containing thermometers were collected and disposed of appropriately. This results in 1,016 grams (2.3 pounds) of mercury removed from the environment. More thermometer exchange events will take place in the WPCP service area, including San José, in FY 07-08.
PIP 1.B Att. A.3	CommUnity Resource Fair	❍	June 3 in the Rotunda at City Hall. Free event for residents.	Distributed pollution prevention information at community resource booth. Estimated 7,000 residents attended.
PIP 1.B Att. A.3	Cleaning Products: Human Health & Environmental Impacts	❍	June 27, 2007 at the Martin Luther King Jr. Library. Information on how to reduce the risks and ecological footprint associated with household cleaning products, presented by a City Biologist.	Distributed fact sheets and other pollution prevention information, as well as had alternative products on display.

ITEM NO.	ACTIVITY	OUTREACH TYPE	FY 06-07 STATUS	EVALUATION
Overall Evaluation of General Outreach Activities		❍	San Jose's General Outreach focused on attending more community events, and revising the City's website. Both were used to disseminate information to the public. Downloads from the City's website increased substantially this fiscal year compared to last, and the City attended a wider variety of community events compared to last FY. The City continues to reach out to the general public at selected community events that the Watershed Watch Campaign does not attend. These events are good venues to reach San Jose citizens, providing more extensive outreach to residents.	
IND 6 CON 7	Storm Sewer Stenciling	◎: Commercial	The City provided approximately 34 stencils to 29 developers and 45 stencils to 16 private businesses for stenciling approximately 595 storm drain inlets in FY 06-07. In addition, 163 stencils were given to City Corporation Yards, local schools, and commercial and industrial businesses.	Storm drain stencils are placed in locations that are highly visible to residents and customers of businesses. Including the neighborhood creek name gives residents and customers specific information about how their actions tie in to the local environment. Developers are required as a condition of the permitting process to stencil all storm drain inlets on a development. ESD inspectors give out "No Dumping! Flows To Bay" stencils to commercial and industrial businesses so that they can stencil storm drain inlets on their property.
IND 6 CB-1.B.	Mobile Surface Cleaner Training Workshops	◎: Commercial	Training available upon request.	Training available upon request. Companies requesting training are first referred to BASMAA's online training, and offered live training if the online version does not meet their needs.
IND 6	Tributary Tribune	◎: Industrial	Newsletter published for permitted industrial dischargers in the Water Pollution Control Plant tributary area. The Summer 2006 Tribune contained an article on the DTSC's ban on Mercury-added switches and relays. Readers were directed to the DTSC website for more info.	The Tributary Tribune was distributed three times in FY 06-07. It goes to every permitted industrial discharger in the San Jose/Santa Clara Water Pollution Control Plant tributary area (approximately 330 businesses and 500 contacts). A 2004 survey of Industrial Users found that not all persons at these facilities were aware of receiving the newsletter and/or received the newsletter. The City modified the contact list to include all applicable persons at each facility, which increased the number of contact s on the mailing list to more than 1100. Tributary Tribune web pages generated 3,456 views, with the previous years' issues generating most of the views.
ICID 4 IND 6	Dental Office Mailing	◎: Dental Offices	Sent a direct mailing that included a cover letter, Best Management Practices for Dental Amalgam, and a survey on disposal practices.	1,285 dental offices reached.
PIP 1	Resource to International Environmental Agencies	◎	Throughout the year, hosted international guests on San Jose Environmental Programs, providing technical information and program implementation.	San Jose's Environmental Services hosts as many as six groups annually. Presentations cover Integrated Waste, Watershed Protection and Sustainability.
NRD 8 M 5 CB-1 PIP 2.C Att. A.10	*BOMA Byline* Newsletter Articles	◎: Facilities Managers	The City submitted four articles to the BOMA Byline newsletter with pollution prevention messages designed for facility managers: August '06: *Water Efficient Toilets And Outdoor Conservation Can Save You Money*	The Building Operators and Managers Association Silicon Valley chapter publishes the *BOMA Byline* monthly. The *BOMA Byline* serves the counties of Santa Clara, Santa Cruz, San Benito, Monterey and San Luis Obispo.

ITEM NO.	ACTIVITY	OUTREACH TYPE	FY 06-07 STATUS	EVALUATION
Att. A.11			November '06 *Universal Waste Update* February '07: *Cleaning Your Buildings While Ensuring Pollutants Are Kept Out of Our Creeks* June/July '07: *Stormwater Treatment BMPs: What you need to know about operation and maintenance*	
CB-1 PIP 2.C Att. A.10 Att. A.11	IFMA Newsletter Articles	◎: Facilities Managers	The City submitted one article to the IFMA quarterly newsletter with pollution prevention messages designed for facility managers: Spring '07: *Cleaning Your Buildings While Ensuring Pollutants Are Kept Out of Our Creeks*	The International Facility Managers Association's Silicon Valley Chapter publishes its newsletter quarterly. The newsletter serves the Silicon Valley chapter containing 835 members, which makes it one of the largest chapters in IFMA's worldwide network.
CON 7.B. Att. A.6	Conduct outreach sessions to development community	◎: Developers	August 23, 2006. Department of Public Works & ESD staff conducted training on erosion and sediment control for private developers of type 2 projects.	29 private developers of type 2 projects and two City staffers attended. Four topics were covered: overview of City's Stormwater NPDES Permit, overview of erosion and sediment control requirements in the City, discussion of lessons learned, and the City's Watershed Enforcement procedures.
CON 7.B. Att. A.6	Permeable Block Paving & Industrial Concrete Paving Seminar: A Focus On Concrete Paver Technology	◎: Planners, Construction Industry, Municipal Employees	September 21, 2006 at San José City Hall. Training seminar on the General, Permeable and Industrial Applications of porous concrete pavers.	See 3.B: *NRD Program Evaluation* and 13.D: *Municipal Employee Training Summary for FY 06-07* for details.
PM 6 Att. A.3 Att. A.10	Regional IPM Conference	◎: Municipal employees, School Districts	November 14, 2006 at the San José Convention Center.	Over 400 people attended from many diverse organizations - including industry, government, and local homeowners. San Jose co-hosted the conference, with City staff serving as conference chair. See 8.B: *PM Program Evaluation* for more information.
CON 7.B. Att. A.6	Conduct outreach sessions to development community	◎:, Contractors	Seven pre-construction meeting for various projects. Department of Public Works & ESD staff conducted training on erosion and sediment control for private developers	These sessions were not sufficiently documented in FY 06-07 adequately evaluate the effectiveness of these sessions. Documentation will improve in FY 07-08.
Att. A.2 Att. A.3 Att. A.11	BOMA Membership Luncheon Presented by BOMA Silicon Valley, in cooperation with the City of San José Environmental Services Department and the U.S. Green Building Council, Northern California Chapter	◎: Facilities Managers, Green Building Developers and Remodelers	February 2, 2007 at San José City Hall rotunda. Topic: Public – Private Partnerships in Developing and Managing Green Buildings. Panelists were John Stufflebean, Director City of San José Environmental Services Department, George Denise, RPA, CPM, FMA, General Manager, Cushman & Wakefield @ Adobe; and Sharon Refvem, LEED AP, Architect and Immediate Past President, U.S. Green Building Council, Northern	Approximately 100 people attended. Distributed pertinent materials at a poster table on display at the luncheon.

ITEM NO.	ACTIVITY	OUTREACH TYPE	FY 06-07 STATUS	EVALUATION
			California Chapter.	
CON 7.B. Att. A.6	Outreach to Santa Clara District of the Associated General Contractors of California	◎: Contractors Association	February 8, 2007. Urban Runoff and Watershed Enforcement staff presented erosion and sediment control training to the Santa Clara District of the Associated General Contractors of California.	40 attendees. The presentation was well-received. Distributed Clean Bay Blueprint and Watershed 6-message pens.
IND 6 PM 6.A. M 5.B CB-3 PIP 2 Att. A.5	Industrial Users Academy	◎: Industrial	April 19, 2007. The Industrial User Academy is an all-day training workshop for permitted industrial users in the San Jose/Santa Clara Water Pollution Control Plant tributary area. Attendees received training on the Pretreatment Program, wastewater discharge permit applications, permit issuance & conditions, and the Inspection Program. They also completed Self Monitoring Reports, Enforcement, Sampling, and Storm-water Guidelines.	The academy was well attended by 27 representatives (22 of which completed an evaluation) from 17 permitted industries in the tributary area. An exit survey was administered and it showed that all of the attendees went away with greater knowledge of the subject matter. 100% Have a better understanding of the storm water and inspection programs, 96% went away with a greater understanding of permit issuance and conditions, and 96% gained more knowledge on enforcement reporting and surveillance methods. 100% Agreed that the workshop was useful and that they would attend again.
NRD 2 CON 7.B	Residential Green Building Summit	◎: Developers, Builders, Architects	June 7, 2007. Speakers provided information on incorporating green building practices, which include urban runoff practices, were focused on multi-family residential, high-rise housing, and production homes.	Over 170 attendees. Distributed Construction BMPs and WMI Vision brochures and Watershed Images Surveys. Event was sold out over one week in advance. .Based on attendance, interest in building green appeared to be high.
PIP 2 Att. A.6	Acterra Business Environmental Awards	◎: Facilities Managers, Green Building Developers and service providers	June 7, 2007. Hosted a table and provided information on Green Building, PG&E Energy incentives programs, and the Watershed Management Initiative.	Over 150 attendees. Distributed Commercial and Light Industrial storm drain pollution prevention information. Learned that real estate sales persons are promoting green buildings and green features as a positive sales point.
IND 6 PIP 2	Cooling Tower Workshop	◎: Building Managers	June 15, 2007. Speakers provided information on industrial recycled water use and distributed information on preventing storm drain pollution and WMI Vision brochures.	Over 80 attendees. Distributed Commercial and Light Industrial storm drain pollution prevention information..
IND 6 ICID 4 CB-3.B	GIASP NOI Outreach	◎: High potential Cu and Ni dischargers	June 2007. Distributed Roof Vent BMP, NOI Checklist, SWPPP Flow Chart, along with a contact letter informing select businesses that they may be subject to the State General Activities Stormwater Permit (GIASP.)	Cover letter and roof vent BMP fact sheet sent to 101 facilities, based upon their SIC code. Seven SIC codes were targeted based on the recommendations from the 1997 Industrial Stormwater Pollution Pilot.
PIP 1 PIP 2.C M 5.A CB-11	Curbside Courier web page and newsletter	◎: Residential	Web page and newsletter focused on solid waste issues. Newsletter mailed to city recycling customers. The Fall 2006 issue contained an article about the proper way to recycle used motor oil at the curb, to prevent spills and stormwater	Courier published twice a year as a Recycle Plus utility bill insert. The Curbside Courier reaches approximately 185,000 single-family households. Additionally, the Curbside Courier was published online, with a total of 4,505 downloads in FY 06-07: 1,675 English versions, 1,689 Spanish versions, and 1,141

ITEM NO.	ACTIVITY	OUTREACH TYPE	FY 06-07 STATUS	EVALUATION
			pollution. The Spring 2007 issue contained a reminder to move vehicles on street sweeping day, an article about not disposing of HHW in the garbage & recycling bins (using HHW service instead), and listed both National River Clean-up Day and the Great American Litter Pick-up in the upcoming events sidebar.	Vietnamese versions.
PM 6.A PIP 2.C Att. A.7	Create and provide fact sheets and materials to pesticide retailers to facilitate point-of-purchase outreach to support IPM Store Partnership Program	◎: Consumers	There are nine stores in San José participating in the IPM store partnership. This work is done at the Program level. See the Program Annual Report for details.	This work is done at the Program level. See the Program Annual Report for details.
PM 6.A PIP 2.C	OWOW Fleas fact sheets at Animal Services Center	◎: Pet owners	Started in April 2006. The OWOW Fact sheet for Fleas, in both English and Spanish, is available in the Animal Services Center's literature racks. Additionally, a fact sheet is placed in every adoption package for pets adopted from the center.	Center estimates 300 pet adoptions per month.
PM 6 M 5 PIP 1 PIP 2.C Att. A.2	Regional Media Relations	◎	Concepts pitched include: pesticides, FOG (fats, oils and grease), mercury fever thermometer exchanges, and less-toxic lawn care. Placements include media outlets that serve San Jose residents, including the San José Mercury News, the Associated Press, KGO-AM, KLIV-AM, KCBS-AM, KSJO-AM, KLLC-FM, and other local-serving print, as well as web and radio outlets.	Regional partnership and coordination of media relations allows cities to pool their messages and resources into one consistent effort. Overall, 37 calendar listings, articles, broadcast and on line stories were covered by the media in FY 06-07, including 2 print articles, 15 radio stories, 14 web stories and 6 letters to the editor placements (including hard copy and web placements). There were no wire stories or television coverage this year. Public service announcements were pursued as well this year and resulted in 6 placements overall. See the Regional Media Relations Campaign Final Report for full details.
PIP 2 Att. A.3	Compost Bin Workshops and Sales	◎: Residents	July 5, August 12, September 6, September 9, October 14, November 4, 2006 and February 10, March 10, April 14, May 12, and June 16, 2007. Workshop to teach residents how to compost, and sale of bins at a discount to City residents.	692 people attended the compost bin workshops and two vermicomposting classes in FY 06-07, with 535 compost bins sold.
ICID 2.A.2 ICID 4 PIP 2.C Att. A.8 Att. A.21	ICID Outreach to Targeted Areas	◎: Residents in 95116 and 95123	The City analyzed FY 05-06's ICID data and discovered a concentration of the two highest complaint types, vehicle & equipment leaking and illegal dumping, in the 95116 and 95123 ZIP codes.	See below

ITEM NO.	ACTIVITY	OUTREACH TYPE	FY 06-07 STATUS	EVALUATION
ICID 2.A.2 ICID 4 PIP 2.C Att. A.8 Att. A.21	Five Wounds/Brookwood Terrace SNI NAC Meeting	◎: residents in 95116	October 2006. ESD presented and distributed info on P2, watershed awareness, the difference between storm and sanitary sewers, and who to call if dumping occurs.	Community members were very knowledgeable of their local creek, were very receptive to the information presented, and had a wide variety of questions about what the City does for watershed protection.
ICID 2.A.2 ICID 4 PIP 2.C Att. A.8 Att. A.21	East Valley/680 Communities SNI NAC Meeting	◎: residents in 95116	January 18, 2007. ESD presented and distributed info on P2, watershed awareness, the difference between storm and sanitary sewers, and who to call if dumping occurs.	18 People attended: 10 from the community, 5 from the Police Department, 2 from the City Manager's Office, and 1 from ESD. Community members knew which creek was in their neighborhood, and were very receptive to the information presented.
ICID 2.A.2 ICID 4 PIP 2.C Att. A.8 Att. A.21	Gateway East SNI NAC Meeting	◎: Residents in 95116	June 26, 2007. ESD presented and distributed info on P2, watershed awareness, the difference between storm and sanitary sewers, and who to call if dumping occurs.	19 People attended from the community and City offices. Community members knew which creek was in their neighborhood, and were very receptive to the information presented. Information in Spanish was especially useful, and well received.
ICID 2.A.2 ICID 4 PIP 2.C Att. A.8 Att. A.21	Mayfair SNI NAC Meeting	◎: Residents in 95116	June 28, 2007. ESD presented and distributed info on P2, watershed awareness, the difference between storm and sanitary sewers, and who to call if dumping occurs.	12 People attended from the community and City offices. Community members knew which creek was in their neighborhood, and were passionate about protecting their community, and very receptive to the information presented. Information in Spanish was especially useful, well-received, and additional information in Spanish was requested.
ICID 2.A.2 ICID 4 PIP 2.C Att. A.8 Att. A.21	Blossom Hill Homes Association Newsletter	◎: Residents in 95123	June 2007. The Blossom Hill Homes Association ran an article about stormdrain pollution and tips for it's residents, including moving vehicles on street sweeping day, use of HHW services, IPM practices, picking up pet waste, keeping vehicles in tune, and volunteering for adopt-a-park and other trash management activities.	The Blossom Hill Homes Association Newsletter goes to 391 households/units.
PM 6.A PIP 1 Att. A.3	The 4th Annual Walk 'N Wag	◎: Dog Owners	August 19, 2006 at Kelley Park. Educational and entertainment event for dogs and their owners	Included IPM information on fleas in the 'doggie bag' given to each participant. An estimated 500 participants received doggie bags.
PM 6.A PIP 1 Att. A.3	Bark in the Park	◎: Dog Owners	September 16, 2006 at Williams Street Park. Educational and entertainment event for dogs and their owners	Distributed pollution prevention information at community resource booth. Estimated 10,000 residents attended.

ITEM NO.	ACTIVITY	OUTREACH TYPE	FY 06-07 STATUS	EVALUATION
PIP 1 Att. A.3	Earth Day Event	◎: St. Julie's parishioners and community members	April 22, 2007 at St. Julie's Church. Eco Focus at Home & Work - Reuse, Recycle, Reduce, Respect (transportation, energy, waste, food & clothing, Green Building, community & natural resources)	Estimated 800 attendees.
PM 6.A PIP 1 Att. A.3	Cisco Earth Day	◎: Cisco Employees	April 24, 2007. "Eco-Focus at Home and at Work" employee event. ESD displayed information on wastewater and storm water pollution prevention practices, proper household hazardous waste disposal, less-toxic alternatives to household products, and energy conservation.	Employees were very enthusiastic to learn about pollution prevention. Among the educational pieces available, the following were most popular: Grow-It and Clean-It Guides, County Mercury brochures, and energy saving tips. More than 200 employees visited the display.
PM 6.A, M 2.B, M 5.A, PIP 1.A.1, PIP 2.C, Atts. A.3, A.9, A.10	Home and Garden Show	◎: Home owners	April 27-29, 2007. San José provided booth space. Booth staffed by SCVURPPP staff, co-permittees, and San José staff. Provided IPM and Household Hazardous Waste information.	See Program Annual Report for details.
Att. A.2	Santa Clara Basin Watershed Management Initiative (WMI) Retreat	◎: WMI stakeholders	June 7, 2007. Stakeholder retreat held at the Sanborn County Park Youth Hostel. The WMI is a collaborative of more than 25 stakeholders who coordinate efforts for sustainable watershed.	Approximately 25 attendees focused on the group's past successes and generated an elaborate discussion about the future of the organization.
PM 6.A PIP 1 Att. A.3	NEC Electronics America: Environmental Day for Employees	◎: NEC Electronics America employees	June 21, 2007. This event's purpose was to provide a fun and informative event for employees to gather ideas about ways to protect and preserve the environment both at home and at work. Provided general pollution prevention information that focused on the following areas: ▪ Difference between Storm and Sanitary Sewer Systems ▪ Value of Recycled Water ▪ Value of the Treatment Plant	About 300 employees participated. It was a fun and interactive event; employees exhibited lots of interest for the topics and materials that were being distributed. The County's Household Hazardous Waste Program brochure and the Clean-It and Grow-It Guides were a hit.
PIP 2.A CB 11 TRA 6	The Guide to Garbage and Recycling in San José	◎: Residential	Booklet with recycling information for residents. Also included information on Electronic Waste, Universal Waste, Street Sweeping, leaking vehicles, Anti-Litter Program, and general Storm Drain Pollution Prevention tips.	Guide distributed to approximately single-family and multi-family households in FY 05-06 and FY 06-07. The booklet is also available online for viewing and downloading.
PIP 2.C M.5	Mercury Outreach	◎	San José and Program staff assisted County with Mercury-related outreach for the County's Universal Waste grant activities. City staff also	See Program Annual Report for details.

ITEM NO.	ACTIVITY	OUTREACH TYPE	FY 06-07 STATUS	EVALUATION
Att. A.9			distributed the County's 2 mercury/universal waste brochures in City literature racks and at City events.	
Overall Evaluation of Targeted Outreach activities		◎	FY 06-07's targeted efforts focused on proper disposal of universal and hazardous wastes, IPM, construction-generated pollutants, trash, and general pollution prevention. At the local level San José has been able to successfully direct a variety of messages to a wide array of audiences through publishing articles in newsletters, hosting trainings and workshops, attending events targeting specific audiences, direct mailing, and collaborative efforts at the Regional level. The City also focused on training employees on general pollution prevention and awareness issues, so they in turn can educate the public they interact with as well as apply the lessons to their own work tasks. Targeted outreach supplement tasks have been done in other elements of the URMP, such as Illicit Connection/Illegal Dumping, the Industrial/Commercial Dischargers, Construction Inspection, Pesticide Management, Mercury, and the Copper and Nickel Action Plans.	
PIP 4.A.1.a Att. A.12	Coastal Clean-up Day	✋	September 16, 2006. Promoted event in the ESD newsletter and on the City web site.	Approximately 1,100 volunteers. Over 22,000 pounds of trash and 5,500 pounds of recyclables removed. Volunteers were surveyed after the event. See the Santa Clara Valley Water District's Annual Report for details.
PIP 1.B PIP 2.C PIP 4.A	Great American Pick Up	✋	May 19, 2007. ESD, PRNS, DOT, City Manager's Office, Mayor's Office, SJPD, City Attorney's Office, and external agencies planned & coordinated event in San José.	There were 30 clean-up sites, 3 per Council District, a three-fold increase in the number of City sites. 301 volunteers picked up 254 bags of litter; both of which were decreases from the previous year. National River Clean-up Day occurring the same day and time competed with this event for volunteers.
PIP 4.A.1.b Att. A.13	National Rivers Clean-up Day	✋	May 19, 2007. Promoted event in the ESD newsletter, the Great American Litter Pick-up flyer, the Curbside Courier newsletter, and on the City web site.	553 volunteers at 20 sites. Over 29,000 pounds of trash and 9,800 pounds of recyclables removed. 13 out of 20 clean-up sites in the County in San José. Volunteers surveyed after the event. See the Santa Clara Valley Water District's Annual Report for details.
PIP 1.B PIP 4.A Att. A.3	National Bike to Work Day (BTWD)	✋	May 17, 2007. City hosted one "energizer station" with drinks, promotional items and information to give out to bikers.	An estimated 300 people rode by or stopped at the City-sponsored energizer station, similar to last year's turn-out. The Countywide estimate for all bike commuters on BTWD is 27,000; a dramatic increase compared to last year's 15,000-20,000. Throughout the nine-county Bay Area, an estimated 108,000 bicyclists rode that day, more than double last years' turn-out. Both stormwater and air quality benefit from the reduced number of cars on the road. Encouraging people to use alternative modes of transportation highlights this benefit and encourages public participation.
PIP 4.A Att. A.8	Anti-Litter Program	✋	The purpose of the Anti-Litter Program (ALP) is to further beautify San José by preventing graffiti and litter through community involvement, eradication, and enforcement. ALP provides free clean-up supplies to volunteers, designates litter hot spots for adoption, does school outreach with	In FY 06-07, the ALP has 3,143 Pick Up San José volunteers on the rolls, a 12% increase over last FY. Participants picked up 4,134 bags; an estimated 124,000 pounds of litter removed from the City's streets, parks, creeks, and neighborhoods. As of June 2007, 136 of the 150 Litter Hot Spots have been adopted, and eight illegal dumpsites were eliminated.

ITEM NO.	ACTIVITY	OUTREACH TYPE	FY 06-07 STATUS	EVALUATION
			anti-litter messages, and hosts special clean-up events like the Great American Pick-up.	
PIP 4.A Att. A.8	Adopt-A-Park and Adopt-A-Trail		Adopt-A-Park is citywide volunteer program that recruits and trains residents to assist in the general care and maintenance of neighborhood trails, neighborhood/regional parks, and open spaces in San José.	The City's Adopt-a-Park program has over 2,300 volunteers organized into 267 groups that have adopted 164 of the 170 parks eligible for adoption. The Adopt-a-Trail program is still new, with 7 of 35 eligible trails adopted.
Overall Evaluation of Citizen Participation Outreach Activities			Citizen participation activities are a potent method for getting residents out into the Watershed and engendering stewardship. The City participated in three Clean-up events, as well as a Bike to Work Day, designed to promote participation and stewardship in the citizens of San José. Tying Clean-up events to pre-existing events such as Coastal Clean-up Day and the Great American Pick-up is a good way to maximize promotion. Advertising paid for by regional entities is useful for raising awareness locally. The City also organized regular participation activities through the Adopt-A-Park, Adopt-A-Trail, Anti-Litter Volunteers, and Volunteer San José programs. Through these programs, thousands of San José residents are taking an active role in watershed stewardship.	
PIP 3.A.3 Att. A.18	Youth Watershed Education Grants (YWEG)		Eleven grants awarded in FY 06-07 cycle. Four schools and seven non-profits received grants. A total of $39,330 was given in grants ranging from $1,000 to $5,000.	This year's cycle saw similar demand for funds and number of proposals as in the last two FYs. The City dedicated many hours to working with several of the grantees to refine their grant proposals to maximize their educational goals and the City's goals of educating youth on watershed issues and pollution prevention. Grant Projects are ongoing, and will be evaluated at the end of the grant cycle.
PIP 3.A.3	YWEG Grantee Training		February 7, 2007. Grant cycle kick-off training and networking meeting for all the Grantees.	The City repeated this session for grantees, to give them an opportunity to meet and share ideas and resources, to hear from a past grantee, and to learn and ask questions about reporting and evaluating. Grantees anecdotally said the meeting was well worth their time.
PIP 1.C PIP 3.A.3 Att. A.15	Wacky Watersheds Workshops		October 2006 and June 26, 2007. The October workshop presented South Bay Water Connections curriculum to educators as an elective course at UCSC Extension. The June workshop presented the South Bay Water Connections curriculum to middle school educators attending the Partnership for Student Success in Science workshop held by San José State University.	10 participants at October's 2-day workshop at UCSC Extension. 8 submitted evaluations. All rated the workshop's materials as good or excellent. 24 participants at June's workshop session. All 24 submitted evaluations, and all 24 rated the material as good or excellent.
PIP 3.A	San José Go Green Schools Initiative		The San José Go Green Schools Program fosters school recycling and environmental stewardship in a parent and community driven process based on the Go Green Initiative of Pleasanton. The City encourages schools to Go Green and connects them to free recycling supplies, mini-grants, site	The Go Green Schools steering committee has diverse members representing City, School, and Community organizations all dedicated to helping schools Go Green. 54 schools in San José have received SJGGS services, and 9 have officially signed up as Go Green Schools in FY 06-07. The City awarded 39 grants totaling $43,000 to 38 schools to help them get their Go Green

ITEM NO.	ACTIVITY	OUTREACH TYPE	FY 06-07 STATUS	EVALUATION
			assessments, and other green resources.	Schools programs started. Each school is unique and poses different challenged to going green, but the City is dedicated to helping schools not only green their operations, but educating their students and communities about environmental issues.
PIP 3.A	San José Go Green Schools Conference		October 14, 2006. Half-day workshop at the Camden Community Center (a green-retrofitted former high school) with lectures and break-out sessions describing different free green resources for teachers, and success stories from other Go Green schools.	Over 100 teachers, parents, students and other schools and community representatives attended. 44 Evaluations submitted, with 84% of respondents rating the overall conference as good or excellent. 20 Indicated they wanted their schools to go green, and 12 availed themselves of the free vermicomposting bins and worms.
PIP 1.B PIP 1.C PIP 3.A.3 Att. A.16	Water Awareness Program		Presentations focusing on Pollution Prevention. *It's Wet It's Wild It's Water!* Curriculum distributed to teachers. See 14.D: *FY 06-07 San José School Outreach* for details.	419 People reached. 224 Students in targeted grades 5-7 reached. 6 Survey forms returned. All rated the program as excellent or good.
PIP 3.A.1	ZunZun Presentations		See Program Annual Report for details.	See Program Annual Report for details.
PIP 3	Cupertino School District Field Trip Bussing		Paid for bussing for four San José schools in the Cupertino Union School District and to bus 3rd graders to local creeks as part of Cupertino's 3rd Grade Creek Education Program.	See Cupertino Annual Report for details.
PIP 1.B PIP 1.C PIP 3.A.3 Att. A.17	Slow the Flow		Grant to Don Edwards Environmental Education Center at Alviso to host 9 different types of events: special events, interpretive programs, teacher orientation, field trips, in-class presentations, outreach presentations, workshops, special visits and interpretive displays.	This program reached an estimated 16,000 students and adults in the SJ/SC WPCP Tributary area in FY 06-07. This was accomplished through field trips, weekend programs, special events, outreach events, and classroom presentations. Additionally, visitors can view the interpretive displays at the Environmental Education Center. From a presentation standpoint, the program continues to get very high evaluations from both teachers and students. Almost 40% of those attending are repeat customers. From a content standpoint between 91 and 100% of those questioned in exit exams recalled key messages of the presentations. Exit polling shows that 92% will use at least one water conservation activity at home. This year a new evaluation method was tested. Students were asked to show key message retention via picture form. Instead of writing the answer, they had to draw the concept. This approach is showing interesting promise.
PIP 1.B PIP 1.C PIP 3.A.	Water Wizard Festival		May 25, 2007. Water education festival for 3rd graders. The purpose of the festival was to increase the awareness of the importance of water and promote stewardship of water as a resource. ESD taught 3 activities related to the City's mission concerning water and watershed	300 students from 4 San José public schools. Pre- and post-testing of each student showed knowledge increases in most areas: Down 1% in knowing that the water we use at home affects our rivers (64% to 63%) Up 2% in knowing Polluted water is not good to drink (89% to

ITEM NO.	ACTIVITY	OUTREACH TYPE	FY 06-07 STATUS	EVALUATION
			issues. The messages taught were: Pollution Prevention Difference between Storm and Sanitary Sewer Systems Value of Recycled Water Value of the Treatment Plant Importance of Soil & the Value of Composting	91%) Up 2% in knowing all living things need water (88% to 90%) Up 21% in knowing that we live in a watershed (49% to 71%)
Overall Evaluation of Education Outreach Activities			Education continues to be a vital component of San Jose's pollution prevention plan. The City actively contributes to education both as a City and through the Program. San José commits significant resources to youth education with the goal of instilling a sense of stewardship for the environment. San José employs both in-class education and train-the-trainer approaches to Outreach. In-class presentations are more expensive per student reached, but lend themselves better to evaluation. Train-the-trainer has the potential to reach many more students, but it is extremely difficult to measure the effectiveness of this potential. Youth Watershed Education Grants provide funding for groups and educators to implement their own programs that accomplish the City's education goals. FY 06-07 saw the start of the City's Go Green Schools Program. Go Green Schools fosters recycling and environmental stewardship in a parent and community driven process, and supplies grants to schools to help them achieve their green goals. The City connects schools with free recycling supplies and other green resources, and encourages them to take up Go Green at the level the school chooses, whether it be recycling or environmental curriculum or green purchasing or other green practices.	

FY 06-07 San José School Outreach

Program & Description	Contractor	Type of Program	Target Grade	Location	School Name	School Location	# events held	# students reached	Evaluation Included?
Bussing for Creek Program Bussing for San José students participating in Cupertino's 3rd grade creek program.	City of Cupertino	Teacher Training, Field Trip	3	See Cupertino data for details	De Vargas Elementary, Dilworth Elementary, Meyerholz Elementary, and Murdock-Portal Elementary.	San José	See Cupertino data	See Cupertino data	See Cupertino data
Youth Watershed Education Grant Grant program for the SJ/SC WPCP Tributary Area that focuses on: supporting watershed projects for youth education; curriculum development; field trips; adoption and implementation of watershed-based curricula; teacher or youth leader-training.	None	Other	K-12	Various	Directly: Del Mar High School, Toyon Elementary, and two to Hacienda Elementary. Indirectly: seven grantees worked with youth from various schools in the WPCP tributary area.	Multiple locations	11	2,140 (est.)	Yes
Wacky Watersheds Workshops Focus: hands-on training to explore the concepts of water use, wastewater treatment, pollution prevention and watershed protection.	(Partnered with RAFT and SJSU)	Teacher Training	K-12	RAFT Lawson MS	Multiple schools	Multiple locations	2	40 Teachers	Yes

Program & Description	Contractor	Type of Program	Target Grade	Location	School Name	School Location	# events held	# students reached	Evaluation Included?
Water Awareness Program Also known as Rangers in Schools: classroom presentation + distribution of "It's Wet It's Wild It's Water!" curriculum. Presentations also done at selected community events.	San José Park Rangers	Presentation	5-7th, but reached as young as 3rd and as old as 6th.	San José	K.R. Smith Elem., Galarza Elem., West Valley Elem., Dahl Elem., Taylor Elem., Escuela Popular, Orchard Elem., Girl Scouts, and Almaden Lake Park.	San José	16	419	Surveys given to teachers
San José Go Green Schools Program Fosters school recycling and environmental stewardship in a parent and community driven process	None	Other	K-12	Various	Multiple schools	San José	54 schools helped, 9 officially signed up	Unknown	Yes
San José Go Green Schools Mini-grants Grants up to $2,000 for schools to start a campus program to Go Green.	None	Grant		Various	Multiple schools (38 total)	San José	39	Unknown	Yes
Save Green with Go Green: San José Go Green Schools Summit Half-day workshop at the Camden Community Center with lectures and break-out sessions describing different free Green resources for teachers and success stories from other Go Green schools	None	Workshop	K-12	Camden Community Center.	Multiple schools	San José	1	Unknown	Yes
Water Wizard Festival May 25, 2007. Water education festival for three hundred 3rd grade classes. Purpose: to increase the awareness of the importance of water and promote stewardship of water as a resource. ESD taught 1 lesson at three booths (each booth taught 100 students) related to our mission concerning water and watershed issues. The messages taught were: Pollution Prevention (P2), Difference between Storm and Sanitary Sewer Systems (DSS), Value of Recycled Water (RW), Value of Treatment Plant (TP), and Importance of Soil and the Value of Composting.	Guadalupe River Park and Gardens, SCVWD, and Audubon Society.	Presentation	3	Guadalupe River Park and Gardens.	Willow Glen Elementary, Seven Trees Elementary, DeVargas Elementary, and Meyer Elementary.	San José	1	300	Yes
Slow the Flow In-class presentations, field trips, teacher training, and more. Students explore the concepts of water use, wastewater treatment, habitat protection using Zoology, Life Science, Integrated Science, Chemistry, Physical Science, Environmental Science, Biology, Engineering, and Marine Science.	Don Edwards SF Bay National Wildlife Refuge	Presentation, Field Trip, Teacher Training, and Other.	5-12	Alviso Environmental Education Center	See below	n/a	120 (not counting display visits)	Est. 16, 000 students and adults.	Yes
Special Events		Field Trip, Presentation, Other		EEC	Not tracked by individual school		7	936	
Interpretive Programs (aka weekend programs)		Field Trip and/or		Various Venues	Not tracked by individual school		34	661	Yes

Program & Description	Contractor	Type of Program	Target Grade	Location	School Name	School Location	# events held	# students reached	Evaluation Included?
		classroom presentation at the EEC							
Outreach Presentations		Presentation and program promotion at events		Various venues	Not tracked by individual school		4	664	
Interactive Display, Visitor Center		Other		EEC	General audience and weekend visitors.		N/A	N/A	
In Class Presentations (not necessarily delivered in schools)		Presentation		Multiple locations	Multiple elementary schools, middle schools, high schools, and community colleges	Multiple locations	101	3008	
Field Trips		Field Trip		EEC	Multiple schools		48	1566	

Outreach Materials Distributed

BMP Distributed	Inspector[4]	Web[5]	Other[6]	Total
A Clear Look at Our Water	168	0	60	228
Auto Dismantlers Best Management Practices (English)	32	0	0	32
Auto Dismantlers Best Management Practices (Spanish)	29	0	0	29
Auto Dismantlers Best Management Practices (Vietnamese)	12	0	0	12
Auto Facts: How to Dispose of Automotive Fluids Correctly	8	0	0	8
Bay Area Pollution Prevention Group, An Introduction to	0	268	0	268
Bay Begins at Your Front Door, The (English)	548	0	200	748
Bay Begins at Your Front Door, The (Spanish)	271	0	200	471
Bay Begins at Your Front Door, The (Vietnamese)	112	0	150	262
Best Management Practices for Educational Institutions	0	0	10	10
Best Management Practices for Industrial Stormwater Pollution Control	2	0	0	2
Best Management Practices for Machine Shops	33	0	0	33
Best Management Practices for Printing and Photo-processing Operations	5	927	0	932
Best Management Practices for the Construction Industry. Earth-Moving and Dewatering Activities (English)	11	276	0	287
Best Management Practices for the Construction Industry. Earth-Moving and Dewatering Activities (Spanish)	7	186	0	193
Best Management Practices for the Construction Industry. Earth-Moving and Dewatering Activities (Vietnamese)	1	0	0	1
Best Management Practices for the Construction Industry. Fresh Concrete and Mortar Application (English)	19	275	0	294

[4] Outreach Materials Distributed by Inspectors (in accordance with IND 6.a.)
[5] Outreach Materials Distributed via website visit or download
[6] Outreach Materials distributed at events, permanent displays, trainings, and other City activities

BMP Distributed	Inspector[4]	Web[5]	Other[6]	Total
Best Management Practices for the Construction Industry. Fresh Concrete and Mortar Application (Spanish)	12	129	0	141
Best Management Practices for the Construction Industry. Fresh Concrete and Mortar Application (Vietnamese)	1	0	0	1
Best Management Practices for the Construction Industry. General Construction and Site Supervision (English)	27	170	0	197
Best Management Practices for the Construction Industry. General Construction and Site Supervision (Spanish)	10	0	0	10
Best Management Practices for the Construction Industry. General Construction and Site Supervision (Vietnamese)	3	0	0	3
Best Management Practices for the Construction Industry. Heavy Equipment Operation (English)	17	315	0	332
Best Management Practices for the Construction Industry. Heavy Equipment Operation (Spanish)	15	201	0	216
Best Management Practices for the Construction Industry. Heavy Equipment Operation (Vietnamese)	1	0	0	1
Best Management Practices for the Construction Industry. Home Repair and Remodeling (English)	32	718	0	750
Best Management Practices for the Construction Industry. Home Repair and Remodeling (Spanish)	13	170	0	183
Best Management Practices for the Construction Industry. Home Repair and Remodeling (Vietnamese)	3	0	0	3
Best Management Practices for the Construction Industry. Landscaping, Gardening, and Pool Maintenance (English)	54	451	0	505
Best Management Practices for the Construction Industry. Landscaping, Gardening, and Pool Maintenance (Spanish)	40	156	0	196
Best Management Practices for the Construction Industry. Landscaping, Gardening, and Pool Maintenance (Vietnamese)	19	0	0	19
Best Management Practices for the Construction Industry. Painting and Application of Solvents and Adhesives (English)	17	207	0	224
Best Management Practices for the Construction Industry. Painting and Application of Solvents and Adhesives (Spanish)	7	142	0	149
Best Management Practices for the Construction Industry. Painting and Application of Solvents and Adhesives (Vietnamese)	1	0	0	1
Best Management Practices for the Construction Industry. Roadwork and Paving (English)	1	352	0	353
Best Management Practices for the Construction Industry. Roadwork and Paving (Spanish)	0	304	0	304
Blueprint for a Clean Bay	37	301	0	338
Chemical Additives and Water Conservation Practices For Cooling Towers	0	1690	0	1690
Clean Bay Blueprint	19	426	335	780
Construction and Demolition Diversion Depot (CDDD)	7	0	139	146
Cooling Towers Regulations, Pollution Prevention & Flow Reduction	1	0	0	1
Copper Plumbing and the Health of the Bay	0	623	0	623
Curbside Courier (English)	0	1675	n/a	1675
Curbside Courier (Spanish)	0	1689	n/a	1689
Curbside Courier (Vietnamese)	0	1141	n/a	1141
Developments Protecting Water Quality: A Guidebook of Site Design Examples	1	0	0	1
Dewatering from Construction Sites and In-Ground Utilities Maintenance Projects	5	0	0	5
Do It Right (Spanish/English)	107	0	1	108
Do It Right (Vietnamese/English)	40	0	1	41
Does Your Facility Need To Be Covered By The General Permit?	3	759	101	863
Draining Pools and Spas	33	0	1350	1388
Endocrine Disrupting Compounds - WMI Information Sheet	449	449	0	898
Fat Free Sewer	16	0	0	16
Get Rid of your Household Hazardous Waste for Free!	59	0	501	560

BMP Distributed	Inspector[4]	Web[5]	Other[6]	Total
Get to the Root of the Problem!	2	0	0	2
Good Cleaning Practices Folder	755	0	2	757
Good Cleaning Practices To Protect Our Creeks And Bay (Chinese)	31	0	0	31
Good Cleaning Practices To Protect Our Creeks And Bay (English)	74	0	0	74
Good Cleaning Practices To Protect Our Creeks And Bay (Korean)	12	0	0	12
Good Cleaning Practices To Protect Our Creeks And Bay (Spanish)	187	0	0	187
Good Cleaning Practices To Protect Our Creeks And Bay (Vietnamese)	82	0	0	82
Good Plumbing Practices Protect San Francisco Bay: A fact Sheet for installers/ plumbers	12	596	0	608
Grease Management - Grease Interceptor Maintenance (English)	362	0	2	364
Grease Management - Grease Interceptor Maintenance (Spanish)	97	0	0	97
Grease Management - Grease Interceptor Maintenance (Vietnamese)	48	0	0	48
Grease Management - Grease Trap Maintenance (English)	558	0	2	560
Grease Management - Grease Trap Maintenance (Spanish)	165	0	0	165
Grease Management - Grease Trap Maintenance (Vietnamese)	81	0	0	81
Grease Management - Limitations on the use of Chemicals, Enzymes and Bacteria for grease removal	417	0	2	419
Grease Management - Limitations on the use of Chemicals, Enzymes and Bacteria for grease removal (Spanish)	126	0	0	126
Grease Management - Limitations on the use of Chemicals, Enzymes and Bacteria for grease removal (Vietnamese)	56	0	0	56
Grease Management - Maintenance Documentation (English)	610	0	2	612
Grease Management - Maintenance Documentation (Spanish)	206	0	0	206
Grease Management - Maintenance Documentation (Vietnamese)	105	0	0	105
Grease Management - Power-Operated Grease Removal Devices (English)	97	0	0	97
Grease Management - Power-Operated Grease Removal Devices (Spanish)	6	0	0	6
Grease Management - Power-Operated Grease Removal Devices (Vietnamese)	4	0	0	4
Grease Management - Vapor/Ventilation Hood Cleaning	516	0	2	518
Grease Management - Vapor/Ventilation Hood Cleaning (Spanish)	190	0	0	190
Grease Management - Vapor/Ventilation Hood Cleaning (Vietnamese)	93	0	0	93
Grease Management: Grease Log	463	0	0	463
Grease Management: Managing Fats, Oils and Grease Poster	642	0	2	644
Guidelines for Managing Water in Cooling Towers	0	2114	0	2114
Guidelines for Vehicle Service Facilities, Body Work (English)	44	0	0	44
Guidelines for Vehicle Service Facilities, Body Work (Spanish)	24	0	0	24
Guidelines for Vehicle Service Facilities, Body Work (Vietnamese)	11	0	0	11
Guidelines for Vehicle Service Facilities, Changing Oil and Other Fluids	58	0	51	109
Guidelines for Vehicle Service Facilities, Engine & Parts Cleaning & Radiator Flushing	50	0	51	101
Guidelines for Vehicle Service Facilities, Keeping a Clean Shop	105	0	50	155
Guidelines for Vehicle Service Facilities, Tips for Managers of Vehicle Service Facilities	59	0	10	69
Guidelines for Vehicle Service Facilities, Washing Cars and Other Vehicles (English)	49	0	51	100

BMP Distributed	Inspector[4]	Web[5]	Other[6]	Total
Guidelines for Vehicle Service Facilities, Washing Cars and Other Vehicles (Spanish)	29	0	0	29
Guidelines for Vehicle Service Facilities, Washing Cars and Other Vehicles (Vietnamese)	11	0	0	11
Hazardous Waste Disposal Program for Small Businesses in Santa Clara County	21	0	1	22
Help Prevent Illegal Dumping	10	0	0	10
Home Maintenance Tips for a Cleaner Bay	120	0	2	122
IC/ID Card for Concrete Work	20	0	0	20
IC/ID Card for Engine Degreasing	19	0	50	69
IC/ID Card for General Dumping Into Storm Drain	355	0	0	355
IC/ID Card for Grey Water	573	0	1	574
IC/ID Card for Landscape Maintenance	111	0	0	111
IC/ID Card for Overwatering	15	0	0	15
IC/ID Card for Painting	20	0	0	20
IC/ID Card for Residential Car Washing	27	0	0	27
IC/ID Card for Saw Cut Slurry	3	0	0	3
IC/ID Card for Sediments	7	0	0	7
IC/ID Card for Storing Landscape Materials	66	0	0	66
IC/ID Card for Vehicle Fluids	329	0	1	330
Is Your Roof Runoff Polluted?	0	0	101	101
Keeping It All In Tune	78	0	350	428
Keeping It All In Tune (Span)	39	0	0	39
Landscaping while protecting our creeks and Bay	22	409	0	431
Make a Difference: Be a Green Business	41	0	0	41
Mobile Cleaner Best Management Practices CETA	112	0	45	157
New Rules for the Disposal of Universal Waste	1	0	0	1
No Dumping Flows to Bay Stencil (English)	112	0	76	188
No Dumping Flows to Bay Stencil (Spanish)	54	0	50	104
No Dumping Flows to Bay Stencil (Vietnamese)	20	0	32	52
OWOW Controlling Ants In Your House (Spanish)	1	0	78	79
OWOW Controlling Aphids In Your Garden (Spanish)	0	0	22	22
OWOW Controlling Snails and Slugs In Your Garden (Spanish)	0	0	23	23
OWOW Controlling Yellow Jackets in your Yard	1	0	0	1
OWOW Controlling Yellow Jackets in your Yard (Spanish)	0	0	31	31
OWOW Keeping Fleas Off Your Pets and Out of Your Yard	0	0	400	400
OWOW Keeping Fleas Off Your Pets and Out of Your Yard (Spanish)	0	0	118	118
OWOW Safe Use and Disposal of Pesticides	2	0	1	3
OWOW Safe Use and Disposal of Pesticides (Spanish)	0	0	1	1
Pens: 6-message (for Construction Inspection Trainings)	0	0	340	340

BMP Distributed	Inspector[4]	Web[5]	Other[6]	Total
Pest or Pal? Coloring Book	0	0	60	60
pH Poster	2	0	0	2
Pollution From Surface Cleaning	51	0	45	96
Pollution Prevention Tips for Carpet Cleaners	19	0	0	19
Post-It Note Pad	0	0	1200	1200
Preventing Corrosion Protects San Francisco Bay: A Fact Sheet for Designers (copper pipes)	1	1556	0	1556
Preventing Storm Drain Pollution (English)	882	3494	55	4431
Preventing Storm Drain Pollution (Spanish)	228	0	0	228
Preventing Storm Drain Pollution (Vietnamese)	139	0	0	139
Resource Sheet for Storm Drain Protection	14	0	0	14
Sawcut Slurry	3	0	0	3
Spill Response Sheet	6	0	0	6
Surveillance Monitoring Fact sheet	0	250	0	250
Switching to Water-Based Solutions for Parts Cleaning	0	0	5	5
Think Build Save Green: Green Building	0	549	0	549
Upper Penitencia Creek: Flowing Through Time	0	503	0	503
Wastewater Paths handout	0	0	360	360
Website: Minimize Household Hazardous Waste	n/a	361	0	361
Website: Cars and Water Pollution	n/a	2878	0	2878
Website: Certified Surface Cleaners	n/a	968	0	968
Website: Clean Creeks and Bays: How you can help	n/a	507	0	507
Website: Creekside Residents and Water Pollution	n/a	426	0	426
Website: Disposal of Automotive Fluids	n/a	1357	0	1357
Website: Garbage and Water Pollution	n/a	807	0	807
Website: Never Put These Down the Drain	n/a	782	0	782
Website: Hazardous Waste Disposal	n/a	604	0	604
Website: How to Minimize Water Pollution from Your Yard Due to PESTICIDES	n/a	561	0	561
Website: Pollution Prevention for Renters	n/a	813	0	813
Website: Pollution: It's not just industry	n/a	453	0	453
Website: Report an Environmental Crime	n/a	633	0	633
Website: Resources for Educators: South Bay Water Connections	n/a	843	0	843
Website: Resources for Educators: Teacher Training	n/a	1461	0	1461
Website: Roof Runoff Pollution	n/a	544	0	481
Website: Stormwater Discharge	n/a	2285	0	2285
Website: Stormwater FAQs	n/a	1983	0	1983
Website: Unwanted Chemicals? Here's what to do	n/a	398	0	398
Website: Water Awareness	n/a	2088	0	2088

BMP Distributed	Inspector[4]	Web[5]	Other[6]	Total
Website: Water Pollution and Residents	n/a	2551	0	2551
Website: Water Pollution Prevention: Pool, Spa and Fountain Water	n/a	1916	0	1916
Website: Watershed Protection	n/a	6109	0	6109
Website: What is Green Building?	n/a	13728	0	13728
Website: Where Water Goes Outside Your Home	n/a	2213	0	2213
Website: Youth Watershed Education Grants	n/a	2667	0	2667
We're Stenciling Curbs! (English)	0	0	61	61
We're Stenciling Curbs! (Spanish)	0	0	100	100
West Nile Virus	0	704	0	704
What Responsible Businesses Need to Know about Mercury and Universal Waste	5	0	50	55
What you don't know about Mercury and Universal Waste could be harmful to you	1	0	150	151
Where Does the Water Go?	11	0	0	11
Your Shop Can Make a Difference	2	0	0	2
Totals	**12288**	**74111**	**7084**	**93424**

15. Permit Reapplication

15.A Permit Reapplication Preparation Self Evaluation Matrix

ITEM NO.	ACTIVITY	COMPLIANCE DATE	FY 06-07 STATUS	RESPONSIBLE PARTY
PRP A.	Compile all changes to URMP as part of reapplication for next permit (C.2.b)	Done FY 04-05	Done FY 04-05.	ESD
PRP B.	Participate in permit development and negotiation processes.	Ongoing	Done FY 06-07 and ongoing. San Jose staff have participated and will continue to participate in the MRP process through the Program, BASMAA, and individually as a City.	ESD

15.B Permit Reapplication Preparation Evaluation

The City's current NPDES permit was adopted in February 2001 for a five-year period. The permit was amended in October 2001 and July 2005, with both amendments relating to the New and Redevelopment stormwater treatment and hydromodification provision, also known as Provision C.3. The permit has been administratively extended since February 2006, pending the adoption of the Bay Area-wide Municipal Regional Permit.

In late 2005, the Water Board embarked on a multi-stakeholder process to craft an NPDES permit, called the Municipal Regional Permit (MRP), that would apply to all municipal stormwater dischargers in the Bay Area. In the past, NPDES permits were issued separately to Bay Area stormwater programs with staggered adoption dates, which often resulted in uneven and inequitable requirements.

City staff has dedicated numerous hours analyzing MRP drafts, briefing stakeholders, and preparing responses to the drafts. Staff has also participated in the steering and stakeholder meetings convened by Water Board staff. City staff will continue to participate in the MRP process through the Program, BASMAA, and individually as a City. The Water Board is expected to adopt the MRP in 2008.

15.C Permit Reapplication Preparation Response to Water Board Comments

No comments received from Water Board on this Program Element.

15.D Permit Reapplication Preparation Summary Tables / Additional Information

No additional information on this Program Element.

This page intentionally left blank.

Glossary

ABBREVIATION	DESCRIPTION
AHTG	Ad Hoc Task Group
ALP	Anti-Litter Program
AOC	Area of Concern
BACWA	Bay Area Clean Water Agencies
BAHM	Bay Area Hydrology Model
BAPPG	Bay Area Pollution Prevention Group
BASMAA	Bay Area Stormwater Management Agency Association
BMP	Best Management Practice
BOMA	Building Operators and Managers Association (Silicon Valley Chapter)
CAE	Department of Conventions, Arts & Entertainment
CAO	City Attorney Office
CEP	Clean Estuary Partnership
CEQA	California Environmental Quality Act
CETA	Cleaning Equipment Trade Association
CIP	Capital Improvement Program
CNAP	Copper & Nickel Action Plans
CON	Construction Inspection
Corp Yard	Corporation Yard
CSDC	Computer Systems Development Corporation
DEH	Santa Clara County Department of Environmental Health
DOT	Department of Transportation
DPR	Department of Pesticide Regulation
DTSC	Department of Toxic Substances Control
EE	Environmental Enforcement
EEC	Environmental Education Center at Don Edwards SF Bay Wildlife Refuge in Alviso
EEDMS	Environmental Enforcement Data Management System
EIR	Environmental Impact Report
EPA	Environmental Protection Agency
ESD	Environmental Services Department
EVA	Emergency Vehicle Access
FOG	Fats, Oils, and Grease
GCASP	General Construction Activity Stormwater Permit
GIS	Geographic Information System
GS	General Services Department
HHW	Household Hazardous Waste
HMP	Hydromodification Management Plan
ICID	Illicit Connection/Illegal Discharge
IMSPAR	Infrastructure Maintenance Division Storm Drain System Problem Area Report

ABBREVIATION	DESCRIPTION
IND	Industrial/Commercial Discharger Inspection Program
IPM	Integrated Pest Management
IWM	Integrated Waste Management
KAB	Keep America Beautiful
LEED	Leadership in Energy and Environmental Design
LID	Low Impact Development
M	Mercury
Marcom	Marketing and Communications
MC	Municipal Compliance
MDN	Mercury Deposition Network
MEP	Maximum Extent Practicable
MOA	Memorandum of Agreement
MON	Monitoring
MRP	Municipal Regional Permit
MS4	Municipal Separate storm Sewer System
Muni Water	City of San José Municipal Water System
NRD	New and Redevelopment
NEPA	National Environmental Protection Act
NOI	Notice of Intent
NPDES	National Pollutant Discharge Elimination System
O&M	Operation and Maintenance
OP pesticide	Organophosphate pesticide
OWOW	Our Water Our World
PCB	Polychlorinated Biphenyl
PBCE	Department of Planning, Building & Code Enforcement
PBCE-Bldg	Building Division of PBCE
PBCE-Planning	Planning Division of PBCE
PCO	Pest Control Operator
PDO/PIO	Parkland Dedication and Park Impact Ordinances
PIP	Public Information and Participation
PM	Pesticide Management
PRNS	Department of Parks, Recreation, and Neighborhood Services
Program	Santa Clara Valley Urban Runoff Pollution Prevention Program
PSR	Public Streets, Roads, and Highways
PW	Department of Public Works
PW-CFAS	City Facilities Architectural Services Division of PW
PW-ECS	Engineering and Construction Services Division of PW
PW-TDS	Transportation & Development Services of PW
RDA	Redevelopment Agency
RFQ	Requests for Quotation
RMP	San Francisco Bay Regional Monitoring Program
RPW	Rural Public Works

ABBREVIATION	DESCRIPTION
RTA	Rapid Trash Assessment
RWQCB	Regional Water Quality Control Board (Water Board)
SCBWMI	Santa Clara Basin Watershed Management Initiative
SCVURPPP	Santa Clara Valley Urban Runoff Pollution Prevention Program
SDO	Storm Drains Operation and Maintenance
SFEI	San Francisco Estuary Institute
SIC	Standard Industrial Classification
SJPD	San José Police Department
SNI	Strong Neighborhood Initiative
SOP	Standard Operating Procedure
SWMP	Stormwater Management Plan
SWPPP	Stormwater Pollution Prevention Plan
TBD	To Be Determined
TCM	Treatment Control Measure
The City	The City of San José
TMDL	Total Maximum Daily Load
TRA	Trash
UR	Urban Runoff section of ESD
URMP	Urban Runoff Management Plan
URTA	Urban Rapid Trash Assessment
WE	Watershed Enforcement section of ESD
WEO	Watershed Education & Outreach
WMI	Watershed Management Initiative (see SCBWMI)
WMI-COS	Watershed Management Initiative – Communications and Outreach Subgroup
WMI-LUS	Watershed Management Initiative – Land Use Subgroup
WPCP	Water Pollution Control Plant
WUOM	Water Utilities Operations and Maintenance
WUPPP	Water Utility Pollution Prevention Program
YWET	Youth Watershed Education Team

039464

Santa Clara
All-America City
2001

Street Department

September 15, 2007

Mr. Bruce H. Wolfe, Executive Officer
Regional Water Quality Control Board
San Francisco Bay Region
1515 Clay Street, Suite 1400
Oakland, CA 94612

Subject: City of Santa Clara Urban Runoff Management Program
FY 2006–2007 Annual Report

Dear Mr. Wolfe:

This report is submitted by City of Santa Clara in conjunction with the Santa Clara Valley Urban Runoff Pollution Prevention Program's Annual Report, pursuant to provision C.6.a. of the Program's reissued municipal storm water NPDES Permit (Order No. 01-024). The report summarizes activities performed during FY 2006-2007 in accordance with the City of Santa Clara's Urban Runoff Management Plan (URMP) submitted to the Regional Board on September 1, 1997 and updated in January 2004, and the performance standards contained therein.

Contents of Report

The goals of this Annual Report are to: 1) concisely document implementation of our URMP and FY 04-05 Work Plan during the past fiscal year; 2) evaluate program results for continuous improvement; 3) comply with permit requirements; and 4) share this information with other Co-permittees, municipal decision-makers, and the public. To accomplish these goals, the report contains the following sections:

- Certification Statement
- IC/ID Elimination Activities
- Industrial/Commercial Discharger Control Program
- Public Agency Activities
    - Public Streets, Roads and Highways O&M (including Corporation Yards)
    - Rural Public Works O&M
    - Storm Drain O&M
    - Water Utility O&M
- New Development Planning Procedures
- Construction Inspection
- Public Information and Participation
- Pesticide Management Activities
- Mercury Pollution Prevention Activities
- Copper Action Plan/Nickel Action Plan
- Trash Inventory and Management
- Staff Training Summary Table
- Performance Standard Certification Statement

Corporation Yard
1700 Walsh Avenue
Santa Clara, CA 95050
(408) 615-3080
FAX (408) 988-0237
www.ci.santa-clara.ca.us

Program Highlights and Accomplishments

The City of Santa Clara has been active in the Program elements and very active at the Co-permittee element level. IC/ID activity reported 223 incidents, down from 237 last year. IND/COM inspections totaled 225. Construction inspections totaled 837 (31 SWPPP inspections and 788 windshield inspections). There were 53 construction element violations as compared to 31 violations from the previous fiscal year

Analyzing / detection of trends at the Co-permittee level continues to improve with each Annual Report. The City is alert to the various reporting information that is collected and has developed a history of adapting its resources to minimize storm water pollution.

The City continues to retain EOA Inc. to assist with the planning and implementation of the C.3. Provisions. The assistance provided by EOA has been valuable in supporting staff on site specific C.3. Provision questions.

Continuous Improvement Activities

The City of Santa Clara takes pride in our Urban Runoff Management Program and the quality of storm water. In the IC/ID element it was identified, as in past years, that concrete contractors are the primary violators. To address this continuing problem, the City has not only continued its focus on the industry, but has increased education efforts to the residents hiring these contractors. The IND/COM element continues to be dynamic in identifying industries with reoccurring violations. To this end, the City has identified, as in past years, automotive and food service facilities. The City's goal is to reduce storm water pollution to the maximum extent practicable through education, targeted inspection on identified hot spots and if necessary, through vigorous enforcement of our Storm Drain Ordinances.

The City has assumed an aggressive stance with repeat violation facilities by issuing Pre-Citation / Administrative Citations instead of repetitive violation notices. Violation notices and citations, as are warranted by the situation, continue to be implemented in increasing numbers as the City of Santa Clara establishes a database of repeat offenders.

Thank you for your review of this FY 06-07 Annual Report. If you have any questions regarding the materials submitted, please contact Rick Mauck at 408-615-2099.

Richard J. Mauck
Director of Streets and Automotive Services

RJM:kh

Attachments

ACRONYMS

BASMA – Bay Area Stormwater Management Association

BMP – Best Management Practices

CEQA – California Environmental Quality Act

CoHHWP- Countywide Household Hazardous Waste Program

DPR – Department of Pesticide Regulation

EPA- Environmental Protection Agency

EPR – Extended Producer Responsibility

FY – Fiscal Year

HHW – Household Hazardous Waste

HMP – Hydromodification Plan

IC/ID – Illicit Connection/Illegal Discharge

IND/COM – Industrial/Commercial

IPM – Integrated Pest Management

KAB – Keep America Beautiful

N/A – Not Applicable

NOI – Notice of Intent

NPDES – National Pollution Discharge Elimination System

NPS – Nonpoint Source

O & M – Operation and Maintenance

P & B – Parkways and Boulevards

PCA – Pest Control Advisor

PCI – Pavement Condition Index

PI/P – Public Information and Participation

QAC – Qualified Applicator Certificate

RPW – Rural Public Works

RWQCB – Regional Water Quality Control Board

SCVURPPP – Santa Clara Valley Urban Run-Off Pollution Prevention Program

SCVWD – Santa Clara Valley Water District

ACRONYMS

SDOM – Storm Drain Operation and Maintenance

SIC – Standard Industrial Code

SOP – Standard Operating Procedure

SWIDS – Storm Water Infiltration Device System

SWPPP – Storm Water Pollution Prevention Program

URMP – Urban Runoff Management Plan

WUPPP – Water Utility Pollution Prevention Plan

City of Santa Clara

FY 06-07 Annual Report

Certification Statement

CITY OF SANTA CLARA
FY 2006-2007 ANNUAL REPORT

Certification Statement

"I certify, under penalty of law, that this document and all attachments were prepared under my direction or supervision in accordance with a system designed to ensure that qualified personnel properly gather and evaluate the information submitted. Based on my inquiry of the person or persons who manage the system, or those persons directly responsible for gathering the information, the information submitted, is, to the best of my knowledge and belief, true, accurate, and complete. I am aware that there are significant penalties for submitting false information, including the possibility of fine and imprisonment for knowing violations."

Signature by Duly Authorized Representative:

Richard J. Mauck
Director of Street & Auto Services

September 5, 2007

City of Santa Clara

FY 06-07 Annual Report

IC/ID Elimination Activities

CITY OF SANTA CLARA
FY 2006-07ANNUAL REPORT
ICID ELIMINATION ACTIVITIES

1. **What type of incident causes the most problem?**

   The type of incident that causes the most compliance issues are cement related washouts from smaller concrete and masonry contractors. Cement related incidents totaled 84 out of 223 (refer to page 4 "breakdown of top six violators for level of enforcement action"). Enforcement actions and BMPs are continuously distributed to cement related contractors due to the high rate of violations. The potential reason for this problem is unlicensed contractors and the belief that these individuals do not stress to their employees storm water protection.

2. **Is a particular location or source a large part of the problem?**

   The locations where most of these types of incidents occurred were in residential neighborhoods. Residential cement related incidents total 84 out of 223 total incidents (see attached chart titled "ICID Elimination Activities Violation Percentage").

3. **Might it be getting better or worse?**

   Residential cement related incidents totaled 84 in FY 06-07 compared to 107 in FY 05-06. It appears that the problem is improving somewhat. Increased contractor education is the main reason attributed for the improvement.

4. **What might be the causes?**

   Cement related incidents still continue to be the largest violation in terms of percentage, despite the slight improvement in FY 06-07. The cement related businesses, given their transient nature, are either not receiving the outreach or are not passing the information on to all their employees. Unlicensed contractors further compound the issue because the permit process is often not completed, circumventing the distribution of BMP material.

CITY OF SANTA CLARA
FY 2006-07 ANNUAL REPORT
ICID ELIMINATION ACTIVITIES

5. **What, if anything, will you do differently next year?**

In FY 2006-07, the City featured an article in the City newspaper (mailed to all residents and businesses quarterly) concerning cement in storm drains. The article was designed to educate our residents who hire cement related contractors. The article is featured on our City website (http://www.ci.santa-clara.ca.us/pub_works/urban_runoff_prevention.html). It is unlikely that the additional effort, over what is already occurring, will better educate all cement related contractors. In spite of storm drain inlets having the "NO Dumping" stencils, and through word-of-mouth not to dump into storm drains, the best solution is to continue to educate our residents.

CITY OF SANTA CLARA
FY 2006-07 ANNUAL REPORT
ICID ELIMINATION ACTIVITIES

1. Number of incidents:
    - 223

    The number of violations encountered this year by category:
    - Tracking soil and sediments/erosion-27
    - Saw cutting slurry discharge-6
    - Surface cleaning discharge-4
    - Vehicle & equipment leaking-3
    - Landscaping material dumping-11
    - Vehicle washing-1
    - Vehicle repair-4
    - Cement/plaster/tile cutting discharge-84
    - Equipment cleaning-1
    - Dumpster discharge-0
    - Pool/spa discharge-13
    - Accidental spills-2
    - Sanitary spill or leak-3
    - Dumping hazardous-3
    - Dumping non-hazardous-2
    - Grey water discharge-7
    - Carpet Cleaning-6
    - Paint discharge-11
    - Food facility oil/grease discharge- 13
    - RV waste discharge -3
    - Misc. incidents-11

2. The number of violations encountered this year by locations:
    - 140 Residential; 17 Industrial; 57 Commercial; 0 Public Facilities & Utilities; 8 construction sites; 1 other

CITY OF SANTA CLARA
FY 2006-07 ANNUAL REPORT
ICID ELIMINATION ACTIVITIES

3. How many incidents were reported by citizens or employees:
    - 15 by citizens; 167 by employees; 38 by illicit discharge inspectors; 2 by other agency

4. Follow up actions (how many incidents were investigated, how many enforcement actions of each level were taken):
    - 231 re-inspections
    - enforcement actions
        i. verbal notice – 30
        ii. warning notice – 102
        iii. administrative action – 29
        iv. administrative action with penalty and/or fine – 46
        v. criminal enforcement – 0
        vi. referral for enforcement – 12

    Breakdown of top six (6) violators for level of enforcement action:

    - Cement (84)
        vii. verbal notice – 11
        viii. warning notice – 38
        ix. administrative action – 9
        x. administrative action with penalty and/or fine – 14
        xi. criminal enforcement – 0
        xii. referral for enforcement – 12

    - Landscaping Material Dumping (11)
        i. verbal notice – 2
        ii. warning notice – 9
        iii. administrative action – 1
        iv. administrative action with penalty and/or fine – 0

v. criminal enforcement – 0

vi. referral for enforcement – 0

- Tracking Soil and Sediments/Erosion (27)

  i. verbal notice – 2

  ii. warning notice – 10

  iii. administrative action – 5

  iv. administrative action with penalty and/or fine – 10

  v. criminal enforcement – 0

  vi. referral for enforcement – 0

- Miscellaneous Incidents (11)

  i. verbal notice – 2

  ii. warning notice – 5

  iii. administrative action – 2

  iv. administrative action with penalty and/or fine - 2

  v. criminal enforcement - 0

  vi. referral for enforcement – 0

- Paint Discharge (11)

  i. verbal notice – 3

  ii. warning notice – 7

  iii. administrative action – 1

  iv. administrative action with penalty and/or fine - 0

  v. criminal enforcement – 0

  vi. referral for enforcement – 0

COMPARISON OF FY 2005-06 TO FY 2006-07 VIOLATIONS

Illicit Connection Illegal Dumping Incident Types	FY 2005-06 Number of Violations	FY 2006-07 Number of Violations	% < >
Tracking soil sediments and erosion	15	27	> 80%
Saw cut slurry discharge	7	6	< 14.28%
Surface cleaning discharge	4	4	0%
Vehicle & equipment leaking	10	3	< 70%
Dewatering	0	0	0%
Landscaping material dumping	26	11	< 57.69%
SWIDs*	0	0	0%
Vehicle washing	6	1	< 83%
Vehicle repair	5	4	< 20%
Cement/plaster/tile cutting discharge	107	84	< 21.49%
Equipment cleaning	0	1	> 100%
Dumpster discharge	0	0	0%
Pool/spa discharge	15	13	< 13.33%
Accidental spills	1	2	> 100%
Sanitary Spill or Leak	2	3	> 50%
Dumping hazardous	1	3	> 200%
Dumping non-hazardous	3	2	< 33.33%
Grey water discharge	9	7	< 22.22%
Carpet cleaning discharge	5	6	> 20%
Paint discharge	11	11	0%
Food facility oil and grease discharge	7	13	< 85.71%
RV waste discharge	0	3	> 300%
Misc. incidents	13	11	< 15.38%

*SWIDs - Stormwater Infiltration Device

CITY OF SANTA CLARA
FY 2006-07 ANNUAL REPORT
ICID ELIMINATION ACTIVITIES VIOLATION PERCENTAGE BY INCIDENT TYPE

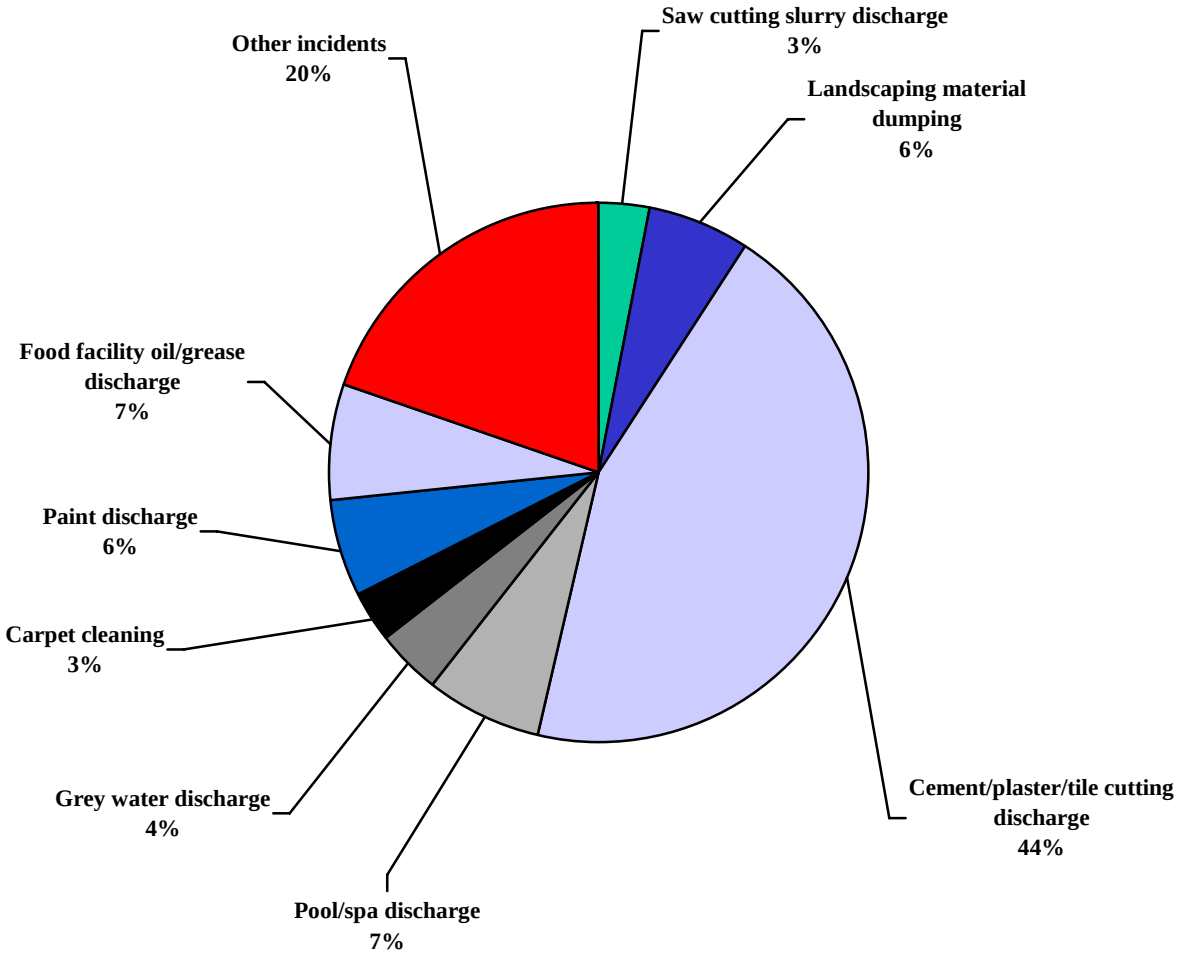

<u>Note</u>:
The majority of incidents were cement/plaster/tile cutting discharge at 44% of the 223 total incidents.

Other incident section includes 11 categories that had less than five violations in FY 06-07. The other incident section includes the following: surface cleaning discharge, vehicle and equipment leaking, vehicle washing, vehicle repair, equipment cleaning, dumpster discharge, accidental spills, sanitary spills or leaks, dumping hazardous and non-hazardous, RV waste discharge and misc. incidents.

CITY OF SANTA CLARA
FY2006-07 ANNUAL REPORT
ICID ELIMINATION ACTIVITIES SOURCE OF INCIDENTS

Total number of IC/ID incidents: 223

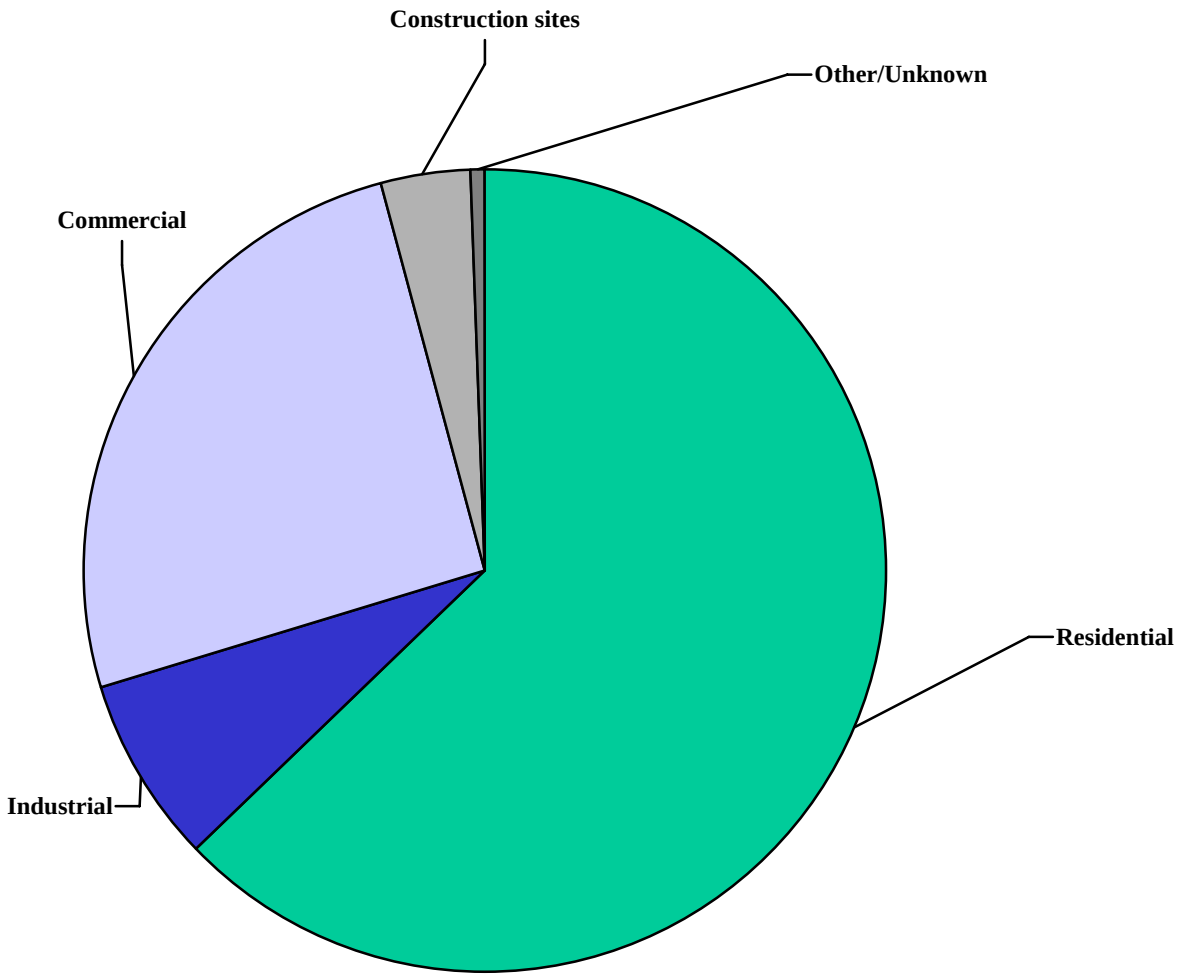

CITY OF SANTA CLARA URBAN RUNOFF POLLUTION PREVENTION PROGRAM
FY 2006-07 ANNUAL REPORT

ILLICIT CONNECTION AND ILLEGAL DUMPING ELIMINATION ACTIVITIES						
Performance Standard Identification	**Activity**	**Continuous Improvement Source Item**	**FY 2006-07 Tasks**	**Status / Comments**	**Due Date**	**Responsible Party**
IC/ID 1	Resource Commitment	2004 URMP	Identify Enforcement Responsibility	The Street Dept. has the lead role in IC/ID enforcement in the City. There are 3 personnel in the Street Dept. with Administrative Citation authority.	Ongoing	Street Dept.
IC/ID 2	Training / Education/ Outreach	2004 URMP 2006-07 Workplan	Schedule/establish regular in- house staff training of field personnel in various departments.	The City employed one As-Needed Inspector for FY 06-07. The main duties focus on IC/ID and IND/ICD activities. In addition, the Storm Drain Foreperson takes the lead on all IC/ID events. This individual attended one training event. A total of 50 City employees attended one or more of 7 URPPP training events-This does not include employees from the Parks Department and Street Department, Parkways & Boulevards Division, who have obtained their QAC or PCA licenses (see IPM section for that information). All staff are aware of BMP/Outreach materials.	Ongoing	Street Dept. Planning Dept. Building Inspection Fire

CITY OF SANTA CLARA URBAN RUNOFF POLLUTION PREVENTION PROGRAM
FY 2006-07 ANNUAL REPORT

ILLICIT CONNECTION AND ILLEGAL DUMPING ELIMINATION ACTIVITIES						
Performance Standard Identification	**Activity**	**Continuous Improvement Source Item**	**FY 2006-07 Tasks**	**Status / Comments**	**Due Date**	**Responsible Party**
IC/ID 3	Complaint Referral/ Incident Response System	2004 URMP 2006-07 Workplan	Coordinate Response/Cleanup Efforts	Either the Street Dept. or Fire Dept., depending on hazard potential, responds to all IC/ID incidents. All other City depts. coordinate with Street and Fire Depts. on IC/ID events.	Ongoing	Street Dept. Fire Dept.
IC/ID 3	Complaint Referral/ Incident Response System	2004 URMP	Work with program to develop mobile pollution incident sheet that receives monthly input from co-permittees and when computed at the end of the month is forwarded in its entirety to co-permittees.	Task has been completed.	Ongoing	Street Dept. Program
IC/ID 4	Field Investigation	2004 URMP 2006-07 Workplan	Storm System Investigation/Complaint Response	The Storm Drain Division of the Street Dept. routinely investigates, cleans, or directs clean-up operations. IC/ID incidents under the direction of the Storm Drain Foreperson/Non-Point Source Fire Inspectors. High priority areas are closely monitored.	Ongoing	Street Dept.

CITY OF SANTA CLARA URBAN RUNOFF POLLUTION PREVENTION PROGRAM
FY 2006-07 ANNUAL REPORT

ILLICIT CONNECTION AND ILLEGAL DUMPING ELIMINATION ACTIVITIES						
Performance Standard Identification	**Activity**	**Continuous Improvement Source Item**	**FY 2006-07 Tasks**	**Status / Comments**	**Due Date**	**Responsible Party**
IC/ID 5	Enforcement / Follow Up	2004 URMP	Maintain additional personnel for IC/ID activities.	For FY 06-07, the Non-Point Source Fire Inspector and the Storm Drain Foreperson have been working full to partial on IC/ID incidents. In total, 247 BMPs have been distributed on 223 incidents.	Ongoing	Street Dept. Fire Dept.
IC/ID 6	Record Keeping / Recording	2004 URMP	Maintain data base system for IC/ID.	An Excel spreadsheet, created by the Non-Point Source Inspector and Foreperson, is utilized to track IC/ID events. This coordinated effort insures that repeat offenders are noticed and educated/cited as appropriate. The system to track cross-jurisdictional violators is not yet efficient.	Ongoing	Street Dept.

CITY OF SANTA CLARA URBAN RUNOFF POLLUTION PREVENTION PROGRAM
FY 2006-07 ANNUAL REPORT

ILLICIT CONNECTION AND ILLEGAL DUMPING ELIMINATION ACTIVITIES						
Performance Standard Identification	**Activity**	**Continuous Improvement Source Item**	**FY 2006-07 Tasks**	**Status / Comments**	**Due Date**	**Responsible Party**
IC/ID 7	Effectiveness Evaluation	2004 URMP 2006-07 Workplan	Review Effectiveness	The IC/ID element for the City is very effective. City staff are quick to notify of potential problems and response time is within minutes. Outreach/documentation of incidents are thorough, with history files extending back several years.	Ongoing	Street Dept.
IC/ID 7	Effectiveness Evaluation	2004 URMP	Continually analyze incidents by location, type, and frequency to determine trends, if any.	Outreach efforts should follow analysis	Ongoing	Street Dept.

City of Santa Clara

FY 06-07 Annual Report

Industrial/Commercial Discharger Control Program

CITY OF SANTA CLARA
FY 2006-07 ANNUAL REPORT
INDUSTRIAL/COMMERCIAL DISCHARGE CONTROL PROGRAM

The City of Santa Clara's Industrial/Commercial Discharge element has become well-established and efficient in monitoring and enforcing the businesses of concern within the City. The City's NPS Inspector has several years experience working with the many elements of the City's storm water pollution prevention program. Continuity in this position has provided greater efficiency, better communication within other departments and the insight to identify trends over time.

During the FY 2006-07, the City's NPS Inspector conducted a total of 225 IND/COM mandatory and non-mandatory inspections (see attached chart titled "FY 06/07 IND/COM Number of Inspections by Category") as compared to 249 inspections in FY 05-06. Seventy-seven mandated inspections including re-inspections were conducted for FY 2006-07. Mandated inspection facilities are typically inspected bi-annually or sooner, as determined by SIC code or previous compliance issues. Non-mandated inspections required in the FY 06-07 Work Plan vary from year to year. For example, in the FY 2003 Work Plan there were ten facility categories inspected resulting in 202 mandated and non-mandated inspections. In the FY 06-07 Work Plan there were 8 facility categories inspected with 225 inspections. The inspections conducted at these facilities resulted in a total number of violations detailed in the following graph. Note that the total number of inspections includes both initial inspections and re-inspections as necessary to confirm compliance.

CITY OF SANTA CLARA URBAN RUNOFF POLLUTION PREVENTION PROGRAM
FY 2006-07 ANNUAL REPORT

FY 06-07 IND/COM
MANDATED AND NON-MANDATED OCCURING VIOLATIONS AS COMPARED TO NO VIOLATIONS

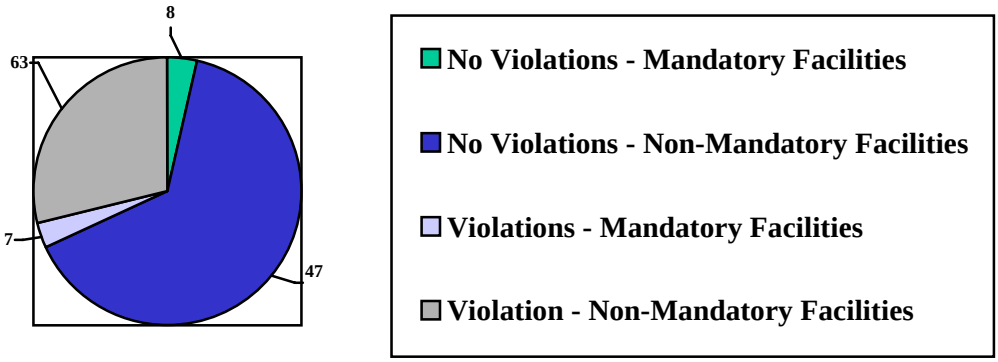

Note: A non-mandatory inspection is an inspection that occurs at a facility type designated in the current work plan. A mandatory inspection is the result of a pre-determined inspection frequency based upon SIC code.

A total of 114 violations were found in FY 06-07. Seven of those violations were found during mandatory inspections and 63 violations during non-mandatory inspections.

All IND/COM violations in the City of Santa Clara received follow up inspections and were corrected timely as dictated by conditions. All IND/COM inspections conducted in the City are documented on a Non-Point Source IND/COM inspection sheet and kept on file.

When violations are found during inspections, proper BMPs are distributed and a follow up inspection is conducted. When a violation is minor, a letter stating that corrective action has been completed from the facility contact person with supporting dated pictures is an acceptable means of compliance.

Refer to the table on the following page for detail of the type of violations found for each respective category.

CITY OF SANTA CLARA URBAN RUNOFF POLLUTION PREVENTION PROGRAM FY 2006-07 ANNUAL REPORT

FY 2006-07
STATUS OF INSPECTIONS AND VIOLATIONS BY FACILITY CATEGORY (Includes Re-Inspections)

Mandatory Inspections

Category	Description	Status/Common Violations Found	# of Inspections	# of Violations
8	**Metal Manufacturing:**	Improper waste oil storage and improper storm drain inlet protection.	4	3
9	**Electric/ Components:**	Expired storm water permit, improper wastewater disposal, and improper waste oil storage.	1	0
11	**Local Transit:**	Wastewater improperly disposed of, waste oil storage, and poor housekeeping .	4	3
13	**Auto Dismantlers:**	Improper waste oil/battery storage, poor housekeeping, and improper parts storage.	3	0
14	**Concrete Products:**	Improper material storage.	1	0
17	**Other:**	Poor housekeeping.	4	1
Non Mandatory Inspections				
1	**Automotive Facilities:**	Improper hazardous waste storage	148	44
3	**Paint Facilities:**	Improper Hazardous waste and paint storage.	59	19
		Total	**224**	**114**

For FY 2005-06 and prior years, the violation to inspection ratio of the automotive facilities (specifically dismantlers), and food service facility categories had the highest number of violations and repetitive violations. There are five automotive dismantlers in the City. Three facilities were inspected in 2006-07 and had 0 violations. The automotive facility category has been an ongoing enforcement problem, prompting the City to increase enforcement on repeat violators by increasing/accelerated enforcement actions which has resulted in a substantial drop in the violation percentage in FY 2006-07 for a total of 129 inspections with 22 violations. The other two facilities will be inspected early this fiscal year.

This year and prior year inspection/violation data has shown that the majority of facilities with reoccurring violations continue poor storm water practices despite prior education. For these facilities, warnings are not effective and as a result pre-citations and administrative citations have been increasingly used. Pre-citation and administrative citations demand their attention and in many cases result in monetary damages. Through the issuance of pre-citations and administrative citations, NPS inspectors have had prompt violation correction and less reoccurring violations as compared to FY 2005-06.

The City will continue to target facilities in our yearly workplan that have the highest rate of violations.

FY 06-07 IND/COM
Percentage of Facilities With Violations Requiring Re-Inspections

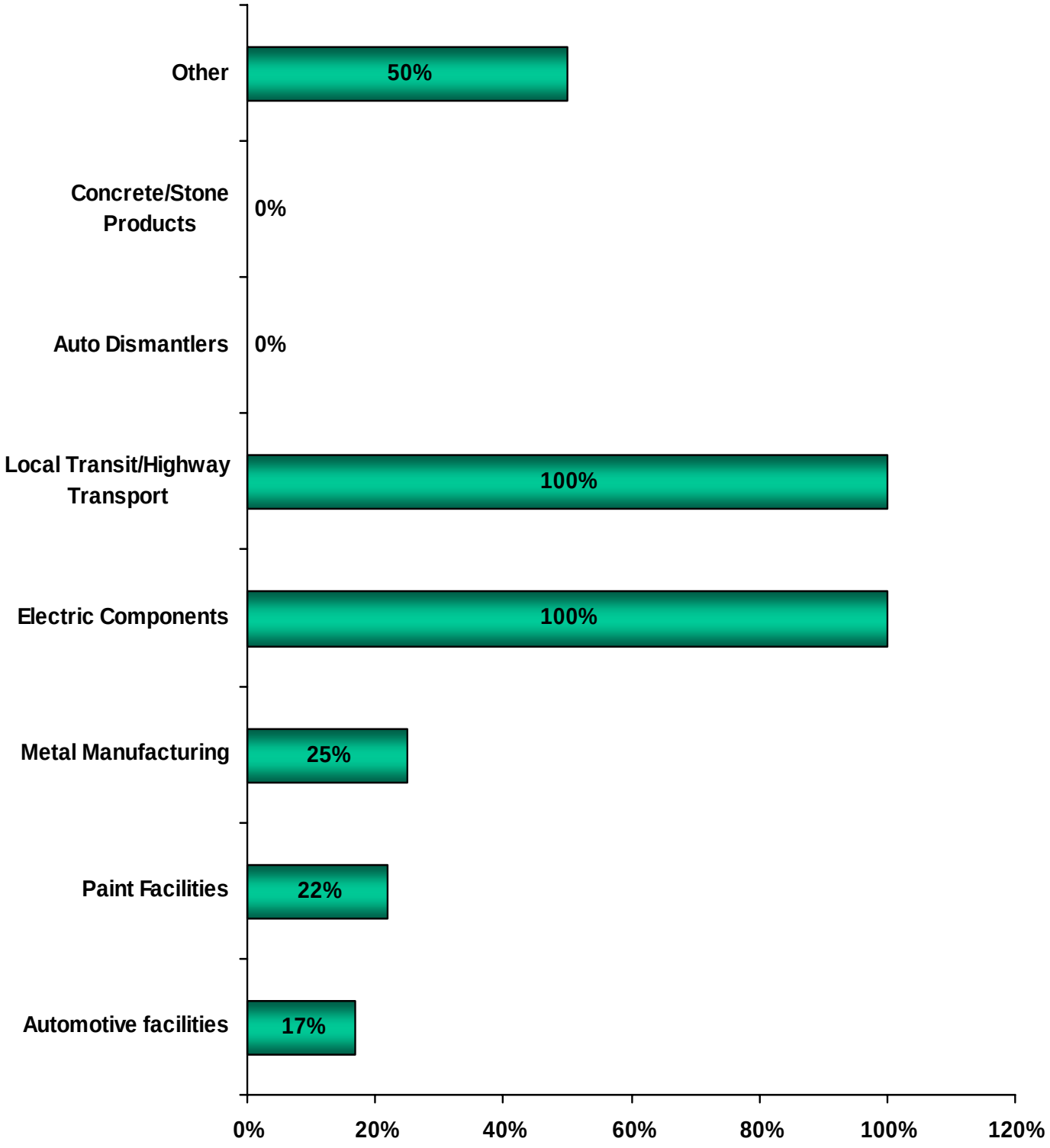

* Reflects facilities needing re-inspections. All re-inspections may not have been conducted.

FY 06-07 IND/COM
Number of Inspections by Facility Category

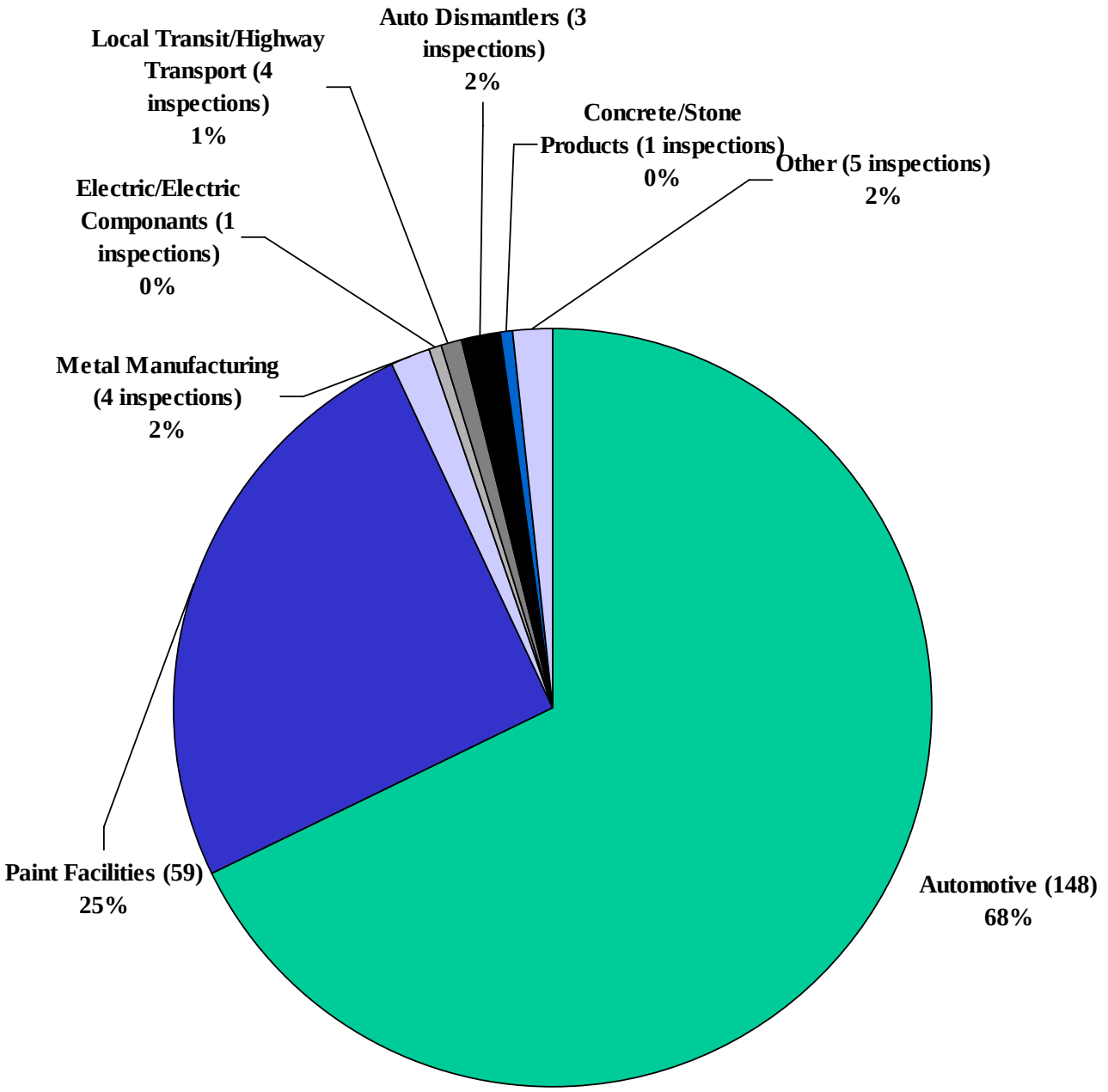

Total number of Industrial/Commercial Inspections including Re-inspections: 225

CITY OF SANTA CLARA URBAN RUNOFF POLLUTION PREVENTION PROGRAM
FY 2006-07 ANNUAL REPORT

INDUSTRIAL/COMMERCIAL DISCHARGE CONTROL PROGRAM						
Performance Standard Identification	**Activity**	**Continuous Improvement Source Item**	**FY 2006-07 Tasks**	**Status / Comments**	**Due Date**	**Responsible Party**
I/CD 1	NOI Filers	2004 URMP 2006-07 Workplan	Establish efficient and accurate system to update NOI / Non NOI listings.	The volatility of businesses coming and going continues. However, the Non-Point Source Fire Inspectors and Storm Drain Foreperson are diligent in monitoring the industrial and commercial areas of the City for activity.	Ongoing	Street Dept.
I/CD 2	Non-Filer Investigations	2004 URMP 2006-07 Workplan	Maintain current list of Non- NOI filers (amended).	With the volatility in the economy and the nature of the businesses, it has been determined that the best way to maintain an accurate Non-NOI filer list is to conduct visual inspections of industrial/commercial areas and compare previous lists with the NOI filler database on the State Board's website. This is an ongoing activity done concurrently with scheduled NOI/Non-NOI inspections.	Ongoing	Street Dept.

CITY OF SANTA CLARA URBAN RUNOFF POLLUTION PREVENTION PROGRAM
FY 2006-07 ANNUAL REPORT

INDUSTRIAL/COMMERCIAL DISCHARGE CONTROL PROGRAM						
Performance Standard Identification	**Activity**	**Continuous Improvement Source Item**	**FY 2006-07 Tasks**	**Status / Comments**	**Due Date**	**Responsible Party**
I/CD 2	Non-Filer Investigations	2004 URMP 2006-07 Workplan	Amend business license applications to include SIC Codes as required information.		Complete	Street Dept. Finance Dept.
I/CD 3	Commercial Facilities	2004 URMP 2006-07 Workplan	Frequency of Inspections	The City is up to date on all required inspections. Food inspection, vehicle service and metal plating facilities have received inspections at a frequency greater than that required.	Ongoing	Street Dept.
I/CD 4	General Administration	2004 URMP 2006-07 Workplan	Improve filing/tracking system.	The tracking/filing system has been improved for IND/ICD inspections. An Excel spreadsheet, accessible to the Non-Point Source Fire Inspectors and Storm Drain Foreperson, is utilized and mutually updated.	Ongoing	Street Dept.
I/CD 5	Training	2004 URMP 2006-07 Workplan	Train Required Staff.	Non-Point Source Fire Inspectors and Storm Drain Foreperson attended 3 training opportunities during FY 06-07 related to IND/ICD.	Ongoing	Street Dept.

CITY OF SANTA CLARA URBAN RUNOFF POLLUTION PREVENTION PROGRAM
FY 2006-07 ANNUAL REPORT

INDUSTRIAL/COMMERCIAL DISCHARGE CONTROL PROGRAM						
Performance Standard Identification	**Activity**	**Continuous Improvement Source Item**	**FY 2006-07 Tasks**	**Status / Comments**	**Due Date**	**Responsible Party**
I/CD 6	Effectiveness Evaluation	2004 URMP 2006-07 Workplan	Compare for significance I/CD data collected by facility/type/location/time to determine trends/outreach needed, etc.	This has been an active analysis ongoing for several years. In 2006/07 this element focused discretionary inspections on auto repair and auto dismantling facilities. For auto dismantlers 3 inspections yielded 0 violations. Paint facilities were also included due to their potential. For paint facilities, 48 inspections were completed with 11 violations.	Ongoing	Street Dept.

City of Santa Clara

FY 06-07 Annual Report

Public Agency Activities

City of Santa Clara

FY 06-07 Annual Report

Corporation Yard Inspections

CITY OF SANTA CLARA
URBAN RUNOFF POLLUTION PREVENTION PROGRAM
FY 2006-07 ANNUAL REPORT

PUBLIC AGENCY ACTIVITIES

Corporation Yard Inspections

The Storm Water Pollution Prevention Plans (SWPPP) have been complete for the various Corporation Yards throughout the City (Street, Electric, Water/Sewer and Parks). To confirm compliance with the SWPPP, Storm Water Inspectors inspect the various Corporation Yards twice a year.

CITY OF SANTA CLARA URBAN RUNOFF POLLUTION PREVENTION PROGRAM
FY 2006-07 ANNUAL REPORT

CORPORATION YARD AND FIRE STATION INSPECTIONS						
Performance Standard Identification	**Activity**	**Continuous Improvement Source Item**	**FY 2006-07 Tasks**	**Status / Comments**	**Due Date**	**Responsible Party**
N/A	General Activity	2004 URMP 2005 Performance Review	Maintain SWPPP's at City Yards (Electric, Water/Sewer, Parks and Streets). Review practices at fire stations to ensure BMPs/SOPs are being uniformly followed.	The Electric, Water/Sewer, Parks and Street SWPPP's conform to 2004 URMP and are being maintained in addition to having bi-annual inspections.	Complete	Street Dept. Water/Sewer Dept. Electric Dept. Parks Dept.
	General Activitiy	January 10, 2006 incident	Provide training and strict compliance to BMP's at City Central park and other similar facilities.	Initial training has been completed by Parks Department Staff. Additional training will occur in 2007-08. All City operated fountains have been inspected with BMP's confirmed.	Ongoing Complete	Street Dept. Parks Dept.

CITY OF SANTA CLARA URBAN RUNOFF POLLUTION PREVENTION PROGRAM
FY 2006-07 ANNUAL REPORT

CORPORATION YARD AND FIRE STATION INSPECTIONS						
Performance Standard Identification	**Activity**	**Continuous Improvement Source Item**	**FY 2006-07 Tasks**	**Status / Comments**	**Due Date**	**Responsible Party**
	General Activity	2006-07 Workplan	Review SWPPP's at City Yards (Electric, Water/Sewer, Parks and Streets) and update to conform with 2004 URMP as necessary. Review practices at fire stations to ensure BMP's/SOP's are being uniformly followed.	Storm drain check-valves at Fire Station #2 and at the Santa Clara Convention Center storm drains have been installed.	Complete	

City of Santa Clara

FY 06-07 Annual Report

Rural Public Works Operation and Maintenance

CITY OF SANTA CLARA
FY 2006-07 ANNUAL REPORT
PUBLIC AGENCY ACTIVITIES

Rural Public Works Operation and Maintenance

Rural roads within the City are the responsibility of the Parks Department. One exception is the creek trails that have been/are being constructed along San Tomas-Aquino Creek. Reach 1 (Hwy 237 to Agnew) was completed in early 2004 and Reach 2 (Agnew to Scott Blvd.) was completed in early 2006. Reach 3 (Scott Boulevard to Monroe Street) should be completed in 2008. These improvements, as they are completed, are/will be maintained by the Street Department.

As with other elements, City staff is knowledgeable of applicable BMP's and are educated on Storm Water Pollution Prevention BMP's as needed. For current and future contracted projects, BMP's are contractual required and enforced by on-site inspectors and/or Storm Water Inspectors.

CITY OF SANTA CLARA URBAN RUNOFF POLLUTION PREVENTION PROGRAM
FY 2006-07 ANNUAL REPORT

RURAL PUBLIC WORKS MAINTENANCE AND SUPPORT ACTIVITIES						
Performance Standard Identification.	**Activity**	**Continuous Improvement Source Item**	**FY 2006-07 Tasks**	**Status / Comments**	**Due Date**	**Responsible Party**
RPWM 1	Contractor Compliance	2004 URMP	Insure contractor compliance to BMPs.	When trails are constructed within the City, Storm Water Inspectors attend and have input to the pre-construction meeting. Contractual requirements are enforced throughout the project.	Ongoing	Parks Dept. Street Dept.
RPW 1	Contractor BMP	2004 URMP	Require contract language specific to improvements or rural roads.	Standard City contract language prevents and prohibits stormwater pollution.	Complete	Street Dept. Parks Dept.
RPWM 2	Erosion Prevention	2004 URMP	Eliminate / reduce erosion potential.	The City is flat, paved trail widths are 8’ in parks, 12’ at golf course, 10’ on creek trails.	Ongoing	Parks Dept. Street Dept.
RPW 2	Design of Park Trails	2004 URMP	See above		Complete	Street Dept.

CITY OF SANTA CLARA URBAN RUNOFF POLLUTION PREVENTION PROGRAM
FY 2006-07 ANNUAL REPORT

RURAL PUBLIC WORKS MAINTENANCE AND SUPPORT ACTIVITIES						
Performance Standard Identification.	**Activity**	**Continuous Improvement Source Item**	**FY 2006-07 Tasks**	**Status / Comments**	**Due Date**	**Responsible Party**
RPWM 3	Construction BMP's	2004 URMP 2006-07 Workplan	Eliminate / reduce pollution potential caused by contractors.	The City will continue to monitor construction activity at the San Tomas Aquino Creek Trail to ensure the stormdrain system is protected.	Ongoing	Parks Dept. Street Dept.
RPWM 3	Construction Inspection	2004 URMP 2006-07 Workplan	Inspect park improvements that have ability to affect stormwater quality.	All significant projects are inspected by Stormwater Inspectors.	Ongoing	Street Dept. Parks Dept.
RPWM 4	Equipment Use	2004 URMP	Proper storage of equipment and supplies.	Parks and Street Dept. staff are trained in storm water BMPs and IPM policies.	Ongoing	Parks Dept. Street Dept.

CITY OF SANTA CLARA URBAN RUNOFF POLLUTION PREVENTION PROGRAM
FY 2006-07 ANNUAL REPORT

RURAL PUBLIC WORKS MAINTENANCE AND SUPPORT ACTIVITIES						
Performance Standard Identification.	**Activity**	**Continuous Improvement Source Item**	**FY 2006-07 Tasks**	**Status / Comments**	**Due Date**	**Responsible Party**
RPW 4	Storage of Materials 2005-06 Workplan	2004 URMP	Inspect Park Dept. storage areas for stormwater pollution prevention	Part of the Corporation Yard inspection.	Complete	Street Dept. Parks Dept.
RPWM 5	Training	2004 URMP	Training of staff.	Staff is regularly trained on BMPs/IPM. Refer to Staff Training Table.	Ongoing	Parks Dept. Street Dept.
RPWM 5	Training	2004 URMP	Inform/require Parks Dept. staff to attend available training and implement BMP's as applicable.	Coordinated with IPM element.	Complete	Street Dept. Parks Dept. Program
RPWM 6	Permits	2004 URMP	Obtain appropriate permits.	The City complies with all permit requirements.	Ongoing	Parks Dept. Street Dept.
RPWM 7	Outreach Materials	2004 URMP	Distribute Outreach materials.	Contract specifications require compliance to BMP materials. Inspectors review those materials at the pre-construction meeting and enforce throughout the project.	Ongoing	Parks Dept. Street Dept.

CITY OF SANTA CLARA URBAN RUNOFF POLLUTION PREVENTION PROGRAM
FY 2006-07 ANNUAL REPORT

RURAL PUBLIC WORKS MAINTENANCE AND SUPPORT ACTIVITIES						
Performance Standard Identification.	**Activity**	**Continuous Improvement Source Item**	**FY 2006-07 Tasks**	**Status / Comments**	**Due Date**	**Responsible Party**
RPWM 7	Outreach 2005-06 Workplan	2004 URMP	Refer to RPWM 1		Complete	Street Dept. Parks Dept.
RPWM 8	Evaluate Implementation 2005-06 Workplan	2004 URMP	Monitor Parks Dept. for RPW element requirements in daily operations.		Complete	Parks Dept. Street Dept.

General Comment: The City has a total park area of 187.5 acres, 39,375 linear feet of 8-foot wide trails, 21,600 linear feet of 12-foot wide golf trails, nearly 3 miles of paved creek trails and 1.25 acres of concrete lined ponds/fountains.

City of Santa Clara

FY 06-07 Annual Report

Public Streets, Roads, and Highways Operation and Maintenance

CITY OF SANTA CLARA
FY 2006-07 ANNUAL REPORT
PUBLIC AGENCY ACTIVITIES

Public Streets, Roads & Highways Operation and Maintenance

The Street Department is responsible for the maintenance of approximately 240 miles of streets within the City of Santa Clara. It should be noted that the following streets are not within the jurisdiction of the City:

- Central Expressway (County)
- Lawrence Expressway (County)
- San Tomas Expressway (County)
- El Camino Real (State)

In addition, some boundary streets are shared with other jurisdictions – most notably Stevens Creek Boulevard (primarily with San Jose). BMP's observed include, but are not limited to, protection of storm drain inlets, collection of sawcut slurry and routine sweeping of City streets. Contractors completing work within the City streets are contractually required to follow BMP's. Street Department staff is trained to report poor contractor activity to the Non Point Source Fire Inspectors and/or the Storm Drain Foreperson.

BMP effectiveness has been good mainly due to a constant City presence and contractual responsibilities. Staff and City contractors are well educated on BMP use. The City policy on residential street sweeping is bi-weekly guaranteed (typically done every week), industrial/commercial sweeping is done every 18-20 days. This is not a change over previous years activities.

Sweeping

The City of Santa Clara employs (3) full-time Street Sweeper Operators to sweep all of its streets, which consist of 401 residential route miles and 181 industrial route miles. The City utilizes three Schwarze A7000 regenerative air sweepers as its front-line sweepers. A Schwarze

A4000 regenerative air sweeper and a Johnston suction sweeper serve as back-ups. The regenerative sweepers are very effective at collecting fine sediments.

Residential streets are scheduled to be swept the day following the assigned garbage/recycling collection day. Residential streets are swept on a weekly basis about 80% of the time. The City guarantees bi-weekly residential street sweeping. Residential streets were swept on a bi-weekly basis 100% of the time in FY 2006-07. The City relies upon voluntary cooperation from residents to remove their vehicles from the street on their assigned street sweeping day. There are some areas in the City that are often parked in and cannot be swept. The Street Department posts temporary "No Parking" signs in these areas a few times a year to efficiently clean the gutterline.

The City has twenty-four (24) industrial routes that are swept on a continuous basis. Each Street Sweeper Operator is responsible for eight (8) routes. Each operator completes one industrial route, prior to sweeping the assigned residential route for the day. Industrial routes are typically swept 1.5 times per month. In total, 26,354 miles of sweeping occurred in fiscal year 2006-07 as compared to 28,023 miles in fiscal year 2005-06 and 7,124 yards of debris was collected. This included both residential and industrial sweeping. The industrial sweeping route map is attached for reference.

The City, beginning in fiscal year 2003-04, no longer hires contractors to perform street sweeping services during leaf season or to cover employee-scheduled absence due to budgetary constraints.

Leaf Collection

Typically, November marks the beginning of the Leaf Collection Program. For this program, the City utilizes two leaf vacuums (10 yard boxes) that are manned by a 2-man crew covering 10 routes. This program typically, depending on weather, operates for 2 months and is done in

conjunction to the normal street sweeping operation. For fiscal year 2006-07, this program collected 3,249 cubic yards as compared to 2,893 cubic yards in fiscal year 2005-06. Ground crews manually rake leaves around obstacles, allowing the leaf vacuums easier access to the leaves. Litter is generally removed prior to vacuuming. Leaves collected are treated as green waste at the landfill.

Residents also deposit leaves in their green waste container. It is not possible to distinguish between the types of green waste collected (branches, lawn clippings and leaves). For reference, 10,483 tons of green waste was picked up in fiscal year 2006-07.

039508

CITY OF SANTA CLARA
STREET DEPARTMENT
INDUSTRIAL
SWEEPING
ROUTES
FY 06 / 07
Industrial Route
N
Rt 13
Rt 6
Rt 22
Rt 21
Rt 7
Rt 12
Rt 20
Rt 11
Rt 18
Rt 5
Rt 3
Rt 10
Rt 19
Rt 4
Rt 9
Rt 1
Rt 17
Rt 2
Rt 15
Rt 24
Rt 23
Rt 8
Rt 16

CITY OF SANTA CLARA URBAN RUNOFF POLLUTION PREVENTION PROGRAM
FY 2006-07 ANNUAL REPORT

PUBLIC STREETS, ROADS, AND HIGHWAY OPERATION AND MAINTENANCE						
Performance Standard Identification.	**Activity**	**Continuous Improvement Source Item**	**FY 2006-07 Tasks**	**Status / Comments**	**Due Date**	**Responsible Party**
PSRH 1	Implementation of BMPs / SOPS	2004 URMP	Set standard for street Maintenance BMP implementation.	The Street Maintenance Division of the Street Dept. conducts all maintenance activities for the City's 240-mile road network. They follow all BMPs.	Ongoing	Street Dept.
PSRH 1	Implementation of BMPs / SOPS	2004 URMP 2006-07 Workplan	Consider alternate methods of maintenance/construction	Not all methods of construction have the same potential to cause stormwater pollution. Methods that reduce pollution potential are considered.	Ongoing	Street Dept.
PSRH 2	Agency Contractor Compliance	2004 URMP 2006-07 Workplan	Insure that City contractors follow BMPs.	City contract language requires Contractor compliance on BMPs. Most street improvement projects are coordinated through the Street Dept. – the responsible department for storm water pollution prevention.	Ongoing	Street Dept.

CITY OF SANTA CLARA URBAN RUNOFF POLLUTION PREVENTION PROGRAM
FY 2006-07 ANNUAL REPORT

PUBLIC STREETS, ROADS, AND HIGHWAY OPERATION AND MAINTENANCE						
Performance Standard Identification.	**Activity**	**Continuous Improvement Source Item**	**FY 2006-07 Tasks**	**Status / Comments**	**Due Date**	**Responsible Party**
PSRH 3	Staff Training	2004 URMP	Provide in-house training to street maintenance personnel.	Use of BMPs have become well established and proven. Their use is routine and ongoing. Refer to Staff Training Table.	Ongoing	Street Dept.
PSRH 4	Third Party Contractor Compliance	2004 URMP	Improve education / compliance of BMP implementation by contractors.	City standard contract language requires contractors to reduce/eliminate storm water pollution to the maximum extent practicable.	Ongoing	Street Dept. Water/Sewer Field Services Electrical Dept.

CITY OF SANTA CLARA URBAN RUNOFF POLLUTION PREVENTION PROGRAM
FY 2006-07 ANNUAL REPORT

PUBLIC STREETS, ROADS, AND HIGHWAY OPERATION AND MAINTENANCE						
Performance Standard Identification.	**Activity**	**Continuous Improvement Source Item**	**FY 2006-07 Tasks**	**Status / Comments**	**Due Date**	**Responsible Party**
PSRH 6	Street Sweeping	2004 URMP 2005-06 Workplan	Sweep Residential Streets on a bi-weekly basis and commercial streets 1 to 2 times a month.	The City continues to have an aggressive Street Sweeping Division in the Street Department. In total they swept 26,354 miles in FY 06-07.	Ongoing	Street Dept.
	Repair & Maintenance	2004 URMP	Maintain a Minimum of a 80 Pavement Condition Index	The City has one of the best-maintained streets in the Bay Area. Our current PCI is 84 out of a possible 100 – indicating that our streets are well maintained, free of raveling.	Ongoing	Street Dept.
PSRH 7	Review and Evaluate Effectiveness	2004 URMP 2006-07 Workplan	Maintain Incident Log of NPS items on City projects.	Integrated with Construction Inspections/ICID Elements	Complete Ongoing	Street Dept.

City of Santa Clara

FY 06-07 Annual Report

Storm Drain Operation and Maintenance

CITY OF SANTA CLARA
FY 2006-07ANNUAL REPORT
PUBLIC AGENCY ACTIVITIES

Storm Drain System Operation and Maintenance:

1. Which BMP's were evaluated formally or informally this year?

- BMP's for Storm Drain System Operation and Maintenance have become well established and are routinely used by the Storm Drain Division. Most efforts of the Storm Drain Division are focused on line/inlet cleaning and support of any clean-up efforts required of IC/ID and construction events. Placing of "No Dumping – Flows To Bay" identification markers are part of the Storm Drain Division responsibilities. For greater effectiveness, placards are enameled metal. This Division also is first response support for hazardous materials spills. For these efforts, BMP's to isolate the event may be unique for each situation. All Storm Drain Divison personnel are trained in confined space to implement BMP's as required.

2. Does your process for tracking hot spots appear to be working?

- Yes, Storm Drain personnel carry plat books that map out the entire City of Santa Clara's storm drainage system. Hot spots are indicated on these maps, periodically monitored and coordinated with the Fire Department (Hazardous Materials Unit) as events occur.

3. What were your major hot spots during the fiscal year, and how has that changed from previous years?

- The City's major hot spots were locations that received significant localized flooding during major storm events. Maintenance crews are well trained to respond and maintain those locations. There were few areas of localized flooding for FY 2006-07.

4. What evidence do you have that contractors are/aren't fully implementing BMP's?

- Storm drain inlets and catch basins are cleaned twice yearly. Debris collected from those structures indicates the type of activity causing the build-up. As indicated in the IC/ID element, cement contractors continue to be the major contractor causing violation. Overall, contractor violation events are recognized and cleaned up before entering the Storm Drain System. In instances where this is not the case, all efforts are made to track the debris back to the violator for enforcement action.

5. Which agencies and/or staff are receiving training and which are not?

- The City's Street Maintenance and Storm Drain Maintenance Divisions are trained on maintenance of the storm drain system and any illegal dumping into the storm drain. Please refer to the staff training summary table at the back of this report. City Utility Departments (Water, Sewer & Electric) have also been trained that only rainwater is to go down the drain. In addition, the Parks and Public Works Departments have also received stormwater related training. When substances other than rainwater is observed, these departments are outstanding in reporting the event to the Storm Water Division.

6. What feedback has staff given about the effectiveness of BMP's?

- The implementation of BMP's has become standard operating procedure. Current efforts have been to increase effectiveness/ease of use for the BMP's. It has been noted that the most effective BMP's start at the source. Inspectors focus on these BMP's first and look at downstream BMP's as secondary protection – not as a substitution of a BMP upstream.

CITY OF SANTA CLARA URBAN RUNOFF POLLUTION PREVENTION PROGRAM
FY 2006-07 ANNUAL REPORT

STORM DRAIN SYSTEM OPERATION AND MAINTENANCE						
Performance Standard Identification	**Activity**	**Continuous Improvement Source Item**	**FY 2006-07 Tasks**	**Status / Comments**	**Due Date**	**Responsible Party**
SDOM 1	Implementation of BMPs / SOPS	2004 URMP 2006-07 Workplan	Set standard for storm drain BMP implementation.	All City Departments utilized BMPs for work they are conducting to reduce / eliminate storm water pollution. Inlets are protected, pollutants are picked up at the source and measures are followed to reduce/eliminate activities that may cause storm water pollution.	Ongoing	Street Dept.
SDOM 2	Tracking Hot Spots	2004 URMP 2006-07 Workplan	Coordinate with Fire Dept. a map indicating mandated industrial/commercial inspection sites to assist in evaluating pollution prevention in the event of a fire.	Fire Dept. maintains hazardous materials inventories and maps for all reportable quantities of all hazardous material wastes required by Federal and State law. Fire Dept. has the inventory on a secured database and a hard copy in the Fire Marshals offices.	Ongoing	Street Dept. Fire Dept.

CITY OF SANTA CLARA URBAN RUNOFF POLLUTION PREVENTION PROGRAM
FY 2006-07 ANNUAL REPORT

STORM DRAIN SYSTEM OPERATION AND MAINTENANCE						
Performance Standard Identification	**Activity**	**Continuous Improvement Source Item**	**FY 2006-07 Tasks**	**Status / Comments**	**Due Date**	**Responsible Party**
SDOM 3	Contractor Compliance	2004 URMP	Coordinate with Engineering and Building Inspection Departments to develop a system to notify Storm Drain Division of upcoming construction projects.	A system has been implemented with Planning and Engineering to notify inspectors of upcoming construction projects. Inspectors review BMPs with contractors at pre-con meetings and enforce throughout the project.	Ongoing	Street Dept. Eng. Dept. Build. Dept.
SDOM 4	Staff Training	Chapter 12 City of Santa Clara URMP (Revised 8/11/2000) 2006-07 Workplan	Provide in-house training to division other than Storm Drain. Including Water / Sewer Departments, Parks Department, Solid Waste Division, Street Division and Building Inspection.	Use of BMPs have become well established and proven. Their use is routine and ongoing. Refer to Staff Training Summary Table.	Ongoing	Street Dept.
SDOM 6	Notification between Maintenance Personnel and ICID Inspectors	2004 URMP	Formalize notification procedures as identified in SDOM 2 and SDOM 3.	Maintenance personnel have received training to notify ICID inspectors governing unlawful discharges.	Ongoing	Street Dept.

CITY OF SANTA CLARA URBAN RUNOFF POLLUTION PREVENTION PROGRAM
FY 2006-07 ANNUAL REPORT

STORM DRAIN SYSTEM OPERATION AND MAINTENANCE						
Performance Standard Identification	**Activity**	**Continuous Improvement Source Item**	**FY 2006-07 Tasks**	**Status / Comments**	**Due Date**	**Responsible Party**
SDOM 7	Inlet / Catch Basin Maintenance	2004 URMP	Clean catch basins twice per year.	Routine 5,712 catch basins were cleaned in FY 06-07. This compares to 5,513 in FY 05-06.	Ongoing	Street Dept.
SDOM 7			Compare/contrast with monthly Street Dept. report.		Complete	
	Line / Manhole Maintenance	2004 URMP	Clean known problem areas once per year.	Routine	Ongoing	Street Dept.
			Compare/contrast with monthly Street Dept. report.		Complete	
SDOM 7	Pump Station Maintenance	2004 URMP	Clean pump station sumps once per year.	Performed complete cleaning/removal of silt and debris from pump sumps. Removed approx. 21 cubic yards of material for each of the 21 pump station locations.	Complete	Street Dept.
			Compare/contrast with monthly Street Dept. report.		Complete	

CITY OF SANTA CLARA URBAN RUNOFF POLLUTION PREVENTION PROGRAM
FY 2006-07 ANNUAL REPORT

STORM DRAIN SYSTEM OPERATION AND MAINTENANCE						
Performance Standard Identification	**Activity**	**Continuous Improvement Source Item**	**FY 2006-07 Tasks**	**Status / Comments**	**Due Date**	**Responsible Party**
SDOM 7	Creek Maintenance	2004 URMP	Walk creeks twice per year.	Communicate with SCVWD areas of concern.	Complete	Street Dept.
			Compare/contrast with monthly Street Dept. report.		Complete	
SDOM 7	New Device Testing	2004 URMP	Montior project (Pump Station / Outfall) where an interceptor device would be practicable.	A Vactor Clean Out Station has been constructed at Highway 237 and Lafayette Street. The site has storm and sanitary clean out facilities. Each facility utilizes a sand/gravel media prior to a sedimentation tank for dewatering the debris bunker. This facility continues to work very well.	Complete	Street Dept.

City of Santa Clara

FY 06-07 Annual Report

Water Utility Operation and Maintenance

CITY OF SANTA CLARA
FY 2006-07 ANNUAL REPORT
PUBLIC AGENCY ACTIVITIES

Water Utility Operation and Maintenance

The Water/Sewer Department is responsible for maintenance of City's water distribution system. Key O&M activities, potentially affecting storm water quality, include line flushing, hydrant exercising and water meter testing. These scheduled activities have all discharges tested and treated (if needed) prior to release. Contractors working for the Water Department are contractually required to follow BMP's. Water Department staff report poor contractor activity to the Non Point Source Inspectors and/or the Storm Drain Foreperson.

The effectiveness of the Water Department in minimizing storm water pollution is good. Required staff has been trained in testing/treating of planned discharges. Only emergency/unscheduled discharges go without treatment. For these events, the storm drains are protected as quickly as possible and the discharge stopped.

CITY OF SANTA CLARA URBAN RUNOFF POLLUTION PREVENTION PROGRAM
FY 2006-07 ANNUAL REPORT

WATER UTILITY OPERATION AND MAINTENANCE PROGRAM						
Performance Standard Identification	**Activity**	**Continuous Improvement Source Item**	**FY 2006-07 Tasks**	**Status / Comments**	**Due Date**	**Responsible Party**
Water O & M Component 1	Inventory of Discharges	2004 URMP	Every (3) years, conduct an inventory of all key O & M activities and identify routine and unplanned non-storm water discharges from these activities.	The Water Department had 1144 routine discharges and 82 unplanned discharges during FY 06-07. Not all discharges can be controlled.	Ongoing	Water Dept.
Water O & M Component 2	Pollution Control (Line/Storage Mtce. Discharge)	2004 URMP	Control/treat planned discharges to reduce storm water pollution to maximum extent practicable.	Routine	Ongoing	Water Dept.
Water O & M Component 2	Pollution Control (Emergency Line Discharge)	2004 URMP	Control/treat unplanned discharges for chlorine products/sediment control.	Difficult to control in total. Promptness of Water Utility limits discharges to small volume.	Ongoing	Water Dept.

CITY OF SANTA CLARA URBAN RUNOFF POLLUTION PREVENTION PROGRAM
FY 2006-07 ANNUAL REPORT

WATER UTILITY OPERATION AND MAINTENANCE PROGRAM						
Performance Standard Identification	**Activity**	**Continuous Improvement Source Item**	**FY 2006-07 Tasks**	**Status / Comments**	**Due Date**	**Responsible Party**
Water O & M Component 3	Staff/Contractor training and coordination	2004 URMP	Conduct annual training, coordinate WUPPP elements with Water Utility Project Manager	Job training is constantly taking place. All Water Department field staff are aware of our responsibility to control discharges to storm drain system to the best of our ability. In FY 07-08 the water utility will continue training on dechlorination techniques on training on spill volume estimation.	Ongoing	Water Dept.
Water O & M Component 4	Review and Evaluate WUPPP	2004 URMP	Evaluate the effectiveness of the WUPPP annually.	The Water Department is very effective in managing/treating discharges. Water conservation efforts are high.	Ongoing	Water Dept.
Water O & M Component 5	Self Evaluation Matrix Tasks	2004 URMP	Overall self-evaluation of WUPPP*.	The Water Department has been an innovator in the design of treatment apparatus, conservation and recycled water use.	Ongoing	Water Dept.

* WUPPP – Water Utility Pollution Prevention Plan

City of Santa Clara

FY 06-07 Annual Report

New Development Planning Procedures

City of Santa Clara
FY 2006-2007 Annual Report
NEW DEVELOPMENT PLANNING PROCEDURES

1. Self-Evaluation Matrix (based on C.3. FY 06-07 Work Plan) -- enclosed

2. NDC Summary Table – Mandatory C.3. Projects -- Significant Projects Reviewed and/or Approved During July 1, 2006 through June 30, 2007 -- enclosed

3. Response to Water Board Comments on the New Development Section of the FY 05-06 Annual Report: No response needed.

4. Evaluation of This Element

The focus of effort in this element of the City's urban runoff program during FY 06-07 included continued implementation of the C.3. provisions for Group 1 and 2 projects and the program for tracking and inspecting BMP operation and maintenance (O&M).

There were six Group 2 projects and no Group 1 projects approved this year. Description of the site design, source control and treatment control requirements for these projects are provided in the enclosed NDC Summary Tables. The City also encouraged site design measures (e.g., parking lot, driveway, and roof drainage routed to landscaping) at other sites that were below the Group 2 size threshold.

The City of Santa Clara is well prepared to implement C.3. site design, source control, and treatment requirements for Group 1 and 2 projects. Staff have implemented changes to the development application review process, and have incorporated these changes into the Standard Operating Procedures of the Planning Procedures Performance Standard in the City's URMP. A number of tools and forms have been developed to assist City staff with C.3. implementation.

In 2005, the City participated in an MS4 Program Evaluation conducted by Tetra Tech and Water Board staff that focused on implementation of the C.3. provisions and other program elements. For the New Development Program Element, there were no potential permit violations or major program deficiencies noted. The City was commended for:

1) Developing detailed guidance for developers and plan reviewers to implement the C.3. provisions;
2) Encouraging developers to consider alternatives to traditional stormwater management, such as low-impact development practices and reduction in impervious surfaces.

Recommendations included:

3) The City should develop a protocol to ensure that landscaped BMPs are being built and maintained as designed (**This was incorporated into the BMP O&M verification inspection program in FY 06-07**);
4) To ensure that the C.3 requirements are being applied consistently, the City should ensure that the C.3. guidance materials, especially the checklist designed for use by city planners when reviewing submissions, are used for each project **(This is currently being done.)**

More detailed information about the City's accomplishments on C.3.-related tasks during FY 06-07 are provided in the Self-Evaluation Matrix.

CITY OF SANTA CLARA URBAN RUNOFF POLLUTION PREVENTION PROGRAM
FY 2006-07 ANNUAL REPORT

NEW DEVELOPMENT PLANNING PROCEDURES						
P.S. I.D.	**Activity**	**C.3. Work Plan Task**	**FY 2006-07 Tasks**	**Status / Comments**	**Due Date**	**Responsible Party**
PPPS 5.	Group 2 Projects	c.9.	Prepare to require proponents of Group 2 projects to design and implement stormwater treatment BMPs to reduce stormwater pollution to the maximum extent practicable.	**Completed/Ongoing –** In July 2005, the Water Board adopted Order R2-2005-0035 that amended Provision C.3.c. to require implementation of Group 2A projects by October 20, 2005 and Group 2B projects by August 15, 2006. City staff began applying interim requirements for Group 2 projects in April, 2005 (the original implementation date) and began applying full requirements on Oct. 20, 2005. There were 6 Group 2 projects approved in FY 06-07.	Ongoing	Planning Dept.
PPPS 8.c.	BMP O&M Agreement Mechanism	e.3	Adapt model O&M agreement language to meet agency-specific needs and requirements and incorporate into the project review and approval process.	**Completed** – City staff developed a Stormwater Treatment Measures Inspection and Maintenance Agreement form, including an Annual Inspection Report form to be used by the property owner, and completed legal review of the documents. Having a maintenance agreement (or equivalent) is a condition of approval for all projects requiring treatment and/or hydromod BMPs.	Completed Draft 6/05; Final 8/05	Planning and Street Depts.

CITY OF SANTA CLARA URBAN RUNOFF POLLUTION PREVENTION PROGRAM
FY 2006-07 ANNUAL REPORT

NEW DEVELOPMENT PLANNING PROCEDURES						
P.S. I.D.	**Activity**	**C.3. Work Plan Task**	**FY 2006-07 Tasks**	**Status / Comments**	**Due Date**	**Responsible Party**
PPPS 8.b.	BMP Inspection Program	e.5	Develop local programs for inspection of a subset of prioritized treatment BMPs to verify that proper O&M is being performed by the responsible party.	**Completed/Ongoing** – City staff have integrated information about BMPs into their current data management approach for tracking development applications (i.e., the City's electronic permit system called Tidemark). Group 1 and Group 2 projects are tracked, as well as projects where incorporation of BMPs is voluntary. The City developed a process by which the BMP information is extracted and provided to the Street Dept. for the inspection program.	Program develop-ment completed 6/05 Program ongoing	Planning and Street Dept.

CITY OF SANTA CLARA URBAN RUNOFF POLLUTION PREVENTION PROGRAM
FY 2006-07 ANNUAL REPORT

NEW DEVELOPMENT PLANNING PROCEDURES						
P.S. I.D.	**Activity**	**C.3. Work Plan Task**	**FY 2006-07 Tasks**	**Status / Comments**	**Due Date**	**Responsible Party**
PPPS 8.	BMP O&M Reporting	e.6.	Report on the City's treatment BMPs O&M verification program in each annual report, including organizational structure, evaluation of effectiveness, and planned improvement to the program. Include a list or summary of treatment BMPs inspected during the year, inspection results, and any required follow-up and correction.	**In Progress –** A description of the City's BMP O&M verification program is provided below. No BMP inspections were conducted in FY 06-07 due to the lack of installed BMPs required by C.3.. Organizational structure: 1) Planning Dept. enters BMP information into City's Tidemark permit system. 2) Building Dept. conducts site inspections and verifies data in Tidemark. 3) Building Dept. generates a list from Tidemark of installed BMPs and addresses, and provides list to Street Dept. 4) Street Dept. conducts BMP O&M inspections and collects and reviews property owners' inspection reports. (Street Dept. also conducts construction site inspections and has enforcement authority.) It is too early to summarize inspection results, evaluate effectiveness, or plan improvements.	Annually	Street Dept.

CITY OF SANTA CLARA URBAN RUNOFF POLLUTION PREVENTION PROGRAM
FY 2006-07 ANNUAL REPORT

NEW DEVELOPMENT PLANNING PROCEDURES						
P.S. I.D.	**Activity**	**C.3. Work Plan Task**	**FY 2006-07 Tasks**	**Status / Comments**	**Due Date**	**Responsible Party**
PPPS 5.d.	HMP	f.2.	Review HMP report and Program guidance to the Co-permittees on implementation of the HMP as part of requirements for Group 1 projects that may cause increased erosion or other related impacts.	**Completed –** The final HMP Report was completed in April 2005 and contains an implementation chapter. HMP requirements were explained at City staff meetings. A City-specific map was prepared showing HMP applicability, and only a small section of the City will be subject to HMP.	Completed FY 05-06	Planning and Street Dept.
PPPS 5.d.	HMP	f.3.	Upon adoption by the Regional Board, begin implementation of HMP requirements for Group 1 projects that may cause increased erosion or other related impacts. Before adoption, encourage early implementation of likely elements of the HMP where possible.	**Ongoing As Needed –** Key provisions of the SCVURPPP HMP Report were adopted on July 20, 2005 (Order R2-2005-0035). The Order requires implementation of HMP requirements by October 20, 2005. HMP requirements for Group 1 projects will be applied, as appropriate, for City of Santa Clara situations (there were no projects subject to HMP requirements in FY 06-07). City is also encouraging site design and treatment measures that provide flow control.	Ongoing	Planning and Street Dept.

CITY OF SANTA CLARA URBAN RUNOFF POLLUTION PREVENTION PROGRAM
FY 2006-07 ANNUAL REPORT

NEW DEVELOPMENT PLANNING PROCEDURES						
P.S. I.D.	**Activity**	**C.3. Work Plan Task**	**FY 2006-07 Tasks**	**Status / Comments**	**Due Date**	**Responsible Party**
PPPS 5	Local Waiver Program	g.2	Develop a model under which a project proponent may request a waiver from treatment BMP requirements for a given project due to impracticability, with a provision to provide other equivalent water quality benefit or credits or treatment of an equivalent pollutant loading or quantity of stormwater (allowing participation in regional solutions).	**No Action Required** – This program is optional and has not been adopted in the City of Santa Clara.	N.A.	Planning and Street Dept.
PPPS 5	Local Waiver Program	g.3.	Begin tracking information for reporting on waivers granted, including project name, location, type, percent impervious surface, reasons for and terms of waiver, and the alternative benefit project and completion date.	**No Action Required –** Will track information if City decides to implement a local waiver program (see Task g.2.).	N.A.	Planning and Street Dept.
PPPS 4	Alternative Certification	h.1	Consider whether the City needs to obtain alternative certification by an outside professional engineer that a project meets C.3. requirements. Develop and implement an internal procedure to allow alternative certification if needed (optional).	**In Progress** – The City is continuing to evaluate whether alternative certification by outside parties will be necessary. The City worked with its consultant to simplify the BMP review process so that it can be accomplished in-house. City staff are conducting the reviews with consultant assistance.	Ongoing	Planning
PPPS 4,	Site Design Standards	j.4.	Continue to incorporate any	**In Progress** – The City is the process of	Ongoing	Planning

CITY OF SANTA CLARA URBAN RUNOFF POLLUTION PREVENTION PROGRAM
FY 2006-07 ANNUAL REPORT

NEW DEVELOPMENT PLANNING PROCEDURES						
P.S. I.D.	**Activity**	**C.3. Work Plan Task**	**FY 2006-07 Tasks**	**Status / Comments**	**Due Date**	**Responsible Party**
5.a.	Analysis		revised design standards and guidance from the 9/15/03 submittal into local project approval process and "fully implement" the revised standards and guidance.	implementing any revisions to its design standards and evaluating site design measures at specific projects during project reviews.		
PPPS 4, 5.a.	Site Design Standards	j.5.	Educate staff regarding the availability of references such as SCVURPPP's "Manual of Better Site Design Examples" to help project proponents understand and see examples of better site design techniques from a water quality perspective.	**Completed/Ongoing –** Site design measures is a topic that is covered in staff training.	Ongoing	Planning
PPPS 4, 5.a.	Site Design Standards	j.6.	Summarize any revisions made to site design standards and guidance that has been incorporated into the local approval process in the Annual Report.	**In Progress –** The City has made sufficient changes to implement C.3. No revisions to site design standards were made in FY 06-07. City staff will review additional revisions that may be necessary during FY 07-08.	Annually	Planning

CITY OF SANTA CLARA URBAN RUNOFF POLLUTION PREVENTION PROGRAM
FY 2006-07 ANNUAL REPORT

NEW DEVELOPMENT PLANNING PROCEDURES						
P.S. I.D.	**Activity**	**C.3. Work Plan Task**	**FY 2006-07 Tasks**	**Status / Comments**	**Due Date**	**Responsible Party**
PPPS 4, 5..b.	Source Control Measures	k.2.	Implement activities to meet the revised Planning Procedures Performance Standard in the City's URMP.	**Completed/Ongoing –** The list of source controls is checked at Project Clearance Committee review and then checked again during Planning Department review of engineering drawings.	Ongoing	Planning
PPPS 4, 5..b.	Source Control Measures	k.3	Continue implementation of source control measures requirements by considering appropriate source controls for all projects and including appropriate conditions of approval in Group 1 projects.	**Completed/Ongoing** – The City began implementation of C.3. requirements on 10/15/03. Source control measures required for projects approved in FY 06-07 are listed in the attached project tracking table.	Began 10/03; Ongoing	Planning
PPPS 4, 5..b.	Source Control Measures	k.4.	Begin implementation of source control measures requirements by including appropriate conditions of approval in Group 2 projects.	**Completed/Ongoing –** Per Order R2-2005-0035, implementation of C.3. for Group 2A projects began by October 20, 2005 and Group 2B projects by August 15, 2006. As shown in the attached Significant Development Project Summary Tables, City staff have been requiring source controls in Group 2 projects and in other projects as needed.	Began 10/05; Ongoing	

CITY OF SANTA CLARA URBAN RUNOFF POLLUTION PREVENTION PROGRAM
FY 2006-07 ANNUAL REPORT

NEW DEVELOPMENT PLANNING PROCEDURES						
P.S. I.D.	**Activity**	**C.3. Work Plan Task**	**FY 2006-07 Tasks**	**Status / Comments**	**Due Date**	**Responsible Party**
PPPS 1, 3	General Plan Review	l.1	Incorporate General Plan policies related to water quality and watershed protection as needed to implement C.3. requirements.	**In Progress** – The City reviewed its General Plan policies and concluded that the General Plan policies cover the basic goals of Provision C.3. and the Plan does not need modification to effectively implement C.3. However, City staff plan to add more specific language to several elements of the Plan at the next scheduled revision (due 2009). Work on the General Plan update will begin in FY 07-08.	[Next scheduled revision after 10/04]	Planning
PPPS 3	CEQA Review	m.2	Use the SCVURPPP CEQA guidance to evaluate projects during the Environmental Review Process to address water quality impacts of projects.	**Completed/Ongoing** – The City uses CEQA guidance in the SCVURPPP C.3. Handbook (May 2004) and staff have given direction to environmental review consultants to interpret standard CEQA checklist to address water quality impacts for compliance with NPDES requirements.	Ongoing	Planning
PPPS Attach-ment 6	Reporting	n.1	Provide information described in Table 1 of Provision C.3. in annual reports (Program to provide guidance).	**Completed/Ongoing** – See attached City of Santa Clara NDC Summary Table – Mandatory C.3. Projects -- Significant Development Projects Approved During July 1, 2006 through June 30, 2007.	9/15/04 AR and ongoing	Planning and Street Depts.

CITY OF SANTA CLARA URBAN RUNOFF POLLUTION PREVENTION PROGRAM
FY 2006-07 ANNUAL REPORT

NEW DEVELOPMENT PLANNING PROCEDURES						
P.S. I.D.	**Activity**	**C.3. Work Plan Task**	**FY 2006-07 Tasks**	**Status / Comments**	**Due Date**	**Responsible Party**
PPPS Attach-ment 6	Reporting	n.3	Collect and report the following for all approved Group 1 and Group 2 new and redevelopment projects: --project name, location, type (per C.3.c.), size (ac. or sq.ft.), and impervious surface area. For redevelopment projects, include area of land disturbance.	**Completed/Ongoing** – See attached City of Santa Clara NDC Summary Table – Mandatory C.3. Projects -- Significant Development Projects Approved During July 1, 2006 through June 30, 2007.	9/15/04 AR and ongoing	Planning and Street Depts.
PPPS Attach-ment 6	Reporting	n.4.	Collect and report the following for all projects that must implement treatment measures: BMPs, site design, and source control measures used, sizing criteria, O&M responsibility mechanism and responsible party.	**Completed/Ongoing** – See attached City of Santa Clara NDC Summary Table – Mandatory C.3. Projects -- Significant Development Projects Approved During July 1, 2006 through June 30, 2007.	9/15/04 AR and ongoing	Planning and Street Depts.
PPPS Attach-ment 6	Pesticide Reduction Measures Reporting	n.5	Collect information and report a summary of types of pesticide reduction measures required for development projects and the percentage of projects for which pesticide reduction measures were required.	**Completed/Ongoing** – The City's arborist currently reviews landscape plans for pesticide reduction measures and selection of appropriate plants. The Landscape Maintenance BMP Fact Sheet is distributed to applicants as appropriate. See attached City of Santa Clara NDC Summary Table – Mandatory C.3. Projects --Significant Development Projects Approved During July 1, 2006 through June 30, 2007.	9/15/04 AR and ongoing	Planning and Street Depts.

City of Santa Clara - NDC Summary Tables / Additional Information– Mandatory C.3 Projects

Significant Development Projects Reviewed and/or Approved During July 1, 2006 – June 30, 2007

Project File Number	Project Description	Project Type	Site Size (Ac)	New Impervious Surface (Ac)	Project Status (Complete/ Approval)
PLN2005-05463	3421 Homestead Road Rezone from Single Family Residential to PD/ to allow new construction of 14 detached single family homes in conjunction with the demolition of an existing single family residence.	Residential	0.94 acres	0.58 acres	PCC: 06/19/06 CC: 08/22/06

Site Design:	Source Control:	Treatment BMPs:	Numeric Criteria:	O&M Responsibility:	Pesticide Reduction Meas:
Replacement of existing building, driveway and parking and landscaped areas with 14 new residences, surface parking and landscaping; common open space landscaping.	Disconnected downspouts directed to landscape areas; Construction BMP's for runoff and dust control. Litter control. Stenciled stormwater catch basins.	Landscape swales for surface runoff treatment. (open curb) Sweeping of surface parking area. Flow attenuation by use of open vegetated swales and natural depressions. Bubble-up roof drain emitters in landscape areas	Existing is 5% impervious; new development will be approximately 67%. New development volume-based BMP controls required to treat runoff from 0.58 ac	HOA is responsible to maintain landscape drainage areas and records for inspection per City O&M agreement to be completed prior to occupancy.	Use of landscape species that minimize irrigation, pesticide and fertilizer application.

PLN2006-05702	1701 Lawrence Road Rezone, Variances and Tentative Subdivision Map for nine attached townhome units and one common lot. Existing structures are to be demolished.			Residential	0.50 acre	0.17 acre	PCC: 06/12/06 CC: 08/29/06
Site Design:	**Source Control:**	**Treatment BMPs:**	**Numeric Criteria:**	**O&M Responsibility:**		**Pesticide Reduction Meas:**	
Remove existing buildings and open paved parking area; including landscaping and trees and construct 9 attached townhomes.	Minimize surface parking areas; Gutters to spill into landscape areas. Trash areas covered.	Hydrodynamic Separator installed near Lawrence Road frontage. Landscape swales in common and private yard areas for infiltration of runoff onsite, Sweeping of surface parking area. Design flow (Q) = 0.01CFS	Existing lot coverage is approximately 3,000 square feet or 13.5 percent. Proposed lot coverage is approximately 10,100 square feet or 45 percent.	HOA responsible to maintain landscape drainage areas and Hydrodynamic Separator.		Use of landscape species that minimize irrigation, pesticide and fertilizer application.	

PLN2006-05758	3625 Pruneridge Avenue Rezone from Neighborhood Commercial to Planned Development for the construction of eight attached townhomes. Existing one story (2,000 square feet) commercial building is to be demolished.			Residential	0.34 acres	0.25 acres	PCC: 08/14/06 CC: 002/06/07
Site Design:	**Source Control:**	**Treatment BMPs:**	**Numeric Criteria:**	**O&M Responsibility:**		**Pesticide Reduction Meas:**	
Replacement of existing building, driveway and parking and landscaped areas with 8 new residences, surface parking and landscaping; common open space landscaping.	Disconnected downspouts directed to landscape areas; Construction BMP's for runoff and dust control. Litter control. Stenciled catch basins.	Landscape swales for surface runoff treatment. (open curb) Sweeping of surface parking area. Flow attenuation by use of open vegetated swales and natural depressions.	Existing is site is 100% impervious; new development will be approximately 75%, a decrease of 25%	HOA is responsible to maintain landscape drainage areas and records for inspection per City O&M agreement to be completed prior to occupancy.		Use of landscape species that minimize irrigation, pesticide and fertilizer application.	

Project File Number	Project Description	Project Type	Site Size (Ac)	New Impervious Surface (Ac)	Project Status (Complete/ Approval)
PLN2006-05946	3445-3465 Lochinvar Avenue Rezone from Public/Quasi-Public to allow construction of 30 new apartment units for Teacher Housing.	Residential	1.35 acre	0.72	PCC: 04/30/07 CC: 06/05/07

Site Design:	Source Control:	Treatment BMPs:	Numeric Criteria:	O&M Responsibility:	Pesticide Reduction Meas:
Remove existing City dogpark (open field) which abuts the existing Phase 1 40-unit teacher housing project.	Minimize surface parking areas; Gutters to spill into landscape areas. Trash areas covered.	A large 2,911 square foot bioswale if to be constructed along the perimeter of the site. This 1.35 acres is a portion of the 26.55 acre Curtis School site. Design flow is 2.05CFS	Existing site is an open field used as a City dogpark. Site is to be constructed with approximately 53 percent impervious coverage or approximately 0.72 acre.	The 30 apartment units are to be used as rental units. The property management will be responsible to maintain the landscape drainage areas per City O&M agreement to be completed prior to occupancy.	Use of landscape species that minimize irrigation, pesticide and fertilizer application.

Project File Number	Project Description	Project Type	Site Size (Ac)	New Impervious Surface (Ac)	Project Status (Complete/ Approval)
PLN2007-06279	4650 Old Ironsides Road Conversion of Existing Office Building to Data Center and other outdoor site improvements, including replacing parking lot, landscape areas and new outdoor equipment yard.	Industrial	6.5 acres	0.9 acres	PCC: None ARC: 02/27/07

Site Design:	Source Control:	Treatment BMPs:	Numeric Criteria:	O&M Responsibility:	Pesticide Reduction Meas:
Replacement of existing building, driveway and parking and landscaped areas with new Data Center, replacement of parking lot, landscape areas and new outdoor equipment area. Bubble-up roof drain emitters in landscape areas	Disconnected downspouts directed to landscape areas; Construction BMP's for runoff and dust control. Litter control. Stenciled stormwater catch basins.	Bioretention area of 1,200 square feet. Sweeping of surface parking area. Flow attenuation by use of open vegetated swales and natural depressions.	Existing pervious surfaces 1.9 acres on the site and 5.1 acres of impervious surface. New pervious surfaces as 1.7 acres on the site and 5.6 acres of impervious surface. Total disturbed area is 0.9 acres, which is 17% of the total proposed impervious area. Therefore sizing for the BMP shall be for improved areas only. Flowrate 0.13CFS	HOA is responsible to maintain landscape drainage areas and records for inspection per City O&M agreement to be completed prior to occupancy.	Use of landscape species that minimize irrigation, pesticide and fertilizer application.

Project File Number	Project Description	Project Type	Site Size (Ac)	New Impervious Surface (Ac)	Project Status (Complete/ Approval)
PLN2005-05237	42850 Augustine Drive Replacement of Existing McDonald's Restaurant/Drive-thru	Industrial	1.32 acres	0.688 acres	PCC: 08/08/05 ARC:09/07/05

Source Control:	Site Design:	Treatment BMPs:	Numeric Criteria:	O&M Responsibility:	Pesticide Reduction Meas:
Replacement of existing building, driveway, parking and landscaped areas with replacement of existing McDonald's Restaurant/Drive-thru. Downspouts directed to landscape areas; Construction BMP's for runoff and dust control. Litter control. Stenciled stormwater catch basins.	Replacement of existing building, driveway and parking and landscaped areas with new restaurant, replacement of parking lot, landscape areas and new outdoor equipment area.	Modified original design of the BMP grassy swale to conform the design principles for Vegetated Swales (BMP TC-30). Grading scheme is designed to allow the site runoff to sheet-flow into the swales along the entire contact perimeter with the paved parking areas. A portion of the drive-thru aisle has been redesigned to direct the runoff into the adjacent grassy swale. Cross-sectional area of the swales has been increased and the cobble flowline has been replaced with grassy vegetation to increase vegetated contact surface area of the swale. The grate elevation for the drain inlets within the swales has been raised approximately 6-inches above the bottom of the swale. This will create detention basin thereby increasing the contact time for treatment of the runoff.	Shed area is 1.134 (acres/Impervious Area is 0.688 acres/Pervious Area is 0.446 acres.	Owner is responsible to maintain landscape drainage areas and records for inspection per City O&M agreement to be completed prior to occupancy. Swales should be monitored for debris and littler, as well as sedimentation accumulation.	Use of landscape species that minimize irrigation, pesticide and fertilizer application.

Notes:

PCC means Project Clearance Committee, a staff committee charged with deeming an application complete
CC means City Council, which granted project approval
HOA means Homeowner Association

City of Santa Clara

FY 06-07 Annual Report

Construction Inspection

CITY OF SANTA CLARA
FY 2006-07 ANNUAL REPORT
CONSTRUCTION INSPECTION

1. **Do pre-rainy season inspections appear effective in getting all construction sites to install proper BMP's before October 15?**

Pre-rainy season inspections have been effective in enforcing construction site SWPPP's prior to October 15 by insuring compliance before the first rain. The City inspected 24 sites both prior and after to October 15th. These 24 sites were the total number of sites under construction prior and after October 15 that were considered to have the greatest potential to pollute. Each site for these inspections was given a copy of the construction inspection form and proper/adequate BMP usage (see attached form) was confirmed. If a site had a violation, depending on prior enforcement, the most applicable notice was issued with a re-inspection for compliance occurring timely.

2. **Do you think your inspection coverage of construction sites is adequate: why or why not?**

The City has very adequate coverage of construction sites. All construction sites are inspected before, during and after the rainy season. In addition, due to the limited number of construction sites, each are inspected during and after major rain events. For FY 2006-07 there was a total of 837 inspections conducted at 24 sites. On average 27 inspections were completed per construction site.

Inspections include pre-rainy season SWPPP review, pre-rain event, rain event, and post rain event. All inspections are documented on an inspection form. Pre-rain SWPPP inspections include the review of site-specific SWPPP requirements. These inspections ensure that BMP's required of the SWPPP are timely implemented on site. Pre-rain event, rain event, and post rain event inspections are supplemented by windshield inspections. For windshield inspections the inspector drives through and around the site, already being knowledgeable of the SWPPP requirements and confirms BMP compliance. Typically, windshield survey inspections for proper BMP implementation are not documented on an inspection form unless a violation is found. Individual windshield surveys and inspections are recorded on a construction site spreadsheet. When no violations are discovered, only the date of the inspection is entered.

CITY OF SANTA CLARA
FY 2006-07 ANNUAL REPORT
CONSTRUCTION INSPECTION

City employees not normally responsible for inspections, such as building inspectors, are knowledgeable of our storm water program and report any violations they may see directly to the Non Point Source Inspector. City Building Department inspectors are trained regarding proper storm water practices and contact the NPS Inspector as violations occur or most appropriately, prior to discharge. NPS inspectors also attend preconstruction meetings for City projects to inform the contractor that the City will be inspecting the site for proper storm water BMP management.

3. **Did your City take an unusually large or small number of enforcement actions this year, and what are the possible reasons?**

In FY 2005-06 the City conducted 37 SWPPP inspections and 915 windshield inspections, for a total of 952 inspections. A SWPPP inspection is where the SWPPP site is reviewed and a walk-through inspection takes place. There were 68 violations in FY 05-06. In FY 2006-07 the City conducted 31 SWPPP inspections and 788 windshield inspections, for a total of 819 inspections. There were 53 violations in FY 06-07. The number of violations was down slightly mainly due to a smaller number of inspections.

4. **How are verbal warnings followed up to determine whether compliance is achieved?**

Verbal and written warnings are given for all violations and are followed up by a re-inspection of the site. Any time a warning is given, a follow up inspection was always conducted. If the violation was not corrected, a written violation or pre-citation notice was issued. Weekly windshield inspections are conducted during the rainy season and include inspections of all areas of concern. If a violation was found, the site construction superintendent was notified immediately and a full SWPPP inspection was conducted. A total of 31 SWPPP inspections of 21 construction sites were conducted. For these twenty-one sites, a total of 20 re-inspections were required and completed.

CITY OF SANTA CLARA
FY 2006-07 ANNUAL REPORT
CONSTRUCTION INSPECTION

5. Are there specific contractors who need repeated warnings?

Yes, there have been some contractors that have required repeated warnings. If a verbal warning was given to a contractor and the potential violation was not corrected, a violation notice was issued. If the violation was corrected and a different violation is found during a later inspection, a pre-citation notice was issued. If the contractor continues to be out of compliance, administrative citations are issued. Escalating enforcement occurred several times at the 4730 Snead Drive building project. For this site, 2 administrative citations, 1 pre-citation and 1 violation notice were issued within a short period of time. Both the 2 administrative citations and one pre-citation were found during windshield inspections.

6. Are the contractors on Public Works projects doing a good job in erosion/sediment control?

Contractors engaged in public works projects are contractually required to follow all appropriate BMP's. Engineering Department-Field Services Division personnel are fully aware of our URMP program and do not hesitate to notify a Non Point Source Fire Inspector as violations are seen. For most projects, inspectors are able to identify potential discharges prior to there being an event. Non-Point Source Inspectors also attend pre-construction meeting with contractors to educate them on storm water issues.

7. Are BMP's being used in your City adequately, or do you see a lot of substandard controls like sand bags and hay bails?

BMP's are being used adequately within the City. All twenty-one-construction sites had the required BMP's in place either before or immediately after inspection per their approved Storm Water Pollution Prevention Plans. The prompt issuance of violations and reinspections for compliance has insured that all BMP's are in place. No hay bales or sand bags were used as a primary source of storm water protection. The City is no longer using the "Earth-Moving Activities" Brochures that advocate the use of hay

bales. (2002 Performance Review Comment). The type of BMP's the City encourages include those that stress controlling erosion at the source - for example, stabilizing dirt slopes, covering stockpiles of materials, proper storage of materials and education. Protection of inlets alone is not considered adequate.

8. Does outreach to contractors or City staff need to be improved?

The City continuously educates and monitors City staff and contractors regarding storm water pollution prevention protection. This in part is completed by frequent inspections and distribution of BMP pamphlets specifying construction storm water protection. Improvement can always be made and additional emphasis has been given to make sure contractors, when applying for permits, are given all applicable BMP information.

039542

CITY OF SANTA CLARA

Street Department • 1700 Walsh Avenue • Santa Clara, CA 95050 • (408) 615-3080

Storm Water Pollution Prevention Construction Site Inspection Form

General Information

notice: ❑ Yes ❑ No
Previous violations: ❑ Yes ❑ No
Previous Citations: ❑ Yes ❑ No

WDID#: _____

Project Name: _____ Address: _____ Inspection Date/Time: _____

Inspection Type: ❑ Over 1 Acre ❑ Under 1 Acre
SWPP onsite: ❑ Yes ❑ No ❑ N/A
Grading permit: ❑ Yes ❑ No

❑ Weekly ❑ Pre Storm ❑ Post Storm Other: _____
❑ Sunny ❑ Cloudy ❑ Rain Rain Amount: _____inches
___ Audit to Determine Compliance w/ Permit

Estimate of Storm's Start Time: _____ Time Lapse Since Last Storm: _____ Days: _____

Project Manager:	Company:	Phone:
Superintendent:	Company:	Phone:
Storm Water Inspector:	Company:	Phone:

Best Management Practices (Site Review)

1. RUN-ON	E=Effective	S=Satisfactory	NM=Needs Maintenance	NE=Not Evaluated
a. Diversion of Run-On	❑ Yes	❑ No	❑ N/A	
b. Surface Roughening	❑ Yes	❑ No	❑ N/A	

2. Erosion Control (EC)	E=Effective	S=Satisfactory	NM=Needs Maintenance	NE=Not Evaluated
a. Temp. Slope EC	❑ Yes	❑ No	❑ N/A	Blanket ❑ Spray ❑ Landscaped ❑
b. Perm. Slope EC	❑ Yes	❑ No	❑ N/A	Blanket ❑ Spray ❑ Landscaped ❑
c. Flat Lot EC	❑ Yes	❑ No	❑ N/A	Blanket ❑ Spray ❑ Landscaped ❑
d. Other EC	❑ Yes	❑ No	❑ N/A	Blanket ❑ Spray ❑ Landscaped ❑

Sediment Control (SC)	E=Effective	S=Satisfactory	NM=Needs Maintenance	NE=Not Evaluated
a. Silt Fence	❑ Yes	❑ No	❑ N/A	Fiber roll ❑ Yes ❑ No ❑ N/A
b. Dust Control	❑ Yes	❑ No	❑ N/A	Safety Fence/Perimeter Control ❑ Yes ❑ No ❑ N/A
c. Sediment Trap	❑ Yes	❑ No	❑ N/A	Check Dams ❑ Yes ❑ No ❑ N/A
d. Sediment Basin	❑ Yes	❑ No	❑ N/A	Are Stockpiles Covered ❑ Yes ❑ No ❑ N/A
e. Stabilized CST Entrance	❑ Yes	❑ No	❑ N/A	Storm drain Inlet Protection ❑ Yes ❑ No ❑ N/A
f. Storm Water Inlet Protection	❑ Yes	❑ No	❑ N/A	Mud/Sediment Tracking ❑ Yes ❑ No ❑ N/A

4. Housekeeping Practices	E=Effective	S=Satisfactory	NM=Needs Maintenance	NE=Not Evaluated
a. General Housekeeping	❑ Yes	❑ No	❑ N/A	
b. Hazardous Material-Storage area	❑ Yes	❑ No	❑ N/A	
❑ Covered ❑ Uncovered				Sampling Kit On Site ❑ Yes ❑ No ❑ N/A
c. Waste Collection/Litter	❑ Yes	❑ No	❑ N/A	Above Ground Storage Tank ❑ Yes ❑ No ❑ N/A
d. Concrete Wash-Out	❑ Yes	❑ No	❑ N/A	CST material Storage ❑ Yes ❑ No ❑ N/A
e. Dewatering Operations	❑ Yes	❑ No	❑ N/A	❑ Metal Bins(s) Lot# _____
f. Spill Kit On Site/Other	❑ Yes	❑ No	❑ N/A	Street Sweeping ❑ Yes ❑ No ❑ N/A
5. Other BMPs	E=Effective	S=Satisfactory		Stockpile Management ❑ Yes ❑ No ❑ N/A
	❑ Yes	❑ No	❑ N/A	Portable Toilet ❑ Yes ❑ No ❑ N/A

6. Post Construction	E=Effective	S=Satisfactory	NM=Needs Maintenance	NE=Not Evaluated
a. Post Construction BMP's required	❑ Yes	❑ No	❑ N/A	

Observations:

063

Rev 12/04

CITY OF SANTA CLARA
FY 2006-07 ANNUAL REPORT
CONSTRUCTION INSPECTION

FY 05-06 and 06-07 Construction Inspection Comparison

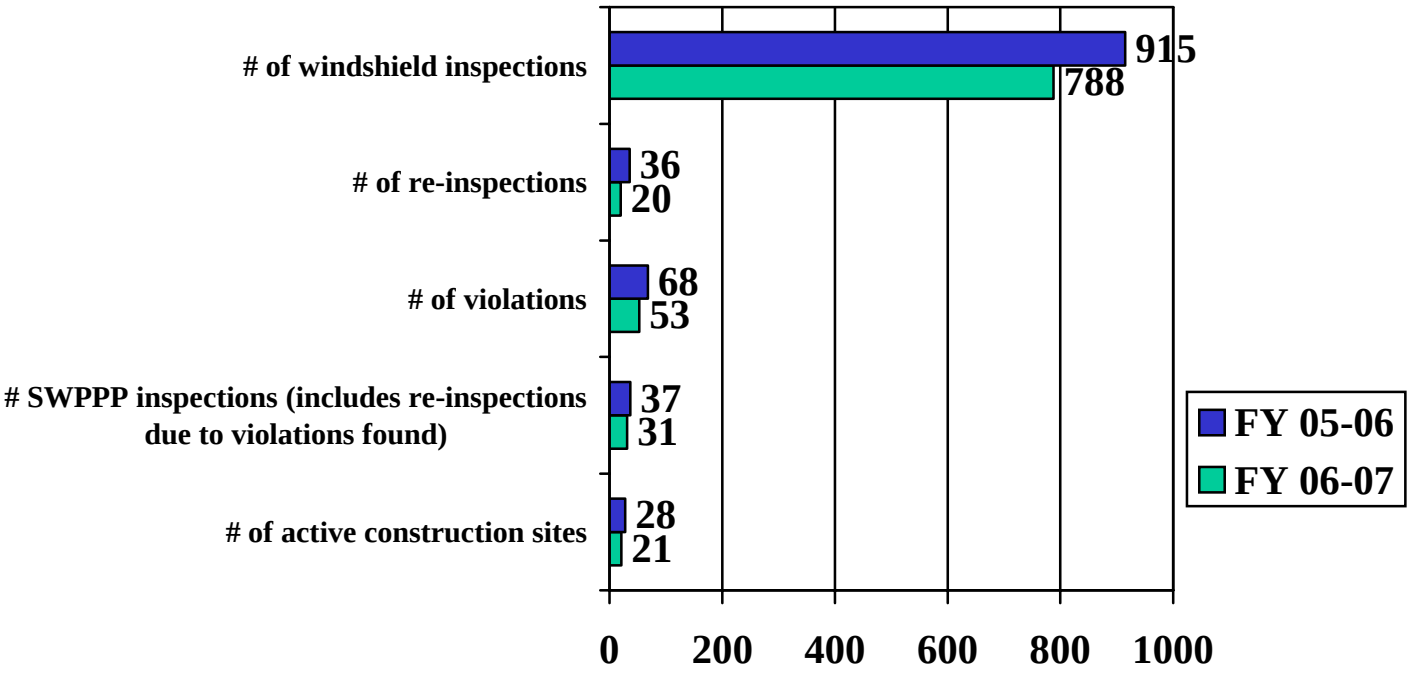

Initial inspections of construction sites are done with the site superintendent and the SWPPP is reviewed. If a violation is found, the appropriate enforcement action is given to the superintendent and frequent re-inspections as are necessary are conducted to eliminate further violations. The City's NPS inspector and Storm Drain Foreperson perform at a minimum a windshield inspection before, during, and after a rain event. Any violations found are documented on an inspection form or the date is logged on an Excel spreadsheet if no violation is found.

CITY OF SANTA CLARA URBAN RUNOFF POLLUTION PREVENTION PROGRAM
FY 2006-07 ANNUAL REPORT

CONSTRUCTION INSPECTION – NEW DEVELOPMENT						
Performance Standard Identification	**Activity**	**Continuous Improvement Source Item**	**FY 2006-07 Tasks**	**Status / Comments**	**Due Date**	**Responsible Party**
CSI 1	Construction Inspections	2004 URMP	Develop and implement a Field Inspector checklist for inspection of storm water pollution prevention requirements.	To date, Building Inspectors refer storm water issues to the Non-Point Source Fire Inspectors and/or the Storm Drain Foreperson. The referral system is working well. Building Inspectors typically do not check for a SWPPP but will forward problems they see to the Street Dept. Prior/during construction the Street Dept. is inspecting the site for storm water/SWPPP compliance.	Ongoing	Street Dept. Planning Dept. Building
CSI 1	Construction Inspections	2004 URMP 2005-06 Workplan	Improve coordination with Building Department to require efficient updating of active construction sites.	Some minor projects are ongoing without the knowledge of the Non-Point Source Inspector and are found by chance. This is not acceptable to this element. A list of all sites is sent to Non-Point Source inspectors quarterly from Planning.	Ongoing	Street Dept. Planning Dept. Building
CSI 2	Wet Weather Inspection	2004 URMP	Inspect construction sites during weather events.	In FY 06-07 there were 31 SWPPP inspections made on 21 sites prior to the wet weather events, and 788 windshield inspections were conducted during wet weather events.	Ongoing	Street Dept.

CITY OF SANTA CLARA URBAN RUNOFF POLLUTION PREVENTION PROGRAM
FY 2006-07 ANNUAL REPORT

CONSTRUCTION INSPECTION – NEW DEVELOPMENT						
Performance Standard Identification	**Activity**	**Continuous Improvement Source Item**	**FY 2006-07 Tasks**	**Status / Comments**	**Due Date**	**Responsible Party**
CSI 2	Wet Weather Inspection	2004 URMP 2006-07 Workplan	Provide significant sites a copy of our inspection sheet to assist them in education/compliance.	Some Contractor's, despite considerable outreach efforts are surprised with stormwater requirements.	Ongoing	
CSI 3	Inspection Frequency	2004 URMP 2006-07 Workplan	Maintain inspection frequency.	Between the two Non-Point Source Fire Inspectors and the Storm Drain Foreperson, inspection frequency has increased. A total of 839 inspections were completed with 31 SWPPP inspections and 20 re-inspections.	Ongoing	Street Dept. Building
CSI 4	Pre Wet Weather Inspections	2004 URMP	Inspect site prior to wet weather.	In FY 06-07 there were 21 sites the received pre-wet weather and post wet weather Inspections. Inspections were conducted by the Non-Point Source Fire Inspectors.	Ongoing	Street Dept. Building Inspection
CSI 5	Enforcement of Inadequate Sites	2004 URMP 2006-07 Workplan	Follow enforcement procedures.	All pertinent sites inspected and enforced in FY 06-07.	Ongoing	Street Dept.

CITY OF SANTA CLARA URBAN RUNOFF POLLUTION PREVENTION PROGRAM
FY 2006-07 ANNUAL REPORT

CONSTRUCTION INSPECTION – NEW DEVELOPMENT						
Performance Standard Identification	**Activity**	**Continuous Improvement Source Item**	**FY 2006-07 Tasks**	**Status / Comments**	**Due Date**	**Responsible Party**
CSI 6	Staff Training	2004 URMP	Continue to improve building inspector knowledge of program goals, by providing training at least once every two years.	In FY 2006-07 two Street Department staff attended training events related to C-3 training and stormwater construction inspection.	Ongoing	Street Dept. Building
CSI 7	Outreach	2004 URMP	ROUTINE AND ONGOING			Street Dept.
CSI 8	Review and Evaluate Effectiveness	2004 URMP 2006-07 Workplan 2005 Performance Review	Determine/evaluate causes of incidents resulting in non-compliance of contractors following BMP's	Early Education/Outreach along with frequent inspections and increasing enforcement action have assisted with contractor compliance.	Complete Ongoing	Street Dept.

City of Santa Clara

FY 06-07 Annual Report

Public Information and Participation

CITY OF SANTA CLARA
FY 2006-07 ANNUAL REPORT
PUBLIC INFORMATION AND PARTICIPATION

The City of Santa Clara provides information to the public during mandatory and non-mandatory inspections, IC/ID events, public events and providing BMP literature for distribution at City facilities. Measuring the effectiveness of how this information is used by the public is difficult.

In past Annual Reports our IND/COM and IC/ID elements have analyzed the number of repeat violations. The City has seen repeat violations as an indicator of poor education (not utilizing BMP information). This is open to interpretation. Some industries/businesses are volatile by nature, have high employee turnover and/or are improperly managed. These are all considerations that affect BMP education effectiveness.

Public events are a great opportunity to distribute BMP literature and interact directly with citizens in an informal way. Although a large number of BMP pamplets are distributed, they are received by a public that may or may not be a target audience. As a result, BMP effectiveness can only be inferred.

The City of Santa Clara is committed to educating its businesses and residents in stormwater pollution prevention. Our participation in program activities will continue, as will our commitment to identify problem businesses for specialized inspection/distribution of specific BMP's.

CITY OF SANTA CLARA
FY 2006-07 ANNUAL REPORT
ATTACHMENT A

CITY OF SANTA CLARA
SCHEDULED PIP EVENTS*

EVENT	DATE
All City Picnic	July 4, 2006
Camellia Show	February 24 & 25, 2007
Citywide Clean Up Campaign	March 12 thru April 5, 2007
Art and Wine Festival	September 16 & 17, 2006
Free Disposal Days	September 17, 2006 & January 7, 2007
Arbor Day/Earth Day	April 27, 2007
Fish Derby	April 28, 2007
Household Hazardous Waste Events	Continuous (64 events held in FY 2006-07; 2,175 participants)

***Each event has a purpose separate than PIP, however many of the events produce an outstanding opportunity for Staff to set up interactive games for children, a visual computer display for adults and to distribute BMPs.**

CITY OF SANTA CLARA URBAN RUNOFF POLLUTION PREVENTION PROGRAM
FY 2006-07 ANNUAL REPORT

PUBLIC INFORMATION AND PARTICIPATION						
Performance Standard Identification.	**Activity**	**Continuous Improvement Source Item**	**FY 2006-07 Tasks**	**Status / Comments**	**Due Date**	**Responsible Party**
N/A	General Activity	FY 06-07 Work Plan FY 02-03 RWQCB Work Plan	Continue general outreach activities at public events and targeted outreach during ICID and industrial / commercial discharge compliance monitoring.	Attachment A indicates the public activities that the City coordinates. Staff is present at these activities to promote general storm water pollution prevention. General and industry specific BMPs are presented. Targeted outreach for FY 06-07 was automotive facilities. BMPs were distributed specifically to these business types. These targeted outreach efforts are substantially complete. Since July 1, 2006, 148 automotive facilities, 59 paint, 4 metal manufacturing facilities, 1 electric/electric component facility, 4 local transit/highway transport facilities, 3 auto dismantlers, 1 concrete/stone/clay product facility, and 4 other (category 17) facilities have been inspected. Theses numbers also include reinspections.	Ongoing	Street Dept Fire Dept.

CITY OF SANTA CLARA URBAN RUNOFF POLLUTION PREVENTION PROGRAM
FY 2006-07 ANNUAL REPORT

PUBLIC INFORMATION AND PARTICIPATION						
Performance Standard Identification.	**Activity**	**Continuous Improvement Source Item**	**FY 2006-07 Tasks**	**Status / Comments**	**Due Date**	**Responsible Party**
N/A	General Activity	2004 URMP	Evaluate the effectiveness of PI/P Projects by direct or indirect means as appropriate.	Often difficult to find direct relationship. Effort is put into analyzing IC/ID and other element data to find relationship, if any, of incidents versus outreach accomplished.	Ongoing	Street Dept.

CITY OF SANTA CLARA URBAN RUNOFF POLLUTION PREVENTION PROGRAM
FY 2006-07 ANNUAL REPORT

PIP ACTIVITY TABLE			
PI/P Activity	**Type of Outreach**	**Level of Implementation (Description/Dates)**	**Evaluation of Effectiveness**
Libraries: Central & Mission Branch, Community Centers & various locations throughout the City.	General / Educational	BMP's: Bay Begins at Your Front Door, Pest Bugging You?, Clean It!, Grow It!, Home Maintenance Tips, Home Repair & Maintenance, Pool/Spa, Painting, and Concrete and Mortar Application. Distribution continuously.	Works well in terms of numbers distributed; difficult to measure effectiveness. Provides good exposure to Storm Water Pollution Prevention, but does not provide the opportunity for interaction.
New Resident Information	General	City calendar and annual report distributed – contains information on City meetings and events for the year. Provided yearly.	Mailed to approx. 48,000 residents and businesses. 4,000 more were distributed in other ways. Well received for general information. Informs residents of upcoming events (Disposal Days, Household Hazardous Waste Drop Offs, etc.). Includes suggestion/comment card that allows for feedback, but very few returned last year.
Public Events	General	City staff helped staff booth at the San Jose Home and Garden Show on Saturday, April 28, 2007.	Event provided an excellent opportunity to educate the public about the County-wide HHW program. Good match between message and event.

CITY OF SANTA CLARA URBAN RUNOFF POLLUTION PREVENTION PROGRAM
FY 2006-07 ANNUAL REPORT

PIP ACTIVITY TABLE			
PI/P Activity	**Type of Outreach**	**Level of Implementation (Description/Dates)**	**Evaluation of Effectiveness**
Household Battery Disposal Information on TV/computer monitor disposal Fluorescent bulbs and batteries	General	Fall 2006 issue articles in City newspaper, Inside Santa Clara, about the County HHW program,curbside battery pickup provided by Mission Trail Waste Systems and battery drop off locations at all City Fire Stations. Fall 2006 article in City newspaper listed City Street Department phone number for information on disposal computer or television monitors. County based public education groups sponsored bus advertisements and a Comcast Cable television commercial that educated residents to use retail recycling partners to recycle their bulbs and batteries.	Well-received program. Residents comment on convenience factor Increased requests for "battery bucket" pickup at Fire Stations. Many requests for referrals to companies who will take monitors at televisions at no charge. SB20 monies have made the "covered electronic device" market lucrative, so there are plenty of recyclers in the area taking these items at no charge from residents. Program was effective, the Countywide HHW collected more fluorescent bulbs and batteries from local retail recycling partners between January and April 2007 than ever before.
Storm Drain Maintenance update & URPPP tips, hints, offer for info.	General / Educational	Fall 2006 issue of Inside Santa Clara gave clear instructions on how to dispose of fall leaves. All raked leaves are to be placed in Clean Green containers provided by Mission Trail Waste Systems- leaving gutters/storm drains free of debris. Spring 2007 article in City newspaper, Inside Santa Clara, "Keep Construction Debris Out of Storm Drain"	Mission City Scenes sent to approx. 48,000 residents in their utility bill. Timed for wet weather. Does help reduce number of blocked storm drains due to clogged leaves, debris, etc. Phone number for the Street Department is listed to provide additional information. Many calls are received. Inside Santa Clara sent to approx 48,000 residents and businesses.

CITY OF SANTA CLARA URBAN RUNOFF POLLUTION PREVENTION PROGRAM
FY 2006-07 ANNUAL REPORT

PIP ACTIVITY TABLE			
PI/P Activity	**Type of Outreach**	**Level of Implementation (Description/Dates)**	**Evaluation of Effectiveness**
Street Sweeping Leaf Vac Program	General	February 2006 utility bill insert, Mission City Scenes, article. Provided yearly. "Falling Leaves" article in Fall 2006 issue of Inside Santa Clara.	Approx. 48,000 residents. Provides residents with information on street sweeping schedule so they are able to remove cars from the street on street sweeping days. Compliance and phone calls to the Street Department are increased after article appears.
Camellia Show	General / Educational	Advertised in December and January 2006 utility bill insert, Mission City Scenes and Winter 2006, Inside Santa Clara. February 24th & 25th, 2007	Approx. 375 attended. Article in Utility insert. Brochures "Grow It, Pests, Pool, Home Maintenance" distributed at show. Audience shows interest in the above BMPs –good match of PIP activity and information provided.
City Clean-Up Campaign	General / Educational	March 12 thru April 5, 2007 Spring 2007 article in City newspaper, Inside Santa Clara Distributed info regarding proper disposal & alternative uses to pesticides & household cleaners.	Total of 8,282 tons gross weight collected with a significant amount of hazardous materials also collected. Very effective in terms of removing potential storm water pollution from the City and increasing awareness.

CITY OF SANTA CLARA URBAN RUNOFF POLLUTION PREVENTION PROGRAM
FY 2006-07 ANNUAL REPORT

PIP ACTIVITY TABLE			
PI/P Activity	**Type of Outreach**	**Level of Implementation (Description/Dates)**	**Evaluation of Effectiveness**
Free Disposal Days	General	September 17, 2006 and January 7, 2007	Total of 250 residents participated in the September event, and 236 in January. Effective in terms of removing potential storm water pollution from the City. Very well received by residents.
Arbor Day	General / Educational	Article in March 2007 utility bill insert, Mission City Scenes and Spring 2007, Inside Santa Clara. April 27, 2007 Public presentation. Magician with environmentally based program along with school participation. School age related educational materials.	Approximately 1,383 students, teachers & volunteers attended. URPPP display booth appropriate for this age group. Temporary tattoos designed for the URPPP program new this year. Very well received. Great opportunity to reach large number of school-age children. Assembly and teacher packets are very well received. Good response from the children at the water pollution booth demonstration.

CITY OF SANTA CLARA URBAN RUNOFF POLLUTION PREVENTION PROGRAM
FY 2006-07 ANNUAL REPORT

PIP ACTIVITY TABLE			
PI/P Activity	**Type of Outreach**	**Level of Implementation (Description/Dates)**	**Evaluation of Effectiveness**
City Hall Open House	General / Educational	Due to economic restrictions, this event was not held.	
Household Hazardous Waste Drop-off Events	General / Educational	Advertised in August 2006 and March 2007 utility bill insert, Mission City Scenes Fall 2006 and Spring 2007 articles in City newspaper, Inside Santa Clara The City participates in the Santa Clara County Program which had 64 operating days in FY 2006-07 Distributed info regarding alternative uses to pesticides & household cleaners.	Over 2,175 residents used this program last year. Very effective at removing potential storm water pollution from City.
Food Services Facilities Construction Sites Paint and Paint Related Facilities Mandatory Industrial Inspections	Targeted	As needed – specific BMPs & literature Mandatory Industrial Inspections schedule defined by SIC code	Currently inspecting for compliance. Works well. Accelerated rate of administrative action has increased compliance.
Distribute existing Program Outreach materials & BMPs – construction specific.	General / Targeted	Planning/Permit Center, Utility billing, Licensing Continuing	Distributed at counter and available from two self-serve racks. Effectiveness is difficult to measure, but opportunity is available for resident interaction.

CITY OF SANTA CLARA URBAN RUNOFF POLLUTION PREVENTION PROGRAM
FY 2006-07 ANNUAL REPORT

PIP ACTIVITY TABLE			
PI/P Activity	**Type of Outreach**	**Level of Implementation (Description/Dates)**	**Evaluation of Effectiveness**
URPPP info City Web Page	General / Educational	Article advertising web page in June utility bill insert, Mission City Scenes Information on the Fire Department's Hazardous Materials Division, Household Hazardous Waste Drop Off Days, Free Disposal Days, and Urban Runoff Pollution Prevention. Internet - Continuous	"Hits" continue but difficult to measure effectiveness.
Distributed via educational letters prompted by complaint	Targeted / Educational	Home Maintenance Tips; Home Repair & Remodeling; Pool/Spa Water; Landscape, Gardening, and Pool Maintenance; Painting & Application of Solvents & Adhesives; Roadwork & Paving; Earth Moving Activities; Heavy Equipment Operation; Fresh Concrete & Mortar Application; General Construction & Site Supervision; The Bay Begins at Your Front Door!; Blueprint for a Clean Bay; San Francisco Bay Area Recyclers & Disposal Services for Construction Sites Continuous	Distributed 247 + BMP's. Effectiveness is good – repeat offenders are greatly reduced. Information is directed to individual residents/contractors. This may have more of an impact. Accelerated rate of administrative action has increased compliance.

City of Santa Clara

FY 06-07 Annual Report

Pesticide Management Activities

CITY OF SANTA CLARA
FY 2006-07 ANNUAL REPORT
PESTICIDE MANAGEMENT ACTIVITIES

The Parkways & Boulevards Division and the Parks Department staff have been using tighter matting mulches to prevent weeds in FY 06-07. In addition, better timing of pre-emergence application has occurred to achieve the goal of post-emergence herbicide reduction. Drip systems have been installed at various locations throughout the City. This improvement has improved water management and reduced the potential for weed growth.

The Parkways & Boulevards Division and the Parks Department staff have been trained to recognize plants that have become infested with pests and trim off of infected areas before a condition worsens to a point that requires chemical treatment. Our pesticide application methods include soil drenching, soil injection, and fertilizing with fertilizers that contain systemic pesticides. These practices reduce the need for overhead spraying and keep the pesticide on site without the possibility of drift or run-off. We are always looking for safer, less toxic materials that are effective to replace more harmful chemicals. The City has encouraged all landscape personnel to participate in pesticide management activities by observing and contributing their thoughts with the goal to have a continuously improved pesticide management plan.

CITY OF SANTA CLARA
FY 2006-07 ANNUAL REPORT
PESTICIDE MANAGEMENT ACTIVITIES

FY 06-07 PESTICIDE USE REPORTING

The Parkways & Boulevards / Tree Division is made up of 17 full-time positions. Of these positions we have 2 PCA's (Pest Control Advisor) and 14 QAC's (Qualified Applicator Certificates). The Parks Department has 3 PCA's and 34 QAC's currently on staff. The Parkways & Boulevards Division also has 7 positions that are filled with seasonal employees.

It is our goal from our yearly pesticide/IPM training and continuing education scales we attend each year that we practice the least toxic solutions for our situations. All of our pesticide cardholders are required to attend 40 hours of continuing education every 2 years, and our QAC's, 20 hours of continuing education. Along with our full time employees, our seasonal employees receive our yearly pesticide/IPM training. This training includes all product labeling, MSDS, safety information leaflets, health safety issues, and city-adopted procedures for their Integrated Pest Management Program.

The City Pesticide Management Program continuously evaluates our spray techniques and the products we use. There are 21 chemicals currently in the Parkways and Boulevards inventory. This number is down from 24 from the previous year. Of the 21 chemicals being used, 14 showed a decrease from the previous year, 7 showed a slight increase, and 6 were not used. The Parks Department used 12 chemicals in 2006-07.

The P & B Division is continuing to practice the least toxic application to control rodents, insects, and disease. Gopher traps are being scented with garlic along with rat traps being bated with peanut butter.

Overhead spraying still occurs, but whenever possible the use of soil injection and soil drenching is the preferred method. Timely applications have shown to be safer and have longer residual affects for the plant material. This year we have decreased the size of our soil injection

program (Merit), to test the longevity of this particular product. The tree division has also been developing a new program of releasing beneficial insects in selective tree species. The Tree Division released 925, 000 parasitic wasps (Aphytis Melinis) in the City tulip trees to help combat soft scale. In addition to the parasitic wasps, the Tree Division has also released 1000 Lindorus Lopanthae (scale predator) in selective areas. These types of beneficial releases have a slow mode of action, and are continuously evaluated for their effectiveness.

Tree chippings produced by the Tree Division are continuing to be spread throughout the city to help reduce the weed population. This practice also has a water conservation benefit, along with putting nutrients back into the soil from the decomposing manner.

CITY OF SANTA CLARA
FY 2006-07 ANNUAL REPORT
PESTICIDE MANAGEMENT ACTIVITIES

Parkways & Boulevards Pesticide Use
Fiscal Year 2006-07

	July	August	September	October	November	December	January	February	March	April	May	June	TOTALS
Herbicides													
Round-Up	545 oz	260.5 oz	784 oz	134 oz	156 oz	75 oz	922.5 oz	1151 oz	3484 oz	1649 oz	2350 oz	413.5 oz	93.16 gallons
Round-Up Quik Pro				3 oz									3 ounces
Garlon													0
Turflon									113 oz				113 ounces
Fusilade 2000		3.5 oz											3.5 ounces
Reward LS	4 oz			2 oz			4.5 oz		2.0 oz				12.5 ounces
Pre-emergents													
Surflan			7 g		21 g	10 g	4.5 g	8 g	10.5 g		7 g		68 gallons
Diuron						3 g	10 g						13 gallons
PGR													
Embark										16 pt			16 pints
Maintain	3 oz	280 oz		8 oz					213 oz	293 oz		5 g	11.23 gallons
Insecticide													
Mavrik	3 oz				1 tsp		6 tsp						4 ounces
Orthene													0
Merit		4.8 oz		3.2 oz				592 oz	8 oz	3.2 oz	96 oz	12.8 oz	45 pounds
Azatrol EC					15 qt					1 g	26 oz		634 oz
Subdue 2E													0
Insecticide/Fungicide													
Orthenex	6 oz	72 oz	6 oz	3 oz						2 oz		3 oz	92 ounces
Adjuvents													
No-Foam B													0
X-77	1 oz	.5 oz		.5 oz			1 1/8 oz		.5 oz				3.6 ounces
No-Foam A						4 qt	120 oz						248 ounces
Rodeo													0

g = gallons p = pints tsp = teaspoons
oz = ounces qt = quarts

I:christine\clerical\P\MikeA\PesticideUse

CITY OF SANTA CLARA
FY 2006-07 ANNUAL REPORT
PESTICIDE MANAGEMENT ACTIVITIES

PARKWAYS & BOULEVARDS DIVISION
PESTICIDE USE COMPARASON
FY 2005-06 TO FY 2006-07

HERBICIDES	2005-06	2006-07	DIFFERENCE
Round-Up Pro	121.1 gallons	93.16 gallons	down 27.94 gallons
*Round-Up Quik Pro (Diquat)	189.5 ounces	3 ounces	down 186.5 ounces
Garlon	1.5 ounces		down 1.5 ounces
Turflon Ester	2.25 ounces	113 ounces	up 110.75 ounces
Fusilade 2000	15 ounces	3.5 ounces	down 11.5 ounces
Reward	9 ounces	12.5 ounces	up 3.5 ounces

PRE-EMERGENTS	2005-06	2006-07	DIFFERENCE
Surflan AS	63.5 gallons	68 gallons	up 4.5 gallons
Diuron	7.8 gallons	13 gallons	up 5.2 gallons

PLANT GROWTH REGULATORS	2005-06	2006-07	DIFFERENCE
Embark	17 pints	16 pints	down 1 pint
Maintain	14.1 gallons	11.23 gallons	down 2.87 gallons

INSECTICIDES/FUNGICIDE	2005-06	2006-07	DIFFERENCE
Mavrik		4 ounces	up 4 ounces
Orthene	6 teaspoons		down 6 teaspoons
Merit WSP	318 pounds	45 pounds	down 273 pounds
Mavrick	30 quarts		down 30 quarts
*Azatrol EC	174 ounces	634 ounces	up 460 ounces
Subdue 2E	.5 ounces		down .5 ounces
Orthenex	44 ounces	92 ounces	up 48 ounces

ADJUVENTS	2004-05	2005-06	DIFFERENCE
No Foam B	2 ounces		down 2 ounces
X-77	5 ounces	3.6 ounces	down 1.4 ounces
No Foam B	2.6 gallons	248 ounces	down 84.8 ounces
Rodeo	4 gallons		down 4 gallons

CITY OF SANTA CLARA
FY 2006-07 ANNUAL REPORT
PESTICIDE MANAGEMENT ACTIVITIES

PARKS DEPARTMENT
YEARLY PESTICIDE USAGE
2006-2007

CHEMICAL NAME	AMOUNT USED
Round-Up	1,875 ounces
Oryzalin Pro	1,457 ounces
Reward	21 ounces
Prospreader Activator	136 ounces
Revolver	139 ounces
Atrimmec	448 ounces
Phycomycin	50 pounds
Carbaryl 8%	400 pounds
Manage	1.8 grams
Telar	75 ounces
Gallery	3 ounces
Turflon	14 ounces

CITY OF SANTA CLARA
FY 2006-07 ANNUAL REPORT
PESTICIDE MANAGEMENT ACTIVITIES

Pesticide Training
Parkways & Boulevards/Tree Division

Annual in-house pesticide/IPM training held January 10, 2006 (4 hours)	
Name	**Job Class**
Brian Brickman*	Grounds Maintenance III
Larry Spearman*	Grounds Maintenance III
Cliff Myers	Grounds Maintenance III
Dan Genco	Grounds Maintenance II
Todd O'Dell*	Grounds Maintenance II
Robert Means	Grounds Maintenance II
Alfredo Guajardo	Grounds Maintenance I
Conrado Casas	Grounds Maintenance I
Bill Locke	Grounds Maintenance I
Jose Orendain	Grounds Maintenance I
Rick Ibarra	Grounds Maintenance I
Sean Peterson	Grounds Maintenance I
Mark Romagna	Sr. Tree Trimmer
Esteban Banuelos	Sr. Tree Trimmer
Chuck Quanz	Landscape Foreman
Ron Janzing	Tree Foreman
Jose Orozco	Aerotec
Mario Galdamez	Aerotec
Jason Placencia	Aerotec
Cesar Diaz	Aerotec
Francisco Orozco	Aerotec

*The Grounds Maintenance II's received 1 hour extra in-house training

Total hours attended for continuing education credits (QAC), and also IPM sessions.				
Job Class	**Outside Seminar**	**In-House Training**	**IPM**	Total
Grounds Maintenance I	64 hours	20 hours		84 hours
Grounds Maintenance II	48 hours	12 hours	8 hours	68 hours
Grounds Maintenance III	48 hours	15 hours	16 hours	79 hours
Sr. Tree Trimmer	20 hours	4 hours		24 hours
Foreman	33 hours	5 hours	8 hours	46 hours
Supervisor	41 hours			41 hours
Aerotec		24 hours		24 hours
TOTAL				366 hours

CITY OF SANTA CLARA
FY 2006-07 ANNUAL REPORT
PESTICIDE MANAGEMENT ACTIVITIES

PARKS DEPARTMENT

STATE PESTICIDE LICENSES (7-07)

AGRICULTURAL PEST CONTROL ADVISOR			
Name	Number	Categories	Expiration Date
Kent	01804	A, B, C, D, E, F, G	12/08
Nissen	07261	A, B, C, D, E, F, G	12/07
Solis	02688	A, D, E, G	12/07

QUALIFIED APPLICATOR CERTIFICATE			
Name	Number	Categories	Expiration Date
Aligo	21665	B, C, F	12/08
Abernethy	17238	B, C, F	12/08
Allan	15275	B, C, F	12/08
Auerbach	21226	B, C, F	12/08
Blevins	24202	B, C, F	12/08
Castro	26678	B, C, F	12/08
Curtis	12063	B, C, F	12/08
DeShera	17524	B, C, F	12/08
Faught	19394	B, C, F	12/08
Garcia	20682	B, C, F	12/08
Gilpatrick	14586	B, C, F	12/08
Hawkins	11379	B, C, F	12/08
Heldt	14651	B, C, F	12/08
Hoye	14055	B, C, F	12/08
Kasper	14754	B, C, F	12/08
Kent	43059	B, F	12/08
Komenovich	18883	B, C, F	12/08
Korn	21524	C	12/08
Maniglia	14439	B, C, F	12/07
McDowell	13078	B, C, F	12/07
Monteiro	26721	C, F	12/07
Nissen	17683	A, B, C, E, F, H	12/07
Picard	10942	B, C, F	12/07
Ramos	21867	B, C, F	12/07
Rapisarda	14240	B, C, F	12/07
Rasul	12194	B, C, F	12/07
Resendez	24404	B, C, F	12/07
Reyes	25914	F	12/07
Selig	11400	B, C, F	12/07
Solis	11716	B, C, F	12/07
Thornton	16356	B, C, F	12/07
Tillman	48270	B, C, F	12/07
Valente	46828	B, C, F	12/07
Vergano	28538	B, C, F	12/07

QUALIFIED APPLICATOR LICENSE			
Name	Number	Categories	Expiration Date
Mitchell	31404	B, C, F	12/07

CITY OF SANTA CLARA URBAN RUNOFF POLLUTION PREVENTION PROGRAM
FY 2006-07 ANNUAL REPORT

PESTICIDE MANAGEMENT PLAN						
Performance Standard Identification	**Activity**	**Continuous Improvement Source Item**	**FY 2006-07 Tasks**	**Status / Comments**	**Due Date**	**Responsible Party**
P.S. #1	Overall Plan	2006-07 Workplan	Develop and Implement a Pesticide Management Plan	The City has developed an IPM plan and is implementing the requirements. Note that the City has been following IPM models for many years.	Complete	Street Dept.
P.S. #1	Overall Plan	2004 URMP 2006-07 Workplan	Coordinate with arborist or other relevant staff to identify landscaping techniques less likely to attract pests, including a list of pest-resistant plants, and develop model conditions of approval for pest resistant landscaping features and practices.		Ongoing	Planning Dept. Street Dept.

CITY OF SANTA CLARA URBAN RUNOFF POLLUTION PREVENTION PROGRAM
FY 2006-07 ANNUAL REPORT

PESTICIDE MANAGEMENT PLAN						
Performance Standard Identification	**Activity**	**Continuous Improvement Source Item**	**FY 2006-07 Tasks**	**Status / Comments**	**Due Date**	**Responsible Party**
P.S. #1	Overall Plan	2004 URMP 2006-07 Workplan	Consider pest-resistant landscaping and design features in the design, landscaping and environmental reviews of proposed development projects.		Ongoing	Planning Dept.
P.S. #1	Overall Plan	2004 URMP 2006-07 Workplan	Train staff responsible for design review on pest-resistant landscaping techniques and model conditions of approval and the importance of minimizing pesticide use in runoff from development sites.	General training has been conducted at a multi-department level. Additional training specific to the role of particular staff will be provided with the completion of work on techniques and conditions of approval.	Ongoing	Planning Dept.
P.S. #1	Overall Plan	2004 URMP 2006-07 Workplan	Develop and propose enhanced reporting format for documenting use of pesticide reduction measures at development sites.		Ongoing	Planning Dept.

CITY OF SANTA CLARA URBAN RUNOFF POLLUTION PREVENTION PROGRAM
FY 2006-07 ANNUAL REPORT

PESTICIDE MANAGEMENT PLAN						
Performance Standard Identification	**Activity**	**Continuous Improvement Source Item**	**FY 2006-07 Tasks**	**Status / Comments**	**Due Date**	**Responsible Party**
P.S. #2	Legal Authority	2004 URMP 2006-07 Workplan	Adopt an IPM policy that utilized IPM techniques and reduces the use of organophosphate and copper-based pesticides.	The City has an IPM policy in place that advocates the reduction of pesticide use that causes impairment of surface waters.		Ongoing
P.S. #4	Procedures for Municipal Staff	2004 URMP 2006-07 Workplan	Develop/implement SOPs and BMPs with appropriate outreach to municipal staff.	City employees who apply pesticides/herbicides are trained in the IPM policy procedures. All applications are conducted per the State Department of Pesticide Regulation (DPR).		Ongoing
P.S. #5	Procedures for Municipal Staff	2004 URMP 2006-07 Workplan	Conduct a workshop for municipal staff on least-toxic pest control methods and pesticide management BMPs .	**ROUTINE & ONGOING**		Street Dept.
P.S. #5	Procedures for Municipal Staff	2004 URMP 2006-07 Workplan	Ensure that employees who apply pesticides for the agency obtain the appropriate training as required by the County Agricultural Commissioner and the State Department of Pesticide Regulation (DPR).	**ROUTINE & ONGOING**		IPM #5a

CITY OF SANTA CLARA URBAN RUNOFF POLLUTION PREVENTION PROGRAM
FY 2006-07 ANNUAL REPORT

PESTICIDE MANAGEMENT PLAN						
Performance Standard Identification	**Activity**	**Continuous Improvement Source Item**	**FY 2006-07 Tasks**	**Status / Comments**	**Due Date**	**Responsible Party**
P.S. #5	Procedures for Municipal Staff	2004 URMP 2006-07 Workplan	Provide annual training on the appropriate portions of the IPM policy, SOPs, and BMPs, and the latest IPM techniques to employees within departments responsible for pesticide application.	**ROUTINE & ONGOING**		Street Dept. Parks Dept.
P.S. #5	Procedures for Municipal Staff	2004 URMP 2006-07 Workplan	Annually inform employees who are not authorized and trained to apply pesticides that they cannot use over-the-counter pesticides in or around the workplace, consistent with the IPM policy.	**ROUTINE & ONGOING**		Street Dept. Parks Dept.
P.S. #5	Procedures for Contractors	2004 URMP 2006-07 Workplan	Develop and implement a process to ensure that any contractor employed to conduct pest control and pesticide application on municipal property engages in pest control methods consistent with the IPM policy adopted.	**ROUTINE & ONGOING**		Street Dept Parks Dept. Bldg. Dept.

CITY OF SANTA CLARA URBAN RUNOFF POLLUTION PREVENTION PROGRAM
FY 2006-07 ANNUAL REPORT

PESTICIDE MANAGEMENT PLAN						
Performance Standard Identification	**Activity**	**Continuous Improvement Source Item**	**FY 2006-07 Tasks**	**Status / Comments**	**Due Date**	**Responsible Party**
P.S. #6	Procedures for Contractors	2004 URMP 2006-07 Workplan	Require PCOs contracted for municipal applications to use pest control methods consistent with the municipality's IPM policy (through contract specifications). Require contractors to: (a) follow the agency's IPM policy, BMPs, and SOPs; (b) provide evidence of current IPM training, when feasible; and (c) provide documentation of pesticide use on agency property to the agency in a timely manner.	All City Contractors are required to follow the IPM policy.	Ongoing	Street Dept. Parks Dept.
P.S. #7	Outreach to Other Users	2004 URMP 2006-07 Workplan	Work with Program on outreach efforts and with City newspaper / cable station to outreach IPM goals.	The City participates in Program efforts and actively collects/educates residents about pesticide collection during the Annual Cleanup Campaign and household hazardous waste collection events.	Ongoing	Street Dept.

CITY OF SANTA CLARA URBAN RUNOFF POLLUTION PREVENTION PROGRAM
FY 2006-07 ANNUAL REPORT

PESTICIDE MANAGEMENT PLAN						
Performance Standard Identification	**Activity**	**Continuous Improvement Source Item**	**FY 2006-07 Tasks**	**Status / Comments**	**Due Date**	**Responsible Party**
P.S. #7	Outreach to Other Users	2004 URMP 2006-07 Workplan	Continue to fund BASMA Regional Media Relations Campaign featuring pitches to Bay Area media and responses to breaking news on pesticide-related topics	**WORKING WITH PROGRAM**		Program Street Dept.
P.S. #7	Outreach to Other Users	2004 URMP 2006-07 Workplan	Develop and implement education programs that target commercial businesses, per recommendations from Action IV.A.1.	**WORKING WITH PROGRAM**		Program Street Dept.
P.S. #7	Outreach to Other Users	2004 URMP 2006-07 Workplan	Ensure that adequate pesticide disposal services exist for residents and conditionally exempt small quantity commercial generators.	**ROUTINE & ONGOING** *City of Santa Clara has a well-developed Household Hazardous Waste Program combined with the County.		Street Dept. Fire Dept.

CITY OF SANTA CLARA URBAN RUNOFF POLLUTION PREVENTION PROGRAM
FY 2006-07 ANNUAL REPORT

PESTICIDE MANAGEMENT PLAN						
Performance Standard Identification	**Activity**	**Continuous Improvement Source Item**	**FY 2006-07 Tasks**	**Status / Comments**	**Due Date**	**Responsible Party**
P.S. #7	Outreach to Other Users	2004 URMP 2006-07 Workplan	Work with HHW collection agencies to support, enhance, and help publicize programs for proper pesticide disposal.	**ROUTINE & ONGOING**		Street Dept. Fire Dept.
P.S. #8	Outreach to Other Users	2004 URMP 2006-07 Workplan	Provide hazardous waste disposal information to residents, through distribution on materials (e.g., utility bill insert, city newsletter, community events, etc.) or advertising in local media.	**ROUTINE & ONGOING**		Street Dept.
P.S. #9	Municipal Pesticide Use Evaluation and Reporting	2004 URMP 2006-07 Workplan	Tracking pesticide use on municipally owned property. Include in the process reporting and justification for the use of OP pesticides and BMPs employed during OP pesticide use.	Tracking of pesticide use currently being completed under the Department of Pesticide Regulation. Inventory Use Sheets are used to document specifics for every application.	Ongoing	Street Dept Parks Dept.

CITY OF SANTA CLARA URBAN RUNOFF POLLUTION PREVENTION PROGRAM
FY 2006-07 ANNUAL REPORT

PESTICIDE MANAGEMENT PLAN						
Performance Standard Identification	**Activity**	**Continuous Improvement Source Item**	**FY 2006-07 Tasks**	**Status / Comments**	**Due Date**	**Responsible Party**
P.S. #10	Evaluation and Reporting	2004 URMP 2006-07 Workplan	Conduct a periodic agency-wide search of chemical storage areas for pesticides no longer legal for application per EPA, state, and/or local requirements, and properly dispose of any such pesticides pursuant to appropriate waste disposal regulations.	**ROUTINE & ONGOING**		Street Dept Parks Dept.
P.S. #11	Evaluating and Reporting	2004 URMP 2006-07 Workplan	Review and evaluate effectiveness of IPM in achieving goals.	Please see narrative regarding effectiveness.	Complete	Street Dept.

City of Santa Clara

FY 06-07 Annual Report

Mercury/Copper/Nickel Pollution Prevention Activities

CITY OF SANTA CLARA
FY 2006-07 ANNUAL REPORT
MERCURY/COPPER/NICKEL POLLUTION PREVENTION ACTIVITIES

Copper

The City of Santa Clara has in previous workplans aggressively inspected automotive facilities and metal plating facilities. This occurred in FY 2001-02, FY 2002-03 and FY 2006-07 for automotive and FY 2002-03, FY 2004-05, and FY 2005-06 for metal plating. These facilities are inspected at least once every two years due to their SIC code but inspection frequencies are accelerated if repetitive violations are found. Automotive Facilities not inspected in FY 2006-07 are the targeted facility type for FY 2007-08. Our street sweeping program mandates bi-weekly sweeping of all residential streets. Industrial routes are swept on a continuous basis. Use of architectural copper is discouraged and is being eliminated from design in new public buildings.

Nickel

The City of Santa Clara, through our construction inspection element, has documented construction best management practices activity within the City for many years. In FY 2006-07, 51 construction inspections occurred on 22 sites. Inspectors also conducted 788 windshield inspections of all construction sites. Emphasis has been on increasing enforcement actions to gain compliance.

Mercury

The collection of thermostats, household batteries and fluorescent bulbs has skyrocketed since DTSC banned universal waste from landfills. The Countywide HHW Program has partnered

with several retail businesses to accept fluorescent bulbs and batteries from the public. The Countywide HHW Program then collects the bulbs and batteries from the retail establishments and recycles them along with waste collected at drop-off events. The City is pursuing Extended Producer Responsibility (EPR) initiatives to remove mercury from the waste stream and to encourage producers to make a less toxic product.

CITY OF SANTA CLARA URBAN RUNOFF POLLUTION PREVENTION PROGRAM
FY 2006-07 ANNUAL REPORT

MERCURY / COPPER / NICKEL POLLUTION PREVENTION ACTIVITIES (MCNP)						
Performance Standard Identification	**Activity**	**Continuous Improvement Source Item**	**FY 2006-07 Tasks**	**Status / Comments**	**Due Date**	**Responsible Party**
MCNP P.S. #2	Municipal Use of Mercury Containing Products AKA- Prioritization of Mercury / Copper / Nickel Products	Order No. 01-024 2004 URMP 2006-07 Workplan	Develop a process to survey the types of mercury-containing products used by City departments. Identify appropriate municipal personnel to conduct survey. For those products with a potential to enter storm water runoff, identify possible alternatives or proper disposal procedures.	Building Maintenance Department requires all mercury containing products to be properly disposed. Mercury containing products are stored in the Street Corporation Yard hazmat shed. A certified hazardous waste contractor cleans the shed on a quarterly basis.	Ongoing	Street Dept. Building Maintenance
MCNP P.S. #3	Municipal Use of Mercury Containing Products AKA- Identify Management Options	Order No. 01-024 2004 URMP 2006-07 Workplan	Follow Performance Standards in identifying management option for mercury-containing products reduction. These standards include a schedule for the timely phase-out of mercury-containing products identified for virtual elimination as well as reporting requirements, replacement, and reduction in use of mercury-containing products.		Ongoing	Street Dept.

CITY OF SANTA CLARA URBAN RUNOFF POLLUTION PREVENTION PROGRAM
FY 2006-07 ANNUAL REPORT

MERCURY / COPPER / NICKEL POLLUTION PREVENTION ACTIVITIES (MCNP)						
Performance Standard Identification	**Activity**	**Continuous Improvement Source Item**	**FY 2006-07 Tasks**	**Status / Comments**	**Due Date**	**Responsible Party**
MCNP P.S. #3 (CB-3)	Household Hazardous Waste Collection	Order No. 01-024 2004 URMP	Provide mercury-containing products disposal services for residents and small businesses. The City began collecting household batteries from single-family residences curbside on July 1, 2006 and has drop-off locations located at its 10 Fire Stations for multi-family residents. The Countywide HHW Program has partnered with retailers to accept fluorescent bulbs and batteries from the public.	There were 64 Household Hazardous Waste collection events in FY 2006-07. 2,175 Santa Clara residents attended HHW drop-off events in FY 06-07. The Countywide HHW Program is continually working to bring more retail establishments into the program.	Ongoing	Street Dept. Fire Dept.
MCNP P.S. #3	Household Hazardous Waste Collection	Order No. 01-024 2004 URMP	Develop guidelines for documenting and reporting quantities of mercury-containing products disposed of by City.	Documentation is currently being conducted under Dept. of Toxic Substance Control Form 303, submitted annually by the County on behalf of the City.	Complete Ongoing	Street Dept.

CITY OF SANTA CLARA URBAN RUNOFF POLLUTION PREVENTION PROGRAM
FY 2006-07 ANNUAL REPORT

MERCURY / COPPER / NICKEL POLLUTION PREVENTION ACTIVITIES (MCNP)						
Performance Standard Identification	**Activity**	**Continuous Improvement Source Item**	**FY 2006-07 Tasks**	**Status / Comments**	**Due Date**	**Responsible Party**
MCNP P.S. #3	Public Education and Outreach AKA – Identify Management Options	Order No. 01-024 2004 URMP 2006-07 Workplan	Implement a fluorescent light recycling outreach program to educate residential users and encourage proper disposal of fluorescent lights.	Widely included in the outreach advising residents of the Household Hazardous Waste Collection events coordinated with the County. County has retail-recycling partners that accept fluorescent bulbs and batteries at no charge from residents. Television ads promoting the free drop-off were run in March/April 2007.	Ongoing	
MCNP P.S. #3	Identify Management Options	2004 URMP	Maintain/inspect carwash systems operated by City at Corporation Yard/Fire Stations. (CB-1) Provide weekly street sweeping (NB-1) Include control of nickel discharged in construction site inspections. (CB-12) Monitor/educate vehicle washing operations.	Continue to emphasize Copper Pollution Reduction in the Construction Inspection element. Complimented Corporation Yard inspections. Complimented Street Operations Element. Compliments construction site inspections.	Complete & Ongoing Complete & Ongoing Complete & Ongoing Complete & Ongoing	Street Dept. Street Dept. Fire Dept. Street Dept. Street Dept.

CITY OF SANTA CLARA URBAN RUNOFF POLLUTION PREVENTION PROGRAM
FY 2006-07 ANNUAL REPORT

MERCURY / COPPER / NICKEL POLLUTION PREVENTION ACTIVITIES (MCNP)						
Performance Standard Identification	**Activity**	**Continuous Improvement Source Item**	**FY 2006-07 Tasks**	**Status / Comments**	**Due Date**	**Responsible Party**
MCNP P.S. #3	Vehicle Washing Operations	2004 URMP 2006-07 Workplan	Distribute outreach materials on proper vehicle/equipment washing at City department counters and public events, and post on City website. Inspect auto businesses regarding car wash requirements, and prohibited storm drain discharge. Inspect vehicle washing facilities as part of storm water inspections for industrial and commercial businesses. Continue to maintain car wash systems for City vehicles at the corporation yard and fire stations.	Outreach materials are distributed by Non Point Source Inspectors during IC/ID inspections. Automobile businesses have been a target industrial of our IND/ICD program. All City Corporation Yards are equipped with car wash systems that are closed looped. Visual inspections are done every other day, cleanings done once a week and repairs are done as needed. BMP's are being implemented in the construction of two new City Fire Stations. Permanent BMP's are being developed for our existing Fire Stations.	Complete and Ongoing	Street Dept.
MCNP P.S. #3	Industrial Copper Control	2004 URMP 2006-07 Workplan	Continue Industrial Inspection program, including NOI sites such as plating and metal finishing facilities, vehicle service facilities, and other permitted sites.	Metal Plating shops are inspected at the frequency determined by their SIC code.	Ongoing	Street Dept.

CITY OF SANTA CLARA URBAN RUNOFF POLLUTION PREVENTION PROGRAM
FY 2006-07 ANNUAL REPORT

MERCURY / COPPER / NICKEL POLLUTION PREVENTION ACTIVITIES (MCNP)						
Performance Standard Identification	**Activity**	**Continuous Improvement Source Item**	**FY 2006-07 Tasks**	**Status / Comments**	**Due Date**	**Responsible Party**
MCNP P.S. #3	Reducing Traffic Congestion/ Promoting Alternative Transportation	2004 URMP	Review the results of the Development Policies Comparison Project Report, particularly Section VI., Policies to Limit Auto Use/Promote Alternative Transportation, in the Policy, Code, and Ordinance Worksheet, and investigate updating local development rules to promote better transportation-related design practices and alternative modes of transportation.		Complete with program	Planning Dept. Street Dept.
MCNP P.S. #3	Street sweeping and storm drain O&M	2004 URMP	Follow Program guidance regarding the collection and reporting of street sweeping data. Provide data for Annual Report.	The City has approx. 582 combined residential and commercial route miles with approx. 26,354 combined miles swept per year.	Complete	Street Dept.
MCNP P.S. #3 CB-12	Outreach on pool, spa maintenance	2004 URMP	Assist Program develop and implement distribution plan for the updated pool brochure. Distribute outreach materials at local public events; brochures at agency department counters and public places; and placement on City website.	The City utilizes the City newspaper and cable station to routinely educate residents on storm water pollution prevention efforts.	Complete	Street Dept.

CITY OF SANTA CLARA URBAN RUNOFF POLLUTION PREVENTION PROGRAM
FY 2006-07 ANNUAL REPORT

MERCURY / COPPER / NICKEL POLLUTION PREVENTION ACTIVITIES (MCNP)						
Performance Standard Identification	**Activity**	**Continuous Improvement Source Item**	**FY 2006-07 Tasks**	**Status / Comments**	**Due Date**	**Responsible Party**
MCNP P.S. #3	Measures to control nickel discharges from construction sites.	2004 URMP 2006-07 Workplan	Continue to implement Construction Inspection Performance Standards. Continue to have inspectors attend Regional Board/Program workshops on construction site management and learn latest erosion/sediment control techniques. Continue to attend Program workshops on post-development storm water BMPs (C.3.).	Ongoing and Routine	Complete	Street Dept.
MCNP P.S. #3	Control nickel discharges from construction sites.	2004 URMP 2006-07 Workplan	Prevent erosion from construction sites. Promote education of inspectors / contractors.	Concurrent with Construction Inspection Program.	Ongoing	Street Dept. Building Inspection
MCNP P.S. #3 CB-21	Use of architectural copper	2004 URMP 2006-07 Workplan	Discourage architectural use of copper. Review current ordinances.	The use of architectural copper is discouraged within the City.	Ongoing	Planning Dept. Street Dept.

CITY OF SANTA CLARA URBAN RUNOFF POLLUTION PREVENTION PROGRAM
FY 2006-07 ANNUAL REPORT

MERCURY / COPPER / NICKEL POLLUTION PREVENTION ACTIVITIES (MCNP)						
Performance Standard Identification	**Activity**	**Continuous Improvement Source Item**	**FY 2006-07 Tasks**	**Status / Comments**	**Due Date**	**Responsible Party**
MCNP P.S. #4	Municipal Use of Mercury-Containing Products AKA – Municipal Training & Outreach	Order No. 01-024 2004 URMP 2006-07 Workplan	Ensure that Municipal employees responsible for purchase / use / replacement of mercury-containing products receive information on City Mercury Prevention Plan (Mercury Plan).		Ongoing	Street Dept.
MCNP P.S. #4	Public Education and Outreach	Order No. 01-024 2004 URMP	Support various outreach programs to educate target audiences about proper disposal of mercury-containing products and alternative non-mercury containing products.	SCVURPPP ran a mercury recycling media campaign, as did the Recycling and Waste Reduction Commissions public education subcommittee.	Ongoing	Street Dept.
MCNP P.S. #5	Monitoring and Science AKA – Tracing / Reviewing and Reporting Effectiveness	Order No. 01-024 2004 URMP	Develop process to trace/review and report effectiveness of the Mercury Products Reduction and Management Practices in achieving the goals of the Mercury Plan.	Products containing mercury that are used by the City have a low potential to get in storm water. Replacement is done at product failure. This process causes effectiveness to be difficult to measure. The Countywide HHW Program reported a spike in recycled mercury after the mercury recycling media campaigns were conducted.	Ongoing	Street Dept. Building Maintenance

CITY OF SANTA CLARA URBAN RUNOFF POLLUTION PREVENTION PROGRAM
FY 2006-07 ANNUAL REPORT

MERCURY / COPPER / NICKEL POLLUTION PREVENTION ACTIVITIES (MCNP)						
Performance Standard Identification	**Activity**	**Continuous Improvement Source Item**	**FY 2006-07 Tasks**	**Status / Comments**	**Due Date**	**Responsible Party**
MCNP P.S. #5	Monitoring Mechanism	Order No. 01-024	In the Annual Report document and evaluate each outreach activity, including the target audience and number of residents and/or businesses reached.	Two new mercury outreach brochures that target both businesses and the general public are available at all City counters that accept battery recycling. The CoHHWP collected the following amounts of mercury in FY 06-07: Elemental Mercury-1,170 pounds Fluorescent Lights-88,423 pounds 2,175 Mercury containing thermometers at thermometer exchange events and 65,860 pounds of batteries	Ongoing	Street Dept.
MCNP P.S. #5	Monitoring	Order No. 01-024 2004 URMP	Update URMP to incorporate / adapt model Mercury Pollution Prevention Management Performance Standards.		Complete	Street Dept.
MCNP P.S. #6	Training	2004 URMP 2006-07 Workplan	Attend training events specific to Mercury, Copper and Nickel reduction.		Ongoing	Street Dept. Program

CITY OF SANTA CLARA URBAN RUNOFF POLLUTION PREVENTION PROGRAM
FY 2006-07 ANNUAL REPORT

MERCURY / COPPER / NICKEL POLLUTION PREVENTION ACTIVITIES (MCNP)						
Performance Standard Identification	**Activity**	**Continuous Improvement Source Item**	**FY 2006-07 Tasks**	**Status / Comments**	**Due Date**	**Responsible Party**
MCNP	Watershed assessment and protection	2004 URMP	Revise City's General Plan, as needed, at next scheduled update, based on recommendations from the *Development Policies Comparison Project* and Provision C.3.l. Review and implement guidance from SCVURPPP and San Jose on addressing water quality in the CEQA review process, as part of C.3.m. implementation.	Current general plan determined effective with current language.	Complete	Planning Dept. Street Dept.
MCNP Overall Commitment	Monitoring and Science	Order No. 01-024 2004 URMP 2006-07 Workplan	Provide financial and staff support for a coordinated regional plan to collect data for the mercury TMDL, as defined in the RWQCB / BACWA / BASMAA.	Work with Program	Ongoing	Street Dept.

City of Santa Clara

FY 06-07 Annual Report

Trash Inventory and Management

CITY OF SANTA CLARA
FY 2006-07 ANNUAL REPORT
TRASH INVENTORY AND MANAGEMENT

In the City of Santa Clara the NPS inspector and/or Storm Drain Foreperson and/or Solid Waste Foreperson respond to trash complaints. Other City personnel may respond to initial response, depending on the nature of the event.

A trash "hot spot" list was generated based on the data received from complaints and catch basin cleaning crew findings. A survey was conducted using the KAB litter index and documented on a spreadsheet two times in FY 06-07. This information is updated every year. Locations that appear on our "hot spot" list on more than one occasion receive further investigation to find a source of the litter. Facilities and/or persons that can be found responsible for the trash receive a violation notice for a first offence, pre-citation notice for the second, and administrative citation for the third. If no source is found and the trash is on private property the property owner may be held responsible for clean up and the City will pick it up if its in the public right of way. Regardless of the source, trash is typically picked up within one week or sooner depending on the potential to enter the storm drain.

Attached is the table of the City's trash "hot spots" relative to the watershed affected if the trash entered the storm drain system.

Santa Clara Valley
Urban Runoff
Pollution Prevention Program

Trash Problem Area Activity Report
FY 06-07

ID	Date	Location	Assessment Score		Recent Cleanup[1]	Adjacent Land Use[2]		Trash Source[3]			Three Most Prevalent Trash Types[4]			Estimated Volume of Trash Removed (if any)	Existing Management Actions	Recommended Management Actions and/or Future Evaluations
			KAB	RTA		1	2	1	2	3	1	2	3			
SC01	2/1/2007	French Street and Agate Drive	2	N/A	Yes	Residential – home	Residential – apartments	Litter – vehicular	Illegal dumping		Plastic/styrofoam	Biodegradable/paper		Approx 1/2 C.Y. every month	Routine inspections are conducted on a regular basis.	Continue evaluating for trash.
SC02	2/1/2007	Alpine Alley between Kiely & Pomeroy	3	N/A	Yes	Commercial	Residential – home	Litter – commercial areas	Litter – pedestrian		Biodegradable/paper			N/A	Issue BMPs to local merchants when trash is present. Routine inspections are conducted on a regular basis.	Continue evaluating for trash.
SC03	2/1/2007	Bowers Alley behind Russell's Furnature.	1.75	N/A	Yes	Commercial	Residential – home	Litter – commercial areas	Litter – commercial areas		Plastic/styrofoam	Biodegradable/paper		Approx 5 C.Y. every 3-4 months	Issue BMPs to local merchants when trash is present. Routine inspections are conducted on a regular basis.	Continue evaluating for trash.
SC04	2/1/2007	Bellomy Street and Alviso	1.5	N/A	Yes	Residential – home	School	Litter – school/institution	Illegal dumping		Plastic/styrofoam	Biodegradable/paper		N/A	Clean up by City as needed.	Continue evaluating for trash.
SC05	2/1/2007	Behind Parking lot at Ellena & Williams Streets	2.5	N/A	Yes	Commercial	Roadway	Litter – vehicular	Litter – commercial areas		Plastic/styrofoam	Biodegradable/paper		N/A	Clean up by City as needed.	Continue evaluating for trash.
SC06	2/1/2007	519 Saratoga Alley behind apartments	1	N/A	Yes	Residential – apartments		Litter – receptacles/ dumpsters	Illegal dumping		Biodegradable/paper			N/A	Continue to respond to overflowing dumpster complaints and illegal dumping calls.	Continue evaluating for trash.
SC08	2/1/2007	Lafayette Street at Memorex & DiGiulio	1.75	N/A	Yes	Residential – home	Residential – apartments	Litter – pedestrian	Illegal dumping		Plastic/styrofoam	Biodegradable/paper		N/A	Clean up by City as needed.	Continue evaluating for trash.
SC09	2/1/2007	Lafayette Street & Basset Street, Cal Trans	1.5	N/A	Yes	Industrial	Railways	Litter – pedestrian	Litter – vehicular	Illegal dumping	Plastic/styrofoam	Biodegradable/paper		N/A	Notify Cal Trans if of major litter accumulation.	Continue evaluating for trash.
SC10	2/1/2007	Pomeroy between Calabazas & Benton.	1	N/A	Yes	Residential – home	Residential – apartments	Litter – pedestrian	Litter – vehicular		Biodegradable/paper			N/A	Clean up by City as needed.	Continue evaluating for trash.
SC11	2/1/2007	3700 El Camino Real	3	N/A	Yes	Commercial		Litter – commercial areas	Homeless encampments		Plastic/styrofoam	Biodegradable/paper		N/A	Police Dept. controls Homeless encampment while violation notices are given to commercial stores if trash can be identified as theirs.	Increase enforcement and continue to evaluate for trash.
SC12	2/1/2007	Clyde, Haig, Lafayette area.	2.25	N/A	Yes	Residential – apartments	Commercial	Litter – pedestrian	Litter – commercial areas		Plastic/styrofoam	Biodegradable/paper		N/A	Clean up by City as needed.	Continue evaluating for trash.
SC13	2/1/2007	4767 Lafayette Street.	1	N/A	Yes	Commercial		Litter – pedestrian	Litter – commercial areas	Homeless encampments	Plastic/styrofoam	Biodegradable/paper		N/A	Pass out BMPs to local stores when trash problem is present.	Continue evaluating for trash.
SC14	2/1/2007	Lafayette & Yurba Buena Way.	2.25	N/A	Yes	Industrial	Railways	Litter – vehicular			Biodegradable/paper			Approx 15-20 C.Y. every 3-4 months	This site is subject to large illegal dumping. Routine inspections are conducted on a regular basis.	Continue evaluating for trash.
SC15	2/1/2007	Martin Avenue by train tracks.	3	N/A	Yes	Industrial	Railways	Other	Litter – vehicular		Biodegradable/paper			N/A	Inspect Paper Recycler and issue violations to recycler for paper products along their fence.	Continue evaluating for trash.
SC16	2/1/2007	Bowe Avenue alleyway next to creek	1	N/A	Yes	Commercial	Residential – apartments	Litter – commercial areas	Litter – pedestrian		Plastic/styrofoam	Biodegradable/paper		N/A	Pass out BMPs to local stores when trash problem is present.	Continue evaluating for trash.
SC17	2/1/2007	1995 Bellomy	2.25	N/A	Yes	Commercial	Residential – apartments	Litter – commercial areas			Biodegradable/paper			N/A	Pass out BMPs to local stores when trash problem is present.	Continue evaluating for trash.
SC18	2/1/2007	583 Saratoga	1	N/A	Yes	Commercial	Residential – apartments	Litter – vehicular			Biodegradable/paper			N/A	Pass out BMPs to local stores when trash problem is present.	Continue evaluating for trash.
SC19	2/1/2007	Martin & Richard	1.25	N/A	Yes	Industrial	Commercial	Litter – vehicular	Litter – pedestrian		Biodegradable/paper			N/A	Pass out BMPs to local stores when trash problem is present.	Continue evaluating for trash.

[1] Recent Cleanup
1. Yes
2. No
3. Unknown

[2] Land Use Types
1. Commercial
2. Industrial
3. Residential – home
4. Residential – apartments
5. Roadway
6. Park/Trail
7. School
8. Railways
9. Other

[3] Trash Source
1. Litter – vehicular
2. Litter – school/institution
3. Litter – pedestrian
4. Litter – commercial areas
5. Litter – restaurants/fast food/convenience stores
6. Litter – receptacles/dumpsters
7. Litter – recreational areas
8. Litter – special events (sports/concerts/fairs)
9. Homeless encampments
10. Illegal dumping
11. Upstream/stormdrain catchment
12. Other

[4] Trash Type
1. Plastic/styrofoam
2. Glass
3. Metal
4. Biodegradable/paper
5. Construction
6. Fabric/cloth
7. Biohazard
8. Toxic
9. Miscellaneous

Santa Clara Valley
Urban Runoff
Pollution Prevention Program

Trash Problem Area Activity Report
FY 06-07

ID	Date	Location	Assessment Score		Recent Cleanup[1]	Adjacent Land Use[2]		Trash Source[3]			Three Most Prevalent Trash Types[4]			Estimated Volume of Trash Removed (if any)	Existing Management Actions	Recommended Management Actions and/or Future Evaluations
			KAB	RTA		1	2	1	2	3	1	2	3			
SC01	6/26/2007	French Street and Agate Drive	2	N/A	Yes	Residential – home	Residential – apartments	Litter – vehicular	Illegal dumping		Plastic/styrofoam	Biodegradable/paper		Approx 1/2 C.Y. every month	Routine inspections are conducted on a regular basis.	Continue evaluating for trash.
SC02	6/26/2007	Alpine Alley between Kiely & Pomeroy	2.5	N/A	Yes	Commercial	Residential – home	Litter – commercial areas	Litter – pedestrian		Biodegradable/paper			N/A	Issue BMPs to local merchants when trash is present. Routine inspections are conducted on a regular basis.	Continue evaluating for trash.
SC03	6/26/2007	Bowers Alley behind Russell's Furnature.	2	N/A	Yes	Commercial	Residential – home	Litter – commercial areas	Litter – commercial areas		Plastic/styrofoam	Biodegradable/paper		Approx 5 C.Y. every 3-4 months	Issue BMPs to local merchants when trash is present. Routine inspections are conducted on a regular basis.	Continue evaluating for trash.
SC04	6/26/2007	Bellomy Street and Alviso	1.5	N/A	Yes	Residential – home	School	Litter – school/institution	Illegal dumping		Plastic/styrofoam	Biodegradable/paper		N/A	Clean up by City as needed.	Continue evaluating for trash.
SC05	6/26/2007	Behind Parking lot at Ellena & Williams Streets	2.5	N/A	Yes	Commercial	Roadway	Litter – vehicular	Litter – commercial areas		Plastic/styrofoam	Biodegradable/paper		N/A	Clean up by City as needed	Continue evaluating for trash.
SC06	6/26/2007	519 Saratoga Alley behind apartments	1.5	N/A	Yes	Residential – apartments		Litter – receptacles/ dumpsters	Illegal dumping		Biodegradable/paper			N/A	Continue to respond to overflowing dumpster complaints and illegal dumping calls.	Continue evaluating for trash.
SC08	6/26/2007	Lafayette Street at Memorex & DiGiulio	1.5	N/A	Yes	Residential – home	Residential – apartments	Litter – pedestrian	Illegal dumping		Plastic/styrofoam	Biodegradable/paper		N/A	Clean up by City as needed.	Continue evaluating for trash.
SC09	6/26/2007	Lafayette Street & Basset Street, Cal Trans	1.5	N/A	Yes	Industrial	Railways	Litter – pedestrian	Litter – vehicular	Illegal dumping	Plastic/styrofoam	Biodegradable/paper		N/A	Notify Cal Trans if of major litter accumulation.	Continue evaluating for trash.
SC10	6/26/2007	Pomeroy between Calabazas & Benton.	1	N/A	Yes	Residential – home	Residential – apartments	Litter – pedestrian	Litter – vehicular		Biodegradable/paper			N/A	Clean up by City as needed	Continue evaluating for trash.
SC11	6/26/2007	3700 El Camino Real	1	N/A	Yes	Commercial		Litter – commercial areas	Homeless encampments		Plastic/styrofoam	Biodegradable/paper		N/A	Police Dept. controls Homeless encampment while violation notices are given to commercial stores if trash can be identified as theirs.	Increase enforcement and continue to evaluate for trash.
SC12	6/26/2007	Clyde, Haig, Lafayette area.	2	N/A	Yes	Residential – apartments	Commercial	Litter – pedestrian	Litter – commercial areas		Plastic/styrofoam	Biodegradable/paper		N/A	Clean up by City as needed.	Continue evaluating for trash.
SC13	6/26/2007	4767 Lafayette Street.	1	N/A	Yes	Commercial		Litter – pedestrian	Litter – commercial areas		Plastic/styrofoam	Biodegradable/paper		N/A	Pass out BMPs to local stores when trash problem is present.	Continue evaluating for trash.
SC14	6/26/2007	Lafayette & Yurba Buena Way.	1	N/A	Yes	Industrial	Railways	Litter – vehicular			Biodegradable/paper			Approx 15-20 C.Y. every 3-4 months	This site is subject to large illegal dumping. Routine inspections are conducted on a regular basis.	Continue evaluating for trash.
SC15	6/26/2007	Martin Avenue by train tracks.	3	N/A	Yes	Industrial	Railways	Other	Litter – vehicular		Biodegradable/paper			N/A	Inspect Paper Recycler and issue violations to recycler for paper products along their fence.	Continue evaluating for trash.
SC16	6/26/2007	Bowe Avenue alleyway next to creek	1.5	N/A	Yes	Commercial	Residential – apartments	Litter – commercial areas	Litter – pedestrian		Plastic/styrofoam	Biodegradable/paper		N/A	Pass out BMPs to local stores when trash problem is present.	Continue evaluating for trash.
SC17	6/26/2007	1995 Bellomy	1	N/A	Yes	Commercial	Residential – apartments	Litter – commercial areas			Biodegradable/paper			N/A	Pass out BMPs to local stores when trash problem is present.	Continue evaluating for trash.
SC18	6/26/2007	583 Saratoga	1	N/A	Yes	Commercial	Residential – apartments	Litter – vehicular			Biodegradable/paper			N/A	Pass out BMPs to local stores when trash problem is present.	Continue evaluating for trash.
SC19	6/26/2007	Martin & Richard	2.5	N/A	Yes	Industrial	Commercial	Litter – vehicular	Litter – pedestrian		Biodegradable/paper			N/A	Pass out BMPs to local stores when trash problem is present.	Continue evaluating for trash.

[1] Recent Cleanup
1. Yes
2. No
3. Unknown

[2] Land Use Types
1. Commercial
2. Industrial
3. Residential – home
4. Residential – apartments
5. Roadway
6. Park/Trail
7. School
8. Railways
9. Other

[3] Trash Source
1. Litter – vehicular
2. Litter – school/institution
3. Litter – pedestrian
4. Litter – commercial areas
5. Litter – restaurants/fast food/convenience stores
6. Litter – receptacles/dumpsters
7. Litter – recreational areas
8. Litter – special events (sports/concerts/fairs)
9. Homeless encampments
10. Illegal dumping
11. Upstream/stormdrain catchment
12. Other

[4] Trash Type
1. Plastic/styrofoam
2. Glass
3. Metal
4. Biodegradable/paper
5. Construction
6. Fabric/cloth
7. Biohazard
8. Toxic
9. Miscellaneous

CITY OF SANTA CLARA URBAN RUNOFF POLLUTION PREVENTION PROGRAM
FY 2006-07 ANNUAL REPORT

TRASH INVENTORY AND MANAGEMENT						
Performance Standard Identification	**Activity**	**Continuous Improvement Source Item**	**FY 2006-07 Tasks**	**Status / Comments**	**Due Date**	**Responsible Party**
TM 1	Resource Commitment	2004 URMP	Modify City map to show areas of City not under our maintenance for trash management.		Complete	Street Dept.
TM 2	Trash Evaluation	2004 URMP	Monitor known or suspected areas of trash problems.	Trash hot-spots have been inspected using the KAB Litter Index	Ongoing	Street Dept.
TM 3	Trash Control	2004 URMP	Implement trash control measures in areas of trash problems.		Ongoing	Street Dept.
TM 4	Record Keeping	2004 URMP	Create log of trash complaints.	Trash hot-spots are added to the Problem Activity Report as they arise.	Complete	Street Dept.
TM 5	Effectiveness Evaluation	2004 URMP 2006-07 Workplan	Analyze incidents of trash problems over FY 06-07.	Two KAB litter index inspections were done in FY 06-07.	Complete	Street Dept.
TM 6	Training	2004 URMP 2006-07 Workplan	Attend training in trash evaluation methodology.	Staff will attend training as it is offered.	Ongoing	Street Dept.

CITY OF SANTA CLARA URBAN RUNOFF POLLUTION PREVENTION PROGRAM
FY 2006-07 ANNUAL REPORT

TRASH INVENTORY AND MANAGEMENT						
Performance Standard Identification	**Activity**	**Continuous Improvement Source Item**	**FY 2006-07 Tasks**	**Status / Comments**	**Due Date**	**Responsible Party**
N/A	General Activity	Trash Ad Hoc Work Group	Trash hot spots are generated from complaints, cleaning crew findings, and prior lists. A KAB litter survey is conducted, a source is identified and enforcement action is taken. "Hot Spots" which have a low KAB score from FY to FY will be removed from the list.	KAB litter surveys were implemented in April 2005 and have subsequently been completed twice annually.	Ongoing	Street Dept./ Solid Waste

City of Santa Clara

FY 06-07 Annual Report

Staff Training Summary Table

CITY OF SANTA CLARA
FY 2006-07 ANNUAL REPORT

Staff Training Summary

Fifty City staff attended storm water pollution training in FY 06-07. Eleven staff persons attended multiple training in storm water pollution prevention. The list of actual training events is contained in the legend of workshops in the notes section beneath the Staff Training Table.

Most employees felt that the trainings offered were relevant to their day-to-day jobs and was helpful. The City of Santa Clara will continue to provide storm water pollution prevention training to its employees via seminars conducted by outside consultants and in-house training provided by Street Department personnel.

CITY OF SANTA CLARA
FY 2006-07 ANNUAL REPORT
STAFF TRAINING SUMMARY TABLE

Storm Water Pollution Prevention Training Table		
Department	**Employee Name**	**Training Workshop *See note at bottom of chart**
Building Maintenance		
	Aboytes, Joseph - Custodian	6
	Carlson, Rex - Mechanical Maintenance Foreman	6
	Carter, Brian - Building Maintenance Worker	6
	Garcia, Juan - Building Maintenance Worker	6
	Graciano, John - Building Maintenance Worker	6
	Lopez, Olivio - Utility Worker	6
	Muniz, Sal - Building Maintenance Foreman	6
	Schrag, Steve - Building Manager	6
Building Inspection		
	Chen, Eric - Associate Planner	5
	Le,Ket - Associate Planner	5
	Nallamothu, Prasad - Plans Examiner	5
	Schmidt, Terry - Inspection Manager	5, 7
Engineering Department		
	Amin, Falungi - Civil Engineer II	6
	Barry, Pat - Public Works Inspector	4
	Batra, Rajeev - Civil Engineer	6
	Damian, Nelson - Principal Engineering Aide	6
	De La Cruz, Office Specialist II	6
	Gervacio, Mark - Civil Engineer II	7
	Gomez, Gustavo - Principal Engineer	3, 6
	Gudmundson, Kate - Account Clerk II	6
	Kratz, Ken - Public Works Inspector	6
	La Placa, Bob - Public Works Inspector	4, 6
	Le, Chanh - Senior Engineering Aide	4, 6
	Lee, Mary - Senior Engineering Aide	1
	Lopez, Lorenzo - Civil Engineer I	6
	Lozano, Noel - Civil Engineer I	6
	Luu, Hung - Senior Engineering Aide	6
	Morin, Patrick - Materials Testing Technician	4
	Muashima, Fred - Chief of Party	4, 6
	Nguyen, Chau - Engineering - Design	6
	Parissenti, Jim - Principal Engineer-Design	6
	Pastrana, Ferdinand - Civil Engineer II	6
	Richards, Lynne - Office Specialist IV	6
	Santos, Ramon - Civil Engineer II	6
	Supan, Tom - Principal Engineer	6
	Thach, Hoa - Civil Engineer	6
	Thatch, Scott - Water Utility Engineer	4, 6
	Tran, Benison - Civil Engineer II	2, 7
	Tran, Kimchi - Civil Engineer I	6

CITY OF SANTA CLARA
FY 2006-07 ANNUAL REPORT
STAFF TRAINING SUMMARY TABLE

Storm Water Pollution Prevention Training Table		
Department	**Employee Name**	**Training Workshop *See note at bottom of chart**
Fire Inspection		
	Wier, Elliot - NPS Fire Inspector Aide	4, 7
Parks		
	See IPM section for list of employees who hold QAC and/or PCA licenses	
Planning		
	Lee, Jenny - Planner	7
	Sciara, Gloria - Historic Resource Coordinator	7
	Silva, Judith - Associate Planner	5, 7
Street Department		
	Contreras, Dan - Storm Drain Foreman	4
	Lee, Roger - Street/Storm Mtce. Superintendent	5
	Mauck, Rick - Director of Streets and Auto Services	5, 6
	Mendoza, John - Asst. Dir.of Streets & Auto Services/City Arborist	6
	Staub, Dave - Solid Waste Superintendent	6, 7
Street Department Parkways & Boulevards Division		
	See IPM section for list of employees who hold QAC and/or PCA licenses	
Traffic Engineering		
	Morrison, David - Engineering Traffic	6
	Wittenmeier, Garry - Senior Engineering Aide	6

***Note: Legend of Workshops**

1. "Permeable Block Paving & Industrial Concrete Paving Seminar"; September 21, 2006; 8 1/2 hours; San Jose City Hall Chambers; Pavestone, Dr. Brian Shackel
2. "HMP 101 Workshop"; October 25, 2006; 2 hours; San Jose City Hall, Room W-120; SCVURPPP
3. "Construction Site Management Workshop"; November 1, 2006; Mission Blue Center, Brisbane; 8 hours; The San Mateo Countywide SWPPP
4. "Construction Site Management Workshop"; December 5, 2006; Quinlan Community Center, Cupertino; 8 hours; SCVURPPP
5. Meeting with CDS to discuss post contruction structrural storm water control; March 2, 2007; Street Corporation Yard; 1 hour; City of Santa Clara Street Department
6. Storm Water Pollution Prevention Program - Engineering Department Training Event; June 1, 2007; Engineering Department, City Hall; 1 hour; City of Santa Clara Street Department
7. "Implementin Stormwater Requirements in New Development and Redevelopment Projects"; June 14, 2007; Quinlan community Center, Cupertino; 7 hours; SCVURPPP

City of Santa Clara

FY 06-07 Annual Report

Performance Standard Certification Statement

CITY OF SANTA CLARA
FY 2006-07 ANNUAL REPORT
ATTACHMENT

Performance Standard Completion
Certification Statement

"I certify, under penalty of law, that the City of Santa Clara has implemented all elements of the following performance standard, except as described in the Self-Evaluation Matrix in Attachment B of this FY 06-07 Annual Report, according to the policies and procedures described in the City of Santa Clara's Urban Runoff Management Plan dated January 2004.

Appendix C.1 - Industrial/Commercial Discharge
Appendix C.2 - Storm Drain Operations & Maintenance
Appendix C.3 - Water Operations & Maintenance
Appendix C.4 - New Development – Planning
Appendix C.5 - New Development – Construction Inspection
Appendix C.6 - Public Streets, Road and Highways
Appendix C.7 - Illicit Connection & Illegal Dumping Elimination Activities
Appendix C.8 - Rural Public Works Maintenance & Support
Appendix C.9 - Integrated Pest Management
Appendix C.10 - Mercury/Copper/Nickel Reduction Activities
Appendix C.11 - Trash Management

Based on my inquiry of the person or persons who manage the system, or those persons directly responsible for gathering the information, this information is, to the best of my knowledge and belief, true, accurate, and complete. I am aware that there are significant penalties for submitting false information, including the possibility of fine and imprisonment for knowing violations."

Signature by Duly Authorized Representative:

Richard J. Mauck
Director of Streets and Auto Services

September 5, 2007

039599

WEST VALLEY CLEAN WATER PROGRAM

CITY OF SARATOGA ANNUAL REPORT FY 2006-2007

SUBMITTED SEPTEMBER 2007

THIS PAGE INTENTIONALY LEFT BLANK

City of Saratoga

FY 2006-2007 ANNUAL REPORT

Table of Contents

Transmittal Letter 5

Certification Statement 9

List of Acronyms 10

Program Elements

1. IC/ID Elimination Activities 20
2. Industrial/Commercial Discharger Control Program (No IND for Monte Sereno) 28
3. Public Agency Activities 37

   Storm Drain Operation and Maintenance 38

   Street Sweeping 39

   Corporate Yards 40

   Rural Roads 40
4. Planning Procedures & New Development 48

   Attachment Saratoga General Plan Excerpt 56
5. Construction Inspection 66
6. Public Information and Participation 76

   Public Information Attachments A & B 103
7. Pesticide Management Activities 109

   Pesticide Use by Municipal Contractor 126
8. Mercury Pollution Prevention Activities 131

City of Saratoga

FY 2006-2007 ANNUAL REPORT

9. Copper Action Plan/Nickel Action Plan 136

10. Trash Management

Trash Management Activities and Tally Forms..... 145

11. Water Quality Monitoring and Watershed Management..... 160

Training Summaries: Are located at the end of each Element Section

WEST VALLEY CLEAN WATER PROGRAM

September 15, 2007

Mr. Bruce Wolfe
Regional Water Quality Control Board
San Francisco Bay Region
1515 Clay St., Suite 1400
Oakland, CA 94612

Subject: West Valley Communities Urban Runoff Management Program
FY 2006-2007 Annual Report

Dear Mr. Wolfe:

This report is submitted by the West Valley Cities of Campbell, Monte Sereno, Saratoga, and the Town of Los Gatos, in conjunction with the Santa Clara Valley Urban Runoff Pollution Prevention Program's Annual Report, pursuant to provision C.6.a. of the Program's reissued municipal storm water NPDES Permit (Order No. 01-024). The report summarizes activities performed during FY 2006-2007 in accordance with the West Valley Communities' Urban Runoff Management Plan (URMP) submitted to the Regional Board on September 1, 2004 and the performance standards contained therein.

Contents of Report

The goals of this Annual Report are to: 1) concisely document implementation of our URMP and FY 06-07 work plan during the past fiscal year; 2) evaluate program results for continuous improvement; 3) comply with permit requirements; and 4) share this information with other Co-permittees, municipal decision-makers, and the public. To accomplish these goals, the report contains the following sections:

I. Attachments:
   1. Table of Contents
   2. Transmittal Letter with Program Highlights
   3. Certification Statement
   4. Acronyms

II. Program Elements:
   1. IC/ID Elimination Activities
   2. Industrial / Commercial Discharger Control Program
   3. Public Agency Activities
      - Storm Drain O & M
      - Street Sweeping
      - Corporation Yard
      - Rural Public Works

18041 Saratoga-Los Gatos Road • Monte Sereno, California 95030 • Tel: 408-354-4734 • Fax: 408-354-6284

4. New Development: Planning Procedures
5. Construction Inspection
6. Public Information & Participation
7. Pesticide Management Activities
8. Mercury Pollution Prevention Activities
9. Copper Action Plan / Nickel Action Plan
10. Trash Inventory and Management
11. Water Quality Monitoring and Watershed Management

Training Summaries are provided at the end of each element

PROGRAM HIGHLIGHTS AND ACCOMPLISHMENTS

During FY06-07, the West Valley Communities of Campbell, Los Gatos, Monte Sereno, and Saratoga continued efforts to implement their URMP to the maximum extent practicable. The activities that were implemented for each element of each Community's URMP are described in Chapter 14 of the Santa Clara Valley Urban Runoff Pollution Prevention Program's URMP. Highlights of the West Valley Communities accomplishments in various program elements are described below.

Preparation for the Municipal Regional Permit (MRP)

The proposed Municipal Regional Permit was the focus of a large amount of staff time for WVCWP and West Valley cities' municipal staff throughout FY 06-07. Numerous meetings, discussions and training related to the upcoming MRP took place. All staff endeavored to participate meaningfully during this important phase of MRP development. This included analysis of proposed requirements, discussion of feasibility of implementing those requirements within municipal budget limitations, and attempting to develop useful feedback to help move this process forward. In the May 2007 version of the Draft MRP, the WVCs were pleased to see some revisions which reflected the feedback that had been provided to Water Board staff.

Illicit Connection and Illegal Dumping Elimination Activities

The WVCWP Stormwater Discharge Inspector ("Inspector") coordinates all follow-up, reporting, and education related to illegal discharges to the storm drain system and responses to facility inspection referrals. To provide a better understanding of the WVCWP Inspector's role and to evaluate and confirm response procedures, the WVCWP Inspector and WVCWP Program Manager have held and attended meetings with Santa Clara County Dept of Environmental Health (regarding food facility inspections) and SCC Fire Dept (regarding industrial and commercial inspections) and municipal staff (regarding incident reports and construction inspections). The increase in communication has facilitated a system of referrals and follow-up that is working phenomenally well for the West Valley Cities. Every potential incident is investigated during resolution, and after compliance has been achieved. All facilities that were inspected for a potential violation and were subsequently brought into compliance are prioritized for at least one pro-active inspection the following year.

Public Agency Activities: Storm Drain Operation & Maintenance

The West Valley Sanitation District (WVSD) conducts inspections and cleaning of half of the West Valley Cities' storm drain system each year, except for Monte Sereno, where storm drain structures are inspected and cleaned annually. FY06-07 was the second year that WVSD

provided enhanced annual reports to the cities on their inspection and maintenance activities. The reports are generated from a database of numbered storm drain structures with corresponding street names. The number of pounds and types of debris removed during the inspection cycle is also reported.

In FY 06-07, the WV cities reviewed the second year's data, and were pleased to find that at least 65% of the structures in each city, where the system is inspected on a two-year cycle, were found to be free of debris such as leaves, paper, dirt, rocks, sand etc. and therefore, did not require any cleaning.

In Campbell, 584 out of 888 structures (66%) were clean and only 40 structures required a two-man cleaning crew. In Los Gatos 1,197 out of 1,575 structures (76%) were clean and only 49 structures required a two-man cleaning crew. In Monte Sereno 172 out of 365 structures (47%) were clean. Twenty-four structures required a two-man cleaning crew and of those, 19 were impacted by mud and dirt. Monte Sereno's storm drain system will remain, as it has been, on an annual inspection and cleaning program. In Saratoga 1,566 out of 2,182 structures (72%) were found clean and only 40 structures required a two-man cleaning crew.

The data shows that the biennial inspection cycle is more than adequate for most of West Valley's storm drain inlets and structures, as evidenced by the number of structures that are found clean on a 2-year cleaning cycle. It is therefore important to the West Valley cities to continue the current maintenance cycle in lieu of using limited resources on more frequent and unnecessary inspections. The information provided in the WVSD annual reports will facilitate the effective prioritization of appropriate locations and structures for more frequent annual inspections and cleaning. The WVSD reports were distributed at the annual Storm Drain workshop on 6-20-07 and will be reviewed by WV cities as they determine future management actions for stormdrain maintenance and for other activities such as trash management.

Planning Procedures & New Development

During FY 06-07, the West Valley communities devoted extensive time to reviewing and analyzing the proposed Municipal Regional Permit (MRP), especially regarding proposed C.3 revisions. These efforts led to an invitation to Water Board staff to attend one of the West Valley monthly meetings. The WVCs were pleased with the subsequent meeting on Dec. 19, 2006. WVCs were represented by decision-making staff (two Public Works Directors, one City Attorney) who appreciated the opportunity to speak directly with Water Board staff. In the spirit of reaching consensus, municipal decision-makers were able to inquire about the intent of proposed requirements, and to put forward ideas for feasible means of implementing the MRP, within the municipal framework. West Valley municipal staff came away with a greater understanding of the Water Board's objectives, and greater clarity on possible implementation of the related proposed requirements.

Public Information/ Participation

A broadened direction in PI/P this year involved partnering with a local non-profit environmental education program: Environmental Volunteers (EVs). The EV program trains docents to provide free environmental education activities in K-8 classrooms. WVCWP staff attended numerous trainings to become qualified EV docents. WV staff then led classroom presentations with other EV docents, and were able to incorporate new watershed-related messages into the educational activities. Overall, WVCWP staff reached 168 students directly through classroom presentations in FY 06-07.

Pesticide Management Activities

In FY 06-07, the WVCWP Manager, and other Co-permittees from SCVURPPP's IPM Ad Hoc Task Group, responded to a presentation and public outreach suggestion from Sunnyvale staff. The WVCWP manager invested time in evaluating and helping to lay the groundwork for instituting a new outreach program related to pesticide management. For the past several years, the Clean Water Program has been investigating ways to educate yard-maintenance workers. Finding a relevant means of contact has proven to be difficult, especially since many are not fluent in English. The "Green Gardener" program, offered in both Spanish and English, was developed to reach the small landscaping businesses, which are prevalent in the West Valley cities. The program (www.greengardener.org) has been successfully implemented in Santa Cruz and Santa Barbara counties. Via telephone conferences, the experienced agencies offered feedback and guidance to help the SCVURPPP set up a similar educational program in Santa Clara Valley. The curriculum, offered as adult education courses with hands-on training activities, teaches landscape maintenance practices that incorporate pollution prevention principles (IPM). At the end of FY06-07, the IPM AHTG held meetings to discuss applying for DPR grant money to set up a local program through Metropolitan Adult Education Program (MAEP).

Public Information/ Participation and Public Agency Activities

The Town of Los Gatos promoted a new outreach event to the public in May 2007. The "Public Works Week Corporation Yard Tour" drew in over **100** students, teachers and parents from local schools. The tour participants viewed Public Works and stormwater displays. Municipal staff demonstrated to the students the purpose and details of operation for the vehicles and machines, including the Town's new regenerative-air street-sweeper. Display tables were set up by spokespersons representative of a variety of agencies and departments, including the Street Sweeper, the Code Enforcement Officer, Park Service Officers and the Clean Water Program Manager. Visitors received a brief presentation about watersheds, viewed a model of a storm drain and learned where to recycle hazardous materials. Emphasis was placed on prevention of litter and illegal dumping. This event helped Los Gatos successfully generate support and understanding among residents for the Town's watershed protection issues.

These highlights help to demonstrate the West Valley Communities' commitment to implementing the requirements outlined in the Urban Runoff Management Plans.

Thank you for your review of this Annual Report. If you have any questions regarding the materials submitted, please contact me at 408.354.4734.

Very truly yours,

Cheryl C. Donnelly

Cheryl Donnelly
West Valley Clean Water Program Manager

Cc: Sue Ma, RWQCB
Attachments

CITY of SARATOGA

13777 FRUITVALE AVENUE • SARATOGA, CALIFORNIA 95070 • (408) 868-1200

Incorporated October 22, 1956

COUNCIL MEMBERS:
Aileen Kao
Kathleen King
Chuck Page
Jill Hunter
Ann Waltonsmith

City of Saratoga
FY 2006-2007 ANNUAL REPORT
ATTACHMENT A

Certification Statement

"I certify, under penalty of law, that this document and all attachments were prepared under my direction or supervision in accordance with a system designed to ensure that qualified personnel properly gather and evaluate the information submitted. Based on my inquiry of the person or persons who manage the system, or those persons directly responsible for gathering the information, the information submitted, is, to the best of my knowledge and belief, true, accurate, and complete. I am aware that there are significant penalties for submitting false information, including the possibility of fine and imprisonment for knowing violations."

Signature by Duly Authorized Representative:

John Cherbone — 08/31/07

John Cherbone
Public Works Director

Date

List of Acronyms

City of Campbell

Town of Los Gatos

City of Monte Sereno

City of Saratoga

West Valley Acronyms/Abbreviations

CEUs	**Continuing Education Units** – Issued by Dept. of Pesticide Regulation or California Nursery Professionals Assn.
CIP	**Capital Improvement Project**
EC	Erosion Control
IC/ID Inspector	West Valley Storm Water Discharge Inspector
PW	**Public Works**
QAC	**Qualified Applicator Certificate**. A category of the DPR licensing and certification Program. To be certified, the applicant must demonstrate specific knowledge on topics such as pesticide application drift problems and prevention, soil and water problems resulting from restricted use pesticides, phytotoxicity, potential for environmental contamination, etc.
Stormwater Reps	Representatives to the WWCWP from each participating WVC
UCCE	**University of California Cooperative Extension Service** (conducts outreach for UC Davis IPM program; oversees Master Gardeners program)
WV	**West Valley**
WVC	**West Valley Communities** – Cities & Town which are members of the West Valley Clean Water Program: City of Campbell, Town of Los Gatos, City of Monte Sereno, City of Saratoga
WVCWP	**West Valley Clean Water Program**: Stormwater Program for Campbell, Los Gatos, Monte Sereno, Saratoga
WVCWP Inspector	**W**est **V**alley **C**lean **W**ater **P**roject **I**nspector
WV Inspector	**W**est **V**alley **Inspector**

SCVURPPP Acronyms/Abbreviations

AB	Assembly Bill
ABAG	Association of Bay Area Governments
ABC	Annual Budget Review Compilation
ACCWP	Alameda Countywide Clean Water Program
ACOE	U.S. Army Corps of Engineers
AHTG	Ad Hoc Task Group
AR	Annual Report
ASCE	American Society of Civil Engineers
BAAQMD	Bay Area Air Quality Management District
BART	San Francisco Bay Area Rapid Transit
BATG	Budget Ad Hoc Task Group
Basin	Santa Clara Basin
Basin Plan	Water Quality Control Plan for the San Francisco Basin
BACWA	Bay Area Clean Water Agencies
BAHM	Bay Area Hydrology Model
BAMBI	Bay Area Macroinvertebrate Bioassessment Information
BASMAA	Bay Area Stormwater Management Agencies Association
Bay	San Francisco Bay
Bay Area	San Francisco Bay Area
BMI	Benthic Macroinvertebrate
BMM	Lower South Bay Monitoring and Modeling Subgroup
BMP	Best Management Practice
BOMA	Building Owners and Managers Association
BPP	Brake Pad Partnership
BU	beneficial use
C	Celsius
C.3	Permit Provision C.3
C3PO	C.3 Provision Oversight
CA	California
Cal-EPA	California Environmental Protection Agency
Caltrans	California Department of Transportation
CAMLnet	California Aquatic Macroinvertebrate Laboratory Network
Campaign	Watershed Watch Campaign

SCVURPPP Acronyms/Abbreviations

CAP	Copper Action Plan
CASQA	California of Stormwater Quality Association
CB	Copper Baseline
CCC	Continuous Concentration Criterion
CD-ROM	Compact Disk-Read Only Memory
CDS	Continuous Deflective Separation
CEP	Clean Estuary Partnership
CEUs	Continuing Education Units
CESQG	Conditionally Exempt Small Quantity Generator
CEQA	California Environmental Quality Act
CFR	Code of Federal Regulations
cfs	cubic feet per second
CI	Continuous Improvement
CIWMB	California Integrated Waste Management Board
CMIA	Conceptual Model Impairment Assessment
CMS	Copper Management Strategy
COA	Condition of Approval
CoHHW	Santa Clara County Household Hazardous Waste Program
CoHHW Program	Santa Clara County Household Hazardous Waste Program
COLD	cold freshwater habitat
CRMP	Coordinated Resources Management and Planning
CSBP	California Stream Bioassessment Procedures
CTR	California Toxic Rule
Cu	Copper
CWA	Clean Water Act
DDD	Dichlorodiphenyldichloroethane
DDE	Dichlorodiphenyldichloroethylene
DDT	Dichlorodiphenyltrichloroethane
DEH	Santa Clara County Department of Environmental Health
District	Santa Clara Valley Water District
DO	Dissolved Oxygen
DOE	Department of Energy
DPR	Department of Pesticide Regulation

SCVURPPP Acronyms/Abbreviations

DWR	Department of Water Resources
E. Coli	Enterococus Coli
EEC	SF Bay Wildlife Refuge Environmental Education Center
EEDMS	Environmental Enforcement Data Management System
EEPS	Exposure and Effects Pilot Study
e.g.	for example
EMAP	Environmental Monitoring Program
EMB	Executive Management Board
EOA	Eisenberg, Olivieri, and Associates
EPA	U.S. Environmental Protection Agency
Estuary	San Francisco Bay Estuary
F	Fahrenheit
FLT	Fluorescent Light Tube
FY	Fiscal Year
GCRCD	Guadalupe-Coyote Resource Conservation District
GIASP	General Industrial Activities Stormwater Permit
GIS	Geographic Information System
GRTS	Generalized Random Tessellation Stratified
HBANC	Home Builders Association of Northern California
Hg	Mercury
HMP	Hydromodification Management Plan
HHW	Household Hazardous Waste
HVAC	Heating, Ventilation and Air Conditioning
IBI	Index of Biotic Integrity
IC/ID	Illicit Connection and Illegal Dumping
ID	Identification
IND	Industrial/Commercial
i.e.	that is
IPM	Integrated Pest Management
JPA	Joint Powers Authority
K	Kindergarten
KAB	Keep America Beautiful
kg	Kilogram

SCVURPPP Acronyms/Abbreviations

L	Liter
Lb	Pound
LA	load allocation
LFA	Limiting Factors Analysis
LID	Low Impact Development
LSSB	Lower South San Francisco Bay
LUS	Land Use Subgroup
MC	Management Committee
MCMP	Metals Control Measures Plan
MCTT	Multi-Chambered Treatment Train
MDDB	Metadata Database
MDL	Most Downstream Location
MEP	Maximum Extent Practicable
Mercury Plan	Mercury Pollution Prevention Plan
Mg	milligram
mgd	million gallons per day
MIGR	fish migration
MOA	Memorandum of Agreement
MOFO	Morrison & Foerster
MOU	Memorandum of Understanding
MP	Monitoring Priority
MROSD	Mid-Peninsula Regional Open Space District
MYRWMP	Multi-Year Receiving Waters Monitoring Plan
NAP	Nickel Action Plan
NEMA	National Electrical Manufacturers Association
NAIOP	National Association of Industrial and Office Properties
NEPA	National Environmental Policy Act
ng	Nanogram
Ni	Nickel
NOI	Notice of Intent
NPDES	National Pollutant Discharge Elimination System
OC	Organochlorine
O&M	Operation and Maintenance

SCVURPPP Acronyms/Abbreviations

OP	Organophosphate
OWOW	Our Water Our World
P2	Pollution Prevention
PAHs	Polynuclear Aromatic Hydrocarbons
PBDE	Polybrominated Diphenyl Ether
Pb	Lead
PCBs	Polychlorinated Biphenyls
PCDD	Polychlorinated Dibenzo-p-Dioxins
PCDF	Polychlorinated Dibenzofurans
PCO	Pest Control Operator
pg	Picogram
PHAB	Physical Habitat Assessments
PIP	Public Information and Participation
PI/P	Public Information and Participation
PIPP	Public Information and Participation Program
PMPS	Pest Management Performance Standard
POC	Pollutant of Concern
POTW	Publicly Owned Treatment Works
PPPS	Planning Procedures Performance Standard
Program	Santa Clara Valley Urban Runoff Pollution Prevention Program
PS	Performance Standard
PVC	Polyvinyl Chloride
Q	Quarter
QAPP	Quality Assurance Project Plan
RAC	Regional Ad Campaign
RARE	preservation of rare and endangered species
RCRA	Resource Conservation and Recovery Act
REC- 1	water contact recreation
REC-2	non-contact water recreation
Regional Board	San Francisco Bay Regional Water Quality Control Board
RFP	Request for Proposal
RMAS	Regional Monitoring and Assessment Strategy
RMP	Regional Monitoring Program

SCVURPPP Acronyms/Abbreviations

RPT	Report Preparation Team
RS	Regulatory Subgroup
RTA	Rapid Trash Assessment
RWQCB	San Francisco Bay Regional Water Quality Control Board
SC	Steering Committee
SCC	Santa Clara County
SCBWM1	Santa Clara Basin Watershed Management Initiative
SCVURPPP	Santa Clara Valley Urban Runoff Pollution Prevention Program
SCVWD	Santa Clara Valley Water District
SF	San Francisco
SFEI	San Francisco Estuary Institute
SFEP	San Francisco Estuary Project
SIC	Standard Industrial Classification
SMaRT®	Sunnyvale Materials Recovery and Transfer
SOP	Standard Operating Procedures
South Bay	Lower South San Francisco Bay
SPLWG	Sources, Pathways and Loadings Work Group (RMP)
SPWN	fish spawning
SSC	Suspended Sediment Concentration
SSI	Inventory of Santa Clara Basin Stream Studies
SSO	Water Quality Site-Specific Objective
State Board	State Water Resources Control Board
STOPPP	San Mateo Countywide Stormwater Pollution Prevention Program
SWAMP	Surface Waters Ambient Monitoring Program
SWANA	Solid Waste Association of North America
SWMP	Stormwater Management Plan
SWPPP	Stormwater Pollution Prevention Plan
SWRCB	State Water Resources Control Board
TAC	Technical Advisory Committee
TMDL	Total Maximum Daily Load
TO	Tentative Order
TP	Total Phosphorus
TPH	Total Petroleum Hydrocarbons

SCVURPPP Acronyms/Abbreviations

TRC	Technical Review Committee
ug	Microgram
UPC	Urban Pesticide Committee
URMP	Urban Runoff Management Plan
URQM	Urban Runoff Quality Management
USA	Unified Stream Assessment
USEPA	U. S. Environmental Protection Agency
USFWS	U.S. Fish and Wildlife Service
USGS	U.S. Geological Survey
VTA	Santa Clara Valley Transportation Authority
WAC	Watershed Assessment Consultant
WAMS	Watershed Assessment and Monitoring Subgroup
WAR	Watershed Assessment Report
WARM	warm freshwater habitat
Water Board	San Francisco Bay Regional Water Quality Control Board
Water District	Santa Clara Valley Water District
WEF	Water Environment Federation
WEO	Watershed Education and Outreach
WE&O	Watershed Education and Outreach
WERF	Water Environment Research Foundation
WG	Work Group
WILD	wildlife habitat
WLA	Waste Load Allocation
WMI	Watershed Management Initiative
Work Group “I”	SCBWMI Phase I Indicators Work Group
WP	Work Plan
WRPC	Water Resources Protection Collaborative
WVC	West Valley Communities - members of the West Valley Clean Water Program:
	Campbell, Los Gatos, Monte Sereno, Saratoga
WVCWP	West Valley Clean Water Program
WW	Watershed Watch
WWTP	Wastewater Treatment Plant

SCVURPPP Acronyms/Abbreviations

WY	Water Year
YSI	Youth Science Institute
Zn	Zinc

IC/ID Elimination Activities

City of Campbell

Town of Los Gatos

City of Monte Sereno

City of Saratoga

Saratoga

Santa Clara Valley Urban Runoff Pollution Prevention Program

FY 2006-2007 ANNUAL REPORT

ILLICIT CONNECTION & ILLEGAL DUMPING ELIMINATION ACTIVITIES

FY 2006-2007 Work Plan Self Evaluation Matrix

Source	Task Source	Work Plan Tasks	Accomplishments	Responsible Party
2004 URMP Perf. Standard	Program	IC/ID Performance Standards Implement updated local URMP to reflect revised Performance Standards. Provide staff training on revisions.	IC/ID Performance Standards were updated as part of the URMP revision in Sept 2004. There were no changes made to the Standard Operating Procedures (SOPs) in FY06-07.	WVCWP Mgr & WVCWP IC/ID Inspector
	URMP	Response Program Continue to implement IC/ID Stormwater Discharge Inspector response program and evaluate for continuous improvement.	During FY 06-07 the West Valley Inspector responded to 16 incident reports in Saratoga. One half time IC/ID Inspector conducts a centralized incident response and proactive restaurant and vehicle shop inspection program for four West Valley communities. The Inspector follows up on all reports of potential violations. This coordinated inspection program works very well and has increased the West Valley Communities' staff awareness of water pollution activities.	WV Inspector
	FY06-07 Work Plan	Enhanced Reporting Report on incidents using categories consistent with SCVURPPP Program. Document follow-through to point of resolution or referral for enforcement action (penalty or fine).	The WVCWP Inspector keeps a standardized Microsoft Access database of all IC/ID response calls and their follow-up through resolution. West Valley's annual data was provided to SCVURPPP for Program-wide analysis.	WV Inspector
	URMP	Education Distribute BMP materials during routine inspections. Distribute follow up education information for businesses cited for potential stormwater violations.	During FY 06-07, the WVCWP Inspector distributed twenty-one (21) educational materials in Saratoga, as part of his outreach and inspection program.	WV Inspector

Saratoga

Santa Clara Valley Urban Runoff Pollution Prevention Program

FY 2006-2007 ANNUAL REPORT

Source	Task Source	Work Plan Tasks	Accomplishments	Responsible Party
	Training	Training Conduct training & evaluation meeting between Storm Water Discharge Inspector and Town staff, as needed to improve procedures.	Each year the WV Inspector visits a West Valley community to meet with municipal staff and explain the importance of reporting IC/ID incidents. In order to provide a better understanding of the WVCWP Inspector's role within the City and to review response procedures, the WVCWP Inspector and WVCWP Mgr held a round table training meeting with Saratoga PW and Building staff in FY 06-07. The meeting clarified IC/ID procedures. Typical challenges and possible improvements to the response program were discussed. **6/27/07 Training attendees from Saratoga and Los Gatos:** Building Official Building Inspectors (4) Engineering Inspectors (2) WVCWP Inspector WVCWP Manager	Engineering Inspectors WV Inspector to co-ord

Saratoga

Santa Clara Valley Urban Runoff Pollution Prevention Program

FY 2006-2007 ANNUAL REPORT

FY 06-07 Incident Response Summary				
Type of Incident	**Miscellaneous Incidents**	**Incident Source**	**Report Source**	**Follow-up Action**
• 1 Accidental Spills • 2 Allowable Discharges • 2 Complaint not found • 1 Dewatering • 1 Dumping non hazardous • 1 Equipment cleaning • 1 Food Facility Oil & Grease • 2 Grey Water Discharge • 1 Miscellaneous • 1 Pool /Spa/Fountain • 1 Slurry Discharge • 1 Vehicle and Equipment Leaking • 1 Vehicle Washing **Total 16 Reported** 12 Incidents 2 Allowable Discharge 2 Complaints Not Found	**Miscellaneous Incidents:** • Private SD clogged	• 6 Commercial • 2 Residential • 3 Construction Site • 2 Food Facility • 1 Automotive Facilities • 2 Other/Unknown	• 2 Other Agency • 1 Other • 8 Interdepartmental • 3 Citizen Complaint • 2 IC/ID Inspector	• 14 Verbal Notice • 2 Warning Notice **Incident Status** 14 Resolved 2 Non Incident

IC/ID Program Evaluation

IC/ID Training

The Inspector's training meetings and presentations at various West Valley workshops have been effective. Inspectors from Dept of Environmental Health and the Fire Dept have called to report potential urban runoff violations which were observed outside of their scheduled inspections. This is encouraging for West Valley staff who have tried to improve communication and reporting, and provide relevant training sessions each year.

Trend Analysis

Saratoga

Santa Clara Valley Urban Runoff Pollution Prevention Program

FY 2006-2007 ANNUAL REPORT

In FY04-05 eleven (11) reported incidents were investigated. Residential and construction sites were the only two incident sources for all reported violations. Five (5) pool and spa discharges accounted for the number one IC/ID incident type reported in Saratoga in FY04-05. This was followed by two (2) tracking soil incidents and two (2) cement related discharges (concrete residue and unhardened cement). Pool and Spa incidents were clearly the most prevalent type of IC/ID problem being reported in the City. The remaining incident types (1 saw cut slurry and 1 vehicle/equipment leaking) were related to residential construction or remodeling projects. No other meaningful conclusions were noted.

In FY05-06 the West Valley IC/ID inspector responded to twenty-one (21) reports of potential violations in Saratoga. Out of the 21 reports, ten (10) were the result of interdepartmental referrals and six (6) were the result of citizen complaints. In FY05-06, Six (6) pool and spa discharges were the most commonly reported incident types. Three (3) incidents were not found and one (1) was an allowable discharge. Three (3) inspections were related to illegal dumping. Two (2) equipment cleaning discharges were reported, one from a food facility and the other from a construction site. One incident was related to an oil and grease discharge which overflowed from a cleanout near three restaurants. This confirms the importance of educating restaurant owners on the need for regular grease trap maintenance. Additionally, two (2) accidental spills and one (1) hydraulic line break were reported. Other incident types were: one (1) grey water discharge, and one (1) miscellaneous construction incident. A notable trend was that Saratoga has a substantial number of pool discharges and construction related incidents.

In FY06-07 the West Valley IC/ID inspector responded to sixteen (16) reports of potential violations in Saratoga. Out of the 16 reports, eight (8) were the result of interdepartmental referrals and three (3) were the result of citizen complaints. The trend in 06-07 did not indicate any commonly reported incident types. Two (2) incidents were not found and two (2) were allowable discharge. In FY 05-06, a notable trend in Saratoga was the substantial number of pool discharges (6) and construction related incidents (6). In 06-07, there was significant reduction in these types of incidents; only one (1) pool and spa discharge, and three (3) construction site related incidents.

Overall, Saratoga experienced a decrease in the number of incidents. Since the beginning of the West Valley Inspector's proactive restaurant inspection program there have been only a few restaurant violations, but it is clear that grease and oil are a threat to the cleanliness of the downtown area as well as to the nearby storm drains. The West Valley Inspector will continue to be proactive in this area. The City of Saratoga ordered more Pool and Spa brochures to display at the City Planner's counter and to give to new pool & spa owners. Residential awareness of pool discharge problems has shown good results. The West Valley Inspector will continue with these inspections and to provide educational brochures.

Illegal Dumping and Dumpster Problem Area

Adjacent to Saratoga Creek, there is a site that is prioritized for frequent drive-by inspections. It is fairly hidden by trees and other vegetation. After an initial inspection it was determined that periodic dumping was occurring from a parking lot which backs up to a steep, well-hidden, stretch of creek bank. Saratoga Police and City Code Enforcement responded by putting the site on watch and visiting each of the surrounding businesses with warning notices. Due to the types of trash found it is not believed that the businesses are responsible for the dumping. The dumpster area on the West Valley Inspector's watch contributes to the trash problem. This area was a special creek clean up site in FY 05-06.

Saratoga
IC/ID Inspections Annual Report FY 06 07

#	IC/ID Date	Contact Name (Resp Party)	Location/Address of Incident	ICID Incident Report Source (Origin)	ICID Incident Source	ICID Incident Type	ICID Enforcement Action	Findings: (Comments)	Status	Compliance Date
Accidental Spills										
1	1/4/2007	Safeway Store	12876 S. Saratoga-Sunnyvalew Rd., Saratoga	Interdepartmental	Commercial	Accidental spills	Verbal Notice	City staff called. White substance behind Safeway. They had a grease spill near dumpster. Used kitty litter. Rain carried white (kitty litter) to street. I had them clean it up and dispose of properly.	Incident - Resolved	04-Jan-07
Allowable Discharge										
1	9/5/2006	Viaggio Restaurant	14550 Big Basin Way, Saratoga	Interdepartmental	Food Facilities	Allowable discharge	Verbal Notice	City staff called. Please check out small pipe in back draining to gutter. Overflow from ice machine. Water only. No problem. Called Iveta to let her know.	Incident - Resolved	05-Sep-06
2	1/22/2007	Residence under construction.	19908 Bella Vista, Saratoga	Other	Construction Sites	Allowable discharge	Verbal Notice	WVSD called. Ground water being pumped into creek. Every time he pumps out hole, it fills back up with ground water. No alternative. Said he will stop after one more hour; then wait until August, dry season. OK water only.	Incident - Resolved	22-Jan-07
Complaint Not Found										
1	10/4/2006	Parking Lot, North side Big Basin Way	Big Basin Way, Saratoga	Illicit discharge inspectors	Commercial	Complaint not found	Verbal Notice	Drive by follow up after creek clean up. Looks good. Clean.	Non-Incident	04-Oct-06
2	5/9/2007	Pierce Road at Mt. Eden	Pierce Road at Mt. Eden	Citizen Complaints	Other/unknown	Complaint not found	Verbal Notice	Repored seeing trash. No trash found. Have had problems in past. Same location.	Non-Incident	09-May-07
Dewatering										
1	12/13/2006	Stuart Silverman Kevin's Pool Service	13925 Quito Rd., Saratoga	Interdepartmental	Residential	Dewatering	Verbal Notice	City staff called. Water running down driveway. Pool service was pumping water out to driveway. I educated them. Mailed pool brochures to resident and to pool service company. Also talked with both.	Incident - Resolved	13-Dec-06
Dumping Non-hazardous										
1	3/19/2007	Gulley	Pierce Road near Mt. Eden Road, Saratoga	Citizen Complaints	Other/unknown	Dumping – non-hazardous	Verbal Notice	Bags of trash in gulley. About a dozen. I could only find one. I called Public Works. Asked them to pick it up.	Incident - Resolved	19-Mar-07
Equipment Cleaning										
1	5/2/2007	Speedy Pizza Abraham Baballah, Owner	18572 A Prospect Rd., Saratoga	Other agency	Food Facilities	Equipment cleaning	Warning Notice	Washing/drying racks outside. No more. See NTC# 1912. Educated them.	Incident - Resolved	02-May-07

Saratoga
IC/ID Inspections Annual Report FY 06 07

Food Facilitiy Oil & Grease Discharge										
1	1/5/2007	Pat Smith's Catering Extravaganza Pat Smith	14435 Big Basin Way, Saratoga	Interdepartmental	Commercial	Food Facility Oil & grease discharge	Verbal Notice	Vandals got into 55 gal. Drum of grease behind Tapioca Express, 14441 Big Basin Way, and put grease on sidewalk, walls, etc. All cleaned up now. Hopefully, this was a one time only occurrence.	Incident - Resolved	05-Jan-07
Grey Water										
1	5/22/2007	Mountain Winery Bill Hirshman, Owner	Pierce Road, Saratoga	Interdepartmental	Construction Sites	Grey water discharge	Verbal Notice	Drilling for 6" water main. Hit pressurized water which released drilling fluids and soil into Calabassas Creek. Ca. Dept. of Fish and Game and Water Quality Control Board and Fire Dept. were all there. Mountain Winery doing everything possible to clean.	Incident - Resolved	22-May-07
2	5/31/2007	Residence	14790 Butano Terrace, Saratoga	Interdepartmental	Construction Sites	Grey water discharge	Verbal Notice	Putting in new driveway. Washed off rocks. Runoff went to street gutter. Rick went out made them stop. I educated them. OK now.	Incident - Resolved	31-May-07
Misc.										
1	3/9/2007	Alley next door to Basin Restaurant Mischel Postas	Big Basin Way near 5th, Saratoga	Citizen Complaints	Commercial	Misc. incidents	Verbal Notice	Private SD clogged. She got San Jose Plumbing to come out and clear. All OK now. Called Iveta, Saratoga, to let her know.	Incident - Resolved	09-Mar-07
Pools/Spas/Fountains Discharge										
1	3/1/2007	Residence Lewis Pools	12834 Glen Brae Drive, Saratoga	Interdepartmental	Residential	Pools/Spas/Fountains discharge	Warning Notice	City staff, called. Pool problem. White substace in gutter. Replastering of pool. Washing equip. in gutter. Hosing it to SD. Issued NTC#1910.	Incident - Resolved	01-Mar-07
Slurry Discharge										
1	5/10/2007	Argonant Dental	12860 C Saratoga-Sunnyvale Rd., Saratoga	Interdepartmental	Commercial	Saw cutting slurry discharge	Verbal Notice	City staff called. White stuff in gutter. They are putting in new tile, floors etc. Cutting tile outside. I had to educate the guy. Vacuum up etc. All taken care of.	Incident - Resolved	10-May-07
Vehicle and Equipment Leaking										
1	5/15/2007	Union 76	10215 Saratoga-Sunnyvale Rd., Saratoga	Other agency	Automotive Facilities	Vehicle & equipment leaking	Verbal Notice	Follow up to Fire report of diesel dispenser leak. OK now. All repaired.	Incident - Resolved	15-May-07
Vehicle Washing										
1	3/14/2007	Classic Car Wash Eddie Alameda	18560 Prospect Road, Saratoga	Illicit discharge inspectors	Commercial	Vehicle washing	Verbal Notice	Follow up inspection. Secondary containment was broken. Replaced. All OK. Everything looks good.	Incident - Resolved	14-Mar-07

Training Summary: Illicit Connections & Illegal Dumping Activies

Training Description	Date	Attendees
IC/ID Training US EPA Stormwater Program's Webcast Series Presenter: Jennifer Zielinski of the Center for Watershed Protection Speakers: Nikos Singelis of U.S. EPA's Stormwater Program, and Darrin Peine of Charlotte N.C. **Topics:** • Phase 1 MS4 communities • IDDE program • Establishing legal authority • Determining illicit discharge potential • Developing program goals • Searching for illicit discharges • Evaluating program effectiveness	September 12, 2006	**WVCWP** Stormwater Discharge Inspector
CASQA Meeting - Case Study : Prosecution of an Illegal Discharge Sponsor: California Stormwater Quality Association (CASQA) Speaker: Grant Sharpe, NPDES Coordinator, County of Orange, Resources & Development Mgmt **Topics:** • Orange County Investigation/ Prosecution of an illegal Discharge → Investigation steps → Evidence needed → Prosecution steps	March 9,2007	**WVCWP** Program Manager

Industrial Commercial Discharger Control Program

City of Campbell

Town of Los Gatos

City of Saratoga

Saratoga

Santa Clara Valley Urban Runoff Pollution Prevention Program

FY 2006-2007 ANNUAL REPORT

INDUSTRIAL/COMMERCIAL DISCHARGER CONTROL PROGRAMS

Annual Report FY 2006-2007 Self Evaluation Matrix

Source	Task Source	FY 06-07 Work Plan Tasks	FY 06-07 Accomplishments	Responsible Party
	URMP	a. Joint Inspections of Retail Food Facilities Continue joint inspection program w/ DEH. Approximate number of *food handling* facilities in Saratoga is 98. All facilities will be inspected at a minimum once per year. WVCWP IC/ID Inspector will conduct follow-up and distribute BMP materials as needed per DEH referrals. Continue to evaluate data management and reporting for desirable improvements or updates.	In FY 06-07, all 98 food-handling facilities in Saratoga were inspected; most of them were inspected 2 or 3 times by Santa Clara County Environmental Health Specialists (inspectors). A total of 178 food facility inspections or re-inspections were conducted by DEH in Saratoga.	Inspections conducted by SCC DEH; Annual Mtg co-ord by WVCWP
	URMP	b. Training & Evaluation Conduct annual joint meeting/training w/ Cupertino and SCC DEH to evaluate Inspection Program and make improvements. Meeting per agreement; scheduled for Spring. Provide outreach on proper disposal of fluorescent light bulbs and batteries to retail food facilities during inspections.	On April 30, 2007 the WV Cities, Cupertino and the County held their annual coordination training meeting.	Annual Meeting WVCWP to co-ord. w/ Cupertino & DEH
	FY02-03 Annual Report, CI Item	c. WVCWP Restaurant Inspection Program Continue implementation of proactive inspection program targeting medium to large-scale restaurants. *Medium to large-scale* restaurants are defined as, restaurants with 6 or more employees and/or ones that routinely handle large	Since the West Valley Restaurant Inspection Program's inception in 2002, the WVCWP Inspector has provided at least 263 pro-active inspections for 127 targeted restaurants in the cities of Campbell, Los Gatos and Saratoga. Out of 21 restaurants targeted in Saratoga, most have been visited more than one time and almost all are familiar with the West Valley Clean Water Program. In FY	WV Inspector & DEH

Saratoga

Santa Clara Valley Urban Runoff Pollution Prevention Program

FY 2006-2007 ANNUAL REPORT

Source	Task Source	FY 06-07 Work Plan Tasks	FY 06-07 Accomplishments	Responsible Party
		quantities of grease (approx. 20 in Saratoga).	06-07, fourteen (14) restaurants were inspected pro-actively. All fourteen inspections revealed clean sites, free of urban runoff violations. No violations were noted by DEH for food facilities in Saratoga.	
	Restaurant Inspection Program – Continuous Improvem't item	d. Support West Valley Sanitation District's Fats, Oils and Grease Program Expand scope of restaurant inspections to focus on grease trap maintenance. During pro-active visits, the WVCWP Inspector will look at grease trap cleaning records. Any food facility without records will be referred to the West Valley Sanitation District for follow up.	WVCWP manager and Inspectors met with DEH representatives to re-emphasize the importance of tracking grease maintenance records. WVCWP Inspector continued to alert restaurants about regularly maintaining grease interceptors and the need for record keeping.	Inspections conducted by SCC Fire
	URMP	f. Joint Inspections of Ind/Comm Facilities Continue joint inspection program. Approximate number of facilities in Saratoga is 8. The inspection frequency goal for FY06-07 is 100%. The total number of facilities by business category inspected in FY06-07 will be included in the annual report.	In the City of Saratoga, eight (8) commercial / industrial facilities were inspected by the Fire Dept, meeting 100% of the inspection goal. Of the facilities inspected, the Fire Dept found one potential or actual violations.	Inspections conducted by SCC Fire
	URMP	g. Training & Evaluation Conduct annual joint meeting/training w/ SCC Fire to evaluate inspection reporting and confirm distribution of materials. Determine training topics, if needed, on the renegotiated West Valley Inspection Agreement dated June 2006.	The Fire Dept's annual facility inspection training pertaining to urban runoff requirements was provided to 183 inspectors from May 10 th through July 6th 2007. The Inspectors noted that they have plenty of handout materials; West Valley businesses have received all of the educational material during prior inspections. The Fire Dept's Sr Haz Mat Specialist, who provides training to inspectors met with the West Valley Clean Water Prog Mgr and WV Inspector on 4/5/07 to evaluate current	Annual Mtg w/ WVCWP & Sr. HazMat Specialist/ IND Inspectors

Saratoga

Santa Clara Valley Urban Runoff Pollution Prevention Program

FY 2006-2007 ANNUAL REPORT

Source	Task Source	FY 06-07 Work Plan Tasks	FY 06-07 Accomplishments	Responsible Party
			procedures. The new agreement and revised reporting form that is currently being used, is working well. Another training meeting between WVCWP Inspector and Fire Dept's Sr. Haz Mat Specialist was held on 1/19/07 to review differences in reporting data. All reporting issues were resolved.	
	URMP	h. NOI Filers Provide updated list of NOI Filers to SCC Fire .	The list of NOI sites (2 in Saratoga) was sent electronically to the Fire Dept on 4-17-07.	WV Inspector
	FY02-03 Annual Report, CI Item	i. WVCWP Vehicle Shop Inspection Program Continue to inspect vehicle maintenance and car wash facilities as part of IC/ID pro-active inspection program. Suggest alternatives and promote improved car washing methods for auto businesses during IC/ID inspections. Document potential problems through resolution and submit to Program for Annual Report.	In FY06-07 the West Valley Inspector conducted one (1) pro-active inspection of a vehicle shop in the City of Saratoga (listed in ICID section). The facility was clean and free of urban runoff violations.	WV Inspector
	URMP	f. Education Distribute BMP materials during routine inspections. Distribute follow up education information for businesses cited for potential stormwater violations.	During FY 06-07, the WVCWP Inspector distributed twenty-six (26) IND brochures and fact sheets in Saratoga, as part of his outreach and education program. The Fire Dept also distributes a stormwater compliance packet to new commercial /industrial business owners or management.	SCC Fire; WV Inspector

Saratoga

Santa Clara Valley Urban Runoff Pollution Prevention Program

FY 2006-2007 ANNUAL REPORT

Industrial/Commercial Inspection Report Data FY06-07					
DEH Inspections • 98 Food-Facilities • 178 Inspections • No potential / actual violations **Fire Dept Inspections** • 8 by Fire District (See list at right) • No potential / actual violations	**Fire Dept Inspections** • 4 Automotive • 2 Dry Cleaners • 1 Haz Waste Facility • 1 Underground storg tank	**(1)Fire Dept referred** 1 Automotive **DEH referred 0** No potential or actual violations were reported by DEH	**(1) Potential Violation** found as a result of 201 proactive Industrial or Commercial inspections	**(15) WVCWP** Pro-active Inspections • 1 Construction • 14 Food Service See Inspector's report on facilities with violations in IC/ID report (first section of this report)	**IND & Commercial # of Inspections** WVCWP 15 Fire Dept 8 DEH 178 Total 201

Industrial/Commercial Program Evaluation

Fire Dept Inspections of Industrial / Commercial Facilities:

Of the 8 facilities inspected by the Fire Dept one potential or actual violation was found. Since the number of violations was significantly low, the sites with previous violations noted as a result of enforcement response calls from the IC/ID report will be prioritized for inspections at the beginning of FY 07-08.

After a steady stream of improvements and more communication between Fire Dept and WVCWP staff, the inspection program is prepared for maximum efficiency for the West Valley Cities in FY07-08. When Saratoga was added to the Fire Dept Inspection Agreement for Campbell and Los Gatos (7/1/02) all West Valley facility inspections were coordinated under one umbrella. Monte Sereno does not conduct IND inspections because it has NO industrial or commercial facilities. Since 2001, WVCWP staff has met with Fire Dept staff at least twice a year to discuss standardized reporting, documentation and follow-up.

An ICID follow-up inspection was conducted at one of Saratoga's problem sites, Classic Car Wash. The secondary containment was broken but replaced. During FY 05-06 they installed a waste water capture system to take care of vehicle wash water flowing to the storm drain.

Industrial/Commercial Program Evaluation Continued

Annual Food Facility Inspection Training Meeting

On April 30, 2007, DEH representatives met with the WVCWP Manager and Inspector. The importance of reporting all potential West Valley stormwater violations to the West Valley inspector was re-emphasized. Other topics covered at this meeting were (1) Updated contact information (2) How to report urban runoff violations to municipal inspectors to ensure accurate tracking and follow up (3) Feedback on the effectiveness of outreach and educational handouts (4) Reminder to distribute pesticide reduction fact sheets called “Don’t Set a Table for Pests” to restaurants.

During FY 06-07 the West Valley Inspector continued a more aggressive effort to alert restaurants to the need for regular grease interceptor maintenance and record keeping. The WVCWP Inspector and the West Valley Sanitation District’s Director of Operations continue to have discussions regarding grease interceptor maintenance records and related issues. The Sanitation District is notified if the records are not available. At the April 30th meeting, the West Valley Inspector again suggested that Environmental Health Specialists look for grease trap maintenance records during their restaurant inspections.

Saratoga
Annual Report FY 06-07
IND/Commercial Inspections

#	IND Date	Facility Name	Facility Address	Enforcement Actions	Inspection Notes	Notes - 2
Food Facilities						
1	8/4/2006	Hong's Gourmet Restaurant	14510 Big Basin Wy., Saratoga	No Action	Pro active inspection. Problems in past. Looks good. Dumpster clean. Kitchen clean. Now keep records. Big improvement.	Looks good, see above.
2	8/4/2006	Viaggio Restaurant	14550 Big Basin Wy., Saratoga	No Action	Pro active inspection. Dumpster area clean. Problems with dumpster area in past. Kitchen good. All AOK.	All AOK. See above.
3	11/7/2006	The Plumed Horse Restaurant	14555 Big Basin Way, Saratoga	No Action	Pro active inspection. Restaurant closed. Dumpster good.	All OK.
4	11/7/2006	Florentine Trattoria Restaurant	14510 Big Basin way, Saratoga	No Action	Pro active inspection. Restaurant closed. Checked dumpster. Problems in past. OK today, clean.	All OK.
5	11/7/2006	Hong's Gourmet Restaurant	14510 Big Basin Way, Saratoga	No Action	Pro active inspection. Restaurant closed. Checked dumpster. Problems in past. OK today.	All OK.
6	11/7/2006	Viaggio Restaurant	14550 Big Basin Way, Saratoga	No Action	Pro active inspection. Restaurant closed. Checked dumpster. Problems in past. Good, clean today.	All OK.
7	11/7/2006	La Fondue Restaurant	14510 Big Basin Way, #3, Saratoga	No Action	Pro active inspection. Restaurant closed. Checked dumpster. Problems in past. OK today, clean.	All OK.
8	11/7/2006	The Basin Restaurant	14572 Big Basin Way, Saratoga	No Action	Pro active inspection. Restaurant closed. Checked dumpster. Problems in past. OK today. Clean.	All OK.
9	11/7/2006	Masu Restaurant	14510 Big Basin Way, #6, Saratoga	No Action	Pro active inspection. Restaurant closed. Dumpster clean. Problems in past.	All OK.
10	11/7/2006	Sent Sovi Restaurant	14583 Big Basin way, Saratoga	No Action	Pro active inspection. Restaurant closed. Dumpster clean.	All OK.
11	11/7/2006	Vienna Woods Delicatessen	14567 Big Basin Way, Saratoga	No Action	Pro active inspection. Looks good. Clean. All OK.	All OK.
12	11/7/2006	Gervais Restaurant	14560 Big Basin Way, Saratoga	No Action	Pro active inspection. Restaurant closed. Dumpster area good. Problems in past.	All OK.
13	11/7/2006	Little Amsterdam Restaurant	14490 Big Basin Way, Saratoga	No Action	Pro active inspection. Kitchen clean. Dumpster area good. All OK.	All OK.
14	3/17/2007	The Basin Restaurant	14572 Big Basin Wy., Saratoga	No Action	Pro active inspection. All OK, clean. Dumpster area also good. No problems.	All AOK.
Construction						
1	3/26/2007	New House Construction	19930 Sunset Dr., Saratoga	No Action	Cheri and I met Kristin and Brad at site to observe Dura Deck in driveway. Impressive. Took pictures.	Prevents dirt tracking.

West Valley Communities

FY 2006-2007 ANNUAL REPORT

Training Summary: IND

Training Description	Date	Attendees
SCC Fire Dept. Training for Inspectors Coordinator: John Justice, Santa Clara County, Sr. Haz Mat Specialist 21 Trainings @ 30 minutes each, average of 8 firefighters per Training **Topics**: The SC County Fire Dept (formerly SC Central Fire District) presented annual staff training to their Inspectors. The Inspectors noted that they have plenty of handout materials; most businesses have received all of the educational material during prior inspections. See "Evaluation" in preceding IND Table. ▪ How to perform an Industrial Inspection ▪ How to properly complete an Inspection form ▪ How to handle violations found during inspections ▪ Review common violations and why they are violations ▪ Trash hot spots are considered violations ▪ Report violations ASAP to Headquarters and call WVCWP Inspector ▪ How to report emergency responses – Call Sr Haz Mat Specialist & WVCWP Inspector ▪ Review educational materials for distribution during inspections ▪ Q & A and discussion	May 2007 thru June 2007	**SCC Fire Dept Inspection field staff** Senior Haz Mat Specialist and all field staff
Training/ Discussion: Referral of Potential Violations to WVCWP Coordinator: WVCWP Stormwater Inspector **Topics**: ▪ Review of Fire Department inspection procedures and follow-up ▪ Procedures for referrals of potential Violations to WVCWP inspector ▪ Evaluation of current progress	January 19, 2007	**WVCWP** Stormwater Discharge Inspector **SCC Fire Dept**. Senior Haz Mat Specialist

West Valley Communities

FY 2006-2007 ANNUAL REPORT

Training Summary: IND

Annual Training for Joint Inspections of Ind/Comm Facilities by Fire Dept. and WVCWP ▪ Review of NPDES permit requirements for industrial/ commercial inspections ▪ Referrals of potential violations to WVCWP inspector ▪ "Emergency Incident" follow-up by WV cities ▪ Trash and debris as a potential violation ▪ Evaluation of current procedures	April 05, 2007	**WVCWP** WVCWP Manager Stormwater Discharge Inspector **SCC Fire Dept**. Senior Haz Mat Specialist
Annual Training for Joint Inspections of Retail Food Facilities Held at Cupertino City Hall **Topics:** ▪ Review of Food Facility Inspection Agreement ▪ Referrals of potential Violations to each city ▪ Inspection report follow-up ▪ Evaluation of current procedures	April 30, 2007	**WVCWP** Program Manager Stormwater Discharge Inspector **SC County Dept. Env. Health** Supervising Env. Health Specialist SC County NPDES Coordinator City of Cupertino Environmental Programs Manager

Public Agency Activities

City of Campbell

Town of Los Gatos

City of Monte Sereno

City of Saratoga

PUBLIC AGENCY ACTIVITIES: Operation and Maintenance

FY 2006-2007 Work Plan Self Evaluation Matrix

Activity	Task Source	Work Plan Tasks	Accomplishments	Responsible Party
Storm Drain Operations and Maintenance				
Annual Storm Drain Cleaning	2004 URMP	Annual Storm Drain Cleaning Continue contract w/ WVSD. Continue schedule/cycle for inspection and cleaning of storm drain system (two year cycle for residential & one year cycle for commercial/industrial); Public Works staff will clean high leaf drop and other noted areas more frequently and as needed.	West Valley Sanitation District (WVSD) performs systematic storm drain cleaning and inspection annually. Half the City's storm drains are cleaned and inspected each year. Approximately 2,182 structures were inspected and cleaned, as needed. Seventy-two percent were found to be clean. City crews assist contracted street sweeper by providing additional cleaning in high leaf drop areas and removal of storm debris from all inlets and grates as needed.	WVCWP coordinate with PW Admin Analyst and WVSD per contract; Pub Works Supt coord in-field operations
Training - Annual WVSD/ Oper. & Maint. Meeting	2004 URMP	Training - Annual WVSD/ Oper. & Maint. Meeting Annual WVSD / Operations & Maint. Supervisors meeting - evaluate status of annual storm drain cleaning and provide training on maintenance issues. Rural public works BMPs and SOPs may be reviewed as part of the annual WVCWP Street Maintenance Supervisors meeting.	The annual WV Storm Drain Op & Maint. Supervisor's workshop was held on June 20, 2006. Four (4) Saratoga staff attended, including both the Street Maint Spvsr and the Parks Maint Spvsr. Staff from WVSD, WVCWP, and all other WV Communities also participated. Topics included: • WVSD Storm Drain structure cleaning & debris findings for each city (will be used to help identify additional trash problem areas) • Review of Emergency Response Procedures for SD overflow • Street sweeping for water quality including capture of fine particulate matter • Power Point Presentation on S/D cleaning and maintenance requirements and existing practices Round table discussion on all topics	WVCWP and WVSD provided training; Streets Spvsr and PW staff attended

Saratoga

FY 2006-2007 ANNUAL REPORT

Activity	Task Source	Work Plan Tasks	Accomplishments	Responsible Party
Storm Drain Stencils or Signage	C/I item -Source Control Measure	Storm Drain Stencils or Signage Continue to replace and/or upgrade storm drain stencils or signage on storm drains or catch basins, as needed. Stencils will be replaced with the type of stencil best suited for the location	Saratoga's storm drain signage is replaced if it becomes worn, or bent (if it is metal). The City primarily uses painted stencils. See evaluation at the end of this section.	Street Maint Supervisor
Trash Reduction	Trash Reduction Activities	Trash Reduction Public Works Maintenance Division will provide additional cleanup in trash problem spots discovered by staff or reported by the public.	During inspection and cleaning of storm drain structures, WVSD staff notes catch basins that require additional cleaning. The data will be helpful in locating trash problem areas by storm drain location.	WVSD, WVCWP and, PW Analyst provide evaluation results; Streets Supervisor coordinates in-field operations
Street Sweeping/ Pavement Management				
Street Sweeping Program	URMP	a. Street Sweeping Program By contract – residential and arterials are swept monthly. High leaf drop and other noted areas cleaned more frequently and as needed (i.e., construction zones - swept by responsible party).	The City has a contractor to conduct sweeping services. An Air Bear, vacuum type sweeper is used for areas that are conducive to picking up fine particulates and a broom type sweeper is used in other areas. All residents and businesses are required to utilize large recycling bins for leaves and other yard waste as part of their trash collection service. In Addition, city staff performs pro-active leaf pick up before and during storm season in high leaf drop areas. In FY06-07 crews collected 200 cubic yards of yard waste.	Street Maint Supervisor
Street Sweeping Data Collection	NPDES Permit	b. Street Sweeping Data Collection Collect and review street sweeping data and provide number of curb miles swept and cubic yards of debris to WVCWP for each Annual Report. Solicit feedback from Street Sweeping staff on effectiveness of the program.	Street Sweeping data was collected and provided to the SCVURPPP at the end of the fiscal year. See the three-year comparison table in the evaluation section (below), for curb miles swept, debris collected and yard waste recycled.	Street Maint Supervisor; Public Works Analyst WVCWP to coordinate

Saratoga

FY 2006-2007 ANNUAL REPORT

Activity	Task Source	Work Plan Tasks	Accomplishments	Responsible Party
Training	FY06-07 Work Plan, RWQCB comments	c. Training As needed, provide training meetings on collection of street sweeping data to appropriate municipal staff.	Training for municipal staff on street sweeping data collection requirements and preferred sweeping methods, was provided at WVCWP's June 20, 2007, Storm Drain Operation and Maintenance workshop.	Street Maint Supervisor PW Analyst & WVCWP to assist
Corporation Yard				
SWPPP	URMP	a. SWPPP Review Sponsor a training meeting for Stormwater Reps and Public Works Maintenance staff to review and evaluate the municipal Storm Water Management Pollution Protection Plan (SWPPP).	On Jan 27, 2007, Saratoga's Public Works Analyst met with WV Reps to evaluate corporation yard BMPs and discuss potential revisions to the Cities' SWPPPs. Saratoga's SWPPP was revised in FY04-05. The City's current standard operating procedures and BMPs are working effectively.	Streets Maint Supervisor & WVCWP
Staff Training	URMP	b. Staff Training Provide annual training on BMPs in Storm Water Pollution Prevention Plan w/ Corp-Yard walk-thru	On April 12, 2007 Saratoga's street and park maintenance staff (18 employees) reviewed the City's SWPPP procedures and received training on best management practices (BMPs). A tour of the Corp Yard was conducted. Locations of several absorbent stations were pointed out.	Streets Maint Supervisor
Rural Public Works Activities				
Training	FY06-07 Work Plan	Appropriate staff will receive annual training on the use of current BMPs and SOPs, as noted in the performance standard. BMPs and SOPs may be reviewed as part of the annual WVCWP Street Maintenance Supervisors meeting.	No Rural Public Works construction took place this year. The model performance standard has been adopted. SOPs were updated as part of the Town's Urban Runoff Management Plan revision in 2004.	Public Works Maint Div. w/ City Engineer
Staff Training	Rural PW PS	Evaluate training materials to determine whether there is a need to obtain or develop additional educational tools (e.g. a video CD) for maintenance staff and for outreach to contractors.	WVCWP staff developed a short PowerPoint presentation consisting of Rural Public Works standards and BMPs for staff training. The presentation slides are sufficient at this time. The West Valley Cities have very few rural public works projects. If staff or municipal contractors begin to construct more of RPW projects, WVCWP staff will take photographs of the site and BMPs to use for training.	WVCWP

Saratoga

FY 2006-2007 ANNUAL REPORT

Activity	Task Source	Work Plan Tasks	Accomplishments	Responsible Party
Staff Training	FY06-07 Work Plan	Appropriate staff will receive annual training on the use of current BMPs and SOPs, as noted in the performance standard. BMPs and SOPs may be reviewed as part of the annual WVCWP Street Maintenance Supervisors meeting.	City staff reviewed the Rural Public Works standards at a WVCWP workshop for storm drain maintenance in June 2006. Staff are knowledgeable about BMPs and erosion control procedures for RPW; therefore, specific training on this topic was not conducted in FY06-07	Streets Maint Spvsr and Public Works Analyst

Saratoga

FY 2006-2007 ANNUAL REPORT

Street Sweeping Totals for FY04-05 through FY06-07		
Curb Miles Swept		
FY04-05	**FY05-06**	**FY06-07**
Residential **2,520 curb miles** swept **Commercial & Arterials** **780 curb miles** swept **Annual Combined Total** **3,300 curb miles swept**	Missing 1 month's data (July 2005) due to change in contractors **Residential** **2,310 curb miles** swept **Commercial & Arterials** **715 curb miles** swept **Annual Combined Total** **3,025 miles curb miles swept**	**Residential** **2,520 curb miles** **Commercial & Arterials** **780 curb miles** **Annual Combined Total** **3,300 miles curb miles**
Debris Collected		
FY04-05	**FY05-06**	**FY06-07**
Residential & Commercial & Arterials The residential & commercial cubic yards of debris were **not available** because it was not tracked separately in FY04-05. **Annual Combined Total** **705 cubic yards** of debris collected	Missing 1 month's data (July 2005) due to change in contractors **Residential** **521.5cubic yards** of debris collected **Commercial & Arterials** **108 cubic yards** of debris collected **Annual Combined Total** **629.5 cubic yards** of debris collected	**Residential** **615 cubic yards** **Commercial & Arterials** **160 cubic yards** **Annual Combined Total** **775 cubic yards**
Yard Waste Recycled		

FY04-05: An annual total of **10,939 tons** of yard waste was picked up by garbage collection service during FY 04-05.

FY05-06: An annual total of **10,771.5 tons** of yard waste was picked up by garbage collection service during FY 05-06.

FY06-07 Residents and businesses recycled 5,957.66 tons of yard waste using Waste Management garbage collection service from July '06 to the end of January '07. In March the West Valley Cities changed contractors; the total amount of yard waste recycled using West Valley Collection and Recycling from 3/1 to 6/30 2007 was reported as 3,924 tons for a combined **total of 9,881.66 tons.** City crews also picked up 200 cubic yards of leaves and tree debris.

Public Agency Activities: Operations and Maintenance Evaluation

Storm Drain Maintenance: In FY06-07, West Valley Sanitation District (WVSD) provided its second enhanced annual report to the cities on storm drain cleaning. Since June 2006 the reports have listed the structures that were inspected and cleaned with the maintenance crew's findings. Approximately 2,182 structures were inspected and cleaned, as needed. Of those, 1,566 or 72% did not have any debris and were noted as "clean". Only fifteen structures contained *significant* amounts of debris (over 50 lbs.). Only one of the structures that contained significant debris had the type of material removed categorized as leaves and paper. Nine structures were impacted by mud/dirt, three contained construction material and two had rock/stone debris. The WVSD inspection reports are generated from a database of numbered storm drain locations with the street names. It is possible to locate the street on a map and target specific audiences and specific locations for additional public outreach. The WVSD reports were distributed at the annual Storm Drain workshop on 6-20-07 and will be reviewed by WV cities as they determine future management actions for trash problem areas.

Storm Drain Stencils: Saratoga's storm drain signage is replaced if it becomes worn, or bent (if it is metal). The City primarily uses painted stencils because they are easy to apply, they can be installed on horizontal surfaces (unlike the thermoplastic stencils) and the savings in staff time and cost of stencils is substantial. The metal plates, previously installed by the WV communities, are no longer applied because they were problematic. The Streets Supervisor considers new methods and materials for storm drain signage as they are introduced to the market. He is willing to pilot new plaques or signage materials if they are deemed practicable based on his experience and the results of previous West Valley pilots. Santa Clara County staff asked the WVCs for a recommendation on where to purchase metal plaques similar to those previously installed by the West Valley Cities. West Valley reported that municipal staff have discontinued application of the metal plaques because the sharp edges have a potential to get caught in street sweepers and bend, creating a potential to injure pedestrians or bicyclists. Replacing the plaques was also a problem. When plaques came loose or were removed, concrete chunks crumbled from the curb with the screws (used for attaching the plaques) making replacement in the same spot impossible.

Street Sweeping: The City collected 775 cubic yards of debris in FY06-07, 145.5 cubic yards more than the amount of debris collected in FY05-06. In FY05-06 one month's worth of data was not tracked because the City changed contractors. FY06-07 miles swept are the same as the number of curb miles swept in FY04-05.

The Town of Los Gatos provided training to all the West Valley Cities by presenting their new Street Sweeper at a WVCWP workshop in June 2006. The Town's PW Superintendent answered questions from other municipal staff about cost and maintenance and gave a brief talk on why this model of sweeper was selected. The regenerative air sweeper is certified to pick up more, and generate fewer, small particles, which account for 5% to 7% of the material on the average street but contain over 60% of the pollutants targeted by EPA under the Clean Water Act. (Statistics were provided by Ranger Kidwell-Ross, speaker for World Sweeper.com at a street sweeping workshop held on 5-8-06 in San Jose).

Yard Waste - Curbside Collection and Recycling: The West Valley yard waste recycling program reduces the amount of debris that gets into the storm drain, since leaves are collected in oversized bins rather than being stored in the street. In FY06-07, the total yard waste collected was down sharply from the previous two years for all West Valley cities. The reason for the decrease is not apparent without reviewing the data collected for the previous years and the garbage collection companies' tracking methods. There are a few factors that would contribute to the drop. 1) The data for February 2007 was not reported for West Valley cities due to a change in service contractors; 2) There might be a significant difference in methods used by the two different contractors to collect data; 3) City crews provide some additional, unscheduled leaf and tree limb removal, which is not tracked. 4) The annual weather might be a consideration because yard waste collection is determined by the amount of debris residents generate from yard maintenance and tree trimming. Some years have stormier weather producing more fallout from trees and a greater need to dispose of branch material. The new garbage & recycling company will be asked about their methods of

tracking yard waste collection. The cities may request monthly totals to see if more consistent year-end totals can be obtained.

Training Evaluation: The WVCWP Storm Drain Maintenance Workshop (6/20/07) drew more staff participation this year. Municipal staff evaluated the workshop as having "good information that needs to be presented to City Council." Another response noted that "City law enforcement needs to attend the workshops". It was also suggested that San Jose Water Company attend our trainings since the water company crews have been noticed using improper storm drain protection methods when working on their pipelines. Attendees wanted to know "how to educate the public to get them on our side?" It was evident that BMPs are being used by municipal staff but there was some frustration among street and park maintenance workers because they don't have enough authority to convince residents and private contractors to keep pollutants from reaching the storm drain system. The WVCWP Inspector offered his card to all attendees and requested that they report any incidents to him for immediate follow-up. One challenge is to catch the violator in the act of allowing pollutants into the storm drain system. By the time the incident, or the result of the incident, is seen it is often too late to stop it. The maintenance crews are generally called to clean up spills. Attendees requested continued updates on the MRP requirements for storm drain maintenance and street sweeping practices. Several of the attendees stayed after the workshop for additional discussion among the cities.

Corporation Yard SWPPPs: The City of Saratoga along with the other West Valley communities held a round-table review and discussion of West Valley municipal SWPPPs on Jan 27, 2007. The corporation yard SWPPP and standard operating procedures (SOPs) were evaluated to determine if revisions or additions to the manuals were needed. Saratoga, having recently updated its SWPPP, was only required to update The City's responsible party contact information for staff whose job titles had changed.

Rural Public Works: Stormwater BMPs are currently discussed in pre-construction meetings with contractors; the City inspects all contracted rural public works in its jurisdiction and ensures the use of stormwater quality and erosion control BMPs. No capital improvement projects involving Rural Public Works were conducted this year. When future construction of Rural Public Works takes place, measures will be implemented for erosion prevention.

West Valley Communities

Santa Clara Valley Urban Runoff Pollution Prevention Program

FY 2006-2007 ANNUAL REPORT

Training Summary: Public Agency Activities

Training Description	Date	Attendees
WVCWP Monthly Meeting – Corp Yard Review and Discussion Presenter: WVCWP Program Manager **Topics:** ▪ Saratoga's recently revised SWPPP ▪ Stormwater Reps discussed SWPPP revisions ▪ Accessibility of SWPPPs for municipal staff and the public ▪ Discussed BMPs for cleaning downtown side walks incorporating dry methods	**January 23, 2007**	**WVCWP (3)** Program Manager Program Assistant Stormwater Discharge Inspector **Campbell (2)** Senior Civil Engineer PW Superintendent, City of Campbell **Los Gatos (1)** Senior Engineering Technician **Saratoga(1)** Public Works Analyst
WVCWP Monthly Meeting – Corp Yard Procedures and SWPPP Revisions Presenter: WVCWP Program Manager **Topics:** ▪ Evaluation and self audit ▪ Current operating procedures and BMPs in the SWPPP ▪ Site maps ▪ Municipal spill response procedures	**March 27, 2007**	**WVCWP (3)** Program Manager Program Assistant Program Inspector **Campbell** Senior Civil Engineer **Los Gatos (1)** Senior Engineering Technician **Saratoga (1)** Public Works Analyst

West Valley Communities

Santa Clara Valley Urban Runoff Pollution Prevention Program

Training Summary: Public Agency Activities

Training Description	Date	Attendees
WVCWP Monthly Meeting – WV Inspections and Audits of Corp Yard & SWPPP Presenter: WVCWP Inspector **Topics:** WV Inspections and Self Audits of Corp Yard & SWPPP	**May 8, 2007**	**WVCWP (3)** Program Manager Program Assistant Program Inspector **Campbell** Senior Civil Engineer **Los Gatos (1)** Senior Engineering Technician **Saratoga (1)** Public Works Analyst
Los Gatos Training		
Town of Los Gatos – Corp Yard Walk-Through **Open to local students, teachers, parent volunteers & the public** Presenter: Kevin Rohani, Public Works Director & various Public Works staff **Topics:** ▪ Tour of the Service Center: ▪ Storm drain cleaning equipment ▪ Street sweeping ▪ Vehicle wash stations ▪ WVCWP staffed a table and provided visual tools to show students and teachers how the storm drain system is connected to local creeks and to encourage pollution prevention methods	**May 23, 2007**	**Los Gatos Staff, 32 staff including:** Parks and Public Works Director Streets Maintenance Superintendent Parks Maintenance Superintendent Public Works Analyst/ SW Rep Public Works Supervisor Town Manager Town Tree Crew Parks Maintenance staff Streets Maintenance staff Civil and Traffic Engineering staff Engineering Inspectors Street Sweeper Operator

West Valley Communities

Santa Clara Valley Urban Runoff Pollution Prevention Program

Training Summary: Public Agency Activities

Training Description	Date	Attendees
Annual Storm Drain Operations and Maintenance Training Meeting: **WV Communities & WV Sanitation District** Held at the Campbell Community; Sponsored by WVCWP Speaker: Peter Sevcik, WV Sanitation District & Cheri Donnelly< WVCWP Topics included: • **Storm Drain Maintenance** findings by WVSD - Review of Emergency Response Procedures for SD overflow • Presentation S/D Maintenance Requirements & Round Table discussion • **Presentation on Street Sweeping** for Water Quality Protection • Round table discussion on all topics • Questions, Comments – Evaluation	**June 20, 2007**	**WVCWP (3)** Manager SW Discharge Inspector Public Outreach coordinator **Campbell (8)** Public Works Superintendent PW Supervisor **Los Gatos (6)** PW Superintendent Street Maintenance Worker Parks Lead Worker **Monte Sereno (1)** Assistant City Engineer **Saratoga (4)** Street Maintenance Supervisor Lead Maint Worker & Maint Specialist Parks Supervisor Lead Parks Worker **WV Sanitation District (2)** Director of Engineering & Operations Operations Supervisor
Corp Yard Walk-Through: City of Saratoga Presented by Saratoga Street Maintenance Supervisor **Topics:** ▪ Review changes in SWPPP ▪ Corp Yard Utility Emergency Shutoff Locations ▪ Locations of Storm Drains ▪ Storage areas for Absorbents ▪ Location of SWPPP ▪ Locations of Fire Extinguishers ▪ Review of BMPs	**April 12, 2007**	**Saratoga (18)** Street Maintenance Supervisor (1) Park Maintenance Supervisor (1) SM Lead Worker (1) PM Lead Worker (1) SM Specialist (1) PM specialist (1) SM Worker III, II,I (3) PM Worker III, II,I (6) Office Specialist III (Dispatcher) (1) Temporary Workers (2)

Planning Procedures & New Development

City of Campbell

Town of Los Gatos

City of Monte Sereno

City of Saratoga

Saratoga

Santa Clara Valley Urban Runoff Pollution Prevention Program

FY 2006-2007 ANNUAL REPORT

PLANNING PROCEDURES

FY 2006-2007 Work Plan Self Evaluation Matrix

Source	Task Source	Work Plan Tasks	Accomplishments	Responsible Party
Planning Procedures				
	Provision C.3	Participate in Provision C.3 Oversight Ad Hoc Task Group (C3PO AHTG) to stay updated on current issues, respond to Program or RWQCB requests, and exchange questions, ideas or experiences, related to C.3 implementation with other Co-permittees.	WVCWP Manager participated in the C3PO AHTG meetings to present summarized information at West Valley monthly meetings and encourage feedback, as appropriate, from West Valley Co-permittee's.	City Eng, WVCWP Mgr
	New Municipal Regional Permit	Provide input as requested, to help determine the requirements for the new Municipal Regional Permit.	On Dec, 19, 2006, Saratoga's Pub W Analyst, the City Engineer and the City Attorney's designated NPDES compliance specialist, attended an MRP West Valley meeting where a round table discussion was held with municipal decision makers and Water Board staff to address the challenges of the upcoming MRP requirements and explore revisions that would make the requirements feasible for implementation.	City Eng, Pub Works Analyst, & WVCWP Mgr
C.3.c. Requirements for Group 1 and Group 2 Projects				
Group 2 Projects	C.3.c.	As needed, revise guidance documents, website, procedures, and/or conditions of approval to incorporate Group 2b project requirements for August 2006 implementation.	C.3 guidance for all WV cities was revised and posted prior to 8/15/06 to include Group 2b projects.	City Eng, PW Analyst, & WVCWP Mgr

Saratoga

Santa Clara Valley Urban Runoff Pollution Prevention Program

FY 2006-2007 ANNUAL REPORT

Source	Task Source	Work Plan Tasks	Accomplishments	Responsible Party
Training	C.3.c.	Provide training to staff or attend Program workshops on Provision C.3 requirements.	Saratoga PW Analyst, the City Engineer and a building inspector attended SCVURPPP's C.3 workshop on June 14, 2007. Public Works Staff also attended monthly West Valley training meetings on 8-1-06, 2-27-07, 11-28-07 and 12-19-07. Implementation of current and proposed C.3 requirements were reviewed and discussed	City Eng, PW Analyst, & WVCWP Mgr
C.3.e Operation and Maintenance of Treatment BMPs				
BMP Inspection Program O&M Verification	Permit C.3.e.iii	Report on O&M verification program in each annual report. Note organizational responsibility, evaluation of effectiveness, and planned improvements. Include a list or summary of treatment BMPs inspected during the year, inspection results, and any required follow-up and correction.	The City has not had any Group 1 or Group 2 projects to inspect. However, Saratoga has implemented standard operating procedures for ongoing BMP O&M inspections. The procedures are documented in the City's URMP and were attached to the City's previous annual report. In FY06-07 Saratoga created forms for the project applicant to complete and municipal planners or the City Engineer to verify. The *Stormwater Treatment Measure Details* form includes a check box to indicate that the applicant has prepared, signed and recorded the necessary covenant for ongoing maintenance and operation of stormwater treatment measures. The check box also conveys that the applicant has ensured that responsible public agency staff will have access to inspect the structured stormwater measures in perpetuity.	Public Works Analyst and City Engineer
Training	Work Plan	<u>Training & Evaluation</u> Continue to provide training to inspectors and data managers on O&M verification program. Discuss evaluation of effectiveness and planned improvement to the program	On March 5, 2007, the WVCWP Manager and Stormwater Discharge Inspector attended SCVURPPP's BMP O&M meeting to review the co-permittee's use of standardized inspection forms and the collection of required information for the database. County Vector Control staff was present to discuss how agencies would provide immediate information on types and locations of built treatment measures so that Vector Control would be able to document and inspect potential problem areas to prevent the spread of	City Eng, Pub Works Inspectors, PW Analyst, WVCWP Mgr

Source	Task Source	Work Plan Tasks	Accomplishments	Responsible Party
			West Nile Virus. Saratoga PW Analyst, the City Engineer and a building inspector attended SCVURPPP's June 14, 2007 workshop which included training on conducting BMP O&M Inspections. Detailed aspects of the verification program were reviewed at WV's monthly meetings (8-1-06 & 3-27-07).	
C.3.f Hydromodification Management Plan				
HMP – Hydrograph Modification Mngmt Plan	Permit Prov. C.3.f	Continue implementing the HMP as part of requirements for qualified Group 1 projects that may cause increased erosion or other related impacts.	Saratoga implemented the HMP for Group 1 projects on Oct 20, 2005. In FY06-07 Saratoga's PW Analyst and the City Attorney's NPDES Specialist produced development worksheets for Planning, Engineering staff to review with private developers. The worksheets include the criteria for HMP requirements and the specifics for HMP implementation.	City Engineer
Training		Provide incremental training on HMP requirements to City staff via SCVURPPP workshops and/or in-house staff training.	To stay informed of the most recent HMP developments, the City Engineer attends SCVURPPP HMP trainings and the WVCWP Mgr participates in the C3PO AHTG meetings. Proposed revisions to the HMP were reviewed during the West Valley Communities' round table discussions regarding the administrative drafts of the MRP in November '06 and in June '07.	SCVURPPP/ City Eng / WVCWP to coordinate
Reporting	C.3.f.viii	Provide development and implementation status and a summary of projects incorporating HMP measures to WVCWP staff for Annual Report.	City of Saratoga did not have any projects which meet the criteria for required HMP implementation during FY06-07.	City Engineer
C.3.g Waiver and Compensatory Mitigation Program				
Waiver Program or Alternate Compliance	Permit C.3.g.	Provide information on any projects allowed to implement alternative compliance measures during FY06-07.	All Group 1 and Group 2 projects are required to implement C3 requirements. Currently, the City does not offer an alternate compliance option to developers.	City Engineer

Saratoga

Santa Clara Valley Urban Runoff Pollution Prevention Program

FY 2006-2007 ANNUAL REPORT

Source	Task Source	Work Plan Tasks	Accomplishments	Responsible Party
C.3.h Alternate Certification				
Alternate Certification reporting	Permit C.3.h	List the projects certified by someone other than municipal staff and mechanism for ensuring that outside certifiers are qualified in the Annual Report.	The project applicant is responsible for having all stormwater measures certified for adequacy, according to the C.3 requirements. The City uses lists approved by the City of Sunnyvale and BASMAA to determine which civil engineers are qualified and allowed to certify C.3 compliance for private development projects. Saratoga did not approve any Group 1 or Group 2 projects for construction or grading in FY06-07.	City Engineer
C.3.j Site Design Measures Guidance and Standards for Development				
Site Design Measures Guidance and Standards	(Permit C.3.j.)	Summarize the status of revision and implementation of site design standards and guidance related to watershed protection. Provide Summary to WVCWP for Annual Report	The City Council adopted the Guidelines and Standards developed by the Santa Clara Valley Water Resources Protection Collaborative on May 2, 2007. To ensure consistent implementation of optimum site designs by developers, Saratoga created a new Data Form to track all projects, and new Development Worksheets for Planning and Engineering staff to review with project applicants. The worksheets include a checklist of requirements and suggested site design, source control and pesticide reduction measures. In addition, the City obtained *Track It* software from the SCV Water District which provides planners and engineers with a flag on all parcels that are adjacent to creeks. The City continues to provide the developer/design team with technical guidance, relying often on the use of BMPs from the *Start at the Source* manual. Swales with sub-drains are required on projects, wherever feasible. The current zoning regulations require a minimum setback of 50 ft from the top of a protected creek bank. Applicants are referred to the Santa Clara Water District to have District staff review development projects where creek	Plans Examiner, Comm Dev Dir, Sr. Planner & PW Analyst

Source	Task Source	Work Plan Tasks	Accomplishments	Responsible Party
			setbacks are less than 50ft.	
C.3.k Source Control Measures				
Source Control Measures	Permit C.3.k.	Incorporate stormwater pollutant source control measures on all development projects.	Source control measures are encouraged and required, where appropriate, on all permitted development projects. The City's new worksheet provides examples of source control measures and documentation of implementation.	Plans Examiner, City Engineer
C.3.l General Plan Update				
General Plan	Permit C.3.l	Revise General Plan, at next planned update, to reflect principles and policies needed to address C.3 requirements.	During FY06-07 the City completed approximately 18 months of research to prepare for updates to the City's General Plan. The City dedicated significant staff resources to include language in the General Plan that will clarify goals and guidance to attain water quality benefits as part of the development project approval process. Saratoga's General Plan was approved on June 6, 2007. An Excerpt from the General Plan is attached at the end of this section.	Public Works Analyst Community Dev. Dir. City Attorney Public Works Dir. WVCWP Mgr.
C.3.n Reporting Requirements				
C3 Project Reporting	Permit C.3.n.i. (C.3.c.)	Report on Group 1 and Group 2 projects that received final approval for construction during FY06-07. List project name, location, project type, size, and sq. footage of impervious surface area.	No projects in the Group 1 or 2 categories were approved or submitted this year.	City Eng & PW Analyst provide data to WVCWP staff
C3 Project Reporting	Permit C.3.n.ii.	For Group 1 and Group 2 projects, report type of treatment BMPs used, numeric sizing criteria used, O&M inspections, and any follow-up actions. Note site design measures used, and source control measures required.	No projects in the Group 1 or 2 categories were approved or submitted this year.	City Eng & PW Analyst provide data to WVCWP staff
Reporting - Pesticide	NPDES Permit Provision	For Group 1 and Group 2 projects, describe the types of pesticide reduction measures	As part of the Group 1 and Group 2 project approval process, a Planner informs applicants that the City is	City Eng & PW Analyst provide data to WVCWP

Source	Task Source	Work Plan Tasks	Accomplishments	Responsible Party
Reduction Measures	C.3.n.iii	required. Give the percentage of new development and significant redevelopment projects for which pesticide reduction measures were required.	implementing a "Pesticide Management Plan." Applicants must review and comply with BMPs contained in the informational document *Landscape Maintenance Techniques for Pest Reduction*, provided to them and reviewed as part of a check-off list within the City's new *Development Worksheet*. As a condition of approval, applicants must not allow fertilizers or pesticides to be washed to the storm drains or to be buried in soil during construction. Applicants must reuse, recycle or properly dispose of these products as hazardous waste. Saratoga's General Plan, approved 6-6-07, states that the use of native draught-tolerant vegetation will be a condition of approval for projects that include prospective landscaping, whenever feasible.	staff

Planning Procedures Evaluation

Public Works staff continue to coordinate very closely with the Community Development Department to ensure that all development projects are conditioned properly for storm water quality requirements. In addition, Public Works staff assists developers and their design team members with C.3 technical and legal issues (specifically bio-swale design and the BMP O&M agreement). For projects requiring bio-swales, the Associate Engineer provides the developer with design drawings. The City has received positive feedback from developers, who appreciate knowing exactly what the City wants and seeing detailed examples.

Public Works and Building staff made the decision to use City Engineering staff, instead of an outside consultant, to perform BMP O&M Verification inspections (to date, none have been needed).

Group 1 and Group 2 Projects - The City of Saratoga requires developers to design and implement the following measures to reduce stormwater pollution to the maximum extent practicable.

a. Site design shall include measures to minimize impervious land coverage, maximize infiltration (where appropriate and designed to protect groundwater quality), and provide detention or retention as part of landscaping where feasible;

b. Source controls shall be required to limit pollution generation, discharge, and runoff as appropriate, including measures to discourage pesticide use;

c. Stormwater treatment measures shall be designed in accordance with the numeric design criteria in Provision C.3.d;

d. Continued operation and maintenance of BMP treatments shall be ensured by the developer and future property owners by legal covenant and continued O&M of BMP treatments shall be inspected by Saratoga Engineering staff.

Source	Task Source	Work Plan Tasks	Accomplishments	Responsible Party

e. Increases in peak runoff flow and volume shall be managed for appropriate projects by implementing the guidance in the Program's Hydromodification Management Plan (HMP) for the specific stream receiving the discharge~~.~~

Pesticide Reduction

1. Where feasible, landscaping shall be designed and operated to treat storm water runoff by incorporating elements that collect, detain and infiltrate runoff. In areas that provide detention of water, plants that are tolerant of saturated soil conditions and prolong exposure to water shall be specified.
2. Pest resistant landscaping plants shall be considered for use throughout the landscaped area, especially along any "hardscaped" area.
3. Plant materials selected shall be appropriate to site specific characteristics such as soil type, topography, climate, amount and timing of sunlight, prevailing winds, rainfall, air movement, patterns of land use, ecological consistency and plant interactions to ensure successful establishment.
4. Existing native trees, shrubs, and ground cover shall be retained and incorporated into the landscape plan to the maximum extent possible.
5. Proper maintenance of landscaping, with minimal pesticide use, shall be the responsibility of the property owner.

Scenic Open Space Resources

Goal OSC 6: Preserve the hillside lands in their natural condition and inherent natural beauty.

Policy OSC 6.1: Through the Land Use Element and Zoning Ordinance, designate lands in the hillier portions of the Saratoga Planning Area for open space- managed resource production, which allows very low-density residential uses while maintaining a significant amount of open space.

Policy OSC 6.2: Public use and enjoyment of the unincorporated hillside areas for recreational purposes shall be encouraged through direct or indirect public land acquisition, encouraging both private and public recreational uses. Appropriate regulation of privately held lands to obtain maximum use of open space resources, such as the establishment of trail and open space easements, should be consistent with conservation of the natural environment.

Policy OSC 6.3: Future land uses within the western hillside or any Sphere of Influence expansion area shall be reviewed by the City through the development review process to ensure consistency both with existing patterns of land use in the unincorporated hillside areas, and with the City's desire to maintain the area as predominantly open space and rural.

Implementation:

OSC.6.a. The City shall continue to use the design review and subdivision entitlement process to ensure that all development proposals are designed in a manner that meets goals and policies for preservation of hillsides.

Responsible Agency: Community Development/Planning Commission
Funding Source: Development Fees
Time Frame: Ongoing
Related Policies: 6.1, 6.2, 6.3

Goal OSC 7: Preserve and protect existing view sheds, view corridors, and scenic open spaces.

Policy OSC 7.1: Future land use proposals within the western hillside area shall be reviewed by the City through the development review and environmental review processes to ensure that improvements blend in with the natural environment. Criteria shall include but not be limited to the use of unobtrusive colors, controlled grading, limited disruption of natural vegetation, use of structural height limits, and structural design and density guidelines. Special consideration should be given to the eventual development of a canopy effect of tree growth.

Implementation:

OSC.7.a. The City shall continue to use the design review and environmental review process to ensure that development proposals in the hillsides are compatible with the natural environment.

Responsible Agency: Community Development/Planning Commission
Funding Source: Development Fees
Time Frame: Ongoing
Related Policies: 7.1

Agricultural Resources

Goal OSC 8: Encourage preservation of land uses for open space and agriculture.

Policy OSC 8.1: In evaluating future land uses, efforts shall be made to maintain agricultural lands as a component of open space and to preserve the rural and agricultural heritage of Saratoga. The City shall discourage the cancellation of Williamson Act contracts.

Policy OSC 8.2: Encourage land owners to enter into new Williamson Act Contracts.

Implementation:

OSC.8.a. The City shall continue to apply the Agricultural Preserve Open Space Overlay District on lands that are under Williamson Act Contracts and generally discourage the removal of this classification.

Responsible Agency: Community Development Dept/Planning Commission
Funding Source: N/A
Time Frame: Ongoing
Related Policies: OSC 8.1

OSC.8.b. The City shall inform its property owners through its Website and information handouts of the property tax reduction benefits of placing lands under Williamson Act contract for preservation of agriculture and open space lands.

Responsible Agency: Community Development Dept/Planning Commission
Funding Source: N/A
Time Frame: Ongoing
Related Policies: OSC 8.2

Watershed Protection and Water Quality

Goal OSC 9: Protect existing watercourses in the community and enhance water quality in surface and subsurface water sources.

Policy OSC 9.1: Retain surface watercourses in their natural condition to the greatest extent possible.

Policy OSC 9.2: Concentrate development in those portions of the community least susceptible to soil erosion and minimize grading and the introduction of impervious surfaces. Where appropriate, consider the use of on-site detention or retention basins to minimize stormwater runoff from sites.

Policy OSC 9.3: Implement land use controls to protect watershed lands on the upper elevations of hillsides.

Implementation:

OSC.9.a. The City shall coordinate review of development projects adjacent to watercourses with the Santa Clara Valley Water District and other applicable agencies.

Responsible Agency: Community Development Department/Planning Commission
Funding Source: Development Fees
Time Frame: Ongoing
Related Policies: OSC 9.1

OSC.9.b. The City shall ensure erosion control measures are required with each development project as part of the development approval process.

Responsible Agency: Community Development Department/Planning Commission
Funding Source: Development Fees
Time Frame: Ongoing
Related Policies: OSC 9.1, 9.2, 9.3

OSC.9.c. Amend the Zoning Ordinance and standard conditions of approval to require that all new developments are in compliance with stormwater pollution prevention best management practices.

Responsible Agency: Community Development Department
Funding Source: General Fund
Time Frame: FY 2008-2009
Related Policies: OSC 9.1 - 9.3

Water Supply

Goal OSC 10: Maximize efficiencies in the use of the City's water supply.

Policy OSC 10.1: Implement water conservation provisions of the San Jose Water

Company's Urban Water Management Plan.

OSC.10.a. The City shall inform applicants of water conservation provisions and require that all new development proposals be in compliance with the water conservation provisions of the San Jose Urban Water Management Plan.

Responsible Agency: Community Development Department/Planning Commission
Funding Source: Development Fees
Time Frame: Ongoing
Related Policies: OSC 10.1

OSC.10.b. The City shall require as part of the conditions of development approval that native drought-tolerant vegetation be used in proposed landscaping, whenever feasible.

Responsible Agency: Community Development Department/Planning Commission
Funding Source: Development Fees
Time Frame: Ongoing
Related Policies: OSC 10.1

Biological Resources

Goal OSC 11: Protect and enhance sensitive vegetative and wildlife habitat in the Saratoga Planning area.

Policy OSC 11.1: Minimize development that would encroach into important wildlife habitats, limit or restrict normal range areas, or restrict access to water food or shelter. This includes limitations on the installation of barrier fencing in hillside areas.

Policy OSC 11.2: Through the development and CEQA process, preserve, protect, and maintain riparian habitats and creek corridors. This includes requiring biological surveys of parcels of land that could contain sensitive species or their habitats prior to allowing development on these parcels.

Policy OSC 11.3: The design of parking lots shall be evaluated for opportunities to reduce large continuous expanses of asphalt and to promote the establishment of visually interesting and aesthetically pleasing parking lots.

Policy OSC 11.4: The City should provide information and assistance to the public in the preservation and care of native trees whose existence can be threatened by environmental stress and development.

Policy OSC 11.5: Mature vegetation shall be preserved wherever possible.

Implementation:

OSC.11.a. The City shall continue to utilize the design review and environmental review process for all development applications to ensure that projects are designed in a manner that minimizes disruption to important wildlife, riparian and plant habitats.

Responsible Agency: Community Development Department/Planning Commission
Funding Source: Development Fees
Time Frame: Ongoing
Related Policies: OSC 11.1, 11.2, 11.5

OSC.11.b. The City shall continue to require that all projects conform to the City's Tree Ordinance.

Responsible Agency: Community Development Department/Planning Commission
Funding Source: Development Fees
Time Frame: Ongoing
Related Policies: OSC 11.3, 11.4, 11.5

Arbor Resources

Goal OSC 12: Support appropriate management for sustaining the health and increasing the extent of arbor resources in the City. The specific vision is to increase overall tree cover,

tree health and consequent tree benefits in an equitable, cost beneficial and sustainable manner.

Policy OSC 12.1: Development projects should include the preservation of protected trees and other significant trees. Any adverse affect on the health and longevity of native oak trees, protected or other significant trees should be avoided through appropriate design measures and construction practices. When tree preservation is not feasible, individual development projects shall include appropriate tree replacement as approved by the City.

Policy OSC 12.2: Trees used for new or replacement plantings should be selected primarily for low water use characteristics.

Policy OSC 12.3: To further protect and enhance the City's arbor resources built on the City's Tree Regulations, the City should continue its support of tree protection programs.

Policy OSC 12.4: It is the City's policy that forested lands in the City's Sphere of Influence shall be managed to maximize environmental protection and to discourage logging to the maximum extent possible, consistent with proper fire protection standards and practices.

Implementation:

OSC.12: The City shall continue to require that all development projects conform to the City's Tree Ordinance. The preservation of existing trees shall be ensured through the collection of security deposits.

Responsible Agency: Community Development Department/Planning Commission
Funding Source: Development Fees
Time Frame: Ongoing
Related Policies: OSC 12.1, 2.2

Goal OSC 13: The preservation of native and other plant species indicative of Saratoga's cultural heritage shall be given priority over development and provide for the perpetuation of such species.

Policy OSC 13.1: To further preserve the City's inventory of arbor resources, the City should encourage owners to consider formal designation of heritage trees.

Policy OSC 13.2: The City shall encourage public knowledge, understanding and appreciation of the City's past and foster civic and neighborhood pride and sense of identity based upon the recognition and use of the City's heritage resources, particularly as it relates to the designation and preservation of heritage trees. This can be done by publicizing information about heritage trees and the benefits of designation of heritage trees on the City's Website.

Policy OSC 13.3: Fire safety shall be an important consideration when evaluating the preservation of native vegetation.

Implementation:

OSC.13.a. Continue to utilize the design review process, Historic Preservation Ordinance and Tree Ordinance to ensure preservation of significant arbor resources.

Responsible Agency: Community Development Department/Heritage Preservation Commission /Planning Commission
Funding Source: Development Fees
Time Frame: Ongoing
Related Policies: OSC.13.1,13.2,13.3

Cultural Resources

Goal OSC 14*:* Through coordination with and implementation of other related General Plan

West Valley Communities

Santa Clara Valley Urban Runoff Pollution Prevention Program

FY 06-07 ANNUAL REPORT

Training Summary: New and Re-Development

Los Gatos NPDES Training for Planners Sponsor: Trish Duarte, Senior Engineering Technician, Town of Los Gatos **Topics:** ▪ NPDES Permit & MRP ▪ C.3. Group 1 and Group 2 Projects ▪ BMPs for Single Family Homes ▪ Required treatment BMPs ▪ BMP O&M Inspections and guidance ▪ Los Gatos BMP Matrix ▪ Construction Inspections & State General Construction Permit ▪ NTCs ("Notice to Comply")	July 11, 2006	**Los Gatos (11)** Senior Engineering Technician, Community Development Director Asst Com Dev Director Planning Staff (7) Community Code Officer
WVCWP Monthly Meeting/Training Discussion led by: WVCWP Program Manager; Genevieve Fire, P.E., WVC Consultant **Topics:** ▪ Worksheets being developed for staff and developers to use to track new development permit applications ▪ Review LG training for Planners – example of C.3 Training ▪ Draft MRP: Stormwater treatment requirement threshold to 5000 sq ft. ▪ Draft MRP: BMP O&M inspections will have additional requirements ▪ Draft MRP: Means of notifying public, local developers of potential upcoming changes ▪ BMP O&M: Budgeting/payment methods for administration & conveyance of Treatment BMP Operation and Maintenance Covenants ▪ BMP O&M: Review URMP SOPs for BMP O&M Verification Programs; use SCVURPPP standard inspection forms ▪ C3 Reporting: Revise SOPs to include Group 2	August 1, 2006	**WVCWP (4)** Program Manager Stormdrain Inspector Program Assistant P.E. Consultant for WVC **Campbell (1)** Senior Civil Engineer **Los Gatos (1)** Senior Engineering Technician **Saratoga (1)** PW Analyst
Permeable Block Paving & Industrial Concrete Seminar Sponsor: Pavestone Speaker: Dr. Brian Shackel, School of Civil & Environmental Engineering, Univ. of NSW,	September 21, 2006	**WVCWP (2)** Program Manager Stormdrain Inspector

West Valley Communities

Santa Clara Valley Urban Runoff Pollution Prevention Program

FY 06-07 ANNUAL REPORT

Training Summary: New and Re-Development

Australia; author: " Design and Construction of Interlocking Concrete Block Pavements" **Topics:** ▪ Concrete Paver Technology ▪ General, Permeable and Industrial Applications ▪ The need for permeable paving ▪ USEPA requirements ▪ Rating sustainability ▪ Tests of permeable paving ▪ Types of permeable paving ▪ Design requirements		
WVCWP Monthly Meeting/Training Led by: WVCWP Program Manager **Topics:** ▪ C.3. Compliance ▪ BMP O & M inspection responsibility and reporting ▪ Handouts from Water Board on proposed C3 reporting forms ▪ Documents from SCVURPPP on approved C3 reporting forms	November 7, 2006	**WVCWP (3)** Program Manager Stormdrain Inspector Program Assistant **Campbell (1)** Senior Civil Engineer **Los Gatos (1)** Senior Engineering Technician **Saratoga (1)** PW Analyst
HMP Model Training San Jose Sponsor: SCVURPPP **Topics:** ▪ HMP Model ▪ Draft HMP User Manual	November 13, 2006	**Los Gatos (1)** Associate Civil Engineer
Municipal Regional Urban Runoff Permit Workshops Sponsor: Water Board Staff	November 15 and 20, 2006	**WVCWP (1)** Program Manager

West Valley Communities

Santa Clara Valley Urban Runoff Pollution Prevention Program

FY 06-07 ANNUAL REPORT

Training Summary: New and Re-Development

Topics: Comments on Major issues of concern in the MRP for Program Elements ***C.3:*** ▪ Change in exemption for Single Family Dwellings (SFDs) ▪ SFDs will be exempt from numeric sizing requirements, O&M inspections ▪ SFD projects to incorporate one or more site design measures ▪ Proposed Data Collection for projects		
WVCWP Monthly Meeting/Training Led by: WVCWP Program Manager **Topics:** ▪ MRP Discussion/ Provision C.3. Compliance ▫ Change in exemption for Single Family Dwellings (SFDs) ▫ SFDs will be exempt from numeric sizing requirements, O&M inspections ▫ SFD projects to incorporate one or more site design measures ▫ Proposed Data Collection for projects ▫ General Plan compliance ▫ Cost of implementation ▫ Size of site (acreage) vs. amount of land disturbance	November 28, 2006	**WVCWP (3)** Program Manager Stormdrain Inspector Program Assistant **Campbell (1)** Senior Civil Engineer **Los Gatos (1)** Senior Engineering Technician **Saratoga (1)** PW Analyst
Understanding Proposed MRP Requirements for West Valley Development Projects Sponsor: WV Monthly Meeting Speakers: Jill Bicknell, SCVURPPP, Robert Reid, WVSD, Shin-Roei Lee, RWQCB, Sue Ma, RWQCB **Topics:** ▪ Threshold for Regulated Projects; Resurfacing & Repairing Streets and Roads ▪ BMPs for Single Family Dwellings ▪ O&M Verification Program ▪ Certification of Project Design ▪ Collection of Impervious Surface Data	December 19, 2006	**WVCWP (1)** Program Manager **Campbell (3)** Public Works Director Community Development Director Sr. Civil Engineer/SW Rep **Los Gatos (2)** Public Works Director Sr. Engineering Technician/SW Rep **Saratoga (3)**

West Valley Communities

Santa Clara Valley Urban Runoff Pollution Prevention Program

FY 06-07 ANNUAL REPORT

Training Summary: New and Re-Development

		City Engineer Public Works Analyst City Attorney's NPDES Specialist
Bioretention "Rain Garden" Technical Seminar Sponsor: SF Regional Water Quality Control Board & SCVURPPP Sunnyvale Community Center Speaker: Larry Coffman, LLLP, Filterra **Topics:** ▪ What is Bioretention? – Study Findings and Applications ▪ Bioretention Design Criteria ▪ Construction Inspection & Sample Maintenance Agreement ▪ Inspection and maintenance ▪ Tree Box maintenance Criteria	January 17, 2007	**WVCWP (1)** Program Manager **Campbell (1)** Senior Civil Engineer **Los Gatos (1)** Senior Engineering Technician **Saratoga (1)** Associate Engineer
Campbell Planning Dept staff – Alternative Building and Roofing Materials (Training via e-mail) Training Material from CA Stormwater Quality Association (CASQA) **Topics:** ▪ Materials with lower potential to leach pollutants ▪ Materials that reduce need for future painting or other pollutant generating maintenance activities. ▪ Treated wood that leaches pollutants ▪ Metal roofs that leach pollutants	January 25, 2007	**Campbell (6)** Community Development Director Sr. Planner City Engineer Planning Staff (2) Code Enforcement Officer
Stream Restoration and Erosive Forces Workshop Sponsor: EAC, SCVWD, WMI Speakers: Phil Bobel - Santa Clara Basin Watershed Management Initiative, Dave Chesterman - SCVWD, Jill Bicknell - SCVURPPP, Melody Tovar - City of San Jose Northern California Home Builders Perspective: Ella Foley-Gannon, Sheppard Mullin, Santa Clara County Creeks Coalition: Bob Power , Richard McMurtry, Brian Schmidt, Larry Johmann,	January 31, 2007	**WVCWP (2)** Program Manager Stormdrain Inspector

West Valley Communities

Santa Clara Valley Urban Runoff Pollution Prevention Program

FY 06-07 ANNUAL REPORT

Training Summary: New and Re-Development

Topics: ▪ Points of agreement ▪ What is needed to address erosion ▪ What is needed to re-create stable healthy streams		
WVCWP Monthly Meeting/Training Led by: WVCWP Program Manager **Topics:** ▪ Documenting C.3 Groups 1 & 2: • Review New Development Table • How to determine which projects to report according to their approval date ▪ Review Sample Reporting Form for BMP O&M inspections	February 27, 2007	**WVCWP (3)** Program Manager Stormdrain Inspector Program Intern **Campbell (2)** Senior Civil Engineer **Los Gatos (1)** Senior Engineering Technician **Saratoga (1)** PW Analyst
When the Spotlight is on Your Program: Inspections and Enforcement Sponsor: CA Stormwater Quality Association (CASQA) Speaker: Jill Bicknell, SCVURPPP and Kristy McCumby-Hyland, City of Sunnyvale **Topics:** ▪ Conducting BMP Operation & Maintenance Verification Inspections ▪ A County-wide Approach ▪ Early Lessons Learned	March 9, 2007	**WVCWP(1)** Program Manager
WVCWP Monthly Meeting/Training Led by: WVCWP Program Manager **Topics:** ▪ Group 1 and Group 2 project reporting: report on 3 dates (Deemed Complete, Conceptual Approval, Final Approval to begin grading or construction) ▪ BMP and O&M Verification ▪ BMP O&M Inspections ▪ Review BMP O&M Workshop materials	March 27, 2007	**WVCWP(3)** Program Manager Stormwater Inspector Program Intern **Campbell (1)** Senior Civil Engineer **Los Gatos (1)** Senior Engineering Technician

West Valley Communities

Santa Clara Valley Urban Runoff Pollution Prevention Program

FY 06-07 ANNUAL REPORT

Training Summary: New and Re-Development

▪ BMP Verification Data Form – categories, use of electronic table ▪ Reporting new BMP Structural Treatment Measures to Vector Control		**Saratoga (1)** PW Analyst
The Trend to Low-Impact Development and What it Means to Public Works (Audio/Web Broadcast) Sponsor: American Public Works Association (APWA) Speaker: Peg Staeheli, ASLA LEED AP, President SVR Design Co.; Michael Mucha, PE, Dir of Public Works, City of Olympia; Gerald Greene, DEnv, PE, QEP, Sr Civil Eng, City of Downey, CA; Mark Meyer, PE, Principal Engineer, Intuition & Logic, St Louis, MO; Moderator/ Speaker: Chuck Williams, Public Works Director, City of Gladstone, MO **Topics:** ▪ Implementing of LID Strategies ▪ Redevelopment: The Challenge of Balance ▪ Municipal Design Criteria ▪ BMP Design Considerations	June 6, 2007	**WVCWP (1)** **Campbell Staff (5)** City Engineer Sr Civil Engineer Engineering staff (3)
New Development Workshop - C.3. Projects and BMP O&M Sponsor: SCVURPPP Speakers: Jill Bicknell, P.E., SCVURPPP; Dale Bowyer, Regional Water Quality Control Board; Jim Howell, GeoSyntec Consultants; Joe Teresi, City of Palo Alto; Karla Tomkins, Stanford University; John Lamon, BKF Engineers, Jamie McLeod, City of Sunnyvale; Dustin Clark, City of Sunnyvale; Trish Duarte, Town of Los Gatos; Ed Bosacci, BKF Engineers; Peter Schultze-Allen, City of Emeryville; Sarah Sutton, Design, Community and Environment; Dave Dockter, City of Palo Alto; Noor Tietze, SCC Vector Control District **Topics:** ▪ MRP, New Development ▪ Costs of Treatment and Flow ▪ San Jose's Green Building Policy ▪ Stormwater Plans ▪ Inspection of Bioretention Facilities ▪ Green Building Policy	June 14, 2007	**WVCWP (2)** Program Manager Stormwater Discharge Inspector **Campbell (1)** Sr Civil Engineer **Los Gatos (1)** Sr. Engineering Technician **Monte Sereno (1)** City Planner **Saratoga (2)** Associate Engineer PW Analyst

Construction Inspection

City of Campbell

Town of Los Gatos

City of Monte Sereno

City of Saratoga

SARATOGA

FY 2006-2007 ANNUAL REPORT

CONSTRUCTION INSPECTIONS

FY 2006-2007 Work Plan Self Evaluation Matrix

Source	WP Task	Work Plan Tasks	Accomplishments	Responsible Party
	URMP	Staff Training Participate in and support RWQCB and Program sponsored workshops on erosion control and construction BMPs; support distribution of related materials.	On 12-5-2006 the WVCWP Stormwater Discharge Inspector and Manager attended the attended the SCVURPPP's Construction Site Management and Erosion Control Workshop.	WVCWP to coordinate w/ SCVURPPP & Municipal Construction Inspectors
	URMP	Construction Inspections Continue construction site inspections for stormwater issues (i.e., dirt tracking, mat'l storage, housekeeping, erosion control, etc.).	During FY 06-07, Saratoga's Building Department issued over 1500 permits for various construction activity. City Building Inspectors attempt to ensure that all construction projects are compliant with the BMPs and guidelines specified in the City's Construction Inspection Performance Standard. Of those 1500 construction permits, roughly 280 required close monitoring by City Inspectors. These included 19 stand alone grading projects, 28 new single family dwellings and 127 significant additions to single family dwelling. That number (280) also includes swimming pools, various demolitions, basement additions and other significant remodeling/renovations to structures in Saratoga. It should be noted that Saratoga Inspectors also pay close attention to projects that don't require City approved Permits such as landscaping projects and driveway installations. Projects that were problematic received daily drive-by spot checks by City inspectors. Projects that were clearly well controlled were inspected at least every 2 weeks during the rainy season. See attached spreadsheet.	Pub Works Building Official & Const/Eng Inspectors WV Inspector by referral

SARATOGA

FY 2006-2007 ANNUAL REPORT

Construction Inspection Evaluation

Construction Site evaluation:

FY 05-06		FY 06-07	
Allowable Discharge – listed as Complaint Not Found	0	Accidental Spills	0
Grey Water Discharge	1	Allowable Discharge	0
Complaint not found (Citizen reported - Looks okay to inspector)	1	Grey Water Discharge	1
Misc. Incident (Site a mess – resolved - cleaned up per inspection)	1	Pools & Spas Discharge	1
	3	Slurry Discharge	1
			3

The Construction Inspection Program is working phenomenally well due to coordinated efforts between the City's building inspectors and the WVCWP Inspector and Manager. Potential incidents reported by other agency staff or citizens, are inspected and re-inspected until resolution is achieved. This year the WVCWP Inspector responded to five (5) construction-related incident calls for Saratoga. One call was due to an accident and was dealt with appropriately by the property owner. One call turned out to be an allowable discharge. Three separate actual incidents involved grey water, pool construction, and slurry discharges. The number of incidents is the about the same as for previous years: four (4) in FY04-05, three (3) in FY05-06 and three (3) illegal incidents in FY06-07. Generally the most common incident in Saratoga is not related to construction, but to pool drainage. However, the City made a concentrated effort in FY05-06 to distribute pool brochures to all new owners in addition to the mail-out to all pool owners in FY04-05. The pool brochure is also on display at the City's planning counter. The City's efforts appear to have made a difference. Saratoga's only pool incident in FY06-07 did not have anything to do with pool draining. Saratoga's inspectors are always on the lookout for stormwater concerns. They continue to educate the contractors and visit the sites often. Public Outreach to residents and educational visits from the WVCWP Inspector will help to maintain a limited number of contractor violations.

Construction Site & Erosion Control Training – On June 27, 2007, a construction inspection training meeting was held for Saratoga inspectors. This meeting was planned for fall of 2006 but was postponed until Saratoga hired a new building inspector in April 2007. The Construction Inspection Training Table is attached to this section During FY06-07 the WVCWP Mgr made it a priority to provide additional training on construction inspection requirements and to encourage self evaluations of municipal inspection programs. Several WV meetings and municipal training sessions were held to discuss BMPs, URMP requirements and documentation of inspection activities. Early in FY06-07 it was determined that inspectors would benefit from a review of documentation requirements. Continued public outreach efforts and further training and communication among municipal inspection staff and WVCWP staff have served to develop a coordinated and effective construction inspection program in Saratoga.

Additional Efforts by Saratoga Staff in implementation of Construction Inspection Standards:
In FY06-07 Saratoga's Stormwater Rep forwarded an email to The City's Building Official and construction inspectors about a best management

practice to prevent dirt tracking called Dura Deck panels. The Building Official and inspectors are often asked by developers about new tools to help keep a site buttoned up and in compliance. Saratoga's inspectors asked the developer of a single family home on a large hillside property if he was interested in trying the Dura Deck panels. The inspectors were hopeful that the panels would ensure the prevention of dirt tracking. The panels, after some adjustments to how they were set up, were successful. WVCWP staff went to visit the site and take photos of the Dura Deck panels. The site turned out to be a model of well chosen BMPs matched with perfect implementation and set up. WVCWP Manager used the photos in PowerPoint presentations for training municipal inspectors on stormwater issues and in school presentations to show students how construction sites should look if they are to protect water quality. Saratoga inspectors were asked if all of their sites developers were this responsible. They said that most of the developers in the City were aware of Saratoga's scrutiny of permitted sites and most were anxious to comply with all regulations. The Public Works Analyst did write a letter of commendation to the developer of the site that had pilot-tested the Dura Deck panels to thank the company for exceptional compliance with City's requirements and their willingness to try new products to help protect water quality. The letter went to Mehus Construction about the job site on Sunset Drive in Saratoga.

The City would like to update the plan sheet, *Blueprint for a Clean Bay.* With the new State General Permit expected in 2007, the update of *Blueprint for a Clean Bay* will be considered for FY07-08, but will be contingent upon the amount of staff time needed for review and implementation of the new MRP.

Saratoga
Construction Related Incidents and Follow-up
Annual Report FY 06 07

#	IC/ID Date	Contact Name (Resp Party)	Location/Address of Incident	ICID Incident Report Source (Origin)	ICID Incident Source	ICID Incident Type	ICID Enforcement Action	Findings: (Comments)	Status	Compliance Date
Allowable Discharge										
	1/22/2007	Residence under construction.	19908 Bella Vista, Saratoga	Other	Construction Sites	Allowable discharge	Verbal Notice	WVSD called. Ground water being pumped into creek. Every time he pumps out hole, it fills back up with ground water. No alternative. Said he will stop after one more hour; then wait until August, dry season. OK water only.	Incident - Resolved	22-Jan-07
Accidental Spill										
	5/22/2007	Mountain Winery Bill Hirshman, Owner	Pierce Road, Saratoga	Interdepartmental	Construction Sites	Grey water discharge	Verbal Notice	Drilling for 6" water main. Hit pressurized water which released drilling fluids and soil into Calabassas Creek. Ca. Dept. of Fish and Game and Water Quality Control Board and Fire Dept. were all there. Mountain Winery doing everything possible to clean.	Incident - Resolved	22-May-07
Grey Water										
	5/31/2007	Residence	14790 Butano Terrace, Saratoga	Interdepartmental	Construction Sites	Grey water discharge	Verbal Notice	Putting in new driveway. Washed off rocks. Runoff went to street gutter. Rick went out made them stop. I educated them. OK now.	Incident - Resolved	31-May-07
Pools/Spas/Fountains Discharge										
	3/1/2007	Residence Lewis Pools	12834 Glen Brae Drive, Saratoga	Interdepartmental	Residential	Pools/Spas/Fountains discharge	Warning Notice	City staff, called. Pool problem. White substace in gutter. Replastering of pool. Washing equip. in gutter. Hosing it to SD. Issued NTC#1910.	Incident - Resolved	01-Mar-07
Slurry Discharge										
	5/10/2007	Argonant Dental	12860 C Saratoga-Sunnyvale Rd., Saratoga	Interdepartmental	Commercial	Saw cutting slurry discharge	Verbal Notice	City staff called. White stuff in gutter. They are putting in new tile, floors etc. Cutting tile outside. I had to educate the guy. Vacuum up etc. All taken care of.	Incident - Resolved	10-May-07

Training Summary: Construction Inspection FY 06-07

Training Description	Date	Attendees
WVCWP Monthly Meeting – Focus on Construction Inspection Led by: WVCWP Program Manager **Topics:** • Construction/Erosion Control Inspection Requirements • Buttoning up sites early for rainy season – start hydroseeding now • Construction Inspection Performance Standard & Work Plan Implementation	October 3, 2006	**WVCWP (3)** Program Manager, Stormwater Inspector and Program Assistant **Los Gatos -** Sr Engineering Tech **Campbell -** Sr Civil Engineer **Saratoga -** Public Works Analyst
Construction Site Management, Compliance & Controls Workshop Sponsored by: SCVURPPP Speakers: Keith Lichten, P.E., RWQCB; Scott Taylor, P.E., RBF Consulting; Jill Bicknell, P.E., EOA, Inc. - SCVURPPP **Topics:** • Overview of State Regulations: Construction Stormwater Program • Municipal Program Expectations • Erosion and Sediment Control • SWPPP: Preparation and Implementation • Construction Site Compliance & Controls • BMPs • The Bay Area Municipal Regional Permit (MRP) & potential changes to Constn Insptn	December 5, 2006	**WVCWP (3)** Program Manager Stormwater Discharge Inspector Clean Water Program Assistant **Los Gatos (3)** Sr. Engineering Technician Engineering Inspector Associate Civil Engineer **Campbell (2)** Sr. Civil Engineer Sr. Construction Inspector
EPA Webcast: Construction Site SWPPPs from A to Z Sponsored by EPA Speakers: Barry Tonning, Associate Director, Tetra Tech Nikos Singelis, Senior Program Analyst with EPA's Stormwater Program	Jan 10, 2007	**WVCWP (2)** Program Manager Stormwater Discharge Inspector

West Valley Communities
FY 2006-2007 ANNUAL REPORT

Training Summary: Construction Inspection FY 06-07

Training Description	Date	Attendees
Kristine Karlson, Compliance Officer & Inspector, NPDES Prog, US EPA 10 **Topics:** • EPA's Guide to *Developing Your Stormwater Pollution Prevention Plan* • Assessing the Site and Planning for Your SWPPP • Selecting Appropriate Erosion and Sediment Control BMPs • Selecting Appropriate Good Housekeeping BMPs • Inspections, Maintenance and Recordkeeping • Top 10 Compliance Problems at Construction Sites		
West Valley Monthly Meeting **Construction Site BMPs to share with Developers and Contractors** WVCWP Presentation – "Innovative BMPs" (materials received from a Construction Site Conference) Presenter: Trish Duarte, Los Gatos Sr. Engineering Technician **Topics:** ▪ Handouts: BMPs discussed for construction sites - listed by company name: ➢ BSRF – belted silt retention fence made of polyester/fiberglass ➢ Contractors-Services, LLC; IECA – rumble track beams, for shoring projects ➢ Eljen Corporation – manage water flow on slopes - reservoir system for surface water control, and a prefabricated drainage system for subsurface water control ➢ Environmental Systems – Paint Washout Station – on-site processing	Feb 27, 2007	**WVCWP (2)** Program Manager Stormwater Inspector **Los Gatos** Sr Engineering Tech **Campbell** Sr Civil Engineer **Saratoga** Public Works Analyst

Training Summary: Construction Inspection FY 06-07

Training Description	Date	Attendees
contaminant system to manage waste-water ➢ Envirosystems – EnviroSac – bags to store excess concrete ➢ Grizzly – Trackout Control Device –minimizes tracking of dirt/debris from vehicles ➢ Nilex GeoRidge Bio – permeable check dam designed for sediment/erosion control; galvanized and biodegradable spikes ➢ Profile Products, LLC: GreenArmor System –"green armor" is a permanent, lofty, open matrix, hydraulically in-filled with a flexible growth medium to bond soil and seeds while accelerating growth ➢ Southwest Compliance Products – portable tool washout station ➢ StrawNet – product is a pelletized straw mulch		
EPA Web Cast - Evaluating a Stormwater Program: **Municipal Stormwater Compliance** Sponsored by EPA Speakers: John Malloy, USEPA Office of Wastewater Mgmt; John Kosco, Tetra Tech; John Tinger, USEPA Region 9; Jason Papacosma, Arlington County, VA **Topics:** ▪ Overview of MS4 Evaluations ▪ The new MS4 Evaluation Guidance ▪ MS4 Evaluation Example - Construction ▪ BMPs, SWPPPs and Construction Inspection Requirements ▪ How to use MS4 Evaluations to Improve Programs ▪ Benefits of an Evaluation – Assess Compliance with permit or SWMP (URMP)	March 7, 2007	**WVCWP(1)** Program Manager

Training Summary: Construction Inspection FY 06-07

Training Description	Date	Attendees
When the Spotlight is on Your Program: Inspections and Enforcement Sponsored by: CASQA Speaker: Robert Patterson, Pulte Homes; Eric Berntsen, State Water Resources Control Board **Topics:** ▪ Developing a Regulatory Inspection Protocol for Construction Sites ▪ Construction Permit Update - How Urban Landscape Changes "Drive" Channel Changes (and what the Water Boards are doing about it)	March 9, 2007	**WVCWP(1)** Program Manager
WVCWP Monthly Meeting/Training Presentation + Discussion led by WVCWP Program Manager **Topics:** ▪ Evaluating a Construction Inspection Program ▪ EPA Webcast on Evaluating Municipal Stormwater Programs ▪ Conducting and Documenting Construction Site & Erosion Control Inspections	March 27, 2007	**WVCWP (3)** Prgm Manager, Pgm Assistant, Inspector **Los Gatos (1)** Sr Engineering Technician **Campbell (1)** Sr Civil Engineer **Saratoga (1)** PW Analyst
City of Campbell: Construction Inspection Staff Training **Review of City's Management Plan (URMP) and Permit Provisions for Construction Site Inspections** Presenters: Cheri Donnelly, WVCWP Mgr; Al Oxonian, City of Campbell Sr Civil Engineer, **Topics:** • Discussion of EPA webcast topics (1-10-07), *Construction Site SWPPPs from A to Z*	May 16, 2007	**WVCWP Staff (2)** Program Mgr Stormwater Inspector **Campbell Staff (7)** Sr Civil Engineer Sr Construction Inspector

Training Summary: Construction Inspection FY 06-07

Training Description	Date	Attendees
and (3-7-07) *Evaluating a Construction Inspection Program* • Review of Construction Inspection MS4 Permit Provisions & City's URMP Standards		Public Works & Engineering Staff
City of Saratoga: Construction Inspection Staff Training **Review of City's Management Plan (URMP) and Permit Provisions for Construction Site Inspections** Led by: WVCWP Program Manager **Topics:** • Discussion of EPA webcast topics (1-10-07), *Construction Site SWPPPs from A to Z* and (3-7-07) *Evaluating a Construction Inspection Program* • Review of Construction Inspection MS4 Permit Provisions & City's URMP Standards	June 27, 2007	**WVCWP Staff (2)** Program Mgr , Stormwater Inspector **Saratoga (4)** Building Inspectors (2) Building Official Public Works Analyst **Los Gatos (3)** Sr. Engineer Technician Sr. Engineering Inspector Engineering Inspector

Public Information and Participation

City of Campbell

Town of Los Gatos

City of Monte Sereno

City of Saratoga

West Valley Communities

Santa Clara Valley Urban Runoff Pollution Prevention Program

FY 06-07 ANNUAL REPORT

PUBLIC INFORMATION/PARTICIPATION

Work Plan Self Evaluation Matrix

Source	WP Task	FY06-07 Work Plan Tasks	FY 06-07 Accomplishments	Responsible Party
A. SCV PROGRAM - PROJECTS/SUPPORT				
	NPDES Permit, Provision C.4,	Watershed Education and Outreach Campaign Help to develop/implement the 2nd multi-year watershed education and outreach campaign. Participate in campaign development and special projects, e.g. community events. Campaign will include funding for educational programs at the Alviso Ed Center and funding for ZunZun performances in local schools.	WVCW Pgm Mgr assists via participation in the Watershed Education and Outreach Ad Hoc Task Group. WVC helped plan and implement the Watershed Watch campaign aimed at IPM and Mercury Pollution Prevention. These topics were chosen based on feedback from the March 2006 Focus Group. *Watershed Watch Media Campaign* The FY06-07 campaign featured ongoing IPM and Mercury ads in community newspapers. The WV communities, (along with 3 other cities and the County Integrated Waste Mgmt Division) contributed additional funds (totaling $17,535 in all) toward media buys. WVCWP regularly provide staff support for Program outreach events: *Pumpkins in the Park Event on Saturday October 14,2006* 2 WVCWP staff members worked the Watershed Watch booth at the Pumpkins in the Park event. This event was held on Oct 14 at Discovery Meadow in front of the Children's Discovery Museum. Guadalupe River Parks and Garden (GRPG) volunteers helped oversee the stormwater bean bag game which gives children an opportunity to choose appropriate methods for disposing	WVCWP staff

West Valley Communities

Santa Clara Valley Urban Runoff Pollution Prevention Program

FY 06-07 ANNUAL REPORT

Source	WP Task	FY06-07 Work Plan Tasks	FY 06-07 Accomplishments	Responsible Party
			commonly-generated waste. WVCWP staff spoke with residents and gave them recycled money pencils engraved with the WVCWP website address. *Home and Garden Show on Sunday 4/29/2007.* 3 WVCWP staff members worked two shifts at the San Jose Convention Center. In addition to distributing informational materials, WVCWP staff handed out gutter getters, *What You Don't Know About Mercury* brochures from HHW, "The Original Earth-Friendly Pest Control" flyswatters, pencils engraved with Household Hazardous Waste website and phone number and mercury-free thermometers, among other give-away-products. WVCWP spoke with at least **211** people. Attendees showed interest in less-toxic gardening methods. Some people were interested in controlling specific pest infestations. Other topics included safe fluorescent bulb disposal, and safe paint and pesticide disposal.	
	NPDES Permit, Provision C.4, C.9 & Pest Mgt Plan (PMP)	Pesticide User Outreach Project Continue to provide funding and to participate in Our Water Our World IPM Store Partnership. Project scope will include items in Program's Pesticide Management Plan based on provision c.9.d of the Permit for outreach to residents, commercial businesses, and pest control operators.	The WV Clean Water Program Manager participated in the SCVURPPP IPM Ad Hoc Task Group and provided staff for all of the Program's public outreach events. WVCWP also provided additional funding for the local IPM media campaign. The FY 06-07 WW Campaign adopted a top-of-mind-awareness or frequency-based approach to media, running ongoing consistent IPM ads in community newspapers *Summerwinds Garden Center* Campbell, March 19, 2007 WVCWP staff met with Summerwinds staff and provided **200 Grow it Guides** for distribution to Garden Center	WVCWP staff

West Valley Communities

Santa Clara Valley Urban Runoff Pollution Prevention Program

FY 06-07 ANNUAL REPORT

Source	WP Task	FY06-07 Work Plan Tasks	FY 06-07 Accomplishments	Responsible Party
			customers. *Summerwinds Garden Center* Campbell has "Less Toxic Products" displays WVCWP staff have met annually with staff at this store for a number of years, and have attended the Summerwinds' Our Water Our World (OWOW) Partnership training. *IPM Store Partnership **Training** - Summerwinds (Campbell store) June 5, 2007* The WV Communities provide funding for this training through SCVURPPP. For Summerwinds Campbell, appx. 8 store employees attended the June 5th training. Staff also attended the Summerwinds-California kick-off event, with IPM training, on Feb. 6, 2007	
	NPDES Permit, Provision C.9.c.	Mercury Pollution Prevention Outreach Participate in the Program's Mercury Pollution Prevention Outreach Work Group and conduct local implementation of the Program's Mercury Pollution Prevention Plan including public education on: 1) negative health and environmental impacts of mercury, and 2) proper disposal of products containing mercury.	The FY 06-07 Campaign adopted a top-of-mind-awareness or frequency-based approach to media, running ongoing consistent **Mercury ads** in community newspapers. WVCWP provided additional media campaign funding. See Task a. (above). *Mercury Thermometer Exchange Event_4/28/2007* Held in conjunction with the WVC E-Waste Recycling Event. WVCWP purchased **200 digital solar thermometers** to provide WV residents with **mercury-free, battery-free** thermometers. This also served as a means to publicize the goal of using mercury-free products in general. *City of Campbell Thermometer Exchange May 19, 2007* Held annually in conjunction with the City's Community Clean Up Day. Three thermometers were brought in to be	WVCWP Staff in partnership with SCC HHW Campbell PW sponsored Campbell's Thermometer Exchange

West Valley Communities

Santa Clara Valley Urban Runoff Pollution Prevention Program

FY 06-07 ANNUAL REPORT

Source	WP Task	FY06-07 Work Plan Tasks	FY 06-07 Accomplishments	Responsible Party
			exchanged at the 06-07event.	
	WVCWP Public Service Event	*Public Outreach Event*	***Free** E-Waste Recycling Event April 28,2007* Recycling of TVs, monitors and all office electronics. The event was sponsored by the four West Valley Cities through the *Clean Water Program*. It was held at the City of Saratoga's North Campus, on Prospect Road in Saratoga. The event was for West Valley businesses, residents and schools. However, it was open to the general public (CA residents). A Banner and Flyers were created. WV staff **distributed 123 flyers** for posting at 67 businesses from April 10th to the 24th. **270 E-Waste Event flyers** were taken home by private-school students in Saratoga, where WVCWP staff gave two classroom presentations. The event was also advertised via notices on municipal web sites. **170 cars** brought E-waste for recycling. Staff greeted drivers and surveyed them on behaviors associated with improper E-waste disposal. Give-away-items were provided to encourage participants to use convenient drop-off locations at partnering hardware and home improvement stores.	WVCWP Staff coordinated with municipal staff

Public Information/Participation Program EVALUATION - *SCV Program Projects/Support*

Pesticide User Outreach - STORE PARTNERSHIP:

Managers of Summerwinds Garden Center in Campbell have shown their interest in less toxic products. In fall of 2006 Summerwinds' store management chose to participate in the IPM store partnership displays being introduced at two other gardening stores. A consultant representing SCVURPPP's Watershed Watch and OWOW campaigns worked with the Campbell store to increase shelf space and display exposure for the promotion of less-toxic products. Sales of less-toxic

West Valley Communities

Santa Clara Valley Urban Runoff Pollution Prevention Program

FY 06-07 ANNUAL REPORT

Source	WP Task	FY06-07 Work Plan Tasks	FY 06-07 Accomplishments	Responsible Party

products rose by a noticeable percentage in FY06-07 (exact figures are not given, as the store does not wish this information to be publicized).

Mercury Pollution Prevention Outreach – THERMOMETER EXCHANGE:

This regional thermometer event was organized by the Bay Area Pollution Prevention Group (BAPPG). The "Spring Thermometer Exchange" program was advertised on www.baywise.org . Twenty Bay Area agencies were supported with clear guidance and an extensive advertising campaign, including ads in the San Jose Mercury News and the San Francisco Chronicle. The WVCWP Manager previously considered holding an event but rejected the idea because of concerns that it might not be feasible with the limited staff resources for West Valley public outreach events. The Manager heard about the BAPPG event a little late, through discussion at a Watershed Watch ad-hoc task group meeting. The outcome was that a regionally organized thermometer exchange was relatively easy to staff and implement locally. Since FY06-07 was the first year of this specific partnership, some agencies, including WVCWP, ended up with events scheduled a few days prior to the commencement of the advertising campaign. The West Valley Clean Water Program is now a member of the BAPPG and on the regional BayWise website: http://www.baywise.info/index.cfm?fuseaction=links&categoryID=8F785744-40CA-38F9-55F3387AE0E4551C In the future the West Valley thermometer exchanges will be coordinated with BAPPG events to take advantage of regional exposure and advertising. The BAPPG event summary is attached at the end of this report section.

Mercury Outreach - E-WASTE RECYCLING EVENT:

WVCWP designated staff time and funds to organize a Free E-Waste Recycling Event for West Valley residents, businesses and schools, and to publicize safe and legal disposal of Mercury and Copper-containing items. As a follow-up to WV's very successful 2006 "TV and Monitor Collection Event", WVCWP responded to residents' requests and delivered a similar, broader **all-product E-Waste Event** in April 2007. The event was held at a centrally-located and easily-accessible site - City of Saratoga's North Campus.

The WV cities found that a free E-Waste recycling event provides a meaningful way to effect behavior change, while providing a platform for conducting community outreach and education on this topic. Outreach resulted in completed surveys from **170** drivers and discussion with each driver (and most passengers) about disposal of hazardous waste.

The WVCWP advertised the event by distributing flyers and painting a large banner for the site. The *Los Gatos Weekly*, the *Saratoga News,* and the *Campbell Reporter* also carried Calendar section notices about the event. A strong emphasis was placed on the use of a responsible recycling firm. By using a responsible recycler we help prevent export of our waste to foreign dumps where mercury leaches into the environment. The results of surveys taken during the event showed that the banner was probably the most effective form of outreach among the 4 different outreach techniques mentioned. Attendees learned about the event via:

62 via banner - 33 via flyer - 28 via websites – 13 via newspaper - 19 via "other", which in most cases was specifically stated as "my wife" (15 – no response). The "my wife" answer provides some insight as to which target audience may be a good catalyst for behavior change in the West Valley communities.

West Valley Communities

Santa Clara Valley Urban Runoff Pollution Prevention Program

FY 06-07 ANNUAL REPORT

Source	WP Task	FY06-07 Work Plan Tasks	FY 06-07 Accomplishments	Responsible Party
B. WVCWP PROJECTS				
GENERAL OUTREACH				
General	NPDES Permit, Provision C.4 and C.9	Distribute Materials. Distribute public information materials at civic centers, libraries, building and planning department desks and similar venues. Maintain a website (and phone request line) for public requests and distribution of materials.	**DISTRIBUTED VIA COMMUNITY EVENTS** ***HUMANE SOCIETY 7-20-06*** 152 Flea Sheets ***HAPPY HOLLOW PARK AND ZOO 8-10-06*** 100 Flea Sheets ***PUMPKINS IN THE PARK EVENT 10-13-06*** 68 Grow it Guides 70 HHW English 30 HHW Spanish 20 Pencils ***LOS GATOS FARMERS MARKET 4-15-07*** 29 Grow-It Guides 4 West Nile Virus 12 OWOW Magnets 6 Pest or Pal coloring books 3 Diazinon 39 Pencils 5 Watershed Watch Magnets 16 Household Hazardous Waste ***WV COMMUNITIES E-WASTE RECYCLING 4-28-07***	WVCWP Staff & WVCWP Staff to coordinate with municipal staff

West Valley Communities

Santa Clara Valley Urban Runoff Pollution Prevention Program

FY 06-07 ANNUAL REPORT

Source	WP Task	FY06-07 Work Plan Tasks	FY 06-07 Accomplishments	Responsible Party
			170 Pencils w/ HHW contact info (website, phone) 170 *What You Don't Know About Mercury* - product disposal brochures ***HOME AND GARDEN SHOW 4/29/07*** 43 HHW brochures 37 Sluggo 94 Grow-It Guides 40 Gutter Getters 66 Note Pads 51 Mercury Free Thermometers 46 HHW Pencils 52 What do you know about Mercury 10 Watershed Watch bottles 100 Flyswatters 112 Pest Bugging You **DISTRIBUTED VIA SCHOOLS** ***SARATOGA UNION SCHOOL DISTRICT 3-2-07*** 2,040 flyers were distributed electronically to students & parents District-wide. "*Spring Outreach Flyer* " for watershed-themed activities at Don Edwards Nat'l Wildlife Refuge/ Alviso Educational Center. ***LOS GATOS UNION SCHOOL DISTRICT 3-5-07*** **75 flyers** were distributed for posting at five Los Gatos schools. "*Spring Outreach Flyer*" for watershed-themed activities at Don Edwards Nat'l Wildlife Refuge/Alviso	

West Valley Communities

Santa Clara Valley Urban Runoff Pollution Prevention Program

FY 06-07 ANNUAL REPORT

Source	WP Task	FY06-07 Work Plan Tasks	FY 06-07 Accomplishments	Responsible Party
			Educational Center. ***SACRED HEART SCHOOL Saratoga 3-28-07*** 1 Hardcover Book " *All The Way to The Ocean"* 68 WVCWP Pencils ***ST. MARY'S SCHOOL Los Gatos 5/21/07*** 1 Hardcover Book " *All The Way to The Ocean"* 30 WVCWP Pencils ***ALLEN @ STEINBACK SCHOOL San Jose 5/25/07*** 1 Hardcover Book " *All The Way to The Ocean"* 24 WVCWP Pencils **DISTRIBUTED VIA GARDENING CENTERS** ***SUMMERWINDS GARDEN CENTER 3-19-07*** 200 Grow-It Guides 68 WVCWP Pencils ***"TAX FREE DAY" AT ORCHARD SUPPLY HARDWARE STORE /GARDENING CENTER 4-22-07*** *(bordering Saratoga & Campbell)* 19 HHW brochures 40 Grow It Guides 9 pencils 10 IPM Gardening coloring books 30 OWOW Magnets **CAR WASH EVENT - Part of Watershed Watch campaign 5/30/07** at Classic Car Wash in Saratoga Customers received 50% percent off on their car wash for	

West Valley Communities

Santa Clara Valley Urban Runoff Pollution Prevention Program

FY 06-07 ANNUAL REPORT

Source	WP Task	FY06-07 Work Plan Tasks	FY 06-07 Accomplishments	Responsible Party
			participating in the Watershed Watch promotional event. Reusable Watershed Watch Discount Cards for $2 to $4 off on future Classic car washes were also distributed to customers. WVCWP set up a table and display board showing waste water and stormdrain paths. Customers were willing to engage in conversation after they discovered that staff were not trying to sell them something and were not asking them to sign anything. After customers understood what the promotion was about, several asked for additional carwash discount cards for their spouses. **CITY OF CAMPBELL** Given to Campbell Community Garden plot holders by the Public Works Dept. 39 Grow It Guides ***CAMPBELL COMMUNITY CLEAN UP 5/19/07*** Grow It Guides Pencils Mercury Drop-off location brochures(staff did not track # of materials distributed at this event) **TOWN OF LOS GATOS** ***LOS GATOS PUBLIC WORKS WEEK EVENT 5/23/07*** 150 Watershed Watch tattoos 150 WVCWP Pencils 150 “What You Don’t Know About Mercury” brochures **WVCWP WEBSITE & PHONE REQUESTS**	

West Valley Communities

Santa Clara Valley Urban Runoff Pollution Prevention Program

FY 06-07 ANNUAL REPORT

Source	WP Task	FY06-07 Work Plan Tasks	FY 06-07 Accomplishments	Responsible Party
			Dec. 13, 2006 Phone call Saratoga resident asking for advice on proper pool water discharge methods (related to discharge incident). Resident was directed to: • WVCWP website • SCVURPPP website *Feb. 5, 2007 E-mail* WVC resident asking for advice on less-toxic means of controlling aphids in her Tulip trees. Resident was directed to: • City of San Jose Arborist - questions answered at no charge (phone & website) • Our Water Our World website • mywatershedwatch.org website - IPM Solutions page	
General	NPDES Permit, Provision C.4 and C.9	b. Participate in Local Community Events Promote watershed messages by participating in local community events (e.g., farmers market, festivals, creeks clean-ups, etc.).	"Tax Free Day" at OSH (bordering Saratoga & Campbell) 4-22-07 The new Manager at this location was very skeptical of WVCWP staff and did not permit them to give out any material that the store sold (gutter getters, and packets of *Sluggo* snail and slug bait). WVCWP staff spoke with at least 45 customers and employees about less toxic alternatives for pest management and gardening (some with family or friends who are not included in this total). **LOS GATOS** *Farmers Market Event 4-15-07* Two WVCWP staff members presented water quality	WVCWP Staff WVCWP Staff to coordinate with Municipal Staff

Source	WP Task	FY06-07 Work Plan Tasks	FY 06-07 Accomplishments	Responsible Party
			messages and less toxic gardening tips. The Enviroscape model was set up for teachers, to provide a sample of WVCWP's classroom presentations. Forty-two people visited the display table. While the usual stormwater messages and outreach materials were delivered, WVCWP staff, with the help of telling photos, also brought up Anti litter and illegal dumping topics to generate a pro-active interest in protecting communities and creeks from an accumulation of debris. **MUNICIPALLY-SPONSORED EVENTS** **CAMPBELL** *Creekside Clean Up 5-19-07* Public Works staff organized and supervised a community creekside Clean-up event. Several public outreach materials (including Earth Day T-shirts) were distributed. The Clean-up was held in conjunction with "The Great American Pick Up Day". *Arbor Day, 4/26/07.* In 2007, the City of Campbell received an Arbor Day Award for 25 years of participation in Arbor Day festivities. Public Works staff organized and supervised two tree plantings at Campbell elementary schools. The City's Park Maintenance Supervisor spoke to the students about the importance of planting and caring for trees and the benefits trees provide for the community. *Los Gatos Public Works Week Event 5/23/07* The Town of Los Gatos piloted a new outreach event in 2007. A tour of the Public Works maintenance yard was organized and promoted to schools and the general	

West Valley Communities

Santa Clara Valley Urban Runoff Pollution Prevention Program

FY 06-07 ANNUAL REPORT

Source	WP Task	FY06-07 Work Plan Tasks	FY 06-07 Accomplishments	Responsible Party
			public. Town Public Works employees showed students how to operate the various vehicles and machines. Tables were staffed with spokespersons representative of a variety of agencies and departments, e.g. the Street Sweeper, the Code Enforcement Officer, Los Gatos – Monte Sereno Police and Park Service Officers. Display tables showcased give-away-items, educational materials and stormdrain maintenance and protections activities. Stormwater display included the watershed model, a storm drain model to show the difference between a sewer drain and a storm drain, photos of litter in the creeks, brochures showing drop-off locations for safe disposal of mercury products and Watershed Watch tattoos.	
General	NPDES Permit, Provision C.4 and C.9	c. Prepare Newsletter Articles/ Press Releases Prepare and contribute articles/ press releases of interest to the City newsletter and/or local media. Topics such as HHW disposal, pesticides, mercury, trash and copper/nickel will be promoted.	The Spring 07 *Los Gatos Vista* (distributed to over 12,000 LG residences) included the following articles: • Car Wash Fundraisers (pollution from these events, & how to use the Free Car Wash Kit) • Fluorescent Light Bulb Recycling (drop-off locations for residents and businesses) • Grading, Erosion, and Sediment Control Ordinance (necessity of this ordinance; link to details on Town website)	WVCWP Staff
	NPDES Permit, Provision C.4 and C.9	d. Promote Clean Water Program Website	Distributed the popular recycled (blue-jean and money) pencils with website address and a watershed protection message, at community events and classroom presentations to promote the website. Cleancreeks.org was included on all outreach materials i.e., flyers, the	

West Valley Communities

Santa Clara Valley Urban Runoff Pollution Prevention Program

FY 06-07 ANNUAL REPORT

Source	WP Task	FY06-07 Work Plan Tasks	FY 06-07 Accomplishments	Responsible Party
			community event banner, and written or email responses to public inquiries and calls.	
General	CI Item	WVCWP Website Revisions While promoting the website, continue to expand and update the site with new educational material and up-to-date topics for the public on HHW, pest management, and other pollutant reduction e.g. mercury, trash, & copper /nickel	WVCWP posts information about Trash Cleanups for National River Clean Up Day and Coastal Clean Up Day on the *Cleancreeks.org* Home page to announce these events. Mercury and Copper issues were featured prior to the April E-waste event. The "Take Action" page was revised to include links to the UC Davis IPM site for residents interested in less toxic pest control. In addition, the page now highlights the question of home and garden chemicals' safety, with links to sites on toxicity information. During FY06-07, WVCWP staff developed drafts for new versions of the "About Us" page, to feature NPDES and stormwater information, and the "Take Action" page, to offer a variety of ideas and links leading visitors to useful next-step information. Work on the new website pages is planned for FY 07-08, but is contingent upon the amount of staff time that will be available after negotiating and preparing for implementation of the new MRP requirements.	WVCWP Staff
CITIZEN PARTICIPATION				
Public Partici-pation	Trash Monitoring Work Plan	Creek Clean-ups Continue implementation of trash monitoring activity during Creek Clean-ups. Conduct a minimum of two clean-up events (i.e. on Coastal Clean-up Day and National Rivers Day).	**Trash Monitoring was conducted at 4 different Clean-up sites in FY 06-07.** See *Trash Management* (Section #10) for results. Two of the creek clean-ups were held at an established site: San Tomas Aquino Creek next to Westmont High School (which serves Campbell, Los Gatos, Monte Sereno	WVCWP Staff & WVCWP Staff to coordinate with Municipal Staff

West Valley Communities

Santa Clara Valley Urban Runoff Pollution Prevention Program

FY 06-07 ANNUAL REPORT

Source	WP Task	FY06-07 Work Plan Tasks	FY 06-07 Accomplishments	Responsible Party
			and Saratoga students). WVCWP sponsored creek cleanup and trash monitoring events on 9-16-06 and 5-19-07. High school student volunteers have proven to be receptive to helping with Trash Monitoring. Students and other volunteers were trained to conduct trash monitoring and told why trash has become a pollutant of concern (POC) for the S.F. Bay area. **A third Clean-up was sponsored by WVCWP in partnership with Sacred Heart Elementary/Middle School** 4/18/07 Saratoga. The school is in Saratoga, but serves students from all WVCs. Students and parents participated in the Clean-up and Trash Monitoring. Prior to the event, 4th and 5th grades participated in Enviroscape watershed model demonstrations, where trash issues were discussed in great depth. **City of Campbell sponsored one Clean-up**. This event was held as part of the "Great American Pickup Day" (May 19, 2007). It was well promoted regionally and via the City's website and Public Works staff. About sixty volunteers participated and worked on a variety of sites, including sites along Los Gatos Creek Trail, the railroad tracks next to Winchester Blvd. and short Freeway stretches, picked up by volunteers under the supervision of Caltrans staff. Due to the scattered nature of the sites for this event, WVCWP used slightly simplified monitoring methods. Community volunteers were agreeable to tracking and estimating trash and filling out the forms.	

West Valley Communities

Santa Clara Valley Urban Runoff Pollution Prevention Program

FY 06-07 ANNUAL REPORT

Source	WP Task	FY06-07 Work Plan Tasks	FY 06-07 Accomplishments	Responsible Party
			The Town of Los Gatos also promoted the Great American Pickup Day event by posting a flyer on the Town's website. Participants joined the Campbell site cleanup and monitoring activities. **Los Gatos Creek Trail in Los Gatos** is cleaned on a continuing basis by volunteers. Information on volunteering for this activity are found on the Town website. Due to the on-going and informal nature of this activity, these volunteers are not involved in monitoring.	
Public Partici-pation	Creek Keepers Outreach Began in 2001	"Creek Keepers" Program training Provide training on trash tallying and highlight current trash pollution issues for students and volunteers when they participate in a cleanup event.	Training on Trash Monitoring, and trash pollution issues, was provided for volunteers at the following events: **9-16-06 Creek Clean-Up, Westmont** **4-18-07 Creek Clean-up, Wildcat Creek, Saratoga/ Sacred Heart School** **5-19-07 National River Clean Up Day, Westmont** **5-19-07 Great American Pick Up Day, Campbell sites / Los Gatos Creek Trail** "Trash Management" (Section #10) includes results of the Clean-up events.	WVCWP Staff & WVCWP Staff to coordinate with Municipal Staff
Public Partici-pation	Copper/ Nickel and Mercury Activities	Recycling Event for TVs, Monitors and E-waste Plan an E-waste collection event for (but not limited to) West Valley residents, based on success of pilot event held in Los Gatos in January 2006.	*E-Waste Collection & Recycling Event - Saturday April 28, 2007* WVCWP organized, promoted, and carried out a five-hour e-waste collection event – open to all CA residents at Saratoga's North Campus. Partnered with United Datatech (electronic recyclers), Santa Clara County's HHW, program, a Saratoga Boy Scout troop, and Pizza My Heart to coordinate a successful community service.	WVCWP Staff, HHW staff and WVC municipal staff

West Valley Communities

Santa Clara Valley Urban Runoff Pollution Prevention Program

FY 06-07 ANNUAL REPORT

Source	WP Task	FY06-07 Work Plan Tasks	FY 06-07 Accomplishments	Responsible Party
			WVCWP conducted a survey with all participants to find out where they would dispose of fluorescent bulbs and gave everyone an HHW information booklet which lists places to "drop off" used hazardous items (including fluorescent bulbs). Also conducted a Mercury fever thermometer exchange, providing 26 digital solar thermometers to participants.	
TARGETED OUTREACH & SCHOOLS				
Targeted Schools	Expand Outreach to Teachers and Students	Schools Outreach: Watershed Ed. Curriculum Continue to build on 5th grade curriculum for WVCWP classroom watershed presentations, consistent with state required education standards. Expand outreach efforts by developing scripts based on state standards, or text books, for other grade levels in response to teacher interest. Evaluate effectiveness and appeal by soliciting teachers' & students' evaluations.	WVCWP staff made outreach presentations to two 5th grade classes, one 4th grade class, one 2nd-3rd grade class and 2 Kindergarten classes. Student's retention of stormdrain messages and recommended steps to protect their watershed was measured by developing a quiz for 4th and 5th grade students. The Science teacher administered the quiz three weeks after the classes participated in the watershed activity. Responses showed that sixty-five out of sixty-eight students were able to correctly list two actions that they would take to protect their local watersheds. Two sample quizzes with students' responses are included after the evaluation at the end of this report section. Development of an appropriate script for Kindergarten students was a focus of the 06-07 outreach efforts. The interactive presentations developed for the Kindergarten classes were well-received by teachers and students.	WVCWP Staff
Targeted	Based on	Provide Watershed Education in	WVCWP is evaluating a new outreach item aimed at	WVCWP Staff by

West Valley Communities

Santa Clara Valley Urban Runoff Pollution Prevention Program

FY 06-07 ANNUAL REPORT

Source	WP Task	FY06-07 Work Plan Tasks	FY 06-07 Accomplishments	Responsible Party
Schools	feedback from Teachers and Students	classrooms Conduct water quality protection education or presentations in local schools, using *Enviroscape* and/or other methods to engage students in Watershed campaign messages.	students, parents and teachers. The hardcover book *"All The Way to The Ocean"* is presented to teachers who welcome WVCWP presentations into their classrooms. The book can be shared amongst teachers, and read to new classes each year or borrowed by parents to read to younger siblings, so that the message of stormdrains being linked to the Bay and the Ocean is shared with others. It is hoped that this permanent classroom resource will also remind teachers that stormwater presentations are available to their classes. Three "All The Way to the Ocean" books donated (1 Sacred Heart, 1 St Mary's, 1 Allen at Steinbeck) *Guadalupe Elementary, San Jose 10-23-07* **25 5th grade students** participated in a demonstration and activity. Using a simple model, WVCWP staff, working with Environmental Volunteers docents, demonstrated the role of watersheds and wetlands as a filter of sediments and pollutants and how wetlands act as a retainer for water and a refuge for many different organisms. Students built a model using interactive watershed and wetland kits. Students learned about protecting San Francisco Bay emphasizing runoff, wetlands, marshes, filter, absorption, and pollutants. *K.R. Smith Elementary, San Jose 12-12-06* WVCWP staff, working with Environmental Volunteer docents gave Twenty-one **2nd and 3rd grade students** an opportunity to participate in an interactive Water Cycle demonstration and related activities, to understand how we use and reuse water. WVCWP's Intern developed a	arrangement w/ Teachers

West Valley Communities

Santa Clara Valley Urban Runoff Pollution Prevention Program

FY 06-07 ANNUAL REPORT

Source	WP Task	FY06-07 Work Plan Tasks	FY 06-07 Accomplishments	Responsible Party
			song to help students remember the stages of the Water Cycle and the concept of Runoff. All students learned the words to the song with enthusiasm. The presentation emphasized evaporation, condensation, precipitation, transpiration, absorption, percolation, run-off, aquifer, groundwater, water table and the understanding that the amount of water on Earth now is the same amount there has always been and the same amount there always will be. After the presentation students were asked to place water words on the water cycle board in the correct location; **all students gave correct responses.** *Sacred Heart Private School, Saratoga* - Presentations *for* 4th and 5th grade Science classes on *3-28-07* **68 students** participated in Enviroscape watershed presentations to learn about reduction of pesticides, proper car washing, erosion control, litter prevention and trash cleanup, safe disposal of mercury products and using HHW for household hazardous waste. West Valley Staff customized curriculum to meet the Science teacher's needs (correlated to state standards for appropriate grade). Pencils engraved with the Clean Water Program's website and stormdrain slogans were distributed to students & teachers. Water vocabulary words (i.e. watershed, runoff, stormdrain, wetlands, pollutants and household hazardous waste) were written on the white board and emphasized throughout the presentation. Three weeks after the presentation sixty-eight students completed a watershed quiz developed by WVCWP staff. Sample quizzes with student responses are provided after the evaluation at the	

West Valley Communities

Santa Clara Valley Urban Runoff Pollution Prevention Program

FY 06-07 ANNUAL REPORT

Source	WP Task	FY06-07 Work Plan Tasks	FY 06-07 Accomplishments	Responsible Party
			end of this section. *St. Mary's School, Los Gatos,* Kindergarten on *5-21-07* For this class of **30 Kindergartners**, the students were split into 2 groups. One group identified storm drains and used trash grabbers and gloves to pick up debris around the school yard. The second group participated in an Enviroscape activity whereby students added pollutants to the watershed, used sprayers to make rain and witnessed the effect that runoff has on the wildlife that live in and around the wetlands and the Bay. The Enviroscape watershed model activity showed children how daily behaviors can contribute to pollution in our local creeks and the Bay. Solutions to pollution were offered and reviewed during a wrap-up question period. West Valley staff built on last year's first-time experience presenting to a Kindergarten class, by redeveloping the script to make it more appropriate for kindergarteners. *Allen at Steinback School, San Jose 5-25-07* Kindergarten This class of **24 students** participated in the same activities as those described above for St. Mary's School.	
Targeted Schools	Expand Outreach to Teachers and Students	General Schools Outreach	**City of Campbell – Arbor Day Event** 4-26-07 This event was open to the general public. Arbor Day events were held at two schools with the intention of engaging teachers, students and parents. Campbell was honored for 25 years of Arbor Day events, and chose to celebrate via tree planting events at Capri Elementary and Rosemary Elementary.	City of Campbell PW staff

West Valley Communities

Santa Clara Valley Urban Runoff Pollution Prevention Program

FY 06-07 ANNUAL REPORT

Source	WP Task	FY06-07 Work Plan Tasks	FY 06-07 Accomplishments	Responsible Party
			The Celebration included members of the City Council, Park and Recreation Commission, city and school district staff and approximately **300 students**. Campbell's Parks Maintenance Supervisor, who is well-trained in IPM, spoke about the City's Urban Trees program. The program offered an opportunity for everyone to become acquainted with the City's success in tree care and the benefits of trees for our air and water.	
Targeted Schools	Expand Outreach to Teachers and Students	General Schools Outreach	**Town of Los Gatos – Public Works Week Corp Yard/ Stormwater Tour** held on 5-23-07 This event was open to the general public, but was targeted at schools, with extensive outreach planned for teachers and students. The outreach was successful and resulted in at least **96** students viewing stormwater-related displays and equipment: *Rolling Hills Middle School (serving Campbell, LG, Saratoga)* 58 - 6th graders, with 4 parents and teachers *Hillbrook Elementary School, Los Gatos* 38 - 2nd graders, with 10 parents and teachers Along with Public Works staff, the event also involved 4 Town of Los Gatos officials: The Town Manager, Mayor, Vice Mayor and 2 Parking & Transportation Commissioners. The event involved a tour of the Public Works	Town of Los Gatos Public Works staff WVCWP Program Manager

Source	WP Task	FY06-07 Work Plan Tasks	FY 06-07 Accomplishments	Responsible Party
			maintenance yard and educational presentations at various tables staffed by PW employees and WVCWP Program Manager. Public Works staff showed students how to operate the various vehicles and machines. Tables were staffed with spokespersons representative of a variety of agencies and departments, e.g. the Street Sweeper, the Code Enforcement Officer, Los Gatos – Monte Sereno Police and Park Service Officers. Display tables showcased give-away-items, educational materials and stormdrain maintenance and protection activities. The WVCWP Manager staffed a Stormwater table displaying the watershed model, photos of litter in the creeks, and a storm drain model to show the difference between a sewer drain and a storm drain. Students received a brief presentation about watersheds and stormwater pollution, with an emphasis on litter, which students can help to prevent. Students went home with "goody bags" containing brochures showing drop-off locations for safe disposal of mercury products, Watershed Watch tattoos, and WVCWP pencils with stormwater messages and the WVCWP website address.	
Targeted Schools	Expand Outreach to Teachers and Students	General Schools Outreach	City of Saratoga staff and WVCWP worked with a Boy Scout (Eagle Scout candidate) to develop a "*Manual for E-Waste Recycling Events*" for general use, and to help any group wanting to hold an E-Waste event at City of Saratoga's North Campus site. WVCWP staff and City of Saratoga PW staff worked with this Scout to integrate knowledge he had gained from his	WVCWP Manager City of Saratoga PW staff

West Valley Communities

Santa Clara Valley Urban Runoff Pollution Prevention Program

FY 06-07 ANNUAL REPORT

Source	WP Task	FY06-07 Work Plan Tasks	FY 06-07 Accomplishments	Responsible Party
			Scout Troop's E-Waste event, with WVCWP's E-Waste experience and with the City's relevant regulations. The Manual is still in the development stage but the preparation documented by this Boy Scout was very useful for streamlining event tasks and enhancing advertising. It was his recommendation to create and set up a banner a few days prior to the event.	
Targeted Schools	Expand Outreach to Teachers and Students	General Schools Outreach - Flyers	**Los Gatos School District** Delivered flyers for Free Weekend Programs put on by The Alviso Environmental Education Center. Fliers delivered to all 5 schools in the Los Gatos School District. Fifteen fliers to each school. Fliers will be posted in each classroom and in the school offices. Daves Avenue Elementary School 3-19-07 Van Meter Elementary 3-15-07 Blossom Hill Elementary 3-15-07 Ramon J. Fisher Middle School 3-20-07 Lexington Elementary 3-20-07 **Private Schools** **280 E-Waste and HG Thermometer Exchange event flyers** were printed and delivered to a nearby San Jose school to hand out in the children's weekly take-home packet. Queen of Apostles School, in San Jose on 4-12-07	WVCWP staff

West Valley Communities

Santa Clara Valley Urban Runoff Pollution Prevention Program

FY 06-07 ANNUAL REPORT

Source	WP Task	FY06-07 Work Plan Tasks	FY 06-07 Accomplishments	Responsible Party
TARGETED OUTREACH				
Targeted Business	URMP	Mercury Pollution Prevention Plan Obtain or develop outreach material for distribution by IND Inspectors on Mercury Pollution Prevention and the proper disposal of fluorescent lights and batteries.	A new HHW information booklet, *What You Don't Know About Mercury May be Harmful to Your Health,* which lists places to "drop off" used hazardous items (including fluorescent bulbs) is being distributed. The IND inspectors said that businesses are very familiar with fluorescent bulb disposal requirements. WVCWP staff employed other public venues and events to distribute the information.	WVCWP w/ Sr. Haz Mat Specialist
Targeted Business	Permit Provision C.4	Education Distribute BMP materials during routine inspections of food facilities and automotive businesses. Discuss relevant educational material with businesses cited for potential stormwater violations.	During FY06-07, WVCWP supported West Valley Sanitation District (WVSD) staff by continuing an outreach strategy to report restaurants that have failed to use effective grease control BMPs. The WVCWP Inspector requests a copy of the restaurant's latest grease trap cleaning records. If the food facility does not have cleaning records or an invoice, the business is referred to the WV Sanitation District for follow up. The WVSD also provides an outreach poster to the business. This very effective poster emphasizes the importance of using BMPs and conducting good housekeeping and maintenance procedures.	SCC Fire; WV Inspector coordinate with WVSD
Reporting	NPDES Permit, Provision C.4	Evaluation/ Reporting Document or estimate (when possible) numbers of residents, students, municipal staff etc. reached by outreach efforts. Report number of calls, website hits and circulation or readership for newspapers or newsletters.	Events *September 16, 2006 Coastal Clean-up Day* – 40 student volunteers (via contact with staff at local high school) *April 18, 2007 Sacred Heart/ Wildcat Creek*– 42 students & parents *May 19, 2007, Nat'l River Clean-up Day* – 19 volunteers Families of over 1500 Westmont High School students	WVCWP Staff

West Valley Communities

Santa Clara Valley Urban Runoff Pollution Prevention Program

FY 06-07 ANNUAL REPORT

Source	WP Task	FY06-07 Work Plan Tasks	FY 06-07 Accomplishments	Responsible Party
			received the daily e-mail bulletin articles on 2 Creek Clean-ups and the E-Waste Drop-off event. *E-Waste Drop-off Event:* *Briefs ran in the Calendar section of 3 local papers:* Campbell Reporter – 50,200 readers Los Gatos Weekly Times – 54,200 readers Saratoga News – 24, 600 readers *Results of E-waste outreach:* 170 vehicles attended *"Tax Free Day" at* OSH – approx. 40 customers Schools Classroom presentations –168 students Outreach flyers for Alviso Environmental Education Center (EEC) and National Wildlife Refuge programs – 2,040 e-mailed to households Seventy-five 75 EEC fliers were distributed for posting at five Los Gatos schools, reaching approx. 2,600 students All households in Los Gatos received some outreach information through features in their municipal newsletter, which are mailed to each household. 28,590 – Los Gatos (12,000 households)	
Training	FY 06-07 Work Plan	Staff Training Conduct or provide WVCWP staff training/meetings to prepare for school presentations, community events & responses to public requests.	Training is documented in the Training Table at the end of this report section.	WVCWP staff

West Valley Communities

Santa Clara Valley Urban Runoff Pollution Prevention Program

FY 06-07 ANNUAL REPORT

Source	WP Task	FY06-07 Work Plan Tasks	FY 06-07 Accomplishments	Responsible Party
Public Information/Participation Program EVALUATION – WVCWP PROJECTS				

Outreach – MATERIALS DISTRIBUTION:
The "Grow It Guide" (laminated, "fan-out" guide about less toxic controls for garden pests) has been one of the most popular outreach items among WVC's residents, both in general, and among the Garden Centers. However, WVCWP's supply of these items is running low. These are expensive to print, and are only reasonably priced when ordered in extremely large quantities. In FY 07-08, SCVURPPP intends to coordinate a bulk printing of Grow It Guides: this will facilitate increased distribution of this outreach piece at local West Valley events and venues.

Outreach – MEDIA BUYS FOR EVENT PUBLICITY:
In FY 05-06, WVCWP spent several thousand dollars to promote a free WVC E-Waste event; approximately 250 cars came through the event. Many of the drivers showed up with the news ad in hand. For FY 06-07, WVCWP chose to test less expensive methods of outreach and monitor the results. The 06-07 event was held at a different location, and three similar local events were offered by other agencies within the same month. Therefore, it's not possible to weigh the public response equally. However, the 06-07 E-Waste event did receive a respectable number of cars (170 drivers) even though no money had been spent on newspaper ads. According to the survey, the banner hanging at the site, prior to and during the event, was responsible for bringing in about 35% to 40% of the participants. WVCWP will continue to investigate reasonable and effective methods for advertising local events.

Outreach – PRESS RELEASE COVERAGE:
In the past, the WVC benefited from extensive media coverage in their local papers, which were delivered weekly to residents: the *Campbell Reporter*, the *Los Gatos Weekly Times* (also covered Monte Sereno), and the *Saratoga News*. All of these papers had been operating under the umbrella of "Silicon Valley Community Newspapers" (SVCN) and WVCWP staff had well-established contacts with SVCN staff. Unfortunately, a few of the reporters who enjoyed WVCWP's schools and outreach stories, and with whom WVCWP staff had developed a trusted working relationship, are no longer with the paper. During FY 06-07, all the SVCN papers were caught up in a process of acquisitions and mergers; this interfered with access to local reporters and coverage was limited for the WVCWP.

Targeted Outreach -- SCHOOLS: At Sacred Heart School, 68 students from a 4th grade and a 5th grade class participated in Enviroscape presentations. Emphasis was placed on relevant vocabulary. Three and a half weeks after the presentation, WVCWP Program Manager provided a watershed quiz for the teacher. Students completed the quiz as homework to evaluate their understanding and retention of watershed concepts. Students were asked to name two activities that they would do to help keep our creeks and Bay healthy. Sixty-eight students completed the watershed activity quiz. Sixty-five listed two activities that they would do to keep our local creeks and Bay healthy. Six students answered all eight questions correctly. Thirty-nine students said they would prevent litter or pick up trash. Six students will plant trees, plants, and flowers, (reduce impervious surface). One student would plant the "right kind" of plants (native plants). Three students would not wash cars in the driveway. Four students will pick up pet waste. Two students will put only water in the stormdrain. One

West Valley Communities

Santa Clara Valley Urban Runoff Pollution Prevention Program

FY 06-07 ANNUAL REPORT

Source	WP Task	FY06-07 Work Plan Tasks	FY 06-07 Accomplishments	Responsible Party
student (according to the quiz answer) will "reduce toxic chemical use and control pests naturally". **Targeted Outreach -- PARTNERING WITH OTHER ENVIRONMENTAL SCHOOLS OUTREACH PROGRAMS:** The WVCWP Public Outreach Coordinator and Program Intern completed *Environmental Volunteers' (*EV) docent training in August and Sept. of 2006. West Valley staff volunteer as EV docents to promote natural science education and to provide Bay Area students (and teachers) with insights from an urban runoff perspective. This docent training also serves to broaden staff's knowledge for WVCWP classroom watershed presentations.				

Report on the San Francisco Bay Area's Regional Mercury Thermometer Exchange

Organized by the Bay Area Pollution Prevention Group
2007

Participating Agencies and Organizations
**Members of the Bay Area Pollution Prevention Group*

Vallejo Sanitation and Flood Control District*
City of Santa Rosa*
Central Contra Costa Sanitary District*
East Bay Municipal Utility District*
City of San Leandro*
City of Livermore*
City of South San Francisco*
Union Sanitary District*
Dublin San Ramon Services District*
City of Millbrae*
City of Sunnyvale*
City of San Jose*

City of Palo Alto*
South Bayside System Authority*
SF Department of the Environment
West Valley – Saratoga, Los Gatos, Monte Sereno, Campbell
Russian River Watershed Association
Save The Bay
Alameda Countywide Clean Water Program

Project Summary

In May – July 2007, the Bay Area Pollution Prevention Group (BAPPG) coordinated a regional collection event for mercury thermometers and other mercury-containing devices. Together, 20 participating agencies and organizations collected **4,264** thermometers, 21 thermostats and 16 pounds of bottled elemental mercury at **30 one-day and ongoing events**. The BAPPG coordinated this regional effort, building capacity on how to conduct an exchange, organizing and developing regional advertising and outreach materials, developing a regional website and phone number with all event dates, hours and location.

The BAPPG coordinated with the Media Relations Committee of the Bay Area Clean Water Agencies and Bay Area Stormwater Agencies Association to develop press releases and a media kit. In addition, the BAPPG worked with the Media Relations consultant, O'Rorke for paid radio and newspaper advertising.

-2

Follow up Questions from the

Classroom Watershed Activity

For questions 1- 5 please make a √ checkmark by the correct answer or answers.

1. A **Watershed** is

   a. A reservoir to store rainwater for use in times of dry weather or drought

   -1 b. All the creeks and streams that flow into the Bay or ocean

   c. All the land area that drains into a particular creek or body of water

2. **Runoff** is a word that describes

   a. The water that overflows from a clogged storm drain during heavy rains

   b. All of the rain, melting snow, and sprinkler water, that is not absorbed or infiltrated into the ground before it reaches the creeks or Bay

   c. Neither of the above

3. A **Storm Drain** helps to protect neighborhoods from flooding during heavy rains. In Santa Clara Valley the water that goes into a storm drain

   a. flows through a pipe system to a water treatment plant for removal of pollutants such as, pet waste, car oil, paint, exhaust particles, brake pad dust, car-wash water, pesticides, fertilizers and litter before it is released into the Bay

   b. flows directly into our local creeks and eventually into the San Francisco Bay

   c. can be found in a home in a bathtub, a kitchen sink, or in a toilet

-1 4. **Most water pollution is now caused by**

   a. industries or big manufacturing businesses

   b. some of people's every day activities

5. **Fluorescent bulbs** save energy and contain mercury. **When they burn out**

   a. put them carefully in the recycle bin

   b. Check (Santa Clara County Household Hazardous Waste) at www.hhw.org to find many safe, legal drop-off locations.

6. **Other than recycling, write down two more things that you will DO or NOT DO to help keep our creeks and Bay healthy for aquatic life and for people.**

   reduce toxic cemical use

   control pests naturaly

Thank you for keeping our Creeks clean!

039716

All Correct

Nicholle

Follow up Questions from the

Classroom Watershed Activity

For questions 1- 5 please make a √ checkmark by the correct answer or answers.

1. A **Watershed** is
   a. A reservoir to store rainwater for use in times of dry weather or drought
   b. All the creeks and streams that flow into the Bay or ocean
   ✓ c. All the land area that drains into a particular creek or body of water
2. **Runoff** is a word that describes
   a. The water that overflows from a clogged storm drain during heavy rains
   ✓ b. All of the rain, melting snow, and sprinkler water, that is <u>not</u> absorbed or infiltrated into the ground before it reaches the creeks or Bay
   c. Neither of the above
3. A **Storm Drain** helps to protect neighborhoods from flooding during heavy rains. In Santa Clara Valley the water that goes into a storm drain
   a. flows through a pipe system to a water treatment plant for removal of pollutants such as, pet waste, car oil, paint, exhaust particles, brake pad dust, car-wash water, pesticides, fertilizers and litter before it is released into the Bay
   ✓ b. flows directly into our local creeks and eventually into the San Francisco Bay
   c. can be found in a home in a bathtub, a kitchen sink, or in a toilet
4. **Most water pollution is now caused by**
   a. industries or big manufacturing businesses
   ✓ b. some of people's every day activities
5. **Fluorescent bulbs** save energy and contain mercury. **When they burn out**
   ✓ a. put them carefully in the recycle bin
   ✓ b. Check (Santa Clara County <u>H</u>ousehold <u>H</u>azardous <u>W</u>aste) at <u>www.hhw.org</u> to find many safe, legal drop-off locations.
6. **Other than recycling, write down <u>two more things</u> that you will DO <u>or</u> NOT DO to help keep our creeks and Bay healthy for aquatic life and for people.**

To keep the bay healthy I will not wash my car in the driveway and pick up trash.

Thank you for keeping our Creeks clean!

West Valley Communities
FY 06-07 ANNUAL REPORT

Training Summary: Public Information / Participation (PI/P)

Training Description	Date	Attendees
Environmental Volunteer Training Sponsored by: ENVIRONMENTAL VOLUNTEERS, Palo Alto, CA (a non-profit environmental education organization providing docents for K-8 classrooms) **Topics:** Learning hands-on activities and grade-appropriate presentations for teaching: ▪ Baylands Ecology ▫ Birds of the Bay ▫ Wetlands in a pan activity ▫ Working toward a healthy Bay ▫ plants – native and invasive species ▫ docent training for Baylands class tours ▫ endangered and protected species ▫ Estuary Biodiversity ▪ Earthquake Geology ▪ Forest and Foothill Ecology ▪ Forest and Foothill and Earthquake Geology ▪ Water and rock cycle	August 9, 16, 23, 30, & Sept. 6, 2006	**WVCWP (2)** PIP Outreach Coordinator Program Intern
Project Wet Sponsored by: Santa Clara Valley Water District Speaker: Kathy Machado Education Outreach Coordinator **Topics:** ▪ Teaching Strategies - Methods for communicating messages to children (songs, skits, artwork, projects) ▪ Project Wet Activities ▪ Introduction to Materials	October 20, 2006	**WVCWP (2)** PIP Outreach Coordinator Program Intern

West Valley Communities
FY 06-07 ANNUAL REPORT

Training Summary: Public Information / Participation (PI/P)

Training Description	Date	Attendees
South Bay Salt Pond Restoration Project Workshop Sponsored by: Santa Clara Water Pollution Control Plant This Workshop will be useful for incorporating topics into classroom watershed presentations. **Topics:** ▪ Understanding the Restoration process ▪ The Importance of ponds for bird migration ▪ Overview of Island Ponds Project	November 29, 2006	**WVCWP (3)** Program Assistant Office Assistant Public Outreach Coordinator
Don Edwards National Wildlife Refuge Walking Tour Environmental Education Center (EEC), Alviso This Tour will be useful for coordinating WVCWP classroom topics with Alviso EEC and Watershed Watch messages. **Topics:** ▪ Effects Of Urban Runoff Pollution ▪ From Marsh To Sewer To Dump To Salt Pond ▪ Pumps and Tide Gates ▪ Bioswales ▪ Endangered Wetlands	Dec. 6, 2006	**WVCWP (2)** WVCWP Inspector Program Assistant
WVCWP Staff Review of Watershed Presentation for Kindergarten Classes Led by: WVCWP Program Manager **Topics**: ▪ Review Subjects for inclusion in Enviroscape Presentation ▪ Developing Kindergarten Approach for Enviroscape Presentations ▪ Rehearsing Presentations	January 19, 2007	**WVCWP (3)** Manager PIP Outreach Coordinator Program Intern

West Valley Communities
FY 06-07 ANNUAL REPORT

Training Summary: Public Information / Participation (PI/P)

Training Description	Date	Attendees
Watershed Management and Urban Ecology Training Workshop Sponsored by: Acterra Speaker: Andy Lipkis, Tree People in Los Angeles; Catherine Martineau, Canopy in Palo Alto; Pam Sturner & Katie Pilat, San Francisco Watershed Council **Topics:** ▪ Working at a Watershed Level ▪ Bringing Together Diverse Groups And Agencies ▪ Caring for Our Urban Trees	March 21, 2007	**WVCWP (1)** Manager
WVCWP Staff Review of "State Standards for 4th and 5th Grade" Led by: WVCWP Program Manager **Topics**: ▪ Review Curriculum-related Subjects for inclusion in Enviroscape Presentation ▪ Developing and Revising Scripts for student presentations, by grade level ▪ Learning Scripts and Enviroscape Presentations ▪ Rehearsing Presentations	March 27, 2007	**WVCWP (3)** Manager PIP Outreach Coordinator Program Intern

Pesticide Management Activities

City of Campbell

Town of Los Gatos

City of Monte Sereno

City of Saratoga

West Valley Communities

Santa Clara Valley Urban Runoff Pollution Prevention Program

PESTICIDE MANAGEMENT ACTIVITES

FY 2006-2007 Work Plan Self Evaluation Matrix

Source	Task Source	Work Plan Tasks	Accomplishments	Responsible Party
	SCVURPPP PMP (I.A.1.)	Summary of Use Track and report use of pesticides on municipally owned property. Report on use of IPM practices.	Pesticides applied by municipal staff are reported monthly to the State of CA Dept. of Pesticide Regulation with copies of monthly reports forwarded to WVCWP for tracking purposes. All pesticides used by Pest Control Operators and Landscape Contractors are listed in the table "*Pesticide Usage by Contractors*" at the end of this Matrix, immediately following the Evaluation. IPM practices for each WV Community are listed in the Evaluation section at the end of this Matrix.	WVCWP to coordinate w/ Cmpbl: Sr. Civil Engr/ Public Works Supt/ Bldg Maint. Supvr LG: Parks Supt & Public Works Supervisor MS: City Manager/ Facility Mgr Stga: Parks, Bldg, Street Maint Supervisors
	SCVURPPP PMP (I.A.3.) PS #3	Implement BMPS and SOPS Continue to Implement standard operating procedures and Best Management Practices for any pesticide use by staff or contractors. Implement IPM practices as BMPs when possible.	During 06-07, the WVC continued to implement the Pest Management Performance Standard (PMPS). A Pest Specific IPM Plan for **"Managing Gophers with Less-Toxic Methods"** was developed in FY 06-07. "Standard Operating Procedures for Pesticide Management" are being followed by staff and contractors. BMPs in general continue to be effective. WVC work with contractors to find the least-toxic method to treat resistant pest problems. The WVC use less-toxic pest management methods in municipal facilities (parks & buildings) whenever practicable, based upon budget and effectiveness.	WVCWP to coordinate w/ Cmpbl: Sr. Civil Engr/ Public Works Supt/ Bldg Maint. Supvr LG: Parks Supt & Public Works Supervisor MS: City Manager/ Facility Mgr Stga: Parks, Bldg, Street Maint Supervisors

West Valley Communities

Santa Clara Valley Urban Runoff Pollution Prevention Program

FY 2006-2007 ANNUAL REPORT

Source	Task Source	Work Plan Tasks	Accomplishments	Responsible Party
			See "Evaluation" section below for details on IPM implementation.	
	SCVURPPP PMP (I.A.6.)	Banned Pesticides Inventory If any pesticides have been banned w/in the past FY (per EPA, State &/or local requirements), conduct an agency-wide search of chemical storage area for these pesticides. Properly dispose of these banned substances pursuant to appropriate waste disposal regulations.	All storage areas are cleaned annually, and any pesticides that are no longer legal or no longer used are disposed of according to State regulations. **Campbell:** Storage areas are cleaned quarterly. **Monte Sereno**: does not purchase or store its own pesticides.	Cmpbl: Public Works Supt/ Bldg Maint. Supvr LG: Parks Supt & Public Works Supervisor MS: City Manager/ Facility Mgr Stga: Parks, Bldg, Street Maintenance Supervisors
	SCVURPPP PMP (I.B.1.) PS#5.a	Training for Applicators Ensure that employees who apply pesticides for the agency obtain the appropriate training as required by the County Agricultural Commissioner and the State Department of Pesticide Regulation (DPR)	Any staff and/or contractors who apply pesticides meet all requirements of the County and the State. Parks & Public Works staff attended Annual Safety Training. Training included avoiding drift avoidance, and proper disposal. **CAMPBELL:** 5/31/07 Held at Campbell Public Works Service Center. **LOS GATOS:** 4/13/07 Pesticide Safety Training was given to 12 maintenance workers. Training was presented by Dennis Merrill - Killroy/ Sensitive Solutions Pest Control **MONTE SERENO:** No employees apply pesticides. In case of the need for pest control, a licensed Pest Control Operator will be called in.	Cmpbl: Public Works Supt/ Bldg Maint. Supvr LG: Parks Supt & Public Works Supervisor MS: Not Applicable Stga: Parks, Bldg, Street Maintenance Supervisors

West Valley Communities

Santa Clara Valley Urban Runoff Pollution Prevention Program

FY 2006-2007 ANNUAL REPORT

Source	Task Source	Work Plan Tasks	Accomplishments	Responsible Party
			SARATOGA: 7/25/07 (Safety training is normally scheduled for June of each year, but due to schedule conflicts this year it was bumped out a month - in 2008 it will be in June again). It was held at Saratoga Corp yard and all of the Parks and Streets Maintenance staff attended. The training was given by Pete Howes, Horticulturist, and covered Long/short term effects of pesticides and Environmental concerns.	
	SCVURPPP PMP (I.B.2.) PS#5.b	Staff Training for Applicators Conduct annual training which reviews appropriate portions of the IPM Policy, SOPs, and BMPs, and relevant IPM techniques for employees within departments responsible for pesticide application.	The West Valley communities, through WVCWP, paid for staff to attend The **3rd Annual Regional IPM Training** on November 14, 2006. **Attendees:** Campbell – 6 Los Gatos – 4 Saratoga – 4 Monte Sereno - a strictly residential city, has no Parks/PW Maintenance staff and does not use any pesticides See "Pesticide Management Training Table" for further details on the Annual IPM Training SOPs, BMPs and new IPM techniques are conveyed to additional staff through tailgate meetings.	WVCWP to coordinate w/ Cmpbl: Public Works Supt/ Bldg Maint. Supvr LG: Parks Supt & Public Works Supervisor MS: Not Applicable Stga: Parks, Bldg, Street Maintenance Supervisors
	SCVURPPP PMP (I.B.3.) PS#5.c	Municipal Staff Education Inform employees who are not authorized and trained to apply pesticides that they cannot use over-the-counter pesticides in	In July and August of 2006 all WVC staff were reminded, via e-mail, of their municipal IPM policy to avoid using pesticides. It was emphasized that, unless trained and specifically	WVCWP to provide notice and NPDES Reps to send email: Cmpbl: Sr. Civil Engr

West Valley Communities

Santa Clara Valley Urban Runoff Pollution Prevention Program

FY 2006-2007 ANNUAL REPORT

Source	Task Source	Work Plan Tasks	Accomplishments	Responsible Party
		or around the workplace.	authorized, all employees are prohibited from applying pesticides, including over-the-counter pesticides such as office staff might intend to purchase for ants in a lunchroom.	LG: PW Dir & Eng Div MS: City Manager Stga: PW Analyst
	SCVURPPP PMP (II.A.1.)	Watershed Ed. & Outreach Campaign (WE&O)[1] Attend WEO and IPM work groups and assist with continued implementation of campaign, which targets the general public and includes messages about less-toxic pest control and proper disposal. Campaign features South Bay English- and Spanish-language, radio and print ads.	WVCWP Program Manager participates in the IPM Ad Hoc Task Group on behalf of the WVC. Project implementation and projects for consideration, which are discussed in the AHTG, are presented to City staff for appropriate follow-through.	WVCWP Staff
	SCVURPPP PMP (II.A.4.)	Community & School Opportunities Identify opportunities and attend community events/school classrooms to demonstrate reasons for, and methods of, less toxic pest control.	See PI/P Section for additional details. ***SACRED HEART SCHOOL, Saratoga*** *(serving students from all WVC) 3-28-07* WVCWP staff made presentations to 32 4th grade and 36 5th grade students on watershed pollution, including discussion of pesticides. ***LOS GATOS FARMERS MARKET*** *4-15-07* Two WV Staff members presented water quality and less-toxic gardening methods. Enviroscape model was set up for Teachers' awareness of WVCWP in-class presentations. Forty-two people visited the booth. IPM	WVCWP staff WVCWP coordinate w/ Cmpbl: Sr. Civil Engr LG: Pub Works staff MS: City Manager Stga: PW Analyst

[1] Funded by all Co-permittees each year.

West Valley Communities

Santa Clara Valley Urban Runoff Pollution Prevention Program

FY 2006-2007 ANNUAL REPORT

Source	Task Source	Work Plan Tasks	Accomplishments	Responsible Party
			materials and WVCWP Pencils were distributed. 29 Grow-It Guides 4 West Nile Virus 12 OWOW Magnets 6 Pest or Pal coloring books 3 Diazinon info 39 Pencils 5 Watershed Watch Magnets 16 Household Hazardous Waste ***ST. MARY'S SCHOOL, Los Gatos*** *(serving students from all WVC) 5-21-07* WVCWP staff made presentations to 30 Kindergarten students on watershed pollution, including discussion of pesticides. ***ALLEN @ STEINBECK SCHOOL, San Jose*** *5-25-07* WVCWP staff made presentations to 12 Kindergarten students on watershed pollution, including discussion of pesticides.	
	SCVURPPP PMP (II.A.5.)	Community Material Distribution Participate in public sale events at local hardware store(s). Provide watershed protection information and reminders (gifts) to community by walking aisles of the gardening center with gift basket full of	***"TAX FREE DAY" AT ORCHARD SUPPLY HARDWARE STORE /GARDENING CENTER*** *(bordering Saratoga & Campbell) 4-22-07* Talked to customers about using less-toxic methods of gardening.	WVCWP Staff

West Valley Communities

Santa Clara Valley Urban Runoff Pollution Prevention Program

FY 2006-2007 ANNUAL REPORT

Source	Task Source	Work Plan Tasks	Accomplishments	Responsible Party
		handouts during the sales. .	Distributed IPM-related materials: 40 Grow It Guides 19 HHW brochures 9 pencils 10 IPM Gardening coloring books 30 OWOW Magnets	
	SCVURPPP PMP (II.A.6.)	Web Site Update web site to provide easy access to information on IPM and reduction of pesticide use.	WVCWP web site "Take Action" page was updated in June 2007 with new links highlighting IPM information and pesticide toxicity information. Campbell: The City has added to its website a pdf of the tri-fold "Landscaping, Gardening, & Pool Maintenance" which includes advice on using less pesticides and proper pesticide disposal. Los Gatos: The Town website includes a paragraph on Garden Chemicals, and also on Overwatering, and its impact on carrying pollutants to the stormdrain. Monte Sereno: The City has added a link which encourages residents to use native plants (more pest resistant); the link leads the viewer to the CalFlora website for assistance in selecting appropriate plants. Saratoga: The City has added to the website "Landscape Maintenance Techniques for Pest Reduction" and "Pest Control for Development Projects"	WVCWP Staff WVCWP to coordinate w: Cmpbl: Sr. Civil Engr LG: Snr Eng Tech MS: City Manager Stga: Pub Wks Analyst
	SCVURPPP PMP (II.A.7.)	Coordinate with the Master Gardeners program Use MG services to train	Master Gardener classes held at Campbell Community Center experienced staff turnover in 06-07. During this	Funding by WVC and participation by WVCWP

West Valley Communities

Santa Clara Valley Urban Runoff Pollution Prevention Program

FY 2006-2007 ANNUAL REPORT

Source	Task Source	Work Plan Tasks	Accomplishments	Responsible Party
		80%residents (as MG budget allows). Provide information to Master Gardeners on the impacts of pesticide use on water quality as appropriate. Distribute IPM literature at MG classes.	time, WVCWP began working with the new instructors to implement additional IPM and stormwater-related information into upcoming classes. WVCWP worked to publicize a community educational event on Urban Trees sponsored by the local Sierra Club chapter and held at Saratoga Library. The event was free and open to the public. David Dockter, tree specialist in Palo Alto's Planning Department, spoke about the urban forest, including less-toxic care of trees.	Staff
	SCVURPPP PMP (II.A.9.)	Media Relations If budget is available, continue to fund BASMAA Regional Media Relations Campaign featuring pitches to Bay Area media and responses to breaking news on pesticide-related topics	The West Valley Communities participate in and support the BASMAA Regional Media Campaign through SCVURPPP funding & participation in the Watershed Education and Outreach Group.	WVCWP Staff
	SCVURPPP PMP (II.A.12.)	"Pesticide User Outreach" project Assist, as appropriate, with implementation of local components of the project. Target residential & commercial users. (See Program's FY 06-07 Work Plan).	WVCWP Program Manager participates in the IPM Ad Hoc Task Group. WVCWP staff joined in the project's IPM Outreach events; 3 WVCWP staff members worked two shifts at the "Home & Garden Show" in San Jose; distributed IPM materials. ***4/29/07*** See PI/P Section "General Outreach"	WVCWP Staff
	SCVURPPP PMP (II.A.13.)	Special Districts Invite neighboring special districts (e.g. sanitary, open space districts, and school districts) to attend WVCWP sponsored IPM workshops, when workshops are offered.	WVCWP directed IPM training funds for 2006-2007 towards promoting and funding attendance by WV municipal staff at the Regional IPM Training Conference Nov. 14, 2006.	WVCWP Staff

West Valley Communities

Santa Clara Valley Urban Runoff Pollution Prevention Program

FY 2006-2007 ANNUAL REPORT

Source	Task Source	Work Plan Tasks	Accomplishments	Responsible Party
	SCVURPPP PMP (II.A.14.)	Conduct internal IPM outreach Target staff who do not necessarily purchase or apply pesticides during the course of their work (to encourage employees to use IPM techniques away from work). Email announcements as appropriate & display IPM materials at City Hall.	IPM material is available for pick-up by employees at Municipal Offices.	WVCWP to coordinate w: Cmpbl: Sr. Civil Engr LG: Snr Eng Tech MS: City Manager Stga: Pub Wks Analyst
	SCVURPPP PMP (III.A.1)	Pest Control Operators Maintain updates on database of licensed structural and landscape maintenance PCOs within WVC.	The database of West Valley PCOs has been compiled; over 75% of them are based in the City of Campbell.	WVCWP staff
	SCVURPPP PMP (III.B.2)	Municipal contractors (PCOs) Require PCOs contracted by municipality to implement BMPs through contract specifications.	PCOs have received copies of municipal IPM Policies and Standard Operating Procedures. PCOs are required to operate according to the municipal Pesticide Management SOPs.	Cmpbl: Public Works Supt/ Bldg Maint. Supvr LG: Parks Supt & Public Works Supervisor MS: City Manager/ Facility Mgr Stga: Parks, Bldg, Street Maint Supervisors

West Valley Communities

Santa Clara Valley Urban Runoff Pollution Prevention Program

FY 2006-2007 ANNUAL REPORT

Source	Task Source	Work Plan Tasks	Accomplishments	Responsible Party
	SCVURPPP PMP (III.A.4)	PCO Reporting Track and report PCO use of pesticides on municipal property.	All pesticides used by Pest Control Operators and Landscape Contractors are listed in the table "*Pesticide Usage by Contractors*" at the end of this Matrix, immediately following the Evaluation.	WVCWP to coordinate with: Cmpbl: Public Works Supt/ Bldg Maint. Supvr LG: Parks Supt & Public Works Supervisor MS: City Manager/ Facility Mgr Stga: Parks, Bldg, Street Maint Supervisors
	SCVURPPP PMP (IV.A.2.)	Commercial Business Education Continue ICID Inspector's education program targeting retail food facilities through distribution of "Don't Set a Table for Pests".	WVCWP Inspector distributes outreach material *("Don't Set a Table for Pests")* when conducting Restaurant Inspection. Pilot visits; **55** were given to restaurant management staff (in Campbell, Los Gatos & Saratoga) in FY06-07. A number of brochures which include pesticide reduction in landscaping info ("*Water Quality Protection Guidelines for Food Handling Facilities"*) were distributed by the WV Inspector. City of Monte Sereno has no commercial businesses.	WVCWP Inspector
	SCVURPPP PMP (V.A.1)	HHW Collection Ensure that adequate pesticide disposal services exist for residents and conditionally exempt small quantity commercial generators.	All WVC contribute to the County HHW disposal program, enabling residents and small businesses to drop off pesticides at HHW sites. WVCWP Program Manager participated in the SCVURPPP and HHW Program Work Group. Work Group is exploring	Cmpbl: Sr. Civil Engr LG: Dir of Public Works MS: City Manager Stga: Public Works

West Valley Communities

Santa Clara Valley Urban Runoff Pollution Prevention Program

FY 2006-2007 ANNUAL REPORT

Source	Task Source	Work Plan Tasks	Accomplishments	Responsible Party
			means of coping with growing demand at facilities due to increased awareness about proper disposal.	Director
	SCVURPPP PMP (V.A.3.)	Publicize HHW Collection Work with HHW collection agencies to support, enhance, and help publicize programs for proper pesticide disposal.	On April 28th, at its E-Waste event WVCWP staff talked to 170 residents concerning proper disposal of pesticides and available drop-off locations. WVCWP and all WVC distribute the HHW brochure which informs residents about proper pesticide disposal.	WVCWP coordinate w/ Cmpbl: Sr. Civil Engr LG: PW Dir & Eng Div MS: City Manager Stga: PW Analyst
		Not in Work Plan – additional task undertaken	Sunnyvale staff presented to the IPM AHTG the idea of establishing a Green Gardener Program in Santa Clara Valley (see also Training Table for details). Oct. 12, 2006 through June 2007, WVCWP Pgm Mgr attended meetings and worked on implementation of this training program within Santa Clara County. The work has involved laying the groundwork for instituting this program, which is expected to achieve start-up in 2007-2008. This program targets an audience that WVC have found to be difficult to reach. The training and certification is aimed at yard maintenance businesses who appear to handle the bulk of yard activities in the WV. The Green Gardener certification course will be offered through local Adult Education Centers to provide IPM training for landscape maintenance workers based on similar successful programs in Santa Barbara and Santa Cruz counties.	WVCWP staff

West Valley Communities

Santa Clara Valley Urban Runoff Pollution Prevention Program

FY 2006-2007 ANNUAL REPORT

Pesticide Management Activities Evaluation

PESTICIDE USAGE REDUCTION MEASURES – Pest Specific

CITY OF CAMPBELL

Campbell is implementing IPM in the following situations:

1) On-going - Yellowjackets:

- Campbell uses traps as the main means of control.
- Parks Maintenance staff tries to clean off picnic tables to prevent attracting wasps and ants.
- If a wasp nest in a tree requires treatment, the PCO uses a non-residual pesticide, and closes the hole in tree so wasps can't return to nest. Parks staff use home insulation spray foam to close the nest/hole; treatment has been successful in preventing return of wasps.
- Staff is evaluating new traps on an ongoing basis which use pheromone to attract wasps, dry fish to bring them into trap, and soap inside trap, which kills in 5-15 seconds

2) On-going - Weeds:

- Campbell uses a chipper to create mulch from green waste; this mulch is used for weed control wherever possible.
- Work Furlough labor hand hoes weeds where possible.
- Staff is investigating use of black plastic for 'solar control' of weeds on an ongoing basis, and determining spots where this would be feasible.
- Staff has been using the tractor with a boom mower for mowing weeds, instead of spraying roadsides and similar areas.

3) On going - Insects:

- In 02-03**,** Campbell controlled an Ash Whitefly infestation with a natural predator, a minute wasp. Since the wasps were ordered and released, they have continued to suppress the Whitefly population.
- Staff is identifying insects and utilizing IPM when appropriate instead of using insecticides. No new insects were identified in FY 06-07.

- Campbell has significantly reduced the spraying of pesticides for infestations of aphid and scale in the Urban forest by employing non-toxic horticultural oils and soaps.

Unfortunately, the City has certain species of street trees with aphid and scale infestations, and the less-toxic methods, including spraying with ultra-fine oil, have not had a noticeable impact on this pest population.

Despite the aphid and scale problem, the City has used NO organophosphate sprays to control the insects and **has implemented a program of injecting the infested trees with a systemic insecticide instead of a spray** (a spray might affect other areas than the targeted site; the systemic chemical stays within the tree). This is in keeping with the City of Campbell IPM Plan.

Staff will continue to investigate less-toxic control methods for aphids and scale insects on an ongoing basis.

3) Gopher Control: The City has implemented a policy of using mechanical traps for gophers instead of baits thus further reducing the use of pesticides.

4) IPM Solutions: City staff have participated in implementation of new County computerized "IPM Solutions Database Input/Response", which allows input of a pest problem and a response with IPM solutions. Staff refer to this database as needed.

RESULTS OF PESTICIDE USE REVIEW FY 06-07:

Campbell has taken a strong stance on pesticide use reduction in recent years, as evidenced by the extensive involvement in IPM training by City staff. The City's PW Superintendent and Parks Supervisor have actively been involved in regional IPM planning meetings and workshops.

Field Activities:

→ Through use of IPM practices Campbell was able to eliminate use of any OP pesticides for the past 5 years, (as compared to using 3.7 oz of diazinon for ant control in 01-02). Campbell has decreased its use of pesticides by using oils and soaps to control aphids and scale in the urban forest.

→ The City is making an effort to stress prevention (prevent weed growth, prevent pest infestations) where possible. Campbell is moving into use of IPM, mechanical and cultural controls, rather than chemical controls, as much as possible given budget and staff limitations.

→ Over the past several years, the Public Works Dept. has instituted improved methods of weed control in some parks and roadsides, such as using green waste to make wood chips, used as mulch to prevent weed growth. For the past 3 years, the City has been using its new specialized tractor with boom mower for mowing roadside & park weeds and to avoid spraying.

→ The City Public Works Dept. has instituted a policy of moving towards installation of more pest resistant trees and shrubs to minimize the need for pesticides; these efforts include removal of certain tree species (such as Tulip and Raywood Ash trees) from the City of Campbell's approved Street Tree List.

TOWN OF LOS GATOS

Los Gatos is implementing IPM in the following situations:

YELLOWJACKETS:

- Los Gatos uses traps as the main means of control.
- Parks staff uses steam cleaning on picnic tables to prevent attracting wasps & ants.

WEEDS:

- Los Gatos uses a chipper to create mulch from green waste; this mulch is used for weed control wherever possible.
- Los Gatos continues to arrange to receive free wood chippings from PG&E tree-trimming contractor. Mulch is used to reduce weed growth on roadsides, median islands, parking lot landscaping and in parks.
- Staff hand-pull weeds where feasible.
- Los Gatos purchased a flail mower to mow weeds in large areas.

RODENTS:

- Rats & mice are trapped by contractor (baits used as last resort).

INVASIVE SPECIES:

- Various species along Los Gatos Creek are hand-pulled by Native Plant Society volunteers.
- Scotch Broom is cut down by Parks staff and volunteers supervised by staff.

SCALE INFESTATION ON TULIP TREES

- Parks staff sprays trees with low concentration detergent & water

RESULTS OF PESTICIDE USE REVIEW FY 06-07:

→ Los Gatos staff has eliminated the use of any OP pesticides for the past 5 years (and in preceding years minimal OPs were used: such as .475 oz of diazinon for ant control in FY 01-02). Avoidance of OP use has been achieved through use of IPM practices and through seeking out less-toxic pesticides.

→ The Town is making an effort to stress prevention (prevent weed growth, prevent pest infestations) where possible. Los Gatos is moving into use of IPM and engineered, rather than chemical, controls as much as possible given budget and staff limitations.

→ In Town facilities, sanitation is being stressed as a means to prevent pest infestations (ants, mice, etc.) so that chemical controls will not be needed.

→ Over the past several years, the Public Works Dept. has instituted improved methods of weed control in some parks and roadsides, such as the arrangement for free wood chips which are used as mulch to prevent weed growth.

→ Los Gatos invested in purchase of a flail mower for staff to use in mowing weeds in large areas.

→ Volunteers work with the Public Works Dept. to trim back brush along the LG Creek Trail, and to remove invasive species.

CITY OF MONTE SERENO

The City of Monte Sereno has extremely limited City property – less than ¼ acre total of landscaped area. A landscaping contractor cares for City property, and is instructed to avoid use of pesticides. When gopher damage appears, the gophers are trapped. Weeds are hand-pulled.

CITY OF SARATOGA

Saratoga is implementing IPM in the following situations:

APHIDS:

2 trees with aphid problems were treated by injecting with a systemic pesticide to reduce to reduce environmental impact. The trees are located downtown with lots of foot traffic, where dripping was a problem, but the injections were able to manage the problem.

YELLOWJACKETS:

Saratoga uses traps as the main means of control.

Parks staff tries to clean off picnic tables every Monday to prevent attracting wasps & ants. The Parks Dept. purchased and installed 18 plastic tables (to replace existing wooden tables); the new tables are easier to keep clean and therefore attract fewer wasps.

No new nests were observed this year and NO Wasp Spray was used.

WEEDS:

Mulch spread last year has continued to be effective in FY 06-07 for weed control. *Last year Saratoga used free mulch from tree service contractor; this mulch is used for weed control wherever possible. Wood chips were dumped and spread as mulch on the unlandscaped medians on Fruitvale Ave (a major arterial)*. This action resulted in NO spraying on a half mile stretch of median which would otherwise be a problem area.

The Street Maintenance Dept. hired a landscape company to cut down roadside weeds twice this year instead of spraying; this cut pesticide applications from 4 to 2 for that task.

Hand hoeing/pulling of weeds is used where possible. Weekly walk-through with lots of hand weeding; Round-up is used when weeds begin to get out of control, such as springtime – the emphasis is on catching the problem early in an attempt to avoid having to spray larger areas later.

RODENTS:

A contractor is engaged to trap rodents in order to avoid poisonous baits; this is done when there is an outbreak of a number of rodents at once. A PCO was hired to use baits in areas where trapping failed. No pesticides were used within City Parks for mole / squirrel / gopher control. A Contractor (Ken Fuson) was hired to trap all reported invasions where turf or landscaping plants where threatened. The contractor sets up a cordoned off area using Macabee traps.

MEDIAN LANDSCAPING:

Policy is to install pest resistant shrubs and landscaping and avoid high-maintenance, low-pest resistance turf and greenery.

West Valley Communities

Santa Clara Valley Urban Runoff Pollution Prevention Program

FY 2006-2007 ANNUAL REPORT

MICROSPRAY IRRIGATION:

Microspray irrigation systems have been installed in the Heritage Orchard and computerized irrigation systems are used in medians, to reduce any possible runoff which could carry pesticides. Installations are on-going as budget allows; 50% are now computerized. Main medians on major arterials have all been completed.

Two more Electronically Timed controllers were added to City landscaping to monitor water usage and avoid runoff. Nozzles continue to be modified to optimize spray.

RESULTS OF PESTICIDE USE REVIEW FY 06-07:

The City is making an effort to stress prevention (prevent weed growth, prevent pest infestations) where possible. Saratoga is using IPM and engineered, rather than chemical, controls as much as possible given budget and staff limitations.

Over the past several years, the Public Works Dept. has worked on landscape design and improved irrigation systems which will reduce need for pesticide/herbicide use, and reduce any potential runoff which could carry pesticides.

Natural insect controls include use of traps for wasp control, and soapy water for ant control.

Through these types of efforts, Saratoga is progressively reducing chemical pesticide use.

PESTICIDE USAGE BY CONTRACTORS

City of Saratoga FY 06-07

Saratoga - Pesticides used by Contractors on City property July 1, 2006 thru June 30, 2007

Product Name	EPA #	Chemical Content	Total oz/CA	*Target Pest*
No-foam B	1050775-50008		482 oz	*ADJUVANT*
Merit 75 WP	3125- 421-AA	75% Imidacloprid	3.6 oz	*Insecticide*
Merit 0.5 G	432- 1328-AA	.5% Imidacloprid	33 oz	*Insecticide*
** Diazanon (applied by Evans West Valley Spray Co. Inc. , Saratoga, CA)	769-687	47.5% Diazinon	64 oz	*Insecticide*
Orthene Crack & Crevice	499- 373-AA	1% Acephate	8 lbs	*Insecticide*
Astro	279-3141	36.8% Permethrin	644 oz	*Insecticide*
Daconil	50534-209-ZA-100	54% Chlorothalonil	12 oz	*Fungus*
Cleary's 3336 Plus Systemic	1001- 78		8 oz	*Fungus*
Eagle 20 EW	62719-463	19.7% Myclobutanil	512 oz	*Fungus*
Agri-Fos Systemic	71962- 1-AA- 54705	45.8% Potassium Phosphite	192 oz	*Fungus*
Barricade 65WG	100- 834-AA	65% Prodiamine	4.75 lbs	*Broadleaf weed, grasses*
Barricade 4FL	100-1139	40.7% Prodiamine	256 oz	*Broadleaf weed, grasses*
Maintain CF-125	69361- 6-AA	8.8% Of Chlorflurenol, Methyl Ester --- 1.6% Of Methyl-2,7-Dichloro-9-Hydroxyfluorene-9-Carboxylate ---- 2.1% Of Flurecol-Methyl	74 oz	*Broadleaf weed, grasses*
Roundup Pro	524- 475-ZA	41% Glyphosate, Isopropylamine Salt	356 oz	*Broadleaf weed, grasses*
Roundup Pro Dry	524-505-AA	71.4% Glyphosate, Monoammonium Salt	585 oz	*Broadleaf weed, grasses*
Diuron WP	19713-274-AA	80% Diuron	29 lbs.	*weeds*
Gallery 75	62719-145-AA	75% Isoxaben	6.75 lbs	*Broadleaf weed, grasses*
Pendulum 2G	241- 375-ZA	2% of Pendimethalin	240 lbs	*Broadleaf weed, grasses*

PESTICIDE USAGE BY CONTRACTORS

City of Saratoga FY 06-07

Revolver	432-1266	2.34% Foramsulfuron	128 oz	*grasses*
Dupont Direx 4L	352- 678-AA	40% Diuron	36 oz	*Broadleaf weed, grasses*
Lesco Prosecutor	524-535-AA-10404	2.9% Of Diquat Dibromide --- 73.3% Of Glyphosate, Monoammonium Salt	74 oz	*Broadleaf weed, grasses*
Turflon Ester	62719-258-AA	61.6% of Triclopyr, Butoxyethyl Ester	21 oz	*Broadleaf weed, grasses*

** Diazinon was applied on the recommendation of Saratoga's Pest Control Contractor to resolve a very difficult situation. An aphid infestation has been destroying 10 deodar cedars (cedrus deodara), about 50 -60 feet tall, in the median of a street which receives extensive car, foot, and bicycle traffic (in front of the Community College, Community/Senior Center, Middle School and Library). Due to the setting, concerns about public safety developed. In addition, the PCO's opinion was that these large trees would be lost unless diazinon was used to control the aphids. The deeply furrowed bark of this species makes it difficult to treat with less-toxic approaches. After the last application (7/06), the infestation subsided and the trees have survived.

West Valley Communities
FY 2006-2007 ANNUAL REPORT

Training Summary: Pesticide Management

TRAINING DESCRIPTION	DATE	ATTENDEES
ANNUAL REGIONAL IPM WORKSHOP – Attended by WVCWP, Campbell, Los Gatos, & Saratoga Staff		
3RD Annual Regional IPM Conference Hosted by the City of San Jose and the Santa Clara Valley Water District Held at the San Jose Convention Center **Topics:** • Landscaping with an emphasis on designing sustainable landscape systems - water management, soil management, and management of abiotic disorders of landscape plants and trees. • IPM for structures such as office complexes, hospitals, homes, schools, and other buildings • Successes and innovations for IPM in public settings such as parks and golf courses, natural resource management etc. • Pressure from invasive species in the urban environment • Vertebrate pest control in communities • Compliance with existing and emerging pesticide regulations, IPM resources, certification programs • IPM as a part of protecting the environment	Nov 14, 2006	**WVCWP** Program Manager **Campbell (7)** Public Works Superintendent Facilities Maintenance Manager Parks Lead Worker Parks Maintenance Worker (4) **Los Gatos (4)** Parks & Maint Workers (4) **Saratoga (4)** Parks Supervisor Parks Lead Worker Parks Maintenance Workers (2)

West Valley Communities
FY 2006-2007 ANNUAL REPORT

Training Summary: Pesticide Management

Green Gardener Program		
Green Gardener Program Self-paced Training Program made available to public agencies through County of Santa Barbara. Goal of the Program is to educate local gardeners in pollution prevention landscape maintenance practices. (See Pesticide Management Matrix – "Additional Task Undertaken" for details on WVCWP's involvement with this program for Santa Clara County) **Topics:** • Pollution Prevention in Landscape Maintenance Practices • Appropriate Chemical Use • Solid Waste Reduction And Composting • Sustainable Design • Methods For "Greening" A Gardening Or Landscaping Business	Oct 2006	**WVCWP (1)** Program Manager
Public Agencies IPM Exchange		
Public Agencies IPM Exchange Led by Laura Speare – UP3 Project Manager, Urban Pesticide Pollution Prevention Project Held at Harris State Office Building, Oakland and via teleconference **Topics:** • UP3 Project update • EcoWise Certified update • IPM Institute initiatives • IPM Contracting Update • UC-IPM's New Strategic Directions in Urban IPM • Current pest management challenges	April 26, 2007	**WVCWP (2)** Program Manager Program Assistant

West Valley Communities
FY 2006-2007 ANNUAL REPORT

Training Summary: Pesticide Management

EcoWise Certification Presentation Management Committee Meeting (Jan. 15, 2007) **PowerPoint Presentation from EcoWise Certification Program** Presented orally with PowerPoint printouts at WVCWP meeting (Feb. 27, 2007) **Topics:** Certified practitioners employ techniques to control pests while minimizing the need to use pesticides. EcoWise Certified professionals can manage ants, roaches, flies, spiders, rodents, stinging insects, bed bugs and many other pests. EcoWise Certification does not cover termites or other wood destroying organisms. **EcoWise Certification Program** **EcoWise Certification availability for interested Pest Control Contractors** **Using EcoWise contractors for municipal structural pest control** **Encouraging municipal Pest Control Contractors to attain EcoWise certification** **Finding EcoWise certified contractors** **Staff who viewed presentation later presented info to municipal Parks and Facilities Maintenance Supervisors.**	Jan. 15, 2007 & Feb 27, 2007	**WVCWP (1)** Program Manager **Campbell (1)** Senior Civil Engineer **Los Gatos (1)** Senior Engineering Technician **Saratoga (1)** Public Works Analyst

Mercury Pollution Prevention Activities

City of Campbell

Town of Los Gatos

City of Monte Sereno

City of Saratoga

SARATOGA

Santa Clara Valley Urban Runoff Pollution Prevention Program

FY 2006-2007 ANNUAL REPORT

MERCURY POLLUTION PREVENTION ACTIVITES

FY 2006-2007 Work Plan Self Evaluation Matrix

Source	WP Task	Work Plan Tasks	Accomplishments	Responsible Party
Mercury Plan (I.D.)	Mercury Policy	Continue Implementation of municipal mercury policy requiring the virtual elimination of mercury from controllable sources in urban runoff from agency operations.	Saratoga adopted a mercury elimination policy during FY 03-04 and has continued to phase out mercury containing products, with the exception of fluorescent bulbs.	Facilities / Street Maint. Supervisors
Mercury Plan (I.E.)	Guidelines for Hg Containing Products Reduction	Continue implementing phase-out of mercury-containing products (MCPs). Phase-out will coincide with replacement of MCPs on an as needed basis. Provide municipal staff with a reminder notice.	Reduction of mercury-containing products is being implemented. Research on alternative products has been conducted through the WVCWP and non-mercury or low-mercury replacements are being used wherever feasible e.g., thermostats and fluorescent bulbs. Saratoga's Facilities Manager noted that three thermostats containing mercury were removed and replaced with non-mercury-containing thermostats during a remodel. The thermostats were turned over to the City's hazardous waste recycler. (4-23-07)	Facilities / Street Maint. Supervisors
Mercury Plan (II.B.)	Disposal Services	Provide Mercury Containing Product Disposal Services to Residents and Small Businesses	Provided through funding and participation in County HHW program for residents and small businesses	Pub Works Director/ City Manager also PW Admin Analyst
Mercury Plan (II.C.)	Disposal of Mercury Containing Products	Track recycling, replacement, and reduction in use of mercury-containing products. If feasible, document quantities of fluorescent lamps (from City buildings and departments) which are disposed of at hazardous waste collection facilities in FY 06-07.	The City collected and disposed 127, four-ft fluorescent bulbs (total 508 ft.) and 52 compact fluorescent bulbs in FY06-07. The Facilities Manager used Onyx Environmental Services for safe disposal. Since Saratoga generates a small quantity of fluorescent bulbs the Facility Manager plans to use the drop off site at Orchard Supply Hardware (OSH) in the future. OSH is a partner of HHW that provides safe collection and recycling for Santa Clara Valley residents and small businesses.	Facilities Supervisor
Mercury	Fluorescent Light	Continue participation in the Mercury Ad	The WVCWP Manager helped develop local campaigns and	SCVURPPP & WVCWP

SARATOGA

Santa Clara Valley Urban Runoff Pollution Prevention Program

FY 2006-2007 ANNUAL REPORT

Source	WP Task	Work Plan Tasks	Accomplishments	Responsible Party
Plan (II.F)	Recycling Program	Hoc Task Group and support on-going implementation of an outreach program to educate small businesses and conditionally exempt small quantity generators about recycling fluorescent lights.	outreach messages through SCVURPPP's Mercury Ad Hoc Task Group. WVCWP staff helped publicize the partnership with stores that provide convenient fluorescent bulb drop-off sites for local residents and small businesses.	to coordinate w/ HHW staff
Mercury Plan (II.F and V.C.)	Work with HHW Collection Agencies	Help publicize fluorescent light recycling program. Coordinate educational outreach with fluorescent light recycling events sponsored by HHW.	WVCWP staff distributed HHW drop-off information to Bay Area residents at several community events and surveyed local public attitudes and behavior to evaluate the success or need for outreach efforts. Disposal of fluorescent bulbs was covered in classroom presentations. PIP efforts are noted in the evaluation at the end of this section and in the Public Information & Participation section of this report.	WVCWP staff conducts public outreach and coordinates with WV Stormwater Rep

Mercury Pollution Prevention Activities Evaluation

On April 28, 2007 a Free Hazardous Waste Recycling Event and **Mercury Thermometer Exchange** was sponsored by the West Valley cities. The City of Saratoga provided a convenient and very visible venue. WVCWP hired additional staff to help greet drivers and raise awareness in the local communities about the *Clean Water Program* and about proper disposal of mercury containing products. *What you Don't Know About Mercury* brochures, provided by HHW, relayed the message that mercury containing products such as fluorescent bulbs, batteries and fever thermometers can leach mercury (a neuron-toxin) into our landfill and ground water, and that by using a responsible drop-off location people can help keep mercury out of our creeks and the Bay. Recycled money pencils, printed with contact information for HHW were given to drivers as a gift for taking a survey. Most participants were interested and responded positively to receiving information with phone numbers and addresses of store partners that serve as collection sites.

Drivers of 170 cars brought their used electronics for recycling to the E-waste collection on 4-28-07. WVCWP and HHW representatives were there to greet the cars and survey the participants about how they would currently dispose of fluorescent bulbs. The survey showed that 59 drivers thought it was okay to throw fluorescent bulbs in the trash, 14 would put them in a recycle bin, 41 would either not use fluorescent bulbs or did not know the safest way to dispose of them, and 56 respondents were committed to the practice of taking fluorescent bulbs to a designated store or HHW drop-off location.

West Valley Communities

Santa Clara Valley Urban Runoff Pollution Prevention Program

FY 2006-2007 ANNUAL REPORT

Training Summary: Mercury

Training Description	Date	Attendees
WVCWP Training Meeting Presenter: Cheri Donnelly, Program Manager **Topics:** ▪ Reviewed Mercury Management Plan requirements ▪ Reviewed WV Work Plan for Mercury pollution prevention activities ▪ Fluorescent bulb recycling requirements for municipalities ▪ Need for documentation, reporting on bulb recycling ▪ SF Estuary Institute Booklet reviewed: *Contaminant Concentration in Fish from SF Bay, 2003*	October 3, 2006	**WVCWP (2)** Stormwater Discharge Inspector Program Assistant **Campbell (1)** Sr. Civil Engineer **Los Gatos (1)** Sr. Engineering Tech **Saratoga (1)** PW Analyst
Running an E-Waste Recycling Event: Background and Logistics Held at WVCWP office Speaker: Roy Hays, ECS Refining for United Data Tech Distributors **Topics:** ▪ Toxic metals in E-Waste ▪ What's involved in responsible recycling ▪ California regulations for recycling E-waste ▪ Setting up an E-waste recycling event ▪ Recycling event outreach to businesses, schools, residents	February 28, 2007	**WVCWP (2)** Program Manager Public Outreach Coordinator
WVCWP Training Meeting Presenter: Cheri Donnelly, Program Manager **Topics:** ▪ HG Thermometer Exchanges ▪ Upcoming WVC Thermometer + E-Waste Event and related Baywise Events ▪ Logistics for holding a municipal HG Thermometer Exchange	March 27, 2007	**WVCWP (2)** Stormwater Discharge Inspector Program Assistant **Campbell (1)** Sr. Engineer **Los Gatos (1)** Sr. Engineering Tech

West Valley Communities

Santa Clara Valley Urban Runoff Pollution Prevention Program

FY 2006-2007 ANNUAL REPORT

Training Summary: Mercury

		Saratoga (1) PW Analyst
Household Hazardous Waste Training Meeting Held at WVCWP office Discussion led by: Heather Malanog, SCC County Integrated Waste Program **Topics:** ▪ Partnering to hold an event ▪ Proper Disposal of Mercury ▪ Review new outreach material: "*What you don't know about mercury and universal waste could be harmful to you".* (WVCWP received new HHW Mercury Packets for distribution to public via community outreach events)	April 26, 2007	**WVCWP (2)** Program Manager Stormwater Discharge Inspector

Copper Action Plan/ Nickel Action Plan

City of Campbell

Town of Los Gatos

City of Monte Sereno

City of Saratoga

WEST VALLEY COMMUNITIES

FY 2006-2007 ANNUAL COPPER (and NICKEL) ACTION PLAN REPORT

COPPER ACTION PLAN/NICKEL ACTION PLAN

FY 2006-2007 Work Plan Self Evaluation Matrix

Activity	Source	Work Plan Tasks	Accomplishments	Responsible Party
Vehicle Washing Operations	CB-1	Continue to distribute outreach materials on proper vehicle/equipment washing at Municipal counters/Post Offices/Libraries and public events, and post on WVCWP website.	The WVCWP "Car Wash Kit" flyer is available on the WVCWP website as a PDF. The site's Home page, www.cleancreeks.org displays a car wash graphic which links to the PDF. The printable flyer includes information on harmful effects of copper: http://www.cleancreeks.org/imagesnew/carwashweb.pdf Los Gatos' website offers a stormwater page that gives car-washing advice and take-action-type tips for water quality: http://www.town.los-gatos.ca.us/index.asp?NID=922	WVWCP staff
Vehicle Washing Operations	CB-1	Discuss copper impacts; teach proper methods of Car Washing and Pool & Spa drainage through use of Enviroscape watershed model in classroom presentations.	WVCWP's classroom presentations are scripted to include hands-on activities so that students can watch pollutants such as copper, from car-washing activities flow directly to the habitat of aquatic life. In addition to recommending the use of commercial car-wash facilities, WVCWP encourages washing on a gravel or lawn area where wash water is captured and infiltrated. The Inspector talks to students about car wash fundraisers and offers to help them set up the WVCWP car-wash kit prior to the event.	WVWCP staff
Vehicle Washing Operations	CB-1	Provide Car Wash Kit & education to charity car wash organizers. Solicit feedback from participants.	The WVCWP Stormwater Discharge Inspector is available to provide guidance on use of the WVCWP car-wash kit for local fundraising events. He usually attends the events to offer guidance and to help publicize the *West Valley Clean Water Program*. The kit uses about 400 ft. of hose and 300 ft. of extension cord. The car wash kit works extremely well, but can be difficult to set up. Photos of the kit in action are used for	WVWCP staff

WEST VALLEY COMMUNITIES

FY 2006-2007 ANNUAL COPPER (and NICKEL) ACTION PLAN REPORT

Activity	Source	Work Plan Tasks	Accomplishments	Responsible Party
			classroom presentations.	
Vehicle Washing Operations	CB-1	Within the Planning permit process, require source control measures at facilities that will conduct vehicle/ equipment washing and maintenance activities (consistent with Permit Provision C.3.k).	The WVC did not have any regulated projects in FY06-07 that would conduct vehicle/equipment washing and maintenance activities.	Community Dev Directors and Planners
Vehicle Washing	CB-1	Promote improved car washing methods at auto businesses during inspections. Provide info on alternative arrangements for auto businesses with possible compliance problems.	The Stormwater Discharge Inspector distributes vehicle washing outreach materials during pro-active inspections and in relation to any actual or suspected vehicle washing incident. The Inspector is able to answer questions and offer suggestions with the help of visuals. A WVCWP-created fact sheet provides information on wastewater capture systems for automotive facilities. The fact sheet was designed to provide small-scale automotive facilities (those that find installing a full-fledged wash rack cost-prohibitive) with examples of inexpensive treatment technologies and distributor information. This method of outreach has been very effective.	WVWCP ICID Inspector
Vehicle Washing Operations	CB-1	Maintain recommended source controls for vehicle washing at City corporation yard.	Municipal staff follow best management practices and continue to ensure that vehicle wash systems in the Corp Yards prevent wash water runoff.	Pub Works Staff
Vehicle Washing Operations	CB-1	City staff will be familiar with Mobile Surface Cleaning BMPs or review the training video offered by BASMAA.	Municipal staff viewed the training video in 2006. They are familiar with the BMPs. To accommodate new-hires the WVCWP will provide a showing of the BASMAA video in FY07-08.	WVWCP ICID Inspector / Pub Works Supt
Industrial Copper Control	CB-3	Continue Industrial Inspection program with Fire Dept., including NOI sites and other industrial sites such as plating and metal finishing facilities, vehicle service facilities,	The City has an agreement with the SCC Fire Dept to conduct urban runoff inspections for machine shops and metal manufacturing facilities. Annual meetings are held between the WVCWP Manager and Inspector and the Fire	SCVC Fire Dept./ WV ICID Inspector WVCWP Manager

WEST VALLEY COMMUNITIES

FY 2006-2007 ANNUAL COPPER (and NICKEL) ACTION PLAN REPORT

Activity	Source	Work Plan Tasks	Accomplishments	Responsible Party
		and other permitted sites.	Dept Haz Mat Specialist to ensure excellent communication and prompt follow-up to potential and actual violations. See Industrial Inspection (Section #2) of this report.	
Reducing Traffic Congestion Promoting Alternative Transporta-tion	CB-6/7	Within the Planning permit process encourage and promote best practicable transportation-related design practices and alternative modes of transportation.	The West Valley communities encourage best design practices wherever practicable. These small communities tend not to have large developments conducive to requiring alternative transportation within the permitting process. However, the cities and the Town encourage alternative transportation through other means: **Campbell** now has 3 stations for Light Rail service linking the City to stops throughout Santa Clara Valley. The City Redevelopment Agency was actively involved in this project. Campbell also provides bicycles for employees to ride while at work. Furthermore, the City supported *Bike to Work Day* on 5-19-07 by sending an email to all employees encouraging them to take advantage of the opportunity to ride a bike to work and to stop off at energizer stations such as the one at Whole Foods in Campbell for free beverages, snacks and encouragement. **Los Gatos** approved a large development project (Netflix campus**)** that provided bike racks throughout the commercial campus and bike lockers and shower facilities for employees who will ride their bikes to work. (approx. **260** employees). A future light rail station is also planned adjacent to this site. **Saratoga** Planners and Engineers work with project owners during the permitting process to encourage them to designate a portion of their site, if feasible and appropriate, for open space and walking trails. The City website encourages biking through its *Trail and Bike* maps, showing where striped bike lanes exist, and classifying bike routes according to safety. Pedestrian/equestrian trail maps are	Municipal Planners, Community Development Directors and Civil Engineers

WEST VALLEY COMMUNITIES

FY 2006-2007 ANNUAL COPPER (and NICKEL) ACTION PLAN REPORT

Activity	Source	Work Plan Tasks	Accomplishments	Responsible Party
			posted to encourage walking as an alternative means of transportation. Link to all maps: http://www.saratoga.ca.us/trail_and_bike_maps.html **Monte Sereno, Los Gatos and Saratoga** are working on a shared project to develop bike paths along Hwy 9. The paths will increase safety and encourage more bicyclists to travel between the main downtown areas of these cities. In addition, the second phase of the project has been initiated which includes a pedestrian path along Highway 9.	
Reducing Traffic Congestion	CB-6/7	Continue to incorporate and support "Best Practices for Integrating Transportation and Land Use" as documented in the VTA's 2003 Community Design & Transportation Manual.	These elements remain in the WVCs' General Plans and serve as guiding principles for their Land Use and Transportation development.	Traffic Engineer
Watershed assessment and protection	CB-8	Implement agreed-upon guidelines & standards developed by the Water Resources Protection Collaborative for watershed protection.	Campbell, Los Gatos and Saratoga have participated in, and invested significant staff time in, the Water Resources Protection Collaborative. Two of the West Valley cities, Los Gatos and Saratoga, adopted the "Guidelines and Standards" in FY06-07 and Campbell and Monte Sereno will adopt them in FY07-08.	Community Development Directors and City Managers
Street sweeping & stormdrain O&M	CB-11	See Street Sweeping tasks on data collection and evaluation.	The West Valley communities conduct street sweeping in residential areas and more frequent sweeping in commercial areas. Sweeping data is collected and noted in Public Agency Activities (Section # 3) of this report.	
Street sweeping & stormdrain O&M	CB-11	Implement (as appropriate) identified improvements to current street sweeping and storm drain system O&M programs (within available budgets). Meet with WVSD for stormdrain O&M evaluation.	Storm Drain Maintenance and Street Sweeping are evaluated in Public Agency Activities (Section #3) of this report.	Pub Works Supt. with WVCWP guidance

WEST VALLEY COMMUNITIES

FY 2006-2007 ANNUAL COPPER (and NICKEL) ACTION PLAN REPORT

Activity	Source	Work Plan Tasks	Accomplishments	Responsible Party
Street sweeping /stormdrain O&M	CB-11	Ensure that contractor maintains effective street sweeping equipment.	The West Valley cities do not hesitate to change sweeping contractors if the equipment being used does not measure up to municipal standards. The Town of Los Gatos recently purchased a new regenerative air sweeper.	Pub Works Maintenance Superintendents and Supervisors and Director of Pub Works
Outreach on pool, spa maintenance	CB-12	Continue to distribute pool & spa maintenance brochure via agency department counters and public places. As time permits, update WVCWP website with current Pool & Spa maintenance info.	WVCs distributed an additional 500 Pool brochures at Planning & Bldg Dept counters during FY06-07.	WVCWP with Municipal Staff
Outreach on pool, spa maintenance	CB-12	Continue to distribute pool & spa brochures as part of ICID WVC inspections.	The Inspector provides Pool & Spa brochures to residents and pool and spa companies as part of his IC/ID Inspection Program.	WV Inspector
Use of architectural copper	CB-21	Within the Planning permit process, discourage use of copper roofing and gutters.	All WV cities discourage copper architecture with the exception of Los Gatos, which is drafting a Residential Design Guideline that will seek to discourage architects and homeowners from using copper by informing them of its environmental implications. The Guideline will be finalized during FY 07-08.	Planning Dir/ Sr. Planner
Green Building	CB-21	Distribute outreach or expand website to promote Green Building principles. Provide examples of Green Building principles that were implemented.	All WVCs encourage and adhere to Green Building practices. The Cities plan to continue emphasizing green building principals in FY07-08. Los Gatos' website provides Green Building suggestions: http://www.town.los-gatos.ca.us/index.asp?NID=1213 Saratoga's website lists Alternative Building Materials http://www.saratoga.ca.us/pdf/SD-21Alt.bldg.materials.pdf	Planning Dir/ Sr. Planner
E-Waste Disposal	Proper Disposal of items that contain copper	Develop, advertise & conduct West Valley E-Waste Recycling Event **Additional Task – Not in Workplan**	*April 28, 2007* ***Free*** *Hazardous Waste Recycling Event* - for used TVs, monitors and other electronics was sponsored by the West Valley Cities. Drivers of 170 vehicles brought used electronics for recycling. Campbell held a free E-waste event on 3-16-07 at Prune Yard Tower, Campbell.	WVCWP Staff

WEST VALLEY COMMUNITIES

FY 2006-2007 ANNUAL COPPER (and NICKEL) ACTION PLAN REPORT

Activity	Source	Work Plan Tasks	Accomplishments	Responsible Party
Nickel Action Plan Tasks				
Control nickel discharge from construction sites	NB-1	Sediment Control: Continue to implement Construction Inspection Performance Standards (see Construction Inspection work plan section).	See Construction Inspection (Section #5) of this report.	Engineering and Building Inspectors WVCWP Inspector
Control nickel discharge from construction sites	NB-1	Training: Continue to have inspectors attend Regional Board/Program workshops on construction site management and learn latest erosion/sediment control techniques	See Construction Inspection Training (Section #5T) of this report.	Engineering and Building Inspectors WVCWP Inspector

Copper/Nickel Action Plan Evaluation

Car Wash Outreach Evaluation:

Car Washing has been highlighted on the WVCWP home page; the Car Wash Kit flyer was also sent to Fire Dept inspectors at their request. The Fire Dept inspects the West Valley Industrial and Commercial facilities, and reports incidents in residential areas if they notice violations while out in the field. WVCWP would like to have an all-inclusive, educational copper brochure, which would include car washing, architectural copper and pool draining in one piece. Staff have initiated a rough draft piece for this purpose. However, the WVCWP has not had the staff or funding to create an informative, attractive, finished piece that would be appropriate for mailing to residents and for distribution at events and municipal counters, etc.

Pool and Spa Maintenance:

The West Valley communities ordered 150 to 200 more brochures to give out at Planning counters and to new pool and spa owners. During FY06-07, The Town of Los Gatos' standard Conditions Of Approval for new homes with a pool were revised to require a sanitary sewer clean-out within 10 feet of the pool equipment, and a pervious landscaped area for pool filter washout.

Educational Outreach Evaluation:

The WVCWP will continue to provide outreach on car washing, vehicle maintenance, alternative transportation, and pool maintenance during in-class presentations and outreach at community events. WVCWP incorporated messages about activities that can prevent copper runoff as part of Kindergarten and 4th and 5th grade Enviroscape curriculum. These presentations have been successful in raising interest in proper car-washing and pool & spa maintenance methods. Staff have found that children seem especially receptive to the information about copper and car washing when they participate in the Enviroscape activity.

Street Sweeping:

The West Valley cities continued their street sweeping programs and submitted annual sweeping data to the Program. Los Gatos purchased a new PM-10

WEST VALLEY COMMUNITIES

FY 2006-2007 ANNUAL COPPER (and NICKEL) ACTION PLAN REPORT

Activity	Source	Work Plan Tasks	Accomplishments	Responsible Party
regenerative street sweeper in FY05-06. The Town, by contract, used the new sweeper on Monte Sereno's streets. Campbell hired a new contractor for FY06-07 in order to employ effective, up-to-date equipment. In FY05-06, Campbell decided that the sweeping contractor did not have effective equipment, which required additional sweeping to get the job done effectively. The City is pleased with the results of the change in contractors. Saratoga's sweeping contractor uses two kinds of sweepers to address the different types of debris to be picked up. Saratoga is pleased with their contractor. Saratoga updated street sweeping maps to GIS street map format and posted them on the City's website in FY06-07. Street sweeping is very important to West Valley residents. If the streets are not swept on schedule City or Town staff receive phone calls to register complaints, even on holidays.				

Training Summary: Copper/ Nickel

Training Description	Date	Attendees
WVCWP Monthly Meeting – Copper Work Plan Guidance Discussion led by: WVCWP Program Manager **Topics:** ▪ Adopting Guidelines & Standards developed by Water Resources Protection Collaborative ▪ Providing outreach to Mobile Surface Cleaners ▪ Conducting and documenting street-sweeping in residential and industrial/commercial areas ▪ Providing outreach to residents on proper pool and spa maintenance ▪ Discouraging the use of copper roofs and architecture in development permit process ▪ Planning for an E-waste event	January 23, 2007	**WVCWP (3)** Program Manager Program Assistant Sormwater Inspector **Campbell** Senior Civil Engineer **Los Gatos (1)** Senior Engineering Technician **Saratoga (1)** Public Works Analyst
Street Sweeping Training Slide Presentation using information from Ranger Kidwell-Ross of Worldsweeper.com Training meeting held in Campbell Community Center **Topics**: • Running a streetsweeper at optimum speed for removal of debris and fine particles • Percent of pollutants and metals removed as fine particulates • Types of streetsweeping equipment used for different types of jobs • Street-sweeping as a BMP and a source control measure	**June 20, 2007**	**WVCWP (3)** Program Manager Stormwater Inspector Public Outreach Coordinator **Campbell (8)** Public Works Superintendent PW Supervisor **Los Gatos (6)** PW Superintendent Street Maintenance Worker Parks Lead Worker **Monte Sereno (1)** Assistant City Engineer **Saratoga (5)** Street Maintenance Supervisor Parks Maintenance Supervisor Lead Maint Worker & Maint Specialist Lead Parks Worker **WV Sanitation District (2)** Director of Engineering & Operations Operations Supervisor
See Construction Inspection Training for Nickel-related trainings		

Trash Management

City of Campbell

Town of Los Gatos

City of Monte Sereno

City of Saratoga

TRASH INVENTORY & MANAGEMENT

FY 2006-2007 Work Plan Self Evaluation Matrix

Source	WPActivity	Work Plan Tasks	Accomplishments	Responsible Party
Trash Work Plan	Strategy	Participate in Trash Ad Hoc Task Group and assist Program staff in developing an effective strategy for trash reduction in urban streams and waterways.	The West Valley Clean Water Program Mgr attended the Trash AHTG meetings and provided feedback from West Valley cities on implementation strategy and tools. Topics this year included discussion about the proposed content of a Trash Control Measures Tool Box and a Trash Sources and Pathways illustration.	WVCWP Mgr attends AHTG – WVCWP Mgr to lead follow-up discussions at West Valley monthly meetings
Trash Work Plan	Pilot Demonstration	Participate in Trash Ad Hoc Task Group and assist Program staff in implementing a Pilot Demonstration Project which focuses on documenting type and volume of trash potentially conveyed through a storm drain system.	The West Valley Clean Water Program Mgr attended the Trash AHTG meetings and provided input on behalf of West Valley cities regarding potential pilot demonstrations.	WVCWP Mgr with input from West Valley Municipal Stormwater Reps
Trash Work Plan	Identify and Prioritize Problem Areas	Continue to Identify and prioritize trash problem areas and other potential sources that may contribute to trash problems in urban streams and waterways. Revise problem area list, based on surveys & other relevant information.	West Valley's list of trash problem sites was revised after conducting assessments in FY06-07. WVCWP staff removed litter at several new locations where excessive litter was found near creeks or waterways. A review of the site list was conducted. This resulted in replacing several of the sites originally listed as West Valley's trash "problem areas" with sites that had a more direct connection to urban streams or waterways. A few sites were replaced because a few years of monitoring and cleanups demonstrated that trash there was less of an issue than originally believed; staff resources should be concentrated on other sites in order to be effective. Assessment also resulted in adding several new sites where trash appears to be more of an on-going problem.	WVCWP Staff to coordinate with municipal staff

Source	WPActivity	Work Plan Tasks	Accomplishments	Responsible Party
Trash Work Plan	Evaluations	Continue to conduct trash evaluations in a subset of local trash problem areas using the using the Program's Urban Rapid Trash Assessment (RTA) protocol and/or the KAB Litter index.	WVCWP staff conducted **51 KAB** assessments at the identified sites and listed problem areas in West Valley communities. The number of assessments included: Campbell (23), Los Gatos (11), Monte Sereno (13), and Saratoga (4). Although KAB monitoring usually is limited to drive-by evaluations of a site, several KAB assessments were conducted simultaneously with removal of trash and debris by WVCWP staff. The *Trash Problem Area Activity* reports for each city are included at the end of this report section. WVCWP staff and citizen volunteers also conducted **10 urban rapid trash assessments (RTA)** at listed trash problem areas in Campbell (5), Los Gatos (2) and Saratoga (3). All RTA site assessments included removal of trash and debris by WVCWP staff and volunteers.	WVCWP Staff to coordinate with WV Municipal Staff and Citizen Volunteers
Trash Work Plan	Management Practices	Continue to identify and implement trash control measures, where practical and feasible, to reduce trash and debris.	To address litter and illegal dumping problems, WVCWP staff have incorporated a trash topic into every element of public education and outreach. West Valley inspectors for industrial / commercial and construction sites have been asked to be on the lookout for litter and illegal dumping. Inspectors have been told to consider an accumulation of debris at a site to be a violation of stormwater requirements and to refer such sites to the Stormwater Discharge Inspector. Other trash management activities conducted by West Valley communities include monitoring identified problem areas, holding volunteer cleanup events at problem sites, notifying Caltrans when exceptional litter or debris problems are noticed along highways or freeway ramps, conducting removal of trash and litter as needed at sites within municipal jurisdiction and removing trash at some sites in Caltrans' jurisdiction.	WVCWP Staff to coordinate with municipal staff

Campbell ♦ Los Gatos ♦ Monte Sereno ♦ Saratoga

FY 2006 - 2007 ANNUAL REPORT

Source	WPActivity	Work Plan Tasks	Accomplishments	Responsible Party
See PI/P – Citizen Participation	Monitoring/Citizen Participation	Continue to promote citizen participation program to monitor trash in local creeks. Submit trash tally sheets to Program staff (element of Creek Keeper's Program).	WVCWP staff conducted three trash monitoring and cleanup events with student and citizen volunteers. The City of Campbell's Public Works Director, Public Works Superintendent and Mayor partnered with Caltrans, to hold a City-wide pick-up event on 5/19/07. Campbell's event included work on littered areas along railroad tracks and the freeway. Volunteers at all clean-up events were taught to categorize and tally (monitor) debris collected. Participants worked in groups using WVCWP trash tally forms to collect the data that helps identify trash sources and management actions. Summary sheets for these events are included at the end of this report section. Los Gatos held a cleanup event on Saturday (4-21-07). Fourteen volunteers spent several hours picking up roadside debris in downtown Los Gatos. They removed twelve bags of garbage from gutters, sidewalks, catch basins and planters. Most of the debris was leaves but other items included CDs, medicine bottles, lots of cigarette butts and egg cartons! Additionally, Los Gatos has "Adopt-a-Trail" volunteers who collected and monitored trash 6 times (every other month) alongside Los Gatos Creek Trail during FY06-07. A total of 16 bags of debris were collected, including plastic water bottles, power bar wrappers and pet waste bags.	WVCWP Staff to coordinate with municipal staff
Trash Work Plan	Report on Trash Mgmt Practices Implemented	Provide Program staff with specific information on trash management practices implemented within the city's jurisdiction using program-wide standardized format.	WVCWP staff used SCVURPPP's standardized reporting forms to provide data on trash monitoring and management activities at the listed problem sites. *Trash Problem Area Evaluation Results* for each West Valley city, as provided by the Program, are included at the end of this report section.	WVCWP Staff to coordinate with SCVURPPP
Trash Work Plan	Data Collection	Submit Urban RTA Survey forms, trash tally sheets and any other data collection tool to Program staff.	KAB and Urban RTA forms for WV cities were submitted to SCVURPPP in July 2007 for Program-wide analysis and reporting.	WVCWP staff

Source	WPActivity	Work Plan Tasks	Accomplishments	Responsible Party
Citizen Participation	E-Waste Event	Safe Disposal of E-waste Provide an opportunity for citizens to participate in safe disposal of e-waste and mercury thermometers.	In response to last year's E-waste survey, local residents requested a second E-waste collection event for FY06-07. WVCWP staff partnered with United Datatech to collect electronic waste on 4-28-07. The community event was free and available to the general public. UDT guaranteed that all collected material would be recycled safely and would not be sent to foreign shores. The City of Saratoga provided the collection site. A total of 13,793 pounds of E-waste was collected and **170 drive-through participants** were served.	WVCWP staff and Municipal staff

Trash Inventory & Management Evaluation

Dumpster Area Inspections & Education for Local Businesses

The WVCWP Inspector checks the dumpster areas of the downtown restaurants in each of the West Valley communities for signs of illegal dumping or debris around open dumpsters. He provides urban runoff education as needed, including the importance of keeping dumpster lids closed, and locked if necessary. His method of informal visits and issuing *Notices To Comply* has helped to reduce the amount of trash-related dumpster violations over the past three years.

Educational Outreach to Students and Teachers in Local Schools

WVCWP staff responded to every opportunity to talk about trash and littering with students. The trash topic is always included in classroom Enviroscape presentations. This year a Saratoga private school (K-8) and parents partnered with WVCWP to hold a cleanup three weeks after WVCWP made presentations to 5th and 6th grade classes. In May and June, following WVCWP presentations, two local Kindergarten classes took a tour around their school to identify storm drains and to pick up any litter they could find.

Creek Keeper Events – Volunteer Participation - Trash Identification, Tallying & Pick-up

The WVCWP has been particularly successful from 2003 to 2007 recruiting student volunteers for creek cleanups and the task of trash tallying. Each event is opened with a brief talk on the trash problem affecting our creeks and Bay. Volunteers appear to be energized by the chance to make a difference. WVCWP talks include visual aids (enlarged photos of trash accumulation downstream, near the South Bay); these appear to make a major impression on volunteers. The WVCWP's trash tally form was designed to be easy for students to use. Categories on the form reflect the trash types that are most often found in West Valley locations. Trash summary forms which show tally sheets' totals for each cleanup event are included at the end of this report section.

Partnering with other Agencies to address the problems:

WVCWP's best chance for success in dealing with the trash problem is to partner with other agencies and work with a well-organized regional group. In January 2007, at the suggestion of Campbell's Public Works Director, WVCWP staff joined the Silicon Valley Anti-Litter Task Force (formerly called the Santa Clara County Litter Technical Advisory Committee). The meetings are led by SC County and the City of San Jose and have a large attendance. WVCWP staff participates in the Education Subcommittee meetings and Campbell's Public Works Director chairs the Finance Subcommittee. On May 19, 2007, the Silicon Valley Litter Campaign sponsored a well-publicized cleanup event called Great American Pick Up Day. WVCWP, on behalf of all West Valley cities, helped staff

Source	WPActivity	Work Plan Tasks	Accomplishments	Responsible Party

a site that was sponsored by the City of Campbell and joined volunteers that were supervised by Caltrans to collect freeway litter.

West Valley's Illegal dumping problem will be difficult to address without the help of law enforcement and other agencies. The City of San Jose has law enforcement staff that participates in the Silicon Valley Anti-Litter Task Force. The West Valley cities cannot afford Police or Sheriff Dept. staff time to enforce anti-litter laws. The environment around some WVC areas (quiet parking lots and sparsely populated roads which border creeks) appear to attract illegal dumpers from other cities, yet WVC law enforcement staff cannot continuously monitor these zones. For instance, the WVCWP Illegal Discharge Inspector responded to a call from a bicyclist who noticed several full trash bags dumped over the side of Prospect Road in Saratoga. When the Inspector visited the sparsely traveled site, he was forced to park the car on a narrow shoulder of road and could not descend the steep drop to where the trash had been tossed. Cleanup from this kind of dumping is too dangerous for WVCWP staff and municipal staff to address alone. Putting a stop to illegal dumping requires a regional and enforceable solution.

General Evaluation of Trash Management Activities

After several years of monitoring trash sites, WVCWP staff is familiar with the sites and the problems that need to be addressed. Two leading trash sources in West Valley communities are "Illegal dumping" and "vehicular litter" (found along highways, freeway-on-and-off-ramps, and smaller arterial roads). The type of litter that is retrieved is predominantly snack, food, beverage and other product packaging and cigarette butts. Several West Valley problem areas are in Caltrans' jurisdiction. In December 2006, the WVCWP Mgr called Caltrans about cleaning up 2 bags of trash dropped and scattered on Hwy 9 near a freeway ramp in Los Gatos. Caltrans responded that day.

Saratoga Creek at Big Basin Way and Sunnyvale-Saratoga Road is a heavily vegetated area that has been used for illegal dumping. It looks better than it did during FY05-06 because Saratoga's maintenance staff and Water District staff removed several illegally-dumped items including a gas water heater and large wrought iron fixtures from the creek banks. Last year the City's Code Enforcement Officer and the Sheriff's Dept agreed to keep an eye on the area. "No Dumping" signs have been posted in the parking lot area above the creek. The banks of the creek are very steep with litter lodged between trees and vegetation about 25 feet from the high-water line. WVCWP staff will continue to monitor and remove trash from the accessible areas at the edge of the downtown parking lot at least two times per year. This site remains one of Saratoga's prioritized problem areas.

While traveling to one of Los Gatos' listed problem sites, WV staff noticed another problem area near where Shannon Creek flows into Guadalupe Creek. Staff stopped to remove illegally-dumped items and collected several bags of debris from this rural setting along Hicks Road. A GIS map indicates that this area may not be within Town jurisdiction. However, the Town's maintenance crews said they would pick up debris if it is reported within Town limits and placed within the "right-of-way". This accumulation of dumped items along a rural road is an illegal dumping concern for all jurisdictions when the abandoned debris is hidden by natural vegetation and steep slopes and violators are not caught.

Trash Problem Area Evaluation Results by Copermittee & Watershed

ID #	Date	Location	Assessment Tool	Score	Existing Management Actions	Recommended Management Actions and/or Future Evaluations
				Lower Penitencia Creek		
WD28	11/6/2006	Berryessa at Hwy 680	RTA	38		
				Matadero/Barron Creeks		
WD18	11/6/2006	Matadero Creek above and below bypass crossing along trail.	RTA	82		
WD02	9/28/2006	Matadero -Barron	RTA	117	Cleaned by school.	
				Permanente Creek		
WD06	10/27/2006	Permanente Creek d/s of amphitheater.	RTA	95	Clean 4x/year.	
				San Tomas Aquino Creek		
WD03	10/19/2006	San Tomas Creek d/s Westmont Ave. to u/s McCoy Ave. San Jose and Campbell	RTA		Cleaned by school.	
WD13	10/4/2006	Saratoga Creek from El Camino Real to Cabrillo Ave.	RTA	31		
WD11	6/17/2007	San Tomas Creek from Hamilton Ave. to Williams Rd.	RTA	48	District cleans area 2 times a year	Dumpster litter laws enforcement and anti litter law enforcement along roadway.
WD11	10/4/2006	San Tomas Creek from Hamilton Ave. to Williams Rd.	RTA	52		
WD13	6/17/2007	Saratoga Creek from El Camino Real to Cabrillo Ave.	RTA	53	District Cleans area 2-3 times a year and an Adopt a Creek group cleans the are once or more per year.	Installation of Garbage receticles at Bus Stop would help as well as modified fencing to prevent parking lot debris from being blown into the creek by store maintenance staff.
WD12	6/17/2007	San Tomas Creek from Hwy 101 to Hwy 237	RTA	66	District Cleans area 2-3 times a year	Upstream outfalls need to be controlled
WD12	10/4/2006	San Tomas Creek from Hwy 101 to Hwy 237	RTA	88		
				Stevens Creek		
WD01	10/27/2006	Stevens Creek, d/s of Moffett Blvd (u/s and d/s of fish ladder), Moutain View	RTA			
				Sunnyvale East		
WD15	9/28/2006	Sunnyvale East Channel u/s of Persian.	RTA			
WD14	9/28/2006	Sunnyvale East Channelu/s of Awhnee.	RTA	106		
Saratoga						
				Calabazas Creek		
SA04	6/22/2007	Near W. Wallbrook Dr. at the end of Brookglen Dr.	KAB	2	Assess once or twice a year	WVCWP staff will not continue to assess this site. This site will be removed from Saratoga's list because it is actually in San Jose.

Trash Problem Area Evaluation Results by Copermittee & Watershed

ID #	Date	Location	Assessment Tool	Score	Existing Management Actions	Recommended Management Actions and/or Future Evaluations
SA06	6/15/2007	A 400 ft stretch along the pedestrian trail near Prospect Creek before the Creek merges with Calabazas Creek.	KAB	2	Litter could not be observed easily. Upon closer look, some litter and construction debris was observed including broken glass, 8"x6" and 7"x5" pieces of concrete, a large section of metal bar, other metal pieces and a brick. A few candy wrappers were als	This site was discovered while assessing another site on Saratoga's list. Construction is being done on a home in the area which may contribute to the concrete, metal and glass found at the site. This site will be referred to the Construction inspectors.
SA01	6/15/2007	Near Calabazas Creek along the Southern Pacific Railroad by the intersection of Arroyo De Arguello just north of Norada Court.	KAB	1	Assess once a year	This site will be removed from Saratoga's trash problem area list. Area has been clean for two years.
				San Tomas Aquino Creek		
SA03	6/5/2007	First 100' stretch of the creek from Highway 9 behind Big Basin Way. Represents the gas station and commercial parking lot area behind Big Basin Way to the top bank of Saratoga Creek.	RTA	65	Current practice includes assessment and cleanup at least once a year.	Since access is limited due to steep banks and litter is sometimes hard to see through dense vegetation, not all debris can be tallied and collected at this site. WVCWP staff will 1) continue to monitor and pick up trash in the accessible area at the to
SA02	4/18/2007	A 400' stretch of Wildcat Creek near Sacred Heart School upstream of the previous SA02 site that was near Fruitvale Ave. by City Hall to Sacred Heart School	RTA	70	This site is on property owned by a private school. Cleanups are conducted annually, when feasible. There are a few residential homes nearby but the site is not easily accessed since it is fenced off and locked. The School has adopted this stretch of Wi	Continue to work with teachers on presentations to promote anti-litter and anti-dumping activities. Coordinate annual cleanups with Urban RTA assessments, as feasible. If applicable, Inform the principal about illegal dumping on school property. Pieces
SA05	1/28/2007	125 ft stretch of Quito Rd. from Sobey Rd. (near Hwy 9) extending toward Bicknell Rd.	RTA	93	Due to a noticeable increase of trash along Quito Rd and its proximity to San Tomas Aquino Creek, this site was cleaned this year .	Quito Rd is in Caltrans jurisdiction. WVCWP will provide cleanup as time permits due to the potential for trash ending up in nearby San Tomas Aquino Creek.
SA03	6/22/2007	First 200' stretch of the creek from Highway 9 behind Big Basin Way. Represents the gas station and commercial parking lot area behind Big Basin Way to the top bank of Saratoga Creek.	KAB	3	The site is located behind restaurants and commercial establishments. Most of the litter is from pedestrians and trash left at the edge of the parking lot near the guardrail at the top of the creek bank. Current practice includes assessment at least onc	The evaluation and cleanup was done near the dumpster area behind restaurants. Access is difficult to the creek due to steep slopes and dense vegetation. WVCWP staff will continue to monitor trash and work with Saratoga staff and volunteers to hold cl
Sunnyvale						
				Calabazas Creek		
SU12	2/8/2007	Lawrence Expressway and Highway 237 intersection- on ramps and exits	KAB	3	Area is under Caltrans jurisdiction. City is responsible for dealing with area along Caribbean Drive but not the on-ramps and exits.	Continue monitoring the site. Consider what region-wide issues can be address with Caltrans through SCVURPPP.

039771

School Trash Monitoring and Cleanup 4-18-07



Westmont
9-16-06
Creek Monitoring Summary

Use tick marks in the Category that the trash belongs in (i.e. plastic bag goes in PLASTIC).
At the end of the cleanup, total the tallies, & write the **total** next to the heading.

PLASTIC	1121
bags	187
bottles	151
buckets	
caps, lids	76
milk jugs	
pieces	449
rope	3
6-pack holders	3
Toys (Balls)	40
Turf Grass Pieces	212
STYROFOAM	45
cups, spoons, forks, straws	23
egg cartons	
fast food containers	
meat trays	
pieces	22
METAL	103
bottle caps	10
cans	28
pieces	44
wire	5
Objects	16
CIGARETTE BUTTS	81
Bags of Trash	4

PAPER	403
bags	
cardboard	100
cartons	
cups	
newspaper	
pieces	303
RUBBER	21
balloons	3
gloves	
tires	
Synthetic Rubber	18
GLASS	289
bottles	26
light bulbs	
Pieces	263
WOOD	26
broken pieces	15
pallets/large items	3
Brick	18
CLOTH	17
clothing	17
rugs	
OTHER	2

End of Day Totals

Estimate Length of creek section in miles, i.e. 1/10 mile, 1/8 mile 1.5 miles

Weight of recyclable trash 139

Number of bags of trash collected 53

Weight of non-recyclable trash 249

Questionnaire

1. Describe the stretch of creek monitored using descriptors of boundaries such as landmarks or cross streets. 4805 Westmont Ave near to Mc Coy

2. What types of trash were most commonly found? Paper, glass, and turf grass pieces

3. List the most unusual items found. Red metal bunk bed

4. Rate from one to five how dirty or clean the creek was, with one being pristine clean.

(Circle one) 1 2 3 4 5

Quito Rd. Los Gatos
12-15-06
Creek Monitoring Summary

Use tick marks in the Category that the trash belongs in (i.e. plastic bag goes in PLASTIC).
At the end of the cleanup, total the tallies, & write the **total** next to the heading.

PLASTIC	60
bags	7
bottles	6
buckets	
caps, lids	10
milk jugs	
pieces	37
rope	
6-pack holders	
toys	
Tarp	1
STYROFOAM	14
cups, spoons, forks, straws	9
egg cartons	
fast food containers	
meat trays	
pieces	5
METAL	18
bottle caps	
cans	7
pieces	8
wire	1
Objects	2
CIGARETTE BUTTS	43
Lighters	1

PAPER	28
bags	
cardboard	28
cartons	
cups	
newspaper	
pieces	
RUBBER	
balloons	
gloves	
tires	
GLASS	64
bottles	4
light bulbs	
Pieces	60
WOOD	
broken pieces	
pallets/large items	
CLOTH	1
clothing	1
rugs	
OTHER	5

End of Day Totals

Estimate Length of creek section in miles, i.e. 1/10 mile, 1/8 mile 425 Ft____

Number of bags of trash collected 2_____

Weight of recyclable trash 5_____

Weight of non-recyclable trash 12_____

Questionnaire

1. Describe the stretch of creek monitored using descriptors of boundaries such as landmarks or cross streets. Along QuitoRd. near Bicknell_____

_____

2. What types of trash were most commonly found? Plastic and cigarette butts_____

_____

3. List the most unusual items found. Large piece of rebar_____

4. Rate from one to five how dirty or clean the creek was, with one being pristine clean.

(Circle one) 1 2 3 4 5

San Tomas Aquino Creek Quito Rd. at Sobey
1/28/07
Creek Monitoring Summary

Use tick marks in the Category that the trash belongs in (i.e. plastic bag goes in PLASTIC).
At the end of the cleanup, total the tallies, & write the **total** next to the heading.

PLASTIC	55
bags	10
bottles	23
buckets	
caps, lids	
milk jugs	
pieces	22
rope	
6-pack holders	
toys	
STYROFOAM	12
cups, spoons, forks, straws	12
egg cartons	
fast food containers	
meat trays	
pieces	
METAL	5
bottle caps	
cans	2
pieces	
wire	
Object	3
CIGARETTE BUTTS	

PAPER	24
bags	
cardboard	3
cartons	
cups	
newspaper	
pieces	21
RUBBER	
balloons	
gloves	
tires	
GLASS	1
bottles	1
light bulbs	
WOOD	
broken pieces	
pallets/large items	
CLOTH	1
clothing	
rugs	
Tennis Balls	1
OTHER	2

End of Day Totals

Estimate Length of creek section in miles, i.e. 1/10 mile, 1/8 mile 125 feet___

Number of bags of trash collected __2_____

Weight of recyclable trash 6_____

Weight of non-recyclable trash 10_____

Questionnaire

1. Describe the stretch of creek monitored using descriptors of boundaries such as landmarks or cross streets. Side of the road on Quito from Sobey to _____

_____

2. What types of trash were most commonly found? Plastic bottles_____

_____

3. List the most unusual items found. Eyeglass case_____

4. Rate from one to five how dirty or clean the creek was, with one being pristine clean.

(Circle one) 1 2 3 4 5

Wildcat Creek
4/18/07
Creek Monitoring Summary

Use tick marks in the Category that the trash belongs in (i.e. plastic bag goes in PLASTIC).
At the end of the cleanup, total the tallies, & write the **total** next to the heading.

PLASTIC	813
bags	53
bottles	72
buckets	
caps, lids	117
milk jugs	
pieces	160
rope	
6-pack holders	5
toys	11
wrappers	395
STYROFOAM	93
cups, spoons, forks, straws	86
egg cartons	
fast food containers	7
meat trays	
pieces	
METAL	83
bottle caps	18
cans	57
pieces	2
wire	4
CIGARETTE BUTTS	2

PAPER	105
bags	75
cardboard	30
cartons	
cups	
newspaper	
pieces	
RUBBER	8
balloons	3
gloves	5
tires	
GLASS	87
bottles	25
light bulbs	
pieces	62
WOOD	10
broken pieces	10
pallets/large items	
CLOTH	5
clothing	5
rugs	
OTHER	101

End of Day Totals

Estimate Length of creek section in miles, i.e. 1/10 mile, 1/8 mile: 400 ft

Number of bags of trash collected: 31

Weight of recyclable: trash 225 lbs. est.

Weight of non-recyclable trash: _____

Questionnaire

1. Describe the stretch of creek monitored using descriptors of boundaries such as landmarks or cross streets. Wildcat Creek behind Sacred Heart School

2. What types of trash were most commonly found? Food wrappers

3. List the most unusual items found. Illegal Dumped asphalt

4. Rate from one to five how dirty or clean the creek was, with one being pristine clean.

(Circle one) 1 2 3 4 5

San Tomas Aquino Creek
5/19/07
Creek Monitoring Summary

Use tick marks in the Category that the trash belongs in (i.e. plastic bag goes in PLASTIC).
At the end of the cleanup, total the tallies, & write the **total** next to the heading.

PLASTIC	601
bags	80
bottles	40
buckets	
caps, lids	31
milk jugs	
pieces	450
rope	
6-pack holders	
toys	
STYROFOAM	72
cups, spoons, forks, straws	20
egg cartons	
fast food containers	12
meat trays	
pieces	40
METAL	132
bottle caps	6
cans	22
pieces	88
wire	13
Segments	3
CIGARETTE BUTTS	129

PAPER	136
bags	136
cardboard	
cartons	
cups	
newspaper	
pieces	
RUBBER	26
balloons	9
gloves	8
tires	
Hose	9
GLASS	147
bottles	5
light bulbs	
Pieces	142
WOOD	12
broken pieces	12
pallets/large items	
CLOTH	8
clothing	8
rugs	
OTHER	104

End of Day Totals

Estimate Length of creek section in miles, i.e. 1/10 mile, 1/8 mile: 500 ft.

Number of bags of trash collected: 21

Weight of recyclable trash: 11

Weight of non-recyclable trash: 174 lbs

Questionnaire

1. Describe the stretch of creek monitored using descriptors of boundaries such as landmarks or cross streets. From Westmont High School playing field to Mc Coy

2. What types of trash were most commonly found? Plastics, paper, aluminum and cigarette butts

3. List the most unusual items found. Big long metal rods

4. Rate from one to five how dirty or clean the creek was, with one being pristine clean.

(Circle one) 1 2 3 4 5

Great American litter Pick Up 5-19-07
540 Rincon Ave. Campbell

Creek Monitoring Summary

Use tick marks in the Category that the trash belongs in (i.e. plastic bag goes in PLASTIC).
At the end of the cleanup, total the tallies, & write the **total** next to the heading.

PLASTIC	961	**PAPER**	576
bags	46	bags	
bottles	58	cardboard	
buckets		cartons	
caps, lids	198	cups	
milk jugs		newspaper	
pieces	435	pieces	576
rope			
6-pack holders	4	**RUBBER**	118
toys	5	balloons	36
Hard Pieces	215	gloves	
STYROFOAM	908	tires	5
cups, spoons, forks, straws	532	misc.	77
egg cartons		**GLASS**	91
fast food containers		bottles	18
meat trays		light bulbs	
pieces	376	pieces	73
		WOOD	43
METAL	412	broken pieces	43
bottle caps	274	pallets/large items	
cans	15		
pieces	92	**CLOTH**	38
wire	22	clothing	38
pipe	9	rugs	
CIGARETTE BUTTS	899		
		OTHER	121

End of Day Totals

Estimate Length of creek section in miles, i.e. 1/10 mile, 1/8 mile _____

Number of bags of trash collected 63

Weight of recyclable trash 400

Weight of non-recyclable trash 1,260

Questionnaire

1. Describe the stretch of creek monitored using descriptors of boundaries such as landmarks or cross streets. Litter pick up at John D. Morgan , Hwy 17 from the Camden ramp to the pedestrian crossing, railroad tracks adjacent to Winchester northbound from Hacienda to Kennedy and along Los Gatos Creek trail

   What types of trash were most commonly found? Paper, styrofoam and cigarette butts

2. List the most unusual items found. _____

3. Rate from one to five how dirty or clean the creek was, with one being pristine clean.

   (Circle one) 1 2 3 4 5

Saratoga Creek Big Basin Way
6-5-07
Creek Monitoring Summary

Use tick marks in the Category that the trash belongs in (i.e. plastic bag goes in PLASTIC).
At the end of the cleanup, total the tallies, & write the **total** next to the heading.

PLASTIC	75
bags	3
bottles	7
buckets	
caps, lids	6
milk jugs	
pieces	34
rope	
6-pack holders	
toys	
wrappers	25
STYROFOAM	22
cups, spoons, forks, straws	13
egg cartons	
fast food containers	
meat trays	
pieces	9
METAL	17
bottle caps	3
cans	4
pieces	10
wire	
CIGARETTE BUTTS	34

PAPER	47
bags	
cardboard	2
cartons	
cups	
newspaper	
pieces	45
RUBBER	
balloons	
gloves	
tires	
GLASS	2
bottles	2
light bulbs	
WOOD	
broken pieces	
pallets/large items	
CLOTH	
clothing	
rugs	
OTHER	5

End of Day Totals

Estimate Length of creek section in miles, i.e. 1/10 mile, 1/8 mile: 200 ft.

Number of bags of trash collected: _____

Weight of recyclable trash: 1/2

Weight of non-recyclable trash: 2 1/2

Questionnaire

1. Describe the stretch of creek monitored using descriptors of boundaries such as landmarks or cross streets. Behind the gas station at Big Basin Way at the top of the creek

2. What types of trash were most commonly found? Paper

3. List the most unusual items found. _____

4. Rate from one to five how dirty or clean the creek was, with one being pristine clean.

(Circle one) 1 2 3 4 5

Saratoga Creek Big Basin Way
6-22-07

Creek Monitoring Summary

Use tick marks in the Category that the trash belongs in (i.e. plastic bag goes in PLASTIC).
At the end of the cleanup, total the tallies, & write the **total** next to the heading.

PLASTIC	80
bags	7
bottles	6
buckets	
caps, lids	5
milk jugs	
pieces	34
rope	
6-pack holders	
toys	
wrappers	28
STYROFOAM	2
cups, spoons, forks, straws	
egg cartons	
fast food containers	
meat trays	
pieces	2
METAL	2
bottle caps	
cans	1
pieces	1
wire	
CIGARETTE BUTTS	29

PAPER	46
bags	11
cardboard	
cartons	
cups	
newspaper	
pieces	35
RUBBER	
balloons	
gloves	
tires	
GLASS	
bottles	
light bulbs	
WOOD	1
broken pieces	1
pallets/large items	
CLOTH	2
clothing	2
rugs	
OTHER	2

End of Day Totals

Estimate Length of creek section in miles, i.e. 1/10 mile, 1/8 mile .100 ft.

Number of bags of trash collected _____

Weight of recyclable trash _____

Weight of non-recyclable trash _____

Questionnaire

1. Describe the stretch of creek monitored using descriptors of boundaries such as landmarks or cross streets. Behind the gas station at Big Basin Way at the top of the creek

2. What types of trash were most commonly found? Paper

3. List the most unusual items found. _____

4. Rate from one to five how dirty or clean the creek was, with one being pristine clean.

(Circle one) 1 2 3 4 5

Hicks Rd at Shannon
6-25-07
Creek Monitoring Summary

Use tick marks in the Category that the trash belongs in (i.e. plastic bag goes in PLASTIC).
At the end of the cleanup, total the tallies, & write the **total** next to the heading.

PLASTIC	60
bags	15
bottles	7
buckets	
caps, lids	2
milk jugs	
pieces	23
rope	
6-pack holders	
toys	
wrappers	13
STYROFOAM	18
cups, spoons, forks, straws	
egg cartons	
fast food containers	
meat trays	
pieces	18
METAL	17
bottle caps	
cans	13
pieces	4
wire	
CIGARETTE BUTTS	22

PAPER	18
bags	
cardboard	8
cartons	
cups	
newspaper	
pieces	10
RUBBER	4
balloons	
gloves	
tires	
pieces	4
GLASS	14
bottles	4
light bulbs	
pieces	10
WOOD	
broken pieces	
pallets/large items	
CLOTH	2
clothing	2
rugs	
OTHER	29

End of Day Totals

Estimate Length of creek section in miles, i.e. 1/10 mile, 1/8 mile: 200 ft.

Number of bags of trash collected: 5

Weight of recyclable trash: _____

Weight of non-recyclable trash: 31

Questionnaire

1. Describe the stretch of creek monitored using descriptors of boundaries such as landmarks or cross streets. Top of creek bank listed as private property. Trash not visual when driving by.

2. What types of trash were most commonly found? Cans and paper

3. List the most unusual items found. Stereo and garbage can

4. Rate from one to five how dirty or clean the creek was, with one being pristine clean.

(Circle one) 1 2 3 4 5

West Valley Communities

Santa Clara Valley Urban Runoff Pollution Prevention Program

FY 2006-2007 ANNUAL REPORT

Training Summary: Trash Management

Training Description	Date	Attendees
Santa Clara County Technical Advisory Committee Various Agencies: Group Discussion **Topics:** ▪ Partnering with DMV to identify demographics of those who generate vehicular litter ▪ Next steps for obtaining and distributing truck bed tarps ▪ Enforcing the use of truck bed covers ▪ Ask the local AAA to inform their members of truck bed cover requirements ▪ Work with local Auto Dealers to remind customers of truck bed cover requirements	March 12, 2007	**WVCWP (2)** Program Manager Public Outreach Specialist
Silicon Valley Anti–Litter Task Force Speaker: Nora Campos, Committee Chair **Topics:** ▪ Publicizing Great American Pick-Up Day ▪ Litter regulation enforcement ▪ Litter Control Education ▪ Litter Control: Removal of Litter	May 7, 2007	**WVCWP (2)** Program Manager Public Outreach Specialist
WVCWP Monthly Meeting/Training Trash Cleanups and Trash Assessments Discussion led by: WVCWP Program Manager **Topics:** ▪ Trash Site Prioritization ▪ Report from SCVURPPP Ad Hoc Task Group Projects ▪ BASMAA – Trash editorial subject for use in newsletters	May 8,2007	**WVCWP (3)** Program Manager Program Assistant Stormwater Discharge Inspector **Campbell (1)** Senior Civil Engineer **Los Gatos (1)** Senior Engineering Technician **Saratoga (1)** Public Works Analyst

Watershed Management

City of Campbell

Town of Los Gatos

City of Monte Sereno

City of Saratoga

West Valley Communities

FY 2006-2007 ANNUAL REPORT

Work Plan Self Evaluation Matrix

Water Quality Monitoring & Watershed Management

Source	Work Plan Activity	Work Plan Tasks	Accomplishments	Responsible Party
NPDES Permit	South Bay Watershed Management Initiative	Support and participate in development of Core Group activities and the WMI Watershed Action Plan[1]. See SCVURPPP work plan for detailed activities.	The West Valley Communities support and participate in the WMI through the SCVURPP Program.	WVCWP coordinate with SCVURPPP
	Water Quality Monitoring	Support and fund SCVURPP Water Quality Monitoring activities. Jointly fund the Regional Monitoring Program (RMP) and the California Estuary Project (CEP). See SCVURPPP work plan for detailed activities.	The West Valley Communities support and participate in water quality monitoring activities through the SCVURPPP. The West Valley Communities jointly fund the RMP and CEP water monitoring programs through SCVURPPP annual assessments. See Program's report for details.	Campbell Los Gatos Monte Sereno Saratoga

[1] On behalf of the municipalities of Campbell, Los Gatos, Monte Sereno and Saratoga SCVURPPP is signatory to the WMI and participates in the Core Group and subgroups.

West Valley Communities

Santa Clara Valley Urban Runoff Pollution Prevention Program

FY 2006-2007 ANNUAL REPORT

Training Summary: Watershed Management

Training Description	Date	Attendees
Don Edwards National Wildlife Refuge Environmental Educational Center Walking Tour Sponsored by: SCVURPPP and the Land Use Subgroup **Topics:** ▪ Runoff from urban areas discharges into creeks and streams ▪ Interactions between urban/suburban activities and natural habitats ▪ How salt marshes help restore water quality ▪ Effects of freshwater discharges on the Bay ▪ Landscaping with native plants	December 6, 2006	**WVCWP (2)** WVCWP Inspector Program Assistant
Public Stream Restoration and Erosive Forces Workshop Sponsored by: The Environmental Advisory Committee (EAC) to the Santa Clara Valley District and the Santa Clara Valley Watershed Management Initiative (WMI) **Topics:** ▪ Presentation on the Points of Agreement amongst stakeholders concerning erosion in the potential for restoration of physical stability and ecological health of SCC streams ▪ Presentations by several stakeholders with differing views on how to address erosion and or restoration of stable healthy streams ▪ Discussion to develop a shared understanding of the problems and solutions associated with stream erosion and restoration	January 31, 2007	**WVCWP (2)** Program Manager WVCWP Inspector
Watershed Management and Urban Ecology Sponsored by: Acterra, Canopy, San Francisquito Watershed Council, SCV Water District and City of Palo Alto Speaker: Andy Lipkis, Founder and President of Tree People **Topics:** ▪ Groundbreaking Solutions that link the issues of urban forestry, sustainability, water and energy use through integrated urban ecosystem management ▪ What we are doing locally and what we can learn from L.A.'s example	March 21, 2007	**WVCWP (1)** Program Manager

September 15, 2007

Mr. Bruce H. Wolfe
Executive Officer
San Francisco Bay Region
Regional Water Quality Control Board
1515 Clay St., Suite 1400
Oakland, CA 94612

Subject: Sunnyvale Urban Runoff Management Program FY 2006-2007 Annual Report

Dear Mr. Wolfe:

This report is submitted by the City of Sunnyvale, in conjunction with the Santa Clara Valley Urban Runoff Pollution Prevention Program's Annual Report, pursuant to provision C.6.a. of the Program's municipal storm water NPDES Permit. The report summarizes activities performed during FY 2006-2007 in accordance with the City of Sunnyvale's Urban Runoff Management Plan (URMP) submitted on September 1, 2005, which contains modifications to the performance standards from the original URMP first submitted in 1997.

The goals of this Annual Report are to: 1) concisely document implementation of the URMP during the past fiscal year; 2) evaluate program results for continuous improvement; and 3) share this information with other Co-permittees, municipal decision-makers, and the public. To accomplish these goals, the report contains the following Attachments:

A. Certification statement
B. ICID Elimination Activities
C. Industrial/Commercial Discharger Control Program
D. Public Agency Activities
   1. Public Streets, Roads, and Highways O&M
   2. Rural Public Works O&M
   3. Storm Drain O&M
   4. Water Utility O&M
   5. Corp Yard O&M
E. New Development Planning Procedures
F. Construction Inspection
G. Public Information and Participation
   - General Outreach
   - Targeted Outreach
   - Educational Programs
   - Citizen Participation
H. Pesticide Management Activities

I. Mercury Pollution Prevention Activities
J. Copper Action Plan/Nickel Action Plan
K. Trash Inventory and Management
L. Water Quality Monitoring
M. Staff Training Summary Table
N. Watershed Management Activities
O. PCB Plan Development
P. Watershed Measures: Sediment Impairment Studies
Q. Storm Water Permit Renewal Activities

No responses were required to the Regional Board's comments provided in July 2007 on the FY 05-06 annual report submitted by the City.

A summary of the City of Sunnyvale's Urban Runoff Program highlights and accomplishments are described below:

1) A significant amount of staff time and effort continues on efforts to implement the C.3 provisions of the permit for applicable projects (i.e., those that add or replace 10,000 square feet or more of impervious area), construction inspection, and beginning implementation of post-construction inspections as projects are completed. The first projects approved under the C.3 requirements are complete or are nearing completion, so only a few have undergone post-construction inspections. Reports on those projects inspected are included in this report.

2) The City revised its Storm Water BMP Guidance Manual to include the Applicable Project definitions, HMP applicability area maps, and Storm Water Management Plan guidance for applicants and 3rd party certifiers. It was reviewed and signed by the Directors of Public Works and Community Development as the primary C.3 - BMP guidance document for the City. In addition, staff solicited updated information for the Qualified Consultants list to review and provide 3rd-party certification of Storm Water Management Plans (SWMP) submitted by projects that must meet applicable requirements under the C.3 provision. After a careful review of their qualifications and their attendance at a training session on the City's project approval process and requirements provided by staff, consulting firms were added to the revised list of Qualified Consultants.

3. To help reduce impacts to storm water from vehicle washing activities, the City purchased two "Sudsafe" car wash kits that can be loaned to groups or organizations holding charity car washes. The kits are designed to block storm drain inlets and provide a sump pump to transfer collected vehicle wash water to discharge in landscaped areas. Publicity regarding the availability has been good, and public awareness about the kit's availability is increasing. Staff are also able to provide outreach to the groups borrowing the kits about water pollution prevention.

4) The PI/P Program continued with its effective outreach to local residents at the Sunnyvale Farmer's Market, school presentations, neighborhood and corporate fairs, pancake breakfasts,

and many other community events, providing a good venue for distribution of literature and 1:1 discussions with residents on the importance of and ways to prevent storm water pollution. Descriptions of these activities and their effectiveness are included in Attachment G.

5) With the assistance of a community volunteer, staff was able to complete two assessments (winter and spring) of sites in Sunnyvale East and West Channels and Stevens Creek using the Urban Rapid Trash Assessment methodology developed by SCVURPPP (based on the Regional Boards Rapid Trash Assessment model). Eighteen sites were inspected using the *Keep America Beautiful* methodology were inspected once this past year. Some sites were dropped from previous year's "hot-spot" list, as no litter problems had been observed for several years.

Additionally, City staff continued to coordinate with the neighboring cities of Mountain View, Cupertino, West Valley communities, the Santa Clara County, the Santa Clara Valley Water District and volunteers from the Steven/Permanente Creek Watershed Council to assess five sites along Stevens Creek. Results of these efforts are discussed in Attachment K.

Thank you for your review of this Annual Report. We look forward to receiving any comments you may have. If you have any questions regarding the materials submitted, please contact Kristy McCumby Hyland at (408) 730-7274.

Sincerely,

Lorrie B. Gervin, P.E.
Environmental Division Manager

Enclosure:
Attachments A-Q: City of Sunnyvale, Urban Runoff Pollution Prevention Program FY 06-07 Annual Report

039792

City of Sunnyvale
Urban Runoff Pollution Prevention Program

FY 06-07
Annual Report

Acronyms and Abbreviations Used – FY O6-07 Annual Report

AC	Acres
BASMAA	Bay Area Storm Water Management Agencies Association
BMP	Best Management Practice(s)
CAP	Copper Action Plan
CDD	Community Development Department
CEQA	California Environmental Quality Act
CESQG	Conditionally Exempt Small Quantity Generator
CEU	Continuing Education Unit
CI	Construction Inspection
CIP	Capital Improvement Project
COA	Condition of Approval
COS	Communications and Outreach Subgroup (WMI)
DSP	Downtown Specific Plan
Env. Spec.	Environmental Specialist
EOA	Eisenberg, Olivieri, and Associates
EPP policy	Environmentally Preferable Procurement policy
FS	Field Services
FSE	Food Service Establishment
FOG	Fats, Oils, and Grease
FY	Fiscal Year
GIS	Geographic Information Systems
Hg	Mercury
HHW	Household Hazardous Waste
HMP	Hydromodification Management Plan
HW policy	Hazardous Waste policy
ICD	Industrial Commercial Discharge
ICID	Illegal Connection, Illicit Discharge
IPM	Integrated Pest Management
KAB	Keep America Beautiful
Lab/Pretreat. Mgr	Laboratory/Pretreatment Manager
LUS	Land Use Subgroup (WMI)
LUTE	Land Use and Transportation Element (General Plan)
MEP	Maximum Extent Practicable
Mnt. Sup.	Maintenance Supervisor
MPW	Minimum Paved Width
NAP	Nickel Action Plan
NPDES	National Pollutant Discharge Elimination System
O & M	Operation & Maintenance
OP pesticides	Organo-Phosphate pesticides
OWOW	Our Water Our World (campaign)
Parks and Rec.	Parks and Recreation Department
PCB	Poly-Chlorinated Biphenyl
PI/P	Public Information and Participation
PSA	Public Service Announcement
PW	Public Works
ROW	Right of Way
RWQCB	Regional Water Quality Control Board
s.f. or sq. ft.	square feet

Acronyms and Abbreviations Used – FY O4-05 Annual Report (Continued)

SCBWMI or WMI	Santa Clara Basin Watershed Management Initiative
SCVURPPP	Santa Clara Valley Urban Runoff Pollution Prevention Program
SCVWD	Santa Clara Valley Water District
SMC	Sunnyvale Municipal Code
SOP	Standard Operating Procedure
SPAG	Stewardship Planning Advisory Group (WMI)
SV	Sunnyvale
SWID	Stormwater Infiltration Device
SWMP	Stormwater Management Plan
SWPPP	Stormwater Pollution Prevention Plan
URMP	Urban Runoff Management Plan
WAG	Wetlands Advisory Group (WMI)
WAMS	Watershed Assessment and Monitoring Subgroup (WMI)
WEO	Watershed Education and Outreach
wkplan	workplan
WUPPP	Water Utility Pollution Prevention Plan

City of Sunnyvale

FY 06 - 07 Annual Report

Attachment A

Certification Statement

City of Sunnyvale
FY 2006-2007 ANNUAL REPORT
ATTACHMENT A

Certification Statement

"I certify, under penalty of law, that this document and all attachments were prepared under my direction or supervision in accordance with a system designed to ensure that qualified personnel properly gather and evaluate the information submitted. Based on my inquiry of the person or persons who manage the system, or those persons directly responsible for gathering the information, the information submitted, is, to the best of my knowledge and belief, true, accurate, and complete. I am aware that there are significant penalties for submitting false information, including the possibility of fine and imprisonment for knowing violations."

Signature by Duly Authorized Representative:

Marvin A. Rose 8/15/07

Marvin A. Rose
Director of Public Works

Date

City of Sunnyvale

FY 06 - 07 Annual Report

Attachment B

IC/ID Elimination Activities

Santa Clara Valley Urban Runoff Pollution Prevention Program
FY 2006-2007 Annual Report
Attachment B
Municipality: Sunnyvale

P.S. Id.	Activity	CI Item Source[1]	FY 06-07 Tasks	Status / Comments	Due Date (mo/yr)	Responsible Party
	Illicit Connection & Illegal Dumping Elimination Activities					
	Effectiveness Evaluation of Enhanced Illicit Connection/Illegal Discharge (ICID) Reporting	Permit Prov. c.6.a.ii	Evaluate results recorded on the IC/ID standard reporting form for Type of Incident and Source of Incident. Use this information to identify new or improve current public outreach efforts in problem areas that are identified. Continue to collect data for enhanced IC/ID reporting. Report results in the Annual Report.	• The Pretreatment Program continues to review and discuss ICID reports on a monthly basis upon receipt and during staff tailgate meetings. The reports are reviewed to identify trends and areas that require public outreach or enforcement. • ICID reports indicate a continued decrease in the number of sanitary spills or leaks, with only two in FY 06/07. The decrease was first observed during FY 05/06 and can be attributed to the continued education and outreach to food service establishments (FSEs) and from the City Sewer Department continuing with a focused line stoppage preventive maintenance program. • The Pretreatment Program has continued its Sanitary Sewer Overflow (SSO) project that provides public outreach regarding grease disposal from high density residential areas. • The majority of ICIDs reported this year are from residential sources. Increased coordination with Public Outreach will be a focus on ways to communicate home improvement / construction BMPs to residents to avoid illegal discharges from these sources	Annually Report 09/07	Dave Grabiec, Laboratory/Pretreatment Mgr.

[1] Place where continuous improvement item is identified: e.g. Urban Runoff Management Plan (URMP); **WP 06-07** (last year's Sunnyvale work plan); **Permit Provision** from Order No. 01-024 and Revised Order No. 01-119; Program Work Plan (**PWP**) task number submitted to the Regional Board and identified for inclusion into co-permitees in work plans; or **Program** (task approved by the Management Committee for all co-permittees). The **P.S. Id.** column refers to the specific performance standard in the Sunnyvale URMP.

Santa Clara Valley Urban Runoff Pollution Prevention Program
FY 2006-2007 Annual Report
Attachment B
Municipality: Sunnyvale

P.S. Id.	Activity	CI Item Source[1]	FY 06-07 Tasks	Status / Comments	Due Date (mo/yr)	Responsible Party
ICID-3a	Annual Training	URMP	Continue annual training for staff regarding IC/ID storm water inspection procedures, enhanced reporting requirements for ICID incidents, effectiveness evaluation and public outreach.	Pretreatment Program staff continues to receive training based on the availability of formal training events, trends noted from ICID reports, and database updates. • Pre-construction storm water treatment BMPs and storm water updates, permitting, and enforcement training has been completed by Pretreatment Program staff. FOG program and control classes were also attended. • See Attachment M for other staff training received.	Annually Report 09/07	Dave Grabiec, Laboratory/Pretreatment Mgr.
ICID-3.b	Restaurant IC/ID Reporting	URMP	Continue to study the effectiveness of Restaurant BMP materials. Note problem practices observed. Follow up with appropriate changes to educational materials and/or enforcement actions, as needed.	• Food Service Employees (FSE) continue to respond favorably to BMP information and poster BMPs provided in multiple languages (English, Spanish, Mandarin, Vietnamese, and Korean). • Familiarity with grease interceptors by FSE has further reduced problems.	Annually Report 09/07	Dave Grabiec, Laboratory/Pretreatment Mgr.
ICID-5a	Effectiveness Evaluation	URMP	Evaluate customer service/ responses to incidents/complaints. Determine effectiveness of program and suggestions for improvement through customer interviews and reviews of responses.	• All incidents of customer complaints were responded to within two business days of the complaint. An immediate response is the desired goal and typically happens if the ICID event is believed to be in progress. • The Pretreatment Program has received positive feedback from external customers when a follow-up call was made to the caller regarding the Program's response to the complaint. • Timely responses to ICID incidents by Pretreatment Program Industrial Waste Inspectors have been recognized by Public Works Divisions.	Annually Report 09/07	Dave Grabiec, Laboratory/Pretreatment Mgr.

P.S. Id.	Activity	CI Item Source[1]	FY 06-07 Tasks	Status / Comments	Due Date (mo/yr)	Responsible Party
Illicit Connection & Illegal Dumping Elimination Activities (cont.)						
ICID-5b	Performance Standard revision	URMP	Review the IC/ID Performance Standards with staff. Draft new performance standards, as necessary, to meet the needs identified in the effectiveness evaluation of the enhanced IC/ID program. Implement changes, as needed.	• The current ICID Performance Standards appear reasonable and attainable with staff, given that the amount of staffing and other related resources remains relatively equal. • Periodic review of the Standards will occur to ensure they are being met. • The Program has met all Performance Standards submitted in the latest Sunnyvale URMP revision dated September 1, 2005.	Annually Report 09/07	Dave Grabiec, Laboratory/Pretreatment Mgr.

2) Reporting Data (See Enhanced Reporting Tables for IC/ID Incidents in Attachment C, Appendix 1.)

- ***Number of incidents:***

Twenty-six separate incidents were reported to the Pretreatment Program in FY 06-07; which is approximately a 14 % decrease from the number of separate incidents reported in FY 05-06 (30).

- ***Types of pollutants and pollutant sources:***

The majority (50%) of the sources of the incidents were from residential sites (13). Smaller numbers of incidents came from commercial (5), food facilities (3), and industrial facilities (2), and (3) "other" sources...

Of the incidents reported from residential pollutant sources, discharges from pools / spa / fountains (2) declined from the previous year's count of 6. Vehicle maintenance related issues (3), and paint discharge (3), were the pollutants found with the highest incidences. The number of incidents reported in FY 06-07 from residential pollutant sources (13), is less than the number reported in FY 06-06 (17), which is consistent with a three year decline in the number of residential source incidents.

Of the incidents reported from commercial, food facilities, "other", and industrial facilities pollutant sources, ten pollutants were identified including Dumpster Discharge, Paint, Saw Cutting Slurry, Sanitary Spill, Dumping, Hazardous, Misc. Incident, Vehicle Washing, Surface Cleaning, Vehicle and Equipment Leaking, and Oil and Grease.

- ***General locations (certain industrial areas or neighborhoods where incidents occurred or were incidents randomly spread out?)***

Most incidents were randomly spread out through the City, with no clusters identified from the data.

- ***Number of incidents reported by citizens or employees:***

Seven incidents were reported by citizens. Fourteen incidents were reported by interdepartmental employees. One incident was found by an inspector. Four incidents were reported by "other" or "other agency".

Follow-up actions:

- ***Number of investigations:***

Eighteen incidents where the discharge required a correction be made were followed-up with an inspection to ensure compliance. Eight of the incidents were either resolved onsite or did not require follow-up.

- ***Which enforcement actions were taken and to what level?***

Eight Warning Notices were issued. Ten Verbal Notices were given. Eight incidents required no enforcement actions, as the violations were either not found or were corrected on site. Half of the verbal notices were issued to residential and commercial facilities regarding the owners or contractors working at a site not following the City's BMPs. All of the contacts received appropriate outreach BMPs.
No notices of violation were issued in FY 06-07.

3) Response to Regional Board Comments on ICID section of FY 05-06 Annual Report.

No comments were received on this section.

4) Evaluation of ICID Program in FY 06-07:

How well did ICID program work?

Santa Clara Valley Urban Runoff Pollution Prevention Program
FY 2006-2007 Annual Report
Attachment B
Municipality: Sunnyvale

The ICID Program in Sunnyvale continues to exceed expectations based on the performance standard requirement for ICID response time. The number of overall incidents decreased from the previous year, while the reporting of those incidents from within interdepartmental sources has increased significantly. This indicates a greater awareness of City staff, with more people watching out for potential ICIDs, which at the same time are becoming less frequent.

What caused the most trouble?
ICID events occurring at residences appeared to offer a continuing challenge. Because the response and education for residential ICID events typically occurs after the fact, an increased awareness is needed for the general population in order to prevent ICIDs from occurring.

Is there a particular geographical area that causes the most problems?
Most incidents were randomly spread out through the City, with no clusters identified from the data.

Are problems getting better or worse?
The related problems are being reduced. Improved coordination with the Public Works Field Services, Street Maintenance and Sewer Maintenance Divisions, improved public outreach efforts, and more stewardship devoted to the inspector's areas are becoming solutions to previous challenges.

Describe some potential causes:
An increased awareness throughout the City through educational pieces written and communicated through a variety of media has resulted in increased reporting from these sources. An increased presence at Food Service Facilities by inspectors has resulted in increased compliance by the facilities. Language barriers continue to hamper educational efforts, most specifically for residential sources, which include contractors working in residential areas.

What, if anything will we do differently in the next FY?
The Pretreatment Program will continue with Food Service Facility inspections at increased frequencies. During these inspections, the managers / owners will be educated on proper grease interceptor maintenance and functionality. Hands-on demonstrations with grease removal devices has proven very effective in educating FSE staff in proper operation and maintenance of these devices, and is resulting in decreased incidences of restaurant source ICIDs. In addition, inspections for Automotive Facilities will be increased. Pretreatment staff will work with Public Outreach to continue and improve education for residential sources, focusing on home improvement and home construction pollutant sources.

City of Sunnyvale

FY 06 - 07 Annual Report

Attachment C

Industrial/Commercial Discharger Control Program

Santa Clara Valley Urban Runoff Pollution Prevention Program
FY 2006-2007 Annual Report
Attachment C
Municipality: Sunnyvale

P.S. Id.	Activity	CI Item Source	FY 06-07 Tasks	Status / Comments	Due Date (mo/yr)	Responsible Party
Industrial/Commercial Discharger Control Programs						
ICD-7.a	Annual Training	URMP	Continue annual training for staff regarding industrial/commercial storm water inspection procedures, enhanced reporting requirements for ICD inspections, effectiveness evaluation and public outreach.	Pretreatment staff attended some storm water sessions of the Annual CWEA P3S Conference. Pretreatment staff attended several SCVURPPP training sessions regarding storm water requirements for new and redevelopment projects. Pretreatment Program supervisors continue to evaluate IC/ID and IND reports and database information to identify training needs. See Attachment M for specific training completed by City personnel.	Annually Report 09/07	Dave Grabiec, Laboratory/Pretreatment Mgr.
	Enhanced Industrial/Commercial Discharger (ICD) Reporting	Permit Prov. C.6.a.i	Collect data for enhanced ICD reporting. Discuss results of enhanced reporting with staff. Coordinate with interdepartmental divisions to perform preventative maintenance and education to eliminate sanitary sewer overflows (SSOs).	• Enhanced reporting data was submitted to the SCVURPPP. See Appendix 1 of this attachment for IND report information. • IND report information is discussed at weekly tailgate meetings to assess outreach or enforcement needed and program effectiveness.	Annually Report 09/07	Dave Grabiec, Laboratory/Pretreatment Mgr.

2) Reporting Data

- ***Number of inspections conducted, grouped by category of industry/commercial business:***

Automotive	Construction/ Building	Dry Cleaner	Electric/ Electr. Components	Food Service	Machine Shop	Cleaning Services	Other	**Total**
108	2	0	3	252	6	0	122	**493**

See Attachment C, Appendix 1 (pages 25 A-F) for IND inspection summary report from the Program.

How many problems were found during *inspections?*
Of the 493 inspections completed, there were 20 (Level 1) verbal notices given, 5 written Warning Notices, and 4 written Notices of Violation.

Santa Clara Valley Urban Runoff Pollution Prevention Program
FY 2006-2007 Annual Report
Attachment C
Municipality: Sunnyvale

***Describe the kinds of problems found*:**
Twenty-nine storm water violations were found through regular inspections of industrial and commercial facilities for FY 06/07. Eleven violations were found at automotive facilities, 1 at a Construction / Building company, 3 violations for commercials categorized as "other", and 14 at food service facilities. The automotive facility violations included BMP violations such as car washing rinse water potentially or actually reaching the stormdrain, or small spills of fluids. The food service violations were typical restaurant problems such as improper disposal of mop water to the parking lot or stormdrain, leaking or uncovered tallow or trash bins, and mat rinsing outside, and in one case, an overflowing interceptor.

Numbers of inspections that were the result of citizen complaints or employee tips?
None

How many of the problems received follow up actions?
All of the violations received a follow up inspection within 30 days to verify compliance. All of the violations that received warning notices or notices of violation were corrected within the time frame of 30 days. Facilities with known repetitive problems receive drive by inspections at greater frequency to check on storm water compliance.

Describe enforcement actions that occurred and at what level:
There were no enforcement actions taken beyond the written notices of violation this year. Twenty verbal notices were given, and 5 written warning notices and 4 notices of violation were given. The written notices were given to facilities where an actual discharge to the stormdrain was observed. Verbal notices were given in cases where a potential discharge to the stormdrain was observed.

Were enforcement actions spread evenly throughout the categories or were they focused in certain areas?
Enforcement actions were given mostly in the food service and automotive categories. This is consistent with past data and trends within the City. The higher number of violations found at restaurants and automotives has both to do with higher turnover, and the number of inspections completed. Restaurants and automotives are inspected more frequently, and there are more of them; therefore a higher number of violations observed are to be expected.

How many problems were resolved?
All problems were resolved within 30 days.

Santa Clara Valley Urban Runoff Pollution Prevention Program
FY 2006-2007 Annual Report
Attachment C
Municipality: Sunnyvale

3) Response to Regional Board Comments on ICID section of FY 05-06 Annual Report.
No comments were received on this section.

4) Evaluation of IND Program in FY 06-07: ***Provide comments/bullets in the following areas:***

Where were the most violations found?
Most violations were found either in car wash areas of automotive facilities, or in trash enclosure / grease interceptor / tallow areas for restaurants.

Is there a particular location or industry that is troublesome?
There was no single location or industry that was troublesome. Automotive and food service facilities in general were recorded as having most of the violations. There was no specific geographical area within the City where more problems were noted.

Are things getting better or worse?
Based on the data, storm water violations were up 2% from last year for industrial / commercial facilities. The increase in violations is primarily in the automotive category. The percentage of compliant food service facilities is basically unchanged from last year.

What are potential causes for the improvement or the problems?
Over the last four years, the Pretreatment Program has been inspecting restaurants on an annual basis as part of the Fats / Oil / and Grease Control Program. These inspections include storm water inspections and outreach as well as Pretreatment inspections. The increased visibility and the increased outreach materials distributed could both be contributing to more compliant facilities. The Program has been distributing outreach materials in more languages, including Chinese, Korean, Spanish and English. The facility owners seem to appreciate the improved communications. Frequent turnover continues to be a challenge in maintaining compliance with food service facilities. The Pretreatment Program will explore more efficient ways to identify new restaurants and / or new owners of existing restaurants to communicate relevant regulations and education to those facilities.

The number of automotive facilities inspected this year compared to last increased approximately 50%. The increased number of inspections performed in this category could lead to an increased number of violations found.

Are the enforcement actions effective? Why or why not?

Santa Clara Valley Urban Runoff Pollution Prevention Program
FY 2006-2007 Annual Report
Attachment C
Municipality: Sunnyvale

The Pretreatment Program has been successful with obtaining compliance using enforcement actions consistent with out Enforcement Response Plan. In all cases, for FY 06/07, these enforcement actions for storm water violations did not escalate beyond a written Notice of Violation. The focus of the Pretreatment Program has been to build a professional respectable relationship with the commercial businesses by promoting partnerships and an understanding of all aspects of storm water and water quality protection. This relationship has been achieved through personal communications, outreach efforts, and the local storm water ordinance. The Storm Water Ordinance also contributes to the effectiveness of enforcement actions, in that all actions are backed up with specific sections of the ordinance pertaining to the violation(s), and applicable penalties that could be levied.

What will we do differently next year?

The Pretreatment Program will focus outreach efforts on the areas that were identified as having enforcement activities and to look at trends that will help facilitate future public outreach efforts. The Program continues to explore Restaurant BMPs in other languages for possible outreach as they have proven effective in the languages available in the past. In addition, the Pretreatment Program will continue to explore opportunities to communicate with other City Departments such as the Public Works, Field Services Division including Street and Sewer Maintenance and the Trees and Landscape Division. Communications with these divisions of Public Works leads to increased awareness of storm water issues, and could lead to increased inspections by the Pretreatment Program resulting from identification of potential problems from other Divisions.

What priority industries or industrial/commercial zones will be targeted for next year?

The Pretreatment Program will focus the majority of their effort on the automotive and food service facilities. The Pretreatment Program will look into developing or obtaining updated BMP outreach material for Automotive Facilities, as these have not been updated in several years. In addition, commercial zones that have high density residential complexes will be targeted for inspections and outreach pertaining to sanitary sewer spills, blockages, and car wash areas.

City of Sunnyvale

FY 06 - 07 Annual Report

Attachment C

Industrial/Commercial Discharger Control Program

Appendix 1
IND/ICID Reporting Tables

City of Sunnyvale Industrial / Commercial Inspections FY 06/07

CompanyName	Category	Subcategory	InspectionDate	EnforcementStor
Fujitsu	Food Service	Cafeteria	7/10/2006	None
Villa Verde Apartments	Other	None	7/17/2006	None
Jamba Juice #391	Food Service	Eating/Drinking	7/17/2006	None
Subway Sandwiches #5834	Food Service	Eating/Drinking	7/17/2006	None
Fernmar Studios	Other	None	7/18/2006	None
Parkwest Apartments	Other	None	7/18/2006	None
Borders Books #473	Food Service	Eating/Drinking	7/17/2006	None
Starbucks Coffee #5981	Food Service	Eating/Drinking	7/17/2006	None
Sun Ridge Apartments	Other	None	7/17/2006	None
Pho Vy	Food Service	Eating/Drinking	7/18/2006	None
Kentucky Fried Chicken #159	Food Service	Eating/Drinking	7/19/2006	None
Daily Donuts	Food Service	Eating/Drinking	7/19/2006	None
Gourmet Ice Cream	Food Service	Eating/Drinking	7/19/2006	None
Lookout Inn Restaurant, Inc.	Food Service	Eating/Drinking	7/20/2006	None
Round Table Pizza #713	Food Service	Eating/Drinking	7/20/2006	None
Sushi Club	Food Service	Eating/Drinking	7/20/2006	None
Cherry Blossom Apartments	Other	None	7/24/2006	None
Miramar Plaza Apartments	Other	None	7/25/2006	None
Mc Donald's #6867	Food Service	Eating/Drinking	7/24/2006	None
Baja Fresh Mexican Grill	Food Service	Eating/Drinking	7/24/2006	None
Trellis Square Apartments	Other	None	7/27/2006	None
Pizza Hut #011668	Food Service	Eating/Drinking	7/21/2006	None
Bldg. M-12 DECA Commissary	Food Service	Deli	7/25/2006	None
Bldg. M-596 McDonald's #7488	Food Service	Eating/Drinking	7/25/2006	None
Stand	Food Service	Eating/Drinking	7/25/2006	None
Robbins	Food Service	Eating/Drinking	7/25/2006	None
Resurrection School & Church	Food Service	Cafeteria	7/27/2006	None
St. Cyprian's Church and School	Food Service	Cafeteria	7/27/2006	None
Sunnyvale Elks Lodge	Food Service	Eating/Drinking	7/21/2006	None
Tacos Jalapa	Food Service	Eating/Drinking	7/21/2006	None
MEADOWS MANUFACTURING	Other	Fabrication	7/28/2006	None
Olive Tree Apartments	Other	None	8/14/2006	None
Advani, Prakash S. D.D.S.	Other	None	7/11/2006	None
Cambria Apartments	Other	None	8/16/2006	None
St. Francis Arms	Other	None	8/31/2006	None
GARCIA'S TAQUERIA	Food Service	Eating/Drinking	8/30/2006	None
Hot Breads	Food Service	Eating/Drinking	8/30/2006	None
K & L American Favorite Diner	Food Service	Eating/Drinking	8/23/2006	None
Banjara Indian Cuisine	Food Service	Eating/Drinking	8/23/2006	None
Carroll Inn Apartments	Other	None	8/23/2006	None
Restaurant	Food Service	Eating/Drinking	9/6/2006	None
Famous Food Restaurant	Food Service	Eating/Drinking	9/7/2006	None
Little Michoacan	Food Service	Eating/Drinking	9/5/2006	None
NEW ORIENT CHINESE FOOD	Food Service	Eating/Drinking	9/5/2006	None
MURPHY'S LAW	Food Service	Bar	9/5/2006	None
California Buffet	Food Service	Eating/Drinking	7/24/2006	None
OEPIC, INC.	Other	Categorical	8/9/2006	None

JSR MICROELECTRONICS	Other	NonCategorical	8/29/2006	None
INFINERA	Other	Categorical	8/7/2006	None
INC.	Other	Categorical	8/23/2006	None
INC.	Other	Categorical	8/15/2006	None
COFFEE & MORE	Food Service	Deli	9/12/2006	None
DEL MONTE RESTAURANT	Food Service	Eating/Drinking	9/12/2006	None
BUILDING	Food Service	Eating/Drinking	9/12/2006	None
Scruffy Murphy's	Food Service	Eating/Drinking	9/13/2006	None
Taverna Bistro	Food Service	Eating/Drinking	9/13/2006	None
MERCADO LA TORRE INC	Food Service	Eating/Drinking	9/14/2006	Verbal Notice
Lucky Shots Billards	Food Service	Bar	9/14/2006	None
Inc.	Other	Devel.	9/13/2006	None
TSUNAMI GRILL	Food Service	Eating/Drinking	9/13/2006	None
INC	Food Service	Deli	9/25/2006	Verbal Notice
Katana	Food Service	Eating/Drinking	9/25/2006	None
CHAAT HOUSE	Food Service	Eating/Drinking	9/26/2006	Verbal Notice
Safeway	Food Service	Cafeteria	9/26/2006	Verbal Notice
Spoons	Food Service	Eating/Drinking	9/18/2006	None
BayArea StoneWorks Inc.	Other	None	10/5/2006	Warning Notice
TEAM ZANKER	Other	NonCategorical	10/5/2006	None
CENTER	Automotive	Repair	10/10/2006	None
Island Auto Body	Automotive	Repair	10/18/2006	None
PEBBLE ROPPONGI	Food Service	Bar	10/20/2006	None
Blue Bonnet Sports Bar	Food Service	Bar	10/20/2006	None
Pacific Inn of Sunnyvale	Food Service	Eating/Drinking	10/20/2006	None
Sakura Sushi	Food Service	Eating/Drinking	10/19/2006	None
Chef Yu	Food Service	Eating/Drinking	10/19/2006	None
Kam Pai	Food Service	Eating/Drinking	10/11/2006	None
Great Vegi Land	Food Service	Eating/Drinking	10/11/2006	None
IN-N-OUT BURGER	Food Service	Eating/Drinking	10/10/2006	None
SUBWAY	Food Service	Deli	10/10/2006	None
Annapoorna	Food Service	Eating/Drinking	10/10/2006	Verbal Notice
Crazy Buffet	Food Service	Eating/Drinking	10/24/2006	Warning Notice
Blueshift Biotechnologies	Other	None	10/25/2006	None
Avantis Medical Systems	Other	Medical	10/26/2006	None
Quiet Solutions	Building	Retail	11/2/2006	Verbal Notice
ELECTRONICS	Electrical Electronic	Assembly and Test	11/7/2006	None
New Video House	Other	None	11/7/2006	None
Planet Granite	Other	None	11/7/2006	None
ENDEVCO CORPORATION	Other	Categorical	10/31/2006	None
WESTAK	Other	Categorical	10/19/2006	None
INC)	Other	Categorical	10/19/2006	None
Kifer Park Dental	Other	Hg waste only	11/8/2006	None
iL Postale	Food Service	Eating/Drinking	11/8/2006	Verbal Notice
Las Islitas Taqueria	Food Service	Eating/Drinking	11/7/2006	Verbal Notice
Swan Deli Bakery	Food Service	Deli	11/9/2006	None
My Dental Care	Other	Hg and Ag waste	11/9/2006	None
Modern Mufflers	Automotive	Repair	11/14/2006	None
SSC Dental	Other	Hg waste only	11/14/2006	None

House of Falafel	Food Service	Eating/Drinking	11/15/2006	None
Fujitsu	Food Service	Cafeteria	11/16/2006	None
Vigobyte International	Other	Chemical Storage	9/29/2006	None
UNITED PARCEL SERVICE	Automotive	Repair	11/29/2006	None
FEDERAL EXPRESS	Automotive	Repair	11/29/2006	None
Space Place	Food Service	Cafeteria	10/27/2006	None
A & H AUTO WRECKER	Automotive	Repair	11/30/2006	None
Tobie Tyler Restaurant and Bar	Food Service	Eating/Drinking	12/4/2006	Verbal Notice
BERKELEY FARMS	Automotive	Fleet	12/15/2006	None
JAMBA JUICE	Food Service	Deli	12/27/2006	None
THE FRENCH QUARTER	Food Service	Eating/Drinking	12/26/2006	None
Joslin's Café	Food Service	Eating/Drinking	12/26/2006	None
ATTARI FOOD & DELI	Food Service	Deli	12/27/2006	None
Dionex Corporation Building 1	Other	Categorical	12/7/2006	None
Dionex Corporation Building 1	Other	Categorical	12/15/2006	None
KIT KAT CLUB	Food Service	Eating/Drinking	1/4/2007	None
Club La Ronda	Food Service	Eating/Drinking	1/4/2007	None
Candid Club	Food Service	Bar	1/4/2007	None
A5tek Corp	Other	None	11/21/2006	None
Amir Technology Labs	Other	None	11/21/2006	None
Arcadyan	Other	None	11/21/2006	None
Cermetek Microelectronics	Other	None	11/21/2006	None
CloudShield	Other	None	7/22/2006	None
ENSIM	Other	None	11/21/2006	None
Future Dial	Other	None	11/22/2006	None
GMRI	Other	None	11/23/2006	None
Liquid Engines	Other	None	11/22/2006	None
(INTERNATIONAL SERVICE	Other	None	11/22/2006	None
Paragon Technical	Other	None	11/22/2006	None
Precision Measurements Inc.	Other	None	11/22/2006	None
Simco Electronics	Other	None	11/22/2006	None
La Copa de Sunnyvale	Food Service	Bar	1/3/2007	None
OASIS	Food Service	Bar	1/3/2007	None
PATIO, The	Food Service	Eating/Drinking	1/3/2007	None
Beryl's Place	Food Service	Bar	1/12/2007	None
Bogarts	Food Service	Bar	1/12/2007	None
CAM HUNG	Food Service	Deli	1/12/2007	None
SUBWAY	Food Service	Eating/Drinking	1/12/2007	None
Castlemont Arms Apartments	Other	None	8/1/2006	None
The Viscount Apartments	Other	None	8/1/2006	None
Castlemont Garden Apartments	Other	None	8/2/2006	None
Plaza Studio Apartments	Other	None	8/3/2006	None
Pho Vy	Food Service	Eating/Drinking	1/26/2007	None
House of Kabobs	Food Service	Eating/Drinking	1/30/2007	None
Dish Dash	Food Service	Eating/Drinking	1/30/2007	None
Siam Taste	Food Service	Eating/Drinking	1/30/2007	Verbal Notice
Pasta Market	Food Service	Eating/Drinking	1/3/2007	None
Arby's	Food Service	Eating/Drinking	2/8/2007	None
Sunnyvale Smog Center	Automotive	Repair	2/13/2007	None

Griffin Upholstery	Automotive	Repair	2/13/2007	None
Paredes Autoworks	Automotive	Repair	2/14/2007	None
WestMed	Other	None	3/1/2007	Warning Notice
Grand Indian Buffet	Food Service	Eating/Drinking	3/5/2007	None
Tiffins	Food Service	Eating/Drinking	3/5/2007	None
Quarter Note Bar and Grill	Food Service	Bar	3/5/2007	None
Coco's Family Restaurant	Food Service	Eating/Drinking	3/8/2007	None
Run 'em Ragged/ A Dog's Life	Other	None	3/8/2007	Verbal Notice
COLD STONE CREAMERY	Food Service	Eating/Drinking	3/6/2007	None
Spansion LLC	Other	Categorical	1/18/2007	None
St. Martin School	Food Service	Eating/Drinking	3/6/2007	None
COSTCO	Food Service	Photoprocessing	3/12/2007	None
American Diner	Food Service	Eating/Drinking	3/6/2007	Violation
SWEET TOMATOES	Food Service	Eating/Drinking	3/12/2007	None
Desi Pizza	Food Service	Eating/Drinking	3/9/2007	None
Carl's Jr.	Food Service	Eating/Drinking	3/13/2007	None
THAI SPOONS	Food Service	Eating/Drinking	3/9/2007	None
The Old Siam	Food Service	Eating/Drinking	3/8/2007	None
Grand Hotel	Food Service	Eating/Drinking	3/13/2007	None
Saravanaa Bhavan	Food Service	Eating/Drinking	3/13/2007	None
TACO BELL #3208	Food Service	Eating/Drinking	3/13/2007	None
PAPA MURPHY'S	Food Service	Eating/Drinking	3/7/2007	None
Lee's Sandwiches	Food Service	Eating/Drinking	3/7/2007	None
La Miche	Food Service	Bakery	3/8/2007	None
FRESH CHOICE	Food Service	Eating/Drinking	3/8/2007	None
BASKIN ROBBINS-311	Food Service	Eating/Drinking	3/7/2007	None
Cuisine	Food Service	Eating/Drinking	3/9/2007	None
Popeyes Chicken and Biscuits	Food Service	Eating/Drinking	3/14/2007	None
Tapioca Express	Food Service	Eating/Drinking	3/14/2007	None
COUNTRY GOURMET	Food Service	Eating/Drinking	3/14/2007	None
ROUND TABLE PIZZA	Food Service	Eating/Drinking	3/15/2007	None
Carl's Jr.	Food Service	Eating/Drinking	3/15/2007	None
Hanamaru	Food Service	Eating/Drinking	3/15/2007	None
Onda Corporation	Electrical Electronic	Devel.	1/22/2007	None
Dominos Pizza	Food Service	Eating/Drinking	3/19/2007	None
Valerio Tropical Bakery	Food Service	Bakery	3/19/2007	None
Perform Transmission	Automotive	Repair	3/19/2007	None
Road Runner Automotive	Automotive	Repair	3/19/2007	Verbal Notice
SUNNYVALE FORD	Automotive	Repair	3/19/2007	None
Sunnyvale Acura	Automotive	Repair	3/19/2007	None
MIDAS	Automotive	Repair	3/19/2007	None
Dastgah Firestone	Automotive	Repair	3/19/2007	None
Dionex Corporation Building 2	Other	Devel.	1/11/2007	None
Dionex Corporation Building 5	Electrical Electronic	Assembly and Test	1/11/2007	None
Excelics Semiconductor	Other	Categorical	3/20/2007	None
OF NCH CORP	Other	NonCategorical	2/8/2007	None
MOLECULAR DEVICES, INC.	Other	Categorical	12/5/2006	None
Dionex Corporation Building 3	Other	Devel.	1/11/2007	None
Dionex Corporation Building 4	Other	None	1/11/2007	None

Bhavika's Chatpat	Food Service	Deli	3/21/2007	None
RADISSON INN	Food Service	Eating/Drinking	3/21/2007	None
KENTUCKY FRIED CHICKEN	Food Service	Eating/Drinking	3/21/2007	None
Cafeteria	Food Service	Cafeteria	1/11/2007	None
Dionex Corporation Building 8	Other	Devel.	1/11/2007	None
Dionex Corporation Building 10	Other	None	1/11/2007	None
Hamburgers #528	Food Service	Eating/Drinking	3/21/2007	None
Ginger Café	Food Service	Eating/Drinking	3/20/2007	None
P.F. Chang's China Bistro #6900	Food Service	Eating/Drinking	3/21/2007	Verbal Notice
Carl's Jr.	Food Service	Eating/Drinking	3/26/2007	None
Masala Oven Indian Cuisine	Food Service	Eating/Drinking	3/28/2007	None
King Salad	Food Service	Eating/Drinking	3/28/2007	None
Sweet Retreat	Food Service	Eating/Drinking	3/28/2007	None
Clubouse Café	Food Service	Eating/Drinking	3/28/2007	None
SAFEWAY INC	Food Service	Bakery	3/28/2007	None
Albertson's Foods #7150	Food Service	Deli	3/27/2007	None
Palm Cafeteria	Food Service	Cafeteria	3/28/2007	None
Senor Jalepeno	Food Service	Eating/Drinking	3/28/2007	None
P.F. Chang's China Bistro #6900	Food Service	Eating/Drinking	3/28/2007	Warning Notice
Pasta Pomodoro	Food Service	Eating/Drinking	3/30/2007	None
Daphne's Greek Café #1073	Food Service	Eating/Drinking	3/30/2007	None
Peet's Coffee and Tea #135	Food Service	Eating/Drinking	3/30/2007	None
Chipolte's #279	Food Service	Eating/Drinking	3/30/2007	None
Quiznos Sub	Food Service	Eating/Drinking	4/2/2007	None
Subway	Food Service	Eating/Drinking	3/30/2007	None
Java Sushi	Food Service	Eating/Drinking	3/30/2007	None
Senzala	Food Service	Eating/Drinking	3/30/2007	None
Starbucks	Food Service	Eating/Drinking	4/20/2007	None
Sarpinos	Food Service	Eating/Drinking	4/2/2007	None
BREAD BASKET DELI	Food Service	Deli	4/2/2007	None
DIAGNOSTICS UNLIMITED	Automotive	Repair	4/2/2007	None
Oil Changers #405	Automotive	Repair	4/2/2007	None
Precision Tune Auto Care	Automotive	Repair	4/2/2007	None
TJ Automotive	Automotive	Repair	4/2/2007	None
AAA Speedy Smog	Automotive	Repair	4/2/2007	None
BDP Machine	Machine Shop	Other Metals	4/3/2007	None
H-SQUARE CORP.	Machine Shop	Other Metals	4/3/2007	None
K & S Precision Machining	Machine Shop	Other Metals	4/3/2007	None
K.B. GOLF MFG., INC.	Machine Shop	Other Metals	4/3/2007	None
WB MANUFACTURING	Machine Shop	Other Metals	4/3/2007	None
West Coast Precision	Machine Shop	Other Metals	4/3/2007	None
Fidelity Investments	Other	None	4/3/2007	None
Cherry Glen Nail and Salon	Other	None	4/3/2007	None
George Hair	Other	None	4/3/2007	None
Union	Other	None	4/3/2007	None
Daniel's B&M Cars	Automotive	Repair	4/3/2007	None
EZ SMOG	Automotive	Parking	4/3/2007	None
Advanced Auto Repair	Automotive	Repair	4/3/2007	None
Hondacraft	Automotive	Repair	4/3/2007	None

The Bay Fish & Chips	Food Service	Eating/Drinking	4/3/2007	None
PHO QUYEN NOODLE HOUSE	Food Service	Eating/Drinking	4/3/2007	None
PHO NAM RESTAURANT	Food Service	Eating/Drinking	4/3/2007	None
P.F. Chang's China Bistro #6900	Food Service	Eating/Drinking	4/4/2007	None
Smoothie King #664	Food Service	Eating/Drinking	4/4/2007	None
PAUL'S ARCO	Automotive	Gas Station	4/4/2007	None
MID Auto Service	Automotive	Repair	4/4/2007	None
LAWRENCE 76	Automotive	Gas Station	4/4/2007	None
J S MOTORS	Automotive	Repair	4/4/2007	None
Valero	Automotive	Gas Station	4/5/2007	None
LAKEWOOD SHELL	Automotive	Gas Station	4/5/2007	None
CHEVRON	Automotive	Gas Station	4/5/2007	None
Sierra Proto Express	Other	None	4/5/2007	None
Sierra Proto Express	Other	None	4/5/2007	None
Smog It Test Center	Automotive	Repair	4/5/2007	None
George's Fuel & Auto Repair	Automotive	Gas Station	4/5/2007	None
A.G. Ferrari Foods	Food Service	Deli	4/2/2007	None
MAACO Auto Body	Automotive	Repair	4/5/2007	None
Anchor Auto Body and Frame	Automotive	Repair	4/9/2007	None
Bavarian Enterprises	Automotive	Repair	4/4/2007	Verbal Notice
BARRON AUTOMOTIVE	Automotive	Repair	3/27/2007	None
COLLISION AUTO REPAIR	Automotive	Repair	3/27/2007	None
TONY & BROS	Automotive	Repair	3/27/2007	None
AL-CON AUTOMOTIVE	Automotive	Repair	3/27/2007	None
DAYTON AUTOMOTIVE	Automotive	Repair	4/4/2007	Verbal Notice
ARIAKE SUSHI	Food Service	Eating/Drinking	4/10/2007	None
MARIE CALLENDER'S	Food Service	Eating/Drinking	4/10/2007	None
TAJ INDIA	Food Service	Eating/Drinking	4/10/2007	None
GOLFLAND USA	Food Service	Deli	4/10/2007	None
Rosedale Medical, Inc.	Other	Devel.	4/10/2007	None
Café	Food Service	Cafeteria	4/2/2007	None
Le's Auto Repair	Automotive	Repair	4/10/2007	None
Las Palmas Grill - City Kabob	Food Service	Eating/Drinking	4/10/2007	None
Cal West Automotive	Automotive	Repair	4/10/2007	None
Yard	Automotive	Fleet	4/11/2007	None
SHELL- Wolfe Auto Service	Automotive	Repair	4/11/2007	None
Repair	Automotive	Repair	4/11/2007	None
Chevron, The Car Spa, Inc.	Automotive	Gas Station	4/11/2007	None
Coin-op Laundromat	Other	None	4/5/2007	None
MADRAS CAFÉ, INC.	Food Service	Eating/Drinking	4/5/2007	None
China Moon Skewer House	Food Service	Eating/Drinking	4/5/2007	None
Rapiscan Systems	Other	None	4/11/2007	None
MagnaChip Semiconductor, Inc.	Other	None	4/11/2007	None
Sun Microsystems, Inc. (SME)	Other	Chemical Storage	4/11/2007	None
Sun Microsystems, Inc. (SME)	Other	Chemical Storage	4/11/2007	None
Rainbow Car Wash and Detail	Automotive	Car Wash	4/12/2007	None
Auto Repair	Automotive	Repair	4/12/2007	None
Don and Jon's Automotive	Automotive	Repair	4/17/2007	None
JC AUTO REPAIR	Automotive	Repair	4/17/2007	None

QUALITY AUTO CENTER	Automotive	Repair	4/17/2007	None
UHAUL	Automotive	Fleet	4/17/2007	None
X Smog, Inc.	Automotive	Repair	4/17/2007	None
Quality Tune Up Shop (#2)	Automotive	Repair	4/17/2007	None
German Motor Specialist	Automotive	Repair	4/12/2007	None
OK Auto Body & Engine Repair	Automotive	Repair	4/12/2007	None
888 Auto Corporation	Automotive	Sales	4/12/2007	None
JAPANESE BEETLE	Automotive	Repair	4/18/2007	None
SHELL	Automotive	Gas Station	4/19/2007	None
EL POLLO LOCO	Food Service	Eating/Drinking	4/12/2007	None
Da-Les Auto Body	Automotive	Repair	4/12/2007	Violation
Da-Les Auto Body	Automotive	Repair	4/16/2007	Violation
Dairy Belle Freeze #17	Food Service	Eating/Drinking	4/19/2007	None
Dairy Belle Freeze #29	Food Service	Eating/Drinking	4/19/2007	None
Restaurant	Food Service	Eating/Drinking	4/19/2007	None
Café Dolce	Food Service	Eating/Drinking	4/19/2007	None
Oroweat Thrift Store	Automotive	Fleet	4/19/2007	None
Starbucks #2885	Food Service	Eating/Drinking	4/18/2007	None
Jin Mi Restaurant	Food Service	Eating/Drinking	4/18/2007	None
House of Bagels	Food Service	Bakery	4/18/2007	None
Super Burrito	Food Service	Eating/Drinking	4/18/2007	None
Adam's Auto Repair & Towing	Automotive	Repair	4/18/2007	None
Santa Clara Cycle	Automotive	Repair	4/23/2007	None
SUNNYVALE TOWING	Automotive	Fleet	4/24/2007	None
BRIAN AUTO REPAIR	Automotive	Repair	4/30/2007	None
DANNICKS AUTO REPAIR	Automotive	Repair	4/30/2007	None
SERVICE	Automotive	Repair	4/30/2007	None
ECONOMY AUTO REPAIR	Automotive	Repair	4/30/2007	None
E&C Auto Depot / World Muffler	Automotive	Repair	5/1/2007	Warning Notice
Made in Japan/Made in USA	Automotive	Repair	5/1/2007	None
PINE CONE LUMBER	Automotive	Repair	5/1/2007	None
Country Inn and Suites	Food Service	Eating/Drinking	4/26/2007	None
Domino's Pizza	Food Service	Eating/Drinking	4/25/2007	None
McDonald's	Food Service	Eating/Drinking	4/19/2007	None
STARBUCKS COFFEE	Food Service	Eating/Drinking	4/2/2007	None
Jack in the Box	Food Service	Eating/Drinking	4/19/2007	None
ALLEGRIA	Food Service	Bakery	4/18/2007	None
CAFE MELANGE	Food Service	Eating/Drinking	4/18/2007	None
Togo's Eatery	Food Service	Deli	4/18/2007	None
TOGOS	Food Service	Eating/Drinking	4/12/2007	None
Sugar, Butter, Flour	Food Service	Bakery	4/25/2007	None
Pizza Hut	Food Service	Eating/Drinking	4/12/2007	None
Pizza Hut	Food Service	Eating/Drinking	4/13/2007	None
Shin Shin	Food Service	Eating/Drinking	4/12/2007	None
SUNNYVALE VOLKSWAGEN	Automotive	Repair	5/3/2007	None
Synopsys, Inc.	Food Service	Cafeteria	5/3/2007	None
Siteler Wash	Automotive	Car Wash	4/30/2007	None
Aixtron Genus, Inc.	Other	Categorical	4/27/2007	None
Aixtron Genus, Inc.	Other	Categorical	5/3/2007	None

SWEET TOMATOES	Food Service	Eating/Drinking	5/7/2007	None
Metelics Corporation	Other	Categorical	8/4/2006	None
Penguino Treat	Food Service	Eating/Drinking	5/14/2007	None
Car Service	Automotive	Repair	5/10/2007	None
Zuccato's Auto Care	Automotive	Repair	5/10/2007	None
World Oil #50	Automotive	Gas Station	5/10/2007	None
Kuykendall's Auto Body & Frame	Automotive	Repair	5/10/2007	None
Fender's Collision Center	Automotive	Repair	5/10/2007	None
Kaloci & Son	Automotive	Repair	5/10/2007	None
Fremont Shell	Automotive	Gas Station	5/14/2007	None
Enterprise Rent-A-Car	Automotive	Fleet	5/14/2007	None
Scandia Auto Service	Automotive	Repair	5/14/2007	None
Rene Rose	Food Service	Eating/Drinking	5/14/2007	None
Daily Donuts	Food Service	Bakery	5/14/2007	None
J & L Auto Repair	Automotive	Repair	5/14/2007	None
West Coast Auto Body	Automotive	Repair	5/15/2007	Verbal Notice
Shell (Mathilda)	Automotive	Gas Station	5/15/2007	Verbal Notice
Sunnyvale Car Wash (Chevron)	Automotive	Car Wash	5/15/2007	None
Vito's Pizzaria	Food Service	Eating/Drinking	5/15/2007	None
Lion & Compass	Food Service	Eating/Drinking	5/15/2007	None
Mathilda Valero #7669	Automotive	Repair	5/16/2007	None
Sunnyvale Auto Body	Automotive	Repair	5/16/2007	Verbal Notice
Sunnyvale Unocal #2543151	Automotive	Repair	5/16/2007	None
AAMCO Transmission #25036	Automotive	Repair	5/16/2007	None
Marchetti's (Rick) Auto Service	Automotive	Repair	5/15/2007	None
AT & T West Corp Yard	Automotive	Fleet	5/15/2007	None
De La Cruz Deli	Food Service	Eating/Drinking	5/17/2007	None
A-1 Performance	Automotive	Repair	5/17/2007	None
Shell (Mathilda)	Automotive	Gas Station	5/17/2007	None
Auto Champs	Automotive	Repair	5/17/2007	None
Hank Auto Repair	Automotive	Repair	5/17/2007	None
Annapurna Snacks	Food Service	Eating/Drinking	5/22/2007	None
Elko Station Deli	Food Service	Eating/Drinking	5/22/2007	None
MC DONALD'S	Food Service	Eating/Drinking	5/22/2007	None
Subway	Food Service	Deli	5/24/2007	None
Sawa Sushi	Food Service	Eating/Drinking	5/24/2007	None
Sporty's Bikini Bar	Food Service	Bar	5/24/2007	None
U.S. Gas and Repair	Automotive	Gas Station	5/22/2007	Verbal Notice
Sunnyvale Car Wash (Chevron)	Automotive	Car Wash	5/22/2007	Verbal Notice
Repair	Automotive	Repair	5/22/2007	None
#510431956	Automotive	Repair	5/22/2007	None
Sunnyvale Chevrolet	Automotive	Repair	5/22/2007	None
SpeeDee Oil Change & Tune Up	Automotive	Repair	5/22/2007	None
Sunnyvale Auto Body	Automotive	Repair	5/23/2007	None
Club Bahia	Food Service	Bar	5/24/2007	None
China Delite	Food Service	Eating/Drinking	5/24/2007	None
United Rentals	Automotive	Fleet	5/23/2007	None
American European Auto Clinic	Automotive	Repair	5/23/2007	None
RESTAURANT	Food Service	Eating/Drinking	5/30/2007	None

Armenian Gourmet	Food Service	Eating/Drinking	5/30/2007	None
Taco Bell	Food Service	Eating/Drinking	5/30/2007	None
Fujitsu	Food Service	Cafeteria	5/31/2007	None
Tres Potrillos Taqueria	Food Service	Eating/Drinking	5/31/2007	None
Chavez Supermarket	Food Service	Eating/Drinking	5/31/2007	None
Mission City Deli	Food Service	Eating/Drinking	6/1/2007	None
PACIFIC CERAMICS	Other	Categorical	5/16/2007	None
House of Bagels	Food Service	Bakery	6/1/2007	None
TACO BELL	Food Service	Eating/Drinking	6/1/2007	None
Seto Tempura House	Food Service	Eating/Drinking	6/4/2007	None
Chef Young's Restaurant	Food Service	Eating/Drinking	5/29/2007	None
Thanh's Restaurant	Food Service	Eating/Drinking	6/5/2007	None
MAGIC WOK	Food Service	Eating/Drinking	6/5/2007	None
FOOD	Food Service	Eating/Drinking	5/29/2007	None
Pathwork Diagnostics	Other	None	4/20/2007	None
T3Ci	Other	None	4/20/2007	None
4Home Media	Other	None	4/20/2007	None
Kasenna	Other	None	4/20/2007	None
Juniper Networks	Food Service	Cafeteria	5/23/2007	None
Dikram Ekmekji	Other	None	6/6/2007	None
Satellite Bel Sol	Other	None	6/6/2007	None
J & R Motors	Other	None	6/6/2007	None
Assoc.	Other	None	6/6/2007	None
Boojanara Real Estate	Other	None	6/6/2007	None
Yahoo!, Inc.	Food Service	Cafeteria	5/24/2007	None
Safeway	Food Service	Cafeteria	5/23/2007	None
Safeway	Food Service	Cafeteria	5/25/2007	None
Sierra Solar Power	Other	None	6/6/2007	None
Chaat House	Food Service	Eating/Drinking	5/25/2007	None
FAZ RESTAURANT & BAR	Food Service	Eating/Drinking	5/15/2007	None
Vacant	Other	None	6/6/2007	None
Sierra Solar Power	Other	None	6/6/2007	None
Brass Rail	Food Service	Eating/Drinking	5/15/2007	None
Kabul	Food Service	Eating/Drinking	5/30/2007	None
El Cerrito Taqueria	Food Service	Eating/Drinking	5/15/2007	None
Shalimar Restaurant	Food Service	Eating/Drinking	5/25/2007	violation
Pezzella's Villa Napoli	Food Service	Eating/Drinking	5/30/2007	None
NETWORK APPLIANCE	Other	None	4/17/2007	None
Dental Esthetic Laboratory	Other	None	6/6/2007	None
Arise Computer, Inc.	Other	None	6/6/2007	None
A & P Systems	Other	None	6/6/2007	None
Space Machine	Other	None	6/6/2007	None
Westminster	Other	None	6/6/2007	None
Sky Gem	Other	None	6/6/2007	None
Wendy's	Food Service	Eating/Drinking	6/7/2007	None
Ravi Tax Prep Services, Inc.	Other	None	6/7/2007	None
Far East Sports Medicine	Other	None	6/7/2007	None
Allstate Insurance	Other	None	6/7/2007	None
United American Bank	Other	None	6/7/2007	None

Law Office of Jeffrey J. Preefer	Other	None	6/7/2007	None
Law Office of Wayne A. Silver	Other	None	6/7/2007	None
Mirami Tamaki LLP	Other	None	6/7/2007	None
Ishimaru and Zahrt LLP	Other	None	6/7/2007	None
Center	Other	Medical	6/7/2007	None
Silicon Valley Chiropractic Group	Other	Medical	6/7/2007	None
QualiTau Inc.	Other	None	6/7/2007	None
East Star Building Supply	Other	None	6/7/2007	None
Azora Technologies, Inc.	Other	None	6/8/2007	None
Neobits, Inc.	Other	None	6/8/2007	None
Neobits, Inc.	Other	None	6/8/2007	None
Hoppe Financial Mgt. Group	Other	None	6/8/2007	None
Center For Executive Solutions	Other	None	6/8/2007	None
Fourth Technologies, Inc.	Other	None	6/8/2007	None
Mgt.	Other	None	6/8/2007	None
Bestchoice Financial Services	Other	None	6/8/2007	None
Multimedia Research Group	Other	None	6/8/2007	None
Santa Clara Co. Cities Assn.	Other	None	6/8/2007	None
City of Sunnyvale Dept. of ED	Other	None	6/8/2007	None
City of Sunnyvale Dept. of ED	Other	None	6/8/2007	None
Valley Professionals, Inc.	Other	None	6/8/2007	None
Subway	Food Service	Eating/Drinking	6/12/2007	None
BETTER BENTO	Food Service	Eating/Drinking	6/12/2007	None
Cathay Cathay Chinese Food	Food Service	Eating/Drinking	6/12/2007	None
Tasty Subs & Pizza	Food Service	Eating/Drinking	6/12/2007	None
St. John's Bar & Grill	Food Service	Eating/Drinking	6/12/2007	None
Palace Bar-B-Que Buffet	Food Service	Eating/Drinking	6/13/2007	None
Shiki Sushi	Food Service	Eating/Drinking	6/13/2007	None
Hong Kong Saigon Restaurant	Food Service	Eating/Drinking	6/13/2007	None
Dragonwell Pan Asian Bistro	Food Service	Eating/Drinking	6/15/2007	None
Food	Food Service	Eating/Drinking	6/15/2007	None
Tanto Japanese Restaurant	Food Service	Eating/Drinking	6/15/2007	None
Susan's Donuts & Snacks	Food Service	Bakery	6/18/2007	None
CHEESESTEAK	Food Service	Eating/Drinking	6/18/2007	None
Faultline Brewing Company	Food Service	Eating/Drinking	6/18/2007	None
SUPERMARKET	Food Service	Deli	6/18/2007	None
UNAMAS	Food Service	Eating/Drinking	6/18/2007	None
Swan Deli Bakery	Food Service	Deli	6/19/2007	None
Round Table Pizza #4	Food Service	Eating/Drinking	6/19/2007	None
Starbucks Coffee #631	Food Service	Eating/Drinking	6/11/2007	None
KOMALA VILAS RESTAURANT	Food Service	Eating/Drinking	6/21/2007	None
WIENERSCHNITZEL #340	Food Service	Eating/Drinking	6/21/2007	None
Pan Tao Restaurant	Food Service	Eating/Drinking	6/20/2007	None
PHO BINH	Food Service	Eating/Drinking	6/21/2007	None
RESTAURANT	Food Service	Eating/Drinking	6/25/2007	None
Rajjot	Food Service	Eating/Drinking	6/25/2007	None
CHELOKABABI	Food Service	Eating/Drinking	6/25/2007	None
Clarita's Filipino Cuisine	Food Service	Eating/Drinking	6/26/2007	None
PIZZA DEPOT	Food Service	Eating/Drinking	6/26/2007	None

Sunny V Café	Food Service	Eating/Drinking	6/27/2007	None
House	Food Service	Eating/Drinking	6/27/2007	None
Giovanni's Pizzeria	Food Service	Eating/Drinking	6/27/2007	None
Lowes	Building	Construction	6/28/2007	None
Denny's Restaurant #7218	Food Service	Eating/Drinking	5/29/2007	None

City of Sunnyvale ICID report - FY 06-07

DateReported	SourceReport	PotentialSource	CategoryName	Enforcement	DischargeType
7/24/2006	Interdepartmental	Food Facility	Dumpster Discharge	None	Threatened Discharge to Storm
8/4/2006	Citizen Complaint	Residential	Paint	Warning Notice	Discharge to Storm Sewer
8/7/2006	Citizen Complaint	Residential	Paint	Warning Notice	Threatened Discharge to Storm
9/14/2006	Interdepartmental	Residential	Paint	Warning Notice	Threatened Discharge to Storm
9/19/2006	Citizen Complaint	Other/Unknown	Complaint Not Found	None	Threatened Discharge to Storm
9/20/2006	Other	Residential	Saw Cutting Slurry	None	Threatened Discharge to Storm
9/20/2006	Other	Other/Unknown	Paint	Warning Notice	Threatened Discharge to Storm
10/3/2006	Interdepartmental	Residential	Grey Water Discharge	Verbal Notice	Threatened Discharge to Storm
10/5/2006	Interdepartmental	Industrial	Misc. Incident	Verbal Notice	Discharge to Storm Sewer
10/5/2006	Interdepartmental	Industrial	Saw Cutting Slurry	Warning Notice	Threatened Discharge to Storm
10/25/2006	Interdepartmental	Residential	Lanscaping Material	Verbal Notice	Discharge to Storm Sewer
12/1/2006	Other	Commercial	Sanitary Spill	Verbal Notice	Threatened Discharge to Storm
12/1/2006	Other Agency	Commercial	Dumping, Hazardous	Verbal Notice	Threatened Discharge to Storm
12/15/2006	Interdepartmental	Other/Unknown	Sanitary Spill	None	Discharge to Storm Sewer
1/18/2007	Interdepartmental	Residential	Vehicle and Equipment Leaking	Verbal Notice	Threatened Discharge to Storm
1/29/2007	Interdepartmental	Commercial	Misc. Incident	Warning Notice	Threatened Discharge to Storm
3/1/2007	Inspector	Commercial	Vehicle Washing	Warning Notice	Discharge to Storm Sewer
3/17/2007	Citizen Complaint	Residential	Vehicle Repair	None	Threatened Discharge to Storm
3/19/2007	Interdepartmental	Residential	Pools/Spas/Fountains	None	Discharge to Storm Sewer
4/3/2007	Interdepartmental	Food Facility	Surface Cleaning	Verbal Notice	Threatened Discharge to Storm
4/30/2007	Interdepartmental	Commercial	Vehicle and Equipment Leaking	Verbal Notice	Threatened Discharge to Storm
5/1/2007	Citizen Complaint	Food Facility	Oil and Grease	Warning Notice	Discharge to Storm Sewer
5/18/2007	Interdepartmental	Residential	Un-Hardened Concrete	Verbal Notice	Threatened Discharge to Storm
5/18/2007	Citizen Complaint	Residential	Pools/Spas/Fountains	None	Discharge to Storm Sewer
5/24/2007	Interdepartmental	Residential	Vehicle and Equipment Leaking	Verbal Notice	Threatened Discharge to Storm
5/25/2007	Citizen Complaint	Residential	Misc. Incident	None	Threatened Discharge to Storm

039821

Sunnyvale

ICID Incident Summary Report

Sunnyvale

ICID Incident Report Source	Number of Incidents
Illicit Discharge Inspectors	1
Interdepartmental	14
Other Agency	1
Citizen Complaints	7
Other	3
Total:	**26**

ICID Incident Source	Number of Incidents
Residential	12
Industrial	1
Commercial	5
Food Facilities	3
Construction Sites	2
Other/unknown	3
Total:	**26**

ICID Incident Type	Number of Incidents
Complaint not found	1
Dumping - hazardous	1
Dumpster discharge	1
Food facility oil & grease discharge	1
Grey water discharge	1
Landscaping material dumping	1
Misc. incidents	3
Paint discharge	4
Pools/Spas/Fountains discharge	2
Sanitary spill or leak	2
Saw cutting slurry discharge	2
Surface cleaning discharge	1
Un-hardened cement discharge	1
Vehicle & equipment leaking	3
Vehicle repair	1
Vehicle washing	1
Total:	**26**

ICID Enforcement Action	Number of Incidents
No Action	8
Verbal Notice	10
Warning Notice	8
Total:	**26**

ICID Enforcement Action Summary by Incident Source

Sunnyvale

ICID Incident Source	No Action	Verbal Notice	Warning Notice	Administrative Action	Administrative Action with Penalty	Referral to Enforcement	Criminal Action	Total
Commercial		3	2					**5**
Construction Sites	1		1					**2**
Food Facilities	1	1	1					**3**
Industrial		1						**1**
Other/unknown	2		1					**3**
Residential	4	5	3					**12**
Total:	**8**	**10**	**8**	**0**	**0**	**0**	**0**	**26**

ICID Enforcement Action Summary by Incident Type

Sunnyvale

ICID Incident Type	No Action	Verbal Notice	Warning Notice	Administrative Action	Administrative Action with Penalty	Referral to Enforcement	Criminal Action	Total
Complaint not found	1							**1**
Dumping - hazardous		1						**1**
Dumpster discharge	1							**1**
Food facility oil & grease discharge			1					**1**
Grey water discharge		1						**1**
Landscaping material dumping		1						**1**
Misc. incidents	1	1	1					**3**
Paint discharge			4					**4**
Pools/Spas/Fountains discharge	2							**2**
Sanitary spill or leak	1	1						**2**
Saw cutting slurry discharge	1		1					**2**
Surface cleaning discharge		1						**1**
Un-hardened cement discharge		1						**1**
Vehicle & equipment leaking		3						**3**
Vehicle repair	1							**1**
Vehicle washing			1					**1**
Total:	**8**	**10**	**8**	**0**	**0**	**0**	**0**	**26**

IND Inspection Summary Report

Sunnyvale

IND Facility Category	Number of Inspections
Automotive	108
Construction/Building	2
Electric/Electrical Components	3
Food Service	252
Machine Shops	6
Other	122
Total:	**493**

IND Enforcement Action	Number of Inspections
No Action	464
Level 1	25
Level 2	4
Total:	**493**

IND Inspection Summary Report

CoPermittee	Category	# Inspections	No Action	Level 1	Level 2	Level 3
Sunnyvale						
	Automotive	108	97	9	2	
	Construction/Building	2	1	1		
	Electric/Electrical Components	3	3			
	Food Service	252	238	12	2	
	Machine Shops	6	6			
	Other	122	119	3		
	Total:	**493**	**464**	**25**	**4**	**0**

City of Sunnyvale

FY 06 - 07 Annual Report

Attachment D-1

Public Streets, Roads, and Highways Operation and Maintenance

Santa Clara Valley Urban Runoff Pollution Prevention Program
FY 2006-2007Annual Report
Attachment D-1
Municipality: Sunnyvale

P.S. Id.	Activity	CI Item Source	FY 06-07 Tasks	Status / Comments	Due Date (mo/yr)	Responsible Party
	Public Streets, Roads, and Highways Operation and Maintenance					
ST-1	Use of O&M Pollution Control Measures	URMP	Continue full implementation of O&M measures. Report on implementation in Annual Report.	O&M Measures were implemented on a daily basis throughout the year, with all Field Services staff receiving training on the measures.	Annually Report 09/07	Tony Pineda, Street Mnt. Sup.
ST-2	Record Keeping	URMP	Continue to track incidents that Street Maintenance staff responds to. Notify Pre-treatment Program of ICID incidents that may impact storm drains or water quality. Include staff training on enhanced ICID reporting requirements.	No incidents were reported by Field Services staff during FY 06/07. Annual training on incident reporting process was conducted on September 12 and 13, 2006. Storm Water Response Cards were again passed out to staff with information on common types of problem discharges that could be observed, as well as contact numbers to phone in complaints.	Annually Report 09/07	Tony Pineda, Street Mnt. Sup. & Dave Grabiec, Lab./Pretreat. Mgr.
ST-6	Streets and Roads O&M	URMP	Annually review and evaluate effectiveness of O&M pollution control measures and BMPs.	Streets and Roads O&M measures/BMPs for storm water pollution prevention were discussed at tailgate meetings for staff training. SOP review was not deemed necessary this year since they were revised three years ago and are still current.	Annually Report 09/07	Tony Pineda, Street Mnt. Sup.

2) Response to Regional Board Comments on Streets and Roads section of FY 05-06 Annual Report:
No comments were received on this section from the Regional Board staff.

3) Evaluation of Streets & Roads Activities in FY 06-07:

List BMPs from the performance standards that were evaluated this year and who evaluated them

No BMPs were evaluated this year, since evaluation was done three years ago when SOPs were revised and no additional need for revision came up during the year. Staff believes current SOPs are still up to date.

Santa Clara Valley Urban Runoff Pollution Prevention Program
FY 2006-2007Annual Report
Attachment D-1
Municipality: Sunnyvale

Describe the evidence that shows that contractors were or were not fully implementing BMPs (list sources: e.g., citizen complaints, staff drive-by inspections, other?)

Field Services staff only deals with contractors when slurry-sealing city streets. While the work is carried on by contractor forces, City staff is present most of the time, inspecting the work done and making sure that all applicable BMPs were implemented as per specifications.

Which staff are receiving training and who does not receive it?

All Field Services' field staff and their supervisors receive training. Only administrative personnel do not receive training.

City of Sunnyvale

FY 06 - 07 Annual Report

Attachment D-1 – Appendix 1

Street Sweeping Data Collected for FY 06-07

Santa Clara Valley
Urban Runoff
Pollution Prevention Program

Attachment D-1, Appendix 1

FY 2006-2007 Monthly Record Keeping Form

Month and Year: FY 06/07

Agency: City of Sunnyvale

Completed by: Valeria Rose **Date:** 7/2/07

STREET SWEEPING	Volume of material collected (cubic yards)	Miles swept* (curb miles)
1. Sweeping		
Residential Areas:		
Broom		
Regenerative Air	6,327	10,478
Vacuum		
Commercial Areas:		
Broom		
Regenerative Air	1,914	4,290[1]
Vacuum		
Industrial Areas:		
Broom		
Regenerative Air		(1)
Vacuum		
Other Areas Swept: (e.g., parking lots, major arterials)		
Broom		
Regenerative Air		(1)
Vacuum		
TOTAL	8,241	14,768

2. Have there been any changes in your street sweeping program?
(efforts to have parked cars removed, changed sweeping frequency, new equipment, significant downtime, etc.)
Sweeping schedule in FY 06/07 was once a month in residential areas, more frequently in commercial areas. When requested, City staff will post "No Parking" signs to remove parked cars in problem areas. Frequency is increased during heavy leaf drop season, and returned to reduced schedule during other seasons.

LEAF REMOVAL

Volume of leaves removed by City/Town crews: 4,160 cubic yards

Leaves bagged by residents and picked up by your City/Town: N/A bags

Check box if you have a yard waste collection program: ☒ Volume of yard waste collected: TBD tons ~~cubic yards~~
(Sunnyvale does not track volume, just weight)

Check box if you do not have a leaf removal program other than routine street sweeping or yard waste collection: ☐

* Report total miles covered by sweepers including areas operated in tandem or repeated.

[1] These areas are all swept together, no individual numbers are available.

City of Sunnyvale

FY 06 - 07 Annual Report

Attachment D-2

Rural Public Works Operation and Maintenance

Santa Clara Valley Urban Runoff Pollution Prevention Program
FY 2006-2007 Annual Report
Attachment D-2
Municipality: Sunnyvale

P.S. Id.	Activity	CI Item Source	FY 06-07 Tasks	Status / Comments	Due Date (mo/yr)	Responsible Party
	Rural Public Works					
	Rural Public Works Activities	Permit Prov. C.5	Implement applicable Rural Public Works Performance standards and BMPs. Continue education of Parks and Rec. and Field Services staff regarding rural PW BMPs and performance standards.	Staff training on Rural PW performance standards occurred on September 12 and 13, 2006. It also included training on BMPs in other streets and roads annual training. No maintenance by PW staff was required this year.	Ongoing Report 09/07	Kristy McCumby, Environmental Specialist, Parks / Rec. (Scott Morton) & Public Works (Tony Pineda)

2) Response to Regional Board Comments on Rural Public Works section of FY 05-06 annual report:
No comments were received on this section from the Regional Board.

3) Evaluation of Rural Public Works Activities for FY 06-07:

Evaluate where this element applies to your jurisdiction and what activities have been identified as being subject to the Performance Standard?

The limited portion of the San Francisco Bay Trail maintained by the City of Sunnyvale has been identified as the only area where the Rural Public Works performance standards apply. Since the City is virtually built out, there are no longer rural areas (unpaved or paved streets without curbs and gutters) where these requirements may apply otherwise. The area maintained by the City extends from the border of the Lockheed property in the west to Baylands Park in the east.

Maintenance performed in FY 06-07?

There were no maintenance activities performed by PW staff during FY 06-07 on the San Francisco Bay Trail.

City of Sunnyvale

FY 06 - 07 Annual Report

Attachment D-3

Storm Drain Operation and Maintenance

Santa Clara Valley Urban Runoff Pollution Prevention Program
FY 2006-2007 Annual Report
Attachment D-3
Municipality: Sunnyvale

P.S. Id.	Activity	CI Item Source	FY 06-07 Tasks	Status / Comments	Due Date (mo/yr)	Responsible Party
Storm Drain System Operation and Maintenance						
SD-5	Storm Drain O&M	URMP	Annually review and evaluate effectiveness of O&M pollution control measures	O&M measures were discussed by staff during Tailgate meetings through the year, and no O&M changes were deemed necessary. No changes were made either to the Corporation Yard Storm Water Pollution Prevention Plan, which was updated during FY 05-06.	Annually Report 09/06	Jim Craig, Superintendent of Field Services
SD-3	Effectiveness Evaluation	URMP	Include O&M Performance Standard Implementation discussion in staff training; summarizing feedback in written form.	Evaluations made during tailgate discussions with staff concluded that no improvement of current standards was needed at this time.	Annually Report 09/07	Jim Craig, Superintendent of Field Services
SD-2	Reporting of Observed ICID Evidence	URMP and Permit Prov. C.6.a.ii	Train maintenance staff on procedures to notify Pretreatment Inspectors about observed ICID incidents and assist with the collection of data needed for enhanced reporting.	PW Environmental Division staff included training on the Incident Response Card with Maintenance Staff to assist with the collection of information needed about IC/ID incidents at both the September 2006 and June 2006 staff training sessions.	Annually Report in 09/07	Sarah Scheidt, Sr. Indust. Waste Insp. & Jim Craig, Superintendent of Field Services

2) Response to Regional Board Comments on Storm Drain O&M section of FY 05-06 Annual Report:
No comments were received on this section from Regional Board staff for FY 05-06.

3) Evaluation of Storm Drain O&M Activities in FY 06-07:

Describe BMPs that were evaluated this year. (See performance standard for BMP lists)

No BMPs were evaluated during FY 06/07, since evaluation done three years ago when SOPs were revised was found to be still current.

City of Sunnyvale

FY 06 - 07 Annual Report

Attachment D-4

Water Utility Operation and Maintenance

Santa Clara Valley Urban Runoff Pollution Prevention Program
FY 2006-2007 Annual Report
Attachment D-4
Municipality: Sunnyvale

P.S. Id.	Activity	CI Item Source	FY 06-07 Tasks	Status / Comments	Due Date (mo/yr)	Responsible Party
Water Utility Operation and Maintenance						
WU-1	Inventory of Key O&M Activities	URMP	Inventory all key water utility O&M activities to identify routine and unplanned non-storm water discharges	Inventory was performed during FY 06/07, and updated SOPs were generated, including SOPs for recycled water. (See WU-2 below.)	Ongoing Report O9/07	Jim Craig, Sup. of Field Services & Val Conzet, Water PW Sup.
WU-3	Staff Training	URMP	Provide staff training on the regulatory requirements of the URMP and the use of the WUPPP.	Staff continuously reviews requirements during tailgate meetings, and training relating to URMP and WUPPP was provided in April 11, 2007.	Ongoing Report 09/07	Jim Craig, Sup. of Field Services & Val Conzet, Water PW Sup.
WU-5	WUPPP	URMP	Annually review and evaluate effectiveness of Water Utility Pollution Prevention Plan. Use both staff and contractor (if appropriate) feedback.	WUPPP was discussed at tailgate meetings with staff and a review was not deemed necessary this year.	Annually Report 09/07	Jim Craig, Superintendent of Field Services & Val Conzet, Water PW Sup.
	Performance Standard Review and Revision	URMP	Participate in SCVURPPP Work Group that will be formed to update the Water Utility Operation and Maintenance Performance Standards	No work group was formed this year by SCVURPPP, due to current Municipal Regional Permit activities. Water Utility performance standards will undergo a review once the MRP language is final.	TBD Report 09/07	Val Conzet, Water PW Sup. Support: Kristy McCumby, Env. Specialist.
WU-2	Pollution Control Measures Implementation	URMP	Review and update SOPs	SOPs were updated during FY 06/07, and new SOPs were issued for recycled water. The updated SOPs were placed in the City's URMP and copies are available upon request.	Begin 07/06 Report 09/07	Val Conzet, Water PW Sup. Support: Kristy McCumby, Env. Specialist.

2) Response to Regional Board Comments on Water Utility O&M section of FY 05-06 Annual Report:
No comments were received from the Regional Board on this section.
3) Evaluation of Water Utility O&M Activities in FY 06-07:
What key O&M activities did you inventory for routine and unplanned discharges as per Performance Standard #1?

A review and update of all Water Utility SOPs was performed during FY 06/07. New SOPs for recycled water were developed and placed in the City's URMP.

City of Sunnyvale

FY 06 - 07 Annual Report

Attachment D-5

Public Agency Activities: Corp Yard

Santa Clara Valley Urban Runoff Pollution Prevention Program
FY 2006-2007 Annual Report
Attachment D-5
Municipality: Sunnyvale

P.S. Id.	Activity	CI Item Source	FY 06-07 Tasks	Status / Comments	Due Date (mo/yr)	Responsible Party
Corporation Yards Operation and Maintenance (Including Parks Division)						
Corp Yard SWPP	Staff Training	URMP	Hold annual Public Works staff training regarding the SWPPP for Corporation Yard.	A one-hour training session was provided by Meredith Durant (Kennedy/Jenks) to all Field Services staff on 4/11/07. Meredith also reviewed operational improvements made based on her facility inspections and hazardous materials handling.	Annually Report 09-07	Jim Craig, Superintendent of Field Services
Corp Yard SWPP	Staff Training	URMP	Hold annual Parks and Recreation staff training regarding the SWPPP for the Corporation Yard	Training was provided to Parks and Rec. staff on 11/16/06 and covered the updates to the revised Corp Yard SWPPP of June 2006.	Annually Report 09/07	Curtis Black, Parks Superintendent With assistance from the Environmental Division of Public Works
Corp Yard SWPP	Annual Meetings with O&M Supervisor	URMP	Meet annually with URMP Coordinator /staff and CY supervisors on progress and problems in implementing BMPs at the Corporation Yard.	A meeting was held in September 12 and 13, 2006 between PW Environmental Division staff and Field Services supervisors and staff to prepare for the upcoming wet season.	Annually Report 09/07	Jim Craig, Superintendent of Field Services

2) Response to Regional Board Comments on Corp Yard section of FY 05-06 Annual Report:
No comments were received on this section from the Regional Board.

3) Evaluation of Corp Yard Activities in FY 06-07:

List BMPs from the performance standard that were evaluated this year and who evaluated them

No BMPs were evaluated this year, since evaluation was done three years ago when SOPs were revised, and the Corporation Yard SWPPP updated in FY 05-06. No additional need for revision came up during the year.

City of Sunnyvale

FY 06 - 07 Annual Report

Attachment E

New Development Planning Procedures

Santa Clara Valley Urban Runoff Pollution Prevention Program
FY 2006-2007 Annual Report
Attachment E
Municipality: Sunnyvale

P.S. Id.	Activity	CI Item Source	FY 06-07 Tasks	Status / Comments	Due Date (mo/yr)	Responsible Party
New Development and Construction Controls -- Planning Procedures						
PL-2	Site Design Guidance to Developers	URMP	Provide information and guidance material to developers early in the project development process regarding site design requirements for stormwater pollution prevention and treatment.	Information and guidance material regarding storm water pollution prevention and treatment is discussed with developers during the early development stages of their project and draft SWMPs are required as part of their application submittal.	Ongoing Report 09/07	Jamie McLeod, Assoc. Planner Support: Kristy McCumby, Env. Spec.
PL-10	Staff Training	URMP	Provide staff training (PW and CDD) on policies, design guidelines, and pre- and post construction BMPs and control measures.	• Staff is updated on a quarterly basis on any changes in the program, and staff receives annual refresher training from the Environmental Specialist. • New staff members are provided with a one-on-one SWMP training as part of their orientation. • Staff training was provided this year on the revisions to the City's Storm Water Quality BMP Guidance Manual for New and Redevelopment Projects. One-hour sessions with staff responsible for project reviews and inspections were held in February and March, 2007. See Attachment M for training attendance.	Annually Report 09-07	Jamie McLeod, Assoc. Planner Support: Kristy McCumby, Env. Spec.
PL-11	Planning Procedure Performance Measures	URMP	Review performance measures in order to evaluate effectiveness and identify any changes that are needed.	Performance measures are reviewed n an annual basis to determine program effectiveness and opportunities from improvement. No changes were identified for this year.	Annually Report 09-07	Jamie McLeod, Assoc. Planner
PL-8b	Effectiveness Evaluation	URMP	Include Planning Procedures Performance Standard Implementation discussion in staff training; summarize feedback in written form.	The annual staff training includes information on any program changes related to enhancing program implementation. Feedback was received verbally and no changes were needed.	Annually Report 09-07	Jamie McLeod, Assoc. Planner

Santa Clara Valley Urban Runoff Pollution Prevention Program
FY 2006-2007 Annual Report
Attachment E
Municipality: Sunnyvale

	C.3 b Development Project Approval Process					
	Revise URMP Planning Procedures Perf. Standards	Order 01-119 PWP C.3 b.1	Review Program Guidance as it becomes available. Identify new Planning Procedures Performance Standards and/or revise existing standards as needed, based on Program guidance.	New program guidance is reviewed when received, and the program procedures and materials are revised as appropriate. (SMWP manual recently updated to reflect changes in program and program improvements.)	Ongoing Report 09/07	Jamie McLeod, Assoc. Planner and Kristy McCumby, Env. Spec.
	C.3 b Development Project Approval Process (cont.)					
	Project Review Process Training	Order 01-119 PWP C.3 b.3	Annually train Planning and Public Project staff on C.3 provisions, goals, and changes in the approval process and use of appropriate tools.	All Planning and Building staff, Public works CIP staff, and Pretreatment inspectors who do post-construction BMP inspections received an hour of training on the revisions to the Sunnyvale Storm Water BMP Guidance manual in February and March of 2007. The C.3 provision requirements, the City's project approval process, HMP applicability areas, coordination between departments and divisions and ways improve communication were discussed.	Annually Report 09/07	Lead Jamie McLeod, Assoc. Planner & Gordon Blancher Build. Inspector Support: Nasser Fakih & Kristy McCumby
	C.3.c Requirements for Group 1 and Group 2 Projects					
	Collect information for "Enhanced Reporting"	Order 01-119 PWP C.3 c.1	Collect information on each project (both public and private projects) covered by the enhanced performance standard for enhanced annual reporting requirements. Projects that add or replace over 10,000 sq ft of impervious area are now reported.	Data is collected on projects covered by the enhanced performance standard for enhanced annual reporting requirements. And relevant projects (add or replace over 10,000 sq ft of impervious area) are reported. (See Table 1, Parts 1 and 2 of this Attachment for data collected in FY 06-07)	Ongoing Report 09/07	Jamie McLeod, Assoc. Planner (Private Projects) & Nasser Fakih PW (Public Projects)

Santa Clara Valley Urban Runoff Pollution Prevention Program
FY 2006-2007 Annual Report
Attachment E
Municipality: Sunnyvale

	C.3.e Operation and Maintenance of Treatment BMPs					
	Operation and Maintenance of Treatment BMPs	Order 01-119 PWP C.3 e.1	Continue to track information about treatment BMPs installed at approved projects that add or replace 10,000 sq. ft. of impervious area. Lists of properties, type of treatment BMP, and operators responsible for BMP maintenance will be tracked.	The required information is tracked on treatment BMPs installed on approved projects that add or replace 10,000 sq. ft. of impervious area. Information is provided to Pretreatment staff to assist with post-construction inspections.	Ongoing Report 09/07	Lead: Jamie McLeod, Assoc. Planner & Gordon Blancher Building Insp. Support: Public Works, Env. Div. Staff
	Long-term Maintenance of Treatment BMPs	Order 01-119 PWP C.3 e.3	Implement model agreement language for O&M of treatment BMPs to meet Sunnyvale needs. Incorporate requirements for long-term maintenance for all applicable projects (those that add or replace more than 10,000 sq. ft of impervious area).	• In October 2005, SMC 12.60 was amended so that post-construction BMPs approved for all applicable projects must provide for their long-term maintenance. • Currently long-term maintenance requirements are included as Conditions of Approval and will continue to be incorporated as part of the project approval process.	Ongoing Report 09/07	Lead: Sarah Scheidt, Support Jamie McLeod, Assoc. Planner & Gordon Blancher, Bldg Insp. Coord.
	C.3.e Operation and Maintenance of Treatment BMPs (cont.)					
	Effectiveness Evaluation of Inspection of Treatment BMPs	Order 01-119 PWP C.3 e.4	Review and evaluate the inspection procedures for treatment BMPs that verify the O&M being performed by the responsible party.	• Worked with Program to revise information collected from post-construction inspections, when requested. • As more post-construction inspections are completed, staff is finding that there is a significant learning curve for property owners and property managers. Efforts are being made to educate them as soon as possible after project completion, then work with the businesses or Home Owners Associations to better implement the O&M required for the BMPs.	Ongoing Report 09/07	Sarah Scheidt, Sr. Industrial Waste Inspector
	Annual report of treatment BMPs and ongoing verification program	Order 01-119 PWP C.3 e.6	Collect information for the September 2007 Annual Report regarding treatment BMPs inspected in FY 06/07, inspection results, and any follow up, corrections, or enforcement.	Information for the September 2007 report has been collected in a Microsoft Excel format and submitted to the Program. A copy of the table is also included in Table 2 of this section	Ongoing Report 09/07	Sarah Scheidt, Sr. Industrial Waste Inspector

Santa Clara Valley Urban Runoff Pollution Prevention Program
FY 2006-2007 Annual Report
Attachment E
Municipality: Sunnyvale

	C.3.f Hydromodification Management Plan					
	Implementation of HMP as required for projects that add or replace one-acre or more of impervious surface.	Order 01-119 PWP C.3 f.3	Implement HMP requirements for projects located in the HMP applicability areas identified in Sunnyvale. Projects must meet the impervious surface size threshold of the HMP and have the potential to cause increased erosion or other related impacts to non-exempt waterways.	The parcels that meet HMP implementation criteria within Sunnyvale's jurisdiction have been identified on maps in the City's Storm Water BMP Guidance Manual. HMP actions for parcels that meet the size threshold will be applied, if the sites are redeveloped. There were no projects meeting the size threshold in the HMP applicability areas this FY.	Ongoing Report 09/07	Lead: Planning and PW/ PW Env. Division staff
	C.3.g Waiver and Compensatory Mitigation Program					
	Local waiver program	Order 01-119 PWP C.3 g.2	Continue tracking information on any projects with a Compensatory Mitigation Program approved by the City. Include project name, location, type, percent impervious surface, reasons for and terms of the waiver, and the alternative benefit project and completion date	No projects requested an alternative compliance with a compensatory mitigation program in FY 06-07.	Ongoing Report 09/07	Lead: Planning, and PW Staff (TBD) Support: Lorrie Gervin/PW Env. Div. staff
	C.3.h Alternate Certification					
	Identify projects that have been certified by other parties	Order 01-119 PWP C.3.h	Summarize those stormwater management plans certified by a firm listed on the Qualified Consultants List the City developed in the Annual Report.	• All approved private projects that add or replace 10,000 square feet of impervious area undergo a third-party review of the Storm Water Management Plans (SWMPs) submitted as part of their application package and as finally approved for Building Permit issuance. • A variety of treatment BMPs are selected based on the site characteristics. These are described in Attachment E, Table 1, parts 1 & 2. • The Qualified Consultants List developed by the City (updated in 2007) is included in Table 3 of this Attachment.	Ongoing Report 09/07	Lead: Jamie McLeod Assoc. Planner Support: Kristy McCumby, PW/Env.

Santa Clara Valley Urban Runoff Pollution Prevention Program
FY 2006-2007 Annual Report
Attachment E
Municipality: Sunnyvale

	C.3.f Hydromodification Management Plan					
	Implementation of HMP as required for projects that add or replace one-acre or more of impervious surface.	Order 01-119 PWP C.3 f.3	Implement HMP requirements for projects located in the HMP applicability areas identified in Sunnyvale. Projects must meet the impervious surface size threshold of the HMP and have the potential to cause increased erosion or other related impacts to non-exempt waterways.	The parcels that meet HMP implementation criteria within Sunnyvale's jurisdiction have been identified on maps in the City's Storm Water BMP Guidance Manual. HMP actions for parcels that meet the size threshold will be applied, if the sites are redeveloped. There were no projects meeting the size threshold in the HMP applicability areas this FY.	Ongoing Report 09/07	Lead: Planning and PW/ PW Env. Division staff
	C.3.g Waiver and Compensatory Mitigation Program					
	Local waiver program	Order 01-119 PWP C.3 g.2	Continue tracking information on any projects with a Compensatory Mitigation Program approved by the City. Include project name, location, type, percent impervious surface, reasons for and terms of the waiver, and the alternative benefit project and completion date	No projects requested an alternative compliance with a compensatory mitigation program in FY 06-07.	Ongoing Report 09/07	Lead: Planning, and PW Staff (TBD) Support: Lorrie Gervin/PW Env. Div. staff
	C.3.h Alternate Certification					
	Identify projects that have been certified by other parties	Order 01-119 PWP C.3.h	Summarize those stormwater management plans certified by a firm listed on the Qualified Consultants List the City developed in the Annual Report.	• All approved private projects that add or replace 10,000 square feet of impervious area undergo a third-party review of the Storm Water Management Plans (SWMPs) submitted as part of their application package and as finally approved for Building Permit issuance. • A variety of treatment BMPs are selected based on the site characteristics. These are described in Attachment E, Table 1, parts 1 & 2. • The Qualified Consultants List developed by the City (updated in 2007) is included in Table 3 of this Attachment.	Ongoing Report 09/07	Lead: Jamie McLeod Assoc. Planner Support: Kristy McCumby, PW/Env.

Santa Clara Valley Urban Runoff Pollution Prevention Program
FY 2006-2007 Annual Report
Attachment E
Municipality: Sunnyvale

	C.3.j Site Design Measures Guidance and Standards Development					
	Modify local project approval process	Order 01-119 PWP C.3 j.4	Report on the status of review, revision and implementation of site design guidance and standards changed as a part of the City's project approval process to address the Development Policy - Compare and Contrast document. The proposed changes submitted with September 2004 annual report are used as a guide.	• Better designs with less directly connected impervious area are encouraged throughout the project approval process. • Use of Copper is strongly discouraged in all architecture.	Ongoing Report 09/07	Lead: Jamie McLeod, Assoc. Planner Support: PW engineering, PW Env. Div.
	C.3.k Source Control Measures					
	Implement conditions of approval for source control measures for applicable projects.	Order 01-119 PWP C.3 k.3	Continue Implementation of source control measure requirements by including appropriate conditions for approval for projects that add or replace 10,000 sq ft. of impervious area. Report status and provide examples of the application of these conditions in annual reports.	Source control measure requirements are included as conditions of approval, as appropriate, for projects that add or replace 10,000 sq ft. of impervious area. Information on projects approved is included in Table 1, Parts 1 and 2 of this report.	Ongoing Report 09/07	Lead: Jamie McLeod, Assoc. Planner Support: Hira Raina/Nasser Fakih
	C.3.l Update General Plans					
	Update General Plans	Order 01-119 PWP C.3 l.3	Review current General Plan policies regarding watershed protection and water quality. Identify changes or additional policies that need to be developed in order to implement the C.3 provisions of the permit.	• The Municipal Code was recently updated to adopt by reference the *Guidelines and Standards for Land Use Near Streams*, which places additional requirements on properties adjacent to streams that enhance their storm water management capabilities. • The current Surface Runoff Sub Element of the City's General Plan does not need changes to continue implementation of the C.3 provisions. • Surface Water Sub Element is not scheduled for a regular revision until FY 2010-2011.	Revise after 10/15/04 at next scheduled time	General Plan Workgroup: Lead: Lorrie Gervin, Env. Div. Mgr. with assistance from Community Development, Public Works , and Office of the City Attorney staff to be determined as needed.

			measures as conditions for their approval.	• See Table 1, parts 1&2 for information on projects approved. Storm water management plans approved for these projects include the landscape maintenance techniques for pest reduction. • Use of pest-resistant landscaping and design features part of the information provided to applicants and a requirement of the SWMPs. The need for pest-resistant landscaping is included in the staff training.		

2) Regional Board Comments on New Development Planning Procedures Section of FY 05-06 Annual Report:
Comments received on this section did not require any additional actions.

3) Evaluation of New Development Planning Procedures Activities in FY 06-07;

How well is the program going this year?

CDD:
The program continues to enhance project in the City of Sunnyvale by providing for enhanced storm water management. The program also helps to reinforce the City's commitment to providing for adequate landscaping and usable open space on sites, which is recognized to improve the general quality of life.

Pretreatment Program:
The program is working well. The oversight and implementation of the program does require a significant commitment of resources from the Pretreatment Program. It will be a challenge if the regulations require implementation on a smaller scale (i.e. 5000 sq. ft.).

Describe any strengths or weaknesses of the program.

CDD:
The strengths of the program include a uniform understanding of and commitment to the importance of the program among staff. The SWMP is included in the Pre-Project Review Committee checklist that is reviewed by all planning staff when the project is first received and reviewed.

Santa Clara Valley Urban Runoff Pollution Prevention Program
FY 2006-2007 Annual Report
Attachment E
Municipality: Sunnyvale

The primary challenge is keeping all staff current on any new design techniques or technologies given the workload and requirement for planning staff to stay current in such a broad range of subjects.

Pretreatment Program:
Strengths include improved communications and understanding between the different departments within the City, who are responsible for implementing different aspects of the C3 regulations. An area to improve is the connection between the developer and the ultimate property owner. There has been some disconnect regarding the owner realizing the responsibility of O&M once the developer hands over the project for occupancy.

Describe what actions/activities you will emphasize for next year.

CDD:
The program continues to enhance project in the City of Sunnyvale by providing for enhanced storm water management. The program also helps to reinforce the City's commitment to providing for adequate landscaping and usable open space on sites, which is recognized to improve the general quality of life.

Pretreatment Program:
Next year will focus on activities aimed at more effectively communicating the SWMP knowledge and responsibilities from the developers to the property owners; in particular O&M responsibilities. In addition, next year several more projects will be complete and considered occupied and ready for inspection. The Pretreatment Program will continue to coordinate with CDD and within the Environmental Division to explore ways to improve the process of implementing the C3 regulations.

Describe where help is needed at the Program or Regional Board level.

CDD: It is always helpful to receive updates and ideas on new BMPs in a timely manner.

Pretreatment Program:
It would be helpful to have an understanding of the results / benefits of implementing the C3 regulations on a region wide level.

City of Sunnyvale

FY 06 - 07 Annual Report

Attachment E –
Table 1, Parts 1 & 2

Applicable Projects
Adding or replacing 10,000 sq ft of impervious area

New Development Planning Procedures

Santa Clara Valley Urban Runoff Pollution Prevention Program
Attachment E- Table 1. *Report Form for Planning Procedures Performance Standard and Provision C.3.n*
FY 2006-2007 Annual Report
Municipality: Sunnyvale

Applicable Projects (Part 1)
Significant Development Projects[1]
Reviewed and/or Approved July 1, 2006 – June 30, 2007

Project Name	Project Type[1]	Site Size (sq. ft.)	New Impervious Surface (sq. ft.)[3]	Area of Land[2] Disturbed (sq. ft.)	Project Status (incl. Date Deemed Complete)	Project Storm Water Control Measures
Private Projects – Applicable Projects						
1. Place of Assembly Project at 420 Persian Drive Project No.: 2005-1131 Description: Modify and expand existing building.	Redevelopment	3.15 acres (137,210 sq. ft.)	40,100 sq. ft. new or replaced. Total impervious area increased by 11,100 sq. ft.	0.93 acres 40,500 sq. ft.	Deemed complete on 9/07/06 and approved by Planning Commission on 11/27/06	- Storm Water Treatment Measures - Source Control Measures - Site Design Measures
2. Industrial Project at 1111 Lockheed Martin Drive Project No.: 2005-1198 Description: Remove existing building and construct new Class A office complex on two lots.	Significant Redevelopment (total rebuild)	51.9 acres (2260676 sq. ft.)	6.4 acres (280,403 sq. ft.)	47.5 acres (2,069,130 sq. ft.)	Deemed complete on 5/3/06 and approved by City Council on 11/14/06	- Storm Water Treatment Measures - Source Control Measures - Site Design Measures
3. Industrial Project at 975 Benecia Avenue Project No.: 2006-0027 Description: Construct two new R&D office buildings.	Significant Redevelopment (total rebuild)	3.39 acres (147,700 sq. ft.)	117,000 sq. ft. replaced. Total impervious area decreased by 18,000 sq. ft.	3.39 acres (147,700 sq. ft.)	Deemed complete on 1/18/07 and approved by City Council on 10/23/06	- Storm Water Treatment Measures - Source Control Measures - Site Design Measures

[1] For Projects approved as of October 15, 2005, reporting applicable projects – those that add or replace 10,000 square feet of impervious area.
[2] As defined in C.3.c If the site is a "significant redevelopment", list the area of land disturbance.
[3] "New" is defined as impervious surface added, created, or replaced.

Santa Clara Valley Urban Runoff Pollution Prevention Program
Attachment E- Table 1. *Report Form for Planning Procedures Performance Standard and Provision C.3.n*
FY 2006-2007 Annual Report
Municipality: Sunnyvale

Project Name	Project Type1	Site Size (sq. ft.)	New Impervious Surface (sq. ft.)3	Area of Land2 Disturbed (sq. ft.)	Project Status (incl. Date Deemed Complete)	Project Storm Water Control Measures
Private Projects – Applicable Projects						
4. Residential Project at 640 Lakehaven Drive Project No.: 2006-0166 Description: Remove existing building and construct seven detached residential homes.	Significant Redevelopment (total rebuild)	1.004 acres (43,739 sq. ft.)	22,235 sq. ft. replaced. Total impervious area increased by 2,235 sq. ft.	1.004 acres 43,739 sq. ft. (entire site disturbed)	Deemed complete on 8/14/06 and approved by City Council on 11/28/06	- Storm Water Treatment Measures -Site Design Measures
5. Residential Project at 962 Duane Avenue Project No.: 2006-0598 Description: Remove existing buildings and construct 38 buildings with 242 condominiums.	Significant Redevelopment (total rebuild)	13.94 acres (607,019 sq. ft.)	438,506 sq. ft. replaced. Total impervious area increased by 406,041 sq. ft. (Final SWMP under review.)	13,94 acres 607,019 sq. ft. (entire site disturbed)	Deemed complete on 8/14/06 and approved by City Council on 2/27/06	- Storm Water Treatment Measures -Source Control Measures -Site Design Measures
6. Residential Project at 1044 Duane Avenue Project No.: 2006-0610 Description: Remove existing buildings and construct 304 units (68 townhomes and 236 condominiums).	Significant Redevelopment (total rebuild)	7.3 acres 317,988 sq. ft.	232,123 sq. ft. replaced. Total impervious area decreased by 48,093 sq. ft.	7.3 acres 317,988 sq. ft. (entire site disturbed)	Deemed complete on 7/12/06 and approved by City Council on 5/22/07	- Storm Water Treatment Measures -Source Control Measures -Site Design Measures
7. Mixed Use Project at 1287 Lawrence Station Road Project No.: 2006-0712 Description: Remove existing buildings and construct 335 residential units and 15,000 sq. ft. retail.	Significant Redevelopment (total rebuild)	6.6 acres (288,803 sq. ft.)	214,751 sq. ft. replaced. Total impervious area increased by 10,019 sq. ft.	6.6 acres (288,803 sq. ft.)	Deemed complete on 9/23/06; has not yet been scheduled for a public hearing (EIR pending).	- Storm Water Treatment Measures - Source Control Measures - Site Design Measures

Santa Clara Valley Urban Runoff Pollution Prevention Program
Attachment E- Table 1. *Report Form for Planning Procedures Performance Standard and Provision C.3.n*
FY 2006-2007 Annual Report
Municipality: Sunnyvale

Project Name	Project Type1	Site Size (sq. ft.)	New Impervious Surface (sq. ft.)3	Area of Land2 Disturbed (sq. ft.)	Project Status (incl. Date Deemed Complete)	Project Storm Water Control Measures
Private Projects – Applicable Projects						
8. Retail Project at 782 E. El Camino Real Project No.: 2006-0915 Description: Remove existing building and construct two new retail buildings (total of 20,855 sq. ft. with a drive-thru).	Significant Redevelopment (total rebuild)	2.28 acres 99,370 sq. ft.	71,542 sq. ft. replaced. Total impervious area remained the same.	2.28 acres 99,370 sq. ft.	Deemed complete on 9/23/06 and approved by Planning Commission on 12/11/06	- Storm Water Treatment Measures - Source Control Measures - Site Design Measures
9. Industrial Project at 111 Java Drive Project No.: 2006-1265 Description: Remove existing building and construct three new R&D office buildings.	Significant Redevelopment (total rebuild)	12.7 acres (553,135 sq. ft.)	553,135 sq. ft. replaced. Total impervious area decreased by approximately 49,782 sq. ft.	12.7 acres (553,135 sq. ft.)	Deemed complete on 1/18/07 and approved by Planning Commission on 03/26/07	- Storm Water Treatment Measures - Source Control Measures - Site Design Measures
10. Mixed Use Project at 2502 Towncenter Lane Project No.: 2006-0030 Description: Remove most of existing buildings and construct 292 housing units, 275,000 sq. ft. of office and 992,000 sq. ft. of retail.	Significant Redevelopment (total rebuild)	36.7 acres (1,598,216 sq. ft.	35.0 acres (1,546,380 sq. ft.) replaced. Total impervious area decreased by 21,780 sq. ft.	35.5 acres (1,546,380 sq. ft.)	Deemed complete on 7/16/07; has not yet gone to a public hearing (City Council)	- Storm Water Treatment Measures - Source Control Measures - Site Design Measures
11. Industrial Project at 1376-1380 Bordeaux Drive Project No.: 2007-0200 Description: Remove existing buildings and construct two new 3-story R&D buildings.	Significant Redevelopment (total rebuild)	5.4 acres (236,088 sq. ft.)	167,944 sq. ft. replaced. Total impervious area decreased by 25,492 sq. ft.	5.4 acres (236,088 sq. ft.)	Deemed complete on 3/14/07 and approved by Planning Commission on 05/14/07	- Storm Water Treatment Measures - Site Design Measures

Santa Clara Valley Urban Runoff Pollution Prevention Program
Attachment E- Table 1. *Report Form for Planning Procedures Performance Standard and Provision C.3.n*
FY 2006-2007 Annual Report
Municipality: Sunnyvale

Project Name	Project Type[1]	Site Size (sq. ft.)	New Impervious Surface (sq. ft.)[3]	Area of Land[2] Disturbed (sq. ft.)	Project Status (incl. Date Deemed Complete)	Project Storm Water Control Measures
Public Projects – Applicable Projects						
No "applicable" Public Projects approved in FY 06-07						

Santa Clara Valley Urban Runoff Pollution Prevention Program
Attachment E- Table 1. *Report Form for Planning Procedures Performance Standard and Provision C.3.n*
FY 2006-2007 Annual Report
Municipality: Sunnyvale

Applicable Projects (Part 2)
Significant Development Projects[2]
Reviewed and/or Approved July 1, 2006 – June 30, 2007

Project Name	Treat-ment BMPs	Numeric Sizing Criteria Used	O&M Responsibility Mechanism and Responsible Party	Site Design Measures	Source Control Measures	Pesticide Reduction Measures
Private Projects – Applicable projects						
1. Place of Assembly Project at 420 Persian Drive Project No.: 2005-1131 Description: Modify and expand existing building.	Bio-filter (swale), Media filter	Volume Hydraulic Design Basis using '03 CA Stormwater Quality BMP Handbook, and local rainfall data.	Formalized through Conditions of Approval, 3rd party certification, and recording SWMP with the Deed. Property owner responsible for O&M.	Minimal land disturbance, minimum impact street or parking lot design, and disconnect downspouts.	Covered dumpster (drain to sanitary sewer), Beneficial landscaping, Maintenance - (street sweeping, catch basin cleaning)	Education, COAs
2. Industrial Project at 1111 Lockheed Martin Drive Project No.: 2005-1198 Description: Remove existing building and construct new Class A office complex on two lots. (Master SWMP developed for 51.9 acre site)	Large detention basin / pond (wet)	Volume Hydraulic Design Basis using '03 CA Stormwater Quality BMP Handbook, Appendix D, using local rainfall data.	Formalized through a master SWMP for the entire Lockheed property that will be used for all projects within the 51.9 acre area. Property owner responsible for O&M of treatment BMP and pump station.	Some landscaping on site, all runoff flows through site conveyance system to a large detention pond.	Covered dumpsters, Maintenance (trash collection, site sweeping, and landscape maintenance)	Education
3. Industrial Project at 975 Benecia Avenue Project No.: 2006-0027 Description: Construct two new R&D office buildings.	Hydro-dynamic devices (CDS Units)	Flow Hydraulic Design Basis using '03 CA Storm water Quality BMP Handbook and local rainfall data	Formalized through Conditions of Approval, 3rd party certification, and recording SWMP with the Deed. Property owner responsible for O&M.	Minimize impervious surfaces, provide landscaping	Covered dumpster (drains to sanitary sewer) Beneficial landscaping and Maintenance (street sweeping and catch basin cleaning	Education, COAs

[1] For Projects approved as of October 15, 2005, reporting applicable projects – those that add or replace 10,000 square feet of impervious area.
[2] As defined in C.3.c If the site is a "significant redevelopment", list the area of land disturbance.
[3] "New" is defined as impervious surface added, created, or replaced.

Santa Clara Valley Urban Runoff Pollution Prevention Program
Attachment E- Table 1. *Report Form for Planning Procedures Performance Standard and Provision C.3.n*
FY 2006-2007 Annual Report
Municipality: Sunnyvale

Project Name	Treat-ment BMPs	Numeric Sizing Criteria Used	O&M Responsibility Mechanism and Responsible Party	Site Design Measures	Source Control Measures	Pesticide Reduction Measures
Private Projects – Applicable projects (continued)						
4. Residential Project at 640 Lakehaven Drive Project No.: 2006-0166 Description: Remove existing building and construct seven detached residential homes.	Detention basin and inlet filter	Volume Hydraulic Design Basis using '03 CA Stormwater Quality BMP Handbook, and local rainfall data.	Formalized through Conditions of Approval, 3rd party certification, and recording SWMP with the Deed. Property owner responsible for O&M.	Minimize impervious surfaces, provide landscaping	Minimize impervious surfaces, Disconnect downspouts.	Education, COAs
5. Residential Project at 962 Duane Avenue Project No.: 2006-0598 Description: Remove existing buildings and construct 38 buildings with 242 condominiums.	Hydro-dynamic devices (CDS Unit) and Bio-filter (swale)	Flow Hydraulic Design Basis Using CA Stormwater Quality BMP Hand-book, Appd. D and local rainfall data	Formalized through Conditions of Approval, 3rd party certification (pending), and recording SWMP with the Deed. Property owner responsible for O&M.	Minimize impervious surfaces, provide landscaping	Covered dumpster (drains to sanitary sewer) Beneficial landscaping, Site Maintenance: street sweeping. Inlet cleaning and litter pick up	Education, COAs
6. Residential Project at 1044 Duane Avenue Project No.: 2006-0610 Description: Remove existing buildings and construct 304 units (68 townhomes and 236 condominiums).	Hydro-dynamic devices (CDS Unit) and Bio-filter (swale)	Flow Hydraulic Design Basis Using CA Stormwater Quality BMP Hand-book, Appd. D and local rainfall data	Formalized through Conditions of Approval, 3rd party certification, and recording SWMP with the Deed. Property owner responsible for O&M.	Minimize impervious surfaces, provide landscaping	Covered dumpster (drains to sanitary sewer) Beneficial landscaping, Site Maintenance: street sweeping, inlet cleaning and litter pick up	Education, COAs
7. Mixed Use Project at 1287 Lawrence Station Road Project No.: 2006-0712 Description: Remove existing buildings and construct 335 residential units and 15,000 sq. ft. retail.	Bioswale, bio-retention, flow-through planters, tree-well filters	Flow Hydraulic Design Basis using 2003 CA Stormwater Quality BMP Handbook, Appd. D, using local rainfall data.	Formalized through Conditions of Approval, 3rd party certification, and recording SWMP with the Deed. Property owner responsible for O&M.	Minimize impervious surfaces, provide landscaping	Regular street sweeping, inlet and catch basin cleaning	Education, COAs

Santa Clara Valley Urban Runoff Pollution Prevention Program
Attachment E- Table 1. *Report Form for Planning Procedures Performance Standard and Provision C.3.n*
FY 2006-2007 Annual Report
Municipality: Sunnyvale

Project Name	Treat-ment BMPs	Numeric Sizing Criteria Used	O&M Responsibility Mechanism and Responsible Party	Site Design Measures	Source Control Measures	Pesticide Reduction Measures
Private Projects – Applicable projects (continued)						
8. Retail Project at 782 E. El Camino Real Project No.: 2006-0915 Description: Remove existing building and construct two new retail buildings (total of 20,855 sq. ft. with a drive-thru).	Vege-tated swale, bio-retention, hydro-dynamic device	Flow Hydraulic Design Basis using 2003 CA Stormwater Quality BMP Handbook, Appd. D and local rainfall data.	Formalized through Conditions of Approval, 3rd party certification, and recording SWMP with the Deed. Property owner responsible for O&M.	Minimize impervious surfaces, provide landscaping	Building & grounds maintenance, parking/ storage maintenance, , drainage system maintenance	Education, COAs
9. Industrial Project at 111 Java Drive Project No.: 2006-1265 Description: Remove existing building and construct three new R&D office buildings.	Hydro-dynamic device (CDS Unit) and Biofilter (swale)	Flow Hydraulic Design Basis using 2003 CA Stormwater Quality BMP Handbook, Appd. D and local rainfall data.	Formalized through Conditions of Approval, 3rd party certification, and recording SWMP with the Deed. Property owner responsible for O&M.	Minimize impervious surfaces, provide landscaping	Building & grounds maintenance, parking/ storage maintenance, drainage system maintenance. Covered dumpster.	Education, COAs
10. Mixed Use Project at 2502 Towncenter Lane Project No.: 2006-0030 Description: Remove most of existing buildings and construct 292 housing units, 275,000 sq. ft. of office and 992,000 sq. ft. of retail.	Hydro-dynamic devices (inline treatment unit)	Flow Hydraulic Design Basis using 2003 CA Stormwater Quality BMP Handbook, Appd. D and local rainfall data.	Formalized through Conditions of Approval, 3rd party certification, and recording SWMP with the Deed. Property owner responsible for O&M.	Minimize impervious surfaces (multi-story buildings), Provide landscaping.	Wash area / racks (drain to sanitary sewer), Covered dumpster (drain to san. sewer), Outdoor material storage protection, Maintenance (street sweeping, catch basin cleaning)	Education, COAs
11. Industrial Project at 1376-1380 Bordeaux Drive Project No.: 2007-0200 Description: Remove existing buildings and construct two new 3-story R&D buildings.	Hydro-dynamic devices (inline treatment unit)	Flow Hydraulic Design Basis using '03 CA Stormwater Quality BMP Handbook, App. D, local rainfall data.	Formalized through Conditions of Approval, 3rd party certification, and recording SWMP with the Deed. Property owner responsible for O&M.	Minimize impervious surfaces	Maintenance (street sweeping, catch basin cleaning)	Education, COAs

Santa Clara Valley Urban Runoff Pollution Prevention Program
Attachment E- Table 1. *Report Form for Planning Procedures Performance Standard and Provision C.3.n*
FY 2006-2007 Annual Report
Municipality: Sunnyvale

Project Name	Treatment BMPs	Numeric Sizing Criteria Used	O&M Responsibility Mechanism and Responsible Party	Site Design Measures	Source Control Measures	Pesticide Reduction Measures
Public Projects – Applicable projects						
No "applicable" Public Projects approved in FY 06-07						

City of Sunnyvale

FY 06 - 07 Annual Report

Attachment E –
New Development Planning Procedures

Table 2

Post-Construction Inspections of Treatment BMPs

039859

Santa Clara Valley
Urban Runoff
Pollution Prevention Program

Sunnyvale

Treatment BMPs Inspection Activity Report
FY 06-07

049

Date	APN	Reason for Inspection	Project Type	Treatment BMP Type	Inspection Results					Enforcement Action	Comments
					1	2	3	4	5		
5/24/2007	201-22-016	Initial	Commercial	Vegetated Swale	2. Significant Engineering/Design Flaws					None	Plans indicate swale draining to Vortsentry, however swale found to connect to city system by-passing additional treatment, project engineers are re-evaluating. Follow-up to occur.
5/24/2007	201-22-016	Initial	Commercial	Hydrodynamic Separators	10. BMP Cannot Be Located	7. BMP Access Obstructed				None	Vortsentry buried under asphalt. Contractor excavated unit, which then appeared to be functioning normally.
6/28/2007	205-27-004	Initial	Commercial	Vegetated Buffer Strip	5. Trash/Debris Accumulation or Dumping	1. No Visible/Apparent Problems				None	Storm sencils to be provided. Litter removal needed. Follow up letter to be generated. Maintenance records to be kept on-site.
6/28/2007	205-27-004	Initial	Commercial	Porous Pavement	5. Trash/Debris Accumulation or Dumping	15. Poor Vegetation Coverage				None	Litter removal and grass-crete maintenance needed. Follow up letter to be generated. Maintenance records to be kept on-site.
6/28/2007	205-27-004	Initial	Commercial	Vortex Separator	1. No Visible/Apparent Problems					None	Maintenance records to be kept on-site.

City of Sunnyvale

FY 06 - 07 Annual Report

Attachment E –
New Development Planning Procedures

Table 3

Qualified Consultants List – Revised 2007

ATTACHMENT E TABLE 3

City of Sunnyvale

List of Qualified Consultants for 3rd Party Review/Certification of Storm Water Management Plans (SWMP)

Revised April 2007

ENGEO Inc. 2010 Crow Canyon Place, Suite 250 San Ramon, CA 94583-4634 Phone: (925) 866-9000 FAX: (888) 279-2698 *www.engeo.com* Contact: Jonathan D. Buck, PE Phone (925) 395-2543 *jbuck@engeo.com*	**Phillip Williams & Associates Ltd. (PWA)** 550 Kearny Street, Suite 900 San Francisco, CA 94108 Phone: (415) 262-2300 FAX: (415) 262-2303 *www.pwa-ltd.com* Contact: Phillip Luecking, PE Phone: (415) 262-2326 *p.luecking@pwa-ltd.com*	**URS Corporation** 221 Main Street, Suite 600 San Francisco, CA 94105-1917 Phone: (415) 896-5858 FAX: (415) 882-9261 *www.urscorp.com* Contact: Timothy Smith, PE Phone: (415) 243-3867 *timothy_n_smith@urscorp.com*
MACTEC Eng. and Consulting, Inc 600 Grand Avenue, Suite 300 Oakland, CA 94610 Phone: (510) 451-1001 FAX: (510) 451-3165 *www.mactec.com* Contact: Michael S. Barnes, Sen. Scien. Phone: (510) 628-3262 *msbarnes@mactec.com*	**RBF Consulting** 2101 Arena Boulevard, Suite 250 Sacramento, CA 95834-2303 Phone: (916) 928-1113 FAX: (916) 928-1117 *www.rbf.com* Contact: Pal A Hegedus, PE, D.WRE Phone: (916) 928-5177 *phegedus@rbf.com*	**Winzler & Kelly Consulting Eng.** 1143 Katie Ct Mountain View, CA Phone: (650) 400-1462 FAX: (650) 967-4214 *www.w-and-k.com* Contact: Sean Rose, PE, LEED®AP Phone: (650) 400-1462 *seanrose@w-and-k.com*
Nolte Associates, Inc. 1731 North First Street, Suite A San Jose, CA 95112-4510 Phone: (408) 392-7200 FAX: (408) 392-0101 *www.nolte.com* Contact: George Otte, PE Phone: (408) 393-7219 *george.otte@nolte.com*	**Schaaf & Wheeler Consulting Civil Eng.** 100 N. Winchester Blvd, Suite 200 Santa Clara, CA 95050-6566 Phone: (408) 246-4848 FAX: (408) 246-5624 *www.swsv.com* Contact: Charles D. Anderson, PE Phone: (408) 246-4848 *canderson@swsv.com*	**BKF Engineers** 255 Shoreline Drive, Suite 200 Redwood City, CA 94065 Phone: (650) 482-6300 FAX: (650) 482-6399 *www.bkf.com* Contact: Edward Boscacci Jr., PE Phone (650) 482-6334 *eboscacci@bkf.com*

The City has reviewed a Statement of Qualifications submitted by each of these firms and finds that they meet the requirements necessary to certify Storm Water Management Plans, as required in SMC 12.60. The City does not endorse or recommend any particular consultant on this list. They are listed in random order.

City of Sunnyvale

FY 06 - 07 Annual Report

Attachment F

Construction Inspection

Santa Clara Valley Urban Runoff Pollution Prevention Program
FY 2006-2007 Annual Report
Attachment F
Municipality: Sunnyvale

P.S. Id.	Activity	CI Item Source	FY 06-07 Tasks	Status / Comments	Due Date (mo/yr)	Responsible Party
New Development and Construction Controls – Construction Site Inspection						
CI-1-4	Construction Inspection Performance Standards	URMP	Conduct annual staff review of performance measures in order to evaluate their effectiveness.	CDD- Building Division: All performance standards are being implemented and are effective. Staff provides outreach materials to contractors and developers by attaching copies of construction tri-folds "Preventing Pollution, It's up to Us" or the "Sunnyvale Blueprint for a Clean Bay" to plans and/or job card before permits are issued. 43 written Erosion/sediment Control Correction Notices and Re-inspection Notices were issued this F Y for private projects.	08/07	Gordon Blancher, Building Inspector /Coordinator
CI-2 - CI-5	Inspection of sites with significant erosion potential and construction planned for the wet season	URMP	Conduct inspection of sites (public and private) with significant erosion potential and/or construction planned during the wet season to ensure that erosion and sediment control measures are implemented in accordance with Sunnyvale Municipal Code and any conditions of approval for the project.	CDD- Building Division: Inspections of project were done to ensure that the projects erosion and sediment control measures are maintained, as needed during construction. Enforcement for compliance with SMC requirements was done, as needed. PW- CIP: The City's inspectors inspected all projects during the wet season and ensured that the contractors complied with the projects' erosion and sediment control plans. Any observed compliances were reported and rectified promptly.	Ongoing Report 09/07	Gordon Blancher, Building Inspector /Coordinator Nasser Fakih, PW Inspector

Santa Clara Valley Urban Runoff Pollution Prevention Program
FY 2006-2007 Annual Report
Attachment F
Municipality: Sunnyvale

New Development and Construction Controls – Construction Site Inspection (cont.)						
CI-4	Effectiveness Evaluation: Private Development and Public Works Inspection Program	URMP	Annually review and evaluate effectiveness of inspection programs using staff and/or contractor feedback	CDD- Building Division: Staff and contractor feedback indicate that the inspection programs are effective and meeting goals. Using the "FIELD INSPECTION – BMP'S" notices helps with documenting violations and corrective actions. PW – CIP: The existing inspection program of public projects and the regular weekly progress meetings with the contractors work very well to address and resolve all water pollution issues. Feedback from the contractors has been very positive and there is no need to change the existing procedures.	Annually Report 09/07	Gordon Blancher, Building Inspector /Coordinator Nasser Fakih, PW Inspector
	Construction Inspection Performance Standards	Permit Prov. C.3.a. (vi)	•Annually train Construction Inspection staff (both Community Development and Public Works) on current Construction Inspection Performance Standards and any changes to BMPs and SOP's. Also include training on construction inspection procedures, documentation, and enforcement. •Every two years, all inspectors will receive training on the latest construction BMPs and techniques. Implementation of BMPs and SOP's will be discussed, as needed, at regular staff meetings.	Information on training activities for all CDD-Building Division staff all PE-Engineering staff is presented in Attachment M of this report	Annually, before October 1 Report 09/07	Gordon Blancher, Building Inspector /Coordinator Nasser Fakih, PW Inspector

Santa Clara Valley Urban Runoff Pollution Prevention Program
FY 2006-2007 Annual Report
Attachment F
Municipality: Sunnyvale

New Development and Construction Controls – Construction Site Inspection (cont.)						
	Erosion and Sediment Control Plans by Contractors for Public Projects	Permit Prov. C.3.a. (iv)	CDD Building Inspection staff and PW Construction staff to ensure that developers/contractors of projects with significant erosion potential and planned construction during the wet season have prepared an effective erosion and/or sediment control plan prior to the start of the wet season.	CDD- Building Division: Compliance with erosion and/or sediment control plans was required for projects prior to the start of the wet season. Inspectors checked to make sure the plans were done and BMP's in place. There was good cooperation from developers and contractors to meet these requirements. PW – CIP: Compliance with erosion and/or sediment control plans was required for projects prior to the start of the wet season. Inspectors checked to make sure the plans were done and BMPs in place. There was good cooperation from contractors to meet these requirements.	Ongoing Report 09/07	Gordon Blancher, Building Inspector /Coordinator Nasser Fakih, PW Inspector
	Municipal capital improvement project stormwater quality control measures	Permit Prov. C.3.a. (v)	Perform and document inspections of contractors on capital improvement projects to ensure their compliance with stormwater quality control requirements during construction and maintenance activities. Initiate enforcement actions, as needed. Report annually on results of inspection program.	All storm water inspection observations are documented in the inspectors' daily inspection reports. Notifications of noncompliance are documented in these diaries and are followed up until corrected. Special inspections are always performed prior, during and after anticipated storms. Contractors were very cooperative throughout all the projects.	Ongoing Report 09/07	Hira Raina, Nasser Fakih

2) Response to Regional Board Comments on this section of the FY 05-06 Annual Report
No comments were received on this section.

Santa Clara Valley Urban Runoff Pollution Prevention Program
FY 2006-2007 Annual Report
Attachment F
Municipality: Sunnyvale

3) Evaluation of Construction Inspection Activities in FY 06-07

CDD: Storm water inspection activities are going well. Developers, contractors, and construction workers are familiar with the storm water protection requirements and are meeting those standards. The number of BMP Correction notices are slightly up for 06/07 (43) compared to 05/06 (35) and 04/05 (30) with a large over all construction active increase in 06/07.

PW: Storm water inspection activities are going well. Developers, contractors, and construction workers are familiar with the storm water protection requirements and are meeting those standards. PW emphasizes this item of work by requiring contractors to submit for approval the specific storm water pollution control plans for the construction projects. These pollution control plans are checked for completeness and are only approved after the Engineer is satisfied with the submittals. The inspection staff also discusses the requirements with the contractors on a regular basis. More importantly, the water pollution item is part of the agenda on all projects' weekly progress meetings. Due to the high awareness, all contractors have been very compliant and minimal noncompliance notices have been issued.

City of Sunnyvale

FY 06 - 07 Annual Report

Attachment F

Construction Inspection

Table 1 – Project Inspections

Santa Clara Valley Urban Runoff Pollution Prevention Program
Attachment F – Table 1 – Private Projects and Public Projects Inspected
FY 2006-2007 Annual Report
Municipality: Sunnyvale

Table 1: Field Inspections – BMPs Correction Notices Enforcement Report

	Project Number	Date of Notice	Contractor/ Owner	Construction BMPs	Contractor Notified by Inspector	Contractor Complied at Time of Notice	Comments
Private Projects FY 06-07							
722 S. Mary	2006-2418	7/19/06	Unknown	N/A	Yes	No	Reinspection 7/19/06 Okay
1005 Iris Ave	None	7/19/06	Unknown	No	Yes	No	Reinspection 7/19/06 Okay
Eaton Tr.	None	7/21/06	Unknown	No	Yes	Yes	
1071 Fuchsia Dr.	2006-1913	8/9/06	Unknown	No	Yes	No	Reinspection 8/10/06 Okay
Teal Tr.	None	8/14/06	Santa Clara School	N/A	Yes	Yes	
1155 Munich Tr.	2005-4802	8/23/06	Pulte Homes	Yes	Yes	Yes	
526 Humber Ct.	2006-0743	8/24/06	Lifetime Pools	No	Yes	No	Reinspection 8/25/06 Okay
1623 Kitcher Dr	None	9/11/06	Wemco Landscape	No	Yes	No	
620 Carlirle Wy.	None	7/26/06	Unknown	No	Yes	No	Reinspection 9/27/06 Okay
524 Suez Tr.	2005-1187	10/19/06	Toll Brothers	Yes	Yes	No	
425 Nuestra Av.	2006-3571	10/19/06	Charvez Const.	N/A	Yes	No	Reinspection 9/19/06 Okay
411 S. Pastoria Av	None	10/19/06	None	No	Yes	No	Reinspection 9/20/06 Okay
1038 Kiel Ct.	2005-1187	11/1/06	Toll Brothers	Yes	Yes	No	Reinspection 11/2/06 Okay
322 Jackson Av.	2006-1871	11/17/06	Unknown	No	Yes	No	Reinspection 11/17/06 Okay
322 Jackson Av.	2006-1871	12/8/06	Unknown	No	Yes	No	Reinspection 12/8/06 & 12/11/06 Okay
593 Gresham Av.	2006-2086	12/8/06	Unknown	No	Yes	No	Reinspection 12/8/06
Kiel Ct.	2005-1187	12/13/06	Toll Brothers	Yes	Yes	Yes	
869 Persimmon	2006-3798	12/18/06	Unknown	N/A	Yes	No	Reinspection 12/8/06 Okay
1391 Ramon Dr.	2006-4107	12/18/06	C. D. Freitas	No	Yes	Yes	
1135 Susan Wy.	2006-3551	12/19/06	Unknown	N/A	Yes	No	Reinspection 12/19/06 Okay
858 Orange Av.	2006-4878	12/21/06	Unknown	No	Yes	Yes	
751 Sweetbay Tr.	None	12/22/06	Unknown	No	Yes	No	
377 N. Furnwood Cl.	2006-2575	1/3/07	Unknown	No	Yes	Yes	Reinspection 1/3/07 Okay

Santa Clara Valley Urban Runoff Pollution Prevention Program
Attachment F – Table 1 – Private Projects and Public Projects Inspected
FY 2006-2007 Annual Report
Municipality: Sunnyvale

Location	Project Number	Date of Notice	Contractor/ Owner	Construction BMPs	Contractor Notified by Inspector	Contractor Complied at Time of Notice	Comments
1374 Arleen Av.	2006-2651	1/5/07	Bulucea Const.	No	Yes	No	Reinspection 1/17/07 No Change
1465 Norman Dr.	2005-3412	1/5/07	Steve Nan Const.	No	Yes	No	Reinspection 1/6/07 No Change
1327 Lillian	2007-0018	1/5/07	Dan Freitas	No	Yes	No	Reinspection 1/6/07 Okay
467 & 469 S. Murphy Ave.	2005-4832 & 4831	1/8/07	Unknown	Yes	Yes	No	Reinspection 1/8/07 Okay
1327 Lillian Ave.	N/A	1/9/07	Unknown	Yes	Yes	No	Reinspection 1/10/07 Okay
310 N. Sunnyvale Ave.	2006-3355	1/10/07	Custom Building	Yes	Yes	No	Reinspection 1/17/07 No Change
990 H St.	2006-3309	1/19/07	Rudolph & Sletten	Yes	Yes	Yes	
600 Block E. Evelyn Ave.	N/A	1/22/07	Toll Brothers	No	Yes	Yes	
1052 Pendleton	2006-3246	1/27/07	Unknown	No	Yes	No	Reinspection 1/27/07 Okay
916 Populus Pl	None	1/29/07	Unknown	No	Yes	No	Reinspection 1/29/07 Okay
444 S. Taaffe St.	None	2/9/07	Central Coast Const.	Yes	Yes	Yes	
1041 Kiel Ct.	2005-1137	2/23/07	Toll Brothers	Yes	Yes	No	
1049 Kiel Ct.	None	2/23/07	SBI	Yes	Yes	No	Reinspection 2/27/07 Okay
539 E. Weddell Dr.	2006-2467	4/2/07	Aerie, Inc.	No	Yes	Yes	
458 S. Fair Oaks	2007-1061	4/6/07	Drain Doctor	No	Yes	No	
500 E. Weddell Dr.	2005-3945	4/11/07	Toll Brothers	Yes	Yes	Yes	
1180 Kassel Tr.	2006-0691	4/23/07	Pulte	Yes	Yes	Yes	
1035 N. Fair Oaks	None	5/4/07	Nexgen	No	Yes	No	
Public Projects FY 06-07							
Sunnyvale Library HVAC Modifications		3/12/07	Thermal Mechanical Inc.	No	Yes	Yes	Redirected chiller cooling towers' water from storm drain to sewer drain
Wright Ave Water Tank Coating		5/18/07	Olympus & Associates	Yes Entrance and exit ramp	Yes	Yes	Contractor placed gravel to eliminate pickup of mud.

City of Sunnyvale

FY 06 - 07 Annual Report

Attachment G

Public Information and Participation

Santa Clara Valley Urban Runoff Pollution Prevention Program
FY 2006-2007 Annual Report
Attachment G – Public Information and Participation
Municipality: Sunnyvale

P.S. Id.	Activity	CI Item Source	FY 06-07 Tasks	Status / Comments	Due Date (mo/yr)	Responsible Party
Public Information / Participation						
PIP-1	Identification of pollution issues/problems	URMP	Continue to discuss water pollution prevention, conservation, and watershed education with regional co-permittees, pretreatment staff, and urban runoff staff to determine current issues and pollutants of concern.	Projects selected and implemented by Sunnyvale in FY06-07 reflect the current issues and pollutants of concern targeted during discussions. See Attachment G Table 1 - Detailed Descriptions PIP Activities and Self-Evaluation Matrix for FY 06-07.	Ongoing Report 09/07	Sally Personett, Environmental Outreach Coordinator
PIP-2	Implementation of strategy to address issues	URMP	In order to insure efficient and effective use of resources, we will continue to select projects that automatically send behavior change messages to the greatest number of people without requiring staff to be present. In addition, we will lend support to regional projects and events that endeavor to increase behavioral change thorough public education	Media provides the most efficient and effective use of resources to target and capture large audiences. Projects include on-screen theater ads, newspaper articles and ads, website postings, utility bill inserts, flyers, mass email blitz, community cable TV, poster distribution, and literature kiosks. See Attachment G Table 1 - Detailed Descriptions PIP Activities and Self-Evaluation Matrix for FY 06-07.	Ongoing Report 09/07	Sally Personett, Environmental Outreach Coordinator
PIP-3	Dissemination of outreach/education materials	URMP	Continue to update and develop new materials and information, and disseminate material to targeted audiences through participation in school and youth programs, industry-related events, presentations, community requests, plant tours, Farmers' Markets, and regional events...	Outreach material is monitored for restock and edited for content as necessary. New materials are developed as needed, and literature is disseminated as described. See Attachment G Table 1 - Detailed Descriptions PIP Activities and Self-Evaluation Matrix for FY 06-07.	Ongoing Report 09/07	Sally Personett, Environmental Outreach Coordinator

Santa Clara Valley Urban Runoff Pollution Prevention Program
FY 2006-2007 Annual Report
Attachment G – Public Information and Participation
Municipality: Sunnyvale

Public Information / Participation (cont.)						
PIP-4	Municipal Employee Training	URMP and Permit Prov. C.9	Provide annual training to Community Development, Parks and Recreation, and Public Works Department staff related to URMP Performance Standards, BMPs, and Watershed Outreach and Education campaign. (See IPM Policy and Hg Policy outreach sections for similar tasks)	Training continues to be provided to appropriate staff on the requirements of the City's URMP and their role in its implementation. See Attachment M for a more detailed listing of topics discussed and numbers of staff attending.	Ongoing Report 09/07	Kristy McCumby, Environmental Specialist & Dave Grabiec, Laboratory/ Pretreatment Mgr.
PIP-5	Evaluation of effort and strategy	URMP	Use various feedback methods to determine public evaluation of materials, workshops, and or seminars and level of increased awareness of pollution prevention issues. In an ongoing effort public feedback will be used by staff to evaluate appropriateness of strategies used in selected projects.	Evaluation forms are distributed and reviewed. Feedback is used to modify and fine tune projects, presentations, and workshops. This approach is not a measure of difference in usage patterns or behavior change, but is used to determine satisfaction with the presentation or activity. Level of increased awareness is chiefly established through the number of individuals reached.	Ongoing Report 09/07	Sally Personett, Environmental Outreach Coordinator
PIP-5	Work Plan Revision	URMP	As a result of ongoing evaluation and discussions as listed in PIP-1, determine projects to be continued, deleted or added.	Outreach continues to provide a wide-range of education to targeted and general audiences through participation in various events and activities in Sunnyvale, through use of media, and in project collaborations with other agencies and partners both regional and local. Projects Added: Hands on the Arts, Mercury Thermometer Exchange, Sunnyvale Visioning Festival, Corporate Environmental Fairs, Children's Library Presentation, "Sudsafe" Car Wash Kit use promotion Projects Deleted: Google Environmental Fair, Green Business Conference, Pharmaceutical Waste event, Summer Camp for Kids Projects Continued: for a listing of activities and events, see Attachment G Table 1-Detailed Descriptions PIP Activities and Self-Evaluation Matrix for FY 06-07	Ongoing Report 09/07	Sally Personett, Environmental Outreach Coordinator

Santa Clara Valley Urban Runoff Pollution Prevention Program
FY 2006-2007 Annual Report
Attachment G – Public Information and Participation
Municipality: Sunnyvale

Public Information / Participation (cont.)						
	Mercury Outreach	Permit Prov. C.9.c	In coordination with the Program and County-wide efforts, develop and continue to implement an educational outreach program to residential audiences regarding recycling of fluorescent lights, the proper disposal of other mercury-containing products, and the availability of non-mercury containing alternatives. Monitor and document results in the Annual Report. (Also see Control Program for Mercury for additional Outreach tasks.)	Through ongoing collaboration and effort, Sunnyvale continues to develop and implement educational outreach to residential audiences regarding non-mercury alternative devices, recycling and proper disposal of mercury containing products and water pollution prevention. See Attachment G Table 1 - Detailed Descriptions PIP Activities and Self-Evaluation Matrix for FY 06-07.	Ongoing Report 09/07	Sally Personett, Environmental Outreach Coordinator and HHW/SMaRT station staff
	Integrated Pest Management Outreach	Permit Prov. C.9.d	Provide local public outreach on proper use and disposal of pesticide products and use of less toxic pest control methods. Support the Program on local IPM Store Partnership activities. Participate in Regional outreach events. (Also see Control Program for Pesticides for additional Outreach tasks.)	Sunnyvale supports the IPM store partnership program, participates in Regional outreach events, and provides local public outreach on proper use and disposal of pesticides, and use of less toxic pest control methods. See Attachment G Table 1 - Detailed Descriptions PIP Activities and Self-Evaluation Matrix for FY 06-07	Ongoing Report 09/07	Sally Personett, Environmental Outreach Coordinator
	Trash Management	Program Task RWQCB Letter	Continue to promote litter reduction as a key pollution prevention element. Provide local education on what the public can do to reduce and eliminate litter. This includes outreach through articles and ads in newsletters, and presentations at local schools events. (Also see Control Program for Trash for additional outreach tasks.)	Sunnyvale continues to promote litter as a key source of water pollution, and outreach to students and the community is centered on local education through visual demonstrations with the Enviroscape and published articles regarding what individuals can do to reduce and eliminate litter as a pollution source. See Attachment G Table 1 - Detailed Descriptions PIP Activities and Self-Evaluation Matrix for FY 06-07	Ongoing Report 09/07	Sally Personett, Environmental Outreach Coordinator

2) Response to Regional Board Comments on Public Information and Participation section of FY 05-06 Annual Report:

No comments were received from the Regional Board on this section.

3) Include any new brochures/flyers/graphics or outreach material created in FY 06-07.

Santa Clara Valley Urban Runoff Pollution Prevention Program
FY 2006-2007 Annual Report
Attachment G – Public Information and Participation
Municipality: Sunnyvale

The following Sunnyvale outreach pieces created in FY 06-07 is included Attachment G, Appendix 1:

Outreach to the Community

Thermometer Exchange Poster

Car Wash Brochure

Quarterly Report:
City Reaches Out to Community on Pest Control
Don't Dump Unused Medicines
Triclosan
Getting Rid of Mercury
Care for Yourself and the Earth

KSUN Community Cable TV
Mercury Thermometer Exchange Advertisement

Sunnyvale Sun
Thermometer Exchange Ad

Press Releases
Sunnyvale Helps Keep Fundraising Carwashes Environmentally Friendly
Exchange Your Mercury Fever Thermometer

Utility Bill Inserts:
Less-Toxic Environment and Healthier Bay
Sharky – Storm Drain Pollution
Triclosan
Have Fluorescent Bulbs or E-Waste to Get Rid Of?
Make Every Day Earth Day

Santa Clara Valley Urban Runoff Pollution Prevention Program
FY 2006-2007 Annual Report
Attachment G – Public Information and Participation
Municipality: Sunnyvale

Outreach to the Community (Cont)

Sunnyvale ReNews
Fall 06
Spring 07

Mass Mailing
Fundraising Car Wash Letter

Outreach to Business

Business Recycling Solutions
Spring 07

Professional Carwashing and Detailing
City Purchases Storm Drain Kits for Charity Car Washes to Use

Outreach to Employees

The Harbinger
Water Plant Celebrates 50 years
Pollution Prevention A Year Round Goal
Finding Alternatives to Antibacterials

Poop Scoop
Pollution Prevention Week
Triclosan
Don't Trash California
Danger from Mercury Thermometers
Car Wash Kits Available to Loan for Fundraising Events

The Works
National Pollution Prevention Week

City of Sunnyvale

FY 06 - 07 Annual Report

Attachment G
Table 1 – Detailed PI/P Activities and Evaluation of Effectiveness

Public Information and Participation

Santa Clara Valley Urban Runoff Pollution Prevention Program
Attachment G- Public Information and Participation (PI/P) Table 1
FY 2006-2007 Annual Report
Municipality: Sunnyvale

Table 1. Detailed Description of FY 06-07 PI/P Activities and Self Evaluation Matrix

PI/P Activity[1]	Type of Outreach [2]	Level of Implementation (Description/Dates)	Evaluation of Effectiveness
Community			
Leadership Sunnyvale	Event – Targeted	This development program provides training on the fundamentals of leadership and community awareness for Sunnyvale community members. The intention is to broaden participant awareness of complex community issues, strengthen leadership skills, and increase effectiveness in the community. During this annual event Public Works hosts an Environmental Awareness Day. April 07	This event presents a key opportunity to provide awareness to potential community leaders about watershed issues. Topics included wastewater treatment overview, and public outreach and education efforts regarding water pollution and prevention. Twenty individuals participated in the event this reporting year.
Columbia Health and Safety Fair	Event – Targeted and General	The purpose of this fun-filled and engaging event is to increase awareness and educate residents about community services that provide information on issues such as health, safety, and the environment. This is a community event that targets economically disadvantaged youth and families. May 07	The Outreach exhibit highlighted the difference between sanitary sewers and storm drains, leading to information about water pollution prevention. This is primarily done through discussion, literature distribution, and presentations featuring the Enviroscape, which focuses on water pollution from pesticides, fertilizers, dog waste, automotive fluids and car wash. Approximately 62 adults stopped by the booth for information. See Schools and Youth Section for more information.
Sunnyvale Pancake Breakfast	Event – General	This event features a community breakfast, activities for kids, and exhibit booths providing public service information to the community. October 06	The Outreach display at this event featured the difference between sanitary sewers and storm drains, with a focus on stormwater pollution prevention. Although the event is geared toward children, staff was also busy talking with adults. Information about disposal of fluorescent bulbs and other mercury containing products was most in demand. Approximately 25 adults stopped for information. See the Schools and Youth for more information.

[1] Reference FY 06-07 PI/P Work Plan
[2] General, Targeted, Educational, or Citizen Participation types of outreach activities

Santa Clara Valley Urban Runoff Pollution Prevention Program
Attachment G- Public Information and Participation (PI/P) Table 1
FY 2006-2007 Annual Report
Municipality: Sunnyvale

PI/P Activity	Type of Outreach	Level of Implementation (Description/Dates)	Evaluation of Effectiveness
Community (cont.)			
Sunnyvale Farmers Market	Event - Targeted	The goal of outreach at this once per month event is to promote pesticide reduction through IPM practices. The OWOW exhibit is displayed, and literature and fact sheets on less-toxic pest control are distributed. Other water pollution prevention literature is available, including the HHW mercury brochure and surplus utility bill inserts that target water pollution concerns. Monthly – except for December and January	The market draws 2-3000 people each Saturday and provides an effective way to interface with shoppers in a venue that promotes healthy food and pesticide free gardening. Everyone visiting the booth is in search of information about less-toxic pest control. The number of individuals reached doesn't change much from year to year; we talk with approximately 40 to 70 people at each event depending on which month it is.
State of the City Event	Event – General	This is an annual one-day event sponsored by the City as a Fourth of July celebration. The event features activities and exhibits that provide community information for residents and youth. July 06	This event offers a venue to discuss with residents that indoor/outdoor daily activities and chores impact the watershed The Outreach booth distributed water pollution prevention information and literature featuring mercury, pesticides, IPM datasheets, automobile fluids, and proper draining of pools and spas. Outreach discussed pollution prevention techniques with approximately 30-40 adults at this event.
Sunnyvale Visioning Festival	Event - General	Residents attended a working session to discuss and help create a future vision for Sunnyvale. Afterwards, attendees lunch while viewing the exhibits. October 06	This was a one time event. Approximately 180 people attended the event and viewed exhibits. The Outreach exhibit featured information about the wastewater treatment process in an effort to educate residents about its aging infrastructure and the need for upgrades. Relatively few people visited the booth.
Earth Day Thermometer Exchange	Event - Targeted	The Thermometer Exchange event provided Sunnyvale residents with an opportunity to trade in their hazardous mercury thermometers in exchange for a free non-mercury thermometer April 07	Many people have mercury thermometers in their homes and may be unaware of its toxicity. This was a popular community-focused event and the publicity and public awareness campaign helped educate the public to the dangers of this toxic element while providing a way to rid their homes of these devices. 337 mercury thermometers were exchanged during the six-hour event.

Santa Clara Valley Urban Runoff Pollution Prevention Program
Attachment G- Public Information and Participation (PI/P) Table 1
FY 2006-2007 Annual Report
Municipality: Sunnyvale

PI/P Activity	Type of Outreach	Level of Implementation (Description/Dates)	Evaluation of Effectiveness
Community (cont.)			
Plant Tours	Event – General and Educational	Plant Tours are conducted year round. Treatment stages and processes are discussed, and attendees learn the function and importance of the wastewater treatment plant and its role of preventing water pollution from wastewater discharge. Both stormwater and wastewater pollution issues are discussed.	The Plant conducted 16 tours this reporting year, reaching 322 individuals in FY 06-07. Discussions about water pollution and its issues impacting the watershed and the environment help tour attendees gain a better understanding of the problem. At the completion of the tour, attendees are given educational materials that promote environmentally responsible behaviors. See Schools and Youth for information on student plant tours.
Car Wash Brochure	Media - Targeted	A car wash brochure was developed for use as an educational outreach piece regarding residential car wash activities and storm water pollution. It was also used to promote use of the City's Sudsafe Car Wash Kit loan program for non-profit groups sponsoring car wash events	250 copies of the car wash brochure were printed and are used as handouts (as appropriate) at various events and other locations in Sunnyvale
Mass Mail Campaign	Campaign - Targeted	Outreach conducted a mass mail campaign by sending a cover letter and the new brochure to a variety of non-profit organizations located in Sunnyvale to encourage them to borrow the Sudsafe Car Wash Kits for any events they might hold.	137 non-profit organizations that could potentially hold carwashes as a fundraising activity received the letter and brochure. Organizations included churches, public and private schools, and community clubs located in Sunnyvale.
Theater Billboards	Media – General and Targeted	Water pollution prevention messages are displayed at the Sunnyvale Mercado Theaters as on-screen advertising. Messages are selected according to priority and season. In addition to on-screen theater advertising for mercury and pesticides, an advertisement was developed for viewing during the holidays advising the public on proper disposal of fats, oils and grease. July 06 – June 07	These 14-second animated/audio ads are viewed by movie audiences two times during a 15-minute timeframe prior to every movie shown in the 20 theater complex. This is a beneficial way, albeit extremely expensive way to reach large groups of people with targeted pollution prevention messages. It is possible this program may be suspended in favor of other advertising or program opportunities. If the theater advertising program continues, then new, refreshed messages will be developed for viewing in 2007-08.

Santa Clara Valley Urban Runoff Pollution Prevention Program
Attachment G- Public Information and Participation (PI/P) Table 1
FY 2006-2007 Annual Report
Municipality: Sunnyvale

PI/P Activity	Type of Outreach	Level of Implementation (Description/Dates)	Evaluation of Effectiveness
Community (cont.)			
Broadcast News	Media – General and Targeted	Mercury Thermometer Exchange Event – April 07 ▪ KTSF – a television segment providing information about mercury thermometers and the Sunnyvale Thermometer Exchange Event was conducted on this Mandarin TV station in San Francisco. ▪ KSUN - information publicizing the event was advertised on KSUN, Sunnyvale's community cable TV station. ▪ KLIV – a radio interview was conducted announcing the event and explaining the environmental dangers from mercury thermometers Car Wash Kit – May 07 ▪ KGO - Channel 7 ran a news and interview segment providing information about water pollution from residential car wash and publicizing the availability of Sudsafe, Sunnyvale's new Car Wash Kit.	Pollution prevention messages broadcast over radio and TV media achieved significant coverage this reporting year, providing greater efficiencies in getting the word out to the general public. This proved to be a beneficial, no cost solution to our effort to achieve event attendance for the thermometer exchange, and for public awareness of the need to prevent polluted car wash water from entering the storm drain. Evaluation of media mentions is not known due to difficulties gathering data from widespread advertising.
Utility Bill Inserts	Media - General	Five pollution prevention advertisements targeting priority pollutants of concern were inserted into utility bills this reporting year: *Less Toxic Environment and Healthier Bay* July/Aug 06 *Sharky – Storm Drain Pollution* Nov/Dec 06 *Triclosan* – Jan/Feb 07 *Have Fluorescent Bulbs or E-Waste to Get Rid of?* Jan/Feb 07 *Make Everyday Earth Day* – Mar/Apr 07	Stuffing utility bills with advertising inserts reaches approximately 30,000 account customers for each two-month mailing. This is an ongoing outreach effort, and we will continue to use this venue as a cost effective way to reach a large number of people.

Santa Clara Valley Urban Runoff Pollution Prevention Program
Attachment G- Public Information and Participation (PI/P) Table 1
FY 2006-2007 Annual Report
Municipality: Sunnyvale

PI/P Activity	Type of Outreach	Level of Implementation (Description/Dates)	Evaluation of Effectiveness
Community (cont.)			
Quarterly Report Articles	Media - General	Pollution prevention articles targeting priority pollutants of concern were published in the city's quarterly community newsletter. *City Reaches Out to Community on Pest Control* – summer 06 *Take a Tour of the Plant* – summer 06 *Don't Dump Unused Medicines* – fall 06 *Triclosan* – spring 07 *Getting Rid of Mercury* – spring 07 *Thermometer Exchange* - spring 07 *Care for Yourself and the Earth* – spring 07 *Earth Week Calendar of Events* – spring 07	The Quarterly Report is mailed to approx. 60,000 residents and businesses in Sunnyvale each quarter. In addition, 2000 copies of the report are distributed to reception and outreach areas around Sunnyvale. Ongoing. We will continue to publish articles in the Quarterly Report as it has proven to be a cost effective way to reach people who live, work and/or go to school in Sunnyvale with information on water pollution
National Pollution Prevention Week	Media – General	Posters and community cable TV advertising information on pollution prevention helped to promote National Pollution Prevention Week in September 06. Posters were placed at various key locations throughout the city. Ads with various tips on how to prevent water pollution aired on KSUN during the month. Coverage Included automotive fluids, fluorescent bulbs, car wash, yard trimmings and IPM. September 06	Any person living, working, going to school in Sunnyvale who used the library, community center, senior center or city hall could view the posters. KSUN reaches approximately 20,000 Sunnyvale residents with cable TV of whom 20% watch KSUN at least once a month.
Sunnyvale ReNews	Media – General and Targeted	The Sunnyvale ReNews Newsletter is focused on reduce, reuse, recycle messages with a heavy focus on HHW. Various articles and informational pieces relating to pollution prevention through proper disposal were published in this bi-annual newsletter. Fall 06 Spring 07	This newsletter is mailed twice a year to approximately 29,000 single family residents and 24,000 residents living in multi-family units. Copies are also available in key locations throughout the city. Considering the reach, we will continue to use this newsletter for outreach as it serves a productive method to continually remind the community about proper disposal of HHW products.

Santa Clara Valley Urban Runoff Pollution Prevention Program
Attachment G- Public Information and Participation (PI/P) Table 1
FY 2006-2007 Annual Report
Municipality: Sunnyvale

PI/P Activity	Type of Outreach	Level of Implementation (Description/Dates)	Evaluation of Effectiveness
Community (cont.)			
The Sun	Media - Targeted	A public advertisement for the Thermometer Exchange Event was placed in the Sunnyvale Sun. April 07	The Sunnyvale Sun has a readership of approximately 42,320 and a circulation of 18,600. We will continue to use the Sunnyvale Sun as a valuable media tool to accomplish mercury outreach to the community.
Website	Media - General	Sunnyvale provides pollution prevention messaging on three different web sites in the City. The Solid Waste and Recycling website provides HHW information regarding proper disposal of hazardous materials, including pesticides, fertilizers, and mercury containing products. The Pretreatment section of the Water Pollution Control Plant web site includes specific business related BMPs for painting, concrete, facility, equipment, cleaning, and vehicle maintenance. The web site for the Water Pollution Control Plant promotes water pollution and water conservation information for the community.	The City's website does not have the ability to count number of hits.
Employees			
Poop Scoop	Media - Targeted	Several articles targeting both general pollutants and specific pollutants of concern were published in this employee newsletter. *Pollution Prevention Week* – Sept. 06 *Triclosan* – Dec 06 *Don't Trash California* – Jan 07 *Danger from Mercury Thermometers* – May 07	Approximately 60 employees at the Water Pollution Control Plant read the Poop Scoop, the employee newsletter for staff at the WPCP. This is an ongoing effort and we will continue using this newsletter venue for employee outreach.
The Harbinger	Media - Targeted I	The Harbinger is the newsletter for employees of the city of Sunnyvale. The following water pollution prevention articles were published in reporting year 06/07: *Water Plant Celebrates 50 Years* – Nov 06 *Pollution Prevention A Year Round Goal* – Nov 06 *Finding Alternatives to Antibacterials* – Feb 07	Articles and information contained in the Harbinger reach approx. 900 municipal employees. This effort will be ongoing, as publishing in this newsletter provides a cost effective way to reach all employees with specific water pollution information and suggestions for behavioral change that could be useful both on the job and at home.

Santa Clara Valley Urban Runoff Pollution Prevention Program
Attachment G- Public Information and Participation (PI/P) Table 1
FY 2006-2007 Annual Report
Municipality: Sunnyvale

PI/P Activity	Type of Outreach	Level of Implementation (Description/Dates)	Evaluation of Effectiveness
Employees (cont.)			
The Works	Media - Targeted	A small article promoting National Pollution Prevention Week all year round was promoted in the Works, a Public Works employee newsletter during *National Pollution Prevention Week* – Nov 06	A total of 187 issues of *The Works* are distributed to various Public Works locations throughout the city.
National Pollution Prevention Week	Media - Targeted	National Pollution Prevention Week was September 18-24, and the theme was "The Future Is Now - Prevention Begins with You!" Messages were conveyed that pollution prevention measures can protect the environment and natural resources before pollution begins. September 06	Posters provided by the Department of Toxic Substances Control were distributed to city offices and displayed for employee viewing in the lunchrooms at city hall, library, corporation yard and community center.
Business and Industry			
Network Appliance Environmental Fair Interwoven Silicon Storage Technologies Northrop Grumman Juniper Networks Kyphon ARM Technologies	Event - General	Life and Wellness Fairs/Health and Safety Fairs Exhibitor booths offered free information to company employees that focused on helping them live a safer and healthier lifestyle. July and August 06 June 07	Staff attended Health and Safety Fairs at seven Sunnyvale businesses this reporting year. The exhibit portrays the difference between sanitary sewer and storm drains and general water pollution prevention literature about mercury, pesticides, car wash, FOG, automotive fluids, etc is available. Employees from the companies play the HHW /proper disposal bean bag game for prizes. Over 1000 company employees were reached by exhibiting at these popular events.
Chamber of Commerce Business Directory	Media - Targeted	Sunnyvale placed an ad in the upcoming Chamber of Commerce Business Directory for 07-08. The ad describes the difference between storm drains and sanitary sewer, and the sources of water pollution in the storm drain. The ad directs the reader to increase their environmental awareness and call the Plant for more information about water pollution and prevention. April 07	This semi-annual magazine and Chamber membership directory is distributed to 5,000 members, new residents, and business prospects in Sunnyvale and is available to the general public from multiple distribution points throughout the city.

Santa Clara Valley Urban Runoff Pollution Prevention Program
Attachment G- Public Information and Participation (PI/P) Table 1
FY 2006-2007 Annual Report
Municipality: Sunnyvale

PI/P Activity	Type of Outreach	Level of Implementation (Description/Dates)	Evaluation of Effectiveness
Business and Industry (cont.)			
Business Recycling and Solutions	Media - Targeted	This newsletter provides information about how businesses can address health and environmental concerns in their daily operations. An article entitled *Proper Disposal to Prevent Pollution* reminded businesses about California's Universal Waste Rules and proper disposal of mercury-containing devices. Spring 07	This business oriented newsletter focuses on reduce, reuse, recycle messages and is mailed to approx. 1600 businesses located in Sunnyvale and is available online for public viewing.
Professional Carwashing and Detailing	Media - Targeted	An article describing the release of Sunnyvale's car wash kit as an aid in helping to prevent storm drain pollution was published in a professional, nationwide magazine. May 07	Professional Car Washing & Detailing magazine serves over 17000 owners, operators, and managers of full-serve or self-serve businesses, and distributors and manufacturers of vehicle washing equipment and supplies.
Schools and Youth			
Creek Education Program	Event – Targeted and Educational	Water and Structures of Life. After studying the course in class, students take a creek education trip to McClellan Ranch Park as a supplement to their water studies course. This program is produced in partnership with the Cupertino School District. School year 06-07	This reporting year, Sunnyvale provided funding to cover the transportation cost of (6) buses, reaching (17) full classes and (1) half classes for a total of approximately (450) students.
Classroom Presentations	Event – Targeted and Educational	Sunnyvale staff conducted classroom Enviroscape presentations. In this water pollution education program, students learn the forms of water, the water cycle, what a watershed is, how water pollution happens, how to prevent water pollution, and how to conserve water. Ongoing	Outreach conducted 18 classroom presentations in the 06-07 school year, reaching approx. 411 children. Feedback from teachers indicated the information greatly improved student understanding of storm drains and water pollution caused by human activities, and teachers felt the program reinforced and supplemented their own curriculum. This activity is ongoing. We will continue to utilize classroom presentations as an effective method to reach youth with messages and water pollution and prevention.

Santa Clara Valley Urban Runoff Pollution Prevention Program
Attachment G- Public Information and Participation (PI/P) Table 1
FY 2006-2007 Annual Report
Municipality: Sunnyvale

PI/P Activity	Type of Outreach	Level of Implementation (Description/Dates)	Evaluation of Effectiveness
Schools and Youth (cont.)			
Hands on the Arts	Event - Targeted	This children's festival is billed as a fun-filled day of hands-on workshops that provide an opportunity to explore a variety of art methods and genres for children of all ages. May 07	Outreach prepared a children's picture/frame craft that offered a crayon rubbing of a flower or plant with beneficial insect stickers available to stick on the picture. The art project was extremely popular, and approximately 350 kids came to the booth to make the craft. The intended message for the children was the importance of protecting beneficial insects, but the opportunity to promote the message was minimal due to trying to coordinate the craft for the overwhelming number of children served.
Plant Tours School Groups	Event – Targeted and Educational	Students learn the stages of treatment by viewing the various processes, equipment, and tanks. Taking a tour of the plant helps students gain a better understanding of how human actions impact water in the sanitary sewer. Ongoing	Outreach conducts student tours of the Water Pollution Control Plant to educate youth about the function of the treatment plant and the importance of providing wastewater treatment. The plant hosted 16 student tours this reporting year, reaching over 283 students.
Sunnyvale State of the City	Event - Targeted	This is an annual one-day event sponsored by the City as a Fourth of July celebration. Among other activities, the event features exhibits that provide community information to residents and youth July 06	Children at this event played the bean bag game. The player decides how to properly dispose of the pollutant named bean bag by tossing it into the correct receptacle. This activity was very popular among the children and they learned about proper disposal of hazardous products at the same time. About 45 children played the bean bag toss game.
Library Presentation	Event – Targeted and Educational	This year Outreach developed a new approach to reach youth with messages about water pollution prevention by incorporating a story and craft event into the Children's Special Program session at the Sunnyvale Library. September 06	This event was intended to reach children ages 7-9. Instead, the children attending the program were preschoolers in the 4 to 6 age range. Although the story and craft event was very successful, the message of pesticides and protecting beneficial insects was a bit lost on this audience.

Santa Clara Valley Urban Runoff Pollution Prevention Program
Attachment G- Public Information and Participation (PI/P) Table 1
FY 2006-2007 Annual Report
Municipality: Sunnyvale

PI/P Activity	Type of Outreach	Level of Implementation (Description/Dates)	Evaluation of Effectiveness
Schools and Youth (cont.)			
Girl Scouts Badge	Event - Targeted	To earn the Bay Care Badge, Girl Scouts learned ways to protect our water resources, focusing on San Francisco Bay. Activities focused on the area of Watershed Stewardship and included watching "Secrets of the Bay" and completing activities in the workbook "Protecting our Water Supplies" and "Saving Water Inside and Out" Jan/Feb 07	About 100 Girl Scouts from Service Unit 38, (Cambrian Willow Glen and Campbell) completed the unit and received the patch. 20 Girl Scouts from Troop 83 based in Milpitas also participated in the Bay Care Badge activity.
Columbia Health and Safety Fair	Event – General and Targeted	This annual community event targets families and youth with health, safety, and community services related activities and exhibits. May 07	Outreach conducted Enviroscape demonstrations for the children attending this event, focusing on how stormwater can become polluted from human chores and activities. Specific water pollution prevention issues such as pesticides, fertilizers, dog waste, automotive fluids and car wash were presented. This is a beneficial event in which to deliver messages to students designed to encourage personal responsibility and actions that benefit the watershed. Number of children reached = 77.
Sunnyvale Pancake Breakfast	Event – General and Targeted	This event is sponsored by Public Safety and features a community breakfast, activities for kids, and exhibit booths that provide community services information. October 06	This annual event offers an excellent opportunity to reach out to both the community and youth about water pollution prevention. This year Outreach Staff offered an arts and crafts project for the children. The craft project utilized insect stickers and the pesticide oriented message was to protect our beneficial insects. About 50 kids came to the booth to do the craft project.

Santa Clara Valley Urban Runoff Pollution Prevention Program
Attachment G- Public Information and Participation (PI/P) Table 1
FY 2006-2007 Annual Report
Municipality: Sunnyvale

PI/P Activity	Type of Outreach	Level of Implementation (Description/Dates)	Evaluation of Effectiveness
Regional			
Ad Hoc Task Group Mercury	Targeted	SCVURPPP work plan activities include developing a mercury virtual elimination policy for the City, educating employees, public outreach to residents and commercial businesses on fluorescent light recycling and other mercury containing products, and working with the County Household Hazardous Waste Program.	Ongoing. Sunnyvale is a participating and contributing member of the Ad Hoc Task Group for Mercury, and will continue to participate in this endeavor.
Ad Hoc Task Group Pesticides	Targeted	SCVURPPP workplan and Program activities include public outreach to residents and businesses regarding IPM, pesticide reduction, and proper disposal information.	Ongoing. Sunnyvale Outreach is a participating partner and remains active in all aspects of the campaign. In an ongoing effort, Sunnyvale will continue to work with co-permittees, SCVURPPP staff, and the consultant to approve campaign action plans, implement strategies and activities, and to develop promotional materials.
Classic Car Wash	Event – General and Targeted	This is a SCVURPPP sponsored event. Classic Car Wash offered 50 percent off all car wash services during a 2-hour live remote. May 07	The exhibit featured the "Where Does the Water Go" display and staff talked with and handed out literature to car wash patrons.
Our Water Our World	Targeted	The OWOW outreach campaign promotes IPM, less toxic alternatives to common pesticides and proper disposal.	Sunnyvale Outreach has been active in all aspects of the OWOW campaign both locally and regionally by writing and publishing articles in local community and employees newsletters, editing and producing PSAs, reviewing website development, organizing local events and staffing regional events, presenting classroom programs and designing promotional material used as collateral and for airing on community TV and theater. Outreach activities at local community and regional events promoted less-toxic alternatives to common pesticides.

Santa Clara Valley Urban Runoff Pollution Prevention Program
Attachment G- Public Information and Participation (PI/P) Table 1
FY 2006-2007 Annual Report
Municipality: Sunnyvale

PI/P Activity	Type of Outreach	Level of Implementation (Description/Dates)	Evaluation of Effectiveness
Regional (cont.)			
Retail Stores Program	Targeted	Mercury – the Program partners with retail hardware stores in various locations throughout the County in a drop-off program for fluorescents and batteries that contain mercury. Pesticides – the Program partners with retail hardware and nursery stores in an effort to educate customers about pesticides and water pollution prevention, to offer and promote less toxic pesticides, and an agreement to display shelf-talkers and IPM literature.	Staff continues to work with the Program and co-permittees to ensure that retail hardware stores and nurseries in Sunnyvale continue their participation in both the mercury and IPM campaign.
Award Recognition EPA/BAPPG	Media - Targeted	Safe Disposal Days - Prescription Take Back Event Apr 07	Even though this event occurred in the 05-06 timeframe, the city of Sunnyvale recently received Outstanding Achievement recognition from the EPA for its pharmaceutical disposal collection (Safe Medicine Disposal Days) event produced in partnership with The Bay Area Pollution Prevention Group (BAPPG).
BAASMA Partnership - Thermometer Exchange Event	Event - Targeted	The Bay Area Pollution Prevention Group (BAPPG) coordinated a regional collection event for mercury thermometers and other mercury-containing devices. April – June 07	Participating agencies and organizations collected 3,828 thermometers and other devices at 30 different one-day and ongoing events.

City of Sunnyvale

FY 06 - 07 Annual Report

Attachment G

Public Information and Participation

Appendix 1

Examples of Outreach Materials Developed for Sunnyvale

039890

Thermometer Exchange Poster

Celebrate the Earth and help the environment!

MERCURY FEVER THERMOMETER EXCHANGE



Exchange your mercury fever thermometer and receive a free non-mercury fever thermometer in return. The thermometer exchange will be held **Friday, April 20** at the Sunnyvale Community Center from **10 a.m. until 2 p.m.** and again from **4 p.m. to 6 p.m.**

To avoid breakage and contamination, mercury thermometers **MUST** be contained in an unbreakable and closed container, such as its original case, a plastic toothbrush holder or a soda/water bottle with a screw-on cap. As a second measure of protection, the closed container must be placed in a sealed plastic bag (zip-lock is fine). Other mercury-containing products **will not** be accepted at this event. For more information, call Environmental Outreach at (408) 730-7738, TDD (408) 730-7501.

CITY OF SUNNYVALE CALIFORNIA

075

THERMOMETER EXCHANGE EVENT POSTER

Car Wash Brochure

039893

Community Fundraising Car Wash Events

Groups holding car wash events as fundraisers should follow the practices listed in this brochure.

Following these steps will help reduce pollution impacts on local waterways and help your organization stay in compliance with the City's storm water pollution prevention requirements.

We look forward to partnering with you in protecting the environment through water pollution prevention efforts.

077

Storm Drain Pollution Prevention Car Wash Kits Are Available for Non-Profit Group Fund-Raising Events

Car wash storm drain protection kits are available for use by nonprofit organizations. They will be loaned out to groups on a first-come/first-served basis.

To borrow a Car Wash Kit from the City of Sunnyvale Water Pollution Control Plant for your event, contact Environmental Division staff at :

(408) 730-7260 or e-mail
wpcp@ci.sunnyvale.ca.us

Friendly City staff will also visit your site to assist you in finding the best location for setting up your event to collect the wash-water and pump it to either a landscaped area for infiltration or to a sanitary sewer line.

City of Sunnyvale
Water Pollution Control Plant
1444 Borregas Ave
P.O. Box 3707
Sunnyvale, CA 94088-3707

Phone: (408) 730-7260
Fax: (408) 747-1139
wpcp.sunnyvale.ca.gov

City of Sunnyvale

Keep Our Creeks Clean: Good Practices to Follow for Car Wash Fund Raising Events



Don't Let Your Charitable Actions Cause Water Pollution Problems in Our Creeks and the Bay!

039894

Storm Drains Are Meant to Carry Rain, Not Soap and Pollutants

:ar Washing Impacts



Vhen cars are 'ashed, dirty water ontaining soaps or etergents, residues 'om exhaust fumes, asoline, motor oil nd heavy metals ılls onto pavement, and flows into nearby storm rain inlets. Water entering the storm drains, nlike the wastewater from our sinks, bathtubs nd toilets, is not treated before being dis-harged into our local creeks or the Bay. A sin-le car being washed may have a small impact. lowever, with events such as car wash fundrais-rs where many cars are washed in a localized rea, a significant amount of water pollution is roduced that can enter our creeks.

'he Soap

oaps or detergents used, even "biodegradable" ɔaps, can harm fish and small invertebrate ani-ıals (e.g., worms, clams, and insects) that pro-ide food for fish. Soaps contain surfactants that ıay harm fish by destroying the external mucus ıyers that protects them from bacteria and arasites, and may also cause damage to its gills.)etergent concentrations of 5 parts per million ɔpm) can kill fish eggs. Detergent concentra-ons as small as 2 ppm lower the surface ten-ion of water, allowing toxic chemicals such as esticides, to be more easily absorbed by fish.

The Water



Even if soaps or detergents are not used, the wash water will pick up grease, oil, elements from brake linings, residues from exhaust fumes, rust, benzene and chromium. Adding detergents may also add phenols, dyes, acids and ammonia to the mixture. As that water flows across a driveway or parking lot, it will pick up more dirt and debris as well as heat up on a warm day. In addition to containing pollutants, this heated water could raise the normal temperature of the creek it enters, causing problems for cold-water adapted fish such as salmon or steelhead trout.

Good Practices for Car Wash Fundraisers

1. Before the car wash is held, set up a meeting with participants to explain the proper procedures to follow.

2. Clean up/sweep up any debris or litter from the car washing area and dispose of it in the trash before washing begins.

3. Select a site for washing where the water can either soak into grass or gravel or where wash water can be collected before it enters a storm drain and then pumped to nearby grassy areas or to the sanitary sewer (through a sink or drain). The City has car wash kits that can be loaned to nonprofit groups that will block a storm drain and help collect wash water so it can be pumped to landscaping or the sanitary sewer for discharge.

4. Use only soaps or cleaners labeled "non-toxic", "phosphate-free" or "biodegradable", which are usually vegetable-based or citrus-based. Do not use acid-based wheel cleaners or engine degreasers.

5. You can minimize the amount of soapy wash water runoff by doing the following:

   - Use an adjustable nozzle on the hose that will shut off the flow of water. Turn off water when not in use to help conserve water.

   - Use the least amount of soap possible and put it in a bucket to make up soapy water for use with rags or sponges. Do not add more soap directly to the rag or sponge. Wring out rags or sponges into buckets, not onto the ground.

   - Empty buckets into the sanitary sewer system (e.g., sinks or toilets). Don't empty buckets of soapy or rinse water into the parking lot, street, gutter or storm drains.

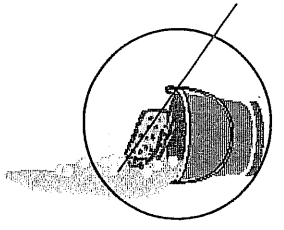

5. Only wash the exterior surface of the vehicle. Don't wash the engine, undercarriage, or transmission area.

6. Shake car mats into a trash can or vacuum them. Don't shake car mats onto the ground.

7. Remember to clean up after the event. Have volunteers walk the perimeter of the site to pick up any litter and dispose of it properly.

8. **Before you let anything go into the gutter or storm drain, stop and think!** Dirty water from your car wash will be entering local creeks and the Bay without treatment.

0270

039895

Quarterly Report Articles

City Reaches Out to Community on Pest Control

Nestled comfortably among vendor booths selling flowers, fruits, vegetables and exotic home-made fare, market-goers often find a member of Sunnyvale's Environmental Outreach Department distributing helpful advice on controlling pests the less-toxic way.

"We're out talking to the public about pesticides and fertilizers that wash off lawns and gardens during rains and over-watering, and drain into storms drains that flow directly to our local creeks and Bay," said Sally Personett, Environmental Outreach Coordinator for the City's Public Works Department. "People want to know how they can help. The Farmer's Market offers a unique venue to provide water pollution prevention information to the community. My job there is to help them learn alternative ways to manage pest problems without using toxic products that may eventually get into our water."

Among the Top Inquiries?

"Troubles with snails and ants are by far the most common complaints we receive," she said.

To get rid of snails, Personnett suggests crumpling up a section of the newspaper into a ball, then spraying it down with water to make it wet. At dusk, place the wet, crumpled newspaper in the garden where the snails are. During the night the snails will gather there because it's dark and damp. In the morning, simply crumple the newspaper up, and place it in a plastic bag and tie it. You can dispose of the plastic bag in the garbage.



You can learn other alternate methods of managing insect and pest problems. For more information on water pollution prevention and controlling pests the less toxic way, call the City of Sunnyvale Environmental Outreach Department at (408) 730-7738, TDD (408) 730-7501, or visit *wpcp.sunnyvale.ca.gov*.

QUARTERLY REPORT SUMMER 06

Don't Dump Unused Medicines Down the Drain

Some things stay the same, some don't. It was once common practice to flush unused or expired medicines down the toilet, or pour them in the drain to keep them out of the reach of children and pets. We now know that dumping medication into the sewer system poses a potential danger to water quality. New evidence shows that trace pharmaceutical deposits are turning up in creeks, rivers and bays around the world. And although documentation is ongoing, studies of fish in waterways near Denver, in Lake Mead and in London's Thames River have reported changes in aquatic life that may be linked to pharmaceutical deposits. The EPA now describes pharmaceutical waste as an environmental pollutant.

Treatment of sanitary sewer water from drains and toilets at wastewater treatment plants removes conventional pollutants such as biodegradable organic material. But wastewater treatment facilities were not designed to remove low concentrations of synthetic pollutants such as pharmaceuticals, and new studies show that prescription drugs are not being completely filtered out when passing through sewage treatment.

To help protect our creeks and Bay, a less-polluting alternative has replaced outdated methods of getting rid of medicine. Residents are asked to bring unused or expired prescription drugs and medications to a Household Hazardous Waste (HHW) drop-off event for safe disposal. HHW events are held the third Saturday of every month (except December) from 8 a.m. to 1 p.m. at 164 Carl Road. Medicines and pills should be transported in original containers, but be sure to remove your personal information. As with all HHW drop-off events, transport a full-limit load by gathering any left over paint, pesticides, pool chemicals or mercury-containing products all in one trip. Drop-off guidelines limit loads to five gallons or 50 pounds per vehicle, per trip.

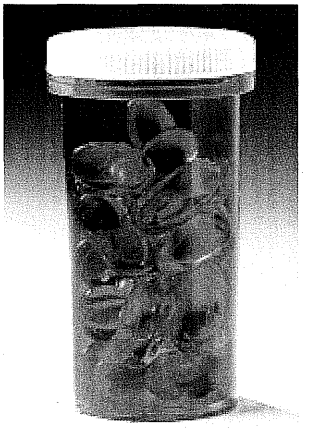

Proper disposal of pharmaceuticals or any HHW product keeps pollution out of our waterways and leaves a clean environment for fish and wildlife.

For more information on water pollution prevention, contact the City of Sunnyvale Environmental Outreach Department at (408) 730-7738, TDD (408) 730-7501, or visit *wpcp.sunnyvale.ca.gov*.

QUARTERLY REPORT FALL 06

Antibacterial Products Can Be Overused

Can Cause Health Problems, Create Stronger Germs

Eliminate germs! It's a marketing catchphrase you've probably seen countless times, developed in response to a perceived danger on the part of consumers. As a result, the use of antibacterial products has skyrocketed in the last few years. Currently, more than 700 products containing antibacterial chemicals, most notably triclosan, are being marketed for the home, and antibacterial agents can be found in everything from soaps, toothpaste, clothes and toys, to kitchenware, bedding and bath products.

As a result of extensive human use, triclosan – a registered pesticide that can accumulate in humans and fish – has been found in bodies of water, including San Francisco Bay. Since normal wastewater treatment process cannot remove triclosan from the water, large quantities of the chemical are continuously discharged into waterways. Recent studies show these antibacterial products may be causing human health problems as well as environmental harm.

One major concern is that overexposure to triclosan will allow bacteria to become resistant to antibacterial products, rendering them useless to those who actually need them such as hospitals who use antibacterial agents as an important health care and sanitary tool. According to the American Medical Association, the Food and Drug Administration and other researchers, chemically-based antibacterial soaps and related products are no more effective than plain soap in protecting us from germs.

Alternatives to Triclosan

- Wash hands thoroughly. Regular soaps are effective and work well. Lather hands for at least 10 to 15 seconds and rinse in warm water.
- Wash hands often, especially when handling food, before eating, after using the bathroom and when someone in your house is sick.
- Dry hands with a clean towel to avoid recontamination.
- Wash surfaces that come in contact with food with detergent and water.
- Wash children's hands and toys regularly to prevent infection.

Getting Rid of Mercury

Proper Disposal of Mercury is Beneficial to the Environment

In the 18th century, German physicist Gabriel Fahrenheit developed the most accurate thermometer the world had ever seen. His secret? Mercury, which expanded at a predictable, measurable rate. While Fahrenheit was able to harness mercury to create his new thermometers, he didn't have the depth of knowledge we have today about this toxic substance. Evaporated mercury from a broken thermometer, spilled into a crack or soaked into a carpet, can lead to potentially dangerous indoor air levels and may create a health risk for families inside their home.

Improper disposal, such as pouring the mercury down the drain or placing it in the trash, can also be harmful to the environment. Just one broken thermometer is sufficient to contaminate enough water to fill 200 Olympic-sized pools – 5 million gallons. To avoid environmental contamination, these products must be properly disposed of as household hazardous waste.

Sunnyvale residents can recycle products such as mercury-containing thermostats and thermometers, fluorescent light bulbs and tubes, and various types of batteries at the SMaRT Station, or at household hazardous waste drop-off events held the third Saturday of each month, 8 a.m. – 1 p.m., except December.

Eliminating even a small amount of mercury will have a beneficial effect on the environment, and reduces the risk to humans and other living organisms. For more information, call the Environmental Services Department at (408) 730-7738, TDD (408) 730-7501, or visit *wpcp.sunnyvale.ca.gov*.

Mercury Thermometer Exchange
April 20 at the Sunnyvale Community Center
550 E. Remington Drive
10 a.m. – 2 p.m.
4 p.m – 6 p.m.

QUARTERLY REPORT SPRING 07

Care For Yourself And The Earth

In Sunnyvale, in addition to the collection of garbage, recyclable materials and yard trimmings, residents are provided with opportunities to learn how to safely maintain their home and garden. Of special interest this spring are the household hazardous drop-off events and the compost workshops.

Making Compost is So Easy – Learn How in Sunnyvale

Beautiful yards filled with vibrant colors and plush foliage can be grown in an environment that is also healthy for you and your family. The more these beautiful lawns and gardens are supported by compost, rather than fertilizer or pesticides, the healthier our community will be.

How-to workshops are held monthly through October at the Sunnyvale Heritage Building at the Sunnyvale Community Center, 550 E. Remington Drive, from 10 a.m. to noon. Even if you have a gardener, you may want to come to the workshop to learn about working with a gardener to make compost in your own yard. Sunnyvale residents who attend these workshops are eligible to purchase a compost bin (one per household) at a significant discount. To register for a workshop, contact the Sunnyvale Recycling Program at (408) 730-7262.

Next Workshop Dates:
April 21, May 19 and June 16

Sunnyvale Household Hazardous Waste Drop-off Events

Sunnyvale residents may bring hazardous materials, including cleaning products, mercury-containing products such as fluorescent bulbs and yard maintenance products, to a monthly Sunnyvale Household Hazardous Waste Drop-off event (see guidelines below). When you have a full-limit load, bring your hazardous household waste to a drop-off event in Sunnyvale.

Other items accepted at a household hazardous waste disposal event include: pesticides, insecticides, herbicides, flammable or combustible liquids, fire extinguishers, paints, household cleaning and pool maintenance products. For more information about the Household Hazardous Waste Drop-off Event schedule, contact the Sunnyvale Recycling Program (408) 730-7262.

Businesses with small quantities of hazardous waste may be eligible to participate in a county drop-off program, by appointment only; some fees will apply. Call (408) 299-7300 for details.

Planning Your HHW Drop-off Trip

- Make sure that all materials are in the original container or carefully contained in a non-leaking sealed container.
- Do not mix materials.
- Follow the 5/50 rule of thumb: make the trip to a drop-off event when you have the maximum allowable quantities of five gallons or 50 pounds per trip.

Shop after the drop

Some dropped-off materials are available at no charge for reuse. To shop for dropped-off products, stop by the event site between 1:30 p.m. – 2 p.m. at a scheduled drop-off event.

Events are held the third Saturday of each month, except December.

Next event dates:
Apr. 21, May 19 and June 16

Hours: 8 a.m. – 1 p.m.

No appointments required for Sunnyvale residents.

Location: 164 Carl Road, Sunnyvale

039901

KSUN Community Cable TV



KSUN CABLE TV

039903

Sunnyvale Sun

Celebrate the Earth and help the environment!

MERCURY FEVER THERMOMETER EXCHANGE

Friday, April 20 at the Sunnyvale Community Center
10 a.m. until 2 p.m. and again from 4 p.m. to 6 p.m.

To avoid breakage, transport the thermometer in a closed container such as its original case, a toothbrush holder, or a plastic bottle with a screw-on cap. Additionally, place the closed container in a plastic zip-lock bag. For more information call Environmental Outreach at (408) 730-7738, TDD (408) 730-7501.

CITY OF SUNNYVALE CALIFORNIA

SUNNYVALE SUN

088

000904

Sunnyvale Press Releases

NEWS - FOR IMMEDIATE RELEASE

Contact:
John Pilger
Adam Levermore-Rich
(408) 730-7535
April 12, 2007
Release # 04-08

SUNNYVALE HELPS KEEP FUNDRAISING CARWASHES ENVIRONMENTALLY FRIENDLY

Car washes are a popular choice for nonprofit fundraising, yet many do not know the soap and water used to wash and rinse the cars contains waste that can pollute water resources. Dirty water containing soaps, detergents, residues from exhaust fumes, gasoline, motor oil and heavy metals flows along the pavement into nearby storm drains. Water entering the storm drain system is not treated before being discharged into our local creeks and the Bay.

To help prevent pollution from car wash events, the Sunnyvale Environmental Services Division at the Water Pollution Control Plant recently purchased two Sudsafe storm drain protection kits that can be borrowed by nonprofit groups. Along with other supplies, the kits contain an insert to block a storm drain and a pump to divert wash water to nearby landscaping or to the sanitary sewer for treatment and discharge. In addition, a brochure describing proper car wash event practices is available.

For more information on best practices for car wash fundraising, or to borrow the car wash kit, call Sunnyvale Environmental Services at (408) 730-7260, TDD (408) 730-7501.

# # #

© 2007 City of Sunnyvale, California. All rights reserved. This website is best viewed using Microsoft Internet Explorer browser 6.0 or higher.
Privacy Policy and Legal Disclaimer

NEWS - FOR IMMEDIATE RELEASE

Contact:
John Pilger
Adam Levermore-Rich
(408) 730-7535
March 26, 2007
Release # 03-15

EXCHANGE YOUR MERCURY FEVER THERMOMETER

SUNNYVALE, Calif. – Mercury is well-known as a toxic substance, yet many of us still have mercury-based thermometers in our medicine cabinets. The City of Sunnyvale wants to make it easy for you to exchange your old mercury thermometer for a non-mercury model. On Friday, April 20, the City will hold a fever thermometer exchange at the Sunnyvale Community Center, from 10 a.m. to 2 p.m., and again from 4 p.m. to 6 p.m.

To avoid breakage and contamination, mercury thermometers must be contained in a closed, unbreakable container, such as its original case or a soda/water bottle with a screw-on cap. As a second measure of protection, that container must be placed in a sealable plastic bag. Other mercury-containing products will not be accepted at this event.

The Sunnyvale Community Center is located at 550 E. Remington Drive. For more information on the mercury fever thermometer exchange, visit *wpcp.sunnyvale.ca.gov*, or call the Environmental Services division at (408) 730-7738, TDD (408) 730-7501.

# # #

© 2007 City of Sunnyvale, California. All rights reserved. This website is best viewed using Microsoft Internet Explorer browser 6.0 or higher.
Privacy Policy and Legal Disclaimer

091

Utility Bill Inserts

039909

Create a Less-Toxic Environment and Healthier Bay

You may live miles from San Francisco Bay and still be polluting its waters.

Sewers

Sewers carry wastewater from homes and businesses to the Water Pollution Control Plant for treatment before being released to the Bay.

Storm Drains

Water draining from rain and over watering flows down the street in gutters that drain to storm drains. But this water also collects contaminants such as chemicals, grease, automotive fluids, pesticides, pet waste and other debris, and carries it into the storm drain system where water flows untreated to our local creeks and Bay. These and other pollutants contaminate our water and may harm fish and other aquatic life.

NO DUMPING FLOWS TO BAY

To learn more about how you can help prevent water pollution, visit *wpcp.sunnyvale.ca.gov* or call Environmental Outreach at (408) 730-7738, TDD (408) 730-7501

Printed on recycled paper

July/Aug 06

Create a Less-Toxic Environment and Healthier Bay

You may live miles from San Francisco Bay and still be polluting its waters.

Sewers

Sewers carry wastewater from homes and businesses to the Water Pollution Control Plant for treatment before being released to the Bay.

Storm Drains

Water draining from rain and over watering flows down the street in gutters that drain to storm drains. But this water also collects contaminants such as chemicals, grease, automotive fluids, pesticides, pet waste and other debris, and carries it into the storm drain system where water flows untreated to our local creeks and Bay. These and other pollutants contaminate our water and may harm fish and other aquatic life.

NO DUMPING FLOWS TO BAY

To learn more about how you can help prevent water pollution, visit *wpcp.sunnyvale.ca.gov* or call Environmental Outreach at (408) 730-7738, TDD (408) 730-7501

Printed on recycled paper

July/Aug 06

Create a Less-Toxic Environment and Healthier Bay

You may live miles from San Francisco Bay and still be polluting its waters.

Sewers

Sewers carry wastewater from homes and businesses to the Water Pollution Control Plant for treatment before being released to the Bay.

Storm Drains

Water draining from rain and over watering flows down the street in gutters that drain to storm drains. But this water also collects contaminants such as chemicals, grease, automotive fluids, pesticides, pet waste and other debris, and carries it into the storm drain system where water flows untreated to our local creeks and Bay. These and other pollutants contaminate our water and may harm fish and other aquatic life.

NO DUMPING FLOWS TO BAY

To learn more about how you can help prevent water pollution, visit *wpcp.sunnyvale.ca.gov* or call Environmental Outreach at (408) 730-7738, TDD (408) 730-7501

Printed on recycled paper

July/Aug 06

093



PESTICIDES litter
Yard Debris
AUTOMOTIVE FLUIDS
pet waste
Fertilizers

Gutters drain water so streets won't flood, but it's not just water that flows down the street. Water draining from streets, lawns, gardens and sidewalks collects contaminants and carries these pollutants to the storm drain system. Water in the storm drain system flows untreated to our local creeks and Bay.

Pollution contaminates our water, and harms fish and other aquatic life.

POLLUTION

Keep it out of the storm drain. Keep it out of the Bay.

To learn more about how you can help prevent water pollution, visit ***wpcp.sunnyvale.ca.gov***
or call Environmental Outreach
at (408) 730-7738, TDD (408) 730-7501

Nov/Dec 06 Printed on Recycled Paper.

KEEP CLEAN WITHOUT ANTIBACTERIAL PRODUCTS

More than 700 home products contain antibacterial chemicals. The most common chemical used in antibacterial products is **TRICLOSAN**, a registered pesticide.

Human Health and Environmental Concerns

Due to its widespread use, **TRICLOSAN** is now found in water bodies, including San Francisco Bay. Recent studies show antibacterial products may be a cause for concern:

1. **TRICLOSAN** cannot be removed during normal wastewater treatment, and large quantities are continuously discharged into waterways.
2. Overexposure may allow bacteria to become resistant to antibacterial agents, rendering them useless as an important sanitary tool to hospitals and other users.

Alternatives to Triclosan

- Wash hands often and lather for at least 10 to 15 seconds.
- Use products that do not contain **TRICLOSAN** such as hand-sanitizing gels with an alcohol or peroxide base.

To learn more about how you can help prevent water pollution, visit ***wpcp.sunnyvale.ca.gov***
or call Environmental Outreach
at (408) 730-7738, TDD (408) 730-7501

Jan/Feb 07 Printed on Recycled Paper.



Have Fluorescent Bulbs or E-waste to Get Rid Of?

We're Here to

¿Quiere deshacerse de focos (bombillas) fluorescentes o desechos electrónicos?

Estamos aquí para

有日光燈泡或電子廢棄物要丟掉嗎？

我們可提供協助



MAKE EVERY DAY

EARTH DAY

APRIL 22, 2007

See inside for ideas

CELEBRA TODOS LOS DÍAS AL

PLANETA TIERRA

22 DE ABRIL DE 2007

ideas en el interior

讓每天都成為

地球日

2007 年 4 月 22 日

請參見內頁的好方法

039912

Sunnyvale ReNews

Page Intentionally Left Blank

039914



Welcome to Sunnyvale!

We're Glad You're Here!

We Make It Easy to Recycle - Right Where You Live

As a new member of our community, you've joined a group of individuals and families who work hard every day to recycle and reduce waste. By recycling, you reduce the amount of garbage going to landfills, save valuable resources and protect the environment. That's why the City of Sunnyvale and Specialty Solid Waste & Recycling want you to know about all the great programs that make it convenient for you to recycle right in your complex. With your help, we could easily double the amount of material being recycled in each household.





You Can Recycle:

In the Newspaper Cart

- **Newspapers, inserts, and phone books**

In the Bottles and Cans Cart

- **Glass food and beverage containers** such as pasta sauces, ketchup, jelly, peanut butter, pickles, olives
- **Steel, aluminum, mixed metal food and beverage cans** such as soup, tuna, soda
- **Plastic bottles, jars, and tubs (#1–7)** such as milk, water, laundry and dish soap, juice, soda, margarine, yogurt

Please empty all containers before recycling.

SMaRT Ideas

Use a tote bag, grocery bag, or box to store glass, metal and plastic recyclables. When either container is full, take it to the recycling carts near your unit, empty it and reuse it if possible.

Find Your Recycling Carts

On-site recycling carts are typically located either in your parking garage or next to the garbage enclosure.

Glass, metal and plastic containers

Newspapers and inserts

Hazardous Waste Do's and Don'ts

Do know the rules on correct disposal of consumer electronics. Virtually any product with a battery or circuit board (including small appliances, computers, printers, radios, DVD players, and stereos) or containing mercury (such as fluorescent lights, thermometers and thermostats) should not be put in the trash.



Do bring your consumer electronics to the SMaRT Station® at 301 Carl Road.

Don't place hazardous waste, such as household cleaners, pesticides, paint, used motor oil or anti-freeze in a garbage bin or recycling cart, or down the drain or on the ground.

Do bring this type of hazardous waste to a Household Hazardous Waste event—the third Saturday of each month (except December), 8 a.m. - 1 p.m. 164 Carl Road.

For more information, contact the Sunnyvale Recycling Program at (408) 730-7262 or TDD (408) 730-7501 or visit www.sunnyvalerecycles.org.

Used Motor Oil

We make it easy to recycle used motor oil and oil filters, too! Ask your apartment manager if you have the City's oil recycling service. If so, then look for your blue oil box, containing empty jugs for used oil and bags for filters, near your garbage and recycling area. Follow the instructions on the box. Additional supplies are just a phone call away at (408) 730-7400. Allow one week for delivery.



Printed on 30% Recycled Content Paper 10/06

Questions? Call Specialty Solid Waste & Recycling at **(408) 565-9900** or visit us on-line at www.sswr.com.

Specialty Solid Waste & Recycling

039915

Le Facilitamos el Reciclaje - Justo Donde Usted Vive

Como nuevo miembro de nuestra comunidad, ahora forma parte de un grupo de individuos y familias que se esfuerzan todos los días por reciclar y reducir los desechos. Al reciclar, usted reduce la cantidad de basura que termina en los rellenos sanitarios, ayuda a conservar valiosos recursos y protege al medio ambiente. Es por eso que la Ciudad de Sunnyvale y Specialty Solid Waste & Recycling desean que usted conozca todos los magníficos programas implementados para reciclar justo en el lugar donde vive. Con su ayuda podríamos duplicar fácilmente la cantidad de artículos que se reciclan en cada hogar.

Usted Puede Reciclar:

En el carrito para periódicos
- **Periódicos, suplementos y directorios**

En el carrito para botellas y latas
- **Envases de vidrio para alimentos y bebidas**, tales como recipientes de salsa para pasta, ketchup, mermelada, mantequilla de cacahuate (maní), pepinillos, aceitunas
- **Latas de acero, aluminio y metales mixtos para alimentos y bebidas**, como latas de sopa, de atún o de refresco
- **Botellas, frascos y recipientes de plástico (#1 – 7),** como los de leche, agua, detergente para lavar ropa y jabón para lavar platos, jugo, refrescos, margarina y yogurt.

Por favor, vacíe todos los recipientes antes de reciclarlos.

SMaRT ! Ideas !

Utilice una bolsa de tela, bolsa de supermercado, o una caja para guardar artículos reciclables de vidrio, metal y plástico. Use otro recipiente para los periódicos y suplementos. Cuando el recipiente esté lleno, llévelo a los carritos de reciclaje cerca de su unidad habitacional, vacíelo y si es posible utilícelo de nuevo.

Descubra Dónde se Encuentran Los Carritos de Reciclaje

Los carritos de reciclaje de su unidad habitacional generalmente se encuentran, ya sea en el estacionamiento, o en el área de basureros.

Qué hacer y qué no hacer con los desechos peligrosos incluyendo artículos eletrónicos

Infórmese de cuáles son las reglas que debe seguir para desechar correctamente los artículos electrónicos. En general, ningún producto que tenga baterías o tablero de circuitos (incluyendo aparatos pequeños de uso en el hogar, computadoras, impresoras, radios, reproductores de DVD y estéreos) o que contengan mercurio (tales como tubos fluorescentes, termómetros y termostatos) deben ser desechados en la basura.

Lleve sus materiales electrónicos de consumo común a la estación SMaRT en 301 Carl Road.

No deposite los desechos peligrosos, tales como artículos para la limpieza del hogar, pesticidas, pintura, aceite de motor o líquido anticongelante usados en el bote de basura, en los carritos de reciclaje ni los arroje al desagüe o al suelo

Éstos pueden ser llevados al 164 Carl Road durante los Días para Deshacerse de los Desechos Peligrosos de Uso en el Hogar, el tercer sábado de cada mes (excepto diciembre), de 8 a.m. a 1 p.m.

Para recibir información adicional, comuníquese con el Programa de Reciclaje de Sunnyvale llamando al (408) 730-7262 o visite www.sunnyvalerecycles.org. TDD (408) 730-7501

Aceite Usado de Motor

Le facilitamos reciclar el aceite usado de motor ¡y los filtros de aceite también! Pregunte al administrador de su apartamento si usted cuenta con el servicio de reciclaje de aceite de la Ciudad. De ser así, busque la caja azul de aceite que contiene recipientes vacíos para aceite usado y bolsas para filtros cerca del área donde se encuentran los basureros y zona de reciclaje. Siga las instrucciones indicadas en la caja. Puede obtener materiales adicionales con sólo hacer una llamada telefónica al (408) 730-7400. Éstos serán entregados en una semana.

Impreso en papel con 30% de Contenido Reciclado. 09/06.

¿Tiene alguna pregunta? Llame a Specialty Solid Waste & Recycling al **(408) 565-9900** o visítenos en Internet en **www.sswr.com**.

CITY OF SUNNYVALE CALIFORNIA

Specialty Solid Waste & Recycling

039916



Sunnyvale ReNews

MULTI-FAMILY RECYCLING EDITION FALL 2006
RECICLAJE EN UNIDADES MULTI-FAMILIARES – EDICIÓN OTOÑO DE 2006

CIRCLE THE DATES
MARQUE LAS FECHAS

Recycle Today!

¡Recicle Hoy Mismo!

OCT 7 | OCT 8 & OCT 14 | OCT 15

Extra Dump Weekends: SMaRT Station®

Fines de Semana para Deshacerse de Basura Adicional Centro de Reciclaje SMaRT Station®

SEPT 16 | OCT 21 | NOV 18

Household Hazardous Waste Drop-off

Días para Deshacerse de los Desechos Peligrosos de Uso en el Hogar

NOV 15

Celebrate America Recycles Day
www.americarecyclesday.org

Celebre el Día "América Recicla"

LOOK INSIDE
INFORMACIÓN EN EL INTERIOR

How to Recycle and Safe Disposal of Electronics

Cómo Reciclar y Desecho seguro de Artículos Electrónicos

WE'RE HERE TO HELP:
ESTAMOS AQUÍ PARA AYUDAR:

Specialty Solid Waste & Recycling
(408) 565-9900
www.sswr.com

City of Sunnyvale Recycling
(408) 730-7262
www.sunnyvalerecycles.org

Recycle Today and Every Day!

On the whole, Sunnyvale residents have been doing a great job with recycling. With the support of dedicated recyclers throughout our city, we're keeping trash out of our landfills, making a difference to our environment and improving the quality of life in Sunnyvale.

The good news is that the City of Sunnyvale has programs in place to help you recycle. Like our recycling tote program. Have you received yours? If not, you'll be receiving it soon. Hang it on your door, put it under your sink or a counter. Then fill it up with your recyclables like bottles, cans, and plastic containers and take it to your on-site recycling carts.

It's up to you! You play a vital role in keeping recycling in Sunnyvale a top priority.

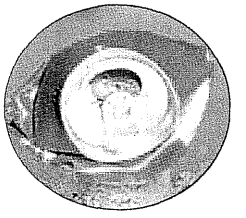

¡Recicle hoy y todos los días!

En general, los residentes de Sunnyvale han hecho una excelente labor de reciclaje. Con el apoyo de los dedicados ciudadanos que reciclan en toda la ciudad, estamos manteniendo la basura alejada de nuestros basureros de relleno sanitario, efectuando una gran aportación al medio ambiente y mejorando la calidad de vida en Sunnyvale.

Afortunadamente la Ciudad de Sunnyvale cuenta con programas para ayudarlo a reciclar. Por ejemplo, el programa para reciclar con bolsa de tela, ¿ya recibió una? Si no es así, pronto la recibirá. Cuélguela en una puerta, debajo del fregadero o debajo de una repisa. Luego, llénela con artículos reciclables como botellas, latas, y recipientes de plástico y llévela a los carritos de reciclaje de su unidad habitacional. ¡Dependemos de usted! Usted juega un papel de vital importancia para que el reciclaje en Sunnyvale siga siendo una de las más altas prioridades.

Consumer Electronics Banned from Trash

New state laws are in effect. Please pay special attention to the green area of the chart on page 2.



Se Prohíbe el Desecho de Electrónicos en Basureros

Existen nuevas leyes. Por favor, preste atención a la área resaltada en verde en la tabla de la página 2.

What, Where and How to Recycle:
Qué, Dondé, y Cómo Reciclar:

Recycling Helpful Hints

ITEM	WHERE TO RECYCLE, DONATE, REUSE	HOW TO PREPARE
Bottles & cans • **Glass food and beverage containers** (pasta sauces, ketchup, jelly, pickles) • **Steel, aluminum, and mixed-metal food and beverage cans** (soup, tuna, pet food, soft drinks) • **Plastic bottles, jars and tubs** (milk, water laundry and dish soap, juice, soda, yogurt, salsa)	Carts where you live	Empty and rinse. Put in the light blue recycling cart.
Newspapers & inserts	Carts where you live	Put in the dark blue recycling cart.
TVs, monitors, consumer electronic products - virtually any product with a battery or circuit board – cell phones, small appliances, computers and printers.	SMaRT Station® See more detail at www.sunnyvalerecycles.org - Recycling Resources or call (408) 730-7262.	Transport carefully.
Fluorescent tubes, thermostats and thermometers.	SMaRT Station and HHW Program	These items contain mercury, which is hazardous. Handle carefully to prevent breakage.
Household batteries	SMaRT Station or HHW Program	Place clear tape on button and rechargeable battery terminals.

Algunas Útiles Surgerencias

ARTÍCULO	DONDÉ RECICLAR, DONAR, REUTILIZAR	CÓMO PREPARARLO
Botellas y latas * **Envases de vidrio para alimentos y bebidas** (recipientes de salsa para pasta, ketchup, mermelada, mantequilla de cacahuate maní, pepinillos) * **Latas de acero, aluminio y metales mixtos para alimentos y bebidas** (sopa, atún, alimento de mascotas, refresco) * **Botellas, frascos y recipientes de plástico** (leche, agua, detergente para lavar ropa, jabón para lavar platos, jugo, refrescos, yogurt, salsa)	Carritos donde usted vive	Limpie y enjuague. Coloque en el carrito de reciclaje azul claro.
Periódicos y suplementos	Carritos donde usted vive	Coloque en el carrito de reciclaje azul oscuro.
Televisores, monitores, productos electrónicos - prácticamente cualquier producto con batería o tarjeta de circuito - incluyendo teléfonos celulares, electrodomésticos pequeños, computadoras e impresoras.	Centro de Reciclaje SMaRT Station® Mayor información en www.sunnyvalerecycles.org - Recycling Resources o llame al (408) 730-7262.	Transporte con cuidado
Tubos fluorescentes, termostatos y termómetros.	Centro de Reciclaje SMaRT Station y Programa HHW	Estos artículos contienen mercurio, el cual es peligroso. Manéjelos con cuidado para evitar que se rompan.
Baterías de uso en el hogar	Centro de Reciclaje SMaRT Station o Programa HHW	Coloque cinta transparente en el botón y en los terminales de la batería recargable.

Recycling EVERY DAY begins and ends with you.
El reciclaje DIARIO empieza y termina con usted.

Here are some helpful "Dos" and "Don'ts"
Estas son algunas útiles sugerencias de lo que debe y no debe hacer.

1. **Do** know what you can recycle.
1. **Sepa** lo que puede reciclar.

2. **Do** recycle every day!
2. **¡No** olvide reciclar todos los días!

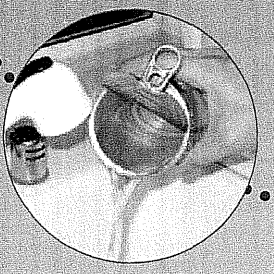

3. **Do** rinse your containers before you recycle.
3. **Enjuague** sus recipientes antes de reciclarlos.

4. **Do** use your tote.
4. **Utilice** su bolsa de tela de reciclaje.

5. **Do** pay attention to what goes in your on-site recycling carts.
5. **Preste** atención a lo que deposita en los carritos de reciclaje de su unidad habitacional.



6. **Don't** put products with batteries or circuit boards in your trash OR in your recycling. Bring them to the SMaRT Station.
6. **No** tire a la basura NI en el recipiente de reciclaje productos con baterías o con tableros de circuitos. Llévelos al Centro de Reciclaje SMaRT Station

7. **Don't** put hazardous waste in your trash OR in your recycling. Where possible, leave in the original container. Then take to a household Hazardous Waste Drop-Off Event. Upcoming events Sept. 16, Oct. 21, Nov. 18 (8 a.m. to 1 p.m.) at 164 Carl Road in Sunnyvale.
7. **No** deposite desechos peligrosos en la basura NI en su recipiente de reciclaje. Siempre que sea posible, deje estos productos en su recipiente o envoltura original, y luego llévelos al Día para Deshacerse de los Desechos Peligrosos de Uso en el Hogar. Los próximos eventos de este tipo tendrán lugar el 16 de septiembre, el 21 de octubre y el 18 de noviembre (8 a.m. – 1 p.m.) en 164 Carl Road en Sunnyvale.

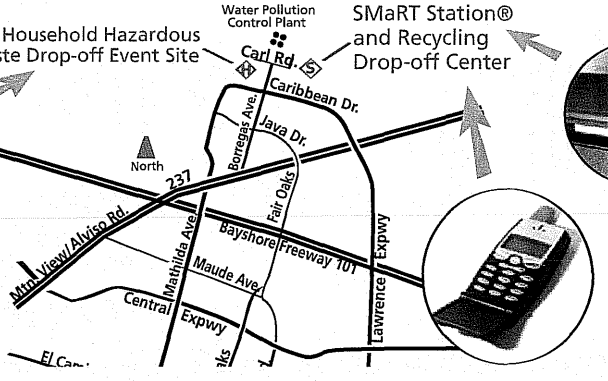



039919

Extra Dump Weekends

8:30 a.m. to 4:30 p.m.
For Sunnyvale residential customers only

OCT 7 | OCT 8 & OCT 14 | OCT 15

Fines de Semana para Deshacerse de Basura Adicional

8:30 a.m. a 4:30 p.m.
Para clientes residenciales de Sunnyvale exclusivamente

Sunnyvale residents may dump extra trash at no charge on **October 7th & 8th, and October 14th and 15th** at the SMaRT Station®, 301 Carl Road (see map).

To better serve you - we need your help.

NEW

- **Put all electronic products in a separate container not mixed with other items. Limit of 4 TVs or monitors.**
- You must have identification and proof of residency. See on-line for acceptable proof and restrictions at **www.sunnyvalerecycles.org**.
- Drive carefully through the SMaRT Station and follow instructions.
- Unload quickly so other residents can access the tipping area.
- Household hazardous cleaning or maintenance chemicals will not be accepted here. Please bring items to a monthly Household Hazardous Waste Drop-off Event. Call (408) 730-7262 for information.

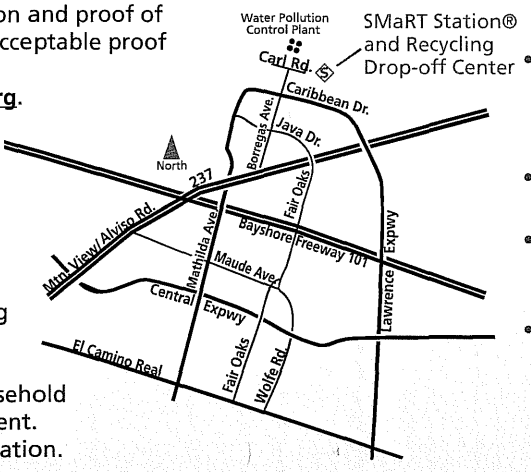

Los residentes de Sunnyvale pueden descargar basura adicional en forma gratuita el **7, 8, 14 y 15 octubre** en el Centro de Reciclaje SMaRT Station®, 301 Carl Road (ver mapa).

Para servirle mejor - necesitamos de su ayuda.

NUEVO

- **Deposite todos los productos electrónicos en otro recipiente para evitar que se mezclen con otros artículos. Límite de 4 TVs o monitores.**
- Debe contar con identificación y comprobante de residencia. Infórmese en Internet sobre comprobante aceptable y restricciones en **www.sunnyvalerecycles.org**.
- Conduzca con cuidado a través del Centro de Reciclaje SMaRT Station y siga las instrucciones.
- Descargue sus objetos rápidamente de manera que otros residentes puedan tener acceso al área de vaciado.
- En este lugar no se aceptarán sustancias químicas de limpieza o mantenimiento del hogar peligrosas. Por favor lleve esos artículos a uno de los Días para Deshacerse de los Desechos Peligrosos de Uso en el Hogar programados mensualmente. Para mayor información, llame al (408) 730-7262.

PRSRT STD
U.S. POSTAGE PAID
SUNNYVALE, CA
PERMIT NO.415

CITY OF SUNNYVALE CALIFORNIA
Specialty Solid Waste & Recycling

3355 Thomas Road
Santa Clara, California 95054

SEE INSIDE:
Learn ways you can recycle today and every day.

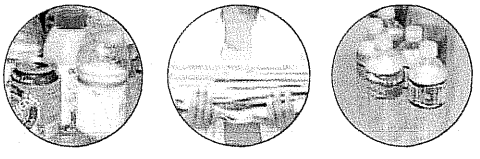

EN EL INTERIOR:
Sepa cómo reciclar hoy y mañana.

Printed on 30% Recycled Content Paper. 09/06.
Impreso en papel con 30% de Contenido Reciclado. 09/06.

SUNNYVALE RENEWS

Spring Clean-Up Edition 2007

SAVE THE DATES

Extra Dump Weekends
Mar. 31, Apr. 1, and
Apr. 14, Apr. 15

Extra Garbage Pick-up
Apr. 2 - Apr. 27

Household Hazardous Waste Drop-off Events
Apr. 21, May 19, Jun. 16

Take a Compost Workshops
Apr. 21, May 19, Jun. 16

Earth Day Activities
See *www.sunnyvalerecycles.org*

Garage Sale Day
Apr. 21

Shredding Event
May 12

RECYCLE TODAY - HONOR THE EARTH HELP FIGHT GLOBAL WARMING

April 22nd is Earth Day. Honor the earth that day and **every day** by recycling and using other waste reduction practices. We have year 'round programs to help you reduce waste and recycle. Recycling even helps reduce greenhouse gases and prevent global warming.

Your waste reduction and recycling have reduced material going to landfills by 61 percent. Do keep up the good work. We can reduce waste and recycle even more in 2007!

Do these simple things:

- Recycle today
- Go to *www.sunnyvalerecycles.org* and click on "How do I Recycle..." to learn how you can recycle almost anything
- Donate unwanted, reusable items or hold a garage sale
- Reduce your use of hazardous products
- Take a compost or garden workshop
- Learn about grasscycling to reduce yard waste and have a healthy lawn
- Use cloth or reuseable shopping bags when you are grocery shopping

Look Inside
For Details of
Spring Clean-up Services

CONTACT INFORMATION

SPECIALTY SOLID WASTE & RECYCLING
(408) 565-9900 | WWW.SSWR.COM

CITY OF SUNNYVALE REYCLING
(408) 730-7262 | WWW.SUNNYVALERECYCLES.

Extra Curbside Garbage Pickup Enhances Your Spring Clean-up Activities

Apr. 2 - Apr. 27
(on your regular collection day)

Each week from April 2 through April 27, Sunnyvale residents in single-family, duplex, triplex, and mobile homes can place additional material at the curb to be collected by Specialty Solid Waste & Recycling. That's **four weeks** of extra curbside garbage pickup! During these four weeks you may put out extra materials **on each of** your regular collection days. It's easy. Please note new rules for disposal of electronic products, mercury-containing items and batteries.

Place your materials neatly at curbside. Securely contain any loose materials to avoid pollution. We start our routes at **6:00 a.m.** and have multiple trucks on the road. Large items will be picked up by a different Specialty vehicle, which may arrive before or after the collection of other materials. If your pickup was missed, please contact Specialty Solid Waste & Recycling at (408) 565-9900 after 3:00 p.m.

Specialty WILL Pick Up

ITEM	PREPARATION INSTRUCTIONS	SIZE/WEIGHT RESTRICTION
Garbage - 32 gallon cans	Fill only to rim. Contain loose materials in plastic bags.	70 pound limit
Plastic trash bags	Make sure bags do not tear.	30 pound limit
Refuse in cardboard boxes	No loose materials such as Styrofoam® peanuts Put this type of item in garbage bags before disposal.	No larger than 3' x 2' x 2' and 25 pound limit
Cardboard boxes	Flatten and tie or tape into bundles.	No larger than 30" x 30" x 6"
***Appliances – Large** such as washers, dryers, refrigerators, water heaters	Remove or securely tape fridge and freezer doors closed. **Call Specialty at (408) 565-9900** with your address to help with collection planning (a separate extra truck is used for larger items).	
Carpets and tree branches	Tie into bundles	No more than 4' long and 1' in diameter
Lawn mowers	Drain of all fluids.	
***Household furniture, and large items** such as couches, chairs, and mattresses	Stack neatly at curbside so that the items do not interfere with traffic. **Call Specialty, (408) 565-9900**, with your address to help in collection planning (an extra truck is used for larger items).	*If in good condition, consider donating to a reuse agency (see list at *www.sunnyvalerecycles.org* under "Garage Sales & Donations").

DO NOT PUT YOUR CURBSIDE MATERIAL ON TOP OF WATER METER BOXES. !

Specialty WILL NOT Pick Up

ITEM	WHAT TO DO WITH THEM
Consumer electronic products - including virtually any product with a battery, circuit board or containing mercury - fluorescent lights (of any type), small appliances (including microwave ovens), computer equipment including laptops & printers,	These items are accepted from residents at the SMaRT Station®. Household batteries may be recycled at curbside year 'round. See more detail at *www.sunnyvalerecycles.org* - "How Do I Recycle" or call (408) 730-7262.
TVs or computer monitors	Take to the SMaRT Station, Limit of 4.
Construction materials and debris such as windows, doors, fencing, sheds and lumber	Contact Whole House Building Supply at (650) 856-0634 for possible donation (pick-up fee may apply), take to the SMaRT Station,** or call Utility Billing Office, (408) 730-7400, for debris box and disposal details and costs.
Hazardous materials such as old paints, thinners, and pesticides	Take to a Household Hazardous Waste Drop-off event.
Sod or tree stumps	Take to the SMaRT Station**
Tires and other automobile parts such as rims, wheels, engines, camper shells, car seats or auto body parts	Take to the SMaRT Station**
Propane tanks including tanks used in camping	Take to a Household Hazardous Waste Drop-off event.
Loose debris such as sawdust, Styrofoam peanuts, shredded paper or ashes (unless bagged)	Will be picked up if bagged and put with regular garbage (make sure ashes are cold before bagging).
Business or commercial waste	Call Utility Billing (408) 730-7681 for debris box and disposal information.

** **Regular disposal fees apply except during Extra Dump Weekends March 31 & April 1, and April 14 & 15**

For information about additional disposal options, contact Specialty Solid Waste & Recycling at (408) 565-9900

Got Extra Stuff to Dump?
Join Us At the SMaRT Station for Extra Dump Weekends

Mar. 31 & Apr. 1, Apr. 14 & Apr. 15 @ 8:30 a.m. - 4:30 p.m.

For Sunnyvale residents

Sunnyvale residents with garbage service may dump extra trash at the SMaRT Station at no charge on two upcoming weekends – March 31 & April 1 and April 14 & 15 at 301 Carl Road in Sunnyvale (see map below).

Please note new rules for electronic products and mercury-containing items.

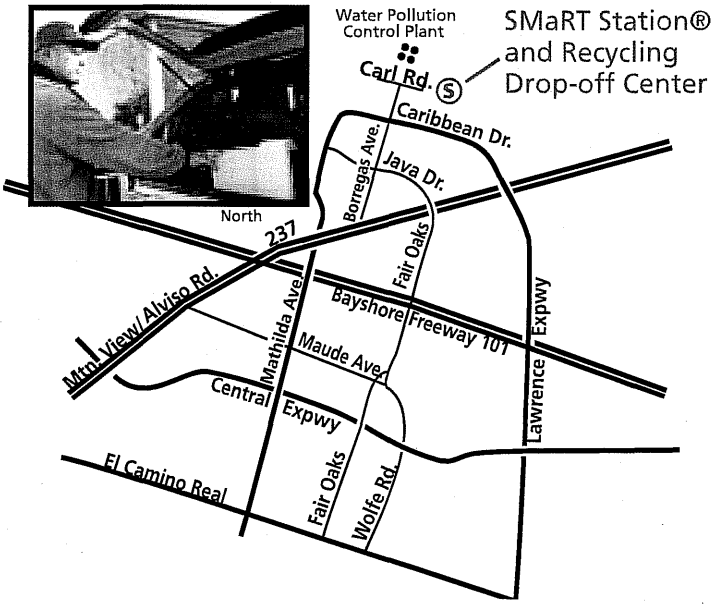

PLEASE NOTE:

Household hazardous cleaning and maintenance chemicals will not be accepted. Please bring these hazardous items to a monthly Household Hazardous Waste Drop-off Event (see next page for details).

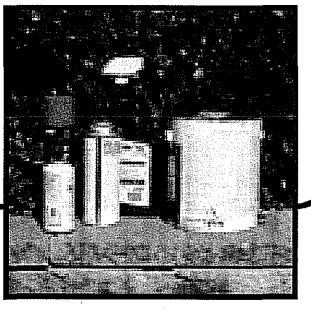

To better serve you, we need your help:

- Have your identification and proof of residency ready at the gate.
  Acceptable proof of residency includes:
  Your driver's license with your Sunnyvale address or your driver's license plus a 2007 PG&E , telephone, TV cable, or City of Sunnyvale utility bill showing a Sunnyvale address with the name on the bill matching the name on the driver's license.
- Drive carefully through the SMaRT Station and follow instructions.
- Unload quickly so other residents can access the tipping area.

RESTRICTIONS:

- A Sunnyvale resident must be in each vehicle with each load.
- No vehicles larger than one-ton load capacity will be admitted.
- Put all electronics products in a separate container not mixed with other items.
- No more than a total of four (4) TVs and/ or monitors.



- Asphalt, concrete, dirt and sod require special handling. You may be diverted to a special line to unload these materials.
- No more than four (4) tires.
- No business or commercial materials.

039923

Compost WorkShops Help Your Garden Grow

Apr. 21, May 19 & Jun. 16
@ 10 a.m. - 12 noon

Heritage Center Building
550 E. Remington Dr., Sunnyvale

Learn how composting can benefit your yard. Attend a composting workshop. Find out how to make compost - mixing grass clippings, leaves, yard trimmings, and kitchen scraps. It reduces garbage and makes healthier plants and gardens in the process.



After attending a workshop, Sunnyvale residents may purchase a compost bin and instruction book for only $28 (a 69% discount from retail). Reserve your place at (408) 730-7262.

Pick up finished compost at the SMaRT Station - free of charge for Sunnyvale residents.

Attend our composting class and **for only $28**, you will receive a compost bin and instruction book!

Reduce Your Use of Toxic Chemicals Year 'Round – Bring Your Hazardous Materials to a Monthly Drop-Off Event

Apr. 21, May 19 & Jun. 16
@ 8 a.m. - 1 p.m.

164 Carl Road (see map, below)

Spring cleaning is a great time to use less-toxic cleaning products and to round up unwanted pesticides, cleaning products, automotive fluids, paints or other toxic products and bring them to a Household Hazardous Waste Drop-off event.

Follow these important guidelines.

- Bring material in the original container or use a non-leaking sealed container. **Do not bring products in containers you want to keep. Please place products in disposable boxes, bags or buckets. Containers will not be returned.**
- Limit: 5 gallons or 50 pounds per vehicle per trip
- Never mix chemicals.
- Keep personal items separate from hazardous materials.
- Transport material in your trunk or pick-up bed, away from the passenger area.
- For your safety, you must stay in your vehicle when you reach the drop-off area.
- Please leave pets at home.
- Questions? Call (408) 730-7262.

Want more tips for easy things you can do in your own home? Visit *www.sunnyvalerecycles.org*. Click on "Hazardous Materials," then "Keeping a Home Healthy."

039924

Celebrate Earth Day - Your Way!
Upcoming Community-Wide Events

This year Sunnyvale offer a mix of things to do to celebrate Earth Day. Choose what works for you and your family. We'll point the way to events or places to visit.

Plan a "waste free" lunch in one of our beautiful parks. Visit the local Farmer's market on Murphy Street (on Saturday), attend a compost workshop or tour the Sunnyvale Community Garden. Attend the "Dream Green Kitchen" workshop, or turn in that mercury thermometer for a better model. For a list of happenings in Sunnyvale, visit *www.sunnyvalerecycles.org*.

Make Reuse a Priority - Sunnyvale Garage Sale Day

Apr. 21



Saturday, April 21 is also Sunnyvale Garage Sale Day. Hold a sale, shop or do both to reuse those valuable household items.

It makes a difference - to your pocketbook, the community and the environment. Put reuse at the top of your list.

Practice Health Care Without Harm - Thermometer Exchange

Apr. 20
10 a.m. - 2:00 p.m. & 4:00 p.m. - 6:00 p.m.

Turn in a mercury fever thermometer, receive a non-mercury (gallium) thermometer in return (while supplies last).

Participants must bring the thermomenter in a non-breakable, rigid container (such as the original case, toothbrush case, plastic soft drink or water bottle with a screw top), and the container MUST be placed in a sealed, plastic bag.

Recycle It At the Curb

Make sure to put your recyclables in your split cart. Put newspapers, newspaper inserts and phone books on the green side of the cart and all your other recyclables on the blue side including:

- Glass food and beverage containers
- Metal food and beverage cans
- Plastic bottles and jars

A complete list cn be found at *www.sunnyvalerecycles.org*.

Be sure to empty contents from all containers before recycling.

Other important tips:

- Put your cart out when it's at half full or more.
- Properly contain your curbside materials to prevent litter.
- Place carts with the handles facing away from the street.
- **Tape the terminals with electrical or Scotch™ tape Place household batteries in a clear plastic, zip-sealed bag on top of cart.**

039925

Dream Green Kitchens - Learn More

Apr. 18
7 p.m. - 8 p.m.

Sunnyvale Library, Program Room - 665 W. Olive Ave.

Join author Jennifer Roberts (Good green Kitchens, Redux and Good Green Homes) for a lively talk about what green means when it comes to the kitchen, the most frequently remodeled room. Get tips for eco-friendly redecorating and remodeling, and advice on how to keep costs in check when greening your kitchen. Learn about techniques, materials and products used to create beautiful, healthier kitchens that are easier on the planet. Get ready to go green.

A Green Building and Green Remodeling Guide is now available at City Hall, 456 West Olive or on-line at *www.SunnyvaleBuilding.com*.

Protect Your Identity – Come to Our Shredding Event

May. 12
10 a.m. - 3 p.m.

The City of Sunnyvale's Public Safety Department and Recycling Program are sponsoring a paper-shredding event on May 12th as part of the Health and Safety Fair. It's being held at the Columbia Neighborhood Center, 785 Morse Ave. from 10 a.m. to 3 p.m.

Bring your personal records and files and we'll shred them and recycle the paper for you at no cost. Free up space, eliminate security risks, and get rid of out-dated papers!*

*Staples, rubber bands, folders, paper clips, etc. do not need to be removed before shredding occurs. If you have questions, contact the Sunnyvale Recycling Program at (408) 730-7262.

SUNNYVALE RENEWS

Spring Clean-up Edition 2007

PRSRT.STD.
U.S. POSTAGE PAID
SUNNYVALE, CA
PERMIT NO.415

CITY OF SUNNYVALE CALIFORNIA

Specialty Solid Waste & Recycling

3355 Thomas Road, Santa Clara CA 95054

Look Inside for Helpful
Spring Clean-up Information.
Extra Curbside Collection, too!

Read and Save!

Printed on 30% Recycled Content Paper - 03/07

Adam Loo
3052 Laney Dr.
Sunnyvale, CA 95054

039926

Car Wash Letter

CITY OF SUNNYVALE CALIFORNIA

April 4, 2007

Dear Fundraiser Coordinator:

Car washes can be a popular choice for fundraising, but did you know that the soap and water used to wash and rinse cars contains waste that can pollute our water resources?

To avoid flooding of parking lots and streets, Sunnyvale's storm drains are designed to drain the excess water away. The storm drain system empties the water directly into our local creeks and San Francisco Bay without treatment. This is how car wash fundraising events can create a significant amount of water pollution without even realizing it. Discharges of polluted water into the storm drain collection system violate the requirements found in the Sunnyvale Municipal Code, Section 12.12.040.

Don't let your charitable event cause water pollution in our creeks and Bay! The City of Sunnyvale has a "Sudsafe" Car Wash Kit available for loan to non-profit organizations. Each kit contains an insert to block the storm drain and divert the polluted water. Please read the enclosed brochure for car washing guidelines and details for borrowing the car wash kit.

Should you decide to hold a car wash fundraising event, we look forward to helping your organization protect the environment by preventing water pollution.

Sincerely,

Environmental Division Staff
Water Pollution Control Plant

Enclosure

ADDRESS ALL MAIL TO: P.O. BOX 3707 SUNNYVALE, CALIFORNIA 94088-3707
TDD (408) 730-7501

Printed on Recycled Paper

039928

Business Recycling Solutions

039929

SPRING 2007

business recycling

Recycling – Good for Your Business, Good for the Environment

A Publication of the Sunnyvale Commercial Recycling Program

Local Focus
Green Business Recognition

Congratulations to the following businesses that were recognized at the April 3 City Council meeting for achieving their Green Business certification over the last year:

- Fabric Banners
- For Other Living Things
- Labcyte
- Pine Cone Lumber
- Sports Basement
- Sunnyvale Presbyterian Church

The City of Sunnyvale's City Hall, City Hall Annex, South Annex and Library also recently received Green Business certification and were recognized at the event.

To achieve certification, companies must be in compliance with all environmental regulations and meet standards for energy conservation, water conservation, pollution prevention and waste reduction/recycling/ buying recycled products.

Businesses recognized in past years for their Green Business certifications are:

- All Laser Services
- E.O.R.M.
- Juniper Networks
- Sunnyvale Ford
- Toyota Sunnyvale
- Ultimodule

For more information on the Green Business Program, please visit the http://greenbiz.sccgov.org or call Gretchen Hayes, Santa Clara County Green Business Specialist, at (408) 282-3169.

UPCOMING EVENTS



Business Hazardous Waste Drop-off Events

May 18 • June 15 • July 20

Qualifying businesses may participate by appointment only.
(408) 299-7300 www.hhw.org

Towards Sustainability
Proper Disposal to Prevent Pollution

If disposed of improperly, products containing hazardous components can pollute our air, land and/or water with serious impacts on human health and our natural environment. In order to reduce such occurrences, California's Universal Waste Rule prohibits the disposal of electronics, batteries, fluorescent tubes/bulbs and other mercury-containing items. If your business has not set up a formal recycling program for these and other hazardous items, don't wait any longer!

Recycling Services

Visit the City of Sunnyvale Recycling Resources at www.sunnyvalerecycles.org (click on *"How Do I Recycle"*) to search for the material(s) that you have and available recycling options.

Free Stickers and Posters

To order free fluorescent tube and battery "Keep it Out of the Trash" stickers and posters (pictured below; English/ Spanish available), visit www.ciwmb.ca.gov/BizWaste/Posters/OrderForm.htm.

By properly handling these materials, you can ensure that your business is in compliance with environmental regulations and keep pollutants out of the environment. Call the Commercial Recycling Program at (408) 730-7484 if you need assistance.



039930

Professional Car Washing and Detailing

from Professional Carwashing & Detailing Magazine (Grand View Media), Tuesday, April 17, 2007

City purchases drains for charity carwashes to purchases drains for charity carwashes to use

SUNNYVALE, CA — The city of Sunnyvale has purchased two Sudsafe storm drain kits for the nonprofit groups to borrow and use when they want to hold carwash fundraisers, ABC 7 reports in an Apr. 14 story.

The story did not mention if the city has been working with professional carwashes to consider their potential involvement with charity carwash events.

According to the television station, the kits contain a drain block and pump to divert wash water to nearby landscaping or sanitary sewers for treatment and discharge.

A brochure listing proper carwash practices is also being distributed through Sunnyvale Environmental Services, the article said.

To read the full story, click here.

To subscribe to *Professional Carwashing & Detailing*® magazine, click here.

For related information, click here.

To return to today's news, click here.

To discuss this topic with other industry professionals, click here.

039932

The Harbinger

039933



Photo: Ingrid Grassini

WATER, WATER EVERYWHERE: Sr. Operator **Jeff Sorrick** prepares to take City staff on a tour of the Water Pollution Control Plant during the plant's 50th anniversary celebration.

Water Plant Celebrates 50 Years

Sunnyvale's Water Pollution Control Plant celebrated 50 years of service on October 11. City staff was invited to tour the plant and learn about plant history and the wastewater treatment process.

The original facility was built in 1956 to serve a burgeoning residential, industrial and agricultural community whose essential need was a treatment facility that would process and treat the City's wastewater before being released into San Francisco Bay.

During the tours, guests learned the various stages of cleaning the water, how the plant uses alternative fuel sources to conserve energy, and how Sunnyvale conserves water by using recycled water on landscaping at business parks and city facilities.

For information about taking a tour of the Water Pollution Control Plant, please call (408) 730-7738, TDD (408) 730-7501, or visit *wpcp.sunnyvale.ca.gov*



Photo: Jessica Barrett

TO THE RESCUE: (L – R) Lt. Scott McDowell, Lt. Tracy Hern, PSO Emmett Larkin and Lt. Vinny Mata rescue a "hostage" during the annual Best in the West competition.

Sunnyvale SWAT Takes Top Honors For Seventh Time

Sunnyvale Department of Public Safety SWAT team members have taken the top honors at this year's Best in the West competition, the seventh time they have been named the overall top team.

Best in the West is an annual competition hosted by the Santa Clara County Sheriff's Department to test SWAT teams. Twenty-nine teams competed this year, bringing together teams from throughout the Bay area, Southern California, state and federal agencies, and a team from Reno. In this year's competition, held September 21 – 22, there were six challenge events. The Sunnyvale team placed first in the physical challenge; second in the long gun exercise, which is similar to sniper fire; and third in the team assault exercise, which parallels hostage rescue tactics. When all the events were completed, Sunnyvale's record put them in the top spot.

Sunnyvale DPS has competed in 12 of the 15 Best in the West tests, and has placed in the top five overall in every competition they have entered. Sunnyvale's record in the competition is remarkable, particularly in light of the fact that unlike many law enforcement agencies, DPS SWAT assignments are a secondary duty. Sunnyvale does not maintain a dedicated SWAT team that has no other duties. In addition, all Sunnyvale DPS sworn personnel are trained and proficient in fire protection as well as law enforcement, and officers rotate periodically between the two services. DPS team members this year include Lieutenants **Joel Whitmer**, **Scott McDowell**, **Tracy Hern**, **Vinnie Mata** and **Don Discher**; and Public Safety Officers **Emmett Larkin** and **Tim Sartwell**.

039934

Photo: Michael Credi

POURING IT ON: Lt. Shawn Ahern pours pancakes for the annual DPS pancake breakfast, which raised nearly $5,000 for charity.

Pancake Breakfast a Succe$$

More than 600 people showed up with empty stomachs and open wallets for the annual DPS Pancake Breakfast. The event raised $4,923 for the Alisa Ann Ruch Burn Foundation, $1,202 of which was donated by the American Legion in Santa Clara.

In addition, an in-kind donation of $1,000 was made by the Public Safety Officers Association to purchase food and supplies for the event. About 30 volunteers donated their time, including Homestead High School's Key Club and Future Business Leaders of America (FBLA), as well as Sunnyvale's own Volunteers in Public Safety. Many City departments were on hand, staffing booths to showcase their services.

Sonic Wall also contributed $1,000 to the Burn Foundation in August during the Burn Relay, putting DPS's total raised for the year at nearly $7,000.

DPS TO PROVIDE RESOURCE AT CNC

One of the most important services offered by the Sunnyvale Department of Public Safety (DPS) is the neighborhood resource officer program. Neighborhood resource officers (NRO) provide a bridge between DPS, schools and neighborhoods. Through the end of the year, an NRO will join Columbia Neighborhood Center (CNC) staff every Wednesday afternoon from 2:30 p.m. to 4 p.m.

The officer will be available to the community to answer questions, and provide guidance and information about available community resources. The officer's presence at CNC will also serve to help strengthen the relationship between DPS and the youth who participate in CNC programs.

More information on this program is available by calling (408) 730-7140.



Pollution Prevention:

A YEAR-ROUND GOAL

The theme for this year's National Pollution Prevention Week was "The Future is Now." Pollution prevention is possible when people become aware that their everyday habits and actions may impact the environment. Whether that impact is positive or negative is up to you. In past studies, the Environmental Protection Agency determined that contaminants in urban runoff such as garden and lawn chemicals, automobile fluids, pet waste, yard waste and litter are the main reason that approximately 40 percent of surveyed rivers, lakes and estuaries in the U.S. are not clean enough for fishing or swimming.

Here are a few ways you can help:

- Use less-toxic methods for lawn and garden care. If you must use a pesticide or fertilizer, apply sparingly and according to directions.
- Keep litter, pet wastes, leaves and debris out of street gutters and storm drains – these outlets drain directly to our creeks and Bay.
- Use kitty litter or sand to clean up spilled automotive fluids. Do not hose them down the street. Instead, sweep it, bag it and place in the trash.

For more information on water pollution prevention and solutions call (408) 730-7738.

039935

Community Liaison Service

What happens when a Sunnyvale resident is faced with an issue or question, but does not know which department to go to for a solution? Or even worse, what if they have already tried contacting City staff and seem to be getting the run-around? To help residents and staff in these situations, the City of Sunnyvale created the Community Liaison Service. This service assists residents in addressing their concerns in several different ways. The community liaison either promptly researches their question and provides an answer, requests that City staff or community service members contact the individual directly, or coaches the resident and provides options, empowering them to create the solution that works best for them.

The Community Liaison addresses a variety of resident concerns. Past resident concerns have included: Nuisance vehicles parked on public and private property, noise complaints from nearby businesses, personal property disputes, liability insurance questions, excessive neighborhood traffic, unsightly public property landscaping, Sunnyvale historical land use questions, and traffic signal timing complaints. The actual scope of concerns is as diverse as residents themselves.

In addition to benefitting residents of Sunnyvale, the Community Liaison service also benefits City staff by saving time. If you encounter an individual who has concerns that are beyond the scope of your department and are not sure who to contact, please refer the resident to the community liaison. Community Liaison **Nathan Truitt** can be reached at (408) 730-7472 or *ntruitt@ci.sunnyvale.ca.us.*

Finding Alternatives to Antibacterials

The use of antibacterial products has skyrocketed in the last few years as a suggested way to stay healthy. Currently, more than 700 products containing antibacterial chemicals are being marketed for the home, and antibacterial agents can be found in everything from soaps, toothpaste, clothes and toys, to kitchenware, bedding and bath. The most common chemical used in antibacterial products is triclosan.

Human Health and Environmental Concerns

Now, as a result of extensive human use, triclosan (a registered pesticide that can accumulate in the bodies of humans and fish) has been found in water bodies, including San Francisco Bay. Since normal wastewater treatment process cannot remove triclosan from water, large quantities of triclosan are continuously discharged into waterways. Recent studies show these antibacterial products may be causing human health problems as well as environmental harm.

One concern is that overexposure to triclosan will allow bacteria to become resistant to antibacterial products, rendering them useless to those who actually need them, such as hospitals that use antibacterial agents as an important health care and sanitary tool. But outside of hospital settings, use of antibacterial products is unnecessary, and the relatively recent increase of surface antibacterial agents or biocides into healthy households may be contributing to a resistance problem. According to the American Medical Association, the Food and Drug Administration and other researchers, chemically-based antibacterial soaps and related products are no more effective than plain soap in protecting us from germs.

Alternatives to Triclosan

Here are some guidelines on keeping clean without antibacterial products:

- Wash hands frequently and thoroughly. Regular soaps work well. Lather hands for at least 10 to 15 seconds and rinse in warm water. Wash hands often, especially when handling food, before eating, after using the bathroom and when someone in your house is sick.
- Dry hands with a clean towel to help brush off any germs that did not get washed down the drain
- Wash surfaces that come in contact with food with a detergent and water
- Wash children's hands and toys regularly to prevent infection

039936

Poop Scoop

039937

The Pollution Scoop
City of Sunnyvale
Water Pollution Control Plant
September—October 2006
Volume 6 Issue IV

ENVIRONMENTAL OUTREACH

National Pollution Prevention Week

September 18-24

National Pollution Prevention Week originated in California in 1993, and as the name suggests, the goal of the program is to promote pollution prevention through public awareness.

This year, the theme for National Pollution Prevention Week was The Future Is Now. During this week especially, an opportunity exists for everyone to be more aware of their habits and actions that may impact the environment in a negative way. Did you know that in past studies the U.S. EPA determined that contaminants in urban runoff such as garden and lawn chemicals, automobile fluids, pet waste, yard waste and litter is the main reason that approximately 40 percent of surveyed rivers, lakes, and estuaries in the U.S. are not clean enough for fishing or swimming? Resolve to commit to new actions, because The Future Is Now. Here's how you can help:

Use less-toxic methods for lawn and garden care. If you must use a pesticide or fertilizer, apply sparingly and according to directions.

Keep litter, pet wastes, leaves, and debris out of street gutters and storm drains--these outlets drain directly to our creeks and Bay.

Use kitty litter or sand to clean up spilled automotive fluids. Do not hose them down the street. Instead, sweep it, bag it, and place in garbage.

For more information on water pollution prevention and solutions call Environmental Outreach at 408-730-7738.

Sally

039938

The POOP SCOOP

Volume 6 Issue V November 2006—January 2007

ENVIRONMENTAL OUTREACH

Eliminates germs is a marketing catchphrase that was developed in response to a danger people want to eliminate from their surroundings. As a result, the use of antibacterial products has skyrocketed in the last few years as the suggested way to stay healthy. Currently, more than 700 products containing antibacterial chemicals are being marketed for the home, and antibacterial agents can be found in everything from soaps, toothpaste, clothes, and toys to kitchenware, bedding and bath. The most common chemical used in antibacterial products is triclosan.

Human Health and Environmental Concerns

Now, as a result of extensive human use, triclosan (a registered pesticide that can accumulate in the bodies of humans and fish) has been found in water bodies, including San Francisco Bay. Since normal wastewater treatment process cannot remove triclosan from the water, large quantities of triclosan are continuously discharged into waterways. Recent studies show these antibacterial products may be causing human health problems as well as environmental harm.

One concern is that overexposure to triclosan will allow bacteria to become resistant to antibacterial products, rendering them useless to those who actually need them such as hospitals who use antibacterial agents as an important health care and sanitary tool. But outside of hospital settings, use of antibacterial products is unnecessary, and the relatively recent increase of surface antibacterial agents or biocides into healthy households may be contributing to a resistance problem. According to the American Medical Association, the Food and Drug Administration and other researchers, chemically based antibacterial soaps and related products are no more effective than plain soap in protecting us from germs.

Alternatives to Triclosan

Here are some guidelines on keeping clean without antibacterial products:

- Wash hands frequently and thoroughly. Regular soaps work well. Lather hands for at least 10 to 15 seconds and rinse in warm water. Wash hands often, especially when handling food, before eating, after using the bathroom, and when someone in your house is sick.
- Dry hands with a clean towel to help brush off any germs that did not get washed down the drain
- Wash surfaces that come in contact with food with detergent and water
- Wash children's hands and toys regularly to prevent infection

Products that don't contain triclosan

- Pure glycerin, castile or vegetable-based soap
- Hand-sanitizing gels with an alcohol or peroxide base (they are less-

039939

ENVIRONMENTAL OUTREACH

You are taking a long car trip, or simply driving the distance of a long or short commute. It's a beautiful day and you can clearly see the mountains in the distance. You begin to daydream about the upcoming weekend. Soon, you notice something that pulls you away from your daydream. Is that a mattress and an old refrigerator someone has dumped along the side of the road? As you drive along and look further, you begin to notice vast amounts of fast food wrappers, bottles and cans, paper items such as cups and napkins, auto parts, oil containers and old tires littering the roadway. According to the California Department of Transportation (Caltrans), the number one item found along California freeways is cigarette butts, a significant environmental pollutant.

Research indicates that roadside litter comes from seven primary sources: pedestrians, drivers, household garbage cans, commercial dumpsters, construction sites, loading docks and uncovered trucks. Besides being unsightly, litter affects California waterways. Many people don't realize it, but litter can find its way into storm drains and pollute waterways and the environment. Untreated storm drain water laden with litter can flow into creeks and streams, and eventually into recreational areas such as the bay and the ocean.

City of Sunnyvale
Water Pollution Control Plant

The POOP SCOOP

Volume 7 Issue 1 January—March 2007

ENVIRONMENTAL OUTREACH

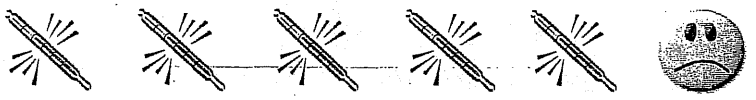

MERCURY FEVER THERMOMETERS! OH NO!

Many families have had a mercury thermometer in their medicine cabinet for years without breaking it. But did you know that public officials warn that a broken thermometer can pose a serious threat to your family's health and the environment? Even if you've never broken a mercury thermometer, it doesn't mean you never will.

In honor of Earth Day 2007, Sunnyvale residents exchanged their mercury thermometers for a non-mercury type during the city's first Mercury Thermometer Exchange Event held at the Community Center on Friday, April 20. Approximately 350 mercury thermometers were collected, with many individuals turning in 3 or 4 thermometers at a time. One individual even exclaimed she has had her mercury fever thermometer for over 50 years! The exchange event offered a great opportunity to educate the public about mercury hazards.

While the amount of mercury in an individual thermometer may seem small, the total amount released to the environment as a result of mercury thermometer use is significant. According to the Environmental Protection Agency, records show that as early as 1996, 17 tons of mercury from fever thermometers was discarded annually to landfills in the United States, at that time making thermometers the largest single source of mercury to municipal solid waste. Eliminating even a small amount of mercury has a beneficial effect on the environment, and reduces the potential for human mercury poisoning. Every little bit helps!

That is why on Thursday, May 31, WPCP employees will have another opportunity to exchange their mercury fever thermometers and receive a free non-mercury fever thermometer in return. To avoid breakage and contamination, mercury thermometers MUST be contained in an unbreakable and closed container such as its original case, a plastic toothbrush holder, or a soda/water bottle with a screw-on cap. As a second measure of protection, the closed container must be placed in a sealable plastic bag (zip-lock is fine). The exchange will be held all day, just see Sally.

Oh, just one more thing...only one non-mercury thermometer per customer please!

Sally



Birthdays!

May

Ron Kutch	5/1
Sara Scheidt	5/5
Dustin Clark	5/15

June

Ki Borrello	6/3
Jeff Sorrick	6/7
Randy Moeller	6/14
Tuan Nguyen	6/23
Robert Rockett	6/24
Dennis Therres	6/28
Shirley Fan	6/30

July

Samantha Bialorucki	7/8
Barbara Biglarderi	7/9
Ron Anima	7/15
Nancy Halbert	7/30

A quick note from the 4-Ceers:

Look forward to the quarterly meeting/lunch next month June 6th, 11:30-1:30pm.

"Thank you", to all of you who participated in the salsa competition (Ron A., Lee, Dustin & Kirk). We crowned a new salsa king, Dustin, (pictures to follow in the next Poop Scoop). Thanks also, to all of you who helped with the setup and cleanup of the nacho plates, and for those who spent your dollars.

039941

What's New with the 4-Ceers?

Succession Planning Update

The 4-Ceers have completed a career pathway flow chart for all of the current positions at the WPCP. The positions are arranged beginning with the entry level up to the last position as plant manager. This tool is to help identify the possible advancements and lateral transfers that one might take in their career at the plant. Arrows are included to demonstrate the lateral movements between sections. The individual positions are color-coded for each section and contain the essential requirements for that particular position.

We have also been looking into the requirements for each position and how an individual would obtain training for those requirements. The first step was dividing each section (lab, pretreatment, operations, maintenance and administration) into 4 general categories: Technician I, Technician II, Supervisor, and Manager. The second step was grouping the various qualifications into categories: education, certificates, skills, knowledge and ability. Each category is then further separated into specific components. The following is an example of data taken directly from our findings for an Tech II position in operations.

Career Pathway / Operations Tech II	OPS	Training
Certificates		
State Water Resources Control Board Grade I (required)	X	KEN KERRI COURSES. CERTIFIED GRADE I

As soon as we finalize the rest of the information for the different sections, it will be inserted into the employee handbook, along with the flowchart.

4-Ceers

What's in the Big Yellow Bag?



Are you, your friends or family involved with any car wash fundraising activities in Sunnyvale? If so, we now have two "Sudsafe" car wash kits that can be borrow from the WPCP to help prevent soapy, potentially contaminated car wash water from entering storm drains. The kits are kept in large yellow duffle bags that contain a fiberglass storm drain insert, water-filled booms and sump pump to collect wash water and pump it through a hose to infiltrate in landscaping or to a sewer clean out or sink for discharge to sanitary sewer lines. Some additional safety equipment such as cones, traffic safety vests and GFCI adapter power cords are also provided.

Why are car washes a problem? Surfactants found in soaps or detergents can harm fish and other wildlife by destroying their external mucus layers that protect them from bacteria. Detergent concentrations as low as 5 parts per million (ppm) can kill fish eggs. Detergent concentrations as low as 2 ppm lower the surface tension of water, allowing chemicals such as pesticides to be more easily absorbed by fish. Even if soap isn't used, the wash water will pick up oil, grease and debris from brake linings, exhaust fume residue, rust, benzene and chromium as the water flows off the car, across pavement, and into storm drains. When many cars are washed in a localized area, a significant amount of water pollution can be produced that can enter our creeks and the Bay. By using the Kit we divert wash water to areas where it can safely infiltrate into the soil or so that it enters the sanitary sewer line for treatment here at the WPCP.

If you know of a group who might be interested in borrowing our kit, contact Kristy (x7274), Sally (x7738), or Dustin (x 7273) to check on date availability and to get a copy of our Charity Car Wash Fundraiser Information and Kit Check-out Packet.

Kristy 125

039942

The Works

039943

Flu Season Essentials

Cover your mouth and nose with a tissue when coughing or sneezing. It may prevent those around you from getting sick.

Clean your hands. Washing your hands often will help protect you from germs.

Avoid touching your eyes, nose or mouth. Germs are often spread when a person touches something that is contaminated with germs and then touches his or her eyes, nose, or mouth.

Practice other good health habits. Get plenty of sleep, be physically active, manage stress, drink plenty of fluids, and eat nutritious food.

Information provided by the Centers for Disease Control. www.cdc.gov/flu

National Pollution Prevention Week

National Pollution Prevention Week is over for this year, but we should remain aware of ways to fight pollution year-round:

- Use less-toxic methods for lawn and garden care
- Keep trash, pet waste, and leaves out of gutters
- Use kitty litter or sand to clean up auto fluids

These practices will help to keep our water clean. Currently, about 40% of U.S. rivers, lakes, and estuaries are not clean enough for fishing or swimming.

With a few small adjustments to our daily lives, we really can make a difference.

The Division of Transportation and Traffic has had the good fortune to host three volunteer interns over the past few months. All three have been San Jose State students, we highly recommend taking advantage of this resource. Timothy Le is our newest volunteer, working on traffic data collection and signal timing. Katja Irwin is supporting bicycle programs. And Mariya Hodge polished a citywide pedestrian study for the Division, before being hired as a full time planner by the Community Development Department! Right on volunteers! *-Jack Witthaus.*

City of Sunnyvale

FY 06 - 07 Annual Report

Attachment H

Pesticide Management Activities

Santa Clara Valley Urban Runoff Pollution Prevention Program
FY 2006-2007 Annual Report
Attachment H
Municipality: Sunnyvale

P.S. Id.	Activity	CI Item Source	FY 06-07 Tasks	Status / Comments	Due Date (mo/yr)	Responsible Party
Control Program for Pesticides						
	Pest Management Plan/Policy Implementation	Permit Prov. C.9.d	Continue to track OP pesticide usage and other pesticides identified as creating potential water quality problems on City-owned property. Report types and quantities used in Annual Report for the previous calendar year. Track the top five pesticides used (in quantity) by the City and report on the quantities and locations used.	Pesticide usage on City property by both contractors and City staff is collected and reported in Table 1 of Appendix 1 of Attachment H. The top five solid and liquid pesticides/herbicides are reported in this table and have been since 2001. The number of OP pesticide applications from 2001-2006 has been very small. OP pesticide usage must be justified by a PCO as necessary to deal with a problematic pest, after following the City's IPM policy.	Annually Report 09/07	Kristy McCumby Env. Spec.
	Pest Management Plan/Policy Implementation	Permit Prov. C.9.d	Hold annual training for Parks Division to educate staff regarding pesticide and turf product applications, Integrated Pest Management Policy, and irrigation water run off	• IPM Policy training was provided to Parks staff on March 29, 2007 by Public Works – storm water staff. • Information as how irrigation water and runoff of turf products can cause water quality problems was also presented.	11/05-4/06 Report 09-07	Curtis Black, Superintendent of Parks
	Pest Management Plan/Policy Implementation	Permit Prov. C.9.d	Train other staff (e.g., Public Works) who apply pesticides as a regular part of their job duties as to the requirements of the Plan and Policy. Provide information and training on the contents of the plan to all City employees	Staff training was provided to Public Works staff (See Attachment M) on the City's IPM policy, as well as new ideas for less toxic pest management options. Information on the City's IPM policy is on the City's intranet web page and is available to all City employees.	Annually Report 09/06	Kristy McCumby Env. Spec.

Santa Clara Valley Urban Runoff Pollution Prevention Program
FY 2006-2007 Annual Report
Attachment H
Municipality: Sunnyvale

Control Program for Pesticides (cont.)						
	Pest Management Plan/Policy Implementation	Permit Prov. C.9.d	Modify Pest Control Vendor's contracts with the City as they come up for renewal, to include requirements that they 1) Follow the City's IPM Plan/Policy, BMPs and SOPs. 2) Provide evidence of current IPM training for contractor employees working on City property. 3) Contractors to annually provide copies of State of California Monthly Summary Pesticide Use Report (Form PR-ENF-060 Rev. 4/92) to City staff responsible for their contract management.	• Current structural Pest Control contractor is required as a part of their contract to follow the City's IPM policy. • Contractors have provided proof of training in IPM techniques in FY 06-07. They provided proof of staff obtaining 12 CEUs for IPM, two hours of classroom training and one hour of on-line training this past year. • Information on types and quantities of active ingredients for pesticides applied to City property is provided in the totals presented in Table 1 of Appendix 1 in this Attachment.	Annually Report 09/07	Kristy McCumby Env. Spec. and Elaine Wesely, Finance Manager
	Pest Management Plan/Policy Implementation	Permit Prov. C.9.d	Inform new leaseholders of the City's IPM policy	The City's Property Management firm sent out copies of the IPM flyer that was prepared three years ago with one of their mailings to leaseholders in June, 2007.	Annually Report 09/07	Kristy McCumby, & Mike Chan, City Property Manager
	Pest Management Plan/Policy Implementation	Permit Prov. C.9.d	Document training of all city staff who apply pesticides to ensure compliance with training requirements established by the County Agriculture Commissioner and the State Department of Pesticide Regulation. Provide annual training to staff who apply pesticides on the City's Pest Management Plan, IPM Policy, SOPs, BMPs, and the latest IPM techniques appropriate to the pests	• All City staff who are required to apply pesticides/herbicides as part of their assigned job duties have the appropriate level of certification or license such as Pest Control Advisor; Qualified Applicator Certification or License issued by the Department of Pesticide Registry. • 4 hours of annual training held at Murphy Park on 3/29/07 for Parks staff • See Attachment M for other information on training, including IPM-related training that Parks and Public Works staff have received.	Annually Report 09/07	Lead: Kristy McCumby Env. Spec. Support: Bill Fosbenner, Sr. PW Supervisor and Curtis Black, Parks, Sup

Santa Clara Valley Urban Runoff Pollution Prevention Program
FY 2006-2007 Annual Report
Attachment H
Municipality: Sunnyvale

Control Program for Pesticides (cont.)						
	Pest Management Plan/Policy Implementation	Permit Prov. C.9.d	Document education provided on the City's IPM Plan/Policy for staff who do not apply pesticides and on the prohibition for use of over-the-counter pesticides by untrained staff in and around the workplace (consistent with the City's IPM Plan/Policy). Report on activities/ numbers reached in Annual Report.	• The City's IPM policy is posted on the City's website for easy access to all staff. • No specific training was provided at staff meeting this year (as was done last year when the Environmentally Preferable Purchasing Policy outreach was done. • The City's IPM policy is discussed at all Public Works and Parks & Rec staff trainings.	Annually Report 09/07	Kristy McCumby Env. Spec. Support: Sally Personett, Environmental Outreach Coord.
	Pest Management Plan/Policy Implementation	Permit Prov. C.9.d	Evaluate effectiveness of training. Report on progress in Annual Report.	Staff training for those who apply pesticides as part of their job duties generally goes very well. Those who frequently work with pesticides have more interest in using IPM methods. General outreach on the City's policy can lose it's effectiveness over time. Future training can be done in conjunction with other environmental/pollution prevention messages provided to City Staff.	Annually Report 09/07	Kristy McCumby Env. Spec.
	Pest Management Plan/Policy Implementation	Permit Prov. C.9.d	Conduct annual citywide search of chemical storage areas for pesticides that are no longer legal for application per EPA, State, and/or local requirements. Properly dispose of any such pesticides pursuant to appropriate waste disposal regulations.	• Public Works storage areas were inspected and no pesticides were found that are no longer legal for application per EPA and DPR rules. Some pesticides that are still legal for use, but may not be suitable for applications have been identified and will be shipped out to appropriate hazardous waste handlers for disposal in accordance with state and federal law. • Inspection of Parks storage areas was conducted monthly and no illegal pesticides were located.	Annually Report 09/07	(Report) Kristy McCumby, Env. Spec. (Support) Mike Eccles, PW, Curtis Black, (Parks & Rec. Sup.)

Santa Clara Valley Urban Runoff Pollution Prevention Program
FY 2006-2007 Annual Report
Attachment H
Municipality: Sunnyvale

Control Program for Pesticides (cont.)						
	Pest Management Plan/Policy Implementation	Permit Prov. C.9.d	Continue to assist with local implementation of the Watershed Education and Outreach (WE&O) Campaign. Distribute literature and other outreach materials at sponsored events; disperse articles and ads about less-toxic pest control and proper disposal techniques to media venues such as newsletters, utility bills, and movie ads. Support Program events in coordination with Watershed Watch.	Outreach has been active both in the local implementation of the WE&O Campaign and in support of Program events. Outreach programs and activities include public information and presentations on pollution prevention, integrated pest management, ways to avoid pesticide contamination, proper disposal of pesticide products, and sources of additional information. Media sources include newsletter articles and advertising, theater and community cable TV ads, utility bill inserts, and participation at IPM related events. See Attachment G Table 1 – Detailed Descriptions PI/P Activities and Self-Evaluation Matrix for FY 06-07.	Annually Report 09/07	Sally Personett, Environmental Outreach Coordinator
	Pest Management Plan/Policy Implementation	Permit Prov. C.9.d	Continue to help business and community members to say current with the City's IPM Policy by editing the document posted on the web page as updates become available. Include updates to IPM techniques for pests.	Information regarding the City's IPM Plan and Policy and general IPM techniques is posted for public review to the Water Pollution Control Plant web page and is reviewed and updated on an as needed basis. Links to IPM fact sheets have been added for public viewing.	Annually Report 09/07	Sally Personett, Environmental Outreach Coordinator
	Pest Management Plan/Policy Implementation	Permit Prov. C.9.d	Continue to provide at least one story on IPM practices/ successes and/or the City's Pest Management Plan and IPM Policy to local newspapers and/or citywide newsletters.	Several articles regarding IPM, pesticide reduction and proper disposal of pesticides were published in a variety of community and employee newsletters. Pest management advertisements included community cable TV, theater billboards, and utility bill inserts. See Attachment G Table 1 – Detailed Descriptions PI/P Activities and Self-Evaluation Matrix for FY 06-07.	Ongoing Report 09/07	Sally Personett, Environmental Outreach Coordinator

Santa Clara Valley Urban Runoff Pollution Prevention Program
FY 2006-2007 Annual Report
Attachment H
Municipality: Sunnyvale

Control Program for Pesticides (cont.)						
	Pest Management Plan/Policy Implementation	Permit Prov. C.9.d	1) Continue to assist with the local components of a "Pesticide User Outreach" as proposed by the program. Target residential and commercial users. 2) Based on recommendations from the Program's research reports and surveys of business pesticide usage, develop and implement education that will target specific businesses.	The City of Sunnyvale continues to assist the Program by implementing pesticide user outreach components locally, and by participating in business events, providing literature to retail stores and nurseries, and through advertisement in the Chamber of Commerce Business Directory. Sunnyvale's Pretreatment Program has pesticide BMP brochures which are regularly distributed during inspections to landscaping facilities, nurseries and home retail stores. See Attachment G Table 1 – Detailed Descriptions PI/P Activities and Self-Evaluation Matrix for FY 06-07.	Annually Report 09/07	Sally Personett, Environmental Outreach Coordinator
	Pest Management Plan/Policy Implementation	Permit Prov. C.9.d	Continue work with the Program to provide information on less toxic pest control (e.g., IPM techniques, municipal IPM policies, model contract language, and training opportunities) to neighboring special districts (e.g., open space districts, vector control districts, and school districts) as appropriate.	Information regarding the City's IPM Plan and Policy and general IPM techniques is posted for public review to the Water Pollution Control Plant web page and is reviewed and updated on an as needed basis. Links to IPM fact sheets have been added for public viewing.	Annually Report 09/07	Sally Personett, Env. Outreach Coordinator
	Pest Management Plan/Policy Implementation	Permit Prov. C.9.d	Track and/or estimate the numbers of Sunnyvale residents and staff reached through outreach efforts (including advertising) regarding the City's IPM policy, pesticide use reduction, and related topics.	Promotion to special districts in Sunnyvale (school districts) was conducted by the Program in FY04-05 and has not been repeated to date. The City Parks Division has maintenance agreements for outside grounds with some schools within the City's jurisdiction. All pertinent laws are followed regarding posting, public	Annually Report 09/07	John Pilger, Com Officer & Sally Personett, Env. Outreach Coordinator

Santa Clara Valley Urban Runoff Pollution Prevention Program
FY 2006-2007 Annual Report
Attachment H
Municipality: Sunnyvale

2) Response to Regional Board Comments on Pesticide Management Activities section of FY 05-06 Annual Report:

No comments were received from the Regional Board on this section.

3) Summary of How Pesticide Usage has changed in FY 06-07.

The City continues to try to reduce, as much as possible, the use of any pesticides containing Chlorpyrifos, as described in the Sunnyvale IPM Policy. The Public Works, Parks and Recreation Department, and Golf division continue to reduce their product inventories and try to order products on an as-needed basis. Due to budget constraints, contracts for turf and grounds pest control and pesticide applications by contractors were not renewed in FY 06-07 with the exception of occasional use of a contractor for gopher abatement.

The City has one structural pest control contractor that handles all city building facilities. Information as to the types and quantities of structural pesticides applied is included in Table 1 of Appendix 1 at the end of this section.

Based on the data collected, OP (chlorpyrifos-containing) pesticide use is generally low, used only on occasion, and used only when other IPM methods have not provided results to address the problem infestation. As with all pesticides used, the label requirements are followed and care is taken to prevent any runoff that could enter a storm drain system. The use of pyrethroid based pesticides by structural pest control contractors has increased slightly or remained the same for the past three years. Many of the procedures used to control building pests are done using baits. Contractors are required to follow the City's IPM policy when controlling structural pests.

IPM methods are continually taught and implemented to Parks and Public Works staff. Some examples include:

- Wood chips/mulch usage.
- Irrigation controls – Continual monitoring, adjustment, and repair to prevent under or over watering, which are conducive to weed growth.
- Manual methods – Removal of weeds by hand using volunteers and seasonal staff.
- Use of injection or other application methods other than spraying, where appropriate.
- Use of the least toxic pesticide to address a problem pest, when needed.

City of Sunnyvale

FY 06 - 07 Annual Report

Attachment H

Appendix 1

Table 1 a-p: Top Five Quantities of Pesticides Applied to City Property 2001 – 2006

Table 2: PI/P Pesticide Management Activities – Numbers Reached

Santa Clara Valley Urban Runoff Pollution Prevention Program
FY 2006-2007 Annual Report
Attachment H – Appendix 1 – Tables 1a-1p
Municipality: Sunnyvale

The tables below show the top five pesticides applied on City property from calendar year 2001 through 2006.

Table 1a. Top Five Pesticide Quantities Applied by City Staff in 2001 (liquid)

Product Name/Manufacturer	*Total Amount of Product Used*	*Unit of Measure*	*Active Ingredient Name*	*% Active Ingredient Present*	*Total Quantity of Active Ingredient Applied*	*Locations of Applications (By Division)*
Round up Pro/Monsanto Co.	40,980.7	OZ	Isopropylamine salt of glyphosate	41.0	16802.07 OZ (131.3 gal.)	Parks, Trees and Landscape, and Golf
Scythe Herbicide/Mycogen Corp.	5842.1	OZ	Nonanoic acid	57.0	3329.97 OZ (26.01 gal.)	Parks
Pendulum 3.3 E.C. /BASF Corp.	4780.8	OZ	Pendimethalin	37.4	1788.01 OZ (13.96 gal.)	Trees and Landscape
Garlon 4 Herbicide/Dow Agrosciences	1895.0	OZ	Trichlpyr/Butoxethyl Ester	61.6	1167.62 OZ (9.1 gal.)	Trees and Landscape
Surflan AS Herbicide/Elanco	2011.9	OZ	Oryzalin	40.4	812.8 OZ (6.35 gal.)	Parks, Golf

Table 1b. Top Five Pesticide Quantities Applied by City Staff in 2001 (solid)

Product Name/Manufacturer	*Total Amount of Product Used*	*Unit of Measure*	*Active Ingredient Name*	*% Active Ingredient Present*	*Total Quantity of Active Ingredient Applied*	*Locations of Applications (By Division)*
PCNB 10%/Turfgo/ Cleary	1350	lb.	Pentochloronitrobenzene	10	135 lb.	Golf
Aliette/RhonePoulenc AG Co.	85	lb.	Fosetyl - AL	80	68 lb.	Golf
Engage TM 10G/ United Horticultural Supply	650	lb	Pentachloronitrobenzene	10	65 lb.	Golf
Pendulum 2G/ BASF Corp	2484	lb	Pendimethalin	2.17	53.9 lb.	Trees and Landscaping
Fore/ Rome and Haas	31.25	lb	Mancozeb	80	25 lb.	Golf

Santa Clara Valley Urban Runoff Pollution Prevention Program
FY 2006-2007 Annual Report
Attachment H – Appendix 1 – Tables 1a-1p
Municipality: Sunnyvale

Table 1c. Top Five Pesticide Quantities Applied by City Staff in 2002 (liquid)

Product Name/Manufacturer	*Total Amount of Product Used*	*Unit of Measure*	*Active Ingredient Name*	*% Active Ingredient Present*	*Total Quantity of Active Ingredient Applied*	*Locations of Applications (By Division)*
Round up Pro/ Monsanto Co.	21,450	OZ	Isopropylamine salt of glyphosate	41	8,794 OZ (68.7 gal.)	Parks, Trees and Landscape, Golf
Pendulum 3.3 EC/BASF Co.	5,330	OZ	Pendimethalin	37.4	1,993 OZ (15.6 gal.)	Trees and Landscape
Scythe Herbicide/Mycogen Corp.	1,753	OZ	Nonanoic acid	57	999 OZ (7.8 gal.)	Parks
Aliette/Rhone Poulenc AG Co.	1,000	OZ	Fosetyl-al	80	800 OZ (6.3 gal.)	Golf
Fore/Rome and Haas	716	OZ	Mancozeb	80	573 OZ (4.5 gal.)	Golf

Table 1d. Top Five Pesticide Quantities Applied by City Staff in 2002 (solid)

Product Name/Manufacturer	*Total Amount of Product Used*	*Unit of Measure*	*Active Ingredient Name*	*% Active Ingredient Present*	*Total Quantity of Active Ingredient Applied*	*Locations of Applications (By Division)*
PCNB 10%/Turfgo	1318	lb	Pentochloronitrobenzene	10	138 lb.	Golf
Pendulum 3.3 E.C./BASF Corp	216	lb	Pendimethalin	37.4	129 lb.	Trees and Landscape
Fungicide X/ Scotts Co.	1243.6	lb	Iprodione	1.3	16 lb.	Golf
Dimension/J.R. Simplot	750	lb	Dithiopyr	0.2	15 lb.	Golf
Metaldehyde 3.5G/Platte Chemical Co.	136	lb	Metaldehyde	3.5	5 lb.	Parks

Santa Clara Valley Urban Runoff Pollution Prevention Program
FY 2006-2007 Annual Report
Attachment H – Appendix 1 – Tables 1a-1p
Municipality: Sunnyvale

Table 1e. Top Five Pesticide Quantities Applied by City Staff in 2003 (liquid)

Product Name/Manufacturer	*Total Amount of Product Used*	*Unit of Measure*	*Active Ingredient Name*	*% Active Ingredient Present*	*Total Quantity of Active Ingredient Applied*	*Locations of Applications (By Division)*
Round up Pro/ Monsanto Co.	30064 (236 gal)	OZ	Isopropylamine salt of glyphosate	41	12326 oz (96 gal)	Parks, Trees and Landscape, Golf
Pendulum 3.3 EC/BASF Co.	8647 (66 gal)	OZ	Pendimethalin	37.4	3234 oz (25 gal)	Trees and Landscape & Parks
Scythe Herbicide/Mycogen Corp.	3950 (30 gal)	OZ	Nonanoic acid	57	2251 oz (17.5 gal)	Parks
Aquashade/Aquashade Corp	40	gal	Acid Blue 9-diammonium salt	23.63	9.5 gal	Golf, Parks
Chipco26GT flowable fungicide /Rhone-Poulenc AG Co.	960 (7.5 gal)	OZ	Iprodine	23.3	224 oz (1.7gal)	Golf

Table 1f. Top Five Pesticide Quantities Applied by City Staff in 2003 (solid)

Product Name/Manufacturer	*Total Amount of Product Used*	*Unit of Measure*	*Active Ingredient Name*	*% Active Ingredient Present*	*Total Quantity of Active Ingredient Applied*	*Locations of Applications (By Division)*
Turfgo Engage 10G	1600	Lb	PCNB	10	160 lb	Golf
Pendulum 3.3 E.C./BASF Corp	1033	lb	Pendimethalin	37.4	386 lb.	Parks
Turfcide PNCB 10%	900	lb	PCNB	10.0	90 lb.	Golf
Metaldehyde 3.5G/Platte Chemical Co.	580	lb	Metaldehyde	3.5	20.3lbs	Parks
Fungicide X/ Scotts Co.	407	lb	Iprodione	1.3	5.3 lb.	Golf

Table 1g. Pesticide Quantities Applied by Contractor on City Property in 2003 (July – December 2003)

Product Name/Manufacturer	*Total Amount of Product Used*	*Unit of Measure*	*Active Ingredient Name*	*% Active Ingredient Present*	*Total Quantity of Active Ingredient Applied*	*Locations of Applications (By Division)*
Demon WP	4040	gal	Cypermethrin	0.1	4.0 gal	All City buildings
Talstar Granular	180.2	lb	Bifenthrin	0.02	0.04 lb	All City buildings
Tempo	480	gal	Cyfluthrin	0.05	0.24 gal	All City buildings

Santa Clara Valley Urban Runoff Pollution Prevention Program
FY 2006-2007 Annual Report
Attachment H – Appendix 1 – Tables 1a-1p
Municipality: Sunnyvale

Table 1h. Top Five Pesticide Quantities Applied by City Staff in 2004 (liquid)

Product Name/Manufacturer	*Total Amount of Product Used*	*Unit of Measure*	*Active Ingredient Name*	*% Active Ingredient Present*	*Total Quantity of Active Ingredient Applied*	*Locations of Applications (By Division)*
Round up Pro/ Monsanto Co.	26,784	OZ	Isopropylamine salt of glyphosate	41	10,981 oz (85.8 gal)	Parks, Trees and Landscape, Golf
Pendulum WDG/ Monsanto Co.	4,445	OZ	Pendimethalin	60	2667 oz (20.8 gal)	Blvd. Landscaping
Pendulum Aqua Cap/BASF Co.	4400	OZ	Pendimethalin	38.7	1703 oz (13.3 gal)	Public Works/Trees & Landscaping
Quikpro/Monsanto Co.	1926	OZ	Glyphosate, monoamonium salt Diquat dibromide	73.3 2.9	1412 oz (11.0 gal) 55.9 oz (0.5 gal)	Parks
Pendulum 3.3 EC/BASF Co.	2954	OZ	Pendimethalin	37.4	1105 oz (8.6 gal)	Trees and Landscape & Parks

Table 1i. Top Five Pesticide Quantities Applied by City Staff in 2004 (solid)

Product Name/Manufacturer	*Total Amount of Product Used*	*Unit of Measure*	*Active Ingredient Name*	*% Active Ingredient Present*	*Total Quantity of Active Ingredient Applied*	*Locations of Applications (By Division)*
Turfcide PNCB 10%	1300	lb	PCNB	10.0	130 lbs	Golf
PCNB 10%/ AAMVAC	1295	lb	PCNB	10.0	130 lbs	Golf
Pendulum 2G./BASF Corp	1074	lb	Pendimethalin	2.0	21 lbs	Parks
Fungicide X/ Scotts Co.	1158	lb	Iprodione	1.3	15 lbs	Golf
Metaldehyde 3.5G/Platte Chem. Co.	335	lb	Metaldehyde	3.5	12 lbs	Parks

Santa Clara Valley Urban Runoff Pollution Prevention Program
FY 2006-2007 Annual Report
Attachment H – Appendix 1 – Tables 1a-1p
Municipality: Sunnyvale

Table 1j. Pesticide Quantities Applied by Contractor on City Property in 2004 (liquids and solids)

Product Name/Manufacturer	*Total Amount of Product Used*	*Unit of Measure*	*Active Ingredient Name*	*% Active Ingredient Present*	*Total Quantity of Active Ingredient Applied*	*Locations of Applications (By Division)*
Talstar Granular	368.95	lb	Bifenthrin	0.02	.074lbs	All City buildings
Tempo	57.75	gal	Cyfluthrin	0.05	0.29 gal	All City buildings
Drion (dust)	2.0	lb	Pyrethrin Piperonyl Butoxide Amorphus silica gel	0.1 10.0 40.0	0.02 lbs 0.2 lbs 0.8 lbs	All City buildings
Demon WP	0.5	gal	Cypermethrin	0.1	0.005 gal	All City buildings
PT 565 Plus XLO	0.53	gal	Pyrethirn d-trans Alethrin Piperony Butoxide n-Octyl Bicycloheptene - Dicarboximide	0.25 0.25 1.0 1.0	.001 gal .001 gal .005 gal .005 gal	All City buildings

Santa Clara Valley Urban Runoff Pollution Prevention Program
FY 2006-2007 Annual Report
Attachment H – Appendix 1 – Tables 1a-1p
Municipality: Sunnyvale

Table 1 k. Top Five Pesticide Quantities Applied by City Staff in 2005 (solid)

Product Name/Manufacturer	*Total Amount of Product Used*	*Unit of Measure*	*Active Ingredient Name*	*% Active Ingredient Present*	*Total Quantity of Active Ingredient Applied*	*Locations of Applications (By Division)*
Pendulum/BASF	1824.5	lb	Pendimethalin	2%	36.49 lbs	Parks and Recreation
Metaldehyde 3.5 G	720.5	lb	Metaldehyde	3.5%	25.22 lbs	Parks and Recreation
Fungicide VII/OM/Scotts	678	lb	Triadmefon	59%	400.02 lbs	Golf
PCNB 10%/AAMVAC	2510	lb	PCNB	10%	251.0 lbs	Golf
Andersons 19-0-19 with Dimensions	8780	lb	Iprodione	0.25%	21.95 lbs	Golf

Table 1 l. Top Five Pesticide Quantities Applied by City Staff in 2005 (liquid)

Product Name/Manufacturer	*Total Amount of Product Used*	*Unit of Measure*	*Active Ingredient Name*	*% Active Ingredient Present*	*Total Quantity of Active Ingredient Applied*	*Locations of Applications (By Division)*
Round-up Pro/Monsanto	179.47	Gallons	Isopropylamine salt of glyphosate	41%	73.5 gallons	Golf, Parks and Recreation, and Public Works
Pendulum Aqua Cap/BASF	68.03	Gallons	Pendimethalin	38.7	14.54 gallons	Public Works
Gallery 75, dry, flowable/Dow Agroscience	16.48	Gallons	Isoxaben	75%	12.4 gallons	Public Works and PW/ Trees and Landscaping
Pendulum WGD/Cyanamid	14.29	Gallons	Pendamethalin	60%	8.8 gallons	Public Works and PW/ Boulevard Landscaping
Quick Pro	9.67	Gallons	Glyphosate, monoammonium salt	73.3%	7.3 gallons	Parks and Recreation

Santa Clara Valley Urban Runoff Pollution Prevention Program
FY 2006-2007 Annual Report
Attachment H – Appendix 1 – Tables 1a-1p
Municipality: Sunnyvale

Table 1 m Pesticide Quantities Applied by Contractor on City Property in 2005 (liquids and solids)

Product Name/Manufacturer	*Total Amount of Product Used*	*Unit of Measure*	*Active Ingredient Name*	*% Active Ingredient Present*	*Total Quantity of Active Ingredient Applied*	*Locations of Applications (By Division)*
Tempo/Bayer Health Care	82.9	Gallons	Cyfluthrin	1%	0.83 gallons	All City buildings
Talstar/ FMC Corp.	491.7	Pounds	Bifenthrin	0.2%	0.98 pounds	All City buildings
Talon/Syngenta Crop Pro. Inc.	15.5	Pounds	Brodifacoum	0.005%	0.0007 pounds	All City buildings
Termidor/BASF Corp	2.7	Gallons	Fipronil	9.1%	0.25 gallons	All City buildings
PT 565/Whitmire Microgen	1.1	Gallons	Piperonyl Butoxide, other related Pyrethrins Piperonyl Butoxide N-octyl bicycloheptene dicarboximide	0.2% 0.5% 0.8% 1.0%	.0022 gallons .0055 gallons .0088 gallons 0.11 gallons	All City buildings
Tengard/United Phosphorus	2.0	Gallons	Permethrin	36.8%	.74 gallons	All City buildings
Drion Dust	0.002	Pounds	Pyrethrin Piperonyl Butoxide, other related Piperonyl Butoxide Silica aerogel	1% 2% 8% 40%	0.00002 pounds 0.00004 pounds 0.00016 pounds 0.0008 pounds	All City buildings

Santa Clara Valley Urban Runoff Pollution Prevention Program
FY 2006-2007 Annual Report
Attachment H – Appendix 1 – Tables 1a-1p
Municipality: Sunnyvale

Table 1 n - Top Five Pesticide Quantities Applied by City Staff in 2006 (liquid)

Product Name/Manufacturer	*Total Amount of Product Used*	*Unit of Measure*	*Active Ingredient Name*	*% Active Ingredient Present*	*Total Quantity of Active Ingredient Applied*	*Locations of Applications (By Division)*
Round Up Pro/Monsanto	186.2	Gal	Isopropylamine salt of glyphosate	41%	76.3 gallons	Parks and Public Works/ Blvd Landscaping
Pendulum AquaCap/ BASF	43.9	Gal	Pendimethalin	37.8%	16.6 gallons	PW/Blvd Landscaping
Quik Pro/Monsanto	24.6	Gal	Glyphosate monoammonium salt Diquat dibromide	73.3% 2.9%	18.0 gallons 0.71 gallons	Parks
Gallery 75 Dry/Dow Agroscience	9.7	Gal	Isoxaben	75%	7.3 gallons	PW/Blvd Landscaping
Aquashade/ Aquashade Co.	5.7	Gal	Acid Blue 9 Diammonium Salt Tartrazine	23.63% 2.39%	1.3 gallons 0.1 gallons	Golf

Table 1o – Top Five Pesticide Quantities Applied by City Staff in 2006 (solid)

Product Name/Manufacturer	*Total Amount of Product Used*	*Unit of Measure*	*Active Ingredient Name*	*% Active Ingredient Present*	*Total Quantity of Active Ingredient Applied*	*Locations of Applications (By Division)*
PCNB 10% AAMVAC	2140	lbs	PCNB	10%	214 lbs	Golf
Turfcide PCNB 10%	2040	lbs	PCNB	10%	204 lbs	Golf
Barricade DG/Andersons Lawn Fertilizer	2900	lbs	Prodiamine	0.48%	139.2 lbs	Parks
Drive 75-DF	80	lbs	Quinclorac	75%	60 lbs	Golf
Fungicide VII / OM Scotts	457	lbs	Triadmefon	0.59%	27 lbs	Golf

Table 1 p - Pesticide Quantities Applied by Contractor on City Property in 2006 (liquids and solids)

Product Name/Manufacturer	*Total Amount of Product Used*	*Unit of Measure*	*Active Ingredient Name*	*% Active Ingredient Present*	*Total Quantity of Active Ingredient Applied*	*Locations of Applications (By Division)*
Tenguard/United Phosphorus, Inc	2.0	Gal	Permethrin	36.8%	0.8 gallons	All City Buildings
Tempo/Bayer	50.7	Gal	Cyfluthrin	1%	0.51 gallons	All City Buildings
Drione Dust/Bayer	10.75	Oz	Permethirn Piperonyl butoxide Silicaareogel	1% 10% 40%	0.1 oz 1.0 oz 4.3 0z	All City Buildings
Termidor/BASF	0.75	Gal	Fipronil	9.1%	0.07 gallons	All City Buildings
Talon/Syngenta	2.0	Lbs	Bordifacoum	0.005%	.01 lbs	All City Buildings

Santa Clara Valley Urban Runoff Pollution Prevention Program
FY 2006-2007 Annual Report
Attachment H – Appendix 1 – Tables 1a-1p
Municipality: Sunnyvale

Pesticide Use and Integrated Pest Management Policy Implementation in the City of Sunnyvale

Quantities of Diazinon and Chlopyrifos-Containing Compounds Applied:

- No pesticides containing Diazinon were applied on City of Sunnyvale Properties from 2001 through 2006

- In 2001 and 2002, two products that contained Chlorpyrifos were used by City staff in very small amounts. In 2003, no chlopyrifos-containing pesticides were used.

- In July of 2004, 1.5 gallons (45.1 oz of active ingredient chlorpyrifos) of Dursban Pro/Dow Chemicals were applied to putting greens at Sunnyvale Golf Course to treat for cutworms. While every effort was made to avoid using chemical treatments, there was really no alternative means to eliminate the cutworm problem. The cutworm levels were beyond a threshold to the point where the birds were destroying turf on the putting greens in their efforts to feed on the cutworms. While this is acceptable in other turf areas of the golf course it is unacceptable on greens. All pesticides were applied per label instructions. None of the greens are in locations where the product could runoff to other water sources.

- In 2005, 3.5 gallons total of Dursban Pro/Dow Chemicals (0.80 gallons of active ingredient, chlorpyrifos) were applied in May and August to the Sunnyvale Golf Course and in June to the Sunken Gardens Golf Course to treat for cutworm infestations on some putting greens. While every effort was made to avoid using chemical treatments, there was no alternative means to eliminate the cutworm problem. The cutworm levels were beyond an acceptable threshold and were to the point where the birds were destroying turf on the putting greens in their efforts to feed on the cutworms. While this is acceptable in other turf areas of the golf course it is unacceptable on putting greens because it creates an uneven surface for play. The product was used at the recommended rates, sprayed it at night and watered in per label instructions. None of the greens are in locations where the product could runoff to other water sources.

- In 2006, no Chlorpyrifos-containing pesticides were applied to City-owned property.

The use of chlorpyrifos-containing pesticides is very low and infrequent. The choice to use this pesticide is made only after the City's IPM policy is followed and there is specific written justification for its use by a Pest Control Advisor. The quantity and location of its use depends on the specific need to control an insect problem.

Pesticide Removals:

- Annual searches of pesticide storage areas in Public Works, Parks and Recreation, and the Golf Course did not turn up any pesticides that were prohibited for current use. In FY 04-05, some pesticides containing Diazinon, Dursban, and chlorpyrifos were found by Public Works staff during their storage area inventory. These were disposed of in FY 05-06 as hazardous wastes, following all appropriate state and federal

regulations. Storage area searches in FY 06-07 did not find any pesticides that were prohibited for current use and only a few that were identified as no longer being used by staff. These will be disposed of in accordance with appropriate State and Federal law in FY 07-08.

Sunnyvale's IPM Policy:

- A copy of the IPM Policy that was placed in the City's Administrative Policy Manual (APM). The public also has access to the policy through the Water Pollution Control Plant website at http://wpcp.sunnyvale.ca.gov The IPM Policy information is also available on the City's Intranet website for access by all City staff.

- Outreach to the City's trained/licensed pesticide application staff about the IPM policy continued in FY 06-07 (See Attachment M for staff training information.)

Contractors and the City's IPM Policy:

- Pest Control Companies who had contracts with the City to apply agricultural pesticides/herbicides to City properties in FY 01-02 and FY 02-03 did not apply any Diazinon or Chlorpyrifos-containing compounds. Due to budget constraints, contracts for Parks and Recreation agricultural pesticide/herbicide application contractors were not renewed beginning in FY 03-04. Parks and Recreation certified pesticide applicators performed all applications to City-owned property from FY 03-04 through FY 06-07. No contractors were engaged in FY 06-07 with the exception for gopher control.

- The City employs one structural pest control contractor, who is required to abide by the IPM policy in their contract that became effective July 1, 2003 and was renewed in 2005. Data on types and quantities of pesticides used in structural pest control activities from July 2003 – December 2003, and calendar years 2004 through 2006 are included in Table 1 above. The current structural pest control contractor uses a very limited number of "caution" labeled products and follows IPM practices such as monitoring and pest identification prior to application of a pesticide. Traps (e.g., glue boards) and bait stations are often used prior to any application of pest control sprays or granular materials to try to control a pest problem through less-toxic means.

- Copies of their IPM training received are kept on file and provided to the City upon request. Two of the Contractor's staff each received 6 hours of IPM training in 2006 offered by Santa Clara County at their annual conference and an additional 3 hours of on-line training by Univar USA on pesticides and water quality issues in FY 06-07.

IPM and City Property Leaseholders:

- Lease holders were notified of the City's IPM policy in June 2003 by the City's property manager. Periodic updated have been provided through a flyer that was prepared for distribution by the contract property manager in 2003. This brochure was sent out again to leaseholders in June 2007.

Santa Clara Valley Urban Runoff Pollution Prevention Program
Attachment H – Appendix 1 – Table 2
PI/P Pesticide Management Activities – Estimated Numbers Reached
FY 2006-2007 Annual Report
Municipality: Sunnyvale

Sunnyvale Targeted Outreach for the Pest Management Plan			
Pest Management Plan/Policy Implementation	Track and/or estimate the numbers of Sunnyvale residents and staff reached through outreach efforts (including advertising) regarding the City's IPM policy, pesticides use reduction, and related topics. .	Media Sunnyvale Quarterly Report	The Quarterly Report is mailed to approximately 60,000 Sunnyvale residents and businesses each quarter, and among other features it contains a page devoted to information concerning the environment. Approximately 2000 additional copies of the report are distributed to various public distribution points around the city. The Quarterly Report is also posted on the City's web page. Articles regarding reduction and proper disposal of pesticides were published in the Quarterly Report during FY06-07.
		Media Outreach to City staff through employee newsletters	Articles regarding use of less-toxic pesticides were published in various employee newsletters. *The Harbinger* is the primary employee newsletter for Sunnyvale employees and is read by approx. 1000 employees. *The Works* newsletter is distributed to various locations throughout the city and is read by approximately 187 Public Works employees. The *Poop Scoop* is read by approximately 60 water pollution control plant employees.
		Media Sunnyvale Utility Bill Insert	Utility bill inserts promoting water pollution prevention from pesticides were developed during FY06-07. Bills and inserts are mailed to 30,000 households and businesses in Sunnyvale. Insert overruns are distributed at business and community events as IPM outreach material.
		Media Theater Advertising	A new pest control ad promoting less-toxic options was developed for viewing during at the Mercado Theater complex in Sunnyvale. The 14 second animated/audio ad was viewed by movie audiences (2) times during a 15 minute timeframe prior to every movie shown in the 20-theater complex. In the new reporting year additional messages will be developed.
		Media KSUN Community Cable TV Ads	During National Pollution Prevention Week, a pollution prevention ad for pesticides aired on Sunnyvale's community cable TV. KSUN advertising reaches about 13% of all cable subscribers in Sunnyvale, who say they tune in once or twice a month.

Santa Clara Valley Urban Runoff Pollution Prevention Program
Attachment H – Appendix 1 – Table 2
PI/P Pesticide Management Activities – Estimated Numbers Reached
FY 2006-2007 Annual Report
Municipality: Sunnyvale

		Media Sunnyvale ReNews Newsletter	This newsletter is mailed to approximately 29,000 single family residents and 24,000 multi-family residents twice per year, and an additional 500 copies are printed and distributed from various locations. The newsletter addresses typical pollution prevention concerns with a focus on reduce, reuse, and recycle. Proper disposal of pesticides through HHW was posted as a reminder to residents.
		Media Advertisement in the Chamber of Commerce Directory	10,000 copies are mailed to Chamber members, businesses, and newcomer residents, and are available at distribution kiosks throughout the city.
		Media Sunnyvale's WPCP and Solid Waste Website	The City of Sunnyvale does not have the ability to count number of hits to the websites.
		Event - Community Compost Workshops	Monthly workshops cover the basics of various methods of composting. IPM and gardening without pesticides is discussed during each workshop. Anywhere between 12 and 40 individuals attend new workshop sessions.
		Event - Community Sunnyvale State of the City – 4th of July Celebration	July 06 – at this community event the Outreach exhibit featured water pollution prevention information and the literature distributed focused on water pollution prevention such as IPM activities, less-toxic pest control, and HHW information. About 1000 residents attended the event.
		Event - Community Sunnyvale Pancake Breakfast	This event features a community breakfast, activities for kids, and exhibits that provide community information. IPM, pesticides and proper disposal was among the literature distributed. Approximately 25 individuals stopped by the booth for information.

Santa Clara Valley Urban Runoff Pollution Prevention Program
Attachment H – Appendix 1 – Table 2
PI/P Pesticide Management Activities – Estimated Numbers Reached
FY 2006-2007 Annual Report
Municipality: Sunnyvale

		Event - Community Sunnyvale Farmers Market	Outreach has an IPM exhibit at the Sunnyvale Farmers Market once per month. An assortment of literature and outreach collateral is displayed and available to market-goers. Approx. 40-70 individuals visit the booth each month for IPM information during the more popular spring, summer, and fall market months.
		Event - Community Columbia Health and Safety Fair	The outreach exhibit distributed water pollution prevention literature and conducted Enviroscape presentations to inform youth and adults about urban runoff and how storm drains carry pesticides and other pollutants to the Bay. Approximately 77 kids and 62 adults visited the exhibit.
		Event - Youth Hands on the Arts	This is a hands-on, multi-cultural arts festival for children ages 5-12. Outreach staff developed a make-it/take-it craft involving botanical rubbings and beneficial insects. Over 350 youth visited the booth, but the outreach message of protecting beneficial insects was minimal due to customer demand for the craft.
		Event - Youth Creek Education Program	This reporting year, Sunnyvale provided funding to cover bus transportation costs for approx. 450 students to McClellan Ranch Park for a creek and water studies program.
		Event - Youth Library Presentation	A story and craft module to educate youth about protecting beneficial insects was developed to reach youth attending a Children's Special Program at the Sunnyvale Library. Approximately 15 kids attended the program.
		Event - Youth Sunnyvale Schools Outreach	Using the Enviroscape as a teaching tool, students learn about water pollution from pesticides and fertilizers, less-toxic lawn and garden care, beneficial insects, IPM and water conservation. Sunnyvale conducted 18 classroom presentations this school year, reaching a total of 411 students
		Event - Business Health and Safety Fairs	Health fairs provide a convenient format to reach employees with messages about IPM and less-toxic pesticide use in helping to prevent water pollution. This reporting year Outreach attended 7 events reaching over 1000 corporate employees

City of Sunnyvale

FY 06 - 07 Annual Report

Attachment I

Mercury Pollution Prevention Activities

Santa Clara Valley Urban Runoff Pollution Prevention Program
FY 2006-2007 Annual Report
Attachment I
Municipality: Sunnyvale

P.S. Id.	Activity	CI Item Source	FY 06-07 Tasks	Status / Comments	Due Date (mo/yr)	Responsible Party
Control Program for Mercury						
Hg Work Plan I.A	Mercury Plan Development	Permit Prov. C.9c	Sunnyvale staff to continue to work with SCVURPPP Mercury Pollution Prevention Plan work group	Staff attended two work group meetings in FY 06-07 and also participated in the new work group to work with County Household Hazardous Waste and others to address product stewardship issues and impacts that effective P2 outreach efforts have on quantities of mercury-containing products collected and budgets for their disposal.	Ongoing Report 09/07	Kristy McCumby Env. Specialist
I.D &, I.F	Mercury Plan Implementation	Permit' Prov. C.9c	Sunnyvale Mercury Work Group to continue to meet and determine how Program-provided guidelines for the "virtual" elimination of mercury in urban runoff will be implemented to address controllable City sources.	No specific meetings of the group were held this year. However, the messages on reducing mercury-containing product usage and the proper disposal of those products such as fluorescent lamps continue to be promoted city-wide. The City's Environmentally Preferable Procurement Policy and the establishment of fluorescent and other lamp recycling programs for city-generated waste continue to be implemented	Ongoing Report 09/07	K. McCumby & Sunnyvale Mercury Work Group (PW, Parks and Rec., Admin. Serv, Public Safety
I.F & MM 1	Mercury Plan Implementation	Permit Prov. C.9.c	Continue improving current recycling programs for fluorescent lamps and Hg-containing products, as needed. Other products (e.g., thermometers/thermostats) may be included as appropriate to a particular City Department.	See Attachment I, Appendix Table 1 for information on the current city recycling efforts for mercury-containing products. Thermometers and thermostats, when generated are properly recycled or disposed of.	Ongoing Report 09/ 07	Kristy McCumby, Environmental Specialist & Sunnyvale Mercury Work Group
II.B	Mercury Plan Implementation	Permit Prov. C,9.c	Continue with existing Hg-containing product disposal services offered through the City's Household Hazardous Waste collection program, through support of the Santa Clara County HHW program.	The City continues to support disposal of Hg-containing wastes through the HHW program. Tipping fees collected by the City help support the program.	Ongoing Report 09/ 07	Kristy McCumby, Env. Spec. and Rich Gurney, HHW Program

Santa Clara Valley Urban Runoff Pollution Prevention Program
FY 2006-2007 Annual Report
Attachment I
Municipality: Sunnyvale

Control Program for Mercury (Cont.)						
II.C	Mercury Plan Implementation	Permit Prov. C.9.c	Collect and report information on quantities of fluorescent lamps collected by City HHW collection program at the SMaRT Station from residential customers. Provide collection data to the County, as requested.	Information was collected and is reported in Table 1 of this Attachment. Information on quantities collected is provided to the County, as requested.	Ongoing Report 09/07	Kristy McCumby Env. Spec. and Rich Gurney, Recycling Coordinator
II.F	Mercury Plan Implementation	Permit Prov. C.9.c	Continue working with regional HHW programs to develop and help publicize fluorescent lamp and other mercury-containing products recycling programs and efforts.	Sunnyvale continues to support HHW in coordinating a cohesive approach that includes public education and outreach activities regarding proper disposal of mercury-containing products. • Sunnyvale is a contributing member of the Mercury Ad Hoc Task Group. Activities include a media campaign through print, radio and transit ads that encourages residents to dispose of fluorescents at participating store locations. Task group members assist in developing mercury work plans, budget review and activity planning and implementation. • Outreach collaborated with HHW on a mercury thermometer exchange event in April 07 with 337 thermometers being collected. • Sunnyvale developed promotional material such as articles, theater ads, utility bill inserts and attended community and business events to talk to people, distributed literature, and promoted safe disposal of mercury containing devices. • See Attachment G Table 1 – Detailed Descriptions PI/P Activities and Self-Evaluation Matrix for FY 06-07.	Ongoing Report 09/07	Sally Personett, Env. Outreach Coordinator & Rich Gurney, SW Recycling Coordinator

Santa Clara Valley Urban Runoff Pollution Prevention Program
FY 2006-2007 Annual Report
Attachment I
Municipality: Sunnyvale

Control Program for Mercury (Cont.)						
III.A	Mercury Plan Implementation	Permit Prov. C.9.c	Continue financial support of Regional Monitoring Program through SCVURPPP funding.	Sunnyvale continues to provide financial support to the RMP through SCVURPP.	Ongoing Report 09/07	Lorrie Gervin, Env. Div. Mgr.
IV.C	Mercury Plan Implementation	Permit Prov. C.9.c	Support and participate in the implementation of the WMI Watershed Action Plan.	Staff continues to participate in the WMI and efforts to implement aspects of the Watershed Action Plan as they pertain to mercury control efforts in the watershed.	Ongoing Report 09/07	Lorrie Gervin, Env. Div. Manager
V.A.3	Mercury Plan Implementation	Permit Prov. C.9.c	Pretreatment inspectors will continue to integrate distribution of Mercury Outreach materials and provide outreach to industries and businesses when doing routine inspections of facilities for source control measures.	Pretreatment inspectors continue to distribute Mercury Outreach to industries during routine inspections. During FY 06-07 approximately 50 brochures titled: "Preventing Mercury Pollution: Information for Small Businesses" were distributed. In addition, when dental facilities are inspected they receive more targeted BMPs consistent with the California Dental Association's suggested Mercury BMPs.	Ongoing Activities Report 09/07	Sarah Scheidt, Senior Insp. Pretreatment Program
V.B	Mercury Plan Implementation	Permit Prov. C.9.c	Document and evaluate each outreach activity, including the target audience and number of businesses and/or residents reached.	• Documentation for target audience and numbers reached is recorded for all mercury pollution prevention outreach. Please see Attachment H-Appendix 1-Table 2 for PI/P Mercury Management Activities. • The Pretreatment Program has been evaluating the Dental inspection program for the last three years. Given the target audience, the outreach material most well received is BMP guidance consistent with California Dental Association guidance. The Program will continue to work with the CDA and update BMP literature as needed.	Annually Report 09/07	Sally Personett, Env. Outreach Coord. & Sarah Scheidt, Sr. Ind. Waste Insp.

Santa Clara Valley Urban Runoff Pollution Prevention Program
FY 2006-2007 Annual Report
Attachment I
Municipality: Sunnyvale

Control Program for Mercury (Cont.)						
V.C	Mercury Plan Implementation	Permit Prov. C.9.c	Assist with the project to determine local attitudes and behaviors to evaluate the success of the outreach efforts and saturation of outreach messages in coordination with the Watershed Watch Campaign Survey	Under direction from the Program, Sunnyvale is participating in all activities of the upcoming Watershed Watch campaign survey.	To be deter-mined Report 09/07	Sally Personett, Env. Outreach Coord.

2) Response to Regional Board Comments on Mercury Plan Activities section of FY05-06 Annual Report:
No comments were received from the Regional Board on this section.

3) Summary of How Mercury-containing Product Usage and Handling Changed in FY 06-07

- Staff continued to distribute brochures and information prepared in previous years.
- City divisions/departments continue to implement fluorescent lamp and mercury-containing product recycling programs. The numbers of fluorescent lamps and mercury-containing devices shipped to recyclers was down some from previous years, but some variability is to be expected from year-to-year. Since the program is better established and shipments of materials for recycling occur on a regular basis, the numbers will likely remain at levels similar to those observed this year. (See Table 1 for this Attachment.)
- In cooperation with Santa Clara County, a very successful Mercury Thermometer exchange with the public occurred in April 2007. A total of 337 mercury thermometers were exchanged at an event held near the Senior Center in Sunnyvale. This translated into approximately one – five-gallon bucket filled with thermometers.
- The numbers of fluorescent lamps collected from the Sunnyvale HHW program increased. Outreach to the public about the appropriate disposal of wastes is being successful, as businesses and individuals are complying with the Universal Waste rules.

City of Sunnyvale

FY 06 - 07 Annual Report

Attachment I

Mercury Pollution Prevention Activities

Appendix 1

Table 1 – Quantities of Mercury Recycled

Table 2 – Mercury Management Activities – Estimates of Numbers Reached

Santa Clara Valley Urban Runoff Pollution Prevention Program
Attachment I – Appendix 1 - Table 1
FY 2006-2007 Annual Report
Municipality: Sunnyvale

Table 1:
Quantities of Hg-containing wastes recycled from City Facilities in FY 06-07.

CITY DEPARTMENT/ LOCATION	TYPE OF WASTE	QUANTITY OF WASTE
SMaRT Station (Wastes from residences and small businesses)	Fluorescent Lamps (4 ft or less length) (> 4 ft length)	**4019** 4ft tubes **453** >4ft tubes **21** -- Circular **323**-compact fluorescents **71** --U-tube **Total of 4887 lbs**
Water Pollution Control Plant (City-owned property)	Fluorescent Lamps (4 ft length) Misc. shaped lamps and HID, Metal Halide Hg-containing wastes (e.g., thermometers and switches)	**272** - 4 ft length **15** - Misc. shaped lamps. HID/Metal halide **4** lbs Hg-containing waste materials
Corp Yard - Public Works (City-owned Property	HID, metal halide, & Mercury vapor lamps (shipped)	**855 -** HID, Mercury vapor and metal halide lamps
Parks and Recreation Dept. and Facilities Management	Fluorescent Lamps HID, Metal Halide, or mercury vapor lamps	**1,196**-4 ft fluorescent lamps **9**-8 ft fluorescent lamps **302**-U-bend fluorescent lamps **54**-compact fluorescents 1,561 total

Total Fluorescent Recycled/collected (all sized tubes):Approx. **7916** **lamps**
Total HID, Mercury Vapor, & Metal Halide: **870** **lamps**
Other Hg-containing wastes: **4 lbs plus 337 mercury thermometers collected in cooperation with Santa Clara County HHW mercury thermometer exchange event.**

Santa Clara Valley Urban Runoff Pollution Prevention Program
Attachment I – Appendix 1 – Table 2
PI/P Mercury Management Activities – Estimated Numbers Reached
FY 2006-2007 Annual Report
Municipality: Sunnyvale

Sunnyvale Targeted Outreach for Mercury Pollution Prevention Activities			
Mercury Management Plan/Policy Implementation	Track and/or estimate the numbers of Sunnyvale residents, staff, and businesses reached through outreach efforts (including advertising) regarding mercury pollution prevention, proper disposal and other related topics. .	Media Sunnyvale Quarterly Report	The Quarterly Report is mailed to approximately 60,000 Sunnyvale residents and businesses each quarter, and among other features it contains a page devoted to information concerning the environment. Approximately 2000 additional copies of the report are distributed to various public distribution points around the city. The newsletter is also posted on the City's web page. Articles regarding the danger of mercury to the environment and proper disposal were published in the Quarterly Report during FY 06-07.
		Media Outreach to City staff	An article reporting the environmental dangers of mercury thermometers and the outcome of the thermometer exchange event was published in the *Poop Scoop,* the WPCP newsletter. The *Poop Scoop* is read by approximately 60 water pollution control plant employees.
		Media Sunnyvale Utility Bill Insert	Bills and inserts are mailed to 30,000 households and businesses in Sunnyvale. Insert overruns are distributed at business and community events.
		Media Sunnyvale ReNews	This newsletter addresses pollution prevention concerns with a focus on reduce, reuse, and recycle and is mailed to approximately 29,000 single family residents and 24,000 multi-family residents twice per year. An additional 500 copies are printed and distributed from various locations.
		Media KSUN Community Cable TV Ads	During National Pollution Prevention Week, an ad for proper disposal of mercury containing products aired on Sunnyvale's community cable TV. Additionally, an ad promoting the Mercury Thermometer Exchange event aired during April. KSUN advertising reaches about 13% of all cable subscribers in Sunnyvale, who say they tune in once or twice a month.
		Media The Sun (community newspaper)	The Sunnyvale Sun is a weekly community paper with a readership of approximately 42,320 and a circulation of 18,600. Additional copies are available at newsstands and distribution points throughout the City.

Santa Clara Valley Urban Runoff Pollution Prevention Program
Attachment I – Appendix 1 – Table 2
PI/P Mercury Management Activities – Estimated Numbers Reached
FY 2006-2007 Annual Report
Municipality: Sunnyvale

		Media Television and Radio	Mercury Thermometer Exchange 4/07 ▪ KTSF – a television segment and radio announcement ▪ KLIV - radio interview Car Wash Kit – May 07 ▪ KGO - Channel 7 interview segment See Attachment G Table 1 PIP Activity Details FY 06-07 for information about numbers reached
		Media Websites	Information regarding proper disposal of mercury containing products is listed on both the Solid Waste and Water Pollution Control Plant websites. Reach is unknown. The City of Sunnyvale does not have the ability to count number of hits to the website
		Media Business Recycling Solutions	This business oriented newsletter focuses on reduce, reuse, recycle messages and is mailed to approx. 1600 businesses located in Sunnyvale and is available online for public viewing.
		Event - Community Thermometer Exchange Event	The publicity and public awareness campaign around this event served to educate the public and provided a way for residents to properly dispose of mercury thermometers. 337 thermometers were exchanged during the six-hour event. Media outreach and advertisement included the following: Articles Posters and Flyers Email to employees Television Radio See Attachment G Table 1 PIP Activity Details 06-07 for information about numbers reached
		Event – Community Farmers Market	Outreach distributes the mercury brochure *What You Didn't Know* at the Sunnyvale Farmers Market each month. A good number of individuals don't know that fluorescents and batteries contain mercury and cannot be thrown in the trash, and people are interested to learn about the retail store program. Approximately 10 – 15 brochures are given out at each event.

Santa Clara Valley Urban Runoff Pollution Prevention Program
Attachment I – Appendix 1 – Table 2
PI/P Mercury Management Activities – Estimated Numbers Reached
FY 2006-2007 Annual Report
Municipality: Sunnyvale

		Event – Community State of the City	At this community event the Outreach exhibit features water pollution prevention information, IPM and less-toxic pest control options, mercury disposal and HHW information. Approximately 30-40 individuals visited the booth for information and about 40 kids played the bean bag game.
		Event – Business Corporate Health and Safety Fairs	Outreach exhibited at (7) corporate health and safety fairs this reporting year, reaching over 1000 company employees.
		Event - Community Sunnyvale Pancake Breakfast	This annual event features a community breakfast, activities for kids, and exhibits that provide community information. The most popular literature is the mercury brochure. Approximately 25 adults stopped by the booth for information
		Event - Community Columbia Health and Safety Fair	This reporting year staff conducted Enviroscape presentations and distributed water pollution prevention literature to community members attending the event. Approximately 77 kids and 62 adults visited the outreach booth for information.

City of Sunnyvale

FY 06 - 07 Annual Report

Attachment J

Copper Action Plan/Nickel Action Plan

Santa Clara Valley Urban Runoff Pollution Prevention Program
FY 2006-2007 Annual Report
Attachment J
Municipality: Sunnyvale

P.S. Id.	Activity	CI Item Source	FY 06-07 Tasks	Status / Comments	Due Date (mo/yr)	Responsible Party
	Copper/Nickel Baseline Activities					
CB-1 (1 &4)	Measures to reduce copper discharges from vehicle washing operations	Permit Prov. C.9.a (CAP)	Continue to inform the public by distributing materials, brochures, and other information at city offices, public places, and events. Continue to inform the public through on-site presentations. Promote methods to reduce copper discharges from vehicle washing by placing articles or ads in various media (e.g., the Quarterly, KSUN, City website, theater ads and utility bill inserts.)	Sunnyvale continues to inform the public about water pollution from residential car wash activities. See list below for information regarding vehicle washing operations and pollution prevention outreach. At the following annual events, car wash literature is always distributed, and at some events the Enviroscape is demonstrated. EVENTS – Sunnyvale ▪ Columbia Health and Safety Fair ▪ Farmers Markets ▪ State of the City ▪ Sunnyvale Pancake Breakfast EVENTS - Regional ▪ Classic Car Wash outreach <u>MEDIA Outreach</u> • Utility Bill Inserts Water pollution prevention inserts regarding dirty water and automotive fluids were developed this reporting year. • Mass Mail Campaign The car wash brochure and a letter explaining water pollution from community car wash events was sent to local schools, clubs, churches and non-profit organizations. • Press Release The city of Sunnyvale developed a press release to announce the availability of the car wash kit. • Television KGO TV conducted an interview with City staff regarding the car wash kit and	Ongoing Report 09/07	Sally Personett PW Env. Outreach Coord.

				water pollution prevention. • Business publication Professional Car Wash and Detailing Magazine published an article about Sunnyvale's new car wash kit. • KSUN Community Cable TV An advertisement advising residents about water pollution from car washing ran on KSUN during National Pollution Prevention Week. YOUTH Outreach Schools • Outreach presented the Enviroscape demonstration to 18 classes in Sunnyvale Elementary Schools. A large portion of the demonstration is storm drain pollution from washing vehicles in driveways. Creek Education Program • This creek and storm drain education program teaches 3rd graders about pollution in creeks from urban runoff See Attachment G Table 1 PIP Activity details for more information.		
CB-1 (1 &4)	Measures to reduce copper discharges from vehicle washing operations	Permit Prov. C.9.a (CAP)	Promote methods to reduce copper discharges from vehicle washing through implementation of Charity Car Wash Kit loan program.	In April 2007, the City initiated its "Sudsafe" car wash kit loan program for non-profit organizations such as schools and charitable groups. Two storm drain insert units, including a sump pump, booms, hose, extension cord, safety cones, vests, broom and signage were purchased and are available to loan City residents and organizations. Outreach was through a press release and a letter to all Sunnyvale charitable groups with information about the loan program and how to obtain the kits. An article about the kit was submitted to the Sunnyvale Quarterly for publication in July 2007.		

Santa Clara Valley Urban Runoff Pollution Prevention Program
FY 2006-2007 Annual Report
Attachment J
Municipality: Sunnyvale

	Copper/Nickel Baseline Activities (cont.)					
CB-1 (1 &4)	Measures to reduce copper discharges from vehicle washing operations	Permit Prov. C.9.a (CAP)	Require source control measures for new and redevelopment projects (those adding or replacing 10,000 sq ft of impervious area) that conduct vehicle/equipment washing and maintenance activities (Consistent with Provision C.3.k)	There were no new or redevelopment C.3 applicable projects approved during the reporting period that planned to conduct vehicle equipment washing or maintenance activities.	Ongoing Report 09/07	Jamie McLeod, Assoc. Planner & Sarah Scheidt, Sr. Ind. Waste Insp.
CB-1 (2 & 4)	Measures to reduce copper discharges from vehicle washing operations	Permit Prov. C.9.a (CAP)	• Continue to inspect commercial/ industrial facilities that have vehicle washing activities occur on site (this includes auto-related businesses). • Ensure BMPs for vehicle washing are employed. • Provide an effectiveness evaluation of inspection/compliance with BMPs. • Continue to inspect vehicle-washing areas for City vehicles at the Corp Yard.	• 108 Automotive related facilities were inspected for BMP compliance during the reporting period including sales, repair, fleet, car washes, and gas stations. • Eleven facilities were issued enforcement actions ranging from verbal to written notices of violation. • Three violations were specifically related to vehicle washing. • Follow up inspections and enforcement occurred to ensure compliance. • Facilities will continue to be inspected bi-annually. • The Corp Yard wash area was not inspected this year, as it is inspected biannually, similar to other auto-related businesses. Corp Yard staff did receive annual wash rack training (see Attachment M)	Ongoing Report 09/07	Sarah Scheidt, Sr. Ind. Waste Insp.

Santa Clara Valley Urban Runoff Pollution Prevention Program
FY 2006-2007 Annual Report
Attachment J
Municipality: Sunnyvale

	Copper/Nickel Baseline Activities cont.					
CB-1 (3 & 4)	Measures to reduce copper discharges from vehicle washing operations	Permit Prov. C.9.a (CAP)	• Encourage new mobile cleaners and those who are renewing their certification to use the BASMAA website on-line mobile cleaner training and be recognized on the area wide certification list. • Continue to provide training (as needed) to new mobile cleaners. • Provide bi-annual re-certification training to cleaners who have already been certified, as needed, or refer them to the BASMAA website for on-line training... • Evaluate effectiveness of the training program and BASMAA on-line training. • Encourage municipal staff to use certified mobile cleaners when contracting for cleaning services. • Maintain records on who has been trained by City staff and report on numbers trained in the annual report.	• The Pretreatment Program continues to promote the use of the BASMAA on-line training program for Surface Cleaners. • Continue to utilize the Surface Cleaners Training Kit developed by the Program to provide training to new mobile cleaners, as needed. • Provide re-certification training to certified cleaners, as needed. • Certify new businesses, as requested and report on numbers certified. One mobile cleaner in Sunnyvale was certified by the Santa Clara County Green Business Program. • The City did not certify or recertify any mobile cleaners during this reporting period.	Ongoing Report 09/07	Sarah Scheidt, Sr. Ind. Waste Insp.
CB-3	Measures to control copper discharges to storm water from targeted industrial sources	Permit Prov. C.9.a (CAP)	• Industrial Waste Inspection staff will continue specific outreach to older printed circuit board manufacturers and metal plating facilities using copper (if any continue to do business in Sunnyvale) for inspections related to potential copper discharges into storm water. Distribute and discuss BMPs/information to minimize copper discharges. • Continue Industrial Inspection program, including NOI sites such as plating, metal finishers, vehicle service, and other permitted sites	• Industrial Waste Inspection staff continues to inspect and permit all metal plating facilities yearly based upon their regulatory category. • During inspections BMP information is provided and a storm water inspection is conducted to identify any potential discharges. • Staff inspects NOI filers on a yearly basis and is typically part of the wastewater discharge permitting and inspection process.	Ongoing Report 09/07	Sarah Scheidt, Sr. Ind. Waste Insp.

Santa Clara Valley Urban Runoff Pollution Prevention Program
FY 2006-2007 Annual Report
Attachment J
Municipality: Sunnyvale

Copper/Nickel Baseline Activities cont.						
CB-6/7	Reducing Traffic Congestion/ Promoting Alternative Transportation	Permit Prov. C.9.a (CAP)	Continue implementation of site design standards related to transportation to meet the requirement of C.3.j of the permit. Report on significant projects where traffic congestion reductions were included in design plans.	Traffic congestion relief projects that were initiated or completed in FY 06-07 include: 1. Sunnyvale/Saratoga Road Adaptive Traffic Signal Control 2. Wolfe Road Bike lanes 3. Evelyn Avenue bike lanes 4. Mathilda/237 Adaptive traffic signal 5. Homestead Road traffic signal interconnect 6. Mary Avenue bike lanes 7. Wolf Road/Arques Ave bike lane 8. Frances Street Transit Center	Ongoing Report 09//07	Lead: Jack Witthaus, Transportation/ Traffic Mgr/DPW Support: Jamie McLeod, Assoc. Planer
CB-8	Measures to classify and assess watersheds and to improve institutional arrangements for watershed protection	Permit Prov. C.9.a (CAP)	• Continue to implement HMP requirements for projects that meet the size threshold criteria in HMP applicability areas as identified by maps included in the City's BMP Guidance Manual. • Continue to review EIRs and complete CEQA reviews to ensure watershed protection is considered in CEQA actions. • Continue participation in SCBWMI activities as it implements the Watershed Action Plan. • Revise Sunnyvale's General Plan (Surface Water Sub Element), as needed, at the next scheduled update. Include recommendations based on the review of the Development Policies Comparison Project and Provision C.3.l of Order 01-119 as determined to be appropriate. • Continue participation in the Water Resources Protection Collaborative (WRPC). Council approved a study issue to review the guidelines and standards, and then develop a plan to implement those that apply to City circumstances.	• No projects were submitted that were within the HMP applicability zone. • As EIRs and CEQA reviews were done, watershed protection comments were provided, as appropriate. • Sunnyvale staff continued to participate in the WMI subgroups that support the Watershed Action Plan implementation (See Attachment N) • No revision of Sunnyvale's General Plan (Surface Water Sub Element) was done in FY 06-07. When it is revised, the recommendations from the review of the Development Policies Comparison Project and the various provisions of the current storm water permit will be included, as determined to be appropriate. • Staff continued participating in the WRPC and attended training on the Guidelines and Standards in the fall of 2006. Council adopted the G&S (by reference) into the Municipal Code on May 1, 2007 for implementation near waterways in Sunnyvale	Ongoing Report 09/07	Lead: Lorrie Gervin, Env. Div. Manager and Kristy McCumby, Env. Spec. Support for WRPC activities: Jamie McLeod, Assoc. Planner

Santa Clara Valley Urban Runoff Pollution Prevention Program
FY 2006-2007 Annual Report
Attachment J
Municipality: Sunnyvale

Copper/Nickel Baseline Activities cont.						
CB-11	Measures to improve street sweeping controls and storm water system operation and maintenance	Permit Prov. C.9.a, (CAP)	• Implement (as appropriate) improvements identified for current sweeping program and storm drain system O&M (within available City Budgets). • Evaluate the effectiveness of street sweeping and storm drain O&M in the annual report (See Streets and Roads and Storm Drain sections of this work plan)	There was no change in the funding available for street sweeping in FY 06-07. The regular schedule was maintained throughout the year. Annual storm drain catch basin cleaning occurred and additional clean outs are done on an as-needed basis to prevent flooding. Collected debris is taken to the SMaRT Station for disposal. New "Flows to Bay" markers were installed on 88 drain intakes during FY 06/07. See Attachments D-1 and D-3 in this report for details.	Ongoing Report 09/07	Tony Pineda Maint. Supv. & Jim Craig, Field Services Superint.
CB-11	Measure to Track Street Sweeping Data	Permit Prov. C.9.a (CAP)	Continue to follow Program guidance regarding the collection and reporting of street sweeping data. Provide information periodically to the program. Information for reporting includes: quantity of waste collected (cubic yards), number of miles swept, and frequency of sweeping as required.	Data was tabulated from PW Streets maintenance daily logs and reported to SCVURPPP for FY 06-07. See Attachment D-1, Appendix 1.for information on miles swept and debris collected in FY 06/07.	Ongoing Report 09/07	Tony Pineda, Maint. Supv. & Kristy McCumby, Env. Spec.
CB-12	Measures to Control Copper Discharges from Pools and Spas	Permit Prov. C.9.a, (CAP)	Continue to inform the public by distributing materials, brochures, and other information at city offices, public places, as well as through on-site distribution at presentations and events. Continue to provide proper pool and spa water discharge information to the public by placing ads in various media (e.g., The Quarterly, KSUN, City website, theater ads, and utility bill inserts.	Public outreach activities related to water pollution from pool and spa discharge is described below: <u>Events</u> At the following community events, the *Draining Pools and Spas* brochure was distributed • Sunnyvale Pancake Breakfast • Columbia Health and Safety Fair • Farmers Market At various Health and Safety Fairs sponsored by Sunnyvale businesses, the *Draining Pools and Spas* brochure was distributed to employees:	Ongoing Report 09/07	Sally Personett, PW Env. Outreach Coord.

Santa Clara Valley Urban Runoff Pollution Prevention Program
FY 2006-2007 Annual Report
Attachment J
Municipality: Sunnyvale

				• Silicon Storage Technologies • Northrup Grumman • ARM Technologies • Interwoven • Network Appliance • Juniper Networks • Kyphon See Attachment G Table 1 PIP Activity details for more information.		
	Copper/Nickel Baseline Activities cont.					
CB-21	Measures to Discourage the Architectural Use of Copper	Permit Prov. C.9.a (CAP)	•The ornamental/architectural use of copper in building designs is discouraged in practice, but not prohibited by Sunnyvale ordinance. •The City is in the process of changing its Design Guidelines to not allow the ornamental use of copper for roofs, gutters, or other architectural/ornamental exterior uses.	• Use of copper is strongly discouraged in all architecture for new and redevelopment projects. • The use of copper for outdoor architectural features was included in the WRPC Guidelines and Standards as a design guideline that was adopted into the Sunnyvale Municipal Code (by reference) on 5/1/07.	Ongoing Report 09/07	Jamie McLeod, Assoc. Planner & Kristy McCumby Env. Spec.
NB-1	Measures to Implement Metals Controls Measures: Erosion 1) Implement perf. Stds for Const. Inspect. Erosion 2) Participate in region-wide training and certification of site inspectors	Permit Prov. C.9.b (NAP)	• Continue to implement Construction Inspection Performance Standards • Continue to have Inspectors attend Regional Board/Program workshops on Construction Site Management and erosion controls to learn the latest in erosion and sediment control techniques. • Continue to attend Program-sponsored workshops on post-development storm water control BMPs	• Implementation of the Construction Inspection Performance Standards continued as described in Attachment F. • New staff attended the training this year. Other staff attends the training for updates every 2-3 years. See Attachment M for training information. • Staff attended Program-sponsored training, as appropriate. See Attachment M for training information.	Ongoing Report 09/07	Gordon Blancher, Building Insp./ Coord. Hira Raina/ Nasser Fakih

2) Response to Regional Board Comments on CAP/NAP Activities section of FY 05-06 Annual Report:
No comments were received on this section.

Santa Clara Valley Urban Runoff Pollution Prevention Program
FY 2006-2007 Annual Report
Attachment J
Municipality: Sunnyvale

3) *How well did program work? Any plans for changes?*
Pretreatment: Conditions of Approval (COAs) will be considered for vehicle washing operations at applicable new and redevelopment projects. These will be incorporated, as appropriate, by CDD and Pretreatment staff at project review committee (PRC) meetings.

PIP – Outreach
The goal of outreach is to communicate to youth and the general public about the dangers of water pollution from sources producing copper/nickel. Regarding car wash outreach, staff finds that using the Enviroscape provides an excellent opportunity for members of the community and students in schools to understand through visual demonstration how these types of human activities cause water pollution. In my opinion, this demonstration tool conveys the message to the viewer 100% of the time. Whether the viewer will take the message and use it to implement a personal behavior change is difficult to ascertain. The water pollution prevention message from draining pools and spas is a bit more contained because not everyone owns a pool or spa. Keeping this in mind, staff provides the outreach brochure at all events where Sunnyvale residents have access to the information if it applies to them. In FY 07-08 a utility bill insert will be developed to accomplish widespread advertising, so neighbors of pool/spa owners will be made aware of the potential pollution problem.

The Sudsafe Car Wash Kit loan program was started in April 2007. It was used for two school events in FY 2006-2007, but we believe it will be used more often as "word of mouth" among the schools gets out. The adult organizers who used the kits were enthusiastic about their use and that the pollution prevention message was there. Sunnyvale staff provides kit users with information on how to install the kit, and does a site visit with the organizers the first time it is scheduled for use by them to identify the best location for discharge to landscaping at their venue. Staff will continue to promote the availability of the kits through a number of outreach efforts, and again target schools and non-profits with information about the kit.

City of Sunnyvale

FY 06- 07 Annual Report

Attachment K

Trash Inventory and Management

Santa Clara Valley Urban Runoff Pollution Prevention Program
FY 2006-2007 Annual Report
Attachment K
Municipality: Sunnyvale

P.S. Id.	Activity	CI Item Source	FY 06-07 Tasks	Status / Comments	Due Date (mo/yr)	Responsible Party
Trash Investigations and Plan Development						
	Trash Investigations and Plan Development	Program Task RWQCB Letter	Continue to work with Program staff to characterize the extent of the trash problem in local (Sunnyvale) watersheds. Provide descriptions of current efforts, their effectiveness, possible improvements, and implementation timelines.	• Staff met with SCVURPPP representatives to identify potential locations for pilot trash control studies based on the retrofit of some storm drain inlets. Plans call for sites to be identified and pilot project started in the fall of 2007 • Staff continued participation in the Trash Ad Hoc task group.	Ongoing Report 09/07	Kristy McCumby, Env. Specialist
	Trash Investigations and Plan Development	Program Task RWQCB Letter	Continue to conduct trash evaluations on a subset of trash problems areas identified within in watersheds in Sunnyvale's jurisdiction using the Program's Rapid Trash Assessment protocol for sites in waterways and the Keep America Beautiful (KAB) Litter Index for terrestrial sites. Annually revise trash problem areas list on an as-needed basis.	• Staff continued to perform URTA data collection in Sunnyvale East Channel, Sunnyvale West Channel, and Stevens Creek. • A prioritized list of KAB sites were investigated once this past year. Since it appears that the potential trash impacts on local waterways from these sites are limited, less time was spent in their investigation this past year. • Walks upstream of the Sunnyvale East and Sunnyvale West sites were done to identify any adjacent land uses/activities that might be contributing to the litter observed in the URTA. Details are discussed in the narrative of trash control actions in Appendix 1.	Ongoing Report 09/07	Kristy McCumby/Env. Spec & community volunteers (TBD)

Santa Clara Valley Urban Runoff Pollution Prevention Program
FY 2006-2007 Annual Report
Attachment K
Municipality: Sunnyvale

Trash Investigations and Plan Development (cont.)						
	Trash Investigations and Plan Development	Program Task RWQCB Letter	Continue to identify and implement trash control measures, as appropriate to address high priority trash problem areas within Sunnyvale's jurisdiction,	• Staff met with SMaRT station managers to identify efforts that could be taken to pick up litter from the Caribbean Drive area more frequently and in a larger area than had been done before. There are some difficulties in expanding the contractor's litter control efforts due to contract language. City staff is trying to work out a compromise that will get the contractor to better clean up the area where garbage hauling vehicles are impacting litter control efforts. • Staff also sent out letters to firms that had properties adjacent to the Sunnyvale West Channel where activities had the potential to impact litter entering into the Channel (e.g., uncovered dumpsters, outdoor storage areas).	Ongoing Report 09/07	Kristy McCumby/Env. Spec & community volunteers (TBD)
	Trash Investigations and Plan Development	Program Task RWQCB Letter	Assist program staff in developing a long-term strategy for trash conditions in urban streams and waterways	Staff continues to meet with the Trash Ad Hoc task group and coordinate with other County outreach efforts to deal with trash, littering, and illegal dumping.	Ongoing Report 09/07	Kristy McCumby/Env. Spec
	Trash Investigations and Plan Development	Program Task RWQCB Letter	Provide Program staff with trash management practices information from within Sunnyvale's jurisdiction, using a standardized reporting format.	Information on the City's trash assessment efforts were provided to the Program as requested and in the appropriate Excel and Word documents	Ongoing Report 09/07	Kristy McCumby/ Env. Specialist

Santa Clara Valley Urban Runoff Pollution Prevention Program
FY 2006-2007 Annual Report
Attachment K
Municipality: Sunnyvale

Trash Investigations and Plan Development (cont.)						
	Trash Investigations and Plan Development	Program Task RWQCB Letter	Assist Program in implementing a Pilot Demonstration Project to focus on documenting the types and volume of trash that can be conveyed through the storm drain system.	Program staff met with Sunnyvale Department of Public Works staff, Field Services Division in March 2007 to discuss potential pilot program areas. Additional meetings are planned for the summer of 2007, with the plan to implement a pilot program with trash capture devices that are retrofitted in some storm drain inlets, in areas yet to be determined in the fall of 2007.	Begin July 06 Report 09/07	Kristy McCumby/ Env. Specialist
	Trash Investigations and Plan Development	Program Task RWQCB Letter	Assist Program in developing Trash Fact Sheets, as appropriate.	Staff provided review, comments, and suggestions for Trash Fact Sheets as they were developed by the Program.	Begin July 06 Report 09/07	Kristy McCumby/ Env. Specialist and Sally Personett, Env. Outreach Coordinator
	Trash Plan Implementation	Program Task RWQCB Letter	Continue to build trash awareness by providing outreach to residents and students in Sunnyvale schools in an effort to increase behavioral changes through public education.	• Sunnyvale continues building trash awareness through public education to adults in the community and to students in school. • Various media outreach pieces such as utility bill inserts and articles have been developed, and students receive pollution prevention demonstrations which include litter prevention in the classroom. • See Attachment G Table 1 PIP Activity details for more information.	Ongoing Report 09/07	Sally Personett, Env. Outreach Coordinator

2) Response to Regional Board Comments on Trash Inventory and Management Activities section of FY 05-06 Annual Report:

No comments were received from the Regional Board on this section.

Santa Clara Valley Urban Runoff Pollution Prevention Program
FY 2006-2007 Annual Report
Attachment K
Municipality: Sunnyvale

3) Response to Regional Board comments for a performance review (when applicable):

No performance review by the Regional Board was done for this activity in FY 06-07.

- *Give brief evaluation comments, such as conclusions about trash sources or pollutant types and whether the activities will continue, change, or be curtailed.*

The information gathered for the trash problem areas investigation completed by Sunnyvale is included in the Program's Trash Inventory and Management Activities Section of the FY 06-07 Annual Report and more detailed assessment activities are included in Appendix 1 to this section.

Sunnyvale was again fortunate to have a community volunteer assist with the trash investigations in the winter and spring of 2007, thus allowing for some follow up on potential adjacent land use sources of trash from Baylands to Highway 101 on Sunnyvale East Channel and to Mathilda Avenue (where the channel goes underground) for Sunnyvale West.

No immediately adjacent land uses that contributed litter to the Sunnyvale East Channel were observed up to the Highway 101 crossing. Storm drain outfalls and road way crossings appeared to be the main sources of litter entering the channel in this section. Sunnyvale Environmental staff met with SMaRT Station program management staff to see if there were additional efforts that the City's SMaRT Station contractor could do within the existing contract constraints to help reduce the quantity of litter observed along Caribbean Drive that could enter either Sunnyvale East or West Channels from their bridge crossings. The bulk of the litter observed along this roadway is due to the large number of commercial trash-hauling vehicles disposing of their loads of waste at the Materials Recovery Facility (MRF) there.

Contract requirements call for the SMaRT station contractor to perform litter clean up efforts along the access road to the MRF. However, KAB assessments as well as other observations along Caribbean Drive have shown that there is a need for them to be more effective in their litter control efforts. We are continuing to work with them to further refine their litter pickup efforts .We will continue with the Program to establish longer-term trash monitoring areas, in combination with upstream trash management pilot actions in FY 07-08

In addition to the PI/P trash prevention-related outreach activities listed in Attachment G (Table 1) of this report, the City's Solid Waste Division continues with its activities to reduce waste and provide environmentally sound options for waste disposal. See the City's website at http://sunnyvale.ca.gov/Departments/Public+Works/Solid+Waste+and+Recycling/ for a listing of waste disposal options (e.g., extra dump days, household hazardous waste collections/drop-off, and code enforcement).

Santa Clara Valley Urban Runoff Pollution Prevention Program
FY 2006-2007 Annual Report
Attachment K
Municipality: Sunnyvale

Public Works street sweeping frequency in FY 06-07 remains at the same level as the previous three years (see Attachment D-1 for details on street sweeping frequency). In areas where litter is more common due to high traffic and pedestrian numbers (e.g., City parking lots/Murphy Street) or type of activity (e.g., main access roads to SMaRT Station) the frequency of street cleaning/litter pick up will remain the same (weekly sweeping).

City of Sunnyvale

FY 06 - 07 Annual Report

Attachment K

Trash Inventory and Management

Appendix 1

Trash Assessment Results

Tables 1-2 - Summaries of Sunnyvale Trash Data Forms

Attachment K, Appendix 1
City of Sunnyvale
Trash Assessment Results, FY 06-07

Introduction:

In FY 06-07, the City was fortunate to have a new community volunteer to help conduct the Urban Rapid Trash Assessments (URTA) record data and prepare photos collected from January - June. Without the volunteer assistance, the number and frequency of assessments completed would not have been possible. Staff worked cooperatively with other co-permittees to complete trash assessments at five locations along Stevens Creek, from upper reaches of the watershed to the Baylands.

The eighteen Keep America Beautiful (KAB) sites investigated were assessed once in the winter of 2007. One site was dropped from previous years as there have been no problems at this site in over 3 years. A second site (SU-19) under the Wolfe Road overpass could not be reached due to construction activities. This site may need to be dropped if there is no longer public access to the area where dumping occurred.

KAB sites were only assessed one time this year, as based on the review of previous year's information; most of these sites do not appear to be major contributors for litter getting into waterways. The one exception to this is Caribbean Drive, Site 16c. This KAB site is linked to the URTA sites on Sunnyvale West Channel and Sunnyvale East Channel.

More time was spent in assessing the Urban Rapid Trash Assessment (URTA) sites than the KAB locations this year, as they showed direct impacts of the nearby land use on waterways. Sites on Sunnyvale East Channel, Sunnyvale West Channel (16a and 16b) and two locations in Stevens Creek (Cl 05 and Cl06) were assessed using the SCVURPPP Urban Rapid Trash Assessment Methodology. These sites were assessed in the winter (during the middle of the rainy season) as well as the spring toward the end of the rainy season.

Assessments in Sunnyvale East and West Channels were done in their northernmost reaches (in downstream areas that are tidally influenced) and in locations that intersect a known land-based trash problem area along Caribbean Drive. Materials carried by water from upstream locations may also be found at these two sites. There may also be some influx of debris from tidal influences present at these sites during significant storm events. These Channels are accessible to the public foot traffic along top the channel dike access roads. People frequently use the dike access roads to connect with the Bay Trail/Baylands areas. However, there does not appear to be much opportunity for direct public contact of the channel water due to the steep trapezoidal side slopes and the soft muddy side areas from tidal influence.

Sunnyvale staff worked together with representatives from Mountain View, Cupertino, the SCVWD, Santa Clara County, and the Stevens Permanente Creek Watershed Council to perform assessments using the URTA methodology at 5 locations in Stevens Creek in May 2007. These included sites from the northern reach adjacent to La Avenida (CI1), near the Mountain View Baylands area to Moss Rock (CI4) in the upper reaches of the watershed inside a County Park. Copies of these reports are included in this Appendix but are also discussed in the reports by the cities/agencies that have jurisdiction over the various areas.

With lower water flows in the creek this year, the Los Altos side of Stevens Creek could be reached for a more thorough retrieval of litter at the two Sunnyvale sites behind West Valley Elementary School in Sunnyvale (CI 5 and CI 6). In past years, visible litter was noted on the Los Altos side of the creek, but could not be removed due to higher water flows creating safety and accessibility problems. As a result, scores for this site were somewhat lower this year than last year, due to better access to areas where small litter pieces collected, but were not be visible from a distance (8-10 feet away).

Observations:

Tables 1 and 2 are included to show the six categories of items found in the sites assessed by Sunnyvale using the KAB method and the Urban Rapid Trash Assessment method. Table 2 also includes data collected with the collaborative group sites done on Stevens Creek using the URTA method.

Compilations of the data submitted to the Program sorted by watershed and municipality are included in the Program's section of the annual report in Appendix C.5. They include sites assessed by both Sunnyvale staff and those by collaboration with other cities/agencies along Stevens Creek.

Urban Rapid Trash Assessment Sites
Sunnyvale East:
In January 2007, the Sunnyvale East site was assessed after rain events and seasonal high tides occurred. Less litter was observed this year than in previous years. This may have been due to the smaller rain storms in the winter of 06-07 that moved debris from upstream locations, as compared to winter rain fall previous years the site was assessed. There were no high tide and storm events this year that could have brought litter in from the Guadalupe Slough, as was observed in the winter of 05-06.

Most of the litter removed during the assessment was degraded and had been in the water for some time. However, there were some small pieces of litter (Styrofoam pellets and cigarette butts) close to the roadway that appeared to

Similar to last year, when the second assessment was completed in the spring after the rainy season ended, less litter was observed than what was found in January. Most of the litter collected was plastic or light floatable debris, with no specific source identifiable.

Sunnyvale West Channel
The URTA completed in the winter and spring of 2007 showed a similar trend to that observed for the Sunnyvale East Channel. Less litter was observed in the May assessment than in the January assessment. Also, less litter was observed and collected in the winter and spring of 2007 than in the winter and spring of 2005-2006. This may have been due to the continuing clean up that occurs during the assessments or may be due to the reduced flows in the channel from less rainfall in the January-May time period of 2007.

Stevens Creek
The two Stevens Creek areas (CI05 and CI06) assessed in Sunnyvale are adjacent to each other. One is north of the footbridge crossing the Creek and the other is south of the footbridge crossing and runs parallel to the West Valley Elementary School playing fields, just downstream of the storm water outfall for the school and its surrounding neighborhood. The majority of the litter debris in the creek appeared to have come from upstream sources. However, more litter was observed this year from nearby land uses, such as the bike path on the Los Altos side of the foot bridge. Drug and inhalant abuse paraphernalia was observed along the top portion of the bank in addition to plastic drink bottles, cans, and food wrappers. Scores were lower this year than last year since the water level in the creek was lower and staff was able to reach the Los Altos side of the creek safely to pick up debris there. In previous years, observations of the larger debris items (e.g., cans, bottles, plastic bags) were made and noted on the assessment form, but could not be collected. This year they could be collected, as well as the much smaller debris (e.g., cigarette butts, small Styrofoam pieces) that could not be seen before.

This area continues to be monitored as a part of the Stream Keeper program by the Stevens and Permanente Creek Watershed Council. Public access to the creek is limited by a chain link fence and locked gate on the Sunnyvale side of the Creek. Steep side slopes on the Los Altos side of the Creek make access extremely difficult or dangerous.

KAB Sites:
The most littered areas in Sunnyvale (those scoring above a "2" or "slightly littered"), based on the Keep America Beautiful methodology, were generally those that have heavy vehicular traffic use or were sites of illegal dumping. The high traffic areas include the Highway 237 and Lawrence Expressway intersection; the Highway 101, and Matilda Avenue access ramps; and the Lawrence Expressway/CalTrain overpass. Litter in these locations is mainly

found in the CalTrans or County rights-of way. Other locations (e.g. East Persian Drive and Wildwood Drive, off Lawrence Expressway) rank above a KAB 2 due to illegal dumping that occurs in these locations. Most of the dumping occurs in the public right of way. City field services staff are called to remove debris when dumping has occurred.

Retail sites observed this year generally scored a 2 or less using the KAB scoring system. In general the litter observed was less than in previous years. However, illegal dumping of large objects in some of these business dumpster areas continues to be a problem, but is not a direct threat to local waterways.

Only the Caribbean Drive site (SU 16c) is located close to a water body. This road crosses both Sunnyvale East and Sunnyvale West channels, just upstream of the URTA sites. City staff and contractors continue to work on reducing litter and collecting litter from waste-hauling vehicles using this road as access to the SMaRT Station.

Actions Initiated:

For sites that ranked scores greater than 2 using the KAB index, some initial steps were taken to resolve the problems noted. In the case of sites SU13, SU20, and SU21, Public Works field services was notified and sent City trucks to pick up the illegally dumped debris. These areas will continue to be monitored, to determine if existing measures are adequate and to build a history that will allow additional enforcement action, if needed.

Abandoned shopping carts continue to be problems in some areas. The current City policy was followed to notify the appropriate Public Works staff person with information as to the businesses who own the carts and the address when they were found at during the trash surveys. This year, the City's Public Works Department set up a graffiti and shopping cart hot line, where the public can call in with information on abandoned shopping cart locations and the stores that own them. The City then contacts the business owners and requires them to collect the carts within 3 days of notification.

Increased efforts to perform more regular clean ups of the Highway 237 and 101 were observed by CalTrans in their roadside rights-of-way (litter pick up on a quarterly basis). However, due to extremely heavy traffic on these routes, it did not take long for them to become noticeably littered again after a clean-up was completed. The issue of dealing with trash coming from traffic on freeways is huge, and needs to be looked at on a statewide basis.

The City includes outreach messages to local residents to encourage people to cover their loads and not litter as part of the Public Education and Outreach activities (See PIP Attachment G for details on outreach.) However, litter along State freeways and County expressways may come from sources passing

through the community. So, outreach messages and other litter management efforts should be done on a region or statewide basis to help with this problem.

Potential Strategies and Next Steps:

Program-Area Wide Efforts
Sunnyvale staff will continue to work with the Program's As Hoc Trash Work Group to identify pilot efforts can be implemented that will provide effective controls for litter that enters the storm drain inlets or come from outfalls into local creeks/waterways. Staff will be identifying some locations within Sunnyvale where a pilot study, including retrofits of storm drain inlets could be done. This will be done as part of the SCVURPPP overall trash control pilot project effort. The City anticipates modifying its trash assessment efforts to link to areas where trash control BMPs have been constructed or implemented, and determine if there is any measurable reductions for litter entering waterways.

Caribbean Drive
Garbage-hauling trucks and vehicles going to the Sunnyvale SMaRT Station Materials Recovery Facility located on Carl Road use Caribbean Drive as an access route. The City recognized that blowing litter from this type vehicle traffic has been a problem along this road, so the contractor operating the SMaRT station has been required to monitor and clean litter from the north side of Caribbean drive from Borregas Avenue to the Highway 237 intersection on a weekly basis as a part of their contract with the City. Since some noticeable litter is occurring on the south side of Caribbean Drive (from KAB assessments and staff observations), the City will be including new requirements in the next contract with SMaRT station operators, effective in January 2008, that will require litter pick up on this section of the road by the contractor. In the interim, memoranda have been sent to the waste haulers and the SMaRT Station tipping floor staff to watch for and remove debris on the trucks that can be lost when vehicles exit the facility. In addition, City Field Services staff will continue to provide litter pick up during quarterly landscape maintenance activities.

Sunnyvale West Channel
Staff plans to continue with an annual investigation of the properties adjacent to Sunnyvale West Channel between the Matilda Avenue box culvert and the sampling site north of the Caribbean Drive bridge crossing. This past year's investigation showed three businesses whose outdoor trash handling procedures could lead to the quantities/types of Styrofoam found current year's assessments. Mainly uncovered dumpsters and outdoor storage of materials were observed. (See Figure 1) With assistance from the City's Solid Waste Division, letters were sent to these businesses, requesting them to keep lids down on their trash containers and to clean up around their enclosures to help reduce litter that could be blown into the Channel. Staff received phone calls from these businesses and litter pollution prevention issues were discussed.

Figure 1: Business with uncovered recyclable materials adjacent to Sunnyvale West Channel. Note some blowing litter in trees.

Sunnyvale East Channel:

An investigative walk was performed up Sunnyvale East Channel this year, from the Caribbean Drive Bridge to the Highway 101 crossing. No adjacent land use sources were identified as potential sources for trash getting into the channel in this area (e.g., businesses with uncovered dumpsters). However, the Highway 237 bridge crossing did appear to have significant potential for litter entering the channel. The area between the bridge crossing abutments was littered with light blowing debris (e.g., plastics, food wrappers). This area would not be cleaned up as a regular part of highway sweeping or litter pick up efforts (See Figure 2).

Figure 2: Litter from Highway 237 bridge crossing over Sunnyvale East Channel

Other sources for litter in Sunnyvale East appeared to be some of the storm drain outfall pipes. Most of the debris observed was small and weathered. (See Figure 3.)

Figure 3: Outfall south of Tasman Road on Sunnyvale East Channel

It is difficult to determine a specific source for much of the litter observed in Sunnyvale East channel, since this channel drains a significant portion of the City of Sunnyvale as well as parts of Cupertino. Investigations as to the best locations for additional litter control efforts are needed. In addition, coordinating regular litter clean up events in the Channel near outfalls or the highway crossings, need to be explored further. These tasks will be considered in future work plans, dependent upon the City resources available and cooperative efforts through SCVURPPP.

Santa Clara Valley
Urban Runoff
Pollution Prevention Program

Trash Problem Area Activity Report
FY 06-07

175

ID	Date	Location	Assessment Score		Recent Cleanup[1]	Adjacent Land Use[2]		Trash Source[3]			Three Most Prevalent Trash Types[4]			Estimated Volume of Trash Removed (if any)	Existing Management Actions	Recommended Management Actions and/or Future Evaluations
			KAB	RTA		1	2	1	2	3	1	2	3			
cl06	1/29/2007	West Valley Elementary- Stevens Creek South		86	Unknown	School	Residential – home	Upstream/stormdrain catchment			Plastic/styrofoam	Miscellaneous	Metal	Less than 1 Cubic foot	Area is monitored by Stevens Creek Streamkeepers and cleaned up periodically	Continue to monitor as part of Stevens Creek assessment efforts
cl06	5/11/2007	West Valley Elementary - Stevens Creek South		60	Yes	School	Residential – home	Upstream/stormdrain catchment	Litter – pedestrian		Plastic/styrofoam	Miscellaneous	Metal	Less than 1 Cubic foot	Area is monitored by Stevens Creek Streamkeepers and cleaned up periodically. Contact SCVWD to assist with removal of metal pipe.	Continue to monitor as part of Stevens Creek assessment efforts
cl05	1/29/2007	West Valley Elementary - Stevens Creen North		81	Unknown	School	Residential – home	Upstream/stormdrain catchment	Other		Plastic/styrofoam	Miscellaneous	Glass	Less than 1 Cubic foot	Continue to monitor the site as part of Stevens Creek Streamkeeper program. Contact the SCVWD to remove carpet piece found	Continue to monitor as part of Stevens Creek assessment efforts
cl05	5/11/2007	West Valley Elementary - Stevens Creek North		62	Yes	School	Residential – home	Upstream/stormdrain catchment	Litter – pedestrian		Plastic/styrofoam	Miscellaneous	Metal	Less than 1 Cubic foot	Area is monitored by Stevens Creek Streamkeepers and cleaned up periodically	Continue to monitor as part of Stevens Creek assessment efforts
su01	3/15/2007	600 Block, Grand Fir and Bellflower Ave.	1		Unknown	Residential – home	Residential – apartments	Litter – pedestrian			Plastic/styrofoam	Biodegradable/paper	Miscellaneous		City street sweeping (monthly)	Consider for removal due to minimal amount of litter
su03	3/15/2007	Tamarack lane, various apartments (between Helen Ave. and Miramar Way)	1.5		Unknown	Residential – apartments	Residential – home	Litter – pedestrian			Glass	Plastic/styrofoam	Biodegradable/paper		Contacted PW staff responsible for working with businesses to pick up the shopping carts in the neighborhood with the name of the businesses it belong to (on Helen Avenue).	Continue to monitor area and determine if there are actions that could be taken to help reduce the cart accumulation problem
su05	3/15/2007	594E. El Camino Real – Alleyway behind business	1		Unknown	Commercial		Litter – commercial areas			Biodegradable/paper				Site monitored occasionally by City staff.	Remove from hot spot list
su06	3/15/2007	1053 E. El Camino Real- Alleyway behind business	2		Unknown	Commercial		Litter – commercial areas	Litter – pedestrian		Plastic/styrofoam	Biodegradable/paper			None at this time	Site should be monitored in the future to see if it still should remain on the hot spot list. Minor amount of litter observed.
su07	3/15/2007	1675 Hollenbeck Ave-Alleyway behind Business	2		Unknown	Commercial		Litter – commercial areas	Litter – vehicular	Illegal dumping	Plastic/styrofoam	Construction				Continue to periodically monitor the site for problems
su08	3/15/2007	727 Sunnyvale-Saratoga road-Alleyway behind business	1.5		Unknown	Commercial		Litter – commercial areas			Plastic/styrofoam	Biodegradable/paper			Minor amount of trash/litter observed. No additional actions planned at this time.	Continued monitoring of the site should occur.
su09	2/8/2007	1131 Lawrence Expressway	2		Unknown	Commercial		Litter – commercial areas			Plastic/styrofoam	Metal	Biodegradable/paper		Dumpster area not bad, but some litter along property border. Continue to inspect to see if problems increase.	Continued monitoring of the site should occur.
su10	2/8/2007	911 Duane Avenue – Alley way behind store	2		Unknown	Commercial	Residential – home	Litter – commercial areas	Litter – receptacles/ dumpsters		Biodegradable/paper				Dumpster and alley-way gated to preventillegal dumping. Minor amounts of litter along allyway	Consider for removal due to minimal amount of litter
su11	3/15/2007	Mathilda Ave. and Highway 101 intersection on ramps and exits	2		Unknown	Roadway		Litter – vehicular	Other		Plastic/styrofoam	Metal	Miscellaneous		Area is picked up by Cal Trans, but due to heavy traffic, becomes littered quickly after a clean-up. Clean up frequency appears to be quarterly.	Site should continue to be monitored and then consider what region-wide issues can be address with CalTrans through SCVURPPP
su12	2/8/2007	Lawrence Expressway and Highway 237 intersection- on ramps and exits	3		Unknown	Roadway		Litter – vehicular	Other		Plastic/styrofoam	Biodegradable/paper			Area is under CAL Trans jurisdiction. City is responsible for dealing with area along Carribean Drive, but not the on-ramps and exits	Site should continue to be monitored and then consider what region-wide issues can be address with CalTrans through SCVURPPP
su13	2/8/2007	Willow Ave. and Aster Ave. intersection to Agate Dr.(in Santa Clara) Area under Lawrence Expressway Overpass and Cal Train Station	2.5		Unknown	Roadway	Railways	Litter – vehicular	Litter – pedestrian	Illegal dumping	Plastic/styrofoam	Glass	Miscellaneous		Public works was contacted to pick up debris from illegal dumping. Debris from Lawrence Expy on overpass ROW clean up would have to be coordinated with the County.	Public Works staff continue to monitor the area for illegal dumping activities and then remove debris when found. Will need to identify a county contact for overpass ROW clean up efforts.
su14	3/15/2007	Angel Ct lane Ave. overpass, near Cal Train and Hendy Road, adjacent to Cal Train	1.5		Park/Trail	Roadway	Railways	Litter – pedestrian			Plastic/styrofoam	Biodegradable/paper			Trash cans have been placed at access point to CalTrain waiting area	Will continue to monitor as litter seems to appear periodically. May be a candidate for removal from the hot spot list if litter continues to be there in low amounts.
su15	3/15/2007	Victory Village Park and Fair Oaks overpass	1.5		Unknown	Commercial		Litter – commercial areas	Litter – pedestrian		Plastic/styrofoam	Metal	Biodegradable/paper		Business placed gargbage collection bags near where day-laborers congregate. Very litt litter observed.	Will continue to monitor as litter seems to appear periodically. May be a candidate for removal from the hot spot list if litter continues to be there in low amounts.

su16a	1/24/2007	Sunnyvale West Channel		93	Unknown	Park/Trail	Roadway	Litter – recreational areas	Upstream/stormdrain catchment	Litter – vehicular	Plastic/styrofoam	Biodegradable/paper	Metal	around 2 lbs / around 1 ft^3	Annually cleaned during Rapid Trash Assessments. Also, upstream sections are cleaned up by the Adopt-a-Creek program with the SCVWD - City investigated potential upstream sources. Letters send to property owner that had problems noted on their sites.	Continue to monitor during assessments to see if upstream actions/letters to dumpster owners help any. Continue upstream neighboring land user outreach to see if decreases in downstream material can be seen.
su16a	4/30/2007	Sunnyvale West Channel		100	Yes	Park/Trail	Roadway	Litter – recreational areas	Upstream/stormdrain catchment	Litter – vehicular	Plastic/styrofoam	Biodegradable/paper	Metal	less than 1 lb / less than 1/4 cu ft sq	Annually cleaned during Rapid Trash Assessments. Also, upstream sections are cleaned up by the Adopt-a-Creek program with the SCVWD -	Continue to monitor during assessments to see if upstream actions/letters to dumpster owners help any. Continue upstream neighboring land user outreach to see if decreases in downstream material can be seen.
su16b	2/2/2007	Sunnyvale East Channel		85	Unknown	Park/Trail	Roadway	Upstream/stormdrain catchment	Litter – vehicular	Litter – recreational areas	Plastic/styrofoam	Biodegradable/paper	Miscellaneous	around 4lbs / around 2 ft^3	Caribbean Drive is routinely cleaned of trash by SmaRT Station Contractor. City investigated upstream potential sources, but did not find any adjacent land uses contributing up to Highway 101 crossing. Area is cleaned up during each Rapid Trash Assessment.	Continue to monitor during assessments. Contacted SMaRT station contract manager to see if additional litter clean up efforts are possible along Caribbean Drive to reduce vehicular litter sources.
su 16b	5/3/2007	Sunnyvale East Channel		98	Yes	Park/Trail	Roadway	Upstream/stormdrain catchment	Litter – vehicular	Litter – recreational areas	Plastic/styrofoam	Biodegradable/paper	Miscellaneous	less than 1 lb / less than 1/4 cu ft sq	Caribbean Drive is routinely cleaned of trash by SmaRT Station Contractor. Continue to investigate possible upstream sources, south of Highway 101.	Continue to monitor during assessments. Contacted SMaRT station contract manager to see if additional litter clean up efforts are possible along Caribbean Drive to reduce vehicular litter sources.
su16c	2/8/2007	Caribbean Drive, between Lawrence Expressway and Mathilda Ave	2.5		Unknown	Industrial		Litter – vehicular			Plastic/styrofoam	Glass	Biodegradable/paper		Contacted the City's SMaRT Station contract manager regarding the trash observed and to check on frequency of last pick up activity.	Discussed frequency and area of clean up with SMaRT Station staff to determine if the City's contract can be changed to allow for better clean up or better containment of wastes in trucks. Contract was recently re-issued before assessment was done. Need to find ways to work within current contract to try to get more clean up along Caribbean Drive.
su17	2/8/2007	California Ave. on ramp to Central Expressway	1.5		Unknown	Roadway		Litter – vehicular	Other		Plastic/styrofoam	Biodegradable/paper			Area is on access roads to Central Expressway. Periodic clean up does occur by County or Cal Trans.	Site was better this time, appeared to have had brush removed and a clean up of debris. Very little windlown debris observed this time. Consider removal from list.
su19	2/8/2007	Wolf Road Overpass, access from Evelyn Ave parking lot														Site not accessible due to new construction that is occuring in the parking lot adjacent to the overpass. Remove from inspection list for the time being, as dumping cannot occur there while fenced
su20	2/8/2007	Wildwood Drive off Lawrence Expressway	2		Unknown	Residential – home	Commercial	Litter – vehicular	Litter – pedestrian	Illegal dumping	Plastic/styrofoam	Fabric/cloth	Biodegradable/paper		City monitors monthly for litter or illegal dumping on City-owned ROW. Notifies PW to pick up litter	Consider trying to work with nearby business to put out trash receptacles. City will continue to monitor and clean up as needed. Contacted public works to pick up illegally dumped bag of trash
su21	2/8/2007	E.Persian between Sunnyvale East and Lawrence Expy behind the mobile park	2.5		Unknown	Residential – home		Litter – pedestrian	Illegal dumping		Plastic/styrofoam	Metal	Construction		City monitors the area of the ROW for illegal dumping and picks up debris as needed.	Continue to monitor the area and notify PW of illegal dumping when observed.

[1] Recent Cleanup	[2] Land Use Types	[3] Trash Source	[4] Trash Type
1. Yes	1. Commercial	1. Litter – vehicular	1. Plastic/styrofoam
2. No	2. Industrial	2. Litter – school/institution	2. Glass
3. Unknown	3. Residential – home	3. Litter – pedestrian	3. Metal
	4. Residential – apartments	4. Litter – commercial areas	4. Biodegradable/paper
	5. Roadway	5. Litter – restaurants/fast food/convenience stores	5. Construction
	6. Park/Trail	6. Litter – receptacles/dumpsters	6. Fabric/cloth
	7. School	7. Litter – recreational areas	7. Biohazard
	8. Railways	8. Litter – special events (sports/concerts/fairs)	8. Toxic
	9. Other	9. Homeless encampments	9. Miscellaneous
		10. Illegal dumping	
		11. Upstream/stormdrain catchment	
		12. Other	

Santa Clara Valley
Urban Runoff
Pollution Prevention Program

Trash Problem Area Activity Report
FY 06-07

Stevens Creek Trash Assessment Cooperative Sites

ID	Date	Location	Assessment Score		Recent Cleanup[1]	Adjacent Land Use[2]		Trash Source[3]			Three Most Prevalent Trash Types[4]			Estimated Volume of Trash Removed (if any)	Existing Management Actions	Recommended Management Actions and/or Future Evaluations
			KAB	RTA		1	2	1	2	3	1	2	3			
CL01	5/11/2007	Stevens Creek - La Avenida		63	Unknown	Industrial	Park/Trail	Upstream/stormdrain catchment	Litter – pedestrian		Plastic/styrofoam	Miscellaneous	Biodegradable/paper	about 1 Cubic foot (less than one bag)	Park police/grounds workers patrol daily. Site is cleaned by volunteers twice annually	The majority of the litter items observed come from upstream sources. It may be a good point to monitor to determine if upstream control measures are effective.
CL02	5/11/2007	Stevens Creek - El Camino Crossing		49	Unknown	Commercial	Roadway	Upstream/stormdrain catchment	Litter – vehicular	Litter – pedestrian	Plastic/styrofoam	Biodegradable/paper	Miscellaneous	3-4 cubic ft - 2 trash bags full	Site occasionally cleaned by volunteers from the Wateshed Council.	Accumulation of debris adjacent to temporary construction parking lot on east side of creek. May require more frequent visits to construction area ensure litter is controlled there. Continue monitoring area to see if any upstream litter control efforts are effective.
CL03	5/16/2007	Stevens Creek - McClellan Ranch		90	Unknown	Park/Trail		Upstream/stormdrain catchment	Litter – pedestrian		Plastic/styrofoam	Construction	Biodegradable/paper	Less than 1/2 cubic foot (less than one small grocery bag)	Site is cleaned by volunteers on occasion, but no specific schedule. Site is monitored by Cupertino Park staff. Most litter appeared to come from upstream sources.	Site is probably a better reference site than Moss Rock for Stevens Creek comparisons, due to the control of the area by Cupertino City Park staff and the outdoor education programs at this location. No additional a efforts other than continued monitoring and periodic litter pick up events should be considered for this site.
CL04	5/16/2007	Stevens Creek - Moss Rock		31	Unknown	Park/Trail	Roadway	Litter – recreational areas	Illegal dumping	Litter – pedestrian	Glass	Miscellaneous	Plastic/styrofoam	2-3 cubic ft - 1 1/2 trash bags full	Site is cleaned by volunteers on occasion, but no specific schedule. Site is monitored by County Park staff.	Area is becoming more of a "party" spot with many broken beer bottles. Illegal dumping of yard waste from edge of parking lot. County park may want to consider posting "no dumping" signs or placement of concrete barriers further back from edge of creek bank to prevent direct dumping of yard waste into creek.
CL05	5/11/2007	Stevens Creek - West Valley Elementary Bridge Crossing (south)		62	Yes	School	Residential – home	Upstream/stormdrain catchment	Litter – pedestrian		Plastic/styrofoam	Miscellaneous	Metal	Less than 1 cubic foot (less than one trash bag)	Sunnyvale side of the Creek is monitored by Watershed Council Streamkeeper. Accessible litter on stream bank side and what is reachable nearshore. Los Altos side of creek is not easily accessible, so litter is only picked up during assessments.	Most of the types of litter observed are from upstream locations, not from adjacent land use/school activities. Monitoring should continue to determine if upstream actions are helping to reduce litter from entering the creek.
CL06	5/11/2007	Stevens Creek - West Valley Elementary Bridge Crossing (north)		60	Yes	Park/Trail	Residential – home	Upstream/stormdrain catchment	Litter – pedestrian		Plastic/styrofoam	Miscellaneous	Metal	Less than 1 cubic foot (less than one trash bag)	Sunnyvale side of the Creek is monitored by Watershed Council Streamkeeper. Accessible litter on stream bank side and what is reachable nearshore. Los Altos side of creek is not easily accessible, so litter is only picked up during assessments.	Most of the types of litter observed are from upstream locations, not from adjacent land use/school activities. Monitoring should continue to determine if upstream actions are helping to reduce litter from entering the creek.

[1] Recent Cleanup
1. Yes
2. No
3. Unknown

[2] Land Use Types
1. Commercial
2. Industrial
3. Residential – home
4. Residential – apartments
5. Roadway
6. Park/Trail
7. School
8. Railways
9. Other

[3] Trash Source
1. Litter – vehicular
2. Litter – school/institution
3. Litter – pedestrian
4. Litter – commercial areas
5. Litter – restaurants/fast food/convenience stores
6. Litter – receptacles/dumpsters
7. Litter – recreational areas
8. Litter – special events (sports/concerts/fairs)
9. Homeless encampments
10. Illegal dumping
11. Upstream/stormdrain catchment
12. Other

[4] Trash Type
1. Plastic/styrofoam
2. Glass
3. Metal
4. Biodegradable/paper
5. Construction
6. Fabric/cloth
7. Biohazard
8. Toxic
9. Miscellaneous

City of Sunnyvale

FY 06 - 07 Annual Report

Attachment K

Trash Inventory and Management

Appendix 1

Trash Survey Forms/Data and Photos

Santa Clara Valley
Urban Runoff
Pollution Prevention Program

Trash Problem Area Activity Data Collection Form

Date: 5/11/07

I. Site Information

1. **Site ID#** CL01 **Watershed:** Stevens Creek – La Avenida **Location:** 100 ft from downstream of outfall

II. Assessment Information

1. Which assessment tool was used? (Check one)
   ☒**Creek**-RWQCB Version 7.0 ☐**Non-Creek**-Windshield Survey
   ☐**Non-Creek**-KAB Litter Index ☐Other _____
2. **Total Score** (RWQCB Version 7.0 or KAB Litter Index) 63
3. Windshield Survey Results-Trash Priority: ☒ **NA** ☐**High** ☐**Medium** ☐**Low**
4. What percentage or length of the area is impacted with trash (e.g. 5%, five feet, etc.)? 50%
5. This assessment is ☐ **Initial** ☒**Follow-up** (Check one)
6. If applicable, how many follow-up assessments have been conducted at this site? 3

III. Trash Information

1. Describe trash type (Check five most prevalent types):

☐Rubber products	☐Metal products	☐Construction debris
☐Plastic bags	☒Cigarette butts	☐Fabric and cloth
☒Styrofoam products	☒Plastic/Synthetic items	☐Toxic substances
☐Aluminum cans	☐Tires	☐Appliances
☐Bottles (plastic and glass)	☐Woody debris	☐Furniture
☒Convenience/Fast Food wrappers	☐Yard waste	☐Biohazards
☐Man-made wood products	☐Batteries	☒Other : paper

2. Potential trash source (Check all that apply):
   ☒Trash accumulation (water-borne) ☐Homeless encampments ☐Outfall _____
   ☐Trash accumulation (wind-borne) ☐Illegal dumping ☐Other _____
   ☐Litter-Vehicular ☐Litter-Dumpster/Receptacle (describe) _____
   ☐Litter-Commercial business (name)_____
   ☐Litter-School/Institution (name)_____
   ☒Litter-Other (describe) Pedestrian
3. Was trash observed near (Check one): ☐**Storm drain inlets** ☐**Storm drain outfalls** ☒**Creek N/A**
4. Identify adjacent land uses to the trash areas assessed (if possible):Stevens Creek Trail

IV. Trash Management Actions

1a. Are trash management actions planned for the site? **Yes** ☐ **No** ☒
1b. If trash was removed, provide total weight or volume (if known): Less than one bag of trash, about a cubic foot
1c. Photographic documentation: **Yes**☒ **No**☐
2a. Other Trash Management Actions Taken (describe): Area is monitored by Friends of Stevens Creek Trail and City of Mountain View (along trail) and cleaned up at least 2x per year.
3a. Follow-up action needed: **Yes** ☒ **No**☐
3b. Future trash management actions needed (Please describe): Continue monitoring the site for trash accumulation to see if upstream actions can help reduce accumulations.
3c. Is trash routinely removed from this site? **Yes** ☒ **No** ☐ If yes, at what frequency 2 x per year in creek, monthly along adjacent trail
3d. Is a future assessment needed? **Yes**☒ **No** ☐
3e. If Yes, which tool? ☒**Creek**-RWQCB Version7.0 ☐**Non-Creek**-Windshield Survey
☐**Non-Creek**-KAB Litter Index ☐Other_____

Notes: Quantity of debris removed is small. Large numbers of small pieces of plastic/wrappers/straws and Styrofoam materials present. Thick layer of aquatic vegetation in smaller side channel made it difficult to observe trash that may have floated there. Most trash is found on center "island" in the creek and appears to be from high water flows, accumulating from upstream sources.

Santa Clara Valley
Urban Runoff
Pollution Prevention Program

Trash Problem Area Activity Data Collection Form

Santa Clara Valley
Urban Runoff
Pollution Prevention Program

Trash Problem Area Activity Data Collection Form

Santa Clara Valley
Urban Runoff
Pollution Prevention Program

Trash Problem Area Activity Data Collection Form

Santa Clara Valley
Urban Runoff
Pollution Prevention Program

Trash Problem Area Activity Data Collection Form

Date: 5/11/07

I. Site Information

1. **Site ID#** CL02 **Watershed:** Stevens Creek – El Camino **Location:** 100 ft from downstream from concrete bridge basel

II. Assessment Information

1. Which assessment tool was used? (Check one)
   ☒**Creek**-RWQCB Version 7.0 ☐**Non-Creek**-Windshield Survey
   ☐**Non-Creek**-KAB Litter Index ☐Other _____
2. **Total Score** (RWQCB Version 7.0 or KAB Litter Index) 49
3. Windshield Survey Results-Trash Priority: ☒ **NA** ☐**High** ☐**Medium** ☐**Low**
4. What percentage or length of the area is impacted with trash (e.g. 5%, five feet, etc.) 50%
5. This assessment is ☐ **Initial** ☒**Follow-up** (Check one)
6. If applicable, how many follow-up assessments have been conducted at this site? 3

III. Trash Information

1. Describe trash type (Check five most prevalent types):

☐Rubber products	☐Metal products	☐Construction debris
☐Plastic bags	☒Cigarette butts	☐Fabric and cloth
☒Styrofoam products	☒Plastic/Synthetic items	☐Toxic substances
☐Aluminum cans	☐Tires	☐Appliances
☒Bottles (plastic and glass)	☐Woody debris	☐Furniture
☐Convenience/Fast Food wrappers	☐Yard waste	☐Biohazards
☐Man-made wood products	☐Batteries	☒Other : paper

2. Potential trash source (Check all that apply):
   ☒Trash accumulation (water-borne) ☐Homeless encampments ☐Outfall _____
   ☐Trash accumulation (wind-borne) ☒Illegal dumping ☐Other _____
   ☐Litter-Vehicular ☐Litter-Dumpster/Receptacle (describe) _____
   ☐Litter-Commercial business (name) _____
   ☐Litter-School/Institution (name) _____
   ☒Litter-Other (describe) Litter from construction vehicle parking lot
3. Was trash observed near (Check one): ☐**Storm drain inlets** ☐**Storm drain outfalls** ☒**Creek N/A**
4. Identify adjacent land uses to the trash areas assessed (if possible): Construction site parking lot, Roadway (El Camino Real). Access road to creek gated by SCVWD.

IV. Trash Management Actions

1a. Are trash management actions planned for the site? **Yes** ☐ **No** ☒
1b. If trash was removed, provide total weight or volume (if known): One and a half garbage bags full (about 3-4 cubic feet)
1c. Photographic documentation: **Yes**☒ **No**☐
2a. Other Trash Management Actions Taken (describe): Area is monitored by Stevens Creek Streamkeepers and cleaned up periodically
3a. Follow-up action needed: **Yes** ☒ **No**☐
3b. Future trash management actions needed (Please describe): City to work with construction contractor to prevent unauthorized access to the creek bank and prevent additional dumping on creek bank in that area.
3c. Is trash routinely removed from this site? **Yes** ☒ **No** ☐ If yes, at what frequency Unknown
3d. Is a future assessment needed? **Yes**☒ **No** ☐
3e. If Yes, which tool? ☒**Creek**-RWQCB Version7.0 ☐**Non-Creek**-Windshield Survey
☐**Non-Creek**-KAB Litter Index ☐Other _____

Notes: A cache of trash/ litter from a parking lot on the east side of the creek was found this year. Access to that area was limited in previous years, but due to nearby trail construction activities, public access to the area is more prevalent. Most of the trash removed was at "top of bank" or near to it and was not in the creek itself. Small amounts of litter had washed down the creek from upstream sources or nearby roadway.

Santa Clara Valley
Urban Runoff
Pollution Prevention Program

Trash Problem Area Activity Data Collection Form





Santa Clara Valley
Urban Runoff
Pollution Prevention Program

Trash Problem Area Activity Data Collection Form





Santa Clara Valley
Urban Runoff
Pollution Prevention Program

Trash Problem Area Activity Data Collection Form

Santa Clara Valley
Urban Runoff
Pollution Prevention Program

Trash Problem Area Activity Data Collection Form

Santa Clara Valley
Urban Runoff
Pollution Prevention Program

Trash Problem Area Activity Data Collection Form

Santa Clara Valley
Urban Runoff
Pollution Prevention Program

Trash Problem Area Activity Data Collection Form

Date: 5/16/07

I. Site Information

1. **Site ID#** CL03 **Watershed:** Stevens Creek McClellan ranch **Location:** 10 ft upstream of metal pipe - 90 ft downstream of pipe.

II. Assessment Information

1. Which assessment tool was used? (Check one)
   ☒**Creek**-RWQCB Version 7.0 ☐**Non-Creek**-Windshield Survey
   ☐**Non-Creek**-KAB Litter Index ☐Other _____
2. **Total Score** (RWQCB Version 7.0 or KAB Litter Index) 90
3. Windshield Survey Results-Trash Priority: ☒ **NA** ☐**High** ☐**Medium** ☐**Low**
4. What percentage or length of the area is impacted with trash (e.g. 5%, five feet, etc.)? 5%
5. This assessment is ☐ **Initial** ☒**Follow-up** (Check one)
6. If applicable, how many follow-up assessments have been conducted at this site? 3

III. Trash Information

1. Describe trash type (Check five most prevalent types):

☐Rubber products	☐Metal products	☐Construction debris
☒Plastic bags	☐Cigarette butts	☐Fabric and cloth
☐Styrofoam products	☒Plastic/Synthetic items	☐Toxic substances
☐Aluminum cans	☐Tires	☐Appliances
☐Bottles (plastic and glass)	☒Woody debris	☐Furniture
☒Convenience/Fast Food wrappers	☐Yard waste	☐Biohazards
☐Man-made wood products	☐Batteries	☒Other : paper

2. Potential trash source (Check all that apply):
   ☒Trash accumulation (water-borne) ☐Homeless encampments ☐Outfall _____
   ☐Trash accumulation (wind-borne) ☐Illegal dumping ☐Other _____
   ☐Litter-Vehicular ☐Litter-Dumpster/Receptacle (describe) _____
   ☐Litter-Commercial business (name)_____
   ☐Litter-School/Institution (name)_____
   ☐Litter-Other (describe)_____
3. Was trash observed near (Check one): ☐**Storm drain inlets** ☐**Storm drain outfalls** ☒**Creek N/A**
4. Identify adjacent land uses to the trash areas assessed (if possible): , Upstream roadway and golf course, City Park trail access

IV. Trash Management Actions

1a. Are trash management actions planned for the site? **Yes** ☐ **No** ☒
1b. If trash was removed, provide total weight or volume (if known): Less than1/2 cubic foot
1c. Photographic documentation: **Yes**☒ **No**☐
2a. Other Trash Management Actions Taken (describe): Area is monitored by Stevens Creek Streamkeepers and City Park staff. It is cleaned up periodically (at least 2x per year during creek clean up events
3a. Follow-up action needed: **Yes** ☒ **No**☐
3b. Future trash management actions needed (Please describe): Continue to monitor, potential good reference site for background comparisons to urban trash levels.
3c. Is trash routinely removed from this site? **Yes** ☒ **No** ☐ If yes, at what frequency at least 2x per year
3d. Is a future assessment needed? **Yes**☒ **No** ☐
3e. If Yes, which tool? ☒**Creek**-RWQCB Version7.0 ☐**Non-Creek**-Windshield Survey
☐**Non-Creek**-KAB Litter Index ☐Other_____

Notes: Minimal amount of trash observed in the creek, banks, or along the trail. Some cups and plastic covers on trail adjacent to the creek that appeared to be a part of a science project.

Santa Clara Valley
Urban Runoff
Pollution Prevention Program

Trash Problem Area Activity Data Collection Form





Santa Clara Valley
Urban Runoff
Pollution Prevention Program

Trash Problem Area Activity Data Collection Form

Santa Clara Valley
Urban Runoff
Pollution Prevention Program

Trash Problem Area Activity Data Collection Form

Date: 5/16/07

I. Site Information

1. **Site ID#** CL04 **Watershed:** Stevens Creek Moss Rock **Location:** 100 ft downstream from the upper end of Moss Rock.

II. Assessment Information

1. Which assessment tool was used? (Check one)
   ☒**Creek**-RWQCB Version 7.0 ☐**Non-Creek**-Windshield Survey
   ☐**Non-Creek**-KAB Litter Index ☐Other _____
2. **Total Score** (RWQCB Version 7.0 or KAB Litter Index) 31
3. Windshield Survey Results-Trash Priority: ☒ **NA** ☐**High** ☐**Medium** ☐**Low**
4. What percentage or length of the area is impacted with trash (e.g. 5%, five feet, etc.)? 80%
5. This assessment is ☐ **Initial** ☒ **Follow-up** (Check one)
6. If applicable, how many follow-up assessments have been conducted at this site? 3

III. Trash Information

1. Describe trash type (Check five most prevalent types):

☐Rubber products	☐Metal products	☐Construction debris
☐Plastic bags	☒Cigarette butts	☐Fabric and cloth
☐Styrofoam products	☐Plastic/Synthetic items	☐Toxic substances
☐Aluminum cans	☐Tires	☐Appliances
☒Bottles (plastic and glass)	☐Woody debris	☐Furniture
☒Convenience/Fast Food wrappers	☒Yard waste	☐Biohazards
☐Man-made wood products	☐Batteries	☒Other : paper

2. Potential trash source (Check all that apply):
   ☒Trash accumulation (water-borne) ☐Homeless encampments ☐Outfall _____
   ☐Trash accumulation (wind-borne) ☒Illegal dumping ☐Other _____
   ☐Litter-Vehicular ☐Litter-Dumpster/Receptacle (describe) _____
   ☐Litter-Commercial business (name)_____
   ☐Litter-School/Institution (name)_____
   ☒Litter-Other (describe) Local "party" spot for drinking and other nefarious actions
3. Was trash observed near (Check one): ☐**Storm drain inlets** ☐**Storm drain outfalls** ☒**Creek N/A**
4. Identify adjacent land uses to the trash areas assessed (if possible):Parking lot and roadway

IV. Trash Management Actions

1a. Are trash management actions planned for the site? **Yes** ☐ **No** ☒
1b. If trash was removed, provide total weight or volume (if known): about 2-3 cubic ft (most of 1 large garbage bag) of litter was removed. Unable to remove the cubic yard of yard waste/brush/tree trimmings on the creek bank
1c. Photographic documentation: **Yes**☒ **No**☐
2a. Other Trash Management Actions Taken (describe): Area is monitored by Stevens Creek Streamkeepers and cleaned up periodically (about 2x per year) . Also, is located on County Park land, so park ranger may inspect sometimes.
3a. Follow-up action needed: **Yes** ☒ **No**☐
3b. Future trash management actions needed (Please describe): Consider putting up no dumping signs or placing some concrete barriers further back from the edge of the creek bank so if someone dumps debris, it does not get into the creek.
3c. Is trash routinely removed from this site? **Yes** ☒ **No** ☐ If yes, at what frequency1-2 times per year
3d. Is a future assessment needed? **Yes**☒ **No** ☐
3e. If Yes, which tool? ☒**Creek**-RWQCB Version7.0 ☐**Non-Creek**-Windshield Survey
☐**Non-Creek**-KAB Litter Index ☐Other_____

Notes: Smashed beer bottles were very prevalent, with hundreds of glass pieces we could not even begin to pick up. It appears that people are throwing them across the creek to see them smash on the rocks on the other side. Illegal dumping of yard waste is happening along the parking lot. Area has become a significant local "party" hang out as evidenced by the quantity of liquor/beer, cigarettes and condoms/wrappers.

Santa Clara Valley
Urban Runoff
Pollution Prevention Program

Trash Problem Area Activity Data Collection Form





Santa Clara Valley
Urban Runoff
Pollution Prevention Program

Trash Problem Area Activity Data Collection Form



Santa Clara Valley
Urban Runoff
Pollution Prevention Program

Trash Problem Area Activity Data Collection Form

Santa Clara Valley
Urban Runoff
Pollution Prevention Program

Trash Problem Area Activity Data Collection Form

Date: 5/11/07

I. Site Information

1. **Site ID#** CL06 **Watershed:** Stevens Creek- behind west valley-Southern side **Location:** 100 ft south of the trail (upstream)

II. Assessment Information

1. Which assessment tool was used? (Check one)
   ☒**Creek**-RWQCB Version 7.0 ☐**Non-Creek**-Windshield Survey
   ☐**Non-Creek**-KAB Litter Index ☐Other _____
2. **Total Score** (RWQCB Version 7.0 or KAB Litter Index) 62
3. Windshield Survey Results-Trash Priority: ☒ **NA** ☐**High** ☐**Medium** ☐**Low**
4. What percentage or length of the area is impacted with trash (e.g. 5%, five feet, etc.)? 50%
5. This assessment is ☐ **Initial** ☒**Follow-up** (Check one)
6. If applicable, how many follow-up assessments have been conducted at this site? 3

III. Trash Information

1. Describe trash type (Check five most prevalent types):

☐Rubber products	☐Metal products	☐Construction debris
☐Plastic bags	☒Cigarette butts	☐Fabric and cloth
☒Styrofoam products	☒Plastic/Synthetic items	☐Toxic substances
☒Aluminum cans	☐Tires	☐Appliances
☒Bottles (plastic and glass)	☐Woody debris	☐Furniture
☐Convenience/Fast Food wrappers	☐Yard waste	☐Biohazards
☐Man-made wood products	☐Batteries	☐Other :

2. Potential trash source (Check all that apply):
   ☒Trash accumulation (water-borne) ☐Homeless encampments ☒Outfall _____
   ☐Trash accumulation (wind-borne) ☐Illegal dumping ☐Other _____
   ☐Litter-Vehicular ☐Litter-Dumpster/Receptacle (describe) _____
   ☐Litter-Commercial business (name)_____
   ☐Litter-School/Institution (name)_____
   ☒Litter-Other (describe) construction debris washing down from unknown upstream location
3. Was trash observed near (Check one): ☐**Storm drain inlets** ☐**Storm drain outfalls** ☒**Creek N/A**
4. Identify adjacent land uses to the trash areas assessed (if possible):West valley school playground on Sunnyvale side, residential area on Los Altos side of creek

IV. Trash Management Actions

1a. Are trash management actions planned for the site? **Yes** ☐ **No** ☒
1b. If trash was removed, provide total weight or volume (if known): less than 1 Cubic foot (less than 3 lbs), not counting the piece of plywood that could not be removed
1c. Photographic documentation: **Yes**☒ **No**☐
2a. Other Trash Management Actions Taken (describe): Area is monitored by Stevens Creek Streamkeepers and Sunnyvale side cleaned up periodically
3a. Follow-up action needed: **Yes** ☒ **No**☐
3b. Future trash management actions needed (Please describe): Continue to monitor and clean up as needed
3c. Is trash routinely removed from this site? **Yes** ☒ **No** ☐ If yes, at what frequency Monthly it is removed from the Sunnyvale side of the Creek
3d. Is a future assessment needed? **Yes**☒ **No** ☐
3e. If Yes, which tool? ☒**Creek**-RWQCB Version7.0 ☐**Non-Creek**-Windshield Survey
☐**Non-Creek**-KAB Litter Index ☐Other_____

Notes: 1 empty spray can found floating. 1 piece of plywood left in place (woody debris). Lots of small Styrofoam pieces (small chunks, not from cups or pellets). Were able to reach Los Altos side this year with lower water to pick up Styrofoam and other small plastic debris.

Santa Clara Valley
Urban Runoff
Pollution Prevention Program

Trash Problem Area Activity Data Collection Form



Stevens Creek – West Valley School - cl -06 May 11, 2007

Santa Clara Valley
Urban Runoff
Pollution Prevention Program

Trash Problem Area Activity Data Collection Form

Date: 1/29/07

I. Site Information

1. **Site ID#** CL06 **Watershed:** Stevens Creek- behind west valley-Southern side **Location:** 100 ft south of the trail (upstream)

II. Assessment Information

1. Which assessment tool was used? (Check one)
   - ☒**Creek**-RWQCB Version 7.0
   - ☐**Non-Creek**-Windshield Survey
   - ☐**Non-Creek**-KAB Litter Index
   - ☐Other _____
2. **Total Score** (RWQCB Version 7.0 or KAB Litter Index) 81
3. Windshield Survey Results-Trash Priority: ☒ **NA** ☐**High** ☐**Medium** ☐**Low**
4. What percentage or length of the area is impacted with trash (e.g. 5%, five feet, etc.)? 50%
5. This assessment is ☐ **Initial** ☒**Follow-up** (Check one)
6. If applicable, how many follow-up assessments have been conducted at this site? 2

III. Trash Information

1. Describe trash type (Check five most prevalent types):

☐Rubber products	☐Metal products	☐Construction debris
☒Plastic bags	☒Cigarette butts	☐Fabric and cloth
☒Styrofoam products	☒Plastic/Synthetic items	☐Toxic substances
☐Aluminum cans	☐Tires	☐Appliances
☐Bottles (plastic and glass)	☐Woody debris	☐Furniture
☐Convenience/Fast Food wrappers	☐Yard waste	☐Biohazards
☐Man-made wood products	☐Batteries	☒Other : cardboard

2. Potential trash source (Check all that apply):
   - ☒Trash accumulation (water-borne)
   - ☐Homeless encampments
   - ☒Outfall _____
   - ☐Trash accumulation (wind-borne)
   - ☐Illegal dumping
   - ☐Other _____
   - ☐Litter-Vehicular
   - ☐Litter-Dumpster/Receptacle (describe) _____
   - ☐Litter-Commercial business (name)_____
   - ☐Litter-School/Institution (name)_____
   - ☐Litter-Other (describe)_____
3. Was trash observed near (Check one): ☐**Storm drain inlets** ☐**Storm drain outfalls** ☒**Creek N/A**
4. Identify adjacent land uses to the trash areas assessed (if possible):West valley school playground and a bridge on Sunnyvale Side, Residential on Los Altos side

IV. Trash Management Actions

1a. Are trash management actions planned for the site? **Yes** ☐ **No** ☒
1b. If trash was removed, provide total weight or volume (if known): Less than 3lbs – less than 1 cubic foot,
1c. Photographic documentation: **Yes**☒ **No**☐

2a. Other Trash Management Actions Taken (describe): Area is monitored by Stevens Creek Streamkeepers and cleaned up periodically on the Sunnyvale side of the creek
3a. Follow-up action needed: **Yes** ☒ **No**☐
3b. Future trash management actions needed (Please describe): None planned at this time. Contact SCVWD to remove carpet piece that was found in the creek
3c. Is trash routinely removed from this site? **Yes** ☒ **No** ☐ If yes, at what frequency Monthly
3d. Is a future assessment needed? **Yes**☒ **No** ☐

3e. If Yes, which tool? ☒**Creek**-RWQCB Version7.0 ☐**Non-Creek**-Windshield Survey ☐**Non-Creek**-KAB Litter Index ☐Other_____

Notes: 2 small (possible steelhead trout) fish found dead, floating on the top of leaf litter in the stream – photographed, then left in the creek. Survey taken after 2 days of significant amount of rain. Both side of the creek were done. Contacted SCVWD to remove piece of carpet found in the creek.

Santa Clara Valley
Urban Runoff
Pollution Prevention Program

Trash Problem Area Activity Data Collection Form



Santa Clara Valley
Urban Runoff
Pollution Prevention Program

Trash Problem Area Activity Data Collection Form

Santa Clara Valley
Urban Runoff
Pollution Prevention Program

Trash Problem Area Activity Data Collection Form

Santa Clara Valley
Urban Runoff
Pollution Prevention Program

Trash Problem Area Activity Data Collection Form

Date: 5/11/07

I. Site Information

1. **Site ID#** CL05 **Watershed:** Stevens creek- behind west valley Elementary-Northern side
Location: 100ft north of the trail (downstream)

II. Assessment Information

1. Which assessment tool was used? (Check one)
☒**Creek**-RWQCB Version 7.0 ☐**Non-Creek**-Windshield Survey
☐**Non-Creek**-KAB Litter Index ☐Other _____

2. **Total Score** (RWQCB Version 7.0 or KAB Litter Index) 60

3. Windshield Survey Results-Trash Priority: ☒ **NA** ☐**High** ☐**Medium** ☐**Low**

4. What percentage or length of the area is impacted with trash (e.g. 5%, five feet, etc.)? 50%

5. This assessment is ☐ **Initial** ☒**Follow-up** (Check one)

6. If applicable, how many follow-up assessments have been conducted at this site? 3

III. Trash Information

1. Describe trash type (Check five most prevalent types):

☐Rubber products	☐Metal products	☐Construction debris
☐Plastic bags	☒Cigarette butts	☐Fabric and cloth
☒Styrofoam products	☒Plastic/Synthetic items	☐Toxic substances
☐Aluminum cans	☐Tires	☐Appliances
☒Bottles (plastic and glass)	☐Woody debris	☐Furniture
☐Convenience/Fast Food wrappers	☐Yard waste	☐Biohazards
☐Man-made wood products	☐Batteries	☒Other paper

2. Potential trash source (Check all that apply):
☒Trash accumulation (water-borne) ☐Homeless encampments ☒Outfall storm drain
☐Trash accumulation (wind-borne) ☐Illegal dumping ☐Other _____
☐Litter-Vehicular ☐Litter-Dumpster/Receptacle (describe) _____
☐Litter-Commercial business (name)_____
☐Litter-School/Institution (name)_____
☒Litter-Other (describe) litter from pedestrian walk way/bicycle path and bridge over creek

3. Was trash observed near (Check one): ☐**Storm drain inlets** ☐**Storm drain outfalls** ☒**Creek N/A**

4. Identify adjacent land uses to the trash areas assessed (if possible): Bicycle path and residential areas both sides of the creek

IV. Trash Management Actions

1a. Are trash management actions planned for the site? **Yes** ☐ **No** ☒

1b. If trash was removed, provide total weight or volume (if known):about 3lbs – less than 1 cubic foot plus 1 metal pipe segment about 6 ft long x 2 inches diameter

1c. Photographic documentation: **Yes**☒ **No**☐

2a. Other Trash Management Actions Taken (describe): All the trash was removed on Sunnyvale side of creek and Los Altos side. Unable to reach some of the litter near the top of bank due to steepness and fencing

3a. Follow-up action needed: **Yes** ☒ **No**☐

3b. Future trash management actions needed (Please describe): Continue to monitor the site as part of Stevens Creek Streamkeeper program. Contact the SCVWD to remove metal pipe segment found

3c. Is trash routinely removed from this site? **Yes** ☒ **No** ☐ If yes, at what frequency Monthly by Streamkeepers on the Sunnyvale side of the Creek

3d. Is a future assessment needed? **Yes**☒ **No** ☐

3e. If Yes, which tool? ☒**Creek**-RWQCB Version7.0 ☐**Non-Creek**-Windshield Survey
☐**Non-Creek**-KAB Litter Index ☐Other_____

Notes Seven empty drug bags (Ecstasy or equivalent) collected above high water mark on the Los Altos side of the creek. 4 Nitrous oxide (empty) ampoules found below the bridge crossing on the Los Altos side. Area appears to be getting use by young drug users.

Santa Clara Valley
Urban Runoff
Pollution Prevention Program

Trash Problem Area Activity Data Collection Form



Santa Clara Valley
Urban Runoff
Pollution Prevention Program

Trash Problem Area Activity Data Collection Form

Santa Clara Valley
Urban Runoff
Pollution Prevention Program

Trash Problem Area Activity Data Collection Form

Date: 1/29/07

I. Site Information

1. **Site ID#** CL05 **Watershed:** Stevens creek- behind west valley Elementary-Northern side
Location: 100ft north of the trail (downstream)

II. Assessment Information

1. Which assessment tool was used? (Check one)
☒**Creek**-RWQCB Version 7.0 ☐**Non-Creek**-Windshield Survey
☐**Non-Creek**-KAB Litter Index ☐Other _____

2. **Total Score** (RWQCB Version 7.0 or KAB Litter Index) 81

3. Windshield Survey Results-Trash Priority: ☒ **NA** ☐**High** ☐**Medium** ☐**Low**

4. What percentage or length of the area is impacted with trash (e.g. 5%, five feet, etc.)? 50%

5. This assessment is ☐ **Initial** ☒**Follow-up** (Check one)

6. If applicable, how many follow-up assessments have been conducted at this site? two

III. Trash Information

1. Describe trash type (Check five most prevalent types):

☐Rubber products	☐Metal products	☐Construction debris
☐Plastic bags	☒Cigarette butts	☐Fabric and cloth
☒Styrofoam products	☒Plastic/Synthetic items	☐Toxic substances
☐Aluminum cans	☐Tires	☐Appliances
☒Bottles (plastic and glass)	☐Woody debris	☐Furniture
☐Convenience/Fast Food wrappers	☐Yard waste	☐Biohazards
☐Man-made wood products	☐Batteries	☒Other paper

2. Potential trash source (Check all that apply):
☒Trash accumulation (water-borne) ☐Homeless encampments ☒Outfall storm drain
☒Trash accumulation (wind-borne) ☒Illegal dumping ☐Other _____
☐Litter-Vehicular ☐Litter-Dumpster/Receptacle (describe) _____
☐Litter-Commercial business (name)_____
☐Litter-School/Institution (name)_____
☐Litter-Other (describe)_____

3. Was trash observed near (Check one): ☐**Storm drain inlets** ☐**Storm drain outfalls** ☒**Creek N/A**

4. Identify adjacent land uses to the trash areas assessed (if possible): Pedestrian/bicycle path across bridge, residential area on both sides of creek below bridge

IV. Trash Management Actions

1a. Are trash management actions planned for the site? **Yes** ☐ **No** ☒
1b. If trash was removed, provide total weight or volume (if known):about 3lbs
1c. Photographic documentation: **Yes**☒ **No**☐
2a. Other Trash Management Actions Taken (describe):_____
3a. Follow-up action needed: **Yes** ☒ **No**☐
3b. Future trash management actions needed (Please describe): Continue to monitor the site.

3c. Is trash routinely removed from this site? **Yes** ☒ **No** ☐ If yes, at what frequency Monthly by Streamkeepers on the Sunnyvale side of the Creek
3d. Is a future assessment needed? **Yes**☒ **No** ☐

3e. If Yes, which tool? ☒**Creek**-RWQCB Version7.0 ☐**Non-Creek**-Windshield Survey
☐**Non-Creek**-KAB Litter Index ☐Other_____

Notes: Survey was completed after 2 days with significant amount of rain. Able to remove debris from the both sides of the creek this year. All debris were below the high water line. Illegal littering on the west side of the bank – below the bridge and bike trail : unable to reach litter on the upper bank for removal (see picture)

Santa Clara Valley
Urban Runoff
Pollution Prevention Program

Trash Problem Area Activity Data Collection Form





Santa Clara Valley
Urban Runoff
Pollution Prevention Program

Trash Problem Area Activity Data Collection Form



Santa Clara Valley
Urban Runoff
Pollution Prevention Program

Trash Problem Area Activity Data Collection Form



Santa Clara Valley
Urban Runoff
Pollution Prevention Program

Trash Problem Area Activity Data Collection Form

Date: 03/15/07

I. Site Information

1. **Site ID#** SU 01 **Watershed:** Sunnyvale East Channel **Location:** 600 Block, Grand Fir and Bellflower Ave.

II. Assessment Information

1. Which assessment tool was used? (Check one)
   - ☐**Creek**-RWQCB Version 7.0
   - ☐**Non-Creek**-Windshield Survey
   - ☒**Non-Creek**-KAB Litter Index
   - ☐Other _____
2. **Total Score** (RWQCB Version 7.0 or KAB Litter Index) 1
3. Windshield Survey Results-Trash Priority: ☒**NA** ☐**High** ☐**Medium** ☐**Low**
4. What percentage or length of the area is impacted with trash (e.g. 5%, five feet, etc.)? 0%
5. This assessment is ☐**Initial** ☒**Follow-up** (Check one)
6. If applicable, how many follow-up assessments have been conducted at this site? Second year of assessment

III. Trash Information

1. Describe trash type (Check five most prevalent types):
   - ☐Rubber products
   - ☒Plastic bags
   - ☐Styrofoam products
   - ☐Aluminum cans
   - ☐Bottles (plastic and glass)
   - ☒Convenience/Fast Food wrappers
   - ☐Man-made wood products
   - ☐Metal products
   - ☐Cigarette butts
   - ☐Plastic/Synthetic items
   - ☐Tires
   - ☐Woody debris
   - ☐Yard waste
   - ☐Batteries
   - ☐Construction debris
   - ☐Fabric and cloth
   - ☐Toxic substances
   - ☐Appliances
   - ☐Furniture
   - ☐Biohazards
   - Other: papers, straws
2. Potential trash source (Check all that apply):
   - ☐Trash accumulation (water-borne)
   - ☐Trash accumulation (wind-borne)
   - ☐Litter-Vehicular
   - ☐Homeless encampments
   - ☐Illegal dumping
   - ☐Litter-Dumpster/Receptacle (describe) _____
   - ☐Outfall _____
   - ☐Other _____
   - ☐Litter-Commercial business (name) _____
   - ☐Litter-School/Institution (name) _____
   - ☒Litter-Other (describe) pedestrian and residential
3. Was trash observed near (Check one): ☐**Storm drain inlets** ☐**Storm drain outfalls** ☐**Creek**☒ **N/A**
4. Identify adjacent land uses to the trash areas assessed (if possible): Residences/ apartment complexes

IV. Trash Management Actions

1a. Are trash management actions planned for the site? **Yes** ☐ **No** ☒
1b. If trash was removed, provide total weight or volume (if known): _____
1c. Photographic documentation: **Yes** ☒ **No**☐
2a. Other Trash Management Actions Taken (describe): _____
3a. Follow-up action needed: **Yes** ☐ **No** ☒
3b. Future trash management actions needed (Please describe): Consider for removal due to minimal amount of litter
3c. Is trash routinely removed from this site? **Yes**☒ **No** ☐ If yes, at what frequency City street sweeping (monthly
3d. Is a future assessment needed? **Yes**☒ **No** ☒
3e. If Yes, which tool? ☐**Creek**-RWQCB Version 7.0 ☐**Non-Creek**-Windshield Survey ☒**Non-Creek**-KAB Litter Index ☐Other _____

Notes: Trash bin was full and not covered (see picture).

Santa Clara Valley
Urban Runoff
Pollution Prevention Program

Trash Problem Area Activity Data Collection Form

Santa Clara Valley
Urban Runoff
Pollution Prevention Program

Trash Problem Area Activity Data Collection Form

Date: 03/15/07

I. Site Information

1. **Site ID#** SU 03 **Watershed:** Calabazas Creek **Location:** Tamarack lane, various apartments (between Helen Ave. and Miramar Way)

II. Assessment Information

1. Which assessment tool was used? (Check one)
   ☐**Creek**-RWQCB Version 7.0 ☐**Non-Creek**-Windshield Survey
   ☒**Non-Creek**-KAB Litter Index ☐Other _____
2. **Total Score** (RWQCB Version 7.0 or KAB Litter Index) 1.5
3. Windshield Survey Results-Trash Priority: ☒**NA** ☐**High** ☐**Medium** ☐**Low**
4. What percentage or length of the area is impacted with trash (e.g. 5%, five feet, etc.)? <10%
5. This assessment is ☐**Initial** ☒**Follow-up** (Check one)
6. If applicable, how many follow-up assessments have been conducted at this site? Second year of assessment

III. Trash Information

1. Describe trash type (Check five most prevalent types):

☐Rubber products	☐Metal products	☐Construction debris
☐Plastic bags	☐Cigarette butts	☐Fabric and cloth
☐Styrofoam products	☒Plastic/Synthetic items	☐Toxic substances
☐Aluminum cans	☐Tires	☐Appliances
☒Bottles (plastic and glass)	☐Woody debris	☐Furniture
☐Convenience/Fast Food wrappers	☐Yard waste	☐Biohazards
☐Man-made wood products	☐Batteries	☒Other cup , paper

2. Potential trash source (Check all that apply):
   ☐Trash accumulation (water-borne) ☐Homeless encampments ☐Outfall _____
   ☐Trash accumulation (wind-borne) ☐Illegal dumping ☐Other _____
   ☐Litter-Vehicular ☐Litter-Dumpster/Receptacle (describe) _____
   ☐Litter-Commercial business (name) _____
   ☐Litter-School/Institution (name) _____
   ☒Litter-Other (describe) Pedestrian
3. Was trash observed near (Check one): ☐**Storm drain inlets** ☐**Storm drain outfalls** ☐**Creek** ☒ **N/A**
4. Identify adjacent land uses to the trash areas assessed (if possible):Apartment complexes, residences

IV. Trash Management Actions

1a. Are trash management actions planned for the site? **Yes** ☐ **No** ☒
1b. If trash was removed, provide total weight or volume (if known): _____
1c. Photographic documentation: **Yes** ☒ **No**☐
2a. Other Trash Management Actions Taken (describe): Contacted PW staff responsible for working with businesses to pick up the shopping carts in the neighborhood with the name of the businesses it belong to (on Helen Avenue).
3a. Follow-up action needed: **Yes** ☐ **No** ☒
3b. Future trash management actions needed (Please describe): Continue to monitor area and determine if there are actions that could be taken to help reduce the cart accumulation problem
3c. Is trash routinely removed from this site? **Yes** ☒ **No** ☐ If yes, at what frequency: City streets are swept monthly but debris is not removed from private property or sidewalks.
3d. Is a future assessment needed? **Yes** ☒ **No** ☐
3e. If Yes, which tool? ☐**Creek**-RWQCB Version 7.0 ☐**Non-Creek**-Windshield Survey
☒**Non-Creek**-KAB Litter Index ☐Other _____

Notes: Numerous shopping carts present mostly on Helen Ave and occasional litter present on the walk way. Minor amounts of litter on sidewalks and curbsides.

Santa Clara Valley
Urban Runoff
Pollution Prevention Program

Trash Problem Area Activity Data Collection Form

Santa Clara Valley
Urban Runoff
Pollution Prevention Program

Trash Problem Area Activity Data Collection Form

Santa Clara Valley
Urban Runoff
Pollution Prevention Program

Trash Problem Area Activity Data Collection Form

Date: 03/15/07

I. Site Information

1. **Site ID#** SU 05 **Watershed:** Sunnyvale East Channel **Location:** 594E. El Camino Real – Alleyway behind business

II. Assessment Information

1. Which assessment tool was used? (Check one)
   ☐**Creek**-RWQCB Version 7.0 ☐**Non-Creek**-Windshield Survey
   ☒**Non-Creek**-KAB Litter Index ☐Other _____
2. **Total Score** (RWQCB Version 7.0 or KAB Litter Index) 1
3. Windshield Survey Results-Trash Priority: ☒**NA** ☐**High** ☐**Medium** ☐**Low**
4. What percentage or length of the area is impacted with trash (e.g. 5%, five feet, etc.)?) 0%
5. This assessment is ☐**Initial** ☒**Follow-up** (Check one)
6. If applicable, how many follow-up assessments have been conducted at this site? Second year assessment

III. Trash Information

1. Describe trash type (Check five most prevalent types):

☐Rubber products	☐Metal products	☐Construction debris
☐Plastic bags	☐Cigarette butts	☐Fabric and cloth
☐Styrofoam products	☐Plastic/Synthetic items	☐Toxic substances
☐Aluminum cans	☐Tires	☐Appliances
☐Bottles (plastic and glass)	☐Woody debris	☐Furniture
☐Convenience/Fast Food wrappers	☐Yard waste	☐Biohazards
☐Man-made wood products	☐Batteries	☒Other paper

2. Potential trash source (Check all that apply):
   ☐Trash accumulation (water-borne) ☐Homeless encampments ☐Outfall _____
   ☐Trash accumulation (wind-borne) ☐Illegal dumping ☐Other _____
   ☐Litter-Vehicular ☐Litter-Dumpster/Receptacle (describe) _____
   ☒Litter-Commercial business (name) Longs Drug
   ☐Litter-School/Institution (name)
   ☐Litter-Other (describe)
3. Was trash observed near (Check one): ☐**Storm drain inlets** ☐**Storm drain outfalls** ☐**Creek**☒ **N/A**
4. Identify adjacent land uses to the trash areas assessed (if possible): Small businesses/strip mall

IV. Trash Management Actions

1a. Are trash management actions planned for the site? **Yes** ☐ **No** ☒
1b. If trash was removed, provide total weight or volume (if known): _____
1c. Photographic documentation: **Yes** ☒ **No**☐
2a. Other Trash Management Actions Taken (describe): _____
3a. Follow-up action needed: **Yes** ☐ **No** ☒
3b. Future trash management actions needed (Please describe): To be removed from the hot spot list.
3c. Is trash routinely removed from this site? **Yes** ☒ **No** ☐ If yes, at what frequency Unknown, but litter not visible
3d. Is a future assessment needed? **Yes** ☒ **No** ☐

3e. If Yes, which tool? ☐**Creek**-RWQCB Version 7.0 ☐**Non-Creek**-Windshield Survey
☒**Non-Creek**-KAB Litter Index ☐Other _____

Notes: _____

Santa Clara Valley
Urban Runoff
Pollution Prevention Program

Trash Problem Area Activity Data Collection Form



Santa Clara Valley
Urban Runoff
Pollution Prevention Program

Trash Problem Area Activity Data Collection Form

Date: 03/15/07

I. Site Information

1. **Site ID#** SU 06 **Watershed:** Calabazas Creek **Location:** 1053 E. El Camino Real- Alleyway behind business

II. Assessment Information

1. Which assessment tool was used? (Check one)
   ☐**Creek**-RWQCB Version 7.0 ☐**Non-Creek**-Windshield Survey
   ☒**Non-Creek**-KAB Litter Index ☐Other _____
2. **Total Score** (RWQCB Version 7.0 or KAB Litter Index) 2
3. Windshield Survey Results-Trash Priority: ☒**NA** ☐**High** ☐**Medium** ☐**Low**
4. What percentage or length of the area is impacted with trash (e.g. 5%, five feet, etc.)? 20%
5. This assessment is ☐**Initial** ☒**Follow-up** (Check one)
6. If applicable, how many follow-up assessments have been conducted at this site? Second year of assessment

III. Trash Information

1. Describe trash type (Check five most prevalent types):

☐Rubber products	☐Metal products	☐Construction debris
☒Plastic bags	☐Cigarette butts	☐Fabric and cloth
☒Styrofoam products	☒Plastic/Synthetic items	☐Toxic substances
☐Aluminum cans	☐Tires	☐Appliances
☐Bottles (plastic and glass)	☐Woody debris	☐Furniture
☒Convenience/Fast Food wrappers	☐Yard waste	☐Biohazards
☐Man-made wood products	☐Batteries	☒Other cup, cardboard

2. Potential trash source (Check all that apply):
   ☐Trash accumulation (water-borne) ☐Homeless encampments ☐Outfall _____
   ☐Trash accumulation (wind-borne) ☐Illegal dumping ☐Other _____
   ☐Litter-Vehicular ☐Litter-Dumpster/Receptacle (describe) _____
   ☒Litter-Commercial business (name) _____
   ☐Litter-School/Institution (name) _____
   ☒Litter-Other (describe) Pedestrian
3. Was trash observed near (Check one): ☐**Storm drain inlets** ☐**Storm drain outfalls** ☐**Creek** ☒ **N/A**
4. Identify adjacent land uses to the trash areas assessed (if possible): Small businesses in a strip mall.

IV. Trash Management Actions

1a. Are trash management actions planned for the site? **Yes** ☐ **No** ☒
1b. If trash was removed, provide total weight or volume (if known): _____
1c. Photographic documentation: **Yes** ☒ **No**☐
2a. Other Trash Management Actions Taken (describe): None at this time.
3a. Follow-up action needed: **Yes**☐ **No**☒
3b. Future trash management actions needed (Please describe): Site should be monitored in the future to see if it sti should remain on the hot spot list. Minor amount of litter observed.
3c. Is trash routinely removed from this site? **Yes** ☒ **No** ☐ If yes, at what frequency unknown
3d. Is a future assessment needed? **Yes** ☒ **No** ☐

3e. If Yes, which tool? ☐**Creek**-RWQCB Version 7.0 ☐**Non-Creek**-Windshield Survey
☒**Non-Creek**-KAB Litter Index ☐Other _____

Notes: Minimal amount of litter/ trash is visible. Most of litter were in the alley way.

Santa Clara Valley
Urban Runoff
Pollution Prevention Program

Trash Problem Area Activity Data Collection Form





Santa Clara Valley
Urban Runoff
Pollution Prevention Program

Trash Problem Area Activity Data Collection Form

Date: 03/15/07

I. Site Information

1. **Site ID#** SU 07 **Watershed:** Sunnyvale East Channel **Location:** 1675 Hollenbeck Ave-Alleyway behind Business

II. Assessment Information

1. Which assessment tool was used? (Check one)
   ☐**Creek**-RWQCB Version 7.0 ☐**Non-Creek**-Windshield Survey
   ☒**Non-Creek**-KAB Litter Index ☐Other _____
2. **Total Score** (RWQCB Version 7.0 or KAB Litter Index) 2.0
3. Windshield Survey Results-Trash Priority: ☒**NA** ☐**High** ☐**Medium** ☐**Low**
4. What percentage or length of the area is impacted with trash (e.g. 5%, five feet, etc.)? 20%
5. This assessment is ☐**Initial** ☒**Follow-up** (Check one)
6. If applicable, how many follow-up assessments have been conducted at this site? Second year of assessment

III. Trash Information

1. Describe trash type (Check five most prevalent types):

☒Rubber products	☐Metal products	☐Construction debris
☒Plastic bags	☐Cigarette butts	☐Fabric and cloth
☐Styrofoam products	☒Plastic/Synthetic items	☐Toxic substances
☐Aluminum cans	☐Tires	☐Appliances
☐Bottles (plastic and glass)	☐Woody debris	☐Furniture
☒Convenience/Fast Food wrappers	☐Yard waste	☐Biohazards
☐Man-made wood products	☐Batteries	☒Other some debris

2. Potential trash source (Check all that apply):
   ☐Trash accumulation (water-borne) ☐Homeless encampments ☐Outfall _____
   ☐Trash accumulation (wind-borne) ☒Illegal dumping ☐Other _____
   ☒Litter-Vehicular ☐Litter-Dumpster/Receptacle (describe) _____
   ☒Litter-Commercial business : Safeway and strip mall _____
   ☐Litter-School/Institution (name) _____
   ☐Litter-Other (describe) _____
3. Was trash observed near (Check one): ☐**Storm drain inlets** ☐**Storm drain outfalls** ☐**Creek** ☒**N/A**
4. Identify adjacent land uses to the trash areas assessed (if possible): Grocery and Drugstore complex with parking lots.

IV. Trash Management Actions

1a. Are trash management actions planned for the site? **Yes** ☐ **No** ☒
1b. If trash was removed, provide total weight or volume (if known): _____
1c. Photographic documentation: **Yes** ☒ **No**☐
2a. Other Trash Management Actions Taken (describe): _____
3a. Follow-up action needed: **Yes** ☐ **No** ☒
3b. Future trash management actions needed (Please describe): Monitor site again,
3c. Is trash routinely removed from this site? **Yes** ☒ **No** ☐ If yes, at what frequency unknown
3d. Is a future assessment needed? **Yes** ☒ **No** ☐
3e. If Yes, which tool? ☐**Creek**-RWQCB Version 7.0 ☐**Non-Creek**-Windshield Survey
☒**Non-Creek**-KAB Litter Index ☐Other _____

Notes: Dumpsters opened – Illegal Dumping : water container/ heater/ cardboard

Santa Clara Valley
Urban Runoff
Pollution Prevention Program

Trash Problem Area Activity Data Collection Form



Santa Clara Valley
Urban Runoff
Pollution Prevention Program

Trash Problem Area Activity Data Collection Form



Santa Clara Valley
Urban Runoff
Pollution Prevention Program

Trash Problem Area Activity Data Collection Form





Santa Clara Valley
Urban Runoff
Pollution Prevention Program

Trash Problem Area Activity Data Collection Form

Date: 3/15/07

I. Site Information

1. **Site ID# SU 08** **Watershed:** Sunnyvale East Channel **Location:** 727 Sunnyvale-Saratoga road-Alleyway behind business

II. Assessment Information

1. Which assessment tool was used? (Check one)
   ☐**Creek**-RWQCB Version 7.0 ☐**Non-Creek**-Windshield Survey
   ☒**Non-Creek**-KAB Litter Index ☐Other _____
2. **Total Score** (RWQCB Version 7.0 or KAB Litter Index) 1.5
3. Windshield Survey Results-Trash Priority: ☒**NA** ☐**High** ☐**Medium** ☐**Low**
4. What percentage or length of the area is impacted with trash (e.g. 5%, five feet, etc.)? 20%
5. This assessment is ☐ **Initial** ☒**Follow-up** (Check one)
6. If applicable, how many follow-up assessments have been conducted at this site? Third year of assessments

III. Trash Information

1. Describe trash type (Check five most prevalent types):

☒Rubber products	☐Metal products	☐Construction debris
☐Plastic bags	☐Cigarette butts	☐Fabric and cloth
☐Styrofoam products	☒Plastic/Synthetic items	☐Toxic substances
☐Aluminum cans	☐Tires	☐Appliances
☐Bottles (plastic and glass)	☐Woody debris	☐Furniture
☒Convenience/Fast Food wrappers	☐Yard waste	☐Biohazards
☐Man-made wood products	☐Batteries	☒Other paper

2. Potential trash source (Check all that apply):
   ☐Trash accumulation (water-borne) ☐Homeless encampments ☐Outfall _____
   ☐Trash accumulation (wind-borne) ☐Illegal dumping ☐Other _____
   ☐Litter-Vehicular ☐Litter-Dumpster/Receptacle (describe)_____
   ☒Litter-Commercial business (name) Multiple businesses in the strip mall (Trader Joe's and others)
   ☐Litter-School/Institution (name)_____
   ☐Litter-Other (describe)_____
3. Was trash observed near (Check one): ☐**Storm drain inlets** ☐**Storm drain outfalls** ☐**Creek** ☒ **N/A**
4. Identify adjacent land uses to the trash areas assessed (if possible): commercial

IV. Trash Management Actions

1a. Are trash management actions planned for the site? **Yes** ☐ **No** ☒
1b. If trash was removed, provide total weight or volume (if known): _____
1c. Photographic documentation: **Yes** ☒ **No**☐
2a. Other Trash Management Actions Taken (describe): Minor amount of trash/litter observed. No additional actions planned at this time.
3a. Follow-up action needed: **Yes** ☒ **No** ☐
3b. Future trash management actions needed (Please describe): Continued monitoring of the site should occur.
3c. Is trash routinely removed from this site? **Yes** ☒ **No** ☐ If yes, at what frequency Biiweekly
3d. Is a future assessment needed? **Yes** ☒ **No** ☐
3e. If Yes, which tool? ☐**Creek**-RWQCB Version 7.0 ☐**Non-Creek**-Windshield Survey
☒**Non-Creek**-KAB Litter Index ☐Other_____

Notes: Dumpster not covered

Fi

Santa Clara Valley
Urban Runoff
Pollution Prevention Program

Trash Problem Area Activity Data Collection Form



727Sunnyvale Saratoga Road – 3/15/2007

727Sunnyvale Saratoga Road – 3/15/2007

Santa Clara Valley
Urban Runoff
Pollution Prevention Program

Trash Problem Area Activity Data Collection Form



Fi

Santa Clara Valley
Urban Runoff
Pollution Prevention Program

Trash Problem Area Activity Data Collection Form

Date: 2/08/07

I. Site Information

1. **Site ID#** SU 09 **Watershed:** Calabazas Creek **Location:** 1131 Lawrence Expressway

II. Assessment Information

1. Which assessment tool was used? (Check one)
   ☐**Creek**-RWQCB Version 7.0 ☐**Non-Creek**-Windshield Survey
   ☒**Non-Creek**-KAB Litter Index ☐Other _____
2. **Total Score** (RWQCB Version 7.0 or KAB Litter Index) 2.0
3. Windshield Survey Results-Trash Priority: ☒**NA** ☐**High** ☐**Medium** ☐**Low**
4. What percentage or length of the area is impacted with trash (e.g. 5%, five feet, etc.)? 20-30%
5. This assessment is ☐**Initial** ☒**Follow-up** (Check one)
6. If applicable, how many follow-up assessments have been conducted at this site? Second year assessment

III. Trash Information

1. Describe trash type (Check five most prevalent types):

☐Rubber products	☐Metal products	☐Construction debris
☐Plastic bags	☐Cigarette butts	☐Fabric and cloth
☒Styrofoam products	☒Plastic/Synthetic items	☐Toxic substances
☒Aluminum cans	☐Tires	☐Appliances
☐Bottles (plastic and glass)	☐Woody debris	☐Furniture
☐Convenience/Fast Food wrappers	☐Yard waste	☐Biohazards
☐Man-made wood products	☐Batteries	☒Other paper, cardboard

2. Potential trash source (Check all that apply):

☐Trash accumulation (water-borne)	☐Homeless encampments	☐Outfall _____
☐Trash accumulation (wind-borne)	☐Illegal dumping	☐Other _____
☐Litter-Vehicular	☐Litter-Dumpster/Receptacle (describe) _____	

   ☒Litter-Commercial business (name)_____
   ☐Litter-School/Institution (name)_____
   ☐Litter-Other (describe)_____
3. Was trash observed near (Check one): ☐**Storm drain inlets** ☐**Storm drain outfalls** ☐**Creek** ☒**N/A**
4. Identify adjacent land uses to the trash areas assessed (if possible): Strip mall and associated parking lots

IV. Trash Management Actions

1a. Are trash management actions planned for the site? **Yes** ☐ **No** ☒
1b. If trash was removed, provide total weight or volume (if known): _____
1c. Photographic documentation: **Yes** ☒ **No** ☐
2a. Other Trash Management Actions Taken (describe): _____
3a. Follow-up action needed: **Yes** ☐ **No** ☒
3b. Future trash management actions needed (Please describe): Site should be inspected again and then determined if it should be removed from the hot spot list.
3c. Is trash routinely removed from this site? **Yes** ☒ **No** ☐ If yes, at what frequency unknown
3d. Is a future assessment needed? **Yes** ☒ **No** ☐

3e. If Yes, which tool? ☐**Creek**-RWQCB Version 7.0 ☐**Non-Creek**-Windshield Survey
☒**Non-Creek**-KAB Litter Index ☐Other_____

Notes: Most of the debris in the alley – Parking lot is clean.

Santa Clara Valley
Urban Runoff
Pollution Prevention Program

Trash Problem Area Activity Data Collection Form





Santa Clara Valley
Urban Runoff
Pollution Prevention Program

Trash Problem Area Activity Data Collection Form

Date: 2/08/07

I. Site Information

Site ID# **SU 10** **Watershed:** Calabazas Creek **Location:** 911 Duane Avenue – Alley way behind store

II. Assessment Information

1. Which assessment tool was used? (Check one)
   ☐**Creek**-RWQCB Version 7.0 ☐**Non-Creek**-Windshield Survey
   ☒**Non-Creek**-KAB Litter Index ☐Other _____
2. **Total Score** (RWQCB Version 7.0 or KAB Litter Index) 2
3. Windshield Survey Results-Trash Priority: ☒**NA** ☐**High** ☐**Medium** ☐**Low**
4. What percentage or length of the area is impacted with trash (e.g. 5%, five feet, etc.)? < 20%
5. This assessment is ☐**Initial** ☒**Follow-up** (Check one)
6. If applicable, how many follow-up assessments have been conducted at this site? Second year Assessment

III. Trash Information

1. Describe trash type (Check five most prevalent types):

☐Rubber products	☐Metal products	☐Construction debris
☐Plastic bags	☐Cigarette butts	☐Fabric and cloth
☐Styrofoam products	☐Plastic/Synthetic items	☐Toxic substances
☐Aluminum cans	☐Tires	☐Appliances
☐Bottles (plastic and glass)	☐Woody debris	☐Furniture
☐Convenience/Fast Food wrappers	☐Yard waste	☐Biohazards
☐Man-made wood products	☐Batteries	☒Other paper - cardboard

2. Potential trash source (Check all that apply):

☐Trash accumulation (water-borne)	☐Homeless encampments	☐Outfall _____
☐Trash accumulation (wind-borne)	☐Illegal dumping	☐Other _____
☐Litter-Vehicular	☒Litter-Dumpster/Receptacle (describe) Contained well within the gate	

   ☒Litter-Commercial business (name)_____
   ☐Litter-School/Institution (name)_____
   ☐Litter-Other (describe)_____
3. Was trash observed near (Check one): ☐**Storm drain inlets** ☐**Storm drain outfalls** ☐**Creek** ☒**N/A**
4. Identify adjacent land uses to the trash areas assessed (if possible): Commercial businesses, residential

IV. Trash Management Actions

1a. Are trash management actions planned for the site? **Yes** ☐ **No** ☒
1b. If trash was removed, provide total weight or volume (if known): _____
1c. Photographic documentation: **Yes** ☒ **No**☐
2a. Other Trash Management Actions Taken (describe): _____
3a. Follow-up action needed: **Yes** ☐ **No** ☒
3b. Future trash management actions needed (Please describe):_____
3c. Is trash routinely removed from this site? **Yes** ☒ **No** ☐ If yes, at what frequency unknown – need to ask business
3d. Is a future assessment needed? **Yes** ☒ **No** ☐
3e. If Yes, which tool? ☐**Creek**-RWQCB Version 7.0 ☐**Non-Creek**-Windshield Survey
☒**Non-Creek**-KAB Litter Index ☐Other_____

Notes:_____

Santa Clara Valley
Urban Runoff
Pollution Prevention Program

Trash Problem Area Activity Data Collection Form

Santa Clara Valley
Urban Runoff
Pollution Prevention Program

Trash Problem Area Activity Data Collection Form

Date: 03/15/07

I. Site Information

1. **Site ID# SU 11** **Watershed:** Sunnyvale East Channel **Location:** Mathilda Ave. and Highway 101 intersection on ramps and exits

II. Assessment Information

1. Which assessment tool was used? (Check one)
   ☐**Creek**-RWQCB Version 7.0 ☐**Non-Creek**-Windshield Survey
   ☒**Non-Creek**-KAB Litter Index ☐Other _____
2. **Total Score** (RWQCB Version 7.0 or KAB Litter Index) 2
3. Windshield Survey Results-Trash Priority: ☒**NA** ☐**High** ☐**Medium** ☐**Low**
4. What percentage or length of the area is impacted with trash (e.g. 5%, five feet, etc.)? 50%
5. This assessment is ☐**Initial** ☒**Follow-up** (Check one)
6. If applicable, how many follow-up assessments have been conducted at this site? Second Year of assessment

III. Trash Information

1. Describe trash type (Check five most prevalent types):

☐Rubber products	☐Metal products	☐Construction debris
☒Plastic bags	☐Cigarette butts	☐Fabric and cloth
☒Styrofoam products	☒Plastic/Synthetic items	☐Toxic substances
☒Aluminum cans	☐Tires	☐Appliances
☐Bottles (plastic and glass)	☐Woody debris	☐Furniture
☒Convenience/Fast Food wrappers	☐Yard waste	☐Biohazards
☐Man-made wood products	☐Batteries	☐Other

2. Potential trash source (Check all that apply):
   ☐Trash accumulation (water-borne) ☐Homeless encampments ☐Outfall _____
   ☒Trash accumulation (wind-borne) ☐Illegal dumping ☐Other _____
   ☒Litter-Vehicular ☐Litter-Dumpster/Receptacle (describe) _____
   ☐Litter-Commercial business (name)_____
   ☐Litter-School/Institution (name)_____
   ☐Litter-Other (describe)_____
3. Was trash observed near (Check one): ☐**Storm drain inlets** ☐**Storm drain outfalls** ☐**Creek** ☒**N/A**
4. Identify adjacent land uses to the trash areas assessed (if possible): Highway on-ramps and exits _____

IV. Trash Management Actions

1a. Are trash management actions planned for the site? **Yes** ☐ **No** ☒
1b. If trash was removed, provide total weight or volume (if known): _____
1c. Photographic documentation: **Yes** ☒ **No** ☐
2a. Other Trash Management Actions Taken (describe): _____
3a. Follow-up action needed: **Yes** ☐ **No** ☒
3b. Future trash management actions needed (Please describe): Area is picked up by Cal Trans, but due to heavy traffic, becomes littered quickly after a clean-up. Site should continue to be monitored and then consider what region-wide issues can be address with CalTrans through SCVURPPP.
3c. Is trash routinely removed from this site? **Yes** ☒ **No** ☐ If yes, at what frequency Unknown, need to ask Cal Trans.
3d. Is a future assessment needed? **Yes** ☒ **No** ☐
3e. If Yes, which tool? ☐**Creek**-RWQCB Version 7.0 ☐**Non-Creek**-Windshield Survey
☒**Non-Creek**-KAB Litter Index ☐Other_____

Notes: Less trash visible this year on inside fence area

Fi

Santa Clara Valley
Urban Runoff
Polli

Trash Problem Area Activity Data Collection Form





Santa Clara Valley
Urban Runoff
Pollution Prevention Program

Trash Problem Area Activity Data Collection Form



Santa Clara Valley
Urban Runoff
Pollution Prevention Program

Trash Problem Area Activity Data Collection Form

Date: 2/08/07

I. Site Information

1. **Site ID#** **SU 12** **Watershed:** Calabazas Creek **Location:** Lawrence Expressway and Highway 237 intersection- on ramps and exits

II. Assessment Information

1. Which assessment tool was used? (Check one)
   ☐**Creek**-RWQCB Version 7.0 ☐**Non-Creek**-Windshield Survey
   ☒**Non-Creek**-KAB Litter Index ☐Other _____
2. **Total Score** (RWQCB Version 7.0 or KAB Litter Index) 3
3. Windshield Survey Results-Trash Priority: ☒**NA** ☐**High** ☐**Medium** ☐**Low**
4. What percentage or length of the area is impacted with trash (e.g. 5%, five feet, etc.)? 90%
5. This assessment is ☐ **Initial** ☒**Follow-up** (Check one)
6. If applicable, how many follow-up assessments have been conducted at this site? Third year of assessments

III. Trash Information

1. Describe trash type (Check five most prevalent types):

☐Rubber products	☐Metal products	☐Construction debris
☒Plastic bags	☐Cigarette butts	☐Fabric and cloth
☒Styrofoam products	☒Plastic/Synthetic items	☐Toxic substances
☐Aluminum cans	☐Tires	☐Appliances
☐Bottles (plastic and glass)	☐Woody debris	☐Furniture
☐Convenience/Fast Food wrappers	☐Yard waste	☐Biohazards
☐Man-made wood products	☐Batteries	☒Other paper, cardboard

2. Potential trash source (Check all that apply):

☐Trash accumulation (water-borne)	☐Homeless encampments	☐Outfall _____
☒Trash accumulation (wind-borne)	☐Illegal dumping	☐Other _____
☒Litter-Vehicular	☐Litter-Dumpster/Receptacle (describe) _____	

   ☐Litter-Commercial business (name)_____
   ☐Litter-School/Institution (name)_____
   ☐Litter-Other (describe)_____
3. Was trash observed near (Check one): ☐**Storm drain inlets** ☐**Storm drain outfalls** ☐**Creek**☒ **N/A**
4. Identify adjacent land uses to the trash areas assessed (if possible): Freeway on-ramps and exits

IV. Trash Management Actions

1a. Are trash management actions planned for the site? **Yes** ☐ **No** ☒
1b. If trash was removed, provide total weight or volume (if known): _____
1c. Photographic documentation: **Yes** ☐ **No** ☐
2a. Other Trash Management Actions Taken (describe): _____
3a. Follow-up action needed: **Yes** ☒ **No** ☒
3b. Future trash management actions needed (Please describe): Area is under CAL Trans jurisdiction. City is responsible for dealing with area along Caribbean Drive, but not the on-ramps and exits
3c. Is trash routinely removed from this site? **Yes** ☒ **No** ☐ If yes, at what frequency approximately quarterly
3d. Is a future assessment needed? **Yes** ☒ **No** ☐

3e. If Yes, which tool? ☐**Creek**-RWQCB Version 7.0 ☐**Non-Creek**-Windshield Survey
☒**Non-Creek**-KAB Litter Index ☐Other_____

Notes: Litter is picked up by Cal Trans, but due to heavy traffic, it becomes littered very quickly. The issues dealing with litter from Cal Trans is something that we need to consider as a SCUVRPPP-wide topic.

Santa Clara Valley
Urban Runoff
Pollution Prevention Program

Trash Problem Area Activity Data Collection Form





Santa Clara Valley
Urban Runoff
Pc

Trash Problem Area Activity Data Collection Form





Santa Clara Valley
Urban Runoff
Pollution Prevention Program

Trash Problem Area Activity Data Collection Form

Date: 2/08/07

I. Site Information

Site ID# SU 13 **Watershed**: Calabazas Creek **Location:** Willow Ave. and Aster Ave. intersection to Agate Dr.(in Santa Clara) Area under Lawrence Expressway Overpass and Cal Train Station

II. Assessment Information

1. Which assessment tool was used? (Check one)
   - ☐**Creek**-RWQCB Version 7.0 ☐**Non-Creek**-Windshield Survey
   - ☒**Non-Creek**-KAB Litter Index ☐Other _____
2. **Total Score** (RWQCB Version 7.0 or KAB Litter Index) 2.5
3. Windshield Survey Results-Trash Priority: ☒**NA** ☐**High** ☐**Medium** ☐**Low**
4. What percentage or length of the area is impacted with trash (e.g. 5%, five feet, etc.)? <20%
5. This assessment is ☐ **Initial** ☒**Follow-up** (Check one)
6. If applicable, how many follow-up assessments have been conducted at this site? Third year of assessments

III. Trash Information

1. Describe trash type (Check five most prevalent types):

☐Rubber products	☐Metal products	☐Construction debris
☐Plastic bags	☐Cigarette butts	☐Fabric and cloth
☒Styrofoam products	☒Plastic/Synthetic items	☐Toxic substances
☐Aluminum cans	☐Tires	☐Appliances
☒Bottles (plastic and glass)	☐Woody debris	☐Furniture
☐Convenience/Fast Food wrappers	☐Yard waste	☐Biohazards
☐Man-made wood products	☐Batteries	☒Other garbage bag, paper, carpet, 5 gallon bucket

2. Potential trash source (Check all that apply):
   - ☐Trash accumulation (water-borne) ☐Homeless encampments ☐Outfall _____
   - ☐Trash accumulation (wind-borne) ☒Illegal dumping ☐Other _____
   - ☒Litter-Vehicular ☐Litter-Dumpster/Receptacle (describe) _____
   - ☐Litter-Commercial business (name)_____
   - ☐Litter-School/Institution (name)_____
   - ☒Litter-Other (describe) pedestrian
3. Was trash observed near (Check one): ☐**Storm drain inlets** ☐**Storm drain outfalls** ☐**Creek** ☒**N/A**
4. Identify adjacent land uses to the trash areas assessed (if possible): Road way/Lawrence Expressway embankment and overpass. CalTrain station stop.

IV. Trash Management Actions

1a. Are trash management actions planned for the site? **Yes**☒ **No** ☐ _____
1c. Photographic documentation: **Yes** ☒ **No** ☐
2a. Other Trash Management Actions Taken (describe): None Yet
3a. Follow-up action needed: **Yes** ☒ **No** ☐
3b. Future trash management actions needed (Please describe):Determine if overpass embankment is County road jurisdiction. Continue to monitor for homeless debris. Public works was contacted to pick up illegal dumping
3c. Is trash routinely removed from this site? **Yes** ☒ **No** ☐ If yes, at what frequency as needed by PW
3d. Is a future assessment needed? **Yes** ☒ **No** ☐

3e. If Yes, which tool? ☐**Creek**-RWQCB Version 7.0 ☐**Non-Creek**-Windshield Survey ☒**Non-Creek**-KAB Litter Index ☐Other_____

Notes: Illegal dumping of a carpet, bucket and garbage bag.

Santa Clara Valley
Urban Runoff
Pollution Prevention Program

Trash Problem Area Activity Data Collection Form



Santa Clara Valley
Urban Runoff
Pollution Prevention Program

Trash Problem Area Activity Data Collection Form





Santa Clara Valley
Urban Runoff
Pollution Prevention Program

Trash Problem Area Activity Data Collection Form

Date: 03/15/07

I. Site Information

1. **Site ID# SU 14** **Watershed:** Sunnyvale East Channel **Location:** Angel Ct lane Ave. overpass, near Cal Train and Hendy Road, adjacent to Cal Train

II. Assessment Information

1. Which assessment tool was used? (Check one)
   ☐**Creek**-RWQCB Version 7.0 ☐**Non-Creek**-Windshield Survey
   ☒**Non-Creek**-KAB Litter Index ☐Other _____
2. **Total Score** (RWQCB Version 7.0 or KAB Litter Index) 1.5
3. Windshield Survey Results-Trash Priority: ☒**NA** ☐**High** ☐**Medium** ☐**Low**
4. What percentage or length of the area is impacted with trash (e.g. 5%, five feet, etc.)? <10%
5. This assessment is ☐**Initial** ☒**Follow-up** (Check one)
6. If applicable, how many follow-up assessments have been conducted at this site? Second year of assessment

III. Trash Information

1. Describe trash type (Check five most prevalent types):

☐Rubber products	☐Metal products	☐Construction debris
☒Plastic bags	☐Cigarette butts	☐Fabric and cloth
☐Styrofoam products	☒Plastic/Synthetic items	☐Toxic substances
☐Aluminum cans	☐Tires	☐Appliances
☐Bottles (plastic and glass)	☐Woody debris	☐Furniture
☒Convenience/Fast Food wrappers	☐Yard waste	☐Biohazards
☐Man-made wood products	☐Batteries	☒Other cups, paper

2. Potential trash source (Check all that apply):
   ☐Trash accumulation (water-borne) ☐Homeless encampments ☐Outfall _____
   ☐Trash accumulation (wind-borne) ☐Illegal dumping ☐Other _____
   ☐Litter-Vehicular ☐Litter-Dumpster/Receptacle (describe) _____
   ☐Litter-Commercial business (name) _____
   ☐Litter-School/Institution (name) _____
   ☒Litter-Other (describe) Pedestrian
3. Was trash observed near (Check one): ☐**Storm drain inlets** ☐**Storm drain outfalls** ☐**Creek** ☒**N/A**
4. Identify adjacent land uses to the trash areas assessed (if possible): Cal Train ROW, City-owned parking lot and Businesses

IV. Trash Management Actions

1a. Are trash management actions planned for the site? **Yes** ☐ **No** ☒
1b. If trash was removed, provide total weight or volume (if known): _____
1c. Photographic documentation: **Yes** ☒ **No**☐
2a. Other Trash Management Actions Taken (describe): Trash cans have been placed at access point to CalTrain waiting area (picture)
3a. Follow-up action needed: **Yes**☒ **No** ☐
3b. Future trash management actions needed (Please describe) Will continue to monitor as litter seems to appear periodically. May be a candidate for removal from the hot spot list if litter continues to be there in low amounts.
3c. Is trash routinely removed from this site? **Yes** ☒ **No** ☐ If yes, at what frequency Monthly, by City crews
3d. Is a future assessment needed? **Yes** ☒ **No** ☐

3e. If Yes, which tool? ☐**Creek**-RWQCB Version 7.0 ☐**Non-Creek**-Windshield Survey
☒**Non-Creek**-KAB Litter Index ☐Other _____

Notes: City owned parking lot under Matilda Ave and strip of land adjacent to Cal Train ROW on Hendy Street. Area is monitored by City PW department and cleaned up as needed or on a monthly basis. Occasional shopping carts appear in the area as well. Litter along the side of the railroad track just west of the Hendy Works. Some observed in the parking lot, but nothing along the CalTrain parking area.

Santa Clara Valley
Urban Runoff
Pollution Prevention Program

Trash Problem Area Activity Data Collection Form



Santa Clara Valley
Urban Runoff
Pollution Prevention Program

Trash Problem Area Activity Data Collection Form



Santa Clara Valley
Urban Runoff
Pollution Prevention Program

Trash Problem Area Activity Data Collection Form

Date: 03/15/07

I. Site Information

1. **Site ID# SU 15 Watershed:** Sunnyvale East Channel **Location:** Victory Village Park and Fair Oaks overpass

II. Assessment Information

1. Which assessment tool was used? (Check one)
   ☐**Creek**-RWQCB Version 7.0 ☐**Non-Creek**-Windshield Survey
   ☒**Non-Creek**-KAB Litter Index ☐Other _____
2. **Total Score** (RWQCB Version 7.0 or KAB Litter Index) 1.5
3. Windshield Survey Results-Trash Priority: ☒**NA** ☐**High** ☐**Medium** ☐**Low**
4. What percentage or length of the area is impacted with trash (e.g. 5%, five feet, etc.)? 10%
5. This assessment is ☐ **Initial** ☒**Follow-up** (Check one)
6. If applicable, how many follow-up assessments have been conducted at this site? Third year of assessing

III. Trash Information

1. Describe trash type (Check five most prevalent types):

☐Rubber products	☐Metal products	☐Construction debris
☒Plastic bags	☐Cigarette butts	☐Fabric and cloth
☐Styrofoam products	☒Plastic/Synthetic items	☐Toxic substances
☒Aluminum cans	☐Tires	☐Appliances
☐Bottles (plastic and glass)	☐Woody debris	☐Furniture
☐Convenience/Fast Food wrappers	☐Yard waste	☐Biohazards
☐Man-made wood products	☐Batteries	☒Other paper, full trash bag

2. Potential trash source (Check all that apply):
   ☐Trash accumulation (water-borne) ☐Homeless encampments ☐Outfall _____
   ☐Trash accumulation (wind-borne) ☐ Illegal dumping ☐Other
   ☐Litter-Vehicular ☐Litter-Dumpster/Receptacle (describe) _____
   ☒Litter-Commercial business : Home Depot
   ☐Litter-School/Institution (name)
   ☒Litter-Other (describe) Most litter from day laborers waiting at the site for a job.
3. Was trash observed near (Check one): ☐**Storm drain inlets** ☐**Storm drain outfalls** ☐**Creek** ☒**N/A**
4. Identify adjacent land uses to the trash areas assessed (if possible): Right of way next to Home Depot parking lot – an area where day-laborers congregate while waiting for jobs.

IV. Trash Management Actions

1a. Are trash management actions planned for the site? **Yes** ☐ **No** ☒
1b. If trash was removed, provide total weight or volume (if known): _____
1c. Photographic documentation: **Yes** ☒ **No** ☐
2a. Other Trash Management Actions Taken (describe): _____
3a. Follow-up action needed: **Yes** ☐ **No** ☒
3b. Future trash management actions needed (Please describe):_____
3c. Is trash routinely removed from this site? **Yes** ☒ **No** ☐ If yes, at what frequency PW Streets and Boulevards maintenance staff routinely pick up debris at the site (quarterly) or as requested.
3d. Is a future assessment needed? **Yes** ☒ **No** ☐
3e. If Yes, which tool? ☐**Creek**-RWQCB Version 7.0 ☐**Non-Creek**-Windshield Survey
☒**Non-Creek**-KAB Litter Index ☐Other_____

Notes: Day labors are using trash bag to collect litter and litter is contained.

Santa Clara Valley
Urban Runoff
Pollution Prevention Program

Trash Problem Area Activity Data Collection Form



Santa Clara Valley
Urban Runoff
Pollution Prevention Program

Trash Problem Area Activity Data Collection Form



Santa Clara Valley
Urban Runoff
Pollution Prevention Program

Trash Problem Area Activity Data Collection Form

Date: 2/08/07

I. Site Information

Site ID# SU 16 c **Watershed:** Sunnyvale West Channel **Location:** Caribbean Drive, between Lawrence Expressway and Matilda Ave

II. Assessment Information

1. Which assessment tool was used? (Check one)
   ☐**Creek**-RWQCB Version 7.0 ☐**Non-Creek**-Windshield Survey
   ☒**Non-Creek**-KAB Litter Index ☐Other _____
2. **Total Score** (RWQCB Version 7.0 or KAB Litter Index) 2.5
3. Windshield Survey Results-Trash Priority: ☒**NA** ☐**High** ☐**Medium** ☐**Low**
4. What percentage or length of the area is impacted with trash (e.g. 5%, five feet, etc.)? 50-75%
5. This assessment is ☐ **Initial** ☒**Follow-up** (Check one)
6. If applicable, how many follow-up assessments have been conducted at this site? N/A

III. Trash Information

1. Describe trash type (Check five most prevalent types):

☐Rubber products	☐Metal products	☐Construction debris
☒Plastic bags	☐Cigarette butts	☐Fabric and cloth
☐Styrofoam products	☒Plastic/Synthetic items	☐Toxic substances
☐Aluminum cans	☐Tires	☐Appliances
☒Bottles (plastic and glass)	☐Woody debris	☐Furniture
☐Convenience/Fast Food wrappers	☐Yard waste	☐Biohazards
☐Man-made wood products	☐Batteries	☒Other paper,

2. Potential trash source (Check all that apply):
   ☐Trash accumulation (water-borne) ☐Homeless encampments ☐Outfall _____
   ☐Trash accumulation (wind-borne) ☐Illegal dumping ☐Other _____
   ☒Litter-Vehicular ☐Litter-Dumpster/Receptacle (describe) _____
   ☐Litter-Commercial business (name)_____
   ☐Litter-School/Institution (name)_____
   ☐Litter-Other (describe)_____
3. Was trash observed near (Check one): ☐**Storm drain inlets** ☐**Storm drain outfalls** ☐**Creek** ☒**N/A** Strom Drain Channels
4. Identify adjacent land uses to the trash areas assessed(if possible): Businesses, access road to SMaRT station and close landfield

IV. Trash Management Actions

1a. Are trash management actions planned for the site? **Yes** ☐ **No** ☒
1b. If trash was removed, provide total weight or volume (if known): _____
1c. Photographic documentation: **Yes** ☒ **No** ☐
2a. Other Trash Management Actions Taken (describe): Contacted the City's SMaRT Station contract manager regarding the trash observed and to check on frequency of last pick up activity.
3a. Follow-up action needed: **Yes** ☒ **No** ☐
3b. Future trash management actions needed (Please describe): Discuss frequency of clean up with SMaRT Station staff to determine if there needs to be a change in frequency of clean up or better containment of wastes in trucks.
3c. Is trash routinely removed from this site? **Yes** ☒ **No** ☐ If yes, at what frequency SMaRT Station contractor is supposed to pick up trash twice each week in this area.
3d. Is a future assessment needed? **Yes** ☒ **No** ☐
3e. If Yes, which tool? ☐**Creek**-RWQCB Version 7.0 ☐**Non-Creek**-Windshield Survey
☒**Non-Creek**-KAB Litter Index ☐Other_____

Notes:

243

Santa Clara Valley
Urban Runoff
Pollution Prevention Program

Trash Problem Area Activity Data Collection Form

Caribbean Drive - between Lawrence Expressway and Matilda Ave 02/08/2007

Caribbean Drive - between Lawrence Expressway and Matilda Ave 02/08/2007

244

Santa Clara Valley
Urban Runoff
Pollution Prevention Program

Trash Problem Area Activity Data Collection Form

Date: 03/15/07

I. Site Information

1. **Site ID# SU 17** **Watershed:** Sunnyvale East Channel **Location:** California Ave. on ramp to Central Expressway

II. Assessment Information

1. Which assessment tool was used? (Check one)
   ☐**Creek**-RWQCB Version 7.0 ☐**Non-Creek**-Windshield Survey
   ☒**Non-Creek**-KAB Litter Index ☐Other _____
2. **Total Score** (RWQCB Version 7.0 or KAB Litter Index) 1.5
3. Windshield Survey Results-Trash Priority: ☒**NA** ☐**High** ☐**Medium** ☐**Low**
4. What percentage or length of the area is impacted with trash (e.g. 5%, five feet, etc.)? < 20%
5. This assessment is ☐**Initial** ☒**Follow-up** (Check one)
6. If applicable, how many follow-up assessments have been conducted at this site? Second year of assessment

III. Trash Information

1. Describe trash type (Check five most prevalent types):

☐Rubber products	☐Metal products	☐Construction debris
☐Plastic bags	☐Cigarette butts	☐Fabric and cloth
☐Styrofoam products	☒Plastic/Synthetic items	☐Toxic substances
☐Aluminum cans	☐Tires	☐Appliances
☐Bottles (plastic and glass)	☐Woody debris	☐Furniture
☐Convenience/Fast Food wrappers	☐Yard waste	☐Biohazards
☐Man-made wood products	☐Batteries	☒Other paper

2. Potential trash source (Check all that apply):
   ☐Trash accumulation (water-borne) ☐Homeless encampments ☐Outfall _____
   ☒Trash accumulation (wind-borne) ☐Illegal dumping ☐Other _____
   ☒Litter-Vehicular ☐Litter-Dumpster/Receptacle (describe) _____
   ☐Litter-Commercial business (name)_____
   ☐Litter-School/Institution (name)_____
   ☐Litter-Other (describe)_____
3. Was trash observed near (Check one): ☐**Storm drain inlets** ☐**Storm drain outfalls** ☐**Creek** ☒**N/A**
4. Identify adjacent land uses to the trash areas assessed (if possible): Central Expressway (highway)

IV. Trash Management Actions

1a. Are trash management actions planned for the site? **Yes** ☐ **No** ☒
1b. If trash was removed, provide total weight or volume (if known): _____
1c. Photographic documentation: **Yes** ☒ **No**☐
2a. Other Trash Management Actions Taken (describe): _____
3a. Follow-up action needed: **Yes** ☐ **No** ☒
3b. Future trash management actions needed (Please describe): _____
3c. Is trash routinely removed from this site? **Yes**☒ **No** ☐ If yes, at what frequency unknown
3d. Is a future assessment needed? **Yes** ☒ **No** ☐
3e. If Yes, which tool? ☐**Creek**-RWQCB Version 7.0 ☐**Non-Creek**-Windshield Survey
☒**Non-Creek**-KAB Litter Index ☐Other_____

Notes: Area is on access roads to and from the Central Expressway. It is not clear where the city's jurisdiction ends and the Cal Trans/County jurisdiction begins. Most debris appears to be windblown from vehicles.

Fi

Santa Clara Valley
Urban Runoff
Pollution Prevention Program

Trash Problem Area Activity Data Collection Form



Santa Clara Valley
Urban Runoff
Pollution Prevention Program

Trash Problem Area Activity Data Collection Form

Date: 2/08/07

I. Site Information

1. **Site ID# SU 19 Watershed:** Sunnyvale East **Location: W**olf Road over pass/ North side access from Evelyn

II. Assessment Information

1. Which assessment tool was used? (Check one)
   ☐**Creek**-RWQCB Version 7.0 ☐**Non-Creek**-Windshield Survey
   ☐**Non-Creek**-KAB Litter Index ☐Other _____
2. **Total Score** (RWQCB Version 7.0 or KAB Litter Index) NO ACCESS ANYMORE
3. Windshield Survey Results-Trash Priority: ☐**NA** ☐**High** ☐**Medium** ☐**Low**
4. What percentage or length of the area is impacted with trash (e.g. 5%, five feet, etc.)?_____
5. This assessment is ☐**Initial** ☐**Follow-up** (Check one)
6. If applicable, how many follow-up assessments have been conducted at this site

III. Trash Information

1. Describe trash type (Check five most prevalent types):

☐Rubber products	☐Metal products	☐Construction debris
☐Plastic bags	☐Cigarette butts	☐Fabric and cloth
☐Styrofoam products	☐Plastic/Synthetic items	☐Toxic substances
☐Aluminum cans	☐Tires	☐Appliances
☐Bottles (plastic and glass)	☐Woody debris	☐Furniture
☐Convenience/Fast Food wrappers	☐Yard waste	☐Biohazards
☐Man-made wood products	☐Batteries	☐Other

2. Potential trash source (Check all that apply):
   ☐Trash accumulation (water-borne) ☐Homeless encampments ☐Outfall _____
   ☐Trash accumulation (wind-borne) ☐Illegal dumping ☐Other _____
   ☐Litter-Vehicular ☐Litter-Dumpster/Receptacle (describe) _____
   ☐Litter-Commercial business (name)_____
   ☐Litter-School/Institution (name)_____
   ☐Litter-Other (describe)_____
3. Was trash observed near (Check one): ☐**Storm drain inlets** ☐**Storm drain outfalls** ☐**Creek**☐ **N/A**
4. Identify adjacent land uses to the trash areas assessed (if possible):

IV. Trash Management Actions

1a. Are trash management actions planned for the site? **Yes** ☐ **No** ☐
1b. If trash was removed, provide total weight or volume (if known): _____
1c. Photographic documentation: **Yes** ☐**No**☐
2a. Other Trash Management Actions Taken (describe):_____
3a. Follow-up action needed: **Yes** ☐ **No** ☐
3b. Future trash management actions needed (Please describe):_____
_____
3c. Is trash routinely removed from this site? **Yes** ☐ **No** ☐ If yes, at what frequency
3d. Is a future assessment needed? **Yes** ☐ **No** ☐

3e. If Yes, which tool? ☐**Creek**-RWQCB Version 7.0 ☐**Non-Creek**-Windshield Survey
☐**Non-Creek**-KAB Litter Index ☐Other_____

Notes:_____
_____

040072

Santa Clara Valley
Urban Runoff
Pollution Prevention Program

Trash Problem Area Activity Data Collection Form

Date: 2/08/07

I. Site Information

1. **Site ID#** SU 20 **Watershed:** Calabazas Creek **Location:** Wildwood Drive off Lawrence Expressway

II. Assessment Information

1. Which assessment tool was used? (Check one)
   - ☐**Creek**-RWQCB Version 7.0
   - ☐**Non-Creek**-Windshield Survey
   - ☒**Non-Creek**-KAB Litter Index
   - ☐Other _____
2. **Total Score** (RWQCB Version 7.0 or KAB Litter Index) 2
3. Windshield Survey Results-Trash Priority: ☒**NA** ☐**High** ☐**Medium** ☐**Low**
4. What percentage or length of the area is impacted with trash (e.g. 5%, five feet, etc.)? < 20%
5. This assessment is☐ **Initial** ☒**Follow-up** (Check one)(site inspected by PW)
6. If applicable, how many follow-up assessments have been conducted at this site? Third year of inspections

III. Trash Information

1. Describe trash type (Check five most prevalent types):
   - ☐Rubber products
   - ☒Plastic bags
   - ☐Styrofoam products
   - ☐Aluminum cans
   - ☐Bottles (plastic and glass)
   - ☐Convenience/Fast Food wrappers
   - ☐Man-made wood products
   - ☐Metal products
   - ☐Cigarette butts
   - ☒Plastic/Synthetic items
   - ☐Tires
   - ☐Woody debris
   - ☐Yard waste
   - ☐Batteries
   - ☐Construction debris
   - ☐Fabric and cloth
   - ☐Toxic substances
   - ☐Appliances
   - ☐Furniture
   - ☐Biohazards
   - ☒Other full garbage bag, paper, shoe
2. Potential trash source (Check all that apply):
   - ☐Trash accumulation (water-borne)
   - ☐Trash accumulation (wind-borne)
   - ☒Litter-Vehicular
   - ☐Homeless encampments
   - ☒Illegal dumping
   - ☐Litter-Dumpster/Receptacle (describe) _____
   - ☐Outfall _____
   - ☐Other _____
   - ☐Litter-Commercial business (name) _____
   - ☐Litter-School/Institution (name) _____
   - ☒Litter-Other (describe) Maybe some litter from pedestrians
3. Was trash observed near (Check one): ☐**Storm drain inlets** ☐**Storm drain outfalls** ☐**Creek**☒ **N/A**
4. Identify adjacent land uses to the trash areas assessed (if possible): Residential, convenience store, highway/ Expressway

IV. Trash Management Actions

1a. Are trash management actions planned for the site? **Yes** ☒ **No** ☐
1b. If trash was removed, provide total weight or volume (if known): _____
1c. Photographic documentation: **Yes** ☒**No**☐
2a. Other Trash Management Actions Taken (describe): Notify PW to pick up litter. City-owned ROW.
3a. Follow-up action needed: **Yes** ☒ **No** ☐
3b. Future trash management actions needed (Please describe): Consider trying to work with nearby business to put out trash receptacles. City will continue to monitor and clean up as needed. Contacting the public works to pick up illegally dumped bag of trash
3c. Is trash routinely removed from this site? **Yes** ☒ **No** ☐ If yes, at what frequency as needed or 3x a year
3d. Is a future assessment needed? **Yes** ☒ **No** ☐
3e. If Yes, which tool? ☐**Creek**-RWQCB Version 7.0 ☐**Non-Creek**-Windshield Survey ☒**Non-Creek**-KAB Litter Index ☐Other _____

Notes: City owned property. Litter may be from local pedestrians or some may be wind blown from nearby expressway

Santa Clara Valley
Urban Runoff
Pollution Prevention Program

Trash Problem Area Activity Data Collection Form



Wildwood Drive off Lawrence Expressway - 02/08/2007

Wildwood Drive off Lawrence Expressway - 02/08/2007

Santa Clara Valley
Urban Runoff
Pollution Prevention Program

Trash Problem Area Activity Data Collection Form

Date: 2/08/07

I. Site Information

1. **Site ID# SU 21 Watershed:** Sunnyvale West Channel **Location:** E.Persian between Sunnyvale East and Lawrence Expy behind the mobile park

II. Assessment Information

1. Which assessment tool was used? (Check one)
   ☐**Creek**-RWQCB Version 7.0 ☐**Non-Creek**-Windshield Survey
   ☒**Non-Creek**-KAB Litter Index ☐Other _____
2. **Total Score** (RWQCB Version 7.0 or KAB Litter Index) 2.5
3. Windshield Survey Results-Trash Priority: ☐ **NA** ☐**High** ☐**Medium** ☐**Low**
4. What percentage or length of the area is impacted with trash (e.g. 5%, five feet, etc.)? 25-30%
5. This assessment is ☐ **Initial** ☒**Follow-up** (Check one)
6. If applicable, how many follow-up assessments have been conducted at this site? Second year assessment

III. Trash Information

1. Describe trash type (Check five most prevalent types):

☐Rubber products	☐Metal products	☒Construction debris
☒Plastic bags	☐Cigarette butts	☐Fabric and cloth
☐Styrofoam products	☐Plastic/Synthetic items	☐Toxic substances
☒Aluminum cans	☒Tires	☐Appliances
☐Bottles (plastic and glass)	☒Woody debris	☐Furniture
☒Convenience/Fast Food wrappers	☐Yard waste	☐Biohazards
☐Man-made wood products	☐Batteries	☒Other : bag of concrete

2. Potential trash source (Check all that apply):
   ☐Trash accumulation (water-borne) ☐Homeless encampments ☐Outfall _____
   ☐Trash accumulation (wind-borne) ☒Illegal dumping ☐Other _____
   ☐Litter-Vehicular ☐Litter-Dumpster/Receptacle (describe) _____
   ☐Litter-Commercial business (name)_____
   ☐Litter-School/Institution (name)_____
   ☒Litter-Other (describe) pedestrian/ residential
3. Was trash observed near (Check one): ☐**Storm drain inlets** ☐**Storm drain outfalls** ☐**Creek N/A**☒
4. Identify adjacent land uses to the trash areas assessed (if possible):behind the mobile park / residential

IV. Trash Management Actions

1a. Are trash management actions planned for the site? **Yes** ☐ **No** ☒
1b. If trash was removed, provide total weight or volume (if known): _____
1c. Photographic documentation: **Yes**☒ **No**☐
2a. Other Trash Management Actions Taken (describe): Contacted the PW staff and notified about the illegal dumping.
3a. Follow-up action needed: **Yes** ☐ **No**☒
3b. Future trash management actions needed (Please describe): continue monitor the site and notify the PW Staff as if the problem occurs again.
3c. Is trash routinely removed from this site? **Yes** ☐ **No** ☒ If yes, at what frequency Site is monitored by PW
3d. Is a future assessment needed? **Yes**☒ **No**☐
3e. If Yes, which tool? ☐**Creek**-RWQCB Version 7.0 ☐**Non-Creek**-Windshield Survey
☒**Non-Creek**-KAB Litter Index ☐Other_____

Notes:_____

Santa Clara Valley
Urban Runoff
Pollution Prevention Program

Trash Problem Area Activity Data Collection Form

Persian Drive - 02/08/2008



Persian Drive - 02/08/2008

Santa Clara Valley
Urban Runoff
Pollution Prevention Program

Trash Problem Area Activity Data Collection Form

Santa Clara Valley
Urban Runoff
Pollution Prevention Program

Trash Problem Area Activity Data Collection Form

Date: 1/24/07

I. Site Information

Site ID# SU 16 a **Watershed**: Sunnyvale West Channel **Location**: 100ft North of Caribbean Drive

II. Assessment Information

1. Which assessment tool was used? (Check one)
   ☒**Creek**-RWQCB Version 7.0 ☐**Non-Creek**-Windshield Survey
   ☐**Non-Creek**-KAB Litter Index ☐Other _____
2. **Total Score** (RWQCB Version 7.0 or KAB Litter Index) 93
3. Windshield Survey Results-Trash Priority: ☒**NA** ☐**High** ☐**Medium** ☐**Low**
4. What percentage or length of the area is impacted with trash (e.g. 5%, five feet, etc.)? 100%
5. This assessment is☐ **Initial** ☒**Follow-up** (Check one)
6. If applicable, how many follow-up assessments have been conducted at this site? Third year of assessments

III. Trash Information

1. Describe trash type (Check five most prevalent types):

☐Rubber products	☒Metal products	☐Construction debris
☐Plastic bags	☐Cigarette butts	☐Fabric and cloth
☒Styrofoam products	☐Plastic/Synthetic items	☐Toxic substances
☐Aluminum cans	☐Tires	☐Appliances
☒Bottles (plastic and glass)	☐Woody debris	☐Furniture
☒Convenience/Fast Food wrappers	☐Yard waste	☐Biohazards
☐Man-made wood products	☐Batteries	☒Other : paper

2. Potential trash source (Check all that apply):
   ☒Trash accumulation (water-borne) ☐Homeless encampments ☐Outfall _____
   ☒Trash accumulation (wind-borne) ☐Illegal dumping ☐Other _____
   ☒Litter-Vehicular ☐Litter-Dumpster/Receptacle (describe) _____
   ☐Litter-Commercial business (name)_____
   ☐Litter-School/Institution (name)_____
   ☐Litter-Other (describe)_____
3. Was trash observed near (Check one): ☐**Storm drain inlets** ☐**Storm drain outfalls** ☒**Creek**
4. Identify adjacent land uses to the trash areas assessed (if possible):road way, open space, Bay trail access point. Closed landfill

IV. Trash Management Actions

1a. Are trash management actions planned for the site? **Yes** ☒ **No** ☐
1b. If trash was removed, provide total weight or volume (if known): 2lbs, 1 cubic ft
1c. Photographic documentation: **Yes** ☒ **No** ☐
2a. Other Trash Management Actions Taken (describe):_____
3a. Follow-up action needed: **Yes** ☒ **No** ☐
3b. Future trash management actions needed (Please describe): Channel already adopted for Creek clean up. Other activities need to be determined. City investigated potential upstream sources. Letters send to property owner that had problems noted on their sites
3c. Is trash routinely removed from this site? **Yes** ☒ **No** ☐ If yes, at what frequency annually during investigation. Also clean up by the Adopt-a-Creek program with the SCVWD
3d. Is a future assessment needed? **Yes** ☒ **No** ☐
3e. If Yes, which tool? ☒**Creek**-RWQCB Version 7.0 ☐**Non-Creek**-Windshield Survey ☐Other_____ ☐**Non-Creek**-KAB Litter Index

Notes: Trash routinely removed from Caribbean Drive. Unable to pick up some plastic bottles, pieces of plastic tray and plastic bags in the middle of the creek.

Fi

Santa Clara Valley
Urban Runoff
Pollution Prevention Program

Trash Problem Area Activity Data Collection Form





Santa Clara Valley
Urban Runoff
Pollution Prevention Program

Trash Problem Area Activity Data Collection Form



Santa Clara Valley
Urban Runoff
Pollution Prevention Program

Trash Problem Area Activity Data Collection Form

Date: 04/30/07

I. Site Information

Site ID# SU 16 a **Watershed**: Sunnyvale West Channel **Location**: 100ft North of Caribbean Drive

II. Assessment Information

1. Which assessment tool was used? (Check one)
   ☒**Creek**-RWQCB Version 7.0 ☐**Non-Creek**-Windshield Survey
   ☐**Non-Creek**-KAB Litter Index ☐Other _____
2. **Total Score** (RWQCB Version 7.0 or KAB Litter Index) 100
3. Windshield Survey Results-Trash Priority: ☒**NA** ☐**High** ☐**Medium** ☐**Low**
4. What percentage or length of the area is impacted with trash (e.g. 5%, five feet, etc.)? 60%
5. This assessment is☐ **Initial** ☒**Follow-up** (Check one)
6. If applicable, how many follow-up assessments have been conducted at this site? Third year of assessments

III. Trash Information

1. Describe trash type (Check five most prevalent types):

☐Rubber products	☒Metal products	☐Construction debris
☒Plastic bags	☐Cigarette butts	☐Fabric and cloth
☒Styrofoam products	☐Plastic/Synthetic items	☐Toxic substances
☐Aluminum cans	☐Tires	☐Appliances
☒Bottles (plastic and glass)	☐Woody debris	☐Furniture
☒Convenience/Fast Food wrappers	☐Yard waste	☐Biohazards
☐Man-made wood products	☐Batteries	☒Other : dead bird

2. Potential trash source (Check all that apply):
   ☒Trash accumulation (water-borne) ☐Homeless encampments ☐Outfall _____
   ☒Trash accumulation (wind-borne) ☐Illegal dumping ☐Other _____
   ☒Litter-Vehicular ☐Litter-Dumpster/Receptacle (describe) _____
   ☐Litter-Commercial business (name)_____
   ☐Litter-School/Institution (name)_____
   ☐Litter-Other (describe)_____
3. Was trash observed near (Check one): ☐**Storm drain inlets** ☐**Storm drain outfalls** ☒**Creek**
4. Identify adjacent land uses to the trash areas assessed (if possible):road way, open space, Bay trail access point. Closed landfill

IV. Trash Management Actions

1a. Are trash management actions planned for the site? **Yes** ☐ **No** ☒
1b. If trash was removed, provide total weight or volume (if known): 1lb, <0.5 cubic ft
1c. Photographic documentation: **Yes** ☒ **No** ☐
2a. Other Trash Management Actions Taken (describe):_____
3a. Follow-up action needed: **Yes** ☒ **No** ☐
3b. Future trash management actions needed (Please describe): Channel already adopted for Creek clean up. Other activities need to be determined. City investigated potential upstream sources. Letters sent to property owner that had problems noted on their sites
3c. Is trash routinely removed from this site? **Yes** ☒ **No** ☐ If yes, at what frequency annually during investigation. Also clean up by the Adopt-a-Creek program with the SCVWD
3d. Is a future assessment needed? **Yes** ☒ **No** ☐
3e. If Yes, which tool? ☒**Creek**-RWQCB Version 7.0 ☐**Non-Creek**-Windshield Survey ☐Other_____ ☐**Non-Creek**-KAB Litter Index

Notes: Trash routinely removed from Caribbean Drive. Unable to pick up 2 Styrofoam cups, 1 plastic bag (in the water) and 1 spray paint can. One dead cormorant was founded and picked up form the side of the high level bank (given to the laboratory)

Santa Clara Valley
Urban Runoff
Pollution Prevention Program

Trash Problem Area Activity Data Collection Form



Santa Clara Valley
Urban Runoff
Pollution Prevention Program

Trash Problem Area Activity Data Collection Form



Santa Clara Valley
Urban Runoff
Pollution Prevention Program

Trash Problem Area Activity Data Collection Form

Date: 02-02-2006

I. Site Information

Site ID# SU 16 b Watershed: Sunnyvale East Channel Location: 100ft North Of Caribbean Dr. Bridge

II. Assessment Information

1. Which assessment tool was used? (Check one)
   ☒**Creek**-RWQCB Version 7.0 ☐**Non-Creek**-Windshield Survey
   ☐**Non-Creek**-KAB Litter Index ☐Other _____
2. **Total Score** (RWQCB Version 7.0 or KAB Litter Index) 85
3. Windshield Survey Results-Trash Priority: ☒**NA** ☐**High** ☐**Medium** ☐**Low**
4. What percentage or length of the area is impacted with trash (e.g. 5%, five feet, etc.)? 100%
5. This assessment is ☐**Initial** ☒**Follow-up** (Check one)
6. If applicable, how many follow-up assessments have been conducted at this site? Second year

III. Trash Information

1. Describe trash type (Check five most prevalent types):

☐Rubber products	☐Metal products	☐Construction debris
☐Plastic bags	☐Cigarette butts	☐Fabric and cloth
☒Styrofoam products	☒Plastic/Synthetic items	☐Toxic substances
☐Aluminum cans	☐Tires	☐Appliances
☒Bottles (plastic and glass)	☐Woody debris	☐Furniture
☒Convenience/Fast Food wrappers	☐Yard waste	☐Biohazards
☐Man-made wood products	☐Batteries	☒Other paper

2. Potential trash source (Check all that apply):
   ☒Trash accumulation (water-borne) ☐Homeless encampments ☐Outfall _____
   ☒Trash accumulation (wind-borne) ☐Illegal dumping ☐Other _____
   ☒Litter-Vehicular ☐Litter-Dumpster/Receptacle (describe) _____
   ☐Litter-Commercial business (name)_____
   ☐Litter-School/Institution (name)_____
   ☒Litter-Other (describe) Nearby sports activity field
3. Was trash observed near (Check one): ☐**Storm drain inlets** ☐**Storm drain outfalls** ☒**Creek(channel)**
4. Identify adjacent land uses to the trash areas assessed (if possible): Roadway, open space, public trails, sports complex

IV. Trash Management Actions

1a. Are trash management actions planned for the site? **Yes**☒ **No** ☐
1b. If trash was removed, provide total weight or volume (if known): 4lbs 2 cubic feet
1c. Photographic documentation: **Yes** ☒ **No** ☐
2a. Other Trash Management Actions Taken (describe): SCVWD jurisdiction. Caribbean Drive is routinely cleaned o trash by SMaRT Station Contractor. City investigated upstream potential sources
3a. Follow-up action needed: **Yes** ☐ **No** ☒
3b. Future trash management actions needed (Please describe):
See if channel can be "adopted" for creek clean up activities. Others yet to be determined
3c. Is trash routinely removed from this site? **Yes** ☒ **No** ☐If yes, at what frequency Annually during assessment
3d. Is a future assessment needed? **Yes** ☒ **No** ☐
3e. If Yes, which tool? ☒**Creek**-RWQCB Version 7.0 ☐**Non-Creek**-Windshield Survey ☐Other_____ ☐**Non-Creek**-KAB Litter Index

Notes: It took 2 hrs to clean up. Litter was collected at low tide.

Santa Clara Valley
Urban Runoff
Pollution Prevention Program

Trash Problem Area Activity Data Collection Form





Santa Clara Valley
Urban Runoff
Pollution Prevention Program

Trash Problem Area Activity Data Collection Form

Sunnyvale East Channel 02/02/2007



Sunnyvale East Channel 02/02/2007



Santa Clara Valley
Urban Runoff
Pollution Prevention Program

Trash Problem Area Activity Data Collection Form

Santa Clara Valley
Urban Runoff
Pollution Prevention Program

Trash Problem Area Activity Data Collection Form

Date: 05-03-2007

I. Site Information

Site ID# SU 16 b Watershed: Sunnyvale East Channel Location: 100ft North Of Caribbean Dr. Bridge

II. Assessment Information

1. Which assessment tool was used? (Check one)
   ☒**Creek**-RWQCB Version 7.0 ☐**Non-Creek**-Windshield Survey
   ☐**Non-Creek**-KAB Litter Index ☐Other _____
2. **Total Score** (RWQCB Version 7.0 or KAB Litter Index) 98
3. Windshield Survey Results-Trash Priority: ☒**NA** ☐**High** ☐**Medium** ☐**Low**
4. What percentage or length of the area is impacted with trash (e.g. 5%, five feet, etc.) 5%
5. This assessment is ☐**Initial** ☒**Follow-up** (Check one)
6. If applicable, how many follow-up assessments have been conducted at this site? Second year

III. Trash Information

1. Describe trash type (Check five most prevalent types):

☐Rubber products	☐Metal products	☐Construction debris
☒Plastic bags	☐Cigarette butts	☐Fabric and cloth
☒Styrofoam products	☐Plastic/Synthetic items	☐Toxic substances
☐Aluminum cans	☐Tires	☐Appliances
☒Bottles (plastic and glass)	☐Woody debris	☐Furniture
☒Convenience/Fast Food wrappers	☐Yard waste	☐Biohazards
☐Man-made wood products	☐Batteries	☒Other paper

2. Potential trash source (Check all that apply):

☒Trash accumulation (water-borne)	☐Homeless encampments	☐Outfall _____
☒Trash accumulation (wind-borne)	☐Illegal dumping	☐Other _____
☒Litter-Vehicular	☐Litter-Dumpster/Receptacle (describe) _____	

   ☐Litter-Commercial business (name)_____
   ☐Litter-School/Institution (name)_____
   ☒Litter-Other (describe) Nearby sports activity field
3. Was trash observed near (Check one): ☐**Storm drain inlets** ☐**Storm drain outfalls** ☒**Creek(channel)**
4. Identify adjacent land uses to the trash areas assessed (if possible): Roadway, open space, public trails, sports complex

IV. Trash Management Actions

1a. Are trash management actions planned for the site? **Yes**☒ **No** ☐
1b. If trash was removed, provide total weight or volume (if known): 0.5-1lb 0.5 cubic feet
1c. Photographic documentation: **Yes** ☒ **No** ☐

2a. Other Trash Management Actions Taken (describe): SCVWD jurisdiction. Caribbean Drive is routinely cleaned o trash by SMaRT Station Contractor. City investigated upstream potential sources Litter picked up during assessmen in February 2007
3a. Follow-up action needed: **Yes** ☐ **No** ☒
3b. Future trash management actions needed (Please describe):
See if channel can be "adopted" for creek clean up activities. Others yet to be determined
3c. Is trash routinely removed from this site? **Yes** ☒ **No** ☐If yes, at what frequency Annually during assessment
3d. Is a future assessment needed? **Yes** ☒ **No** ☐
3e. If Yes, which tool? ☒**Creek**-RWQCB Version 7.0 ☐**Non-Creek**-Windshield Survey ☐Other_____ ☐**Non-Creek**-KAB Litter Index

Notes: Very little quantity of trash. The channel had been dredged since the last assessment was completed. 4 plastic bags were seen in the middle of the channel could not be removed. A 5 gallon bucket full of oil was found outside the survey area, next to the Caribbean Drive. City staff were notified to pick it up and dispose of it properly. Tide was low during the survey.

Santa Clara Valley
Urban Runoff
Pollution Prevention Program

Trash Problem Area Activity Data Collection Form

ʼvale East Channel – May 05. 07

Sunnyvale East Channel – May 05. 07

Santa Clara Valley
Urban Runoff
Pollution Prevention Program

Trash Problem Area Activity Data Collection Form

Santa Clara Valley
Urban Runoff
Pollution Prevention Program

Trash Problem Area Activity Data Collection Form

City of Sunnyvale

FY 06- 07 Annual Report

Attachment L

Water Quality Monitoring

Santa Clara Valley Urban Runoff Pollution Prevention Program
FY 2006-2007 Annual Report
Attachment L
Municipality: Sunnyvale

No Water Quality Monitoring Activities were identified in the FY 06-07 work plan for the City of Sunnyvale to undertake on its own. The City funds, supports, and provides in-kind assistance as appropriate for activities identified in the Program's Water Quality Monitoring section of the FY 06-07 annual report.

City of Sunnyvale

FY 06- 07 Annual Report

Attachment M

Staff Training Summary Table

Santa Clara Valley Urban Runoff Pollution Prevention Program
Attachment M – Staff Training
FY 2006-2007 Annual Report
Municipality: Sunnyvale

STAFF TRAINING BY DEPARTMENT/DIVISION FOR FY 06-07

1) Staff Training Table

TRAINING DATE	SUBJECT	APPROXIMATE NUMBER OF STAFF ATTENDING
PW - Street Maintenance		
9/12/2006	Are You Ready for the Rain? – Storm Water PP BMPs and Rural Roads SOPs	30
3/27/2007	URMP- Wash Rack Refresher	30
4/11/2007	Corp Yard SWPPP, Hazardous waste handling, Storm drain protection.	30
6/19/2007	Storm water permit requirements	30
PW - Corp Yard & Public Works Field Services: Water, Sewer, and Stormwater		
9/13/2006	Are You Ready for the Rain? – Storm Water PP BMPs	12
3/27/2007	URMP- Wash Rack Use Refresher	12
4/11/2007	Corp Yard SWPPP, Hazardous waste handling, Storm drain protection.	12
6/20/2007	Storm water permit requirements	12
Public Works - Street Trees and Boulevard Landscaping		
9/14/2006	Are You Ready for the Rain? – Storm Water PP BMPs	6
2/7/2007	Annual Pesticide Training, including City's IPM policy	13
6/21/2007	Storm water permit requirements	6
PW - Environmental Division		
Env. Division Manager, Outreach Coordinator and Env. Specialist		
9/29/2006	Watershed Guidelines and Standards Training – SCVWD	1
11/14/2006	Santa Clara County IPM Conference	2
1/17/2007	Bioretention Workshop	1
3/9/2007	CASQA Quarterly Meeting - New and Redevelopment Post-construction Inspections (Presenter)	1
6/14/2007	SCVURPPP New Development Workshop	1
Pretreatment Program		
2/8/2007	Revisions to Sunnyvale Storm Water BMP Guidance Manual	4
2/28/2007	CWEA 2007 – P3S Conference	1
4/25/2007	Qualified Consultant Training (3rd Party Reviewers)	1
6/14/2007	Implementing Storm Water Requirements for New and Redevelopment Projects	2
WPCP Staff		
2/22, 3/22, 5/15, and 6/12/2007	Mercury-containing products and Universal Waste handling procedures	30
PW - Engineering Division and Project Administration		
2/28/2007	Revisions to Sunnyvale BMP Guidance Manual	6

Santa Clara Valley Urban Runoff Pollution Prevention Program
Attachment M – Staff Training
FY 2006-2007 Annual Report
Municipality: Sunnyvale

Parks and Rec. - Parks Division, Baylands Park, and Golf Services		
11/14/2006	Santa Clara County IPM Conference	1
11/16/2006	IPM and Water Quality – Pollution Prevention	60
3/29/2007	Urban Runoff Management Plan, IPM, and Storm water and annual pesticide applicator training	60
Community Development Department (CDD) - Planning		
9/29/2006	Watershed Guidelines and Standards Training – SCVWD	1
1/17/2007	Bioretention Workshop	1
2/28/2007	Revisions to Sunnyvale BMP Guidance Manual	10
3/9/2007	CASQA Quarterly Meeting - New and Redevelopment Post-construction Inspection	1
6/14/2007	SCVURPPP New Development Workshop	1
18 Sept., 2006	Quarterly update for planning staff	10
11 Dec., 2006	Quarterly update for planning staff	10
12 Mar., 2007	Quarterly update for planning staff	10
11 June, 2007	Quarterly update for planning staff	10
CDD - Building Inspection		
9/29/2006	Watershed Guidelines and Standards Training – SCVWD	1
10/18/2006	Annual Staff Training on Permit Requirements and Inspection Procedures	10
12/5/2006	SCVURPPP Construction Inspection Workshop	1
2/8/2007	Revisions to Sunnyvale BMP Guidance Manual	9
CDD – Neighborhood Preservation (Code Enforcement)		
12/15/2006	Storm Water Program – Illegal Discharge to Storm Water Response Card	5
City's Qualified Consultants List for 3rd Party Certifications		
4/17, 4/18, and 4/25/2007	Revisions to Sunnyvale BMP Guidance Manual and Expectations for 3rd Party Certifications	9 firms, Approx. 25 staff

2) Response to Regional Board Comments on previous year's annual report:
No comments were received on this section.

3) Summarization of staff feedback, planned changes, and any other evaluation comments:
Environmental Division staff continued to provide training on Storm Water Best Management Practices and the revisions that were made to update the City's Storm Water BMP Guidance Manual. Staff from Public Works and Community Development participated.

Training for SWMP – Third-party review Qualified Consultants on the revisions to the City's BMP Guidance manual went well. Response from those attending was favorable and they indicated that it was beneficial to their understanding of the expectations for those Qualified Consultants that are being requested by project applicants to perform 3rd Party reviews of the Storm Water Management Plans.

City of Sunnyvale

FY 06 - 07 Annual Report

Attachment N

Watershed Management Activities

Santa Clara Valley Urban Runoff Pollution Prevention Program
FY 2006-2007 Annual Report
Attachment N
Municipality: Sunnyvale

P.S. Id.	Activity	CI Item Source	FY 06-07 Tasks	Status / Comments	Due Date (mo/yr)	Responsible Party
Watershed Management Activities						
	Watershed Management-Watershed Assessment	Permit Prov. C.10	City staff will continue to work through the Santa Clara Basin Watershed Management Initiative (SCBWMI) to participate in the assessment of watersheds in the Santa Clara Basin.	Sunnyvale continues to participate actively in the SCBWMI. The WMI has been evaluating how it can best play a role in seeing that the Action Plan gets implemented. The WMI recognizes that it does not have the resources or authority to complete such actions itself. With recent revenue shortfalls for cities and completion of the Characterization, first Assessment and the Action Plan Reports, the WMI must continually evaluate its structure and its approach to its mission in order to meet the needs and capacities of its member organizations. City staff continue to participate in the following WMI Work Groups or Sub Groups: • COS – Communications and Outreach Sub Group • WAMS – Watershed Assessment and Monitoring Sub Group • Land Use Sub Group • Emerging Contaminants Sub Group • Watershed Education and Outreach Sub Group Staff also participated in the Core Group Retreat held in June 2007 to identify and prioritize future actions for the WMI.	Ongoing Report 09/07	Lorrie Gervin, Environmental Division Manager

Santa Clara Valley Urban Runoff Pollution Prevention Program
FY 2006-2007 Annual Report
Attachment N
Municipality: Sunnyvale

2) Response to Regional Board Comments on Watershed Management Assessment section of FY 05-06 Annual Report:

No comments were received on this section of the FY 05-06 Annual Report.

3) Any changes anticipated for the upcoming year?

No changes are anticipated in the level of participation in WMI activities in the upcoming year. Staff will continue to participate in activities, where appropriate.

City of Sunnyvale

FY 06 - 07 Annual Report

Attachment O

PCB Plan Development Activities

Santa Clara Valley Urban Runoff Pollution Prevention Program
FY 2006-2007 Annual Report
Attachment O
Municipality: Sunnyvale

P.S. Id.	Activity	CI Item Source	FY 06-07 Tasks	Status / Comments	Due Date (mo/yr)	Responsible Party
	PCB Plan Development					
	PCB Plan Development	Permit Prov. C.9.e	City staff will continue to work with Program Staff through the Monitoring Ad hoc committee as Program PCB plan is implemented and monitoring results are available for review.	Staff continues to participate in the SCVURPPP Monitoring Ad Hoc committee. Data are reviewed and commented on, when available. Staff coordinated with SFEI representatives to collect samples from certain areas of Sunnyvale for analysis in the spring of 2007.	Ongoing Report 09/07	Kristy McCumby, Env. Specialist
	PCB Monitoring Plan Actions	Permit Prov. C.9.e	City staff to review any new data results from any new PCB monitoring studies completed by SCVURPPP. If study results indicate a need for case study development for sites within Sunnyvale, the City will initiate case studies, as needed.	No new data results are available for areas of Sunnyvale this year. When study results become available, they will be reviewed and discussed to determine the next course of action.	If case study sites are identified Report 09/07	Lorrie Gervin, Environmental Division Manager

2) Response to Regional Board Comments on PCB Plan Development Activities section of FY 05-06 Annual Report:

No comments were received from the Regional Board on this section.

City of Sunnyvale

FY 06- 07 Annual Report

Attachment P

Sediment Impairment Studies Activities

Santa Clara Valley Urban Runoff Pollution Prevention Program
FY 2006-2007 Annual Report
Attachment P
Municipality: Sunnyvale

P.S. Id.	Activity	CI Item Source	FY 06-07 Tasks	Status / Comments	Due Date (mo/yr)	Responsible Party
Watershed Analysis -Sediment Control Plan Development						
	Sediment Impairment Studies	Permit Prov. C.9.f	City staff will work with SCVURPPP staff through the Monitoring Ad hoc committee to develop a report identifying creeks in the Santa Clara Basin that may be sediment impaired.	Staff attended the Monitoring Ad hoc committee meetings held in November 2006 and February 2007. There were no creeks being investigated this year that were within Sunnyvale's jurisdiction.	Ongoing Report 09/ 07	Kristy McCumby, Env. Specialist
	Control Program for Sediment	Permit Prov. C.9.f (iii)	City staff will continue to work with SCVURPPP and the Watershed Analysis Ad Hoc Task Group to coordinate any activities within Sunnyvale's jurisdiction.	Staff attended one meeting with the Watershed Analysis Ad Hoc Task Group. Creeks being investigated this year are not within Sunnyvale's jurisdiction.	Annually Report 09/07	Lorrie Gervin, Environmental Division Mgr. & Kristy McCumby/Env. Spec.
	Participate in Stevens Creek Watershed Council		City Staff will continue to participate in meetings of the Stevens Creek/Permanente Watershed Council to address actions identified within Sunnyvale's jurisdiction.	Staff attended five Watershed Council meetings in FY 06-07. Sunnyvale also provided meeting room space to the group for several of the meetings. No specific activities/actions have been identified in the areas of Stevens Creek that are within Sunnyvale's jurisdiction to do, but when some are identified, the City plans to participate.	Ongoing Report 09/07	Kristy McCumby/Env. Spec.

2) Response to Regional Board Comments Sediment Control sections of FY 05-06 Annual Report:
No comments were received from the Regional Board on this section.

City of Sunnyvale

FY 06- 07 Annual Report

Attachment Q

Permit Renewal Activities

Santa Clara Valley Urban Runoff Pollution Prevention Program
FY 2006-2007 Annual Report
Attachment Q
Municipality: Sunnyvale

P.S. Id .	Activity	CI Item Source	Work Plan Tasks FY 06-07	Status / Comments	Due Date (mo/yr)	Responsible Party
	Permit Reapplication Process					
	Permit Negotiation		Participate in Permit negotiation activities with Regional Board staff.	City staff reviewed and provided comments on the two administrative draft permits provided in FY 06-07. Staff also attended three workshops to help identify issues and solutions to issues the municipalities and agencies have with the administrative draft permit language. Staff will continue to participate and work toward solutions as the permit development process moves forward in FY 07-08.	Ongoing Report 09/07	Lead: Lorrie Gervin, Env. Div. Manager

2) Response to Regional Board Comments Sediment Control sections of FY 05-06 Annual Report:
No comments were received from the Regional Board on this section.

Santa Clara Valley
Urban Runoff
Pollution Prevention Program

SCVURPPP

COUNTY OF SANTA CLARA

CLEAN WATER PROGRAM

ANNUAL REPORT

FY 07

Submittal date: 9/15/2007

Development Services Office
DEPARTMENT OF PLANNING AND DEVELOPMENT
70 West Hedding St., 7th Floor, E-Wing
San Jose, CA 95110

Phone: (408) 299-5737
Fax: (408) 279-8537

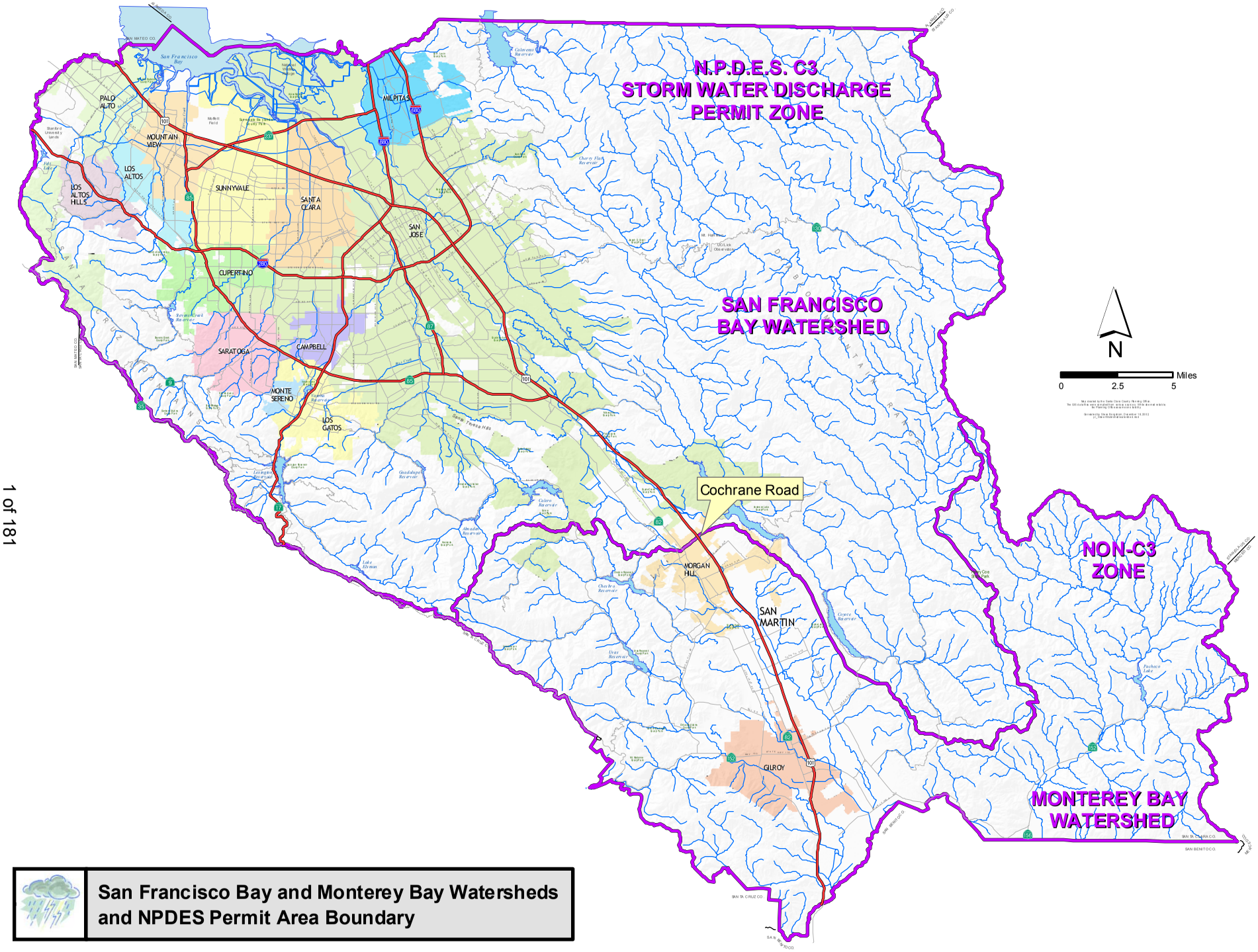

San Francisco Bay and Monterey Bay Watersheds and NPDES Permit Area Boundary

040107

County of Santa Clara

Department of Planning and Development
Development Services Office

County Government Center, East Wing
70 West Hedding Street, 7th Floor
San Jose, California 95110
(408) 299-5700 FAX (408) 279-8537

September 15, 2007

Mr. Bruce H. Wolfe
Executive Officer
Regional Water Quality Control Board
San Francisco Bay Region
1515 Clay St., Suite 1400
Oakland, CA 94612

Subject: COUNTY OF SANTA CLARA CLEAN WATER PROGRAM FY 07 ANNUAL REPORT

Dear Mr. Wolfe:

This report is submitted by the County of Santa Clara, in conjunction with the Santa Clara Valley Urban Runoff Pollution Prevention Program's Annual Report, pursuant to provision C.6.(a) of its reissued municipal storm water discharge National Pollutant Discharge Elimination System Permit (Orders No. 01-024, 01-119, and R2-2005-0035).

This report summarizes activities performed during FY 07 in accordance with the County's Urban Runoff Management Plan (URMP), which was submitted to the Regional Board in September 1997 and updated subsequently, the performance standards contained therein, and the 2001 NPDES Storm Water Discharge Permit, as amended.

The County unincorporated area has a population of about 100,000 persons, with about 80,000 living within the Phase I NPDES Storm Water Discharge Permit jurisdiction. Community physical characteristics include mountains, forests, grasslands, chaparral, farms, suburbs, foothills, valley floor areas, watersheds, reservoirs, and bay frontage. There is no urban downtown core area; rather there is a large acreage of low-density land area surrounding existing suburbs and municipalities.

The County has a few urban pockets, few commercial sites, and few industrial sites. The County is pursuing a program of annexation, so that these urban pockets will become a part of the cities that surround them. The restrictive zoning and general plan policies for the unincorporated areas do not promote urban growth or subdivisions. In addition, the Parks and Recreation Department has obtained large land holdings that will never be developed, but rather will be used for primarily for open space and for low impact recreation. The largest "commercial" site in the unincorporated area is Stanford University.

Board of Supervisors: Donald F. Gage, Blanca Alvarado, Pete McHugh, Ken Yeager, Liz Kniss
County Executive: Peter Kutras, Jr.

Goals and Contents of the Report:

The goals of this Annual Report are to: 1) document implementation of the URMP and the FY 07 work plan during the past fiscal year; 2) evaluate program results for continuous improvement; 3) comply with NPDES Storm Water Discharge Permit requirements; and 4) share this information with other Co-permittees, jurisdiction decision-makers, and the public. A table of contents is included with the report.

Program Highlights:

1). The County's Clean Water Program continues to be funded directly from the County General Fund. As was stated in previous annual reports, the storm water fee that supported Clean Water Program activities was eliminated by the effects of Proposition 218 in 1997. Additional tax funding can only be obtained by a 2/3 vote of the people. The County Clean Water program is staffed by one Senior Management Analyst position. Staff members of the involved departments coordinate compliance and reporting activities as they relate to each involved department, with guidance from the Clean Water Program Coordinator as well as the Santa Clara Valley Urban Runoff Pollution Prevention (SCVURPPP) program staff.

2). The County continues to move forward with implementation of the 2001 NPDES Permit, as amended. The County is interested in how the provisions of the proposed Municipal Regional Permit will affect the existing Clean Water Program functions.

3). The involved departments include Capital Programs (now a part of the Fleet and Facilities Department), Roads and Airports, Parks and Recreation, Planning and Development (Planning Office, Development Services Office, Clean Water Program, Surveyor), Agriculture and Environmental Management (Integrated Waste Management, Pollution Prevention, Graffiti and Litter Abatement, Green Business Program, Master Composter Education Project, Environmental Health [Consumer Protection, Hazardous Materials, Solid Waste, Household Hazardous Waste, Vector Control], the County Executive's Office (Special Construction Projects, and Integrated Pest Management).

4). County staff members from the various involved departments have continued to be active this fiscal year in attending informational presentations regarding implementing the requirements of the NPDES Permit and preventing nonpoint source pollution.

Continuous Improvement Activities:

1). The County Department of Environmental Health continues to provide enhanced reporting for IC/ID and IND/COMM activities within the unincorporated area.

2). The involved County departments continue to take direct responsibility for implementation of performance standards and reporting on NPDES Permit compliance activities.

3). Training events have been well received by the involved departments.

4). The County's full time IPM Program Manager is continuing to work with the Department of Parks and Recreation pursuant to its new Pesticide Use Reduction Plan, and with Department of Roads and Airports regarding a planned Expressway Median Area Mulching Project that will also reduce the need for pesticides. The County was he first jurisdiction in SCVURPPP to adopt an IPM ordinance. Also, the County IPM Program Manager now has benefit of online pesticide use requesting and reporting via a database on the County's intranet.

5). The Household Hazardous Waste, Green Business, Integrated Waste Management, Graffiti and Litter Abatement, and Master Composting Education Programs have all been active in spreading the pollution prevention message, including prevention of storm water pollution.

6). The Household Hazardous Waste (HHW) Program has been very active in the recycling of mercury containing materials, in the Mercury Education Project, and in promoting E-Waste recycling. The HHW Program supports legislation to require sellers of mercury containing products to provide for collection and recycling.

Thank you in advance for your review of this Annual Report for FY 07. If you or your staff members have any questions regarding the materials submitted, please contact me at (408) 299-5737.

Sincerely,

Steve Homan

Steve Homan, R.E.H.S., R.E.A., B.S.
Clean Water Program Coordinator
Development Services Office
DEPARTMENT OF PLANNING AND DEVELOPMENT

cc: Board of Supervisors
Peter Kutras, Jr., County Executive
Val Alexeeff, Director, Department of Planning and Development
Thomas P. Whisler, P.E., Manager, Development Services Office
Involved Department Heads

COUNTY OF SANTA CLARA
CLEAN WATER PROGRAM
FY 07 ANNUAL REPORT

Contents

- Figure 1: Watershed Map 1
- Transmittal Letter 2
- Table of Contents 5
- Legend CWP 6
- Legend SCVURPPP 9

A. Certification Statement 16

B. Illicit Connection/Ilegal Dumping Elimination Activities 17

C. Industrial/Commercial Discharger Control Program 20
  - Industrial/Commercial Program (IND/COMM)
  - Household Hazardous Waste Program (HHW)

D. Public Agency Activities 77
  - C3. Reporting Forms for All Departments
  - Public Streets, Roads and Highways Operation and Maintenance
  - Rural Public Works Operation and Maintenance
  - Storm Drain Operation and Maintenance (refers to D.1)
  - Water Utility Operation and Maintenance (N/A)
  - Other Public Agency Activities (Dept. of Parks and Recreation)
  - Other Public Agency Activities (Capital Programs)

E. New Development Planning Procedures (Planning and Development) 109

F. Construction Inspection (Planning and Development 117

G. Public Information and Participation 120

H. Pesticide Management Activities (IPM Program) 130

I. Mercury Pollution Prevention Activities 139

J. Copper Action Plan/Nickel Action Plan 154

K. Trash Inventory and Management 159

L. Water Quality Monitoring (N/A) 164

M. Staff Training Summary Tables 165

N. Stanford University Activities Summary (from the City of Palo Alto) 171

Santa Clara Valley Urban Runoff Pollution Prevention Program (SCVURPPP)
Co-permittee:
County of Santa Clara
FY 07 Clean Water Program Annual Report

LEGEND

AR: Annual Report

ASA: Architectural and Site Approval Committee

BASMAA: Bay Area Stormwater Management Agencies Association

BMP: Best Management Practice

BOS: Board of Supervisors

CASQA: California Stormwater Quality Association

CC: County Counsel

CP: Capital Programs Division of FAF

CPD: Consumer Protection Division of DEH

CS: Cluster Subdivision

CWA: Federal Clean Water Act

CWP Program: County of Santa Clara Clean Water Program, formerly Nonpoint Source Pollution Control Program

DAEM: Department of Agriculture and Environmental Management

DEH: Department of Environmental Health

DA: District Attorney

DCC: Deputy County Counsel

DDA: Deputy District Attorney

DPR: Department of Parks and Recreation

DSO: Development Services Office (formerly "Building Inspection, Land Development Engineering, and Surveying Office")

DTSC: California Department of Toxic Substances Control

FAF: Fleet and Facilities Department

GALA: Graffiti and Litter Abatement Program

GBP: Green Business Program

HCP: Habitat Conservation Plan

HCEP: Home Composting Education Program

HHW: Household Hazardous Waste Section of DEH-HMCD

HLUET: Housing, Land Use, Environment, and Transportation Subcommittee of the Board of Supervisors

HMCD: Hazardous Materials Control Division of DEH

HMP: Hydrograph Modification Plan

IPM: Integrated Pest Management Program

IWM: Integrated Waste Management Program

LDE: Land Development Engineering Section of DSO

LLA: Licensed Landscape Architect

MCP: Master Composter Program

MEP: Maximum Extent Practicable, as defined by the CWA

NOI: Notice of Intent

NPDES: National Pollutant Discharge Elimination System

O&M: Operation and Maintenance

OS: Open Space

PC: Planning Commission

P.E.: Registered Professional Engineer

PLN: County Planning Office

PS: Performance Standard

R&A: Department Roads and Airports

R.C.E.: Registered Civil Engineer

RPWPS: Rural Public Works Perfomance Standard

SCVURPPP: Santa Clara Valley Urban Runoff Pollution Prevention Program

SFD: Single Family Dwelling

SOP: Standard Operating Procedure

SWPPP: Storm Water Pollution Prevention Plan

SWRCB: State of California Water Resources Control Board

URMP: Urban Runoff Management Plan

WMI: Watershed Management Initiative

WP: Annual Work Plan

SCVURPPP List of Acronyms/Abbreviations

AB	Assembly Bill
ABAG	Association of Bay Area Governments
ABC	Annual Budget Review Compilation
ACCWP	Alameda Countywide Clean Water Program
ACOE	U.S. Army Corps of Engineers
AHTG	Ad Hoc Task Group
AR	Annual Report
ASCE	American Society of Civil Engineers
BAAQMD	Bay Area Air Quality Management District
BART	San Francisco Bay Area Rapid Transit
BATG	Budget Ad Hoc Task Group
Basin	Santa Clara Basin
Basin Plan	Water Quality Control Plan for the San Francisco Basin
BACWA	Bay Area Clean Water Agencies
BAHM	Bay Area Hydrology Model
BAMBI	Bay Area Macroinvertebrate Bioassessment Information
BASMAA	Bay Area Stormwater Management Agencies Association
Bay	San Francisco Bay
Bay Area	San Francisco Bay Area
BMI	Benthic Macroinvertebrate
BMM	Lower South Bay Monitoring and Modeling Subgroup
BMP	Best Management Practice
BOMA	Building Owners and Managers Association
BPP	Brake Pad Partnership
BU	beneficial use
C	Celsius
C.3	Permit Provision C.3
C3PO	C.3 Provision Oversight
CA	California
Cal-EPA	California Environmental Protection Agency
Caltrans	California Department of Transportation
CAMLnet	California Aquatic Macroinvertebrate Laboratory Network

Acronyms/Abbreviations

Campaign	Watershed Watch Campaign
CAP	Copper Action Plan
CASQA	California of Stormwater Quality Association
CB	Copper Baseline
CCC	Continuous Concentration Criterion
CD-ROM	Compact Disk-Read Only Memory
CDS	Continuous Deflective Separation
CEP	Clean Estuary Partnership
CESQG	Conditionally Exempt Small Quantity Generator
CEQA	California Environmental Quality Act
CFR	Code of Federal Regulations
cfs	cubic feet per second
CI	Continuous Improvement
CIWMB	California Integrated Waste Management Board
CMIA	Conceptual Model Impairment Assessment
CMS	Copper Management Strategy
COA	Condition of Approval
CoHHW	Santa Clara County Household Hazardous Waste Program
CoHHW Program	Santa Clara County Household Hazardous Waste Program
COLD	cold freshwater habitat
CRMP	Coordinated Resources Management and Planning
CSBP	California Stream Bioassessment Procedures
CTR	California Toxic Rule
Cu	Copper
CWA	Clean Water Act
DDD	Dichlorodiphenyldichloroethane
DDE	Dichlorodiphenyldichloroethylene
DDT	Dichlorodiphenyltrichloroethane
DEH	Santa Clara County Department of Environmental Health
District	Santa Clara Valley Water District
DO	Dissolved Oxygen
DOE	Department of Energy
DPR	Department of Pesticide Regulation

Acronyms/Abbreviations

DWR	Department of Water Resources
E. Coli	Enterococus Coli
EEC	SF Bay Wildlife Refuge Environmental Education Center
EEDMS	Environmental Enforcement Data Management System
EEPS	Exposure and Effects Pilot Study
e.g.	for example
EMAP	Environmental Monitoring Program
EMB	Executive Management Board
EOA	Eisenberg, Olivieri, and Associates
EPA	U.S. Environmental Protection Agency
Estuary	San Francisco Bay Estuary
F	Fahrenheit
FLT	Fluorescent Light Tube
FY	Fiscal Year
GCRCD	Guadalupe-Coyote Resource Conservation District
GIASP	General Industrial Activities Stormwater Permit
GIS	Geographic Information System
GRTS	Generalized Random Tessellation Stratified
HBANC	Home Builders Association of Northern California
Hg	Mercury
HMP	Hydromodification Management Plan
HHW	Household Hazardous Waste
HVAC	Heating, Ventilation and Air Conditioning
IBI	Index of Biotic Integrity
IC/ID	Illicit Connection and Illegal Dumping
ID	Identification
IND	Industrial/Commercial
i.e.	that is
IPM	Integrated Pest Management
JPA	Joint Powers Authority
K	Kindergarten
KAB	Keep America Beautiful
kg	Kilogram

Acronyms/Abbreviations

L	Liter
Lb	Pound
LA	load allocation
LFA	Limiting Factors Analysis
LID	Low Impact Development
LSSB	Lower South San Francisco Bay
LUS	Land Use Subgroup
MC	Management Committee
MCMP	Metals Control Measures Plan
MCTT	Multi-Chambered Treatment Train
MDDB	Metadata Database
MDL	Most Downstream Location
MEP	Maximum Extent Practicable
Mercury Plan	Mercury Pollution Prevention Plan
Mg	milligram
mgd	million gallons per day
MIGR	fish migration
MOA	Memorandum of Agreement
MOFO	Morrison & Foerster
MOU	Memorandum of Understanding
MP	Monitoring Priority
MROSD	Mid-Peninsula Regional Open Space District
MYRWMP	Multi-Year Receiving Waters Monitoring Plan
NAP	Nickel Action Plan
NEMA	National Electrical Manufacturers Association
NAIOP	National Association of Industrial and Office Properties
NEPA	National Environmental Policy Act
ng	Nanogram
Ni	Nickel
NOI	Notice of Intent
NPDES	National Pollutant Discharge Elimination System
OC	Organochlorine
O&M	Operation and Maintenance

Acronyms/Abbreviations

OP	Organophosphate
OWOW	Our Water Our World
P2	Pollution Prevention
PAHs	Polynuclear Aromatic Hydrocarbons
PBDE	Polybrominated Diphenyl Ether
Pb	Lead
PCBs	Polychlorinated Biphenyls
PCDD	Polychlorinated Dibenzo-p-Dioxins
PCDF	Polychlorinated Dibenzofurans
PCO	Pest Control Operator
pg	Picogram
PHAB	Physical Habitat Assessments
PIP	Public Information and Participation
PI/P	Public Information and Participation
PIPP	Public Information and Participation Program
PMPS	Pest Management Performance Standard
POC	Pollutant of Concern
POTW	Publicly Owned Treatment Works
PPPS	Planning Procedures Performance Standard
Program	Santa Clara Valley Urban Runoff Pollution Prevention Program
PS	Performance Standard
PVC	Polyvinyl Chloride
Q	Quarter
QAPP	Quality Assurance Project Plan
RAC	Regional Ad Campaign
RARE	preservation of rare and endangered species
RCRA	Resource Conservation and Recovery Act
REC- 1	water contact recreation
REC-2	non-contact water recreation
Regional Board	San Francisco Bay Regional Water Quality Control Board
RFP	Request for Proposal
RMAS	Regional Monitoring and Assessment Strategy
RMP	Regional Monitoring Program

Acronyms/Abbreviations

RPT	Report Preparation Team
RS	Regulatory Subgroup
RTA	Rapid Trash Assessment
RWQCB	San Francisco Bay Regional Water Quality Control Board
SC	Steering Committee
SCC	Santa Clara County
SCBWM1	Santa Clara Basin Watershed Management Initiative
SCVURPPP	Santa Clara Valley Urban Runoff Pollution Prevention Program
SCVWD	Santa Clara Valley Water District
SF	San Francisco
SFEI	San Francisco Estuary Institute
SFEP	San Francisco Estuary Project
SIC	Standard Industrial Classification
SMaRT®	Sunnyvale Materials Recovery and Transfer
SOP	Standard Operating Procedures
South Bay	Lower South San Francisco Bay
SPLWG	Sources, Pathways and Loadings Work Group (RMP)
SPWN	fish spawning
SSC	Suspended Sediment Concentration
SSI	Inventory of Santa Clara Basin Stream Studies
SSO	Water Quality Site-Specific Objective
State Board	State Water Resources Control Board
STOPPP	San Mateo Countywide Stormwater Pollution Prevention Program
SWAMP	Surface Waters Ambient Monitoring Program
SWANA	Solid Waste Association of North America
SWMP	Stormwater Management Plan
SWPPP	Stormwater Pollution Prevention Plan
SWRCB	State Water Resources Control Board
TAC	Technical Advisory Committee
TMDL	Total Maximum Daily Load
TO	Tentative Order
TP	Total Phosphorus
TPH	Total Petroleum Hydrocarbons

Acronyms/Abbreviations

TRC	Technical Review Committee
ug	Microgram
UPC	Urban Pesticide Committee
URMP	Urban Runoff Management Plan
URQM	Urban Runoff Quality Management
USA	Unified Stream Assessment
USEPA	U. S. Environmental Protection Agency
USFWS	U.S. Fish and Wildlife Service
USGS	U.S. Geological Survey
VTA	Santa Clara Valley Transportation Authority
WAC	Watershed Assessment Consultant
WAMS	Watershed Assessment and Monitoring Subgroup
WAR	Watershed Assessment Report
WARM	warm freshwater habitat
Water Board	San Francisco Bay Regional Water Quality Control Board
Water District	Santa Clara Valley Water District
WEF	Water Environment Federation
WEO	Watershed Education and Outreach
WE&O	Watershed Education and Outreach
WERF	Water Environment Research Foundation
WG	Work Group
WILD	wildlife habitat
WLA	Waste Load Allocation
WMI	Watershed Management Initiative
Work Group “I”	SCBWMI Phase I Indicators Work Group
WP	Work Plan
WRPC	Water Resources Protection Collaborative
WVCWP	West Valley Clean Water Program
WW	Watershed Watch
WWTP	Wastewater Treatment Plant
WY	Water Year
YSI	Youth Science Institute
Zn	Zinc

County of Santa Clara

Department of Planning and Development
Development Services Office

County Government Center, East Wing
70 West Hedding Street, 7th Floor
San Jose, California 95110
(408) 299-5700 FAX (408) 279-8537

COUNTY OF SANTA CLARA
CLEAN WATER PROGRAM
FY 07 ANNUAL REPORT

ATTACHMENT A

Certification Statement

"I certify, under penalty of law, that this document and all attachments were prepared under my direction or supervision in accordance with a system designed to ensure that qualified personnel properly gather and evaluate the information submitted. Based on my inquiry of the person or persons who manage the system, or those persons directly responsible for gathering the information, the information submitted, is, to the best of my knowledge and belief, true, accurate, and complete. I am aware that there are significant penalties for submitting false information, including the possibility of fine and imprisonment for knowing violations."

Signature by Duly Authorized Representative:

Thomas P. Whisler 9/15/07

Thomas P. Whisler, P.E. Date
Manager, Development Services Office
DEPT. OF PLANNING AND DEVELOPMENT

Santa Clara Valley Urban Runoff Pollution Prevention Program

FY 07 Annual Report

Attachment B - Illicit Connection/Illegal Dumping Elimination Activities (IC/ID) (Summary Data Tables are located in Attachment C)

County of Santa Clara
Clean Water Program
DEVELOPMENT SERVICES OFFICE
DEPT. OF PLANNING AND DEVELOPMENT
70 West Hedding St., 7th Floor East Wing
San Jose, CA 95110

COUNTY OF SANTA CLARA
DEH: SOLID WASTE LOCAL ENFORCEMENT AGENCY
FOR CLEAN WATER PROGRAM
ANNUAL REPORT FY 07

- **Solid Waste Local Enforcement Agency (SW-LEA)**

The Solid Waste Program approaches the goals of storm water pollution prevention to the maximum extent practicable in a pragmatic manner. Every complaint received and investigated is approached considering what is is needed to remove the threat of pollution. This often leads to a referral to another agency having jurisdiction over the cause of the polluting responsible party. Staff continues to look for and report potential polluting situations to the stormwater protection enforcement agencies for follow-up.

In many cases, the solid waste program confirms the threat and issues an order to abate the violation. Usually the threat of legal action leads to abatement of the violation, but occasionally cases are referred to the District Attorney's Environmental Crimes Unit for legal action.

The complaint investigations are widely varied in scope, but are nonetheless related to preventing pollution of the environment and are backed by the County Ordinances relating to yard waste, refuse accumulations, illegal dumping, refuse collection vehicles, and the septage or grease pumper vehicles. **Upon our recommendation to the County Integrated Waste Management awarded contracts this year to three large urban territories have limited yardwaste collection directly from the toters instead of collecting yardwaste directly on the streets.** We believe this will have a large impact on the volume of organic debris from entering the storm drain systems.

Abatement of facilities that are routinely inspected, include vehicle storage yards and solid waste facilities, operations such as landfills, transfer stations, composting facilities, and closed landfills. These facilities are under the jurisdiction of state laws and the state-designated local enforcement program. This section inspects all large facilities that generate medical or bio-hazardous wastes and ensure that their waste stream handling does not result in biohazardous waste contamination of the storm water systems near such facilities.

It is stressed at SW-LEA staff meetings and in training that one of the principal goals of our inspections is to identify and investigate any and all critical control points of the programs promoting clean water. The SW-LEA program is effective in reducing or eliminating storm water pollution because it keeps illegally dumped materials out of the storm water system and therefore out of watersheds.

Training: Solid waste staff attended a CIWMB/LEA conference promoting coordination between various state oversight boards, such as air, water and solid waste. The topics centered around solid waste facilities and how the public and the environment can be better protected from the impacts of these facilities and the improper or illegal disposal of solid waste. There were presentations relating to illegal dumping abatement as well as coordinating efforts with the RWQCBs, since local inspectors are their eyes and ears out in the field. The solid waste staff gained valuable information from several topics covered relating to storm water pollution prevention. Solid Waste staff also attends monthly the Technical Advisory Committee meeting addressing a wide range of issues regarding solid waste and recycling including storm water run off and public education.

Santa Clara Valley Urban Runoff Pollution Prevention Program

FY 07 Annual Report

Attachment C - Industrial/Commercial Discharger Control Program (IND/COMM)

Notes:

1). The County Department of Environmental Health provides industrial and commercial inspections as a component of its ongoing inspection programs.

2). The IC/ID data is presented here (for Attachment B) as well.

County of Santa Clara
Clean Water Program
DEVELOPMENT SERVICES OFFICE
DEPT. OF PLANNING AND DEVELOPMENT
70 West Hedding St., 7th Floor East Wing
San Jose, CA 95110

Memorandum

July 20, 2007

To: Stormwater/Urban Runoff P2 Staff

From: Wendy Fong, Management Analyst

Re: Fiscal Year 2006/2007 HHW Program Update

Participation
The HHW Program served 26,953 residents from July 1, 2006 through June 30, 2007. In addition, over 2.3 million pounds of hazardous waste was managed safely and legally. There were 64 collection events for residents at three permanent facilities and 10 temporary events strategically located throughout the County. (Note that the San Jose facility closed in October 2006.) In addition, the Program served 418 small businesses including local governments, Goodwill Industries, and the Salvation Army.

Paint
Latex paint accounted for 819,800 pounds and other paint related materials (including oil paint) accounted for approximately 623,170 pounds. Together, paint represents 61% of the hazardous waste collected.

Pesticides
Although the grant award to conduct public education about Dursban and Diazinon has ended, we continued to manage 1,250 pounds of these two pesticides. Over 210,900 pounds of other poisons were managed as well.

UNIVERSAL WASTE

The County of Santa Clara Department of Environmental Health Household Hazardous Waste Program provides residents with opportunities to recycle mercury-containing products (fluorescent lights, batteries, and thermometers) at retail locations, community centers and special outreach events. These products contain varying amounts of mercury, a heavy metal, which is a U.S. Environmental Protection Agency waste minimization priority chemical. A community-based collection system is convenient, cost-effective and combined with an aggressive educational outreach program, will increase awareness and participation. Outreach includes the use of consistent educational messages through the media and the development and distribution of brochures, flyers and posters as well as literature and event attendance.

Mercury containing products collected in FY 2006/2007

Recycling partners were established at retail and community drop-off locations. These partners agreed to allow customers to drop-off household batteries and fluorescent lamps. To date 30 retail stores serve as fluorescent lamp drop-offs and 49 locations serve as battery drop-offs. The HHW Program picks up the waste and recycles it for them.

Elemental Mercury- 1,170 pounds (includes thermostats, thermometers and other products)
Fluorescent Lamps – 353,694 feet or 88,423 pounds
Household batteries – 65,860 pounds

Public Outreach

A total of 1,193 thermometers were collected at 7 thermometer exchange events where residents exchanged their mercury-containing thermometer for a free mercury-free one.

Participated in 22 community events.

Hazardous Waste Recycling & Disposal FOR SANTA CLARA COUNTY

Print this article | Email this article

Pesticide Disposal and Recycling

Pesticide Grant

In June 2001, the County of Santa Clara Household Hazardous Waste (HHW) Program was awarded a grant from the California Integrated Management Board (CIWMB) implementing public education to promote the immediate disposal of two pesticides Dursban (chlorpyrifos) and Diazinon. The objective of this grant was to provide county residents with a safe and convenient means of disposal, information on health risks involved with it's use, and pesticide alternatives.

Awareness of the dangers of Dursban and Diazinon has been spread through a wide variety of outreach methods including door hangers, brochures, and appointment letter inserts. Over 176,000 door hangers were distributed in Santa Clara County. There was also outreach material passed out to a number of schools in San Jose and Los Gatos.

It is illegal to sell Dursban as of December 31, 2001, and Diazinon will be completely off the market by the end of 2004. These chemicals have been studied and found to be dangerous nerve toxins. During the span

QUICKLINKS

- Current Food Safety Schedule
- View Local Oversight Program Case Documents Online
- Fee Schedule
- Filing Complaints
- Related County Agencies
- CalCode Summary of Major Changes

HIGHLIGHTS

2003 Samuel J. Crumbine Award Winner

...more

of the grant, 34,278 residents have dropped off pesticide products of which, 9,800 pounds were Dursban and Diazinon. This waste was enough to pack forty-nine 55gallon drums.

Although the grant has expired, the Household Hazardous Waste Program continues to welcome pesticide waste at its disposal drop-offs. Please call (408)299-7300 to arrange an appointment for a drop-off.

Links

Less Toxic Alternatives to Pest Control

Dursban and Diazinon/Pesticide Door Hanger
Problem Pesticides
Related Links

Back to Top | Print this article | Email this article

County Policy | **Privacy Policy** | Accessibility | Site Map | Contact Webmaster | Site Help
All Content Copyright ©2007, The County Of Santa Clara, CA

COUNTY OF SANTA CLARA
Category A Inspections -- Significant Industrial Facilities
FY 07

Facility Name	Inspection Date DEH--HMCD	Comments
West Coast Aggregates- Lexington Quarry	8/3/06, 6/27/07	
Hanson Quarry and Cement	11/27/06	
United Technology - Pratt and Whitney	Ongoing closure activities	No routine inspection required by HMCD
Raisch – Serpa Quarry	6/14/05	No hazardous materials being used, no inspection required by HMCD
Reid-Hillview Airport	8/3/06	
Stevens Creek Quarry	4/26/07	
Raisch – Azevedo Quarry	8/1/06	
Desilva Gates – Curtner Quarry	1/29/07	
Palo Alto Airport	8/3/06	
Elmwood Correctional Facility	2/21/07	
Valley Medical Center (County Hospital)	8/2/06	
Stanford University	Ongoing	Facility is inspected throughout the year; hazmat closures, installations, and upgrades are also inspected

COUNTY OF SANTA CLARA
LAND DEVELOPMENT ENGINEERING SECTION (LDE)
DEPT. OF PLANNING AND DEVELOPMENT,
For Annual Report, Clean Water Program FY 07

Category A: Significant Industrial Sites: Quarry Inspections by LDE

County of Santa Clara

Department of Planning and Development
Development Services Office

County Government Center, East Wing
70 West Hedding Street, 7th Floor
San Jose, California 95110
(408) 299-5700 FAX (408) 279-8537

MEMORANDUM

TO: Gary Rudholm
Planning Office

Chris Freitas
Land Development Engineering

Steve Homan
Clean Water Program

FROM: Ryan Fong
Mitchell Thompson
Jerry Guevara
Land Development Engineering

SUBJECT: Azevedo Quarry
County File # 4728-43-60-04PAM

DATE: March 5, 2007

The following observations and recommendations for the Azevedo Quarry in San Jose, CA. are based on a site visit and inspection dated December 6, 2006.

BACKGROUND

For the background of the quarry please see the Cotton, Shires & Associates report for Azevedo Quarry dated February 5, 2007.

INSPECTION NOTES

A. Inspection of the tiger salamander habitat fence showed that the fence needs some maintenance to repair some tears in the silt fence. The habitat is located south east of the sedimentation pond.

B. The earth berm between the sedimentation pond and the railroad tracks contains a tension crack. The use of poor fill material, construction methods and the slope angle of the berm could have contributed to the failure.

C. There are also inconsistencies from the reclamation plan along the entrance the South East side of the quarry. There is a large cut slope in excess of 20 feet vertical with no slope. (Figure 1)

RECOMMENDATIONS

1. Have the Geotechnical Engineer of record study the slope near the entrance and the earth berm of the quarry to verify its stability. Provide recommendations to alleviate the issue if necessary

2. The quarry operator should be performing annual maintenance of the tiger salamander habitat area. Future inspections should look at the fence protecting the habitat.

Figure 1 Steep cut slope near the entrance of the quarry

MONTEREY RD
LEWIS RD
HILLTOP WAY
DAYLIGHT WAY
HILLSDALE AVE
HILLCAP AVE
COMMUNICATIONS HILL BLVD
MANUEL ST
VINA SYMPHORIX WAY
ADELINE AVE
CASSELINO DR
CATHENALYN AVE
MARBLE ARCH AVE
ST FLORIAN WAY
LARCIANO DR
ALTINO BLVD
NEW STREET
EL RIO WAY
SOBLE LN
A
B
C

County of Santa Clara

Department of Planning and Development
Development Services Office

County Government Center, East Wing
70 West Hedding Street, 7th Floor
San Jose, California 95110
(408) 299-5700 FAX (408) 279-8537

MEMORANDUM

TO: Gary Rudholm
Planning Office

Chris Freitas
Land Development Engineering

Steve Homan
Clean Water Program

FROM: Ryan Fong RF
Jerry Guevara
Mitchell Thompson
Land Development Engineering

SUBJECT: Stevens Creek Quarry
County File # 1253-16-62-04PAM

DATE: March 5, 2007

The following observations and recommendations for the Stevens Creek Quarry West of Cupertino, CA. are based on a site visit and inspection dated December 19, 2006.

BACKGROUND

For the background of the quarry please see the Cotton, Shires & Associates report for Stevens Creek Quarry dated February 5, 2007.

INSPECTION NOTES

A. When entering the main pit there was a large cut slope on the West side. The slope appeared to be steeper than 1:1, horizontal to vertical, and contained only one intermediate bench close to the top of the hill. The remaining slope appeared to go down the rest of the hill (Figure 1). The cut slope is also not covered with any erosion control.

B. Inspection the East side of the quarry revealed exposed slopes with large drainage channels and sloughing material off of the hillside to the base. (Figure 2). The slope appears to have no erosion control.

C. As we traveled along on an access road to the Northern part of the quarry we found that the access road was draining away from the quarry. There was an earth berm put in place but there were at least 3 selected cuts in the berm that allowed drainage to go to the other side of the hill. Drainage and sediment appeared to be going away from the quarry instead of being contained (figure 3).

D. As we approached the Northern part of the main pit, there was a very large accumulation of overburden soil that appeared to be unstable (Figure 4). Other portions of overburden appear to have fallen all around.

RECOMMENDATIONS

1. Have the Geotechnical Engineer of record verify the stability of slopes along the West and Northern Slope. Provide recommendations if necessary

2. Have the access road re-graded to slope towards the quarry to keep the drainage and sediment contained in the quarry. Additionally drainage should not be allowed to sheet flow onto any fill or cut slopes.

3. Erosion control should be in place to prevent drainage from causing additional damage to the cut and fill slopes and to prevent drainage channels from occuring.

4. An erosion control plan should be designed by the quarry's Civil Engineer or Geotechnical consultant and submitted to Land Development Engineering for review.

EVENS CANYON RD
MONTEBELLO RD
PEACOCK CT
PEACOCK CT
EVENS GREEN LN
A
A
B
C
D



Figure 1. Large uncovered cut slope

Figure 2. Uncovered slope with material sloughing and drainage channels

Figure 3. Drainage carrying sediment away from the quarry and the sedimentation basins

Figure 4. Large overburden above the work area in the main pit

County of Santa Clara

Department of Planning and Development
Development Services Office

County Government Center, East Wing
70 West Hedding Street, 7th Floor
San Jose, California 95110
(408) 299-5700 FAX (408) 279-8537

MEMORANDUM

TO: Gary Rudholm
Planning Office

Chris Freitas
Land Development Engineering

Steve Homan
Clean Water Program

FROM: Jerry Guevara
Ryan Fong
Mitchell Thompson
Land Development Engineering

SUBJECT: Serpa Quarry
County File # 2071-42-84-04PAM

DATE: March 5, 2007

The following observations and recommendations for the Serpa Quarry in Milpitas, CA. Are based on a site visit and inspection dated November 9, 2006.

BACKGROUND

For the background information and history of the quarry, please see the Cotton, Shires & Associates report for the Serpa Quarry dated February 5, 2006.

INSPECTION NOTES

A. The Serpa Quarry is now run on an as needed basis. It is not in full operation. There were some areas of loose stockpiles generally in the Northern side of the Quarry. Drainage appears to be flowing to the adjacent property.

B. There appears to be a steep unstable slope alongside the haul road back down to the lower area. This slope needs to be addressed by the Civil Engineer and/or Geotechnical Engineer on record.

RECOMMENDATIONS

1. Better erosion control methods are advised to stabilize slopes and minimize potential landslides. Examples would be straw blankets, matted straw with jute netting or hydro-straw/ hydro seeding, etc. The Geotechnical Engineers or Civil Engineer on record should make recommendations regarding erosion control methods and submit this plan the Land Development Engineering for review. In addition, a proposed plan to grade back the slope to a 3:1 should be considered.

2. Clean up of the Northern area must be completed in addition to drainage improvements to capture storm water runoff to the adjacent property. This area needs to be re-inspected after improvements are made.

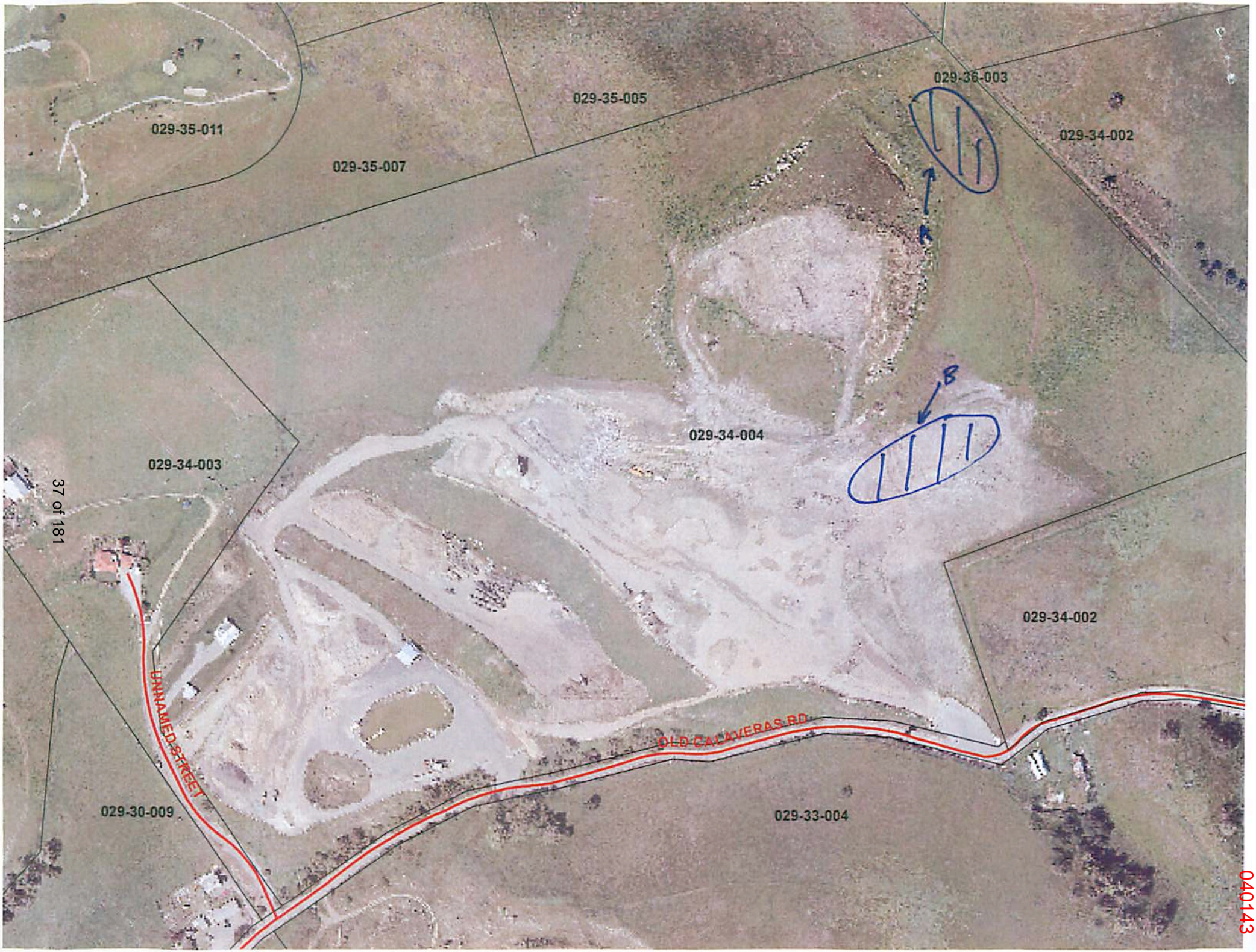
029-35-011
029-35-007
029-35-005
029-36-003
029-34-002
A
B
029-34-004
029-34-003
029-34-002
UNNAMED STREET
OLD CALAVERAS RD
029-30-009
029-33-004

County of Santa Clara

Department of Planning and Development
Development Services Office

County Government Center, East Wing
70 West Hedding Street, 7th Floor
San Jose, California 95110
(408) 299-5700 FAX (408) 279-8537

MEMORANDUM

TO: Gary Rudholm
Planning Office

Chris Freitas
Land Development Engineering

Steve Homan
Clean Water Program

FROM: Jerry Guevara
Mitchell Thompson
Ryan Fong
Land Development Engineering

SUBJECT: Hanson Permanente Quarry
County File # 2250-13-66-04PAM

DATE: March 5, 2007

The following observations and recommendations for the Hanson Permanente Quarry in Cupertino CA. are based on a site visit and inspection dated December 14, 2006.

BACKGROUND

For the background of the quarry please see the Cotton, Shires & Associates report for Hanson Permanente Quarry dated February 5, 2007.

INSPECTION NOTES

A. In the main pit area, there are several active landslides of varying magnitude. Mining activity is still taking place in the main pit. (Figure 1)

B. The overburden soil for the quarry has been placed in a large stockpile area designated as area A. Portions of this area have been graded to a finish slope angle and seeded where as the majority of the area remains in a stockpiled condition where slope angles are in excess of 2:1 horizontal to vertical. Visually, the stockpiles didn't appear to be compacted or keyed and they were not covered with any erosion control measures. (Figure 2)

C. The near by creek that runs adjacent to the quarry appeared to be clean at the point of inspection. Storm water from the quarry was transported via closed pipe to sedimentation ponds near the cement factory.

RECOMMENDATIONS

1. The slides and slope angles in the pit area should be addressed by the quarry's geotechnical consultant to establish safe working conditions.

2. The overburden placement area A should be addressed by the quarry's geotechnical consultant to determine it's stability. It was brought to our attention that minimal if any compaction efforts were made during the placement of this material. In addition, it is not apparent that any keying or benching was executed during the construction of this area.

3. An erosion control plan should be designed by the quarry's civil engineer and submitted to Land Development Engineering for review. This plan is especially important for area A. The storm water in

this area is allowed to run off into near by tributaries. Hydro seeding alone is not adequate erosion control.

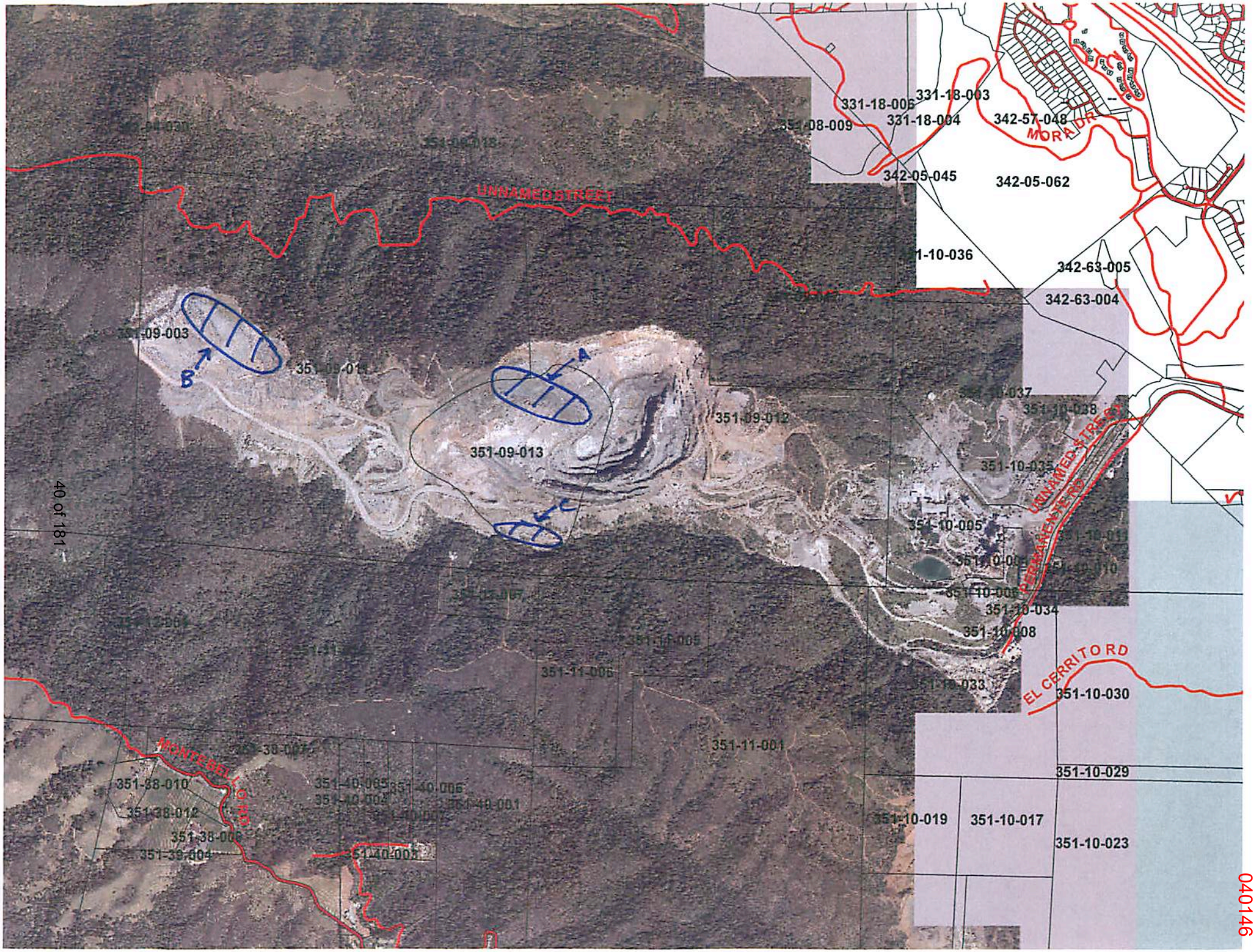
331-18-006
331-18-003
331-18-004
342-57-048
MORA DR
342-05-045
342-05-062
UNNAMED STREET
1-10-036
342-63-005
342-63-004
351-09-003
B
A
351-09-012
351-09-013
C
351-10-037
351-10-038
351-10-035
UNNAMED STREET
PERMANENTE RD
351-10-005
351-10-034
351-10-008
EL CERRITO RD
351-10-030
351-11-006
351-11-001
351-10-029
MONTEBELLO RD
351-38-010
351-38-012
351-38-004
351-40-005
351-40-006
351-40-004
351-40-001
351-10-019
351-10-017
351-10-023

Figure 1. Landslide in the main pit

Figure 2. Overburden stockpile that's not compacted and uncovered

County of Santa Clara

Department of Planning and Development
Development Services Office

County Government Center, East Wing
70 West Hedding Street, 7th Floor
San Jose, California 95110
(408) 299-5700 FAX (408) 279-8537

MEMORANDUM

TO: Gary Rudholm
Planning Office

Chris Freitas
Land Development Engineering

Steve Homan
Clean Water Program

FROM: Ryan Fong RF
Jerry Guevara
Mitchell Thompson
Land Development Engineering

SUBJECT: Lexington Quarry
County File # 3690-30-48-04PAM

DATE: March 5, 2007

The following observations and recommendations for the Lexington Quarry South of Los Gatos, CA. are based on a site visit and inspection dated December 20, 2006.

BACKGROUND

For the background information of the quarry please see the Cotton, Shires & Associates report for Freeman Quarry dated February 5, 2007.

INSPECTION NOTES

A. There are 2 sides of the quarry, the West side and the East side. The most Southerly portion of the West side is over steepened to well over a 1:1 slope horizontal to vertical. The slope also appears to be producing talus that is accumulating in the sedimentation basins below (Figure 1). The Sedimentation basins appear to be in poor condition. None of the slopes around the basins appeared to be engineered with compacted fill. At the time of inspection the slopes were recently seeded. With the condition of the slopes the seed put down may not germinate in place.

B. Visual inspection of the reclaimed area on the West side revealed a failure within the first 15' of the immediate bench (Figure 2) and various other locations where material is sloughing over the face of the slope. Drainage ditches did not appear to be installed at each bench to collect sheet flow drainage away from the reclaimed slopes. The planting appears to be growing on the benches but the slopes appear to be uncovered.

C. Behind the rock crushing facilities near the base of the East side of the quarry, there is a pond of water that the plant is using for recycling. An unknown oily substance was found that has collected in the water that needs to be evaluated and addressed. (Figure 3). It's possible that equipment maintenance may need to be done to prevent leaking of machine grease or oils.

D. Visual inspection of the East side slope has shown that there are drainage ruts along the slopes that are carrying sediment down the slopes. This could be an indication that water is not being contained to the bench and is allowed to flow over the face of the cut slope It also appears that soil is being pushed over the slopes. There is a large slope failure above the fourth bench from the bottom near the top of the hill (Figure 4). The Geotechnical consultant should address this.

E. Inspection of the area where Limekiln Creek begins to pass through the quarry appeared to be clean and clear of debris.

RECOMMENDATIONS

1. Steepness of the Southerly portion of the West side needs to be addressed by the Geotechnical Engineer and recommendations need to be provided to stabilize the slope.

2. Reconstruction of the sedimentation basins with engineered fill to a relative compaction recommended by the Geotechnical Engineer of record must be completed. These areas should then be reseeded.

3. Provide drainage ditches on the inboard side of the benches to prevent sheet flow from going onto the cut slopes.

4. The quarry's Geotechnical Consultant should address the unstable slopes on the East side and provide recommendations to stabilize the slope.

5. An erosion control plan must be designed by the Quarry's Civil Engineer or Geotechnical consultant and submitted to Land Development Engineering for review.

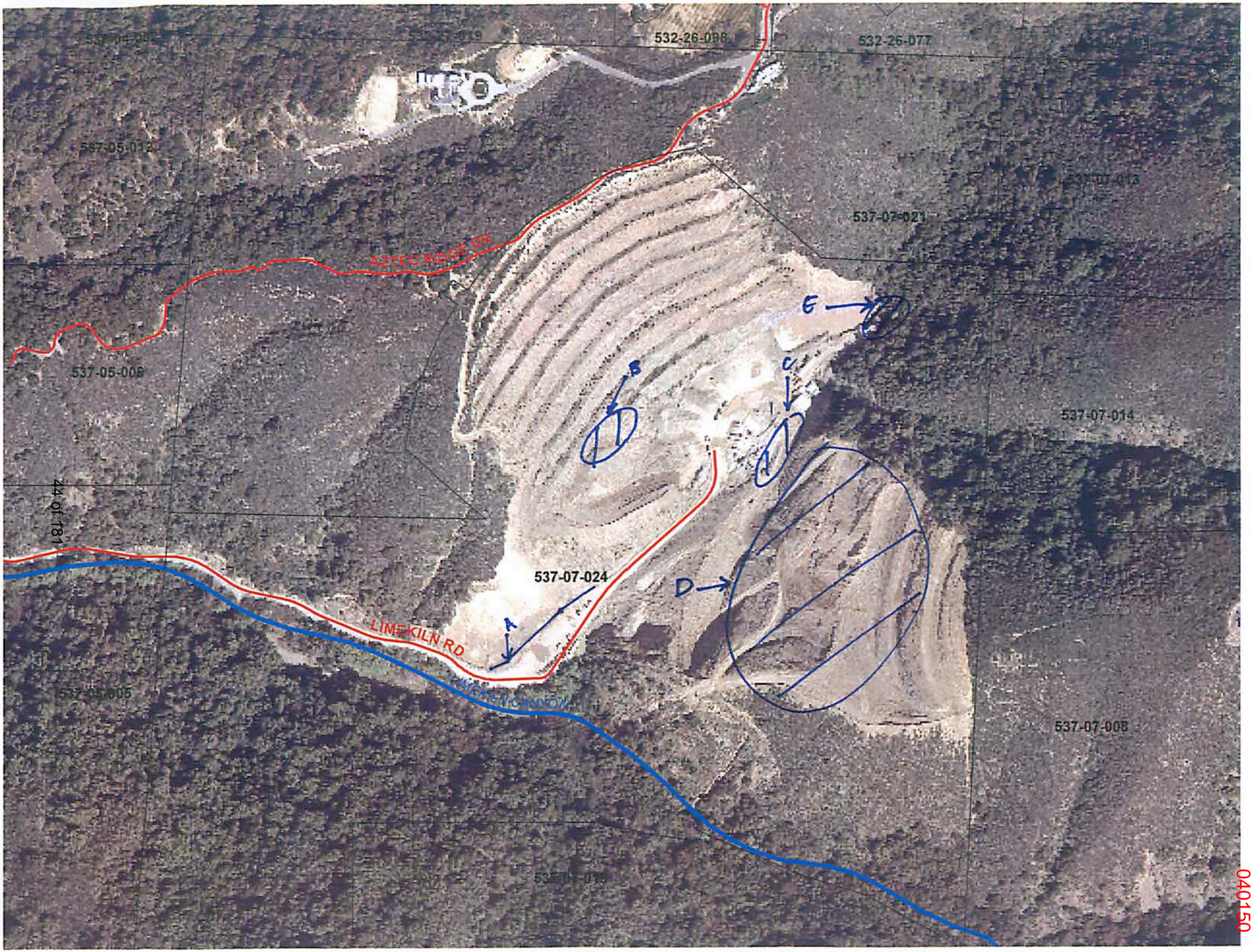
532-26-096
532-26-077
537-05-012
537-07-013
537-07-021
AZTEC RIDGE DR
537-05-006
537-07-014
537-07-024
LIMEKILN RD
537-07-008
A
B
C
D
E

Figure 1. Sloughing material into the sedimentation basin

Figure 2. Bench blow out

Figure 3. Oily substance found in the recycled water pond.

Figure 4. Slope failure on East side slope.

County of Santa Clara

Department of Planning and Development
Development Services Office

County Government Center, East Wing
70 West Hedding Street, 7th Floor
San Jose, California 95110
(408) 299-5700 FAX (408) 279-8537

MEMORANDUM

TO: Gary Rudholm
Planning Office

Chris Freitas
Land Development Engineering

Steve Homan
Clean Water Program

FROM: Ryan Fong
Mitchell Thompson
Jerry Guevara
Land Development Engineering

SUBJECT: Calaveras Quarry
County File # 2066-42-83-04PAM

DATE: March 5, 2007

The following observations and recommendations for the Calaveras Quarry in Milpitas CA. are based on a site visit and inspection dated October 31, 2006.

BACKGROUND

For the background of the quarry, please see the Cotton, Shires & Associates report for Calaveras Quarry dated February 5, 2007.

INSPECTION NOTES

A. The Quarry is currently closed and is no longer producing. The recent fire has revealed some concerns with respect to slope stability. These exist near the entrance of the quarry where slopes were left in excess of a 2:1 angle, horizontal to vertical. Some construction debris and loose material is present throughout the quarry and erosion within the quarry boundary is a concern.

RECOMMENDATIONS

1. Have the Geotechnical Engineer of record study the slope near the entrance and along the access road to the quarry to verify their stability. Provide recommendations to alleviate the issue if necessary.

2. The quarry operator should be performing annual maintenance with respect to erosion control and sediment runoff. The quarries Geotechnical consultant should be involved in recommendations regarding the removal of the large block waste that exists in the drainage basins.

3. An erosion control plan should be designed by the quarry's Civil Engineer or the Geotechnical consultant and submitted to the Land Development Engineering Department for review.

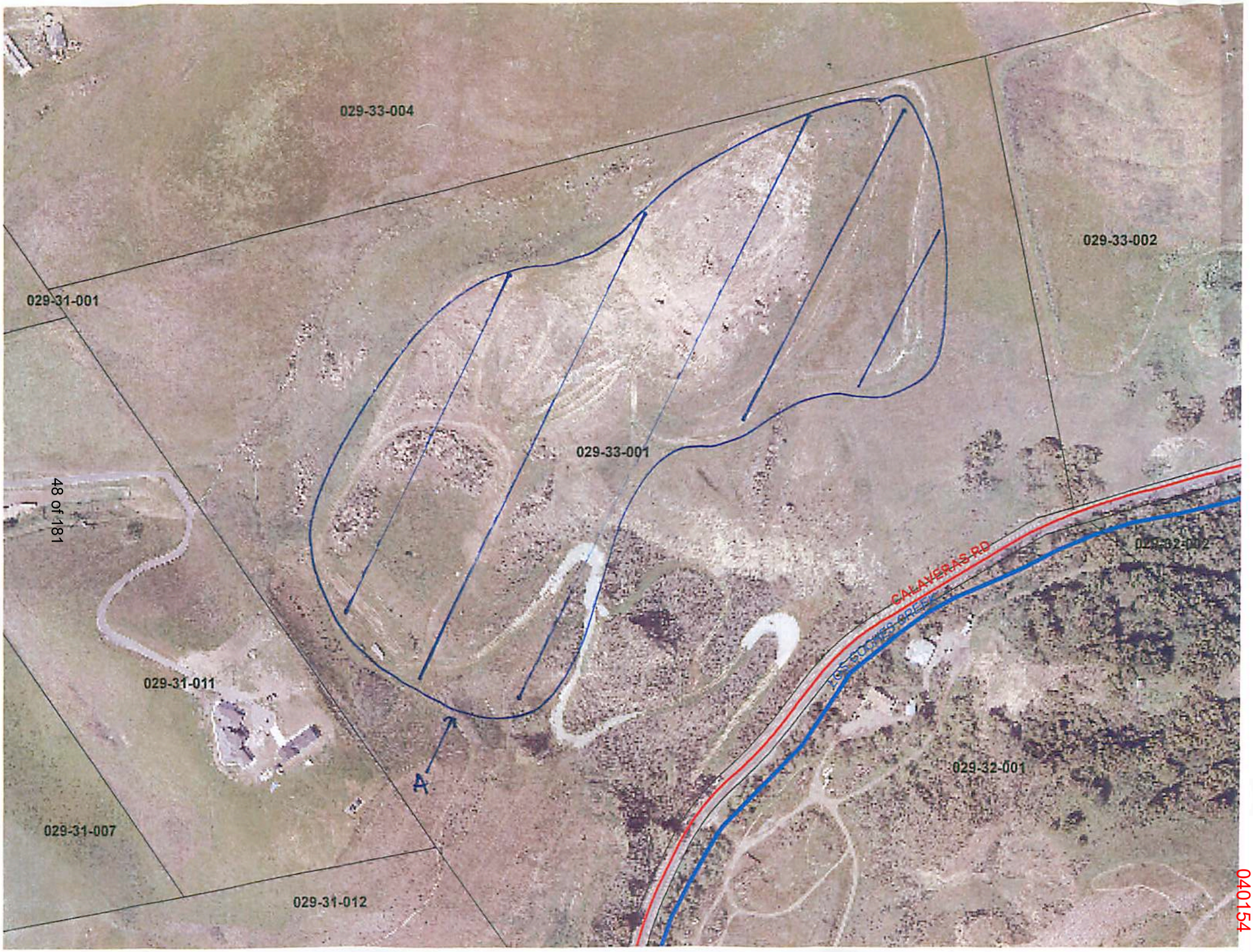
029-33-004
029-33-002
029-31-001
029-33-001
029-32-002
CALAVERAS RD
LOS GATOS CREEK
029-31-011
A
029-32-001
029-31-007
029-31-012

County of Santa Clara

Department of Planning and Development
Development Services Office

County Government Center, East Wing
70 West Hedding Street, 7th Floor
San Jose, California 95110
(408) 299-5700 FAX (408) 279-8537

MEMORANDUM

TO: Gary Rudholm
Planning Office

Chris Freitas
Land Development Engineering

Steve Homan
Clean Water Program

FROM: Ryan Fong
Mitchell Thompson
Jerry Guevara
Land Development Engineering

SUBJECT: Curtner Quarry
County File # 1988-39-87-04PAM

DATE: March 5, 2007

The following observations and recommendations for the Curtner Quarry in Milpitas, CA. are based on a site visit and inspection dated November 28, 2006.

BACKGROUND

For the background of the quarry please see the Cotton, Shires & Associates report for Curtner Quarry dated February 5, 2007.

INSPECTION NOTES

A. Inspections revealed large amounts of construction debris stockpiled in the mine pit area. It appeared to be concrete slabs and piers (Figure 1). There also exists a large staging area and stockpile of k-rail onsite. It didn't appear to be in use for quarry operations. The concrete debris is stockpiled near the rock crusher onsite. It's possible that the quarry is recycling material when the use permit doesn't allow the use.

B. Operations in the main pit area showed some steep slopes cut into the hill. (Figure 3)

RECOMMENDATIONS

1. It is recommend that the quarry operator remove all construction debris and stockpiled k-rail onsite. Inspections should verify that all material has been hauled off. Concrete is a hazardous material and should be taken care of properly.

2. Have the geotechnical engineer of record verify slope stability of the slopes in the main pit area and provide recommendations if necessary.

3. An erosion control plan should be designed by the quarry's Civil Engineer or the Geotechnical consultant and submitted to the Land Development Department for review.

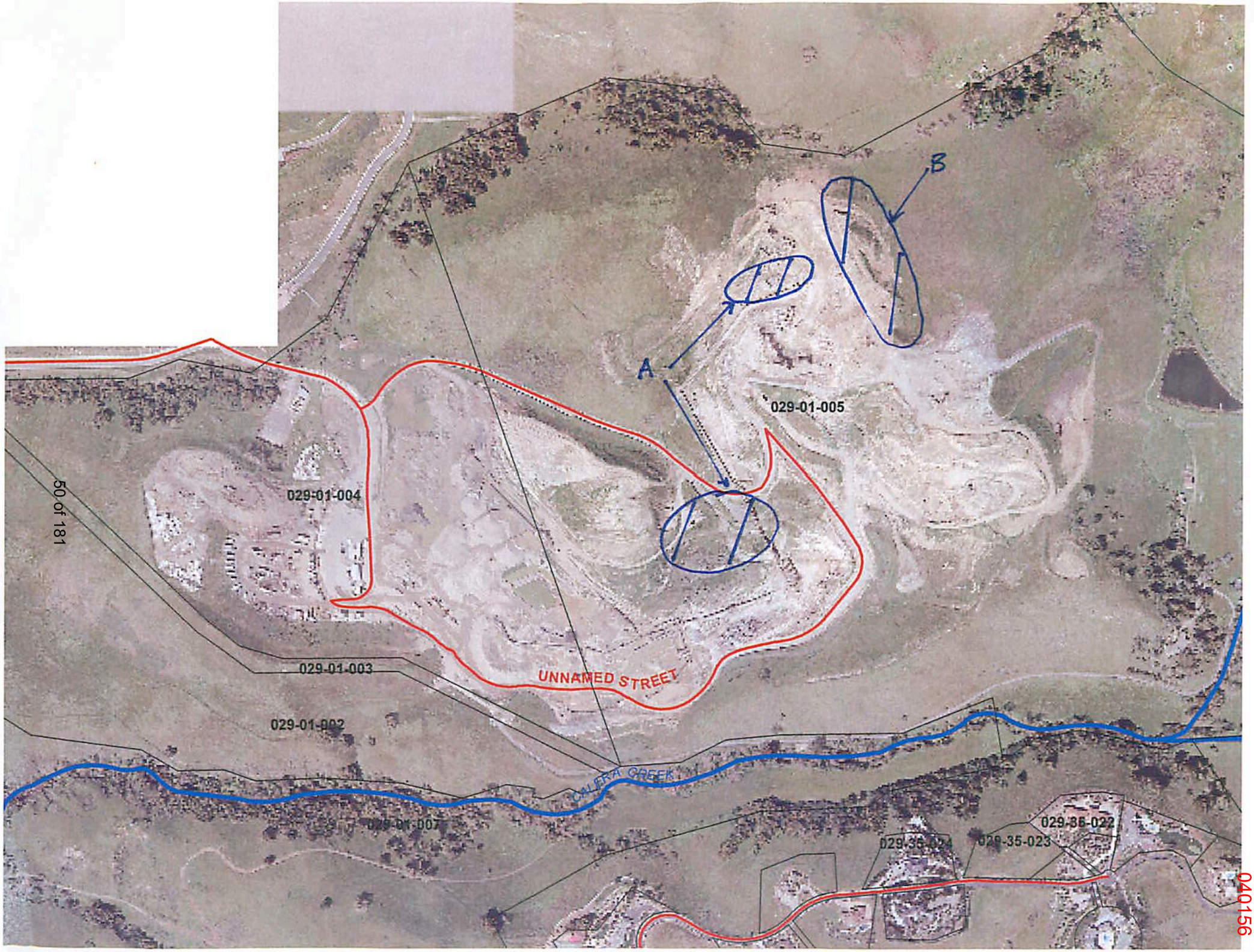
A
B
029-01-005
029-01-004
029-01-003
029-01-002
UNNAMED STREET
CALERA CREEK
029-01-007
029-35-022
029-35-023
029-35-024

Figure 1. Concrete debris stock pile

Figure 3. Steep cut slopes in the main pit

IND and IC/ID Summary Tables

IND and IC/ID Summary Tables – FY 07

Summary of IC/ID Incidents and IND Inspections – FY 07

Summary of ICID/IND Incidents/Inspections (by Community)

CoPermittee	ICID	IND	Total
Cupertino	29	0	29
Los Altos	8	14	22
Los Altos Hills	22	0	22
Milpitas	103	358	461
Mountain View	68	312	380
Palo Alto	345	366	711
San Jose	711	3930	4641
Santa Clara (City)	223	275	498
Sunnyvale	26	493	519
West Valley Communities (Campbell)	57	311	368
West Valley Communities (Los Gatos)	26	119	145
West Valley Communities (Monte Sereno)	5	0	5
West Valley Communities (Saratoga)	16	23	39
Santa Clara (County)	19	248	267
Santa Clara Valley Water District	104	0	104
Total:	**1762**	**6449**	**8211**

IC/ID Incidents

IC/ID Total Number and Percentage - All Co-permitees

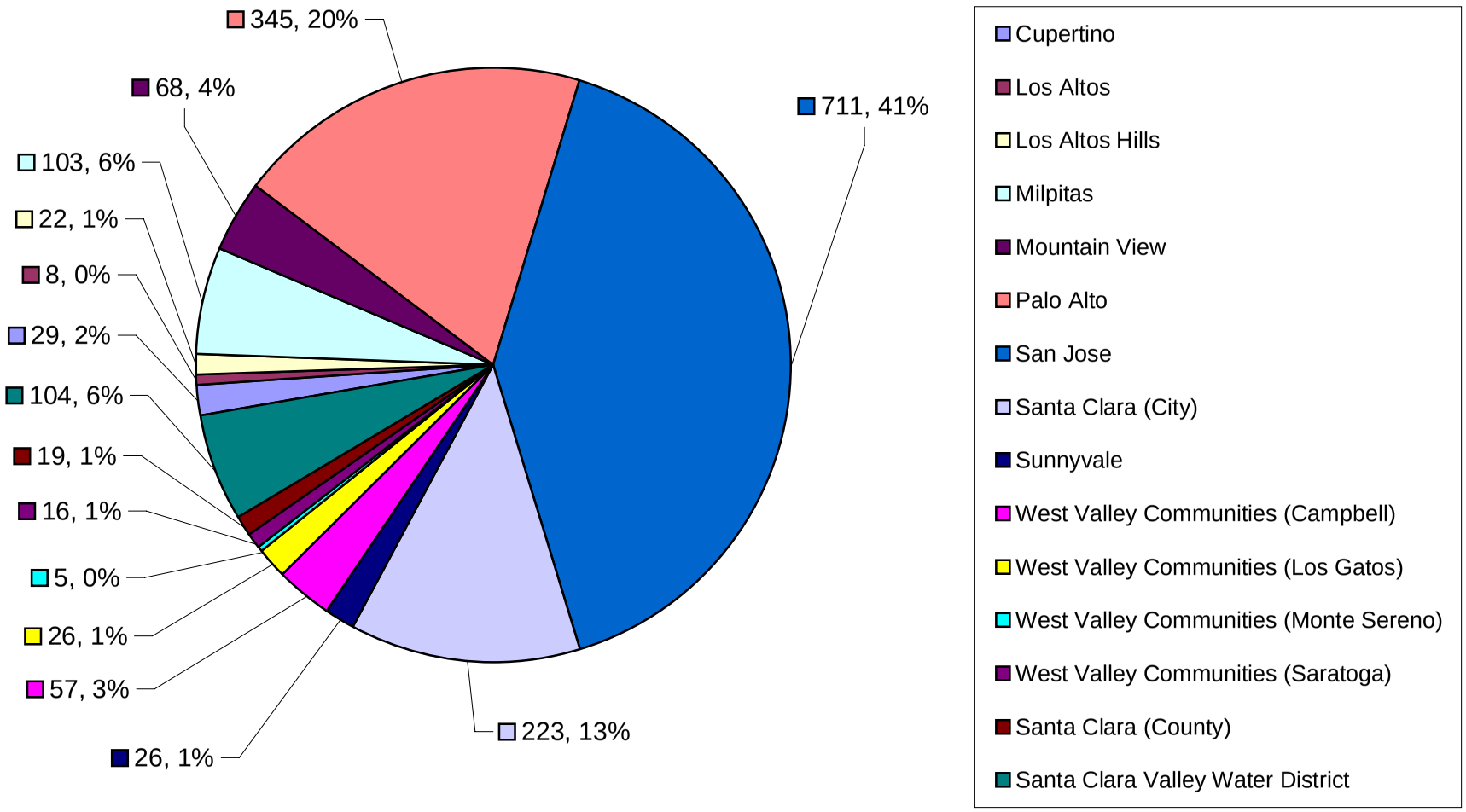

Total Number = 1762

FY 06-07

F:\Sc34\Sc34-01\FY06-07 enhanced data\ICID Charts - FY0607.xls\Totals by Co-permittee chart

IND Inspections

IND Total Number and Percentage - All Co-permittees

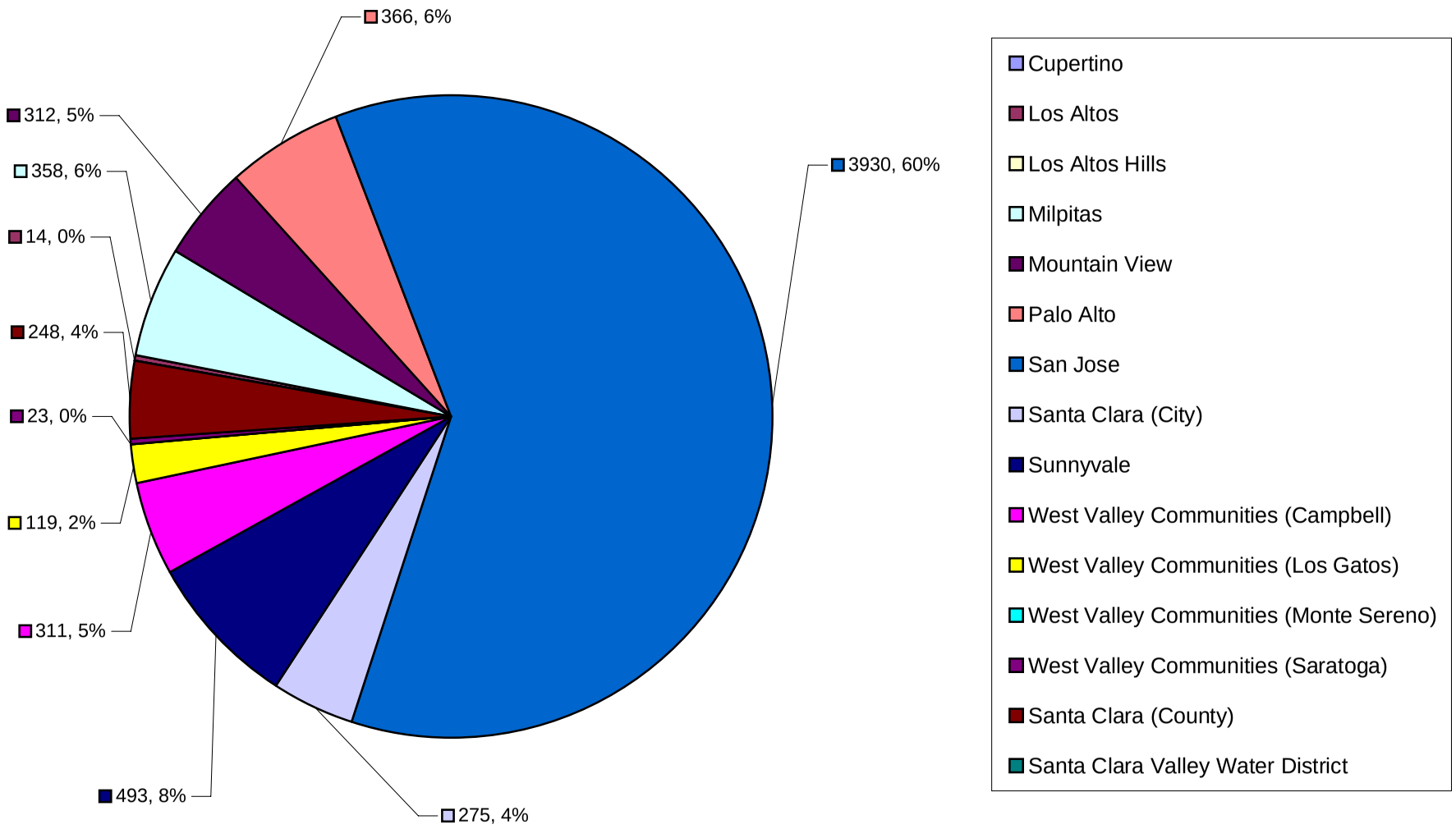

FY 06-07

F:\Sc34\Sc34-01\FY06-07 enhanced data\IND Charts - FY0607.xls\Total Inspections Chart

Total Number = 6449

ICID Incident Report Source Summary Report (by Community)

Copermittee	Inspectors	Interdepartmental	Other Agency	Citizen Complaints	Other	Total
Cupertino	9	2	2	12	4	**29**
Los Altos	0	8	0	0	0	**8**
Los Altos Hills	0	0	0	22	0	**22**
Milpitas	15	88	0	0	0	**103**
Mountain View	5	11	2	50	0	**68**
Palo Alto	276	38	2	17	12	**345**
San Jose	4	267	40	383	17	**711**
Santa Clara (City)	38	168	2	15	0	**223**
Sunnyvale	1	14	1	7	3	**26**
West Valley Communities (Campbell)	9	3	34	7	4	**57**
West Valley Communities (Los Gatos)	8	5	6	3	4	**26**
West Valley Communities (Monte Sereno)	1	3	0	1	0	**5**
West Valley Communities (Saratoga)	2	8	2	3	1	**16**
Santa Clara (County)	0	0	2	17	0	**19**
Santa Clara Valley Water District	0	54	18	29	3	**104**
Total	**368**	**669**	**111**	**566**	**48**	**1762**

ICID Incident Report Source

Total Number and Percentage - All Co-permittees

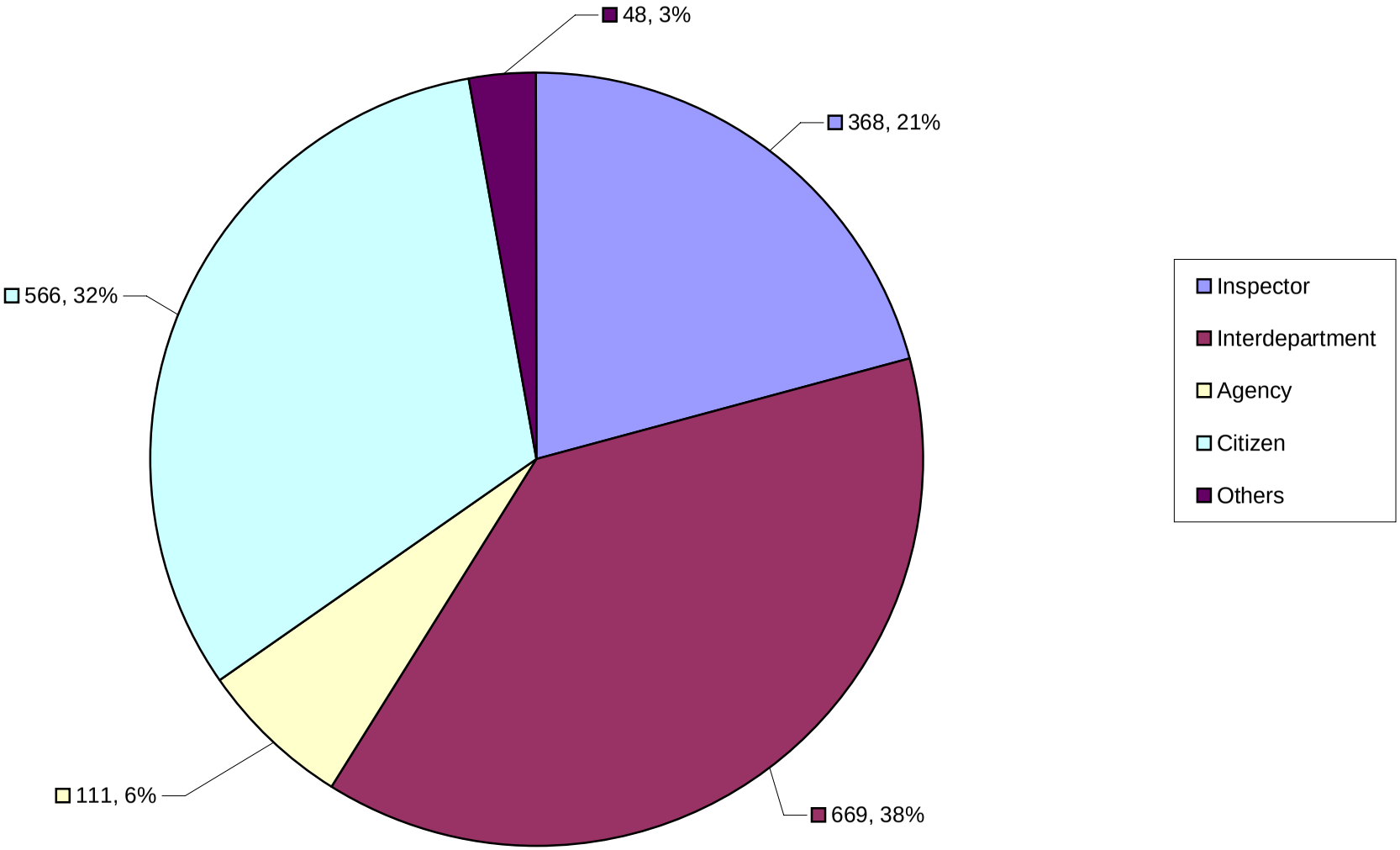

Total Number = 1762

FY 06-07

F:\Sc34\Sc34-01\FY06-07 enhanced data\ICID Charts - FY0607.xls\Rpt Src chart

040163

ICID Incident Source Summary Report (by Community)

Copermittee	Residential	Industrial	Commercial	Automotive	Food	Construction	Public Fac/Utl	Other	Total
Cupertino	14	2	8	0	4	0	0	1	**29**
Los Altos	0	0	4	0	1	3	0	0	**8**
Los Altos Hills	0	0	0	0	0	0	22	0	**22**
Milpitas	5	2	4	0	4	10	73	5	**103**
Mountain View	31	4	23	0	0	1	3	6	**68**
Palo Alto	14	0	13	0	5	296	13	4	**345**
San Jose	363	4	183	17	72	49	23	0	**711**
Santa Clara (City)	138	17	43	0	13	12	0	0	**223**
Sunnyvale	12	1	5	0	3	2	0	3	**26**
West Valley Communities (Campbell)	4	0	17	25	8	0	1	2	**57**
West Valley Communities (Los Gatos)	1	0	4	3	8	7	3	0	**26**
West Valley Communities (Monte Sereno)	1	0	0	0	0	3	0	1	**5**
West Valley Communities (Saratoga)	2	0	5	1	3	3	0	2	**16**
Santa Clara (County)	14	0	4	0	0	0	0	1	**19**
Santa Clara Valley Water District	11	0	15	2	1	4	12	59	**104**
Total	**610**	**30**	**328**	**48**	**122**	**390**	**150**	**84**	**1762**

ICID Incident Source

Total Number and Percentage - All Co-permittees

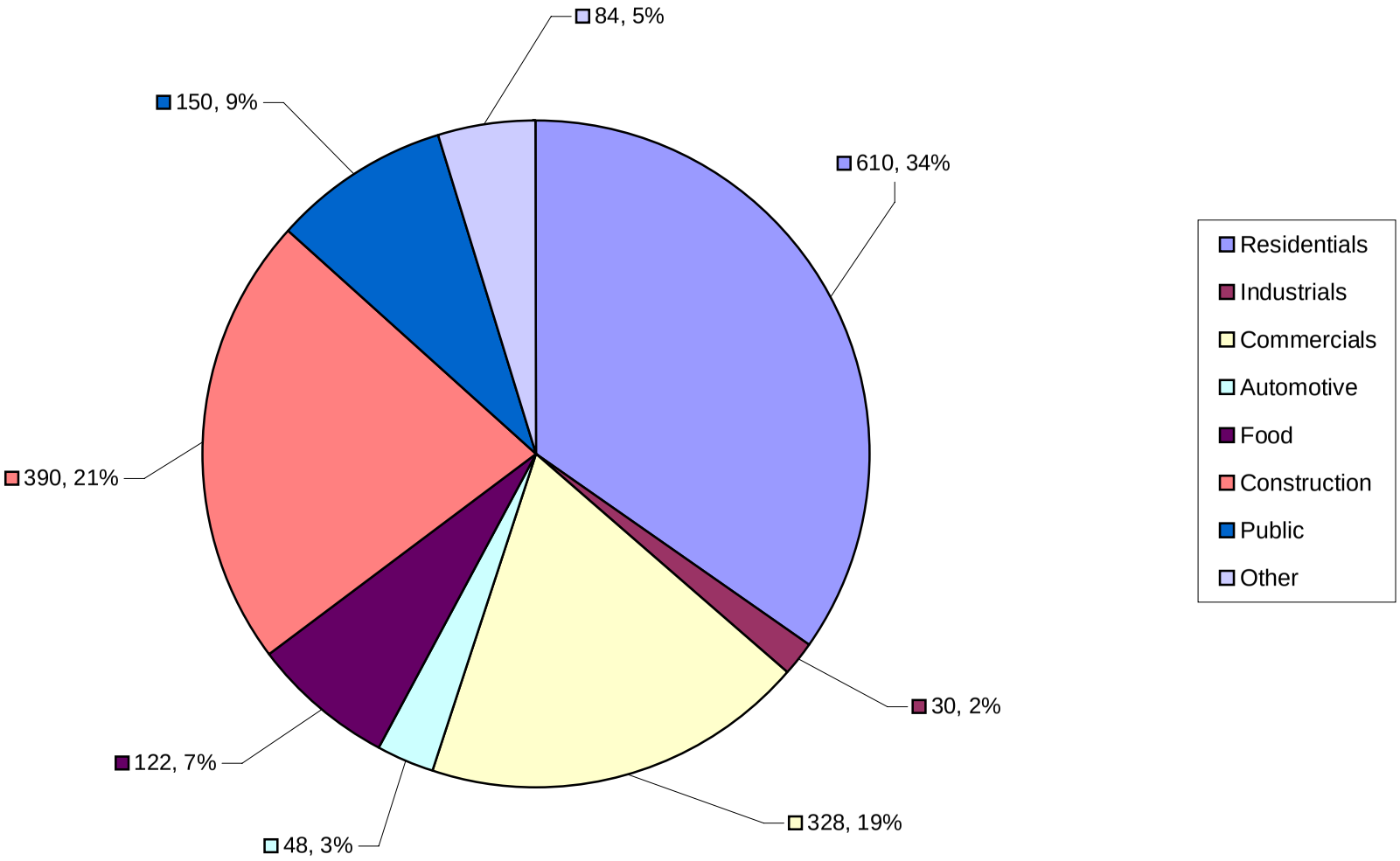

FY 06-07

F:\Sc34\Sc34-01\FY06-07 enhanced data\ICID Charts - FY0607.xls\Inc Src chart

Total Number = 1762

040165

ICID Incident Type Summary Report (By Type and Community)

Incident Type	Cupertino	Los Altos	LA Hills	Milpitas	Mtn View	Palo Alto	San Jose	Santa Clara	Sunnyvale	Campbell	Los Gatos	M. Sereno	Saratoga	SCC	SCVWD	Total
Abandoned drums discharge	0	0	0	0	7	0	2	1	0	4	0	0	0	0	7	**21**
Accidental spills	0	0	0	4	14	11	13	2	0	0	1	1	1	2	6	**55**
Allowable Discharge	0	0	0	0	0	1	20	0	0	3	5	0	2	0	3	**34**
Carpet cleaning discharge	1	0	0	0	0	0	8	6	0	0	0	0	0	0	0	**15**
Complaint not found	0	0	0	0	0	1	12	0	1	14	3	2	2	0	10	**45**
Cooling water discharge	0	0	0	0	0	0	1	0	0	0	0	0	0	0	0	**1**
Dewatering	0	0	0	0	0	16	5	1	0	0	0	0	1	0	1	**24**
Dumping - hazardous	0	0	0	0	0	1	13	3	1	0	0	0	0	1	25	**44**
Dumping - non-hazardous	1	0	0	0	0	1	43	2	0	0	2	0	1	10	3	**63**
Dumpster discharge	0	0	0	0	1	0	10	1	1	1	1	0	0	0	0	**15**
Equipment cleaning	0	0	0	0	0	1	15	1	0	1	3	0	1	0	1	**23**
Food Facility Oil & grease dis	3	0	0	4	0	0	37	13	1	4	0	0	1	0	0	**63**
Grey water discharge	0	0	0	0	4	0	22	7	1	2	4	0	2	1	0	**43**
Illicit connections	0	0	0	0	0	0	5	0	0	0	0	0	0	0	0	**5**
Landscape material dumping	0	0	0	0	0	3	10	12	1	0	0	0	0	0	2	**28**
Misc. incidents	3	0	0	4	4	267	57	14	3	9	3	0	1	5	17	**387**
Paint discharge	2	0	0	0	1	2	32	11	4	4	0	1	0	0	5	**62**
Pools/Spas/Fountains discharg	3	0	0	0	1	1	30	13	2	1	0	0	1	0	2	**54**
RV Waste discharge	0	0	0	0	4	0	6	3	0	0	0	0	0	0	0	**13**
Sanitary spill or leak	2	0	22	6	20	4	20	3	2	0	0	0	0	0	7	**86**
Saw cutting slurry discharge	2	0	0	0	3	4	7	5	2	0	0	1	1	0	1	**26**
Surface cleaning discharge	3	6	0	0	2	8	34	4	1	0	0	0	0	0	0	**58**
SWIDs	0	0	0	0	0	0	1	0	0	0	0	0	0	0	0	**1**
Tracking soil	0	0	0	7	0	8	41	27	0	0	2	0	0	0	0	**85**
Un-hardened cement discharge	0	2	0	0	1	8	33	84	1	0	0	0	0	0	1	**130**
Used Oil Dumping	1	0	0	0	1	2	32	0	0	1	0	0	0	0	5	**42**
Vehicle & equipment leaking	2	0	0	5	5	0	112	3	3	7	1	0	1	0	1	**140**
Vehicle repair	0	0	0	0	0	1	41	4	1	2	0	0	0	0	0	**49**
Vehicle washing	0	0	0	1	0	1	27	1	1	4	1	0	1	0	2	**39**
Water line breaks	6	0	0	72	0	4	22	2	0	0	0	0	0	0	5	**111**
Total	**29**	**8**	**22**	**103**	**68**	**345**	**711**	**223**	**26**	**57**	**26**	**5**	**16**	**19**	**104**	**1762**

9/15/2007

ICID Incident Types

Total Number - All Co-permittees

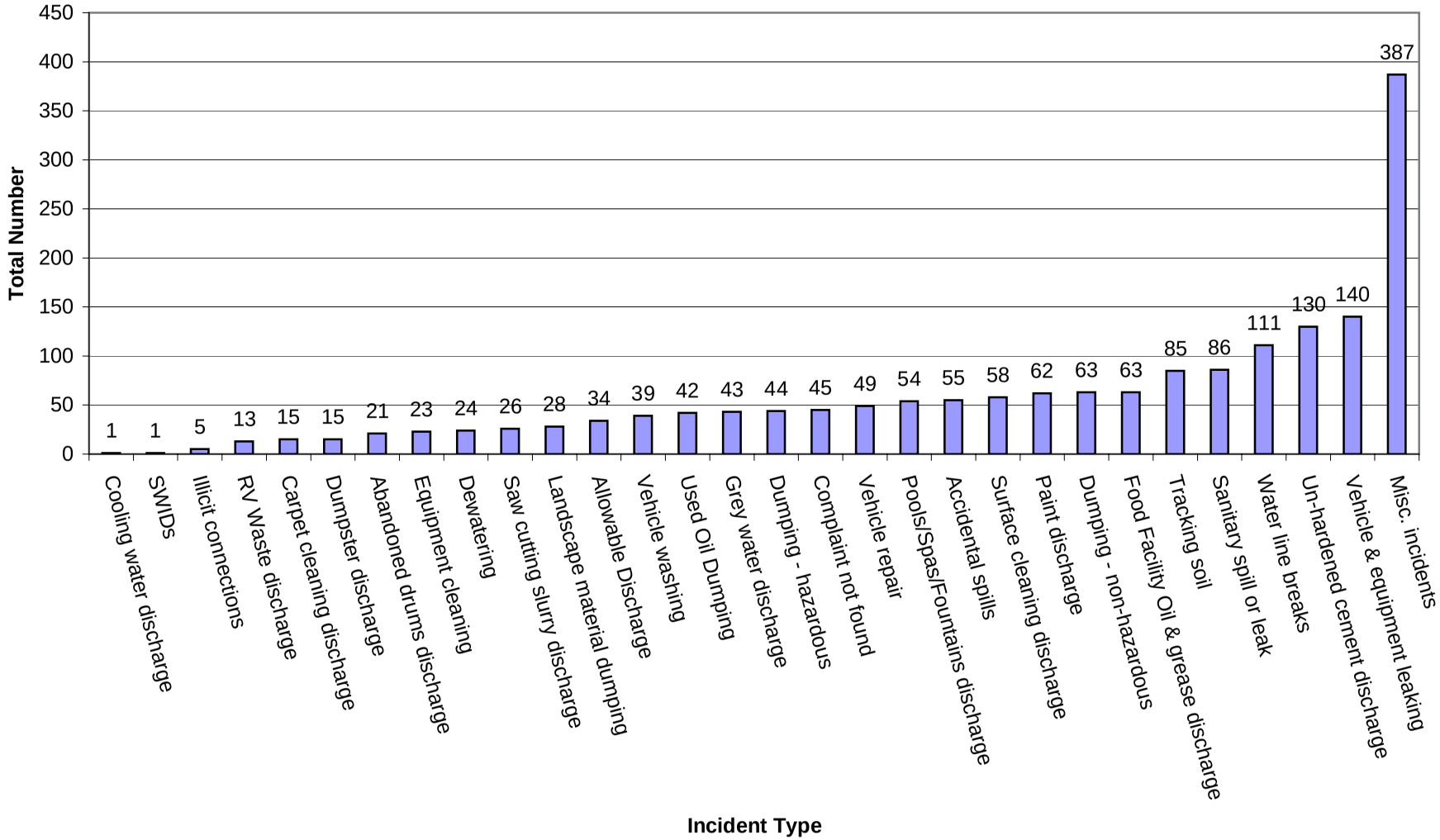

FY 06-07

F:\Sc34\Sc34-01\FY06-07 enhanced data\ICID Charts - FY0607.xls\Inc Type Chart

Total Number = 1762

040167

ICID Enforcement Action Summary Report (By Community)

Copermittee	No Action	Verbal	Warning	A.A.	A.A. Fine	Criminal Act	Referral	Total
Cupertino	3	25	1	0	0	0	0	**29**
Los Altos	0	0	5	3	0	0	0	**8**
Los Altos Hills	22	0	0	0	0	0	0	**22**
Milpitas	79	18	3	0	3	0	0	**103**
Mountain View	33	26	6	2	1	0	0	**68**
Palo Alto	307	4	30	0	3	0	1	**345**
San Jose	212	254	234	0	11	0	0	**711**
Santa Clara (City)	0	31	102	30	46	0	14	**223**
Sunnyvale	8	10	8	0	0	0	0	**26**
West Valley Communities (Campbell)	34	20	2	0	0	0	1	**57**
West Valley Communities (Los Gatos)	10	14	2	0	0	0	0	**26**
West Valley Communities (Monte Sereno)	3	2	0	0	0	0	0	**5**
West Valley Communities (Saratoga)	8	6	2	0	0	0	0	**16**
Santa Clara (County)	16	0	0	2	0	0	1	**19**
Santa Clara Valley Water District	68	1	0	0	0	0	35	**104**
Total	**803**	**411**	**395**	**37**	**64**	**0**	**52**	**1762**

ICID Enforcement Actions

Total Number and Percentage - All Co-permittees

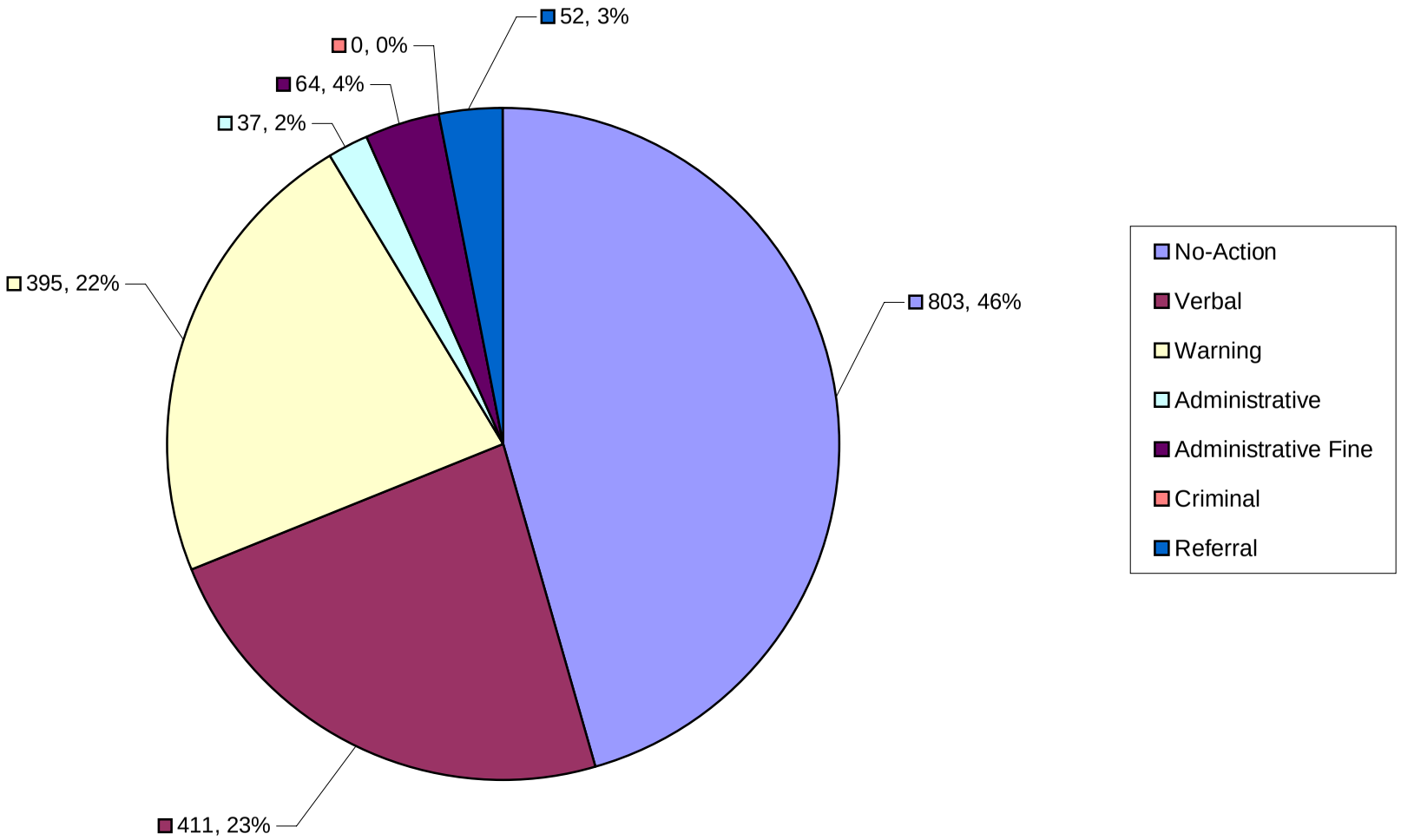

FY 06-07

F:\Sc34\Sc34-01\FY06-07 enhanced data\ICID Charts - FY0607.xls\Enforce chart

Total Number = 1762

IND Facility Category Summary Report (By Category and Community)

Program Category	Cupertino	Los Altos	LA Hills	Milpitas	Mtn View	Palo Alto	San Jose	Santa Clara	Sunnyvale	Campbell	Los Gatos	M. Sereno	Saratoga	SCC	SCVWD	Total
Automotive	0	14	0	47	167	103	458	148	108	147	37	0	5	6	0	**1240**
Food Service	0	0	0	6	101	189	1788	0	252	28	17	0	14	146	0	**2541**
Paint Facilities	0	0	0	0	0	0	3	59	0	8	0	0	0	0	0	**70**
Dry Cleaners	0	0	0	10	0	0	12	0	0	5	11	0	2	2	0	**42**
Cleaning Services	0	0	0	0	0	0	295	0	0	0	0	0	0	0	0	**295**
Pesticide Facilities	0	0	0	0	0	0	9	0	0	4	4	0	0	0	0	**17**
Machine Shops	0	0	0	10	1	0	90	0	6	18	1	0	0	0	0	**126**
Metal Manufacturing	0	0	0	0	1	0	64	4	0	1	0	0	0	0	0	**70**
Electric/Electrical Compone	0	0	0	54	2	2	161	1	3	2	0	0	0	0	0	**225**
Construction/Building	0	0	0	17	2	0	384	51	2	19	3	0	1	0	0	**479**
Local Transit; Highway Tran	0	0	0	6	0	0	297	4	0	0	4	0	0	0	0	**311**
Recycling yards	0	0	0	0	0	0	26	0	0	0	0	0	0	0	0	**26**
Auto Dismantlers	0	0	0	2	0	0	0	3	0	0	0	0	0	1	0	**6**
Concrete/Stone/Clay Product	0	0	0	4	0	0	27	1	0	0	0	0	0	4	0	**36**
Corporation Yards	0	0	0	4	1	0	0	0	0	2	2	0	0	10	0	**19**
Landfills	0	0	0	0	0	0	4	0	0	0	0	0	0	0	0	**4**
Other*	0	0	0	198	37	72	312	4	122	77	40	0	1	79	0	**942**
Total	**0**	**14**	**0**	**358**	**312**	**366**	**3930**	**275**	**493**	**311**	**119**	**0**	**23**	**248**	**0**	**6449**

IND Facility Categories

Total Number and Percentage - All Co-permittees

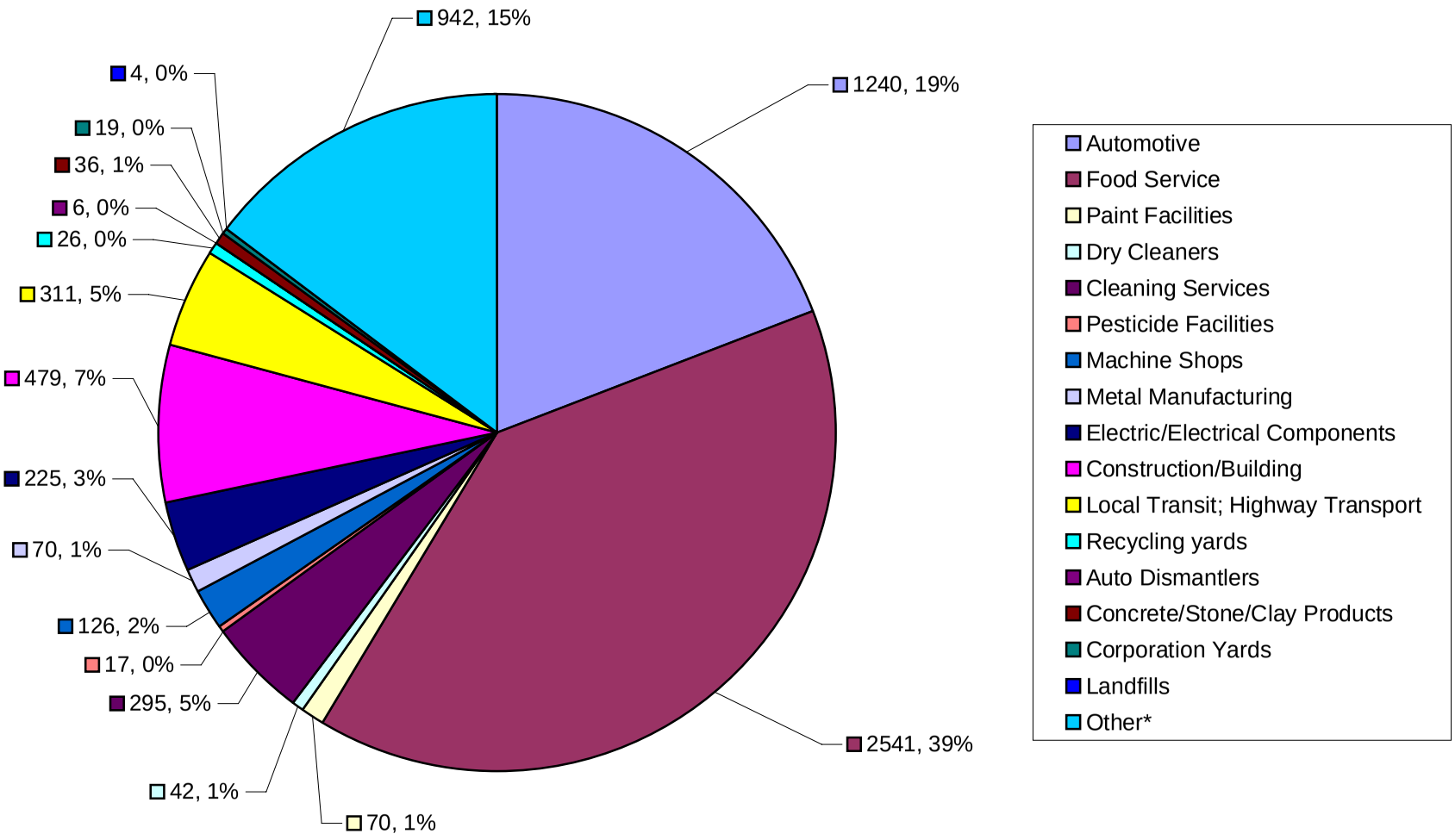

FY 06-07

F:\Sc34\Sc34-01\FY06-07 enhanced data\IND Charts - FY0607.xls\Category Chart

Total Number = 6449

040171

IND Enforcement Action Summary Report (By Community)

Copermittee	No Action	Level 1	Level 2	Level 3	Total
Cupertino	0	0	0	0	**0**
Los Altos	14	0	0	0	**14**
Los Altos Hills	0	0	0	0	**0**
Milpitas	358	0	0	0	**358**
Mountain View	124	187	0	1	**312**
Palo Alto	260	106	0	0	**366**
San Jose	2654	858	410	8	**3930**
Santa Clara (City)	211	33	24	7	**275**
Sunnyvale	464	25	4	0	**493**
West Valley Communities (Campbell)	296	15	0	0	**311**
West Valley Communities (Los Gatos)	116	3	0	0	**119**
West Valley Communities (Monte Sereno)	0	0	0	0	**0**
West Valley Communities (Saratoga)	22	1	0	0	**23**
Santa Clara (County)	244	4	0	0	**248**
Santa Clara Valley Water District	0	0	0	0	**0**
Total	**4763**	**1232**	**438**	**16**	**6449**

IND Enforcement Actions

Total Number and Percentage - All Co-permittees

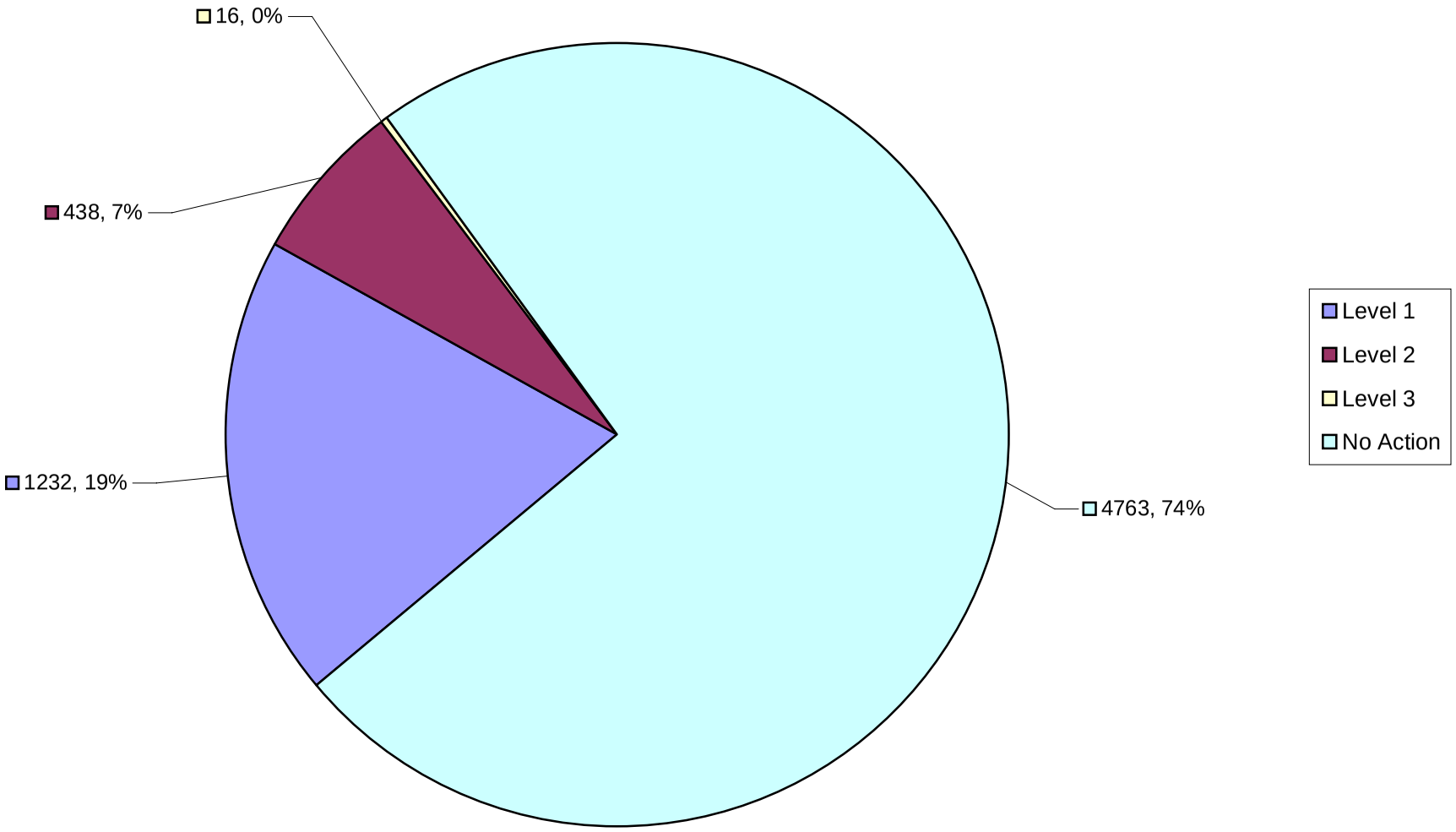

FY 06-07

F:\Sc34\Sc34-01\FY06-07 enhanced data\IND Charts - FY0607.xls\Enforcement Chart

Total Number = 6449

040173

ICID Incident Summary Report

Santa Clara (County)

ICID Incident Report Source	Number of Incidents
Other agency	2
Citizen Complaints	17
Total:	**19**

ICID Incident Source	Number of Incidents
Residential	14
Commercial	4
Other/unknown	1
Total:	**19**

ICID Incident Type	Number of Incidents
Accidental spills	2
Dumping - hazardous	1
Dumping - non-hazardous	10
Grey water discharge	1
Misc. incidents	5
Total:	**19**

ICID Enforcement Action	Number of Incidents
No Action	16
Administrative Action	2
Referral for Enforcement	1
Total:	**19**

ICID Enforcement Action Summary by Incident Source

Santa Clara (County)

ICID Incident Source	No Action	Verbal Notice	Warning Notice	Administrative Action	Administrative Action with Penalty	Referral to Enforcement	Criminal Action	Total
Commercial	3			1				**4**
Other/unknown	1							**1**
Residential	12			1		1		**14**
Total:	**16**	**0**	**0**	**2**	**0**	**1**	**0**	**19**

ICID Enforcement Action Summary by Incident Type

Santa Clara (County)

ICID Incident Type	No Action	Verbal Notice	Warning Notice	Administrative Action	Administrative Action with Penalty	Referral to Enforcement	Criminal Action	Total
Accidental spills	2							**2**
Dumping - hazardous	1							**1**
Dumping - non-hazardous	8			1		1		**10**
Grey water discharge	1							**1**
Misc. incidents	4			1				**5**
Total:	**16**	**0**	**0**	**2**	**0**	**1**	**0**	**19**

IND Inspection Summary Report

Santa Clara (County)

IND Facility Category	Number of Inspections
Auto Dismantlers	1
Automotive	6
Concrete/Stone/Clay Products	4
Corporation Yards	10
Dry Cleaners	2
Food Service	146
Other	79
Total:	**248**

IND Enforcement Action	Number of Inspections
No Action	244
Level 1	4
Total:	**248**

IND Inspection Summary Report

CoPermittee	Category	# Inspections	No Action	Level 1	Level 2	Level 3
Santa Clara (County)						
	Auto Dismantlers	1	1			
	Automotive	6	6			
	Concrete/Stone/Clay Products	4	4			
	Corporation Yards	10	10			
	Dry Cleaners	2	2			
	Food Service	146	143	3		
	Other	79	78	1		
	Total:	**248**	**244**	**4**	**0**	**0**

Summary of ICID/IND Incidents/Inspections

CoPermittee	ICID	IND	Total
Cupertino	29	0	29
Los Altos	8	14	22
Los Altos Hills	22	0	22
Milpitas	103	358	461
Mountain View	68	312	380
Palo Alto	345	366	711
San Jose	711	3930	4641
Santa Clara (City)	223	275	498
Sunnyvale	26	493	519
West Valley Communities (Campbell)	57	311	368
West Valley Communities (Los Gatos)	26	119	145
West Valley Communities (Monte Sereno)	5	0	5
West Valley Communities (Saratoga)	16	23	39
Santa Clara (County)	19	248	267
Santa Clara Valley Water District	104	0	104
Total:	**1762**	**6449**	**8211**

COUNTY OF SANTA CLARA
INDUSTRIAL FACILITIES NOI FILER LIST AND CATAGORY "A" LIST
OF SIGNIFICANT INDUSTRIAL FACILITIES

SWRCB NOI LIST--Unincorporated Area (Twelve Sites)

					Dual Listing
Hanson (Kaiser) Quarry/Cement	24001 Stevens Creek Blvd.	Cupertino	CA	95014	*
Stevens Creek Quarry	12100 Stevens Canyon Rd	Cupertino	CA	95014	*
Santa Clara Co Reid Hillview A	2500 Cunningham Ave	San Jose	CA	95148	*
United Technologies Corp	600 Metcalf Rd	San Jose	CA	95138	*
Santa Clara Co Palo Alto Airport	1925 Embarcadero Rd	Palo Alto	CA	94303	*
Curtner Quarry	Scott Creek Road East	Milpitas	CA	95035	*
West Coast Agg. Lexington Quarry	18500 Limekiln Canyon Rd	Los Gatos	CA	95033	*
Raisch Products Serpa Pit	2122 Old Calaveras Rd	Milpitas	CA	95035	*
A 1 Auto Wreckers	200 Hillsdale Ave	San Jose	CA	95136	
Santa Clara Co Almaden Quicksilver Park	21785 Almaden Rd	San Jose	CA	95120	
Ridge Winery	18100 Montebello Rd	Cupertino	CA	95014	
MEV Winery (Mt. Eden Winery)	22020 Mt. Eden Road	Saratoga	CA	95071	

CATEGORY A LIST--Significant Facilities (Twelve Sites)

Hanson (Kaiser) Quarry/Cement	24001 Stevens Creek Blvd.	Cupertino	CA	95014	*
Stevens Creek Quarry	12100 Stevens Canyon Rd	Cupertino	CA	95014	*
Santa Clara Co Reid Hillview A	2500 Cunningham Ave	San Jose	CA	95148	*
United Technologies Corp	600 Metcalf Rd	San Jose	CA	95138	*
Santa Clara Co Palo Alto Airport	1925 Embarcadero Rd	Palo Alto	CA	94303	*
Curtner Quarry	Scott Creek Road East	Milpitas	CA	95035	*
West Coast Agg. Lexington Quarry	18500 Limekiln Canyon Rd	Los Gatos	CA	95033	*
Raisch Products Serpa Pit	2122 Old Calaveras Rd	Milpitas	CA	95035	*
Raisch Azevedo Quarry (non-NOI Filer)	Old Hillsdale Road	San Jose	CA	95136	
Stanford University	Stanford, CA	Stanford	CA	94305	
Valley Medical Center	751 S. Bascom Ave.	San Jose	CA	95128	
Elmwood Correctional Center	701 S. Abel	Milpitas	CA	95035	

COUNTY OF SANTA CLARA
DEH - HMCD REPORT
FOR CLEAN WATER PROGRAM
ANNUAL REPORT FY 07

MEMORANDUM

TO: **Steve Homan**
FROM: **Jim Blamey**
DATE: **June 29, 2007**

SUBJECT: **Clean Water Program Annual Report (Non-Point Source Program)**

Santa Clara County
Department of Environmental Health
Hazardous Materials Program – Inspection Unit

Training:

The Hazardous Materials Compliance Division did not receive any training directly related to the protection of surface water or storm water quality from the Clean Water Program during FY 07.

Hazardous Materials Specialists (HMS) receives on-going training in a variety of hazardous materials program areas that indirectly are related to the Clean Water Program. The first Tuesday of every month the Santa Clara County Fire Chief's Hazardous Materials Subcommittee provides a training forum for inspectors from different programs and geographic areas. In addition, HMS staff receives training from other sources (State, Local Agencies, private companies, etc.) as the training becomes available. Some of the training staff has received this year includes:

Hazwoper Refresher:	Required safety training	8 hours
Solar Systems	Industry training on hazards	2 hours
UST Line Leak Detectors	Industry training of how systems operate	2 hours
Safety Seminar:	Variety of different safety subjects	4 hours
Hazardous Waste Laws	Review of new laws and regulations	4 hours
Epitaxial Reactor Process	New chemicals/ and safety training	2 hours
Inspector Roundtables:	Issues related to HazMat use & disposal	8 hours

Annually, the Hazardous Materials Specialist's attend the Certified Unified Program Agency (CUPA) conference. This conference is attended by jurisdiction from all over the State and is used to promote consistency, coordination and consolidation of regulatory matters related to hazardous materials and hazardous waste. This week long training typically has tracks/topics related to enforcement, underground storage tanks, hazardous materials/waste, and other relevant subjects. Staff also participated in roundtable

discussions where state, federal and local regulators scrutinize current practices and propose improvement on how the laws and regulations can be implemented.

Program Evaluation:

Over the past year, the Department of Environmental Health, along with other County government agencies and the District Attorney's Office have worked together in a task force to correct illegal activities (zoning, building, illegal disposal, etc.) that have occurred at particular sites throughout the county. This task force has been successful in correct many violations and protecting the environment from contamination. This task force meets monthly to discuss individual sites and methods for obtaining compliance.

Businesses that failed to comply with applicable environmental laws or regulations were prosecuted either through the Hazardous Materials Program - Administrative Enforcement program or the cases were referred to the District Attorneys Hazardous Materials Unit. Over the past year, the Department has successfully prosecuted several individuals or corporations for repeated violations of applicable laws or regulations.

The Hazardous Materials Program is always looking for ways to become more efficient and consistent in its inspection programs. In FY07, the Hazardous Materials Program will be piloting a computerized field based inspection program. Records of inspections will be done electronically and the reports automatically recorded in the Departments data system. In addition, the inspectors will have access to the Web where they will be able to easily access forms, applications, guidelines, databases and other useful information for the business operator.

The single biggest issue for the Hazardous Materials Program inspection staff continues to be adequate training in the issues, laws, regulations, etc. related to the Clean Water Program. The lack of training in this program continues to hamper the ability of the inspectors to provide the program with detailed inspection data and to assist the businesses in complying with program requirements.

Santa Clara Valley Urban Runoff Pollution Prevention Program

FY 07 Annual Report

Attachment D - Public Agency Activities

County of Santa Clara
Clean Water Program
DEVELOPMENT SERVICES OFFICE
DEPT. OF PLANNING AND DEVELOPMENT
70 West Hedding St., 7th Floor East Wing
San Jose, CA 95110

Santa Clara Valley Urban Runoff Pollution Prevention Program

FY 07 Annual Report

Attachment D1A - NPDES Permit Section C3. Reporting Forms for Involved County Departments and C3. Maintenance Form

FY 07 Summary:

Private C3. Group 1, 2A, and 2B Projects approved are reported on by the Department of Planning and Development in this section.

No Public C3. Projects commenced construction for Roads, Parks, Capital Programs-FAF, or County Executive-Special Projects in FY 07.

No public or private Hydrograph Modification Plan Projects were approved or constructed by any County Department.

County of Santa Clara
Clean Water Program
DEVELOPMENT SERVICES OFFICE
DEPT. OF PLANNING AND DEVELOPMENT
70 West Hedding St., 7th Floor East Wing
San Jose, CA 95110

County of Santa Clara, Dept. of Planning and Development
Reporting Form for Planning Procedures Performance Standard
and Provision C.3.n.i. Reporting Requirements

Part 1

Group 1 and 2A New Development and Significant Redevelopment Projects[1]
Reviewed and Approved During FY 07

Project Name	Project Type[2]	Site Size (ac. or s.f.)	New Impervious Surface (s.f.)[3]	Area of Land Disturbed (Ac.)[4]	Project Status	Storm Water Control Measures Included in Project
Private Projects						
Hillel Foundation Building, File 7907	Group 2B	19,205 sq.ft.	11,614 sq. ft.	19,205 sq. ft.	Approved	Minimize surface grading, minimal landscape requiring pesticide, Part of capacity of east campus existing storm water treatment system
Campus Dr. Improvements, File 9037	Group 1	90,000	80,000 (replaces 70,000 existing)	90,000	Approved	Bio-swale
Munger Housing and Underground Garage Complex, File 9037	Group 1 Sig. Redevel.	6.7 acres	223,000 Sq. ft.	250,000 sq. ft.	Approved	Part of capacity of east campus existing storm water treatment system, plus green roof over underground garage
Public Projects						
N/A						

[1] List all projects with new impervious surface area greater than 1 acre (43,560 s.f.).
[2] Describe project type, as defined in Provision C.3.c.
[3] "New" is defined as impervious surface created, added or replaced.
[4] If the site is a "significant redevelopment", list the area of land disturbance, if information is readily available.

County of Santa Clara, Dept. of Planning and Development

Reporting Form for Planning Procedures Performance Standard and Provision C.3.n.ii. & iii. Reporting Requirements

Part 2

Stormwater Control Measures for Group 1 and 2A Projects[5] Reviewed and Approved During FY 07

Project Name	Treatment BMPs	Numeric Sizing Criteria Used	O&M Responsibility Mechanism and Responsible Party	Site Design Measures	Source Control Measures	Pesticide Reduction Measures
Private Projects						
Hillel Foundation Building	Used a portion of the capacity of the existing east-campus storm water treatment bio-swale leading to Serra detention area.	C.3.d(ii)3	Stanford University Facilities Dept.	minimize paving		minimize landscaping
Campus Dr. Improvements, File 9037	Linear Bio-swale	C.3.d(ii)3	Stanford University Facilities Dept.	minimize paving		certified by lic. landscape arch.
Public Projects						
N/A						

[5] Beginning October 15, 2003, list all* projects with new impervious surface area greater than 43,560 s.f. (1 acre). See SCVURPP "C.3. Handbook: Guidance for Implementation of Stormwater Requirements for New and Redevelopment Projects".

*Projects that do not require stormwater treatment because they fall under the Alternative Compliance Program must be reported as per Provision C.3.g.v. (see Reporting Form Part 3).

County of Santa Clara, Dept. of Planning and Development

Reporting Form for Planning Procedures Performance Standard and Provision C.3.g.v. Reporting Requirements

Part 3

Alternative Compliance/Waiver Program Projects Reviewed and Approved During FY 07

Project Name and Location	Project Type	Final Percent Impervious Surface	Reasons for Allowing Alternative Compliance	Alternative Compliance Terms	Project Receiving Benefit (Date of Completion)
Private Projects					
N/A -- No Alternative Compliance Program					
Public Projects					
N/A -- No Alternative Compliance Program					

Santa Clara Valley
Urban Runoff
Pollution Prevention Program

COUNTY OF SANTA CLARA

No Storm Water Treatment Projects have been installed long enough to qualify for the BMP Inspection Program by the end of FY 07,

Date	APN	Reason for Inspection	Project Type	Treatment BMP Type	Inspection Results					Enforcement Action	Comments
					1	2	3	4	5		

Santa Clara Valley Urban Runoff Pollution Prevention Program

FY 07 Annual Report

Attachment D2 - Public Streets, Roads, and Highways O & M

County of Santa Clara
Clean Water Program
DEVELOPMENT SERVICES OFFICE
DEPT. OF PLANNING AND DEVELOPMENT
70 West Hedding St., 7th Floor East Wing
San Jose, CA 95110

COUNTY OF SANTA CLARA
DEPARTMENT OF ROADS AND AIRPORTS REPORT
FOR CLEAN WATER PROGRAM
ANNUAL REPORT FY 07

Self-Evaluation Document for the FY 07 CWP Program Annual Report

The County Department of Roads and Airports participates in the Clean Water Program in a number of ways:

1) The department follows Maintenance Yard and field work BMPs, and has adopted SOPs.

2) Storm Water Pollution Prevention Plans (SWPPPs) have been written and are referenced in the departmental maintenance yards. (The East and West Yards are within the NPDES Permit zone.)

3) The department is using NPDES Permit C3 requirements to design storm water treatment for C3-eligible new and replacement impervious areas, such expressway widening within the NPDES Permit area.

4). The department is utilizing additional water quality questions in CEQA review, as required by the NPDES Permit.

5) The department is working with the County IPM Coordinator to reduce and eliminate pesticides where practicable, including in new landscaping and roadside vegetation management. No pesticides or herbicides are applied without the prescription of a Licensed Pest Control Operator. None are purchased without approval of the County IPM Program Coordinator.

6) NOIs and SWPPPs are prepared and filed when the disturbed area of a proposed project will be 1 acre or more. Further, for those Group 1 projects in sensitive watersheds, hydrograph modification plan mitigations to control flow and prevent creek scour are included.

7) Effective 8/15/06 the C3 requirements were reduced to 10,000 square feet of new or replacement impervious area for Group 2B projects. Projects vary, but each project is carefully evaluated as to whether or not C3 requirements apply. FY07 projects have not involved adding significant amounts of new impermeable surfaces, as the more significant projects were multi-year projects begun in prior years.

8) The department is observing the Rural Public Works Performance Standards and with the assistance of the NPS Coordinator did develop specific SOPs.

9) Litter and trash are removed from public rights of way to a permitted sanitary landfill. Observed illegal dumping problems when not in the public right of way are referred to the DEH.

10) Street sweeping and storm drain maintenance records have been maintained for many years. These records are now made available annually in the form of a spread sheet.

11) The department provides water quality related training for its employees.

12) The department coordinates between design, construction, and maintenance to ensure C3 mitigations are properly monitored and maintained. The first C3 mitigation improvements were constructed in FY 06, and are expected to pass from the contractor to department maintenance in FY 07. At present, the mitigations installed consist of bioswales which are not yet due for a monitoring report.

Summary and Evaluation:

The Department of Roads and Airports believes that its staff members and their actions are effective in preventing storm water pollution in both the maintenance yard and construction site environments.

Managers, engineers, and maintenance staff have an increasing awareness of the need to prevent storm water pollution, the BMPs necessary to support that goal, and also of the C3 requirements for storm water treatment for certain impervious areas. Procedures are in place to ensure permit compliance and to give full consideration to storm water elements in each individual project.

The department is pleased to work cooperatively toward these goals with the County CWP Coordinator and the County IPM Coordinator. It is understood that continuous improvement in these areas is expected, to the maximum extent practicable.

The department has benefited from a variety of training resources, but especially appreciates the SCVURPPP-sponsored workshops.

In FY 08, the department looks forward to the challenges that may be encountered, and the satisfaction of achieving full compliance with stormwater regulations.

Santa Clara County Road Deptartment
FY07 Culvert,Drain and Ditch Cleaning

R205 - Drain & Culvert Cleaning - Hand

Number of Drains Cleaned

East:		West:		South:		Total
Area 1	1623		569		984	
Area 2	2307		161		715	
	3930		730		1699	6359

R206 - Drain & Culvert Cleaning - Mechanical

Number of Culverts Cleaned

East:		West:		South:	
Area 1	1348		129		54	
Area 2	78		548		17	
	1426		677		71	2174

Grand Total Culvert & Di's Cleaned

8533

R208 - Ditch Cleaning

Lineal Feet of Ditches Cleaned

East:		West:		South:	
Area 1	1450		11750		97141
Area 2	1050		1000		18240
	2500		12,750		115,381

Grand Total Lineal Feet of Ditch Cleaned

130,631

Material to Landfill: 362.8 Cubic Yards

040192

Santa Clara County Road Department Sweeping Summary FY07

R308 - Sweeping Expressways

Miles

East:	Almaden	Capitol	Montague	
Area 1	834	1023.5	0	
Area 2	442	790.5	629	
	1276	1814	629	**3719** *Expressway Miles*
Sweep Debris:				
Cubic Yards	183	253.5	73	**509.5** *Debris Collected*

West:	Central	San Tomas	Lawrence	
Area 1	997	1555	1430	
Area 2	0	335	160	
	997	1890	1590	
Sweep Debris:				
Cubic Yards	603.4	331	69	

	Montague	Foothill	Oregon/Page Mill	
Area 1	74	827	141	
Area 2	27	117	44	
	101	944	185	**5707** *Expressway Miles*
Sweep Debris:				
Cubic Yards	10	36	22	**1071.4** *Debris Collected*

Grand Total Expressway Miles
9426

Grand Total Debris Collected
1580.9

R309 - Sweeping Non- Expressway

Rural, Arterial & Residental

Miles

East:		West:	South:
Area 1	466	758.9	546.5
Area 2	354	109.5	68.7
	820	868.4	615.2
Sweep Debris:			
Cubic Yards	71	711.5	59

Grand Total Non- Expressway Miles
2303.6

Grand Total Debris Collected
841.5

SANTA CLARA COUNTY OWNED, OPERATED, AND MAINTAINED PUMP STATIONS

TOTAL NO. OF PUMP STATIONS : 6	Horse Power HP	Gallon/Min GPM	Operation	Discharge Location
Oregon / Alma				
at Oregon Expwy and Alma St., Palo Alto				
Storm Pump #1	30	1600	All Year	Matadero Creek
Storm Pump #2	30	1600	All Year	Matadero Creek
BFD Pump #1	9.5	1247	All Year	City treatment/sewer/storm
BFD Pump #2	9.5	1247	All Year	City treatment/sewer/storm
Central / FairOaks				
at Central Expwy and Fair Oaks, Sunnyvale				
Pump #1	30	3000	All Year	storm drain
Pump #2	30	3000	All Year	storm drain
Pump #3	30	3000	All Year	storm drain
Central / Lawrence				
at Central Expwy and Lawrence Expwy, Sunnyvalle				
Pump #1	7.5		All Year	storm drain
Pump #2	7.5		All Year	storm drain
Central / De La Cruz				
at Central Expwy and De La Cruz Blvd., Santa Clara				
Pump #1	15	850	All Year	storm drain
Pump #1	15	850	All Year	storm drain
Celeo				
at Celeo Lane, San Jose				
Pumps #1	1/2	735	All Year	storm drain
Pumps #2	1/2	735	All Year	storm drain
Pumps #3	1/2	735	All Year	storm drain
Pumps #4	3/4	875	All Year	storm drain
Chula Vis				
at Chula Vista Ct., San Jose				
Pumps #1	1/2	735	All Year	storm drain
Pumps #2	3/4	875	All Year	storm drain
Pumps #3	1/2	735	All Year	storm drain

040194

County of Santa Clara, Dept. of Roads and Airports
Reporting Form for Planning Procedures Performance Standard
and Provision C.3.n.i. Reporting Requirements

Part 1

Group 1, 2A, 2B New Development and Significant Redevelopment Projects[1]
Reviewed and Approved During FY 07

Project Name	Project Type[2]	Site Size (ac. or s.f.)	New Impervious Surface (s.f.)[3]	Area of Land Disturbed (Ac.)[4]	Project Status	Storm Water Control Measures Included in Project
Private Projects						
N/A						
Public Projects						

[1] List all projects with new or replacement impervious surface area greater than 10,000 s.f..
[2] Describe project type, as defined in Provision C.3.c.
[3] "New" is defined as impervious surface created, added or replaced.
[4] If the site is a "significant redevelopment", list the area of land disturbance, if information is readily available.

040195

County of Santa Clara, Dept. of Roads and Airports

Reporting Form for Planning Procedures Performance Standard and Provision C.3.n.ii. & iii. Reporting Requirements

Part 2

Stormwater Control Measures for Group 1, 2A, 2B Projects[5] Reviewed and Approved During FY 07

Project Name	Treatment BMPs	Numeric Sizing Criteria Used	O&M Responsibility Mechanism and Responsible Party	Site Design Measures	Source Control Measures	Pesticide Reduction Measures
Private Projects						
N/A						
Public Projects						

[5] List all projects with new or replacement impervious surface area greater than 10,000 s.f..

See SCVURPP "C.3. Handbook: Guidance for Implementation of Stormwater Requirements for New and Redevelopment Projects".

*Projects that do not require stormwater treatment because they fall under the Alternative Compliance Program must be reported as per Provision C.3.g.v. (see Reporting Form Part 3).

County of Santa Clara, Dept. of Roads and Airports

Reporting Form for Planning Procedures Performance Standard and Provision C.3.g.v. Reporting Requirements

Part 3

Alternative Compliance/Waiver Program Projects Reviewed and Approved During FY 07

Project Name and Location	Project Type	Final Percent Impervious Surface	Reasons for Allowing Alternative Compliance	Alternative Compliance Terms	Project Receiving Benefit (Date of Completion)
Private Projects					
N/A -- No Alternative Compliance Program					
Public Projects					
N/A -- No Alternative Compliance Program					

Santa Clara Valley Urban Runoff Pollution Prevention Program

FY 07 Annual Report

Attachment D2A - Rural Public Works O & M

Note: A Sr. Civil Engineer from the Department of Roads and Airports and a Sr. Project Manager from the Department of Parks and Recreation both actively participated in the committee that wrote the SCVURPPP Rural Public Works Performance Standard.

The two involved departments, Roads and Parks, have since adopted and incorporated the Performance Standard into their maintenance routines.

The Standard Operating Procedures (SOPs) for this performance standard have been written by both of the involved departments, and submitted to SFB-RWQCB staff previously. No difficulties have been reported by the involved departments in implementing and observing the standards.

County of Santa Clara
Clean Water Program
DEVELOPMENT SERVICES OFFICE
DEPT. OF PLANNING AND DEVELOPMENT
70 West Hedding St., 7th Floor East Wing
San Jose, CA 95110

Santa Clara Valley Urban Runoff Pollution Prevention Program

FY 07 Annual Report

Attachment D3 - Storm Drain O & M

Note: Please refer to Section D2. The Department of Roads and Airports is responsible for this activity, and this report is included with the Public Streets Roads and Highways street sweeping and ditch/culvert/inlet cleaning data.

County of Santa Clara
Clean Water Program
DEVELOPMENT SERVICES OFFICE
DEPT. OF PLANNING AND DEVELOPMENT
70 West Hedding St., 7th Floor East Wing
San Jose, CA 95110

Santa Clara Valley Urban Runoff Pollution Prevention Program

FY 07 Annual Report

Attachment D4 - Water Utility O & M

Note: This section is not applicable, since the County does not maintain any water utility systems.

County of Santa Clara
Clean Water Program
DEVELOPMENT SERVICES OFFICE
DEPT. OF PLANNING AND DEVELOPMENT
70 West Hedding St., 7th Floor East Wing
San Jose, CA 95110

Santa Clara Valley Urban Runoff Pollution Prevention Program

FY 07 Annual Report

Attachment D5 - Department of Parks and Recreation

County of Santa Clara
Land Development Engineering Section
DEVELOPMENT SERVICES OFFICE
DEPT. OF PLANNING AND DEVELOPMENT
ENVIRONMENTAL RESOURCES AGENCY
70 West Hedding St., 7th Floor East Wing
San Jose, CA 95110

County of Santa Clara

Parks and Recreation Department

298 Garden Hill Drive
Los Gatos, California 95032-7669
(408) 355-2200 FAX 355-2290
Reservations (408) 355-2201
www.parkhere.org

July 31, 2007

Subject: County Nonpoint Source Pollution Control Annual Report FY07
Parks and Recreation Department Self Evaluation

The County of Santa Clara Parks and Recreation Department (Department) is pleased to offer this brief summary of our progress toward the goal of stormwater pollution prevention as it has been implemented thus far as part of our on-going park development, operations and maintenance efforts.

In addition to extensive staff training some of which is detailed below, the Department has initiated and reinforced several program elements to assure that potential sources of stormwater pollution are reduced to the maximum extent possible.

Daily Maintenance Operations

All large-scale maintenance activities involving heavy equipment, parts cleaning and repairs have been consolidated to our Central Yard facility for a number of years. There, most major activities take place indoors and every effort is made to eliminate any discharges to the environment that could reach or affect storm water drainage facilities.

Zero Discharge Wastewater Recycling
The equipment wash pad utilizes covered zero discharge wastewater recycling technology. For our existing discharge wastewater-recycling machine, the filters are changed regularly and oil is skimmed and collected for recycling. We are currently budgeting for a new machine to take advantage of the newer technology.

Upgraded Storage Facility
An upgraded storage facility has been completed, which enable the central yard facility to store equipment and supplies in a secure facility. This facility will enable staff to collect any waste fluids that may weep or leak from machinery effectively.

The Rural Public Works Performance Standards have been shared and embraced by the Department's field staff, who now brings stormwater pollution prevention strategies to assigned tasks as one of the "tools of the trade" necessary for being a Parks professional.

Project Planning and Construction

Careful consideration is given to all environmental impacts that could be created or impacted by project related activities. As stewards of the land, the Department is serious and proud of its roles related to resource conservation and preservation. In particular efforts are made to minimize grading, integrate tree planting, preserve heritage trees, utilize drip irrigation systems, and assume that remediation and new trail construction conform to modern standards. Some of those trail standards include out-sloping, rolling dips and using bio-technical methods for erosion control.

During project construction, the Department complies with RWQCB guidelines for soil conservation, erosion control and stability, continuously monitors all construction activities, and had no C3 qualified projects during the reporting period which reflects the department's focus on minimizing where possible the use of impervious surfacing.

All construction projects will now include a BMP sheet in the construction documents, whether or not the project is C3 qualified. The department also employs a full time construction inspector to monitor and ensure that contractors are following BMPs.

Department staff includes Heavy Equipment Operators. When projects are identified, a pre-construction evaluation of the job site is performed by staff project manager to identify areas that may require Storm Water BMPs. When the need is identified, a job plan is prepared to complete the project with a minimum impact on Storm Water runoff.

There were no park development projects meeting the threshold of Group 1 projects.

Community Involvement

The Department's Volunteer Program is involved in on going major creek clean up activities, including garbage and debris removal from parklands and streams, to enhance the natural experience and promote cleaner waterways. These are National River Cleanup Day in May, and California Coastal Cleanup Day in September. These events are held at two critical times of the year. The first, in Spring, helps by collecting the trash after storms have carried it from streets and residential areas into our local waterways and parks. The second cleanup, in the Fall, targets the shorelines after water levels have dropped exposing debris and making it accessible along shorelines. Last year, through these events, the department recruited over 2,000 volunteers; removed over 52,000 pounds of garbage and debris; and collected over 15,500 pounds of recyclable materials. This is a County Wide effort, and the departmental Volunteer Coordinator is one of three members of the Creek Connections Action Group (CCAG w/ representatives from Santa Clara Valley Water District, and City of San Jose), that coordinates the event throughout Santa Clara County.

The Department's Volunteer Program has instituted an Adopt a Trail program and Trail Crew Lead program which employs trail management techniques to reduce erosion and sediment transport thereby reducing the need for soil disturbance and trail tread maintenance. For every trail adopted under this program there is a Trail Crew Lead or liaison assigned to the group. These Trail Crew Lead volunteers must go through a rigorous training program to learn the proper techniques for trail building and maintenance. Through these trainings the program conveys the important message about soil types, erosion control issues, and environmental

impacts of trail construction and repair. These Trail Crew Leads then convey the message to all of the Adopt a Trail volunteers as well as all volunteers that help at Monthly Trail Day events. It's a win-win community model that helps to accomplish the objectives for protecting the region's water resources.

Staff Training

Parks staff attended a number of applicable training sessions, symposiums and workshops.

Third Annual Regional Integrated Pest Management (IPM) Conference
November 14, 2006
Attended by 6 Park Maintenance staff

2006 Annual IPM Workshop
November 28 and 29, 2006
Attended by 63 Park Maintenance Staff (25 on 11/28 and 28 on 11/29)

Invasive Weeds and Rare Plants of SCC
Maintenance annual Refresher
March 15, 22 and 29, 2007
Attended by 57 Park Maintenance Staff (16 on 3/15, 19 on 3/22 and 22 on 3/29)

2007 Wildlife Invasive Plants Symposium
January 30 and 31, 2007
Attended by 1 Natural Resource Management and on3e Interpretive Staff

Annual SCVURPPP New Development Workshop
June 14, 2007
Attended by 2 Construction Services staff (Capital Projects Manager & Construction Division Manager)

Storm Water Monitoring

Storm Water Drains
Five storm drains at Central Yard are protected by Oil and Sediment filters. The filters are replaced as needed or once a year at a minimum. The parking lot is mechanically swept every other week to reduce sediment runoff.

Permit and non-Permit Monitoring
The Department continues to monitor storm water from Almaden Quicksilver County Park in accordance with the storm water permit requirements. In addition, all park locations visually monitor storm water flows for any signs of unusual conditions.

The Santa Clara County Parks and Recreation Department is an active partner in protecting streams, creeks and waterways. We are proud of the efforts we undertake on a daily basis to minimize impacts to the environment, while we protect and preserve the lands that the public entrusts us to maintain, on their behalf, for current and future enjoyment.

Should you have any additional comments or questions on this report, please feel free to contact

me at (408) 355-2208 or Bill Grimes, Environmental Health & Safety Compliance Specialist, at (408) 355-2273.

Respectfully Submitted,

Mark Frederick, ASLA
Construction Division Manager

CC: Lisa Killough, Director, Parks and Recreation Department
Joe Shultz, Deputy Director
Bill Grimes, Environmental Health & Safety Compliance Specialist
Jim O'Connor, Maintenance Division Manager
Craig Crawford, Field Support Manager
Heidi McFarland, Volunteer Coordinator

County Department of Parks and Recreation
Acquisitions and Acreage
FY 1960-2005

	SCCPRD Owned	SCVWD Owned	Other	Other Name	SCCPRD Operated Total	Notes
Almaden Quicksilver	3,943.00	209.00	0.00		4,152.00	
Alviso	18.90	0.00	0.00		18.90	
Anderson	1,773.00	1,339.00	32.00	California Pioneers	3,144.00	
Calero	2,603.00	890.00	0.00		3,493.00	
Chesbro Reservoir	0.00	215.00	0.00		215.00	
Chitactac-Adams	4.30	0.00	0.00		4.30	
Coyote Creek South	1,613.00	81.00	0.00		1,694.00	
Coyote Hellyer	325.00	29.00	0.00		354.00	
Coyote Lake - Harvey Bear Ranch	3,663.00	932.00	0.00		4,595.00	
Ed R. Levin	1,541.00	0.00	0.00		1,541.00	
Field Sports Park	93.00	0.00	0.00		93.00	
Joseph D. Grant	9,560.00	0.00	0.00		9,560.00	
Lexington	161.00	753.00	0.00		914.00	
Little Arthur Creek	17.00	0.00	0.00		17.00	Not an active park
Los Gatos Creek	11.00	104.00	0.00		115.00	
Llagas Creek (Silveira Park)	53.00	0.00	0.00			Operated by City of Morgan Hill
Moody Gulch	160.00	0.00	0.00		160.00	Not an active park
Martial Cottle	153.00	0.00	131.00	State Parks	284.00	Joint Mgmt. Agreement with State Parks
Motorcycle	442.00	0.00	0.00		442.00	
Mt. Madonna	3,705.00	0.00	0.00		3,705.00	
New Avenue	9.00	0.00	0.00		9.00	
Penitencia Creek	78.00	34.00	25.00	City of San Jose	78.00	Joint Mgmt. Agreement between Parties
Rancho San Antonio	289.00	0.00	164.00	Leased to MROSD	125.00	
Sanborn	3,449.00	0.00	0.00		3,449.00	
Santa Teresa	1,568.00	9.00	69.00	IBM/PG & E	1,646.00	
Stevens Creek	918.00	159.00	0.00		1,077.00	
Stuart Ridge (Camp Stuart)	263.00	0.00	0.00		263.00	Not an active park
Sunnyvale Baylands	219.00	0.00	5.00	City of Sunnyvale	42.00	182 Ac. Leased by Sunnyvale
Upper Stevens Creek	1,276.00	0.00	0.00		1,276.00	
Uvas Canyon	1,133.00	0.00	0.00		1,133.00	
Uvas Carnadero	95.00	0.00	0.00			Leased to Gilroy
Uvas Reservoir	0.00	626.00	0.00		626.00	
Vasona	60.00	70.00	20.00	Town of Los Gatos	150.00	
Villa Montalvo	0.00	0.00	173.00	Montalvo Association	173.00	Trail Operation leased to SCCPRD
Totals	39,196.20	5,450.00	619.00		44,548.20	

County of Santa Clara, Parks
Reporting Form for Planning Procedures Performance Standard
and Provision C.3.n.i. Reporting Requirements

Part 1

Group 1, 2A, 2B New Development and Significant Redevelopment Projects[1]
Reviewed and Approved During FY 07

Project Name	Project Type[2]	Site Size (ac. or s.f.)	New Impervious Surface (s.f.)[3]	Area of Land Disturbed (Ac.)[4]	Project Status	Storm Water Control Measures Included in Project
Private Projects						
N/A						
Public Projects						

[1] List all projects with new impervious surface area greater than 1 acre (43,560 s.f.).
[2] Describe project type, as defined in Provision C.3.c.
[3] "New" is defined as impervious surface created, added or replaced.
[4] If the site is a "significant redevelopment", list the area of land disturbance, if information is readily available.

040207

County of Santa Clara, Parks

Reporting Form for Planning Procedures Performance Standard and Provision C.3.n.ii. & iii. Reporting Requirements

Part 2

Stormwater Control Measures for Group 1, 2A, 2B Projects[5] Reviewed and Approved During FY 07

Project Name	Treatment BMPs	Numeric Sizing Criteria Used	O&M Responsibility Mechanism and Responsible Party	Site Design Measures	Source Control Measures	Pesticide Reduction Measures
Private Projects						
N/A						
Public Projects						

[5] Beginning October 15, 2003, list all* projects with new impervious surface area greater than 43,560 s.f. (1 acre). See SCVURPP "C.3. Handbook: Guidance for Implementation of Stormwater Requirements for New and Redevelopment Projects".

*Projects that do not require stormwater treatment because they fall under the Alternative Compliance Program must be reported as per Provision C.3.g.v. (see Reporting Form Part 3).

County of Santa Clara, Parks
Reporting Form for Planning Procedures Performance Standard
and Provision C.3.g.v. Reporting Requirements

Part 3

Alternative Compliance/Waiver Program Projects
Reviewed and Approved During FY 07

Project Name and Location	Project Type	Final Percent Impervious Surface	Reasons for Allowing Alternative Compliance	Alternative Compliance Terms	Project Receiving Benefit (Date of Completion)
Private Projects					
N/A -- No Alternative Compliance Program					
Public Projects					
N/A -- No Alternative Compliance Program					

Santa Clara Valley Urban Runoff Pollution Prevention Program

FY 07 Annual Report

Attachment D7 - Capital Programs, Fleet and Facilities

County of Santa Clara
Clean Water Program
DEVELOPMENT SERVICES OFFICE
DEPT. OF PLANNING AND DEVELOPMENT
70 West Hedding St., 7th Floor East Wing
San Jose, CA 95110

County of Santa Clara

Facilities and Fleet Department
Capital Programs Division

2310 North First Street, 2nd Floor, Suite 200
San Jose, California 95131-1011
Tele (408) 993-4600 FAX (408) 993-4695

DATE: August 14, 2007

TO: Steve Homan, Coordinator
Clean Water Program
Office of Development Services

FROM: Ken Rado
Manager, Facilities and Fleet Capital Programs Division

SUBJECT: **NPDES Annual Report**

This report is submitted to meet the annual reporting requirements of the County's Phase I NPDES Storm Water Discharge Permit for FY 2007.

I have provided, as Attachment (1), "C3" reporting requirements information. In FY 2007 we initiated no new projects subject to the NPDES permit.

Capital Programs Division continues to emphasize compliance with the NPDES requirements, and the need for controlling storm water contamination from construction activity. Capital Programs has four projects currently in construction for which we have obtained a NPDES permit: Valley Specialty Center; New Crime Lab; Valley Health Center at Fair Oaks; and Valley Health Center Milpitas (Construction work on VHC Milpitas will commence in September 2007). We have received, and are enforcing, SWPPP for each project.

All of Capital Programs' Project Management and inspection staff have attended SWPPP training. We are vigilant in reviewing and critiquing Contractor SWPPP plans and monitoring Contractor-compliance with their plans. We are being good stewards of the environment, especially so considering our major role in managing the design and construction of County facilities.

With regards to BMP operations and maintenance, none of our recent projects are complete to the point where this would apply.

Attachment (1): C.3 report

Board of Supervisors: Donald F. Gage, Blanca Alvarado, Pete McHugh, James T. Beall Jr., Liz Kniss
County Executive: Peter Kutras, Jr.

County of Santa Clara, Capital Programs
Reporting Form for Planning Procedures Performance Standard
and Provision C.3.n.i. Reporting Requirements

Part 1

Group 1 and 2A New Development and Significant Redevelopment Projects[1]
Reviewed and Approved During FY 07

Project Name	Project Type[2]	Site Size (ac. or s.f.)	New Impervious Surface (s.f.)[3]	Area of Land Disturbed (Ac.)[4]	Project Status	Storm Water Control Measures Included in Project
Private Projects						
N/A						
Public Projects						
None.						

[1] List all projects with new impervious surface area greater than 1 acre (43,560 s.f.).
[2] Describe project type, as defined in Provision C.3.c.
[3] "New" is defined as impervious surface created, added or replaced.
[4] If the site is a "significant redevelopment", list the area of land disturbance, if information is readily available.

County of Santa Clara, Capital Programs

Reporting Form for Planning Procedures Performance Standard and Provision C.3.n.ii. & iii. Reporting Requirements

Part 2

Stormwater Control Measures for Group 1 and 2A Projects[5] Reviewed and Approved During FY 07

Project Name	Treatment BMPs	Numeric Sizing Criteria Used	O&M Responsibility Mechanism and Responsible Party	Site Design Measures	Source Control Measures	Pesticide Reduction Measures
Private Projects						
N/A						
Public Projects						
None.						

[5] Beginning October 15, 2003, list all* projects with new impervious surface area greater than 43,560 s.f. (1 acre). See SCVURPP "C.3. Handbook: Guidance for Implementation of Stormwater Requirements for New and Redevelopment Projects".

*Projects that do not require stormwater treatment because they fall under the Alternative Compliance Program must be reported as per Provision C.3.g.v. (see Reporting Form Part 3).

County of Santa Clara, Capital Programs
Reporting Form for Planning Procedures Performance Standard
and Provision C.3.g.v. Reporting Requirements

Part 3

Alternative Compliance/Waiver Program Projects
Reviewed and Approved During FY 07

Project Name and Location	Project Type	Final Percent Impervious Surface	Reasons for Allowing Alternative Compliance	Alternative Compliance Terms	Project Receiving Benefit (Date of Completion)
Private Projects					
N/A -- No Alternative Compliance Program					
Public Projects					
N/A -- No Alternative Compliance Program					

Santa Clara Valley Urban Runoff Pollution Prevention Program

FY 07 Annual Report

Attachment E - New Development Planning Procedures

County of Santa Clara
Clean Water Program
DEVELOPMENT SERVICES OFFICE
DEPT. OF PLANNING AND DEVELOPMENT
70 West Hedding St., 7th Floor East Wing
San Jose, CA 95110

COUNTY OF SANTA CLARA CLEAN WATER PROGRAM

Activity	Permit Item Source	Tasks	Comments	Status	Responsible Party
C.3.b Development Project Approval Process -- Planning Procedures					
Ordinance Revision	C.3.b.2	Develop new ordinance incorporate C3. requirements	Wrote amendment to existing NPS ordinance to include Numeric Sizing Criteria requirements and maintenance for Group 1,2A, 2B, and HMP projects.	C3/HMP Ordinance adopted	CWP Prgm. Coord., Planning Office, County Counsel, Land Development Engineering.
Staff Training	C.3.b.3	Provide training opportunities for County staff in the planning office, building inspection office, and land development engineering with training on the C.3. provisions including SCVURPPP sponsored and RWQCB sponsored workshops	Written guidance, staff meetings SCVURPPP workshops, in-service training.	Ongoing	CWP Prgm. Coord., Planning, Building, FAF, LDE
C.3.c. Requirements for Group 1 and Group 2 Projects					
Guidance Manual	C.3.c.4	Review Guidance Manual developed by Program and, if needed, customize for Group 1 projects.	Updated Guidance handouts written and supplied to PLN Office and LDE Section	Routine	CWP Coord., Planning, Building, LDE
Group 2 Alternative Project Size	C.3.c.8	Conduct analysis of alternative project size and prepare proposal for submittal to Regional Board. (Initial submittal to be handled by SCVURPPP/EOA Inc.	Continue to assist Program with data collection and analysis, as requested. Group 2B implemented on 8/15/2006	Ongoing Routine	Building Inspection, Planning Office, CWP Prgm. Coord.
Guidance Manual Update	C.3.c.9	Update Guidance Manual and Performance Standard for Group 2 projects as needed.	Assist Program with development and review, as requested.	As requested	

COUNTY OF SANTA CLARA CLEAN WATER PROGRAM

Activity	Permit Item Source	Tasks	Comments	Status	Responsible Party
C.3.e Operation and Maintenance of Treatment BMPs					
Data Form and Staff Training	C.3.e.1	Log information about treatment BMPs installed at approved Group 1 projects and maintain a list or database of properties, treatment BMPs, and responsible operators.	Review data collected and evaluate need to modify data collection method and need for additional staff training on tracking information.	Ongoing for AR	CWP Prgm. Coord., Planning, Building, LDE
BMP O&M Agreement Mechanism	C.3.e.2	Adapt model O&M agreement language to meet agency-specific needs and requirements and incorporate into the project review and approval process.	Recorded maint. agreement in NPS Ord. C3. /HMPRevision	Revised language planned for Fall 07	CWP Program Coord., Planning, County Counsel
BMP Inspection Program	C.3.e.5	Develop local programs for inspection of a subset of prioritized treatment BMPs to verify that proper O&M is being performed by the responsible party (Program to assist in defining which BMPs are priority for inspection.)	For Group 1, 2, 2A, 2B, and HMP projects, County working on developing written BMP inspection priority criteria and inspection and enforcement forms and procedures. (County will require private PE, RCE, maintenance inspection)	Now planned for Fall 07 Private P.E. inspection	LDE, CWP Prgm. Coord.
Reporting	C.3.e.6	Report on the County's treatment BMPs O&M verification program in each annual report, including organizational structure, evaluation of effectiveness, and planned improvement to the program. Include a list or summary of treatment BMPs inspected during the year, inspection results, and any required follow-up and correction.	Private PE or RCE inspection. Written Agreement, future recorded agreement.	Ongoing for AR	CWP Prgm. Coord., Planning, Building, LDE

COUNTY OF SANTA CLARA CLEAN WATER PROGRAM

Activity	Permit Item Source	Tasks	Comments	Status	Responsible Party
C.3.f Hydromodification Management Plan					
Staff training	C.3.f.3	Upon adoption by the Regional Board, begin implementation of HMP as part of requirements for Group 1 projects that may cause increased erosion or other related impacts.	Where applicable, HMP to be integrated into existing programs for development, review, construction inspection and BMP operations and maintenance. County staff to receive incremental training in HMP requirements.	LDE Section reviewing projects for HMP applicability	LDE, Building, Planning, FAF, Roads, Parks, CWP Prgm. Coord.
C.3.g (Waiver) Compensatory Mitigation Program					
Model Waiver Program for SCVURPPP	C.3.g.1	Develop a model waiver program.	Assist SCVURPPP by reviewing documents. <u>No County alternative compliance program is planned</u>.	Ongoing	CWP Coord., Planning Dir., Building Official, County Counsel, GSA, Parks Dir., Roads, Dir.,.
Local Waiver Program (Compensatory Mitigation)	C.3.g.2	Consider developing local waiver program, perform legal review, and incorporate waiver provisions in project review process. (If model program has not been adopted by Regional Board, consider developing interim waiver program per C.3.g.vi.). Provide info on waivers granted, if any.	Currently this is a very low priority. With large lot and parcel sizes, <u>there is currently no perceived need for a local alternative compliance program</u>.	No County alternative compliance program is planned	CWP Coord., Planning Dir., Building Official, County Counsel, FAF, Parks Dir., Roads, Dir.,

COUNTY OF SANTA CLARA CLEAN WATER PROGRAM

Activity	Permit Item Source	Tasks	Comments	Status	Responsible Party
Staff training and reporting	C.3.g.3	Begin tracking information for reporting on waivers granted, including project name, location, type, percent impervious surface, reasons for and terms of waiver, and the alternative benefit project and completion date.	If County adopts waiver program, responsible County staff will be trained on its implementation. Currently, developing a local waiver program is a very low priority.	As needed	CWP Coord., Planning Dir., Building Official, County Counsel, FAF, Parks Dir., Roads.
C.3.j Site Design Measures Guidance and Standards Development					
Policy and standards review	C.3.j.2	Review existing local design standards and guidance, and compare them to the list of areas to address in provision C.3.j. and other references such as "Start at the Source" and the "Development Policies Comparison" work sheet. Prepare and submit an analysis of local standards, identified opportunities for revision, and proposed revisions. (Program to prepare guidance for Co-permittees on this work product.)	County will focus on making sure BMP list is updated to be consistent with revised General Plan, any new ordinance requirements, C3. Numeric Sizing Criteria and the latest technical guidance documents such as the upcoming HMP, SCVURPPP "Guidance Manual," the "Using Start at the Source" manual. and the revised California BMP Handbooks.	Ongoing Routine	CWP Prgm. Coord., LDE, Planning, Roads, Fire Marshall, Parks, FAF
Standards Revisions	C.3.j.4	Incorporate any revised standards and guidance into local project approval process and "fully implement" the revised standards and guidance.	Any modification to required design standards will be done with input from Planning, Fire Marshall's Office, and other affected local agencies. (Reduced road width and other	Ongoing Routine	LDE, Fire Marshall, FAF, Roads, Parks

Activity	Permit Item Source	Tasks	Comments	Status	Responsible Party
			design standards (pervious paving, etc) are not the highest priority on large parcel single site SFD development with ample existing infiltration area and BMP installation areas available.		
C.3.k Source Control Measures					
Reporting	C.3.k.3	Implement source control measures requirements by including appropriate conditions of approval. Report status and provide examples of application of conditions in annual reports.	Report on source control BMPs required for particular projects. (The NPDES Permit seems to indicate that C3. items apply only to Group 1 and Group 2 projects; however, consideration of source control BMPs is appropriate for all projects.	Ongoing Routine	Planning, Building, CWP Coord., Roads, FAF, Parks, DEH
C.3.l Update General Plans					
General Plan Review	C.3.l.1	Review current General Plan policies related to water quality and watershed protection and incorporate additional policies as needed to implement C.3.	Depending on the content of the HMP, the County may need to modify the General Plan to incorporate new goals and policies. (Planning Office is continuing to work on a Riparian Protection Ordinance)	[Next sche-duled revision]	Planning Office, CWP Prgm. Coord.

040220

COUNTY OF SANTA CLARA CLEAN WATER PROGRAM

Activity	Permit Item Source	Tasks	Comments	Status	Responsible Party
C.3.m Water Quality Review Processes					
CEQA Review	C.3.m.1	Review CEQA initial study checklists and other environmental review documents and modify documents as needed to include questions that sufficiently address water quality impacts of projects.	Added Group 2B and HMP to CEQA document/checklist	Questions revised 11/02, Parks CEQA review also modified GSA uses Planning Office for CEQA review.	Planning Office
C.3.n Reporting Requirements					
Reporting	C.3.n.1	Provide information described in Table 1 of Provision C.3. in annual reports (SCVURPPP to provide guidance for each annual report).		Ongoing Routine	CWP Prgm. Coord.
Reporting	C.3.n.3	Collect and report the following for all Gr 1,2 new and redevelopment projects: --project name, location, type (per C.3.c.), size (ac. or sq.ft.), and impervious surface area. For redevelopment projects, include area of land disturbance.		Ongoing Routine	LDE, Planning, Building, CWP Prgm. Coord.
Reporting	C.3.n.4	Collect and report the following for all projects that must implement treatment measures: BMPs, site design, and source control		Ongoing Routine	LDE, Planning, Building, CWP Prgm. Coord.

COUNTY OF SANTA CLARA CLEAN WATER PROGRAM

Activity	Permit Item Source	Tasks	Comments	Status	Responsible Party
		measures used, sizing criteria, O&M responsibility mechanism and responsible party.			
Pesticide Control Measures	C.3.n.5	Collect information and report a summary of types of pesticide reduction measures required for development projects and the percentage of projects for which pesticide reduction measures were required.	Lic. Landscape Architect Certification Required for Grp. 1, 2A & 2B Projects.	Ongoing Routine	Planning, Building, LDE, CWP Prgm. Coord.

Santa Clara Valley Urban Runoff Pollution Prevention Program

FY 07 Annual Report

Attachment F - Construction Inspection

County of Santa Clara
Clean Water Program
DEVELOPMENT SERVICES OFFICE
DEPT. OF PLANNING AND DEVELOPMENT
70 West Hedding St., 7th Floor East Wing
San Jose, CA 95110

COUNTY OF SANTA CLARA
CLEAN WATER PROGRAM
ANNUAL REPORT FY 07

CONSTRUCTION INSPECTION

The following report is based on the County Performance Standard for Construction Inspections:

1) The County ensures through a construction inspection program that construction contractors properly store, use, and dispose of construction materials, chemicals, and wastes at construction sites and prevent illicit discharges to storm drains and watercourses.

Building and Grading inspectors include these items in their inspection routine. Hazardous materials violation referrals are made to DEH--HMCD as appropriate.

2) For development projects with significant erosion potential and planned construction activity during the wet season the County ensures, through a construction inspection program, that erosion and/or sediment control measures are implemented in accordance with local ordinances and project conditions of approval and maintained as needed during construction.

The County Grading ordinance and Construction Inspectors require winterization and implementation of erosion control BMPs of projects that will continue into or start in the rainy season (after 10/15 through 4/15 each year). Ongoing inspections evaluate the effectiveness of control measures, and require changes and/or additions to BMPs where needed. Throughout the rainy season, inspectors continue to monitor construction sites, and shut down any projects where erosion control measures are inadequate. Grading Ordinance violators are also required to "winterize" their illegally graded sites.

3) The County inspects construction sites for adequacy of storm water quality control measures on a regular basis, with the frequency of inspections based on the size of the project and its potential impact on storm water quality.

Grading Inspectors continue to inspect all projects on a continuing basis, and endeavor to inspect sites with a high potential for erosion more frequently.

4) Prior to the beginning of the wet season each year, the County inspects all sites requiring erosion and/or sediment control plans, to ensure that measures have been taken to minimize discharges of sediment from disturbed areas.

This is the normal procedure for grading inspectors, and they have continued to require this throughout the past rainy season.

5) During the wet season of each year, the County inspects all construction sites requiring erosion and/or sediment control plans following each major storm event or series of events.

Grading inspectors try to inspect each active site with high erosion potential frequently, which includes the days following any major storm. In cases where they cannot get to every site, they prioritize and inspect those sites with the greatest erosion potential as soon after the rain as possible.

6) The County provides training annually to its construction inspection staff on inspection procedures, documentation, and enforcement related to storm water pollution prevention.

The County's Clean Water Program staff has worked closely with the grading inspectors and their supervisor, and problems are discussed as they arise. The inspectors are familiar with the goals of the NPS Program and refer problems to the NPS inspector when appropriate, and carry out enforcement action where necessary. The Construction Inspectors meet informally several times per week with the CWP Program Coordinator regarding enforcement needs and problems. Construction Inspectors have attended several erosion prevention and law enforcement classes.

7) The County provides outreach materials to contractors, developers, and County staff on construction BMPs and compliance with the State General Construction Activity Storm Water Permit.

Blueprint for a Clean Bay is available to applicants for building permits, and a county prepared handbook on erosion control measures is available from the CWP office. Trifolds for individuals and the construction trades are available near the building counter. NOI filing information and forms, as well as C3. and HMP handouts, are available at the Department of Planning and Development Lobby.

8) The County investigates and follows up thoroughly on grading violations, especially the ones with a high potential for erosion and sediment transport.

In FY 07, twenty-one properties within the NPDES Phase I Permit area were cited with grading ordinance violations. Official notices were sent to the property owners as orders to abate the violation, and notices of grading ordinance violation were recorded with the County Recorder. The property owners are ordered to abate the violations.

9) Official Notice Forms

New official notice forms for grading violations, grading warnings, and erosion violations were developed, for review during the Tetra Tech program revisit. Clean Water Program NPS Ordinance Violation forms have been used for over nine years.

Santa Clara Valley Urban Runoff Pollution Prevention Program

FY 07 Annual Report

Attachment G - Public Information and Participation (PI/P)

County of Santa Clara
Clean Water Program
DEVELOPMENT SERVICES OFFICE
DEPT. OF PLANNING AND DEVELOPMENT
70 West Hedding St., 7th Floor East Wing
San Jose, CA 95110

County Integrated Waste Management Division Activities Related to Reduction of Nonpoint Source Pollution FY 07 For Clean Water Program Annual Report

Type of Activity	Description
Residential Garbage Collection Services	Weekly garbage collection services were provided to 18,000 unincorporated area households and all unincorporated area businesses.
Residential Recycling Collection Services	Provided weekly (13,854 households) or bi-weekly (4,902 households) recycling collection services. Beginning July 2007, all recycling except South County will be weekly. Recycling services provided to unincorporated area businesses vary per customer request.
Residential Yard Waste Services	Provided weekly yard wastes collection services to 13,854 households and bi-weekly services to 1,691 households. In South County unincorporated area, 3,211 residences received yard waste vouchers to provide for monthly drop off of yard wastes at San Martin Transfer Station. Beginning in July 2007, all yardwaste except South County will be collected weekly and will be containerized rather than on the street.
Residential used oil & used oil filter and household battery collection	Collected used oil & used oil filters and household batteries at curbside on a weekly basis from all unincorporated area neighborhoods (18,000 households served).
On-call disposal days	12,149 households were offered 2 days per year to set out extra waste or yard waste for collection at no added cost; 3,211 households received a voucher for one no cost drop-off at San Martin Transfer Station.
Special Cleanup Services and Events	4,110 households were served by special community cleanup events in their neighborhoods (different neighborhoods are served by this program each year). A total of 299 tons of waste and recyclable metals were collected. South County residents are now provided with vouchers for free drop-off at the San Martin Transfer Station annually.

Public Outreach Campaigns	A number of countywide public outreach campaigns were conducted through IWM including fluorescent bulb disposal education, "bring your own bag", reusable bag campaign and a source reduction, "Give the Experience" campaign encouraging people to reduce waste by giving tickets, gift cards, and experience type gifts for special occasions to reduce wrapping and other waste.
Public Outreach Events	Information on waste prevention, recycling, household hazardous waste management, home composting, and other environmental topics was provided at many local public outreach events, fairs and home and garden shows.
Public Outreach Information	The Countywide Recycling Hotline (1-800-533-8414) and Recycling Website (ReduceWaste.org) provided a wide range of waste reduction and recycling information to the public.
Newsletters	Unincorporated area residents received quarterly newsletters providing information on a variety of waste and recycling-related topics as well as bill inserts from haulers with pertinent information. The documents are produced collaboratively with hauler and IWM input.
Litter	Litter reduction and management information and tips are provided through various outreach materials. Additionally, IWM has an agreement with the Juvenile Probation department to pick up litter on a weekly basis. More detailed information is provided in the attached report.

COUNTY OF SANTA CLARA
GRAFFITI AND LITTER ABATEMENT (GALA)
FOR CLEAN WATER PROGRAM
ANNUAL REPORT FY 07

This report summarizes Graffiti and Litter Abatement (GALA) Program activities from July 1, 2006 through June 30, 2007.

Eradication

The Sunday Route Program, a collaborative effort between Integrated Waste Management and the Juvenile Probation Department, has been successful this past year in both graffiti and litter removal. GALA Program staff administer the program. The Juvenile Probation Department provides a group counselor to supervise a team of probationers in the removal of graffiti and litter most Sundays. In FY 2007, the Sunday Route crew painted out a total of 122 graffiti tags, accounting for 1,031 square feet of graffiti painted over. Additionally, the crew collected 1,514 bags of litter and 315 bags of recyclable materials from County roads. As a result of this program, 359 probationers were able to perform their community service hours. The Sunday Route Program, coupled with the swift response from the Roads and Airports Department, continues to provide the appropriate level of service needed to address current graffiti trends.

Great American Litter Pick Up

This year's Great American Litter Pick Up took place on May 19, 2007, and focused exclusively in the San Martin area. Forty three participants, including 18 cadets from the Sheriff's Academy picked up 40 cubic yards of litter and recyclable items. The clean up was followed by a celebratory barbecue at the San Martin Lions Club and was hosted by Supervisor Gage. This successful event came together through the collaborative efforts of Integrated Waste Management staff, the Office of the Sheriff, the Office of the District Attorney, the Office of Supervisor Don Gage, and the San Martin Neighborhood Alliance. South Valley Disposal and Recycling provided the 40 cubic yard bin.

Clean-Up Events

There were six hauler sponsored clean-ups that took place in FY 2007. Following is a table showing the results of these clean-up events. The first number following the date is the Garbage District that was served, followed by the Supervisorial District in which the clean-up took place. Next is the number of households served, and the total tons collected. All collected materials are taken back to the Materials Recovery Facility (MRF) and sorted, removing all recyclable materials before being landfilled.

Date	Garbage District	Households Served	Tons Collected
8/19/06	1	450	72.46
9/16/06	4	450	37.13
9/23/06	3A	1180	14.52
10/14/06	4	500	36.60
11/4/06	4	450	34.35
5/5/07	1	500	37.36
	Total	**3,530**	**232.42**

In FY 2008, there are clean-up events scheduled for all Garbage Districts beginning in August and running through the spring. Staff continues to coordinate with Board offices to confirm clean-up dates, and will distribute information to residents at the bin sites.

Per the franchise agreement, South County residents are provided with twelve yard waste vouchers and one disposal voucher per year. There is also an annual "recycling days" event in which residents may bring unlimited quantities of wood and metal items to be recycled.

Santa Clara County Litter Technical Advisory Committee (Litter TAC)

Staff attends quarterly meetings of the Santa Clara County Litter TAC and is a member of the Litter Control and Removal subcommittee. The members of the Litter TAC include multiple stakeholders and includes representatives from local government and law enforcement, VTA, CalTrans, the District Attorney's Office, local media, school districts, Santa Clara Valley Water District and more. The goals of the Litter TAC are:

- Establish countywide goals to decrease the amount of litter
- Establish a communication framework amongst the cities within the county to address litter hot spots
- Establish uniform enforcement standards among law enforcement agencies
- Establish a countywide education/media program,
- Establish a communication framework with private companies (solid waste companies, Union Pacific, etc.)
- Establish a countywide volunteer network

Enforcement

Staff continues to maintain a database of graffiti tags and shares information with the Sheriff's Office and the District Attorney's Office when requested.

Interagency Partnerships

IWM staff continues to work with the District Attorney's Office, the Probation Department and the Roads and Airports Department to address any litter and graffiti issues as they come up.

Staff serves on the Burbank Weed and Seed Steering Committee and attends monthly meetings. Weed and Seed is a federal grant for the Burbank community to weed out criminal activity and seed the area with resources and services that benefit the community.

The partnerships with the Probation Department and the Roads and Airports Department continue to be the most efficient way of abating graffiti and litter in unincorporated pocket areas. The Roads and Airports Department is responsive to calls for service, and the Sunday Route Program provides abatement services on a weekly basis when schedule permits.

Outcome of FY 2007 Performance Goals

Goal 1: Coordinate a minimum of five graffiti and litter abatement events.

Outcome: Coordinated seven events (including the Great American Litter Pick Up).

Goal 2: Coordinate 450 participants for graffiti and litter abatement.

Outcome: Coordinated 402 participants

Goal 3: Abate 5,000 square feet of graffiti

Outcome: Abated 1,031 square feet

Goal 4: Abate 375 graffiti tags

Outcome: Abated 122 graffiti tags

Goal 5: Collect 1,500 bags of litter and recycled materials

Outcome: Collected 1,829 bags of litter and recycled materials

Performance goals for FY 2008 are:

Goal 1: Coordinate a minimum of five graffiti and litter abatement events.

This goal has changed slightly from FY 2006 because clean up events are based on calendar years rather than fiscal years and is a better reflection of what actually occurs during a fiscal year.

Goal 2: Coordinate 350 participants for graffiti and litter abatement. This goal has been decreased by 100 due to the fact that the Probation Department is not able to provide the Sunday Route Program as often as in past years due to staffing shortages in Juvenile Hall.

Goal 3: Abate 2,500 square feet of graffiti.

This goal has been cut by 50% as graffiti does not seem to be as prevalent as years past.

Goal 4: Abate 100 graffiti tags.

This goal has been reduced as graffiti does not seem to be as prevalent as years past.

Goal 5: Collect 1,500 bags of litter and recycled materials.

This goal remains the same as last year.

COUNTY OF SANTA CLARA
GREEN BUSINESS PROGRAM REPORT
FOR CLEAN WATER PROGRAM
ANNUAL REPORT FY 07

This report summarizes the Santa Clara County Green Business Program activities from July 2006 through June 30, 2007.

Partners
All fifteen cities within Santa Clara County, the Santa Clara Valley Water District (SCVWD), Pacific Gas & Electric (PG&E), Association of Bay Area Governments (ABAG), Department of Toxic Substance Control (DTSC) and the Bay Area Air Quality Management District (BAAQMD)

Accomplishments
- 60 businesses certified/recertified in FY 07 bringing total certified to 159
- 127 newly enrolled businesses in FY 07
- Participants have undertaken numerous actions to reduce energy and water use and prevent waste and pollution

Local Accomplishments:
- Participating businesses are influencing employees, vendors and clients by demonstrating that businesses and consumers can make smart environmental choices in their everyday operations
- Public agencies certified: City of Cupertino Community Hall, City Hall and Library; City of Sunnyvale Civic Center and Library; Town of Los Altos Hills; and the Town of Los Gatos

Regional Accomplishments:
- All nine counties in the Bay Area are now participating in the Bay Area Green Business Program
- 1,000 business certified in the regional program
- Bay Area green Business Program celebrated 10 years
- Launched Postcard campaign in which postcards were developed for businesses to give out to their clients telling them what it means to be a Green Business – new tagline is *Bay Area Green Business Program - Environmental Values at Work*
- The Association of Bay Area Governments (ABAG) recognized all certified Public Agencies in the Bay Area in March 2007
- The California Green Business Program Network applied for a grant through the EPA to develop a measurement tool to better quantify impact of program and collect more data
- Updating and developing new industry-specific checklists as new rules and regulations arise

Pollution Prevention:
Assessments identified potential pollution sources and ways to reduce use of toxic materials. Businesses stenciled no dumping flows to bay on storm drain inlets on their property.

Next Steps

- Incorporate Strategic Priorities
- Leverage regional resources to enhance local efforts
- Conduct research on factors motivating business participation to support development of outreach and recruitment strategies
- Enhance website resources
- Simplify/streamline Green Business certification process
- Continue to nurture partnerships with cities, regulatory agencies, etc. to assist in implementation and business certifications
- Develop a measurement tool to quantify the impacts of implementing Green Business measures

Implementation Priorities

1. Increase the number of certified businesses countywide
2. Continue to conduct local outreach to educate the public on the GBP and the importance of patronizing certified green businesses

COUNTY OF SANTA CLARA
HOME COMPOSTING EDUCATION PROGRAM (HCEP)
ANNUAL REPORT FOR CLEAN WATER PROGRAM FY 07

This report summarizes the Home Composting Education Program activities from July 2006 through June 30, 2007.

Experts estimate that the average household that composts both yard and food waste will divert 579 pounds of waste per year. Home composting is a cost-effective way to recycle organic debris. We encourage participation in home composting with a flexible and diverse education program. The Master Composter volunteers share their knowledge to help residents be successful in making compost in their own yards.

Activities that have helped to prevent storm water pollution include:

- Distribution of *Bay Friendly Homeowner Guide, Soil Matters*, *Grasscycling, Grow It! The Less-Toxic Garden Control Pests & Plant Disease Using Less-Toxic Methods*. These publications encourage sustainable landscapes which reduce the amount of water, pesticides and herbicides use. Grasscycling also keeps grass clippings from washing into storm drains.
- Distribution at compost workshops and table displays *basic composting* and *worm composting* brochures encourage healthy soils which reduce water runoff.
- Compost use (commercially made and homemade) in the garden is encouraged to improve soil and less water and pesticide run-off.
- Worm composting classes encourage using redworms to recycle kitchen wastes instead of using the kitchen sink disposal or landfilling organics.
- School outreach program to encourage food waste recycling.
- Promotion of compost use, the IWMP department did a survey in FY06 of the unincorporated residents on their awareness of composting and the HCEP program. Some of these findings can be used as a baseline to sample again in the future.

PROGRAM HIGHLIGHTS

- **Volunteers**

  To date, 304 Master Composter (MC) volunteers have been certified to teach home composting. About 65 volunteers are currently active contributing through workshops and monthly meetings. (The ten-week training consists of 50 hours of classroom time and field trips). MCs are asked to perform at least 50 hours of outreach and education within Santa Clara County within one year of graduation.

  The next training class will be conducted January through March 2008.

  Total reported volunteer hours to date are 28,322 hours.

- **Workshops and Other Outreach**
  Workshops, worm composting classes, and events such as fairs, garden shows, special lectures, table displays and City Compost Bin Sales. Presentations on worm composting have been given at schools. Each participating classroom received a pound of redworms, a worm bin, and educational materials.

  In FY07 there were participants at our events as follows:
  - 29 special lectures with attendance of 2,450
  - 143 school presentations with attendance of 3,265
  - 63 compost workshops with attendance of 1,311
  - 10 teacher training with attendance of 118
  - 54 table displays with attendance of 11,500
  - 2,050 volunteer hours were donated during FY07

- **Compost Bin Sales**
  Earth Machine compost bins and wing-digger compost turning tools are for sale by appointment at the HCEP office at the County Service Center at 1553 Berger Drive. In FY07 228 Compost bins were sold, 123 wing diggers, 61 thermometers, 102 compost buckets and 303 worm bins.

  MCs assist cities with their bin sales. The Cities of Sunnyvale and Palo Alto offer residents the *Bio Stack* compost bin at a reduced price. The City of San Jose sells the *Bio Stack* and *Home Composter* compost bins, and two styles of worm bins at a reduced price.

- **Continuing Education for Master Composters**
  Education by expert guest speakers at Monthly Meetings
  Monthly Email/Print Newsletter
  Research / Resource Library
  Network with other counties programs
  Skills Survey

- **Demonstration Site**
  The MCs maintain a composting demonstration site at Prusch Park in San Jose with about a dozen different working compost bins that have been donated by manufacturers.

- **Advertising / Public Relations**
  The ReduceWaste.org website lists upcoming workshops. City Contacts help to promote HCEP workshops by purchasing advertising space in local papers. The program buys some advertising.

Submitted by:

Sarah Smith
Management Analyst
1553 Berger Drive Building 1
San Jose CA 95112
(408) 918-4640

Santa Clara Valley Urban Runoff Pollution Prevention Program

FY 07 Annual Report

Attachment H - Pesticide Management Activities (Integrated Pest Management Program)

Notes:

1). The County of Santa Clara was the first local jurisdiction to hire a full time IPM Program Manager, and the first local jurisdiction to adopt an IPM Ordinance.

2). The IPM Program submits quarterly reports to the Housing Land Use and Transportation (HLUET) subcommittee of the Board of Supervisors.

3). The IPM Ordinance is available on the internet at:

http://www.sccgov.org/SCC/docs/scc_ordinance/TOC074.HTM

4). The County IPM Manager has co-sponsored annual pesticide use reduction conferences in past years. The FY 07 conference was co-sponsored by the SCVWD and the City of San Jose, with the County IPM Manager serving as registrar. The conference was held on November 14, 2006, in San Jose.

County of Santa Clara
Clean Water Program
DEVELOPMENT SERVICES OFFICE
DEPT. OF PLANNING AND DEVELOPMENT
70 West Hedding St., 7th Floor East Wing
San Jose, CA 95110

Background
Purpose
Benefits of IPM
Strategy
Technical Advisory Group
Target

Resources

Connect with Experts

What's New

Feedback

Integrated Pest Management (IPM) Pesticide Use Reporting Database

...more

Print this article | Email this article

Background

As we enter the 21st century, we find ourselves at a critical point and with very little time – years, not generations – in which to undo environmental damage.

We must now think in terms of ***"sustained development"*** using and managing resources and the environment to maintain a strong economy and preserve a healthy environment today and in the years to come.

The most important challenge we face today is lack of significant integrated eco-system management solutions to the overall sustainability & quality of the environment. The scientific community does not fully understand the risks that synthetic pesticides pose to our environment and our health. Many problems await potential solutions, which will be evaluated and demonstrated. It may take years of research to uncover the answers. The economics of potential solutions are also under scrutiny. Lack of training is also often cited as an obstacle to the wider adoption of sustained development practices. This includes development and adoption of ***"Integrated Pest Management"*** (IPM) strategies.

Frequently the knowledge or technology supporting new pest management solutions is in its infancy, and the economics appear unacceptable.

Economic judgments at this early stage can be premature, and may prevent IPM practitioners from implementing the programs that may turn out to be economical in the long run. Both long and short-term perspectives are in the best interests of the public, toward reducing

"Often, when I have the opportunity to discuss the Santa Clara County's IPM Program effort, I am asked if the current mission of the IPM program that of reducing pesticide use, is a good one. In response I offer the following: ***We must approach pest control***

QUICKLINKS
- News Room
- County Executive's Office
- Employment Opportunities
- SCC Basic Salary Plan
- County Ordinance Code
- Find Your Elected Representatives
- Cities within the County
- Sister Counties
- County Holidays Calendar

HIGHLIGHTS

3rd Annual Regional Integrated Pest Management Conference, San Jose, CA – Nov 14th 2006

...more

environmental impacts and increasing adoption of IPM practices.

This is a topic with important applications to local government practices, and to public agency personnel whose job it is to make the experience of public places safe, enjoyable and pest free. In the long-term, everyone benefits from a healthier environment.

***approach pest control as an integral component of our environment, our health, and our food safety. We must strive to assure our work meet defined standards, pursue quality improvement, and challenge excellence through continuous training & awareness in all aspects of integrated pest management." - Naresh Duggal*.**

Santa Clara County's IPM Program website provides a technical platform for the diverse group of Eco-System managers (such as county department's user groups as well as other public agencies, communities and industry) with access to information, tools and networks that maximize opportunities for pesticide reduction in Non-Crop Production Agriculture & Structural IPM Programs. It promotes pest prevention, minimize pesticide use and address issues that go beyond city or county boundaries.

All of us must do our part – government, industry, public interest groups, and individuals – at home, at school, at the workplace, while working, while playing, while traveling. It is time to re-examine our values, make thoughtful choices, and adjust our lifestyles to give more consideration to the environment. It is important for each one of us to act – not only for our children and ourselves, but also for future generations and for the other living things sharing the **EARTH** with us. We need to continue to work together.

The following sub-channels provide more details:

- Purpose
- Benefits of Integrated Pest Management
- Strategy
- Technical Advisory Group
- Target

Back to Top | Print this article | Email this article

All Content Copyright ©2007, The County Of Santa Clara, CA

Committee Agenda Date : August 16, 2007

Agenda Item No. 7

County of Santa Clara
Office of the County Executive
Administration

HLUET−CE01 081607

Prepared by: Naresh Duggal
Program Manager

DATE: August 16, 2007

TO: Housing, Land Use, Environment, & Transportation Committee (HLUET)

FROM:

Gary A. Graves
Chief Deputy County Executive

SUBJECT:
Integrated Pest Management and Pesticide Use Ordinance −

Quarterly Status Report for the period of February '07− May'07

RECOMMENDED ACTION

Forward a favorable recommendation to the Board of Supervisors for the acceptance of the quarterly status report on the progress of implementation of the Integrated Pest Management and Pesticide Use Ordinance.

FISCAL IMPLICATIONS

There are no fiscal implications associated with acceptance of this report.

CONTRACT HISTORY

Not applicable.

REASONS FOR RECOMMENDATION

Departmental Activities − Adoption of Alternative Strategies

Department of Roads & Airport

− Reducing overall herbicide volume application − writing pesticide use recommendations (PCR) through field scouting and annual review of priority zones in Roads & Airports Right of Ways

− Reducing overall herbicide use through precision application technology; investments in pesticide volume reduction technologies e.g. Weedseeker; The department has upgraded one spray rigs, booms with Reduced Volume Technology − Weedseeker − this will allow 70−85% herbicide use reduction on Roads & Airports right of way weed control.

− Promoting inclusion of mulch on roadsides, intersections; the Department of Roads & Airport has completed first year of application of mulch in the median of county expressway; the ongoing annual program will consist of excavating existing dirt and weeds and mulching approximately 170,000 square feet of expressway median; this process will reduce herbicide spraying by approximately 50% more.

Department of Parks & Recreation

− The department plans to use mulch, sheet mulch and ground covers to control weeds in several new park renovations projects. The use of mulch will reduce the maintenance costs as well as reduce the herbicide use. The department is planning to purse grant opportunities from California Integrated Waste Management Board; grant release is due in Late July, 2007; no matching funds are required for this activity.

− The department has successfully completed their first drywood termite eradication using heat at the ranger office building at Ed Levin Park; an alternative form of pest control that involves safely raising the temperature of an affected area to a level no pest can survive. Aside from being an effective non−toxic pest control method, heat is unique in that it can be used to treat specific areas as well as entire structures. The affected area may be a wood beam, attic, entire home, hotel bed, large processing facility, or just about any area affected by unwanted pests. CENCAL a fully trained and licensed pest control company provided the patented TEMP−AIR® heat process.

− The department has entered third year of Yellow Jacket research in collaboration with UC Riverside. Expenses incurred by the department on labor and material will be reimbursed under a grant agreement between UC Riverside and Structural Pest Control Board.

− The historic barn (now a storage shed) at Ed−Levin park was also treated to control dry−wood termites using reduced risk borate treatment, replacement.

Department of Facilities and Fleet

− The department has commenced the use of rubber mulch; incorporating its use on the urban landscape areas within budgetary limits. The use of mulch will reduce the maintenance costs as well as less reliance on the post emergent. The department is planning to purse grant opportunities from California Integrated Waste Management Board; grant release is due in Late July, 2007; no matching funds are required for this activity.

− The department IPM coordinator is also taking proactive steps on follows ups related to structural maintenance, sanitation and housekeeping as observed and reported by the structural IPM contractor. This has also helped to alleviate many pest situations without opting for pesticide use.

− The department is considering conducting a need assessment study for urban turf and landscape; this will allow them to phase in various plant health care (PHC) projects over few years as permitted by the budget.

Budget Strategies for Implementation of IPM Technology

In order to include the use of IPM tools & techniques in on−going departmental activities, long−term strategies are necessary to promote transfer of existing funding to environmentally friendly technologies. While there are short−term start−up costs for any new technology, in the long run IPM has often proven to be more cost−effective than a strictly chemical control program. The County IPM Manager has discussed with the Department IPM Coordinators and Managers to plan ahead for FY07/08 on the issues facing them. The alternative technologies as adopted in FY006/07 reflect the success of adoption of some IPM technologies as mentioned above.

Status Report on Implementation Priorities

A. Pest Management and Facility Maintenance: Proactive & preventive facility maintenance is critical to mitigate chronic pest problems. Control measures such as sanitation, and building maintenance and modifications are strong elements of a structural IPM project. Eliminating or reducing sources of food, water, and harborage that are available to pests, and limiting pest access into and throughout buildings needs close attention. The Facility Managers and/or Department IPM Coordinators should review and follow up on the inspection reports and recommendations on pest activity and related sanitation, housekeeping and maintenance issues. "IPM Guide for Facility Managers", a companion manual to "SCC IPM Administrative Guidelines & Procedures" is now available as reference. The purpose of the guide is to present a sampling of techniques and procedures to illustrate the facilities management approach to pest control. All of the methods cited have been tried previously, and all have proved successful in real−world situations.

The County IPM Manager is closely monitoring the efficacy of control strategies to ensure that pest free environment is maintained for building occupants. The County IPM Manager is also conducting site−specific inspections, addressing issues related to sanitation, housekeeping, and building & landscape maintenance to mitigate pest problems. In the last two quarters, several pesky challenges were resolved using alternatives and/or limited use of least toxic pesticides. For example: bird mite control in office complex using vacuum, dehumidification and cleaning of bird nesting areas, removal of bird nest from window sills; use of bio−enzyme cleaners to clean drains and eliminate fly breeding; removing false flooring to eliminate rat harborage; improvements in garbage holding areas, removing leady waste containers etc. User groups have experienced the successful outcome of integrating various IPM tools and techniques. We are also investigating alternatives to structural fumigation to control localized infestation of dry−wood termites (e.g. Borate and Orange Oil treatments). On going chronic activity may warrant limited use of restricted (under the SCC IPM Ordinance) pesticides.

B. Ecological Urban Landscape Planning: Most Santa Clara County facilities already have established landscapes. Once immediate pest problems have been dealt with, the department landscape managers should be looking for ways to correct the underlying conditions that led to the problem. This might mean developing a long−term plan to replace problem plants, rebuild ground, redesign planters or make other changes as stated in the last report. The process of "designing in" good growing conditions should be implemented. In order to begin, the existing landscapes need to be evaluated, determine project life cycle costs, and a budgeting and implementation plan needs to be developed.

The department of Fleet and Facilities has commenced incorporating rubber mulch, bark mulch in urban landscapes and also planning to conduct study on complete landscape design and maintenance planning. The department is also participating in United States Green Building Council (USGBC) LEED certification for the new crime lab that will involve green concepts of urban landscapes. Steady improvements and adoption of eco−wise solutions with in budgetary limits will allow sustainability and overall success.

C. Pesticide Use Exemption: While we have achieved significant progress since the adoption of the IPM Ordinance, continued efforts are needed based on our experiences during the last four years. The following pesticide use exemptions per Section B28−5 have been granted during last quarters (February 06−May07). Please note that some of these exemptions are One Year Specific Use Exemptions and others are One Time Emergency use only:

1. Department of Facilities and Fleet for one−time specific use exemption under Section B28−5: use of the following pesticides applications to control weeds in urban landscapes around the county managed facilities:

− Scythe (Pelargonic acid) − Post−emergent contact herbicide − approved for specific use

The department plans to incorporate site enhancement/improvements, use of rubber mulch and bark mulch to prevent weed growth in the future.

2. Department of Social Service Agency for one−time specific use exemption under Section B28−5: use of the following pesticides applications to control weeds in urban landscapes around the county managed facility at Children Center:

− Scythe (Pelargonic acid) − Post−emergent contact herbicide − approved for specific use

3. Department of Parks & Recreation, for a one year Specific Use exemption under Section B28−5(b): The following products will be used as pre emergent vegetation management in P−1 (high priority) areas for example trail edges, parking lots, round edger, around facilities, camp grounds & fire pits in the Regional parks. P−1 areas are defined as the areas that may pose a fire hazard, or immediate safety risk if vegetation is not maintained in timely manner or the areas where vegetation is difficult to maintain by other means due to worker safety or other operational safety risk.

− Dimension Ultra 40WP (Dithiopyr) − Pre−emergent herbicide

− Scythe (Pelargonic acid) − Post−emergent contact herbicide

4. Department of Roads and Airports, for a one year Specific Use exemption under Section B28−5(b): The following products will be used as pre and post emergent vegetation management in P−1 (high priority) areas for example areas of right of ways with road safety and fire hazard related issues. The P−1 areas are defined as the areas that may pose a fire hazard or road safety, or immediate safety risk if vegetation is not maintained in timely manner or the areas where vegetation is difficult to maintain by other means due to worker safety or other operational safety risk. The proposed use

is more than 400 feet away of the general critical habitat areas or non−critical habitat sections.

− Roundup ProDry − (Glyphosate) Post−emergent contact herbicide − limited use application in selected areas

D. IPM Projects RFQ/RFP: The next round of various IPM projects RFQ/RFP's review process in underway; Structural IPM RFP review is completed is expected to be sent to the market in September, 2007. The procurement department in consultation with the county and department IPM coordinators, IPM−TAG and selection committee plans to finish procurement of all IPM projects by June 2008.

E. IPM Projects & Demonstrations aiming at Pesticide Use Reduction : The IPM projects & demonstrations reported earlier are now being implemented, providing sites where hands−on education about IPM is coupled with a relevant, "real−world" example.

The reports on each site visit are available to interested parties.

1. Yellow Jacket Abatement Control: The collaborative research work with scientists from the University of California, Riverside was implemented in May 2005 at Santa Teresa, Vasona and Hellyer parks covering approx. 150 acres. The third year study will commence in July 2007 and progress report to follow at the end of 2007.

The desired outcome of this project is the registration of insecticide bait that will be effective in the elimination of Yellow Jacket nests, and in Yellow Jacket traps and a strategic service/abatement protocol for the user groups. A successful project will potentially help alleviate this vexing problem in 27 regional parks of Santa Clara County, covering 50,000 acres, and could be expanded to urban turf & landscape areas in County owned complexes. It will also benefit other public agencies & public at large throughout California & even throughout the United States, if a successful Integrated Pest Management protocol and effective abatement strategy is developed with the registration of effective bait & lure traps.

2. KM AntPro Baiting System to Control Ants: In California urban environments, Argentine ants literally overrun homes and other structures in large numbers, so including some of the buildings managed by Santa Clara County. The IPM Program has worked actively with building managers to identify control strategies, and product formulations; however, these have not been as effective as desired. A new method of control, as proposed by one vendor, KM AntPro is under investigation.

A collaborative trial is implemented on April 29, 2007 at the South County Court facilities, with the help of KM AntPro system manufacturer and Orkin Extermination. The KM AntPro system manufacturer has offered 15 bait stations, boric acid bait and his assistance in training and implementation of the project at no cost. The Orkin service staff will provide the maintenance service through the existing contract.

A successful outcome could help alleviate this vexing problem in and around the County owned or managed facilities. Initially, at time of purchase, AntPro bait stations may cost more than conventional bait stations, but when properly cared for, they will provide years of reliable service. Plus, AntPro's patented, focused delivery on demand and spoilage retardant reservoir features adds up to considerable long−term savings.

F. IPM Awareness, Education & Interactive Application:

1. Bay−Friendly Landscaping and Green Gardener Training Programs: The County IPM Manager in association with Santa Clara Valley Urban Runoff Pollution Prevention Program (SCVURPP) − Pesticide User Outreach Work Group is exploring Bay Friendly landscaping and gardening training programs. Two training programs are now available and are doing outreach to promote regional education. More progress on the subject will be reported in next quarterly report.

BACKGROUND

On May 21, 2002, Board adopted the Integrated Pest Management (IPM) and Pesticide Use Ordinance. The IPM Ordinance went into effect on June 20, 2002. As required by the ordinance, staff is to provide a quarterly status report to the Housing, Land Use, Environment, and Transportation Committee and then to the full Board for their review and comment. The Technical Advisory Group (TAG) has previously agreed to proceed on the implementation priorities summarized in this report.

CONSEQUENCES OF NEGATIVE ACTION

Not applicable

STEPS FOLLOWING APPROVAL

Staff will incorporate any comments or direction into a follow−up transmittal to the full Board of Supervisors.

ATTACHMENTS

-

Santa Clara Valley Urban Runoff Pollution Prevention Program

FY 07 Annual Report

Attachment I - Mercury Elimination Activities

County of Santa Clara
Clean Water Program
DEVELOPMENT SERVICES OFFICE
DEPT. OF PLANNING AND DEVELOPMENT
70 West Hedding St., 7th Floor East Wing
San Jose, CA 95110

Mercury Education Project

Mercury Grant
The County of Santa Clara Department of Environmental Health, Household Hazardous Waste Program(HHW) has been awarded a California Integrated Waste Management Board (CIWMB) grant to conduct an educational campaign and to collect mercury-containing waste. Some common household products that contain mercury include fluorescent lamps, fever thermometers, button batteries, as well as some switches and thermostats.

Mercury is a potent nerve toxin and persistent pollutant that will never go away. When mercury escapes into the environment, it is transported by air, rain or runoff and deposited in our creeks and Bay. It builds up in sediments at the bottom of water bodies, and over time, the mercury is passed up the food chain affecting fish, birds, animals and even humans.

This grant will fund a three year project that enables the County and cities to decrease the amount of mercury getting into the environment by raising public awareness and providing free drop-off programs for residents and small businesses.

For proper disposal of household hazardous waste and mercury-containing products please call (408) 299-7300 to arrange an appointment for a drop-off.

Enviromental Resources Agency Mercury Education Project funded by the California Integrated Waste Management Board

Links

Mercury FAQ Sheet

Fluorescent Light Bulb Drop-Off Locations

Household Battery Drop-Off Locations

Thermostat Drop-Off Locations

Thermometer Exchange Events & Permanent Drop-off Locations

Mercury Spill Clean-up

EPA's Mercury FAQ

Related Links

Back to Top | Print this article | Email this article

County Policy | **Privacy Policy** | Accessibility | Site Map | Contact Webmaster | Site Help
All Content Copyright ©2007, The County Of Santa Clara, CA

FREE Fluorescent Lamp Drop-off Locations for Residents

(compact bulbs & straight, circular, spiral, & U-bent tubes)

Recycling partner drop-offs are for residents (households) ONLY. Businesses please call 408-299-7300 and ask for a business drop-off.

Recycle your fluorescent bulbs for free at these retail stores during their normal business hours

Name & Contact Information	Notes	Store Hours
Gilroy		
Ace Hardware of Gilroy 1260 1st St. Gilroy, CA 95020 (408) 847-5890	Leave lamps with employee at register	Mon-Fri: 8am-8pm Sat: 8am-6pm Sun: 8am-5pm
Orchard Supply Hardware 303 E 10th St. Gilroy, CA 95020 (408) 847-7767	Leave lamps at customer service desk	Mon-Fri: 7am-9pm Sat: 7am-9pm Sun: 8am-8pm
Los Altos		
Los Altos Hardware 441 1st St. Los Altos, CA 94022 (650) 941-8207	Leave lamps with employee at front counter	Mon-Fri: 8am-6pm Sat: 8:30am-6pm Sun: 9am-3pm
House of Lamps 343 Main St Los Altos, CA 94022 (650) 948-1843	Leave lamps with employee at front counter	Mon-Sat: 9:30am-5:30pm Sun: Closed
Los Gatos		
Los Gatos Ace Hardware 15300 Los Gatos Blvd. Los Gatos, CA 95032 (408) 356-7103	Leave lamps with employee at any register	Mon-Fri: 8am-8pm Sat: 8am-6pm Sun: 9am-5pm
Rural Ace Hardware 110 S. Santa Cruz Ave. Los Gatos Ca 95030 (408) 354-3910	Leave lamps with employee at any register	Mon-Sat: 8am-6pm Sun: 9am-5pm
Milpitas		
Orchard Supply Hardware 125 N. Milpitas Blvd. Milpitas, CA 95035 (408) 945-9555	Leave lamps with employee at customer service counter	Mon-Fri: 7am-9pm Sat: 7am-9pm Sun: 8am-8pm
Morgan Hill		
Johnson Lumber Ace Hardware 600 Tennant Ave Morgan Hill, CA 95037 (408) 778-1550	Leave lamps with employee at register	Mon-Fri: 7am-8pm Sat: 7am-8pm Sun: 8am-5pm
People and Planet 15750 Vineyard Boulevard, Suite 170 Morgan Hill, CA 95037 (408) 782-2700	Leave lamps with employee at register	Mon-Fri: 9am-6pm Sat: 10am-5pm Sun: Closed

Name & Contact Information	Notes	Store Hours
Mountain View		
New Era Lighting (Lighting Design) 2243 Old Middlefield Way Mountain View, CA 94043 (650) 940-1559	Leave lamps with an employee at front counter	Mon-Fri: 9am-5pm Sat: 10am-4pm Sun: Closed
Orchard Supply Hardware 2555 Charleston Rd. Mountain View, CA 94043 (650) 961-2000	Leave lamps with employee at customer service counter	Mon-Fri: 7am-9pm Sat: 7am-9pm Sun: 8am-8pm
Blossom True Value Hardware 1297 West El Camino Real Mountain View, CA 94040 (650) 964-7871	Leave lamps with employee at the front register	Mon-Fri: 9am-7pm Sat: 9am-6pm Sun: 10am-5pm
Palo Alto		
Palo Alto Hardware 875 Alma St. Palo Alto, CA 94301 (650) 327-7222	Leave lamps with an employee at front counter	Mon-Fri: 7:30am-8pm Sat: 8am-6pm Sun: 8am-6pm
Peninsula Hardware 2676 Middlefield Rd. Palo Alto, CA 94303 (650) 325-3491	Leave lamps with employee at front counter	Mon-Fri: 8:30am-6pm Sat: 9am-5:30pm Sun: 9:30am-4:30pm
Recycling Center Palo Alto, CA Located at the east end of Embarcadero Road across from Byxbee Park www.city.palo-alto.ca.us/recycle/recyclectr.html#hours	Palo Alto residents only	Visit website for business hours
San Jose		
Almaden Ace Hardware 6469 Almaden Expwy San Jose, CA 95120 (408) 997-1784	Leave lamps with employee at the front register	Mon-Fri: 8am-8pm Sat: 8am-6pm Sun: 9am-6pm
Alum Rock Hardware 2243 Alum Rock Ave. San Jose, CA 95116 408-258-6084	Leave lamps with employee at the front register	Mon-Fri: 7:30am-6pm Sat: 8am-6pm Sun: Closed
Soko Ace Hardware 565 N. 6th St. San Jose, CA 95112 (408) 294-3190	Leave lamps with employee at the front register	Mon: 9am-6pm Tues & Sat: 9am-5pm Wed-Fri: 9am-6pm Sun: Closed
Orchard Supply Hardware 720 W. San Carlos St. San Jose, CA 95126 (408) 297-7173	Leave lamps with employee at Customer Service counter	Mon-Fri: 7am-9pm Sat: 7am-9pm Sun: 7am-8pm
Orchard Supply Hardware 5365 Prospect Rd. San Jose, CA 95129 (408) 446-0525	Leave lamps with employee at Customer Service counter	Mon-Fri: 7am-9pm Sat: 7am-9pm Sun: 7am-8pm
Orchard Supply Hardware E. Capitol Expressway San Jose, CA 95121 (408) 270-2600	Leave lamps with employee at Customer Service counter	Mon-Fri: 7am-9pm Sat: 7am-9pm Sun: 7am-8pm

Name & Contact Information	Notes	Store Hours
San Jose (CONT…)		
Orchard Supply Hardware 3000 Alum Rock Ave San Jose, CA 95127 (408) 259-5470	Leave lamps with employee at Customer Service counter	Mon-Fri: 7am-9pm Sat: 7am-9pm Sun: 7am-8pm
Orchard Supply Hardware 5651 Cottle Rd. San Jose, CA 95123 (408) 578-0552	Leave lamps with employee at Customer Service counter	Mon-Fri: 7am-9pm Sat: 7am-9pm Sun: 7am-8pm
Orchard Supply Hardware 1130 Branham Ln. San Jose, CA 95118 (408) 267-6460	Leave lamps with employee at Customer Service counter ***NO 8-FOOT BULBS ALLOWED***	Mon-Fri: 7am-9pm Sat: 7am-9pm Sun: 8am-8pm
Payless Ace Hardware and Rockery 2927 S. King Rd. San Jose, CA 95122 (408) 274-4922	Leave lamps with employee at front register	Mon-Sun:7am-6pm
Galaxy Lighting 1081 S. De Anza Blvd. San Jose, CA 95129 (408) 252-4060	Leave lamps with employee at front register	Mon-Fri: 8:30am-6pm Sat: 9am-5pm Sun: 11am-5pm
Santa Clara		
Orchard Supply Hardware 3615 El Camino Real Santa Clara, CA 95051 (408) 247-1915	Leave lamps with employee at the front register	Mon-Fri: 9:30-5:30pm Sat: 9:30am-5:30pm Sun: 12pm-5pm
Saratoga		
Blaine's Lighting 12312 Saratoga/Sunnyvale Rd. Saratoga, CA 95070 (408) 252-7400	Leave lamps with employee at the front register	Mon-Fri: 9:30-5:30pm Sat: 9:30am-5:30pm Sun: 12pm-5pm
Sunnyvale		
Batteries N' Bulbs 1111 W El Camino Real Sunnyvale, CA 94087 (408) 737-2852	Leave lamps with employee at the front register	Mon-Fri: 9am-5pm Sat: 10am-5pm Sun: Closed
Beacon Lighting 550 W El Camino Real Sunnyvale, CA 94087 (408) 736-4505	Leave lamps with employee at the front register	Tue-Sat: 9:30am-7pm Sun & Mon: Closed
Orchard Supply Hardware 777 Sunnyvale-Saratoga Rd Sunnyvale, CA 94087 408-732-7734	Leave lamps with employee at Customer Service counter	Mon-Fri: 7am-9pm Sat: 7am-9pm Sun: 8am-8pm
Sunnyvale Smart Station 301 Carl Rd Sunnyvale, CA 94089 (408) 752-8530	Sunnyvale, Mountain View, and Palo Alto residents only. Leave lamps with employee at the Recycling Center.	Mon-Fri: 8am-5pm Sat: 8am-5pm Sun:8am-5pm

Updated 8/1/2007

Free Household Battery Drop- Locations

(Recycle your used AA, AAA, D, C, Rechargeable, or otherwise indicated household batteries at these locations, during regular business hours.

Recycling partner drop-offs are for residents (households) ONLY. Businesses please call 408-299-7300 and ask for a business drop-off location.

(Lugares Gratuitos Donde Puede Llevar Sus Baterías)

COMPANY NAME & ADDRESS	RECHARGEABLE			OTHER		All Household Batteries (except automotive)	NOTES
	Ni-Cad	NiMH	Lithium Ion	Alkaline	Button Cell		
CUPERTINO							
Target 20745 Stevens Creek Blvd. Cupertino, CA 95014 (408) 725-2651	X	X	X				Drop off at electronics department
Radio Shack 10215 S. De Anza Rd. Cupertino, CA 95014 (408) 255-7900	X	X	X				Contact any sales floor person
GILROY							
Ace Hardware 1260 1st St Gilroy, CA 95020 (408) 847-5890						X	Contact a store employee
Best Buy 7011 Camino Arroyo Gilroy, CA 95020 (408) 847-0325						X	Leave at customer service counter
Gilroy Senior Center 7371 Hanna St. Gilroy, CA 95020 (408) 848-0465						X	Leave batteries in bucket in office area
Orchard Supply Hardware 303 E. 10th St. Gilroy, CA 95020 (408) 847-7767						X	Drop in box at customer service desk
Radio Shack 280 D 10th St. Gilroy, CA 95020 (408) 847-0603						X	Contact any sales floor person
LOS ALTOS							
Los Altos Hardware 441 1st St Los Altos, CA 94022 (650) 941-8207						X	Contact any sales floor person
Wolf camera 398 Main Street Los Altos, Ca 94022 (650) 948-5628						X	Contact any sales floor person
LOS GATOS							
Los Gatos Camera 421 North Santa Cruz Ave Los Gatos, CA 95032 (408) 354-1222						X	Leave batteries with sales staff
Los Gatos Ace Hardware 15300 Los Gatos Blvd. Los Gatos, CA 95032 (408) 356-7103						X	Contact any sales floor person
Radio Shack 15734 Los Gatos Blvd Los Gatos, CA 95032 (408) 358-3166						X	Contact any sales floor person
Happy Dragon Thirft Store 245 W. Main Street Los Gatos, CA 95030 (408) 354-4072						X	Contact any sales floor person

Updated 8/1/2007

COMPANY NAME & ADDRESS	RECHARGEABLE			OTHER		All Household Batteries (except automotive)	NOTES
	Ni-Cad	NiMH	Lithium Ion	Alkaline	Button Cell		
LOS GATOS (CONT...)							
Rural Ace Hardware 110 S. Santa Cruz Ave. (408) 354-3910 Los Gatos, CA 95030						X	Contact any sales floor person
The Terraces of Los Gatos 800 Blossom Hill Rd. Los Gatos, CA 95032 (408) 356-1006						X	Front Desk
MILPITAS							
Orchard Supply Hardware 125 N. Milpitas Blvd Milpitas, CA 95035 (408) 945-9555						X	Contact any sales floor person
Savers 60 Dempsey Rd Milpitas, CA 95035 (408) 263-8338						X	Contact any sales floor person
MONTE SERENO							
Green Valley Disposal 573 University Ave. Los Gatos, CA 95032 (408) 354-2100						X	Call for curbside pickup
MORGAN HILL							
Booksmart 80 e Second St. Morgan Hill, CA 95037 (408) 778-6467						X	Contact a store employee
People & Planet 15750 Vineyard Blvd. Morgan Hill, CA 95037 (408) 782-2700						X	Contact a store employee
Target 170 Cochrane Place Morgan Hill, CA 95037 (408) 778-1366	X	X	X	X			Drop off at electronics/photo area
MOUNTAIN VIEW							
Radio Shack 530 Showers Dr. Mountain View, CA 94041 (650) 941-2320	X	X	X				Contact any sales floor person
Radio Shack 1350 Grant Rd. Mountain View, CA 94043 (650) 961-7964	X	X	X				Contact any sales floor person
Foothill Disposal (Curbside) 935 Terra Bella Ave Mountain View, CA 94043 (650) 967-3034						X	Please call for more information about the curbside program
Orchard Supply Hardware 2555 Charleston Rd. Mountain View, CA 94043 (650) 961-2000	X	X	X				Contact any sales floor person
Verizon Wireless 1020 N. Rengstorff Ave. Suite D Mountain View, CA 94043 (650) 966-1441	X						Contact any sales floor person
Wolfe Camera 1898 W El Camino Real Mountain View, CA 94040 (650) 968-5666						X	Contact any sales floor person

Updated 8/1/2007

COMPANY NAME & ADDRESS	RECHARGEABLE			OTHER		All Household Batteries (except automotive)	NOTES
	Ni-Cad	NiMH	Lithium Ion	Alkaline	Button Cell		
PALO ALTO							
Palo Alto Hardware 875 Alma St. Palo Alto, CA 94301 (650) 327-7222						X	
Radio Shack 490 California Ave. Palo Alto, CA 94306 (650) 329-8081	X	X	X				Contact any sales floor person
Williams Cutlery Company Inc. 15 Town and Country Village Palo Alto, CA 94301 (650) 322-5589	X	X	X	X			
Palo Alto Recycling Center (650)858-1271 2380 Embarcadero Road Palo Alto, CA94303						X	Car batteries also accepted. Palo Alto residents only.
SAN JOSE							
Appliance Repair Express 14894 Cadmium Ave. San Jose, CA 95124 (408) 371-8853	X						Small rechargeable Ni-Cad (shaver, toothbrush, etc.)
Bobcat Batteries Co. 210 San Jose Ave., Unit #1 San Jose, CA95125							**LEAD ACID only.** **From cars or UPS systems**
Cellular Repair Center 977 S. Bascom Ave. San Jose, CA 95128 (408) 289-9771	X	X	X				Small rechargeable batteries Small quantities only
Foothill Presbyterian Church 5301 McKee Road San Jose, CA 95127 (408) 258-8133						X	Go to the main office
Payless Ace Hardware and Rockery 2927 South King Rd San Jose, CA 95122 (408) 274-4922						X	Contact any sales floor person
Orchard Supply Hardware 5365 Prospect Rd. San Jose, CA 95129 (408) 446-0525						X	Contact any sales floor person
Orchard Supply Hardware 5651 Cottle Rd. San Jose, CA 95123 (408) 578-0552						X	Contact any sales floor person
Orchard Supply Hardware 3000 Alum Rock Ave. San Jose, CA 95127 (408) 259-5470						X	Contact any sales floor person
Orchard Supply Hardware 1751 E Capitol Expwy San Jose, CA 95121 (408) 270-2600						X	Contact any sales floor person
Orchard Supply Hardware 1130 Branham Lane San Jose, CA 95118 (408) 267-6460	X	X	X				Contact any sales floor person
Orchard Supply Hardware 720 W. San Carlos St. San Jose, CA 95126 (408) 297-7173						X	Contact any sales floor person

Updated 8/1/2007

COMPANY NAME & ADDRESS	RECHARGEABLE			OTHER		All Household Batteries (except automotive)	NOTES
	Ni-Cad	NiMH	Lithium Ion	Alkaline	Button Cell		
SAN JOSE (CONT…)							
Radio Shack 6199 A Santa Teresa Blvd. San Jose, CA 95123 (408) 226-0484						X	Contact any sales floor person
Radio Shack 3828 Stevens Creek Blvd. San Jose, CA 95117 (408) 249-1722							Contact any sales floor person
Radio Shack 1228 S. Bascom Ave. San Jose, CA 95128 (408) 295-6056						X	Contact any sales floor person
Radio Shack 2842 Story Rd. San Jose, CA 95127 (408) 929-0257	X	X	X				Contact any sales floor person
Radio Shack 2989 Union Ave. San Jose, CA 95124 (408) 371-5411	X	X	X				Contact any sales floor person
Radio Shack 1820 Saratoga Ave. San Jose, CA 95129 (408) 379-5826						X	Contact any sales floor person
Radio Shack 3145 Payne Ave San Jose, CA 95117 (408) 247-5300						X	Contact any sales floor person
Radio Shack Eastridge Shopping Center San Jose, CA 95122 (408) 274-6250	X	X	X				Contact any sales floor person
Radio Shack Northwood Shopping Center San Jose, CA 95132 (408) 262-1242	X	X	X				Contact any sales floor person
Radio Shack 311-M North Capitol Ave. San Jose, CA 95133 (408) 926-1155	X	X	X				Contact any sales floor person
Santa Clara County HouseholdHazardous Waste Program (408) 299-7300						X	Also accepts car batteries Call for an appointment More info at www.hhw.org
Soko Hardware & Plumbing Co. Inc. 565 N. 6th St. San Jose, CA 95112 (408) 294-3190	X	X	X				Small rechargeables only
Target 1811 Hillsdale Ave. San Jose, CA 95124 (408) 267-7900	X	X					Contact any sales floor person
Tech Museum of Innovation 201 S. Market St San Jose, Ca 95113 (408)294-8324						X	Contact any sales floor person
Wolf Camera 1410 El Paseo De Saratoga San Jose, CA 95130 (408) 871-1944						X	Contact any sales floor person
Wolf Camera 1572 Meridian Ave San Jose, CA 95125 (408) 267-5050						X	Contact any sales floor person

Updated 8/1/2007

COMPANY NAME & ADDRESS	RECHARGEABLE			OTHER		All Household Batteries (except automotive)	NOTES
	Ni-Cad	NiMH	Lithium Ion	Alkaline	Button Cell		
SAN MARTIN							
Santa Clara County Household Hazardous Waste Program (408) 299-7300						X	Also accepts car batteries. Call for an appointment. More info at www.hhw.org
SANTA CLARA							
City of Santa Clara 1500 Warburton Ave. Santa Clara, CA 95050 (408) 615-3080						X	City of Santa Clara residents only
Orchard Supply Hardware 3615 El Camino Real Santa Clara, CA 95051 (408) 247-1915						X	Also accepts batteries from power tools
Radio Shack 2770 El Camino Real Santa Clara, CA 95051 (408) 243-8050						X	Contact any sales floor person
Fire Station 1 777 Benton St Santa Clara, CA 95050 (408) 615-4900						X	**CITY OF SANTA CLARA RESIDENTS ONLY**
Fire Station 2 1900 Walsh Ave Santa Clara, CA 95050						X	**CITY OF SANTA CLARA RESIDENTS ONLY**
Fire Station 3 2821 Homestead Rd Santa Clara, CA 95051						X	**CITY OF SANTA CLARA RESIDENTS ONLY**
Fire Station 4 2323 Pruneridge Ave Santa Clara, CA 95050						X	**CITY OF SANTA CLARA RESIDENTS ONLY**
Fire Station 5 1912 Bowers Ave Santa Clara, CA 95051						X	**CITY OF SANTA CLARA RESIDENTS ONLY**
Fire Station 6 3575 De La Cruz Blvd Santa Clara, CA 95051						X	**CITY OF SANTA CLARA RESIDENTS ONLY**
Fire Station 7 3495 Benton St Santa Clara, CA 95051						X	**CITY OF SANTA CLARA RESIDENTS ONLY**
Fire Station 8 2400 Agnew Rd Santa Clara, CA 95054						X	**CITY OF SANTA CLARA RESIDENTS ONLY**
Fire Station 9 3011 Corvin Dr Santa Clara, CA 95051						X	**CITY OF SANTA CLARA RESIDENTS ONLY**
Fire Station 10 5111 Stars & Stripes Way Santa Clara, CA 95054						X	**CITY OF SANTA CLARA RESIDENTS ONLY**
Ritz Camera 3912 Rivermark Plaza Santa Clara, CA 95054 (408) 492-9831						X	Contact any sales floor person
Santa Clara Senior Center 1303 Fremont St. Santa Clara, CA 95050 (408) 615-3170						X	Drop-off with receptionist
Santa Clara Recreational Center 969 Kiely Blvd Santa Clara, CA 95051 (408) 615-3179						X	Drop-off with receptionist

Updated 8/1/2007

COMPANY NAME & ADDRESS	RECHARGEABLE			OTHER		All Household Batteries (except automotive)	NOTES
	Ni-Cad	NiMH	Lithium Ion	Alkaline	Button Cell		
SARATOGA							
Saratoga Senior Center 19655 Allendale Ave Saratgoa, CA 95070 (408) 868-1257						X	Place inside battery bucket located at the entrance
Green Valley Disposal 573 University Ave. Los Gatos, CA 95032 (408) 354-2100						X	Call for battery bag and leave on top of your blue container
SUNNYVALE							
Circuit City 111 E. El Camino Real Sunnyvale, CA 94087 (408) 732-7734						X	Contact any sales floor person
Orchard Supply Hardware 777 Sunnyvale Saratoga Rd. Sunnyvale, CA 94087 (408) 732-7734						X	Contact any sales floor person
Radio Shack 719 Sunnyvale Saratoga Rd Sunnyvale, CA 94087 (408) 732-9750	X	X	X				Contact any sales floor person
Santa Clara County Household Hazardous Waste Program (408) 299-7300						X	Also accepts car batteries. Call for an appointment. More info at www.hhw.org
SMART Station 301 Carl Rd. Sunnyvale, CA 94089 (408) 752-8530						X	Accept batteries from Mountain View, Palo Alto and Sunnyvale residents only.
Wolf Camera 806 W El Camino Real Sunnyvale, CA 94087 (408) 733-5865						X	Contact any sales floor person

Updated 8/1/2007

COMPANY NAME & ADDRESS	RECHARGEABLE			OTHER		All Household Batteries (except automotive)	NOTES
	Ni-Cad	NiMH	Lithium Ion	Alkaline	Button Cell		
OUT OF COUNTY							
BOULDER CREEK							
Scarborough Building Supply Inc. 12990 Highway 9 Boulder Creek, CA 95006 (831) 338-6467	X	X					Accepts rechargeable batteries from power tools only
FREMONT							
Dale Hardware 37100 Post St. Fremont, CA 94537 (510) 797-3700	X	X	X				Tool and Customer Service Departments
Radio Shack 39030 Paseo Padre Parkway Fremont, CA 94538 (510) 792-0811	X	X	X				
Radio Shack Fremont Hub Shopping Center Fremont, CA 94538 (510) 790-1112						X	
Radio Shack Warm Springs Plaza Fremont, CA 94539 (510) 770-9321	X	X	X				
Telepath Corporation 49111 Milmont Dr. Fremont, CA 94538 (510) 656-5600	X	X	X				Accepts batteries from customers only. 2 way batteries.
MENLO PARK							
Menlo Vacum & Fix-It 1179 El Camino Real Menlo Park, CA 94025 (650) 322-9333	X						
NEWARK							
Radio Shack 1143 Newpark Mall Newark, CA 94560 (510) 794-4558	X	X	X				
Radio Shack 6180-C Jarvis Ave. Newark, CA 94560 (510) 794-6544	X	X	X				
PORTOLA VALLEY							
Portola Valley Hardware 112 Portola Rd. Portola Valley, CA 94028 (650) 851-0116						X	
REDWOOD CITY							
Orchard Supply Hardware 2110 Middlefield Rd. Redwood City, CA 94063 (650) 365-7373	X						
Pro Group Cellular 1710 El Camino Real Redwood City, CA 94063 (650) 367-7600							Accepts cell phone batteries only
Radio Shack Woodside Shopping Center Redwood City, CA 94061 (650) 367-0622	X	X	X				

Updated 8/1/2007

COMPANY NAME & ADDRESS	RECHARGEABLE			OTHER		All Household Batteries (except automotive)	NOTES
	Ni-Cad	NiMH	Lithium Ion	Alkaline	Button Cell		
SCOTTS VALLEY							
Batteries Plus 101 Mount Hermon Rd Scotts Valley, CA 95066 1-800-MR-START	X	X	X				Also accepts rechargeable batteries from businesses
Radio Shack Scotts Valley Plaza Scotts Valley, CA 95066 (831) 438-1730	X	X	X				
SOQUEL							
San Lorenzo Lumber Company 2435 41st Ave. Soquel, CA 95073 (831) 475-6100							Accept rechargeable batteries for power tools under warranty only.

INFORMATION ON RECYCLERS OUTSIDE OF SANTA CLARA COUNTY IS NOT FREQUENTLY UPDATED

MEMO

FROM: George Carson
Senior Environmental Compliance Specialist
Occupational Safety and Environmental Compliance (OSEC)
(408) 918-2713
Pager 877-670-4810
FAX (408) 998-7021

TO: Steve Homan, R.E.H.S., Coordinator
Clean Water Program

DATE: 7/13/2007

SUBJECT: Universal Waste Recycling

Listed below are the Universal Waste recycling totals from County facilities for the past fiscal year (July 1, 2006 to June 30, 2007) :

Fluorescent Bulbs	18,343 individual bulbs or 60,999 linear feet of lamps.
Lighting Ballasts	861 Pounds. All were non-PBC.
Batteries	7876 Pounds

The Universal Waste Program at Facilities and Fleet (FAF) is accomplished by having all Universal Waste lamps and ballasts returned from facilities maintained by FAF to the Berger Drive complex. All lamps and ballasts are taken to AERC in Hayward for recycle.

Batteries collected from all County Buildings excluding those in Parks and Recreation, Roads and Airports and Health and Hospitals are picked up from 20 consolidation locations Countywide and brought to the Berger Complex for sorting and recycling in the following methods. All NiCad batteries are boxed and shipped for no cost to RBRC recycling. All lead acid batteries are inventoried and either taken to Bobcat Battery Recycling, or returned to the selling vendor. All non-NiCad non-lead acid batteries are sorted and brought to Household Hazardous Waste events and paid for by Occupational Safety and Environmental Compliance Department. (OSEC)

All Universal Waste activities are accomplished as ancillary duties by the OSEC Environmental Compliance Specialist stationed at FAF.

Santa Clara Valley Urban Runoff Pollution Prevention Program

FY 07 Annual Report

Attachment J - Copper/Nickel

County of Santa Clara
Clean Water Program
DEVELOPMENT SERVICES OFFICE
DEPT. OF PLANNING AND DEVELOPMENT
70 West Hedding St., 7th Floor East Wing
San Jose, CA 95110

Jurisdiction: COUNTY OF SANTA CLARA CLEAN WATER PROGRAM

Ref-erence	Activity	CI Item Source	Tasks	Comments	Status	Responsible Party
Copper Action Plan Tasks						
CB-1	Vehicle Washing Operations	CAP	• Continue to distribute outreach materials on proper vehicle/equipment washing at County P&D Department counters and public events.		Ongoing	CWP Coord., Roads
			• Submit data regarding vehicle washing outreach activities. Provide an effectiveness evaluation in Annual Reports.		Ongoing	CWP Coord.
			• Require source control measures for Group 1 new development and redevelopment projects that will conduct vehicle/equipment washing and maintenance activities (consistent with Permit Provision C.3.k).		Ongoing	LDE, Roads, FAF
			• Continue to inspect industrial/ commercial auto related facilities that may also conduct vehicle/equipment washing. Ensure that BMPs for vehicle/equipment washing are implemented. Provide an effectiveness evaluation of inspection/compliance with BMPs consistent with enhanced reporting requirements.		Ongoing	DEH--HMCD
			Continue to maintain and inspect car wash systems for City vehicles at the corporation yards .		Ongoing	Roads

Jurisdiction: COUNTY OF SANTA CLARA CLEAN WATER PROGRAM

Ref-erence	Activity	CI Item Source	Tasks	Comments	Status	Responsible Party
			Encourage municipal staff to use certified mobile cleaners when contracting cleaning service.		Ongoing	CWP Coord., FAF
NPSCB-3	Industrial Copper Control	CAP	• Continue Industrial Inspection program, including identified industrial facilities. These may include plating and metal finishing facilities, vehicle service facilities and other permitted sites (consistent with enhanced reporting requirements).		Ongoing	DEH--HMCD
CB-6/7	Reducing Traffic Congestion/ Promoting Alternative Transportation	CAP	• Complete revision of and implement revised development site design standards related to transportation per Permit Provision C.3.j.	Rural and large lot suburban areas are not conducive to such measures. The SCV Transp. Authority (VTA) handles transit service in the uninc. area. Fifty year old land use policies and GP and zoning direct urban style development to the cities.	Under annual consider-ation	LDE, CWP Coord.
CB-8	Watershed assessment and protection	CAP	• Revise County's General Plan, as needed, at next scheduled update, based on recommendations from the *Development Policies Comparison Project* and Provision C.3.l. • Continue to implement any	Not necessary. Existing GP addresses water quality issues. County will review the matter at the next scheduled update	At next scheduled update	Planning Office

Jurisdiction: COUNTY OF SANTA CLARA CLEAN WATER PROGRAM

Ref-erence	Activity	CI Item Source	Tasks	Comments	Status	Responsible Party
			guidance received from SCVURPPP on addressing water quality in the CEQA review process, as part of C.3.m. implementation.		Ongoing	Planning Office
CB-11	Street sweeping and storm drain O&M		• Continue following Program guidance regarding the collection and reporting of street sweeping data. Provide data in accordance with schedule for Annual Report. • Implement (as appropriate) identified improvements to current street sweeping and storm drain system O&M programs (within available budgets). Provide effectiveness evaluation		Ongoing As scheduled Ongoing	Roads Roads
CB-12	Outreach on pool, spa maintenance	CAP	• Continue to distribute outreach materials at local public events; brochures at agency department counters and public places; and placement on County website.		Ongoing	CWP Coord.
CB-21	Use of architectural copper	CAP	• Continue to strongly discourage use of copper on roofs, in roof shingles, and for gutters.	Low priority—The County will monitor other jurisdictions. Few such projects have been noted.	Ongoing	CWP Coord.

Jurisdiction: COUNTY OF SANTA CLARA CLEAN WATER PROGRAM

Ref-erence	Activity	CI Item Source	Tasks	Comments	Status	Responsible Party
Nickel Action Plan Tasks						
NB-1	Measures to control nickel discharges from construction sites		• Continue to implement Construction Inspection Performance Standards (see Construction Inspection work plan section). • Continue to provide opportunities for inspectors to attend Regional Board/SCVURPPP workshops on construction site management and learn latest erosion/sediment control techniques • Continue to attend Program-sponsored or other workshops on post-development stormwater BMPs (C.3.)		Ongoing As scheduled As Scheduled	LDE, BIO, FAF CWP Coord. CWP Coord. Planning, FAF

040264

Santa Clara Valley Urban Runoff Pollution Prevention Program

FY 07 Annual Report

Attachment K - Trash Inventory and Management

(Please refer to Attachment B, for illegal dumping complaint resolution information, and to Attachment G (PI/P), for Graffiti and Litter Abatement Activities, and to the overall SCVURPPP Annual Report, Trash Inventory and Management Section.)

Thank you to the Sunnyvale Program for the URTA data for Moss Rock.

County of Santa Clara
Clean Water Program
DEVELOPMENT SERVICES OFFICE
DEPT. OF PLANNING AND DEVELOPMENT
70 West Hedding St., 7th Floor East Wing
San Jose, CA 95110

Stevens Creek Trash Assessment Cooperative Sites UNIINC. AREA

ID	Date	Location	Assessment Score		Recent Cleanup[1]	Adjacent Land Use[2]		Trash Source[3]			Three Most Prevalent Trash Types[4]			Estimated Volume of Trash Removed (if any)	Existing Management Actions	Recommended Management Actions and/or Future Evaluations
			KAB	RTA		1	2	1	2	3	1	2	3			
CL04	5/16/07	Stevens Creek - Moss Rock		31	Unknown	Park/Trail	Roadway	Litter – recreational areas	Illegal dumping	Litter – pedestrian	Glass	Miscellaneous	Plastic/styrofoam	2-3 cubic ft - 1 1/2 trash bags full	Site is cleaned by volunteers on occasion, but no specific schedule. Site is monitored by County Park staff.	Area is becoming more of a "party" spot with many broken beer bottles. Illegal dumping of yard waste from edge of parking lot. County park may want to consider posting "no dumping" signs or placement of concrete barriers further back from edge of creek bank to prevent direct dumping of yard waste into creek.

[2] Land Use Types
1. Commercial
2. Industrial
3. Residential – home
4. Residential – apartments
5. Roadway
6. Park/Trail
7. School
8. Railways
9. Other

[3] Trash Source
1. Litter – vehicular
2. Litter – school/institution
3. Litter – pedestrian
4. Litter – commercial areas
5. Litter – restaurants/fast food/convenience stores
6. Litter – receptacles/dumpsters
7. Litter – recreational areas
8. Litter – special events (sports/concerts/fairs)
9. Homeless encampments
10. Illegal dumping
11. Upstream/stormdrain catchment
12. Other

[4] Trash Type
1. Plastic/styrofoam
2. Glass
3. Metal
4. Biodegradable/paper
5. Construction
6. Fabric/cloth
7. Biohazard
8. Toxic
9.

Cleanup
1. Yes
2. No
3. Unknown

Rapid Trash Assessment Worksheet

Surface Water Ambient Monitoring Program, San Francisco Bay Regional Water Quality Control Board

WATERSHED/STREAM: Stevens Creek DATE/TIME: 5/16/2007
MONITORING GROUP, STAFF: Cari, Kristy, David SAMPLE ID: Moss Rock
SITE DESCRIPTION (Station Name, Number, etc.): CL04

	CONDITION CATEGORY			
Trash Assessment Parameter	**Optimal**	**Sub optimal**	**Marginal**	**Poor**
1. Level of Trash	On first glance, no trash visible. Little or no trash (<10 pieces) evident when streambed and stream banks are closely examined for litter and debris, for instance by looking under leaves.	On first glance, little or no trash visible. After close inspection small levels of trash (10-50 pieces) evident in stream bank and streambed.	Trash is evident in low to medium levels (51-100 pieces) on first glance. Stream, bank surfaces, and riparian zone contain litter and debris. Evidence of site being used by people: scattered cans, bottles, food wrappers, blankets, clothing.	Trash distracts the eye on first glance. Stream, bank surfaces, and immediate riparian zone contain substantial levels of litter and debris (>100 pieces). Evidence of site being used frequently by people: many cans, bottles, and food wrappers, blankets, clothing.
SCORE	20 19 18 17 16	15 14 13 12 11	10 9 8 7 6	5 4 3 2 1 0
2. Actual Number of Trash Items Found	0 to 10 trash items found based on a trash assessment of a 100-foot stream reach.	11 to 50 trash items found based on a trash assessment of a 100-foot stream reach.	51 to 100 trash items found based on a trash assessment of a 100-foot stream reach.	Over 100 trash items found based on a trash assessment of a 100-foot stream reach.
SCORE	20 19 18 17 16	15 14 13 12 11	10 9 8 7 6	5 4 3 2 1 0
3. Threat to Aquatic Life	Trash, if any, is mostly paper or wood products or other biodegradable materials. Note: A large amount of rapidly biodegradable material like food waste creates high oxygen demand, and should not be scored as optimal.	Little or no (<10 pieces) transportable, persistent, buoyant litter such as: hard or soft plastics, Styrofoam, balloons, cigarette butts. Presence of settleable, degradable, and non-toxic debris such as glass or metal.	Medium prevalence (10-50 pieces) of transportable, persistent, buoyant litter such as: hard or soft plastics, Styrofoam, balloons, cigarette butts Larger deposits (< 50 pieces) of settleable debris such as glass or metal. Any evidence of clumps of deposited yard waste or leaf litter.	Large amount (>50 pieces) of transportable, persistent, buoyant litter such as: hard or soft plastics, balloons, Styrofoam, cigarette butts; toxic items such as batteries, lighters, or spray cans; large clumps of yard waste or dumped leaf litter; or large amount (>50 pieces) of settleable glass or metal.
SCORE	20 19 18 17 16	15 14 13 12 11	10 9 8 7 6	5 4 3 2 1 0
4. Threat to Human Health	Trash contains no evidence of bacteria or virus hazards such as medical waste, diapers, pet or human waste. No evidence of toxic substances such as chemical containers or batteries. No ponded water for mosquito production. No evidence of puncture and laceration hazards such as broken glass or metal debris.	No bacteria or virus hazards or sources of toxic substances, but small presence (<10 pieces) of puncture and laceration hazards such as broken glass and metal debris. No presence of ponded water in trash items such as tires or containers that could facilitate mosquito production.	Presence of **any one** of the following: hypodermic needles or other medical waste; used diaper, pet waste, or human feces; any toxic substance such as chemical containers, batteries, or fluorescent light bulbs (mercury). Medium prevalence (10-50 pieces) of puncture hazards.	Presence of **more than one** of the items described in the marginal condition category, or high prevalence of any one item (e.g. greater than 50 puncture or laceration hazards).
SCORE	20 19 18 17 16	15 14 13 12 11	10 9 8 7 6	5 4 3 2 1 0

Rapid Trash Assessment Worksheet

Surface Water Ambient Monitoring Program, San Francisco Bay Regional Water Quality Control Board

	CONDITION CATEGORY			
Trash Assessment Parameter	**Optimal**	**Sub optimal**	**Marginal**	**Poor**
5. Illegal Dumping	D: No evidence of illegal dumping. No bags of trash, no yard waste, no household items placed at site to avoid proper disposal, no shopping carts.	D: Some evidence of illegal dumping. Limited vehicular access limits the amount of potential dumping, or material dumped is diffuse paper-based debris.	D: Presence of **one** of the following: furniture, appliances, shopping carts, bags of garbage or yard waste, coupled with vehicular access that facilitates in-and-out dumping of materials to avoid landfill costs.	D: Evidence of chronic dumping, with **more than one** of the following items: furniture, appliances, shopping carts, bags of garbage, or yard waste. Easy vehicular access for in-and-out dumping of materials to avoid landfill costs.
Illegal Littering	L: Any trash is incidental litter (< 5 pieces) or carried downstream from another location.	L: Some evidence of litter within creek and banks originating from adjacent land uses (<10 pieces).	L: Prevalent (10-50 pieces) in-stream or shoreline littering that appears to originate from adjacent land uses.	L: Large amount (>50 pieces) of litter within creek and on banks that appears to originate from adjacent land uses.
D-SCORE	10 9	8 7 6	5 4 3	2 1 0
L-SCORE	10 9	8 7 6	5 4 3	2 1 0
6. Accumulation of Trash	There does not appear to be a problem with trash accumulation from downstream transport. Trash, if any, appears to have been directly deposited at the stream location.	Some evidence (<10 pieces) that litter and debris have been transported from upstream areas to the location, based on evidence such as silt marks, faded colors or location near high water line.	Evidence that (10 to 50 pieces) trash is carried to the location from upstream, as evidenced by its location near high water line, siltation marks on the debris, or faded colors.	Trash appears to have accumulated in substantial quantities at the location based on delivery from upstream areas, and is in various states of degradation based on its persistence in the waterbody. Over 50 items of trash have been carried to the location from upstream.
SCORE	20 19 18 17 16	15 14 13 12 11	10 9 8 7 6	5 4 3 2 1 0

Total Score ~~29~~ 31

SITE DEFINITION:

UPPER/LOWER BOUNDARIES OF REACH: 100 ft Downstream from the uppermost end of Moss Rock

HIGH WATER LINE: Edge of grass Line / Blackberry bramble

UPPER EXTENT OF BANKS OR SHORE: Top edge of Parking lot ~ 5 ft from edge of bank

NOTES:

about 2-3 cubic feet of trash removed (1 large garbage bag) Most prevalent was smashed beer bottles and hundreds of pieces, we couldn't even bag in the pick up.

Rapid Trash Assessment Worksheet

Surface Water Ambient Monitoring Program, San Francisco Bay Regional Water Quality Control Board

TRASH ITEM TALLY (Tally with (•) if found above high water line, and (|) if below)

PLASTIC	# Above 29 # Below 18	**METAL**	# Above 18 # Below 14
Plastic Bags	IIIIII	Aluminum Foil	IIIIIIII ••••
Plastic Bottles	I •	Aluminum or Steel Cans	III • ••
Plastic Bottle Caps		Bottle Caps	I ••••
Plastic Cup Lid/Straw	I ••	Metal Pipe Segments	
Plastic Pipe Segments		Auto Parts (specify below)	
Plastic Six-Pack Rings		Wire (barb, chicken wire etc.)	II •
Plastic Wrapper	IIIIIIIIII ••••	Metal Object	
Soft Plastic Pieces	••••••	**LARGE (specify below)**	# Above 0 # Below 0
Hard Plastic Pieces	I •	Appliances	
Styrofoam cups pieces		Furniture	
Styrofoam Pellets		Garbage Bags of Trash	
Fishing Line		Tires	
Tarp	I	Shopping Carts	
Other (write-in)		Other (write-in)	
BIOHAZARD	# Above 1 # Below 0	**TOXIC**	# Above 0 # Below 0
Human Waste/Diapers		Chemical Containers	
Pet Waste		Oil/Surfactant on Water	
Syringes or Pipettes		Spray Paint Cans	
Dead Animals		Lighters	
Other (write-in) Condom	•	Small Batteries	
CONSTRUCTION DEBRIS	#Above 0 #Below 3	Vehicle Batteries	
Concrete (not placed)		Other (write-in)	
Rebar		**BIODEGRADABLE**	# Above 34 # Below 8
Bricks		Paper	• •• I •••• III • ••••••
Wood Debris	III	Cardboard	
Other (write-in)		Food Waste	
MISCELLANEOUS	# Above 35 # Below 8	Yard Waste (incl. trees)	IIII • /5 trees - Juniper
Synthetic Rubber	•• •	Leaf Litter Piles	3 litter 9 piles and bunch
Foam Rubber		Other (write-in)	
Balloons		**GLASS**	# Above 107 # Below 24
Ceramic pots/shards		Glass bottles	~~IIIII~~ ~~IIIII~~ IIIIII • • •
Hose Pieces		Glass pieces	~~IIIII~~ ~~IIIII~~ ••••••
Cigarette Butts	IIII ••••••••••••••••••	**FABRIC AND CLOTH**	# Above 1 # Below 0
Golf Balls		Synthetic Fabric	•
Tennis Balls		Natural Fabric (cotton, wool)	
Other (write-in) Rubber Rope I Gum	•	Other (write-in)	

Total pieces Above: 224 **Below:** 75 **Grand total:** 299

Tally all trash in above rows; make notes below as needed to facilitate scoring.

Littered: All the glass 127 + 82 other pieces of Litter

Dumped: - Yard waste 15

Downstream Accumulation: 75

SPECIFIC DESCRIPTION OF ITEMS FOUND: Illegal dumping of yard waste - Numerous broken glass beer bottles. Appear to be throwing them across the creek to watch them smash on the rocks on the other side. Local "party" hang out as evidenced by Liquor/Beer, cigarettes and condoms/wrappers.

2/8 unopened cat food

Dumping clippings

Broken glass smashed heavy pieces

(31) abov (15) (20) (14) (5) (12)

15 31 20 14 5 10 12

Santa Clara Valley Urban Runoff Pollution Prevention Program

FY 07 Annual Report

Attachment L - Water Quality Monitoring (not applicable)

Note: The County relies on the SCVURPPP water quality monitoring program, and contributes to its financial support.

County of Santa Clara
Land Development Engineering Section
OFFICE OF DEVELOPMENT SERVICES
DEPT. OF PLANNING AND DEVELOPMENT
ENVIRONMENTAL RESOURCES AGENCY
70 West Hedding St., 7th Floor East Wing
San Jose, CA 95110

Santa Clara Valley Urban Runoff Pollution Prevention Program

FY 07 Annual Report

Attachment M - Staff Training Information

Department of Parks and Recreation Training is addressed in Attachment D5

Capital Programs (Dept. of Fleet and Facilities) Training is addressed in Attachment D6

Department of Planning and Development (Planning Office, Development Services Office) and Department of Roads and Airports (Public Works) Training is addressed in this section, Attachment M.

DEH - CPD Training is addressed in this section, Attachment M.

DEH - Solid Waste/LEA Training is addressed in Attachment B

DEH - HMCD Training is addressed in Attachment C

County of Santa Clara
Clean Water Program
DEVELOPMENT SERVICES OFFICE
DEPT. OF PLANNING AND DEVELOPMENT
70 West Hedding St., 7th Floor East Wing
San Jose, CA 95110

June 14, 2007 SCVURPPP
Storm Water BMP Workshop

Last	First	Title	Company	Phone	Email
Homan	Steve	CWP Coordinator	County of santa Clara	408-299-5737	steve.homan@pln.sccgov.org
Whisler	Tom	Manager,Development Service	County of Santa Clara	408-299-5709	tom.whisler@pln.scc.org
Theis	Shelly	Assistant Engineer	Land Development SCC	408-299-5736	shelly.theis@pln.sccgov.org
Burke	Debbie	Senior Constuction Inspector	Roads & Airport Div. SCC	408-494-1377	Debbie.Burke@rda.sccgov.org
Ceceras	Bernardine	Assistant Civil Engineer	Roads & Airport Div. SCC	408-573-2486	bernardine.ceceres@rda.sccgov.org
Chung	Nora	Associate Civil Engineer	Roads & Airport Div. SCC	408-494-1364	nora.chung@rda.sccgov.org
Flemmer	Steve	Road Maintenance Supervisor	Roads & Airport Div. SCC	408-683-1242	steve.flemmer@rda.scc.org
Gaska	David	Supervisor	Roads & Airport Div. SCC	408-494-1311	david.gaska@rda.sccgov.org
Jones	David	E.H.& S Analyst	Roads & Airport Div. SCC	408-494-2718	dave.jones@rda.sccgov.org
Kline	Steve	Road Supervisor	Roads & Airport Div. SCC	408-683-1243	steve.kline@rda.sccgov.org
Li	Christine	Associate Civil Engineer	Roads & Airport Div. SCC	408-494-1386	Christine.Li@rda.sccgov.org
Lopez	Felix	Assistant Civil Engineer	Roads & Airport Div. SCC	408-573-2462	felix.lopez@rda.sccgov.org
Nguyen	Ted	Senior Constuction Inspector	Roads & Airport Div. SCC	408-299-6720	ted.nguyen@pln.sccgov.org
Nitescue	Raluca	Associate Civil Engineer	Roads & Airport Div. SCC	408-573-2464	raluca.nitecu@rda.sccgov.org
Nitescue	Raluca	Assosiate Civil Engineer	Roads & Airport Div. SCC	408-573-2464	raluca.nitescu@rda.sccgov.org
Rittenhouse	Anthony	Senior Constuction Inspector	Roads & Airport Div. SCC	408-494-1380	Tony.Rittenhouse@rda.sccgov.org
Rivas	Manuel	Assistant Civil Engineer	Roads & Airport Div. SCC	408-573-2476	manuel.rivas@rda.sccgov.org
Salas	Jamil	Assistant Civil Engineer	Roads & Airport Div. SCC	408-494-1375	jamil.salas@rda.sccgov.org
Schramm	Jim	Principal Const. Inspector	Roads & Airport Div. SCC	408-573-2425	jim.schramm@rdascc.gov.org
Schramm	Jim	Supervising Constrution Inspec.	Roads & Airport Div. SCC	408-573-2425	jim-schramm@rda.sccgov.org
Tucker	Charles	Senior Constuction Inspector	Roads & Airport Div. SCC	408-960-9189	charles.tucker@rda.sccgov.org
Vargas	Ren'e	Road Opertions Supervisor	Roads & Airport Div. SCC	408-494-1310	Rene.Vargas@rda.scc.gov.org
Yeung	William	Project Engineer	Roads & Airport Div. SCC	408-573-2463	bill.yeung@rda.sccgov.org
Rajapakse	Gamini	Senior Civil Engineer	Roads & Airports SCC	408-573-2497	Gamini.Rajapakse@rda.sccgov.org
Baker	Jim	Planning Office	Santa Clara County	408-299-5774	jim.baker@plnscc.org
Cabaltera	Roy	Associate Civil Engineer	Santa Clara County	408-673-2484	roy.cabaltera@rda.sccgov.org
Duaza	Ed	Junior Civil Engineer	Santa Clara County	408-299-5733	ed.douzo@plnsccgov.org
Fong	Ryan	Junior Civil Engineer	Santa Clara County	408-299-5716	ryan.fong@pln.sccgov.org
Noor	Tietze	DEH Vector Control District	Santa Clara County		nooritietze@deh.sccgov.org
Park	Gary	Planner	Santa Clara County	408-299-5779	gary.park@pln.sccgov.org
Trinh	Mai	Engineering Tech.111	Santa Clara County	408-299-5734	mai.trinh@pln.sccgov.org
Wong	Darrell	Associate Engineer	Santa Clara County	408-299-5735	darrell.wong@pln.sccgov.org
Barnhart	Bill	Project Coordinator	Santa Clara County(parks)	408-355-2209	bill.barnhart@prk.sccgov.org
Freitas	Chris	Sr. Civil Engineer	SCC Development Service Office	408-299-5732	chris.freitas@pln.scc.org
Frederick	Mark	Const. Service Manager	SCC Parks and Recreation	408-355-2210	mark.frederick@prk.sccgov.org
Perez	Ubaldo	Associate Civil Engineer	SCC Parks and Recreation	408-355-2231	ubaldo.perez@prk.sccgov.org
Ingebrigtsen	Tracy	Utilities Division	Stanford University	650-723-9747	tracyi@bonair.stanford.edu
Tompkins	Karla		Stanford University	650-725-9802	karlat@bonair.stanford.edu

COUNTY OF SANTA CLARA
CLEAN WATER PROGRAM
ANNUAL REPORT FY 07

Annual Food Facility Inspection Training Meeting--WV Cities, Cupertino, County and DEH--CPD

On April 30, 2007, the West Valley Cities Clean Water Program Coordinator, the Cupertino Director of Environmental Programs, and the County Clean Water Program Coordinator met with Humphrey Karioki, County DEH Consumer Protection Division (CPD) Supervisor. (The second supervisory position at DEH was at that time vacant.)

On odd numbered years, this meeting is held with the CPD Supervisors. On even numbered years, the training meeting is held with all CPD staff who work within the unincorporated area, and any other interested staff. The Agenda is below:

***

Urban Runoff Food Facility Inspection Program Annual Meeting

City of Cupertino
County of Santa Clara Dept. of Environmental Health
County of Santa Clara Clean Water Program
West Valley Clean Water Program

Cupertino City Hall
Conference Room "A", main level
10300 Torre Avenue
Cupertino, CA 95014

Agenda

1. Introductions and Contact Information - Update

2. Review Inspection Program – Discuss issues, trouble spots, feedback from inspectors, etc.

3. Referring Potential and Actual Violations - What to do About Repeat Offenders

4. Distribute Public Education Materials
    - Setting a Table for Pests Brochure
    - Pesticide Management – Specific Fact Sheets
    - Restaurant Owners Letter / BMP Checklist

5. Training Needs for Next Year

6. Adjourn

Attendance at the Bay Area Hydrology Model (BAHM) Computer Training Workshop

7/17/2007

Location: City of San Jose, 4 hours.

Darrell Wong, P.E., Assoc. Civil Engineer, Land Development Engineering

Ryan Fong, Assistant Civil Engineer, Land Development Engineering

Ed Duazo, Assistant Civil Engineer, Land Development Engineering

SCVURPPP Construction BMP Workshop - December 5, 2006			
Last	***First***	***Company***	***Site Visit***
Assaf	Mohamed	County of Santa Clara	x
Chittwood	Ron	County of Santa Clara	x
Cruz	Peter	County of Santa Clara	x
Fong	Ryan	County of Santa Clara	x
Fyre	Larry	County of Santa Clara	x
Griffis	Michael	County of Santa Clara	_
Ho	Tran	County of Santa Clara	x
Hurley	Michael	County of Santa Clara	x
Johnson	Ron	County of Santa Clara	x
Jones	Phil	County of Santa Clara	x
Li	Christine	County of Santa Clara	x
McNay	Ron	County of Santa Clara	x
Nguyen	Ted	County of Santa Clara	x
Salas	Jamil	County of Santa Clara	x
Schramm	Jim	County of Santa Clara	x
Smith	Bob	County of Santa Clara	x
Stutz	Greg	County of Santa Clara	x
Tucker	Chuck	County of Santa Clara	x
Vo	Khoa	County of Santa Clara	x
Wong	Darrell	County of Santa Clara	x
Wonnell	Rex	County of Santa Clara	x
			_
			_
			_
			_
			_
			_
			_
			_
			_
			_
			_
			_
			_

Santa Clara Valley Urban Runoff Pollution Prevention Program

FY 07 Annual Report

Attachment N - Stanford University Activities by the City of Palo Alto

County of Santa Clara
Clean Water Program
DEVELOPMENT SERVICES OFFICE
DEPT. OF PLANNING AND DEVELOPMENT
70 West Hedding St., 7th Floor East Wing
San Jose, CA 95110

City of Palo Alto
Public Works Department

August 20, 2007

Steve Homan
Urban Runoff Program
County of Santa Clara
Environmental Resources Agency
County Government Center, East Wing
70 West Hedding Street, 7th Floor
San Jose, CA 95110

Divisions
Administration
650.329.2373
650.329.2299 fax
Engineering
650.329.2151
650.329.2299 fax
Environmental Compliance
650.329.2598
650.494.3531 fax
Equipment Management
650.496.6922
650.496.6958 fax
Facilities Management
650.496.6900
650.496.6958 fax
Operations
650.496.6974
650.852.9289 fax
Regional Water Quality Control
650.329.2598
650.494.3531 fax

Dear Mr. Homan,

The City of Palo Alto Regional Water Quality Control Plant hereby submits the 2006-2007 Annual Storm Water Review for Stanford University. The water oversight plan for Stanford University has been managed by the City of Palo Alto since February 13, 1996. The City of Palo Alto continues to monitor the areas of Stanford campus which are identified in the water oversight plan letter (Attachment 1) including the areas covered under the Industrial Waste program.

Stanford has been cooperative and responsive to all water related issues. The RWQCP and Stanford continue to meet every two months to discuss water issues.

Enclosed you will find a table of all inspections including dates, areas visited, findings, and the actions taken by Stanford (Attachment 2). The annual report covers the time period from July 2006 to June 2007. Please refer to attachment 1 which identifies the areas of the Stanford University campus specified for oversight.

A Notice of Non-Compliance was issued on July 5, 2007 for construction related hazardous materials found at the Stock Farm Road and Oak Road Lay Down Yard during the June 27, 2007 annual storm water inspection. A follow-up inspection on June 29, 2007 confirmed that Stanford's Utility Division with Stanford's Environmental Health and Safety had responded and completed hazardous materials clean-up activities of the site. No other issues were observed during the 2006-2007 period.

If you would like to discuss this report further please call me at (650)329-2285 or Nina McNitzky at (650) 329-2518.

Sincerely,

Phil Bobel, Manager
Environmental Compliance Division

cc: Marty Laporte, Stanford

P.O.Box 10250
Palo Alto, CA 94303

Printed with soy-based inks on 100% recycled paper processed without chlorine

Attachment 1

Storm Water Pollution Prevention Inspection Plan
Stanford University, Stanford, California

Stanford University
Storm Water Pollution Prevention Plan

I. General
   A. Annual review of SU's SWPPP.
   B. Maintenance of a separate RWQCP binder for updates.
   C. Standing agenda item for bi-monthly meetings. Minutes in binder.
   D. Running list of areas inspected and problems found and resolved.

II. Facilities Monitored
   A. Semi-Annual industrial waste inspections
      1. Chemistry Department
      2. Science and Engineering Quadrangle
      3. Center for Integrated Systems
      4. Stanford Hospital
      5. Hoover Hospital
      6. Central Energy Facility
      7. School of Medicine
   B. Vehicle Service Facilities
      1. Fleet Services
      2. Golf Course Maintenance
   C. Peninsula Sanitary Service Inc. (Household Recycling Facility)
   D. Food Service Facilities (By County Program)
   E. Red Barn (Equestrian Facility)
   F. Construction Sites
   G. Golf Course
   H. Environmental Health and Safety Facility (Incinerator)

III. General Grounds
   A. Campus divided into thirds.
   B. Each toured each three years.
   C. Tours prior to the rainy season

Attachment 2

Stanford University Storm Water Review 2006-2007

Date	Event	Location	Report Source	Findings	Actions Taken	Date Resolved	Responsible Party
7/25/07	Bi-Monthly Meeting	RWQCP	Nina McNitzky	Discussed sink signage required for laboratories.			
				Discussed updating new storm water agreement to include current campus description.			
				Campus construction Update.			
				Recap of Stock Farm Road and Oak Road Lay Down Yard clean-up.			
				County spraying and sampling at Boathing Tree Farm/ Creek.			
7/5/07	NON Letter	RWQCP	Ken Torke	Construction related hazardous materials found at Stock Farm Road and Oak Road Lay Down Yard.	Stanford's response letter details preventative measures, monthly monitoring activities and monitoring reports, on-site posting of contact information, and notification and response outreach given to construction companies. The preventative measures include Special Conditions SWPPP contract section for all campus contracts, designated site superviors for lay down yards, initial and periodic oversight by Stanford's environmental compliance group, and annual SWPPP training for campus construction project managers.	8/13/07	Tracy Ingebrigtsen / Jack Cleary
				Request for a plan of preventative measures and monitoring activities to be implemented for management of lay down yards.			
6/29/07	Storm Water Inspection / Tour	Stanford Campus	Nina McNitzky	Observed storm drain labels that were either missing or faded and illegible in some areas of the campus. The site shall replace the signage so that storm drains are clearly marked with the words "No dumping! Flows to Bay" or equivalent.	Stanford's Response: Work order has been submitted to the Stanford paint shop. The storm drains will be stenciled by August 31, 2007.	8/9/07	Tracy Ingebrigtsen
6/29/07	Storm Water Inspection / Tour	Water Dept Lay Down Yard	Nina McNitzky	Observed that the area had been cleared of improperly stored hazardous materials.	Stanford's Response: Hazardous materials were properly stored or disposed of by the afternoon of Wednesday, June 27, 2008.	8/9/07	Tracy Ingebrigtsen
6/29/07	Storm Water Inspection / Tour	Stock Farm Rd and Oak Rd Lay Down Yard	Nina McNitzky	Observed that the area had been cleared of most of the improperly stored hazardous materials. Only remaining containers on the roof of a storage bin were in good condition and scheduled for pick-up the next business day. Also, received follow-up email photos of this area to show that remaining containers had been properly disposed of and the area is completely clear of hazardous materials.	Stanford's Response: All hazardous materials located on the ground were cleaned up on Thursday, June 28, 2007. The hazardous materials stored on top of the large containers were removed on July 2, 2007. A small amount of latex paint that spilled onto the ground was cleaned up and disposed of properly.	8/9/07	Tracy Ingebrigtsen

Date	Event	Location	Report Source	Findings	Actions Taken	Date Resolved	Responsible Party
6/27/07	Storm Water Inspection / Tour	Stanford Campus	Nina McNitzky	Observed storm drain labels that were either missing or faded and illegible in some areas of the campus. The site shall replace the signage so that storm drains are clearly marked with the words "No dumping! Flows to Bay" or equivalent.	Stanford's Response: Work order has been submitted to the Stanford paint shop. The storm drains will be stenciled by August 31, 2007.	8/9/07	Tracy Ingebrigtsen
6/27/07	Storm Water Inspection / Tour	Knoll Building	Nina McNitzky	Observed an equipment lift discarded in the shrubs behind the building. The site shall remove the abandoned equipment.	Stanford's Response: The equipment lift will be removed and recycled as scrap metal by August 31, 2007.	8/9/07	Tracy Ingebrigtsen
6/27/07	Storm Water Inspection / Tour	Jerry Building	Nina McNitzky	Observed an unsecured CO2 gas cylinder stored behind the building. We recommend properly securing the cylinder for safe storage.	Stanford's Response: Kitchen staff have been asked to secure and properly store CO2 gas cylinders.	8/9/07	Tracy Ingebrigtsen
6/27/07	Storm Water Inspection / Tour	Enchanted Broccoli Forest Driveway	Nina McNitzky	Observed a tallow bin without secondary containment directly in front a storm drain that was missing a label. The site shall move the tallow bin away from the storm drain drainage path and secure it, or alternatively provide secondary containment for this tallow bin at this location.	Stanford's Response: The tallow bin will be relocated away from the storm drain. Kitchen staff will be trained in early September on proper tallow bin management and spill cleanup measures.	8/9/07	Tracy Ingebrigtsen
6/27/07	Storm Water Inspection / Tour	Lagunita Dining Area	Nina McNitzky	Observed a CRT monitor in the garbage enclosure. The site shall remove and properly dispose of the CRT monitor.	Stanford's Response: The CRT monitor has been disposed of properly.	8/9/07	Tracy Ingebrigtsen
6/27/07	Storm Water Inspection / Tour	Treat Building	Nina McNitzky	Observed a tallow bin that was not properly maintained. The site shall use appropriate BMP's in tallow bin management to protect the storm drains.	Stanford's Response: Kitchen staff will be trained in early September on proper kitchen/tallow bin management and spill cleanup measures.	8/9/07	Tracy Ingebrigtsen
6/27/07	Storm Water Inspection / Tour	Jenkins Building	Nina McNitzky	Observed a golf cart discarded in the shrubs behind the building. The site shall remove the abandoned equipment.	Stanford's Response: Golf cart has been reported as abandoned to the Santa Clara Sheriff's Office.	8/9/07	Tracy Ingebrigtsen
6/27/07	Storm Water Inspection / Tour	Avanti/ Middle Earth Building	Nina McNitzky	Observed oil change equipment in the rear driveway/ garbage enclosure, the pavement appeared clear of any oil residue. The site shall use appropriate BMP's to protect the storm drains and prevent a possible release from unauthorized oil change activities.	Stanford's Response: The oil change equipment has been disposed of properly. Students receive printed material at the start of the school year advising of proper car maintenance activities.	8/9/07	Tracy Ingebrigtsen

Date	Event	Location	Report Source	Findings	Actions Taken	Date Resolved	Responsible Party
6/27/07	Storm Water Inspection / Tour	Stock Farm Rd and Oak Rd Lay Down Yard	Nina McNitzky	Observed numerous open, damaged, and/or leaking containers of hazardous materials discarded and stored without primary or secondary containment. The site shall immediately secondarily contain and properly dispose of the hazardous materials. The site shall use appropriate BMP's to protect the storm drain system and prevent a possible prohibited release from improper management of hazardous materials and construction debris.	Stanford's Response: All hazardous materials located on the ground were cleaned up on Thursday, June 28, 2007. The hazardous materials stored on top of the large containers were removed on July 2, 2007. A small amount of latex paint that spilled onto the ground was cleaned up and disposed of properly.	8/9/07	Tracy Ingebrigtsen / Jack Cleary
6/27/07	Storm Water Inspection / Tour	Stanford Telecom-munications Lay Down Yard	Nina McNitzky	Observed three lead acid car batteries discarded near the inside gate without secondary containment. The site shall immediately secondarily contain and properly dispose of the hazardous materials. The site shall use appropriate BMP's to protect the storm drain system and prevent a possible prohibited release from improper management of hazardous materials.	Stanford's Response: The three lead acid car batteries have been properly disposed of and the new staff have been reminded of proper disposal methods.	8/9/07	Tracy Ingebrigtsen
6/27/07	Storm Water Inspection / Tour	Stanford Water Dept Lay Down Yard	Nina McNitzky	Observed well-maintained and segregated containment zones for construction dirt piles or debris storage.	No action required.		
6/27/07	Storm Water Inspection / Tour	Stanford Water Dept Lay Down Yard	Nina McNitzky	Observed numerous containers of oils and hydraulic fluids stored without secondary containment. The site shall immediately secondarily contain and properly store or dispose of the hazardous materials. The site shall use appropriate BMP's to protect the storm drain system and prevent a possible prohibited release from improper storage of hazardous materials and construction debris.	Stanford's Response: Hazardous materials were properly stored or disposed of by the afternoon of Wednesday, June 27, 2008.	8/9/07	Tracy Ingebrigtsen

Date	Event	Location	Report Source	Findings	Actions Taken	Date Resolved	Responsible Party
6/27/07	Storm Water Inspection / Tour	Colony Lay Down Yard (Fremont Road)	Nina McNitzky	Observed numerous containers of hazardous materials discarded without secondary containment. The site shall immediately secondarily contain and properly dispose of the hazardous materials. The site shall use appropriate BMP's to protect the storm drain system and prevent a possible prohibited release from improper disposal of hazardous materials.	Stanford's Response: The materials observed at this location were not waste. Colony staff have stored the materials in secondary containment, under cover. Staff have been reminded on how to properly stored hazardous materials.	8/9/07	Tracy Ingebrigtsen
6/27/07	Storm Water Inspection / Tour	Stanford Equestrian Center	Nina McNitzky	Observed well-maintained facilities with segregated areas clear of debris and good housekeeping of chemicals in the following areas: Equestrian Center Hay Storage Facility, Brick Barn, Covered Riding Ring, Stable, Little Stable, and Red Barn.			
6/27/07	Storm Water Inspection / Tour	Equestrian Center Hay Storage Facility	Nina McNitzky	Observed six 300 gallon liquid carboys that are not labeled of contents believed to be liquid horse feed. The site shall properly label these containers.	Stanford's Response: Carboys are filled with salt water. Staff will label the carboys.	8/9/07	Tracy Ingebrigtsen
6/27/07	Storm Water Inspection / Tour	Stanford Golf Facilities	Nina McNitzky	Observed well-maintained facilities with segregated areas clear of debris and good housekeeping of chemicals in the following areas: Golf Driving Range, Golf Pro Shop, Golf Club House, and Stanford Golf Course.			
5/22/07	Bi-Monthly Meeting	RWQCP	Nina McNitzky	Reviewed design of Recycled Water Plant.			
				Discussed access concerns of Keck sampling port and removing the sample location.			
5/22/07	Bi-Monthly Meeting	RWQCP	Nina McNitzky	Campus construction Update.			
				Discussed BMP's for horse facility management.			
				Reviewed Stanford Shopping Center overflow and restaurant inspections.			
5/3/07	Semi-annual Inspection	Fairchild Building	Nina McNitzky	No storm drain issues identified.			

Date	Event	Location	Report Source	Findings	Actions Taken	Date Resolved	Responsible Party
5/3/07	Semi-annual Inspection	Clark Building	Nina McNitzky	No storm drain issues identified.			
5/3/07	Semi-annual Inspection	CIS/CISX Buidling	Nina McNitzky	No storm drain issues identified.			
3/21/07	Bi-Monthly Meeting	RWQCP	Nina McNitzky	CEF Cooling Towers udpate on chemical equipment.			
				Moore Building corrosion report.			
				Kitchens and grease program on campus.			
2/8/07	Construction Inspection	Parking Structure 6 Building	Chris Fujimoto	Construction site SWPPP inspection.	No action required - All SWPPP's in working order.		Tracy Ingebrigtsen
2/8/07	Construction Inspection	Stanford Golf Practice Field	Chris Fujimoto	Construction site SWPPP inspection.	No action required - All SWPPP's in working order.		Tracy Ingebrigtsen
2/8/07	Construction Inspection	Barnum Center	Chris Fujimoto	Construction site SWPPP inspection.	No action required - All SWPPP's in working order.		Tracy Ingebrigtsen
2/8/07	Construction Inspection	Varian 2 Building	Chris Fujimoto	Construction site SWPPP inspection.	No action required - All SWPPP's in working order.		Tracy Ingebrigtsen
1/11/07	Bi-Monthly Meeting	RWQCP	Nina McNitzky	Discussed follow up sampling results for the Lokey, Fairchild, and CCSR Buildings.			
				Moore Building corrosion report.			
11/14/06	Inspection	Valero Campus Service Station	Margaret Zittle	No storm drain issues identified.			
11/14/06	Inspection	Stanford Golf Course	Margaret Zittle	No storm drain issues identified.			
11/14/06	Inspection	Stanford Maintenance Shop	Margaret Zittle	No storm drain issues identified.			
11/14/06	Inspection	PSSI	Margaret Zittle	No storm drain issues identified.			
11/13/06	Semi-annual Inspection	Lokey Building	James Stuart	No storm drain issues identified.			

040286

Date	Event	Location	Report Source	Findings	Actions Taken	Date Resolved	Responsible Party
10/17/06	Construction Inspection	Parking Structure 6 Building	Chris Fujimoto	Construction site SWPPP inspection.	No action required - All SWPPP's in working order.		Tracy Ingebrigtsen
10/17/06	Construction Inspection	Stanford Golf Practice Field	Chris Fujimoto	Construction site SWPPP inspection.	No action required - All SWPPP's in working order.		Tracy Ingebrigtsen
10/17/06	Construction Inspection	Barnum Center	Chris Fujimoto	Construction site SWPPP inspection.	No action required - All SWPPP's in working order.		Tracy Ingebrigtsen
10/17/06	Construction Inspection	Varian 2 Building	Chris Fujimoto	Construction site SWPPP inspection.	No action required - All SWPPP's in working order.		Tracy Ingebrigtsen
1/11/06	Bi-Monthly Meeting	RWQCP	Nina McNitzky	Wastewater Permit Renewal.			
				Upcoming storm water inspection schedule.			
8/30/06	Construction Inspection	Stanford Stadium	Chris Fujimoto	Construction site SWPPP inspection.	No action required - All SWPPP's in working order.		Tracy Ingebrigtsen
8/30/06	Construction Inspection	Parking Structure 6 Building	Chris Fujimoto	Construction site SWPPP inspection.	No action required - All SWPPP's in working order.		Tracy Ingebrigtsen
8/30/06	Construction Inspection	Stanford Golf Practice Field	Chris Fujimoto	Construction site SWPPP inspection.	No action required - All SWPPP's in working order.		Tracy Ingebrigtsen
8/30/06	Construction Inspection	Barnum Center	Chris Fujimoto	Construction site SWPPP inspection.	No action required - All SWPPP's in working order.		Tracy Ingebrigtsen
8/30/06	Construction Inspection	Varian 2 Building	Chris Fujimoto	Construction site SWPPP inspection.	No action required - All SWPPP's in working order.		Tracy Ingebrigtsen
7/18/06	Bi-Monthly Meeting	RWQCP	Nina McNitzky	Mudd Chemistry Building video of sewer lines.			
				Discussed root control chemicals.			
				Discussed dumpsters and loading docks.			
				Discussed Stanford Stadium discharge.			

Santa Clara Valley
Water District

5750 ALMADEN EXPWY
SAN JOSE, CA 95118-3686
TELEPHONE (408) 265-2600
FACSIMILE (408) 266-0271
www.valleywater.org
AN EQUAL OPPORTUNITY EMPLOYER

August 29, 2007

Mr. Bruce H. Wolfe
Regional Water Quality Control Board
San Francisco Bay Region
1515 Clay St., Suite 1400
Oakland, CA 94612

Subject: Santa Clara Valley Water District Urban Runoff Management Program
FY 2006--2007 Annual Report of Pollution Prevention Activities

Dear Mr. Wolfe:

This report is submitted by the Santa Clara Valley Water District, in conjunction with the Santa Clara Valley Urban Runoff Pollution Prevention Program's Annual Report, pursuant to provision C.6.a. of the Program's reissued municipal stormwater NPDES Permit (Order No. 01-024). The report summarizes activities performed during FY 2006-2007 (July 1, 2006 to June 30, 2007) in accordance with the Santa Clara Valley Water District's Urban Runoff Management Plan (URMP) submitted to the Regional Board on September 1, 1997, updated in October 2000, and again on September 1, 2004 and the performance standards contained therein.

Program Highlights and Accomplishments–Permit Required Activities

- The Emergency Response (ER) Program's performance was evaluated by four mechanisms during FY06-07. The results of these evaluations were as follows: (1) the Clean, Safe Creeks key performance indicator was met; (2) received a "Superior" rating (the highest rating possible) on the CEO scorecard; (3) the ER Program passed the quality and environmental recertification audit according to ISO 9000 and 14000 standards; and (4) ER Program achieved excellent awareness and use by District field staff.
- The District's School Outreach Program visited 156 public and private schools and 41 summer camps, reaching 22,571 students and 1,155 educators and conducted 14 teacher workshops during FY 06-07.
- Removed 8,897 cubic yards of trash and debris from local creeks through the various District trash removal programs.
- Responded to 107 incidents reported to the District's 24 hour per day, 7 day per week pollution hotline.
- District is collaborating with the City of San Jose to identify in-stream and regional solutions for smaller land development sites as an alternative means to comply with C3 provisions. The coordination meetings have been occurring on a nearly monthly basis. Considerable progress has been made in this collaborative effort including discussion of the formation of an assessment district for financial support.

Enhancements-Non Permit Required Activities

- Implemented and expanded pilot treatment systems to improve water quality and reduce methyl mercury in one lake and two reservoirs (Almaden and Guadalupe) in the Guadalupe River Watershed.
- This year the Stream Water Quality Unit and the District's Operations Planning and Analysis Unit undertook a study to evaluate the turbidity effects in a stream during the cleaning and reconditioning of stream hydrography gauges. The study was conducted in three creeks two in the jurisdictional area of the Central Coast Regional Water Quality Control Board, Bodfish Creek and Upper Llagas creek and one stream from the San Francisco Bay Regional Water Quality Control Board's jurisdiction, Los Gatos creek below Lexington Reservoir.
- The District participated in two creek cleanup events: Coastal Cleanup Day on September 16, 2006 and the National River Cleanup Day on May 19, 2007. During Coastal Cleanup Day, over 1,100 volunteers collected 22,464 pounds of trash and 5,503 pounds of

recyclables at 24 sites from 32 miles of streams. On National River Cleanup Day, 553 volunteers collected nearly 30,000 pounds of trash and 9,900 pounds of recyclables at 22 countywide sites.

Awards

- On the 5-year anniversary of adopting the change to Environmental Stewardship in the District Act, the 2nd CEO Environmental Stewardship Awards Ceremony recognized individuals who helped promote the Board's environmental stewardship goals and the CEO's vision of creating a District that is Cleaner, Greener, and Leaner. The Stream Water Quality Unit manager, Roger Narsim, was recognized for work on the filtration and detention basin to address three components 1) stormwater treatment, 2) HMP mitigation, and 3) Flood control peak mitigation at a new District facility.
- The San Francisco Bay Regional Water Quality Control Board (Regional Board) presented the District with a Watershed Stewardship Excellence Award – Recognition for Exceptional Watershed Stewardship and Legacy Mercury Pollution Control Efforts in the San Francisco Bay Area in September 2006.

The District would like to thank the Regional Board for acknowledging the District's efforts towards watershed stewardship and resource management.

Each of these activities is described in greater detail in the attached 2006-2007 Annual Report.

Continuous Improvement Activities

The District has identified two opportunities for continuous improvement that were included in the 2007-2008 District Work Plan.

1. Construction Administration Unit inspectors to be made aware of the need for greater inspection frequency.
2. SWQU to increase frequency of inspections at District Construction Sites.

Annual Report

The attached Annual Report provides an accurate representation of the implementation efforts of the District's Urban Runoff Management Plan and FY 06-07 work plan during the past fiscal year; an evaluation of the program results for continuous improvement activities; and information that can be shared with other Co-permittees, municipal decision-makers, and the public.

The table of contents of this report provides the outline of the Annual Report.

We appreciate the opportunity to provide you with this information on the work we have accomplished and we look forward to your comments. If you have any questions regarding the materials submitted or need additional information, please feel free to contact us.

Sincerely,

Roger Narsim, P.E., P.L.S.
Engineering Unit Manager
Stream Water Quality Unit

cc Sue Ma, RWQCB, J. Fiedler, D. Chesterman, A. Draper, D. Drury, B. Calhoun, D. Jacques, K. Slama, J. Bicknell, A. Olivieri

Attachment

Santa Clara Valley Water District

FISCAL YEAR 2006-2007
ANNUAL REPORT
OF
URBAN RUNOFF
POLLUTION PREVENTION ACTIVITIES

August 23, 2007

TABLE OF CONTENTS

Certification Statement ii
Performance Standard Completion Certification Statement iii

Introduction 1
Program Highlights and Accomplishments 2
1.1 IC/ID Elimination Activities 2
1.2 Public Agency Activities 3
Rural Public Works 3
Storm Drain System Operation & Maintenance 3
Water Utility Pollution Prevention Plan/Operations & Maintenance 3
1.3 New Development Planning Procedures 4
1.4 Construction Inspection 5
1.5 Public Information and Participation Activities 6
1.6 Pesticide Management Activities 9
1.7 Mercury Pollution Prevention Activities
Copper/Nickel Action Plan 10
1.8 Trash Inventory and Management 11
1.9 Other Water Quality and Watershed Management Requirements 12
Facility SWPPPs – Corporation Yard 12
Flood Control/Channel Maintenance Activities 13
Coordinate Regional Monitoring Efforts of BASMAA, SCVURPPP, WMI and District 13
Upper Penitencia Creek Limiting Factors Analysis 14
Saratoga Creek Watershed Assessment 14
1.10 Staff Training Matrix 14

Attachments
1.1 IC/ID Elimination Activities
1.2 Public Agency Activities
Rural Public Works
Storm Drain Operation & Maintenance
Water Utility Pollution Prevention Plan/Operations & Maintenance
1.3 New Development Planning Procedures
1.4 Construction Inspection
1.5 Public Information and Participation Activities
1.6 Pesticide Management Activities
1.7 Mercury Pollution Prevention Activities; Copper Nickel Action Plan
1.8 Trash Inventory and Management
1.9 Other Water Quality and Watershed Management Requirements
Facility SWPPPs – Corporation Yard
Flood Control/Channel Maintenance Activities
Monitoring
Sediment Control
Watershed Measures
1.10 Staff Training Matrix
1.11 List of Acronyms

Santa Clara Valley Water District
FY 2006-2007 ANNUAL REPORT
ATTACHMENT A

Certification Statement

"I certify, under penalty of law, that this document and all attachments were prepared under my direction or supervision in accordance with a system designed to ensure that qualified personnel properly gather and evaluate the information submitted. Based on my inquiry of the person or persons who manage the system, or those persons directly responsible for gathering the information, the information submitted, is, to the best of my knowledge and belief, true, accurate, and complete. I am aware that there are significant penalties for submitting false information, including the possibility of fine and imprisonment for knowing violations."

Signature by Duly Authorized Representative:

James Fiedler
Chief Operating Officer

August 22, 2007

Santa Clara Valley Water District
FY 2006-2007 ANNUAL REPORT
ATTACHMENT B

Performance Standard Completion
Certification Statement

"I certify, under penalty of law, that Santa Clara Valley Water District has implemented all elements of the following performance standards, except as described in the Self-Evaluation Matrix in Attachment B of this FY 04-05 Annual Report, according to the policies and procedures described in the Santa Clara Valley Water District's Urban Runoff Management Plan dated September 1, 2004:

Rural Public Works Maintenance and Support Activities
Storm Drain Operation and Maintenance
Water Utility Discharge
Illicit Connection and Illegal Discharge
New Development and Construction Planning
New Development and Construction Inspection
Pest Management

Based on my inquiry of the person or persons who manage the system, or those persons directly responsible for gathering the information, this information is, to the best of my knowledge and belief, true, accurate, and complete. I am aware that there are significant penalties for submitting false information, including the possibility of fine and imprisonment for knowing violations."

Signature by Duly Authorized Representative:

James Fiedler
Chief Operating Officer

August 22, 2007

INTRODUCTION

This is the Santa Clara Valley Water District (District) Urban Runoff Program's Fiscal Year (FY) 06-07 Annual Report (Annual Report). This Annual Report is prepared to comply with section *C.6* of Regional Board Order 01-024 and section *n* of Regional Board Order 01-119[1]. In their entirety these two Regional Board Orders comprise the Municipal Stormwater Permit (Permit). This Annual Report is to demonstrate and describe District compliance with the Permit.

The 2006-2007 Annual Report describes the actions taken to comply with the requirements of the Municipal Stormwater Permit. The Annual Report is formatted per instructions and template received from Regional Board staff.

Annual Report (AR)

The Regional Board has established a cycle of regulatory submittals that includes the District's annual Urban Runoff Work Plan (Work Plan) that is to be submitted by March 1 of each year. The Work Plan describes planned urban runoff activities for the upcoming fiscal year. The Annual Report provides a description of completed Work Plan elements and must be submitted by September 15 each year.

The Santa Clara Valley Water District's (District) Urban Runoff Program (DURP) completed several vital tasks during the 2006-2007 fiscal year (FY 06-07). The Stream Water Quality Unit this year focused on four main objectives; 1) The expansion of the Water Quality Index pilot program to rate the water quality at several locations in the Guadalupe, Coyote and Stevens Creek watersheds 2) Sampling of Lake Almaden, Coyote, Calero, Chesbro, Uvas, Guadalupe, Stevens Creek, Lexington, and Almaden Reservoirs for ammonia, sulfate, nitrate, phosphorous, mercury, and methyl mercury; and 3) the continued study of mercury and methyl mercury processes in the Guadalupe watershed.

The DURP includes both an area-wide component and an agency specific component. The area wide component is achieved through participation in the Santa Clara Valley Urban Runoff Pollution Prevention Program (Program) which is a collaborative effort by 15 agencies, including the District. The agency specific component of the Urban Runoff Program targets District activities and facilities that are potential sources, or potential receptors, of non-point source pollution. These activities include construction of capital improvements for flood control and water supply, channel maintenance, facility maintenance, and water utility operation and maintenance. Other sources of stormwater pollution, which are not associated with District activities, include illicit connections to storm drains, and illegal or accidental dumping or discharges on District facilities and waterways.

Santa Clara Valley Water District Organization

The mission of the District is a healthy, safe and enhanced quality of living in Santa Clara County through watershed stewardship and comprehensive management of water resources in a practical, cost-effective and environmentally sensitive manner.

Readers are encouraged to read the FY03-04 AR for further information about the District.

Structure of Report

The Annual Report follows the format and instructions received from the Regional Board. The report includes three sections that describe 1) Program Highlights and Accomplishments 2) a

[1] Regional Board Order 01-119 revises section *C.3* (regarding runoff from new and redevelopment projects) of Regional Board Order 01-024.

Summary of Continuous Improvement Activities and 3) a series of attachments. Each attachment is consistent with the Work Plan submitted in March 2006.

PROGRAM HIGHLIGHTS AND ACCOMPLISHMENTS

The District's Urban Runoff Pollution Prevention Program (Program) completed numerous tasks during the 2006-2007 Fiscal Year. The details of these accomplishments are included in the attachments to this Annual Report. Some of the Program highlights are summarized below. The full description of the activity can be found by referencing the section number with the attachment.

1.1 Illicit Connection/Illegal Dumping (IC/ID) Elimination Activities (Attachment 1.1)

HIGHLIGHTS AND ACCOMPLISHMENTS

Emergency Response

The District addresses IC/ID incidents effectively through its watersheds' hazmat "Emergency Response" (ER) Program. This aggressive 24-7 program responds reactively to IC/ID incidents by providing referral and inter-agency cooperation and/or conducting field investigation and clean-up activities as appropriate. The ER Program may be contacted via the Pollution Hotline (1-888-510-5151) which is advertised on the District's internal and external websites as well as in occasional fliers and memos. The Hotline is also advertised on the Santa Clara Valley Pollution Prevention Program's website. The ER Team routinely responds to over 100 reported incidents per year as reported by District field workers, staff from other agencies, and members of the general public.

The ER Program is recognized as an effective and timely means of addressing acute contaminants that are illegally dumped or discharged to District lands and facilities. The Emergency Response Program's performance was evaluated by four mechanisms during FY06-07: (1) within the context of the District's Clean, Safe Creeks program (semi-annually); (2) by the District CEO's scorecard (quarterly); (3) by an external ISO 9000/14000 recertification audit (April 2007); and (4) by an internal effectiveness survey (February 2007). The results of these evaluations were as follows: (1) the Clean, Safe Creeks key performance indicator was met; (2) the program received a "Superior" rating (the highest rating possible) on the CEO scorecard based on phone and field response times; (3) the ER Program passed the quality and environmental recertification audit according to ISO 9000 and 14000 standards; and (4) ER Program has achieved excellent awareness and use by District field staff with a February 2007 survey finding that 91% of surveyed employees were aware of the program, 61% of respondents had used the hotline to report incidents in creeks, and at least 87% of respondents rated the hotline and response as easy to use, effective, and timely.

The District received and responded to a total of 107 emergency response reports throughout Santa Clara County during fiscal year 2006-2007. This total is down 12% from 122 reported in FY05-06. Of the 107 total incidents reported during FY06-07, 98 were within the jurisdiction of the San Francisco Bay Regional Board and the associated Santa Clara Municipal Stormwater Permit. 69 of the 98 required a field response by the one of the team members for source identification, clean up or evidence collection. The data from the emergency response reports indicates that Guadalupe River was once again the waterway with the greatest number of incidents with a total of 19 reports. Coyote Creek also a relatively high number (11) of incidents

reported. The predominant contaminants again were "Fuel/Oil" and "Chemical" with 22 and 27 reported incidents respectively – accounting for 46% of the total incidents between them. "Wastewater" surpassed "sewage" as the third most common contaminant – accounting for 12 of the incidents.

The majority of reports (50) this year again occurred within the limits of the City of San Jose. The cities of Santa Clara and Cupertino were a distant 2nd and 3rd with 9 and 8 respectively.

Water Resource Protection Ordinance Enforcement
On 2-28-07 a new Water Resource Protection Ordinance (Ordinance 06-01) went into effect and simultaneously repealed Ordinance 83-2. The new Water Resource Protection Ordinance establishes District permitting authority only over lands and facilities "owned, controlled, operated, or maintained by the District" and requires outside parties to obtain an encroachment permit for any modification to District facilities including but not limited to development activities. The District may issue an encroachment permit if it finds, based on substantial evidence, that the proposed modification conforms to requirements of the District Water Resources Protection Manual such that, among other things, it will not pollute or erode waterways.

1.2 Public Agency Activities (Attachment 1.2)

This category focuses on the District's access roads, levees, and storm drain systems. This category is also responsible for tracking of Water Utility facilities operation and maintenance. Key elements of the District's Activities include:

1. Rural Public Works
2. Storm Drain Operation & Maintenance
3. Water Utility Pollution Prevention Plan/Operations & Maintenance

Rural Public Works
The District has continued to emphasize to staff the importance of woody debris in the creeks for wildlife habitat and to facilitate the reduction of potential erosion and sediment challenges at various facilities by encouraging the creeks to remain in dynamic equilibrium.

Storm Drain System Operations & Maintenance
Annual refresher training was held on June 19, 2007. Six District staff attended the training.

Storm drain inspections and cleaning work orders continue to be distributed via the District's Maximo (field maintenance work order software) Preventative Maintenance Program for the three Water Treatment Plants. Each month facility maintenance staff automatically receive a computer generated work order to inspect all storm drains at their facility and have them cleaned as needed. The Stream Water Quality Unit has been performing storm drain inspections since FY 2005 at the Vasona Meter Shop, Corporation Yard, Headquarters and Administration Campus and the Blossom Hill Annex to ensure compliance with the Urban Runoff Management Plan.

Water Utility Pollution Prevention Plan/Operations & Maintenance
Annual refresher training was held on June 20, 2007. Twenty two District staff members who work with discharges or oversee discharges attended the training.

Staff completed program evaluation questionnaires following the training in June this year. We received 7 effectiveness evaluations from 22 attendees, which works out to 32% of attendees returning the questionnaires, which is a significant increase over last years 10%. From those questionnaires received, control measures and BMPs are being implemented properly during all discharges and are functioning effectively. Staff also indicated the annual training is very helpful and that the SWQU support for discharges and acting as the liason with the Regional Board has been great.

This year the Stream Water Quality Unit and the District's Operations Planning and Analysis Unit undertook a study to evaluate the turbidity effects in a stream during the cleaning and reconditioning of stream hydrography gauges. The goals of the this study were to determine 1) what kind of effect does stream gauge maintenance have on stream turbidity and 2) to develop potential BMP's to reduce the monitoring costs associated with turbidity monitoring during this maintenance activity. The study was conducted in three creeks two in the jurisdictional area of the Central Coast Regional Water Quality Control Board, Bodfish Creek and Upper Llagas creek and one stream from the San Francisco Bay Regional Water Quality Control Boards jurisdiction, Los Gatos creek below Lexington Reservoir. After background readings were taken the study consisted of several stream water quality unit staff being stationed downstream of the stream gauge at either 50, 100 and 200 feet or 100, 200, and 300 feet. The results indicate that the turbidity in the stream at times did reach approximately 90 NTUs, the streams recovered to background levels within an about an hour. The significance of this is that the impacts to the stream are limited in scope and likely much less detrimental to the health of the stream.
The Stream Water Quality Unit is planning to conduct one more experiment using a "Dirt Bag" on a more sensitive stream. Once this experiment is completed a short report will be forwarded to the San Francisco Regional Water Quality Control Board of our findings.

1.3 New Development Planning Procedures (Attachment 1.3)

Hydromodification Plan (HMP)

Upper Penitencia Creek

1. Collected data on Upper Penitencia Creek for continuous flow measurement for hydrologic and sediment transport modeling.
   a. Continuous flow measurement at Piedmont Road and at Berryessa Industrial Park.
   b. The data will be used to calibrate a continuous flow runoff model (HEC-HMS) for Penitencia Creek.
2. Geomorphic Survey, and Channel Stability Assessment.
   a. Collected a third year of suspended solids and bed load transport data for the winter to develop suspended sediment and bed load rating curves.

Berryessa Creek

1. This effort is similar to the Upper Penitencia Creek exercise. District staff has installed gauges on Berryessa Creek for continuous flow measurement.
   a. Continued to collect flow data measurements. Data is being collected upstream of Piedmont Road (which is the downstream end of the rural portion of the watershed) and at Hillview Road (which represents the combination of rural + urban watersheds).
   b. The data will be used to calibrate the continuous flow HEC-HMS model for Berryessa Creek.

2. Geomorphic Survey and Channel Stability.
   a. Continued the collection of suspended solids and bed load transport data during winter to develop a transport model.
   b. Extended the cross-sectional data collection to Hillview Road bridge downstream of 237/Calaveras Road. This captured the eroding reach where Berryessa Creek runs parallel to the railway tracks.

3. Provided a stable channel design for flood protection to the US Army Corp of Engineers. This has now become the preferred alternative. We were requested to provide this design after the previous alternative developed by the District and the US Army Corp of Engineers developed for flood protection was not well received by the residents.

Stevens Creek
Assisted with the 50 percent design through the Blackberry Farm area that realigns the creek to remove the fish barriers and hardscape, and provide the District credit for restoration of several thousand feet of creek restoration.

Ross Creek
Completed a stream restoration and erosion repair for 800 feet of creek downstream of Kirk. This has generated 15,000 square feet of mitigation credit. This demonstrates that stream restoration can generate mitigation credit that more than offsets additional costs incurred over traditional methods applied by the District.

Alamitos Creek
District completed a design for erosion repair at Alamitos Creek based on the longitudinal profile and cross-sectional data upstream and downstream of the Greystone Creek confluence. This alternative is expected to generate 7500 square feet of mitigation credit which offsets the additional costs of a geomorphic stream stabilization.

HMP – In-Stream/ Regional Projects Alternatives
Developed and presented "Draft Long Term Plan for Implementing Restoration/Rehab Projects" to SCVURPPP and the City of San Jose. This document includes some discussion of potential cost allocation scenarios for in-stream/regional projects in lieu of on-site improvements and potential on-site and in-stream combination for new development. In-stream regional solution is an alternative for those new developments and existing developments whose impacts are addressed only partially through on-site or off-site means. District staff continues to work the City of San Jose and the Program to identify potential sites.

1.4 Construction Inspection (Attachment 1.4)

The District continued to use the monthly inspection sheet developed in FY 02-03 to facilitate compliance and follow up inspections. The Stream Water Quality Unit continued to meet with the Construction Inspectors in the field to go over SWPPP implementation at construction sites. These field meetings proved very successful for several projects and will continue in FY 07-08.

Construction Administration Unit continues to use the Incident Response/Pollution Prevention Hotline to contact Stream Water Quality Unit staff to report construction sites that are creating sediment discharges.

In FY 06-07, the District had 8 Capital Improvement Projects (CIP) under construction that included 5 flood protection/channel improvement projects, 2 water treatment plant projects and the new water quality lab. SWQU assisted with review of CIP SWPPPs as requested.

Construction Inspection Training for 15 District staff was completed on March 27, 2007. Five staff from the Construction Engineering Unit (100%) and 10 staff from the Construction Inspection Unit (77%) attended the training.

Effectiveness evaluation questionnaires were distributed prior to the annual training. Six respondents encouraged SWQU to continue monthly email reminders, provide resources to enforce non-compliance and continue to assist with review of project SWPPPs as requested.

1.5 Public Information and Participation (PIP) Activities (Attachment 1.5)

The District serves a community of 1.7 million countywide and has excellent outreach programs to many sectors of the community. Key elements of the District's PIP Program include the Adopt-A-Creek Program providing outreach to creekside residents, creek clean up events supporting citizen participation, attendance at community events targeting the general public, numerous workshops presented by the Water Conservation Unit, and the School Outreach Program.

GENERAL OUTREACH
The District attended 25 community events during FY 06-07. A complete listing of all events is included in this section.

The District's website continues to be improved to provide continual updates to the community. During the winter season, the District's home page featured a link to flood-related information, the District's efforts to protect the waterways in the event of a flood, and sandbag distribution sites. Our on-line maintenance request form empowers citizens to report dumping or waterway-related problems, and allows them to send messages to the appropriate watershed staff. The site also includes a link to the Santa Clara Valley Urban Runoff Pollution Prevention Program.

TARGETED OUTREACH
Workshops
In May 2007, the District's Water Quality, Groundwater Management, Vegetation Management and Water Use Efficiency Units worked together with the Loma Prieta Resource Conservation District, the University of California Cooperative Extension and the United States Department of Agriculture Natural Resource Conservation Service to conduct the sixth annual Stewardship for Small Acreages – A Series of Workshops on Land Management for Clean Water. The goal was to provide rural landowners with the resources needed to protect both surface and ground water quality on and off their property. The series took rural landowners through the steps of assessing their properties and developing action plans to address the highest priority items. The workshops were held at various small acreage homes. The four sessions included: general topics such as watersheds and conservation plans, groundwater quality, wells, septic systems and hazardous household products; manure/waste management and composting; small vineyards; and fire safety, landscaping and erosion control. A total of 134 people attended the 4 sessions.

In March 2007, the Water Use Efficiency Unit conducted a four-part Water Efficient Landscaping Workshop Series. A total of 185 people attended the four sessions: Gardening with Natives, Selecting Plants for Your Water-Wise Garden, Water-Wise Garden Design, and Water Efficient Irrigation Design. In April, the District co-sponsored the "Fifth Annual Going Native Garden Tour", which spotlighted 45 homes in the South Bay providing examples of bird and butterfly friendly residential gardens that are both water-efficient and easy to maintain. The tour included a variety of gardens landscaped with native plants covering small to large lots, ranging from newly planted gardens to well established ones.

Media Campaign

The District conducted two outreach campaigns in FY 06-07: one on flood awareness and the other on water conservation. Both campaigns promoted the District's website where people could get urban runoff information and campaign information. The campaigns included the use of public service announcements, 10-second traffic radio spots for flood awareness and 60-second radio spots on flood awareness on English, Spanish and Vietnamese radio, targeted grassroots mailing to residents, community-based (including Spanish and Vietnamese) print advertisements, billboards, San Jose Mercury News print advertisements, and the Digitron billboard at Great America on Highway 101. Theater slides were also used in the flood awareness campaign.

Flood Safety Notice 2006 was mailed in October 2006 to 100,000 flood plain residents. Although the mailer's main focus was flood preparedness and safety, it also contained articles on healthy creek ecosystems, keeping debris out of creeks and illegal dumping. A copy is included in this section.

AquaFacts, the District's employee newsletter, continued this year as an online publication. AquaFacts contained 4 articles relating to stormwater pollution prevention and watershed education during FY 06-07.

An all employee Pollution Prevention Week email campaign was conducted September 18 through 24, 2006. Five emails were sent providing pollution prevention tips. Topics included: general pollution prevention week information, proper pesticide use and disposal, "Protecting Your Watershed", proper disposal of fluorescent bulbs and batteries, and fighting pollution on the road.

PBS television personality Huell Howser included the District in an episode of "California's Water," an Association of California Water Agencies sponsored series running of PBS stations throughout the state. For the episode on "Protecting Against Floods," the District was selected to represent how local agencies are taking the flood protection concept one step further with projects that integrate flood management with environmental enhancements and water quality improvements. The District's Downtown Guadalupe River Flood Protection Project was showcased as a carefully engineered project that provides flood protection for downtown San Jose and other neighborhoods and businesses while protecting habitat and greatly expanding the Guadalupe River Park with new trails, plazas and open space.

SANTA CLARA VALLEY WATER DISTRICT
URBAN RUNOFF ANNUAL REPORT FOR FY 2006-07

EDUCATIONAL OUTREACH

The District's educational outreach program serves a diverse population and responds to the needs of the schools throughout the County. Programming is consistent with State standards and regularly integrates messages and issues of other District communication programs. The District's School Outreach Program visited 156 public and private schools and 41 summer camps, reaching 22,571 students and 1,155 educators and conducted 14 teacher workshops during FY 06-07. The District offers a comprehensive education outreach program for early childhood, elementary, middle school, high school, and college-aged students to establish a foundation for understanding and appreciation of water resources.

The Coyote Creek Outdoor classroom encompasses land alongside Coyote Creek and includes a covered gazebo classroom for students and teachers, as well as a platform overlooking the creek where students can study the stream's natural habitat. Groundwater monitoring wells on site enable students to observe and evaluate the underground water table and understand how surface and groundwater interact. The site features two planting areas – one site close to the creek planted with native trees and shrubs to improve the stream's wildlife habitat, and a "high terrace" or upland area landscaped with oaks, grasses and other native plants to demonstrate drought-tolerant gardens. During the 2006-07 school year, the program provided 8 class tours for 214 students and 8 teachers.

Morley Park Outdoor Classroom in the City of Campbell provides the opportunity to teach students about the purpose of wetlands, urban runoff and the value of percolation ponds. During the 2006-07 school year, the program provided 1 tour for 36 students and 1 teacher.

CITIZEN PARTICIPATION

The District established the Adopt-A-Creek Program in 1994 to encourage residents of Santa Clara County to take an active role in helping to preserve the health and beauty of our local creeks. Due to staffing changes and shortages, Adopt-A-Creek permit information was not tracked this past year. In FY 06-07, 24 creek clean up events were conducted.

The District participated in two creek cleanup events: Coastal Cleanup Day on September 16, 2006 and the National River Cleanup Day on May 19, 2007. During Coastal Cleanup Day, over 1,100 volunteers collected 22,464 pounds of trash and 5,503 pounds of recyclables at 24 sites from 32 miles of streams. On National River Cleanup Day, 553 volunteers collected nearly 30,000 pounds of trash and 9,900 pounds of recyclables at 22 countywide sites.

In 2001, environmental stewardship was officially introduced as a third mission of the District. The Board of Directors, recognizing a need for the District charter to include environmental stewardship, worked with Senator Byron Sher to propose legislation to amend the District's 72-year-old chartering act. The bill, SB 449, provided for three amendments that clarified the District's ability to capitalize on the use of recycled water, added the responsibility of protecting the county from tidal flooding, and provided the authority to enhance, protect and restore streams, riparian corridors, and natural resources. That year, the District acknowledged individuals and organization that helped the District achieve its environmental stewardship goals. On the 5-year anniversary of adopting the change to Environmental Stewardship in the District Act, the 2nd CEO environmental Stewardship Awards Ceremony recognized individuals who helped promote the Board's environmental stewardship goals and the CEO's vision of

creating a District that is Cleaner, Greener, and Leaner. The following recipients were honored at the awards ceremony:

Adobe Creek Watershed Group	Alviso Water Task Force	Karen Scarborough
Ralph A. Qualls, Jr.	Trish Mulvey	SantaClaraCountyCreeks Coalition
Kathy Sutherland	Bob Hennessy	Luis Jaimes
Roger Narsim	Jae Abel	Ngoc Nguyen
Paul Thomas	Pat Showalter	Carol Preseley

GENERAL OUTREACH

The District feels that attendance at community events is an effective public outreach method. The individual contact made at the events allows staff to answer specific questions and deliver more extensive messages. A wide variety of information can be distributed and the games and displays are a good way to attract event participants.

TARGETED OUTREACH

The District's targeted outreach efforts provide in-depth training and information to a small, targeted audience with the opportunity to answer specific questions from individuals in the group. This method allows the District to assist targeted groups to meet regulatory requirements, change behaviors that impact water quality, and provide the knowledge needed for the group to solve any water quality problems they may be experiencing.

1.6 Pesticide Management Activities (Attachment 1.6)

The District uses pesticides as one of the tools for pest management on its properties and facilities. The primary category of pesticides used is herbicides. Insecticides and rodenticides are used in small quantities. In all cases, pesticide products are used only after an assessment has been made regarding environmental, economical, and public health aspects of each of the alternatives. The District has always been proactive and conservative in the use of pesticides.

The District continues to implement a pesticide policy and an "Approved Pesticide List." The District believes that use of the less toxic products is beneficial to the environment and the health and safety of employees. The District's annual pesticide use summary report for calendar year 2006 is included in this section as Table 6.1.

The District began implementation of the *arundo* mitigation program in 2002. The eradication program has increased the District's use of some pesticides. The cut stump method of application minimizes the potential for environmental impacts. The District currently has a program for monitoring the water quality impacts of this work type.

ALTERNATIVE PEST MANAGEMENT PRACTICES

The District continued to integrate mechanical harvesting and non-toxic dye colorants with the use of algaecides and herbicides to manage algae at percolation ponds.

TRAINING/CERTIFICATION

Continuing Education (CE) is required to maintain certification. Employees can obtain CEs through seminars sponsored by Pesticide Applicators Professional Association (PAPA), California Association of Pest Control Advisors (CAPCA), manufacturers and universities. CEs

are tracked by PAPA/CAPCA and records can be obtained from their websites. All District employees prepare an Employee Performance Plan and County Agricultural Commissioner and the State Department of Pesticide Regulations certification and training requirements are included in individual Performance Plans.

1.7 Mercury Pollution Prevention Activities & Copper/Nickel Action Plan (Attachment 1.7)

Mercury Removal Projects and Programs Completed and Underway

Stream Maintenance Program
In 2006, routine sediment removal maintenance resulted in the disposal of 91,815 cubic yards of material, with 13,482 of this total from the creeks in the upper portion of the Guadalupe River Watershed. The total mercury removed from the system was 43 kg, with 25 kg from the Guadalupe River Watershed.

Monitoring
The District has undertaken a monitoring program to evaluate water quality in Lake Almaden, Almaden Reservoir, Calero Reservoir, Guadalupe Reservoir and Stevens Creek Reservoir. Depth profile measurements of temperature, pH, conductivity, and dissolved oxygen were conducted monthly. In addition, water samples were collected from the epilimnion and hypolimnion for analyses of total and dissolved mercury, total and dissolved methyl mercury, ammonia, nitrate/nitrite, sulfate and phosphorus at Lake Almaden, Almaden Reservoir, and Guadalupe Reservoir. Samples were also collected from the epilimnion for analyses for chlorophyll a. The purpose of this monitoring is to establish existing water quality conditions and seasonal variability prior to the implementation of management changes to reservoir operations.

Mercury Control Program
In 2006, the District continued to implement three projects to control mercury in the Guadalupe River Watershed: Jacques Gulch Restoration, Lake Almaden Aeration, and Reservoir Oxygenation.

Jacques Gulch Restoration

Jacques Gulch is a tributary to Almaden Reservoir that drains approximately one-third of the reservoir watershed. A portion of this drainage includes a small tributary that drains a portion of the former New Almaden Mining District, which is now Almaden-Quicksilver County Park. The project will remove, cap, or control erosion of extensive mercury deposits in the tributary above it's confluence with Jacques Gulch, and in Jacques Gulch above it's confluence with Almaden Reservoir.

Lake Almaden Aeration

Lake Almaden is a former gravel quarry that lies at the confluence of Guadalupe Creek and Los Alamitos Creek that drain Guadalupe and Almaden Reservoirs, respectively. Below this confluence is the Guadalupe River. This lake provides recreational amenities to the community, including swimming, boating, and fishing. The Guadalupe River Watershed Mercury Study

identified the lake as a significant source of methyl mercury that bioaccumulates in fish within the lake and in fish downstream. In 2006, the District continued a monitoring and sampling program to evaluate the performance of a pilot treatment system using a solar-powered circulator (Solar Bee). Data collected during the summer of 2006 showed a 96% reduction in the methyl mercury concentrations measured in the treated portion of the lake as compared to 2005 data. Building on this success, a second circulator was installed in the lake in March 2007.

Reservoir Aeration

The Guadalupe River Watershed Mercury Study identified reservoirs as a significant source of methyl mercury that bioaccumulates in fish within the reservoirs and in downstream creeks. The study also demonstrated a correlation between the seasonal development of anoxia in the hypolimnion and increased methyl mercury concentrations. Building on the success of the Lake Almaden pilot project, the District installed three solar-powered circulators in Almaden Reservoir in April 2007. The District Board also approved the purchase of three solar-powered circulators for Guadalupe Reservoir, which are expected to be installed during the summer of 2007.

Watershed Stewardship Excellence Award
The San Francisco Bay Regional Water Quality Control Board (Regional Board) presented the District with a Watershed Stewardship Excellence Award – Recognition for Exceptional Watershed Stewardship and Legacy Mercury Pollution Control Efforts in the San Francisco bay Area in September 2006. The award was the result of the District's efforts to assist the Regional Board with development of the Total Maximum Daily Load (TMDL) for mercury in the Guadalupe River Watershed, and for taking the initiative to evaluate treatment alternatives to reduce methyl mercury in Lake Almaden.

1.8 Trash Program Evaluation

It continues to be very challenging for the District to identify individual responsible parties for many of the illegal dumping activities that occur in the creeks of the county. Since the District has no police powers and no land use authority our ability to penalize polluters and protect the environment proactively rather than retroactively is virtually non-existent outside of our extensive public and educational outreach activities. Homeless encampments are one of the primary sources of trash being directly deposited to the riparian corridor. With these limitations in mind the District dispatches maintenance crews to provide frequent and routine creek cleanup for trash, and debris, in District waterways. Some of this material is deposited in creek channels and constitutes illegal dumping but is not reported to District hazmat or code enforcement staff due to the inability to establish an individual source or responsible party. In the spring of 2006 the District formed an internal focus group made up of water quality and field maintenance staff and various managers to better strategize how to identify root causes and sources of trash and how to reduce the load of trash to the creeks. This group continues to meet several times a year to discuss potential options and structure devices to capture trash and not harm the numerous natural resources in our creeks. This group is an outcome of the District's ISO process.

The District continues to maintain three trash clean up programs which are 1) the Clean Safe Creek Outcome 1.4 Neighborhood creeks frequently inspected and cleaned of litter and graffiti;

2) Adopt-a-Creek program which allows individuals, service organizations or companies to adopt a section of creek and have there name posted along that section of creek; 3) unscheduled litter and debris removal associated with internal and external maintenance requests generated from the District's Internet website.

During FY 06-07, The District's previously described three programs collected and disposed of approximately 8,897 cubic yards of trash and debris from county waterways. Last year a total 10,248 cubic yards of trash and debris was removed. This year's breakdown by watershed is as follows; Guadalupe watershed 3,246 cubic yards (36%), Coyote watershed 2,165 cubic yards (24%), West Valley watershed 1,422 cubic yards (16%), Lower Peninsula watershed 1,196 cubic yards (13%), and Uvas Llagas watershed had 868 cubic yards (10%). The Guadalupe Watershed Good Neighbor Program continues to conduct monthly homeless encampment clean-up activities.

The watersheds most affected by homelessness and illegal dumping are the Guadalupe and Coyote. The District is constantly utilizing its limited staff and financial resources to clean up these areas. The District works closely with the City of San Jose on trash and homelessness issues that challenge both agencies. Annually the District and the City of San Jose clean up three large trash accumulation sections of the Coyote Creek or the Guadalupe River as part of a Trash Memorandum of Understanding between the City of San Jose and the District.

The District sent two groups to Los Angeles County this year to evaluate in-stream best management practices such as booms designed to capture trash in the channel additionally the most recent trip traveled with program staff to also evaluate end of outfall trash capture nets.

1.9 **Other Water Quality and Watershed Management Requirements** (Attachment 1.9)

This section captures other pollution prevention activities, many of which are unique to the District. These activities include:

1. Facility SWPPPs – Corporation Yard
2. Flood Control/Channel Maintenance Activities
3. Monitoring
4. Sediment Control
5. Watershed Measures
6. Continuous Improvement

Facility SWPPPs – Corporation Yard

BMPs were formally inspected quarterly during non-stormwater observations at all District facilities except Coyote and Pacheco Pump Stations. The pump stations do not warrant non-stormwater observations due to the low potential for these types of discharges to occur. The Corporation Yard culvert inlet protection device (constructed of cinderblocks filter fabric and washed gravels) was cleaned and reconstructed in the fall of 2006. This device is very effective at preventing a significant amount of sediment from reaching the Guadalupe River. Each fall the District removes several cubic yards of silty material that has been detained by the device.

SANTA CLARA VALLEY WATER DISTRICT
URBAN RUNOFF ANNUAL REPORT FOR FY 2006-07

Flood Control/Channel Maintenance Activities

The District maintains over 700 miles of stream channels to provide flood protection for the Santa Clara County communities. Under the Multi-Year Stream Maintenance Program (SMP) the District removes sediment, provides for erosion protection, and conducts vegetation management activities. Minor maintenance activities include trash removal, fence and access repair, maintenance of revegetation sites, and removal of downed trees or other blockages from the streams. During FY 06-07, the District removed 91,815 cubic yards of sediment and completed bank protection projects totaling 3,192 linear feet.

Annual SMP archeology awareness and BMP training was conducted on June 11, 2007 and 87% of District employees from the Watershed Field Operations Units, Watershed Program Support Units, Vegetation Management Unit, and Regulatory Compliance Unit received the training (79 employees).

BMP training evaluation forms were distributed during the training session and attendees were asked to complete them before leaving. All training sessions were rated excellent (32%) or good (68%) by the respondents. Suggestions for improving the training will be incorporated into next year's training.

The annual Internal Lessons Learned meeting was held on November 29, 2006 to discuss what went well and what was learned from the 2006 Stream Maintenance Program projects. The meeting reviewed the effectiveness of Best Management Practices (BMPs) and recommendations for their improvement.

BMP inspection checklists continued to be used for sediment removal and bank protection projects and for chemical and non-chemical vegetation management activities. The checklists provide documentation of BMP implementation at the SMP projects, inspection of the BMPs, and track any adjustments made to BMP implementation.

Coordinate Regional Monitoring Efforts of BASMAA, SCVURPPP, WMI, and District

The District Stream Water Quality Unit staff attended program and regional monitoring work group meetings including SCVURPPP Monitoring Ad-Hoc Work Group, BASMAA Monitoring Committee, WMI Assessment Subgroup meetings, and TMDL work group meetings (PCB, mercury, sediment), to identify opportunities for coordination and collaboration of monitoring activities. District staff participated in the Monitoring Ad Hoc Workgroup meetings and worked with the SCVURPPP Program to share monitoring data.

As the WMI moves from planning to implementation, the District continues to serve as a major stakeholder and leader in the WMI processes to provide a stakeholder forum, share information, provide networking opportunities, and facilitate funding support in advocating water resources issues for the Santa Clara Basin.

Major accomplishments included:

1. Provided debriefing on Solar Bee Mercury Removal efforts to pave the road for future support letters for grant funding.
2. Provided debriefing to WMI Land Use Subgroup on Stewardship Planning efforts to advocate the visions for the watersheds and better use of the information contained in the District's stewardship plans.

3. Facilitated the removal of "silver wash" washing machines from the water conservation rebate program, prevented toxic chemicals from entering the wastewater stream right from the source.
4. Played an important role to encourage City of San Jose to conduct a more thorough review of the impacts on groundwater resources for its Household Hazardous Waste Collection Facility.
5. Contributed to the planning of the June retreat for strengthening WMI's focus in its Watershed Action Plan implementation phase.
6. Led or supported several policy-level dialogues with the District Board of Directors, Environmental Advisory Committee and interested parties on Stream Protection, and Restoration. 7. Contributed to the collection of nearly 300 slides for the Developing in Watersheds presentation.
8. Staffed field trips showcasing District projects for the workshops hosted by the Land Use Subgroup.
9. Wrote an article for the District's internal newsletter to promote effective uses of the WMI functions.

Upper Penitencia Creek Limiting Factors Analysis
The District assisted with the Upper Penitencia Sediment Source and Management Practices Assessments by providing information on the operations of the diversion structures for the percolation ponds as well as by providing information on other water utility operations pertinent to Upper Penitencia creek. The District also provided significant information on the fisheries condition in the watershed.

Saratoga Creek Watershed Assessment
The District has provided funding and coordination for a fish scale analysis of the fish scales that were collected for the Saratoga Creek Watershed Assessment.

1.10 Staff Training Matrix (Attachment 1.10)

Numerous staff attended various training opportunities as detailed in the Training Section. The District feels it has met the training requirements.

Attachment 1.1
ILLICIT CONNECTION/ILLEGAL DUMPING (ICID) ELIMINATION ACTIVITIES

SANTA CLARA VALLEY WATER DISTRICT
URBAN RUNOFF ANNUAL REPORT FOR FY 2006-07
ILLICIT CONNECTION/ILLEGAL DUMPING ELIMINATION ACTIVITIES

SELF EVALUATION MATRIX

Item Source[1]	Activity	FY2006-2007 Tasks	Status / Comments	Due Date (mo/yr)	Responsible Party
ILLICIT CONNECTION & ILLEGAL DUMPING ELIMINATION ACTIVITIES					
C.2.a. PS ICID-7	Effectiveness Evaluation	Conduct an annual effectiveness evaluation. District Staff who regularly interact with the Incident Response Program (IRP) will be asked to complete a questionnaire in the Spring of 2006. The questionnaire will ask for ideas for any improvements or changes that need to be made to the District's Incident Response Program. Results of the Questionnaires will be evaluated during the next ICID/Incident Response Program for incorporation into the ICP procedures.	Complete. The Emergency Response Program's performance was evaluated by four mechanisms during FY07: (1) within the context of the District's Clean, Safe Creeks program (semi-annually); (2) by the District CEO's scorecard (quarterly); (3) by an external ISO 9000/14000 recertification audit (April 2007); and (4) by an internal effectiveness survey (February 2007). District QEMS procedure and blank incident report are provided at the end of this section. The results of these evaluations were as follows: (1) the Clean, Safe Creeks key performance indicator was met; (2) the program received a "Superior" rating (the highest rating possible) on the CEO scorecard based on phone and field response times; (3) the ER Program passed the quality and environmental recertification audit	Annually June 07	SWQU ICID Team

[1] Notation is as follows: PS (Performance Standard), URMP (Urban Runoff Management Plan), NDII (New District Initiated Item), NPDES (NPDES Permit)

SANTA CLARA VALLEY WATER DISTRICT
URBAN RUNOFF ANNUAL REPORT FOR FY 2006-07
ILLICIT CONNECTION/ILLEGAL DUMPING ELIMINATION ACTIVITIES

Item Source[1]	Activity	FY2006-2007 Tasks	Status / Comments	Due Date (mo/yr)	Responsible Party
			according to ISO 9000 and 14000 standards; and (4) found 91% of surveyed employees were aware of the program, 61% of respondents had used the hotline to report incidents in creeks, and at least 87% of respondents rated the hotline and response as easy to use, effective, and timely.		
C.6.a.ii. PS ICID-6	Enhanced Reporting Requirements	Identify the number of responses to reports of potential impact to water quality, complaints, spills, and other similar reports. Create an attachment to the annual report and include summary in the highlights and accomplishments section of the annual report.	District IC/ID data was transferred once to the Program Manager. This end of year information was transmitted to the Program Manager for inclusion in the Annual Report. District specific charts are included in the agency-specific section of the Annual Report.	Ongoing	SWQU ICID Team

SANTA CLARA VALLEY WATER DISTRICT
URBAN RUNOFF ANNUAL REPORT FOR FY 2006-07
ILLICIT CONNECTION/ILLEGAL DUMPING ELIMINATION ACTIVITIES

Item Source[1]	Activity	FY2006-2007 Tasks	Status / Comments	Due Date (mo/yr)	Responsible Party
C.6.a.ii PS ICID-6	Enhanced Reporting Requirements	Characterize as to report source, nature of report, location of the event, reported source of pollutants and follow-up investigation if needed.	The District's countywide ICID raw data contains incident data that has been characterized (see following charts) according to several parameters including: (1) pollutant type (2) watershed (3) and municipal jurisdiction. Enforcement actions are recorded on incident reports but remain applicable only in a small percentage of cases since responsible party identification is uncommon for incidents within the District's right of ways.	On-going	SWQU ICID Team

SANTA CLARA VALLEY WATER DISTRICT
URBAN RUNOFF ANNUAL REPORT FOR FY 2006-07
ILLICIT CONNECTION/ILLEGAL DUMPING ELIMINATION ACTIVITIES

Item Source[1]	Activity	FY2006-2007 Tasks	Status / Comments	Due Date (mo/yr)	Responsible Party
C.6.a.ii. PS ICID-6	Enhanced Reporting Requirements	For any actual non-compliance or threatened non-compliance noted during the investigation of the report, the nature of follow up will be reported, through resolution on the noted issue, up to and including enforcement action.	Since District IC/ID response is reactive rather than proactive in nature nearly every incident constitutes a violation of District or city code and/or State discharge and water quality rules. However, most of the incidents are very small and/or are such that the perpetrator cannot be conclusively identified. Thus preventative or corrective follow up with the responsible party is usually impossible or impractical. Any cases where such follow-up - including enforcement – is possible is pursued by a “compliance order” letter and usually in support of more jurisdictionally appropriate action by municipal and/or County education and enforcement actions.	Sept 07	SWQU ICID Team

RESPONSE TO REGIONAL BOARD COMMENTS FROM PREVIOUS YEAR’S ANNUAL REPORT

No comments from the Regional Board were received on this section of last year’s annual report.

REPORTING DATA

- The ICID incident response/pollution prevention program received 107 reported incidents in Santa Clara County, 98 of which occurred in that portion of Santa Clara that lies within SF Bay Regional Board jurisdiction. Of those 98 incidents, 69 required a field response.

SANTA CLARA VALLEY WATER DISTRICT
URBAN RUNOFF ANNUAL REPORT FOR FY 2006-07
ILLICIT CONNECTION/ILLEGAL DUMPING ELIMINATION ACTIVITIES

- Types of pollutants and pollutant sources encountered this year (see associated graphics)
- Locations: both by municipality and by watershed (see associated graphics)

PROGRAM EVALUATION

Emergency Response

The District continues to focus significant resources in support of the ICID program. Key elements of the District's ICID program include a 24-hour, 7-day per week Pollution Prevention Hotline (1-888-510-5151); Hazardous material removal; and staff training. On-call response duties are rotated weekly among a 4-person response team. All of the responses are due to some form of illegal dumping activity on District property.

Ordinance Enforcement

On 2-28-07 a new Water Resource Protection Ordinance (Ordinance 06-01) went into effect and simultaneously repealed Ordinance 83-2. The new Water Resource Protection Ordinance establishes District permitting authority only over lands and facilities "owned, controlled, operated, or maintained by the District" and requires outside parties to obtain an encroachment permit for any modification to District facilities including but not limited to development activities. The District may issue an encroachment permit if it finds, based on substantial evidence, that the proposed modification conforms to requirements of the District Water Resources Protection Manual such that, among other things, it will not pollute or erode waterways. Violators may be served a written "compliance order" delivered in person or by US Mail to the person responsible for the violation. Following prescribed hearings the District Chief Executive Officer (CEO) may impose administrative penalties up to $1000 per day (not to exceed $100,000 in total) for continuing violations. In addition to financial penalties the District may recoup administrative costs - potentially including any abatement costs - incurred by the District with regard to the violation. Additionally, violations of the Water Resource Protection Ordinance are punishable as a misdemeanor and may also be enjoined by civil action.

Utilization of enforcement components within the Water Resource Protection Ordinance is often either impractical or unnecessary when dealing with illegal dumpers. This is because the parties responsible for illegal dumping can only rarely be identified and sometimes the cost of enforcement may exceed the cost of simply absorbing the clean-up expense. In the case of significant spills the responsible party, if they can be identified, is usually eager to implement clean-up activities in order to avoid prosecution under more serious municipal, county, state, and federal codes. In instances where an uncooperative responsible party can be identified, the District will implement ordinance provisions such as compliance orders and administrative penalties and costs as appropriate. Additionally, District

ordinance violation may be added to the list of violations prosecuted by the Santa Clara County District Attorney. During FY2007 no compliance orders, administrative penalties, administrative costs, civil actions, or misdemeanor prosecutions were brought against Ordinance 06-01 violators.

HIGHLIGHTS AND ACCOMPLISHMENTS

Emergency Response

The District addresses IC/ID incidents effectively through its watersheds' hazmat "Emergency Response" (ER) Program. This aggressive 24-7 program responds reactively to IC/ID incidents by providing referral and inter-agency cooperation and/or conducting field investigation and clean-up activities as appropriate. The ER Program may be contacted via the Pollution Hotline (1-888-510-5151) which is advertised on the District's internal and external websites as well as in occasional fliers and memos. The Hotline is also advertised on the Santa Clara Valley Pollution Prevention Program's website. The ER Team routinely responds to over 100 reported incidents per year as reported by District field workers, staff from other agencies, and members of the general public.

The ER Program is recognized as an effective and timely means of addressing acute contaminants that are illegally dumped or discharged to District lands and facilities. The Emergency Response Program's performance was evaluated by four mechanisms during FY07: (1) within the context of the District's Clean, Safe Creeks program (semi-annually); (2) by the District CEO's scorecard (quarterly); (3) by an external ISO 9000/14000 recertification audit (April 2007); and (4) by an internal effectiveness survey (February 2007). District QEMS procedure and blank incident report are provided at the end of this section. The results of these evaluations were as follows: (1) the Clean, Safe Creeks key performance indicator was met; (2) the program received a "Superior" rating (the highest rating possible) on the CEO scorecard based on phone and field response times; (3) the ER Program passed the quality and environmental recertification audit according to ISO 9000 and 14000 standards; and (4) ER Program has achieved excellent awareness and use by District field staff with a February 2007 survey finding that 91% of surveyed employees were aware of the program, 61% of respondents had used the hotline to report incidents in creeks, and at least 87% of respondents rated the hotline and response as easy to use, effective, and timely.

Additionally the ER Program received the highest performance rating on the District CEO's internal "scorecard" for all four quarters of 2007. Finally the ER Team achieved its "Clean, Safe Creeks" key performance indicator and was re-certified as ISO 9001 and 14001 compliant.

SANTA CLARA VALLEY WATER DISTRICT
URBAN RUNOFF ANNUAL REPORT FOR FY 2006-07
ILLICIT CONNECTION/ILLEGAL DUMPING ELIMINATION ACTIVITIES

The District received and responded to a total of 107 emergency response reports throughout Santa Clara County during fiscal year 2006-2007. This total is down 12% from 122 reported in FY05-06. Of the 107 total incidents reported during FY06-07, 98 were within the jurisdiction of the San Francisco Bay Regional Board and the associated Santa Clara Municipal Stormwater Permit. 69 of the 98 required a field response by the one of the team members for source identification, clean up or evidence collection. The data from the emergency response reports indicates that Guadalupe River was once again the waterway with the greatest number of incidents with a total of 19 reports. Coyote Creek also a relatively high number (11) of incidents reported. Saratoga Creek, with 7, was the only other waterway that posted more than 5 incidents. Taken as entire watersheds the Guadalupe and Coyote Watersheds each received 31 reported incidents. West Valley, Lower Penitencia, and Uvas/Llagas watersheds reported 20, 15, and 10 incidents respectively. The predominant contaminants again were “Fuel/Oil” and “Chemical” with 22 and 27 reported incidents respectively – accounting for 46% of the total incidents between them. “Wastewater” surpassed “sewage” as the third most common contaminant – accounting for 12 of the incidents.

The majority of reports (50) this year again occurred within the limits of the City of San Jose. The cities of Santa Clara and Cupertino were a distant 2nd and 3rd with 9 and 8 respectively. The District records every response it receives. It is important for the District to be able to accurately track the number of reports. If the incident is outside of District jurisdiction (limited to its own lands and facilities – that being properties “owned, controlled, operated, or maintained by the District”) the District may forward the report information to the appropriate public agency yet still logs the report for our records - so it is important for the Regional Board to be aware that the total number of reports from all co-permittees as reported by the Program Manager may be artificially elevated due to double reporting of such cases (District + municipal). The District responded within the two hour target field response time, 100% of the time in 2006-2007 for all in-County incidents.

The GIS mapping of incidents the District intended for FY07 was initiated by identifying coordinates for historical incidents. Such coordinates will be rough since incidents’ locations have historically been reported by street intersection, address, creek street crossings.

Water Resource Protection Ordinance Enforcement

As previously reported there were no compliance orders, administrative penalties, administrative costs, civil actions, or misdemeanor prosecutions brought against Ordinance 06-01 violators during FY07. Additionally, District emergency responders continue to work cooperatively to assist investigations by law enforcement agents at the Department of Fish and Game and the District Attorney’s Office, as well as municipal and Regional Board code enforcement staff.

FIGURE 1: FY06-07 ICID INCIDENT CHARACTERIZATION CHARTS

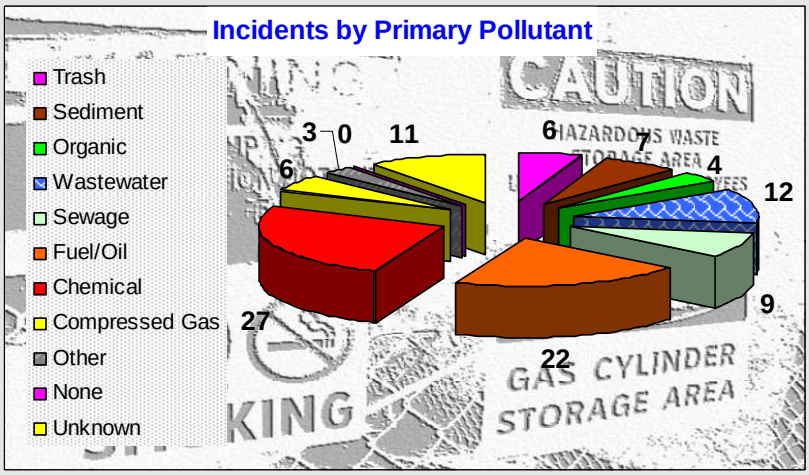

Figure 1.1 Incidents Characterized by Primary Pollutant

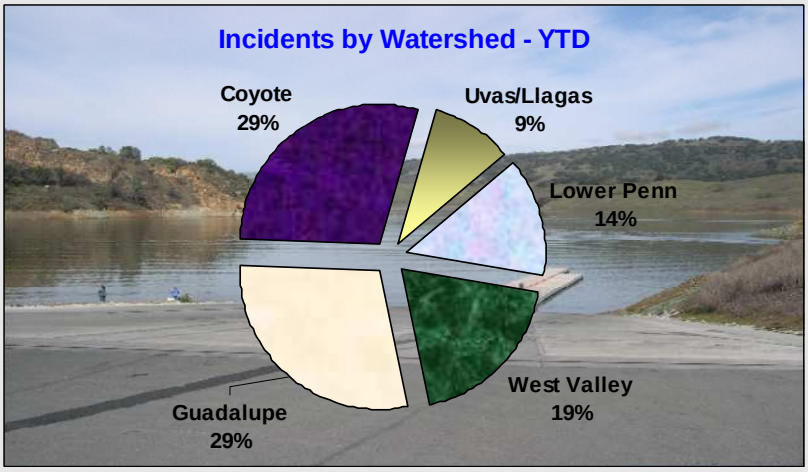

Figure 1.2 Incidents Characterized by Watershed

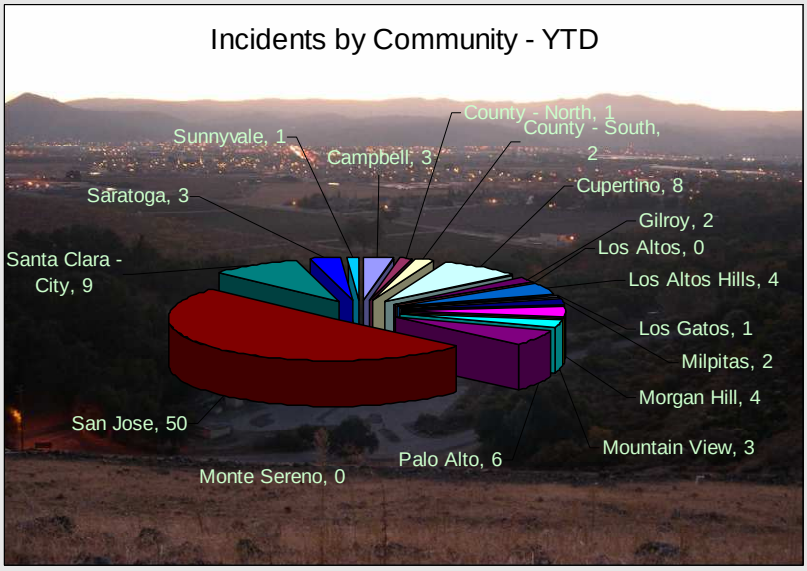

Figure 1.3 Incidents Characterized by Municipal Jurisdiction

Santa Clara Valley Water District

ER Team: Incident Response Record

WF83001: R1 (11/13/2006)

1. INCIDENT LOG

Responder: Other
Message In: Date Time:
Message Pick-up: Time:
Courtesy Call back: Time:
Arrival On-Site: Date: Time:
Mitigation Complete: Date: Time:

2. INCIDENT CHARACTERIZATION

SUBSTANCE Type: Unknown Name/Description:
AMOUNT Quantity: Gallons Rate: GPM Duration Unknown
STATE Physical State: N/A Matrix: N/A Mixture Mode: None
MOBILITY Source Activity: Unknown ☐ Spill ☐ Leaching
Confinement: ☐ Contained: ☐ Lidded ☐ Confined: Immobile Solid
Security: ☐ Limited Access ☐ Secure Area
Migration Mechanisms: ☐ Airborne ☐ Product Flow
☐ Soil Infiltration ☐ Waterborne:
☐ Floating ☐ Sheen
☐ Dissolved ☐ Suspended

IMPACT

Hazards[i] Recognition: ☐ Indicators: None
☐ Material Evidence: ☐ Hazardous Listed material
☐ Hazardous Characteristic material
Type: ☐ Hazardous: Unknown - Believed Dangerous
☐ Nuisance: ☐ None
Targets: ☐ People: ☐ Public ☐ Employees
☐ Environment ☐ Fish ☐ Other Biota ☐ Soil
☐ Surface Water Quality
☐ Groundwater Quality
☐ Property
Immediacy: Immediate Danger

Note: Initiate Emergency Response Sequence immediately upon discovery of any incident posing and an immediate danger to PEP (People, Environment, Property)

3. JURISDICTION DETERMINATION

LOCATION Nearest Street Address:
RESPONSIBLE PARTY Contact Information:
JURISDICTION ☐ Municipality: Unincorporated County Region: North
☐ District: Property Ownership
FACILITY ☐ Water Enterprise: N/A N/A Reservoir
☐ Capital Improvement Project:
☐ Administrative Facilities: N/A
☐ Watershed: N/A

Waterway				
L. Penn	W. Valley	Guadalupe	Coyote	Uvas/Llagas
N/A N/A	N/A	N/A N/A	N/A N/A N/A	N/A N/A N/A N/A

4. RESPONSE CATEGORY: PRIMARY RESPONDERS & URGENCY

RESPONSE CATEGORY: Select Response Code and District Field Arrival Urgency based on the incident conditions listed in the table below. The table below will assist the responder to realize when additional resources are needed and when to make appropriate notifications to the communication center[ii].

Pre-field Assessment:	Code: **Red**	District Field Arrival: **Urgent**
Field Recon Re-assessment:	Code: **Red**	District Field Arrival: **Urgent**

Note 1: *Initiate Emergency Response Sequence* by notifying County Communications (call: 299-2501, or 911) immediately upon notification or discovery of any incident posing and an immediate danger to PEP (People, Environment, Property)

Note 2: For all code Red, Orange, and Yellow Incidents within District jurisdiction complete Sections 2 (Hazards), 3, 4, and 5 of this form prior to site response activities. This will then serve as an *Incident-specific Emergency Response Plan*.

Category Code	Incident Conditions & Associated District Field Arrival		Primary Responder
	URGENT	**PRIORITY**	
Emergency Response to an Uncontrolled Release of Hazardous Substances			
Red	PEP Danger or Threat: Immediate	N/A	Fire Department
Orange	• PEP Threat: Confined • Team Resources: Insufficient	• PEP Threat: Secure - lidded containment in secure area. • Team Resources: Insufficient	Contractor
Yellow	• PEP Threat: Known and Confined • Team Resources: Sufficient	• PEP Threat: Known and Secure - lidded containment in secure area. • Team Resources: Sufficient	ER Team + Contractor for post-ER site clean-up and/or transport & disposal.
Maintenance Response to an Incidental Release of Hazardous Substances			
Green	• PEP Threat: None w/ Level D PPE	• PEP Threat: None • Confined incidental spill	ER Team
Maintenance Response to a Release of Nuisance Pollutants			
Blue	• PEP Threat: None	• Confined spill	ER Team + Contractor as needed

ER Team: Incident Response Record

5. RESPONSE PLAN

RESPONSE TYPE: ☐ EMERGENCY ☐ MAINTENANCE

5.A SITE PLANNING (only applicable for Emergency Response activities – Codes Red, Orange, and Yellow)[iii]

SAFE DISTANCE[iv] Per notification information: feet
Per site reconnaissance: feet

PLACE OF REFUGE Per Incident Command:

SITE SECURITY & CONTROL Describe perimeter barriers, warning signs, and human resources used to prevent intentional and accidental trespass into hazardous areas.

EVACUATION ROUTES Per Incident Command:

5.B ACTIVITY PLANNING

OBJECTIVES, METHODOLOGY, AND RESPONSIBILITY: For all responses complete the following table as necessary to plan and record incident response activities for both emergency and maintenance level response activities.

Action/ Objective	Method	Responsibility
Visual Recon		
Field Survey/Tests		
Sampling		
Migration Control		
Spill Control		
Chemical Stabilization		
Waste Clean-up		
Waste Containment		
Waste Removal		
Temporary Storage		
Transport		
Disposal		
Other		

PERSONAL PROTECTIVE (PPE) AND EMERGENCY EQUIPMENT (only applicable for Emergency Response activities – Codes Red, Orange, and Yellow)[v]. Do not exceed capabilities of PPE. Do not approach inhalation hazards without prior clearance from Public Emergency Response personnel who have determined the area safe through the use of air monitoring.

PPE SELECTION Describe PPE item and material selection. Use PPE according to manufacturer specifications.

DECONTAMINATION Describe decontamination technique/s, materials, rinsate capture (if any), and PPE item and decontamination material disposal.

6. NOTIFCATIONS[vi]

For all responses complete the following table as necessary to plan and record initiation of an emergency response sequence, emergency alerting, coordination with outside parties (applicable only to emergency responses) as well as lines of communication for all incident response (both emergency and maintenance level).

Department	Contact	Phone/Email	Notified by	Notified when
DISTRICT				
None				
EOC				
DEOC	Business hours: After hours	Ext. 2378 995-2454		
Communications				
MUNICIPAL/COUNTY: None				
County Comm.		299-2501, or 911		
Fire				
Health & Safety				
Pollution Control				
Police/Sheriff				
DAO				
REGIONAL: San Francisco Bay Regional Board				
STATE				
CA. OES		1-800-852-7550		
CA. DFG				
CHP				
RESPONSIBLE PARTIES				
Owner				
Operator				
Contractor				

7. EMERGENCY MEDICAL TREATMENT[vii]

FOR A SERIOUS OR LIFE-THREATENING EMERGENCY:

- Dial 911
- Report the type of emergency (Medical, Fire, Police)
- Give the street address
- Building name and letter
- Floor number
- Stay on the line
- Provide information updates until released by 911 operator
- Send a coworker to meet and direct emergency responders to the scene.

WARNING!

Do not automatically transport an injured coworker (or allow them to self-transport) if there is any indication their condition might worsen or become life-threatening enroute. If in doubt, Dial 911. Contact Employee Services during working hours to notify the employee's emergency contact, or notify a member of the Incident Management Team (24-hour hotline: 265-2607, extension 2050) posted on District Bulletin Boards.

In an emergency, you or any employee may go to any suitable medical facility with an Emergency Room for treatment. Identify yourself as a District employee and have the hospital contact Worker's Compensation, Employee Services, or the Incident Management Team for treatment authorization.

FOR OTHER WORK-RELATED INJURIES:

Utilize "Kaiser-On-The-Job" by calling 972-6800 and/or drive to Kaiser – Santa Teresa at 275 Hospital Parkway, Suite 565, San Jose, CA.

8. URBAN RUNOFF ILLICIT CONNECTION ILLEGAL DISCHARGE (IC/ID) REPORTING

The following reporting elements have been established by the Santa Clara Valley Urban Runoff Pollution Prevention Program.

Incident Report Source:	Other:	
Incident Type:	INCIDENT TYPE	MORE INCIDENT TYPES
Incident Source:	Other/unknown	
Enforcement Action:	No action	

9. ASSOCIATED RESPONSE DOCUMENTATION

☐ Laboratory Analytical Reports ☐ Waste Manifests (photocopy)
☐ Contractor Invoice (photocopy) ☐ Other:

10. RESPONDER NOTES & PHOTOS

---

[i] This section documents compliance with elements of the EMERGENCY RESPONSE PLAN as specified by 29CFR1910.120(q)(2)(iii); and demonstrates responder ability compliant with 29CFR1910.120(q)(6) which requires that Awareness Level responders (1) understand what hazardous substances are, (2) be able to recognize their presence, (3) identify them if possible, and (4) understand the associated risks and potential outcomes.
[ii] This section demonstrates responder ability compliant with 29CFR1910.120(q)(6)(i)(F)
[iii] Sections comply with Emergency Response Plan contents as specified by 29CFR1910.120(q)(2)(iv), (v), and (vi)
[iv] For known hazardous substances, utilize the most current DOT Emergency Response Guidebook initial isolation distances. For unknown materials that are believed to be dangerous do not approach within 100 meters (330 feet) until observation allows elimination of fire and inhalation hazard concerns. Then approach no closer than 30 meters (100 feet) to make additional visual observations.
[v] This section documents compliance with elements of the EMERGENCY RESPONSE PLAN as specified by 29CFR1910.120(q)(2)(vii) and (xi)
[vi] This section documents compliance with elements of the EMERGENCY RESPONSE PLAN as specified by 29CFR1910.120(q)(2)(i), (ii), and (ix)
[vii] This section documents compliance with elements of the EMERGENCY RESPONSE PLAN as specified by 29CFR1910.120(q)(2)(viii)

HAZMAT Incident Preparedness & Response

WATERSHEDS ISO 9001:2000 and ISO 14001 certified Santa Clara Valley Water District	DOCUMENT NUMBER WQ83001	REVISION R3 EFFECTIVE DATE: November 13, 2006

Printed copies are for reference only. See the Watershed Operations Internal Website for the released version.

1. PURPOSE AND SCOPE:

The purpose of this procedure is to define incident response (IR) activities that are applicable to Watershed Operations, activities and services. It describes the basic organization needed and action plans to prevent and mitigate the environmental impacts or other issues that may be related to accidents and potential emergency situations detected within Watershed Operations.

This procedure includes identification of incidents and information sources, responder training requirements, conducting emergency drills, and reviewing and revising incident response procedures following the occurrence of incidents or emergency situations. This procedure applies to all operational and functional levels within the Watershed Operations.

2. REFERENCE DOCUMENTS:

WQ42301	Document Control
WQ55301	Internal Communications
WQ62201	Training, Awareness and Competence
WF83001	ER Team: Incident Response Record

3. DEFINITIONS:

Incident:	Moderate to Serious disruptive impact (or threat of) on affected unit's ability to contribute to District mission.
Situation:	Moderate interruption of normal business operations requiring a response from a single department or unit response
Event:	Minor interruption of normal business operations requiring a response from a single department or unit response.
Hazmat	Hazardous material
Hazmat Incident:	An accidental spill or release caused by intentional or illegal dumping, an unexpected or an unplanned event having the potential to, or adversely affecting water quality and the environment
Flooding:	An overflow of water onto dry land caused by heavy rains or other emergencies, which may impact public safety and health

ICID: Illicit Connection/Illegal Dumping

4. REQUIREMENTS:

ISO 9001

None

ISO 14001

4.4.2. Training, awareness and competence
4.4.6 Operational control
4.4.7 Emergency preparedness and response

Other Requirements

NPDES Permit Order No. 01-024
NPDES Permit Order No. 01-119

5. MONITORING AND MEASUREMENT:

Measures and targets of performance monitored as a basis for continual improvement include:

- Call-back response times (15 minutes)
- On-site Response times (2 hours)
- Frequency of emergency drills (once per year)

6. PROCEDURE:

Overview	Details	Records

(1)
 	
Assess situation and notify Pollution Prevention Hot Line
 	
(Any employee)
	• Hazards or emergency situations may include:
	  • Any materials, fuels, oils, gases, or chemical spills or emissions
	  • Operational incidents involving a release or emission to the environment
	• Specific incidence and response actions and responsibilities are described by the Incident Response Record (WF83001)
	• Example of potential HAZMAT incidents include, but are not limited to:
	  • Leaking drums
	  • Spills into flowing watercourses
	  • Spills into still water bodies
	• Field staff to assess situation:
	  • Is there an actual or potential release or emission?
	  • If yes: Notify Pollution Prevention Hot Line (1-888-510-5151)
	  • If no: No further action needed.	

↓		
(2) Incident	• Document call • Call back to reporting party	

Response
 	
(District Incident Response Staff)
	• Determine need for onsite response:
	  • If yes, respond to incident and/or contact other agencies if appropriate
	  • If no, determine response action.
	
	• Fill out Incidence Response Record (WF83001)
	• Other Emergencies at the District are handled by the Office of Emergency Services (OES) using a Standardized Emergency Management System (SEMS). An Incident Command System (ICS) activation criteria threshold is used for progressive mobilization and application of emergency response responses.
		Incidence Response Form

↓		
(3) Follow Up (District Incident Response Staff)	• Use the Incident Response Record (WF83001) to notify external agencies and internal staff	
↓		

(4)
 	
Training
 	
(Unit Managers)
	• Incident response staff receive basic training on:
	  • Hazardous Waste Operations (29 CFR 1910.120)
	  • Environmental Crime & Investigation Training
	  • Erosion control & Best Management Practices (BMPs)
	  • Respirator Training (GISO 5144)
	  • Annual 8-hour refresher training
		Staff Training Record

↓		

(5)
Conduct Simulated Response Event
 	
(Emergency Drill)
(Incident Response Team)
	• The purpose of the Simulated Response event is to:
	  • assess the efficiency of District Response
	  • assess the readiness of District Contractors
	  • assess the response of local cities
	  • periodically test the effectiveness of the IR manual.
	• Simulated Response Events are conducted periodically, at a minimum of once per year by the Incident Response Team.
	• Oil and chemical spill drills are conducted in accordance with the requirements of the IR manual.	

↓		
(6) Review and Revise IR Manual (SWQU)	• Where necessary, IR procedures are reviewed after drills and incidents. • Identified changes and improvements in the IR Manual is documented, reviewed and approved by the Stream Water Quality unit (SWQU) manager. • After approval any changes to the IR are communicated to appropriate staff in accordance with WQ55301Internal Communications.	

7. RECORDS:

QUALITY RECORD	Location Kept	Filing Order	Duration Kept	Disposition	Comments
Incidence Response Form	Countywide Watershed Programs Unit	Date	3 years	Archived in Central Files	
Staff Training Records	Unit Manager	Employee and Date	3 years	Archived in Central Files	

8. CHANGE HISTORY:

Date	Revision	Comments
12/04/04	R2	The title was revised and references to flood emergencies were removed to reflect the actual scope and purpose of the procedure.
11/13/06	R3	Format corrections, minor typo cleanup, cleanup of reference documents.

9. ADDENDA:

None

Attachment 1.2
PUBLIC AGENCY ACTIVITIES

Rural Public Works
Storm Drain System Operation & Maintenance
Water Utility Pollution Prevention Plan/Operation & Maintenance

SANTA CLARA VALLEY WATER DISTRICT
URBAN RUNOFF ANNUAL REPORT FOR FY 2006-07
PUBLIC AGENCY ACTIVITIES

SELF EVALUATION MATRIX – RURAL PUBLIC WORKS

PS ID	Activity	FY 2006-2007 Tasks	Status / Comments	Due Date (mo/yr)	Responsible Party
RURAL PUBLIC WORKS					
C.2.a. PS under review by RWQCB		Continue to incorporate Rural Public Works guidelines as part of the Channel Maintenance Training to field staff and via tailgate meetings w/Field Operations Units.	Conducted Stream Maintenance Program training on June 11, 2007 which included a discussion on the benefits of large woody debris to in-stream habitat and discussed issues related to road repair to facilitate a reduction of sediment going to the streams.	May 07	SWQU Rural Public Works Task Lead

RESPONSE TO REGIONAL BOARD COMMENTS FROM PREVIOUS YEAR'S ANNUAL REPORT

No comments from the Regional Board were received on this section of last year's annual report.

PROGRAM EVALUATION

Levee grading and large woody debris removal from creeks have been identified as activities subject to this performance standard. No rural roads or trail erosion problems have been identified or came to the attention of the District Stream Water Quality Unit staff during this fiscal year. No rural public works were constructed by the District this year. However several stream flood control or erosion repair projects have been worked on to continue to improve the quality of access roads and reduce the likelihood of the levee, access roads and stream banks being sources of sediment. The District continues to enlighten staff of the importance of large woody debris for habitat during the Stream Maintenance Program training which supports the Channel Maintenance Pollution Prevention Program. The trained staff are the same staff working on many of the stream maintenance/restoration programs the District is involved with.

SANTA CLARA VALLEY WATER DISTRICT
URBAN RUNOFF ANNUAL REPORT FOR FY 2006-07
PUBLIC AGENCY ACTIVITIES

HIGHLIGHTS AND ACCOMPLISHMENTS

The District has continued to emphasize to staff the importance of woody debris in the creeks for wildlife habitat and to facilitate the reduction of potential erosion and sediment challenges at various facilities by encouraging the creeks to remain in dynamic equilibrium.

SANTA CLARA VALLEY WATER DISTRICT
URBAN RUNOFF ANNUAL REPORT FOR FY 2006-07
PUBLIC AGENCY ACTIVITIES

SELF EVALUATION MATRIX – STORM DRAIN SYSTEM OPERATIONS AND MAINTENANCE

PS ID	Activity	FY 2006-2007 Tasks	Status / Comments	Due Date (mo/yr)	Responsible Party
STORM DRAIN SYSTEM OPERATIONS AND MAINTENANCE					
C.2.a. PS SDS-4	Annual Training	Conduct annual BMP training workshop for District O&M staff.	Conducted employee workshop on June 19, 2007	March 07	SWQU SD O&M Task Lead
	Effectiveness Evaluation	Conduct annual effectiveness evaluation per the Performance Standard.	Effectiveness evaluation indicated that managers are finding the training useful in helping to understand the District's obligation to Protect water quality in the streams.	Feb 07	SWQU SD O&M Task Lead

RESPONSE TO REGIONAL BOARD COMMENTS FROM PREVIOUS YEAR'S ANNUAL REPORT

No comments from the Regional Board were received on this section of last year's annual report.

PROGRAM EVALUATION

The District owns and operates the stormwater drainage systems at its facilities, which includes storm drains, catch basins, vegetated swales, open drainage ditches, utility trenches, and storm drain lines. Storm drains from District facilities discharge to creeks, the Guadalupe River, and recharge ponds. Storm drains outside District facilities are owned and operated by the local (city or county) jurisdiction.

The District completed the following tasks:

1) An effectiveness evaluation survey was sent out on June 19, 2007 to solicit staff feedback on BMP effectiveness and suggestions for improving the storm drain O&M program. Three (50%) surveys were received. The effectiveness evaluation indicated that managers are finding the training useful in helping to understand the District's obligation to protect water quality in the streams.

SANTA CLARA VALLEY WATER DISTRICT
URBAN RUNOFF ANNUAL REPORT FOR FY 2006-07
PUBLIC AGENCY ACTIVITIES

2) Continued implementation of the storm drain inspection and cleaning program.
3) Continued weekly street sweeping functions at facility parking areas.

BMPs were formally inspected quarterly during non-stormwater observations at most District facilities except Coyote and Pacheco Pump Stations. The pump stations do not warrant non-stormwater observations due to the low potential for these types of discharges to occur. The Corporation Yard culvert inlet protection device (constructed of cinderblocks filter fabric and washed gravels) was repaired in October of 2006 and will again be serviced in October of 2007 as it has collected sediment preventing this material from entering the Guadalupe River. Other BMPs are working effectively, as noted on the non-stormwater observation forms submitted. The three Water Treatment Plants conducted the required storm drain inspections required under this program.

HIGHLIGHTS AND ACCOMPLISHMENTS

Annual refresher training was held on June 19, 2007. Six District staff attended the training.

Storm drain inspections and cleaning work orders continue to be distributed via the District's Maximo (field maintenance work order software) Preventative Maintenance Program for the three Water Treatment Plants. Each month facility maintenance staff automatically receive a computer generated work order to inspect all storm drains at their facility and have them cleaned as needed. The Stream Water Quality Unit has been performing storm drain inspections since FY 2005 at the Vasona Meter Shop, Corporation Yard, Headquarters and Administration Campus and the Blossom Hill Annex to ensure compliance with Urban Runoff Management Plan.

SANTA CLARA VALLEY WATER DISTRICT
URBAN RUNOFF ANNUAL REPORT FOR FY 2006-07
PUBLIC AGENCY ACTIVITIES

SELF EVALUATION MATRIX – WATER UTILITY DISCHARGE POLLUTION PREVENTION PLAN/OPERATIONS AND MAINTENANCE

PS ID	Activity	FY2006-2007 Tasks	Status / Comments	Due Date (mo/yr)	Responsible Party
WATER UTILITY DISCHARGE POLLUTION PREVENTION PLAN					
C.2.a PS WUD-3	Training	Conduct annual training workshop for District staff involved in water utility discharges.	Completed on June 20, 2007. 22 staff attended.	March 07	SWQU WUD Task Lead
C.2.a PS WUD-3	Evaluation	Complete annual effectiveness evaluation of the Water Utility Discharge program.	Completed in June, staff indicated that the annual training is very helpful and that the SWQU support for discharges and acting as the liaison with the Regional Board has been great.	Jan 07	SWQU WUD Task Lead

RESPONSE TO REGIONAL BOARD COMMENTS FROM PREVIOUS YEAR'S ANNUAL REPORT

No comments from the Regional Board were received on this section of last year's annual report.

PROGRAM EVALUATION

The District owns, operates, and/or maintains 3 water treatment plants, 2 pumping and metering stations, 1 pump station, 11 reservoirs, percolation facilities, water wells, a recycled water facility (South County Regional Wastewater Authority Treatment Plant), and distribution pipelines. All of these water facilities have a potential for discharging non-stormwater to surface water bodies.
The District continued reporting on all water utility O&M discharges. Please see attached inventory table (Table 2.1). Typical District discharges include raw water from water quality testing devices at District plants, San Tomas Injection Well, and Vasona Meter Shop testing.

The District's water utility maintenance staff performs all discharges. District staff implemented BMPs after consultation with the Stream Water Quality Unit. From discharge reports and the 7 effectiveness evaluation responses received, BMPs are being implemented

during all District water utility discharges and are effective. The District's Water Utility Discharge Pollution Prevention Guidance Manual (October 2001) has been effective in assisting District staff to chose and implement proper BMPs. District staff have been very open to this program and are reporting all discharges.

HIGHLIGHTS AND ACCOMPLISHMENTS

Annual refresher training was held on June 20, 2007. Twenty two District staff members who work with discharges or oversee discharges attended the training. Participants included staff from the following District units: Operations, Planning & Analysis, Utility Raw Water Operations, Utility Treated Water Operations, Groundwater Management, Infrastructure Planning, Utility Maintenance, Water Quality Unit, Water Supply Sustainability Planning Unit and Coyote Uvas/Llagas Watershed Program Support Unit. Workshop topics included: Why Pollution Prevention Matters (Environmental Impacts, Potential Pollutants and Sources, Regulatory Requirements, District Performance Standards), Water Utility Discharge Pollution Prevention Guidance Manual Overview, Roles and Procedures, BMP Implementation, Dechlorination, and Reporting and Tracking.

Staff completed program evaluation questionnaires following the training in June this year. We received 7 effectiveness evaluations from 22 attendees, which works out to 32% of attendees returning the questionnaires, which is a significant increase over last years 10%. From those questionnaires received, control measures and BMPs are being implemented properly during all discharges and are functioning effectively. Staff also indicated the annual training is very helpful and that the SWQU support for discharges and acting as the liaison with the Regional Board has been great.

This program's planned and unplanned notification policies and practices with the Regional Board have been so successful that the Regional Board has recommended that San Francisco Public Utilities Commission follow the same notification policy and practice that is used by the District.

This year the Stream Water Quality Unit and the District's Operations Planning and Analysis Unit undertook a study to evaluate the turbidity effects in a stream during the cleaning and reconditioning of stream hydrography gauges. The goal of the this study was to determine 1) what kind of effect does stream gauge maintenance have on stream turbidity 2) to develop potential BMPs to reduce the monitoring costs associated with turbidity monitoring during this maintenance activity and 3) to see if it would be reasonable to recommend that "Stream Gauge Maintenance" be added to the categorical exemption category of the new Municipal Regional Permit. The study was conducted in three creeks two in jurisdictional area of the Central Coast Regional Water Quality Control Board, Bodfish Creek and Upper Llagas creek and one stream from the San Francisco Bay Regional Water Quality Control Boards jurisdiction, Los Gatos creek below Lexington Reservoir. After background readings were taken the study consisted of several Stream Water Quality

Unit staff being stationed downstream of the stream gauge at either 50, 100, and 200 feet or 100, 200, and 300 feet. The results indicate that the turbidity in the stream at time did reach approximately 90 NTU's the streams recovered to background levels within an about an hour. The significance of this is that the impacts to the stream are limited in scope and likely much less detrimental to the health of the stream compared to having several staff walking in the stream setting up some form of filtration/detention system and then later sending staff back into the stream to remove the filtration/detention system. The Stream Water Quality Unit is planning to conduct one more experiment using a "Dirt Bag" on a more sensitive stream. Once this experiment is completed a short report will be forwarded to the San Francisco Regional Water Quality Control Board of our findings.

Water Utility Discharge
Table 2-1

FY 06-07	*Continuous flow discharge				Planned	Type			
			Volume	Time	Unplanned	of Water			
	Location	Date	(gal)	(hrs)	Emergency	Discharged	Discharge To	BMPs Implemented	Remarks
July 2006:									
	Vasona Meter Shop*	Ongoing	250,000	Cont.	P	Raw	Los Gatos Creek		Continual, regular meter testing of raw water.
	RWTP Vault B-46*	Ongoing	Uknown	Random	P	Ground	Storm Drain System		Vault is pumped out occasionally and automatically. Not monitired. Has high level alarm. Ground and rain water.
	Pacheco PP Water Quality Testing*	Ongoing	325,000	Cont.	P	Raw	No Name Creek	None Implemented	Continuous discharge from water quality testing station of water delivered by DWR. Volume estimated.
	PWTP Water Quality Testing*	Ongoing	325,000	Cont.	P	Raw	Storm Drain		Continuous dishcarge from water quality testing station of water delivered by DWR.
August 2006:									
	Vasona Meter Shop*	Ongoing	250,000	Cont.	P	Raw	Los Gatos Creek		Continual, regular meter testing of raw water.
	RWTP Vault B-46*	Ongoing	Uknown	Random	P	Ground	Storm Drain System		Vault is pumped out occasionally and automatically. Not monitired. Has high level alarm. Ground and rain water.
	Pacheco PP Water Quality Testing*	Ongoing	325,000	Cont.	P	Raw	No Name Creek	None Implemented	Continuous discharge from water quality testing station of water delivered by DWR. Volume estimated.
	PWTP Water Quality Testing*	Ongoing	325,000	Cont.	P	Raw	Storm Drain		Continuous dishcarge from water quality testing station of water delivered by DWR.
September 2006:									
	Vasona Meter Shop*	Ongoing	250,000	Cont.	P	Raw	Los Gatos Creek		Continual, regular meter testing of raw water.
	RWTP Vault B-46*	Ongoing	Uknown	Random	P	Ground	Storm Drain System		Vault is pumped out occasionally and automatically. Not monitired. Has high level alarm. Ground and rain water.
	Pacheco PP Water Quality Testing*	Ongoing	325,000	Cont.	P	Raw	No Name Creek	None Implemented	Continuous discharge from water quality testing station of water delivered by DWR. Volume estimated.
	PWTP Water Quality Testing*	Ongoing	325,000	Cont.	P	Raw	Storm Drain		Continuous dishcarge from water quality testing station of water delivered by DWR.
October 2006:									
	Vasona Meter Shop*	Ongoing	250,000	Cont.	P	Raw	Los Gatos Creek		Continual, regular meter testing of raw water.
	RWTP Vault B-46*	Ongoing	Uknown	Random	P	Ground	Storm Drain System		Vault is pumped out occasionally and automatically. Not monitired. Has high level alarm. Ground and rain water.
	Pacheco PP Water Quality Testing*	Ongoing	325,000	Cont.	P	Raw	No Name Creek	None Implemented	Continuous discharge from water quality testing station of water delivered by DWR. Volume estimated.
	PWTP Water Quality Testing*	Ongoing	325,000	Cont.	P	Raw	Storm Drain		Continuous dishcarge from water quality testing station of water delivered by DWR.
November 2006:									
	Vasona Meter Shop*	Ongoing	250,000	Cont.	P	Raw	Los Gatos Creek		Continual, regular meter testing of raw water.
	Vasona Meter Facility	29-Nov-06	50	0.2	P	Rain	Parking Lot Area	Dust Suppression	Pumped rainwater from containment pit at poly storage tanks at Vasona.
	RWTP Vault B-46*	Ongoing	Uknown	Random	P	Ground	Storm Drain System		Vault is pumped out occasionally and automatically. Not monitired. Has high level alarm. Ground and rain water.
	Pacheco PP Water Quality Testing*	Ongoing	325,000	Cont.	P	Raw	No Name Creek	None Implemented	Continuous discharge from water quality testing station of water delivered by DWR. Volume estimated.
	PWTP Water Quality Testing*	Ongoing	325,000	Cont.	P	Raw	Storm Drain		Continuous dishcarge from water quality testing station of water delivered by DWR.
December 2006:									
	Vasona Meter Shop*	Ongoing	250,000	Cont.	P	Raw	Los Gatos Creek		Continual, regular meter testing of raw water.
	RWTP Vault B-46*	Ongoing	Uknown	Random	P	Ground	Storm Drain System		Vault is pumped out occasionally and automatically. Not monitired. Has high level alarm. Ground and rain water.
	Pacheco PP Water Quality Testing*	Ongoing	325,000	Cont.	P	Raw	No Name Creek	None Implemented	Continuous discharge from water quality testing station of water delivered by DWR. Volume estimated.
	PWTP Water Quality Testing*	Ongoing	325,000	Cont.	P	Raw	Storm Drain		Continuous dishcarge from water quality testing station of water delivered by DWR.
	Vasona Meter Facility	19-Dec-06	400	4 min	P	Rain	Parking Lot Area	Dust Suppression	Pumped rainwater from containment pit at poly storage tanks at Vasona.
January 2007:									
	Vasona Meter Shop*	Ongoing	250,000	Cont.	P	Raw	Los Gatos Creek		Continual, regular meter testing of raw water.
	RWTP Vault B-46*	Ongoing	Uknown	Random	P	Ground	Storm Drain System		Vault is pumped out occasionally and automatically. Not monitired. Has high level alarm. Ground and rain water.
	Pacheco PP Water Quality Testing*	Ongoing	325,000	Cont.	P	Raw	No Name Creek	None Implemented	Continuous discharge from water quality testing station of water delivered by DWR. Volume estimated.
	PWTP Water Quality Testing*	Ongoing	325,000	Cont.	P	Raw	Storm Drain		Continuous dishcarge from water quality testing station of water delivered by DWR.
	Vasona Meter Facility	9-Jan-07	50	3 min	P	Rain	Parking Lot Area	Dust Suppression	Pumped rainwater from containment pit at poly storage tanks at Vasona.
February 2007:									
	Vasona Meter Shop*	Ongoing	250,000	Cont.	P	Raw	Los Gatos Creek		Continual, regular meter testing of raw water.
	RWTP Vault B-46*	Ongoing	Uknown	Random	P	Ground	Storm Drain System		Vault is pumped out occasionally and automatically. Not monitired. Has high level alarm. Ground and rain water.
	Pacheco PP Water Quality Testing*	Ongoing	325,000	Cont.	P	Raw	No Name Creek	None Implemented	Continuous discharge from water quality testing station of water delivered by DWR. Volume estimated.
	PWTP Water Quality Testing*	Ongoing	325,000	Cont.	P	Raw	Storm Drain		Continuous dishcarge from water quality testing station of water delivered by DWR.
	Vasona Meter Facility	14-Feb-07	200	5 min	P	Rain	Parking Lot Area	Dust Suppression	Pumped rainwater from containment pit at poly storage tanks at Vasona.
March 2007:									
	Vasona Meter Shop*	Ongoing	250,000	Cont.	P	Raw	Los Gatos Creek		Continual, regular meter testing of raw water.
	RWTP Vault B-46*	Ongoing	Uknown	Random	P	Ground	Storm Drain System		Vault is pumped out occasionally and automatically. Not monitired. Has high level alarm. Ground and rain water.
	Pacheco PP Water Quality Testing*	Ongoing	325,000	Cont.	P	Raw	No Name Creek	None Implemented	Continuous discharge from water quality testing station of water delivered by DWR. Volume estimated.
	PWTP Water Quality Testing*	Ongoing	325,000	Cont.	P	Raw	Storm Drain		Continuous dishcarge from water quality testing station of water delivered by DWR.
	AVP Vault #14	March 1 - March 31	13,000	Daily	P	Raw	Lone Hill Creek	Turbidity Discharge Monitoring, Energ	Almaden Valley pipeline shutdown and drain.
	AVP Vault #21	March 1 - March 31	36,000	Daily	P	Raw	Ross Creek	Turbidity Discharge Monitoring, Energ	Almaden Valley pipeline shutdown and drain.
	AVP Vault #23	March 1 - March 31	23,000	Daily	P	Raw	Ross Creek	Turbidity Discharge Monitoring, Energ	Almaden Valley pipeline shutdown and drain.
	AVP Vault #28	March 1 - March 31	365,000	Daily	P	Raw	Guadalupe Creek	Turbidity Discharge Monitoring, Energ	Almaden Valley pipeline shutdown and drain.
	AVP Vault #12	March 1 - March 31	19,000	Daily	P	Raw	Ross Creek	Turbidity Discharge Monitoring, Energ	Almaden Valley pipeline shutdown and drain.
	AVP Vault #16	March 1 - March 31	45,000	Daily	P	Raw	Lone Hill Creek	Turbidity Discharge Monitoring, Energ	Almaden Valley pipeline shutdown and drain.
	AVP Vault #17	March 1 - March 31	70,000	Daily	P	Raw	Lone Hill Creek	Turbidity Discharge Monitoring, Energ	Almaden Valley pipeline shutdown and drain.
	Vasona Pumping Plant	March 1 - March 31	1,620,000	Daily	P	Raw	Los Gatos Creek	Turbidity Discharge Monitoring, Energ	Almaden Valley pipeline shutdown and drain.
	Ross Creek Turnout	March 1 - March 31	672,000	Daily	P	Raw	Ross Creek	Turbidity Discharge Monitoring, Energ	Almaden Valley pipeline shutdown and drain.
	Kooser Turnout	March 1 - March 31	1,140,000	Daily	P	Raw	Kooser Pond System	Turbidity Discharge Monitoring, Energ	Almaden Valley pipeline shutdown and drain.
	AVP Vault #1	March 1 - March 31	290,000	Daily	P	Raw	Los Gatos Creek	Turbidity Discharge Monitoring, Energ	Almaden Valley pipeline shutdown and drain.
	Lone Hill Blowout	March 1 - March 31	1,300,000	Daily	P	Raw	Lone Hill Creek	Turbidity Discharge Monitoring, Energ	Almaden Valley pipeline shutdown and drain.
	Guadalupe Creek Turnout	March 1 - March 31	105,000	Daily	P	Raw	Guadalupe Creek	Turbidity Discharge Monitoring, Energ	Almaden Valley pipeline shutdown and drain.
	AVP Vault #5	March 1 - March 31	14,000	Daily	P	Raw	Ross Creek	Turbidity Discharge Monitoring, Energ	Almaden Valley pipeline shutdown and drain.
	AVP Vault #7	March 1 - March 31	21,000	Daily	P	Raw	Ross Creek	Turbidity Discharge Monitoring, Energ	Almaden Valley pipeline shutdown and drain.
	AVP Vault #8	March 1 - March 31	31,000	Daily	P	Raw	Ross Creek	Turbidity Discharge Monitoring, Energ	Almaden Valley pipeline shutdown and drain.
	West Campbell Ave Well Field - Well B	March 2 - March 8	1,118,000	Daily	P	Ground	Storm Drain	Sediment Control	SWAB airlift development
	Vasona Meter Facility	6-Mar-07	180	4 min	P	Rain	Parking Lot Area	Dust Suppression	Pumped rainwater from containment pit at poly storage tanks at Vasona.
April 2007:									
	Vasona Meter Shop*	Ongoing	250,000	Cont.	P	Raw	Los Gatos Creek		Continual, regular meter testing of raw water.
	RWTP Vault B-46*	Ongoing	Uknown	Random	P	Ground	Storm Drain System		Vault is pumped out occasionally and automatically. Not monitired. Has high level alarm. Ground and rain water.
	Pacheco PP Water Quality Testing*	Ongoing	325,000	Cont.	P	Raw	No Name Creek	None Implemented	Continuous discharge from water quality testing station of water delivered by DWR. Volume estimated.
	PWTP Water Quality Testing*	Ongoing	325,000	Cont.	P	Raw	Storm Drain		Continuous dishcarge from water quality testing station of water delivered by DWR.
	West Campbell Ave Well Field - Well C	April 24 - May 4	3,500,000	100	P	Ground	Storm Drain	Sediment Control, Turbidity Monitorin	Discharged 10 hours daily for 10 days.
May 2007:									
	Vasona Meter Shop*	Ongoing	250,000	Cont.	P	Raw	Los Gatos Creek		Continual, regular meter testing of raw water.
	RWTP Vault B-46*	Ongoing	Uknown	Random	P	Ground	Storm Drain System		Vault is pumped out occasionally and automatically. Not monitired. Has high level alarm. Ground and rain water.
	Pacheco PP Water Quality Testing*	Ongoing	325,000	Cont.	P	Raw	No Name Creek	None Implemented	Continuous discharge from water quality testing station of water delivered by DWR. Volume estimated.
	PWTP Water Quality Testing*	Ongoing	325,000	Cont.	P	Raw	Storm Drain		Continuous dishcarge from water quality testing station of water delivered by DWR.
June 2007:									
	Vasona Meter Shop*	Ongoing	250,000	Cont.	P	Raw	Los Gatos Creek		Continual, regular meter testing of raw water.
	RWTP Vault B-46*	Ongoing	Uknown	Random	P	Ground	Storm Drain System		Vault is pumped out occasionally and automatically. Not monitired. Has high level alarm. Ground and rain water.
	Pacheco PP Water Quality Testing*	Ongoing	325,000	Cont.	P	Raw	No Name Creek	None Implemented	Continuous discharge from water quality testing station of water delivered by DWR. Volume estimated.
	PWTP Water Quality Testing*	Ongoing	325,000	Cont.	P	Raw	Storm Drain		Continuous dishcarge from water quality testing station of water delivered by DWR.
Discharges by others to SCVWD creeks									

Figure 2.1
2006-2007 Water Utility Discharge Comparison Chart

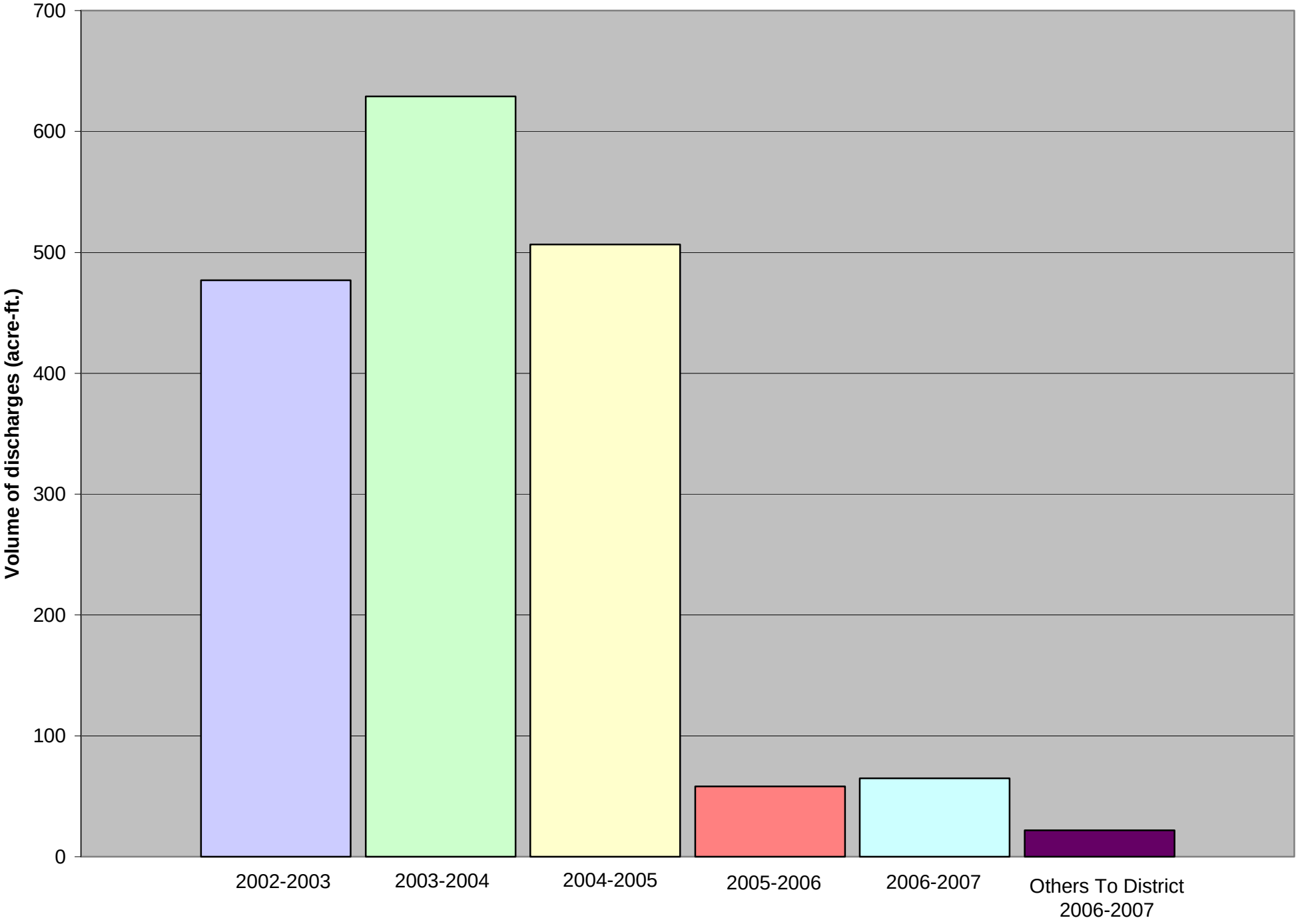

Attachment 1.3
NEW DEVELOPMENT PLANNING PROCEDURES

SANTA CLARA VALLEY WATER DISTRICT
URBAN RUNOFF ANNUAL REPORT FOR FY 2006-07
NEW DEVELOPMENT PLANNING PROCEDURES

SELF EVALUATION MATRIX – NEW DEVELOPMENT PLANNING PROCEDURES (C3)

Work Plan Task	Task Description	Status/Comments	Due Date (mo/yr)	Required by C.3. Section
10.A. Development Project Approval Process **Goal:** Modify District development project approval processes, for District's projects, to incorporate the requirements of Provision C.3.				
10.A.1	Implement the revised project review processes in coordination with the implementation of the Site Design Measures Guidance and Standards (C3 j), and the requirements of the final Hydrograph Modification Management Plan (HMP). Provide additional training to District staff in planning, building, and engineering per the Final HMP and revised tentative order.	District is implementing the HMP requirements for District's project. Provided training to CPSD (Capital Improvement Project) staff and CPRU (land development review) staff. After adaptation of the Water Resources Protection Ordinance on Feb 28th, 2007, District's review is limited to projects that affect our Right of Way or easements. SWQU provides Technical assistance to CPRU for plan check questions.	Dec. 2006	C.3.b
10.A.2	Review new development projects for the site design and control measures and requirements of the HMP in conformance with provision through the project review process.	Within the District's jurisdictional areas, District did not review any new projects. RWTP, Stage 2 is in the planning stage and it is proposed to use a green roof and HMP mitigation basins.	On-going	C.3.b
10.B. Requirements for Group 1 and Group 2 Projects **Goal:** Prepare to require proponents of Group 1 projects to design and implement stormwater treatment BMPs to reduce stormwater pollution to the maximum extent practicable. Participate in development of the proposal for an alternative Group 2 project definition per the Amendment Order No. R2 2005-035 and prepare to implement C.3. requirements for Group 2 projects as needed.				
10.B.1	Implement stormwater treatment BMPs to reduce stormwater pollution to the maximum extent practicable per the revised Amendment Order No. R2 2005-035.	For the RWTP, Stage 2 project, District is implementing the Treatment BMPs including a green roof. This project is in the planning stage. The New Water Quality Lab project is in the construction phase and is schedules to be completed in Oct 2007.	On-going	C.3.c.i.

SANTA CLARA VALLEY WATER DISTRICT
URBAN RUNOFF ANNUAL REPORT FOR FY 2006-07
NEW DEVELOPMENT PLANNING PROCEDURES

Work Plan Task	Task Description	Status/Comments	Due Date (mo/yr)	Required by C.3. Section
10.B.2	Assist the Program in the development of the stormwater treatment BMPs guidance manual and performance standards for Group 2 projects as needed.	Completed	Aug 15, 2006	C.3.c.ii
10.C. Operation and Maintenance of Treatment BMPs **Goal:** To develop and implement District operation and maintenance (O&M) verification program to help ensure the proper maintenance of stormwater treatment measures on public and private property.				
10.C.1	Continue to implement the Operational and Maintenance (O & M) verification Program for projects with structural, in-ground, landscape and all other BMPs.	Verification of O&M of treatment BMPs within the District's jurisdiction will be coordinated and not duplicative to the co-permittee agency jurisdiction. Presently, there are no treatment BMPs in District's jurisdiction.	Ongoing	C.3.e
10.C.2	Report on the District's treatment BMP, O&M verification program in each annual report, including organizational structure, evaluation of effectiveness, and planned improvement to the program. Include a list or summary of treatment BMPs inspected during the year, inspection results, and any required follow-up and correction.	Within the District's jurisdiction there is no treatment BMP in place that requires O&M verification. This task will start in 07-08 for new Water Quality Lab BMP	Annual Report (9/15/06)	C.3.e.iii.
10.D. Hydromodification Management Plan **Goal:** To manage increases in runoff peak flow and volume for Group 1 projects, where such increases may cause increased erosion of creek beds and banks or related impacts, through implementation of a hydromodification management plan (HMP).				
10.D.2	Implement HMP requirements	Completed-Within District's jurisdiction, the District will coordinate non-duplicative implementation of the HMP requirements. The New Water Quality lab project is in construction and is schedules to be completed in Oct 2007.	Ongoing	C.3.f.i.

SANTA CLARA VALLEY WATER DISTRICT
URBAN RUNOFF ANNUAL REPORT FOR FY 2006-07
NEW DEVELOPMENT PLANNING PROCEDURES

Work Plan Task	Task Description	Status/Comments	Due Date (mo/yr)	Required by C.3. Section
10.E. Waiver and Compensatory Mitigation Program **Goal 10.E.** Establish a program under which a project proponent may request a waiver from treatment BMP requirements due to impracticability, with a provision to provide an equivalent water quality benefit to the same receiving water by regional solutions and instream improvements (that allows participation in regional solutions).				
10.E.1	Evaluate potential regional treatment and/or peak flow attenuation projects.	The District in collaboration with the City of San Jose is pursuing regional treatment systems within available opportunities.	Ongoing	C.3.g.ii.
10.E.2	Perform legal review, and incorporate waiver provisions in project review process. Identify waiver projects in Annual Report.	District wishes to not allow waivers.		C.3.g.v.
10.F. Alternative Certification **Goal 10.F.** To allow a professionally qualified person (per C.3.h.) or another co-permittee with overlapping jurisdiction to certify the adequacy of design of stormwater treatment measures (per C.3.d. and f.).				
10.F.1	Continue to work with the program to allow alternative certification.	No alternative certifications were sought for District's projects.	Annual Report	C.3.h
10.G. Site Design Measures Guidance and Standards Development **Goal 10.G.** To incorporate site design measures that reduce water quality impacts into District review protocols and encourage their use in project designs so as to meet the requirements of C.3.				

SANTA CLARA VALLEY WATER DISTRICT
URBAN RUNOFF ANNUAL REPORT FOR FY 2006-07
NEW DEVELOPMENT PLANNING PROCEDURES

Work Plan Task	Task Description	Status/Comments	Due Date (mo/yr)	Required by C.3. Section
10.G.1	Incorporate Standards and Guidance in the District approval process and implement the revised Standards and Guidance document on the Final HMP and Revised Order R2 2005-035.	District has been using the revised C3 handbook for plan check and design purposes.	On-going	C.3.j
10.H. Source Control Measures **Goal 10.H.** Require source control measures for new and redevelopment projects to limit pollutant generation, discharge and runoff to the maximum extent practicable.				
10.H.1	Report implementation status of Source Control Measures.	There is no project to report within the District's jurisdiction.	On-going	C.3.k.
10.I. Update General Plans **Goal 10.I.** Include water quality and watershed protection principles and policies in the Stream Stewardship Plan to the extent necessary to provide the basis for implementation of the measures required by Provision C.3.				
10.I.1	Update the Stream Stewardship Plan/ Comprehensive Water Resources Plan to incorporate the water quality and watershed protection principals and policies for applicable development projects.	The District is pursuing collaborative efforts with other co-permittees and stakeholders to address water quality and watershed protection principals and polices.	On-going	C.3.l
10.J. Reporting Requirements **Goal 10.J.** To meet the Provision C.3. reporting requirements, and plan for anticipated data needs, and begin collecting and tracking required data on development projects as needed.				
10.J.1	Provide information described in Table 1 of Provision C.3. in annual reports.	1) RWTP, Stage 2, Addition of 1 ½ Acre of Impervious area. This project is in the planning stage. 2) New Water Quality lab Site Area including pervious and impervious area of 2.7 Acres. This project is scheduled to start in October 2007.	Annual Report (9/15/06)	C.3.n.

SANTA CLARA VALLEY WATER DISTRICT
URBAN RUNOFF ANNUAL REPORT FOR FY 2006-07
NEW DEVELOPMENT PLANNING PROCEDURES

Work Plan Task	Task Description	Status/Comments	Due Date (mo/yr)	Required by C.3. Section
10.J.2	Collect information and report a summary of types of pesticide reduction measures required for development projects, and the percentage of projects for which pesticide reduction measures were required.	The District did not permit any projects greater than 10,000 square feet within our jurisdiction.	Annual Report (9/15/06)	C.3.n.iii.

HIGHLIGHTS AND ACCOMPLISHMENTS

The following activities are not part of the permit requirements. However, for the natural channel/creek design, District is diligent in collecting the geomorphic data and SWQU provided design assistance to Capital and maintenance projects.

Thompson Creek

1. There was limited data collection this year due to it being an unusually dry winter. The consultant is to prepare a final report in 2008 for Thompson Creek.

Upper Penitencia Creek

1. Collected data on Upper Penitencia Creek for continuous flow measurement for hydrologic and sediment transport modeling.
   a. Continuous flow measurement at Piedmont Road and at Berryessa Industrial Park.
   b. The data will be used to calibrate a continuous flow runoff model (HEC-HMS) for Penitencia Creek.

2. Geomorphic Survey and Channel Stability Assessment.
   a. Collected a third year of suspended solids and bed load transport data for the winter to develop suspended sediment and bed load rating curves.

Berryessa Creek

1. This effort is similar to the Upper Penitencia Creek exercise. District staff has installed gages on Berryessa Creek for continuous flow measurement.
   a. Continued to collect flow data measurements. Data is being collected upstream of Piedmont Road (which is the downstream end of the rural portion of the watershed) and at Hillview Road (which represents the combination of rural + urban watersheds).
   b. The data will be used to calibrate the continuous flow HEC-HMS model for Berryessa Creek.

2. Geomorphic Survey and Channel Stability.
   a. Continued the collection of suspended solids and bed load transport data during winter to develop a transport model.

b. Extended the cross-sectional data collection to Hillview Road bridge downstream of 237/Calaveras Road. This captured the eroding reach where Berryessa Creek runs parallel to the railway tracks.

3. Provided a stable channel design for flood protection to the US Army Corp of Engineers. This has now become the preferred alternative. We were requested to provide this design after the previous alternative developed by the District and the US Army Corp of Engineers developed for flood protection was not well received by the residents.

Adobe Creek
The effort has focused on 30% design for Upper Reach 5 that is stable, maximizes natural elements and can be accommodated to the best extent possible within the limited easement.

Stevens Creek
Assisted with the 50 percent design through the Blackberry Farm area that realigns the creek to remove the fish barriers and hardscape, and provide the District credit for restoration of several thousand feet of creek restoration.

Ross Creek
Completed a stream restoration and erosion repair for 800 feet of creek downstream of Kirk. This has generated 15,000 sf of mitigation credit. This demonstrates that stream restoration can generate mitigation credit that more than offsets additional costs incurred over traditional methods applied by the District.

Alamitos Creek
District completed a design for erosion repair at Alamitos Creek based on the longitudinal profile and cross-sectional data upstream and downstream of the Greystone Creek confluence. This alternative is expected to generate 7500 sf of mitigation credit which offsets the additional costs of a geomorphic stream stabilization.

HMP – In-Stream/ Regional Projects Alternatives
Developed and presented “Draft Long Term Plan for Implementing Restoration/Rehab Projects” to SCVURPPP and the City of San Jose. This document includes some discussion of potential cost allocation scenarios for in-stream projects in lieu of on-site improvements and potential on-site and in-stream combination for new development. In-stream regional solution is an alternative for those new developments and existing developments whose impacts are addressed only partially through on-site or off-site means.

Attachment 1.4
CONSTRUCTION INSPECTION

SANTA CLARA VALLEY WATER DISTRICT
URBAN RUNOFF ANNUAL REPORT FY 2006-07
CONSTRUCTION INSPECTION

SELF EVALUATION MATRIX

Item Source[1]	Activity	FY2006-2007 Tasks	Status / Comments	Due Date (mo/yr)	Responsible Party
NEW DEVELOPMENT AND CONSTRUCTION CONTROLS – INSPECTION PROCEDURES					
C.2.a URMP PS-6	Annual training for construction inspection staff	Conduct annual Training workshop for CIP/CPRU inspection staff.	Completed – Training was conducted for 18 District staff on March 27, 2007.	March 07	SWQU
C.2.a URMP PS-6	Inspection Procedures	Conduct annual effectiveness evaluation.	Completed – Feedback was solicited from District staff for effectiveness of the Program. Six forms were returned. Contract language was modified to incorporate BMP inspection and water quality monitoring requirements.	Jan 07	SWQU
C.2.a APRP	Inspection Procedures-	Continue to promote high frequency of construction site inspections. Maintain Training and Tracking tables. Construction Administration Unit inspectors to be made aware of the need for greater inspection frequency at annual training.	Completed – Stream Water Quality Unit maintained tracking table. During the annual training, inspectors were reminded of the need for increased inspection frequency. The tracking table maintained by the SWQU and is sent with the monthly reminder.	Monthly	SWQU

RESPONSE TO REGIONAL BOARD COMMENTS FROM PREVIOUS YEAR'S ANNUAL REPORT

No comments from the Regional Board were received on this section of last year's annual report.

PROGRAM EVALUATION

The Stream Water Quality Unit continued to conduct pre-rainy season inspections to facilitate site compliance whenever it was necessary or requested by Construction Inspection Unit staff. The frequency of construction site inspection coverage continued to remain high this past year. This was facilitated by Stream Water Quality Unit coordinating in the field with the construction inspectors and through the use of monthly email reminders to Construction Inspectors to conduct SWPPP evaluations. The monthly email

[1] Notation is as follows: PS (Performance Standard), URMP (Urban Runoff Management Plan), NDII (New District Initiated Item), NPDES (NPDES Permit)

reminder also includes a copy of the tracking table.

HIGHLIGHTS AND ACCOMPLISHMENTS

The District continued to use the monthly inspection sheet developed in FY 02-03 to facilitate compliance and follow up inspections. The Stream Water Quality Unit continued to meet with the Construction Inspectors in the field to go over SWPPP implementation at construction sites. These field meetings proved very successful for several projects and will continue in FY 07-08.

Construction Administration Unit continues to use the Incident Response/Pollution Prevention Hotline to contact Stream Water Quality Unit staff to report construction sites that are creating sediment discharges.

In FY 06-07, the District had 8 Capital Improvement Projects (CIP) under construction that included 5 flood protection/channel improvement projects, 2 water treatment plant projects and the new water quality lab. SWQU assisted with review of CIP SWPPPs as requested. A table showing the inspections completed is included with this section.

Construction Inspection Training for 15 District staff was completed on March 27, 2007. Five staff from the Construction Engineering Unit (100%) and 10 staff from the Construction Inspection Unit (77%) attended the training.

Effectiveness evaluation questionnaires were distributed prior to the annual training. Six respondents encouraged SWQU to continue monthly email reminders, provide resources to enforce non-compliance and continue to assist with review of project SWPPPs as requested.

Table 4-1
SANTA CLARA VALLEY WATER DISTRICT
2006 – 2007 CONSTRUCTION INSPECTIONS

	Construction	Project	Monthly Inspections Completed											
Project Name	**Inspector**	**Status**	**July**	**Aug**	**Sept**	**Oct**	**Nov**	**Dec**	**Jan**	**Feb**	**Mar**	**Apr**	**May**	**June**
Almaden Water Quality Lab	Hearn	Active				10/4/06	11/2/06	12/11/06	1/4/07	2/13/07	3/21/07	4/27/07		6/6/07 6/25/07
Coyote Parkway Freshwater Wetland	Hearn				9/6/06	10/6/06	11/27/06	12/21/06	1/17/07	Construction complete 1/16/07				
Dam Instrumentation Project-Phase 1A	Imamura	Active		8/31/06	9/29/06	10/4/06 10/31/06	11/30/06	12/31/06	1/31/07	2/8/07	Construction complete			
Hwy 237 Guadalupe River Bridge	Sarmiento	Active			9/5/06 9/12/06	10/3/06		12/14/06						
Lower Guadalupe River Improvement	Gross	Active												6/27/07
PWTP Visual Screening	Bullock							12/13/06	1/5/07	2/8/07	3/5/07			
RWTP - Caustic Soda Feed System	Hearn	Active	7/5/06	Project complete 7/12/06										
Willow Glen Bridge Replacement	McAllaster	Active	7/5/06 7/31/06		9/5/06	10/3/06	11/1/06	12/5/06	1/2/07	2/2/07		Construction complete		

Construction not started or complete

Last Updated 7/16/07

Attachment 1.5
PUBLIC INFORMATION AND PARTICIPATION ACTIVITIES

SANTA CLARA VALLEY WATER DISTRICT
URBAN RUNOFF ANNUAL REPORT FOR FY 2006-07
PUBLIC INFORMATION/PARTICIPATION

SELF EVALUATION MATRIX

Item Source[1]	Activity	FY2006-2007 Tasks	Status / Comments	Due Date (mo/yr)	Responsible Party
PUBLIC INFORMATION/PARTICIPATION					
GENERAL OUTREACH					
C.4	Watershed Education and Outreach Campaign	Watershed Education and Outreach Campaign -- Support multi-year watershed education and outreach campaign. Participate in campaign development and special projects.	Completed – Staff attended Ad Hoc Task Group Meetings and provided input on Work Plan, Media Plan, and public opinion survey.	On-going	PIP Team
C.4	Distribute Materials	Distribute public information materials as requested and at Community Projects Review desk and reception lobbies.	Completed – Information distributed as requested and at Community Projects Review desk and reception lobbies.	On-going	PIP Team
C.4	Community Events	Participate in Community events (festivals, arts and crafts shows, earth day, etc.). Participate in local activities that are coordinated with the Watershed Education and Outreach Campaign.	Completed – The District participated in 25 community events, such as the District Night with the San Jose Giants, Children's Fun Fest, South Bay Home and Garden Show, Pumpkins in the Park, Santa Visits Alviso, and the several Earth Day Events. A complete list is included in this section.	On-going	PIP Team
C.4	Countywide Mailer	Contribute urban runoff article for countywide mailer.	Not Completed – The countywide mailer was not sent out this year due to the lack of resources.	On-going	PIP Team
C.4	SCVWD Website	Continue to include urban runoff information on the District Website.	Completed – The District website includes urban runoff information and a link to SCVURPPP.	On-going	OC /PIP Team

[1] Notation is as follows: PS (Performance Standard), URMP (Urban Runoff Management Plan), NDII (New District Initiated Item), NPDES (NPDES Permit)

SANTA CLARA VALLEY WATER DISTRICT
URBAN RUNOFF ANNUAL REPORT FOR FY 2006-07
PUBLIC INFORMATION/PARTICIPATION

Item Source[1]	Activity	FY2006-2007 Tasks	Status / Comments	Due Date (mo/yr)	Responsible Party
TARGETED OUTREACH					
C.4	AquaFacts Newsletter	AquaFacts Newsletter -- Prepare and contribute urban runoff related articles for the employee newsletter.	Completed – 4 articles were included in AquaFacts.	On-going	PIP Team
URMP	Stream Stewardship	Conduct Stream Stewardship media campaign.	Completed – Stewardship for Small Acreages Flood Safety Notice Fall 2006	6/07	OC (Office of Communications)
C.4	New Employee Training	Conduct general urban runoff training for all new employees.	37 new employees received the training.	On-going	PIP Team
SCHOOL OUTREACH PROGRAM					
C.4	School Outreach Program	Continue School Outreach Program.	Completed – School Program reached 22,571 students, 1,155 teachers.	On-going	OC
URMP	Coyote Creek Outdoor Classroom	Continue use of classroom.	Completed – Coyote Creek Outdoor Classroom was used for 8 presentations to 214 students and 8 teachers.	On-going	OC
URMP	Outdoor Urban Runoff Exhibit	Continue use of exhibit.	Completed –Outdoor Urban Runoff Exhibit was used for 26 tours to 647 students.	6/03	OC
C.4	Aquacycles Newsletter	Aquacycles Newsletter/Aqua Drops eNews -- Design and publish teachers' newsletter.	Completed – Winter 2006 AquaDrops, an email newsletter, was sent monthly September 2006 through June 2007	On-going	OC
CITIZEN PARTICIPATION					
C.4	Creek Clean Up Events	Participate in two creek clean up events.	Completed –Coastal Cleanup Day National River Cleanup Day	Sept 06 May 07	CRU
C.4	Adopt-A-Creek Program	Continue to issue/renew permits for the Adopt-A-Creek Program.	24 creek cleanups were conducted.	On-going	CRU

SANTA CLARA VALLEY WATER DISTRICT
URBAN RUNOFF ANNUAL REPORT FOR FY 2006-07
PUBLIC INFORMATION/PARTICIPATION

RESPONSE TO REGIONAL BOARD COMMENTS FROM PREVIOUS YEAR'S ANNUAL REPORT

No comments from the Regional Board were received on this section of last year's annual report.

HIGHLIGHTS AND ACCOMPLISHMENTS

The District serves a community of 1.7 million countywide and has excellent outreach programs to many sectors of the community. Key elements of the District's PIP Program include the Adopt-A-Creek Program providing outreach to creekside residents, creek clean up events supporting citizen participation, attendance at community events targeting the general public, numerous workshops presented by the Water Conservation Unit, and the School Outreach Program.

GENERAL OUTREACH

The District attended 25 community events during FY 06-07. A complete listing of all events is included in this section.

The District's website continues to be improved to provide continual updates to the community. During the winter season, the District's home page featured a link to flood-related information, the District's efforts to protect the waterways in the event of a flood, and sandbag distribution sites. Our on-line maintenance request form empowers citizens to report dumping or waterway-related problems, and allows them to send messages to the appropriate watershed staff. The site also includes a link to the Santa Clara Valley Urban Runoff Pollution Prevention Program.

TARGETED OUTREACH

Workshops

In May 2007, the District's Water Quality, Groundwater Management, Vegetation Management and Water Use Efficiency Units worked together with the Loma Prieta Resource Conservation District, the University of California Cooperative Extension and the United States Department of Agriculture Natural Resource Conservation Service to conduct the sixth annual Stewardship for Small Acreages – A Series of Workshops on Land Management for Clean Water. The goal was to provide rural landowners with the resources needed to protect both surface and ground water quality on and off their property. The series took rural landowners through the steps of assessing their properties and developing action plans to address the highest priority items. The workshops were held at various small acreage homes. The four sessions included: general topics such as watersheds and conservation plans, groundwater quality, wells, septic systems and hazardous household products; Manure/Waste Management and Composting; Small Vineyards; and Fire Safety, Landscaping and Erosion Control. A total of 134 people attended the 4 sessions.

SANTA CLARA VALLEY WATER DISTRICT
URBAN RUNOFF ANNUAL REPORT FOR FY 2006-07
PUBLIC INFORMATION/PARTICIPATION

In March 2007, the Water Use Efficiency Unit conducted a four-part Water Efficient Landscaping Workshop Series. A total of 185 people attended the four sessions: Gardening with Natives, Selecting Plants for Your Water-Wise Garden, Water-Wise Garden Design, and Water Efficient Irrigation Design. In April, the District co-sponsored the Fifth Annual Going Native Garden Tour, which spotlighted 45 homes in the South Bay providing examples of bird and butterfly friendly residential gardens that are both water-efficient and easy to maintain. The tour included a variety of gardens landscaped with native plants covering small to large lots, ranging from newly planted gardens to well established ones.

Media Campaign

The District conducted two outreach campaigns in FY 06-07: one on flood awareness and the other on water conservation. Both campaigns promoted the District's website where people could get urban runoff information and campaign information. The campaigns included the use of public service announcements, 10-second traffic radio spots for flood awareness and 60-second radio spots on flood awareness on English, Spanish and Vietnamese radio, targeted grassroots mailing to residents, community-based (including Spanish and Vietnamese) print advertisements, billboards, San Jose Mercury News print advertisements, and the Digitron billboard at Great America on Highway 101. Theater slides were also used in the flood awareness campaign. The District's web site, news stories, television public affairs programs and community events were utilized to extend the reach of the campaigns.

Flood Safety Notice 2006 was mailed in October 2006 to 100,000 flood plain residents. Although the mailer's main focus is flood preparedness and safety, it also contained articles on healthy creek ecosystems, keeping debris out of creeks and illegal dumping. A copy is included in this section.

AquaFacts, the District's employee newsletter, continued this year as an online publication. AquaFacts contained 4 articles relating to stormwater pollution prevention and watershed education during FY 06-07. Topics included Environmental Champions, improving water quality in Almaden Lake, and National Rivers Cleanup Day. The employee newsletter is an excellent and cost-effective method for delivering urban runoff, pollution prevention, and watershed messages to District employees.

An all employee Pollution Prevention Week email campaign was conducted September 18 through 24, 2006. Five emails were sent providing pollution prevention tips. Topics included: general pollution prevention week information, proper pesticide use and disposal, Protecting Your Watershed, proper disposal of fluorescent bulbs and batteries, and fighting pollution on the road. Numerous requests for brochures were received from the employees, as well as many comments on the campaign. This continues to be a good method to present pollution prevention ideas to District employees.

PBS television personality Huell Howser included the District in an episode of "California's Water," an Association of California Water Agencies sponsored series running of PBS stations throughout the state. For the episode on "Protecting Against Floods," the District was selected to represent how local agencies are taking the flood protection concept one step further with projects that integrate flood management with environmental enhancements and water quality improvements. The District's Downtown Guadalupe River Flood Protection Project was showcased as a carefully engineered project that provides flood protection for downtown San Jose and other neighborhoods and businesses while protecting habitat and greatly expanding the Guadalupe River Park with new trails, plazas and open space. Huell interviewed District staff at various locations along the project, highlighting the flood protection, habitat enhancement and restoration, and recreation elements of the project.

EDUCATIONAL OUTREACH

The District's educational outreach program serves a diverse population and responds to the needs of the schools throughout the County. Programming is consistent with State standards and regularly integrates messages and issues of other District communication programs. The District's School Outreach Program visited 156 public and private schools and 41 summer camps, reaching 22,571 students and 1,155 educators and conducted 14 teacher workshops during FY 06-07. The District offers a comprehensive education outreach program for early childhood, elementary, middle school, high school, and college-aged students to establish a foundation for understanding and appreciation of water resources. The program provides age-appropriate classroom presentations, teacher in-service training in water education, and tours in order to help children understand and appreciate their local water resources. Classroom presentations include hands-on experiments, information on watersheds, urban run-off, pollution prevention, flood plains, conservation tips, water awareness activities, flood management, and careers in the water industry. Scheduling is conducted on a first-come, first-served basis and provided free to schools in Santa Clara County. Number of students by watershed, city, grade, focus of presentation, and school district are included with this section. AquaCycles, a newsletter for teacher's, was published and distributed to all teachers in Santa Clara County in Winter 2006-2007. AquaDrops eNews, an electronic teacher's newsletter was sent out monthly from September 2006 through June 2007.

A guide for the labyrinth, located behind the District's Administration Building, was developed this year. It includes activities and facts about the labyrinth. A copy of "A Nature Labyrinth Experience" is included in this section.

The Coyote Creek Outdoor classroom encompasses land alongside Coyote Creek and includes a covered gazebo classroom for students and teachers, as well as a platform overlooking the creek where students can study the stream's natural habitat. Groundwater monitoring wells on site enable students to observe and evaluate the underground water table and understand how surface and groundwater interact. The site features two planting areas – one site close to the creek planted with native trees and shrubs to improve the stream's wildlife habitat, and a "high terrace" or upland area landscaped with oaks, grasses and other native plants to demonstrate drought-tolerant gardens. During the 2006-07 school year, the program provided 8 class tours for 214 students and 8 teachers.

Morley Park Outdoor Classroom in the City of Campbell provides the opportunity to teach students about the purpose of wetlands, urban runoff and the value of percolation ponds. During the 2006-07 school year, the program provided 1 tour for 36 students and 1 teacher.

CITIZEN PARTICIPATION

The District established the Adopt-A-Creek Program in 1994 to encourage residents of Santa Clara County to take an active role in helping to preserve the health and beauty of our local creeks. Due to staffing changes and shortages, Adopt-A-Creek permit information was not tracked this past year. In FY 06-07, 24 creek clean up events were conducted.

The District participated in two creek cleanup events: Coastal Cleanup Day on September 16, 2006 and the National River Cleanup Day on May 19, 2007. During Coastal Cleanup Day, 1,078 volunteers collected 22,464 pounds of trash and 5,503 pounds of recyclables at 22 sites from 32 miles of streams. On National River Cleanup Day, 553 volunteers collected 29,603 pounds of trash and 9,891 pounds of recyclables at 22 countywide sites.

In 2001, environmental stewardship was officially introduced as a third mission of the District. The Board of Directors, recognizing a need for the District charter to include environmental stewardship, worked with Senator Byron Sher to propose legislation to amend the District's 72-year-old chartering act. The bill, SB 449, provided for three amendments that clarified the District's ability to capitalize on the use of recycled water, added the responsibility of protecting the county from tidal flooding, and provided the authority to enhance, protect and restore streams, riparian corridors, and natural resources. That year, the District acknowledged individuals and organization that helped the District achieve its environmental stewardship goals. On the 5-year anniversary of adopting the change to Environmental Stewardship in the District Act, the 2nd CEO environmental Stewardship Awards Ceremony recognized individuals who helped promote the Board's environmental stewardship goals and the CEO's vision of creating a District that is Cleaner, Greener, and Leaner. The following recipients were honored at the awards ceremony:

Adobe Creek Watershed Group	Alviso Water Task Force	Karen Scarborough
Ralph A. Qualls, Jr.	Trish Mulvey	Santa Clara County Creeks Coalition
Kathy Sutherland	Bob Hennessy	Luis Jaimes
Roger Narsim	Jae Abel	Ngoc Nguyen
Paul Thomas	Pat Showalter	Carol Preseley

PROGRAM EVALUATION

The District uses numerous methods to conduct outreach, including written brochures, radio, newspaper, website, theater slides, bus back ads, community events and workshops. The wide variety of methods increases the probability that the messages are being received and understood.

SANTA CLARA VALLEY WATER DISTRICT
URBAN RUNOFF ANNUAL REPORT FOR FY 2006-07
PUBLIC INFORMATION/PARTICIPATION

Combining all these different methods is very effective at meeting our public education goals. The variety of methods also ensures that many segments of the Santa Clara Valley population are being reached, including residents, businesses, students, as well as people from other locations. The District evaluates the different outreach methods and continuously seeks to improve messages and outreach methods. We work collaboratively with many other agencies and organizations to conduct outreach and will continue these partnerships in the future.

GENERAL OUTREACH

The District feels that attendance at community events is an effective public outreach method. The individual contact made at the events allows staff to answer specific questions and deliver more extensive messages. A wide variety of information can be distributed and the games and displays are a good way to attract event participants.

TARGETED OUTREACH

The District's targeted outreach efforts provide in-depth training and information to a small, targeted audience with the opportunity to answer specific questions from individuals in the group. This method allows the District to assist targeted groups to meet regulatory requirements, change behaviors that impact water quality, and provide the knowledge needed for the group to solve any water quality problems they may be experiencing. The District plans to continue this outreach method as we feel it is a valuable service to these targeted audiences and can positively impact water resources.

EDUCATIONAL OUTREACH

Teacher surveys were distributed again this year. Survey results were not available when the Annual Report was prepared. The District feels that the educational outreach program is a cost-effective method for educating children, teachers, and indirectly, parents. Based on the teacher's surveys, minor adjustments will be made to the program.

CITIZEN PARTICIPATION

The Adopt-A-Creek program and the creek cleanup events are very effective at creating and increasing stewardship and individual responsibility for the county's water resources.

Santa Clara Valley Water District **Sorted by Creek Name**
2006-07 Adopt-A-Creek Cleanup Events

Creek Name	Reach	Date
Adobe Creek	Between El Camino and Glenbrook Drive	10/1/06
Barron Creek	Waverley to Emerson Road	7/7/06
Berryessa Creek	Piedmont Road to Charwood Court	2/25/07
Berryessa Creek	Piedmont Road to Charwood Court	8/5/06
Calabazas Creek	Tantau to Highway 280	10/1/06
Calabazas Creek	Prospect Road between Route 85 and Rainbow Drive	10/6/07
Calabazas Creek	Prospect Road between Route 85 and Rainbow Drive	11/5/07
Calabazas Creek	Stevens Creek Blvd. to Miller Avenue	10/1/06
Guadalupe River	Wellington Square and Capitol Expressway	1/15/07
Guadalupe River	Tasman Drive to Highway 237	1/27/07
Guadalupe River	West Santa Clara Street to West Julian Street	7/16/06
Los Gatos Creek	Highway 17 between Camden Ave and Campbell Ave	9/16/06
Los Gatos Creek	Camden to Campbell Avenue	8/19/06
Oka Lane Perc Pond	Wly Hwy. 880 - Nly W. Mozart Ave.	11/5/06
Regnart Creek	Blaney along La Mar Drive and Wilson Park	3/3/07
Saratoga Creek	Between Warburton Ave and Cabrillo Avenue	2/9/07
Saratoga Creek	Pruneridge to Forbes	5/21/07
Sierra Creek	Berryessa to Hostetter Road	12/10/06
Sierra Creek	Hostetter Road to Mauna Kea Lane	8/19/06
Stevens Creek	Central Expressway to Moffett Blvd.	7/8/06
Stevens Creek	Central Expressway to Moffett Boulevard	10/29/06
Stevens Creek	Homestead Road to Jones Lane	8/3/06
Stevens Creek	Homestead Road to Jones Lane	2/4/07
Upper Penitencia Creek	Noble Avenue to Piedmont Road	9/30/06

Santa Clara Valley Water District
2006-07 PIP Activities/Community Events

PI/P Activity[1]	Type of Outreach [2]	Level of Implementation (Description/Dates)	Evaluation of Effectiveness [3]
Arena Green Adventures	General	7/14/06	1,200 attendees. Performed 3 water magic shows and 3 water conservation puppet plays. Distributed information on water conservation, water supply and water pollution prevention.
District Night with the San Jose Giants	General	7/29/06	300 people stopped by our booth. Promoted Water-Wise House Call Program, distributed water conservation and general District information.
23rd Annual National Night Out – 2 neighborhoods	General	8/1/06	1,200 attendees. Promoted Water-Wise House Call Program, distributed water conservation, flood protection, West Nile Virus protection, and general District information.
Presentation – Arena Green	General	8/18/06	150 attendees. Promoted Water-Wise House Call Program, distributed water conservation and general District information.
Children's Fun Fest Berryessa Flea Market	General	8/19-20/06	1,200 attendees. Performed 2 water magic shows and staffed 2 booths. Distributed information on water conservation, water supply and water pollution prevention.
25th Annual South Bay Home & Garden Show	General	9/8-10/06	2,000 people stopped by our booth. Distributed urban runoff, water conservation, and general District information.
35th Annual Mountain View Art & Wine Festival	General	9/9-10/06	300 people stopped by our booth. Distributed water conservation, water-wise house call program, urban runoff, gardening and low-water-use plant information. Promoted District services that help the public save water, energy and money.

[1] Reference FY 01-02 PI/P Work Plan
[2] Types include: General, targeted, educational and/or citizen participation.
[3] Include numbers of participants/audience reached, materials distributed, etc.

Santa Clara Valley Water District
2006-07 PIP Activities/Community Events

PI/P Activity[1]	Type of Outreach [2]	Level of Implementation (Description/Dates)	Evaluation of Effectiveness [3]
Rinconada Water Treatment Plant Open House	General	9/20/06	83 attendees. Distributed urban runoff, water conservation, and general District information.
21st Annual YSI Wildlife Festival	General	10/1/06	500 attendees. Staffed a booth with the urban runoff diorama. Distributed urban runoff and general District information.
NASA Ames Safety Fair Week	General (Business)	10/5/06	600 people stopped by our booth. Distributed water conservation, water-wise house call program, urban runoff, gardening and low-water-use plant information. Promoted District services that help the public save water, energy and money.
Prusch Park Farm Harvest Festival	General	10/7/06	9,000 attendees. Distributed water conservation, urban runoff, small business outreach information, employment opportunity information and general District information.
Pumpkins in the Park	General (School-aged Children)	10/14/06	More than 300 people participated in the District's environmental education game: Salmon Survival. Distributed urban runoff, flood preparedness, Adopt-A-Creek, clean safe creek, and general District information to adults.
Audubon Wildlife Education Day	General	10/21/06	500 attendees. Staffed a booth with the urban runoff diorama. Distributed urban runoff and general District information.
Annual Santa Visits Alviso	General	12/9/06	200 attendees. Staffed 2 booths. Distributed urban runoff, water conservation, and general District information. (80% Hispanic)
Science Alive Conference	General (Students)	2/10/07	75 attendees. Presented 3 sessions to middle grade students about water conservation and urban runoff pollution prevention.
NASA Sally Ryde Festival	General (Teens)	4/1/07	1,000 attendees. Presented 2 lessons on water supply and pollution prevention.

Santa Clara Valley Water District
2006-07 PIP Activities/Community Events

PI/P Activity[1]	Type of Outreach [2]	Level of Implementation (Description/Dates)	Evaluation of Effectiveness [3]
7th Annual Area Community Festival	General	4/7/07	175 people stopped by our booth. Promoted Water-Wise House Call Program, distributed water conservation and general District information.
California Apartment Association Northern California Rental Housing Conference and Exposition	General	4/11/07	125 people stopped by our booth. Promoted Water-Wise House Call Program for Multi-Family, distributed water conservation and general District information.
Thirteenth Annual Spring Garden Market Master Gardeners of Santa Clara County	General	4/15/07 San Jose Mercury News Parking Lot	175 people stopped by our booth. Distributed urban runoff, water conservation, and general District information.
Hewlett Packard's Earth Day Vendor Fair	General	4/18-19/07	150 people stopped by our booth. Distributed urban runoff, water conservation, and general District information.
Network Appliance Earth Day	General	4/19/07	150 people stopped by our booth. Distributed urban runoff, water conservation, and general District information.
Earth Day Celebration St. Julie's Catholic Church	General	4/22/07	75 people stopped by our booth. Distributed urban runoff, water conservation, and general District information.
2007 Sustainability Fair	General	4/26/07	250 people stopped by our booth. Distributed urban runoff, water conservation, and general District information.
Fifth Annual Going Native Garden Tour	General	4/29/07	5,000+ garden visitors with 45 participating gardens. Distributed urban runoff, water conservation, landscaping, and general District information.
2nd Annual Environmental Day NEC Electronics America, Inc.	General	6/21/07	150 people stopped by our booth. Promoted Water-Wise House Call Program, distributed water conservation and general District information.
Drip Fertigation Workshop	Targeted	7/12/06 Workshop in cooperation with UC Cooperative Extension To	24 attendees. Instruction in fertilizer injection into drip irrigation systems. Hands-on field instruction for irrigators and growers.

Santa Clara Valley Water District
2006-07 PIP Activities/Community Events

PI/P Activity[1]	Type of Outreach [2]	Level of Implementation (Description/Dates)	Evaluation of Effectiveness [3]
Irrigation & Water Budgeting Training Session	Targeted	7/31-8/2/06 Workshop in coordination with Cal Poly Irrigation Training & Research Center	26 attendees. Water auditing and budgeting workshop. Distributed urban runoff, water conservation, and general District information.
Irrigation Seminar in English	Targeted	8/17/06	41 attendees. Instruction on: • Mechanical and electrical problems common in irrigation system • Increasing distribution uniformity on an irrigation system New ET controllers
Irrigation Seminar in Spanish	Targeted	8/18/06	10 attendees. Instruction on: • Mechanical and electrical problems common in irrigation system • Increasing distribution uniformity on an irrigation system New ET controllers
Fertigation Workshop	Targeted	8/23/06	15 attendees. Staffed a booth presenting drought tolerant plants information and display. Distributed information on Water-Wise plants and water conservation.
Lower Silver Creek Flood Protection Project Celebration	Targeted	8/26/06	100 attendees. Distributed urban runoff, water conservation for farmers, and general District information.
Water Management for Water Quality	Targeted	11/28/06	60 attendees. Distributed urban runoff, water conservation, and general District information.
ACWA Fall Conference Exhibition Booth	Targeted	12/5-8/06	150 attendees. Distributed urban runoff, District's history book, and general District information.
Farm Water Quality Plan Workshop	Targeted	2/12/07	60 attendees. Distributed urban runoff, water conservation, and general District information.
Water Efficient Landscaping Workshop Series: Gardening with Natives	Targeted	3/3/07	50 attendees. Distributed urban runoff, water conservation, and general District information.

Santa Clara Valley Water District
2006-07 PIP Activities/Community Events

PI/P Activity[1]	Type of Outreach [2]	Level of Implementation (Description/Dates)	Evaluation of Effectiveness [3]
Water Efficient Landscaping Workshop Series: Selecting Plants for Your Water Wise Garden	Targeted	3/10/07	55 attendees. Distributed urban runoff, water conservation, and general District information.
Water Efficient Landscaping Workshop Series: Water Wise Garden Design	Targeted	3/17/07	50 attendees. Distributed urban runoff, water conservation, and general District information.
Warm Season Crop Management Seminars: Pepper Crop Production Management	Targeted	3/20/07	30 attendees. Distributed urban runoff, water conservation, and general District information.
Water Efficient Landscaping Workshop Series: Water Efficient Irrigation Design	Targeted	3/24/07	30 attendees. Distributed urban runoff, water conservation, and general District information.
Earth Day at Saratoga High School	Taragetted (Students)	4/21/06	100 attendees. Booth presentation to celebrate Earth Day. Taught lessons about water supply and water conservation.
Stewardship for Small Acreages Workshop: General Session	Targeted (Rural landowners)	5/1/07 Workshop in coordination with Loma Prieta RCD, UC-Cooperative Extension, and USDA-NRCS. Provided rural landowners with the resources needed to assess their properties and plan and implement improvements, if needed, to protect both surface and ground water quality on and off their property.	28 attendees. Topics covered included watersheds and conservation plans, groundwater quality and well maintenance, septic system maintenance and household hazardous waste disposal and alternatives. Distributed literature on well construction, use and maintenance, septic system design and maintenance, household hazardous waste alternatives and disposal locations, individual parcel maps with water and elevation features for conservation planning.
Stewardship for Small Acreages Workshop: Fire Safety, Landscaping & Erosion Control	Targeted (Rural landowners)	5/9/07 Workshop in coordination with Loma Prieta RCD, UC-Cooperative Extension, and USDA-NRCS. Provided rural landowners with the resources needed to assess their properties and plan and implement improvements, if needed, to protect both surface and ground water quality on and off their property.	33 attendees. Topics covered included fire fuel load management, fire safe home site, native plant identification and uses in landscape, noxious weed identification and management, irrigation management and sudden oak death syndrome. Distributed literature on landscaping to reduce fire hazard, fire safety, noxious weeds, drainage and erosion control.

Santa Clara Valley Water District
2006-07 PIP Activities/Community Events

PI/P Activity[1]	Type of Outreach [2]	Level of Implementation (Description/Dates)	Evaluation of Effectiveness [3]
Stewardship for Small Acreages Workshop: Small Vineyard	Targeted (Rural landowners)	5/16/07 Workshop in coordination with Loma Prieta RCD, UC-Cooperative Extension, and USDA-NRCS. Provided rural landowners with the resources needed to assess their properties and plan and implement improvements, if needed, to protect both surface and ground water quality on and off their property.	42 attendees. Topics covered included conservation for the small vineyard, fertilizer and irrigation management, water quality protection, organic methods, and integrated pest management. Distributed literature on beneficial insects, less-toxic pest control, and composting.
Stewardship for Small Acreages Workshop: Manure Management, Composting, Pastures, Pens & Paddocks, and Livestock Health	Targeted (Rural landowners)	5/23/07 Workshop in coordination with Loma Prieta RCD, UC-Cooperative Extension, and USDA-NRCS. Provided rural landowners with the resources needed to assess their properties and plan and implement improvements, if needed, to protect both surface and ground water quality on and off their property.	31 attendees. Topics covered included manure, pest and pasture management, erosion control, animal health husbandry, landfills and waste recycling, portable garden, and conservation plan implementation. Distributed literature on manure management, composting, pasture management, and animal care.
Water Wizard Festival	Targeted (Third Grade Students)	5/25/07	300 attendees. Staffed a booth and presented lessons on water cycle, water pollution prevention and water conservation.
Executive Council for Homeowners (ECHO) 35th Annual Seminar and Exhibit	Targeted (Homeowners)	6/2/07	120 attendees. Promoted Water-Wise House Call Program, distributed water conservation and general District information.
Irrigation Seminar in English	Targeted	6/6/07	40 attendees. Instruction on: • Mechanical and electrical problems common in irrigation system • Increasing distribution uniformity on an irrigation system New ET controllers

Santa Clara Valley Water District
2006-07 PIP Activities/Community Events

PI/P Activity[1]	Type of Outreach [2]	Level of Implementation (Description/Dates)	Evaluation of Effectiveness [3]
Irrigation Seminar in Spanish	Targeted	6/7/07	21 attendees. Instruction on: • Mechanical and electrical problems common in irrigation system • Increasing distribution uniformity on an irrigation system New ET controllers
22nd Annual California Coastal Cleanup Day	Citizen Participation	9/16/06	22 sites throughout Santa Clara County, 1,078 volunteers, 22,464 pounds of trash and 5,503 pounds of recyclables removed from 32 miles of streams.
National Rivers Cleanup Day	Citizen Participation	5/19/07	22 sites throughout Santa Clara County, 553 volunteers, 29,603 pounds of trash and 9,891 pounds of recyclables collected.

Attachment 1.7
MERCURY POLLUTION PREVENTION ACTIVITIES
COPPER/NICKEL ACTION PLAN

SANTA CLARA VALLEY WATER DISTRICT
URBAN RUNOFF ANNUAL REPORT FOR FY 2006-07
COPPER/NICKEL ACTION PLAN

SELF EVALUATION MATRIX

Item Source[1]	Activity	FY2006-2007 Tasks	Status / Comments	Due Date (mo/yr)	Responsible Party
MERCURY POLLUTION PREVENTION ACTIVITIES					
C.9.c	Mercury Control	Continue to handle mercury-containing products in accordance with Universal Waste Regulations and Program Guidelines for Mercury-Containing Products Reduction and Management and Mercury Virtual Elimination Policy; Participate in the Program ad hoc Task Group and implement actions applicable to the District.	Completed – An ongoing and continuous effort is in place to handle, recycle, and dispose of products.	Ongoing	Ad hoc Task Group: SWQU

RESPONSE TO REGIONAL BOARD COMMENTS FROM PREVIOUS YEAR'S ANNUAL REPORT

No comments from the Regional Board were received on this section of last year's annual report.

PROGRAM EVALUATION

District staff continued to purchase alternative products, where available, and to dispose of mercury-containing materials in accordance with applicable regulations.

District staff co-chairs the Santa Clara Basin WMI Guadalupe River Mercury TMDL Technical Workgroup and Stakeholder Workgroup. The workgroups identify opportunities to collaborate on technical studies to support TMDL development and implementation. The District staff continues to support and participate in the development of the SCB-WMI Watershed Action Plan.

[1] Notation is as follows: PS (Performance Standard), URMP (Urban Runoff Management Plan), NDII (New District Initiated Item), NPDES (NPDES Permit)

SANTA CLARA VALLEY WATER DISTRICT
URBAN RUNOFF ANNUAL REPORT FOR FY 2006-07
COPPER/NICKEL ACTION PLAN

HIGHLIGHTS AND ACCOMPLISHMENTS

Mercury Removal Projects and Programs Completed and Underway

Stream Maintenance Program

In 2006, routine sediment removal maintenance resulted in the disposal of 91,815 cubic yards of material, with 13,482 of this total from the creeks in the upper portion of the Guadalupe River Watershed. The total mercury removed from the system was 43 kg, with 25 kg from the Guadalupe River Watershed.

Monitoring

The District has undertaken a monitoring program to evaluate water quality in Lake Almaden, Almaden Reservoir, Calero Reservoir, Guadalupe Reservoir and Stevens Creek Reservoir. Depth profile measurements of temperature, pH, conductivity, and dissolved oxygen were conducted monthly. In addition, water samples were collected from the epilimnion and hypolimnion for analyses of total and dissolved mercury, total and dissolved methyl mercury, ammonia, nitrate/nitrite, sulfate and phosphorus at Lake Almaden, Almaden Reservoir, and Guadalupe Reservoir. Samples were also collected from the epilimnion for analyses for chlorophyll a. The purpose of this monitoring is to establish existing water quality conditions and seasonal variability to evaluate the implementation of management changes to improve water quality.

Mercury Control Program

In 2006, the District continued to implement three projects to control mercury in the Guadalupe River Watershed: Jacques Gulch Restoration, Lake Almaden Aeration, and Reservoir Oxygenation.

Jacques Gulch Restoration

Jacques Gulch is a tributary to Almaden Reservoir that drains approximately one-third of the reservoir watershed. A portion of this drainage includes a small tributary that drains a portion of the former New Almaden Mining District, which is now Almaden-Quicksilver County Park. The project will remove, cap, or control erosion of extensive mercury deposits in the tributary above its confluence with Jacques Gulch, and in Jacques Gulch above its confluence with Almaden Reservoir. This project will require planning, permitting and construction, and is scheduled for completion in 2011. During the reporting period, the District revised a draft Engineer's Report for the project.

Lake Almaden Aeration

Lake Almaden is a former gravel quarry that lies at the confluence of Guadalupe Creek and Los Alamitos Creek that drain Guadalupe and Almaden Reservoirs, respectively. Below this confluence is the Guadalupe River. This lake provides recreational amenities to the community, including swimming, boating, and fishing. The Guadalupe River Watershed Mercury Study identified the lake as a significant source of methyl mercury that bioaccumulates in fish within the lake and in fish downstream. In 2006, the District continued a monitoring and sampling program to evaluate the performance of a pilot treatment system using a solar-powered circulator (Solar Bee). Data collected during the summer of 2006 showed a 96% reduction in the methyl mercury concentrations measured in the treated portion of the lake as compared to 2005 data. Building on this success, a second circulator was installed in the lake in March 2007.

Reservoir Aeration

The Guadalupe River Watershed Mercury Study identified reservoirs as a significant source of methyl mercury that bioaccumulates in fish within the reservoirs and in downstream creeks. The study also demonstrated a correlation between the seasonal development of anoxia in the hypolimnion and increased methyl mercury concentrations. Building on the success of the Lake Almaden pilot project, the District installed three solar-powered circulators in Almaden Reservoir in April 2007. The District Board also approved the purchase of three solar-powered circulators for Guadalupe Reservoir, which are expected to be installed during the summer of 2007.

Watershed Stewardship Excellence Award

The San Francisco Bay Regional Water Quality Control Board (Regional Board) presented the District with a Watershed Stewardship Excellence Award – Recognition for Exceptional Watershed Stewardship and Legacy Mercury Pollution Control Efforts in the San Francisco bay Area in September 2006. The award was the result of the District's efforts to assist the Regional Board with development of the Total Maximum Daily Load (TMDL) for mercury in the Guadalupe River Watershed, and for taking the initiative to evaluate treatment alternatives to reduce methyl mercury in Lake Almaden.

In February 2005, the District completed the Guadalupe River Watershed Mercury Study, a two-year collaborative effort with the Watershed Management Initiative to ensure the TMDL was based on sound science. One important finding of the study was that methyl-mercury (the bio-available form of mercury) is produced in the reservoirs and in Lake Almaden during the warm summer months, and is related to the seasonal depletion of oxygen in the bottom of the reservoirs and lake. In March 2006, the District Board approved the purchase of the first Solar Bee to treat a portion of Lake Almaden. The Solar Bee was installed in May 2006 and subsequent systematic monitoring has shown improved water quality in the lake.

SANTA CLARA VALLEY WATER DISTRICT
URBAN RUNOFF ANNUAL REPORT FOR FY 2006-07
COPPER/NICKEL ACTION PLAN

SELF EVALUATION MATRIX

P.S. Id.	Activity	CI Item Source	FY 06-07 Tasks	Status / Comments	Due Date (mo/yr)	Responsible Party
COPPER ACTION PLAN TASKS						
CAP CB-1	Vehicle Washing Operations	CAP	Vehicle Washing Operations • Distribute outreach materials on proper vehicle/equipment washing at District department counters and public events, and post on District website. • Continue to maintain car wash systems for District vehicles at the corporation yard.	Completed	Ongoing	SWQU
CAP CB-6/7	Reducing Traffic Congestion/ Promoting Alternative Transportation	CAP	Reducing Traffic Congestion/ Promoting Alternative Transportation • Maintain Carpool Connection service on District internal website. • Continue to include information about alternative transportation in the P2 week email campaign. • Continue Spring Bike to Work email information. • Continue to provide staff with free bike lockers at facilities.	Completed	Ongoing	SWQU
CAP CB-8	Watershed assessment and protection	CAP	Watershed assessment and protection • Review and maintain guidance from SCVURPPP and San Jose on addressing water quality in the CEQA review process, as part of C.3.m. implementation.	Completed	Ongoing	SWQU

SANTA CLARA VALLEY WATER DISTRICT
URBAN RUNOFF ANNUAL REPORT FOR FY 2006-07
COPPER/NICKEL ACTION PLAN

P.S. Id.	Activity	CI Item Source	FY 06-07 Tasks	Status / Comments	Due Date (mo/yr)	Responsible Party
			• Continue to lead/participate in the water Resources Protection Collaborative and implement any agreed upon guidelines and standards for watershed protection.			
CAP CB-11	Street sweeping and storm drain O&M		Street sweeping and storm drain O&M • Follow Program guidance regarding the collection and reporting of street sweeping data at District facilities. Provide data for Annual Report. • Evaluate need for improvement of current street sweeping and storm drain system O&M programs (within available budgets).	Completed	Ongoing 6/06	SWQU
CAP CB-12	Outreach on pool, spa maintenance	CAP	Outreach on pool, spa maintenance • Distribute outreach materials at local public events; brochures at agency department counters and public places.	Completed	Ongoing	SWQU
CAP-21			Use of Architectural Copper • Request Program Management Committee to develop guidance addressing the use of wood containing copper-derivative preservatives.		July 06	SWQU/CPRU
NICKEL ACTION PLAN TASKS						
NB-1	Measures to control nickel discharges from construction		Measures to control nickel discharges from construction sites • Continue to implement Construction	Completed	Ongoing	SWQU

SANTA CLARA VALLEY WATER DISTRICT
URBAN RUNOFF ANNUAL REPORT FOR FY 2006-07
COPPER/NICKEL ACTION PLAN

P.S. Id.	Activity	CI Item Source	FY 06-07 Tasks	Status / Comments	Due Date (mo/yr)	Responsible Party
	sites		Inspection Performance Standards at District Construction sites. • Continue to encourage inspectors to attend Regional Board/Program workshops on construction site management and learn latest erosion/sediment control techniques. • Continue to attend Program workshops on post-development stormwater BMPs (C.3.).			

RESPONSE TO REGIONAL BOARD COMMENTS FROM PREVIOUS YEAR'S ANNUAL REPORT

No comments from the Regional Board were received on this section of last year's annual report.

PROGRAM EVALUATION

The District, as an environmental steward, has several practices and activities in place that support copper and nickel pollution prevention. The District continues to distribute outreach materials at public events. The District's website provides a carpool connection interactive map so an individual is able to search for carpoolers in the vicinity of one's home or even along the route an individual uses to get to work.

HIGHLIGHTS AND ACCOMPLISHMENTS

The District enacted a policy several years ago to have District vehicles washed and vacuumed at the existing covered wash rack that discharges through a clarifier to the sanitary sewer system. The District is very proactive in attempting to reduce traffic and pollutants caused by traffic. The district provides, free to employees, bicycle lockers, and reimburses staff for use of public transit for business purposes.

Attachment 1.8
TRASH INVENTORY AND MANAGEMENT

SANTA CLARA VALLEY WATER DISTRICT
URBAN RUNOFF ANNUAL REPORT FOR FY 2006-07
TRASH INVENTORY AND MANAGEMENT

SELF EVALUATION MATRIX

Item Source[1]	Activity	FY2006-2007 Tasks	Status / Comments	Due Date (mo/yr)	Responsible Party
TRASH ACTIVITIES					
C.2.a.		Continue implementation of trash control measures within SCVWD jurisdiction, as appropriate, to address trash problem areas within high priority locations.	On-going Per Trash Work Plan Urban Rapid Trash Assessments were completed in the Fall of 2006 and began again in the Spring of 2007	March 07 Currently taking place.	SWQU Trash Team
C.2.a.		Provide Program staff with information on trash management practices implemented in SCVWD jurisdictions, using standardized reporting format.	Completed	June 07	SWQU Trash Team
C.2.a.		Assist Program in implementing a Pilot Demonstration Project which focuses on documenting type and volume of trash that can potentially be conveyed through the storm drain system.	This task was not completed by SCVURPPP.	June 07	Program & SWQU
C.2.a.		Continue identifying and prioritizing trash problem areas in urban streams and waterways and other potential sources that may contribute trash to those areas.	Completed- The District's trash hot spot list was evaluated and one site was moved due to the removal of a bridge. The District completed 35 Urban Rapid Trash Assessments in 2006-2007.	June 07	SWQU Trash Team & Watershed Field Staff

[1] Notation is as follows: PS (Performance Standard), URMP (Urban Runoff Management Plan), NDII (New District Initiated Item), NPDES (NPDES Permit)

SANTA CLARA VALLEY WATER DISTRICT
URBAN RUNOFF ANNUAL REPORT FOR FY 2006-07
TRASH INVENTORY AND MANAGEMENT

Item Source[1]	Activity	FY2006-2007 Tasks	Status / Comments	Due Date (mo/yr)	Responsible Party
C.2.a.		Continue trash evaluations using the Program's Urban Rapid Trash Assessment protocol (Version 1.0) in a subset of trash problem areas.	Completed- Trash assessments were completed in the Fall of 2006 and Spring of 2007. Total number of trash sites assessed by the District were 35 of which 4 sites had been recently cleaned, 4 sites were had to much trash to conduct an assessment and 8 of the sites had been recently cleaned by either Adopt-A-Creek programs, National River Clean Up events or District Maintenance staff.	June 07	SWQU Trash Team
C.2.a.		Submit Urban Trash Assessment Survey Forms, Trash Item Tally sheets to Program Staff	Completed. Data was submitted in January 2007 and again in July 2007.	June 07	SWQU Trash Team
C.2.a.		Assist Program staff in developing an effective strategy for reducing trash in urban streams and waterways.	This remains in development and a significant effort was made to evaluate effective BMP based on field trips to LA county. The District believes the primary source of trash is from the municipal storm sewer system and is encouraging other co-permittees to incorporate trash exclusion devices to prevent trash from entering the storm drain.	June 07	SWQU Trash Team
C.2.a.		Annually revise trash problem areas list on an as needed basis. Revisions should be based on trash problem area surveys and other relevant information.	Completed- The Stream Water Quality Unit staff had correspondence with our watershed division regarding new sites. However it was decided to continue to evaluate the same sites for several assessments to build a higher resolution dataset for background data and to better track in improvements due to cleanup activities.	June 07	SWQU Trash Team & Watershed Field Staff
C.2.a.		Assist Program in developing Trash Fact sheets, as appropriate.	Completed	June 07	SWQU Trash Team

SANTA CLARA VALLEY WATER DISTRICT
URBAN RUNOFF ANNUAL REPORT FOR FY 2006-07
TRASH INVENTORY AND MANAGEMENT

RESPONSE TO REGIONAL BOARD COMMENTS FROM PREVIOUS YEAR'S ANNUAL REPORT

No comments from the Regional Board were received on this section of last year's annual report.

PROGRAM EVALUATION

The District continues to focus a significant amount of resources on trash removal from the watersheds and the property within the District's jurisdiction. Thirty five Rapid Urban Trash assessments were completed by District staff, of which 4 sites had been recently cleaned, 4 sites were had too much trash to conduct an assessment and 8 of the sites had been recently cleaned by either Adopt-A-Creek programs, National River Clean Up events or District Maintenance staff. The District continues to include litter prevention training in its school outreach programs as well as other outreach efforts associated with youth group field trips, etc. Please see the attached charts for further clarification of the trash data set.

HIGHLIGHTS AND ACCOMPLISHMENTS

It continues to be very challenging for the District to identify individual responsible parties for many of the illegal dumping activities that occur in the creeks of the county. Since the District has no police powers and no land use authority our ability to penalize polluters and protect the environment proactively rather than retroactively is virtually non-existent outside of our extensive public and educational outreach activities. Homeless encampments are one of the primary sources of trash being directly deposited to the riparian corridor. With these limitations in mind the District dispatches maintenance crews to provide frequent and routine creek cleanup for trash, and debris, in District waterways. Some of this material is deposited in creek channels and constitutes illegal dumping but is not reported to District hazmat or code enforcement staff due to the inability to establish an individual source or responsible party. In the spring of 2006 the District formed an internal focus group made up of water quality and field maintenance staff and various managers to better strategize how to identify root causes and sources of trash and how to reduce the load of trash to the creeks. This group continues to meet several times a year to discuss potential options and structure devices to capture trash and not harm the numerous natural resources in our creeks. This group is an outcome of the District's ISO process.

District continues to maintain three trash clean up programs which are 1) the Clean Safe Creek Outcome 1.4" Neighborhood creeks frequently inspected and cleaned of litter and graffiti; 2) Adopt-A-Creek frequently inspected and cleaned of litter and graffiti"; (Adopt-a-Creek program which allows individuals, service organizations or companies to adopt a section of creek and have there name posted along that section of creek); 3) unscheduled litter and debris removal associated with internal and external maintenance requests generated from the District's Internet website.

SANTA CLARA VALLEY WATER DISTRICT
URBAN RUNOFF ANNUAL REPORT FOR FY 2006-07
TRASH INVENTORY AND MANAGEMENT

During FY 06-07, The District's previously described three programs collected and disposed of approximately 8,897 cubic yards of trash and debris from county waterways. Last year a total 10,248 cubic yards of trash and debris was removed. This year's breakdown by watershed is as follows; Guadalupe watershed 3,246 cubic yards (36%), Coyote watershed 2,165 cubic yards (24%), West Valley watershed 1,422 cubic yards (16%), Lower Peninsula watershed 1,196 cubic yards (13%), and Uvas Llagas watershed had 868 cubic yards (10%). The Guadalupe watershed Good Neighbor Program continues to conduct monthly homeless encampment clean up activities. The Good Neighbor Program coordinates with the Santa Clara County Department of Corrections to utilize inmate labor for some of the creek cleanup activities. The San Jose Conservation Corp labor is also utilized extensively during many of the trash removal operations. The Adopt-A-Creek program also supports trash removal from adopted sections of various creeks and this program is highlighted in the PIP activities section of the Annual Report.

The watersheds most affected by homelessness and illegal dumping are the Guadalupe and Coyote Watershed. The District constantly is utilizing its limited staff and financial resources to clean up these areas. The District works closely with the City of San Jose on trash and homelessness issues that challenge both agencies. Annually the District and the City of San Jose clean up three large trash accumulation sections of the Coyote Creek or the Guadalupe River as part of a Trash Memorandum of Understanding between the City of San Jose and the District. This benefits the local habitat by removing the trash before the next round of winter storms and preventing the material from being redistributed throughout the lower watershed. Additionally the District has a significant number of regular trash clean up locations within each watershed where streets, roads, expressways and highways cross waterways where trash tends to accumulate. The District also is a co-chair of the SCVURPPP Trash Ad Hoc Task group that works on assessment of trash issues as well as initiating installation of trash reduction best management practices.

The District sent two groups to Los Angeles County this year to evaluate in-stream best management practices such as booms designed to capture trash in the Los Angeles River channel additionally the most recent trip traveled with program staff to also evaluate end of outfall trash capture nets at Hamilton Bowl and Ballona Basin. Please see the attached memo for a complete description and photos of the most recent trip.

Table 8.1: Trash Hot Spots by Watershed

	SUB-WATERSHED	ID	LOCATION	TRASH ASSESSMENT	SCORE
West Valley	San Tomas	WD03	San Tomas Creek. d/s Westmont Ave. to u/s of McCoy Ave. San Jose & Campbell	completed 10/19/06	too clean
	Calabazas	WD05	El Camino Storm Drain d/s Miramar Way		
	Calabazas	WD07	Calabazas Creek d/s Monroe Bridge	completed 10/19/06	54
	Calabazas	WD08	Calabazas Creek between Arques Ave and Hwy 237		
	Calabazas	WD09	Rodeo Creek d/s Cox Ave.	completed 10/27/06	66
	Calabazas	WD10	El Camino Storm Drain d/s French Street	completed 10/12/06	44
	San Tomas	WD11	San Tomas Creek d/s Payne	completed 10/04/06 & 06/13/07	52 / 48
	San Tomas	WD12	San Tomas Creek u/s Mission College	completed 10/04/06 & 06/13/07	88 / 66
	San Tomas	WD13	Saratoga Creek at El Camino Real	completed 10/04/06 & 06/13/07	31 / 53
	Sunnyvale East	WD14	Sunnyvale East Channel u/s of Ahwhnee	completed 09/28/06	106
	Sunnyvale East	WD15	Sunnyvale East Channel u/s of Persian	completed 09/28/06	too clean
	Sunnyvale East	WD16	Sunnyvale East Channel u/s of Carribean		
Lower Peninsula	Stevens Creek	WD01	Stevens Creek, d/s of Moffett Blvd (u/s &d/s of the fish ladder), Mountain View.	Visited 10/27/06 No Access- Should Remove from List	
	Matadero-Barron	WD02	Barron Debris Basin at Foothill Expressway and Arastradero Road, Gunn High School	completed 09/28/06	117
	Permanente	WD06	Permanente Creek d/s Amphitheater	completed 10/27/06	95
	Adobe	WD17	Adobe Creek downstream El Camino Real		
	Matadero-Barron	WD18	Matadero Creek, above and below bypass crossing along trail	completed 11/06/06	82
	San Francisquito	WD19	San Francisquito Creek between University Ave and Newell Rd		
	Stevens Creek	MV08	Stevens Creek at the end of La Avenida Owned and maintained by SCVWD		
	Stevens Creek	MV12	Stevens Creek at McClellan Ranch		
	Stevens Creek	MV13	Stevens Creek at El Camino		
	Stevens Creek	MV14	Stevens Creek at Moss Rock		
Guadalupe	Guadalupe	WD31	Highway 87 at Guadalupe River		
	Guadalupe	WD32	Old Julian St. Bridge	Unsafe, Homeless Occupied 11/08/06	Human Waste Not Scored
	Guadalupe	WD32	Virginia St. Bridge (formerly at Old Julian St. Bridge)	completed 11/08/06	26
	Guadalupe	WD33	Guadalupe River at Capitol Expressway	completed 11/08/06	50
	Guadalupe	WD34	Guadalupe River at Coleman Ave (downtown)	completed 11/08/06	33
	Guadalupe Creek	WD36	Guadalupe Creek at Hicks Stream Gauge	completed 09/12/06	102
	Randall Creek	WD37	Randall Creek bridge crossing u/s Alamitos Confluence	completed 09/14/06	68
	Alamitos Creek	WD38	Alamitos Creek at Greystone Lane	completed 09/14/06	84
	Los Gatos Creek	WD39	Los Gatos Creek at Lark Ave	completed 10/02/06	68
Coyote	Coyote	WD20	Thompson Creek d/s Aborn to Quimby	Surveyed 11/28/06	lots of trash
	Coyote	WD21	Lower Silver Creek d/s Sunset to Alum Rock	Surveyed 11/28/06	fairly clean
	Coyote	WD22	Lower Silver Creek d/s San Antonio to Hwy 680	Surveyed 11/28/06	
	Coyote	WD23	Lower Silver Creek u/s McKee Rd. Arroyo Park Area	Surveyed 11/28/06	relatively clean
	Coyote	WD24	Coyote Creek between Brokaw and Ridder Park	Unsafe, Homeless Occupied 11/28/06	Human Waste Not Scored
	Coyote	WD25	Coyote Creek at Quinn Ave	Surveyed 11/28/06	
	Coyote	WD26	Coyote Creek downstream Julian St	Unsafe, Homeless Occupied	Not Scored
	Coyote	WD27	Coyote Creek downstream Keys behind 1020 S. 12th St	Survey 11/28/06 No Access- Remove from List	
	Coyote	WD28	Berryessa Creek at 680	completed 11/06/06	38

Figure 8.1
Guadalupe Watershed
Urban Rapid Trash Assessment

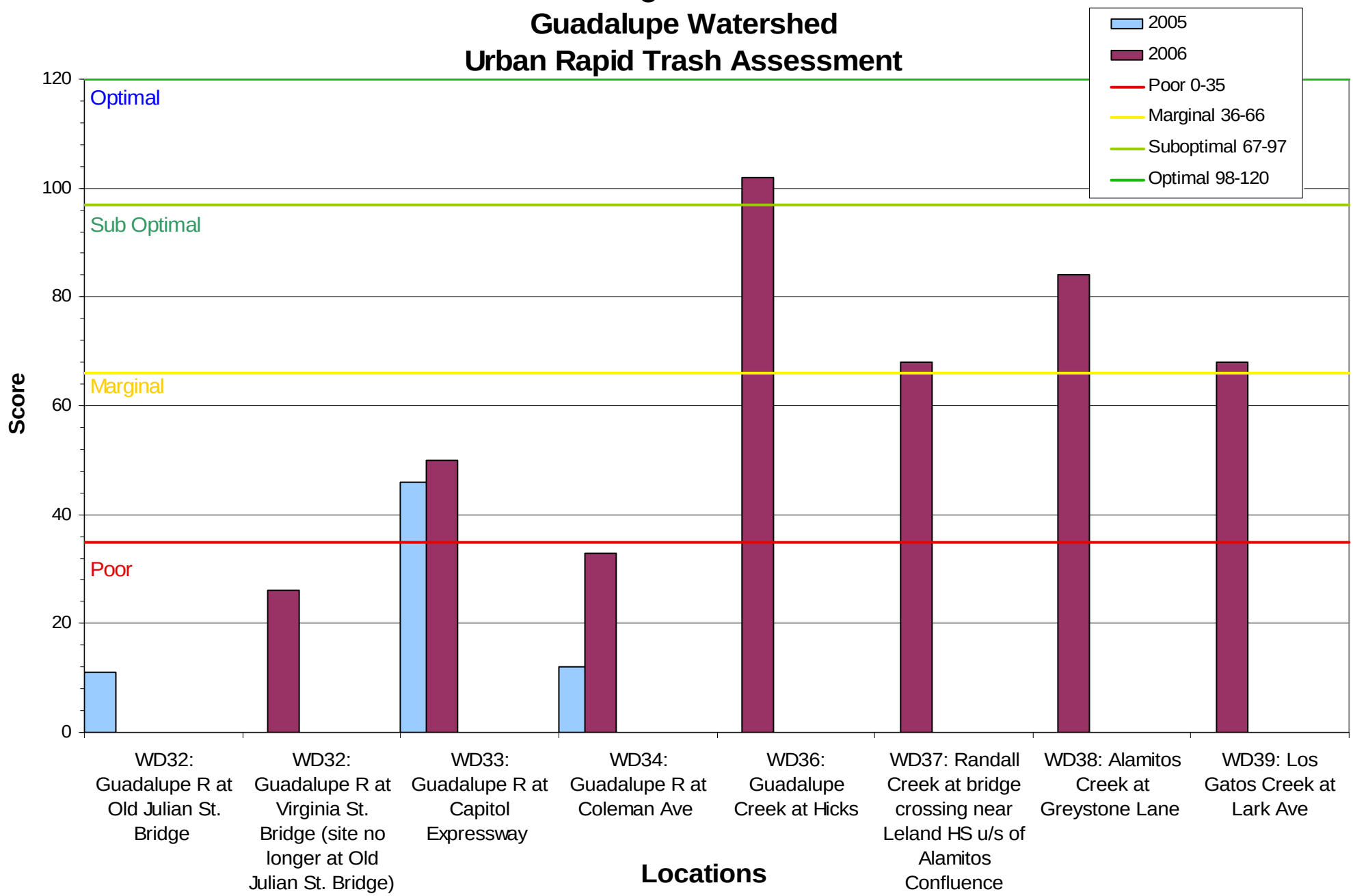

Figure 8.2
Lower Penninsula Watershed
Urban Rapid Trash Assessment

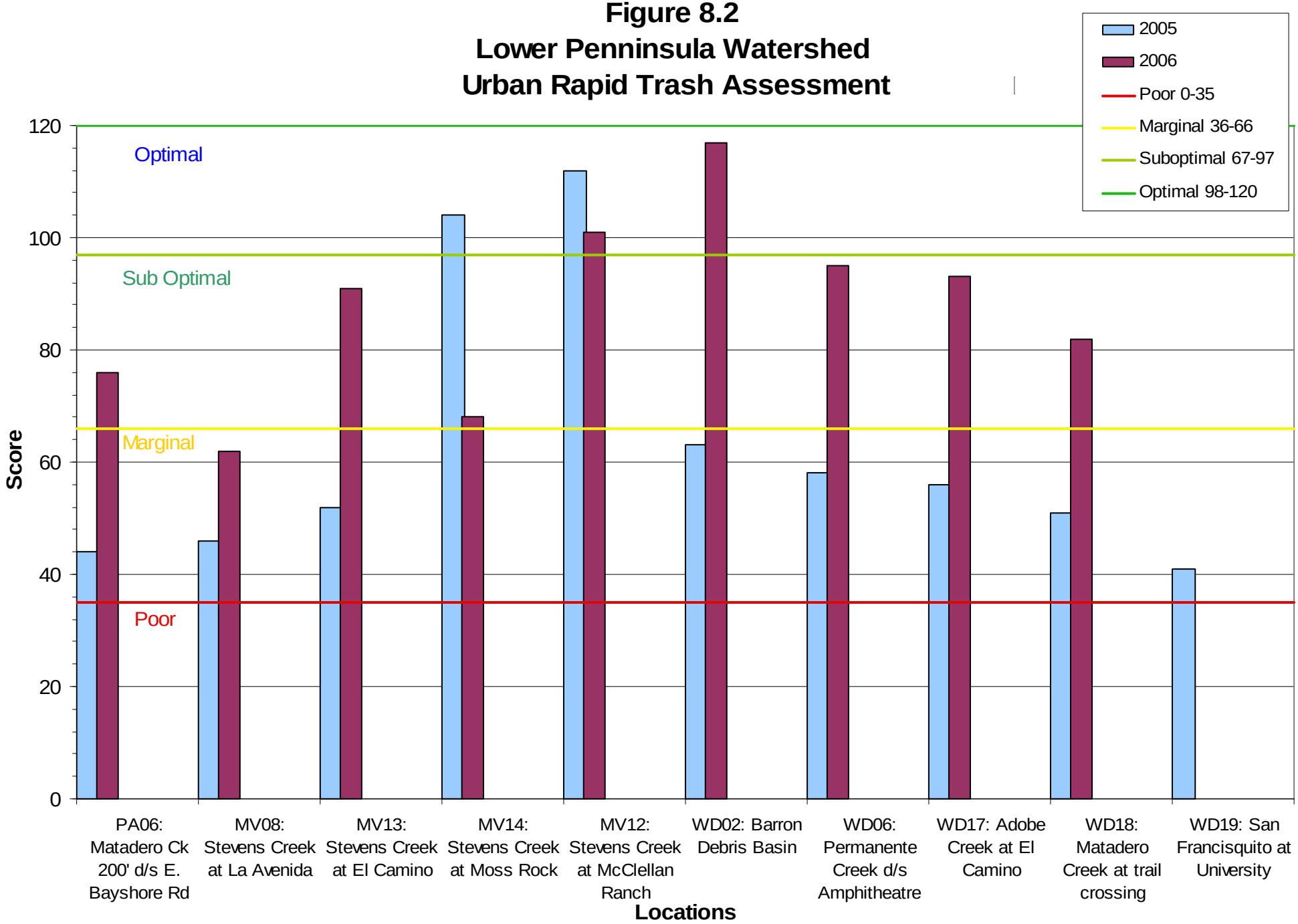

Figure 8.3
West Valley Watershed
Urban Rapid Trash Assessment

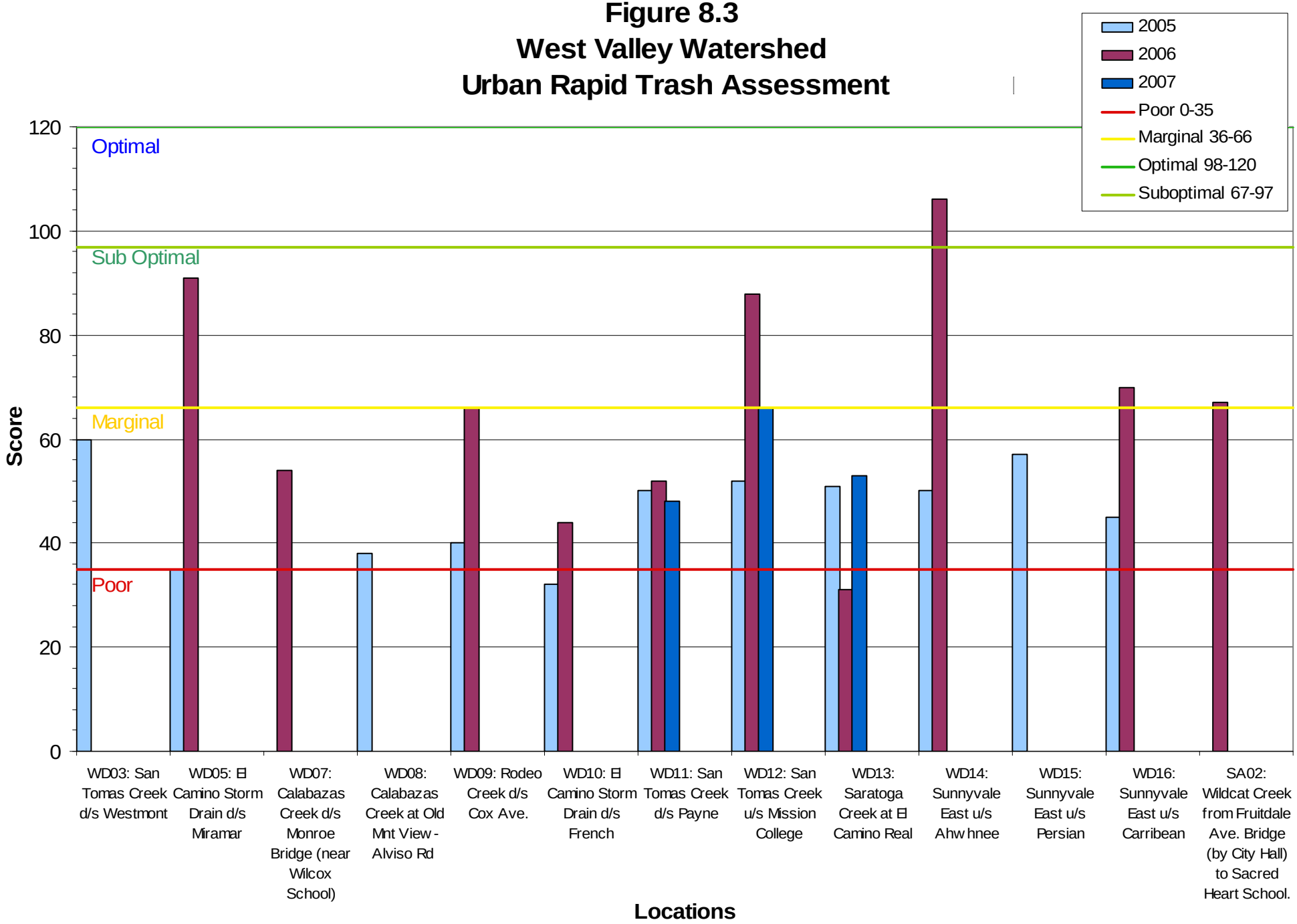

Santa Clara Valley Water District

MEMORANDUM

FC 14 (01-02-07)

TO: R. Narsim, B. Goldie, M. Klemencic, D. Chesterman

FROM: Brett Calhoun

SUBJECT: Los Angeles Field Trip – Trash nets and booms

DATE: June 17, 2007

On May 10th staff from the Stream Water Quality Unit and Santa Clara Valley Urban Runoff Pollution Prevention Program (SCVURPPP) met with various staff from the County of Los Angeles to further investigate trash capturing devices utilized by the County of Los Angeles. Our primary interest was in evaluating the performance and cost of the trash net which captures trash after it exits the storm water outfalls. These are considered end of the line devices. In addition District staff spent the afternoon addressing additional questions regarding installation and maintenance of the trash booms which had been studied by District Watershed staff in November 2006. Staff from SCVURPPP spent the afternoon evaluating devices that divert or prevent trash from entering the storm drain system by trapping trash in vaults. A copy of SCVURPPP's summary of findings has been attached for your perusal.

Trash Nets

This is a photo of the system set up on a single line.

The engineering and field staff with the County of Los Angeles have found the trash nets to be successful form of capturing significant quantities of trash to prevent it from entering the open channels, canals and rivers. Initially we were briefed on the installation and maintenance costs for the nets at a County of Los Angeles Corporation Yard. Later in the morning we had an opportunity to inspect several of the installations of various size and style at two locations. At the second location the County of Los Angeles staff had arranged for the maintenance crews to conduct a cleaning and maintenance operation.

Maintenance staff using a vacuum truck to clean up debris and trash from behind the net for pollutant control.



Maintenance staff removing the actual trash net with a crane truck (outside the picture) equipped with a line scale. (This net weighed about 120 lbs and had been cleaned out one week prior to this operation.)

Installation costs when evaluated by SCVURPPP and SCVWD prior to our trip appeared to be very high for these trash nets with very low or reasonable maintenance costs. What was discovered is that these devices tend to be very significant structures that actually stand away from the storm water outfalls. These devices tend to be made of steel and stainless steel and are constructed in such a way as to significantly reduce the likelihood of damage due to tampering. They also provide some level of public safety as the system is virtually encapsulated within the steel structures. The initial cost is in the $80,000 to $140,000 range for the device and installation. Maintenance costs tend to be reasonable for the devices as the nets themselves are $125 to replace and it takes up to an hour of field crew time to conduct the replacement operation. The nets are replaced about 2 times a year. County of Los Angeles staff indicated the nets were “One of the best for the cost” best management practices they use. The County of Los Angeles has been tracking some waste volumes for the devices and in 05-06 (wet year) the device at Hamilton Bowl captured 11, 400 pounds of trash, 06-07 (through May 10) accumulation was 7,588 pounds. For comparison sake the District reported to the Regional Water Quality Control Board during FY 05-06, “The District’s Clean, Safe Creeks Natural Flood Protection Program, Good Neighbor component removed and disposed of approximately 10,248 cubic yards (about 20,000 pounds) of trash and debris from county waterways. Last year a total 10,002 cubic

yards (about 20,000 pounds) of trash and debris was removed. This year's breakdown by watershed is as follows; Guadalupe watershed 4,179 cubic yards (41%), Coyote watershed 1,999 cubic yards (19%), West Valley watershed 1,790 cubic yards (18%), Lower Peninsula watershed 1,161 cubic yards (11%), and Uvas Llagas watershed had 1,120 cubic yards (11%)."

At one outfall location in the County of Los Angeles they collected roughly half as much trash as we did in the entire countywide program. With this data in mind it may very well be more cost effective collecting the trash at the outfalls. The County of Los Angeles also has a weekly inspection program which is an additional cost.

The County of Los Angeles field maintenance staff indicated that like any device, they had to come up with some modifications such as replacing the wood net frames with plastic frames and they came up with the vacuum truck idea to collect trash from behind the device prior to pulling the nets rather than the other way around. Historically they pulled the nets and then cleaned up the area using labor which was much more time consuming and labor intensive then the vacuum trucks.

Smaller Capture Devices

At a location known as Compton Creek the County of Los Angeles has used a much smaller net which attaches directly to the storm drain outfall.

The smaller nets are also inspected weekly, but are cleaned much less frequently than the more substantial devices.

2007 5 10

The Los Angeles River Boom and Ballona Creek Boom in Marina Del Rey.

In the afternoon District staff took a trip to see two locations where the booms were used to capture and divert trash. The two locations were the Los Angles River in Long Beach and Ballona Creek in Marina Del Rey. Considering the Los Angeles Regional Water Quality Control Board TMDL indicates that "…in-stream treatment is not acceptable, and that treatment must be addressed directly at the source…" the booms are considered a last resort for catching trash. These devices tend to create significant challenges to install and maintain and are costly to keep clean. In other words for all the so called source control devices utilized a significant amount of trash still makes its way too the storm drains and into the canals, channels and rivers in the Los Angeles basin. If SCVURPPP receives a TMDL listing it will likely include similar language offering direction to other local agencies that they must be taking action to prevent trash from entering the storm drain system and dealing with the problem in the creeks will not be acceptable.

Our interest at the Los Angles River site was to discuss the trash removal operations that took place by the contractors and to view the actual installation of the diversion structure. This boom requires constant maintenance due to the nature of the flows in the river. This boom is on the downstream end of an outside bend in the Los Angeles River which facilities the capture of trash due to the stream energy focused on the outside bend. This boom only extends about halfway or less across the channel. During high flow events this boom has experienced some movement of the anchor system and is currently under going some modification to improve the anchor system by installing augers into the bottom of the channel to help secure the boom. Also this boom does collect a significant amount of trash year round with the largest accumulations taking place after rain events as expected. The operation and maintenance and disposal costs associated with this device run to nearly $500,000 per year. In addition the County of Los Angeles pays the City of Long Beach an additional $500,000 annually to dispose of the trash that is not captured by the County of Los Angeles system.

Maintenance of this system requires some unique equipment as well as significant amount of space. The following photo is of a basket that is operated by a crane or a "dragline" rig. The trash is emptied into several dumpsters on site which allows the water to drain from the waste prior to transport to the landfill. The work site consists of a 1-2 acre lot which provides room for the cranes to access the creek as well as space for dumpsters to be placed at strategic locations to simplify the cranes ability to dump the trash with out constantly relocating.

The Ballona Creek system is much less maintenance intensive and is fashioned more like a skirt that hangs in the water and is attached to the channel banks at each end. This system actually crosses the entire channel at an angle. This area is tidal at this location so trash accumulates on both sides of the skirt however the removal of trash from this area can be done with an excavator and a series of dump trucks that park on the levee. The challenge this system faces is with high flows. After using various methods to protect the boom from damage the County of Los Angeles maintenance staff developed a breakaway cable that allows the boom to safely disconnect from the downstream anchor when flows would otherwise damage the boom. This boom system is fairly inexpensive to purchase. This boom can cost from $5000 to $10,000 dollars to purchase.

The District, if it decides to implement some in channel capturing device may find a combination of the two booms a good compromise. The District could install a “Sea Curtain” similar to that utilized at Ballona Creek conceivable placed across a portion of Coyote Creek or the Guadalupe River at a bend in the river to facilitate trash moving to one side of the creek allowing trash removal to occur from one bank.

The creeks in Los Angeles were wide and free of vegetation which facilitated the trash capture in many ways were District Creeks are narrow in comparison and much more vegetated which tends to hinder the movement of trash to locations that would be more ideal for the capture and removal of trash. What the solution to this challenge is we do not know.

The safety issue did come up in conversation as well and County of Los Angeles staff did indicated that in the upper watershed the local Fire Department had them remove a boom due to the potential human safety issues for citizens and rescuers involved with a curtain placed across the creek.

It is clear that the County of Los Angeles is moving to total capture devices in the implementation of the TMDL which will allow them to drastically reduce the programs monitoring costs as the total capture devices skirt the need for a monitoring program.

_____
Brett Calhoun
Senior Water Quality Specialist

Cc: Scott Katric, Al Gurevich, Devin Mody, Jason Christie, Bill Springer, Vince Stevens

Attachment 1.9
OTHER WATER QUALITY AND WATERSHED MANAGEMENT REQUIREMENTS

Facility SWPPPs – Corporation Yard
Flood Control/Channel Maintenance Activities
Monitoring
Sediment Control
Watershed Measures
Continuous Improvement Activities

SANTA CLARA VALLEY WATER DISTRICT
URBAN RUNOFF ANNUAL REPORT FOR FY 2006-07
OTHER WATER QUALITY AND WATERSHED MANAGEMENT REQUIREMENTS

SELF EVALUATION MATRIX – FACILITY STORM WATER POLLUTION PREVENTION PLANS

Item Source[1]	Activity	FY2006-2007 Tasks	Status / Comments	Due Date (mo/yr)	Responsible Party
OTHER WATER QUALITY AND WATERSHED MANAGEMENT REQUIREMENTS FACILITY STORM WATER POLLUTION PREVENTION PLANS					
URMP	Training	Annual SWPPP training	Conducted on June 19, 2007	April 07	SWQU
URMP	Effectiveness Evaluation	Effectiveness Evaluation	Completed in June, 2007	Feb 07	SWQU
CORPORATION YARD O&M					
C.2.a URMP	Effectiveness Evaluation	Conduct annual effectiveness evaluation per Storm Drain O&M Performance Standards.	Completed in June, 2007	Feb 07	SWQU SD O&M Task Lead
C.2.a URMP	Training	Conduct Annual Training workshop for District Corporation Yard staff.	Conducted on June 19, 2007	March 07	SWQU SD O&M Task Lead
C.2.a URMP	Monitoring	Conduct sampling of the District's Corporation Yard outfall to Guadalupe River.	Sampling completed in December 2006 and April 2007. Results indicate some modifications need to be made to improve TPH-D capture.	Oct 06 April 07	SWQU SD O&M Task Lead
		Install catch basin inlet insert.	Items received and returned for refitting and returned again.	June 07	SWQU SD O&M Task Lead

RESPONSE TO REGIONAL BOARD COMMENTS FROM PREVIOUS YEAR'S ANNUAL REPORT

No comments from the Regional Board were received on this section of last year's annual report.

[1] Notation is as follows: PS (Performance Standard), URMP (Urban Runoff Management Plan), NDII (New District Initiated Item), NPDES (NPDES Permit)

SANTA CLARA VALLEY WATER DISTRICT
URBAN RUNOFF ANNUAL REPORT FOR FY 2006-07
OTHER WATER QUALITY AND WATERSHED MANAGEMENT REQUIREMENTS

PROGRAM EVALUATION

The District operates 3 office buildings, 3 water treatment plants, 2 pumping and metering stations, 1 pump station, 1 corporation yard, 1 warehouse storage and supply facility, and 2 storage yards. Although the District operates one Corporation Yard, the District has Storm Water Pollution Prevention Plans (SWPPPs) for all 5 facilities. In FY05-06 several SWPPP's (Vasona, Corp Yard and Headquarters) were re-written and are currently under final peer review. In FY 06-07 the SWPPP revision for the Santa Teresa Water Treatment Plant was started.

HIGHLIGHTS AND ACCOMPLISHMENTS

BMPs were formally inspected quarterly during non-stormwater observations at all District facilities except Coyote and Pacheco Pump Stations. The pump stations do not warrant non-stormwater observations due to the low potential for these types of discharges to occur. The Corporation Yard culvert inlet protection device (constructed of cinderblocks filter fabric and washed gravels) was cleaned and reconstructed in the fall of 2006. This device is very effective at preventing a significant amount of sediment from reaching the Guadalupe River. Each fall we remove several cubic yards of silty material that has been detained by the device. The device also provides some limited attenuation of the peak discharge of storm water from the corporation yard. Other BMPs are working effectively, as noted on the non-stormwater observation forms submitted.

SANTA CLARA VALLEY WATER DISTRICT
URBAN RUNOFF ANNUAL REPORT FOR FY 2006-07
OTHER WATER QUALITY AND WATERSHED MANAGEMENT REQUIREMENTS

SELF EVALUATION MATRIX – FLOOD CONTROL/CHANNEL MAINTENANCE ACTIVITIES

Item Source[2]	Activity	FY2006-2007 Tasks	Status / Comments	Due Date (mo/yr)	Responsible Party
OTHER WATER QUALITY AND WATERSHED MANAGEMENT REQUIREMENTS FLOOD CONTROL/CHANNEL MAINTENANCE ACTIVITIES					
URMP	Flood Control/ Channel Maintenance	Annual Channel Maintenance Training for O/M Staff	Completed – Annual training held on June 11, 2007.	May 07	SWQU Channel Maintenance Task Lead
		Annual Effectiveness Evaluation	Completed – Solicited feedback from District staff for effectiveness of BMPs and any improvements or changes that need to be made.	Feb 07	SWQU Channel Maintenance Task Lead

RESPONSE TO REGIONAL BOARD COMMENTS FROM PREVIOUS YEAR'S ANNUAL REPORT

No comments from the Regional Board were received on this section of last year's annual report.

HIGHLIGHTS AND ACCOMPLISHMENTS

The District maintains over 700 miles of stream channels to provide flood protection for the Santa Clara County communities. Under the Multi-Year Stream Maintenance Program (SMP) the District removes sediment, provides for erosion protection, and conducts vegetation management activities. Minor maintenance activities include trash removal, fence and access repair, maintenance of revegetation sites, and removal of downed trees or other blockages from the streams. During FY 06-07, the District removed 91,815 cubic yards of sediment and completed bank protection projects totaling 3,192 linear feet.

Annual SMP archeology awareness and BMP training was conducted on June 11, 2007 and 87% of District employees from the Watershed Field Operations Units, Watershed Program Support Units, Vegetation Management Unit, and Regulatory Compliance Unit received the training (79 employees).

[2] Notation is as follows: PS (Performance Standard), URMP (Urban Runoff Management Plan), NDII (New District Initiated Item), NPDES (NPDES Permit)

BMP training evaluation forms were distributed during the training session and attendees were asked to complete them before leaving. All training sessions were rated excellent (32%) or good (68%) by the respondents. Suggestions for improving the training will be incorporated into next year's training.

The annual Internal Lessons Learned meeting was held on November 29, 2006 to discuss what went well and what was learned from the 2006 Stream Maintenance Program projects. The meeting reviewed the effectiveness of Best Management Practices (BMPs) and recommendations for their improvement. Those attending the meeting included individuals responsible for implementing various SMP components during the 2006 construction season. These included: Watershed Maintenance Managers, Engineering Unit Managers, Watershed Engineers, Regulatory Compliance Specialists, Environmental Planners, Water Quality Specialists, Biologists, Vegetation Specialists, Field Supervisors, and heavy Equipment Operators. Approximately 50 District staff attended the meeting.

BMP inspection checklists continued to be used for sediment removal and bank protection projects and for chemical and non-chemical vegetation management activities. The checklists provide documentation of BMP implementation at the SMP projects, inspection of the BMPs, and track any adjustments made to BMP implementation.

SANTA CLARA VALLEY WATER DISTRICT
URBAN RUNOFF ANNUAL REPORT FOR FY 2006-07
OTHER WATER QUALITY AND WATERSHED MANAGEMENT REQUIREMENTS

SELF EVALUATION MATRIX – MONITORING – SEDIMENT CONTROL – WATERSHED MEASURES

Item Source[3]	Activity	FY2006-2007 Tasks	Status / Comments	Due Date (mo/yr)	Responsible Party
OTHER WATER QUALITY AND WATERSHED MANAGEMENT REQUIREMENTS MONITORING – SEDIMENT CONTROL – WATERSHED MEASURES					
C.7.c	Monitoring	Assist the Program to prepare Annual Monitoring Project Plan. Collaborate District compliance and project monitoring efforts with the Program.	Completed-The District will share water quality monitoring data and information from capital improvements projects and stream maintenance projects with Program.	Ongoing	SWQU
	Monitoring	Continue water Quality Index pilot study in the Guadalupe, Coyote and Stevens Creek Watersheds.	Results are shown in Figures 9.1, 9.2 and 9.3.	June 07	SWQU
C.9.f.iii	Sediment	Assist with Implementation of Urban Creeks Watershed Sediment Analysis Plan and Management Practices Assessment for Upper Penitencia Creek. Review Assessment Approach and Watershed Priorities Review Sediment Balance if developed	Completed review in the Fall of 2006 -District will review analysis and provide comments, participate in evaluation of management measures, review assessment and provide comments, and review technical memorandum and provide comments. Sediment study was submitted to co-permittees for review in July 2007.	Sept 07	Program
C.9.f.iii	Sediment	Assist with Implementation of Urban Creeks Watershed Sediment Analysis Plan and Management Practices Assessment for Saratoga Creek.	Pending-This document was not submitted until July 2007. The District did provide additional funding and resources for the fish scale analysis in support of this effort.	June 07	Program
C.10	Watershed Measures	Continue participation in WMI/SCVURPPP Monitoring ad hoc task group. District staff participates quarterly in WMI Watershed Assessment Subgroup.	Complete-Attend SCVURPPP Monitoring Ad Hoc Task Group & Watershed Management Initiative Watershed Assessment Subgroup integrated Quarterly meetings.	Ongoing	WMI WAS

[3] Notation is as follows: PS (Performance Standard), URMP (Urban Runoff Management Plan), NDII (New District Initiated Item), NPDES (NPDES Permit)

SANTA CLARA VALLEY WATER DISTRICT
URBAN RUNOFF ANNUAL REPORT FOR FY 2006-07
OTHER WATER QUALITY AND WATERSHED MANAGEMENT REQUIREMENTS

Item Source[3]	Activity	FY2006-2007 Tasks	Status / Comments	Due Date (mo/yr)	Responsible Party
URBAN RUNOFF PROGRAM ADMINISTRATIVE ACTIVITIES					
C.6.a.	Annual Report	Submit 05-06 Annual Report of accomplishments to the RWQCB through the Program.	Complete August 2006	Aug 06	SWQU
C.6.a.	Work Plan	Submit 07-08 Work Plan to the RWQCB via the Program.	Complete February 2007	Feb 07	SWQU
CONTINUOUS IMPROVEMENT ACTIVITIES					
		District SWPPP inspection implementation at some facilities-The Stream Water Quality Unit has identified the need to encourage more frequent inspections and monitoring of Storm Drain systems at some District facilities. Changes have been made to the training program and we look forward to reporting our improved inspection frequency next year.	Completed-SWQU staff labor was used to supplement over allocated facility staff time to complete inspections at the Vasona Meter Shop and the Headquarters, Administration and Corporation Yard facilities.	Aug 06	SWQU
		SWPPP updates-The Stream Water Quality Unit has identified that several of the facility SWPPP's are in need of updates as some of the Roles and Responsibilities have changed over the last few years.	Pending-SWPPP's continue to be behind schedule however progress has been made towards completion of the updates.	Aug 06	SWQU

RESPONSE TO REGIONAL BOARD COMMENTS FROM PREVIOUS YEAR'S ANNUAL REPORT

No comments from the Regional Board were received on this section of last year's annual report.

PROGRAM EVALUATION

The District will share water quality monitoring data and information from capital improvement projects and stream maintenance projects with the Program.

HIGHLIGHTS AND ACCOMPLISHMENTS

Coordinate Regional Monitoring Efforts of BASMAA, SCVURPPP, WMI, and District

The District Stream Water Quality Unit staff attended program and regional monitoring work group meetings including SCVURPPP Monitoring Ad-Hoc Work Group, BASMAA Monitoring Committee, WMI Assessment Subgroup meetings, and TMDL work group meetings (PCB, mercury, sediment), to identify opportunities for coordination and collaboration of monitoring activities. District staff participated in the Monitoring Ad Hoc Workgroup meetings and worked with the SCVURPPP Program to share monitoring data. District staff reviewed and commented on Program monitoring work plans, monitoring reports, and assessments. The District has dedicated significant resources to work on the Guadalupe Watershed Mercury study and proposed TMDL. The District has also dedicated staff time to comment on the San Francisco Bay Mercury TMDL.

As the WMI moves from planning to implementation, the District continues to serve as a major stakeholder and leader in the WMI processes to provide a stakeholder forum, share information, provide networking opportunities, and facilitate funding support in advocating water resources issues for the Santa Clara Basin.

Major accomplishments included:

1. Provided debriefing on Solar Bee Mercury Removal efforts to pave the road for future support letters for grant funding.
2. Provided debriefing to WMI Land Use Subgroup on Stewardship Planning efforts to advocate the visions for the watersheds and better use of the information contained in the District's stewardship plans.
3. Facilitated the removal of "silver wash" washing machines from the water conservation rebate program, prevented toxic chemicals from entering the wastewater stream right from the source.
4. Played an important role to encourage City of San Jose to conduct a more thorough review of the impacts on groundwater resources for its Household Hazardous Waste Collection Facility.
5. Contributed to the planning of the June retreat for strengthening WMI's focus in its Watershed Action Plan implementation phase.
6. Led or supported several policy-level dialogues with the District Board of Directors, Environmental Advisory Committee and interested parties on Stream Protection, Restoration,
7. Contributed to the collection of nearly 300 slides for the Developing in Watersheds presentation.
8. Staffed field trips showcasing District project for the workshops hosted by the Land Use Subgroup.
9. Wrote an article for the District's internal newsletter to promote effective uses of the WMI functions.

Upper Penitencia Creek Limiting Factors Analysis

The District assisted with the Upper Penitencia Sediment Source and Management Practices Assessments by providing information on the operations of the diversion structures for the percolation ponds as well as by providing information on other water utility operations pertinent to Upper Penitencia creek. The District also provided significant information on the fisheries condition in the watershed. The District completed a review of the document and also convened a multi division meeting of managers and operations staff to respond to the Regional Boards questions on the first draft of the document in the fall of 2006.

Saratoga Creek Watershed Assessment

The District has provided funding and coordination for a fish scale analysis of the fish scales that were collected for the Saratoga Creek Watershed Assessment. The District has also been working with the Program to ensure that Program staff collect samples from only public owned sites.

Wells and Water Production Unit Activities

District well inspections ensure compliance with the District Well Ordinance and State Well Construction and Destruction Standards and ensure proper handling of drilling wastes. Since its inception in 1979, the Well Ordinance Program has issued over 56,000 well and exploratory boring permits and has inspected over 51,000 well construction and well/exploratory boring destruction activities. In FY 06-07, 2,692 permits were issued by the program and 2,269 inspections of well construction/destruction and exploratory boring sealing activities were completed. Wastes that may be generated from well drilling and destruction operations include the following: drill cuttings, soils, debris (wood, bricks, cement, refuse, etc.), gray water (fluids laden with typically high pH sealing materials), cement (wet or dry), turbid water, turbine oil, fuel, hydraulic fluids, and lubricating oils. The presence of District Hydrologic Systems Analysts during these drilling and sealing activities strongly reduces the likelihood of a release of chemicals or wastes to storm drain systems or directly to local waterways.

Water Quality Index Project.

In the fall of 2004 the Stream Water Qualtiy Unit implemented a study of general water quality monitoring in the Guadalupe Watershed to compare the watershed to other studies taking place in the country. This study was both time consuming and initially costly to conduct in labor hours. This study has just completed the collection of the sixth round (3 years) of sample collection in the Guadalupe River watershed. The study has completed its third round of sampling in the Stevens Creek and Coyote Creek watersheds. At the tidal sites both a high tide and a low tide sample are collected.

Guadalupe River results indicate that the water quality does generally fall into the excellent to good range in the upper watershed and tends to degrade slightly as one approachs the lower watershed area and the bay. It also appears as would be expected that the water quality is poorer in the fall of each year and did occasionally dip below the good range into the average range. In general the tidal bay water tends to be of similar if not slightly lower quality than the stream water.

Coyote Creek results indicate a similar trend as seen in the Guadalupe watershed with water quality generally in the good range with occasional drops below the good range into the average range in the lower watershed however these dip seem to occur in the spring which may be related to reduced flows consistant with a below average rain year. The reason for the Spring 2006 higher water quality scores for O'toole Bridge and 237 bridge sites continues to be investigated.

Stevens Creek results indicate a narrower range of variability between seasons and downstream locations as well. All the results are in the good range as one might expect from the more pristine and smaller Stevens Creek watershed.

All of this cooroborates nicely with the Development of Environmental Indicators of the Condition of San Francisco Estuary report created for the San Francisco Estuary Project by Bruce Thopmson and Andrew Gunther May 2004.

A summary of the Water Quality Index is attached from the National Sewer Foundation website for review and a description of parameters assessed.

From the NSF International website:

In an effort to develop a system to compare water quality in various parts of the country, over 100 water quality experts were called upon to help create a standard Water Quality Index (WQI). The index is basically a mathematical means of calculating a single value from multiple test results. The index result represents the level of water quality in a given water basin, such as a lake, river, or stream.

To determine the WQI, the following nine water quality parameters are measured:

- **Biochemical Oxygen Demand**
  The Biochemical Oxygen Demand (or BOD) is a measure of the amount of food for bacteria that is found in water. Bacteria utilize organic matter in their respiration and remove oxygen from the water. The BOD test provides a rough idea of how much biodegradable waste is present in the water. (Biodegradable waste is usually composed of organic wastes, including leaves, grass clippings, and manure).

- **Dissolved Oxygen**
  The dissolved oxygen test measures the amount of life-sustaining oxygen dissolved in the water. This is the oxygen that is available to fish, invertebrates, and all other animals living in the water. Most aquatic plants and animals need oxygen to survive; in fact, fish will drown in water when the dissolved oxygen levels get too low. Low levels of dissolved oxygen in water are a sign of possible pollution.
- **Fecal Coliform**
  Fecal coliform is a form of bacteria found in human and animal waste.
- **Nitrates**
  Nitrates are a measure of the oxidized form of nitrogen and are an essential macronutrient in aquatic environments. Nitrates can be harmful to humans, because our intestines can break nitrates down into nitrites, which affects the ability of red blood cells to carry oxygen. Nitrites can also cause serious illnesses in fish.
- **pH**
  The pH level is a measure of the acid content of the water. Most forms of aquatic life tend to be very sensitive to pH. Water containing a great deal of organic pollution will normally tend to be somewhat acidic. Water with a pH of 7 is considered neutral. If the pH is below 7, it is classified as acidic, while water with a pH greater than 7 is said to be alkaline. The pH of tap water in the U.S. is usually between 6.5 and 8.5.
- **Temperature Change**
  The water temperature of a river is very important, as many of the physical, biological, and chemical characteristics of a river are directly affected by temperature. Most waterborne animal and plant life survives within a certain range of water temperatures, and few of them can tolerate extreme changes in this parameter. Using the same thermometer, the water temperature should be checked at the test site and at a similar site one mile upstream. Care should be taken when taking the temperature upstream to ensure that the amount of sunlight and the depth of the river are similar to the original test site.
- **Total Dissolved Solids**
  This is a measure of the solid materials dissolved in the river water. This includes salts, some organic materials, and a wide range of other things from nutrients to toxic materials. A constant level of minerals in the water is necessary for aquatic life. Concentrations of total dissolved solids that are too high or too low may limit growth and lead to the death of many aquatic life forms.
- **Total Phosphate**
  Phosphates are chemical compounds made from the elements phosphorous and oxygen; they are necessary for plant and animal growth. Phosphates can be present in water in many forms, so total phosphate gives an estimate of the total amount of phosphate potentially available in a given water supply.
- **Turbidity**
  Turbidity is a measure of the dispersion of light in a column of water due to suspended matter. The higher the turbidity, the

cloudier the water appears. If water becomes too turbid, it loses the ability to support a wide variety of plants and other aquatic organisms.

After the nine water quality tests are completed and the results recorded, a "Q" value is calculated for each parameter, and the overall WQI for the sampling site is then calculated.

It is important to monitor water quality over a period of time in order to detect changes in the water's ecosystem. The Water Quality Index can give an indication of the health of the watershed at various points and can be used to keep track of and analyze changes over time.

What Does the WQI Mean?

The Water Quality Index uses a scale from 0 to 100 to rate the quality of the water, with 100 being the highest possible score. Once the overall WQI score is known, it can be compared against the following scale to determine how healthy the water is on a given day.

Table I - WQI Quality Scale	
91-100:	Excellent water quality
71-90:	Good water quality
51-70:	Medium or average water quality
26-50:	Fair water quality
0-25:	Poor water quality

Water supplies with ratings falling in the good or excellent range would able to support a high diversity of aquatic life. In addition, the water would also be suitable for all forms of recreation, including those involving direct contact with the water. Water supplies achieving only an average rating generally have less diversity of aquatic organisms and frequently have increased algae growth.

Water supplies falling into the fair range are only able to support a low diversity of aquatic life and are probably experiencing problems with pollution. Water supplies that fall into the poor category may only be able to support a limited number of aquatic life forms, and it is expected that these waters have abundant quality problems. A water supply with a poor quality rating would not normally be considered acceptable for activities involving direct contact with the water, such as swimming.

The results of the District WQI pilot project to date are summarized in the Figures 9-1, 9-2, and 9-3 in this section of the report.

Figure 9.1
Coyote Creek Water Quality Sample Results

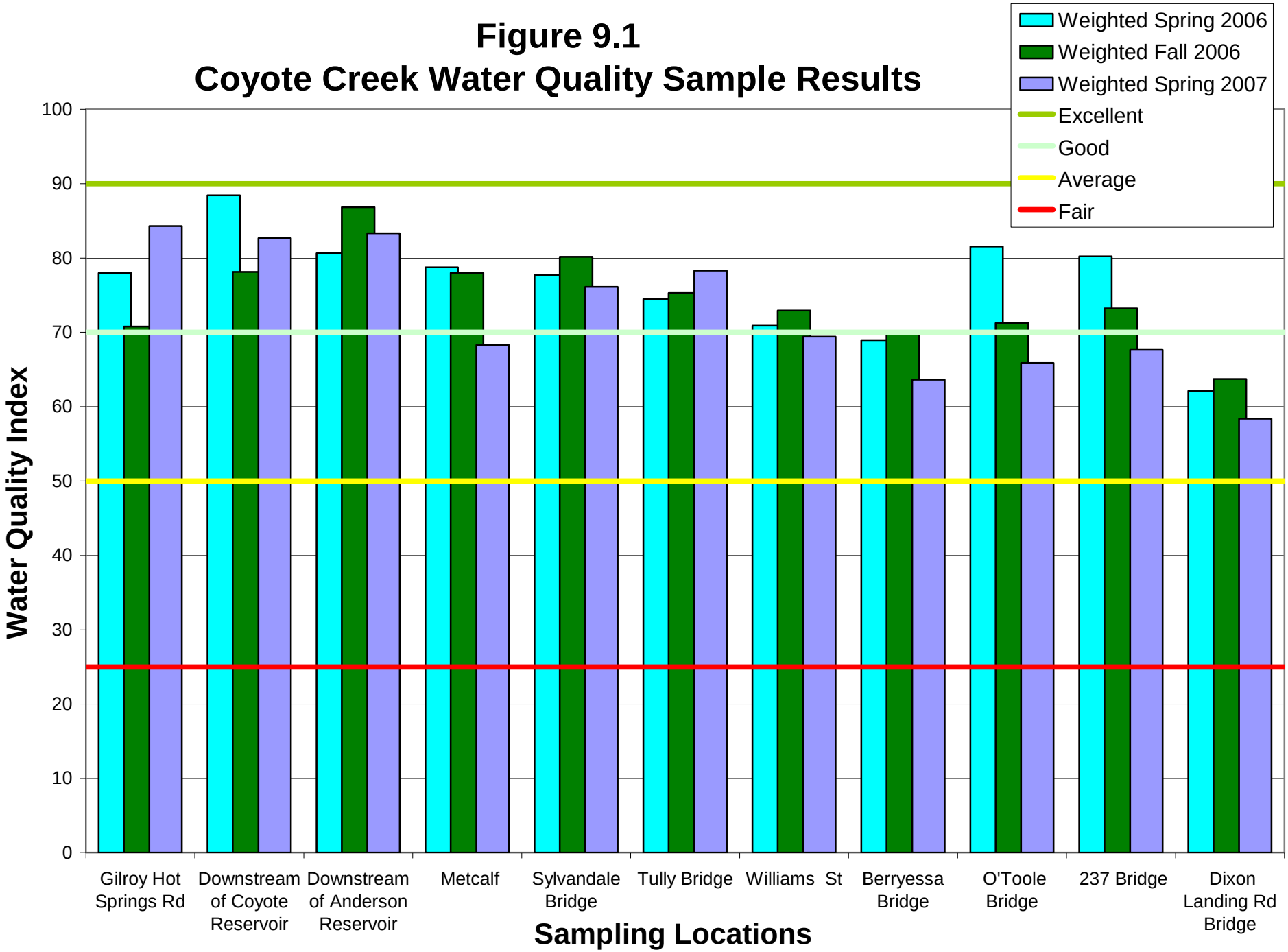

Figure 9.2
Stevens Creek Water Quality Sample Results

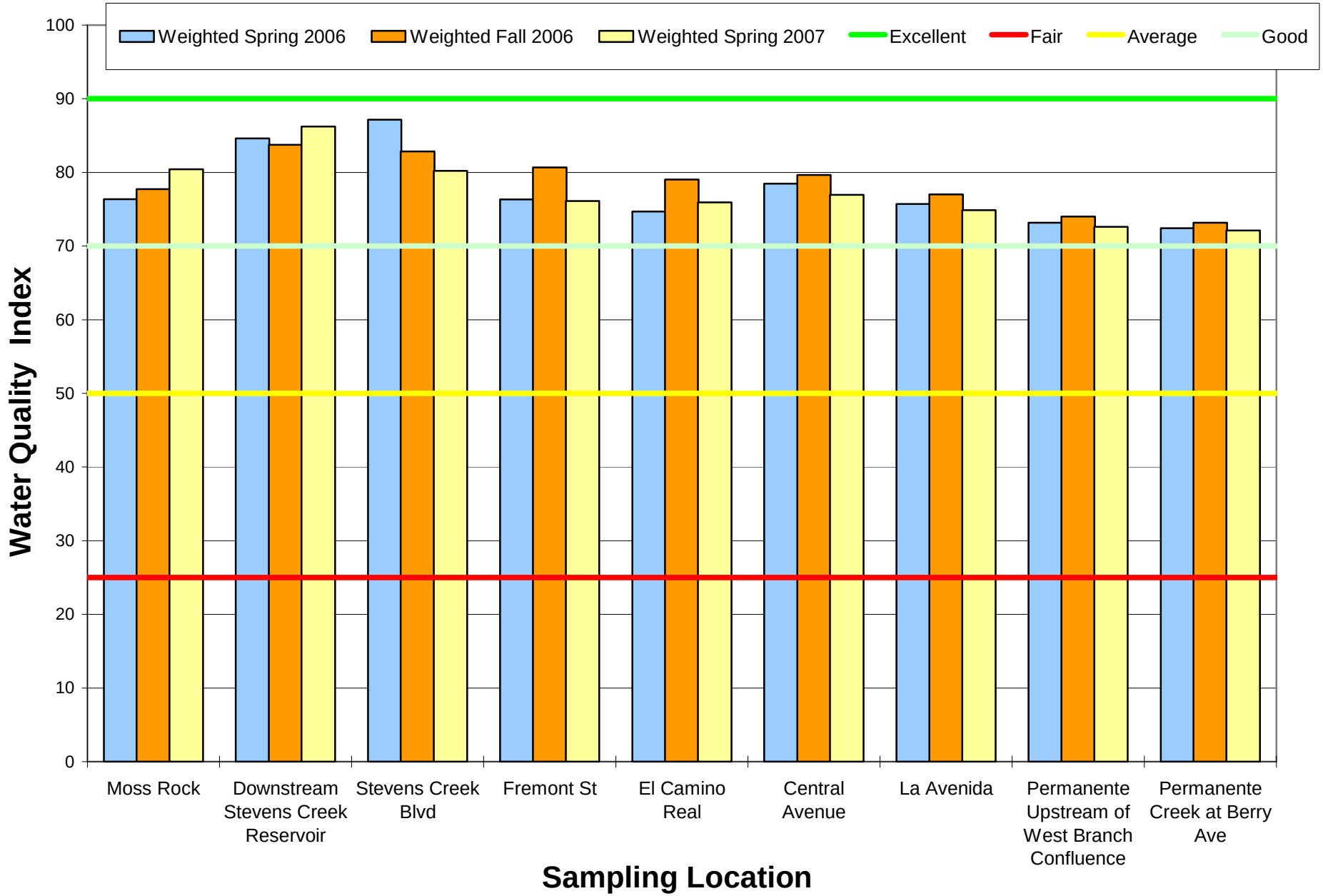

040401

Figure 9.3
Guadalupe River Watershed
Weighted Water Quality Sample Results

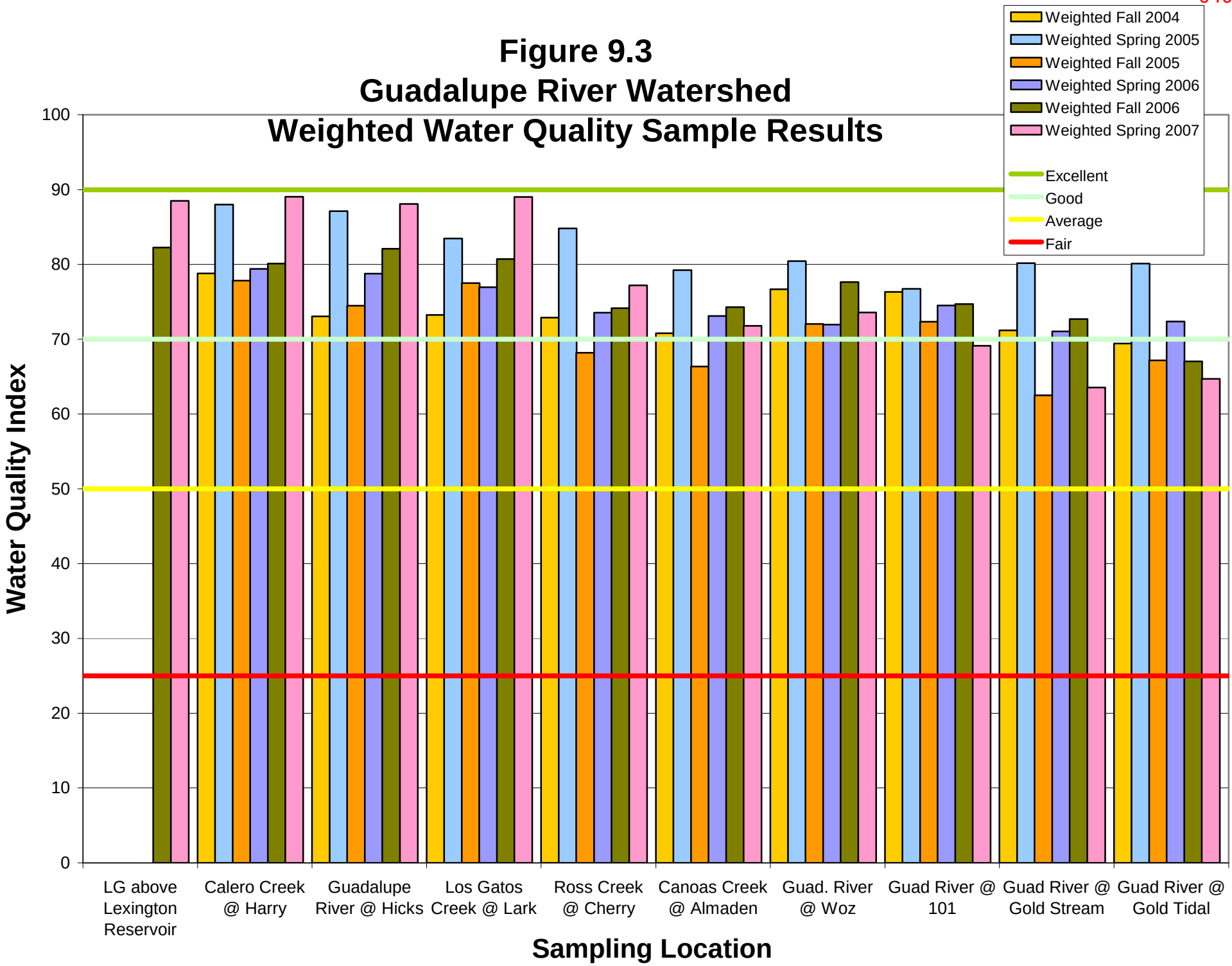

Attachment 1.10
STAFF TRAINING MATRIX

SANTA CLARA VALLEY WATER DISTRICT
URBAN RUNOFF ANNUAL REPORT FOR FY 2006-07
STAFF TRAINING

SELF EVALUATION MATRIX

PS ID	Activity	CI Item Source1	FY2006-2007 Tasks	Status / Comments	Due Date (mo/yr)	Responsible Party
STAFF TRAINING						
C.2.a. PS SDS-4	Storm Drain System Operation and Maintenance Training		Conduct annual BMP training workshop for District O&M staff.	Completed – 6 District staff attended training conducted on June 19, 2007.	March 07	SWQU SD O&M Task Lead
URMP	Storm Water Pollution Prevention Plan Training		Conduct annual SWPPP training for appropriate District staff	Completed – 7 District staff attended training conducted on June 19, 2007.	April 07	SWQU
C.2.a PS WUD-3	Water Utility Discharge BMP Training		Conduct annual training workshop for District staff involved in water utility discharges.	Completed – A Training workshop was conducted on May 31, 2007 for Water Utility O&M activities. 22 District staff responsible for water utility discharges at District facilities participated.	March 07	SWQU WUD Task Lead
C.2.a URMP PS-6	Annual training for construction inspection staff		Conduct annual Training workshop for CIP/CPRU inspection staff.	Completed – Training was conducted for 18 District staff on March 27, 2007.	March 07	SWQU
URMP	Channel Maintenance BMP Training		Annual Channel Maintenance Training for O&M Staff	Completed – Annual SMP archeology awareness and BMP training was held on June 11, 2007. 87% of District's channel maintenance O & M employees were trained.	May 07	SWQU Channel Maintenance Task Lead
	New Employee Training		Conduct general urban runoff training for all new employees	Completed – 37 new employees received the training.	On-going	PIP Team

RESPONSE TO REGIONAL BOARD COMMENTS

No comments from the Regional Board were received on this section of last year's annual report.

[1] Notation is as follows : ARPR (Annual Regulatory Performance Review), WP (Item continued from previous Work Plan), AR (Annual Report), SES (Self-Evaluation Summary Table in AR), PSR (Performance Standard Revision), NDICI (New District Initiated Continuous Item); Fiscal Year is designated by '99,'00,...

SANTA CLARA VALLEY WATER DISTRICT
URBAN RUNOFF ANNUAL REPORT FOR FY 2006-07
STAFF TRAINING

HIGHLIGHTS AND ACCOMPLISHMENTS

Storm Drain Operation & Maintenance/Storm Water Pollution Prevention Plans

On June 19, 2007 training was completed for 7 individuals responsible for implementing Storm Drain inspections at the various District facilities. Staff was directed to each facility's Storm Water Pollution Prevention Plan (SWPPPP) for a summary of activities that should be taking place at each facility to protect storm water from collecting any contaminants along its path to the local waterway.

Water Utility Discharge Pollution Prevention

Annual refresher training was held on June 20, 2007. Twenty two District staff members who work with discharges or oversee discharges attended the training. Participants included staff from the following District units: Operations, Planning & Analysis, Utility Raw Water Operations, Utility Treated Water Operations, Groundwater Management, Infrastructure Planning, Utility Maintenance,
Water Quality Unit, Water Supply Sustainability Planning Unit and Coyote Uvas/Llagas Watershed Program Support Unit. Workshop topics included: Why Pollution Prevention Matters (Environmental Impacts, Potential Pollutants and Sources, Regulatory Requirements, District Performance Standards), Water Utility Discharge Pollution Prevention Guidance Manual Overview, Roles and Procedures, BMP Implementation, Dechlorination, and Reporting and Tracking.

Construction Inspection Training

Construction Inspection Training for 15 District staff was completed on March 27, 2007. Five staff from the Construction Engineering Unit (100%) and 10 staff from the Construction Inspection Unit (77%) attended the training.

Flood Control/Channel Maintenance Activities

Annual SMP archeology awareness and BMP training was conducted on June 11, 2007 and 87% of District employees from the Watershed Field Operations Units, Watershed Program Support Units, Vegetation Management Unit, and Regulatory Compliance Unit received the training (79 employees).

BMP training evaluation forms were distributed during the training session and attendees were asked to complete them before leaving. All training sessions were rated excellent (32%) or good (68%) by the respondents. Suggestions for improving the training will be incorporated into next year's training.

SANTA CLARA VALLEY WATER DISTRICT
URBAN RUNOFF ANNUAL REPORT FOR FY 2006-07
STAFF TRAINING

New Employee Training

All new employees watch the video "I Am Water" during employee orientation. This 11 minute video discusses the water cycle, drinking water sources and treatment, groundwater recharge and contamination, subsidence, water recycling, water quality, urban runoff pollution, flooding, and the District's education program. This year 37 new employees attended the orientation.

Other Staff Training

Below is a list of staff training that was completed that has an impact on improving storm water quality and pollution prevention.

One District staff attended River Morphology and Applications July, 2006

Seventeen District staff attended various seminars offered by the Pesticide Applicators Professional Association on July 19, 2006, November 2, 2006, November 14, 2006, December 12, 2006, and March 21, 2007.

One District staff attended Highway Bridge Design August 24-25, 2006.

One District staff authored and presented a paper at MFA in San Diego in September 2006.

One District staff attended the National Association of Flood and Stormwater Management Association Conference September 6-8, 2006.

One District staff authored and presented two papers at the Water Environment Federation Annual Conference (WEFTEC 2006) October 2006.

One District staff attended HAZWOPER 8-hour Refresher in October 2006 and three staff attended in April 2007.

One District staff attended Fluvial Geomorphic Analysis and Stable Channel Design on January 24, 2007.

Five District staff attended the Environmental Connection Erosion Control Conference February 11-16, 2007.

One District staff attended Streambank Stabilization on March 21, 2007.

One District staff attended Migrating from ArcView 3 to ArcView 9 on March 22, 2007.

Attachment 1.11
LIST OF ACYRONYMS

Santa Clara Valley Water District
List of Acronyms

AHALFA	Aquatic Habitat and Limiting Factors Assessment
BASMAA	Bay Area Stormwater Management Agencies Association
BMP(s)	Best Management Practice(s)
BOD	Biochemical Oxygen Demand
CAP	Copper Action Plan
CAPCA	California Association of Pest Control Advisors
CE	Continuing education
CEP	Clean Estuary Partnership
CEQA	California Environmental Quality Act
CIP	Capital Improvement Project
CMGM	Channel Maintenance Guidance Manual
CPRU	Community Projects Review Unit
CPSD	Capital Programs Services Division
DOT	Department of Transportation
DPR	Department of Pesticide Regulation
EPA	Environmental Protection Agency
ERAF	Education Revenue Augmentation Fund
FY	Fiscal Year
GIS	Geographic Information System
HazWaste	Hazardous Waste
HAZWOPER	Hazardous Waste Operations and Emergency Response
HEC-HMS	Hydrologic Engineering Centers-Hydrologic Modeling System
HEC-RAS	Hydrologic Engineering Centers-River Analysis System
HHW	Household Hazardous Waste
HMP	Hydromodification Management Plan
ICID	Illicit Connection/Illegal Dumping
ICP	Incident Command Procedures
IPM	Integrated Pesticide Management
IRP	Incident Response Program
ISO	International Organization for Standardization
NASA	National Aeronautics and Space Administration
NPDES	National Pollutant Discharge Elimination System
O&M	Operation and Maintenance
OC	Office of Communications
OP	Organophosphate
OWOW	Our Water, Our World
P2	Pollution Prevention
PAPA	Pesticide Applicators Professional Association
PCB	Polychlorinated Biphenyl
PCOs	Pest Control Operators
PIP	Public Information/Participation
PS	Performance Standard
QEMS	Quality and Environmental Management System
RMP	Regional Monitoring Program
RWQCB	Regional Water Quality Control Board
RWTP	Rinconada Water Treatment Plant
SCB	Santa Clara Basin

Santa Clara Valley Water District
List of Acronyms
(Continued)

SCVRUPPP	Santa Clara Valley Urban Runoff Pollution Prevention Program
SD O&M	Storm Drain Operation and Maintenance
SMP	Stream Maintenance Program
SOP	Standard Operating Procedure
SWPPP	Storm Water Pollution Prevention Plan
SWQU	Stream Water Quality Unit
TMDL	Total Maximum Daily Load
URMP	Urban Runoff Management Plan
VMU	Vegetation Management Unit
WAS	Watershed Assessment Subgroup
WE&O	Watershed Education and Outreach
WEFTEC	Water Environment Federation
WMI	Watershed Management Initiative
WQ	Water Quality
WQI	Water Quality Index
WUD	Water Utility Discharge
WWPU	Wells and Water Production Unit

040409

Santa Clara Valley
Urban Runoff
Pollution Prevention Program

SEP 15 2008

FY 2007-2008 Annual Report

September 15, 2008

Submitted in Compliance
with NPDES Permit Order No. 01-024 and 01-119 (as
amended by R2-2005-0035).

Milpitas
Palo Alto
Cupertino
Los Altos
San Jose
Sunnyvale
Santa Clara
Los Altos Hills
Mountain View
Santa Clara County
Santa Clara Valley Water District
West Valley Communities – Campbell, Los Gatos, Monte Sereno, Saratoga

Sections 1 – 9

Program Activities

040410

SEP 15 2008

Santa Clara Valley
Urban Runoff
Pollution Prevention Program

Campbell • Cupertino • Los Altos • Los Altos Hills • Los Gatos • Milpitas • Monte Sereno • Mountain View • Palo Alto
San Jose • Santa Clara • Saratoga • Sunnyvale • Santa Clara County • Santa Clara Valley Water District

Hand Delivered on September 15, 2008

September 15, 2008

Mr. Bruce H. Wolfe
Executive Officer
San Francisco Bay Region
Regional Water Quality Control Board
1515 Clay Street, Suite 1400
Oakland, CA 94612

Subject: Submittal of FY 2007-2008 Annual Report

Dear ~~Mr. Wolfe~~ Bruce:

I am pleased to submit the Annual Report for implementation of the Santa Clara Valley Urban Runoff Pollution Prevention Program's (SCVURPPP's) Urban Runoff Management Plan (URMP) during fiscal year 2007-2008. Submittal of this Annual Report fulfills Provision C.6 of NPDES Permit No. CAS029718 (Order 01-024 as amended). The report provides documentation of the SCVURPPP's and the Co-permittees' activities; evaluation of the effectiveness of these activities; and measures for continuous improvement toward achieving the SCVURPPP goals.

Sections 1 and 2 of the Annual Report describe activities conducted by the SCVURPPP on behalf of the Co-permittees, in the areas of program management, permit management and continuous improvement. Section 3 contains information on the Program's local and regional public information/participation program including the Watershed & Outreach efforts coordinated with the Santa Clara Basin Watershed Management Initiative (SCBWMI). Section 4 contains information on the Program's two pronged monitoring approach covering: environmental monitoring and assessment, and programmatic monitoring for FY-07-08. Section 5 covers the Program's watershed management measures including the work that Program and Co-permittees have conducted to both support the SCBWMI and integrate both efforts. Section 6 covers the Program's pesticide management activities to comply with Provision C.9.d.and Section 7 contains a report of the Program's Mercury Pollution Prevention Activities conducted during FY 07-08 per Provision C.9.c

Section 8 describes the Program's efforts during FY 07-08 to assist Co-permittees in addressing and controlling development and re-development as it relates to stormwater quality and flow through the development project planning, review and approval process, per Provision C.3. Section 9 contains the Co-permittees' IND and IC/ID Summary Tables for FY 07-08. Co-permittee summary tables are also included in each Co-permittee Annual Report and contain similar information to what is found within Section 9 of the Program's *FY 05-06 Annual Report.*

111 West Evelyn Avenue, Suite 110 • Sunnyvale, CA 94086 • tel: (408) 720-8811 • fax: (408) 720-8812
1410 Jackson Street • Oakland, CA 94612 • tel: (510) 832-2852 • fax: (510) 832-2856
1-800-794-2482

Section 10 (bound in two separate volumes) contains the Co-permittees' FY 07-08 Annual Reports, prepared in accordance with the Water Board staff document entitled *Suggested SCVURPPP Co-permittee Annual Report Format* (Draft) dated May 29, 2003. Each Co-permittee Annual Report includes a cover letter summarizing local program highlights, accomplishments and continuous improvement items; and a certification statement.

In late July 2008, the Program and Co-permittees was selected to receive two awards in recognition of programs and efforts designed to protect water quality. They include the California Stormwater Quality Association (CASQA) Outstanding BMP Implementation Project Award for developing the Program's *Trash BMP Tool Box*; and the CASQA Outstanding Regional Stormwater News, Information, Outreach and Media Project Award for implementing the Santa Clara Valley Green Gardener Training and Outreach Program. Both awards will be presented at the Annual CASQA Conference in Oakland on September 23, 2008.

During FY 07-08, the Program continued the awards program for exemplary site designs to protect water quality. This awards program recognizes Santa Clara Valley's public agency and private development community leaders who are solving site design challenges, reducing stormwater pollution and runoff quantity, and meeting the requirements of the NPDES permit. The 2008 award winners included:

- Exemplary Private Project, Residential – "Modern Ice" Multi-family Housing Project, San Jose
- Exemplary Private Project, Commercial – IdeAs (Integrated Design Associates, Inc.), San Jose
- Honorable Mention:
    - Santa Clara Valley Water District Water Quality Laboratory, San Jose
    - Verizon Wireless Maintenance Switch Center, Sunnyvale
    - Fowler Creek Community Park, San Jose

Please contact me if you have any comments or questions. We look forward to working with you to successfully address new challenges during FY 08-09.

Very truly yours,

Adam

Adam W. Olivieri, Dr. P.H., P.E.
Program Manager

CC: Trish Mulvey, CLEAN South Bay
SCVURPPP Management Committee Members
Robert Falk, Morrison & Foerster

Attachments: FY 2007-2008 Annual Report- Sections 1-9- one (1) hard copy
FY 2007-2008 Annual Report- Appendices- one (1) hard copy
FY 2007-2008 Annual Report- Section 10- Volume I- one (1) hard copy
FY 2007-2008 Annual Report- Section 10- Volume II- one (1) hard copy
FY 2007-2008 Annual Report- Sections 1-10 and Appendices- one (1) compact disc

** The Program's *FY 07-08 Annual Report* is also provided at www.scvurppp.org.

FY 07-08 Annual Report

Santa Clara Valley
Urban Runoff
Pollution Prevention Program

Campbell • Cupertino • Los Altos • Los Altos Hills • Los Gatos • Milpitas • Monte Sereno • Mountain View • Palo Alto
San Jose • Santa Clara • Saratoga • Sunnyvale • Santa Clara County • Santa Clara Valley Water District

Certification Regarding SCVURPPP Program Annual Report

"I certify, under penalty of law, that this document and all attachments* were prepared under my direction or supervision in accordance with a system designed to ensure that qualified personnel properly gather and evaluate the information submitted. Based on my inquiry of the person or persons who manage the system, or those persons directly responsible for gathering the information, the information submitted, is, to the best of my knowledge and belief, true, accurate, and complete. I am aware that there are significant penalties for submitting false information, including the possibility of fine and imprisonment for knowing violations."

Submitted on behalf of the
Santa Clara Valley Urban Runoff Pollution Prevention Program
September 15, 2008

Adam W. Olivieri, Dr. P.H., P.E.
Program Manager

* Co-permittees have been requested to submit separate certifications regarding their respective submissions including attachments.

111 West Evelyn Avenue, Suite 110 • Sunnyvale, CA 94086 • tel: (408) 720-8811 • fax: (408) 720-8812
1410 Jackson Street • Oakland, CA 94612 • tel: (510) 832-2852 • fax: (510) 832-2856
1-800-794-2482

Table of Contents

CREDITS i

SECTION 1—INTRODUCTION **1-1**
Background 1-1
Organization of Report 1-4

TABLES & FIGURES
Figure 1-1: Program Implementation
Figure 1-2: Continuous Improvement

SECTION 2—PROGRAM MANAGEMENT **2-1**
Program Budget 2-1
General Program Management Activities 2-1
Permit Management Activities 2-4
Development of New or Revised Model Performance Standards 2-7
Local Program Performance Reviews 2-8
Continuous Improvement Measures 2-8
Permit Provision C.1. Compliance Summary Table 2-8

TABLES & FIGURES
Table 2-1: SCVURPPP Total FY 07-08 Budget
Table 2-2: FY 07-08 Ad Hoc Task Groups and Accomplishments
Table 2-3: Performance of FY 07-08 Program Management Tasks
Table 2-4: Program Continuous Improvement (CI) Tasks
Table 2-5: SCVURPPP Current and Proposed BMPs for Pollutants of Concern Prepared in Compliance with NPDES Order 01-024

APPENDIX A
A-1: Management Committee Representatives/Attendees, September 2008
A-2: Review of FY 2007-2008 Program Management Services, August 28, 2008
- Table 1: Performance of FY 07-08 Program Management Tasks
- Internal and External Meetings, FY 07-08

A-3: Chronology of Program Submittals and Regional Board Staff Responses (Beginning with the most recent submittals)
A-4: Bay Area Hydrology Model (BAHM) Computer Training Workshop – July 17, 2007 and November 28, 2007
- July 17, 2007
  - Workshop Announcement
  - Workshop Agenda
  - Attendance List
  - Workshop Evaluation Responses
- November 28, 2007
  - Workshop Announcement
  - Attendance List
  - BAHM November 2007 Workshop Report

A-5: "Train-the-Trainer" Workshop – Municipal Maintenance Training Modules – November 13, 2007
- Workshop Announcement
- Workshop Agenda
- Attendance List
- Workshop Evaluation Responses

Table of Contents (continued)

A-6: Construction Site Management Workshop– December 3, 2007
- Workshop Announcement
- Workshop Agenda
- Attendance List
- Workshop Evaluation Responses

A-7: Annual C.3. Workshop: "Sharing Experience with Implementation of Stormwater Requirements at Development Projects" – June 14, 2007
- Workshop Announcement
- Workshop Agenda
- Attendance List
- Workshop Evaluation Responses

SECTION 3—PUBLIC INFORMATION/PARTICIPATION 3-1
Introduction 3-1
FY 07-08 PI/P Projects 3-1
Ongoing PI/P Projects 3-11
Regional Collaboration 3-13

TABLES & FIGURES
Table 3-1: Evaluation of PI/P Projects Conducted During FY 07-08 (New and Ongoing)

APPENDIX B
B-1: Watershed Watch Campaign FY 07-08 Work Plan
B-2: Watershed Watch FY 07-08 Media Plan Recommendations
B-3: FY 07-08 Watershed Watch Campaign Annual Campaign Report- July 2007-June 2008
B-4: Watershed Watch Promotional Materials
B-5: FY 07-08 Watershed Watch Partner Report
B-6: Watershed Watch Web Statistics
B-7: Watershed Watchers: Keeping Out Waterways Clean: FY 07-08 Fourth Quarter Report including end-of-year Summary from Alviso
B-8: IPM Store Partnership Program
- FY 07-08 Store Employee Training Update
- List of Stores in the IPM Store Partnership Program
- FY 07-08 Summary of Store Employee Training Evaluations
- Ads and pictures

B-9: Going Native Garden Tour 2008- Summary Report
B-10: Santa Clara Valley Green Gardener Training Program
- Promotional Flyers
- Evaluation Summary
- Pictures

B-11: Education Programs Outreach Reporting Tables
B-12: ZunZun School Assemblies for Watershed Watch- FY 07-08 Academic Year
- ZunZun Assemblies for Watershed Watch-FY 07-08 Academic Year Final Report
- Memorandum- Evaluation of the School Assembly Program for FY 07-08

B-13: FY 07-08 Regional Media Relations Campaign Final Report
B-14: "Our Water Our World" Program Advertisements
B-15: Trash Fact Sheets
- Trash Evaluation and Management (2nd Edition)

SECTION 4—MONITORING ACTIVITIES 4-1
Introduction 4-1
Background 4-1
Summaries of FY 07-08 Monitoring and Assessment Activities 4-5

Table of Contents (continued)

TABLES & FIGURES
Table 4-1: Status of FY 2007-2008 Monitoring Activities

APPENDIX C
C-1: Major Reports and Major Work Products 1997-2008
C-2: Watershed Monitoring and Assessment Summary Report: Coyote and Lower Penitencia Creeks and Tributaries (Summary Assessment Report) - September 15, 2008
C-3: Assessment of Water and Sediment Chemistry and Toxicity- Stevens Creek - September 15, 2008
C-4: Copper/Nickel Baseline Action Tables – FY 07-08 Accomplishments and FY 07-08 Work Plan
C-5: Upper Penitencia Creek Sediment Source Assessment – March 24, 2008
C-6: Trash Problem Area Evaluation Results Tables – FY 07-08
- FY 07-08 Trash Evaluation Summary Results (Table)
- Trash Problem Area Evaluation Results by Watershed (Table)
- Trash Problem Area Evaluation Results by Co-permittee and Watershed (Table)
- Trash Problem Area Evaluation Results by Assessment Tool (Table)

C-7: Pilot Trash Structural Treatment Control Study Implementation Plan- April 11, 2008
C-8: StormTek Catch Basin Insert Locations within the Program's Jurisdiction- Figures
C-9: StormTek Catch Basin Insert Installation Photographs- City of Sunnyvale- January 2008
C-10: Collection of Street Sweeping Data- Co-permittees
- Summary of Street Sweeping Activities for FY 2007-2008
- Summary of Co-permittee Street Sweeping Activities and Estimated Mean Pollutant Load Reduction for Copper and Nickel - FY 2007-2008
- Summary of Co-permittee Street Sweeping Activities and Estimated Mean Pollutant Load Reduction for Lead and Zinc - FY 2007-2008

SECTION 5—WATERSHED MANAGEMENT MEASURES 5-1
Introduction 5-1
Background 5-1
FY 07-08 SCVURPPP Accomplishments 5-2

TABLES & FIGURES
Table 5-1: Status of FY 2007-2008 Watershed Management Measures Projects

APPENDIX D
D-1: Bay Area Macroinvertebrate Bioassessment Information Network
- 7th Annual Bay Area Macroinvertebrate Bioassessment Information Network (BAMBI) Workshop Agenda - January 30, 2008
  - PowerPoint presentation entitled "Benthic Index of Biotic Integrity (B-IBI) for San Francisco Bay Area Creeks: Project Update January 2008" - Chris Sommers, EOA, Inc.

D-2: Unified Stream Assessment in Matadero Creek Watershed – September 15, 2008
D-3: Unified Stream Assessment: Potential Uses for Stormwater Program - San Francisco Bay Area Examples – May 28, 2008

SECTION 6—PESTICIDE MANAGEMENT 6-1
Introduction 6-1
Background 6-1
Past Pesticide Management Activities 6-2
Implementation of FY 07-08 Pesticide Management Tasks 6-2
Evaluation of Effectiveness 6-5

Table of Contents (continued)

TABLES & FIGURES
Table 6-1: Status of FY 07-08 Pesticide Management Tasks

APPENDIX E
No Attachments

SECTION 7—MERCURY POLLUTION PREVENTION ACTIVITIES 7-1
Introduction 7-1
Mercury Pollution Prevention Plan 7-1
FY 07-08 Mercury Pollution Prevention Activities 7-2
Evaluation of Program Effectiveness and Next Steps for Mercury Plan 7-4

TABLES & FIGURES
Table 7-1: Status of FY 07-08 Mercury Pollution Prevention Tasks

APPENDIX F
No Attachments

SECTION 8—NEW AND REDEVELOPMENT CONTROL MEASURES 8-1
Introduction 8-1
Background 8-1
Implementation of FY 07-08 C.3 Tasks 8-2
Evaluation of Effectiveness 8-8

TABLES & FIGURES
Table 8-1: Status of FY 07-08 C.3. Implementation Tasks
Table 8-2: SCVURPPP HMP – Summary of Next Steps (Updated 9/15/08)

APPENDIX G
G-1: Treatment BMPs Inspection Activity Report FY 07-08
G-2: Treatment BMPs Inspection Activity Summary Report

SECTION 9—CO-PERMITTEE IND AND IC/ID SUMMARY TABLES 9-1
Introduction 9-1

APPENDIX H
H-1: Co-Permittee IND and IC/ID Summary Tables – FY 2007-2008
H-2: Summary of IC/ID Incidents and IND Inspections – FY 2007-2008

CO-PERMITTEES
A. Cupertino
B. Los Altos
C. Los Altos Hills
D. Milpitas
E. Mountain View
F. Palo Alto
G. San Jose
H. Santa Clara
I. Sunnyvale
J. West Valley Communities (Campbell, Los Gatos, Monte Sereno, Saratoga)
K. Santa Clara County
L. Santa Clara Valley Water District

CREDITS

This Annual Report was a collaborative effort of the fifteen agencies participating in the Santa Clara Valley Urban Runoff Pollution Prevention Program (Program). EOA, Inc., as the Program management consultant, coordinated and compiled the Annual Reports submitted by the fifteen Co-permittees, wrote Sections 1 through 9, and was responsible for the overall preparation of the Program's Annual Report. The Program expresses its appreciation to all those who contributed to this eighteenth Annual Report.

Management Committee Voting Members

Palo Alto -- Joe Teresi

Campbell – Al Oxonian

Milpitas – Kathleen Phalen

Saratoga – John Cherbone

San Jose – Melody Tovar

Cupertino -- Cheri Donnelly

Santa Clara -- Rick Mauck

Los Altos – Larry Lind

Sunnyvale – Lorrie Gervin

Los Altos Hills – John Chau

Monte Sereno – Brian Loventhal

Mountain View -- Eric Anderson

Santa Clara County -- Chris Freitas

Los Gatos – Kevin Rohani

West Valley Communities – Kelly Carroll

Santa Clara Valley Water District – Frank Maitski, Chair

Acronyms/Abbreviations

AB	Assembly Bill
ABAG	Association of Bay Area Governments
ABC	Annual Budget Review Compilation
ACCWP	Alameda Countywide Clean Water Program
ACOE	U.S. Army Corps of Engineers
AHALFA	Aquatic Habitat Assessment and Limiting Factors Analysis
AHTG	Ad Hoc Task Group
AR	Annual Report
ASCE	American Society of Civil Engineers
BAAQMD	Bay Area Air Quality Management District
BART	San Francisco Bay Area Rapid Transit
BATG	Budget Ad Hoc Task Group
Basin	Santa Clara Basin
Basin Plan	Water Quality Control Plan for the San Francisco Basin
BACWA	Bay Area Clean Water Agencies
BAHM	Bay Area Hydrology Model
BAMBI	Bay Area Macroinvertebrate Bioassessment Information
BASMAA	Bay Area Stormwater Management Agencies Association
Bay	San Francisco Bay
Bay Area	San Francisco Bay Area
BMI	Benthic Macroinvertebrate
BMM	Lower South Bay Monitoring and Modeling Subgroup
BMP	Best Management Practice
BOMA	Building Owners and Managers Association
BPA	Basin Plan Amendment
BPP	Brake Pad Partnership
BU	beneficial use
C	Celsius
C.3	Permit Provision C.3
C3PO	C.3 Provision Oversight
CA	California
Cal-EPA	California Environmental Protection Agency

Acronyms/Abbreviations

Caltrans	California Department of Transportation
CAMLnet	California Aquatic Macroinvertebrate Laboratory Network
Campaign	Watershed Watch Campaign
CAP	Copper Action Plan
CASQA	California of Stormwater Quality Association
CB	Copper Baseline
CCC	Continuous Concentration Criterion
CD-ROM	Compact Disk-Read Only Memory
CDS	Continuous Deflective Separation
CEP	Clean Estuary Partnership
CESQG	Conditionally Exempt Small Quantity Generator
CEQA	California Environmental Quality Act
CFR	Code of Federal Regulations
cfs	cubic feet per second
CI	Continuous Improvement
CIWMB	California Integrated Waste Management Board
CMIA	Conceptual Model Impairment Assessment
CMS	Copper Management Strategy
COA	Condition of Approval
CoHHW	Santa Clara County Household Hazardous Waste Program
CoHHW Program	Santa Clara County Household Hazardous Waste Program
COLD	cold freshwater habitat
CRMP	Coordinated Resources Management and Planning
CSBP	California Stream Bioassessment Procedures
CTR	California Toxic Rule
Cu	Copper
CWA	Clean Water Act
DDD	Dichlorodiphenyldichloroethane
DDE	Dichlorodiphenyldichloroethylene
DDT	Dichlorodiphenyltrichloroethane
DEH	Santa Clara County Department of Environmental Health
DGT	Diffusion Gradient in Thinfilm
District	Santa Clara Valley Water District

Acronyms/Abbreviations

DO	Dissolved Oxygen
DOE	Department of Energy
DPR	Department of Pesticide Regulation
DWR	Department of Water Resources
E. Coli	Enterococcus Coli
EDAS	Ecological Data Application System
EEC	SF Bay Wildlife Refuge Environmental Education Center
EEDMS	Environmental Enforcement Data Management System
EEPS	Exposure and Effects Pilot Study
e.g.	for example
EMAP	Environmental Monitoring Program
EMB	Executive Management Board
EOA	Eisenberg, Olivieri, and Associates
EPA	U.S. Environmental Protection Agency
Estuary	San Francisco Bay Estuary
F	Fahrenheit
FLT	Fluorescent Light Tube
FY	Fiscal Year
GCRCD	Guadalupe-Coyote Resource Conservation District
GEM	Gaseous Elemental Mercury
GIASP	General Industrial Activities Stormwater Permit
GIS	Geographic Information System
GRTS	Generalized Random Tessellation Stratified
HBANC	Home Builders Association of Northern California
Hg	Mercury
HMP	Hydromodification Management Plan
HHW	Household Hazardous Waste
HVAC	Heating, Ventilation and Air Conditioning
IBI	Index of Biotic Integrity
IC/ID	Illicit Connection and Illegal Dumping
ID	Identification
IND	Industrial/Commercial
i.e.	that is

Acronyms/Abbreviations

IPM	Integrated Pest Management
JPA	Joint Powers Authority
K	Kindergarten
KAB	Keep America Beautiful
kg	Kilogram
L	Liter
Lb	Pound
LA	load allocation
LFA	Limiting Factors Analysis
LID	Low Impact Development
LSSB	Lower South San Francisco Bay
LTMAP	Long Term Monitoring and Assessment Plan
LUS	Land Use Subgroup
MC	Management Committee
MCMP	Metals Control Measures Plan
MCTT	Multi-Chambered Treatment Train
MDDB	Metadata Database
MDL	Most Downstream Location
MEP	Maximum Extent Practicable
Mercury Plan	Mercury Pollution Prevention Plan
mg	milligram
mgd	million gallons per day
MIGR	fish migration
MOA	Memorandum of Agreement
MOFO	Morrison & Foerster
MOU	Memorandum of Understanding
MP	Monitoring Priority
MQ	Management Question
MROSD	Mid-Peninsula Regional Open Space District
MRP	Municipal Regional Permit
MYRWMP	Multi-Year Receiving Waters Monitoring Plan
NAP	Nickel Action Plan
NDB	North of Dumbarton Bridge

Acronyms/Abbreviations

NEMA	National Electrical Manufacturers Association
NAIOP	National Association of Industrial and Office Properties
NEPA	National Environmental Policy Act
ng	Nanogram
Ni	Nickel
NOI	Notice of Intent
NPDES	National Pollutant Discharge Elimination System
OAL	Office of Administrative Law
OC	Organochlorine
O&M	Operation and Maintenance
OP	Organophosphate
OWOW	Our Water Our World
P2	Pollution Prevention
PAHs	Polynuclear Aromatic Hydrocarbons
PBDE	Polybrominated Diphenyl Ether
Pb	Lead
PCBs	Polychlorinated Biphenyls
PCDD	Polychlorinated Dibenzo-p-Dioxins
PCDF	Polychlorinated Dibenzofurans
PCO	Pest Control Operator
pg	Picogram
PG&E	Pacific Gas and Electric
PHAB	Physical Habitat Assessments
PIP	Public Information and Participation
PI/P	Public Information and Participation
PIPP	Public Information and Participation Program
PMPS	Pest Management Performance Standard
POC	Pollutant of Concern
POTW	Publicly Owned Treatment Works
PPPS	Planning Procedures Performance Standard
Program	Santa Clara Valley Urban Runoff Pollution Prevention Program
PS	Performance Standard
PSA	Public Service Announcement

Acronyms/Abbreviations

PVC	Polyvinyl Chloride
Q	Quarter
QAPP	Quality Assurance Project Plan
RAC	Regional Ad Campaign
RARE	preservation of rare and endangered species
RCRA	Resource Conservation and Recovery Act
REC- 1	water contact recreation
REC-2	non-contact water recreation
Regional Board	San Francisco Bay Regional Water Quality Control Board
RFP	Request for Proposal
RGM	Reactive Gaseous Mercury
RMAS	Regional Monitoring and Assessment Strategy
RMP	Regional Monitoring Program
RPT	Report Preparation Team
RS	Regulatory Subgroup
RTA	Rapid Trash Assessment
RWQCB	San Francisco Bay Regional Water Quality Control Board
RWQCP	Regional Water Quality Control Plant
SC	Steering Committee
SCC	Santa Clara County
SCBWM1	Santa Clara Basin Watershed Management Initiative
SCVURPPP	Santa Clara Valley Urban Runoff Pollution Prevention Program
SCVWD	Santa Clara Valley Water District
SF	San Francisco
SFEI	San Francisco Estuary Institute
SFEP	San Francisco Estuary Project
SIC	Standard Industrial Classification
SMaRT®	Sunnyvale Materials Recovery and Transfer
SOP	Standard Operating Procedures
South Bay	Lower South San Francisco Bay
SPLWG	Sources, Pathways and Loadings Work Group (RMP)
SPWN	fish spawning
SQGQ	Sediment Quality Guideline Quotient

Acronyms/Abbreviations

SQT	Sediment Quality Triad
SSC	Suspended Sediment Concentration
SSFB	South San Francisco Bay
SSI	Inventory of Santa Clara Basin Stream Studies
SSO	Water Quality Site-Specific Objective
State Board	State Water Resources Control Board
STOPPP	San Mateo Countywide Stormwater Pollution Prevention Program
SWAMP	Surface Waters Ambient Monitoring Program
SWANA	Solid Waste Association of North America
SWMP	Stormwater Management Plan
SWPPP	Stormwater Pollution Prevention Plan
SWRCB	State Water Resources Control Board
TAC	Technical Advisory Committee
TAG	Technical Advisory Group
TIE	Toxicity Identification Evaluation
TMDL	Total Maximum Daily Load
TO	Tentative Order
TP	Total Phosphorus
TPH	Total Petroleum Hydrocarbons
TRC	Technical Review Committee
ug	Microgram
UPC	Urban Pesticide Committee
URMP	Urban Runoff Management Plan
URQM	Urban Runoff Quality Management
USA	Unified Stream Assessment
USEPA	U. S. Environmental Protection Agency
USFWS	U.S. Fish and Wildlife Service
USGS	U.S. Geological Survey
VTA	Santa Clara Valley Transportation Authority
WAC	Watershed Assessment Consultant
WAMS	Watershed Assessment and Monitoring Subgroup
WAR	Watershed Assessment Report
WARM	warm freshwater habitat

Acronyms/Abbreviations

Water Board	San Francisco Bay Regional Water Quality Control Board
Water District	Santa Clara Valley Water District
WEF	Water Environment Federation
WEO	Watershed Education and Outreach
WE&O	Watershed Education and Outreach
WERF	Water Environment Research Foundation
WG	Work Group
WILD	wildlife habitat
WLA	Waste Load Allocation
WMI	Watershed Management Initiative
WOE	Weight of Evidence
Work Group "I"	SCBWMI Phase I Indicators Work Group
WP	Work Plan
WRPC	Water Resources Protection Collaborative
WVCWP	West Valley Clean Water Program
WW	Watershed Watch
WWTP	Wastewater Treatment Plant
WY	Water Year
YSI	Youth Science Institute
Zn	Zinc

040426

040428

SECTION 1

INTRODUCTION

040429

1. INTRODUCTION

BACKGROUND

Program Description

The Santa Clara Valley Urban Runoff Pollution Prevention Program ("Program") is an association of thirteen cities and towns in Santa Clara Valley, the County of Santa Clara, and the Santa Clara Valley Water District ("Co-permittees") that share a common permit to discharge stormwater to South San Francisco Bay. The Program incorporates regulatory, monitoring and outreach measures aimed at reducing pollution in urban runoff to the "maximum extent practicable" to improve the water quality of South San Francisco Bay and the streams of Santa Clara Valley. The Program is organized, coordinated, and implemented in accordance with a Memorandum of Agreement (MOA) signed by the Co-permittees in 1990, 1999, 2005 and 2006. The MOA covers the responsibilities of each Co-permittee and a cost-sharing formula for joint expenditures.

In June 1990, the San Francisco Bay Regional Water Quality Control Board (Water Board or RWQCB) issued the Program its first NPDES permit.[1] The permit was reissued in 1995[2] and 2001.[3] On October 17, 2001, the Water Board amended the permit[4] to include expanded requirements for controlling pollutants from new and redevelopment activities (Provision C.3.). On July 20, 2005, the Water Board approved a second amendment which revised Provisions C.3.c. and C.3.f.[5]

The Program's Management Committee, consisting of one designated representative from each Co-permittee, is the official decision-making body for the Program. At the inception of the Program, the Santa Clara Valley Water District took the lead responsibility for management of the Program. In September 1997, the Management Committee retained EOA, Inc. to provide Program management services and designated the District as the Program's fiscal agent. On July 1, 2005, the City of Sunnyvale became the Program's new fiscal agent.

The Program's Urban Runoff Management Plan

The Program and Co-permittees submitted a *Storm Water Management Plan* (SWMP) as part of the application for its 1995 NPDES permit renewal. The 1995 Permit required the Program to develop performance standards[6] for various stormwater control measures and incorporate them in a revised management plan by September 1, 1997. The revised plan, called the *Urban Runoff Management Plan* (URMP) because of its focus on stormwater pollution prevention efforts in urban areas, was completed and submitted to the Water Board on September 1, 1997 and subsequently approved by Water Board staff (7/10/98 and 12/14/98 letters). In addition, the URMP is incorporated into the urban runoff permit. In 2000 and 2005, updated URMPs were submitted to the Water Board as part of permit renewal applications.

---

[1] NPDES Permit No. CAS029718, Order No. 90-094.
[2] NPDES Permit No. CAS029718, Order No. 95-180 (as amended 7/21/99).
[3] NPDES Permit No. CAS029718, Order No. 01-024 (2/21/01).
[4] NPDES Permit No. CAS029718, Order No. 01-119, Amendment Revising Provision C.3. (10/17/01).
[5] NPDES Permit No. CAS029718, Order No. R2-2005-0035, Amendment Revising Order 01-119 (7/20/05).
[6] Performance standards are defined as "the level of implementation necessary to demonstrate control of pollutants in stormwater to the maximum extent practicable."

The URMP consists of an area-wide plan and individual Co-permittee plans describing what the fifteen Co-permittees will do, collectively and individually, to reduce urban runoff pollution. The URMP describes the goals and objectives of the Program and its various elements, including monitoring and watershed management measures.

The URMP also contains model performance standards that may be modified as appropriate to fit local conditions and are implemented by the Co-permittees. These include:

- Illicit Connection and Illegal Dumping (IC/ID) Elimination Activities
- Industrial/Commercial Discharger (IND) Control Program
- Public Streets, Roads, and Highways Operation and Maintenance
- Storm Drain System Operation and Maintenance
- Water Utility Operation and Maintenance
- Planning Procedures for New Development and Redevelopment
- Construction Inspection
- Pest Management
- Rural Public Works Maintenance and Support

In addition, the URMP presents a framework for the relationship between Program area-wide and Co-permittee specific Public Information/Participation (PI/P) activities that the Program and Co-permittees use to develop and conduct PI/P tasks.

In early FY 04-05, Program staff updated the URMP to include the new and revised model performance standards and other Management Committee-approved multi-year plans (e.g., Guidelines for Reduction and Management of Mercury-Containing Products, revised Multi-Year Receiving Waters Monitoring Plan, Pesticide Management Work Plan, sediment assessment Work Plan, CAP/NAP approach, Trash Work Plan and goals statement, Watershed Education and Outreach strategy, etc.). The revised Program URMP was part of the NPDES permit reapplication package submitted to the Water Board on February 24, 2005.

The Program implements watershed management through its participation in the Santa Clara Basin Watershed Management Initiative (SCBWMI). The SCBWMI was established (by the EPA, State Water Resources Control Board and Water Board) to manage water resources within the Santa Clara Basin watersheds. Stakeholders that include local, state and federal government agencies; business, agriculture and industry associations; and environmental and civic groups guide the SCBWMI. The Program has been an active participant in the SCBWMI Core Group and its subgroups. The Program is working through the SCBWMI to: 1) identify and assess beneficial uses in the watershed within the urban area; and 2) identify and prioritize reasonable urban runoff control strategies.

Co-permittee Urban Runoff Management Plans

Each Co-permittee has developed an URMP tailored to its local characteristics. The Co-permittee URMPs contain strategies for local urban runoff controls, covering each of the Program elements (Industrial/Commercial Discharger Control, New Development and Construction, etc.) that are applicable to local conditions. The Co-permittee URMPs include:

- Performance standards (using the Program URMP's model performance standards as a template);
- Work Plans to implement performance standards;

- Description of the Co-permittee's legal authority;
- Best management practices (BMPs); and
- Standard operating procedures (SOPs) that detail how control measures will be carried out from day-to-day.

The Co-permittees also have responsibilities to conduct local PI/P programs, properly maintain corporation yards, conduct staff training and participate in Program and SCBWMI activities as appropriate.

The general relationship between the NPDES Permit, the Program's URMP and the Co-permittees' URMPs is shown on Figure 1-1.

In accordance with Permit Provision C.2.b., all Co-permittees updated their URMPs and submitted the revisions to the Water Board on September 1, 2004. The updated Co-permittee URMPs, which were part of the NPDES permit reapplication package submitted to the Water Board on February 24, 2005, included a summary table indicating what changes were made and/or what sections were added to the URMP's since the last version was updated in October 2000.

Program Work Plan

By March 1 of each year, the Program submits to the Water Board a draft Work Plan for implementation of the Program's URMP for the coming fiscal year, in accordance with NPDES Permit Provision C.6.b. The Work Plan includes clearly defined tasks, responsibilities and schedules to be implemented by the Program and Co-permittees. It also includes development of new, or modification of existing performance standards (Provision C.2.b), provides the Work Plan for implementing Provision C.3, describes planned monitoring activities (Provision C.7), describes pollutant-specific requirements (Provision C.9) and defines the Program's role relative to Watershed Management efforts (Provision C.10).

The Work Plan builds on the baseline efforts conducted by the Program and Co-permittees through a "continuous improvement" process, in which the Program seeks new opportunities to control stormwater pollution. The continuous improvement process contained in the URMP is illustrated on Figure 1-2. The Work Plan includes a discussion of continuous improvement tasks that were identified, in part, during individual Co-permittee performance reviews, effectiveness evaluations in previous annual reports, and cooperative efforts between the Program and groups that include the Bay Area Stormwater Management Agencies Association (BASMAA), SCBWMI and Regional Monitoring Program (RMP).

On March 1, 2008, the Program's *FY 08-09 Work Plan* was submitted to the Water Board. No comments were received on the submittal.

Program Annual Report

In accordance with NPDES Permit Provision C.6.a., the Program must submit an Annual Report by September 15 of each year. In addition, the Annual Report serves as an important internal Program tool in the cycle of planning, implementation, evaluation and continuous improvement. The Annual Report is the mechanism for documenting the status of planned activities, evaluating the effectiveness of those activities and identifying potential improvements. An additional evaluation mechanism is holding local program performance review meetings with each of the Co-permittees. These meetings serve as external evaluations, while the Annual

Report is a self-evaluation by the Program. The results of the Annual Report and the performance reviews are used to assist the Program and Co-permittees in revising their Work Plans for the following year, as part of the Program's continuous improvement process. During FY 07-08, Water Board staff did not conduct performance review meetings. On Monday, September 17, 2007 the Program's *FY 06-07 Annual Report* was submitted to the Water Board. To date, the Program has not received any comments on the *FY 06-07 Annual Report*

The goals of this *FY 07-08 Annual Report* are to: 1) meet specific permit requirements for reporting; 2) provide an efficient mechanism for reporting and self-evaluation without duplicating information in the work plan or urban runoff management plans (URMPs); and 3) identify areas for continuous improvement.

ORGANIZATION OF REPORT

The *FY 07-08 Annual Report* consists of two volumes and one appendix placed in three-ring binders. Volume I will contain Program's activities and Volume II will consist of Co-permittees' activities. Each section contains relevant tables at the end of the section.

Following Section 1, Volume I of the *FY 07-08 Annual Report* describes the implementation of *FY 07-08 Work Plan* activities in the following sections:

FY 07-08 Annual Report	FY 07-08 Work Plan
Section 2 – Program Management	Program FY 07-08 Budget Performance Standard Revisions Program Continuous Improvement Tasks
Section 3 – Public Information/Participation (PI/P) Activities	FY 07-08 PI/P Work Plan
Section 4 – Monitoring	Multi-Year Year Receiving Waters Monitoring Plan FY 07-08 Annual Monitoring Plan Trash Management and Assessment Tasks
Section 5 – Watershed Management Measures	FY 07-08 Monitoring Plan (activities undertaken with/for the SCBWMI)
Section 6 – Pesticide Management	FY 07-08 Pesticide Management Work Plan
Section 7 – Mercury Pollution Prevention Activities	FY 07-08 Mercury Pollution Prevention Work Plan
Section 8 – New and Redevelopment Control Measures	FY 07-08 C.3. Work Plan

Section 9 contains the Co-permittees' IND and IC/ID Summary Tables for FY 07-08. Each Co-permittee summary table provides information on the required categories as described in the Industrial/Commercial Discharger Control Program and Illicit Connection & Illegal Dumping Elimination Activities Performance Standards. Co-permittee summary tables are also included in each Co-permittee Annual Report and will contain similar information to what is found within Section 9 of the Program's *FY 07-08 Annual Report*. Each Co-permittee includes a breakdown of the levels of enforcement action taken for each IND inspection.

Section 10 contains the Co-permittees' FY 07-08 Annual Reports. Each Co-permittee report includes a cover letter summarizing local program highlights, accomplishments and continuous improvement items; and a certification statement. Co-permittees have prepared and submitted the following information (with appropriate attachments) in accordance with the Water Board's document entitled *Suggested SCVURPPP Co-permittee Annual Report Format* (Draft) dated May 29, 2003:

- IC/ID Elimination Activities
- Industrial/Commercial Discharger Control Program
- Public Agency Activities
  - Public Streets, Roads and Highways O&M (including Corporation Yards)
  - Rural Public Works O&M
  - Storm Drain O&M
  - Water Utility O&M
  - Other Public Agency Activities (Golf Courses, Parks, Ponds, etc.)
- New Development Planning Procedures
- Construction Inspection
- Public Information and Participation
- Pesticide Management Activities
- Mercury Pollution Prevention Activities
- Copper Action Plan/Nickel Action Plan
- Trash Inventory and Management
- Water Quality Monitoring
- Staff Training Summary Table

Other elements that do not fall under the above categories (e.g., PCB Control Program (C.9.e.), Control Program for Sediment (C.9.f.) and Watershed Management (C.10.)) are provided by each respective Co-permittee conducting the activity.

Figure 1-1. Program Implementation

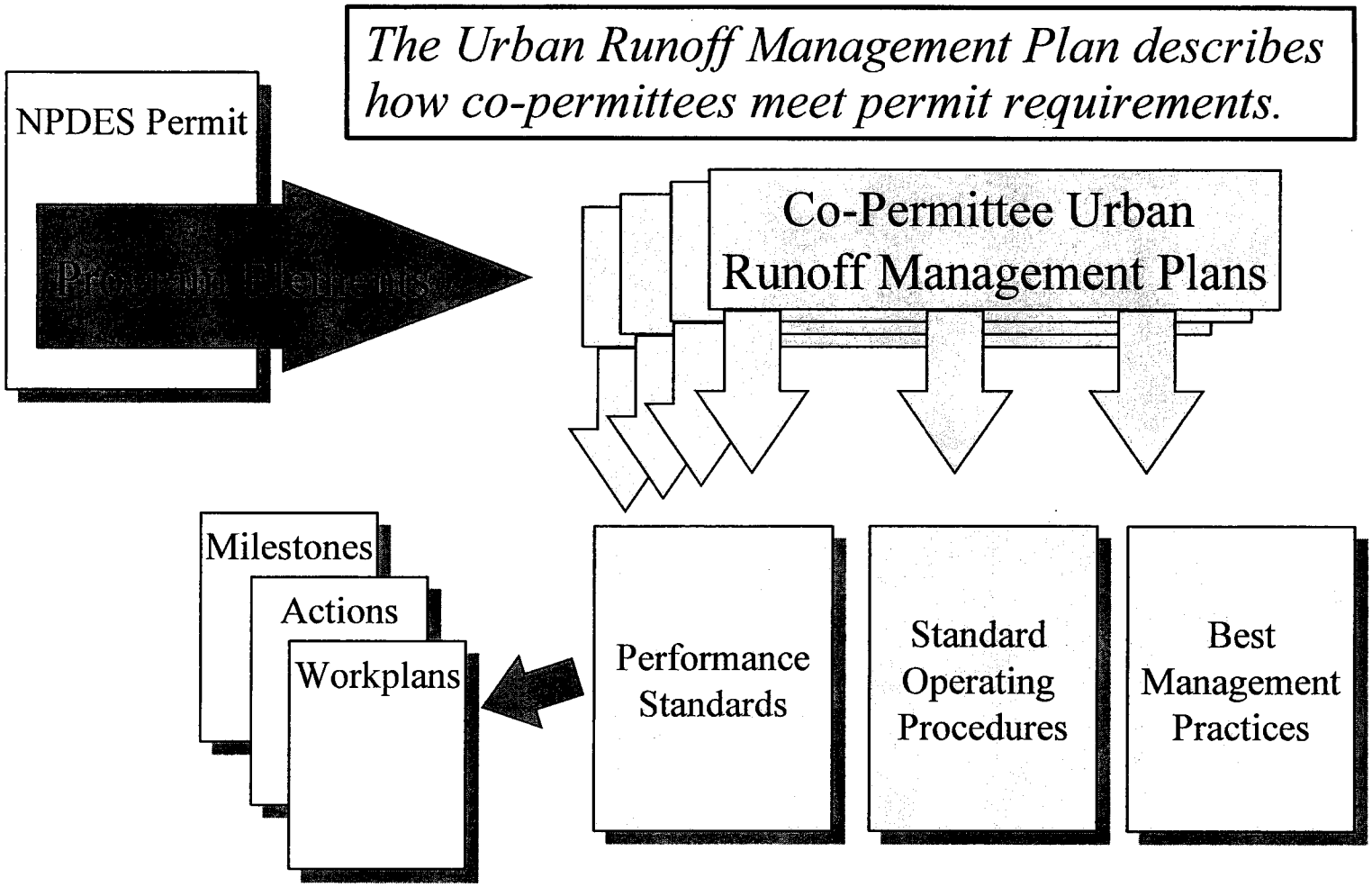

Figure 1-2
Continuous Improvement

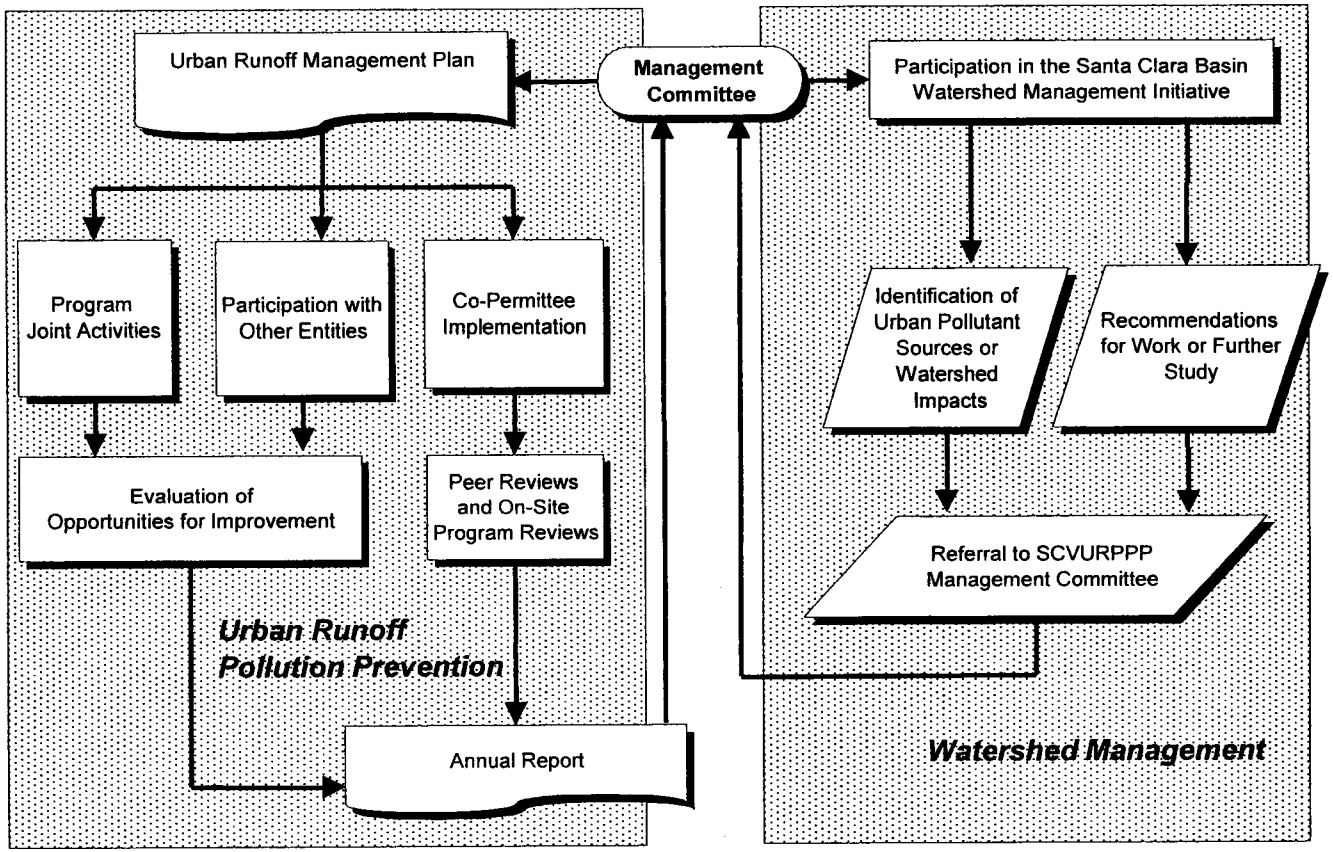

040437

PROGRAM MANAGEMENT

040439

SECTION 2

PROGRAM MANAGEMENT

040440

2. PROGRAM MANAGEMENT

PROGRAM BUDGET

FY 07-08 Budget

The FY 07-08 Program Budget is summarized in Table 2-1. The budget of $3,287,116 represents approximately the same amount of funding as the FY 06-07 budget. The Program budget has been held at the same level over the past six years while significant work has been accomplished and additional fees and collaboration contributions (i.e., BASMAA, RMP and CEP) have increased. The Program has been able to juggle timing and resources to allow holding the budget flat[1]. It is important to note that the Program funds collected from the Co-permittees represent only what is spent on Program-wide activities. It does not include what the Co-permittees are spending to implement controls within their jurisdictions.

FY 08-09 Budget

During FY 07-08, the FY 08-09 Budget was prepared by Program staff, reviewed and approved by the Budget Ad Hoc Task Group and the Management Committee, and submitted as part of the *FY 08-09 Draft Work Plan*. The total budget for FY 08-09 is $3,500,000. The Management Committee is concerned that collaborative resource demands are increasing and are a significant percentage of the overall budget. As a result, these demands as well as the increased need for in-kind resources to participate in various regulatory programs continue to reduce the overall operating budget. Further, Co-permittees have the limited ability to increase current funding sources. The Management Committee is concerned that many of the potential new permit requirements, as part of the Municipal Regional Permit (MRP), will be very costly and not provide any real water quality benefit.

GENERAL PROGRAM MANAGEMENT ACTIVITIES

Management Committee Meetings

The Management Committee continues to meet monthly, on the third Thursday of the month from 9:30 a.m. to 11:30 a.m., to discuss and make decisions regarding Program business. Agendas and supporting information were mailed and posted on the Program's website (www.scvurppp.org) approximately one week in advance of each meeting and handouts were presented at each meeting. The meeting agendas were posted at Sunnyvale City Hall at least 72 hours prior to each meeting and meetings were held in the City of Sunnyvale's West Conference Room. A list of current Management Committee representatives is provided as Appendix A-1 and is on the Program's website.

Ad Hoc Task Group and Work Group Meetings

In order to effectively manage the area-wide activities required by the NPDES permit, Ad Hoc Task Groups are formed by the Management Committee to address specific Program elements

[1] Through the FY 06-07 fiscal year, the Overall Program Budget has included a line item to cover the State NPDES permit fees. Since the inception of the Program, permit application and/or annual fees have increased from $10,000 per year to approximately $162,000 per year. In FY 06-07, Co-permittees initiated direct payment of these fees but the funds still came directly from the overall program budget. Starting with FY 08-09, the approved Program budget eliminated the estimated permit fee line item. Co-permittees are now responsible for covering the costs.

or major work items. These are groups of Co-permittee representatives and Program staff with expertise in the issue at hand. Once the Ad Hoc Task Group's assignment is completed to the satisfaction of the Management Committee, the group is disbanded. The Management Committee reviews the need for Ad Hoc Task Groups on a quarterly basis. Ad Hoc Task Groups may form smaller work groups with subsets of their members to focus on specific issues in more detail. The work groups bring information back to the overseeing Ad Hoc Task Group for decision making.

A Program management organizational chart showing current Ad Hoc Task Groups and work groups is provided on the Program's website. Ad Hoc Task Groups and work groups generally meet on an as-needed basis, although some establish a regular meeting schedule.

Table 2-2 presents a list of the FY 07-08 Ad Hoc Task Groups, their members and their accomplishments. These groups worked with Program staff to provide products or recommendations to the Management Committee. There were a total of 24 Ad Hoc Task Group (AHTG) and work group meetings held during the fiscal year. In addition, task group and work group products were often distributed for review and comment via electronic mail ("virtual meetings"), thus minimizing the number of actual meetings.

The Watershed Education and Outreach (WE&O) Ad Hoc Task Group defines the final work plans for and oversees the implementation of FY 07-08 PI/P projects. An evaluation of PI/P projects conducted during FY 07-08 is provided within Section 3, Table 3-1. During FY 07-08, five work groups formed under the WE&O AHTG were active: Pesticide User Outreach Work Group, Mercury Pollution Prevention Work Group, Script Review Work Group, Alviso Education Center Work Group, and Brochure Development Work Group. One work group formed under the C.3 Provision Oversight (C3PO) AHTG, the HMP Implementation Phase Work Group, was active during FY 07-08, as described in Section 8. In addition, the Trash AHTG continued to be very active in FY 07-08.

Program Management Activities

Program management activities provided by Program staff during the period July 1, 2007 through June 30, 2008 are summarized in Table 2-3. These tasks, which are discussed within the Annual Report, are separate from the permit management and technical support provided by Program staff. General types of activities completed during FY 07-08 include the following:

- Responded to calls on the Program's and Watershed Watch toll-free numbers and distributed materials to the public;
- Facilitated and supported Management Committee and Ad Hoc Task Group meetings;
- Developed the FY 08-09 Program Budget and tracked expenditures;
- Communicated with and assisted the Program's legal counsel;
- Prepared and submitted the Program's *FY 06-07 Annual Report, FY 08-09 Draft Work Plan* and other permit-required submittals;
- Provided guidance to Co-permittees on technical and Program-related issues;
- Conducted and/or assisted with five workshops relating to the use of Bay Area Hydrology Model (BAHM) software tool; use of municipal maintenance training modules; construction site management; draft statewide construction general permit ; and implementing stormwater requirements in new development and redevelopment projects.
- Continued to implement and/or track monitoring projects being performed by the Program;

- Oversaw development and implementation of the Watershed Education & Outreach Campaign;
- Represented the Program at external organization meetings;
- Continued to oversee and/or assist with implementation of the Pesticide User Outreach and Mercury Pollution Prevention Outreach Plans; and
- Participated in the Regional Media Relations, Regional IPM Partnership and Regional Advertising Campaign projects (through BASMAA).

During FY 07-08, a significant amount of Program staff time was devoted to preparation of permit-required submittals, additional Water Board submittals and other Program-related work products. These activities are discussed in Section 2, Permit Management Activities. Additional details on completed Program management activities are provided in the memorandum entitled *Review of FY 07-08 Program Management Services* within Appendix A-2.

External Organization Meetings

Program staff represented the Program at 182 external organization meetings during FY 07-08. These included meetings of the following organizations (Program staff positions indicated in parentheses):

- Bay Area Stormwater Management Agencies Association (BASMAA) – BMP Sizing Tool Work Group, Executive Board (Vice Chair), IPM Partnership Committee, Media Relations Committee, Monitoring Committee, Regional Advertising Campaign, and meetings related to the Municipal Regional Permit;
- Regional Monitoring Program Technical Review Committee, Steering Committee, Pathways and Loadings Work Group ;
- Urban Pesticide Committee (UPC);
- Water Board Mercury Council;
- BASMAA/Water Board PCB Stakeholders Work Group;
- California Stormwater Quality Association (CASQA) – Board of Directors and Executive Program Committee;
- Bay Area Macro-invertebrate Bioassessment Information Network.

In addition, Program staff participated in 26 meetings relating to the Santa Clara Basin Watershed Management Initiative (SCBWMI). These included meetings of the following groups:

- Core Group
- Watershed Assessment and Monitoring Subgroup; and
- Land Use Subgroup.

Program staff prepared meeting summaries for the Management Committee highlighting items of interest and required action items. Summaries are routinely included in Management Committee mail-out and handout packets and posted on the Program's website. Tables listing all internal and external meetings attended during FY 07-08 are attached to the memorandum entitled *Review of FY 07-08 Program Management Services* within Appendix A-2.

Evaluation of Effectiveness

During FY 07-08, Program staff continued to implement policies and procedures related to consideration of funding requests, subcontracting, budget tracking and other improvements in Program management identified in past years. A significant amount of staff time during FY 07-08 was devoted to participation in the Municipal Regional Permit (MRP) development process; implementation of C.3. and HMP requirements; and preparation of permit-required submittals, additional Water Board submittals and other Program-related work products. Despite these resource needs, Program staff completed the general Program management tasks on schedule. The Program budget development and mid-year and year-end reviews were completed within a reasonable timeframe.

The "Work Plan" for many of the Program management activities is the scope of work in EOA's contract for Program management services. Each year, Program staff prepares a self-audit report on Program management services, including significant accomplishments, continuous improvement for existing program elements and feedback regarding Program status, as required by Section 200.5 of the Program Bylaws. A draft of this year's report, *Review of FY07-08 Program Management Services,* was submitted to the Management Committee on March 26, 2008 and approved by the Management Committee on April 16, 2008. The final version of the *Review of FY07-08 Program Management Services* is provided in Appendix A-2.

Continuous improvement items related to Program management are normally identified from three sources: the Program's performance review with Water Board staff; Water Board staff comments on the prior year's Annual Report; and/or Management Committee comments on the draft *Review of Program Management Services* memorandum submitted each year. There were no continuous improvement items identified through these sources for FY 07-08. An update and plan of action for continuous improvement items remaining from previous years are presented within Table 2-4 of this Annual Report.

To satisfy Bylaws Section 200.4, Program staff prepared an *Annual Budget Review Compilation Report* ("ABC Report") that was submitted to the Management Committee as an addendum to the report on Program management services. The addendum contained the FY 06-07 budget, periodic budget status reports, mid-year budget reconciliation, final budget closeout balance sheet and other supporting documentation. The FY 06-07 Annual Budget Review Compilation Report ("ABC Report") was distributed (by electronic mail) to the Management Committee on September 19, 2007. The Management Committee approved the ABC Report on September 20, 2007.

PERMIT MANAGEMENT ACTIVITIES

This section describes tasks related to permit management (i.e., compliance with permit requirements and Co-permittee guidance) completed by Program staff during FY 07-08.

Reporting Requirements

In addition to the Program's Annual Report and Annual Work Plan[2], the Program completed the following permit-required items during FY 07-08:

1. *Pilot Sediment Quality Triad Study: Coyote Creek Watershed, Santa Clara County,*

[2] To date, no comments have been received from the Water Board on the Program's *FY 07-08 Work Plan.*

California, per permit provision C.10.b, submitted on September 17, 2007.

2. *Copper and Nickel Action Plan FY 06-07 Accomplishments and FY 07-08 Work Plan*, submitted September 17, 2007, per POTW order 00-109 and permit provisions C.9.a and b.
3. *Monitoring and Assessment Summary Report: Santa Clara Basin Creeks (2002-2007)*, per permit provision C.10.b, submitted September 17, 2007.
4. *Upper Penitencia Creek Sediment Source Assessment*, per permit provision C.9.f.iii, submitted September 15, 2008.

Additional submittals to the Water Board included:

- Submitted *FY 06-07 Co-permittee Street Sweeping Activity Summary* on September 17, 2007 (as part of the Program's *FY 06-07 Annual Report*).
- Submitted *Summary of Co-permittee Street Sweeping Activities and estimated Mean Pollutant Load Reduction for Copper and Nickel- FY 2006- 2007* on September 17, 2007 (as part of the Program's *FY 06-07 Annual Report*).
- Submitted *Summary of Co-permittee Street Sweeping Activities and estimated Mean Pollutant Load Reduction for Lead and Zinc- FY 2006- 2007* on September 17, 2007 (as part of the Program's *FY 06-07 Annual Report*).
- Submitted *Trash Problem Area Evaluation Results- FY 06-07* (includes tables and figures) on September 17, 2007 (as part of the Program's *FY 06-07 Annual Report*).

A summary of the Program's permit-required submittals, Water Board staff comments, Program responses, and Water Board staff approvals during the past several years (beginning with the most recent submittals) is included within Appendix A-3.

Guidance to Co-permittees

The Program sponsored five workshops to educate Co-permittee staff and others about important issues and program requirements, as described below. The workshop flyers, agendas, attendance lists, and evaluation summaries for listed workshops are presented in Appendices A-4 through A-7.

Bay Area Hydrology Model (BAHM) Computer Training Workshop

On July 17, 2007, the Program co-sponsored two trainings (morning and afternoon sessions) on how to use the Bay Area Hydrology Model (BAHM) software tool. This tool, which simulates pre and post-project hydrology, automatically sizes flow control facilities to meet HMP requirements. Clear Creek Solutions (CCS), the consulting firm who developed the BAHM, provided training which reviewed technical features of the BAHM, including required inputs and outputs; provided hands-on use of the BAHM for flow duration detention facilities; discussed project examples and provided tips and tricks for model use. The workshop attracted 43 participants. Another series of trainings (beginning and advanced sessions) were conducted on November 27-29, 2007 in Fremont and Santa Clara, attracting 93[3] participants. The agenda, evaluation summary, and list of attendees for each of the trainings are provided in Appendix A-4.

Municipal Maintenance "Train-the-Trainer Meeting

[3] 93 out of 120 total slots in six training sessions were filled; some participants attended two sessions (beginning and advanced) and are counted twice.

On November 13, 2007, Program staff held a "train-the-trainer" meeting to review the training modules developed on the following BMPs: corporation yard activities, public streets, roads and highway operation and maintenance, storm drain system operation and maintenance, municipal mercury pollution prevention, pest management and municipal mercury pollution prevention. To ensure effective Co-permittee training sessions, Program staff has repackaged each training protocol into smaller, focused modules. This approach will allow Co-permittees to train municipal staff on certain key municipal elements in shorter blocks on time (e.g., 15 minutes). Each module was distributed to each of the seventeen meeting participants and placed on the Program's website (www.scvurppp.org). The agenda, evaluation summary, and list of attendees for each of the trainings are provided in Appendix A-5.

Construction Site Management Workshop

On December 3 and 4, 2007, the Program co-sponsored and helped conduct training of agency staff on construction site management. Topics covered included: construction site regulations and responsibilities; effective erosion and sediment control BMPs; inspection, monitoring and sampling; site plan update procedures; post construction requirements and demonstration of erosion and sediment control products by vendors. Evaluation forms showed that the workshops were successful in educating attendees (see evaluation summary within Appendix A-6). The workshops attracted 93 participants.

Sharing Experience with Implementation of Stormwater Requirements at Development Projects

On June 3, 2008, the Program conducted a one-day workshop to assist Co-permittees with implementation of Provision C.3. The workshop, which attracted 117 participants, was designed to address topics of interest to municipal and private planning/engineering staffs. The morning sessions presented case studies of implementation of C.3. on a variety of projects; an update on stormwater regulations; a discussion of green building standards (e.g., LEED) and the C.3. requirements; and an overview of the latest trends and approaches in low impact development (LID). The afternoon sessions focused on inspection and maintenance of stormwater treatment measures and landscaping, both during and after construction, and local experience with inspection programs. The workshop also featured exhibits for six vendors of stormwater control measures and related products. The agenda and evaluation summary for the workshop are presented within Appendix A-7.

Other Workshops and Conferences

Program staff and Co-permittees also participated in the following workshops conducted by other agencies:

- CASQA Conference, Costa Mesa, CA, presentation by John Fusco entitled "Trash in Urban Creeks- Sources, Pathways and Control Measures: A Tool Box for Decision Makers and Other Interested Stakeholders" (September 11, 2007);
- CASQA Conference, Costa Mesa, CA, presentation by John Fusco entitled "Assessing Program Effectiveness Using A Sediment Quality Triad Approach" (September 11, 2007);
- San Francisco Bay Regional Quality Water Control Board Meeting, Oakland, CA, presentation by Jon Konnan entitled "TMDL for PCBs in San Francisco Bay: BASMAA's Key Points" (September 12, 2007);
- 2007 California Chapter of the American Planning Association Conference, San Jose,

CA, presentation by Jill Bicknell entitled "Site Design Elements for Protecting Water Quality" (October 1, 2007);

- American Public Works Association (APWA) South Bay Chapter Meeting, San Jose, CA, presentation by Jill Bicknell entitled "Stormwater C.3 Requirements for Development Projects: What's Current and What's Coming" (October 17, 2007).
- CELSOC Santa Clara County Chapter Meeting, San Jose, CA, presentation by Jill Bicknell entitled "Stormwater C.3. Requirements for Development Projects: What's Current and What's Coming" (January 7, 2008).
- Bay Area Macroinvertebrate Bioassessment Information (BAMBI) Workshop, Oakland, CA; presentations by Chris Sommers entitled "Benthic Index of Biotic Integrity (IBI) for San Francisco Bay Area Creeks: Project Update January 2008" (January 30, 2008);
- San Francisco Bay Regional Quality Water Control Board Meeting, Oakland, CA, presentation by Jon Konnan entitled "TMDL for PCBs in San Francisco Bay: BASMAA Comments" (February 13, 2008);
- San Francisco Bay Regional Quality Water Control Board Meeting, Oakland, CA, presentation by Chris Sommers entitled "BASMAA Key Comments on Provision C.10 – Trash Reduction" (March 11, 2008);
- San Francisco Bay Regional Quality Water Control Board Meeting, Oakland, CA, presentation by Jon Konnan entitled "Municipal Regional Permit PCBs and Mercury Provisions: BASMAA Key Points" (March 11, 2008);
- San Francisco Bay Regional Quality Water Control Board Meeting, Oakland, CA, presentation by Jill Bicknell entitled "BASMAA Comments on MRP Provision C.3. - New Development and Redevelopment Requirements" (March 11, 2008).
- San Francisco Bay Regional Quality Water Control Board Meeting, Oakland, CA, presentation by Adam Olivieri entitled "SCVURPPP Comments on MRP" (March 11, 2008).
- Reining in the Rain: California Coast LID and Permeable Pavement Workshop, Oakland, CA, presentation by Jill Bicknell entitled "LID for Stormwater Treatment and Hydromodification Management" (April 23, 2008).
- California NPS Conference, San Diego, CA, presentation by Jill Bicknell entitled "Potential Solutions: Flow Duration Control Approach" (May 7, 2008).
- California NPS Conference, San Diego, CA, presentation by Jill Bicknell entitled "Hydromodification Management Tools" (May 7, 2008).

DEVELOPMENT OF NEW OR REVISED MODEL PERFORMANCE STANDARDS

The Program developed model performance standards (PS) in 1996. Model PS were accepted by the Water Board in June 1997. Co-permittees adopted the model PS that applied to their specific conditions. The PS were incorporated into the September 1, 1997 Urban Runoff Management Plan (URMP) and into the Co-permittees' local URMPs. The Program and local URMPs were updated by October 2000 to include revisions to performance standards for Industrial/Commercial Discharger Control, Illicit Connection/Illegal Dumping Elimination and Storm Drain Operation and Maintenance.

Priorities for recent efforts to revise or create new performance standards have been driven by the requirements in the Program's NPDES permit and/or continuous improvement tasks. All new or revised PS required by the permit have been completed. Future efforts to revise or update existing PS will be identified as part of the permit re-issuance.

LOCAL PROGRAM PERFORMANCE REVIEWS

As part of the Program's continuous improvement process (as described in the 2004 URMP), the Program, Water Board staff and interested outside parties conduct on-site performance reviews of the Co-permittees' local urban runoff management programs. Performance reviews in recent years have focused on one element of the Co-permittees' local programs in detail. Water Board staff did not conduct any performance reviews during FY 07-08.

CONTINUOUS IMPROVEMENT MEASURES

In its annual Work Plans and Annual Reports, the Program presents a list of continuous improvement items to be addressed at the Program level and an approach for implementing them. As discussed earlier under Program Management, continuous improvement items are normally identified from three sources: the Program's performance review with Water Board staff; Board staff comments on the prior year's annual report; and Management Committee comments on the *Review of Program Management Services* memorandum and other Program staff products.

Internal CI tasks identified include updating and maintaining the Program's web site (www.scvurppp.org) to ensure the effective distribution and review of draft and final products; and internal communication with the MC and other interested parties. In addition, Program staff has focused both technical and legal resources on working with Water Board staff (through BASMAA Board meetings and Water Board and Stormwater Subcommittee Workshops) on developing a Municipal Regional Permit that will address the Program's permit re-issuance. Finally, there are a few remaining lower priority continuous improvement tasks from previous years. Their status and updated schedules are provided within Table 2-4 of the *FY 07-08 Annual Report*. Program staff will continue to complete these items during FY 08-09.

PERMIT PROVISION C.1. COMPLIANCE SUMMARY TABLE

The most recent State of California adopted and USEPA approved 303(d) water quality list was approved in 2006 and identifies several "pollutants of concern" in the Lower South San Francisco Bay and creeks in the Santa Clara Basin for which urban runoff is listed as a potential source. Additionally, monitoring data collected the Program can provide evidence that urban runoff may be causing or contributing to an exceedance of water quality standards.

Consistent with Provision C.1 of its NPDES Permit, the Program has prepared a "C.1. Table", which summarizes baseline, enhanced and planned urban runoff controls implemented and investigations conducted to address these pollutants of concern. Table 2-5 summarizes the Program's current and proposed (i.e., FY 07-08) BMPs/programs/investigations for the "pollutants of concern" in the Lower South San Francisco Bay and creeks for which urban runoff is a potential "source". Although urban runoff is listed as a potential source, in reality urban runoff is the transport vehicle and not the actual source. Therefore, key urban sources of the "pollutants of concern" are identified in Table 2-5.

As noted in Table 2-5, additional information on the Program's controls/programs can be found in the following documents:

- Program and Co-permittee 2004 *Urban Runoff Management Plans*
- 1997 *Metals Control Measures Plan*
- Past Annual Report and Work Plans
- Pollutant-specific technical reports (www.scvurppp.org)

In addition, the Program intends to incorporate updates to the summary table as part of the Program's continuous improvement process where new controls/programs will be identified and reported in the Program's Annual Work Plan.

Table 2-1
SCVURPPP Total FY 07-08 Budget

Budget Summary

Item	Budget
Operational Group	
1. Program Management/Administration (EOA)	$454,124
2. Permit Management (EOA)	$494,608
3. Technical Program Management (EOA)	$143,000
4. Legal Services (MOFO)	$87,818
5. Fiscal Agent (City of Sunnyvale)	$50,000
6. RMP Contribution (SFEI) (see Collaborative Budget)	
Subtotal Operational Group	**$1,229,550**
Projects Group	
7. Monitoring Projects (EOA/Subs)	$880,000
8. HMP Technical Assistance/Guidance/Workshops	$130,000
9. PI/P & WEO budget	$383,200
10. Project Monitoring Special Study (10% per MOA – moved to Collaborative Group)	
11. NPDES Permit Renewal	$85,000
Sub-total Project Group	**$1,478,200**
Collaborative Group	
A. Program Monitoring Special Studies	$42,000
B. CASQA Dues (Regional Collaboration)	$15,000
C. TMDL CEP Participation (Regional Collaboration)	$97,000
D. RMP Fee (Regional Collaboration)	$170,910
E. BASMAA Fee (Regional Collaboration)	$85,000
F. WERF Dues	$8,000
Subtotal Collaborative Group	**$417,910**
NPDES Permit fee	**$161,456**
TOTAL FY 07-08 BUDGET	**$3,287,116**

Table 2-2
FY 07- 08 Ad Hoc Task Groups and Accomplishments

NAME/PURPOSE	MEMBERS	START DATE	DISBAND DATE	ACCOMPLISHMENTS
Budget – Close-out old budgets; review and approve proposed budgets; review and provide direction to the MC on budget & policy issues. Permit Provision: Program Management	Lorrie Gervin, Sunnyvale – Chair Melody Tovar, San Jose Steven Osborn, San Jose Rick Mauck, Santa Clara Cheri Donnelly, Cupertino Kelly Carroll, West Valley Communities Dave Chesterman, SCVWD Brett Calhoun, SCVWD Roger Narsim, SCVWD (former member) Jill Bicknell, Program staff Adam Olivieri; Program Staff	10/16/97		Reviewed and approved FY 08-09 budget; conducted mid-year FY 07-08 budget review and recommended adjustments to the MC. Reviewed and approved the Program Manager's Self-Audit Report. The Budget AHTG typically meets three times a year. A large amount of work (i.e., review of documents) is completed by electronic mail.
Monitoring* - Review & approve monitoring project priorities and products for consistency with Program and WMI goals, and with NPDES permit requirements. * Meets quarterly in concert with SCBWMI WAMS meetings. Permit Provision: C.7. and C.10	Marilyn Nickel, Milpitas Dave Drury, SCVWD Kristy McCumby-Hyland, Sunnyvale Chris Sommers, Program staff James Downing, San Jose Melody Tovar, San Jose Steven Osborn, San Jose Jan O'Hara, RWQCB Brett Calhoun, SCVWD Kate Slama, SCVWD Dave Chesterman, SCVWD Adam Olivieri; Program Staff Kelly Carroll, West Valley Communities Brad Eggleston, Palo Alto Trish Mulvey, CLEAN South Bay Larry Johmann, GCRCD Mondy Lariz, SPCWC	6/19/97		Met jointly with WMI Watershed Assessment and Monitoring Subgroup (WAMs) to provide input on FY 08-09 Receiving Waters Monitoring Plan, FY 07-08 Monitoring Results, and SSI and MDDB updates.

Table 2-2
FY 07-08 Ad Hoc Task Groups and Accomplishments

NAME/PURPOSE	MEMBERS	START DATE	DISBAND DATE	ACCOMPLISHMENTS
Municipal Employee Training Protocols – develop stormwater BMP training curriculum with modules for different activities that can be customized by each co-permittee. Permit Provision: C.2.	Kristy McCumby-Hyland, Sunnyvale Melody Tovar, San Jose Eric Anderson, Mountain View Roger Lee, Santa Clara (former member) John Fusco, Program Staff Kate Slama, SCVWD Cheryl Dayley, San Jose Cheri Donnelly, Cupertino	4/15/99		Did not meet in FY 07-08. "Train the Trainer" Workshop held November 13, 2007 to review BMP training modules.
PI/P and WEO – Develop list of proposed Program PI/P activities for annual work plan using process outlined in the PI/P Strategy, and work with Program staff and consultant to develop work plans for and implement the Watershed Education and Outreach (WEO) Campaign. Permit Provision: C.4. **(Work Groups under PIP/ WEO are:** Scripts Review Schools Outreach Alviso Education Program IPM Pesticide Outreach Mercury P2 Outreach HHW Program Work Group Brochure Development Work Group	Mary Morse, San Jose – Chair Cheri Donnelly, Cupertino Delia Romero, West Valley Communities (former member) Bruce Frisbey, San Jose Eric Anderson, Mountain View Karin Hickey, Santa Clara Sally Personett, Sunnyvale Lorrie Gervin, Sunnvyale Julie Weiss, Palo Alto Trish Mulvey, CLEAN South Bay Roxan Nasiri, Cupertino (former member) Vishakha Atre, Program Staff Kate Slama, SCVWD	Reformed 5/18/00		Reviewed, approved and implemented the following Watershed Education and Outreach projects: • Watershed Watch Campaign • Watershed Watchers Program at the Don Edwards San Francisco Bay Wildlife Refuge • ZunZun School Assemblies

Table 2-2
FY 07-08 Ad Hoc Task Groups and Accomplishments

NAME/PURPOSE	MEMBERS	START DATE	DISBAND DATE	ACCOMPLISHMENTS
Industrial Inspection – Revise performance standard/guidance to include recommendations for enhanced reporting, implement and review results. Permit Provision: C.6.a.i.	John Fusco, Program Staff Eric Anderson, Mountain View Dave Grabiec, Sunnyvale Anastazia Aziz, San Jose Mary Morse, San Jose (former member) Bhavani Yerrapotu, San Jose Jack Lovell, West Valley Communities Brett Calhoun, SCVWD Roger Lee, Santa Clara (former member) Chris Fujimoto, Palo Alto	2/6/01		Did not meet in FY 06-07.
Mercury Pollution Prevention – Assist Co-permittee and Program staffs to implement Mercury P2 Plan tasks. Permit Provision: C.9.c.	Kristy McCumby-Hyland, Sunnyvale Melody Tovar, San Jose Sharon Newton, San Jose James Downing, San Jose Dave Drury, SCVWD Steve Homan, Santa Clara County (former member) Rob D'Arcy, SC County HHW Program Kristin Kerr, Program Staff Mary Morse, San Jose Eric Anderson, Mountain View Cheri Donnelly, Cupertino Julie Weiss, Palo Alto	10/18/01		Developed mercury-containing product use survey, and model guidelines and virtual elimination policy for implementing the Mercury Pollution Prevention Plan. Did not meet in FY 07-08.

Table 2-2
FY 07-08 Ad Hoc Task Groups and Accomplishments

NAME/PURPOSE	MEMBERS	START DATE	DISBAND DATE	ACCOMPLISHMENTS
Watershed Analysis – Assist with conduct and review of work plan tasks to conduct watershed analysis and management practice assessment in "other creeks" which may be impaired by sediment. Permit Provision: C.9.f.iii	Brett Calhoun, SCVWD Kristy McCumby-Hyland, Sunnyvale Steve Homan, Santa Clara County (former member) Larry Lind, Los Altos Jim Ervin, San Jose James Downing, San Jose Neil Van Keuren, San Jose Chris Sommers, Program Staff Paul Randall, Program Staff Jae Abel, SCVWD	6/20/02		Finalized Limiting Factors Analysis (LFA) Technical Report for the Upper Penitencia Creek watershed; conducted Sediment Source Assessment (as part of the Sediment Management Practices Assessment of the Upper Penitencia Creek watershed); and conducted a Waterbody Assessment and Sediment Impact Analysis of Saratoga Creek.
Trash – Develop Trash Work Plan, coordinate trash-related activities and assist Program Staff to implement Program tasks. Permit Provision: C.1.	Dave Staub, Santa Clara Cheri Donnelly, Cupertino Kristy McCumby-Hyland, Sunnyvale Brett Calhoun, SCVWD Skip LaCaze, San Jose Sharon Newton, San Jose (former member) Melody Tovar, San Jose Phil Bobel, Palo Alto Chris Rummel, County DEH Steve Homan, Santa Clara County (former member) Lisa Rose, County GALA Trish Mulvey, CLEAN South Bay Jan O'Hara, RWQCB John Fusco, Program Staff Paul Randall, Program Staff Chris Fujimoto, Palo Alto	12/20/01		Finalized *Trash BMP Tool Box: Treatment and Institutional Controls* (includes an introductory technical report and twelve technical information sheets on treatment BMPs and institutional controls for controlling trash. Developed *Pilot Trash Structural Treatment Control Study: Implementation Plan* (details catch basin insert pilot demonstration project within the Cities of San Jose and Sunnyvale).

Table 2-2
FY 07-08 Ad Hoc Task Groups and Accomplishments

NAME/PURPOSE	MEMBERS	START DATE	DISBAND DATE	ACCOMPLISHMENTS
	Roxan Nasiri, Cupertino (former member) Larry Lind, Los Altos			
C.3. Provision Oversight (C3PO) – Develop approach to implementing Permit Provision C.3.requirements for new and redevelopment and review Program work products. **Work Groups under C3PO are:** HMP Implementation Phase BMP O&M Verification Infiltration Permit Provision: C.3.	Joe Teresi, Palo Alto Paramjit Uppal, Milpitas Cheri Donnelly, Cupertino Sandy Baily, Los Gatos Trish Duarte, Los Gatos (former member) Kevin Riley, Santa Clara Roger Lee, Santa Clara (former member) Mike Campbell, HMH Anastazia Aziz, San Jose Joe Vafa, San Jose Calvin Matsui, San Jose Ebrahim Sohrabi, San Jose Maria Angeles, San Jose Timm Borden, San Jose Laurel Prevetti, San Jose Jenny Nusbaum, San Jose Dipankar Sen, SCVWD Roger Narsim, SCVWD (former member) Jill Bicknell, Program staff Sue Ma, RWQCB Kristy McCumby-Hyland, Sunnyvale Eric Anderson, Mountain View Genevieve Fire, Cupertino Curtis Banks, Los Altos Therese Schmidt, Saratoga Kristen Borel, Saratoga	11/15/01		Received updates on C.3. and HMP issues and projects; received updates on MRP and discussed potential new permit requirements, planned annual workshop; shared information on implementation of C.3.

Table 2-2
FY 07-08 Ad Hoc Task Groups and Accomplishments

NAME/PURPOSE	MEMBERS	START DATE	DISBAND DATE	ACCOMPLISHMENTS
	Al Oxonian, Campbell Steve Homan, Santa Clara County (former member) Richard Chen, Los Altos Hills (former member) Bill Ekern, SJ Redevelopment Agency Melody Tovar, San Jose Michael Stephenson, SCC Vector Control Salifu Yakubu, San Jose Brett Calhoun, SCVWD Bill Springer, SCVWD Pamela Wu, Santa Clara County Chris Freitas, Santa Clara County Tracy Ingebritsen, Stanford Karla Tompkins, Stanford Larry Lind, Los Altos Amit Mutsuddy, San Jose Iveta Harvancik, Saratoga Julia Nguyen, San Jose Dionne Early, San Jose Jamie McLeod, Sunnyvale Jan Palajac, San Jose			

Table 2-2
FY 07-08 Ad Hoc Task Groups and Accomplishments

NAME/PURPOSE	MEMBERS	START DATE	DISBAND DATE	ACCOMPLISHMENTS
WORK GROUP INFORMATION (PIP & WEO Work Groups)				
Script Review – To review scripts created for media use related to the Watershed Watch Campaign (on a short turn around basis), oversee development of Watershed Watch web site and review page content. Permit Provision: C.4.	Sally Personett, Sunnyvale Cheri Donnelly, WVCWP Bruce Frisbey, San Jose Roxan Nasiri, Cupertino (former member) Mary Morse, San Jose Kate Slama, SCVWD Julie Weiss, Palo Alto Vishakha Atre, Program Staff	12/99		Provided input on a number of radio scripts and print ads with a short turnaround time.
Pesticide User Outreach – To help Program staff develop work plans for and implement pesticide user outreach tasks from the Program's Pesticide Management Work Plan. This project combines elements of the IPM Store partnership Work Group and the Household Chemical Management Work Group. It builds on the relationships developed with independent nurseries and hardware stores developed during the previous years of the IPM Store Partnership project. The work group also reviews the Program's Work Plan for pesticide outreach and participates in	Roxan Nasiri, Cupertino (former member) Julie Weiss, Palo Alto Larry Lind, Los Altos Paramjit Uppal, Milpitas Eric Anderson, Mountain View Bruce Frisbey, San Jose Cheryl Dayley, San Jose Mary Morse, San Jose Kara Novogradac, San Jose (former member) Kristy McCumby-Hyland, Sunnyvale Sally Personett, Sunnyvale Kate Slama, SCVWD Cheri Donnelly, Cupertino Rob D'Arcy, Santa Clara Co. Rosemary Lombard, Palo Alto	Reformed 8/02		Reviewed and approved detailed FY 07-08 Work Plan; provided input to Program staff on Regional IPM issues; reviewed and approved materials for the fall advertising campaign, planned, conducted and staffed IPM outreach related events; conducted outreach to stores.

Table 2-2
FY 07-08 Ad Hoc Task Groups and Accomplishments

NAME/PURPOSE	MEMBERS	START DATE	DISBAND DATE	ACCOMPLISHMENTS
outreach events. Permit Provision: C.9.d.	Vishakha Atre, Program Staff			
Mercury P2 Outreach – To help Program staff, develop work plans for and implement mercury outreach tasks. Permit Provision: C.9.c.	Julie Weiss, Palo Alto (Chair) Roxan Nasiri, Cupertino (former member) Mary Morse, San Jose Sally Personett, Sunnyvale Kristy McCumby-Hyland, Sunnyvale Kate Slama, SCVWD Marilyn Nickel, Milpitas Joanne Johnson, Milpitas Zakk Devine, County IWM Division Rob D'Arcy, CoHHW Program Cheri Donnelly, Cupertino Vishakha Atre, Program Staff	12/02		Reviewed and approved the detailed FY 07-08 work plan; reviewed and approved materials for the fall advertising campaign.
Schools Outreach – To plan for and oversee school outreach activities coordinated with the WEO Campaign (e.g. ZunZun performances), coordinate Co-permittee school outreach efforts and identify gaps in outreach for watershed/stormwater education. Identify a program for conducting outreach at the middle-school level. Permit Provision: C.4.	Mary Morse, San Jose – Chair Roxan Nasiri, Cupertino (former member) Julie Weiss, Palo Alto Jan Raissle, Palo Alto Bruce Frisbey, San Jose Trish Mulvey, CLEAN South Bay Cheri Donnelly, Cupertino Kate Slama, SCVWD Vishakha Atre, Program Staff Sally Personett, Sunnyvale	12/99		Provided input for conducting 50 ZunZun school assemblies by email. Did not meet in FY 07-08.

Table 2-2
FY 07-08 Ad Hoc Task Groups and Accomplishments

NAME/PURPOSE	MEMBERS	START DATE	DISBAND DATE	ACCOMPLISHMENTS
Alviso Education Program – To periodically evaluate and provide input to S.F. Bay Wildlife Refuge staff regarding educational programs funded by SCVURPPP. Permit Provision: C.4.	Kate Slama, SCVWD Bob Chessman, San Jose Bruce Frisbey, San Jose Sally Personett, Sunnvyale Mary Morse, San Jose Genie Moore, S.F. Bay Wildlife Refuge Lindy Nice, S.F. Bay Wildlife Refuge Trish Mulvey, CLEAN South Bay Vishakha Atre, Program Staff Cheri Donnelly, Cupertino	12/99		Reviewed work done in FY 07-08; discussed improvements and approved work plan for FY 08-09.
HHW Work Group –To evaluate and recommend pollution prevention strategies for pollutants (e.g., universal wastes, pesticides) that directly impact both stormwater and household hazardous waste collection programs in Santa Clara County.	Mary Morse, San Jose Leah Lowrie, San Jose Kristy McCumby-Hyland, Sunnyvale Rob D'Arcy, County HHW Program Cheri Donnelly, Cupertino Trish Mulvey, CLEAN South Bay Julie Weiss, Palo Alto Zakk DeVine, County IWM Division Vishakha Atre, Program Staff	2/07		Prepared recommendations for potential HHW program funding options for hazardous waste disposal and Program/Co-permittee participation in product stewardship efforts, and provided memorandum with recommendations to the MC on October 31, 2007.
Brochure Development Work Group – To develop a new pollution prevention brochure for the general public.	Bruce Frisbey, San Jose Mary Morse, San Jose Kate Slama, SCVWD, Sally Personett, Sunnyvale Cheri Donnelly, Cupertino Kelly Carroll, West Valley Communities Karin Hickey, Santa Clara			Developed a draft brochure and tested it during a public outreach event; brochure is in the process of being finalized.

Table 2-2
FY 07-08 Ad Hoc Task Groups and Accomplishments

NAME/PURPOSE	MEMBERS	START DATE	DISBAND DATE	ACCOMPLISHMENTS
	Trish Mulvey, CLEAN South Bay Maree Doden, Palo Alto Lauren Tacke, Cupertino			
C3PO Work Groups				
BMP Operations & Maintenance Verification Work Group -- Review model O&M documentation and develop guidance for conducting verification programs and reporting inspection data. Permit Provision: C.3.e.	Dipankar Sen, SCVWD Patti Joki, Milpitas Paramjit Uppal, Milpitas Jenny Nusbaum, San Jose Brett Calhoun, SCVWD Kelly Carroll, West Valley Communities Cheri Donnelly, Cupertino Miranda Hung, Cupertino Eric Anderson, Mountain View Genevieve Fire, Cupertino Trish Duarte, Los Gatos Jack Lovell, West Valley Communities (former member) Jamie Matthews, San Jose Kristy McCumby-Hyland, Sunnyvale Lavenia Millar, Cupertino (former member) Maria Angeles, San Jose Melody Tovar, San Jose Anastazia Aziz, San Jose Rafles Warnars, San Jose Ray Ho, San Jose Roger Narsim, SCVWD (former member) Chris Fujimoto, Palo Alto	4/22/02		Reviewed use of the Standard Stormwater Treatment BMP Inspection Data Collection Form and guidance on annual reporting of data; coordinated with County Vector Control District and reporting requirements; shared information on implementation of inspection programs. Did not meet in FY 07-08 – issues discussed at C3PO AHTG meetings.

Table 2-2
FY 07-08 Ad Hoc Task Groups and Accomplishments

NAME/PURPOSE	MEMBERS	START DATE	DISBAND DATE	ACCOMPLISHMENTS
	John Fusco, Program Staff Paul Randall, Program Staff (former member)			
HMP Implementation Phase Work Group	Melody Tovar, San Jose Kristy McCumby-Hyland, Sunnyvale Mike Campbell, HMH Engineers Larry Lind, Los Altos Dipankar Sen, SCVWD Roger Narsim, SCVWD (former member) Dave Chesterman, SCVWD Kristin Kerr, Program Staff Jill Bicknell, Program Staff Joe Teresi, Palo Alto Anastazia Aziz, San Jose Joe Vafa, San Jose Maria Angeles, San Jose Julia Nguyen, San Jose Christine Mohanna, San Jose Fariborz Heydari, Milpitas Trish Mulvey, Clean South Bay Amit Mutsuddy, San Jose Dionne Early, San Jose			Received updates on HMP issues and projects, permit status, and activities of other programs; provided input on implementation tools being developed; shared information on implementation of HMP requirements on development projects. Did not meet in FY 07-08.
Infiltration Work Group - To develop guidance to Co-permittees on design of Stormwater infiltration measures to protect groundwater quality. Permit Provision: C.3.i	Yaping Liu, SCVWD Larry Lind, Los Altos Mike Campbell, RBF Consulting Anastazia Aziz, San Jose Kristy McCumby-Hyland, Sunnyvale Jill Bicknell, Program Staff Roger Narsim, SCVWD (former member)	1/22/03		Did not meet in FY 07-08.

Table 2-2
FY 07-08 Ad Hoc Task Groups and Accomplishments

NAME/PURPOSE	MEMBERS	START DATE	DISBAND DATE	ACCOMPLISHMENTS
	Paul Randall, Program Staff Bill Scott, San Jose (former member) Tracy Ingebritsen, Stanford			

Table 2-3
Performance of FY 07-08 Program Management Tasks

Task Description	Work Items	Work Completed / Comments
	1.0 Program Management/Administration	
Task 1.1 - Administrative Assistance	• Provide general administrative assistance • Maintain toll-free numbers for both SCVURPPP and the Watershed Watch Campaign. • Distribute materials to the public	• Continuing • Received 25 calls in FY 07-08. Database of requests is regularly updated and will be distributed to Co-permittees. • Responded to 27 requests from the Watershed Watch website for Watershed Watch kits and 16 requests for information.
Task 1.2 - Management Committee and Ad Hoc Task Group (AHTG) Support	• Facilitate and support up to 12 MC meetings* • Facilitate and support up to 40 AHTG meetings (includes Work Group meetings)*	• Completed 20 meetings (twelve regular and eight special related to the MRP) in FY 07-08. • Facilitated 24 AHTG and Work Group meetings. AHTG meetings include: Budget AHTG (3); C3 Provision Oversight AHTG (5); Monitoring AHTG (1); Trash AHTG (3); Watershed Education & Outreach AHTG (3); and Watershed Analysis Workplan AHTG (1). Work Group meetings include: Co-permittee HMP (2); Alviso Work Group (1); HMP Instream Solutions Work Group (1); Pesticide User Work Group (1); Mercury Pollution Prevention Outreach Work Group (1); Site Design Awards Work Group (1) and SCVURPPP and HHW Program Work Group (1).

* Includes: develop/distribute agendas, comply with Brown Act, update mailing lists, do copying, reserve meeting places, facilitate meetings, draft/finalize minutes, and organize/conduct follow-up.

Table 2-3
Performance of FY 07-08 Program Management Tasks

Task Description	Work Items	Work Completed / Comments
		• Submitted three (3) status reports on Municipal Regional Permit to City/County Managers Association. Attended one meeting to discuss MRP and other stormwater issues on November 7, 2007. • Updated Public Works Directors at their monthly luncheon on the MRP – February 17, 2008. • Organized and participated in two meetings in Sacramento with legislative staff (February 13, 2008) and the East Bay Caucus (February 27, 2008) regarding MRP impacts on local resources. **Note:** Program staff helped reduce the number of actual meetings by using electronic mail for review of work products and other correspondence.
Task 1.3 - Program Budget Administration	• Develop subsequent year's budget	• Total Program budget distributed to Budget AHTG (BATG) and MC on 12/24/07; budget revised and redistributed to BATG on 2/12/08; budget approved by MC on 2/21/08.
	• Track expenditures and prepare quarterly reports to Management Committee	• Continued tracking system developed in FY 97-98. Submitted budget updates in September 2007, January 2008 and August 2008.
	• Identify and apply for grant opportunities as directed by Management Committee	• Submitted grant application entitled "Green Gardener Training and Certificate Program"

Table 2-3
Performance of FY 07-08 Program Management Tasks

Task Description	Work Items	Work Completed / Comments
		to the California Department of Pesticide Regulation on October 19, 2007. • Submitted grant application entitled "Green Gardener Training Program" for submittal to the California Department of Pesticide Regulation on April 9, 2008.
Task 1.4 - Coordination with Fiscal Agent	• Track Program Fund receipts/expenditures; obtain budget status information	• Continued to receive updated information on revenues and expenditures monthly from the City of Sunnyvale and directed the City to pay invoices. Annual audit submitted and approved by Management Committee. This process worked effectively.
Task 1.5 - Coordination with Legal Consultant	• Communicate with and provide assistance to legal counsel.	• Coordinated with legal counsel on other permit issues (e.g., MRP, TMDLs and HMP).
Task 1.6 – Coordinate Program Representation	• Communicate with and report information provided by Co-permittees representing Program at external meetings.	• Program staff attends external meetings requiring Program representation. See report under Task 2.3. Co-permittees normally do not represent the Program at external meetings. An exception is that several Co-permittees represent themselves at the San Francisquito Creek Watershed Council meetings regarding sediment control studies. (Program staff is not involved).
Task 1.7 – Develop and Manage PI/P Program	• Conduct long-range planning for Program PI/P activities	• Managed the implementation of the Watershed Watch Campaign; managed

Table 2-3
Performance of FY 07-08 Program Management Tasks

Task Description	Work Items	Work Completed / Comments
		development of the Watershed Watch Mid-year Campaign Report; Teacher Evaluation Mid-year and Final Reports, Final School Assembly Report and Watershed Watch Campaign Final Report; reviewed products by consultants; coordinated campaign with other PIP goals and activities.
	• Manage development of PI/P work plan for FY 07-08	• Developed FY 07-08 Media Campaign Plan and FY 08-09 Watershed Watch Campaign Work Plan with input from Budget and WEO AHTGs. • Throughout the year, oversaw development of work plans for and/or management of PI/P projects.
	• Miscellaneous Outreach Tasks	• Program Fact Sheets. Developed and distributed the following Program-specific fact sheet: Trash Evaluation and Management (2nd Edition). Award Applications. Prepared and submitted award applications for the following awards: 1) San Francisco Estuary Project (SFEP) Outstanding CCMP Implementation Project nominating the Program's Trash BMP Tool Box. This application, which was submitted on August 10, 2007, did not receive an award; 2) United States Environmental Protection Agency Region 9 (USEPA Region 9) Environmental Awards (submitted February 15, 2008) nominating the Program's Trash BMP Tool Box as a significant

Table 2-3
Performance of FY 07-08 Program Management Tasks

Task Description	Work Items	Work Completed / Comments
		environmental accomplishment for 2007. This application did not receive an award; 3) California Department of Pesticide Regulation (DPR) Innovator Award (submitted May 30, 2008) nominating the Program's Pesticide User Outreach activities. This application is currently being reviewed for consideration; 4) California Stormwater Quality Association (CASQA) Awards (submitted June 12, 2008) nominating the Program's Trash BMP Tool Box as an outstanding stormwater research project. In late July, CASQA selected the Trash Tool Box for the Outstanding BMP Implementation Project Award; and 5) California Stormwater Quality Association (CASQA) Awards (submitted June 13, 2008) nominating the Santa Clara Valley Green Gardener Training and Outreach Program as an outstanding regional stormwater news, information, outreach and media project. In late July, CASQA selected the Green Gardener Training and Outreach Program for the Outstanding Regional Stormwater News, Information, Outreach and Media Project Award.
	• Provide support to Co-permittee's requests for public education assistance	• Provided ongoing support to Co-permittee requests; coordinated reprints and distribution of materials; staffed outreach events, as needed; kept PI/P contacts informed about local and regional activities through email.

Table 2-3
Performance of FY 07-08 Program Management Tasks

Task Description	Work Items	Work Completed / Comments
		• Coordinated with BASMAA Regional Ad Campaign. • Contributed to the Santa Clara County Creeks Coalition to support printing of their "Creekside News Letter".
	2.0 Permit Management	
Task 2.1 - Report Preparation & Submittal	• Prepare Program Annual Report and submit to Water Board by Sept. 15 of each year.	• FY 06-07 Annual Report prepared and submitted on September 17, 2007. Continued the streamlined reporting format to reduce Co-permittee effort while satisfying Water Board requirements. Prepared guidance to Co-permittees and reviewed Co-permittee submittals for completeness and consistency. • Executive Summary- FY 2006-2007 Annual Report. Requested EO to distribute at the November 1, 2007 Water Board meeting and posted on the Program's website. Additional copies were provided to Co-permittees for distribution to interested parties within their agencies.
	• Prepare FY 07-08 Draft Work Plan and submit to Water Board by March 1	• FY 08-09 Draft Work Plan prepared and submitted on February 29, 2008. Work Plan included tasks for the following Program elements: Municipal Operations, New Development and Redevelopment (C.3.), Industrial and Commercial Site Control, Illicit Discharge Detection and Elimination, Construction Site Control, Public

Table 2-3
Performance of FY 07-08 Program Management Tasks

Task Description	Work Items	Work Completed / Comments
		Information/Participation, Water Quality Monitoring, Pollutants of Concern Control, Exempted and Conditionally Exempted Discharges and Reporting. The Program's FY 08-09 Budget is also included in the Work Plan.
Task 2.2 - Internal Co-Permittee Liaison	• Develop guidance as directed by MC. May include guidance documents, evaluation methods and effectiveness indicators.	• Developed guidance on the Annual Report, Work Plan, C.3 implementation, street sweeping tracking and evaluation, submittal of trash problem area evaluation data and submittal of IND and IC/ID inspection data. Provided additional guidance to Co-permittees in response to telephone and email requests.
	• Conduct local program reviews	• Local program reviews did not occur during FY 07-08.
	• Conduct up to 4 training workshops; may include educational outreach to businesses.	• Planned, conducted, assisted with, and/or co-sponsored the following workshops or sessions: 1) "Bay Area Hydrology Model (BAHM) Computer Training Workshops" (two separate sessions on July 17, 2007) – attracted 43 participants; 2) "2007 Conference of the California Chapter of the American Planning Association" (September 30 - October 3, 2007) – the Program sponsored a session and mobile workshop at this very large conference. Both were very

Table 2-3
Performance of FY 07-08 Program Management Tasks

Task Description	Work Items	Work Completed / Comments
		well attended; 3) "Train-the-Trainer: Municipal Maintenance Training Modules" (November 13, 2007) – attracted 17 trainers from Co-permittee agencies; 4) "Bay Area Hydrology Model (BAHM) Computer Training Workshops" (November 28 and 29, 2007) – attracted 60 participants; 5) "Construction Site Management" (December 3 and 4, 2007) – attracted 93 participants; 6) "Draft Statewide Construction General Permit" (April 30, 2008) – attracted approximately 40 participants; and 7) "Sharing Experience with Implementation of Stormwater Requirements at Development Projects" (June 3, 2008) – attracted 117 participants. Gave presentations on behalf of the Program at workshops/conferences planned by others: Refer to Attachment A.
Task 2.3 - External Organization Liaison	• Identify regulatory issues, prepare comments, and represent Program at meetings.	• Distributed information to MC on following issues: revisions to 303(d) list and TMDL priorities; mercury, diazinon, pesticides, PBDE's and copper/nickel TMDL studies and action plans, trash, wetlands policy, enforcement policy; issues discussed at Municipal Regional Permit meetings;

Table 2-3
Performance of FY 07-08 Program Management Tasks

Task Description	Work Items	Work Completed / Comments
		legislation of concern; other items of interest from the RWQCB, BASMAA and CASQA. • Program staff served on the PCB TMDL Work Group and Mercury TMDL Work Group, commented and prepared TMDL study products, helped update and report progress on the Copper Action Plan, and assisted Water Board staff with preparation of Basin Plan amendments related to mercury and PCBs.
	• Represent Program at up to 77 external organization meetings (RWQCB, BASMAA, CASQA, CEP, RMP, others) as directed by MC.	• Attended 156 external organization meetings (see separate summary table – not including WMI and Program Data Coordination meetings); prepared summaries for MC distribution; prepared and/or distributed full meeting notes for most meetings. • Program staff served on the BASMAA Executive Board (Vice Chair), CASQA Board of Directors and CASQA Executive Program Committee; and represents BASMAA on the RMP Steering Committee and RMP Technical Committee.
	• Represented Program at WMI Core Group and Subgroup meetings.	• Attended 26 WMI meetings, including: Land Use Subgroup (10); BAMBI Workshop (1); SCBWMI Core Group (5); SCBWMI Watershed Assessment and Monitoring Subgroup (2); SCBWMI Trash Subgroup (2); SCBWMI Product Stewardship Subgroup (1); SCBWMI Communications/Outreach Work Group (1);

Table 2-3
Performance of FY 07-08 Program Management Tasks

Task Description	Work Items	Work Completed / Comments
		CCAPA Conference Workshop Planning Meeting (1); CCAPA Conference (2); and CCAPA Conference- Mobile Workshop (1).
	• Obtain updates to State NOI database.	• Continued to place updated NOI lists on SCVURPPP website on a routine basis.
Task 2.4 – Permit Renewal	• Coordinate development of permit	• Coordinated with Water Board staff. MC direction contained in work plan and budget for FY 07-08.
	• Present to Water Board at regular Board meeting	• Program staff conducted extensive review of the Municipal Regional Permit draft Tentative Order released by the Water Board on December 4, 2007 and provided written comments to Water Board staff on February 29, 2008.
		• Program staff, at direction of MC, is participating in the Municipal Regional Permit (MRP) development process. During FY 07-08, Program staff has attended the following 30 MRP-related meetings, including: BASMAA Board Meetings – Special (15); BASMAA- Water Board Meeting (5); Attorney Meetings – Special (MRP) (4); Management Committee- Special (3); Water Board meetings- MRP (2); and Public Works Directors Luncheon Presentation- MRP (1) (as well as conducted numerous e-mail review of products).

Table 2-3
Performance of FY 07-08 Program Management Tasks

Task Description	Work Items	Work Completed / Comments
Task 2.5 – Implement Continuous Improvement Items	• Investigate, develop implementation plans, and implement items for Program continuous improvement identified in Co-permittee reviews, work plan, and annual report	• Table 2-4 of the *FY 07-08 Annual Report* will present the progress of continuous improvement tasks. An update of the Program's website is the new continuous improvement item identified for FY 06-07 for implementation during FY 08-09.
	• Summarize for Program Annual Report	• The status of continuous improvement items was presented in the *FY 07-08 Draft Work Plan,* and was updated in the *FY 07-08 Annual Report.*
	3.0 Technical Program Management	
Task 3.1 - Prepare RFPs and Manage Contractors	• Develop RFPs, scopes of work, and contracts for up to 4 projects/services; assist with advertisement and selection; oversee contracted work.	• Continue to oversee contracted work. (All contractors are subcontractors to EOA, Inc., per the Program's "Procedures for Contracting Outside Services", 5/15/98).
		• Developed scopes and contracts; and managed contractors conducting Multi-year Receiving Waters Monitoring Plan, sediment assessment and bioassessment scopes of work (Contractors were selected by MC and are assisting the Program with implementing the Multi-year Plan in accordance with the permit).
		• Managed WE&O contractor (AdManor, Inc.) and trash pilot demonstration contractor (Advanced Solutions).
		• Developed scopes and contracts and managed three outreach contractors, the

Table 2-3
Performance of FY 07-08 Program Management Tasks

Task Description	Work Items	Work Completed / Comments
		ZunZun performance group, Annie Joseph Consulting, and the San Francisco Bay Wildlife Society's Environmental Education Center in Alviso. • Continued to manage contractor to complete Phase II of the BASMAA Task of Regional Benefit – BMP Sizing Tool Project (AEI-CASC). • Continued to manage contractor performing calibration of the Bay Area Hydrology Model (Clear Creek Solutions) and contractor developing a cost estimating methodology for hydromodification management measures (GeoSyntec)
Task 3.2 - Provide Technical Review	• Provide technical review of work products of contractors and provide recommendations to MC regarding acceptability/modifications.	• Reviewed all consultant products related to C.3. HMP, Bay Area Hydrology Model, BASMAA BMP Sizing Tool, Multi-year Receiving Waters Monitoring Plan, and sediment and bioassessment work.
Task 3.3 - Develop Additional Performance Standard	• Assist MC in developing or improving one performance standard.	• Continuing into FY 08-09, Program staff will work with BASMAA and Water Board staff on the Municipal Regional Permit to address any modifications and future expectations for the Performance Standards.

Table 2-4
Program Continuous Improvement (CI) Tasks

Tasks	Anticipated Completion Date	Status
New Development and Redevelopment		
1. Develop design guidance containing stormwater control opportunities for small road modifications.	December 2008	**Update** – The Program's permit requirements were made consistent with other Bay Area permits, which exempt road reconstruction (within the same footprint) from C.3. (The draft Municipal Regional Permit contains different requirements and the final language has not yet been determined). C3PO AHTG members have expressed interest in the development of stormwater control design guidance for small road and right-of-way modifications and other tight spaces. However, this was a lower priority than other C.3. tasks. The C3PO AHTG decided that this will be addressed as part of the C.3. Stormwater Handbook Update during FY 08-09.
Program Management		
1. Conduct a workshop for municipal staff based on the municipal training protocols being developed by an ad hoc task group. (Priority – Medium)	December 2007	**Completed** – On November 13, 2007, Program staff held a "train-the-trainer" meeting to review the training modules developed on the following BMPs: corporation yard activities, public streets, roads and highway operation and maintenance, storm drain system operation and maintenance, municipal mercury pollution prevention, pest management and municipal mercury pollution prevention. To ensure effective Co-permittee training sessions, Program staff has repackaged each training protocol into smaller, focused modules. This approach will allow Co-permittees to train municipal staff on certain key municipal elements in shorter blocks on time (e.g., 15 minutes). Each module was distributed to Co-permittee staff at the meeting and placed on the Program's website (www.scvurppp.org).
2. Consider developing, with the help of an ad hoc task group, a fact sheet addressing common construction BMP problems, like drain inlet protection and dewatering. (Priority – Medium)	December 2008	**In Progress** – Management Committee approved having the Program adapt an existing brochure on dewatering (created by Palo Alto, Mountain View and San Jose) for the other Co-permittees' use. At its September 24, 2007 meeting, the C3PO AHTG decided it would be better to develop new fact sheets on different types of dewatering. Program staff developed draft fact sheets and formed a work group to review them. The fact sheets are still in progress and will be completed in early FY 08-09.

Table 2-5
SCVURPPP Current and Proposed Control Measures, Programs and Investigations for Pollutants of Concern Prepared in Compliance with Provision C.1 of NPDES Order 01-024

CHEMICAL	WATER-BODY	KEY URBAN SOURCES	BASELINE (ONGOING) URBAN RUNOFF CONTROLS (PERFORMANCE STANDARDS)[i]	ENHANCED URBAN RUNOFF CONTROLS, PROGRAMS AND INVESTIGATIONS IMPLEMENTED IN FY 07-08[ii]	ADDITIONAL URBAN RUNOFF CONTROLS, PROGRAMS AND INVESTIGATIONS PLANNED FOR IMPLEMENTATION IN FY 08-09[iii]
Pollutants of Concern					
Copper	**Lower South Bay**	• **Vehicle Brake Pads** • **Architectural Uses** • **Pool and Spa Discharges** • **Industrial Sources**	Performance standards: • Illicit Discharge and Illegal Dumping Elimination • Industrial/Commercial Discharger Control • Public Streets, Roads and Highways O&M • Storm Drain Systems O&M • New Development and Construction Control Measures-Planning Procedures • New Development and Construction Control Measures-Construction Inspections Multi-Year Receiving Waters Monitoring Plan (Creeks and Rivers) San Francisco Bay Estuary Status and Trends Monitoring (RMP)	• See Section 4 and Table 4-1 for summaries of control measures. • Refer to the FY 07-08 Copper/Nickel Work Plan and FY 07-08 Reporting Tables (see Appendix C-3) for specific activities planned and completed during FY 07-08. • See summary of CAP and NAP implementation contained in Annual Report. A summary of FY 06-07 and FY 07-08 activities are contained in the FY 07-08 Copper/Nickel Work Plan and FY 07-08 Reporting Tables (see Appendix C-3).	• Evaluate the results of Table 4-1 control activities. • Continue to implement baseline and enhanced controls. • Develop Bay-wide stormwater Copper Management Strategy through the MRP development process. • Continue to actively track activities of Brake Pad Partnership

Nickel	**Lower South Bay**	• **Construction Erosion**
		• **Industrial Sources**
		• **Tailpipe Emissions**
			Performance standards:
			• Illicit Discharge and Illegal Dumping Elimination
			• Industrial/Commercial Discharger Control
			• Public Streets, Roads and Highways O&M
			• Storm Drain Systems O&M
			• New Development and Construction Control Measures-Planning Procedures
			• New Development and
				• See control measures listed above for copper.
				• Specific controls connected with sediment control activities:
				  • BASMAA media relations campaign topic,
				  • Construction Tri-folds,
				  • "Start at the Source" manual and workshops,
				  • Construction site management workshops, and
					• Evaluate the results of Table 4-1 control activities.
					• Continue to implement baseline and enhanced controls.

Table 2-5
SCVURPPP Current and Proposed Control Measures, Programs and Investigations for Pollutants of Concern Prepared in Compliance with Provision C.1 of NPDES Order 01-024

CHEMICAL	WATER-BODY	KEY URBAN SOURCES	BASELINE (ONGOING) URBAN RUNOFF CONTROLS (PERFORMANCE STANDARDS)[i]	ENHANCED URBAN RUNOFF CONTROLS, PROGRAMS AND INVESTIGATIONS IMPLEMENTED IN FY 07-08[ii]	ADDITIONAL URBAN RUNOFF CONTROLS, PROGRAMS AND INVESTIGATIONS PLANNED FOR IMPLEMENTATION IN FY 08-09[iii]
			Construction Control Measures-Construction Inspections Multi-Year Receiving Waters Monitoring Plan (Creeks and Rivers) San Francisco Bay Estuary Status and Trends Monitoring (RMP) .	• Mobile polluter database project.	
Toxicity Attributable to Diazinon	**Fresh Water Creeks[iv]**	• **Urban Uses** (primarily residential)	Performance standards: • Illicit Discharge and Illegal Dumping Elimination • Industrial/Commercial Discharger Control • Public Streets, Roads and Highways O&M • Storm Drain Systems O&M • New Development and Construction Control Measures-Planning Procedures • New Development and Construction Control Measures-Construction Inspections • Model Pest Management Performance Standard Multi-Year Receiving Waters Monitoring Plan (Creeks and Rivers) San Francisco Bay Estuary Status and Trends Monitoring (RMP)	• See Section 6 for descriptions of all pesticide-related control measures. Control Measures: • IPM Store Partnership Program • Media Advertising • Outreach at Events • Going Native Garden Tour • Outreach to Restaurants • Santa Clara Valley Green Gardener Training • Participate in the Urban Pesticide Committee. • Participate in CASQA's pesticide subcommittee, which is attempting to work with DPR and pesticide manufacturers on fully including water quality considerations in pesticide registrations. • Co-permittee Pest Management Plans • Investigative Study in Stevens Creek (See Appendix C-3)	• Continue to implement baseline and enhanced controls. • Continue to investigate causes of toxicity in Stevens and Coyote (mainstem) creeks. • Develop additional BMPs required through the MRP (when adopted). • Continue to participate in the Urban Pesticide Committee. • Continue to participate in CASQA's pesticide subcommittee. • Track changes in pesticide concentrations and associated toxicity in water and sediment in Santa Clara Creeks.

Table 2-5
SCVURPPP Current and Proposed Control Measures, Programs and Investigations for Pollutants of Concern Prepared in Compliance with Provision C.1 of NPDES Order 01-024

CHEMICAL	WATER-BODY	KEY URBAN SOURCES	BASELINE (ONGOING) URBAN RUNOFF CONTROLS (PERFORMANCE STANDARDS)[i]	ENHANCED URBAN RUNOFF CONTROLS, PROGRAMS AND INVESTIGATIONS IMPLEMENTED IN FY 07-08[ii]	ADDITIONAL URBAN RUNOFF CONTROLS, PROGRAMS AND INVESTIGATIONS PLANNED FOR IMPLEMENTATION IN FY 08-09[iii]
Mercury	**Lower South Bay** **Guadalupe River**	• **Locally Derived Atmospheric Deposition** • **Florescent Lighting** • **Vehicle Switches** • **Tailpipe emissions** • **Industrial Uses**	Performance standards: • Illicit Discharge and Illegal Dumping Elimination • Industrial/Commercial Discharger Control • Public Streets, Roads and Highways O&M • Storm Drain Systems O&M • New Development and Construction Control Measures-Planning Procedures • New Development and Construction Control Measures-Construction Inspections Multi-Year Receiving Waters Monitoring Plan (Creeks and Rivers) San Francisco Bay Estuary Status and Trends Monitoring (RMP)	• See Section 7 for descriptions of all mercury-related control measures. • Eliminate all unnecessary municipal use of mercury-containing products and establish proper disposal methods for products that cannot be eliminated. • Provide mercury-containing product disposal services through household hazardous waste (HHW) collection programs for residents and small businesses, and encourage use of these programs. • Participate in coordinated monitoring efforts to support mercury TMDL development and implementation, including assessment of air pollution sources of mercury and concentrations of mercury in sediment. • Actively participate in regional, state and federal coordination efforts to achieve a reduction in the amount of mercury in urban runoff and air emissions. • Increase awareness of proper disposal of mercury-containing products and available non-mercury containing alternatives. • Guadalupe River Pollutant Loading	• Continue to implement baseline and enhanced controls. • Develop additional BMPs required through the MRP (when adopted). • Develop formulas for calculating loads avoided/reduced via BMP implementation, as described in Hg TMDL language. • Track and provide comments (as necessary) on the Hg TMDL for the Guadalupe River.

Table 2-5
SCVURPPP Current and Proposed Control Measures, Programs and Investigations for Pollutants of Concern Prepared in Compliance with Provision C.1 of NPDES Order 01-024

CHEMICAL	WATER-BODY	KEY URBAN SOURCES	BASELINE (ONGOING) URBAN RUNOFF CONTROLS (PERFORMANCE STANDARDS)[i]	ENHANCED URBAN RUNOFF CONTROLS, PROGRAMS AND INVESTIGATIONS IMPLEMENTED IN FY 07-08[ii]	ADDITIONAL URBAN RUNOFF CONTROLS, PROGRAMS AND INVESTIGATIONS PLANNED FOR IMPLEMENTATION IN FY 08-09[iii]
				Study (RMP and SCVWD) • Zone 4 – Line A Pollutant Loading Study (RMP) • Guadalupe River Watershed Modeling (RMP) • Regional Stormwater Monitoring and Urban BMP Evaluation (SFEI Proposition 13 Grant) • Mercury Isotope Source Study (RMP) • Diffusive Gradient in Thinfilm (DGT) to Identify Sources of Bioavailable Mercury (RMP) • Assessment of Locally Derived Mercury Air Deposition (SFEI Proposition 13) • Methyl-mercury Budget for the San Francisco Bay Estuary • Guadalupe River TMDL: Participate as stakeholder, and assist with identification and possible implementation of future controls	
PCBs **Dioxin Like Compounds**	**Bay-wide**	• **Industrial Uses** • **Combustion**	Performance standards: • Illicit Discharge and Illegal Dumping Elimination • Industrial/Commercial Discharger	• See Section 4 for descriptions of all PCB and Dioxin-related control measures.	• Continue to implement baseline and enhanced controls. • Develop additional BMPs required through the MRP (when adopted).

Table 2-5
SCVURPPP Current and Proposed Control Measures, Programs and Investigations for Pollutants of Concern Prepared in Compliance with Provision C.1 of NPDES Order 01-024

CHEMICAL	WATER-BODY	KEY URBAN SOURCES	BASELINE (ONGOING) URBAN RUNOFF CONTROLS (PERFORMANCE STANDARDS)[i]	ENHANCED URBAN RUNOFF CONTROLS, PROGRAMS AND INVESTIGATIONS IMPLEMENTED IN FY 07-08[ii]	ADDITIONAL URBAN RUNOFF CONTROLS, PROGRAMS AND INVESTIGATIONS PLANNED FOR IMPLEMENTATION IN FY 08-09[iii]
		of Fossil Fuels (Air Emissions)	Control • Public Streets, Roads andHighways O&M • Storm Drain Systems O&M • New Development and Construction Control Measures-Planning Procedures • New Development and Construction Control Measures-Construction Inspections Multi-Year Receiving Waters Monitoring Plan (Creeks and Rivers) San Francisco Bay Estuary Status and Trends Monitoring (RMP)	• PCB TMDL: Participate as stakeholder, and assist with identification and possible implementation of future controls • Taking Action for Clean Water (SFEP/BASMAA Partnership – Proposition 50 Grant) • Multibox Bay PCBs Fate and Transport Model (RMP) • Dioxins Control Program	• Develop formulas for calculating loads avoided/reduced via BMP implementation, as described in PCBs TMDL language.

Table 2-5
SCVURPPP Current and Proposed Control Measures, Programs and Investigations for Pollutants of Concern Prepared in Compliance with Provision C.1 of NPDES Order 01-024

CHEMICAL	WATER-BODY	KEY URBAN SOURCES	BASELINE (ONGOING) URBAN RUNOFF CONTROLS (PERFORMANCE STANDARDS)[i]	ENHANCED URBAN RUNOFF CONTROLS, PROGRAMS AND INVESTIGATIONS IMPLEMENTED IN FY 07-08[ii]	ADDITIONAL URBAN RUNOFF CONTROLS, PROGRAMS AND INVESTIGATIONS PLANNED FOR IMPLEMENTATION IN FY 08-09[iii]
Sediment/ Siltation	**San Francisquito Creek** **Potential Other South Bay Creeks**	• **Erosion from Construction Sites** • **Instream Erosion**	Performance standards: • Industrial/Commercial Discharger Control • Public Streets, Roads and Highways O&M • Storm Drain Systems O&M • New Development and Construction Control Measures-Planning Procedures • New Development and Construction Control Measures-Construction Inspections • Rural Roads Performance Standards Multi-Year Receiving Waters Monitoring Plan (Creeks and Rivers) San Francisco Bay Estuary Status and Trends Monitoring (RMP)	• See Section 4 for descriptions of all PCB and Dioxin-related control measures. • *Upper Penitencia Creek Limiting Factor Analysis* • *Upper Penitencia Creek Sediment Source Assessment* • *Sediment Management Practice Assessment Report for Upper Penitencia Creek Watershed* • *Waterbody Assessment and Sediment Impact Analysis: Saratoga Creek* • *Sediment Management Practice Assessment for Saratoga Creek Watershed* • Provide information for a TMDL assessment of San Francisquito Creek	• Continue to implement baseline controls. • Complete implementation of tasks described in the *Workplan for Conducting Watershed Analysis and Management Practice Assessment in Other Creeks Potentially Impaired by Sediment from Anthropogenic Activities.*
Trash	**Fresh Water Creeks** **Bay Shorelines**	• **Pedestrians** • **Vehicles** • **Illegal Dumping** • **Inadequate**	Performance standards: • Industrial/Commercial Discharger Control • Public Streets, Roads and Highways O&M • Storm Drain Systems O&M • New Development and Construction Control Measures-	• Implement the *SCVURPPP Trash Management and Effectiveness Assessment Strategy* • Conduct creek and watershed trash assessments of known trash problem areas	• Continue to implement baseline and enhanced controls. • Develop additional BMPs required through the MRP (when adopted). • Conduct analyses on specific creek reaches to better determine the

Table 2-5
SCVURPPP Current and Proposed Control Measures, Programs and Investigations for Pollutants of Concern Prepared in Compliance with Provision C.1 of NPDES Order 01-024

CHEMICAL	WATER-BODY	KEY URBAN SOURCES	BASELINE (ONGOING) URBAN RUNOFF CONTROLS (PERFORMANCE STANDARDS)[i]	ENHANCED URBAN RUNOFF CONTROLS, PROGRAMS AND INVESTIGATIONS IMPLEMENTED IN FY 07-08[ii]	ADDITIONAL URBAN RUNOFF CONTROLS, PROGRAMS AND INVESTIGATIONS PLANNED FOR IMPLEMENTATION IN FY 08-09[iii]
		Waste Container Management	Planning Procedures • New Development and Construction Control Measures-Construction Inspections	Conduct creek clean-ups *Trash BMP Tool Box* Begin implementation of the *Pilot Trash Structural Treatment Control Study*	most important trash sources and transport pathways, which will inform the implementation of additional control measures. • Track and participate in the SCBWMI's Trash Subgroup activities.

[i] Performance Standards describe a specific result, or level of effort, which constitutes the "maximum extent practicable", based on current technical knowledge, available resources and local conditions (see the SCVURPPP 1997 Urban Runoff Management Plan). Co-permittee URMPs contain community specific performance standards, standard operating procedures and best management practices. The URMPs also contain annually updated Workplans including specific actions and milestones.

[ii] Complete description of enhanced controls, programs and investigations can be found in the Program and Co-permittee's Work Plans submitted on March 1, 2007 to the Water Board and information contained in this Annual Report and past Annual Report, submitted on September 15th or each year.

[iii] Complete description of enhanced controls, programs and investigations can be found in the FY 08-09 Annual Work Plan submitted on March 1, 2008 to the Water Board.

[iv] Freshwater creeks in the Santa Clara Valley where urban runoff/storm sewers are identified on the 303(d) list as contributing to the discharge of diazinon that may be causing or contributing to impairment include: Calabazas Creek, Coyote Creek, Guadalupe Creek, Guadalupe River, Los Gatos Creek, Matadero Creek, San Francisquito Creek, Saratoga Creek, and Stevens Creek. Additionally, Stevens Creek is listed on the 303(d) list for toxicity, that may be associated with pesticides.

040483

PIP ACTIVITIES

040484

040485

SECTION 3

PUBLIC INFORMATION/PARTICIPATION

040486

3. PUBLIC INFORMATION/PARTICIPATION

INTRODUCTION

The goals of the PI/P element of the Program are to identify and change behaviors that adversely affect water quality, and to increase the understanding and appreciation of streams and the Bay. The Program's FY07-08 PI/P Work Plan provided a strategy to achieve these education and public participation goals with specific projects funded in the Program's FY 07-08 budget.

A number of ad hoc task groups (AHTGs) and work groups, comprised of Co-permittee representatives and Program staff, continued to meet and communicate via email to implement PI/P projects. A summary of the work groups' accomplishments is provided in Table 2-2 of Section 2.

Highlights of the accomplishments of FY 07-08 PI/P projects and ongoing projects from previous years are described below, along with an evaluation of the effectiveness of activities and measures for continuous improvement. Table 3-1 presents a summary of the projects and the effectiveness evaluation.

FY 07-08 PI/P PROJECTS

FY 07-08 PI/P Work Plan

The Program conducts its public education and outreach through three projects: Watershed Education and Outreach, Pesticide User Outreach and Mercury Pollution Prevention Outreach. In FY 04-05, the Program completed all one-time tasks planned for these projects under the current permit. Other ongoing tasks are continuing to be implemented.

The Management Committee approved the PI/P Work Plan and budget for specific projects, and the work plan was submitted as part of the Program's FY 07-08 Work Plan, submitted on March 1, 2007. No comments on the FY 07-08 Work Plan were received from the Water Board.

FY 07-08 PI/P projects included:

- Watershed Education and Outreach (WEO) Campaign (this includes funding for Watershed Watch Campaign, ZunZun School Assemblies and the Watershed Watchers Program at the Alviso Education Center, Don Edwards San Francisco Bay National Wildlife Refuge)
- Pesticide User Outreach
- Mercury Pollution Prevention Outreach
- Schools and Youth Education Outreach
- Regional Coordination (participation in BASMAA PI/P Work Groups, described at the end of Section 3)
- Program Supplies/Materials Reprinting

Scopes of work for these projects were included in Section 3 of the Program's FY07-08 Work Plan. The FY 07-08 PI/P Work Plan also includes ongoing PI/P support activities, such as support of the toll-free information hotlines, mailing brochures and Watershed Watch kits on request, etc.

Watershed Education and Outreach Campaign

The Program's Watershed Education and Outreach Campaign included funding for the Watershed Watch Campaign, the Watershed Watchers program at the San Francisco Bay National Wildlife Refuge Environmental Education Center in Alviso ("Wildlife Refuge") and ZunZun assemblies at elementary schools in Santa Clara County.

Watershed Watch Campaign

The Watershed Watch Campaign completed 8 years of implementation (and 7 years of advertising) in FY 07-08. The Campaign focused on the implementation of various outreach activities including media advertising.

A draft FY 07-08 Watershed Watch Work Plan was submitted with the Program's FY 07-08 Work Plan on March 1, 2007, and is included within Appendix B-1. The Watershed Watch Media Advertising Plan, completed in October 2007 is included within Appendix B-2.

The following describes tasks completed by the Program's consultant, with assistance from Program and Co-permittee staff, during FY 07-08. The detailed Watershed Watch Campaign and Media Report is included in Appendix B-3.

- **Task 1: Evaluation** – Developed and implemented a web based survey in July 2007. However, the total number of surveys completed was statistically insignificant and the results did not indicate effectiveness of the campaign one way or another. The process did indicate that the method of recruiting survey participants was not the most effective for the target audience. The WEO-AHTG voted to continue with the "Watch Out" creative and frequency-based media plan through FY 07-08.
- **Task 2: Creative Development** – Modified existing IPM advertisements, developed flyers and advertisements for the car wash promotions, developed and printed new Watershed Watch Discount Cards. Began developing the new Watershed Watch brochure. Copies of these materials are included in Appendix B-4.
- **Task 3: Media Advertising** – Conducted a media campaign consisting of print and radio advertising. Advertisements ran from January to June 2008. Media buys included 210 print ads and 530 radio ads. The net advertising budget for media was $78,584. Media partners provided a total added value package of benefits and resources of $178,097. Additional details on the media campaign are included in Appendix B-2 and Appendix B-3.
- **Task 4: Partnership Development and Coordination**– Continued development of the partner database and conducted meetings with potential partners. Three new partnerships were developed in FY 07-08. These include two businesses, Yamagami's Nursery and Capitol Premier Car Wash. Both are offering discounts on products and services to customers using the Watershed Watch discount card. A list of current partners is provided within Appendix B-5.
- **Task 5: Added Value Development** - As a result of media partnership negotiations and community partnership activities, the Campaign received significant added value resources. These include free advertising, free tickets, live promotions, etc. The estimated total value added to the FY07-08 Campaign from partners (community and media) is $181,265. Additional details are included in Appendix B-3.
- **Task 6: Website Maintenance** – Continued to develop and maintain the Watershed Watch website. Website statistics and details are included in Appendix B-6 and the FY 07-08 detailed Watershed Watch Campaign and Media Report within Appendix B-3.

- **Task 7: Events Coordination** – Coordinated and attended community outreach events. The Watershed Watch booth was present at 9 events, including two promotional events at Classic Car Wash locations, and one at the Premier Car Wash location.
- **Task 8: Public Relations** – Distributed pitches developed by the BASMAA Media Relations Campaign to local media outlets. Also pitched a story about the Santa Clara Valley Green Gardener Program. Several media outlets covered the Green Gardener story, including the *El Observador*, Milpitas Post, CBS 5, Morgan Hill Times and KTVU 2.
- **Task 9: FY 07-08 Work Plan and Annual Report Development** – Developed the FY 08-09 Work Plan and the FY 07-08 Annual Report. Attended WEO AHTG and Brochure Development Work Group meetings. Submitted monthly campaign reports to the WEO AHTG and Management Committee.

Evaluation of Effectiveness

Many factors indicate that the FY 07-08 Watershed Watch Campaign was a success (see Final Campaign and Media Report, Appendix B-4, and other documents in Appendix B). Some of these include:

- The continued successful partnership with Classic Car Wash and a new partnership with Premier Car Wash.
- Securing 5 partners (Happy Hollow Park and Zoo, Kelly Moore Paints, Yamagami's Nursery, Classic Car Wash, and Premier Car Wash) that offer discounts with the Watershed Watch card
- The large number of gross impressions (i.e., number of people reached by the message) made by media advertising (12,447,737);
- Media partners provided $178,097 in value added resources, which greatly supplemented the Campaign's budgeted total media buy of $78,584;
- Participation in nine community outreach events and distribution of more that 5,000 brochures and giveaways; and
- The completion of all tasks in the FY 07-08 scope of work, with active participation of Program and Co-permittee staff.

A public awareness survey to measure the effectiveness of the Campaign is planned for FY 08-09.

<u>The Watershed Watchers Program at the Don Edwards San Francisco Bay Wildlife Refuge, Alviso ("Wildlife Refuge")</u>

The Wildlife Refuge Environmental Education Center (EEC) offers trails and access to wildlife viewing for the public to gain first-hand knowledge of the value of Bay habitats. Visitors to the EEC can view a storm drain model and receive copies of Program materials, including the Watershed Watch kits and pesticide reduction brochures and fact sheets.

Evaluation of Effectiveness

As part of their "Watershed Watchers" Program, EEC staff conducted 111 programs that attracted 2,901 participants. Topics discussed at the workshops included watershed protection, wildlife in the watershed, gardening without chemicals, and the public's role in urban runoff pollution. The EEC's Fourth Quarter Report, including a summary of FY 07-08 accomplishments, is provided in Appendix B-7.

In FY 07-08, the total number of programs was higher; however the number of participants was slightly lower. Highlights of the year include:

- Scout programs offering nature-related badges (Boy Scout Webelos Naturalist, Brownie Eco-Explorer Patch, and Junior Wildlife Badge) have been very popular with over 500 participants at the programs this year, 127 of which were girl scouts.
- Shark Day was a success with over 30 volunteers and 400 visitors.
- A Community Service flyer was sent out to high schools requiring community service where volunteering at the EEC was advertised.
- 400 people attended the South Bay Bird Fest which was helped by several community organizations and 40 volunteers.

Pesticide User Outreach

A detailed FY 07-08 Pesticide User Outreach Work Plan was developed by Program staff and approved by the Pesticide User Outreach Work Group on November 19, 2007. The Pesticide User Outreach Work Plan included the following tasks:

- IPM store partnership program
- Media advertising
- IPM outreach events
- Outreach to restaurants
- Santa Clara Valley Green Gardener Training Program

The accomplishments of this project are described below:

Integrated Pest Management (IPM) Store Partnership Program

Background

The IPM Store Partnership Program, also known as the Our Water Our World (OWOW) program, was in its tenth year in FY 07-08. The goal of the OWOW program is to reduce toxicity caused by pesticides in stormwater, creeks and the Bay by:

- Developing partnerships with retailers who can educate the general public about water quality problems related to residential pesticide use while promoting the sales and use of less toxic alternatives; and
- Through the partnerships with retailers, educate the public about effective less-toxic pest control strategies, the value of the IPM approach to home and garden pest control and safe use and disposal of pesticides.

The Program contributes funding to and participates in the Regional IPM (OWOW) program, which is administered through BASMAA. The Regional Program, with input from IPM experts and participating stormwater programs, has developed fact sheets, promotional materials, training sessions, display materials for stores and an alternative products list. The Program and Co-permittees are responsible for recruiting stores, arranging training sessions for store employees, in-store display set-up, display maintenance and on-going contact with participating stores.

FY 07-08 Activities

During FY 07-08, the Program continued to support participating stores within the Program's jurisdiction. Program staff visited all the participating 28 stores at regular intervals and updated the display racks and shelf talkers, as needed. A new store, ACE Hardware Willow Glen, joined the Program this year.

Outreach material purchased for the Stores Partnership Program included IPM fact sheets and shelf talkers.

The Program also continued to use the services of Ms. Annie Joseph, an experienced IPM consultant, to provide training to store employees on selling less-toxic products. Past Program experience with training stores indicated that employees were not amenable to attending off-site trainings. In FY 07-08, the Program continued to offer trainings as in-the-aisle trainings during working hours or on-site after-hour trainings. Approximately 132 employees representing 11 stores were trained this year. Employees were also requested to fill out evaluations. The list of participating stores, their training status and a summary of evaluations received are provided within Appendix B-8.

In addition, Ms. Joseph worked with two participating stores, SummerWinds (Almaden Expressway, San Jose) and OSH (Prospect, San Jose) to implement the "Increasing Shelf Space for Less-Toxic Products" projects. Her work included: 1) meeting with pesticide buyers at stores; 2) motivating them to increase the store's inventory of less-toxic products; and 3) building endcaps showcasing these products.

Evaluation of Effectiveness

The IPM Store Partnership (OWOW) program continued to be a success in FY 07-08. The store managers and employees were enthusiastic about the program and extremely receptive to having the OWOW display in stores. The owner of the Palo Alto Ace Hardware store opened a new store in Willow Glen and proactively contacted Ms. Joseph to enroll his new store in the OWOW Program. Feedback on the trainings was also very positive, as indicated in the evaluation summary included in Appendix B-8. A few highlights of the evaluation are:

- 76% of the respondents agreed that the training information was useful;
- 70% agreed that the information changed their attitude about pesticides;
- 95% agreed that the information will help them sell less-toxic products; and
- 93% agreed that they would recommend the training to co-workers.

The following indicate the success of the "Increasing Less-Toxic Shelf Space" project:

- The OSH store created endcaps for displaying less-toxic products. The products featured included Sluggo (for 8 weeks), yellow jacket traps (4 weeks), and organic fertilizers (3 months). They have also laminated and zip-tied copies of "Good Bug Bad Bug" charts and "10 Most Wanted Bugs" brochures in the main pesticide aisle.
- SummerWinds nursery has launched its own selection of "Earth Friendly" products. The nursery worked with Annie to select products for this section. Annie also provided input for the earth-friendly section of their website.

More details on this project are included in Appendix B-8.

Media Advertising

The Program's Watershed Watch Campaign used the "Watch Out for Toxic Pesticides" radio and print ads. The advertisements offered examples of less-toxic pest control methods and directed residents to the Watershed Watch website for more information. Copies of print advertisements are included in Appendix B-4.

Evaluation of Effectiveness

The IPM outreach media campaign, which included free promotional print and radio ads, received a large number of gross impressions. Additional details are included in the FY 07-08 detailed Watershed Watch Campaign and Media Report within Appendix B-3.

IPM Outreach to Restaurants

The Program continued to provide copies of the "Don't Set a Table for Pests" poster to County Health inspectors for distribution to food facilities. This poster has been incorporated into the "Final Construction" packet of information that is distributed to new and remodeled food facilities. In addition, these posters were also provided to Co-permittees for distribution during routine stormwater inspections.

Evaluation of Effectiveness

During FY 07-08, County Health inspectors distributed 520 posters and will continue to distribute posters to restaurants during FY 08-09.

IPM Outreach Events

Program staff and Co-permittees staffed seven events at which IPM outreach was conducted. To reduce staffing requirements, events were coordinated with Watershed Watch outreach. Outreach events in FY07-08 included:

- Pumpkins in the Park – October 16, 2007;
- Happy Hollow Park & Zoo Halloween Event – October 28, 2007;
- Master Gardener Spring Garden Market, April 12, 2008;
- NVidea Environmental Fair, April 15, 2008;
- San Jose Spring Home and Garden Show, San Jose Convention Center, San Jose – April 25-27, 2008;
- Spring in Guadalupe Gardens, April 26, 2008; and
- Health and Wellness Fair, Santa Clara County Parks and Recreation, June 22, 2008.

In addition to talking to the general public about less-toxic pest control methods, event staff distributed fact sheets, "Grow It" guides, "Backyard Bugs" brochures, "Pests Bugging You" brochures and other IPM related brochures and giveaways. The beanbag game for children was used at most of the events.

Evaluation of Effectiveness

Overall, the seven outreach events were successful in providing opportunities for educating the public about less-toxic pest control methods. Event staff distributed more than 5,000 total IPM

fact sheets, brochures and giveaways (e.g., activity books, magnets, flyswatters, notepads, etc.).

The Program also provided support for promotion of the Going Native Garden Tour held on April 20, 2008. Approximately 3,000 people attended the tour. The tour featured 42 gardens that demonstrated environmentally sensitive gardening practices which include the use of native plants, water conservation, landscaping to prevent urban runoff, reducing pesticide and fertilizer use, etc. The final report for the Going Native Garden Tour is included in Appendix B-9.

Santa Clara Valley Green Gardener Training

In FY 07-08, the Program piloted the first Santa Clara Valley Green Gardener Training. This is an educational initiative that brings quality training to professional landscapers, gardeners and landscape maintenance workers on how to "garden green." Each training session is of ten weeks, with trainees meeting weekly for a two hour class.

The Green Gardener training program was first developed by the City and County of Santa Barbara, and has been successful in Santa Cruz and Monterey County as well. The Program collaborated with the Metropolitan Adult Education Program (MAEP), and the Master Gardeners of Santa Clara County to conduct the first Green Gardener training in Santa Clara County. The Program provided funds toward student fees, guest speaker fees, and supplies (soil probes, magnifying lenses, and Green Gardener patches). A fact sheet about the Green Gardener Program is included in Appendix B-10.

The pilot Green Gardener Training was held from February 7 to April 17, 2008. The Program conducted outreach to inform local landscape maintenance businesses about the training. Outreach efforts included the following:

- Mailing letters and flyers to local landscaping businesses;
- Advertising on a Spanish radio station;
- An article in the California Landscape Contractors Association (CLCA) newsletter;
- Information published on the Watershed Watch website; and
- Training announcement in the Mercury News.

The Program also conducted outreach to inform residents about the availability of trained Green Gardeners. Outreach efforts included radio ads, distribution of flyers at outreach events, and creation of new pages about the Green Gardener Program on the Watershed Watch website.

Copies of all Green Gardener outreach materials are included in Appendix B-10

Evaluation of Effectiveness

Twenty seven landscape maintenance professionals completed the first Santa Clara Valley Green Gardener training, and twenty more requested that they be placed on a waiting list for the next training. After each class and after completing the entire training, trainees were requested to fill out evaluations. A copy of the final evaluation is included in Appendix B-10. It indicates that attendees found the class very useful and will be making changes to their landscape management practices based on what they have learned at the training. Attendees also had to take a final test to receive the certificate of completion. This ensured that they have understood the curriculum and will be able to implement the practices at their client locations.

To track behavior change, the Program is planning to interview the trained Green Gardeners in fall 2008 to find out whether they are actually using the practices they learned at the training.

Mercury Pollution Prevention Outreach Project

In FY 07-08, the Santa Clara County Household Hazardous Waste Program (County HHW Program) continued its retail store partnership program and partnered with approximately 40 retail stores to provide free fluorescent bulb drop-off locations for residents. The Program's outreach focused on promoting these drop-off locations and educating people about mercury pollution using radio advertising. The "Watch Out for Mercury Pollution" radio and print advertisements were used to educate people on the proper disposal of fluorescent lamps. The mercury outreach media campaign included free promotional radio and internet ads as described in Appendix B-3.

To achieve maximum impact, advertising was coordinated with the media campaigns being implemented by the County HHW Program and the County Integrated Waste Management (IWM) Division. The County HHW Program collaborated with PG&E to run print advertising and the County IWM Division ran cable television ads. All three media campaigns ran from January through April 2008.

Evaluation of Effectiveness

During FY 07-08, the County HHW Program collected 496,484 feet (124,121 pounds[1]) of fluorescent bulbs at 32 retail drop-off locations within Santa Clara County[2]. This is a significant increase from FY 06-07. In FY 06-07, the County HHW Program collected 353,694 feet (88,423 pounds) of fluorescent bulbs.

It is estimated that approximately 1.44 kilograms of total mercury was diverted (i.e., discharge to the environment was avoided) to recycling from fluorescent lamps collected by the County HHW Program[4] in FY 07-08. In addition, the County HHW Program also collected 370 mercury-containing thermometers, 1,295 pounds of elemental mercury (includes thermostats, thermometer and other products) and 100,100 pounds of household batteries during FY 07-08.

Schools and Youth Education Outreach

The following tasks were accomplished under this project:

General Outreach to Schools

The Program and its Co-permittees conduct various school outreach programs individually and through the Program. These activities are described in detail in the tables provided in Appendix B-11.

[1] Since fluorescent light bulbs come in different sizes, quantities are reported in terms of the total length (feet) of tubes collected. One four-foot light tube weighs approximately one pound.
[2] Information regarding the collection of mercury containing products (e.g., fluorescent bulbs, thermostats, thermometers and other products) during FY 07-086 obtained from a memorandum *entitled Fiscal Year 2007/2008 HHW Program Update* (dated July 21, 2008). This memorandum was prepared by Wendy Fong, Household Hazardous Waste Program, County of Santa Clara.
[3]Based on a 1999 National Electrical Manufacturers Association survey entitled *Environmental Impact Analysis: Spent Mercury-Containing Lamps, January, 2000 (Fourth Edition)*, the average four-foot fluorescent lamp contains about 11.6 milligrams (mg) of mercury. For the sake of estimating the amount of mercury sent for recycling, approximately 124,121 four-foot fluorescent lamps were collected. As a result, 1.44 kilograms of total mercury diverted (i.e., discharge to the environment was avoided) to recycling is a rough estimate.

Outreach to Elementary Schools

Each year, the Program's Schools and Youth Education and Outreach Work Group provide a list of schools for ZunZun to contact. In addition to schools with high Hispanic populations, the Work Group continued to extend outreach to schools with high Asian/Pacific Islander populations. The Program's Schools and Youth Outreach Work Group researched demographics of Santa Clara County and generated a list of 126 schools for ZunZun to contact. The ZunZun performances use physical comedy, audience participation and musical instruments to educated teachers and children about watersheds and stormwater pollution prevention. ZunZun continued to distribute the two vocabulary lists (one for grades K-2 and the other for grades 3-6) of terms used in the presentation. These lists were mailed to every school prior to the presentation.

Evaluation of Effectiveness

During FY 07-08, ZunZun conducted 47 assemblies at 27 elementary schools in eight cities. In addition, two assemblies were conducted at the Pumpkins in the Park event for the general public, and one at the Water Wizards festival (an event for third grade students from San Jose schools). The assemblies reached approximately 11,840 students in grades K-5. Assemblies were evaluated using postage-paid evaluation cards that were distributed to all teachers present at the performances. The Program received completed evaluation cards from 177 teachers. Overall, the feedback has been very positive and indicates an increase in the students' knowledge about watersheds and pollution prevention. A few highlights of the evaluation are:

- Forty teachers (out of the 177 that sent completed evaluation cards) indicated that after the performance, 50 percent of their students knew what a watershed is; 56 teachers indicated that 75 percent of their students knew what a watershed is and 37 teachers indicated that 100 percent of their students knew what a watershed is.
- Nine teachers indicated that after the performance, 50 percent of their students could name a way to prevent pollution in the watershed; 46 teachers indicated that 75 percent of their students could name a way to prevent pollution in the watershed; and 112 teachers indicate that 100 percent of their students could name a way to prevent pollution in the watershed.

Overall, teachers had positive comments on the presentation.

ZunZun's Final Report and the Teachers' Evaluation Report are included in Appendix B-12. Highlights of the teachers' evaluations are presented on page 3 of the Teachers' Evaluation Report.

Outreach to Middle Schools

In response to a request by Water Board staff, the Program conducted a gap analysis study in FY 03-04 to identify gaps in school outreach conducted by the Program and its Co-permittees.

The objective of the study was to conduct a detailed review and analysis of the data to guide further school outreach. Data collected from Co-permittees was analyzed and GIS maps were developed to present the data. The final Schools Outreach Gap Analysis Report was submitted to the Water Board within the FY 03-04 Annual Report. The study identified some geographic gaps in outreach and gaps at the middle school level, and recommended that the Program and

Co-permittees develop Program-wide outreach that targets the middle/intermediate school level. In addition, it was recommended that outreach increase to underserved and underrepresented communities.

The Work Group evaluated various methods for targeting outreach to this grade level and identified a teachers training program as the best means of maximizing outreach with limited resources. After considering several options, the work group decided to use the City of San Jose's South Bay Water Connections "Wacky Watersheds" teachers training workshop. In FY 07-08, the Wacky Watersheds workshop staff held two workshops and trained 38 participants. During FY 08-09, a gap analysis study will be conducted to identify current gaps in school outreach.

Work group members are also trying to coordinate with their school districts so this workshop can be made available to middle school teachers at their "in-service" training days. Currently, this workshop is available only a few times a year on Saturdays.

Other Program PI/P Support Activities

Program's Toll-Free Telephone Numbers

The Program maintained two toll free telephone numbers, the Program's information number (800-794-2482) and the Watershed Watch hotline (866-WATERSHED), for calls from the general public and requests for information. Program staff responded to about 25 calls during FY 07-08. Program and consultant staff also responded to 27 Watershed Watch kit requests, and 16 requests for information on the Watershed Watch website.

PI/P Material Reprints and Supplies

The Program purchased and coordinated Co-permittee orders for reprinting the following materials:

- OWOW fact sheets and shelf talkers;
- OWOW magnets;
- "Grow It" Guides in English and Spanish;
- "The 10 Most Wanted Bugs in Your Garden" brochures;
- "Pest or Pal" Booklets; and
- "Draining Pools and Spas" Brochures.

ONGOING PI/P PROJECTS

Creek Clean-ups

In FY 07-08, the Creek Connection Action Group sponsored two creek clean-up events: Coastal Clean-up Day on Sept. 15, 2007 and National Rivers Clean-up Day on May 19, 2008 The Program provided financial support for one of the events (National Rivers Clean-up Day). A total of 1,534 volunteers participated in cleaning 51 sites and removed approximately 72,764 pounds of materials (trash and recyclables) from the creeks during the two events.

Results by clean-up event for FY 07-08 are as follows:

	Coastal Clean-up Day Sept. 15, 2007	National Rivers Clean-up Day May 17, 2008	Total
Number of sites	24	27	51
Number of volunteers	865	669	1,534
Pounds of recyclables	12,052	11,518	23,570
Pounds of trash	31,694	17,500	49,194
Pounds of material (trash plus recyclables)	43,746	29,018	72,764

Evaluation of Effectiveness

To evaluate the effectiveness of the two annual creek clean-up events, data from the past nine years of events were compiled and reviewed. The table below presents the total numbers of sites, numbers of volunteers, and pounds of materials collected each year.

Summary Results of Creek Clean-up Events[5], September 1998 – May 2008

	No. of sites	No. of volunteers	lbs. of recyclables	lbs. of trash	Total lbs. collected	Average lbs./site
FY 98-99	35	1,877		84,582	84,582	2,417
FY 99-00	35	1,586		43,475	43,475	1,242
FY 00-01	41	1,745		58,108	58,108	1,417
FY 01-02	37	1,742	13,750	59,340	73,090	1,975
FY 02-03	48	2,091	8,071	44,883	52,954	1,103
FY 03-04	56	1,943	6,537	36,718	43,255	778
FY 04-05	61	1,618	7,890	39,730	47,620	781
FY 05-06	55	1,458	4,110	29,248	33,358	607
FY 06-07	44	1,631	15,394	52,067	67,461	1,533
FY 07-08	51	1,534	23,570	49,194	72,764	1,427
Annual Average	*46*	*1,723*	*11,332*	*49,735*	*57,667*	
Total	**463**	**17,225**	**79,322**	**497,345**	**576,667**	

[5] The data presented in this table represent the total quantities from the two major creek cleanup events in Santa Clara County (including Gilroy and Morgan Hill). The data do not include quantities of trash that may have been collected by the Santa Clara Valley Water District (SCVWD) or by other volunteer groups during other times of the year. The SCVWD has an "Adopt-a-Creek" program in which community groups (e.g., scout troops and schools) agree to care for a certain section of creek. Care includes trash pickup at least twice during the year. These groups are not required to report the amount of trash they collect. A section of creek that is regularly cleaned may not be included as one of the sites involved in the two major creek cleanup events.

Beginning in FY 01-02, some site managers implemented a procedure for separating out recyclable materials from trash prior to weighing it. Thus, the total pounds of material collected are the sum of the recyclables and trash quantities. According to the Santa Clara Valley Water District, this procedure is done more frequently at Coastal Clean-up Event sites than at National Rivers Day sites. Since this procedure is not done at all sites, it is more appropriate to compare the total quantities of materials collected rather than the individual components.

The total amount of trash and recyclables collected during the two creek cleanup events each year are plotted in the figure below:

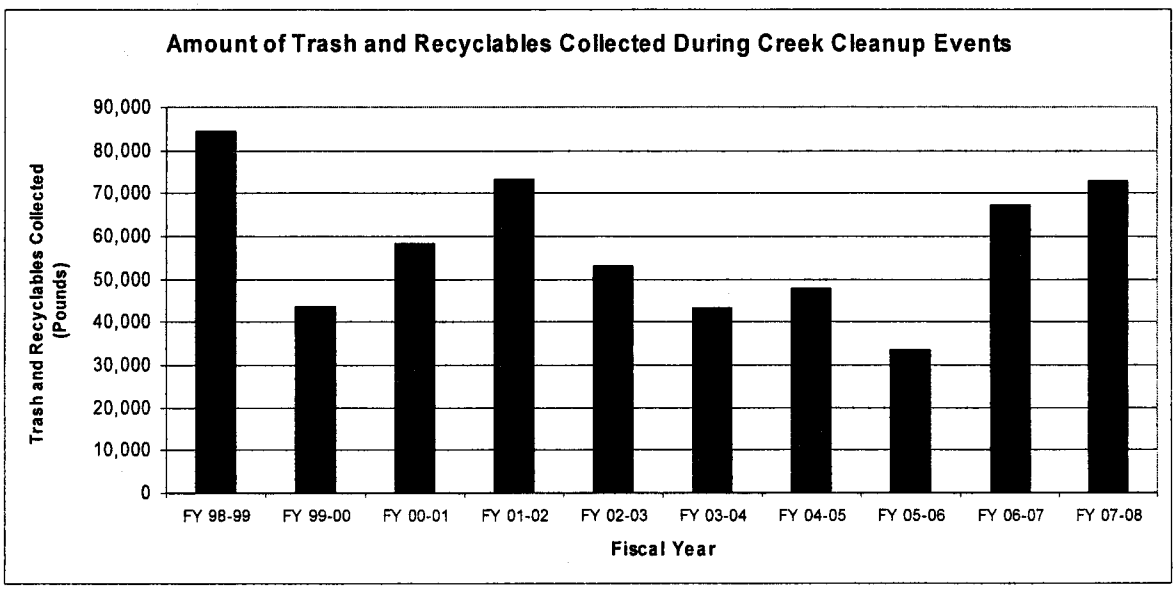

The average pounds of trash and recyclables collected at each site during the two creek cleanup events each year are plotted in the figure below:

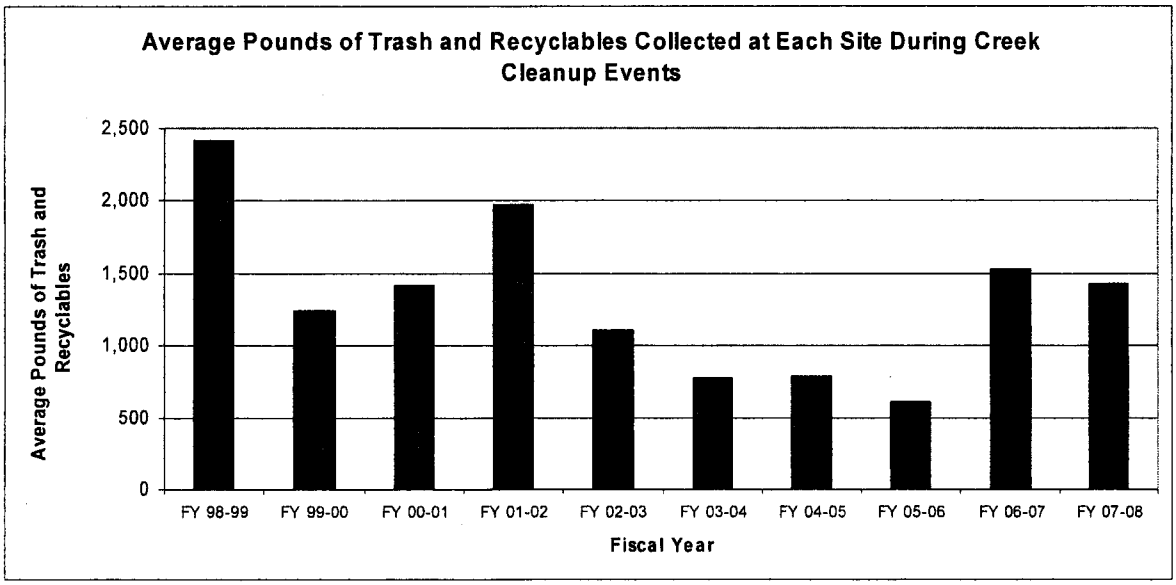

From the data in the table and figures, it can be concluded that the total amount of trash and recyclables collected shows a decreasing trend from FY 98-99 to FY 05-06. However, the amount of trash and recyclables collected has increased in the last two years. This increase is related to targeting and addressing the most problematic trash problem areas (not including homeless encampments) with significant amounts of trash. In the past, some sites were chosen due to their familiarity and close proximity to certain local organizations participating in the creek cleanup. In some instances, these sites did not have significant levels of trash. In addition, volunteers are becoming more aware of current trash issues within local creeks and San Francisco Bay. As a result, the level of effort of removing all observed trash and recyclables has increased resulting in more thorough trash cleanups. Co-permittees intend to continue participating in future creek cleanups, as they provide a valuable opportunity for citizen participation as well as an important element of a trash management program.

Restaurant BMP Materials

In FY 99-00, a work group comprised of Program staff, representatives of the California Restaurant Association and Santa Clara County Department of Environmental Health (DEH), and Co-permittee stormwater inspectors developed a strategy of targeting food handling facility personnel with one simple message and continuously reinforcing the message over a three-year period. The focus for the first three-year period is on the improper discharge of wash water.

In FY 00-01, a restaurant wash water BMPs kit (letter, list of BMPs and a poster) was created for County Health Inspectors to hand out to restaurant managers during inspections (see FY 00-01 Annual Report). The Santa Clara County Department of Environmental Health inspectors (Consumer Protection Division) have been distributing this kit to every newly constructed and remodeled food facility in the County. In FY 02-03, one of the signatories of the cover letter was changed. The letter was updated for distribution in FY 03-04. In FY 04-05, the BMP list was updated and signatories changed. In FY 07-08, the kit was distributed to 520 food facilities.

REGIONAL COLLABORATION

Bay Area Stormwater Management Agencies Association (BASMAA) PI/P Committee

The BASMAA PI/P Committee has not met for some time, due to the Committee's interest in focusing its efforts on three active work groups: Media Relations, Regional IPM Store Partnership Program and Regional Advertising Campaign. Program staff participated in these Work Groups, and the Program benefited from regional PI/P activities, as described below.

Media Relations Campaign

Program staff participated in the development and implementation of the seventh year of the joint Media Relations effort supported by BASMAA and the Bay Area Clean Water Association (BACWA). The primary goals of the campaign are to develop long-term relationships with the media and to generate media coverage that would encourage individuals to adopt behavior changes to prevent water pollution. The Program contributed funding (approximately $9,000) to the campaign as part of its baseline budget contribution to BASMAA.

A copy of the BASMAA/BACWA Regional Media Relations Campaign Final Report is included in Appendix B-13. Campaign accomplishments included the following:

- During FY 07-08, the there were 46 media placements, including one print article, eight radio stories, eight letters to the editor, and coverage on ten media websites.
- Media coverage was received on four pitches: recycled water workshop, pest control operators, Top 5 Things You Can Do for the Bay, and the "Our Water Our World" campaign.

The total value of the coverage is estimated at $65,599. The total value of this year's coverage represents a decrease from last year, but the actual number of placements is comparable. The decrease in value is directly attributable to the significant PSA placements which have a lower value than other media placements, an increase in time and resources spent developing messages, news responses, and pitch strategy, and the increase in number of letters to the editor which have no comparative value.

Regional IPM Work Group

The IPM Store Partnership Program, also known as the Our Water Our World (OWOW) program, completed its ninth year in FY 07-08. The Program contributed funds and participated in the Regional Program, which is administered through BASMAA (the Program's contribution for FY 06-07 was approximately $5,000). The Regional Program, with input from IPM experts and participating stormwater programs, provides fact sheets, promotional materials, training sessions, display materials for stores, and an alternative products list. The Program and Co-permittees are responsible for recruiting stores, arranging training sessions for store employees, in-store display set-up, display maintenance, and on-going contact with participating stores.

FY 07-08 activities implemented by the IPM Partnership Committee are described below:

- Advertising - The customer intercept survey conducted in FY 04-05 indicated a very low awareness among residents about the OWOW program. To increase awareness, the OWOW program began an advertising campaign in FY 05-06. In FY 07-08, the Regional IPM Work Group collaborated with the BASMAA Regional Advertising Committee to implement a media campaign for promoting the OWOW program. Advertisements were developed and placed in movie theaters and on buses. The advertisements promoted the OWOW website and logo and asked people to look for the logo to identify less-toxic products. A total of 39,786 advertisements were placed. Copies of the advertisements and a summary of the media campaign are included in Appendix B-14. In addition to this, print advertisements were placed in the Bay Nature magazine and the Green Zebra coupon book.
- Store Partnership Program – The OWOW Program coordinated a print run of fact sheets and shelf talkers, updated the less-toxic products list, and developed new graphics for use in the ads and on shelf talkers. Two new fact sheets, one on rodents and the other on how businesses can select and hire pest control operators that implement IPM techniques are under development. Also provided on-call assistance (e.g., display set-up, training, IPM materials review) to specific stores (e.g., OSH, Walgreens)
- Exhibitor booths – Provided staffing for booths at the following events
  - Excel Gardens Dealer Show (August 2007)
  - L&L Dealer Show (October 2007)
  - NorCal trade show (January 2008)
  - How-to-Fair Pleasanton (March 2008)
- Event Sponsorships – Sponsored booths at the following events:
  - EcoWise Certified / UP3 Integrated Pest Management Contracting Workshop (November 2007)
  - 2008 Bay-Friendly Landscaping & Gardening Conference (February 2008).

- Media pitches – Collaborated with the BASMAA Media Relations Committee to develop and pitch a story on the OWOW Program. The article received coverage on KCBS, San Francisco Chronicle, in the Henry's Garden show on KRON.
- Presentations – Gave presentations about the OWOW Program at the following events:
  - Green-Blue Summit: Clean Water through Residential Integrated Pest Management (July 2007)
  - Southern California Academy of Sciences Symposium Controlling Runoff Pollution (May 2008)
  - Pesticides and the Chesapeake Bay Watershed Project (June 2008)

BASMAA Regional Ad Campaign

In FY 03-04, the Program's WEO AHTG recommended participating in the Regional Ad Campaign for FY 04-05. During FY 02-03 and FY 03-04, the Regional Ad Campaign (RAC) Committee implemented the "Beautiful Watersheds" advertising campaigns for increasing the public's awareness about watersheds. In FY 04-05, a new ad focusing on problems caused due to littering was developed and used. In FY 06-07, the RAC Committee began planning a new advertising campaign focusing on two pollutants: pesticides and litter. Details on the two campaigns are provided below:

Pesticides Campaign

As described in the IPM Partnership section, the pesticide campaign was implemented in August and September 2007 and included transit (bus posters) and movie theater advertising. Details are included in Appendix B-14.

Litter Campaign

In FY 07-08, the RAC Committee began planning the litter campaign. The goal of this campaign is to change Bay Area residents' (specifically the younger generation males, ages 18-29) views and behaviors regarding littering. The RAC consultants conducted a telephonic public opinion survey of 400 Bay Area residents (at least 70% of respondents were in the 18-29 years range) to provide current information about public attitudes, perceptions and behaviors on littering issues. Highlights of survey findings are described below: Although there was a considerable amount of information gathered, there were five significant findings.

1. The vast majority of respondents (73%) indicated that they would be most likely to pay attention to commercials that are funny and utilize humor to communicate key messages.
2. Almost two thirds of the targeted sample, especially those living in Alameda, Contra Costa, Solano, and San Mateo counties, indicated that they thought litter was a major problem in their region and of these, women feel litter is a major problem more often than men.
3. Although most were initially unwilling to admit to littering, the vast majority of respondents (82%) felt strongly that developing "a belief that littering is wrong" is what might keep them from littering.
4. When asked why littering matters, respondents mentioned that littering looks bad or ugly, is bad for the environment and/or that it reflects negatively on the community and its people.
5. The majority of individuals identified rivers, lakes, the bay and the ocean as important bodies of water and feel it is important to have clean water outdoors because of its impacts on the natural environment and water quality.

Based on the survey finding, the RAC consultants developed two sets of advertisements and conducted mall intercept interviews to obtain feedback. The advertisements are currently being modified based on feedback received.

Copies of the public opinion survey report and mall intercept interview report are available on request.

Program Information Fact Sheets

In FY 05-06 and FY 06-07, Program staff developed fact sheets describing several Program elements. The fact sheets aim to provide a brief non-technical overview of Program activities. Fact sheets on the following topics were developed and distributed:

- Water Quality Monitoring and Watershed Assessment;
- Sediment Impact and Management Practice Assessments;
- Watershed Education and Outreach;
- General Program;
- Trash Evaluation and Management.
- Training Municipal Development Review Staff;
- Water Quality Monitoring and Watershed Assessment (2nd Edition);
- Sediment Impact and Management Practice Assessments (2nd Edition); and
- Dioxin Control Program.

In FY 07-08, the Program developed a new fact sheet titled "Trash Evaluation and Management (2nd Edition). It is included in Appendix B-15.

All fact sheets have been posted on the Program's website at www.scvurppp.org.

Other External Coordination

Program staff tracked PI/P activities and attended meetings (as needed) conducted by the following local and regional programs in FY 07-08:

- California Stormwater Quality Association, PIPP Forum;
- Santa Clara County Household Hazardous Waste Program;
- Bay Area Pollution Prevention Group;
- Watershed Management Initiative's Outreach Subgroup; and
- Urban Pesticide Committee.

Continuous Improvement

There were no PI/P continuous improvement tasks identified in FY 07-08.

Future Tasks

Section 6 of the Program's FY 08-09 Work Plan (submitted March 1, 2008) describes the PI/P activities planned for FY 08-09.

Table 3-1
Evaluation of PI/P Projects Conducted During FY 07-08 (New and Ongoing)

Project Title	Project Description[1]	Type of Outreach[2]	Summary of Evaluation of Effectiveness[3]
Watershed Education and Outreach Campaign	This project included funding for conducting year eight of the Watershed Watch Campaign, ZunZun Schools Assemblies and the Watershed Watchers Program at the Alviso Education Center (San Francisco Bay Wildlife Refuge), and educational assemblies at elementary schools by the musical group ZunZun	G,T,P,C	**Watershed Watch Campaign** **Effective**- Some measures of the success of the FY07-08 Watershed Watch Campaign include: the number of new campaign partners (**3**); value-added resources from partners (**$178,097**.); Watershed Watch events (**9**); and gross impressions from advertising (**12,447,737**). In FY 08-09, a public opinion survey will be conducted to evaluate the Watershed Watch Campaign. Messages will be evaluated and changed, as needed, to increase website visits. Additional information is provided in Section 3 and Appendix B-3. **Alviso Ed Center** **Effective** - 111 programs were conducted and 2,901 people participated. **ZunZun Assemblies** **Effective** - During FY 07-08, ZunZun conducted 47 assemblies at 27 elementary schools in eight cities. In addition, two assemblies were conducted at the Pumpkins in the Park event for the general public, and one at the Water Wizards festival (an event for third grade students from San Jose schools). The assemblies reached approximately 11,840 students in grades K-5.

[1] For detailed project descriptions, see FY 01-02 Annual Report, Section 3, and FY 02-03 Work Plan, Section 3.
[2] Type of outreach codes: G = General, T = Targeted, P = Public Education, C = Citizen Participation
[3] Please refer to text in Section 3 for more detailed effectiveness evaluations and recommendations for improvement.

Table 3-1
Evaluation of PI/P Projects Conducted During FY 07-08 (New and Ongoing)

Project Title	Project Description[1]	Type of Outreach[2]	Summary of Evaluation of Effectiveness[3]
Pesticide User Outreach – "Household Chemical Management" and "Local IPM Store Partnership Program"	Implementation of the following tasks: • Conduct media advertising on less-toxic pest control methods • Implement the local store partnership program • Conduct IPM outreach at events • Conduct IPM workshops • Conduct IPM outreach to businesses • Other outreach as needed	G,T,P,C	**Effective** • The Watershed Watch Campaign advertising used the "Watch Out for Toxic Pesticides" print and radio ads. The ads were modified to include specific pest control tips, and ran from April –June 2008. The local IPM Store Partnership Program continued to be a success in FY 07-08. Ms. Annie Joseph was contracted to provide training on selling less-toxic products to store employees. Ms. Joseph trained approximately 132 employees representing 11 stores. Program staff maintained all 28 participating stores (set-up, restocking of fact sheets, etc.). Toward the end of the year, staff from the City of Palo Alto began maintaining the stores in Palo Alto. • IPM outreach was conducted at seven events. Event staff distributed more than 5,000 IPM fact sheets, brochures and giveaways (flyswatters, notepads, activity books, magnets, and tattoos). • The Program conducted the first Santa Clara Valley Green Gardener Training in FY 07-08. This is an educational initiative that brings quality training to professional landscapers, gardeners and landscape maintenance workers on how to "garden green." Each training session is of ten weeks, with trainees meeting weekly for a 2 hour class. Twenty seven landscape maintenance workers completed the training.

Table 3-1
Evaluation of PI/P Projects Conducted During FY 07-08 (New and Ongoing)

Project Title	Project Description[1]	Type of Outreach[2]	Summary of Evaluation of Effectiveness[3]
			• The Program continued to provide copies of the "Don't Set a Table for Pests" poster to County Health Inspectors for distribution to newly constructed or remodeled food facilities. County Health inspectors distributed 520 posters during FY 07-08. • The Program contributed funds for promoting the Going Native Garden Tour 2008. The tour was held on April 20, 2008 and attracted approximately 3,000 people. The tour featured 42 gardens. Featured gardens demonstrate environmentally sensitive gardening practices that include the use of native plants, water conservation, landscaping to prevent urban runoff, reducing pesticide and fertilizer use, etc.
Mercury Pollution Prevention Outreach Project	The Program worked closely with the Santa Clara County Household Hazardous Waste Program in developing the outreach plan. Outreach activities implemented during FY 07-08 include the following: • Implementation of Media Campaign – The Watershed Watch Campaign advertising used the "Watch Out for Mercury Pollution" radio and print ads. The radio		**Effective** -The County HHW Program collected 496,484 feet (124,121 pounds [4]) of fluorescent bulbs at 32 retail drop-off locations within Santa Clara County[5].This is a significant increase from FY 06-07. In FY 06-07, the County HHW Program collected 353,694 feet (88,423 pounds[6]) of fluorescent bulbs. It is estimated that approximately 1.44 kilograms of total mercury was diverted (i.e., discharge to the environment was

[1] Since fluorescent light bulbs come in different sizes, quantities are reported in terms of the total length (feet) of tubes collected. One four-foot light tube weighs approximately one pound.
[5] Information regarding the collection of mercury containing products (e.g., fluorescent bulbs, thermostats, thermometers and other products) during FY 07-08 obtained from a memorandum *entitled Fiscal Year 2007/2008 HHW Program Update* (dated July 21, 2008). This memorandum was prepared by Wendy Fong, Household Hazardous Waste Program, County of Santa Clara.
[1]

Table 3-1
Evaluation of PI/P Projects Conducted During FY 07-08 (New and Ongoing)

Project Title	Project Description[1]	Type of Outreach[2]	Summary of Evaluation of Effectiveness[3]
	ads ran from January to March 2008, and the print ads ran in March 2008		avoided) to recycling from fluorescent lamps collected by the County HHW Program[7] in FY 07-08. In addition, the County HHW Program also collected 370 mercury-containing thermometers, 1,295 pounds of elemental mercury (includes thermostats, thermometer and other products) and 100,100 pounds of household batteries during FY 07-08.
Schools and Youth Outreach Work Group	In FY 02-03, the Watershed Action Fund was reformed as the Schools and Youth Outreach Work Group. The group aimed to accomplish the following tasks: • Provide input for conducting 50 ZunZun school assemblies and report on activities conducted individually by Co-permittees. • Identify a program for increasing outreach to middle schools	T,P,C	**Effective**- During FY 07-08, ZunZun conducted 47 assemblies at 27 elementary schools in eight cities. In addition, two assemblies were conducted at the Pumpkins in the Park event for the general public, and one at the Water Wizards festival (an event for third grade students from San Jose schools). The assemblies reached approximately 11,840 students in grades K-5. Outreach to middle schools is being conducted through the Wacky Watersheds workshop. In FY 07-08, the Wacky Watersheds workshop staff held two workshops and trained 38 participants.
Program Supplies	Conduct reprints of materials for Program use and order supplies as necessary.	G,T,P,C	**Effective**- The Program Supplies budget was used for printing the following: • OWOW fact sheets and shelf talkers; • OWOW magnets; • "Grow It" Guides in English and Spanish;

[7] Based on a 1999 National Electrical Manufacturers Association survey entitled *Environmental Impact Analysis: Spent Mercury-Containing Lamps, January, 2000 (Fourth Edition)*, the average four-foot fluorescent lamp contains about 11.6 milligrams (mg) of mercury. For the sake of estimating the amount of mercury sent for recycling, approximately 124,121 four-foot fluorescent lamps were collected. As a result, 1.44 kilograms of total mercury diverted (i.e., discharge to the environment was avoided) to recycling is a rough estimate.

Table 3-1
Evaluation of PI/P Projects Conducted During FY 07-08 (New and Ongoing)

Project Title	Project Description[1]	Type of Outreach[2]	Summary of Evaluation of Effectiveness[3]
			• "The 10 Most Wanted Bugs in Your Garden" brochures; • "Pest or Pal" Booklets; and • "Draining Pools and Spas" Brochures.
Program Toll Free Number	Answer the Program's toll free number (1-800-794-2482) and the Watershed Watch Campaign's toll free number, 1-866-WATERSHED, and respond to requests for information.	G,P	**Effective**- Both phone numbers are being used to contact the Program and request materials. Phones are answered and messages are checked daily. During FY07-08, Program staff responded to approximately 25 calls.
Creek Cleanup Events	Work with Creek Connections Action Group to organize and fund two creek cleanup events per year.	G,C	**Effective**- Provided support for advertising for 2008 National River Cleanup event. A total of 1,534 volunteers participated in cleaning 51sites and removed approximately 72,764 pounds of materials (trash and recyclables) from the creeks during the two events.
Restaurant BMP	Distribute a restaurant wash water BMP packet for County Health Inspectors to hand out to restaurant managers via County Health Inspectors at the time of their inspections	T,P	**Effective** - In FY 07-08, County Health inspectors distributed the wash water BMPs and the poster to 520 newly constructed and remodeled food facilities in the County.
Regional Collaboration	Participate in the following BASMAA PI/P work groups and tasks of regional benefit. Attend meetings as needed, participate in review of products, and obtain input from Co-permittee representatives. • Media Relations Work Group • Regional IPM Store Partnership Program	 G,P G,P	**Effective**- See Media Relations Campaign Final Report in Appendix B-13. **Effective**- • Contributions to BASMAA helped fund IPM fact sheet reprints, development of new fact sheets, staffing support at outreach events, on-call assistance to participating stores, and

Table 3-1
Evaluation of PI/P Projects Conducted During FY 07-08 (New and Ongoing)

Project Title	Project Description[1]	Type of Outreach[2]	Summary of Evaluation of Effectiveness[3]
	Work Group • Pesticide Distributors Outreach Project • Regional Ad Campaign	 G,P T	implementation of the OWOW advertising campaign. • The BASMAA Regional Ad Campaign (RAC) Committee is working on developing advertisements for conducting outreach on littering. A public opinion survey and intercept interviews were conducted in FY 07-08. More information is included in Section 3 of this Annual Report.

040509

MONITORING ACTIVITIES

040510

040511

SECTION 4

MONITORING ACTIVITIES

040512

4. MONITORING ACTIVITIES

INTRODUCTION

The Program continued to assess the water quality of local creeks and rivers, and the San Francisco Bay Estuary in FY 07-08 through its direct implementation of and active participation in monitoring-related activities in the San Francisco Bay Area. The Program's monitoring resources were primarily spent implementing the Program's Revised Multi-Year Receiving Waters Monitoring Plan (Revised Multi-Year Plan), participating in collaborative regional monitoring-related programs, conducting investigative studies and implementing pollutant-specific control programs.

This section provides brief backgrounds on SCVURPPP's *Watershed Monitoring and Assessment Program* and regional collaborative monitoring activities, and summarizes significant monitoring-related activities conducted during FY 07-08. The activities described in this section are consistent with Provisions C.7 and C.9 of the Program's NPDES Permit. Each summary includes the following information, to the extent possible:

1) A description of the relationship to NPDES Permit requirement(s) and management question(s) the study was designed to address;
2) A brief description of subtasks and status of project/activity;
3) A brief description of the results;
4) A summary of findings to-date and recommendations (where feasible); and
5) A description of lessons learned and planned/recommended follow-up activities.

In addition, summaries of management activities conducted through the implementation of the Program's Pollutant of Concern (POC) Control Plans are provided for those POCs that do not have separate Annual Report sections (e.g., PCBs, Copper/Nickel and Dioxins). A summary of street sweeping results for FY 07-08 are also provided at the end of the chapter.

The findings of many technical reports are briefly described within this section. To ensure public access to completed reports, work products and environmental data, the Program has placed the majority of its reports and work products on its website (www.scvurppp.org). The website is continually updated to include the latest reports and work products, data inventory sets and other pertinent Program information. When viewing the website, a large majority of the reports and work products are linked to downloadable documents. Reports and work products not available through the website may be obtained by submitting a web-based request form to Program staff.

BACKGROUND

Multi-Year Receiving Waters (Local Creeks/Rivers) Monitoring Plan

Consistent with Provision C.7.b and C.9 of the Permit, the Program developed (and submitted to the Water Board), a Multi-Year Receiving Waters Monitoring Plan (Multi-Year Plan) on March 1, 2002 that identifies Program monitoring activities in Santa Clara Basin Watersheds over an eight-year period. As new monitoring priorities were established, the Multi-Year Plan was revised in FY 03-04 (Revised Multi-Year Plan). This Revised Multi-Year Plan can be found

under the Environmental Monitoring and Assessment Measures link on the Program's website (www.scvurppp.org).

The Revised Multi-Year Plan contains the following information: watershed location (prioritized based on SCBWMI and Program assessment priorities), data type (chemical, biological and physical), number and frequency of sampling events, fiscal years (eight years starting with FY 02-03 through FY09-10), rationale and lead agency. The information on data type uses a tiered monitoring approach discussed by the Water Board staff in its Regional Monitoring and Assessment Strategy (RMAS) memo (Draft Monitoring Design in Water Board-lead Pilot Watersheds, spring 2001) dated February 8, 2001. The following monitoring categories were included within the memorandum: screening level, detailed investigation, and status and trends. The field and analytical methods used in the Revised Multi-Year Plan are described in the Program's Draft Quality Assurance Project Plan (QAPP), which is consistent with the Water Board's Surface Waters Ambient Monitoring Program (SWAMP) Quality Assurance Project Plan.
The Revised Multi-Year Plan incorporates specific data needs that have been identified in Program activities relevant to watershed assessment and monitoring. For example, the Revised Multi-Year Plan incorporates future monitoring activities that will be implemented for sediment-related studies in Stevens and Upper Penitencia Creek watersheds. Tasks associated with these monitoring activities are identified in the Program's Work Plan entitled *Workplan for Conducting Watershed Analysis and Management Practice Assessment in Other Creeks Potentially Impaired by Sediment from Anthropogenic Activities* (dated August 30, 2002). A clear identification of the specific monitoring activities planned for each year is included as part of the Program's Annual Monitoring Plan submitted to the Water Board every March 1.

Annual Monitoring and Watershed Management Measures Work Plans

During FY 06-07, the Program developed the *FY 07-08 Annual Monitoring and Watershed Management Measures Work Plan* (FY 07-08 Monitoring Plan), which was included in the Program's *FY 07-08 Draft Work Plan* (submitted March 1, 2007). The FY 07-08 Monitoring Plan identified monitoring and watershed assessment activities for 27 sites in the Coyote Creek watershed, four sites in Lower Penitencia Creek watershed, and four sites in the Stevens Creek watershed. The selection of these watersheds is consistent with the Program's *Watershed Management and Urban Runoff Management Integration Report* (dated June 29, 2001). The data type and sampling frequency were identified for each sampling site and accompanied by maps showing proposed sampling locations. The monitoring schedule is consistent with the sampling design presented in the Revised Multi-Year Plan (i.e., two sampling events per year representing different hydrological cycles). Information collected during implementation of the FY 07-08 Monitoring Plan is described in this Annual Report.

In preparation for Program-led receiving waters monitoring in FY 08-09, the Program developed the *FY 08-09 Annual Monitoring and Watershed Management Measures Work Plan* (FY 08-09 Monitoring Plan) in FY 07-08 and submitted it to the Water Board on March 1, 2008 as part of the Program's *FY 08-09 Draft Work Plan*. Similar to past annual monitoring plans, the FY 08-09 Monitoring Plan describes planned monitoring for the next fiscal year.

Regional Collaborative Monitoring Activities

Regional Monitoring Program for Water Quality (RMP)

The Regional Monitoring Program for Water Quality in the San Francisco Estuary (RMP) is a collaborative effort between the San Francisco Estuary Institute (SFEI), the Water Board and the regulated discharger community (including SCVURPPP). The RMP's goal is to collect scientifically valid information that allows movement towards understanding contaminant impacts on beneficial uses of the Bay. The RMP focuses on determining spatial patterns and long term trends through sampling of water, sediment, bivalves, and fish; effects on sensitive organisms; and chemical loading to the Bay. To provide the most complete assessment possible of chemical contamination in the Bay, the RMP seeks to synthesize RMP data with data from other sources.

The RMP is based on management questions and program objectives that are updated by the Water Board, RMP staff, RMP Technical Review Committee (TRC) and RMP Steering Committee (SC) every five years. The RMP recently updated its management questions in early 2008 (www.sfei.org/rmp/RMPproginfo.htm). The revised RMP management questions are:

1. Are chemical concentrations in the Estuary at levels of potential concern and are associated impacts likely?
2. What are the concentrations and masses of contaminants in the Estuary and its segments?
3. What are the sources, pathways, loadings, and processes leading to pollutant-related impacts in the Estuary?
4. Are the concentrations, masses, and associated impacts of pollutants in the Estuary increasing or decreasing?
5. What are the projected concentrations, masses, and associated impacts of the pollutants in the Estuary?

The RMP budget is generally broken into two major program elements: Status and Trends; and Special and Pilot Studies. The following paragraphs provide a brief overview of these programs.

RMP Status and Trends Monitoring Program

The Status and Trends Monitoring Program is the long-term contaminant-monitoring component of the RMP that was initiated as a pilot study in 1989. The Status and Trends Monitoring Program is currently comprised of the following program elements that collect data to address the RMP management questions (MQs):

1. *Water/Sediment/Biota Chemistry and Toxicity* monitoring serves as the long-term contaminant monitoring component of the RMP which is designed to characterize status and trends in the Estuary (MQs #1,2 & 4);
2. *Small and Large Tributary Loading Studies* are conducted on a routine schedule (e.g., annually or triennially) to develop baseline pollutant loading estimates from tributaries to the Bay, and assess inter- and intra-annual variability of pollutant loads and concentrations (MQ #3).
3. The *Fish Contamination Study* is a triennial screening of fish tissue for contaminants of concern to human health (MQs #1,2 & 4);

4. The *Causes of Sediment Toxicity Monitoring* component investigates potential causes of observed toxicity in the Estuary (MQ #3);
5. The *USGS Suspended Sediment, Hydrography and Phytoplankton* monitoring is partially funded by the RMP, and includes monthly water quality measurements in the deep channels of the Estuary (from the Lower South Bay to the confluence of the Sacramento and San Joaquin Rivers), sediment transport monitoring and modeling in the northern Estuary, and phytoplankton monitoring throughout the Estuary (MQs #1,2 & 4); and,
6. The *Bird Egg Monitoring Program* will begin in 2009 and occur triennially thereafter to assess trends in pollutant concentrations bioaccumulated in comorant and Forster's Tern eggs (MQs 1, 2 & 4).

RMP Pilot and Special Studies

The RMP also conducts Pilot and Special Studies. Pilot Studies usually are designed to investigate and develop new monitoring measures related to anthropogenic contamination or contaminant effects on biota in the Estuary. Special Studies address specific scientific issues that the TRC, SC, or Water Board identify for further study. These additional studies are developed through an open application process, which starts with an applicant submitting a study idea to the RMP Program Manager for discussion at a TRC quarterly meeting.

Program Involvement in the RMP

The Program actively participated in and contributed approximately $172,000 to SFEI for FY 07-08 expenditures on the RMP. This funding to SFEI is in addition to funding provided by the three south Bay public owned treatment works (POTWs), which are also SCVURPPP Co-permittees. In addition, Program staff actively participated on a variety of RMP committees and work groups that included the RMP Steering Committee; Technical Review Committee; Sources, Pathways and Loadings Work Group (SPLWG); and, Contaminant Fate Workgroup. Status and trends monitoring and pilot/special studies conducted by the RMP are summarized in this annual report. These studies are identified as "RMP" and were conducted under the direction of workgroups and committees for which Program staff participated during FY 07/08. More specifically, Program staff represented the SCVURPPP and/or BASMAA by providing in-kind project support (e.g., assisting in the development of project scopes of work and providing technical review and comment on results and conclusions) for these studies, in addition to funding provided by SCVURPPP.

For the RMP Status and Trends Program, the summaries provided within this section focus on the latest information available (i.e., 2006). The 2006 information was the fifth year that the Status and Trends Monitoring Program collected water and sediment samples using EPA's Environmental Monitoring Program (EMAP) Generalized Random Tessellation Stratified (GRTS) sample design. This type of design is appropriate for addressing the RMP management questions #1, 2 and 4. Monitoring data are available for downloading via the RMP website using the *Status and Trends Monitoring Data Access Tool* at www.sfei.org/rmp/data.htm.

Summaries of the most pertinent Pilot and Special Studies conducted in FY 07-08 by the RMP are also in this section under each pollutant-specific monitoring activity heading. A summary of past Pilot and Special Studies conducted by the RMP is available on the RMP website (www.sfei.org/rmp/).

BASMAA Monitoring Committee

The purpose of the BASMAA Monitoring Committee (MC) is to discuss and coordinate monitoring activities conducted by the Bay area urban runoff management programs. In FY 07-08, the main emphasis for BASMAA MC representatives, including Program and Co-permittee staff, was to participate in development of the monitoring and pollutant of concern-related sections of the Municipal Regional Permit (MRP). The MRP is anticipated to replace the Program's NPDES permit and other Bay Area Phase I municipal stormwater permits. During FY 08-09, the Program will continue to actively participate in the BASMAA Monitoring Committee.

SUMMARIES OF FY 07-08 MONITORING AND ASSESSMENT ACTIVITIES

A summary of FY 07-08 monitoring and assessment activities is provided within Appendix C-1 and Table 4-1. Appendix C-1 includes a historical summary of all monitoring and assessment activities conducted by the Program. The following summaries highlight the objectives, results and conclusions of specific monitoring-related projects conducted during FY 07-08. Monitoring activities were generally aimed at developing and implementing programs/projects designed to assess the condition of water bodies using practical, implementable indicators and protocols. The implementation of these indicators and protocols are a necessary step toward establishing a sound regulatory basis for locally based watershed management.

Monitoring activities presented within this section, involve multiple tasks, subtasks, or coordinated activities that may take place over multiple years and at varying geographical scales (i.e., regional or sub-watershed). In addition, it is important to note that monitoring and assessment activities described within this section are not entirely independent from activities described in Section 5 – Watershed Management Measures. Information gained from conducting studies and implementing activities/measures described in both sections have been used (and will continue to be used) in concert to meet objectives outlined in Permit Provisions C.7, C.9, and C.10, which include; (1) characterizing watersheds and stormwater discharges; (2) assessing existing or potential adverse impacts to beneficial uses; (3) identifying potential sources of pollutants of concern; (4) aiding in developing and implementing strategies for controlling adverse impacts on beneficial uses; and (5) assessing the effectiveness of pollutant prevention/control measures.

Monitoring Activities Addressing Multiple Pollutants

SCVURPPP Watershed Monitoring and Assessment (Local Creeks/Rivers)

Coyote and Lower Penitencia Creeks and Tributaries

In accordance with Provision C.10 (b), the Program developed a *Watershed Monitoring and Assessment Summary Report: Coyote and Lower Penitencia Creeks and Tributaries* (Summary Assessment Report) that summarizes the results and analyses of baseline data collected to-date during FY 08-09. The Summary Assessment Report provides information on possible beneficial use impacts to the extent possible (based on the study design and available data) and suggests next steps for monitoring/assessments and developing strategies to control potential impacts. The following paragraphs provide a brief synopsis of the information found within the Summary Assessment Report that is included in its entirety within Appendix C-2.

In Fiscal Year (FY) 2006-2007, SCVURPPP pilot tested a sediment quality triad (SQT) approach that entails a weight of evidence (WOE) approach using bedded sediment chemistry,

sediment toxicity, benthic macroinvertebrate (BMI) community and physical habitat data. The SQT approach was implemented to better evaluate relationships between BMIs and stressor variables, and to identify potential causes of aquatic life use impacts in creeks within the Santa Clara Valley. In FY 07-08, SCVURPPP conducted a second year of sampling in the Coyote Creek mainstem and first year of sampling within two major tributaries of the Coyote Creek and Lower Penitencia Creek watersheds, and the SQT approach was again utilized.

BMI bioassessments and physical habitat assessments were conducted at 28 locations in Coyote and Lower Penitencia Creek watersheds in April or May 2008. Sediment samples were collected at a subset of sites (n=10) where bioassessment and PHAB surveys were conducted and analyzed for organic (pyrethroid pesticides) and inorganic (metals) chemicals. Toxicity was also evaluated at sites where chemical analyses were conducted by exposing the amphipod, *Hyallela azteca*, to collected sediments in a standard ten-day survival test.

To estimate the magnitude of contamination in each sediment sample, a Sediment Quality Guideline Quotient (SQGQ) was calculated for each contaminant at each site by dividing the measured sediment contaminant concentration by the Probable Effect Concentration (metals) or the LC50 (pyrethroids). The SQGQs for all contaminants measured were then averaged to determine a mean SQGQ for each site/sampling event. BMIs were assessed using the preliminary Benthic Index for Biological Integrity (B-IBI) previously developed by SCVURPPP.

Each line of evidence used in the SQT was ranked into five condition categories (optimal, good, fair, marginal and poor). In general, multiple lines of evidence generally did not agree at most of the sites. Similar rankings (i.e., "poor" or "marginal") for toxicity, B-IBI scores and physical habitat scores occurred at the two lowest elevation sites in Coyote Creek mainstem and the Thompson Creek site.

With the exception of nickel (which is a naturally occurring metal at relatively high concentrations in Bay Area watersheds), metals measured in bedded sediments collected at sites in Coyote Creek and Lower Penitencia Creek watersheds appear to be consistently below concentrations that one would expect to observe some degree of toxic response (i.e., PECs). These results suggest that metals are not a primary driver of the condition of aquatic life in Coyote and Lower Penitencia Creek watersheds, although potential for impacts due to the synergism between metals can not be discounted. At least one pyrethroid pesticide was detected at a majority of the sites sampled in Coyote and Lower Penitencia Creek watersheds. In particular, either Bifenthrin or Cypermethrin concentrations in samples collected in spring 2008 were above levels that one would expect to observe a significant toxic response (i.e., LC50s).

Significant toxicity was observed in sediments collected at 6 of 10 sites during fall 2007 and/or the spring 2008, including the two lowest elevation sites on Coyote Creek mainstem (COY080 and COY240) during both sampling events. The co-occurrence of pyrethroid concentrations above LC50s and sediment toxicity suggests that pyrethroids may be causing (at least partially) the toxicity observed at 4 of the 6 sites.

Total B-IBI scores for sites in Coyote Creek mainstem ranged from 2 – 20 (0-50 possible), sites in Coyote Creek tributaries (i.e., Upper Penitencia and Lower Silver-Thompson Creek) ranged from 6 – 44, and sites in Lower Penitencia Creek watershed ranged from 6-24. PHAB scores for sites in Coyote Creek watershed ranged from 9-54 (0-60 possible), with scores generally increasing in an upstream direction. B-IBI scores for were significantly correlated to average substrate size and reach-scale physical habitat scores.

Sediment and Water Chemistry and Toxicity in Stevens Creek

In addition to baseline water quality monitoring conducted in Coyote and Lower Penitencia Creeks and tributaries, the Program conducted a follow-up monitoring project in FY 07-08 to assess the intra-annual variability in pollutant concentrations in bedded sediment, and identify sources of sediment and/or water toxicity observed in previous sampling events. The following paragraphs provide a brief summary of the study. The full technical report entitled *Assessment of Water and Sediment Chemistry and Toxicity- Stevens Creek* is included in its entirety within Appendix C-3.

Beginning in Fiscal Year (FY) 2002-03, a variety of monitoring programs, including the San Francisco Bay Regional Water Quality Control Board's (Water Board) Surface Water Ambient Monitoring Program (SWAMP) and SCVURPPP collected water and/or sediment quality data at sites in Stevens Creek and its tributaries. Results from SWAMP sampling in FY 02-03 indicated that significant aquatic and chronic water toxicity were present at site STE060 (Stevens Creek at La Barranca Rd.). As a result, Stevens Creek was included on the State of California's 2006 List of Water Quality Limited Segments (i.e., 303(d) list of impaired water bodies) by the Water Board.

In FYs 05-06 and 06-07, SCVURPPP collected and analyzed water quality samples from sites on Stevens Creek, including STE060. Although SWAMP observed acute and chronic toxicity in FY 02-03, only chronic toxicity was observed in FYs 05-06 and 06-07 (SCVURPPP 2007a). Regardless, due to the aquatic toxicity observed at STE060 by SWAMP in FY 02-03, the resulting listing of Stevens Creek on the 303(d) list of impaired water bodies, and the steelhead population present, the Program developed a study designed to evaluate the extent, magnitude, and cause(s) of aquatic toxicity observed by SWAMP in Stevens Creek.

Additionally, little is currently known about the intra-annual variations in bedded sediment chemical concentrations, and how representative a single sample may be of the concentrations found throughout a fiscal year (July – June). To answer these questions, a second investigative study was conducted by SCVURPPP in parallel to the sediment toxicity study to evaluate the variability of chemicals in bedded creek sediments, assess the representativeness of a single bedded sediment sample, which will inform the sampling design of monitoring programs in future fiscal years.

Water samples and bedded sediment samples were collected from three sites during four sampling events in FY 07-08. The first sampling event was conducted on October 9, 2007 prior to the occurrence of a significant rainfall event (>0.5 inches) during the wet weather season (October 15 to April 15). The two sampling events that occurred during the wet weather season occurred on December 12, 2008 following a small storm event, and on January 15, 2008 following the largest storm event of the season. The fourth sampling event was conducted on March 31 and April 1, 2008, after the wet weather season had concluded.

Water samples were analyzed for organophosphate pesticides and used to conduct *Ceriodaphnia dubia* bioassays. Bedded sediments were analyzed for total recoverable metals, a suite of pyrethroid pesticides and used to conduct sediment bioassays using the amphipod *Hyalella azteca*.

The following preliminary conclusions were based on the results and interpretation of data collected during the Stevens Creek investigative study.

1. Based on SWAMP and SCVURPPP data collected between 2002 and 2008, only 2 of 20 samples exhibited acute aquatic toxicity, suggesting that aquatic toxicity impacts are currently minimal in Stevens Creek.
2. Significant sediment toxicity appears to be present in Stevens Creek. In particular, a high degree of toxicity was present after storm events that generate runoff from primarily urban land uses. In general, all metals (with the exception of naturally occurring chromium and nickel) and pyrethroid pesticides appear to be below concentrations which one would expect to observe some degree of toxic response, suggesting that these chemicals are not the primary causes of the observed toxicity.
3. On average, the intra-annual variability of metal concentrations in bedded sediments in Stevens Creek is minimal (±20%). Based on this result, SCVURPPP should feel confident that the concentration of a metal in a single bedded sediment sample collected after a significant rainfall event or following the wet weather season will be representative of the average annual concentration.

City of Palo Alto Creek Monitoring

San Francisquito Creek Long Term Monitoring and Assessment Plan (LTMAP)

In addition to the monitoring conducted by the Program, the City of Palo Alto operates a sampling station at Newell Road on San Francisquito Creek as part of the LTMAP. The Newell Road sampling station captures nearly the entire San Francisquito watershed, including most of the urbanized portion of the watershed. At the Newell Road location, flows are intermittent, with flow beginning in the rainy season and tapering off in the late spring or early summer. During each water year, five to six rainfall events are sampled. Samples are analyzed for metals (including low level mercury, dissolved mercury, and methylmercury), nutrients, pesticides (organochlorine, organophosphate, and pyrethroids), and suspended solids. One sample each year is analyzed for dioxins. Stanford University, Stanford Linear Accelerator Center, and Jasper Ridge Biological Preserve operate three additional LTMAP sampling stations in the upper watershed.

Volunteer Creek Monitoring Program

The City of Palo Alto's volunteer creek monitoring program was developed after a fish die-off that occurred in November 2002 within the Palo Alto Flood Control Basin. Since April 2003, approximately six volunteers and RWQCP staff monitor 21 sites on Adobe, Barron, and Matadero Creeks, as well as the Palo Alto Flood Control Basin, twice each month. A YSI multi-meter probe is used to take measurements of temperature, conductivity, dissolved oxygen, and pH. The volunteer program has collected three years of data that allow evaluation of trends in water quality within the creeks and the flood basin. The data are available on the following website http://www.sanfrancisquito.org/projects/streamkeepers/wq_data/index.html. These data are useful in making policy decisions with respect to managing the Flood Control Basin to maintain adequate dissolved oxygen levels.

Matadero Creek Metals/Cyanide Monitoring

The City of Palo Alto's NPDES permit for wastewater discharge requires monthly monitoring of Matadero Creek for metals and cyanide. These samples are collected as grab samples at Greer

Road and Oregon Expressway. The Renzel Marsh Pond, a freshwater pond enhancement initiated and managed by Palo Alto, discharges to Matadero Creek downstream of the sampling location.

San Francisco Bay Estuary Status and Trends Activities

RMP Status and Trends Monitoring

The following paragraphs summarize sampling that was collected via the RMP Status and Trends Program in August 2007. Data collected in 2007 has not yet been released by the RMP and therefore could not be summarized in this report. Data collected in previous years have been summarized by SFEI in Annual Monitoring Reports and the *2007 Pulse of the Estuary*. Raw data can also be accessed at http://www.sfei.org/rmp/rmp_data_access.html.

Conventional water quality, trace metals, and trace organics sampling in water occurred in 2007 at 22 stations throughout the Estuary. A portion of these sites were historical stations, while the others were chosen based on a stratified-random design. Based on the significant interest, polybrominated diphenyl ethers (PBDEs) were sampled in all matrices. Total and dissolved metals were also analyzed in water. Total metals, pesticides, PAHs and PCBs were analyzed in sediment at 40 random and 7 fixed sites.

Bivalves are excellent trend indicators particularly for organic contaminants. The bivalve monitoring component maintains the long-term database started by the State Mussel Watch Program. Because of logistical complexities, a randomized design is not economically feasible, nor is it technically desirable for this long-term trend monitoring tool. Based on the RMP redesign, bivalve sampling is not biennial, beginning in 2008. Therefore, bivalves were not sampled in 2007.

Because the aquatic toxicity monitoring in the Estuary has shown little toxicity over the past several years, aquatic toxicity sampling has been scaled back to a screening effort every four to five years. Therefore, aquatic toxicity sampling was not conducted in 2007. Sediment toxicity monitoring continued as in previous years. Sediment toxicity measurements were made at 27 sites in the Estuary (20 randomly allocated sediment chemistry stations and seven historical RMP sampling sites).

Sport Fish Contamination Monitoring (RMP)

Sport fish sampling in the RMP began in 1997 and occurs on a triennial basis. The results of the 2006 sampling season are currently being reviewed by RMP workgroups and will be summarized in a report that will be released 2008. The next sampling event is scheduled for 2009. Results from 2003 sampling were summarized in the Program's FY 06-07 Annual Report. Raw data can also be accessed at http://www.sfei.org/rmp/rmp_data_access.html.

Sediment Coring Study (RMP)

In 2006, the RMP and Clean Estuary Partnership (CEP) embarked on a joint study to collect and analyze 17 sediment cores from the Bay and adjacent wetlands. The study has three objectives: (1) provide a more comprehensive characterization of contamination with depth that can be used to assess future changes; (2) verify the historic loading of pollutants to the Bay and how those loads have changed in the last several decades; and, (3) provide valuable data for parameterization and evaluation of the multi-box or other Bay models. The cores were collected

in 2006 and have been segmented for radiodating using thorium, cesium and lead. The radiodating process was completed by late FY 07-08. Core segments are currently being analyzed for pesticides, PCBs, PBDEs, and mercury. Additional information on this study will be summarized in the Program's FY 08-09 Annual Report.

Bird Egg Monitoring (RMP)

As part of the redesign of Status and Trends in 2007, bird egg monitoring of cormorants and terns were included in the RMP on a triennial basis starting in 2008. Cormorants are excellent indicators long-term trends and regional spatial patterns of contaminants in open waters of the Bay. Cormorant eggs have been sampled at three locations (Wheeler Island, Richmond Bridge, and Don Edwards) in 2002, 2004, and 2006 as part of the Exposure and Effects Pilot Study (EEPS) program element. As part of the redesign process, it was recommended to collect three composites of seven eggs (previously the RMP collected two composites of ten eggs) at each of the three stations on a triennial basis. The eggs will be analyzed for mercury, selenium, PBDEs, perfluorinated compounds, PCBs, dioxin and pesticides. Terns are valuable indicators of long-term trends and regional spatial patterns in contaminants in the shallow margins of the Bay. As part of the EEPS program, terns eggs were collected in 2002 and 2003 and analyzed for mercury. Terns have also been very extensively studied by USGS in work funded by CALFED. The results of these studies suggest that terns are at an elevated risk. Similar to Comorants, Terns will also be sampled on a triennial basis beginning in 2008.

Pollutant Source, Pathway and Loading Activities

Pollutant Loadings from the Sacramento and San Joaquin Rivers (RMP)

This study's primary objective is to estimate sediment and associated pollutant loads (including mercury, PCBs, chlorinated pesticides and PAHs) to San Francisco Bay from the Sacramento and San Joaquin Rivers, which drain the Central Valley. Since 2002, the RMP has collaborated with the USGS to monitor suspended solid concentrations at Mallard Island. Ten years of continuous sediment data are now available when combined with data collected by the USGS from 1994-98. The RMP also collected mercury and other sediment-related pollutant concentrations at Mallard Island for the purpose of developing statistical relationships between concentrations and optical backscatter turbidity measurements. These relationships can be used to estimate time-continuous concentration data, and when combined with estimates of discharge, allow estimation of pollutant loads from the Central Valley.

Data collection at Mallard Island continued during WYs 2004 and 2005. In December 2005, routine wet season sampling was completed during the first flush of WY 2006. In January 2006, following RMP Technical Review Committee approval, RMP contingency funds were expended to sample during a large flood event (approximately 7-year return frequency). This storm resulted in much higher flows compared to any previous RMP sampling episodes at Mallard Island. These data are currently being compiled and analyzed for future reporting (scheduled for completion in late 2008). One goal is to compare long-term trends in mercury loads to TMDL Waste Load Allocations (WLAs) assigned to the Central Valley region. This will determine if required load reductions are met.

As part of the RMP redesign in 2007, loading monitoring will be conducted on a triennial basis, beginning in 2010. Therefore, no loading monitoring data were collected on the Sacramento/San Joaquin River station in FY 07-08.

Guadalupe River Pollutant Loading Study (RMP and SCVWD)

Since 2000, the RMP Sources Pathways and Loadings Work Group (SPLWG) have supported the establishment of a "Regional Network of Observation Watersheds". The SPLWG suggested that the RMP:

- Choose watersheds that represent different urban landscapes, different hydrological, climatological, and geological type;
- Provide a testing grounds for development of improved monitoring and modeling techniques;
- Enable a testing ground for management actions and strategies to detect the effect of management actions on long-term trends in loads; and,
- Extrapolate data to other watersheds in each region that are sampled less intensively.

In 2002, the CEP and RMP began jointly funding a mercury and PCBs loading study on the Guadalupe River. This long-term monitoring study aims to measure sediment and associated pollutants loads to the Estuary from the Guadalupe River watershed; and demonstrates methods that could be used to estimate loads from other small tributaries to San Francisco Bay. Water samples and turbidity data are collected at a station near the bottom of the watershed. Through a combination of CEP, RMP and Santa Clara Valley Water District (SCVWD) funding, three years of fieldwork and analysis are complete (WY 2003, 2004 and 2005) and field data from a fourth year (WY 2006) are currently being compiled and analyzed. Analytes include suspended sediment concentration (SSC), mercury, PCBs and a suite of metals. Beginning with year three of the study, PBDEs and methyl mercury were added and organochlorine pesticides were discontinued.

All observations to-date support the hypothesis that the majority of total mercury transported in the system is derived from out-of-channel sources in the New Almaden historic mining district. Other mercury sources (e.g., runoff and channel erosion in urban areas, erosion from Lake Almaden, atmospheric deposition, and channel erosion in the Alamitos Creek and Guadalupe Creek mainstems) appear to be subordinate given the observation of relatively high mercury concentrations on the falling stages when sediments primarily originate from the upper watershed. Controlled releases from the Guadalupe and Almaden reservoirs did not appear to increase mercury concentrations. Particle concentrations of metals associated with urban runoff (e.g., copper and lead and organics (PCBs and PBDEs) were elevated on the rising stages when flood waters are derived mainly from urban runoff.

In 2007 as part of the RMP redesign, the Guadalupe River loading monitoring was scaled back to triennial sampling, beginning in 2011.

Zone 4 – Line A Pollutant Loading Study (RMP)

Based on the success of the Guadalupe River Loading Study (see above), the SPLWG proposed adding a second loading study in 2006. After much discussion, a small industrialized watershed in Hayward named Zone 4-Line A was chosen for sampling, which began in October 2006 (WY 2007). Results from WY 2007 are currently being evaluated and are not yet available, but will be summarized in the Program's FY 08-09 Annual Report. An additional year of sampling is planned to occur in WY 2009.

Guadalupe River Watershed Modeling (RMP)

High levels of PCBs and mercury have been detected in the Guadalupe River through loading studies. These and other data have contributed to an extensive database of contaminants in water, sediment, and fish tissues in the Guadalupe River watershed. In part based on these data, the Draft Guadalupe River Watershed TMDL identifies mercury fish targets, bed and suspended sediment targets for runoff from mining areas, and load allocations from urban areas. Additionally, the Bay Mercury TMDL calls for Guadalupe River watershed load reductions of 98% and the Bay PCB TMDL calls for load reductions of >95% for urban areas. In response, managers in the Guadalupe River (SCVWD) have already started implementing management actions, including the removal of eroding mine wastes in Alamitos Creek.

Although a wealth of information has been collecting in the Guadalupe watershed, a mechanism to validate the linkage between management measures and changes in watershed loading through time is missing. Such a tool would help managers decide for example, if mass is removed from drainage lines results in an equivalent reduction in an annual load to the Bay. The aim of this project is to begin the development of a numeric model to assist in estimating mass loads of mercury and PCBs; to extrapolate the data to determine long term average loads for the period of extensive rainfall data collection (1973-present); and to determine the proportional sources in the watershed and refine the assumptions of the Draft Guadalupe River Mercury TMDL. Ultimately the model will be used to assess the effects of best management practices and impacts of wetland restoration (e.g., effects of South Bay Salt Pond restoration).

The study began in 2008 and will continue through 2009. Additional information on this project will be provided in future Annual Reports.

Watershed-specific Sediment Loads (RMP)

In 2008, the RMP began a study to estimate annual suspended sediment loads to the Bay from local watersheds. Suspended sediment loads to San Francisco Bay are vital for maintaining tidal marsh and mudflat habitats and delivering nutrients and organic carbon to the base of the food web. However, suspended sediments also frequently transport contaminants (e.g., Hg and PCBs) to the Bay. Estimates of suspended sediment loads are currently not available on a watershed basis in the Bay Area. However, these estimates are critical a data gap needed to prioritize watersheds for which empirical observations should be conducted, and assist in modeling watersheds and loads to the Bay. This study will continue through 2008, culminating with a technical report in late 2008 or early 2009.

Regional Stormwater Monitoring and Urban BMP Evaluation (SFEI Proposition 13 Grant)

As a direct result of the TMDLs for Mercury (Hg) and PCBs, significant load reductions (>50%) are required of Bay Area urban runoff programs. This is a difficult prospect for given there is limited quantitative information on where high concentrations of Hg and PCBs occur in urban areas. In addition there is little knowledge or experience on how source and treatment control BMPs or maintenance activities that have been designed and are routinely implemented to control other substances may or may not work for Hg and PCBs. In recognition of these information needs, with support from Water Board and BASMAA, SFEI applied for and received a grant from the Proposition 13 Coastal Non-point-Source Pollution Control Program and work began in 2005. The purpose of the grant is to assist BASMAA and the Water Board to implement the Hg and PCB TMDLs through the development of a science-driven consensus on where and how to apply limited resources to meet the TMDL goals.

From 2005 through 2007, Program staff and additional BASMAA representatives have actively participated in the development and provided oversight on the following tasks designed to provide pertinent information in pursuit of the purpose:

1. Mapping Storm Drains: At the completion of the project storm drains from Richmond to San Jose on the east Bay up to San Francisco on the Peninsula will have been mapped.
2. A Geographic Information System: A GIS of land use, watershed/stormwater catchment boundaries, historic industrial areas, PG&E facilities, auto wrecking facilities, 1950s railway lines, crematoriums, known PCB and Hg spill and industrial accident sites, pump stations, wastewater treatment facilities, and rainfall is being used to help design sampling programs, and to estimate discharge from stormwater catchments.
3. Estimates of Sediment Loads: We have developed a conceptual understanding of the supply and magnitude of sediment that passes through stormwater conveyances. This will be used along with the GIS to help determine where contaminated bed sediments occur.
4. Mercury and PCBs White Paper: This 150 page document provides a thorough review of all that is known about Hg and PCBs in urban areas, the potential of commonly applied BMPs and pollution prevention to remove mass, and an analysis of data gaps.
5. BMPs Desktop Evaluation: This report describes the development and outcomes of a spreadsheet model of the application of a combination of feasible and commonly applied BMPs to address the TMDL goals. Preliminary findings suggest the potential to meet the PCB load reduction goals but only limited possibility to meet the Hg TMDL goals. The model will be updated using data collected during the period of this study.
6. Soil/Sediment Sampling: Based on previous products and oversight from BASMAA/Water Board, sample collection is being focused in older industrial areas in Richmond, San Leandro, Hayward, San Jose, Sunnyvale, San Carlos, South San Francisco, San Bruno, Daly City, and Brisbane. The objectives are to better understand the distribution of Hg and PCBs in urban areas and to determine how release occurs (i.e. runoff, wind, wheel tracking, and grain size distribution).
7. Base Flow and Storm Sampling: Based on previous products and oversight from BASMAA/Water Board, sample collection is being focused in older industrial areas in Richmond, Oakland, Hayward, San Jose, and San Carlos. The objective of this sampling is to characterize the distribution of Hg and PCBs is 3 particles sizes (<25, 25-75, and >75 microns) and determine the potential of control of either urban dry-weather flow or early season storm flow for addressing TMDLs goals.
8. Street Sweeping/ Washing Studies and Catch Basin Cleaning: Data will be collected this fall to determine the potential mass removed by these maintenance practices.
9. Pollution Prevention Status Reports: A series of 5 page Status 2007 reports will be written on 1. Instruments containing Hg recycling, 2. Switches/ thermostat recycling, 3. Fluorescent bulb recycling, 4. Battery recycling, 5. Auto / white-good recycling, 6. Compact fluorescent bulb recycling / buyback, 7. Crematoriums / hospitals, 8. Building demolition / remodeling, 9.Voluntary PCB in-use reporting and phase-out / PCB equipment I.D. inspection and removal, 10. PG&E PCB change out/ phase out implementation, 11. Small capacitor / light ballast change out, and 12. Auto recycling / shredder waste.
10. Recommended Implementation Activities: Based on a series of meetings with BASMAA reps and Water Board TMDL staff and the scientific information generated in through this project including collation of data from other BASMAA studies, Hg and PCB implementation plans will be written for guidance to BASMAA on how to cost effectively address the TMDL goals. Guidance will include where PCB and Hg are likely to occur in

urban areas, what kinds of BMPs and combinations have the best probability to be effective, how existing programs could be focused or enhanced to improve effectiveness, methods for sampling during site evaluations, implementation, and effectiveness monitoring, specific sample preprocessing and lab methods that will yield reliable data, and estimates of implementation costs where information is applicable or available.

The grant is scheduled for completion in 2008. Though in-kind support, Program staff will continue to actively participate and provide oversight to SFEI staff during the completion of this project.

Mercury Monitoring Activities (Provision C.9.c)

Permit Provision C.9.c. requires the Program to develop and implement a mercury pollution prevention plan. In response, the Program developed a Mercury Pollution Prevention Plan (Mercury Plan) consistent with the Provision. The Mercury Plan was submitted to the Water Board on March 1, 2002 as part of the Program's *FY 02-03 Work Plan*. The Mercury Plan identifies actions that will be implemented at the Program level, municipality level, or both; and provides the schedule for initiation and/or completion of Program-level actions. The details of municipality actions and schedules are included in the individual Co-permittee Work Plans and/or Annual Reports, as appropriate.

During FY 07-08, a variety of mercury-related monitoring activities occurred including studies to identify sources of mercury to the Bay, evaluate methyl-mercury loading from various pathways, and those discussed under "Monitoring Activities that Address Multiple Pollutants". The following paragraphs briefly summarize studies not described earlier in this section. A more detailed description of FY 07-08 accomplishments and the prominent mercury pollution prevention activities planned for FY 08-09 are provided within Section 7 - Mercury Pollution Prevention Activities.

Santa Clara Valley Creek Monitoring (SCVURPPP)

In FY 07-08, the Program continued to analyze bedded sediment samples collected in Santa Clara creeks through the implementation of its Revised Multi-Year Plan. Sediment samples were collected as screening level indicators of water quality at a variety of creek sites draining urban and rural land use areas. As described in the Program's Revised Multi-Year Plan, grab samples were collected during two seasons (fall and spring).

Mercury concentrations detected in Santa Clara creek sediment in FY 07-08 ranged between 0.039 mg/kg and 0.55 mg/kg. In general, the highest concentrations were consistently observed in samples collected during the spring. A full description of methods, results and conclusions are presented in Appendix C-2.

Mercury Isotope Source Study (RMP)

In 2007, the RMP developed a "Mercury Strategy" to direct future mercury-related studies. As part of the strategy, the RMP funded a two-year study designed to "fingerprint" sources of mercury (Hg) to the Bay. The study uses Hg isotopes to isotopically fingerprint the various sources of Hg to the Bay and determine their relative importance as sources to the food web. Nine sites have been identified for study, geographically located throughout the Bay, where samples of sediment, water and at least two species of fish are collected annually as part of the

RMP monitoring program. "Sources" of mercury that will be sampled include urban runoff, waste water, industrial point sources and sediments from the Guadalupe, San Joaquin, and Sacramento Rivers. In addition to these samples two atmospheric particulate and reactive gaseous Hg collectors (one in the North Bay and one in the South Bay) will be deployed to collect low level Hg.

Once necessary data has been acquired the researchers will use a combination of graphical and statistical comparisons between potential sources and Hg at each of the nine sites to ascertain which sources of Hg to the food web are possible and which may be eliminated from consideration. Because this will be the first study of its kind it is difficult to predict the results, but the researchers expect to be able to eliminate some sources as major contributors and implicate others as major contributors. The study will be completed in 2009.

Diffusive Gradient in Thinfilm (DGT) to Identify Sources of Bioavailable Mercury (RMP)

This study is also designed to answer specific high priority management questions included in the RMP Mercury Strategy. In background, monitoring ongoing methylmercury (MeHg) discharge into San Francisco Bay with biosentinels (e.g., fish or birds) is desirable to predict potential impacts of mercury on biota. However, in practice the utility of fish sentinels is limited. Alternatively, contaminant sorption devices such as Diffusion Gradient in Thinfilm (DGT) are currently being developed as comparable sentinels for mercury and methyl-mercury.

This RMP study will test the hypothesis that different pathways contribute differently to overall methylmercury in the Bay. DGTs as indicators for potential methyl-mercury bioaccumulation will be deployed at relevant field sites over a range of time periods (up to 28 days). This will provide information about short-term (i.e. day-to-day) fluctuations in methyl-mercury concentrations as well as long term time averaged concentrations (i.e. month-to-month), which are often more valuable for management decisions than spot samples. The selected sites will cover all potential methyl-mercury inputs, including tributaries, industrial discharge, wetland and marshes with high net methylation activity (e.g. Point Isabel and Alviso Slough), and known contaminated areas. The deployment sites will be coordinated with and linked to the RMP Small Fish Biosentinel Project.

Assessment of Locally Derived Mercury Air Deposition (SFEI Proposition 13)

Impacts to the San Francisco Bay Estuary ecosystem due to historical mercury and gold mining are well documented. However, the impacts of local atmospheric emissions and the linkages to urban runoff to the Bay are not well studied. As part of the *Regional Stormwater Monitoring and Urban BMP Evaluation*, wet and dry deposition of atmospheric mercury (Hg) was investigated in the vicinity of the Hanson's Cement plant located in Cupertino. This cement plant was chosen for this investigation as it is likely a significant source of Hg emissions in the San Francisco Bay Area, accounting for 35% of 2005 total estimated local Hg emissions (81.2 kg of 233 kg). To put this mass in context, the Hg TMDL for the Bay estimates that roughly 160 kg of mercury annually enters the Bay from urban stormwater runoff (Bay-wide estimate).

Samples were collected weekly between November 29, 2007 and March 20, 2008, which included the period in February 2008 when cement production was minimized due to annual plant maintenance. During January, when precipitation was collected simultaneously at the cement plant and a nearby control site, average total Hg levels were 7.4 times higher and total Hg deposition was 5.8 times higher at the cement plant, while both parameters were roughly equal in February.

Although total Hg levels were elevated in precipitation near the cement plant during normal operations, methylmercury levels in precipitation were similar between the cement plant and the control site, indicating emissions from the cement plant were not likely a source of methylmercury.

Atmospheric Hg concentrations, including gaseous elemental Hg (GEM), reactive gaseous Hg (RGM), and particulate Hg (Hgp), were measured semi-continuously between November 26 and December 10, 2007, and data were compared to Hg concentrations previously measured at two nearby sites between August and September, 2005. Concentrations for all Hg species were higher at the cement plant compared to two control sites (GEM: 1.1-1.2 times higher, RGM: 4.6-12 times higher, Hgp: 5.3-6.5 times higher). RGM flux, which was more likely to be deposited near the source due to its high depositional velocity, was also calculated using site-specific data averaged over two hours. Average RGM flux was 18 times higher near the cement plant compared to the urban site, and 12 times higher than the rural site. RGM flux was also greatest at night when cement plant emissions were highest.

Methyl-mercury Budget for the San Francisco Bay Estuary

In 2008, the RMP began developing a preliminary methylmercury budget for the San Francisco Bay Estuary. The draft budget was presented to the RMP Contaminant Fate Work Group in July 2008. A Draft Report is expected to be completed in late 2008. Based on the presentation, results indicate that methylmercury in the Bay is dominated by the in-Bay methylation processes, as opposed to external loads via POTW discharges, air deposition, or stormwater runoff.

Guadalupe River TMDL for Mercury

The Santa Clara Basin Watershed Management Initiative (SCBWMI) is serving as the stakeholder forum for the development of the Guadalupe River TMDL Report for Mercury. The Guadalupe River Watershed encompasses parts of San Jose, Los Gatos, Campbell, Monte Sereno and the unincorporated Santa Clara County. The Program is a stakeholder in the Guadalupe River TMDL. The Santa Clara Valley Water District (SCVWD) is taking a lead role in the TMDL development process by funding a $900,000 study of mercury sources, fate and transport, and is participating as Co-Chair of the TMDL Work Group and Stakeholder Group. Program staff is also participating in the TMDL process. In addition, the SCVWD entered into a Memorandum of Understanding (MOU) with the Water Board for Phase I and Phase II studies which were funded by the SCVWD.

Since FY 02-03, Program staff, along with other Co-permittee staff, have attended Work Group meetings and reviewed draft technical memoranda developed by the consultant (i.e., Tetra Tech). During July and August 2003, a synoptic survey and preliminary field sampling effort was conducted. The results of the synoptic survey were incorporated into the *Draft Conceptual Model Report* (Tetra Tech, October 2, 2003). Based on the information collected for the conceptual model, a *Data Collection Plan* (Tetra Tech, February 20, 2004) was developed. Sampling in the Guadalupe River watershed, which began in February 2004, included an element to compare total and methyl mercury in creeks draining urban watersheds unaffected by mining (Ross, Canoas and Los Gatos Creeks) to those affected by mining (Alamitos, Guadalupe, Arroyo Calero, Canoas, Randol Creeks and Guadalupe River). Under a contract with the Water Board, the consultant has incorporated the data collection results into the *Final*

Conceptual Model Report (Tetra Tech, May 22, 2005). A summary of the findings in this report were provided in the Program's *FY 04-05 Annual Report*.

Building on the information presented in the conceptual model report, Water Board staff released a TMDL Project Report in January 2006 that describes the estimated loads from source categories, TMDL targets and load and wasteload allocations, and preliminary implementation actions. Program, City of San Jose and SCVWD staff presented oral comments to Water Board staff during the SCBWMI TMDL Stakeholder Workgroup meeting on May 14, 2006. The purpose of the meeting was to obtain Workgroup input on the TMDL Implementation Plan.

A draft Basin Plan amendment and supporting Staff Report were released for public review and comment on February 29, 2008. The documents establish new water quality objectives for waters in the Guadalupe River Watershed, incorporate a TMDL and include an implementation plan. SCVURPPP submitted a comment letter to the Water Board. The Water Board held hearings on the proposed Basin Plan Amendment in May 2008. The TMDL is scheduled for adoption in late 2008.

Pesticide Monitoring Activities (Provision C.9.d)

In response to Provision C.9.d of the Program's NPDES Permit, SCVURPPP developed a Pesticide Management Plan consistent with the Provision. The Pesticide Management Plan, which has many components, is described in Section 6 of the Annual Report. Pesticide-related monitoring activities conducted during FY 07-08 are described below.

Santa Clara Valley Creek Monitoring (SCVURPPP)

During FY 07-08, the Program analyzed water and bedded sediment samples collected in Santa Clara creeks through the implementation of its Revised Multi-Year Plan. Water and sediment samples were collected as screening level indicators of water/sediment quality at a variety of creek sites draining urban and rural land use areas. Specific to pesticides, creek water was analyzed for organophosphate pesticide concentrations and aquatic toxicity (acute and chronic endpoints), while sediment was analyzed for pyrethroid pesticides and sediment toxicity (acute and chronic endpoints). Water and sediment samples were collected four times (fall and spring seasons, and following 2 storm events) in Stevens Creek. Additionally, sediment samples were collected during two seasons (fall and spring) in Coyote and Lower Penitencia Creeks and tributaries.

Results indicate that organophosphate pesticides were not detected during any sampling events. Additionally, aquatic toxicity was not observed at any site sampled. At least one pyrethroid pesticide was detected in sediments at a majority of the sites sampled in Coyote and Lower Penitencia Creek watersheds. Pyrethroids were not consistently detected in Stevens Creek sediment.

Significant toxicity was observed in sediments collected at 6 of 10 sites in Coyote and Lower Penitencia Creek during fall 2007 and/or the spring 2008, including the two lowest elevation sites on Coyote Creek mainstem (COY080 and COY240) during both sampling events. The co-occurrence of pyrethroid concentrations above LC50s and sediment toxicity suggests that pyrethroids may be causing (at least partially) the toxicity at observed at 4 of the 6 sites.

Significant sediment toxicity also appears to be present in Stevens Creek. In particular, a high degree of toxicity was present after storm events that generate runoff from primarily urban land uses. In general, all metals (with the exception of naturally occurring chromium and nickel) and pyrethroid pesticides appear to be below concentrations which one would expect to observe some degree of toxic response, suggesting that these chemicals are not the primary causes of the observed toxicity.

A full description of methods, results and conclusions are presented in Appendices C-1 and C-2.

In future years, SCVURPPP will conduct follow-up investigative studies to determine the causes and (to the extent possible) sources of sediment toxicity in Stevens, Coyote and/or Lower Penitencia Creeks. Consideration will be given to conducting toxicity identification evaluations (TIEs) when bioassay test organism survival is < 50% compared to the laboratory control. In parallel, sediment samples will likely be analyzed for a larger list of analytes, including those associated with toxicity observed in the San Francisco Bay Estuary (e.g., PAHs).

Causes of Sediment Toxicity in the Estuary (RMP)

In 2007, the RMP began a study to determine the causes of the persistent sediment toxicity to bivalves and amphipods that is observed in the Bay. Toxicity to amphipods exhibits a seasonality aspect with samples collected in the winter exhibiting a much higher mortality, while toxicity to bivalves remains unaffected by seasons. In the spring 2007, four estuarine sites located at the mouth of Bay tributaries were sampled to identify toxicity. One of the four sites (Mission Creek) was observed to have sufficient toxicity to conduct Toxicity Identification Evaluation (TIE) testing and sediment chemistry to elucidate the cause of toxicity. In the fall of 2007 and spring 2008 additional sites were sampled, but none exhibited toxicity significant enough to perform a TIE.

The TIE on the Mission Creek sample was successful in that the process was able to separate the chemical group most likely responsible for the observed amphipod toxicity. The results of the interstitial and whole sediment TIEs indicate an organic chemical was responsible for amphipod mortality, and that unionized ammonia was also partially responsible for sediment toxicity in Mission Creek. The researchers were able to separate toxicity due to these two classes of contaminants. Results of organic chemical analyses are pending. Preliminary results do not suggest Mission Creek sediment toxicity was due to pesticides, and results of the PAHs analyses from these TIEs are pending.

An additional TIE will likely be conducted on samples collected from Redwood Creek in 2008. Previous RMP sampling in the south bay station (BA41) adjacent to Redwood Creek showed seasonal toxicity at this station. Results of further TIE analyses will be reported in future Annual Reports.

Copper and Nickel Control Measures (Provisions C.9.a and b)

Management Activities

Implementation of CAP/NAP Baseline Activities (SCVURPPP)

The majority of baseline actions are implemented at the Program level (except for those assigned to San Jose, Sunnyvale and Palo Alto), and are included in the Program's Annual

Reports and Work Plans. In mid-2003, the Program identified the following copper control activities that were deemed appropriate to implement at the Co-permittee level:

- CB-1: Measures to reduce copper discharges from vehicle washing operations;
- CB-3: Measures to control copper in discharges of stormwater in targeted industrial sources;
- CB-6, 7: Measures to reduce traffic congestion/promote alternative transportation;
- CB-8: Measures to classify and assess watersheds and improve institutional arrangements for watershed protection;
- CB-11: Measures to improve street sweeping controls and stormwater system operation and Maintenance;
- CB-12: Measures to control copper discharges from pools and spas;
- CB-21: Measures to discourage architectural use of copper; and
- NB-1: Measures to control nickel discharges from construction sites (sediment).

The *FY 07-08 Copper/Nickel Work Plan* and summary of FY 07-08 accomplishments are provided within Appendix C-4. Currently, the Copper/Nickel Work Plan contains twenty-one copper and seven nickel baseline actions. During FY 07-08, some specific accomplishments included:

- The Program distributed Watershed Watch campaign brochures to residents who requested them through the Watershed Watch website and telephone hotline (CB-1);
- The Cities of San Jose and Sunnyvale conducted distributing stand alone vent BMP information to applicable facilities that may be potential sources of copper (CB-3);
- The City of Palo Alto prepared the seventh annual Copper Action Plan Report (CB-4.3);
- Continued to actively support the Brake Pad Partnership (BPP) (CB-5), providing resources to fund and advocate BPP through BASMAA, actively tracking activities of BPP and efforts under the Proposition 13 grant;
- Continued to work with and support the Land Use Subgroup (LUS). Tasks included conducting a four-question survey of Santa Clara Valley municipalities on the need for municipal staff training regarding riparian corridor protection and preparing a two-page fact sheet entitled *Top Ten Development Tips to Protect Creeks* (CB-6 and CB-7);
- Implemented the sixth year of the Multi-Year Monitoring Plan (including sediment sampling and analyses for all metals including copper and nickel) (CB-8.4);
- Continued to implement Co-permittee street sweeping and catch basin cleaning programs consistent with performance standards (aimed at reducing discharges of pollutants, including copper and nickel, to storm drains and receiving waters). Summarized the amount of material collected and miles swept within the Program's jurisdiction (CB-11);
- Continued distributing the updated brochure entitled *Keep Pool, Spa and Fountain Water Out of Storm Drains, Creeks, and the Bay* (aimed at reducing discharges of pool water, which can contain copper and nickel, to storm drains and receiving waters.) (CB-12);
- Updated the copper "uncertainty studies" research tracking web portal to include additional studies. This web portal is available on the Program's website (www.scvurppp.org). A link to the web portal was also placed on the SFEI website (www.sfei.org)(CB-17(1).
- The City of San Jose continued to monitor dissolved copper and nickel during the dry season (in Lower South San Francisco Bay) as part of their ambient monitoring program (additional information provided below).

2007 Basin Plan Amendment

In June 2007, a Basin Plan Amendment (BPA) was approved by the Water Board adopting north of Dumbarton Bridge (NDB) copper site-specific water quality objectives (SSOs), translators and a Bay-wide Implementation Plan. The Bay-wide CMS will replace what was adopted in the Basin Plan in 2002 (as part of the South San Francisco Bay copper and nickel SSO project). Since the copper control measures and monitoring program have a Bay-wide scope, the majority of existing Basin Plan language pertaining to the implementation of copper and nickel objectives in South San Francisco Bay was deleted.

The BPA changes were approved by the State Water Resources Control Board January 15, 2008, the Office of Administrative Law (OAL) June 12, 2008, and are currently pending approval by USEPA. NDB POTW NPDES permits issued since March 2008 have included a one page Action Plan for Copper table in the Permit Provisions that reflects the new BPA Bay-wide requirements. The South Bay stormwater and POTW NPDES permits will need to be revised to delete the outdated CAP/NAP requirements and include the new BPA Bay-wide requirements. These revisions will likely occur as part of the MRP issuance and reissuance of the POTW NPDES permits, rather than as permit amendments.

The Bay-wide copper SSO Implementation Plan replaced the CAP/NAP requirements in the Basin Plan. It includes the following: required studies to address technical uncertainties; mandatory effluents for all municipal and industrial wastewater dischargers; control measures for major sources of copper (urban runoff, wastewater treatment facilities, lagoons and marine anti-fouling coatings); and an ambient water quality monitoring program (discussed below) designed to detect small changes in dissolved copper concentrations in the Bay that may trigger additional control measures.

The draft MRP contains the following five copper control measures:

- Manage waste generated from cleaning and treating copper architectural features, including copper roofs during construction and post-construction;
- Manage discharges from pools, spas and fountains that contain copper-based chemicals;
- Participate in the Brake Pad Partnership process;
- Educate industrial inspectors on industrial facilities likely to use copper and ensure that proper BMPs are in place to minimize discharges of copper;
- Conduct technical studies to investigate possible copper sediment toxicity and technical studies to investigate sublethal effects of salmonids.

Monitoring Activities

Santa Clara Valley Creek Monitoring (SCVURPPP)

During FY 07-08, the Program continued to analyze sediment samples collected in Santa Clara creeks through the implementation of its Revised Multi-Year Plan. Sediment samples were collected as screening level indicators of water quality at a variety of creek sites draining urban and rural land use areas and analyzed for total recoverable copper concentrations. Sediment samples were collected four times (fall and spring seasons, and following 2 storm events) in Stevens Creek, and during two seasons (fall and spring) in Coyote and Lower Penitencia Creeks and tributaries. A full description of methods, results and conclusions are presented in Appendix C-2.

Lower South Bay Ambient Monitoring (City of San Jose)

In February 1997, the City of San Jose, on behalf of all local agencies in the South Bay, began sampling total and dissolved copper and nickel concentrations at ten stations in the Lower South San Francisco Bay (LSSB). In October 1997, two fresh water stations were added, one each in the lower reaches of Coyote Creek and the Guadalupe River, bringing the total number of stations to twelve (Figure 4-1). The sampling design from the CAP/NAP requires monthly compliance sampling. Ten locations in South San Francisco Bay have been monitored to compare mean dry season dissolved copper and nickel concentrations to respective trigger levels. Results from monthly monitoring at ten stations show ambient concentrations continuing to be well below the adopted SSOs for copper and nickel, respectively. Ambient concentrations have remained consistent (no upward or downward trend) and below the stringent Action Plan trigger values (established as NPDES permit requirements in 2000) for copper and nickel, respectively. The monitoring results are located on http://www.sanjoseca.gov/esd/pub_res.asp, the City of San Jose's Environmental Services Department website.

Figure 4-1: Map of monitoring station locations in LSSB (City of San Jose)

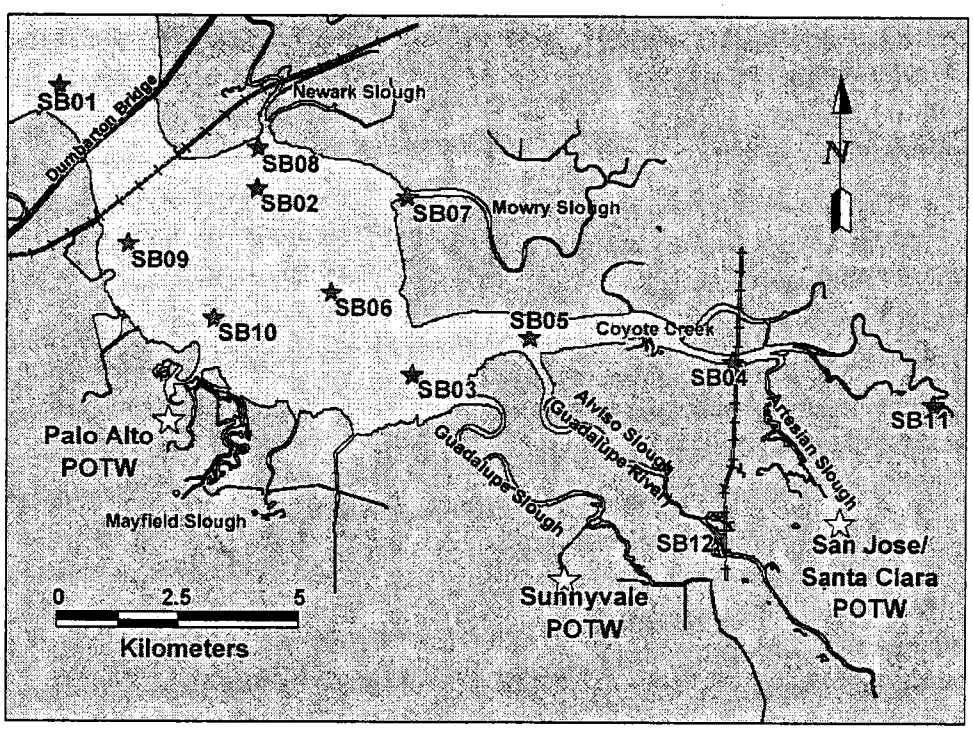

Bay-wide Ambient Monitoring Program (RMP)

The North of Dumbarton Copper SSO Basin Plan amendment (June 2007) includes the Bay-wide Ambient Monitoring Program. With the Bay-wide Ambient Monitoring Program, specific copper concentration triggers will be compared (to data collected through the RMP) to determine if ambient concentrations have increased. This comparison will involve calculating every year the three-year rolling mean of RMP copper concentrations in segments of San Francisco Bay. The rolling mean concentrations will be compared to trigger concentration values for each segment.

The trigger concentrations were calculated to detect a change (from 2003 concentrations) in dissolved copper concentration of about 1 µg/L with a statistical power of 99%. If the trigger concentration is exceeded in any Bay segment, the Water Board will investigate causes of the exceedance and potential control options. Wastewater and urban runoff dischargers will be required to investigate whether they have caused or contributed to the exceedance. If so, the discharger will need to identify and submit a plan and schedule to implement controls to resolve their contribution to the exceedance.

The dissolved copper (µg/L) trigger concentrations at 99% statistical power for each Bay segment (or portion thereof) are as follows:

- Suisun Bay - 2.8 µg/L,
- San Pablo Bay - 3.0 µg/L,
- Central San Francisco Bay and Lower San Francisco Bay (north of Hayward Shoals) - 2.2 µg/L,
- Lower San Francisco Bay (south of Hayward Shoals) - 3.6 µg/L, and
- South San Francisco Bay (SSFB) - 4.2 µg/L.

The RMP will collect three dry season samples per year from each bay segment and five samples per year from SSFB to be used in calculating the three-year moving average value for annual comparison to the triggers. When implemented, this will result in a significant reduction in SSFB Cu/Ni monitoring requirements.

Brake Pad Partnership (SCVURPPP Participation)

The Brake Pad Partnership (BPP) is a multi-stakeholder effort to understand the environmental impacts of automobile brake pad wear debris (which contains copper). Manufacturers, regulators, stormwater management agencies (e.g., SCVURPPP) and environmentalists are working together to understand these impacts. BPP efforts are aimed at developing an approach for evaluating potential impacts of copper (from brake pad debris) affecting water quality in the South San Francisco Bay. Brake pad manufacturers have committed to adding this evaluation approach (to existing practices) for designing products that are safe for the environment while meeting performance requirements.

By late 2007, the BPP had substantially completed its technical work on local air deposition monitoring; generation and characterization of a representative sample of brake pad wear debris; estimating the amount of copper released to the watershed from brake and non-brake sources; watershed modeling; and San Francisco Bay water quality monitoring. Interim results were presented at a BPP stakeholder meeting on July 31, 2007 in Oakland. Project reports and related BPP documents can be found at http://www.suscon.org/brakepad/documents.asp

In February 2008, the BPP transitioned from being only conducted by Bay Area and Sacramento agencies to an effort including municipal agency partners in the Los Angeles, San Diego, Orange County, and Monterey areas. This inclusion was the result of metals, copper, or toxics listings / TMDLs in these areas generating interest in copper sources and solutions. Since this effort has expanded statewide, it was not feasible for BASMAA to act as the convener of the municipal agencies that are partnering with water quality regulators and the manufacturers as the BPP. Since CASQA is a statewide association, it was agreed that they would be the new convener of the expanded list of municipal agencies with interest in the BPP, and will play the role through its Watershed Management and Impaired Waterbodies Subcommittee.

Another transition of the BPP is to change its focus from technical work to legislation which translates technical results and the agreements predicated on those results into a control measure (i.e., regulation) on brake pad composition. To date, the CASQA BPP Work Group is in the process of building a team of agencies and supporters to obtain financial and project management support. Current goals include developing watershed-specific copper memoranda on copper compliance strategies, anticipated compliance strategies and the need for brake copper reduction; and co-sponsoring legislation relating to phased reductions in brake pad copper content.

PCBs and Dioxin Compounds Control Program (Provision C.9.e)

Provision C.9.e. of the Program's NPDES permit requires development of a control program to reduce or eliminate discharges of polychlorinated biphenyls (PCBs) and dioxin-like compounds from urban runoff conveyance systems from controllable sources (if any). As part of the PCBs/Dioxins Control Program, monitoring activities were conducted by the Program during FY 07-08. In addition, PCBs/Dioxins related management activities are described.

Polychlorinated Biphenyls (PCBs)

The Water Board places high priority on addressing PCBs in the Bay and has developed a PCBs TMDL cleanup program. The Program has provided leadership to Bay Area stormwater management agencies in their efforts to assist the Bay PCBs TMDL. This included leading a regional study that characterized the distribution of PCBs concentrations in storm water conveyance sediments in Bay Area watersheds. The Program also performed PCBs case studies in selected areas where elevated concentrations of PCBs were found during the regional study and coordinated similar case studies by other Bay Area storm water management agencies. The case studies were aimed at identifying PCBs sources and controls. The Program also prepared work plans for the above regional and local field studies. The work plans included a preliminary list of known sites where PCBs were used, stored and/or released in Santa Clara County. To facilitate regional coordination, the Program led a work group of representatives from BASMAA and Water Board staff and provided a staff to represent BASMAA on the CEP PCBs workgroup.

The Program also completed a report on efforts to develop methods of controlling discharges of PCBs from Bay Area urban runoff conveyances. The study describes 1) past, current and planned efforts to identify PCBs control options in the Bay Area, 2) management practices currently implemented by Bay Area storm water management agencies that may reduce discharges of PCBs from urban runoff conveyances, and 3) potential additional PCBs storm water control options and some of their advantages, limitations and cost factors.

During FY 07-08, the Program continued to work with other Bay Area dischargers and Water Board staff through BASMAA and the RMP to coordinate and plan activities related to PCBs and other pollutants of concern. Efforts included providing funding to the RMP, participating in selected stakeholder meetings, committees and work groups and, as appropriate, reviewing and commenting on relevant documents prepared by the RMP and Water Board staff. Program staff continued to represent BASMAA'S interests during development of the Bay PCBs TMDL and to represent BASMAA on the RMP TRC, RMP SPLWG and RMP CFWG. Specific projects related to PCBs are summarized below.

PCB TMDL

Program staff continued during FY 07-08 to help represent BASMAA'S interests during development of the San Francisco Bay PCBs TMDL cleanup program. This included reviewing the latest revisions of the staff report and Basin Plan Amendment (*Total Maximum Daily Load for PCBs in San Francisco Bay, Proposed Basin Plan Amendment and Staff Report*), assisting BASMAA to prepare comments, and negotiating with Water Board staff. Program staff also testified on behalf of BASMAA at Water Board hearings on the PCB TMDL in September 2007 and February 2008. The Water Board adopted the TMDL at the February 2008 hearing.

Taking Action for Clean Water (SFEP/BASMAA Partnership – Proposition 50 Grant)

In November 2006, the State Water Resources Control Board awarded the San Francisco Estuary Project (SFEP) a Proposition 50 Coastal Nonpoint Source Pollution grant (Taking Action for Clean Water) that includes several tasks to further implementation of Bay Area Total Maximum Daily Loads (TMDLs). One of these tasks involves PCBs used in historic building materials and aims to help reduce PCB stormwater loads to San Francisco Bay.

The Clean Estuary Partnership (no longer in existence) evaluated available data on sources of PCBs in urban runoff and found that one such source is PCB-containing historic building materials, specifically uncontained materials like sealants, caulking and paint (*Larry Walker Associates, TDC Environmental, and Ann Blake, PCB TMDL Implementation Plan Development, Prepared for CEP, May 2006*). When the building materials fail or buildings are remodeled or demolished, PCBs are released onto the ground and can be washed off by urban runoff.

The Taking Action for Clean Water project is partnering with the Bay Area Stormwater Management Agencies Association (BASMAA) and its member cities to develop Bay Area-specific Best Management Practices (BMPs) to prevent release of PCBs from building materials into urban runoff during renovation, maintenance and demolition of structures. SFEP will coordinate development of the BMPs by completing trial implementation projects in cooperation with BASMAA and local municipalities. The San Francisco Estuary Institute (SFEI) will obtain Bay Area-specific information about the presence of PCBs in building materials, so that management actions can be targeted specifically to the structures most likely to contain PCBs that threaten water quality. During FY 07-08, Program staff continued to assist BASMAA to participate in the project as a stakeholder and project partner, though activities were limited due to a delay in the project. The issue that led to the delay was recently resolved and it is anticipated that the project will move ahead during FY 08-09, beginning with the collection of Bay Area-specific information about the presence of PCBs in building materials. Program staff will continue to represent BASMAA during all phases of the project.

Multibox Bay PCBs Fate and Transport Model (RMP)

This project is a multi-year program, building on model development efforts already underway, to construct a mechanistic model that will advance our understanding of pollutant behavior in the Estuary and provide a new tool for water quality management. The project goals include: 1) developing a better tool for predicting future pollutant concentrations and testing potential management actions; 2) clarifying the uncertainty of existing model predictions; 3) identifying key areas where fieldwork can reduce uncertainties; and 4) conducting key fieldwork, including sediment coring in the Bay to improve estimates of the PCB inventory and historic loads and tracer experiments to quantify flushing. During FY 06-07, the PCBs multi-box model was

independently tested by Tetra Tech and additional testing was conducted by SFEI. A final report on the model is currently being developed and should be released in 08-09.

Dioxins

All segments of San Francisco Bay were listed as impaired by certain dioxin compounds in the 1998 and 2002 Clean Water Act Section 303(d) lists. A report prepared by the CEP (*Dioxins in San Francisco Bay: Conceptual Model/Impairment Assessment, January 2005*) provides a comprehensive discussion of issues related to dioxins in San Francisco Bay.

The Program has developed and implemented three work plans related to dioxins. In March 2002, the Program submitted an initial work plan. This work plan specified reviewing readily available data on methods used to characterize dioxins in storm water runoff and surface waters and concentrations typically found in the Bay Area and other areas. The completed review revealed that dioxins have been found in urban runoff in the Bay Area and other locations, and in sediments in the Bay and other estuaries. It was concluded that existing data are not sufficient to characterize the distribution in urban runoff among Bay Area land uses or calculate loadings to the Bay. The second work plan was completed in March 2004 and described the Program's collaboration with other Bay area storm water management agencies to develop an introductory report on dioxins. The completed report emphasized issues related to urban runoff in the Bay area, including regulatory context, impacts, sources, pathways, review of relevant Bay Area, national and international studies, and qualitative review of potential storm water controls. The third work plan was completed in March 2004. It specified that Program Staff will track regional, state and federal efforts to address dioxins and encourage Co-permittees to track, understand, and participate in these programs, as appropriate. A memorandum documenting the results of this tracking was completed in FY 04-05.

During FY 05-06, Program staff surveyed the Co-permittees regarding dioxins pollution prevention actions they currently implement and any related formal policies, resolutions or ordinances already adopted. The survey revealed that Co-permittees currently implement a wide range of activities that may help prevent formation of dioxins. In particular, the survey revealed most Co-permittees are taking measures that may help address what are the potentially the largest contemporary sources of dioxins in the Bay Area: residential wood burning, diesel exhaust and use of the pesticide 2,4-D. Program staff also continued to track regional, state and federal efforts to address dioxins.

During FY 06-07, Program staff prepared a fact sheet on dioxins, which may be downloaded from the Program's web site. The fact sheet describes dioxins and how they are produced, the Bay Area regulatory background, potential sources of dioxins to the environment and stormwater runoff, and the Program's accomplishments in addressing dioxins.

<u>Dioxins Control Program - FY 07-08 Activities (SCVURPPP)</u>

During FY 07-08, the Program continued to work with other Bay Area dischargers and Water Board staff through BASMAA and the RMP to coordinate and plan activities related to dioxins and other pollutants of concern. Program staff participated in initial discussions regarding potentially expanding the RMP's collection and analysis of environmental samples for dioxins and developing a Water Quality Attainment Strategy for dioxins in San Francisco Bay.

Sediment Control Program (Provision C.9.f)

Provision C.9.f of the Program's NPDES permit contains three sub-provisions related to conducting analyses of excess sediment impairment in urban streams and assessing management practices that are currently being implemented and additional management practices that will be implemented to prevent or reduce excess sediment impairment. The first two sub-provisions (C.9.f.i and ii) are specific to San Francisquito Creek, which is currently listed on the 303(d) of impaired waterbodies. Studies designed to meet the requirements of these sub-provisions have been managed by the Santa Clara Valley Water District and are briefly summarized below.

The third sub-provision (C.9.f.i) is specific to creeks in the Santa Clara Valley (other than San Francisquito Creek) that may be impaired by sediment. Under Management Committee direction, SCVURPPP took the lead on addressing the requirements within this sub-provision. As a first step, a report which identified creeks that are potentially impaired by sediment from anthropogenic activities was submitted to the Water Board as part of the Program's FY 02-03 Work Plan, in fulfillment of Permit Provision C.9.f.iii paragraph 1. Additionally, the Program developed a *Work Plan for Conducting a Watershed Analysis and Management Practice Assessment in Other Creeks Potentially Impaired by Sediment from Anthropogenic Activities* (Work Plan) in fulfillment of Permit Provision C.9.f.iii paragraph 2. The Work Plan identifies a two-phased approach to assess watersheds previously identified by the Program as high priority for watershed analysis due to the potential for anthropogenic sediment impairment. Phase I includes conducting a Limiting Factors Analysis (LFA) and sediment management practices assessment. Phase II includes conducting a rapid sediment budget, which will only be conducted when the Phase I study results indicate that excessive sediment from anthropogenic sources is impacting beneficial uses in the watershed. It was agreed that all projects/studies associated with this sub-provision would be coordinated by the Program's Watershed Analysis AHTG.

Stevens Creek, Upper Penitenica Creek and Saratoga Creek were identified as high priority creeks that may be impaired by sediment from anthropogenic activities. Previous Annual Reports have summarized studies conducted in Stevens and Upper Penitencia Creek watersheds. Additional information is presented below on Upper Penitencia Creek and Saratoga Creek. Following the completion of studies described in this Annual Report, the Program will have fulfilled all requirements in C.9.f.iii.

San Francisquito Creek

<u>Sediment TMDL and Habitat Enhancement Plan</u>

In response to a listing of impairment by sediment under section 303(d) of the Clean Water Act and a need to provide information for a TMDL assessment, two separate (but coordinated) projects have been developed. These projects are the San Francisquito Creek Watershed Analysis and Sediment Reduction Plan (Plan), administered by the San Francisquito Creek Joint Powers Authority (JPA); and the Aquatic Habitat Assessment and Limiting Factors Analysis (AHALFA), managed by the Santa Clara Valley Water District (SCVWD). The Plan fulfills Permit Provisions C.9.f.i and C.9.f.ii of the Program's NPDES permit.

The primary issues driving the TMDL are flooding and degradation of habitat, impacting steelhead trout and other threatened aquatic species. The approach adopted by the JPA and SCVWD in these projects is to assess factors limiting the threatened aquatic species, including

but not confined to those related to excessive sedimentation caused by human land use activities. Project products are intended to produce information that will assist the Water Board to confirm or reject the validity of the sediment impairment listing and help identify other causes of impairment to aquatic species and their habitats in San Francisquito Creek.

There were two main objectives for developing the Sediment Reduction Plan. The first objective was to understand the erosion, transport and deposition of sediment in the San Francisquito Creek watershed, focusing on human-related activities that modify hydrology, alter erosion rates or trap sediment. The second objective was to review existing sediment management policies and practices and recommend management measures to effectively reduce erosion and sediment transport in the watershed. The specific tasks for this project are:

1) *Historical Conditions Analysis:* Analyze historical conditions in the San Francisquito watershed, particularly sediment supply, transport, and deposition as they relate to stream and water character;
2) *Existing Conditions Analysis:* Analyze land use, biological resources, stream management and maintenance and designated beneficial uses;
3) *Watershed Sediment Analysis:* Develop a rapid sediment budget for the watershed; detailing sediment sources, sediment sizes, storage and sediment yield;
4) *Assessment of Existing Management Practices:* Assess existing policies and regulations that provide erosion control or channel protection, identified deficiencies and recommended improvements; and
5) *Watershed Analysis and Sediment Reduction Management Plan:* Incorporate all analyses completed in previous tasks and makes recommendations for measures to manage erosion of the identified human-related sediment sources and estimate reduction of sediment load from these measures.

The Watershed Analysis and Sediment Reduction Management Plan (Final Report) was completed in May 2004. The sediment study was funded under a Proposition 13 grant and administered by the JPA. This report can be found at www.cityofpaloalto.org/jpa/references.html.

The *Aquatic Habitat Assessment and Limiting Factors Analysis* (AHALFA) is intended to characterize channel and habitat conditions with respect to factors that limit the steelhead population in the San Francisquito Creek watershed. Information for this analysis came both from direct data collection and analysis and from studies that have already been performed. Data collection and analysis evaluated stressors that limit: (1) aquatic habitat, (2) steelhead (*Oncorhyncus mykiss*), and (3) development of individuals in specific steelhead life history stages within the lower San Francisquito Creek watershed. The study area includes the lower mainstem of San Francisquito Creek and the Los Trancos Creek subwatershed within Santa Clara County.

The AHALFA Final Report was released on June 12, 2006. The study concluded the following:

1. Suitable winter refuge in pools and other habitats is the key limiting factor limiting smolt production within the study area. The primary cause for lack of overwintering habitat appears to be disconnection of upstream sources of material and loss of material due to hydraulic simplification of the watershed. Existing evidence suggests that overwintering habitat was likely to be historically a limiting factor for steelhead in the lower San Francisquito Creek watershed.

2. Juvenile summer rearing and spawning habitat was determined to be degraded in the study area; however increases in quality and quantity of these habitat features would not likely increase smolt production with commensurate increases in winter rearing habitat.
3. Steelhead outmigration success is limited by seasonal drying of the channel, which may be exacerbated when habitat connectivity is interrupted by passage impediments.
4. Limited available water temperature data suggests that temperatures are generally suitable for steelhead in Los Trancos Creek and unsuitable during the summer months in the San Francisquito Creek mainstem.

The Final Report identified key information needs and future studies to extend the temporal and geographic data sources; and to increase the certainty of the analysis. Some of the key recommendations include:

1. Extend the analysis into the upper reaches of the watershed in San Mateo County, with emphasis on the San Francisquito Creek mainstem, Bear Creek subwatershed and Corte Madera Creek subwatershed.
2. Document the location and carrying capacity of critical steelhead habitat for the entire watershed.
3. Conduct smolt outmigrant trapping and determine the timing and magnitude of flows necessary for downstream passage by smolts.
4. Monitor juvenile steelhead populations in established reaches once (fall) or twice (fall and spring) annually.

In June 2007, the Water Board released a Preliminary Project Report and requested comments from major stakeholders. The Project Reports states that a TMDL will be developed for the San Francisquito Creek in the near future (time uncertain). As the TMDL process continues to unfold, the Program will continue to follow and participate in the sediment-related activities within the San Francisquito watershed.

Upper Penitencia Creek

The Upper Penitencia Creek watershed was identified as a high priority watershed to conduct a watershed analysis focused on sediment. An LFA was initiated in the Upper Penitencia Creek watershed in FY 04-05. The final Upper Penitencia Creek LFA report was included within Appendix C-5 of the Program's FY 05-06 Annual Report.

Based on the results, conclusions and recommended next steps presented in LFA report the Program began conducting two projects in FY 06-07, a sediment management practices assessment and a sediment source assessment. The following paragraphs briefly summarize the results of each project.

Sediment Source Assessment (SCVURPPP)

In FY 06-07, the Program conducted a Sediment Source Assessment for Upper Penitencia Creek watershed. The source assessment was deigned to:

1. Identify and locate sediment sources in the upper part of the Upper Penitencia Creek basin using repeat large-scale aerial photographs and limited field reconnaissance, building on previous studies where possible;
2. Characterize the apparent influence of human activities on sediment sources in the watershed;

3. Identify priority concerns and locations for controlling sediment supply and deposition that may impact juvenile steelhead overwintering habitat, with a focus on sources associated with urban runoff (i.e. roads);
4. Recommend general management actions to reduce sediment supply from high priority locations; and,
5. Provide the foundation for future analyses of sediment production, delivery, and yield, which can more thoroughly describe and potentially address sediment-related management issues in an effective and process-oriented manner.

In July 2007, the Program released the Draft Sediment Source Assessment for review by Co-permittees and interested stakeholders. Comments were received in August and revisions were made. In summary, the source assessment identified the following high priority concerns regarding sediment production in the watershed:

- Gully incision below outlet of reservoir;
- Road related sediment sources along toe slope;
- Chronic road failures along Alum Rock Falls Road; and
- Chronic road related erosion in Joseph Grant County Park.

The Upper Penitencia Creek Sediment Source Assessment (final) is included as Appendix C-5.

Sediment Management Practices Assessment (SCVURPPP)

Following the completion of the Sediment Source Assessment, the Program conducted a Sediment Management Practices Assessment for the Upper Penitencia Creek watershed, as described in the Work Plan. The sediment management practices assessment is intended to meet the following three objectives:

1. Document current sediment management practices in the watershed;
2. Assess the effectiveness of these practices in preventing excess sediment reaching Upper Penitencia Creek and its tributaries; and,
3. Recommend improvements to existing practices and/or recommend new practices that are within or outside of the Program's jurisdictional boundaries.

The Draft Upper Penitencia Creek Sediment Management Practices Assessment was released for comments in September 2008. Following the receipt of comments and associated revisions, the assessment report will be finalized and submitted to the Water Board. The completion of this report will fulfill the requirements in Provision C.9.f.iii paragraph 2 and tasks described in the Work Plan that are associated with sediment assessment in the Upper Penitencia Creek watershed.

Saratoga Creek

Waterbody Assessment and Sediment Impact Analysis (SCVURPPP)

Following Upper Penitencia Creek, Saratoga Creek (upstream of the San Jose Water Company diversion) is the next highest priority creek scheduled for investigation of potential sediment impairment due to anthropogenic activities. In late FY 05-06, Program staff began conducting a water body assessment in Saratoga Creek to:

- Evaluate potential sediment impacts to fish/habitat;

- Evaluate Beneficial Use attainment; and,
- Identify data gaps and additional monitoring needs.

In FYs 05-06 and 06-07, the Program used the Unified Stream Assessment (USA) method (developed by the Center for Watershed Protection) on Saratoga Creek to evaluate instream and riparian corridor conditions and associated stressors. In addition, fish population surveys were conducted in fall 2005, spring 2006 and fall 2006 to assess the current population of cold water fisheries within the watershed.

In July 2007, the Program released the *Waterbody Assessment and Sediment Impact Analysis – Saratoga Creek* for review by Co-permittees and interested stakeholders. Significant comments were received in August/September and revisions are currently being made by Program staff. The following paragraphs provide a brief summary of the findings presented in the draft report, which will be finalized in early FY 2008/09.

Analysis of the relative abundances of fish sampled in 2004 – 2006 and macroinvertebrates sampled in 2004 and 2005 indicated that a warmwater aquatic assemblage predominates in the lower watershed and that a coldwater aquatic assemblage predominates in the upper watershed. Native warmwater fish species included Sacramento sucker, *Catostomus occidentalis*, and California roach, *Hesperoleucus symmetricus*. Rainbow trout, *O. mykiss*[1] was the only coldwater fish species identified in the watershed. Comparisons of densities of *O. mykiss* observed in the Saratoga Creek Watershed to benchmark population health goals (Oregon Department of Fish and Wildlife 1999) indicated that the population is healthy. Densities observed in the Saratoga Creek watershed were also comparable to those in other San Francisco Bay Area watersheds that have similar urban and non-urban land use distributions and some of the most productive steelhead runs in the region.

Spawning gravel quantity and quality in the Saratoga Creek watershed appear to be sufficient to seed the current population, and increasing the amount of spawning habitat would be unlikely to increase the *O. mykiss* population. Neither does summer rearing habitat in most of the upper watershed appear to limit juvenile growth. However, a combination of high natural erosivity, relatively shallow depths, and less pool habitat in one portion of the upper watershed appears to reduce *O. mykiss* abundance. In the lower watershed, *O. mykiss* productivity appears to be limited by the warmer temperature of stream flows as well as lower quality instream and riparian habitat conditions. In the primary rearing reaches winter cover (boulder/cobble substrate) appears to be relatively abundant, but its quality (e.g., embeddedness) may reduce the over-winter carrying capacity of these reaches. Models of erosion risk in the Saratoga Creek watershed demonstrated that such risk is high in the upper watershed (undeveloped land) and may influence sediment loads as well. Therefore, it is likely that a considerable amount of the sediment observed in streambed substrate is naturally occurring. The extent to which the existing sediment load is introduced by anthropogenic activities is unknown.

<u>Sediment Management Practices Assessment (SCVURPPP)</u>

Following the completion of the *Waterbody Assessment and Sediment Impact Analysis – Saratoga Creek*, the Program conducted a Sediment Management Practices Assessment for

[1] *Oncorynchus mykiss*, (*O. mykiss*) is the scientific name that refers to both rainbow trout and steelhead. Rainbow trout differ from steelhead in that they do not migrate to the ocean for part of their life cycle (e.g., they are non-anadromous whereas steelhead is anadromous). It is possible to have both rainbow trout and steelhead co-existing in the same watershed, particularly if barriers exist that completely prevent migratory access to portions of a watershed.

the Saratoga Creek watershed, as described in the Work Plan. The sediment management practices assessment is intended to meet the following three objectives:

1. Document current sediment management practices in the watershed;
2. Assess the effectiveness of these practices in preventing excess sediment reaching Saratoga Creek and its tributaries; and,
3. Recommend improvements to existing practices and/or recommend new practices that are within or outside of the Program's jurisdictional boundaries.

The Draft Saratoga Creek Sediment Management Practices Assessment was released for comments in September 2008. Following the receipt of comments and associated revisions, the assessment report will be finalized and submitted to the Water Board. The completion of this report will fulfill the requirements in Provision C.9.f.iii paragraph 2 and tasks described in the Work Plan that are associated with sediment assessment in the Saratoga Creek watershed.

Trash Characterization and Management Activities

On November 14, 2001, the Water Board released the document entitled *Proposed Revisions to Section 303(d) List of Priorities for Development of Total Maximum Daily Loads for the San Francisco Bay Region* Report. This report states that "between now and the next 303(d) listing cycle, municipalities will be expected to assess trash impairments in their jurisdiction ...", Water Board staff will review information concerning trash in the next listing cycle to determine whether specific water bodies warrant 303(d) listing. In a proactive response to the 303(d) Staff Report, the Program's Management Committee formed a Trash AHTG (first meeting on February 21, 2002). The Trash AHTG developed a Work Plan (submitted March 1, 2003) to identify a strategy for addressing trash problem areas that occur in or near urban streams and waterways of the Santa Clara Basin.

In Fiscal Years 03-04, 04-05 and 05-06, the Program assisted Co-permittees in completing the following Work Plan tasks: 1) document existing trash management practices implemented by municipalities and agencies within the Program's jurisdiction; 2) identify and map high priority trash problem areas and sources of trash in Santa Clara Basin watersheds; 3) develop a strategy to conduct trash evaluations in or near creeks; 4) sponsor a training workshop on how to use existing trash assessment tools (i.e., Water Board Rapid Trash Assessment Protocol and Keep America Beautiful (KAB) Litter Index); and 5) develop standardized reporting format for documenting and evaluating trash management and monitoring activities. Summaries of Program efforts to complete these tasks have been provided in previous Annual Reports.

Building on the existing Trash Work Plan, SCVURPPP developed a *Trash Management and Effectiveness Assessment Strategy* (Trash Strategy) in October 2006 that identifies three areas of focus:

1. Trash Problem Area and Source Identification;
2. Pilot Testing and Implementing Trash Control Measures; and,
3. Water Body and BMP Effectiveness Assessments.

The following paragraphs provide summaries of trash-related tasks conducted by SCVURPPP during FY 07-08. Tasks are organized by the three focus areas listed above.

Trash Problem Area and Source Identification

This task is intended assist Co-permittees in identifying trash problem areas and sources that will allow the effective implementation of trash control measures. This task encompasses Program activities conducted in previous fiscal years and in FY 07-08.

Trash Problem Area Survey (SCVURPPP Co-permittees)

Beginning on November 4, 2003, when Program staff distributed the memorandum entitled *Identification and Documentation of Known Trash Problem Areas*[2]. The memorandum requested that Co-permittees document and compile relevant information regarding known trash problem areas within their jurisdictions. Co-permittee survey responses were submitted to Program staff in late December 2003. Program staff then compiled the trash survey information and converted the location descriptions into spatial coordinates using a Geographic Information System (GIS).

In May 2004, the trash problem area survey results were finalized in a *Trash Problem Area Survey Results Memorandum*. The problem areas survey results memo contains data from 14 out of 15 Co-permittees[3], including the location, reported ownership, trash source, information resource and relevant comments for 195 potential trash problem areas within the Program's jurisdiction. Sixty-four sites are located in creeks or in close proximity to a creek (i.e., banks); and 131 sites are located in areas that were not in the creek (e.g., areas near dumpsters, freeway exit ramps, road sides, etc.). The Santa Clara Valley Water District reported 34 trash problem areas within its jurisdiction. The City of San Jose and Santa Clara County, which has the largest jurisdictional areas, reported 30 and 24 trash problem areas, respectively. The highest number of trash problem areas was reported for the Guadalupe River and Coyote Creek watersheds with 41 and 35 sites, respectively. These watersheds also represent the largest watersheds in the Santa Clara Basin. Sunnyvale West, Baylands and San Francisquito Creek (within Santa Clara County) had the fewest number of sites with one, six and six, respectively.

Creek and Watershed Trash Assessments (SCVURPPP Co-permittees)

During FY 04-05, Co-permittee staff and volunteers from watershed stakeholder groups conducted a total of 189 trash evaluations (146 using the KAB Litter Index and 43 using the Water Board Rapid Trash Assessment Protocol). A summary of the trash evaluation results was provided in the Program's *FY 04-05 Annual Report*.

In FY 05-06, the Program revised the Water Board's RTA Protocol (Version 7.0) to improve the effectiveness of the evaluation tool to better assess trash problem areas in urban streams. The revised Urban Rapid Trash Assessment (RTA) Protocol (Version 1.0) was implemented by Co-permittees for trash evaluations of creek sites. In FY 05-06, a total of 149 unique sites were assessed (128 KAB and 19 Urban RTA). In addition, the Program revised the format for reporting trash evaluation results to improve consistency of Co-permittee responses and to enhance the analysis of trash assessment data on a Program-wide basis.

In FY 06-07, Co-permittees conducted a total of 228 trash evaluations, including 168 trash evaluations using the KAB Litter Index (i.e., non-creek sites) and 60 trash evaluations using the Urban RTA Protocol (Version 1.0) (i.e., creek sites). A total of 164 unique sites were assessed.

[2] All SCVURPPP products referenced in this letter are available at www.scvurppp.org.
[3] Given community characteristics, the City of Los Altos Hill s did not submit trash problem areas list.

The KAB Litter Index was used at 114 sites and the Urban RTA Protocol at 39 sites. A combination of the KAB and Urban RTA Protocol was used at two sites.

In FY 07-08, Co-permittees conducted a total of 125 trash evaluations, including 90 trash evaluations using the KAB Litter Index (i.e., non-creek sites) and 35 trash evaluations using the Urban RTA Protocol (Version 1.0) (i.e., creek sites). *Table 1: Summary Results of FY 07-08 Trash Evaluations* (see Appendix C-6) provides scores (for both KAB and RTA trash evaluations) by watershed. A total of 75 unique sites were assessed. The KAB Litter Index was used at 65 sites and the Urban RTA Protocol at 11 sites. A combination of the KAB and Urban RTA Protocol was used at two sites.

Thirty-two sites were evaluated more than once (i.e., two to five times), typically during different seasonal time periods (i.e., late fall/winter and spring/ early summer). The re-assessed sites included 25 non-creek sites and 7 creek sites. Seventy-four percent of the trash evaluations were conducted in the San Francisquito Creek (n=33), San Tomas Aquino Creek (n=30), Guadalupe River (n=18) and Matadero/Barron Creek (n=11) watersheds.

Evaluation scores are provided within the following tables in Appendix C-6:

- *Trash Problem Area Evaluations Results by Watershed*
- *Trash Problem Area Evaluations Results by Co-permittee and Watershed*
- *Trash Problem Area Evaluations Results by Assessment Tool*

The following paragraphs provide brief summaries of the results from assessments conducted in FY 07-08:

KAB Litter Index – Non-Creek Sites

The KAB Litter Index uses a four-point scoring system to estimate the presence of litter within a specific area. To ensure consistent KAB Litter Index scoring between Co-permittees, Co-permittee staff reviewed materials developed by Keep America Beautiful. These materials included written descriptions (on how to score), photographs (which show conditions) and a training video (which detail how to conduct an evaluation). Several Co-permittees increased the resolution of the original KAB litter scale by assigning scores in tenths (e.g., 1.2) as opposed to whole numbers (e.g., 1). The scoring system currently used for KAB assessments is: 0 – 1.0 ("no litter"); 1.1 – 2.0 ("slightly littered"); 2.1 – 3.0 ("littered"); and 3.1 – 4.0 ("extremely littered").

In summary, KAB assessments results indicate:

- Eighty-three percent of the sites were scored as "no litter" or "slightly littered";
- Seventeen percent of the sites were scored as "littered";
- San Tomas Aquino Creek and Guadalupe River watersheds had the greatest number of sites, twenty-one and seventeen respectively, that were scored as "no litter" or "slightly littered";
- San Tomas Aquino Creek and Coyote Creek watersheds had the greatest number of sites, six and three, respectively, that were scored as "littered"; and
- No sites were scored as "extremely littered".

The majority of trash problem areas in non-creek areas occurred adjacent to roadways (29%), commercial areas (26%), residential homes (13%) and industrial areas (12%). Ninety-one percent of the most prevalent trash items reported by Co-permittees during KAB evaluations (n=135) were plastic/Styrofoam (62%) and biodegradeable/paper (28%). Approximately nine

percent of the remaining trash items observed during these evaluations were a combination of glass and miscellaneous items (includes cigarette butts) (**Note**: the actual number of trash items was not recorded). Sixty-two percent of the suspected trash sources reported by Co-permittees during KAB evaluations (n=114) included litter from both vehicular traffic (33%) and pedestrians (29%). Approximately thirty-eight percent of the remaining trash sources reported was from a combination of litter at commercial areas, illegal dumping, litter at restaurants and litter at schools.

During FY 07-08, a fewer number of trash evaluations were conducted in non-creek areas (n=90) compared to FY 06-07 (n=168). Trash scores were very similar for both years with eighty-five (FY 06-07) and eighty-three percent (FY 07-08) of all sites scored as "no litter" or "slightly littered". Similar to FY 05-06 and FY 06-07, there was no consistent pattern in changes of trash condition over time at non-creek sites. In addition, KAB assessment results did not indicate any spatial relationships between littered non-creek sites and creek sites with poor/marginal trash condition. The KAB assessment results were not conclusive for identifying and prioritizing trash problem areas that are sources of litter in the creeks.

SCVURPPP Urban Rapid Trash Assessment (RTA) – Creek Sites

The Urban Rapid Trash Assessment consists of six assessment parameters (with narrative descriptions) that qualitatively rate the trash condition of each parameter on a scale of 0 – 120. The range of scores for each parameter is divided into four categories: "poor", "marginal", "suboptimal" and "optimal". The total site score represents the summation of the six individual parameter scores. For the purposes of this analysis, the total site score was divided into the same four categories: 0 – 30 ("poor"); 31 – 60 ("marginal"); 61-90 ("suboptimal"); and (91 – 120: "optimal").

- Ninety-four percent of the sites were scored as "optimal" (n=20) or "suboptimal" (n=13);
- Six percent of the sites were scored as "marginal" (n=2); and
- No sites were scored as "poor".

The majority of trash problem areas in creek areas occurred adjacent to residential homes (49%), roadways (25%) and park/trail land uses (10%). Ninety-four percent of the most prevalent trash items reported by Co-permittees (n=77) during Urban RTA evaluations were plastic/Styrofoam (71%) and biodegradeable/paper (23%) (**Note:** trash items are classified and enumerated for a 100 foot section of stream). Over six percent of the remaining trash items reported, in order of most frequent, were a combination of construction materials and fabric/cloth. Over ninety-four percent of the suspected trash sources reported by Co-permittees (n=73) during Urban RTA evaluations included litter from pedestrians (28%); upstream/stormdrain catchment (23%); illegal dumping (23%) and homeless encampments (19%). Approximately seven percent of the remaining trash sources reported were from a combination of litter at schools and recreational areas.

During FY 07-08, a smaller number of trash evaluations were conducted in creeks (n=60) compared to FY 06-07 (n=60). Overall trash scores for creek sites evaluated in FY 07-08 were generally higher than creek sites evaluated in FY 06-07. Ninety-four percent of the creek sites evaluated in FY 07-08 were scored "optimal" or suboptimal", while seventy-two percent of the creek sites evaluated in FY 06-07 were scored "optimal" or suboptimal".

Conclusions

KAB trash evaluation results for non-creek sites indicate that a majority of the trash problem areas have no or limited amounts of litter (i.e., eighty-three percent). Preliminary analysis of sites evaluated more than once indicated that there was no consistent pattern in changes of trash condition over time. In addition, KAB site locations and assessment scores did not appear to have any spatial correlation with location and severity of trash problem areas in creeks. As a result, current implementation of the KAB assessment tool does not appear to be useful approach for identifying potential sources of litter in creeks.

Urban Rapid Trash Assessment evaluation results for creek sites indicate that the majority of the trash problem areas were scored as "optimal" or "suboptimal" (i.e., ninety-four percent). A majority of these sites occurred adjacent to residential homes, roadways and park/trail land uses. These sites contained primarily plastic/Styrofoam and biodegradeable/paper, which are highly mobile litter easily transported by wind and water. Sources of trash were reported to be primarily from littering by pedestrians; upstream/stormdrain catchments, illegal dumping and homeless encampments. There were no apparent spatial patterns for trash conditions in creeks.

Pilot Testing and Implementing Trash Control Measures

The second of the four main areas of focus included in the Trash Strategy is the selection and implementation of appropriate control measures at high priority problem areas. This includes developing a better understanding of potential trash control measures, and beginning the process of implementing structural treatment controls as part of a trash pilot demonstration project. The following are summaries of two tasks conducted in FY 07-08 - Trash BMP Tool Box and Pilot Demonstration Project.

Trash BMP Tool Box (SCVURPPP)

To gain a better understanding of the best possible treatment and institutional BMPs, a thorough review of literature from government, academic, and commercial entities was initiated by Program staff in FY 06-07. This information was bolstered by discussions with municipal employees that operate trash control measures and with representatives who sell trash control devices. The results of the literature review are presented in twelve technical information sheets which makeup a large portion of the Trash BMP Tool Box.

The Tool Box is intended to assist stormwater managers, municipal officials, and other stakeholders in understanding what options are available for controlling and capturing trash within the storm drain conveyance system and the urban landscape. Additional information on potential trash impacts on water quality and beneficial uses, and SCVURPPP creek assessments and characterizations is also provided.

Technical information sheets were developed for the following five categories of structural treatment control devices: 1) Catch Basin Inserts, 2) Netting Devices, 3) Hydrodynamic Separators, 4) Racks and Screens, and 5) Litter Booms. Each technical information sheet provides information related to the description/design, applicability/siting requirements, demonstrated performance and/or effectiveness, maintenance requirements, predicted or known costs (capital and operation and maintenance), and a brief overview of reported advantages and disadvantages.

The technical information sheets on institutional controls provide a broad overview of various practices/strategies that have been used to prevent trash to, or remove trash from water bodies.

Sheets were developed for the following seven institutional controls: 1) Enhanced Street Sweeping, 2) Storm Drain Signage/Stenciling, 3) Education and Outreach, 4) Volunteer Cleanup Efforts, 5) Improved Trash Bin/Container Management, 6) Anti-littering/Dumping Enforcement, and 7) Source Control through Official Bans/Prohibitions and Legislation. Each technical information sheet provides information related to the description/design, performance and/or effectiveness, predicted or known costs (capital and operation and maintenance), and a brief overview of reported advantages and disadvantages.

The final version of the Trash BMP Tool Box was completed in September 2007 and is publicly available through the Program's website www.scvurppp.org. Additionally, for the Trash BMP Tool Box, the Program received an award from the California Stormwater Quality Association (CASQA) for the best BMP implementation project in 2008.

Pilot Demonstration of Trash Treatment Controls (City of San Jose and City of Sunnyvale)

To assist Co-permittees in implementing a trash demonstration pilot study (Pilot Study) within their jurisdictions and to complete Trash Strategy Task 2.2, the Program developed a *Pilot Trash Structural Treatment Control Study Implementation Plan* (Pilot Study Implementation Plan). The Pilot Study Implementation Plan was completed in April 2008. It is available on the Program's website and also included as Appendix C-7.

The Pilot Study Implementation Plan provides specific objectives of the Pilot Study. They include:

- Increasing the removal of trash in stormwater conveyance systems through the implementation of selected treatment BMPs;
- Estimating trash loading rates to the conveyance systems from various sources and/or land use types;
- Characterizing the types of trash removed by selected treatment BMPs;
- Determining operation and maintenance requirements and costs for treatment BMPs implemented by the Cities; and
- Identifying opportunities and challenges for future implementation.

The implementation of the Pilot Study will provide Co-permittees with valuable information that will assist them in addressing trash control requirements through the MRP. To gain insight into the most dominant trash sources and the most effective ways to reduce trash from entering urban creeks through stormwater conveyance systems, the two largest cities in Santa Clara County, the City of San Jose and the City of Sunnyvale, agreed to participate in the Pilot Study.

The Pilot Study implementation Plan discusses the selection of the trash treatment BMP used in the Pilot Study. Based on the information from the Trash BMP Tool Box, discussions with the County of Los Angeles and extensive field reconnaissance, both cities selected the StormTek™ catch basin insert as the device most likely to meet the objectives of the Pilot Study. The StormTek™ catch basin insert is designated as a full-capture treatment device by the Los Angeles Regional Water Quality Control Board and consists of a perforated metal screen placed horizontally or vertically in front of the storm drain pipe outlet within a catch basin. It is capable of catching smaller and larger debris and uses the volume of the catch basin to retain trash before it is transported through the stormwater conveyance system. Captured debris remains within the catch basin until it is removed by a maintenance crew.

Pilot Study Implementation and Preliminary Observations

During FY 07-08, the Cities of San Jose and Sunnyvale began implementing the Pilot Study. Figures showing StormTek™ catch basin insert locations within the Program's jurisdiction are provided within Appendix C-8. In 2007, the City of San Jose installed approximately 46 StormTek™ catch basin inserts. On March 28, 2008, City of San Jose staff inspected and performed necessary maintenance (i.e., clean-out of debris) of installed catch basin inserts. Preliminary results indicate that StormTek™ catch basin inserts are effective at preventing material from entering the stormwater conveyance system, without significantly affecting catch basin function or capacity; and that the majority of material captured is leafy debris. In spring 2008, an additional 40 StormTek™ catch basin inserts were installed within the City of San Jose.

The City of Sunnyvale installed eleven StormTek™ catch basin inserts in January 2008. Two additional catch basin inserts were installed in CY 2008. Installation photographs are included within Appendix C-9. On February 8, 2008, City of Sunnyvale staff inspected the eleven installed catch basin inserts to determine their performance. The inspection revealed all units to be functioning well. Some were beginning to fill with debris (mostly leaf litter), but were not filled to the point where bypass would occur. The retrofitted inlets were cleaned on May 19, 2008. All debris was removed with a clamshell shovel, bagged, labeled, and taken to a processing area where litter was sorted from the leaf debris, weighed (wet weight), and approximate volumes for both leaf debris and litter were measured.

A total of 830 pounds of leafy debris and 32 pounds of trash were removed. This was approximately 1.2 cubic yards of leafy debris and 0.2 cubic yards of litter. The leafy debris (deciduous leaves, conifer needles, and twigs) appeared to be from the local street trees and was not from material being dumped or discarded by residents or businesses. The City of Sunnyvale requires the use of green-waste carts by residents for yard debris pick-up.

The most common types of litter categories observed in the retrofitted inlets were plastics. Plastic food wrappers (e.g., candy bar wrappers, chip bags, snack food wrappers) cellophane, plastic cups, lids and straws and Styrofoam packing materials were frequently observed. Paper was also very common in some areas. Cigarette butts were frequently found, especially on inlets that were close to stop lights and on roadways with higher traffic flows. Very few glass or metal items were observed in the litter. A more detailed description of the materials and quantities observed will be included in the final Pilot Study report that will be available in September 2009.

Additional analyses of the data collected in March 2008, May 2008 and during the wet season of 2008-2009 will be included in the final Pilot Study report. This will include information on trash loading rates from specific land uses to the stormwater conveyance system; more detailed information on the types of debris removed; maintenance frequency required for proper operations; and operation and maintenance cost estimates.

Water Body and BMP Effectiveness Assessments

Assessing the condition of urban creeks (as related to trash) and evaluating the effectiveness of control measure implementation over time is the third focus area identified in the trash strategy. This element is currently scheduled to be completed in FY 08-09.

Estimating Costs of Trash Full Capture Devices in the San Francisco Bay Area (SCVURPPP)

In February 2008, the Program assisted the Bay Area Stormwater Management Agencies Association (BASMAA) in developing preliminary cost estimates for implementing full capture devices in the San Francisco Bay area. The cost evaluation estimates capital and annual operation and maintenance costs for catch basin inserts (i.e., StormTek™ catch basin inserts), and small and large hydrodynamic separators (e.g., continuous deflection systems). The estimated capital cost for manufacturing and installing a StormTek™ device is approximately $1,000 per unit, while the estimated annual maintenance cost is $2,500 per unit. Capital and maintenance costs for hydrodynamic separators were also estimated. The estimated capital cost for manufacturing and installing a small capacity and large capacity hydrodynamic separator is approximately $100,000 and $420,000 per unit, respectively, while the estimated annual maintenance cost is $5,000 and $20,000 per unit, respectively. The Program will continue to update these estimates as additional information becomes available, including the results of the Pilot Study.

Creek Clean-ups

In FY 07-08, the Creek Connection Action Group sponsored two creek clean-up events: Coastal Clean-up Day on September 15, 2007 and National Rivers Clean-up Day on May 19, 2008 The Program provided financial support for one of the events (National Rivers Clean-up Day). A total of 1,534 volunteers participated in cleaning 51 sites and removed approximately 72,764 pounds of materials (trash and recyclables) from the creeks during the two events.

Results by clean-up event for FY 07-08 are as follows:

	Coastal Clean-up Day Sept. 15, 2007	National Rivers Clean-up Day May 17, 2008	Total
Number of sites	24	27	51
Number of volunteers	865	669	1,534
Pounds of recyclables	12,052	11,518	23,570
Pounds of trash	31,694	17,500	49,194
Pounds of material (trash plus recyclables)	43,746	29,018	72,764

Evaluation of Effectiveness

To evaluate the effectiveness of the two annual creek clean-up events, data from the past nine years of events were compiled and reviewed. The table below presents the total numbers of sites, numbers of volunteers, and pounds of materials collected each year.

Beginning in FY 01-02, some site managers implemented a procedure for separating out recyclable materials from trash prior to weighing it. Thus, the total pounds of material collected are the sum of the recyclables and trash quantities. According to the Santa Clara Valley Water District, this procedure is done more frequently at Coastal Clean-up Event sites than at National Rivers Day sites. Since this procedure is not done at all sites, it is more appropriate to compare the total quantities of materials collected rather than the individual components.

Summary Results of Creek Clean-up Events[4], September 1998 – May 2008

Fiscal Year	No. of sites	No. of volunteers	lbs. of recyclables	lbs. of trash	Total lbs. collected	Average lbs./site
FY 98-99	35	1,877	Not Recorded	84,582	84,582	2,417
FY 99-00	35	1,586	Not Recorded	43,475	43,475	1,242
FY 00-01	41	1,745	Not Recorded	58,108	58,108	1,417
FY 01-02	37	1,742	13,750	59,340	73,090	1,975
FY 02-03	48	2,091	8,071	44,883	52,954	1,103
FY 03-04	56	1,943	6,537	36,718	43,255	778
FY 04-05	61	1,618	7,890	39,730	47,620	781
FY 05-06	55	1,458	4,110	29,248	33,358	607
FY 06-07	44	1,631	15,394	52,067	67,461	1,533
FY 07-08	51	1,534	23,570	49,194	72,764	1,427
Annual Average	*46*	*1,723*	*11,332*	*49,735*	*57,667*	
Total	**463**	**17,225**	**79,322**	**497,345**	**576,667**	

The total amount of trash and recyclables collected during the two creek cleanup events each year are plotted in the figure below:

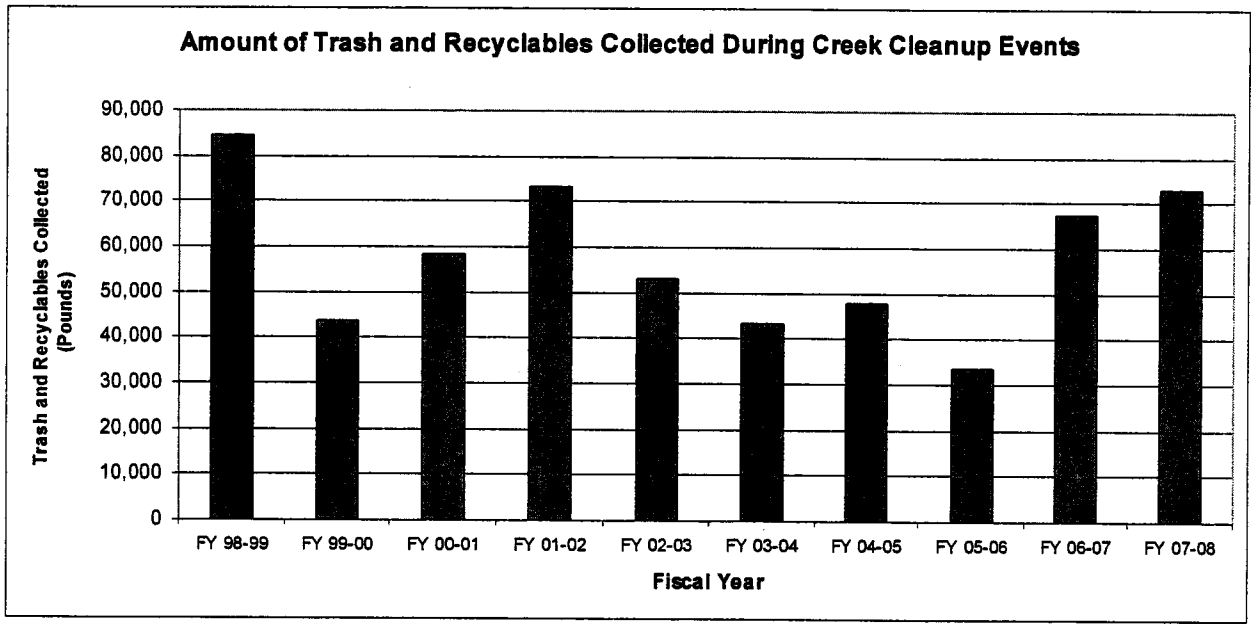

[4] The data presented in this table represent the total quantities from the two major creek cleanup events in Santa Clara County (including Gilroy and Morgan Hill). The data do not include quantities of trash that may have been collected by the Santa Clara Valley Water District (SCVWD) or by other volunteer groups during other times of the year. The SCVWD has an "Adopt-a-Creek" program in which community groups (e.g., scout troops and schools) agree to care for a certain section of creek. Care includes trash pickup at least twice during the year. These groups are not required to report the amount of trash they collect. A section of creek that is regularly cleaned may not be included as one of the sites involved in the two major creek cleanup events.

The average pounds of trash and recyclables collected at each site during the two creek cleanup events each year are plotted in the figure below:

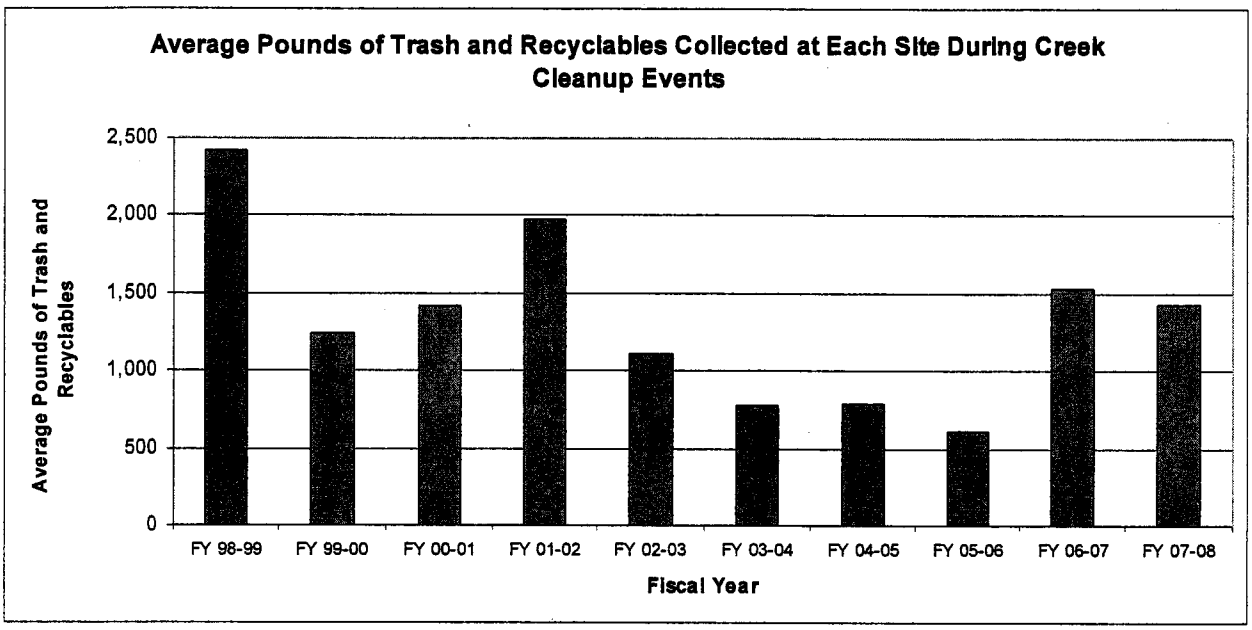

From the data in the table and figures above, it can be concluded that the total amount of trash and recyclables collected shows a decreasing trend from FY 98-99 to FY 05-06. However, the amount of trash and recyclables collected has increased in the last two years. This increase is related to targeting and addressing the most problematic trash problem areas (not including homeless encampments) with significant amounts of trash. In the past, some sites were chosen due to their familiarity and close proximity to certain local organizations participating in the creek cleanup. In some instances, these sites did not have significant levels of trash. In addition, volunteers are becoming more aware of current trash issues within local creeks and San Francisco Bay. As a result, the level of effort of removing all observed trash and recyclables has increased resulting in more thorough trash cleanups. Co-permittees intend to continue participating in future creek cleanups, as they provide a valuable opportunity for citizen participation as well as an important element of a trash management program.

Summary of Co-Permittee Street Sweeping Results

A summary of street sweeping activities conducted by Co-permittees is provided within the table entitled *Summary of Co-permittee Street Sweeping Activities- FY 2007-2008* (see Appendix C-10). During FY 07-08, Co-permittees swept approximately 196,950 miles of paved streets and removed approximately 90,004 yd^3 or 58,458 tons of material[5]. Approximately 7,717 yd^3 of leaf litter was removed[6] by Co-permittees who have leaf removal programs other than routine street

[5] To determine the total volume of material removed in tons, it is necessary to convert cubic yards to tons. It is estimated that the average density of street sweeping material is 1,299 pounds per cubic yard (0.6495 tons per cubic yard) (Source: EOA, Inc., October 1996, Estimation of Copper Collected Through Street Sweeping Efforts. Prepared for San Mateo Countywide Stormwater Pollution Prevention Program). A value of 58,458 tons is calculated when 90,004 cubic yards is converted over to tons (90,004 cubic yards* .6495 tons/cubic yard= 58,458 tons).

[6] An additional 1,957 tons of leaf litter was collected by the City of Palo Alto. However, this figure is a combined figure that included the weight of the material collected from street sweeping plus the leaves collected by our autumn leaf pushing and pickup program. Since all of the material (both street sweeping debris and leaves gathered by leaf pusher trucks) is combined and hauled to the landfill in garbage compactor trucks, there is no way to provide a separate figure for leaf removal.

sweeping. In addition, approximately 97,495 tons of yard waste (which includes large amounts of leaves) was routinely collected by Co-permittees. As a result, yard waste pick-up programs are keeping large amounts of leaves out of Co-permittee storm drain systems.

Evaluation of Effectiveness

One way to measure street sweeping effectiveness is to determine what solids and associated pollutants are collected within street sweeping debris. A typical unit of measure is the total volume of the pollutant removed by the sweeper relative to the curb length swept (e.g., yd^3/curb mile). This unit is typically referred as the removal rate. During FY 07-08, the average Co-permittee removal rate was 0.46 yd^3/curb mile (see Appendix C-10). The Co-permittee removal rate ranged from 0.19 yd^3/curb mile (City of Los Altos) to 0.81 yd^3/curb mile (City of Monte Sereno). During FY 06-07, the average Co-permittee removal rate was 0.49 yd^3/curb mile. The effectiveness of street sweeping depends upon a number of factors including accumulation rates of pollutants, the relationship between rainfall and sweeping frequencies, particle size, pavement condition and automobile parking controls[7].

Many studies have shown that street sweeping removes significant quantities of dirt and debris from street surfaces[8]. However, results also demonstrate that the coefficient of variation of copper values and other metals (e.g., lead and zinc) in street sweeping debris is quite high[9]. To illustrate the effectiveness of street sweeping activities for pollutant removal, Program staff estimated the mean pollutant reduction for the following four metals: copper, nickel, lead and zinc. These estimates are provided within the tables entitled *Summary of Co-permittee Street Sweeping Activities and estimated Mean Pollutant Load Reduction for Copper and Nickel- FY 2007- 2008* and *Summary of Co-permittee Street Sweeping Activities and estimated Mean Pollutant Load Reduction for Lead and Zinc- FY 2007- 2008*. Both tables are provided within Appendix C-10. To determine the estimated pollutant load reduction (in pounds), the volume of material collected (in cubic yards) for each Co-permittee land use type (i.e., residential, commercial and industrial) was determined. This value was then multiplied by the mean concentration of trace metal content for street sweeping samples collected in the study entitled *Chemical and Physical Characteristics of Street Sweeping Sediments in Tampa, Florida, May 1999* and converted over to pounds of pollutant removed. These mean concentration values and the algorithm used to calculate the pounds of pollutant removed are provided within the tables. The estimated mean pollutant load reduction values for each land use type were summed. During FY 07-08, it is estimated that Co-permittees street sweeping activities resulted in the following pollutant load reductions for copper, nickel, lead and zinc:

[7] Source: Woodward Clyde Consultants, December 1994. *Street Sweeping Literature Review/Storm Inlet Modification*, Prepared for Alameda County Urban Runoff Clean Water Program.
[8] Source: Sartor, J. and G. Boyd, 1972. *Water Pollution Aspects of Street Surface Contaminants*. Prepared for United States Environmental Protection Agency, Washington, DC.
[9] Source: EOA, Inc, October 1996. *Estimation of Copper Collected Through Street Sweeping Efforts*: Final Report. Prepared for San Mateo Countywide Stormwater Pollution Prevention Program.

Land Use Type	Estimated Mean Pollutant Load Reduction (Pounds)			
	Copper	Nickel	Lead	Zinc
Residential	1176	2325	2192	2950
Commercial	571	1131	2729	1933
Industrial	354	69	332	274
Total	**2102**	**3525**	**5253**	**5157**

It is important to note that there is uncertainty with these estimates since certain assumptions were made regarding the exact volume of material collected from a particular land use type.

Table 4-1
Status of FY 2007-2008 Monitoring Activities[1]

Title/Subtitle	Category/ Monitoring Priority (MP)[2]/ Permit Provision	Origin	Capsule Scope	SCVURPPP Participation	Product(s)[3]	Status Schedule
Multiple Pollutant-related Monitoring Activities						
Santa Clara Valley Creeks/Rivers						
FY 07-08 Receiving Waters Monitoring and Assessment	Permit Provision C.7(c)	Permit	Conduct water/sediment quality monitoring, toxicity evaluations, and biological and physical habitat assessment activities in Santa Clara Basin watersheds to meet Program and Permit monitoring objectives.	Conducted by SCVURPPP	*Watershed Monitoring and Assessment Summary Report: Coyote and Lower Penitencia Creeks and Tributaries* *Assessment of Water and Sediment Chemistry and Toxicity- Stevens Creek*	Completed- 9/15/08 Completed- 9/15/08
FY 08-09 Annual Monitoring Program Work Plan	Permit Provision C.7(c)	Permit	Develop an annual monitoring plan that identifies Program monitoring activities in Santa Clara Basin watersheds that will be implemented in FY 08-09.	Developed by SCVURPPP	*FY 08-09 Annual Monitoring Plan and Watershed Management Measures Work Plan*[4b]	Completed- 3/1/08

[1] Projects reviewed and approved by Budget Ad Hoc Table Group for inclusion in Work Plan.
[2] Monitoring Priorities (updated at Monitoring AHTG meeting November 8, 1999):
1) New projects needed to implement the results, and achieve the goals, of current projects.
2) New projects that implement continuous improvement items identified through the annual review process.
3) Projects that support the Santa Clara Basin Watershed Management Initiative in one of the following ways:
a) Investigate Beneficial Uses and Causes of Impairment (including field work)
b) Review and Compile Environmental Data and Make it Accessible
c) Develop Strategies for Controlling Impacts of Land Use on Beneficial Uses
d) Facilitate and Support WMI Subgroups (including coordination with other agencies)
4) Projects identified through participation in regional monitoring collaborative efforts, including the Regional Monitoring Program and BASMAA
[3] Refer to Appendix C-1 for additional details
[4] a) Provided within *FY 07-08 Annual Report*
b) Provided on Program's website (www.scvurppp.org)

Table 4-1
Status of FY 2007-2008 Monitoring Activities, continued

Title/Subtitle	Category/ Monitoring Priority (MP)[2]/ Permit Provision	Origin	Capsule Scope	SCVURPPP Participation	Product(s)[3]	Status Schedule
San Francisquito Creek Long Term Monitoring and Assessment Plan (LTMAP)	MP#1, 3	City of Palo Alto	Collecting and analyzing water samples for metals, nutrients, pesticides, and suspended solids.	Active participation by Co-permittees and tracking by SCVURPPP Program staff	See http://www.sanfrancisquito.org/projects/monitoring/index.htm.	Annual Reports
City of Palo Alto Volunteer Monitoring Program	MP#3	City of Palo Alto	Since April 2003, approximately six volunteers and RWQCP staff monitor 21 sites on Adobe, Barron, and Matadero Creeks, as well as the Palo Alto Flood Control Basin, twice a month. Temperature, conductivity, dissolved oxygen, and pH is measured.	Active participation by Co-permittees and tracking by SCVURPPP Program staff	Summary in Annual Report (See Co-permittee Sections)	Annual Reports
Receiving Waters Monitoring Quality Assurance Project Plan (QAPP)	MP#2	RWQCB Review of Program's Monitoring Program	Develop and implement a quality assurance and control plan for the SCVURPPP Multi-Year Receiving Waters Monitoring Program.	Developed by SCVURPPP	Draft QAPP	Draft (on hold until MRP monitoring requirements are finalized)
BASMAA Monitoring Committee	MP #4	BASMAA	Coordinate monitoring activities conducted by the Bay area urban runoff management programs.	Active participation in Committee by Program staff	SCVURPPP Summaries	Completed as needed

Table 4-1
Status of FY 2007-2008 Monitoring Activities, continued

Title/Subtitle	Category/ Monitoring Priority (MP)[2]/ Permit Provision	Origin	Capsule Scope	SCVURPPP Participation	Product(s)[3]	Status Schedule
San Francisco Bay Estuary						
Status and Trends						
RMP Status and Trends Program for Water Quality in the San Francisco Estuary	MP #4, Permit Provision C.7(b)	Permit	Provide water quality information needed to manage the Estuary effectively.	Financial contribution and active participation in Committees by Program staff	Annual Monitoring Results 2007 *Pulse of the Estuary,* various other technical reports (see summaries of specific studies below)	Completed Annually
Sport Fish Contamination Study (RMP)	MP #4	RMP SF Bay Mercury TMDL	Triennially collect and measure contaminant concentrations in sport fish to assess trends and potential human health impacts.	Financial contribution and active participation by Program staff	*2006 Sport Fish Monitoring Results*	Completed Triennially
Sediment Coring Study (RMP)	MP#4	CEP/RMP	Conducting key fieldwork, including sediment coring in the Bay to improve estimates of the PCB inventory.	Financial contribution and active participation by Program staff	Technical Report	August 2008 (Draft)
Bird Egg Monitoring (RMP)	MP#4	RMP/Hg and PCBs TMDLs	Monitor concentrations of mercury, PCBs, PBDEs, dioxins, and other organic chemicals in cormorant and tern eggs as indicators of contamination and trends in shallow water habitats.	Financial contribution and active participation by Program staff	Technical Report	October 2009 (Draft)

Table 4-1
Status of FY 2007-2008 Monitoring Activities, continued

Title/Subtitle	Category/ Monitoring Priority (MP)[2]/ Permit Provision	Origin	Capsule Scope	SCVURPPP Participation	Product(s)[3]	Status Schedule
Pollutant Loading and Source Studies						
Pollutant Loadings from the Sacramento and San Joaquin Rivers (RMP)	Permit Provision C.7(c)	RMP	Develop annual loading estimates of mercury, PCBs and chlorinated pesticides from the Sacramento and San Joaquin Rivers to the San Francisco Bay	Financial contribution and active participation by Program staff	Reports/Presentations	Begins Triennial in 2010
Guadalupe River Pollutant Loading Study (RMP)	Permit Provision C.7(c)	CEP/RMP	Develop annual loading estimates of mercury, PCBs and chlorinated pesticides from the Guadalupe River to the San Francisco Bay.	Financial contribution and active participation by Program staff	Reports/Presentations	Begins Triennial in 2011
Zone 4 – Line A Pollutant Loading Study (RMP)	Permit Provision C.7(c)	RMP	Develop annual loading estimates of mercury and PCBs from a small industrialized watershed (Hayward) to the San Francisco Bay.	Financial contribution and active participation by Program staff	Reports/Presentations	Conducted Annually in 2008 and 2009
Guadalupe River Watershed Modeling (RMP)	Permit Provision C.7(c)	RMP	Develop a process based model to simulate concentrations and loads of mercury and PCBs, explore which BMPs may be useful for reducing concentrations and loads.	Financial contribution and active participation by Program staff	Reports/Presentations	Year 1 - 2008 Year 2 – 2009
Mercury and Organics in Small Fish (RMP)	MP#4	RMP	Assess concentrations of mercury, PCBs, PBDEs and other contaminants in small fish	Financial contribution and active participation by	Sampling site rational memorandum	Completed

Table 4-1
Status of FY 2007-2008 Monitoring Activities, continued

Title/Subtitle	Category/ Monitoring Priority (MP)[2]/ Permit Provision	Origin	Capsule Scope	SCVURPPP Participation	Product(s)[3]	Status Schedule
			at various Bay-margin sites to provide information on the accumulation of mercury into the food chain from various types of "source areas" (e.g., industrialized watersheds, POTWs, etc.)	Program staff	Technical Report	June 2009
Watershed Specific Sediment Loads (RMP)	MP#4	RMP	Develop estimates of suspended sediment loads on a watershed basis and per RMP segment.	Financial contribution and active participation by Program staff	Technical Report	September 2008 (Draft)
Regional Stormwater Monitoring and Urban BMP Evaluation (SFEI)	MP#1	Hg/PCBs TMDLs	Through the completion of a variety of tasks, provide direction to BASMAA and the Water Board on how to apply limited resources to meeting TMDL goals.	Active participation and in-kind support from Program staff	Mercury budget for stormwater conveyances in the San Francisco Bay Area: Towards achieving TMDL management goals for sediment and fish tissue	Completed
					Review of methods to reduce urban stormwater loads.	Completed
					Draft Project Report	December 2008
Mercury-related Monitoring Activities						
Mercury Isotope Source Study (RMP)	MP#2, 4	RMP	Use mercury isotopes to fingerprint the various sources of mercury in the Estuary and	Financial contribution and active participation by	Draft and Final Technical Reports	Fall/Winter 2009

Table 4-1
Status of FY 2007-2008 Monitoring Activities, continued

Title/Subtitle	Category/ Monitoring Priority (MP)[2]/ Permit Provision	Origin	Capsule Scope	SCVURPPP Participation	Product(s)[3]	Status Schedule
			determine their relative importance as sources to the food web at different locations.	Program staff		
Diffusive Gradient in Thinfilm (DGT) to Identify Sources of Bioavailable Mercury (RMP)	MP#2, 4	RMP	Develop a novel and cost-effective approach to detect and measure the bioavailable fraction of MeHg using Diffusive Gradient in Thinfilm (DGT) Devices, and identify high leverage pathways and processes contributing MeHg to the food chain.	Financial contribution and active participation by Program staff	Draft and Final Technical Reports	Fall/Winter 2009
Assessment of Locally Derived Mercury Air Deposition (SFEI)	MP#4	Prop. 13 – Stormwater BMPs	Measured the rate of wet and dry air deposition of mercury near the Hanson Cement Plant in Cupertino.	Active participation and in-kind services by Program staff	Draft Report	July 2008
Methyl-mercury Budget for the San Francisco Bay Estuary (RMP)	MP#4	RMP	Developed a simple mass budget for methyl-mercury in the Bay using readily available information.	Financial contribution and active participation by Program staff	Draft Report	June 2008
Guadalupe River TMDL for Mercury	MP#2	Guadalupe River TMDL	Participate in the development of the Guadalupe River Watershed TMDL for Mercury by attending meetings and reviewing technical results and reports.	Active participation by Program staff	Comments on staff report and Draft Basin Plan Amendment	Completed

Table 4-1
Status of FY 2007-2008 Monitoring Activities, continued

Title/Subtitle	Category/ Monitoring Priority (MP)[2] / Permit Provision	Origin	Capsule Scope	SCVURPPP Participation	Product(s)[3]	Status Schedule
Pesticide-related Monitoring Activities						
Assessment of Sediment and Water Chemistry and Toxicity – Stevens Creek (SCVURPPP)	MP#1	Work Plan	Conducted monitoring project in Stevens Creek to assess intra-annual variability in sediment chemistry and toxicity. Also conducted follow-up water toxicity sampling a multiple sites in an attempt to identify sources of toxicity observed in previous sampling events.	Conducted by SCVURPPP	*Assessment of Water and Sediment Chemistry and Toxicity- Stevens Creek*	Completed-9/15/08
Causes of Sediment Toxicity (RMP)	MP#4	RMP	Determining the causes of sediment toxicity in the San Francisco Bay Estuary.	Financial contribution and active participation by Program staff	Draft Report	September 2008
Copper/Nickel-related Monitoring Activities						
Copper and Nickel Action Plans (SCVURPPP)	Permit Provision C.9.a & b	Permit	Review of the Copper Action Plan and Nickel Action Plan	Conducted by SCVURPPP	*Copper and Nickel Action Plan FY 07-08 Accomplishments and FY 07-08 Work Plan*	Completed-9/15/08
Brake Pad Partnership – Fate and Transport Modeling (SusCon)	MP#2	BASMAA	Provide funding and technical participation to the Brake Pad Partners (BPP). Review technical results and reports.	Financial contribution and active participation by Program staff	*See http://www.suscon.org/brakepad/index.asp*	On-going

Table 4-1
Status of FY 2007-2008 Monitoring Activities, continued

Title/Subtitle	Category/ Monitoring Priority (MP)[2] / Permit Provision	Origin	Capsule Scope	SCVURPPP Participation	Product(s)[3]	Status Schedule
PCBs/Dioxins-related Monitoring Activities						
Taking Action For Clean Water (Proposition 50)	Permit Provision C.9(e)	BASMAA	Assessing the concentrations of PCBs used in historic building materials to potentially help reduce PCB stormwater loads to San Francisco Bay.	Active participation and in-kind support by Program staff	SCVURPPP Summaries	On-going
Multibox Bay PCBs Fate and Transport Model (RMP)	MP#2,4	CEP/RMP	Developing a better tool for predicting future pollutant concentrations and testing potential management actions.	Financial contribution and active participation in Committees by Program staff	Draft Technical Report Final Technical Report	June 2008 Fall 2008
Sediment-related Monitoring Activities						
San Francisquito Creek TMDL for Sediment	Permit Provision C.9 (f)	Permit	Track the development of the San Francisquito Creek Watershed TMDL for Sediment by attending meetings and reviewing technical results and reports.	Conducted by SCVURPPP	SCVURPPP Summaries	On-going
Upper Penitencia Creek Sediment Source Assessment	Permit Provision C.9 (f)	Permit	Conduct a sediment source assessment to identify relatively large sources of sediment in the upper portion of the Upper Penitencia Creek watershed and recommend management practices.	Conducted by SCVURPPP	*Upper Penitencia Creek Sediment Source Assessment*	Completed-3/24/08

Table 4-1
Status of FY 2007-2008 Monitoring Activities, continued

Title/Subtitle	Category/ Monitoring Priority (MP)[2] / Permit Provision	Origin	Capsule Scope	SCVURPPP Participation	Product(s)[3]	Status Schedule
Upper Penitencia Creek Sediment Management Practices Assessment	Permit Provision C.9 (f)	Permit	Provide an inventory and document management practices relevant to erosion processes and sediment transport and deposition within the Upper Penitencia Creek Watershed, and to evaluate the effectiveness of these practices to the extent possible.	Conducted by SCVURPPP	*Sediment Management Practice Assessment Report for Upper Penitencia Creek Watershed (Draft)*	September 2008 (Draft)
Saratoga Creek Sediment Impact Assessment	Permit Provision C.9 (f)	Permit	Characterize the nature and degree of potential sediment-related effects on a selected indicator species (i.e. Rainbow Trout) in the Saratoga Creek watershed.	Conducted by SCVURPPP	Draft Technical Report *Waterbody Assessment and Sediment Impact Analysis – Saratoga Creek*	October 2007 Completed-9/15/08
Saratoga Creek Sediment Management Practices Assessment	Permit Provision C.9 (f)	Permit	Provide an inventory and document management practices relevant to erosion processes and sediment transport and deposition within the Saratoga Creek Watershed, and to evaluate the effectiveness of these practices to the extent possible.	Conducted by SCVURPPP	*Sediment Management Practice Assessment Report for Saratoga Creek Watershed (Draft)*	September 2008 (Draft)

Table 4-1
Status of FY 2007-2008 Monitoring Activities, continued

Title/Subtitle	Category/ Monitoring Priority (MP)[2] / Permit Provision	Origin	Capsule Scope	SCVURPPP Participation	Product(s)[3]	Status Schedule
Trash-related Monitoring Activities						
Trash Problem Area and Source Identification						
Trash Problem Area Survey	MP#2	Provision C.1	Identify potential trash problem areas within SCVURPPP's jurisdiction.	Conducted by Co-permittees with Program staff assistance	*Trash Problem Area Survey Results Memorandum*	Completed May 2004
Creek and Watershed Trash Assessments	MP#2	Provision C.1	Conduct watershed and creek trash assessments to better understand the extent and magnitude of trash impacted sites and potential sources.	Conducted by Co-permittees with Program staff assistance	*Summary Results of FY 07-08 Trash Evaluations*	Completed – 9/15/08
Pilot Testing and Implementing Trash Control Measures						
Evaluation of Potential Trash Control Measures	MP #2, 3	Provision C.1	Conduct literature review of possible trash control measures to better understand effectiveness, costs, and maintenance requirements.	Conducted by SCVURPPP	*Trash BMP Tool Box*	Completed-9/28/07
Pilot Demonstration of Trash Treatment Controls	MP#2	Provision C.1	Installation and monitoring of catch basin inserts designed to capture trash.	Conducted by Co-permittees with Program staff assistance	*Pilot Trash Structural Treatment Control Study: Implementation Plan*	Completed-4/11/08

Table 4-1
Status of FY 2007-2008 Monitoring Activities, continued

Title/Subtitle	Category/ Monitoring Priority (MP)[2] / Permit Provision	Origin	Capsule Scope	SCVURPPP Participation	Product(s)[3]	Status Schedule
Water Body and BMP Effectiveness Assessments						
Initial Cost Estimates of Implementing Full Capture Devices in the San Francisco Bay Area	MP#2	Provision C.1	Development of initial cost estimates (capital and maintenance) for implementing trash full capture treatment devices.	Conducted by Program staff	*Estimating Costs of Trash Full Capture Devices in the San Francisco Bay Area*	Completed-2/29/08

040566

WATERSHED
MANAGEMENT

040568

SECTION 5

WATERSHED MANAGEMENT MEASURES

040569

5. WATERSHED MANAGEMENT MEASURES

INTRODUCTION

During FY 07-08, the Program conducted a variety of watershed-related management measures and activities. They included conducting watershed assessment activities and special studies, and participating in and coordinating with the Santa Clara Basin Watershed Management Initiative (SCBWMI) sub and core groups. Activities described in this section are consistent with Provision C.10 (i.e., Watershed Management) of the Program's NPDES Permit.

The Program's watershed management strategy (pursuant to NPDES Permit Provision C.10) is to integrate its watershed management efforts with the SCBWMI. Activities that include implementing environmental monitoring and assessment measures are necessary components needed to fully integrate our efforts. Therefore, it is important to note that watershed management measures described in this section are not entirely independent from activities described in Section 4 – Monitoring Activities. Information gained from conducting studies and implementing activities/measures described in both sections have been used (and will continue to be used) in concert to meet objectives outlined in Permit Provisions C.7, C.9, and C.10. They include: (1) characterizing watersheds and stormwater discharges; (2) assessing existing or potential adverse impacts to beneficial uses; (3) identifying potential sources of pollutants of concern; (4) aiding in developing and implementing strategies for controlling adverse impacts on beneficial uses; and (5) assessing the effectiveness of pollutant prevention/control measures.

BACKGROUND

The Water Board encouraged starting the SCBWMI in 1996. The first meetings of the SCBWMI's Core Group and subgroups were held in 1997. During FY 98-99, SCBWMI stakeholders formally joined in a signatory document outlining the SCBWMI's mission, goals and objectives. The Santa Clara Valley Water District and the Cities of San Jose, Sunnyvale and Palo Alto committed additional funds and other resources to the SCBWMI. A Report Preparation Team (RPT) consisting of staff from these agencies developed a plan, schedule, and outline for a Watershed Assessment Report (WAR). The RPT and the SCBWMI subgroups began preparing sections of the WAR soon after.

In late 1999, the Program prepared *Watersheds 2000: A Vision of the Santa Clara Valley Urban Runoff Program's Role in Watershed Management and the Santa Clara Basin Watershed Management Initiative.* This document outlines the Program's long-term vision, roles and responsibilities with regard to the SCBWMI and provides a monitoring/continuous improvement and outreach strategy.

The Program's involvement in the SCBWMI is organized by the concept of continuous improvement, as described in the Program's Urban Runoff Management Plan (URMP). The SCBWMI identifies specific watershed issues and recommendations that are brought to the Program's Management Committee for consideration and action as appropriate. In addition, results from SCVURPPP studies related to watershed monitoring, assessment and management are frequently distributed, presented and discussed with SCBWMI subgroups. This approach creates an informed and coordinated partnership between the Program and SCBWMI.

FY 07-08 SCVURPPP ACCOMPLISHMENTS

Bay Area Macroinvertebrate Bioassessment Information Network (BAMBI)

The increased interest in bioassessment within the Bay Area spawned the formation of the Bay Area Macroinvertebrate Bioassessment Information Network (BAMBI) in February 2002. BAMBI is a network of scientists, watershed managers, regulators and community members interested in using biological communities as indicators (i.e., benthic macroinvertebrates) of stream health in the San Francisco Bay Area. The goal of BAMBI is to maximize the utility of aquatic bioassessment in the Bay Area by developing a programmatic and analytical framework for the collection, sharing, analysis and use of bioassessment data. Specific activities conducted by BAMBI in FY 07-08 are presented below. Additional information on BAMBI is provided at www.bayareabugs.org.

BAMBI 2008 Annual Meeting

Since 2002, Program staff has helped coordinate an Annual BAMBI meeting where bioassessment data and analyses can be presented from a local, regional or state perspective. On January 30, 2008, the sixth annual BAMBI meeting was held. Presentations included an update on the development of the Index of Biotic Integrity (IBI) for San Francisco Bay Area creeks, long-term variability of bioassessment data and the effects of urbanization on BMIs. Presenters included UC Berkeley PhD candidates and Program staff. The meeting agenda for the January 30 meeting and presentations by Program staff are included within Appendix D-1.

Index of Biotic Integrity (IBI) for San Francisco Bay Area Creeks (SCVURPPP)

In collaboration with Alameda Countywide Clean Water Program and Water Board staff, Program staff developed a draft Work Plan to outline tasks that should be completed during the development of a Benthic Macroinvertebrate Index of Biotic Integrity (B-IBI) for creeks in the San Francisco Bay Area. An IBI serves as an easy-to-use scorecard for determining the condition of water quality and stream habitat (i.e., stream health) using biological communities. The IBI approach is designed to maximize detection of degradation by controlling for natural variation in biological communities. The San Francisco Bay Area IBI Work Plan was included in the Program's *FY 04-05 Annual Report*.

The Work Plan has six main tasks listed in sequential order:

1. Form Technical Advisory Group;
2. Compile Existing BMI Data from Participating Agencies/Organizations;
3. Standardize Datasets and Import into Database;
4. Develop Reference Conditions;
5. Select Metrics for the IBI; and
6. Develop, Validate and Refine IBI.

During FY 07-08, Program staff contributed substantial in-kind services towards the completion of tasks 1 through 5. The following are status summaries for these tasks:

Task 1: Technical Advisory Group (TAG) - A Technical Advisory Group (TAG) was formed in 2006. The TAG consists of Program, California Department of Fish and Game (CDFG) and USGS staff, UC Berkeley graduate students and other Bay Area municipal stormwater program staff. On June 21, 2006, the TAG met to discuss the initial steps in developing reference conditions for Bay Area creeks. A meeting agenda was included within Appendix D-1 of the

Program's *FY 05-06 Annual Report*. The TAG discussed the B-IBI at the January 30, 2008 BAMBI meeting and provided additional input.

Task 2 – Compile Existing Data – In FY 07-08, Program staff spent a substantial amount of time collecting and compiling existing benthic macroinvertebrate data from eight Bay Area counties. Data sources included the Water Board, municipal stormwater programs and volunteer monitoring programs. Data from approximately 400 sites have been compiled. Although this task is likely to be ongoing due to the need to manage bioassessment data collected in the future, it is deemed complete for the purposes of the B-IBI development.

Task 3: Standardize Datasets and Import into Database – Datasets compiled in Task 2 were standardized into a format that could be imported to the California Ecological Data Application System (Cal EDAS), which is currently housed at SCVURPPP. All bioassessment data collected through spring 2005 has been placed in Cal EDAS. In FY 07-08, Program staff began generating data outputs needed to complete Tasks 4-6.

Task 4: Develop Reference Conditions – The development of biological reference conditions for Bay Area creeks is an integral step in completing the B-IBI. Reference conditions provide a way for comparing biological data from a potentially impacted site to a "least disturbed" site. They are also used to determine the degree of impact of a site. On June 21, 2006, the TAG met to begin discussing reference conditions development. As a next step, Program staff began working with UC Berkeley PhD candidates to conduct a GIS based land use analysis to define "least disturbed sites" that will form the pool of reference sites used to establish the B-IBI.

Task 5: Select Metrics for the B-IBI – In FY 07-08, Program staff began conducting analyses to determine the pool of metrics that will be used in the B-IBI. This task will continue into FY 08-09.

In FY 08-09, Program staff plans to continue supporting and actively participating in BAMBI activities, with specific objectives to complete a Draft Provisional B-IBI for San Francisco Bay Area creeks.

Unified Stream Assessment – Matadero Creek

In accordance with the Multi-Year Plan Receiving Waters Monitoring Plan, the Program conducted a screening-level continuous creek walk during the summer 2007 to assess the overall condition and potential impacts to creeks in the Matadero Creek watershed. Based on the information collected, the report entitled *Unified Stream Assessment in Matadero Creek Watershed* was developed and is included in Appendix D-2. This report documents the methods and results of creek walks conducted in the Matadero Creek watershed using the Unified Stream Assessment (USA) protocol. The USA uses visual observations to provide an overall picture of the condition and features of the creek channel and riparian corridor. Overall reach condition (e.g., bank stability, instream and riparian habitat, floodplain connectivity) is qualitatively assessed. In addition, individual impacts such as creek crossings, utilities, outfalls, areas with erosion, channel modifications and trash are documented. Potential uses for the creek walk data include helping with the interpretation of existing screening-level data, informing the design of future monitoring watersheds, and assisting with the selection and targeting of activities aimed at improving creek health and water quality condition.

Evaluating the Utility of the Unified Stream Assessment

During 2008, the Program collaborated with San Mateo Countywide Water Pollution Prevention Program (SMCWPPP) to develop a guidance document on the potential uses of the Unified

Stream Assessment (USA) protocol based on recent experience in the Bay Area (See Appendix D-3). This document, which is entitled *Unified Stream Assessment: Potential Uses for Stormwater Program - San Francisco Bay Area Examples* is intended for use by municipal stormwater programs and other interested agencies. In future years, Phase I municipal stormwater programs in the Bay Area will likely be required to conduct stream surveys using the USA or an equivalent method.

Data generated through USA surveys can address multiple stormwater monitoring-related objectives. Stormwater programs that need to further develop their monitoring programs may conduct USA surveys to establish baseline data, identify the types and locations of potential impacts to water quality, identify potential Beneficial Uses to protect and threats to such Uses, and identify or refine monitoring objectives, parameters and sampling locations. Programs may also use USA survey data to better understand stream conditions and threats to water quality upstream and downstream of existing monitoring sites. This will assist in the interpretation of existing monitoring data and the identification of appropriate stormwater BMPs and potential restoration activities.

Stream Studies Inventory

The Watershed Assessment and Monitoring Subgroup (WAMS), an entity within the SCBWMI, has a mission to provide the SCBWMI with a solid scientific foundation for watershed planning. One of WAMS's tasks is to coordinate the SCBWMI's data collection and data management efforts with stream monitoring studies within the Basin. The *Inventory of Santa Clara Basin Stream Studies* (SSI) is a result of this task and was initially prepared by the Program in November 1998. The purpose of the SSI is to promote inter-agency awareness of environmental investigations within riparian corridors and to facilitate coordination of related data collection and management. It also describes stream-related multi-stakeholder studies and projects that were in-progress in the Santa Clara Basin. The SSI was updated, revised and reissued in February 2000 (Version 2.0), July 2001 (Version 3.0), August 2002 (Version 4.0), November 2003 (Version 5.0) and June 2005 (Version 6.0) (www.scvurppp.org).

On September 15, 2006, the Program finalized the *Inventory of Santa Clara Basin Stream Studies (Updated Version 7.0)*. This version describes twenty-nine related multi-stakeholder studies and projects that recently started or are in-progress within the Santa Clara Basin. Information for seven new studies was added to the updated version and twenty-two ongoing projects were updated with current information. Eight projects listed in the SSI Version 6.0 Report were determined to be complete or discontinued. As a result, they are not included within the updated SSI Version 7.0. Information describing the completed studies was archived into the Program's metadata database.

Watershed Data Management

To comply with its NPDES permit, the Program compiles, develops and analyzes a variety of data sets and reports. Most of this data is collected and generated as part of the Program's environmental monitoring and assessment activities. A majority of the information collected and used by the Program originates from different municipalities and agencies that conduct studies within Program jurisdictional boundaries.

The Program developed a relational database as an initial task to systematically describe and document data used for its activities. The intent of the database is to demonstrate its usefulness of how to systematically and efficiently collect and document all of the relevant data

used in the Program's activities. In addition, the database was designed to explore the feasibility of eventually expanding and coordinating its maintenance and use with other agencies and organizations in the Program.

The SCVURPPP metadata database currently stores information on watershed studies described in the updated SSI Version 7.0 as well as archived information from previous versions of the SSI. The database was also developed to produce a report listing current project information in a format similar to previous SSI Reports. The project summaries of the 2003 SSI report were produced from the database. In addition, the Program database provides querying capabilities for watershed information listed in both the SSI and SCBWMI's Metadata Database.

The SCVURPPP Metadata Database guidance manual entitled *SCVURPPP Metadata Database Program User Documentation* is also available. The manual describes software and hardware requirements, installation procedures, data entry procedures and querying techniques for watershed information listed in both the SSI and SCBWMI's Metadata Database. The *SCVURPPP Metadata Database Program User Documentation* can be found on the Program's website (www.scvurppp.org).

Develop Strategies for Controlling Impacts of Land Use on Beneficial Uses

During FY 07-08, the Program collaborated with the SCBWMI Land Use Subgroup (LUS) on the following activities:

- At the July 11, 2007 LUS meeting, Program staff provided an update of San Mateo County's Sustainable, Green Streets and Parking Lots Program. This program, initiated to directly address the connection between motor vehicle transportation and water quality, is funded by motor vehicle registration fees. It is designed to generate support for the widespread use of stormwater pollution prevention and treatment and flow control BMPs that are well suited for use within streets and parking lots.
- The Program, in collaboration with the LUS, sponsored a session and a mobile workshop at the 2007 conference of the California Chapter of the American Planning Association (CCAPA) held in San Jose (September 30 – October 3, 2007). Program staff gave the presentation entitled "Site Design Elements for Protecting Water Quality" as part of the session entitled "Ground-truthing Smart Growth and New Urbanist Developments". Program staff also developed the program for and helped lead a mobile workshop that featured visits to several local sites with exemplary site design elements, including a green roof at Agilent Technologies in Santa Clara, a pervious concrete parking lot at Congregation Sinai in San Jose, and vegetated swales at the Tully Library in San Jose. Mobile workshop evaluation responses showed that the majority of participants gave the workshop high remarks. A detailed summary entitled "Summary of Sessions and Mobile Workshop at the 2007 CCAPA Conference" was prepared for LUS and Program staff use.
- In spring 2008, Program staff assisted LUS to conduct a four-question survey of Santa Clara Valley municipalities on the need for municipal staff training regarding riparian corridor protection. Survey results were presented in the report entitled "Riparian Corridor Training Needs: Survey Results". The report was finalized on April 8, 2008 (see www.scbwmi.org/PDFs/SUMMARY_2008_LUS_Riparian_Survey.pdf). LUS is exploring two training options: a creekside trail design roundtable, and riparian corridor training for development review staff.

- In June 2008, Program staff worked with LUS to develop and finalize a two-page fact sheet entitled *Top Ten Development Tips to Protect Creeks*. The fact sheet is intended for distribution to planners, designers and project applicants. In addition, LUS prepared a PowerPoint presentation based on information presented within the fact sheet. The presentation will be made to city planners and Co-permittee staff at future meetings and training sessions.

Controlling Sources of Pollutants Through Support of Product Stewardship

Many pollutants identified as "pollutants of concern" by SCVURPPP are contained in products that are required by federal and state law to be disposed of as hazardous or universal waste. In addition, consumer products make up a large percentage of wastes disposed of in landfills. In recent years, due to legislative bans and rising environmental awareness, the quantity of household hazardous waste (HHW) being disposed of at local HHW collection programs has increased significantly. Most HHW programs are not equipped or funded sufficiently to handle this increasing demand.

In February 2007, based on a recommendation from the SCVURPPP Watershed Education and Outreach AHTG, the Management Committee convened a Work Group to evaluate the HHW source reduction and funding issues in Santa Clara County, and recommend both long-term and short-term solutions. Work Group members included representatives from the Program, Co-permittees, County HHW Program, and the environmental community. The Work Group, with assistance from Program staff, developed and distributed a memorandum entitled "Recommendations for Addressing Household Hazardous Waste Source Reduction and Funding Issues" on October 31, 2007. The Work Group's recommendations included the following:

- CPSC Participation -- SCVURPPP and its Co-permittees should consider joining the California Product Stewardship Council (CPSC) to demonstrate support for "extended producer responsibility" (EPR) legislation and programs. EPR is a policy approach that holds producers responsible for the costs of responsibly managing their products at their end of life. Some examples of the EPR approach include take-back programs for batteries and cell phones where manufacturers, not local government agencies, bear the disposal cost.
- EPR Resolutions – Co-permittees should consider adopting EPR resolutions and environmental procurement policies, and designate staff to be responsible for following up on these issues with their City Councils/Boards. EPR resolutions will set the stage for support letters and lobbying by their agencies, and send a message to legislators that this issue is a priority for government agencies.

In September 2007, the SCBWMI Core Group identified product stewardship as a priority and formed a Product Stewardship Subgroup to address these issues in Santa Clara Valley watersheds. A representative of SCVURPPP is participating on this Subgroup. One of the Subgroup's tasks is to track the progress of SCVURPPP Co-permittees on the two recommendations stated above. In a progress report to the Management Committee dated July 17, 2008, the Subgroup provided the following information:

Co-permittees and organizations that have signed the CPSC Pledge of Support:

- Cupertino
- Los Altos
- Los Altos Hills
- Palo Alto
- San Jose
- Santa Clara County
- Santa Clara Valley Water District
- Sunnyvale
- SCVURPPP
- West Valley Clean Water Program
- CLEAN South Bay

Co-permittees with adopted Extended Producer Responsibility Resolutions:

- Campbell
- Cupertino
- Los Altos
- Los Altos Hills
- Los Gatos
- Monte Sereno
- Santa Clara County
- Saratoga
- Sunnyvale

The Subgroup also reported that Mountain View, Palo Alto, and San Jose expect to present Product Stewardship Resolutions to their respective city councils before the end of 2008, and the Environmental Advisory Committee of the Santa Clara Valley Water District is considering development of environmental procurement policy recommendations.

Table 5-1
Status of FY 2007-2008 Watershed Management Measures Projects[1]

Title	Category/ Monitoring Priority (MP)[2]/ Permit Provision	Capsule Scope	Product(s)[3]	Status Schedule
FY 07-08 Rapid Bioassessments	Permit Provision C.7 and C.10	Evaluate water and physical habitat quality in Santa Clara Basin Watersheds.	*Watershed Monitoring and Assessment Summary Report: Coyote Creek and Lower Penitencia Creeks*[4a, b]	Completed-9/15/08
Bay Area Macroinvertebrate Bioassessment Information Network (BAMBI)	MP #4	Collaborate with other BASMAA member agencies to develop regional bioassessment tools necessary to provide context to bioassessment data collected in Santa Clara Basin creeks.	BAMBI – annual meeting agenda and three PowerPoint presentations[4a]	Completed-1/30/07
Unified Stream Assessment – Matadero Creek	MP #3	Conduct screening-level continuous creek walk to assess the overall condition and potential impacts to creeks in the Matadero Creek watershed	*Unified Stream Assessment in Matadero Creek Watershed*	Completed-9/15/08

[1] Projects reviewed and approved for inclusion in Work Plan by Budget Ad Hoc Table Group.
[2] Monitoring Priorities (updated at Monitoring AHTG meeting November 8, 1999):
1) New projects needed to implement the results, and achieve the goals, of current projects.
2) New projects that implement continuous improvement items identified through the annual review process.
3) Projects that support the Santa Clara Basin Watershed Management Initiative in one of the following ways:
   a) Investigate Beneficial Uses and Causes of Impairment (including field work)
   b) Review and Compile Environmental Data and Make it Accessible
   c) Develop Strategies for Controlling Impacts of Land Use on Beneficial Uses
   d) Facilitate and Support WMI Subgroups (including coordination with other agencies)
4) Projects identified through participation in regional monitoring collaborative efforts, including the Regional Monitoring Program and BASMAA.
[3] Refer to Appendix C-1 for additional details.
[4] a) Provided within *FY 06-07 Annual Report*
b) Provided on Program's website (www.scvurppp.org)

Table 5-1
Status of FY 2007-2008 Watershed Management Measures Projects[1]

Title	Category/ Monitoring Priority (MP)[2]/ Permit Provision	Capsule Scope	Product(s)[3]	Status Schedule
Evaluating the Utility of the Unified Stream Assessment	MP #3 & 4	Develop a guidance document for use by municipal stormwater programs and other interested agencies on the potential uses of the Unified Stream Assessment (USA) protocol based on recent experience in the Bay Area.	*Unified Stream Assessment: Potential Uses for Stormwater Programs San Francisco Bay Area Examples*	Completed-5/28/08
Stream Studies Inventory	MP#3b	Promote inter-agency awareness of environmental investigations within riparian corridors and facilitate coordination of related data collection and management.	*Inventory of Santa Clara Basin Stream Studies (Version 7.0) Report* [4a,b]	Completed-9/15/06
Watershed Data Management	MP#3b	Develop a metadata database that is focused on description, documentation, and indexing of the data sets, sources, and reports	Updated Metadata Database	Ongoing
WMI Watershed Assessment and Monitoring Subgroup (WAMS)	MP#3d	Provide administrative support to WAMS.	Meeting summaries	Completed as needed
WMI Environmental Indicators Work Group (Work Group "I")	MP #3d	Provide comments on prototype environmental "score card" assessing the health of the Coyote Creek mainstem.	Comments on draft environmental "scorecard"	Completed 8/06

Table 5-1
Status of FY 2007-2008 Watershed Management Measures Projects[1]

Title	Category/ Monitoring Priority (MP)[2]/ Permit Provision	Capsule Scope	Product(s)[3]	Status Schedule
Support for Land Use Subgroup	WMI Subgroups MP# 1, 3c, 3d	Provide administrative support and leadership for the Land Use Subgroup. Maintain the subgroup mailing list; prepare and distribute agendas; chair meetings; edit and distribute meeting summaries; liaison to, and correspond with, the SCBWMI Core Group other subgroups as needed; update workplans; facilitate interaction between consultants and the subgroup; summarize, compile, and convey subgroup products.	Detailed summary – *Summary of Sessions and Mobile Workshop at the 2007 CCAPA Conference* Report – *Riparian Corridor Training Needs: Survey Results* Fact sheet – *Top Ten Development Tips to Protect Creeks.*	Completed - 11/1/07 Completed - 4/8/08 Completed - 6/18/08

040582

SECTION 6

PESTICIDE MANAGEMENT

040583

6. PESTICIDE MANAGEMENT ACTIVITIES

INTRODUCTION

The goals and objectives of the Program's Urban Runoff Management Plan (URMP) include: effectively prohibiting non-storm water discharges to storm drains and watercourses; reducing pollutants in storm water discharges to the "maximum extent practicable" (MEP); and not causing or contributing to violations of water quality standards, as required by the Program's NPDES permit. The Program's approach to meeting these goals and objectives focuses on the use of best management practices (BMPs) for source control and pollution prevention.

The Program's approach to pesticide management has a similar focus on source control and pollution prevention. Program BMPs for pesticide management have included significant outreach efforts to residents, businesses, and municipal staff to provide education and achieve behavior changes relative to uses of pesticides and less toxic pest control methods. Outreach efforts have been supplemented by monitoring studies to define the problem; participation in regional monitoring and organizations to address pesticide issues; and development of performance standards and local pest management plans.

BACKGROUND

Diazinon and chlorpyrifos have been identified in recent studies as causing toxicity in local creeks and wastewater treatment plant effluent. In May 1999, the U.S. Environmental Protection Agency (USEPA) listed San Francisco Bay and 35 Bay Area urban creeks as impaired by diazinon under Section 303(d) of the Clean Water Act (CWA). The 303(d) listing triggered the need for USEPA and the State to develop Total Maximum Daily Loads (TMDLs) for the impaired waterbodies. The San Francisco Bay Regional Water Quality Control Board developed a draft TMDL work plan that calls for an urban creeks diazinon TMDL to be developed by June 2002, followed by an Implementation Plan by June 2003.

The Program's NPDES Permit Provision C.9.d. includes specific requirements for a pesticide control program. The Program and Co-permittees must develop and implement a pesticide control plan that addresses municipal uses of pesticides, including diazinon and other lower priority banned pesticides (e.g., chlordane, dieldrin, and DDT) and the use of these pesticides by others within municipal jurisdictions. The permit provision also requests that the Program continue to work with the Urban Pesticide Committee, BASMAA, and the California Stormwater Quality Association Pesticide Committee to assess impacts of pesticide use and encourage actions by other state and federal agencies.

As required by Permit Provision C.9.d., the Program developed a Pesticide Management Work Plan (Pesticide Plan) and submitted it to the Water Board on June 26, 2001. The submittal to the Water Board included a preliminary draft Pest Management Performance Standard and municipal pesticide use surveys completed by each Co-permittee. After receiving comments from Water Board staff, the final Pesticide Plan and Pest Management Performance Standard were provided in the Program's *FY 02-03 Work Plan* (dated March 1, 2002).

The purpose of the Pesticide Plan is to control pesticide-related toxicity in urban runoff, by minimizing pesticide use and reducing the amount of pesticides in storm water and landscape runoff to the maximum extent practicable. The Plan identifies the goals of each work plan element, actions, monitoring mechanisms and schedules. The Plan also identifies whether

actions will be implemented at the Program level, municipality level, or both. The details of municipality actions and schedules were provided in individual Co-permittee pest management plans submitted with the Co-permittees' FY 00-01 Annual Reports.

During FY 07-08, the Program continued to implement ongoing Pesticide Plan tasks (all one-time tasks have been completed). This Annual Report provides information on the progress of these ongoing tasks.

PAST PESTICIDE MANAGEMENT ACTIVITIES

The Program has, since its inception, actively participated in a number of activities aimed at understanding water quality problems in creeks and San Francisco Bay and reducing pollutants, including pesticides, to the MEP. The Program's earlier Work Plans and Annual Reports have presented the history of the Program's and Co-permittee's pesticide-related activities in the areas of monitoring and science, outreach and education, URMP implementation and correspondence with Water Board staff regarding these activities.

IMPLEMENTATION OF FY 07-08 PESTICIDE MANAGEMENT TASKS

Table 6-1 presents the status of the FY 07-08 ongoing pesticide management tasks. The table references tasks in the SCVURPPP Pesticide Plan (rev. 2/15/02) and the related performance standard and/or permit provision. More details on the accomplishments for and effectiveness of some of the key elements of the Pesticide Plan are provided below.

Outreach and Education

Highlights of Program PI/P activities specifically related to pesticide use that were accomplished in FY 07-08 include:

- IPM Store Partnership Program – The Program contributed funds to and participated in the Regional IPM Program and implemented the local IPM Partnership Program in 28 stores. The participating stores had in-store "Our Water Our World" displays and IPM fact sheets and stocked less-toxic products. Program staff routinely visited the participating stores for restocking literature racks and updating shelf-talkers. The Program contracted with Ms. Annie Joseph for store employee training. Ms. Joseph trained approximately 130 employees representing 11 stores. In addition, she worked with two participating stores, SummerWinds (Almaden Expressway, San Jose) and OSH (Prospect, San Jose) to implement the "Increasing Shelf Space for Less-Toxic Products" projects. Her work included: 1) meeting with pesticide buyers at stores; 2) motivating them to increase the store's inventory of less-toxic products; and 3) building endcaps showcasing these products. More details on this project are included in Appendix B-8.
- Media Advertising – Messages about less-toxic pest control were included within Watershed Watch advertising. The advertisement "Watch Out for Toxic Pesticides" was modified to include specific pest control tips. Advertisements were placed in local community newspapers and radio stations. Additional details on the media campaign are copies of advertisements are included within Section 3 and Appendix B-3.
- Outreach at Events – Program, Co-permittee and Watershed Watch staff conducted IPM outreach at seven events. More than 5,000 IPM fact sheets, brochures and giveaways (pencils, activity books, magnets, etc.) were distributed to the public.

- Going Native Garden Tour – The Program provided funding to support the Going Native Garden Tour held on April 20, 2008. Approximately 3,000 people attended the tour. The tour featured 42 gardens that demonstrated environmentally sensitive gardening practices.

- Outreach to Restaurants - The Program continued to provide copies of the "Don't Lay a Table for Pests" poster to County Health inspectors for distribution to food facilities.

- Santa Clara Valley Green Gardener Training - In FY 07-08, the Program piloted the first Santa Clara Valley Green Gardener Training. This is an educational initiative that brings quality training to professional landscapers, gardeners and landscape maintenance workers on how to "garden green." Each training session is of ten weeks, with trainees meeting weekly for a 2 hour class.

  The Green Gardener training program was first developed by the City and County of Santa Barbara, and has been successful in Santa Cruz and Monterey County as well. The Santa Clara Valley Urban Runoff Pollution Prevention Program (SCVURPPP), in cooperation with the Metropolitan Adult Education Program (MAEP), and the Master Gardeners of Santa Clara County collaborated to conduct the first Green Gardener training in Santa Clara County. SCVURPPP provided funds toward student fees, guest speaker fees, and supplies (soil probes, magnifying lenses, and Green Gardener patches). A fact sheet about the Green Gardener Program is included in Appendix B-10.

  The pilot Green Gardener Training was held from February 7 to April 17. The Program conducted outreach to inform local landscape maintenance businesses about the training. Outreach efforts included the following:

  - mailing letters and flyers to local landscaping businesses
  - advertising on a Spanish radio station
  - an article in the California Landscape Contractors Association (CLCA) newsletter
  - information published on the Watershed Watch website
  - training announcement in the Mercury News

  Twenty seven landscape maintenance professionals completed the first Santa Clara Valley Green Gardener training, and twenty more requested that they be placed on a waiting list for the next training.

  The Program also conducted outreach to inform residents about the availability of trained Green Gardeners. Outreach efforts included radio ads, distribution of flyers at outreach events, and creation of new pages about the Green Gardener Program on the Watershed Watch website.

  Copies of all Green Gardener outreach materials are included in Appendix B-10

Monitoring and Science

Monitoring and TMDL-related activities that were accomplished in FY 07-08 include:

- Continued to fund the Regional Monitoring Program ($168,530) and participate in the Regional Monitoring Program (RMP) steering and technical committees to focus RMP resources on 303(d) problem pollutants (including pesticides);
- Attended the Urban Pesticide Committee meetings and participated in discussions on pesticide impacts on local water bodies;

- Supported actions by the California Stormwater Quality Association (CASQA) to comment on and assist with USEPA's pesticide risk assessments. The Program's dues helped fund the CASQA consultant contract covering comment letters on risk assessments and other pesticide-related tasks.
- Completed the sixth year of sampling under SCVURPPP's Multi-Year Receiving Waters Monitoring Program, which included:
  - Attempting to detect the extent and magnitude of aquatic toxicity in Stevens Creek, by performing aquatic toxicity testing (*Cerio daphnia*) on samples collected at three sites in the Stevens Creek watershed during four sampling events (i.e., dry weather, following two storm events, and spring), with follow up chemical analyses when significant toxicity was observed;
  - Collecting bedded sediments, analyzing for pyrethroid pesticides, and performing sediment toxicity tests (*Hyallela azteca*) at four sites on Coyote Creek (mainstem) during dry weather and spring sampling events; three sites on Stevens Creek during four sampling events (i.e., dry weather, following two storm events, and spring); and two sites on Upper Penitencia Creek, two sites on Lower Penitencia Creek, and two sites on Lower Silver/Thompson Creek during the spring sampling event.

Additional information on monitoring and science activities, including results, is provided within Section 4; and the technical reports entitled *Watershed Monitoring and Assessment Summary Report: Coyote and Lower Penitencia Creeks and Tributaries* (Appendix C-2) and *Assessment of Water and Sediment Chemistry and Toxicity- Stevens Creek* (Appendix C-3).

URMP Implementation

Pest Management Performance Standard

The Program's 2004 Urban Runoff Management Plan (URMP) contains a model Pest Management Performance Standard (PMPS) approved by Water Board staff that: 1) limits the use of pesticides that are known to cause or contribute to impairment of receiving waters; 2) requires use of least-toxic pest control methods by municipal employees at municipally-owned facilities; and 3) meets other requirements of NPDES Permit Provision C.9.d. The PMPS includes guidance to Co-permittees on work plan tasks and legal authority needed to implement the standard, and BMPs for protecting water quality if pesticides must be used after implementing an IPM program. The Co-permittees have updated their local URMPs to include the PMPS and have been implementing the PMPS since FY 01-02.

Local Pest Management Plans

Co-permittees completed their local pest management work plans and submitted them as part of their FY 00-01 Annual Reports (September 15, 2001). Implementation of these Work Plan tasks began in FY 01-02. Efforts to date are described in Co-permittees FY 07-08 Annual Reports.

EVALUATION OF EFFECTIVENESS

Outreach and Education

Outreach and education tasks related to pesticide reduction are evaluated in Section 3 and Table 3-1.

Monitoring and Science

The Program and Co-permittee staff completed all environmental and programmatic monitoring tasks that were planned for FY 07-08. This included conducting, funding and/or participating in local and regional monitoring activities. A full description of these activities and an assessment of how effective these activities were in meeting monitoring program objectives are included in Section 4 – Monitoring Activities.

URMP Implementation

Program staff successfully worked with the Pest Management AHTG, Water Board staff and other interested parties to complete a revised version of the Pest Management Performance Standard (PMPS) that was acceptable to all parties involved. The Co-permittees are now in the process of implementing the PMPS. The Co-permittees have evaluated their local pest management efforts during FY 07-08 in their individual Annual Reports.

Table 6-1
Status of FY 07-08 Pesticide Management Tasks[1]

Task[1]	Updated Schedule	Status
I. Municipal Pesticide Use		
I.A.1 Develop and implement a process for tracking pesticide use on municipally owned property (PS#8). Include in the process reporting and justification for the use of OP pesticide and BMPs employed during OP pesticide use.	Annual Reporting	**Completed/Ongoing** – The Pest Management Performance Standard includes a suggested reporting process, which the Co-permittees implemented for the FY 01-02 Annual Report. The first year was focused on reporting use of organophosphate pesticides, particularly chlorpyrifos and diazinon. For the FY 02-03 Annual Report, Water Board staff requested Co-permittees to submit pesticide use summaries and not actual data. This practice was continued for the FY 07-08 Annual Report.
Monitoring Mechanism 1.A.1 Document completion of tasks in annual reports. Use pesticide-tracking process to document pesticide use.	Annually	**Completed/Ongoing** – Pesticide use summaries are included in Co-permittee FY 07-08 Annual Reports.
II. Public Education and Outreach		
II.A.1 Implement the Watershed Education & Outreach (WE&O) Campaign targeting the general public and include messages about less-toxic pest control and proper disposal. The Campaign will include extensive media campaign with South Bay English- and Spanish-language TV and radio stations.	Began development FY 00-01; Ongoing through 07-08.	**Completed/Ongoing** – Messages about less-toxic pest control were included within Watershed Watch advertising. Advertisements were placed in local community newspapers and radio stations.

[1] The status of the complete set of Program Pesticide Plan tasks is presented in Table 6-1 of the Program's *FY 03-04 Annual Report*.

Table 6-1, continued
Status of FY 07-08 Pesticide Management Tasks

Task[1]	Updated Schedule	Status
II.A.2 Develop simple, effective, targeted messages regarding proper pesticide use and disposal, effects on water quality, and IPM.	Ongoing as needed	**Completed/Ongoing** — The advertisement "Watch Out for Toxic Pesticides" was modified to include specific pest control tips. Additional details are included within Section 3 of this Annual Report.
II.A.3 Prepare appropriate outreach materials (e.g., fact sheets or a consumer guide regarding pest control services) to address target groups.	Ongoing as needed	**Completed/Ongoing** -- Developed through BASMAA participation. The Program continues to participate in BASMAA's Regional IPM Partnership and Media Relations efforts to develop new IPM fact sheets and press releases. The Program purchased and distributed large quantities of the fact sheets.
II.A.4 Identify and attend community events and distribute outreach materials. (Program will attend events strategic to the WE&O Campaign.)	Annually	**Completed/Ongoing** -- Program staff, Co-permittee representatives and Watershed Watch consultant staff conducted IPM outreach at seven community events during FY 07-08. The IPM display was used at some events. OWOW fact sheets and brochures (e.g., "Grow It!" Guides,"Backyard Bugs" and "Pests Bugging You?") were distributed. (See Section 3 of this Annual Report for details).
II.A.6. Create, update, and publicize web sites to promote IPM and reduce pesticide use.	Completed 6/02; Update as needed.	**Completed/Ongoing** -- The Watershed Watch website was launched in September 2001 and is continually updated. The website directs browsers to call the toll-free number to the Program office for information on less-toxic pest control. A web page specifically for IPM was completed in June 2002 and is updated regularly. The web page also includes many pages in Spanish and links to other sites with information on IPM.

Table 6-1, continued
Status of FY 07-08 Pesticide Management Tasks

Task[1]	Updated Schedule	Status
II.A.7 Coordinate with the Master Gardeners program and use their services to train residents. Provide IPM training and information on water quality impacts of pesticide use to Master Gardeners as needed.	Ongoing as appropriate	**Completed/Ongoing** – Since FY 01-02, Program staff has worked with Master Gardeners and San Jose Community Garden staff to conduct IPM training programs for community gardeners. From FY 02-03 to FY 04-05, the Program conducted community IPM workshops in coordination with Watershed Watch, United Neighborhoods, Guadalupe Gardens, the Santa Clara County Household Hazardous Waste Program and Master Gardeners. In FY 07-08, the Program collaborated with the Master Gardeners to implement the pilot Santa Clara Valley Green Gardener Training Program.
II.A.8 Create and/or publicize existing IPM demonstration gardens (such as the garden at the San Francisco Bay Wildlife Refuge in Alviso).	Began FY 01-02; Ongoing	**Completed/Ongoing** – Since FY 01-02, the Watershed Watch Campaign has partnered with the Don Edwards San Francisco Bay Wildlife Refuge at Alviso. The Alviso site has a pesticide-free native plant demonstration garden. Workshops at this location are promoted on the Watershed Watch website. Since FY 03-04, the Program has been providing promotional support for the Going Native Garden Tour. In FY 07-08, approximately 3,000 people attended the tour which featured 42 gardens. Featured gardens demonstrate environmentally sensitive gardening practices which include the use of native plants, water conservation, landscaping to prevent urban runoff, reducing pesticide and fertilizer use, etc.

Table 6-1, continued
Status of FY 07-08 Pesticide Management Tasks

Task[1]	Updated Schedule	Status
II.A.9 Continue to fund BASMAA Regional Media Relations Campaign featuring pitches to Bay Area media and responses to breaking news on pesticide-related topics.	Ongoing.	**Completed/Ongoing** – SCVURPPP funded this campaign as part of its BASMAA baseline dues for FY 07-08. Program staff participated in meetings of the work group and reviewed draft products. (See Section 3 of this Annual Report for additional details)
II.A.11 Identify consumer and business publications that could include articles about IPM or less toxic pest management, submit articles or letters to the editor, and encourage them to print them.	Ongoing	**Completed/Ongoing** -- An article describing impacts of pesticide use on water quality and containing hints for pesticide-free pest control was developed in December 2004 and sent to select publications. The article was included in the April 2005 issue of the *Tideline* magazine and was also placed on the Friends of Guadalupe Gardens website in October 2004. In January 2008, an article on the Santa Clara Valley Green Gardener Training was published in the California Landscape Contractors Association (CLCA) newsletter.
II.A.12 Implement a "Pesticide User Outreach" project targeting residential and commercial users.	FY 01-02 through FY 07-08	**Completed/ Ongoing** -- A Pesticide User Outreach Work Plan is developed and implemented each year, as Program budget allows. Tasks implemented include the media advertising campaign (as part of the Watershed Watch Campaign), local IPM Store Partnership Program, restaurant outreach, IPM workshop, IPM outreach at events, IPM outreach to special districts and development of an outreach article.

Table 6-1, continued
Status of FY 07-08 Pesticide Management Tasks

Task[1]	Updated Schedule	Status
II.A.13 Provide information on less toxic pest control (e.g., IPM techniques, municipal IPM policies, model contract language, training opportunities, etc.) to neighboring special districts (e.g., Valley Transportation Authority, sanitary and utility districts, open space districts, vector control districts, and school districts) as appropriate.	FY 01-02 through FY 04-05	**Completed** – VTA, open space and vector control district staff were invited to the Program's IPM Workshop in March 2003 and provided copies of the Program's Pest Management Performance Standard. In January 2005, a letter explaining the impact of pesticide use on urban runoff was developed and mailed (along with IPM fact sheets) to all special districts within the Co-permittees' jurisdiction. The cover letter and list of special districts were included in the FY 04-05 Annual Report.
Monitoring Mechanism II.A.1. Document or estimate numbers of residents reached by outreach efforts, including events, web site promotion, municipal employee outreach, and media advertising. Monitor responses to outreach efforts through documentation of calls to the Program's general and watershed campaign hotlines.	Annually	**Completed/Ongoing** -- See Section 3 of this Annual Report.
Monitoring Mechanism II.A.2. Survey local public attitudes and behavior to evaluate the success of outreach efforts and the saturation of outreach messages. (Program will conduct countywide survey as part of evaluation of WE&O Campaign. Program may also conduct surveys to evaluate effectiveness of specific projects.)	FY 03-04 and FY 04-05	**Completed/Ongoing** – A Countywide survey was conducted to evaluate the success of the WE&O Campaign. The evaluation report was included in the Program's *FY 03-04 Annual Report*. Some of the survey questions tracked the publics' knowledge about various pollutants (including pesticides), which affect the water quality in San Francisco Bay. Nineteen percent of the respondents in 2003 say that pesticides affect the water quality of the Bay compared to seven percent in 1991. Approximately 23 percent of residents say that they use less-toxic ways to control pests in their home and garden. Details of the stores partnership program evaluation and IPM outreach events are described in Section 3.

Table 6-1, continued
Status of FY 07-08 Pesticide Management Tasks

Task[1]	Updated Schedule	Status
		In October and November 2004, the BASMAA Regional IPM Committee conducted a customer intercept survey to evaluate the OWOW Store Partnership Project. The survey included interviewing 375 customers at 5 stores in Santa Clara County. The evaluation indicates that: • Overall, 31% of the people interviewed were aware of the Our Water Our World promotion. • The fact sheet garnered the highest recognition of the four items (16%), followed by the logo (15%). • Of the people who had identified at least one of the promotional items in Q3 (n=104), 82 percent said that these items helped them identify less-toxic products or methods. The detailed survey report was included in the FY04-05 Annual Report.
II.B.1 Continue to fund and participate in the BASMAA Regional IPM Partnership.	Ongoing	**Completed/Ongoing** -- SCVURPPP funded this program as part of its BASMAA baseline dues for FY 07-08. Program staff participated in meetings of the work group and reviewed draft products. See Section 3 for details.
II.B.2 Continue to implement cost-effective elements of the IPM Store Partnership Program, as identified in the work plan developed for Action Item II.A.12. Create and provide fact sheets and other materials to pesticide retailers to facilitate point-of-purchase outreach. Visit stores as necessary to ensure ongoing participation.	Ongoing	**Completed/Ongoing** – The Program continued to implement the IPM store partnership program in 28 stores in Santa Clara Valley. Training on selling less-toxic products was provided to 132 employees at 11 stores. A summary of evaluations received is included within Appendix B-8 of this Annual Report

Table 6-1, continued
Status of FY 07-08 Pesticide Management Tasks

Task[1]	Updated Schedule	Status
II.B.3 Offer IPM training opportunities to pesticide retailer employees through coordination with Master Gardener-taught educational programs. (See Action II.A.7.)	Ongoing	**Completed/Ongoing** – The Program contracted with Ms. Annie Joseph to provide training on selling less-toxic products to store employees (See Tasks II.A.12 and Section 3).
Monitoring Mechanism II.B.1. Document number of participating stores, materials distributed and employees trained. Evaluate the cost-effectiveness of the IPM Store Partnership Program each year. Implement the evaluation component of the Pesticide User Outreach work plan each year.	Annually	**Completed/Ongoing** -- See Section 3 and Table 3-1 of this Annual Report.
III. Pest Control Operators (PCOs)		
III.A.3. Develop and conduct accredited workshops for PCOs that focus on IPM techniques.	Done	On November 4, 2003 the Program conducted an IPM workshop for PCOs. In FY 07-08, the Program conducted the first Santa Clara Valley Green Gardener Training. This is an educational initiative that brings quality training to professional landscapers, gardeners and landscape maintenance workers on how to "garden green." Each training session lasts ten weeks, with trainees meeting weekly for a two-hour class. Based on the IPM content of the course, three trainees, who are PCOs, obtained 18 hours of general credit CEUs from the Continuing Education Center for Pest Management. Additional details are included in Section 3 and Section 6 of this Annual Report.

Table 6-1, continued
Status of FY 07-08 Pesticide Management Tasks

Task[2]	Updated Schedule	Status
III.B.1. Identify and work with PCO trade organizations to develop industry standards for BMPs to protect water quality, through participation in UPC and BASMAA.	Ongoing	**In Progress** – Program will work with the UPC and a consultant to accomplish this task.
Monitoring Mechanism III.A.1. Document the numbers of PCOs receiving presentations and/or training and pesticide use by PCOs on municipal property.	Done	Nineteen PCOs attended the November 4, 2003 training. Twenty-seven landscape maintenance professionals completed the first Santa Clara Valley Green Gardener training, and twenty more requested that they be placed on a waiting list for the next training.
IV. Commercial Businesses		
IV.A.1 Research reports and surveys of commercial business pesticide use and other stormwater programs' and POTWs' efforts to address this issue. Develop recommendations and a work plan (including an evaluation component) to provide outreach on less toxic pest control to target businesses in the South Bay, as appropriate and cost-effective.	FY 02-03 through FY 04-05	**Completed/Ongoing** – The SCVURPPP IPM Work Group decided to use San Francisco's "Setting a Table for Pests" poster for outreach to restaurants. This item was approved by the Santa Clara County Department of Environmental Health inspectors for inclusion in their new food facilities packet for distribution to new or remodeled food facilities during routine inspections. Copies of this poster are being provided to County Health Inspectors since FY 02-03.
IV.A.2 Develop and implement education programs that target commercial businesses, per recommendations from Action IV.A.1	Ongoing;	**Completed/Ongoing** – As described above, the Program is distributing the "Don't Lay a Table for Pests" poster to new or remodeled food facilities through County Health Inspectors. Beginning FY 03-04, the Program has also focused on educating employees at local hardware stores and nurseries on selling less-toxic products to consumers.

[2] The status of the complete set of Program Pesticide Plan tasks is presented in Table 6-1 of the Program's *FY 03-04 Annual Report*.

Table 6-1, continued
Status of FY 07-08 Pesticide Management Tasks

Task[2]	Updated Schedule	Status
Monitoring Mechanism IV.A.1. Document outreach efforts targeting businesses, as recommended in the work plan to be developed by the Program. Implement the evaluation component of the work plan.	Ongoing	County Health Inspectors distributed approximately 520 copies of the "Don't Set a Table for Pests" poster during FY 07-08.
V. Household Hazardous Waste Collection		
V.A.3 Work with HHW collection agencies to support, enhance, and help publicize programs for proper pesticide disposal (PS #7).	Ongoing; began FY 00-01	**Ongoing** – In FY 07-08, the Watershed Watch Campaign continued to educate consumers on proper pesticide disposal through outreach events and distribution of educational material. The County HHW Program collected 1,000 pounds of dursban and diazinon in FY 07-08. In addition, the County HHW Program also managed over 280,750 pounds of other poisons. In FY 05-06, the Program contacted all participating stores to ensure that employees were aware of the stop-sale date for diazinon. This follow-up indicated that all stores were aware of the stop-sale date and had taken diazinon off their shelves for proper disposal.
Monitoring Mechanism V.A.1. Document that household hazardous waste collection programs adequately serve residents and businesses and that any exchange programs do not exchange organophosphate or banned pesticides.	Annually	County HHW -- No residents were turned away with the exception of those who brought munitions, explosives or radioactive waste. Collection facilities and events have expanded in number. The County does operate a material reuse program that allows residents to take usable items (e.g., paint, left by other residents). This program does not include banned pesticides exchange. Palo Alto – No Palo Alto residents were turned away.

Table 6-1, continued
Status of FY 07-08 Pesticide Management Tasks

Task[2]	Updated Schedule	Status
		Palo Alto does not have an exchange for the items brought for disposal.
Monitoring Mechanism V.A.2. Document quantities of pesticide disposal at household hazardous waste collection facilities (only possible on a county-wide basis at present).	Annually	County HHW – Although the grant award to conduct public education on dursban and diazinon has ended, the County HHW Program collected 1,000 pounds of these two pesticides Palo Alto -- 57,428 pounds of pesticides were collected from residents during FY 07-08. This represents an decrease from FY 07-08 (62,988 pounds were collected in FY 07-08).
VI. County Agricultural Commissioners – All Tasks Completed		
VII. New Development		
VII.A.4 Develop and propose enhanced reporting format for documenting use of pesticide reduction measures at development sites. (Draft Permit Provision C.3.n.)	Annual Reports	**Completed/Ongoing** -- A section for documenting pesticide reduction measures required of project applicants is included in the Program's model data collection form for collecting other development project data prior to implementing C.3. (i.e., impervious surface area). The reporting form included in the Planning Procedures Performance Standard for annual reporting of information on Group 1 projects allows Co-permittees to more specifically list the pesticide reduction measures required.

Table 6-1, continued
Status of FY 07-08 Pesticide Management Tasks

Task[3]	Updated Schedule	Status
VIII. Monitoring and Science		
VIII.A.1. Continue financial support of the Regional Monitoring Program (RMP). Continue to actively participate in the RMP advisory and technical committees to focus RMP resources on 303(d) problem pollutants, including OP pesticides.	Annually	**Completed/Ongoing** – The Program contributed $168,530 to the RMP in FY 07-08.. Program staff attends the RMP Technical Review Committee meetings and prepare meeting summaries for Management Committee.
VIII.A.2. Work with Water Board staff to refine the problem statement for the diazinon TMDL and determine data needs, with assistance from the BASMAA Pesticide Work Group.	FY 01-02 and beyond	**In Progress** – Program staff attend the Urban Pesticide Committee meetings at which the diazinon TMDL has been discussed. Program staff also worked on the TMDL with Water Board staff as part of the Clean Estuary Program (CEP).
VIII.A.3. Participate in a coordinated regional plan to collect data for the diazinon TMDL, as defined in the RWQCB/BACWA/BASMAA MOU.	FY 01-02 through FY 05-06	**Ongoing** – The Program participated in a regional data collection plan through the CEP.
Monitoring Mechanism VIII.A.1. Submit monitoring data and reports to the Regional Water Quality Control Board and other interested parties (such as USEPA) per the reporting schedule in the Program's Multi-Year Receiving Waters Monitoring Program.	FY 02-03 and beyond	**Completed/Ongoing** – The Program completed and submitted its fifth Watershed Monitoring and Assessment Summary Report in September 2007 (See Appendix C-2 of the *FY 06-07 Annual Report*).

[3] The status of the complete set of Program Pesticide Plan tasks is presented in Table 6-1 of the Program's *FY 03-04 Annual Report*.

Table 6-1, continued
Status of FY 07-08 Pesticide Management Tasks

Task[4]	Updated Schedule	Status
IX. Regional, State, and Federal Coordination		
IX.A.1. Support actions by the California Stormwater Quality Task Force (now California Stormwater Quality Association) Pesticide Committee to comment on and assist with USEPA's pesticide risk assessments.	Ongoing	**Completed/Ongoing** – SCVURPPP provided funding to CASQA's consultant contract that funded Geoff Brosseau's and Kelly Moran's efforts to review risk assessments and provide comments on behalf of the CASQA member agencies.
IX.A.2. Through participation in the UPC and CASQA, work with the U.S.EPA, the California Department of Pesticide Regulation, and the pesticide industry to eliminate uses of pesticides likely to enter surface water from those listed on product labels.	Ongoing	**Ongoing** – Program staff regularly participates in the UPC and CASQA and support efforts to eliminate uses of pesticides that cause risk to water quality. The CASQA General Meeting on May 9, 2008 addressed "True Source Control" and included apresentation on pesticide regulation as a means of source control. The CASQA Pesticide Subcommittee provides regular updates to the CASQA members
Monitoring Mechanism IX.A.1. Document correspondence with U.S. EPA and the California Department of Pesticide Regulation and successes in achieving changes in registered uses and labeling that protect water quality.	Annually	**Completed/Ongoing** – Copies of correspondence sent by the CASQA Pesticide Committee, with support from SCVURPPP, are provided to the Management Committee and the Water Board. Successes related to protection of water quality were the banning of chlorpyrifos, limiting uses of diazinon and convincing EPA that its Offices of Pesticides and Water needed to coordinate their efforts.
IX.B.1. Participate in the activities of the Bay Area Stormwater Management Agencies Association, the California Storm Water Quality Association, and the Urban Pesticide Committee and communicate Program efforts.	Annually	**Completed/Ongoing** – Program staff regularly attended BASMAA, CASQA (General and Executive Committee) and UPC meetings to communicate Program efforts (see Appendix A-2 for list of meetings attended during FY 07-08).

[4] The status of the complete set of Program Pesticide Plan tasks is presented in Table 6-1 of the Program's *FY 03-04 Annual Report*.

Table 6-1, continued
Status of FY 07-08 Pesticide Management Tasks

Task[4]	Updated Schedule	Status
IX.B.2. Collaborate in technical studies to support TMDL development and implementation. (See Action VIII.A.3.)	As Needed.	**Completed/Ongoing** – The Program participated in a regional effort (know as the Clean Estuary Partnership) to develop TMDLs.
Monitoring Mechanism IX.B.1. Document attendance by Program staff at regional and statewide meetings and completion of regional and statewide efforts.	Annually	**Completed/Ongoing** – Appendix A-2 contains a list of meetings attended by Program staff during FY 07-08. Meeting summaries are provided within Management Committee packets.
X. Review and Revision of Work Plan		
X.A.1. Review and continuously improve the goals, actions, and monitoring mechanisms of the work plan considering results of self-evaluations, comments from Water Board staff and other interested parties, and results of local performance review meetings if any.	Annually- As Needed	**Completed/Ongoing** – The Pesticide Plan was revised twice in FY 01-02 based on comments from Water Board staff and interested parties (specifically RWQCB letters dated 8/15/01 and 12/21/01) and submitted to the Water Board on October 15, 2001 and March 1, 2002, respectively. The Plan will be updated at the beginning of the next permit cycle to correspond to the reissued permit requirements. Task evaluations are provided in Sections 3, 6, and 8 of this Annual Report.
Monitoring Mechanism IX.A.1. Complete revised work plan that incorporates continuous improvement items, and report on completion of work plan tasks.	Annually	**Completed/Ongoing** – See response to Action X.A.1. above and Section 6 of this Annual Report.

040602

MERCURY ACTIVITIES

040603

040604

SECTION 7

MERCURY POLLUTION PREVENTION ACTIVITIES

040605

7. MERCURY POLLUTION PREVENTION ACTIVITIES

INTRODUCTION

Mercury has been found in sediments in South San Francisco Bay and the Guadalupe River Watershed. Some types of fish caught in the Bay contain mercury and other pollutants at concentrations that may threaten the health of humans consuming those fish. In response, the California Office of Environmental Health and Hazard Assessment issued an interim fish consumption advisory. The U.S. Environmental Protection Agency (EPA) has listed the Bay and the Guadalupe River Watershed (including the Guadalupe River, Alamitos Creek, Guadalupe Creek, Calero Reservoir, and Guadalupe Reservoir) as impaired by mercury under Section 303(d) of the Clean Water Act. In accordance with Section 303(d), the Water Board is required to establish a Total Maximum Daily Load (TMDL) for mercury in the South San Francisco Bay and the Guadalupe River Watershed.

Permit Provision C.9.c. requires the Program to address the impairment by developing and implementing a mercury pollution prevention plan. The Program developed a Mercury Pollution Prevention Plan (Mercury Plan) consistent with this Provision. The Mercury Plan was submitted to the Water Board on March 1, 2002 as part of the Program's FY 02-03 Work Plan. This section describes and evaluates Mercury Plan tasks completed during FY 07-08.

MERCURY POLLUTION PREVENTION PLAN

The Mercury Plan is based on the premise that a Bay area-wide approach (and coordination) in addressing mercury pollution prevention will be most successful. For this reason, many of the actions identified in the Mercury Plan are for Program-level participation in regional efforts. These efforts are supplemented by countywide and local efforts.

The Mercury Pollution Prevention Plan addresses five general goals:

I. **Municipal Use of Mercury-Containing Products** – Eliminate all unnecessary municipal use of mercury-containing products and establish proper disposal methods for products that cannot be eliminated.

II. **Household Hazardous Waste Collection** – Provide mercury-containing product disposal services through household hazardous waste (HHW) collection programs for residents and small businesses, and encourage use of these programs.

III. **Monitoring and Science** – Participate in coordinated monitoring efforts to support mercury TMDL development and implementation, including assessment of air pollution sources of mercury and concentrations of mercury in sediment.

IV. **Regional, State, and Federal Coordination** – Actively participate in regional, state and federal coordination efforts to achieve a reduction in the amount of mercury in urban runoff and air emissions.

V. **Public Education and Outreach** –Increase awareness of proper disposal of mercury-containing products and available non-mercury containing alternatives.

The Mercury Plan identifies actions that will be implemented at the Program level, municipality level, or both; and provides the schedule for initiation and/or completion of Program-level actions. The details of municipality actions and schedules are included in the individual Co-permittee work plans and/or annual reports, as appropriate.

FY 07-08 MERCURY POLLUTION PREVENTION ACTIVITIES

The status of the Program's FY 07-08 Mercury Plan tasks is summarized in Table 7-1. Highlights of Program accomplishments, as developed and/or implemented by the Mercury Pollution Prevention Plan AHTG, PIP AHTG, Program staff and municipalities are provided below.

Guidelines for Reduction and Management of Mercury-Containing Products

During FY 02-03, the Mercury Pollution Prevention Plan AHTG and Program staff developed guidelines for the reduction and management of mercury-containing products identified for virtual elimination. The goals of the *Guidelines for Mercury-Containing Products Reduction and Management* are to work towards the virtual elimination of mercury from controllable sources that may affect urban runoff due to agency operations; and establish proper recycling and disposal methods for products that cannot be eliminated due to technological, safety or economic factors. Co-permittees continued implementing the *Guidelines for Mercury-Containing Products Reduction and Management* in FY 07-08.

Mercury Pollution Prevention Outreach Workgroup

In December 2002, Program staff established a new Work Group called the Mercury Pollution Prevention Outreach Work Group. This Work Group implements the Public Education and Outreach elements of the Mercury Plan by organizing a public education, outreach and participation program designed to reach residential and commercial users of mercury-containing products.

FY 07-08 Tasks

Since FY 03-04, the Program has been coordinating its mercury outreach with the County Household Hazardous Waste (HHW) Program. The Program provided funds to develop and conduct media advertising to meet the requirements of a $300,000, three-year California Integrated Waste Management Board (CIWMB) grant awarded to the County HHW Program. Under this grant, the County HHW Program developed partnerships with local hardware stores for collecting spent fluorescent lamps. The Grant ended in March 2006; however, the store partnership program continued.

In FY 07-08 the Program's Watershed Watch Campaign ran the "Watch Out for Mercury Pollution "advertisements to educate people on the proper disposal of fluorescent bulbs, and to inform them of fluorescent bulb drop-off locations. The advertising campaign ran from January to April 2008 and was coordinated with advertising done by the County HHW Program and the Santa Clara County Integrated Waste Management Division. The County HHW Program ran print advertisements during the same time period and the County IWM Division ran cable TV advertisements.

Details of the outreach campaign are in the FY 07-08 detailed Watershed Watch Campaign and Media Report included within Appendix B-3.

Monitoring and Science

The Santa Clara Basin Watershed Management Initiative (SCBWMI) is serving as the stakeholder forum for the development of the Guadalupe River TMDL Report for Mercury. The Guadalupe River Watershed encompasses parts of San Jose, Los Gatos, Campbell, Monte Sereno and Santa Clara. The Program is a stakeholder in the Guadalupe River TMDL process. The Santa Clara Valley Water District (SCVWD) is taking the lead role in the TMDL development process by solely funding the $900,000 study and serving as Co-Chair of the TMDL Work Group and Stakeholder Group. Program staff is also participating in the TMDL process.

Water Board staff produced the Guadalupe River Watershed Mercury TMDL Project Report (January 2006). Program staff, along with other Co-permittee staff, have reviewed the report and attended work group meetings to discuss the draft report and implementation plan. A draft Basin Plan amendment and supporting Staff Report were released for public review and comment on February 29, 2008. The documents establish new water quality objectives for waters in the Guadalupe River Watershed, incorporate a TMDL and include an implementation plan. SCVURPPP submitted a comment letter to the Water Board. The Water Board held hearings on the proposed Basin Plan Amendment in May 2008. The TMDL is scheduled for adoption in late 2008.

The Program continued to provide financial support to the Regional Monitoring Program (RMP). In addition, Program and Co-permittee staff actively participates in RMP Technical Review Committee (TRC) and Steering Committee (SC) meetings, Work Group meetings and provides meeting summaries to the Management Committee. Staff reviewed available draft reports and provided input on mercury-related studies, including those described in Section 4.

The Water Board issued a new NPDES permit, Order R2-2007-0077, to implement the San Francisco Bay Mercury TMDL adopted by the Water Board on August 9, 2006. This Watershed Permit for Municipal and Industrial Wastewater Discharges of Mercury to San Francisco Bay; Counties of Alameda, Contra Costa, Solano, Napa, Sonoma, Marin, San Francisco, San Mateo and Santa Clara was adopted November 2007. The Sunnyvale, San Jose/Santa Clara and Palo Alto POTWs must comply with the requirements in this Order.

In addition, the Program's *Multi-Year Receiving Waters Monitoring Plan* includes collecting and analyzing receiving water samples for mercury. Refer to Section 4- Monitoring Activities for additional details regarding mercury monitoring activities.

Program staff is tracking the results of the "historic" meeting between the State Air Resources Board and State Water Quality Control Board in February 2006. During the meeting, the idea of cross media (water and air) coordination in the investigation of the aerial deposition of pollutants from air to land was discussed. Once deposited on land, pollutants can enter water bodies through stormwater runoff. The priorities of future work groups will be to identify an inventory of the original sources of various pollutants and develop an action plan to address those pollutants at the source. Future Water Board-Air Board meetings are anticipated, however, none occurred in FY07-08.

U.S. Department of Energy (DOE) Office of Building Technology's Vision 2020 Lighting Technology Roadmap

Since the Mercury Plan's first year of implementation, Program staff has been tracking the progress made by the U.S. Department of Energy (DOE) office of Building Technology's Vision 2020 Lighting Technology Roadmap in accordance with Mercury Plan Action IV.F. DOE's Building Technologies Program continues to move forward on their Vision 2020 Roadmap. Progress includes seven strategies to address the challenges of transforming the lighting marketplace and developing new technologies that enhance lighting quality, efficiency and cost effectiveness. The Draft Multi-Year Program Plan is in the process of being updated for 2008. The draft plan, along with other information resources, is available at www1.eere.energy.gov/buildings/.

EVALUATION OF PROGRAM EFFECTIVENESS AND NEXT STEPS FOR MERCURY PLAN

All of the one-time, specific tasks identified in the Mercury Plan have been completed. The Program continues to implement the ongoing activities in the Mercury Plan. During FY 07-08, there was progress made on tasks related to public outreach and regional partnerships. Significant outcomes from the FY 07-08 Work Plan and the primary mercury pollution prevention activities planned for FY 08-09 include:

Guidelines for Reduction and Management of Mercury-Containing Products: In FY 03-04, Co-permittees began strategizing on how to implement the Program's Guidelines for reducing and managing mercury-containing products identified for virtual elimination and began implementation in FY 04-05. Implementation will continue in FY 08-09.

Mercury Pollution Prevention Outreach:

The mercury outreach media campaign included radio ads to promote the County HHW retail store collection locations as described in Appendix B-3.

During FY 07-08, the CoHHW Program collected 496,484 feet (124,121 pounds[1]) of fluorescent bulbs at 30 retail drop-off locations within Santa Clara County[2].This is more than a 40% increase from FY 06-07. In FY 06-07, the CoHHW Program collected 353,694 feet (88,423 pounds) of fluorescent bulbs.

It is estimated that approximately 1.44 kilograms of total mercury was diverted (i.e., discharge to the environment was avoided) to recycling from fluorescent lamps collected by the County HHW Program[3] in FY 07-08.

During FY 07-08, the HHW Program also collected:

[1] Since fluorescent light bulbs come in different sizes, quantities are reported in terms of the total length (feet) of tubes collected. One four-foot light tube weighs approximately one pound.
[2] Information regarding the collection of mercury containing products (e.g., fluorescent bulbs, thermostats, thermometers and other products) during FY 07-08 obtained from a memorandum *entitled Fiscal Year 2007/2008 HHW Program Update* (dated July 21, 2008). This memorandum was prepared by Wendy Fong, Household Hazardous Waste Program, County of Santa Clara.
[3] Based on a 1999 National Electrical Manufacturers Association survey entitled *Environmental Impact Analysis: Spent Mercury-Containing Lamps, January, 2000 (Fourth Edition)*, the average four-foot fluorescent lamp contains about 11.6 milligrams (mg) of mercury. For the sake of estimating the amount of mercury sent for recycling, approximately 124,121 four-foot fluorescent lamps were collected. As a result, 1.44 kilograms of total mercury diverted (i.e., discharge to the environment was avoided) to recycling is a rough estimate.

- 1,295 pounds of elemental mercury (includes thermostats, thermometer and other products), an increase of 1% over FY 06-07;
- 100,100 pounds of household batteries, an increase of 52% over FY 06-07; and
- 370 mercury-containing thermometers at five thermometer exchange events.

These data indicates the success of the coordinated mercury outreach media campaign conducted by the Program, the County HHW Program and the County IWM Division.

In FY 08-09, the Program will continue to conduct advertising to promote the fluorescent bulbs drop-off locations, as municipal budgets/resources permit.

Coordination Efforts with Regional Organizations: The RMP Steering Committee and RMP Technical Review Committee meetings and Program staff review of several draft products are recent highlights of the Program's coordination efforts with local and regional organizations. Program staff will continue to attend Regional Monitoring Program (RMP) Steering Committee and Technical Review Committee meetings.

SCVURPPP Co-permittees, San Jose, Palo Alto and Sunnyvale fund and support activities implemented by the Bay Area Pollution Prevention Group (BAPPG). In FY 07-08, BAPPG conducted the following activities for mercury pollution prevention outreach:

- Thermometer Exchange Event Coordination – Coordinated a group buy of thermometers for conducting thermometer exchanges during Pollution Prevention week. In May – July 2007 twenty agencies and organizations collected 4,264 thermometers, 21 thermostats and 16 pounds of bottled elemental mercury at 30 one-day and ongoing events. Another coordinated event is planned for Pollution Prevention week in September 2008.
- Update Amalgam Separator List – In 2008 updated the list of ISO-certified amalgam separators for use by Bay Area agencies in implementing their Mandatory Amalgam Separator Programs. The List is available on the BAPPG Yahoo! Groups site for all members.

Table 7-1
Status of FY 07-08 Mercury Pollution Prevention Tasks[1]

Task	Status
I. Municipal Use of Mercury-Containing Products	
I.F. Implement guidelines developed under Action I.E.	**On-going** - Co-permittees began implementation in FY 03-04.
II. Household Hazardous Waste Collection	
II.A. Provide mercury-containing products disposal services for residents and small businesses.	**On-going** - Disposal services are provided by the County HHW Program, Palo Alto Regional Water Pollution Control Plant and the Sunnyvale Materials Recovery and Transfer (SMaRT®) Station.
II.C. Implement guidelines developed under Action II.B.	**On-going** - Co-permittees began implementation in FY 03-04.
II.F. Work with HHW collection agencies to develop and help publicize fluorescent light recycling program.[2]	**Completed/Ongoing** – Began effort in FY 02-03. The Mercury Pollution Prevention Outreach Workgroup collaborated with the Santa Clara CoHHW Program for implementing the outreach component in the Program's two-phase fluorescent light tube (FLT) recycling campaign. The first phase of the campaign, which was developed in FY 02-03, targeted residents. The second phase, completed in FY 03-04, targeted small businesses. The main objective of both phases was to show the negative health and environmental impacts of mercury and the methods available to the public for the proper disposal of FLTs. Since FY 04-05, the Program has been conducting outreach to promote the free fluorescent bulb drop off locations provided by the County HHW Program.
III. Monitoring and Science	
III.A. Continue financial support of the Regional Monitoring Program (RMP), including the Mercury Deposition Network Pilot Study and	**On-going** - Program and Co-permittee staffs actively participated in RMP TRC and SC meetings and provided meeting summaries to

[1] Completed Mercury Pollution Prevention Tasks are described in previous Annual Reports (Table 7-1).
[2] Action II.F. is being conducted in conjunction with Public Education and Outreach Actions.

Table 7-1
Status of FY 07-08 Mercury Pollution Prevention Tasks[1]

Task	Status
the Clean Estuary Partnership (CEP). Continue to actively participate in the RMP Steering Committee (SC) and Technical Review Committee (TRC).	Management Committee. Staff reviewed available reports and provided comments. Draft reports included *2008 Draft RMP Monitoring Plan.* Both Program and Co-permittee staff were actively involved with the CEP technical and management committees; and review of proposed Work Plans and study scopes. Program and Co-permittee staffs also participated in the CEP Mercury Work Group. The CEP was disbanded in 2008. Staff will continue to participate in regional collaborative projects through BASMAA.
• The City of San Jose will continue to provide in-kind services for the maintenance of the Mercury Deposition Network site near San Jose.	The City of San Jose continued this activity beyond the December 2005 compliance date and into FY 05-06. The City decided not to continue this effort into FY 06-07.
III.B. Provide financial and staff support for a coordinated regional plan to collect data for the mercury TMDL, as defined in the CEP MOU.	**Completed** - The Program participated in CEP activities (formerly TMDL MOU) until the group was disbanded in 2008.
IV. Regional, State, and Federal Coordination	
IV.A. Participate in the activities of the Bay Area Stormwater Management Agencies Association, the California Storm Water Quality Task Force, and the San Francisco Estuary Institute and communicate Program efforts.	**On-going** - Program staff continue to attend BASMAA, CASQA and SFEI RMP meetings. Meeting information and participation is provided in the Program's *Review of FY 07-08 Program Management Services* within Appendix A-2).
IV.B. Collaborate in technical studies to support TMDL development and implementation including the Santa Clara Basin WMI Guadalupe River Mercury TMDL Workgroup.	**On-going** - Program and Co-permittee staffs actively participate in the Guadalupe Mercury TMDL Watershed Work Group and Stakeholder group. Program and Co-permittee staff reviewed the draft Basin Plan Amendment and supporting Staff Report released February 2008.

Table 7-1
Status of FY 07-08 Mercury Pollution Prevention Tasks[1]

Task	Status
IV.E Support, participate in, and advocate increased regional collaboration with the RWQCB and the Bay Area Air Quality Management District (BAAQMD).	**Ongoing** - The Program will support the RWQCB in collaborating with the BAAQMD but will not directly work with the BAAQMD. The Program supports the RWQCB in their efforts. Mercury air deposition is being addressed regionally. Program staff will continue to track the progress of the State Water Board Air Board meetings. The first meeting was held in February 2006.
IV.F. Support and track the progress of the U.S. Department of Energy (DOE) Office of Building Technology's Vision 2020 Lighting Technology Roadmap.[3]	**In Progress** - DOE's Building Technologies Program continues to move forward on their Vision 2020 Roadmap. Progress includes seven strategies to address the challenges of transforming the lighting marketplace and developing new technologies that enhance lighting quality, efficiency and cost effectiveness. The Draft Multi-Year Program Plan is available on their website. Currently, it is in the process of being updated for 2008.
V. Public Education and Outreach	
V.A. Develop various outreach programs to educate target audiences about proper disposal of mercury-containing products and alternative non-mercury containing products. Outreach programs will include, but may not be limited to, the following:	**Completed/Ongoing**[4] - In FY 07-08, the Mercury Pollution Prevention Outreach Work Group continued its mercury pollution prevention outreach.
• Develop and begin to implement a fluorescent light recycling outreach program to educate residential users	**Completed/Ongoing**[4] - Phase I outreach of the two year, two phase Work Plan was completed in FY 02-03. This phase focused on residential outreach. Additional annual outreach is continuing, as

[3] DOE's Vision 2020 Lighting Technology Roadmap includes this goal for the year 2020, "Highly efficient, reduced-mercury fluorescent sources will come to market." Sustainable Conservation's September 27, 2000 report entitled *Reducing Mercury Releases from Fluorescent Lamps: Analysis of Voluntary Approaches* concluded that "we do not believe that starting a new collaborative approach with manufacturers to create mercury-free fluorescent lamps is the most effective use of resources at this time." Sustainable Conservation recommends focusing on voluntary recycling of mercury-containing lamps as an alternative approach.

[4] These tasks were marked as Completed and Ongoing since the specific public education and outreach task was completed but outreach is ongoing. Articles will continue to be posted and updated, as appropriate. The Program will continue to assist the CoHHW with public outreach activities as resources allow.

Table 7-1
Status of FY 07-08 Mercury Pollution Prevention Tasks[1]

Task	Status
and encourage proper disposal of fluorescent lights.	appropriate. The County HHW Program has continued to develop partnerships retail stores to provide free fluorescent lamps drop-off sites for residents. The Program's Watershed Watch Campaign conducted media advertising to inform residents about these locations. (See Section 7 of this Annual Report for additional details).
• Develop and begin to implement a fluorescent light recycling outreach program to educate small businesses and conditionally exempt small quantity generators and encourage proper disposal of fluorescent lights. (For example, the small business outreach program might include coordination with local chapters of the Building Owners and Managers Association [BOMA] or the National Association of Industrial and Office Properties [NAIOP].)	**Completed/Ongoing[4]** - In FY 03-04, the Work Group implemented Phase II of the two-year, two-phase Work Plan. Phase II outreach efforts were focused on small businesses and CESQGs. Additional annual outreach is continuing, as appropriate.
• Coordinate with municipal inspectors to integrate mercury outreach to industrial businesses into their existing routine pretreatment, source control, and/or hazardous materials inspection processes	**Ongoing** - Co-permittees began coordination efforts in FY 03-04.
V.B. Develop or adapt existing mercury outreach materials, as needed, for outreach programs.	**Completed/Ongoing[4]** - As part of the Outreach Work Plan for Action V.A, development of materials began in FY 02-03. To date, the following outreach pieces have been developed by the Outreach Work Group: • Two fact sheets for the worldwide web (one for residents and one for businesses); • Two newsletter articles (one for residents and one for businesses);

Table 7-1
Status of FY 07-08 Mercury Pollution Prevention Tasks[1]

Task	Status
	• One press release; • One video public service announcement for broadcast on local city cable channels; • Four newspaper ads, three radio ads, two transit (bus poster) ad; and • Signage (posters and decals) for promoting the fluorescent drop-off locations. All outreach pieces aim to show the negative health and environmental impacts of mercury and the methods available to the public for the proper disposal of FLTs. The Program did not develop any new outreach materials in FY 07-08.
V.C. Attend community events and distribute outreach materials.	**Completed/Ongoing[4]** - As part of the Outreach Work Plan for Action V.A, distribution of outreach materials continued during FY 07-08.

040616

NEW AND
REDEVELOPMENT

040618

SECTION 8

NEW AND REDEVELOPMENT CONTROL MEASURES

040619

8. NEW AND REDEVELOPMENT CONTROL MEASURES

INTRODUCTION

This section describes the Program's efforts during FY 07-08 to assist Co-permittees to control the impacts of development on stormwater quality and flow through the development project planning, review and approval process. Tasks related to construction inspection are described under Section 2, Co-permittee Guidance, and Section 2, Performance Standards.

BACKGROUND

On October 17, 2001, the Water Board adopted Order 01-119 which amended the Program's Permit Provision C.3. (New and Redevelopment Requirements) to contain significant new requirements. These requirements include:

- Numeric design standards for sizing stormwater treatment controls;
- Limits on increases in peak stormwater discharge rates and/or durations from new or redevelopment sites ("hydromodification") that may result in increased potential for erosion or other adverse impacts in creeks;
- Requirements for operation and maintenance of stormwater controls;
- Requirements for site design and source control measures;
- Definition of a minimum project size, based on amount of impervious surface created, for which the design standards, control measures, peak flow limitations, and maintenance requirements apply;
- Requirements for changes to General Plans and environmental review processes to provide authority to implement the requirements; and
- Reporting requirements.

These requirements are now applicable to "Group 1" projects (those with one acre or more of impervious surface) and "Group 2" projects (those with 10,000 square feet or more of impervious surface).

To assist Co-permittees in completing and implementing these requirements, Program staff prepared the *Guidance for Work Plan Tasks Related to Implementation of Permit Provision C.3. (New and Redevelopment Requirements)* in March 2002[1]. This guidance identified proposed actions to meet the requirements of Provision C.3. and whether the actions would be implemented at the Program level, Co-permittee level or both. All of the Program and Co-permittee "start up" tasks have been completed, and Co-permittees are in the ongoing implementation phase.

In February 2003, the Water Board adopted and/or amended the stormwater permits for the Contra Costa, Alameda, and San Mateo countywide stormwater programs with different requirements than those in the Program's permit. The Water Board Executive Officer stated the Board's intention to make all of the permits consistent, and as a result, extended the deadlines for implementation of certain C.3. provisions[2]. In addition, the Program submitted a letter to the Water Board on September 22, 2003 proposing an alternative Group 1 and Group 2 project

[1] See www.scvurppp-w2k.com/pdfs/0102/SC33.24_c3_new_and_redevelopment.pdf

[2] Letter to Beau Goldie, SCVURPPP Management Committee Chair, from Loretta K. Barsamian, Executive Officer, California Regional Water Quality Control Board, San Francisco Bay Region, Re: Extension of Specified Deadlines in Order 01-119, May 12, 2003.

definition consistent with the other stormwater programs' permits[3], which was accepted by the Water Board in a letter dated January 29, 2004[4]. On July 20, 2005, the Water Board adopted a Tentative Order[5] (which amended portions of Provision C.3. in Order 01-119) to further conform the permit language to that of the other permits in the region, amend the Group 2 requirements to include a revised alternative Group 2 definition, and incorporate key provisions in the Hydromodification Management Plan (HMP) Report.

The adopted Order No.R2-2005-0035 allows a phased implementation of C.3. at Group 2 projects based on land use and potential for pollution. Group 2A consists of projects under one acre and greater than 10,000 square feet of impervious surface that have one of the following land use categories: gas stations; auto wrecking yards; loading docks or parking lots greater than 10,000 square feet; and other industrial or commercial uses where potential pollutant loading cannot be mitigated by post-construction source control and site design practices. Implementation for Group 2A projects began on October 20, 2005. Group 2B consists of all other land uses in the same size category and implementation for Group 2B began on August 15, 2006.

Order R2-2005-0035 also adopted the key provisions of the Program's HMP Report. The key provisions, including management standard, performance criteria, and applicability criteria, are presented in Attachment A to the Order, and an applicability map is presented in Attachment B. The Order required Co-permittees to begin implementation of the HMP on October 20, 2005.

To summarize, on October 15, 2003, Co-permittees began implementing the C.3. requirements for Group 1 projects (i.e., those projects that included creation or replacement of one acre or more of impervious surface). On October 20, 2005, Co-permittees began implementing the HMP requirements and C.3. requirements for Group 2A, and on August 15, 2006, Co-permittees began (or continued) implementing C.3. requirements for all Group 2 projects (i.e., those projects that included creation or replacement of 10,000 square feet or more of impervious surface).

IMPLEMENTATION OF FY 07-08 C.3. TASKS

During FY 07-08, Program efforts continued to focus on assistance to Co-permittees with C.3. and HMP implementation, conducting training workshops for municipal staff and the development community, and participation with Water Board staff on the development of the new and redevelopment requirements for the Municipal Regional Permit (MRP).

Table 8-1 presents the status of the Program's new and redevelopment (C.3.) tasks scheduled for completion or ongoing in FY 07-08. The table includes tasks outlined in the *FY 07-08 Work Plan*, including some remaining tasks from the original *C.3. Work Plan Guidance* (the numbered tasks) and some new tasks identified for FY 07-08.

---

[3] Letter to Loretta Barsamian, Executive Officer, California Regional Water Quality Control Board, San Francisco Bay Region, from Beau Goldie, Chair, SCVURPPP Management Committee, Re: Revised Request for Regional Board Approval of an Alternative "Group 2 Project" Definition, September 22, 2003.

[4] Letter to Beau Goldie, SCVURPPP Management Committee Chair, from Bruce Wolfe, Executive Officer, California Regional Water Quality Control Board, San Francisco Bay Region, Re: Approval of the Proposed Alternate Group 2 Project Definition, January 29, 2004.

[5] Order No. R2-2005-0035, NPDES Permit No. CAS029718, Amendment Revising Order No. 01-119 (Provision C.3., New and Redevelopment Requirements), July 20, 2005.

Highlights of accomplishments and evaluation of effectiveness of some of the key tasks are provided below.

Ad Hoc Task Group and Work Group Participation

In FY 01-02, the Program formed the C.3. Provision Oversight Ad Hoc Task Group (C3PO AHTG) to oversee, coordinate, and discuss Program guidance on implementation of C.3. tasks. During FY 07-08, the C3PO AHTG continued to meet approximately bimonthly and received updates on C.3. and HMP issues and projects; received updates on and discussed the proposed C.3. provisions in the draft Municipal Regional Permit (MRP); helped plan the annual workshop; and shared information on implementation of C.3. The C3PO AHTG provided valuable assistance to Program staff in development of the C.3. implementation tools and continues to be a useful forum for discussion of experience with implementing the C.3. requirements.

A number of work groups have been formed to work on specific issues under C.3. The list of AHTG and work group members, and the missions of each group, are provided in Section 2, Table 2-2. During FY 07-08, only one work group, the HMP Instream Solutions Work Group, was active, as Program and Co-permittee efforts were focused on development of the MRP.

C.3. Implementation Products

In 2004, the Program completed a document entitled *Developments Protecting Water Quality: A Guidebook of Site Design Examples* (Guidebook) that provides information on local projects or areas where innovative design measures which protect water quality have been applied. In FY 05-06, Program staff collected information on approximately ten additional projects installed after the completion of the original Guidebook and completed the process of updating the Guidebook to include these examples in FY 06-07. The February 2007 version is available on the Program's website (www.scvurppp.org)

In 2006, the Program began an awards program for exemplary site designs to protect water quality. This awards program recognizes Santa Clara Valley's public agency and private development community leaders who are solving site design challenges, reducing stormwater pollution and runoff quantity, and meeting the requirements of the NPDES permit. Applications for the awards program also help provide information on additional site design examples for updating the Guidebook. An Awards Committee consisting of Program staff, Co-permittee representative(s), local consultant(s), and an environmental group representative review the submittals and select the winners.

The 2007 award winners included:

- Exemplary Private Project (Small Site) – 361-369 California Avenue, City of Palo Alto;
- Exemplary Public Project (Large Site) – Stanford/Palo Alto Community Playing Fields;
- Exemplary Private Project (Recreational) – Stanford Football Stadium, Stanford University.
-

The award winners were recognized at an awards ceremony on March 19, 2008 as part of an American Public Works Association South Bay Chapter meeting.

The Program continued the awards program in 2008, and began the nomination process earlier in the year at the request of the Management Committee. The 2008 award winners were announced at the June 3, 2008 C.3. Workshop. Winners included:

- Exemplary Private Project, Residential – "Modern Ice" Multi-family Housing Project, San Jose
- Exemplary Private Project, Commercial – IdeAs (Integrated Design Associates, Inc.), San Jose
- Honorable Mention:
    - Santa Clara Valley Water District Water Quality Laboratory, San Jose
    - Verizon Wireless Maintenance Switch Center, Sunnyvale
    - Fowler Creek Community Park, San Jose

C.3. Workshops

During FY 07-08, the Program conducted and/or co-sponsored four workshops to assist Co-permittees with implementation of Provision C.3. and requirements for construction site management and inspection:

- The Bay Area Hydrology Model (BAHM) Basic and Advanced Trainings, July 17-19, 2007 and November 27-29, 2007 (various South Bay locations), presented by Clear Creek Solutions;
- Construction Site Management Workshop, December 3-4, 2007 (Cupertino), co-sponsored by the San Francisco Estuary Program;
- Workshop on the Draft Statewide Construction General Permit, April 30, 2008 (San Jose); and
- The Annual C.3. Workshop, entitled *Sharing Experience with Implementation of Stormwater Requirements at Development Projects*, June 3, 2008 (Sunnyvale).

The Annual C.3. Workshop attracted 117 participants. The workshop was designed to address topics of interest to municipal and private planning/engineering staffs. The morning sessions presented case studies of implementation of C.3. on a variety of projects; an update on stormwater regulations; a discussion of green building standards (e.g., LEED) and the C.3. requirements; and an overview of the latest trends and approaches in low impact development (LID). The afternoon sessions focused on inspection and maintenance of stormwater treatment measures and landscaping, both during and after construction, and local experience with inspection programs. The workshop also featured exhibits for six vendors of stormwater control measures and related products. The agenda and evaluation summary for the workshop are presented within Appendix A-7.

Guidance for Treatment BMP Operation and Maintenance Verification Programs

Provision C.3.e of the Program's NPDES permit requires each Co-permittee to implement a stormwater treatment BMP Operation and Maintenance (O&M) Verification Program. To address Provision C.3.e, the BMP O & M Verification Work Group was formed (by the C3PO AHTG) to develop guidance for implementing an O&M verification program. In FY 02-03 and FY 03-04, Program staff and Work Group developed a total of eight guidance documents to assist Co-permittees in implementing a BMP O&M Verification Program. Information from these

documents was included in Chapter VI of the *C.3. Stormwater Handbook* (rev. May 2006)[6]. In FY 04-05, the Program provided assistance to Co-permittees that were setting up verification programs, conducted a training workshop on O& M verification; and continued work on defining database and reporting requirements. Program staff and the Work Group also developed an approach to use standardized data fields to track treatment BMPs and relevant inspection results, ensured consistent data collection among Co-permittees, and began developing a data collection form which includes the standardized fields.

During FY 05-06, Program staff and the Work Group completed the "Standard Stormwater Treatment BMP Inspection Data Collection Form" and guidance on what inspection data should be included in future Annual Reports. Co-permittees are expected to use the form or a form with similar standardized fields while conducting BMP O&M verification inspections. The June 2006 C.3. Workshop featured a session for inspectors on how to use the standardized form. During FY 06-07, Co-permittees began conducting BMP O&M inspections using the standardized inspection form.

In FY 07-08, Co-permittees continued to use the standardized form, and submitted inspection data to the Program using the Treatment BMP Inspection Activity Report form, for compilation. Appendix G-1 presents an example of this form containing all of the data submitted by the Co-permittees for FY 06-07. Appendix G-2 contains an Inspection Activity Summary Report of submitted data. A total of 56 inspections were conducted at approximately 35 sites. The Summary Report summarizes the information by Co-permittee, reason for inspection, project type, BMP type, inspection results and enforcement action.

The BMP O&M Verification Work Group continued to coordinate efforts and share information with the Santa Clara County Vector Control District. District staff regularly attends Work Group and/or C3PO AHTG meetings. The Program provides the Vector Control District a copy of the Annual Report tables that list the locations of BMPs. In addition, Co-permittee inspection staff is instructed to refer problem BMP sites (e.g., those with standing water) to the Vector Control District. The Standard Stormwater Treatment BMP Inspection Data Collection Form includes fields to indicate when the BMP being inspected appears to provide potential mosquito breeding habitat.

Hydromodification Management

Background

Provision C.3.f. requires the Co-permittees to manage increases in runoff peak flows and volumes from Group 1 development projects through the implementation of a Hydromodification Management Plan (HMP). A detailed history of the Program's HMP development has been provided in previous annual reports. During the period FY 01-02 to FY 05-06, the Program and its consultants: developed a work plan; conducted a literature review; conducted watershed hydrologic and geomorphic assessments of three subwatersheds in Santa Clara Valley; produced six technical memoranda on key technical issues; completed four interim and draft HMP reports; conducted a series of public meetings; and completed the final report. All products are available on the Program's website (www.scvurppp.org)

The Final *Hydromodification Management Plan Report* was submitted to the Water Board on April 21, 2005 and the key provisions adopted as part of a Tentative Order by the Water Board

[6] See www.scvurppp-w2k.com/permit_c3_docs/C3_Handbook/Handbook_May_2006-Oct_update.pdf

on July 20, 2005. The Order required Co-permittees to implement the HMP provisions within three months of adoption (by October 20, 2005). All Co-permittees have policies and/or ordinances in place requiring the implementation of the HMP, if applicable.

To assist Co-permittees with implementation of the approved HMP, the Program formed a HMP Implementation Phase (HIP) Work Group in FY 05-06. With direction and assistance from the HIP Work Group, Program staff has developed: 1) an HMP fact sheet; 2) Chapter V of the *C.3. Stormwater Handbook* that includes the key provisions of the HMP and implementation guidance; 3) and a list of qualified consulting firms that can design stormwater flow and treatment controls. In addition, Program staff conducted a series of "HMP 101" workshops in FYs 05-06 and 06-07 for Co-permittee staff that covered the basic principles of hydromodification management.

FY 07-08 Accomplishments

During FY 07-08, Program staff efforts focused on: 1) working on proposed revisions to the HMP applicability criteria and negotiation with Water Board staff; 2) continued training on the Bay Area Hydrology Model; 3) participation in the HMP Instream Projects Work Group; and 4) completing other HMP implementation studies.

Revised HMP Applicability Criteria

The key provisions for HMP applicability adopted by the Water Board on July 20, 2005 were considered interim provisions until the MRP adopted consistent criteria for all Phase I Bay Area municipal stormwater programs. During the Fall of 2007, Program staff, with the assistance of Co-permittee staff, developed a proposed, revised HMP applicability map that addressed many of the Water Board staff concerns about the interim map. After numerous meetings with Water Board staff and changes to the proposed map, a final draft map and associated criteria were completed and issued as part of the MRP Tentative Order on December 4, 2007.

Bay Area Hydrology Model (BAHM): The Program, along with the San Mateo and Alameda County stormwater programs, jointly funded the development of a tool for simulating pre- and post-project hydrology and automatically sizing flow control facilities to meet HMP requirements. Clear Creek Solutions (CCS), the consulting firm who developed the Western Washington Hydrology Model, was contracted to develop a Bay Area version, based on the HSPF watershed hydrology model. The Program contracted separately with CCS to perform local calibration of the model to two watersheds in Santa Clara Valley. The final calibration report was completed in October 2007 and is available on the Program's website (www.scvurppp.org).

The BAHM was completed in July 2007 and a series of six trainings were conducted on July 17-19, 2007. Trainings were co-sponsored by the Alameda and San Mateo countywide stormwater programs. The training hosted by SCVURPPP in San Jose attracted 43 participants, including agency staff, consultants, and Water Board staff. Another series of trainings (beginning and advanced sessions) were conducted on November 27-29, 2007 in Fremont and Santa Clara, attracting 93[7] participants. The agenda, evaluation summary, and list of attendees for each of the trainings are provided in Appendix A-4.

[7] 93 out of 120 total slots in 6 training sessions were filled; some participants attended two sessions (beginning and advanced) and are counted twice.

The BAHM has the ability to model common site design (including LID) and treatment control measures and quantify the reduction in flow duration due to these measures. Additional testing was conducted in FY 07-08 by Clear Creek Solutions to fine tune and improve guidance on the use of the BAHM for this purpose. A "BAHM Project Book" with more that 20 example projects was completed and will be made available to Co-permittee agencies from the three partnering programs (and copies will be available for sale to the general public).

HMP Instream Projects Work Group: The HMP Instream Projects Work Group, consisting of Santa Clara Valley Water District, City of San Jose and Program staff, was formed to explore the feasibility of allowing developers of projects requiring hydromodification controls to contribute to regional stream restoration and/or hydromodification control projects in lieu of installing controls on-site. The work group continues to meet to review potential funding mechanisms, review lists of District projects, and discuss approaches for linking instream projects to potential development projects in the contributing watersheds. In FY 07- 08, a potential project was identified and explored but could not be carried forward due to institutional issues. The Work Group met twice in FY 07-08 and is planning to resume discussions in Fall of 2008.

HMP Implementation Studies: In FY 06-07, the Program contracted with GeoSyntec Consultants to do a comparison of flow basin sizing using the HEC-HMS and HSPF models. The results provided guidance on model use and sizing procedures and assisted development of the BAHM. Based on the comparison, several parameters in the BAHM and the flow frequency analysis methodology were adjusted to better match observed flow data. In addition, the Program also contracted with GeoSyntec to develop a methodology for estimating costs for the purpose of determining impracticability of hydromodification management measures (i.e., the 2% cost cap). Both products were completed and are available on the Program's website (www.scvurppp.org).

Next Steps

The Program's approach to hydromodification control will continue to be improved through lessons learned from implementation experiences, use of the BAHM, and review of approaches proposed by other Bay Area stormwater programs. Chapter 7 of the Final HMP Report, HMP Implementation Guidance, describes the anticipated next steps towards addressing remaining implementation issues, refining the guidance and coordinating with other Bay Area programs and Water Board staff in development of a consistent, regional approach. An updated list and schedule of next steps is provided in Table 8-2.

Other Tasks

Other tasks that Program staff accomplished during FY 07-08 include the following:

- Program staff continued to spend significant effort reviewing and commenting on the drafts C.3. and HMP sections of the MRP, and attending several meetings with BASMAA and Water Board staff on this topic.
- Program staff gave the following presentations on the permit requirements for new and redevelopment projects and other Program elements:
    - California Chapter of American Planning Association (CCAPA) Annual Conference, San Jose, CA, presentation by Jill Bicknell entitled "Site Design Elements for Protecting Water Quality" (October 1, 2007);

- American Public Works Association, South Bay Chapter Meeting, Mountain View, CA, presentation by Jill Bicknell entitled "Stormwater C.3. Requirements for Development Projects: What's Current and What's Coming" (October 17, 2007);
- Consulting Engineers and Land Surveyors of California (CELSOC) Santa Clara County Chapter Meeting, San Jose, CA, presentation by Jill Bicknell entitled "Stormwater C.3. Requirements for Development Projects: What's Current and What's Coming" (January 7, 2008);
- Regional Water Board MRP Workshop, Oakland, CA, presentation by Jill Bicknell entitled "BASMAA Comments on MRP Provision C.3. - New Development and Redevelopment Requirements" (March 11, 2008);
- California Coastal Commission LID Workshop, Oakland, CA, presentation by Jill Bicknell entitled "LID for Stormwater Treatment and Hydromodification Management" (April 23, 2008);
- California NPS Conference, Hydromodification Workshop, San Diego, CA, presentations by Jill Bicknell entitled "Potential Solutions: Flow Duration Control Approach" and "Hydromodification Management Tools" (May 7, 2008);

- Program staff reported on the Program's C.3. implementation progress at BASMAA New Development Committee meetings.
- Program staff continued to chair the BASMAA BMP Sizing Tools Work Group, a group overseeing a BASMAA Task of Regional Benefit to develop an automated, web-based BMP sizing tool. The Program is helping to fund the project and overseeing the consultant contract. The BMPs selected for the tool include vegetated swale, pervious paving, infiltration trench, and bioretention area. The tool is under development and expected to be completed in September 2008.

Evaluation of Effectiveness

The process for working with the Co-permittees to implement C.3. has worked well. As mentioned above, the C3PO AHTG and its work groups have provided valuable assistance to Program staff in development of the C.3. implementation tools. In addition, the C3PO AHTG has also been a useful forum for discussion of development review processes used by the various Co-permittees and sharing of ideas and lessons learned about implementing C.3. requirements.

On July 18, 2007, the Program received comments from Water Board staff on the New Development and Redevelopment element of the FY 05-06 Annual Report (Program and Co-permittee sections). In the letter, Water Board staff commended the Program for its work and leadership in implementing the C.3. O&M requirements, particularly the "comprehensive, user-friendly Standard Stormwater Treatment BMP Inspection Data Collection Form." They also commended the Co-permittees for providing more detailed and comprehensive information in the New and Redevelopment reporting tables and for beginning to perform and report BMP O&M verification inspections. The Co-permittees continued to implement these procedures in FY 07-08. No comments have been received from Water Board staff on the FY 06-07 Annual Report.

The evaluation summaries from the Program's C.3. workshop and BAHM training are provided within Appendices A-4 and A-7. Based on the evaluations, the workshops were successful

overall and the expectations of most attendees were met. Comments on the evaluation forms will be used in planning subsequent workshops.

During FY 07-08, a significant amount of Program and Co-permittee staff time was expended working with Water Board staff on the development of the MRP, including participation in special BASMAA meetings and Water Board stakeholder meetings. While this work was important and usually productive, this shifting of resources prevented the Program from making more progress on C.3. and HMP implementation tasks.

Program staff will continue to work with the Co-permittees and Water Board staff to evaluate the C.3. planning and implementation process and products during future C3PO AHTG meetings and C.3. workshops.

Table 8-1
Status of FY 07-08 C.3. Implementation Tasks

Task	Updated Schedule	Status
C.3.c. Requirements for Group 1 and Group 2 Projects		
All original C.3. tasks have been completed. Other Tasks:		
Promote/facilitate regional roundtable meetings with SCVURPPP agency staff and other stormwater programs to share information about implementation strategies and experience.	Ongoing	**Completed/Ongoing** – SCVURPPP agencies shared information on implementation of C.3. on specific projects at internal meetings of the C.3. Provision Oversight (C3PO) Ad Hoc Task Group (AHTG). In addition, Program and some Co-permittee staff attended BASMAA New Development Committee meetings, and sessions at the CASQA conference related to new development.
Prepare guidance on implementing changes to Provision C.3. in the Regional Permit, and updates to the C.3. Handbook to reflect those changes.	6/09	**To Be Done** – This task was deferred until adoption of the MRP (expected late 2008/early 2009).
Continue development of model standards and specifications for preferred BMPs.	6/09	**To Be Done** – This task was deferred to FY 08-09 due to staff time needed to review, comment on and participate in stakeholder meetings for the Municipal Regional Permit (MRP). Standards and specifications will be include in FY 08-09 updates to the C.3. Handbook.
Continue assistance with the C3PO AHTG meetings and action items.	Ongoing	**Completed/Ongoing** – Program staff conducted and prepared meeting summaries for five AHTG meetings in FY 07-08 (approximately bimonthly).
Conduct one workshop on a C.3-related topic (to be determined).	6/08	**Completed** – The Program's annual C.3. workshop, held on June 3, 2008 featured presentations covering green building standards, low impact development, update on stormwater regulations, inspection of stormwater treatment measures, and case studies of C.3. implementation on various projects.

Table _ ., continued
Status of FY 07-08 C.3. Implementation Tasks

Task	Updated Schedule	Status
Supervise BASMAA project for developing automated BMP sizing/design tool.	9/08	**In Progress** – During FY 05-06, Program staff chaired a BASMAA work group that selected a consultant to develop the sizing tool, worked with the consultant and work group to develop and approve a scope of work, and solicited funding. The BMPs selected for the tool included vegetated swale, pervious paving, infiltration trench, and bioretention area. The tool is nearly completed and expected to be ready in September 2008.
C.3.e. Operation and Maintenance of Treatment BMPs		
e.6. Assist Co-permittees to report on treatment BMPs O&M verification program in each annual report, including organizational structure, evaluation of effectiveness, and planned improvement to the program. Continue assistance with SCVURPPP agencies' implementation of BMP O&M verification programs and the Program-wide database.	Annually	**Completed/Ongoing** –In FY 06-07, Co-permittees began to conduct BMP O&M verification inspections on recently constructed projects. Program staff provided an inspection data collection form and guidance for data collection. Program staff also completed a database for compiling the results of Co-permittee BMP O&M inspections and collected data from the Co-permittees for the Annual Report. These activities continued in FY 07-08. *Guidance on O&M annual reporting assisted Co-permittee compliance with regulatory requirements in C.3.e. and C.3.n.*

Table 8-1, continued
Status of FY 07-08 C.3. Implementation Tasks

Task	Updated Schedule	Status
C.3.f. Hydromodification Management Plan		
f.2. Develop guidance to the Co-permittees on implementation of the HMP as part of requirements for Group 1 projects that may cause increased erosion or other related impacts (See also Table 8-2): • Provide guidance on any changes to HMP requirements in the Regional Permit, and update the HMP and C.3. Stormwater Handbook to reflect these changes; • Conduct one workshop on HMP implementation and hydromodification control measures; • Continue to provide guidance and conduct trainings on the Bay Area Hydrology Model (BAHM); • Continue to assist with the HMP Implementation Phase (HIP) Work Group meetings and action items; • Continue to meet with the HMP Instream Measures Work Group and work toward progress on HMP "next steps" (Table 8-2).	Report completed 4/05; additional guidance 6/06; workshops FY 05-06 and FY 06-07	**Completed/Ongoing** – Guidance on HMP implementation is provided within Chapter 7 of the HMP Report and Chapter V of the *C.3. Stormwater Handbook.* Two "HMP 101" workshops covering the basic principles of hydromodification management were conducted for Co-permittee staff and the development community. • **To Be Done** – This task was deferred until adoption of the MRP (expected late 2008/early 2009). Program and Co-permittee staff worked with Water Board staff to develop revised HM requirements for the MRP. • **Deferred** – A third HMP workshop was deferred until adoption of the MRP. • **Completed/Ongoing** – Basic and advanced BAHM trainings were conducted July 17-19, 2007 and November 27-29, 2007 by Clear Creek Solutions with Program sponsorship. • **Deferred** – The HIP Work Group did not meet during FY 07-08 since Program and Co-permittee staff focused on working with Water Board staff on revised HM requirements. • **Completed/Ongoing** – See Table 8-2. *Guidance on HMP implementation will assist Co-permittee compliance with regulatory requirements in C.3.f.*

Table 8-1, continued
Status of FY 07-08 C.3. Implementation Tasks

Task	Updated Schedule	Status
f.3. Continue implementation of HMP requirements for Group 1 projects that may cause increased erosion or other related impacts:	Began implementation 10/05; Ongoing	**Completed/Ongoing** – On July 20, 2005, the Water Board adopted a Tentative Order approving key provisions of the HMP Report (Order R2-2005-0035). The Order requires implementation of HMP requirements by October 20, 2005. In order to implement the HMP, Co-permittees amended their ordinances and policies as needed. San Jose has begun implementation by requiring flow controls in the conceptual planning phases of large development projects, and one project with a combination flow duration basin/park is under construction. (Other Co-permittees have not had any projects for which the HMP was applicable.)Program staff have assisted with guidance on implementation (see Task f.2.); reviewed several conceptual design submittals to meet HMP requirements for projects in San Jose; and updated a list of qualified consulting firms that can design stormwater flow and treatment controls for use by Co-permittees and developers.
• Continue to collect data on HMP implementation at small sites and plan to re-evaluate the small site size threshold after two years of implementation (HMP Next Steps Task 9 – may be superseded by changes to the permit);	10/07	The re-evaluation of the small site size threshold was superseded by the revised HM requirements in the draft MRP, which require all projects that create or replace 1 acre or more of impervious surface in certain areas of the Santa Clara Basin to implement HM controls, based on a revised HMP map.
• Conduct programmatic monitoring tasks identified in Section 7.8 of the HMP Report (tracking projects, documenting BMP design and inspection, self-evaluation).	Annually	**Completed/Ongoing** – Co-permittees have been tracking and reporting information on projects subject to HMP requirements as part of their annual reporting tasks.

Table 8-1, continued
Status of FY 07-08 C.3. Implementation Tasks

Task	Updated Schedule	Status
C.3.g. Waiver and Compensatory Mitigation Program		
g.3 Assist Co-permittees to track and report information on waivers granted, including project name, location, type, percent impervious surface, reasons for and terms of waiver, and the alternative benefit project and completion date.	Each Annual Report	**Completed/Ongoing** – Program staff developed a reporting form for projects granted a waiver and alternative compliance, which is included in Attachment 6 to the Planning Procedures Performance Standards and Attachment VII-3, Part 3 of the *C.3. Stormwater Handbook*. No projects to date have used the alternative compliance option. *Guidance on waiver reporting assisted Co-permittee compliance with regulatory requirements in C.3.g.*
C.3.j. Site Design Measures Guidance and Standards Development		
j.2. Assist Co-permittees to prepare and submit reports summarizing the status of review, revision, and implementation of local site design guidance and standards, as part of their annual reports.	Annually	**Completed/Ongoing** – On September 15, 2003, the Program submitted a compilation of the Co-permittees' "Site Design Standards and Guidance Review". This review contained recommendations for revisions to local site design standards. Each year, the Program's Annual Report preparation memorandum provides direction for submitting information on any revisions completed during the fiscal year. *Guidance on site design review reporting assisted Co-permittee compliance with regulatory requirements in C.3.j.*
C.3.n. Reporting Requirements		
n.1. Provide information described in Table 1 of Provision C.3. in annual reports (Program to provide guidance for each annual report).	Annually	**Completed/Ongoing** – Each June, Co-permittees are provides guidance (within the Program's Annual Report preparation guidance memorandum) on C.3. reporting. Reporting requirements are cross-referenced with Table 1 of Provision C.3. and any comments/direction provided by Water Board staff. Data are reported using Group 1 and 2 reporting forms in the PPPS and Attachment VII-3 of the *C.3. Stormwater Handbook*. *Guidance on annual reporting assisted Co-permittee compliance with regulatory requirements in C.3.n.*

Table o-1, continued
Status of FY 07-08 C.3. Implementation Tasks

Task	Updated Schedule	Status
n.2. Assist Co-permittees to collect information and summarize types of pesticide reduction measures required for development projects, and the percentage of projects for which pesticide reduction measures were required.	Annually	**Completed/Ongoing** – Program staff provided guidance for reporting within the memorandum entitled *FY 03-04 Annual Report Preparation Guidance*-dated June 11, 2004. (See Task n.1). This is reinforced in subsequent annual report guidance memoranda provided each June. Data can be recorded on C.3. Summary Data Forms and reported using Group 1 and 2 reporting forms (PPPS and Attachment VII-3 of *C.3. Stormwater Handbook*.) *Guidance assisted Co-permittee compliance with regulatory requirements in C.3.n. and C.9.d.ii.*

Table 8-2

SCVURPPP HMP - Summary of Next Steps (Updated 9/15/08)

Task[1]	Anticipated Completion Date[2]	Status
1. Develop the following: a. a funding mechanism[3] such that projects can utilize in-stream control options b. a methodology for determining developer contributions based on the stream changes expected to result from changes in project runoff conditions.	6/09 6/09	**In Progress** - The HMP Instream Projects Work Group, consisting of Water District, City of San Jose and Program staff, met regularly in FY 06-07 to review potential funding mechanisms, review lists of Water District projects, and discuss approaches for linking instream projects to potential development projects in the contributing watersheds. A potential project was identified and explored but could not be carried forward due to institutional issues. The Work Group met twice in FY 07-08 and is planning to resume discussions in Fall of 2008.
2. Work with City/County planning and public works departments and the Water District to determine the timing and method of notifying District staff during the development review process about HMP projects that may need in-stream controls, in a manner that does not unreasonably prolong the review process. Further, look at ways to improve method to provide early communication on Group 1 project reporting.	6/09	**In Progress** – This task was delayed pending decisions by the HMP Instream Projects Work Group. Some Co-permittees already have a process for involving Water District staff in development project review. Program staff will document current practices and develop guidance for other Co-permittees, in consultation with Water District staff.
3. Facilitate review of District's MDL analysis, both by the Co-permittees and the Expert Panel, and work with the Management Committee to determine the need to integrate some or all of the MDL analyses into implementation of the HMP.	N.A.	**Eliminated** – This task is no longer needed to implement the HMP. A revised HMP applicability map was developed by the Program based on other criteria, negotiated with Water Board staff, and will likely be adopted. The Management Committee voted to remove this action item from the list at its December 20, 2007 meeting.
4. Conduct additional studies of implementation of site design, integrated management practices, and/or basins at example development sites in Santa Clara Valley.	6/08	**In Progress** – In FY 06-07, the Program contracted with GeoSyntec Consultants to do a comparison of flow basin sizing using the HEC-HMS and HSPF models. The results provided guidance on model use and sizing

[1] Tasks are from Chapter 7 of April 2005 HMP Report. *Tasks in italics have been added.*
[2] All dates depend on availability of resources and cooperation/collaboration of numerous staff from different agencies and may change because of circumstances beyond the control of the Program. The Program periodically updates the Management Committee regarding schedule changes and will transmit updates schedules to Water Board staff.
[3] The intent is to describe a mechanism agreeable to Co-permittees and next steps for implementation.

Table _ _
SCVURPPP HMP - Summary of Next Steps (continued)

Task[1]	Anticipated Completion Date[2]	Status
		procedures and assisted development of the BAHM. In addition, the Program also contracted with GeoSyntec to develop a methodology for estimating costs for the purpose of determining impracticability of hydromodification management measures (i.e. the 2% cost cap). Both products were completed and are available on the Program's website.
Bay Area Hydrology Model (BAHM) Development Project – Regional Model, Local Calibration, Training	Completed 7/07; Ongoing	**Completed/Ongoing** –The BAHM was completed in July 2007 The Program participated with the Alameda and San Mateo countywide stormwater programs in the development of the regional component of the BAHM, and also contracted with the software developer, Clear Creek Solutions, to calibrate the model to two watersheds in Santa Clara Valley. Local calibration was completed in May 2007, and the final calibration report was completed in October 2007. A series of trainings were conducted in July and November, 2007. The BAHM includes the ability to model common site design (including LID) and treatment control measures and quantify the reduction in flow duration due to these measures. Additional testing was conducted in FY 07-08 by Clear Creek Solutions to fine tune and improve guidance on the use of the BAHM for this purpose.
5. During implementation of the HMP, obtain feedback/suggestions for further refinement and implementation guidance	As needed/ Ongoing	**Completed/Ongoing** – The HMP Implementation Work Group has been meeting on a regular basis, and has been an effective forum to share experience with HMP implementation and obtain suggestions for additional HMP guidance. Members of the development community have also attended these meetings. Program staff have reviewed several conceptual design submittals to meet HMP requirements for projects in San Jose and discussed these with the work group. Additional guidance will be prepared on HMP implementation following adoption of new requirements in the MRP (expected mid-2008).

Table 8-2
SCVURPPP HMP - Summary of Next Steps (continued)

Task[1]	Anticipated Completion Date[2]	Status
6. Coordinate with other Bay Area stormwater programs to work toward a consistent approach for the Bay Area (via participation in development of the Municipal Regional Permit (MRP).	Ongoing until completion of MRP	**In Progress** –The MRP Tentative Order (December 4, 2007) contains consistent HMP requirements for all Permittees except those in Contra Costa County. During FY 08-09, Program staff will continue to work with other Bay Area programs and Water Board staff to address these differences.
7. Coordinate additional Co-permittee, Bay Area stormwater program, and Water Board staff review process and progress meetings, including: a. The development of a schedule for Bay Area-wide HMP implementation in the upcoming Municipal Regional Permit.	6/07	**Completed** – Hydromodification management (HM) requirements for the San Mateo, Alameda and Fairfield-Suisun stormwater programs were adopted by the Water Board on March 14, 2007. Implementation began in June 2007. The Contra Costa program began implementation in October 2006. Under the MRP, these programs will continue implementation of their current requirements. SCVURPPP began implementation in October 2005. However, the MRP contains new requirements for SCVURPPP that will take effect upon MRP adoption.
b. Public outreach – HMP updates, workshop *c. HMP Work Group Meetings*	Ongoing Ongoing	**Completed/Ongoing** – Program staff have conducted two "HMP 101" workshops for Co-permittee staff covering basic principles of hydromodification management. Additional workshops and meetings of the HMP Implementation Phase Work Group will be conducted as needed.
8. Collect data on the implementation of the HMP at small sites for a period of two years after the start of implementation, and plan to re-evaluate the small site size threshold and approach at that time. Conduct and document the reevaluation.	N.A.	**Eliminated** -- To date there have been no small sites required to implement HMP requirements. The MRP will likely reduce the threshold for projects subject to HMP requirements to one acre of impervious surface. As a result, this task is no longer needed.
9. Make additional refinements per: 1) lessons learned from implementation efforts based on the draft HMP; 2) the need for consistency with HMPs being developed by other Bay Area stormwater programs; and 3) development community, Co-permittee, and Water Board feedback.	Report in ARs beginning with FY 05-06 AR	**In Progress** – See Task 5. Additional refinements to the HMP will be made pending adoption of the MRP, and continuing input from Co-permittee staff and developers.

IND & IC/ID SUMMARY
TABLES

040638

040639

040640

SECTION 9

CO-PERMITTEE IND AND IC/ID SUMMARY TABLES

040641

9. CO-PERMITTEE IND AND IC/ID SUMMARY TABLES

INTRODUCTION

On September 7, 2001, the Industrial Inspection Ad Hoc Task Group (Industrial Inspection AHTG) recommended the adoption of Program-wide categories and enforcement actions developed by the Industrial Inspection AHTG. These categories and procedures are described in the *Continuous Improvement of Industrial Reporting Technical Memorandum* and *Continuous Improvement of Illicit Connection/Illegal Dumping Reporting Technical Memorandum.* The Management Committee approved both memoranda as the Program's strategy to implement IND and IC/ID reporting requirements (as required in Permit Provisions C.6.a.i. and ii). The memoranda were included as attachments within the Program's *FY 00-01 Annual Report* and submitted to the Water Board on September 17, 2001. Each Co-permittee began implementing these procedures immediately thereafter. Implementation of the enhanced reporting requirements by the Co-permittees has been very successful as shown in the past five Program annual reports.

In accordance with the Program's *FY 04-05 Work Plan* submitted to the Water Board on March 1, 2004, the Program committed to updating the Industrial/Commercial Discharger Control Program and Illicit Connection/Illegal Dumping Elimination Activities performance standards during FY 04-05. The updates were essentially administrative (e.g., incorporating enhanced reporting requirements and results of Co-permittee evaluations) and were directed at modifying the Program's model performance standards to reflect Management Committee direction and actual Co-permittee implementation. These administrative updates were provided to the Industrial Inspection AHTG for review during January 2005. The Management Committee approved final updated performance standards on February 17, 2005. Final updates were provided within Attachments 2-1 and 2-2 of the Program's *FY 05-06 Work Plan* (dated March 1, 2005) and hereby incorporated into the URMP.

IND and IC/ID summary tables, provided within Appendix H-1, were constructed by Program staff using data submitted from individual Co-permittees. The categories presented within the summary tables are consistent with the strategy provided in both performance dated February 17, 2005. In addition, summary tables represent incidents and/or inspections that occurred between July 1, 2007 and June 30, 2008. Pie charts and a bar graph showing pertinent information found within the IND and IC/ID summary tables are also included within this section. During FY 07-08, the Co-permittees conducted and/or responded to 10,033 IND inspections and IC/ID incidents. A summary of IND inspections and IC/ID incidents reported for individual Co-permittees is provided as Appendix H-2. The vast majority (95 percent) of IND inspections conducted during FY 07-08 resulted in no action or level 1 enforcement (verbal or written warnings). Appendix H-1 provides detailed inspection data relating to facility categories and enforcement actions. In addition, the two most common IC/ID incidents during FY 07-08 were miscellaneous incidents and vehicle & equipment leaking. Approximately 36 percent of the IC/ID incidents received verbal or written warnings. Other relevant IC/ID information relating to incident type, incident report source, incident source and enforcement action is also provided within Appendix H-1.

In accordance with the Water Board's letter, *Review of Program's Draft FY 2003-04 Work Plan* dated June 24, 2003, the Program informed the Co-permittees (see FY 02-03 Annual Report Preparation Guidance dated June 18, 2003) that each Co-permitee should independently

evaluate their individual IND and IC/ID inspection data and utilize the results of the analysis to set inspection priorities and gauge program effectiveness. Within the FY 02-03 Annual Report, as well as subsequent annual reports, Co-permittees have provided an effectiveness evaluation or analysis of their IND and ICID programs and/or data. This step was performed to address the Water Board's concerns regarding IND reporting procedures.

Since the implementation of the enhanced reporting requirements, Co-permittees have established inspection frequencies to reflect local conditions and characteristics, and adjusted them as needed based on inspection results. For this reason, inspection frequencies vary among Co-permittees depending on the types of business categories and potential threats to stormwater pollution occurring in each jurisdictional area. For example, during FY 07-08, the Cities of Santa Clara and Palo Alto shifted their inspection priorities to address specific industrial and commercial categories within their jurisdictional areas. The City of Santa Clara conducted the vast majority (75 %) of their IND inspections at automotive facilities (577 inspections) and machine shops (527 inspections). By comparison, during FY 06-07, the City of Santa Clara conducted 127 inspections at automotive facilities and 0 inspections at machine shops, and focused on other businesses. During FY 07-08, the City of Palo Alto focused their efforts on construction sites. A total of 439 IC/ID incidents involving construction sites were reported. During FY 08-09, inspection priorities may change at both cities due to limited resources and the need to determine the compliance status of other industrial and commercial categories. This inspection approach is similar to that of other cities within the Program's jurisdiction.

040644

CITY OF CAMPBELL ANNUAL REPORT FY 2007-2008

SUBMITTED SEPTEMBER 2008

WEST VALLEY CLEAN WATER PROGRAM

City of Campbell

FY 2007-2008 ANNUAL REPORT

Table of Contents

Transmittal Letter v

Certification Statement vii

List of Acronyms ix

Program Elements

1. IC/ID Elimination Activities 1
2. Industrial/Commercial Discharger Control Program 21
3. Public Agency Activities 33
   - Storm Drain Operation and Maintenance 35
   - Street Sweeping 36
   - Corporate Yards 37
   - Rural Roads 37
4. Planning Procedures & New Development 45
   - C3 Table 1 53
   - C3 Table 2 54
   - C3 Table 3 55
   - BMP O&M Table 56
5. Construction Inspection 65
6. Public Information and Participation 71
7. Pesticide Management Activities 107
8. Mercury Pollution Prevention Activities 121
9. Copper Action Plan/Nickel Action Plan 129
10. Trash Management 143
11. Water Quality Monitoring and Watershed Management 181

Training Summaries: Are located at the end of each Element Section

THIS PAGE WAS INTENTIONALLY LEFT BLANK

040646

040647

WEST VALLEY CLEAN WATER PROGRAM

September 15, 2008

SEP 15 2008

Mr. Bruce Wolfe
Regional Water Quality Control Board
San Francisco Bay Region
1515 Clay St., Suite 1400
Oakland, CA 94612

Subject: FY2007-2008 Annual Report for
West Valley Communities Urban Runoff Management Program

Dear Mr. Wolfe:

This report is submitted by the West Valley Cities of Campbell, Monte Sereno, Saratoga, and the Town of Los Gatos, in conjunction with the Santa Clara Valley Urban Runoff Pollution Prevention Program's Annual Report, pursuant to provision C.6.a. of the Program's reissued municipal storm water NPDES Permit (Order No. 01-024). The report summarizes activities performed during FY2007-2008 in accordance with the West Valley Communities' Urban Runoff Management Plan (URMP) submitted to the Regional Board on September 1, 2004 and the performance standards contained therein.

Contents of Report

The goals of this Annual Report are to: 1) concisely document implementation of URMP and FY07-08 Workplan; 2) evaluate program results for continuous improvement; 3) comply with permit requirements; and 4) share this information with other Co-permittees, municipal decision-makers, and the public. This report includes the following sections:

I. Preface
   - Table of Contents
   - Transmittal Letter with Program Highlights
   - Certification Statement
   - List of Acronyms

II. Program Elements
   1. IC/ID Elimination Activities
   2. Industrial / Commercial Discharger Control Program
   3. Public Agency Activities
      - Storm Drain O & M
      - Street Sweeping
      - Corporation Yard
      - Rural Public Works
   4. New Development: Planning Procedures
   5. Construction Inspection
   6. Public Information & Participation
   7. Pesticide Management Activities
   8. Mercury Pollution Prevention Activities
   9. Copper Action Plan / Nickel Action Plan
   10. Trash Inventory and Management
   11. Water Quality Monitoring and Watershed Management

   Training Summaries are provided at the end of each element

CAMPBELL • LOS GATOS • MONTE SERENO • SARATOGA

18041 Saratoga-Los Gatos Road • Monte Sereno, California 95030 • Tel: 408-354-4734 • Fax: 408-354-6284

PROGRAM HIGHLIGHTS AND ACCOMPLISHMENTS

During FY07-08, the West Valley Communities of Campbell, Los Gatos, Monte Sereno, and Saratoga continued efforts to implement their URMP to the maximum extent practicable.

- Established municipal programs, such as Storm Drain Maintenance and Cleaning, are working at mature, efficient levels and continue to indicate that overall pollution prevention efforts seem to be working, because less pollution is residing in or even reaching the storm drain system.
- The West Valley Communities also continue to benefit from its joint and robust public information program through the WV Clean Water Program (WV CWP). The WV CWP has built relationships with local schools and provides in-class stormwater pollution prevention presentations with a 3-D interactive 'Enviroscape' model. The hands-on presentation is very well received and after working with the model, the students are keenly aware of the connection between themselves and pollution making its way into creeks and the Bay. Very encouraging is an observed increase in student's willingness to participate in protecting the local creeks through their own clean-up efforts. One 'success' that can be attributed to a connection with the schools, is when water quality issues became of such interest to a student that it becomes integrated into a school project - a science fair entry. This student, who utilized the WV CWP as a resource for information, was recognized for his storm water pollution project all the way up to the State level of competition!
- The West Valley Communities remain committed to the watershed approach for preventing urban runoff pollution. Through the WV CWP, the WV Communities actively participate in SCVURPPP's many task groups, WEO and Trash Task Groups, as well as other related programs like the Silicon Valley Anti-Litter Campaign (SVALC).
- The proposed MRP was the focus of Managers and Staff discussions throughout FY07-08. Staff participated in many discussions through both SCVURPPP and professional associations in anticipation of the RWQCB's release of a Tentative Order in December 2007. Additional Staff effort was invested in meetings with SCVURPPP and peer groups for collaborative and coordinated topical submittal of comments on the draft Tentative Order, and in preparation for participation in the March 2008 RWQCB Hearing.
- Planning Staff continued participation with the SCVWD Water Collaborative through FY0708, and subsequently passed the Collaborative's work product 'Standards and Guidelines' for development along creeks early in 2008.
- Through WV CWP, the WV Communities continued to provide significant support for implementation of the "Green Gardener" program. In FY0708 the program was successful in completing its inaugural session at full capacity – in both English and Spanish!

Thank you in advance for your review of this Annual Report. Should there be any questions regarding the materials submitted, please contact me at 408.354.4734.

Respectfully,

Kelly Carroll

Kelly Carroll
West Valley Clean Water Program Manager

Cc: Sue Ma, RWQCB
Alberto Oxonion, City of Campbell
Kevin Rohani, Town of Los Gatos
Brian Loventhal, City of Monte Sereno
John Cherbone, City of Saratoga
Adam Olivieri, SCVURPPP

Attachments

CITY OF CAMPBELL
FY 2007-2008 ANNUAL REPORT
ATTACHMENT A

CERTIFICATION STATEMENT

"I certify, under penalty of law, that this document and all attachments were prepared under my direction or supervision in accordance with a system designed to ensure that qualified personnel properly gather and evaluate the information submitted. Based on my inquiry of the person or persons who manage the system, or those persons directly responsible for gathering the information, the information submitted, is, to the best of my knowledge and belief, true, accurate, and complete. I am aware that there are significant penalties for submitting false information, including the possibility of fine and imprisonment for knowing violations."

Submitted on behalf of the City of Campbell
August 28, 2008

Al Oxonian P.E.
Senior Civil Engineer

THIS PAGE INTENTIONALY LEFT BLANK

040650

040651

List of Acronyms

West Valley Acronyms/Abbreviations

CEUs **Continuing Education Units** – Issued by Dept. of Pesticide Regulation or California Nursery Professionals Assn.

CIP **Capital Improvement Project**

EC Erosion Control

IC/ID Inspector West Valley Storm Water Discharge Inspector

PW **Public Works**

QAC **Qualified Applicator Certificate**. A category of the DPR licensing and certification Program. To be certified, the applicant must demonstrate specific knowledge on topics such as pesticide application drift problems and prevention, soil and water problems resulting from restricted use pesticides, phytotoxicity, potential for environmental contamination, etc.

Stormwater Reps Municipal Staff Representatives to the WWCWP from each participating WVC

UCCE **University of California Cooperative Extension Service** (conducts outreach for UC Davis IPM program; oversees Master Gardeners program)

WV **West Valley**

WVC **West Valley Communities** – Cities & Town which are members of the West Valley Clean Water Program: City of Campbell, Town of Los Gatos, City of Monte Sereno, City of Saratoga

WVCWP **West Valley Clean Water Program**: Stormwater Program for Campbell, Los Gatos, Monte Sereno, Saratoga

WVCWP Inspector West Valley Clean Water Program Inspector

WV Inspector West Valley Inspector

SCVURPPP Acronyms/Abbreviations

AB	Assembly Bill
ABAG	Association of Bay Area Governments
ABC	Annual Budget Review Compilation
ACCWP	Alameda Countywide Clean Water Program
ACOE	U.S. Army Corps of Engineers
AHTG	Ad Hoc Task Group
AR	Annual Report
ASCE	American Society of Civil Engineers
BAAQMD	Bay Area Air Quality Management District
BART	San Francisco Bay Area Rapid Transit
BATG	Budget Ad Hoc Task Group
Basin	Santa Clara Basin
Basin Plan	Water Quality Control Plan for the San Francisco Basin
BACWA	Bay Area Clean Water Agencies
BAHM	Bay Area Hydrology Model
BAMBI	Bay Area Macroinvertebrate Bioassessment Information
BASMAA	Bay Area Stormwater Management Agencies Association
Bay	San Francisco Bay
Bay Area	San Francisco Bay Area
BMI	Benthic Macroinvertebrate
BMM	Lower South Bay Monitoring and Modeling Subgroup
BMP	Best Management Practice
BOMA	Building Owners and Managers Association
BPP	Brake Pad Partnership
BU	beneficial use
C	Celsius
C.3	Permit Provision C.3
C3PO	C.3 Provision Oversight
CA	California
Cal-EPA	California Environmental Protection Agency
Caltrans	California Department of Transportation
CAMLnet	California Aquatic Macroinvertebrate Laboratory Network
Campaign	Watershed Watch Campaign
CAP	Copper Action Plan
CASQA	California of Stormwater Quality Association
CB	Copper Baseline
CCC	Continuous Concentration Criterion
CD-ROM	Compact Disk-Read Only Memory
CDS	Continuous Deflective Separation
CEP	Clean Estuary Partnership
CEUs	Continuing Education Units
CESQG	Conditionally Exempt Small Quantity Generator
CEQA	California Environmental Quality Act
CFR	Code of Federal Regulations
cfs	cubic feet per second
CI	Continuous Improvement
CIWMB	California Integrated Waste Management Board
CMIA	Conceptual Model Impairment Assessment
CMS	Copper Management Strategy
COA	Condition of Approval
CoHHW	Santa Clara County Household Hazardous Waste Program
CoHHW Program	Santa Clara County Household Hazardous Waste Program
COLD	cold freshwater habitat
CRMP	Coordinated Resources Management and Planning
CSBP	California Stream Bioassessment Procedures
CTR	California Toxic Rule
Cu	Copper
CWA	Clean Water Act
DDD	Dichlorodiphenyldichloroethane
DDE	Dichlorodiphenyldichloroethylene
DDT	Dichlorodiphenyltrichloroethane
DEH	Santa Clara County Department of Environmental Health
District	Santa Clara Valley Water District
DO	Dissolved Oxygen
DOE	Department of Energy
DPR	Department of Pesticide Regulation
DWR	Department of Water Resources
E. Coli	Enterococus Coli
EEC	SF Bay Wildlife Refuge Environmental Education Center
EEDMS	Environmental Enforcement Data Management System
EEPS	Exposure and Effects Pilot Study
e.g.	for example
EMAP	Environmental Monitoring Program
EMB	Executive Management Board
EOA	Eisenberg, Olivieri, and Associates
EPA	U.S. Environmental Protection Agency
Estuary	San Francisco Bay Estuary
F	Fahrenheit

SCVURPPP Acronyms/Abbreviations

FLT	Fluorescent Light Tube
FY	Fiscal Year
GCRCD	Guadalupe-Coyote Resource Conservation District
GIASP	General Industrial Activities Stormwater Permit
GIS	Geographic Information System
GRTS	Generalized Random Tessellation Stratified
HBANC	Home Builders Association of Northern California
Hg	Mercury
HMP	Hydromodification Management Plan
HHW	Household Hazardous Waste
HVAC	Heating, Ventilation and Air Conditioning
IBI	Index of Biotic Integrity
IC/ID	Illicit Connection and Illegal Dumping
ID	Identification
IND	Industrial/Commercial
i.e.	that is
IPM	Integrated Pest Management
JPA	Joint Powers Authority
K	Kindergarten
KAB	Keep America Beautiful
kg	Kilogram
L	Liter
Lb	Pound
LA	load allocation
LFA	Limiting Factors Analysis
LID	Low Impact Development
LSSB	Lower South San Francisco Bay
LUS	Land Use Subgroup
MC	Management Committee
MCMP	Metals Control Measures Plan
MCTT	Multi-Chambered Treatment Train
MDDB	Metadata Database
MDL	Most Downstream Location
MEP	Maximum Extent Practicable
Mercury Plan	Mercury Pollution Prevention Plan
Mg	milligram
mgd	million gallons per day
MIGR	fish migration
MOA	Memorandum of Agreement
MOFO	Morrison & Foerster
MOU	Memorandum of Understanding
MP	Monitoring Priority
MROSD	Mid-Peninsula Regional Open Space District
MYRWMP	Multi-Year Receiving Waters Monitoring Plan
NAP	Nickel Action Plan
NEMA	National Electrical Manufacturers Association
NAIOP	National Association of Industrial and Office Properties
NEPA	National Environmental Policy Act
ng	Nanogram
Ni	Nickel
NOI	Notice of Intent
NPDES	National Pollutant Discharge Elimination System
OC	Organochlorine
O&M	Operation and Maintenance
OP	Organophosphate
OWOW	Our Water Our World
P2	Pollution Prevention
PAHs	Polynuclear Aromatic Hydrocarbons
PBDE	Polybrominated Diphenyl Ether
Pb	Lead
PCBs	Polychlorinated Biphenyls
PCDD	Polychlorinated Dibenzo-p-Dioxins
PCDF	Polychlorinated Dibenzofurans
PCO	Pest Control Operator
pg	Picogram
PHAB	Physical Habitat Assessments
PIP	Public Information and Participation
PI/P	Public Information and Participation
PIPP	Public Information and Participation Program
PMPS	Pest Management Performance Standard
POC	Pollutant of Concern
POTW	Publicly Owned Treatment Works
PPPS	Planning Procedures Performance Standard
Program	Santa Clara Valley Urban Runoff Pollution Prevention Program
PS	Performance Standard
PVC	Polyvinyl Chloride
Q	Quarter
QAPP	Quality Assurance Project Plan
RAC	Regional Ad Campaign
RARE	preservation of rare and endangered species
RCRA	Resource Conservation and Recovery Act
REC- 1	water contact recreation

SCVURPPP Acronyms/Abbreviations

REC-2 non-contact water recreation

Regional Board San Francisco Bay Regional Water Quality Control Board

RFP Request for Proposal

RMAS Regional Monitoring and Assessment Strategy

RMP Regional Monitoring Program

RPT Report Preparation Team

RS Regulatory Subgroup

RTA Rapid Trash Assessment

RWQCB San Francisco Bay Regional Water Quality Control Board

SC Steering Committee

SCC Santa Clara County

SCBWM1 Santa Clara Basin Watershed Management Initiative

SCVURPPP Santa Clara Valley Urban Runoff Pollution Prevention Program

SCVWD Santa Clara Valley Water District

SF San Francisco

SFEI San Francisco Estuary Institute

SFEP San Francisco Estuary Project

SIC Standard Industrial Classification

SMaRT® Sunnyvale Materials Recovery and Transfer

SOP Standard Operating Procedures

South Bay Lower South San Francisco Bay

SPLWG Sources, Pathways and Loadings Work Group (RMP)

SPWN fish spawning

SSC Suspended Sediment Concentration

SSI Inventory of Santa Clara Basin Stream Studies

SSO Water Quality Site-Specific Objective

State Board State Water Resources Control Board

STOPPP San Mateo Countywide Stormwater Pollution Prevention Program

SWAMP Surface Waters Ambient Monitoring Program

SWANA Solid Waste Association of North America

SWMP Stormwater Management Plan

SWPPP Stormwater Pollution Prevention Plan

SWRCB State Water Resources Control Board

TAC Technical Advisory Committee

TMDL Total Maximum Daily Load

TO Tentative Order

TP Total Phosphorus

TPH Total Petroleum Hydrocarbons

TRC Technical Review Committee

ug Microgram

UPC Urban Pesticide Committee

URMP Urban Runoff Management Plan

URQM Urban Runoff Quality Management

USA Unified Stream Assessment

USEPA U. S. Environmental Protection Agency

USFWS U.S. Fish and Wildlife Service

USGS U.S. Geological Survey

VTA Santa Clara Valley Transportation Authority

WAC Watershed Assessment Consultant

WAMS Watershed Assessment and Monitoring Subgroup

WAR Watershed Assessment Report

WARM warm freshwater habitat

Water Board San Francisco Bay Regional Water Quality Control Board

Water District Santa Clara Valley Water District

WEF Water Environment Federation

WEO Watershed Education and Outreach

WE&O Watershed Education and Outreach

WERF Water Environment Research Foundation

WG Work Group

WILD wildlife habitat

WLA Waste Load Allocation

WMI Watershed Management Initiative

Work Group "I" SCBWMI Phase I Indicators Work Group

WP Work Plan

WRPC Water Resources Protection Collaborative

WVC West Valley Communities - members of the West Valley Clean Water Program: **Campbell, Los Gatos, Monte Sereno, Saratoga**

WVCWP West Valley Clean Water Program

WW Watershed Watch

WWTP Wastewater Treatment Plant

WY Water Year

YSI Youth Science Institute

Zn Zinc

THIS PAGE INTENTIONALLY LEFT BLANK

IC/ID Elimination Activities

This Page Intentionally Left Blank

040658

C. pell

Santa Clara Valley Urban Runoff Pollution Prevention Program

FY 2007-2008 ANNUAL REPORT

ILLICIT CONNECTION & ILLEGAL DUMPING ELIMINATION ACTIVITIES

FY 2007-2008 Work Plan Self Evaluation Matrix

Source	Task Source	Work Plan Tasks	Accomplishments	Responsible Party
	Program	a. ICID Standard Operating Procedure Updates Update SOPs and BMPs as changes occur per the Municipal Regional Permit and effectiveness evaluation. Provide staff training on revisions.	During the next FY the Illegal Discharge Enforcement Response Plan will be reviewed and updated if necessary.	WVCWP Manager WV Inspector Sr Eng
	URMP 2004	b. Response Program Continue to implement IC/ID Stormwater Discharge Inspector response program and evaluate for continuous improvement.	The WV Communities continue to conduct a centralized incident response and proactive restaurant and vehicle shop inspection program. The WV Inspector follows up on all reports of potential stormwater violations and stormwater incident reports, including interagency referrals from Fire Dept, DEH Inspectors, SCVWD, WVSD, municipal staff and other agencies.	WV Inspector Sr Eng
			CAMPBELL: During FY 07-08 response was provided to 40 incident reports and 31 follow up visits conducted (20 restaurant/food, 15 vehicle shop, 4 residential, 22 commercial, 5 construction related, 1 public facility, and 4 other/unknown).	
	IC/ID Perf Std	c. Standardized Reporting Report on incidents using categories consistent with SCVURPPP Program. Document follow-through to point of resolution or referral for enforcement action (penalty or fine).	All incidents are entered into the SCVURPPP Standard Database. Each incident is given a tracking number for documentation purposes. Multiple entries are made under the same tracking number to document all follow-up visits and actions.	WV Inspector

Campbell

Santa Clara Valley Urban Runoff Pollution Prevention Program

FY 2007-2008 ANNUAL REPORT

Source	Task Source	Work Plan Tasks	Accomplishments	Responsible Party
	WVCWP Inspector Training	d. Inspector Training IC/ID Inspector will attend workshops on various measures and methods to improve water quality and protect creeks from negative urban effects.	Two hour US EPA Stormwater Program's Webcast Series on July 11, 2007. Topics covered included detecting and eliminating illicit discharges and to correct all illicit connections. On December 11, 2007, Public Agencies IPM Exchange seminar/field trip, in regard to ants and squirrels at the Palo Alto STP and Golf Course. Site Training on May 1, 2008 for the National River Cleanup Day (May 17, 2008). Topics covered included Site Coordinator Tip Sheet, Volunteer Orientation Script, Waiver of Liability Form, and Data Reporting Guidelines. Urban Runoff Inspection Training with Fire Department personnel on June 10, 2008. The training, conducted by the Sr Hazardous Materials Specialist, covered the NPDES Permit with SF Bay RWQCB, and the cooperative efforts with County Fire, City of Campbell, Town of Los Gatos, and City of Saratoga. Other topics covered "Storm Drain, not Sewer Drain", Haz Mat permit, types of URP Facilities, how to perform the inspection, and how to contact WVCWP Inspector (business cards were distributed).	WV Inspector

C bell

Santa Clara Valley Urban Runoff Pollution Prevention Program

FY 2007-2008 ANNUAL REPORT

Source	Task Source	Work Plan Tasks	Accomplishments	Responsible Party
	Municipal Staff Training	Municipal staff Training Conduct training & evaluation meeting between Storm Water Discharge Inspector and City staff, to improve interdepartmental procedures.	Provide Annual Street Maintenance and Storm Drain Supervisor Training on June 20, 2008. Topics covered included Current Municipal NPDES Permit Requirements, contacting and working with the WV Inspector on ICID calls and municipal responsibility for following up with clean up of pollution in the SD system, and Future MRP Requirements. Provide Annual Urban Runoff Food Facility Inspection Program training meeting with SC Co. DEH inspectors and City of Cupertino representatives; a total of twenty (20) people attended on April 22, 2008. The power point presentation covered topics including restaurant inspections, dumpster problems, WVSD's FOG (Fats, Oil and Grease), the inspector's referral process including IC/ID, IND, and NTC (Notice to Comply), and Fluorescent Light Bulb/Battery-safe disposal information. The cooperation and sharing of information involving all three agencies was emphasized.	WV CWP Staff
			CAMPBELL: Annual Corp Yard Walk Thru completed on May 15, 2008. Thirty one (31) Public Works people in attendance. Topics covered; Review SWPPP, Proper Spill Handling/Cleanup, Secondary Containment, Vehicle Washing, Disposal of and Handling of Products Containing Mercury (distributed Mercury Booklet), Pesticides (training, record keeping, and storage), Street Sweeping Data, E-Waste Drop Off now at Goodwill Drop Off Sites, Sign in Log completed (name, job title). The WV Inspector also discussed proper ICID documentation and reporting procedures. Municipal staff was told to call the WV Inspector if they see a potential stormwater violation in the field.	WVCWP Inspector to co-ord with Public Works staff

Campbell

Santa Clara Valley Urban Runoff Pollution Prevention Program

FY 2007-2008 ANNUAL REPORT

FY 07-08 IC/ID Report Data: Campbell				
Type of Incident	**Miscellaneous Incidents**	**Incident Source**	**Report Source**	**Enforcement Action**
• 1 Abandoned Drum Discharge • 1 Accidental Spill • 3 Allowable Discharges • 7 Complaint Not Found • 7 Dumpster Discharge • 4 Food Facility Oil/Grease Discharge • 10 Grey Water Discharge • 2 Illicit Connection • 1 Landscaping • 9 Miscellaneous • 1 Paint Discharge • 9 Sanitary Spill • 7 Vehicle and Equipment Leak • 7 Vehicle Washing • 1 Cement/Mortar • 1 Vehicle repair **Total 71** * *Includes all follow ups	• 6 Commercial • 1 Food facilities • 1 Public Facility • 1 Automotive Facility	• 1 Public Facility and Utilities • 22 Commercial • 4 Residential • 5 Construction Site • 20 Food Facility • 15 Automotive Facility • 4 Other/ Unknown	• 7 Citizen • 27 WVCWP Inspector • 14 Interdepartmental • 19 Other Agency • 4 Other	• 22 No Action • 39 Verbal Notice • 7 Warning Notice • 2 Referral for Enforcement Incident Status • 69 Resolved • 2 Open, to be Resolved in FY 08-09

IC/ID Program Evaluation: Campbell

IC/ID Training

The multiple trainings that the WVCWP staff and the municipal staff attended have been quite effective in building relationships with the Fire Dept., DEH, and the Municipalities. Inspectors from the Fire Dept., DEH, and the Municipalities, continue to look for possible stormwater violations while they are on their field inspections. If the Inspectors from the Fire Dept., DEH, and the Municipalities observe any potential stormwater violations they immediately contact the WVCWP Inspector. All interagency referrals are documented in the IC/ID reporting section.

Trend Analysis for City of Campbell

In FY04-05 eighteen (18) reported incidents were investigated. Two (2) automotive related violations for vehicle and equipment leaking were found. Four (4) accidental spills accounted for the number one IC/ID incident type in Campbell for FY04-05. This was followed by three (3) complaints not found, two (2) non-incidents and one (1) construction site incident.

In FY05-06 the West Valley IC/ID inspector responded to thirty-two (32) reports of potential violations in Campbell. Additionally, he conducted follow up visits to five (5) of these sites to ensure on-going compliance. He continued to conduct proactive vehicle shop and restaurant inspections, particularly to those sites which have had violations in the past. Eight (8) incidents originated from Campbell's primary target, automotive facilities. Four (4) accidental spills were next in frequency. Three (3) of the accidental spills were the result of vehicular accidents. Additionally, one (1) reported incident was caused by a fire and one (1) incident was caused by vandalism. There was one (1) food facility violation caused by a leaking dumpster. There was one (1) construction site violation, which is the typical number for Campbell over the last four years. No noticeable trends were evident other than the need to stay on top of vehicle shops and car washes for continued compliance.

In FY06-07 the West Valley IC/ID inspector responded to fifty-seven (57) reports of potential violations in Campbell. Twenty-five (25) incidents originated from Campbell's primary target, automotive facilities. The next common incidents occurred at commercial facilities (19). There was only one (1) construction site violation, which is the typical number for Campbell over the last several years.

In FY07-08 the West Valley IC/ID inspector responded to forty (40) reports of potential violations in Campbell and thirty one (31) follow ups. Twenty two (22) of these were in a Commercial area, twenty (20) Food Facility, fifteen (15) Automobile Facility, five (5) Construction Site, four (4) Residential, one (1) Public Facility, and four (4) Other violations. This was a slight decrease in incident related activity from fifty seven (57) in FY06-07. The West Valley inspector provided outreach and educational materials at each of the incident responses, as appropriate.

Two (2) of these incidents were referred to another agency for Enforcement Action. One was a major shared dumpster problem which was referred to S.C. Co. DEH. This problem has been resolved by mid-July 2008, with the cooperation of the restaurant violators, DEH, and the WVCWP inspector. The other incident, involving Los Gatos Creek, also has been resolved, with the assistance of Campbell's City Staff.

Under the heading 'Incident Status', two (2) incidents remain 'open to be resolved in FY08-09.' One of these involving a Safeway Store sanitary spill problem has been resolved at the time of writing this report (July 2008) following extensive plumbing work. The other incident should be resolved as soon as Storm Drain protective mats, which are on order, are delivered.

THIS PAGE INTENTIONALY LEFT BLANK

040664

ell
Annual Report FY 07-08
IC/ID Inspections

ICID Date	Contact Name (Resp Party)	FacilityAddress	ICID Incident Report Source (Origin)	ICID Incident Source	ICID Incident Type	ICID Enforcement Action	Findings (Comments)	Status	Compliance Date
Abandoned drums discharge									
1/2/2008	Adorno Construction	520 Westchester Dr., Suite 2, Campbell 95008	Other agency	Commercial	Abandoned drums discharge	Verbal Notice	Fire reported storage of liquids/products outside. They are trying to dispose of properly. Called SC Co, got a name of a company. Still trying to make contact. Will try again and keep me advised. I also had them cover with a tarp. Follow up in a week.	2nd Inspection Required	1/9/2008
Accidental spills									
5/23/2008	Sonoma Chicken Restaurant	200 E. Campbell Av., Campbell	Interdepartmental	Food Facilities	Accidental spills	No Action	Kelvin saw grease in gutter. Called Jack & City. Don Jurovich, Strts Suprv went right out. Cleaned up. Nothing got to SD. Sand bags & absorbent used. See notes.	Incident - Resolved	5/23/2008
Allowable discharge									
1/24/2008	Campbell Glass	539 Union Av., Campbell 95008	Other agency	Commercial	Allowable discharge	No Action	Fire reported equip. grinding machine leaks waste water. No problem. Machine grinds glass, small spray of water cools, self contained. No runoff. Contained in bldg.	Incident - Resolved	1/24/2008
2/27/2008	Smog Doctor	2270 Camden Av., Campbell 95008	Illicit discharge inspectors	Automotive Facilities	Allowable discharge	No Action	Follow up inspection. Came by two times, raining, no one here. Talked w/Edwin. Berm around wash area, runoff pumped to sewer C/O. All OK.	Incident - Resolved	2/27/2008
Complaint not found									
1/30/2008	British Motorsports, Inc.	1143 Dell Av., Campbell 95008	Other agency	Automotive Facilities	Complaint not found	Verbal Notice	Fire reported automotive parts stored outdoors. Only parts outdoors are OK. No fluids. They are stored indoors w/secondary containment. No runoff problem.	Incident - Resolved	2/5/2008
10/2/2007	Shine Yun Restaurant	727 Hamilton Ave. Campbell	Illicit discharge inspectors	Food Facilities	Complaint not found	No Action	Looks good! Clean. Big improvement in back. Restaurant was closed.	Incident - Resolved	10/2/2007
10/5/2007	Business	2916 McGlincy Ln., Campbell, at Curtner	Interdepartmental	Commercial	Complaint not found	No Action	Citizen called in, oil in street, in front of above address. Drove both streets, no such address. No oil in street. Called Brett back. Unable to find. Said to forget it.	Non-Incident	10/5/2007
12/27/2007	Taqueria Chapala Restaurant	819 W. Hamilton Av., Campbell	Illicit discharge inspectors	Food Facilities	Complaint not found	No Action	Everything looks ok. Dumpster had a few scraps on the ground, lids closed on dumpsters.	Incident - Resolved	12/27/2008
2/19/2008	Smog Doctor	2270 Camden Av., Campbell 95008 Ph. 559-3127	Citizen Complaints	Automotive Facilities	Complaint not found	Verbal Notice	Citizen, Angelo, called. Reported a smog place who also washes vehicles. Check out for run off problems. No one there, go back.	Incident - Resolved	2/19/2008
5/1/2008	Residence	1285 Burrows Rd., Campbell	Citizen Complaints	Construction Sites	Complaint not found	No Action	Cameron reported, at about 10:00am, construct/landscaping washing stuff into street gutter. He took a video. Jack went out ASAP, about 11:00am. Found nothing, no water, no problem.	Incident - Resolved	5/1/2008
7/27/2007	Ravacast Concrete Designs	374 McGlincey Ln., Campbell 95008	Other agency	Commercial	Complaint not found	Verbal Notice	Fire reported concrete debris near SD. Cleaned up when Jack got there. Very cooperative. Put tarps on sand and gravel piles. Stop by frequently. Keep after him.	Incident - Resolved	7/27/2007
7/6/2007	business	331 McGlincy Ln.	Other agency	Commercial	Complaint not found	No Action	Fire reported grease and debris at SD. Could not find. Someone must have cleaned it up.	Incident - Resolved	7/6/2007
Dumping – non-hazardous									
4/17/2008	Tsing Tao Restaurant	104 San Tomas Aquino Rd., Campbell 95008	Other agency	Food Facilities	Dumping – non-hazardous	Warning Notice	Richard Baker, Fire, called. Washing filters, dumping cooking oil in back. Runoff going down gutter to SD. Made them stop. Cleaned up w/sand. Jack called City and DEH.	Referred to Agency for Action	Jul-08

Campbell
Annual Report FY 07-08
IC/ID Inspections

ICID Date	Contact Name (Resp Party)	FacilityAddress	ICID Incident Report Source (Origin)	ICID Incident Source	ICID Incident Type	ICID Enforcement Action	Findings (Comments)	Status	Compliance Date
Dumpster discharge									
11/30/2007	Effie's Restaurant	331 Hacienda Ave., Campbell	Illicit discharge inspectors	Food Facilities	Dumpster discharge	Warning Notice	Dumpster area very dirty. Food scraps on ground, lids off of dumpsters. This an ongoing problem. Issued NTC #1917. Took pictures.	2nd Inspection Required	
12/27/2007	Dumpster Area, Pruneyard	1875 S. Bascom Av., Campbell	Other agency	Commercial	Dumpster discharge	Referral for Enforcement	Ongoing problems. Follow up inspection. Dumpster area in between the Pruneyard Plaza Hotel and parking structure messy. Lids off of dumpsters.	2nd Inspection Required	2/24/2008
2/21/2008	Whole Foods Market	1690 S. Bascom Av., Campbell 95008	Illicit discharge inspectors	Food Facilities	Dumpster discharge	No Action	Follow up inspection. Met w/Neil Young, Mgr., & Frank. Food scraps around compactor which they cleaned up right away. Lids open on dumpsters which they closed. Good now.	Incident - Resolved	2/21/2008
2/22/2008	The Pruneyard, dumpster area (shared)	1875 S. Bascom Av., Campbell	Illicit discharge inspectors	Food Facilities	Dumpster discharge	Verbal Notice	Follow up inspection. Problems in past w/grease/oil near tallow bins. Ok today, clean, except lids on dumpsters are open. Phoned both Ms. Porta & Phuong, DEH, on 02/25/08.	Incident - Resolved	2/25/2008
3/4/2008	Pruneyard Dumpster Area (shared)	1875 S. Bascom Av., Campbell	Illicit discharge inspectors	Food Facilities	Dumpster discharge	Verbal Notice	Follow up inspection. Ongoing problems. Dumpster area in back near hotel. Grease tallow bin (green one) horrible mess. Grease all over and on ground. Should be cleaned professionally. GM of Left at Albuq. Told me green one not his. Brn one (clean) is.	2nd Inspection Required	3/11/2008
9/24/2007	Ravacast	374 McGlincy Lane, Campbell	Other	Commercial	Dumpster discharge	Verbal Notice	Drive by. Problems in past. Dumpster in street, Lids open, overflowing. Needs P/U ASAP. Should be P/U daily, especially on Friday, before W/E. Said he will comply.	Incident - Resolved	9/24/2007
Food Facility Oil & grease discharge									
3/11/2008	Dumpster area at Pruneyard	1875 S. Bascom Av., Campbell	Illicit discharge inspectors	Food Facilities	Food Facility Oil & grease discharge	Verbal Notice	Follow up inspection. The problem large grease bin (green) has been all cleaned up. Labeled w/"Rock Bottom only" and a lock has been installed. Excellent! Now, all 3 grease bins have locks.	Incident - Resolved	3/11/2008
Grey water discharge									
1/24/2008	Sterling Marble and Granite	655 McGlincey Ln., #F, Campbell 95008	Other agency	Commercial	Grey water discharge	Verbal Notice	Fire reported process cleaning residues. Owner not in. Explained to employees. Need to block off SD in parking lot, pump to dirt area. Follow up.	2nd Inspection Required	2/15/2008
1/28/2008	Sterling Marble and Granite	655 McGlincey Ln., #F, Campbell 95008	Illicit discharge inspectors	Commercial	Grey water discharge	Verbal Notice	Sterling not in, but he has ordered a new tarp to block SD. Will then pump to dirt area as planned. Follow up.	2nd Inspection Required	2/15/2008
2/15/2008	Sterling Marble and Granite	655 McGlinceyLn., #F, Campbell 95008	Illicit discharge inspectors	Commercial	Grey water discharge	No Action	Follow up inspection. Sterling Woodward, owner was there. He has installed new blocking filter on SD. Will pump excess run off to dirt area as planned.	Incident - Resolved	2/15/2008
Illicit connections									
12/20/2007	Images Auto Body	216 Cristich Ln., Campbell 95008	Illicit discharge inspectors	Automotive Facilities	Illicit connections	No Action	Follow up inspection. All AOK. Drainage pipe has been removed. Now drains to dirt area. Took pictures. Kept Al Oxinian and Bob Kass informed of entire process.	Incident - Resolved	12/21/2007

all
Annual Report FY 07-08
IC/ID Inspections

ICID Date	Contact Name (Resp Party)	FacilityAddress	ICID Incident Report Source (Origin)	ICID Incident Source	ICID Incident Type	ICID Enforcement Action	Findings (Comments)	Status	Compliance Date
12/20/2007	Images Auto Body	216 Cristich Ln., Campbell 95008	Interdepartmental	Automotive Facilities	Illicit connections	Verbal Notice	Illicit connection. Drainage pipe under fence flows to percolation pond. Downspout from roof piped under fence for rainwater drainage. David Ferguson, owner, very cooperative. Removed right away. Now drains to dirt area. Took pictures.	2nd Inspection Required	12/21/2007
Landscape material dumping									
7/18/2007	Contractor for resident	80 Christopher Dr. Campbell	Citizen Complaints	Construction Sites	Landscape material dumping	Verbal Notice	Citizen called City of Campbell. Al Oxonian took report. Dirt in the gutter/storm drain, requested sweep up. Contractor complied.	Incident - Resolved	7/18/2007
Misc. Incidents									
1/22/2008	Six new houses under construction	1691-1711 Bucknall Rd., Campbell	Interdepartmental	Construction Sites	Misc. incidents	No Action	Stormwater being discharged with siltation. Alan made him stop. 1.5 inch discharge line was immediately removed by Mike Black, Project Mgr.	Incident - Resolved	1/22/2008
1/24/2008	Orchard City Floor Covering	480 McGlincey Ln., Campbell 95008	Other agency	Commercial	Misc. incidents	Verbal Notice	Fire reported old paint cans stored outside. Need to dispose of or cover. Are now covered. Plan to dispose of. I gave him info on disposal. Go back in a month.	2nd Inspection Required	2/25/2008
1/28/2008	Six new houses under construction	1691-1711 Bucknall Rd., Campbell	Interdepartmental	Construction Sites	Misc. incidents	No Action	Follow up inspection. All OK now.	Incident - Resolved	1/28/2008
1/4/2008	Clogged SD's at Campbell Community Center	corner of Winchester Blvd. and Campbell Av., Campbell	Interdepartmental	Public facilities and Utilities	Misc. incidents	No Action	Al inspected and resolved clogged SD's. Resolved.	Incident - Resolved	1/4/2008
1/4/2008	Business	145 Hoffman Ln., Campbell	Interdepartmental	Commercial	Misc. incidents	No Action	Overturned porta potties. Al inspected and took care of problem. Incident resolved.	Incident - Resolved	1/4/2008
1/4/2008	Construction site	1555,1561,1573 Van Dusen Ln., Campbell	Interdepartmental	Construction Sites	Misc. incidents	No Action	Alan was inspecting downed construction fencing. Found storm water runoff w/silt. Had the contractor (Jim, 671-0453) install straw waddle along back of sidewalk.	Incident - Resolved	1/7/2008
10/23/2007	Los Gatos Glass	1011 Dell Av., Campbell	Interdepartmental	Commercial	Misc. incidents	Verbal Notice	Bldg. Being painted, chips of old paint left on ground. WVSD called to vacuum out SD. I made painter clean up chips. Took pictures.	Incident - Resolved	10/24/2007
11/28/2007	Roco's Gardening & Arroyo Vista Landscaping	520 Westchester #1, Campbell 95008	Other agency	Commercial	Misc. incidents	Verbal Notice	Fire reported oil needs secondary containment; herbicides need proper containment. There is a roof, good. They are working on it. Go back tomorrow.	2nd Inspection Required	11/29/2007
11/28/2007	West Valley Charter Bus Services	240 Cristich Lane, Campbell.	Interdepartmental	Commercial	Misc. incidents	Verbal Notice	Visited West Valley Charter Lines and talked to Stan Habr(General Manager). WVCWP Inspectors informed Stan that he needed to submit his Storm Water Report to the Water Board. Stan said he was aware and will have the report in by the deadline of 11/30/07	2nd Inspection Required	11/30/2008
11/29/2007	Roco's Gardening & Arroyo Vista Landscaping	520 Westchester #1, Campbell 95008	Other	Commercial	Misc. incidents	No Action	Met with Kent. Nice guy, very cooperative. Now using secondary containment. Will block off SD to clean shed.	Incident - Resolved	11/29/2007
11/30/2007	West Valley Charter Bus Services	240 Cristich Lane. Campbell	Interdepartmental	Automotive Facilities	Misc. incidents	Verbal Notice	Visited West Valley Charter Bis Services. Talked to owner (Stan) he showed us his SWPPP. Told us he sent in his NOI. Inspected the yard, found batteries left on the ground. Employees picked them up immediately.	Incident - Resolved	1/3/2008

Campbell
Annual Report FY 07-08
IC/ID Inspections

ICID Date	Contact Name (Resp Party)	FacilityAddress	ICID Incident Report Source (Origin)	ICID Incident Source	ICID Incident Type	ICID Enforcement Action	Findings (Comments)	Status	Compliance Date
12/27/2007	Whole Foods	1690 S. Bascom Av., Campbell	Other agency	Food Facilities	Misc. incidents	Verbal Notice	Everything looks ok. Some food scraps, nothing too bad. Lids on dumpsters closed.	Incident - Resolved	12/27/2008
12/6/2007	West Valley Charter	240 Cristich Ln., Campbell	Illicit discharge inspectors	Commercial	Misc. incidents	No Action	Picked up copy of Annual Report, 2006-2007, State Water Resources Control; Board, Dated Nov. 30, 2007. Resolved.	Incident - Resolved	12/6/2007
4/25/2008	L.G.Creek	1667 S. Bascom Av., Campbell 95008	Illicit discharge inspectors	Other/unknown	Misc. incidents	Verbal Notice	Jack distributed flyer to 19 businesses in area, both sides of Bascom from Hamilton to Creekside Way. Also educated each in regard to problem and to be on the lookout and to call.	Referred to Agency for Action	4/25/2008
4/5/2008	Los Gatos Creek, behind Pacific Car Wash, Inc.	1667 S. Bascom Av., Campbell 95008	Other agency	Other/unknown	Misc. incidents	Referral for Enforcement	Fire and Police were called by citizen. White foamy unknown substance going into creek from outfall below L. G. Creek trail. Adjacent to dead tree.	2nd Inspection Required	4/25/2008
4/7/2008	L. G. Creek	1667 S. Bascom Av., Campbell 95008	Illicit discharge inspectors	Other/unknown	Misc. incidents	Verbal Notice	Called and met at site w/Tony, Fire, and Bill Bruckart, Bldg. Official, Campbell. Walked the trail to observe. Met w/ some of the businesses nearby, like Pacific Car Wash. Fire says not a threat.	2nd Inspection Required	4/25/2008
4/8/2008	L.G. Creek	1667 S. Bascom Av., Campbell 95008	Illicit discharge inspectors	Other/unknown	Misc. incidents	Verbal Notice	Al Oxonian, Campbell, will make up a flyer for Jack to distribute in area.	2nd Inspection Required	4/25/2008
8/16/2007	The Pruneyard, dumpster area	1875 S. Bascom Av., Campbell	Other agency	Food Facilities	Misc. incidents	Verbal Notice	Phuong Huynh, DEH, saw a guy hosing down grease and food scraps to SD. Made him stop. Jack met w/Phuong and Jonel Porta, EOP, Pruneyard. Will clean up ASAP. Are planning to build two new dumpster areas w/roof, berms, etc. Phuong will follow up advise me.	2nd Inspection Required	4/25/2008
9/27/2007	Shine Yun Restaurant	727 Hamilton Ave. Campbell	Illicit discharge inspectors	Food Facilities	Misc. incidents	Verbal Notice	Employees washing mats out back. Food scraps around SD.	2nd Inspection Required	10/2/2007
Sanitary spill or leak									
11/19/2007	Safeway	2431 Winchester Ave, Campbell	Illicit discharge inspectors	Food Facilities	Sanitary spill or leak	Verbal Notice	Sheri will provide a written plan to a long-range solution. They will TV the grease line and sewer line to determine the problem.	2nd Inspection Required	2/11/2008
11/5/2007	Safeway	2431 South Winchester Campbell	Interdepartmental	Food Facilities	Sanitary spill or leak	Warning Notice	Grease and sewage overflow from sewer cleanout (Nido Drive)	2nd Inspection Required	11/5/2007
11/5/2007	Safeway	2341 Winchester and Budd Campbell, CA	Illicit discharge inspectors	Food Facilities	Sanitary spill or leak	Warning Notice	Overflowing of sanitary cleanout at Nido Drive. Issued NTC# 1953.	2nd Inspection Required	11/19/2007
11/6/2007	Safeway	2431 South Winchester Blvd., Campbell	Interdepartmental	Food Facilities	Sanitary spill or leak	Verbal Notice	WVCWP inspector talked with Linda Miranda, Inspector attempted to explain the situation, Linda Miranda was very unresponsive.	Incident - Resolved	11/6/2008
11/7/2007	Safeway	2431 South Winchester Campbell	Illicit discharge inspectors	Food Facilities	Sanitary spill or leak	Verbal Notice	Called and left Sheri Barney(risk manager for Safeway,) to discuss resolving the plumbing problem. Also called Al Oxonian(Campbel S/W rep.) to update on resolution of plumbing problem.	2nd Inspection Required	2/11/2008
11/7/2007	Safeway	2431 South Winchester Campbell	Illicit discharge inspectors	Food Facilities	Sanitary spill or leak	Verbal Notice	Jack placed door hangers at 109 and 85 Budd Ave, 120 Nido Drive, 119 Wilton #3 and #4. Talked to people at 4 of the 5 residences.	Non-Incident	11/7/2008

all
Annual Report FY 07-08
IC/ID Inspections

ICID Date	Contact Name (Resp Party)	FacilityAddress	ICID Incident Report Source (Origin)	ICID Incident Source	ICID Incident Type	ICID Enforcement Action	Findings (Comments)	Status	Compliance Date
11/9/2007	Safeway	2431 Winchester Ave	Illicit discharge inspectors	Food Facilities	Sanitary spill or leak	No Action	Jack talked with Linda Miranda(store manager) she was very receptive this time. Jack left brochures. Inspector discussed long-range solution with Safeway Manager, which will involve Safeway Regional risk management.	2nd Inspection Required	2/11/2008
2/11/2008	Safeway Store	2341 Winchester Blvd. @ Budd, Campbell	Illicit discharge inspectors	Food Facilities	Sanitary spill or leak	Verbal Notice	Prevent work not done yet by plumber. Called Sheri Barney. She said still waiting for permits. She will follow up on it today and get back to me with status. Follow up w/Sheri.	2nd Inspection Required	Jul-08
5/5/2008	C&L Liquors	790 W. Hamilton Av., Campbell 95008	Other agency	Commercial	Sanitary spill or leak	No Action	Katherine Avila, DEH, called. TP and water in gutter near sewer C/O. Fire had already responded. WVSD responded, fixed clogged C/O. All contained. All cleaned up.	Incident - Resolved	5/5/2008
9/12/2007	Barracuda Networks	3175 S. Winchester Blvd., Campbell 95008	Other	Commercial	Sanitary spill or leak	No Action	Reported contractor broke pipe, sewage may have reached street on either June 10 or 29, 2007. Found out they drilled into sewage pipe by mistake. Nothing got to street or SD. All contained on private property and cleaned up. No problem.	Incident - Resolved	9/13/2007
Un-hardened cement discharge									
7/26/2007	Ravacast	374 McGlincy Lane, Campbell	Illicit discharge inspectors	Commercial	Un-hardened cement discharge	Verbal Notice	Concrete and pavement debris on route to storm drain. They swept it up right away. Keep after. Ongoing problem.	2nd Inspection Required	7/26/2007
Vehicle & equipment leaking									
11/12/2007	Loree and Frank Jordan	111 S. Milton Av., Campbell	Citizen Complaints	Residential	Vehicle & equipment leaking	Verbal Notice	Mr. Burroughs called me twice today, which was a holiday. Said someone used a degreaser which has caused a big mess, worse than the oil. He also called the City and they sent Pub. Wks. to clean up. I went back on 11/13/07.	2nd Inspection Required	11/14/2007
11/13/2007	Loree and Frank Jordan	111 S. Milton Av., Campbell	Citizen Complaints	Residential	Vehicle & equipment leaking	Warning Notice	Discussed w/ Loree. Asked her to please sweep up the mess and to dispose of properly. Also, move vehicle to their driveway with a drip pan. Said she would. I called Burroughs & Al Oxonian to update.	2nd Inspection Required	11/14/2007
11/14/2007	Loree and Frank Jordan	111 S. Milton Av., Campbell	Citizen Complaints	Residential	Vehicle & equipment leaking	Warning Notice	Did a drive by. Car now in driveway with a drip pan under it. Street is better but still stained. See letters to Burroughs and to Jordans, both from Al Oxonian, Campbell.	Incident - Resolved	11/14/2007
11/9/2007	Loree and Frank Jordan	111 S. Milton Av., Campbell	Citizen Complaints	Residential	Vehicle & equipment leaking	Verbal Notice	Mr. Burroughs called City. Referred to Jack. Old vehicle leaking oil in street. Parked in front of above address. Vehicle is a BMW, license FRNKIE3. I explained to Loree how to properly clean up oil and to move to driveway w/drip pan. She said husband wou	2nd Inspection Required	11/14/2007
3/18/2008	A Tool Shed, equipment rentals	900 Dell Av., Campbell 95008	Other agency	Commercial	Vehicle & equipment leaking	Verbal Notice	Fire reported open SD's, no emergency protection on premises, in the event of leaking equip, or gas spill, etc. Paul Harmon, Mgr. was ordering mat'ls while I was still there.	2nd Inspection Required	See 5/29/08

Campbell
Annual Report FY 07-08
IC/ID Inspections

ICID Date	Contact Name (Resp Party)	FacilityAddress	ICID Incident Report Source (Origin)	ICID Incident Source	ICID Incident Type	ICID Enforcement Action	Findings (Comments)	Status	Compliance Date
5/29/2008	A Tool Shed	900 Dell Av., Campbell 95008	Illicit discharge inspectors	Commercial	Vehicle & equipment leaking	Verbal Notice	Paul Harmon, Mgr. Called. Bought some mat'ls to protect SDs. Wants me to check it out. He purchased two large socks, one for each SD. Told him he also needs two rubber mats and absorbent stuff. Will call me when complete.	2nd Inspection Required	Jul-08
7/26/2007	West Valley Auto Tech	180 Kennedy Avenue, Campbell	Illicit discharge inspectors	Automotive Facilities	Vehicle & equipment leaking	Verbal Notice	Slight oil staining on concrete.	Incident - Resolved	7/26/2007
Vehicle repair									
9/24/2007	John's Automotive Repairs	238 Curtner Av., Campbell	Other	Automotive Facilities	Vehicle repair	Verbal Notice	Drive by, problems in past. Engine stored outside should be under a roof with a drip pan under it. Batteries stored outside should be moved inside with secondary containment. This was done. OK now.	Incident - Resolved	9/24/2007
Vehicle washing									
1/24/2008	British Automotive	419 McGlincey Ln., Campbell 95008	Other agency	Automotive Facilities	Vehicle washing	Verbal Notice	Fire reported car washing in parking lot. Closed. No one there. Go back.	2nd Inspection Required	1/28/2008
1/28/2008	British Automotive	419 McGlincey Ln., Campbell 95008	Illicit discharge inspectors	Automotive Facilities	Vehicle washing	No Action	All OK. No longer wash cars there. Go to commercial car wash.	Incident - Resolved	1/28/2008
1/28/2008	Images Auto Body	216 Cristich Ln., Campbell 95008	Illicit discharge inspectors	Automotive Facilities	Vehicle washing	No Action	Follow up inspection. Dave not in. Explained to employee. If replumbing to sewer line too expensive, wash vehicles and parts over dirt area which is right there. He will tell Dave.	Incident - Resolved	1/28/2008
10/22/2007	Elite Auto Body	1386 White Oaks Rd., Campbell 95008	Other agency	Automotive Facilities	Vehicle washing	Verbal Notice	Fire reported vehicle washing, runoff going to SD. Eric, Mgr., not in. Go back. I explained to Secy. She emailed him.	2nd Inspection Required	11/27/2008
10/22/2007	Images Auto Body	216 Cristich Ln., Campbell	Other agency	Automotive Facilities	Vehicle washing	Verbal Notice	Fire reported vehicle and parts washing adjacent to spray booth. Spoke w/Dave Ferguson, owner. Told him to have a plumber drain area to sewer. Said he would do that.	2nd Inspection Required	12/21/2008 (see IND)
11/26/2007	Showroom Finish Auto Detail	559 Campbell Technology Parkway, Suite 3, Campbell 95008	Other agency	Automotive Facilities	Vehicle washing	Verbal Notice	Fire reported washing vehicles, run off going to SD. Now all OK. They block off SD. Pump run off to a large bucket, and dump bucket into toilet.	Incident - Resolved	11/26/2007
12/17/2007	California Auto Tinting	130 E. Sunnyoaks Av., Campbell 95008	Interdepartmental	Automotive Facilities	Vehicle washing	Warning Notice	Washing vehicles in front. NTC # 1918 issued. Same problem here in past. Told them to go to commercial car wash or wash over dirt area. Will check frequently, next door to WVSD.	Incident - Resolved	12/18/2007

TO PROPERTY OWNERS AND BUSINESSES:

THIS IS A REMINDER THAT IT IS ILLEGAL TO DUMP HAZARDOUS WASTES SUCH AS PAINT, MOTOR OIL, DETERGENTS AND OTHER SIMILAR PRODUCTS INTO THE STORM DRAIN SYSTEM.

PER THE FEDERAL CLEAN WATER ACT, SUCH DUMPING IS PUNISHABLE BY FINES ACCORDING TO THE SEVERITY OF THE OFFENSE WITH A MINIMUM FINE OF $1,000 PER DAY.

For any questions, please call Al Oxonian at (408) 866-2162

CITY OF CAMPBELL PUBLIC WORKS DEPARTMENT



WORKING FOR A
CLEAN BAY

THIS PAGE INTENTIONALY LEFT BLANK

040672

Training Summary: Illicit Connections & Illegal Dumping Activities

Training Description	Date	Attendees
US EPA Stormwater Programs Webcast Series: Conducting Illicit Discharge Detection and Elimination Investigations . **Speaker:** Jennifer Zielinski, Center for Watershed Protection; Harry Stark, Cuyahoga County Board of Health; Nikos Singelis, US EPA Stormwater Program **Topics:** • IDDE 101 Review • Desktop Assessments • Field Assessments • IDDE Case Study • Post Screening Prioritization • Detailed Sampling and Analysis	July 11, 2007	**WVCWP (2)** Inspector Manager
Urban Runoff Staff Meeting/ Training **Speaker:** Cheri Donnelly, WVCWP Program Manager Topics: • Inter- Agency arrangement and cooperation (You call us- We call you) • Common stormwater polluters: Dumpsters, grease, mop water, Kitchen supplies. • Common issues at food handling facilities	Aug 28, 2007	**WVCWP (2)** Manager Inspector **DEH (1)** Inspector
IPM Exchange Field Trip/Mtg By: San Francisco Estuary Project/ABAG; City of Palo Alto • on effective IPM techniques for managing argentine ants • tour of the Palo Alto Golf Course to view an innovative project to reduce the ground squirrel population using a visual barrier in lieu of pesticides as well as raptor and owl perches Handouts: • Tips For an Effective Argentine Ant Inspection (#3) • Ant Inspection Checklist (#4) • What to do When Argentine Ants Invade a Building (#5) • Notes on Baiting Argentine Ants (#7) • Diversionary Baiting Strategies for Argentine Ants (#8)Research Review: In search of the 'sweet spot': Borate-based liquid ant baits must have just the right amount of active ingredient to do the trick; by Drs. John Klotz, Michael Rust, Chri Amrhein and Robert Krieger Contributors; published September 2007:Pest Control Mag; www.PestControlMag.com	Dec 11, 2007	**WVCWP (1)** Inspector

Campbell

Santa Clara Valley Urban Runoff Pollution Prevention Program

FY 2007-2008 ANNUAL REPORT

Training Description	Date	Attendees
Urban Runoff Food Facility Inspection Program Annual Meeting Speaker: Jack Lovell-WVCWP Inspector Topics: • Inter- Agency arrangement and cooperation (You call us- We call you) • Common stormwater polluters: Dumpsters, grease, mop water, Kitchen supplies. • Inspector typically speaks w/ labor vs. owner- Pictures are a good way of overcoming communication and language barriers. • Inspector's Referral Process for Potential Violations: The inspector receives potential violation notices from various sources including citizens, City staff, Fire, DEH, WVSD, and drive bys. • WVSD: Oils, fats, grease (FOG) program is another program focused on similar issues, so is another resource for obtaining compliance and cooperation. • Forms of Documentation- used by WV Inspectors, IND reports for unexpected, unscheduled visits. ICID reports for 24 Hr responses to reported incidents. NTC (Notice to Comply) if non-SW hits SD, city must follow through. Triplicate: 1. Violator 2. City 3. WVCWP • Florescent Light Bulbs/Batteries-Safe Disposal: Handout: "What You Don't Know About Mercury" Answers How to dispose of products that contain Mercury: fluorescent bulbs, thermometers and batteries. • List Samples of Available Reference Materials: The inspector distributed educational brochures such as restaurant posters, vehicle washing, dirt tracking, auto body shop, vehicle maintenance, and always a business card during and following an inspection. XREF into: Merc, ICID, PIP handouts	April 22, 2008	**WVCWP (2)** Inspector Manager **Dept of Env Health (16)** Supervisor Inspectors **City of Cupertino (2)** Env Mgr Inspector
Annual Urban Runoff Inspection Training, SCC FD Speaker: J. Justice, Sr. Haz Mat'l Specialist/ URP Coordinator Topics: • Inter- Agency arrangement (contract), overlapping areas of concern • Difference between Storm Drain System & Sanitary Sewer System • Common stormwater polluters: trash from overflowing dumpsters, litter, fluids to storm drain (from kitchens, car washing, oils from leaking vehicles, etc), HHW items (fluorescent bulbs) • Review of handout material available and common BMPs • Inter-agency communication: Inspection Form, Forwarding Referrals, how/when to contact WV CWP	Jun 10-18, 2008	**WVCWP (2)** Inspector Manager **SCC FD** Inspectors, HazMat Inspectors, Engine Co

Training Description	Date	Attendees
Sharing Experience with Implementation of Stormwater Requirements at Development Projects. Speakers: Jill Bicknell EOA, Laura Prickett, Mike Campbell, George Otte, Karla Tompkins, Ed Boscacci, Sue Ma, Sarah Sutton, Eric Anderson (City of Mountain View), Tim Berger (City of Fremont). Topics: • Low Impact Development; Comparison between Green Building and C.3. Requirements • panel presentation on implementing stormwater requirements at local new and redevelopment projects • inspection of stormwater treatment measures during and after construction • inspection and maintenance of landscaping in stormwater treatment measures • local agency experience with BMP O&M inspections of treatment BMP's.	June 3, 2008	**WVCWP (2)** Manager Program Assistant **Campbell (2)** Public Works Inspector Senior Civil Engineer **Saratoga (1)** Senior Engineer
Annual Storm Drain Operations and Maintenance Training Meeting: WV Communities & WV Sanitation District Held at the Campbell Community Center; Sponsored by the WVCWP Speaker: Patrick Hansen (WVCWP), Kristy McCumby (City of Sunnyvale), Ed Oyama (WVSD). Topics included: • The WVCWP Program Assistant presented on the current NPDES Permit requirements and the possible future requirements of the MRP. • The Environmental Specialist from the City of Sunnyvale gave a presentation on Sunnyvale's storm drain catch basin insert pilot program. • WVSD Storm Drain structure cleaning & debris findings for each city (will be used to help identify • Discussion of Signage/labeling methods for storm drains. • Questions, comments, and evaluations.	June 20, 2008	**WVCWP (3)** Program Manager Program Assistant Inspector **Campbell (3)** Maintenance Mechanic 2 Street Maintenance workers **Los Gatos (3)** Arborist Tree Trimmer Public Works Maintenance Worker **Saratoga (6)** Parks Lead Public Works Manager 4-Street Maintenance Workers

THIS PAGE WAS INTENTIONALLY LEFT BLANK

Industrial Commercial Discharger Control Program

This Page Intentionally Left Blank

040678

C. pell

Santa Clara Valley Urban Runoff Pollution Prevention Program

FY 2007-2008 ANNUAL REPORT

INDUSTRIAL/COMMERCIAL DISCHARGER CONTROL PROGRAMS

Annual Report FY 2007-2008 Self Evaluation Matrix

Source	Task Source	Work Plan Tasks	Accomplishments	Responsible Party
	URMP	a. Joint Inspections of Retail Food Facilities Continue inspection program w/ DEH. All facilities will be inspected a minimum of once per year. Report inspection results in Annual Report. WVCWP IC/ID Inspector will conduct follow-up and distribute BMP materials per DEH referrals. Continue to evaluate data management for improvements.	CAMPBELL: Approximate number of *food handling* facilities in Campbell is 266. In FY 07-08, all 266 food handling facilities in Campbell were inspected; most of them were inspected 2 or 3 times by Santa Clara County Environmental Health Specialists (inspectors).	Insp'ns conducted by SCC DEH WVCWP Inspector by referral
	URMP	b. Training & Evaluation Conduct annual joint training meeting with Cupertino and SCC DEH to evaluate Inspection Program and make improvements. Annual meeting per agreement.	On April 22, 2008 the WVCWP inspector conducted the annual WV Cities, Cupertino, and DEH inspector training meeting.	Annual Meeting WVCWP to coord. w/ Cupertino & DEH
	Continued from FY01-02 Pilot Program	c. WVCWP Restaurant Inspection Program Continue implementation of proactive inspection program targeting medium to large-scale restaurants. *Medium to large-scale* restaurants are defined as, restaurants with 6 or more employees and/or ones that routinely handle large quantities of grease.	CAMPBELL: The WVCWP Inspector conducted 16 additional inspections of food related facilities. Approx. 58 *medium to large-scale* restaurants in Campbell	WV Inspector

Campbell

Santa Clara Valley Urban Runoff Pollution Prevention Program

FY 2007-2008 ANNUAL REPORT

Source	Task Source	Work Plan Tasks	Accomplishments	Responsible Party
	Continued from Restaurant Inspection Pilot	d. Support West Valley Sanitation District's Fats, Oils and Grease Program Expand scope of restaurant inspections to focus on grease trap maintenance. During pro-active visits, the WVCWP Inspector will look at grease trap cleaning records. Any food facility without records will be referred to the West Valley Sanitation District for follow up.	WVCWP manager and Inspectors met with DEH representatives to re-emphasize the importance of tracking grease maintenance records. WVCWP Inspector continued to alert restaurants about regularly maintaining grease interceptors and the need for record keeping.	WV Inspector
	URMP	e. Joint Inspections of Ind/Comm Facilities Based on terms of revised 6/30/06 Agreement with Fire Dept. The inspection frequency goal is 100%. The total number of facilities by business category inspected will be included in the annual report.	CAMPBELL: Renewed Joint inspection contract with the Santa Clara County Fire Department for a 5 year period, through July 2011. The SCCFD will inspect specific facilities, provide inspection forms, referrals for potential stormwater violations, and provide an annual inspection list. Approximate number of facilities in Campbell is 309.	Inspections & data tracking conducted by SCC Fire WVCWP Inspector by referral
	URMP	g. Training & Evaluation Conduct annual joint meeting/training w/ SCC Fire to evaluate inspection reporting and confirm distribution of materials. Determine training topics, if needed, on the West Valley Fire Dept Inspection Agreement.	On June 10, 2008, the Fire Dept. conducted the annual Urban Runoff Inspection training program with Fire Dept. personnel and the WVCWP staff. On March 13th, 2008 the WVCWP Manager and the SCCFD met for the annual review of the joint inspection program, contract, and training topics.	Annual Mtg w/ WVCWP & Sr Haz Mat Specialist/ IND Inspectors
	URMP	h. NOI Filers Provide updated list of NOI Filers to SCC Fire.	CAMPBELL: The list of NOI sites, 4 in Campbell, was sent electronically to the Fire Dept on 4-21-08.	WV Inspector
	Continued from Vehicle Shop Inspection Pilot	i. WVCWP Vehicle Shop Inspection Program Continue to pro-actively inspect vehicle maintenance and car wash facilities as part of IC/ID inspection program. Suggest alternatives and promote improved car	CAMPBELL: In FY07-08 the West Valley Inspector conducted 7 pro-active inspections of vehicle shops in the City of Campbell. He also followed up on automotive shop referrals from the Fire Dept's facility inspections. The follow up inspections reported by the Fire Dept as potential violations have been moved to ICID (section 1) of this	WV Inspector

C pell

Santa Clara Valley Urban Runoff Pollution Prevention Program

FY 2007-2008 ANNUAL REPORT

Source	Task Source	Work Plan Tasks	Accomplishments	Responsible Party
		washing methods for auto businesses during IC/ID inspections. Document potential problems through resolution and submit to Program for Annual Report.	report.	

CAMPBELL Industrial/Commercial Inspection Report Data FY07-08

DEH Inspections
- 266 Food-Facilities
- 537 Inspections
- 4 potential / actual violations

Fire Dept Inspections
- 307 by Fire District (See list at right)
- 17 potential / actual violations

Fire Dept Inspections
- 148 Automotive
- 21 Construction/Bldg
- 1 Corp Yard
- 8 Dry Cleaners
- 3 Electrical Comp
- 16 Machine Shops
- 8 Metal Manufacturing
- 8 Paint
- 7 Pesticide Facilities
- 2 Cabinetry Facilities
- 7 Chiropractors
- 2 Haz Waste Facilities
- 2 Jewelry/Precious Metal
- 2 Laboratory
- 21 Medical/ Dental
- 17 Misc Manuf
- 2 Pharmaceutical
- 12 Photo/Print
- 2 Plastics Mfg
- 3 Underground Storage Tank
- 11 Veterinarian
- 1 Welding/ iron
- 3 Wood Cabinetry/Furn

Fire Dept referred 11
(See IC/ID table in section 1 of this report).

DEH referred 0

Fire Dept Report of Violations 17

Report from DEH 0

(26) WVCWP
Pro-active Inspections
- 7 Automotive
- 16 Food Service
- 3 Commercial

IND & Commercial # of Inspections

WVCWP	26
Fire Dept	307
DEH	537
Total	**870**

Campbell

Santa Clara Valley Urban Runoff Pollution Prevention Program

FY 2007-2008 ANNUAL REPORT

Industrial/Commercial Program Evaluation

Fire Dept Inspections of Industrial / Commercial Facilities:

Of the 299 facilities inspected by the Fire Dept., 11 potential or actual violations were found and reported to the WVCWP for follow up. The list of violations is provided to WVCWP at the end of each fiscal year. The West Valley Inspector will schedule a training meeting with the Fire Dept Haz Mat Specialist in FY 08-09 to discuss further inspections of sites with reported violations during FY 07-08. The sites with previous violations will be prioritized for inspections at the beginning of FY 08-09.

After a steady stream of improvements and more communication between Fire Dept and WVCWP staff, the inspection program is prepared for maximum efficiency for the West Valley Cities in FY 08-09. When Saratoga was added to the Fire Dept Inspection Agreement for Campbell and Los Gatos (7/1/02), all West Valley facility inspections were coordinated under one umbrella. Monte Sereno does not conduct IND inspections because it has NO industrial or commercial facilities. Since 2001, WVCWP staff has met with Fire Dept staff at least twice a year to discuss standardized reporting, documentation and follow-up.

The West Valley Inspector's pro-active vehicle shop inspection program is designed to supplement Fire Dept facility inspections. Shop owners are made to realize the City's responsibility for making sure that the sites are in compliance with water quality requirements. The Inspector has made a positive impact with his visits and the distribution of educational materials depicting the right way to keep equipment, vehicle parts, and service areas covered, and all vehicle wash water managed properly. In a few cases the Inspector's meetings with vehicle shop owners have led to the facility's purchase of a wastewater capture system (noted in previous annual reports).

Annual Food Facility Inspection Training Meeting

Of the 266 facilities inspected by the DEH, no potential or actual violations were found and reported to the WVCWP for follow up. The Supervising Environmental Health Specialist at DEH had left and DEH was not always able to make the referrals to WVCWP due to staff shortage. However DEH has hired new staff and this will improve the coordination between DEH and WVCWP in FY 08-09.

On April 22, 2008, DEH representatives met with the WVCWP Manager and Inspector. The importance of reporting all potential West Valley stormwater violations to the West Valley inspector was re-emphasized. Other topics covered at this meeting were (1) Updated contact information (2) How to report urban runoff violations to municipal inspectors to ensure accurate tracking and follow up (3) Feedback on the effectiveness of outreach and educational handouts (4) Reminder to distribute pesticide reduction fact sheets called "Don't Set a Table for Pests" to restaurants.

During FY 07-08 the West Valley Inspector continued a more aggressive effort to alert restaurants to the need for regular grease interceptor maintenance and record keeping. The WVCWP Inspector and the West Valley Sanitation District's Director of Operations continue to have discussions regarding grease interceptor maintenance records and related issues. The Sanitation District is notified if the records are not available. At the April 22, 2008 meeting, the West Valley Inspector again suggested that Environmental Health Specialists look for grease trap maintenance records during their restaurant inspections.

( )ell
Annual Report FY 07-08
IND Commercial Inspections

Date	Facility Name	Facility Address	Enforcement Action	Inspection Notes	Notes
10/2/2007	Shine Yun Restaurant	727 W. Hamilton Av., Campbell	No Action	Pro active follow up inspection. OK now. No more washing mats out back. Looks good. Big improvement out back. Clean.	All OK now. Resolved.
10/4/2007	Goodie's Restaurant	2201 S. Bascom Av., Campbell	Level 1	Pro active inspection. Problems in past. Lids closed on one side, but not on other. Grease OK. He closed lids and cleaned up dumpster area right away. Kitchen clean.	OK now. Resolved.
11/27/2007	El Gato Automotive	1386 White Oaks Rd., Campbell 95008	No Action	Pro active inspection. Clean shop. Repairs only. Do not wash vehicles.	All AOK.
11/27/2007	Elite Auto Body	1386 White Oaks Rd., Campbell 95008	Level 1	Pro active inspection. Problems in past. Owner not in. Recp. said they sometimes wash a vehicle. Explained to her that run off must be contained. Then pumped to sink or toilet. She wrote note to owner while I was there. Go back.	Go back. See above.
11/27/2007	Golden Auto Care	1386 White Oaks Rd., Ste. B, Campbell 95008	No Action	Pro active inspection. Repairs only. Do not wash vehicles.	All AOK.
11/27/2007	Los Gatos Foreign Car	1386 White Oaks Rd., #D, Campbell 95008	No Action	Pro active inspection. Repairs only. Do not wash vehicles.	All AOK.
11/27/2007	Natale's Auto Repair	1386 White Oaks Rd., Suite E, Campbell	No Action	Pro active inspection. Repairs only. Do not wash vehicles.	All AOK.
11/27/2007	White Oaks Auto Repair	1386 White Oaks Rd., #F, Campbell 95008	No Action	Pro active inspection. Problems in past. OK now. Repairs only. Do not wash vehicles.	All AOK now.
11/29/2007	John's Automotive Repairs	238 Curtner Av., Campbell 95008	No Action	Pro active inspection. Problems in past. Under new ownership. All clean. excellent. Huge improvement.	All AOK.
12/28/2007	Ravacast	374 McGlincey Ln., Campbell	No Action	Pro active inspection. Problems in past, overflowing dumpster, stored in street. Not today. No piles of sand that need to be covered. Excellent. Making progress. Keep checking.	Excellent progress. See above notes.
2/11/2008	Elephant Bar Restaurant	499 E. Hamilton Av., Campbell 95008	Level 1	Pro active inspection. Problems in past. Everything clean, good, except lids are open on dumpsters. Talked to Robert Noce, Mgr. He got his people to take care of it while I was there.	All OK now.
2/15/2008	Pro Coat Painting	655 McGlincey Ln., Campbell 95008	No Action	Pro active inspection. Brushes and rollers hung on fence outside to dry. OK. They wash in sink and hang outside to dry.	All OK.

Campbell
Annual Report FY 07-08
IND Commercial Inspections

Date	Facility Name	Facility Address	Enforcement Action	Inspection Notes	Notes
2/22/2008	Fast Wok Restaurant	472 W. Hamilton Av., Campbell 95008	No Action	Pro active inspection. Problems in past. They were storing grease outdoors in one gallon containers. No more. Everything clean, dumpster area & kitchen. Good.	All OK. Educated. Good people.
2/22/2008	Walgreens	1660 S. Winchester Blvd., Campbell	Level 1	Pro active inspection. Problems in past around dumpster area. Today a few papers around dumpster area, which Mgr. cleaned up right away. All Ok now. Lids were closed.	All OK now. Very cooperative.
2/25/2008	Thai Pepper Cuisine Restaurant	2000 S. Bascom Av., Campbell 95008	Level 1	Pro Active Inspection. Everything looks good except one lid in dumpster area was left open. He closed it immediately. Good. Clean.	All OK now.
2/26/2008	California Food Mart	100-D W. Hamilton Av., Campbell 95008	Level 1	Pro active inspection. Dumpster area dirty. Lids open on dumpsters. Share dumpster area w/Compadres & TGI's Sushi.	All OK now. See IND#39 & 40/0708.
2/26/2008	TGI's Sushi Restaurant	100 W. Hamilton Av., Campbell 95008	Level 1	Pro active inspection. Dumpster area dirty. Lids open on dumpsters. Share dumpster area w/Compadres & Calif. Food Mart.	All OK now. See IND#39 & 41/0708.
2/26/2008	Taqueria Chapala Restaurant	819 W. Hamilton Av., Campbell 95008	No Action	Pro active follow up inspection. All clean/OK, except lids open on dumpsters. Closed them while I was there. OK now.	All Ok now. See above notes.
2/28/2008	Del Taco Restaurant	771 W. Hamilton Av., Campbell 95008	Level 1	Pro active inspection. All clean, except lids on dumpsters open.	Everything OK, except told them to keep lids closed in dumpster area.
2/28/2008	Shine Yun Restaurant	727 W. Hamilton Av., Campbell 95008	No Action	Pro active inspection. Problems in past. All good today. Clean.	All good, Clean.

(ɔell
Annual Report FY 07-08
IND Commercial Inspections

Date	Facility Name	Facility Address	Enforcement Action	Inspection Notes	Notes
3/18/2008	Nob Hill Foods	1602 W. Campbell Av., Campbell 95008	No Action	Pro active inspection. Raw sewage back up last year. See IC/ID 61/0607. All OK now. Grease traps are cleaned monthly. Main sewer line in back flushed every 3 months.	He showed me records. SRC Pumping cleans grease traps for Nob Hill. Abel Septic flushes main sewer line. Prop. Owner, Kirkorian Development Maintenance takes care of main line.
3/4/2008	Baja Fresh Restaurant	1976 S. Bascom Av., Campbell 95008	Level 1	Pro active inspection. Problems in past. All clean except, lid open on grease tallow bin. Noemi Garcia, GM, closed it immediately. All OK. Resolved.	All OK. Resolved.
4/7/2008	Elephant Bar Restaurant	499 E. Hamilton Av., Campbell	No Action	Pro active inspection. Problems in past. All good today, clean. All lids closed in dumpster area.	Frequent inspections are working.
9/24/2007	Cushman Construction Co.	420 E. McGlincy Ln., Campbell	No Action	Pro active inspection. Problems in past. All AOK today.	All OK.
9/27/2007	Shine Yun Restaurant	727 W. Hamilton Ave. Campbell	Level 1	Pro active inspection. Found employees washing mats outback. Do a follow up inspection.	Follow up.

This Page Intentionally Left Blank

040686

Training Summary: IND

Training Description	Date	Attendees
Urban Runoff Staff Meeting/ Training **Speaker:** Cheri Donnelly, WVCWP Program Manager Topics: • Inter- Agency arrangement and cooperation (You call us- We call you) • Common stormwater polluters: Dumpsters, grease, mop water, Kitchen supplies. • Common issues at food handling facilities	Aug 28, 2007	**WVCWP (2)** Manager Inspector **DEH (1)** Inspector
Urban Runoff Food Facility Inspection Program Annual Meeting Speaker: Jack Lovell-WVCWP Inspector Topics: • Inter- Agency arrangement and cooperation (You call us- We call you) • Common stormwater polluters: Dumpsters, grease, mop water, Kitchen supplies. • Inspector typically speaks w/ labor vs. owner- Pictures are a good way of overcoming communication and language barriers. • Inspector's Referral Process for Potential Violations: The inspector receives potential violation notices from various sources including citizens, City staff, Fire, DEH, WVSD, and drive bys. • WVSD: Oils, fats, grease (FOG) program is another program focused on similar issues, so is another resource for obtaining compliance and cooperation. • Forms of Documentation- used by WV Inspectors, IND reports for unexpected, unscheduled visits. ICID reports for 24 Hr responses to reported incidents. NTC (Notice to Comply) if non-SW hits SD, city must follow through. Triplicate: 1. Violator 2. City 3. WVCWP • Florescent Light Bulbs/Batteries-Safe Disposal: Handout: "What You Don't Know About Mercury" Answers How to dispose of products that contain Mercury: fluorescent bulbs, thermometers and batteries. • List Samples of Available Reference Materials: The inspector distributed educational brochures such as restaurant posters, vehicle washing, dirt tracking, auto body shop, vehicle maintenance, and always a business card during and following an inspection. XREF into: Merc, ICID, PIP handouts	April 22, 2008	**WVCWP (2)** Inspector Manager **Dept of Env Health (16)** Supervisor Inspectors **City of Cupertino (2)** Env Mgr Inspector

Campbell

Santa Clara Valley Urban Runoff Pollution Prevention Program

FY 2007-2008 ANNUAL REPORT

Training Description	Date	Attendees
Annual Urban Runoff Inspection Training, SCC FD Speaker: J. Justice, Sr. Haz Mat'l Specialist/ URP Coordinator Topics: • Inter- Agency arrangement (contract), overlapping areas of concern • Difference between Storm Drain System & Sanitary Sewer System • Common stormwater polluters: trash from overflowing dumpsters, litter, fluids to storm drain (from kitchens, car washing, oils from leaking vehicles, etc), HHW items (fluorescent bulbs) • Review of handout material available and common BMPs • Inter-agency communication: Inspection Form, Forwarding Referrals, how/when to contact WV CWP	Jun 10-18, 2008	**WVCWP (2)** Inspector Manager **SCC FD** Inspectors, HazMat Inspectors, Engine Co

Public Agency Activities

This Page Intentionally Left Blank

040690

PUBLIC AGENCY ACTIVITIES: Operations and Maintenance

FY 2007-2008 Work Plan Self Evaluation Matrix

Storm Drain Operations and Maintenance

Source	Task Source	FY07-08 Work Plan Tasks	FY 07-08 Accomplishments	Responsible Party
	2004 URMP	Annual Storm Drain Cleaning Continue contract w/ WVSD. Continue schedule/cycle for inspection and cleaning of storm drain system (two year cycle for residential & one year cycle for commercial/industrial); Public Works staff will clean high leaf drop and other noted areas more frequently and as needed.	CAMPBELL: West Valley Sanitation District (WVSD) performs systematic storm drain cleaning and inspection annually. Each year half the City's storm drains in residential areas are cleaned and inspected. Arterials and commercial/ industrial areas are done annually. City staff performs additional pro-active cleaning of storm drain inlets and grates before storm season in high leaf drop areas. Engineered treatment BMPs on City parking lots are cleaned at least annually.	Sr. Civil Engineer coord with WVSD per contract; Pub Works Supt coord in-field operations
	Trash Reduction Activities On-going	Trash Reduction WVSD and/or Public Works staff will provide additional cleanup in trash problem spots discovered by staff or reported by the public.	CAMPBELL: During inspection and cleaning of storm drain structures, WVSD staff notes catch basins that require additional cleaning. The data will be helpful in locating trash problem areas by storm drain location. Campbell's report included 5 structures that received additional cleaning due to excessive amounts (over 50 lbs) of leaves/ paper.	Pub Works Supt coord in-field operations; WVCWP staff
	2004 URMP	Training - Annual WVSD/ Oper. & Maint. Meeting Annual WVSD & WVCWP / Operations & Maintenance. Supervisors meeting: evaluate status of annual storm drain cleaning and provide training on maintenance issues. Rural public works BMPs & SOPs may be reviewed as part of the annual WVCWP Street Maintenance Supervisors meeting.	The annual WV Storm Drain Op & Maintenance Supervisor's workshop was held on June 20, 2008 at Campbell Community Center. See Training Table for staff attendance. Staff from WVSD, WVCWP, and the other WV Communities also participated. Topics included: • The WVCWP Program Assistant presented on the current NPDES Permit requirements and the possible future requirements of the MRP. • The Environmental Specialist from the City of Sunnyvale gave a presentation on Sunnyvale's storm drain catch basin insert pilot program. WVSD Storm Drain structure cleaning & debris findings for each city will be used to help identify additional trash problem areas.	Mtg lead by WVSD; Attend by Pub Works Supt/Supvrs; Hosted by WVCWP

Campbell

Santa Clara Valley Urban Runoff Pollution Prevention Program

FY 2007-2008 ANNUAL REPORT

Source	Task Source	FY07-08 Work Plan Tasks	FY 07-08 Accomplishments	Responsible Party
	C/I item -Source Control Measure	Storm Drain Stencils or Signage Continue to replace and/or upgrade storm drain stencils or signage on storm drains or catch basins, as needed. Stencils will be replaced with the type of stencil most appropriate for the location.	CAMPBELL: The City has approximately 1,096 SD inlets. The Public Works Supt is continuing to replace signage in the high-use and downtown areas with thermoplastic stencils due to a successful pilot in 2002 - 2004. Since thermoplastic stencils can not be applied to a vertical surface, painted stencils are the preferred method of storm drain signage in most catchment areas. The application of more durable metal plaques in 1999 and 2000 proved problematic.	Public Works Supt
Street Sweeping/ Pavement Management				
	URMP - Street Sweeping	a. Street Sweeping Program By contract – residential swept twice monthly; downtown every week; arterials and Commercial/industrial areas once weekly. High leaf drop and other noted areas cleaned more frequently and as needed (i.e., construction zones - swept by responsible party).	CAMPBELL: The City has two contractors performing sweeping services. A vacuum type sweeper is used for areas that are conducive to picking up fine particulates and a broom type sweeper is used in other areas. The corporation yard is swept on Fridays. Sweeping data includes both types of sweepers. In heavy leaf drop areas, a front-end loader/dump truck crew removes leaves prior to street sweeping. Residents and businesses are given large recycling receptacles for yard waste as part of the required solid waste service. Yard waste is not allowed in streets; yard waste bins are emptied weekly by the City's recycling contractor.	Public Works Supt Uses a Contractor for sweeping
		b. Street Sweeping Data Collection		
	NPDES Permit	b. Street Sweeping Data Collection Collect and review street sweeping data and provide number of curb miles swept and cubic yards of debris to WVCWP for each Annual Report.	CAMPBELL: Street Sweeping data was collected and provided to the SCVURPPP at the end of the fiscal year. See the three-year comparison table in the evaluation section (below), for curb miles swept, debris collected and yard waste recycled.	Public Works Supt coord with WVCWP

C. pell

Santa Clara Valley Urban Runoff Pollution Prevention Program

FY 2007-2008 ANNUAL REPORT

		c. Street Sweeping Training		
Source	**Task Source**	**FY07-08 Work Plan Tasks**	**FY 07-08 Accomplishments**	**Responsible Party**
	FY07-08 Work Plan, RWQCB comments	c. Training As needed, provide training meetings on collection of street sweeping data to appropriate municipal staff & contractor.	CAMPBELL: Training for municipal staff on street sweeping data collection requirements and preferred sweeping methods, was provided at WVCWP's June 20, 2008, Storm Drain Operation and Maintenance workshop.	Snr. Civil Engr, Public Works Supt/ WVCWP to assist
Corporation Yard				
	URMP	a. SWPPP Review As needed, review and update the municipal Storm Water Management Pollution Protection Plan (SWPPP).	The WVCWP Inspector conducted a corporation yard walk-thru and reviewed SWPPP with staff.	Public Works Supt & WVCWP
	URMP	b. Staff Training Provide annual training on BMPs in Storm Water Pollution Prevention Plan w/ Corp-Yard walk-thru	CAMPBELL: The West Valley Clean Water Program Inspector met with Campbell Staff on May 15, 2008 for the Annual Corp Yard Walk-Through Training. 31 City of Campbell staff attended: 1 Pub. Works Superintendent, 3 Public Works Supervisors, 2 Leadworkers, 20 Maint. Workers, 1 Mech., 2 Signal and Street Lighting, and 2 Office staff. The WVCWP Inspector conducted a corporation yard walk-thru and reviewed Campbell's SWPPP. Topics Covered Included: Review of SWPPP, Proper Spill Handling/Cleanup, Secondary Containment, Vehicle Washing, Training, Record Keeping, and Storage of Pesticides, Street Sweeping Data, E-waste Drop-off Sites, Requirements concerning Disposal and Record Keeping for Products Containing Mercury.	Public Works Supt provide mtg for staff
Rural Public Works Activities				
Campbell has no rural public roads				

Campbell

Santa Clara Valley Urban Runoff Pollution Prevention Program

FY 2007-2008 ANNUAL REPORT

Street Sweeping Totals for FY05-06 through FY07-08

Curb Miles Swept — Campbell

FY05-06

Residential
5,454 curb miles swept
Commercial & Arterials
1,807 curb miles swept
Annual Combined Total
7,261 miles curb miles swept

FY06-07

Residential
3,419 curb miles swept
Commercial & Arterials
2,359 curb miles swept
28 miles of other areas
Annual Combined Total
5,806 curb miles swept

FY07-08

Residential
2,983 curb miles swept
Commercial & Arterials
2,690curb miles swept
Annual Combined Total
5,673 curb miles swept

Debris Collected

FY05-06

Residential
1,142 cubic yards of debris collected
Commercial & Arterials
884 cubic yards of debris collected
Annual Combined Total
2,026 cubic yards of debris collected

FY06-07

Residential
1,011 cubic yards
Commercial & Arterials
760 cubic yards
72 cubic yards of other debris
Annual Combined Total
1,843 cubic yards

FY07-08

Residential
1,167 cubic yards
Commercial & Arterials
919 cubic yards
Annual Combined Total
2,086 cubic yards

Yard Waste Recycled

FY05-06: An annual total of **6,609 tons** of yard waste was picked up by garbage collection service.

FY06-07 An annual total of **5,587 tons** of yard waste was picked up by garbage collection service.

FY07-08 An annual total of **19,260 tons** of diverted waste was picked up by garbage collection service. *
* Diverted waste totals are not representative of yard waste collected. Diverted waste totals include all waste that is diverted from landfills. The WVCWP asked the garbage collection company to submit separate totals for yard waste collected for FY 08-09.

Public Agency Activities: Operations and Maintenance Evaluation

Storm Drain Maintenance

In FY 07-08, West Valley Sanitation District (WVSD) provided its third enhanced annual report to the cities on storm drain cleaning. Since June 2007 the reports have listed the structures that were inspected and cleaned with the maintenance crew's findings. A total of 1,188 structures were inspected.

- Of those inspected, 656 were found without any debris and were noted as "clean."
- Of those inspected, 532 had some visible debris upon inspection.
- Of those 532 that had visible debris, 63 had 10 pounds or more of debris and required cleaning
- Of the 63 storm drains that required cleaning, 5 required excessive/additional (50Lbs+) cleaning

In addition to the West Valley IC/ID inspector's incident response program and follow-through to resolution, Campbell Streets crews provided immediate response and cleanup for accidental spills and reports of illegal discharges to the storm drain as noted below:

4/9/08 Swept up glass at 794 Virginia
4/10/08 Swept up glass at 185 Morrene
4/17/08 Swept up glass spill on McGlincey Avenue
5/19 Swept up glass spill on Winchester and Sanford
6/2/08 Cleaned out filters from storm drains at Civic Center and Second Street.
6/14/08 Diesel spill cleanup Union Ave., at McGlincy PD Report 08-0614
6/30/08 Swept up glass from the roadway-Bascom Ave.

Storm Drain Stencils:

Campbell's decision to go back to using painted stencils for most applications, and using thermoplastic storm drain stencils in selected high-use and downtown areas, is working very well. Thermoplastic signage is more durable than painted stencils and holds its color. Staff has also noted that thermoplastic stencils have endured a few years of street sweeping passes. The best feature of the thermoplastic stencils is that they are visible at night. The downside of using thermoplastic stencils is the cost (about $250 per stencil, installed) and they must be applied to a horizontal surface, preventing their visibility from a distance. Santa Clara County staff asked the WVCs for a recommendation on where to purchase metal plaques similar to those previously installed by the West Valley Cities. West Valley reported that municipal staff has discontinued application of the metal plaques because the sharp edges have a potential to get caught in street sweepers and bend, creating possible injury to pedestrians or bicyclists. Replacing the plaques was also a problem. When plaques came loose or were removed, concrete chunks crumbled from the curb with the screws (used for attaching the plaques) making replacement in the same spot impossible.

Yard Waste - Curbside Collection and Recycling:

The West Valley yard waste recycling program reduces the amount of debris that gets into the storm drain, since leaves are collected in oversized bins rather than being stored in the street. In FY 07-08, the total yard waste collected rose sharply from the previous two years for all West Valley cities. The reason for the increase is due to the garbage collection service's reporting methods. The totals were given for all diverted waste. Totals for yard waste recycled were not provided. The WVCWP asked the garbage collection company to provide separate yard waste totals for FY 08-09.

Training Evaluation:

The WVCWP Storm Drain Maintenance Workshop (6/20/08) drew more staff participation this year. Municipal staff evaluated the workshop as having "All useful and pertinent information." Another response noted, "Today a new topic was covered about full capture. I would like to learn new BMP's in the future". It was

evident that BMPs are being used by municipal staff but there was some frustration among street and park maintenance workers because they don't have enough authority to convince residents and private contractors to keep pollutants from reaching the storm drain system. The WVCWP Inspector offered his card to all attendees and requested that they report any incidents to him for immediate follow-up. One challenge is to catch the violator in the act of allowing pollutants into the storm drain system. By the time the incident, or the result of the incident, is seen it is often too late to stop it. The maintenance crews are generally called to clean up spills. Attendees requested continued updates on the MRP requirements for storm drain maintenance and street sweeping practices. Several of the attendees stayed after the workshop for additional discussion among the cities.

Corporation Yard:

Campbell Corp Yard Walk-Thru
May 15, 2008
7:30 – 8:30 am
Attendance: 31 (1 Pub. Wks. Superintendent, 3 Supervisors, 2 Leadworkers, 20 Maint. Wkrs., 1 Mech, 2 Signal & Street Lighting, 2 Office)
Leader: Jack Lovell, WVCWP Inspector
Topics:

- Review SWPPP
- Proper Spill Handling/Cleanup
- Secondary Containment
- Vehicle Washing
- Disposal of and Record Keeping of Products Containing Mercury (Mercury Booklet)
- Pesticides; Training, Record Keeping, and Storage
- Street Sweeping Data
- E-Waste Drop Off now at Goodwill Drop Off Sites
- Sign In Log; including name and job title
- Reminder of Upcoming Street Maint. & Storm Drain Supvs. Training on June 20.
- Took Pictures to Document

Training Summary: PUBLIC AGENCY ACTIVITIES

Training Description	Date	Attendees
National Park Service Road Maintenance Workshop **Speakers:** Bruce Badzik (National Park Service), Laura Speare (San Francisco Estuary Project), Tyler Ledwith (Workshop Coordinator), Steve Ortega (Environmental Compliance, National Park Service), Tyler Ledwith, Darren Fong (Aquatic Biologist, National Park Service). **Topics:** Roads and Watersheds, Salmon Habitat Needs, Effects of Roads on Watersheds and Salmon, Regulations and Permitting, Routine Road Maintenance BMPs, Unpaved and Paved Roads, Sediment & Erosion Control, Ditches & Road Shoulder, Side Casting & Spoils Disposal, Working Near Streams BMPs, Dewatering & Water Management, Culvert Repair, Woody Debris Management, Stream bank Stabilization, Local Fisheries, Emergency Work BMPs, Spoils disposal, Accident cleanup, Emergency utility repair, Emergency slide repair	November 7, 2007	**WVCWP (1)** Manager
Train The Trainer Workshop **Speakers:** SCVURPP Staff **Topics:** • Best Management Practices for Public Streets • Roads and Highway Operation and Maintenance • Best Management Practices for Corporation Yard Activities	November 13, 2007	**WVCWP (2)** Manager Program Assistant **Campbell (1)** Sr. Engineer **Saratoga (1)** Public Works Analyst
Sharing Experience with Implementation of Stormwater Requirements at Development Projects. **Speakers:** Jill Bicknell EOA, Laura Prickett, Mike Campbell, George Otte, Karla Tompkins, Ed Boscacci, Sue Ma, Sarah Sutton, Eric Anderson (City of Mountain View), Tim Berger (City of Fremont). **Topics:** Low Impact Development; Comparison between Green Building and C.3. Requirements; and a panel presentation on implementing stormwater requirements at local new and redevelopment projects; inspection of stormwater treatment measures during and after construction; inspection and maintenance of landscaping in stormwater treatment measures; and local agency experience with BMP O&M inspections of treatment BMP's.	Tuesday June 3, 2008	**WVCWP (2)** Manager Program Assistant **Campbell (1)** Public Works Inspector **Saratoga (1)** Senior Engineer

Campbell

Santa Clara Valley Urban Runoff Pollution Prevention Program

FY 2007-2008 ANNUAL REPORT

Training Description	Date	Attendees
Annual Storm Drain Operations and Maintenance Training Meeting: WV Communities & WV Sanitation District Held at the Campbell Community Center; Sponsored by the WVCWP Speaker: Patrick Hansen (WVCWP), Kristy McCumby (City of Sunnyvale), Ed Oyama (WVSD). Topics included: • The WVCWP Program Assistant presented on the current NPDES Permit requirements and the possible future requirements of the MRP. • The Environmental Specialist from the City of Sunnyvale gave a presentation on Sunnyvale's storm drain catch basin insert pilot program. • WVSD Storm Drain structure cleaning & debris findings for each city (will be used to help identify • Discussion of Signage/labeling methods for storm drains. • Questions, comments, and evaluations.	June 20, 2008	**WVCWP (3)** Manager Program Assistant Inspector **Campbell (3)** Maintenance Mechanic Street Maintenance Workers **Los Gatos (3)** Arborist Tree Trimmer Public Works Maintenance Worker **Saratoga (6)** Parks Lead Public Works Manager Street Maintenance Workers
Corporation Yard Staff Training/ Walk Thru: City of Saratoga Leader: Jack Lovell, WVCWP Inspector Topics: ▪ Review SWPPP ▪ Proper Spill Handling/Cleanup ▪ Secondary Containment ▪ Vehicle Washing ▪ Disposal of and Record Keeping of Products Containing Mercury (Mercury Booklet) ▪ Pesticides; Training, Record Keeping, and Storage ▪ Street Sweeping Data E-Waste Drop Off now at Goodwill Drop Off Sites ▪ Sign In Log; including name and job title ▪ Reminder of Upcoming Street Maint. & Storm Drain Supvs. Training on June 20. ▪ Took Pictures to Document	May 28th, 2008	**WVCWP (1)** WVCWP Inspector **Saratoga** (14) 2 Pub. Wks. Mgr 1 Street Maint. Specialist 1 Park Maint. Specialist 2 Leadworkers 8 Maint. Wkrs

C. ell

Santa Clara Valley Urban Runoff Pollution Prevention Program

FY 2007-2008 ANNUAL REPORT

Training Description	Date	Attendees
Corporation Yard Staff Training/ Walk Thru: Town of Los Gatos Leader: Jack Lovell, WVCWP Inspector Topics: ▪ Review SWPPP ▪ Proper Spill Handling/Cleanup ▪ Secondary Containment ▪ Vehicle Washing ▪ Disposal of and Record Keeping of Products Containing Mercury (Mercury Booklet) ▪ Pesticides; Training, Record Keeping, and Storage ▪ Street Sweeping Data ▪ E-Waste Drop Off now at Goodwill Drop Off Sites ▪ Sign In Log; including name and job title ▪ Reminder of Upcoming Street Maint. & Storm Drain Supvs. Training on June 20. ▪ Took Pictures to Document	May 29, 2008	**WVCWP (1)** WVCWP Inspector **Los Gatos** (19) 2 Superintendents 1 Facility Mgr 1 Mechanic 15 Maint. Wkrs
Corporation Yard Staff Training/ Walk Thru: City of Campbell Leader: Jack Lovell, WVCWP Inspector Topics: ▪ Review SWPPP ▪ Proper Spill Handling/Cleanup ▪ Secondary Containment ▪ Vehicle Washing ▪ Disposal of and Record Keeping of Products Containing Mercury (Mercury Booklet) ▪ Pesticides; Training, Record Keeping, and Storage ▪ Street Sweeping Data ▪ E-Waste Drop Off now at Goodwill Drop Off Sites ▪ Sign In Log; including name and job title ▪ Reminder of Upcoming Street Maint. & Storm Drain Supvs. Training on June 20. ▪ Took Pictures to Document	May 15, 2008	**WVCWP (1)** WVCWP Inspector **Campbell** (31) 1 Pub. Wks. Superintendent 3 Supervisors 2 Leadworkers 20 Maint. Wkrs 1 Mech 2 Signal & Street Lighting 2 Office

THIS PAGE INTENTIONALY LEFT BLANK

040700

New Development Planning Procedures

This Page Intentionally Left Blank

C. ell

Santa Clara Valley Urban Runoff Pollution Prevention Program

FY 2007-2008 ANNUAL REPORT

PLANNING PROCEDURES

FY 2007-2008 Work Plan Self Evaluation Matrix

Planning Procedures

Source	Task Source	Work Plan Tasks	Accomplishments	Responsible Party
	Provision C.3	Participate in Provision C.3 Oversight Ad Hoc Task Group (C3PO AHTG) to stay updated on current issues, respond to Program or RWQCB requests, and exchange questions, ideas or experiences, related to C.3 implementation with other Co-permittees.	WVCWP Manager participated in the C3PO AHTG meetings in order to present summarized information at West Valley monthly meetings and encourage feedback, as appropriate, from West Valley Co-permittee's. CAMPBELL: Sr Civil Engineer Participates in C3PO AHTG and attends the meetings.	WVCWP Mgr Campbell's Sr Civil Engineer
	Municipal Regional Permit (MRP)	Provide municipal training as needed, to prepare for implementation of Municipal Regional Permit (MRP) requirements.	SCVURPPP Program Manager provided MRP updates to City Managers and Mayors meeting in Fall 2007, and to Management Committee members on a regular basis. Many discussions were held regarding comments and in response to a newly released MRP TO Draft in December 2007 and a revised MRP TO Draft in December 2007. WV reps were provided MRP updates at WV Monthly meetings. Additional discussions were conducted among WV Directors and WVCWP Program Manager to provide response and feedback for RWQCB March Public Hearing. Proposed MRP requirements were a top of discussion at WV City Mayors and Managers Meeting in March. City of Campbell Director of Public Works provided an update on the MRP at the WV City Managers roundtable in April 2008. MRP updates and status were provided to staff and WV CWP by various staff (SCVURPPP) at AdHoc Task Group meetings (topic specific). Annual C. 3. Workshop: "Sharing Experience with Implementation of Stormwater Requirements at Development Projects"; Tuesday, June 3, 2008 Topics included: regulatory updates on the Municipal Regional Permit	SCVURPPP, WVCWP, Municipal Staff

Campbell

Santa Clara Valley Urban Runoff Pollution Prevention Program

FY 2007-2008 ANNUAL REPORT

			CAMPBELL: Campbell Staff met with WVCWP on 4/16 to review proposed requirements and impacts to municipal stormwater program budget.	WVCWP w/ Sr. Civil Engineer; Planning & Eng. Staff
C.3.c. Requirements for Group 1 and Group 2 Projects				
Developmt Project Implement-ation	C.3.c.	As appropriate, revise guidance, website, procedures, and/or conditions of approval to facilitate implementation of development project requirements per the MRP.	C.3 guidance for all WV cities was revised and posted prior to 8/15/06 to include Group 2b projects, based upon current requirements. Updates to guidance documents, conditions of approval or other procedures will occur as needed, when MRP is adopted.	Sr. Civil Engineer with WVCWP to assist
		Municipal staff will receive training and/or attend Program workshops on applicable requirements for new development projects.	Annual C. 3. Workshop: "Sharing Experience with Implementation of Stormwater Requirements at Development Projects" Tuesday, June 3, 2008 Reining in the Rain: LID By CA Coastal Commission April 23 (Oakland), 25 (Santa Cruz) See also Training Table below for list of Workshops, Training, seminars or meetings which municipal staff attended	SCVURPPP or WVCWP to provide training Sr. Civil Engineer
C.3.e Operation and Maintenance of Treatment BMPs				
BMP Inspection Program O&M Verification	Permit C.3.e.iii	Provide details of O&M verification program in each annual report. Note organizational structure, evaluation of effectiveness, and proposed improvements. List or summarize treatment BMPs inspected during the year, inspection results, and required follow-up through resolution.	CAMPBELL: O&M inspections were conducted for 5 projects in Campbell. Location and the type of the BMP treatment to be inspected will determine which staff or consultant will perform these inspections. See attached form C.3. n.iii.	Sr. Civil Engineer provide details of O&M Program to WVCWP
Training & Evaluation	Work Plan	Training & Evaluation Continue to provide training to inspectors and data managers on O&M verification program requirements. Discuss evaluation of effectiveness and planned improvement to the program	Annual C. 3. Workshop: "Sharing Experience with Implementation of Stormwater Requirements at Development Projects" Tuesday, June 3, 2008 Topics included: shared experiences of O&M Inspection programs by two municipalities See Also: Training Table below for list of Workshops, Training, seminars or meetings which municipal staff attended	SCVURPPP and WVCWP to provide training or present Training Opportunities to Municipal Staff WVCWP to coord training; Sr. Civil Eng & PW Dir to inform staff

C. pell

Santa Clara Valley Urban Runoff Pollution Prevention Program

FY 2007-2008 ANNUAL REPORT

C.3.f Hydromodification Management Plan				
Source	Task Source	Work Plan Tasks	Accomplishments	Responsible Party
HMP – Hydrograph Modification Mngmt Plan	C.3.f	City staff will continue to track HMP progress and implement its requirements as applicable for qualified Group 1 projects that may cause increased erosion or other related impacts.	CAMPBELL: Campbell has required HMP implementation for applicable Group 1 projects since Oct 20, 2005. There were no qualifying projects for HMP in FY07-08. The City will continue to track regional implementation of the HMP.	Sr. Civil Engineer and Community Dev Dir
Training		Continue to provide incremental training on HMP requirements to City staff after adoption of the MRP via SCVURPPP workshops and/or WVCWP in-house staff training.	To stay informed of the most recent HMP developments, the WVCWP Mgr participates in the C3PO AHTG meetings. Proposed revisions to the HMP were reviewed during the West Valley Communities' round table discussions regarding the draft MRP in December 06 and June 07. To stay informed of the most recent HMP developments, the WVCWP Mgr attended HMP Briefing Meeting September 18th, 2007. CAMPBELL: The Sr Engineer also participates in the C3PO AHTG meetings to track C3 implementation progress, including information on implementation of the HMP.	Eng. Div. and/or Community Dev/Planning
HMP Reporting	C.3.f.viii	Summarize development and implementation status for projects incorporating HMP measures and provide details to WVCWP staff for Annual Report.	CAMPBELL: Campbell has not had any projects which meet the criteria for required HMP implementation during FY07-08. Most of the parcels in the City of Campbell are well below the 50 acre HMP threshold, or will not meet the criteria for HMP requirements. Consequently, the City does not anticipate any projects in Campbell that will be regulated by the current HMP requirements.	Sr. Civil Engineer/ Eng Inspectors
C.3.g Waiver and Compensatory Mitigation Program				
Waiver Program or Alternate Compliance	Permit C.3.g.	Currently Municipality does not offer an alternate compliance option to developers of Group 1 or Group 2 projects. No changes are expected to this approach in FY 07-08 unless regional watershed projects become available to support.	CAMPBELL: All Group 1 and Group 2 projects are required to implement C3 requirements. Currently, the City does not offer an alternate compliance option to developers.	Sr. Civil Engineer

Campbell

Santa Clara Valley Urban Runoff Pollution Prevention Program

FY 2007-2008 ANNUAL REPORT

Source	Task Source	Work Plan Tasks	Accomplishments	Responsible Party
C.3.h Alternate Certification				
Alternate Certification reporting	Permit C.3.h	Report on all projects that are certified by someone other than municipal staff and the mechanism for ensuring outside certifiers are qualified.	CAMPBELL: All projects in the C.3 part 1 and part 2 annual report tables were certified by civil engineers. Campbell requires the developer to select from the City's list of qualified civil engineering consultants. The list is on the City's website.	Sr. Civil Engineer
C.3.I General Plan Update				
General Plan	Permit C.3.I	At next planned update, revise General Plan to reflect principles and policies to address requirements for development projects.	CAMPBELL: The City of Campbell has begun to work on General Plan revisions in 2008 for adoption tentatively in 2009.	Comm. Dev. Dept.
C.3.n Reporting Requirements				
C3 Project Reporting	Permit C.3.n.i.	Report details required by the Permit for all Group 1 and Group 2 projects that received final approval for construction during FY07-08. E.g. list project name, location, type, deemed complete date, final approval date prior to grading, project size, amt impervious surface, watershed, developer name and S/W measures and treatments used.	CAMPBELL: See attached Part 1 Table of Campbell's New and Redevelopment Projects Reporting Forms.	Sr. Civil Eng & Engineering staff/ Planners; Comm Dev Dir to implement and provide data
C3 Project Reporting	Permit C.3.n.ii.	For Group 1 and Group 2 projects, provide details in the annual report on the S/W treatments used, the sizing criteria, O&M verification status, any follow-up action, site design measures used, source control measures used and pesticide reduction measures required.	CAMPBELL: See attached Part 2 Table of Campbell's New and Redevelopment Projects Reporting Forms.	Sr. Civil Eng & Engineering staff/ Planners and Inspectors to collect data
Report Pesticide Reduction Measures	NPDES Permit Provision C.3.n.iii	For Group 1 and Group 2 projects, report on the percentage of projects for which pesticide reduction measures were required.	CAMPBELL: The document, 'Landscape Maintenance Techniques for Pest Reduction,' is reviewed with Group 1 and Group 2 project applicants and included in the application packet. Campbell also has the document on the City's website.	Sr. Civil Engineer & Comm Dev Dir/Planners

Planning Procedures Evaluation

During FY07-08, Campbell Public Works Engineering staff worked closely with Community Development and the WVCWP to streamline the procedures for Group 1 and Group 2 project applications. Several of the City's C.3-related documents are on the City's website at http://www.cityofcampbell.com/PublicWorks/StormWater.htm

In FY07-08 the City of Campbell participated in the Water Resources Protection Collaborative. The Collaborative was enacted in an effort to clarify and streamline local permitting for streamside activities, representatives from the water district, cities, the county and business, agriculture, streamside property owner and environmental interests created a partnership known as the Water Resources Protection Collaborative. The approach makes a clear distinction regarding governance. Municipal organizations will continue to exercise their land use authority. The Collaborative developed model Guidelines and Standards which will serve as a basis for the District and municipal organizations to implement as appropriate. Each municipal organization will develop and apply these standards as needed for their jurisdiction. The City of Campbell adopted these guidelines in early 2008.

Evaluation of BMP O&M Inspection & Verification Program

In FY0708, City's Sr Civil Engineer used the SCVURPPP's Standard BMP O&M Inspection forms to conduct inspection at 5 facilities. Data from the forms were used to complete SCVURPPP Standard BMP O&M Data Collection Table. Last year the City's Sr. Civil Engineer/ Stormwater Rep attended the BMP O&M work group meeting on March 5, 2007 to provide input on the finalization of SCVURPP's BMP O&M inspection forms. The City has committed to using the finalized forms to facilitate the synthesis of county-wide data. The City's Civil Engineer also participated in WVCWP meetings (8-1-06 & 3-27-07) where three West Valley cities considered BMP inspection procedures (in addition to SCVURPPP-standardized inspection forms) which would facilitate implementation, e.g. procedures for reporting constructed treatment measures to County Vector Control and producing a single-page laminated list of information about BMPs for inspectors. In addition, Campbell's Senior Engineer attended the Annual C.3. Workshop on June 3rd.

Staff in both the Public Works and Community Development Departments are continuing to evaluate how to improve the efficiency of the O & M Verification program. The Standard Operating Procedures in the City's URMP state that Public Works Engineering staff are available to conduct inspections of stormwater treatments at Group 1 and Group 2 sites. However, depending on the type and location of stormwater BMP treatment, Campbell is also prepared, if necessary, to hire an outside civil engineering consultant to perform this task.

Reporting Group 1 and Group 2 Projects

Campbell has five Group 1 projects that were completed last fiscal year and were inspected during FY0708. No other projects were deemed complete during FY0708.

This PAGE WAS INTENTIONALLY LEFT BLANK

040708

City of Campbell

Reporting Form for Planning Procedures Performance Standard
and Provision C.3.n.i. Reporting Requirements

Part 1

New Development and Significant Redevelopment Projects[1]
Reviewed and/or Approved During FY0708

Project Name	Project Type[2]	Site Size (ac. or s.f.)	New Impervious Surface (s.f.)[3]	Area of Land Disturbed (Ac.)[4]	Project Status	Storm Water Control Measures Included in Project
Private Projects						
No Projects						
Public Projects						
No Projects						

[1] List all projects with new impervious surface area greater than 10,000 s.f.
[2] Describe project type, as defined in Provision C.3.c.
[3] "New" is defined as impervious surface created, added or replaced.
[4] If the site is a "significant redevelopment", list the area of land disturbance, if information is readily available.

City of Campbell

Reporting Form for Planning Procedures Performance Standard
and Provision C.3.n.ii. & iii. Reporting Requirements

Part 2

Stormwater Control Measures[1]
Reviewed and/or Approved During FY0708

Project Name	Treatment BMPs	Numeric Sizing Criteria Used	O&M Responsibility Mechanism and Responsible Party	Site Design Measures	Source Control Measures	Pesticide Reduction Measures
Private Projects						
No Projects						
Public Projects						
No Projects						

[1]List all projects with new impervious surface area greater than 10,000 s.f.

See SCVURPP "C.3. Handbook: Guidance for Implementation of Stormwater Requirements for New and Redevelopment Projects".

*Projects that do not require stormwater treatment because they fall under the Alternative Compliance Program must be reported as per Provision C.3.g.v. (see Reporting Form Part 3).

City of Campbell

Reporting Form for Planning Procedures Performance Standard
and Provision C.3.g.v. Reporting Requirements

Part 3

Alternative Compliance/Waiver Program Projects
Reviewed and/or Approved During FY0708

Project Name and Location	Project Type	Final Percent Impervious Surface	Reasons for Allowing Alternative Compliance	Alternative Compliance Terms	Project Receiving Benefit (Date of Completion)
Private Projects					
Public Projects					

NOTE: Alternative Compliance / Waiver Program is not used by City of Campbell

Santa Clara Valley
Urban Runoff
Pollution Prevention Program

Treatment BMPs Inspection Activity Report
FY 07-08
City of Campbell

Date	APN	Reason for Inspection	Project Type	Treatment BMP Type	Inspection Results					Enforcement Action	Comments
					1	2	3	4	5		
8/23/2007	412-35-011, 412-35-038	Initial	Industrial	Hydrodynamic Separators	1. No Visible/Apparent Problems						
5/15/2008	412-35-011, 412-35-038	Routine	Industrial	Hydrodynamic Separators	1. No Visible/Apparent Problems						SanCo Pipeline pumped all debris and water from CDS units. In addition, surrounding manholes were cleaned and pumped.
5/29/2008	279-31-003, 279-31-004	Initial	Commercial	Vegetated Swale	5. Trash/Debris Accumulation or Dumping						Minor trash in vegetated swale. Informed facility representtive for need to pick up trash within swale. Reinspect in two weeks for verification of trash cleanup.
5/29/2008		Initial	Residential	Porous Pavement	1. No Visible/Apparent Problems						
5/29/2008		Initial	Residential	Extended Detention Basin	1. No Visible/Apparent Problems						

CITY OF CAMPBELL
NPDES PERMIT PROVISION C.3 DATA FORM

BUILDING PERMIT/PROJECT NO. _____
PROJECT DESCRIPTION _____
A.P.N. # _____
PROJECT WATERSHED _____
PROJECT LOCATION _____
APPLICANT/DEVELOPER NAME _____
CONSULTANT/DESIGNER _____
ENGINEER'S NAME/PHONE NUMBER _____

1. PROJECT TYPE (CHECK ALL THAT APPLY):

☐ **RESIDENTIAL** ☐ **COMMERCIAL** ☐ **INDUSTRIAL** ☐ **PUBLIC**

2. PROJECT SIZE:

a. Site size _____ sq. ft.
b. Existing impervious surface area (includes land covered by buildings, sheds, patios/covers, parking lots, on-site walkways, driveways and streets _____ sq. ft.
c. Impervious surface area created, added, or replaced _____ sq. ft.
d. **Percent increase/replacement of impervious surface area** _____ **%**
e. **Total area of land disturbance** _____ sq. ft.

3. PROJECT STATUS:

a. Application Date _____
b. Application Deemed Complete (by City) _____
c. Date Approved (Grading Permit Issued or Start of Construction) _____

4. TYPES OF PESTICIDE REDUCTION MEASURES USED (check all that apply)

DESCRIPTION	CODE (For City Use Only)
☐ Education	PEDU
☐ Condition of Approval	PCOA
☐ Does Not Apply	PDNA

5. TYPES OF STORMWATER CONTROLS USED (check all that apply).

DESCRIPTION	CODE (For City Use Only)
☐ Stormwater Treatment Measures	STM
☐ Source Control Measures	SCM
☐ Site Design Measure	SDM
☐ None	NON

Examples of Stormwater Control Measures: (Circle all that apply)

Stormwater Treatment	**Source Control**	**Site Design**
a. Biofilter (veg. swale/strip)	a. Wash area/racks drains to sanitary sewer	a. Mimimize land disturbance
b. Detention Basin (dry)	b. Covered dumpster area, drains to sanitary sewer	b. Minimize impervious surface
c. Detention Basin (wet)	c. swimming pool drains to sanitary sewer	c. Minimum impact street or parking lot design
d. Underground Detention	d. Beneficial landscaping (minimizes irrigation, runoff, pesticides and fertilizers, promotes treatment of stormwater)	d, Clustered structures
e. Media filter (sand, organic matter, bioretention)	e. Outdoor material storage protection	e. Disconnect downspouts
f. Hydrodynamic device	f. Cover, drains for loading docks, maintenance bays, fueling areas	f. Porous driveway pavement
g. Infiltration trench	g. Maintenance (street sweeping, catch basin cleaning)	g. Microdetention in landscaping
h. Porous pavement	h. Other _____	h. Preserve open space
	_____	
i. Wetland basin		i. Protect riprarian and wetland areas, riprarian buffers
j. Wetland Channel		j. Minimize hydrograph change
k. Inlet Filter		k Other _____
		_____
l. Other _____		
_____		

6. HYDRAULIC SIZING CRITERIA:

☐ Volume Hydraulic Design basis ☐ Flow Hydraulic Design Basis

CERTIFYING ENGINEER _____ REGISTRATION NO._____

7. OPERATION AND MAINTENANCE RESPONSIBILITY MECHANISM:
(check all that apply – required minimum of one)

☐ Project's proponents signed statement accepting responsibility for the operation and maintenance of the installed stormwater treatment system(s) until such responsibility is legally transferred to another entity (Covenant for Stormwater Maintenance and Operation) *

☐ Written conditions in the sales or lease agreement for the project that required the buyer or lessee to assume responsibility for the operation and maintenance of the installed stormwater treatment system(s) until such responsibility is transferred to another entity. *

☐ Written text in the project conditions, covenants and restrictions (CC&R's) for multi-unit residential projects to require the Homeowners Association to assume responsibility for the operation and maintenance of the installed stormwater treatment system(s) until such responsibility is legally transferred to another entity. *

☐ Any other legally enforceable agreement or mechanism that assigns the operation and maintenance responsibility for the installed treatment system(s). *

* - To be submitted to the City for review, approval and recordation as appropriate.

STAFF ONLY

Reviewed By: _____ **Department** _____ **Date** _____

Reviewed By: _____ **Department** _____ **Date** _____

DATA ENTRY PERFORMED BY:_____ **Date** _____

THIS PAGE INTENTIONALY LEFT BLANK

040716

DRAFT

Santa Clara Valley Urban Runoff Pollution Prevention Program

Top Ten Development Tips to Protect Creeks

WMI WATERSHED

The scenic creeks that meander through the Santa Clara Valley can be harmed by development – unless we take precautions. If loose soil is allowed to wash into creeks, it can result in sedimentation that harms migratory fish. Development in or near "riparian corridors" can result in excessive erosion, increased pollution, and loss of wildlife habitat. (A "riparian corridor" is the strip of land, centered on a stream, characterized by vegetation that grows adjacent to freshwater watercourses.) The local municipality may require permanent stormwater treatment measures to reduce impacts. Following these "top ten" tips will help protect local creeks for our own enjoyment, native fish and wildlife, and future generations.

In the Site Layout...

Don't: **✓Do:**

1. **Maintain setbacks.** Keep buildings, decks and other structures and impervious surfaces at least 100 feet away from the edge of riparian corridors (*clustering development away from streams minimizes impact on stream habitat areas.*



2. **Preserve native trees** and protect the riparian habitat through creative site plan design (*the urban forest provides shade, improved air quality, site aesthetics, and reduces noise*).

✓

3. **Avoid intrusive activities.** Balance the need to protect riparian habitat from intrusive activities with creek-friendly recreation. (*Although human activities can adversely impact habitat areas, spending time along creeks can enhance residents' appreciation of the natural environment*).

✓

In the Project Design...

4. **Avoid night lighting**, bright colors, reflective surfaces and noise near the riparian corridor (*riparian and wildlife habitat protection.*)

In the Project Design...

Don't: **✓ Do:**

5. **Control pollutant sources** on the site (*cover debris and material storage, specify roofed trash enclosures, and implement an effective trash removal program.*



In Landscaping...

6. Use suitable **California native plants** and avoid the use of invasive species (*for example, English Ivy suffocates other plants and trees, and attracts snails and pests*).

7. Use **Integrated Pest Management** techniques in design and maintenance (*sustainable landscaping practices promote healthy soils, conserve water, and help avoid the use of harmful pesticides and quick-release fertilizers*).

8. Preserve, maintain, and restore **native vegetation** within the **riparian setback area** to buffer the creek from development (*protects habitat and reduces erosion, sedimentation, and excessive runoff during storms*).



During Environmental Review...

9. Determine and **mitigate all impacts** of the project on the creek (*site design, impervious surfaces, activity areas, site grading, filling in floodplain areas, pollution, and landscaping all affect habitat*).

10. Understand that **every section of a stream contributes** to the water quality and habitat value of the entire stream (*even channelized sections can serve to connect better habitat areas*).

Training Summary: Planning Procedures

Training Description	Date	Attendees
HMP Briefing Meeting **By**: WVCWP/ SCVURPPP **Speakers:** EOA/ SCVURPPP **Topics covered included:** Background on Current HMP Applicability Map, Water Board and Co-Permittee Concerns, Discussion of Alternatives for Map Revisions, Discussion of Impacts in Specific Areas, and Next Steps.	September 18, 2007	**WVCWP (1)** Manager **Campbell (1)** Sr. Engineer **Los Gatos (1)** Engineer **Monte Sereno (1)** Engineer **Saratoga (1)** Engineer
HMP Update at WV Meeting **By:** WV CWP **Speakers**: WV Pgm Manager **Topics covered included**: Background on Current HMP and proposed HMP requirement in MRP, Water Board and Co-Permittee Concerns.	September 25, 2007	**WVCWP (1)** Manager **Campbell (1)** Sr. Engineer **Saratoga (1)** PW Analyst
Reining in the Rain: Watershed-Friendly "Low Impact Development" Site Design, Permeable Pavements, Planning and Funding Strategies for Stormwater Management **By:** Coastal Commission **Speakers**: A. Wanger, CA Coastal Commission; T. Lawrence, Center for Water & Land Use, UC Davis Ext; J. Bicknell, EOA/CASQA, B. Wolfe, SF RWQCB; Mitch Avalon, Contra Costa PW; A. Youngs, CA-NV Cement Assn; B. Milar, CA Asphalt Pavement Assn; D. Smith, Interlocking Concrete Pavement Institute **Topics covered:** Resource-Based Land Use and Planning, Low Impact Development-the How's and Why's, LID Stormwater Treatment and Hydromodification Management, Regional Perspective on LID Regulation & Implementation, LID and Flood Control. Afternoon session TRACK A workshop: Permeable Pavements *plus* Stormwater NPDES Compliance or TRACK B workshop: Learn, Plan, and Act on Local LID.	April 23, 2008 (Oakland, CA)	**WVCWP (2)** Manager Program Assistant
Reining in the Rain: Watershed-Friendly "Low Impact Development" **By**: Coastal Commission **Speakers**: E. Neale, Resource Conservation District of Santa Cruz County; A. Wanger, CA Coastal Commission; T. Lawrence, Center for Water & Land Use, UC Davis Ext; E. Berntsen, SWB/Stormwater Section; R. Fatoohi, Santa Cruz County; A. Youngs, CA-NV Cement Assn; B. Milar, CA Asphalt Pavement Assn; D. Smith, Interlocking Concrete Pavement Institute; R. Ketley, City of Watsonville; B. Markowitz, EarthCraft Design; S. Peterson/ J. Janceki, Janecki & Assoc, Inc; R. Cooper/ P. Hasse, Fall Creek Eng, Inc **Topics covered**: Resource-Based Land Use and Planning, Low Impact Development-the How's and Why's, LID Stormwater Treatment and Hydromodification Management, Regional Perspective on LID Regulation & Implementation, LID and Flood Control. Afternoon session TRACK A workshop: Permeable Pavements or TRACK B workshop: Implementing LID Locally	April 25, 2008 (Santa Cruz, CA)	**Saratoga (2)** Public Works Analyst Building Inspector

Campbell

Santa Clara Valley Urban Runoff Pollution Prevention Program

FY 2007-2008 ANNUAL REPORT

Training Description	Date	Attendees
Construction Site Management Workshop Monday, December 3 (targeted for municipal staff) or Tueday December 4, 2007 (targeted for contractors) Quinlan Community Center, 10185 N. Stelling Road, Cupertino, CA, 95014 or October 31, 2007 at the Green Building Exchange, 305 Main Street, Redwood City, 8:00 am – 3:00 pm **By**: SCVURPPP and SFEP, SF RWQCB and Friends of the Estuary **Speakers:** Jill Bicknell, Santa Clara Valley Urban Runoff, Cecil Felix, San Francisco Regional Water Quality Control Board, Scott Taylor, RBF Consulting, **Topics included:** Construction site regulations & responsibilities; effective erosion and sediment control BMPs, inspection, monitoring and sampling; site plan update procedures; post construction requirements; vendor exposition; and a demonstration site visit; Proper Erosion Control Techniques, Grading, Proper use of Waddles, and Storage of Hazardous Materials	Monday, December 3 (targeted for municipal staff) or Tuesday December 4, 2007 (targeted for contractors) or October 31, 2007	**WVCWP (2)** Manager Assistant **Campbell (3)** Sr Engineer PW/Engineer Staff (Horn, Wahidi) **Saratoga (2)** PW/ Building Staff (Garcia, Souza)
SCVURPPP Annual C. 3. Workshop: "Sharing Experience with Implementation of Stormwater Requirements at Development Projects" Tuesday, June 3, 2008 Sunnyvale Community Center Ballroom 550 E Remington Drive, Sunnyvale 8:30 am – 3:30 pm **By:** SCVURPPP **Speakers:** J. Bicknell, EOA/ SCVURPPP; S. MA, SF RWQCB; E. Anderson, City of Mt. View; T. Berger, City of Fremont; others **Topics covered:** Low Impact Development; comparison between Green Building and C.3. Requirements; and a panel presentation on implementing stormwater requirements at local new and redevelopment projects; inspection of stormwater treatment measures during and after construction; inspection and maintenance of landscaping in stormwater treatment measures; and local agency experience with BMP O&M inspections of treatment BMP's.	Tuesday June 3, 2008	**WVCWP (2)** WVCWP Manager WVCWP assistant **Campbell (2)** PW Inspector (Wahidi ? Sr. Engineer (Oxonion **Los Gatos (3)** Building Inspector Asst. Planner **Saratoga (3)** Sr Engineer Assistant Planner

Construction Inspection

Page Intentionally Left Blank

040722

C pell

Santa Clara Valley Urban Runoff Pollution Prevention Program

FY 2007-2008 ANNUAL REPORT

CONSTRUCTION INSPECTIONS

FY 2007-2008 Work Plan Self Evaluation Matrix

Source	WP Task	Work Plan Tasks	Accomplishments	Responsible Party
	URMP	Staff Training Participate in and support RWQCB and Program- sponsored workshops on erosion control and construction BMPs; support distribution of related materials.	CAMPBELL: On December 5th 2008, Campbell's Sr. Civil Engineer attended the SCVURPPP's Construction Site Management and Erosion Control Workshop. WVCWP's Stormwater Discharge Inspector and Manager also attended.	WVCWP to coord w/ SCVURPPP; inspectors to attend training
	URMP	Construction Inspections Continue construction site inspections and follow-up for stormwater issues (i.e., mud tracking, mat'l storage, housekeeping, etc.). Document sites inspected and note any violations through final resolution. Report violations to WVCWP for Annual Report.	CAMPBELL: Campbell staff inspected all construction sites for stormwater issues. Problems related to stormwater requirements were addressed and verbal notices to comply were issued. Compliance was monitored by Staff. Large commercial projects were monitored monthly and were required to be certified by project Civil Engineers for compliance. During FY07-08 the City of Campbell issued permits for 5 new commercial/ industrial buildings, 66 new residential units, 8 grading permits, 19 demolition permits, and 436 residential remodel/additions. Any need to remind contractors about construction BMPs was handled successfully by the City's Building Inspectors. Additionally, two construction site-related, potential stormwater incidents were referred to the WVCWP Inspector by other agencies for follow-up. One potential paint-discharge violation was called in by a citizen. The attached spreadsheet provides incident details and resolution.	Eng Inspectors / Bldg Official WV Inspector by referral

Campbell

Santa Clara Valley Urban Runoff Pollution Prevention Program

FY 2007-2008 ANNUAL REPORT

Construction Inspection Evaluation Campbell

Construction Site evaluation:

*FY07-08**	
Paint Discharge	*2*
Oil Discharge	*3*
Landscape/Dirt in gutter	*1*
Grey Water Discharge	*1*
Total Number of Incidents	*7*

**issues observed and resolved by Municipal Inspectors.*

Previous Year - FY06-07	
Paint Discharge	*2*
Oil Discharge	*1*
	3

The number of incidents is the same as for the previous year. In FY07-08 two construction related incidents were reported to WVCWP, however upon response the complaint was not found or could not be verified. Last year the only construction related incidents were 2 paint discharges and one oil discharge. The City's Construction Inspectors handle most of the incidents that can be easily and quickly resolved. This year the WVCWP Inspector and Program Manager met with Campbell Engineering Inspectors in May to discuss requirements for construction inspections and the importance of documenting violations even if the incident is immediately resolved. Campbell inspectors say that if there are construction site problems, they are resolved very quickly because contractors and project managers are quick to comply.

The Construction Inspection Program currently works well – During FY07-08 the WVCWP made it a priority to provide additional training on construction inspection requirements and to encourage self evaluations of municipal inspection programs. Several WV meetings and municipal training sessions were held to discuss BMPs, URMP requirements and documentation of inspection activities. It was determined that inspectors would benefit from a review of documentation requirements. An email notice to that effect was sent to building inspectors prior to the rainy season on 10-4-07. The Construction Inspection training table details the training sessions attended and conducted in FY07-08.

C. bell

Santa Clara Valley Urban Runoff Pollution Prevention Program

FY 2007-2008 ANNUAL REPORT

Training Summary: Construction Inspection

Training Description	Date	Attendees
Construction Site Management Workshop Monday, December 3 (targeted for municipal staff) or Tueday December 4, 2007 (targeted for contractors) Quinlan Community Center, 10185 N. Stelling Road, Cupertino, CA, 95014 or October 31, 2007 at the Green Building Exchange, 305 Main Street, Redwood City, 8:00 am – 3:00 pm **By**: SCVURPP, SFEP, SF RWQCB and Friends of the Estuary **Speakers:** Jill Bicknell, Santa Clara Valley Urban Runoff, Cecil Felix, San Francisco Regional Water Quality Control Board, Scott Taylor, RBF Consulting, **Topics included:** Construction site regulations & responsibilities; effective erosion and sediment control BMPs, inspection, monitoring and sampling; site plan update procedures; post construction requirements; vendor exposition; and a demonstration site visit; Proper Erosion Control Techniques, Grading, Proper use of Waddles, and Storage of Hazardous Materials	Monday, December 3 (targeted for municipal staff) or Tueday December 4, 2007 (targeted for contractors) or October 31, 2007	**WVCWP (2)** WVCWP Manager WVCWP Assistant **Campbell (3)** Sr Engineer 2 PW/Engineer Staff **Saratoga (2)** 2 PW/ Building Staff
Construction General Permit Workshop **Speakers:** SCVURPPP Staff **Topics:** workshop to inform municipal staff about the requirements in the draft Construction General Permit.	April 30, 2008	**Campbell (1)** Sr. Engineer
SCVURPPP Annual C. 3. Workshop: "Sharing Experience with Implementation of Stormwater Requirements at Development Projects" Tuesday, June 3, 2008 Sunnyvale Community Center Ballroom 550 E Remington Drive, Sunnyvale 8:30 am – 3:30 pm **By:** SCVURPPP **Speakers:** J. Bicknell, EOA/ SCVURPPP; S. MA, SF RWQCB; E. Anderson, City of Mt. View; T. Berger, City of Fremont; others **Topics covered:** Low Impact Development; comparison between Green Building and C.3. Requirements; and a panel presentation on implementing stormwater requirements at local new and redevelopment projects; inspection of stormwater treatment measures during and after construction; inspection and maintenance of landscaping in stormwater treatment measures; and local agency experience with BMP O&M inspections of treatment BMP's.	Tuesday June 3, 2008	**WVCWP (2)** WVCWP Manager WVCWP assistant **Campbell (2)** PW Inspector Sr. Engineer **Los Gatos (3)** Building Inspector Asst. Planner **Saratoga (2)** Senior Engineer Asst. Planner

THIS PAGE INTENTIONALY LEFT BLANK

Public Information and Participation

This page intentionally left Blank

040728

C. pell

Santa Clara Valley Urban Runoff Pollution Prevention Program

FY 2007-2008 ANNUAL REPORT

PUBLIC INFORMATION/PARTICIPATION

Work Plan Self Evaluation Matrix

Source	WP Task	FY07-08 Work Plan Tasks	FY 07-08 Accomplishments	Responsible Party
A. SCV PROGRAM - PROJECTS/SUPPORT				
	NPDES Permit, Provision C.4, C.9 & Pest Mgt Plan (PMP)	a. Watershed Education and Outreach Campaign Help to develop/implement ongoing watershed education and outreach campaign. WVCWP Mgr assists via WEO Ad hoc Task Group. Participate in campaign development and special projects, e.g. community events. Campaign will include funding for educational programs at the Alviso Ed Center and funding for ZunZun performances in local schools. See SCVURPPP FY07-08 Watershed Watch Work Plan for details.	WVCWP Pgm Mgr assists via participation in the Watershed Education and Outreach Ad Hoc Task Group. WVCWCP helped plan and implement the Watershed Watch campaign, aimed at IPM and Mercury Pollution Prevention, in the fall of 2007. *Watershed Watch Media Campaign* The FY07-08 campaign featured ongoing IPM and Mercury ads in community newspapers. The WV communities, (along with 3 other cities and the County Integrated Waste Mgmt Division) contributed additional funds towards local media buys. WVCWP regularly provided staff support for Program outreach events. *Haunt the Hollow Halloween Event on Sunday 10/28/07* 1 WVCWP staff member & 1 WVCWP volunteer assisted at this event wearing costumes, they handed out educational materials and gave visitors an opportunity to complete a watershed survey. The survey had two questions one regarding fluorescent light disposal and the other pertaining to the treatment or lack of treatment of water that flows down the storm drain. The completed surveys were collected and tallied. Surveys with contact information were entered in a drawing. Two winners each received two tickets to Gilroy Gardens. The theme park is a Watershed Watch partner.	WVCWP Staff

Campbell

Santa Clara Valley Urban Runoff Pollution Prevention Program

FY 2007-2008 ANNUAL REPORT

	NPDES Permit, Provision C.4, C.9 & Pest Mgt Plan (PMP)	b. Pesticide User Outreach Project Continue to provide funding and to participate in Our Water Our World IPM Store Partnership. Project scope will include items in Program's Pesticide Management Plan based on provision c.9.d of the Permit for outreach to residents, commercial businesses, and pest control operators.	Campbell Clean up Event Saturday April 12, 2008 In conjunction with Great American Pick-up and Keep California Beautiful For more information visit http://www.ci.campbell.ca.us/General/CommunityCleanup/CommunityCleanup.htm	WVCWP Staff
	NPDES Permit, Provision C.9.c.	c. Mercury Pollution Prevention Outreach Participate in the Program's Mercury Pollution Prevention Outreach Work Group and conduct local implementation of the Program's Mercury Pollution Prevention Plan including public education on: 1) negative health and environmental impacts of mercury, and 2) proper disposal of products containing mercury.	1-9-08: Three (3) HHW Mercury brochures were given to St Mary's 5th grade teacher, in Los Gatos to show students and parents some convenient drop-off locations for mercury bulbs and batteries. 1.25 hour long Watershed presentation was provided to 35 students by WVCWP staff with specific focus on the dangers of mercury waste in our watershed and the proper disposal of mercury containing items such as fluorescent bulbs. ********** Campbell Clean up Event Saturday April 12, 2008 In conjunction with Great American Pick-up and Keep California Beautiful For more information visit http://www.ci.campbell.ca.us/General/CommunityCleanup/CommunityCleanup.htm ********** St. Mary's School, Los Gatos –Presentations for kindergarten classes on 5-6 -08 ********** Urban Runoff Food Facility Inspection Program Annual Meeting April 22, 2008 9:00AM- 10:00AM Refer to IND Training for full summary.	WVCWP Staff

Public Information/Participation Program EVALUATION - *SCV Program Projects/Support*

Pesticide User Outreach - STORE PARTNERSHIP:
Managers of Summerwinds Garden Center in Campbell have shown their interest in less toxic products. Summerwinds' store management chose to participate in the IPM store partnership. A consultant representing SCVURPPP's Watershed Watch and OWOW campaigns worked with the Campbell store to increase shelf space and display exposure for the promotion of less-toxic products.
SCVURPPP's Watershed Watch procured a partnership with: local nursery (Yamagami's), 2 car wash companies (w/ total of at least 6 locations), paint store (Kelly Moore) and local park/zoo (Happy Hollow) to participate in annual Discount Card Program. The Watershed Watch Discount Cards were distributed by SCVURPPP to patrons of Classic Car washes over 2hrs on four consecutive Wednesdays in May/June. WV CWP distributed Cards at the April 26 National River Clean-up Day (75 cards), Los Gatos Public Works Open House (30 cards) and to PW Staff who attended the annual SD & Street Maintenance Supervisors Training Meeting (20 cards).

B. WVCWP PROJECTS

GENERAL OUTREACH

General	NPDES Permit, Provision C.4 and C.9	a. Distribute Materials. Distribute public information materials at civic centers, libraries, building and planning department counters and similar venues. Maintain a website (and phone request line) for public requests and distribution of materials.	July 9, 07 contacted Nancy Higgins, instructor for Community Education course on organic gardening for residents. Delivered materials for 2 classes, one in Campbell and one in Los Gatos. Provided 2 Site Design Guidelines books featuring pervious surfaces for driveways and patios and rain gutter downspouts directed to landscaping. Provided Grow It Guides, OWOW pocket guides for natural pest control and other about 40 – 50 copies of smaller ed material. Nancy requested an Enviroscape Presentation for her adult ed classes. Will arrange is time is permitted away from AR ********** Haunt the Hollow EVENT 10-28-07 1 Master Gardener; 150 HHW English; 11 Mercury; 300 Environmental News Quiz; 30 Gutter Getters; 2 Diazinon; 20 Our Water Our Word Magnets; 50 Watershed Watch Discount Car Wash Coupons	WVCWP Staff

Campbell

Santa Clara Valley Urban Runoff Pollution Prevention Program

FY 2007-2008 ANNUAL REPORT

			DISTRIBUTED VIA GARDENING CENTERS: August 9, 2007 Summer Winds Nursery (Campbell) Delivered fact sheets: Fleas = 50; Beautiful Lawns = 50; Roses = 50; Yellow Jackets = 100; Ants = 100; Spiders = 50 ********** August 15, 2007 Delivered and stocked the fact sheets at Orchard Supply Hardware located at 5365 Prospect Rd. Yellow Jackets = 75; Healthy Gardens = 50; Beautiful Lawns = 75; Aphids = 25; Ants = 100 ********** Ace Hardware Garden Center Los Gatos 9- 11-07 Fact Sheets: 50-Ants; 50–Weeds; 50–Healthy Garden; 5–Pesticides;100–Yellow Jackets; 100–Fleas; 100-Aphids; 100–Spiders; 100–Prevent Pest Problems; 50–Mosquitoes 50–Wonderful Roses	
			DISTRIBUTED VIA Civic Center, Libraries, Other Public Facilites: 3/18/08: Posted 'Watch Out for Mercury Pollution' Poster at Monte Sereno City Hall and Monte Sereno Post Office. May 2008 Beneficial Bug Brochures: Distributed 50 to the Monte Sereno City Hall, 30 to each Campbell & Saratoga Reps for City Hall Distribution	
General	NPDES Permit, Provision C.4 and C.9	b. Participate in Local Community Events Promote watershed messages by participating in local community events (e.g., farmers market, festivals, creeks clean-ups, etc.).	September 30, 2008 Silicon Valley Roller Girls Carwash Fundraiser Hamilton Ave, Campbell The WVCWP Inspector distributed the carwash kit and ensured proper installation and use during the Silicon Valley Roller Derby Girls Carwash. ********** April 19, 2008: Town of Los Gatos Green Event, by WV Greenleaf Committee Table Hosted by volunteer resident to distribute information on WVCWP. Materials distribute included; Water bottles (10), Grow it! Guides (28), Clean it! Guides (38), Clean Creek Pencils (13), No Dumping Pencils (25), Gutter	WVCWP Staff and available Municipal Staff

			Getters (10), Mercury Pamphlets (25), Pest or Pal Children's Activity Book (12), Watershed Kits (23), Paint Sticks (45), Thermometers (17), Pledge pins (2), Cartoon T-Shirts (6). ********** Saturday September 15, 2007 International Coastal Cleanup Day San Tomas Aquino Creek Clean up @ Westmont High Host Clean-up Event, coordinate volunteers, distribute information, collect trash surveys. ********** Watershed Watch Campaign – Car Wash Promotion Delta Queen Classic Car Wash 981 E. Hamilton Avenue, Campbell Wednesday, June 4th 7-9 am WVCWP Staff participated in the event at the Classic Carwash. The WVCWP staff handed out approximately 40 Watershed Watch Discount Cards.	
			Saturday April 12, 2008 Great American Pick-up and Keep California Beautiful Campbell Clean up Event @ Los Gatos Creek Park For more information visit http://www.ci.campbell.ca.us/General/CommunityCleanup/CommunityCleanup.htm	Municipal Staff WVCWP Staff
			Los Gatos Public Works Open House Thursday 22nd, May 2008, Los Gatos Corporation Yard Approximately 20 students from Village School's kindergarten class and 34 students from St. Mary's attended the Open House. The WVCWP gave a presentation on watersheds and pollution prevention. Topics covered included mercury, copper, car washing and littering. Approximately 15 T-shirts, 25 water bottles, 20 gutter getters, and 5 activity books were distributed.	Municipal Staff WVCWP Staff
			Saturday September 29th , 2007 Saratoga Commuity Creek Cleanup Event Host Clean-up Event, coordinate volunteers, distribute information, collect trash surveys.	Municipal Staff WVCWP Staff

Campbell

Santa Clara Valley Urban Runoff Pollution Prevention Program

FY 2007-2008 ANNUAL REPORT

General	NPDES Permit, Provision C.4 and C.9	c. Prepare Newsletter Articles/ Press Releases Prepare and contribute articles/ press releases of interest to the City newsletter and/or local media. Topics such as HHW disposal, pesticides, mercury, trash and copper/nickel will be promoted.	A front page article entitled "Maintaining Your Pool and Spa" was circulated to all Monte Sereno residents in August of 2007. ********** In August 2007 Monte Sereno circulated a newsletter that highlighted the dangers of toxic pesticides, such as diazinon. **********In the Fall of 2007 the Town of Los Gatos distributed their community newsletter, *Vista*, to all Los Gatos residents. The Newsletter gave details on Los Gatos' effort to be more "green", as well as revisions to Los Gatos' general plan, which will address stormwater issues. ********** SCV URPPP "Watch out for mercury pollution!" advertisement appeared in the March 18th, 2008 and the April 8th 2008 editions of the Saratoga News, Los Gatos Weekly & Campbell Reporter. ********** Campbell website published article on 'Keep California Beautiful Creek Clean-up Event', which occurred on April 12, 2008. ********** Article entitled "Green Leaf hoping to blossom in 2008" News articles on Beneficial Bugs – IPM, HHW cartoon, Car Washing & Car Washing cartoon. Printed in Spring Edition City of Saratoga newsletter for all residents "The Saratogan". ********** Article entitled "Green Leaf hoping to blossom in 2008" appeared in the January 15th, 2008 edition of the Saratoga News. The article noted the combined efforts of local citizens in a continued effort to expand the local Green Leaf Committee. ********** SCVURPPP advertisement entitled "Watch Out For Toxic Pesticides" appeared in the Saratoga News, Los Gatos Weekly, & Campbell Reporter on June 3rd, 2008.	Municipal Staff WVCWP Staff

			********** WVCWP prepared news articles on Beneficial Bugs – IPM, HHW cartoon, Car Washing & Car Washing cartoon. Printed in Summer edition of City of Saratoga newsletter for all residents "The Saratogan". ********** West Valley Communities' Solid Waste Franchisor (garbage & recycle hauler) publishes a quarterly newsletter and distributes to all residents. Topics in Spring 2008: Donate, recycle or sell (garage sales) usable goods rather than tossing; Drop off e-waste, Proper disposal of batteries, fluorescent bulbs, aerosol cans & paint cans; Green Waste; 10 Simple Ways to Celebrate Earth Day; Less Toxic options for Cleaning ('Clean Green').	
			Related Articles posted by Others: Advertisements for the "International Cleanup Day" appeared in the Saratoga News, LG Weekly & Campbell Reporter during August/September 2007, funded via Creek Connections Action Group ********** News article appeared in the Los Gatos Observer entitled "Los Gatos Family Raises $9000 for Cole Family" on October 26th, 2007. The article gave credit to the Town of Los Gatos and the WVCWP for their efforts to prevent run-off from the carwash from entering the storm drain system. ********** Advertisement "A bright Idea" appeared in the February 19, 2008 edition of the Los Gatos Weekly Times (and other local newspapers). The Advertisement gave tips/locations for fluorescent lighting recycling. Sponsored by PG&E, SCC DEH, SCC HHW ********** News article entitled "Campbell's A Lot Cleaner Thanks To The Efforts Of Volunteers" was on the front page of the Campbell Reporter on April 18th, 2008. The article was based upon an interview with Campbell Staff and highlighted the efforts of Campbell's residents in the 6th annual clean-up event.	

Campbell

Santa Clara Valley Urban Runoff Pollution Prevention Program

FY 2007-2008 ANNUAL REPORT

			********** Advertisements for the "National River Cleanup Day" appeared in the Saratoga News, LG Weekly & Campbell Reporter during May 2008, funded via Creek Connections Action Group ********** Advertisement for E-waste collection at Rolling Hills Middle School appeared in the October 9th, 2007 edition of the Los Gatos Weekly Time. ********** News article entitled "Got e-waste? Dump it for free." appeared in the February 19, 2008 edition of the Los Gatos Weekly Times. The article described the electronic waste event that was scheduled to take place on February 23rd in the Whole Foods parking lot in Los Gatos. ********** Newspaper article entitled "Get Your Green On" appeared in the April 15th, 2008 edition of the Saratoga News. The article gave information on the upcoming Los Gatos Environmental Festival to be held on April 19th, 2008. ********** A news article entitled "Garage Sale to feature 220-plus sites" appeared in the May 13th, 2008 edition of the Los Gatos Weekly Times and advertisement in May 6, 2008 Saratoga News. The article/ ad highlighted the upcoming, Community-wide, garage sale that will have an impact on trash reduction efforts. ********** News article entitled " Local Mayors Think Globally, Act Locally With Green Leaf Effort" appeared in the July 10th, 2008 edition of the Saratoga News	
General	CI Item	d. WVCWP Web-Site Maintain and promote cleancreeks.org website; continue to expand and update the site with new educational material and up-to-date topics for the public on HHW, pest management, and other pollutant reduction activities, e.g. for mercury, trash,	Promote WVCWP website (www.cleancreeks.org) via distribution of the popular recycled (blue-jean and money) pencils with imprintedwebsite address and a watershed protection message, at community events and classroom presentations. WWW.cleancreeks.org was included on all outreach materials i.e., flyers, the community event banner, and	WVCWP Staff

		& copper /nickel	written or email responses to public inquiries and calls. WVCWP posts information about Trash Cleanups for National River Clean Up Day and Coastal Clean Up Day on the website Home Page to announce these events. Mercury and Copper issues were featured prior to the April E-waste event. The "Take Action" page was revised to include links to the UC Davis IPM site for residents interested in less toxic pest control. In addition, the page now highlights the question of home and garden chemicals' safety, with links to sites on toxicity information.	
			The City of Campbell posted "Top Ten Development Tips to Protect Creeks" in February of 2008 to its municipal information page for developers; Campbell also updated posts for stormwater checklist and construction trifolds.	
			Los Gatos posted several pages and links related to 'Los Gatos Beautiful' Events (in conjunction with Earth and Arbor Days) – posted on home page late winter/early spring 2008; Updated links to Electronic Recycling events and new link to 'grow greener' tips.	

Campbell

Santa Clara Valley Urban Runoff Pollution Prevention Program

FY 2007-2008 ANNUAL REPORT

CITIZEN PARTICIPATION				
Public Partici-pation	Trash Monitoring Work Plan	e. Creek Clean-ups Continue implementation of trash monitoring activity during Creek Clean-ups. Conduct a minimum of two clean-up events per yr (i.e. on Coastal Clean-up Day and National Rivers Day).	San Tomas Aquino Creek Clean up @ Westmont High Saturday September 15, 2007 International Coastal Cleanup Day ********** Saratoga Creek Cleanup Event Saturday September 29th , 2007 ********** Great American Pick-up and Keep California Beautiful Campbell Clean up Event Saturday April 12, 2008 ********** National Rivers Day Lexington Reservoir Cleanup @ Lexington Reservoir Launch Ramp Lot Saturday May 17th , 2008 ********** Add'l Citizen Participation: Cleanup of Saratoga-Sunnyvale Rd from Big Basin Way to Herriman (Sar High School) by resident who has collected 8 bags of trash on 3 Saturdays; WVCWP agreed to make presentation for student's class at Argonaut School and a preview of the Watershed presentation at a school assembly in 07-08 school year	WVCWP Staff
Public Partici-pation	Creek Keepers Campaign started FY00-01	f. "Creek Keepers" Program training Provide training on trash tallying and highlight current trash pollution issues for students and volunteers when they participate in a cleanup event.	Volunteers at the following events were trained on Trash Monitoring. Volunteers proceeded in groups, with some participants filling out the monitoring forms, while their partners picked up the litter: San Tomas Aquino Creek Clean up @ Westmont High Saturday September 15, 2007 International Coastal Cleanup Day Saratoga Creek Cleanup Event Saturday September 29th , 2007 Lexington Reservoir Cleanup @ Lexington Reservoir Launch Ramp Lot Saturday May 17th , 2008	WVCWP Staff

			In conjunction with National Rivers Day	
TARGETED OUTREACH & SCHOOLS				
Target Schools	Expand Outreach to Teachers and Students	g. Schools Outreach: Watershed Ed. Curriculum Continue to build on 5th grade curriculum for WVCWP classroom watershed presentations, consistent with state required education standards. Expand outreach efforts by developing scripts based on state standards, or text books, for other grade levels in response to teacher interest. Evaluate effectiveness and appeal by soliciting teachers' & students' evaluations.	Development of an appropriate script for Kindergarten students was a focus of the 07-08 outreach efforts. The interactive presentations developed for the Kindergarten classes were well-received by teachers and students. Cumberland Elementary, Sunnyvale 10-30-07 30 5th grade students participated in demonstrations and activities. ********** Casa Di Mir Montessori School, Campbell – Presentations for 6-12 year-olds on 2-13-08 ********** Queen of Apostles Private Elementary School – Presentations for 4th and 5th grade science classes on 4-4-08; 70 students, approximately 35 4th graders and 35 5th graders, from the science classes, participated in Enviroscape presentations ********** St. Mary's School, Los Gatos –Presentations for kindergarten classes on 5-6-08; 40 students, approximately 20 in each section.	WVCWP Staff
Target Schools	Based on feedback from Teachers and Students	h. Provide Watershed Education in classrooms Conduct water quality protection education or presentations in local schools, using *Enviroscape* and/or other methods to engage students in Watershed campaign messages. Improve presentation format based on teacher/student feedback.	Cumberland Elementary, Sunnnyvale 10-30-07 30 5th grade students participated in demonstrations and activities. Using 2 simple models, Two WVCWP staff, working with Environmental Volunteers docents, demonstrated the role of the Water Cycle and a participated in an experiment showing how water evaporates and how condensation occurs by using a hot plate, salt water and ice cubes. Second demonstration was a water density kit with a experiment using an egg to show the difference in density between fresh and salt water. ********** Casa Di Mir Montessori School, Campbell – Presentations for 6-12 year-olds on 2-13-08; Approximately 50 students	WVCWP Staff by arrangement w/ Teachers

			between ages 6-12 participated in Water Conservation Day at Casa Di Mir Montessori School. The Director of the Federation of Fly Fishers gave a presentation on water resources and conservation. Montessori School invited the WVCWP to present on watersheds. The WVCWP gave two presentations about urban run-off, pollutants and trash in the Southern San Francisco Bay watershed. The Enviroscape was used to demonstrate urban run-off. ********** Queen of Apostles Private Elementary School – Presentations for 4th and 5th grade science classes on 4-4-08; 70 students, approximately 35 4th graders and 35 5th graders, from the science classes, participated in Enviroscape presentations to learn about reduction of pesticides, proper car washing techniques, erosion control, litter prevention and trash cleanup, safe disposal of HHW. Two separate presentations were given with approximately 35 students in each. School staff videotaped the presentations. The WVCWP distributed 20 T-shirts, 70 pencils, 4 hats, 5 visors, 2 water bottles, 10 "No Dumping" placards, and 4 gutter getters. ********** St. Mary's School, Los Gatos –Presentations for kindergarten classes on 5-6-08; 40 students, approximately 20 in each section. Two Enviroscape presentations were given to educate the students about reduction of pesticides, proper car washing techniques, erosion control, litter prevention and trash cleanup, safe disposal of HHW. The WVCWP distributed 3 T-shirts, 40 pencils, 10 magnets, 4 puzzles, and 20 paint sticks. Approximately 5 mercury brochures were also given to the teachers.	
			<u>Additional School Outreach:</u> Los Gatos Public Works Open House Thursday 22nd, May 2008 Los Gatos Corporation Yard Approximately 20 students from Village School's kindergarten class and 34 students from St. Mary's Elementary School attended the Open House. WVCWP	Municipal Staff WVCWU Staff Support

			gave a presentation on watersheds and pollution prevention. Topics covered included mercury, copper, car washing and littering. Approximately 15 T-shirts, 25 water bottles, 20 gutter getters, and 5 activity books were distributed. ********** SCVURPPP/ Watershed Watch sponsored ZunZun Assemblies 9/26/07 Village Sch, Cmbl, 223 Students 12/6/07 Capri Sch, Cmbl, 640 Students 4/16/08 Casa di Mir Montessori, Cmbl, 115 Students 4/28/08 Campbell Christian, Cmbl, 220 Students 5/29/08 Prospect High Sch SpEd, Stga, 125 Students	
TARGETED OUTREACH				
Targeted Business	Permit Provision C.4	i. Education – Businesses Distribute BMP materials during WVCWP inspections of food facilities and automotive businesses. Discuss relevant educational material with businesses cited for potential stormwater violations.	WV Inspector distributed 40 pool & Spa BMP brochures to Leslie's pool & spa retail outlets during Sept 2007, as a follow-up to newsletter article published by MS. The WVCWP Inspector distributed BMP materials to all restaurants and food facilities that were visited in FY 07-08. Material distributed included: Posters that depict proper mat washing techniques (Good Cleaning Practices' Poster & packet), informational pamphlets on grease and food scraps (WVSD/ SJ POTW FOG program poster), and information on pest control (Don't Set Table for Pests). The WVCWP inspector also distributed educational material to local businesses that may partake in activities that could affect stormwater quality (i.e. 'Vacu-boom' Brochure). This past year there was a focused effort to raise awareness of Mercury pollution and so 'What you don't know about Mercury' packets were handed out at every facility visited.	WVCWP Inspector
Reporting	NPDES Permit, Provision C.4	j. Evaluation/ Reporting Document or estimate (as feasible) numbers of residents, students, municipal staff etc. reached by outreach efforts.	San Tomas Aquino Creek Clean up @ Westmont High Saturday September 15, 2007 30 volunteers See event Summary below	WVCWP Staff

Campbell

Santa Clara Valley Urban Runoff Pollution Prevention Program

FY 2007-2008 ANNUAL REPORT

		Provide anecdotal feedback from audiences. Report number of calls, website hits and circulation or readership for newspapers or newsletters.	********** Saratoga Creek Cleanup Event Summary Saturday September 29th , 2007 16 Volunteers See event Summary below ********** Schools Casa Di Mir Montessori School, Campbell – Presentations for 6-12 year-olds on 2-13-08 70 Students ********** Cumberland Elementary, Sunnyvale 10-30-07 30 Students ********** Queen of Apostles Private Elementary School – Presentations for 4th and 5th grade science classes on 4-4-08 for 70 students ********** St. Mary's School, Los Gatos –Presentations for kindergarten classes on 5-6-08 40 students ********** For Ads, articles and 'News Briefs' (i.e., E-Waste Drop-off Event and Garage Sale ad/ article, Clean-up Day Ads, etc) that appear in local papers: Campbell Reporter – 50,200 readers Los Gatos Weekly Times – 54,200 readers Saratoga News – 24, 600 readers ********** For Newsletter Distribution: All households in respective municipalities received some outreach information through features in their municipal newsletter, which are mailed to each household. Campbell – approx 37,042 residents Los Gatos – approx 28,590 residents (12,000 households) Monte Sereno – approx 3,462 residents Saratoga – approx 29,663 residents	

Training	FY 07-08 Work Plan	k. Staff Training Conduct or provide WVCWP staff training/meetings to prepare for school presentations, community events & responses to public requests.	In February of 2008 The WVCWP Manager conducted a 2 hour training for the WVCWP Assistant on how to give classroom presentations.	WVCWP staff
Target Small gardening businesses	NPDES Permit, Provision C.4, C.9 & Pest Mgt Plan (PMP)	l. Training staff of small gardening businesses (Work within Program's Watershed Education and Outreach group and sub-groups)[1] Continue to assist with development of strategy started in FY06-07 to implement a campaign & training program (in Spanish & English) designed to elicit participation of staff from very small landscape businesses (typically 1-8 employees) often serving homeowners. Help fund and/or support campaign locally.	7-09-07 WVCWP Mgr met with SJ, Water District, Sunnyvale and EOA staff to discuss grant funding for Green Gardener Classes & Certification program for small business gardeners (in Spanish). ********** WVCWP Program Manager helped to develop proposal for DPR Pest Management Alliance grant, with San Jose and SCVUPRPPP IPM AHTG; Topics covered: expanding Bay-Friendly classes and outreach to Santa Clara County (consistent with the goals of stopwaste.org); expanding Green Gardener classes and outreach to Santa Clara County; focusing outreach and education to PCOs and residents regarding pre and post construction termiticide treatments and safer alternatives to pyrethroid trenching applications; As a part of Grant requirements, WVCWP committed staff time in support of the Green Gardener program. WVCWP Program Manager was integral participant in setting up the Green Gardener classes for Winter/Spring 2008 through Metro Ed. Classes to be in English and Spanish, and allow students to receive ESL credit; Helped to coordinate and support course announcements/ publicity for the classes; WVCWP provided additional seed funding to supplement tuition costs for any gardener based in WV Communities.	WVCWP Mgr in cooperation with SCVURPPP's Pi/P sub-groups
Target 16-24 yr-olds for Anti-litter messages & behavior	Trash Advisory Committee	m. Trash Advisory Committee (TAC) Continue to participate in development and implementation of a campaign targeting 16 to 24 yr-olds for anti litter messages to elicit changes in behaviors. Support and	WV CWP Program Manager Attended TAC (now called Santa Clara Valley Anti-Litter Campaign Education Sub-group) meetings. WV CWP Program Manager/ Staff attends SCVURPPP WEO meetings. WEO began development on ad campaign	WVCWP staff in cooperation with SJ & SCC Trash Advisory Committee

[1] Funded by all Co-permittees each year.

changes		implement campaign locally. (Ref Section 7 of this work plan; Watershed Education & Outreach Campaign)	targeting 16-24yr olds, and WVCWP provided feedback on storyboards and scripts. July 9, 2007 Delivered to Nancy Higgins Landscaping Consultant for distribution at Community Ed Classes. Los Gatos - Saratoga Grow it Guides – 30; HHW – 34; Pest Bugging You – 34; Landscaping Tri-Fold – 15; Pest or Pal – 2; Development Protecting Water Quality – 2; About Clean Water – 2; Landscape Maintenance Techniques for Pest Reduction – 20	
Additional Outreach	Cross Ref. Sections 7-10 of this Work Plan	Outreach Activities for Specific Pollutants See Sections 7 through 10 of this Work Plan, for additional Public Education and Outreach activities related to specific pollutants of concern.	See Sections 7 through 10 of this Work Plan, for additional Public Education and Outreach activities related to specific pollutants of concern.	WVCWP Staff

Public Information/Participation Program EVALUATION – WVCWP PROJECTS

San Tomas Aquino Creek Clean up @ Westmont High Event Summary
Saturday September 15, 2007; In conjunction with International Coastal Cleanup Day

Summary of Survey completed by Volunteers:
(Based on 30 volunteer response sheets)
Most common pieces of trash collected: Cigarette butts, paper bags, food wrappers, and glass.
Least common pieces of trash collected: Plastic bottles, rubber.
Most Unusual pieces of trash collected: Spray paint cans, bicycle seat, insulation, soccer ball, credit card,
Comments by volunteers
"It was a great experience."
WVCWP Contributions:
Approximately 50 pencils; 25 pairs of gloves; Snacks and drinks for all volunteers.
Results:
30 volunteers worked at the cleanup for 4 hours each. At a minimum wage of $8.00 an hour this would have cost $960 in temporary labor.
19 bags of recyclables = 77 lbs (estimated)
27 bags of trash = 115 lbs (estimated)
Total collected = 192 lbs (estimated)

****

Saratoga Creek Cleanup Event Summary
Saturday September 29th, 2007

Hosting Agency(s): WVCWP; City of Saratoga
Summary of Survey completed by Volunteers:
(Based on 8 volunteer response sheets)
Est. Number of recyclables collected: 6 Bags

Est. Number of trash collected: 43 Bags
Most common pieces of trash collected: Beverage containers, Liquor bottles, and food wrappers.
Least common pieces of trash collected: Metal, cloth, wood, rubber.
Most Unusual pieces of trash collected: Filing cabinet, Oven, and a 30' pipe.
Comments by volunteers
"This Location was so dirty we should do it every 2-3 months."
Items for participating volunteers
10 T-shirts – for all participants; Pencils; 10 pairs of gloves.
Results:
16 volunteers worked at the cleanup for 4 hours each. At a minimum wage of $8.00 an hour this would have cost $512 in temporary labor.
Results were not weighed.

****

Campbell Clean up Event Summary:
Saturday April 12, 2008; In conjunction with Great American Pick-up and Keep California Beautiful

Participating Agencies & Dignitaries
Campbell City Manager, Dan Rich; Campbell Council Member, Dan Furtado; VTA; CalTrans; Volunteer Center of Silicon Valley; Campbell Maintenance Crew Workers; WV Clean Water Program
Summary of Survey completed by Volunteers:
(Based on 29 volunteer response sheets)
Most common pieces of trash collected: Cigarette butts, plastics, paper, glass.
Least common pieces of trash collected: Metal, cloth, wood, rubber.
Most Unusual pieces of trash collected: Luggage, dead birds, dollar bill, shower drain, credit cards, hubcap, rug, unopened/ full juice bottle, hanger, T-shirt, tires, car bumper, and a bicycle.
Comments by volunteers
"It was great exercise!" ; "The water seems twice as dirty as the trails."; "There is too much litter on the ground. People should be responsible for their own trash!"; "I had a great time, see you at the next event!"
Comments by Director of "Volunteer Center of Silicon Valley"
Stephen Quigley (Executive Director) said that he had been visiting various "clean-up" events; noticing an average of 30-40 volunteers per site, he was, however, pleased to find that the Campbell site had approximately 100 volunteers.
Comments by CalTrans
Some areas were *just* cleaned (the week prior) by their Adopt-a-highway/ or other work crew.
Give Away Bags for volunteers
Approximately 70 Bags were handed out; each with a content of:
A pencil, Recycle bag, Volunteer stickers, Flower packet (plant a butterfly garden), Solar/Mercury-Free Thermometer + Mercury brochure, "Stop Junk Mail" brochure, HHW brochure, Oil Rag, Adopt a Creek brochure, Certified Recycle Centers flyer/list, Bio-Hazard Disposal list, E-Waste Recycle list
Other items for participating volunteers
100 T-shirts – for all participants; 8 water bottles for those who shared what they found after the event; 25 Temporary tattoos to the students who participated (from a Campbell school, St. Mary's School of Los Gatos, & other younger children)
WVCWP Contributions:
50 mercury brochures; 50 mercury free thermometers; 50 pencils
* Many Thanks to Group Event Coordinator; Diana Johnson (Who mentioned; it is possible that there may be an article, on the event, by The Campbell Reporter.)
* And a Special Thanks to California's Bottle/Can and Phone Recycling Centers, who provided grants from CRV funds to support this event.

Campbell

Santa Clara Valley Urban Runoff Pollution Prevention Program

FY 2007-2008 ANNUAL REPORT

Results:
100 volunteers worked at the cleanup for 4 hours each. At a minimum wage of $8.00 an hour this would have cost $3,200 in temporary labor.
Assuming 20 lbs per bag: 27 bags of recyclables = 540 lbs; 60 bags of trash = 1,200 lbs; Total collected = 1,740 lbs
For more information on the event visit http://www.ci.campbell.ca.us/General/CommunityCleanup/CommunityCleanup.htm

****

Sam Tomas Aquino Creek Cleanup @ Westmont High: Saturday May 17th , 2008
In conjunction with International Coastal Clean-up Day
Rapid Trash Assessment of Location:
Trash assessment conducted on 4/16/08.
Scores are as follows: Level of Trash (17), Actual Number of Trash Items Found (18), Threat to Aquatic Life (16), Threat to Human Health (18), Illegal Dumping (8), Accumulation of Trash (18), Total Score=95.
Cleanup Cancelled due to the outstanding condition of the cleanup site.

****

Lexington Reservoir Cleanup @ Lexington Reservoir Launch Ramp Lot: Saturday May 17th , 2008
In conjunction with International Coastal Clean-up Day
Participating Agencies
Santa Clara County Parks, WV Clean Water Program

Summary of Survey completed by Volunteers: (Based on 29 volunteer response sheets)
Most common pieces of trash collected: Paper, plastics, and glass.
Least common pieces of trash collected: Metal, cloth, wood, rubber.
Most Unusual pieces of trash collected: Car seat, tire, street cone.
Give Away Bags for volunteers: Approximately 70 Bags were handed out;
WVCWP Contributions:25 mercury brochures; 25 T-shirts
Results: 35 volunteers worked at the cleanup for 4 hours each. At a minimum wage of $8.00 an hour this would have cost $1,120 in temporary labor. Assuming 20 lbs per bag: 5 bags of recyclables = 100 lbs; 45 bags of trash = 900 lbs; Total collected = 1,000 lbs
Comments by volunteers
"I never knew there was so much trash down here!"
"The water seems twice as dirty as the trails."
"The Police should put the people who litter in jail."

Free Medical Waste Management Training

For Physicians, Nurses, Medical Assistants, and Veterinarians

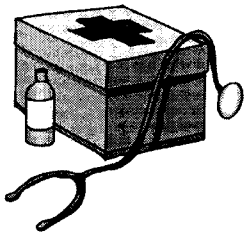

Covering proper handling topics such as:

- Disposal
- Transportation
- Treatment

This includes biohazardous and sharps waste as defined in the California Health and Safety Code, Medical Waste Management Act.

AUDITORIUM
1555 BERGER DRIVE
SAN JOSE, CA 95112
(408) 918-1962

Two Available Dates:

Thursday, August 23RD 2007
Thursday, August 30th 2007
5 – 7 pm

You may find regulatory requirements for medical waste generators at
http://www.dhs.ca.gov/ps/ddwen/environmental/Med_Waste/LawsRegs/default.htm

COUNTY OF SANTA CLARA

NO RSVP NECESSARY
PRESENTED BY THE COUNTY OF SANTA CLARA
DEPARTMENT OF ENVIRONMENTAL HEALTH

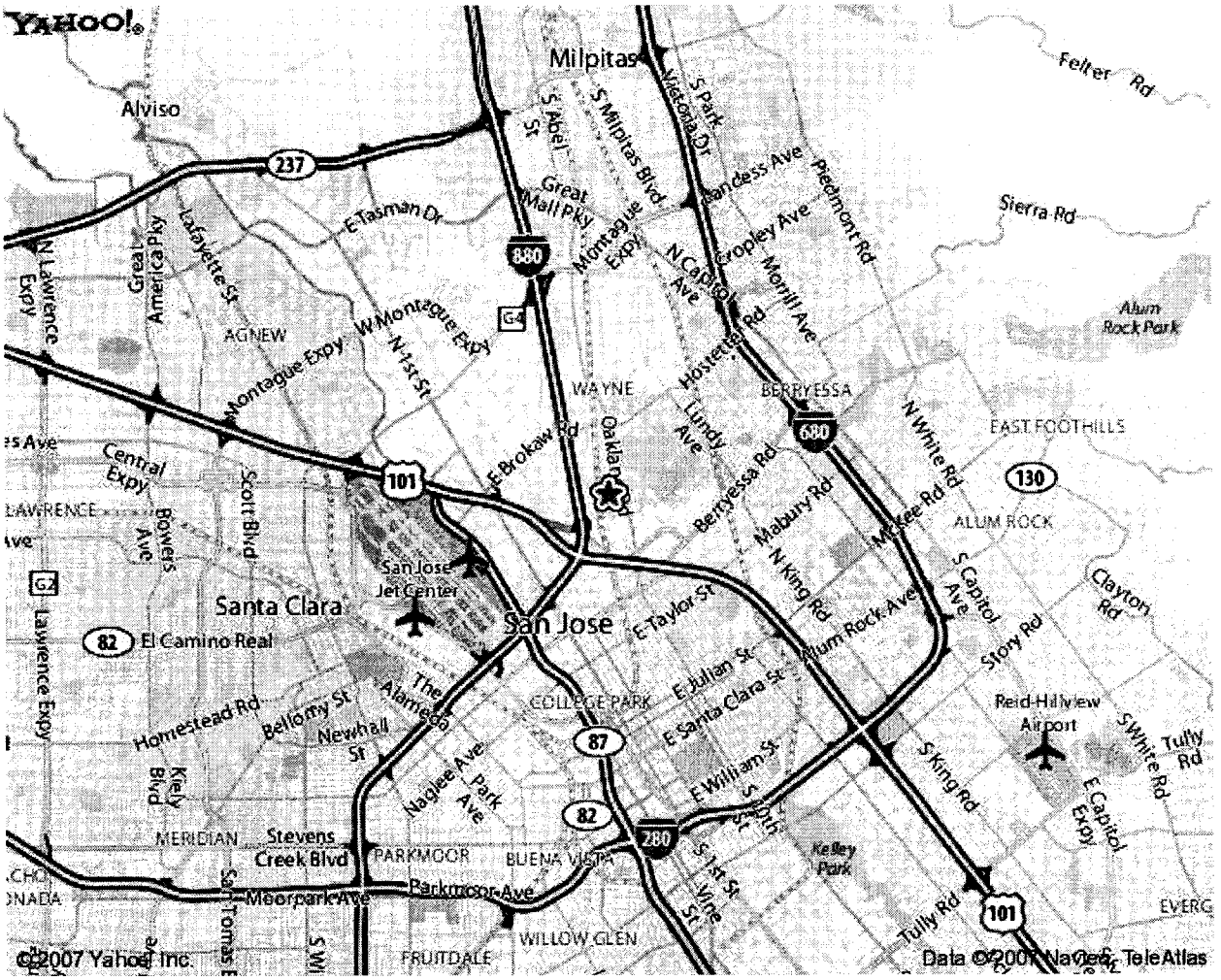

FREE TRAINING FOR SMALL QUANTITY MEDICAL WASTE GENERATORS

AUDITORIUM
1555 BERGER DRIVE
SAN JOSE, CA 95112
(408) 918-1962
ANN CLARKSON

NO RSVP NECESSARY
PRESENTED BY THE COUNTY OF SANTA CLARA
DEPARTMENT OF ENVIRONMENTAL HEALTH

Mercury Fever Thermometer Exchange



Bring us your glass mercury fever thermometer and exchange it for a digital thermometer.*

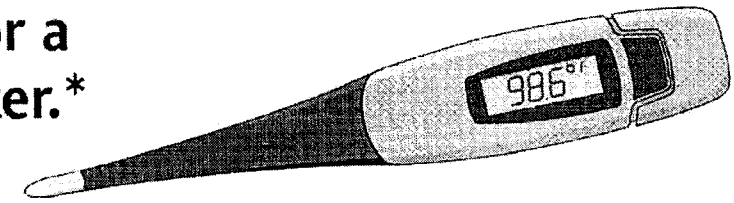

Mercury is toxic and can cause damage to the nervous system, brain, kidneys, liver, and immune systems in humans and animals. BE MERCURY-FREE.

FREE

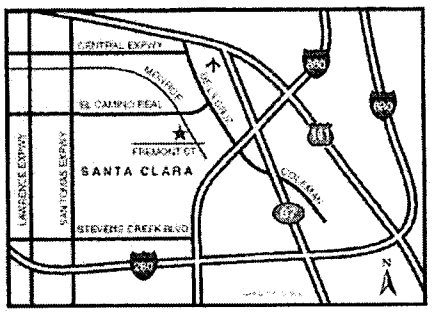

Tuesday, August 21, 2007

10:00 a.m. to 2:00 p.m.

Santa Clara Senior Center

1303 Fremont Street, Santa Clara, CA

Bring any number of thermometers in two sealed plastic bags to prevent spills.

City of San Jose — Capital of Silicon Valley — Environmental Services

San Jose/ Santa Clara Water Pollution Control Plant

This event is brought to you by the City of San José's Environmental Services Department in partnership with Santa Clara County Household Hazardous Waste Program, East Bay Municipal Utility District and Bay Area Pollution Prevention Group.

BAPPG

www.BayWise.info 1-888-BAYWISE (229-9473)

*Limit one free digital thermometer per household.

5050B/04-07

RESIDENTIAL

West Valley Recycles! Spring 2008

BILL PAY THE EASY WAY

West Valley Collection & Recycling has made it easier than ever to pay your bill. Choose the method that works best for you.

Mail It: Make your check payable to West Valley Collection & Recycling. Be sure to include the payment stub to get credit for your payment right away. Use the pre-addressed envelope included with your bill.

Drop It In: We accept payments at our office Monday through Friday from 8 AM – 4:30 PM.

Deliver check to:
West Valley
Collection & Recycling
1333 Old Oakland Road
San Jose, CA 95112

Pay Your Bill Online: Visit our new online payment system at www.wastecollections.com, click on "Online Bill Pay" and follow a few simple instructions. You must have your current invoice and credit card or debit card information available.

Home banking customers continue to use the remit address:

West Valley
Collection & Recycling
Dept. 1493
Los Angeles, CA 90084-1493

You must have your current invoice available.

Have questions about your recycling service?

Ask Randy

Q: I recycle regularly, but does it really make a difference?

A: Recycling has a huge impact on our environment! Consider the aluminum can-what most people recycle most. More aluminum goes into beverage cans than any other product and if it is thrown away it will still be a can 500 years from now. Yet a recycled aluminum can will be back on the shelf as a new can in as little as 60 days. Now consider this: Recycling one aluminum can saves enough energy to run a TV for three hours—or the equivalent of a half a gallon of gasoline. Keep on recycling!

Spring Cleaning: A Place for Everything.

It's spring. Birds are singing, flowers are blooming and houses are filled to the brim with clutter—the aftermath of a long, cold, winter. From basements to bedrooms to backyards, everything could use a good spring-cleaning. Here are some ideas to make the job easy and environmentally friendly. First, organize what is not trash into labeled piles: sell, donate, recycle. Next, get to work:

- Have a garage sale or even better, organize a neighborhood garage sale.
- Donate your gently used clothing, books, furniture and working appliances to a local thrift store benefiting charity. Some organizations provide pick-up service, and all of them should provide you with a donation receipt to use as a write off on your income taxes.
- Recycle items that can't be reused.
- Request a bulky item pick-up. WVC&R will remove items placed at your curb for a small fee. Just call customer service at **(408) 283-9250** and we will pick up these items on your next collection day.
- Drop off your e-waste. The televisions, computer stuff, and vintage VCRs that didn't get picked up at the big garage sale can be dropped off at our facility. Check out **westvalleyrecycles.com** or call **(408) 283-9250** for a list of acceptable items, hours of operation and directions.
- Batteries, fluorescent light bulbs, non-empty aerosol cans and paints do not belong in our landfill. Check out **westvalleyrecycles.com** ewaste and universal drop off for more information.



IMPORTANT TO NOTE:

WEST VALLEY COLLECTION & RECYCLING, LLC
1333 Oakland Road
San Jose CA 95112-9894
(408) 283-9250
www.westvalleyrecycles.com
customerservice@westvalleyrecycles.com

E-Waste Drop Off Event

E-Waste Drop Off Events will be taking place in West Valley cities soon. Please go to www.westvalleyrecycles.com to find the event in your community. Drop off E-waste such as computers, computer monitors, hard drives, TV's and VCR's absolutely FREE.

Clean Green Waste

Keep your yard trimmings "Green" and your recyclables clean by keeping all garbage out of your green waste and recycling cart. Garbage contaminates recyclable materials.

00060853

RESIDENTIAL

West Valley Recycles! Spring 2008

10 Simple Ways to Celebrate Earth Day – Every Day.

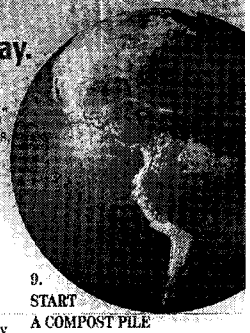

In honor of Earth Day: Ten simple things anyone can easily do to pay tribute to the Earth and care for the earth's environment.

1. REDUCE

Skip the bottled water. It's expensive, and it produces large amounts of waste. Use a reusable water bottle when possible and filter your tap water for drinking, save money and make a big difference.

2. REUSE

Most products we buy cause greenhouse gas emissions during production and distribution. Take your lunch in a reusable lunch box instead of a disposable one. Reuse grocery bags and just say no to disposable utensils.

3. RECYCLE, RECYCLE, RECYCLE

Of course, you already know that recycling saves energy and reduces greenhouse gas emissions. But did you know this? If the recycling rate for aluminum and steel cans, plastic #1, glass, newspaper and corrugated cardboard increased just 10%, 3.9 million more tons of materials would be recycled, saving enough energy to power 1.5 million homes for one year. Check out the recycling how-to page at **www.westvalleyrecycles.com**

Okay, those were pretty easy; why not try some of these?

4. BUY RECYCLED

Purchasing recycled products completes the recycling loop. By buying recycled, you play an important role in making the whole process a success. As consumers demand more environmentally sound products, manufacturers will have to meet that demand by producing high quality recycled products.

5. WALK OR RIDE YOUR BIKE TO WORK OR SCHOOL

Save money on gas and parking while improving your health and dropping pounds. Stop and smell the roses. If you live too far from your office, explore telecommuting, public transportation or carpooling.

6. SWITCH TO CFLs

Switch to the "twisty bulbs," called compact fluorescents or CFLs. These replace incandescent, halogen and other lights around your house to use up to 80% less energy. But remember: All fluorescent lamps and tubes are hazardous waste and must be taken to an authorized recycling facility. Call West Valley Collection and Recycling customer service at **(408) 283-9250** for information.

7. SWITCH IT OFF

Almost 40% of the electricity used to power your home electronics is consumed while they are in standby mode.

Hook up your home computer system and accessories to a power strip that can be switched off each night.

8. PLANT A TREE

A single tree will absorb one ton of carbon dioxide over its lifetime. Shade provided by trees can reduce your air conditioning bill by 10 to 15%. Pretty cool.

9. START A COMPOST PILE

Yard trimmings and food residuals account for 23% of the U.S. waste stream. Natural composting began with the first plants on earth and has been going on ever since. As vegetation falls to the ground, it decays, providing nutrients needed for plants, animals, and microorganisms. It's that simple.

Go to **www.reducewaste.org** to find the 2008 Home Composting Workshop Schedule.

10. MAKE EVERY DAY EARTH DAY

Check out the links page at **www.westvalleyrecycles.com** for events, drop-off sites, how-to workshops and environmental happenings all year round.

Clean Green

Spring. Let in the fresh air. Quick! Because the levels of pollutants indoors can be up to 100 times higher than outdoors, according to the U.S. EPA. Indoor air pollution is due in large part to volatile organic compounds (VOCs) that evaporate from cleaning products that can trigger health problems like allergies and asthma.

Try these simple ingredients you might already have around the house for earth friendly cleaning—like baking soda, vinegar, lemon juice, hydrogen peroxide and borax. They're powerful, safe, and less expensive than chemical alternatives.

- For glass, use a mixture of half white vinegar and half water.
- Baking soda and cornstarch make good carpet deodorizers.
- Clean mildew and mold with a mixture of lemon juice or white vinegar and salt.
- A paste of baking soda, salt, and hot water makes a great oven cleaner.
- Instead of using a store-bought drain cleaner, which likely contains lye, hydrochloric acid and sulfuric acid, try pouring a quarter cup of baking soda down the clogged drain, followed by a half cup of vinegar. Close the drain tightly until fizzing stops, then flush with boiling water.

don't let LITTER trash your community!

Volunteer with other concerned citizens to pick up litter in your community.

Great American Litter PICKUP

Saturday, April 12, 2008

Volunteers are encouraged to bring their own pick-up stick & gloves.
All youth under 18 need supervision & transportation to get to clean-up sites.

Clean-up: 8:30 – 11:30 AM

For more information or to sign up call: **(408) 277-3208**

Para información sobre este día de limpieza comunitaria, llame al (408) 277-3208.
MuoánbieáttintöùcbaèngtieángVieätveàvieäcdoïnraùcvöùtböøabaõi,xingoïisoá(408)277-3208.

City of San Jose – Capital of Silicon Valley · City of Campbell – The Orchard City · Silicon Valley Anti-Litter Campaign · City of Gilroy · District Attorney County of Santa Clara · Japantown Business Association · The Alameda Business Association · Santa Clara Valley Water District · Green Waste · California Waste Solutions – Recycling Specialists · Caltrans · Green Team of San Jose · San Jose Downtown Association · Green Challenge 07 09 – Citizen Climate Change Action Partnership · intel Community · Garden City Sanitation Inc. · Keep San Jose Beautiful · Keep California Beautiful · Volunteer Center – Connecting Volunteers with Community Needs · City of Sunnyvale California

City of Campbell's

Great American Litter

PICK UP



Saturday, April 12, 2008

Clean-up: 8:30 – 11:30 AM • Celebration: 12:00 – 1:00 PM

Help clean up litter in the City of Campbell. Register your family, friends, students or service club! To register for this event, please call (408)866-2145, or visit our website at www.cityofcampbell.com

The City of Campbell's cleanup will focus on four locations: the Los Gatos County Creek Park, the Los Gatos Creek Trail, the Camden on and off ramps of Highway 17, and along the railroad tracks adjacent to Winchester Boulevard.

Rain or shine, volunteers will be asked to meet at the park, at which time they will sign in and disperse into groups. An agenda and instructions on safety and debris removal will be discussed.. Gloves, vests and other tools will be furnished.

Volunteers are encouraged to dress appropriately for the event.

Refreshments will be provided in the morning and the event will conclude with a lunch at noon at the park pavilion.

Schedule of Events:

Registration:.....	**8:00 - 8:15 AM**	**Los Gatos County Creek Park, 1220 Dell Avenue, Campbell**
Orientation:	**8:15 - 8:30 AM**	**Welcome and Introductions, safety precautions, group assignments**
Go to Cleanup Sites:...	**8:30 - 11:30 AM**	**Pick up litter in designated areas**
Celebratory Lunch:	**11:30 - 1:00 PM**	**Return to Los Gatos County Creek Park Pavilion, Closing Ceremonies**

For information online, please visit our website at www.cityofcampbell.com.

Campbell Reporter *(Silicon Valley Community Newspapers)*
APRIL 18, 2008 - FRONT PAGE

CAMPBELL'S A LOT CLEANER THANKS TO THE EFFORTSOF VOLUNTEERS

Residents participate in 6th annual clean-up

By CHRIS VONGSARATH

One man's trash may be another man's treasure,but not when it comes to the cigarette butts, plastic food wrappers and empty aluminum cans people toss out of their cars as they whiz down Highway 17. That's why on April 12, community members came together for the Campbell's sixth annual Great American Pick Up Litter event, spending four hours picking up litter and cleaning up the city.

Photograph by Patricia Appelquist

Community members come together for the sixth annual City of Campbell Great American Pick Up Litter event. There were about 100 people on hand to help with Campbell's clean-up effort.

About 100 people volunteered for the event, which ran from 8 a.m. until noon. The volunteers came from local organizations, such as Campbell's Kiwanis and Lions clubs, and from city hall as Councilman Dan Furtado and city manager Dan Rich used their weekend to chip in. Most were regular residents who care about keeping Campbell clean.

"There are volunteers that just want to get involved with the community and just want to better the community," said Diana Johnson, office specialist in the public works department. "There are some who like to go out because of Earth Day, and families that just want a family outing."

Whatever the reason, four areas around the city are a lot cleaner thanks to the volunteers' efforts. Equipped with two plastic bags—one for trash and another for recycling—the volunteers set out to pick up trash at Los Gatos Creek Park, Los Gatos Creek Trail, the Highway 17 off-ramp at Camden Avenue,and along the railroad tracks that run parallel to Winchester Boulevard. Representatives from the Santa Clara Valley Transportation Authority and Caltrans were also on hand,since the volunteers were working on the railroads and highway.

In all,the volunteers came back with 27 bags of aluminum cans,plastic, glass and paper,which equals 540 pounds of recyclable material,Johnson said.They also collected 60 bags of trash, meaning 1,200 pounds of litter is now gone from the city's parks and roadways.

For their efforts, they were awarded free pizza from City Pizza. Starbucks also donated free coffee, and Whole Foods donated water.

Participation in the event hasn't dropped off in the six years it's been held,Johnson said.

"There's been a countywide effort to pick up litter," she said, "and we're encouraging volunteers in our community to pitch in."

'There's been a countywide effort to pick up litter ...

and we're encouraging volunteers in our community to pitch in'
— Diana Johnson

http://www.community-newspapers.com/campbell/campbell.pdf

Weed Worries?

Use less toxic ways to control pests and prevent polluted runoff from entering our creeks and the Bay.

Applying thick mulch blocks light to help prevent weed growth. And it saves water, too!

Find more tips and FREE fact sheets at

www.MyWatershedWatch.org

1-866-WATERSHED (928-3774)

Watershed Watch
Protect Our Creeks And Bay

Sponsored by Santa Clara Valley Urban Runoff Pollution Prevention Program – a coalition of local government agencies.

Saratoga News
May 6, 2008 pg 29

WEST VALLEY CLEAN WATER PROGRAM

October 12, 2007

Attn: Tom Babb
Department of Pesticide Regulation (DPR)
Pest Management and Licensing
1001 I Street, 3rd Floor, MS-3A
Sacramento, CA 95812-4015

Dear Mr. Babb:

A Proposal for the Santa Clara Valley Green Gardener Training program is being submitted to the DPR Alliance Grant Program by the County of Santa Clara in cooperation with the Santa Clara Valley Urban Runoff Pollution Prevention Program (SCVURPPP). As a member of SCVURPPP, The West Valley Clean Water Program, on behalf of the cities of Campbell, Monte Sereno, Saratoga and the Town of Los Gatos, will provide in-kind staff time as a management team member. This staff time is allotted for the grant period from January 2008 through June 2010 to assist with implementation of this proposal, should it be approved by DPR.

The West Valley Communities support a number of public outreach and education programs which help to prevent storm water pollution and fulfill the requirements of their NPDES Storm Water Discharge Permit. Clean Water Program staff use every opportunity to communicate with the public about Integrated Pest Management (IPM) strategies and benefits. The goal of the proposed program is to provide training to landscape maintenance workers and landscape professionals who may not be aware of the less-toxic methods they can use through IPM techniques. This proposal will provide an opportunity to reach currently underserved businesses and provide outreach to residents regarding the importance of employing landscape maintenance workers who understand and use IPM to promote local storm water pollution prevention efforts.

If you have questions regarding the support of the West Valley Clean Water Program staff for this project, please contact me at (408) 316-1233.

Sincerely,

Cheryl C. Donnelly

Cheri C. Donnelly
Program Manager
West Valley Clean Water Program

CAMPBELL • LOS GATOS • MONTE SERENO • SARATOGA

18041 Saratoga-Los Gatos Road • Monte Sereno, California 95030 • Tel: 408-354-4734 • Fax: 408-354-6284

Why You Want These Bugs in Custody

Most insects found in your garden don't harm plants. In fact, 97% of the insects you see fall into this category! Such insects are called "beneficials" because they benefit the garden by pollinating plants, improving soil, and eating the pests that really harm plants. These hard-working "beneficials" can be a gardener's best friend by keeping problem pests under control naturally, without the use of harmful chemicals.

Making a Positive Identification

Before you stomp on or spray any unfamiliar bugs in your garden, make sure you know the good guys from the bad guys. Remember that most insects go through several changes during their life cycle, so the young (larva or nymph) may look totally different from the adult. And, keep in mind, it is often the "young" of the insect that eats the most pests. This brochure will help you to identify some of the most common beneficials (both adults and their young) found in local gardens. Here are some tips for attracting and keeping beneficials in your garden:

- **Go Undercover:** Provide beneficials with shelter and over-wintering sites by covering bare dirt with an organic mulch like leaves or bark. Remember to leave a small area of exposed soil to encourage solitary native bees that are "ground-nesters."
- **Lure Them Out of Hiding:** Include a variety of different pollen and nectar-rich plants to provide beneficials with a food source – in addition to pests.
- **Crack Down on Crime:** Pesticides (particularly broad-spectrum pesticides that don't target single pests) kill the beneficials as well as true garden pests. Protect beneficial insects by not using pesticides! These chemicals can also run off gardens and lawns with rain and over-watering, entering storm drains – a direct route to local creeks and other bodies of water – where they can harm water quality and wildlife. For information on pesticide alternatives, go to www.OurWaterOurWorld.org.

Bringing in the FBI: Flowers for Beneficial Insects

Most beneficial insects need to supplement their diets with pollen and nectar. You can attract them to your garden, and encourage them to stay and hunt for pests, by offering them a variety of nectar and pollen-rich flowers. Plants with daisy-like flowers or plants with clusters of multiple small flowers are especially attractive to beneficials. Choose a diversity of plants that bloom at different times so that the beneficials can feed throughout the year. Many common garden plants suited to our Mediterranean climate will attract beneficials, including oregano, alyssum, borage, dill, angelica, cosmo, tansy, calendula and rosemary.

Here are some California native plants guaranteed to draw in many of the 10 most wanted

Having a Good Defense

Many native plants have developed **natural defenses** to ward off insect pests and diseases. These defenses can eliminate the need for pesticides and reduce maintenance costs. Because native plants have adapted to grow in our specific climate, they often require very little care once established and are generally more tolerant of drought. The diversity of natives available offers gardeners great choices for both fragrant flowers and beautiful foliage – and provides food and habitat for our native birds, wildlife, butterflies, and beneficial insects.

Early Fall is an ideal time to plant natives. The cool weather and rainfall will help young plants establish a healthy root system before colorful Spring blooms emerge.

Photo Credits • **Ed Ross:** Green Lacewing Larva, Ground Beetle, Bumblebee + Nest, Syrphid Fly + Larva, Soldier Beetle, Parasitic Wasp + Larva, Spider, Ladybeetle + Larva, Tachinid Fly, California Lilac • **Jack Kelly Clark** courtesy UC Statewide IPM Program: Dragonfly Nymph, Ground Beetle Larva, Soldier Beetle Larva, Tachinid Fly Eggs on a Caterpillar © by the Regents of UC • **Mostly Natives, Tomales CA:** Yarrow, Buckwheat, Goldenrod, California Aster • **Susan Van Der Wal:** Dragonfly, Seaside Daisy • **Saint Mary's College of California:** Slender Sunflower © 1995 • **© Jscalvel Dreamstime.com:** Green Lacewing

FLOWER	PLANT PROFILES	VISITING RIGHTS
Seaside Daisy/ Fleabane *(Erigeron glaucus)*	Evergreen, low-growing perennial has daisy-like flowers that bloom in pinks, whites and lavenders.	butterflies bees lacewings syrphid flies
Yarrow *(Achillea millefolium californica)*	Small perennial to 1' tall, with clusters of tiny, whitish flowers and feathery, green foliage. Some cultivars have yellow or pink flowers.	butterflies bees ladybugs parasitic wasps tachinid flies
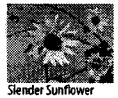 Slender Sunflower *(Helianthus gracilentus)*	Perennial with hairy stems and large, yellow daisy-like flowers. Fall blooming.	bees butterflies lacewings syrphid flies parasitic wasps
Buckwheat *(Eriogonum species)*	Perennial that ranges from small ground covers to 3' tall shrubs. Blooms are clusters of tiny pink, white or yellow flowers. Foliage ranges from green to silver/gray.	syrphid flies tachinid flies parasitic wasps lacewings ladybugs
Goldenrod *(Solidago californica)*	Perennial with graceful stalks of tiny yellow flowers. Fall blooming	soldier beetles parasitic wasps
California Lilac *(Ceanothus species)*	Many different evergreen species including both shrubs and groundcovers. Blooms are showy clusters of blue, purple or white flowers.	syrphid flies ladybugs lacewings bees
California Aster *(Aster chilensis)*	Shrubby, deciduous perennial produces lavender daisy-like flowers. Blooms from summer through fall.	bees butterflies lacewings ladybugs syrphid flies

EXPAND YOUR SEARCH!

BOOKS

- *Good Bugs for Your Garden*, Allison Mia Starcher, Algonquin Books, 1995.
- *Natural Enemies Handbook*, Mary Louise Flint and Steve Dreistadt, University of California ANR Publications, 1998.
- *Natural Insect Control, The Ecological Gardener's Guide to Foiling Pests*, Brooklyn Botanic Garden, 1994.

WEBSITES

- Bee Gardens
  http://nature.berkeley.edu/urbanbeegardens
- Bug Guide: ID, Images for Insects, Spiders & Their Kin
  http://bugguide.net
- Invasive Plants and Alternatives
  www.cal-ipc.org (CA Invasive Plants Council)
  www.plantright.org (PlantRight Program)
- Native Plants
  www.cnps.org (CA Native Plant Society)
  www.mostlynatives.com/guide.htm (Mostly Natives Nursery)
  www.laspilitas.com/plants/plants.htm (Las Pilitas Nursery)
- Natural Enemies Gallery from the University of California Statewide IPM Program
  www.ipm.ucdavis.edu/PMG/NE/index.html
- Pesticide Alternatives (Least Toxic)
  www.OurWaterOurWorld.org (Our Water – Our World)
- Pesticide Hazards (Beyond Pesticides)
  www.beyondpesticides.org/gateway/index.htm

Crime Scene Investigators: Developed by Debi Tidd Consulting with Gina Purin from Marin County Stormwater Pollution Prevention Program 415/499-3202. Designed by Schmidt Creative. Reviewed by M.L. Flint, UC Statewide IPM Program.

Printed on FSC Certified recycled paper – 50% Recycled, 25% Post Consumer Waste

Mug shots approved for posting by:

The 10 'Most Wanted' Bugs in Your Garden

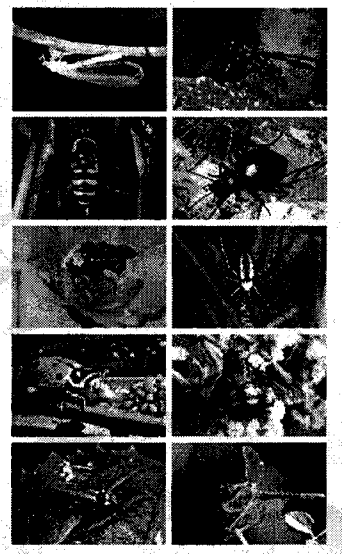

Guilty of: Controlling garden pests without the need for toxic chemicals

Reward: A healthy, sustainable garden that saves money and resources and protects the health of families, pets and the environment

ASSESSING THE LINE-UP

Here are rap sheets and mug shots on ten beneficial bugs that consume large numbers of pests or pollinate plants. Do not attempt to apprehend them... just let them serve time in your garden!

Lacewing larva and aphid

Green Lacewing

Aliases: Aphid wolf, aphid lion.
Wanted For: Aggressively devouring aphids, thrips, mealybugs, scale, spider mites, leafhoppers and insect eggs.
Family History: Adult green lacewings feed on nectar, pollen, and honeydew – at dawn and dusk. Juveniles are voracious predators known to eat up to 20 or 30 aphids a day.
Sightings: Last seen around nectar-producing plants like sunflowers, tansy and buckwheat.

Soldier beetle larva

Soldier Beetle

Aliases: Leatherwings.
Wanted For: Attacking and feeding on aphids and other soft-bodied insects.
Family History: Adults feed on pollen and insect pests on plants. The larva (or "young") hunt for pests in leaf litter and soil.
Sightings: Known to feed on the pollen of flowers like goldenrod and milkweed while waiting for its prey. Reports of sightings appear in early spring, shortly after aphids begin hatching.



Dragonfly nymph

Dragonfly

Aliases: Mosquito hawk, darner.
Wanted for: Preying on unsuspecting flying insects like mosquitoes, flies and midges.
Family History: The dragonfly's excellent eyesight, strong jaws and agile flight make it a deadly predator able to catch prey in mid-air. Dragonfly larvae (nymphs) live in water and are also efficient hunters eating mosquito larvae and other insects, snails and even small fish.
Known Accomplices: Often seen in the company of its relative, the damselfly, another insect predator. Don't be fooled: when at rest, dragonflies hold their wings outstretched while damselflies fold their wings closed over their bodies.
Sightings: Last seen near garden ponds, streams and other bodies of water.

Bumblebee nest cells cut open to show developmental stages

Bee

Aliases: European honeybee, bumblebee. (Also includes hundreds of native bee species including leafcutter and orchard bees.)
Wanted For: Pollinating the flowers of many of our ornamental, fruit and vegetable plants.
Family History: Specially equipped for moving large quantities of nectar and pollen, honeybees are usually found in colonies in hives. Most native bees are masters at eluding notice and often live alone in ground nests. Bee populations are diminishing due to pesticide use, and loss of habitat.
Sightings: Usually seen in gangs in the vicinity of flowers high in nectar and pollen including asters, sunflowers, mints, lavender, rosemary and sages.

Syrphus larva eating brocolli aphids

Syrphid Fly

Aliases: Hoverfly, flower fly.
Wanted For: Hunting down aphids, mealybugs and other pests, and for pollinating plants.
Family History: Adults are known to be important pollinators. The larvae suck the juices out of their victims. A single larva can consume hundreds of victims a month.
Sightings: Larvae are usually found under leaves in the company of aphids. Adults have been seen lurking around ceanothus, sunflowers, feverfew and other nectar-rich flowers.
Master of Disguise: With their yellow and black stripes the adults appear to be bees. They have only one set of wings and can't sting. The larva look like fat, legless caterpillars.



Ground beetle larva

Ground Beetle

Aliases: Predacious ground beetle, and carabids, among others.
Wanted For: Conspiring to eat many soil-dwelling pests like slugs, snails, cutworms and root maggots.
Family History: Fast-moving predator, armed with strong jaws. Generally dark brown or black with long legs, and shiny, hard front wing covers that sometimes have a metallic sheen. Usually hunts at night. Reported to be able to consume its body weight in food each day. Larva also feed on soil insects.
Sightings: Usually sighted hiding in soil or under rocks, dried leaves and mulch.



Parasitoid wasp cocoons on caterpillar

Parasitic Wasp

Aliases: Trichogramma, Braconid, Hyposoter and Ichneumon, among others.
Wanted For: Parasitizing the eggs of cutworms, cabbage loopers, codling moths, tomato hornworms, aphids, whiteflies, scales and other pests.
Family History: These tiny, notorious wasps lay their eggs on or inside of pests or insect eggs and the larva eat the pest. Can be tracked by the tell-tale signs they leave behind, like tiny, white cocoons on caterpillars, or "aphid mummies," – the tan, dried up husks of aphids stuck to a leaf.
Sightings: Suspected of foraging for nectar on tiny flowers like alyssum, yarrow, tansy, and clover.

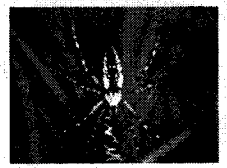

Orb weaver spider

Juveniles closely resemble adults

Spider

Aliases: Funnel weavers, crab spiders, and golden orb spiders, among others.
Wanted For: Trapping and bugnapping a wide variety of insect pests.
Family History: The most deadly natural enemy of pests, spiders are skilled predators. They may hunt with webs or track their victims on the ground and on plants. Can be identified as arachnids, with eight legs and two body parts.
Sightings: All over your garden, and on front porches near lights.
Warning: Spiders are thought of as fearsome creepy crawlers but very few have a bite that is harmful. Always wear gloves when cleaning garages, debris, woodpiles, storage areas or piles of clutter.

Ladybug larva and pupa

Ladybeetle

Aliases: Ladybug, ladybird beetle, seven-spotted ladybeetle.
Wanted For: Gorging on soft-bodied insects like aphids, scale, thrips, mealybugs and spider mites.
Family History: Both adults and larva eat large numbers of pests. It is believed that one ladybug can devour 5,000 aphids in its lifetime. Most common suspect is red with black spots – but watch for many other species in a variety of colors, with or without spots.
Warning: Be on the lookout for a ladybug look-alike: the spotted cucumber beetle! This green beetle with black spots feeds on crops and foliage.
Sightings: Known to loiter on nectar-rich flowers like yarrow, clover and tansy.

Tachinid fly eggs on a caterpillar

Tachinid Fly

Aliases: Diptera.
Wanted For: Attacking unsuspecting caterpillars and beetles.
Family History: Disguised as a hairy housefly, this parasitic insect lays its eggs on caterpillars, grubs and other insects. When the eggs hatch, the young (larva) tunnel into their victims and eat them.
Sightings: Often seen stealing the nectar and pollen of tansy, milkweed and Queen Anne's Lace.

040758

FREE

West Valley Green Leaf

Invites You to....

Get your Green On

Green Your Home/Business

- Solar
- Green Building
- Landscape
- Utilities

and much more

Saturday April 19, 2008

10:00 am – 4:00 pm

Los Gatos High School (front)

20 High School Court

Get Involved

- Community Resources
- Volunteer
- Green Organizations

Green Your Lifestyle

- Hybrids
- Electric Vehicles
- Scooters
- Bikes

Akeena® Solar

WEST VALLEY GREEN LEAF Get Your Green On!

The Future is now.

The Future is now...

FREE

For more information or to be an exhibitor contact: Zsa Zsa Taylor 408 354-8066 email: ptaylor365@aol.com

THIS PAGE INTENTIONALY LEFT BLANK

040760

C. ell

Santa Clara Valley Urban Runoff Pollution Prevention Program

FY 2007-2008 ANNUAL REPORT

Training Summary: Public Information / Participation

Training Description	Date	Attendees
The Ebbs and Flows of Wetlands Protection **Presenter:** Dr. John Callaway, University of San Francisco professor of environmental studies explores wetland protection since the enactment of the Clean Water Act San Jose State University Campus Martin Luther King Library Rooms 255/257 150 E. San Fernando St. San José, California **Sponsored by**: the Ecological Society of America, in affiliation with San José State University and the South Bay Salt Pond Restoration Project **Topics**: ▪ Benefits of wetlands to watersheds/ water quality; ▪ Evolution of way we design marshes in restoration (16,000 acre project salt ponds) using **Adaptive Mgmt** – applying scientific method using a range of approaches, use the evaluation of the methods used to make the next step decision ▪ Challenges to restoration: mercury in existing sediments, opening up the tidal barrier can cause a chemical change that may increase entrance of mercury to the food web; sediment issues and subsidence and sediment deficit; relative distribution of marshes; invasive and nuisance species; flood control; groundwater withdrawal ▪ Important dates for wetland protection	August 5, 2007 Sunday, August 5, 2007, 2:30 - 4 pm	**WVCWP (1)** Program Manager
Creek Cleanup Training **Speaker:** WVCWP Manager **Topics:** Training on handling creek cleanups was given to 1 new part – time staff member.	September 11, 2007	**WVCWP (2)** Manager Program Assistant

Campbell

Santa Clara Valley Urban Runoff Pollution Prevention Program

FY 2007-2008 ANNUAL REPORT

Training Description	Date	Attendees
Environmental Volunteer Training **Training for**: EV Presentation **Topics:** Two WVCWP staff practiced demonstrations and activities. Using 2 simple models, demonstrating the role of the Water Cycle with an experiment showing how water evaporates and how condensation occurs by using a hot plate, salt water and ice cubes. Second demonstrating, water density kit with experiment using an egg to show the difference in density between fresh and salt water. Learning hands-on activities and grade-appropriate presentations for teaching: ▫ Demonstrate the role of the Water Cycle ▫ How water evaporates and condensation occurs ▫ Water density kit ▫ Difference in density between fresh and salt water	10-29-07	**WVCWP (2)** PIP Outreach Coordinator Program Manager
Enviroscape Presentation Training **Speaker:** WVCWP Manager **Topics:** WVCWP Program Manager provided training to 2 new staff members on use of the Enviroscape and on making presentations.	February 12, 2008	**WVCWP (3)** Manager Program Assistant Program Staff
Creek Cleanup Training National River Cleanup Day (May 17, 2008) **Speaker:** Heidi McFarland, SCC **Topics:** Site Coordinator Tip Sheet, Volunteer Orientation Script, Waiver of Liability Form, and Data Reporting Guidelines.	May 1, 2008	**WVCWP (1)** Inspector

Pesticide Management Activities

This Page Intentionally Left Blank

040764

PESTICIDE MANAGEMENT ACTIVITES

FY 2007-2008 Work Plan Self Evaluation Matrix

Source	Task Source	Work Plan Tasks	Accomplishments	Responsible Party
	SCVURPPP PMP (I.A.1.)	Summary of Use Track and report use of pesticides on municipally owned property.	Pesticides applied by municipal staff are reported monthly to the State of CA Dept. of Pesticide Regulation with copies of monthly reports forwarded to WVCWP for tracking purposes. Pesticide use by the municipal Pest Control contractor (PCO) are also forwarded to WVCWP. IPM practices are listed in the Evaluation section at the end of this Matrix.	PW Supt, Parks Spvsr
	SCVURPPP PMP (I.A.3.) PS #3	Implement BMPS Continue to Implement IPM practices as Best Management Practices (BMPs) for any pesticide used by staff or contractors. Report on use of IPM practices on municipal property.	During 07-08, the WVC continued to implement the Pest Management Performance Standard (PMPS). "Standard Operating Procedures for Pesticide Management" are being followed by staff and contractors. BMPs in general continue to be effective. WVC work with contractors to find the least-toxic method to treat resistant pest problems. The WVC use less-toxic pest management methods in municipal facilities (parks & buildings) whenever practicable, based upon budget and effectiveness. *See "Evaluation" section below for details on IPM implementation.*	Sr. Civil Engr/ coord w/ PW Supt, and Parks Spvsr
	SCVURPPP PMP (I.A.6.)	Banned Pesticides Inventory If any pesticides have been banned w/in the past FY (per EPA, State &/or local requirements), conduct an agency-wide search of chemical for these pesticides. Properly dispose of these banned substances pursuant to appropriate waste disposal regulations.	All storage areas are cleaned quarterly, and any pesticides that are no longer legal or no longer used are disposed of according to State regulations.	PW Supt/ Parks Spvsr

Campbell

Santa Clara Valley Urban Runoff Pollution Prevention Program

FY 2007-2008 ANNUAL REPORT

Source	Task Source	Work Plan Tasks	Accomplishments	Responsible Party
	SCVURPPP PMP (I.B.2.) PS#5.b	Staff Training for Applicators Attend and/or conduct annual training which reviews appropriate portions of the IPM Policy, BMPs, and relevant IPM techniques for employees within departments responsible for pesticide application.	The City of Campbell continued its proactive approach to reducing pesticide usage by sponsoring staff attendance at a number of IPM-related trainings. Along with a variety of trainings attended by supervisory staff, 2 IPM trainings were attended by a total of 7 Parks staff. These trainings allow staff to keep current with the latest information on IPM and Less Toxic Pest Control strategies, so that pesticide usage can continuously be reduced, and so that staff will be prepared when new pest problems arise. All maintenance staff attended a training by WVCWP Stormwater Inspector on non-point source pollution. In addition, Campbell has a number of staff with Qualified Applicator Certificates (6) who are well-trained in all aspects of pesticides management. 2 of these employees pursued the training and received their Certification in 2008. In addition, the City Parks Supervisor holds a Pest Control Advisor license. SEE PESTICIDE MANAGEMENT TRAINING TABLE FOR DETAILS.	PW Supt/ Parks Spvsr WVCWP to provide training
	SCVURPPP PMP (I.B.3.) PS#5.c	Municipal Staff Education Inform employees who are not authorized and trained to apply pesticides that they cannot use over-the-counter pesticides in or around the workplace.	All City employees received this information via e-mail on July 27, 2007. The e-mail included information on the City's Stormwater Permit and IPM Plan.	Sr. Civil Engr; WVCWP to provide notice

Source	Task Source	Work Plan Tasks	Accomplishments	Responsible Party
	SCVURPPP PMP (II.A.1.)	Watershed Ed. & Outreach Campaign (WE&O)[1] Attend WEO and IPM work groups. Continue to assist with development of strategy for a campaign and training program (in Spanish & English) designed for staff of very small landscape businesses (typically 1-8 employees) mainly serving homeowners.	WVCWP Program Manager participates in the IPM Ad Hoc Task Group on behalf of the WVC. Project implementation and projects for consideration, which are discussed in the AHTG, are presented to City staff for appropriate follow-through. WVCWP contributed additional funds to the SCVURPPP's IPM ad campaign. This allowed the IPM ad to appear in the three (3) weekly community newspapers for six (6) weeks in the spring. (Campbell Reporter, Los Gatos Weekly, Saratoga News). WVCWP was very involved with the development of the new training program for small landscape businesses – from concept, to grant proposal, to implementation of a successful class series. The first set of classes were held from Feb- April 2007 – one in English and one in Spanish; Both classes were attended at capacity (40 students) and had waiting lists. Positive media coverage about the class was received in local ethnic and San Jose community newspapers. The classes are being listed in the Fall session and projected to be full. Since many WV residents employ small landscape contracting firms, it is hoped that these classes will have an impact on reducing residential pesticide use in the WVC. See "Evaluation" below, for details	WVCWP Staff
	SCVURPPP PMP (II.A.4.)	Community & School Opportunities Identify opportunities and attend community events/school classrooms to demonstrate reasons for, and methods of, less toxic pest control.	Information on the importance of reducing pesticide use, and the toxic effects of pesticide runoff, is included in all WVCWP educational presentations at schools. IPM information, and HHW brochures detailing proper pesticide disposal, are distributed at a variety of venues. In FY 07-08, WVCWP participated in helping to develop a	WVCWP Staff

[1] Funded by all Co-permittees each year.

Campbell

Santa Clara Valley Urban Runoff Pollution Prevention Program

FY 2007-2008 ANNUAL REPORT

Source	Task Source	Work Plan Tasks	Accomplishments	Responsible Party
			new brochure on reducing pesticide use and employing beneficial bugs. WVCWP the directed funds toward an order of the Beneficial Bugs brochure for use as a handout. See PI/P Section for further details on outreach for less toxic pest control.	
	SCVURPPP PMP (II.A.5.)	Community Material Distribution Participate in public sale events at local hardware store(s). Provide watershed protection information and reminders (gifts) to community by walking aisles of the gardening center with gift basket full of handouts during the sales.	WVCWP staff distributed material via different delivery methods at a variety of community events, including: Haunt the Hollow EVENT 10-28-07 Summer Winds Nursery (Campbell) 8-9-07 Orchard Supply Hardware (Saratoga) 8-5-07 Ace Hardware Garden Center Los Gatos 9- 11-07 Town of Los Gatos Green Event, 4-19-07 Great American Pick-up (Campbell) 4-19-07 See PI/P Section for details about community events and various IPM and Pesticide-related materials which were distributed.	WVCWP Staff
	SCVURPPP PMP (II.A.6.)	Web Site As new information is available, update web site to provide easy access to information on IPM and reduction of pesticide use.	In FY 07-08 WVCWP staff worked on development of a new "Take Action" page, which will include a variety of IPM and pesticide information links. The page will be uploaded in FY 08-09. CAMPBELL: The City website includes a PDFs of various tri-folds, such as: "Landscaping, Gardening, and Pool Maintenance - *Best Management Practices for the Construction Industry*". These contain information about proper pesticide storage and disposal, and advise minimal use of pesticides.	WVCWP Staff Sr Civil Eng

Ca pell

Santa Clara Valley Urban Runoff Pollution Prevention Program

FY 2007-2008 ANNUAL REPORT

Source	Task Source	Work Plan Tasks	Accomplishments	Responsible Party
	SCVURPPP PMP (II.A.13.)	Special Districts Invite neighboring special districts (e.g. sanitary, open space districts, and school districts) to attend WVCWP sponsored IPM workshops, when workshops are offered.	Information on newly-available Ecowise training was forwarded to the PCOs used as municipal contractors by WVC (Kilroy Pest Control/Sensitive Solutions and West Valley Spray): http://www.ecowisecertified.org/ Contractors also received an invitation to a Regional IPM Contracting Workshop (November 6, 2007) in Oakland Due to numerous trainings/meeting for municipal staff concerning the Municipal Regional Permit, WVCWP was not able to sponsor an IPM training this year.	WVCWP Staff
	SCVURPPP PMP (II.A.14.)	Conduct internal IPM outreach Provide all City/ Town staff with information on environmentally safer, integrated pest management to encourage employees to use IPM methods away from work. Email announcements as appropriate & display IPM materials at City/ Town Hall.	A new e-mail notice covering this subject was created by WVCWP staff The notice contains links to *Our Water, Our World*; *UC Davis IPM site*; *Universities' Pesticide Info Network*; and *Pesticide Action Network database*. It is being e-mailed to all municipal employees in Summer 2008. In addition, IPM material is available for pick-up by employees at Municipal Offices.	Sr Civil Eng to send email & WVCWP Staff to provide message
	SCVURPPP PMP (III.A.1)	Pest Control Operators Maintain database of licensed structural and landscape maintenance PCOs within WVC for outreach purposes.	The database of West Valley PCOs has been compiled; over 75% of them are based in the City of Campbell.	WVCWP staff
	SCVURPPP PMP (III.A.4)	Track and Report PCO Use of Pesticides Require PCOs contracted by municipality to implement BMPs through contract specifications and track and report PCO use of pesticides on municipal property.	The City's PCO has received copies of municipal IPM Policies and Standard Operating Procedures. PCOs are required to operate according to the municipal Pesticide Management SOPs. All pesticide use by the PCO has been reported to WVCWP.	PW Supt/ Parks Spvsr
	SCVURPPP PMP (IV.A.2.)	Commercial Business Education Continue ICID Inspector's education program targeting retail food facilities	The WVCWP Inspector distributes outreach material on less toxic measures to use for pest control in food service businesses - *"Don't Set a Table for Pests"* - during his Restaurant Inspection activities.	WVCWP Inspector

Campbell

Santa Clara Valley Urban Runoff Pollution Prevention Program

FY 2007-2008 ANNUAL REPORT

Source	Task Source	Work Plan Tasks	Accomplishments	Responsible Party
		through distribution of "Don't Set a Table for Pests".	In FY 07-08, restaurant staff in the City of Campbell received a total of **20** of these.	
	SCVURPPP PMP (V.A.3.)	Promote HHW Collection Work with HHW collection agencies to support, enhance, and help publicize programs for proper pesticide disposal.	All WVC contribute funds to the County HHW disposal program, enabling residents and small businesses to drop off pesticides at HHW sites. WVCWP Program Manager participated in the SCVURPPP and HHW Program Work Group. Work Group is exploring means of coping with growing demand at facilities due to increased awareness about proper disposal. CAMPBELL: See row above - "Web Site" - SCVURPPP PMP (II.A.6.)	PW Supt & Sr Civil Eng; WVCWP to assist
	NPDES Permit Provision C.3.n	1. New Development/ IPM Planning Procedures 2. New Development/ Reporting 3. New Development Training for staff responsible for Environmental Reviews	See Planning Procedures Section 4 Pesticide Management measures related to New Development (C.3) have been incorporated into the Planning Procedures element of the Work Plan in order to facilitate delegation of responsibilities to appropriate departments and staff.	Sr. Civil Engineer /Comm Dev Dir and Planners

Pesticide Management Activities Evaluation

PESTICIDE USAGE REDUCTION MEASURES – Pest Specific

Campbell is implementing IPM in the following situations:

1) On-going - Yellowjackets:

- Campbell uses traps as the main means of control.
- Parks Maintenance staff tries to clean off picnic tables to prevent attracting wasps and ants.
- If a wasp nest in a tree requires treatment, the PCO uses a non-residual pesticide, and closes the hole in tree so wasps can't return to nest. Parks staff use home insulation spray foam to close the nest/hole; treatment has been successful in preventing return of wasps.
- Staff is using traps which incorporate pheromone to attract wasps, dry fish to bring them into trap, and soap inside trap, which kills in 5-15 seconds

2) On-going - Weeds:

The Parks Dept. anticipates that it will be able to **substantially decrease its use of herbicides for turf**:

Based upon techniques learned at a previous WVC IPM Training (Cornell University Extension Turf Specialist) the Parks Department purchased a $25,000 dollar Deep Tyne Aerator in May 2008. The unit will reduce pesticide use on the turf by reducing compaction, increasing water flow through the soil profile and promoting healthier, more vigorous turf that will be able to crowd out the broadleaf and other grassy weeds. This should have a big impact on pesticide use on turf areas in the City.

- This year Campbell has encouraged our tree contractors to dump their wood chips from tree work done for the City in the City's organic waste area. The wood chips are then used in the City's mulching program to reduce weeds and reduce the watering of trees. Previously, the contractors would typically haul the wood chips to the local landfill for disposal, where it was combined with regular garbage..
- Campbell uses a chipper to create mulch from its own green waste; this mulch is used for weed control wherever possible.
- Work Furlough labor hand hoes weeds where possible. Use of black plastic to kill off emerging weeds and seeds in landscaped areas was investigated; it was found to not be workable and these efforts were discontinued.
- Staff has been using the tractor with a boom mower for mowing weeds, instead of spraying roadsides and similar areas.

3) On going - Insects:

In FY 07-08, Campbell staff tested a new **all-organic oil** in the City's tree spray program. The oil was found to be surprisingly effective against the target pest, aphids. Due to use of this new oil, the City has been able to reduce the use of pesticides in combating the aphids in City trees.

Unfortunately, the City has certain species of street trees with aphid and scale infestations which are difficult to treat. When pesticide use is necessary, a systemic pesticide, injected around the roots, is used. This results in the pesticide being taken up by the tree, rather than running off and becoming a pollutant in local streams.

- In 02-03, Campbell controlled an Ash Whitefly infestation with a natural predator, a minute wasp. Since the wasps were ordered and released, they have

Campbell

Santa Clara Valley Urban Runoff Pollution Prevention Program

FY 2007-2008 ANNUAL REPORT

continued to suppress the Whitefly population.

- Staff is identifying insects and utilizing IPM when appropriate instead of using insecticides. No new insects were identified in FY 007-08.

4) On-going - Gopher Control:

The City has implemented a policy of using mechanical traps for gophers instead of baits thus further reducing the use of pesticides.

5) On-going - IPM Solutions:

City staff have participated in implementation of new County computerized "IPM Solutions Database Input/Response", which allows input of a pest problem and a response with IPM solutions. Staff refer to this database as needed.

RESULTS OF PESTICIDE USE REVIEW FY 07-08:

Campbell has taken a strong stance on pesticide use reduction in recent years, as evidenced by the extensive involvement in IPM training by City staff. The City's PW Superintendent and Parks Supervisor have actively been involved in regional IPM workshops. (see Pesticide Management Training Summary)

Pesticide Management Evaluation

→ Through use of IPM practices Campbell was able to eliminate use of any Organophosphate pesticides for the past 6 years. Campbell has decreased its use of insect-control pesticides by using oils and soaps to control aphids and scale in the urban forest.

→ The City is making an effort to stress prevention (prevent weed growth, prevent pest infestations) where possible. Campbell is moving into use of IPM, mechanical and cultural controls (such as Deep Tyne Aerator and Boom Mower), rather than chemical controls, as much as possible given budget and staff limitations.

→ The City Public Works Dept. has instituted a policy of moving towards installation of more pest resistant trees and shrubs to minimize the need for pesticides; these efforts include removal of certain tree species (such as Tulip and Raywood Ash trees) from the City of Campbell 's approved Street Tree List.
Over the past several years, the Public Works Dept. has instituted improved methods of weed control in some parks and roadsides, such as using green waste to make wood chips, used as mulch to prevent weed growth. For the past 3 years, the City has been using its new specialized tractor with boom mower for mowing roadside & park weeds and to avoid spraying. With the purchase of the new aerator, the City anticipates a significant reduction in the use of herbicides on its extensive turf areas.

To: City Staff
July 27, 2007

From: Public Works Dept.

Subject: **STAFF USE OF PESTICIDES - Reminder**

Hello,

This is the Annual Reminder concerning **pesticide use on City grounds and facilities**.

Pesticide use by City of Campbell is tracked by the California Water Board as part of our Stormwater Permit requirements.

Therefore, it is important that **all city staff** follow City policy concerning pesticide use.

"Pesticide use" INCLUDES over-the-counter pesticides in spray bottles and cans, etc., such as might be used for ants in the lunchroom.

Please read below for details:

Our City has adopted an Integrated Pest Management Policy and IPM Plans for various pests. The Plans include strategies for controlling pests (such as ants and wasps) using the least toxic methods possible.

By adhering to these plans, the City helps to provide a healthier environment for staff and the public. In addition, the California Water Board's Stormwater Discharge Permit requires municipalities to reduce pesticide use.

One of the goals of the policy is to ensure that pesticides that are purchased are applied only by staff who have received training in pesticide use, and in Less Toxic Pest Control measures.
<u>To help meet this goal, Staff Members should please:</u>

- Contact the Facilities Maintenance Supervisor Brett Stollenwerk or the Parks Maintenance Supervisor Vince Huppe if anyone needs structural or landscape pests removed.
- Discontinue the use of any pesticides they may currently have stored in the facilities - such as ant or wasp spray in a staff kitchen - (this applies to staff not trained in pesticide application).
- Dispose of existing containers of pesticides through the City's Hazardous Waste program (contact Al Oxonian at 408-866-2162).
- Remember that only staff licensed as "Pest Control Advisors" may order pesticides or purchase pesticides over-the-counter for use on City Property.

Thank you for your help in our efforts to protect employee health and local water quality.

If there are any questions on these procedures, please contact: Al Oxonian at 408-866-2162.

040774

Training Summary: Pesticide Management

Training Description	Date	Attendees
IPM Exchange Field Trip/Training Sponsored By: San Francisco Estuary Project/ABAG; City of Palo Alto **Topics:** effective IPM techniques for managing Argentine Ants tour of the Palo Alto Golf Course to view an innovative project to reduce the ground squirrel population using a visual barrier in lieu of pesticides as well as raptor and owl perches **Handouts:** 1 Tips For an Effective Argentine Ant Inspection (#3) 2 Ant Inspection Checklist (#4) 3 What to do When Argentine Ants Invade a Building (#5) 4 Notes on Baiting Argentine Ants (#7)	Dec.11, 2007	**WVCWP (1)** Inspector
Kick – Off Planning Meeting for 2008 Our Water Our World **Presenters:** Led by Geoff Brosseau, Chair – IPM Partnership Committee, BASMAA (Held by conference call) **Topics:** • Internet ads for the Our Water Our World Program • Possibilities of updating fact sheets • The need for new fact sheets • Virtual fact sheets • Adding OWOW phone number to fact sheets for a personal response • Shelf Talkers • Product Lists and updates • Is dealing with rodents a water quality issue? • Different types of store appreciation	Oct 10, 2007	**WVCWP (1)** Public Outreach Coordinator

Campbell

Santa Clara Valley Urban Runoff Pollution Prevention Program

FY 2007-2008 ANNUAL REPORT

Training Description	Date	Attendees
C.A.P.C.A. Conference - Sparks, NV **Topics:** General IPM	Oct. 28-30, 200707	**Campbell (1)** Parks Supervisor
Eco Wise Seminar - Oakland, CA **Topics:** General IPM	Nov. 6, 2007	**Campbell (1)** Parks Supervisor
Parks Symposium - Santa Clara, CA **Topics:** General IPM	Nov. 20, 2007	**Campbell (8)** Parks Supervisor Parks Lead Worker (2) Parks Maintenance Worker (5)
Weed Science Society Annual Conference - Monterey, CA **Topics:** General IPM	Jan. 28-30, 2008	**Campbell (1)** Parks Supervisor
Annual Safety Training: CA Dept. of Agriculture Parks crew training **Presenter: Vince Huppe, Parks Supervisor** **Topics:** all aspects of Pesticide application, BMP, and IPM practices	May 7, 2008	**Campbell (15)** Parks Lead Worker (2) Parks Maintenance Worker (13)
NCTLC Seminar "Day on the Green" - San Francisco, CA **Topics:** General IPM	May 14, 2008	**Campbell (7)** Public Works Superintendent Parks Supervisor Parks Lead Worker (2) Parks Maintenance Worker (3)

Mercury Pollution Prevention Activities

This Page Intentionally Left Blank

040778

C. pell

Santa Clara Valley Urban Runoff Pollution Prevention Program

FY 2007-2008 ANNUAL REPORT

MERCURY POLLUTION PREVENTION ACTIVITES

FY 2007-2008 Work Plan Self Evaluation Matrix

Source	WP Task	Work Plan Tasks	Accomplishments	Responsible Party
	Mercury Plan (I.E.)	Reduction of Hg Containing Products Continue implementing phase-out of mercury-containing products (MCPs). Phase-out will coincide with replacement of MCPs on an as-needed basis.	Reduction of mercury-containing products is being implemented. Research on alternative products has been conducted through the WVCWP. Non-mercury or low-mercury replacements are being used wherever feasible e.g., thermostats and fluorescent bulbs. At the WVCWP-sponsored meeting with DEH in April 2008, each member in the audience was given the booklet, "What You Don't Know About Mercury". Discussion followed as to how and where to dispose of mercury containing products, including fluorescent bulbs, thermometers, and batteries. In the back of the booklet there is a list of approved drop-off locations in our area. Record keeping for MCPs was also discussed.	Public Works Superintendent & Facilities Manager
		Provide Pub Works Supvsr and Facilities Maintenance Manager with a reminder notice.	CAMPBELL: Campbell adopted a mercury elimination policy during FY 03-04 and has continued to phase out mercury containing products, with the exception of fluorescent bulbs. The WVCWP Stormwater Inspector conducted a training on disposal & discontinuation of Mercury Containing Products during the Annual Corp Yard Walk-Thru Training on May 15, 2008. The Training was attended by **31** City of Campbell staff members. Topics covered included: • What are Mercury Containing Products (MCPs)? • Requirements for MCPs • Proper Disposal of MCPs • E-waste Drop-off Sites • Record-keeping for MCP Disposal	Public Works Superintendent & Facilities Manager

Campbell

Santa Clara Valley Urban Runoff Pollution Prevention Program

FY 2007-2008 ANNUAL REPORT

Source	WP Task	Work Plan Tasks	Accomplishments	Responsible Party
	Mercury Plan (II.B.)	Mercury Containing Product Disposal Services Provide funding and participate in County HHW collection program for residents and small businesses	The WVC support the County HHW collection program through funding, outreach activities (material distribution, website notices, etc.), and sponsorship of local E-waste collection events. HHW drop-off information was distributed to Bay Area & WVC residents at several community events in FY07-08. Disposal of fluorescent bulbs was covered in classroom presentations. In FY 07-08, the focus was on investigating proposals related to adoption of an extended producer responsibility (**EPR**) resolution. All WVC adopted an EPR Resolution during FY 07-08. See Evaluation Section (below) for details.	Pub Works Director/ City Manager
			CAMPBELL: The City of Campbell website includes extensive information on HHW for residents. In addition, the site posts timely information related to HHW and MCP disposal, such as details on a Thermometer Exchange (Aug. 21 @ Santa Clara Senior Center). The site gives phone contact info and a website link for HHW.	Pub Works Director/ City Manager

C. ell

Santa Clara Valley Urban Runoff Pollution Prevention Program

FY 2007-2008 ANNUAL REPORT

Source	WP Task	Work Plan Tasks	Accomplishments	Responsible Party
	Mercury Plan (II.C.)	Track Disposal of Mercury Containing Products Continue documenting the quantities of mercury-containing fluorescent bulbs disposed from City/ Town buildings and departments at hazardous waste collection facilities. The quantities of disposed product will be reported in annual report	CAMPBELL: The City collects used batteries from municipal staff via collection buckets in municipal offices. Total for FY 07-08 (through last collection on 3/13/08): 5x 5 gallon buckets = appx. 250 lbs of batteries, total. The batteries are taken to the City's waste management contractor, West Valley Collection and Recycling. During FY 07-08, the following recyclable materials were disposed of by the City's HHW Contractor (WEST-LITE Supply of San Francisco, CA): 980x – 4 ft Fluorescent Lamps 99x - 8 ft Fluorescent Lamps 16x – U-Ben Fluorescent Lamps 86x – Circular Fluorescent Lamps 226x – Mag/Electronic Ballasts The City collects all Mercury Containing Products on site until a truckload of products has been accumulated; the contractor then picks up the MCPs. All bulbs are kept in cardboard containers to prevent breakage. All items are categorized and logged in City records.	Public Works Superintendent & Facilities Manager
	Mercury Plan (II.F)	Fluorescent Light Recycling Campaign Continue participation in the Mercury Ad Hoc Task Group and support ongoing implementation of an outreach program to about recycling fluorescent bulbs.	The WVCWP Manager helped develop local campaigns and outreach messages through SCVURPPP's Mercury Ad Hoc Task Group. WVCWP provided funding for SCVURPPP's Mercury ad to appear in the 3 weekly local newspapers for 6 weeks in Fall 2007 (Campbell Reporter, Los Gatos Weekly, Saratoga News).	SCVURPPP & WVCWP to coordinate w/ HHW staff

Campbell

Santa Clara Valley Urban Runoff Pollution Prevention Program

FY 2007-2008 ANNUAL REPORT

Mercury Pollution Prevention Activities Evaluation

Efforts to Enact "Extended Producer Responsibility" Requirements:

At its November meeting for the 4 West Valley Communities, WVCWP hosted a presentation by Rob D'Arcy of Santa Clara County HHW on "Extended Producer Responsibility" – targeting producers of products with HHW, including mercury containing products such as E-Waste. HHW was seeking to have co-permittees pass resolutions supporting EPR. The goal of EPR is to shift California's product waste management system from one that is government-funded and taxpayer-financed to one that relies on producer responsibility. This will also help in removing more of these products from the waste stream.

All WV Cities passed resolutions supporting Extended Producer Responsibility in FY 07-08.

Community Involvement in E-Waste Recycling

Over the past several years, there have been a number of E-waste events held by various entities (schools, scout groups, etc.), thereby reducing the need for WVCWP to sponsor E-waste events. This is a certain measure of success for previous public outreach efforts related to Mercury and E-waste – residents are now taking on the task of organizing these events, and handling safe disposal of mercury containing products. This is a demonstration of the effective partnerships that can develop between municipal efforts and their residents, and which can be especially effective in smaller communities.

WEO AHTG Advertising

Through its Watershed Education Outreach ad hoc task group, SCVURPPP published mercury ads in newspapers serving the Santa Clara Valley. In an effort to ensure reaching a maximum number of WV residents, WVCWP funded and arranged for printing of the ads in 3 local weekly papers, for a 6 week run. This meant an extra 18 ads aimed at West Valley residents. The ads ran in the *Campbell Reporter*, the *Los Gatos Weekly*, and the *Saratoga News*.

Training Summary: Mercury

Training Description	Date	Attendees
Annual Training WVCWP/DEH w/ "Mercury Containing Products" Training Presenter: WVCWP Stormwater Inspector **Topics:** What are Mercury Containing Products (MCPs)? Requirements for MCPs Proper Disposal of MCPs E-waste Drop-off Sites Record-keeping for MCP Disposal	April 22, 2008	**WVCWP (2)** **City of Cupertino (2)** **DEH (15)** Supervisor Inspectors - 14
Corp Yard Walk-Through w/ "Mercury Containing Products" Training Presenter: WVCWP Stormwater Inspector **Topics:** What are Mercury Containing Products (MCPs)? Requirements for MCPs Proper Disposal of MCPs E-waste Drop-off Sites Record-keeping for MCP Disposal	May 15, 2008	**Campbell** Parks/ Public Works staff - **31**
Corp Yard Walk-Through w/ "Mercury Containing Products" Training Presenter: WVCWP Stormwater Inspector **Topics:** What are Mercury Containing Products (MCPs)? Requirements for MCPs Proper Disposal of MCPs E-waste Drop-off Sites Record-keeping for MCP Disposal	May 29, 2008	**Los Gatos** Parks/ Public Works staff - **19**

Campbell

Santa Clara Valley Urban Runoff Pollution Prevention Program

FY 2007-2008 ANNUAL REPORT

Training Description	Date	Attendees
Corp Yard Walk-Through w/ "Mercury Containing Products" Training Presenter: WVCWP Stormwater Inspector **Topics:** What are Mercury Containing Products (MCPs)? Requirements for MCPs Proper Disposal of MCPs E-waste Drop-off Sites Record-keeping for MCP Disposal	May 28, 2008	**Saratoga** Parks/ Public Works staff - **14**

Copper Action Plan/ Nickel Action Plan

040786

COPPER ACTION PLAN/NICKEL ACTION PLAN

FY 2006-2007 Work Plan Self Evaluation Matrix

Activity	Source	Work Plan Tasks	Accomplishments	Responsible Party
Vehicle Washing Operations	CB-1	As part of the West Valley Industrial Commercial Inspection Program, promote improved car washing methods at auto businesses. Provide info on alternative arrangements for businesses with possible compliance problems. (Section 2.i of this work plan - Industrial Inspection Program)	The Stormwater Discharge Inspector distributes vehicle washing outreach materials during pro-active inspections and in relation to any actual or suspected vehicle washing incident. The Inspector is able to answer questions and offer suggestions with the help of visuals. A WVCWP-created fact sheet provides information on wastewater capture systems for automotive facilities. The fact sheet was designed to provide small-scale automotive facilities (those that find installing a full-fledged wash rack cost-prohibitive) with examples of inexpensive treatment technologies and distributor information. This method of outreach has been very effective.	WVCWP Inspector
Vehicle Washing Operations	CB-1	Place outreach material on proper vehicle/equipment washing at municipal counters, post offices, libraries and public events. Update WVCWP website to include copper information.	The Car Wash Kit flyer is posted in WVC Municipal Offices. For FY07-08, WVCWP home page featured a graphic highlighting car washing, and a link to a printable PDF with information on proper car washing, and water quality degradation from improper washing. The link also gives information on obtaining the free Car Wash Kit for Car Wash Events (this graphic is sometimes temporarily swapped out for publicizing events, such as a WV E-waste event). www.cleancreeks.org http://www.cleancreeks.org/imagesnew/carwashweb.pdf Currently, the WVC do not have any comprehensive outreach material on copper so in FY 07-08 WVCWP staff worked on a draft copper outreach piece (tri-fold), including car washing info. The piece will be distributed for WVC feedback in FY 08-09. Once finalized, it can be distributed to the public and posted on the website.	WVCWP staff

Campbell

Santa Clara Valley Urban Runoff Pollution Prevention Program

FY 2007-2008 ANNUAL REPORT

Activity	Source	Work Plan Tasks	Accomplishments	Responsible Party
Vehicle Washing Operations & Pool/ Spa Maint.	CB-1 & CB-12	In classroom presentations, introduce impacts of copper on aquatic life; teach proper methods of car washing and pool & spa drainage using the Enviroscape watershed model.	WVCWP's classroom presentations are scripted to include hands-on activities so that students can watch pollutants, such as copper from car-washing activities & pool draining, flow directly to waterways. In addition to recommending the use of commercial car-wash facilities, WVCWP encourages washing on a gravel or lawn area where wash water is captured and infiltrated. Students also learn about runoff from car wash fundraisers and the need to borrow the WVCWP Car-Wash Kit for any such event. Proper Pool Draining instruction includes photos of a Sanitary Sewer Cleanout, and other graphics about pool & spa drainage. School presentations in FY 07-08 included: *Casa Di Mir Montessori School, Campbell – Presentations for 6-12 year-olds on 2-13-08* *Queen of Apostles Private Elementary School – Presentations for 4th and 5th grade science classes on 4-4-08* *St. Mary's School, Los Gatos –Presentations for kindergarten classes on 5-6-08*	WVWCP staff
Vehicle Washing Operations	CB-1	Promote use of Car Wash Kit. Provide kit; provide training to charity car wash organizers. Document use in A/R. Solicit feedback from participants.	In FY 07-08, a 220 word "Car Washing" article for municipal newsletters was created. The article will run in "The Saratogan" Summer 2008 issue (FY 08-09), and hopefully in additional municipal newsletters in Spring 09. **October 13 & 14, 2007** The WVCWP Carwash Kit was used at a very large fundraiser at Fisher Middle School, LG. Two WVCWP staff attended in order to educate event organizers on Car Wash Kit set up, and spoke to other interested residents The fundraiser was very well-attended (may have raised $10,000) and many attendees were educated about the	WVWCP staff

			Car Wash Kit. 100 Car Wash brochures were distributed. The entire event received extensive media coverage. **September 30, 2007** The Car Wash Kit was also used at the Silicon Valley Roller Girls Carwash Fundraiser in Campbell. The Stormwater Inspector gave instruction about set-up and use of the Kit, and education about carwash runoff. The WVCWP Stormwater Discharge Inspector is available to provide guidance on use of the WVCWP car-wash kit for local fundraising events. He usually attends the events to offer guidance and to help publicize the *West Valley Clean Water Program.* The kit uses about 400 ft. of hose and 300 ft. of extension cord. The car wash kit works extremely well, but can be difficult to set up. Photos of the kit in action are used for classroom presentations.	
Vehicle Washing Operations	CB-1	Within the development project permit process for Group 2 projects, require source control measures at facilities that will conduct vehicle/ equipment washing and maintenance activities (consistent with Permit requirements).	Campbell did not have any regulated projects in FY07-08 that would conduct vehicle/equipment washing and maintenance activities.	Community Dev Dir & Engineering
Vehicle Washing Operations	CB-1	Include recommended source controls for vehicle washing in the City's corporation yard SWPPP and continue to train staff to use BMPs.	Source control BMPs are included in the SWPPP. Corp Yard BMP training is covered annually in the Corp Yard Walk Through (see Public Agency Activities section). Municipal staff follow best management practices and continue to ensure that vehicle wash systems in the Corp Yard prevent wash water runoff. Municipal staff viewed the BASMAA training video in 2006.	Streets Maint. Supt

Campbell

Santa Clara Valley Urban Runoff Pollution Prevention Program

FY 2007-2008 ANNUAL REPORT

Activity	Source	Work Plan Tasks	Accomplishments	Responsible Party
Industrial Copper Control	CB-3	Continue joint Inspections with Fire Dept., targeting industrial sources for copper, e.g. metal plating and metal finishing facilities.	The City has an agreement with the SCC Fire Dept to conduct urban runoff inspections for machine shops and metal manufacturing facilities. Annual meetings are held between the WVCWP Manager and Inspector and the Fire Dept Haz Mat Specialist to ensure excellent communication and prompt follow-up to potential and actual violations. For Campbell inspection data, **see IND section** of this report.	SCVC Fire Dept.
Reducing Traffic Congestion	CB-6/7	Within the development permit process, encourage pedestrian oriented design practices (trails) and planning that will accommodate bicyclists (paths).	The West Valley communities encourage best design practices wherever practicable. These small communities tend not to have large developments conducive to requiring alternative transportation within the permitting process. However, the cities and the Town encourage alternatives transportation through other means: For several years, the cities of Monte Sereno and Saratoga, and Town of Los Gatos, have been working with CalTrans on improving bicycle and walking features along the stretch of Hwy 9 that links these 3 municipalities. The stretch is heavily used by bikers and walkers, and improvements would overcome current safety problems, thereby encouraging greater pedestrian/bicycle use of this transportation corridor. From Los Gatos, pedestrians and bicyclists can continue into Campbell via the Los Gatos Creek Trail. In June of 2008, several agencies gathered on Highway 9 in Saratoga to announce nearly $500,000 of unused bond money that can be used to improve safety along this corridor. Improvements will include a T-intersection that will make cars more visible to bicyclists and a street light at Austin Way & Hwy 9. Caltrans estimates the project will be completed in approximately 2 years. The Silicon Valley Leadership Group CEO discovered the	

			unused bicycle improvement money while reading through documents from the California Transportation Commission. Agencies involved in these improvements include Town of Los Gatos, Cities of Monte Sereno and Saratoga, CalTrans, Valley Transportation Authority, Calif. Transportation Commission. In addition, other improvements will be funded by State Bicycle and Pedesterian Improvement grant funding. Bicycle and pedestrian facilities along Hwy 9 from Los Gatos to Saratoga will be improved through a multi-year project. The first phase will improve the bicycle route system to reduce hazards and improve safety for bicyclists along this route. Phase I work was carried out during FY 07-08.	
			CAMPBELL: Campbell now has a station for Light Rail service linking the City to stops throughout the Santa Clara Valley. The City Redevelopment Agency was actively involved in this project.	Community Dev Dir/ Planners Public Works Dir & Sr Civil Engineer
		Additional Task created by Campbell: Promote annual "Bike to Work Day" for Santa Clara County by advertising the event on the City's Website and encouraging employees to participate through e-mail distribution. Maintain a fleet of bicycles for employees to use to commute from one City office site to another.	CAMPBELL: The City supported "Bike to Work Day" on May 8th, 2008 by sending an email to all employees encouraging them to take advantage of the opportunity to ride a bike to work and to stop off at energizer stations for free beverages. 18 City employees participated in 2008. Bicycles on Municipal Campus: Campbell provides bicycles for employees to ride while at work, as a means of moving between various municipal sites. This helps to avoid the use of cars and trucks.	Community Dev Dir/ Planners Public Works Dir & Sr Civil Engineer
Water-shed assessm't and protection	CB-8	Consider watershed protection in all CEQA actions.	All WVC have adopted the CEQA review guidance from SCVURPPP, as documented in the June 2004, *C.3 Stormwater Handbook*, to address water quality as part of the C.3.m implementation.	Planning staff

Campbell

Santa Clara Valley Urban Runoff Pollution Prevention Program

FY 2007-2008 ANNUAL REPORT

Activity	Source	Work Plan Tasks	Accomplishments	Responsible Party
Water-shed assessm't and protection	CB-8	Continue to receive training and develop understanding of the Hydromodification Management Plan (HMP) and implement HMP Permit requirements on qualifying projects.	In September 2007, municipal engineers from the WVC attended trainings presented by SCVURPPP/ EOA staff on the HMP, including proposed applicability maps. Some additional HMP training was received at the June 3, 2008 SCVURPPP workshop. See Planning Procedures Training Summary for details.	Sr Civil Eng & Eng. staff as it applies
Water-shed assessm't and protection	CB-8	Continue to Implement Guidelines & Standards developed by the Water Resources Protection Collaborative for watershed protection. Support new Collaborative issues for watershed protection as they arise.	Campbell, Los Gatos and Saratoga have participated in, and invested significant staff time in, the Water Resources Protection Collaborative. Campbell adopted the "Guidelines and Standards" on December 3rd 2007.	Cmmty Dev Dir & Planning staff
Street sweeping	CB-11	Conduct regular street sweeping, evaluate efforts and collect data for Annual Report. Campbell contracts with a Street Sweeping Service – Ensure the contractor uses and maintains effective street sweeping equipment.	The West Valley communities conduct street sweeping in residential areas and more frequent sweeping in commercial areas. Sweeping data is collected and noted in Public Agency Activities (Section # 3) of this report. The West Valley cities do not hesitate to change sweeping contractors if the equipment being used does not measure up to municipal standards. The City has two contractors performing sweeping services. A vacuum type sweeper is used for areas that are conducive to picking up fine particulates and a broom type sweeper is used in other areas.	St Maint Supt & Sweeping Contractor
Outreach on Pool, Spa maint'nce	CB-12	Continue to distribute Pool & Spa maintenance brochure via agency counters, website and during IC/ID inspections.	WV Inspector distributed 40 Pool & Spa brochures to Leslie's pool & spa retail outlets during Sept 2007. Pool & Spa brochures are available at all WVC municipal offices.	WVCWP with Municipal Staff
			CAMPBELL: City website features complete information on draining pools and spas: **"9. What is the proper procedure for draining my pool?** Pool water can be drained to the property owner's sanitary	WVCWP & Sr. Civil Eng

			sewer cleanout or can be drained in the property owner's lawn or open ground. Pools cannot be drained into the street or storm drain system. For more information, please read/print the Draining Pools and Spas Brochure (825k pdf) provided by the Santa Clara Valley Urban Runoff Pollution"	
Use of copper architecture	CB-21	Within the development permit process, continue to limit and discourage use of copper architecture. Inform applicants about the negative water quality impacts related to the use of copper roofing, rain gutters and other copper architecture.	All WV cities discourage copper architecture with the exception of Los Gatos, which is drafting a Residential Design Guideline that will seek to discourage architects and homeowners from using copper by informing them of its environmental implications.	Community Dev Dir, Planning Commission, & Planners
Green Building	CB-21	Provide information about negative impacts of copper architecture and alternative materials via link on West Valley Clean Water website.	Currently, WVCWP and WVC do not have any good outreach material on architectural copper, so in FY 07-08 WVCWP staff worked on creating a draft of a comprehensive copper outreach piece (tri-fold), including architectural copper info. The piece will be distributed for WVC feedback in FY 08-09. Once finalized, it can be distributed to the public and posted as a downloadable PDF on the website.	WVCWP staff
Nickel Action Plan Tasks				
Control Measures for Constr Sites	NB-1	Continue to implement Construction Inspection Performance Standards (Section 5, Construction Inspection section of this work plan).	See Construction Inspection (Section #5) of this report.	
Training on Control Measures for Constr sites & New Dev	NB-1	Attend Construction site management workshops sponsored by Water Board and SCVURPPP for latest erosion/sediment control techniques and continue to attend workshops on post development Stormwater treatment BMPs.	See Construction Inspection Training (Section #5T) of this report.	

Campbell

Santa Clara Valley Urban Runoff Pollution Prevention Program

FY 2007-2008 ANNUAL REPORT

Copper/Nickel Action Plan Evaluation

Car Wash Outreach - Evaluation:

Additional WVCWP staff have been trained in use of the Car Wash Kit. This will enable increased outreach efforts, as it ensures that staff will be available to set up the Kit at Car Wash fundraising events, and to instruct event organizers in use of the kit. The kit was used successfully at several events in FY 07-08. A *"Clean" Car Washing* article was created, and will run in the Summer issue of the Saratoga municipal newsletter. Depending upon space available, it will run in other WVC newsletters in 2009. In addition, WVCWP staff worked on developing new Car Wash outreach strategies for FY 08-09.

Pool and Spa Maintenance - Evaluation:

In Fall FY 07-08, WVCWP initiated a new outreach effort involving placing Pool & Spa brochures at the major swimming pool retail chain in the area. This fall, staff will return to the stores and check on the status of the brochures, and whether this was an effective form of outreach.

The **Town of Los Gatos'** standard Conditions Of Approval for new homes with a pool were revised in FY 06-07 to require a sanitary sewer clean-out within 10 feet of the pool equipment, and a pervious landscaped area for pool filter washout. The new Conditions of Approval are being implemented successfully.

Promotion of Pedestrian Trails And Bike Paths - Evaluation:

The City of Campbell has been actively involved in the development of Light Rail facilities in the City. As of FY 07-08, there is 1 Light Rail station operating in Campbell. This links the city to stops throughout the Santa Clara Valley, and should be a major factor in reducing car traffic.

The WVC of Los Gatos, Monte Sereno and Saratoga have invested extensive efforts into improving the stretch of State Highway 9 which runs from Saratoga, through Monte Sereno, and into Los Gatos (appx. 4 miles). This stretch is heavily traveled by local residents, and many have expressed an interest in using it for walking and biking, if it were a safer route. In fact, it currently receives a high degree of bike traffic, and some pedestrian traffic. From Los Gatos, pedestrians and bicyclists can continue on into Campbell via the Los Gatos Creek Trail. The Cities and Town have worked closely with CalTrans on developing strategies for improving safety on this stretch. Funding has been obtained from various sources and Phase 1 of the improvements was started in FY 07-08.

Street Sweeping - Evaluation:

The West Valley cities continued their street sweeping programs. Campbell and Saratoga are using both vacuum sweepers and broom sweepers, based upon conditions. Los Gatos and Monte Sereno are both swept using regenerative air sweepers. By using vacuum and regenerative air sweepers, all WVC are making concerted efforts to remove fine particulates, including copper, from their roadways.

040795

511.org and
Kaiser Permanente present

BIKE TO WORK DAY

Thursday, May 15, 2008

Is congestion getting you down?

TRY BIKING TO WORK

Look online to find your local Energizer Station

Start now by visiting svbcbikes.org

Silicon Valley Bicycle Coalition

Enter to win prizes & join the Team Bike Challenge at 511.org

Regional Sponsors

511

BABC Bay Area Bicycle Coalition

CLIF BAR

NOVARTIS

KAISER PERMANENTE® thrive

PG&E

Bay Area Air Quality Management District

Sun microsystems

Genentech IN BUSINESS FOR LIFE

SUNPOWER

Alice@97.3

Adobe

YAHOO!

Santa Clara County Sponsors

Gordon Biersch

Silicon Valley Leadership Group

Sports Basement

SPECIALIZED

palm

Hobee's
Lockheed Martin
Mattson Technology
Palo Alto Bicycles
Performance Bicycles

THIS PAGE INTENTIONALY LEFT BLANK

Training Summary: Copper Action Plan / Nickel Action Plan

Training Description	Date	Attendees
See "Planning Procedures" Training Summary for HMP-related Trainings attended		
See "Construction Inspection" Training Summary for Nickel-related Trainings attended		

THIS PAGE WAS INTENTIONALLY LEFT BLANK

040798

Trash Management

This Page Intentionally Left Blank

040800

Ca ell

Santa Clara Valley Urban Runoff Pollution Prevention Program

FY 2007-2008 ANNUAL REPORT

TRASH INVENTORY & MANAGEMENT

FY 2007-2008 Work Plan Self Evaluation Matrix

Source	WPActivity	Work Plan Tasks	Accomplishments	Responsible Party
	Program's Trash Work Plan	Long-Term Management Strategy Participate in Trash Ad Hoc Task Group and assist Program staff in developing (and revising per the MRP) long-term trash management strategy for reducing trash in urban streams and waterways and other potential sources that may contribute trash to those areas.	The West Valley Clean Water Program Mgr attended the Trash AHTG meetings and provided feedback from West Valley cities on implementation strategy and tools. Topics this year included issues related to Structural Treatment Control, 303(d) listings and Trash Problem Areas at various creek sites. Reviewed drafts of 'Trash Evaluation & Management Fact Sheet, 2nd Edition'.	WVCWP Mgr to participate in AHTG and coordinate WVC efforts
	Program's Trash Work Plan	Additional Task – not in 07-08 Workplan Participate in Creek Connection Action Group (CCAG) developing long-term trash management strategy for reducing trash in waterways. Address other potential sources which may contribute trash to waterways.	WVCWP Program Manager participated in policy planning meetings held by Heidi McFarland, Santa Clara County Parks Dept, to discuss various proposed projects and overall trash issues. CCAG coordinates the 2 annual county-wide cleanup events. These strategy meetings were aimed at addressing the bigger picture of trash generation.	WVCWP staff attends meetings
	Program's Trash Mgmt Strategy	Implement Trash Management Strategy Begin implementation of long-term trash management strategy for each high priority watershed defined within the technical memorandum entitled *Prioritization of Trash Problem Areas*. This strategy will be provided within the technical memorandum entitled *Long-Term Trash Management Strategy*, which will be developed during FY07-08.	The *Long-Term Trash Management Strategy*, as developed in FY 2007-2008, consists of 3 main points: • Identify Trash Problem Area & Sources • Evaluate & Implement Enhanced Trash BMPs • Assess Effectiveness of BMPs Over Time WVCWP and West Valley Communities staff continued to use assessment tools to identify where Trash Problem Areas, and Trash Sources, existed. Over the past several years, using these tools, it was determined that some sites had at first appeared to be problem areas, but after initial cleanup, the Trash problem did not recur. These sites were then removed from the Trash Problem area list so that resources could be devoted to other sites and other	WVCWP coord w/ Sr. Civil Eng, Pub Works Dir & Pub Works Supt

			BMPs. For WVCWP, part of the Trash Management Strategy is to address vehicular generation of litter, and illegal dumping. By participating in the Silicon Valley Anti-Litter Campaign, WVCWP was involved in the initiation of a hotline allowing drivers to report license numbers of vehicles which they see littering. For illegal dumping, a strategy of directly contacting property owners near any sites where dumping occurs was initiated several years ago, and has continued. In FY 07-08, 25 homeowners near Smith Creek in Los Gatos were contacted. Current BMP methods are in the process of being evaluated. BMPs include ongoing methods such as streetsweeping, increased use of trash cans for the public, increased scheduling of trash pickup by Municipal staff, institutional regulations such as requiring clean up after events by event permittees, increased communication with Cal Trans, etc. (see Management Practices row, below) Staff will continue to observe the results of BMP implementation in order to assess their effectiveness.	
	Program's Trash Work Plan	Pilot Demonstration Assist Program in implementing Pilot Demonstration Projects which focus on assessing control measure effectiveness.	The West Valley Clean Water Program Mgr attended the Trash AHTG meetings and provided input on behalf of West Valley cities regarding potential pilot demonstrations. The Pilot Demonstration program has been well-publicized. Regular updates to SCV URPPP Management Committee have been given on installation and first wet season results. The Pilot Demonstration was included in the SCVURPPP 'Trash Management and Evaluation, 2nd Ed' document, circulated in May 2008. At the annual WVCWP Streets Maintenance Supervisors' meeting, WV Communities staff and WV Sanitation District staff viewed a presentation by City of Sunnyvale on Sunnyvale's current experience with the Pilot program.	SCVURPPP, City of Sunnyvale, City of San Jose WVCWP staff, Sr. Civil Eng; Pub Works Supt

Source	WPActivity	Work Plan Tasks	Accomplishments	Responsible Party
	Trash Work Plan	Evaluations Continue to conduct trash evaluations in a subset of local trash problem areas using the Programs Urban Rapid Trash Assessment (RTA) protocol and/or the KAB Litter index.	WVCWP staff used SCVURPPP's standardized reporting forms to assess trash problems. WVCWP staff conducted **21** assessments at the identified sites and listed problem areas in West Valley communities. The number of assessments included: Campbell **5** - Los Gatos **3** - Monte Sereno **5** and Saratoga **4.** Although such monitoring usually is limited to drive-by evaluations of a site, several assessments were conducted simultaneously with removal of trash and debris by WVCWP staff.	WVCWP staff, Sr Civil Eng and Parks & Pub Works staff
	Trash Work Plan	Identify and Prioritize Problem Areas Continue to identify and prioritize trash problem areas based on criteria provided by Program staff during FY 06-07.	Identification & prioritization are determined by: • monitoring previously identified problem areas, • using volunteer monitoring during cleanup events at problem sites, • keeping records of areas where Trash has been noted, or illegal dumping has been noted. If the site is noted repeatedly, then identifying it as a Problem Area will be considered. As noted in FY06-07, a few sites were taken off the Priority List, since several years of monitoring demonstrated that trash there was less of an issue than was originally believed. It was decided that staff resources should be concentrated on problem sites in order to be effective. Clean site conditions at the site for the WVCWP biannual Creek Cleanup (San Tomas Aquino Creek at Westmont High School) resulted in removing that site from this year's National River Clean-up Day site list.	Parks & Pub Works staff, Sr Civil Eng & WVCWP staff

Campbell

Santa Clara Valley Urban Runoff Pollution Prevention Program

FY 2007-2008 ANNUAL REPORT

Source	WPActivity	Work Plan Tasks	Accomplishments	Responsible Party
	Technical Memo: *Trash Mgmt Effective-ness Strategy (FY06-07)*	Evaluate Trash Management Measures Track existing trash management practices to evaluate effectiveness. Selected effectiveness methods may include using the Program's Urban Rapid Trash Assessment protocol (Version 1.0) and/or the KAB Litter Index in a subset of high priority trash problem areas.	WVCWP staff used SCVURPPP's standardized reporting forms to identify trash problems. When completed by staff, these forms provide data on trash monitoring and management activities at the listed problem sites. Completed forms are used for review to determine effectiveness of trash management practices. Discussion was initiated on determining a better means of training on use of trash evaluation tools, in order to ensure standardization among staff and among co-permittees. One Trash Management Measure/ Evaluation Method involves Creek Cleanups and Monitoring. Over several years of Creek Cleanups and monitoring, WVCWP has been able to cut back on cleanups at 2 sites, due to lack of trash at the sites. La Rinconada Park, along Smith Creek in Los Gatos, is a creekside park with a tennis court, lawn area, picnic/ bbq area, playground and a ½ mile long creekside trail. After several cleanups, 1 final cleanup was held, at which there was basically nothing for the volunteers to pick-up, nor monitor. Monitoring showed that construction & remodeling activities for several homes nearby may have been contributing to the trash. Trash included wrappers from construction materials, and food wrappers, etc. probably from construction workers. Once the construction was completed, trash was generally not being generated. San Tomas Aquino Creek, at Westmont High School in Los Gatos, has been the site of biannual Creek Cleanups for some years. The last cleanup was held here in Sept 2007. In Spring 2008 an assessment of the site was conducted. This determined that there was minimal trash, and the regularly-scheduled May Cleanup was cancelled, since there would be virtually nothing for the volunteers to pick up or monitor. The site will be evaluated again in fall and at that time if there doesn't appear to be a regular generation	WVCWP Mgr to participate in AHTG and coordinate WVC efforts

			of trash, a recommendation on whether to continue clean-ups at the site will be made. In these instances, it appears that the Creek Cleanups have been an effective Trash Management Measure, and may provide an opportunity to focus efforts in another area (BMP implementation) or other approaches to reducing trash generation.	
	Program's Trash Work Plan	Management Practices Continue to identify and implement trash control measures, where practical and feasible, to reduce trash and debris.	Control measures in addition to scheduled/systematic control measures • notify Caltrans when exceptional litter or debris problems are noticed along highways/freeways and around on-ramps • conduct removal of trash and litter as needed at sites within municipal jurisdiction • remove trash (where feasible) at some sites in Caltrans' jurisdiction • monitor identified problem areas • hold volunteer cleanup events at problem sites, when feasible • highlight litter problems during classroom presentations • WVC IND inspectors and construction site inspectors watch for litter and illegal dumping. Inspectors will consider an accumulation of debris at a site to be a stormwater violation and refer such sites to the WVCWP Stormwater Discharge Inspector. Systematic Control Measures • Trash collection is mandatory for WV residents - via WV Collection & Recycling (WVC&R) • WVC&R holds annual free, curbside Waste Collection days for items weighing up to 70 lbs, wood scraps and other items not usually allowed under weekly collection guidelines • All WVC conduct streetsweeping, with extra sweeping for areas of high trash generation (downtowns) and high leaf drop.	Parks Spvsr & PW Supt; WVCWP staff to assist

Campbell

Santa Clara Valley Urban Runoff Pollution Prevention Program

FY 2007-2008 ANNUAL REPORT

			CAMPBELL: Annual Community Clean-up held April 12, 2008. WVCWP Manager spoke to volunteers about litter issues in WV watersheds. Volunteers picked up litter in parks, including Los Gatos Creek Park alongside LG Creek.	Parks Spvsr & PW Supt; WVCWP staff to assist
	Trash Problem Area Activity Report	Provide City/ Town Specific Information Provide Program staff with specific information on trash management practices implemented within the City's jurisdiction using program-wide standardized reporting forms.	WVCWP staff used SCVURPPP's standardized reporting forms to provide data on trash monitoring and management activities at the listed problem sites. ***Trash Problem Area Evaluation Results*** for each West Valley city, as provided by the Program, are included at the end of this report section.	WVCWP staff coord with Sr Civil Eng and PW Supt
	Program's Trash Work Plan	Submit Annual Report Data Submit Urban Rapid Trash Assessment Surveys, Trash Item Tally Sheets and any other data collection tool to Program staff.	Trash Assessment forms for WV cities were submitted to SCVURPPP in July 2008 for Program-wide analysis and reporting.	WVCWP staff
	SCC Trash Advisory Committee – Education sub-group	Support (TAC) Trash Advisory Committee Continue to attend Santa Clara County TAC meetings with SC County, City of San Jose and the Office of Education. Assist in development and implementation of a five-year outreach plan targeting 16 – 24 yr-olds. *Note: This committee has been renamed as the* "Silicon Valley Anti-Litter Campaign"	WVCWP Program Manager attends General meetings and Education sub-committee meetings. City of Campbell Public Works Director is Co-Chair of the finance sub-committee and a Campbell City Council Member is Co-Chair of the cleanup event subcommittee. The group and sub-committees are going forward with parallel objectives: • Host clean-up events in support of 'Keep America Beautiful' campaign • Design, purchase & distribute window clings reminding drivers to report 'litterbug' sightings (SC County) • Host telephone hotline & website to accept litterbug sightings and generate a letter to vehicle owner stating their vehicle was reported as creating litter on the streets (roads & highways, parking lots, etc) • Fund/ solicit support for purchase & distribution of tarps to vehicles w/ uncovered solid waste; distribution is mainly at landfills w/ their cooperation • Begin work on 5-year plan/ strategies, including a request for needed & desired funding	WVCWP Staff

Citizen Participatio n	See PI/P – Citizen Participation	Monitoring/Citizen Participation Continue to promote citizen participation program to monitor trash near local creeks. Transfer data to trash tally sheets (element of Creek Keeper's Program). See PI/P (Section 6 of this Work Plan)	WVCWP staff conducted 3 trash monitoring / Cleanup events with student and citizen volunteers. The volunteers at all clean-up events were taught to participate in groups and learned how to use the WVCWP trash tally forms to collect the data which helps identify trash sources. **9-15-07 SanTomas Aquino Creek** WVCWP held a cleanup event at Westmont High School in Campbell. Fifty volunteers spent several hours cleaning up the creek. They removed 46 bags of garbage. **9-29-07 Saratoga Creek at Big Basin Way** Joint WVCWP/ Saratoga staff cleanup. Some volunteers helped at this cleanup in Saratoga on Big Basin Way at Hwy 9 along the parking lot and down the bank, where possible. This was mainly staff with a small number of volunteer residents. A total of 49 bags of garbage and recyclables were collected. Monitoring showed that the trash source was a combination of littering and illegal dumping. Litter was mainly food wrappers and alcohol & beverage containers. A file cabinet, oven, and 30 ft pipe were removed from creek side. **9-29-07 Saratoga Creek at Wildwood Park** In addition to Big Basin Way, Wildwood Park in Saratoga was cleaned by a West Valley staff member and volunteers. Trash was collected and tallied. One bag of trash was removed. **5-17-08 National River Cleanup Day – Cleanup not needed at regular site - San Tomas Aquino Creek** at Westmont High School – site was very clean WVCWP's annual site for this event was determined to be a very clean site prior to May 17, and not appropriate for bringing in a large number of volunteers – i.e. there would hardly be anything to pick up. WVCWP conveyed this information to the County-wide group (Creek Connections Action Group) who concurred with the assessment. WVCWP staff instead supported the cleanup event at Lexington Reservoir Launch Ramp Lot in Los Gatos. This	WVCWP Staff

Campbell

Santa Clara Valley Urban Runoff Pollution Prevention Program

FY 2007-2008 ANNUAL REPORT

			site was hosted by Santa Clara County Parks Dept. WVCWP staff participated as a Training opportunity in order to learn how SC County Parks host a site and handle the volunteer monitoring activities. SEE PI/P ELEMENT for additional info	
			CAMPBELL: Annual Community Clean-up held April 12, 2008, in conjunction with 'Keep America Beautiful' campaign. Public Works staff organized and promoted the Clean-up, and provided City Maintenance workers. WVCWP Manager spoke to volunteers about litter issues in WV watersheds. Volunteers picked up litter in several parks, including Los Gatos Creek Park alongside LG Creek (Campbell section of Trail), 2 miles alongside the railroad tracks on Winchester Blvd (supervised by VTA), and in the off-ramp area off Hwy 17 @ Camden Ave (supervised by CalTrans); Total results for several parks combined: 17 Bags recyclables, 58 bags trash See Evaluation Section (below) for volunteer comments. SEE PI/P ELEMENT for details on Materials Distributed	Public Works staff

Trash Inventory & Management Evaluation

General Evaluation of Trash Problems

After several years of monitoring trash sites, WVCWP staff is familiar with the sites and the problems that need to be addressed. Two leading trash sources in West Valley communities are "Illegal dumping" and "vehicular litter" (found along highways, freeway-on-and-off-ramps, and smaller arterial roads). The type of litter that is retrieved is predominantly snack, food, beverage and other product packaging and cigarette butts. School lunch yards are another source of trash, and WVCWP regularly holds outreach activities at schools, including cleanups, to address this issue.

Limitations to improving litter control

Since a major source of trash in the WVC is 'vehicular litter', much of it is in CalTrans' jurisdiction, which means that the WVC often do not have direct control of addressing the litter problem. Cities would like to address litter on Highway medians and freeway on and off ramps, but those areas are under Caltrans jurisdiction. Increased communication and partnering with Caltrans are goals of the WV Communities. When a noticeable littering incident is brought to the attention of WVC/WVCWP, CalTrans is contacted and they have been responsive to removing the litter. It is hoped that WVCWP's participation in the Silicon Valley Anti-Litter Campaign *(formerly the SC County Trash Advisory Committee)* will be another means of helping to address, and conduct outreach to, vehicular littering. The first step in this process has been the initiation of a hotline allowing drivers to report vehicles which are observed in the act of littering.

In general, an impediment to more effective litter control is the common problem of lack of funding. Areas which could be helped by increased funding include:

- Cost of staff time for Stormwater Inspector, PW staff and Sheriff's Dept to patrol areas where illegal dumping occurs. Increased funding for patrols could have a big impact on trash in creeks in the WV Communities, where a number of roads border creeks in less-developed areas. Many of these roads are winding with little traffic, and appear to facilitate illegal dumping via their lack of passersby, who might otherwise deter a perpetrator.
- Cost of publicity for anti-littering campaigns and advertising creek clean-ups, community clean-ups, and e-waste recycling.
- Staff time to organize volunteer clean-ups and handle publicity.

Another major issue is homeless encampments. Placement of trash cans near homeless encampments has been discussed, but it has been determined that this can be seen as "encouragement" and then becomes a liability issue.

Dumpster Area Inspections & Education for Local Businesses

The WVCWP Inspector checks the dumpster areas of the downtown restaurants in each of the West Valley communities for signs of illegal dumping or debris around open dumpsters. He provides urban runoff education as needed, including the importance of keeping dumpster lids closed, and locked if necessary. This method of informal visits and issuing *Notices To Comply* has helped to reduce the amount of trash-related dumpster violations over the past years.

Outreach: Illegal Dumping

In a strategy to raise awareness of illegal dumping in neighborhoods, WVCWP responded aggressively to an illegal dumping incident in a Los Gatos residential area. This technique will continue to be used by WVC, if/when similar situations arise.

In this case, the Town of LG maintenance crews had discovered illegally dumped yard waste and trash behind houses on Montclair Rd. The site was examined by the WVCWP Inspector. The materials had been dumped near the stormwater drainage culvert, which ultimately feeds to Smith Creek.

Campbell

Santa Clara Valley Urban Runoff Pollution Prevention Program

FY 2007-2008 ANNUAL REPORT

WVCWP and Town of LG chose to raise awareness via a letter to residents, and doorhangers placed on doors in the neighborhood. Appx. 25 homes were directly contacted in this manner. These efforts were aimed at both educating residents that such dumping is illegal, and encouraging residents to call and report any such dumping they may see.

Educational Outreach to Students and Teachers in Local Schools

WVCWP staff responded to every opportunity to talk about trash and littering with students. The trash topic is always included in classroom Enviroscape presentations. Local students have been responsive to outreach efforts requesting volunteers at Clean-up events.

In FY 08-09, WVCWP will direct staff time to a new task of developing a structured Schoolyard Trash Cleanup Program with interested pilot schools.

Creek Keeper Events – Volunteer Participation - Trash Identification, Tallying & Pick-up

The WVC are all small, but have been successful in promoting volunteer participation from residents. Volunteer involvement in various clean-ups has been a measure of the success of outreach programs. A number of residents have become actively involved in clean-ups, which is also perhaps an indication of the mindset of small town residents, who may be eager to make a difference in their community. WVCWP will make efforts to continue efforts to partner with residents in combating local Trash problems.

WVCWP has been particularly successful in recruiting student volunteers for creek cleanups and the task of trash tallying. Each event is opened with a brief talk on the trash problem affecting our creeks and Bay. The WVCWP's trash tally form was designed to be easy for students to use. Categories on the form reflect the trash types that are most often found in West Valley locations. In May 2008, 2 WVCWP staff members supported a Los Gatos cleanup site hosted by SC County Parks Dept; this allowed staff to gain a perspective on methods used by the Parks Dept. to train volunteers in Trash Monitoring activities.

Volunteers have been very enthusiastic about local clean-up events.

Results of Campbell's municipally sponsored **Great American Pick-up** on April 12, 2008 are listed below.

The event was featured in an article in the *Campbell Reporter* weekly newspaper, and the results were displayed on the City of Campbell website.

The Executive Director of the Volunteer Center of Silicon Valley said that he had been visiting various "clean-up" events; noticing an average of 30-40 volunteers per site. He was, however, pleased to find that the Campbell site had approximately **100** volunteers.

Total results for several parks combined: 17 Bags recyclables, 58 bags trash

Most common pieces of trash collected: Cigarette butts, plastics, paper, glass.

Least common pieces of trash collected: Metal, cloth, wood, rubber.

Most Unusual pieces of trash collected: Luggage, dead birds, dollar bill, shower drain, credit cards, hubcap, rug, unopened/ full juice bottle, hanger, T-shirt, tires, car bumper, and a bicycle

Comments by CalTrans

Some areas were *just* cleaned (the week prior) by their Adopt-a-highway/ or other work crew.

Comments by volunteers

"It was great exercise!"

"The water seems twice as dirty as the trails."

"There is too much litter on the ground. People should be responsible for their own trash!"

"I had a great time, see you at the next event!"

Overall Trash Management Evaluation

In general, WVC residents appear to be conscientious about litter and aware of how their actions have a direct impact on 'clean/green areas'. Many residents are also avid supporters of maintaining the environment because they utilize the amenities they gain from such surroundings – biking, hiking, natural scenery, etc. Some West Valley schools have student volunteer groups that conduct schoolyard clean ups, and some have even adopted stretches of their neighboring creeks. While WVCWP conducts anti-litter outreach activities for residents, the WVC still need to address litter from vehicular traffic and illegal dumping, which may not be originating with local residents, so it is hard to address via outreach efforts in the WVC.

In this light, the WVC's best chance for success in dealing with the trash problem is to partner with other agencies and work with a well-organized regional group. WVCWP staff have become actively involved in the Silicon Valley Anti-Litter Campaign *(formerly the SC County Trash Advisory Committee)*, especially the Educational Outreach sub-group. WVCWP has also worked on developing a working partnership with CalTrans.

In its efforts to address litter problems by moving 'up' the trash stream, WVCWP will direct staff time in FY 08-09 towards developing a structured Schoolyard Cleanup Program with interested local schools. Staff will be contacting schools bordering creeks to determine interest, and developing a program which schools can institutionalize and implement on an on-going basis. It is hoped that initial efforts will prove successful, and the program can be expanded to include a number of schools. This would result in cleaner areas directly adjacent to creeks, less trash generated from school yards, and families with increased awareness of trash problems in their watershed. The goal is to move up from the creeksides, where public accessibility is limited - up the trash source line, and reduce the amount of trash that hits the ground through education and habit-forming guidance.

New data management methods within the WV Sanitation District are allowing generation of more detailed reports on stormdrain inspection findings. The WVC are working with WVSD on stormdrain report analysis related to Trash, in order to improve identification of possible Trash sources and problem areas.

THIS PAGE WAS INTENTIONALY LEFT BLANK

040812

Trash Problem Area Evaluation . ..lts by Copermittee & Watershed

ID #	Date	Location	Assessment Tool	Score	Existing Management Actions	Recommended Management Actions and/or Future Evaluations
Campbell						
					Guadalupe River	
CA08a	11/15/2007	Hwy 17 (Fwy 880) exit northbound at White Oaks Rd	KAB	2	Assess once or twice a year and notify Caltrans when litter is excessive. Fast food trash was observed on the freeway off-ramp. Caltrans jurisdiction.	Continue to assess once a year, when feasible. Notify Caltrans when debris is excessive.
CA04	11/15/2007	White Oaks Rd (west side of street) from Redding Rd.to Shelley Ave near a water ditch and Hwy 17 off-ramp	KAB	2	Assess once or twice a year. City has regular maintenance schedule.	City conducts regular maintenance. Continue to assess once or twice per year w/ additional cleanup if feasible Roadside near waterway (ditch) is littered.
					San Tomas Aquino Creek	
CA11	9/12/2007	4805 Westmont Avenue behind Westmont High School along San Tomas Aquino Creek - third stretch of 100 ft	RTA	101	Conduct volunteer creek cleanup events twice a year in fall and spring. During FY 06-07, staff completed urban RTA assessments for five consecutive 100' stretches. However, creek cleanup covered a greater distance.	Continue to assess and hold creek clean ups twice a year.
CA11	9/12/2007	4805 Westmont Avenue behind Westmont High School along San Tomas Aquino Creek - second stretch of 100 ft	RTA	106	Conduct volunteer creek cleanup events twice a year in fall and spring. During FY 06-07, staff completed urban RTA assessments for five consecutive 100' stretches. However, creek cleanup covered a greater distance.	Continue to assess and hold creek clean ups twice a year.
CA11	11/15/2007	4805 Westmont Avenue behind Westmont High School along San Tomas Aquino Creek - fourth stretch of 100 ft	KAB	1	Conduct volunteer creek cleanup events twice a year in fall and spring. During FY 06-07, staff completed urban RTA assessments for five consecutive 100' stretches. However, creek cleanup covered a greater distance.	Continue to assess and hold creek clean ups twice a year.

Trash Problem Area Evaluation Results by Copermittee & Watershed

ID #	Date	Location	Assessment Tool	Score	Existing Management Actions	Recommended Management Actions and/or Future Evaluations
Los Gatos						
					Guadalupe River	
LG06	11/14/2007	Monte Bello Way at Main St, near downtown parking at Town Plaza (park)	KAB	2	Conduct KAB assessments once or twice a year. Town has a regular maintenance schedule.	Continue to assess and provide outreach to residents and businesses. Town will keep regular maintenance schedule.
					San Tomas Aquino Creek	
LG08	11/14/2007	Quito Rd on both sides of Mt.Claire Rd	KAB	3	Conduct KAB assessments once or twice a year.	Continue to assess once or twice a year and clean creek banks when trash becomes excessive.
LG07	11/14/2007	Quito Rd from Old Adobe Rd to Pollard Rd	KAB	1	Conduct KAB assessments once or twice a year.	Continue to assess once or twice per year and pick up trash as needed.

Trash Problem Area Evaluation lts by Copermittee & Watershed

ID #	Date	Location	Assessment Tool	Score	Existing Management Actions	Recommended Management Actions and/or Future Evaluations
Monte Sereno						
					Guadalupe River	
MS05	11/15/2007	Hwy 9 (Ridgecrest Ave to Rose Ave)	KAB	1	Assess once or twice a year. Notify Caltrans when litter is excessive.	Assess once or twice a year. Conduct cleanup once a year if feasible. Notify Caltrans when litter is excessive.
MS01	11/15/2007	Hwy 9 (Rose Ave to Grandview Dr) including medians	KAB	1	Assess once or twice a year. Try to arrange a day to pick up litter. This area is in Caltrans jurisdiction along Hwy 9.	Assess once or twice a year. West Valley staff will cleanup once a year if feasible. Notify Caltrans when litter is excessive.
					San Tomas Aquino Creek	
MS02	11/15/2007	Hwy 9 (Grandview Dr to Daves Ave)	KAB	2	Assess once or twice a year. Try to arrange a day to pick up litter. This area is in Caltrans jurisdiction along Hwy 9.	Assess once or twice a year. West Valley staff will cleanup once a year if feasible. Notify Caltrans when litter is excessive.
MS03	11/15/2007	Hwy 9 (Daves Ave to Quito Rd)	KAB	1	Assess once or twice a year. Try to arrange a day to pick up litter. This area is in Caltrans jurisdiction along Hwy 9.	Continue to monitor and try arrange a WVCWP cleanup. Site is in Caltrans jurisdiction.
MS04	11/15/2007	Hwy 9 (Blythswood Dr to Ridgecrest Ave.)	KAB	1	Assess once or twice a year. Try to arrange a day to pick up litter. This area is in Caltrans jurisdiction along Hwy 9.	Assess once or twice a year. Conduct cleanup once a year if feasible. Notify Caltrans when litter is excessive.

Trash Problem Area Evaluation Results by Copermittee & Watershed

ID #	Date	Location	Assessment Tool	Score	Existing Management Actions	Recommended Management Actions and/or Future Evaluations
Saratoga						
					San Tomas Aquino Creek	
SA03	9/18/2007	First 200' stretch of the creek from Highway 9 behind Big Basin Way. Represents the gas station and commercial parking lot area behind Big Basin Way to the top bank of Saratoga Creek.	RTA	64	Current practice includes assessment and cleanup at least once a year.	Not all debris can be tallied and collected at this site due to steep banks and vegetation. WVCWP staff will 1) continue to monitor and pick up trash in the accessible area at the top of the creek's bank; 2) continue to coordinate volunteer clean up even
SA03	11/14/2007	First 200' stretch of the creek from Highway 9 behind Big Basin Way. Represents the gas station and commercial parking lot area behind Big Basin Way to the top bank of Saratoga Creek.	KAB	2	The site is located behind restaurants and commercial establishments. Most of the litter is from pedestrians and trash that is left at the edge of the parking lot near the guardrail at the top of the creek bank. Current practice includes assessment at least once or twice a year.	Creek access is difficult due to steep slopes and dense vegetation. WVCWP staff will continue to monitor trash and work with Saratoga staff and volunteers to hold cleanups when feasible. Provide additional outreach to businesses and continue to assess an
SA02	11/14/2007	A 400' stretch of Wildcat Creek near Sacred Heart School upstream of the previous SA02 site that was near Fruitvale Ave. by City Hall to Sacred Heart School	KAB	1	This site is on property owned by a private school. Cleanups are conducted annually when feasible. There are a few residential homes nearby but the site is not easily accessed because it is fenced off and locked. The school has adopted this stretch of Wildcat Creek.	Continue to work with teachers on presentations to promote anti-litter and anti-dumping activities. Coordinate annual cleanups with Urban RTA assessments, as feasible.
SA05	11/14/2007	125 ft stretch of Quito Rd. from Sobey Rd. (near Hwy 9) extending toward Bicknell Rd.	KAB	1	This is an additional site that was cleaned due to a noticeable increase of trash along Quito Rd. This site is in close proximity to San Tomas Aquino Creek.	Quito Rd is in Caltrans jurisdiction. WVCWP will provide cleanup as time permits due to the potential for trash ending up in nearby San Tomas Aquino Creek.

Urban Rapid Trash Assessment Worksheet

Santa Clara Valley Urban Runoff Pollution Prevention Program

WATERSHED/STREAM: Saratoga Creek DATE/TIME: 9-18-2007
MONITORING GROUP, STAFF: WVCWP and Saratoga staff STATION ID SA3
STATION NAME /LOCATION: Big Basin Way behind rest. and businesses

	CONDITION CATEGORY			
Trash Assessment Parameter	**Least Disturbed (Optimal Urban)**	**Sub optimal Urban**	**Marginal Urban**	**Poor**
1. Level of Trash	On first glance, little or no trash visible. Little or no trash evident when streambed and stream banks are closely examined for litter and debris, for instance by looking under leaves.	On first glance, trash is evident in low levels. After close inspection small levels of trash evident in stream bank and streambed.	Trash is evident in medium on first glance. Stream, bank surfaces, and riparian zone contain litter and debris. Evidence of site being used by people: scattered cans, bottles, food wrappers, blankets, clothing.	Trash distracts the eye on first glance. Stream, bank surfaces, and immediate riparian zone contain substantial levels of litter and debris Evidence of site being used frequently by people: many cans, bottles, and food wrappers, blankets, clothing.
SCORE	20 ■ 18 17 16	15 14 13 12 11	10 9 8 7 6	5 4 3 2 1 0
2. Actual Number of Trash Items Found	0 to 100 trash items found based on a trash assessment of a 100-foot stream reach.	101 to 250 trash items found based on a trash assessment of a 100-foot stream reach.	251 to 500 trash items found based on a trash assessment of a 100-foot stream reach.	Over 500 trash items found based on a trash assessment of a 100-foot stream reach.
SCORE	20 19 18 17 16	15 14 ■ 12 11	10 9 8 7 6	5 4 3 2 1 0
3. Transportable, Persistent, Buoyant Litter	Little or no (< 25 pieces) transportable, persistent, buoyant litter such as: hard or soft plastics, styrofoam, balloons, cigarette butts.	Low to medium presence (26-75 pieces) of transportable, persistent, buoyant litter such as: hard or soft plastics, styrofoam, balloons, cigarette butts.	Medium prevalence (76-200 pieces) of transportable, persistent, buoyant litter such as: hard or soft plastics, styrofoam, balloons, cigarette butts.	Large amount (>200 pieces) of transportable, persistent, buoyant litter such as: hard or soft plastics, balloons, styrofoam, cigarette butts;
SCORE	20 19 18 17 16	15 14 13 12 11	10 9 8 7 6	■ 4 3 2 1 0
4. Biohazard, Toxic and Sharp Objects	B: Trash contains no medical waste, diapers, pet or human waste. No evidence of toxic substances such as chemical containers or batteries. Only 1 piece of broken glass or metal debris, if any, is present.	B: No toxic substances, but small presence (2-10 pieces) of sharp objects such as broken glass and metal debris.	Presence of **any one** of the following: hypodermic needles or other medical waste; used diaper, pet waste, or human feces; any toxic substance such as chemical containers, batteries, or fluorescent light bulbs. Medium to high prevalence (11-50 pieces) sharp objects.	Presence of **more than one** of the items described in the marginal condition category, and/or high prevalence of (> 50) sharp objects.
Site Accessibility	A: Access is difficult, restricted by locked gate or some other physical barrier like steep banks or thick riparian veg. Site reach does not appear to be used by people. Might be private property or protected watershed.	A: Access is limited and site reach does not appear to be used by people. No trails down to creek.	A: Public access to reach is fair to good but site does not appear to be used frequently, **or** private access is good without any public access.	A: Excellent reach access including trails down to and adjacent creek and creekside space for sitting down. Some evidence that reach is used frequently by the public (e.g. rope swings, many beer/soda cans and food wrappers left on the banks, etc.).
B SCORE	10 ■	8 7 6	5 4 3	2 1 0
A SCORE	10 9	8 7 6	5 4 3	2 1 ■

1 *Urban Rapid Trash Assessment Protocol, SCVURPPP (Version 1)*

Urban Rapid Trash Assessment Worksheet

Santa Clara Valley Urban Runoff Pollution Prevention Program

	CONDITION CATEGORY			
Trash Assessment Parameter	**Least Disturbed (Optimal Urban)**	**Sub optimal Urban**	**Marginal Urban**	**Poor**
5. Illegal Dumping	D: No evidence of illegal dumping. No bags of trash, no yard waste, no household items placed at site to avoid proper disposal, no shopping carts.	D: Some evidence of illegal dumping. Limited vehicular access limits the amount of potential dumping, or material dumped is diffuse paper-based debris.	D: Presence of **one** of the following: furniture, appliances, shopping carts, bags of garbage or yard waste, coupled with vehicular access that facilitates in-and-out dumping of materials to avoid landfill costs.	D: Evidence of chronic dumping, with **more than one** of the following items: furniture, appliances, shopping carts, bags of garbage, or yard waste. Easy vehicular access for in-and-out dumping of materials to avoid landfill costs.
Illegal Littering	L: Any trash is incidental litter or carried downstream from another location.	L: Some evidence of litter within creek and banks originating from adjacent land uses	L: Prevalent in-stream or shoreline littering that appears to originate from adjacent land uses.	L: Large amountof litter within creek and on banks that appears to originate from adjacent land uses.
D-SCORE	10 9	8 7 6	5 4 3	1 0
L-SCORE	10 9	8 7 6	5 4 3	2 1
6. Accum-ulation of Trash	There does not appear to be a problem with trash accumulation from downstream transport. Trash, if any, appears to have been directly deposited at the stream location.	Some evidence that litter and debris have been transported from upstream areas to the location, based on evidence such as silt marks, faded colors or location near high water line.	Evidence that trash is carried to the location from upstream, as evidenced by its location near high water line, siltation marks on the debris, or faded colors.	Trash appears to have accumulated in substantial quantities at the location based on delivery from upstream areas, and is in various states of degradation based on its persistence in the waterbody. A large percentage of trash items have been carried to the location from upstream.
SCORE	20 19 18 17	15 14 13 12 11	10 9 8 7 6	5 4 3 2 1 0

Total Score 106

SITE DEFINITION:

UPPER/LOWER BOUNDARIES OF REACH: _____

HIGH WATER LINE: _____

UPPER EXTENT OF BANKS OR SHORE: _____

NOTES:

Saratoga Creek
9-29-07 SA03
Creek Monitoring Summary

Use tick marks in the Category that the trash belongs in (i.e. plastic bag goes in PLASTIC).
At the end of the cleanup, total the tallies, & write the **total** next to the heading.

PLASTIC	226	**PAPER**	73
bags	11	bags	73
bottles	33	cardboard	
buckets		cartons	
caps, lids	27	cups	
milk jugs		newspaper	
pieces	155	pieces	
rope			
6-pack holders		**RUBBER**	
toys		balloons	
		gloves	
STYROFOAM	5	tires	
cups, spoons, forks, straws			
egg cartons		**GLASS**	27
fast food containers		bottles	27
meat trays		light bulbs	
pieces	5		
		WOOD	2
METAL	37	broken pieces	2
bottle caps		pallets/large items	
cans			
pieces		**CLOTH**	8
wire		clothing	8
Aluminum	37	rugs	
CIGARETTE BUTTS	97		
		OTHER	11

End of Day Totals

Estimate Length of creek section in miles, i.e. 1/10 mile, 1/8 mile	½ mile	Weight of recyclable trash	6 Bags
Number of bags of trash collected	49	Weight of non-recyclable trash	43 Bags

Questionnaire

1. Describe the stretch of creek monitored using descriptors of boundaries such as landmarks or cross streets. Only monitored 100 ft., cleaned approx. 400 ft of creek bank from Hwy 9 and Big Basin Way to Wildwood Park.

2. What types of trash were most commonly found? Beverage containers , liquor bottles, and food wrappers.

3. List the most unusual items found. Filing Cabinet, oven, and a 30ft pipe.

4. Rate from one to five how dirty or clean the creek was, with one being pristine clean.

   (Circle one) 1 2 3 4 5

THIS PAGE INTENTIONALY LEFT BLANK

Urban Rapid Trash Assessment Worksheet

Santa Clara Valley Urban Runoff Pollution Prevention Program

WATERSHED/STREAM: San Thomas Aquino DATE/TIME: 9-12-2007
MONITORING GROUP, STAFF: WVCWP STATION ID CA11
STATION NAME /LOCATION: Westmont Ave. Campbell 1st Hundred feet

	CONDITION CATEGORY			
Trash Assessment Parameter	**Least Disturbed (Optimal Urban)**	**Sub optimal Urban**	**Marginal Urban**	**Poor**
1. Level of Trash	On first glance, little or no trash visible. Little or no trash evident when streambed and stream banks are closely examined for litter and debris. for instance by looking under leaves.	On first glance, trash is evident in low levels. After close inspection small levels of trash evident in stream bank and streambed.	Trash is evident in medium on first glance. Stream, bank surfaces, and riparian zone contain litter and debris. Evidence of site being used by people: scattered cans, bottles, food wrappers, blankets, clothing.	Trash distracts the eye on first glance. Stream, bank surfaces, and immediate riparian zone contain substantial levels of litter and debris Evidence of site being used frequently by people: many cans, bottles, and food wrappers, blankets, clothing.
SCORE	20 [redacted] 18 17 16	15 14 13 12 11	10 9 8 7 6	5 4 3 2 1 0
2. Actual Number of Trash Items Found	0 to 100 trash items found based on a trash assessment of a 100-foot stream reach.	101 to 250 trash items found based on a trash assessment of a 100-foot stream reach.	251 to 500 trash items found based on a trash assessment of a 100-foot stream reach.	Over 500 trash items found based on a trash assessment of a 100-foot stream reach.
SCORE	20 19 [redacted] 17 16	15 14 13 12 11	10 9 8 7 6	5 4 3 2 1 0
3. Transportable, Persistent, Buoyant Litter	Little or no (< 25 pieces) transportable, persistent, buoyant litter such as: hard or soft plastics, styrofoam, balloons, cigarette butts.	Low to medium presence (26-75 pieces) of transportable, persistent, buoyant litter such as: hard or soft plastics, styrofoam, balloons, cigarette butts.	Medium prevalence (76-200 pieces) of transportable, persistent, buoyant litter such as: hard or soft plastics, styrofoam, balloons, cigarette butts.	Large amount (>200 pieces) of transportable, persistent, buoyant litter such as: hard or soft plastics, balloons, styrofoam, cigarette butts;
SCORE	[redacted] 19 18 17 16	15 14 13 12 11	10 9 8 7 6	5 4 3 2 1 0
4. Biohazard, Toxic and Sharp Objects	B: Trash contains no medical waste, diapers, pet or human waste. No evidence of toxic substances such as chemical containers or batteries. Only 1 piece of broken glass or metal debris, if any, is present.	B: No toxic substances, but small presence (2-10 pieces) of sharp objects such as broken glass and metal debris.	Presence of **any one** of the following: hypodermic needles or other medical waste; used diaper, pet waste, or human feces; any toxic substance such as chemical containers, batteries, or fluorescent light bulbs. Medium to high prevalence (11-50 pieces) sharp objects.	Presence of **more than one** of the items described in the marginal condition category, and/or high prevalence of (> 50) sharp objects.
Site Accessibility	A: Access is difficult, restricted by locked gate or some other physical barrier like steep banks or thick riparian veg. Site reach does not appear to be used by people. Might be private property or protected watershed.	A: Access is limited and site reach does not appear to be used by people. No trails down to creek.	A: Public access to reach is fair to good but site does not appear to be used frequently, **or** private access is good without any public access.	A: Excellent reach access including trails down to and adjacent creek and creekside space for sitting down. Some evidence that reach is used frequently by the public (e.g. rope swings, many beer/soda cans and food wrappers left on the banks, etc.).
B SCORE	10 9	8 7 6	5 [redacted] 3	2 1 0
A SCORE	[redacted] 9	8 7 6	5 4 3	2 1 0

1 *Urban Rapid Trash Assessment Protocol, SCVURPPP (Version 1)*

Urban Rapid Trash Assessment Worksheet

Santa Clara Valley Urban Runoff Pollution Prevention Program

	CONDITION CATEGORY			
Trash Assessment Parameter	**Least Disturbed (Optimal Urban)**	**Sub optimal Urban**	**Marginal Urban**	**Poor**
5. Illegal Dumping	D: No evidence of illegal dumping. No bags of trash, no yard waste, no household items placed at site to avoid proper disposal, no shopping carts.	D: Some evidence of illegal dumping. Limited vehicular access limits the amount of potential dumping, or material dumped is diffuse paper-based debris.	D: Presence of **one** of the following: furniture, appliances, shopping carts, bags of garbage or yard waste, coupled with vehicular access that facilitates in-and-out dumping of materials to avoid landfill costs.	D: Evidence of chronic dumping, with **more than one** of the following items: furniture, appliances, shopping carts, bags of garbage, or yard waste. Easy vehicular access for in-and-out dumping of materials to avoid landfill costs.
Illegal Littering	L: Any trash is incidental litter or carried downstream from another location.	L: Some evidence of litter within creek and banks originating from adjacent land uses	L: Prevalent in-stream or shoreline littering that appears to originate from adjacent land uses.	L: Large amountof litter within creek and on banks that appears to originate from adjacent land uses.
D-SCORE	10 9	7 6	5 4 3	2 1 0
L-SCORE	10 9	8 7	5 4 3	2 1 0
6. Accum-ulation of Trash	There does not appear to be a problem with trash accumulation from downstream transport. Trash, if any, appears to have been directly deposited at the stream location.	Some evidence that litter and debris have been transported from upstream areas to the location, based on evidence such as silt marks, faded colors or location near high water line.	Evidence that trash is carried to the location from upstream, as evidenced by its location near high water line, siltation marks on the debris, or faded colors.	Trash appears to have accumulated in substantial quantities at the location based on delivery from upstream areas, and is in various states of degradation based on its persistence in the waterbody. A large percentage of trash items have been carried to the location from upstream.
SCORE	20 19 18 17	15 14 13 12 11	10 9 8 7 6	5 4 3 2 1 0

Total Score 101

SITE DEFINITION:

UPPER/LOWER BOUNDARIES OF REACH: _____

HIGH WATER LINE: _____

UPPER EXTENT OF BANKS OR SHORE: _____

NOTES:

Urban Rapid Trash Assessment Worksheet

Santa Clara Valley Urban Runoff Pollution Prevention Program

WATERSHED/STREAM: San Thomas Aquino DATE/TIME: 9-12-2007
MONITORING GROUP, STAFF: WVCWP STATION ID CA11
STATION NAME /LOCATION: Westmont Ave Campbell 2nd Hundred Ft.

	CONDITION CATEGORY			
Trash Assessment Parameter	**Least Disturbed (Optimal Urban)**	**Sub optimal Urban**	**Marginal Urban**	**Poor**
1. Level of Trash	On first glance, little or no trash visible. Little or no trash evident when streambed and stream banks are closely examined for litter and debris, for instance by looking under leaves.	On first glance, trash is evident in low levels. After close inspection small levels of trash evident in stream bank and streambed.	Trash is evident in medium on first glance. Stream, bank surfaces, and riparian zone contain litter and debris. Evidence of site being used by people: scattered cans, bottles, food wrappers, blankets, clothing.	Trash distracts the eye on first glance. Stream, bank surfaces, and immediate riparian zone contain substantial levels of litter and debris Evidence of site being used frequently by people: many cans, bottles, and food wrappers, blankets, clothing.
SCORE	20 [redacted] 18 17 16	15 14 13 12 11	10 9 8 7 6	5 4 3 2 1 0
2. Actual Number of Trash Items Found	0 to 100 trash items found based on a trash assessment of a 100-foot stream reach.	101 to 250 trash items found based on a trash assessment of a 100-foot stream reach.	251 to 500 trash items found based on a trash assessment of a 100-foot stream reach.	Over 500 trash items found based on a trash assessment of a 100-foot stream reach.
SCORE	[redacted] 19 18 17 16	15 14 13 12 11	10 9 8 7 6	5 4 3 2 1 0
3. Transportable, Persistent, Buoyant Litter	Little or no (< 25 pieces) transportable, persistent, buoyant litter such as: hard or soft plastics, styrofoam, balloons, cigarette butts.	Low to medium presence (26-75 pieces) of transportable, persistent, buoyant litter such as: hard or soft plastics, styrofoam, balloons, cigarette butts.	Medium prevalence (76-200 pieces) of transportable, persistent, buoyant litter such as: hard or soft plastics, styrofoam, balloons, cigarette butts.	Large amount (>200 pieces) of transportable, persistent, buoyant litter such as: hard or soft plastics, balloons, styrofoam, cigarette butts;
SCORE	20 [redacted] 18 17 16	15 14 13 12 11	10 9 8 7 6	5 4 3 2 1 0
4. Biohazard, Toxic and Sharp Objects	B: Trash contains no medical waste, diapers, pet or human waste. No evidence of toxic substances such as chemical containers or batteries. Only 1 piece of broken glass or metal debris, if any, is present.	B: No toxic substances, but small presence (2-10 pieces) of sharp objects such as broken glass and metal debris.	Presence of **any one** of the following: hypodermic needles or other medical waste; used diaper, pet waste, or human feces; any toxic substance such as chemical containers, batteries, or fluorescent light bulbs. Medium to high prevalence (11-50 pieces) sharp objects.	Presence of **more than one** of the items described in the marginal condition category, and/or high prevalence of (> 50) sharp objects.
Site Accessibility	A: Access is difficult, restricted by locked gate or some other physical barrier like steep banks or thick riparian veg. Site reach does not appear to be used by people. Might be private property or protected watershed.	A: Access is limited and site reach does not appear to be used by people. No trails down to creek.	A: Public access to reach is fair to good but site does not appear to be used frequently, **or** private access is good without any public access.	A: Excellent reach access including trails down to and adjacent creek and creekside space for sitting down. Some evidence that reach is used frequently by the public (e.g. rope swings, many beer/soda cans and food wrappers left on the banks, etc.).
B SCORE	10 9	8 7 6	[redacted] 4 3	2 1 0
A SCORE	[redacted] 9	8 7 6	5 4 3	2 1 0

1 *Urban Rapid Trash Assessment Protocol, SCVURPPP (Version 1)*

Urban Rapid Trash Assessment Worksheet

Santa Clara Valley Urban Runoff Pollution Prevention Program

	CONDITION CATEGORY			
Trash Assessment Parameter	**Least Disturbed (Optimal Urban)**	**Sub optimal Urban**	**Marginal Urban**	**Poor**
5. Illegal Dumping	D: No evidence of illegal dumping. No bags of trash, no yard waste, no household items placed at site to avoid proper disposal, no shopping carts.	D: Some evidence of illegal dumping. Limited vehicular access limits the amount of potential dumping, or material dumped is diffuse paper-based debris.	D: Presence of **one** of the following: furniture, appliances, shopping carts, bags of garbage or yard waste, coupled with vehicular access that facilitates in-and-out dumping of materials to avoid landfill costs.	D: Evidence of chronic dumping, with **more than one** of the following items: furniture, appliances, shopping carts, bags of garbage, or yard waste. Easy vehicular access for in-and-out dumping of materials to avoid landfill costs.
Illegal Littering	L: Any trash is incidental litter or carried downstream from another location.	L: Some evidence of litter within creek and banks originating from adjacent land uses	L: Prevalent in-stream or shoreline littering that appears to originate from adjacent land uses.	L: Large amountof litter within creek and on banks that appears to originate from adjacent land uses.
D-SCORE	10 9	8 7 6	5 4 3	2 1 0
L-SCORE	10 9	8 7	5 4 3	2 1 0
6. Accum-ulation of Trash	There does not appear to be a problem with trash accumulation from downstream transport. Trash, if any, appears to have been directly deposited at the stream location.	Some evidence that litter and debris have been transported from upstream areas to the location, based on evidence such as silt marks, faded colors or location near high water line.	Evidence that trash is carried to the location from upstream, as evidenced by its location near high water line, siltation marks on the debris, or faded colors.	Trash appears to have accumulated in substantial quantities at the location based on delivery from upstream areas, and is in various states of degradation based on its persistence in the waterbody. A large percentage of trash items have been carried to the location from upstream.
SCORE	20 19 18 16	15 14 13 12 11	10 9 8 7 6	5 4 3 2 1 0

Total Score 106

SITE DEFINITION:

UPPER/LOWER BOUNDARIES OF REACH: _____

HIGH WATER LINE: _____

UPPER EXTENT OF BANKS OR SHORE: _____

NOTES:

San Thomas Aquino Creek
9-15-2007
Creek Monitoring Summary

Use tick marks in the Category that the trash belongs in (i.e. plastic bag goes in PLASTIC).
At the end of the cleanup, total the tallies, & write the **total** next to the heading.

PLASTIC	
bags	142
bottles	70
buckets	
caps, lids	61
milk jugs	
pieces	409
rope	
6-pack holders	2
toys	13
pipe	4
STYROFOAM	
cups, spoons, forks, straws	87
egg cartons	
fast food containers	
meat trays	
pieces	39
METAL	
bottle caps	14
9cans	116
pieces	85
wire	4
pipe	3
CIGARETTE BUTTS	232

PAPER	
bags	1
cardboard	27
cartons	
cups	
newspaper	
pieces	320
RUBBER	
balloons	25
gloves	
tires	
other	11
GLASS	
bottles	19
light bulbs	
pieces	75
WOOD	
broken pieces	27
pallets/large items	
CLOTH	
clothing	19
rugs	
OTHER	81

End of Day Totals

Estimate Length of creek section in miles, i.e. 1/10 mile, 1/8 mile: 1.5 miles

Number of bags of trash collected: 46

Weight of recyclable trash: 77 lbs

Weight of non-recyclable trash: 115 lbs

Questionnaire

1. Describe the stretch of creek monitored using descriptors of boundaries such as landmarks or cross streets. _____

2. What types of trash were most commonly found? Paper and glass

3. List the most unusual items found. Microwave oven

4. Rate from one to five how dirty or clean the creek was, with one being pristine clean.

   (Circle one) 1 2 3 4 5

THIS PAGE INTENTIONALY LEFT BLANK

040826

Urban Rapid Trash Assessment Worksheet

Santa Clara Valley Urban Runoff Pollution Prevention Program

WATERSHED/STREAM: Shannon Creek DATE/TIME: 6-25-07
MONITORING GROUP, STAFF: WVCWP STATION ID LG02
STATION NAME /LOCATION: Hicks Rd at Shannon 1st hundred ft.

	CONDITION CATEGORY			
Trash Assessment Parameter	**Least Disturbed (Optimal Urban)**	**Sub optimal Urban**	**Marginal Urban**	**Poor**
1. Level of Trash	On first glance, little or no trash visible. Little or no trash evident when streambed and stream banks are closely examined for litter and debris, for instance by looking under leaves.	On first glance, trash is evident in low levels. After close inspection small levels of trash evident in stream bank and streambed.	Trash is evident in medium on first glance. Stream, bank surfaces, and riparian zone contain litter and debris. Evidence of site being used by people: scattered cans, bottles, food wrappers, blankets, clothing.	Trash distracts the eye on first glance. Stream, bank surfaces, and immediate riparian zone contain substantial levels of litter and debris Evidence of site being used frequently by people: many cans, bottles, and food wrappers, blankets, clothing.
SCORE	20 19 18 17 16	15 14 13 12 11	10 9 8 7 6	5 4 3 2 1 0
2. Actual Number of Trash Items Found	0 to 100 trash items found based on a trash assessment of a 100-foot stream reach.	101 to 250 trash items found based on a trash assessment of a 100-foot stream reach.	251 to 500 trash items found based on a trash assessment of a 100-foot stream reach.	Over 500 trash items found based on a trash assessment of a 100-foot stream reach.
SCORE	20 19 18 17 16	15 14 13 12 11	10 9 8 7 6	5 4 3 2 1 0
3. Transportable, Persistent, Buoyant Litter	Little or no (< 25 pieces) transportable, persistent, buoyant litter such as: hard or soft plastics, styrofoam, balloons, cigarette butts.	Low to medium presence (26-75 pieces) of transportable, persistent, buoyant litter such as: hard or soft plastics, styrofoam, balloons, cigarette butts.	Medium prevalence (76-200 pieces) of transportable, persistent, buoyant litter such as: hard or soft plastics, styrofoam, balloons, cigarette butts.	Large amount (>200 pieces) of transportable, persistent, buoyant litter such as: hard or soft plastics, balloons, styrofoam, cigarette butts;
SCORE	20 19 18 17 16	15 14 13 12 11	10 9 8 7 6	5 4 3 2 1 0
4. Biohazard, Toxic and Sharp Objects	B: Trash contains no medical waste, diapers, pet or human waste. No evidence of toxic substances such as chemical containers or batteries. Only 1 piece of broken glass or metal debris, if any, is present.	B: No toxic substances, but small presence (2-10 pieces) of sharp objects such as broken glass and metal debris.	Presence of **any one** of the following: hypodermic needles or other medical waste; used diaper, pet waste, or human feces; any toxic substance such as chemical containers, batteries, or fluorescent light bulbs. Medium to high prevalence (11-50 pieces) sharp objects.	Presence of **more than one** of the items described in the marginal condition category, and/or high prevalence of (> 50) sharp objects.
Site Accessibility	A: Access is difficult, restricted by locked gate or some other physical barrier like steep banks or thick riparian veg. Site reach does not appear to be used by people. Might be private property or protected watershed.	A: Access is limited and site reach does not appear to be used by people. No trails down to creek.	A: Public access to reach is fair to good but site does not appear to be used frequently, **or** private access is good without any public access.	A: Excellent reach access including trails down to and adjacent creek and creekside space for sitting down. Some evidence that reach is used frequently by the public (e.g. rope swings, many beer/soda cans and food wrappers left on the banks, etc.).
B SCORE	10 9	8 7 6	5 4 3	2 1 0
A SCORE	10 9	8 7 6	5 4 3	2 1 0

Urban Rapid Trash Assessment Worksheet

Santa Clara Valley Urban Runoff Pollution Prevention Program

	CONDITION CATEGORY			
Trash Assessment Parameter	**Least Disturbed (Optimal Urban)**	**Sub optimal Urban**	**Marginal Urban**	**Poor**
5. Illegal Dumping	D: No evidence of illegal dumping. No bags of trash, no yard waste, no household items placed at site to avoid proper disposal, no shopping carts.	D: Some evidence of illegal dumping. Limited vehicular access limits the amount of potential dumping, or material dumped is diffuse paper-based debris.	D: Presence of **one** of the following: furniture, appliances, shopping carts, bags of garbage or yard waste, coupled with vehicular access that facilitates in-and-out dumping of materials to avoid landfill costs.	D: Evidence of chronic dumping, with **more than one** of the following items: furniture, appliances, shopping carts, bags of garbage, or yard waste. Easy vehicular access for in-and-out dumping of materials to avoid landfill costs.
Illegal Littering	L: Any trash is incidental litter or carried downstream from another location.	L: Some evidence of litter within creek and banks originating from adjacent land uses	L: Prevalent in-stream or shoreline littering that appears to originate from adjacent land uses.	L: Large amountof litter within creek and on banks that appears to originate from adjacent land uses.
D-SCORE	10 9	8 7 6	5 4 3	2 1 0
L-SCORE	10 9	8 7 6	5 4 3	2 1 0
6. Accum-ulation of Trash	There does not appear to be a problem with trash accumulation from downstream transport. Trash, if any, appears to have been directly deposited at the stream location.	Some evidence that litter and debris have been transported from upstream areas to the location, based on evidence such as silt marks, faded colors or location near high water line.	Evidence that trash is carried to the location from upstream, as evidenced by its location near high water line, siltation marks on the debris, or faded colors.	Trash appears to have accumulated in substantial quantities at the location based on delivery from upstream areas, and is in various states of degradation based on its persistence in the waterbody. A large percentage of trash items have been carried to the location from upstream.
SCORE	20 19 18 17 16	15 14 13 12 11	10 9 8 7 6	5 4 3 2 1 0

Total Score 52

SITE DEFINITION:

UPPER/LOWER BOUNDARIES OF REACH:

upper

HIGH WATER LINE:

UPPER EXTENT OF BANKS OR SHORE:

NOTES:

Found stereo and other items that were obviously dumped.

Urban Rapid Trash Assessment Worksheet

Santa Clara Valley Urban Runoff Pollution Prevention Program

WATERSHED/STREAM: Shannon Creek DATE/TIME: 6-25-07
MONITORING GROUP, STAFF: WVCWP STATION ID LG02
STATION NAME /LOCATION: Hicks Rd at Shannon 2nd 100 ft.

	CONDITION CATEGORY			
Trash Assessment Parameter	**Least Disturbed (Optimal Urban)**	**Sub optimal Urban**	**Marginal Urban**	**Poor**
1. Level of Trash	On first glance, little or no trash visible. Little or no trash evident when streambed and stream banks are closely examined for litter and debris, for instance by looking under leaves.	On first glance, trash is evident in low levels. After close inspection small levels of trash evident in stream bank and streambed.	Trash is evident in medium on first glance. Stream, bank surfaces, and riparian zone contain litter and debris. Evidence of site being used by people: scattered cans, bottles, food wrappers, blankets, clothing.	Trash distracts the eye on first glance. Stream, bank surfaces, and immediate riparian zone contain substantial levels of litter and debris Evidence of site being used frequently by people: many cans, bottles, and food wrappers, blankets, clothing.
SCORE	20 19 18 17 16	15 14 13 12 11	10 9 8 7 6	5 4 3 2 1 0
2. Actual Number of Trash Items Found	0 to 100 trash items found based on a trash assessment of a 100-foot stream reach.	101 to 250 trash items found based on a trash assessment of a 100-foot stream reach.	251 to 500 trash items found based on a trash assessment of a 100-foot stream reach.	Over 500 trash items found based on a trash assessment of a 100-foot stream reach.
SCORE	20 19 18 17 16	15 14 13 12 11	10 9 8 7 6	5 4 3 2 1 0
3. Transportable, Persistent, Buoyant Litter	Little or no (< 25 pieces) transportable, persistent, buoyant litter such as: hard or soft plastics, styrofoam, balloons, cigarette butts.	Low to medium presence (26-75 pieces) of transportable, persistent, buoyant litter such as: hard or soft plastics, styrofoam, balloons, cigarette butts.	Medium prevalence (76-200 pieces) of transportable, persistent, buoyant litter such as: hard or soft plastics, styrofoam, balloons, cigarette butts.	Large amount (>200 pieces) of transportable, persistent, buoyant litter such as: hard or soft plastics, balloons, styrofoam, cigarette butts;
SCORE	20 19 18 17 16	15 14 13 12 11	10 9 8 7 6	5 4 3 2 1 0
4. Biohazard, Toxic and Sharp Objects	B: Trash contains no medical waste, diapers, pet or human waste. No evidence of toxic substances such as chemical containers or batteries. Only 1 piece of broken glass or metal debris, if any, is present.	B: No toxic substances, but small presence (2-10 pieces) of sharp objects such as broken glass and metal debris.	Presence of **any one** of the following: hypodermic needles or other medical waste; used diaper, pet waste, or human feces; any toxic substance such as chemical containers, batteries, or fluorescent light bulbs. Medium to high prevalence (11-50 pieces) sharp objects.	Presence of **more than one** of the items described in the marginal condition category, and/or high prevalence of (> 50) sharp objects.
Site Accessibility	A: Access is difficult, restricted by locked gate or some other physical barrier like steep banks or thick riparian veg. Site reach does not appear to be used by people. Might be private property or protected watershed.	A: Access is limited and site reach does not appear to be used by people. No trails down to creek.	A: Public access to reach is fair to good but site does not appear to be used frequently, **or** private access is good without any public access.	A: Excellent reach access including trails down to and adjacent creek and creekside space for sitting down. Some evidence that reach is used frequently by the public (e.g. rope swings, many beer/soda cans and food wrappers left on the banks, etc.).
B SCORE	10 9	8 7 6	5 4 3	2 1 0
A SCORE	10 9	8 7 6	5 4 3	2 1 0

Urban Rapid Trash Assessment Worksheet

Santa Clara Valley Urban Runoff Pollution Prevention Program

	CONDITION CATEGORY			
Trash Assessment Parameter	**Least Disturbed (Optimal Urban)**	**Sub optimal Urban**	**Marginal Urban**	**Poor**
5. Illegal Dumping	D: No evidence of illegal dumping. No bags of trash, no yard waste, no household items placed at site to avoid proper disposal, no shopping carts.	D: Some evidence of illegal dumping. Limited vehicular access limits the amount of potential dumping, or material dumped is diffuse paper-based debris.	D: Presence of **one** of the following: furniture, appliances, shopping carts, bags of garbage or yard waste, coupled with vehicular access that facilitates in-and-out dumping of materials to avoid landfill costs.	D: Evidence of chronic dumping, with **more than one** of the following items: furniture, appliances, shopping carts, bags of garbage, or yard waste. Easy vehicular access for in-and-out dumping of materials to avoid landfill costs.
Illegal Littering	L: Any trash is incidental litter or carried downstream from another location.	L: Some evidence of litter within creek and banks originating from adjacent land uses	L: Prevalent in-stream or shoreline littering that appears to originate from adjacent land uses.	L: Large amountof litter within creek and on banks that appears to originate from adjacent land uses.
D-SCORE	10 9	8 7 6	5 4 3	2 1 0
L-SCORE	10 9	8 7 6	5 4 3	2 1 0
6. Accum-ulation of Trash	There does not appear to be a problem with trash accumulation from downstream transport. Trash, if any, appears to have been directly deposited at the stream location.	Some evidence that litter and debris have been transported from upstream areas to the location, based on evidence such as silt marks, faded colors or location near high water line.	Evidence that trash is carried to the location from upstream, as evidenced by its location near high water line, siltation marks on the debris, or faded colors.	Trash appears to have accumulated in substantial quantities at the location based on delivery from upstream areas, and is in various states of degradation based on its persistence in the waterbody. A large percentage of trash items have been carried to the location from upstream.
SCORE	20 19 18 17 16	15 14 13 12 11	10 9 8 7 6	5 4 3 2 1 0

Total Score 52

SITE DEFINITION:

UPPER/LOWER BOUNDARIES OF REACH: _____

HIGH WATER LINE: _____

UPPER EXTENT OF BANKS OR SHORE: _____

NOTES:

Hicks Rd at Shannon
6-25-07
Creek Monitoring Summary

Use tick marks in the Category that the trash belongs in (i.e. plastic bag goes in PLASTIC).
At the end of the cleanup, total the tallies, & write the **total** next to the heading.

PLASTIC	60
bags	15
bottles	7
buckets	
caps, lids	2
milk jugs	
pieces	23
rope	
6-pack holders	
toys	
wrappers	13
STYROFOAM	18
cups, spoons, forks, straws	
egg cartons	
fast food containers	
meat trays	
pieces	18
METAL	17
bottle caps	
cans	13
pieces	4
wire	
CIGARETTE BUTTS	22

PAPER	18
bags	
cardboard	8
cartons	
cups	
newspaper	
pieces	10
RUBBER	4
balloons	
gloves	
tires	
pieces	4
GLASS	14
bottles	4
light bulbs	
pieces	10
WOOD	
broken pieces	
pallets/large items	
CLOTH	2
clothing	2
rugs	
OTHER	29

End of Day Totals

Estimate Length of creek section in miles, i.e. 1/10 mile, 1/8 mile: 200 ft.

Number of bags of trash collected: 5

Weight of recyclable trash: _____

Weight of non-recyclable trash: 31

Questionnaire

1. Describe the stretch of creek monitored using descriptors of boundaries such as landmarks or cross streets. Top of creek bank listed as private property. Trash not visual when driving by.

2. What types of trash were most commonly found? Cans and paper

3. List the most unusual items found. Stereo and garbage can

4. Rate from one to five how dirty or clean the creek was, with one being pristine clean.

(Circle one) 1 2 3 4 5

THIS PAGE INTENTIONALY LEFT BLANK

Annual Cleanup Program

West Valley Collection & Recycling (WVC&R) will collect an unlimited number of items from your curb at no additional cost for one day only.

Please have your items, containers and bundles curbside by

6 AM on Monday, February 18, 2008

WVC&R will collect:

- Items weighing up to 70 pounds (except as described below)
- Garbage in 32 gallon plastic bags, 32 gallon cans, and sturdy cardboard boxes (all small items must be contained)
- Tree prunings, branches and scrap wood up to 3" in diameter and 3' long in tied bundles weighing up to 70 pounds

WVC&R will not collect:

- 35, 65 or 95 gallon wheeled carts (they are awkward to lift manually)
- Concrete or Dirt (call Guadalupe Landfill 408.286.1670)
- Tires (call Guadalupe Landfill 408.286.1670)
- Items containing CFC's such as refrigerators (call WVC&R 408.283.9250)
- Hazardous Waste (call 408.299.7300 or visit www.hhw.org)
- E-Waste, Universal Waste, Motor Oil and Water Based Paints:
  - You can drop off TV's, Computers, household batteries, motor oil and water based paints at WVC&R's processing facility by appointment. For more information call customer service at 408.283.9250 or visit www.westvalleyrecycles.com
- Large items or containers over 70 pounds:
  - WVC&R will collect large items such as sofas and refrigerators for a fee. To schedule an appointment please call customer service at 408.283.9250

WVC&R makes it easy for you to donate your reusable items. For assistance locating local charitable organizations, visit www.westvalleyrecycles.com or call 408.283.9250.

Please remember to place recyclables in your recycling cart for your regular weekly collection.

To learn more about any of these programs visit www.westvalleyrecycles.com or call customer service at 408.283.9250.

WEST VALLEY
COLLECTION & RECYCLING, LLC

THIS PAGE INTENTIONALY LEFT BLANK

040834

Training Summary: Trash Inventory & Management

Training Description	Date	Attendees
WVCWP Meeting/Training Trash Cleanups and Trash Assessments Discussion led by: WVCWP Public Outreach Coordinator, Delia Romero **Topics:** ▪ Review trash assessment procedures ▪ Monitoring steps for volunteers ▪ Documentation Procedures ▪ Responsibilities of a site leader ▪ Recording weight of trash collected from cleanup site ▪	Sept 11, 2007	**WVCWP (3)** Public Outreach Coordinator Stormwater Discharge Inspector Program Assistant
The Creek Connections Action Group Led By : Heidi McFarland **Topics:** ▪ Discuss Potential Partnerships ▪ Review Project list and responsibilities of the group ▪ Possible new sites ▪ Plans for River Clean Up Day	December 29,2007	**WVCWP (1)** Public Outreach Specialist **City of San Jose (2)** **City of Palo Alto (1)** **SCVWD (1)**
WVCWP Internal Training: Enviroscape & Trash Topics Presenter: WVCWP Program Manager **Topics:** Training on details of presenting the Enviroscape Curriculum, with an emphasis on Trash	Feb. 2008	**WVCWP** Incoming Program Manager Program Assistant

Campbell

Santa Clara Valley Urban Runoff Pollution Prevention Program

FY 2007-2008 ANNUAL REPORT

Training Description	Date	Attendees
Annual Storm Drain Operations and Maintenance Training Meeting: WV Communities & WV Sanitation District Held at the Campbell Community Center; Sponsored by the WVCWP Speaker: Patrick Hansen (WVCWP), Kristy McCumby (City of Sunnyvale), Ed Oyama (WVSD). **Topics:** • The WVCWP Program Assistant presented on the current NPDES Permit requirements and the possible future requirements of the MRP. • The Environmental Specialist from the City of Sunnyvale gave a presentation on Sunnyvale's storm drain catch basin insert pilot program. • WVSD Storm Drain structure cleaning & debris findings for each city (will be used to help identify trash sources)	Date June 20, 2008	**WVCWP (3)** Program Manager, Program Assistant, Inspector **Campbell (3)** Maintenance Mechanic, and two Street Maintenance workers **Los Gatos (3)** Arborist, Tree Trimmer, and Public Works Maintenance Worker **Saratoga (6)** Parks Lead, Public Works Manager, and 4 Street Maintenance Workers
SCVURPPP Training/Meeting on Data Collection & Reporting Speaker: John Fuscso, SCVURPPP **Topics:** Compilation and analysis of data sheets Trash Tables Interpretation of Guidance Documents	June 2008	**WVCWP (2)** Program Manager Program Assistant

040837

Watershed Management

This Page Intentionally Left Blank

040838

FY 2007-2008 Work Plan Self Evaluation Matrix

Water Quality Monitoring & Watershed Management

Source	Work Plan Activity	Work Plan Tasks	Accomplishments	Responsible Party
	NPDES Permit ProvisionC.9.f	Watershed Analysis Through SCVURPPP, participate in the Watershed Analysis AHTG and fund or support future studies to understand location and extent of potential sediment sources. Support appropriate management actions to address those sources. See SCVURPPP work plan for detailed activities.	The West Valley Communities support and participate in the Watershed Analysis AHTG through the SCVURPP Program.	SCVURPPP coordinate w/ WVCWP; Campbell Community Dev Dir attends AHTG
	NPDES Permit Provision C.10	South Bay Watershed Management Initiative Through SCVURPPP, support and participate in development of Core Group activities and the WMI Watershed Action Plan[1]. See SCVURPPP work plan for detailed activities.	The West Valley Communities support and participate in the WMI through the SCVURPP Program.	SCVURPPP coordinate w/ WVCWP

[1] On behalf of the City of Campbell, SCVURPPP is signatory to the WMI and participates in the Core Group and subgroups.

THIS PAGE WAS INTENTIONALLY LEFT BLANK

040840

Training Summary: Watershed Management

Training Description	Date	Attendees
SCVWD Laguna Seca wetlands and historical ecology **Speaker:** KQED-TV staff **Topics:** Focuses on work by SFEI and the Santa Clara Valley Water District in San Jose, including the rediscovery of the once grand and surprisingly recoverable Laguna Seca wetlands complex.	Tuesday July 11th, 2007	**WVCWP (1)** Manager
The Ebbs and Flows of Wetlands Protection **Speaker:** Dr. John Callaway **Topics:** Wetlands restoration/protection in the San Francisco Bay Area.	August 5, 2007	**WVCWP (1)** Manager
Clean Watersheds Webcast (NPDES) **Speaker:** Nikos Singelis (Office Wastewater Management U.S. EPA) **Topics:** This webcast will described how to get local stormwater capital needs incorporated into the 2008 Clean Watersheds Needs Survey (CWNS). The Needs Survey is the basis for a detailed Report to Congress on the nation's water infrastructure needs. This Report is widely read and referred to in Congress and is used in funding and policy deliberations. In addition, the information in this Report is frequently used by state and local decision makers. Although stormwater has been a category in the Needs Survey for some time, very few communities have reported their stormwater infrastructure needs.	October 22nd, 2007	**WVCWP (1)** Manager **Los Gatos (1)** Planning Assistant

Campbell

Santa Clara Valley Urban Runoff Pollution Prevention Program

FY 2007-2008 ANNUAL REPORT

Training Description	Date	Attendees
National Park Service Road Maintenance Workshop **Speakers:** Bruce Badzik (National Park Service), Laura Speare (San Francisco Estuary Project), Tyler Ledwith (Workshop Coordinator), Steve Ortega (Environmental Compliance, National Park Service), Tyler Ledwith, Darren Fong (Aquatic Biologist, National Park Service). **Topics:** Roads and Watersheds, Salmon Habitat Needs, Effects of Roads on Watersheds and Salmon, Regulations and Permitting, Routine Road Maintenance BMPs, Unpaved and Paved Roads, Sediment & Erosion Control, Ditches & Road Shoulder, Side Casting & Spoils Disposal, Working Near Streams BMPs, Dewatering & Water Management, Culvert Repair, Woody Debris Management, Stream bank Stabilization, Local Fisheries, Emergency Work BMPs, Spoils disposal, Accident cleanup, Emergency utility repair, Emergency slide repair	November 7, 2007	**WVCWP (1)** Manager
City Managers & Mayors Monthly Meeting **Speaker:** Adam Olivieri **Topic:** Update on proposed MRP Information on the process and progress of the proposed MRP adoption Overview of NPDES and proposed MRP impacts to municipal activities and budget requirements	Nov 2007	WV City Managers WV City Mayors
RWQCB Public Hearing: Proposed MRP TO **By**: RWQCB, **Speakers:** Various representatives from municipal and public agencies who are set to be co-permittees to the proposed MRP. **Topic:** Public Commentary on proposed MRP TO	March 12, 2008	**WVCWP (1)** Manager
Staff Meeting to discuss NPDES Permit, municipal responsibilities & MRP **Speaker:** Kelly Carroll, WVCWP Program Manager **Topics:** • Current NPDES Program vs Proposed MRP requirements • Permit implementation and projected need for resources • Current challenges and obligations	June 9, 2008	**WVCWP (1)** Manager **Campbell (2)** Env Pgm Mgr Sr. Engf **WVSD (1)** District Manager

Training Description	Date	Attendees
WV Mayors & Managers Monthly Meeting **Future MRP Requirements** **Speaker:** Robert Kass, PW Director City of Campbell **Topics:** Outlined the proposed requirements of the future MRP and potential impacts on budget; Overview of collaborative efforts in WV Communities to efficiently implement common NPDES requirements.	April 23, 2008	WV City Managers WV City Mayors
CASQA Municipal Stormwater Program Effectiveness Assessment Manual Training **Speakers:** Chris Sommers, and CASQA Staff **Topics:** What is Stormwater Effectiveness, Types of Assessments and Outcomes, Assessment Measures and Methods, Effectiveness Assessment and Future Directions.	Tuesday May 20th, 2008	**WVCWP (1)** **Program Manager**
City Managers & Mayors Monthly Meeting **Speaker:** San Jose City Staff **Topic:** Plastic Bag Ban Information on the process and progress by the Cities of San Jose and Palo Alto to take steps to enact a ban on the use of carryout plastic bags.	May 2008	WV City Managers WV City Mayors
Staff Meeting to discuss NPDES Permit, municipal responsibilities & MRP **Speaker:** Kelly Carroll, WVCWP Program Manager **Topics:** • NPDES Program and background • Town permit implementation and historical resources • Current challenges and obligations	June 9, 2008	**WVCWP (1)** Manager **Los Gatos (5)** City Manager City Engineer Public Works Staff Community Dev Dir Assist Comm Dev Dir

THIS PAGE WAS INTENTIONALLY LEFT BLANK

040844

THIS PAGE INTENTIONALY LEFT BLANK

040846

SEP 15 2008

CITY OF CUPERTINO

Urban Runoff Management Program

EST. 1955

CUPERTINO

Annual Report FY 2007-2008

September 1, 2008

CUPERTINO

PUBLIC WORKS DEPARTMENT
Ralph A. Qualls, Jr., Director

CITY HALL
10300 TORRE AVENUE ~ CUPERTINO, CA 95014-3266
(408) 777-3354 ~ FAX (408) 777-3333

September 1, 2008

Mr. Bruce Wolfe, Executive Officer
Regional Water Quality Control Board
San Francisco Bay Region
1515 Clay St., Suite 1400
Oakland, CA 94612

SEP 15 2008

Subject: City of Cupertino Urban Runoff Management Program
FY 2007-2008 Annual Report

Dear Mr. Wolfe:

This report is submitted by the City of Cupertino, in conjunction with the Santa Clara Valley Urban Runoff Pollution Prevention Program's Annual Report, pursuant to provision C.6.a.of the Program's reissued municipal storm water NPDES Permit (Order No. 01-024). The report summarizes activities performed during FY 2007-2008 in accordance with the City of Cupertino's Urban Runoff Management Plan (URMP) submitted to the Regional Board on September 1, 1997 and updated in October 2000 and September 2004, and the performance standards contained therein.

Contents of Report

The goals of this Annual Report are to: 1) concisely document implementation of our URMP and FY 07-08 work plan during the past fiscal year; 2) evaluate program results for continuous improvement; 3) comply with permit requirements; and 4) share this information with other Co-permittees, municipal decision-makers, and the public. To accomplish these goals, the report contains the following sections:

- 0: - Certification Statement
- 0: - Table of Contents
- 0: - Acronyms
- 1: - IC/ID Elimination
- 2: - Industrial/Commercial Discharger Control Program
- 3: - Public Agency
  - Public Streets, Roads & Highways O & M and Rural Roads
  - Storm Drain Operation and Maintenance
  - Corporation Yards Operation and Maintenance
- 4: New Development and Redevelopment Procedures
- 5: Construction Inspection
- 6: Public Information & Participation
- 7: Pesticide Management
- 8: Mercury Pollution Prevention
- 9: Copper and Nickel Action Plan

- 10: Trash Inventory and Management
- 11: Water Quality Monitoring & Permit Reapplication Process
- 12: Staff Training Summary Table

There were no comments for Cupertino on the FY 06-07 Annual Report by the Water Board Staff that required a response.

Program Highlights and Accomplishments

IC/ID Elimination and Industrial Commercial Discharger Control:

The City's IC/ID Inspector conducted daily proactive inspections of Cupertino's storm drain system during FY07-08; special attention was given to inlets that are on private commercial properties, such as restaurants. The inspector identified two major problem sites involving several restaurants that share one dumpster and tallow bin area. At one site, educational meetings were conducted by City staff and the property owner, to explain housekeeping requirements and to allow restaurant and business managers to name the challenges they were experiencing while trying to keep the area clean. The other site received sixteen visits and follow-up inspections by Cupertino's IC/ID Inspector, resulting in action by the City Attorney. Some City inspections were conducted simultaneously with improvements that were being implemented by the property owner. The property owner's compliance included replacement of a leaking compactor, hiring a guard to watch the trash enclosure area, an educational meeting held for restaurant managers covering BMPs in English and Mandarin, new secondary containment for the tallow bins and meetings at City Hall. The public hearing that was initiated by the City Attorney was ultimately not needed due to the property owner's actions and proof of compliance. The site will continue to be monitored by Cupertino's IC/ID Inspector and the City's garbage and recycling company in FY08-09.

Public Information and Participation:

This spring, Environmental Programs staff viewed and evaluated Cupertino's creek presentation and creek-walk program, started in 1995. Currently the program is offered to all Cupertino Union School District 3rd and 4th grade classes. The evaluation confirmed that activities addressing each water quality pollutant of concern are presented to students. The creek education program reinforces the watershed concept, teaches the difference between the storm drain and the sanitary drain, discusses how activities like car-washing (copper), battery disposal (mercury) and gardening (pesticides) can contribute to water pollution. Students and teachers then accompany Cupertino's Naturalist on a creek walk, identifying plants and signs of wildlife along the way. The walk culminates in exploratory exercises that help students identify aquatic life in creek water samples. The popularity of this program has grown past Cupertino's border, since CUSD encompasses schools in Cupertino, Saratoga, Los Altos, Sunnyvale & Santa Clara. Schools in neighboring cities have asked to participate in the field trips. Cupertino provides free education, but only pays for the transportation to McClellan Ranch for Cupertino students. Bus fare has been covered by some cities, such as San Jose and Sunnyvale, in order to attain this creek education for their residents. Through this program students learn to take responsibility for their creeks and to teach others to do the same.

The City Manager's staff provides annual tours of City Hall to all Cupertino 3rd grade classes in the spring. In 2008, as they approached the Environmental Programs Manager's office, 3rd-graders were greeted with a brief presentation, including a few simple props and pictures, showing what people can do to protect our environment. Students

often carry these messages home to their families. Later, the same month, at a City environmental event, a parent asked if there were any brochures or guidelines for car-washing. The mother explained that her 3rd-grader had visited City Hall and learned that washing cars in the driveway was bad for the environment. This is a testament to the success of teaching Cupertino's young residents the water quality messages; they are the ones most likely to spread the word.

Household Hazardous Waste collection

Cupertino staff promoted HHW services in displays and at all City events. In FY 07-08, the Countywide Household Hazardous Waste Program collected 40% more fluorescent lamps over the previous fiscal year. This represents another big jump in public awareness over the 30% increase in participation in FY06-07.

Cupertino's Commitment to Extended Producer Responsibility

As public awareness increases, more people use the safe disposal services offered through HHW at a cost to local government. It has become evident that cities must go a step further and support the producer's responsibility to take back the spent or used products they sell. In February 2008, the City of Cupertino signed an Extended Producer Responsibility (EPR) Policy, which requires that City staff will promote, and favor purchase of materials from, manufacturers that are willing to set up a take-back program for the end of their product's life. In support of the EPR Policy, the City's Environmental Program's Manager became a member of the CA Product Stewardship Council (CPSC). The CPSC's mission is to shift product waste management responsibility from local government-funded and taxpayer-financed waste diversion to the Producer in order to reduce public costs and ultimately drive improvement in product design that promotes environmental sustainability.

New Development:

During FY07-08, The City of Cupertino conducted its first annual Operation and Maintenance inspection at Whole Foods Market, the City's first Group 1 site. The Public Works Inspector gained experience in enforcing maintenance requirements backed by the City's ordinance, which requires annual inspection and maintenance by the property owner in addition to the inspection conducted by Public Works.

These highlights help to demonstrate Cupertino's commitment to implementing the requirements outlined in the Urban Runoff Management Plan.

Thank you for your review of this Annual Report. If you have any questions regarding the materials submitted, please contact me at 408.777.3242.

CITY OF CUPERTINO

Cheryl C. Donnelly

Cheri Donnelly
Environmental Programs Manager

Attachments

CUPERTINO

PUBLIC WORKS DEPARTMENT
Ralph A. Qualls, Jr., Director

CITY HALL
10300 TORRE AVENUE ~ CUPERTINO, CA 95014-3266
(408) 777-3354 ~ FAX (408) 777-3333

FY 2007-2008 ANNUAL REPORT
ATTACHMENT A

Certification Statement

"I certify, under penalty of law, that this document and all attachments were prepared under my direction or supervision in accordance with a system designed to ensure that qualified personnel properly gather and evaluate the information submitted. Based on my inquiry of the person or persons who manage the system, or those persons directly responsible for gathering the information, the information submitted, is, to the best of my knowledge and belief, true, accurate, and complete. I am aware that there are significant penalties for submitting false information, including the possibility of fine and imprisonment for knowing violations."

Signature by Duly Authorized Representative:

Glenn Goepfert
Assistant Director of Public Works - Engineering

8-25-08
Date

CITY OF CUPERTINO

FY 2007-2008 ANNUAL REPORT

Table of Contents

Cupertino Cover 1

Transmittal Letter 2

Certification Statement 5

Table of Contents 6

List of Acronyms 8

Program Elements

1. IC/ID Elimination 17
2. Industrial/Commercial Discharger Control Program 29
3. Public Agency Activities 38
   - Public Streets, Roads, Highways and Rural Roads 39
   - Storm Drain Operation and Maintenance 41
   - Corporation Yards Operation and Maintenance 43
4. New Development and Redevelopment Procedures 44
   - Project Report Table Part 1 and Part 2 50
   - BMP O&M Inspection Program Organization 54
   - BMP O&M Program Forms & Guidance 57
5. Construction Inspection 61
6. Public Information and Participation 66

CITY OF CUPERTINO

FY 2007-2008 ANNUAL REPORT

7. Pesticide Management and Attachments 80

- Cupertino IPM Practices Summary 94
- Two Year Pesticide Use Comparison Table 97

8. Mercury Pollution Prevention 98

9. Copper and Nickel Action Plan 110

- Annual Street Sweeping Form 116

10. Trash Inventory and Management 117

11. Water Quality Monitoring and Permit Reapplication Process 124

12. Staff Training Summary Table 127

Cupertino Acronyms/Abbreviations

CIP	Capital Improvement Project
EC	Erosion Control
IC/ID Inspector	Illegal Connections and Illegal Dumping Inspector
MRP	Municipal Regional Permit
PCA	Pest Control Advisor
PW	Public Works
QAC	Qualified Applicator Certificate. A category of the DPR licensing and certification Program. To be certified, the applicant must demonstrate specific knowledge on topics such as pesticide application drift problems and prevention, soil and water problems resulting from restricted use pesticides, phytotoxicity, potential for environmental contamination, etc.
R-O-W	Right of Way
WV	West Valley (communities)

SCVURPPP Acronyms/Abbreviations

AB	Assembly Bill
ABAG	Association of Bay Area Governments
ABC	Annual Budget Review Compilation
ACCWP	Alameda Countywide Clean Water Program
ACOE	U.S. Army Corps of Engineers
AHTG	Ad Hoc Task Group
AR	Annual Report
ASCE	American Society of Civil Engineers
BAAQMD	Bay Area Air Quality Management District
BART	San Francisco Bay Area Rapid Transit
BATG	Budget Ad Hoc Task Group
Basin	Santa Clara Basin
Basin Plan	Water Quality Control Plan for the San Francisco Basin
BACWA	Bay Area Clean Water Agencies
BAHM	Bay Area Hydrology Model
BAMBI	Bay Area Macroinvertebrate Bioassessment Information
BASMAA	Bay Area Stormwater Management Agencies Association
Bay	San Francisco Bay
Bay Area	San Francisco Bay Area
BMI	Benthic Macroinvertebrate
BMM	Lower South Bay Monitoring and Modeling Subgroup
BMP	Best Management Practice
BOMA	Building Owners and Managers Association
BPP	Brake Pad Partnership
BU	beneficial use
C	Celsius
C.3	Permit Provision C.3
C3PO	C.3 Provision Oversight
CA	California
Cal-EPA	California Environmental Protection Agency
Caltrans	California Department of Transportation
CAMLnet	California Aquatic Macroinvertebrate Laboratory Network

SCVURPPP Acronyms/Abbreviations

Campaign	Watershed Watch Campaign
CAP	Copper Action Plan
CASQA	California of Stormwater Quality Association
CB	Copper Baseline
CCC	Continuous Concentration Criterion
CD-ROM	Compact Disk-Read Only Memory
CDS	Continuous Deflective Separation
CEP	Clean Estuary Partnership
CEUs	Continuing Education Units
CESQG	Conditionally Exempt Small Quantity Generator
CEQA	California Environmental Quality Act
CFR	Code of Federal Regulations
cfs	cubic feet per second
CI	Continuous Improvement
CIWMB	California Integrated Waste Management Board
CMIA	Conceptual Model Impairment Assessment
CMS	Copper Management Strategy
COA	Condition of Approval
CoHHW	Santa Clara County Household Hazardous Waste Program
CoHHW Program	Santa Clara County Household Hazardous Waste Program
COLD	cold freshwater habitat
CRMP	Coordinated Resources Management and Planning
CSBP	California Stream Bioassessment Procedures
CTR	California Toxic Rule
Cu	Copper
CWA	Clean Water Act
DDD	Dichlorodiphenyldichloroethane
DDE	Dichlorodiphenyldichloroethylene
DDT	Dichlorodiphenyltrichloroethane
DEH	Santa Clara County Department of Environmental Health
District	Santa Clara Valley Water District
DO	Dissolved Oxygen
DOE	Department of Energy

SCVURPPP Acronyms/Abbreviations

DPR	Department of Pesticide Regulation
DWR	Department of Water Resources
E. Coli	Enterococus Coli
EEC	SF Bay Wildlife Refuge Environmental Education Center
EEDMS	Environmental Enforcement Data Management System
EEPS	Exposure and Effects Pilot Study
e.g.	for example
EMAP	Environmental Monitoring Program
EMB	Executive Management Board
EOA	Eisenberg, Olivieri, and Associates
EPA	U.S. Environmental Protection Agency
Estuary	San Francisco Bay Estuary
F	Fahrenheit
FLT	Fluorescent Light Tube
FY	Fiscal Year
GCRCD	Guadalupe-Coyote Resource Conservation District
GIASP	General Industrial Activities Stormwater Permit
GIS	Geographic Information System
GRTS	Generalized Random Tessellation Stratified
HBANC	Home Builders Association of Northern California
Hg	Mercury
HHW	Household Hazardous Waste, Santa Clara County
HMP	Hydromodification Management Plan
HVAC	Heating, Ventilation and Air Conditioning
IBI	Index of Biotic Integrity
IC/ID	Illicit Connection and Illegal Dumping
ID	Identification
IND	Industrial/Commercial
i.e.	that is
IPM	Integrated Pest Management
JPA	Joint Powers Authority
K	Kindergarten
KAB	Keep America Beautiful

SCVURPPP Acronyms/Abbreviations

kg	Kilogram
L	Liter
Lb	Pound
LA	load allocation
LFA	Limiting Factors Analysis
LID	Low Impact Development
LSSB	Lower South San Francisco Bay
LUS	Land Use Subgroup
MC	Management Committee
MCMP	Metals Control Measures Plan
MCTT	Multi-Chambered Treatment Train
MDDB	Metadata Database
MDL	Most Downstream Location
MEP	Maximum Extent Practicable
Mercury Plan	Mercury Pollution Prevention Plan
Mg	milligram
mgd	million gallons per day
MIGR	fish migration
MOA	Memorandum of Agreement
MOFO	Morrison & Foerster
MOU	Memorandum of Understanding
MP	Monitoring Priority
MROSD	Mid-Peninsula Regional Open Space District
MYRWMP	Multi-Year Receiving Waters Monitoring Plan
NAP	Nickel Action Plan
NEMA	National Electrical Manufacturers Association
NAIOP	National Association of Industrial and Office Properties
NEPA	National Environmental Policy Act
ng	Nanogram
Ni	Nickel
NOI	Notice of Intent
NPDES	National Pollutant Discharge Elimination System
OC	Organochlorine

SCVURPPP Acronyms/Abbreviations

O&M	Operation and Maintenance
OP	Organophosphate
OWOW	Our Water Our World
P2	Pollution Prevention
PAHs	Polynuclear Aromatic Hydrocarbons
PBDE	Polybrominated Diphenyl Ether
Pb	Lead
PCBs	Polychlorinated Biphenyls
PCDD	Polychlorinated Dibenzo-p-Dioxins
PCDF	Polychlorinated Dibenzofurans
PCO	Pest Control Operator
pg	Picogram
PHAB	Physical Habitat Assessments
PIP	Public Information and Participation
PI/P	Public Information and Participation
PIPP	Public Information and Participation Program
PMPS	Pest Management Performance Standard
POC	Pollutant of Concern
POTW	Publicly Owned Treatment Works
PPPS	Planning Procedures Performance Standard
Program	Santa Clara Valley Urban Runoff Pollution Prevention Program
PS	Performance Standard
PVC	Polyvinyl Chloride
Q	Quarter
QAPP	Quality Assurance Project Plan
RAC	Regional Ad Campaign
RARE	preservation of rare and endangered species
RCRA	Resource Conservation and Recovery Act
REC- 1	water contact recreation
REC-2	non-contact water recreation
Regional Board	San Francisco Bay Regional Water Quality Control Board
RFP	Request for Proposal
RMAS	Regional Monitoring and Assessment Strategy

SCVURPPP Acronyms/Abbreviations

RMP	Regional Monitoring Program
RPT	Report Preparation Team
RS	Regulatory Subgroup
RTA	Rapid Trash Assessment
RWQCB	San Francisco Bay Regional Water Quality Control Board
SC	Steering Committee
SCC	Santa Clara County
SCBWM1	Santa Clara Basin Watershed Management Initiative
SCVURPPP	Santa Clara Valley Urban Runoff Pollution Prevention Program
SCVWD	Santa Clara Valley Water District
SF	San Francisco
SFEI	San Francisco Estuary Institute
SFEP	San Francisco Estuary Project
SIC	Standard Industrial Classification
SMaRT®	Sunnyvale Materials Recovery and Transfer
SOP	Standard Operating Procedures
South Bay	Lower South San Francisco Bay
SPLWG	Sources, Pathways and Loadings Work Group (RMP)
SPWN	fish spawning
SSC	Suspended Sediment Concentration
SSI	Inventory of Santa Clara Basin Stream Studies
SSO	Water Quality Site-Specific Objective
State Board	State Water Resources Control Board
STOPPP	San Mateo Countywide Stormwater Pollution Prevention Program
SWAMP	Surface Waters Ambient Monitoring Program
SWANA	Solid Waste Association of North America
SWMP	Stormwater Management Plan
SWPPP	Stormwater Pollution Prevention Plan
SWRCB	State Water Resources Control Board
TAC	Technical Advisory Committee
TMDL	Total Maximum Daily Load
TO	Tentative Order
TP	Total Phosphorus

SCVURPPP Acronyms/Abbreviations

TPH	Total Petroleum Hydrocarbons
TRC	Technical Review Committee
ug	Microgram
UPC	Urban Pesticide Committee
URMP	Urban Runoff Management Plan
URQM	Urban Runoff Quality Management
USA	Unified Stream Assessment
USEPA	U. S. Environmental Protection Agency
USFWS	U.S. Fish and Wildlife Service
USGS	U.S. Geological Survey
VTA	Santa Clara Valley Transportation Authority
WAC	Watershed Assessment Consultant
WAMS	Watershed Assessment and Monitoring Subgroup
WAR	Watershed Assessment Report
WARM	warm freshwater habitat
Water Board	San Francisco Bay Regional Water Quality Control Board
Water District	Santa Clara Valley Water District
WEF	Water Environment Federation
WEO	Watershed Education and Outreach
WE&O	Watershed Education and Outreach
WERF	Water Environment Research Foundation
WG	Work Group
WILD	wildlife habitat
WLA	Waste Load Allocation
WMI	Watershed Management Initiative
Work Group "I"	SCBWMI Phase I Indicators Work Group
WP	Work Plan
WRPC	Water Resources Protection Collaborative
WVC	West Valley Communities - members of the West Valley Clean Water Program:
	Campbell, Los Gatos, Monte Sereno, Saratoga
WVCWP	West Valley Clean Water Program
WW	Watershed Watch

SCVURPPP Acronyms/Abbreviations

WWTP	Wastewater Treatment Plant
WY	Water Year
YSI	Youth Science Institute
Zn	Zinc

CITY OF

CUPERTINO

City of Cupertino

FY 07- 08 Annual Report

Section 1

IC/ID Elimination Activities

Sar `lara Valley Urban Runoff Pollution Prevention Program
FY 7-2008 Annual Report: General Tasks
Cupertino

P.S. Id.	*Activity*	*FY07-08 Tasks*	*Status / Comments*	*Due Date*	*Responsible Party*
Illicit Connection & Illegal Dumping Elimination Activities					
ICID PS-2	Staff training	Hold annual training for IC/ID (urban runoff) inspector and on-call staff.	The IC/ID Inspector attended water monitoring training from the Stevens Permanente Creek Watershed Council at De Anza College on 3/27/08, training at SC County Office with DEH Inspectors on restaurant inspections on 4/22/08 and training on streets and storm drain maintenance, held at Campbell Community Ctr on 6/20/08. Streets and storm drain maintenance workshop included a presentation on Sunnyvale's pilot trash-capture-system program by Kristy McCumby. The Env.Prgm. Mgr. met with the City's IC/ID Inspector on several occasions to discuss aspects of Cupertino's incident response program. Other on-call staffs were trained as part of the overall Corp Yard training held 2/14/08.	Training Dates 3/27/08 4/22/08 6/20/08	Environmental Programs Manager and IC/ID (nonpoint source) Inspector
ICID PS-4	Field Investigations	NPS inspector annually walks the creeks, watching for evidence of any illegal dumping or illicit connections.	Throughout February 2008 the nonpoint source (IC/ID) inspector conducted his annual creek walks to assess any negative impacts. No evidence of homeless camps, broken sewer lines, or trash was found. Each year photos are taken and filed in the Creek Inspections binder to document creek conditions. A water test is conducted for PH levels at creek or storm drain sites where further water quality assessment is deemed helpful. No problems, other than those directly related to a violation or an accidental spill, were discovered in FY07-08.	Ongoing	IC/ID Inspector provides reports with photos and assessments to the Env. Prg. Mgr on a regular basis
ICID PS-6	Enhanced reporting requirements	Provide quarterly reports to Program.	Quarterly reports were submitted to Program staff as requested. Cupertino's IC/ID detailed inspection table is included at the end of this section. All violations are re-inspected through resolution and after compliance.	quarterly and ongoing	Public Works Dept. enters inspector's data in the Programs Access database

Santa Clara Valley Urban Runoff Pollution Prevention Program
FY 2007-2008 Annual Report: General Tasks
Cupertino

P.S. Id.	*Activity*	*FY07-08 Tasks*	*Status / Comments*	*Due Date*	*Responsible Party*
ICID PS-7	Effectiveness Evaluation	Review and evaluate the effectiveness of city efforts.	See Below	7/08	Public Works Dept.

Evaluation:

A total of 63 potential violations were noted. Five were accidental spills or water line breaks and 8 were allowable discharges. Most notable were 12 violations attributed to food facility grease and 17 misc. violations. It is difficult to determine the exact number of grease violations because Cupertino's Inspector was calling dumpster-area-problems "grease" issues due to the discharge of greasy food scraps. Program staff uses the food facility grease category to mean tallow bin leaks or spills. Therefore, some of the grease issues should have been categorized as misc incidents, and were re-categorized by Program staff.

It is clear that food-facility and dumpster area violations (litter/debris) are Cupertino's priority concern. The highest number of violations came from food facilities. The IC/ID Inspector conducted 16 inspections of one problem site, Cupertino Village, where more than 7 restaurants share a trash enclosure area, a compactor and tallow bins. Cupertino Village property owner received 16 verbal or written notices-to-comply throughout the year concerning their trash bin area. In April, a meeting was held with the City Manager, Code Enforcement, Public Works/ Environmental Programs, and the City Attorney to discuss legal action that would include a letter to the property owner from the City Attorney and a public hearing if the violations were not resolved. The letter was sent 4/21/08, noting a mandatory compliance date and required meeting between the property owner and City staff before 5/1/08. Part of the problem had been a leaking compactor, which was replaced as part of the owner's measures to comply. Education was provided by the owner's consultant to each restaurant manager along with notification of a plan to keep individual tallow bins in the restaurants, rather than in a shared disposal area. County Health Inspector visited the restaurants with Cupertino's Environmental Programs Manager and ultimately did not allow tallow bins in the restaurants due to limited space. The owner is now remodeling the trash enclosure and building a separate shared tallow bin enclosure. Additional garbage bins were rented from the garbage company and collection service was increased along with double bagging of wet waste until the new compactor arrives. City staffs continue to monitor the site and contact the owner at the first sign of problems. The site was brought into compliance by April 30th, but continued monitoring has been conducted by City staff working with garbage collection staff.

The City will continue to address other food facility issues in 08-09 with repeat inspections, communication with property owners and penalties or fines. Other noted types of violations in FY07-08 were 7 sanitary spills or leaks and 4 water line breaks. At least 40% of the reporting came from citizen complaints, which is an indication that public education is effective. City finds that re-inspections and legal enforcement is effective.

CU' TINO
Summary c J Inspections
7/1/07 to 6/30/08

	Date	Resolved	Facility Name	Address	Incident Reporting Source	Incident Type	Incident Source	Enforcement Action	Inspector Notes
1	7/20/07	Yes	Residential Area	10281 Phariap Drive, Cupertino, CA 95014	Citizen Complaints	Saw cutting slurry discharge	Residential	Verbal Notice	The workers were saw cutting the concrete. Red dust and mud went into the sidewalk and gutter as the workers were washing it down.
2	7/25/07	Yes	Allied Fire Protection	19191 Vallco Parkway, Cupertino, CA 95014	Illicit discharge inspectors	Other: Water discharge	Public facilities and Utilities	Verbal Notice	Discharge from Fire Sprinkler water from inside the building to the gutter with a hose.
3	8/1/07	Yes	Hewlett Packard	19483 Pruneridge Ave, Cupertino, CA 95014	Interdepartmental	Sanitary spill or leak	Industrial	Verbal Notice	Sewage lack located in southwest corner of building 47. Sewage was running into the stormdrain in front of building 48.
4	8/2/07	Yes	JJCV ltd, Liability Co.	19825 Stevens Creek Blvd., Cupertino, CA 95014	Citizen Complaints	Water line breaks	Food Facilities	Verbal Notice	Waterline Sprinkler broke and discharged water and mud onto the sidewalk and into stormdrain.
5	8/6/07	Yes	Cupertino Village	10765 North Wolfe Ave, Cupertino, CA 95014	Illicit discharge inspectors	Food Facility Oil & grease discharge	Food Facilities	Verbal Notice	Discharge of food, oil and grease tracking into the parking lot and into stormdrain. Same occurred on 8/7/07.
6	8/6/07	Yes	Residential Area	19866 Marritt Drive, Cupertino, CA 95014	Citizen Complaints	Other: Drain out from water heater	Residential	Verbal Notice	Day Chung Rhee was draining water from water heaters and it was running down driveway into gutter and stormdrain.
7	11/9/07	Yes	Residential Area	10173 Miner Court, Cupertino, CA 95014	Citizen Complaints	Saw cutting slurry discharge	Residential	Verbal Notice	Kailing Zheng was cutting tile on the driveway. Water and dust washed down into the gutter and stormdrain.
8	11/14/07	Yes	Residential Area	18881 Tuggle Avenue, Cupertino, CA 95014	Citizen Complaints	Un-hardened cement discharge	Residential	No Action	Inspector asked contractor to clean up the spill. Inspector provided Chapter 9.18.010 Stormwater Pollution Prevention and Watershed Protection Public Education Info.
9	11/19/07	Yes	Residential Area	1375 Wildflower Way, Cupertino, CA 95014	Citizen Complaints	Other: Discharge of mud	Residential	No Action	Inspector asked contractor to clean up the gutter and stormdrain. Provided Chapter 9.18.010 Stormdrain Pollution Prevention and Watershed Protection info.
10	11/21/07	Yes	Residential Area	10944 Dryden Ave, Cupertino, CA 95014	Citizen Complaints	Pools/Spas/Fountains discharge	Residential	Verbal Notice	Provided Public Education and Chapter 9.18.010 Stormdrain Pollution Prevention and Watershed Protection info.

CUPERTINO
Summary of ICID Inspections
7/1/07 to 6/30/08

11	12/5/07	Yes	United Express Food	10710 South De Anza Blvd., Cupertino, CA 95014	Citizen Complaints	Other: Discharge of soapy water.	Food Facilities	Verbal Notice	Informed Jorge Rivera that he can not wash the sidewalk with soap and water. Was provided Public Education, Chapter 9.18.0010 Stormwater Pollution Prevention and Watershed Protection info.
12	12/7/07	Yes	Glen Brook Apartments	Glenbrook Apts. 10100 Mary Avenue, Cupertino, CA 95014	Citizen Complaints	Surface cleaning discharge	Residential	Verbal Notice	Asked Apartment Manager to put sandbags around the stormdrain, contain the mud and clean up the discharge. Provided Public Education and Chapter 9.18.010 Stormdrain Prevention and Watershed Protection info.
13	12/21/07	Yes	Residential Area	18725 Loree Ave, Cupertino, CA 95014	Citizen Complaints	Un-hardened cement discharge	Residential	Verbal Notice	Asked Mr. Ho to clean up the discharge and to put a drip pan under the concrete pumping. Provide Outreach material and provided Chapter 9.18.010 Stormwater Pollution Prevention and Watershed Protection.
14	1/2/08	No	Cupertino Village	10765 Wolfe Road, Cupertino, CA 95014	Illicit discharge inspectors	Food Facility Oil & grease discharge	Food Facilities	Warning Notice	Informed Kimco to clean up the spill. Provided public education and provided Chapter 9.18.010 Stormwater Pollution Prevention and Watershed Protection.
15	1/4/08	Yes	Cupertino Village	10765 North Wolfe Road, Cupertino, CA 95014	Illicit discharge inspectors	Food Facility Oil & grease discharge	Food Facilities	Warning Notice	Informed to clean up and provided Public Education chapter 9.18.010 Stormdrain Pollution Prevention and Watershed Protection info.
16	1/14/08	Yes	Residential Area	10510 Stors Avenue, Cupertino, CA 95014	Interdepartmental	Misc. incidents	Residential	Verbal Notice	Asked Mr. Kid to cleanup granite dust from the gutter and stormdrain. Provided Public Education and provided Chapter 9.18.010 Stormdrain water Pollution Prevention and Watershed Protection info.
17	1/16/08	No	Cupertino Village	10765 N. Wolfe Road, Cupertino, CA 95014	Illicit discharge inspectors	Food Facility Oil & grease discharge	Food Facilities	Warning Notice	Asked to clean up the spill and provided Public Education and Chapter 9.18.010 Stormwater Pollution Prevention and Watershed Protection info.
18	2/15/08	Yes	Rancho Deep Cliff property	10870 Kester Drive Ranch Drive & Deep Cliff Drive, Cupertino, CA 95014	Citizen Complaints	Sanitary spill or leak	Public facilities and Utilities	Verbal Notice	Informed Association Manager of the sanitary discharge in gutter and stormdrain/creek, and to clean up the discharge. Provided Chapter 9.18.010 Stormwater Pollution Prevention and Watershed Protection info.
19	2/15/08	Yes	The Oaks	21269 Stevens Creek Blvd. Cupertino, CA 95014	Illicit discharge inspectors	Food Facility Oil & grease discharge	Food Facilities	Referral for Enforcement	Informed property owner of the discharge of the oil and grease by phone message. Also spoke to Property Manager of the discharge and asked to have it cleaned up. Code Enforcement sent a letter dated 2/15/08, regarding the Light Industrial Zoning Code
20	2/21/08	Yes	The Oaks	21269 Stevens Creek Blvd, Cupertino, CA 95014	Illicit discharge inspectors	Food Facility Oil & grease discharge	Food Facilities	Referral for Enforcement	Called Cupertino Enforcement Officer to contact the Property Manager and Owner to clean up spill. Provided Chapter 9.18.010 Stormwater Pollution Prevention and Watershed Protection Municipal Code info.
21	2/25/08	Yes	Marion Restaurant	Marion Restaurants, 19628 Stevens Creek, Cupertino, CA 95014	Citizen Complaints	Pools/Spas/Fountains discharge	Food Facilities	Verbal Notice	Informed Mr. Lee that he can not discharge anything into the stormdrain including water from the foundation and asked him to stop immediately. Provided Public Education info. Chapter 9.18.010 Stormwater Pollution Prevention and Watershed Protection info.

CU' TINO
Summary c) Inspections
7/1/07 to 6/30/08

22	3/4/08	Yes	Cupertino Village	10765 N. Wolfe Road, Cupertino, CA 95014	Illicit discharge inspectors	Food Facility Oil & grease discharge	Food Facilities	Verbal Notice	Informed to clean up the discharge pf pik, grease and food.
23	3/10/08	Yes	Cupertino Village	10765 N. Wolfe Road, Cupertino, CA 95014	Illicit discharge inspectors	Food Facility Oil & grease discharge	Food Facilities	Referral for Enforcement	Asked for the discharge to be cleaned up.
24	3/11/08	Yes	Cupertino Village	10765 N. Wolfe Road, Cupertino, CA 95014	Illicit discharge inspectors	Food Facility Oil & grease discharge	Food Facilities	Referral for Enforcement	Asked for the discharge to be cleaned up.
25	3/12/08	Yes	Cupertino Village	10765 N. Wolfe Road, Cupertino, CA 95014	Illicit discharge inspectors	Food Facility Oil & grease discharge	Food Facilities	Referral for Enforcement	Asked that discharge be cleaned up.
26	3/14/08	Yes	Homestead 76	21855 Homestead Road, Cupertino	Illicit discharge inspectors	Surface cleaning discharge	Public facilities and Utilities	Referral for Enforcement	Resolved through City's NPS Program
27	3/20/08	Yes	Beacon Gas Station	22510 Stevens Creek Blvd, Cupertino, Ca 95014	Other agency	Misc. incidents	Automotive Facilities	Verbal Notice	Asked the owner to clean up the dirt in the stormdrain in the parking lot, which he did. Provided public education and Chapter 9.18.010 Storm water pollution prevention and water shed protection info.
28	3/25/08	Yes	Cupertino Village	10765 N. Wolfe Road, Cupertino, CA 95014	Illicit discharge inspectors	Food Facility Oil & grease discharge	Food Facilities	Verbal Notice	Informed Kimco Realty to clean up the cooking oil from the parking lot, which they did.
29	4/1/08	Yes	Cupertino Village	10765 N. Wolfe Road, Cupertino, CA 95014	Illicit discharge inspectors	Food Facility Oil & grease discharge	Food Facilities	Verbal Notice	Spoke to Kimco Realty Corporation, informed them of the spill and told them to clean up the spill from the Compactor. Contacted Able Plumbing to vacuum out the stormdrain. Grease had made it half way to the second drain, so Able Plumbing had to flush both S/Ds.
30	4/2/08	Yes	Cupertino Village	10765 N. Wolfe Road, Cupertino, CA 95014	Illicit discharge inspectors	Food Facility Oil & grease discharge	Food Facilities	Verbal Notice	Informed KIMCO to clean up oil and grease spill.
31	4/2/08	Yes	Union 76 Gas Station	21855 Homestead Road, Cupertino, CA 95014	Other agency	Landscape material dumping	Automotive Facilities	Verbal Notice	Asked the owner to cleanup the storm drain in the parking lot. Owner complied. Provided Public Education and Chapter 9.18.010 Stormwater Pollution Prevention and Watershed Protection info.
32	4/3/08	Yes	Cupertino Village	10765 N. Wolfe Road, Cupertino, CA 95014	Illicit discharge inspectors	Food Facility Oil & grease discharge	Food Facilities	Verbal Notice	Requested KIMCO to clean the oil and grease again. KIMCO complied.
33	4/7/08	Yes	Commercial Area	Stevens Creek Blvd, Cupertino, CA 95014	Interdepartmental	Water line breaks	Construction Sites	Verbal Notice	Inspector asked the California Water Service Company to protect the storm drain with sandbags and clean up the street and gutter.

CUPERTINO
Summary of ICID Inspections
7/1/07 to 6/30/08

34	4/7/08	Yes	Cupertino Square	10123 N. Wolfe Road, Cupertino, CA 95014	Other agency	Sanitary spill or leak	Public facilities and Utilities	Verbal Notice	Asked Mike Rohde, General Manager and Joe Goodwin, Operations Manager to clean up all residue on the sidewalk, stormdrain, street and gutter, and to sanitize sidewalk and stormdrain. The storm drain was snaked and cleared out blockage.
35	4/7/08	Yes	Residential Area	10720 Orline Court, Cupertino, CA 95014	Citizen Complaints	Tracking oil	Residential	Verbal Notice	Informed Mr. Julio, of Construction Services to clean and sweep up the oil. He complied.
36	4/9/08	No	Cupertino Square	10123 N. Wolfe Road, Cupertino, CA 95014	Illicit discharge inspectors	Sanitary spill or leak	Public facilities and Utilities	Verbal Notice	Informed Cupertino Square to clean up and sanitize the sewer spill on the sidewalk and stormdrain.
37	4/9/08	Yes	Cupertino Village	10983 North Wolfe Road, Cupertino, CA 95014	Illicit discharge inspectors	Food Facility Oil & grease discharge	Food Facilities	Verbal Notice	Asked the Store Manager to clean up the discharge from the tallow, and from the pallets and plastic bags that got tallow on them. Informed that the carpets could not be rinsed, since it would go into the stormdrain.
38	4/9/08	Yes	Residential	Mann Drive, Cupertino, CA 95014	Other agency	Water line breaks	Residential	Verbal Notice	Informed San Jose Water Truck # 76.S.I.W. to clean up the mud on the street, gutter, and in the stormdrain. They complied.
39	4/9/08	Yes	Residential Area	Voss Ave, Cupertino, CA 95014	Other agency	Water line breaks	Construction Sites	Verbal Notice	San Jose Water repaired the water line break and cleaned up the stormdrain.
40	4/12/08	Yes	Cupertino Square	10123 N. Wolfe Road, Cupertino, CA 95014	Illicit discharge inspectors	Sanitary spill or leak	Public facilities and Utilities	Verbal Notice	Informed Cupertino Square to clean up and sanitize the sewer spill again and to clean up the stormdrain, gutter, street, and sidewalk.
41	4/15/08	Yes	Cupertino Square	10123 N. Wolfe Road, Cupertino, CA 95014	Illicit discharge inspectors	Sanitary spill or leak	Public facilities and Utilities	Verbal Notice	The ground was sanitized, both storm drain and storm pipes between both stormdrains was cleaned. Found that tree roots were penetrating the 6" pipe about 57 inches from the clean out. Cupertino Square hired West Point Solutions Plumbing to replace the 6" pipe.
42	4/21/08	Yes	Cupertino Village	10765 Wolfe Road, Cupertino, CA 95014	Illicit discharge inspectors	Food Facility Oil & grease discharge	Food Facilities	Verbal Notice	Asked Kimco Realty to clean up the discharge. They said they would comply.
43	4/23/08	Yes	Residential Area	10134 Santa Clara Street, Cupertino, CA 95014	Citizen Complaints	Vehicle repair	Residential	Verbal Notice	Asked owner of Ford Bronco to cleanup the drippings immediately, provided Public Education and Stormwater Pollution Prevention Watershed outreach information to auto owner.
44	4/24/08	Yes	Residential Area	10688 Stevens Canyon Road, Cupertino, CA 95014	Citizen Complaints	Other: Overwatering sprinkler system.	Residential	Verbal Notice	Asked for the removal of the water softener water line that was running into the stormdrain. Informed owners that they can put water softener line to the sanitary system. Inspector provided public education on stormwater pollution prevention.

CU' TINO
Summary c) Inspections
7/1/07 to 6/30/08

45	5/5/08	Yes	Residential Area	21478 Meteor Drive, Cupertino, CA 95014	Citizen Complaints	Other: Overwatering sprinkler system.	Residential	Verbal Notice	Asked Property Owner to cut back on watering and provided Public Education and Storm water Pollution and Watershed Protection Outreach info.
46	5/6/08	Yes	Residential Area	10490 SanFlipe Road, Cupertino, CA 95014	Citizen Complaints	Overwatering sprinkler system.	Residential	Verbal Notice	Asked property owner to repair sprinklers and cut back on watering lawn. Provide Outreach info on Public Education and Stormwater Pollution and Watershed Protection.
47	5/7/08	Yes	Residential Area	21458 Meteor Drive, Cupertino, CA 95014	Citizen Complaints	Other: Overwatering Sprinkler system.	Residential	Verbal Notice	Asked property owner to reduce watering lawn and provided outreach material on Public Education and Stormwater Pollution and Watershed Protection.
48	5/7/08	Yes	Residential Area	10700 Castin Avenue, Cupertino, CA 95014	Citizen Complaints	Other, overwatering sprinkler system.	Residential	Verbal Notice	Asked property owner to reduce overwatering plants and provided Public Education info on Stormwater Pollution and Watershed Protection 9.18.010
49	5/8/08	Yes	Cupertino Village	10765 N. Wolfe Road, Cupertino, CA 95014	Illicit discharge inspectors	Food Facility Oil & grease discharge	Food Facilities	Verbal Notice	Asked property Managers to clean up the oil and grease.
50	5/10/08	Yes	Residential// School Area	20833 Stevens Creek Blvd, Cupertino, CA 95014	Other agency	Sanitary spill or leak	Residential	Verbal Notice	Cupertino Sanitary District contacted Able Plumbing to clean up. Flushed line from downstream manhole to remove blockage. Removed large tree branch. Washed , scrubbed, and rinsed stormdrain.
51	6/2/08	Yes	Residential Area	11123 Canyon Vista Drive, Cupertino, CA 95014	Citizen Complaints	Other, clogged stormdrain line. Needs repair.	Residential	Verbal Notice	Lyle Peddicord, Association Manager and Aquater Plumbing, Chris Johnson, Vice President agreed to fix the stormdrain line.
52	6/4/08	Yes	Residential Area	21720 Lomila Avenue, Cupertino, CA 95014	Citizen Complaints	Discharge of Sprinklers into stormdrain	Residential	Verbal Notice	Asked property owner to cut back on the water flow, which was going into the street, gutter, and stormdrain. Replaced sprinkler pipe. Provided Public Education and Stormwater Pollution Prevention and Watershed Protection Outreach info.
53	6/5/08	Yes	Residential Area	10181 Pasadena Ave, Cupertino, CA 95014	Citizen Complaints	Other, discharge of sprinkler system	Residential	Verbal Notice	Asked Property Management to cut back on the watering and provided Public Education: 9.18.010 Stormwater Pollution Prevention and Watershed Protection.
54	6/9/08	Yes	Pet Smart	20558 Stevens Creek Blvd, Cupertino, CA 95014	Illicit discharge inspectors	Other: Fluorescent Lights in the dumpster	Commercial	Verbal Notice	Asked the store manager to pull the fluorescent lights out of the dumpster, and to call SCC Small Business Hazardous Waste Recycling and Disposal Program @ 408 299-7300. Provided Public Education info.

CUPERTINO
Summary of ICID Inspections
7/1/07 to 6/30/08

55	6/11/08	Yes	Cupertino Village	10765 N. Wolfe Road, Cupertino, CA 95014	Illicit discharge inspectors	Food Facility Oil & grease discharge	Food Facilities	Verbal Notice	Asked Kimco to clean up the oil and grease discharge in the parking lot and the dumpster. Provided Public Education Outreach information.
56	6/11/08	Yes	Ranch 99 Market - Cupertino Village	10983 North Wolfe Road, Cupertino, CA 95014	Illicit discharge inspectors	Food Facility Oil & grease discharge	Food Facilities	Verbal Notice	Asked the store manager to clean up the oil discharge and cleanup the broken pallet and papers.
57	6/16/08	Yes	Homestead Lanes	20990 Homestead Road, Cupertino, CA 95014	Illicit discharge inspectors	Other: Sprinkler head broken	Public facilities and Utilities	Verbal Notice	Asked property owner to repair broken sprinklers and to clean up the mud on the sidewalk, gutter and stormdrain. Owner complied. Provided Public Education on Stormwater Pollution Prevention and Watershed Protection.
58	6/16/08	Yes	Ranch 99 Market	10983 North Wolfe Road, Cupertino, CA 95014	Illicit discharge inspectors	Food Facility Oil & grease discharge	Food Facilities	Verbal Notice	Watermelon, lettuce, and grease was cleaned up.
59	6/18/08	Yes	Residential Area	10780 Maxine Ave, Cupertino, CA 95014	Illicit discharge inspectors	Other: Discharge of water from broken timer	Residential	Verbal Notice	Contacted property owner and asked him to turn off the water and repair the timer. Provided Public Education and Stormwater Pollution Prevention and Watershed Protection Outreach info.
60	6/22/08	Yes	Residential Area	22032 Lindy Lane	Citizen Complaints	Vehicle & equipment leaking	Residential		The hydraulic fluid was cleaned up. Checked the stormdrain and pipes. Discharge did not go into stormdrain.
61	6/24/08	Yes	Residential Area	10776 West Estates Drive, Cupertino, CA 95014	Citizen Complaints	Vehicle washing	Residential	Verbal Notice	Asked Property owner to wash her car on the lawn because soap and water cannot go into the stormdrain. Provided Outreach and Public Education info on Stormwater Pollution Prevention and Watershed Protection.

ICID Incident Summary Report

Cupertino

ICID Incident Report Source	Number of Incidents
Illicit Discharge Inspectors	29
Interdepartmental	3
Other Agency	6
Citizen Complaints	25
Total:	**63**

ICID Incident Source	Number of Incidents
Residential	20
Industrial	1
Commercial	1
Automotive Facilities	2
Food Facilities	24
Construction Sites	7
Public facilities and Utilities	8
Total:	**63**

ICID Incident Type	Number of Incidents
Accidental spills	1
Allowable discharge	8
Dumpster discharge	2
Food Facility Oil & grease discharge	12
Misc. incidents	17
Paint discharge	1
Pools/Spas/Fountains discharge	2
Sanitary spill or leak	7
Saw cutting slurry discharge	1
Surface cleaning discharge	2
Un-hardened cement discharge	2
Vehicle & equipment leaking	2
Vehicle repair	1
Vehicle washing	1
Water line breaks	4
Total:	**63**

ICID Enforcement Action	Number of Incidents
No Action	3
Verbal Notice	49
Warning Notice	4
Administrative Action with Penalty &/or Fine	1
Referral for Enforcement	6
Total:	**63**

ICID Enforcement Action Summary by Incident Source

Cupertino

ICID Incident Source	No Action	Verbal Notice	Warning Notice	Administrative Action	Administrative Action with Penalty	Referral to Enforcement	Criminal Action	Total
Automotive Facilities		2						2
Commercial		1						1
Construction Sites	2	5						7
Food Facilities		15	4			5		24
Industrial		1						1
Public facilities and Utilities		7				1		8
Residential	1	18						20
Total:	**3**	**49**	**4**	**0**	**0**	**6**	**0**	**63**

ICID Enforcement Action Summary by Incident Type

Cupertino

ICID Incident Type	No Action	Verbal Notice	Warning Notice	Administrative Action	Administrative Action with Penalty	Referral to Enforcement	Criminal Action	Total
Accidental spills		1						1
Allowable discharge		8						8
Dumpster discharge		2						2
Food Facility Oil & grease discharge		5	4			3		12
Misc. incidents	1	14				2		17
Paint discharge								1
Pools/Spas/Fountains discharge		2						2
Sanitary spill or leak		7						7
Saw cutting slurry discharge		1						1
Surface cleaning discharge		1				1		2
Un-hardened cement discharge	1	1						2
Vehicle & equipment leaking	1	1						2
Vehicle repair		1						1
Vehicle washing		1						1
Water line breaks		4						4
Total:	**3**	**49**	**4**	**0**	**0**	**6**	**0**	**63**

CITY OF

CUPERTINO

City of Cupertino

FY 07- 08 Annual Report

Section 2

Industrial/Commercial Discharger Control Program

Sa[illegible]lara Valley Urban Runoff Pollution Prevention Progran
FY 2007-2008 Annual Report: General Tasks
Cupertino

P.S. Id.	Activity	FY07-08 Tasks	Status / Comments	Due Date	Responsible Party
Industrial/Commercial Discharger Control Programs					
IND-PS-3	Coordination with Health Dept.	Continue to hold an annual overview of the restaurant inspection program with the Co. Health Dept.	Cupertino's annual restaurant inspection training meeting was held on 4/22/08 with County Health Dept. Manager, DEH Inspectors and Managers and ICID Inspectors from Cupertino and the West Valley Clean Water Program. The topics covered how to identify potential restaurant storm drain violations, inspector's feedback, incident tracking, enforcement, data collection and public education materials. Slide show presentation provided photos of actual violations and examples of proper site management. Round-table discussion took place to address questions and share answers. Very valuable information-sharing and partnership building is achieved in these biennial sessions.	4/08	Environmental Programs Mgr, IC/ID Inspector, DEH restaurant inspectors
IND PS-3	Check for new industrial businesses.	In spring '08 the City's Industrial Inspector will review applications for "Tenant Improvements" (TI) in the Building Dept. to determine if any of the businesses on the two light-Industrial streets had changed their operations and should be included in routine Industrial inspections.	No improvements were found that would require industrial inspections.	spring'08 and ongoing	Industrial inspector
IND PS-3	Industrial Commercial Inspections	Twenty four industrial facilities, consisting of dry cleaners and automotive related businesses are scheduled for FY 07-08. Inspections are conducted biennially.	Twenty four industrial facilities were inspected. Seven potential violations were noted at automotive facilities. Four were resolved and three were referred to the ICID inspector for follow-up. See inspection detail table at the end of this section.	2008	Industrial Inspector
IND PS-3	Commercial Food Facility Inspections	The County Dept of Environmental Health conducts restaurant inspections annually in Cupertino (through an agreement between the City and the Health Dept.). The city's nonpoint source inspector also conducts daily proactive inspects storm drains near or on restaurant property and distributes educational information	The County Health Dept. inspected 260 food facilities in Cupertino, conducting a total of 787 inspections. Two warning notices were issued for potential storm drain violations. Both involved inadequate dumpster maintenance, one included evidence of racks being washed outside. The violations from DEH will trigger additional follow	FY07-08 ongoing	County Dept of Environmental Health Inspectors with Cupertino ICID Inspector follow up.

Santa Clara Valley Urban Runoff Pollution Prevention Program
FY 2007-2008 Annual Report: General Tasks
Cupertino

P.S. Id.	*Activity*	*FY07-08 Tasks*	*Status / Comments*	*Due Date*	*Responsible Party*
		as necessary.	up inspection(s) by Cupertino's ICID Inspector. See attached table of violations noted by DEH.		
IND PS-4	Staff training	Hold water quality or nonpoint source training for Industrial Inspector and Building Inspectors.	On June 10, '08, an in-house training session included a review of Cupertino's Industrial and Commercial Inspection Performance Standards. Also discussed, were additional proactive inspections, and the goal of implementing an "all eyes" participation in reporting potential violations while out in the field on other municipal business.	Every two years	Environmental Programs Mgr Presented Six Building Inspectors and the Bldg Official attended
IND PS-4	Enhanced reporting requirements	Continue to track all non-compliance, follow-up enforcement actions and final resolutions resulting from inspections. Submit data to the Program.	Cupertino's data on results and follow-up of industrial/commercial inspections conducted during the fiscal year was submitted to the Program in July 2008.	Ongoing	Public Works Dept.
IND PS-4	Effectiveness Evaluation of Restaurant Inspections	Review and evaluate the effectiveness of city efforts.	County Health Dept. staff reported two violations during restaurant inspections related to urban runoff. Follow up is conducted by County staff and by Cupertino's IC/ID Insp. City staff continues to meet with County Health Dept. staff annually to discuss any issues that may come up during the year. This practice has worked well for many years.	7/08	Public Works Dept.
IND PS-4	Effectiveness Evaluation of Industrial Facility Inspections.	Review and evaluate the effectiveness of city efforts.	The City's Industrial Facility Inspections turned up a total of 4 violations that were resolved and 2 referrals to the ICID inspector to clean leaf and plant debris from storm drains. One site was referred to Cupertino's IC/ID Inspector to address the need for secondary containment of oil filters and proper spill cleanup. Facilities where violations were discovered and resolved will be re-inspected in FY08-09.	7/08	Building Dept and IC/ID Inspector

CU' `TINO
Summary o. .D Inspections
7/1/07-6/30/08

	Date	Resolved	Facility Name	Address	Inspector Notes	Violation	Enforcement Action	Facility Type
1	6/25/08	Yes	Beacon Car Wash	10165 N. De Anza Blvd.	Provide spill clean-up kit. Resolved 7/7/08.	Yes	Level 1	Automotive
2	6/25/08	Yes	International Auto Clinic	10221 Imperial Ave.	Double containment required for all hazardous material. Battery removal 2 weeks, oil filters removed as needed, absorbant on site.	No	No Action	Automotive
3	6/25/08	Yes	Sears Auto Service	10101 N. Wolfe Rd.		No	No Action	Automotive
4	6/25/08	Yes	McClellen Sq. Cleaners	10477 S. De Anza Blvd.		No	No Action	Dry Cleaners
5	6/25/08	Yes	Cupertino Smog and Auto Repair	10625 N. De Anza Blvd		No	No Action	Automotive
6	6/25/08	Yes	Cupertino Service	10280 Imperial Ave.	Double containment, ok. Absorbant on site,ok. Oil filter pick up every 3 to 4 months.	No	No Action	Automotive
7	6/25/08	Yes	Imperial Automotive of Cupertino	10262 Imperial Ave.	Oil filters must be double contained, other containment ok. Batteries picked up every 2 weeks. Absorbant on site. Refer to ICID Inspector for cleaning.	Yes	Level 1	Automotive
8	6/25/08	Yes	Cupertino Auto Tech	10073 Imperial Ave.	Double containment ok, battery pickup once a week,absorbant kit on site.	No	No Action	Automotive
9	6/25/08	Yes	De Anza Auto Center and Towing	10151 Imperial Ave.	Battery pick up monthly,double containment oil filters, absorbant cleanup on site. Storm drain basin req. cleaning, vegetation debris. Refer to ICID Inspector for cleaning.	Yes	Level 1	Automotive
10	6/25/08	Yes	Clarks Auto Repair and Machine Shop	10270 Imperial Ave.	Storm drain basin clean out req., vegetation debris. Refer to ICID Inspector for cleaning.	Yes	Level 1	Automotive

CUPERTINO
Summary of IND Inspections
7/1/07-6/30/08

	Date	Resolved	Facility Name	Address	Inspector Notes	Violation	Enforcement Action	Facility Type
11	6/26/08	Yes	European Auto Performance, Inc.	10550 S. De Anza Blvd.	Provide spill clean-up kit. Dispose of trash by dumpster. Resolved 7/7/08.	Yes	Level 1	Automotive
12	6/26/08	Yes	Cupertino Auto Service	11025 N. De Anza Blvd	Provide spill clean-up kit. Clean up partial 1/4 drums with oil and grease in them. Remove trash boxes. Provide scrap metal storage. Resolved 7/7/08.	Yes	Level 1	Automotive
13	6/26/08	Yes	Valero	10002 N. De Anza Blvd	Provide spill clean-up kit. Resolved 7/7/08.	Yes	No Action	Automotive
14	6/26/08	Yes	Henry's 76	10490 S. De Anza Blvd		No	No Action	Automotive
15	6/26/08	Yes	Goodyear Auto Service	10931 N. De Anza Blvd		No	No Action	Automotive
16	6/26/08	Yes	Chevron USA Inc.	11010 N. De Anza Blvd		No	No Action	Automotive
17	6/30/08	Yes	Sierra Cleaners	10151 S. De Anza Blvd.		No	No Action	Dry Cleaners
18	6/30/08	Yes	Scotty's Cleaners	10620 S. De Anza		No	No Action	Dry Cleaners
19	6/30/08	Yes	Valco 76	19550 St. Ck. Blvd		No	No Action	Automotive
20	6/30/08	Yes	Chevron Stations Inc. #1765	10023 S. De Anza Blvd		No	No Action	Automotive
21	6/30/08	Yes	Valero	1699 S. DeAnza		No	No Action	Automotive
22	6/30/08	Yes	One Hour Cleaners	10045 E. Estates Dr.		No	No Action	Dry Cleaners
23	6/30/08	Yes	Jiffy Lube	19480 St.Ck. Blvd		No	No Action	Automotive

CU' `TINO
Summary o. .D Inspections
7/1/07-6/30/08

24	6/30/08	Yes	Songos Shell	19990 St.Ck Blvd		No	No Action	Automotive

IND Inspection Summary Report

Cupertino

IND Facility Category	Number of Inspections
Automotive	20
Dry Cleaners	4
Total:	**24**

IND Enforcement Action	Number of Inspections
No Action	18
Level 1	6
Total:	**24**

IND Inspection Summary Report

CoPermittee	Category	# Inspections	No Action	Level 1	Level 2	Level 3
Cupertino						
	Automotive	20	14	6		
	Dry Cleaners	4	4			
	Total:	**24**	**18**	**6**	**0**	**0**

Violations Discovered During
County DEH Food Facility Inspections
In City of Cupertino

FACILITY_NAME	SITE_ADDRESS	CITY	ZIP	CITY_CODE	DESCRIPTION	VIOLATION_DESCRIPTION	ACTIVITY DATE
MARIE CALLENDER'S #42	20750 STEVENS CREEK BL	CUPERTINO	95014	5	ROUTINE INSPECTION	URBAN RUNOFF - OIL	2/13/2008
MARIE CALLENDER'S #42	20750 STEVENS CREEK BL	CUPERTINO	95014	5	ROUTINE INSPECTION	URBAN RUNOFF - WARNING	2/13/2008

CITY OF

CUPERTINO

City of Cupertino

FY 07- 08 Annual Report

Section 3

Public Agency Activities

- Public Streets, Roads &* Highways O & M and Rural Roads
- Storm Drain Operation and Maintenance
- Corporation Yards Operation and Maintenance

San' Clara Valley Urban Runoff Pollution Prevention Program
FY 7-2008 Annual Report: General Tasks
Cupertino

P.S. Id.	Activity	FY07-08 Tasks	Status / Comments	Due Date	Responsible Party
Public Streets, Roads, and Highways Operation and Maintenance and Rural Roads					
PSRH PS-3	Staff training	Hold annual training for public works, streets division staff and public works supervisors.	Annual training for Public Works Maintenance staff was conducted at the City's Corp Yard on 2/21/08. The City's civil engineering consultant gave a general overview of current and future NPDES permit req's and discussed roads maintenance activities of concern and their corresponding BMPs. These BMPs include cleaning and draining sweepers in the yard, proper handling of pesticides, protecting nearby catch basins/outfalls, and not pushing debris over embankments). Corp Yard staff were reminded to tell their supervisor if they notice significant or chronic problems (trash dumping, erosion, inlet blockages). At the end of the training session, the crews discussed upcoming staffing changes and noted that there had not been any procedural changes during the year.	2/08	Public Works Dept.
PSRH PS-5	Effectiveness Evaluation	Review and evaluate the effectiveness of city efforts.	See below	7/08	Public Works Dept.

EVALUATION

The City's regular street sweeping program, by contractor, did not change during FY '07-'08. Frequent additional fall leaf clean-up in both the East Estates and Rancho Rinconada areas continues to be very effective.

During FY '07-'08, there was no major work involving City crew maintenance on the less than 1 mile of rural roads. As with other Cupertino roadways, the only pavement work done by City crews is filling potholes with "cold patch." Street resurfacing and work on traffic loop detectors are done by contractors. Contract documents for these types of work include urban runoff quality control provisions and have for many years.

City crews in the Grounds Division clean the plaza at the Civic Center approximately weekly using steam washing (w/o soap). The maintenance staff and their new supervisor have been trained on the appropriate BMPs for this activity.

Due to recent significant staffing changes (including the retirement of the long-time Assistant Director of Public Works for Maintenance), during FY '08-'09, the Environmental Programs Manager will coordinate in-house training on standard operating procedures for maintaining streets, especially rural roads.

New 07-08 Storm Drain Cleaning BMP
Vacuum is inserted at least three feet into inlet



San' ^lara Valley Urban Runoff Pollution Prevention Program
FY '-2008 Annual Report: General Tasks
Cupertino

P.S. Id.	*Activity*	*FY07-08 Tasks*	*Status / Comments*	*Due Date*	*Responsible Party*
Storm Drain System Operation and Maintenance					
SD PS-1	Storm Drain Maintenance	All tasks are routine and on-going	The City's contractor vacuums all of the storm drain inlets on a 2-year rotating basis. Half of the storm drains are cleaned one year, and the remaining half the following year. Certain known problem areas are cleaned each year before the rainy season. Every day during the cleaning cycle, the contractor's foreman meets with the City's IC/ID Inspector to report the number of drains cleaned and the type and number of lbs of debris collected. At this time, the Inspector may direct the contractor to modify how cleaning is conducted.	Ongoing	Public Works Dept.
SD PS - 2	Storm Drain Operation and Maintenance	Review and evaluate one BMP, with input from maintenance staff. Evaluate "hot spots" as appropriate.	During FY'07-'08, a change was made to how the City's contractor conducts routine storm drain cleaning. The contractor had been cleaning the storm drain inlet and 2' upstream of the inlet. However, since the City's IC/ID Inspector had been noticing sediment, trash, and other debris in the lines, the FY '07-'08 storm drain cleaning contract was changed to require cleaning at least 3' upstream of the inlet. (see photo attached) Since then, the IC/ID has noted fewer clogs in the system. Staff will continue to evaluate the effectiveness of this change and discuss and results in future annual reports. During FY '07-'08, the City's IC/ID Inspector has been even more involved with making sure that any illegal storm drain discharge discovered during routine cleaning is completely resolved.	2/08	Public Works Dept.

Santa Clara Valley Urban Runoff Pollution Prevention Program
FY 2007-2008 Annual Report: General Tasks
Cupertino

P.S. Id.	*Activity*	*FY07-08 Tasks*	*Status / Comments*	*Due Date*	*Responsible Party*
SD-4	Annual training	Hold annual training for staff responsible for the maintenance of the storm drain system.	Annual training for Public Works Maintenance staff was conducted at the City's Corp Yard on 2/21/08. The City's civil engineering consultant. gave a general overview of current and future NPDES permit req's and discussed maintenance activities of concern and their corresponding BMPs (such as not washing or rinsing equipment in the field and making sure pollutants don't go into the storm drain). At the end of the training session, Corp. Yard crews discussed upcoming staffing changes.	2/08	Public Works Dept.
SD PS-5	Effectiveness Evaluation	Review and evaluate the effectiveness of city efforts.	See below.	7/08	Public Works Dept.

EVALUATION

In the past few years, the City began cleaning the storm drain system in "hot spot" areas near De Anza College and in the western hillside areas at least annually, and in some areas, more than once per year. This change was made to reduce localized flooding problems and has made a noticeable improvement.

Aside from changes in "hot spot" cleaning frequency and how far in the storm drain line the contractor cleans, there have been no other significant changes to how Cupertino conducts its Storm Drain Operation and Maintenance Program.

Due to recent staffing changes (including the retirement of the long-time Assistant Director of Public Works for Maintenance), during FY '08-'09, the Environmental Programs Manager will coordinate in-house training to ensure that new staff is trained on standard operating procedures for maintaining the City's storm drains and responding to illegal dumping.

San' ^lara Valley Urban Runoff Pollution Prevention Program
FY -2008 Annual Report: General Tasks
Cupertino

P.S. Id.	*Activity*	*FY07-08 Tasks*	*Status / Comments*	*Due Date*	*Responsible Party*
Corporation Yard Operation and Maintenance					
PSRH PS-3	Staff training	Hold annual training for corporation yard staff and public works supervisors.	Annual training for Public Works Maintenance staff was conducted at the City's Corp Yard on 2/21/08. The City's civil engineering consultant gave a general overview of current and future NPDES permit req's and discussed the contents of the City's Corp Yard SWPPP; corp yard activities of concern; and corresponding BMPs. Corp Yard staff were reminded to tell their supervisor if they notice significant or chronic problems. At the end of the training session, Yard crews provided feedback on upcoming staffing changes and noted that there had not been any procedural changes during the year.	2/08	Public Works Dept.
PSRH PS-5	Effectiveness Evaluation	Review and evaluate the effectiveness of city efforts.	See below.	7/08	Public Works Dept.

EVALUATION

Corporation yard Haz Mat staff inspects the corporation yard weekly as part of the City's regular haz mat inspection.
Continued staff training is the likely reason that there were no significant spills at the Yard during FY '07-'08. The City's IC/ID Inspector continues to work with Corp Yard supervisors to maintain a high level of housekeeping. Special attention is being paid to an equipment washing area and to vehicle and equipment leak prevention.

On July 14, 2008, the Environmental Programs Manager, the Industrial Waste Inspector, and the City's civil engineering consultant met with the Assistant Director of Public Works for Maintenance and other Corp Yard to go over the previous year's stormwater quality control activities and the most recent Corp Yard SWPPP (2001). According to Corp Yard staff, there have been no major modifications to how activities are conducted at this site for several years.

Due to recent significant staff changes (including the retirement of the long-time Assistant Director of Public Works for Maintenance, in FY '08-'09, the Environmental Programs Manager will coordinate focused in-house training on standard operating procedures for maintenance activities, including those conducted at the Service Yard. As part of this training all staff at this site will review the Corp Yard SWPPP and new staff will be reminded where the multiple copies are kept.

CITY OF

CUPERTINO

City of Cupertino

FY 07- 08 Annual Report

Section 4

New Development and Redevelopment Procedures

Cupertino

Activity	Permit Item Source	FY07- 08 Tasks	Status / Comments	Due Date (mo/yr)	Responsible Party
C.3.b Development Project Approval Process -- Planning Procedures					
Ordinance Revision	C.3.b.2	Modify existing review policies, procedures, and/or conditions of approval to incorporate C.3 requirements (based on results of tasks under C.3.c. through C.3.m.)	There were no revisions to the City's Water Course Protection ordinance during the '07-'08 fiscal year due to continued MRP negotiations.	N.A.	Public Works, Planning, City Attorney
Staff Training	C.3.b.3	Continue to train Cupertino staff in planning, building, and engineering departments on the C.3 provisions.	The Environmental Programs Manager, the Public Works Senior Civil Engineer and an Assistant Planner attended SCVURPPP's Annual C.3 Workshop on 6/3/08. In-house training was given to Public Works and Planning staff on 6/25/08. Topics discussed include draft proposed changes to NPDES permit provision C.3, feedback from staff and the development community on current C.3 requirements, BMP O&M inspections (inspection forms, tracking/resolving enforcement issues), City sustainability efforts, 3rd party certification of stormwater treatment BMPs, and up-coming large projects.	6/08	Public Works – Environmental Division
C.3.c. Requirements for Group 1 and Group 2 Projects					
Guidance Manual	C.3.c.4	Review any changes to the SCVURPPP C.3 Guidance Manual.	Due to protracted MRP negotiations, SCVURPPP did not revise the C.3 Guidance Manual during the '07-'08 fiscal year.	N.A.	Public Works Environmental Division
Guidance Manual Update	C.3.c.9	Update Performance Standard as needed.	Once the MRP negotiations are completed, as requested, the City will assist SCVURPPP with any revisions to the Planning Procedures Performance Standard.	N.A.	Public Works Environmental Division

Santa Clara Valley Urban Runoff Pollution Prevention Program
FY 2007-2008 Annual Report: New and Redevelopment Requirements

Cupertino

Activity	Permit Item Source	FY07- 08 Tasks	Status / Comments	Due Date (mo/yr)	Responsible Party
C.3.e Operation and Maintenance of Treatment BMPs					
Data Form and Staff Training	C.3.e.1	Log information about treatment BMPs installed at approved Group 1 and 2 projects and maintain a list or database of properties, treatment BMPs, and responsible operators.	The five approved C.3 projects in Cupertino have been logged into a Project reporting table. The reporting tables from previous years were reviewed this spring to determine which BMP O&M projects were ready for inspection by the Public Works Inspector. The results of all O&M inspections are documented in an Excel spreadsheet and reviewed along with the project reporting tables to determine which sites are ready for inspections or re-inspections. Once the MRP has been approved, the Environmental Programs Manager will pursue the use of an Access database to track approved C.3 projects. The Public Works Inspector and the IC/ID Inspector attended the SCVURPPP C.3 workshop on 6/3/08, including the session on "Inspection of Stormwater Treatment Measures During and After Construction."	9/08 AR and ongoing	Public Works Environmental Division
BMP O&M Agreement Mechanism	C.3.e.2	Review use of City's BMP O&M and easement agreements and consider modifications, as needed.	No changes to the City's BMP O&M easement agreements were made in FY '07-'08. According to Public Works & Planning staff attending in-house training on 6/25/08, developers have not brought up issues with these documents.	9/08 AR and ongoing	Public Works, Planning, City Attorney
BMP Inspection Program	C.3.e.5	Develop local program for inspecting a subset of prioritized treatment BMPs to verify that the responsible party is performing proper O&M.	The Public Works Inspector annually inspects all sites with stormwater treatment controls. Any site with flow controls will also be inspected annually (there have been no projects subject to the HMP). The City will continue to work with SCVURPPP to evaluate inspection forms and reporting requirements. **See the**	6/08	Public Works Engineering

Cupertino

Activity	Permit Item Source	FY07- 08 Tasks	Status / Comments	Due Date (mo/yr)	Responsible Party
			attached organizational description of the City's BMP O&M Inspection Program.		
Reporting	C.3.e.6	Report on the Cupertino treatment BMPs O&M verification program in each annual report, including organizational structure, evaluation of effectiveness, and planned improvement to the program. Include a list or summary of treatment BMPs inspected during the year, inspection results, and any required follow-up and correction.	Since very few C3 regulated sites have been developed in Cupertino, only one site required O&M inspection during FY '07-'08 (Whole Foods). **See the attached BMP O&M Inspection Results Table.** The follow-up to specific concerns raised during this inspection will be addressed and resolved in early FY '08-'09 and will be reported in the FY 08-'09 Annual Report.	9/08 AR and ongoing	Public Works Environmental and Engineering Divisions
C.3.f Hydromodification Management Plan					
Staff training	C.3.f.3	Implement HMP as part of requirements for Group 1 projects that may cause increased erosion or other related impacts.	Planning and/or Public Works staff review every project for HMP applicability. In FY '07-'08, there were no projects in Cupertino that were subject to these requirements.	9/08AR and on-going	Public Works and Planning
C.3.h Alternative Certification					
Reporting	C.3.h.1	List projects certified by someone other than City staff.	None of the three Group 1 projects approved in FY '07-'08 used 3rd party certification (no Group 2 projects were approved). However, due to significant staffing changes and the anticipated use of more complex stormwater treatment measures, Public Works staff began requiring 3rd party certification of treatment and flow control BMPs in July 2008.	Report in 9/08 AR and ongoing	Public Works Environmental Division

Santa Clara Valley Urban Runoff Pollution Prevention Program
FY 2007-2008 Annual Report: New and Redevelopment Requirements

Cupertino

Activity	Permit Item Source	FY07- 08 Tasks	Status / Comments	Due Date (mo/yr)	Responsible Party
C.3.k Source Control Measures					
Ordinance Revision	C.3.k.	Enhance source control requirements for new and redevelopment projects.	There were no revisions to the source control requirements contained in the City's Water Course Protection ordinance. These requirements will be reviewed upon issuance of the MRP to determine if changes are needed.	9/08 AR and ongoing	
Reporting	C.3.k.3	Implement source control measures requirements by including appropriate conditions of approval in Group 1 and 2 projects. Report status and provide examples of application of conditions in annual reports.	The three Group 1 projects approved in FY '07-'08 were subject to a standard development condition of approval requiring source control measures, including those for pesticide and trash controls.	9/08 AR and ongoing	Public Works Environmental Division
C.3.m Water Quality Review Processes					
CEQA Review	C.3.m.1	Review CEQA initial study checklists and other environmental review documents and modify documents as needed to include questions that sufficiently address water quality impacts of projects.	There were no changes made to the City's CEQA review process in FY '07-'08.	9/08 AR and ongoing	Public Works Environmental Division and Planning
C.3.n Reporting Requirements					
Reporting	C.3.n.1	Provide information described in Table 1 of Provision C.3. in annual reports.	There were three Group 1 projects and no Group 2 projects approved during FY '07-08 (**see Table 1 of this Annual Report for additional information**).	9/08 AR and ongoing information collection	Public Works Environmental Division and Planning
Reporting	C.3.n.4	Collect and report the following for all projects that must implement treatment measures: BMPs, site design, and source control measures used, sizing criteria, O&M responsibility mechanism and responsible party.	**See Table 2 of this Annual Report for detailed information on these projects.**	9/08 AR and ongoing	Planning and Public Works Engineering

Cupertino

Activity	Permit Item Source	FY07- 08 Tasks	Status / Comments	Due Date (mo/yr)	Responsible Party
Pesticide Control Measures	C.3.n.5	Collect information and report a summary of types of pesticide reduction measures required for development projects and the percentage of projects for which pesticide reduction measures were required.	All projects receive, as part of the Application Packet, a list of conditions related to reducing pesticide use. This packet also includes the Pesticide Maintenance Fact Sheet and the Pest-Resistant plant list. **See Table 2 of this Annual Report.**	9/08 AR and ongoing	Planning and Public Works Engineering

EVALUATION

Cupertino is undergoing a major City-wide effort to incorporate sustainability concepts into its General Plan policies. The current focus is on sustainable development and is being handled through the development review process. All commercial/public developments are evaluated for LEED certification potential (silver, at minimum) and residential projects are encouraged to use BIG (Build It Green) concepts. On 5/19/08, Planning staff gave a presentation to the City Council about LEED and BIG concepts. As part of this, Public Works and Planning staff are steering developers away from vault type stormwater treatment controls and planners are asking up-front for reductions in the amounts of impervious surface. Increasingly, developers are relaying to Planning staff that site constraints make it difficult to meet some C.3 requirements.

There have been significant staffing changes in both the Public Works and Community Development Department during the first half of 2008. As a result, the Environmental Programs Manager will be coordinating focused staff training on C.3 requirements, to occur during FY '08-'09. Related to staffing changes, in July 2008, the Public Works Department began requiring 3rd party certification of treatment and flow control design.
The City's Public Works Inspector is solely responsible for BMP O&M inspections. Now that there are five approved C.3-regulated projects and the Public Works Inspector has conducted the first BMP O&M inspection, the City's Environmental Programs Manager and the Public Works Inspector will meet to discuss revisions to the BMP O&M Inspection Program procedures during FY '08-'09.

CITY OF CUPERTINO

Reporting Form for Planning Procedures Performance Standard and Provision C.3.n.i. Reporting Requirements

Part 1

Group 1 & 2 New Development and Redevelopment Projects[1] Approved During FY 07-08

Project Name	Project Type[2]	Site Size (ac. or s.f.)	New Impervious Surface (s.f.)[3]	Area of Land Disturbed (Ac.)	Project Status Deemed Complete & Project Approval Date[4]	Storm Water Control Measures Included in Project
Private Projects						
10855 N. Stelling Rd Las Palmas Stelling Palms of Cupertino, LLC.	Group 1 Significant Redevelopment	48,123 s.f.	30,451 s.f.	48,123 s.f.	Deemed Complete June 26, 2007 Project Approval June 9, 2008	Roof drains to landscape are pervious pavers throughout; mechanical treatment unit (Kristar UpFlo).
20800 Homestead Rd Villa Serra Prometheus Real Estate Group	Group 1 Significant Redevelopment	1,050,231 s.f.	694,347 s.f.	678,023 s.f.	Deemed Complete June 26, 2007 Project Approval June 4, 2008	Roof drains to landscape are mechanical treatment unit (Kristar FloGard)

[1] List all projects with new impervious surface area greater than 10,000 s.f.
[2] Describe project type, as defined in Provision C.3.c.
[3] "New" is defined as impervious surface created, added or replaced.
[4] **Date of Project Approval** is the date of final approval before construction begins on the project, typically approval of a grading or building permit.

Project Name	Project Type[2]	Site Size (ac. or s.f.)	New Impervious Surface (s.f.)[3]	Area of Land Disturbed (Ac.)	Project Status Deemed Complete & Project Approval Date[4]	Storm Water Control Measures Included in Project
Private Projects						
10900 Tantau Avenue Tantau Investments, LLC	Group 1 Significant Redevelopment	287,000 s.f.	203,500 s.f.	261,700 s.f.	Deemed Complete December 11, 2007 Project Approval May 7, 2008	Roof drains to landscape areas, landscaped swales, tu block parking areas, inlet infiltration inserts, mechanica treatment unit (CDS)
Public Projects	**NONE**					

CITY OF CUPERTINO

Reporting Form for Planning Procedures Performance Standard and Provision C.3.n.ii. & iii. Reporting Requirements

Part 2

Stormwater Control Measures for Group 1 and 2 Projects[1] Approved During FY 07-08

Project Name	Treatment BMPs	Numeric Sizing Criteria Used	O&M Responsibility Mechanism and Responsible Party	Site Design Measures	Source Control Measures	Pesticide Reduction Measures
Private Projects						
1. 10855 N. Stelling Rd 20 unit townhome development West Valley Watershed	Mechanical Treatment Unit (Kristar UpFlo)	Uniform Intensity Flow Control method (Rational method) for Flow-based treatment control	O&M Agreements to be signed prior to building occupancy. Inspections to occur annually in the Spring.	Downspouts drain to landscaped areas, landscaping between buildings, Pervious pavers.	Storm drain inlets marked "No Dumping Flows To Bay", landscaping promotes surface infiltration	Pest reduction technique handout provided to developer; pest-resistant plantings required on the landscape plan.
2. 20800 Homestead Rd 116 apartments added. West Valley Watershed	Mechanical Treatment Unit (Kristar FloGard)	Factored Flood Flow method (Rational Method) for Flow-based treatment	O&M Agreements to be signed prior to building occupancy. Inspections to occur annually in the Spring.	Downspouts drain to landscaped areas, landscaping between buildings,	Storm drain inlets marked "No Dumping Flows To Bay", landscaping promotes surface infiltration	Pest reduction technique handout provided to developer; pest-resistant plantings required on the landscape plan.

[1] List all* projects with new impervious surface area greater than 10,000 sq.ft. See SCVURPP "C.3. Handbook: Guidance for Implementation of Stormwater Requirements for New and Redevelopment Projects".

*Projects that do not require stormwater treatment because they fall under the Alternative Compliance Program must be reported as per Provision C.3.g.v. (see Reporting Form Part 3). Cupertino projects will not be approved for Alternative Compliance under the current NPDES Permit.

Project Name	Treatment BMPs	Numeric Sizing Criteria Used	O&M Responsibility Mechanism and Responsible Party	Site Design Measures	Source Control Measures	Pesticide Reduction Measures
Private Projects						
3. 10900 Tantau Ave Two story commercial office building. Calabazas Creek Watershed	Landscaped swales, inlet filtration inserts, mechanical treatment unit (CDS)	Uniform Intensity Flow Control method (Rational method) for Flow-based treatment control	O&M Agreements signed by developer. Inspections to occur annually in the Spring.	Downspouts drain to landscaped areas, turf block pavement installed;	Covered trash enclosure, trash areas graded to prevent drainage to storm drain system; storm drain inlets marked "No Dumping Flows To Bay", landscaping promotes surface infiltration	Pest reduction technique handout provided to developer; pest-resistant plantings required on the landscape plan.
Public Projects	**NONE**					

CITY OF
CUPERTINO

STANDARD OPERATING PROCEDURES FOR CUPERTINO'S

PERMANENT BMP OPERATION AND MAINTENANCE INSPECTION PROGRAM

Selection of Annual Permanent BMP O&M Inspection Sites

- Permanent BMPs at all C.3 regulated project properties will be inspected annually, by early fall. The permanent BMPs are inspected by the PW Inspector when the project is first completed. If early fall is not a full year since the original inspection, then O & M inspections will take place after the one year period. After that inspections will be scheduled by early fall.
- In the future, depending on the total number of Group 1, 2A & 2B properties in Cupertino, the City may develop criteria for inspecting a subset of these sites, as allowed under NPDES Permit Provision C.3.e.

Permanent BMP O&M Inspection Program Responsibilities

- Public Works Engineering Division staff perform development plan review for stormwater quality compliance
- The Public Works Inspector tracks the permanent BMP construction and BMP O&M inspections and enforcement for all C.3 regulated projects using the C.3 project reporting tables and an Excel inspection results spreadsheet.
- Since the Public Works Inspector will inspect construction of the on-site permanent BMPs at C3 regulated projects and will sign-off on final City-approval for site occupancy, he/she will note when the project is completed.
- The Public Works Inspector will submit a Permanent BMP O&M Inspection summary report for the previous fiscal year to the Environmental Programs Manager by July 30th of each year.
- The Environmental Programs Manager will include BMP O&M inspection data in the Annual Report.

Permanent BMP O&M Pre-Inspection Preparation

- The Public Works Inspector reviews the C3 regulated project reporting table and the Permanent BMP O&M Inspection records at least two weeks prior to beginning annual inspections.
- The Public Works Inspector or Public Works Administrative staff will contact each Group 1, 2A & 2B site owner/manager to arrange a mutually agreeable inspection appointment.

- Prior to each site inspection, the Public Works Inspector will review the site's Storm Water Management Plan, including any applicable as-built construction plans, for BMP information, including BMP types and locations. At this time, the Inspector will also review the property owner's available site BMP O&M maintenance records (required per Muni Code 9.18.180), any previous inspection reports, and any necessary special procedures (e.g., inspection forms, underground confined space entry).
- The Public Works Inspector will, if needed, review the applicable CASQA or SCVURPPP BMP fact sheets and information on the City's BMP Inspection Program, which may be useful in addressing questions or comments raised by BMP owners or operators during the inspection.
- Prior to each site inspection, the Public Works Inspector will assemble the necessary equipment and supplies.

Permanent BMP O&M Inspection and Enforcement Procedures

- Upon arriving at the inspection site, the Public Works Inspector will contact the site manager/owner and explain the purpose of the visit.
- Permanent BMP O&M inspection by the City will be conducted and documented in accordance with the SCVURPPP standard inspection checklist.
- If any deficiency is noted, the Public Works Inspector will document it in writing. The written Notice of Violation will include a copy of the BMP O&M inspection form, including a list of corrective actions needed and a compliance schedule. This Notice will be sent to the Group 1, 2A & 2B property owner/manager within ten working days of an inspection.
- The Public Works Inspector will enter the permanent BMP O&M inspection information, including any violations, into the Permanent BMP O&M Inspection Excel spreadsheet.
- The Public Works Inspector will provide written notification to the Environmental Programs Manager of any Group 1, 2A & 2B property with a permanent BMP O&M violation, including information on location, the nature of violation and any needed follow-up.
- The property owner and, if applicable, the site manager, will be instructed to notify the Public Works Inspector within the time period indicated on the Notice of Violation so that the facilities can be re-inspected. The inspector will complete a new inspection form, noting whether all recommended maintenance activities have been completed and if any other actions are needed to assure proper operation of the facility.
- If repairs are not undertaken or are not done properly within the time allocated in the compliance schedule, the City will begin enforcement proceedings as provided in City Code Section 9.18.
- Once all necessary repairs have been completed, the Public Works Inspector will note this in the City's BMP O&M SCVURPPP Excel Spreadsheet, including the date work was completed and any other pertinent information (such as if City intervention was required to complete corrective work).

Santa Clara Valley
Urban Runoff
Pollution Prevention Program

Treatment BMPs Inspecti
Activity Rep
FY 07-08

Date	APN	Reason for Inspection	Project Type	Treatment BMP Type	Inspection Results 1	Enforcement Action	Comments
6/30/2008	326-31-020	Initial	Commercial	Vegetated Swale	15. Poor Vegetation Coverage	Warning Notice	Whole Foods site at 20955 Stevens Creek Blvd , Notice sent, Follow up Inspection to be conducted in 2008. Swales need to be seeded/ vegetated.
6/30/2008	326-31-020	Initial	Commercial	Other	18. Standing Water/Excessive Ponding/Soggy Soil		Whole Foods Site, Notice sent, Follow up Inspection to be conducted in 2008.Drywell has standing water (No mosquito Larve).

Santa Clara Valley Urban Runoff Pollution Prevention Program

Standard Stormwater Treatment BMP Inspection Data Collection Form

Date: _____ Time: _____ File Number: _____
Municipality_____ Agency or Department: _____
Inspectors _____

I. REASON FOR INSPECTION

☐ Initial ☐ Follow-up ☐ Other _____
☐ Routine ☐ Response to Complaint Inspection Frequency: _____

II. PROJECT INFORMATION

1. ID # or Assessor Parcel Number: _____ 2. Year of Installation _____
3. Project Type: ☐Residential ☐Commercial ☐Industrial ☐Multi-use ☐Road ☐Institutional ☐Other
4. Facility Name: _____
   Site Address: _____
   Contact Name: _____ Phone: _____
5. If the property owner is different than the contact name, fill out information below:
   Owner Name: _____ Title: _____
   Owner's Address: _____ Phone: _____
6. If the BMP operator is different than the contact name, fill out information below:
   Name: _____ Title: _____
   Address: _____ Phone: _____
7. Maintenance Documentation: ☐Reviewed ☐Not Reviewed ☐Not Available ☐Other: _____
8. Party responsible for O&M Documentation: ☐Property owner ☐BMP Operator ☐Contractor ☐Other: _____

III. BMP TYPE AND INSPECTION RESULTS (Use Codes from "Potential Inspection Results with Definitions" sheet)

1. **Biofiltration**
☐ Vegetated Swale _____
☐ Vegetated Buffer Strip _____
☐ Bioretention _____
☐ Roof Gardens _____
☐ Planter Boxes _____

Detention
☐ Extended Detention Basin _____
☐ Wet Pond _____
☐ Wetland _____

Structural
☐ Drain Insert _____
☐ Porous Pavement _____
☐ Media Filter _____
☐ Hydrodynamic Separator _____
☐ Vortex Separator _____
☐ Water Quality Inlet _____
☐ Underground Detention Systems _____
☐ Wet Vault _____

Infiltration
☐ Infiltration Basin _____
☐ Infiltration Trench _____
☐ Exfiltration Trench _____
☐ Retention/Irrigation _____

Other (describe): _____
☐ _____

2. Is maintenance needed at this time? ☐Yes ☐No 3. ***Mosquitoes or Mosquito Larvae Present?** ☐Yes ☐No
4. Comments/Notes: _____

IV. FOLLOW-UP AND ENFORCEMENT ACTIONS (Add additional information on back)

1. Describe corrective actions needed: _____
2. Describe materials distributed (brochures, BMPs, etc.): _____
3. Describe Enforcement Action:
   ☐ None ☐ Verbal Notice ☐ Warning Notice
   ☐ Administrative Action ☐ Administrative Action with Penalty/Fine ☐ Civil Action
   ☐ Criminal Action ☐ Referral for Enforcement _____
4. Follow-up required? ☐Yes ☐No ☐Comments _____
5. Priority for reinspection: ☐High ☐Medium ☐Low
6. Return inspection needed? ☐Yes ☐No ☐Comments _____
7. Required Compliance Date: _____ Date Corrected: _____

Facility Representative: _____ **Inspector:** _____

Background Data for BMP Type

The *Standard Stormwater Treatment BMP Inspection Data Collection Form* (Inspection Form) lists twenty stormwater treatment BMP types (see Section III). Inspectors, data entry staff and others who use the Inspection Form can refer to the California Stormwater Quality Association (CASQA) and SCVURPPP Fact Sheets for background information. The CASQA Fact Sheets are numbered (see below) and are located in the CASQA *Stormwater BMP Handbook for New Development and Redevelopment,* as well as SCVURPPP's *C3. Stormwater Handbook.* The SCVURPPP Fact Sheets are also located in the *C3. Stormwater Handbook.* Both Handbooks are available online.

<u>CASQA Reference Number</u>
Bioretention TC-32
Drain Insert MP-52
Extended Detention Basin TC-22
Infiltration Basin TC-11
Infiltration Trench TC-10
Media Filter TC-40 and MP-40
Retention/Irrigation TC-12
Vegetated Buffer Strip TC-31
Vegetated Swale TC-30
Vortex Separator MP-51
Water Quality Inlet TC-50
Wet Pond TC-20
Wetland MP-20
Wet Vault MP-50

<u>SCVURPPP Fact Sheets</u> (no identification numbers)
Exfiltration Trench
Hydrodynamic Separator
Planter Boxes
Porous Pavement
Roof Gardens
Underground Detention Systems

Potential Inspection Results with Definitions

If mosquitoes or mosquito larvae are observed within a BMP, report condition to: Santa Clara County Vector Control District, 976 Lenzen Ave., San Jose, CA 95126; phone: 408-792-5010; fax: 408-298-6356; email: timothy.mulligan@deh.co.scl.ca.us; website: www.sccvector.org

ID	Inspection Results	Definitions
I	**All BMP Types**	
1	No Visible/Apparent Problems	No visible or apparent problems with BMP function. BMP appears to be well-maintained
2	Significant Engineering/Design Flaws	BMP observed to have significant engineering/design flaws which lessen its effectiveness as a stormwater treatment measure.
3	Unauthorized Modifications	Any modification that lessens the effectiveness of the BMP; any modification not authorized by the City, designated agency or other regulatory agency.
4	BMP Destroyed or Eliminated	BMP destroyed, removed or eliminated from property.
5	Trash/Debris Accumulation or Dumping	Trash & debris accumulates within and/or on BMP; trash & debris interferes with proper BMP function; visual evidence of trash/debris dumping.
6	Evidence of Contaminants & Pollution	Evidence or presence of oil, gasoline, contaminants or other pollutants.
7	BMP Access Obstructed	Access to BMP obstructed or limited.
8	Obnoxious Odors	Unpleasant odors within/from the BMP.
9	Fencing - Missing or Broken Bars	Any defect in or damage to the fence or gate that permits easy entry to a facility.
10	BMP Cannot Be Located	BMP cannot be located for inspection.
II.	**Biofiltration (Bioretention, Vegetated Buffer Strip, Vegetated Swale, Roof Gardens, Planter Boxes)**	
	A. General	
11	Uneven or Clogged Flow Spreader	Flow spreader uneven or clogged so that flows are not uniformly distributed across the BMP.
12	Leaking or Malfunctioning Irrigation System	Irrigation system leaking or malfunctioning.
	B. Sediment and Erosion Problems	
13	Sediment Accumulation	Sediment depth exceeds 2 inches on more than 10% of the vegetated treatment area; or sediment interferes with BMP performance.
14	Erosion/Scouring	Eroded or scoured areas due to flow channelization, higher flows, wind or water.
	C. Vegetation Maintenance Issues	
15	Poor Vegetation Coverage	Planted vegetation is sparse or bare or eroded patches occur in more than 10 % of the BMP. Growth of planted vegetation is poor because sunlight does not reach swale.
16	Invasive/Nuisance Vegetation or Weeds	Planted vegetation is excessively tall; nuisance weeds, invasive or noxious vegetation are overgrown; vegetation reduces free movement of water through BMP.
17	Tree/Brush Growth	Growth does not allow maintenance access or interferes with maintenance activity.
	D. Drainage Problems	
	Standing Water/Excessive Ponding/Soggy Soil	Water is observed within the BMP (between storms) and appears not to drain freely or soil is excessively soggy. Excessive ponding of water within vegetated swale or other BMP.
19	Mosquito Habitat	Suitable habitat exists for mosquito production (e.g., standing water for more than 72 hours in areas accessible to mosquitoes).
20	Clogged or Obstructed Inlets/Outlets	Inlet/outlet clogged or obstructed with sediment and/or debris.
21	Constant Baseflow/Damage	Small quantities of water flow through the vegetated swale, even when it has been dry for weeks, and an eroded, muddy channel has formed in the swale bottom; constant baseflow from irrigation runoff..
III.	**Detention and Infiltration (Extended Detention Basin, Wet Pond, Wetland, Exfiltration Trench, Infiltration Basin, Infiltration Trench, Retention/Irrigation)**	
	A. Vegetation Maintenance Issues	
22	Invasive/Nuisance Vegetation or Weeds	Invasive, nuisance vegetation or weeds are present.
23	Tree/Brush Growth & Hazard Trees	Growth does not allow maintenance access or interferes with maintenance activity; dead, diseased or dying trees; tree growth on berms or emergency spillway >4 feet in height or covering more than 10 % of spillway.
	B. Sediment and Erosion Problems	
24	Sediment Accumulation	Detention BMPs- sediment on pool bottom preventing water flow in/out of the facility. Infiltration BMPs -Sediment in storage areas, rock filters, and pre-settling ponds and vaults preventing infiltration.
25	Erosion	Eroded damage over two inches deep; potential for continued erosion; any erosion on a compacted berm embankment; soil from adjacent areas washes into/on BMP; continued erosion is prevalent.
	C. Animal Pests	
26	Rodent Holes	If facility acts as a dam or berm, any evidence of rodent holes, or any evidence of water piping through dam or berm via rodent holes.
27	Insects (Wasps, Hornets, Bees)	Insects (wasps, hornets, bees) interfere with maintenance activities. Excessive or nuisance levels.
	D. Drainage Problems	
	Standing Water/Excessive Ponding/Soggy Soil	Water is observed within the BMP (between storms) and appears not to drain freely or soil is excessively soggy. Excessive ponding of water within vegetated swale or other BMP.
29	Mosquito Habitat	Suitable habitat exists for mosquito production (e.g., standing water for more than 72 hours in areas accessible to mosquitoes).
30	Empty Cell	First cell of wet pond does not hold water.
31	Unlevel Berm Surface	Unlevel internal berm dividing wet pond cells

Potential Inspection Results with Definitions

ID	Inspection Results	Definitions
III. Detention and Infiltration (Extended Detention Basin, Wet Pond, Wetland, Exfiltration Trench, Infiltration Basin, Infiltration Trench, Retention/Irrigation) continued		
E. Unique to Certain BMPs		
32	Uneven or Clogged Flow Spreader	Flow spreader uneven or clogged so that flows are not uniformly distributed across the BMP
33	Oil Sheen on Water (Wet ponds)	Prevalent and visible oil sheen.
34	Damaged/Missing Bars (Debris Barriers)	Bars are missing, loose, bent out of shape, or deteriorating due to excessive rust.
35	Leaking or Malfunctioning Irrigation System	Irrigation system leaking or malfunctioning.
36	Embankment Settlement Lower Than Design Elevation	Embankment settlement four inches lower than the design elevation.
IV. Structural, Non-landscaped Based (Drain Insert, Hydrodynamic Separator, Media Filter, Porous Pavement, Vortex Separator, Wet Vault, Water Quality Inlet, Underground Detention Systems)		
A. General		
37	Mosquito Habitat	Suitable habitat exists for mosquito production (e.g., standing water for more than 72 hours in areas accessible to mosquitoes).
38	Access Cover Damaged/Difficult to Remove/Not in Place	Cover cannot be opened, corrosion/deformation of cover; maintenance person cannot remove cover using normal lifting pressure; cover is missing or only partially in place.
39	Deteriorating Paint or Protective Coating	Part or parts that have a rusting or scaling condition and have affected structural adequacy.
40	Locking Mechanism Not Working	Mechanism cannot be opened by one maintenance person with proper tools. Bolts into frame have less than 1/2 inch of thread (may not apply to self-locking lids).
B. Ineffective Filter Material, Liners and/or Membranes		
41	Sediment Accumulation	Sediment depth exceeds acceptable levels (varies between BMPs)
42	Ineffective Media Insert/Filter Media	Media inset/filter media ineffective in doing intended function and needs to be replaced; filter is beyond the typical average life of product.
43	Rock Lining Out of Place/Missing (Sand Filters)	Soil beneath the rock lining is visible.
44	Visible Liner with Holes or Damaged	Liner is visible and has more than three 1/4-inch holes in it or is damaged.
45	Compromised Membrane or Roof Structure	Membrane or roof structure is compromised by either roots and/or water discharge.
46	Short Circuiting	Flows do not properly enter filter cartridges (media filters); seepage/flows occur along the vault walls and corners (sand filters); Sand eroding near inflow area (sand filters); flows become concentrated over one section of the sand filter rather than disperse (sand filters).
C. Pipe or Pipe Joint Problems		
47	Damaged Pipes	Any part of the piping that is crushed, deformed, damaged, in need of repair or any other failure to the piping; protective coating is damaged.
48	Missing Debris Barrier/Not Attached to Pipe	Entire barrier is missing or is not attached to pipe.
49	Sediment in Drain Pipes/Cleanouts	Drain pipes and/or cleanouts are full of sediment and/or debris.
50	Joints Between Tanks/Pipe Section	Any openings or voids allowing material to be transported into facility.
51	Tank Pipe Bent Out of Shape	Any part of tank/pipe is bent out of shape more than 10 % of its design shape.
D. Underground Vaults/Containers, Chambers, Tanks Issues		
52	Sediment Accumulation	Sediment depth exceeds acceptable levels (varies between BMPs), 20 % of the diameter of the pipe/design depth or interferes with proper BMP function.
53	Vault Structure Damage	Vault structures which are observed to have cracks in walls, bottom damage to frame and/or top slab.
54	Damaged Baffles and/or Weir	Baffles which are corroded, cracked, warped and/or showing signs of failure as determined by maintenance person. Weir is observed to be damaged by maintenance person.
55	Access Ladder Damage	Ladder is corroded or deteriorated, not functioning properly, not securely attached to structural wall, missing rungs, has cracks and/or is misaligned.
56	Oil Accumulation (Water Quality Inlet, Vortex Separator)	Oil accumulations that exceed 1-inch at the surface of the water.
57	Blocked, Damaged or Plugged Air Vents	One-half of the cross section of a vent is blocked at any point or the vent is damaged.
E. Unique to Certain BMPs		
58	Damaged Coalescing Plates (Water Quality Inlet)	Plate media broken, deformed, cracked and/or showing signs of failure.
59	Clogged Porous Pavement	By visual inspection, little or no water flows through pavement during heavy rain storms, usually causing ponding; clogging due to debris, organic matter and sediment.
60	Damaged Internal Walls (Sand Filter Media)	Internal walls are corroded, cracked, warped and/or showing signs of failure as determined by maintenance person.
61	Prolonged Flows (Sand Filter Media)	Sand is saturated for prolonged periods of time (several weeks) and does not dry out between storms due to continuous base flow or prolonged flows from detention facilities.
V. Other		
62	Other	Inspection results which are not defined by one of the listed fields.

CITY OF

CUPERTINO

City of Cupertino

FY 07- 08 Annual Report

Section 5

Construction Inspection

Cupertino

Activity	Const PS-5			9/08 AR and	Public Works Engineering
Inspection Tracking	Const PS-5	City will include a summary of the year's written inspection notices and follow-up actions in each year's annual report.	The City uses an Access database to collect and track compliance activities and pre-wet season inspections. **The inspections summary table is attached immediately following this section.**	9/08 AR and ongoing	Public Works Engineering
Staff training	Const PS-6	Hold annual training for building dept. and public works staff.	The Senior Civil Engineer and Environmental Programs Manager attended the SCVURPPP Construction Inspection workshop on December 5, 2007. The City's Civil Engineering Consultant and a Building Inspector attended the SCVURPPP session on the State General Construction Permit on April 30, 2008 in San Jose. On June 10, 2008, the Environmental Programs Manager conducted in-house inspection training for Building staff. Topics included: goals of the construction inspection program, the Construction Inspection Performance Standard, available contractor educational materials, enforcement tools, outside audits (process and outcomes), and City coordination. Also discussed were additional proactive inspections, and strategy for an "all eyes" participation in reporting potential violations. The Public Works Inspector attended erosion control training in December 2006 and will attend the November 2008 session.	11/08	Public Works Engineering
Effectiveness Evaluation	Const PS-8	Review and evaluate the effectiveness of city efforts.	See below	9/08 AR and ongoing	Public Works Dept.

EVALUATION

There were no significant administrative changes to Cupertino's Storm Water Construction Site Inspection program during FY '07-'08. However, over the

Cupertino

past few years, as a result of continued coordination and annual staff training, Building inspectors are handling more of the on-site violations and minor problems. The Public Works Inspector is still responsible for pre-construction meetings at larger jobs, to make sure erosion control measures are installed and maintained.

In FY'07-'08, there were only 23 documented construction site incidents, down from 40 the previous year. The primary reason for this reduction is that most of the construction jobs in Cupertino are being done by contractors familiar with working in the City. New Building inspection staff are being reminded to document enforcement and follow-up actions.

Following the training meeting on 6/10/08, where referral of potential incidents by internal staff was encouraged as part of "all eyes" in the field participation, a mud-tracking incident involving a San Jose site (on the Cupertino border) was reported to the Env Prog Mgr. San Jose construction inspection staff was contacted; San Jose staff provided immediate follow-through; the contractor cleaned the site.

	Date	Inspector	Resolved	Facility Name	Address	Description	Incident Reporting Source	Incident Type	Incident Source	Enforcement Action	Inspector s Notes
1	07/20/07	Stream	Yes		10281 Phar Lap	Red concrete dust in gutter. Instructed worker to clean gutter and not to wash into the storm drain.	Citizen Complaints	saw cut slurry	Construction Sites	Warning Notice	Drove by later and all was cleaned up.
2	08/24/07	Rieden	Yes	921 Ferngrove	921 Ferngrove	cement/concrete washed down curb and gutter	Citizen Complaints	un-hardened cement discharge	Construction Sites	Verbal Notice	Building Dept follow up was cleaned up on 8/28/07. Complaint not filed until 8/27/07.
3	08/28/07	Greef	Yes	921 Ferngrove		Washed out concrete in gutter	Citizen Complaints	equipment cleaning	Construction Sites	Warning Notice	8-30-07- cleanup verified
4	09/04/07	Rieden	Yes	Yamagami Nursery	SE corner of Bollinger and DeAnza	Onsite grading with no erosion control to prevent tracking on City R-O-W. This is a City of San Jose project but trucks dragging mud on Cupertino R-O-W.	Interdepartmental	tracking soil	Construction Sites	Verbal Notice	Followed up with City of San Jose. Contacted Rich Furtado with South Bay Const and he confirmed he would have the street swept.
5	10/30/07	Gregory	Yes	Residence	22285 S. Deanza Cir.	large dirt pile not covered in front yard	Illicit discharge inspectors	inadequate BMPs	Residential	Warning Notice	contractor covered dirt pile up with visqueen and installed flasher unit signs
6	11/15/07	Gregory	Yes	Residence	10241 Scenic Blvd.	sand and gravel in street	Illicit discharge inspectors	inadequate BMPs	Residential	Warning Notice	sand and gravel pile cleaned up
7	12/04/07	Gregory	Yes		21708 Alcazar	sand pile in street flowing into gutter	Illicit discharge inspectors	landscaping material dumping	Public facilities and Utilities	Warning Notice	owner cleaned sand pile
8	12/11/07	Gregory	Yes	Residence	22159 Rae Lane	landscaping materials dumped in street	Illicit discharge inspectors	landscaping material dumping	Residential	Warning Notice	superintendent -Augustine had crew clean up street
9	01/09/08	Rieden	Yes	PG&E SubStation	California Oak Way	Tracking of mud from substation project onto California Oak Way	Interdepartmental	tracking soil	Construction Sites	Verbal Notice	street was swept within 48 hours
10	01/22/08	Rieden	Yes	PG&E SubStation	California Oak Way	tracking mud from site	Citizen Complaints	tracking soil	Construction Sites	Verbal Notice	Again, swept roadway

11	02/19/08	Greef	Yes	20905 Jollyman		Clean dirt out of street, no mud in storm drain.	Illicit discharge inspectors	inadequate BMPs	Construction Sites	Warning Notice	cleaned up several days later.
12	02/25/08	Stream	Yes				Illicit discharge inspectors	inadequate BMPs	Construction Sites	Warning Notice	Drove by the next day. Everything was cleaned up.
13	03/05/08	Greef	Yes		10655 Flora Vista	dirt in gutter	Illicit discharge inspectors	storm drain inlet protection	Construction Sites	Warning Notice	cleaned up a few days later.
14	03/07/08	Gregory	Yes		10106 Carmen Rd.	gravel and dirt pile in gutter	Illicit discharge inspectors	inadequate BMPs	Construction Sites	Verbal Notice	cleaned up
15	03/13/08	Greef	Yes		10465 Moretti	dirt in street	Illicit discharge inspectors	storm drain inlet protection	Construction Sites	Warning Notice	left second note 3-31-08. No response by 4-1-08. Contacted IC/ID Insp. Barragan contacted renter, had material removed. Issue resolved by 4-9-08
16	04/01/08	Gregory	Yes	Residence	10380 Creston Dr.	dirt-debris-landscaping materials in gutter	Illicit discharge inspectors	landscaping material dumping	Residential	Warning Notice	drove by on 4-14-08 gutters cleaned up
17	04/07/08	Rieden	Yes	Shell Station	Stevens Creek at Blaney	contractor boring hit waterline	Interdepartmental	water line breaks	Construction Sites	Verbal Notice	cleanup and repair within 24 hours
18	04/08/08	Gregory	Yes	Residence	21228 Alcarzar	dirt-gravel-landscaping materials in gutter	Illicit discharge inspectors	landscaping material dumping	Residential	Verbal Notice	drive by 4-14-08 gutters cleaned up
19	05/14/08	Gregory	Yes	Residence	10181 Stonydale	dirt pile in street and gutter	Illicit discharge inspectors	landscaping material dumping	Residential	Warning Notice	pile of dirt cleaned up and street swept up
20	05/22/08	Gregory	Yes	Residence	10890 Santa Teresa Dr	large dirt pile on driveway-dirt in gutter	Illicit discharge inspectors	inadequate BMPs	Residential	Warning Notice	Re-checked FY08-09, resolved 8/12/08.
21	06/10/08	Stream	No	Residence	7418 Stanford Pl.	Dust and dirt in gutter	Other	misc. incidents	Residential	Verbal Notice	
22	06/13/08	Winter	Yes	Residence	7418 Stanford Place	Dirt in gutter, sidewalk and driveway	Illicit discharge inspectors	misc. incidents	Residential	Warning Notice	Areas cleaned up.
23	06/13/08	Gregory	Yes	Residence	835 Lily	dirt pile in gutter	Illicit discharge inspectors	inadequate BMPs	Residential	Warning Notice	Re-checked FY08-09, resolved 8/13/08.

CITY OF

CUPERTINO

City of Cupertino

FY 07- 08 Annual Report

Section 6

Public Information & Participation

San' ^lara Valley Urban Runoff Pollution Prevention Program
FY '-2008 Annual Report: General Tasks
Cupertino

P.S. Id.	*Activity*	*FY07-08 Tasks*	*Status / Comments*	*Due Date*	*Responsible Party*
Public Information and Participation					
PI/P	On-going public Information program	Staff will continue to use a variety of outreach avenues to educate the diverse cultural audiences in the City. See following PI/P table for detail of activities.		Ongoing	Public Works Dept.

General Outreach

Activity	Level of Implementation	Evaluation
NPS literature distribution to the general public at City facilities: • Library • City Hall lobby • Quinlan Community Ctr. • Planning/ Building Dept. counter • Backyard Compost workshops	**NPS Prgm. literature:** *Pests Bugging You?, Home Maintenance Tips*, eight construction trifolds, *Blueprint For a Clean Bay* booklet, IPM pest-specific factsheets, pool water brochure, *A Vision For Our Watershed,* **HHW Prgm literature:** HHW brochure (for residents), small business hazardous waste brochure, Diazinon flyer, *Alternatives to Household Chemicals, Mercury and Universal Waste brochure (for residents and businesses)* **Valley Trans. Agency literature**: bus maps and schedules **Air District** and **Rideshare literature:** Spare-the-Air brochures; transportation-alternatives brochures	This material is easily obtained from the agencies or is copied by staff internally. The materials continue to be taken by the public at a pace where a weekly visit to each site is necessary.

Santa Clara Valley Urban Runoff Pollution Prevention Program
FY 2007-2008 Annual Report: General Tasks
Cupertino

Activity	Level of Implementation	Evaluation
Rideshare Week and Bike-to-Work Day: Encourage participation among City employees and the general public	E-mail messages: Email messages to employees in May for Bike-to-Work Day. Cupertino's Bicycle/Pedestrian Commission supports energizer stations at the Quinlan Community Center, Apple Computer, and Hewlett Packard sites. Articles in Scene newsletter: Articles were published in the May City newsletter, the Scene, for Bike-to-Work Day.	The email message, sent out April 30, 2008 serves to remind employees about this environmentally friendly form of transportation and the related activities occurring on Bike-to-Work Day. A few City staff members participate, but most drive as they have other activities or live too far from work. According to the Cupertino Bicycle and Pedestrian Commission, 152 bicycle commuters traveled northbound and 119 southbound. The total of 271 bicyclers was an 18 percent increase from last year's Bike to Work Day of 230 bicyclers. 97 bicyclers stopped this year at the Energizer Station on Stelling Road in front of Quinlan Center; 87 reported their planned roundtrip mileage for the day—an average of 29 roundtrip miles on a day that would set a record high temperature. Both Apple and HP had energizer stations for their employees who biked to work.
HHW display at Quinlan Community Center	General HHW display set up 3 wks prior to Cupertino HHW event on 8/25/07. Articles in July Scene newsletter. Articles and ads in the Cupertino Courier and San Jose Mercury News West Valley Section (Cupertino is included in this section)	The County now surveys the HHW customers about how they became aware of the program- and sorts the data by city. In the most recent data available, FY 07-08, residents found out about the program this way: • By calling the garbage company: 25% • By reading the City's newsletter: 38% • By reading the local newspaper: 6% • From a flyer: 6% • From the City's website: 12% • By calling the City: 8% HHW Website: 4%

Activity	Level of Implementation	Evaluation
HHW display at Quinlan Community Center		We can conclude that our City newsletter, the Scene, is a valuable outreach tool. We will continue to buy ads in the local paper and present a display of what typical HHW products can be taken to a HHW event just before our major August HHW event.
NPS literature distribution to residents at Cupertino HHW event	The County's HHW staff distributes the following pieces, at the events, on behalf of the City of Cupertino: Alternatives to Household Chemicals, Santa Clara County HHW brochure, Upcoming Citywide Garage Sale, Computer and TV Recycling, Donation Agency List, On Call Disposal Days, Nearby Recycling Centers, Donation Agency List E-Waste Recycling locations, Backyard Compost Workshop Classes. An event was held in Cupertino on 8/25/07.	We are assuming that those users of the HHW event are environmentally conscious, and are probably the kind of people who are interested in stormwater related literature.
Audubon Fair; literature provided to Park and Rec staff to distribute at fair.	Alternatives To Household Chemicals, Home Maintenance Tips brochure, and various IPM fact sheets distributed on 10/20/07 at McClellan Ranch.	According to the City's naturalist, who staffed the event, approximately 450 attended. Brochures were available to those in attendance.
Auto Pollution Display at Quinlan Community Center	Display featuring "Cars Pollute Water Too", Vehicles are the Largest Source of Pollution in the Bay Area", and "Keeping it All in Tune". Literature will be provided explaining impact of copper pollution from brake pads as well as general information regarding auto pollution.	Activity was slated for Winter 07-08. However, due to many internal staff changes, this task was not completed. Task has been slated for Fall 2008.
Water quality protection literature distribution to residents at Cupertino HHW event	Literature in the HHW Program's Used Oil recycling bag: *Pests Bugging You, Home Maintenance Tips, Grow It!,* HHW Program logo on pencil and shop rag, all of the IPM pest-specific fact sheets, and a Mercury-pollution prevention fact sheet.	Literature was literature was distributed at the City-wide Shredding Day event on April 26, 2008, held at City Hall Plaza. The event allows residents to bring confidential documents for shredding and recycling. It is very popular among residents. The City will have these events more frequently in FY08-09.

Santa Clara Valley Urban Runoff Pollution Prevention Program
FY 2007-2008 Annual Report: General Tasks
Cupertino

Activity	Level of Implementation	Evaluation
Mercury Bulb Disposal Display at Quinlan Community Center	Information on HHW Mercury Bulb proper disposal and drop-off.	Mercury Display at Quinlan Community Center was included in the Household Hazardous Waste Display in August 2007 & Pesticide & Watershed Pollution Display through the month of April 2008. Advertised new fluorescent bulb drop off locations on the City's website, and the Cupertino Scene Newsletter.
Website & City TV Channel: Include NPS information in City's website & City Channel, especially information on the Santa Clara Water Districts new Creekwise approach for creek side property owners.	The City's environmental division website links from other agencies as City staff becomes aware of them.	Ongoing As the public becomes more accustomed to using websites, this tool becomes a valuable and easy to use method of educating the public. The City aired "Don't Trash California" 52 times on the City's TV Channel during FY 07/08.
Watershed Education & Outreach Campaign: Conduct or participate in local activities that are coordinated with the Watershed Education & Outreach campaign. Evaluate the effectiveness of PI/P projects by direct or indirect means, as appropriate.	Staff attends WE&O campaign planning meetings and reviews and critiques work plans and campaign products.	Participated in City's Shred It Event on April 26, 2008, which also included a Thermometer Mercury Exchange Event, staffed by the County HHW program. Approximately 76 Mercury Thermometers were collected and exchanged with digital non-mercury thermometers. *It was decided to add more Mercury Thermometer Exchange events next year in collaboration with the County HHW and the City of San Jose Watershed Protection program. Additional events will b e addressed in the FY 08/09 Annual Report.* Outreach materials distributed included Home Maintenance Tips, County U-Waste Brochure, Safe Medicine Disposal Flyers, IPM fact sheets, pencils, Pens, Got Bugs Magnets, Activity Books, Kids Guide to Backyard Bugs, Grow It Guide, HHW brochure, Pools and Spas Brochure, Reusable Bags, and Fly Swatters.

Watershed Education & Outreach Campaign: Conduct or participate in local activities that are coordinated with the Watershed Education & Outreach campaign. Evaluate the effectiveness of PI/P projects by direct or indirect means, as appropriate.	Staff attends WE&O campaign planning meetings and reviews and critiques work plans and campaign products.	Participated in Tarp Giveaway event on April 5, 2008 at Zanker Landfill for the Anti-Litter campaign. Distributed over 600 tarps.
Watershed Education & Outreach Campaign: Conduct or participate in local activities that are coordinated with the Watershed Education & Outreach campaign. Evaluate the effectiveness of PI/P projects by direct or indirect means, as appropriate.	Staff attends WE&O campaign planning meetings and reviews and critiques work plans and campaign products.	City held a booth at a local Environmental Fair at Los Gatos High School on April 12, 2008. Outreach material included Carwash brochures, Grow It Guides, Pesticide Flyers, Anti Litter, Got Bugs, Used children's book to educate on the difference of storm drain and sanitary, Safe Disposal of Mercury, Pest Control, and distributed reusable grocery bags.
Watershed Education & Outreach Campaign: Conduct or participate in local activities that are coordinated with the Watershed Education & Outreach campaign. Evaluate the effectiveness of PI/P projects by direct or indirect means, as appropriate.	Staff attends WE&O campaign planning meetings and reviews and critiques work plans and campaign products.	Participated in a Car Wash Event held on May 21, 2008 at Robertsville Classic Carwash in Los Gatos. Distributed Outreach material on proper car washing, and coupons for future car washes at participating locations.

Newsletter, newspaper articles, ads:

***Cupertino Scene* articles:**

Approx. dates and subjects for submittal to monthly newsletter (mailed to all residents and businesses):

- 7/07: Household Hazardous Waste Event, Best Ways to Spare the air, Safe Needle & Syringe Disposal, Computer Recycling
- 9/07: Waster District Calls for Water Conservation, Compost Workshops and Compost Available for City Residents, Recycling Used Motor Oil
- 10/07: Compost class workshops, Fluorescent lights disposal & thermometer disposal
- 11/07: Wood burning Tips, Switch from Wood to Gas to reduce air pollution – Spare the Air article, Junk Mail Reduction,
- 12/07: keep grates and gutters clean; air pollution from home fireplaces; Junk Mail (anti-litter), Computer Recycling
- 2/08: Computer Recycling, Junk Mail Kits, Compost Workshops, Household Hazardous Waste Disposal, Batteries Collected at Curbside, Computer Recycling, Beverage Container Redemption locations to help reduce litter
- 3/08: Batteries Collected at Curbside, Compost Classes & Free Compost Available to City residents, Pest Control Info, Reduce Pollution Tips, Air District Incentive Rebate Program

- 4/08: Mercury Thermometer Exchange Event on 4/26/08, Computer Recycling, Compost Classes & Compost available for City residents, Fluorescent Compact Light Bulb benefits, Universal Waste Disposal (Electronic, Fluorescent, Mercury, Cell Phones, Batteries), IPM pest specific fact sheets available; Spring Native Plants to help reduce global warming
- 5/08: watch use of soap when washing cars; creek cleanup date set; bike-to-work day, Compost Classes & Compost available to Cupertino residents, Pest Control Info, Household Hazardous Waste Disposal Info, Tips on how to be Green (Save Water, Use less Power, Garden Green, Spare the Air)
- 6/08: Draining Pools, Automobile Maintenance Outreach, Watershed Watch – Littering info, Mercury products in home, Prescription & Over the Counter Prescription Drop Off Locations

Evaluation: The Scene, the City's newsletter provides an easy way for staff to inform local residents and businesses about issues of civic concern. The Scene is mailed to 26,000 postal customers – all residences and businesses in the City.

Cupertino Courier articles:

Article on the countywide Household Hazardous Waste Program 8/25/07 disposal event in Cupertino (8/8/07)

Batteries can be recycled at no charge 2/6/08

Electronics Recycling Event is Scheduled – Advertising Apple Computer's E-Waste event on April 19, 2008 (4/16/08)

Cupertino Hosts Events at Earth Day Event – advertising a Mercury Thermometer Exchange event on 4/26/08. (4/23/08)

Courier ads:

Household hazardous waste event ads before the August '07 HHW event (8/1/07,8/8/07, 8/15/07)
Mercury Pollution - Fluorescent Bulb Recycling Take Back Locations. Ads submitted by the County and paid jointly by the cities, and in conjunction with PG&E (1/16/08, 1/23/08, 1/30/08, 2/13/08, 2/20/08)
Watch Out for Mercury Pollution – Free Bulb Drop Off Locations in coordination with HHW add Watershed Watch: 4/9/08
Mercury Thermometer Exchange Event on April 26, 2008 (4/9/08, 4/16/08, 4/23/08)

S.J. Mercury articles: Articles and ads in the Mercury are usually submitted by the Program and paid for jointly by the cities.

Targeted Outreach

Activity	Level of Implementation	Evaluation
City staff: • Building inspectors • Public Works inspector and plan checker • Planning Dept. planners • NPS inspector (in Public Works) • Corp yard & street dept staff • Public Works staff managing golf course	See Training Activities Table, for details about specific trainings. NPS literature distributed, as appropriate E-mails: • Did not send an email to employees regarding	**General remarks:** Trainings regularly provide an informal forum for staff to discuss any recent concerns about operations. The City believes that employees understand stormwater concerns as evidenced by the number of public incidents reported by staff, the types of informed questions asked by staff, and the tradition of on-going training for

maintenance contract and managing structural pesticide spraying contract • City employees for general info on less-toxic alternatives for their own home use, and info on not using pesticides on the job, if unauthorized (detail in the Pesticide Workplan)	how to dispose of batteries properly at City facilities. Information will be disseminated in August 2008. Battery containers are placed in specific areas at City facilities, and most employees are aware of battery recycling and proper disposal. • Did not provide City Staff of less toxic alternatives to pesticides and inviting them to get more info and see display. Information will be disseminated in August 2008. • Sent 4/30/08 informing them of Bike to Work Day • Approximately 12 Spare the Air emails sent to employees informing them of Spare the Air Days	many years. **Building Dept:** Focus: performance standard, construction BMPs and source control BMPs, inspection notices. **PW and Planning Plan Checkers:** Focuses: C-3, Group 1, 2A & 2B, HMP Pesticide Control, website information, construction permit and MRP. **Corp Yard and Street Dept training:** Focus: Topics included corporation yard operations and maintenance, vehicle and equipment cleaning, dumping incidents, pest management, and universal waste recycling and disposal. In addition, building inspectors, planners, public works inspector and the City's storm water inspector attended Program-sponsored training events. Continue to focus on mercury-containing products for trainings with Bldg. inspectors and Public Works maintenance staff.
City contractors: Require PCOs, contracted for work on City facilities, to use pest control methods consistent with our IPM policy Require these PCOs to attend training workshops, as appropriate. (See Pesticide workplan for details.)	See "Training Activities" Contract specifications require an IPM approach.	The City's contractor for Blackberry Farm has attended accredited courses through the Continuing Education Center for Pest Management. He maintains his license as a Pest Control Advisor. The City's pest management policy and SOPs are reviewed with the contractor annually for compliance.

Santa Clara Valley Urban Runoff Pollution Prevention Program
FY 2007-2008 Annual Report: General Tasks
Cupertino

Activity	Level of Implementation	Evaluation
Creek cleanup volunteers	*Scene* articles	Article in May '08*Scene* newsletter Cupertino will be sponsoring its 1st Creek Clean Up event on 9/20/08 in conjunction with Coastal Clean Up Day.
Nursery customers and staff: Pt-of-sale IPM campaign (2 stores: Yamagami's Nursery and Summer Winds Garden Ctr.)	IPM Partnership trainer to speak at both nurseries to train staff. Program pest-specific IPM fact sheets displayed at both nurseries for customer education and to assist the staff in selling the less-toxic products.	By EOA staff. Set up by EOA staff and Program contractor in the Spring. This is a very efficient way to be sure the nurseries get uniform and effective training and up-to–date information on new products.
Auto Repair Shops	Education of shop mgrs. during bi-annual inspections by City Bldg. Dept staff; staff use Program literature, if necessary. Continue to add the discussion of proper disposal of mercury-containing products (esp. switches and relays).	Auto repair shop inspections are conducted bi-annually and were completed in FY 07-08. See inspection table in IND Section 2.
Restaurant education	Restaurant posters are distributed at inspections by County health inspectors, or by City NPS inspector, if responding to problems. County health inspector routinely inspects all restaurants annually, and inspects on an "on-complaint" basis. Additionally, the City's inspector provides a copy of a restaurant worker tri-fold (available in English, Spanish, Vietnamese, or Chinese) explaining proper restaurant cleaning behavior, as needed. Health Dept. inspectors are now also distributing the recently acquired "Don't Set a Table for Pests" brochure.	The County continues to distribute posters to new restaurants that don't have them. When the City's NPS inspector responds to spills or illegal discharge problems at restaurants, he provides verbal guidance, written violation notices, and often leaves a program brochure, cards or poster. The illustrations on the IC/ID cards are helpful for situations where there is a language barrier. The Chinese version of the tri-fold is helpful in our community, which has a high percentage of Chinese speaking people, and many Chinese restaurants.

Activity	Level of Implementation	Evaluation
Development Community	Literature distributed at Planning/Bldg counter: • 8 construction tri-folds • Blueprint for a Clean Bay booklet • Small business haz waste brochure • City's post-construction matrix • stormdrain stencils • Pest Resistant Plant list • Pesticide Control Measures for Development Projects • Landscape Maintenance Techniques for Pest Reduction • Construction BMP sheet—is required to be incorporated in all building plan sets. • Mercury and Universal Waste brochure for businesses Website information: **Construction Requirements** California Stormwater Quality Assoc. (CASQA) Construction BMP Handbook California Stormwater Quality Assoc. (CASQA) Development BMP Handbook State Water Resource Control Board (SWRCB) NPDES Construction Permit Website Blueprint For a Clean Bay Cupertino Muni Code 9.18.040 Discharge to SD prohibited 9.18.090 Storm Water Prevention Plan (SWPPP) Best Management Practice (BMP) Plan Sheet Cupertino Muni Code 9.18.040 Discharge to SD prohibited 9.18.090 Storm Water Prevention Plan (SWPPP)	An important piece distributed by public works and building depts. is our formal Construction BMP sheet. The sheet is attached to all plans that move through the planning and bldg depts. No plans are finalized without it. It is made clear to the project applicant that the information must be conveyed to all subcontractors and that they are responsible for their sub's behavior on the site. The sheet will provide evidence that the NPS concerns were explained to the applicant in case of violations during construction. Many C.3 related documents are on the City's website. The information is easily accessible and in one place for developers, engineers and architects, as well as City employees.

Activity	Level of Implementation	Evaluation
	Development Requirements SCVURPPP Guidebook of Site Design Examples SCVURPPP C.3 Manual Cupertino Stormwater Guidelines for C.3 project Stormwater Management Facility Easement Agreement Stormwater Management Facilities Operation and Maintenance Agreement Pesticide Control Measures For Development Projects Screening Projects for C.3 Requirements Cupertino Notice to Contractors and Developers about C3 "Deemed Complete" Memo (modified) for Development Community Impervious Surface Calculation Worksheet Cupertino Permanent BMP Matrix Hydromodification Applicability Map Cupertino Muni. Code Title 9.18.100 Perm SW Poll. Prev. Measures Requirements	
Problem contractors in the field	Primarily verbal. Program's specific activities cards. Violation notices. Construction tri-folds.	Specific activity cards are available to give to violators in the field on an as-needed basis.
Residents living near creeks	Water District's Stream Care Guide and new Creekwise Guide for creekside property owners (available at Planning counter.)	No feedback from residents, but the guides continue to be taken from the counter display area. Useful to have a piece that addresses the special responsibility of residents that live near creeks.
Environmental groups, local—City staff to provide IPM fact sheets to Audubon Society for their center and for their annual event.	The following pieces of literature are provided: Pests Bugging You, Alternatives To Household Chemicals, Home Composting Literature and Workshop information, Home Maintenance Tips brochure, and various IPM factsheets.	These pieces of information are displayed and available year round at the Audubon Society Center. They are also featured and displayed at their annual event in October.

Activity	Level of Implementation	Evaluation
Provide info on IPM workshop opportunities to school districts and sanitary district. (See Pesticide Workplan for details.)	IPM sheets. Info on IPM websites	Nareesh Duggal of Santa Clara County contacts these groups as trainings become available. A training conference was held on 11/12/07 at the San Jose convention center.
Outreach to local commercial businesses to encourage the use of pest-resistant plants in landscape. Included in Planning Dept. applicant packet (Pesticide Workplan for details.)	Pest-resistant plant list is distributed through the Planning Dept. application packet.	Ongoing

Public Participation

Activity	Communication Vehicle	Goal
Participate in regional creek cleanup event (if creeks in Cupertino need cleaning). Publicize cleanup.	Article submitted to May '08 Scene City did not host a creek cleanup site in May 2008.	The Water district bought ads in the Courier and mailed out reminders to last year's volunteers. A site is hosted at the Stevens Creek reservoir, adjacent to the City limits. City staff found this to be a better use of the volunteers' time, as we have not found any creeks in need of cleaning in Cupertino. Staff did identify Calabazas Creek @ Creekside Park as a site that has enough litter to make a cleanup that would benefit water quality. Planning was started for an event in coordination with Coastal Clean Up Day. The City's event will be co-sponsored with Cupertino's Whole Foods Market.
Effective in cleaning up creek as well as raising awareness of trash problems in community.	Volunteers pick up trash along both creek and nearby streets at McClellan Ranch through the City's Creek Education Program.	Forty 4th – 8th graders helped clean the Stevens Creek at McClellan Ranch Park.

Santa Clara Valley Urban Runoff Pollution Prevention Program
FY 2007-2008 Annual Report: General Tasks
Cupertino

School/Education Outreach

Activity	Communication Vehicle	Goal
Creek Education project available to all 3rd grade teachers, including combo teachers and shared position teachers in the Cupertino Union School District: about 100 classes (half are in Cupertino; remaining schools in cities of San Jose, Sunnyvale, Santa Clara, Saratoga, Los Altos) participated this year. Teachers are trained to teach the creek ed. unit to their own classes, and co-lead creek field trip for students.	Teachers are trained to teach the creek ed. unit to their own classes, and co-lead creek field trip for their students; City's Park & Rec naturalist teaches the teachers. City provides two docents for creek tours. 3-hr training workshops for teachers; 2-wk curriculum for students taught by teachers, w/ half-day creek field trip.	This program is very popular with our school district and the teachers. We started the program in 1995, and continue to refine it as needed. During a half hour review of general NPS and creek concepts that precedes the actual creek walk, our docents have the opportunity to observe whether each teacher has, in fact, spent time in the classroom preparing the students for the field trip. Typically, almost all of the students are familiar with the concepts. This past year we had approximately 1918 students, 101 teachers, and 357 parent volunteers participate in our program.
Respond to school group requests for tours, workshop, field trips, as possible	The City's Park and Rec staff naturalist assists the students of Monta Vista High School to regularly perform water quality monitoring and research in Stevens Creek (the City's principal creek, 2 blocks from the high school).	In general, creek and water quality studies have become more common in schools, without the intervention of the City. However our City's naturalist is well known among local teachers as a science resource, and is often informally drawn into school projects. Since she is the lead docent in our 3rd-grade creek program, she is already very aware of stormwater and watershed issues, and shares that info with the teachers and students.
Continue to encourage 6th -grade teachers in the Cupertino Union School District to attend the Wacky Watershed teacher-training workshops. (Trainings will assist teachers in including watershed curriculum in their science classes.	E-mails and phone calls to the District's science curriculum advisor.	The City's Park and Rec. Naturalist is contacted by the City of San Jose's Water Watershed Staff in regard to upcoming workshops. Cupertino hosted a workshop at McClellan Ranch in Oct. 07.

Hazardous Waste Recycling & Disposal
FOR SANTA CLARA COUNTY

Cupertino Survey Results FY08

Date: City: Cupertino Event Location: Total Surveys: 125

How did you hear about us?		
Garbage Company	31	24.80%
Flyer:	7	5.60%
Call to City Office:	10	8.00%
City Website:	15	12.00%
HHW Website:	5	4.00%
Community Center:	3	2.40%
Friend/Relative:	3	2.40%
Recycle Plus Program:	2	1.60%
Recycling Hotline:	2	1.60%
Utility/Garbage/Water Bill:	0	0.00%
Promotional Item:	1	0.80%
Phone Book/Yellow Pages:	2	1.60%
Newspaper/Action Line:	8	6.40%
City Paper/Newsletter:	48	38.40%
Radio/TV Advertisment:	0	0.00%
Realtor:	0	0.00%
Local Fair:	0	0.00%
Paint Store:	0	0.00%
Other:	2	1.60%

Did you receive adequate information when you called the appointment line?				
Yes:	119	95.20%	No:	1	0.80%

How many homes are represented by this drop-off?		
One:	107	85.60%
Two:	11	8.80%
More > Two:	1	0.80%

What languages are spoken at home?		
English:	116	92.80%
English/Spanish:	1	0.80%
Spanish:	2	1.60%
Vietnamese:	0	0.00%
Chinese:	6	4.80%
Other:	1	0.80%

How long have you been storing this waste at home?		
< 6 Months	19	15.20%
6 mon-1 yr:	13	10.40%
1 yr - 5 yr:	68	54.40%
5 yr - 10 yr:	18	14.40%
10 - 20 yrs:	6	4.80%
> 20 yrs:	4	3.20%

How do you rate the service?					
Poor	0	0.00%	Average	0	0.00%
Good	7	5.60%	Excellent	68	54.40%

How courteously did you feel you were treated?					
Poor	0	0.00%	Average	0	0.00%
Good	7	5.60%	Excellent	68	54.40%

Would you recommend ths service to a friend?					
Yes:	121	96.80%	No:	1	0.80%

How often do you use this service?		
Once:	14	11.20%
Once a yr:	80	64.00%
2 x a yr:	19	15.20%
More > 2 a yr:	8	6.40%

Have you used this program before?					
Yes	90	72.00%	No	35	28.00%

How many times?					
First Time:	10	8.00%	1	27	21.60%
2-4:	50	40.00%	5-7:	8	6.40%

Do you live in a:		
Single Home:	115	92.00%
Duplex/Townhouse:	8	6.40%
Apartment/Condo	0	0.00%
Mobile Home:	0	0.00%

Do you own or rent your home?		
Own:	122	97.60%
Rent:	2	1.60%

Age:		
Age< 21:	0	0.00%
Age 21-30:	2	1.60%
Age 31-45:	19	15.20%
Age 46-60:	47	37.60%
Age > 60:	56	44.80%

Income Level:		
> $20K:	4	3.20%
$20K-$34K:	7	5.60%
$34-$49k:	11	8.80%
$49-$74 K:	10	8.00%
$74-$100 K	32	25.60%
> $100K:	41	32.80%

Do you recycle at home?		
Yes	124	99.20%
No:	0	0.00%

Are you moving in or out of a residence?		
Yes	13	10.40%
No:	108	86.40%

Male or Female?		
Female:	45	36.00%
Male:	77	61.60%

7/30/2008

CITY OF

CUPERTINO

City of Cupertino

FY 07- 08 Annual Report

Section 7

Pesticide Management

Cupertino

Program Work Plan Task	Task Description	Status / Comments	Due Date (mo/yr)	Responsible Party
I. Municipal Pesticide Use				
Goal I.A. *Eliminate all unnecessary municipal pesticide use (particularly organophosphate (OP) pesticide use) and implement Integrated Pest Management (IPM) techniques.*				
I.A.1	Track pesticide use on municipally owned property. (PS #9). The results are reported in the AR.	City collected pesticide-use information from four groups that apply pesticides on city property: • Streets Dept. (on medians) • Parks Dept. (In the parks) • Facilities maintenance (grounds surrounding city buildings) • Golf course All of these departments submit copies of the monthly County Ag reports along with the City's Pesticide-use form (identifying the pest targeted pest, whether the pesticide used was on the approved list for City of San Francisco, and comparing use from the reported year with that of previous year). This is an effective tool for noting any changes in pesticide use. No organophosphates pesticides are being used.	Ongoing	Corp Yard Supervisor & Director; Parks & Rec Spvsr
I.A.3	Continue to refine and implement SOPs and BMPs for implementing the IPM policy. (PS #3).	The City has developed pest-specific and location-specific SOPs for pest management operations at city facilities. No changes in IPM procedures were implemented in FY07-08.	Ongoing	Service Yard Spvsr & Dir; Parks & Rec Spvsr
I.A.4	Update URMP with Pest Mgmt. changes.	SOPs are updated as needed. No changes were made to the Cupertino's IPM SOPs in FY 07-08.	Ongoing	Envt'l Div
I.A.5	Continue to ensure that any contractor employed to conduct pest control and pesticide application on municipal property engages in pest control methods consistent with the IPM policy adopted	The City employs two contractors for pest management: 1. Rude PM Complete Pest Service (for structural and building grounds control): The	Ongoing	Corp Yard Supervisor & Director, Parks & Rec Spvsr

Santa Clara Valley Urban Runoff Pollution Prevention Program
FY 2007-2008 Annual Report - Pest Management

Cupertino

Program Work Plan Task	Task Description	Status / Comments	Due Date (mo/yr)	Responsible Party
	by the agency (PS #6).	principal has completed the SOPs that he follows when controlling ants, rats, and cockroaches. His work will continue to be monitored by the City's Facilities Supervisor. 2. Professional Turf Management (contractor for maintenance of the municipal golf course grounds). Specific IPM requirements are called out in the contract. A City Parks and Recreation Supervisor (Don McCarthy) monitors their work. Forty three pest-specific SOPs have been jointly established by the contractor, the City's in-house Pest Control Advisor, City Environmental staff, and the City's Recreation Supervisor. Annual meeting between Env Programs Mgr. and City's Contractor and Recreation Supervisor took place in April 2008. Discussion included a review of SOPs. No changes were deemed necessary in FY 07-08.		Facility Supervisor Chris Orr
I.A.6	Conduct annual, City facility search of chemical storage areas for pesticides no longer legal for application, and properly dispose of them. (PS #10)	City staff conducted their annual search and no illegal pesticides were found.	Annually	Corp Yard Supervisor & Director, Park & Rec
MM I.A.1.	Document completion of tasks in annual reports. Use pesticide-tracking process to document pesticide use.	A summary report on pesticide use is included, following this document. It compares use in FY 07-08 to use the previous year.	07-08 AR and ongoing	Corp Yard Spvsr & Dir, Park & Rec

Cupertino

Program Work Plan Task	Task Description	Status / Comments	Due Date (mo/yr)	Responsible Party
Goal I.B. *Raise awareness of all municipal employees and train employees who apply pesticides for the municipality about the municipality's IPM Policy and/or IPM techniques as appropriate.*				
I.B.1	Ensure that employees who apply pesticides for the agency obtain the appropriate County Ag and DPR- required training (PS #5a).	The annual in-house training was conducted on 2/4/08 by a private company, Target Specialty, for all City employees who are certified or licensed to apply pesticides.	Annually	Corp Yard Supervisor & Dir., Park & Rec
I.B.2	Provide annual training on the IPM Policy, SOPs, and BMPs, and the latest IPM techniques to employees within departments responsible for pesticide application (PS #5b).	This topic was discussed in the staff training/meeting held at the Service Yard on Feb. 21, 2008. Appropriate staff is trained individually by the City's Pest Control Advisor and when specific pest problems occur.	2/08 and annually	Corp Yard Supervisor & Director, Park & Rec & Envt'l Div
I.B.3	Annually inform employees who are not authorized to apply pesticides, that they cannot use over-the-counter pesticides in the workplace (PS #5c)	This information was not provided to staff via email in FY07-08, due to staff changes. However it was last provided to staff in April 2007 and will be provided in August of 2008.	Scheduled annually via email	Envt'l Div
MM I.B.1.	Document and evaluate effectiveness of annual staff training.	Staff reports that annual training is effective because it provides updates and reinforcement of IPM methods as well as opportunities for staff to share challenges and successes with other agencies and private business applicators. From discussions with the City's Pest Control Advisor and Contractor PCA, the industry trend is focused on IPM and is the main topic of discussion in their professional meetings and trainings. City Staff are well aware of the City's IPM policy and continue to report examples of IPM practices in the field such as baiting, expanded mulching with tree chips to completely eliminate pesticide	Ongoing	Envt'l Div

Santa Clara Valley Urban Runoff Pollution Prevention Program
FY 2007-2008 Annual Report - Pest Management

Cupertino

Program Work Plan Task	Task Description	Status / Comments	Due Date (mo/yr)	Responsible Party
		use in suitable areas, and replacing disease prone plants and trees with pest resistant alternatives.		
II. Public Education and Outreach				
Goal II.A. *Increase awareness of IPM so target audiences recall less toxic pest management messages and adopt IPM behaviors. Target audiences include residential pesticide users, professional pest control businesses, customers of professional pest control businesses, pesticide retailers, school districts, and other special districts (PS # 7).*				
II.A.1	Assist with local implementation of the Watershed Education & Outreach (WE&O) Campaign, which targets the general public and includes messages about less-toxic pest control and proper disposal.	City staff participates in the Program's Watershed Education & Outreach group and the Pesticide User Outreach Group. Cupertino's website has a link to the Program's IPM page at www.mywatershedwatch.org and a link to the Our Water – Our World (OWOW) campaign website: www.ourwaterourworld.org Cupertino staff provided support for the implementation of the Program's *"Watch out for Toxic Pesticides"* campaign.	Ongoing	Envt'l Div
II.A.2	Assist Prgm in developing simple, effective, targeted messages regarding proper pesticide use and disposal, effects on water quality, and IPM.	The Environmental Programs Manager and /or Environmental Programs Assistant reviewed each IPM message, print ad and radio ad in 07-08 and provided comments to the WEO group and the consultant.	Ongoing	Envt'l Div
II.A.4	Identify and attend local community events and distribute outreach material. 1. Distribute literature at Backyard Compost workshops 2. Install an IPM-products and literature display in the Community Center in spring 2008.	Cupertino encourages composting to improve the soil and, therefore, the health of plants. Healthy plants are resistant to pests and disease. The soil organisms that are created by composting aerate the soil, feed the plants, create healthier food, and slow erosion. Residents can build healthy soil and reverse soil compaction by learning to compost at one of five classes held each fall at Cupertino's McClellan Ranch. If	1. 5 workshops/yr in fall 2. April 2008	Envt'l Div

Cupertino

Program Work Plan Task	Task Description	Status / Comments	Due Date (mo/yr)	Responsible Party
		residents are not able to make their own, they can pick up free compost from the City, offered two mornings per week, to replenish their gardens. Literature is provided for compost teachers (five compost workshops were held in Cupertino during Oct and Nov FY 07-08). Staff continues to stock IPM fact sheets at the Community Ctr. and the City library during the month of April. 'Pest Bugging You?' *Grow It* Guides, and *Bay Begins* brochures are provided in the City Hall lobby and at the City Hall building counter.		
II.A.6	Check links, on the Cupertino's website, to any IPM website related to the WE&O campaign.	Cupertino added a PDF on landscaping for pest reduction to the City's website in FY07-08.	Review annually for updates	Envt'l Div
II.A.9	Continue to fund BASMAA Regional Media Relations Campaign[1] featuring pitches to Bay Area media and responses to breaking news on pesticide-related topics.	Cupertino helped to fund BASMAA projects in 07-08, including transit and theatre ads developed by the Regional Media Relations Campaign. Program staff attended meetings and provided direction and comments from the Watershed Education & Outreach group members. BASMAA also manages the *Our Water Our World Program Campaign.*	Ongoing	N.A.
II.A.10	City staff to provide IPM-related press releases to local media—using Program generated materials if they are developed.	An IPM-related article appeared in the April and May 2008 issues of the City newsletter, the Scene, about pest specific fact sheets that are available for residents.	Annually, as appropriate	Envt'l Div
II.A.12	Continue to assist with implementation of local	City staff continued to provide support to	Ongoing	Envt'l Div

[1] Funded by all Co-permittees each year.

Santa Clara Valley Urban Runoff Pollution Prevention Program
FY 2007-2008 Annual Report - Pest Management

Cupertino

Program Work Plan Task	Task Description	Status / Comments	Due Date (mo/yr)	Responsible Party
	components of a "Pesticide User Outreach" project targeting residential and commercial users	Program staff for the retail nursery IPM outreach. Cupertino's Program assessment dollars helped fund the OWOW Consultant's training of 60 SummerWinds' employees, and training of 8 employees at Yamagami's Nursery in Cupertino. In FY07-08 SummerWinds corporate launched their own line of "Earth Friendly Products", with more shelf space dedicated to less-toxic products. A SummerWinds merchandizing manager asked her to critique the new product selection. The consultant for the OWOW campaign was also asked to provide suggestions for the earth friendly section of their website. The OWOW Program received prominent mention. Although the economy has been tough on nursery sales this year, an increase in less-toxic product business was noticed in FY07-08.		
II.A.13	Inform local elementary and high school districts, and local sanitary district, of any pertinent opportunities for IPM training.	Naresh Duggal, of the IPM Program at the Office of Executive – Administration for Santa Clara County, contacts these groups as trainings become available. The last Santa Clara County conference was scheduled for Dec 2006.	As future workshops are announced	Envt'l Div
II.A.14	Internal outreach on IPM to encourage employees to use IPM techniques away from work: 1. Set up display of less-toxic products and IPM literature at Corporation Yard and City Hall. 2. Distribute IPM fact sheets electronically to city employees through e-mail.	Throughout April, IPM fact sheets were displayed in City Hall. A Pesticide, Watershed Pollution & Mercury display was at Cupertino's Quinlan Center from 4/2/08 – 5/1/08. See photo of display attached at the end of this report section.	Spring 2008	Envt'l Div
MM II.A.1.	Document or estimate numbers of residents reached by outreach efforts and media advertising	Articles in the City's monthly newsletter (The Scene) are reportedly read by 87% of residential households, or about 16,677 households. (The City performs a telephone survey every 3 years).	Annually, for AR	Envt'l Div

Cupertino

Program Work Plan Task	Task Description	Status / Comments	Due Date (mo/yr)	Responsible Party
		An article on pesticide fact sheets was published in the April and May issues of the City's newsletter. More residents are requesting *Grow It* fan guides which include information from all of the IPM fact sheets. *Grow It* guides were given, by request, to each member (approx 20) of the Cupertino Las Madres group (play and support group for mother or father and baby) in April 2008.		
Goal II.B. *Educate pesticide retailers and consumers about less toxic pest control products and promote the sale of such products.*				
II.B.1	Continue to fund and participate in the BASMAA Regional IPM Partnership	BASMAA Regional IPM Partnership is partially funded through the City's Program assessment.	Ongoing	Envt'l Div
II.B.2	Continue to support the IPM Store Partnership Program.	Cupertino staff participates in the Pesticide User Sub-group meetings and helps fund and promote the employee IPM training program.	Annually In Spring '08	Envt'l Div
MM II.B.1.	Assist Program in documenting number of participating stores, materials distributed, employees trained, and cost-effectiveness of the IPM Store Partnership Program.	Two Cupertino stores are IPM partners and have conducted employee IPM training in FY07-08 (for SummerWinds employees on 2/5 and 2/6/2008, and for Yamagami's employees on 3/5/08).	Annually	Envt'l Div
III. Pest Control Operators (PCOs) ***Goal III.A.*** *Minimize pesticide use by PCOs contracted for structural pest control and landscape maintenance.*				
III.A.4	Require PCOs contracted for municipal applications to use pest control methods consistent with the municipality's IPM policy (through contract specifications). Specifically, require contractors to: a) follow the agency's IPM policy, BMPs, and SOPs; b) provide evidence of current IPM training, when feasible; and c) provide documentation of pesticide use on agency property to the agency in a timely manner.	IPM specifications and training requirements are included in the contract for Cupertino's golf course maintenance contractor. An overview of the IPM policy, BMPs and SOPs takes place during annual discussions or meetings between City staff and contractors. Monthly pesticide use reports are submitted to the Environmental Programs Division and a summary is provided following this pesticide	Ongoing	Corp Yard Supervisor & Director, Parks & Rec & Envt'l Div

Cupertino

Program Work Plan Task	Task Description	Status / Comments	Due Date (mo/yr)	Responsible Party
		management report table.		
MM III.A.1.	Document pesticide use by PCOs on municipal property.	Pesticide use forms have been submitted to the City's Environmental Div for consolidation. See pesticide use comparison table, following this section.	In the Annual Report	Corp Yard Supervisor & Director, Park & Rec
Goal III.B. *Require all PCOs to implement Best Management Practices (BMPs).*				
III.B.2	Require PCOs contracted by municipalities to implement BMPs through contract specifications.	See III.A.4, above.	Ongoing	Corp Yard Supervisor & Director, Park & Rec
MM III.B.1.	Document efforts to complete the above actions.	See III.A.4, above.	In the Annual Report	Corp Yard Supervisor & Director, Park & Rec
IV. Commercial Businesses ***Goal IV.A.*** *Determine the extent of commercial business employees' use of pesticides (i.e., pesticide applications not performed by a licensed PCO) and conduct appropriate outreach regarding less toxic pest management.*				
IV.A.2	Assist in implementation of education programs that target commercial businesses, per recommendations developed in Program work plan—with restaurant focus.	The Pesticide User Outreach group, which Cupertino staff participates in, addresses educational outreach to commercial business IPM outreach currently includes: restaurants and retail nurseries and new development: The Program has provided the County Health Dept. restaurant inspectors with copies of "*Don't Set a Table for Pests*" brochure that inspectors are distributing to new or remodeled food facilities throughout the County. The City's IC/ID Inspector also inspects restaurants and distributes appropriate educational material. The fact sheet, *Landscape Maintenance*	Ongoing	Envt'l Div

Cupertino

Program Work Plan Task	Task Description	Status / Comments	Due Date (mo/yr)	Responsible Party
		Techniques for Pest Reduction and the Program's pest-resistant plant list are included in the City's development applicant information packet.		
MM IV.A.1.	Document outreach efforts targeting businesses.	In FY 07-08, the County Health inspectors visited 188 food facilities in Cupertino and conducted 682 inspections. They distributed pest control outreach materials to restaurants who hadn't already received the information. This procedure is discussed in training meetings conducted every 2 years between Cupertino, West Valley and DEH inspection staff.	At the end of each Fiscal Year	Envt'l Div
V. Household Hazardous Waste Collection				
Goal V.A. *Provide pesticide disposal services through household hazardous waste (HHW) collection programs for all residents and small businesses, and encourage use of these programs.*				
V.A.1	Ensure that adequate pesticide disposal services exist for residents and conditionally exempt small quantity commercial generators.	In addition to services that are available to residents and small businesses because the City participates in the Countywide HHW program, Cupertino provides funding so that an HHW event is held within the City each year in August.	Ongoing	Envt'l Div
V.A.3	Work with HHW collection agencies to support, enhance, and help publicize programs for proper pesticide disposal (PS #7).	The City supports the County HHW program in developing and publicizing their programs. The Environmental Programs Mgr participates in the HHW Ad Hoc group and is a member of CA Product Stewardship Council, which promotes extended producer responsibility and Cradle-to-Cradle (producer take-back of material for re-use, as opposed to disposal of toxic materials.)	Ongoing	Envt'l Div
V.A.5	Provide hazardous waste disposal information to residents, through city newsletter articles, ads in	City printed ads about HHW services in the local newspaper, *The Cupertino Courier*, on 7/7/07,	Periodically	Envt'l Div

Cupertino

Program Work Plan Task	Task Description	Status / Comments	Due Date (mo/yr)	Responsible Party
	local newspaper and flyers at City library, community center, and City Hall.	8/1/07, 8/8/07, and 8/15/07. Displays in the community center, and library flyers also advertised HHW services for residents and small business hazardous waste disposal programs. (See table of media ads in PIP section).		
MM V.A.1.	Document that household hazardous waste collection programs adequately serve residents and businesses and that any exchange programs do not exchange organophosphate or banned pesticides.	The City provided enough funding to the County HHW program to service the disposal needs of all of the households that choose to use the service. Over 1,000 households (or 6% of the residential households in the City) have opted to use HHW. The County HHW program does not re-distribute any organophosphate or banned pesticides.	Annually	Envt'l Div
VII. New Development				
Goal VII.A *Minimize pesticide use at new and redevelopment sites.*				
VII.A.2	Consider pest-resistant landscaping and design features in the design, landscaping, and environmental reviews of proposed development projects. (C.9.d.ii.)	As part of annual urban runoff training for Planning and Public Works staff, the Environmental Programs Mgr had informal discussions with Planners and PW Engineer reminding them to encourage pest resistant landscaping for new development sites. All applicants for a development permit are given information on pesticide-resistant plants. Each applicant is also given *Landscape Maintenance Techniques for Pest Reduction* and the City's list of pesticide control measures to be incorporated into the site design. Cupertino's Permanent BMP Selection Matrix for C.3 projects includes a reference to pest-resistant plantings.	Ongoing	Envt'l Div & Planning Dept.

Cupertino

Program Work Plan Task	Task Description	Status / Comments	Due Date (mo/yr)	Responsible Party
VII.A.4	Collect information and report a summary of types of pesticide reduction measures required for development projects and the percentage of projects for which pesticide reduction measures were required. (C.3.n.5)	All projects (100%) are given a copy of the document "*Pesticide Control Measures for Development Projects*", listing six different control measures. Planners include a COA for all C3 projects requiring a landscaping plan to include pesticide reduction measures.	In the Annual Report	Envt'l Div & Planning Dept.
MM VII.A.1.	Summarize types of pesticide reduction measures required (such as by conditions of approval) for new development and significant redevelopment projects, and the percentage of new development and significant redevelopment projects for which pesticide reduction measures were required. (C.3.n.)	See VII.A.4, 100% of projects receive Pesticide Control Measures and C3 Projects incorporate pesticide resistant landscaping in the COAs, such as the use of drought resistant and native plants, which are less susceptible to infestations.	In the Annual Report	Envt'l Div & Planning Dept.
VIII. Monitoring and Science				
Goal VII.A. *Participate in coordinated monitoring efforts to support pesticide TMDL development and implementation.*				
VIII.A.1	Continue financial support of the Regional Monitoring Program (RMP) through city contribution to Program budget.	The City continues to help fund the RMP through the annual assessment to the Program.	Annually	Envt'l Div
X. Review and Revision of Work Plan				
Goal X.A. *Implement a work plan that includes appropriate goals, actions, and monitoring mechanisms to reduce pesticide-related toxicity in urban runoff.*				
X.A.1.	Review and continuously improve the goals, actions, and monitoring mechanisms of the work plan considering results of self-evaluations, comments from Water Board staff and other interested parties, and results of local performance review meetings, if any.	The Pesticide Work Plan provides a complete array of goals that can be enhanced by addressing feedback from the general public and from municipal staff. The *Grow It* guide is very popular, a sellout item at every event and welcomed by nurseries and gardening stores for their customers. *Grow It* should be reprinted for more distribution. The OWOW campaign, with	Annually	Envt'l Div

Santa Clara Valley Urban Runoff Pollution Prevention Program
FY 2007-2008 Annual Report - Pest Management

Cupertino

Program Work Plan Task	Task Description	Status / Comments	Due Date (mo/yr)	Responsible Party
		consultant, Annie Joseph, has been successful in bringing nurseries on board, as evidenced by SummerWind's announcement of their own line of earth friendly products in 07-08. The majority of the people attending public events are willing engage in discussion about gardening without using toxic chemicals and willing to try good housekeeping tips to fight pests such as ants and spiders rather than pulling out a can of spray to eliminate them. Many folks relay their own stories about how risky pesticides are for people and pets. They tell how they avoid pesticide use and share stories about alternative methods that work for them. While there have not been any recent comments on the Pest Management Plan from Water Board staff, there are ongoing improvements that are considered in discussions among the Pesticide User Outreach work group (such as the Green Gardener training program for residential landscape maintenance workers) that keep the work plan fresh and productive.		
MM X.A.1.	Revise work plan to include any continuous improvement items. Report on completion of work plan tasks in Annual Report.	Under the current NPDES permit, the work plan does not appear to need revision; however it will be re-evaluated upon adoption of the MRP.	Annual work plan updates are submitted in March.	Envt'l Div



Pesticide & Watershed Pollution Display @ City of Cupertino's Quinlan Center during the month of April 2008

City of Cupertino FY '07-'08
IPM Practices Summary

IPM Policy:
The City of Cupertino adopted an IPM policy (10-7-02) that calls for city employees and city contractors to use reduced-risk Integrated Pest Management (IPM) techniques, giving preference to reasonably available non-pesticide alternatives, and reduced-risk pesticides. Each Department, that is responsible for pest control, was tasked with developing a plan to ensure the long-term prevention or suppression of pest problems, while reducing or eliminating the need for chemical pest controls (to the maximum extent feasible), with minimum negative impact on human health, non-target organisms, and the environment.

Guidelines for Chemical Treatment:

- If corrective action is necessary, non-chemical physical and biological treatments are selected before choosing chemical treatments, wherever possible.
- Products that are included in the City of San Francisco's "Reduced Risk Pesticide List" are used to alleviate pest problems. The applicator must consult with the City's Pest Control Advisor, and get approval, before applying any chemical product that is not on the list.
- The use of bait stations is favored over spraying or the use of broadcasted pesticide applications.
- City staff and city contractors avoid the use of Toxicity Category I pesticides (the label's signal word is "Danger").
- No products containing Clopyralid, Diazinon or Chlorpyrifos (Dursban) are allowed to be used by city staff or a city contractor on city property or property maintained by the city.

SOPs:
Forty-two (42) pest-specific and site-specific standard operating procedures (SOPs) have been established for typical pest control situations on City property. During FY07-08, revisions were made to the SOPs regarding aphid control for Raywood Ash trees on Bubb Rd and Tulip trees on Stevens Creek medians and at Memorial Park and Jollyman Park. The City's pest control advisor determined that these types of trees will not be planted on City property. If the trees are severely infested they will be replaced with a more pest resistant kind of tree, rather than be injected with pesticide.

Availability of data on pesticides used:
Stormwater staff consolidated the annual pesticide use data. A summary table follows the pest management report table.

Reduction in pesticide use:

- The City's Contractor for the golf course at Blackberry Farm reported using gopher traps instead of chemical controls.
- The City's streets department utilized natural biological controls to eradicate a whitefly infestation in Cupertino's Rancho Rinconada neighborhood. Parasite wasps and ladybugs were released into the infested area May '05 to August '06. No further problems have been reported since that time.
- The City's Contractor is removing diseased trees in lieu of treating with insecticides. This is an ongoing practice.

- In the winter, the City's Contractor is whipping greens to remove dew on days that mowing is not required in order to prevent diseases from forming.
- The City's Contractor is physically removing tulles in lakes instead of using chemicals.
- The City's Contractor is physically removing weeds on greens; no spraying is needed.
- The City's Contractor is fertilizing the fairways in order to strengthen the grass plants, which minimizes the amount of herbicides needed.
- The City's Contractor is using larger amounts of organic fertilizers to create a healthier plant and reduce dependency on fungicides.

Continued IPM practices:

- Chlorpyrifos, Clopyralid, and Diazinon are no longer used.
- No pyrethroids were used in 07-08.
- City does not use copper algaecides in the pond at the golf course.
- The City's contractor is hand-pulling English Daisies on greens only. This practice has virtually eliminated English Daisy growth.
- City crews are using less herbicide on school property since installing drip irrigation systems. This practice is ongoing.
- Pentachloronitrobenzene (PCNB) (not on the SF list) use will be permitted on the golf course greens in the short-term for pink show mold control. This fungicide is specific to pink snow mold. We currently prefer its limited use to the use of a more broad-spectrum fungicide such as Heritage (on the SF list). Other alternatives will continue to be researched.
- Thiophanate-methyl (on the SF list) (in Scotts ProTurf Systemic Fungicide) may be used for fungus control on the golf course greens against Dollar Spot and works on pink snow mold.
- The Pentachloronitrobenzene and the Thiophanate-methyl are rotated to eliminate pesticide resistance.
- The golf course contractor will continue to use canola oil instead of petroleum oil as a pesticide sticker.
- Roundup (Glyphosate) (on the SF list) continues to be the pesticide used in the greatest quantity on city property. It is used for spot spraying in the medians to get the root of the weeds as they are emerging.
- City crews are chipping tree limb trimmings and using them for mulch to keep weeds down in parks on dirt areas. In these areas, spraying is not necessary because the 5" layer of chips decompose and a new layer of chips are added. A new trail is maintained by using all chips from the site, none are disposed. The practice of using wood chips instead of pesticide is being expanded on City property.
- The City's Contractor for the golf course at Blackberry Farm reported culturally using organic fertilizers (less inorganic), vertically mowing to break up disease patterns, using less nitrogen so less disease and less watering.
- He is using bark chips and compost for weed control under trees instead of using pre-emergence herbicides as well as using compost with an organic fertilizer on the tees.
- City's Contractor has replaced many Monterey Pine trees on the golf course with native California redwood, because they are pest resistant.
- The City's Contractor reported killing weeds around the lake at the golf course by lowering the water level and using a weed eater and by physically hand removing.
- City Pest Control Advisor plans to use lower quantities of non-SF-approved pesticides.
- A total of .15 lbs of Trifuralin (manufacturer name Snapshot) was used during 07-08 Pendimethalin (which is on the reduced-risk list) is now available in micro encapsulated form so that it does not have a strong odor; it will be used as an alternative to Trifuralin in the future.

Pest Management Training

Cupertino employees:

Certified Pest Control Applicators

The following Cupertino employees are Certified Pest Control Applicators (they are members of the Pesticide Applicators Professional Association, which tracks their 20 hours of required training for every two-year period.): Bill Bridge, Shawn Tognetti, John Bisely, Karl Olsen, Mike Laitila, Chris Mertens, Brian Gathers, Cliff Mabutas, Gordon Jensen, John Hetland, Marc LaBrie, Mike Drake, Russ Polito, Mike Loomis, Cindy Martinez, Roger Winslow, Todd Hembree, Abe Cariaga, Ralph Garcia, Diane Mahan, Jesus Moreno, Peter Terada, Jonathan Ferrante.

Cupertino's certified pest control applicators attended in-house pest management training conducted by Target Specialty on Feb 4, 2008.

Cupertino's Pest Control Advisor

The city's Pest Control Advisor (PCA), Diane Mahan, attends trainings regularly to maintain her status as a PCA. She is a member of the California Association of Pest Control Advisors, which tracks her 40 hours of training required for each two-year period.

City contractors:

The City's structural pest control contractor, Keith Reuter, of RPM, attends the monthly meetings of the Pest Control Operators Association of CA where discussions on IPM take place. He also attends training to satisfy the Structural Pest Control Board requirements to maintain his license.

The City's golf course maintenance and pest control contractor is Don Naumann of Professional Turf Management. Don is a PCA who is required to have 40 hours of training during each two-year period.

Pesticide Use Comparison
FY 07-08

The following table summarizes the use of specific pesticide products on city property in the fiscal years 06-07 and 07-08.

These totals combine data from all Divisions.

Active Ingredient	Target Pest	In SF list?	Locations	FY 06-07	FY 07-08
Chlorothalonil	Fungus	Yes	Golf	19.2 lbs	0
Cyfluthrin:	Ants	Yes	Facilities	1.5 lbs	0
Dicomba	Weeds	Yes	Golf	0	21.8 lbs
Digliocolamine	Weeds	Yes	Golf	0	0
Dithiopyr:	Weeds	No	Medians	0	0
Fipronil:	Ants	Yes	Facilities	4.0 oz	.250 lbs
Flutonill	Fungus	Yes	Golf	2.10 lbs	0
Fluridone	Weeds	Yes	Golf	0	.500 lbs
Glyphosate	Weeds	Yes	Various	60.971 lbs	71.254 lbs
Halosulfuron-methyl	Weeds	No	Golf	.003 lbs	0
Ipridione	Fungus	Yes	Golf	12.290 lbs	7.200 lbs
Isoxaben	Weeds	No	Medians	13.260 lbs	10.500 lbs
Mancozeb	Fungus	Yes	Golf	0	0
Naphthaleneacetic	Tree Suckers	No	Parks	0	0
Oryzalin (Surflan)	Weeds	No	Medians	65.421 lbs	57.841 lbs
PCNB	Snow Mold	No*	Golf	0	15 lbs
Pendimethalin	Weeds	Yes	Parks	10.80 lbs	24.700 lbs
Pentachloronitrobenzene	Fungus	No	Golf	0	0
Propicon Azole	Fungus	Yes	Golf	.710 lbs	0
Triadimefon	Fungus	No	Golf	.760 lbs	0
Thiophanate-methyl	Pink snow mold	Yes	Golf	0	0
Triclopr	Weeds	Yes	Parks	3.00 lbs	6 lbs
Trifuralin	Weeds	No	Parks	0	.15 lbs
Total:				***190.265 lbs***	***215.195 lbs***

- *PCNB was approved for use by the City's Golf Course PCA*

CITY OF

CUPERTINO

City of Cupertino

FY 07- 08 Annual Report

Section 8

Mercury Pollution Prevention

Cupertino

Mm Program Work Plan Task	Activity	CI Item Source[1]	FY07-08 Tasks	Status / Comments	Due Date (mo/yr)	Responsible Party
Mercury Control Program						
I. Municipal Use of Mercury-Containing Products						
Goal I. Eliminate all unnecessary municipal use of mercury-containing products and establish proper disposal methods for products that cannot be eliminated.						
I.F	Implement guidelines for mercury reduction	C.9.c	City will continue to implement the Guidelines for Mercury-Containing Products Reduction and Management and Mercury Virtual Elimination Policy.	Guidelines are being implemented on an ongoing basis. Cupertino's Env Prog Mgr is part of the Program's Mercury Pollution Prevention Outreach Ad Hoc Task Group.	Ongoing	Public Works
I.F.1	Train staff in Mercury spill cleanup	C.9.c	Train corporation yard staff and facilities maintenance staff in correct procedures to clean up: a. A broken fluorescent lamp b. A broken thermometer or thermostat	Last year, 2/1/07, the annual Corp Yard training included specific instruction on proper handling of fluorescent bulbs for the streets, parks maintenance, facilities and other corporation yard staff. One maintenance staff person coordinates with a contractor for handling, recycling and disposal of used products. Therefore, training was not repeated in FY07-08. In FY08-09, the Environmental Programs Mgr will meet with staff in charge of the universal waste disposal contract, to evaluate the City's procedures.	Annually or as needed for new staff	Facilities Mgr in Coordination with Environmental Programs Mgr
I.F.2	Annual survey of mercury-containing products used by city staff.	C.9.c	City staff to annually report on: 1. The number of lamps recycled. 2. Any other Hg-containing product that is used by city staff.	City staff has reported the following fluorescent bulbs were collected for proper disposal or recycling of universal waste: four 2-ft , sixty 3-ft, four hundred twenty three 4-ft,sixteen 8-ft, four 10-ft bulbs,	Reported in FY 07-08 based on 3 loads of	

[1] Place where continuous improvement item identified, either Annual Report, URMP, Work Plan, Review, or Program (task approved by the Management Committee for all co-permittees, if applicable, such as performance standard revisions).

Santa Clara Valley Urban Runoff Pollution Prevention Program
FY 2007-2008 Annual Report: Mercury Control Program

Cupertino

Mm Program Work Plan Task	Activity	CI Item Source[1]	FY07-08 Tasks	Status / Comments	Due Date (mo/yr)	Responsible Party
				204 CFLs, 48 U-bends and 474 HIDs for a total of 1,233 bulbs and HID lamps. In addition, the City collects batteries from City employees and from City facilities. A total of 226 lbs of batteries were recycled in FY07-08. These numbers were based on averages for months at the beginning and end of the year, since the City calls for a pick-up of bulbs and batteries about every 5 months and these pick-ups don't fall exactly within the fiscal year. No other mercury containing products were reported.	bulbs	
MMI	Document completion of tasks	C.9.c	Document completion of tasks in annual reports. Use mercury-containing product reporting guidelines. The goals of the guidelines for Mercury Containing Products Reduction and Management are to work towards the virtual elimination of mercury from controllable sources that may affect urban runoff due to agency operations; and establish proper recycling and disposal methods for products that cannot be eliminated.	1. Cupertino staff has been implementing SCVURPPP's mercury reduction guidelines since Cupertino's City Council adopted a policy requiring the virtual elimination of mercury from controllable sources, affecting urban runoff from municipal operations in March 2004. 2. High priority mercury-containing products are no longer in use. The city stormwater staff has determined city maintenance staff is using only low- or no- mercury bulbs. No mercury switches or relays are in use. 3. City maintenance staff has followed a specific protocol for disposal of fluorescent tubes. They are collected as universal waste and sent to a recycling facility for mercury recovery. 4. Corp yard staff has been trained on	Annually, In AR	Public Works

Cupertino

Mm Program Work Plan Task	Activity	CI Item Source[1]	FY07-08 Tasks	Status / Comments	Due Date (mo/yr)	Responsible Party
				mercury policy and what to do if a fluorescent tube breaks. 5. Articles were placed in the City's newsletter regarding locations for proper disposal of fluorescent bulbs. 6. A mercury thermometer exchange was held at Cupertino City Hall as part of document 'Shredding Day' on April 26, '08. Brochures containing info on proper disposal of fluorescent bulbs were distributed at the event and at City facilities and library; and at other local events i.e. 'Get Your Green On' at LG High School on 4-19-08. 7. Countywide HHW Program held a collection event at De Anza College on August 25, 2007. See section V.C		
II. Household Hazardous Waste Collection **Goal II.** Provide mercury-containing products disposal services through household hazardous waste (HHW) collection programs for residents and small businesses, and encourage use of these programs.						
II.B	Provide HHW Program services	C.9.c	Provide mercury-containing products disposal services for residents and small businesses.	The City has provided adequate funding to ensure hazardous waste disposal services are available for Cupertino residents since 1992. Over 1,000 customers or 6% of Cupertino households are funded to attend the HHW program. Residents can also drop-off spent fluorescent lamps and thermometers at a number of designated locations in the county. In April 2008, the City began discussions with the City's garbage company to pursue offering	Ongoing	

Santa Clara Valley Urban Runoff Pollution Prevention Program
FY 2007-2008 Annual Report: Mercury Control Program

Cupertino

Mm Program Work Plan Task	Activity	CI Item Source[1]	FY07-08 Tasks	Status / Comments	Due Date (mo/yr)	Responsible Party
				quarterly environmental days which would include the collection and recycling of used fluorescent bulbs and batteries.		
II.D	Document products disposed at HHW Program	C.9.c	Implement guidelines for documenting and reporting quantities of mercury-containing products disposed.	The HHW County-wide Program collected 496,484 feet (124,121 pounds) of fluorescent bulbs from 30 retail drop-off locations in FY07-08. This is more than a 40% increase from FY 06-07. And, in FY 06-07 County-wide retail partners collected 353,694 feet (88,423 pounds) of bulbs, an increase of 30% over the FY 05-06 quantities. This shows that public participation in proper universal waste disposal is increasing rapidly with awareness. The HHW Program also collected: • 1,295 lbs of elemental Hg (e.g. thermostats, thermometers) • 100,100 lbs of household batteries • And 370 mercury containing thermometers at five thermometer exchange events The County does not collect City-specific data.	Ongoing, AR	Public Works
III. Monitoring and Science **Goal III.** Participate in coordinated monitoring efforts to support mercury TMDL development and implementation, including assessment of air pollution sources of mercury and concentrations of mercury in sediment.						
III.A	Financial support for RMP.	C.9.c	Assist Program to continue to provide financial support for the Regional Monitoring Program (RMP). Support the Program's continued	The City provides funding and support for the RMP through Program assessments and review of meeting summaries through the Management Committee.	Ongoing	

Cupertino

Mm Program Work Plan Task	Activity	CI Item Source[1]	FY07-08 Tasks	Status / Comments	Due Date (mo/yr)	Responsible Party
			participation in the RMP steering committee and technical review committee.			
III.B	Assist Prgm in support of regional plan to collect data for the Hg TMDL	C.9.c	Assist Program to provide financial and staff support for a coordinated regional plan to collect data for the mercury TMDL, as defined in the RWQCB/BACWA/BASMAA MOU.	The City supported CEP activities (formerly TMDL MOU) via Program staff participation until the Work Group disbanded in 2008. Cupertino will continue to support Program staff's participation in regional collaborative projects through BASMAA.	Ongoing	Program and City's Env Progr Mgr
V. Public Education and Outreach **Goal V.** Increase awareness of proper disposal of mercury-containing products and available non-mercury containing alternatives. Target audiences include residential, commercial, and industrial users and municipal employees.						
V.A.	Mercury control program outreach activities:	C.9.c	Assist the Program in developing various outreach programs to educate target audiences about proper disposal of mercury-containing products and alternative non-mercury containing products. Outreach programs will include, but may not be limited to, the following subtasks: (see below).	Environmental Programs Manager participates in the Mercury Pollution Prevention Outreach Work Group and ensures Cupertino's support of outreach campaigns, including helping to staff events that provide education and materials for residents, businesses and municipal staff. City staff helps with the review of outreach products associated with the Mercury Pollution Prevention Outreach Work Group media campaign.	Ongoing	Env Programs staff
V.A.1	Residential – Fluorescent light recycling outreach	C.9.c	Continue our fluorescent light recycling outreach program to educate residential users and encourage proper disposal of fluorescent lights. Primarily articles in the Scene, and fliers in Quinlan Community Center and the Library.	Articles on proper disposal of fluorescent tubes and compact bulbs were included in four editions of the City's newsletter (Oct, Feb, May and June). Cupertino also partnered with the County, PG&E and Dept of Environmental Health to place 6 ads in the Cupertino Courier from	Ongoing	Env Programs staff

Santa Clara Valley Urban Runoff Pollution Prevention Program
FY 2007-2008 Annual Report: Mercury Control Program

Cupertino

Mm Program Work Plan Task	Activity	CI Item Source[1]	FY07-08 Tasks	Status / Comments	Due Date (mo/yr)	Responsible Party
				Jan 16, 2008 through Feb 20th, 2008, promoting retailer partners for their take-back programs of fluorescent bulbs for proper recycling. In addition, one ad was placed in the local community newspaper, on April 9th by the City in collaboration with HHW and the Program's Watershed Watch Campaign. Information on mercury pollution prevention and HHW drop off events was distributed and discussed with participants at the Environmental Fair on 4/19/08 at Los Gatos High School. HHW disposal brochures (with fluorescent tubes, thermostats, and thermometers listed) and flyers with drop-off locations are routinely distributed at the city's library, community center, senior center and city hall lobbies and at the countywide HHW events. An HHW Event, including the collection of fluorescent bulbs, was held on 8/25/07. Articles advertising the event included one in the City's July newsletter, as well as one article in the 8/8/07 edition of the Cupertino Courier newspaper. Three ads were placed in the local community newspaper, during the month of August. HHW Display was set up at community center for three weeks before the August 25th HHW Event.		

Cupertino

Mm Program Work Plan Task	Activity	CI Item Source[1]	FY07-08 Tasks	Status / Comments	Due Date (mo/yr)	Responsible Party
				Main page of City website as well as the Environmental Programs page has links to proper fluorescent bulb recycling and disposal information. Article on curbside battery recycling included in the City's March newsletter. Courier article providing information on free battery collection was published on 2/6/08. The Countywide Household Hazardous Waste Program continued the residential and small business fluorescent light-recycling program at a total of 30 hardware stores throughout the County. See Section II.D.		
V.A.2	Small businesses—Fluorescent light recycling outreach	C.9.c	Continue to assist the Program in implementing a fluorescent light recycling outreach program to educate small businesses and CESQGs and encourage proper disposal of fluorescent lights. Publish articles in the Scene, and distribute fliers at the Planning/Building lobby, addressing Universal Waste exemption.	Cupertino staff has participated in planning sessions about business disposal. The Program's Mercury Pollution Prevention Work Group conducts discussions regarding the implementation and expansion of the residential and small business fluorescent light-recycling program. Brochures for small businesses fluorescent light recycling and disposal are on display and available at City facilities. Articles on proper disposal information of fluorescent tubes and bulbs are mentioned above in response to task V.A.1.	Ongoing	
V.A 3	Auto shops outreach	C.9.c	Coordinate with city inspectors to integrate mercury outreach into their routine auto repair shop inspections.	In FY07-08, the Inspectors did not distribute the brochures, "What Responsible Businesses Need to Know	Ongoing	

Santa Clara Valley Urban Runoff Pollution Prevention Program
FY 2007-2008 Annual Report: Mercury Control Program

Cupertino

Mm Program Work Plan Task	Activity	CI Item Source[1]	FY07-08 Tasks	Status / Comments	Due Date (mo/yr)	Responsible Party
				About Mercury and Universal Waste" (developed by the County's HHW program). Staff training on the message will be conducted early in FY08-09 and brochures will be distributed to auto repair shops via pro-active IC/ID or IND inspections following the staff training.		
V.A.4	City employees outreach	C.9.c	A. Train corporation yard staff and facilities maintenance staff in correct procedures to clean up mercury containing products: 1. A broken fluorescent lamp 2. A broken thermometer or thermostat B. Send e-mail notice to employees reminding them about spent battery collection bin in copier room.	Corp yard staff was trained in FY06-07on the mercury policy and how to handle the cleanup of broken fluorescent tubes. Fluorescents are rarely broken except when bulbs give out and break as they are replaced. Currently, broken fluorescent tubes are cleaned-up by, Facilities Maintenance. The Environmental Programs Manager will meet with Facilities Maintenance worker and the City's Haz Mat specialist early in FY08-09 to review procedures for handling broken fluorescent bulbs and evaluate the services provided by the City's current contractor for fluorescent bulb and tube disposal. The City's collection bin in the copier room is being used regularly by employees to safely dispose of spent batteries. A notice will be emailed to all employees in September 2008, reminding staff to use the collection bin.	Ongoing	
V.B	Outreach materials	C.9.c	Assist Program to develop or adapt existing mercury outreach materials, as needed, for outreach programs. Submit article to Scene concerning any	City staff reviewed all workplan goals and outreach products that were proposed by the Program's Mercury Pollution Prevention Outreach AHTG.	Ongoing	

Cupertino

Mm Program Work Plan Task	Activity	CI Item Source[1]	FY07-08 Tasks	Status / Comments	Due Date (mo/yr)	Responsible Party
			mercury information made available to city staff.	Articles developed by staff for Cupertino's newsletter, the *Scene*, are listed above in response to task V.A.1.		
V.C	Community events	C.9.c	The County HHW Prgm at HHW disposal events, on behalf of the city, distributes Hg outreach materials.	HHW Collection Event was held at De Anza College on 8/25/07. Packets of outreach material concerning mercury containing products and safe disposal of toxic materials were distributed to Cupertino residents by HHW staff on behalf of the City of Cupertino.	Ongoing	
V.C	Community events	C.9.c	Additional community events held by City of Cupertino, or educational outreach tables hosted by Cupertino staff at another agency's local area event.	Thermometer Exchange Event held at Cupertino City Hall on 4/26/08. Articles announcing the thermometer exchange were included in the Scene (City's newsletter) in March and April as well as two thermometer exchange ads placed in the Cupertino Courier on April 16th and 23rd. Cupertino's Environmental Programs Manager hosted a table at the 'Get Your Green On' Fair on April 19th at Los Gatos High School. Solar thermometers, HHW booklets listing partnering stores that take back spent fluorescent bulbs, and mercury pollution prevention flyers were given to and talked about with attendees.	Ongoing	

Santa Clara Valley Urban Runoff Pollution Prevention Program
FY 2007-2008 Annual Report: Mercury Control Program

Cupertino

Mm Program Work Plan Task	Activity	CI Item Source[1]	FY07-08 Tasks	Status / Comments	Due Date (mo/yr)	Responsible Party
MM V.B	Document and evaluate activities	C.9.c	**Monitoring Mechanism V.B.** In the Annual Report, document and evaluate each outreach activity, including the target audience and number of residents and/or businesses reached.	The countywide HHW program served 26,958 residents during 07-08 through 56 events held at 2 permanent facilities and 15 temporary sites. The number of drop-offs from small businesses totaled 568. See sections II.D for amounts collected.	Ongoing	
MM V.C	Evaluate success of outreach efforts	C.9.c	**Monitoring Mechanism V.C.** Assist Program to survey local public attitudes and behavior to evaluate the success of outreach efforts and the saturation of outreach messages (coordinate survey with Watershed Watch Campaign Survey).	Survey conducted by Program in 2003. Final evaluation report was included in the Program's FY 03-04 Annual Report. In 07-08 two questions on fluorescent bulb disposal were included in Watershed Watch spot surveys at public events. The results are summarized below: **10/16/07 Pumpkins in the Park** event, 100 people completed surveys: 1. True or False? It is illegal to dispose of used fluorescent light bulbs in the trash or recycling bin. 88 said True and 12 said False. 2. Where does the water flowing into storm drains go? 19 people said, a) "To the waste water treatment plant". 81 people responded, b) It flows untreated to local creeks and Bay. **10/28/07 Happy Hollow Park Zoo event:** 1. True or False? It is illegal to dispose of used fluorescent light bulbs in the trash or recycling bin. 89 said True and 14 said False. 2. Where does the water flowing into storm drains go? 19 people said, a) "To the waste water treatment plant". 81 people responded, b) It flows untreated to our local creeks and Bay.	Completed in 2003, and as needed	

City of Cupertino
Table 2: Reporting Format for Annual Report FY 07-08

	Management Option (MO) for Mercury-Containing Product				
HIGH PRIORITY MERCURY-CONTAINING PRODUCTS (not listed in any particular priority)	MO #1: Replace with an alternative product when the product is identified, if an alternative exists	MO #2: Replace upon failure, with an alternative product if an alternative exists.	MO #3: Reduce the use where possible.	MO #4: Recycle when no longer in use	MO #5: When appropriate, dispose of as hazardous waste
LAMPS:					
Compact Source Lamp	NF				
Spectral Lamp	NF				
Fluorescent Lamp *City uses low-merc Sylvania Eco brand*	I			I Collected as Universal wste	
Metal halide Lamp *City uses low-merc Phillips ALTO*	I			I Collected as Universal wste	
High pressure sodium Lamp *City uses low-merc Phillips ALTO*	I			I Collected as Universal wste	
Mercury Vapor Lamps – *only a few left, replaced w/ low-merc HPS lamps*		I			I
Cold Cathode Lamp	NF				
Neon Lamp	NF				
THERMOSTAT PROBES (ALSO KNOWN AS FLAME SENSORS OR GAS SAFETY VALVES):					
Furnaces	NF				
Water heaters	NF				
Ranges, ovens	NF				
Space heaters	NF				
Other mercury-containing products in use that you may know of:					
E.g. Mercury lab thermometers	NF				

Status key:
No Action: No action identified for implementation
ID: Actions have been identified; implementation has not begun
B: Began process of implementation
I: Management option identified has been fully implemented
NF: product was not found in municipal inventory

CITY OF

CUPERTINO

City of Cupertino

FY 07- 08 Annual Report

Section 9

Copper and Nickel Action Plan

Cupertino

Program Work Plan Task	Activity	FY07-08Tasks	Status / Comments	Due Date (mo/yr)	Responsible Party
CB-1. Vehicle Washing Operations					
Goal: Reduce copper discharges from vehicle washing operation.					
CB-1.1	Refer mobile cleaners to training	Refer mobile surface cleaners to BASMAA online training and recognition program.	Mobile surface cleaners were referred to BASMAA online training and recognition program at http://www.basmaa.org/recognition/ If access to the Web is not available, Cupertino refers surface cleaners to City of San Jose. San Jose staff will provide live trainings upon request. No requests for live training were made in FY 07-08.	Ongoing	Public Works
CB-1.2	Distribute list of trained cleaners	Distribute most recent list of trained mobile cleaners to interested parties, and to city staff who contract for cleaning services.	City staff refer interested parties to the BASMAA website where they can view a current list of trained mobile surface cleaners by specifying the County and leaving all other search fields blank. http://www.basmaa.org/recognition/certify/index.cfm?fuseaction=verify&navID=133&contentId=130	Ongoing	Public Works
CB-1.3	Outreach materials	Continue to distribute Home Maintenance Tips brochure at City facilities and city events (contains general remarks on residential car washing).	All of Cupertino's brochures, 'Home Maintenance Tips for a Clean Bay' were distributed in FY07-08. Staff will check with Program to see if more are available.	Ongoing	Public Works
CB-1.4	Website for outreach	Update information about copper brake pad dust for the stormwater section of City's website, with a link to the SCVURPPP copper brake pad report. Add general information about residential car washing to the city's website.	SCVURPPP's information regarding copper brake pads is provided via a link to on the City's website at http://www.cupertino.org/city_government/departments_and_offices/environmental_services/pollution_prevention/index.asp	Review annually	Public Works
CB-1.5	Scene article	Add information about copper brake pad dust to the annual article on home car washing in the City's newsletter, the Scene.	An article on proper car washing was published in the May '08 *Scene* and an article on automobile maintenance, involving brake pad dust was included in	June '08 Scene	Public Works

Santa Clara Valley Urban Runoff Pollution Prevention Program
FY 2007-2008 Annual Report: Copper/Nickel Control Program

Cupertino

Program Work Plan Task	Activity	FY07-08Tasks	Status / Comments	Due Date (mo/yr)	Responsible Party
			the June '08 *Scene*.		
CB-1.6	Non-profit car washes	City provides brochures to non-profits about how to properly conduct a car wash event.	In June 2008 Cupertino's Environmental Program Mgr and IC/ID Inspector purchased items and put together a Car Wash Kit and guidelines for Cupertino non-profit groups to borrow when they hold car wash fundraiser events. Guidelines for 'How to Hold a Fund-Raising Car Wash' are on the City's website at: http://www.cupertino.org/downloads/index.asp?Type=Pdf&Name=How%20to%20hold%20a%20Car%20Wash&Location=es_Carwash_brochure.pdf .	Ongoing	Public Works
CB-1.7	City vehicles	Continue to maintain car wash systems for City vehicles at the corporation yard.	City vehicles are taken to a commercial car wash where the water discharges to the sanitary sewer. Equipment is cleaned in recycled water, on-site using best management practices.	Ongoing	Public Works
CB-1.8	Gas station car washing	Verify that all gas stations/repair shops understand and comply with restrictions concerning washing cars on-site.	Verification is done during the vehicle service facility inspections. See section 2. IND of this report. Cupertino staff worked the Program's Watershed Watch Car Wash Event on May 21, 2008 at Classic Carwash in Los Gatos. Outreach material on proper car washing, and discount coupons for car washes at partnering locations, were distributed.	During Routine Industrial Inspections and as part of public outreach events	Industrial Inspector
CB-1.9	Auto sales car washing	Verify that all auto sale operations understand and comply with restrictions concerning washing cars on-site.	Currently, there are no auto sales businesses in Cupertino. Any new businesses of this nature would receive stormwater pollution prevention education and be inspected as a vehicle service facility.	N/A	Industrial Inspector

San lara Valley Urban Runoff Pollution Prevention Program
FY 2007-2008 Annual Report: Copper/Nickel Control Program

Cupertino

Program Work Plan Task	Activity	FY07-08Tasks	Status / Comments	Due Date (mo/yr)	Responsible Party
CB-3. Industrial Copper Control					
Goal: Control copper in discharges of stormwater from targeted industrial sources					
CB-3	Industrial inspection program	Continue industrial inspection of vehicle service facilities and other future permitted sites.	The City inspects vehicle service facilities once every two years (see inspection data in Section 2, IND of this report).	Ongoing Inspection Routine	Industrial Inspector
CB-6/7. Reducing Traffic Congestion/Promoting Alternative Transportation					
CB-6/7	Auto Pollution Display at Quinlan Community Center	Display featuring "Cars Pollute Water Too", Vehicles are the Largest Source of Pollution in the Bay Area", and "Keeping it All in Tune". Literature will be provided explaining impact of copper pollution from brake pads as well as general information regarding auto pollution.	"Cars Pollute Water Too", "Maintaining the Bay," "Keeping it All in Tune" and reduce driving literature provided at Quinlan and other City facilities throughout the year. Auto pollution display including information on copper brake pad dust will be provided at Quinlan in Fall 2008.	Ongoing	Public Works
CB-8. Incorporate watershed protection in planning procedures					
Goal: Classify and assess watersheds, and improve institutional arrangements for watershed protection					
CB-8.2	CEQA changes	Continue using SCVURPPP CEQA guidance as part of C.3.m implementation.	No changes were made to CEQA guidance in FY 07-08.The City will continue to evaluate its CEQA review process and note any changes in that year's Annual Report.	Ongoing	
CB-11. Street sweeping controls & stormdrain system O&M					
Goal: Improve street sweeping controls and stormdrain system O&M					
CB-11.1	Street sweeping	Follow Program guidance regarding the collection and reporting of street sweeping data. Provide data for Annual Report.	Cupertino staff used Program's guidance and standard forms for tracking the City's street sweeping data.	Data collected throughout the year	Public Works
Trash Work Plan	Street sweeping data	Continue to collect street sweeping data and provide data to Program for a street sweeping effectiveness evaluation.	Street sweeping data was collected monthly and provided to Program in July '08 to help evaluate Program-wide effectiveness.	Annually in July	Public Works
CB-11.2	Evaluate Street sweeping and	Evaluate need for improvement of current street sweeping and storm drain system O&M	Street sweeping occurs twice every month and all catch basins are cleaned on a two	Evaluate Annually	Public Works

Santa Clara Valley Urban Runoff Pollution Prevention Program
FY 2007-2008 Annual Report: Copper/Nickel Control Program

Cupertino

Program Work Plan Task	Activity	FY07-08Tasks	Status / Comments	Due Date (mo/yr)	Responsible Party
	Stormdrain O&M	programs (within available budgets).	year rotating basis and during emergencies as needed. With increased need, certain areas of the city have extra sweeping. There isn't a build-up of debris or flooding issues that would indicate the need for increased service. The schedule appears to be effective and is within the available budget. Schedule is noted on the street sweeping map at the City's website: http://www.cupertino.org/downloads/index.asp?Type=Pdf&Name=Street%20Sweeping%20Map&Location=_map_street_sweeping_residential.pdf		
CB-12. Pools and Spas *Goal: Control copper discharge from pools and spas*					
CB-12.2	Outreach	• Distribute outreach materials to the public at City facilities. • Continue to maintain pool information on city stormwater website.	The City distributes the 'Draining Pools & Spas' brochure at City facilities open to the public, during special events, upon request or during related illegal dumping incidents. The brochure is available for downloading from the City's website, http://www.cupertino.org/downloads/Pdf/Pool_and_Spa_Brochure.pdf	Ongoing	Public Works
CB-12.3	Newsletter article	Publish one article/yr. regarding disposal of pool water in city's newsletter.	An article was published in the City's newsletter, the *Scene*, in June 2008.	in June	Public Works
CB-21. Architectural use of copper *Goal: Discourage architectural use of copper*					
CB-21.2	Staff Training	Conduct outreach to Comm. Dev. and Public Works staff on ban of copper roofs and gutters.	Planning staff are aware that City ordinance 9.18.210 item K, prohibits architectural use of copper. Municipal Code is available for viewing via www.cupertino.org	Ongoing	Public Works

Cupertino

Program Work Plan Task	Activity	FY07-08Tasks	Status / Comments	Due Date (mo/yr)	Responsible Party
NB - 1 Nickel Action Plan Tasks					
NB-1	Measures to control nickel discharges from construction sites	• Continue to implement Construction Inspection Performance Standards • Continue to have inspectors attend Regional Board/Program workshops on construction site management and learn latest erosion/sediment control techniques • Continue to attend Program workshops on post-development stormwater BMPs (C.3.)	• See Construction Inspection section of this report. Construction Inspection Perf Stds have been implemented. • On 6/10/08, the Environmental Programs Manager provided in-house training to Building Inspectors on Performance Stds. • Two Public Works staff attended the regional construction site management and erosion control workshop on 12/05/07. The City's Civil Engineering Consultant and a Building Inspector attended training on the State General Construction Permit on 4/30/08 in San Jose. • On 6/3/08, Cupertino's Public Works Inspector and IC/ID Inspector attended the SCVURPPP C.3 workshop on inspection of permanent stormwater treatment BMPs.	On-going On-going Fall On-going	Pub Wrks/Bldg Public Works / Building Public Works

Santa Clara Valley
Urban Runoff
Pollution Prevention Program

FY 2007-2008 Yearly Record Keeping Form

Agency: City of Cupertino

Completed by: Lauren Tacke, Environmental Programs Assistant **Date:** July 17, 2008

STREET SWEEPING	Volume of material collected (cubic yards)	Miles swept* (curb miles)
1. Sweeping		
Residential Areas:		
Broom	1,886	6,542.07
Regenerative Air		
Vacuum		
Commercial Areas:		
Broom	706	1,809.4
Regenerative Air		
Vacuum		
Industrial Areas:		
Broom		
Regenerative Air		
Vacuum		
Other Areas Swept: (e.g., parking lots, major arterials)		
Broom	344	474
Regenerative Air		
Vacuum		
TOTAL	2,945	8,825.6

2. Have there been any changes in your street sweeping program?
(efforts to have parked cars removed, changed sweeping frequency, new equipment, significant downtime, etc.)

Most Residential streets are marked with signs noting parking restrictions on the days that the sweeper cleans that area.

LEAF REMOVAL

Volume of leaves removed by City/Town crews:_____ cubic yards

Leaves bagged by residents and picked up by your City/Town:_____ bags

Check box if you have a yard waste collection program: ■ Volume of yard waste collected: **7,360.39 Tons**

Check box if you do not have a leaf removal program other than routine street sweeping or yard waste collection: ☐

* Report total miles covered by sweepers including areas operated in tandem or repeated.

CITY OF

CUPERTINO

City of Cupertino

FY 07- 08 Annual Report

Section 10

Trash Inventory and Management

San' ^lara Valley Urban Runoff Pollution Prevention Program
FY -2008 Annual Report: General Tasks
Cupertino

P.S. Id.	*Activity*	*FY07-08 Tasks*	*Status / Comments*	*Due Date*	*Responsible Party*
Trash Inventory and Management					
Trash Work Plan	Trash mgmt practices	Assist Program in implementing Pilot Demonstration Projects, which focuses on assessing control measure effectiveness.	In FY07-08, as part of the City of Sunnyvale's Storm Drain Inlet Capture System Pilot Program, by agreement with Cupertino's Environmental Programs Mgr, Sunnyvale installed and has maintained one S/D capture system in Cupertino at Homestead Rd and Stelling Rd, near a McDonald's restaurant and close to Homestead High School. See	Report in 07-08 AR Ongoing	Public Works Dept.
Trash Work Plan	Trash mgmt practices	Continue identifying and prioritizing trash problem areas in urban streams and waterways and other potential sources that may contribute trash to those areas. Identification and prioritization should be based on criteria provided by Program staff during FY 06-07.	Trash evaluations completed 6/12/08. Two sites were identified to be taken off the problem list based on evaluations on Program's criteria, evaluations on 6/12 and comparison with site history. Staff began conducting field trips to determine additional trash problem areas.	Report in 9/08 AR Ongoing	Public Works Dept.
Trash Work Plan	Trash mgmt practices	Identify and continue implementing trash control measures, where practical and feasible, to reduce trash.	City staff performed KAB assessments at problem sites, considered improved Mgmt actions and conducted any necessary cleanup	Ongoing	Public Works Dept.
Trash Work Plan	Trash evaluations	Track existing trash management practices to evaluate effectiveness. Effective methods may include using the Program's Urban Rapid Trash Assessment protocol (Version 1.0) and/or the KAB litter index in a subset of high priority trash problem areas.	Effectiveness of trash management was evaluated in previous problem areas in June 2008, with 2 sites identified for removal from the list. Using the KAB litter index, majority of sites received a low rating, indicating low priority trash problem area.	Report in 9/08 AR Ongoing	Public Works Dept.
		Provide Co-permittee specific information on trash management practices implemented in our jurisdiction, using the Program's standardized reporting form entitled Trash Problem Area Activity Report (to be used for Program-wide reporting), as appropriate.	City staff performed KAB trash evaluations and reported results to the Program for all previously identified problem sites.		Public Works Dept.
Trash Work Plan	Trash evaluations	Submit Urban Rapid Trash Assessment Survey Forms, Trash Item Tally Sheets and any other data collection tool to Program staff, as appropriate.	KAB trash assessment data, for Cupertino's previously-selected problem sites, was provided to the Program in July 2008. Cupertino staff did not conduct any Urban Rapid Trash Assessments in FY07-08.	FY 07-08 Ongoing	Public Works Dept.

Santa Clara Valley Urban Runoff Pollution Prevention Program
FY 2007-2008 Annual Report: General Tasks
Cupertino

P.S. Id.	*Activity*	*FY07-08 Tasks*	*Status / Comments*	*Due Date*	*Responsible Party*
Trash Work Plan	Trash mgmt practices	Assist Program staff in developing long-term trash management strategy for reducing trash in urban streams and waterways and other potential sources that may contribute trash to those areas.	The Env Programs Mgr participates in SCVURPPP's Trash Management Ad Hoc Task Group. Within the group and via MC meetings, long term trash management strategies are discussed, considered and identified. In Fy07-08 San Jose and Sunnyvale installed trash capture systems as a pilot program. Installation of one device in Cupertino was approved. Routine maintenance of all pilot treatments has been documented and reviewed at MC meetings to help determine future strategy.	FY 07-08 Ongoing	Public Works Dept.
Trash Work Plan	Trash mgmt practices	Begin implementation of long-term trash management strategy for each high priority watershed defined within the technical memorandum entitled *Prioritization of Trash Problem*. This strategy will be provided within the technical memorandum entitled *Long-Term Trash Management Strategy*, which will be developed during FY 07-08.	In Fy07-08, City's Public Works staff continued to work with Cupertino's Illegal Discharge Inspector on implementation of long-term trash management for existing priority areas. PW staff also conducted field trips and coordinated with Water District staff to identify new priority locations in the Calbazas Creek watershed to be addressed in FY 08-09.	FY 07-08 Ongoing	Public Works Dept.
Trash Work Plan	Trash mgmt practices	Assist Program in developing Trash Fact Sheets, as appropriate.	SCVURPPP's Trash Tool box was developed in FY 07-08. Env Prog Mgr participated in Trash Ad Hoc Task Group where sections of the Tool Box were previewed and comments were provided before its release to the public. In April '08 the Program's Trash Evaluation and Management fact sheet was released. Cupertino's MC representative reviewed and voted to approve the fact sheet for distribution. In fall of 2008, SCVURPPP's Trash Management fact sheet will be added to Cupertino's website.	As needed	Public Works Dept.
	WE&O Outreach	Participate in the WE&O outreach ad hoc group, and two of its subgroups: the Schools outreach group and the IPM group.	Environmental Programs staff participated in these groups in FY 07-08 and will continue to participate in FY08-09.	Ongoing	Public Works Dept.
	WE&O Core Group	Review WMI meeting minutes and materials.	The MC is briefed on WMI meetings and meeting summaries. WMI meeting minutes and materials are distributed by the Program and reviewed by the City's Environmental Programs Manager.	Ongoing	Public Works Dept.

#	Date	Site ID	Watershed	Location	Assessment Tool	Score	Trash Management Activities	Comments
	June 12, 2008	1A	Stevens Creek	N. Tantau and Vallco Pkwy., vacant lot; private property	KAB	1	This site needs to be monitored as two separate sites (!A & 1B). Little trash was observed.	Not in a waterway. Found very small quantities of paper, glass and plastic litter in one area.
	June 12, 2008	1B	Stevens Creek	Stevens Creek Blvd. and Tantau. Near VTA bus stop and across the street from Subway and Roasted Coffee Bean	KAB	2	This site needs to be monitored as two separate sites (!A & 1B). Fair amount of trash observed. Staff assessed trash types and cleared trash from site. Should be monitored for future clean-up.	Illegal dumping-stormdrain located by corner of Stvns. Creeek and N. Tantau. Over 40 cigarette butts, plastic wrappers and pieces of paper found, mostly around bus stop, despite 2 available trash receptacles. Trash and leave debris observed in SD. Large amount of trash was collected.
	June 12, 2008	2	Stevens Creek	Homestead and Mary Ave. adjacent to high school; private property	KAB	1	Very little litter observed. Should be monitored to determine if it should remain on the list.	Not in a waterway. No trash observed.
	June 12, 2008	3	Stevens Creek	Disney Lane at entrance to Fairgrove Eichler neighborhood and back entrance to Hyde Jr. High by track; private property	KAB	3	Fair amount of litter observed along in gutter, and along the school yard entrance. Over 30 cigarette butts and 40 plastic/paper food wrappers/containers	Littering near school yard – trash, paper, food containers. SD further down the road. Fair amount of trash was collected.
	June 12, 2008	4	Stevens Creek	Ann Arbor and Ann Arbor Ct., close to City park; private property	KAB	1	No Trash was observed. Should be monitored to determine if it should remain on the list.	Not in a waterway. Could not find a single piece of trash

#	Date	Site ID	Watershed	Location	Assessment Tool	Score	Trash Management Activities	Comments
	June 12, 2008	5	Stevens Creek	Sommerset Park at Stokes and Dempster, owned and maintained by City.	KAB	1	Small amount of plastic bags, bottle caps, plastic wrappers found. Trash was observed on opposite/unreachable side of 6ft chain link, cyclone fence that is in front of railroad tracks. The park itself appeared free from trash. This is a City maintained site.	Not in a waterway. Site should be monitored at railroad for clean-up Reachable trash was removed from area
	June 12, 2008	6	Stevens Creek	Park Circle East & West, horseshoe of apartments, private property. Located behind shopping center that contains Target and several other stores/restaurants.	KAB	3	Staff assessed litter type and cleaned the area. Significant quantities of cigarette butts/boxes, food wrappers, tissues, glass bottles and aluminum cans observed. Continue to monitor this site, provide cleanup and consider outreach to apartment residents.	Illegal dumping –trash, food wrappers and paper products. Trash was observed in stormdrain on Alves and Park Circle West. Large quantity of trash was removed. Staff is reviewing whether this is a result of loose trash on garbage pickup day.

April 12, 2008

Notes for evaluating City of Cupertino Tarp Give-away at 625 Zanker Landfill

Number of Participants	City of residence	Suggestions for improvement and comments
1	?	Requested 2, told him to come back for the extra later
2	?	Says he knows the message
3	?	Saw it in local newspaper
4	Santa Clara	Need flyer in Spanish
5	SJ	Need photos to explain to Spanish speaking attendees
6	Milpitas	Wants 2 tarps to fit around his mid-size truck
7	Alviso	
8	Alviso	Same
9	Alviso	Same
10	SJ	
11	MILPITAS	Jose was told message by policia
		Two trucks did not want tarps – didn't have time and did not trust us; Need material in other languages
12	HALF MOON BAY	ENGLISH
13	ALVISO	Richard Santo SCVWD see suggestion below
		Should have sent flyers home to school in spanish surrounding landfill parents would 've shown up
14	SJ	Vietnamese – van
15	SJ	Didn't want one, wife did – british
16	MILPITAS	
17	SJ	Load was from fremont – knows all about anti litter issue; supports it
18	FREMONT	Didn't want to stop
		We talked to kiosk attendent told him to explain in spanish what we are doing and why
19	BURLINGAME	
20	FREMONT	Their 2ND tarp

21	SJ	
22	SUNNYVALE	
23	SANTA CLARA	
24	SJ	
25	SARATOGA	
26	SUNNYVALE	
27	SUNNYVALE	
28	SJ	GARDENERS
29	SJ	GARDENERS
30	SJ	GARDENERS
31	CUPERTINO	
32 Z	SJ	We need a truck picture on tarp pkg
33	FRESNO	Large trucker
		Need to say "anti litter campaign" in spanish
34	ALVISO	
35	SJ	
36	SJ	Company is winter roofing (on side of truck)
37	SJ	
38	REDWOOD CITY	Street sweeper at Zanker
39	SJ	Construction debris
40	SJ	Piled high with furniture debris
41	ALVISO	
42	ALVISO	
43	SUNNYVALE	
44	SJ	
45	SANTA CRUZ	
46	SANTA CRUZ	
47	SJ	It's 12 noon
48	ALVISO	One for resident

CITY OF

CUPERTINO

City of Cupertino

FY 07- 08 Annual Report

Section 11

Water Quality Monitoring
&
Permit Reapplication Process

San' ^lara Valley Urban Runoff Pollution Prevention Program
FY '-2008 Annual Report: General Tasks
Cupertino

P.S. Id.	*Activity*	*FY07-08 Tasks*	*Status / Comments*	*Due Date*	*Responsible Party*
Water Quality-Based Requirements					
C.9.e	PCBs/Dioxin Compounds	Support Program staff to perform follow-up work on identifying and evaluating controllable sources.	The City continues to support Program and Program-supported regional efforts.	Ongoing	Public Works Dept.
C.9.f.iii	Sediment	Participate in the Watershed Council for Stevens Creek.	The City's naturalist attended meetings of the Stevens Permanente Creek Watershed Council in FY 07-08. City provided meeting space for some SPCWC meetings. City naturalist provides storage space and meeting site facility for water quality monitoring equipment and volunteers at McClellan Ranch.	Ongoing	Park & Recreation Dept. and Public Works Dept.

Santa Clara Valley Urban Runoff Pollution Prevention Program
FY 2007-2008 Annual Report: General Tasks
Cupertino

P.S. Id.	*Activity*	*FY07-08 Tasks*	*Status / Comments*	*Due Date*	*Responsible Party*
Permit Reapplication Process					
New	Permit Negotiations	Participate and/or track progress of the NPDES permit negotiations	City staff has tracked the progress of the permit negotiations and provided comments at appropriate times.	FY 07-08	Public Works Dept., Environmental Div.

CITY OF

CUPERTINO

City of Cupertino

FY 07- 08 Annual Report

Section 12

Staff Training Summary Table

City of Cupertino
Stormwater Pollution Prevention Program

FY '07-'08 Annual Report

Staff Training Summary

Training Event	Date	Participants
Construction Inspectors: Construction Site Management Workshop	12/05/07	Attended by the Senior Civil Engineer and the Environmental Programs Manager, Cheri Donnelly, for the City of Cupertino.
Annual Pesticide Training – Dept. of Pesticide Regulation	2/4/08	Pesticide Handlers Safety training – training is required for handlers (as Qualified Applicators Certified, these employees are required, by the State, to attend 20 hours of training in a 2-year period)
Corporation Yard/Streets staff: Pub Agency - Corp Yard Annual in-house training for Public Works staff: Topics included corporation yard operations and maintenance including spill response, pesticide use & management, fuel dispensing areas, vehicle/equip washing, chemical use & storage and mercury disposal. A portion of the video entitled "Preventing Pollution – Guidelines for contractors and maintenance crews" was shown.	2/21/08	Public Works corp yard staff, including on-call staff, facilities, streets, grounds and vehicle maintenance personnel, and supervisors.
Building inspectors: Const In-house training regarding performance standard, construction BMPs, source control BMPs and inspection notices.	6/10/08	Cheri Donnelly, Public Works conducted in-house training for Building and Construction Inspection staff.
Park & Rec staff; Golf Course contractor: Pest Mgmt Mtg to review golf course IPM SOPs, permitted pesticides, potential for less-toxic pesticide use, performance standards.	4/4/08	Don McCarthy, Park and Rec Dept.; Don Naumann, contractor for Blackberry Farm Golf Course, Cheri Donnelly, Public Works, Env Programs Mgr
Co. Health Dept: IND Annual meeting with Dept of Environmental Health, restaurant inspection program. Topics included violations, inspection procedures, referrals, pesticide mgmt., public education materials, and future training needs.	4/22/08	Michael Cervantes, DEH Supervisor; Cheri Donnelly, City of Cupertino, and Jack Lovell and Kelly Carroll WV Communities Program staff; DEH Food Facility Inspectors.
Public Works staff that apply pesticides: Target Specialty Seminar	5/22/07	15 public works employees attended.
Public Works Planning: Implementing Stormwater Requirements in New Development and Redevelopment Projects (SCVURPPP)	6/3/08	Cheri Donnelly, Environmental Programs Manager, the Public Works Senior Civil Engineer and an Assistant Planner attended SCVURPPP's C3 Workshop.
Public Works Engineering and IC/ID	6/3/08	Cheri Donnelly, Environmental Programs

City of Cupertino
Stormwater Pollution Prevention Program
FY '05-'06 Annual Report
Training Activities

Inspector: BMP O&M Inspections of permanent Stormwater facilities at C3 regulated New Development and Redevelopment Projects (SCVURPPP)		Manager, the Public Works Inspector and the IC/ID Inspector attended SCVURPPP's BMP O&M Inspection session of the C.3 workshop.
Planning & Engineering staff: Annual in-house training regarding C.3. requirements and upcoming MRP requirements.	6/25/08	Planning Staff, Assistant Public Works Director, Sr Civil Engineer, Public Works Engineering Inspector and Cheri Donnelly, Public Works Env Programs Mgr, attended.
City's Pest Control Advisor: As a Pest Control Advisor, this supervisor is required, by the State, to attend 40 hrs. of PCA training in a two-year period.	On-going	Diane Mahan, PW Streets supervisor, and City's PCA, courses include IPM.

040978

Urban Runoff Management Program Annual Report FY 2007-2008

September 15, 2008

City of Los Altos
FY 2007/2008 Annual Report
Table of Contents

	TITLE	PAGES
1.	Table of Contents	2
2.	Cover Letter	3-6
3.	Certification Statement	7
4.	List of Abbreviations	8-9
5.	IC/ID Elimination Activities	10-14
6.	Industrial Commercial Discharger Control Program	15-18
7.	Public Agency Activities	
	a. Public Streets, Roads & Highway O&M	19-20
	b. Corporation Yards O&M	21-22
	c. Storm Drain System O&M	23-24
8.	New Development & Redevelopment Planning Procedures (c.3)	25-44
9.	New Development & Redevelopment Construction Inspection	45-48
10.	Pest Management	49-62
11.	Mercury Pollution Prevention Program	63-66
12.	Other Water Quality and Watershed Management Requirements	67-77
13.	Public Information/Participation	78-81
14.	Annual Reports and Workplans	82-83
15.	Staff Training	84-91

Department of Community Development
Engineering Division
One North San Antonio Road
Los Altos, California 94022-3087
(650) 947-2780
Fax (650) 947-2732

September 15, 2008

Mr. Bruce H. Wolfe
REGIONAL WATER QUALITY CONTROL BOARD
San Francisco Bay Region
1515 Clay St., Suite 1400
Oakland, CA 94612

SUBJECT: CITY OF LOS ALTOS URBAN RUNOFF MANAGEMENT PROGRAM FY 2007-2008 ANNUAL REPORT

Dear Mr. Wolfe:

This report is submitted by the City of Los Altos, in conjunction with the Santa Clara Valley Urban Runoff Pollution Prevention Program's Annual Report, pursuant to provision C.6.a. of the Program's reissued municipal storm water National Pollutant Discharge Elimination System (NPDES) Permit (Order No. 01-024). The report summarizes activities performed during FY 2007-2008 in accordance with the City of Los Altos' Urban Runoff Management Plan (URMP) submitted to the Regional Board on September 1, 1997 and updated in October 2000 and September 2004, and the performance standards contained therein.

Contents of Report

The goals of this Annual Report are to: 1) concisely document implementation of our URMP and FY 07-08 work plan during the past fiscal year; 2) evaluate program results for continuous improvement; and 3) share this information with other Co-permittees, municipal decision-makers, and the public. To accomplish these goals, the City of Los Altos Annual Report contains the following sections:

I. Cover Letter

II. Certification Statement

III. Self-Evaluation and Work Plan Completion Matrix:

- IC/ID Elimination Activities
- Industrial/Commercial Discharger Control Program
- Public Agency Activities
  - i. Public Streets, Roads and Highways Operation and Maintenance
  - ii. Corporation Yard Operation and Maintenance
  - iii. Storm Drain System Operation and Maintenance
- New Development and Redevelopment Planning Procedures
- New Development and Redevelopment Construction Inspection
- Pest Management Activities
- Mercury Pollution Prevention Activities
- Other Water Quality and Watershed Management Requirements
  - i. Trash Management
  - ii. Copper Action Plan
  - iii. Nickel Action Plan
- Public Information/Participation
- Annual Report and Work Plan
- Staff Training
- Revised 04/05 Annual Report page pursuant to Board comment

Program Highlights and Accomplishments

During FY 2007-2008 the City of Los Altos continued to implement our Urban Runoff Management Plan (URMP) to the maximum extent practicable. The activities implemented for each element of the City's URMP are described in Chapter 6 of the Santa Clara Valley Urban Runoff Pollution Prevention Program's Urban Runoff Management Plan. Some brief highlights of our many accomplishments during FY 2007/2008 are described below.

The city continues to aggressively inspect all construction sites for proper installation of storm water runoff best management practices. These inspection were conducted at approximately 300 major remodel/rebuilding construction sites during the last rainy season. The City informs each of property owners and many of their contractors for these projects initially by letter explaining the necessity of protecting their property from allowing contaminated storm runoff from their property. This letter included detailed suggestions to help prevent erosion of sediments from the site. Prior to the beginning of the rainy season, our inspector visited each one of these sites and reiterated to the contractors what the requirements that city will be expecting to see at their sites. Between mid-October to April, our inspector was able to visit most all of these sites on a monthly basis, especially those with

high priority for potential erosion. During this time, citations were issued for those that did not have proper controls in place. By the end of the rainy season, the City was able to witness properly maintained erosion controls at most all of private construction sites.

Over the concern that potentially unused pharmaceuticals were being improperly disposed, the city of Los Altos became the first city in the Bay Area offer a service that a police officer would be available to pick up any unused pharmaceuticals from residents upon request. Also the city's police department offers a drop off point for this material. Since its implementation, the city has collected approximately 50 pounds of material that could have been improperly disposed of.

The City continues to be one of the leaders in the Bay Area in source control at its development or redevelopment sites. The city continues to require the incorporation of site design source controls and treatment into all of its projects, regardless of size. During the fiscal year the city required approximately 50 new single family rebuilding projects to contain their drainage on site by having them make every attempt to incorporated site design measures to allow stormwater flow to infiltrate into the ground and then directed over landscaped area prior to discharge in the city's streets and not allow any connections to the city's storm drain system. This helped reduce the flow in the city's system as well as treat the storm water on site prior to any discharge.

Continuous Improvement Activities

The City continues to address challenges encountered in implementation of improvements to its Urban Runoff Management Plan with existing staff. Overall, staff believes that the program is being implemented consistently throughout the City and is effective in reducing pollution of the local creeks. The largest challenge facing the City in its effort to comply with the permit, as with other cities, continues to be having only minimal funding and few staff available for its programs. Since Los Altos has no storm drain fee, funding for this program must comes from our General Fund. This would appear to become more of a challenge with the eventual adoption of the proposed Regional Permit that will replace the city's current permit.

The city is beginning to see a much bigger effort than originally anticipated to track the evolving number of major private development/redevelopment projects that the city is responsible for tracking, inspection and enforcement of storm water treatment. It appears this effect will be further escalated when the proposed Regional Permit becomes effort. The city sees this as a major financial challenge that it must face in the near future.

In summary, the City continues to be committed to the implementation of its Urban Runoff Management Plan. As with previous fiscal years, this has proven again to be a challenge with limited staffing levels, less funding availability and increased work effort to comply with the Program. In the coming year the City will continue to strive to increase its level of effort dedicated to the Santa Clara Valley Urban Runoff Pollution Protection Program.

I welcome your review of this Annual Report and any comments that you might have to offer that would help the City improve the managing of the program. If you have any questions regarding the materials submitted, please contact me at (650) 947-2624

Very truly yours,

Larry Lind
Associate Civil Engineer

Cc. Sue Ma, RWQCB

Attachments

CITY OF LOS ALTOS
FY 2007-2008 ANNUAL REPORT

Certification Statement

"I certify, under penalty of law, that this document and all attachments were prepared under my direction or supervision in accordance with a system designed to ensure that qualified personnel properly gather and evaluate the information submitted. Based on my inquiry of the person or persons who manage the system, or those persons directly responsible for gathering the information, the information submitted, is, to the best of my knowledge and belief, true, accurate, and complete. I am aware that there are significant penalties for submitting false information, including the possibility of fine and imprisonment for knowing violations."

Signature by Duly Authorized Representative:

D J Schmitz

Douglas J. Schmitz
City Manager

Date 28 August '08

Acronyms and Abbreviations—FY 2007/2008 Annual Report

AB	Assembly Bill
AC	Acres
AHTG	Ad Hoc Task Group
AOC	Area of Concern
APWA	American Public Works Association
AR	Annual Report
BACWA	Bay Area Clean Water Agencies
BAPPG	Bay Area Pollution Prevention Group
BASMAA	Bay Area Stormwater Management Agency Association
BMP	Best Management Practice
BPAC	City of Los Altos Bicycle/Pedestrian Advisory Committee
CA.	California
CAP	Copper Action Plan
CASQA	California Stormwater Quality Association
CEO	Code Enforcement Officer
CEQA	California Environmental Quality Act
CI	Construction Inspection
CIP	Capital Improvement Project
COA	Condition of Approval
DEH	Santa Clara County Department of Environmental Health
DOT	Department of Transportation
DPR	Santa Clara County Department of Pesticide Regulation
DTSC	Department of Toxic Substance Control
e.g.	For Example
EIR	Environmental Impact Report
EOA	Eisenberg, Olivieri, and Associates
Etc.	Excreta
Expo	Exposition
FOG	Gats, Oils, and Grease
FY	Fiscal Year
GIS	Geographic Information Systems
HAZMAT	Hazardous Material
Hg	Mercury
HHW	Household Hazardous Waste
HMP	Hydromodification Management Plan
i.e.	That Is
ICID	Illegal Connection, Illicit Discharge
ID	Identification
IPM	Integrated Pest Management
KAB	Keep America Beautiful
LUS	Land Use Subgroup (WMI)
MEP	Maximum Extent Practicable
MOU	Memorandum of Understanding
N/A	Not Applicable
NAP	Nickel Action Plan
NEPA	National Environmental Protection Act
NOI	Notice of Intent
NPDES	National Pollutant Discharge Elimination System
NPS	Non-point Source Pollution
O & M	Operation and Maintenance
OP Pesticides	Organo-Phosphage pesticides
OSH	Orchard Hardware Store

OWOW	Our Water Our World
PAPA	Professional Association of Pesticide Applicators
PCA	Pesticide Certified Applicator
PCB	Poly-Chlorinated Biphenyl
PCO	Pest Control Operator
PD	Police Department
PG&E	Pacific Gas and Electric
PIP	Public Information and Participation
PS	Performance Standard
PSA	Public Service Announcement
PUD	Planned Unit Developments
PW	Public Works
RMP	San Francisco Bay Regional Monitoring Program
ROW	Right of Way
RTA	Rapid Trash Assessment
RWQCB	Regional Water Quality Control Board
s. f. or sq. ft.	Square feet
SCBWMI or WMI:	Santa Clara Basin Watershed Management Initiative
SCC	Santa Clara County
SCVURPPP	Santa Clara Valley Urban Runoff Pollution Prevention Program
SCVWD	Santa Clara Valley Water District
SIC	Standard Industrial Classification
SOP	Standard Operating Procedure
STOPPP	San Mateo Countywide Stormwater Pollution Prevention Program
SWID	Stormwater Infiltration Device
SWMP	Stormwater Management Plan
SWPPP	Stormwater Pollution Prevention Plan
TMDL	Total Maximum Daily Load
URMP	Urban Runoff Management Plan
URP	Urban Runoff Program
WDR	Waster Discharge Requirements
WEO	Watershed education and Outreach
WMI	Watershed Management Initiative

Santa Clara Valley Urban Rur Pollution Prevention Program
FY 2007-200 Annual Report

Municipality: City of Los Altos ***Attachment B***

ILLICIT CONNECTION & ILLEGAL DUMPING ELIMINATION ACTIVITIES

FY 2007-2008 Work Plan Self Evaluation Matrix

Item No.	Activity	FY 07-08 Work Plan Tasks	FY 07-08 Accomplishments	Responsible Party
1	Continue to provide training as required on ICID activities	Los Altos will continue to provide information and training to Engineering, Planning, Building Inspection and Public Safety personnel with a focus on new personnel. Each Department holds regular meetings for which the subject of ICIDs is discussed. Staff will be encouraged to attend formal training as it becomes available.	The City of Los Altos continues to provide training to city staff ICID issues. For example, the city sent personnel to SCVURPPP training workshop, "Construction Site Management Workshops," in December at the Quinlan Center in Cupertino. City personnel learned what to look for during stormwater inspections of commercial and industrial facilities that are under construction.	Community Development & Public Works Department
2	Continue to evaluate and improve response and documentation of illegal dumping activities	Los Altos uses the police department to respond to reports of illegal dumping. Their response is also coordinated with the URP Coordinator. These responses would be documented by the officer's police report.	During the FY the city primarily used the police department to respond to reports of illegal dumping and the Engineering Division inspector or engineer as a backup. The police department maintains documentation of those incidents and the engineering department maintains a master list. During FY 07-08, PD recorded four responses that relate to potential illegal dumping. Each of the incidents was properly addressed. The sewer maintenance department continues to respond to sewer overflows. The city has a crew on standby 24 hours a day and therefore can respond to these quickly. During FY 07-08, city crews addressed only three sewer overflows, which were properly cleaned up before entering any storm drain systems. During the FY, the city also continued most all construction sites regardless of size to assure they have proper BMPs installed and maintained	Public Works Department

Santa Clara Valley Urban Runoff Pollution Prevention Program
FY 2007-2008 Annual Report

Municipality: City of Los Altos ***Attachment B***

Item No.	Activity	FY 07-08 Work Plan Tasks	FY 07-08 Accomplishments	Responsible Party
3	Sanitary Sewer System	Los Altos has adopted a new Sewer System Master Plan and has begun the implementation to comply with the States SSMP and to help prevent system overflows	The Sanitary Sewer Master Plan was adopted on 1 August 2005. In 2008 The City completed and adopted its Sewer System Management Plan (SSMP) required by both regional and the State boards. In accordance with the recommendations in the city's Sanitary Sewer Master Plan that was adopted in 2005, the City is designing the first seven sewer repair projects. In addition, Los Altos awarded the third Sewer Root Foaming contract in May 2008 which will complete the treatment to the entire system within three years as recommend by the Master Plan. Los Altos will begin retreating the entire system beginning next FY. The City will continue to raise the sewer rates as necessary to fulfill the recommendations of the Master Plan.	Public Works & Community Development Departments
4	Evaluate IC/ID activities in FY 2007-2008 and explore opportunities to increase program effectiveness.	Report results in the FY 2007-2008 Annual Report.	See "ICID Program Evaluation" and "ICID Report Data" below.	Public Works Department

Santa Clara Valley Urban Run Pollution Prevention Program
FY 2007-2008 Annual Report

Municipality: City of Los Altos ***Attachment B***

ICID Program Evaluation FY 2007/2008
It seems this program continues to be working very well. More people seem to be aware of the need to prevent illegal discharges from entering the storm drain systems. With a full time inspector, the city was able to better police this issue, including the continued program of attempting to inspect over 300 single-family construction sites in Los Altos. This increase enforcement shows a noticeable improvement in the number of contractors that automatically provide the proper BMPs and also maintain them. Even then without the presence of an inspector, many still do not maintain a properly controlled site. Though the city Police Department still respond to emergencies and address those responses according, most of enforcement responsibility continues to be that of Engineering Division with its full time inspector since many are minor in natural. This continues to allow better follow-up to verify continued compliance and better record keeping and free up the Police to other, more pressing issues. The City of Los Altos continues to implement recommendations from this Sewer Master Plan to minimize overflows, which continue to show a reduction for two consecutive years. This Master Plan has placed the city in advanced compliance with the State's and Regional Boards requirement to have a Sewer System Management Plan These mandates are required of every owner of sewer collection systems and the city's Master Plan has placed the city well ahead of the deadlines from each of these mandates. The city completed this document in 2008, one year a head of schedule though the city has been implementing the recommendation in this plan for well over a year. Though the city still believes it is capable of responding to any event, it continues to struggle with the documentation necessary for any of these incidents. Staff will continue to work with the police department in their documentation and follow-up actions on these incidents.

Regional Board Comments on ICID in FY 2006-2007 Annual Report	
RWQCB Comment	**City Of Los Altos Response**
None	

Santa Clara Valley Urban Runoff Pollution Prevention Program
FY 2007-2008 Annual Report

Municipality: City of Los Altos ***Attachment B***

ICID Report Data FY 2007/2008				
Date of Incident	**Source**	**Location**	**Reported by citizens or employees**	**Follow-up action**
8/31/07	Vandal dumping on private property	1841 Newcastle Drive	Resident	Illegal dumping of chemical on front lawn by an unknown suspect. Site cleanup up by resident.
10/3/2007	Illegal discharge from Construction Site	1442 Morton Avenue.	City Construction Inspector	Improper installation of construction site BMPs. Cited property owner. Continued monitoring of site.
10/6/2007	Illegal discharge from Construction Site	1975 Knollwood Lane	City Construction Inspector	Improper installation of construction site BMPs. Cited property owner. Continued monitoring of site.
11/8/07	Illegal discharge of paint into the storm drain	1540 Neston Way	City Employee	Contractor dumping paint down the storm drain. Inspector found nothing. Warned contractor.
11/30/2007	Illegal discharge from Construction Site	1442 Morton Avenue.	City Construction Inspector	Improper installation of construction site BMPs. Cited property owner. Continued monitoring of site.
12/27/07	Illegal discharge of concrete slurry into the storm drain	25 Alvarado Avenue	City Employee	Contractor allowed concrete slurry from truck to discharge into a storm drain. Property owner was cited and was required to clean up the site.
1/15/2008	Illegal washing of muddy water into the storm drain	111 1st Street	City Employee	Contractor was washing down construction site and allowed muddy water to discharge to street and into the storm drain. Property owner was cited and was required to clean up the site.
1/16/08	Illegal discharge from Construction Site	625 Orange Avenue	City Employee	Contractor was allowing concrete cutting slurry to flow into the street. Contract was directed to clean up. Passed inspection after clean up.
1/25/2008	Illegal discharge from Construction Site	730 El Monte Avenue	City Inspector	Improper installation of construction site BMPs. Cited Contractor. Continued monitoring of site.

Santa Clara Valley Urban Run Pollution Prevention Program
FY 2007-2008 Annual Report

Municipality: City of Los Altos ***Attachment B***

ICID Report Data (cont.)				
Date of Incident	Source	Location	Reported by citizens or employees	Follow-up action
1/25/2008	Illegal discharge from Construction Site	763 Parma Way	City Construction Inspector	Improper installation of construction site BMPs. Cited property owner. Continued monitoring of site.
1/25/2008	Illegal discharge from Construction Site	1420 Miravalle Avenue	City Construction Inspector	Improper installation of construction site BMPs. Cited property owner. Continued monitoring of site.
1/25/2008	Illegal discharge from Construction Site	1012 Campbell Avenue	City Employee	Improper installation of construction site BMPs. Cited contractor. Continued monitoring of site.
3/24/2008	Illegal discharge from Washing Outside	355 State Street	City Employee	Business owner had conducted washing behind tire restaurant and allowed flow to discharge to street and into the storm drain. Property owner was issued a warning letter
3/24/2008	Illegal discharge into the street	Fourth and State Streets	City Employee	An unknown discharge from roof drain into street. Property owner was directed to fix the problem. Work completed.
4/24/08	Illegal discharge of concrete slurry into the storm drain	490 Torwood Court	City Employee	Contractor was dumping cutting slurry into the street. Inspector found nothing. Warned contractor
N/A	Sanitary Sewer system overflows	3 separate locations	Residents	Each location was cleared of plug and site was properly cleaned up. Since most overflows resulted from roots in the line, each location was root cut or was root foamed to address any root issues.

Santa Clara Valley Urban Runoff Pollution Prevention Program
FY 2007-2008 Annual Report

Municipality: City of Los Altos ***Attachment B***

INDUSTRIAL/COMMERCIAL DISCHARGER CONTROL PROGRAMS

FY 2007-2008 Work Plan Self Evaluation Matrix

Item No.	Activity	FY 07-08 Work Plan Tasks	FY 07-08 Accomplishments	Responsible Party
1	Inspection of Vehicle Service Facilities	Los Altos will continue to coordinate and support the program conducted by the Palo Alto Regional Water Quality Treatment Plant. Palo Alto conducts annual inspections of all vehicle service facilities in Los Altos. The City will document and conduct follow-up on any storm water discharge violations identified in these inspections.	During October and November 2007 the City of Palo Alto inspected 14 vehicle service facilities in Los Altos. None were found with any violations and all facilities were given the Clean Bay Business award. During the year, there were no other reports on discharges from any of these facilities.	URP Coordinator

Santa Clara Valley Urban Runoff Pollution Prevention Program
FY 2007-2008 Annual Report

Municipality: City of Los Altos ***Attachment B***

Item No.	Activity	FY 07-08 Work Plan Tasks	FY 07-08 Accomplishments	Responsible Party
2	Inspection of Food Service Facilities	Los Altos will continue to coordinate and support the County of Santa Clara Department of Environmental Health's annual inspections of all 101 food service facilities in the City. The City will document and conduct follow-up on any storm water discharge violations identified in these annual inspections	During the year Santa Clara County Department of Environmental Health (DEH) conducted 214 individual inspections of 118 food services facilities in Los Altos. During inspections, DEH makes sure that the wastewater is being deposited in the mop sink. DEH reminds the facility of the importance of using the mop sink and instruct them to not put wastewater outside or to wash mats outside. They also inspect and report on the storage of oil, grease and garbage, which is usually exterior to the facility. They provide guidance and proper handling and cleanup of those areas. During the FY 07/08, DEH reported two areas of concern. . Follow-up visit showed that the situation had been corrected. During the year, the city issued a warning letter two restaurants that had dumped or washed something in the back of their facility. Follow up inspections by the city continued at all these facilities.	URP Coordinator & Code Enforcement Officer
3	Inspection of Other Commercial Facilities	Los Altos has very limited Commercial Facilities (and no Industrial facilities), but is prepared to inspect any of these other listed categories of commercial facilities should a complaint be filed and take necessary action if required.	No violations or complaints were filed during the fiscal year.	URP Coordinator & Code Enforcement Officer

Santa Clara Valley Urban Runoff Pollution Prevention Program
FY 2007-2008 Annual Report

Municipality: City of Los Altos ***Attachment B***

Item No.	Activity	FY 07-08 Work Plan Tasks	FY 07-08 Accomplishments	Responsible Party
4	Evaluate inspection activities in FY 2007-2008, explore opportunities to increase program effectiveness and report results in Sept. AR	Report results in the FY 2007-2008 Annual Report.	See "Industrial/Commercial Program Evaluation" below.	URP Coordinator

Industrial/Commercial Program Evaluation FY 2007/2008

The incidents under this item continue to be limited and those that do occur are minor. Only two were found during the FY 07/08 inspections, which were properly addressed. Based on this low number, it would appear that this program is working well. Biggest reason, obviously, is the lack of industrial/commercial facilities in the city. The city could further increase the frequency of the inspections, but it is difficult to justify since there are no reportable violations or potential violations.

Regional Board Comments on Industrial/Commercial Inspection in FY 2006-2007 Annual Report

RWQCB Comment	City Of Los Altos Response
• None	

Santa Clara Valley Urban Run Pollution Prevention Program
FY 2007-2008 Annual Report

Municipality: City of Los Altos ***Attachment B***

Industrial/Commercial Inspection Report Data FY 2007/2008				
Category	**Number of Inspections**	**Problems found**	***Follow-up action***	**How many were resolved**
Automotive (by the City of Palo Alto)	14	None	N/A	N/A
Food Service Facilities (by the County Department of Public Health)	214 inspections of 118 food service facilities	Two areas of concerns were noted regarding a potential discharge to the storm drain system.	The facility was warned. Compliance Inspection by DEH and routine monitor by city inspector.	No further issues we noted from follow-on inspections.

Santa Clara Valley Urban Runoff Pollution Prevention Program
FY 2007-2008 Annual Report

Municipality: City of Los Altos ***Attachment B***

PUBLIC AGENCY ACTIVITIES PUBLIC STREETS, ROADS & HIGHWAY O & M FY 2007-2008 Work Plan Self Evaluation Matrix				
Item No.	**Activity**	**FY 07-08 Work Plan Tasks**	**FY 07-08 Accomplishments**	**Responsible Party**
1	BMP for street and road operations and maintenance	Los Altos will continue to assure that BMPs are applied at all of its street maintenance operations. Will evaluate its SOP for this maintenance annually and update as deemed necessary.	Crews continue to be trained on utilizing BMP's from the CASQA Stormwater Best Management Practice Handbook for Municipal Operations. For example, for sawcutting and sidewalk grinding, which is a sizable task for city staff, the SOPs include vacuuming up excessive material and slurry before reaching storm drains. City staff did not find any improvements it could make to SOPs during the fiscal year.	Public Works Maintenance Department
2	BMP training	Los Altos will continue to provide training on an as needed basis to its municipal staff in the use of appropriate BMPs. Will provide monthly discussions with maintenance staff on the implementation of BMPs. Staff will be encouraged to attend any formal training if available.	City maintenance crews received a wide range of training during the year. See "Staff Training" list at the end for this report of a list of training attended by the various maintenance staff. In addition, maintenance staff met quarterly during the FY to discuss upcoming programs. At these meetings staff is reminded of the implementation of BMPs required for these programs.	Public Works Department
3	Evaluate O&M activities and, explore opportunities to increase program effectiveness.	Report results in the FY 2007-2008 Annual Report.	Public Streets, Roads & Highway O&M Program Evaluation" section below.	URP Coordinator

Santa Clara Valley Urban Run Pollution Prevention Program
FY 2007-2008 Annual Report

Municipality: City of Los Altos ***Attachment B***

Public Streets, Roads & Highway O&M Program Evaluation FY 2007/2008
Roads and streets operations follow BMPs for storm water protection. There have been no complaints or incidents of discharge to the storm system due to Street Division operations. Crews completed 49.5 hours in road shoulder work to ensure proper drainage and spent 282 hours during the fall leaf pickup program in support of the annual street sweeping program. Due to past shoulder activities, the level of effort to ensure proper drainage has decreased. They picked up over 251 cubic yards of leaves during this time, which reduced the load that would have entered the storm drain system. The city plans to continue these programs and will continue to evaluate means for improvements.

Regional Board Comments on Public Streets, Roads & Highway O&M in FY 2006-2007 Annual Report	
RWQCB Comment	**City Of Los Altos Response**
None	

Santa Clara Valley Urban Runoff Pollution Prevention Program
FY 2007-2008 Annual Report

Municipality: City of Los Altos ***Attachment B***

PUBLIC AGENCY ACTIVITIES
CORPORATION YARDS O & M

FY 2007-2008 Work Plan Self Evaluation Matrix

Item No.	Activity	FY 07-08 Work Plan Tasks	FY 07-08 Accomplishments	Responsible Party
1	Storm Water Pollution Prevention Plan	Los Altos will evaluate and continue to improve the plan as necessary.	During FY 07-08, staff continued to ensure all elements of SWPPP were followed. Silt sacks were inspected quarterly and replaced as needed. Again there were no spills in the Municipal Service Center that required containment.	Public Works Department
2	Evaluate O&M activities in FY 2007-2008 and explore opportunities to increase program effectiveness	Report results in the FY 2007-2008 Annual Report.	See "Corporation Yard O&M Program Evaluation" section below.	URP Coordinator

Corporation Yard O&M Program Evaluation FY 2007/2008

During FY 07-08, the Municipal Service Center was awarded its Clean Bay Business Certificate and a plaque for 15 consecutive years of outstanding achievement in maintaining the corporation yard. Automotive and shop personnel also passed the Hazardous Material Program compliance inspection by the Santa Clara County Department of Environmental Health. Automotive personnel completed 1944 hours on vehicle maintenance and shop personnel spent 91 hours for regulatory compliance in handling petroleum products and hazardous materials. Crews continue fueling at local gas stations and do not maintain any fueling processes. The four-year-old wash pad has been successful in receiving wastewater and putting it into the sewer system after going through a separator. Regulatory compliance has been maintained in emptying the separator on a quarterly basis and crews continue to utilize of the wash pad for cleaning maintenance equipment. The City continues to exceed compliance with all environmental requirements within its corporation yard.

Santa Clara Valley Urban Rur Pollution Prevention Program
FY 2007-200ᴗ ᴧnnual Report

Municipality: City of Los Altos ***Attachment B***

Regional Board Comments on Corporation Yard O&M in FY 2006-2007 Annual Report	
RWQCB Comment	**City Of Los Altos Response**
None	

Santa Clara Valley Urban Runoff Pollution Prevention Program
FY 2007-2008 Annual Report

Municipality: City of Los Altos ***Attachment B***

PUBLIC AGENCY ACTIVITIES STORM DRAIN SYSTEM O & M FY 2007-2008 Work Plan Self Evaluation Matrix				
Item No.	**Activity**	**FY 07-08 Work Plan Tasks**	**FY 07-08 Accomplishments**	**Responsible Party**
1	Storm Drain O & M & Training	Los Altos will continue to train staff & implement and improve BMPs and SOP for the storm drain system operation and maintenance activities. Will evaluated its SOP for this maintenance task annually and update as deemed necessary.	Staff followed the guidance in the CASQA Handbook on Municipal Stormwater Best Management Practice for storm drain maintenance. Entire storm drain system was inspected and all catch basins were cleaned where needed. All material was disposed of properly. Maintenance Staff received annual training from the city's URPPP Coordinator. No updates were deemed necessary for the SOPs. Staff anticipates a Storm Drain Master to be established in the near future.	Public Works Department
2	Reporting of Observed ICID Evidence	Los Altos will continue to train and require staff to notify appropriate personnel when incidents or unusual contaminants are observed during routine maintenance. Eventually this information is forwarded to the Police Department where it will be documented and considered for enforcement.	The City of Los Altos continues to provide guidance and training to their staff personnel. During routine maintenance staff training, field crews are instructed on what illegal discharges are and are told to report them to their supervisor or to the city's Code Enforcement Officer for follow-up action.	Public Works Department

Santa Clara Valley Urban Run Pollution Prevention Program
FY 2007-2008 Annual Report

Municipality: City of Los Altos ***Attachment B***

Item No.	Activity	FY 07-08 Work Plan Tasks	FY 07-08 Accomplishments	Responsible Party
3	Evaluate activities	Evaluate storm drain system O&M activities in FY 2007-2008, including effectiveness of BMPs, explore opportunities to increase program effectiveness, and report results in the Annual Report.	See "Storm Drain System O&M Program Evaluation" section below.	URP Coordinator

Storm Drain System O&M Program Evaluation FY 2007/2008

O&M activities for storm drain maintenance were very successful this year. Crews were able to clean all of the storm drain system prior to the rainy season and we experienced very little storm drain problems during the rainy season. Staff continued to implement the method of cleaning and inspecting the storm drain system through the GIS quadrant system (63 quadrants) instead of our 10 maintenance zones. This method has improved the work schedule and completeness of this operation. Typical storm related drainage problems were in locations where there is no storm drain system.

Regional Board Comments on Storm Drain System O&M in FY 2006-2007 Annual Report

RWQCB Comment	City Of Los Altos Response
None	

Santa Clara Valley Urban Runoff Pollution Prevention Program
FY 2007-2008 Annual Report

Municipality: City of Los Altos ***Attachment B***

NEW DEVELOPMENT & REDEVELOPMENT PLANNING PROCEDURES (C.3)
FY 2007-2008 Work Plan Self Evaluation Matrix

Item No.	Activity	FY 07-08 Work Plan Tasks	FY 07-08 Accomplishments	Responsible Party
C.3.b Development Project Approval Process				
Goal: To modify Los Altos' development project approval processes, for both private and public development project, to incorporate the requirement of Provision C.3				
1	Continue to train Los Altos staff in planning, building, and engineering division on the latest developments of the C.3. provisions and goals	Los Altos staff will attend Program workshops as they become available.	Private Projects: Though projects initially begin within the Planning Department, the Engineering Division continues to deal with verify compliance with the City's NPDES permit. Most "large" projects for the city are primary just rebuilds of single-family residences. The Engineering Division reviewed approximately one hundred of these projects during the FY and comments were made to assure that the design provided property source control measures in accordance with the Permit. During the FY Los Altos approved no building plans for significant development/redevelopment projects. But there are seven such projects pending. Public Projects: As noted in the Staff Training Summary at the end of this Annual Report, Staff involved in the design and review of all Public Projects, as well as Private Projects, attended all Program sponsored training on C.3. During FY 2007/2008 there were no significant development/redevelopment public projects implemented by the City and there are not any that is planned in the near future.	Community Development & Public Works Department

Santa Clara Valley Urban Rur Pollution Prevention Program
FY 2007-200 Annual Report

Municipality: City of Los Altos ***Attachment B***

Item No.	Activity	FY 07-08 Work Plan Tasks	FY 07-08 Accomplishments	Responsible Party
2	Continue to review policies, procedures, and/or conditions of approval to incorporate Group 1 & 2 requirements	Los Altos will modify documents as necessary for Group 1 and Group 2 projects.	Private and Public Projects: The city of Los Altos believes that its policies, procedures and/or conditions of approval are adequate for significant development/redevelopment projects, but the city will continue to review the process and make adjustment as necessary.	Community Development & Public Works Department
C.3.e. Operation and Maintenance of Treatment BMPs				
Goal: To develop and implement local agency operation and maintenance (O&M) verification programs to help ensure the proper maintenance of stormwater treatment measures on public and private property.				
1	Group 1 and 2 project BMPs.	Continue to evaluate procedure for logging information about treatment BMPs installed at any approved Group 1 and Group 2 projects, and for maintaining a list or database of properties, treatment BMPs, and responsible operators	During the FY Los Altos approved no building plans for significant development/redevelopment projects. But there are seven such projects pending. The Engineering Division continues to document the information necessary for these projects. This also includes all necessary inspections and annual reporting.	Community Development & Public Works Department
2	O&M Agreement	Los Altos will review the procedures and document language and make improvements as deem necessary.	During the FY Los Altos approved no building plans for development/redevelopment projects. But there are seven such projects pending. The City of Los Altos will continue to evaluate existing and any new agreements and make improvements as determined necessary.	Community Development & URP Coordinator

Santa Clara Valley Urban Runoff Pollution Prevention Program
FY 2007-2008 Annual Report

Municipality: City of Los Altos ***Attachment B***

Item No.	Activity	FY 07-08 Work Plan Tasks	FY 07-08 Accomplishments	Responsible Party
3.	Group 1 and Group 2 project BMP O&M verification inspection.	Currently the City of Los Altos will conduct O&M verifications of treatment measures all Group 1 and Group 2 projects at least annually.	During FY 2007-2008 the City of Los Altos conducted a BMP verification inspection at its only Group 1 project. The result of that inspection is contained in the "Treatment BMP Activity Report FY 2007-2008" that follows.	Community Development & URP Coordinator
4	Evaluate and report on the City of Los Altos' Treatment BMPs Operation and Maintenance Verification program	Report on the evaluation of the treatment BMPs O&M verification program conducted during FY 2006-2007 in the Annual Report, including organizational structure, evaluation of effectiveness, and planned improvement to the program. Include a list or summary of treatment BMPs inspected during the year, inspection results, and any required follow-up and correction	For further information on the organization structure on the operation and maintenance verification program see pages 16 and 17 of the City of Los Altos 2003/2004 Annual Report. During FY 2007-2008 the City of Los Altos conducted a BMP verification inspection at its only Group 1 project. The result of that inspection is contained in the "Treatment BMP Activity Report FY 2007-2008" that follows.	Community Development & URP Coordinator
C.3.f. Hydromodification Management Plan				
Goal: To manage increases in runoff peak flow and volume for Group 1 projects, where such increases may cause increased erosion of creek beds and banks or related impact, through implementation of a hydromodification management plan (HMP)				
1	Hydromodification Management Plan (HMP)	Continue the implementation of HMP requirements for Group 1 and Group 2 as required.	Based on the requirements established in city ordinance regarding implementing the requirements of the HMP, the city had no projects that must implement any hydromodification management.	URP Coordinator

Santa Clara Valley Urban Run Pollution Prevention Program
FY 2007-200 nnual Report

Municipality: City of Los Altos ***Attachment B***

Item No.	Activity	FY 07-08 Work Plan Tasks	FY 07-08 Accomplishments	Responsible Party
C.3.g. Waiver and Compensatory Mitigation Program				
Goal: Establish a program under which a project proponent may request a waiver from treatment BMP requirements due to impracticability, with a provision to provide an equivalent water quality benefit to the same receiving water (that allows participation in regional solutions)				
1	Local waiver program.	Continue to evaluate the need for a local waiver program. Los Altos is not anticipating the need for any waiver requests.	The Program has not made substantive progress on waivers but the city had no need for a waiver project and is available to provide assistance as required.	URP Coordinator
C.3.h. Alternative Certification of Stormwater Treatment Measures				
Goal: Establish a procedure for a signed certification form a Civil Engineer or a Licensed Architect of Landscape Architect that project plans meet the requirement set forth in Provisions C.3.d and C.3.f.				
1	Alternative Certification of Stormwater Treatment Measures	In lieu of conducting a detailed review to verify the adequacy of the measures required pursuant to Provisions C.3.d and C.3.f, the City of Los Altos may elect to accept a signed certification from a Civil Engineer or a Licensed Architect or Landscape Architect registered in the State of California that the project plans meet the criteria established by the Permit.	After dealing with its second significant development/redevelopment project, the City of Los Altos now plans to set up a fee structure that will require a developer to pay for a city consultant to certify their designs. When the building plans are submitted, the City requires a submittal of what is called a Storm Water Management Plan stamped by a registered engineer. This Plan explains what BMPs, along with other control measures, that are being proposed in the design plans, why they are being proposed and all the necessary calculations to support the design. The city will forward this and the building plans to the a Civil Engineer or a Licensed Architect or Landscape Architect registered in the State of California to certify that the project plans meet the criteria established by the Permit.	Community Development & URP Coordinator

Santa Clara Valley Urban Runoff Pollution Prevention Program
FY 2007-2008 Annual Report

Municipality: City of Los Altos ***Attachment B***

Item No	Activity	FY 07-08 Work Plan Tasks	FY 07-08 Accomplishments	Responsible Party
2	Certified Projects	Maintain a list of those projects certified by someone other that the City of Los Altos staff. Report results in the FY 2007-2008 Annual Report.	The city does maintain a list, but did not have any new building plans for significant development/redevelopment projects. But there are seven such projects pending.	URP Coordinator
C.3.j. Site Design Measures Guidance and Standards Development **Goal:** To incorporate site design measures that reduce water quality impacts into local design standards and encourage their use in project designs so as to meet the requirements of C.3				
1	Existing local design standards and guidance.	Continue to review existing local design standards and guidance. Incorporate any revised standards and guidance into local project approval process and "fully implement" the revised standards and guidance and summarize the results in the FY 2007-2008 Annual Report.	See the "Site Design Measures Guidance and Standards Development Action Summary" that follows.	Community Development, Public Works Department & URP Coordinator

Santa Clara Valley Urban Run Pollution Prevention Program
FY 2007-2008 . .nnual Report

Municipality: City of Los Altos ***Attachment B***

Item No.	Activity	FY 07-08 Work Plan Tasks	FY 07-08 Accomplishments	Responsible Party
C.3.k. Source Control Measures				
Goal: Require source control measures for new redevelopment projects to limit pollutant generation, discharge and runoff to the maximum extent practicable.				
1	Source Control Measures.	Los Altos will continue to implementation of source control measures. Los Altos will continue to implement source control regardless of the size of the project to the maximum extent practicable	Private Projects: The City of Los Altos continues to implement source control as delineated in its 2004 Urban Runoff Management Plan. Since the city is primary residential community, there we no new multi-residential or new commercial building permits issued during the FY. Public Projects: During the time frame between July 1, 2007 and June 30, 2008 the city of Los Altos awarded seven small construction projects. None of these projects fell under the definition of a significant development/redevelopment project. Other than construction BPMs that were applied, these projects did not allow any opportunity to apply such things as source control, etc. However, Los Altos will continue to evaluate Planning Procedures Performance Standard and will implement source control measures on public projects as necessary.	Community Development, Public Works Department & URP Coordinator

Santa Clara Valley Urban Runoff Pollution Prevention Program
FY 2007-2008 Annual Report

Municipality: City of Los Altos ***Attachment B***

Item No.	Activity	FY 07-08 Work Plan Tasks	FY 07-08 Accomplishments	Responsible Party
C.3.m. Water Quality Review Processes				
Goal: To ensure that water quality impacts and appropriate mitigation measures are identified as part of environmental review of proposed projects.				
1	CEQA checklists and other environmental review documents	Continue to review CEQA checklists and other environmental review documents and modify documents as needed.	The City of Los Altos' current checklist sufficiently addresses water quality impacts for significant development/redevelopment projects.	Community Development
C.3.n. Reporting Requirements				
Goal: To meet the Provision C.3. reporting requirements, and plan for anticipated data needs, and begin collecting and tracking required data on development projects as needed.				
1	Group 1 and Group 2 projects.	Continue to collect and report information on all Group 1 and Group 2 projects in accordance with the reporting forms parts 1 and 2 in the City of Los Altos Planning Procedures Performance Standard.	See "New Development-Planning Procedures Report Data" that follows.	URP Coordinator
2	Pesticide reduction measures for Group 1 and Group 2 projects in the City of Los Altos	Continue to collect and report (including percentage projects for which pesticide reduction measures were required) information on pesticide reduction measures required all Group 1 and Group 2 projects in the City of Los Altos	See "New Development-Planning Procedures Report Data" that follows.	Community Development, Public Works Department
3	Evaluate and record C.3 activities.	Evaluate and record C.3 activities in FY 2007-2008 including all information recorded on Group 1 and 2 projects. Note opportunities to increase program	See "New Development-Planning Procedures Program Evaluation" that follows	Community Development, Public Works Department & URP Coordinator

Santa Clara Valley Urban Runoff Pollution Prevention Program
FY 2007-2008 Annual Report

Municipality: City of Los Altos ***Attachment B***

New Development-Planning Procedures Program Evaluation FY 2007/2008
Public Projects: During the time frame between July 1, 2007 and June 30, 2008 the city of Los Altos awarded seven small construction projects. None of these projects fell under the definition significant development/redevelopment projects. All projects dealt with some kind of repair to facilities. Other than construction BPMs that were applied, these projects did not allow any opportunity to apply such things as source control, etc. However, the City of Los Altos continues to review all public projects with respect to all C.3 requirements. Due to lack of large projects, the city is unable to really evaluate the program as it relates to public projects. Private Projects: During the time frame between July 1, 2007 and June 30, 2008 the City of Los Altos approved no building plans for significant development/redevelopment projects. But there are seven such projects pending. .As in the past, the City of Los Altos continues to work with all applicants to limit the amount of storm water runoff from private property. Most developers are familiar with these city requirements and the design to retain storm water on site for land disposal is now shown on most designs that are submitted for approval. Though this program has been in effect for some time, it is nearly impossible to measure the impact on the flows in the city storm drain system due to very limited projects.

Regional Board Comments on New Development-Planning Procedures in FY 2006-2007 Annual Report		
Item	RWQCB Comment	City Of Los Altos Response
	None	

Santa Clara Valley Urban Runoff Pollution Prevention Program
FY 2007-2008 Annual Report

Municipality: City of Los Altos ***Attachment B***

Site Design Measures Guidance and Standards Development Action Summary			
Site Design Question	**Proposed Action (9/15/03)**	**Personnel Involved in the Discussion**	**Summary of Action Taken (6/30/08)**
Policies to Limit Site Impervious and Incorporate Post-Construction BMPs Into Development Projects			
1. Is the minimum sidewalk width allowed in the community 4 feet or less?	The City of Los Altos has very minimum sidewalks throughout the city. The City standard width is 4 feet unless it can be justified otherwise through usage calculations or to match existing adjacent walkways. Less width would affect ADA requirements. Since Los Altos is built out and will not have any large development, it is anticipated that there is no need to put this in writing.	Public Works (Engineering) & Community Development (Planning)	During FY 07/08 the City of Los Altos had no new concrete sidewalks installed. This is because the city is mainly built out and the residents are also resistant to their installation. Los Altos plans to continue to evaluate new sidewalks on a case-by-case basis and provide directions in the form of the conditions of approval. Los Altos has also document the minimum width in their Standard Plans and Specification, which is currently being developed by a consultant for the city.
2. Are sidewalks generally sloped so they drain to the front yard or park strip rather than the street?	The City of Los Altos will work with the Program as appropriate. Los Altos will require that sidewalks drain to a soil area on a case-to-case basis. Since Los Altos is built out, and will not have any large development, it is anticipated that most sidewalks will remain as currently constructed.	Public Works (Engineering) & Community Development (Planning)	During FY 07/08 the City of Los Altos had no new concrete sidewalks installed. Los Altos will continue to evaluate new sidewalks on a case-by-case basis for drainage and provide directions in the form of the conditions of approval
3. Are the use of benign roof materials promoted?	Through the design review process, the City reviews building materials, including roof materials, and encourages the use of benign roofing materials such as wood shake or tile. The City has required that project sponsors change roofing materials and/or colors to lessen impacts. During this FY the city will adopt an ordinance to prohibiting copper in roofing systems similar to Palo Alto's ordinance	Community Development (Planning) & Public Works (Engineering)	The City of Los Altos is still evaluating the need for an ordinance prohibiting copper roofing systems. Los Altos feels this can be done without an ordinance and will try and discourage applicants from using copper on their projects. With the cities policy of not allowing direct discharges to the storm drain system has minimize the impact of copper discharges.

Santa Clara Valley Urban Run Pollution Prevention Program
FY 2007-200 nnual Report

Municipality: City of Los Altos ***Attachment B***

Site Design Measures Guidance and Standards Development Action Summary (Cont.)			
Site Design Question	**Proposed Action (9/15/03)**	**Personnel Involved in the Discussion**	**Summary of Action Taken (6/30/08)**
4. Does the community encourage inclusion of turf play yards or courtyards that also serve as infiltration areas or overflow parking areas?	Yes, they are encouraged on a case-by-case basis, when large projects are proposed. City has copies of BASMAA's Start at the Source to help encourage such ideas. City of Los Altos will provide a link on local website to SCVURPPP and/ BASMAA website containing electronic copy of BASMAA's Start at the Source.	Public Works (Engineering) & Community Development (Planning)	The City of Los Altos continues to maintain a link on its website to SCVURPPP website containing electronic copy of BASMAA's Start at the Source
5. Is the minimum radius allowed for cul-de-sacs less than 35 feet?	Since Los Altos does not expect to have many, if any, new cul-de-sacs, Los Altos plans to take each on a case-by-case basis and provide the minimum radius agreed upon by the appropriate agencies. Los Altos will also continue to work with the program and other jurisdictions regarding this matter. Will review matter with the Santa Clara County Fire Department for their input	Public Works (Engineering)	During FY 07/08 the City of Los Altos did not have any new cul-de-sacs installed mainly because the city is built out. Los Altos will continue to evaluate any new cul-de-sac on a case-by-case basis for requiring a minimum radius as part of the conditions of approval.
6. Are there established design criteria or guidance for swales that can provide stormwater quality treatment (i.e., dry ponds, biofilters, or grass swales)?	City of Los Altos will consider revising the current version of its municipal code this FY by removing the prohibition for the use of reservoirs and simply stating that the device will be subject to approval by the City Engineer to insure flexibility. City of Los Altos will consider any treatment BMP presented in the handbooks on a case-by-case basis.	Public Works (Engineering)	City of Los Altos has not revised its municipal code, but still plans to do so.

Santa Clara Valley Urban Runoff Pollution Prevention Program
FY 2007-2008 Annual Report

Municipality: City of Los Altos ***Attachment B***

Site Design Measures Guidance and Standards Development Action Summary (Cont.)			
Site Design Question	**Proposed Action (9/15/03)**	**Personnel Involved in the Discussion**	**Summary of Action Taken (6/30/08)**
7. Are model shared parking agreements provided?	The City does not have a model shared parking agreement, but it currently has an existing parking agreement with a local restaurant. Also the City does have a mechanism to allow cooperatively operated parking facilities. The agreements are reviewed on a case-by-case basis by staff and the City Attorney. Also, the City has allowed a business to rent parking spaces in the public parking plaza during the evening to help satisfy their parking requirement.	Public Works (Engineering) & Community Development (Planning)	No further action was required. During FY 07/08 there were no cases where parking agreements became an issue.
8. If mass transit is provided nearby, is the parking ratio reduced?	All multi-family and mixed-use projects are required to provide affordable housing. The City grants development incentives for all projects with affordable housing. Incentives can include a reduction in the amount of parking. When considering a reduction in parking, proximity to mass transit would be a primary consideration	Community Development (Planning)	During FY 07/08 the city did not have any multi-family or mixed-use projects.
9. Is the minimum driveway width specified in the community 9 feet or less (one lane) or 18 feet (two lanes)?	The driveway widths in certain residential districts and commercially operated public parking facilities can be reduced subject to approval of an alternative design by the architectural and site control committee. The City prefers this approach rather than changing the standards because it allows flexibility and it allows the City to determine the appropriate width based on site conditions.	Community Development (Planning)	During FY 07/08 there were no cases where driveway width really became an issue.

Santa Clara Valley Urban Run Pollution Prevention Program
FY 2007-2008 Annual Report

Municipality: City of Los Altos ***Attachment B***

Site Design Measures Guidance and Standards Development Action Summary (Cont.)			
Site Design Question	**Proposed Action (9/15/03)**	**Personnel Involved in the Discussion**	**Summary of Action Taken (6/30/08)**
Drainage Design Requirements			
1. Does the municipality promote limiting runoff to pre-development levels (e.g. through detention or retention, limits on impervious surface area, etc.)?	The City of Los Altos plans to adopt an ordinance to require developer to comply with Provision C.3 of the NPDES permit, which would limit runoff to pre-development level. As a matter of conditions of approval, Los Altos requires limiting runoff from single-family redevelopment not covered by the permit. It is anticipated that this ordinance will be enacted prior to the implementation of the C3 provisions in Oct 2003.	Public Works (Engineering) & Community Development (Planning)	The City of Los Altos has adopted an ordinance that requires developers to comply with Provision C.3 of the NPDES permit limiting runoff to pre-development levels. The City of Los Altos also continues to limit runoff on all of its projects, regardless of size.
2. Are there design criteria for stormwater best management practices?	Will review and implement procedures on a case by case basis for projects as they become available like implementing appropriate best management practices shown in the New Development and Redevelopment handbook by CSQA as a matter of conditions of approval.	Public Works (Engineering) & Community Development (Planning)	The City of Los Altos continues to use those BMPs that are defined in California Stormwater Quality Association *Stormwater Best Management Practice Handbook for New Development and Redevelopment.*
Natural Resource Protection/Restoration			
1. Is the minimum buffer width (from top of bank) 75 feet or more in a stream buffer ordinance/policy/guidelines?	The City works with the Santa Clara Valley Water District, and when necessary requires a biotic study, to determine the appropriate buffer for projects adjacent to a creek. Most of the lots in Los Altos adjacent to the creek are residential. Requiring a 75-foot buffer from top of bank is not practical in most cases, as it would render most lots unusable.	Community Development (Planning)	The City of Los Altos has adopted the provisions of the Water Resources Protection Collaborative and will issue permits based on the requirements of Santa Clara Valley Water District.

Santa Clara Valley Urban Runoff Pollution Prevention Program
FY 2007-2008 Annual Report

Municipality: City of Los Altos ***Attachment B***

Site Design Measures Guidance and Standards Development Action Summary (Cont.)			
Site Design Question	**Proposed Action (9/15/03)**	**Personnel Involved in the Discussion**	**Summary of Action Taken (6/30/08)**
2. Does the stream buffer ordinance specify enforcement and education mechanisms?	The City's Environmental Committee continues to discuss appropriate creek protection measures and ways to educate the public. Will obtain and include information from the Marin County Stormwater Pollution Prevention Program efforts on creek side approaches.	Community Development (Planning)	The City of Los Altos has adopted the provisions of the Water Resources Protection Collaborative and will issue permits based on the requirements of Santa Clara Valley Water District.
3. Is land conservation, impervious cover reduction, or other types of water quality protection a major goal or objective to the open space design guidance?	City staff understands the importance of water quality protection and makes sure impacts are evaluated and appropriate protection measures are included in project approvals as a long-standing city policy on source control. The City adopted a new General Plan in November 2002. This document and current development policies encourages the conservation of natural features	Community Development (Planning)	The City continues to follow its General Plan.
4. Are flexible site design criteria available for developers that preserve open space and utilize cluster design options (e.g., setbacks, road widths, lot sizes)?	The City's approach is to consider road width modifications on a case-by-case basis to determine the appropriate width for the specific site being developed. All new residential streets in the City of Los Altos will be 10 minimum lane widths.	Public Works (Engineering)	There were no new streets being proposed during FY 07/08.

Santa Clara Valley Urban Rur Pollution Prevention Program
FY 2007-200 Annual Report

Municipality: City of Los Altos ***Attachment B***

Site Design Measures Guidance and Standards Development Action Summary (Cont.)			
Site Design Question	**Proposed Action (9/15/03)**	**Personnel Involved in the Discussion**	**Summary of Action Taken (6/30/08)**
5. Are open space areas encouraged to be consolidated into larger units?	It is City policy to encourage protection of creeks, creek side area and riparian habitat in their natural state while ensuring public safety and preserving valuable natural resources. For example, the City has plans for a bike path along the Hetch-Hetchy right-of-way in conjunction with the development of the Resident Inn/Office Complex on El Camino Real.	Community Development (Planning)	City of Los Altos continues to follow its policy.
6. Does a minimum percentage of open space near sensitive areas have to be managed in a natural condition?	The City continues to work with the Santa Clara Valley Water District and other appropriate agencies to establish buffers near sensitive areas. The appropriate buffer varies based on site conditions. Based on the recommendation of the Santa Clara Valley Water District and a biotic assessment, the City recently required a 25 foot buffer as a condition of approval for a subdivision abutting a creek. The width of the buffer was based on the needs of the site. We prefer this approach to establishing a minimum percentage that may or may not be appropriate for a site. .	Community Development (Planning)	The City of Los Altos has adopted the provisions of the Water Resources Protection Collaborative and will issue permits based on the requirements of Santa Clara Valley Water District.
7. Does the community encourage minimization of impervious surface areas in recreational open space areas?	The newly adopted General Plan includes policy language that encourages the minimization of impervious surface areas. This policy and requirements in the conditions of approval works well for the City and at this time no additional guidance or policy language is deemed necessary. However, the City will continue to evaluate if addition policy language would be beneficial.	Community Development (Planning)	The City of Los Altos continues to enforce the policy from the General Plan.

Santa Clara Valley Urban Runoff Pollution Prevention Program
FY 2007-2008 Annual Report

Municipality: City of Los Altos ***Attachment B***

Site Design Measures Guidance and Standards Development Action Summary (Cont.)			
Site Design Question	**Proposed Action (9/15/03)**	**Personnel Involved in the Discussion**	**Summary of Action Taken (6/30/08)**
8. Does your municipality encourage distinct low-impervious buffers between cities (e.g., greenbelts, open space, wild land corridors, agricultural areas)?	Given the existing built out environment of the city and the continual housing needs pressure, this is not really practical to create low-impervious buffers between the cities. The westerly and southwesterly border between Palo Alto, Los Altos Hills and the County is Adobe Creek, and on the easterly border with Sunnyvale is Steven Creek which in itself already serves as a pervious buffer.	Community Development (Planning)	No further action was required.
9. Is there flexibility to meet regulatory or conservation restrictions (density compensations, buffer averaging, transferable development rights, off-site mitigation) offered to developers?	The City recently updated the General Plan. The policies in the General Plan were evaluated and determined to be appropriate for Los Altos.	Community Development (Planning)	The City of Los Altos continues to enforce policies in the General Plan

Santa Clara Valley Urban Run Pollution Prevention Program
FY 2007-200 nual Report

Municipality: City of Los Altos ***Attachment B***

Site Design Measures Guidance and Standards Development Action Summary (Cont.)			
Site Design Question	**Proposed Action (9/15/08)**	**Personnel Involved in the Discussion**	**Summary of Action Taken (6/30/08)**
Policies to Limit Auto Use/Promote Alternative Transportation			
1. Does the municipality promote comprehensive pedestrian and bike trail corridors through a well-connected network of streets and pathways?	The City of Los Altos completed a citywide Bicycle Transportation Plan in February 2002. The City meets monthly with its Bicycle/Pedestrian Advisory Committee (BPAC) to discuss means to pursue the goals of this Plan and also to improve pedestrian access within the City and into adjacent communities.	Public Works (Engineering)	The City of Los Altos continues to pursue the goals of the Plan with the BPAC, which is a subcommittee of the city's Traffic Commission that was established by City Council. For example, The BPAC is working on the feasibility study to connect the Stevens Creek Trail between Mountain View and Cupertino.
2. Does the municipality promote neighborhood greenbelts with walkways and bike paths?	The City continues to seek opportunities for bikeways and pathways. The City recently awarded a contract as part of the safe routes to school program to install bike improvements along Berry Avenue. Also, the city has obtained easements along the Hetch-Hetchy right-of-way to use the area for a bike path. As opportunities arise, the City will continue to obtain easements in order to complete this plan for the Hetch-Hetchy.	Public Works (Engineering) & Community Development (Planning)	The City continues to seek opportunities for bikeways and pathways. For example, during FY 07/08 the city awarded a feasibility study to connect the Stevens Creek Pedestrian/Bicycle Trail between Mountain View to Cupertino though Los Altos.
3. Do street standards promote street layouts that reduce overall impervious surface area and/or trip length?	The City Council was concerned that many of the streets in Los Altos that did not have curb and gutters were becoming too wide because the residence were allowed to paved their shoulders. Therefore in November 2001 they passed a shoulder paving policy that restricts the width of the street plus the paved shoulders not to exceed 19 feet from the street centerline and also requires new street trees in the shoulder area as part of any new work. It was hoped that this would promote landscaping further out toward the edge of the streets into the public right of way.	Public Works (Engineering) & Community Development (Planning)	The City of Los Altos continues to enforce the Shoulder Paving Policy established by City Council in November 2001.

Santa Clara Valley Urban Runoff Pollution Prevention Program
FY 2007-2008 Annual Report

Municipality: City of Los Altos ***Attachment B***

Site Design Measures Guidance and Standards Development Action Summary (Cont.)			
Site Design Question	**Proposed Action (9/15/07)**	**Personnel Involved in the Discussion**	**Summary of Action Taken (6/30/08)**
Policies to Promote Regional/Watershed-based Planning and Zoning			
1. Are watershed-based zoning options (e.g. overlay districts, performance zoning, incentive zoning, imperviousness overlay zoning, or planned development zoning) available?	The City's PUD ordinance (Chapter 14.62) allows flexibility from development standards and can be used for this purpose	Community Development (Planning)	No further action was required.

Santa Clara Valley Urban Run Pollution Prevention Program
FY 2007-2008 Annual Report

Municipality: City of Los Altos ***Attachment B***

New Development-Planning Procedures Report Data During FY 2007/2008					
Project Name	**Project Type**	**Site Size (a. or s.f.)**	**New Impervious Surface (s.f.)**	**Project Status**	**Storm Water Control Measures included in the Project**
Private Projects					
The City of Los Altos did not have any new significant development/redevelopment projects during FY 07/08					
Public Projects					
The City of Los Altos did not have any new significant development/redevelopment projects during FY 07/08					

Santa Clara Valley Urban Runoff Pollution Prevention Program
FY 2007-2008 Annual Report

Municipality: City of Los Altos ***Attachment B***

Stormwater Control Measures for Group 1 and Group 2 Projects Approved During FY 2007/2008						
Project Name	**Treatment BMPs**	**Numeric Sizing Criteria Used**	**O&M Responsibility Mechanism and Responsible Party**	**Site Design Measures**	**Source Control Measures**	**Pesticide Reduction Measures**
Private Projects						
			The City of Los Altos did not have any new significant development/redevelopment projects during FY 07/08			
Public Projects						
			The City of Los Altos did not have any new significant development/redevelopment projects during FY 07/08			

Santa Clara Valley Urban Run Pollution Prevention Program
FY 2007-2008 Annual Report

Municipality: City of Los Altos ***Attachment B***

CITY OF LOS ALTOS
Treatment BMP Inspection Activity Report
FY 2007-2008

Date	Address	APN	Reason for Inspection	Project Type	Treatment BMP Type	Inspection Results					Enforcement Action	Comments
						1	2	3	4	5		
10/30/07	4800 El Camino Real; Whole Foods Store	170-02-028	Routine	Commercial	Media Filter Vault	Nothing noted					None	Continue routine maintenance. Schedule Re-inspection.

Santa Clara Valley Urban Runoff Pollution Prevention Program
FY 2007-2008 Annual Report

Municipality: City of Los Altos ***Attachment B***

NEW DEVELOPMENT & REDEVELOPMENT CONSTRUCTION INSPECTION
FY 2007-2008 Work Plan Self Evaluation Matrix

Item No.	Activity	FY 07-08 Work Plan Tasks	FY 07-08 Accomplishments	Responsible Party
1	Construction Site Inspections	Los Altos will continue to review and revise SOPs and the City's legal authority related to violations as required, as well as conduct construction site inspections, and identify continuous improvements. Public projects contain contractual provision requiring the use of BMPs. Los Altos will continue to enforce and improve these provisions.	Public Projects: During the time frame during FY 07/08 the city of Los Altos awarded seven small construction projects. Projects dealt with some kind of repair. Of these, only two were under construction during the raining season. Therefore the city had no problem assuring that all proper construction BMPs were in place and properly maintained. Private Projects: During FY 07/08 the city continued to inspect all construction projects, regardless of size even though this exceeds that required by the permit. Though it is impossible to visit all location on a regular basis, the city feels that due to the large number of rebuilds in the city that this equates to a rather large development and therefore they all should install and maintain some degree of construction BMPs.	Community Development & Public Works Department

Santa Clara Valley Urban Run' Pollution Prevention Program
FY 2007-2008 Annual Report

Municipality: City of Los Altos ***Attachment B***

Item No.	Activity	FY 07-08 Work Plan Tasks	FY 07-08 Accomplishments	Responsible Party
2	Construction BMPs and Control Measures	Los Altos will continue to implement BMPs and other storm water requirements developed through the application process. For Public projects, the contract documents will include the necessary BMPs and control measures applicable for each specific project.	Public Projects: During the time frame during FY 07/08 the city of Los Altos awarded seven small construction projects. Projects dealt with some kind of repair. Of these, only two were under construction during the raining season. Therefore the city had no problem assuring that all proper construction BMPs were in place and properly maintained. The City of Los Altos feels that its current practice is sufficient, but will continue to review this process. Private Projects: Plans of major remodels and rebuilds submitted to the Community Development Department for permitting were reviewed by the Engineering Division. Though none of these projects approved during FY 2007/2008 were determined to have the potential for significant erosion from construction activities, the City still assures that all applicable construction BMPs and Control Measures requirements are being included in the project plans. Prior to the rainy season, the property owners for each of the projects under construction in the city were sent a letter providing each with details of the primary BMPs that were expected to be installed at each location to protect erosion of sediments from their construction site and also informing them that city inspections would be conducted during the rainy systems to assure they are properly installed and maintained. This letter indicated that a citation would be issued for those construction sites that did not install and properly maintain these BMPs. City continued attempting to inspect all construction projects, regardless of size even though this exceeds that required by the permit.	Community Development & Public Works Department

Santa Clara Valley Urban Runoff Pollution Prevention Program
FY 2007-2008 Annual Report

Municipality: City of Los Altos ***Attachment B***

Item No.	Activity	FY 07-08 Work Plan Tasks	FY 07-08 Accomplishments	Responsible Party
3	Rainy Season Construction Inspections	Los Altos will continue to conduct construction site inspections for adequacy of storm water quality control measures. The sites will be those that have an active permit from the building department and construction at public facilities. Continue to conduct monthly inspections at these sites during wet season. In addition, Los Altos will continue to inspect each site prior to the beginning of the wet season to assure all have adequate storm water quality control measures.	Public Projects: During the time frame during FY 07/08 the city of Los Altos awarded seven small construction projects. Projects dealt with some kind of repair. Of these, only two were under construction during the raining season. Therefore the city had no problem assuring that all proper construction BMPs were in place and properly maintained Private Projects: The City of Los Altos developed a list of over 300 construction projects that had any kind of site work. Except for three, all projects were single-family major remodels or rebuilds. Though none of these projects approved during FY 2007/2008 were determined to have the potential for significant erosion from construction activities, the City still assures that all applicable construction BMPs and Control Measures requirements are being included in the project plans. And prior to the rainy season, the property owner for each of the projects under construction in the city were sent a letter providing each with details of the primary BMPs that were expected to be installed at each location to protect erosion of sediments from their construction site and also informing them that city inspections would be conducted during the rainy systems to assure they are properly installed and maintained. This letter indicated that a citation would be issued for those construction sites that did not install and properly maintain these BMPs	Community Development & Public Works Department
4	Staff Training and Educational Material Library.	Los Altos will continue to require inspectors to attend annual workshops and training, as well as providing internal training prior to each rainy season.	Public/Private Projects: City design engineers and construction and maintenance inspectors attended the December 3, 2007 training at Cupertino on "Construction Site Management"	Community Development & Public Works Department

Santa Clara Valley Urban Rur Pollution Prevention Program
FY 2007-200. nnual Report

Municipality: City of Los Altos ***Attachment B***

Item No.	Activity	FY 07-08 Work Plan Tasks	FY 07-08 Accomplishments	Responsible Party
5	Construction Inspection	Evaluate Inspection activities conducted in FY 2007-2008 and explore opportunities to increase program effectiveness and report the results in the Annual Report	See "New Development-Construction Inspection Program Evaluation" section below.	Community Development & Public Works Department

New Development-Construction Inspection Program Evaluation FY 2007/2008

Private Projects: During FY 07/08, the Engineering Division conducted construction inspections of over 300 private projects, almost all being single family homes being rebuilt, to assure these project had and maintained construction BMPs. Thought each project could not be inspected monthly, all were inspected prior to the rainy season and most all were inspected two to three times during the year. Seven citations were issued for not installing BMPs or for poorly maintained BMPs on site. In general, contractors installed and properly maintained their sites. But it was clear that without constant inspections, BMPs would not be properly maintenance at many sites, let alone even installed. The City plans to continue with this inspection process during FY 08/09.

Public projects: The city had only seven small construction contracts during the year. All were finished within 2-4 months and only two were under construction during the raining season. All construction inspectors are trained in the application of applicable BMPs. For example, catch basins near sites are protected with filter fabric to prevent debris for entering the storm drain system and fiber rolls are installed around all sites. For public projects, the city has no problem with complying with its permit.

Regional Board Comments on New Development-Construction Inspection in FY 2006-2007 Annual Report

RWQCB Comment	City Of Los Altos Response
None	

Santa Clara Valley Urban Runoff Pollution Prevention Program
FY 2007-2008 Annual Report

Municipality: City of Los Altos ***Attachment B***

PEST MANAGEMENT
(Provision C.9.d of the Permit)
FY 2007-2008 Work Plan Self Evaluation Matrix

Item No.	Activity	FY 07-08 Work Plan Tasks	FY 07-08 Accomplishments	Responsible Party
Municipal Pesticide Use				
Goal 1.A. Eliminate all unnecessary municipal pesticide uses (particularly organophosphate (OP) pesticide use) and implement Integrated Pest Management (IMP) techniques.				
1	Pesticide Use on Municipally Owned	Continue to track pesticide use on municipally owned property, continue to review IPM policy requiring the use of IPM techniques in the agency's operations, minimization of pesticide use, continue to review standard operating procedures (SOPs) and best management practices (BMPs) for implementing the IPM policy, continue to conduct a periodic agency-wide search of chemical storage areas for pesticides no longer legal for application, and properly dispose of any such pesticides pursuant to appropriate waste disposal regulations, and will continue to conduct internal outreach on less toxic pest control to employees who do not necessarily purchase or apply pesticides during the course of their work (to encourage employees to use IPM techniques away from work).	The City continued to record all pesticide application and submit this documentation on a monthly basis to the Santa Clara County Department of Pesticide Regulation. No pesticide violations or other related concerns were reported during the year.	URP Coordinator & Public Works Maintenance Department

Santa Clara Valley Urban Run('ollution Prevention Program
FY 2007-2008 ,.,nual Report

Municipality: City of Los Altos ***Attachment B***

Item No.	Activity	FY 07-08 Work Plan Tasks	FY 07-08 Accomplishments	Responsible Party
2	Documentation	Los Altos will document municipal pesticide use and activities in the FY 2007/2008 Annual Report.	The city continues to maintained a detailed record of all pesticide used by maintenance staff.	URP Coordinator
Goal 1 B. Raise awareness of all municipal employees and train employees who apply pesticides for the municipality about the municipality's IPM Policy and/or IPM techniques as appropriate.				
1	Pesticide Applicator Training	Los Altos will continue to ensure that employees who apply pesticides for the agency obtain the appropriate training as required by the County Agricultural Commissioner and the State Department of Pesticide Regulation (DPR). Los Altos employees are trained every January in order to maintain its operator ID number	All Parks Division employees involved with pesticide application received annual training, like the January training to maintain their operator ID number, in the proper use, handling, mixing, storage, and application of Roundup Pro and Surflan AS (the only two pesticide used by city staff). In January 2008, Parks Division passed Santa Clara County Department of Pesticide Regulation annual inspection including our training documentation.	Public Works Maintenance Department
2	Pesticide Applicator Training	Los Altos will continue to provide annual training on the appropriate portions of the IPM Policy, SOPs, and BMPs, and the latest IPM techniques to employees within departments responsible for pesticide application. Los Altos' IPM Policy states that the City will conduct training at least once a year on Pest Management.	12 Parks Division employees involved with pesticide spraying receive annual training conducted at the Municipal Service Center. Training was conducted by certified spray applicator regarding IPM Policy, BMP's, and SOP's. Training is summarized in the Staff Training list at the end of this Annual Report. Training is expected to be expanded to include all Maintenance Services personnel.	Public Works Maintenance Department

Santa Clara Valley Urban Runoff Pollution Prevention Program
FY 2007-2008 Annual Report

Municipality: City of Los Altos ***Attachment B***

Item No.	Activity	FY 07-08 Work Plan Tasks	FY 07-08 Accomplishments	Responsible Party
3	Employee Training	Los Altos will continue annually to inform employees who are not authorized and trained to apply pesticides that they cannot use over-the-counter pesticides in or around the workplace, consistent with the IPM Policy. Los Altos' IMP Policy states that the City will conduct training at least once a year informing employees of the use of pesticides in the work place.	Staff was unable to conduct formal internal outreach to employees, but supervisor personnel are continually monitor the public spaces and there were unauthorized use of pesticides reported during the fiscal year	Public Works Maintenance Department
4	Documentation.	Los Altos is required to provide similar documentation to the Santa Clara County Department of Pesticide Regulations. Los Altos will provide the required information in the FY 2007/2008 AR.	Training is listed in the Staff Training list at the end of this Annual Report.	Public Works Maintenance Department

Santa Clara Valley Urban Runoff Pollution Prevention Program
FY 2007-2008 Annual Report

Municipality: City of Los Altos ***Attachment B***

Item No.	Activity	FY 07-08 Work Plan Tasks	FY 07-08 Accomplishments	Responsible Party
Public Education and Outreach				
Goal II.A. Increase awareness of IPM so target audiences recall less toxic pest management messages and adopt IPM behaviors. Target audiences include residential and commercial users, pesticide retailers, municipal employees, and special districts (PS #6)				
1	Watershed Education & Outreach (WE&O) Campaign	Continue to support the Watershed Education & Outreach (WE&O) Campaign, which will target the general public and include messages about less-toxic pest control and proper disposal. The Campaign will include extensive media campaign with South Bay English- and Spanish- language TV and radio stations.	As documented in the Public Information Participation section of this Annual Report, the City of Los Altos continues to support the Watershed Education & Outreach Campaign.	URP Coordinator
2	BASMAA Regional Media Relations Campaign	Continue to fund BASMAA Regional Media Relations Campaign featuring pitches to Bay Area media and responses to breaking news on pesticide-related topics. Los Altos will continue to fund the Program for BASMAA baseline projects, including Regional Media Relations Campaign.	The City of Los Altos continues to fund and support the efforts of the BASMAA Regional Media Relation Campaign through the Program.	URP Coordinator
3	Pesticide User Outreach	Continue to assist Program with implementation of local components of a "Pesticide User Outreach" project targeting residential and commercial users	The City of Los Altos continued to assist the Program with the implementation of public outreach. .	URP Coordinator

Santa Clara Valley Urban Runoff Pollution Prevention Program
FY 2007-2008 Annual Report

Municipality: City of Los Altos ***Attachment B***

Item No.	Activity	FY 07-08 Work Plan Tasks	FY 07-08 Accomplishments	Responsible Party
4	IPM Outreach	Continue to provide information on less toxic pest control (e.g., IPM techniques, municipal IPM policies, model contract language, training opportunities, etc.) to neighboring special districts (e.g., open space districts, vector control districts, and school districts) as appropriate. Program to assist with materials. Los Altos will distribute applicable information as required	The only neighboring districts are the school district and the City of Los Altos did not provide them information on less toxic pest control. Los Altos would provide assistance to them if necessary.	URP Coordinator
5	Outreach Evaluation	Document or estimate numbers of residents reached by outreach efforts and media advertising. Los Altos will document this outreach effort in its FY 2007/2008 Annual Report	See "FY 07-08 Accomplishments" for Item No. 2 under "Public Information/Participation" section of this report for the accomplishment for this task. It is difficult to say exactly how many residents it reaches though most of the people seem to be interested in reducing the risk from pesticides.	URP Coordinator
Goal II.B. Educate pesticide retailers and consumers about less toxic pest control products and promote the sale of such projects.				
1	BASMAA Regional IPM Partnership	Los Altos will continue to fund and participate in the BASMAA Regional IPM Partnership. Program funds BASMAA baseline projects, including Regional IPM Partnership.	The City of Los Altos still continues to fund and participate, as necessary, in this program. As a benefit of this program, the city is able to receive updated and to replenishes its IPM fact sheets	URP Coordinator

Santa Clara Valley Urban Run' Pollution Prevention Program
FY 2007-2008 Annual Report

Municipality: City of Los Altos ***Attachment B***

Item No.	Activity	FY 07-08 Work Plan Tasks	FY 07-08 Accomplishments	Responsible Party
2	IPM Store Partnership Program	Los Altos will continue to implement cost-effective elements of the IPM Store Partnership Program, as identified in the work plan developed by the Program. Create and provide fact sheets and other materials to pesticide retailers to facilitate point-of-purchase outreach. Visit stores as necessary to ensure ongoing participation. Los Altos will continue working with the City of Palo Alto on this program.	See "FY 07-08 Accomplishments" for Item No. 2 under "Public Information/Participation" section of this report for the accomplishment for this task.	URP Coordinator
3	IPM Store Partnership Program	Los Altos will continue to assist Program to document number of participating stores, materials distributed and employees trained. Los Altos will continue to assist Palo Alto and will documentation the cost evaluation as required.	The City of Los Altos was available to provide assistance as necessary.	URP Coordinator
Pest Control Operators (PCOs)				
Goal III.A. Minimize pesticide use by PCOs contracted for structural pest control and landscape maintenance.				
1	Municipal PCOs	Continue to have PCOs contracted for municipal applications to use pest control methods consistent with the municipality's IPM policy (through contract specifications).	Staff was unable to conduct formal internal outreach to employees, but supervisor personnel are continually monitor the public spaces and there were unauthorized use of pesticides reported during the fiscal year	Public Works Maintenance Department
2.	Municipal PCOs	Document the pesticide use by the PCOs on municipal property in the FY 2007/2008 Annual Report, as necessary	Training is listed in the Staff Training list at the end of this Annual Report.	URP Coordinator

Santa Clara Valley Urban Runoff Pollution Prevention Program
FY 2007-2008 Annual Report

Municipality: City of Los Altos ***Attachment B***

Item No.	Activity	FY 07-08 Work Plan Tasks	FY 07-08 Accomplishments	Responsible Party
Goal III.B. Require all PCOs to implement Best Management Practices (BMPs)				
3	Municipal PCO BMPs	Continue to require PCOs contracted by municipalities to implement BMPs through contract specifications.	All pesticide work is done through open purchase order. Contract language and city policy stipulates that the PCO utilities proper BMPs. Parks Supervisor advises contractors of the City of Los Altos IPM program.	Public Works Maintenance Department
4	Documentation.	Document efforts to complete the above actions in the FY 2007/2008 Annual Report.	The city maintained a detailed record of all pesticide used by maintenance staff.	URP Coordinator
Commercial Businesses				
Goal IV.A. Determine the extent of commercial business employees' use of pesticides (I.E., pesticide applications not performed by a licensed PCO) and conduct appropriate outreach regarding less toxic pest management.				
1	Commercial Business Outreach Work Plan.	Assist Program to provide outreach on less toxic pest control to target businesses in the South Bay, as appropriate and cost-effective.	The city of Los Altos continued to be available to assist the Program on outreach to the businesses in the South Bay.	URP Coordinator

Santa Clara Valley Urban Run Pollution Prevention Program
FY 2007-2008 Annual Report

Municipality: City of Los Altos ***Attachment B***

Item No.	Activity	FY 07-08 Work Plan Tasks	FY 07-08 Accomplishments	Responsible Party
Household Hazardous Waste Collection				
Goal V.A. Provide pesticide disposal services through household hazardous waste (HHW) collection programs for all residents and small businesses, and encourage use of these programs.				
1	Small Quantity Commercial Generators.	Continue to ensure that adequate pesticide disposal services exist for residents and conditionally exempt small quantity commercial generators.	The City of Los Altos residents have access to the household hazard waste collection services available through the County Household Hazardous Program. This program includes an appointment-based drop-off at various weekly events held throughout the county including one event held in the City of Los Altos at the Egan School on April 12, 2008. At this event, there were 216 participants from the City of Los Altos, 22 from the Town of Los Altos Hill and 288 from other locations in Santa Clara County	Public Works Department
2	Pesticide Disposal	Continue to work with HHW collection agencies to support, enhance, and help publicize programs for proper pesticide.	The City of Los Altos attends monthly meetings with the Technical Advisory Committee, which consists of cities in the Santa Clara County. Los Altos is also a member of the HHW subcommittee, which meets quarterly. In conjunction with this committee the city provide technical advice and funding to help support the Santa Clara County Household Hazardous Waste web site.	Public Works Department

Santa Clara Valley Urban Runoff Pollution Prevention Program
FY 2007-2008 Annual Report

Municipality: City of Los Altos ***Attachment B***

Item No.	Activity	FY 07-08 Work Plan Tasks	FY 07-08 Accomplishments	Responsible Party
3	Hazardous Waste Disposal Outreach	Continue to provide hazardous waste disposal information to residents, through distribution of materials (e.g., utility bill insert, city newsletter, community events, etc.) or advertising in local media	HHW collection is advertised in the annual mailer sent out to all solid waste customers of the Los Altos Garbage Company in October 2007 and thru telephone response to queries, and through the County's solid waste website at sscgov.org. The annual household hazardous waste pickup in Los Altos is advertised in the local paper, the Los Altos Town Crier. In May 2007, the City's Environmental Commission was tasked by the City Council to provide input on a new RFP for solid waste collection, with HHW program participation and diversion of HHW being one of the primary service objectives. The City's HHW and recycling programs are also advertised in a tabbed section of the SBC Yellow Pages, and advertised in the Countywide recycling website: Recyclestuff.org	Public Works Department
4	Documentation	Document that household hazardous waste collection programs adequately serve residents and businesses (conditionally exempt small quantity generators) in its FY 2007/2008 Annual Report	Based on customer feedback at local events, 72% of participants rate the HHW program as "Good" or "Excellent". Data from the FY 07 indicate over 97% reported they received adequate information when they called the appointment line to schedule their HHW drop-off. Additionally, Los Altos Police Department had no reports of hazardous waste abandoned during the fiscal year. Communiqué feedback from residents also commends the efficiency of the HHW program.	URP Coordinator

Santa Clara Valley Urban Rur Pollution Prevention Program
FY 2007-200ᴗ ..nnual Report

Municipality: City of Los Altos ***Attachment B***

Item No.	Activity	FY 07-08 Work Plan Tasks	FY 07-08 Accomplishments	Responsible Party
New Development **Goal VI.A.** Minimize pesticide use at new and redevelopment sites.				
1	Pest-resistant Landscaping and Design Features	Los Altos will encourage developers and contractors to consider pest resistant landscaping and design features. Los Altos will report the percentage of new development and redevelopment project for which pesticide reduction measures were required in Annual Report	Private Projects: The City continues to encourage project applicants to use pest resistant landscaping and have information available for project sponsors to help them achieve this goal. The City of Los Altos had no significant development/redevelopment project approved during the FY. All projects were rebuilding or additions to single family residences. The limited commercial projects are typically remodels in the built-out areas of the city and therefore have very limited, if any, for landscaping. Public Projects: There were no public projects during FY 07/08 that fell in the category of a significant development or redevelopment, nor any new project that had landscaping.	Community Development Department
Monitoring and Science **Goal VII.A.** Participate in coordinated monitoring efforts to support pesticide TMDL development and implementation.				
1	Regional Monitoring Program (RMP)	Assist in the financial support of the Regional Monitoring Program (RMP)	City of Los Altos continues to provide a share of cost to the Program for this effort.	URP Coordinator

Santa Clara Valley Urban Runoff Pollution Prevention Program
FY 2007-2008 Annual Report

Municipality: City of Los Altos ***Attachment B***

Item No.	Activity	FY 07-08 Work Plan Tasks	FY 07-08 Accomplishments	Responsible Party
Review and Revision of Work Plan				
Goal X.A. Implement a Work Plan that includes appropriate goals, actions and monitoring mechanisms to reduce pesticide-related toxicity in urban runoff.				
1	Continuous Improvement	Revise work plan and add continuous improvement items.	The City of Los Altos believes that the current workplan submitted in March 2008 fulfills this requirement.	URP Coordinator

Santa Clara Valley Urban Rur Pollution Prevention Program
FY 2007-2008 Annual Report

Municipality: City of Los Altos ***Attachment B***

Pest Management Program Evaluation FY 2007/2008
The City of Los Altos has a very small pesticide program and we believe we have good control to minimizing pesticides in urban runoff. Improvements could be made in the area of use of more pest resistant landscaping in private projects, but since the city is built out, this extra effort probably would not have much of an impact. The City still could always use assistance/information on pest resistant landscaping since staff is not well trained on the development of this type of landscaping. Staff continues to monitor and comply with Pest Management Program and utilizes IPM policy to determine best procedure for pest control. Through annual training of Maintenance Division personnel on Public Work's IPM policies and practices and following BMP's and SOP's in the safe use and application of pesticides. Public Works had no citations or complaints this year. All City pesticide applications are documented with Santa Clara County Department of Pesticide Regulation. All contract spraying was completed with a recommendation from a PCA who was advised of our IPM policy before making a recommendation. The city will continue to train Public Works personnel on Public Work's IPM policy The Household Hazardous Waste program seems to work well and remain unchanged from last year's report. California's AB939 allows jurisdictions to set tipping fees at jurisdiction's landfill's to include a fee to support Household Hazardous Waste collection, and disposal or recycling. Santa Clara County has set this fee at $1.85 / ton of municipal waste and it remains unchanged from last year. As with the previous year, this generates enough revenue for Los Altos resident's HHW disposal costs of $39,160.45, or about 322 households. This funding level is intended to provide "free" disposal of HHW to 3% of the city's households. Actual participation by Los Altos is estimated at 9%, and the City provided augmentation of $82,000 (estimated) from the Solid Waste Fund in 2007/2008 so that all residents of Los Altos who desire to use the HHW collection program can do so at no direct cost to the resident. The City rarely experiences abandoned waste incidents, and when it occurs, the Maintenance Division responds. There are areas that might need improvement, such as very limited participation by multi-family unit dwellers and families where English is not spoken in the home.

Regional Board Comments on Pest Management in FY 2006-2007 Annual Report	
RWQCB Comment	**City Of Los Altos Response**
None	

Santa Clara Valley Urban Runoff Pollution Prevention Program
FY 2007-2008 Annual Report

Municipality: City of Los Altos ***Attachment B***

Summary of Pesticide Usage FY 07/08 City of Los Altos				
Name of Pesticide	**Active Ingredient**	**Number of Times Applied**	**Total Quantity Applied (ounces)**	***Purpose***
Applied by City Employees				
Round-up Pro	Glyphosphate	104	4786	Weed Control
Surflan AS	Oryzalin	57	3790	Weed Control
Turf Supreme	NPK	23	8475 (lbs)	Fertilizer
Applied by City Contractor				
Suspend SC	Deltamethrin	4	11.355	Ants
Delta Gard Granules	Deltamethrin	1	2	Ants
Drione	Pyethrin	4	4	Wasps
Wasp Freeze	PHenothrin	6	19.5	Bees & Wasps
Tempo SC Ultra	Beta-cyfluthrin	1	5	Ants

Santa Clara Valley Urban Run Pollution Prevention Program
FY 2007-200 nnual Report

Municipality: City of Los Altos ***Attachment B***

Name of Pesticide	Active Ingredient	Number of Times Applied	Total Quantity Applied (ounces)	Purpose
No Foam b	Surfactant, Adjuvant	2	10	Poison Oak & Aphids
Safari	Dinotefuran	1	24	Aphids
PCQ Rodenticide	Diphacinone	6	64	Rats
Fumitoxin	Aluminum phosphide	2	54.5	Ground Squirrels
Turflon	Triclopyr	5	115.2	Broad Leaf Weeds
CB-80	Pyrethin	1	5	Aphids & Brown Rot, Leaf Curl
Contrac Blox	Bromadlolone	6	22	Rats
Quitox	Cholecaciferol	1	4	Rats
Talon-G Weather block	-	1	4	Rats
Weatherblok XT	Brodifacoum Technical	5	26	Rats
Generation Mini Blocks	Difethialone	3	8	Rats
Avid	Abamectin	1	2	Aphids
Eco-Exempt	Rosemary Oil	2	7	Spiders
Sanafoam Vaporooter II	Metam-Sodium	various	various	Root treatment in Sanitary Sewer

Santa Clara Valley Urban Runoff Pollution Prevention Program
FY 2007-2008 Annual Report

Municipality: City of Los Altos ***Attachment B***

MERCURY POLLUTION PREVENTION PROGRAM
(Provision C.9.c of the Permit)
FY 2007-2008 Work Plan Self Evaluation Matrix

Item No.	Activity	FY 07-08 Work Plan Tasks	FY 07-08 Accomplishments	Responsible Party
Municipal Use of Mercury-Containing Products				
Goal I. Eliminate all unnecessary municipal use of mercury containing products and establish proper disposal methods for products that cannot be eliminated.				
1	Mercury Policy.	Los Altos will continue to implement its policy for mercury-containing product reduction and management.	The City of Los Altos does not have a written mercury policy policy, but has been managing its usage and disposal for some time. For example, when florescent lights are replaced, the old ones are collected and are periodically manifested to a proper disposal site. Last FY the City of Los Altos had 46 eight-foot tubes, 228 four-foot tubes and 90 two-foot tubes picked up by a recycling contractor. New lights are low mercury florescent type. From a city operation standpoint these lights are probably the largest and about the only source of mercury.	URP Coordinator
2	Documentation on Mercury Policy	Los Altos will summarize effort in the FY 2007-2008 Annual Report including the quantities of mercury-containing products disposed from City building and departments at hazardous waste collection facilities.	Aside from the fluorescent lighting in most of the city buildings, the only other known mercury sources are mercury thermostats in 5 of 11 city buildings and mercury switches in the cities two sewer pump stations. When the lights burn out, these florescent light tubes are replaced with low mercury tubes. Last FY the City of Los Altos had 46 eight-foot tubes, 228 four-foot tubes and 90 two-foot tubes picked up by a recycling contractor.	URP Coordinator

Santa Clara Valley Urban Run Pollution Prevention Program
FY 2007-2008 Annual Report

Municipality: City of Los Altos ***Attachment B***

Item No.	Activity	FY 07-08 Work Plan Tasks	FY 07-08 Accomplishments	Responsible Party
Household Hazardous Waste Collection **Goal II.** Provide mercury-containing products disposal services through household hazardous waste (HHW) collection programs for residents and small businesses, and encourage use of these programs.				
1	Disposal Services	Continue to provide mercury-containing products disposal services for residents and small businesses.	The City of Los Altos supports the County's HHW program which includes mercury collection and collection of "universal waste" i.e. florescent light tubes that contain mercury. This year is the second year of a program that added a free collection service for participating retailers who agreed to act as repositories for fluorescent lamps. The local hardware store participates, and additionally collects and holds alkaline batteries for turn in to the county-approved contractor for disposal (batteries) and recycling (fluorescent bulbs). The Regional Water Quality Control Plant managed a free thermometer exchange for residents desiring to obtain mercury-free thermometers to replace older thermometers. The HHW collection events also take mercury thermometers, fluorescents, and batteries.	Public Works
2	Fluorescent light recycling program	Los Altos will continue to assist the Program and also continue to work with local agencies to develop and publicize fluorescent light recycling program	Addressed in Disposal Services above. Also, a contract supplier, who provides on-call pickup of bulbs when enough are collected at the Municipal Services Center, recycles municipally generated fluorescents.	
3	Documenting and Reporting Guidelines	Continue documenting and reporting quantities of mercury-containing products disposed in Annual Reports.	The City is unable to report on the quantities from the city since it is collected and disposed of aggregately with other Santa Clara County cities by the county's HHW Program	Public Works

Santa Clara Valley Urban Runoff Pollution Prevention Program
FY 2007-2008 Annual Report

Municipality: City of Los Altos ***Attachment B***

Item No.	Activity	FY 07-08 Work Plan Tasks	FY 07-08 Accomplishments	Responsible Party
Monitoring and Science **Goal III.** Participate in coordinated monitoring efforts to support mercury TMDL development and implementation, including assessment of air pollution sources of mercury and concentrations of mercury in sediment.				
1	Regional Monitoring Program (RMP)	Continue financial support of the Regional Monitoring Program (RMP). Continue to support the RMP steering committee and technical review committee. Continue to support the coordinated regional plan to collect data for the mercury TMDL, as defined in the RWQCB/BACWA/BASMAA MOU.	The City of Los Altos continues to provide financial support for the Regional Monitoring Program. Also the City of Los Altos continues to provide comments as necessary for the program regarding the issue of mercury TMDL.	URP Coordinator
Public Education and Outreach **Goal:** Increase awareness of proper disposal of mercury-containing products and available non-mercury containing alternatives. Target Audiences include residential, commercial and industrial users and municipal employees.				
1	Development of Outreach Material	Los Altos will continue to support the program in the development of outreach materials.	The city of Los Altos continued to support the Program efforts during the FY to develop partnerships with various retail stores to provide free fluorescent lamps drop-off sites for residents. The city has implemented the service in two of the city's hardware stores.	URP Coordinator
2	Distribution of outreach material	Los Altos will continue to distribute outreach material and document each activity in Annual Report	The City of Los Altos continued to support the program in the development and distribution of various fact sheets, newsletter articles, press releases, newspaper ads, etc.	URP Coordinator

Santa Clara Valley Urban Rur Pollution Prevention Program
FY 2007-200 nnual Report

Municipality: City of Los Altos ***Attachment B***

Mercury Pollution Prevention Program Evaluation FY 2007/2008
Due to the limited amount of mercury products within the city buildings, it is difficult to provide a practical evaluation of this program. The largest and about the only source of mercury within the city's buildings is fluorescent light tubes. During FY 08/09 the City of Los Altos had approximately 350 tubes picked up by a recycling contractor. There is one hardware store in the city, and it collects fluorescents and batteries from residents. The City continues to review this program to areas of improvements

Regional Board Comments on Mercury Pollution Prevention Program in FY 2006-2007 Annual Report	
RWQCB Comment	**City Of Los Altos Response**
None	

Santa Clara Valley Urban Runoff Pollution Prevention Program
FY 2007-2008 Annual Report

Municipality: City of Los Altos ***Attachment B***

OTHER WATER QUALITY AND WATERSHED MANAGEMENT REQUIREMENTS

FY 2007-2008 Work Plan Self Evaluation Matrix

Item No.	Activity	FY 07-08 Work Plan Tasks	FY 07-08 Accomplishments	Responsible Party
1	Multi Year Monitoring Plan (Provision C.7.b)	Los Altos will continue to support the Program in the development of this Plan.	The City of Los Altos continues to support the Program's efforts in their monitoring of streams and waterways in the Santa Clara Valley. The City reviewed and approved the Programs work during FY 2007/2008.	URP Coordinator
2	Watershed Measures (Provision C.10)	Los Altos will continue to work with the WMI Land Use Subgroup and Program staff as applicable.	The City of Los Altos continues to monitor the activities by the WMI Land Use Subgroup and Program staff.	URP Coordinator
3	PCB & Dioxin Plans (Provision C.9.e)	Los Altos will continue to monitor sampling events and is prepared to conduct "hot spot" investigations, if deemed necessary.	The City of Los Altos continued to monitor the program. No "hot spot" investigations by the city were necessary during the FY.	URP Coordinator
4	Control Program for Sediment (Provision C.9.f.iii)	Los Altos will continue to work with the Program to identify and conduct a watershed analysis and management practice assessment to understand location and extent of potential sediment sources. Will implement appropriate management actions if applicable to address any identified sources in the City of Los Altos.	Los Altos continues to assist the Program by reviewing the information that is developed by the Program and the committee.	URP Coordinator
5	Street Sweeping	Los Altos will continue to evaluate how it documents waste from this operation and provide available information to the Program	See the "Copper Action Plan Task" in this section of the Annual Report	Public Works

Santa Clara Valley Urban Run Pollution Prevention Program
FY 2007-2008 Annual Report

Municipality: City of Los Altos ***Attachment B***

Item No.	Activity	FY 07-08 Work Plan Tasks	FY 07-08 Accomplishments	Responsible Party
Trash Management				
6	Pilot Demonstration Project	City of Los Altos will assist the Program in implement a \pilot demonstration project which focuses on documenting type and volume of trash that can potentially be conveyed through the storm drain system.	The City of Los Altos is a member of the Trash AHTG working on assisting the Program in the development and implementation of this pilot project during the FY. .	URP Coordinator
7	Trash Evaluation	City of Los Altos will continue to use Program guidance to develop a strategy to conduct trash evaluation within the city as applicable. This will include an evaluation in a subset of identified trash problems areas. Will revise trash problem areas list on an as needed basis. Submit date to Program as appropriate.	The City of Los Altos is a member of the Trash AHTG working on the development of the Trash Program. Through this task group, the City of Los Altos has assisted the Program during FY 07/08 to facilitate documentation and evaluation of existing task management practice. This includes discussions, reviews and approvals as this program continues.	URP Coordinator
8	Trash Problem Areas	City of Los Altos will continue to identify and to implement of trash control measures where necessary, practicable and feasible to reduce trash.	During FY 07/08 the City of Los Altos inspected each of its eight identified hot spots. Data is summarized at the end of this "Trash Management" section. The preliminary evaluation of the results of these inspections is summarized in the "Other Water Quality & Watershed Management Programs Evaluation".	URP Coordinator
9	Strategy to Reduce Trash	The City of Los Altos will continue to assist Program in developing a long-term effective strategy for reducing trash in urban streams and waterways. Implement the strategy as appropriate is developed.	As a member of the Trash AHTG, the City of Los Altos continues to assist the Program in the development of an effective strategy for reducing trash.	URP Coordinator
10	Trash Fact Sheets	Los Altos will work with the Program to review existing and new guidance documents relevant to trash management and identify potential revisions, as appropriate.	As a member of the Trash AHTG, the City of Los Altos continued to assist the Program in the development of Fact Sheets for trash management.	URP Coordinator

Santa Clara Valley Urban Runoff Pollution Prevention Program
FY 2007-2008 Annual Report

Municipality: City of Los Altos ***Attachment B***

TRASH INSPECTION DATA SUMMARY
FY 07/08

#	Date	Site ID	Watershed	Location	Assessment Tool	Score	Trash Management Activities	Comments
1	6/08	1	Adobe Creek	Hetch Hetch pathway	KAB Litter Index	1	Every Friday, maintenance crews from the City of Los Altos conduct cleanups at trash problem areas. Since the City addresses these areas on a weekly basis, no future actions are planned. Other identified areas will be addressed on a case-by-case basis.	Common trash items included convenience/fast food wrappers, bottles, cigarette butts and miscellaneous paper items.
2	6/08	2	Adobe Creek	North Plaza btwn 1st and 2nd Streets	KAB Litter Index	1.5	Every Friday, maintenance crews from the City of Los Altos conduct cleanups at trash problem areas. Since the City addresses these areas on a weekly basis, no future actions are planned. Other identified areas will be addressed on a case-by-case basis.	Common trash items included convenience/fast food wrappers
3	6/08	3	Adobe Creek	Bus Stop btwn El Camino Real & Acacia	KAB Litter Index	1	Though sometime the city will clean these areas, it is under the jurisdiction of the Valley Transit Authority. They are routinely reminded of cleanup if the area is found to have trash.	Common trash items included convenience/fast food wrappers
4	6/08	5	Stevens Creek	Grant Road frontage from Arboretum	KAB Litter Index	2	Every Friday, maintenance crews from the City of Los Altos conduct cleanups at trash problem areas. Since the City addresses these areas on a weekly basis, no future actions are planned. Other identified areas will be addressed on a case-by-case basis.	Common trash items included convenience/fast food wrappers

Santa Clara Valley Urban Run Pollution Prevention Program
FY 2007-2008 Annual Report

Municipality: City of Los Altos ***Attachment B***

TRASH INSPECTION DATA SUMMARY
FY 07/08 (cont.)

#	Date	Site ID	Watershed	Location	Assessment Tool	Score	Trash Management Activities	Comments
5	6/08	8	Adobe Creek	Bus Stop on San Antonio Road north of Almond Ave.	KAB Litter Index	2	Though sometime the city will clean these areas, it is under the jurisdiction of the Valley Transit Authority. They are routinely reminded of cleanup if the area is found to have trash.	Common trash items included convenience/fast food wrappers
6	6/08	9	Adobe Creek	Intersection of Main Street and Second Street	KAB Litter Index	1.5	Every Friday, maintenance crews from the City of Los Altos conduct cleanups at trash problem areas. Since the City addresses these areas on a weekly basis, no future actions are planned. Other identified areas will be addressed on a case-by-case basis.	Common trash items included convenience/fast food wrappers
7	6/08	10	Adobe Creek	Bus Stop on San Antonio Road btwn El Camino Real and Loucks	KAB Litter Index	1	Though sometime the city will clean these areas, it is under the jurisdiction of the Valley Transit Authority. They are routinely reminded of cleanup if the area is found to have trash.	Common trash items included convenience/fast food wrappers
8	6/08	12	Adobe Creek	Central Plaza behind Home Consignment	KAB Litter Index	1.5	Every Friday, maintenance crews from the City of Los Altos conduct cleanups at trash problem areas. Since the City addresses these areas on a weekly basis, no future actions are planned. Other identified areas will be addressed on a case-by-case basis.	Common trash items included convenience/fast food wrappers

Santa Clara Valley Urban Runoff Pollution Prevention Program
FY 2007-2008 Annual Report

Municipality: City of Los Altos ***Attachment B***

Item No.	Activity	FY 07-08 Work Plan Tasks	FY 07-08 Accomplishments	Responsible Party
	Copper Action Plan Tasks			
9	Vehicle Washing Operations (CB-1)	• Continue to distribute outreach materials on proper vehicle/equipment washing at City department counters and public events, and post on City website.	Los Altos continues to dedicate counter space accessible to the public at City Hall for these various brochures like "The Bay Begins at Your Front Door". Los Altos also continues to provide for a link on its web page that the public can also use to access information.	URP Coordinator
		• Continue to submit data regarding vehicle washing outreach activities and effectiveness evaluation in annual reports.	This is difficult for Los Altos to quantify other than to say, from observation; there have been only rare incidents of vehicle washing both during construction operation and residential car washing.	URP Coordinator
		• Continue to require source control measures for Group 1 new development and redevelopment projects that will conduct vehicle/equipment washing and maintenance activities (consistent with Permit Provision C.3.k).	During the FY, Los Altos did not have new significant development/redevelopment or any project, that involved vehicle/equipment washing and maintenance activities.	URP Coordinator
		• Continue to inspect industrial/ commercial facilities, which conduct vehicle/equipment washing activities on-site (this includes auto-related businesses). Ensure that BMPs for vehicle/equipment washing are implemented. Provide an effectiveness evaluation of inspection/compliance with BMPs	All fourteen auto businesses in Los Altos are formally inspected annually. During the year, city staff is aware that these discharges are not allowed and will report such incidents to the Code Enforcement Officer or the URP Coordinator.	URP Coordinator

Santa Clara Valley Urban Run Pollution Prevention Program
FY 2007-200 nnual Report

Municipality: City of Los Altos ***Attachment B***

Item No.	Activity	FY 07-08 Work Plan Tasks	FY 07-08 Accomplishments	Responsible Party
9	Vehicle Washing Operations (CB-1) (cont.)	• Continue to maintain car wash systems for City vehicles at the corporation yard.	The City continues to wash their maintenance vehicles the vehicle wash rack at the corporation yard, which is connected to the sanitary sewer system. All staff vehicles are washed at commercial car washes.	URP Coordinator
		• Continue to encourage municipal staff to use certified mobile cleaners when contracting cleaning services.	Municipal staff are BASMAA certified for power washing techniques and follow all the required BMPs	URP Coordinator
		• Refer Mobile surface cleaners who desire BASMAA surface cleaning certification and recertification to the BASMAA website	The city of Los Altos continues to refer surface cleanings to the BASMAA certification as well as informing the downtown merchants of the need for employing certified surface cleaners.	URP Coordinator
10	Industrial Copper Control (CB-3)	Continue Industrial Inspection program for vehicle service facilities and any other related industrial facilities.	In October and November 2008 the City of Palo Alto inspected 14 vehicle service facilities in Los Altos. None were found with any violations and all facilities were given the Clean Bay Business award. During the year, there were no other reports on discharges from any of these facilities. The CB-3 of the Copper Action Plan was primarily directed toward such facilities as circuit board manufactures or similar facility, however there no such facilities in Los Altos	URP Coordinator

Santa Clara Valley Urban Runoff Pollution Prevention Program
FY 2007-2008 Annual Report

Municipality: City of Los Altos ***Attachment B***

Item No.	Activity	FY 07-08 Work Plan Tasks	FY 07-08 Accomplishments	Responsible Party
11	Watershed assessment and protection (CB-8)	• Continue to implement guidance from SCVURPPP and San Jose on addressing water quality in the CEQA review process, as part of C.3.m. implementation.	The Community Development department continues to believe that the current check list for CEQA issues is inclusive of the issues facing the city's significant development/redevelopment projects.	Community Development
		• Continue to participate in the Water Resources Protection Collaborative and recommend to council implementation of agreed upon guidelines and standards for watershed protection.	This City of Los Altos continues to participate in the meetings of the Collaborative but there has not meetings this year	Public Works & Community Development
12	Street sweeping and storm drain O&M (CB-11)	• Continue to follow Program guidance regarding the collection and reporting of street sweeping data. Provide data for Annual Report.	See "Street Sweeping Data Summary" at end of the Copper section	Public Works
		• Implement (as appropriate) any identified improvements of current street sweeping and storm drain system O&M programs (within available budgets). Provide effectiveness evaluation in FY 07-08 Annual Report.	See "Other Water Quality & Watershed Management Programs Evaluation" section below.	Public Works
13	Outreach on pool, spa maintenance (CB-12)	Continue to distribute outreach materials at local public events; brochures at agency department counters and public places; and placement on City website.	The City of Los Altos continues to make available the pool brochure at the counter in City Hall.	URP Coordinator

Santa Clara Valley Urban Run' Pollution Prevention Program
FY 2007-2008 Annual Report

Municipality: City of Los Altos ***Attachment B***

Item No.	Activity	FY 07-08 Work Plan Tasks	FY 07-08 Accomplishments	Responsible Party
14	Use of architectural copper (CB-21)	If ordinance is adopted, prohibit use of copper on roofs, in roof shingles and for gutters. Otherwise, the city will discourage its use.	The City of Los Altos continued to discourage the use of copper in the construction of facilities in the city.	Public Works & URP Coordinator

Santa Clara Valley Urban Runoff Pollution Prevention Program
FY 2007-2008 Annual Report

Municipality: City of Los Altos ***Attachment B***

STREET SWEEPING DATA SUMMARY
FY 07/08

Month	Removal Method	Miles Swept (Curb Miles*)		Volume of Material Collected (Cubic Yards)***	
		Residential Areas	Commercial Areas**	Residential Areas	Commercial Areas**
July 2007	Regenerative Air	352.8	127.8	43	29
August 2007	Regenerative Air	259.9	182.5	55	24
September 2007	Regenerative Air	253.3	146.2	46	18
October 2007	Regenerative Air	292.8	110.7	55	22
November 2007	Regenerative Air	501.8	185.3	136	49
December 2007	Regenerative Air	503.6	141.9	128	30
January 2008	Regenerative Air	528.5	144.4	138	26
February 2008	Regenerative Air	267.1	167.8	33	26
March 2008	Regenerative Air	249.9	138.6	48	12
April 2008	Regenerative Air	241.3	137.5	46	15
May 2008	Regenerative Air	256.5	172.0	47	27
June 2008	Regenerative Air	181.7	138.4	23	15

*Curb Miles also includes edge of pavement on non-curb and gutter streets.
**Includes major arterials (San Antonio Road) and city parking lots.
***Does not include the 475 cubic yards collected during the extra pick up for leaves during October, November, December and January.

Santa Clara Valley Urban Run' Pollution Prevention Program
FY 2007-2008 Annual Report

Municipality: City of Los Altos ***Attachment B***

Item No.	Activity	FY 07-08 Work Plan Tasks	FY 07-08 Accomplishments	Responsible Party
Nickel Action Plan Tasks				
15	Measures to control nickel discharges from construction sites (NB-1)	• Continue to implement Construction Inspection Performance Standards (see Construction Inspection work plan section).	The City of Los Altos continues to implement the procedures that are defined in it URMP Construction inspection PS, both for private, as well as, public projects.	Community Development & Public Works
		• Continue to have inspectors attend Regional Board/Program workshops on construction site management and learn latest erosion/sediment control techniques	As noted in the training section of this Annual Report, city inspectors, planners and engineers have attended the Program construction workshop.	
		• Continue to attend Program workshops on post-development stormwater BMPs (C.3.)	As noted in the training section of this Annual Report, the city sends engineers and planners to these workshops.	

Santa Clara Valley Urban Runoff Pollution Prevention Program
FY 2007-2008 Annual Report

Municipality: City of Los Altos ***Attachment B***

Other Water Quality & Watershed Management Programs Evaluation FY 2007/2008
Monitoring-The City of Los Altos continues to work with the Program on this task. Since the effort is by the Program, they have provided an evaluation of this task. PCB-Dioxin- The City of Los Altos continues to work with the Program on this task. Since the effort is by the Program, they have provided an evaluation of this task. Watershed Measures- The City of Los Altos continues to work with the Program on this task. Since the effort is by the Program, they have provided an evaluation of this task. Sedimentation- The City of Los Altos continues to work with the Program on this task. Since the effort is by the Program, they have provided an evaluation of this task. Trash Program-The City of Los Altos continues to work with the Program on this issue as a member of its Adhoc committee. The city continued to assess eight previously selected trash problem areas within the city. The city has a program to inspect these areas and conduct any necessary cleanup on at least a monthly basis. Even after this further assessment, it continues to appear that Los Altos may not have a significant trash problem. This may be due to the lack of industrial and commercial areas. Therefore the city would prefer to direct limited assessment resources to other areas, but the city will continue to be a member of the trash committee and continue to provide support to the Program to further comply with its permit. Copper Action Plan-The city continues to address various tasks as defined by the Action Plan. Due to lack of industrial and commercial areas, this leaves most of the effort to residential areas and to schools. The city continues to discourage the use of exterior copper in their construction though most contractors continue to use copper in their construction projects. The city continues to have an aggressive street sweeping and storm drain cleaning programs. This may explain why there appears to be a lack of persistent trash problem areas throughout the city. The city continues to address inquiries from pool owners on their discharges. The city has room to improve alternate modes of transportation other than cars by improving its pedestrian access and its bicycle facilities. Both are included in the General Plan and future Capital Improvement Projects. The City of Los Altos also continues to work with the Program on this task. Nickel Action Plan-The primary effort for the city under this Action Plan deals with discharges from construction sites. City inspectors aggressively assure that there is no or minimal discharges from any of its constructions sites. Though the inspectors attend various training sessions, very little, if any, addresses what the nickel sources are that might be coming from construction sites. The City of Los Altos also continues to work with the Program on this task

Regional Board Comments on Other Water Quality & Watershed Management Requirements in FY 2006-2007 Annual Report	
RWQCB Comment	**City Of Los Altos Response**
None	

Santa Clara Valley Urban Run Pollution Prevention Program
FY 2007-2008 Annual Report

Municipality: City of Los Altos ***Attachment B***

PUBLIC INFORMATION/PARTICIPATION (Provision C.4)				
FY 2007-2008Work Plan Self Evaluation Matrix				
Item No.	**Activity**	**FY 07-08 Work Plan Tasks**	**FY 07-08 Accomplishments**	**Responsible Party**
1	Distribution of all current Program BMPs and literature	Los Altos will continue to promote and maintain a request line for public information materials. Continue to distribute public information materials to the City libraries, Public Works Engineering help desk, building and planning department desks, at the Municipal Service Center and Chamber of Commerce. Keep records on the usage of this material	The City of Los Altos continued with the distribution of the public information within the various public buildings in the City of Los Altos that promotes the use of less toxic pesticides and other environmental issues include the proper draining of swimming pool water. Los Altos does not provide this information at its libraries due to the lack of available space. Los Altos also hosted a table at several of its weekly Farmers Market event held during the summer months and provided handouts that deal with environmental issues. The city continues to maintain information on its web page on how residents could help to reduce pollutants into the environment including how to prevent sewer overflows.	URP Coordinator

Santa Clara Valley Urban Runoff Pollution Prevention Program
FY 2007-2008 Annual Report

Municipality: City of Los Altos ***Attachment B***

Item No.	Activity	FY 07-08 Work Plan Tasks	FY 07-08 Accomplishments	Responsible Party
2	IPM Store Partnership	Los Altos will continue participation in IPM Store Partnership Program with the City of Palo Alto by providing funding and participating to supply various outreach information to the two nurseries and the two hardware stores in the City of Los Altos. Monitor effort to realize the goals of this program	The Our Water, Our World (OWOW) program, a partnership between water quality agencies within the Palo Alto service region and local hardware and garden stores, encourages the use of less-toxic gardening techniques and products. Los Altos partner stores are Los Altos Garden Supply, Los Altos Nursery, and Rancho Hardware. During FY 07/08 IPM outreach more specific to Los Altos also included the following activities: • With the assistance of EOA staff, kept fact sheets stocked at City Hall and the partner stores; kept shelf talkers at stores updated. • Los Altos partnered with the City of Los Altos Elephant Pharmacy store to collect and properly dispose of used pharmaceuticals. • Staffed Los Altos Farmers' Market with displays, including IPM issues and proper disposal of used pharmaceuticals, pesticides and other wastes • In April 2008 helped fund Palo Alto to host a display on Our Water, Our World at the Los Altos Hills Earth Day event. • Funded PA to conducted seven separate media outreach on various issues dealing with potential storm water contamination.	URP Coordinator

Santa Clara Valley Urban Run Pollution Prevention Program
FY 2007-2008 Annual Report

Municipality: City of Los Altos ***Attachment B***

Item No.	Activity	FY 07-08 Work Plan Tasks	FY 07-08 Accomplishments	Responsible Party
3	Watershed Education & Outreach Campaign.	Los Altos will continue to encourage municipal staff to participate in Watershed Education & Outreach campaign as the events are scheduled	The URP Coordinator continues to monitor the efforts of the Program's Watershed Education & Outreach campaign and provide suggestion as required. Inform city staff of various outreach opportunities.	URP Coordinator
4	Evaluate the effectiveness of PIP projects	Los Altos will continue to review and will attempt to assess the effectiveness of all PIP projects at the local municipal staff level.	See "Public Information/Participation Program Evaluation" section below.	URP Coordinator
5	Web page	Los Altos will continue to maintain URP issues on its city web page.	The city continues to maintain a web page on stormwater issues including links to the SCVWD, BASMAA and SCVURPPP as well as information for the prevention of sewer overflows.	Community Development, Public Works Department
6	Articles in the Communiqué	Los Altos will continue prepare and contribute articles of interest to the City's publication called the Communiqué. The Communiqué is published up to three times annually.	The newsletter is published by the city three times a year and is mailed to every address in the city. Unfortunately this is a rather small newsletter, but the city provided small articles on urban storm water runoff issues. For example, one article was on the source of pollution that might get into a storm drain from a typical residential property and how to avoid the discharge of that source.	URP Coordinator
7	Storm Drain Stenciling	Los Altos will continue to be point of contact with the City's schools and organization that are interested in stenciling storm drain catch basing. Provide support and materials for each event of which they are typically 3-4 per year	The city implemented a process where city employees install permanent plastic stencils. This is being done at the same time the catch basins are cleaned.	URP Coordinator

Santa Clara Valley Urban Runoff Pollution Prevention Program
FY 2007-2008 Annual Report

Municipality: City of Los Altos ***Attachment B***

Public Information/Participation Program Evaluation FY 2007/2008
The City of Los Altos continues to believe that distribution of material at Los Altos partner stores each year has an impact positive. City stores such as the Los Altos Garden Supply and Los Altos Nursery continue to get more usage of the various facts sheets than those stocked at city hall. This is also true for such events as the city's Farmers Market. Primary reason is the exposure audience is more conducive to these fact sheets than the visitors to city hall. On March 31, 2008 the city of Los Altos launched a program that allows residents to contact the police department to have them pick up and dispose of pharmaceutical. Since the start of this program, the city has collected about 50 pounds of useable pharmaceutical material. Additionally the Elephant Pharmacy offers as an addition collection point.

Regional Board Comments on Public Information/Participation Requirements in FY 2006-2007 Annual Report	
RWQCB Comment	**City Of Los Altos Response**
None	

Santa Clara Valley Urban Run' Pollution Prevention Program
FY 2007-2008 Annual Report

Municipality: City of Los Altos ***Attachment B***

ANNUAL REPORTS AND WORKPLANS (Provision C.6)				
FY 2007-2008 Work Plan Self Evaluation Matrix				
Item No.	**Activity**	**FY 07-08 Work Plan Tasks**	**FY 07-08 Accomplishments**	**Responsible Party**
1	Annual Report (Provision C.6.a)	Los Altos will prepare an Annual Report documenting the results of each task that was delineated in the FY 06-07 Work Plan, provide update for work accomplished during the FY as necessary and indicate any areas needing improvements. Los Altos will address any comments on the FY 05-06 Annual Report if required.	The Annual Report for FY 06/07 was completed by the City of Los Altos and submitted on September 15, 2007. No comments were received from the Regional Board.	Community Development, Public Works Department & URP Coordinator
2	Work Plan (Provision C.6.b)	Los Altos will prepare a FY 07-08 Work Plan that will list tasks as dictated by the City's Discharge Permit that will be accomplished between July 1, 2007 and June 30, 2008.	A draft Work Plan for FY 08/09 was completed by the City of Los Altos and submitted on March 1, 2008.	Community Development, Public Works Department & URP Coordinator
3	City of Los Altos Urban Runoff Management Plan	Los Altos will update its Urban Runoff Management Plan if required based on the proposed Regional Permit	The City of Los Altos updated is Urban Runoff Management Plan and submitted in on September 1 2004. Subsequent to that, no other updates were necessary pending the issuance of the MRP.	Community Development, Public Works Department & URP Coordinator

Santa Clara Valley Urban Runoff Pollution Prevention Program
FY 2007-2008 Annual Report

Municipality: City of Los Altos ***Attachment B***

Item No.	Activity	FY 07-08 Work Plan Tasks	FY 07-08 Accomplishments	Responsible Party
4.	Municipal Regional Permit	Assist the Program as required in the development of the new Municipal regional Permit	The City of Los Altos continues to provide comments on the various drafts of the MRP and attended workshops.	

Regional Board Comments on The City of Los Altos' FY 2006-2007 Annual Report	
RWQCB Comment	City Of Los Altos Response
None.	.

Santa Clara Valley Urban Rur Pollution Prevention Program
FY 2007-200 . .nnual Report

Municipality: City of Los Altos ***Attachment B***

STAFF TRAINING
FY 2007/2008

Training Title	Attendee	Department of Attendee	Date(s) of Training	Location of Training	Contents of Training
Emerg. Response & Wastewater Spill SOP	Emerio Esquivez	Public Works Maintenance	August 3, 2007	Municipal Service Center	Response and cleanup of sewer overflows
Emerg. Response & Wastewater Spill SOP	Rangel Reynoso	Public Works Maintenance	August 3, 2007	Municipal Service Center	Response and cleanup of sewer overflows
Emerg. Response & Wastewater Spill SOP	Robert Villanueva	Public Works Maintenance	August 3, 2007	Municipal Service Center	Response and cleanup of sewer overflows
Emerg. Response & Wastewater Spill SOP	Jesus Hernandez	Public Works Maintenance	August 3, 2007	Municipal Service Center	Response and cleanup of sewer overflows
Emerg. Response & Wastewater Spill SOP	Jamaane Bridges	Public Works Maintenance	August 3, 2007	Municipal Service Center	Response and cleanup of sewer overflows
Emerg. Response & Wastewater Spill SOP	Paul Rivera	Public Works Maintenance	August 3, 2007	Municipal Service Center	Response and cleanup of sewer overflows
Emerg. Response & Wastewater Spill SOP	Martin Herrera	Public Works Maintenance	August 3, 2007	Municipal Service Center	Response and cleanup of sewer overflows
SEWER SUMMIT 2007	Brian McCarthy	Public Works Maintenance	September 7, 2007	Oakland, CA.	Prevention techniques for sewer overflows

Santa Clara Valley Urban Runoff Pollution Prevention Program
FY 2007-2008 Annual Report

Municipality: City of Los Altos ***Attachment B***

Training Title	Attendee	Department of Attendee	Date(s) of Training	Location of Training	Contents of Training
BMP's for Storm Water Protection	Greg Abley	Public Works Engineering	October 9, 2007	Municipal Service Center	General overview on types and applications of municipal BMPs
BMP's for Storm Water Protection	Ed Valdez	Public Works Engineering	October 9, 2007	Municipal Service Center	General overview on types and applications of municipal BMPs
BMP's for Storm Water Protection	Doug Riley	Public Works Maintenance	October 9, 2007	Municipal Service Center	General overview on types and applications of municipal BMPs
BMP's for Storm Water Protection	Roby Robertson	Public Works Maintenance	October 9, 2007	Municipal Service Center	General overview on types and applications of municipal BMPs
BMP's for Storm Water Protection	Richard Cisneroz	Public Works Maintenance	October 9, 2007	Municipal Service Center	General overview on types and applications of municipal BMPs
BMP's for Storm Water Protection	Doug Henry	Public Works Maintenance	October 9, 2007	Municipal Service Center	General overview on types and applications of municipal BMPs
BMP's for Storm Water Protection	Robert Villanueva	Public Works Maintenance	October 9, 2007	Municipal Service Center	General overview on types and applications of municipal BMPs
BMP's for Storm Water Protection	Jamaane Bridges	Public Works Maintenance	October 9, 2007	Municipal Service Center	General overview on types and applications of municipal BMPs
BMP's for Storm Water Protection	Martin Gonzalez	Public Works Maintenance	October 9, 2007	Municipal Service Center	General overview on types and applications of municipal BMPs
BMP's for Storm Water Protection	Anthony Pisciotto	Public Works Maintenance	October 9, 2007	Municipal Service Center	General overview on types and applications of municipal BMPs
BMP's for Storm Water Protection	Martin Herrera	Public Works Maintenance	October 9, 2007	Municipal Service Center	General overview on types and applications of municipal BMPs

Santa Clara Valley Urban Run' 'ollution Prevention Program
FY 2007-2008 . .inual Report

Municipality: City of Los Altos ***Attachment B***

Training Title	Attendee	Department of Attendee	Date(s) of Training	Location of Training	Contents of Training
BMP's for Storm Water Protection	Emerio Esquivez	Public Works Maintenance	October 9, 2007	Municipal Service Center	General overview on types and applications of municipal BMPs
BMP's for Storm Water Protection	Rick Alms	Public Works Maintenance	October 9, 2007	Municipal Service Center	General overview on types and applications of municipal BMPs
BMP's for Storm Water Protection	Edward Craig	Public Works Maintenance	October 9, 2007	Municipal Service Center	General overview on types and applications of municipal BMPs
BMP's for Storm Water Protection	Chris Parise	Public Works Maintenance	October 9, 2007	Municipal Service Center	General overview on types and applications of municipal BMPs
BMP's for Storm Water Protection	Juan Ocegueda	Public Works Maintenance	October 9, 2007	Municipal Service Center	General overview on types and applications of municipal BMPs
BMP's for Storm Water Protection	Paul Rivera	Public Works Maintenance	October 9, 2007	Municipal Service Center	General overview on types and applications of municipal BMPs
BMP's for Storm Water Protection	Rogelio Baltazar	Public Works Maintenance	October 9, 2007	Municipal Service Center	General overview on types and applications of municipal BMPs
BMP's for Storm Water Protection	Colleen Rogan	Public Works Maintenance	October 9, 2007	Municipal Service Center	General overview on types and applications of municipal BMPs
BMP's for Storm Water Protection	Carlos Campos	Public Works Maintenance	October 9, 2007	Municipal Service Center	General overview on types and applications of municipal BMPs
BMP's for Storm Water Protection	Michael Ramon	Public Works Maintenance	October 9, 2007	Municipal Service Center	General overview on types and applications of municipal BMPs
BMP's for Storm Water Protection	Rangel Reynoso	Public Works Maintenance	October 9, 2007	Municipal Service Center	General overview on types and applications of municipal BMPs

Santa Clara Valley Urban Runoff Pollution Prevention Program
FY 2007-2008 Annual Report

Municipality: City of Los Altos ***Attachment B***

Training Title	Attendee	Department of Attendee	Date(s) of Training	Location of Training	Contents of Training
BMP's for Storm Water Protection	Todd Perotti	Public Works Maintenance	October 9, 2007	Municipal Service Center	General overview on types and applications of municipal BMPs
BMP's for Storm Water Protection	Brian McCarthy	Public Works Maintenance	October 9, 2007	Municipal Service Center	General overview on types and applications of municipal BMPs
BMP's for Storm Water Protection	Harry Morrow	Public Works Maintenance	October 9, 2007	Municipal Service Center	General overview on types and applications of municipal BMPs
BMP's for Storm Water Protection	Isaac Salazar	Public Works Maintenance	October 9, 2007	Municipal Service Center	General overview on types and applications of municipal BMPs
BMP's for Storm Water Protection	Ronald General	Public Works Maintenance	October 9, 2007	Municipal Service Center	General overview on types and applications of municipal BMPs
BMP's for Storm Water Protection	Gil Fletcher	Public Works Maintenance	October 9, 2007	Municipal Service Center	General overview on types and applications of municipal BMPs
Title 22 Haz/Waste Re-Fresher	Martin Herrera	Public Works Maintenance	October 30, 2007	Fremont, CA.	Hazmat Recertification
Title 22 Haz/Waste Re-Fresher	Doug Henry	Public Works Maintenance	October 30, 2007	Fremont, CA.	Hazmat Recertification
IPM Workshop	Juan Ocegueda	Public Works Maintenance	October 31, 2007	Palo Alto, CA	General overview on treatment of Control Ants, Yellow Jackets/Bees and Mice/Rats
Construction Site Management Workshop	Larry Lind	Public Works Engineering	October 31, 2007	Redwood City, CA	Overview on information on construction site requirements and responsibilities, effective erosion and sediment control BMPs, inspections and site monitoring
Title 22 Haz/Waste Re-Fresher	Roby Robertson	Public Works Maintenance	October 30, 2007	Fremont, CA.	Hazmat Recertification

Santa Clara Valley Urban Run Pollution Prevention Program
FY 2007-2008 Annual Report

Municipality: City of Los Altos ***Attachment B***

Training Title	Attendee	Department of Attendee	Date(s) of Training	Location of Training	Contents of Training
Train the Trainer	Larry Lind	Public Works Engineering	November 13, 2007	Sunnyvale, CA	Train the Trainer on the various BMP technique training modules.
Construction Site Management Workshop	Michelle Bocalan	Public Works Engineering	December 3, 2007	Cupertino, CA	Overview on information on construction site requirements and responsibilities, effective erosion and sediment control BMPs, inspections and site monitoring
Construction Site Management Workshop	Aida Fairman	Public Works Engineering	December 3, 2007	Cupertino, CA	Overview on information on construction site requirements and responsibilities, effective erosion and sediment control BMPs, inspections and site monitoring
Construction Site Management Workshop	Terry Murdock	Public Works Engineering	December 3, 2007	Cupertino, CA	Overview on information on construction site requirements and responsibilities, effective erosion and sediment control BMPs, inspections and site monitoring
Pesticide Training:	Greg Abley	Public Works Maintenance	Jan 10, 2008	Municipal Service Center	General overview on the application of Round up Pro, Surflan AS and Turflon
Pesticide Training:	Rick Alms	Public Works Maintenance	Jan 10, 2008	Municipal Service Center	General overview on the application of Round up Pro, Surflan AS and Turflon
Pesticide Training:	Dave Brees	Public Works Maintenance	Jan 10, 2008	Municipal Service Center	General overview on the application of Round up Pro, Surflan AS and Turflon
Pesticide Training:	Jamaane Bridges	Public Works Maintenance	Jan 10, 2008	Municipal Service Center	General overview on the application of Round up Pro, Surflan AS and Turflon
Pesticide Training:	Carlos Campos	Public Works Maintenance	Jan 10, 2008	Municipal Service Center	General overview on the application of Round up Pro, Surflan AS and Turflon
Pesticide Training:	Richard Cisneroz	Public Works Maintenance	Jan 10, 2008	Municipal Service Center	General overview on the application of Round up Pro, Surflan AS and Turflon

Santa Clara Valley Urban Runoff Pollution Prevention Program
FY 2007-2008 Annual Report

Municipality: City of Los Altos ***Attachment B***

Training Title	Attendee	Department of Attendee	Date(s) of Training	Location of Training	Contents of Training
Pesticide Training:	Andrew Clemente	Public Works Maintenance	Jan 10, 2008	Municipal Service Center	General overview on the application of Round up Pro, Surflan AS and Turflon
Pesticide Training:	Edward Craig	Public Works Maintenance	Jan 10, 2008	Municipal Service Center	General overview on the application of Round up Pro, Surflan AS and Turflon
Pesticide Training:	Emerio Esquivez	Public Works Maintenance	Jan 10, 2008	Municipal Service Center	General overview on the application of Round up Pro, Surflan AS and Turflon
Pesticide Training:	Gil Fletcher	Public Works Maintenance	Jan 10, 2008	Municipal Service Center	General overview on the application of Round up Pro, Surflan AS and Turflon
Pesticide Training:	Grant Gabler	Public Works Maintenance	Jan 10, 2008	Municipal Service Center	General overview on the application of Round up Pro, Surflan AS and Turflon
Pesticide Training:	Ronald General	Public Works Maintenance	Jan 10, 2008	Municipal Service Center	General overview on the application of Round up Pro, Surflan AS and Turflon
Pesticide Training:	Martin Herrera	Public Works Maintenance	Jan 10, 2008	Municipal Service Center	General overview on the application of Round up Pro, Surflan AS and Turflon
Pesticide Training:	Harry Morrow	Public Works Maintenance	Jan 10, 2008	Municipal Service Center	General overview on the application of Round up Pro, Surflan AS and Turflon
Pesticide Training:	Juan Ocegueda	Public Works Maintenance	Jan 10, 2008	Municipal Service Center	General overview on the application of Round up Pro, Surflan AS and Turflon
Pesticide Training:	Todd Perotti	Public Works Maintenance	Jan 10, 2008	Municipal Service Center	General overview on the application of Round up Pro, Surflan AS and Turflon
Pesticide Training:	Thien Quach	Public Works Maintenance	Jan 10, 2008	Municipal Service Center	General overview on the application of Round up Pro, Surflan AS and Turflon

Santa Clara Valley Urban Run' 'ollution Prevention Program
FY 2007-2008 ..nual Report

Municipality: City of Los Altos ***Attachment B***

Training Title	Attendee	Department of Attendee	Date(s) of Training	Location of Training	Contents of Training
Pesticide Training:	Michael Ramon	Public Works Maintenance	Jan 10, 2008	Municipal Service Center	General overview on the application of Round up Pro, Surflan AS and Turflon
Pesticide Training:	Rangel Reynoso	Public Works Maintenance	Jan 10, 2008	Municipal Service Center	General overview on the application of Round up Pro, Surflan AS and Turflon
Pesticide Training:	Doug Riley	Public Works Maintenance	Jan 10, 2008	Municipal Service Center	General overview on the application of Round up Pro, Surflan AS and Turflon
Pesticide Training:	Paul Rivera	Public Works Maintenance	Jan 10, 2008	Municipal Service Center	General overview on the application of Round up Pro, Surflan AS and Turflon
Pesticide Training:	Roby Robertson	Public Works Maintenance	Jan 10, 2008	Municipal Service Center	General overview on the application of Round up Pro, Surflan AS and Turflon
Pesticide Training:	Colleen Rogan	Public Works Maintenance	Jan 10, 2008	Municipal Service Center	General overview on the application of Round up Pro, Surflan AS and Turflon
Pesticide Training:	Isaac Salazar	Public Works Maintenance	Jan 10, 2008	Municipal Service Center	General overview on the application of Round up Pro, Surflan AS and Turflon
Pesticide Training:	Ed Valdez	Public Works Maintenance	Jan 10, 2008	Municipal Service Center	General overview on the application of Round up Pro, Surflan AS and Turflon
Pesticide Training:	Robert Villanueva	Public Works Maintenance	Jan 10, 2008	Municipal Service Center	General overview on the application of Round up Pro, Surflan AS and Turflon
Pesticide Training:	Rogelio Baltazar	Public Works Maintenance	Jan 10, 2008	Municipal Service Center	General overview on the application of Round up Pro, Surflan AS and Turflon
Pesticide Training	Doug Riley	Public Works Maintenance	March 12, 2008	Berkeley, CA.	Sudden Oak Death Recognition & Treatment Training

Santa Clara Valley Urban Runoff Pollution Prevention Program
FY 2007-2008 Annual Report

Municipality: City of Los Altos ***Attachment B***

Training Title	Attendee	Department of Attendee	Date(s) of Training	Location of Training	Contents of Training
Pesticide Training	Chris Parise	Public Works Maintenance	March 12, 2008	Berkeley, CA.	Sudden Oak Death Recognition & Treatment Training
Pesticide Training	Andrew Clemente	Public Works Maintenance	March 12, 2008	Berkeley, CA.	Sudden Oak Death Recognition & Treatment Training
Pesticide Training:	Ross Stanley	Public Works Maintenance	April 3, 2008	Municipal Service Center	General overview on the application of Round up Pro, Surflan AS and Turflon
Pesticide Training:	Tom Sullivan	Public Works Maintenance	April 3, 2008	Municipal Service Center	General overview on the application of Round up Pro, Surflan AS and Turflon
Pesticide Training:	Matthew Estrella	Public Works Maintenance	April 3, 2008	Municipal Service Center	General overview on the application of Round up Pro, Surflan AS and Turflon
C3 Workshop	Larry Lind	Public Works Engineering	June 3, 2008	Sunnyvale, CA	Overview of the requirements to address storm water issues of major development and redevelopment projects
C3 Workshop	Michelle Bocalan	Public Works Engineering	June 3, 2008	Sunnyvale, CA	Overview of the requirements to address storm water issues of major development and redevelopment projects
C3 Workshop	Aida Fairman	Public Works Engineering	June 3, 2008	Sunnyvale, CA	Overview of the requirements to address storm water issues of major development and redevelopment projects

041072

LOS ALTOS HILLS

CALIFORNIA

September 10, 2008

Mr. Bruce Wolfe
Regional Water Quality Control Board
San Francisco Bay Region
1515 Clay St., Suite 1400
Oakland, CA 94612

Subject: Town of Los Altos Hills Urban Runoff Management Program
FY 2007-2008 Annual Report

Dear Mr. Wolfe:

This report is submitted by Town of Los Altos Hills, in conjunction with the Santa Clara Valley Urban Runoff Pollution Prevention Program's Annual Report, pursuant to provision C.6.a. of the Program's reissued municipal storm water NPDES Permit (Order No. 01-024). The report summarizes activities performed during FY 2007-2008 in accordance with the Town of Los Altos Hills' Urban Runoff Management Plan (URMP) submitted to the Regional Board on September 1, 1997 and updated in October 2000 and September 2004, and the performance standards contained therein.

Contents of Report

The goals of this Annual Report are to: 1) concisely document implementation of our URMP and FY 07-08 work plan during the past fiscal year; 2) evaluate program results for continuous improvement; 3) comply with permit requirements; and 4) share this information with other Co-permittees, municipal decision-makers, and the public. To accomplish these goals, the report contains the following sections:

I. Contents of report;
II. Program highlights and accomplishments;
III. Summary of continuous improvement activities;
IV. Attachments:
   A. Certification Statement
   B. Self-Evaluation and Work Plan Completion Matrix
      - IC/ID Elimination Activities
      - Public Streets, Roads and Highways Operation and Maintenance
      - Corporation Yard Operation and Maintenance
      - Rural Public Works Activities
      - Storm Drain System Operation and Maintenance
      - New Development Planning Procedures
      - Construction Inspection
      - Pesticide Management Activities
      - Mercury Pollution Prevention Activities
      - Other Water Quality and Watershed Management Requirements
      - Public Information/Participation
      - Staff Training Summary Table

) Fremont Road
Los Altos Hills
California 94022
650/941-7222
Fax 650/941-3160

Program Highlights and Accomplishments

We feel that the Program continued to be effective in meeting our Program goals. Though there are only nineteen full time staff in the Town of Los Altos Hills, the staff has been working with team effort to implement our URMP and FY 07-08 Work Plan to the maximum extent practicable.

In FY07-08 the Public Works staff has developed a Policy to Require the Virtual Elimination of Mercury in Municipal Operations for the Town of Los Altos Hills. The new Policy has been approved by the City Council in September 2006.

The Town of Los Altos Hills did not encounter any significant problems or incidents during the past year. The Town had 18 incidents of sanitary sewer overflow in FY07-08. Most of the sewer overflow happened on the street and the lands of private property. The surface of the overflow locations were cleaned immediately.

Continuous Improvement Activities

The Town of Los Altos Hills was able to accomplish several of the work plan goals in the past year and will continue to improve in outside staff training, public outreach and increased public awareness of Program goals.

This year, Public Works staff inspected 45 construction sites of private development and four public works projects. The pre-rainy season and rainy season inspections were effective in getting construction sites to install proper BMPs. The inspection coverage of the sites was adequate because it focused on the erosion/sediment controls. The Town of Los Altos Hills did not take any enforcement actions this year since the contractors followed the instructions or warning of the inspector. The inspector always inspected the sites after each verbal warning to make sure compliance was achieved. The contractors on Public Works projects have done a good job in erosion/sediment control.

Thank you for your review of this Annual Report and we welcome any comments that you might have. If you have any questions regarding the materials submitted, please contact Richard Chiu at (650) 941-7222 ext 228.

Very truly yours,

Richard Chiu

Richard Chiu, P.E.
Public Works Director

Attachments

LOS ALTOS HILLS
CALIFORNIA

TOWN OF LOS ALTOS HILLS
FY 2007-2008 ANNUAL REPORT

Certification Statement

"I certify, under penalty of law, that this document and all attachments were prepared under my direction or supervision in accordance with a system designed to ensure that qualified personnel properly gather and evaluate the information submitted. Based on my inquiry of the person or persons who manage the system, or those persons directly responsible for gathering the information, the information submitted, is, to the best of my knowledge and belief, true, accurate, and complete. I am aware that there are significant penalties for submitting false information, including the possibility of fine and imprisonment for knowing violations."

Signature by Duly Authorized Representative:

Richard Chiu 9/10/08

Richard Chiu, P.E. Date
Public Works Director

) Fremont Road
Los Altos Hills
California 94022
650/941-7222
Fax 650/941-3160

Illicit Connection/Illegal Discharges Report Data, Town of Los Altos Hills				
Type of Pollutants	**Number of Incidents**	**General Location**	**Reports by citizens or employees**	**Follow-up action**
Sanitary sewer manhole overflow or main broken	18	On the streets or sewer easement of the private property	Reported by residents/staff.	Town's contractors cleaned the sewer main and stopped the overflow or backup. The contractor also cleaned up the surface area. SSOs were reported to the Regional Water Board.
Sanitary sewer lateral cleanout overflow	11	On the private property and adjacent to public right of way	Reported by residents/staff.	Private contractors or plumbers rodded the sewer lateral and stopped the overflow or backup. The contractors or plumbers also cleaned up the surface area. The Town has a log of all the incidents and SSOs were not reported to the Regional Water Board.

041078

Santa Clara Valley
Urban Runoff
Pollution Prevention Program

FY 2007-2008 Monthly Record Keeping Form

Month and Year: September, 2008

Agency: Town of Los Altos Hills

Completed by: John Chau **Date:** September 9, 2008

STREET SWEEPING	Volume of material collected (cubic yards)	Miles swept* (curb miles)
1. Sweeping		
Residential Areas:		
Broom	192	455
Regenerative Air		
Vacuum		
Commercial Areas:		
Broom		
Regenerative Air		
Vacuum		
Industrial Areas:		
Broom		
Regenerative Air		
Vacuum		
Other Areas Swept: (e.g., parking lots, major arterials)		
Broom		
Regenerative Air		
Vacuum		
TOTAL	192	455

2. Have there been any changes in your street sweeping program?
(efforts to have parked cars removed, changed sweeping frequency, new equipment, significant downtime, etc.)
NO

LEAF REMOVAL

Volume of leaves removed by City/Town crews: 25 cubic yards

Leaves bagged by residents and picked up by your City/Town: 0 bags

Check box if you have a yard waste collection program: X Volume of yard waste collected: 2,208 Tons

Check box if you do not have a leaf removal program other than routine street sweeping or yard waste collection: X

* Report total miles covered by sweepers including areas operated in tandem or repeated.

Attacl t

Town of Los Altos Hills
Staff Training Summary

Date and Location	Topic and Description	Sponsored or Held By	Attendees / Department
June 14,2007 Quinlan Community Center, Cupertino	Annual C.3. Workshop: Implementing Stormwater Requirements in New Development and Redevelopment Project	SCVURPPP	John Chau, Assistant Engineer from Public Works

Santa Clara Valley Urban Runoff Pollution Prevention Program
FY 07-08 Annual Report

Municipality: Los Altos Hills

P.S. Id.	Activity	CI Item Source[1]	FY 07-08 Tasks	Status / Comments	Due Date (mo/yr)	Responsible Party
Illicit Connection & Illegal Dumping Elimination Activities						
ICID-2	Staff Training	URMP	Conduct annual training for urban runoff inspector and on-call staff.	Town did not conduct annual training on this subject. We will start internal training for FY 08-09.	On-going	Public Works
			Review and evaluate effectiveness	This year the Town of Los Altos Hills has no reported incidents of construction site waste discharged to the storm drain system. During this period, there were 18 sanitary sewer overflow from manholes on the public sewer main system.	On-going	Public Works
Industrial/Commercial Discharger Control Programs						
	None in the Town of Los Altos Hills					
Public Streets, Roads, and Highways Operation and Maintenance						
PSRH-3	Staff Training	URMP	Conduct annual training for Public Works Maintenance staff.	Town did not conduct annual training on this subject. We will start internal training for FY 08-09	On-going	Public Works
	Street Sweeping	URMP	Sweep streets with catch basins once a month. Collect the types of street sweeping data and make it available to Program staff.	The selected streets are swept once a month all year round. The entire length of 455 miles have been swept. About 16 CY of material per month was collected from street sweeping.	On-going	Public Works

Sar 'ara Valley Urban Runoff Pollution Prevention Program
FY ... 08 Annual Report

Municipality: Los Altos Hills

P.S. Id.	Activity	CI Item Source[1]	FY 07-08 Tasks	Status / Comments	Due Date (mo/yr)	Responsible Party
			Review and evaluate effectiveness	Town's maintenance crew performed street curb, swale, and shoulder cleaning work prior to rainy season and picked up piles of leaves to keep the street drainage system clean. Crew also clean underground storm drain pipes.	On-going	Public Works
Rural Roads						
New	Rural Roads O&M Performance Standards	C.5	Implement the Performance Standards. Sweep streets according to the schedule mentioned in above section.	The Town has incorporated the Performance standards into URMPs.	Annually	Public Works
			Review and evaluate effectiveness	There was one new rural road designed or constructed this year. The public works constructions on rural sites have been inspected to make sure that erosion and sediment controls were maintained.	On-going	Public Works
Storm Drain System Operation and Maintenance						
SD	Storm Drain Maintenance	URMP	All tasks are routine and on-going.	All routine tasks have been conducted continually.	On-going	Public Works
SD	Reporting of Observed ICID Evidence	URMP	Report to Program for the ICID data annually.	Maintenance crews were trained to call Code Enforcement Officer to report ICIDs.	On-going	Public Works
	Storm Drain Maintenance	URMP	Evaluate and ensure that contractors use appropriate BMPs when conducting such activities as street painting, storm drain O&M, etc.	We have evaluated and ensured that contractors use appropriate BMPs when conducting such activities as street painting, storm drain O&M, etc.	On-going	Public Works

Santa Clara Valley Urban Runoff Pollution Prevention Program
FY 07-08 Annual Report

Municipality: Los Altos Hills

P.S. Id.	Activity	CI Item Source[1]	FY 07-08 Tasks	Status / Comments	Due Date (mo/yr)	Responsible Party
			Review and evaluate effectiveness	Town's storm drain system was inspected and cleaned prior to and during the rainy season. This preventive measure reduced a lot of complaints or emergency calls during the rainy days. All material collected was disposed properly.	On-going	Public Works
Water Utility Operation and Maintenance						
	Not operated by the Town of Los Altos Hills					
Corporation Yards Operation and Maintenance						
	Staff Training	URMP	Conduct annual training for Public Works Maintenance staff.	The corporation yard in the Town of Los Altos Hills does not perform heavy vehicle and equipment maintenance. The yard has been inspected by the County's Environmental Health Department every two years for material storage.	On-going	Public Works
			Review and evaluate effectiveness	The yard only handle light maintenance for the small scale of the equipment and therefore there is no pollution problem.	On-going	Public Works
New Development and Construction Controls -- Planning Procedures (C.3)						
	C.3.c Requirements for Group 1 and Group 2 Projects					
New		C.3.c.9	Update performance standards for Group 2 projects as needed. Prepare to implement Group 2 starting August, 2006.	Town's ordinance covers Group 2 projects.	Continuous Improvement	Public Works.
	C.3.e Operation and Maintenance of Treatment BMPs					

San ara Valley Urban Runoff Pollution Prevention Program
FY 0. 08 Annual Report

Municipality: Los Altos Hills

P.S. Id.	Activity	CI Item Source[1]	FY 07-08 Tasks	Status / Comments	Due Date (mo/yr)	Responsible Party
New	Reporting	C.3.e.6	Provide details of O&M verification program (organizational structure, evaluation, and proposed improvements), and a list of treatment BMPs inspection results.	We do not have any Group 1 project in the Town of Los Altos Hills. Group 2 single family homes are exempted. The Town has developed the Town's verification program for the projects requiring stormwater control measures. The staff in Public Works and Planning Departments has been implementing the program. They conducted pre-final and final inspections on site development projects to ensure that drainage, erosion control and landscaping work comply with the stormwater control measures.	N/A	Public Works
			Review and evaluate effectiveness	It is very effective to conduct pre-final and final inspections on site development projects to ensure that drainage, erosion control and landscaping work comply with the stormwater control measures.		Public Works
	C.3.f Hydrograph Modification Plan					
New	Reporting	C.3.f	Attend HMP training workshop conducted by the Program to train staff on HMP	We will not have any Group 1 project in the Town of Los Altos Hills. Group 2 single family homes are exempted.	N/A	Public Works
	C.3.j Site Design Measures Guidance and Standards Development					
New		C.3.j.4	Incorporate any revised standards and guidance into local project approval process and "fully implement" the revised standards and guidance.	The Town has an ordinance to implement C.3. requirements since September 2005. The ordinance provides legal authority for the Town to implement C.3. requirements.		Public Works
	C.3.n Reporting Requirements					

Santa Clara Valley Urban Runoff Pollution Prevention Program
FY 07-08 Annual Report

Municipality: Los Altos Hills

P.S. Id.	Activity	CI Item Source[1]	FY 07-08 Tasks	Status / Comments	Due Date (mo/yr)	Responsible Party
New	Collect and report the following for all projects that must implement treatment measures: BMPs, site design, and source control measures used, sizing criteria, O&M responsibility mechanism and responsible party	C.4.n.4	A system will be in place to collect the information in case such a project is proposed	Los Altos Hills does not expect to have any Group 1 new development or redevelopment projects. Group 2 single family homes are exempted.	ongoing	Public Works
New	Reporting, staff training, review conditions of approval	C.3.n.5	Collect information and report a summary of types of pesticide reduction measures required for development projects, and the percentage of projects for which pesticide reduction measures were required.	The Public Works staff has attended C3 workshop related to this issue.	In progress	Public Works
New Development -- Construction Inspection						
Const -6	Staff Training	URMP	Conduct annual training for Public Works staff.	We did not attend training conducted by the Program on December 07. Staff attended the training in 2005.	ongoing	Public Works
Const -5		Program (Revised PS)	Inspect all construction sites before and during rainy season per Performance Standard. Los Altos Hills will include a summary of the year's written inspection notices (for sites with inadequate erosion/sediment controls) and follow-up actions in the FY 07-08 AR.	This year Public Works inspector inspected **45** construction sites of private development and **4** public works construction projects. **9** of the private construction sites appeared to have erosion/sediment control problems prior to the 1st or 2nd inspections.	ongoing	Public Works.

San ara Valley Urban Runoff Pollution Prevention Program
FY 0. 08 Annual Report

Municipality: Los Altos Hills

P.S. Id.	Activity	CI Item Source[1]	FY 07-08 Tasks	Status / Comments	Due Date (mo/yr)	Responsible Party
			Review and evaluate effectiveness	The typical problems were that site access roads were not covered by the crushed rocks and mud were tracked to the streets; the soil stockpiles were not covered by the plastic sheets; and fiber rolls were not installed. After 1st or 2nd inspections and the warnings given to the contractors, the problems on those sites were corrected. Construction inspection before and during rainy season is very effective to correct the inadequate erosion/sediment controls		Public Works
Pest Management Program						
I. Municipal Pesticide Use						
Goal I.A. Eliminate all unnecessary municipal pesticide use (particularly organophosphate (OP) pesticide use) and implement Integrated Pest Management (IPM) techniques.						
		MM I.A.1	Document completion of tasks in annual reports. Use pesticide tracking process to document pesticide use.	The contractors hired by the Town monitored and recorded all pesticide use on Town owned properties on a monthly basis. Town no longer contract with anyone to spray pesticide for weed control.	Annually;	Public Works
Goal I.B. Raise awareness of all municipal employees and train employees who apply pesticides for the municipality about the municipality's IPM Policy and/or IPM techniques as appropriate.						
		I.B.3	Periodically (at least annually) inform employees who are not authorized and trained to apply pesticides that they cannot use over-the-counter pesticides in or around the workplace, consistent with the IPM Policy (PS #4c).	The employees are informed annually.	At least Annually	Public Works

Santa Clara Valley Urban Runoff Pollution Prevention Program
FY 07-08 Annual Report

Municipality: Los Altos Hills

P.S. Id.	Activity	CI Item Source[1]	FY 07-08 Tasks	Status / Comments	Due Date (mo/yr)	Responsible Party
II. Public Education and Outreach						
Goal II.A. Increase awareness of IPM so target audiences recall less toxic pest management messages and adopt IPM behaviors. Target audiences include residential and commercial users, pesticide retailers, municipal employees, and special districts. (PS #6)						
		II.A.14	Conduct internal outreach on less toxic pest control to employees who do not necessarily purchase or apply pesticides during the course of their work (to encourage employees to use IPM techniques away from work).	Town has Environmental Design and Protection Committee and Open Space Committee who promote less toxic pest and weed control in the Town.	Annually	Public Works
III. Pest Control Operators (PCOs)						
Goal III.A. Minimize pesticide use by PCOs contracted for structural pest control and landscape maintenance.						
		III.A.4	Require PCOs contracted for municipal applications to use pest control methods consistent with the municipality's IPM policy (through contract specifications). Specifically, require contractors to: a) follow the agency's IPM policy, BMPs, and SOPs; b) provide evidence of current IPM training, when feasible; and c) provide documentation of pesticide use on agency property to the agency in a timely manner (PS#6).	Town required the Contractors, to follow the current IPM policy. They received current IPM training and provided documentation of pesticide use on Town property. The weed control service is designed using the IPM philosophy to suppress and control the most common weed species. The pesticide usage has not changed over the past year and past few years.	Ongoing	Public Works
Goal III.B. Require all PCOs to implement Best Management Practices (BMPs).						
		III.B.2	Require PCOs contracted by municipalities to implement BMPs through contract specifications. (See Action III.A.4, above.) (PS #6)	The Town implemented BMPs for work in the Town.	Annually	Public Works
		MM III.B.1	Document efforts to complete the above actions.		Annually	Public Works

Sar ara Valley Urban Runoff Pollution Prevention Program
FY 07-08 Annual Report

Municipality: Los Altos Hills

P.S. Id.	Activity	CI Item Source[1]	FY 07-08 Tasks	Status / Comments	Due Date (mo/yr)	Responsible Party
	IV. Commercial Businesses					
	None in Los Altos Hills.		.			
	V. Household Hazardous Waste Collection					
	Goal V.A. Provide pesticide disposal services through household hazardous waste (HHW) collection programs for all residents and small businesses, and encourage use of these programs.					
		V.A.5	Provide hazardous waste disposal information to residents, through distribution of materials (e.g., utility bill insert, city newsletter, community events, etc.) or advertising in local media	Los Altos Garbage company provided hazardous waste disposal information to residents through garbage bill inserts.	Periodically, at least annually	Public Works
	VII. New Development					
	Goal VII.A Minimize pesticide use at new and redevelopment sites.					
		VII.A.2	Consider pesticide reduction in the design and landscaping of proposed development projects. (C.9.d.ii.). Provide the Fact Sheet III-5 to the public during plan review process	Public Works and Planning Departments will handout Fact Sheet to the public during plan review process.	Annually	Public Works
		MM VII.A.1.	Summarize types of pesticide reduction measures required (such as by conditions of approval) for new development and significant redevelopment projects, and the percentage of new development and significant redevelopment projects for which pesticide reduction measures were required. (C.3.n.)	As applicable, the Town will modify conditions of approval.	Annually	Public Works
	VIII. Monitoring and Science					
	X. Review and Revision of Work Plan					
	Goal X.A Implement a work plan that includes appropriate goals, actions and monitoring mechanisms to reduce pesticide related toxicity in urban runoff.					

Santa Clara Valley Urban Runoff Pollution Prevention Program
FY 07-08 Annual Report

Municipality: Los Altos Hills

P.S. Id.	Activity	CI Item Source[1]	FY 07-08 Tasks	Status / Comments	Due Date (mo/yr)	Responsible Party
		MM X.A.1.	Revise work plan to include any continuous improvement items. Report on completion of work plan tasks in Annual Report.	There is no continuous improvement items.	Annually; submit work plan updates in March; AR in September	Public Works
			Review and evaluate effectiveness			Public Works
Mercury Pollution Prevention Program						
I. Municipal Use of Mercury Containing Products						
Goal I. Eliminate all unnecessary municipal use of mercury-containing products and establish proper disposal methods for products that cannot be eliminated.						
		I.D	Adopt a mercury policy or ordinance requiring the virtual elimination of mercury from controllable sources in urban runoff from agency operations.	The City Council has adopted a resolution approving such policy on September 14, 2006.	FY 05-06	Public Works
		I.F	Continue implementing the Guidelines for Mercury-Containing Products Reduction and Management.		Annually	Public Works
		MM I	Document completion of tasks in annual reports. Use mercury-containing product reporting guidelines.	The Annual Report summarizes the work completed.	Annually	Public Works
V. Public Education and Outreach						
Goal V. Increase awareness of proper disposal of mercury-containing products and available non-mercury containing alternatives. Target audiences include residential, commercial, and industrial users and municipal employees.						
		V.B	Use existing mercury outreach materials, as needed, for outreach programs.	In December 2006 Public Works staff has published an article in the Town Newsletter about recycling fluorescent bulbs and other mercury containing waste.	ongoing	Public Works
		V.C	Attend community events and distribute outreach materials.	Los Altos Hills continues to assist Program by providing support.	Annually	Public Works

San ara Valley Urban Runoff Pollution Prevention Program
FY 0. 08 Annual Report

Municipality: Los Altos Hills

P.S. Id.	Activity	CI Item Source[1]	FY 07-08 Tasks	Status / Comments	Due Date (mo/yr)	Responsible Party
		MM V.B	In the Annual Report, document and evaluate each outreach activity	The article in the Town's Newsletter instructed the residents to recycle fluorescent bulbs for free at nearby retail stores in the Down Town of Los Altos.	Annually	Public Works
			Review and evaluate effectiveness	Publishing article in the Town's newsletter is an effective way to reach property owners since all the property owners receive Town's newsletter each quarter.		Public Works
Other Water Quality and Watershed Management Requirements						
New	Trash Investigation and Plan Development		Provide Program staff with documentation regarding trash complaints/incidents. Identify and begin implementing trash control measures, as appropriate, to reduce trash within high priority areas. Provide Co-permittee specific information on trash management practices implemented in their jurisdictions, using standardized reporting format (to be used for Program-wide reporting). Annually revise trash problems areas list on an as needed basis. Revisions should be based on trash problem area surveys and other relevant information	Maintenance crew takes care of roadside trash. We have provided the annual data to the Program on trash complaints and incidents.	ongoing	Public Works
			Review and evaluate effectiveness	Maintenance crew has removed roadside trash in a timely manner.		Public Works

Santa Clara Valley Urban Runoff Pollution Prevention Program
FY 07-08 Annual Report

Municipality: Los Altos Hills

P.S. Id.	Activity	CI Item Source[1]	FY 07-08 Tasks	Status / Comments	Due Date (mo/yr)	Responsible Party
Public Information / Participation						
	Public Outreach	URMP	Distribute environmental education materials to Los Altos Hills schools	The school district and Los Altos Hills have distributed and maintained environmental education materials to Los Altos Hills school	Ongoing	Public Works
	Public Outreach	URMP	Publish articles targeted to residents in a local Newsletter	Public Works staff has published the articles regarding household battery recycling and fluorescent bulbs recycling in the Town's newsletter for the residents	Ongoing	Public Works
	Public Outreach	URMP	Distribute information brochures and literatures for residents, developers and contractor	Los Altos Hills has distributed and maintained information brochures and literatures for residents, developers and contractors at the Town Hall	Ongoing	Public Works
	Public Participation	URMP	Work with City of Palo Alto and other cities for the activities of Watershed Education & Outreach Campaign	Los Altos Hills has worked with City of Palo Alto, City of Los Altos and other cities for the activities of Watershed Education & Outreach Campaign	Ongoing	Public Works
			Review and evaluate effectiveness	Public Works staff has published an article in December 2006 issue of the Town Newsletter about disposal of fluorescent bulbs and used batteries. This is an effective way to reach property owners since all the property owners in the Town receive Town's newsletter by mail each quarter.		Public Works

Sar 'lara Valley Urban Runoff Pollution Prevention Progran
FY _ /-2008 Work Plan

Municipality: Los Altos Hills

P.S. Id.	*Activity*	*CI Item Source*	*FY 07-08 Tasks*	*Status / Comments*	*Due Date (mo/yr)*	*Responsible Party*
Copper Action Plan Tasks						
CB-1	Vehicle Washing Operations	CAP	• Distribute outreach materials on car washing at Town Hall counter and public events, and post on Town website. • Submit data regarding car washing outreach activities and effectiveness evaluation in annual reports.	The Town of Los Altos Hills does not have commercial vehicle wash operations.	Annually	Public Works
CB-8	Watershed assessment and protection	CAP	• Revise City's General Plan, as needed, at next scheduled update, based on recommendations from the *Development Policies Comparison Project* and Provision C.3.l. • Review and implement guidance from SCVURPPP and San Jose on addressing water quality in the CEQA review process, as part of C.3.m. implementation.	The General Plan land use element update was completed in mid 2008.	At next update As Needed	Planning Planning
CB-11	Street sweeping and storm drain O&M		• Follow Program guidance regarding the collection and reporting of street sweeping data. Provide data for Annual Report. • Evaluate need for improvement of current street sweeping program (within available budget) in FY 03-04 Annual Report.	The selected streets were swept on a monthly bases. The trash swept from the streets were tree leaves and branches. The current street sweeping program is effective for the Town of Los Altos Hills.	Annually	Public Works

Santa Clara Valley Urban Runoff Pollution Prevention Program
FY 2007-2008 Work Plan

Municipality: Los Altos Hills

P.S. Id.	*Activity*	*CI Item Source*	*FY 07-08 Tasks*	*Status / Comments*	*Due Date (mo/yr)*	*Responsible Party*
CB-12	Outreach on pool, spa maintenance	CAP	• Distribute outreach materials at local public events; brochures at Town Hall counter; and placement on Town website.	The related materials have been distributed at Town Hall counter.	Annually	Public Works
CB-21	Use of architectural copper	CAP	• Review and study ordinance from Palo Alto and consider feasibility of limiting the use of copper on roofs, in roof shingles, and for gutters.	Architectural copper is allowed to use. The storm drain outlet from the roof usually is discharged to the property landscaped ground 30 feet away from the property line.		Planning
Nickel Action Plan Tasks						
NB-1	Measures to control nickel discharges from construction sites		• Continue to implement Construction Inspection Performance Standards (see Construction Inspection work plan section). • Continue to have inspectors attend Regional Board/Program workshops on construction site management and learn latest erosion/sediment control techniques • Continue to attend Program workshops on post-development stormwater BMPs (C.3.)	Construction Inspection Performance Standards was implemented continuously. Staff will attend Regional Board/Program workshops on construction site management. Staff will attend Program workshops on post-development stormwater BMPs (C.3.)	Annually	Public Works

041094

TOWN OF LOS GATOS
ANNUAL REPORT
FY 2007-2008

SUBMITTED SEPTEMBER 2008

WEST VALLEY CLEAN WATER PROGRAM

041095

Town of Los Gatos

FY 2007-2008 ANNUAL REPORT

Table of Contents

Transmittal Letter v

Certification Statement vii

List of Acronyms ix

Program Elements

1. IC/ID Elimination Activities 1
2. Industrial/Commercial Discharger Control Program 23
3. Public Agency Activities 33
   - Storm Drain Operation and Maintenance 35
   - Street Sweeping 36
   - Corporate Yards 37
   - Rural Roads 40
4. Planning Procedures & New Development 47
   - C3 Table 1 55
   - C3 Table 2 59
   - C3 Table 3 62
5. Construction Inspection 65
6. Public Information and Participation 71
7. Pesticide Management Activities 105
8. Mercury Pollution Prevention Activities 119
9. Copper Action Plan/Nickel Action Plan 127
10. Trash Management 139
11. Water Quality Monitoring and Watershed Management 177

Training Summaries: Are located at the end of each Element Section

041097

This Page Intentionally Left Blank

WEST VALLEY CLEAN WATER PROGRAM

September 15, 2008

Mr. Bruce Wolfe
Regional Water Quality Control Board
San Francisco Bay Region
1515 Clay St., Suite 1400
Oakland, CA 94612

Subject: FY2007-2008 Annual Report for
West Valley Communities Urban Runoff Management Program

Dear Mr. Wolfe:

This report is submitted by the West Valley Cities of Campbell, Monte Sereno, Saratoga, and the Town of Los Gatos, in conjunction with the Santa Clara Valley Urban Runoff Pollution Prevention Program's Annual Report, pursuant to provision C.6.a. of the Program's reissued municipal storm water NPDES Permit (Order No. 01-024). The report summarizes activities performed during FY2007-2008 in accordance with the West Valley Communities' Urban Runoff Management Plan (URMP) submitted to the Regional Board on September 1, 2004 and the performance standards contained therein.

Contents of Report

The goals of this Annual Report are to: 1) concisely document implementation of URMP and FY07-08 Workplan; 2) evaluate program results for continuous improvement; 3) comply with permit requirements; and 4) share this information with other Co-permittees, municipal decision-makers, and the public. This report includes the following sections:

I. Preface
   - Table of Contents
   - Transmittal Letter with Program Highlights
   - Certification Statement
   - List of Acronyms

II. Program Elements
   1. IC/ID Elimination Activities
   2. Industrial / Commercial Discharger Control Program
   3. Public Agency Activities
      - Storm Drain O & M
      - Street Sweeping
      - Corporation Yard
      - Rural Public Works
   4. New Development: Planning Procedures
   5. Construction Inspection
   6. Public Information & Participation
   7. Pesticide Management Activities
   8. Mercury Pollution Prevention Activities
   9. Copper Action Plan / Nickel Action Plan
   10. Trash Inventory and Management
   11. Water Quality Monitoring and Watershed Management

   Training Summaries are provided at the end of each element

CAMPBELL • LOS GATOS • MONTE SERENO • SARATOGA

18041 Saratoga-Los Gatos Road • Monte Sereno, California 95030 • Tel: 408-354-4734 • Fax: 408-354-6284

PROGRAM HIGHLIGHTS AND ACCOMPLISHMENTS

During FY07-08, the West Valley Communities of Campbell, Los Gatos, Monte Sereno, and Saratoga continued efforts to implement their URMP to the maximum extent practicable.

- Established municipal programs, such as Storm Drain Maintenance and Cleaning, are working at mature, efficient levels and continue to indicate that overall pollution prevention efforts seem to be working, because less pollution is residing in or even reaching the storm drain system.
- The West Valley Communities also continue to benefit from its joint and robust public information program through the WV Clean Water Program (WV CWP). The WV CWP has built relationships with local schools and provides in-class stormwater pollution prevention presentations with a 3-D interactive 'Enviroscape' model. The hands-on presentation is very well received and after working with the model, the students are keenly aware of the connection between themselves and pollution making its way into creeks and the Bay. Very encouraging is an observed increase in student's willingness to participate in protecting the local creeks through their own clean-up efforts. One 'success' that can be attributed to a connection with the schools, is when water quality issues became of such interest to a student that it becomes integrated into a school project - a science fair entry. This student, who utilized the WV CWP as a resource for information, was recognized for his storm water pollution project all the way up to the State level of competition!
- The West Valley Communities remain committed to the watershed approach for preventing urban runoff pollution. Through the WV CWP, the WV Communities actively participate in SCVURPPP's many task groups, WEO and Trash Task Groups, as well as other related programs like the Silicon Valley Anti-Litter Campaign (SVALC).
- The proposed MRP was the focus of Managers and Staff discussions throughout FY07-08. Staff participated in many discussions through both SCVURPPP and professional associations in anticipation of the RWQCB's release of a Tentative Order in December 2007. Additional Staff effort was invested in meetings with SCVURPPP and peer groups for collaborative and coordinated topical submittal of comments on the draft Tentative Order, and in preparation for participation in the March 2008 RWQCB Hearing.
- Planning Staff continued participation with the SCVWD Water Collaborative through FY0708, and subsequently passed the Collaborative's work product 'Standards and Guidelines' for development along creeks early in 2008.
- Through WV CWP, the WV Communities continued to provide significant support for implementation of the "Green Gardener" program. In FY0708 the program was successful in completing its inaugural session at full capacity – in both English and Spanish!

Thank you in advance for your review of this Annual Report. Should there be any questions regarding the materials submitted, please contact me at 408.354.4734.

Respectfully,

Kelly Carroll

Kelly Carroll
West Valley Clean Water Program Manager

Cc: Sue Ma, RWQCB
Alberto Oxonion, City of Campbell
Kevin Rohani, Town of Los Gatos
Brian Loventhal, City of Monte Sereno
John Cherbone, City of Saratoga
Adam Olivieri, SCVURPPP

Attachments

TOWN OF LOS GATOS
PARKS AND PUBLIC WORKS DEPARTMENT
PHONE (408) 399-5770
FAX (408) 354-8529

SERVICE CENTER
41 MILES AVENUE
LOS GATOS, CA 95030

Town of Los Gatos
FY 2007-2008 ANNUAL REPORT
ATTACHMENT A

Certification Statement

"I certify, under penalty of law, that this document and all attachments were prepared under my direction or supervision in accordance with a system designed to ensure that qualified personnel properly gather and evaluate the information submitted. Based on my inquiry of the person or persons who manage the system, or those persons directly responsible for gathering the information, the information submitted, is, to the best of my knowledge and belief, true, accurate, and complete. I am aware that there are significant penalties for submitting false information, including the possibility of fine and imprisonment for knowing violations."

Signature by Duly Authorized Representative:

Kevin Rohani
Town Engineer

Date: 9/5/2008

This Page Intentionally Left Blank

041101

041102

List of Acronyms

West Valley Acronyms/Abbreviations

CEUs **Continuing Education Units** – Issued by Dept. of Pesticide Regulation or California Nursery Professionals Assn.

CIP **Capital Improvement Project**

EC Erosion Control

IC/ID Inspector West Valley Storm Water Discharge Inspector

PW **Public Works**

QAC **Qualified Applicator Certificate**. A category of the DPR licensing and certification Program. To be certified, the applicant must demonstrate specific knowledge on topics such as pesticide application drift problems and prevention, soil and water problems resulting from restricted use pesticides, phytotoxicity, potential for environmental contamination, etc.

Stormwater Reps Municipal Staff Representatives to the WWCWP from each participating WVC

UCCE **University of California Cooperative Extension Service** (conducts outreach for UC Davis IPM program; oversees Master Gardeners program)

WV **West Valley**

WVC **West Valley Communities** – Cities & Town which are members of the West Valley Clean Water Program: City of Campbell, Town of Los Gatos, City of Monte Sereno, City of Saratoga

WVCWP **West Valley Clean Water Program**: Stormwater Program for Campbell, Los Gatos, Monte Sereno, Saratoga

WVCWP Inspector West Valley Clean Water Program Inspector

WV Inspector West Valley Inspector

SCVURPPP Acronyms/Abbreviations

AB	Assembly Bill
ABAG	Association of Bay Area Governments
ABC	Annual Budget Review Compilation
ACCWP	Alameda Countywide Clean Water Program
ACOE	U.S. Army Corps of Engineers
AHTG	Ad Hoc Task Group
AR	Annual Report
ASCE	American Society of Civil Engineers
BAAQMD	Bay Area Air Quality Management District
BART	San Francisco Bay Area Rapid Transit
BATG	Budget Ad Hoc Task Group
Basin	Santa Clara Basin
Basin Plan	Water Quality Control Plan for the San Francisco Basin
BACWA	Bay Area Clean Water Agencies
BAHM	Bay Area Hydrology Model
BAMBI	Bay Area Macroinvertebrate Bioassessment Information
BASMAA	Bay Area Stormwater Management Agencies Association
Bay	San Francisco Bay
Bay Area	San Francisco Bay Area
BMI	Benthic Macroinvertebrate
BMM	Lower South Bay Monitoring and Modeling Subgroup
BMP	Best Management Practice
BOMA	Building Owners and Managers Association
BPP	Brake Pad Partnership
BU	beneficial use
C	Celsius
C.3	Permit Provision C.3
C3PO	C.3 Provision Oversight
CA	California
Cal-EPA	California Environmental Protection Agency
Caltrans	California Department of Transportation
CAMLnet	California Aquatic Macroinvertebrate Laboratory Network
Campaign	Watershed Watch Campaign
CAP	Copper Action Plan
CASQA	California of Stormwater Quality Association
CB	Copper Baseline
CCC	Continuous Concentration Criterion
CD-ROM	Compact Disk-Read Only Memory
CDS	Continuous Deflective Separation
CEP	Clean Estuary Partnership
CEUs	Continuing Education Units
CESQG	Conditionally Exempt Small Quantity Generator
CEQA	California Environmental Quality Act
CFR	Code of Federal Regulations
cfs	cubic feet per second
CI	Continuous Improvement
CIWMB	California Integrated Waste Management Board
CMIA	Conceptual Model Impairment Assessment
CMS	Copper Management Strategy
COA	Condition of Approval
CoHHW	Santa Clara County Household Hazardous Waste Program
CoHHW Program	Santa Clara County Household Hazardous Waste Program
COLD	cold freshwater habitat
CRMP	Coordinated Resources Management and Planning
CSBP	California Stream Bioassessment Procedures
CTR	California Toxic Rule
Cu	Copper
CWA	Clean Water Act
DDD	Dichlorodiphenyldichloroethane
DDE	Dichlorodiphenyldichloroethylene
DDT	Dichlorodiphenyltrichloroethane
DEH	Santa Clara County Department of Environmental Health
District	Santa Clara Valley Water District
DO	Dissolved Oxygen
DOE	Department of Energy
DPR	Department of Pesticide Regulation
DWR	Department of Water Resources
E. Coli	Enterococus Coli
EEC	SF Bay Wildlife Refuge Environmental Education Center
EEDMS	Environmental Enforcement Data Management System
EEPS	Exposure and Effects Pilot Study
e.g.	for example
EMAP	Environmental Monitoring Program
EMB	Executive Management Board
EOA	Eisenberg, Olivieri, and Associates
EPA	U.S. Environmental Protection Agency
Estuary	San Francisco Bay Estuary
F	Fahrenheit

SCVURPPP Acronyms/Abbreviations

FLT	Fluorescent Light Tube
FY	Fiscal Year
GCRCD	Guadalupe-Coyote Resource Conservation District
GIASP	General Industrial Activities Stormwater Permit
GIS	Geographic Information System
GRTS	Generalized Random Tessellation Stratified
HBANC	Home Builders Association of Northern California
Hg	Mercury
HMP	Hydromodification Management Plan
HHW	Household Hazardous Waste
HVAC	Heating, Ventilation and Air Conditioning
IBI	Index of Biotic Integrity
IC/ID	Illicit Connection and Illegal Dumping
ID	Identification
IND	Industrial/Commercial
i.e.	that is
IPM	Integrated Pest Management
JPA	Joint Powers Authority
K	Kindergarten
KAB	Keep America Beautiful
kg	Kilogram
L	Liter
Lb	Pound
LA	load allocation
LFA	Limiting Factors Analysis
LID	Low Impact Development
LSSB	Lower South San Francisco Bay
LUS	Land Use Subgroup
MC	Management Committee
MCMP	Metals Control Measures Plan
MCTT	Multi-Chambered Treatment Train
MDDB	Metadata Database
MDL	Most Downstream Location
MEP	Maximum Extent Practicable
Mercury Plan	Mercury Pollution Prevention Plan
Mg	milligram
mgd	million gallons per day
MIGR	fish migration
MOA	Memorandum of Agreement
MOFO	Morrison & Foerster
MOU	Memorandum of Understanding
MP	Monitoring Priority
MROSD	Mid-Peninsula Regional Open Space District
MYRWMP	Multi-Year Receiving Waters Monitoring Plan
NAP	Nickel Action Plan
NEMA	National Electrical Manufacturers Association
NAIOP	National Association of Industrial and Office Properties
NEPA	National Environmental Policy Act
ng	Nanogram
Ni	Nickel
NOI	Notice of Intent
NPDES	National Pollutant Discharge Elimination System
OC	Organochlorine
O&M	Operation and Maintenance
OP	Organophosphate
OWOW	Our Water Our World
P2	Pollution Prevention
PAHs	Polynuclear Aromatic Hydrocarbons
PBDE	Polybrominated Diphenyl Ether
Pb	Lead
PCBs	Polychlorinated Biphenyls
PCDD	Polychlorinated Dibenzo-p-Dioxins
PCDF	Polychlorinated Dibenzofurans
PCO	Pest Control Operator
pg	Picogram
PHAB	Physical Habitat Assessments
PIP	Public Information and Participation
PI/P	Public Information and Participation
PIPP	Public Information and Participation Program
PMPS	Pest Management Performance Standard
POC	Pollutant of Concern
POTW	Publicly Owned Treatment Works
PPPS	Planning Procedures Performance Standard
Program	Santa Clara Valley Urban Runoff Pollution Prevention Program
PS	Performance Standard
PVC	Polyvinyl Chloride
Q	Quarter
QAPP	Quality Assurance Project Plan
RAC	Regional Ad Campaign
RARE	preservation of rare and endangered species
RCRA	Resource Conservation and Recovery Act
REC- 1	water contact recreation

SCVURPPP Acronyms/Abbreviations

REC-2 non-contact water recreation

Regional Board San Francisco Bay Regional Water Quality Control Board

RFP Request for Proposal

RMAS Regional Monitoring and Assessment Strategy

RMP Regional Monitoring Program

RPT Report Preparation Team

RS Regulatory Subgroup

RTA Rapid Trash Assessment

RWQCB San Francisco Bay Regional Water Quality Control Board

SC Steering Committee

SCC Santa Clara County

SCBWM1 Santa Clara Basin Watershed Management Initiative

SCVURPPP Santa Clara Valley Urban Runoff Pollution Prevention Program

SCVWD Santa Clara Valley Water District

SF San Francisco

SFEI San Francisco Estuary Institute

SFEP San Francisco Estuary Project

SIC Standard Industrial Classification

SMaRT® Sunnyvale Materials Recovery and Transfer

SOP Standard Operating Procedures

South Bay Lower South San Francisco Bay

SPLWG Sources, Pathways and Loadings Work Group (RMP)

SPWN fish spawning

SSC Suspended Sediment Concentration

SSI Inventory of Santa Clara Basin Stream Studies

SSO Water Quality Site-Specific Objective

State Board State Water Resources Control Board

STOPPP San Mateo Countywide Stormwater Pollution Prevention Program

SWAMP Surface Waters Ambient Monitoring Program

SWANA Solid Waste Association of North America

SWMP Stormwater Management Plan

SWPPP Stormwater Pollution Prevention Plan

SWRCB State Water Resources Control Board

TAC Technical Advisory Committee

TMDL Total Maximum Daily Load

TO Tentative Order

TP Total Phosphorus

TPH Total Petroleum Hydrocarbons

TRC Technical Review Committee

ug Microgram

UPC Urban Pesticide Committee

URMP Urban Runoff Management Plan

URQM Urban Runoff Quality Management

USA Unified Stream Assessment

USEPA U. S. Environmental Protection Agency

USFWS U.S. Fish and Wildlife Service

USGS U.S. Geological Survey

VTA Santa Clara Valley Transportation Authority

WAC Watershed Assessment Consultant

WAMS Watershed Assessment and Monitoring Subgroup

WAR Watershed Assessment Report

WARM warm freshwater habitat

Water Board San Francisco Bay Regional Water Quality Control Board

Water District Santa Clara Valley Water District

WEF Water Environment Federation

WEO Watershed Education and Outreach

WE&O Watershed Education and Outreach

WERF Water Environment Research Foundation

WG Work Group

WILD wildlife habitat

WLA Waste Load Allocation

WMI Watershed Management Initiative

Work Group "I" SCBWMI Phase I Indicators Work Group

WP Work Plan

WRPC Water Resources Protection Collaborative

WVC West Valley Communities - members of the West Valley Clean Water Program: **Campbell, Los Gatos, Monte Sereno, Saratoga**

WVCWP West Valley Clean Water Program

WW Watershed Watch

WWTP Wastewater Treatment Plant

WY Water Year

YSI Youth Science Institute

Zn Zinc

THIS PAGE INTENTIONALLY LEFT BLANK

IC/ID Elimination Activities

This Page Intentionally Left Blank

041109

Lo[illegible]tos

Santa Clara Valley Urban Ru[illegible] Pollution Prevention Program

FY 2007-2008 ANNUAL REPORT

ILLICIT CONNECTION & ILLEGAL DUMPING ELIMINATION ACTIVITIES

FY 2007-2008 Work Plan Self Evaluation Matrix

Source	Task Source	Work Plan Tasks	Accomplishments	Responsible Party
	Program	a. ICID Standard Operating Procedure Updates Update SOPs and BMPs as changes occur per the Municipal Regional Permit and effectiveness evaluation. Provide staff training on revisions.	During the next FY the Illegal Discharge Enforcement Response Plan will be reviewed and updated if necessary.	WVCWP Manager
	URMP 2004	b. Response Program Continue to implement IC/ID Stormwater Discharge Inspector response program and evaluate for continuous improvement.	The WV Communities continue to conduct a centralized incident response and proactive restaurant and vehicle shop inspection program. The WV Inspector follows up on all reports of potential stormwater violations and stormwater incident reports, including interagency referrals from Fire Dept, DEH Inspectors, SCVWD, WVSD, municipal staff and other agencies.	WV Inspector
			LOS GATOS: During FY 07-08 response was provided to 40 incident reports and 34 follow up visits conducted (18 restaurant/food, 17 vehicle shop, 16 residential, 3 commercial, 10 construction related, 9 public facility, and 1 other/unknown).	WVCWP Inspector
	IC/ID Perf Std	c. Standardized Reporting Report on incidents using categories consistent with SCVURPPP Program. Document follow-through to point of resolution or referral for enforcement action (penalty or fine).	All incidents are entered into the SCVURPPP Standard Database. Each incident is given a tracking number for documentation purposes. Multiple entries are made under the same tracking number to document all follow-up visits and actions.	WV Inspector

Los Gatos

Santa Clara Valley Urban Runoff Pollution Prevention Program

FY 2007-2008 ANNUAL REPORT

Source	Task Source	Work Plan Tasks	Accomplishments	Responsible Party
	WVCWP Inspector Training	d. Inspector Training IC/ID Inspector will attend workshops on various measures and methods to improve water quality and protect creeks from negative urban effects.	Two hour US EPA Stormwater Program's Webcast Series on July 11, 2007. Topics covered included detecting and eliminating illicit discharges and to correct all illicit connections. On December 11, 2007, Public Agencies IPM Exchange seminar/field trip, in regard to ants and squirrels at the Palo Alto STP and Golf Course. Site Training on May 1, 2008 for the National River Cleanup Day (May 17, 2008). Topics covered included Site Coordinator Tip Sheet, Volunteer Orientation Script, Waiver of Liability Form, and Data Reporting Guidelines. Urban Runoff Inspection Training with Fire Department personnel on June 10, 2008. The training, conducted by the Sr Hazardous Materials Specialist, covered the NPDES Permit with SF Bay RWQCB, and the cooperative efforts with County Fire, City of Campbell, Town of Los Gatos, and City of Saratoga. Other topics covered "Storm Drain, not Sewer Drain", Haz Mat permit, types of URP Facilities, how to perform the inspection, and how to contact WVCWP Inspector (business cards were distributed).	WV Inspector
	Municipal Staff Training	Municipal staff Training Conduct training & evaluation meeting between Storm Water Discharge Inspector and City staff, to improve interdepartmental procedures.	Provide Annual Street Maintenance and Storm Drain Supervisor Training on June 20, 2008. Topics covered included Current Municipal NPDES Permit Requirements, contacting and working with the WV Inspector on ICID calls and municipal responsibility for following up with clean up of pollution in the SD system, and Future MRP Requirements. Provide Annual Urban Runoff Food Facility Inspection Program training meeting with SC Co. DEH inspectors and City of Cupertino representatives; a total of twenty (20) people attended on April 22, 2008. The power point presentation covered topics including restaurant inspections, dumpster problems, WVSD's FOG (Fats, Oil and Grease), the inspector's referral process including IC/ID, IND, and NTC (Notice to Comply), and Fluorescent Light Bulb/Battery-safe disposal information. The	WV Inspector

L ntos

Santa Clara Valley Urban Runoff Pollution Prevention Program

FY 2007-2008 ANNUAL REPORT

Source	Task Source	Work Plan Tasks	Accomplishments	Responsible Party
			cooperation and sharing of information involving all three agencies was emphasized.	
			LOS GATOS: Annual Corp Yard Walk Thru completed on May 29, 2008. Nineteen (19) Public Works people in attendance. Topics covered; Review SWPPP, Proper Spill Handling/Cleanup, Secondary Containment, Vehicle Washing, Disposal of and Handling of Products Containing Mercury (distributed Mercury Booklet), Pesticides (training, record keeping, and storage), Street Sweeping Data, E-Waste Drop Off now at Goodwill Drop Off Sites, Sign in Log completed (name, job title). The WV Inspector also discussed proper ICID documentation and reporting procedures. Municpal staff was told to call the WV Inspector if they see a potential stormwater violation in the field.	WVCWP Inspector to co-ord with Public Works staff

Los Gatos

Santa Clara Valley Urban Runoff Pollution Prevention Program

FY 2007-2008 ANNUAL REPORT

FY 07-08 IC/ID Report Data: Los Gatos				
Type of Incident	**Miscellaneous Incidents**	**Incident Source**	**Report Source**	**Enforcement Action**
• 4 Complaint Not Found • 3 Grey Water Discharge • 7 Miscellaneous • 1 Paint Discharge • 2 Pool /Spa/Fountain • 6 Vehicle and Equipment Leak • 9 Vehicle Washing • 8 Landscaping • 1 Cement/Mortar • 4 Dumpster • 1 Vehicle repair • 9 Oil/Grease • 10 Sanitary Spill • 4 Accidental Spill • 2 Dumping Non-Hazardous • 2 Equipment Cleaning • 1 Waterline Break **Total 74** * *Includes all follow ups	• 4 Construction • 2 Public Facility	• 9 Public Facility and Utilities • 3 Commercial • 16 Residential • 10 Construction Site • 18 Food Facility • 17 Automotive Facility • 1 Other/ Unknown	• 13 Citizen • 40 WVCWP Inspector • 13 Interdepartmental • 5 Other Agency • 3 Other	• 30 No Action • 38 Verbal Notice • 2 Warning Notice • 4 Referral for Enforcement Incident Status • 69 Resolved • 5 Open, to be Resolved in FY 08-09

IC/ID Program Evaluation: Los Gatos

IC/ID Training

The multiple trainings that the WVCWP staff and the municipal staff, attended have been quite effective in building relationships with the Fire Dept., DEH, and the Municipalities. Inspectors from the Fire Dept., DEH, and the Municipalities, continue to look for possible stormwater violations while they are on their field inspections. If the Inspectors from the Fire Dept., DEH, and the Municipalities, observe any potential stormwater violations they immediately contact the WVCWP Inspector. All interagency referrals are documented in the IC/ID reporting section.

Trend Analysis for Town of Los Gatos

In FY04-05 forty-eight (48) reported incidents were investigated; thirty-seven (37) were actual violations. The most common incident source was construction sites, which accounted for eleven (11) violations. Seven (7) landscape material dumping incidents accounted for the number one IC/ID incident type reported in Los Gatos in FY04-05. This was followed by six (6) grey water discharges (some categorized as miscellaneous incidents) and four (4) violations for vehicle washing. Three (3) food facility incidents, three (3) tracking soil incidents, and three (3) saw cutting slurry discharges were also reported. Construction related violations (especially if landscaping is included) are clearly the most prevalent type of IC/ID problem facing the Town. A close working relationship between Town staff and the West Valley Inspector accounts for more reporting of these incidents. Nevertheless, smaller construction projects are evident everywhere throughout the Town and most landscaping projects are not required to have permits so they bypass one opportunity the Town has to educate contractors. To achieve maximum compliance by contractors at small construction or landscaping project sites in Los Gatos, the West Valley Inspector continued to conduct drive-by observations and (where potential violations are noticed) inspections were conducted, accompanied by verbal notices and construction (educational) brochures.

In FY05-06 twenty-five (25) reported incidents were investigated; of which 15 were actual violations. Additionally, the Inspector conducted follow up visits to three (3) of these sites to ensure on-going compliance. Out of the 25 reports, Los Gatos Public Works staff initiated 11 referrals. The West Valley Inspector continued to conduct proactive vehicle shop and restaurant inspections, particularly at those sites which have had violations in the past. Six (6) reports originated from Los Gatos' primary incident source, construction sites. In addition, three (3) landscape material dumping violations were reported. Five (5) accidental spills and five (5) allowable discharges were the most commonly reported incident types, but neither of these types of incidents represents an intentional violation. Three (3) automotive facility violations represent one less vehicle related incident than was reported in the previous year. Three (3) food facility violations were also noted but two of the reports were for a grocery store (Safeway) rather than an actual restaurant. Other incident types were: one (1) report of PG & E cutting down a tree near a creek; one (1) underground storage tank release; and one (1) grey water discharge. The only notable trend was the need for continued outreach to contractors on smaller remodel projects as well as outreach and education for landscapers. The problems related to vehicle shops and restaurants have remained manageable at about three (3) violations each year, as long as the proactive inspection programs continue to provide an additional means of education.

In FY06-07 twenty-six (26) reported incidents were investigated; of which 23 were actual violations. A majority of the violations took place at food facilities (8), construction sites (7) and commercial places (4). Verbal notices were issued for 24 incidents, while 2 warning notices were issued to a restaurant. The West Valley Inspector continued to conduct proactive inspections at restaurants and vehicle shops, particularly at those sites which have had violations in the past. City staff conducts proactive inspections at construction sites. The other sources of reports were citizen complaints or referral by City staff and other agencies. Two (2) allowable discharges were reported, but these do not represent an intentional violation. The only notable trend is the need for continued outreach to workers at construction sites and food facilities. The WVCWP inspector will continue proactive inspection jointly with the Fire Department Inspectors and municipal staff to provide education and outreach as appropriate.

In FY07-08 the West Valley IC/ID inspector responded to forty (40) reports of potential violations in Los Gatos and thirty four (34) follow ups. Three (3) of these

were in a Commercial area, eighteen (18) Food Facility, seventeen (17) Automobile Facility, ten (10) Construction Site, sixteen (16) Residential, nine (9) Public Facility, and one (1) Other. This is an increase in incident related activity, up from twenty six (26) in FY06-07. The West Valley inspector provided outreach and educational materials as appropriate.

Two (2) of these incidents were referred to another agency for Enforcement Action. One was a restaurant problem which was referred to S.C. Co. DEH. This problem has been resolved with the cooperation of the restaurant violators, DEH, and the WVCWP inspector. The other incident involved illegal dumping of paint thinner in an unincorporated area. This has been referred to S.C. Co.

Under the heading Incident Status five (5) remain open to be resolved in FY08-09. At the time of this report, July 2008, four (4) of these have been resolved. The last one, which may be a broken sprinkler, should be resolved shortly.

ICID Date	Contact Name (Resp Party)	Facility Address	ICID Incident Report Source (Origin)	ICID Incident Source	ICID Incident Type	ICID Enforcement Action	Findings (Comments)	Status	Compliance Date
Accidental spills									
10/19/2007	South Bay Towing	615 University Ave. Los Gatos, CA 95030	Illicit discharge inspectors	Automotive Facilities	Accidental spills	Verbal Notice	Absorbent substance left in back on street. Talked to Griselda: she said she would have someone clean it up. Very cooperative. (See IND 2/1/08)	2nd Inspection Required	12/21/2007
7/12/2007	Car accident	16061 Shannon Rd. @ Short Rd., Los Gatos	Other agency	Other/unknown	Accidental spills	No Action	Car went into drainage ditch Haz Mat, Fire responded. Fire put absorbent pads down at site to soak up oil. LG Pub. Wks. picked up and cleaned up site.	Incident - Resolved	7/12/2007
8/9/2007	Los Gatos High School Pool	20 High School St., Los Gatos	Other agency	Public facilities and Utilities	Accidental spills	No Action	Chlorine spill. No injuries. Approx. 20 gals. Haz mat team, Fire, was there. A small amount made it to SD. Cleaned out. Nothing to creek. All cleaned up. Pictures were taken. Hasa,Inc. delivery. Hose broke off causing spill. Pool opened same day. All OK.	Incident - Resolved	8/9/2007
Allowable discharge									
6/3/2008	Resident	105 Fancher Ct., Los Gatos	Interdepartmental	Residential	Allowable discharge	Verbal Notice	Chuck called. Kevin Rohani requested that Chuck & Jack investigate excessive runoff in the area of Ashler & San Benito. Traced water in gutter all the way to this residence. Worse culprit.	2nd Inspection Required	6/3/2008
Complaint not found									
1/24/2008	Nadereh Navai	15400 Winchester Blvd. #37, Los Gatos 95030	Citizen Complaints	Construction Sites	Complaint not found	Verbal Notice	Neighbor, Emma Vargo, #38, phone 482-4527, called Roy. Said her neighbor dumped paint down SD. I got name of painter from Mr. Navai. Rofino Painting. They told me they do not wash paint down SD. They do it over grass.	2nd Inspection Required	1/24/2008
10/10/2007	LeBoulanger, Posh Bagel, LG Coffee, and Blendz	145, 125, 101, and 81 W. Main St., Los Gatos	Interdepartmental	Food Facilities	Complaint not found	No Action	Roy, Code Enforce, LG reported a citizen had reported grease on ground to the rear of above addresses (all same bldg.). He did an inspection and found no violations. Asked me to follow up. I checked it out on 11/20/07. All OK.	2nd Inspection Required	11/20/2007
12/27/2007	Safeway Store	470 N. Santa Cruz Av., Los Gatos	Illicit discharge inspectors	Commercial	Complaint not found	No Action	Lid to tallow bin closed. Dumpster lid closed. Looks good!	Incident - Resolved	12/27/2008
8/24/2007	Dan	135 Olivia (or Livia ?) Dr., Los Gatos	Citizen Complaints	Other/unknown	Complaint not found	No Action	Call was on my cell phone, said, large complex, old, backs up to LG Creek, water comes out of 2" pipe, 2 times a night, 300 to 500 gals. Cannot find either Olivia or Livia, Must be a hoax.	Non-Incident	8/24/2008
Dumping – non-hazardous									
11/21/2007	Residence	220 Montclaire Rd. Los Gatos, CA	Other	Construction Sites	Dumping – non-hazardous	No Action	Pile of debris in front yard has been cleaned up. House is being remodeled. OK now. Pictures were taken.	Incident - Resolved	11/21/2007
Dumpster discharge									
9/19/2007	Safeway Store	470 N. Santa Cruz Av., Los Gatos 95030	Illicit discharge inspectors	Food Facilities	Dumpster discharge	Verbal Notice	Drive by. Problems in past. Same today. Food scraps and odor around garbage crusher in back . Got Store Mgr, Jason Crivello. Very cooperative. Very nice. Cleaned it up right away.	Incident - Resolved	9/19/2007

Los Gatos
Annual Report FY 07-08
IC/ID Inspections

ICID Date	Contact Name (Resp Party)	Facility Address	ICID Incident Report Source (Origin)	ICID Incident Source	ICID Incident Type	ICID Enforcement Action	Findings (Comments)	Status	Compliance Date
Equipment cleaning									
2/13/2008	Naser Asgari, owner contractor	16370 Shannon Rd., Los Gatos 95032	Interdepartmental	Construction Sites	Equipment cleaning	Verbal Notice	Brett Calhoun, SCVWD, called. Saw him washing buckets used for grout work into street gutter. Made him stop; called me. Went out 02/14/08, no one home. Went back 02/15/08. All OK now. We educated him.	Incident - Resolved	2/15/2008
3/20/2008	Residence	321 University Av., Los Gatos	Interdepartmental	Construction Sites	Equipment cleaning	No Action	Chuck, LG, reported white powder substance in street gutter. I met with Rolando Hernandez, Zicovich Builders. House remodel. Washed sheet rock tools near driveway. Mostly in a dirt area. Some runoff down driveway to street	Incident - Resolved	3/21/2008
Food Facility Oil & grease discharge									
8/11/2007	Taco Bell & KFC Restaurants	16150 Los Gatos Blvd., Los Gatos	Other agency	Food Facilities	Food Facility Oil & grease discharge	No Action	Fire reported a tallow spill (grease), from grease interceptor. Police and Fire responded. Town staff also responded for clean up. All OK now.	Incident - Resolved	8/11/2007 (IND)
8/28/2007	Tandoori & Kamakura Restaurants	133 & 135 N. Santa Cruz Av., Los Gatos	Other agency	Food Facilities	Food Facility Oil & grease discharge	Verbal Notice	Nicole Jorgensen, DEH, issued her report. Large SD grate in back w/standing water, debris, garbage, grease in it and on surrounding pavement. She advised both restaurants not to allow water or debris to enter SD and to keep the area clean.	2nd Inspection Required	11/8/2008 (IND)
8/28/2007	Tandoori and Kamakura Restaurants	133 & 135 N. Santa Cruz Av., Los Gatos	Illicit discharge inspectors	Food Facilities	Food Facility Oil & grease discharge	Referral for Enforcement	Met at rear parking lot w/Nicole Jorgensen, DEH, Cheri Donnelly, Program Director, Delia, Office Asst. & Jack, WVCWP. Discussed this recent incident plus on going problems at this location, which has gone on for years (odor, food scraps, grease, boxes).	2nd Inspection Required	11/8/2008 (IND)
8/30/2007	Tandoori & Kamakura Restaurants	133 & 135 N. Santa Cruz Av., Los Gatos	Illicit discharge inspectors	Food Facilities	Food Facility Oil & grease discharge	Verbal Notice	I had a positive phone conversation w/Mani Kadir, owner of Tandoori Restaurant. Told me he is willing to spend up to $1,000 to professionally clean up the area. If more than $1,000 he will work w/landlord. Pictures taken to document.	2nd Inspection Required	11/8/2008 (IND)
9/20/2007	Tandoori & Kamakura Restaurants	133 & 135 N. Santa Cruz Av., Los Gatos	Illicit discharge inspectors	Food Facilities	Food Facility Oil & grease discharge	Warning Notice	Inspected back parking area. Conditions as bad as ever (odor, food scraps, litter). Took pictures. Notified DEH and town. On 9/24/07, mailed NTC#1914 to Tandoori and NTC#1915 to Kamakura. Yellow copy mailed to Mary, Town of Los Gatos.	2nd Inspection Required	11/8/08 (IND)
Landscape material dumping									
10/21/2007	Residence	220 Montclaire Rd. Los Gatos	Illicit discharge inspectors	Residential	Landscape material dumping	Verbal Notice	Demolition pile left uncovered in front of house. Took picture to document.	2nd Inspection Required	10/21/2008
10/3/2007	L.E.Pflughaupt, residence	252 Montclair Rd., Los Gatos 95032	Illicit discharge inspectors	Residential	Landscape material dumping	No Action	Landscaping job completed. Outstanding work and cooperation. They even installed two large sumps (a filtration system for runoff from roof and yard). Mr. Pflughaupt requested a letter, which I wrote and mailed, copied to Sam Tarverdi, Campbell Landscape.	Incident - Resolved	10/3/2007
2/21/2008	Residence	244 Montclair Rd., Los Gatos	Illicit discharge inspectors	Residential	Landscape material dumping	No Action	Gorilla hair on embankment in front looks OK. We thought it might need a barrier at street gutter.	Incident - Resolved	2/21/2008

ICID Date	Contact Name (Resp Party)	Facility Address	ICID Incident Report Source (Origin)	ICID Incident Source	ICID Incident Type	ICID Enforcement Action	Findings (Comments)	Status	Compliance Date
2/21/2008	Residence	252 Montclair Rd., Los Gatos	Illicit discharge inspectors	Residential	Landscape material dumping	No Action	Follow up inspection. Thought gorilla hair on embankment in front might be a problem in the rain. No problem. Street gutter is clear.	Incident - Resolved	2/21/2008
9/21/2007	Elliot, Home owner	244 Montclair Rd., Los Gatos	Illicit discharge inspectors	Residential	Landscape material dumping	Verbal Notice	Spoke to owner of house about putting a border to contain gorilla hair in landscaping, front yard. Took picture to document. Follow up.	2nd Inspection Required	9/20/2008
9/21/2007	Residence	850 Bicknell Rd., Los Gatos	Illicit discharge inspectors	Residential	Landscape material dumping	No Action	Spoke to landscape guy not to leave gorilla hair in street. He complied.	Incident - Resolved	9/21/2007
9/25/2007	Behind residences	From 229 to 269 Montclair Rd., Los Gatos	Citizen Complaints	Residential	Landscape material dumping	Verbal Notice	Some people are dumping yard clippings, and various things over back yard fence into easement area. L.G. Pub. Wks. Cleaned it up. Pictures taken. Door hangers put out on several streets.	Incident - Resolved	9/26/2007
9/6/2007	L. E. Pflughaupt, residence. Phone 395-4927	252 Montclair Rd., Los Gatos 95032	Citizen Complaints	Residential	Landscape material dumping	Verbal Notice	New landscaping, by Campbell Landscape. Need to block off SD in front of house. Clean gutter in street. They started to comply before I left. Took pictures.	2nd Inspection Required	2/21/2008
9/7/2007	L.E.Pflughaupt, residence	252 Montclair Rd., Los Gatos 95032	Illicit discharge inspectors	Residential	Landscape material dumping	Verbal Notice	Follow up from yesterday. Blocked off SD, but used big rocks to hold down tarp. Told them to remove rocks, danger to motorists, and to use sandbags around SD. Make sure dirt is removed from gutter. No problem, they need it for landscaping job.	2nd Inspection Required	2/21/2008
Misc. Incidents									
1/18/2008	LeBoulanger, Posh Bagel, LG Coffee, LG Gourmet, Blendz, and Nimbus Salon	145, 125, 101, 109, 81, and 65 W. Main St., Los Gatos 95030	Illicit discharge inspectors	Food Facilities	Misc. incidents	Verbal Notice	Inspected area in back of above businesses. They share a trash food compactor. Needs clean-up, health problem. Discussed problem with rep from each of the above.	2nd Inspection Required	1/29/2008
1/29/2008	LeBoulanger, Posh Bagel, LG Coffee, LG Gourmet, Blendz, and Nimbus Salon	145, 125, 101, 109, 81, and 65 W. Main St., Los Gatos 95030	Illicit discharge inspectors	Food Facilities	Misc. incidents	No Action	Inspected area in back of above businesses. The trash food compactor was clean. Good. Big improvement.	Incident - Resolved	1/29/2008
1/7/2008	Daleo INC	406 Montclair Los Gatos	Illicit discharge inspectors	Construction Sites	Misc. incidents	Verbal Notice	Fabric filter was left in the storm drain near the intersection of Montclair and Scarsborough. Town of Los Gatos was called. Daleo Inc was also called. Talked to Rich Furtado of Daleo Inc, he said one of his workers would come and remove the filter	2nd Inspection Required	1/8/2008
1/8/2008	Daleo Inc	406 Montclaire Los Gatos	Illicit discharge inspectors	Construction Sites	Misc. incidents	Verbal Notice	Met with David Dobbs of Daleo Inc. Were supposed to remove the filter however the town had already been there and removed the filter.	Incident - Resolved	1/8/2008
11/19/2007	Safeway	470 N. Santa Cruz @ Andrews, Los Gatos 95030	Illicit discharge inspectors	Food Facilities	Misc. incidents	Verbal Notice	Cheri and Jack inspected back store near food/trash compactor. It was much improved since the summer of 2007, in regards to food scraps, grease, odor. However, lid on tallow bin was left open. Discussed with store manager(Jason), he corrected the problem	Incident - Resolved	11/19/2008

Los Gatos
Annual Report FY 07-08
IC/ID Inspections

ICID Date	Contact Name (Resp Party)	Facility Address	ICID Incident Report Source (Origin)	ICID Incident Source	ICID Incident Type	ICID Enforcement Action	Findings (Comments)	Status	Compliance Date
12/5/2007	Daleo INC	406 Montclair Los Gatos	Citizen Complaints	Construction Sites	Misc. incidents	Verbal Notice	Workers were putting in some new lines for comcast. There was dirt and debris on the street. Talked to Bill (Daleo) Said they were putting in a fabric filter to block off the storm drain. The workers swept up the debris while inspector was present.	2nd Inspection Required	1/8/2008
2/26/2008	Garbage compactor in back of Le Boulanger	145 W. Main St., Los Gatos 95030	Illicit discharge inspectors	Food Facilities	Misc. incidents	No Action	Checked compactor. Looks good. Big improvement. Discussed w/Jay, Mgr. She thinks they are the only ones cleaning up. I don't think so. Explained about homeless people checking for food.	Incident - Resolved	2/26/2008
2/4/2008	LeBoulanger Restaurant	145 W. Main St., Los Gatos 95030	Citizen Complaints	Food Facilities	Misc. incidents	Verbal Notice	Jay Lippe, Mgr. called. Complained that people are leaving bags of garbage on the ground. I went out and put a sign on the compactor.. If merchants keep doing this, Jay will call me.	Incident - Resolved	2/4/2008
2/8/2008	Los Gatos Gourmet	109 W. Main St., Los Gatos 95030	Illicit discharge inspectors	Food Facilities	Misc. incidents	Verbal Notice	Pro active inspection found another bag on ground. Broken open, food scraps, etc. on ground. Their receipt in bag. Shannon and I went out to check. She thinks homeless are going thru garbage looking for food. Needs to be locked. 5 keys needed, each bus.	2nd Inspection Required	2/8/2008
3/17/2008	Food Compactor behind six businesses	145 W. Main St., Los Gatos	Illicit discharge inspectors	Food Facilities	Misc. incidents	No Action	Pro active inspection. Found one bag on ground. Put it in compactor. Otherwise clean. Good.	Non-Incident	3/17/2008
3/19/2008	Clogged Storm Drain	Chippendale Ct. @ Ash Ct., Los Gatos	Citizen Complaints	Public facilities and Utilities	Misc. incidents	No Action	Citizen, Betty Gott reported clogged Storm Drain. Referred to West Valley Sanitation District.	Incident - Resolved	3/19/2008
4/24/2008	Food Compactor behind six businesses	145 W. Main St., Los Gatos	Illicit discharge inspectors	Food Facilities	Misc. incidents	No Action	Follow up inspection. Everything is clean. All food bags are in the food compactor.	Incident - Resolved	4/24/2008
6/19/2008	Residence #37 Vasona Terrace	15400 Winchester Blvd., Los Gatos	Interdepartmental	Residential	Misc. incidents	Referral for Enforcement	See prior reports, !C/ID 85/0708. Neighbor, Tony Vargo,Unit #38, called. Still having problems with neighbor. Claims stuff going into SD on patio. Went out. Took pictures. Cannot determine what it is, or who is doing it.	Incident - Resolved	6/26/2008
6/6/2008	Main Line Sewer Blockage	Andrews St. @ University Av., Los Gatos	Interdepartmental	Public facilities and Utilities	Misc. incidents	No Action	Main line sewer blockage, unmarked sewer line. Started 6/5/08, found & cleared 6/6/08. All cleaned up. Nothing got to creek. SDs vacuumed by WVSD.	Incident - Resolved	6/6/2008
6/6/2008	Trevese Restaurant	115 N. Santa Cruz Av., Los Gatos	Interdepartmental	Food Facilities	Misc. incidents	No Action	Mike Miller ran water in mop sink to determine if it came out in street gutter. Nothing, must drain to sanitary. Blockage has been repaired. Resolved.	Incident - Resolved	6/6/2008
8/6/2007	McDonald's Restaurant	15475 Los Gatos Blvd., Los Gatos	Other	Construction Sites	Misc. incidents	Verbal Notice	Janice, CRNS Architects, Sacramento, 916/451-1500, called. Said they are planning to scrap this building and rebuild. She has concerns about SD. They are working w/town staff, Planning, Eng., Pub. Wks. If done properly should not be a problem.	Non-Incident	8/6/2008

ıtos
Annual Report FY 07-08
IC/ID Inspections

ICID Date	Contact Name (Resp Party)	Facility Address	ICID Incident Report Source (Origin)	ICID Incident Source	ICID Incident Type	ICID Enforcement Action	Findings (Comments)	Status	Compliance Date
Paint discharge									
6/5/2008	Residence	16210 Los Gatos-Almaden Rd., Los Gatos	Citizen Complaints	Residential	Paint discharge	Referral for Enforcement	Lisa called. Citizen reports resident, Dave Cry, is dumping paint thinner in dirt area of front yard. Jack went out. House is in SC Co, unincorporated area. Not in our jurisdiction.	Referred to Agency for Action	6/5/2008
Pools/Spas/Fountains discharge									
6/3/2008	Resident	34 Ashler Av., Los Gatos	Interdepartmental	Residential	Pools/Spas/Fountains discharge	Verbal Notice	Chuck called. Kevin Rohani requested that Chuck & Jack investigate excessive runoff in the area of Ashler & San Benito. Found over watering, sprinkler. Also, decorative pool in front yard, half full of stagnant water. West Niles Virus problem. See notes.	2nd Inspection Required	
8/28/2007	Dona Taraseo	470 San Benito Av., Los Gatos	Interdepartmental	Residential	Pools/Spas/Fountains discharge	Verbal Notice	Pool being drained into street gutter. Mark made them stop, called me. Went right out. Educated her. She owns Aqua Pool, should know better, but very cooperative. Took pictures.	Incident - Resolved	8/28/2007
Sanitary spill or leak									
2/26/2008	Major sewer overflow	Blossom Hill Rd. @ Cherrystone Dr., Los Gatos	Citizen Complaints	Public facilities and Utilities	Sanitary spill or leak	No Action	Citizen, David Schwarz, called City, Geo Garcia called me. Approx. 4,000 gals of sewage came out of manhole. Overflow ran down Cherrystone to catch basin. Some got to Ross Creek. Blockage in main sewer pipe, middle of Blossom Hill Rd.	2nd Inspection Required	2/27/2008
2/27/2008	Major sewer overflow	Blossom Hill Rd. @ Cherrystone Dr., Los Gatos	Citizen Complaints	Public facilities and Utilities	Sanitary spill or leak	No Action	Late afternoon, 02/26/08, started flowing again. Mr. Schwarz called me. I called WVSD Emergency # and Police, non-emer#. Went back to site first thing 2/27/08. WVSD there all night.	2nd Inspection Required	2/27/2008
2/28/2008	Major sewer overflow	Blossom Hill Rd. @ Cherrystone Dr., Los Gatos	Illicit discharge inspectors	Public facilities and Utilities	Sanitary spill or leak	No Action	Dig up in progress. McGuire & Hester, contracted by WVSD. Found collapsed pipe. Probably not finished until tomorrow. Lots of heavy equip. Took pictures.	2nd Inspection Required	3/11/2008
3/11/2008	Major Sewer Problem	Blossom Hill Rd @ Cherrystone Dr., Los Gatos	Illicit discharge inspectors	Public facilities and Utilities	Sanitary spill or leak	No Action	Everything taken care of. Porta potty moved to dirt area. Piles of dirt covered. All cleaned up: broken sand bag, broken gaskets, removed.	Incident - Resolved	3/11/2008
3/3/2008	Major Sewer Problem	Blossom Hill Rd., & Cherrystone Dr., Los Gatos	Illicit discharge inspectors	Public facilities and Utilities	Sanitary spill or leak	No Action	Follow up. Steve Regan, LG, was there. Big job, expensive. Plan is to by-pas broken pipe with a new one underground. Temporary above ground by-pass now installed. No completion date yet.	2nd Inspection Required	3/11/2008
3/5/2008	Major Sewer Problem	Blossom Hill Rd. @ Cherrystone Dr., Los Gatos	Illicit discharge inspectors	Public facilities and Utilities	Sanitary spill or leak	No Action	Kelly Carroll, new Prog Mgr and I inspected site. Porta potty should be moved away from SD. Pile of dirt should be covered. Cleanup needed, broken gaskets and broken sand bag.	2nd Inspection Required	3/11/2008
5/20/2008	Trevese Restaurant	115 N. Santa Cruz Av., Los Gatos 95030	Interdepartmental	Food Facilities	Sanitary spill or leak	Verbal Notice	Sewer backup behind restaurant. Runoff went down back alley to Nicholson Av.. Some got into SD before WVSD blocked with rubber mat and dirt. Roto Rooter was there to fix blockage in lateral.	Incident - Resolved	5/20/2008

Los Gatos
Annual Report FY 07-08
IC/ID Inspections

ICID Date	Contact Name (Resp Party)	Facility Address	ICID Incident Report Source (Origin)	ICID Incident Source	ICID Incident Type	ICID Enforcement Action	Findings (Comments)	Status	Compliance Date
8/24/2007	Tandoori Oven and Kamakura Restaurants, rear parking area	133 and 135 N. Santa Cruz Av, Los Gatos	Citizen Complaints	Food Facilities	Sanitary spill or leak	Referral for Enforcement	A guy from the Black Watch Bar called Tara, City. Said someone was pouring raw sewage into gutter and it was flowing to SD. Fire already there when I arrived. Capt. Charlie Shaw did investigation. A plumber hydro jetted line from back which flushed sewage	2nd Inspection Required	4/8/2008 (IND)
Un-hardened cement discharge									
2/6/2008	Nadereh Navai	15400 Winchester Blvd., #37, Los Gatos 95030	Citizen Complaints	Construction Sites	Un-hardened cement discharge	Verbal Notice	Met w/Roy Alba at site. Found large SD in back of Unit 37 with white residue. We now think it is concrete residue, not paint. New stairway was built near Unit #37. Draeger Const. subbed job out to Jimenez Concrete.	Incident - Resolved	2/12/2008
Vehicle & equipment leaking									
10/26/2007	South Bay Towing	615 University Ave. Los Gatos, CA 95030	Illicit discharge inspectors	Automotive Facilities	Vehicle & equipment leaking	Warning Notice	Wrecked vehicle leaked fluids. Absorbent clean up left in street. Talked to owner, he said he was aware of the problem and it has been taken care of. He said he would bring up the issue at the next meeting.	2nd Inspection Required	12/21/2007
11/30/2007	South Bay Towing	615 University Ave. Los Gatos, CA 95030	Other	Automotive Facilities	Vehicle & equipment leaking	Verbal Notice	Wrecked vehicles leak fluids. Some gets to gutter in street. Same problem in past. Worse if it rains.	2nd Inspection Required	12/21/2007
11/8/2007	South Bay Towing	615 University Av., Los Gatos 95030	Illicit discharge inspectors	Automotive Facilities	Vehicle & equipment leaking	Verbal Notice	Discussed with Gen. Mgr. Gary Bates. He will check w/ companies like New Pig for absorbent socks, etc. Will also get sand bags to contain gutter runoff, drip pans, etc.	2nd Inspection Required	12/21/2007
12/14/2007	South Bay Towing	615 University Av., Los Gatos	Illicit discharge inspectors	Automotive Facilities	Vehicle & equipment leaking	Verbal Notice	Gary not in today. Met w/Luis. They bought a sump pump. Place it in low spot. Drains rain water to sewer CO. Also, placed sandbags around perimeter of fence.	2nd Inspection Required	12/21/2007
12/21/2007	South Bay Towing	615 University Av., Los Gatos 95030	Illicit discharge inspectors	Automotive Facilities	Vehicle & equipment leaking	No Action	Follow up inspection. Owner Gary Bates purchased a sump pump. Placed in low spot in yard, drains to sewer C/O when it rains. Also, sand bags around perimeter of fence. All AOK.	Incident - Resolved	12/21/2007
2/1/2008	West Valley Disposal, garbage truck, Mark Grey, driver	Hicks Rd. @ Burke Rd., Los Gatos	Interdepartmental	Commercial	Vehicle & equipment leaking	No Action	Burst hydraulic hose. Fluid all over road. All Chem was there doing clean up. Driver of truck used dirt to block fluid until All Chem arrived. Good job!	Incident - Resolved	2/1/2008
2/22/2008	South Bay Towing	615 University Av., Los Gatos 95030	Illicit discharge inspectors	Automotive Facilities	Vehicle & equipment leaking	Verbal Notice	Follow up inspection. Problems in past. Sand bags near gutter are broken, which adds to problems. Told Garry to clean up sand bags; get rid of them. He is going to buy a second pump to pump rain water to SD clean out. Follow up during next rain.	Incident - Resolved	2/22/2008
Vehicle repair									
10/26/2007	Los Gatos Body Shop	17462 Shelburne Way Los Gatos, CA 95030	Illicit discharge inspectors	Automotive Facilities	Vehicle repair	Verbal Notice	Pump in rear of shop broken. Runoff flowing to street. Talked to Sean Koyano said pump should be fixed by Monday.	2nd Inspection Required	11/19/2008
Vehicle washing									
10/19/2007	The Preferred Image	663 Industrial Way, Los Gatos	Illicit discharge inspectors	Automotive Facilities	Vehicle washing	Verbal Notice	Talked to owner, he said he would have run-off collection drain fixed. Need to follow up.	2nd Inspection Required	3/6/2008

ICID Date	Contact Name (Resp Party)	Facility Address	ICID Incident Report Source (Origin)	ICID Incident Source	ICID Incident Type	ICID Enforcement Action	Findings (Comments)	Status	Compliance Date
10/26/2007	The Preferred Image of Los Gatos Auto Collision Center	663 Industrial Way Los Gatos, CA 95030	Illicit discharge inspectors	Automotive Facilities	Vehicle washing	Verbal Notice	Noticed truck being washed with rinse water flowing to the street. Talked to employee. He moved the truck inside the garage to wash it. They have waste water capture system which works if the vehicle is within the designated wash area.	2nd Inspection Required	3/6/2008
11/16/2007	Los Gatos Body Shop	17462 Shelburne Way	Illicit discharge inspectors	Automotive Facilities	Vehicle washing	Verbal Notice	Pump in rear of shop was not working.	2nd Inspection Required	11/19/2008
11/16/2007	Supreme Auto Body Shop	657 Industrial Way Los Gatos, Ca	Illicit discharge inspectors	Automotive Facilities	Vehicle washing	Verbal Notice	Inspector talked to Jack Sorokin. Pump was broken and needed to be repaired. Promised to repair by Tuesday.	2nd Inspection Required	2/1/2008
11/19/2007	Los Gatos Auto Body Shop	17642 Shelburne Way Los Gatos, CA	Illicit discharge inspectors	Automotive Facilities	Vehicle washing	No Action	Owner called said pump was installed. Jack checked it out. Pump is installed and working properly.	Incident - Resolved	11/19/2007
2/1/2008	Preferred Image, auto body shop	663 Industrial Wy., Los Gatos	Illicit discharge inspectors	Automotive Facilities	Vehicle washing	Verbal Notice	Follow up with Gary. Said he has the sump pump, but has not installed it yet. Said they no longer wash vehicles. Take them to commercial car wash.	2nd Inspection Required	3/6/2008
3/5/2008	Silicon Valley Auto Group	66 E. Main St., Los Gatos 95030	Illicit discharge inspectors	Automotive Facilities	Vehicle washing	Verbal Notice	Drive by. Washing a car out in street. No time to stop. Went back on 03/06/08. Told them to use their wash rack. Said they were only rinsing. Should still use wash rack. Left brochure.	Incident - Resolved	3/6/2008
5/1/2008	The Preferred Image	663 Industrial Way, Los Gatos 95030	Illicit discharge inspectors	Automotive Facilities	Vehicle washing	No Action	Gary called me. Said pump and grate are installed. Wants me to see it. Went right out. Works great. Took pictures.	Incident - Resolved	5/1/2008
5/16/2008	Hertz Rental Car	15525 B Los Gatos Blvd., Los Gatos 95032	Other agency	Automotive Facilities	Vehicle washing	Verbal Notice	Fire reported washing cars in back parking lot. Explained difference between SD & sewer. Comm. Car wash best. Gave her brochures on "Vacu Boom". She will look into it and call me.	2nd Inspection Required	5/16/2008
Water line breaks									
6/6/2008	San Jose Water Co., construction on shoulder of road	More Av. @ Montclair Rd., Los Gatos	Citizen Complaints	Construction Sites	Water line breaks	No Action	Cheri Donnelly called. SJ Water construct project on shoulder. Main line break. Water ran several days. Gutter a mess. Broken sand bags, dirt, etc. Needs clean up, when project is completed.	Incident - Resolved	6/23/2008

This Page Intentionally Left Blank

041123

Town of Los Gatos

Parks and Public Works Department
41 Miles Avenue
Los Gatos, California 95030
(408) 399-5770

September 26, 2007

To: Los Gatos Residences of Montclair (269,265,261,257,253,249,245,241,237,233,229,225) Old Adobe (248,244,240,236,232,228,224,220) Verona Ct (124,127) Louise Ct (100,104,108)

Re: Illegal dumping of Debris (yard clippings, pool drains, dirt, litter) into Storm Drain Ditch

Dear Property Owners,

I am contacting your neighborhood due to illegal dumping of various items into the storm drain ditch located between the homes on Montclair and Old Adobe. This was discovered by Town crews during this week's annual storm drain clean-up. An inspector from the West Valley Clean Water program left door hangers to inform your neighborhood of the issue. This letter is to provide you with information on the purpose of storm drains and to ask for your assistance in helping to keep it clean from illegal substances.

This storm drain ditch (V-ditch) is to carry rain water to a main drainage channel. It is in a public utility easement and is maintained annually by Town crews. Its purpose is to collect rain water that flows from your homes' roofs and backyards, which then flows into the creek and ultimately into San Francisco Bay. No other substances are allowed to be placed on this easement, including dirt, garbage, pool or spa drainage or yard clippings, as all of these are untreated and can pollute the waterways and harm wildlife.

This combination of silt, herbicides, debris and pool/spa chemicals is of great concern. State, regional and local regulations and ordinances concerning pollution of the creeks and bay consider these activities an illegal use of the storm drain system. We need your help to maintain access and to help keep the storm drain system clear. **We need your help** to keep the storm drain clean:

- please **inform your gardeners** to discontinue dumping trimmings over the fence. Inform them to **use the yard waste bins** provided by the Garbage Company,
- review your pool/spa drainage system and **redirect pool/spa drainage to your sanitary sewer clean-out**
- inform your family members to **make sure everyone is informed** and
- if you observe **illegal dumping, please call (408) 828-4658** the West Valley Clean Water Program

We truly need everyone's cooperation to keep our storm drain and creeks clean. For more information about this issue, please contact the West Valley Clean Water Program at (408) 354-5385.

Sincerely,

Kevin Rohani, P.E.
Interim Director

cc: Cheri Donnelly, West Valley Clean Water Program

THIS PAGE INTENTIONALY LEFT BLANK

041125

Training Summary: Illicit Connections & Illegal Dumping Activities

Training Description	Date	Attendees
US EPA Stormwater Programs Webcast Series: Conducting Illicit Discharge Detection and Elimination Investigations . **Speaker:** Jennifer Zielinski, Center for Watershed Protection; Harry Stark, Cuyahoga County Board of Health; Nikos Singelis, US EPA Stormwater Program **Topics:** • IDDE 101 Review • Desktop Assessments • Field Assessments • IDDE Case Study • Post Screening Prioritization • Detailed Sampling and Analysis	July 11, 2007	**WVCWP (2)** Inspector Manager
Urban Runoff Staff Meeting/ Training **Speaker:** Cheri Donnelly, WVCWP Program Manager Topics: • Inter- Agency arrangement and cooperation (You call us- We call you) • Common stormwater polluters: Dumpsters, grease, mop water, Kitchen supplies. • Common issues at food handling facilities	Aug 28, 2007	**WVCWP (2)** Manager Inspector **DEH (1)** Inspector
IPM Exchange Field Trip/Mtg By: San Francisco Estuary Project/ABAG; City of Palo Alto • on effective IPM techniques for managing argentine ants • tour of the Palo Alto Golf Course to view an innovative project to reduce the ground squirrel population using a visual barrier in lieu of pesticides as well as raptor and owl perches Handouts: • Tips For an Effective Argentine Ant Inspection (#3) • Ant Inspection Checklist (#4) • What to do When Argentine Ants Invade a Building (#5) • Notes on Baiting Argentine Ants (#7) • Diversionary Baiting Strategies for Argentine Ants (#8)Research Review: In search of the 'sweet spot': Borate-based liquid ant baits must have just the right amount of active ingredient to do the trick; by Drs. John Klotz, Michael Rust, Chri Amrhein and Robert Krieger Contributors; published September 2007:Pest Control Mag; www.PestControlMag.com	Dec 11, 2007	**WVCWP (1)** Inspector

Los Gatos

Santa Clara Valley Urban Runoff Pollution Prevention Program

FY 2007-2008 ANNUAL REPORT

Training Description	Date	Attendees
Urban Runoff Food Facility Inspection Program Annual Meeting Speaker: Jack Lovell-WVCWP Inspector Topics: • Inter- Agency arrangement and cooperation (You call us- We call you) • Common stormwater polluters: Dumpsters, grease, mop water, Kitchen supplies. • Inspector typically speaks w/ labor vs. owner- Pictures are a good way of overcoming communication and language barriers. • Inspector's Referral Process for Potential Violations: The inspector receives potential violation notices from various sources including citizens, City staff, Fire, DEH, WVSD, and drive bys. • WVSD: Oils, fats, grease (FOG) program is another program focused on similar issues, so is another resource for obtaining compliance and cooperation. • Forms of Documentation- used by WV Inspectors, IND reports for unexpected, unscheduled visits. ICID reports for 24 Hr responses to reported incidents. NTC (Notice to Comply) if non-SW hits SD, city must follow through. Triplicate: 1. Violator 2. City 3. WVCWP • Florescent Light Bulbs/Batteries-Safe Disposal: Handout: "What You Don't Know About Mercury" Answers How to dispose of products that contain Mercury: fluorescent bulbs, thermometers and batteries. • List Samples of Available Reference Materials: The inspector distributed educational brochures such as restaurant posters, vehicle washing, dirt tracking, auto body shop, vehicle maintenance, and always a business card during and following an inspection. XREF into: Merc, ICID, PIP handouts	April 22, 2008	**WVCWP (2)** Inspector Manager **Dept of Env Health (16)** Supervisor Inspectors **City of Cupertino (2)** Env Mgr Inspector
Annual Urban Runoff Inspection Training, SCC FD Speaker: J. Justice, Sr. Haz Mat'l Specialist/ URP Coordinator Topics: • Inter- Agency arrangement (contract), overlapping areas of concern • Difference between Storm Drain System & Sanitary Sewer System • Common stormwater polluters: trash from overflowing dumpsters, litter, fluids to storm drain (from kitchens, car washing, oils from leaking vehicles, etc), HHW items (fluorescent bulbs) • Review of handout material available and common BMPs • Inter-agency communication: Inspection Form, Forwarding Referrals, how/when to contact WV CWP	Jun 10-18, 2008	**WVCWP (2)** Inspector Manager **SCC FD** Inspectors, HazMat Inspectors, Engine Co

Gatos

Santa Clara Valley Urban Runoff Pollution Prevention Program

FY 2007-2008 ANNUAL REPORT

Training Description	Date	Attendees
Sharing Experience with Implementation of Stormwater Requirements at Development Projects. Speakers: Jill Bicknell EOA, Laura Prickett, Mike Campbell, George Otte, Karla Tompkins, Ed Boscacci, Sue Ma, Sarah Sutton, Eric Anderson (City of Mountain View), Tim Berger (City of Fremont). Topics: • Low Impact Development; Comparison between Green Building and C.3. Requirements • panel presentation on implementing stormwater requirements at local new and redevelopment projects • inspection of stormwater treatment measures during and after construction • inspection and maintenance of landscaping in stormwater treatment measures • local agency experience with BMP O&M inspections of treatment BMP's.	June 3, 2008	**WVCWP (2)** Manager Program Assistant **Campbell (2)** Public Works Inspector Senior Civil Engineer **Saratoga (1)** Senior Engineer
Annual Storm Drain Operations and Maintenance Training Meeting: WV Communities & WV Sanitation District Held at the Campbell Community Center; Sponsored by the WVCWP Speaker: Patrick Hansen (WVCWP), Kristy McCumby (City of Sunnyvale), Ed Oyama (WVSD). Topics included: • The WVCWP Program Assistant presented on the current NPDES Permit requirements and the possible future requirements of the MRP. • The Environmental Specialist from the City of Sunnyvale gave a presentation on Sunnyvale's storm drain catch basin insert pilot program. • WVSD Storm Drain structure cleaning & debris findings for each city (will be used to help identify • Discussion of Signage/labeling methods for storm drains. • Questions, comments, and evaluations.	June 20, 2008	**WVCWP (3)** Program Manager, Program Assistant, Inspector **Campbell (3)** Maintenance Mechanic, and two Street Maintenance workers **Los Gatos (3)** Arborist, Tree Trimmer, and Public Works Maintenance Worker **Saratoga (6)** Parks Lead, Public Works Manager, and 4-Street Maintenance Workers

THIS PAGE WAS INTENITONALLY LEFT BLANK

041129

Industrial Commercial Discharger Control Program

This Page Intentionally Left Blank

041131

Lc atos

Santa Clara Valley Urban Runoff Pollution Prevention Program

FY 2007-2008 ANNUAL REPORT

INDUSTRIAL/COMMERCIAL DISCHARGER CONTROL PROGRAMS

Annual Report FY 2007-2008 Self Evaluation Matrix

Source	Task Source	Work Plan Tasks	Accomplishments	Responsible Party
	URMP	a. Joint Inspections of Retail Food Facilities Continue inspection program w/ DEH. All facilities will be inspected a minimum of once per year. Report inspection results in Annual Report. WVCWP IC/ID Inspector will conduct follow-up and distribute BMP materials per DEH referrals. Continue to evaluate data management for improvements.	**LOS GATOS:** Approximate number of *food handling* facilities in Los Gatos is 217. In FY 07-08, all 217 food handling facilities in Los Gatos were inspected; most of them were inspected 2 or 3 times by Santa Clara County Environmental Health Specialists (inspectors).	Insp'ns conducted by SCC DEH WVCWP Inspector by referral
	URMP	b. Training & Evaluation Conduct annual joint training meeting with Cupertino and SCC DEH to evaluate Inspection Program and make improvements. Annual meeting per agreement.	On April 22, 2008 the WVCWP inspector conducted the annual WV Cities, Cupertino, and DEH inspector training meeting.	Annual Meeting WVCWP to coord. w/ Cupertino & DEH
	Continued from FY01-02 Pilot Program	c. WVCWP Restaurant Inspection Program Continue implementation of proactive inspection program targeting medium to large-scale restaurants. *Medium to large-scale* restaurants are defined as, restaurants with 6 or more employees and/or ones that routinely handle large quantities of grease.	**LOS GATOS:** The WVCWP Inspector conducted 8 additional inspections of food related facilities which have had previous stormwater issues. Approx. 48 *medium to large-scale* restaurants in Los Gatos	WV Inspector
	Continued from Restaurant Inspection Pilot	d. Support West Valley Sanitation District's Fats, Oils and Grease Program Expand scope of restaurant inspections to focus on grease trap maintenance. During	WVCWP manager and Inspectors met with DEH representatives to re-emphasize the importance of tracking grease maintenance records. WVCWP Inspector continued to alert restaurants about regularly maintaining grease	WV Inspector

Los Gatos

Santa Clara Valley Urban Runoff Pollution Prevention Program

FY 2007-2008 ANNUAL REPORT

		pro-active visits, the WVCWP Inspector will look at grease trap cleaning records. Any food facility without records will be referred to the West Valley Sanitation District for follow up.	interceptors and the need for record keeping.	
	URMP	e. Joint Inspections of Ind/Comm Facilities Based on terms of revised 6/30/06 Agreement with Fire Dept. The inspection frequency goal is 100%. The total number of facilities by business category inspected will be included in the annual report.	**LOS GATOS:** Renewed Joint inspection contract with the Santa Clara County Fire Department for a 5 year period, through July 2011. The SCCFD will inspect specific facilities, provide inspection forms, referrals for potential stormwater violations, and provide an annual inspection list. Approximate number of inspected facilities in Los Gatos is 91.	Inspections & data tracking conducted by SCC Fire WVCWP Inspector by referral
	URMP	g. Training & Evaluation Conduct annual joint meeting/training w/ SCC Fire to evaluate inspection reporting and confirm distribution of materials. Determine training topics, if needed, on the West Valley Fire Dept Inspection Agreement.	On June 10, 2008, the Fire Dept. conducted the annual Urban Runoff Inspection training program with Fire Dept. personnel and the WVCWP staff. On March 13th, 2008 the WVCWP Manager and the SCCFD met for the annual review of the joint inspection program, contract, and training topics.	Annual Mtg w/ WVCWP & Sr Haz Mat Specialist/ IND Inspectors
	URMP	h. NOI Filers Provide updated list of NOI Filers to SCC Fire.	**LOS GATOS:** The list of NOI sites, 4 in Los Gatos, was sent electronically to the Fire Dept on 4-21-08.	WV Inspector
	Continued from Vehicle Shop Inspection Pilot	i. WVCWP Vehicle Shop Inspection Program Continue to pro-actively inspect vehicle maintenance and car wash facilities as part of IC/ID inspection program. Suggest alternatives and promote improved car washing methods for auto businesses during IC/ID inspections. Document potential problems through resolution and submit to Program for Annual Report.	**LOS GATOS:** In FY07-08 the West Valley Inspector conducted 3 pro-active inspections of vehicle shops in the Town of Los Gatos. He also followed up on automotive shop referrals from the Fire Dept's facility inspections. The follow up inspections reported by the Fire Dept as potential violations have been moved to ICID (section 1) of this report.	WV Inspector

Lc atos

Santa Clara Valley Urban Runoff Pollution Prevention Program

FY 2007-2008 ANNUAL REPORT

Los Gatos Industrial/Commercial Inspection Report Data FY07-08

DEH Inspections

- 217 Food-Facilities
- 451 Inspections
- 4 potential / actual violations

Fire Dept Inspections

- 91 by Fire District (See list at right)
- 0 potential / actual violations

Fire Dept Inspections

- 35 Automotive
- 1 Construction/Bldg
- 2 Corp Yard
- 8 Dry Cleaners
- 3 Local Transit; Highway Transport
- 4 Pesticide Facilities
- 1 Haz Waste Facilities
- 3 Laboratory
- 14 Medical/ Dental
- 2 Misc Manuf
- 1 Pharmaceutical
- 4 Photo/Print
- 10 Underground Storage Tank
- 1 Veterinarian
- 1 Welding/ iron
- 1 Winery

Fire Dept referred 0
(See IC/ID table in section 1 of this report).

DEH referred 0

Fire Dept Report of Violations 0

Report from DEH 0

(16) WVCWP
Pro-active Inspections

- 3 Automotive
- 9 Food Service
- 1 Public Facility
- 3 Construction

IND & Commercial # of Inspections

WVCWP	16
Fire Dept	91
DEH	451
Total	**558**

Los Gatos

Santa Clara Valley Urban Runoff Pollution Prevention Program

FY 2007-2008 ANNUAL REPORT

Industrial/Commercial Program Evaluation

Fire Dept Inspections of Industrial / Commercial Facilities:

Of the 91 facilities inspected by the Fire Dept., no potential or actual violations were found and reported to the WVCWP for follow up. The list of violations is provided to WVCWP at the end of each fiscal year. The West Valley Inspector will schedule a training meeting with the Fire Dept Haz Mat Specialist in FY 08-09 to discuss further inspections of sites with reported violations during FY 07-08. The sites with previous violations will be prioritized for inspections at the beginning of FY 08-09.

After a steady stream of improvements and more communication between Fire Dept and WVCWP staff, the inspection program is prepared for maximum efficiency for the West Valley Cities in FY 08-09. When Saratoga was added to the Fire Dept Inspection Agreement for Campbell and Los Gatos (7/1/02), all West Valley facility inspections were coordinated under one umbrella. Monte Sereno does not conduct IND inspections because it has NO industrial or commercial facilities. Since 2001, WVCWP staff has met with Fire Dept staff at least twice a year to discuss standardized reporting, documentation and follow-up.

The West Valley Inspector's pro-active vehicle shop inspection program is designed to supplement Fire Dept facility inspections. Shop owners are made to realize the City's responsibility for making sure that the sites are in compliance with water quality requirements. The Inspector has made a positive impact with his visits and the distribution of educational materials depicting the right way to keep equipment, vehicle parts, and service areas covered, and all vehicle wash water managed properly. In a few cases the Inspector's meetings with vehicle shop owners have led to the facility's purchase of a wastewater capture system (noted in previous annual reports).

Annual Food Facility Inspection Training Meeting

Of the 217 facilities inspected by the DEH, no potential or actual violations were found and reported to the WVCWP for follow up. The Supervising Environmental Health Specialist at DEH had left and DEH was not always able to make the referrals to WVCWP due to staff shortage. However DEH has hired new staff and this will improve the coordination between DEH and WVCWP in FY 08-09.

On April 22,2008, DEH representatives met with the WVCWP Manager and Inspector. The importance of reporting all potential West Valley stormwater violations to the West Valley inspector was re-emphasized. Other topics covered at this meeting were (1) Updated contact information (2) How to report urban runoff violations to municipal inspectors to ensure accurate tracking and follow up (3) Feedback on the effectiveness of outreach and educational handouts (4) Reminder to distribute pesticide reduction fact sheets called "Don't Set a Table for Pests" to restaurants.

During FY 07-08 the West Valley Inspector continued a more aggressive effort to alert restaurants to the need for regular grease interceptor maintenance and record keeping. The WVCWP Inspector and the West Valley Sanitation District's Director of Operations continue to have discussions regarding grease interceptor maintenance records and related issues. The Sanitation District is notified if the records are not available. At the April 22, 2008 meeting, the West Valley Inspector again suggested that Environmental Health Specialists look for grease trap maintenance records during their restaurant inspections.

L ıtos
Annual Report FY 07-08
IND Commercial Inspections

Date	Facility Name	Facility Address	Enforcement Action	Inspection Notes	Notes
1/2/2008	Residence under construction	15520 Quito Rd., Los Gatos	No Action	Pro active inspection. Problems in past, pile of sand uncovered. All OK now. Sand has been removed.	All AOK now.
1/3/2008	Villa Felice Construction Site	15350 Winchester Blvd., Los Gatos	No Action	Pro active follow up inspection. Dirt tracking problem in past. All OK now. Major number of houses are completed. Road, SD, gutters installed.	Check monthly. Most of houses already constructed.
10/1/2007	Public Parking Lot	Behind businesses on E. side of N. Santa Cruz Av. from Hwy 9 to Safeway Store at 470 N.S.C.Av.	No Action	Pro active inspection. Problems in past. Excellent. All clean.	All clean today. See above.
10/1/2007	Safeway Store	470 N. Santa Cruz Av., Los Gatos 95030	No Action	Pro active inspection. Problems in past. Around garbage crusher in back. Today nice and clean. No food scrapes, no odor. Super! New Store Mgr., Jason Crivello, has made a difference.	Excellent. See above notes.
10/4/2007	Campo di Bocce Restaurant	565 University Av., Los Gatos, 95030	Level 1	Pro active inspection. Problem in past. Lids open in dumpster area. Same today. Told them next time I will call DEH, health problem. Closed them immediately. Got their attention.	Follow up. Keep after.
11/16/2007	The Preferred Image	663 Industrial Wy., Los Gatos	Level 1	Proactive inspection. During last visit, he promised to buy a pump to drain run off from washing vehicles sump to sink. Showed me the pump, but not installed yet. Follow up.	Follow up.
11/30/2007	Safeway Store	470 N. Santa Cruz Av., Los Gatos	Level 1	Pro active inspection. Tallow bin lid in back left open. Talked to Asst. Mgr. Jason Crivello will not be in until Monday. She closed it right away. Will talk to Jason.	Follow up monthly.
11/8/2007	Tandoori Oven Restaurant	133 N. Santa Cruz Av., Los Gatos	No Action	Pro active inspection. Problems in past. "Drain Doctor" was there. Cleaned out shower area in back which drains to sewer according to Manny, owner. Said he will hire professionals to clean out SD in back at his expense. Will block off SD and let me know	Have been there many times. Also, DEH, City, etc. Follow up.
12/28/2007	Sushi Restaurant	1458 Polllard Rd., Los Gatos	No Action	Pro active follow up inspection. Were washing mats outside in back. Too busy. Was lunch time. Go back in a week.	Follow up. Go back.
2/1/2008	Supreme Auto Body Shop	657 Industrial Wy., Los Gatos 95030	No Action	Pro active inspection. He has sump pump installed and working. Must be careful where vehicle is parked to capture run off.	He plans to talk to City in regard to gutter; has standing water.

Los Gatos
Annual Report FY 07-08
IND Commercial Inspections

Date	Facility Name	Facility Address	Enforcement Action	Inspection Notes	Notes
1/2/2008	Residence under construction	15520 Quito Rd., Los Gatos	No Action	Pro active inspection. Problems in past, pile of sand uncovered. All OK now. Sand has been removed.	All AOK now.
1/3/2008	Villa Felice Construction Site	15350 Winchester Blvd., Los Gatos	No Action	Pro active follow up inspection. Dirt tracking problem in past. All OK now. Major number of houses are completed. Road, SD, gutters installed.	Check monthly. Most of houses already constructed.
10/1/2007	Public Parking Lot	Behind businesses on E. side of N. Santa Cruz Av. from Hwy 9 to Safeway Store at 470 N.S.C.Av.	No Action	Pro active inspection. Problems in past. Excellent. All clean.	All clean today. See above.
2/1/2008	Bella Vista, old Villa Felice property	15350 Winchester Blvd., Los Gatos	No Action	Pro active inspection. Took Patrick Hansen to see housing development. Every thing looks OK. Many houses are built and occupied. More under construction.	All AOK.
2/1/2008	South Bay Towing	615 University Av., Los Gatos, storage yard in back	No Action	Pro active inspection. Looks good. Sump pump installed.	All AOK. Resolved.
2/26/2008	Compadres Restaurant	100 W. Hamilton Av., Campbell 95008	Level 2	Pro active inspection. Dumpster area very dirty. Lids open on dumpsters. Issued NTC#1920. They cleaned up right away. Shared dumpster w/two other businesses. See IND 40 & 41/0708.	Issued NTC#1920. All OK now. See IND 40 & 41/0708.
4/14/2008	Erik's Deli Café	15495 Los Gatos Blvd., Los Gatos	Level 1	Pro active inspection. Told them to clean up boxes in back and to please keep lids closed on dumpsters. Everything else is OK. Took pictures.	
4/14/2008	McDonald's Restaurant	15475 Los Gatos Blvd., Los Gatos 95032	Level 1	Pro active inspection. All clean except lids should be kept closed on dumpsters. Took pictures.	Told them to please keep lids closed on dumpsters.
9/19/2007	7-Eleven	657 N. Santa Cruz Av., Los Gatos 95030	No Action	Pro active inspection. All good. Clean. Lids closed in dumpster area. Store Mgr., Phong Pham, very cooperative. Excellent.	No problems. Excellent.
9/19/2007	Long Term Parking Lot, behind Starbucks	From Hwy 9 to Safeway store	Level 1	Pro active inspection. Behind Starbucks, two employees were dumping trash into dumpster. Dumpster area needs clean up which they did. There is a roof over dumpster area which is good. Asked them to keep lids closed.	All Ok now.

Lc atos

Santa Clara Valley Urban Runoff Pollution Prevention Program

FY 2007-2008 ANNUAL REPORT

Training Summary: IND

Training Description	Date	Attendees
Urban Runoff Staff Meeting/ Training **Speaker:** Cheri Donnelly, WVCWP Program Manager Topics: • Inter- Agency arrangement and cooperation (You call us- We call you) • Common stormwater polluters: Dumpsters, grease, mop water, Kitchen supplies. • Common issues at food handling facilities	Aug 28, 2007	**WVCWP (2)** Manager Inspector **DEH (1)** Inspector
Urban Runoff Food Facility Inspection Program Annual Meeting Speaker: Jack Lovell-WVCWP Inspector Topics: • Inter- Agency arrangement and cooperation (You call us- We call you) • Common stormwater polluters: Dumpsters, grease, mop water, Kitchen supplies. • Inspector typically speaks w/ labor vs. owner- Pictures are a good way of overcoming communication and language barriers. • Inspector's Referral Process for Potential Violations: The inspector receives potential violation notices from various sources including citizens, City staff, Fire, DEH, WVSD, and drive bys. • WVSD: Oils, fats, grease (FOG) program is another program focused on similar issues, so is another resource for obtaining compliance and cooperation. • Forms of Documentation- used by WV Inspectors, IND reports for unexpected, unscheduled visits. ICID reports for 24 Hr responses to reported incidents. NTC (Notice to Comply) if non-SW hits SD, city must follow through. Triplicate: 1. Violator 2. City 3. WVCWP • Florescent Light Bulbs/Batteries-Safe Disposal: Handout: "What You Don't Know About Mercury" Answers How to dispose of products that contain Mercury: fluorescent bulbs, thermometers and batteries. • List Samples of Available Reference Materials: The inspector distributed educational brochures such as restaurant posters, vehicle washing, dirt tracking, auto body shop, vehicle maintenance, and always a business card during and following an inspection. XREF into: Merc, ICID, PIP handouts	April 22, 2008	**WVCWP (2)** Inspector Manager **Dept of Env Health (16)** Supervisor Inspectors **City of Cupertino (2)** Env Mgr Inspector

Los Gatos

Santa Clara Valley Urban Runoff Pollution Prevention Program

FY 2007-2008 ANNUAL REPORT

Training Description	Date	Attendees
Annual Urban Runoff Inspection Training, SCC FD Speaker: J. Justice, Sr. Haz Mat'l Specialist/ URP Coordinator Topics: • Inter- Agency arrangement (contract), overlapping areas of concern • Difference between Storm Drain System & Sanitary Sewer System • Common stormwater polluters: trash from overflowing dumpsters, litter, fluids to storm drain (from kitchens, car washing, oils from leaking vehicles, etc), HHW items (fluorescent bulbs) • Review of handout material available and common BMPs • Inter-agency communication: Inspection Form, Forwarding Referrals, how/when to contact WV CWP	Jun 10-18, 2008	**WVCWP (2)** Inspector Manager **SCC FD** Inspectors, HazMat Inspectors, Engine Co

Public Agency Activities

This Page Intentionally Left Blank

041141

Lc atos

Santa Clara Valley Urban Runoff Pollution Prevention Program

FY 2007-2008 ANNUAL REPORT

PUBLIC AGENCY ACTIVITIES: Operations and Maintenance

FY 2007-2008 Work Plan Self Evaluation Matrix

Storm Drain Operations and Maintenance

Source	Task Source	FY07-08 Work Plan Tasks	FY 07-08 Accomplishments	Responsible Party
	2004 URMP	Annual Storm Drain Cleaning Continue contract w/ WVSD. Continue schedule/cycle for inspection and cleaning of storm drain system (two year cycle for residential & one year cycle for commercial/industrial); Public Works staff will clean high leaf drop and other noted areas more frequently and as needed.	LOS GATOS: West Valley Sanitation District (WVSD) performs systematic storm drain cleaning and inspection annually. Half of the Town's storm drains in residential areas are cleaned and inspected each year. Arterials and commercial/industrial areas are done annually. Town maintenance staff provides additional cleaning in high leaf drop areas and to remove storm debris from all inlets and grates as needed.	PW Director, WVSD per contract; Pub Works Supt coord in-field operations
		Trash Reduction Public Works Maintenance Division and/or WVCWP staff will provide additional cleanup of trash problem spots discovered by staff or reported by the public.	LOS GATOS: During inspections and cleaning of storm drain structures, WVSD staff notes catch basins that require additional cleaning. The data provides indications of trash problem areas by storm drain locations. Reports for the Town of Los Gatos included 49 structures that received additional cleaning due to excessive amounts of leaves and debris requiring 203.5 hours of Los Gatos maintenance staff time.	Town's WV Rep & Maint Supt coord in-field operations
	2004 URMP	Training - Annual WVSD/ Oper. & Maint. Meeting Annual WVSD & WVCWP / Operations & Maintenance. Supervisors meeting: evaluate status of annual storm drain cleaning and provide training on maintenance issues. Rural public works BMPs & SOPs may be reviewed as part of the annual WVCWP Street Maintenance Supervisors meeting.	The annual WV Storm Drain Op & Maintenance Supervisor's workshop was held on June 20, 2008 at Campbell Community Center. See Training Table for staff attendance. Staff from WVSD, WVCWP, and the other WV Communities also participated. Topics included: • The WVCWP Program Assistant presented on the current NPDES Permit requirements and the possible future requirements of the MRP. • The Environmental Specialist from the City of Sunnyvale gave a presentation on Sunnyvale's storm drain catch basin insert pilot program. WVSD Storm Drain structure cleaning & debris findings for each city will be used to help identify additional trash problem areas.	Mtg lead by WVSD; Attend by Pub Works Supt/Supvrs; Hosted by WVCWP

Los Gatos

Santa Clara Valley Urban Runoff Pollution Prevention Program

FY 2007-2008 ANNUAL REPORT

Source	Task Source	FY07-08 Work Plan Tasks	FY 07-08 Accomplishments	Responsible Party
		Annual S/D & Streets Oper. & Maint. Meeting WVSD & WVCWP Storm Drain and Street Maintenance Operation & Maintenance Supervisors meeting. - evaluate status of annual storm drain cleaning and provide training on maintenance issues. Rural public works BMPs and Street Sweeping BMPs may be included in this workshop.	LOS GATOS: The annual WV Storm Drain Op & Maintenance Supervisor's workshop was held on June 20, 2008 at Campbell Community Center. See Training Table for staff attendance. Staff from WVSD, WVCWP, and the other WV Communities also participated. Topics included: • The WVCWP Program Assistant presented on the current NPDES Permit requirements and the possible future requirements of the MRP. • The Environmental Specialist from the City of Sunnyvale gave a presentation on Sunnyvale's storm drain catch basin insert pilot program.	Mtg lead by WVSD; Attend by Pub Works Supvsrs/ Supt. Hosted by WVCWP
	C/I item -Source Control Measure	Storm Drain Stencils or Signage Continue to replace and/or upgrade storm drain stencils or signage on storm drains or catch basins, as needed. Stencils will be replaced with the type of stencil most appropriate for the location.	LOS GATOS: The number of storm drains inlets in the Town is approximately 1,200. Signage is replaced when no longer legible or bent when metal signs are used. Thermoplastic storm drain stencils are being applies selectively.	Public Works Maintenance Division; Maint Worker II for signs & Lead Maint Worker for stencils
Street Sweeping/ Pavement Management				
	URMP - Street Sweeping	a. Street Sweeping Program Residential swept monthly; arterials and commercial /industrial areas once weekly; commercial/ downtown at least once/week (with Town's regenerative air sweeper). A standard broom sweeper is used for additional cleanup in heavy leaf drop areas; other noted areas cleaned more frequently and as needed (construction zones - swept by responsible party).	LOS GATOS: The Town of Los Gatos has approximately 110 miles of curbed streets, which are swept on a three (3) week schedule. All sweeping is conducted with Town equipment operated by Town staff. In heavy leaf drop areas, a front-end loader/dump truck crew removes leaves prior to street sweeping. All residents and businesses are required to utilize large recycling bins for leaves and other yard waste as part of their trash collection service.	Street Sweeping Staff LG has its own sweeper – they bought a new one a few years ago

Lc atos

Santa Clara Valley Urban Runoff Pollution Prevention Program

FY 2007-2008 ANNUAL REPORT

		b. Street Sweeping Data Collection		
Source	**Task Source**	**FY07-08 Work Plan Tasks**	**FY 07-08 Accomplishments**	**Responsible Party**
	NPDES Permit	b. Street Sweeping Data Collection Collect and review street sweeping data for the Town and for the City of Monte Sereno (per Town/City contract); provide WVCWP with number of curb miles swept and cubic yards of debris. Separate totals by categories for residential and commercial/ industrial. Solicit feedback from Street Sweeping staff on effectiveness of the program.	LOS GATOS: Street Sweeping data was collected and provided to the SCVURPPP at the end of the fiscal year. See the three year comparison table in the evaluation section (below), for curb miles swept, debris collected and yard waste recycled.	Public Works Specialist to collect and report data to WVCWP
		c. Street Sweeping Training		
	FY07-08 Work Plan, RWQCB comments	c. Training As needed, provide training meetings on collection of street sweeping data to appropriate municipal staff.	LOS GATOS: Training for municipal staff on street sweeping data collection requirements and preferred sweeping methods, was provided at WVCWP's June 20, 2008, Storm Drain Operation and Maintenance workshop.	PW Dir. Coord w/ WVCWP to assist Public Works staff
Corporation Yard				
	URMP	a. SWPPP Review As needed, review and update the municipal Storm Water Management Pollution Protection Plan (SWPPP).	The WVCWP Inspector conducted a corporation yard walk-thru and reviewed SWPPP with staff. No other action taken during 07/08	PW Dir coord w/ PW staff

Los Gatos

Santa Clara Valley Urban Runoff Pollution Prevention Program

FY 2007-2008 ANNUAL REPORT

Source	Task Source	FY07-08 Work Plan Tasks	FY 07-08 Accomplishments	Responsible Party
	URMP	b. Staff Training Provide annual training on BMPs in Storm Water Pollution Prevention Plan w/ Corp-Yard walk-thru	LOS GATOS: The West Valley Clean Water Program Inspector met with Los Gatos Staff on May 29th, 2008 for the Annual Corp Yard Walk-Through Training. 19 Town Staff Attended (2 Superintendents, 1 Facility Mgr., 1 Mechanic, 15 Maint. Wkrs.) Leader: Jack Lovell, WVCWP Inspector Topics Covered Included: Review of SWPPP, Proper Spill Handling/Cleanup, Secondary Containment, Vehicle Washing, Training, Record Keeping, and Storage of Pesticides, Street Sweeping Data, E-waste Drop-off Sites, Requirements concerning Disposal and Record Keeping for Products Containing Mercury.	PW Dir coord. Staff training

Public Agency Activities: Operations and Maintenance Evaluation

Storm Drain Maintenance: In FY07-08, West Valley Sanitation District (WVSD) provided its third enhanced annual report to the cities on storm drain cleaning. Since June 2007 the reports have listed the structures that were inspected and cleaned with the maintenance crew's findings. A total of 1,254 structures were inspected.

- Of those inspected, 808 were found without any debris and were noted as "clean."
- Of those inspected, 446 had some visible debris upon inspection.
- Of those 446 that had visible debris, 49 had 10 pounds or more of debris and required cleaning
- Of the 49 storm drains that required cleaning, 41 required excessive/additional (50Lbs+) cleaning

Crews noted the weight and type of debris removed. Descriptors for solids removed are: leaves/paper, mud/dirt, foreign object, rocks/stone, sand/gravel, oil/soap and roots etc. The reports are generated from a database of numbered storm drain locations with the street names. The WVSD reports were distributed at the annual Storm Drain workshop on 6-20-08 and will be reviewed by WV cities as they determine future management actions for trash problem areas.

Storm Drain Stencils: The Town's decision to go back to using painted stencils for most applications, and using thermoplastic storm drain stencils in selected areas, is working very well. The Town decided to use thermoplastic stencils in selected areas because they are reflective, they adhere well to coarse and uneven surfaces and can withstand heavy traffic. The downside of using thermoplastic stencils is the cost (about $250 per stencil, installed) and they must be applied to a horizontal surface, preventing their visibility from a distance. Santa Clara County staff asked the WVCs for a recommendation on where to purchase metal plaques similar to those previously installed by the West Valley Cities. West Valley reported that municipal staff have discontinued application of the metal plaques because the sharp edges have a potential to get caught in street sweepers and bend, creating a potential to injure pedestrians or bicyclists. Replacing the plaques was also a problem. When plaques came loose or were removed, concrete chunks crumbled from the curb with the screws (used for attaching the plaques) making replacement in the same spot impossible.

Street Sweeping: The Town collected 3,996.5 cubic yards of debris in FY07-08. The Town generally sweeps the downtown commercial area weekly, and more often as needed. Therefore, the number of commercial curb miles swept will vary from year to year. The Town's a new regenerative air PM10 sweeper appears to collect more dirt and debris per mile swept than the old sweeper.

Lc atos

Santa Clara Valley Urban Runoff Pollution Prevention Program

FY 2007-2008 ANNUAL REPORT

In FY05-06, the Town of Los Gatos provided training to all the West Valley Cities by presenting their new Street Sweeper at a WVCWP workshop in June 2006. The Town's PW Superintendent answered questions from other municipal staff about cost and maintenance and gave a brief talk on why this model of sweeper was selected. The regenerative air sweeper is certified to pick up more, and generate fewer, small particles, which account for 5% to 7% of the material on the average street but contain over 60% of the pollutants targeted by EPA under the Clean Water Act. (Statistics were provided by Ranger Kidwell-Ross, speaker for World Sweeper.com at a street sweeping workshop held on 5-8-06 in San Jose).

Yard Waste - Curbside Collection and Recycling: The West Valley yard waste recycling program reduces the amount of debris that gets into the storm drain, since leaves are collected in oversized bins rather than being stored in the street. In FY 07-08, the total yard waste collected rose sharply from the previous two years for all West Valley cities. The reason for the increase is due to the garbage collection service's reporting methods. The totals were given for all diverted waste. Totals for yard waste recycled were not provided. The WVCWP asked the garbage collection company to provide separate yard waste totals for FY 08-09.

Training Evaluation: The WVCWP Storm Drain Maintenance Workshop (6/20/08) drew more staff participation this year. Municipal staff evaluated the workshop as having "All useful and pertinent information." Another response noted, "Today a new topic was covered about full capture. I would like to learn new BMP's in the future". It was evident that BMPs are being used by municipal staff but there was some frustration among street and park maintenance workers because they don't have enough authority to convince residents and private contractors to keep pollutants from reaching the storm drain system. The WVCWP Inspector offered his card to all attendees and requested that they report any incidents to him for immediate follow-up. One challenge is to catch the violator in the act of allowing pollutants into the storm drain system. By the time the incident, or the result of the incident, is seen it is often too late to stop it. The maintenance crews are generally called to clean up spills. Attendees requested continued updates on the MRP requirements for storm drain maintenance and street sweeping practices. Several of the attendees stayed after the workshop for additional discussion among the cities.

Corporation Yard SWPPPs: Los Gatos Corp Yard Walk-Thru

May 29, 2008

7:30 – 8:30 am

Attendance: 19 Town Staff Attended (2 Superintendents, 1 Facility Mgr., 1 Mechanic, 15 Maint. Wkrs.)

Leader: Jack Lovell, WVCWP Inspector

Topics:

- Review SWPPP
- Proper Spill Handling/Cleanup
- Secondary Containment
- Vehicle Washing
- Disposal of and Record Keeping of Products Containing Mercury (Mercury Booklet)
- Pesticides; Training, Record Keeping, and Storage
- Street Sweeping Data
- E-Waste Drop Off now at Goodwill Drop Off Sites
- Sign In Log; including name and job title
- Reminder of Upcoming Street Maint. & Storm Drain Supvs. Training on June 20.
- Took Pictures to Document

Los Gatos

Santa Clara Valley Urban Runoff Pollution Prevention Program

FY 2007-2008 ANNUAL REPORT

Rural Public Works Activities				
Source	**Task Source**	**FY07-08 Work Plan Tasks**	**FY 07-08 Accomplishments**	**Responsible Party**
Rural Public Works Perf Std	Rural Public Works Perf Std	Performance Standards Implementation Evaluate the effectiveness of Rural Public Works BMPs used on applicable maintenance activities (if any) regarding: a) management and/or removal of large woody debris and live vegetation from stream channels; b) stream bank stabilization projects; c) road construction, maintenance, and repairs in rural areas to prevent and control road-related erosion; and d) environmental permitting for rural public works activities. Report on these activities in the Annual Rpt.	LOS GATOS: During the 2007-2008 reporting year, the Town of Los Gatos complete the resurfacing of the roadways in the hillside areas on Jackson St, Oakhill Way, Grove St, Central Ave. Orchard St. Completed creek clean up and live vegetation removal in creek basins along Smith Creek, Almedra Creek, and along Shannon Rd and the West Main St. trouble spot invert.	Maint Supt and staff, Report to WVCWP for annual report
Training	FY07-08 Work Plan	Appropriate municipal staff or contracted staff will receive annual training on the use of current BMPs and SOPs, as noted in the performance standard. BMPs and SOPs may be reviewed as part of the annual WVCWP Street Maintenance Supervisors meeting.	LOS GATOS: All Rural Public Works efforts performed in 2007-2008 were performed by licensed contractors who by contract met and conformed to all BMP's and SOPs noted in the performance standards. BMPs and SOPs were reviewed as part of the annual WVCWP Street Maintenance Supervisors meeting and four (4) Los Gatos maintenance staff attended.	PW Dir coord. w/ Maint Supt and Maint Staff

Rural Public Works Activities Program Evaluation

Stormwater BMPs are discussed in pre-construction meetings with contractors; the Town inspects all contracted rural public works work in its jurisdiction and ensures the use of stormwater quality and erosion control BMPs. No CIPs involving Rural Public Works were conducted this year. Maintenance work included clearing of shoulders to prevent erosion and debris runoff during the rainy season. When future construction of Rural Public Works takes place, measures will be implemented for erosion prevention. All CIP projects involving rural road work includes specific guidelines on stormwater BMP's as a part of the bid package and construction documents.

L atos

Santa Clara Valley Urban Runoff Pollution Prevention Program

FY 2007-2008 ANNUAL REPORT

Street Sweeping Totals for FY05-06 through FY07-08

Curb Miles Swept

LOS GATOS 07-08

FY05-06	FY06-07	FY07-08
Residential	**Residential**	**Residential**
8,130 curb miles swept	**7,150 curb miles** swept	**6,772 curb miles**
Commercial & Arterials	**Commercial & Arterials**	**Commercial & Arterials**
2,948 curb miles swept	**2,175 curb miles** swept	**1523.5 curb miles**
Annual Combined Total	**Annual Combined Total**	**Annual Combined Total**
11,078 curb miles swept	**9,325 miles curb miles swept**	**8,295.5 miles curb miles**

Debris Collected

FY05-06	FY06-07	FY0708
Residential	**Residential**	**Residential**
3,049 cubic yards of debris collected	**3,837 cubic yards** of debris collected	**3,279.5 cubic yards**
Commercial & Arterials	**Commercial & Arterials**	**Commercial & Arterials**
1,089 cubic yards of debris collected	**1,118 cubic yards** of debris collected	**717 cubic yards**
Annual Combined Total	**Annual Combined Total**	**Annual Combined Total**
4,138 cubic yards of debris collected	**5,005 cubic yards** of debris collected	**3,996.5 cubic yards**

Yard Waste Recycled

FY05-06: An annual total of **9,250.7 tons** of yard waste was picked up by garbage collection service.

FY06-07 Residents and businesses recycled 4,052.4 tons of yard waste using Waste Management garbage collection service from July '06 to the end of January '07. In March the West Valley Cities changed contractors; the total amount of yard waste recycled using West Valley Collection and Recycling from 3/1 to 6/30 2007 was reported as 2,046 tons for a combined **total of 6,098.4 tons.**

FY07-08: An annual total of **19,236 tons** of diverted waste was picked up by garbage collection service. *

* Diverted waste totals are not representative of yard waste collected. Diverted waste totals include all waste that is diverted from landfills. The WVCWP asked the garbage collection company to submit separate totals for yard waste collected for FY 08-09.

THIS PAGE INTENTIONALY LEFT BLANK

041149

Training Summary: PUBLIC AGENCY ACTIVITIES

Training Description	Date	Attendees
National Park Service Road Maintenance Workshop **Speakers:** Bruce Badzik (National Park Service), Laura Speare (San Francisco Estuary Project), Tyler Ledwith (Workshop Coordinator), Steve Ortega (Environmental Compliance, National Park Service), Tyler Ledwith, Darren Fong (Aquatic Biologist, National Park Service). **Topics:** Roads and Watersheds, Salmon Habitat Needs, Effects of Roads on Watersheds and Salmon, Regulations and Permitting, Routine Road Maintenance BMPs, Unpaved and Paved Roads, Sediment & Erosion Control, Ditches & Road Shoulder, Side Casting & Spoils Disposal, Working Near Streams BMPs, Dewatering & Water Management, Culvert Repair, Woody Debris Management, Stream bank Stabilization, Local Fisheries, Emergency Work BMPs, Spoils disposal, Accident cleanup, Emergency utility repair, Emergency slide repair	November 7, 2007	**WVCWP (1)** Manager
Train The Trainer Workshop **Speakers:** SCVURPP Staff **Topics:** • Best Management Practices for Public Streets • Roads and Highway Operation and Maintenance • Best Management Practices for Corporation Yard Activities	November 13, 2007	**WVCWP (2)** Manager Program Assistant **Campbell (1)** Sr. Engineer **Saratoga (1)** Public Works Analyst
Sharing Experience with Implementation of Stormwater Requirements at Development Projects. **Speakers:** Jill Bicknell EOA, Laura Prickett, Mike Campbell, George Otte, Karla Tompkins, Ed Boscacci, Sue Ma, Sarah Sutton, Eric Anderson (City of Mountain View), Tim Berger (City of Fremont). **Topics:** Low Impact Development; Comparison between Green Building and C.3. Requirements; and a panel presentation on implementing stormwater requirements at local new and redevelopment projects; inspection of stormwater treatment measures during and after construction; inspection and maintenance of landscaping in stormwater treatment measures; and local agency experience with BMP O&M inspections of treatment BMP's.	Tuesday June 3, 2008	**WVCWP (2)** Manager Program Assistant **Campbell (1)** Public Works Inspector **Saratoga (1)** Senior Engineer

Los Gatos

Santa Clara Valley Urban Runoff Pollution Prevention Program

FY 2007-2008 ANNUAL REPORT

Training Description	Date	Attendees
Annual Storm Drain Operations and Maintenance Training Meeting: **WV Communities & WV Sanitation District** Held at the Campbell Community Center; Sponsored by the WVCWP Speaker: Patrick Hansen (WVCWP), Kristy McCumby (City of Sunnyvale), Ed Oyama (WVSD). Topics included: • The WVCWP Program Assistant presented on the current NPDES Permit requirements and the possible future requirements of the MRP. • The Environmental Specialist from the City of Sunnyvale gave a presentation on Sunnyvale's storm drain catch basin insert pilot program. • WVSD Storm Drain structure cleaning & debris findings for each city (will be used to help identify • Discussion of Signage/labeling methods for storm drains. • Questions, comments, and evaluations.	June 20, 2008	**WVCWP (3)** Manager Program Assistant Inspector **Campbell (3)** Maintenance Mechanic Street Maintenance Workers **Los Gatos (3)** Arborist Tree Trimmer Public Works Maintenance Worker **Saratoga (6)** Parks Lead Public Works Manager Street Maintenance Workers
Corporation Yard Staff Training/ Walk Thru: City of Saratoga Leader: Jack Lovell, WVCWP Inspector Topics: ▪ Review SWPPP ▪ Proper Spill Handling/Cleanup ▪ Secondary Containment ▪ Vehicle Washing ▪ Disposal of and Record Keeping of Products Containing Mercury (Mercury Booklet) ▪ Pesticides; Training, Record Keeping, and Storage ▪ Street Sweeping Data E-Waste Drop Off now at Goodwill Drop Off Sites ▪ Sign In Log; including name and job title ▪ Reminder of Upcoming Street Maint. & Storm Drain Supvs. Training on June 20. ▪ Took Pictures to Document	May 28th, 2008	**WVCWP (1)** WVCWP Inspector **Saratoga** (14) 2 Pub. Wks. Mgr 1 Street Maint. Specialist 1 Park Maint. Specialist 2 Leadworkers 8 Maint. Wkrs

L atos

Santa Clara Valley Urban Runoff Pollution Prevention Program

FY 2007-2008 ANNUAL REPORT

Training Description	Date	**Attendees**
Corporation Yard Staff Training/ Walk Thru: Town of Los Gatos Leader: Jack Lovell, WVCWP Inspector Topics: ▪ Review SWPPP ▪ Proper Spill Handling/Cleanup ▪ Secondary Containment ▪ Vehicle Washing ▪ Disposal of and Record Keeping of Products Containing Mercury (Mercury Booklet) ▪ Pesticides; Training, Record Keeping, and Storage ▪ Street Sweeping Data ▪ E-Waste Drop Off now at Goodwill Drop Off Sites ▪ Sign In Log; including name and job title ▪ Reminder of Upcoming Street Maint. & Storm Drain Supvs. Training on June 20. ▪ Took Pictures to Document	May 29, 2008	**WVCWP (1)** WVCWP Inspector **Los Gatos** (19) 2 Superintendents 1 Facility Mgr 1 Mechanic 15 Maint. Wkrs
Corporation Yard Staff Training/ Walk Thru: City of Campbell Leader: Jack Lovell, WVCWP Inspector Topics: ▪ Review SWPPP ▪ Proper Spill Handling/Cleanup ▪ Secondary Containment ▪ Vehicle Washing ▪ Disposal of and Record Keeping of Products Containing Mercury (Mercury Booklet) ▪ Pesticides; Training, Record Keeping, and Storage ▪ Street Sweeping Data ▪ E-Waste Drop Off now at Goodwill Drop Off Sites ▪ Sign In Log; including name and job title ▪ Reminder of Upcoming Street Maint. & Storm Drain Supvs. Training on June 20. ▪ Took Pictures to Document	May 15, 2008	**WVCWP (1)** WVCWP Inspector **Campbell** (31) 1 Pub. Wks. Superintendent 3 Supervisors 2 Leadworkers 20 Maint. Wkrs 1 Mech 2 Signal & Street Lighting 2 Office

THIS PAGE INTENTIONALY LEFT BLANK

041153

New Development Planning Procedures

This Page Intentionally Left Blank

041155

Lc atos

Santa Clara Valley Urban Runoff Pollution Prevention Program

FY 2007-2008 ANNUAL REPORT

PLANNING PROCEDURES

FY 2007-2008 Work Plan Self Evaluation Matrix

Source	Task Source	Work Plan Tasks	Accomplishments	Responsible Party
Planning Procedures				
	Provision C.3	Participate in Provision C.3 Oversight Ad Hoc Task Group (C3PO AHTG) to stay updated on current issues, respond to Program or RWQCB requests, and exchange questions, ideas or experiences, related to C.3 implementation with other Co-permittees.	WVCWP Manager participated in the C3PO AHTG meetings in order to present summarized information at West Valley monthly meetings and encourage feedback, as appropriate, from West Valley Co-permittee's.	WVCWP Mgr
			LOS GATOS: WVCWP Manager participated in the C3PO AHTG meetings to present summarized information at West Valley monthly meetings and encourage feedback, as appropriate, from West Valley Co-permittee's. Los Gatos' Sr Engineering Technician and an Associate Planner attended C3PO meetings in FY07-08 to keep the Town's Community Development and Engineering staff informed about C.3 project implementation from the other Santa Clara co-permittees and to stay informed about any updates to planning procedures requirements.	Town's WV Rep
	Municipal Regional Permit (MRP)	Provide municipal training as needed, to prepare for implementation of Municipal Regional Permit (MRP) requirements.	SCVURPPP Program Manager provided MRP updates to City Managers and Mayors meeting in Fall 2007, and to Management Committee members on a regular basis. Many discussions were held regarding comments and in response to a newly released MRP TO Draft in December 2007 and a revised MRP TO Draft in December 2007. WV reps were provided MRP updates at WV Monthly meetings. Additional discussions were conducted among WV Directors and WVCWP Program Manager to provide response and feedback for RWQCB March Public Hearing. Proposed MRP requirements were a top of discussion at WV	SCVURPPP, WVCWP, Municipal Staff

Los Gatos

Santa Clara Valley Urban Runoff Pollution Prevention Program

FY 2007-2008 ANNUAL REPORT

			City Mayors and Managers Meeting in March. City of Campbell Director of Public Works provided an update on the MRP at the WV City Managers roundtable in April 2008. MRP updates and status were provided to staff and WV CWP by various staff (SCVURPPP) at AdHoc Task Group meetings (topic specific). Annual C. 3. Workshop: "Sharing Experience with Implementation of Stormwater Requirements at Development Projects" Tuesday, June 3, 2008 Topics included: regulatory updates on the Municipal Regional Permit	
			LOS GATOS: Town Planning Staff met with WVCWP on 6/9, 6/12 and 6/26 to review planning procedures, AR and update on proposed MRP requirements.	Town's WV Rep, WVCWP Mgr
C.3.c. Requirements for Group 1 and Group 2 Projects				
Devlopmt Project Implement-ation	C.3.c.	As appropriate, revise guidance, website, procedures, and/or conditions of approval to facilitate implementation of development project requirements per the MRP.	C.3 guidance for all WV cities was revised and posted prior to 8/15/06 to include Group 2b projects, based upon current requirements. Updates to guidance documents, conditions of approval or other procedures will occur as needed, when MRP is adopted.	
			LOS GATOS: C.3 guidance for all WV cities was revised and posted prior to 8/15/06 to include Group 2b projects. The Town's Notice to Developers an Contractors may be viewed electronically at: http://www.town.los-gatos.ca.us/index.asp?NID=953	Assoc. Planner, Assoc. Civil Engineer, Town's WV Rep
		Municipal staff will receive training and/or attend Program workshops on applicable requirements for new development projects.	Annual C. 3. Workshop: "Sharing Experience with Implementation of Stormwater Requirements at Development Projects" Tuesday, June 3, 2008 Reining in the Rain: LID By CA Coastal Commission April 23 (Oakland), 25 (Santa Cruz) See also Training Table below for list of Workshops, Training, seminars or meetings which municipal staff attended	SCVURPPP or WVCWP to provide training

Lc atos

Santa Clara Valley Urban Runoff Pollution Prevention Program

FY 2007-2008 ANNUAL REPORT

C.3.e Operation and Maintenance of Treatment BMPs				
BMP Inspection Program O&M Verification	Permit C.3.e.iii	Provide details of O&M verification program in each annual report. Note organizational structure, evaluation of effectiveness, and proposed improvements. List or summarize treatment BMPs inspected during the year, inspection results, and required follow-up through resolution.	LOS GATOS: The Town has not yet conducted any BMP O&M inspections. Los Gatos has two regulated C.3 projects still under construction. After a project is completed, the Town Engineering Inspector will perform annual BMP inspections. Any enforcement issues will be referred to the Los Gatos Code Enforcement Officer for further action.	Public Works Engineering staff
Training & Evaluation	Work Plan	Training & Evaluation Continue to provide training to inspectors and data managers on O&M verification program requirements. Discuss evaluation of effectiveness and planned improvement to the program	Annual C. 3. Workshop: "Sharing Experience with Implementation of Stormwater Requirements at Development Projects" Tuesday, June 3, 2008 Topics included: shared experiences of O&M Inspection programs by two municipalities See Also: Training Table below for list of Workshops, Training, seminars or meetings which municipal staff attended	SCVURPPP and WVCWP to provide training or present Training Opportunities to Municipal Staff
			LOS GATOS: Admin analyst in PPW shared O&M verification program w/ Dept. Management team for discussion at Dept. Staff Meeting	Town's WV Rep, WVCWP
C.3.f Hydromodification Management Plan				
HMP – Hydrograph Modification Mngmt Plan	C.3.f	Continue implementing the HMP as part of requirements for qualified Group 1 projects that may cause increased erosion or other related impacts.	LOS GATOS: The Town implemented the HMP for Group 1 projects on 10-20-05. There were no HMP-regulated projects in FY07-08. Due to the nature of expected developments, the Town does not expect many projects will be subject to these requirements over the next few years. However, Public Works staff will continue to track regional implementation of the HMP.	Associate Civil Engineer
Training		Continue to provide incremental training on HMP requirements to City staff after adoption of the MRP via SCVURPPP workshops and/or WVCWP in-house staff training.	To stay informed of the most recent HMP developments, the WVCWP Mgr participates in the C3PO AHTG meetings. Proposed revisions to the HMP were reviewed during the West Valley Communities' round table discussions regarding the draft MRP in December 06 and June 07. To stay informed of the most recent HMP developments, the WVCWP Mgr attended HMP Briefing Meeting September 18th, 2007.	SCVURPPP Eng Div Plan. Div WVCWP to coordinate

Los Gatos

Santa Clara Valley Urban Runoff Pollution Prevention Program

FY 2007-2008 ANNUAL REPORT

HMP Reporting	C.3.f.viii	Summarize development and implementation status for projects incorporating HMP measures and provide details to WVCWP staff for Annual Report.	LOS GATOS: There were no HMP-regulated projects in FY07-08.	Town's WV Rep & Assoc. Civil Engineer
C.3.g Waiver and Compensatory Mitigation Program				
Waiver Program or Alternate Compliance	Permit C.3.g.	Currently Municipality does not offer an alternate compliance option to developers of Group 1 or Group 2 projects. No changes are expected to this approach in FY 07-08 unless regional watershed projects become available to support.	LOS GATOS: Currently Municipality does not offer an alternate compliance option to developers of Group 1 or Group 2 projects. No changes are expected to this approach in FY 07-08 unless regional watershed projects become available to support.	Eng Div
C.3.h Alternate Certification				
Alternate Certification reporting	Permit C.3.h	Report on all projects that are certified by someone other than municipal staff and the mechanism for ensuring outside certifiers are qualified.	LOS GATOS: The Town does not certify C.3 compliance for private projects. Typically projects listed in the project annual report tables, part 1 and part 2, would be certified according to the following procedure: the project applicant is responsible for having all stormwater measures certified for adequacy, according to the requirements of Provisions C.3.d & C.3.f and C.3.h. Additionally, the Town uses the lists of qualified civil engineers approved by the City of Sunnyvale and BASMAA to determine who is allowed to certify C.3 compliance for private development projects.	Town's WV Rep
C.3.l General Plan Update				
General Plan	Permit C.3.l	At next planned update, revise General Plan to reflect principles and policies to address requirements for development projects.	LOS GATOS: The Town's General Plan was revised in 2000. The General Plan updates are scheduled every ten years. (2010)	Assoc Planner & Town's WV Rep
C.3.n Reporting Requirements				
C3 Project Reporting	Permit C.3.n.i.	Report details required by the Permit for all Group 1 and Group 2 projects that received final approval for construction during FY07-08. E.g. list project name, location, type, deemed complete date, final approval date prior to grading, project size, amt impervious	LOS GATOS: See the attached table, Part 1 of the Los Gatos New and Redevelopment Projects Reporting Forms.	PW Engr. Div. Staff to collect data

		surface, watershed, developer name and S/W measures and treatments used.		
C3 Project Reporting	Permit C.3.n.ii.	For Group 1 and Group 2 projects, provide details in the annual report on the S/W treatments used, the sizing criteria, O&M verification status, any follow-up action, site design measures used, source control measures used and pesticide reduction measures required.	LOS GATOS: See the attached table, Part 2 of the Los Gatos New and Redevelopment Projects Reporting Forms.	Town's WV Rep provide data to WVCWP staff
Report Pesticide Reduction Measures	NPDES Permit Provision C.3.n.iii	For Group 1 and Group 2 projects, report on the percentage of projects for which pesticide reduction measures were required.	LOS GATOS: Los Gatos has an irrigation efficiency ordinance to promote use of less water and minimize runoff that can carry pesticides/fertilizers into local waterways. Town Code 26.40.030– encourages protection and preservation of native species, natural areas, and designs to minimize irrigation runoff. The Town's "Hillside Design Guidelines' limit the amount of non-native plants that can be used in new developments. A pesticide reduction fact sheet is given to all project applicants.	Assoc. Civil Engr. & Assoc Planner provide info to WVCWP staff

Planning Procedures Evaluation

Town Public Works staff continues to coordinate reviews with the Community Development Department to ensure that all development projects have written conditions to meet storm water quality requirements. In addition, Public Works staff assists developers and their design team members with C.3 technical and legal issues (specifically the BMP O&M agreement).

The Town's Public Works Director has followed the development of proposed MRP requirements with assistance and analysis by the Sr. Engineering Technician and the Public Works Analyst. Town staff, as part of West Valley monthly meetings, continues to examine and discuss feasible ways to implement some of the more challenging C.3 requirements proposed in the draft MRP.

In FY07-08 the Town of Los Gatos participated in the Water Resources Protection Collaborative. The Collaborative was enacted in an effort to clarify and streamline local permitting for streamside activities, representatives from the water district, cities, the county and business, agriculture, streamside property owner and environmental interests created a partnership known as the Water Resources Protection Collaborative. The approach makes a clear distinction regarding governance. Municipal organizations will continue to exercise their land use authority. The Collaborative developed model Guidelines and Standards which will serve as a basis for the District and municipal organizations to implement as appropriate. Each municipal organization will develop and apply these standards as needed for their jurisdiction. The Town of Los Gatos adopted these guidelines in early 2008.

THIS PAGE WAS INTENTIONALLY LEFT BLANK

041161

TOWN LOS GATOS

Reporting Form for Planning Procedures Performance Standard and Provision C.3.n.i. Reporting Requirements

Part 1

Group 1 and Group 2 New Development and Significant Redevelopment Projects Reviewed and/or Approved During FY 07-08

Project Name	Project Type	Site Size (ac. or s.f.)	New Impervious Surface (s.f.)	Area of Land Disturbed (ac.)	Project Status Deemed Complete & Project Approval Date	Storm Water Control Measures Included in Project
Private Projects						
1. Kennedy Rd @ Forrester – PD-06-03 [537-29-007&008] Watershed: Guadalupe Developer: Acorn Trust	Group 1 Planned development for large estate	15 ac.	40,000 s.f.	5 ac.	Approved by TC: 5/5/08 – Ord. introduced 5/19/08 – Ord. adopted Current Status: In planning process for A&S approval	Pervious pavement, bioswales, biofilters, detention pond.
2. 16683 Kennedy Rd. – M-07-144 [532-08-067] Watershed: Guadalupe Developer: Howard Rollett	Group 2 2 lot subdivision	0.61 ac.	Unknown. No house or amenities proposed with subdivision.	No land disturbance as part of the subdivision, just when house is to be constructed.	Approved by PC: 2/27/08 Final Approval: 3/10/08 Current Status: A&S applications forthcoming	Deed restriction for compliance with NPDES permit recorded concurrently with parcel map.
3. 15881 Linda Ave – PD-05-02 [523-25-020 &036] Watershed: Guadalupe Developer: Linda Court Partners	Group 1 7 lot subdivision adjacent to Ross Creek	3.25 ac.	40,000 s.f.	3 acres	Deemed Complete: 6/28/07 Approved by Council: 1/22/08 Current Status: In planning process for A&S approval	Pervious pavement, bioswales, infiltration structures.

TOWN OF LOS GATOS

Project Name	Project Type	Site Size (ac. or s.f.)	New Impervious Surface (s.f.)	Area of Land Disturbed (ac.)	Project Status Deemed Complete & Project Approval Date	Storm Water Control Measures Included in Project
Private Projects						
4. 55 Los Gatos-Saratoga Rd – PD-07-01 [529-23-007] Watershed: Guadalupe Developer: 55 Partners, LLC	Group 2 Renovate existing motel, convert portion of motel to retail and construct new retail space	1.55 ac.	Proposed: 51,614 s.f.	21,757 s.f.	Approved by TC: 1/22/08 – Ord. introduced 2/19/08 – Ord. adopted Current Status: In building process	Mechanical filtration.
5. 275 Los Gatos-Saratoga Rd. – S-07-158 [510-14-076] Watershed: Guadalupe Developer: Chris Blackwell	Group 2 Construct new commercial building	14,434 s.f.	Existing: 13,224 s.f. (87.3%) Proposed: 9,951 s.f. (68.9%) Decrease: 3,273 s.f.	14,000 s.f.	Approved by PC/DRC: 10/10/07 Final Approval: Not yet Current Status: Under construction	Bioswales
6. 15200 Los Gatos Blvd. – PD-06-05 [424-17-038 and 041] Watershed: Guadalupe Developer: John Aiassa & Westwood Company-Hamlin, LLC	Group 2 Construct a new commercial building (previous building destroyed by fire)	1.03 ac.	Existing: 31,234 s.f. (77.8%) Proposed: 30,660 s.f. (76.3%) Decrease: 574 s.f. (1.3%)	0.92 ac.	Approved by TC: 8/6/07 Final Approval: PD Ord. introduced Current Status: Under construction	Bio-filter, detention and infiltration structures.

TOWN LOS GATOS

Project Name	Project Type	Site Size (ac. or s.f.)	New Impervious Surface (s.f.)	Area of Land Disturbed (ac.)	Project Status Deemed Complete & Project Approval Date	Storm Water Control Measures Included in Project
Private Projects						
7. 15344 National Ave. – M-07-142 [421-13-032] Watershed: Guadalupe Developer: Citypoint Group, LLC	Group 1 Demolish existing church & subdivide parcel into seven lots; construct seven new single family homes	1.83 ac.	42,645 s.f. (53.5%)	1.83 ac.	Approved by PC: 1/9/08 Final Approval: 1/21/08 Current Status: In planning process A&S for new homes PC 8/13/08 lots 1-3	Bioswales, mechanical filtration.
8. 15400 Los Gatos Blvd. – PD-07-146 Watershed: Guadalupe Developer: Kenneth Rodrigues & Partners	Group 1 Demolish existing auto dealership; construct two story retail/office building with underground parking	2.03 ac.	Existing: 76,666 s.f. (87%) Proposed: 59,242 s.f. (67%) Decrease: 17,424 s.f. (20%)	1.76 ac.	Deemed Complete: Not yet Approved by PC/DRC: Not yet Final Approval: Not yet Current Status: Pending	Vegetated swales
9. 14881 National Ave. & 14830 Los Gatos Blvd. Watershed: Guadalupe Developer: John Lien	Group 2 Demolish two single family residences and construct new office building with underground garage	0.85 ac.	Existing: 9,580 s.f. (26%) Proposed: 27,604 s.f. (75%) Increase: 18,024 s.f. (49%)	0.63 ac.	Deemed Complete: 6/24/08 Final Approval: Not yet Current Status: In planning process	Storm water filtration devices

TOWN OF LOS GATOS

Project Name	Project Type	Site Size (ac. or s.f.)	New Impervious Surface (s.f.)	Area of Land Disturbed (ac.)	Project Status Deemed Complete & Project Approval Date	Storm Water Control Measures Included in Project
Private Projects						
10. 300 Marchmont Dr. Watershed: Guadalupe Developer: Hillbrook School	Group 2 Modification to demolish cafeteria to construct new library, cafeteria	0.99 ac.	Existing: 8,357 s.f. Proposed: 7,592 s.f. Decrease: 765 s.f.	0.19 ac.	Deemed Complete: 6/1/07 Final Approval: 9/4/07 Current Status: Building permit pending	On site drainage systems: filtration device such as a bioswale or permeable pavement
Public Projects						
1. 15900 Los Gatos Blvd. Watershed: Guadalupe Developer: Town of Los Gatos	Group 2 Modification to existing building to construct a police operation facility	1.09 ac.	No net increase	Less than 0.23 ac.	Final Approval: 2/4/08 Current Status: Building permits have been approved	Bio-swale

Town ‹ ›s Gatos

Reporting Form for Planning Procedures Performance Standard and Provision C.3.n.ii. & iii. Reporting Requirements

Part 2

Stormwater Control Measures[1] Reviewed and/or Approved During FY0708

Project Name	Treatment BMPs	Numeric Sizing Criteria Used	O&M Responsibility Mechanism and Responsible Party	Site Design Measures	Source Control Measures	Pesticide Reduction Measures
Private Projects						
1. Kennedy Rd @ Forrester – PD-06-03 [537-29-007&008]	Pervious pavement, bioswales, biofilters, detention pond	Flow and volume based	Exempt, single family home	Pervious Pavement	Permanent erosion control (ex:: retaining wall, slope protection, outfall energy dissipater) Stencil catch basins	Landscape Maintenance Techniques for Pest Reduction given to developer in application packet
2. 16683 Kennedy Rd. – M-07-144 [532-08-067]	Deed restriction for compliance with NPDES permit recorded concurrently with parcel map. Measures will be determined during the Architecture and Site approval process	Flow based	Homeowner	Measures will be determined during the Architecture and Site approval process	Measures will be determined during the Architecture and Site approval process	Landscape Maintenance Techniques for Pest Reduction given to developer in application packet
3. 15881 Linda Ave – PD-05-02 [523-25-020 &036]	Pervious pavement, bioswales, infiltration structures.	Flow and volume based	HOA	Pervious pavement	Terracing and landscaping Stencil catch basins	Landscape Maintenance Techniques for Pest Reduction given to developer in application packet

[1]List all projects with new impervious surface area greater than 10,000 s.f.

See SCVURPP "C.3. Handbook: Guidance for Implementation of Stormwater Requirements for New and Redevelopment Projects".

*Projects that do not require stormwater treatment because they fall under the Alternative Compliance Program must be reported as per Provision C.3.g.v. (see Reporting Form Part 3).

Town of Los Gatos

Project Name	Treatment BMPs	Numeric Sizing Criteria Used	O&M Responsibility Mechanism and Responsible Party	Site Design Measures	Source Control Measures	Pesticide Reduction Measures
Private Projects						
4. 55 Los Gatos-Saratoga Rd – PD-07-01 [529-23-007]	Mechanical filtration.	Flow based	Property owner	None	Stencil catch basins	Landscape Maintenance Techniques for Pest Reduction given to developer in application packet
5. 275 Los Gatos-Saratoga Rd. – S-07-158 [510-14-076]	Bioswales	Flow based	Exempt, under 10,000 square feet	None	None	Landscape Maintenance Techniques for Pest Reduction given to developer in application packet
6. 15200 Los Gatos Blvd. – PD-06-05 [424-17-038 and 041]	Bio-filter, detention and infiltration structures.	Flow and volume based	Property owner	None	None	Landscape Maintenance Techniques for Pest Reduction given to developer in application packet
7. 15344 National Ave. – M-07-142 [421-13-032]	Bioswales, mechanical filtration.	Flow and volume based	Maintenance Agreement	None	Stencil catch basins	Landscape Maintenance Techniques for Pest Reduction given to developer in application packet
8. 15720 Winchester Blvd. – S-07-034 [424-27-011 and 051]	Vegetated swales, detention system	Flow and volume based	Property owner	None	Stencil catch basins	Landscape Maintenance Techniques for Pest Reduction given to developer in application packet

Town [illegible]s Gatos

Project Name	Treatment BMPs	Numeric Sizing Criteria Used	O&M Responsibility Mechanism and Responsible Party	Site Design Measures	Source Control Measures	Pesticide Reduction Measures
Private Projects						
9. 300 Marchmont Dr.	On site drainage systems: filtration device such as a bioswale or permeable pavement	Flow based	Property owner	Pervious pavement	None	Landscape Maintenance Techniques for Pest Reduction given to developer in application packet
Public Projects						
1. 15900 Los Gatos Blvd.	Bio-swale	Flow based	Exempt, under 10,000 square feet	None	None	Landscape Maintenance Techniques for Pest Reduction given to developer in application packet

Town of Los Gatos

Reporting Form for Planning Procedures Performance Standard
and Provision C.3.g.v. Reporting Requirements

Part 3

Alternative Compliance/Waiver Program Projects
Reviewed and/or Approved During FY0708

Project Name and Location	Project Type	Final Percent Impervious Surface	Reasons for Allowing Alternative Compliance	Alternative Compliance Terms	Project Receiving Benefit (Date of Completion)
Private Projects					
Public Projects					

NOTE: Alternative Compliance / Waiver Program is not used by Town of Los Gatos

Lo tos

Santa Clara Valley Urban Runoff Pollution Prevention Program

FY 2007-2008 ANNUAL REPORT

Training Summary: Planning Procedures

Training Description	Date	Attendees
HMP Briefing Meeting **By**: WVCWP/ SCVURPPP **Speakers:** EOA/ SCVURPPP **Topics covered included:** Background on Current HMP Applicability Map, Water Board and Co-Permittee Concerns, Discussion of Alternatives for Map Revisions, Discussion of Impacts in Specific Areas, and Next Steps.	September 18, 2007	**WVCWP (1)** Manager **Campbell (1)** Sr. Engineer **Los Gatos (1)** Engineer **Monte Sereno (1)** Engineer **Saratoga (1)** Engineer
HMP Update at WV Meeting **By:** WV CWP **Speakers**: WV Pgm Manager **Topics covered included**: Background on Current HMP and proposed HMP requirement in MRP, Water Board and Co-Permittee Concerns.	September 25, 2007	**WVCWP (1)** Manager **Campbell (1)** Sr. Engineer **Saratoga (1)** PW Analyst
Reining in the Rain: Watershed-Friendly "Low Impact Development" Site Design, Permeable Pavements, Planning and Funding Strategies for Stormwater Management **By:** Coastal Commission **Speakers**: A. Wanger, CA Coastal Commission; T. Lawrence, Center for Water & Land Use, UC Davis Ext; J. Bicknell, EOA/CASQA, B. Wolfe, SF RWQCB; Mitch Avalon, Contra Costa PW; A. Youngs, CA-NV Cement Assn; B. Milar, CA Asphalt Pavement Assn; D. Smith, Interlocking Concrete Pavement Institute **Topics covered:** Resource-Based Land Use and Planning, Low Impact Development-the How's and Why's, LID Stormwater Treatment and Hydromodification Management, Regional Perspective on LID Regulation & Implementation, LID and Flood Control. Afternoon session TRACK A workshop: Permeable Pavements *plus* Stormwater NPDES Compliance or TRACK B workshop: Learn, Plan, and Act on Local LID.	April 23, 2008 (Oakland, CA)	**WVCWP (2)** Manager Program Assistant
Reining in the Rain: Watershed-Friendly "Low Impact Development" **By**: Coastal Commission **Speakers**: E. Neale, Resource Conservation District of Santa Cruz County; A. Wanger, CA Coastal Commission; T. Lawrence, Center for Water & Land Use, UC Davis Ext; E. Berntsen, SWB/Stormwater Section; R. Fatoohi, Santa Cruz County; A. Youngs, CA-NV Cement Assn; B. Milar, CA Asphalt Pavement Assn; D. Smith, Interlocking Concrete Pavement Institute; R. Ketley, City of Watsonville; B. Markowitz, EarthCraft Design; S. Peterson/ J. Janceki, Janecki & Assoc, Inc; R. Cooper/ P. Hasse, Fall Creek Eng, Inc **Topics covered**: Resource-Based Land Use and Planning, Low Impact Development-the How's and Why's, LID Stormwater Treatment and Hydromodification Management, Regional Perspective on LID Regulation & Implementation, LID and Flood Control. Afternoon session TRACK A workshop: Permeable Pavements or TRACK B workshop: Implementing LID Locally	April 25, 2008 (Santa Cruz, CA)	**Saratoga (2)** Public Works Analyst Building Inspector

Los Gatos

Santa Clara Valley Urban Runoff Pollution Prevention Program

FY 2007-2008 ANNUAL REPORT

Training Description	Date	Attendees
Construction Site Management Workshop Monday, December 3 (targeted for municipal staff) or Tueday December 4, 2007 (targeted for contractors) Quinlan Community Center, 10185 N. Stelling Road, Cupertino, CA, 95014 or October 31, 2007 at the Green Building Exchange, 305 Main Street, Redwood City, 8:00 am – 3:00 pm **By**: SCVURPPP and SFEP, SF RWQCB and Friends of the Estuary **Speakers:** Jill Bicknell, Santa Clara Valley Urban Runoff, Cecil Felix, San Francisco Regional Water Quality Control Board, Scott Taylor, RBF Consulting, **Topics included:** Construction site regulations & responsibilities; effective erosion and sediment control BMPs, inspection, monitoring and sampling; site plan update procedures; post construction requirements; vendor exposition; and a demonstration site visit; Proper Erosion Control Techniques, Grading, Proper use of Waddles, and Storage of Hazardous Materials	Monday, December 3 (targeted for municipal staff) or Tuesday December 4, 2007 (targeted for contractors) or October 31, 2007	**WVCWP (2)** Manager Assistant **Campbell (3)** Sr Engineer 2 PW/Engineer Staff **Saratoga (2)** 2 PW/ Building Staff
SCVURPPP Annual C. 3. Workshop: "Sharing Experience with Implementation of Stormwater Requirements at Development Projects" Tuesday, June 3, 2008 Sunnyvale Community Center Ballroom 550 E Remington Drive, Sunnyvale 8:30 am – 3:30 pm **By:** SCVURPPP **Speakers:** J. Bicknell, EOA/ SCVURPPP; S. MA, SF RWQCB; E. Anderson, City of Mt. View; T. Berger, City of Fremont; others **Topics covered:** Low Impact Development; comparison between Green Building and C.3. Requirements; and a panel presentation on implementing stormwater requirements at local new and redevelopment projects; inspection of stormwater treatment measures during and after construction; inspection and maintenance of landscaping in stormwater treatment measures; and local agency experience with BMP O&M inspections of treatment BMP's.	Tuesday June 3, 2008	**WVCWP (2)** WVCWP Manager WVCWP assistant **Campbell (2)** PW Inspector Sr. Engineer **Los Gatos (3)** Building Inspector 2 Asst. Planner **Saratoga (3)** Sr Engineer 2 Assistant Planner

Construction Inspection

This Page Intentionally Left Blank

041173

Lc ıtos

Santa Clara Valley Urban Runoff Pollution Prevention Program

FY 2007-2008 ANNUAL REPORT

CONSTRUCTION INSPECTIONS

FY 2007-2008 Work Plan Self Evaluation Matrix

Source	WP Task	Work Plan Tasks	Accomplishments	Responsible Party
	URMP	Staff Training Participate in and support RWQCB and Program- sponsored workshops on erosion control and construction BMPs; support distribution of related materials.	WVCWP Manager participated in the C3PO AHTG meetings to present summarized information at West Valley monthly meetings and encourage feedback, as appropriate, from West Valley Co-permittee's. Los Gatos' Sr Engineering Technician and an Associate Planner attended C3PO meetings in FY07-08 to keep the Town's Community Development and Engineering staff informed about C.3 project implementation from the other Santa Clara co-permittees and to stay informed about any updates to planning procedures requirements. Building Inspector attended Annual C. 3. Workshop: "Sharing Experience with Implementation of Stormwater Requirements at Development Projects", Tuesday, June 3, 2008	WVCWP to coord w/ SCVURPPP; inspectors to attend training
	URMP	Construction Inspections Continue construction site inspections and follow-up for stormwater issues (i.e., mud tracking, mat'l storage, housekeeping, etc.). Document sites inspected and note any violations through final resolution. Report violations to WVCWP for Annual Report.	Town Code Sec. 12.20.010 et seq., requires erosion and sediment control materials to be onsite by October 1st and in place before October 15th. Once-a-week inspections, and additional inspections during and after every major storm, are carried out by Town Engineering staff on all sites with active grading permits. During FY06-07 the Town had 21 active grading permits. Engineering Inspectors check for erosion control, proper materials storage and disposal and other construction-related Best Management Practices.	Eng & Bldg Inspectors WV Inspector by referral

Los Gatos

Santa Clara Valley Urban Runoff Pollution Prevention Program

FY 2007-2008 ANNUAL REPORT

FY0607 Construction Inspection Evaluation Los Gatos

Construction Site Evaluation:

FY 07-08		FY 06-07	
Complaint not found	1	Accidental Spills	1
Non-Haz Mat'l - uncovered	1	Allowable Discharge	1
Grey water/washwater	3	Dirt Tracking	2
Water Line	1	Outside of Town's Jurisdiction	2
BMP Maint	1		6
	7		

The Construction Inspection Program currently works well due to coordinated efforts between the Town's engineering inspectors and the WVCWP Inspector. Potential incidents reported by other agencies or citizens, are inspected and re-inspected until resolution is achieved. Six ICID reports were found to be at construction sites during FY0708, and this is comparable to last year, when the WVCWP Inspector responded to six (6) construction-related incident calls for the Town. Both of the dirt tracking sites were revisited in FY-07-08. The number of incidents in Los Gatos has dropped from seventeen (17) in FY04-05 to seven (7) in FY05-06 and then to (4) in FY06-07 (within the Town's jurisdiction). Two incidents in FY06-07 were outside the Town's jurisdiction, totaling six incident calls for FY06-07. However, the number of reported incidents may increase when WVCWP's half-time Inspector has time for drive-by inspections to watch for minor remodeling jobs, which do not require a permit. Smaller home improvement jobs i.e. painting, landscaping, re-flooring, re-tiling and concrete replacement, etc. can go unnoticed, but do contribute to stormwater violations. In FY06-07 the WVCWP inspector spent most of his time responding to incident calls and conducting pro-active inspections of restaurants and vehicle maintenance facilities.

Construction Site & Erosion Control Training – Three of the Town's Public Works Engineering staff attended a WVCWP training meeting on June 27, 2007, which was planned for Saratoga construction inspection staff. Town staff asked to be included to ensure stormwater training for their new Engineering Inspector. During FY06-07 the WVCWP Mgr made it a priority to provide additional training on construction inspection requirements and to encourage self evaluations of municipal inspection programs. Several WV meetings and municipal training sessions were held to discuss BMPs, URMP requirements and documentation of inspection activities. Early in FY06-07 it was determined that inspectors would benefit from a review of documentation requirements. Continued public outreach efforts and further training and communication among municipal inspection staff and the WV Stormwater Inspector have served to develop a coordinated and effective construction inspection program in Los Gatos.

The Town plans to update the plan sheet, Blueprint for a Clean Bay. Due to Engineering Dept staff changes this did not happen in FY06-07. Additional staff time was spent reorganizing, hiring and training. With the new State General Permit expected in 2007, the update of Blueprint for a Clean Bay will be considered for FY07-08, but will be contingent upon the amount of staff time needed for review and implementation of the new MRP.

Lo atos

Santa Clara Valley Urban Runoff Pollution Prevention Program

FY 2007-2008 ANNUAL REPORT

Training Summary: Construction Inspection

Training Description	Date	Attendees
Construction Site Management Workshop Monday, December 3 (targeted for municipal staff) or Tueday December 4, 2007 (targeted for contractors) Quinlan Community Center, 10185 N. Stelling Road, Cupertino, CA, 95014 or October 31, 2007 at the Green Building Exchange, 305 Main Street, Redwood City, 8:00 am – 3:00 pm **By**: SCVURPP, SFEP, SF RWQCB and Friends of the Estuary **Speakers**: Jill Bicknell, Santa Clara Valley Urban Runoff, Cecil Felix, San Francisco Regional Water Quality Control Board, Scott Taylor, RBF Consulting, **Topics included**: Construction site regulations & responsibilities; effective erosion and sediment control BMPs, inspection, monitoring and sampling; site plan update procedures; post construction requirements; vendor exposition; and a demonstration site visit; Proper Erosion Control Techniques, Grading, Proper use of Waddles, and Storage of Hazardous Materials	Monday, December 3 (targeted for municipal staff) or Tueday December 4, 2007 (targeted for contractors) or October 31, 2007	**WVCWP (2)** WVCWP Manager WVCWP Assistant **Campbell (3)** Sr Engineer 2 PW/Engineer Staff **Saratoga (2)** 2 PW/ Building Staff
Construction General Permit Workshop **Speakers:** SCVURPPP Staff **Topics:** workshop to inform municipal staff about the requirements in the draft Construction General Permit.	April 30, 2008	**Campbell (1)** Sr. Engineer
SCVURPPP Annual C. 3. Workshop: "Sharing Experience with Implementation of Stormwater Requirements at Development Projects" Tuesday, June 3, 2008 Sunnyvale Community Center Ballroom 550 E Remington Drive, Sunnyvale 8:30 am – 3:30 pm **By:** SCVURPPP **Speakers:** J. Bicknell, EOA/ SCVURPPP; S. MA, SF RWQCB; E. Anderson, City of Mt. View; T. Berger, City of Fremont; others **Topics covered:** Low Impact Development; comparison between Green Building and C.3. Requirements; and a panel presentation on implementing stormwater requirements at local new and redevelopment projects; inspection of stormwater treatment measures during and after construction; inspection and maintenance of landscaping in stormwater treatment measures; and local agency experience with BMP O&M inspections of treatment BMP's.	Tuesday June 3, 2008	**WVCWP (2)** WVCWP Manager WVCWP assistant **Campbell (2)** PW Inspector Sr. Engineer **Los Gatos (3)** Building Inspector Asst. Planner **Saratoga (2)** Senior Engineer Asst. Planner

THIS PAGE INTENTIONALY LEFT BLANK

Public Information and Participation

This Page Intentionally Left Blank

041179

L atos

Santa Clara Valley Urban Runoff Pollution Prevention Program

FY 2007-2008 ANNUAL REPORT

PUBLIC INFORMATION/PARTICIPATION

Work Plan Self Evaluation Matrix

Source	WP Task	FY07-08 Work Plan Tasks	FY 07-08 Accomplishments	Responsible Party
A. SCV PROGRAM - PROJECTS/SUPPORT				
	NPDES Permit, Provision C.4, C.9 & Pest Mgt Plan (PMP)	a. Watershed Education and Outreach Campaign Help to develop/implement ongoing watershed education and outreach campaign. WVCWP Mgr assists via WEO Ad hoc Task Group. Participate in campaign development and special projects, e.g. community events. Campaign will include funding for educational programs at the Alviso Ed Center and funding for ZunZun performances in local schools. See SCVURPPP FY07-08 Watershed Watch Work Plan for details.	WVCWP Pgm Mgr assists via participation in the Watershed Education and Outreach Ad Hoc Task Group. WVCWCP helped plan and implement the Watershed Watch campaign, aimed at IPM and Mercury Pollution Prevention, in the fall of 2007. *Watershed Watch Media Campaign* The FY07-08 campaign featured ongoing IPM and Mercury ads in community newspapers. The WV communities, (along with 3 other cities and the County Integrated Waste Mgmt Division) contributed additional funds towards local media buys. WVCWP regularly provided staff support for Program outreach events. *Haunt the Hollow Halloween Event on Sunday 10/28/07* 1 WVCWP staff member & 1 WVCWP volunteer assisted at this event wearing costumes, they handed out educational materials and gave visitors an opportunity to complete a watershed survey. The survey had two questions one regarding fluorescent light disposal and the other pertaining to the treatment or lack of treatment of water that flows down the storm drain. The completed surveys were collected and tallied. Surveys with contact information were entered in a drawing. Two winners each received two tickets to Gilroy Gardens. The theme park is a Watershed Watch partner.	WVCWP Staff

Los Gatos

Santa Clara Valley Urban Runoff Pollution Prevention Program

FY 2007-2008 ANNUAL REPORT

	NPDES Permit, Provision C.4, C.9 & Pest Mgt Plan (PMP)	b. Pesticide User Outreach Project Continue to provide funding and to participate in Our Water Our World IPM Store Partnership. Project scope will include items in Program's Pesticide Management Plan based on provision c.9.d of the Permit for outreach to residents, commercial businesses, and pest control operators.	Campbell Clean up Event Saturday April 12, 2008 In conjunction with Great American Pick-up and Keep California Beautiful For more information visit http://www.ci.campbell.ca.us/General/CommunityCleanup/CommunityCleanup.htm	WVCWP Staff
	NPDES Permit, Provision C.9.c.	c. Mercury Pollution Prevention Outreach Participate in the Program's Mercury Pollution Prevention Outreach Work Group and conduct local implementation of the Program's Mercury Pollution Prevention Plan including public education on: 1) negative health and environmental impacts of mercury, and 2) proper disposal of products containing mercury.	1-9-08: Three (3) HHW Mercury brochures were given to St Mary's 5th grade teacher, in Los Gatos to show students and parents some convenient drop-off locations for mercury bulbs and batteries. 1.25 hour long Watershed presentation was provided to 35 students by WVCWP staff with specific focus on the dangers of mercury waste in our watershed and the proper disposal of mercury containing items such as fluorescent bulbs. ********** Campbell Clean up Event Saturday April 12, 2008 In conjunction with Great American Pick-up and Keep California Beautiful For more information visit http://www.ci.campbell.ca.us/General/CommunityCleanup/CommunityCleanup.htm ********** St. Mary's School, Los Gatos –Presentations for kindergarten classes on 5-6 -08 ********** Urban Runoff Food Facility Inspection Program Annual Meeting April 22, 2008 9:00AM- 10:00AM Refer to IND Training for full summary.	WVCWP Staff

L atos

Santa Clara Valley Urban Runoff Pollution Prevention Program

FY 2007-2008 ANNUAL REPORT

Public Information/Participation Program EVALUATION - *SCV Program Projects/Support*

Pesticide User Outreach - STORE PARTNERSHIP:
Managers of Summerwinds Garden Center in Campbell have shown their interest in less toxic products. Summerwinds' store management chose to participate in the IPM store partnership. A consultant representing SCVURPPP's Watershed Watch and OWOW campaigns worked with the Campbell store to increase shelf space and display exposure for the promotion of less-toxic products.
SCVURPPP's Watershed Watch procured a partnership with: local nursery (Yamagami's), 2 car wash companies (w/ total of at least 6 locations), paint store (Kelly Moore) and local park/zoo (Happy Hollow) to participate in annual Discount Card Program. The Watershed Watch Discount Cards were distributed by SCVURPPP to patrons of Classic Car washes over 2hrs on four consecutive Wednesdays in May/June. WV CWP distributed Cards at the April 26 National River Clean-up Day (75 cards), Los Gatos Public Works Open House (30 cards) and to PW Staff who attended the annual SD & Street Maintenance Supervisors Training Meeting (20 cards).

B. WVCWP PROJECTS

GENERAL OUTREACH

General	NPDES Permit, Provision C.4 and C.9	a. Distribute Materials. Distribute public information materials at civic centers, libraries, building and planning department counters and similar venues. Maintain a website (and phone request line) for public requests and distribution of materials.	July 9, 07 contacted Nancy Higgins, instructor for Community Education course on organic gardening for residents. Delivered materials for 2 classes, one in Campbell and one in Los Gatos. Provided 2 Site Design Guidelines books featuring pervious surfaces for driveways and patios and rain gutter downspouts directed to landscaping. Provided Grow It Guides, OWOW pocket guides for natural pest control and other about 40 – 50 copies of smaller ed material. Nancy requested an Enviroscape Presentation for her adult ed classes. Will arrange is time is permitted away from AR ********** Haunt the Hollow EVENT 10-28-07 1 Master Gardener; 150 HHW English; 11 Mercury; 300 Environmental News Quiz; 30 Gutter Getters; 2 Diazinon; 20 Our Water Our Word Magnets; 50 Watershed Watch Discount Car Wash Coupons	WVCWP Staff

Los Gatos

Santa Clara Valley Urban Runoff Pollution Prevention Program

FY 2007-2008 ANNUAL REPORT

			DISTRIBUTED VIA GARDENING CENTERS: August 9, 2007 Summer Winds Nursery (Campbell) Delivered fact sheets: Fleas = 50; Beautiful Lawns = 50; Roses = 50; Yellow Jackets = 100; Ants = 100; Spiders = 50 ********** August 15, 2007 Delivered and stocked the fact sheets at Orchard Supply Hardware located at 5365 Prospect Rd. Yellow Jackets = 75; Healthy Gardens = 50; Beautiful Lawns = 75; Aphids = 25; Ants = 100 ********** Ace Hardware Garden Center Los Gatos 9- 11-07 Fact Sheets: 50-Ants; 50–Weeds; 50–Healthy Garden; 5–Pesticides;100–Yellow Jackets; 100–Fleas; 100-Aphids; 100–Spiders; 100–Prevent Pest Problems; 50–Mosquitoes 50–Wonderful Roses	
			DISTRIBUTED VIA Civic Center, Libraries, Other Public Facilites: 3/18/08: Posted 'Watch Out for Mercury Pollution' Poster at Monte Sereno City Hall and Monte Sereno Post Office. May 2008 Beneficial Bug Brochures: Distributed 50 to the Monte Sereno City Hall, 30 to each Campbell & Saratoga Reps for City Hall Distribution	
General	NPDES Permit, Provision C.4 and C.9	b. Participate in Local Community Events Promote watershed messages by participating in local community events (e.g., farmers market, festivals, creeks clean-ups, etc.).	September 30, 2008 Silicon Valley Roller Girls Carwash Fundraiser Hamilton Ave, Campbell The WVCWP Inspector distributed the carwash kit and ensured proper installation and use during the Silicon Valley Roller Derby Girls Carwash. ********** April 19, 2008: Town of Los Gatos Green Event, by WV Greenleaf Committee Table Hosted by volunteer resident to distribute information on WVCWP. Materials distribute included; Water bottles (10), Grow it! Guides (28), Clean it! Guides (38), Clean Creek Pencils (13), No Dumping Pencils (25), Gutter	WVCWP Staff and available Municipal Staff

			Getters (10), Mercury Pamphlets (25), Pest or Pal Children's Activity Book (12), Watershed Kits (23), Paint Sticks (45), Thermometers (17), Pledge pins (2), Cartoon T-Shirts (6). ********** Saturday September 15, 2007 International Coastal Cleanup Day San Tomas Aquino Creek Clean up @ Westmont High Host Clean-up Event, coordinate volunteers, distribute information, collect trash surveys. ********** Watershed Watch Campaign – Car Wash Promotion Delta Queen Classic Car Wash 981 E. Hamilton Avenue, Campbell Wednesday, June 4th 7-9 am WVCWP Staff participated in the event at the Classic Carwash. The WVCWP staff handed out approximately 40 Watershed Watch Discount Cards.	
			Saturday April 12, 2008 Great American Pick-up and Keep California Beautiful Campbell Clean up Event @ Los Gatos Creek Park For more information visit http://www.ci.campbell.ca.us/General/CommunityCleanup/CommunityCleanup.htm	Municipal Staff WVCWP Staff
			Los Gatos Public Works Open House Thursday 22nd, May 2008, Los Gatos Corporation Yard Approximately 20 students from Village School's kindergarten class and 34 students from St. Mary's attended the Open House. The WVCWP gave a presentation on watersheds and pollution prevention. Topics covered included mercury, copper, car washing and littering. Approximately 15 T-shirts, 25 water bottles, 20 gutter getters, and 5 activity books were distributed.	Municipal Staff WVCWP Staff
			Saturday September 29th , 2007 Saratoga Commuity Creek Cleanup Event Host Clean-up Event, coordinate volunteers, distribute information, collect trash surveys.	Municipal Staff WVCWP Staff

Los Gatos

Santa Clara Valley Urban Runoff Pollution Prevention Program

FY 2007-2008 ANNUAL REPORT

General	NPDES Permit, Provision C.4 and C.9	c. Prepare Newsletter Articles/ Press Releases Prepare and contribute articles/ press releases of interest to the City newsletter and/or local media. Topics such as HHW disposal, pesticides, mercury, trash and copper/nickel will be promoted.	A front page article entitled "Maintaining Your Pool and Spa" was circulated to all Monte Sereno residents in August of 2007. ********** In August 2007 Monte Sereno circulated a newsletter that highlighted the dangers of toxic pesticides, such as diazinon. **********In the Fall of 2007 the Town of Los Gatos distributed their community newsletter, *Vista*, to all Los Gatos residents. The Newsletter gave details on Los Gatos' effort to be more "green", as well as revisions to Los Gatos' general plan, which will address stormwater issues. ********** SCV URPPP "Watch out for mercury pollution!" advertisement appeared in the March 18th, 2008 and the April 8th 2008 editions of the Saratoga News, Los Gatos Weekly & Campbell Reporter. ********** Campbell website published article on 'Keep California Beautiful Creek Clean-up Event', which occurred on April 12, 2008. ********** Article entitled "Green Leaf hoping to blossom in 2008" News articles on Beneficial Bugs – IPM, HHW cartoon, Car Washing & Car Washing cartoon. Printed in Spring Edition City of Saratoga newsletter for all residents "The Saratogan". ********** Article entitled "Green Leaf hoping to blossom in 2008" appeared in the January 15th, 2008 edition of the Saratoga News. The article noted the combined efforts of local citizens in a continued effort to expand the local Green Leaf Committee. ********** SCVURPPP advertisement entitled "Watch Out For Toxic Pesticides" appeared in the Saratoga News, Los Gatos Weekly, & Campbell Reporter on June 3rd, 2008.	Municipal Staff WVCWP Staff

			********** WVCWP prepared news articles on Beneficial Bugs – IPM, HHW cartoon, Car Washing & Car Washing cartoon. Printed in Summer edition of City of Saratoga newsletter for all residents "The Saratogan". ********** West Valley Communities' Solid Waste Franchisor (garbage & recycle hauler) publishes a quarterly newsletter and distributes to all residents. Topics in Spring 2008: Donate, recycle or sell (garage sales) usable goods rather than tossing; Drop off e-waste, Proper disposal of batteries, fluorescent bulbs, aerosol cans & paint cans; Green Waste; 10 Simple Ways to Celebrate Earth Day; Less Toxic options for Cleaning ('Clean Green').	
			Related Articles posted by Others: Advertisements for the "International Cleanup Day" appeared in the Saratoga News, LG Weekly & Campbell Reporter during August/September 2007, funded via Creek Connections Action Group ********** News article appeared in the Los Gatos Observer entitled "Los Gatos Family Raises $9000 for Cole Family" on October 26th, 2007. The article gave credit to the Town of Los Gatos and the WVCWP for their efforts to prevent run-off from the carwash from entering the storm drain system. ********** Advertisement "A bright Idea" appeared in the February 19, 2008 edition of the Los Gatos Weekly Times (and other local newspapers). The Advertisement gave tips/locations for fluorescent lighting recycling. Sponsored by PG&E, SCC DEH, SCC HHW ********** News article entitled "Campbell's A Lot Cleaner Thanks To The Efforts Of Volunteers" was on the front page of the Campbell Reporter on April 18th, 2008. The article was based upon an interview with Campbell Staff and highlighted the efforts of Campbell's residents in the 6th annual clean-up event.	

Los Gatos

Santa Clara Valley Urban Runoff Pollution Prevention Program

FY 2007-2008 ANNUAL REPORT

			********** Advertisements for the "National River Cleanup Day" appeared in the Saratoga News, LG Weekly & Campbell Reporter during May 2008, funded via Creek Connections Action Group ********** Advertisement for E-waste collection at Rolling Hills Middle School appeared in the October 9th, 2007 edition of the Los Gatos Weekly Time. ********** News article entitled "Got e-waste? Dump it for free." appeared in the February 19, 2008 edition of the Los Gatos Weekly Times. The article described the electronic waste event that was scheduled to take place on February 23rd in the Whole Foods parking lot in Los Gatos. ********** Newspaper article entitled "Get Your Green On" appeared in the April 15th, 2008 edition of the Saratoga News. The article gave information on the upcoming Los Gatos Environmental Festival to be held on April 19th, 2008. ********** A news article entitled "Garage Sale to feature 220-plus sites" appeared in the May 13th, 2008 edition of the Los Gatos Weekly Times and advertisement in May 6, 2008 Saratoga News. The article/ ad highlighted the upcoming, Community-wide, garage sale that will have an impact on trash reduction efforts. ********** News article entitled " Local Mayors Think Globally, Act Locally With Green Leaf Effort" appeared in the July 10th, 2008 edition of the Saratoga News	
General	CI Item	d. WVCWP Web-Site Maintain and promote cleancreeks.org website; continue to expand and update the site with new educational material and up-to-date topics for the public on HHW, pest management, and other pollutant reduction activities, e.g. for mercury, trash,	Promote WVCWP website (www.cleancreeks.org) via distribution of the popular recycled (blue-jean and money) pencils with imprintedwebsite address and a watershed protection message, at community events and classroom presentations. WWW.cleancreeks.org was included on all outreach materials i.e., flyers, the community event banner, and	WVCWP Staff

		& copper /nickel	written or email responses to public inquiries and calls. WVCWP posts information about Trash Cleanups for National River Clean Up Day and Coastal Clean Up Day on the website Home Page to announce these events. Mercury and Copper issues were featured prior to the April E-waste event. The "Take Action" page was revised to include links to the UC Davis IPM site for residents interested in less toxic pest control. In addition, the page now highlights the question of home and garden chemicals' safety, with links to sites on toxicity information.	
			The City of Campbell posted "Top Ten Development Tips to Protect Creeks" in February of 2008 to its municipal information page for developers; Campbell also updated posts for stormwater checklist and construction trifolds.	
			Los Gatos posted several pages and links related to 'Los Gatos Beautiful' Events (in conjunction with Earth and Arbor Days) – posted on home page late winter/early spring 2008; Updated links to Electronic Recycling events and new link to 'grow greener' tips.	

Los Gatos

Santa Clara Valley Urban Runoff Pollution Prevention Program

FY 2007-2008 ANNUAL REPORT

CITIZEN PARTICIPATION				
Public Partici-pation	Trash Monitoring Work Plan	e. Creek Clean-ups Continue implementation of trash monitoring activity during Creek Clean-ups. Conduct a minimum of two clean-up events per yr (i.e. on Coastal Clean-up Day and National Rivers Day).	San Tomas Aquino Creek Clean up @ Westmont High Saturday September 15, 2007 International Coastal Cleanup Day ********** Saratoga Creek Cleanup Event Saturday September 29th , 2007 ********** Great American Pick-up and Keep California Beautiful Campbell Clean up Event Saturday April 12, 2008 ********** National Rivers Day Lexington Reservoir Cleanup @ Lexington Reservoir Launch Ramp Lot Saturday May 17th , 2008 ********** Add'l Citizen Participation: Cleanup of Saratoga-Sunnyvale Rd from Big Basin Way to Herriman (Sar High School) by resident who has collected 8 bags of trash on 3 Saturdays; WVCWP agreed to make presentation for student's class at Argonaut School and a preview of the Watershed presentation at a school assembly in 07-08 school year	WVCWP Staff
Public Partici-pation	Creek Keepers Campaign started FY00-01	f. "Creek Keepers" Program training Provide training on trash tallying and highlight current trash pollution issues for students and volunteers when they participate in a cleanup event.	Volunteers at the following events were trained on Trash Monitoring. Volunteers proceeded in groups, with some participants filling out the monitoring forms, while their partners picked up the litter: San Tomas Aquino Creek Clean up @ Westmont High Saturday September 15, 2007 International Coastal Cleanup Day Saratoga Creek Cleanup Event Saturday September 29th , 2007 Lexington Reservoir Cleanup @ Lexington Reservoir Launch Ramp Lot Saturday May 17th , 2008	WVCWP Staff

			In conjunction with National Rivers Day	
TARGETED OUTREACH & SCHOOLS				
Target Schools	Expand Outreach to Teachers and Students	g. Schools Outreach: Watershed Ed. Curriculum Continue to build on 5th grade curriculum for WVCWP classroom watershed presentations, consistent with state required education standards. Expand outreach efforts by developing scripts based on state standards, or text books, for other grade levels in response to teacher interest. Evaluate effectiveness and appeal by soliciting teachers' & students' evaluations.	Development of an appropriate script for Kindergarten students was a focus of the 07-08 outreach efforts. The interactive presentations developed for the Kindergarten classes were well-received by teachers and students. Cumberland Elementary, Sunnyvale 10-30-07 30 5th grade students participated in demonstrations and activities. ********** Casa Di Mir Montessori School, Campbell – Presentations for 6-12 year-olds on 2-13-08 ********** Queen of Apostles Private Elementary School – Presentations for 4th and 5th grade science classes on 4-4-08; 70 students, approximately 35 4th graders and 35 5th graders, from the science classes, participated in Enviroscape presentations ********** St. Mary's School, Los Gatos –Presentations for kindergarten classes on 5-6-08; 40 students, approximately 20 in each section.	WVCWP Staff
Target Schools	Based on feedback from Teachers and Students	h. Provide Watershed Education in classrooms Conduct water quality protection education or presentations in local schools, using *Enviroscape* and/or other methods to engage students in Watershed campaign messages. Improve presentation format based on teacher/student feedback.	Cumberland Elementary, Sunnnyvale 10-30-07 30 5th grade students participated in demonstrations and activities. Using 2 simple models, Two WVCWP staff, working with Environmental Volunteers docents, demonstrated the role of the Water Cycle and a participated in an experiment showing how water evaporates and how condensation occurs by using a hot plate, salt water and ice cubes. Second demonstration was a water density kit with a experiment using an egg to show the difference in density between fresh and salt water. ********** Casa Di Mir Montessori School, Campbell – Presentations for 6-12 year-olds on 2-13-08; Approximately 50 students	WVCWP Staff by arrangement w/ Teachers

Los Gatos

Santa Clara Valley Urban Runoff Pollution Prevention Program

FY 2007-2008 ANNUAL REPORT

			between ages 6-12 participated in Water Conservation Day at Casa Di Mir Montessori School. The Director of the Federation of Fly Fishers gave a presentation on water resources and conservation. Montessori School invited the WVCWP to present on watersheds. The WVCWP gave two presentations about urban run-off, pollutants and trash in the Southern San Francisco Bay watershed. The Enviroscape was used to demonstrate urban run-off. ********** Queen of Apostles Private Elementary School – Presentations for 4th and 5th grade science classes on 4-4-08; 70 students, approximately 35 4th graders and 35 5th graders, from the science classes, participated in Enviroscape presentations to learn about reduction of pesticides, proper car washing techniques, erosion control, litter prevention and trash cleanup, safe disposal of HHW. Two separate presentations were given with approximately 35 students in each. School staff videotaped the presentations. The WVCWP distributed 20 T-shirts, 70 pencils, 4 hats, 5 visors, 2 water bottles, 10 "No Dumping" placards, and 4 gutter getters. ********** St. Mary's School, Los Gatos –Presentations for kindergarten classes on 5-6-08; 40 students, approximately 20 in each section. Two Enviroscape presentations were given to educate the students about reduction of pesticides, proper car washing techniques, erosion control, litter prevention and trash cleanup, safe disposal of HHW. The WVCWP distributed 3 T-shirts, 40 pencils, 10 magnets, 4 puzzles, and 20 paint sticks. Approximately 5 mercury brochures were also given to the teachers.	
			<u>Additional School Outreach:</u> Los Gatos Public Works Open House Thursday 22nd, May 2008 Los Gatos Corporation Yard Approximately 20 students from Village School's kindergarten class and 34 students from St. Mary's Elementary School attended the Open House. WVCWP	Municipal Staff WVCWU Staff Support

			gave a presentation on watersheds and pollution prevention. Topics covered included mercury, copper, car washing and littering. Approximately 15 T-shirts, 25 water bottles, 20 gutter getters, and 5 activity books were distributed. ********** SCVURPPP/ Watershed Watch sponsored ZunZun Assemblies 9/26/07 Village Sch, Cmbl, 223 Students 12/6/07 Capri Sch, Cmbl, 640 Students 4/16/08 Casa di Mir Montessori, Cmbl, 115 Students 4/28/08 Campbell Christian, Cmbl, 220 Students 5/29/08 Prospect High Sch SpEd, Stga, 125 Students	
TARGETED OUTREACH				
Targeted Business	Permit Provision C.4	i. Education – Businesses Distribute BMP materials during WVCWP inspections of food facilities and automotive businesses. Discuss relevant educational material with businesses cited for potential stormwater violations.	WV Inspector distributed 40 pool & Spa BMP brochures to Leslie's pool & spa retail outlets during Sept 2007, as a follow-up to newsletter article published by MS. The WVCWP Inspector distributed BMP materials to all restaurants and food facilities that were visited in FY 07-08. Material distributed included: Posters that depict proper mat washing techniques (Good Cleaning Practices' Poster & packet), informational pamphlets on grease and food scraps (WVSD/ SJ POTW FOG program poster), and information on pest control (Don't Set Table for Pests). The WVCWP inspector also distributed educational material to local businesses that may partake in activities that could affect stormwater quality (i.e. 'Vacu-boom' Brochure). This past year there was a focused effort to raise awareness of Mercury pollution and so 'What you don't know about Mercury' packets were handed out at every facility visited.	WVCWP Inspector
Reporting	NPDES Permit, Provision C.4	j. Evaluation/ Reporting Document or estimate (as feasible) numbers of residents, students, municipal staff etc. reached by outreach efforts.	San Tomas Aquino Creek Clean up @ Westmont High Saturday September 15, 2007 30 volunteers See event Summary below	WVCWP Staff

Los Gatos

Santa Clara Valley Urban Runoff Pollution Prevention Program

FY 2007-2008 ANNUAL REPORT

		Provide anecdotal feedback from audiences. Report number of calls, website hits and circulation or readership for newspapers or newsletters.	******** Saratoga Creek Cleanup Event Summary Saturday September 29th , 2007 16 Volunteers See event Summary below ********** Schools Casa Di Mir Montessori School, Campbell – Presentations for 6-12 year-olds on 2-13-08 70 Students ********** Cumberland Elementary, Sunnyvale 10-30-07 30 Students ********** Queen of Apostles Private Elementary School – Presentations for 4th and 5th grade science classes on 4-4-08 for 70 students ********** St. Mary's School, Los Gatos –Presentations for kindergarten classes on 5-6-08 40 students ********** For Ads, articles and 'News Briefs' (i.e., E-Waste Drop-off Event and Garage Sale ad/ article, Clean-up Day Ads, etc) that appear in local papers: Campbell Reporter – 50,200 readers Los Gatos Weekly Times – 54,200 readers Saratoga News – 24, 600 readers ********** For Newsletter Distribution: All households in respective municipalities received some outreach information through features in their municipal newsletter, which are mailed to each household. Campbell – approx 37,042 residents Los Gatos – approx 28,590 residents (12,000 households) Monte Sereno – approx 3,462 residents Saratoga – approx 29,663 residents	

Training	FY 07-08 Work Plan	k. Staff Training Conduct or provide WVCWP staff training/meetings to prepare for school presentations, community events & responses to public requests.	In February of 2008 The WVCWP Manager conducted a 2 hour training for the WVCWP Assistant on how to give classroom presentations.	WVCWP staff
Target Small gardening businesses	NPDES Permit, Provision C.4, C.9 & Pest Mgt Plan (PMP)	l. Training staff of small gardening businesses (Work within Program's Watershed Education and Outreach group and sub-groups)[1] Continue to assist with development of strategy started in FY06-07 to implement a campaign & training program (in Spanish & English) designed to elicit participation of staff from very small landscape businesses (typically 1-8 employees) often serving homeowners. Help fund and/or support campaign locally.	7-09-07 WVCWP Mgr met with SJ, Water District, Sunnyvale and EOA staff to discuss grant funding for Green Gardener Classes & Certification program for small business gardeners (in Spanish). ********** WVCWP Program Manager helped to develop proposal for DPR Pest Management Alliance grant, with San Jose and SCVUPRPPP IPM AHTG; Topics covered: expanding Bay-Friendly classes and outreach to Santa Clara County (consistent with the goals of stopwaste.org); expanding Green Gardener classes and outreach to Santa Clara County; focusing outreach and education to PCOs and residents regarding pre and post construction termiticide treatments and safer alternatives to pyrethroid trenching applications; As a part of Grant requirements, WVCWP committed staff time in support of the Green Gardener program. WVCWP Program Manager was integral participant in setting up the Green Gardener classes for Winter/Spring 2008 through Metro Ed. Classes to be in English and Spanish, and allow students to receive ESL credit; Helped to coordinate and support course announcements/ publicity for the classes; WVCWP provided additional seed funding to supplement tuition costs for any gardener based in WV Communities.	WVCWP Mgr in cooperation with SCVURPPP's Pi/P sub-groups
Target 16-24 yr-olds for Anti-litter messages & behavior	Trash Advisory Committee	m. Trash Advisory Committee (TAC) Continue to participate in development and implementation of a campaign targeting 16 to 24 yr-olds for anti litter messages to elicit changes in behaviors. Support and	WV CWP Program Manager Attended TAC (now called Santa Clara Valley Anti-Litter Campaign Education Sub-group) meetings. WV CWP Program Manager/ Staff attends SCVURPPP WEO meetings. WEO began development on ad campaign	WVCWP staff in cooperation with SJ & SCC Trash Advisory Committee

[1] Funded by all Co-permittees each year.

changes		implement campaign locally. (Ref Section 7 of this work plan; Watershed Education & Outreach Campaign)	targeting 16-24yr olds, and WVCWP provided feedback on storyboards and scripts. July 9, 2007 Delivered to Nancy Higgins Landscaping Consultant for distribution at Community Ed Classes. Los Gatos - Saratoga Grow it Guides – 30; HHW – 34; Pest Bugging You – 34; Landscaping Tri-Fold – 15; Pest or Pal – 2; Development Protecting Water Quality – 2; About Clean Water – 2; Landscape Maintenance Techniques for Pest Reduction – 20	
Additional Outreach	Cross Ref. Sections 7-10 of this Work Plan	Outreach Activities for Specific Pollutants See Sections 7 through 10 of this Work Plan, for additional Public Education and Outreach activities related to specific pollutants of concern.	See Sections 7 through 10 of this Work Plan, for additional Public Education and Outreach activities related to specific pollutants of concern.	WVCWP Staff

Public Information/Participation Program EVALUATION – WVCWP PROJECTS

San Tomas Aquino Creek Clean up @ Westmont High Event Summary
Saturday September 15, 2007; In conjunction with International Coastal Cleanup Day

Summary of Survey completed by Volunteers:
(Based on 30 volunteer response sheets)
Most common pieces of trash collected: Cigarette butts, paper bags, food wrappers, and glass.
Least common pieces of trash collected: Plastic bottles, rubber.
Most Unusual pieces of trash collected: Spray paint cans, bicycle seat, insulation, soccer ball, credit card,
Comments by volunteers
"It was a great experience."
WVCWP Contributions:
Approximately 50 pencils; 25 pairs of gloves; Snacks and drinks for all volunteers.
Results:
30 volunteers worked at the cleanup for 4 hours each. At a minimum wage of $8.00 an hour this would have cost $960 in temporary labor.
19 bags of recyclables = 77 lbs (estimated)
27 bags of trash = 115 lbs (estimated)
Total collected = 192 lbs (estimated)

****

Saratoga Creek Cleanup Event Summary
Saturday September 29th, 2007

Hosting Agency(s): WVCWP; City of Saratoga
Summary of Survey completed by Volunteers:
(Based on 8 volunteer response sheets)
Est. Number of recyclables collected: 6 Bags

Est. Number of trash collected: 43 Bags
Most common pieces of trash collected: Beverage containers, Liquor bottles, and food wrappers.
Least common pieces of trash collected: Metal, cloth, wood, rubber.
Most Unusual pieces of trash collected: Filing cabinet, Oven, and a 30' pipe.
Comments by volunteers
"This Location was so dirty we should do it every 2-3 months."
Items for participating volunteers
10 T-shirts – for all participants; Pencils; 10 pairs of gloves.
Results:
16 volunteers worked at the cleanup for 4 hours each. At a minimum wage of $8.00 an hour this would have cost $512 in temporary labor.
Results were not weighed.

****

Campbell Clean up Event Summary:
Saturday April 12, 2008; In conjunction with Great American Pick-up and Keep California Beautiful
Participating Agencies & Dignitaries
Campbell City Manager, Dan Rich; Campbell Council Member, Dan Furtado; VTA; CalTrans; Volunteer Center of Silicon Valley; Campbell Maintenance Crew Workers; WV Clean Water Program
Summary of Survey completed by Volunteers:
(Based on 29 volunteer response sheets)
Most common pieces of trash collected: Cigarette butts, plastics, paper, glass.
Least common pieces of trash collected: Metal, cloth, wood, rubber.
Most Unusual pieces of trash collected: Luggage, dead birds, dollar bill, shower drain, credit cards, hubcap, rug, unopened/ full juice bottle, hanger, T-shirt, tires, car bumper, and a bicycle.
Comments by volunteers
"It was great exercise!" ; "The water seems twice as dirty as the trails."; "There is too much litter on the ground. People should be responsible for their own trash!"; "I had a great time, see you at the next event!"
Comments by Director of "Volunteer Center of Silicon Valley"
Stephen Quigley (Executive Director) said that he had been visiting various "clean-up" events; noticing an average of 30-40 volunteers per site, he was, however, pleased to find that the Campbell site had approximately 100 volunteers.
Comments by CalTrans
Some areas were *just* cleaned (the week prior) by their Adopt-a-highway/ or other work crew.
Give Away Bags for volunteers
Approximately 70 Bags were handed out; each with a content of:
A pencil, Recycle bag, Volunteer stickers, Flower packet (plant a butterfly garden), Solar/Mercury-Free Thermometer + Mercury brochure, "Stop Junk Mail" brochure, HHW brochure, Oil Rag, Adopt a Creek brochure, Certified Recycle Centers flyer/list, Bio-Hazard Disposal list, E-Waste Recycle list
Other items for participating volunteers
100 T-shirts – for all participants; 8 water bottles for those who shared what they found after the event; 25 Temporary tattoos to the students who participated (from a Campbell school, St. Mary's School of Los Gatos, & other younger children)
WVCWP Contributions:
50 mercury brochures; 50 mercury free thermometers; 50 pencils
* Many Thanks to Group Event Coordinator; Diana Johnson (Who mentioned; it is possible that there may be an article, on the event, by The Campbell Reporter.)
* And a Special Thanks to California's Bottle/Can and Phone Recycling Centers, who provided grants from CRV funds to support this event.

Los Gatos

Santa Clara Valley Urban Runoff Pollution Prevention Program

FY 2007-2008 ANNUAL REPORT

Results:
100 volunteers worked at the cleanup for 4 hours each. At a minimum wage of $8.00 an hour this would have cost $3,200 in temporary labor.
Assuming 20 lbs per bag: 27 bags of recyclables = 540 lbs; 60 bags of trash = 1,200 lbs; Total collected = 1,740 lbs
For more information on the event visit http://www.ci.campbell.ca.us/General/CommunityCleanup/CommunityCleanup.htm

****

Sam Tomas Aquino Creek Cleanup @ Westmont High: Saturday May 17th , 2008
In conjunction with International Coastal Clean-up Day
Rapid Trash Assessment of Location:
Trash assessment conducted on 4/16/08.
Scores are as follows: Level of Trash (17), Actual Number of Trash Items Found (18), Threat to Aquatic Life (16), Threat to Human Health (18), Illegal Dumping (8), Accumulation of Trash (18), Total Score=95.
Cleanup Cancelled due to the outstanding condition of the cleanup site.

****

Lexington Reservoir Cleanup @ Lexington Reservoir Launch Ramp Lot: Saturday May 17th , 2008
In conjunction with International Coastal Clean-up Day
Participating Agencies
Santa Clara County Parks, WV Clean Water Program

Summary of Survey completed by Volunteers: (Based on 29 volunteer response sheets)
Most common pieces of trash collected: Paper, plastics, and glass.
Least common pieces of trash collected: Metal, cloth, wood, rubber.
Most Unusual pieces of trash collected: Car seat, tire, street cone.
Give Away Bags for volunteers: Approximately 70 Bags were handed out;
WVCWP Contributions:25 mercury brochures; 25 T-shirts
Results: 35 volunteers worked at the cleanup for 4 hours each. At a minimum wage of $8.00 an hour this would have cost $1,120 in temporary labor. Assuming 20 lbs per bag: 5 bags of recyclables = 100 lbs; 45 bags of trash = 900 lbs; Total collected = 1,000 lbs
Comments by volunteers
"I never knew there was so much trash down here!"
"The water seems twice as dirty as the trails."
"The Police should put the people who litter in jail."

Keep Los Gatos BEAUTIFUL

April is Keep Los Gatos Beautiful Month!

Help celebrate the beauty of our community this April by participating in one of many exciting events taking place in Los Gatos. For more information, click on the link below.

Keep Los Gatos Beautiful 2008

Every April, we celebrate Keep Los Gatos Beautiful Month with a series of events sponsored by the Town and local services organizations. The events focus on protecting, restoring and preserving our local environment. We encourage you and your family to participate.

Keep Los Gatos Beautiful is sponsored by the Town, and funded in part through a state beverage container grant. Please help celebrate our beautiful community by participating in the Keep Los Gatos Beautiful events. If you would like more information, please contact:

Monica Renn
Volunteer Coordinator
Town of Los Gatos
Community Services Department
Phone (408) 354-6824
Fax (408) 395-8640
Volunteerservices@losgatosca.govVolunteerservices@losgatosca.gov

---

Los Gatos: Growing Greener Together

The Town of Los Gatos has been certified as a Green Business. This program, coordinated by ABAG, is a partnership of environmental agencies that assists, recognizes and promotes business and government agencies who operate in a more environmentally responsible way. The key goals of the program are to promote resource conservation and pollution prevention.

This April, to promote and encourage our own green business practices, we have launched a new Green Business Campaign, *Los Gatos: Growing Greener Together.* Each month we will feature a specific green theme. Town employees will be sent an email highlighting some of our Green Business commitments that relate to the month's theme and offering tips on how to be green at work and at play. These tips and green practices will be available on our website as well. We

THIS PAGE INTENTIONALY LEFT BLANK

041199

Keep Los Gatos BEAUTIFUL

Celebrate the Beauty of Our Community During Keep Los Gatos Beautiful Month!

Children's Earth Day Celebration

Saturday, April 5, 3:00pm

Children 4 and up are invited to celebrate Earth Day at the Los Gatos Public Library in the Children's Room with Wild Things, Inc. Come learn about and see animals from different parts of the world.

Farmers Market

Sunday, April 6, 13, 20 & 27

8:00am - 12:30pm

Visit the following exhibits at Farmers Market during the Month of April:

il 6

- Santa Clara County Home Composting Education Program

April 13

- West Valley Collection and Recycling

April 20

- Valley Transportation Authority
- Los Gatos Parks Commissioners with new Los Gatos Parks & Trails Maps

April 27

- Santa Clara County Household Hazardous Waste Program and Thermometer Exchange

Bring your mercury thermometer in a Ziploc-type bag and exchange it for a free non-mercury thermometer. Thermostats can be dropped off, but not exchanged.

Farmers Market is located on Montebello Way at the corner of Main Street and North Santa Cruz Avenue.

Keep Los Gatos Beautiful is sponsored by the Town of Los Gatos (partially funded through State Beverage Container Grant funds.

Refresh A Planter Box Day

Saturday, April 19, 9:00am

Join the Los Gatos Community Foundation Beautification Committee at the Plaza to pick up trash, pull weeds and clean planters on North Santa Cruz Avenue. Bring gloves, garbage bags and walking shoes. Contact Sue Dinga at smdinga@aol.com

Get Your Green On

Saturday, April 19

10:00am - 4:00pm

West Valley Green Leaf invites you to attend this community event promoting a greener way of life. Come and learn more about green building, driving and living from local vendors, guest speakers and community groups. The event will be held on the front lawn of Los Gatos High School. Contact Zsa Zsa Taylor at

ptaylor365@aol.com

55+ Program Plant Swap

Wednesday, April 23

9:00am - 2:30pm

Adults 55+ are invited to share or swap plant starts, seeds and bulbs at the Los Gatos Neighborhood Center, 208 E. Main Street. Please bring seeds and bulbs in a Ziploc-type bag and plant starters in containers all clearly labeled. Contact Lynnette Vega at (408) 354-2360

Tree City USA & Arbor Day Celebration

Friday, April 25, 1:00pm

The Town of Los Gatos has been named *Tree City USA* by the National Arbor Day Foundation for the 28th year in a row! This award represents the commitment of the Town to preserve and enhance its urban forests.

Join us as we celebrate National Arbor Day and this special recognition with a tree planting ceremony at Daves Avenue Elementary School, 17770 Daves Avenue, Los Gatos. For more information, contact Parks and Public Works at (408) 399-5777

Los Gatos Trail Clean Up

Saturday, April 26

9:00am - 12:30pm

Leadership Los Gatos Class of 2007/2008 and West Valley Green Leaf invite you and your family to participate in this fun Los Gatos Trail Clean Up event.

Meet at the amphitheater behind Borders Books at 9:00am for coffee and pastries. Garbage bags and trail maps marked with areas of interest to clean will be provided. There will be prizes awarded to the participants with the most creative work gloves, hats and boots. Contact Christine Currie at

threegreencommunities@gmail.com

Los Gatos: Growing Greener

As a certified Green Business, the Town is committed to practicing resource conservation and pollution prevention as a standard in our offices. Join us as we kick off, "Los Gatos: Growing Greener," a campaign designed to encourage and promote our green business commitments within our Town offices and throughout the Los Gatos Community. Each month a theme will be introduced on our website with hints on how to make greener choices both at work and at play. Join us as we all grow a little greener together! Visit www.losgatosca.gov/green

Free Electronic Waste Recycling Events



Saturday, April 5
9:00am-4:00pm
Happy Hollow Zoo
1300 Senter Road, San Jose
For more information,
Visit www.hhpz.org

Saturday, April 19
9:00am - 2:00pm
Apple Computer, Inc.
1500 De Anza Blvd., Cupertino

Bring old TVs, computers, monitors, printers, CD players, fax machines, copiers and other electronics. No household appliances will be accepted.

Bring Your Own Bag

Save Money, Reduce Waste & Make A Difference

- According to the EPA, over 380 billion plastic bags, sacks and wraps are consumed in the U.S. each year
- If Californians cut their plastic bag waste in half, it would save over two thousand barrels of oil a day
- Less than 5 percent of shoppers in the U.S. shop with reusable bags
- 1 reusable shopping bag can replace hundreds of single use bags over its lifetime

The following Los Gatos grocery stores offer incentives to shoppers who bring their own bags:

Trader Joe's
Raffle ticket given to enter a $50 monthly drawing

Whole Foods
5¢ credit per reusable bag or a donation to local organization

Nob Hill
5¢ credit per reusable bag

Safeway Stores
3¢ credit per reusable bag



This Keep Los Gatos Beautiful information is also available on the Town's website at:
www.losgatosca.gov/keeplosgatosbeautiful

Stop Junk Mail

Are your mailbox and recycling bin over flowing with junk mail? Get a Stop Junk Mail Kit Today! Visit www.stopjunkmail.org

Local Green Information: Contacts & Lin.

- Town of Los Gatos : www.losgatosca.gov/green
- Santa Clara County Home Composting Education Program and Waste Reduction Program: (408) 918-4640 or www.reducewaste.org
- Santa Clara County Household Hazardous Waste Program: (408) 299-7300 or www.hhw.org
- VTA: (408) 321-2300 or www.vta.org
- Santa Clara County Center for Development of Recycling: (800) 533-8414 or www.recyclestuff.org
- Los Gatos Parks and Trails: www.losgatosca.gov/parksandtrails
- West Valley Collection & Recycling:

(408) 283-9250 or www.westvalleyrecycles.com

- West Valley Clean Water Program:
- (408) 354-4734 or www.cleancreeks.org
- Earth 911: www.earth911.com
- E-waste Recycling: www.erecycle.org



10 Tips for Greener Living

1. *Install water efficient showerheads & sink faucets*
2. *Bring your own reusable shopping bag to the store*
3. *Carpool to work, school or social functions*
4. *Take your name off unwanted catalog mailing lists*
5. *Shop at local establishments and buy local products*
6. *Compost your kitchen & garden waste*
7. *Only run your dishwasher when it is fully loaded*
8. *Switch to compact fluorescent light bulbs*
9. *Remove unnecessary articles from your car, each 100 lbs of weight decreases fuel efficiency by 1%*
10. *Donate or sell your unwanted items instead of throwing them away...Consider participating in the Community Garage sale*

Los Gatos & Monte Sereno
Community Garage Sale
Saturday, May 17th 9:00am - 3:00pm
For more information visit www.losgatosca.gov/garagesale

SAVE THE DATE!

Press Contact: Christine Currie. 408.348.2328
threegreencommunities@gmail.com

The Leadership Los Gatos Class of 07/08 and West Valley Green Leaf invites you to Celebrate keep Los Gatos Beautiful Month "Clean Up the Los Gatos Creek Trail Day"

Saturday April 26th from 9a.m. till 12:30 Meeting at the outdoor amphitheater behind Borders Bookstore for coffee/pastries/garbage bags and trail maps with areas of interest to clean up.. Bring the kids, dogs, and wear work clothes. Have a great time meeting other community members while we do something for

KEEP LOS GATOS BEAUTIFUL MONTH....

Prizes for most creative Work Gloves, Hats and Boots- See you on April 26th! This event is open to everyone! For more information 408.335.6425 www. 3greencommunities.blogspot.com



Weed Worries?

Use less toxic ways to control pests and prevent polluted runoff from entering our creeks and the Bay.

Applying thick mulch blocks light to help prevent weed growth. And it saves water, too!

Find more tips and FREE fact sheets at

www.MyWatershedWatch.org

1-866-WATERSHED (928-3774)

Watershed Watch
Protect Our Creeks And Bay

Sponsored by Santa Clara Valley Urban Runoff Pollution Prevention Program – a coalition of local government agencies.

Saratoga News
May 6, 2008 pg 29

WEST VALLEY CLEAN WATER PROGRAM

October 12, 2007

Attn: Tom Babb
Department of Pesticide Regulation (DPR)
Pest Management and Licensing
1001 I Street, 3rd Floor, MS-3A
Sacramento, CA 95812-4015

Dear Mr. Babb:

A Proposal for the Santa Clara Valley Green Gardener Training program is being submitted to the DPR Alliance Grant Program by the County of Santa Clara in cooperation with the Santa Clara Valley Urban Runoff Pollution Prevention Program (SCVURPPP). As a member of SCVURPPP, The West Valley Clean Water Program, on behalf of the cities of Campbell, Monte Sereno, Saratoga and the Town of Los Gatos, will provide in-kind staff time as a management team member. This staff time is allotted for the grant period from January 2008 through June 2010 to assist with implementation of this proposal, should it be approved by DPR.

The West Valley Communities support a number of public outreach and education programs which help to prevent storm water pollution and fulfill the requirements of their NPDES Storm Water Discharge Permit. Clean Water Program staff use every opportunity to communicate with the public about Integrated Pest Management (IPM) strategies and benefits. The goal of the proposed program is to provide training to landscape maintenance workers and landscape professionals who may not be aware of the less-toxic methods they can use through IPM techniques. This proposal will provide an opportunity to reach currently underserved businesses and provide outreach to residents regarding the importance of employing landscape maintenance workers who understand and use IPM to promote local storm water pollution prevention efforts.

If you have questions regarding the support of the West Valley Clean Water Program staff for this project, please contact me at (408) 316-1233.

Sincerely,

Cheri C. Donnelly

Cheri C. Donnelly
Program Manager
West Valley Clean Water Program

CAMPBELL • LOS GATOS • MONTE SERENO • SARATOGA

18041 Saratoga-Los Gatos Road • Monte Sereno, California 95030 • Tel: 408-354-4734 • Fax: 408-354-6284

RESIDENTIAL

West Valley Recycles! Spring 2008

BILL PAY THE EASY WAY

West Valley Collection & Recycling has made it easier than ever to pay your bill. Choose the method that works best for you:

Mail: Make your check payable to West Valley Collection & Recycling. Be sure to include the payment stub to get credit for your payment right away. Use the pre-addressed envelope included with your bill.

In Person: We accept payments at our office Monday through Friday from 8 AM - 4:30 PM.

Deliver checks to:
West Valley
Collection & Recycling
1333 Old Oakland Road
San Jose, CA 95112

Pay Online Your Bill Online: Visit our new online payment system at www.wasteconnections.com, click on "Online Bill Pay" and follow a few simple instructions. You must have your current invoice and credit card or debit card information available.

Home banking customers continue to use the remit address:
West Valley
Collection & Recycling
Dept. 1439
Los Angeles, CA 90084-1433

You must have your current invoice available.

Have questions about your recycling service?

Ask Randy

Q: I recycle regularly, but does it really make a difference?

A: Recycling has a huge impact on our environment! Consider the aluminum can-what most people recycle most. More aluminum goes into beverage cans than any other product and if it is thrown away it will still be a can 500 years from now. Yet a recycled aluminum can will be back on the shelf as a new can in as little as 60 days. Now consider this: Recycling one aluminum can saves enough energy to run a TV for three hours—or the equivalent of a half a gallon of gasoline. Keep on recycling!

Spring Cleaning: A Place for Everything.

It's spring. Birds are singing, flowers are blooming and houses are filled to the brim with clutter—the aftermath of a long, cold, winter. From basements to bedrooms to backyards, everything could use a good spring-cleaning. Here are some ideas to make the job easy and environmentally friendly. First, organize what is not trash into labeled piles: sell, donate, recycle. Next, get to work:

- Have a garage sale or even better, organize a neighborhood garage sale.
- Donate your gently used clothing, books, furniture and working appliances to a local thrift store benefiting charity. Some organizations provide pick-up service, and all of them should provide you with a donation receipt to use as a write off on your income taxes.
- Recycle items that can't be reused.
- Request a bulky item pick-up. WVC&R will remove items placed at your curb for a small fee. Just call customer service at **(408) 283-9250** and we will pick up these items on your next collection day.
- Drop off your e-waste. The televisions, computer stuff, and vintage VCRs that didn't get picked up at the big garage sale can be dropped off at our facility. Check out **westvalleyrecycles.com** or call **(408) 283-9250** for a list of acceptable items, hours of operation and directions.
- Batteries, fluorescent light bulbs, non-empty aerosol cans and paints do not belong in our landfill. Check out **westvalleyrecycles.com** ewaste and universal drop off for more information.



IMPORTANT TO NOTE:

WEST VALLEY COLLECTION & RECYCLING, LLC
1333 Oakland Road
San Jose CA 95112-9894
(408) 283-9250
www.westvalleyrecycles.com
customerservice@westvalleyrecycles.com

E-Waste Drop Off Event

E-Waste Drop Off Events will be taking place in West Valley cities soon. Please go to www.westvalleyrecycles.com to find the event in your community. Drop off E-waste such as computers, computer monitors, hard drives, TV's and VCR's absolutely FREE.

Clean Green Waste

Keep your yard trimmings "Green" and your recyclables clean by keeping all garbage out of your green waste and recycling cart. Garbage contaminates recyclable materials.

00080953

RESIDENTIAL

West Valley Recycles! Spring 2008

10 Simple Ways to Celebrate Earth Day – Every Day.

In honor of Earth Day: Ten simple things anyone can easily do to pay tribute to the Earth and care for the earth's environment.

1. REDUCE

Skip the bottled water. It's expensive, and it produces large amounts of waste. Use a reusable water bottle when possible and filter your tap water for drinking, save money and make a big difference.

2. REUSE

Most products we buy cause greenhouse gas emissions during production and distribution. Take your lunch in a reusable lunch box instead of a disposable one. Reuse grocery bags and just say no to disposable utensils.

3. RECYCLE, RECYCLE, RECYCLE

Of course, you already know that recycling saves energy and reduces greenhouse gas emissions. But did you know this? If the recycling rate for aluminum and steel cans, plastic #1, glass, newspaper and corrugated cardboard increased just 10%, 3.9 million more tons of materials would be recycled, saving enough energy to power 1.5 million homes for one year. Check out the recycling how-to page at **www.westvalleyrecycles.com**

Okay, those were pretty easy; why not try some of these?

4. BUY RECYCLED

Purchasing recycled products completes the recycling loop. By buying recycled, you play an important role in making the whole process a success. As consumers demand more environmentally sound products, manufacturers will have to meet that demand by producing high quality recycled products.

5. WALK OR RIDE YOUR BIKE TO WORK OR SCHOOL

Save money on gas and parking while improving your health and dropping pounds. Stop and smell the roses. If you live too far from your office, explore telecommuting, public transportation or carpooling.

6. SWITCH TO CFLs

Switch to the "twisty bulbs," called compact fluorescents or CFLs. These replace incandescent, halogen and other lights around your house to use up to 80% less energy. But remember: All fluorescent lamps and tubes are hazardous waste and must be taken to an authorized recycling facility. Call West Valley Collection and Recycling customer service at **(408) 283-9250** for information.

7. SWITCH IT OFF

Almost 40% of the electricity used to power your home electronics is consumed while they are in standby mode.

Hook up your home computer system and accessories to a power strip that can be switched off each night.

8. PLANT A TREE

A single tree will absorb one ton of carbon dioxide over its lifetime. Shade provided by trees can reduce your air conditioning bill by 10 to 15%. Pretty cool.

9. START A COMPOST PILE

Yard trimmings and food residuals account for 23% of the U.S. waste stream. Natural composting began with the first plants on earth and has been going on ever since. As vegetation falls to the ground, it decays, providing nutrients needed for plants, animals, and microorganisms. It's that simple.

Go to **www.reducewaste.org** to find the 2008 Home Composting Workshop Schedule.

10. MAKE EVERY DAY EARTH DAY

Check out the links page at **www.westvalleyrecycles.com** for events, drop-off sites, how-to workshops and environmental happenings all year round.

Clean Green

Spring. Let in the fresh air. Quick! Because the levels of pollutants indoors can be up to 100 times higher than outdoors, according to the U.S. EPA. Indoor air pollution is due in large part to volatile organic compounds (VOCs) that evaporate from cleaning products that can trigger health problems like allergies and asthma.

Try these simple ingredients you might already have around the house for earth friendly cleaning—like baking soda, vinegar, lemon juice, hydrogen peroxide and borax. They're powerful, safe, and less expensive than chemical alternatives.

- For glass, use a mixture of half white vinegar and half water.
- Baking soda and cornstarch make good carpet deodorizers.
- Clean mildew and mold with a mixture of lemon juice or white vinegar and salt.
- A paste of baking soda, salt, and hot water makes a great oven cleaner.
- Instead of using a store-bought drain cleaner, which likely contains lye, hydrochloric acid and sulfuric acid, try pouring a quarter cup of baking soda down the clogged drain, followed by a half cup of vinegar. Close the drain tightly until fizzing stops, then flush with boiling water.

041206

Why You Want These Bugs in Custody

Most insects found in your garden don't harm plants. In fact, 97% of the insects you see fall into this category! Such insects are called "beneficials" because they benefit the garden by pollinating plants, improving soil, and eating the pests that really harm plants. These hard-working "beneficials" can be a gardener's best friend by keeping problem pests under control naturally, without the use of harmful chemicals.

Making a Positive Identification

Before you stomp on or spray any unfamiliar bugs in your garden, make sure you know the good guys from the bad guys. Remember that most insects go through several changes during their life cycle, so the young (larva or nymph) may look totally different from the adult. And, keep in mind, it is often the "young" of the insect that eats the most pests. This brochure will help you to identify some of the most common beneficials (both adults and their young) found in local gardens. Here are some tips for attracting and keeping beneficials in your garden:

- **Go Undercover:** Provide beneficials with shelter and over-wintering sites by covering bare dirt with an organic mulch like leaves or bark. Remember to leave a small area of exposed soil to encourage solitary native bees that are "ground-nesters."
- **Lure Them Out of Hiding:** Include a variety of different pollen and nectar-rich plants to provide beneficials with a food source – in addition to pests.
- **Crack Down on Crime:** Pesticides (particularly broad-spectrum pesticides that don't target single pests) kill the beneficials as well as true garden pests. Protect beneficial insects by not using pesticides! These chemicals can also run off gardens and lawns with rain and over-watering, entering storm drains – a direct route to local creeks and other bodies of water – where they can harm water quality and wildlife. For information on pesticide alternatives, go to www.OurWaterOurWorld.org.

Bringing in the FBI: Flowers for Beneficial Insects

Most beneficial insects need to supplement their diets with pollen and nectar. You can attract them to your garden, and encourage them to stay and hunt for pests, by offering them a variety of nectar and pollen-rich flowers. Plants with daisy-like flowers or plants with clusters of multiple small flowers are especially attractive to beneficials. Choose a diversity of plants that bloom at different times so that the beneficials can feed throughout the year. Many common garden plants suited to our Mediterranean climate will attract beneficials, including oregano, alyssum, borage, dill, angelica, cosmo, tansy, calendula and rosemary.

Here are some California native plants guaranteed to draw in many of the 10 most wanted

Having a Good Defense

Many native plants have developed **natural defenses** to ward off insect pests and diseases. These defenses can eliminate the need for pesticides and reduce maintenance costs. Because native plants have adapted to grow in our specific climate, they often require very little care once established and are generally more tolerant of drought. The diversity of natives available offers gardeners great choices for both fragrant flowers and beautiful foliage – and provides food and habitat for our native birds, wildlife, butterflies, and beneficial insects.

Early Fall is an ideal time to plant natives. The cool weather and rainfall will help young plants establish a healthy root system before colorful Spring blooms emerge.

Photo Credits • Ed Ross: Green Lacewing Larva, Ground Beetle, Bumblebee + Nest, Syrphid Fly + Larva, Soldier Beetle, Parasitic Wasp + Larva, Spider, Ladybeetle + Larva, Tachinid Fly, California Lilac • **Jack Kelly Clark** courtesy UC Statewide IPM Program: Dragonfly Nymph, Ground Beetle Larva, Soldier Beetle Larva, Tachinid Fly Eggs on a Caterpillar © by the Regents of UC • **Mostly Natives, Tomales CA:** Yarrow, Buckwheat, Goldenrod, California Aster • **Susan Van Der Wal:** Dragonfly, Seaside Daisy • **Saint Mary's College of California:** Slender Sunflower © 1995 • **© Jscalvo | Dreamstime.com:** Green Lacewing

FLOWER	PLANT PROFILES	VISITING RIGHTS
Seaside Daisy/ Fleabane *(Erigeron glaucus)*	Evergreen, low-growing perennial has daisy-like flowers that bloom in pinks, whites and lavenders.	butterflies bees lacewings syrphid flies
Yarrow *(Achillea millefolium californica)*	Small perennial to 1' tall, with clusters of tiny, whitish flowers and feathery, green foliage. Some cultivars have yellow or pink flowers.	butterflies bees ladybugs parasitic wasps tachinid flies
 Slender Sunflower *(Helianthus gracilentus)*	Perennial with hairy stems and large, yellow daisy-like flowers. Fall blooming.	bees butterflies lacewings syrphid flies parasitic wasps
Buckwheat *(Eriogonum species)*	Perennial that ranges from small ground covers to 3' tall shrubs. Blooms are clusters of tiny pink, white or yellow flowers. Foliage ranges from green to silver/gray.	syrphid flies tachinid flies parasitic wasps lacewings ladybugs
Goldenrod *(Solidago californica)*	Perennial with graceful stalks of tiny yellow flowers. Fall blooming	soldier beetles parasitic wasps
California Lilac *(Ceanothus species)*	Many different evergreen species including both shrubs and groundcovers. Blooms are showy clusters of blue, purple or white flowers.	syrphid flies ladybugs lacewings bees
California Aster *(Aster chilensis)*	Shrubby, deciduous perennial produces lavender daisy-like flowers. Blooms from summer through fall.	bees butterflies lacewings ladybugs syrphid flies

EXPAND YOUR SEARCH!

BOOKS

- *Good Bugs for Your Garden*, Allison Mia Starcher, Algonquin Books, 1995.
- *Natural Enemies Handbook*, Mary Louise Flint and Steve Dreistadt, University of California ANR Publications, 1998.
- *Natural Insect Control, The Ecological Gardener's Guide to Foiling Pests*, Brooklyn Botanic Garden, 1994.

WEBSITES

- Bee Gardens
  http://nature.berkeley.edu/urbanbeegardens
- Bug Guide: ID, Images for Insects, Spiders & Their Kin
  http://bugguide.net
- Invasive Plants and Alternatives
  www.cal-ipc.org (CA Invasive Plants Council)
  www.plantright.org (PlantRight Program)
- Native Plants
  www.cnps.org (CA Native Plant Society)
  www.mostlynatives.com/guide.htm (Mostly Natives Nursery)
  www.laspilitas.com/plants/plants.htm (Las Pilitas Nursery)
- Natural Enemies Gallery from the University of California Statewide IPM Program
  www.ipm.ucdavis.edu/PMG/NE/index.html
- Pesticide Alternatives (Least Toxic)
  www.OurWaterOurWorld.org (Our Water – Our World)
- Pesticide Hazards (Beyond Pesticides)
  www.beyondpesticides.org/gateway/index.htm

Crime Scene Investigators: Developed by Debi Tidd Consulting with Gina Purin from Marin County Stormwater Pollution Prevention Program 415/499-3202. Designed by Schmidt Creative. Reviewed by M.L. Flint, UC Statewide IPM Program.

Printed on FSC Certified recycled paper – 50% Recycled, 25% Post Consumer Waste

Mug shots approved for posting by:

The 10 'Most Wanted' Bugs in Your Garden

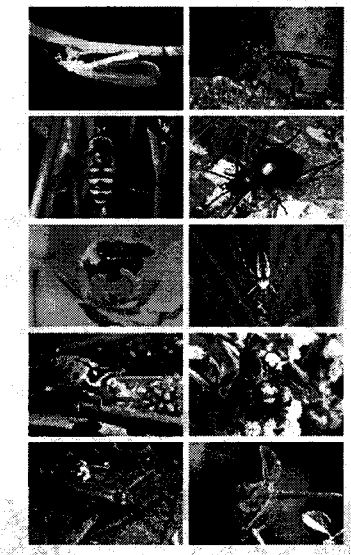

Guilty of: Controlling garden pests without the need for toxic chemicals

Reward: A healthy, sustainable garden that saves money and resources and protects the health of families, pets and the environment

ASSESSING THE LINE-UP

Here are rap sheets and mug shots on ten beneficial bugs that consume large numbers of pests or pollinate plants. Do not attempt to apprehend them... just let them serve time in your garden!



Lacewing larva and aphid

Green Lacewing

Aliases: Aphid wolf, aphid lion.
Wanted For: Aggressively devouring aphids, thrips, mealybugs, scale, spider mites, leafhoppers and insect eggs.
Family History: Adult green lacewings feed on nectar, pollen, and honeydew – at dawn and dusk. Juveniles are voracious predators known to eat up to 20 or 30 aphids a day.
Sightings: Last seen around nectar-producing plants like sunflowers, tansy and buckwheat.

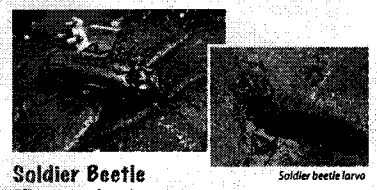

Soldier beetle larva

Soldier Beetle

Aliases: Leatherwings.
Wanted For: Attacking and feeding on aphids and other soft-bodied insects.
Family History: Adults feed on pollen and insect pests on plants. The larva (or "young") hunt for pests in leaf litter and soil.
Sightings: Known to feed on the pollen of flowers like goldenrod and milkweed while waiting for its prey. Reports of sightings appear in early spring, shortly after aphids begin hatching.

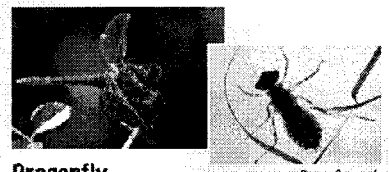

Dragonfly nymph

Dragonfly

Aliases: Mosquito hawk, darner.
Wanted for: Preying on unsuspecting flying insects like mosquitoes, flies and midges.
Family History: The dragonfly's excellent eyesight, strong jaws and agile flight make it a deadly predator able to catch prey in mid-air. Dragonfly larvae (nymphs) live in water and are also efficient hunters eating mosquito larvae and other insects, snails and even small fish.
Known Accomplices: Often seen in the company of its relative, the damselfly, another insect predator. Don't be fooled: when at rest, dragonflies hold their wings outstretched while damselflies fold their wings closed over their bodies.
Sightings: Last seen near garden ponds, streams and other bodies of water.



Bumblebee nest cells cut open to show developmental stages

Bee

Aliases: European honeybee, bumblebee. (Also includes hundreds of native bee species including leafcutter and orchard bees.)
Wanted For: Pollinating the flowers of many of our ornamental, fruit and vegetable plants.
Family History: Specially equipped for moving large quantities of nectar and pollen, honeybees are usually found in colonies in hives. Most native bees are masters at eluding notice and often live alone in ground nests. Bee populations are diminishing due to pesticide use, and loss of habitat.
Sightings: Usually seen in gangs in the vicinity of flowers high in nectar and pollen including asters, sunflowers, mints, lavender, rosemary and sages.



Syrphus larva eating brocolli aphids

Syrphid Fly

Aliases: Hoverfly, flower fly.
Wanted For: Hunting down aphids, mealybugs and other pests, and for pollinating plants.
Family History: Adults are known to be important pollinators. The larvae suck the juices out of their victims. A single larva can consume hundreds of victims a month.
Sightings: Larvae are usually found under leaves in the company of aphids. Adults have been seen lurking around ceanothus, sunflowers, feverfew and other nectar-rich flowers.
Master of Disguise: With their yellow and black stripes the adults appear to be bees. They have only one set of wings and can't sting. The larva look like fat, legless caterpillars.

Ground beetle larva

Ground Beetle

Aliases: Predacious ground beetle, and carabids, among others.
Wanted For: Conspiring to eat many soil-dwelling pests like slugs, snails, cutworms and root maggots.
Family History: Fast-moving predator, armed with strong jaws. Generally dark brown or black with long legs, and shiny, hard front wing covers that sometimes have a metallic sheen. Usually hunts at night. Reported to be able to consume its body weight in food each day. Larva also feed on soil insects.
Sightings: Usually sighted hiding in soil or under rocks, dried leaves and mulch.

Parasitoid wasp cocoons on caterpillar

Parasitic Wasp

Aliases: Trichogramma, Braconid, Hyposoter and Ichneumon, among others.
Wanted For: Parasitizing the eggs of cutworms, cabbage loopers, codling moths, tomato hornworms, aphids, whiteflies, scales and other pests.
Family History: These tiny, notorious wasps lay their eggs on or inside of pests or insect eggs and the larva eat the pest. Can be tracked by the tell-tale signs they leave behind, like tiny, white cocoons on caterpillars, or "aphid mummies," – the tan, dried up husks of aphids stuck to a leaf.
Sightings: Suspected of foraging for nectar on tiny flowers like alyssum, yarrow, tansy, and clover.

Orb weaver spider

Juveniles closely resemble adults

Spider

Aliases: Funnel weavers, crab spiders, and golden orb spiders, among others.
Wanted For: Trapping and bugnapping a wide variety of insect pests.
Family History: The most deadly natural enemy of pests, spiders are skilled predators. They may hunt with webs or track their victims on the ground and on plants. Can be identified as arachnids, with eight legs and two body parts.
Sightings: All over your garden, and on front porches near lights.
Warning: Spiders are thought of as fearsome creepy crawlers but very few have a bite that is harmful. Always wear gloves when cleaning garages, debris, woodpiles, storage areas or piles of clutter.

Ladybug larva and pupa

Ladybeetle

Aliases: Ladybug, ladybird beetle, seven-spotted ladybeetle.
Wanted For: Gorging on soft-bodied insects like aphids, scale, thrips, mealybugs and spider mites.
Family History: Both adults and larva eat large numbers of pests. It is believed that one ladybug can devour 5,000 aphids in its lifetime. Most common suspect is red with black spots – but watch for many other species in a variety of colors, with or without spots.
Warning: Be on the lookout for a ladybug look-alike: the spotted cucumber beetle! This green beetle with black spots feeds on crops and foliage.
Sightings: Known to loiter on nectar-rich flowers like yarrow, clover and tansy.

Tachinid fly eggs on a caterpillar

Tachinid Fly

Aliases: Diptera.
Wanted For: Attacking unsuspecting caterpillars and beetles.
Family History: Disguised as a hairy housefly, this parasitic insect lays its eggs on caterpillars, grubs and other insects. When the eggs hatch, the young (larva) tunnel into their victims and eat them.
Sightings: Often seen stealing the nectar and pollen of tansy, milkweed and Queen Anne's Lace.

FREE

West Valley Green Leaf

Invites You to....

Get your Green On

Green Your Home/Business

- Solar
- Green Building
- Landscape
- Utilities

and much more

Saturday April 19, 2008

10:00 am – 4:00 pm

Los Gatos High School (front)

20 High School Court

Get Involved

- Community Resources
- Volunteer
- Green Organizations

Green Your Lifestyle

- Hybrids
- Electric Vehicles
- Scooters
- Bikes

Akeena® Solar

WEST VALLEY GREEN LEAF Get Your Green On!

The Future is now...

The Future is now...

FREE

For more information or to be an exhibitor contact: Zsa Zsa Taylor 408 354-8066 email: ptaylor365@aol.com

THIS PAGE INTENTIONALY LEFT BLANK

041209

Lo ,tos

Santa Clara Valley Urban Runoff Pollution Prevention Program

FY 2007-2008 ANNUAL REPORT

Training Summary: Public Information / Participation

Training Description	Date	Attendees
The Ebbs and Flows of Wetlands Protection **Presenter:** Dr. John Callaway, University of San Francisco professor of environmental studies explores wetland protection since the enactment of the Clean Water Act San Jose State University Campus Martin Luther King Library Rooms 255/257 150 E. San Fernando St. San José, California **Sponsored by**: the Ecological Society of America, in affiliation with San José State University and the South Bay Salt Pond Restoration Project **Topics**: ▪ Benefits of wetlands to watersheds/ water quality; ▪ Evolution of way we design marshes in restoration (16,000 acre project salt ponds) using **Adaptive Mgmt** – applying scientific method using a range of approaches, use the evaluation of the methods used to make the next step decision ▪ Challenges to restoration: mercury in existing sediments, opening up the tidal barrier can cause a chemical change that may increase entrance of mercury to the food web; sediment issues and subsidence and sediment deficit; relative distribution of marshes; invasive and nuisance species; flood control; groundwater withdrawal ▪ Important dates for wetland protection	August 5, 2007 Sunday, August 5, 2007, 2:30 - 4 pm	**WVCWP (1)** Program Manager
Creek Cleanup Training **Speaker:** WVCWP Manager **Topics:** Training on handling creek cleanups was given to 1 new part – time staff member.	September 11, 2007	**WVCWP (2)** Manager Program Assistant

Los Gatos

Santa Clara Valley Urban Runoff Pollution Prevention Program

FY 2007-2008 ANNUAL REPORT

Training Description	Date	Attendees
Environmental Volunteer Training **Training for**: EV Presentation **Topics:** Two WVCWP staff practiced demonstrations and activities. Using 2 simple models, demonstrating the role of the Water Cycle with an experiment showing how water evaporates and how condensation occurs by using a hot plate, salt water and ice cubes. Second demonstrating, water density kit with experiment using an egg to show the difference in density between fresh and salt water. Learning hands-on activities and grade-appropriate presentations for teaching: ▫ Demonstrate the role of the Water Cycle ▫ How water evaporates and condensation occurs ▫ Water density kit ▫ Difference in density between fresh and salt water	10-29-07	**WVCWP (2)** PIP Outreach Coordinator Program Manager
Enviroscape Presentation Training **Speaker:** WVCWP Manager **Topics:** WVCWP Program Manager provided training to 2 new staff members on use of the Enviroscape and on making presentations.	February 12, 2008	**WVCWP (3)** Manager Program Assistant Program Staff
Creek Cleanup Training National River Cleanup Day (May 17, 2008) **Speaker:** Heidi McFarland, SCC **Topics:** Site Coordinator Tip Sheet, Volunteer Orientation Script, Waiver of Liability Form, and Data Reporting Guidelines.	May 1, 2008	**WVCWP (1)** Inspector

Pesticide Management Activities

This Page Intentionally Left Blank

041213

Lo tos

Santa Clara Valley Urban Runoff Pollution Prevention Program

FY 2007-2008 ANNUAL REPORT

PESTICIDE MANAGEMENT ACTIVITES

FY 2007-2008 Work Plan Self Evaluation Matrix

Source	Task Source	Work Plan Tasks	Accomplishments	Responsible Party
	SCVURPPP PMP (I.A.1.)	Summary of Use Track and report use of pesticides on municipally owned property.	Pesticides applied by municipal staff are reported monthly to the State of CA Dept. of Pesticide Regulation with copies of monthly reports forwarded to WVCWP for tracking purposes. Pesticide use by the municipal Pest Control contractor (PCO) are also forwarded to WVCWP. IPM practices are listed in the Evaluation section at the end of this Matrix.	Parks Maint Supt & Facilities Mgr
	SCVURPPP PMP (I.A.3.) PS #3	Implement BMPS Continue to Implement IPM practices as Best Management Practices (BMPs) for any pesticide used by staff or contractors. Report on use of IPM practices on municipal property.	During 07-08, the WVC continued to implement the Pest Management Performance Standard (PMPS). "Standard Operating Procedures for Pesticide Management" are being followed by staff and contractors. BMPs in general continue to be effective. WVC work with contractors to find the least-toxic method to treat resistant pest problems. The WVC use less-toxic pest management methods in municipal facilities (parks & buildings) whenever practicable, based upon budget and effectiveness. *See "Evaluation" section below for details on IPM implementation.*	WVCWP & Town's WV Rep coord w/ Parks Supt & Facilities Mgr
	SCVURPPP PMP (I.A.6.)	Banned Pesticides Inventory If any pesticides have been banned w/in the past FY (per EPA, State &/or local requirements), conduct an agency-wide search of chemical for these pesticides. Properly dispose of these banned substances pursuant to appropriate waste disposal regulations.	Staff reviewed the list of banned pesticides for the FY and found none of the pesticides used by the Town were identified on the list. No further action was required.	PW Supt/ Parks Supt

Los Gatos

Santa Clara Valley Urban Runoff Pollution Prevention Program

FY 2007-2008 ANNUAL REPORT

	SCVURPPP PMP (I.B.1.) PS#5.a	Training for Applicators Ensure that employees who apply pesticides for the agency obtain the appropriate training as required by the County Agricultural Commissioner and the State Department of Pesticide Regulation (DPR)	The Annual Pesticide Safety Training was held on May 13, 2008. Dennis Merrill, president of *Killroy/ Sensitive Solutions Pest Control* gave the presentation. 14 Town of LG maintenance workers attended.	Parks Supt
	SCVURPPP PMP (I.B.2.) PS#5.b	Staff Training for Applicators Attend and/or conduct annual training which reviews appropriate portions of the IPM Policy, BMPs, and relevant IPM techniques for employees within departments responsible for pesticide application.	Town of LG staff have regularly attended locally available IPM trainings in past years. Last year 4 Public Works staff received training at the **3rd Annual Regional IPM Training** on November 14, 2006. SOPs, BMPs and new IPM techniques are conveyed to additional staff through tailgate meetings.	Parks Maint Supt/ Parks Maint staff WVCWP to provide training
	SCVURPPP PMP (I.B.3.) PS#5.c	Municipal Staff Education Inform employees who are not authorized and trained to apply pesticides that they cannot use over-the-counter pesticides in or around the workplace.	All Town employees received this information via e-mail on August 6, 2007. The e-mail included information on the Town's Stormwater Permit and IPM Plan.	Town's WV Rep; WVCWP to provide notice
	SCVURPPP PMP (II.A.1.)	Watershed Ed. & Outreach Campaign (WE&O)[1] Attend WEO and IPM work groups. Continue to assist with development of strategy for a campaign and training program (in Spanish & English) designed for staff of very small landscape businesses (typically 1-8 employees) mainly serving homeowners.	WVCWP Program Manager participates in the IPM Ad Hoc Task Group on behalf of the WVC. Project implementation and projects for consideration, which are discussed in the AHTG, are presented to City staff for appropriate follow-through. WVCWP contributed additional funds to the SCVURPPP's IPM ad campaign. This allowed the IPM ad to appear in the three (3) weekly community newspapers for six (6) weeks in the spring. (Campbell Reporter, Los Gatos Weekly, Saratoga News). WVCWP was very involved with the development of the new training program for small landscape businesses – from concept, to grant proposal, to implementation of a	WVCWP Staff

[1] Funded by all Co-permittees each year.

			successful class series. The first set of classes were held from Feb- April 2007 – one in English and one in Spanish; Both classes were attended at capacity (40 students) and had waiting lists. Positive media coverage about the class was received in local ethnic and San Jose community newspapers. The classes are being listed in the Fall session and projected to be full. Since many WV residents employ small landscape contracting firms, it is hoped that these classes will have an impact on reducing residential pesticide use in the WVC. See "Evaluation" below, for details	
	SCVURPPP PMP (II.A.4.)	Community & School Opportunities Identify opportunities and attend community events/school classrooms to demonstrate reasons for, and methods of, less toxic pest control.	Information on the importance of reducing pesticide use, and the toxic effects of pesticide runoff, is included in all WVCWP educational presentations at schools. IPM information, and HHW brochures detailing proper pesticide disposal, are distributed at a variety of venues. In FY 07-08, WVCWP participated in helping to develop a new brochure on reducing pesticide use and employing beneficial bugs. WVCWP the directed funds toward an order of the Beneficial Bugs brochure for use as a handout. See PI/P Section for further details on outreach for less toxic pest control.	WVCWP Staff
	SCVURPPP PMP (II.A.5.)	Community Material Distribution Participate in public sale events at local hardware store(s). Provide watershed protection information and reminders (gifts) to community by walking aisles of the gardening center with gift basket full of handouts during the sales.	WVCWP staff distributed material via different delivery methods at a variety of community events, including: Haunt the Hollow EVENT 10-28-07 Summer Winds Nursery (Campbell) 8-9-07 Orchard Supply Hardware (Saratoga) 8-5-07 Ace Hardware Garden Center Los Gatos 9- 11-07 Town of Los Gatos Green Event, 4-19-07 Great American Pick-up (Campbell) 4-19-07	WVCWP Staff

Los Gatos

Santa Clara Valley Urban Runoff Pollution Prevention Program

FY 2007-2008 ANNUAL REPORT

			See PI/P Section for details about community events and various IPM and Pesticide-related materials which were distributed.	
	SCVURPPP PMP (II.A.6.)	Web Site As new information is available, update web site to provide easy access to information on IPM and reduction of pesticide use.	In FY 07-08 WVCWP staff worked on development of a new "Take Action" page, which will include a variety of IPM and pesticide information links. The page will be uploaded in FY 08-09.	WVCWP Staff
			Town of Los Gatos: The Town website includes a paragraph on Garden Chemicals, and also on Overwatering, and its impact on carrying pollutants to the stormdrain.	Town's WV Rep
	SCVURPPP PMP (II.A.13.)	Special Districts Invite neighboring special districts (e.g. sanitary, open space districts, and school districts) to attend WVCWP sponsored IPM workshops, when workshops are offered.	Information on newly-available Ecowise training was forwarded to the PCOs used as municipal contractors by WVC (Kilroy Pest Control/Sensitive Solutions and West Valley Spray): http://www.ecowisecertified.org/ Contractors also received an invitation to a Regional IPM Contracting Workshop (November 6, 2007) in Oakland Due to numerous trainings/meeting for municipal staff concerning the Municipal Regional Permit, WVCWP was not able to sponsor an IPM training this year.	WVCWP Staff
	SCVURPPP PMP (II.A.14.)	Conduct internal IPM outreach Provide all City/ Town staff with information on environmentally safer, integrated pest management to encourage employees to use IPM methods away from work. Email announcements as appropriate & display IPM materials at City/ Town Hall.	A new e-mail notice covering this subject was created by WVCWP staff The notice contains links to *Our Water, Our World*; *UC Davis IPM site*; *Universities' Pesticide Info Network*; and *Pesticide Action Network database*. It is being e-mailed to all municipal employees in Summer 2008. In addition, IPM material is available for pick-up by employees at Municipal Offices.	WVCWP to provide notice / Town's WV Rep to distribute as appropriate
	SCVURPPP PMP (III.A.1)	Pest Control Operators Maintain database of licensed structural and landscape maintenance PCOs within WVC for outreach purposes.	The database of West Valley PCOs has been compiled; over 75% of them are based in the City of Campbell.	WVCWP staff

	SCVURPPP PMP (III.A.4)	Track and Report PCO Use of Pesticides Require PCOs contracted by municipality to implement BMPs through contract specifications and track and report PCO use of pesticides on municipal property.	The Town requires its contractor for Pesticide application, Killroy, to follow all required application BMPs as a term in their contract. Killroy provides the Town with all required documentation of pesticide application performed by Killroy. Invoices for all pesticides applied by PCOs have been provided to WVCWP for tracking purposes.	Parks Supt / Facility Mgr / PW Dir assist w/ contracts
	SCVURPPP PMP (IV.A.2.)	Commercial Business Education Continue ICID Inspector's education program targeting retail food facilities through distribution of "Don't Set a Table for Pests".	The WVCWP Inspector distributes outreach material on less toxic measures to use for pest control in food service businesses - *"Don't Set a Table for Pests"* - during his Restaurant Inspection activities. In FY 07-08, restaurant staff in the Town of Los Gatos received a total of **18** of these.	WVCWP Inspector
	SCVURPPP PMP (V.A.3.)	Promote HHW Collection Work with HHW collection agencies to support, enhance, and help publicize programs for proper pesticide disposal.	All WVC contribute funds to the County HHW disposal program, enabling residents and small businesses to drop off pesticides at HHW sites. WVCWP Program Manager participated in the SCVURPPP and HHW Program Work Group. Work Group is exploring means of coping with growing demand at facilities due to increased awareness about proper disposal.	WVCWP / PW & Community Services Dept. staff to assist
			TOWN OF LOS GATOS: The Town's website give information on proper pesticide disposal via HHW on its "FAQ" page.	WVCWP / PW & Community Services Dept. staff to assist
	NPDES Permit Provision C.3.n	1. New Development/ IPM Planning Procedures 2. New Development/ Reporting 3. New Development Training for staff responsible for Environmental Reviews	See Planning Procedures Section 4 Pesticide Management measures related to New Development (C.3) have been incorporated into the Planning Procedures element of the Work Plan in order to facilitate delegation of responsibilities to appropriate departments and staff.	Town's WV Rep, PW Dir, Comm Dev Dir and Planners

Los Gatos

Santa Clara Valley Urban Runoff Pollution Prevention Program

FY 2007-2008 ANNUAL REPORT

Pesticide Management Activities Evaluation

PESTICIDE USAGE REDUCTION MEASURES – Pest Specific

Los Gatos invested in an Irrigation Upgrade Project at Bachman Park to replace its outdated irrigation system. The new irrigation system has been designed with input from the Santa Clara Valley Water District, and will have watersaving devices to irrigate the lawn in a much more efficient manner. The existing irrigation system's efficiency rating was 5%. The new system will be closer to 100% efficient.

This project will have an impact on eliminating any runoff problems at this park, thereby helping to avoid any possible problems of fertilizers and pesticides running off into nearby creeks. An article on these efforts was printed in the municipal newsletter, *the Los Gatos Vista,* to help raise public awareness concerning the issue of efficiency in lawn irrigation.

Los Gatos is implementing IPM in the following situations:

YELLOWJACKETS:

- Los Gatos uses traps as the main means of control.
- Parks staff uses steam cleaning on picnic tables to prevent attracting wasps & ants.

WEEDS:

- Los Gatos uses a chipper to create mulch from green waste; this mulch is used for weed control wherever possible.
- Los Gatos continues to arrange to receive free wood chippings from PG&E tree-trimming contractor. Mulch is used to reduce weed growth on roadsides, median islands, parking lot landscaping and in parks.
- Staff hand-pull weeds where feasible.
- Los Gatos purchased a flail mower to mow weeds in large areas.

RODENTS:

- Rats & mice are trapped by contractor (baits used as last resort).

INVASIVE SPECIES:

- Various species along Los Gatos Creek are hand-pulled by Native Plant Society volunteers.
- Scotch Broom is cut down by Parks staff and volunteers supervised by staff.

SCALE INFESTATION ON TULIP TREES

- Parks staff sprays trees with low concentration detergent & water

RESULTS OF PESTICIDE USE REVIEW FY 06-07:

Los G s

Santa Clara Valley Urban Runoff Pollution Prevention Program

FY 2007-2008 ANNUAL REPORT

- Los Gatos staff has eliminated the use of any OP pesticides for the past 6 years (and in preceding years minimal OPs were used: such as .475 oz of diazinon for ant control in FY 01-02). Avoidance of OP use has been achieved through use of IPM practices and through seeking out less-toxic pesticides.
- The Town is making an effort to stress prevention (prevent weed growth, prevent pest infestations) where possible. Los Gatos is moving into use of IPM and engineered, rather than chemical, controls as much as possible given budget and staff limitations.
- In Town facilities, sanitation is being stressed as a means to prevent pest infestations (ants, mice, etc.) so that chemical controls will not be needed.
- Over the past several years, the Public Works Dept. has instituted improved methods of weed control in some parks and roadsides, such as the arrangement for free wood chips which are used as mulch to prevent weed growth.
- Los Gatos invested in purchase of a flail mower for staff to use in mowing weeds in large areas.
- Volunteers work with the Public Works Dept. to trim back brush along the LG Creek Trail, and to remove invasive species.

THIS PAGE WAS INTENTIALLY LEFT BLANK

041221

MEMORANDUM

Parks and Public Works Department

To: All Town of Los Gatos Staff

From: Kevin Rohani, Interim Director

Re: **USE OF PESTICIDES ON TOWN PROPERTY – Annual Reminder**

Date: August 6, 2007

Pesticide use by Town of Los Gatos is tracked by the California Water Board as part of the Town's Stormwater Permit requirements. This staff-wide message is required annually by the permit. It is important that all Town staff be informed of and to comply with the Stormwater Permit's requirements concerning pesticide use. Please read and follow the instructions, as appropriate.

Use of Pesticides

The Town of Los Gatos adopted an Integrated Pest Management(IPM) Policy and IPM Plans to address eliminating or removing various pests from Town property. The IMP Plans include strategies for controlling pests (such as mice, ants and wasps) using the least toxic methods possible.

The California Water Board's Stormwater Discharge Permit requires municipalities to reduce pesticide use. One of the goals of the policy is to ensure that pesticides that are purchased are applied only by staff who received training in pesticide use, and in less toxic pest control measures. By adhering to these plans, we meet the permit requirements and help to provide a healthier environment for staff and the public

<u>To help meet this goal, staff members should:</u>

- Only staff licensed as "Pest Control Advisors" may order, purchase and apply pesticides (including over-the-counter pesticides) for use on Town property.
- To request removal of pests (such as mice, ants or wasps) from Town property, contact the Public Works Office 399-5770 to initiate a work request.
- Responsibly dispose of any existing pesticide containers on Town property through the Town's Hazardous Waste program. Contact Bruce Smith at 399-5778.
- If any pesticides are currently stored in any Town facilities (such as ant or wasp sprays), and you are not a "Pest Control Advisor", discontinue any further pesticide applications and dispose of the containers responsibly, as listed above.

Thank you for your help in our efforts to protect employee health and local water quality.

If there are any questions about this procedure or the NPDES permit, please contact Mary Gillespie-Greenberg, Administrative Analyst at (408) 399-5776.

THIS PAGE INTENTIONALY LEFT BLANK

041223

Los Gatos

Santa Clara Valley Urban Runoff Pollution Prevention Program

FY 2007-2008 ANNUAL REPORT

Training Summary: Pesticide Management

Training Description	Date	Attendees
IPM Exchange Field Trip/Training Sponsored By: San Francisco Estuary Project/ABAG; City of Palo Alto **Topics:** effective IPM techniques for managing Argentine Ants tour of the Palo Alto Golf Course to view an innovative project to reduce the ground squirrel population using a visual barrier in lieu of pesticides as well as raptor and owl perches **Handouts:** 1 Tips For an Effective Argentine Ant Inspection (#3) 2 Ant Inspection Checklist (#4) 3 What to do When Argentine Ants Invade a Building (#5) 4 Notes on Baiting Argentine Ants (#7)	Dec.11, 2007	**WVCWP (1)** Inspector
Kick – Off Planning Meeting for 2008 Our Water Our World **Presenters:** Led by Geoff Brosseau, Chair – IPM Partnership Committee, BASMAA (Held by conference call) **Topics:** • Internet ads for the Our Water Our World Program • Possibilities of updating fact sheets • The need for new fact sheets • Virtual fact sheets • Adding OWOW phone number to fact sheets for a personal response • Shelf Talkers • Product Lists and updates • Is dealing with rodents a water quality issue? • Different types of store appreciation	Oct 10, 2007	**WVCWP (1)** Public Outreach Coordinator

West Valley Communities

Los Gatos

Santa Clara Valley Urban Runoff Pollution Prevention Program

FY 2007-2008 ANNUAL REPORT

Training Description	Date	Attendees
C.A.P.C.A. Conference - Sparks, NV **Topics:** General IPM	Oct. 28-30, 200707	**Campbell (1)** Parks Supervisor
Eco Wise Seminar - Oakland, CA **Topics:** General IPM	Nov. 6, 2007	**Campbell (1)** Parks Supervisor
Parks Symposium - Santa Clara, CA **Topics:** General IPM	Nov. 20, 2007	**Campbell (8)** Parks Supervisor Parks Lead Worker (2) Parks Maintenance Worker (5)
Weed Science Society Annual Conference - Monterey, CA **Topics:** General IPM	Jan. 28-30, 2008	**Campbell (1)** Parks Supervisor
Annual Safety Training: CA Dept. of Agriculture Parks crew training **Presenter: Vince Huppe, Parks Supervisor** **Topics:** all aspects of Pesticide application, BMP, and IPM practices	May 7, 2008	**Campbell (15)** Parks Lead Worker (2) Parks Maintenance Worker (13)
NCTLC Seminar "Day on the Green" - San Francisco, CA **Topics:** General IPM	May 14, 2008	**Campbell (7)** Public Works Superintendent Parks Supervisor Parks Lead Worker (2) Parks Maintenance Worker (3)

Mercury Pollution Prevention Activities

This Page Intentionally Left Blank

041227

Lo tos

Santa Clara Valley Urban Runoff Pollution Prevention Program

FY 2007-2008 ANNUAL REPORT

MERCURY POLLUTION PREVENTION ACTIVITES

FY 2007-2008 Work Plan Self Evaluation Matrix

Source	WP Task	Work Plan Tasks	Accomplishments	Responsible Party
	Mercury Plan (I.E.)	Reduction of Hg Containing Products Continue implementing phase-out of mercury-containing products (MCPs). Phase-out will coincide with replacement of MCPs on an as-needed basis.	Reduction of mercury-containing products is being implemented. Research on alternative products has been conducted through the WVCWP. Non-mercury or low-mercury replacements are being used wherever feasible e.g., thermostats and fluorescent bulbs. At the WVCWP-sponsored meeting with DEH in April 2008, each member in the audience was given the booklet, "What You Don't Know About Mercury". Discussion followed as to how and where to dispose of Mercury Containing Products, including fluorescent bulbs, thermometers, and batteries. In the back of the booklet there is a list of approved drop-off locations in our area. Record keeping for MCPs was also discussed.	WVCWP & Town's WV Rep; Street Maint Supt & Facilities Mgr to report data
		Provide Pub Works Supvsr and Facilities Maintenance Manager with a reminder notice.	**LOS GATOS:** Los Gatos adopted a mercury elimination policy during FY 03-04 and has continued to phase out Mercury Containing Products, with the exception of fluorescent bulbs. The WVCWP Stormwater Inspector conducted a training on disposal & discontinuation of Mercury Containing Products during the Annual Corp Yard Walk-Thru Training on May 29, 2008. The Training was attended by **19** Town of LG staff members. Topics covered included: • What are Mercury Containing Products (MCPs)? • Requirements for MCPs • Proper Disposal of MCPs • E-waste Drop-off Sites • Record-keeping for MCP Disposal	WVCWP & Town's WV Rep; Street Maint Supt & Facilities Mgr to report data

Los Gatos

Santa Clara Valley Urban Runoff Pollution Prevention Program

FY 2007-2008 ANNUAL REPORT

	Mercury Plan (II.B.)	Mercury Containing Product Disposal Services Provide funding and participate in County HHW collection program for residents and small businesses	The WVC support the County HHW collection program through funding, outreach activities (material distribution, website notices, etc.), and sponsorship of local E-waste collection events. HHW drop-off information was distributed to Bay Area & WVC residents at several community events in FY07-08. Disposal of fluorescent bulbs was covered in classroom presentations. In FY 07-08, the focus was on investigating proposals related to adoption of an extended producer responsibility (**EPR**) resolution. All WVC adopted an EPR Resolution during FY 07-08. See Evaluation Section (below) for details.	Pub Works Director/ Town Manager
			LOS GATOS: Los Gatos hosted an HHW Thermometer Exchange at the Farmers' Market at Plaza Park on April 27, 2008. Santa Clara County Household Hazardous Waste Program exchanged mercury thermometers for the electronic variety. The Town's website has added an entire new page for HHW. It gives details on the State's "Hazardous Waste Law", rules for disposal of E-Waste, and a "Waste Recycling Options" chart. The Town's municipal newsletter, *LG Vista – Fall 2007*, presented a long article on HHW. The article listed drop-off spots for different types of batteries, and for fluorescent lamps.	Pub Works Director/ Town Manager
	Mercury Plan (II.C.)	Track Disposal of Mercury Containing Products Continue documenting the quantities of mercury-containing fluorescent bulbs disposed from City/ Town buildings and departments at hazardous waste collection facilities. The quantities of disposed product will be reported in annual report	**LOS GATOS:** The Town Facilities Manager continued documenting and reporting quantities of mercury-containing products disposed of by the Town as hazardous waste in FY 07-08. Mercury-containing products (primarily fluorescent bulbs) are returned bulb for bulb to the lighting vendor. The Town disposed of: 114x - U-shaped and compact lamps	Facilities Manager & Streets Maint Supt

			509x - 4-ft lamps 38x - 8-ft lamps Bins for recycling used batteries are distributed throughout Town departments so that batteries don't end up in the trash. All battery bins are disposed of through HHW.	
	Mercury Plan (II.F)	Fluorescent Light Recycling Campaign Continue participation in the Mercury Ad Hoc Task Group and support ongoing implementation of an outreach program to about recycling fluorescent bulbs.	The WVCWP Manager helped develop local campaigns and outreach messages through SCVURPPP's Mercury Ad Hoc Task Group. WVCWP provided funding for SCVURPPP's Mercury ad to appear in the 3 weekly local newspapers for 6 weeks in Fall 2007 (Campbell Reporter, Los Gatos Weekly, Saratoga News).	SCVURPPP & WVCWP to coordinate w/ HHW staff

Mercury Pollution Prevention Activities Evaluation

Efforts to Enact "Extended Producer Responsibility" Requirements:

At its November meeting for the 4 West Valley Communities, WVCWP hosted a presentation by Rob D'Arcy of Santa Clara County HHW on "Extended Producer Responsibility" – targeting producers of products with HHW, including mercury containing products such as E-Waste. HHW was seeking to have co-permittees pass resolutions supporting EPR. The goal of EPR is to shift California's product waste management system from one that is government-funded and taxpayer-financed to one that relies on producer responsibility. This will also help in removing more of these products from the waste stream.

All WV Cities passed resolutions supporting Extended Producer Responsibility in FY 07-08.

Community Involvement in E-Waste Recycling

Over the past several years, there have been a number of E-waste events held by various entities (schools, scout groups, etc.), thereby reducing the need for WVCWP to sponsor E-waste events. This is a certain measure of success for previous public outreach efforts related to Mercury and E-waste – residents are now taking on the task of organizing these events, and handling safe disposal of mercury containing products. This is a demonstration of the effective partnerships that can develop between municipal efforts and their residents, and which can be especially effective in smaller communities.

WEO AHTG Advertising

Through its Watershed Education Outreach ad hoc task group, SCVURPPP published mercury ads in newspapers serving the Santa Clara Valley. In an effort to ensure reaching a maximum number of WV residents, WVCWP funded and arranged for printing of the ads in 3 local weekly papers, for a 6 week run. This meant an extra 18 ads aimed at West Valley residents. The ads ran in the *Campbell Reporter*, the *Los Gatos Weekly*, and the *Saratoga News*.

THIS PAGE WAS INTENTIALLY LEFT BLANK

041231

Los Gatos

Santa Clara Valley Urban Runoff Pollution Prevention Program

FY 2007-2008 ANNUAL REPORT

Training Summary: Mercury

Training Description	Date	Attendees
Annual Training WVCWP/DEH w/ "Mercury Containing Products" Training Presenter: WVCWP Stormwater Inspector **Topics:** What are Mercury Containing Products (MCPs)? Requirements for MCPs Proper Disposal of MCPs E-waste Drop-off Sites Record-keeping for MCP Disposal	April 22, 2008	**WVCWP (2)** **City of Cupertino (2)** **DEH (15)** Supervisor Inspectors - 14
Corp Yard Walk-Through w/ "Mercury Containing Products" Training Presenter: WVCWP Stormwater Inspector **Topics:** What are Mercury Containing Products (MCPs)? Requirements for MCPs Proper Disposal of MCPs E-waste Drop-off Sites Record-keeping for MCP Disposal	May 15, 2008	**Campbell** Parks/ Public Works staff - **31**
Corp Yard Walk-Through w/ "Mercury Containing Products" Training Presenter: WVCWP Stormwater Inspector **Topics:** What are Mercury Containing Products (MCPs)? Requirements for MCPs Proper Disposal of MCPs E-waste Drop-off Sites Record-keeping for MCP Disposal	May 29, 2008	**Los Gatos** Parks/ Public Works staff - **19**

Los Gatos

Santa Clara Valley Urban Runoff Pollution Prevention Program

FY 2007-2008 ANNUAL REPORT

Training Description	Date	Attendees
Corp Yard Walk-Through w/ "Mercury Containing Products" Training Presenter: WVCWP Stormwater Inspector **Topics:** What are Mercury Containing Products (MCPs)? Requirements for MCPs Proper Disposal of MCPs E-waste Drop-off Sites Record-keeping for MCP Disposal	May 28, 2008	**Saratoga** Parks/ Public Works staff - **14**

Copper Action Plan/ Nickel Action Plan

This Page Intentionally Left Blank

COPPER ACTION PLAN/NICKEL ACTION PLAN

FY 2006-2007 Work Plan Self Evaluation Matrix

Activity	Source	Work Plan Tasks	Accomplishments	Responsible Party
Vehicle Washing Operations	CB-1	As part of the West Valley Industrial Commercial Inspection Program, promote improved car washing methods at auto businesses. Provide info on alternative arrangements for businesses with possible compliance problems. (Section 2.i of this work plan - Industrial Inspection Program)	The Stormwater Discharge Inspector distributes vehicle washing outreach materials during pro-active inspections and in relation to any actual or suspected vehicle washing incident. The Inspector is able to answer questions and offer suggestions with the help of visuals. A WVCWP-created fact sheet provides information on wastewater capture systems for automotive facilities. The fact sheet was designed to provide small-scale automotive facilities (those that find installing a full-fledged wash rack cost-prohibitive) with examples of inexpensive treatment technologies and distributor information. This method of outreach has been very effective.	WVCWP Inspector
Vehicle Washing Operations	CB-1	Place outreach material on proper vehicle/equipment washing at municipal counters, post offices, libraries and public events. Update WVCWP website to include copper information.	The Car Wash Kit flyer is posted in WVC Municipal Offices. For FY07-08, WVCWP home page featured a graphic highlighting car washing, and a link to a printable PDF with information on proper car washing, and water quality degradation from improper washing. The link also gives information on obtaining the free Car Wash Kit for Car Wash Events (this graphic is sometimes temporarily swapped out for publicizing events, such as a WV E-waste event). www.cleancreeks.org http://www.cleancreeks.org/imagesnew/carwashweb.pdf Currently, the WVC do not have any comprehensive outreach material on copper so in FY 07-08 WVCWP staff worked on a draft copper outreach piece (tri-fold), including car washing info. The piece will be distributed for WVC feedback in FY 08-09. Once finalized, it can be distributed	WVCWP staff

Los Gatos

Santa Clara Valley Urban Runoff Pollution Prevention Program

FY 2007-2008 ANNUAL REPORT

			to the public and posted on the website.	
			LOS GATOS: Town of Los Gatos website includes 2 pages with car washing info: Car Wash Fundraising Events: http://www.town.los-gatos.ca.us/index.asp?NID=176 Car Washing at home: http://www.town.los-gatos.ca.us/index.asp?NID=922	Town's WV Rep
Vehicle Washing Operations & Pool/ Spa Maint.	CB-1 & CB-12	In classroom presentations, introduce impacts of copper on aquatic life; teach proper methods of car washing and pool & spa drainage using the Enviroscape watershed model.	WVCWP's classroom presentations are scripted to include hands-on activities so that students can watch pollutants, such as copper from car-washing activities & pool draining, flow directly to waterways. In addition to recommending the use of commercial car-wash facilities, WVCWP encourages washing on a gravel or lawn area where wash water is captured and infiltrated. Students also learn about runoff from car wash fundraisers and the need to borrow the WVCWP Car-Wash Kit for any such event. Proper Pool Draining instruction includes photos of a Sanitary Sewer Cleanout, and other graphics about pool & spa drainage. School presentations in FY 07-08 included: *Casa Di Mir Montessori School, Campbell – Presentations for 6-12 year-olds on 2-13-08* *Queen of Apostles Private Elementary School – Presentations for 4th and 5th grade science classes on 4-4-08* *St. Mary's School, Los Gatos –Presentations for kindergarten classes on 5-6-08*	WVWCP staff

Vehicle Washing Operations	CB-1	Promote use of Car Wash Kit. Provide kit; provide training to charity car wash organizers. Document use in A/R. Solicit feedback from participants.	In FY 07-08, a 220 word "Car Washing" article for municipal newsletters was created. The article will run in "The Saratogan" Summer 2008 issue (FY 08-09), and hopefully in additional municipal newsletters in Spring 09. **October 13 & 14, 2007** The WVCWP Carwash Kit was used at a very large fundraiser at Fisher Middle School, LG. Two WVCWP staff attended in order to educate event organizers on Car Wash Kit set up, and spoke to other interested residents The fundraiser was very well-attended (may have raised $10,000) and many attendees were educated about the Car Wash Kit. 100 Car Wash brochures were distributed. The entire event received extensive media coverage. **September 30, 2007** The Car Wash Kit was also used at the Silicon Valley Roller Girls Carwash Fundraiser in Campbell. The Stormwater Inspector gave instruction about set-up and use of the Kit, and education about carwash runoff. The WVCWP Stormwater Discharge Inspector is available to provide instruction on use of the WVCWP car-wash kit for local fundraising events. He usually attends the events to offer guidance and to help publicize the *West Valley Clean Water Program*. The kit uses about 400 ft. of hose and 300 ft. of extension cord. The car wash kit works extremely well, but can be difficult to set up. Photos of the kit in action are used for classroom presentations.	WVWCP staff
Vehicle Washing Operations	CB-1	Within the development project permit process for Group 2 projects, require source control measures at facilities that will conduct vehicle/ equipment washing and maintenance activities (consistent with Permit requirements).	Los Gatos did not have any regulated projects in FY07-08 that would conduct vehicle/equipment washing and maintenance activities.	Comm. Dev. Dir, Assoc. Civil Eng, and Town's WV Rep

Los Gatos

Santa Clara Valley Urban Runoff Pollution Prevention Program

FY 2007-2008 ANNUAL REPORT

Vehicle Washing Operations	CB-1	Include recommended source controls for vehicle washing in the Town's corporation yard SWPPP and continue to train staff to use BMPs.	Source control BMPs are included in the SWPPP. Corp Yards BMP training is covered annually in the Corp Yard Walk Through (see Public Agency Activities section). Municipal staff follow best management practices and continue to ensure that vehicle wash systems in the Corp Yards prevent wash water runoff. Municipal staff viewed the BASMAA training video in 2006. Public Works Maintenance Staff viewed the video as part of a Tailgate discussion on the topic in October 2007.	Town's WV Rep and Public Works staff
Industrial Copper Control	CB-3	Continue joint Inspections with Fire Dept., targeting industrial sources for copper, e.g. metal plating and metal finishing facilities.	The Town has an agreement with the SCC Fire Dept to conduct urban runoff inspections for machine shops and metal manufacturing facilities. Annual meetings are held between the WVCWP Manager and Inspector and the Fire Dept Haz Mat Specialist to ensure excellent communication and prompt follow-up to potential and actual violations. For Los Gatos inspection data, **see IND section** of this report.	SCVC Fire Dept.
Reducing Traffic Congestion	CB-6/7	Within the development permit process, encourage pedestrian oriented design practices (trails) and planning that will accommodate bicyclists (paths).	The West Valley communities encourage best design practices wherever practicable. These small communities tend not to have large developments conducive to requiring alternative transportation within the permitting process. However, the cities and the Town encourage alternatives transportation through other means: For several years, the cities of Monte Sereno and Saratoga, and Town of Los Gatos, have been working with CalTrans on improving bicycle and walking features along the stretch of Hwy 9 that links these 3 municipalities. The stretch is heavily used by bikers and walkers, and improvements would overcome current safety problems, thereby encouraging greater pedestrian/bicycle use of this transportation corridor. In June of 2008, several agencies gathered on Highway 9 in Saratoga to announce nearly $500,000 of unused bond money that can be used to improve safety along this corridor.	Comm. Dev. Dir, Assoc. Civil Eng, and Town's WV Rep

			Improvements will include a T-intersection that will make cars more visible to bicyclists and a street light at Austin Way & Hwy 9. Caltrans estimates the project will be completed in approximately 2 years. The Silicon Valley Leadership Group CEO discovered the unused bicycle improvement money while reading through documents from the California Transportation Commission. Agencies involved in these improvements include Town of Los Gatos, Cities of Monte Sereno and Saratoga, CalTrans, Valley Transportation Authority, Calif. Transportation Commission. In addition, other improvements will be funded by State Bicycle and Pedesterian Improvement grant funding. Bicycle and pedestrian facilities along Hwy 9 from Los Gatos to Saratoga will be improved through a multi-year project. The first phase will improve the bicycle route system to reduce hazards and improve safety for bicyclists along this route. Phase I work was carried out during FY 07-08.	
			LOS GATOS: The Town of Los Gatos is working on improving pedestrian access to 2 schools. Work has begun on the "**School Route Evaluation and Design Project**". Grant funding will be solicited to carry out the pedestrian improvements; by improving pedestrian access, many daily car trips – which deliver children to school – will be eliminated. Through this project, Town staff are evaluating pedestrian access near Fisher and Van Meter Schools, and preparing a concept design for construction of pedestrian facilities. This evaluation identifies infrastructure needs and provides cost estimates for future budgetary purposes. It will also be used as supporting documentation when pursuing competitive grant funding. The Town publicized this project, and highlighted the need	Comm. Dev. Dir, Assoc. Civil Eng, and Town's WV Rep

Los Gatos

Santa Clara Valley Urban Runoff Pollution Prevention Program

FY 2007-2008 ANNUAL REPORT

			for traffic reduction, in its Fall 07 Municipal Newsletter – the *Los Gatos Vista*.	
Water-shed assessm't and protection	CB-8	Consider watershed protection in all CEQA actions.	Los Gatos has adopted the CEQA review guidance from SCVURPPP, as documented in the June 2004, *C.3 Stormwater Handbook*, to address water quality as part of the C.3.m implementation.	Assoc Planner, Assoc. Civil Eng, and Town's WV Rep
Water-shed assessm't and protection	CB-8	Continue to receive training and develop understanding of the Hydromodification Management Plan (HMP) and implement HMP Permit requirements on qualifying projects.	In September 2007, municipal engineers from the WVC attended trainings presented by SCVURPPP/ EOA staff on the HMP, including proposed applicability maps. Some additional HMP training was received at the June 3, 2008 SCVURPPP workshop. See Planning Procedures Training Summary for details.	Town's WV Rep and Eng Division
Water-shed assessm't and protection	CB-8	Continue to Implement Guidelines & Standards developed by the Water Resources Protection Collaborative for watershed protection. Support new Collaborative issues for watershed protection as they arise.	Campbell, Los Gatos and Saratoga have participated in, and invested significant staff time in, the Water Resources Protection Collaborative. Los Gatos adopted the "Guidelines and Standards" in FY06-07	Pub Works Dir/ Community Dev Dir
Street sweeping	CB-11	Conduct regular street sweeping, evaluate efforts and collect data for Annual Report. Los Gatos has its own Street Sweeper – Continue to maintain effective street sweeping equipment.	The West Valley communities conduct street sweeping in residential areas and more frequent sweeping in commercial areas. Sweeping data is collected and noted in Public Agency Activities (Section # 3) of this report. The Town of Los Gatos is using a new regenerative air sweeper which it purchased several years ago. The regenerative sweeper has proven to be an effective vehicle for the sweeping of streets in the Town of Los Gatos. Due to the increased capacity (from the previous vehicle) it requires fewer trips to dump debris and has required significantly less maintenance to operate.	St. Sweepg staff; P W Specialist to collect data Pub Works Maint Supt
Outreach on Pool, Spa maint'nce	CB-12	Continue to distribute Pool & Spa maintenance brochure via agency counters, website and during IC/ID inspections.	WV Inspector distributed 40 Pool & Spa brochures to Leslie's pool & spa retail outlets during Sept 2007. Pool & Spa brochures are available at all WVC municipal offices.	WVCWP with Municipal Staff

			LOS GATOS: Town website features complete information on pool & spa draining via a link to the Pool & Spa brochure, and information on its Stormwater page "it is OK to drain pools and spas into the sewer system (hook up to your clean-out or washer outlet) but **absolutely do not drain spa or pool water into the curb/storm drain system** as the treated water contaminates creek and bay water" http://www.town.los-gatos.ca.us/index.asp?NID=176	WVCWP & Town's WV Rep
Use of copper architecture	CB-21	Within the development permit process, continue to limit and discourage use of copper architecture. Inform applicants about the negative water quality impacts related to the use of copper roofing, rain gutters and other copper architecture.	Los Gatos is drafting a Residential Design Guideline that will seek to discourage architects and homeowners from using copper by informing them of its environmental implications. The Guideline is scheduled for adoption in August 2008.	Community Dev Dir & Planning Commission, Assoc. Planner
Green Building	CB-21	Provide information about negative impacts of copper architecture and alternative materials via link on West Valley Clean Water website.	Currently, WVCWP and WVC do not have any good outreach material on architectural copper, so in FY 07-08 WVCWP staff worked on creating a draft of a comprehensive copper outreach piece (tri-fold), including architectural copper info. The piece will be distributed for WVC feedback in FY 08-09. Once finalized, it can be distributed to the public and posted as a downloadable PDF on the website.	WVCWP staff
Nickel Action Plan Tasks				
Control Measures for Constr Sites	NB-1	Continue to implement Construction Inspection Performance Standards (Section 5, Construction Inspection section of this work plan).	See Construction Inspection (Section #5) of this report.	
Training on Control Measures for Constr sites & New Dev	NB-1	Attend Construction site management workshops sponsored by Water Board and SCVURPPP for latest erosion/sediment control techniques and continue to attend workshops on post development Stormwater treatment BMPs.	See Construction Inspection Training (Section #5T) of this report.	

Los Gatos

Santa Clara Valley Urban Runoff Pollution Prevention Program

FY 2007-2008 ANNUAL REPORT

Copper/Nickel Action Plan Evaluation

Car Wash Outreach - Evaluation:

Additional WVCWP staff have been trained in use of the Car Wash Kit. This will enable increased outreach efforts, as it ensures that staff will be available to set up the Kit at Car Wash fundraising events, and to instruct event organizers in use of the kit. The kit was used successfully at several events in FY 07-08. A *"Clean" Car Washing* article was created, and will run in the Summer issue of the Saratoga municipal newsletter. Depending upon space available, it will run in other WVC newsletters in 2009. In addition, WVCWP staff worked on developing new Car Wash outreach strategies for FY 08-09.

Pool and Spa Maintenance - Evaluation:

In Fall FY 07-08, WVCWP initiated a new outreach effort involving placing Pool & Spa brochures at the major swimming pool retail chain in the area. This fall, staff will return to the stores and check on the status of the brochures, and whether this was an effective form of outreach.

The **Town of Los Gatos'** standard Conditions Of Approval for new homes with a pool were revised in FY 06-07 to require a sanitary sewer clean-out within 10 feet of the pool equipment, and a pervious landscaped area for pool filter washout. After input from the West Valley Sanitation District, the Town is modifying the Condition to require notification of WVSD prior to discharge. The location of the clean-out must be proximate to the pool equipment.

Promotion of Pedestrian Trails And Bike Paths - Evaluation:

The WVC of Los Gatos, Monte Sereno and Saratoga have invested extensive efforts into improving the stretch of State Highway 9 which runs from Saratoga, through Monte Sereno, and into Los Gatos (appx. 4 miles). This stretch is heavily traveled by local residents, and many have expressed an interest in using it for walking and biking, if it were a safer route. In fact, it currently receives a high degree of bike traffic, and some pedestrian traffic. The Cities and Town have worked closely with CalTrans on developing strategies for improving safety on this stretch. Funding has been obtained from various sources and Phase 1 of the improvements was started in FY 07-08.

Street Sweeping - Evaluation:

The West Valley cities continued their street sweeping programs. Campbell and Saratoga are using both vacuum sweepers and broom sweepers, based upon conditions. Los Gatos and Monte Sereno are both swept using regenerative air sweepers. By using vacuum and regenerative air sweepers, all WVC are making concerted efforts to remove fine particulates, including copper, from their roadways.

Lo tos

Santa Clara Valley Urban Runoff Pollution Prevention Program

FY 2007-2008 ANNUAL REPORT

Training Summary: Copper Action Plan / Nickel Action Plan

Training Description	Date	Attendees
See "Planning Procedures" Training Summary for HMP-related Trainings attended		
See "Construction Inspection" Training Summary for Nickel-related Trainings attended		

THIS PAGE WAS INTENTIONALLY LEFT BLANK

041245

Trash Management

This Page Intentionally Left Blank

041247

Lo. .tos

Santa Clara Valley Urban Runoff Pollution Prevention Program

FY 2007-2008 ANNUAL REPORT

TRASH INVENTORY & MANAGEMENT

FY 2007-2008 Work Plan Self Evaluation Matrix

Source	WPActivity	Work Plan Tasks	Accomplishments	Responsible Party
	Program's Trash Work Plan	Long-Term Management Strategy Participate in Trash Ad Hoc Task Group and assist Program staff in developing (and revising per the MRP) long-term trash management strategy for reducing trash in urban streams and waterways and other potential sources that may contribute trash to those areas.	The West Valley Clean Water Program Mgr attended the Trash AHTG meetings and provided feedback from West Valley cities on implementation strategy and tools. Topics this year included issues related to Structural Treatment Control, 303(d) listings and Trash Problem Areas at various creek sites. Reviewed drafts of 'Trash Evaluation & Management Fact Sheet, 2nd Edition'.	WVCWP Mgr to participate in AHTG and coordinate WVC efforts
	Program's Trash Work Plan	Additional Task – not in 07-08 Workplan Participate in Creek Connection Action Group (CCAG) developing long-term trash management strategy for reducing trash in waterways. Address other potential sources which may contribute trash to waterways.	WVCWP Program Manager participated in policy planning meetings held by Heidi McFarland, Santa Clara County Parks Dept, to discuss various proposed projects and overall trash issues. CCAG coordinates the 2 annual county-wide cleanup events. These strategy meetings were aimed at addressing the bigger picture of trash generation.	WVCWP staff attends meetings
	Program's Trash Mgmt Strategy	Implement Trash Management Strategy Begin implementation of long-term trash management strategy for each high priority watershed defined within the technical memorandum entitled *Prioritization of Trash Problem Areas*. This strategy will be provided within the technical memorandum entitled *Long-Term Trash Management Strategy*, which will be developed during FY07-08.	The *Long-Term Trash Management Strategy*, as developed in FY 2007-2008, consists of 3 main points: • Identify Trash Problem Area & Sources • Evaluate & Implement Enhanced Trash BMPs • Assess Effectiveness of BMPs Over Time WVCWP and West Valley Communities staff continued to use assessment tools to identify where Trash Problem Areas, and Trash Sources, existed. Over the past several years, using these tools, it was determined that some sites had at first appeared to be problem areas, but after initial cleanup, the Trash problem did not recur. These sites were then removed from the Trash Problem area list so	WVCWP and Town's WV Rep coordinate with Parks and Pub Works staff

Los Gatos

Santa Clara Valley Urban Runoff Pollution Prevention Program

FY 2007-2008 ANNUAL REPORT

Source	WPActivity	Work Plan Tasks	Accomplishments	Responsible Party
			that resources could be devoted to other sites and other BMPs. For WVCWP, part of the Trash Management Strategy is to address vehicular generation of litter, and illegal dumping. By participating in the Silicon Valley Anti-Litter Campaign, WVCWP was involved in the initiation of a hotline allowing drivers to report license numbers of vehicles which they see littering. For illegal dumping, a strategy of directly contacting property owners near any sites where dumping occurs was initiated several years ago, and has continued. In FY 07-08, 25 homeowners near Smith Creek in Los Gatos were contacted. Current BMP methods are in the process of being evaluated. BMPs include ongoing methods such as street sweeping, increased use of trash cans for the public, increased scheduling of trash pickup by Municipal staff, institutional regulations such as requiring clean up after events by event permittees, increased communication with Cal Trans, etc. (see Management Practices row, below) Staff will continue to observe the results of BMP implementation in order to assess their effectiveness.	
	Program's Trash Work Plan	Pilot Demonstration Assist Program in implementing Pilot Demonstration Projects which focus on assessing control measure effectiveness.	The West Valley Clean Water Program Mgr attended the Trash AHTG meetings and provided input on behalf of West Valley cities regarding potential pilot demonstrations. The Pilot Demonstration program has been well-publicized. Regular updates to SCV URPPP Management Committee have been given on installation and first wet season results. The Pilot Demonstration was included in the SCVURPPP 'Trash Management and Evaluation, 2nd Ed' document, circulated in May 2008. At the annual WVCWP Streets Maintenance Supervisors' meeting, WV Communities staff and WV Sanitation District	SCVURPPP, City of Sunnyvale, City of San Jose Public Works Dir, Town's WV Rep & WVCWP Mgr

Lo .tos

Santa Clara Valley Urban Runoff Pollution Prevention Program

FY 2007-2008 ANNUAL REPORT

Source	WPActivity	Work Plan Tasks	Accomplishments	Responsible Party
			staff viewed a presentation by City of Sunnyvale on Sunnyvale's current experience with the Pilot program.	
			Los Gatos: No "Full Capture" treatment devices were installed in FY 07/08 in Los Gatos	Public Works Dir, Towns' WV Rep & WVCWP Mgr
	Trash Work Plan	Evaluations Continue to conduct trash evaluations in a subset of local trash problem areas using the Programs Urban Rapid Trash Assessment (RTA) protocol and/or the KAB Litter index.	WVCWP staff used SCVURPPP's standardized reporting forms to assess trash problems. WVCWP staff conducted **21** assessments at the identified sites and listed problem areas in West Valley communities. The number of assessments included: Campbell **5** -- Los Gatos **3** -- Monte Sereno **5** and Saratoga **4.** Although such monitoring usually is limited to drive-by evaluations of a site, several assessments were conducted simultaneously with removal of trash and debris by WVCWP staff.	WVCWP Staff
			LOS GATOS: Town Public Works Maintenance Staff conducted windshield surveys of all identified hot spots in the Town of Los Gatos. All trash visible during the windshield surveys was collected and properly disposed of.	WVCWP and Town's WV Rep coordinate with Parks and Pub Works staff
	Trash Work Plan	Identify and Prioritize Problem Areas Continue to identify and prioritize trash problem areas based on criteria provided by Program staff during FY 06-07.	Identification & prioritization are determined by: • monitoring previously identified problem areas, • using volunteer monitoring during cleanup events at problem sites, • keeping records of areas where Trash has been noted, or illegal dumping has been noted. If the site is noted repeatedly, then identifying it as a Problem Area will be considered. As noted in FY06-07, a few sites were taken off the Priority List, since several years of monitoring demonstrated that	WVCWP staff, Town's WV Rep and Parks & Pub Works staff

Los Gatos

Santa Clara Valley Urban Runoff Pollution Prevention Program

FY 2007-2008 ANNUAL REPORT

Source	WPActivity	Work Plan Tasks	Accomplishments	Responsible Party
			trash there was less of an issue than was originally believed. It was decided that staff resources should be concentrated on problem sites in order to be effective. Clean site conditions at the site for the WVCWP biannual Creek Cleanup (San Tomas Aquino Creek at Westmont High School) resulted in removing that site from this year's National River Clean-up Day site list.	
	Technical Memo: *Trash Mgmt Effective-ness Strategy (FY06-07)*	Evaluate Trash Management Measures Track existing trash management practices to evaluate effectiveness. Selected effectiveness methods may include using the Program's Urban Rapid Trash Assessment protocol (Version 1.0) and/or the KAB Litter Index in a subset of high priority trash problem areas.	WVCWP staff used SCVURPPP's standardized reporting forms to identify trash problems. When completed by staff, these forms provide data on trash monitoring and management activities at the listed problem sites. Completed forms are used for review to determine effectiveness of trash management practices. Discussion was initiated on determining a better means of training on use of trash evaluation tools, in order to ensure standardization among staff and among co-permittees. One Trash Management Measure/ Evaluation Method involves Creek Cleanups and Monitoring. Over several years of Creek Cleanups and monitoring, WVCWP has been able to cut back on cleanups at 2 sites, due to lack of trash at the sites. La Rinconada Park, along Smith Creek in Los Gatos, is a creekside park with a tennis court, lawn area, picnic/ bbq area, playground and a ½ mile long creekside trail. After several cleanups, 1 final cleanup was held, at which there was basically nothing for the volunteers to pick-up, nor monitor. Monitoring showed that construction & remodeling activities for several homes nearby may have been contributing to the trash. Trash included wrappers from construction materials, and food wrappers, etc. probably from construction workers. Once the construction was completed, trash was generally not being generated. San Tomas Aquino Creek, at Westmont High School in Los	WVCWP Mgr to participate in AHTG and coordinate WVC efforts

Lo tos

Santa Clara Valley Urban Runoff Pollution Prevention Program

FY 2007-2008 ANNUAL REPORT

Source	WPActivity	Work Plan Tasks	Accomplishments	Responsible Party
			Gatos, has been the site of biannual Creek Cleanups for some years. The last cleanup was held here in Sept 2007. In Spring 2008 an assessment of the site was conducted. This determined that there was minimal trash, and the regularly-scheduled May Cleanup was cancelled, since there would be virtually nothing for the volunteers to pick up or monitor. The site will be evaluated again in fall and at that time, if there doesn't appear to be a regular generation of trash, a recommendation on whether to continue clean-ups at the site will be made. In these instances, it appears that the Creek Cleanups have been an effective Trash Management Measure, and may provide an opportunity to focus efforts in another area (bmp implementation) or other approaches to reducing trash generation.	
			LOS GATOS: • Miles Ave Parking lot (near Los Gatos Creek Trail) - Town has HHW facilities at Corp Yd here – if anyone finds HHW (paint cans, car batteries,etc) on LG Creek Trail, they can be deposited here. • If a dumping incident is observed, any caller will be directed to Public Works; PW staff will handle trash pick up • In Downtown Plaza area WVCR (contractor) empties trash cans 4 times per week M,W,F and Sat am. • Town also requires Rotary Club and business sponsors to empty cans after "Jazz in the Plaza" event on Wednesday nights. • Farmer's Market program is required to pick up trash following Farmer's Market on Sundays. • Town picks up trash on Sat am and pm. Town picks up trash on Sunday am.	Town's WV Rep, Parks & Maint Superintendents & WVCWP staff

Los Gatos

Santa Clara Valley Urban Runoff Pollution Prevention Program

FY 2007-2008 ANNUAL REPORT

Source	WPActivity	Work Plan Tasks	Accomplishments	Responsible Party
			• Los Gatos trail cleanup is once a month. Now they are finding pet waste bags (from dog walking) tied to the fence. The Town is working on a management plan to address the issue. • Town trimmed trees because of a homeless site between University and Santa Cruz Avenues. • Annually Town cleans S/Ds (including Trash) as part of Storm preparation • Yard waste dumped into storm drain ditch in LG neighborhood (Montclair St. area) was handled as an IC/iD incident. Town of LG sent IC/ID notices to 25 homes in the surrounding area. Town staff cleared the debris. SEE IC/ID ELEMENT In addition, the Town is making efforts to reduce the overall level of trash generated by residents. Town of Los Gatos in conjunction with the City of Monte Sereno, and the Santa Clara County Recycling and Waste Reduction Program conducted their annual "Community Garage Sale" aimed at reducing trash by promoting the theme of reuse. The event was conducted on May 17, 2008. The Town also held a "Second Chance Week" October 15-19, 2008 where residents were encouraged to give unused blankets and clothing for donation to local homeless shelters and support organizations. This was a trash reduction strategy again promoting the theme of reuse. Over a ton of donated goods, and 100 eyeglasses were collected. Donated items were distributed to various non-profit programs that will put them to use, such as Lions Club for eyeglasses.	
	Trash Problem Area Activity Report	Provide City/ Town Specific Information Provide Program staff with specific information on trash management	WVCWP staff used SCVURPPP's standardized reporting forms to provide data on trash monitoring and management activities at the listed problem sites.	Town's WV Rep & WVCWP staff

Source	WPActivity	Work Plan Tasks	Accomplishments	Responsible Party
		practices implemented within the City's jurisdiction using program-wide standardized reporting forms.	***Trash Problem Area Evaluation Results*** for each West Valley city, as provided by the Program, are included at the end of this report section.	
	Program's Trash Work Plan	Submit Annual Report Data Submit Urban Rapid Trash Assessment Surveys, Trash Item Tally Sheets and any other data collection tool to Program staff.	Trash Assessment forms for WV cities were submitted to SCVURPPP in July 2008 for Program-wide analysis and reporting.	Town's WV Rep & WVCWP staff
	SCC Trash Advisory Committee – Education sub-group	Support (TAC) Trash Advisory Committee Continue to attend Santa Clara County TAC meetings with SC County, City of San Jose and the Office of Education. Assist in development and implementation of a five-year outreach plan targeting 16 – 24 yr-olds. *Note: This committee has been renamed as the* "Silicon Valley Anti-Litter Campaign"	WVCWP Program Manager attends General meetings and Education sub-committee meetings. City of Campbell Public Works Director is Co-Chair of the finance sub-committee and a Campbell City Council Member is Co-Chair of the cleanup event subcommittee. The group and sub-committees are going forward with parallel objectives: • Host clean-up events in support of 'Keep America Beautiful' campaign • Design, purchase & distribute window clings reminding drivers to report 'litterbug' sightings (SC County) • Host telephone hotline & website to accept litterbug sightings and generate a letter to vehicle owner stating their vehicle was reported as creating litter on the streets (roads & highways, parking lots, etc) • Fund/ solicit support for purchase & distribution of tarps to vehicles w/ uncovered solid waste; distribution is mainly at landfills w/ their cooperation • Begin work on 5-year plan/ strategies, including a request for needed & desired funding	WVCWP Staff
Citizen Participation	See PI/P – Citizen Participation	Monitoring/Citizen Participation Continue to promote citizen participation program to monitor trash near local creeks.	WVCWP staff conducted 3 trash monitoring / Cleanup events with student and citizen volunteers. The volunteers at all clean-up events were taught to participate in groups and learned how to use the WVCWP trash tally forms to	WVCWP Staff

Los Gatos

Santa Clara Valley Urban Runoff Pollution Prevention Program

FY 2007-2008 ANNUAL REPORT

Source	WPActivity	Work Plan Tasks	Accomplishments	Responsible Party
		Transfer data to trash tally sheets (element of Creek Keeper's Program). See PI/P (Section 6 of this Work Plan)	collect the data which helps identify trash sources. **9-15-07 SanTomas Aquino Creek** WVCWP held a cleanup event at Westmont High School in Campbell. Fifty volunteers spent several hours cleaning up the creek. They removed 46 bags of garbage. **9-29-07 Saratoga Creek at Big Basin Way** Joint WVCWP/ Saratoga staff cleanup. Some volunteers helped at this cleanup in Saratoga on Big Basin Way at Hwy 9 along the parking lot and down the bank, where possible. This was mainly staff with a small number of volunteer residents. A total of 49 bags of garbage and recyclables were collected. Monitoring showed that the trash source was a combination of littering and illegal dumping. Litter was mainly food wrappers and alcohol & beverage containers. A file cabinet, oven, and 30 ft pipe were removed from creek side. **9-29-07 Saratoga Creek at Wildwood Park** In addition to Big Basin Way, Wildwood Park in Saratoga was cleaned by a West Valley staff member and volunteers. Trash was collected and tallied. One bag of trash was removed. **5-17-08 National River Cleanup Day – Cleanup not needed at regular site - San Tomas Aquino Creek** at Westmont High School – site was very clean WVCWP's annual site for this event was determined to be a very clean site prior to May 17, and not appropriate for bringing in a large number of volunteers – i.e. there would hardly be anything to pick up. WVCWP conveyed this information to the County-wide group (Creek Connections Action Group) who concurred with the assessment. WVCWP staff instead supported the cleanup event at Lexington Reservoir Launch Ramp Lot in Los Gatos. This site was hosted by Santa Clara County Parks Dept.	

Lo .tos

Santa Clara Valley Urban Runoff Pollution Prevention Program

FY 2007-2008 ANNUAL REPORT

Source	WPActivity	Work Plan Tasks	Accomplishments	Responsible Party
			WVCWP staff participated as a Training opportunity in order to learn how SC County Parks host a site and handle the volunteer monitoring activities. SEE PI/P ELEMENT for additional info	
			LOS GATOS: Los Gatos has an ongoing volunteer "Adopt-a-Trail" program operating along the Los Gatos Creek Trail. Appx. 8 volunteers assemble every other month to collect trash along the trail (6 times during FY 2007-2008. A total of sixteen (16) bags of litter and debris were collected through this effort. The debris included plastic bottles, food wrappers, papers and plastic bags. In addition, a large-scale LG Creek Trail Cleanup was held on April 26, 2008 as part of "Keep Los Gatos Beautiful" month. The clean-up was led by LG High School Leadership Club, coordinated with Town of LG Volunteer Services Dept & Public Works Dept. The Cleanup was promoted via the LG website and Keep LG Beautiful flyers. The Trail Cleanup involved 34 volunteers (23 adults & 11 students, ranging in age from 4 to 17). All volunteers received info on proper e-waste disposal and local drop-off sites. Results of the cleanup were not tallied by experienced staff, so it is likely that the results are overstated, i.e. that bags with a small amount of trash were counted the same as 'full' bags (65 bags litter, 8 bags recycling). Los Gatos held a cleanup event on April 21, 2008. Fourteen (14) volunteers spent four (4) hours picking up roadside debris in the Los Gatos Downtown. They removed fourteen (14) bags of plant debris and litter from gutters, sidewalks, catch basins and planters. Though the majority of the debris collected was leaves and other organic material, paper, plastics, cans and bottles were	

Los Gatos

Santa Clara Valley Urban Runoff Pollution Prevention Program

FY 2007-2008 ANNUAL REPORT

Source	WPActivity	Work Plan Tasks	Accomplishments	Responsible Party
			also collected and properly disposed of.	

Trash Inventory & Management Evaluation

General Evaluation of Trash Problems

After several years of monitoring trash sites, WVCWP staff is familiar with the sites and the problems that need to be addressed. Two leading trash sources in West Valley communities are "Illegal dumping" and "vehicular litter" (found along highways, freeway-on-and-off-ramps, and smaller arterial roads). The type of litter that is retrieved is predominantly snack, food, beverage and other product packaging and cigarette butts. School lunch yards are another source of trash, and WVCWP regularly holds outreach activities at schools, including cleanups, to address this issue.

Limitations to improving litter control

Since a major source of trash in the WVC is 'vehicular litter', much of it is in CalTrans' jurisdiction, which means that the WVC often do not have direct control of addressing the litter problem. Cities would like to address litter on Highway medians and freeway on and off ramps, but those areas are under Caltrans jurisdiction. Increased communication and partnering with Caltrans are goals of the WV Communities. When a noticeable littering incident is brought to the attention of WVC/WVCWP, CalTrans is contacted and they have been responsive to removing the litter. It is hoped that WVCWP's participation in the Silicon Valley Anti-Litter Campaign *(formerly the SC County Trash Advisory Committee)* will be another means of helping to address, and conduct outreach to, vehicular littering. The first step in this process has been the initiation of a hotline allowing drivers to report vehicles which are observed in the act of littering.

In general, an impediment to more effective litter control is the common problem of lack of funding. Areas which could be helped by increased funding include:

- Cost of staff time for Stormwater Inspector, PW staff and Sheriff's Dept to patrol areas where illegal dumping occurs. Increased funding for patrols could have a big impact on trash in creeks in the WV Communities, where a number of roads border creeks in less-developed areas. Many of these roads are winding with little traffic, and appear to facilitate illegal dumping via their lack of passersby, who might otherwise deter a perpetrator.
- Cost of publicity for anti-littering campaigns and advertising creek clean-ups, community clean-ups, and e-waste recycling.
- Staff time to organize volunteer clean-ups and handle publicity.

Another major issue is homeless encampments. Placement of trash cans near homeless encampments has been discussed, but it has been determined that this can be seen as "encouragement" and then becomes a liability issue.

Dumpster Area Inspections & Education for Local Businesses

The WVCWP Inspector checks the dumpster areas of the downtown restaurants in each of the West Valley communities for signs of illegal dumping or debris around open dumpsters. He provides urban runoff education as needed, including the importance of keeping dumpster lids closed, and locked if necessary. This method of informal visits and issuing *Notices To Comply* has helped to reduce the amount of trash-related dumpster violations over the past years.

Outreach: Illegal Dumping

In a strategy to raise awareness of illegal dumping in neighborhoods, WVCWP responded aggressively to an illegal dumping incident in a Los Gatos residential area. Town of LG maintenance crews had discovered illegally dumped yard waste and trash behind houses on Montclair Rd. The site was examined by the

Source	WPActivity	Work Plan Tasks	Accomplishments	Responsible Party

WVCWP Inspector. The materials had been dumped near the stormwater drainage culvert, which ultimately feeds to Smith Creek.

WVCWP and Town of LG chose to raise awareness via a letter to residents, and doorhangers placed on doors in the neighborhood. Appx. 25 homes were directly contacted in this manner. These efforts were aimed at both educating residents that such dumping is illegal, and encouraging residents to call and report any such dumping they may see. This technique will continue to be used by WVC, if/when similar situations arise.

Educational Outreach to Students and Teachers in Local Schools

WVCWP staff responded to every opportunity to talk about trash and littering with students. The trash topic is always included in classroom Enviroscape presentations. Local students have been responsive to outreach efforts requesting volunteers at Clean-up events.

In FY 08-09, WVCWP will direct staff time to a new task of developing a structured Schoolyard Trash Cleanup Program with several pilot schools.

Creek Keeper Events – Volunteer Participation - Trash Identification, Tallying & Pick-up

The WVC are all small, but have been successful in promoting volunteer participation from residents. Volunteer involvement in various clean-ups has been a measure of the success of outreach programs. A number of residents have become actively involved in clean-ups, which is also perhaps an indication of the mindset of small town residents, who may be eager to make a difference in their community. WVCWP will make efforts to continue efforts to partner with residents in combating local Trash problems.

WVCWP has been particularly successful in recruiting student volunteers for creek cleanups and the task of trash tallying. Each event is opened with a brief talk on the trash problem affecting our creeks and Bay. The WVCWP's trash tally form was designed to be easy for students to use. Categories on the form reflect the trash types that are most often found in West Valley locations. In May 2008, 2 WVCWP staff members supported a Los Gatos cleanup site hosted by SC County Parks Dept; this allowed staff to gain a perspective on methods used by the Parks Dept. to train volunteers in Trash Monitoring activities.

Volunteers have been very enthusiastic about local clean-up events.

The **Los Gatos Creek Trail Cleanup** (April 26, 2008) was covered by 1 newspaper (*Los Gatos Weekly Times*) and 1 Internet outlet (*Los Gatos Observer*). Local merchants also donated items in support of the cleanup volunteers, including coffee and food. A give-away item of canvas grocery bags helped to reinforce the message of "reduce, reuse, recycle" by substituting reusable bags for throwaway bags – a common litter item.

The Downtown cleanup event on April 21st brought out 14 volunteers, who collected 14 bags of natural debris and fast food litter. The majority of the material was leaves and other organic matter, which are overlooked by other groups tasked with cleaning up after their events (such as Farmers' Market).

Overall Trash Management Evaluation

In general, WVC residents appear to be conscientious about litter and aware of how their actions have a direct impact on 'clean/green areas'. Many residents are also avid supporters of maintaining the environment because they utilize the amenities they gain from such surroundings – biking, hiking, natural scenery, etc. Some West Valley schools have student volunteer groups that conduct schoolyard clean ups, and some have even adopted stretches of their neighboring creeks. While WVCWP conducts anti-litter outreach activities for residents, the WVC still need to address litter from vehicular traffic and illegal dumping, which may not be originating with local residents, so it is hard to address via outreach efforts in the WVC.

In this light, the WVC's best chance for success in dealing with the trash problem is to partner with other agencies and work with a well-organized regional group. WVCWP staff have become actively involved in the Silicon Valley Anti-Litter Campaign *(formerly the SC County Trash Advisory Committee)*, especially the

Los Gatos

Santa Clara Valley Urban Runoff Pollution Prevention Program

FY 2007-2008 ANNUAL REPORT

Source	WPActivity	Work Plan Tasks	Accomplishments	Responsible Party
Educational Outreach sub-group. WVCWP has also worked on developing a working partnership with CalTrans. In its efforts to address litter problems by moving 'up' the trash stream, WVCWP will direct staff time in FY 08-09 towards developing a structured Schoolyard Cleanup Program with interested local schools. Staff will be contacting schools bordering creeks to determine interest, and developing a program which schools can institutionalize and implement on an on-going basis. It is hoped that initial efforts will prove successful, and the program can be expanded to include a number of schools. This would result in cleaner areas directly adjacent to creeks, less trash generated from school yards, and families with increased awareness of trash problems in their watershed. The goal is to move up from the creeksides, where public accessibility is limited - up the trash source line, and reduce the amount of trash that hits the ground through education and habit-forming guidance. New data management methods within the WV Sanitation District are allowing generation of more detailed reports on stormdrain inspection findings. The WVC are working with WVSD on stormdrain report analysis related to Trash, in order to improve identification of possible Trash sources and problem areas.				

Trash Problem Area Evaluation Results by Copermittee & Watershed

ID #	Date	Location	Assessment Tool	Score	Existing Management Actions	Recommended Management Actions and/or Future Evaluations
Campbell						
					Guadalupe River	
CA08a	11/15/2007	Hwy 17 (Fwy 880) exit northbound at White Oaks Rd	KAB	2	Assess once or twice a year and notify Caltrans when litter is excessive. Fast food trash was observed on the freeway off-ramp. Caltrans jurisdiction.	Continue to assess once a year, when feasible. Notify Caltrans when debris is excessive.
CA04	11/15/2007	White Oaks Rd (west side of street) from Redding Rd.to Shelley Ave near a water ditch and Hwy 17 off-ramp	KAB	2	Assess once or twice a year. City has regular maintenance schedule.	City conducts regular maintenance. Continue to assess once or twice per year w/ additional cleanup if feasible Roadside near waterway (ditch) is littered.
					San Tomas Aquino Creek	
CA11	9/12/2007	4805 Westmont Avenue behind Westmont High School along San Tomas Aquino Creek - third stretch of 100 ft	RTA	101	Conduct volunteer creek cleanup events twice a year in fall and spring. During FY 06-07, staff completed urban RTA assessments for five consecutive 100' stretches. However, creek cleanup covered a greater distance.	Continue to assess and hold creek clean ups twice a year.
CA11	9/12/2007	4805 Westmont Avenue behind Westmont High School along San Tomas Aquino Creek - second stretch of 100 ft	RTA	106	Conduct volunteer creek cleanup events twice a year in fall and spring. During FY 06-07, staff completed urban RTA assessments for five consecutive 100' stretches. However, creek cleanup covered a greater distance.	Continue to assess and hold creek clean ups twice a year.
CA11	11/15/2007	4805 Westmont Avenue behind Westmont High School along San Tomas Aquino Creek - fourth stretch of 100 ft	KAB	1	Conduct volunteer creek cleanup events twice a year in fall and spring. During FY 06-07, staff completed urban RTA assessments for five consecutive 100' stretches. However, creek cleanup covered a greater distance.	Continue to assess and hold creek clean ups twice a year.

Trash Problem Area Evaluation Results by Copermittee & Watershed

ID #	Date	Location	Assessment Tool	Score	Existing Management Actions	Recommended Management Actions and/or Future Evaluations
Los Gatos						
					Guadalupe River	
LG06	11/14/2007	Monte Bello Way at Main St, near downtown parking at Town Plaza (park)	KAB	2	Conduct KAB assessments once or twice a year. Town has a regular maintenance schedule.	Continue to assess and provide outreach to residents and businesses. Town will keep regular maintenance schedule.
					San Tomas Aquino Creek	
LG08	11/14/2007	Quito Rd on both sides of Mt.Claire Rd	KAB	3	Conduct KAB assessments once or twice a year.	Continue to assess once or twice a year and clean creek banks when trash becomes excessive.
LG07	11/14/2007	Quito Rd from Old Adobe Rd to Pollard Rd	KAB	1	Conduct KAB assessments once or twice a year.	Continue to assess once or twice per year and pick up trash as needed.

Trash Problem Area Evaluation lts by Copermittee & Watershed

ID #	Date	Location	Assessment Tool	Score	Existing Management Actions	Recommended Management Actions and/or Future Evaluations
Monte Sereno						
					Guadalupe River	
MS05	11/15/2007	Hwy 9 (Ridgecrest Ave to Rose Ave)	KAB	1	Assess once or twice a year. Notify Caltrans when litter is excessive.	Assess once or twice a year. Conduct cleanup once a year if feasible. Notify Caltrans when litter is excessive.
MS01	11/15/2007	Hwy 9 (Rose Ave to Grandview Dr) including medians	KAB	1	Assess once or twice a year. Try to arrange a day to pick up litter. This area is in Caltrans jurisdiction along Hwy 9.	Assess once or twice a year. West Valley staff will cleanup once a year if feasible. Notify Caltrans when litter is excessive.
					San Tomas Aquino Creek	
MS02	11/15/2007	Hwy 9 (Grandview Dr to Daves Ave)	KAB	2	Assess once or twice a year. Try to arrange a day to pick up litter. This area is in Caltrans jurisdiction along Hwy 9.	Assess once or twice a year. West Valley staff will cleanup once a year if feasible. Notify Caltrans when litter is excessive.
MS03	11/15/2007	Hwy 9 (Daves Ave to Quito Rd)	KAB	1	Assess once or twice a year. Try to arrange a day to pick up litter. This area is in Caltrans jurisdiction along Hwy 9.	Continue to monitor and try arrange a WVCWP cleanup. Site is in Caltrans jurisdiction.
MS04	11/15/2007	Hwy 9 (Blythswood Dr to Ridgecrest Ave.)	KAB	1	Assess once or twice a year. Try to arrange a day to pick up litter. This area is in Caltrans jurisdiction along Hwy 9.	Assess once or twice a year. Conduct cleanup once a year if feasible. Notify Caltrans when litter is excessive.

Trash Problem Area Evaluation Results by Copermittee & Watershed

ID #	Date	Location	Assessment Tool	Score	Existing Management Actions	Recommended Management Actions and/or Future Evaluations
Saratoga						
					San Tomas Aquino Creek	
SA03	9/18/2007	First 200' stretch of the creek from Highway 9 behind Big Basin Way. Represents the gas station and commercial parking lot area behind Big Basin Way to the top bank of Saratoga Creek.	RTA	64	Current practice includes assessment and cleanup at least once a year.	Not all debris can be tallied and collected at this site due to steep banks and vegetation. WVCWP staff will 1) continue to monitor and pick up trash in the accessible area at the top of the creek's bank; 2) continue to coordinate volunteer clean up even
SA03	11/14/2007	First 200' stretch of the creek from Highway 9 behind Big Basin Way. Represents the gas station and commercial parking lot area behind Big Basin Way to the top bank of Saratoga Creek.	KAB	2	The site is located behind restaurants and commercial establishments. Most of the litter is from pedestrians and trash that is left at the edge of the parking lot near the guardrail at the top of the creek bank. Current practice includes assessment at least once or twice a year.	Creek access is difficult due to steep slopes and dense vegetation. WVCWP staff will continue to monitor trash and work with Saratoga staff and volunteers to hold cleanups when feasible. Provide additional outreach to businesses and continue to assess an
SA02	11/14/2007	A 400' stretch of Wildcat Creek near Sacred Heart School upstream of the previous SA02 site that was near Fruitvale Ave. by City Hall to Sacred Heart School	KAB	1	This site is on property owned by a private school. Cleanups are conducted annually when feasible. There are a few residential homes nearby but the site is not easily accessed because it is fenced off and locked. The school has adopted this stretch of Wildcat Creek.	Continue to work with teachers on presentations to promote anti-litter and anti-dumping activities. Coordinate annual cleanups with Urban RTA assessments, as feasible.
SA05	11/14/2007	125 ft stretch of Quito Rd. from Sobey Rd. (near Hwy 9) extending toward Bicknell Rd.	KAB	1	This is an additional site that was cleaned due to a noticeable increase of trash along Quito Rd. This site is in close proximity to San Tomas Aquino Creek.	Quito Rd is in Caltrans jurisdiction. WVCWP will provide cleanup as time permits due to the potential for trash ending up in nearby San Tomas Aquino Creek.

Urban Rapid Trash Assessment Worksheet

Santa Clara Valley Urban Runoff Pollution Prevention Program

WATERSHED/STREAM: Saratoga Creek DATE/TIME: 9-18-2007
MONITORING GROUP, STAFF: WVCWP and Saratoga staff STATION ID SA3
STATION NAME /LOCATION: Big Basin Way behind rest. and businesses

	CONDITION CATEGORY			
Trash Assessment Parameter	**Least Disturbed (Optimal Urban)**	**Sub optimal Urban**	**Marginal Urban**	**Poor**
1. Level of Trash	On first glance, little or no trash visible. Little or no trash evident when streambed and stream banks are closely examined for litter and debris, for instance by looking under leaves.	On first glance, trash is evident in low levels. After close inspection small levels of trash evident in stream bank and streambed.	Trash is evident in medium on first glance. Stream, bank surfaces, and riparian zone contain litter and debris. Evidence of site being used by people: scattered cans, bottles, food wrappers, blankets, clothing.	Trash distracts the eye on first glance. Stream, bank surfaces, and immediate riparian zone contain substantial levels of litter and debris Evidence of site being used frequently by people: many cans, bottles, and food wrappers, blankets, clothing.
SCORE	20 ▌ 18 17 16	15 14 13 12 11	10 9 8 7 6	5 4 3 2 1 0
2. Actual Number of Trash Items Found	0 to 100 trash items found based on a trash assessment of a 100-foot stream reach.	101 to 250 trash items found based on a trash assessment of a 100-foot stream reach.	251 to 500 trash items found based on a trash assessment of a 100-foot stream reach.	Over 500 trash items found based on a trash assessment of a 100-foot stream reach.
SCORE	20 19 18 17 16	15 14 ▌ 12 11	10 9 8 7 6	5 4 3 2 1 0
3. Transportable, Persistent, Buoyant Litter	Little or no (< 25 pieces) transportable, persistent, buoyant litter such as: hard or soft plastics, styrofoam, balloons, cigarette butts.	Low to medium presence (26-75 pieces) of transportable, persistent, buoyant litter such as: hard or soft plastics, styrofoam, balloons, cigarette butts.	Medium prevalence (76-200 pieces) of transportable, persistent, buoyant litter such as: hard or soft plastics, styrofoam, balloons, cigarette butts.	Large amount (>200 pieces) of transportable, persistent, buoyant litter such as: hard or soft plastics, balloons, styrofoam, cigarette butts;
SCORE	20 19 18 17 16	15 14 13 12 11	10 9 8 7 6	▌ 4 3 2 1 0
4. Biohazard, Toxic and Sharp Objects	B: Trash contains no medical waste, diapers, pet or human waste. No evidence of toxic substances such as chemical containers or batteries. Only 1 piece of broken glass or metal debris, if any, is present.	B: No toxic substances, but small presence (2-10 pieces) of sharp objects such as broken glass and metal debris.	Presence of **any one** of the following: hypodermic needles or other medical waste; used diaper, pet waste, or human feces; any toxic substance such as chemical containers, batteries, or fluorescent light bulbs. Medium to high prevalence (11-50 pieces) sharp objects.	Presence of **more than one** of the items described in the marginal condition category, and/or high prevalence of (> 50) sharp objects.
Site Accessibility	A: Access is difficult, restricted by locked gate or some other physical barrier like steep banks or thick riparian veg. Site reach does not appear to be used by people. Might be private property or protected watershed.	A: Access is limited and site reach does not appear to be used by people. No trails down to creek.	A: Public access to reach is fair to good but site does not appear to be used frequently, **or** private access is good without any public access.	A: Excellent reach access including trails down to and adjacent creek and creekside space for sitting down. Some evidence that reach is used frequently by the public (e.g. rope swings, many beer/soda cans and food wrappers left on the banks, etc.).
B SCORE	10 ▌	8 7 6	5 4 3	2 1 0
A SCORE	10 9	8 7 6	5 4 3	2 1 ▌

1 *Urban Rapid Trash Assessment Protocol, SCVURPPP (Version 1)*

Urban Rapid Trash Assessment Worksheet

Santa Clara Valley Urban Runoff Pollution Prevention Program

	CONDITION CATEGORY			
Trash Assessment Parameter	**Least Disturbed (Optimal Urban)**	**Sub optimal Urban**	**Marginal Urban**	**Poor**
5. Illegal Dumping	D: No evidence of illegal dumping. No bags of trash, no yard waste, no household items placed at site to avoid proper disposal, no shopping carts.	D: Some evidence of illegal dumping. Limited vehicular access limits the amount of potential dumping, or material dumped is diffuse paper-based debris.	D: Presence of **one** of the following: furniture, appliances, shopping carts, bags of garbage or yard waste, coupled with vehicular access that facilitates in-and-out dumping of materials to avoid landfill costs.	D: Evidence of chronic dumping, with **more than one** of the following items: furniture, appliances, shopping carts, bags of garbage, or yard waste. Easy vehicular access for in-and-out dumping of materials to avoid landfill costs.
Illegal Littering	L: Any trash is incidental litter or carried downstream from another location.	L: Some evidence of litter within creek and banks originating from adjacent land uses	L: Prevalent in-stream or shoreline littering that appears to originate from adjacent land uses.	L: Large amountof litter within creek and on banks that appears to originate from adjacent land uses.
D-SCORE	10 9	8 7 6	5 4 3	1 0
L-SCORE	10 9	8 7 6	5 4 3	2 1
6. Accum-ulation of Trash	There does not appear to be a problem with trash accumulation from downstream transport. Trash, if any, appears to have been directly deposited at the stream location.	Some evidence that litter and debris have been transported from upstream areas to the location, based on evidence such as silt marks, faded colors or location near high water line.	Evidence that trash is carried to the location from upstream, as evidenced by its location near high water line, siltation marks on the debris, or faded colors.	Trash appears to have accumulated in substantial quantities at the location based on delivery from upstream areas, and is in various states of degradation based on its persistence in the waterbody. A large percentage of trash items have been carried to the location from upstream.
SCORE	20 19 18 17	15 14 13 12 11	10 9 8 7 6	5 4 3 2 1 0

Total Score 106

SITE DEFINITION:

UPPER/LOWER BOUNDARIES OF REACH: _____

HIGH WATER LINE: _____

UPPER EXTENT OF BANKS OR SHORE: _____

NOTES:

Saratoga Creek
9-29-07 SA03
Creek Monitoring Summary

Use tick marks in the Category that the trash belongs in (i.e. plastic bag goes in PLASTIC).
At the end of the cleanup, total the tallies, & write the **total** next to the heading.

PLASTIC	226	**PAPER**	73
bags	11	bags	73
bottles	33	cardboard	
buckets		cartons	
caps, lids	27	cups	
milk jugs		newspaper	
pieces	155	pieces	
rope			
6-pack holders		**RUBBER**	
toys		balloons	
		gloves	
STYROFOAM	5	tires	
cups, spoons, forks, straws			
egg cartons		**GLASS**	27
fast food containers		bottles	27
meat trays		light bulbs	
pieces	5		
		WOOD	2
METAL	37	broken pieces	2
bottle caps		pallets/large items	
cans			
pieces		**CLOTH**	8
wire		clothing	8
Aluminum	37	rugs	
CIGARETTE BUTTS	97		
		OTHER	11

End of Day Totals

Estimate Length of creek section in miles, i.e. 1/10 mile, 1/8 mile	½ mile	Weight of recyclable trash	6 Bags
Number of bags of trash collected	49	Weight of non-recyclable trash	43 Bags

Questionnaire

1. Describe the stretch of creek monitored using descriptors of boundaries such as landmarks or cross streets. Only monitored 100 ft., cleaned approx. 400 ft of creek bank from Hwy 9 and Big Basin Way to Wildwood Park.

2. What types of trash were most commonly found? Beverage containers , liquor bottles, and food wrappers.

3. List the most unusual items found. Filing Cabinet, oven, and a 30ft pipe.

4. Rate from one to five how dirty or clean the creek was, with one being pristine clean.

   (Circle one) 1 2 3 4

THIS PAGE INTENTIONALY LEFT BLANK

041267

Urban Rapid Trash Assessment Worksheet

Santa Clara Valley Urban Runoff Pollution Prevention Program

WATERSHED/STREAM: San Thomas Aquino DATE/TIME: 9-12-2007
MONITORING GROUP, STAFF: WVCWP STATION ID CA11
STATION NAME /LOCATION: Westmont Ave. Campbell 1st Hundred feet

	CONDITION CATEGORY			
Trash Assessment Parameter	**Least Disturbed (Optimal Urban)**	**Sub optimal Urban**	**Marginal Urban**	**Poor**
1. Level of Trash	On first glance, little or no trash visible. Little or no trash evident when streambed and stream banks are closely examined for litter and debris, for instance by looking under leaves.	On first glance, trash is evident in low levels. After close inspection small levels of trash evident in stream bank and streambed.	Trash is evident in medium on first glance. Stream, bank surfaces, and riparian zone contain litter and debris. Evidence of site being used by people: scattered cans, bottles, food wrappers, blankets, clothing.	Trash distracts the eye on first glance. Stream, bank surfaces, and immediate riparian zone contain substantial levels of litter and debris Evidence of site being used frequently by people: many cans, bottles, and food wrappers, blankets, clothing.
SCORE	20 ■ 18 17 16	15 14 13 12 11	10 9 8 7 6	5 4 3 2 1 0
2. Actual Number of Trash Items Found	0 to 100 trash items found based on a trash assessment of a 100-foot stream reach.	101 to 250 trash items found based on a trash assessment of a 100-foot stream reach.	251 to 500 trash items found based on a trash assessment of a 100-foot stream reach.	Over 500 trash items found based on a trash assessment of a 100-foot stream reach.
SCORE	20 19 ■ 17 16	15 14 13 12 11	10 9 8 7 6	5 4 3 2 1 0
3. Transportable, Persistent, Buoyant Litter	Little or no (< 25 pieces) transportable, persistent, buoyant litter such as: hard or soft plastics, styrofoam, balloons, cigarette butts.	Low to medium presence (26-75 pieces) of transportable, persistent, buoyant litter such as: hard or soft plastics, styrofoam, balloons, cigarette butts.	Medium prevalence (76-200 pieces) of transportable, persistent, buoyant litter such as: hard or soft plastics, styrofoam, balloons, cigarette butts.	Large amount (>200 pieces) of transportable, persistent, buoyant litter such as: hard or soft plastics, balloons, styrofoam, cigarette butts;
SCORE	■ 19 18 17 16	15 14 13 12 11	10 9 8 7 6	5 4 3 2 1 0
4. Biohazard, Toxic and Sharp Objects	B: Trash contains no medical waste, diapers, pet or human waste. No evidence of toxic substances such as chemical containers or batteries. Only 1 piece of broken glass or metal debris, if any, is present.	B: No toxic substances, but small presence (2-10 pieces) of sharp objects such as broken glass and metal debris.	Presence of **any one** of the following: hypodermic needles or other medical waste; used diaper, pet waste, or human feces; any toxic substance such as chemical containers, batteries, or fluorescent light bulbs. Medium to high prevalence (11-50 pieces) sharp objects.	Presence of **more than one** of the items described in the marginal condition category, and/or high prevalence of (> 50) sharp objects.
Site Accessibility	A: Access is difficult, restricted by locked gate or some other physical barrier like steep banks or thick riparian veg. Site reach does not appear to be used by people. Might be private property or protected watershed.	A: Access is limited and site reach does not appear to be used by people. No trails down to creek.	A: Public access to reach is fair to good but site does not appear to be used frequently, **or** private access is good without any public access.	A: Excellent reach access including trails down to and adjacent creek and creekside space for sitting down. Some evidence that reach is used frequently by the public (e.g. rope swings, many beer/soda cans and food wrappers left on the banks, etc.).
B SCORE	10 9	8 7 6	5 ■ 3	2 1 0
A SCORE	■ 9	8 7 6	5 4 3	2 1 0

1 *Urban Rapid Trash Assessment Protocol, SCVURPPP (Version 1)*

Urban Rapid Trash Assessment Worksheet

Santa Clara Valley Urban Runoff Pollution Prevention Program

	CONDITION CATEGORY			
Trash Assessment Parameter	**Least Disturbed (Optimal Urban)**	**Sub optimal Urban**	**Marginal Urban**	**Poor**
5. Illegal Dumping	D: No evidence of illegal dumping. No bags of trash, no yard waste, no household items placed at site to avoid proper disposal, no shopping carts.	D: Some evidence of illegal dumping. Limited vehicular access limits the amount of potential dumping, or material dumped is diffuse paper-based debris.	D: Presence of **one** of the following: furniture, appliances, shopping carts, bags of garbage or yard waste, coupled with vehicular access that facilitates in-and-out dumping of materials to avoid landfill costs.	D: Evidence of chronic dumping, with **more than one** of the following items: furniture, appliances, shopping carts, bags of garbage, or yard waste. Easy vehicular access for in-and-out dumping of materials to avoid landfill costs.
Illegal Littering	L: Any trash is incidental litter or carried downstream from another location.	L: Some evidence of litter within creek and banks originating from adjacent land uses	L: Prevalent in-stream or shoreline littering that appears to originate from adjacent land uses.	L: Large amountof litter within creek and on banks that appears to originate from adjacent land uses.
D-SCORE	10 9	7 6	5 4 3	2 1 0
L-SCORE	10 9	8 7	5 4 3	2 1 0
6. Accum-ulation of Trash	There does not appear to be a problem with trash accumulation from downstream transport. Trash, if any, appears to have been directly deposited at the stream location.	Some evidence that litter and debris have been transported from upstream areas to the location, based on evidence such as silt marks, faded colors or location near high water line.	Evidence that trash is carried to the location from upstream, as evidenced by its location near high water line, siltation marks on the debris, or faded colors.	Trash appears to have accumulated in substantial quantities at the location based on delivery from upstream areas, and is in various states of degradation based on its persistence in the waterbody. A large percentage of trash items have been carried to the location from upstream.
SCORE	20 19 18 17	15 14 13 12 11	10 9 8 7 6	5 4 3 2 1 0

Total Score 101

SITE DEFINITION:

UPPER/LOWER BOUNDARIES OF REACH: _____

HIGH WATER LINE: _____

UPPER EXTENT OF BANKS OR SHORE: _____

NOTES:

Urban Rapid Trash Assessment Worksheet

Santa Clara Valley Urban Runoff Pollution Prevention Program

WATERSHED/STREAM: San Thomas Aquino DATE/TIME: 9-12-2007
MONITORING GROUP, STAFF: WVCWP STATION ID CA11
STATION NAME /LOCATION: Westmont Ave Campbell 2nd Hundred Ft.

	CONDITION CATEGORY			
Trash Assessment Parameter	**Least Disturbed (Optimal Urban)**	**Sub optimal Urban**	**Marginal Urban**	**Poor**
1. Level of Trash	On first glance, little or no trash visible. Little or no trash evident when streambed and stream banks are closely examined for litter and debris, for instance by looking under leaves.	On first glance, trash is evident in low levels. After close inspection small levels of trash evident in stream bank and streambed.	Trash is evident in medium on first glance. Stream, bank surfaces, and riparian zone contain litter and debris. Evidence of site being used by people: scattered cans, bottles, food wrappers, blankets, clothing.	Trash distracts the eye on first glance. Stream, bank surfaces, and immediate riparian zone contain substantial levels of litter and debris Evidence of site being used frequently by people: many cans, bottles, and food wrappers, blankets, clothing.
SCORE	20 ■ 18 17 16	15 14 13 12 11	10 9 8 7 6	5 4 3 2 1 0
2. Actual Number of Trash Items Found	0 to 100 trash items found based on a trash assessment of a 100-foot stream reach.	101 to 250 trash items found based on a trash assessment of a 100-foot stream reach.	251 to 500 trash items found based on a trash assessment of a 100-foot stream reach.	Over 500 trash items found based on a trash assessment of a 100-foot stream reach.
SCORE	■ 19 18 17 16	15 14 13 12 11	10 9 8 7 6	5 4 3 2 1 0
3. Transportable, Persistent, Buoyant Litter	Little or no (< 25 pieces) transportable, persistent, buoyant litter such as: hard or soft plastics, styrofoam, balloons, cigarette butts.	Low to medium presence (26-75 pieces) of transportable, persistent, buoyant litter such as: hard or soft plastics, styrofoam, balloons, cigarette butts.	Medium prevalence (76-200 pieces) of transportable, persistent, buoyant litter such as: hard or soft plastics, styrofoam, balloons, cigarette butts.	Large amount (>200 pieces) of transportable, persistent, buoyant litter such as: hard or soft plastics, balloons, styrofoam, cigarette butts;
SCORE	20 ■ 18 17 16	15 14 13 12 11	10 9 8 7 6	5 4 3 2 1 0
4. Biohazard, Toxic and Sharp Objects	B: Trash contains no medical waste, diapers, pet or human waste. No evidence of toxic substances such as chemical containers or batteries. Only 1 piece of broken glass or metal debris, if any, is present.	B: No toxic substances, but small presence (2-10 pieces) of sharp objects such as broken glass and metal debris.	Presence of **any one** of the following: hypodermic needles or other medical waste; used diaper, pet waste, or human feces; any toxic substance such as chemical containers, batteries, or fluorescent light bulbs. Medium to high prevalence (11-50 pieces) sharp objects.	Presence of **more than one** of the items described in the marginal condition category, and/or high prevalence of (> 50) sharp objects.
Site Accessibility	A: Access is difficult, restricted by locked gate or some other physical barrier like steep banks or thick riparian veg. Site reach does not appear to be used by people. Might be private property or protected watershed.	A: Access is limited and site reach does not appear to be used by people. No trails down to creek.	A: Public access to reach is fair to good but site does not appear to be used frequently, **or** private access is good without any public access.	A: Excellent reach access including trails down to and adjacent creek and creekside space for sitting down. Some evidence that reach is used frequently by the public (e.g. rope swings, many beer/soda cans and food wrappers left on the banks, etc.).
B SCORE	10 9	8 7 6	■ 4 3	2 1 0
A SCORE	■ 9	8 7 6	5 4 3	2 1 0

Urban Rapid Trash Assessment Worksheet

Santa Clara Valley Urban Runoff Pollution Prevention Program

	CONDITION CATEGORY			
Trash Assessment Parameter	**Least Disturbed (Optimal Urban)**	**Sub optimal Urban**	**Marginal Urban**	**Poor**
5. Illegal Dumping	D: No evidence of illegal dumping. No bags of trash, no yard waste, no household items placed at site to avoid proper disposal, no shopping carts.	D: Some evidence of illegal dumping. Limited vehicular access limits the amount of potential dumping, or material dumped is diffuse paper-based debris.	D: Presence of **one** of the following: furniture, appliances, shopping carts, bags of garbage or yard waste, coupled with vehicular access that facilitates in-and-out dumping of materials to avoid landfill costs.	D: Evidence of chronic dumping, with **more than one** of the following items: furniture, appliances, shopping carts, bags of garbage, or yard waste. Easy vehicular access for in-and-out dumping of materials to avoid landfill costs.
Illegal Littering	L: Any trash is incidental litter or carried downstream from another location.	L: Some evidence of litter within creek and banks originating from adjacent land uses	L: Prevalent in-stream or shoreline littering that appears to originate from adjacent land uses.	L: Large amountof litter within creek and on banks that appears to originate from adjacent land uses.
D-SCORE	9	8 7 6	5 4 3	2 1 0
L-SCORE	10 9	8 7	5 4 3	2 1 0
6. Accum-ulation of Trash	There does not appear to be a problem with trash accumulation from downstream transport. Trash, if any, appears to have been directly deposited at the stream location.	Some evidence that litter and debris have been transported from upstream areas to the location, based on evidence such as silt marks, faded colors or location near high water line.	Evidence that trash is carried to the location from upstream, as evidenced by its location near high water line, siltation marks on the debris, or faded colors.	Trash appears to have accumulated in substantial quantities at the location based on delivery from upstream areas, and is in various states of degradation based on its persistence in the waterbody. A large percentage of trash items have been carried to the location from upstream.
SCORE	20 19 18 16	15 14 13 12 11	10 9 8 7 6	5 4 3 2 1 0

Total Score 106

SITE DEFINITION:

UPPER/LOWER BOUNDARIES OF REACH: _____

HIGH WATER LINE: _____

UPPER EXTENT OF BANKS OR SHORE: _____

NOTES:

San Thomas Aquino Creek
9-15-2007
Creek Monitoring Summary

Use tick marks in the Category that the trash belongs in (i.e. plastic bag goes in PLASTIC).
At the end of the cleanup, total the tallies, & write the **total** next to the heading.

PLASTIC	
bags	142
bottles	70
buckets	
caps, lids	61
milk jugs	
pieces	409
rope	
6-pack holders	2
toys	13
pipe	4
STYROFOAM	
cups, spoons, forks, straws	87
egg cartons	
fast food containers	
meat trays	
pieces	39
METAL	
bottle caps	14
9cans	116
pieces	85
wire	4
pipe	3
CIGARETTE BUTTS	232

PAPER	
bags	1
cardboard	27
cartons	
cups	
newspaper	
pieces	320
RUBBER	
balloons	25
gloves	
tires	
other	11
GLASS	
bottles	19
light bulbs	
pieces	75
WOOD	
broken pieces	27
pallets/large items	
CLOTH	
clothing	19
rugs	
OTHER	81

End of Day Totals

Estimate Length of creek section in miles, i.e. 1/10 mile, 1/8 mile: 1.5 miles

Number of bags of trash collected: 46

Weight of recyclable trash: 77 lbs

Weight of non-recyclable trash: 115 lbs

Questionnaire

1. Describe the stretch of creek monitored using descriptors of boundaries such as landmarks or cross streets. _____

2. What types of trash were most commonly found? Paper and glass

3. List the most unusual items found. Microwave oven

4. Rate from one to five how dirty or clean the creek was, with one being pristine clean.

   (Circle one) 1 2 3 4 5

THIS PAGE INTENTIONALY LEFT BLANK

041273

Urban Rapid Trash Assessment Worksheet

Santa Clara Valley Urban Runoff Pollution Prevention Program

WATERSHED/STREAM: Shannon Creek DATE/TIME: 6-25-07
MONITORING GROUP, STAFF: WVCWP STATION ID LG02
STATION NAME /LOCATION: Hicks Rd at Shannon 1st hundred ft.

	CONDITION CATEGORY			
Trash Assessment Parameter	**Least Disturbed (Optimal Urban)**	**Sub optimal Urban**	**Marginal Urban**	**Poor**
1. Level of Trash	On first glance, little or no trash visible. Little or no trash evident when streambed and stream banks are closely examined for litter and debris, for instance by looking under leaves.	On first glance, trash is evident in low levels. After close inspection small levels of trash evident in stream bank and streambed.	Trash is evident in medium on first glance. Stream, bank surfaces, and riparian zone contain litter and debris. Evidence of site being used by people: scattered cans, bottles, food wrappers, blankets, clothing.	Trash distracts the eye on first glance. Stream, bank surfaces, and immediate riparian zone contain substantial levels of litter and debris Evidence of site being used frequently by people: many cans, bottles, and food wrappers, blankets, clothing.
SCORE	20 19 18 17 16	15 14 13 12 11	10 9 8 7 6	5 4 3 2 1 0
2. Actual Number of Trash Items Found	0 to 100 trash items found based on a trash assessment of a 100-foot stream reach.	101 to 250 trash items found based on a trash assessment of a 100-foot stream reach.	251 to 500 trash items found based on a trash assessment of a 100-foot stream reach.	Over 500 trash items found based on a trash assessment of a 100-foot stream reach.
SCORE	20 19 18 17 16	15 14 13 12 11	10 9 8 7 6	5 4 3 2 1 0
3. Transportable, Persistent, Buoyant Litter	Little or no (< 25 pieces) transportable, persistent, buoyant litter such as: hard or soft plastics, styrofoam, balloons, cigarette butts.	Low to medium presence (26-75 pieces) of transportable, persistent, buoyant litter such as: hard or soft plastics, styrofoam, balloons, cigarette butts.	Medium prevalence (76-200 pieces) of transportable, persistent, buoyant litter such as: hard or soft plastics, styrofoam, balloons, cigarette butts.	Large amount (>200 pieces) of transportable, persistent, buoyant litter such as: hard or soft plastics, balloons, styrofoam, cigarette butts;
SCORE	20 19 18 17 16	15 14 13 12 11	10 9 8 7 6	5 4 3 2 1 0
4. Biohazard, Toxic and Sharp Objects	B: Trash contains no medical waste, diapers, pet or human waste. No evidence of toxic substances such as chemical containers or batteries. Only 1 piece of broken glass or metal debris, if any, is present.	B: No toxic substances, but small presence (2-10 pieces) of sharp objects such as broken glass and metal debris.	Presence of **any one** of the following: hypodermic needles or other medical waste; used diaper, pet waste, or human feces; any toxic substance such as chemical containers, batteries, or fluorescent light bulbs. Medium to high prevalence (11-50 pieces) sharp objects.	Presence of **more than one** of the items described in the marginal condition category, and/or high prevalence of (> 50) sharp objects.
Site Accessibility	A: Access is difficult, restricted by locked gate or some other physical barrier like steep banks or thick riparian veg. Site reach does not appear to be used by people. Might be private property or protected watershed.	A: Access is limited and site reach does not appear to be used by people. No trails down to creek.	A: Public access to reach is fair to good but site does not appear to be used frequently, **or** private access is good without any public access.	A: Excellent reach access including trails down to and adjacent creek and creekside space for sitting down. Some evidence that reach is used frequently by the public (e.g. rope swings, many beer/soda cans and food wrappers left on the banks, etc.).
B SCORE	10 9	8 7 6	5 4 3	2 1 0
A SCORE	10 9	8 7 6	5 4 3	2 1 0

Urban Rapid Trash Assessment Worksheet

Santa Clara Valley Urban Runoff Pollution Prevention Program

	CONDITION CATEGORY			
Trash Assessment Parameter	**Least Disturbed (Optimal Urban)**	**Sub optimal Urban**	**Marginal Urban**	**Poor**
5. Illegal Dumping	D: No evidence of illegal dumping. No bags of trash, no yard waste, no household items placed at site to avoid proper disposal, no shopping carts.	D: Some evidence of illegal dumping. Limited vehicular access limits the amount of potential dumping, or material dumped is diffuse paper-based debris.	D: Presence of **one** of the following: furniture, appliances, shopping carts, bags of garbage or yard waste, coupled with vehicular access that facilitates in-and-out dumping of materials to avoid landfill costs.	D: Evidence of chronic dumping, with **more than one** of the following items: furniture, appliances, shopping carts, bags of garbage, or yard waste. Easy vehicular access for in-and-out dumping of materials to avoid landfill costs.
Illegal Littering	L: Any trash is incidental litter or carried downstream from another location.	L: Some evidence of litter within creek and banks originating from adjacent land uses	L: Prevalent in-stream or shoreline littering that appears to originate from adjacent land uses.	L: Large amountof litter within creek and on banks that appears to originate from adjacent land uses.
D-SCORE	10 9	8 7 6	5 4 3	2 1 0
L-SCORE	10 9	8 7 6	5 4 3	2 1 0
6. Accum-ulation of Trash	There does not appear to be a problem with trash accumulation from downstream transport. Trash, if any, appears to have been directly deposited at the stream location.	Some evidence that litter and debris have been transported from upstream areas to the location, based on evidence such as silt marks, faded colors or location near high water line.	Evidence that trash is carried to the location from upstream, as evidenced by its location near high water line, siltation marks on the debris, or faded colors.	Trash appears to have accumulated in substantial quantities at the location based on delivery from upstream areas, and is in various states of degradation based on its persistence in the waterbody. A large percentage of trash items have been carried to the location from upstream.
SCORE	20 19 18 17 16	15 14 13 12 11	10 9 8 7 6	5 4 3 2 1 0

Total Score 52

SITE DEFINITION:

UPPER/LOWER BOUNDARIES OF REACH:

upper

HIGH WATER LINE:

UPPER EXTENT OF BANKS OR SHORE:

NOTES:

Found stereo and other items that were obviously dumped.

Urban Rapid Trash Assessment Worksheet

Santa Clara Valley Urban Runoff Pollution Prevention Program

WATERSHED/STREAM: Shannon Creek DATE/TIME: 6-25-07
MONITORING GROUP, STAFF: WVCWP STATION ID LG02
STATION NAME /LOCATION: Hicks Rd at Shannon 2nd 100 ft.

	CONDITION CATEGORY			
Trash Assessment Parameter	**Least Disturbed (Optimal Urban)**	**Sub optimal Urban**	**Marginal Urban**	**Poor**
1. Level of Trash	On first glance, little or no trash visible. Little or no trash evident when streambed and stream banks are closely examined for litter and debris, for instance by looking under leaves.	On first glance, trash is evident in low levels. After close inspection small levels of trash evident in stream bank and streambed.	Trash is evident in medium on first glance. Stream, bank surfaces, and riparian zone contain litter and debris. Evidence of site being used by people: scattered cans, bottles, food wrappers, blankets, clothing.	Trash distracts the eye on first glance. Stream, bank surfaces, and immediate riparian zone contain substantial levels of litter and debris Evidence of site being used frequently by people: many cans, bottles, and food wrappers, blankets, clothing.
SCORE	20 19 18 17 16	15 14 13 12 11	10 9 8 7 6	5 4 3 2 1 0
2. Actual Number of Trash Items Found	0 to 100 trash items found based on a trash assessment of a 100-foot stream reach.	101 to 250 trash items found based on a trash assessment of a 100-foot stream reach.	251 to 500 trash items found based on a trash assessment of a 100-foot stream reach.	Over 500 trash items found based on a trash assessment of a 100-foot stream reach.
SCORE	20 19 18 17 16	15 14 13 12 11	10 9 8 7 6	5 4 3 2 1 0
3. Transportable, Persistent, Buoyant Litter	Little or no (< 25 pieces) transportable, persistent, buoyant litter such as: hard or soft plastics, styrofoam, balloons, cigarette butts.	Low to medium presence (26-75 pieces) of transportable, persistent, buoyant litter such as: hard or soft plastics, styrofoam, balloons, cigarette butts.	Medium prevalence (76-200 pieces) of transportable, persistent, buoyant litter such as: hard or soft plastics, styrofoam, balloons, cigarette butts.	Large amount (>200 pieces) of transportable, persistent, buoyant litter such as: hard or soft plastics, balloons, styrofoam, cigarette butts;
SCORE	20 19 18 17 16	15 14 13 12 11	10 9 8 7 6	5 4 3 2 1 0
4. Biohazard, Toxic and Sharp Objects	B: Trash contains no medical waste, diapers, pet or human waste. No evidence of toxic substances such as chemical containers or batteries. Only 1 piece of broken glass or metal debris, if any, is present.	B: No toxic substances, but small presence (2-10 pieces) of sharp objects such as broken glass and metal debris.	Presence of **any one** of the following: hypodermic needles or other medical waste; used diaper, pet waste, or human feces; any toxic substance such as chemical containers, batteries, or fluorescent light bulbs. Medium to high prevalence (11-50 pieces) sharp objects.	Presence of **more than one** of the items described in the marginal condition category, and/or high prevalence of (> 50) sharp objects.
Site Accessibility	A: Access is difficult, restricted by locked gate or some other physical barrier like steep banks or thick riparian veg. Site reach does not appear to be used by people. Might be private property or protected watershed.	A: Access is limited and site reach does not appear to be used by people. No trails down to creek.	A: Public access to reach is fair to good but site does not appear to be used frequently, **or** private access is good without any public access.	A: Excellent reach access including trails down to and adjacent creek and creekside space for sitting down. Some evidence that reach is used frequently by the public (e.g. rope swings, many beer/soda cans and food wrappers left on the banks, etc.).
B SCORE	10 9	8 7 6	5 4 3	2 1 0
A SCORE	10 9	8 7 6	5 4 3	2 1 0

Urban Rapid Trash Assessment Worksheet

Santa Clara Valley Urban Runoff Pollution Prevention Program

	CONDITION CATEGORY			
Trash Assessment Parameter	**Least Disturbed (Optimal Urban)**	**Sub optimal Urban**	**Marginal Urban**	**Poor**
5. Illegal Dumping	D: No evidence of illegal dumping. No bags of trash, no yard waste, no household items placed at site to avoid proper disposal, no shopping carts.	D: Some evidence of illegal dumping. Limited vehicular access limits the amount of potential dumping, or material dumped is diffuse paper-based debris.	D: Presence of **one** of the following: furniture, appliances, shopping carts, bags of garbage or yard waste, coupled with vehicular access that facilitates in-and-out dumping of materials to avoid landfill costs.	D: Evidence of chronic dumping, with **more than one** of the following items: furniture, appliances, shopping carts, bags of garbage, or yard waste. Easy vehicular access for in-and-out dumping of materials to avoid landfill costs.
Illegal Littering	L: Any trash is incidental litter or carried downstream from another location.	L: Some evidence of litter within creek and banks originating from adjacent land uses	L: Prevalent in-stream or shoreline littering that appears to originate from adjacent land uses.	L: Large amountof litter within creek and on banks that appears to originate from adjacent land uses.
D-SCORE	10 9	8 7 6	5 4 3	2 1 0
L-SCORE	10 9	8 7 6	5 4 3	2 1 0
6. Accum-ulation of Trash	There does not appear to be a problem with trash accumulation from downstream transport. Trash, if any, appears to have been directly deposited at the stream location.	Some evidence that litter and debris have been transported from upstream areas to the location, based on evidence such as silt marks, faded colors or location near high water line.	Evidence that trash is carried to the location from upstream, as evidenced by its location near high water line, siltation marks on the debris, or faded colors.	Trash appears to have accumulated in substantial quantities at the location based on delivery from upstream areas, and is in various states of degradation based on its persistence in the waterbody. A large percentage of trash items have been carried to the location from upstream.
SCORE	20 19 18 17 16	15 14 13 12 11	10 9 8 7 6	5 4 3 2 1 0

Total Score 52

SITE DEFINITION:

UPPER/LOWER BOUNDARIES OF REACH: _____

HIGH WATER LINE: _____

UPPER EXTENT OF BANKS OR SHORE: _____

NOTES:

Hicks Rd at Shannon
6-25-07
Creek Monitoring Summary

Use tick marks in the Category that the trash belongs in (i.e. plastic bag goes in PLASTIC).
At the end of the cleanup, total the tallies, & write the **total** next to the heading.

PLASTIC	60
bags	15
bottles	7
buckets	
caps, lids	2
milk jugs	
pieces	23
rope	
6-pack holders	
toys	
wrappers	13
STYROFOAM	18
cups, spoons, forks, straws	
egg cartons	
fast food containers	
meat trays	
pieces	18
METAL	17
bottle caps	
cans	13
pieces	4
wire	
CIGARETTE BUTTS	22

PAPER	18
bags	
cardboard	8
cartons	
cups	
newspaper	
pieces	10
RUBBER	4
balloons	
gloves	
tires	
pieces	4
GLASS	14
bottles	4
light bulbs	
pieces	10
WOOD	
broken pieces	
pallets/large items	
CLOTH	2
clothing	2
rugs	
OTHER	29

End of Day Totals

Estimate Length of creek section in miles, i.e. 1/10 mile, 1/8 mile: 200 ft.

Number of bags of trash collected: 5

Weight of recyclable trash: _____

Weight of non-recyclable trash: 31

Questionnaire

1. Describe the stretch of creek monitored using descriptors of boundaries such as landmarks or cross streets. Top of creek bank listed as private property. Trash not visual when driving by.
2. What types of trash were most commonly found? Cans and paper
3. List the most unusual items found. Stereo and garbage can
4. Rate from one to five how dirty or clean the creek was, with one being pristine clean.

(Circle one) 1 2 3 4 5

THIS PAGE INTENTIONALY LEFT BLANK

Annual Cleanup Program

West Valley Collection & Recycling (WVC&R) will collect an unlimited number of items from your curb at no additional cost for one day only.

Please have your items, containers and bundles curbside by

6 AM on Monday, February 18, 2008

WVC&R will collect:

- Items weighing up to 70 pounds (except as described below)
- Garbage in 32 gallon plastic bags, 32 gallon cans, and sturdy cardboard boxes (all small items must be contained)
- Tree prunings, branches and scrap wood up to 3" in diameter and 3' long in tied bundles weighing up to 70 pounds

WVC&R will not collect:

- 35, 65 or 95 gallon wheeled carts (they are awkward to lift manually)
- Concrete or Dirt (call Guadalupe Landfill 408.286.1670)
- Tires (call Guadalupe Landfill 408.286.1670)
- Items containing CFC's such as refrigerators (call WVC&R 408.283.9250)
- Hazardous Waste (call 408.299.7300 or visit www.hhw.org)
- E-Waste, Universal Waste, Motor Oil and Water Based Paints:
  - You can drop off TV's, Computers, household batteries, motor oil and water based paints at WVC&R's processing facility by appointment. For more information call customer service at 408.283.9250 or visit www.westvalleyrecycles.com
- Large items or containers over 70 pounds:
  - WVC&R will collect large items such as sofas and refrigerators for a fee. To schedule an appointment please call customer service at 408.283.9250

WVC&R makes it easy for you to donate your reusable items. For assistance locating local charitable organizations, visit www.westvalleyrecycles.com or call 408.283.9250.

Please remember to place recyclables in your recycling cart for your regular weekly collection.

To learn more about any of these programs visit www.westvalleyrecycles.com or call customer service at 408.283.9250.

WEST VALLEY
COLLECTION & RECYCLING, LLC

THIS PAGE INTENTIONALY LEFT BLANK

Lo. ..tos

Santa Clara Valley Urban Runoff Pollution Prevention Program

FY 2007-2008 ANNUAL REPORT

Training Summary: Trash Inventory & Management

Training Description	Date	Attendees
WVCWP Meeting/Training Trash Cleanups and Trash Assessments Discussion led by: WVCWP Public Outreach Coordinator, Delia Romero **Topics:** ▪ Review trash assessment procedures ▪ Monitoring steps for volunteers ▪ Documentation Procedures ▪ Responsibilities of a site leader ▪ Recording weight of trash collected from cleanup site ▪	Sept 11, 2007	**WVCWP (3)** Public Outreach Coordinator Stormwater Discharge Inspector Program Assistant
The Creek Connections Action Group Led By : Heidi McFarland **Topics:** ▪ Discuss Potential Partnerships ▪ Review Project list and responsibilities of the group ▪ Possible new sites ▪ Plans for River Clean Up Day	December 29,2007	**WVCWP (1)** Public Outreach Specialist City of San Jose (2) City of Palo Alto (1) SCVWD (1)
WVCWP Internal Training: Enviroscape & Trash Topics Presenter: WVCWP Program Manager **Topics:** Training on details of presenting the Enviroscape Curriculum, with an emphasis on Trash	Feb. 2008	**WVCWP** Incoming Program Manager Program Assistant

Los Gatos

Santa Clara Valley Urban Runoff Pollution Prevention Program

FY 2007-2008 ANNUAL REPORT

Training Description	Date	Attendees
Annual Storm Drain Operations and Maintenance Training Meeting: WV Communities & WV Sanitation District Held at the Campbell Community Center; Sponsored by the WVCWP Speaker: Patrick Hansen (WVCWP), Kristy McCumby (City of Sunnyvale), Ed Oyama (WVSD). **Topics:** • The WVCWP Program Assistant presented on the current NPDES Permit requirements and the possible future requirements of the MRP. • The Environmental Specialist from the City of Sunnyvale gave a presentation on Sunnyvale's storm drain catch basin insert pilot program. • WVSD Storm Drain structure cleaning & debris findings for each city (will be used to help identify trash sources)	Date June 20, 2008	**WVCWP (3)** Program Manager Program Assistant Inspector **Campbell (3)** Maintenance Mechanic 2 Street Maintenance workers **Los Gatos (3)** Arborist Tree Trimmer PW Maintenance Worker **Saratoga (6)** Parks Lead Public Works Manager 4 Street Maintenance Workers
SCVURPPP Training/Meeting on Data Collection & Reporting Speaker: John Fuscso, SCVURPPP **Topics:** Compilation and analysis of data sheets Trash Tables Interpretation of Guidance Documents	June 2008	**WVCWP (2)** Program Manager Program Assistant

Watershed Management

This Page Intentionally Left Blank

041285

Lo .tos

Santa Clara Valley Urban Runoff Pollution Prevention Program

FY 2007-2008 ANNUAL REPORT

FY 2007-2008 Work Plan Self Evaluation Matrix

Water Quality Monitoring & Watershed Management

Source	Work Plan Activity	Work Plan Tasks	Accomplishments	Responsible Party
	NPDES Permit ProvisionC.9.f	Watershed Analysis Through SCVURPPP, participate in the Watershed Analysis AHTG and fund or support future studies to understand location and extent of potential sediment sources. Support appropriate management actions to address those sources. See SCVURPPP work plan for detailed activities.	The West Valley Communities support and participate in the Watershed Analysis AHTG through the SCVURPPP Program.	SCVURPPP coordinate w/ WVCWP
	NPDES Permit Provision C.10	South Bay Watershed Management Initiative Through SCVURPPP, support and participate in development of Core Group activities and the WMI Watershed Action Plan[1]. See SCVURPPP work plan for detailed activities.	The West Valley Communities support and participate in the WMI through the SCVURPPP Program.	SCVURPPP coordinate w/ WVCWP

[1] On behalf of the Town of Los Gatos, SCVURPPP is signatory to the WMI and participates in the Core Group and subgroups.

THIS PAGE WAS INTENTIONALLY LEFT BLANK

041287

Training Summary: Watershed Management

Training Description	Date	Attendees
SCVWD Laguna Seca wetlands and historical ecology **Speaker:** KQED-TV staff **Topics:** Focuses on work by SFEI and the Santa Clara Valley Water District in San Jose, including the rediscovery of the once grand and surprisingly recoverable Laguna Seca wetlands complex.	Tuesday July 11th, 2007	**WVCWP (1)** Manager
The Ebbs and Flows of Wetlands Protection **Speaker:** Dr. John Callaway **Topics:** Wetlands restoration/protection in the San Francisco Bay Area.	August 5, 2007	**WVCWP (1)** Manager
Clean Watersheds Webcast (NPDES) **Speaker:** Nikos Singelis (Office Wastewater Management U.S. EPA) **Topics:** This webcast will described how to get local stormwater capital needs incorporated into the 2008 Clean Watersheds Needs Survey (CWNS). The Needs Survey is the basis for a detailed Report to Congress on the nation's water infrastructure needs. This Report is widely read and referred to in Congress and is used in funding and policy deliberations. In addition, the information in this Report is frequently used by state and local decision makers. Although stormwater has been a category in the Needs Survey for some time, very few communities have reported their stormwater infrastructure needs.	October 22nd, 2007	**WVCWP (1)** Manager **Los Gatos (1)** Planning Assistant

Los Gatos

Santa Clara Valley Urban Runoff Pollution Prevention Program

FY 2007-2008 ANNUAL REPORT

Training Description	Date	Attendees
National Park Service Road Maintenance Workshop **Speakers:** Bruce Badzik (National Park Service), Laura Speare (San Francisco Estuary Project), Tyler Ledwith (Workshop Coordinator), Steve Ortega (Environmental Compliance, National Park Service), Tyler Ledwith, Darren Fong (Aquatic Biologist, National Park Service). **Topics:** Roads and Watersheds, Salmon Habitat Needs, Effects of Roads on Watersheds and Salmon, Regulations and Permitting, Routine Road Maintenance BMPs, Unpaved and Paved Roads, Sediment & Erosion Control, Ditches & Road Shoulder, Side Casting & Spoils Disposal, Working Near Streams BMPs, Dewatering & Water Management, Culvert Repair, Woody Debris Management, Stream bank Stabilization, Local Fisheries, Emergency Work BMPs, Spoils disposal, Accident cleanup, Emergency utility repair, Emergency slide repair	November 7, 2007	**WVCWP (1)** Manager
City Managers & Mayors Monthly Meeting **Speaker:** Adam Olivieri **Topic:** Update on proposed MRP Information on the process and progress of the proposed MRP adoption Overview of NPDES and proposed MRP impacts to municipal activities and budget requirements	Nov 2007	WV City Managers WV City Mayors
RWQCB Public Hearing: Proposed MRP TO **By**: RWQCB, **Speakers:** Various representatives from municipal and public agencies who are set to be co-permittees to the proposed MRP. **Topic:** Public Commentary on proposed MRP TO	March 12, 2008	**WVCWP (1)** Manager
Staff Meeting to discuss NPDES Permit, municipal responsibilities & MRP **Speaker:** Kelly Carroll, WVCWP Program Manager **Topics:** • Current NPDES Program vs Proposed MRP requirements • Permit implementation and projected need for resources • Current challenges and obligations	June 9, 2008	**WVCWP (1)** Manager **Campbell (2)** Env Pgm Mgr Sr. Engf **WVSD (1)** District Manager

Lc tos

Santa Clara Valley Urban Runoff Pollution Prevention Program

FY 2007-2008 ANNUAL REPORT

Training Description	Date	Attendees
WV Mayors & Managers Monthly Meeting **Future MRP Requirements** **Speaker:** Robert Kass, PW Director City of Campbell **Topics:** Outlined the proposed requirements of the future MRP and potential impacts on budget; Overview of collaborative efforts in WV Communities to efficiently implement common NPDES requirements.	April 23, 2008	WV City Managers WV City Mayors
CASQA Municipal Stormwater Program Effectiveness Assessment Manual Training **Speakers:** Chris Sommers, and CASQA Staff **Topics:** What is Stormwater Effectiveness, Types of Assessments and Outcomes, Assessment Measures and Methods, Effectiveness Assessment and Future Directions.	Tuesday May 20th, 2008	**WVCWP (1)** Program Manager
City Managers & Mayors Monthly Meeting **Speaker:** San Jose City Staff **Topic:** Plastic Bag Ban Information on the process and progress by the Cities of San Jose and Palo Alto to take steps to enact a ban on the use of carryout plastic bags.	May 2008	WV City Managers WV City Mayors
Staff Meeting to discuss NPDES Permit, municipal responsibilities & MRP **Speaker:** Kelly Carroll, WVCWP Program Manager **Topics:** • NPDES Program and background • Town permit implementation and historical resources • Current challenges and obligations	June 9, 2008	**WVCWP (1)** Manager **Los Gatos (5)** City Manager City Engineer Public Works Staff Community Dev Dir Assist Comm Dev Dir

THIS PAGE WAS INTENTIONALLY LEFT BLANK

041292

THIS PAGE INTENTIONALY LEFT BLANK

CITY OF MILPITAS

455 EAST CALAVERAS BOULEVARD, MILPITAS, CALIFORNIA 95035-5479
GENERAL INFORMATION: 408-586-3000, TDD: 586-3013, www.ci.milpitas.ca.go

September 15, 2008

Mr. Bruce Wolfe
California Regional Water Quality Control Board
San Francisco Bay Region
1515 Clay St., Suite 1400
Oakland, CA 94612

Subject: Milpitas Urban Runoff Program
FY 07-08 Annual Report

Dear Mr. Wolfe:

This report is submitted by the City of Milpitas, in conjunction with the Santa Clara Valley Urban Runoff Pollution Prevention Program's Annual Report, pursuant to provision C.6.a. of the Program's reissued municipal storm water National Pollutant Discharge Elimination System (NPDES) Permit (Order No. 01-024). The report summarizes activities performed during FY 07-08 in accordance with the Milpitas Urban Runoff Management Plan (URMP) submitted to the Regional Water Quality Control Board (RWQCB) on March 1, 2007, and the performance standards contained therein. There were no comments issued by the RWQCB on FY 06-07, FY 07-08, FY 07-08 URMPs or FY 05-06 and FY 06-07 Annual Reports.

Contents of Report

The goals of this Annual Report are to: 1) document implementation of our FY 07-08 Work Plan during the past fiscal year, 2) evaluate program results for continuous improvement, and 3) share this information with other Co-permittees, municipal decision-makers, and the public. To accomplish these goals, the report contains the following sections:

1. Certification Statement
2. Acronyms
3. IC/ID Elimination Activities
4. Industrial/Commercial Discharge Control Program
5. Public Agency Activities
    - Public Streets, Roads & Highways O & M
    - Rural Roads Public Works O & M
    - Storm Drain O & M
    - Water Utility O & M
    - Other Public Agency Activities (Corp Yard, Parks, Ponds etc.)
6. New Development Planning Procedures
7. New Development Construction Activities
8. Public Information and Participation
9. Pest Management Activities
10. Mercury Pollution Prevention Activities
11. Copper Action Plan
12. Nickel Action Plan
13. Trash Inventory and Management

14. Staff Training Summary Table

Thank you for your review of this Annual Report. If you have any questions regarding the materials submitted, please contact Paramjit Uppal at (408) 586-3351 or me at (408) 586-3345.

Sincerely,

Kathleen Phalen, PE
Utility Engineer

Enclosures

cc: Shin-Roei Lee, Chief - South Bay Watershed Management Division - RWQCB
City Manager
City Engineer/Public Works Director
Chief Building Official
Fire Chief
Fire Marshal
Planning Manager
Utility Engineering File - 70.6.1-2008

City of Milpitas
FY 2007-2008 Annual Report

Certification Statement

"I certify, under penalty of law, that this document and all attachments were prepared under my direction or supervision in accordance with a system designed to ensure that qualified personnel properly gather and evaluate the information submitted. Based on my inquiry of the person or persons who manage the system, or those persons directly responsible for gathering the information, the information submitted, is, to the best of my knowledge and belief, true, accurate, and complete. I am aware that there are significant penalties for submitting false information, including the possibility of fine and imprisonment for knowing violations."

Name: _____ Date: 9/2/08
Thomas C. Williams
City Manager

City of Milpitas
FY 2007-2008
Annual Report
Table of Contents

1. **Acronyms** 6

2. **IC/ID Elimination Activities**
   - A. Self-Evaluation Matrix 7
   - B. Evaluation 9
   - C. Additional Information
     - Enhanced Reporting 10

3. **Industrial/Commercial Discharger Control Program**
   - A. Self-Evaluation Matrix 12
   - B. Evaluation 13
   - C. Additional Information
     - Enhanced Reporting – Inspection Frequency Summary 14
     - Enhanced Reporting – Detailed Summary 15

4. **Public Agency Activities**
   - Public Streets, Roads & Highways O & M (including Street Sweeping Data)
     - A. Self-Evaluation Matrix 22
     - B. Evaluation 23
     - C. Summary of Street Sweeping Data 24
   - Rural Roads Public Works O & M
     - A. Self-Evaluation Matrix 26
     - B. Evaluation 28
   - Storm Drain O & M
     - A. Self-Evaluation Matrix 29
     - B. Evaluation 30
   - Water Utility O & M
     - A. Self-Evaluation Matrix 31
     - B. Evaluation 32
   - Other Public Agency Activities (Corp Yard, Parks, Ponds etc.)
     - A. Self-Evaluation Matrix 33
     - B. Evaluation 35

5. **New Development Planning Procedures**
   - A. Self-Evaluation Matrix 36
   - B. Evaluation 50
   - C. Additional Information
     - BMP O & M Verification Program - C3.e 55
     - Site Design Measures Guidance & Standards Development – C3.j.2 60

- General Plan – C3.l 60
- Reporting – C3.n.1 61

6. **New Development Construction Activities**
   A. Self-Evaluation Matrix 68
   B. Evaluation 69

7. **Public Information and Participation**
   A. Self-Evaluation Matrix 70
   B. Evaluation 73

8. **Pest Management Activities**
   A. Self-Evaluation Matrix 79
   B. Evaluation 83

9. **Mercury Pollution Prevention Activities**
   A. Self-Evaluation Matrix 84

10. **Copper Action Plan**
   A. Self-Evaluation Matrix 89

11. **Nickel Action Plan**
   A. **Self-Evaluation Matrix** 92

12. **Trash Inventory and Management**
   A. Self-Evaluation Matrix 93
   B. Evaluation 96

13. **Staff Training Summary Table**
   A. Self-Evaluation Matrix 98

ACRONYMS

BASMAA	Bay Area Stormwater Management Agencies Association
BAAQMD	Bay Area Air Quality Management District
BMP	Best Management Practice
BOMA	Building Owners and Managers Association
CC&R	Covenants, Conditions and Restrictions
CEQA	California Environmental Quality Act
COA	Condition of Approval
HMP	Hydromodification Management Plan
HHW	Household Hazardous Waste
ICID	Illicit Connection & Illegal Dumping
KAB	Keep America Beautiful
MEP	Maximum Extent Practicable
MUSD	Milpitas Unified School District
NPDES	National Pollutant Discharge Elimination System
NOI	Notice of Intent
O & M	Operation and Maintenance
OSH	Orchard Supply Hardware
PIP	Public Information/Participation
PW	Public Works
RB	Regional Board
RWQCB	Regional Water Quality Control Board
SCVURPPP	Santa Clara Valley Urban Runoff Pollution Prevention Program
SCVWD	Santa Clara Valley Water District
SOP	Standard Operating Procedure
SWID	Storm Water Infiltration Device
SWMP	Storm Water Management Plan
SWPPP	Storm Water Pollution Prevention Plan
TMDL	Total Maximum Daily Load
WMI	Watershed Management Initiative
WUPPP	Water Utility Pollution Prevention plan

CITY OF MILPITAS

Illicit Connection & Illegal Dumping Elimination (ICID) Activities – Self-evaluation Matrix

Implem. Id.	Activity	Item Source	Tasks Identified in FY 2007-2008 Work Plan	Status / Comments	Due Date (mo/yr)	Responsible Party (Lead)/ Coordinator
H-1	Service Requests	URMP page H-6	Review existing service requests (SOP 7-1)	This SOP will be reviewed as required.	Ongoing	Code Enforcement (Gloria Anaya)/ Utility Engineering (Paramjit Uppal)
H-2	Record Tracking	URMP page H-6	Hand-held devices to record inspection in the field.	Data from paper inspection forms is entered into the database. This practice will continue for the foresceeable future due to budget constrains.	Ongoing	Fire Department (Patti Joki) & Information Services Utility Engineering (Paramjit Uppal)
H-3	Utility Maintenance SOP on storm drain inspections	URMP page H-7	Revise and finalize Utility Maintenance SOP	SOP remains in draft format. Public Works Dept. staff routinely inspects all the storm water catch basins in 18 month cycles. In 07-08, a total of 3120 catch basins were inspected and 2492 of these were cleaned. Completion of the Utility Maintenance SOP (for storm drain and outfall inspection, coordination and referral activities if suspicious materials are found) is deferred due to lack of resources.	Ongoing	Utility Maintenance (Steve Smith)/ Utility Engineering (Paramjit Uppal)
H-4	Field Investigation, reporting and recording of Storm Water Infiltration Devices (SWIDs)	URMP page H-7	Train staff, document SWID locations, implement SWID inspection, and develop process for reporting and record keeping.	To date, no SWIDs are documented in City's or SCVWD's records. In the future, City will report any SWIDs that are found within the City to SCVWD using referral cards.	Ongoing	Utility Engineering (Paramjit Uppal)

H-5	Additional efforts with restaurants	URMP page H-7	Develop pollution prevention partnership with owners of food facilities to educate operators.	A special Task Force was convened a few years ago to inspect and meet major retail food stores and restaurants in shopping centers. The Task Force has been successful and has moved into a second phase, which is periodic inspection and handing out outreach materials as needed. The Fire Department Inspectors continue to inspect restaurants with grease interceptors every 3 years.	Ongoing	Utility Engr., Code Enforcement (Gloria Anaya), Fire Dept. (Patti Joki))
H-6	Effectiveness Evaluation	URMP page H-7	Conduct annual evaluation of the effectiveness of the program.	See evaluation text.	Ongoing	Fire Department (Patti Joki)/ Paramjit Uppal
H-7	Record Keeping/Reporting	URMP page H-7	Document and report IC/ID incidents using descriptive categories. Maintain records for reporting.	Staff maintains records by completing the Standard Incident Reporting Form. ICID incident reports were submitted electronically to the Program. Reports are also submitted to the RWQCB with the Annual Reports.	Ongoing	Fire Department (Patti Joki)/ Paramjit Uppal
H-8	Staff training	URMP page H-7	Staff will attend training sessions organized by the SCVURPP program	See Staff training Table at the end of this Report.	Ongoing	

Evaluation - ICID Elimination Activities

City staff, including the Fire Department, Building and Safety, and Engineering Divisions, responded to all reported ICID incidents. A summary of ICID incidents is provided in the attached ICID Enhanced Reporting Form. It categorizes each incident under the standard incident types.

All restaurants in Milpitas are inspected every three years by the Fire Department. The last inspection cycle was in FY 05-06. For the following two years, restaurants were inspected on the basis of complaints or report of spills. The next comprehensive inspection round is due in FY 08-09.

The City of Milpitas responds to all the incidents that are reported. Outreach for proper disposal of applicable materials, including vehicle fluids, is provided to the business community in all appropriate circumstances. The annual HazMat and Industrial/Commercial inspections, coupled with education and outreach has led to better understanding of ICID elimination activities.

There were no specific comments from the Regional Board on the Milpitas FY 05-06 or FY 06-07 Annual Reports. The Regional Board has not provided comments on the FY06-07, FY 07-08 or FY 08-09 Work Plans.

City of Milpitas
FY 2007-2008 Illicit Connection and Illegal Discharge Report Summary (a) and (c)

ICID Incident Type (b)	Reporting Source					Incident Source								Location Date and Responsible Party	Enforcement Action						Comments
	City Inspector	Inter-Department	Other Agency	Citizen	Other	Resi.	Ind.	Com.	Auto Facility	Food Facility	Const. Site	Public Facility	Other/ Unknown		Verbal (d)	Warning (e)	Adm. (f)	Adm. W/ Penalty or Fine (g)	Criminal (h)	Referral for Enforcement (i)	
Tracking Soil, Erosion control, traffic issues	Dorsey Wiseman										X			1666 S. Main St., 10/11/07; Aspen Project			Deficiency Notice				Dirt off haul and stockpile, tracking of soil cleanup and stockpile erosion control needed. Tracking cleanup started, next day clean. Erosion control in process, traffic stopped till tracking completed.
Tracking Soil	Mike Marino										X			1666 S. Main St., 10/18/07; Aspen Project			Stop Work Notice				Stock pile must be reduced and erosion & tracking control implemented to the satisfaction of the City. Stop work lifted 11/01/07 maintenance must be ongoing.
Tracking Soil	Mike Mariano										X			1666 S. Main St., - 01/22/08; Aspen Project			Deficiency Notice				1) Protect stockpile & slopes w/plastic. 2) Clean around waddles and replace as necessary. Completed 01/23/08
Tracking Soil	Mike Mariano										x			1666 S. Main St., 01/24/08; Aspen Project	X						Instructed to continue covering slope as needed.
Tracking Soil	Mike Mariano										X			1666 S. Main St., 01/28/08; Aspen Project	X						Instructed contractor that he needs to apply erosion control measures to protect slope. Plastic cover applied 1/29/08, ongoing changes to pile, etc.
Tracking Soil	Mike Mariano										X			1666 S. Main St., 02/21/08; Aspen Project			Deficiency Notice				Observed tracking of dirt at entrance, directed workers to cleanup, cleanup & sweeping was completed 02/22/08.
Tracking Soil	Mike Mariano										X			1666 S. Main St., 02/23/08; Aspen Project			Deficiency Notice				Instructed contractor that repair or replace waddles are needed. Completed 02/25/08.
Tracking Soil	Lucinda Kraynick										X			10/12/2007; Main Street Streetscape Project 8165							Instructed contractor that West side of Main Street south of Weller Lane storm drain inlet needed fabric protection.
Tracking Soil	Lucinda Kraynick										X			1/3/2008; Main Street Streetscape Project 8165							Instructed contractor that it is necessary to pump water out of the low spot at station 14.
Tracking Soil	Lucinda Kraynick										X			1/22/2008; Main Street Streetscape Project 8165	X						Instructed contractor that they need to cap the FRP ducts in the mechanical pit in the south wing.
Accidental Spills	Clare Owen				X				X					12/18/2007; 1885 N. Milpitas Blvd; USA Gas Station	X						Truck driver was emptying waste oil tank to his truck. Valve malfunctioned causing about 20 gallon spill. Small amount may have entered a storm drain. Evergreen Oil Company stream cleaned driveway, flushed and sucked up section of affected storm drain.
Accidental Spills	Paul Inouye				X		X							3/26/2008; 1570 Gladding Ct; Custom Drywall		X					Cleaning wall texture from delivery truck, spill occurred and flowed to storm drain (hose broke on truck). Ordered to dry sweep parking lot and contact environmental company to clean up catch basin and storm drains. Completed.
Vehicle Washing	Paul Inouye				X		X							3/27/2008; 650 Hammond Ct; Pacific Motor Trucking	X						Informed Phil Atherton that Mobile Cleaners needs to contain all wash water from truck washing operation.
Food Facility Oil and Grease discharge waste	Patricia Joki	X								X				8/3/2007; Abel Plaza; Dakao Sandwiches & Tam Thanh Restaurant	X						Restaurant owners were informed of Urban Runoff Issues. Tallow Drum was moved further away from the storm drain. They were educated not to wash any equipment, utensils, mats, etc. outdoors and were asked to stencil storm drains.
Tracking Soil	Erik Forstreuter	X									X			1/3/2008; KB Homes - Thompson Ct	X						Mud tracked into the street on Thompson Ct. KB superintendent took immediate measures to have the street cleaned.

City of Milpitas

FY 2007-2008 Illicit Connection and Illegal Discharge Report Summary (a) and (c)

ICID Incident Type (b)	Reporting Source					Incident Source								Location Date and Responsible Party	Enforcement Action						Comments
	City Inspector	Inter-Department	Other Agency	Citizen	Other	Resi.	Ind.	Com.	Auto Facility	Food Facility	Const. Site	Public Facility	Other/ Unknown		Verbal (d)	Warning (e)	Adm. (f)	Adm. W/ Penalty or Fine (g)	Criminal (h)	Referral for Enforcement (i)	
Unhardened Cement Discharge	Erik Forstreuter	X									X			1/3/2008; KB Homes - Thompson Ct	X			X			Star Concrete washing truck out into the gutter. SWPPP filter not in storm grate. KB Homes superintendent was notified. Contractor cleaned the gutter and replaced filter. Driver was issued a traffic citation for depositing material in the gutter.
Tracking Soil	Erik Forstreuter	X									X			1/3/2008; KB Homes - Thompson Ct	X						Dirt in roadway and gutter from construction site on Thompson Ct. No haul plan from traffic Engineer. No dust control or sweeper. Job shut down. KB Homes superintendent was notified. Job resumed when approved haul plan and sweeper on site was provided.
Water Line Breaks	Steve Smith													Throughout the City on various dates;							A total of 59 potable water service line breaks and 22 main line breaks happen during FY 07/08. In cases where discharge occurred, we followed procedure to capture and dechlorinate to protect creeks.
Tracking Soil	Val Catunao			X				X						1350 S. Park Victoria Dr, 4/9/2008;	X						Contractor performing work at this address was observed pumping mud and silt onto parking lot and driveway and allowing material to enter the storm drain. Instructed contractor to discontinue practice of discharging water, slit and mud onto street / parking lot and into the storm drain. Contractor cleaned up and BMPs were provided to the contractor.
Food Facility Oil and Grease discharge waste	Val Catunao									X				275 Ranch Dr; 4/28/2008	X						Wash water was discharged onto parking lot and into storm drain. Restaurant Manager and Director of Facilities Management were directed to discontinue practice of allowing wash water from rear dock area, to discharge to parking lot and into storm drain. BMPs were provided.
Vehicle and equipment leaking	Val Catunao					X								837 Coyote St; 7/13/2007	X						Resident at this address was attempting to have vehicle towed to a repair garage. Vehicle leaked fuel when engine was running. When vehicle engine was off, no fuel leaked. Resident was instructed to have vehicle towed to a repair garage without turning the ignition on.
Food Facility Oil and Grease discharge waste	Val Catunao	X								X				279 W. Calaveras Blvd; 12/17/2007		X					1/4 inch grease covering ground of trash enclosure was observed. Performed inspection of site. Verified conditions. Contacted Lisa Lo and informed her of observations. Sent corrective action letter and BMPs. Carbon copied stores utilizing enclosure. Performed re-inspection to verify corrections have been performed. No corrections performed. Reinspected site again on 1/28/2008, all items addressed.

All violations were corrected in timely manner and work was performed satisfaction to City inspectors.

(a) Categories conform to those requested by Program
(b) Incident types include only those which were reported for this period
(c) Reporting person's identity is not provided to protect confidentiality
d) Verbal warning providing information for corrective action
e) Written letter providing information for corrective action
f) Official letter describing requirements and consequences
g) Administrative Action with assessment of fines
h) Legal Action
i) Refer case to agency with enforcement powers

CITY OF MILPITAS

Industrial/Commercial Discharger Control Programs – Self-evaluation Matrix

Implem. Id.	Activity	Item Source	Tasks Identified in FY 2007-2008 Work Plan	Status / Comments	Due Date (mo/yr)	Responsible Party (Lead)/ Coordinator
B-1	Field Inspection / Reporting of SWIDs	URMP page B-6	Determine known SWID locations, develop process for reporting, train staff, and implement.	There are no SWIDs documented in City's or SCVWD's records. In the future, City will report any SWIDs found within the City to SCVWD using standard Referral cards.	Ongoing	URMP Coordinator (Paramjit Uppal)
B-2	Violation documentation	URMP page B-6	Review of existing SOP to determine if additional elements should be incorporated.	Staff completed review. Urban Runoff Enforcement Process Flowchart was created by Utility Engineering in September 2003.	Completed	Fire Department (Patti Joki)/
B-3	Training in Enforcement	URMP page B-6	Staff to be trained in enforcement mechanisms.	Staff from Fire Dept.'s Haz Mat Unit routinely attend training sessions	Ongoing	Fire Department (Patti Joki)/ Paramjit Uppal (Utility Engineering)
B-4	Effectiveness evaluation	URMP page B-6	Conduct annual evaluation of the effectiveness of the program.	Done. See Evaluation text.	Ongoing	Fire Department (Patti Joki)/

Evaluation - Industrial Commercial Discharge Control Program

During the past reporting period, the Hazardous Materials and Environmental Services Unit continued to implement its comprehensive inspection program. A total of 314 inspections were completed in FY 07-08. The inspection reports are summarized in the two attached Enhanced Reporting Forms. There are 396 permitted facilities that are included in the Fire Department's annual HazMat inspection program. Some of these 396 HazMat facilities, such as the badminton court or cell phone towers, generally do not have urban runoff issues to report, and are inspected mainly for safety purposes. Fire Department's HazMat inspectors try to inspect most of the listed HazMat facilities at least once a year. However, due to staffing shortage and the steady increase in the number of new facilities every year, it is not always possible to complete the inspections strictly within the one-year time frame. Restaurants are inspected every three years.

The program's main emphasis is that of education and outreach to prevent illegal discharge. The Fire Department has been inspecting businesses for hazardous material code compliance since the early 1980's. Thus, businesses have been educated to use best management practices for many years. Owing to annual inspections, education and outreach, we have seen an increase in awareness regarding proper storage, transportation, use and disposal of applicable materials. There is also a growing awareness of the importance of protecting the Bay from unauthorized releases.

The inspection process identifies best management practice violations and allows time for compliance. All violations are followed up and resolved. When the responsible business fails to comply, enforcement action such as issuance of administrative, civil or criminal citations is taken. If a severe violation is observed, such as material disposal into a storm drain, then a higher level of enforcement action, such as referral to the City or District Attorney, may be taken. For this past fiscal year, no referrals were necessary.

There were no specific comments from the Regional Board on the Milpitas FY 05-06 or FY 06-07 Annual Reports. The Regional Board has not provided comments on the FY 06-07, FY 07-08 or FY 08-09 Work Plans.

City of Milpitas
FY 2007-2008 Industrial/Commercial Inspection Frequency Information

Category	Facility Type [1]	Inspection Frequency Planned	Number of Sites	Actual # of Inspections in 07-08
1	Auto Dismantler	once per year	2	2
2	Automotive	once per year	47	40
3	Cleaning Services	once per year	0	0
4	Concrete/Stone/Clay Products	once per year	4	3
5	Construction/Building	once per year	18	17
6	Corporation Yard	once per year	4	4
7	Dry Cleaner	once per year	9	9
8	Electric/Electrical Components	once per year	50	47
9	Food Service [2]	once in three years	52	3
10	Landfills	once per year	0	0
11	Local Transit; Highway Transport	once per year	7	6
12	Machine Shop	once per year	6	6
13	Paint Facilities	once per year	0	0
14	Pesticide Facilities	once per year	0	0
15	Recycling Yards	once per year	0	0
16	Other - Agricultural Production Crops	once per year	1	0
	Other - Amusement & Recreational Services	once per year	2	2
	Other - Building Materials & Garden Supply	once per year	3	3
	Other - Business Services	once per year	15	13
	Other - Cabinetry	once per year	2	1
	Other - Chemicals & Allied Products	once per year	2	2
	Other - Communications	once per year	18	18
	Other - Construction/Building	once per year	2	2
	Other - Educational Services	once per year	2	1
	Other - Electric, Gas & Sanitary Services	once per year	2	2
	Other - Electric/Electrical components	once per year	2	2
	Other - Engineering & Management Services	once per year	3	3
	Other - Environmental Quality & Housing	once per year	14	14
	Other - Executive, Legislative & General	once per year	2	2
	Other - Fabricated Metal Products	once per year	1	1
	Other - Food Stores	once per year	4	4
	Other - Hazardous Waste	once per year	0	0
	Other - Health Services	once per year	28	23
	Other - Hotels and Lodging Places	once per year	5	4
	Other - Industrial Machining & Equipment	once per year	6	6
	Other - Instruments & Related Products	once per year	8	8
	Other - Justice, Public Order and Safety	once per year	4	4
	Other - Laboratory	once per year	5	4
	Other - Lumber & Wood Products	once per year	1	1
	Other - Metal Manufacturing	once per year	0	0
	Other - Miscellaneous Manufacturing	once per year	14	12
	Other - Miscellaneous Retail	once per year	7	7
	Other - Paper & Allied Products	once per year	2	0
	Other - Photographic/Printing	once per year	8	7
	Other - Plastics Manufacturing	once per year	0	0
	Other - Special Trade Contractor	once per year	2	1
	Other - Storage	once per year	5	5
	Other - Underground Storage Tank	once per year	17	16
	Other - U.S. Postal Service Underground Storage Tank	once per year	1	0
	Other - Veterinarian	once per year	5	5
	Other - Welding/Iron Works	once per year	2	2
	Other - Wholesale Trade, Durable Goods	once per year	2	2
	TOTAL		**396**	**314**

(1) These include only permitted hazmat facilities under Fire Code.
(2) Includes restaurants with grease traps, water clarifiers and assembly permits.
Assembly permits are issued for occupancy greater than 50. Last 3 year inspecton round was FY 05-06.

FY 07-08 Enhanced Reporting - Detailed Industrial / Commerical Dischargers

Facility Name	Street Address				NOI	IND Enforcement Action	IND Program Category	Inspecti Date
P & C AUTO WRECKERS	00573		TRADE ZONE	BLVD	Yes	No	Auto Dismantler	10/25/2007
PICK YOUR PART AUTO WRECKING	00595		TRADE ZONE	BLVD	No	No	Auto Dismantler	1/31/2008
ARCO OIL - ABBOTT AVE	00043	S	ABBOTT	AVE	No	No	Automotive	2/27/2008
KRAGENS AUTO SUPPLY	00046	S	ABBOTT	AVE	No	No	Automotive	2/1/2008
LANDESS ARCO SERVICE STATION	01575		LANDESS	AVE	No	No	Automotive	3/13/2008
SOUTH BAY CYCLES	00096	S	MAIN	ST	No	No	Automotive	12/14/2007
PACIFIC TIRE OUTLET	00100	S	MAIN	ST	No	No	Automotive	6/4/2008
MR. BRAKE & CLUTCH	00312	S	MAIN	ST	No	No	Automotive	8/3/2007
LIBERTI'S AUTO ELECTRIC	01476	S	MAIN	ST	No	No	Automotive	9/26/2007
MILPITAS AUTO BODY	01488	S	MAIN	ST	No	No	Automotive	11/9/2007
WORLD WIDE AUTO REPAIR	01620	S	MAIN	ST	No	No	Automotive	12/17/2007
CALIFORNIA AUTO TECH	01885	N	MILPITAS	BLVD	No	No	Automotive	9/5/2007
BAY CITY AUTOMOTIVE	00075		MINNIS	CIR	No	No	Automotive	6/10/2008
CALTECH AUTO BODY	00095		MINNIS	CIR	No	No	Automotive	10/29/2007
FIL-AM AUTO REPAIR	00135		MINNIS	CIR	No	No	Automotive	10/2/2007
YIP'S AUTO REPAIR SAME AS 1335	01333		MINNIS	CIR	No	No	Automotive	10/13/1999
YIP'S AUTO REPAIR	01335		MINNIS	CIR	No	No	Automotive	12/14/2007
PRECISION TRANSMISSION/MUFFL	01339		MINNIS	CIR	No	No	Automotive	5/24/2006
PRECISION TRANSMISSION/MUFFL	01343		MINNIS	CIR	No	No	Automotive	6/10/2008
EXCLUSIVELY GERMAN	01345		MINNIS	CIR	No	No	Automotive	1/24/2008
ALVIN'S AUTO CENTER	01349		MINNIS	CIR	No	No	Automotive	8/8/2007
LAGUNA AUTO BODY	01351		MINNIS	CIR	No	No	Automotive	10/5/2007
BAY CITIES DIESEL	00765		MONTAGUE	EXPY	No	No	Automotive	10/15/2007
AMERICAN TIRE & SERVICE	01379	S	PARK VICTORIA	DR	No	No	Automotive	11/6/2007
COURTESY AUTO SERVICE	00300		SANGO	CT	No	No	Automotive	2/13/2008
OLSON BROTHERS	00328		SANGO	CT	No	No	Automotive	12/12/2007
QUALITY TUNE-UP	00092		SERRA	WAY	No	No	Automotive	7/13/2007
SPEEDEE OIL CHANGE & TUNE UP	00635		TRADE ZONE	BLVD	No	No	Automotive	7/20/2007
MERCEDES SELECT SERVICE CEN	01650	S	MAIN	ST	No	No	Automotive	11/15/2007
DOMINIC'S AUTO SERVICE	01452	S	MAIN	ST	No	No	Automotive	2/13/200
WHEEL WORKS	00002	N	ABEL	ST	No	No	Automotive	
TIRES BY WHEEL WORKS	00022	N	ABEL	ST	No	No	Automotive	10/10/2007
LOW PRICE AUTO GLASS	00615		TRADE ZONE	BLVD	No	No	Automotive	1/13/2000
KRAGEN AUTO	01350	S	PARK VICTORIA	DR	No	No	Automotive	7/13/2007
SAME AS 1351 MINNIS	01355		MINNIS	CIR	No	No	Automotive	
ANGELS BODY SHOP	01361		MINNIS	CIR	No	No	Automotive	7/26/2000
ANGEL BODY AND PAINT	01365		MINNIS	CIR	No	No	Automotive	10/25/2007
PRO STAR AUTO SERVICE	00355		SANGO	CT	No	No	Automotive	4/21/2008
PRECISION TUNE AUTO CARE OF M	01630	S	MAIN	ST	No	No	Automotive	12/14/2007
ENTERPRISE MOTORWORKS	01538		GLADDING	CT	No	No	Automotive	8/27/2007
BLACKTRAX PERFORMANCE	01819		HOURET	CT	No	No	Automotive	10/16/2007
A PLUS AUTO REPAIR SPECIALISTS	00036		WINSOR	ST	No	No	Automotive	9/27/2007
TRI-VALLEY TRUCK SERVICES	00349		SANGO	CT	No	No	Automotive	7/6/2007
TC DESIGN	01747		HOURET	CT	No	No	Automotive	3/5/2007
A B W AUTO SERVICE	00061		MINNIS	CIR	No	No	Automotive	6/4/2008
FCC COLLISION CENTER	01416	S	MAIN	ST	No	No	Automotive	10/25/2007
MILPITAS GARAGE	00312	S	MAIN	ST	No	No	Automotive	9/28/2007
JOE'S TUNE UP & AUTO SERVICE C	00400	S	MAIN	ST	No	No	Automotive	6/26/2008
ALL-CAL REPAIR & TRUCK SALES	01045		MONTAGUE	EXPY	No	No	Automotive	11/29/2007
CENTRAL PRECAST CONCRETE, IN	00001		HANSON	CT	Yes	No	Concrete/Stone/Clay Products	12/5/2007
MILPITAS MATERIALS CO.	01125	N	MILPITAS	BLVD	No	No	Concrete/Stone/Clay Products	6/26/2007
LIGHTWAVES 2020	01323		GREAT MALL	DR	No	No	Concrete/Stone/Clay Products	8/7/2007
ADVANTEK CERAMICS	00795		AMES	AVE	No	No	Concrete/Stone/Clay Products	6/11/2008
TRI-AMERICAN, INC.	00980		AMES	AVE	No	No	Construction/Building	3/31/2008
DURAN & VENABLES, INC.	00261		BOTHELO	AVE	No	No	Construction/Building	4/9/2008
PRESTON PIPELINES	00133		BOTHELO	AVE	No	No	Construction/Building	5/15/2008
APPIAN ENGINEERING, INC.	00760	E	CAPITOL	AVE	No	No	Construction/Building	10/25/2007
CUSTOM DRYWALL	01570		GLADDING	CT	No	No	Construction/Building	3/27/2008
LOS GATOS CONSTRUCTION	00500	S	HILLVIEW	DR	No	No	Construction/Building	3/25/2008
TUBE SERVICE CO.	00666	S	MILPITAS	BLVD	No	No	Construction/Building	9/27/2007
B.T. MANCINI COMPANY	00876	S	MILPITAS	BLVD	No	No	Construction/Building	7/30/200
WELKER BROTHERS	01390		PIPER	DR	No	No	Construction/Building	12/13/200

FY 07-08 Enhanced Reporting - Detailed Industrial / Commerical Dischargers

SUPERIOR AUTOMATIC SPRINKLER	00308		SANGO	CT	No	No	Construction/Building	5/29/2008
RESTON PIPELINES	00151		BOTHELO	AVE	No	No	Construction/Building	12/7/2000
RESTON-HOLMES	00970	S	MILPITAS	BLVD	No	No	Construction/Building	5/16/2008
DEVCON	00690		GIBRALTAR	DR	No	No	Construction/Building	3/26/2008
THE HOME DEPOT # 1041	01177		GREAT MALL	DR	No	No	Construction/Building	7/25/2007
FLOORSEAL TECHNOLOGY	01005		AMES	AVE	No	No	Construction/t Building Materials & G	6/6/2008
DEVCON CONSTRUCTION	00100		RAILROAD	AVE	No	No	Construction/Building	3/26/2008
TUFF SHED	00410	S	ABBOTT	AVE	No	No	Construction/t Fabricated Metal Prod	5/29/2008
MY BEST HOME CARE / NGUYEN CH	00511		MONTAGUE	EXPY	No	No	Construction/Building	10/23/2007
SUMMIT POINTE COUNTRY CLUB &	01500		COUNTRY CLUB	DR	No	No	Corporation Y Amusement & Recreat	8/30/2007
MILPITAS - CORPORATION	01265	N	MILPITAS	BLVD	No	No	Corporation Yard	12/4/2007
MILPITAS SCHOOL DISTRICT	01585		ROGER	ST	No	No	Corporation Yard	11/9/2007
CALTRANS	00115		DEMPSEY	RD	No	No	Corporation Yard Local Transit; Highv	10/18/2007
VICTORIA SQUARE CLEANERS	01285	E	CALAVERAS	BLVD	No	No	Dry Cleaner	5/16/2008
MICHAEL'S CLEANERS	01309		JACKLIN	RD	No	No	Dry Cleaner	8/31/2007
FORD CLEANERS	01822		MILMONT	DR	No	No	Dry Cleaner	8/14/2007
PRUDENTIAL OVERALL SUPPLY	01429	N	MILPITAS	BLVD	No	No	Dry Cleaner	11/19/2007
J C CLEANERS	00076	S	PARK VICTORIA	DR	No	No	Dry Cleaner	9/10/2007
SAVING CLEANERS	01241		JACKLIN	RD	No	No	Dry Cleaner	9/21/2007
PRUDENTIAL CLEANROOM SERVIC	01437	N	MILPITAS	BLVD	No	No	Dry Cleaner	11/19/2007
888 CLEANER	01773		LANDESS	AVE	No	No	Dry Cleaner	10/30/2007
7 STAR CLEANERS	01481		LANDESS	AVE	No	No	Dry Cleaner	5/2/2008
QUALITY TRANSFORMER ELECTRIC	00963		AMES	AVE	No	No	Electric/Electrical Components	10/17/2007
SOLECTRON CORPORATION BLDG	00637		GIBRALTAR	CT	No	No	Electric/Electrical Components	7/6/2007
ADAPTEC, INC. BLDG. #2	00698		GIBRALTAR	CT	Yes	No	Electric/Electrical Components	5/28/2008
LENTHOR ENGINEERING	01478		GLADDING	CT	No	No	Electric/Electrical Components	12/11/2007
SILICON VALLEY ELECTROPLATING	01486		GLADDING	CT	No	No	Electric/Electrical Components	11/29/2007
GOLDEN ALTOS CORPORATION	00402	S	HILLVIEW	DR	No	No	Electric/Electrical Components	12/6/2007
HEADWAY TECHNOLOGIES, INC.	00497	S	HILLVIEW	DR	No	No	Electric/Electrical Components	4/18/2008
HEADWAY TECHNOLOGIES	00678	S	HILLVIEW	DR	No	No	Electric/Electrical Components	5/7/2008
LSI LOGIC CORPORATION	01501		MC CARTHY	BLVD	No	No	Electric/Electrical Components	8/1/2007
LINEAR TECHNOLOGY	01610		MC CARTHY	BLVD	No	No	Electric/Electrical Components	4/15/2008
NEAR TECHNOLOGY	01630		MC CARTHY	BLVD	No	No	Electric/Electrical Components	4/15/2008
IRCHILD IMAGING, INC.	01801		MC CARTHY	BLVD	Yes	No	Electric/Electrical Components	12/17/2007
EAGATE TECHNOLOGY, LLC	00195	S	MILPITAS	BLVD	Yes	No	Electric/Electrical Components	11/28/2007
SOLECTRON CORPORATION BLDG	00260	S	MILPITAS	BLVD	No	No	Electric/Electrical Components	8/7/2007
CBR CIRCUITS	00116		MINNIS	CIR	Yes	No	Electric/Electrical Components	10/18/2007
SEAGATE TECHNOLOGY, LLC	00311		TURQUOISE	ST	Yes	No	Electric/Electrical Components	11/28/2007
XECOM, INC.	00374		TURQUOISE	ST	No	No	Electric/Electrical Components	6/3/2008
CORDOVA CIRCUITS INC.	01648		WATSON	CT	Yes	No	Electric/Electrical Components	4/29/2008
SOLECTRON CORPORATION BLD #	00890		YOSEMITE	DR	No	No	Electric/Electrical Components	5/14/2002
VECTOR FABRICATION, INC.	01629		WATSON	CT	No	No	Electric/Electrical Components	11/20/2007
SEAGATE TECHNOLOGY, LLC	00155	S	MILPITAS	BLVD	No	No	Electric/Electrical Components	11/28/2007
SEMICONDUCTOR ENGINEERING G	01004		HANSON	CT	No	No	Electric/Electrical Components	12/4/2007
HUSKO	00100	S	MILPITAS	BLVD	Yes	No	Electric/Electrical Components	9/27/2007
THAT INTREGRATED SYSTEMS CO	00495		FAIRVIEW	WAY	No	No	Electric/Electrical Components	12/4/2007
INTEL CORPORATION	00551		LUNDY	PL	No	No	Electric/Electrical Components	6/11/2008
LENTHOR ENGINEERING	01498		GLADDING	CT	No	No	Electric/Electrical Components	12/11/2007
SYMPROTEK CORPORATION	00950		YOSEMITE	DR	No	No	Electric/Electrical Components	3/21/2008
LINEAR TECHNOLOGY	00275	S	HILLVIEW	DR	No	No	Electric/Electrical Components	7/17/2007
VECTOR FABRICATION	01609		WATSON	CT	No	No	Electric/Electrical Components	
JDS UNIPHASE	00345		LOS COCHES	ST	No	No	Electric/Electrical Components	11/26/2007
BLUE SKY RESEARCH	01537		CENTRE POINTE	DR	No	No	Electric/Electrical Components	5/9/2008
SIX SIGMA	00905		MONTAGUE	EXPY	No	No	Electric/Electrical Components	5/19/2008
RUCKER & KNOLLS	01054		YOSEMITE	DR	No	No	Electric/Electrical Components	5/14/2008
AVAYA COMMUNICATIONS	01011		MC CARTHY	BLVD	No	No	Electric/Electrical Components	3/7/2008
PHOENIX TECHNOLOGIES	00915		MURPHY RANCH	RD	No	No	Electric/Electrical Components	11/14/2007
INTERSIL CORPORATION	00933		MURPHY RANCH	RD	No	No	Electric/Electrical Components	12/4/2007
MAGIC TECHNOLOGIES INC.	00463	S	MILPITAS	BLVD	No	No	Electric/Electrical Components	9/13/2007
AVAYA, INC.	01033		MC CARTHY	BLVD	No	No	Electric/Electrical Components	3/7/2008
BRANDT ELECTRONICS, INC.	01971		TAROB	CT	No	No	Electric/Electrical Components	5/7/2008
JDS UNIPHASE	00400		MC CARTHY	BLVD	No	No	Electric/Electrical Components	11/26/2007
ADVANCED ELECTROPOLISHING	00398		RAILROAD	CT	No	No	Electric/Electrical Components	10/29/2007
ANDISK CORPORATION	00900		SUMAC	DR	No	No	Electric/Electrical Components	11/30/2007
NDISK CORPORATION	01000		SUMAC	DR	No	No	Electric/Electrical Components	11/30/2007

FY 07-08 Enhanced Reporting - Detailed Industrial / Commerical Dischargers

SANDISK CORPORATION	00601		MC CARTHY	BLVD	No	No	Electric/Electrical Components		11/30/2007
JDS UNIPHASE / ASSEMBLY RM	00460	N	MC CARTHY	BLVD	No	No	Electric/Electrical Components		11/1/200
AMPTECH, INC.	01530		MC CARTHY	BLVD	Yes	No	Electric/Electrical Components		10/22/20
PHILLIPS NUCLEAR MEDICINE, INC.	00516		ALDER	DR	No	No	Electric/Electrical Components		4/23/2008
PHILLIPS NUCLEAR MEDICINE, INC.	00540		ALDER	DR	No	No	Electric/Electrical Components		4/23/2008
PHILLIPS NUCLEAR MEDICINE, INC.	00560		ALDER	DR	No	No	Electric/Electrical Components		4/23/2008
AMERICAN SKYNET ELECTRONIC C	01474		GLADDING	CT	No	No	Electric/Electrical Components		10/3/2007
MIL'S DINER	00036	S	ABBOTT	AVE	No	No	Food Service		10/14/2005
ROUND TABLE PIZZA	00079	S	ABBOTT	AVE	No	No	Food Service		8/5/2005
MARIE CALLENDER'S PIE SHOP	00333	S	ABBOTT	AVE	No	No	Food Service		9/23/2005
CASA AZTECA RESTAURANT	00020	N	ABEL	ST	No	No	Food Service		
WON KEE SEAFOOD RESTAURANT	00206		BARBER	CT	No	No	Food Service		10/24/2005
EL TORITO RESTAURANT	00477	E	CALAVERAS	BLVD	No	No	Food Service		11/28/2005
NEW TUNG KEE NOODLE HOUSE	00481	E	CALAVERAS	BLVD	No	No	Food Service		11/30/2005
RED LOBSTER	00503	E	CALAVERAS	BLVD	No	No	Food Service		8/3/2005
CARL'S JR.	00120	W	CALAVERAS	BLVD	No	No	Food Service		11/28/2005
BAKERS SQUARE	00174	W	CALAVERAS	BLVD	No	No	Food Service		7/7/2005
BURGER KING #975	00175	W	CALAVERAS	BLVD	No	No	Food Service		11/28/2005
CHILI'S	00300	W	CALAVERAS	BLVD	No	No	Food Service		11/28/2005
DENNY'S	00442	W	CALAVERAS	BLVD	No	No	Food Service		7/6/2005
ROYAL TEE CLUB	01500		COUNTRY CLUB	DR	No	No	Food Service		10/17/2005
BURGER KING	01475		DEMPSEY	RD	No	No	Food Service		11/28/2005
CHEZ CHRISTINA	01339		JACKLIN	RD	No	No	Food Service		11/28/2005
MCDONALD'S	01795		LANDESS	AVE	No	No	Food Service		9/28/2005
BAJA CACTUS	00338	S	MAIN	ST	No	No	Food Service		11/28/2005
GOLDEN RIBBON BAKERY	00380	S	MAIN	ST	No	No	Food Service		7/1/2005
MANILA MANILA NATORI RESTAURA	00579	S	MAIN	ST	No	No	Food Service		9/20/2005
TACO BELL	00774	S	MAIN	ST	No	No	Food Service		8/12/2005
GREAT MALL OF THE BAY AREA	01100	S	MAIN	ST	No	No	Food Service	Miscellaneous Retail	5/14/2008
JACK IN THE BOX	01700	S	MAIN	ST	No	No	Food Service		11/28/2005
CARL'S JR.	01890		MC CANDLESS	DR	No	No	Food Service		11/28/2005
MCDONALD'S	00099	N	MILPITAS	BLVD	No	No	Food Service		10/6/2005
KOONG'S	00103	N	MILPITAS	BLVD	No	No	Food Service		11/28/200
LA MILPA	00107	N	MILPITAS	BLVD	No	No	Food Service		9/2/2005
VUNG TAU II RESTAURANT	01750	N	MILPITAS	BLVD	No	No	Food Service		8/7/2006
TUNGKEE NOODLE HOUSE	01792	N	MILPITAS	BLVD	No	No	Food Service		9/19/2005
OMEGA RESTARAUNT	00090	S	PARK VICTORIA	DR	No	No	Food Service		7/27/2006
STRAW HAT PIZZA	01350	S	PARK VICTORIA	DR	No	No	Food Service		8/29/2005
MCDONALD'S	00041		RANCH	DR	No	No	Food Service		10/7/2005
TACO BELL	00081		RANCH	DR	No	No	Food Service		8/12/2005
APPLEBEE'S	00084		RANCH	DR	No	No	Food Service		11/28/2005
HOMETOWN BUFFET	00212		RANCH	DR	No	No	Food Service		11/28/2005
BLACK ANGUS	00275		RANCH	DR	No	No	Food Service		11/28/2005
MCDONALD'S	00301		RANCH	DR	No	No	Food Service		10/13/2005
T. MARZETTI COMPANY - WEST	00876		YOSEMITE	DR	Yes	No	Food Service		5/12/2008
ON THE BORDER	00260		RANCH	DR	No	No	Food Service		12/16/2005
MCDONALD'S	01249		GREAT MALL	DR	No	No	Food Service		11/16/1999
ABC SEAFOOD RESTAURANT	00768		BARBER	LANE	No	No	Food Service		6/29/2005
BANANA LEAF RESTARAUNT	00182		RANCH	DR	No	No	Food Service		8/22/2005
ASSOCIATED SERVICES COMPANY	00893		AMES	AVE	No	No	Food Service		11/15/2007
SOUTH LEGEND RESTAURANT	01720	N	MILPITAS	BLVD	No	No	Food Service		9/14/2005
PHO HUNG	01203		CALAVERAS	BLVD	No	No	Food Service		
COCINA DE MANILLA / USA DONUTS	00279		JACKLIN	RD	No	No	Food Service		
ASIANA GARDEN	00775	E	CAPITOL	AVE	No	No	Food Service		
COM TAM THANH RESTARAUNT	00082	S	ABEL	ST	No	No	Food Service		
BURRITO FACTORY	00052	S	ABEL	ST	No	No	Food Service		
HAPPY BUFFET	00024	S	ABBOTT	AVE	No	No	Food Service		
THE POOLSIDE GRILL	01811		BARBER	LANE	No	No	Food Service		10/26/2005
ROMANO'S MACARONI GRILL	00110		RANCH	DR	No	No	Food Service		8/19/2005
DOUDELL TRUCKING	00555	E	CAPITOL	AVE	Yes	No	Local Transit; Highway Transport		12/11/2007
ROADWAY EXPRESS	00730	E	CAPITOL	AVE	Yes	No	Local Transit; Highway Transport		7/20/2007
UNION PACIFIC RAILROAD	00224		CURTIS	AVE	No	No	Local Transit; Highway Transport		5/29/2008
PACIFIC MOTOR TRUCKING CO.	00650		HAMMOND	WAY	Yes	No	Local Transit; Highway Transport		9/25/2007
PACIFIC GAS & ELECTRIC CO.	00066		RANCH	DR	No	No	Local Transit; Highway Transport		6/20/2007
GRAEBEL	01001		MONTAGUE	EXPY	No	No	Local Transit; Highway Transport		2/14/2008

FY 07-08 Enhanced Reporting - Detailed Industrial / Commerical Dischargers

FEDEX FREIGHT WEST	00743		MONTAGUE	EXPY	No	No	Local Transit; Highway Transport		10/17/2007
P.M.	01518		GLADDING	CT	No	No	Machine Shop		9/26/2007
CHOLS MANUFACTURING	00913		HANSON	CT	No	No	Machine Shop		4/10/2008
ALL WELD MACHINE & FABRICATIO	01031		PECTEN	CT	No	No	Machine Shop		6/20/2008
K A TOOL & SUPPLY	01700		SANGO	CT	No	No	Machine Shop		9/11/2007
APPRO INTERNATIONAL, INC.	00446	S	ABBOTT	AVE	No	No	Machine Shop		11/28/2007
RAPID PROTOTYPE MACHINING CO	00747		AMES	AVE	No	No	Machine Shop		3/18/2008
MCCARTHY RANCH	00625	N	MC CARTHY	BLVD	No	No	Other	Agricultural Production	6/13/2007
MILPITAS - SPORTS CENTER	01325	E	CALAVERAS	BLVD	No	No	Other	Amusement & Recreat	12/13/2007
FITNESS USA HEALTH SPA	01800		CLEAR LAKE	AVE	No	No	Other	Amusement & Recreat	11/27/2007
ORCHARD SUPPLY	00125	N	MILPITAS	BLVD	No	No	Other	Building Materials & G	9/20/2007
SILICON MICROSTRUCTURES, INC.	01701		MC CARTHY	BLVD	No	No	Other	Building Materials & G	11/8/2007
TRUGREEN CHEMLAWN	00422	S	HILLVIEW	DR	No	No	Other	Building Materials & G	10/2/2007
BEST MARINE	00542	S	MAIN	ST	No	No	Other	Business Services	5/2/2008
A TOOL SHED, INC.	01300	S	MAIN	ST	No	No	Other	Business Services	5/15/2008
MILPITAS MOWERS	00051		MINNIS	CIR	No	No	Other	Business Services	10/5/2007
SEARS LOGISTICS	01021		CADILLAC	CT	No	No	Other	Business Services	12/14/2007
BLISS INDUSTRIES, INC.	00386		RAILROAD	CT	No	No	Other	Business Services	11/1/2007
COPTECH WEST, INC.	01600		MC CANDLESS	DR	No	No	Other	Business Services	11/19/2007
LOOMIS FARGO & COMPANY	00897		WRIGLEY	WAY	No	No	Other	Business Services	10/25/2007
MILPITAS MOTORSPORTS	00620	S	MAIN	ST	No	No	Other	Business Services	10/19/2007
CLARK PEST CONTROL	00193		TOPAZ	ST	No	No	Other	Business Services	10/23/2007
RENAISSANCE BUSINESS CENTER	01851		MC CARTHY	BLVD	No	No	Other	Business Services	6/13/2008
SMASH CITY	01191		MONTAGUE	EXPY	No	No	Other	Business Services	6/23/2005
SFTC, INC.	00605		VISTA	WAY	No	No	Other	Business Services	8/9/2007
EDC BIOSYSTEMS, INC.	01804		MC CARTHY	BLVD	No	No	Other	Business Services	4/4/2008
EXACT MOTORSPORTS, INC.	00907		HANSON	CT	No	No	Other	Business Services	6/13/2008
EXACT SYSTEMS	01804		MC CARTHY	BLVD	No	No	Other	Business Services	
RDM INDUSTRIAL PRODUCTS, INC.	01652		WATSON	CT	No	No	Other	Cabinetry	11/2/2007
BEST KITCHEN & BATH CORPORAT	01850		HOURET	CT	No	No	Other	Cabinetry	12/4/2006
VALLEY TOOLS & SUPPLY COMPAN	01827		HOURET	CT	No	No	Other	Chemicals & Allied Pro	9/28/2007
HISCO, INC.	00468		VISTA	WAY	No	No	Other	Chemicals & Allied Pro	9/17/2007
ACIFIC BELL	00076		CARLO	ST	No	No	Other	Communications	5/6/2008
CI TRANSMITTER STATION	00324	S	MAIN	ST	No	No	Other	Communications	12/7/2007
ERIZON WIRELESS/ BATTERY RO	00200		SERRA	WAY	No	No	Other	Communications	7/13/2007
NEXTEL COMMUNICATIONS CA-202	00300		MONTAGUE	EXPY	No	No	Other	Communications	8/10/2007
NEXTEL COMMUNICATIONS CA-202	00668		BARBER	LANE	No	No	Other	Communications	8/10/2007
NEXTEL COMMUNICATIONS CA-109	01101		CADILLAC	CT	No	No	Other	Communications	8/10/2007
NEXTEL COMMUNICATIONS CA-026	00980		LOS COCHES	ST	No	No	Other	Communications	8/10/2007
NEXTEL COMMUNICATIONS CA-202	00500	E	CALAVERAS	BLVD	No	No	Other	Communications	8/10/2007
NEXTEL COMMUNICATIONS CA-204	01000		JACKLIN	RD	No	No	Other	Communications	8/10/2007
NEXTEL COMMUNICATIONS CA-042	00990		AMES	AVE	No	No	Other	Communications	8/10/2007
TELESYSTEMS INTERNATIONAL CO	00550		SYCAMORE	DR	No	No	Other	Communications	3/19/2008
VERIZON WIRELESS HWY 680/JACK	00996		JACKLIN	RD	No	No	Other	Communications	7/13/2007
VERIZON WIRELESS	01010		AMES	AVE	No	No	Other	Communications	7/13/2007
VERIZON WIRELESS	00341		GREAT MALL	DR	No	No	Other	Communications	7/13/2007
NEXTEL SITE ID: CA 2959	00420		RAILROAD	CT	No	No	Other	Communications	8/10/2007
SPRINT PCS	00777		BELLEW	DR	No	No	Other	Communications	11/2/2007
SPRINT NEXTEL OF CALIFORNIA CA	00066		RANCH	DR	No	No	Other	Communications	8/10/2007
SPRINT NEXTEL COMMUNICATIONS	01900		MC CARTHY	BLVD	No	No	Other	Communications	8/10/2007
SHAPELL	00100	N	MILPITAS	BLVD	No	No	Other Constru	Underground Storage T	12/13/2007
ANDY'S ROOFING	00897		AMES	AVE	No	No	Other Construction/Building		11/7/2007
MILPITAS COMMUNITY DAY SCHOO	03001	E	CALAVERAS	BLVD	No	No	Other	Educational Services	
MILPITAS HIGH SCHOOL	01285		ESCUELA	PKWY	No	No	Other	Educational Services	11/9/2007
PG & E	01455	S	MILPITAS	BLVD	No	No	Other	Electric, Gas & Sanitar	6/12/2008
SFPUC - SCVWD INTERTIE PIPELIN	00350		TURQUOISE	ST	No	No	Other	Electric, Gas & Sanitar	5/2/2008
LENTHOR ENGINEERING, INC.	01506		GLADDING	CT	No	No	Other Electric	Fabricated Metal Prod	12/11/2007
LENTHOR ENGINEERING, INC.	01520		GLADDING	CT	No	No	Other Electric	Fabricated Metal Prod	12/11/2007
PARIKH CONSULTANTS, INC.	00356	S	MILPITAS	BLVD	No	No	Other	Engineering & Manage	12/7/2007
LEGACY PARTNERS COMMERCIAL	00915		MURPHY RANCH	RD	No	No	Other	Engineering & Manage	7/11/2007
STATSCHIPSPAC TEST SERVICES,	01768		MC CANDLESS	DR	No	No	Other	Engineering & Manage	8/23/2007
MILPITAS - ZONE 2 PUMP STATION	01429	E	CALAVERAS	BLVD	No	No	Other	Environmental Quality	5/22/2008
MILPITAS - CALIFORNIA CIRCLE PU	01735		CALIFORNIA	CIR	No	No	Other	Environmental Quality	5/21/2008
ILPITAS - BERRYESSA PUMP STA	00731		FOLSOM	CIR	No	No	Other	Environmental Quality	6/17/2008
PITAS - GIBRALTAR PUMP STAT	00641		GIBRALTAR	CT	No	No	Other	Environmental Quality	6/16/2008

FY 07-08 Enhanced Reporting - Detailed Industrial / Commerical Dischargers

MILPITAS - PINEWOOD WELL	00232		GREENTREE	WAY	No	No	Other	Environmental Quality	6/16/2008
MILPITAS - JURGENS PUMP STA	00345		JURGENS	ST	No	No	Other	Environmental Quality	6/17/2008
MILPITAS - PENNITENCIA PUMP	00944		LA HONDA	DR	No	No	Other	Environmental Quality	6/16/200E
MILPITAS - WRIGLEY/FORD PUMP S	00075		MARYLINN	DR	No	No	Other	Environmental Quality	6/16/2008
MILPITAS - MCCARTHY PUMP STAT	01001	N	MC CARTHY	BLVD	No	No	Other	Environmental Quality	5/21/2008
MILPITAS - OAK CREEK PUMP STA.	01515		MC CARTHY	BLVD	No	No	Other	Environmental Quality	5/21/2008
MILPITAS - BELLEW PUMP STA.	00481		MURPHY RANCH	RD	No	No	Other	Environmental Quality	6/18/2008
MILPITAS - MURPHY RANCH PUMP	00801		MURPHY RANCH	RD	No	No	Other	Environmental Quality	5/21/2008
MILPITAS CITY PUMP STATION	01425	N	MC CARTHY	BLVD	No	No	Other	Environmental Quality	5/21/2008
MILPITAS PUMP STATION - MANOR	00349		MARYLINN	DR	No	No	Other	Environmental Quality	5/22/2008
MILPITAS - CITY HALL	00455	E	CALAVERAS	BLVD	No	No	Other	Executive, Legislative	7/25/2007
MILPITAS - HIGUERA ADOBE PARK	00823		WESSEX	PL	No	No	Other	Executive, Legislative	12/7/2007
DYNAMIC DETAILS, INC.	01831		TAROB	CT	Yes	No	Other	Fabricated Metal Prod	10/19/2007
SAVE MART	00215	W	CALAVERAS	BLVD	No	No	Other	Food Stores	1/30/2008
LUCKY 7 SUPER MARKET	00777	E	CAPITOL	AVE	No	No	Other	Food Stores	12/4/2007
LION FOOD CENTER	01838	N	MILPITAS	BLVD	No	No	Other	Food Stores	6/13/2008
RANCH 99 MARKET	00338		BARBER	LANE	No	No	Other	Food Stores Miscellan	4/2/2008
KOSICH & HOLDER, DDS	00420	E	CALAVERAS	BLVD	No	No	Other	Health Services	5/29/2008
CARRIGAN, JAMES D.D.S.	00444	E	CALAVERAS	BLVD	No	No	Other	Health Services	5/29/2008
EDMOND DE ST. GEORGES, D.D.S.,	00452	E	CALAVERAS	BLVD	No	No	Other	Health Services	10/2/2007
LARRY NAPOLITANO D.D.S.	00454	E	CALAVERAS	BLVD	No	No	Other	Health Services	4/9/2008
DR. GRIMM, D.D.S.	00460	E	CALAVERAS	BLVD	No	No	Other	Health Services	4/8/2008
NEAL P. SWANN, D.D.S., INC.	00464	E	CALAVERAS	BLVD	No	No	Other	Health Services	7/24/2007
LYNN, EDWARD A. D.D.S.	00466	E	CALAVERAS	BLVD	No	No	Other	Health Services	4/30/2008
TOWN CENTER DENTAL CARE	00491	E	CALAVERAS	BLVD	No	No	Other	Health Services	6/5/2008
KAISER	00770	E	CALAVERAS	BLVD	No	No	Other	Health Services	6/7/2007
MILPITAS DENTAL CENTER	01213	E	CALAVERAS	BLVD	No	No	Other	Health Services	7/26/2007
MILPITAS CARE CENTER	00120		CORNING	AVE	No	No	Other	Health Services	10/12/2007
CALAVERAS FAMILY DENTISTRY	00079		DEMPSEY	RD	No	No	Other	Health Services	5/9/2008
THUY-MAI NGUYEN D.D.S.	01418		DEMPSEY	RD	No	No	Other	Health Services	10/19/2007
YEN/YEN	00856	N	HILLVIEW	DR	No	No	Other	Health Services	8/2/2007
MILPITAS SMILE DESIGN	00414	S	MAIN	ST	No	No	Other	Health Services	7/31/2007
DIXON LANDING FAMILY DENTAL	01786		MILMONT	DR	No	No	Other	Health Services	7/30/2007
ORAL CARE ASSOCIATES	00075	S	MILPITAS	BLVD	No	No	Other	Health Services	6/5/2008
KAISER PERMANENTE MEDICAL OF	00611	S	MILPITAS	BLVD	No	No	Other	Health Services	6/7/2007
MADHVI DESAI, D.D.S.	00040	N	PARK VICTORIA	DR	No	No	Other	Health Services	3/21/2008
PARK VICTORIA DENTAL	00033	S	PARK VICTORIA	DR	No	No	Other	Health Services	5/30/2008
JERRY H. GLASS, DDS	00151	S	MAIN	ST	No	No	Other	Health Services	12/3/2007
ENDODONTIC ASSOCIATES	00442	E	CALAVERAS	BLVD	No	No	Other	Health Services	5/7/2008
CALAVERAS FAMILY DENTISTRY S	00083		DEMPSEY	RD	No	No	Other	Health Services	
RANDY T. LEE D.D.S.	00822	N	HILLVIEW	DR	No	No	Other	Health Services	4/10/2008
ABBOTT DENTAL CENTER	00040	S	ABBOTT	AVE	No	No	Other	Health Services	5/28/2008
DRS. LEE AND WOO	00470	E	CALAVERAS	BLVD	No	No	Other	Health Services	2/5/2007
BENJAMIN CHO D.D.S. A.P.C.	00468	E	CALAVERAS	BLVD	No	No	Other	Health Services	8/7/2007
SATELLITE DIALYSIS	01860		MILMONT	DR	No	No	Other	Health Services	11/15/2006
BEVERLY HERITAGE HOTEL	01820		BARBER	LANE	No	No	Other	Hotel Business Service	11/15/2007
SHERATON	01801		BARBER	LANE	No	No	Other	Hotel Hotels & Lodging	10/25/2007
CROWNE PLAZA	00777		BELLEW	DR	No	No	Other	Hotel Hotels & Lodging	4/17/2008
EMBASSY SUITES HOTEL #9526	00901	E	CALAVERAS	BLVD	No	No	Other	Hotel Hotels & Lodging	11/28/2007
TERRACE GARDENS MAIN OFFICE	00186		BERESFORD	CT	No	No	Other	Hotels & Lodging Plac	
MAXTOR CORPORATION	00500		MC CARTHY	BLVD	Yes	No	Other	Industrial Machinery &	12/11/2006
CISCO SYSTEMS (BLDG. 20)	00725		ALDER	DR	No	No	Other	Industrial Machinery &	3/5/2008
CISCO SYSTEMS (BLDG. 21)	00771		ALDER	DR	No	No	Other	Industrial Machinery &	3/5/2008
CISCO SYSTEMS (BLDG. 22)	00821		ALDER	DR	No	No	Other	Industrial Machinery &	3/5/2008
CISCO SYSTEMS	00755		SYCAMORE	DR	No	No	Other	Industrial Machinery &	3/5/2008
SIEMENS WATER TECHNOLOGIES	00960		AMES	AVE	No	No	Other	Industrial Machinery &	5/14/2008
LIFESCAN, INC.	01000		GIBRALTAR	DR	No	No	Other	Instruments & Related	4/16/2008
KLA TENCOR	00001		TECHNOLOGY	DR	No	No	Other	Instruments & Related	2/15/2008
KLA TENCOR	00003		TECHNOLOGY	DR	No	No	Other	Instruments & Related	2/15/2008
KLA TENCOR	00005		TECHNOLOGY	DR	No	No	Other	Instruments & Related	2/15/2008
LIFESCAN	00909	S	MILPITAS	BLVD	No	No	Other	Instruments & Related	4/16/2008
NANOMETRICS	01550		BUCKEYE	DR	No	No	Other	Instruments & Related	6/18/2007
KLA TENCOR	00007		TECHNOLOGY	DR	No	No	Other	Instruments & Related	2/15/2008
MICRO SCIENTIFIC GLASS BLOWIN	00883		AMES	AVE	No	No	Other	Instruments & Related	6/11/2008
MILPITAS - FIRE STATION #4	00775		BARBER	LANE	No	No	Other	Justice, Public Order &	12/18/200

FY 07-08 Enhanced Reporting - Detailed Industrial / Commerical Dischargers

MILPITAS - FIRE STATION #3	00045		MIDWICK	DR	No	No	Other	Justice, Public Order &	12/18/2007
MILPITAS - FIRE STATION #2	01263		YOSEMITE	DR	No	No	Other	Justice, Public Order &	12/18/2007
MAIN FIRE STATION 1	00777	S	MAIN	ST	No	No	Other	Justice, Public Order &	12/18/2007
AB LAB, INC.	01514		CENTRE POINTE	DR	No	No	Other	Laboratory	12/14/2007
TORRENT LABS	00483		SINCLAIR FRON	RD	No	No	Other	Laboratory	4/17/2008
TORRENT LABS	00485		SINCLAIR FRON	RD	No	No	Other	Laboratory	3/23/2000
MEDAREX, INC.	00521		COTTONWOOD	DR	No	No	Other	Laboratory	10/4/2007
SHAW ENVIRONMENTAL	00767		AMES	AVE	No	No	Other	Laboratory	6/4/2008
LARSON PALLET COMPANY	01000		YOSEMITE	DR	No	No	Other	Lumber & Wood Produ	6/18/2008
WONIK QUARTZ INTERNATIONAL	01181		CADILLAC	CT	No	No	Other	Miscellaneous Manufa	3/21/2008
PFEIFFER VACUUM, INC.	00568		GIBRALTAR	DR	No	No	Other	Miscellaneous Manufa	6/14/2007
MAZAK SALES & SERVICE	01497	N	MILPITAS	BLVD	No	No	Other	Miscellaneous Manufa	10/3/2007
SIERRA MONITOR CORPORATION	01991		TAROB	CT	No	No	Other	Miscellaneous Manufa	6/13/2008
MARKETSHARE GROUP	02001		TAROB	CT	No	No	Other	Miscellaneous Manufa	9/18/2007
BIT SHOP	01646		WATSON	CT	No	No	Other	Miscellaneous Manufa	8/6/2007
CRAIN CUTTER COMPANY	01155		WRIGLEY	WAY	No	No	Other	Miscellaneous Manufa	1/29/2008
CISCO SYSTEMS, INC. (BLDG. 24)	00510	N	MC CARTHY	BLVD	No	No	Other	Miscellaneous Manufa	3/5/2008
CISCO SYSTEMS, INC. (BLDG. 23)	00560	N	MC CARTHY	BLVD	No	No	Other	Miscellaneous Manufa	3/5/2008
MISSION TECHNOLOGY, INC.	00355		SINCLAIR FRON	RD	No	No	Other	Miscellaneous Manufa	6/15/2007
ACCRETECH USA, INC.	01765	S	MAIN	ST	No	No	Other	Miscellaneous Manufa	2/22/2008
CREDENCE SYSTEMS	01421		CALIFORNIA	CIR	No	No	Other	Miscellaneous Manufa	4/9/2008
CREDENCE SYSTEM	01355		CALIFORNIA	CIR	No	No	Other	Miscellaneous Manufa	4/9/2008
FLEX INTERCONNECT TECHNOLOG	01603		WATSON	CT	Yes	No	Other	Miscellaneous Manufa	10/5/2007
PARTY CITY	00311	W	CALAVERAS	BLVD	No	No	Other	Miscellaneous Retail	9/21/2007
AN-JAN FEED & PET SUPPLY	00111	S	MAIN	ST	No	No	Other	Miscellaneous Retail	5/8/2008
WAL-MART STORE #2119	00301		RANCH	DR	No	No	Other	Miscellaneous Retail	3/20/2008
LESLIE'S POOL SUPPLIES	01261	E	CALAVERAS	BLVD	No	No	Other	Miscellaneous Retail	10/3/2007
STUART RENTAL COMPANY	00454	S	ABBOTT	AVE	No	No	Other	Miscellaneous Retail	1/30/2008
SPORTS AUTHORITY	01200		GREAT MALL	DR	No	No	Other	Miscellaneous Retail	7/12/2007
SPORT AUTHORITY	00111		RANCH	DR	No	No	Other	Miscellaneous Retail	8/17/2007
CHICK PACKAGING	00212		RAILROAD	AVE	No	No	Other	Paper & Allied Product	7/18/2006
SMURFIT STONE CONTAINER CORP	00201	S	HILLVIEW	DR	No	No	Other	Paper & Allied Product	12/12/2007
HUNTFORD PRINTING	00275		DEMPSEY	RD	No	No	Other	Photographic/Printing	11/30/2007
NDMARK LABEL MANUFACTURIN	01664		WATSON	CT	No	No	Other	Photographic/Printing	11/14/2007
PHOTOGRAPHY	00111	N	MILPITAS	BLVD	No	No	Other	Photographic/Printing	9/21/2007
HIGH TECH PRINTING	00511		LOS COCHES	ST	No	No	Other	Photographic/Printing	8/22/2007
ABC PRINTING	01090	S	MILPITAS	BLVD	No	No	Other	Photographic/Printing	1/31/2008
TEK LABELS AND PRINTING	00472		VISTA	WAY	No	No	Other	Photographic/Printing	8/2/2007
EXCEL SIGN & DECAL	01509	N	MILPITAS	BLVD	No	No	Other	Photographic/Printing	4/30/2008
ELITE CUSTOM SHUTTERS	01090	S	MILPITAS	BLVD	No	No	Other	Photographic/Printing	2/1/2007
CELERITY GROUP, INC.	01463		CENTRE POINTE	DR	No	No	Other	Special Trade Contrac	3/25/2008
ALLIED AIRE	00661		SINCLAIR FRON	RD	No	No	Other	Special Trade Contrac	5/7/2007
CONTRACT OFFICE GROUP	00931		CADILLAC	CT	No	No	Other	Storage	7/26/2007
CAMP PAPER	00986	S	MILPITAS	BLVD	No	No	Other	Storage	11/27/2007
PW SUPERMARKET	01141		MONTAGUE	EXPY	No	No	Other	Storage	4/14/2008
AMB DESIGNS	00891		AMES	AVE	No	No	Other	Storage	8/14/2007
IRON MOUNTAIN	00565		SINCLAIR FRON	RD	No	No	Other	Storage	1/31/2008
UNITED STATES POST OFFICE	00450	S	ABEL	ST	No	No	Other	U.S. Postal Service Ur	1/28/2004
CONOCO PHILLIPS	00097	S	ABBOTT	AVE	No	No	Other	Underground Storage	6/6/2008
NELLA OIL COMPANY	00800		AMES	AVE	No	No	Other	Underground Storage	4/15/2008
BALCH PETROLEUM	00930		AMES	AVE	No	No	Other	Underground Storage	3/28/2008
SHELL OIL - CALAVERAS BL.	00950	E	CALAVERAS	BLVD	No	No	Other	Underground Storage	1/9/2008
SHELL OIL - JACKLIN RD	00990		JACKLIN	RD	No	No	Other	Underground Storage	6/18/2008
MAIN STREET GAS	00010	N	MAIN	ST	No	No	Other	Underground Storage	11/28/2007
SHELL OIL - MAIN ST.	01780	S	MAIN	ST	No	No	Other	Underground Storage	4/24/2008
CONOCO PHILLIPS COMPANY	01640	N	MILPITAS	BLVD	No	No	Other	Underground Storage	5/14/2008
SHELL OIL	00012	N	PARK VICTORIA	DR	No	No	Other	Underground Storage	3/11/2008
CONOCO PHILLIPS	00027	S	PARK VICTORIA	DR	No	No	Other	Underground Storage	10/2/2007
CHEVRON PARKTOWN PLAZA	01490	S	PARK VICTORIA	DR	No	No	Other	Underground Storage	1/9/2008
BOTTOMLEY DISTRIBUTORS	00755		YOSEMITE	DR	Yes	No	Other	Underground Storage	12/17/2007
CHEVRON STATION #207673	01249		GREAT MALL	DR	No	No	Other	Underground Storage	4/22/2008
MC CARTHY RANCH CHEVRON & C	00367		CYPRESS	DR	No	No	Other	Underground Storage	8/23/2007
NOVUSERVE, INC.	01551		CALIFORNIA	CIR	No	No	Other	Underground Storage	5/4/2007
TESORO GAS STATION	01885	N	MILPITAS	BLVD	No	No	Other	Underground Storage	11/14/2007
PITAS UNION 76 GAWFCO ENTE	00190	W	CALAVERAS	BLVD	No	No	Other	Underground Storage	4/21/2008

FY 07-08 Enhanced Reporting - Detailed Industrial / Commerical Dischargers

CALAVERAS VETERINARY CLINIC	00140	W	CALAVERAS	BLVD	No	No		Other	Veterinarian	5/8/2008
BAY CITIES VET CLINIC	00016		CORNING	AVE	No	No		Other	Veterinarian	6/12/2008
MILPITAS ANIMAL HOSPITAL	01316	S	MAIN	ST	No	No		Other	Veterinarian	5/30/2008
ANIMAL MEDICAL CLINIC	01405	N	MILPITAS	BLVD	No	No		Other	Veterinarian	5/2/2008
PARKTOWN VETERINARY CLINIC	01393	S	PARK VICTORIA	DR	No	No		Other	Veterinarian	4/10/2008
UNI-FAB INDUSTRIES	01465	N	MILPITAS	BLVD	Yes	No		Other	Welding/Iron Works	4/22/2008
NUNEZ PRECISION WELDING	01763		HOURET	CT	No	No		Other	Welding/Iron Works	10/19/2007
OKIDATA	01101		CADILLAC	CT	No	No		Other	Wholesale Trade, Dura	6/3/2008
ONE WORKPLACE L. FERRARI LLC	01065		MONTAGUE	EXPY	No	No		Other	Wholesale Trade, Dura	4/2/2008

CITY OF MILPITAS

Public Streets, Roads, and Highways Operation and Maintenance – Self-evaluation Matrix

Implem. Id.	Activity	Item Source	Tasks Identified in FY 2007-2008 Work Plan	Status / Comments	Due Date (mo/yr)	Responsible Party (Lead)/ Coordinator
G-1-1	Street sweeping records	URMP page G-1-8	Maintain street sweeping records including miles swept and volume of debris collected.	This is an on-going practice. City maintains records of miles swept and volume of debris collected. This data is submitted to the RQWCB and included with this Annual Report.	Ongoing	Public Works (David Gordillo) /Utility Engineering (Paramjit Uppal)
G-1-2	Staff training	URMP page G-1-8	Conduct annual training on BMPs.	Conducted annually.	Ongoing	Public Works (David Gordillo) /Utility Engineering (Paramjit Uppal)
G-1-3	Effectiveness Evaluation	URMP page G-1-8	Perform annual effectiveness and evaluation.	See Evaluation text.	Ongoing	Public Works (David Gordillo) /Utility Engineering (Paramjit Uppal)

EVALUATION – PUBLIC STREETS, ROADS AND HIGHWAYS O& M

The City's contract street sweeping program is managed by the Maintenance Division of the Public Works Department and funded by the Solid Waste collection program. Allied Waste Industries performs the street sweeping as part of its municipal solid waste services contract. In FY 07-08, a total of more than 10,444 miles were swept and 13,159 cubic yards of debris was collected. The volume of debris did not include leaves removed. Leaf removal program is implemented in the fall and winter months only.

Each established sweeping route is swept on the same day of the week. Residential, arterial, and commercial street sweeping is conducted two times a month. Industrial street sweeping is conducted four times a month. Open space areas and mountain roads that have no curb and gutter are not scheduled for routine sweeping, but are swept on an as-needed basis. On Monday and Friday, debris from the rural roads and the main arterial roads are collected.

The City conducts additional street sweeping in the period from early Fall into the winter months until leaf fall has been completed. During November and December, three primary areas are swept weekly to remove leaves. This practice effectively removes leaves, debris, and other pollutants, which would otherwise be washed into the storm drain system. Additional City crews are called upon to assist in the fall cleanup.

The City's contractor promptly removes street sweeping material and disposes of nearly all the materials at the Newby Island landfill. A significant amount of this material is taken to the compost area for beneficial reuse.

Milpitas has a highly effective street maintenance program. There are very few complaints. Complaints are promptly responded to ensure customer and community satisfaction. The City's field crews are trained annually to look for street sweeping BMP deficiencies in the field on a daily basis. Training is provided through Public Works Maintenance's Safety Program. Quarterly meetings are held to discuss BMP deficiencies and safety issues. BMP deficiencies are forwarded to the field employee's immediate supervisor and a service request is generated (record keeping and documentation) and directed to the appropriate department for resolution.

There were no specific comments from the Regional Board on the Milpitas FY 05-06 or FY 06-07 Annual Reports. The Regional Board has not provided comments on the FY 06-07, FY 07-08 or FY 08-09 Work Plans.

City of Milpitas
FY 2007-2008 Street Sweeping Data Summary

Months	Residential*		Commercial/Industrial/ Municipal Parking Lots		Leaf Removal***
	Volume of Collected** (cubic yards)	Miles Swept (curb miles)	Volume of Collected** (cubic yards)	Miles Swept (curb miles)	Volume of Collected** (cubic yards)
July	410	335	460	676	
August	475	472	515	655	
September	480	348	570	556	
October	660	343	665	397	
November	700	361	863	488	459
December	775	356	1183	511	859
January	665	415	1230	621	
February	595	441	620	454	
March	445	369	655	438	
April	179	363	244	441	
May	197	256	267	306	
June	129	380	177	462	
Total	**5710**	**4439**	**7449**	**6005**	**1317**

City of Milpitas
FY 2007-2008 Street Sweeping Data Summary

Total miles swept	10444
Total volume of debris collected**	13159 cu. Yds
Total volume of leaves removed	1317 cu. Yds

* Quarterly advertisements in the Milpitas Post and door hangers notifying each residential home of their sweeping day.

** Volume does not include leaves.

*** Leaves are picked by Allied Waste Industries. Leaf removal program is effective during the winter months. Leaf removal operation officially started on November 14, 2005.

CITY OF MILPITAS

Rural Public Works Operation and Maintenance – Self-Evaluation Matrix

Implem. Id.	Activity	Item Source	Tasks Identified in FY 2007-2008 Work Plan	Status / Comments	Due Date (mo/yr)	Responsible Party (Lead)/ Coordinator
G-2-4	Adopt rural roads performance standard	URMP page G-2-7	City to review and adopt rural roads performance standard based on Program's model performance standard.	PS was adopted in 04-05 Work Plan. We note that rural roads comprise about 1% of the total roads and are limited to the area in and around Ed Levin Park. The impact from Rural Roads to Milpitas Urban Runoff Program is limited.	Completed	Public Works (Dennis Cuciz) /Utility Engineering (Paramjit Uppal)
G-2-5	Responsible Department & staff leads	URMP page G-2-7	Identify responsible department and staff leads.	Staff from Public Works dept. picks up debris from rural roads twice a week.	Ongoing	Public Works (David Gordillo) /Utility Engineering (Paramjit Uppal)
G-2-6	Ensure legal authority	URMP page G-2-8	Ensure adequate legal authority, including chain of command, in order to conduct and enforce the use of rural public works maintenance BMPs by others.	City has legal authority. Public works Department is responsible for performing rural public works maintenance BMPs.	Completed	Public Works (David Gordillo) /Utility Engineering (Paramjit Uppal)
G-2-7	Develop SOPs	URMP page G-2-8	Develop SOPs based on guidelines provided by the Program.	City follows a standard procedure for O & M. Supervisor continues to monitor effectiveness.	Ongoing	Public Works (David Gordillo) /Utility Engineering (Paramjit Uppal)
G-2-8	Develop BMPs	URMP page G-2-8	Develop BMPs based on guidelines provided by the Program.	City follows BMPs developed by SCVURPPP.	Ongoing	Public Works (David Gordillo)

Implem. Id.	Activity	Item Source	Tasks Identified in FY 2007-2008 Work Plan	Status / Comments	Due Date (mo/yr)	Responsible Party (Lead)/ Coordinator
						/Utility Engineering (Paramjit Uppal)
G-2-9	Develop educational material	URMP page G-2-8	Develop education materials for training maintenance staff and for outreach to contractors.	City staff use material developed by SCVURPPP.	Ongoing	Public Works (David Gordillo) /Utility Engineering (Paramjit Uppal)
G-2-10	Develop training program	URMP page G-2-8	Develop annual training program for maintenance staff.	City staff takes part in SCVURPPP trainings provided by SCVURPPP.	Ongoing	Public Works (David Gordillo) /Utility Engineering (Paramjit Uppal)
G-2-11	Effectiveness Evaluation	URMP page G-2-8	Conduct annual evaluate of effectiveness of the rural public works program, report results in Annual Report and identify items for continuous improvement.	See Evaluation text.	On-going	Public Works (David Gordillo) /Utility Engineering
G-2-12	Identify rural PW facilities	URMP page G-2-8	Identify rural PW facilities under the City's jurisdiction.	Completed. Rural facilities include the streets and roads in the undeveloped or low density Hillside Area east of Piedmont Road including the ED Levin County Regional Park.	Ongoing	Public Works (David Gordillo) /Utility Engineering

EVALUATION – RURAL PUBLIC WORKS MAINTENANCE AND OPERATION

The rural roads are located in the part of City designated "Hillside." The City's General Plan designates the hilly undeveloped area east of Piedmont Road to be rural and recreational. There are 138.9 miles of City streets, of which rural roads are only 1.9 miles. Typically, open space areas and mountain roads that have no curb and gutter are not scheduled for routine sweeping, but are swept on an as-needed basis. Twice a week, Mondays and Fridays, debris is picked up by hand from the rural roads. These roads are not in the proximity of creeks. The dust swept by wind from these areas would typically accumulate in the City's valley floor areas, and would be removed during routine street sweeping.

The SCVURPP Program has established a definition for rural roads and provided guidelines on performance standards, BMPs and SOPs. The City's maintenance activities produce results consistent with the program guidelines. The public has long valued the natural ambience of the rural Hillside area and fully supports efforts to keep the area pristine.

There were no specific comments from Regional Board on the Milpitas FY 05-06 or FY 06-07 Annual Reports. The Regional Board has not issued comments on the FY 06-07, FY 07-08 or FY 08-09 Work Plans.

CI\ )F MILPITAS

Storm Drain O & M – Self Evaluation Matrix

Implem. Id.	Activity	Item Source	Tasks Identified in FY 2007-2008 Work Plan	Status / Comments	Due Date (mo/yr)	Responsible Party (Lead)/ Coordinator
Added in 2000	Report observed ICID Evidence	Program	Develop and implement a process for maintenance staff to advise ICID inspectors of observed evidence of ICIDs.	City SOP 8-6 (Discharge of Pollutants Storm drains and watercourses) addresses citywide response and clean-up guidelines for various scenarios. Staff conducted reporting and referral as needed. The process has been used many times and is effective.	ongoing	Public Works Maintenance (Steve Smith)/ Marilyn Nickel
C-1	Routine Inspection	URMP page C-5	Develop SOPs for Routine Inspection & Cleaning.	City staff performed routine inspections and cleaning as needed.	ongoing	Public Works Maintenance (Steve Smith)/ Marilyn Nickel
C-2	Solid Waste	URMP page C-5	Develop SOPs for Solid Waste handling and disposal.	Solid waste is collected, dried, and disposed of at the landfill.	ongoing	Public Works Maintenance (Steve Smith)/ Marilyn Nickel
C-3	Staff/Contractor Training and Coordination	URMP page C-5	1. Develop BMPs for Staff/Contractor Training and Coordination 2. Develop SOPs for Staff/Contractor Training and Coordination	All maintenance and cleaning was performed by City staff. Staff received annual training. BMPs and SOPs are about 80% complete.	omgoing	Public Works Maintenance (Steve Smith)/ Marilyn Nickel
C-4	Record Keeping and coordination	URMP page C-5	1. Develop BMPs for Record Keeping & Evaluation 2. Develop SOPs for Record Keeping & Evaluation	Records documenting the amount of material removed are kept. BMPs and SOPs are about 80% complete.	ongoing	Public Works Maintenance (Steve Smith)/ Marilyn Nickel
C-5	Operational Improvement, Structural Retrofit and Design	URMP page C-5	Develop SOPs for Operational Improvement, Structural Retrofit and Design.	SOP is scheduled to be developed in the future.	ongoing	Public Works Maintenance (Steve Smith)/ Marilyn Nickel

Evaluation - Storm Drain Operations and Maintenance

- Staff from police, fire, and public works continued to implement the City's SOP 8-6 titled "Response and Clean-up Guidelines for Hazardous and Non-Hazardous Material Releases including Discharges of Pollutants into Storm Drains and Water Courses (Urban Runoff Pollution Prevention)."

- City staff completed inspection and cleanup of the City's 78 outfalls in FY 03-04 and determined that ten needed repairs. Repairs of two were completed in FY 04/05 and remaining eight were completed in FY 05/06. City again inspected all 78 outfalls in FY 05/06 and found three that need repair. The outfalls were inspected in 06-07 and three more were determined to need repair. The six repairs are scheduled for October 2008. City staff inspected 78 outfalls in 07-08 and found that no additional repairs are needed.

- City staff performed the operation and maintenance tasks of the storm drain system; contractors were not used.

- Staff has not reported any problems with BMPS; no updates are planned at this time.

There were no specific comments from the Regional Board on the Milpitas FY 05-06 or 06-07 Annual Reports. The Regional Board has not issued comments on the FY 06-07, 07-08 or 08-09 Work Plans.

CI. JF MILPITAS

Water Utility Operation and Maintenance – Self Evaluation Matrix

Implem. Id.	Activity	Item Source	Tasks Identified in FY 2007-2008 Work Plan	Status / Comments	Due Date (mo/yr)	Responsible Party (Lead)/ Coordinator
D-1	Inventory	URMP page D-5	Conduct Inventory of all key O & M activities, and identify routine and unplanned non-storm water discharges from these activities.	Last inventory was completed on 9/99. No new facilities or activities have been added. An updated inventory is scheduled for the future.	6/09	Public Works Maintenance (Steve Smith)/ Marilyn Nickel
D-4	WUPPP Utility Maintenance SOP	URMP page D-5	Develop WUPPP Utility Maintenance SOP.	Staff performed routine maintenance as needed. SOP is about 75% complete.	ongoing	Public Works Maintenance (Steve Smith)/ Marilyn Nickel
D-6	Individualized Training Plan	URMP page D-5	Develop Individualized Training Plan.	Staff received annual training. Plan is about 75% complete.	ongoing	Public Works Maintenance (Steve Smith)/ Marilyn Nickel
D-7	Training	URMP page D-5	Develop training program.	Staff was trained quarterly on Water Utility O & M.	ongoing	Public Works Maintenance (Steve Smith)/ Marilyn Nickel
D-8	WUPPP	URMP page D-5	Implement pollution control measures identified in the WUPPP to manage chlorine, biocides, and algaecides and prevent erosion and sediments.	Staff has implemented pollution control measures.	ongoing	Public Works Maintenance (Steve Smith)/ Marilyn Nickel

Evaluation - Water Utility Operations and Maintenance

- Due to a shortage of staffing resources, we did not update the inventory of key discharges. However, no new facilities or activities have been incorporated and the previous inventory remains applicable.
- Contractors are typically utilized to fix major water line breaks and 3 water line breaks were contracted out in 07-08. There were no complaints about contractors not following BMPs to fix water line breaks.
- The first priority is to stop the flow of water.
- Staff has not reported any problems with BMPS; no updates are planned at this time.

There were no specific comments from the Regional Board on the Milpitas FY 05-06 or 06-07 Annual Reports. The Regional Board has not issued comments on the FY 06-07, 07-08 or 08-09 Work Plans.

CI. ,F MILPITAS

Other Public Agency Activities (Parks, Ponds etc.) – Self Evaluation Matrix

Implem. Id.	Activity	Item Source	Tasks Identified in FY 2007-2008 Work Plan	Status / Comments	Due Date (mo/yr)	Responsible Party (Lead)/ Coordinator
Corporation Yards Operation and Maintenance (Activities not listed here have been completed)						
J-2	Training	URMP Section J – Exhibit 'b', page 1	Hold routine training sessions.	Staff was trained on Corp Yard BMPs.	Ongoing	Public Works Maintenance (Carol Randisi)/ Marilyn Nickel/ Paramjit Uppal
J-3	Inspection/records	URMP Section J – Exhibit 'b', page 1	1. Conduct periodic inspections 2. Maintain records [as part of the Hazardous Materials Business Plan]	Site inspections were conducted and corrective actions were taken as needed.	Ongoing	Public Works Maintenance (Carol Randisi)/ Marilyn Nickel
Other Program Elements (Activities not listed here have been completed)						
K-6	Facility discharge	URMP page K.a-4	Develop SOP.	Routine maintenance and cleaning of City grounds were performed in accordance with BMPS.	ongoing	Public Works Maintenance (Eddie Loredo)/ Marilyn Nickel
K-7	Pond maintenance	URMP page K.a-4	Develop SOP.	Routine pond maintenance was performed.	ongoing	Public Works Maintenance (Eddie Loredo)/ Marilyn Nickel
K-8	Fountain maintenance	URMP page K.a-4	Develop SOP.	The City Hall fountain is plumbed to the sanitary sewer system.	ongoing	Public Works Maintenance (Eddie Loredo)/ Marilyn Nickel

Implem. Id.	Activity	Item Source	Tasks Identified in FY 2007-2008 Work Plan	Status / Comments	Due Date (mo/yr)	Responsible Party (Lead)/ Coordinator
K-10	Record keeping	URMP page K.a-4	Develop BMP. Develop SOP.	The Corp Yard SWPPP Record Keeping BMP was evaluated and determined to be applicable to this task.	Ongoing	Public Works Maintenance (Carol Randisi)/ Marilyn Nickel
K-11	Effective evaluation	URMP page K.a-4	Develop BMP. Develop SOP.	The Corp Yard SWPPP Effectiveness Evaluation BMP was reviewed and determined to be applicable to this task.	Ongoing	Public Works Maintenance (Carol Randisi)/ Marilyn Nickel
K-12	Annual review	URMP page K. a-4	Develop BMP. Develop SOP.	BMPs were effective and modifications are not needed.	Ongoing	Public Works Maintenance (Carol Randisi)/ Marilyn Nickel

Evaluation – Other Public Agency Activities

Corporation Yard: Staff received training on Corporation Yard SWPPP BMPs. The Safety Committee inspected the Corporation Yard and corrective actions were taken as needed.

Parks: Staff has not reported any problems with BMPs; no updates are planned at this time.

Ponds: Staff has not reported any problems with BMPs; no updates are planned at this time.

Public Facilities: Staff has not reported any problems with BMPs; no updates are planned at this time.

There were no specific comments from the Regional Board on the Milpitas FY 05-06 or 06-07 Annual Reports. The Regional Board has not issued comments on the FY 06-07, 07-08 or 08-09 Work Plans.

CI F MILPITAS

New Development Planning Procedures – Self Evaluation Matrix

Implem. Id.	Activity	Item Source	Tasks Identified in FY 2007-2008 Work Plan	Status / Comments	Due Date (mo/yr)	Responsible Party (Lead)/ Coordinator
E-C.3b.1	Project approval process	URMP page E17	Assess current stormwater-related requirements in City's development review process for public and private projects, and identify additional steps or tools required at each stage of the process to meet C.3. Provisions for permanent BMPs, tracking and documentation, inspection, and others.	• Consultant has updated planning intake forms for private projects to reflect C.3 provisions. • The Milpitas C3 Guidebook 3rd Edition was adopted on October 6, 2005. • City has been implementing requirements for NOI and SWPPP on project size one acre or more since March 2003. • City has a C.3 Guidebook for Project Applicants and brings a copy to the planning kick-off meetings. • City has developed and implemented a process for entering Group 1 and Group 2 projects into tracking database.	Completed Completed Completed and Ongoing Completed and Ongoing Completed	Planning (Tiffany Kunsman) Utility Engineering (Paramjit Uppal) Land Development (Fariborz Heydari) Design & Construction (Jeff Leung) PW Inspections (Shelton Sawyer) Building Inspection (Dorsey Wiseman) Public Works (Carol Randisi)
E-C.3b.2 and E-C.3c.2	Develop new or modify existing review procedures for Group1	URMP page E17 and E18	Develop new or modify existing review policies, procedures, and/or conditions of approval to incorporate Group 1 requirements (based on results of tasks under C.3.c. through C.3.m.)	City is implementing C3 requirements for Group 1, Group 2A and Group 2B.	Completed	Planning (Tiffany Kunsman) Utility Engineering (Paramjit Uppal) Land Development (Fariborz

Implem. Id.	Activity	Item Source	Tasks Identified in FY 2007-2008 Work Plan	Status / Comments	Due Date (mo/yr)	Responsible Party (Lead)/ Coordinator
						Heydari)
E-C.3b.3	Train staff	URMP page E17 and E18	Train City staff in planning, building, and engineering departments on the C3 provisions and goals, the required changes in the approval process, and the use of appropriate tools.	Training sessions were held for relevant staff for the updated Milpitas Stormwater C.3 Guidelines after they were adopted in October 2005. A training session was held for all relevant staff for the amended General Plan reflecting the Milpitas Stormwater C.3 Guidelines on January 10, 2007. See Staff Training Summary Table for details at the end of this Report.	Completed and Ongoing.	Planning (Tiffany Kunsman) Utility Engineering (Paramjit Uppal) Land Development (Fariborz Heydari) Design & Construction (Jeff Leung) PW Inspections (Shelton Sawyer) Building Inspection (Dorsey Wiseman) Public Works (Carol Randisi) Fire Department (Patti Joki)
E-C.3b.4 and E-C.3c.3	Develop project approval process workplan and report progress	URMP page E18	Submit work plan for completion of Provision C.3.b. requirements. Identify incremental progress made toward completion of Actions b.1., b.2., and b.3. above in FY 02-03 Work Plan. (For example, completion of "Development Policies Comparison" work sheet.)	Existing policies, ordinances, guidelines have been reviewed to see what C.3 provisions are already covered. The 3rd Edition of the C.3 Guidebook was adopted in October 2005.	Completed	Planning (Tiffany Kunsman) Utility Engineering Paramjit Uppal) Land

Im Id.	Activity	Item Source	Tasks Identified i FY 2007-2008 Work Plan	Status / Comments	Due Date (mo/yr)	ponsible Party (Lead)/ Coordinator
						Development (Fariborz Heydari)
E-C.3.c.1	Develop Log form to identify Group 1 and Group 2 projects	URMP page E18	Develop and implement a procedure to request and log the type, size, and impervious area of every project (and extent of redevelopment if applicable) for determination of applicability of Group 1 (and later Group 2) requirements.	• City has been collecting impervious surface data from incoming projects since 4/02. • The City has a procedure to maintain a record of every Group 1 and Group 2 project. Now City has new CRW Permit Tracking System which is being tested for operation.	Completed Completed and Ongoing	Planning (Tiffany Kunsman) Utility Engineering (Kathleen Phalen & Paramjit Uppal) Design & Construction (Jeff Leung)
E-C.3.c.2	Define "deemed complete"	URMP page E18	Develop a method for determining whether a private project was "deemed complete" by 7/15/03, or documenting that a public project was funded and scheduled for construction by 10/15/03. Required by C.3.c (first paragraph)	City is implementing requirements using "deemed complete" trigger.	Completed	Planning (Tiffany Kunsman) Utility Engineering (Paramjit Uppal)
E-C.3.c.3	Develop Group 1 workplan and report progress	URMP page E18	Submit work plan for completion of Provision C.3.c. requirements. Identify incremental progress made toward completion of Actions c.1. and c.2. above, and other actions related to Group 1 implementation, in FY 02-03 Work Plan and Group 2 implementation, in FY 03-04 Work Plan. Required by C.3.c.i	The 3rd Edition of the C.3 Guidebook which outlines procedures for City staff and developers was adopted in October 2005.	Completed	Planning (Tiffany Kunsman) Utility Engineering (Kathleen Phalen & Paramjit Uppal) Land Development (Fariborz Heydari) Jeff Leung

Implem. Id.	Activity	Item Source	Tasks Identified in FY 2007-2008 Work Plan	Status / Comments	Due Date (mo/yr)	Responsible Party (Lead)/ Coordinator
						Building Inspection (Dorsey Wiseman)
E-C.3.c.4	Site design guidance	URMP page E19	Compile guidance being developed under other elements (i.e., project review procedures, site design measures, source control measures, numeric design criteria, O&M verification, etc.) into one guidance manual for implementation of Group 1 project requirements.	The 3rd Edition of the C.3 Guidebook was adopted in October 2005 which included requirements for Group 2A and Group 2B. The Guidebook assists developers and the City to conform projects to the C.3 requirements.	Completed	Planning (Tiffany Kunsman) Utility Engineering (Paramjit Uppal)
E-C.3.c.5	Revise model Planning Procedures Performance Standards (PS)	URMP page E19	Revise portions of the model Planning Procedures Performance Standards to incorporate the Group 1 requirements and other C.3. requirements.	No changes were necessary to PS in FY 06-07.	Completed	Program Planning (Tiffany Kunsman) Utility Engineering (Paramjit Uppal)
E-C.3.c.6	Incorporate PS	URMP page E19	Incorporate revised model Planning Procedures Performance Standards in to local urban runoff management plans.	No changes were necessary to PS in FY 07-08.	Completed	Planning (Tiffany Kunsman) Utility Engineering (Paramjit Uppal)
E-C.3.c.7	Approach for evaluating an alternative Project size	URMP page E19	Develop approach for evaluating an alternative project size and identify data needs from Co-permittees.	Completed by the Program which resulted in Group 2 projects.	Completed	Program Planning (Tiffany Kunsman) Utility Engineering (Paramjit Uppal)
E-C.3.c.8	Analysis of alternative project	URMP page E20	Conduct analysis of alternative project size and prepare proposal for submittal to	Completed by the Program which resulted in Group 2 projects.	Completed	Program Planning

Imp Id.	Activity	Item Source	Tasks Identified in FY 2007-2008 Work Plan	Status / Comments	Due Date (mo/yr)	ponsible Party (Lead)/ Coordinator
	size		Regional Board.			(Tiffany Kunsman)
E-C.3.c.9	Develop work plan for Group 2	URMP page E20	Update guidance manual and performance standards for Group 2 projects as needed.	C.3 Guidebook was updated in October 2005 to include Group 2 requirements.	Completed	Program Planning (Tiffany Kunsman) Utility Engineering (Paramjit Uppal)
E-C.3.d.1	Analyze Rainfall data	URMP page E20	Analyze local rainfall data and develop area-specific volume and flow based design criteria (Program with assistance from SCVWD).	Provided support to Program as needed.	Completed	Program Utility Engineering (Paramjit Uppal) Land Development (Fariborz Heydari)
E-C.3.d.2	Develop guidance	URMP page E20	Develop guidance on appropriate criteria to use for each BMP type.	City has incorporated guidance on BMPs in C.3 Guidebook.	Completed	Program
E-C.3.e.1	Develop logging procedure for O & M verification	URMP page E20	Develop and implement a procedure for logging information about treatment BMPs installed at approved Group 1 projects, and for maintaining a list or database of properties, treatment BMPs, and responsible operators	A city-wide computer database (CRW) Permit Tracking System to track C.3 activities including O & M has been developed and is in use. Meanwhile, Staff continues using Access database, which went online in October 2005. Staff is using this database to log information about treatment BMPs installed for both Group 1 and Group 2 projects. As needed, revisions may be made to the database throughout the year to enhance effectiveness.	Completed Ongoing	Planning (Tiffany Kunsman) Utility Engineering (Kathleen Phalen, Pam Lowe & Paramjit Uppal) Land Development (Fariborz Heydari) Design & Construction

Implem. Id.	Activity	Item Source	Tasks Identified in FY 2007-2008 Work Plan	Status / Comments	Due Date (mo/yr)	Responsible Party (Lead)/ Coordinator
						(Jeff Leung) PW Inspections (Shelton Sawyer) Building Inspection (Dorsey Wiseman)
E-C.3.e.2	Develop model language for O & M verification	URMP page E21	Develop model language for documents assigning responsibility to the developer/owner of private projects for O&M of treatment BMPs, or to the appropriate agency for O&M of treatment BMPs at public projects. These documents may include O&M responsibility agreements, written conditions in sales/ lease agreements, use permit conditions, provisions in CC&Rs, etc.	O & M Agreements are addressed in the updated version of the City's Stormwater C.3 Guidebook. The Guidebook is available from the Planning Division, the Engineering Division, or via the City's website.	Completed	Program Planning (Tiffany Kunsman) Utility Engineering (Paramjit Uppal)
E-C.3.e.3	Adopt model O & M verification procedure	URMP page E21	Adopt model O&M agreement language to meet agency-specific needs and requirements and incorporate into the project review and approval process.	O & M Agreements are addressed in the updated version of the City's Stormwater C.3 Guidebook. The Guidebook is available from the Planning Division, the Engineering Division, or via the City's website.	Completed	Planning (Tiffany Kunsman) Utility Engineering (Kathleen Phalen & Paramjit Uppal)
E-C.3.e.4	Develop O & M requirements	URMP page E21	Develop fact sheets on the O&M requirements and frequencies for various BMP types that can be used to educate parties responsible for O&M and attached to O&M agreements. Include fact sheets for pesticide reduction measures related to landscape maintenance.	The City's updated Stormwater C.3 Guidebook references fact sheets contained in the Program's C.3 Stormwater Handbook. The 3rd Edition of the C.3 Guidebook was adopted in October 2005. The Guidebook assists developers and the City to conform their projects to the C.3 requirements. The Guidebook establishes BMP O&M requirements and verification	Completed	Program

Imp Id.	Activity	Item Source	Tasks Identified in FY 2007-2008 Work Plan	Status / Comments	Due Date (mo/yr)	ponsible Party (Lead)/ Coordinator
				procedures. The Guidebook is available from the Planning Division, the Engineering Division, or via the City's website.		
E-C.3.e.5	Develop inspection program for O & M verification	URMP page E21	Develop local programs for inspection of a subset of prioritized treatment BMPs to verify that proper O&M is being performed by the responsible party (Program to assist in defining which BMPs are priority for inspection.)	Being developed in tandem with O&M data management effort. See E-C3.e.1. Planning Staff has developed a list of all pre C.3 permanent BMP installations for use in a future inspection program.	FY 06/07 Completed 8/06	Utility Engineering (Kathleen Phalen & Paramjit Uppal) and Planning (Tiffany Kunsman)
E-C.3.e.6		URMP page E21	Report on the Co-permittee's treatment BMPs O&M verification program in each annual report, including organizational structure, evaluation of effectiveness, and planned improvement to the program. Include a list or summary of treatment BMPs inspected during the year, inspection results, and any required follow-up and correction.	None of projects were completed in FY 07-08 where permanent BMPs were required. One project, Toyota Piercey is near completion, final certificate of occupancy has not been issued yet. This site does have permanent BMPs. City is working with the customer to sign an O & M agreement for the inspection and maintenance of these BMPs. City will re - inspect these BMPs installed at this site in next fiscal year. The database has a reporting component which summarizes treatment BMPs inspected during the year, inspection results, and any follow-up and correction.	FY 08/09 Completed and Ongoing	Planning (Tiffany Kunsman) Utility Engineering (Paramjit Uppal)
E-c.3.f.1	Prepare HMP	URMP page E22	Complete the HMP and required interim products (Program, SCVWD, and City of San Jose have lead role)	The Regional Board adopted the SCVURPPP HMP in July 2005.	Completed	Land Development (Fariborz Heydari), Program Utility Engineering (Kathleen

Implem. Id.	Activity	Item Source	Tasks Identified in FY 2007-2008 Work Plan	Status / Comments	Due Date (mo/yr)	Responsible Party (Lead)/ Coordinator
						Phalen & Paramjit Uppal)
E-c.3.f.2	Guidance to implement HMP	URMP page E22	Develop guidance to the Co-permittees on implementation of the HMP as part of requirements for Group 1 projects that may cause increased erosion or other related impacts.	Program to develop guidance (see f.1) City adopted its own C3 Guidebook on September 24, 2003 and updated it in October 2005 to add HMP requirements.	Completed	Program
E-c.3.f.3	Adopt HMP	URMP page E22	Upon adoption by the Regional Board, begin implementation of HMP requirements for Group 1 projects that may cause increased erosion or other related impacts. Before adoption, encourage early implementation of likely elements of the HMP where possible.	City updated its C3 Guidebook in October 2005 to include HMP requirements. HMP workgroup was reformed into a HMP Implementation Phase (HMI) in October 2005. Workgroup focuses on issues and needs of co-permittees and developers for implementing the HMP. City is participating as required.	Completed Ongoing	Land Development (Fariborz Heydari), Utility Engineering (Kathleen Phalen & Paramjit Uppal)
E-c.3.f.4	Peak runoff limitation	URMP page E22	Evaluate potential regional treatment and/or flow control projects	Water District to conduct this task with Program and City of San Jose assistance. City completed a preliminary feasibility evaluation of its existing stormwater lagoons to determine if treatment capacities could be made available.	Completed. Further review will be needed if City elects to proceed.	*SCVWD and Program Utility Engineering (Kathleen Phalen)
E-c.3.g.1	Model Waiver program	URMP page E23	Develop a model waiver program that includes (Required by C.3.g.iii): - the legal requirements and mechanisms for implementing the waiver program - criteria for determining impracticability or unfeasibility (technical and financial) - method for evaluating the equivalency of the proposed mitigation criteria for participation in regional facilities requirements for logging project information for reporting purposes	City developed a local waiver program that was approved by the RWQCB in June 2005.	Completed	Program's task Planning (Tiffany Kunsman) Utility Engineering (Kathleen Phalen & Paramjit Uppal)

Imp Id.	Activity	Item Source	Tasks Identified in FY 2007-2008 Work Plan	Status / Comments	Due Date (mo/yr)	ponsible Party (Lead)/ Coordinator
E-c.3.g.2	Local waiver program	URMP page E23	Develop local waiver program, perform legal review, and incorporate waiver provisions in project review process. (If model program has not been adopted by Regional Board, develop interim waiver program per C.3.g.vi.)	City developed a local waiver program that was approved by the RWQCB in June 2005.	Completed	City Attorney Utility Engineering (Kathleen Phalen) Planning (Tiffany Kunsman)
E-c.3.g.3	Track information for granted waivers	URMP page E23	Begin tracking information for reporting on waivers granted, including project name, location, type, percent impervious surface, reasons for and terms of waiver, and the alternative benefit project and completion date.	No waivers were requested or granted in FY 07-08. Waivers, if granted, would be tracked in CRW Permit Software database.	Completed.	Planning (Tiffany Kunsman) Utility Engineering (Kathleen Phalen, Pam Lowe)
E-c.3.h.1	Alternate compliance	URMP page E24	Develop an internal procedure to allow alternative compliance.	Requirements for alternative compliance have been included in Stormwater C.3 Guidebook. Consultant has prepared a procedure for alternative compliance.	Completed.	Planning (Tiffany Kunsman) City Attorney Utility Engineering (Kathleen Phalen)
E-C.3.j.1	Develop site design guidance	URMP page E24	Develop and submit a detailed work plan and schedule for review, revision, and implementation of revised site design standards and guidance.	City staff participated on Ad-Hoc committee to develop Site Design Guidance. The 3rd Edition of the C.3 Guidebook was adopted in October 2005. Step 3 of Chapter 3 of the Guidebook addresses Design to Minimize Imperviousness through cluster development, optimizing the site layout, minimizing directly connected impervious area, detaining and retaining runoff throughout the site and through documentation of design.	Completed	Program Planning (Tiffany Kunsman) Utility Engineering (Paramjit Uppal)
E-C.3.j.2	Adopt site design	URMP	Review existing local design standards and	The 3rd Edition of the C.3 Guidebook was	Completed	Planning

Implem. Id.	Activity	Item Source	Tasks Identified in FY 2007-2008 Work Plan	Status / Comments	Due Date (mo/yr)	Responsible Party (Lead)/ Coordinator
	guidance locally	page E24	guidance, and compare them to the list of areas to address in Provision C.3.j. and other references such as "Start at the Source" and the "Development Policies Comparison" work sheet. Prepare and submit an analysis of local standards, identified opportunities for revision, and proposed revisions.	adopted in October 2005. Step 3 of Chapter 3 of the Guidebook addresses Design to Minimize Imperviousness through cluster development, optimizing the site layout, minimizing directly connected impervious area, detaining and retaining runoff throughout the site and through documentation of design.		(Tiffany Kunsman) Utility Engineering (Paramjit Uppal)
E-C.3.j.3	Site design guidance	URMP page E25	Oversee completion of and work with the BASMAA work group on the BASMAA project "Using Start at the Source to Comply with Development Standards," which will evaluate how site design measures can be used to meet the numeric design standards in Provision C.3.d.	City staff participated on Ad-Hoc committee to develop model documents. The analysis of the City design standards were submitted to the Program in September of 2003. The 3rd Edition of the C.3 Guidebook was adopted in October 2005. Step 3 of Chapter 3 of the Guidebook addresses Design to Minimize Imperviousness through cluster development, optimizing the site layout, minimizing directly connected impervious area, detaining and retaining runoff throughout the site and through documentation of design.	Completed	Program
E-C.3.j.4	Incorporate Site design guidance into local project approval process	URMP page E25	Incorporate any revised standards and guidance into local project approval process and "fully implement" the revised standards and guidance.	The results of b.2, together with b.1, c.4, c.7 & j.2 were incorporated into the 3rd Edition of the C.3 Guidebook, which was adopted in October 2005.The Guidebook, in Step 3 of Chapter 3 addresses Design to Minimize Imperviousness through cluster development, optimizing the site layout, minimizing directly connected impervious area, detaining and retaining runoff throughout the site and through documentation of design.	Completed	Planning (Tiffany Kunsman) Utility Engineering (Paramjit Uppal) Land Development (Fariborz Heydari) D & C (Jeff Leung)
E-C.3.k.1	Revise existing PS to include Source	URMP page E26	Revise the current Planning Procedures Performance Standard to include source	The revised Guidebook addresses source control requirements in Chapter 3, Step 6	Completed	Program

Im Id.	Activity	Item Source	Tasks Identified i FY 2007-2008 Work Plan	Status / Comments	Due Date (mo/yr)	ponsible Party (Lead)/ Coordinator
	Controls requirements		control requirements (complete as part of Action c.5.). Develop a model list of source control measures (in the form of conditions of approval), based on existing lists used by Co-permittees, examples in Provisions C.3.k. and other references, and include the list as an attachment to the revised performance standard. Products, Required by C.3.k (last paragraph): -- Draft conditions of approval for source control measures - 9/15/02 -- Model revised performance standard – 3/1/03	and provides a model list of source control measures in Appendix C including those that must be designed into the project at the outset, and those that comprise operational BMPs activities to be conditioned upon project approval.		
E-C.3.k.2	Revise existing PS	URMP page E26	Incorporate model revised Planning Procedures Performance Standard into local urban runoff management plans including effectiveness & evaluation.	Adopted above PS, and Source Control Measures are being implemented.	Completed	Planning (Tiffany Kunsman)
E-C.3.k.3	Develop work plan to include Source Control	URMP page E27	Develop a work plan for and begin implementation of source control measures requirements by including appropriate conditions of approval in Group 1 projects. Report status and provide examples of application of conditions in annual reports.	• Began including Conditions of approval (COA) for "Source Control" (City already picks from BMP matrix for all projects). Also included in City's C-3 Guidebook. • Source Control Measures are being implemented and included in Special Conditions of Approval. Also included in City's C.3 Guidebook. • The 3rd Edition of the C.3 Guidebook was adopted in October 2005. The guidebook outlines requirements for submittal of a Stormwater Control Plan with Group 1 and Group 2 projects. Development proposals must incorporate BMPs into project design at the outset, instead of conditioning the project approval after basic project design was already completed. • Beginning 10/6/05, City started	Completed Completed Completed	Planning (Tiffany Kunsman) Utility Engineering (Paramjit Uppal)

Implem. Id.	Activity	Item Source	Tasks Identified in FY 2007-2008 Work Plan	Status / Comments	Due Date (mo/yr)	Responsible Party (Lead)/ Coordinator
				requiring submittal of a Stormwater Control Plan with planning application submittal for Group 2A projects, such as plan to incorporate BMPs into project design. In August 2006, City will impose same requirements for Group 2B projects as identified in the C.3 Guidebook. • City staff continues to include conditions of approval, including a condition that project construction plans incorporate the BMPs in the approved Stormwater Control Plan.	Completed Completed and Ongoing	
E-C.3.l.1	Review General Plan (GP)	URMP page E28	Review current GP policies related to water quality and watershed protection and incorporate additional policies as needed to implement C.3 requirements. Refer to Provision C.3.l. for examples.	City updated its GP on January 17, 2006 to better implement the provisions of C3.	Completed	Planning (Tiffany Kunsman) Utility Engineering (Kathleen Phalen)
E-C.3.m.1	Review CEQA checklist	URMP page E28	Review CEQA initial study checklists and other environmental review documents and modify documents as needed to include questions that sufficiently address water quality impacts of projects (see example questions in Provision C.3.m.)	City, with consultant, reviewed CEQA checklist to address stormwater concerns; no revisions were needed.	Completed	Planning (Tiffany Kunsman)
E-C.3.n.1	Reporting	URMP page E28	Provide information described in Table 1 of Provision C.3. in annual reports	The City's C.3 Guidebook incorporates the Table 1 (of Permit) requirements.	Provided in Annual Reports	Planning (Tiffany Kunsman) Utility Engineering (Paramjit Uppal) Fire Department (Patti Joki)
E-C.3.n.2	Data management	URMP	Prepare summary of data to be collected to	The database is operational and staff has	Completed	Program

Imp Id.	Activity	Item Source	Tasks Identified in FY 2007-2008 Work Plan	Status / Comments	Due Date (mo/yr)	ponsible Party (Lead)/ Coordinator
		page E29	meet C.3. requirements and recommendations for data management (data base fields, stage in review process to request data, etc.)	been trained. See Staff Training Summary Table for details.		
E-C.3.n.3	Reporting	URMP page E29	Collect and report the following for all new and redevelopment projects[1] that are required to meet C.3. Required by C.3.n.1 -- project name, location, type (per C.3.c.), size (ac. or sq. ft.), and impervious surface area. For redevelopment projects, include area of land disturbance.	These projects are shown on the Reporting Form for Significant Development (included in this section).	Completed	Planning (Tiffany Kunsman) Utility Engineering (Paramjit Uppal, Pam Lowe) Land Development (Fariborz Heydari) Design & Construction (Jeff Leung) PW (Carol Randisi)
E-C.3.n.4	Reporting	URMP page E29	Collect and report the following for all projects that must implement treatment measures: BMPs, site design, and source control measures used, sizing criteria, O&M responsibility mechanism and responsible party for C.3 projects.	These projects are shown on the Reporting Form for Significant Development (included in this section).	Completed	Planning (Tiffany Kunsman) Utility Engineering (Paramjit Uppal) Design & Construction (Jeff Leung)
E-C.3.n.5	Effectiveness Evaluation	URMP page E30	Collect information and report a summary of types of pesticide reduction measures	Started collecting data – 7/02 Group 1 and Group 2A projects are	Ongoing	Utility Engineering

[1] Provision C.3.n. requires this information for all projects which meet the Group 1 and Group 2 definitions. Program staff request that Co-permittees consider collecting this information for all projects (and inform Program staff of their decisions), so that there is sufficient data to conduct the alternative project size analysis. As the approach to the alternative project size analysis is further developed, the data needs will be better defined and communicated to the Co-permittees.

Implem. Id.	Activity	Item Source	Tasks Identified in FY 2007-2008 Work Plan	Status / Comments	Due Date (mo/yr)	Responsible Party (Lead)/ Coordinator
			required for C.3 development projects, and the percentage of projects for which pesticide reduction measures were required. (Model conditions of approval for pest resistant landscaping features and practices and a reporting format for pesticide reduction measures are being prepared as part of Actions VII.A.1. and VII.A.4. of the Program's Pesticide Management Plan. Co-permittees are to begin to consider pest-resistant landscaping and design features in the design, landscaping and environmental reviews of development projects in FY 02-03, per Pesticide Management Plan Action VII.A.2.) Required by C.3.n.iii (Model COA 6/02)	reported in Significant Development Projects Table.		(Marilyn Nickel) Land Development (Fariborz Heydari) PW (Carol Randisi)

Evaluation – New Development Planning Procedures

The Planning, Engineering (Land Development, Design and Construction, Utility Engineering), and Building Divisions have coordinated to integrate the C.3 provisions into the City approval procedures. The City updated its Stormwater C.3 Guidebook in October 2005 to update O & M verification, Hydromodification, Group 2 definition and the waiver program.

General Plan Amendment: Staff updated the Open Space and Environmental Conservation Element of the General Plan as follows:

4.4 Water Quality and Conservation
For water supply, see Section 2.6: Public Utilities and Services.

Urban Runoff (Stormwater) Pollution Prevention

Urban runoff to Bay area creeks and San Francisco Bay contains pollutants that impair aquatic life. Bay fish contain elevated concentrations of mercury, PCBs, and other pollutants harmful to human health.

The California Regional Water Quality Control Board for the San Francisco Bay Region (Water Board) is responsible for enforcing the state's Porter-Cologne Water Quality Act and portions of the Federal Clean Water Act. The Water Board's *Water Quality Control Plan* (Basin Plan) identifies beneficial uses of San Francisco Bay and its tributaries and sets forth criteria and programs for protection of beneficial uses.

The Water Board has issued Municipal Stormwater Runoff National Pollutant Discharge Elimination System (NPDES) permits to Bay Area counties, water districts and municipalities. The permits mandate comprehensive programs to reduce urban runoff pollutants to the maximum extent practicable.

Milpitas, 12 other cities and towns in northern Santa Clara County, Santa Clara County, and the Santa Clara Valley Water District are Co-permittees under a single stormwater NPDES permit. The NPDES permit was issued in 1990 and reissued, with additional requirements, in 1995 and 2001.

Milpitas' *Urban Runoff Management Plan* details the City's comprehensive urban runoff pollution prevention program. To implement the plan, the City:

- Inspects municipal storm drains to eliminate illicit discharges and prevent illegal dumping.
- Inspects private industrial and commercial facilities and enforces requirements to implement Best Management Practices (BMPs) to reduce stormwater pollutants.
- Educates the public about stormwater pollution and prevention methods, and encourages public participation in program planning.
- Inspects construction sites and enforces requirements to implement BMPs to control erosion, sedimentation, and pollutants from construction activities.
- Requires applicants for development approvals to incorporate permanent pollution prevention measures into development projects.
- Advocates and employs Integrated Pest Management, an approach to pest management that relies on information about the life cycles of pests and their interaction with the environment. Pest control methods are applied with the most economical means and with the least possible hazard to people, property, and the environment.
- In cooperation with other agencies, monitors the occurrence and effects of stormwater pollutants in receiving waters.

The City has adopted Performance Standards for its pollution prevention activities. These Performance Standards are continuously improved, with an updated Performance Standard, or new Performance Standard, adopted each year.

Milpitas' *Urban Runoff and Watercourse Protection Ordinance* (Title XI, Chapter 16 of the Milpitas Municipal Code) expresses the City's authority to prohibit non-stormwater discharges to storm drains and to require residents and businesses to implement BMPs.

The 2001 reissued permit added more stringent requirements (Provision "C.3") to control runoff and runoff pollutants from new development. Applicable projects[1] must include facilities to treat runoff before it is discharged from the site. The City is required to inspect these facilities and ensure that they are operated and maintained in perpetuity.

In addition, the reissued permit requires the City to manage increases in peak runoff flow and increased runoff volume where necessary to prevent accelerated erosion of creek beds and banks.

In September 2005, the Milpitas Planning Commission agenda included the revision of the *Stormwater C.3 Guidebook* (adopted in September of 2003) to guide staff and applicants when implementing the new requirements.

Water Conservation

Prompted by the recent drought and water shortages, the City in 1993 adopted a Water Efficient Landscapes Ordinance and in 1994 adopted the Water Conservation Ordinance. The Ordinance seeks to promote conservation and efficient use of water by restricting new and rehabilitated landscaping for public agency projects, private commercial and industrial projects, and common-area landscaping in single-family and multifamily subdivisions and planned unit developments to maximum applied water allowances. It also requires preparation of landscape documentation packages for new and rehabilitated landscapes.

Recycled Water

The City of Milpitas desires to conserve potable water supplies and encourages the use of recycled water for appropriate uses. Potable water shall not be used for irrigation if recycled water is available except as specified in the City Municipal Code.

---

[1] Beginning October 15, 2003, the C.3 requirements are applied to projects that add or replace one acre or more of impervious surface. On or before October 20, 2005, the City will implement Group 2A which consists of an impervious area of 10,000 square feet on sites with a gas station, auto wrecking yard, loading docks and surface parking lots containing more than 10,000 square feet or more of impervious surface area, and vehicle or equipment maintenance areas, outdoor handling or storage of waste or hazardous materials, outdoor animal care, outdoor horticultural activities, and various other industrial and commercial uses where potential pollutant loading cannot be satisfactorily mitigated through other post-construction source control and site design practices. All other developments with impervious areas of 10,000 square feet or more will be required to implement C.3 requirements in accordance with the City's NPDES Permit. On or before August 15, 2006, this threshold is reduced to 10,000 square feet of impervious surface for all sites.

Guiding Principles

4.d-G-1. Assure reasonable protection of beneficial uses of creeks and South San Francisco Bay, and protect environmentally sensitive areas.

4.d-G-2. Comply with regulatory requirements pertaining to water quality.

4.d-G-3. Continuously improve implementation of stormwater pollution-prevention activities.

4.d-G-4. Mitigate the effects that land development can have on water quality.

4.d-G-5. Protect and enhance the quality of water resources in the Planning area.

4.d-G-6. Promote conservation and efficiency in the use of water.

Implementing Policies

4.d-P-1. Implement a comprehensive municipal stormwater pollution-prevention program in compliance with requirements of the Water Board's stormwater NPDES permit.

4.d-P-2. Minimize the use of pesticides that may effect water quality.

4.d-P-3. Work cooperatively with other cities, towns, and the Santa Clara Valley Water District to comply with regulations, reduce pollutants in runoff, and protect and enhance water resources in the Santa Clara Basin.

4.d-P-4. Where consistent with other policies, preserve, create, or restore riparian corridors and wetlands. Where possible, set back development from these areas sufficiently to maximize habitat values.

4.d-P-5. Where feasible, conform developments to natural landforms, avoid excessive grading and disturbance of vegetation and soils, retain native vegetation and significant trees, and maintain natural drainage patterns.

4.d-P-6. Where possible, avoid new outfalls to natural or earthen channels.

4.d-P-7. Applicable projects shall minimize directly connected impervious area by limiting the overall coverage of paving and roofs, directing runoff from impervious areas to adjacent pervious areas, and selecting permeable pavements and surface treatments.

4.d-P-8. Applicable projects shall incorporate facilities (BMPs) to treat stormwater before discharge from the site. The facilities shall be sized to meet regulatory requirements.

4.d-P-9. Applicable projects shall control peak flows and duration of runoff where required to prevent accelerated erosion of downstream watercourses.

4.d-P-10. Projects accommodating outdoor activities, including work areas, storage areas or other areas that are potential sources of stormwater pollutants, shall incorporate measures to control those pollutant sources to the maximum extent practicable.

4.d-P-11. Owners and operators of stormwater treatment facilities shall maintain those facilities and ensure they continue to be effective.

4.d-P-12. Construction sites shall incorporate measures to control erosion, sedimentation, and the generation of runoff pollutants to the maximum extent practicable. The design, scope and location of grading and related activities shall be designed to cause minimum disturbance to terrain and natural features. (Title II, Chapter 13 of the Municipal Code includes requirements for control of erosion and sedimentation during grading and construction.)

Required Actions

Milpitas Urban Runoff Management Program
(Details of implementation are in Title XI, Chapter 16 of the Municipal Code and in the Milpitas Urban Runoff Management Plan.)

4.d-A-1. Inspect commercial and industrial facilities and require BMPs.

4.d-A-2. Conduct surveillance and enforcement to reduce illegal dumping to storm drains.

4.d-A-3. Implement BMPs to minimize runoff pollutants during operation and maintenance of streets, roads, storm drains, and water supply mains and facilities.

4.d-A-4. Inspect construction sites and require erosion and sedimentation control and pollution-prevention BMPs.

4.d-A-5. Publicize and promote Integrated Pest Management and use Integrated Pest Management in maintenance of City parks and other facilities.

4.d-A-6. Update the Urban Runoff Management Plan as required in accordance with the Water Quality Control Board's Stormwater NPDES Permit.

Cooperative Efforts to Protect and Enhance Water Quality

4.d-A-7. Support and participate in the Santa Clara Valley Urban Runoff Pollution Prevention Program (SCVURPPP). Through SCVURPPP, support regional organizations and efforts, including the Bay Area Stormwater Management Agencies Association, to monitor and protect water quality in San Francisco Bay and its tributaries.

4.d-A-8. Coordinate with the Santa Clara Valley Water District to plan and implement multi-objective projects to reduce flood hazards, restore stream functions, and provide recreational resources along Berryessa Creek and other Milpitas creeks.

Development Requirements
(Details of implementation are in Title XI, Chapter 16 of the Municipal Code, the Milpitas Urban Runoff Management Plan, and the Milpitas Stormwater C.3 Guidebook.)

4.d-A-9. Provide guidelines to help applicants comply with stormwater requirements for new development.

4.d-A-10. Require developers of applicable projects to submit, with application for planning and zoning approval, a Stormwater Control Plan detailing the required stormwater pollution prevention and flow control measures incorporated into the project.

4.d-A-11. Require developers of applicable projects to prepare and submit, prior to final approval of construction, a Stormwater Control Operation and Maintenance Plan detailing maintenance requirements and methods for the stormwater treatment and flow control facilities incorporated into the project.

4.d-A-12. When conducting environmental reviews of proposed projects, evaluate water quality effects and identify appropriate mitigation measures.

4.d-A-13. Adopt and revise public works standards to minimize the impacts of development on water quality, provided that the new standards would also be consistent with other City policies.

4.d-A-14. Allow access to sites for City inspection of stormwater treatment and flow control facilities.

Other Activities: Staff also participated in program-level C3 Ad Hoc Committees to assist in the process of development of C3 provisions such as O & M Work Group and, Hydromodification Management Plan and the Development Review Process Work Group.

City management has worked with other Co-permittees in the development of a Waiver Program to address site impracticability, smart growth projects, and redevelopment areas pursuant to the Community Redevelopment Law (Health & Safety Code 330000 et. seq.), affordable and senior housing projects and brownfields that were approved by the RWQCB in June 2005. A Smart Growth Project pursued by the City is the adopted Milpitas Transit Area Specific Plan. The plan consist of a mixed-use Transit Oriented Development in close proximity to the future Montague BART Station and two light rail stations. The project will consist of 7,185 dwelling units, 800,000 square feet of office, 175,000 square feet of hotel and 500,000 square feet of retail.

The City has developed a database to incorporate the O & M verification program. With this database, the City will be able to track all projects with permanent BMPs and their status including an inspection schedule. City staff have been trained to use this database.

A City consultant has also reviewed and provided guidance for preliminary identification and analysis of stormwater management options for the City's Library expansion project in November 2004.

The City is diligently working on meeting C3 requirements.

There were no specific comments from the Regional Board on the Milpitas FY 05-06 or 06-07 Annual Reports. The Regional Board has not issued comments on the FY 06-07, 07-08 or 08-09 Work Plans.

Additional Information – New Development Planning Procedures

BMP O & M Verification Program – C.3.e: As part of developing and implementing a program to verify that required treatment BMPs are properly maintained over the life of the project, the City has developed a database to track C.3 activities including the Operation and Maintenance Program. In this database, project information such as property address, contact person, responsible party, BMPs installed, BMPs maintenance and inspection frequency required etc. will be entered. The City will also develop criteria to inspect a subset of prioritized treatment measures for appropriate operation and maintenance on an annual basis.

The City has reviewed Program-provided examples of operation and maintenance-related ordinance, policy and agreement language and had formulated language for special conditions, O & M plans and agreements for incorporation into the City's project approval process. The approval process (for Private and Public Projects) is shown below:

C3 Procedure – Private Projects

Function	#	Activity	Description	Lead Section
Planning Approval	1	Inform applicants of C3 requirements	Provide forms: • C3 Data Form • C3 Waiver Form, if applicable. • C3 Alternative Compliance Form, if applicable.	**Planning**
	2	Receive application	Assign Permit # in database.	**Planning***
	3	Review applications for completeness and applicability of C3 requirements	For projects with more than 10,000 SF of new impervious surface area (created, added, or replaced impervious surface, including roof area, streets, and sidewalk). Threshold of 10,000 SF became effective April 15, 2005.	**Planning*** **Land Development Engineering***
	4	Assign conditions of approval for permanent urban runoff controls	Permanent controls to manage storm water peak volume and quality are mandated. Site Design Measures guidelines are used to determine the appropriate BMP for the specific site conditions. BMPs may include vegetative swales, detention basins etc. In accordance with Hydromodification Management Plan, BMPs will be selected to control peak discharges.	**Land Development Engineering***
	5	Assign conditions of approval for long-term O&M of permanent controls	a. City oversight to insure proper operation and maintenance occurs is mandated. b. Approve O&M Plan. (O&M Plan not required if project has received C3 waiver.)	**Land Development Engineering***

	6	Assign conditions of approval for other C3 elements	a. Pesticide reduction (choose plantings and design landscape to minimize use and runoff of pesticides) b. Source control (includes plumbing several areas to sanitary such as restaurant mat washing, trash enclosures, swimming pools, vehicle wash areas, fire sprinkler test water, etc) c. Site design (includes minimize land disturbance, minimize impervious surface area, minimum impact street and parking lot designs, downspouts to bubble-ups, microdetention at landscapes).	**a. Planning*** **b. Land Development Engineering*** **c. Land Development Engineering* Planning***
	7	Plan check proposed permanent controls	Perform detailed plan check for hydrology, hydraulically-sized detention basins, and vegetative swales, etc. Coordinate with SWPPP, erosion control plan and grading plan. Verify conditions of approval in #4 are met. Plan check for conditions of approval in #5. May include review and recordation of CC&Rs for O&M responsibility. Plan check for conditions of approval #6a - pesticide reduction measures. Plan check conditions of approval #6b - site design measures. Plan check for conditions of approval #6c - source control measures.	**Land Development Engineering***
Construction & Inspection	8	Inspect and accept installation of permanent controls	Inspect construction of detention basins, swales, fossil filter inserts, etc. in accordance with plans. Grading, landscape and site drainage would also be inspected.	**Public Works Inspection***
Post-Construction	9	Long-term Permanent Controls O&M	Oversee and administer program to ensure that controls are annually maintained. Develop and maintain a database, coordinate inspection, and follow up with enforcement issues.	**Utility Engineering***

	10	Perform annual inspections of permanent controls	Inspect a subset annually to insure they are operated and maintained appropriately. (Annual inspection not required if project has received C3 waiver.)	**Public Works Inspection***
	11	Enforce O&M of permanent controls	Notify responsible City Department of needed O & M actions. Monitor for compliance. Elevate continuing noncompliance to City Manager if necessary.	**Public Works Inspection***
	12	Reporting	Report program status to RWQCB.	**Utility Engineering**

* Requires input into C3 PTWin (CRW once in operation) database.

C3 Procedure – Public Projects

Function	#	Activity	Description	Lead Section
Planning Approval	1	Establish project requirements as part of project scope.		
	1a	Assign conditions for design including permanent urban runoff controls to project.	Permanent controls to manage storm water volume and quality are mandated. These controls might include detention basins, infiltration areas such as swales, fossil filter inserts at catch basins, etc. or offsite treatment. Hydromodification Management Plan.	**Design & Construction Engineering or Special Projects Engineering***
	1b	Assign conditions for long-term O&M of permanent controls to project.	c. City oversight to ensure proper operation and maintenance occurs is mandated. d. Develop O&M Plan. (O&M Plan not required if project has received C3 waiver.)	**Design & Construction Engineering or Special Projects Engineering***

	1c	Assign conditions for other C3 elements to project.	a. Pesticide reduction (choose plantings and design landscape to minimize use and runoff of pesticides) b. Source control (includes plumbing several areas to sanitary such as restaurant mat washing, trash enclosures, swimming pools, vehicle wash areas, fire sprinkler test water, etc) c. Site design (includes minimize land disturbance, minimize impervious surface area, minimum impact street and parking lot designs, downspouts to bubble-ups, microdetention at landscapes and cisterns).	**Design & Construction Engineering or Special Projects Engineering* Planning***
	2	Complete application upon CIP approval by City Council	For projects with more than 10,000 SF of new impervious surface area (created, added, or replaced impervious surface, including roof area, streets, and sidewalk). Review for Waiver and Alternative Compliance. Include C3 provisions even if waiver applies. Assign Urban Runoff Certification # in database. Complete forms: • C3 Data Form • C3 Waiver Form, if applicable. • C3 Alternative Compliance Form, if applicable.	**Design & Construction Engineering or Special Projects Engineering***

	3	Plan check proposed permanent controls	Perform detailed plan check for hydrology, hydraulically-size detention basins and vegetative swales etc. Coordination with SWPPP, erosion control plan, and grading plan. Verify scope of work items are met. Plan check for conditions of approval. Plan check for conditions of approval - pesticide measures. Plan check conditions of approval - site design measures. Plan check for conditions of approval - source control measures.	**Design & Construction Engineering or Special Projects Engineering***
Construction & Inspection	4	Inspect and accept installation of permanent controls	Inspect construction of detention basins, swales, etc in accordance with plans. Grading, landscape and site drainage would also be inspected.	**Public Works Inspection***
Post Construction	5	Long-term Permanent Controls O&M	Oversee and administer program to insure that controls are annually maintained. Develop and maintain a database, coordinate inspection, and follow up with enforcement issues.	**Utility Engineering***
	6	Perform annual inspections of permanent controls	Inspect a subset annually to insure they are operated and maintained appropriately.	**Public Works Inspection***
	7	Enforce O&M of permanent controls	Notify responsible City Department of needed O & M actions. Monitor for compliance. Elevate continuing noncompliance to City Manager if necessary.	**Public Works Inspection***
	8	Reporting	Report program status to RWQCB.	**Utility Engineering***

* Requires input into C3 PTWin (CRW once in operation) database.

Alternative Certification of Adherence to Design Criteria for Stormwater Treatment Measures – C.3.h: No alternative certification was approved in FY 07-08.

Y OF MILPITAS
New Development Construction Activities – Self –Evaluation Matrix

Implem. Id.	Activity	Item Source	Tasks Identified in FY 2007-2008 Work Plan	Status / Comments	Due Date (mo/yr)	Responsible Party (Lead)/ Coordinator
F-6.B	Annual training	URMP page F-11	Provide annual training.	An Enforcement Response Plan was developed. City staff trained on revised Enforcement Response Plan in March 2006 and this will be an on going effort.	Annually or more frequently	Engineering and Building Division
F-6.C	Effective BMP and stormwater regulations	URMP page F-11	Inspectors will receive training and education on effective BMPs and stormwater regulations through workshops, literature reviews on environmental regulations, seminars and conferences conducted by Federal, State, and Local environmental organizations.	See Staff Training Summary at the end of this Report for information.	Ongoing - Program has scheduled info-sharing & training workshops	Engineering and Building Division
F-7.B	Distribution of new requirements	URMP page F-11	New materials will be developed and distributed when changes are made to the City's ordinances, conditions of approval, or other requirements for construction and post- construction BMPs.	C3 requirements were developed and information was provided to developers and contractors.	Ongoing	Engineering and Building Division

Evaluation - New Development Construction Procedures

City has been using a Construction Inspection Enforcement Response Plan since March 2006. This Plan includes newly developed documents such as Process Flow Chart, Urban Runoff Contractor Acknowledgement, Notice of Non-Compliance, Stop Work Notice, emergency Contractor Time and Materials Form, Deficiency Notice, updated SWPPP Checklist, and an updated City code.

City staff has been trained on this new Response Plan and other C3 requirements. City staff has also attended various training classes and workshops for these requirements. regulations.

The Special Project Team also held meetings to review the requirements and recommendations of preventing pollution from entering the storm water system, and to revise the City's "front end" specifications to reflect those principles, along with other construction practices. To that end the City's front-end specifications were revised to strengthen contractor requirements to perform in compliance with proper urban runoff practices, and to allow the City better tools to enforce contractor compliance with the specifications.

Public Works and Building inspectors coordinate to inspect and enforce construction related BMPs. They continue to improve developer and contractor understanding of requirements through education and staff's persistence. As noted on the ICID table, staff issued three citations with financial penalties to contractors. Developers and contractors have been increasingly more responsive to Storm Water Pollution Prevention Plan compliance.

There were no specific comments from the Regional Board on the Milpitas FY 05-06 or FY 06-07 Annual Reports. The Regional Board has not issued comments on the FY 06-07, FY 07-08 or FY 08-09 Work Plans.

CITY OF MILPITAS
PUBLIC INFORMATION/PARTICIPATION-SELF-EVALUATION MATRIX

Implem. Id.	Activity	Item Source	Tasks Identified in FY 2007-2008 Work Plan	Status / Comments	Due Date (mo/yr)	Responsible Party (Lead)/ Coordinator
Public Information / Participation						
I-1	Outreach distribution	URMP Page I-4	Use of reply card on utility bills and Consumer Confidence Report as mechanism to reach residential audience for outreach material. Media advertisements, stencil storm drains, slides at movie theaters.	Pollution prevention literature was distributed at City events and made available at the following City facilities: City Hall, Senior Center, Community Center, Sports Center, Library, Police Department and Fire Department. Consumer Confidence Report was mailed to every water customer in City and was also e-mailed to all City employees. In 07/08 public service announcements were continuously aired on the City's Radio (1620 AM) and Cable TV (CTV 15 and CTV 26) stations. Staff updated announcements frequently. Stormwater pollution prevention videos were aired on CTV 26 daily.	Ongoing	Utility Engineering (Vency Woo)
I-2	Targeted Outreach	URMP Page I-5	Continue education efforts targeted towards residential customers, retail outlets, restaurants, commercial and industrial customers, new development and special interest groups.	Information provided to residential customers based on reply card requests, hotline requests, water bill messages and direct mailing of City publications including the Annual Water Quality Report and the Milpitas Yellow Pages. Information is also provided at City sponsored events. The Fire Department Inspectors distribute outreach materials at the time of inspection. Construction BMPs are provided to contractors and developers by the Building Division. The Milpitas Stormwater C.3 Guidebook was distributed to developers on as needed basis. The guidebook is also available on our web site. A letter was sent to all developers and contractors in October notifying them about measures to be taken to prevent sediment	Ongoing	Utility Engineering (Vency Woo)

Implem. Id.	Activity	Item Source	Tasks Identified in FY 2007-2008 Work Plan	Status / Comments	Due Date (mo/yr)	Responsible Party (Lead)/ Coordinator
				erosion into storm drains prior to the rainy season. *Keep Your Pool, Spa and Fountain Copper Free* was distributed to all pool permit applicants.		
I-3	School Education General Public Outreach	URMP Page I-5	Coordinate School volunteers for annual Creek Clean Up event, and Kids in Creeks event.	Staff coordinated the September 2007 Creek Clean Up Event. Volunteers from various schools removed a total of 2.5 tons of debris from Coyote, Tularcitos, and Berryessa Creek. Approximately 270 students from Burnett Elementary School participated in "Kids in Creeks," a hands-on program where kids perform water quality tests in Berryessa Creek.	Ongoing	Public Works (Steve Smith)/Utility Engineering (Vency Woo)
I-4	Citizen Participation (General Public)	URMP Page I-5	Coordinate for more citizen involvement on City events such as Creek Clean Up and Household Hazardous Waste Collection, and Global Village.	Recruited volunteers using developed contact list. Coordinated with schools for volunteers for Creek Clean Up event and Make A Difference Day. Volunteers in large numbers joined in the Creek Clean Up events at Coyote, Tularcitos, and Berryessa Creeks. The June 2008 HHW event was promoted to Milpitas residents through newspaper advertisements, public service announcement, web advertisements and a citywide distribution of a door hanger.	Ongoing	Utility Engineering (Vency Woo)
I-5	Training (Municipal Employee)	URMP Page I-5	Continue employees yearly training on runoff pollution prevention. Maintain employee's awareness through workshops, newsletters and meetings.	Employees attended a variety of workshops. See Staff Training Table for more details.	Ongoing	Utility Engineering (Vency Woo)
I-6	Integrated Pest Management`	URMP Page I-6	Develop partnership with local hardware stores to education staff & public on less toxic choices.	IPM information is available on our website. Public Service Announcements were aired on 1620 AM and CTV 15 and CTV 26.	Ongoing	Utility Engineering (Vency Woo)
I-7	Watershed Education and Outreach	URMP Page I-6	Materials to be distributed as necessary. Pollution prevention videos to be shown on local TV channel.	Milpitas helped staff Watershed Watch outreach events whenever possible.	Ongoing	Utility Engineering (Vency Woo)

I-8	Effectiveness Evaluation	URMP Page I-6	Develop an evaluation procedure to gauge public (contractors, developers) knowledge of program goals, and effectiveness of PIP activities.	See Evaluation text.	Ongoing	Utility Engineering (Vency Woo)

Evaluation of Public Information / Participation Program Effectiveness

The City measures its outreach effectiveness by the number of outreach activities performed, the quality and quantity of materials distributed, and level of business and citizen participation in city sponsored special events.

In fiscal year 07/08, staff continued to distribute BMP guidelines to residents, developers and contractors during project planning and construction. In addition, staff performed outreach activities by means of direct mailings (such as Annual Recycling Residential Newsletter and Annual Consumer Confidence Report), literature distribution at City owned facilities, announcements through city media such as the City website, television and radio stations, and placing periodic advertisements in the Milpitas Yellow Pages and the Milpitas Post, (a local newspaper published weekly). As a result, we continued to receive a high number of literature request forms and hotline phone calls.

City sponsored events such as the Family Day, the Milpitas Art & Wine Festival, the Annual Creek Clean Up event and the County Household Hazardous Waste drop off event continued to draw exceptional public participation and were excellent opportunities to educate and interact with a large number of residents.

The Kids in Creeks program was offered to all elementary school science specialists. The program provides tours of Berryessa Creek. Materials to test water samples, check water flow rates and learn about wildlife are provided by the City.

Summary of Evaluation of Public Information / Participation Program Effectiveness

Activity	Type of Outreach	Level of Implementation	Evaluation of Effectiveness
1. City facility literature distribution	General	Clean It, Grow It, Home Maintenance Tips, Keep Your Pool, Spa and Fountain Copper-free, Help Prevent Pollution of Our Creeks and Bay, Pests Bugging You, and Keeping it All in Tune	➢ 100 of each of these brochures were distributed at City facilities: City Hall, Senior Center, Community Center, Sports Center, Police Department, and Fire Department. ➢ Materials available to all permanent and temporary municipal employees. ➢ Distributed calendar/decals for city vehicles.
2. City Cable TV Channel 15 and 26 and Radio 1620 AM	General	Aired public service announcements on the City's Radio (1620 AM) and Cable TV (CTV 15 and CTV 26). Topics covered include: Mercury, IPM, Copper, HHW Recycling, Car Care Tips,	➢ 10,000 households subscribe to CTV 15 and CTV 26. Each TV PSA aired an average of 30 times per day. Announcements are periodically revised throughout the year. We also ran PSAs on our local radio station at the same frequency. However, we a unable to determine the number of

Activity	Type of Outreach	Level of Implementation	Evaluation of Effectiveness
		and Volunteer Opportunities.	residents reached through this effort. ➢ This year we continued airing pollution prevention videos. 15-30 second spots run in normal rotation at a frequency of 30x/day. The 10-15 minute videos air daily.
3. City of Milpitas Web site	General	Provide information on Urban Runoff, pollution prevention tips and programs	➢ The website was updated in 07/08 and is accessible to all City employees and 65,000 Milpitas residents as well as the general public. Information is made available throughout the year.
4. City sponsored events	General	Literature distribution and promotional products; pencils, decal calendars, sponges as well as educational displays	➢ Distributed 150 copies of each of the following brochures at City sponsored public events: • HHW Brochures • Home Maintenance for a Cleaner Bay • Creek and Watershed Map of Milpitas and North San Jose • Grow It's • Pests Bugging You • Brochure Request Forms • Oil Recycling Jugs • Funnels • Pencils • Sponges • No Dumping Calendars ➢ Coordinated with County for the Household Hazardous Waste Drop-off event located in Milpitas in June 2008.
5. Welcome to Milpitas-City of Milpitas City Information Catalog/ Magazine	General	Pollution Prevention Tips	➢ Placed advertisements in the Welcome to Milpitas (City Information Magazine) promoting proper disposal of fluorescent light bulbs.
6. Urban Runoff Hotline	General	Maintain hotline # (408) 586-2605 to provide pollution prevention tips and receive request for	➢ Staff checked the hotline daily and responded to questions and literature requests immediately.

Activity	Type of Outreach	Level of Implementation	Evaluation of Effectiveness
		information.	
7. Newsletters and Newspapers	General	Milpitas Post (A local newspaper published weekly), provide advertisements on special topic issues-automotive care, home repair, gardening, street sweeping etc.	➢ Advertisements were placed in the Milpitas Post announcing volunteer opportunities and special events such as Pollution Prevention Week, and the HHW drop off event. All advertisements included pollution prevention messages. ➢ Placed advertisements in the Milpitas Yellow Pages promoting proper disposal of fluorescent light bulbs.
8. Coordinate National Pollution Prevention Week	General	Distribute literature to the general public, display pollution prevention messages on City's web page, school outreach, residential door-hangers.	➢ Aired public service announcements on the City's cable television and radio stations. ➢ Placed advertisements in the local newspaper. ➢ Distributed a door hanger containing pollution prevention messages with focus on litter prevention and recyc[illegible] of mercury containing products, pesticides and other HHW items.
9. Solid Waste Activities	General	Joint effort with Solid Waste (Household Hazardous Waste Programs), messages in newsletters, etc.	➢ Combined outreach efforts with other departments whenever possible
10. Outreach Distribution	General	Use of reply card on Annual Consumer Confidence Report for residential customers, distribute BMP material and stormwater pollution prevention material to City owned facilities, place and distribute BMP materials at Household Hazardous Waste Collection Event and the Pollution Prevention Week events.	➢ The City received approximately 70 reply cards or information request forms. All calls and information request were answered expeditiously.
11. Residential	Targeted	Mass mailings, City	➢ The City's Annual Consumer

Activity	Type of Outreach	Level of Implementation	Evaluation of Effectiveness
		sponsored events	Confidence Report, including pollution prevention articles and a brochure request from, was mailed to all postal accounts in the City. ➢ Single Family residents were advised to keep leaves out of the storm drains during fall season via mail in October 2007. ➢ Residents were mailed a newsletter in January 2008, which contained messages: about used motor oil, brake and anti-freeze recycling, both curbside and referrals to local certified businesses; help keep street and the Bay clean; use the Yard Trimming Recycling Program to keep tree and brush debris of storm drains etc.
12. Retail Outlets	Targeted	Regional IPM Store Partnership Program	➢ The local Orchard Supply Hardware Store is participating in the IPM store partnership program. IPM brochures are available in a brochure rack.
13. Commercial/ Industrial Customers	Targeted	Target mailings to vehicle service shops, restaurants etc.	➢ Information was provided on request, during inspections or on as-needed basis ➢ Hazardous Materials inspectors distribute information in the field.
14. Special Interest Groups	Targeted	Provide information on request to target groups (garden clubs, auto enthusiasts, pool owners, handymen, construction workers, etc.)	➢ Information was provided on request, during inspections or on as-needed basis ➢ Mailed Rainy Season letter to developers. ➢ Keep your Pool, Spa, or Fountain Copper-Free was distributed to all pool permit applicants.
15. Industrial / Commercial Discharges	Targeted	'Industrial BMPs', 'Mobile Cleaner BMPs', 'Preventing Storm Drain Pollution' and other program material	➢ Information was provided on request, during inspections or on as-needed basis.
16. New	Targeted	'Blueprint for a Clean	➢ Information was provided on request,

Activity	Type of Outreach	Level of Implementation	Evaluation of Effectiveness
Development and Construction		Bay', 'BASMAA Recyclers and Disposal Services', 'BMPs for the construction industry (8 pamphlets)	during inspections or on as-needed basis. ➢ The Milpitas Stormwater C.3 guidebook was distributed to developers as needed. It is also located on the City's website. ➢ Distributed a 24X36 blueprint with construction BMPs with all public and private project applications.
17. Illicit connection and illegal dumping elimination	Targeted	IC/ID cards to be distributed to industrial and commercial facilities	➢ Information was provided on request, during inspections or on as-needed basis
18. Pesticide Discharges	Targeted	Training programs for municipal employees, public education and outreach programs for residential and commercial pesticide users and pest control operators	➢ IPM messages were placed on our website, Radio and CTV. ➢ See Staff Training Table. ➢ IPM articles were placed in various newsletters and newspapers. See numbers 5 and 8 above.
19. Municipal Employee Training	Targeted	Continue employee yearly training on runoff pollution prevention. Maintain Employee awareness through workshops, newsletters and meetings	➢ See Staff Training Table at the end of this Report.
20. School outreach program	Educational	Involve schools in creek clean up event and the Kids in Creeks education program; stipends to encourage teacher participation in Watershed Education Workshops	➢ 270 students participated in the Kids in Creeks program and were escorted on field trips to Berryessa creek where they performed water quality tests. ➢ Volunteers from various schools participated in the annual Creek Clean Up event. A total of 2.5 tons of debris was removed from Coyote, Tularcitos, and Berryessa Creek.
21. Coordinate	General	Advertise in Milpitas Post,	➢ Articles were placed in the Milpitas

Activity	Type of Outreach	Level of Implementation	Evaluation of Effectiveness
creek clean up and Household Hazardous Waste disposal events		schools, jointly with Santa Clara Valley Water District Coordinate for more citizen involvement on City events	Post. The event announcements also received priority placement on our website.
22. Watershed outreach and education	Watershed Outreach and Education	Materials will be distributed as necessary	➢ The City's website contains a link to the Watershed Watch website. ➢ The City of Milpitas helped staff Watershed Watch outreach events whenever possible.

There were no specific comments from Regional Board on the Milpitas FY 05-06 or FY 06-07 Annual Reports. The Regional Board has not issued comments on the FY 06-07, FY 07-08 or FY 08-09 Work Plans.

CITY OF MILPITAS
Pest Management Activities– Self Evaluation Matrix

Implem. Id.	Activity	Item Source	Tasks Identified in FY 2007-2008 Work Plan	Status / Comments	Due Date (mo/yr)	Responsible Party (Lead)/ Coordinator
L-1 Pest Management						
L-1 I.A.6	Inventory	URMP L-1 Exhibit 'a' Page 3	Conduct periodic search for pesticides	Storage areas were checked for pesticide inventory.	Annually	PW Maint Supervisors/ Marilyn Nickel
L-1 I.B.1	Training	URMP L-1 Exhibit 'a' Page 3	Train employees	See Staff Training Summary at the end of this Report.	Annually	PW Maint Supervisors/ Marilyn Nickel
L-1 I.B.2	Training	URMP L-1 Exhibit 'a' Page 3	Provide training on Integrated Pest Management Plan.	See Staff Training Summary at the end of this Report.	Annually	PW Maint Supervisors/ Marilyn Nickel
L-1 I.B.3	Unauthorized Employees	URMP L-1 Exhibit 'a' Page 5	Annually inform employees not authorized or trained to apply pesticides that they cannot use over-the-counter pesticides at the workplace.	City staff contacted Facility Maintenance for pest problems as needed.	Annually	PW Maint Supervisors/ Marilyn Nickel
L-1 II.A.1	Watershed Education and Outreach Campaign	URMP L-1 Exhibit 'a' Page 9	Implement outreach to general public about less-toxic pest control and proper disposal	See PIP Table for details.	Ongoing	Outreach Coordinator/ Marilyn Nickel/ Paramjit Uppal
L-1 II.A.9	BASMAA Regional Media Relations Campaign	URMP L-1 (not included in 06-07 text)	Program funds BASMAA baseline projects, including Regional Media Relations Campaign.	As part of SCVURPPP, we supported BASMAA projects.	Ongoing	SCVURPPP/ Marilyn Nickel
L-1 II.A 10	Integrated Pest Management stories and press releases	URMP L-1 (not included in 06-07	Program and BASMAA to assist with releases.	As part of SCVURPPP, we supported BASMAA projects.	As appropriate	SCVURPPP/ Marilyn Nickel

Imp. Id.	Activity	Item Source	Tasks Identified in FY 2007-2008 Work Plan	Status / Comments	Due Date (mo/yr)	Responsible Party (Lead)/ Coordinator
		text)				
L-1 II.A.12	Outreach	URMP L-1 Exhibit 'a' Page 9	Provide outreach	We provided outreach materials at events and through variety of media. See PIP Table for details.	Ongoing	Outreach Coordinator/ Marilyn Nickel
L-1 II.A. 13	Outreach to special districts	URMP L-1 (not included in 06-07 text)	Provide information on less toxic pest control to neighboring special districts.	We provided support to the program.	Ongoing	Outreach Coordinator/ Marilyn Nickel
L-1 II.A. 14	Municipal Employee Outreach	URMP L-1 Exhibit 'a' Page 6 & 9	Conduct internal outreach on less toxic pest control to employees who do not necessary purchase or apply pesticides during the course of their work.	Employees had access to brochures on pest control.	Ongoing	Outreach Coordinator/ Marilyn Nickel
L-1 II.B.1	BASMAA IPM Partnership	URMP L-1 (not included in 06-07 text)	Continue to fund and participate in the BASMAA Regional IPM Partnership	We supported SCVURPPP efforts on BASMAA projects.	Ongoing	SCVURPPP/ Marilyn Nickel
L-1 II.B.2	IPM Store Partnership	URMP L-1 Exhibit 'a' Page 9	Continue to implement cost-effective elements of the IPM Store Partnership Program. Create and provide fact sheets and other materials to pesticide retailers to facilitate point-of-purchase outreach. Visit stores as necessary to ensure ongoing participation.	We supported Program's efforts; see PIP Table for details.	As needed	Outreach Coordinator/ Marilyn Nickel
L-1 II.B.3	Pesticide retailer employees training	URMP L-1 (not included in 06-07 text)	Assist Program to offer IPM training opportunities to pesticide retailer employees through coordination with Master Gardener-taught educational programs.	We supported SCVURPPP's efforts.	As needed	Outreach Coordinator/ Marilyn Nickel
L-1	Commercial	URMP	Develop and implement education	See PIP table for details.	Assist	Outreach

Implem. Id.	Activity	Item Source	Tasks Identified in FY 2007-2008 Work Plan	Status / Comments	Due Date (mo/yr)	Responsible Party (Lead)/ Coordinator
IV.A.1	Business Outreach	L-1 Exhibit 'a' Page 9	programs that target commercial businesses		Program as needed	Coordinator/ Marilyn Nickel
L-1 V.A.3	Household Hazardous Waste Collection	URMP L-1 Exhibit 'a' Page 9	Work with HHW collection agencies to support, enhance, and help publicize disposal programs.	City renewed a three year agreement with County for Milpitas participation in County programs. Attended County HHW subcommittee meetings. Coordinated with solid waste program to continue support.	Ongoing	Util Engr Leslie Stobbe/ Marilyn Nickel
L-1 V.A.5	Household Hazardous Waste outreach	URMP L-1 Exhibit 'a' Page 9	Provide hazardous waste disposal information to residents, through distribution of materials	See PIP table for details.	Annually	Util Engr Leslie Stobbe/ Marilyn Nickel
L-1 VII. A.1	Minimize pesticide use at new and redevelopment sites	URMP L-1 Exhibit 'a' Page 7	Have appropriate municipal staff coordinate with Program to identify landscaping techniques less likely to attract pests, including a list of pest-resistant plants, and develop model conditions of approval for pest resistant landscaping features, and practices. (Required to meet NPDES Permit Provision C.9.d.ii and C.3.k)	Requirements are incorporated into the City's C3 Guidebook in Appendices J, K, and L.	Ongoing	Planning Tiffany Kunsman / Marilyn Nickel
L-1 VII. A.2	Pest-Resistant Landscape Design	URMP L-1 Exhibit 'a' Page 7	Consider pest-resistant landscaping and design features in the design, landscaping, and environmental reviews of proposed development projects.	Requirements are incorporated into the City's C3 Guidebook in Appendices J, K, and L.	Ongoing	Planning Tiffany Kunsman / Marilyn Nickel
L-1 VII.A.4	Enhanced reporting	URMP L-1 Exhibit 'a' Page 8	Develop and propose enhanced reporting for documenting use of pesticide reduction measures at development sites.	Completed. This information is included in our C3 database.	Completed and ongoing	Planning Tiffany Kunsman / Marilyn Nickel
L-1 VIII.A.1	Regional Monitoring program	URMP L-1 (not included in 06-07	Continue financial support for the Regional Monitoring Program	Provided support through the Program budget.	Annually	SCVURPPP/ Marilyn Nickel

Impl. Id.	Activity	Item Source	Tasks Identified in FY 2007-2008 Work Plan	Status / Comments	Due Date (mo/yr)	Responsible Party (Lead)/ Coordinator
		text)				
L-1 X.A.1	Continuos improvement	URMP L-1 (not included in 06-07 text)	Review and continuously improve the goals, actions, and monitoring mechanisms of the workplan, considering results of self-evaluation, comments from Regional Board, and other interested parties.	No changes are recommended at this time.	Annually	PW Maint Supervisors/ Marilyn Nickel

Evaluation – Pest Management

In FY 07-08 the City addressed pest management issues with an integrated approach. Pesticide use was incorporated as one management tool along with the application of cultural and mechanical control practices.

City staff licensed by the State as pesticide applicators have applied pesticides for the control of weeds and insects in landscaped areas around city buildings, in parks, in street medians, right-of-way areas, and in city street trees.

The City operates a Dog Park on leased land within Ed Levin County Park. The lease prohibits the use of pesticides and herbicides.

There were no specific comments from the Regional Board on the Milpitas FY 05-06 or 06-07 Annual Reports. The Regional Board has not issued comments on the FY 06-07, FY 07-08, or FY 08-09 Work Plans.

CI ı ɔF MILPITAS

Mercury Management Activities – Self Evaluation Matrix

Implem. Id.	Activity	Item Source	Tasks Identified in FY 2007-2008 Work Plan	Status / Comments	Due Date (mo/yr)	Responsible Party (Lead)/ Coordinator
L-2 Mercury Management						
L-2 I.A	Survey	URMP L-2 Exhibit 'a', pg 1	Develop a process to survey the types of mercury-containing products used by the municipalities. Identify appropriate municipal personnel to conduct survey. For those products with a potential to enter stormwater runoff, identify possible alternatives or proper disposal procedures.	The surveys were completed and results were collected in February 2003.	Completed	PW Maint Loredo/ Marilyn Nickel
L-2 I.B	Survey	URMP L-2 Exhibit 'a', pg 1	Complete and report results of survey of mercury-containing products used by the municipalities.	The surveys were completed and results were collected in February 2003.	Completed	PW Maint Loredo/ Marilyn Nickel
L-2 I.C	Mercury Policy	URMP L-2 Exhibit 'a', pg 1	Develop guidelines for mercury policy requiring the virtual elimination of mercury from controllable sources in urban runoff from agency operations.	Final draft of model policy was approved in April 2003.	Completed	PW Maint Loredo/ Marilyn Nickel
L-2 I.D	Mercury Policy	URMP L-2 Exhibit 'a', pg 1	Adopt a mercury policy or ordinance requiring the virtual elimination of mercury from controllable sources in urban runoff from agency operations.	Final draft of model policy was approved in April 2003.	Completed	PW Maint Loredo/ Marilyn Nickel
L-2 I.E	Guidelines	URMP L-2 Exhibit 'a', pg 2	Develop guidelines for mercury-containing products reduction and management. These guidelines will include a schedule for the timely phase-out of mercury-containing products identified for virtual elimination as well as reporting requirements, possibly to track recycling, replacement, and reduction in use of mercury-containing products.	Final draft of guidelines was submitted in March 2003.	Completed	PW Maint Loredo/ Marilyn Nickel
L-2 I.F	Guidelines	URMP L-2 Exhibit 'a', pg 2	Implement guidelines developed under Action I.E	Staff followed mercury disposal guidelines.	Ongoing	PW Maint Loredo/ Marilyn Nickel
L-2	Technical	URMP	Assist HHW collection agencies with	Coordinated with County HHW Program	Completed	Util Engr

Implem. Id.	Activity	Item Source	Tasks Identified in FY 2007-2008 Work Plan	Status / Comments	Due Date (mo/yr)	Responsible Party (Lead)/ Coordinator
II.A	assistance to HHW for Mercury disposal	L-2 Exhibit 'a', pg 2	preparation of a technical memorandum summarizing infrastructure and budgetary concerns regarding the anticipated increase in fluorescent bulbs and other mercury-containing products to be recycled.	and completed the technical memorandum in June 2002.		Marilyn Nickel
L-2 II.B	Mercury disposal service	URMP L-2 Exhibit 'a', pg 2	Ensure that adequate funding mechanisms exist to maintain mercury-containing product disposal services for residents and small businesses.	Financially supported the County HHW program via agreement.	Ongoing	Util Engr Marilyn Nickel
L-2 II.C	Guidelines	URMP L-2 Exhibit 'a', pg 3	Develop guidelines for documenting and reporting quantities of mercury-containing products disposed of by city.	Final draft of the guidelines was completed in March 2003.	Completed	Util Engr Marilyn Nickel
L-2 II.D	Guidelines	URMP L-2 Exhibit 'a', pg 3	Implement guidelines developed under Action II.C	Staff was trained during FY 07/08.	Ongoing	Util Engr Marilyn Nickel
L-2 II.E	Grant Proposal	URMP L-2 Exhibit 'a', pg 3	Assist HHW collection agencies in developing a Prop 13 Program grant proposal for a HHW fluorescent light recycling program (Action II.F).	The work was completed in prior years. The grant proposal was submitted in February 2002. However, the proposal was not selected to receive grant funding. A grant proposal was submitted for 2003 funding and was approved in September 2003.	Completed Ongoing	Util Engr Marilyn Nickel
L-2 II.F	Outreach	URMP L-2 Exhibit 'a', pg 3	Work with HHW collection agencies to develop and help publicize fluorescent light recycling program.	Continued to support outreach program. Materials were developed and distributed.	Completed Ongoing	Util Engr Marilyn Nickel
L-2 III.A	Regional Monitoring Program	URMP L-2 Exhibit 'a', pg 4	Continue financial support of the Regional Monitoring Program (RMP), including the Mercury Deposition Network Pilot Study. Continue to actively participate in the RMP steering committee and technical review committee.	Provided support as necessary.	Ongoing	Util Engr Marilyn Nickel

Imple... Id.	Activity	Item Source	Tasks Identified in FY 2007-2008 Work Plan	Status / Comments	Due Date (mo/yr)	...sponsible Party (Lead)/ Coordinator
			• Supported completion of the San Francisco Bay Atmospheric Deposition Pilot Study Part 1: Mercury • The City of San Jose will continue to provide in-kind services for the maintenance of the Mercury Deposition Network site near San Jose.		Submitted 8/01 Ongoing	
L-2 III.B	Mercury TMDL	URMP L-2 Exhibit 'a', pg 4	Provide financial and staff support for a coordinated regional plan to collect data for the mercury TMDL.	Provided staff support to the SCVURPPP program on the TMDL effort.	Ongoing As needed	Util Engr Marilyn Nickel
L-2 III.C	Urban Sources of Mercury	URMP L-2 Exhibit 'a', pg 4 & 5	Continue financial support for the Joint stormwater Agency Project to study Urban Sources of Mercury. • Completed the Work Plan Joint Stormwater Agency Project – Year Two Investigation of Urban Sources of Mercury, PCBs and Organochlorine Pesticides • Preparing the Joint Stormwater Agency Project to Study Urban Sources of Mercury, PCBs and Organochlorine Pesticides - Year Two Report	Provided support to the SCVURPPP program.	Completed	Util Engr Marilyn Nickel
L-2 III.D	5-Year monitoring Program	URMP L-2 Exhibit 'a', pg 5	Develop and implement a five-year program of monitoring efforts	Provided support to the SCVURPPP program. Attended the Ad Hoc Monitoring Committee meetings.	Completed	Util Engr Marilyn Nickel
L-2 IV.A	BASMAA	URMP L-2 Exhibit 'a', pg 5	Participate in the BASMAA efforts.	Provided support to the SCVURPPP program.	Ongoing	Util Engr Marilyn Nickel
L-2 IV.B	WMI TMDL	URMP L-2 Exhibit 'a', pg 6	Collaborate in technical studies to support TMDL development and implementation including the WMI Guadalupe River Mercury TMDL Workgroup.	Provided support to the SCVURPPP program.	Ongoing	Util Engr Marilyn Nickel
L-2	WMI Watershed	URMP	Support and participate in development of	The final WMI Watershed Action Plan was	Completed	Util Engr

Implem. Id.	Activity	Item Source	Tasks Identified in FY 2007-2008 Work Plan	Status / Comments	Due Date (mo/yr)	Responsible Party (Lead)/ Coordinator
IV.C	Action Plan	L-2 Exhibit 'a', pg 6	the WMI Watershed Action Plan.	approved in August 2003. No further actions needed.		Marilyn Nickel
L-2 IV.D	Draft Mercury Plan	URMP L-2 Exhibit 'a', pg 6	Submit the SCVURPPP draft Mercury Pollution Prevention Plan to the WMI to ensure that efforts are coordinated.	The final Mercury Pollution Prevention Plan was submitted in July 2002. No further actions needed.	Completed	Util Engr Marilyn Nickel
L-2 IV.E	Regional Collaboration	URMP L-2 Exhibit 'a', pg 6	Support, participate in, and advocate increased regional collaboration with the RWQCB and BAAQMD.	Provided support to the SCVURPPP program.	Ongoing As needed	Util Engr Marilyn Nickel
L-2 IV.F	Vision 2020 Lighting Technology Roadmap	URMP L-2 Exhibit 'a', pg 6	Support and track progress of the US dept of Energy Vision 2020 Lighting Technology Roadmap.	Provided support to the SCVURPPP program as needed.	As needed	Util Engr Marilyn Nickel
L-2 V.A	Outreach	URMP L-2 Exhibit 'a', pg 7	Develop various outreach programs to educate target audiences about proper disposal of mercury-containing products and alternative non-mercury containing products. Outreach programs will include, but may not be limited to, the following: • Develop and begin to implement a fluorescent light recycling outreach program to educate residential users and encourage proper disposal of fluorescent lights. • Develop and begin to implement a fluorescent light recycling outreach program to educate small businesses and conditionally exempt small quantity generators and encourage proper disposal of fluorescent lights. (For example, the small business outreach program might include coordination with local chapters of the Building Owners and Managers	See PIP Table for outreach efforts.	Ongoing Ongoing Ongoing	Util Engr Stobbe/ Marilyn Nickel

Impl. Id.	Activity	Item Source	Tasks Identified in FY 2007-2008 Work Plan	Status / Comments	Due Date (mo/yr)	Responsible Party (Lead)/ Coordinator
			Association [BOMA] or the National Association of Industrial and Office Properties [NAIOP]). • Coordinate with municipal inspectors to integrate mercury outreach to industrial businesses into their existing routine pretreatment, source control, and/or hazardous materials inspection processes. • Develop and distribute "tailgate safety meeting cards" about mercury to inspectors and other municipal employees. (The Program will first review the product developed by the Fairfield-Suisin Sewer District when it is made available to the Bay Area Pollution Prevention Group [BAPPG]).			
L-2 V.B	Outreach	URMP L-2 Exhibit 'a', pg 8	Develop or adapt existing mercury outreach materials.	Provided support to the program as needed.	As needed	Util Engr Stobbe/ Marilyn Nickel
L-2 V.C	Community events	URMP L-2 Exhibit 'a', pg 8	Attend community events and distribute outreach materials.	Provided support to the program as needed	As needed	Util Engr Stobbe/ Marilyn Nickel

CITY OF MILPITAS
Copper Action Plan – Self Evaluation Matrix

Implem. Id.	Activity	Item Source	Tasks Identified in FY 2007-2008 Work Plan	Status / Comments	Due Date (mo/yr)	Responsible Party (Lead)/ Coordinator
L-3 Copper Action Plan						
CB-1	Vehicle washing	URMP L-3 & L-4 Page 1	• Continue to distribute outreach materials on proper vehicle/equipment washing at City department counters and public events.	• Provided support to the Watershed Watch campaign. Provided a storm drain protection kit for use at car-wash fund raisers.	Ongoing	Util Engr Outreach Coordinator/ Nickel
			• Submit data regarding vehicle washing outreach activities. Provide an effectiveness evaluation in Annual Reports.	• See PIP Table for information on outreach activities.	Ongoing	Util Engr Outreach Coordinator
			• Require source control measures for group 1 new development and redevelopment projects that will conduct vehicle/equipment washing and maintenance activities (consistent with Permit Provision C.3.k)	• See New Development Planning Section for documents related to source control measures.	Ongoing	Senior Planner Ah Sing/ Marilyn Nickel Fire Marshal Joki
			• Continue to inspect industrial/commercial facilities which conduct vehicle/equipment washing activities on-site (this includes auto-related businesses). Ensure that BMPs for vehicle/equipment washing are implemented. Provide an effectiveness evaluation of inspection/compliance with BMPs (consistent with enhances reporting requirements).	• See Industrial Commercial Inspection Section for tasks related to Industrial/Commercial site inspections.	Ongoing	Maint Loredo/ Marilyn Nickel PW Maint Loredo/ Marilyn Nickel
			• Continue to maintain and inspect car wash systems for City vehicles at the corporation yard.	• The carwash area and system were maintained and inspected. See Other Public Agency Activities (Parks, Ponds etc.) and Corp.Yard for tasks.	Ongoing	
			• Encourage municipal staff to use certified mobile cleaners when contracting cleaning services.			
CB-3	Targeted Industrial	URMP	Continue Industrial Inspection Program,	Please refer to Industrial Commercial	Ongoing	Fire Marshal

Impl. Id.	Activity	Item Source	Tasks Identified in FY 2007-2008 Work Plan	Status / Comments	Due Date (mo/yr)	Responsible Party (Lead)/ Coordinator
	Sources	L-3 & L-4 Page 1	including NOI sites and other identified industrial facilities. These may include plating and metal finishing facilities, vehicle service facilities and other permitted sites (consistent with enhanced reporting requirements).	Inspection Section for tasks relating to commercial/industrial inspections.		Joki/Nickel
CB-6/7	Reducing Traffic Congestion/Promoting Alternative Transportation	Added March 2004	Complete revision of and implement revised development site design standards related to transportation per Permit Provision C.3.j.	Development site design standards are shown in the City's stormwater C.3 Guidebook.	Completed	Senior Planner Ah Sing /Nickel
CB-8	Watershed Protection	URMP L-3 & L-4 Page 1	• Revise General Plan, as needed, at next scheduled update, based upon recommendations from the development Policies Comparison Project and Provision C.3.I. • Continue to implement guidance from SCVURPPP on addressing water quality in the CEQA review process, as part of C.3.m implementation. • Participate in the Water Resources Protection Collaborative and implement any agreed upon guidelines and standards for watershed protection.	• No General Plan revisions relating to urban runoff were required. • The CEQA checklist did not require any updates during this period. • Ordinance 06-1 was adopted by the SCVWD Board on October 24, 2006. In response, the Guidelines and Standards developed by the Collaborative were adopted by the Milpitas City Council by resolution.	As needed As needed As needed.	Senior Planner Ah Sing /Nickel Planning Dir Lindsay/Nickel Planning Dir Lindsay/Nickel
CB-11	Public Agency Activities	URMP L-3 & L-4 Page 1	• Continue following Program guidance regarding the collection and reporting of street sweeping data. Provide data in accordance with schedule for Annual Report. • Implement (as appropriate) identified improvements to current street sweeping and storm drain system O&M programs (within available budgets). Provide effectiveness evaluation in FY 07-08 Annual	• Refer to Public Streets, Roads, & Highway O & M Section of the workplan for information on data collection. • Refer to Storm Drain O & M and Public Streets, Roads, & Highway O & M Sections for tasks relating to these activities.	Ongoing Ongoing	Senior Maintenance Supervisors Gordillo and Smith

Implem. Id.	Activity	Item Source	Tasks Identified in FY 2007-2008 Work Plan	Status / Comments	Due Date (mo/yr)	Responsible Party (Lead)/ Coordinator
			Report.			
CB-12	Pools and Spas	URMP L-3 & L-4 Page 1	Continue to distribute outreach materials at local events; brochures at agency department counters and public places; and placement on City websites.	Refer to PIP Section for tasks relating to this activity.	Ongoing	Util Engr Outreach Coordinator/ Nickel
CB-21	Architectural Use of Copper	URMP L-3 & L-4 Page 1	Continue to prohibit, limit, or strongly discourage use of copper on roofs, nickel roof shingles, and for gutters.	Source Control guidelines are shown in the City's stormwater C.3 Guidebook and applied as Standard Conditions of Approval. Refer to New Development Planning Section for more details.	Completed	Planning Dir Linsday /Nickel

CITY OF MILPITAS

Nickel Action Plan – Self Evaluation Matrix

Implem. Id.	Activity	Item Source	Tasks Identified in FY 2007-2008 Work Plan	Status / Comments	Due Date (mo/yr)	Responsible Party (Lead)/ Coordinator
L-4 Nickel Action Plan						
NB-1	Control nickel discharges from construction sites	URMP L-3 & L-4 Page 1 & 2	• Continue to implement Construction Inspection Performance Standards (see Construction Inspection Workplan section).	• Milpitas staff implemented the construction inspection performance standard. Primary discussion of this item is found in New Development Construction Inspection Section of the Workplan.	Ongoing	Util Engr Outreach Coordinator/ Nickel
			• Continue to have inspectors attend regional Board/Program workshops on construction site management and learn latest erosion/sediment control techniques.	• Staff attended construction site management workshops whenever possible. See the training schedule for details.		Util Engr Outreach Coordinator/ Nickel
			• Continue to attend Program-sponsored or other workshops on post-development stormwater BMPs (c.3).	• Staff attended post-development stormwater BMPs workshops whenever possible. See the training schedule for details.		Util Engr Outreach Coordinator/ Nickel

City of Milpitas
Trash Inventory and Management – Self-Evaluation Matrix

Implem. Id.	Activity	Item Source	Tasks Identified in FY 2007-2008 Work Plan	Status / Comments	Due Date (mo/yr)	Responsible Party (Lead)/ Coordinator
T-1	Revise and document existing trash problem areas list	URMP L-5 Page 1	Annually revise trash problem areas list on an as-needed basis. Revisions should be based on trash problem areas surveys and other relevant information.	Staff in Utility Engineering works with Public Works Dept., Neighborhood Services, and Solid Waste Sections to update and maintain a list of trash problem areas in the City. The 12 trash problem areas were inspected in 06-07 and were evaluated and reported to SCVURPPP in June 2007. As new information becomes available, staff will add them to the list of trash problem areas.	Ongoing	David Gordillo, Steve Smith (Public Works), Ralph Campa (Allied Waste), Gloria Anaya (Neighborhood Services), Paramjit Uppal (Utility Engineering)
T-2	Trash evaluations using RWQCB tools	URMP L-5 Page 1	Conduct trash evaluations using RWQCB's Rapid Trash Assessment protocol (Version 1.0) and/or the KAB litter index in a subset of trash problem areas	Staff evaluated 12 trash problem areas using the KAB Litter Index. Results were submitted to SCVURPP in June 2007.	Ongoing	Dave Gordillo, Steve Smith (Public Works), Paramjit Uppal (Utility Engineering)
T-3	Identify and prioritize trash problem areas and sources	URMP L-5 Page 1	Continue identifying and prioritizing trash problem areas in urban streams and waterways and other potential sources that may contribute trash to those areas.	Staff has submitted information on the trash problem areas to SCVURPP. The Program has documented and converted the locations into spatial coordinates using a GIS. Maps were generated showing the distribution of trash problem areas across major Santa Clara Basin Watersheds. Utility Engineering staff are working with Public Works, Solid Waste and Neighborhood Services to continue to identifying high priority trash problem areas.	Ongoing	Dave Gordillo, Steve Smith (Public Works), Ralph Campa (Allied Waste), Gloria Anaya (Neighborhood Services), Paramjit Uppal (Utility Engineering)

Implem. Id.	Activity	Item Source	Tasks Identified in FY 2007-2008 Work Plan	Status / Comments	Due Date (mo/yr)	Responsible Party (Lead)/ Coordinator
T-4	Identify and implement potential control measures	URMP L-5 Page 2	Continue identifying and implementing trash control measures, where practical and feasible, to reduce trash.	Staff are continuing identification efforts and are implementing control measures.	Ongoing	David Gordillo, Steve Smith (Public Works), Leslie Stobbe (Solid Waste), Gloria Anaya (Neighborhood Services), Paramjit Uppal (Utility Engineering)
T-5	Standardized Reporting on trash management practices	URMP L-5 Page 2	Provide specific information on trash management practices implemented within the City, using standardized reporting format (to be used for program-wide reporting)	Staff in Public Works, Neighborhood Services, and Solid Waste Sections maintain their own record system that enables them to track trash problems throughout the City.	Ongoing	David Gordillo, Steve Smith (Public Works), Leslie Stobbe (Solid Waste), Gloria Anaya (Neighborhood Services), Paramjit Uppal (Utility Engineering)
T-6	Develop long-term strategy	URMP L-5 Page 2	Assist Program staff in developing an effective strategy for reducing trash conditions in urban streams and waterways.	Staff continued to work with the SCVURPPP Program to develop an effective strategy.	Ongoing	David Gordillo, Steve Smith (Public Works), Leslie Stobbe (Solid Waste), Gloria Anaya (Neighborhood Services), Paramjit Uppal (Utility Engineering)

Implem. Id.	Activity	Item Source	Tasks Identified in FY 2007-2008 Work Plan	Status / Comments	Due Date (mo/yr)	Responsible Party (Lead)/ Coordinator
T-7	Pilot Demonstration Project	1-6-06 SCVURPP Memo	Assist SCVURPPP in implementing a Pilot Demonstration Project focusing on documenting type and volume of trash that can potentially be conveyed through the storm drain system.	Staff continued to support the SCVURPPP Program.	Ongoing	Dave Gordillo, Steve Smith (Public Works), Paramjit Uppal (Utility Engineering)
T-8	Survey forms and Tally sheets	1-6-06 SCVURPP Memo	Submit Urban Rapid Trash Assessment Survey Forms, Trash Item Tally Sheets and any other data collection tool to SCVURPPP program staff.	Staff gathered data from the different sections and submitted the information as well as results of evaluation using KAB Litter Index to SCVURPPP in a standardized format in June 2007.	Ongoing	Paramjit Uppal (Utility Engineering)
T-9	Trash Fact Sheets	1-6-06 SCVURPP Memo	Assist SCVURPPP to develop appropriate Trash Fact Sheets.	Staff worked with the SCVURPPP on this activity last year and will continue to support the Program.	Ongoing	Paramjit Uppal (Utility Engineering)

Evaluation – Trash Inventory and Management

This year, City of Milpitas continued the trash management activities in developed in previous years. The City identified 12 trash problem areas in FY 03-04 by conducting the Identification and Documentation of Known Trash Problem Areas Survey for problem areas in creeks, streets, parks and other land uses within urban areas. Data sources included trash complaint databases, maintenance and operation records, and existing lists of trash hot spots, employees' knowledge, and creek clean-up locations. The Program mapped these locations into GIS to facilitate future evaluations.

In June 2007, Utility Engineering staff visited the 12 identified trash problem areas to assess the current status and extent of the problem. Staff used the Keep America Beautiful (KAB) Litter Index tool kit survey and checklists, including the Windshield Survey, the Trash Item Tally Worksheet, and Neighborhood Spotters Checklist to characterize the quality and quantity of trash. Five sites had KAB Index ratings of 1 (no litter), two sites had ratings between 1 and 2 (less than slightly littered), three sites had ratings of 2 (slightly littered), and the remaining two sites had ratings between 2 and 3 (less than littered). No sites reached the top level of 4 (extremely littered).

In FY 07-08, City of Milpitas opted out from trash survey and did not do any assessment on trash in accordance with the Program memo dated January 18, 2008.

City of Milpitas trash reduction and abatement programs and services are effectively controlling trash. City services include:

- unlimited trash collection for single family residents,
- single-stream curbside recycling and no-cost recycling for businesses
- neighborhood clean-up events each spring and summer,
- free disposal of household items, remodeling debris, yard trims at Newby Island landfill;
- free household hazardous waste collection program;
- biweekly street sweeping;
- annual volunteer creek clean-up events;

City programs include:

- Utility Engineering - solid waste and yard waste recycling public outreach including annual promotional campaigns and school projects
- Public Works - litter control in parks, streets and right-of-way, landscaped areas, storm drain and catch basin cleaning,
- Planning - incentive programs such as the Annual Neighborhood Beautification Awards Program for residential and non-residential properties,
- Police - Abandoned Vehicle Abatement Program.
- Code enforcement - response to private property trash complaints,

The City values its neighborhood beautification efforts for their positive impacts on quality of life for the residents will continue its trash abatement efforts in the future.

There were no specific comments from Regional Board on the Milpitas FY 05-06 or FY 06-07 Annual Reports. The Regional Board has not issued comments on the FY 06-07, FY 07-08 or FY 08-09 Work Plans.

City of Milpitas

FY 07-08 Staff Training Summary Table

Training	Location	Date	Employee/Department
Contech Stormwater Solutions – CDS Units,	Community Room	August 17, 2007 10 -12	Engineering – Marilyn Nickel, Robert Wang, Elizabeth Racca-Johnson, Paramjit Uppal, Babak Kaderi, Mehdi Khaila, Kathleen Phalen, Faribroz Heydari Planning – Tiffany Kunsman, Momo Ishijima, Cindy Hom Building – Gerardo Amador, Evan Ballash, Bardia Khadiv, Keyvan Irannejad
Urban Runoff Training	Public Works Building	November 7, 2007	Eddie Barbosa, Salvador Barriga, Steve Bunnell, John Garcia, Esteban Ontiveros, Jack Santos, Glen Campi, James Levers, Curt McGann, Dan Lopez, Bryan Sexton, Steve Smith
Construction/Stormwater Pollution Prevention Workshop	Quinlan Community Center, Cupertino 8 am to 4 pm	December 3, 2007	Howard Salamanca - Utility Engineering Jimmy Ngugen - D & C William Hanson - Building Inspection Michael Boitnott – Engineering Nancy Mendizabal – Engineering
Friends of Estuary	Quinlan Community Center, Cupertino 8 am to 4 pm	December 4, 2007	Shelton Sawyer - Engineering
Low Impact Development Workshop	1515 Clay St, Suite 1400, Oakland All Day	April 23, 2008	Robert Wang, Babak Kaderi, Kathleen Phalen, Paramjit Uppal, Julie Waldron- Engineering
SCVURPP Annual C.3 Workshop	Sunnyvale Community Center All Day	June 3, 2008	Howard Salamanca – Utility Engineering and Joe Ezeokeke – D & C
Saw Cutting	Public Works Building	April 16, 2008	Jim Gonzales, Paul Wiley, Noel Jackson, Robert Pollilo, Tom Stoller, Chris Blake, Tony Valdez, Thai Nguyen, Rich Leitner, Roger Robledo, David Gordillo
Weed ID	Public Works	August 30,	Eric Hinkley, Paul Mullett,

City of Milpitas
FY 07-08 Staff Training Summary Table

	Building	2007	Anne Napolitano, Nicholas Caruso, Anthony Gularte, Warren Antida, Carol Randisi
Dimension vrs Pendulum, Dimension Training, Video: It's Wet, it's Wild, It's Water	Public works Building	September 28, 2007	Anne Napolitano, Paul Mullett, Warren Antida, Eric Hinkley, Nicholas Caruso, Anthony Gularte, Norman Garcia, Carol Randisi
Minimal Risk for Pesticide Applicators Respirator Program	Public works Building	February 7, 2008	Abel Zaragoza, William Elliott, Michael Clark, James Aquino, Carol Randisi
Annual Pesticide Handler Safety Training, Part I – Video: Herbicide Use & Safety in the Landscape Volume II	Public Works Building	February 8, 2008	Mike Clark, Anthony Gularte, Paul Mullett, Nick Caruso, Warren Antida, Eric Hinkley, John Gularte, Carol Randisi
Sports field Maintenance - Video	Public Works Building	February 22, 2008	Paul Mullett, Nick Caruso, Eric Hinkley, John Gularte, Carol Randisi
Pesticide Safety Training – Part II	Public Works Building	February 27, 2008	Paul Mullett, Nick Caruso, Eric Hinkley, John Gularte, Abel Zaragoza, Judy Ward, William Elliott, James Aquino, Warren Antida, Mike Clark, Ricky Dean, Norman Garcia, Carol Randisi
Respirator Training & Fit Test	Public Works Building	February 27, 2008	Paul Mullett, Nick Caruso, Eric Hinkley, John Gularte, Abel Zaragoza, Judy Ward, William Elliott, James Aquino, Austrebeato Herrera, Warren Antida, Mike Clark, Ricky Dean, Norman Garcia, Carol Randisi
Pesticide Use – Safari 20 SG	Public Works Building	April 28, 2008	Abel Zaragoza, James Aquino, William Elliott, Carol Randisi
Video: Dangerous Travelers – Controlling Invasive Plants	Public Works Building	June 19, 2008	Warren Antida, Eric Hinkley, Abel Zaragoza, Raul Izaquirre, William Elliott, John Gularte, Sean Hoffman, Norman Garcia, Luis Banda, John Bankston, James Akino,

City of Milpitas
FY 07-08 Staff Training Summary Table

			Carol Randisi
Video: Dealing with Hazardous Spills	Public Works Building	November 29, 2007	Jay Miller, Frank Garcia, Jerry Guting, Ronnie Ranger, Mark Schneider, Sunny Gallegos, Pete Scrempos, Mike Serpa, John McCarthy, Jason Garcia, Russ Casselberry, Gil Moran, Don Caruso, Frank Jaramillo, Carol Randisi
Video: Pesticide Safety	Public Works Building	February 21, 2008	Jay Miller, Frank Garcia, Jerry Guting, Mark Schneider, Sunny Gallegos, Pete Scrempos, Mike Serpa, Jason Garcia, Jimmy DeRosa, Russ Casselberry, Frank Jaramillo, Carol Randisi
Video: Herbicide Use I	Public Works Building	February 28, 2008	Mike Serpa, Jimmy De Rosa, Jason Garcia, Mark Schneider, Pete Scrempos, Jerry Guting, Frank Garcia, Ronnie Ranger, Jay Miller, Russ Casselberry, Sunny Gallegos, Gilbert Morin, Don Caruso, Frank Jaramillo, Carol Randisi
Video: Herbicide Use II	Public Works Building	March 20, 2008	Mike Serpa, Jimmy De Rosa, Jason Garcia, Mark Schneider, Pete Scrempos, Jerry Guting, Ronnie Ranger, Sunny Gallegos, Gilbert Morin, John McCarthy, Jay Miller, Russ Casselberry, Don Caruso, Carol Randisi
Disposal of Mercury Containing Products Procedure	Public Works Building	July 11, 2007	Roger Robledo, Jose Lajes, Jorge Diaz, Austreberto Herrera, Judy Ward, Raul Garcia, Penny Dean, Rich House, Danny Cademas, Ricky Dean

041388

CITY OF MONTE SERENO
ANNUAL REPORT
FY 2007-2008

SUBMITTED SEPTEMBER 2008

WEST VALLEY CLEAN WATER PROGRAM

City of Monte Sereno

FY 2007-2008 ANNUAL REPORT

Table of Contents

Transmittal Letter v

Certification Statement vii

List of Acronyms ix

Program Elements

1. IC/ID Elimination Activities 1
2. Industrial/Commercial Discharger Control Program (N/A) 13
3. Public Agency Activities 17
   - Storm Drain Operation and Maintenance 19
   - Street Sweeping 20
   - Corporate Yards 20
   - Rural Roads 22
4. Planning Procedures & New Development 29
5. Construction Inspection 39
6. Public Information and Participation 47
7. Pesticide Management Activities 79
8. Mercury Pollution Prevention Activities 89
9. Copper Action Plan/Nickel Action Plan 97
10. Trash Management 109
11. Water Quality Monitoring and Watershed Management 145

Training Summaries: Are located at the end of each Element Section

THIS PAGE WAS INTENTIONALLY LEFT BLANK

041390

WEST VALLEY CLEAN WATER PROGRAM

September 15, 2008

Mr. Bruce Wolfe
Regional Water Quality Control Board
San Francisco Bay Region
1515 Clay St., Suite 1400
Oakland, CA 94612

Subject: FY2007-2008 Annual Report for
West Valley Communities Urban Runoff Management Program

Dear Mr. Wolfe:

This report is submitted by the West Valley Cities of Campbell, Monte Sereno, Saratoga, and the Town of Los Gatos, in conjunction with the Santa Clara Valley Urban Runoff Pollution Prevention Program's Annual Report, pursuant to provision C.6.a. of the Program's reissued municipal storm water NPDES Permit (Order No. 01-024). The report summarizes activities performed during FY2007-2008 in accordance with the West Valley Communities' Urban Runoff Management Plan (URMP) submitted to the Regional Board on September 1, 2004 and the performance standards contained therein.

Contents of Report

The goals of this Annual Report are to: 1) concisely document implementation of URMP and FY07-08 Workplan; 2) evaluate program results for continuous improvement; 3) comply with permit requirements; and 4) share this information with other Co-permittees, municipal decision-makers, and the public. This report includes the following sections:

I. Preface
   - Table of Contents
   - Transmittal Letter with Program Highlights
   - Certification Statement
   - List of Acronyms

II. Program Elements
   1. IC/ID Elimination Activities
   2. Industrial / Commercial Discharger Control Program
   3. Public Agency Activities
      - Storm Drain O & M
      - Street Sweeping
      - Corporation Yard
      - Rural Public Works
   4. New Development: Planning Procedures
   5. Construction Inspection
   6. Public Information & Participation
   7. Pesticide Management Activities
   8. Mercury Pollution Prevention Activities
   9. Copper Action Plan / Nickel Action Plan
   10. Trash Inventory and Management
   11. Water Quality Monitoring and Watershed Management

   Training Summaries are provided at the end of each element

CAMPBELL • LOS GATOS • MONTE SERENO • SARATOGA

18041 Saratoga-Los Gatos Road • Monte Sereno, California 95030 • Tel: 408-354-4734 • Fax: 408-354-6284

PROGRAM HIGHLIGHTS AND ACCOMPLISHMENTS

During FY07-08, the West Valley Communities of Campbell, Los Gatos, Monte Sereno, and Saratoga continued efforts to implement their URMP to the maximum extent practicable.

- Established municipal programs, such as Storm Drain Maintenance and Cleaning, are working at mature, efficient levels and continue to indicate that overall pollution prevention efforts seem to be working, because less pollution is residing in or even reaching the storm drain system.
- The West Valley Communities also continue to benefit from its joint and robust public information program through the WV Clean Water Program (WV CWP). The WV CWP has built relationships with local schools and provides in-class stormwater pollution prevention presentations with a 3-D interactive 'Enviroscape' model. The hands-on presentation is very well received and after working with the model, the students are keenly aware of the connection between themselves and pollution making its way into creeks and the Bay. Very encouraging is an observed increase in student's willingness to participate in protecting the local creeks through their own clean-up efforts. One 'success' that can be attributed to a connection with the schools, is when water quality issues became of such interest to a student that it becomes integrated into a school project - a science fair entry. This student, who utilized the WV CWP as a resource for information, was recognized for his storm water pollution project all the way up to the State level of competition!
- The West Valley Communities remain committed to the watershed approach for preventing urban runoff pollution. Through the WV CWP, the WV Communities actively participate in SCVURPPP's many task groups, WEO and Trash Task Groups, as well as other related programs like the Silicon Valley Anti-Litter Campaign (SVALC).
- The proposed MRP was the focus of Managers and Staff discussions throughout FY07-08. Staff participated in many discussions through both SCVURPPP and professional associations in anticipation of the RWQCB's release of a Tentative Order in December 2007. Additional Staff effort was invested in meetings with SCVURPPP and peer groups for collaborative and coordinated topical submittal of comments on the draft Tentative Order, and in preparation for participation in the March 2008 RWQCB Hearing.
- Planning Staff continued participation with the SCVWD Water Collaborative through FY0708, and subsequently passed the Collaborative's work product 'Standards and Guidelines' for development along creeks early in 2008.
- Through WV CWP, the WV Communities continued to provide significant support for implementation of the "Green Gardener" program. In FY0708 the program was successful in completing its inaugural session at full capacity – in both English and Spanish!

Thank you in advance for your review of this Annual Report. Should there be any questions regarding the materials submitted, please contact me at 408.354.4734.

Respectfully,

Kelly Carroll

Kelly Carroll
West Valley Clean Water Program Manager

Cc: Sue Ma, RWQCB
Alberto Oxonion, City of Campbell
Kevin Rohani, Town of Los Gatos
Brian Loventhal, City of Monte Sereno
John Cherbone, City of Saratoga
Adam Olivieri, SCVURPPP

Attachments

Councilmember: Alan Aerts
Councilmember: David Baxter
Councilmember: Erin Garner
Councilmember: Don Perry
Councilmember: A. Curtis Wright

City of Monte Sereno

City Manager: Brian Loventhal
City Clerk: Andrea Chelemengos
Finance Officer: Sue L'Heureux
Building Official: Howard T. Bell

City of Monte Sereno
FY 2007-2008 ANNUAL REPORT
ATTACHMENT A

Certification Statement

"I certify, under penalty of law, that this document and all attachments were prepared under my direction or supervision in accordance with a system designed to ensure that qualified personnel properly gather and evaluate the information submitted. Based on my inquiry of the person or persons who manage the system, or those persons directly responsible for gathering the information, the information submitted, is, to the best of my knowledge and belief, true, accurate, and complete. I am aware that there are significant penalties for submitting false information, including the possibility of fine and imprisonment for knowing violations."

Signature by Duly Authorized Representative:

9/5/08

Brian Loventhal
City Manager

Date

18041 Saratoga-Los Gatos Road • Monte Sereno, California 95030-4299 • Telephone: 408.354.7635 • Fax: 408.395.7653 • http://www.montesereno.org

THIS PAGE INTENTIONALY LEFT BLANK

041394

041395

List of Acronyms

West Valley Acronyms/Abbreviations

CEUs **Continuing Education Units** – Issued by Dept. of Pesticide Regulation or California Nursery Professionals Assn.

CIP **Capital Improvement Project**

EC Erosion Control

IC/ID Inspector West Valley Storm Water Discharge Inspector

PW **Public Works**

QAC **Qualified Applicator Certificate**. A category of the DPR licensing and certification Program. To be certified, the applicant must demonstrate specific knowledge on topics such as pesticide application drift problems and prevention, soil and water problems resulting from restricted use pesticides, phytotoxicity, potential for environmental contamination, etc.

Stormwater Reps Municipal Staff Representatives to the WWCWP from each participating WVC

UCCE **University of California Cooperative Extension Service** (conducts outreach for UC Davis IPM program; oversees Master Gardeners program)

WV **West Valley**

WVC **West Valley Communities** – Cities & Town which are members of the West Valley Clean Water Program: City of Campbell, Town of Los Gatos, City of Monte Sereno, City of Saratoga

WVCWP **West Valley Clean Water Program**: Stormwater Program for Campbell, Los Gatos, Monte Sereno, Saratoga

WVCWP Inspector West Valley Clean Water Program Inspector

WV Inspector West Valley Inspector

SCVURPPP Acronyms/Abbreviations

AB	Assembly Bill
ABAG	Association of Bay Area Governments
ABC	Annual Budget Review Compilation
ACCWP	Alameda Countywide Clean Water Program
ACOE	U.S. Army Corps of Engineers
AHTG	Ad Hoc Task Group
AR	Annual Report
ASCE	American Society of Civil Engineers
BAAQMD	Bay Area Air Quality Management District
BART	San Francisco Bay Area Rapid Transit
BATG	Budget Ad Hoc Task Group
Basin	Santa Clara Basin
Basin Plan	Water Quality Control Plan for the San Francisco Basin
BACWA	Bay Area Clean Water Agencies
BAHM	Bay Area Hydrology Model
BAMBI	Bay Area Macroinvertebrate Bioassessment Information
BASMAA	Bay Area Stormwater Management Agencies Association
Bay	San Francisco Bay
Bay Area	San Francisco Bay Area
BMI	Benthic Macroinvertebrate
BMM	Lower South Bay Monitoring and Modeling Subgroup
BMP	Best Management Practice
BOMA	Building Owners and Managers Association
BPP	Brake Pad Partnership
BU	beneficial use
C	Celsius
C.3	Permit Provision C.3
C3PO	C.3 Provision Oversight
CA	California
Cal-EPA	California Environmental Protection Agency
Caltrans	California Department of Transportation
CAMLnet	California Aquatic Macroinvertebrate Laboratory Network
Campaign	Watershed Watch Campaign
CAP	Copper Action Plan
CASQA	California of Stormwater Quality Association
CB	Copper Baseline
CCC	Continuous Concentration Criterion
CD-ROM	Compact Disk-Read Only Memory
CDS	Continuous Deflective Separation
CEP	Clean Estuary Partnership
CEUs	Continuing Education Units
CESQG	Conditionally Exempt Small Quantity Generator
CEQA	California Environmental Quality Act
CFR	Code of Federal Regulations
cfs	cubic feet per second
CI	Continuous Improvement
CIWMB	California Integrated Waste Management Board
CMIA	Conceptual Model Impairment Assessment
CMS	Copper Management Strategy
COA	Condition of Approval
CoHHW	Santa Clara County Household Hazardous Waste Program
CoHHW Program	Santa Clara County Household Hazardous Waste Program
COLD	cold freshwater habitat
CRMP	Coordinated Resources Management and Planning
CSBP	California Stream Bioassessment Procedures
CTR	California Toxic Rule
Cu	Copper
CWA	Clean Water Act
DDD	Dichlorodiphenyldichloroethane
DDE	Dichlorodiphenyldichloroethylene
DDT	Dichlorodiphenyltrichloroethane
DEH	Santa Clara County Department of Environmental Health
District	Santa Clara Valley Water District
DO	Dissolved Oxygen
DOE	Department of Energy
DPR	Department of Pesticide Regulation
DWR	Department of Water Resources
E. Coli	Enterococus Coli
EEC	SF Bay Wildlife Refuge Environmental Education Center
EEDMS	Environmental Enforcement Data Management System
EEPS	Exposure and Effects Pilot Study
e.g.	for example
EMAP	Environmental Monitoring Program
EMB	Executive Management Board
EOA	Eisenberg, Olivieri, and Associates
EPA	U.S. Environmental Protection Agency
Estuary	San Francisco Bay Estuary
F	Fahrenheit

SCVURPPP Acronyms/Abbreviations

FLT	Fluorescent Light Tube
FY	Fiscal Year
GCRCD	Guadalupe-Coyote Resource Conservation District
GIASP	General Industrial Activities Stormwater Permit
GIS	Geographic Information System
GRTS	Generalized Random Tessellation Stratified
HBANC	Home Builders Association of Northern California
Hg	Mercury
HMP	Hydromodification Management Plan
HHW	Household Hazardous Waste
HVAC	Heating, Ventilation and Air Conditioning
IBI	Index of Biotic Integrity
IC/ID	Illicit Connection and Illegal Dumping
ID	Identification
IND	Industrial/Commercial
i.e.	that is
IPM	Integrated Pest Management
JPA	Joint Powers Authority
K	Kindergarten
KAB	Keep America Beautiful
kg	Kilogram
L	Liter
Lb	Pound
LA	load allocation
LFA	Limiting Factors Analysis
LID	Low Impact Development
LSSB	Lower South San Francisco Bay
LUS	Land Use Subgroup
MC	Management Committee
MCMP	Metals Control Measures Plan
MCTT	Multi-Chambered Treatment Train
MDDB	Metadata Database
MDL	Most Downstream Location
MEP	Maximum Extent Practicable
Mercury Plan	Mercury Pollution Prevention Plan
Mg	milligram
mgd	million gallons per day
MIGR	fish migration
MOA	Memorandum of Agreement
MOFO	Morrison & Foerster
MOU	Memorandum of Understanding
MP	Monitoring Priority
MROSD	Mid-Peninsula Regional Open Space District
MYRWMP	Multi-Year Receiving Waters Monitoring Plan
NAP	Nickel Action Plan
NEMA	National Electrical Manufacturers Association
NAIOP	National Association of Industrial and Office Properties
NEPA	National Environmental Policy Act
ng	Nanogram
Ni	Nickel
NOI	Notice of Intent
NPDES	National Pollutant Discharge Elimination System
OC	Organochlorine
O&M	Operation and Maintenance
OP	Organophosphate
OWOW	Our Water Our World
P2	Pollution Prevention
PAHs	Polynuclear Aromatic Hydrocarbons
PBDE	Polybrominated Diphenyl Ether
Pb	Lead
PCBs	Polychlorinated Biphenyls
PCDD	Polychlorinated Dibenzo-p-Dioxins
PCDF	Polychlorinated Dibenzofurans
PCO	Pest Control Operator
pg	Picogram
PHAB	Physical Habitat Assessments
PIP	Public Information and Participation
PI/P	Public Information and Participation
PIPP	Public Information and Participation Program
PMPS	Pest Management Performance Standard
POC	Pollutant of Concern
POTW	Publicly Owned Treatment Works
PPPS	Planning Procedures Performance Standard
Program	Santa Clara Valley Urban Runoff Pollution Prevention Program
PS	Performance Standard
PVC	Polyvinyl Chloride
Q	Quarter
QAPP	Quality Assurance Project Plan
RAC	Regional Ad Campaign
RARE	preservation of rare and endangered species
RCRA	Resource Conservation and Recovery Act
REC- 1	water contact recreation

SCVURPPP Acronyms/Abbreviations

REC-2 non-contact water recreation

Regional Board San Francisco Bay Regional Water Quality Control Board

RFP Request for Proposal

RMAS Regional Monitoring and Assessment Strategy

RMP Regional Monitoring Program

RPT Report Preparation Team

RS Regulatory Subgroup

RTA Rapid Trash Assessment

RWQCB San Francisco Bay Regional Water Quality Control Board

SC Steering Committee

SCC Santa Clara County

SCBWM1 Santa Clara Basin Watershed Management Initiative

SCVURPPP Santa Clara Valley Urban Runoff Pollution Prevention Program

SCVWD Santa Clara Valley Water District

SF San Francisco

SFEI San Francisco Estuary Institute

SFEP San Francisco Estuary Project

SIC Standard Industrial Classification

SMaRT® Sunnyvale Materials Recovery and Transfer

SOP Standard Operating Procedures

South Bay Lower South San Francisco Bay

SPLWG Sources, Pathways and Loadings Work Group (RMP)

SPWN fish spawning

SSC Suspended Sediment Concentration

SSI Inventory of Santa Clara Basin Stream Studies

SSO Water Quality Site-Specific Objective

State Board State Water Resources Control Board

STOPPP San Mateo Countywide Stormwater Pollution Prevention Program

SWAMP Surface Waters Ambient Monitoring Program

SWANA Solid Waste Association of North America

SWMP Stormwater Management Plan

SWPPP Stormwater Pollution Prevention Plan

SWRCB State Water Resources Control Board

TAC Technical Advisory Committee

TMDL Total Maximum Daily Load

TO Tentative Order

TP Total Phosphorus

TPH Total Petroleum Hydrocarbons

TRC Technical Review Committee

ug Microgram

UPC Urban Pesticide Committee

URMP Urban Runoff Management Plan

URQM Urban Runoff Quality Management

USA Unified Stream Assessment

USEPA U. S. Environmental Protection Agency

USFWS U.S. Fish and Wildlife Service

USGS U.S. Geological Survey

VTA Santa Clara Valley Transportation Authority

WAC Watershed Assessment Consultant

WAMS Watershed Assessment and Monitoring Subgroup

WAR Watershed Assessment Report

WARM warm freshwater habitat

Water Board San Francisco Bay Regional Water Quality Control Board

Water District Santa Clara Valley Water District

WEF Water Environment Federation

WEO Watershed Education and Outreach

WE&O Watershed Education and Outreach

WERF Water Environment Research Foundation

WG Work Group

WILD wildlife habitat

WLA Waste Load Allocation

WMI Watershed Management Initiative

Work Group "I" SCBWMI Phase I Indicators Work Group

WP Work Plan

WRPC Water Resources Protection Collaborative

WVC West Valley Communities - members of the West Valley Clean Water Program: **Campbell, Los Gatos, Monte Sereno, Saratoga**

WVCWP West Valley Clean Water Program

WW Watershed Watch

WWTP Wastewater Treatment Plant

WY Water Year

YSI Youth Science Institute

Zn Zinc

THIS PAGE INTENTIONALLY LEFT BLANK

IC/ID Elimination Activities

This Page Intentionally Left Blank

041402

Mo ereno

Santa Clara Valley Urban Runoff Pollution Prevention Program

FY 2007-2008 ANNUAL REPORT

ILLICIT CONNECTION & ILLEGAL DUMPING ELIMINATION ACTIVITIES

FY 2007-2008 Work Plan Self Evaluation Matrix

Source	Task Source	Work Plan Tasks	Accomplishments	Responsible Party
	Program	a. ICID Standard Operating Procedure Updates Update SOPs and BMPs as changes occur per the Municipal Regional Permit and effectiveness evaluation. Provide staff training on revisions.	During the next FY the Illegal Discharge Enforcement Response Plan will be reviewed and updated if necessary.	WVCWP Manager
	URMP 2004	b. Response Program Continue to implement IC/ID Stormwater Discharge Inspector response program and evaluate for continuous improvement.	The WVCWP Inspector continues to conduct a centralized incident response and proactive restaurant and vehicle shop inspection program for the four West Valley communities. The Inspector follows up on all reports of potential stormwater violations and stormwater incident reports, including interagency referrals from Fire Dept. staff, DEH Inspectors, SCVWD, WVSD, and municipal staff.	WV Inspector
			MONTE SERENO: During FY 07-08 the WVCWP Inspector responded to 7 incident reports (3 residential, 3 construction related, and 1 public facility).	WVCWP Inspector
	IC/ID Perf Std	c. Standardized Reporting Report on incidents using categories consistent with SCVURPPP Program. Document follow-through to point of resolution or referral for enforcement action (penalty or fine).	All incidents are entered into the SCVURPPP Standard Database. Each incident is given a tracking number for documentation purposes. Multiple entries are made under the same tracking number to document all follow-up visits and actions.	WV Inspector
	WVCWP Inspector Training	d. Inspector Training IC/ID Inspector will attend workshops on various measures and methods to improve water quality and protect creeks from negative urban effects.	The IC/ID Inspector participated in the two hour US EPA Stormwater Program's Webcast Series on July 11, 2007. Topics covered included detecting and eliminating illicit discharges and to correct all illicit connections. On December 11, 2007, inspector attended the Public Agencies IPM Exchange seminar/field trip, in regard to ants and squirrels at the Palo Alto STP and Golf Course. Attended Site Training on May 1, 2008 for the National	WV Inspector

Monte Sereno

Santa Clara Valley Urban Runoff Pollution Prevention Program

FY 2007-2008 ANNUAL REPORT

			River Cleanup Day (May 17, 2008). Topics covered included Site Coordinator Tip Sheet, Volunteer Orientation Script, Waiver of Liability Form, and Data Reporting Guidelines. Participated in Urban Runoff Inspection Training with Fire Department personnel on June 10, 2008. The training, conducted by the Senior Hazardous Materials Specialist, covered the County Permit with SF Bay RWQCB, and the cooperative efforts with County Fire, City of Campbell, Town of Los Gatos, and City of Saratoga. Other topics covered "Storm Drain, not Sewer Drain", Haz Mat permit, types of URP Facilities, how to perform the inspection, and how to contact WVCWP Inspector (business cards were distributed).	
	Municipal Staff Training	Municipal staff Training Conduct training & evaluation meeting between Storm Water Discharge Inspector and City staff, to improve interdepartmental procedures.	Assisted in WVCWP Street Maintenance and Storm Drain Supervisor Training on June 20, 2008. Topics covered included Current Municipal NPDES Permit Requirements, contacting and working with the WV Inspector on ICID calls and municipal responsibility for following up with clean up of pollution in the SD system, and Future MRP Requirements. The IC/ID Inspector conducted the annual Urban Runoff Food Facility Inspection Program training meeting with SC Co. DEH inspectors and City of Cupertino representatives; a total of twenty (20) people attended on April 22, 2008. The power point presentation covered topics including restaurant inspections, dumpster problems, WVSD's FOG (Fats, Oil and Grease), the inspector's referral process including IC/ID, IND, and NTC (Notice to Comply), and Fluorescent Light Bulb/Battery-safe disposal information. The cooperation and sharing of information involving all three agencies was emphasized.	WV Inspector

Mo. ereno

Santa Clara Valley Urban Runoff Pollution Prevention Program

FY 2007-2008 ANNUAL REPORT

FY 07-08 IC/ID Report Data Monte Sereno				
Type of Incident	**Miscellaneous Incidents**	**Incident Source**	**Report Source**	**Enforcement Action**
• 3 Allowable Discharges • 1 Grey Water Discharge • 1 Landscaping • 1 Pool /Spa/Fountain • 1 Tracking Soil **Total 7*** *Includes all follow ups		• 1 Public Facility and Utilities • 3 Residential • 3 Construction Site	• 3 Citizen • 2 WVCWP Inspector • 2 Interdepartmental	• 4 No Action • 3 Verbal Notice Incident Status • 6 Resolved • 1 Open, to be Resolved in FY 08-09

IC/ID Program Evaluation: Monte Sereno

IC/ID Training

The multiple trainings that the WVCWP staff, and the municipal staff, attended have been quite effective in building relationships with the Fire Dept., DEH, and the Municipalities. Inspectors from the Fire Dept., DEH, and the Municipalities, continue to look for possible stormwater violations while they are on their field inspections. If the Inspectors from the Fire Dept., DEH, and the Municipalities, observe any potential stormwater violations they immediately contact the WVCWP Inspector. All interagency referrals are documented in the IC/ID reporting section.

IC/ID Program Background

Monte Sereno is a strictly residential city with about 3,700 residents. It covers 1.5 square miles and is surrounded by the Town of Los Gatos. The only non-residential sites in the City are a public elementary school and City Hall.

The IC/ID reports in the City are primarily related to new or re-development of single family homes and landscaping projects or pool discharges. The Construction Inspection Engineer note that developers and contractors are very eager to maintain a good reputation both with municipal staff and with the residents. If an incident occurs, it is often the result of an accident or it is related to a construction site. The City Engineering Inspector says that all it generally takes is one word from municipal staff and the problem is addressed and resolved immediately.

Trend Analysis

In FY04-05 four (4) potential violations were investigated. Residential and construction sites were the incident sources for three (3) of the reported incidents. One (1) dumping report was not actually in the City's jurisdiction; it was trash noted on a median on Hwy 9, which is in Caltrans jurisdiction, although the City monitors the area because it does not have any other problem trash areas to address. The remaining three incidents were construction related. One involved a painter washing brushes where the runoff flowed to the street. Another was a result of pumping water from a hole dug for a swimming pool after it rained. Finally, a pile of dirt was left in the street during a landscaping job.

In FY05-06 the West Valley IC/ID inspector responded to eleven (11) reports of potential violations in Monte Sereno. Six (6) were considered non-incidents

Monte Sereno

Santa Clara Valley Urban Runoff Pollution Prevention Program

FY 2007-2008 ANNUAL REPORT

because one (1) was an allowable discharge and five (5) were complaints not found (although one of those was categorized as a miscellaneous incident). One miscellaneous incident was due to a broken sprinkler, which was fixed immediately. Finally the four violations that were given a verbal notice were, two (2) grey water discharges, one (1) landscape material dumping; and one (1) tracking soil discharge.

In FY06-07 the West Valley IC/ID inspector responded to five (5) reports of potential violations in Monte Sereno, of which, two (2) were considered non-incidents as they were proactive inspections where no violations were observed. Of the three remaining incidents, two active incidents were stopped and given verbal notices. For the other incident, the source could not be determined. All proactive inspections included outreach which WVCWP counts as verbal notice.

In FY07-08 the West Valley IC/ID inspector responded to seven (7) reports of potential violations in Monte Sereno. Three (3) of these were Residential, three (3) Construction Site, and one (1) Public Facility. The West valley inspector provided outreach and educational materials during each of the 7 incident responses.

Under the heading Incident Status one (1) remains open to be resolved in FY08-09. This incident, which was a house remodel project, has been resolved by the time of this report, July 2008.

Monte Sereno
IC/ID Inspections Annual Report FY 07-08

ICID Date	Contact Name (Resp Party)	Facility Address	ICID Incident Report Source (Origin)	ICID Incident Source	ICID Incident Type	ICID Enforcement Action	Findings (Comments)	Status	Compliance Date
Allowable discharge									
11/2/2007	Hwy 9	18300 Saratoga-Los Gatos Rd., Monte Sereno 95030	Citizen Complaints	Public facilities and Utilities	Allowable discharge	No Action	Main line water pipe break. San Jose Water Co. repaired. SD blocked off and cleaned up. All OK now.	Incident - Resolved	11/2/2007
2/11/2008	George and Lisa Shannon	16206 Rose Av., Monte Sereno 95030	Interdepartmental	Residential	Allowable discharge	No Action	Fire in back yard cabana structure. Fire used foam to extinguish the fire. Sump pump flushed water and foam out to gutter. George saw foam around catch basin and called.	Incident - Resolved	2/11/2008
5/15/2008	Residence	18110 Constitution Av., Monte Sereno	Citizen Complaints	Residential	Allowable discharge	No Action	Citizen, Larry Johnson, called. Water going into SD. Talked to resident. Broken valve on his sprinkler system. Will be repaired today. Very appreciative. He had been out of town.	Incident - Resolved	5/15/2008
Landscape material dumping									
10/17/2007	House under construction	16180 Romitti @ Rose Av., Monte Sereno	Illicit discharge inspectors	Construction Sites	Landscape material dumping	Verbal Notice	Piles of dirt need to be covered w/ tarp. They complied right away.	Incident - Resolved	10/17/2007
Miscellaneous incidents									
2/1/2008	House under remodel	16180 Romitti @ Rose Av., Monte Sereno	Citizen Complaints	Construction Sites	Misc. incidents	Verbal Notice	Muddy water in gutter. Waddles should be replaced. Worker there gave me two people to call, Karen 640-0955 and/or Steve 298-6795. Left message for Karen to call me. Could not get Steve.	2nd Inspection Required	
Pools/Spas/Fountains discharge									
8/1/2007	Residence	15883 Poppy, Monte Sereno 95030	Interdepartmental	Residential	Pools/Spas/Fountains discharge	Verbal Notice	Pool draining to street.Cheri went out. Moved hose to landscaped area. All OK now. New home owner did not know it was a problem.	Incident - Resolved	8/1/2007
Tracking soil									
10/2/2007	Residence	16206 Rose Av., Monte Sereno	Illicit discharge inspectors	Construction Sites	Tracking soil	No Action	New pool construction. Dirt pile and dirt tracking. All OK now. They will clean up before end of day. They complied.	Incident - Resolved	10/2/2007

This Page Intentionally Left Blank

041408

Mo ereno

Santa Clara Valley Urban Runoff Pollution Prevention Program

FY 2007-2008 ANNUAL REPORT

Training Summary: Illicit Connections & Illegal Dumping Activities

Training Description	Date	Attendees
US EPA Stormwater Programs Webcast Series: Conducting Illicit Discharge Detection and Elimination Investigations . **Speaker:** Jennifer Zielinski, Center for Watershed Protection; Harry Stark, Cuyahoga County Board of Health; Nikos Singelis, US EPA Stormwater Program **Topics:** • IDDE 101 Review • Desktop Assessments • Field Assessments • IDDE Case Study • Post Screening Prioritization • Detailed Sampling and Analysis	July 11, 2007	**WVCWP (2)** Inspector Manager
Urban Runoff Staff Meeting/ Training **Speaker:** Cheri Donnelly, WVCWP Program Manager Topics: • Inter- Agency arrangement and cooperation (You call us- We call you) • Common stormwater polluters: Dumpsters, grease, mop water, Kitchen supplies. • Common issues at food handling facilities	Aug 28, 2007	**WVCWP (2)** Manager Inspector **DEH (1)** Inspector
IPM Exchange Field Trip/Mtg By: San Francisco Estuary Project/ABAG; City of Palo Alto • on effective IPM techniques for managing argentine ants • tour of the Palo Alto Golf Course to view an innovative project to reduce the ground squirrel population using a visual barrier in lieu of pesticides as well as raptor and owl perches Handouts: • Tips For an Effective Argentine Ant Inspection (#3) • Ant Inspection Checklist (#4) • What to do When Argentine Ants Invade a Building (#5) • Notes on Baiting Argentine Ants (#7) • Diversionary Baiting Strategies for Argentine Ants (#8)Research Review: In search of the 'sweet spot': Borate-based liquid ant baits must have just the right amount of active ingredient to do the trick; by Drs. John Klotz, Michael Rust, Chri Amrhein and Robert Krieger Contributors; published September 2007:Pest Control Mag; www.PestControlMag.com	Dec 11, 2007	**WVCWP (1)** Inspector

Monte Sereno

Santa Clara Valley Urban Runoff Pollution Prevention Program

FY 2007-2008 ANNUAL REPORT

Training Description	Date	Attendees
Urban Runoff Food Facility Inspection Program Annual Meeting Speaker: Jack Lovell-WVCWP Inspector Topics: • Inter- Agency arrangement and cooperation (You call us- We call you) • Common stormwater polluters: Dumpsters, grease, mop water, Kitchen supplies. • Inspector typically speaks w/ labor vs. owner- Pictures are a good way of overcoming communication and language barriers. • Inspector's Referral Process for Potential Violations: The inspector receives potential violation notices from various sources including citizens, City staff, Fire, DEH, WVSD, and drive bys. • WVSD: Oils, fats, grease (FOG) program is another program focused on similar issues, so is another resource for obtaining compliance and cooperation. • Forms of Documentation- used by WV Inspectors, IND reports for unexpected, unscheduled visits. ICID reports for 24 Hr responses to reported incidents. NTC (Notice to Comply) if non-SW hits SD, city must follow through. Triplicate: 1. Violator 2. City 3. WVCWP • Florescent Light Bulbs/Batteries-Safe Disposal: Handout: "What You Don't Know About Mercury" Answers How to dispose of products that contain Mercury: fluorescent bulbs, thermometers and batteries. • List Samples of Available Reference Materials: The inspector distributed educational brochures such as restaurant posters, vehicle washing, dirt tracking, auto body shop, vehicle maintenance, and always a business card during and following an inspection. XREF into: Merc, ICID, PIP handouts	April 22, 2008	**WVCWP (2)** Inspector Manager **Dept of Env Health (16)** Supervisor Inspectors **City of Cupertino (2)** Env Mgr Inspector
Annual Urban Runoff Inspection Training, SCC FD Speaker: J. Justice, Sr. Haz Mat'l Specialist/ URP Coordinator Topics: • Inter- Agency arrangement (contract), overlapping areas of concern • Difference between Storm Drain System & Sanitary Sewer System • Common stormwater polluters: trash from overflowing dumpsters, litter, fluids to storm drain (from kitchens, car washing, oils from leaking vehicles, etc), HHW items (fluorescent bulbs) • Review of handout material available and common BMPs • Inter-agency communication: Inspection Form, Forwarding Referrals, how/when to contact WV CWP	Jun 10-18, 2008	**WVCWP (2)** Inspector Manager **SCC FD** Inspectors, HazMat Inspectors, Engine Co

Mor. .ereno

Santa Clara Valley Urban Runoff Pollution Prevention Program

FY 2007-2008 ANNUAL REPORT

Training Description	Date	Attendees
Sharing Experience with Implementation of Stormwater Requirements at Development Projects. Speakers: Jill Bicknell EOA, Laura Prickett, Mike Campbell, George Otte, Karla Tompkins, Ed Boscacci, Sue Ma, Sarah Sutton, Eric Anderson (City of Mountain View), Tim Berger (City of Fremont). Topics: • Low Impact Development; Comparison between Green Building and C.3. Requirements • panel presentation on implementing stormwater requirements at local new and redevelopment projects • inspection of stormwater treatment measures during and after construction • inspection and maintenance of landscaping in stormwater treatment measures • local agency experience with BMP O&M inspections of treatment BMP's.	June 3, 2008	**WVCWP (2)** Manager Program Assistant **Campbell (2)** Public Works Inspector Senior Civil Engineer **Saratoga (1)** Senior Engineer
Annual Storm Drain Operations and Maintenance Training Meeting: WV Communities & WV Sanitation District Held at the Campbell Community Center; Sponsored by the WVCWP Speaker: Patrick Hansen (WVCWP), Kristy McCumby (City of Sunnyvale), Ed Oyama (WVSD). Topics included: • The WVCWP Program Assistant presented on the current NPDES Permit requirements and the possible future requirements of the MRP. • The Environmental Specialist from the City of Sunnyvale gave a presentation on Sunnyvale's storm drain catch basin insert pilot program. • WVSD Storm Drain structure cleaning & debris findings for each city (will be used to help identify • Discussion of Signage/labeling methods for storm drains. • Questions, comments, and evaluations.	June 20, 2008	**WVCWP (3)** Program Manager, Program Assistant, Inspector **Campbell (3)** Maintenance Mechanic, and two Street Maintenance workers **Los Gatos (3)** Arborist, Tree Trimmer, and Public Works Maintenance Worker **Saratoga (6)** Parks Lead, Public Works Manager, and 4-Street Maintenance Workers

THIS PAGE WAS INTENTIONALLY LEFT BLANK

041412

Industrial Commercial Discharger Control Program

This Page Intentionally Left Blank

041414

Mo ereno

Santa Clara Valley Urban Runoff Pollution Prevention Program

FY 2007-2008 ANNUAL REPORT

INDUSTRIAL/COMMERCIAL DISCHARGER CONTROL PROGRAMS				
Annual Report FY 2007-2008 Self Evaluation Matrix				
Source	**Task Source**	**Work Plan Tasks**	**Accomplishments**	**Responsible Party**
MONTE SERENO: Monte Sereno is a strictly residential City. **MONTE SERENO** has NO zoning for Industrial or Commercial facilities **MONTE SERENO** therefore will **NOT** be covered in this Self-Evaluation section of the Annual Report.				

041416

Public Agency Activities

This Page Intentionally Left Blank

041418

Mo ereno

Santa Clara Valley Urban Runoff Pollution Prevention Program

FY 2007-2008 ANNUAL REPORT

PUBLIC AGENCY ACTIVITIES: Operations and Maintenance

FY 2007-2008 Work Plan Self Evaluation Matrix

Source	Task Source	FY07-08 Work Plan Tasks	FY 07-08 Accomplishments	Responsible Party
Storm Drain Operations and Maintenance				
	2004 URMP	Annual Storm Drain Cleaning Continue contract w/ WVSD. Continue schedule/cycle for inspection and cleaning of storm drain system.	**MONTE SERENO:** WVSD performs systematic storm drain cleaning and inspection of storm drains annually. Because Monte Sereno is much smaller than the other 3 West Valley cities, and is strictly residential, all of the City's storm drain systems are inspected and cleaned each year (approximately 417 structures). The City's contractor will clean high leaf drop as called upon when needed.	City Manager & City Engineer to coordinate with WVSD per Agreement
	2004 URMP	Training - Annual WVSD/ Oper. & Maint. Meeting Annual WVSD & WVCWP / Operations & Maintenance. Supervisors meeting: evaluate status of annual storm drain cleaning and provide training on maintenance issues. Rural public works BMPs & SOPs may be reviewed as part of the annual WVCWP Street Maintenance Supervisors meeting.	The annual WV Storm Drain Op & Maintenance Supervisor's workshop was held on June 20, 2008 at Campbell Community Center. See Training Table for staff attendance. Staff from WVSD, WVCWP, and the other WV Communities also participated. Topics included: • The WVCWP Program Assistant presented on the current NPDES Permit requirements and the possible future requirements of the MRP. • The Environmental Specialist from the City of Sunnyvale gave a presentation on Sunnyvale's storm drain catch basin insert pilot program. WVSD Storm Drain structure cleaning & debris findings for each city will be used to help identify additional trash problem areas. **MONTE SERENO:** The WVCWP Assistant reported back to Monte Sereno's Inspector/Engineer	Mtg lead by WVSD; Attend by Pub Works Supt/Supvrs; Hosted by WVCWP City Engineer/Staff to attend
	C/I item -Source Control Measure	Storm Drain Stencils or Signage Continue to replace and/or upgrade storm drain stencils or signage on storm drains or catch basins, as needed. Stencils will be replaced with the type of stencil most appropriate for the location.	**MONTE SERENO:** Monte Sereno's storm drain signage is replaced if it becomes worn, or bent (if it is metal). The City uses thermoplastic stencils on all curb-less inlets.	City Engineer

Monte Sereno

Santa Clara Valley Urban Runoff Pollution Prevention Program

FY 2007-2008 ANNUAL REPORT

		Street Sweeping/ Pavement Management		
	URMP - Street Sweeping	a. Street Sweeping Program By contract with Town of Los Gatos – all streets are swept quarterly. High leaf drop and other noted areas cleaned more frequently and as needed (i.e., residential construction zones - swept by responsible party).	**MONTE SERENO:** Monte Sereno hired a new sweeping contractor in Jan 2008. The contracted street sweeper for the City of Monte Sereno uses a PM10-certified regenerative air sweeper to sweep Monte Sereno's residential streets quarterly. All residents and businesses are required to utilize large recycling bins for leaves and other yard waste as part of their trash collection service.	By Contract
		b. Street Sweeping Data Collection		
	NPDES Permit	b. Street Sweeping Data Collection Require Town of Los Gatos staff (as contracting agent) to collect and review street sweeping data and provide number of curb miles swept and cubic yards of debris to WVCWP for each Annual Report. Solicit feedback from Street Sweeping contractor on effectiveness of the program.	**MONTE SERENO:** The City of Monte Sereno contracted with a new Street Sweeper during FY 07-08. Street sweeping data was collected from both sweeping contractors and provided to the SCVURPPP at the end of the fiscal year. See three-year comparison table in the evaluation section (below), for curb miles swept, debris collected and yard waste recycled.	Contractor
		c. Street Sweeping Training		
	FY07-08 Work Plan, RWQCB comments	c. Training As needed for improvement measures or new requirements, provide training on collection of street sweeping data to contracted agency (appropriate Los Gatos municipal staff).	**MONTE SERENO:** Training for municipal staff on street sweeping data collection requirements and preferred sweeping methods, was provided at WVCWP's June 20, 2008, Storm Drain Operation and Maintenance workshop. WVCWP Assistant informed, and provided additional Street Sweeping Data Collection Forms for the new contractor to the City of Monte Sereno's Engineer.	WVCWP to assist Los Gatos Pub Works staff
		Corporation Yard		
	URMP	a. SWPPP Review As needed, review and update the municipal Storm Water Management Pollution Protection Plan (SWPPP).	**MONTE SERENO:** The City of Monte Sereno does not have a corporation yard. The City does not have any City-owned vehicles.	
	URMP	b. Staff Training Provide annual training on BMPs in Storm Water Pollution Prevention Plan w/ Corp-Yard walk-thru	**MONTE SERENO:** The City of Monte Sereno does not have a corporation yard. The City does not have any City-owned vehicles.	

Mo ereno

Santa Clara Valley Urban Runoff Pollution Prevention Program

FY 2007-2008 ANNUAL REPORT

Public Agency Activities: Operations and Maintenance Evaluation

Storm Drain Maintenance In FY07-08, West Valley Sanitation District (WVSD) provided its third enhanced annual report to the cities on storm drain cleaning. Since June 2007 the reports have listed the structures that were inspected and cleaned with the maintenance crew's findings. A total of 417 structures were inspected.

- Of those inspected, 301 were found without any debris and were noted as "clean."
- Of those inspected, 116 had some visible debris upon inspection.
- Of those 116 that had visible debris, 11 had 10 pounds or more of debris and required cleaning
- Of the 11 storm drains that required cleaning, 9 required excessive/additional (50Lbs+) cleaning

Storm Drain Stencils: The engineering staff has continued to share feedback with the other WV cities regarding the most effective way to mark storm drain basins. All storm drain catch basins within Monte Sereno are appropriately signed for the inlet location. Because the number of storm drain inlets in Monte Sereno is small, the City was able to apply the more expensive thermoplastic stencils to all curbless drain inlets after a successful pilot was conducted. Thermoplastic signage was found to be more durable than painted stencils and it holds its color. Staff have also noted that thermoplastic stencils have endured a few years of street sweeping passes. The best feature of the thermoplastic stencils is that they are visible at night. The downside of using thermoplastic stencils is the cost (about $250 per stencil, installed) and they must be applied to a horizontal surface, preventing their visibility from a distance. Santa Clara County staff asked the WVCs for a recommendation on where to purchase metal plaques similar to those previously installed by the West Valley Cities. West Valley reported that municipal staff have discontinued application of the metal plaques because the sharp edges have a potential to get caught in street sweepers and bend, creating possible injury to pedestrians or bicyclists. Replacing the plaques was also a problem. When plaques came loose or were removed, concrete chunks crumbled from the curb with the screws (used for attaching the plaques) making replacement in the same spot impossible. If signage in Monte Sereno becomes worn, or bent (if it is metal), it is replaced with thermoplastic stencils or painted stencils depending on the location of the inlet.

Street Sweeping: The City collected **11.9 tons*** of debris in FY07-08. *Monte Sereno contracted with a new street sweeping contractor after July 2007. The new contractor did not report the cubic yards collected. The City of Monte Sereno was asked to have their contract report this in the next fiscal year.

Yard Waste - Curbside Collection and Recycling: The West Valley yard waste recycling program reduces the amount of debris that gets into the storm drain, since leaves are collected in oversized bins rather than being stored in the street. In FY 07-08, the total yard waste collected rose sharply from the previous two years for all West Valley cities. The reason for the increase is due to the garbage collection service's reporting methods. The totals were given for all diverted waste. Totals for yard waste recycled were not provided. The WVCWP asked the garbage collection company to provide separate yard waste totals for FY 08-09. In FY06-07, the total yard waste collected was down sharply from the previous two years for all West Valley cities. The reason for the decrease is not apparent without reviewing the data collected for the previous years and the garbage collection companies' tracking methods. There are a few factors that would contribute to the drop. 1) The data for February 2007 was not reported for West Valley cities due to a change in service contractors; 2) There might be a significant difference in methods used by the two different contractors to collect data; 3) City crews provide some additional, unscheduled leaf and tree limb removal, which is not tracked. 4) The annual weather might be a consideration because yard waste collection is determined by the amount of debris residents generate from yard maintenance and tree trimming. Some years have stormier weather producing more fallout from trees and a greater need to dispose of branch material. The new garbage & recycling company will be asked about their methods of tracking yard waste collection. The cities may request monthly totals to see if more consistent year-end totals can be obtained.

Monte Sereno

Santa Clara Valley Urban Runoff Pollution Prevention Program

FY 2007-2008 ANNUAL REPORT

Training Evaluation: The WVCWP Storm Drain Maintenance Workshop (6/20/08) drew more staff participation this year. Municipal staff evaluated the workshop as having "All useful and pertinent information." Another response noted, "Today a new topic was covered about full capture. I would like to learn new BMP's in the future". It was evident that BMPs are being used by municipal staff but there was some frustration among street and park maintenance workers because they don't have enough authority to convince residents and private contractors to keep pollutants from reaching the storm drain system. The WVCWP Inspector offered his card to all attendees and requested that they report any incidents to him for immediate follow-up. One challenge is to catch the violator in the act of allowing pollutants into the storm drain system. By the time the incident, or the result of the incident, is seen it is often too late to stop it. The maintenance crews are generally called to clean up spills. Attendees requested continued updates on the MRP requirements for storm drain maintenance and street sweeping practices. Several of the attendees stayed after the workshop for additional discussion among the cities

Rural Public Works Activities

Rural Public Works Perf Std	Rural Public Works Perf Std	Performance Standards Implementation Evaluate the effectiveness of Rural Public Works BMPs used on applicable maintenance activities (if any) regarding: a) management and/or removal of large woody debris and live vegetation from stream channels; b) stream bank stabilization projects; c) road construction, maintenance, and repairs in rural areas to prevent and control road-related erosion; and d) environmental permitting for rural public works activities. Report on these activities in the Annual Rpt.	**MONTE SERENO:** The model performance standard has been adopted. There were no rural public works projects (RPW) in FY 07-08. WVCWP staff developed a short PowerPoint presentation consisting of Rural Public Works (RPW) standards and BMPs for staff training. The presentation slides are sufficient at this time. The West Valley Cities have very few rural public works projects. If staff or municipal contractors begin to construct more RPW projects, WVCWP staff will take photographs of the sites and the BMPs to include in training presentations.	City Engineer
Training	FY07-08 Work Plan	Appropriate municipal staff or contracted staff will receive annual training on the use of current BMPs and SOPs, as noted in the performance standard. BMPs and SOPs may be reviewed as part of the annual WVCWP Street Maintenance Supervisors meeting.	**MONTE SERENO:** WVCWP Assistant attended and reviewed the Rural Public Works standards at the annual Streets and Storm Drains Workshop June 20th, 2008. The WVCWP Assistant reported back to Monte Sereno's Engineer on June 25th, 2008. The City Engineer oversees all contracted rural public works and is knowledgeable about BMP's and erosion procedures for RPW; therefore, specific training on this topic was not conducted in FY 07-08.	City Engineer

Mon areno

Santa Clara Valley Urban Runoff Pollution Prevention Program

FY 2007-2008 ANNUAL REPORT

Rural Public Works Activities Program Evaluation

Stormwater BMPs are currently discussed in pre-construction meetings with contractors; the City inspects all contracted work for rural public works in its jurisdiction and ensures the use of stormwater quality and erosion control BMPs. The rural public works project (RPW), on Withey Rd in Monte Sereno, was contracted out to McKenna Landscaping. McKenna has been a contractor for the City of Monte Sereno for several years and is familiar with the City's stormwater requirements for RPW. The City Engineer was on-site to further discuss the stormwater BMPs and erosion control measures. The project consisted of replacing a small area of eroded soil under a pipe and covering the area with netting for vegetation. Erosion control and RPW BMPs were implemented.

Curb Miles Swept	Monte Sereno	
FY05-06	**FY06-07**	**FY07-08**
Monte Sereno does not have any commercial streets or arterials. The City is strictly Residential **Annual Residential Total** **157 curb miles swept**	Monte Sereno does not have any commercial streets or arterials. The City is strictly Residential **Annual Residential Total** **183 curb miles swept**	**Residential: 28* curb miles** **Commercial & Arterials:** Monte Sereno does not have any commercial or industrial areas * Monte Sereno contracted with a new street sweeping contractor after July 2007. The new contractor did not report the curb miles swept. The City of Monte Sereno was asked to have their contract report this in the next fiscal year.

Debris Collected		
FY05-06	**FY06-07**	**FY07-08**
Monte Sereno does not have any commercial streets or arterials. The City is strictly Residential **Annual Residential Total** **120.5 cubic yards** of debris collected	Monte Sereno does not have any commercial streets or arterials. The City is strictly Residential **Annual Residential Total** **154 cubic yards** of debris collected	**Residential: 11.9 tons*** **Commercial & Arterials:** Monte Sereno does not have any commercial or industrial areas * Monte Sereno contracted with a new street sweeping contractor after July 2007. The new contractor did not report the cubic yards collected. The City of Monte Sereno was asked to have their contract report this in the next fiscal year.

Yard Waste Recycled

FY05-06: An annual total of **1,376.4 tons** of yard waste was picked up by garbage collection service during FY 05-06.

FY06-07: An annual total of **778.85 tons** of yard waste was picked up by garbage collection service during FY 06-07.

FY07-08: An annual total of **1,887 tons** of diverted waste was picked up by garbage collection service. *

* Diverted waste totals are not representative of yard waste collected. Diverted waste totals include all waste that is diverted from landfills. The WVCWP asked the garbage collection company to submit separate totals for yard waste collected for FY 08-09.

THIS PAGE WAS INTENTIONALLY LEFT BLANK

041424

Mor. areno

Santa Clara Valley Urban Runoff Pollution Prevention Program

FY 2007-2008 ANNUAL REPORT

Training Summary: PUBLIC AGENCY ACTIVITIES

Training Description	Date	Attendees
National Park Service Road Maintenance Workshop **Speakers:** Bruce Badzik (National Park Service), Laura Speare (San Francisco Estuary Project), Tyler Ledwith (Workshop Coordinator), Steve Ortega (Environmental Compliance, National Park Service), Tyler Ledwith, Darren Fong (Aquatic Biologist, National Park Service). **Topics:** Roads and Watersheds, Salmon Habitat Needs, Effects of Roads on Watersheds and Salmon, Regulations and Permitting, Routine Road Maintenance BMPs, Unpaved and Paved Roads, Sediment & Erosion Control, Ditches & Road Shoulder, Side Casting & Spoils Disposal, Working Near Streams BMPs, Dewatering & Water Management, Culvert Repair, Woody Debris Management, Stream bank Stabilization, Local Fisheries, Emergency Work BMPs, Spoils disposal, Accident cleanup, Emergency utility repair, Emergency slide repair	November 7, 2007	**WVCWP (1)** Manager
Train The Trainer Workshop **Speakers:** SCVURPP Staff **Topics:** • Best Management Practices for Public Streets • Roads and Highway Operation and Maintenance • Best Management Practices for Corporation Yard Activities	November 13, 2007	**WVCWP (2)** Manager Program Assistant **Campbell (1)** Sr. Engineer **Saratoga (1)** Public Works Analyst
Sharing Experience with Implementation of Stormwater Requirements at Development Projects. **Speakers:** Jill Bicknell EOA, Laura Prickett, Mike Campbell, George Otte, Karla Tompkins, Ed Boscacci, Sue Ma, Sarah Sutton, Eric Anderson (City of Mountain View), Tim Berger (City of Fremont). **Topics:** Low Impact Development; Comparison between Green Building and C.3. Requirements; and a panel presentation on implementing stormwater requirements at local new and redevelopment projects; inspection of stormwater treatment measures during and after construction; inspection and maintenance of landscaping in stormwater treatment measures; and local agency experience with BMP O&M inspections of treatment BMP's.	Tuesday June 3, 2008	**WVCWP (2)** Manager Program Assistant **Campbell (1)** Public Works Inspector **Saratoga (1)** Senior Engineer

Monte Sereno

Santa Clara Valley Urban Runoff Pollution Prevention Program

FY 2007-2008 ANNUAL REPORT

Training Description	Date	Attendees
Annual Storm Drain Operations and Maintenance Training Meeting: WV Communities & WV Sanitation District Held at the Campbell Community Center; Sponsored by the WVCWP Speaker: Patrick Hansen (WVCWP), Kristy McCumby (City of Sunnyvale), Ed Oyama (WVSD). Topics included: • The WVCWP Program Assistant presented on the current NPDES Permit requirements and the possible future requirements of the MRP. • The Environmental Specialist from the City of Sunnyvale gave a presentation on Sunnyvale's storm drain catch basin insert pilot program. • WVSD Storm Drain structure cleaning & debris findings for each city (will be used to help identify • Discussion of Signage/labeling methods for storm drains. • Questions, comments, and evaluations.	June 20, 2008	**WVCWP (3)** Manager Program Assistant Inspector **Campbell (3)** Maintenance Mechanic Street Maintenance Workers **Los Gatos (3)** Arborist Tree Trimmer Public Works Maintenance Worker **Saratoga (6)** Parks Lead Public Works Manager Street Maintenance Workers
Corporation Yard Staff Training/ Walk Thru: City of Saratoga Leader: Jack Lovell, WVCWP Inspector Topics: ▪ Review SWPPP ▪ Proper Spill Handling/Cleanup ▪ Secondary Containment ▪ Vehicle Washing ▪ Disposal of and Record Keeping of Products Containing Mercury (Mercury Booklet) ▪ Pesticides; Training, Record Keeping, and Storage ▪ Street Sweeping Data E-Waste Drop Off now at Goodwill Drop Off Sites ▪ Sign In Log; including name and job title ▪ Reminder of Upcoming Street Maint. & Storm Drain Supvs. Training on June 20. ▪ Took Pictures to Document	May 28th, 2008	**WVCWP (1)** WVCWP Inspector **Saratoga** (14) 2 Pub. Wks. Mgr 1 Street Maint. Specialist 1 Park Maint. Specialist 2 Leadworkers 8 Maint. Wkrs

Mo. ,ereno

Santa Clara Valley Urban Runoff Pollution Prevention Program

FY 2007-2008 ANNUAL REPORT

Training Description	Date	**Attendees**
Corporation Yard Staff Training/ Walk Thru: Town of Los Gatos Leader: Jack Lovell, WVCWP Inspector Topics: ▪ Review SWPPP ▪ Proper Spill Handling/Cleanup ▪ Secondary Containment ▪ Vehicle Washing ▪ Disposal of and Record Keeping of Products Containing Mercury (Mercury Booklet) ▪ Pesticides; Training, Record Keeping, and Storage ▪ Street Sweeping Data ▪ E-Waste Drop Off now at Goodwill Drop Off Sites ▪ Sign In Log; including name and job title ▪ Reminder of Upcoming Street Maint. & Storm Drain Supvs. Training on June 20. ▪ Took Pictures to Document	May 29, 2008	**WVCWP (1)** WVCWP Inspector **Los Gatos** (19) 2 Superintendents 1 Facility Mgr 1 Mechanic 15 Maint. Wkrs
Corporation Yard Staff Training/ Walk Thru: City of Campbell Leader: Jack Lovell, WVCWP Inspector Topics: ▪ Review SWPPP ▪ Proper Spill Handling/Cleanup ▪ Secondary Containment ▪ Vehicle Washing ▪ Disposal of and Record Keeping of Products Containing Mercury (Mercury Booklet) ▪ Pesticides; Training, Record Keeping, and Storage ▪ Street Sweeping Data ▪ E-Waste Drop Off now at Goodwill Drop Off Sites ▪ Sign In Log; including name and job title ▪ Reminder of Upcoming Street Maint. & Storm Drain Supvs. Training on June 20. ▪ Took Pictures to Document	May 15, 2008	**WVCWP (1)** WVCWP Inspector **Campbell** (31) 1 Pub. Wks. Superintendent 3 Supervisors 2 Leadworkers 20 Maint. Wkrs 1 Mech 2 Signal & Street Lighting 2 Office

THIS PAGE INTENTIONALY LEFT BLANK

041428

New Development Planning Procedures

This Page Intentionally Left Blank

041430

Mor. ereno

Santa Clara Valley Urban Runoff Pollution Prevention Program

FY 2007-2008 ANNUAL REPORT

PLANNING PROCEDURES

FY 2007-2008 Work Plan Self Evaluation Matrix

Source	Task Source	Work Plan Tasks	Accomplishments	Responsible Party
Planning Procedures				
	Provision C.3	Participate in Provision C.3 Oversight Ad Hoc Task Group (C3PO AHTG) to stay updated on current issues, respond to Program or RWQCB requests, and exchange questions, ideas or experiences, related to C.3 implementation with other Co-permittees.	WVCWP Manager participated in the C3PO AHTG meetings in order to present summarized information at West Valley monthly meetings and encourage feedback, as appropriate, from West Valley Co-permittee's.	WVCWP Mgr
		Participate in Provision C.3 Oversight Ad Hoc Task Group (C3PO AHTG) to stay updated on current issues, respond to Program or RWQCB requests, and exchange questions, ideas or experiences, related to C.3 implementation with other Co-permittees. Provide information to WVCWP regarding implementation of requirements for Group 2 projects	MONTE SERENO: WVCWP Manager participated in the C3PO AHTG meetings in order to present summarized information at West Valley monthly meetings and encourage feedback, as appropriate, from West Valley Co-permittee's.	WVCWP Mgr, for City of Monte Sereno
	Municipal Regional Permit (MRP)	Provide municipal training as needed, to prepare for implementation of Municipal Regional Permit (MRP) requirements.	SCVURPPP Program Manager provided MRP updates to City Managers and Mayors meeting in Fall 2007, and to Management Committee members on a regular basis. Many discussions were held regarding comments and in response to a newly released MRP TO Draft in December 2007 and a revised MRP TO Draft in December 2007. WV reps were provided MRP updates at WV Monthly meetings. Additional discussions were conducted among WV Directors and WVCWP Program Manager to provide response and feedback for RWQCB March Public Hearing. Proposed MRP requirements were a top of discussion at WV City Mayors and Managers Meeting in March. City of Campbell Director of Public Works provided an update on	SCVURPPP, WVCWP, Municipal Staff

Monte Sereno

Santa Clara Valley Urban Runoff Pollution Prevention Program

FY 2007-2008 ANNUAL REPORT

			the MRP at the WV City Managers roundtable in April 2008. MRP updates and status were provided to staff and WV CWP by various staff (SCVURPPP) at AdHoc Task Group meetings (topic specific). Annual C. 3. Workshop: "Sharing Experience with Implementation of Stormwater Requirements at Development Projects" Tuesday, June 3, 2008 Topics included: regulatory updates on the Municipal Regional Permit	
			MONTE SERENO: Monte Sereno Staff met with WVCWP on 6/18 and 7/2 to discuss AR and update on proposed MRP requirements. Topics included: regulatory updates on the Municipal Regional Permit	City Mgr/ WVCWP Mgr
C.3.c. Requirements for Group 1 and Group 2 Projects				
Devlopmt Project Implement-ation	C.3.c.	As appropriate, revise guidance, website, procedures, and/or conditions of approval to facilitate implementation of development project requirements per the MRP.	MONTE SERENO: No actions taken at this time	City Mgr
		Municipal staff will receive training and/or attend Program workshops on applicable requirements for new development projects.	Annual C. 3. Workshop: "Sharing Experience with Implementation of Stormwater Requirements at Development Projects" Tuesday, June 3, 2008 Reining in the Rain: LID By CA Coastal Commission April 23 (Oakland), 25 (Santa Cruz) See also Training Table below for list of Workshops, Training, seminars or meetings which municipal staff attended	SCVURPPP or WVCWP to provide training
			MONTE SERENO: The City of Monte Sereno hired a Planner in FY06-07. Responsibilities of the City Planner were shared by the City Manager and the City Clerk. The WVCWP Assistant attended SCVURPPP's annual C3 Workshop on June 3rd, 2008, and reported back to Monte Sereno's Engineer on June 25th, 2008.	City Mgr, City Engineer

Mor. ereno

Santa Clara Valley Urban Runoff Pollution Prevention Program

FY 2007-2008 ANNUAL REPORT

C.3.e Operation and Maintenance of Treatment BMPs				
Source	Task Source	Work Plan Tasks	Accomplishments	Responsible Party
BMP Inspection Program O&M Verification	Permit C.3.e.iii	Provide details of O&M verification program in each annual report. Note organizational structure, evaluation of effectiveness, and proposed improvements. List or summarize treatment BMPs inspected during the year, inspection results, and required follow-up through resolution.	MONTE SERENO: The City has not had any Group 1 or Group 2 projects to inspect. However, Monte Sereno has implemented standard operating procedures for ongoing BMP O&M inspections. The procedures are documented in the City's URMP and were attached to the City's previous annual report.	
Training & Evaluation	Work Plan	Training & Evaluation Continue to provide training to inspectors and data managers on O&M verification program requirements. Discuss evaluation of effectiveness and planned improvement to the program	Annual C. 3. Workshop: "Sharing Experience with Implementation of Stormwater Requirements at Development Projects" Tuesday, June 3, 2008 Topics included: shared experiences of O&M Inspection programs by two municipalities See Also: Training Table below for list of Workshops, Training, seminars or meetings which municipal staff attended	SCVURPPP and WVCWP to provide training or present Training Opportunities to Municipal Staff
		Training & Evaluation Provide training to inspectors and data managers on O&M verification program. Discuss evaluation of effectiveness and planned improvement to the program.	MONTE SERENO: The WVCWP Assistant attended the C3 Workshop and reported back to Monte Sereno's Engineer/Inspector on June 25th, 2008. Topics included: inspection of stormwater treatment measures during and after construction; inspection and maintenance of landscaping in stormwater treatment measures; and local agency experience with BMP O&M inspections of treatment BMP's.	WVCWP to coordinate training; City Mgr to inform City Engineer
C.3.f Hydromodification Management Plan				
HMP – Hydrograph Modification Mngmt Plan	C.3.f	Implement any revisions to the HMP requirements per the Municipal Regional Permit, for applicable projects.	MONTE SERENO: There were no HMP-regulated projects in Monte Sereno in FY 07-08. Due to the nature of expected developments, the City does not expect many projects will be subject to these requirements over the next several years. However, with assistance from the WVCWP, City staff will continue to track regional implementation of the HMP.	City Engineer

Monte Sereno

Santa Clara Valley Urban Runoff Pollution Prevention Program

FY 2007-2008 ANNUAL REPORT

Source	Task Source	Work Plan Tasks	Accomplishments	Responsible Party
Training		Continue to provide incremental training on HMP requirements to City staff after adoption of the MRP via SCVURPPP workshops and/or WVCWP in-house staff training.	To stay informed of the most recent HMP developments, the WVCWP Mgr participates in the C3PO AHTG meetings. Proposed revisions to the HMP were reviewed during the West Valley Communities' round table discussions regarding the draft MRP in December 06 and June 07. To stay informed of the most recent HMP developments, the WVCWP Mgr attended HMP Briefing Meeting September 18th, 2007.	
HMP Reporting	C.3.f.viii	Provide development and implementation status and a summary of projects incorporating HMP measures to WVCWP staff for Annual Report.	MONTE SERENO: City of Monte Sereno did not have any projects which meet the criteria for required HMP implementation during FY 07-08.	City Engineer
C.3.g Waiver and Compensatory Mitigation Program				
Waiver Program or Alternate Compliance	Permit C.3.g.	Currently Municipality does not offer an alternate compliance option to developers of Group 1 or Group 2 projects. No changes are expected to this approach in FY 07-08 unless regional watershed projects become available to support.	MONTE SERENO: All applicable projects are required to implement C3 requirements without using alternative or off-site compliance measures. The City does not foresee using a Waiver Program.	City Engineer & City Manager
C.3.h Alternate Certification				
Alternate Certification reporting	Permit C.3.h	Monte Sereno's City Engineer (contractor) will provide all new and redevelopment project certification. The City does not plan to use Alternate Certification.	MONTE SERENO: Monte Sereno did not approve any Group 1 or Group 2 projects in FY07-08. The City has a consulting civil engineering company on retainer to act as its City Engineer. Civil engineers from this company are required to periodically attend SCVURPPP C.3 training events and perform C.3 compliance reviews for the City. They are responsible for evaluating Group 1 or Group 2 Project designs to ensure they meet C.3 requirements.	City Engineer
C.3.n Reporting Requirements				
C3 Project Reporting	Permit C.3.n.i.	Report details required by the Permit for all Group 1 and Group 2 projects that received final approval for construction during FY07-	MONTE SERENO: Monte Sereno did not approve any Group 1 or 2 projects during FY 07-08. However, the City did collect impervious surface data on projects that required	City Engineer to provide data to WVCWP staff

Mo ereno

Santa Clara Valley Urban Runoff Pollution Prevention Program

FY 2007-2008 ANNUAL REPORT

Source	Task Source	Work Plan Tasks	Accomplishments	Responsible Party
		08. E.g. list project name, location, type, deemed complete date, final approval date prior to grading, project size, amt impervious surface, watershed, developer name and S/W measures and treatments used.	a grading permit. All development projects in Monte Sereno are single family homes, which are not part of a larger development or subdivision. The City's development permit process requires that no runoff be allowed from the resulting project site, wherever feasible.	
C3 Project Reporting	Permit C.3.n.ii.	For Group 1 and Group 2 projects, provide details in the annual report on the S/W treatments used, the sizing criteria, O&M verification status, any follow-up action, site design measures used, source control measures used and pesticide reduction measures required.	MONTE SERENO: Monte Sereno did not approve any Group 1 or 2 projects during FY 07-08.	City Engineer provide data to WVCWP staff
Report Pesticide Reduction Measures	NPDES Permit Provision C.3.n.iii	For Group 1 and Group 2 projects, report on the percentage of projects for which pesticide reduction measures were required.	MONTE SERENO: On all permitted projects, native plants are recommended and plant selection is reviewed as part of landscape plan approval.	City Engineer provide data to WVCWP staff

Planning Procedures Evaluation

Site Design and Source Control measures are being required on all new development projects via Monte Sereno's "Residential Design Guidelines" and Monte Sereno's Site Development Permit requirements. The City continues to encourage stormwater measure, including flow controls, on all projects. Developers and property owners are receptive to the suggestions, making the process run very smoothly. BMPs most often required include the following, all are for single-family residential projects:

1. Rocky swales to energy dissipaters
2. Permeable pavement
3. Drywells, which overflow to vegetated area, were required (per City Engineer) on all residential development projects, where feasible (except where the ground water levels are too high).
4. Design to show post development flow does not exceed pre-development flow.

In FY 07-08 the City of Monte Sereno participated in the Water Resources Protection Collaborative. The Collaborative was enacted in an effort to clarify and streamline local permitting for streamside activities, representatives from the water district, cities, the county and business, agriculture, streamside property owner and environmental interests created a partnership known as the Water Resources Protection Collaborative. The approach makes a clear distinction regarding governance. Municipal organizations will continue to exercise their land use authority. The Collaborative developed model Guidelines and Standards which will serve as a basis for the District and municipal organizations to implement as appropriate. Each municipal organization will develop and apply these standards as needed for their jurisdiction. In early 2008 the City of Monte Sereno adopted these guidelines.

THIS PAGE WAS INTENTIALLY LEFT BLANK

Mo ereno

Santa Clara Valley Urban Runoff Pollution Prevention Program

FY 2007-2008 ANNUAL REPORT

Training Summary: Planning Procedures

Training Description	Date	Attendees
HMP Briefing Meeting **By**: WVCWP/ SCVURPPP **Speakers:** EOA/ SCVURPPP **Topics covered included:** Background on Current HMP Applicability Map, Water Board and Co-Permittee Concerns, Discussion of Alternatives for Map Revisions, Discussion of Impacts in Specific Areas, and Next Steps.	September 18, 2007	**WVCWP (1)** Manager **Campbell (1)** Sr. Engineer **Los Gatos (1)** Engineer **Monte Sereno (1)** Engineer **Saratoga (1)** Engineer
HMP Update at WV Meeting **By:** WV CWP **Speakers**: WV Pgm Manager **Topics covered included**: Background on Current HMP and proposed HMP requirement in MRP, Water Board and Co-Permittee Concerns.	September 25, 2007	**WVCWP (1)** Manager **Campbell (1)** Sr. Engineer **Saratoga (1)** PW Analyst
Reining in the Rain: Watershed-Friendly "Low Impact Development" Site Design, Permeable Pavements, Planning and Funding Strategies for Stormwater Management **By:** Coastal Commission **Speakers**: A. Wanger, CA Coastal Commission; T. Lawrence, Center for Water & Land Use, UC Davis Ext; J. Bicknell, EOA/CASQA, B. Wolfe, SF RWQCB; Mitch Avalon, Contra Costa PW; A. Youngs, CA-NV Cement Assn; B. Milar, CA Asphalt Pavement Assn; D. Smith, Interlocking Concrete Pavement Institute **Topics covered:** Resource-Based Land Use and Planning, Low Impact Development-the How's and Why's, LID Stormwater Treatment and Hydromodification Management, Regional Perspective on LID Regulation & Implementation, LID and Flood Control. Afternoon session TRACK A workshop: Permeable Pavements *plus* Stormwater NPDES Compliance or TRACK B workshop: Learn, Plan, and Act on Local LID.	April 23, 2008 (Oakland, CA)	**WVCWP (2)** Manager Program Assistant
Reining in the Rain: Watershed-Friendly "Low Impact Development" **By**: Coastal Commission **Speakers:** E. Neale, Resource Conservation District of Santa Cruz County; A. Wanger, CA Coastal Commission; T. Lawrence, Center for Water & Land Use, UC Davis Ext; E. Berntsen, SWB/Stormwater Section; R. Fatoohi, Santa Cruz County; A. Youngs, CA-NV Cement Assn; B. Milar, CA Asphalt Pavement Assn; D. Smith, Interlocking Concrete Pavement Institute; R. Ketley, City of Watsonville; B. Markowitz, EarthCraft Design; S. Peterson/ J. Janceki, Janecki & Assoc, Inc; R. Cooper/ P. Hasse, Fall Creek Eng, Inc **Topics covered**: Resource-Based Land Use and Planning, Low Impact Development-the How's and Why's, LID Stormwater Treatment and Hydromodification Management, Regional Perspective on LID Regulation & Implementation, LID and Flood Control. Afternoon session TRACK A workshop: Permeable Pavements or TRACK B workshop: Implementing LID Locally	April 25, 2008 (Santa Cruz, CA)	**Saratoga (2)** Public Works Analyst Building Inspector

Monte Sereno

Santa Clara Valley Urban Runoff Pollution Prevention Program

FY 2007-2008 ANNUAL REPORT

Training Description	Date	Attendees
Construction Site Management Workshop Monday, December 3 (targeted for municipal staff) or Tueday December 4, 2007 (targeted for contractors) Quinlan Community Center, 10185 N. Stelling Road, Cupertino, CA, 95014 or October 31, 2007 at the Green Building Exchange, 305 Main Street, Redwood City, 8:00 am – 3:00 pm **By**: SCVURPPP and SFEP, SF RWQCB and Friends of the Estuary **Speakers:** Jill Bicknell, Santa Clara Valley Urban Runoff, Cecil Felix, San Francisco Regional Water Quality Control Board, Scott Taylor, RBF Consulting, **Topics included:** Construction site regulations & responsibilities; effective erosion and sediment control BMPs, inspection, monitoring and sampling; site plan update procedures; post construction requirements; vendor exposition; and a demonstration site visit; Proper Erosion Control Techniques, Grading, Proper use of Waddles, and Storage of Hazardous Materials	Monday, December 3 (targeted for municipal staff) or Tuesday December 4, 2007 (targeted for contractors) or October 31, 2007	**WVCWP (2)** Manager Assistant **Campbell (3)** Sr Engineer 2 PW/Engineer Staff **Saratoga (2)** PW/ Building Staff
SCVURPPP Annual C. 3. Workshop: "Sharing Experience with Implementation of Stormwater Requirements at Development Projects" Tuesday, June 3, 2008 Sunnyvale Community Center Ballroom 550 E Remington Drive, Sunnyvale 8:30 am – 3:30 pm **By:** SCVURPPP **Speakers:** J. Bicknell, EOA/ SCVURPPP; S. MA, SF RWQCB; E. Anderson, City of Mt. View; T. Berger, City of Fremont; others **Topics covered:** Low Impact Development; comparison between Green Building and C.3. Requirements; and a panel presentation on implementing stormwater requirements at local new and redevelopment projects; inspection of stormwater treatment measures during and after construction; inspection and maintenance of landscaping in stormwater treatment measures; and local agency experience with BMP O&M inspections of treatment BMP's.	Tuesday June 3, 2008	**WVCWP (2)** WVCWP Manager WVCWP assistant **Campbell (2)** PW Inspector Sr. Engineer **Los Gatos (3)** Building Inspector Asst. Planner **Saratoga (3)** Sr Engineer Assistant Planner

Construction Inspection

This Page Intentionally Left Blank

041440

Mo ereno

Santa Clara Valley Urban Runoff Pollution Prevention Program

FY 2007-2008 ANNUAL REPORT

CONSTRUCTION INSPECTIONS

FY 2007-2008 Work Plan Self Evaluation Matrix

Source	WP Task	Work Plan Tasks	Accomplishments	Responsible Party
	URMP	Staff Training Participate in and support RWQCB and Program- sponsored workshops on erosion control and construction BMPs; support distribution of related materials.	**MONTE SERENO:** The WVCWP Manager and Program assistant attended the SCVURPPP's Construction Site Management and Erosion Control Workshop. The WVCWP Assistant reported to Monte Sereno's Engineer on June 25th, 2008.	WVCWP to coord training; Inspectors to attend
	URMP	Construction Inspections Continue construction site inspections and follow-up for stormwater issues (i.e., mud tracking, mat'l storage, housekeeping, etc.). Document sites inspected and note any violations through final resolution. Report violations to WVCWP for Annual Report.	**MONTE SERENO:** Monte Sereno inspected approximately 34 sites with active grading permits from October 1, 2007 to April 15, 2008 (all single-family dwellings not part of a larger common development). Municipal Code Section 9.04.120 requires erosion and sediment control materials to be onsite by October 1st and in place before October 15th or a "stop work order" will be issued. Periodic inspections are conducted by the City engineering staff including inspections before, during, and after every major storm event. Sites with potential problems are inspected at least once a week but not more than twice a week. Residents usually call to report an issue if erosion control is not installed correctly. See the construction inspection incident spreadsheet (following this table) for details.	City Engineer & Bldg Inspector

Monte Sereno

Santa Clara Valley Urban Runoff Pollution Prevention Program

FY 2007-2008 ANNUAL REPORT

Construction Inspection Evaluation Monte Sereno

Construction Site evaluation:

FY 07-08	
Tracking Soil	1
Grey Water Discharge	1
Landscape Material Dumping	1
	3

Previous Year FY 06-07	
Complaint Not Found	2
Paint Discharge	1
Slurry Discharge	1
	4

Reported Incidents:

This year the WVCWP Inspector responded to three (3) construction-related incident calls for Monte Sereno. All three of the incidents were proactive inspections by the WVCWP Inspector. The number of incidents in Monte Sereno has remained about the same since FY04-05 if you exclude the complaints that were not found in FY 05-06. There were three (3) incidents in FY04-05 and four (4) in FY05-06, four (4) again in FY06-07, and only three (3) in FY 07-08. Coordinated efforts between the City's Building and Engineering Inspectors and the WVCWP Inspector are working well. Engineering/erosion control inspectors have informed WVCWP staff that developers and contractors in the City are very eager to protect their good reputation with local residents and City staff. Any mention of a potential violation (verbal notice) from an inspector results in immediate action to comply. Monte Sereno, having a population of about 3,800 in a strictly residential community, has construction sites that are closely scrutinized by neighbors and inspectors. In addition, the WVCWP office is in Monte Sereno, which makes it easy for Clean Water Program staff to watch for potential problems on the way to and from work. Potential incidents are inspected and re-inspected (if necessary) until final resolution is achieved.

Construction Site Erosion Control Inspector Training:

Monte Sereno's Engineering Inspector meets annually with the WVCWP Manager to review NPDES permit requirements, the City's Construction Inspection Performance Standard, and the WVCWP IC/ID Inspection Program procedures.

Construction Inspection Program Evaluation:

Monte Sereno construction activities are well monitored and developers generally act responsibly and are aware of stormwater issues. No changes are planned for this program. Continued public outreach efforts and further training and communication between municipal inspection staff and the WV Stormwater Inspector will help maintain Mont Sereno's success in this area.

Mc ereno
Annual Report FY 07-08
Construction Inspections

Date	Facility Name	Facility Address	Enforcement Action	Inspection Notes	Notes
2/22/2008	Open lot for sale, residential	15136 Via Lomita, Monte Sereno	No Action	Pro active inspection. Problems in past. Looks OK today. Waddles in place. Rocks in driveway to prevent dirt tracking. No dirt or sand piles.	Follow up check every 6 months.
9/19/2007	Open lot for sale	15136 Via Lomita, Monte Sereno	No Action	Pro active inspection. Open lot for sale. Dirt/sand piles in back need to be covered with tarp. They did this right away. Waddles in front need to be replaced. Done. Resolved.	Very cooperative. All taken care of. Resolved. Check every six months.

THIS PAGE INTENTIONALY LEFT BLANK

041444

Training Summary: Construction Inspection

Training Description	Date	Attendees
Construction Site Management Workshop Monday, December 3 (targeted for municipal staff) or Tueday December 4, 2007 (targeted for contractors) Quinlan Community Center, 10185 N. Stelling Road, Cupertino, CA, 95014 or October 31, 2007 at the Green Building Exchange, 305 Main Street, Redwood City, 8:00 am – 3:00 pm **By**: SCVURPP, SFEP, SF RWQCB and Friends of the Estuary **Speakers:** Jill Bicknell, Santa Clara Valley Urban Runoff, Cecil Felix, San Francisco Regional Water Quality Control Board, Scott Taylor, RBF Consulting, **Topics included:** Construction site regulations & responsibilities; effective erosion and sediment control BMPs, inspection, monitoring and sampling; site plan update procedures; post construction requirements; vendor exposition; and a demonstration site visit; Proper Erosion Control Techniques, Grading, Proper use of Waddles, and Storage of Hazardous Materials	Monday, December 3 (targeted for municipal staff) or Tueday December 4, 2007 (targeted for contractors) or October 31, 2007	**WVCWP (2)** WVCWP Manager WVCWP Assistant **Campbell (3)** Sr Engineer 2 PW/Engineer Staff **Saratoga (2)** 2 PW/ Building Staff
Construction General Permit Workshop **Speakers:** SCVURPPP Staff **Topics:** workshop to inform municipal staff about the requirements in the draft Construction General Permit.	April 30, 2008	**Campbell (1)** Sr. Engineer
SCVURPPP Annual C. 3. Workshop: "Sharing Experience with Implementation of Stormwater Requirements at Development Projects" Tuesday, June 3, 2008 Sunnyvale Community Center Ballroom 550 E Remington Drive, Sunnyvale 8:30 am – 3:30 pm **By:** SCVURPPP **Speakers:** J. Bicknell, EOA/ SCVURPPP; S. MA, SF RWQCB; E. Anderson, City of Mt. View; T. Berger, City of Fremont; others **Topics covered:** Low Impact Development; comparison between Green Building and C.3. Requirements; and a panel presentation on implementing stormwater requirements at local new and redevelopment projects; inspection of stormwater treatment measures during and after construction; inspection and maintenance of landscaping in stormwater treatment measures; and local agency experience with BMP O&M inspections of treatment BMP's.	Tuesday June 3, 2008	**WVCWP (2)** WVCWP Manager WVCWP assistant **Campbell (2)** PW Inspector Sr. Engineer **Los Gatos (3)** Building Inspector Asst. Planner **Saratoga (2)** Senior Engineer Asst. Planner

THIS PAGE INTENTIONALLY LEFT BLANK

Public Information and Participation

This Page Intentionally Left Blank

Mor. ereno

Santa Clara Valley Urban Runoff Pollution Prevention Program

FY 2007-2008 ANNUAL REPORT

PUBLIC INFORMATION/PARTICIPATION

Work Plan Self Evaluation Matrix

Source	WP Task	FY07-08 Work Plan Tasks	FY 07-08 Accomplishments	Responsible Party
A. SCV PROGRAM - PROJECTS/SUPPORT				
	NPDES Permit, Provision C.4, C.9 & Pest Mgt Plan (PMP)	a. Watershed Education and Outreach Campaign Help to develop/implement ongoing watershed education and outreach campaign. WVCWP Mgr assists via WEO Ad hoc Task Group. Participate in campaign development and special projects, e.g. community events. Campaign will include funding for educational programs at the Alviso Ed Center and funding for ZunZun performances in local schools. See SCVURPPP FY07-08 Watershed Watch Work Plan for details.	WVCWP Pgm Mgr assists via participation in the Watershed Education and Outreach Ad Hoc Task Group. WVCWCP helped plan and implement the Watershed Watch campaign, aimed at IPM and Mercury Pollution Prevention, in the fall of 2007. *Watershed Watch Media Campaign* The FY07-08 campaign featured ongoing IPM and Mercury ads in community newspapers. The WV communities, (along with 3 other cities and the County Integrated Waste Mgmt Division) contributed additional funds towards local media buys. WVCWP regularly provided staff support for Program outreach events. *Haunt the Hollow Halloween Event on Sunday 10/28/07* 1 WVCWP staff member & 1 WVCWP volunteer assisted at this event wearing costumes, they handed out educational materials and gave visitors an opportunity to complete a watershed survey. The survey had two questions one regarding fluorescent light disposal and the other pertaining to the treatment or lack of treatment of water that flows down the storm drain. The completed surveys were collected and tallied. Surveys with contact information were entered in a drawing. Two winners each received two tickets to Gilroy Gardens. The theme park is a Watershed Watch partner.	WVCWP Staff

Monte Sereno

Santa Clara Valley Urban Runoff Pollution Prevention Program

FY 2007-2008 ANNUAL REPORT

	NPDES Permit, Provision C.4, C.9 & Pest Mgt Plan (PMP)	b. Pesticide User Outreach Project Continue to provide funding and to participate in Our Water Our World IPM Store Partnership. Project scope will include items in Program's Pesticide Management Plan based on provision c.9.d of the Permit for outreach to residents, commercial businesses, and pest control operators.	Campbell Clean up Event Saturday April 12, 2008 In conjunction with Great American Pick-up and Keep California Beautiful For more information visit http://www.ci.campbell.ca.us/General/CommunityCleanup/CommunityCleanup.htm	WVCWP Staff
	NPDES Permit, Provision C.9.c.	c. Mercury Pollution Prevention Outreach Participate in the Program's Mercury Pollution Prevention Outreach Work Group and conduct local implementation of the Program's Mercury Pollution Prevention Plan including public education on: 1) negative health and environmental impacts of mercury, and 2) proper disposal of products containing mercury.	1-9-08: Three (3) HHW Mercury brochures were given to St Mary's 5th grade teacher, in Los Gatos to show students and parents some convenient drop-off locations for mercury bulbs and batteries. 1.25 hour long Watershed presentation was provided to 35 students by WVCWP staff with specific focus on the dangers of mercury waste in our watershed and the proper disposal of mercury containing items such as fluorescent bulbs. ********** Campbell Clean up Event Saturday April 12, 2008 In conjunction with Great American Pick-up and Keep California Beautiful For more information visit http://www.ci.campbell.ca.us/General/CommunityCleanup/CommunityCleanup.htm ********** St. Mary's School, Los Gatos –Presentations for kindergarten classes on 5-6 -08 ********** Urban Runoff Food Facility Inspection Program Annual Meeting April 22, 2008 9:00AM- 10:00AM Refer to IND Training for full summary.	WVCWP Staff

Public Information/Participation Program EVALUATION - *SCV Program Projects/Support*

Pesticide User Outreach - STORE PARTNERSHIP:
Managers of Summerwinds Garden Center in Campbell have shown their interest in less toxic products. Summerwinds' store management chose to participate in the IPM store partnership. A consultant representing SCVURPPP's Watershed Watch and OWOW campaigns worked with the Campbell store to increase shelf space and display exposure for the promotion of less-toxic products.
SCVURPPP's Watershed Watch procured a partnership with: local nursery (Yamagami's), 2 car wash companies (w/ total of at least 6 locations), paint store (Kelly Moore) and local park/zoo (Happy Hollow) to participate in annual Discount Card Program. The Watershed Watch Discount Cards were distributed by SCVURPPP to patrons of Classic Car washes over 2hrs on four consecutive Wednesdays in May/June. WV CWP distributed Cards at the April 26 National River Clean-up Day (75 cards), Los Gatos Public Works Open House (30 cards) and to PW Staff who attended the annual SD & Street Maintenance Supervisors Training Meeting (20 cards).

B. WVCWP PROJECTS

GENERAL OUTREACH

General	NPDES Permit, Provision C.4 and C.9	a. Distribute Materials. Distribute public information materials at civic centers, libraries, building and planning department counters and similar venues. Maintain a website (and phone request line) for public requests and distribution of materials.	July 9, 07 contacted Nancy Higgins, instructor for Community Education course on organic gardening for residents. Delivered materials for 2 classes, one in Campbell and one in Los Gatos. Provided 2 Site Design Guidelines books featuring pervious surfaces for driveways and patios and rain gutter downspouts directed to landscaping. Provided Grow It Guides, OWOW pocket guides for natural pest control and other about 40 – 50 copies of smaller ed material. Nancy requested an Enviroscape Presentation for her adult ed classes. Will arrange is time is permitted away from AR ********** Haunt the Hollow EVENT 10-28-07 1 Master Gardener; 150 HHW English; 11 Mercury; 300 Environmental News Quiz; 30 Gutter Getters; 2 Diazinon; 20 Our Water Our Word Magnets; 50 Watershed Watch Discount Car Wash Coupons	WVCWP Staff

Monte Sereno

Santa Clara Valley Urban Runoff Pollution Prevention Program

FY 2007-2008 ANNUAL REPORT

			DISTRIBUTED VIA GARDENING CENTERS: August 9, 2007 Summer Winds Nursery (Campbell) Delivered fact sheets: Fleas = 50; Beautiful Lawns = 50; Roses = 50; Yellow Jackets = 100; Ants = 100; Spiders = 50 ********** August 15, 2007 Delivered and stocked the fact sheets at Orchard Supply Hardware located at 5365 Prospect Rd. Yellow Jackets = 75; Healthy Gardens = 50; Beautiful Lawns = 75; Aphids = 25; Ants = 100 ********** Ace Hardware Garden Center Los Gatos 9- 11-07 Fact Sheets: 50-Ants; 50–Weeds; 50–Healthy Garden; 5–Pesticides;100–Yellow Jackets; 100–Fleas; 100-Aphids; 100–Spiders; 100–Prevent Pest Problems; 50–Mosquitoes 50–Wonderful Roses	
			DISTRIBUTED VIA Civic Center, Libraries, Other Public Facilites: 3/18/08: Posted 'Watch Out for Mercury Pollution' Poster at Monte Sereno City Hall and Monte Sereno Post Office. May 2008 Beneficial Bug Brochures: Distributed 50 to the Monte Sereno City Hall, 30 to each Campbell & Saratoga Reps for City Hall Distribution	
General	NPDES Permit, Provision C.4 and C.9	b. Participate in Local Community Events Promote watershed messages by participating in local community events (e.g., farmers market, festivals, creeks clean-ups, etc.).	September 30, 2008 Silicon Valley Roller Girls Carwash Fundraiser Hamilton Ave, Campbell The WVCWP Inspector distributed the carwash kit and ensured proper installation and use during the Silicon Valley Roller Derby Girls Carwash. ********** April 19, 2008: Town of Los Gatos Green Event, by WV Greenleaf Committee Table Hosted by volunteer resident to distribute information on WVCWP. Materials distribute included; Water bottles (10), Grow it! Guides (28), Clean it! Guides (38), Clean Creek Pencils (13), No Dumping Pencils (25), Gutter	WVCWP Staff and available Municipal Staff

			Getters (10), Mercury Pamphlets (25), Pest or Pal Children's Activity Book (12), Watershed Kits (23), Paint Sticks (45), Thermometers (17), Pledge pins (2), Cartoon T-Shirts (6). ********** Saturday September 15, 2007 International Coastal Cleanup Day San Tomas Aquino Creek Clean up @ Westmont High Host Clean-up Event, coordinate volunteers, distribute information, collect trash surveys. ********** Watershed Watch Campaign – Car Wash Promotion Delta Queen Classic Car Wash 981 E. Hamilton Avenue, Campbell Wednesday, June 4th 7-9 am WVCWP Staff participated in the event at the Classic Carwash. The WVCWP staff handed out approximately 40 Watershed Watch Discount Cards.	
			Saturday April 12, 2008 Great American Pick-up and Keep California Beautiful Campbell Clean up Event @ Los Gatos Creek Park For more information visit http://www.ci.campbell.ca.us/General/CommunityCleanup/CommunityCleanup.htm	Municipal Staff WVCWP Staff
			Los Gatos Public Works Open House Thursday 22nd, May 2008, Los Gatos Corporation Yard Approximately 20 students from Village School's kindergarten class and 34 students from St. Mary's attended the Open House. The WVCWP gave a presentation on watersheds and pollution prevention. Topics covered included mercury, copper, car washing and littering. Approximately 15 T-shirts, 25 water bottles, 20 gutter getters, and 5 activity books were distributed.	Municipal Staff WVCWP Staff
			Saturday September 29th , 2007 Saratoga Commuity Creek Cleanup Event Host Clean-up Event, coordinate volunteers, distribute information, collect trash surveys.	Municipal Staff WVCWP Staff

Monte Sereno

Santa Clara Valley Urban Runoff Pollution Prevention Program

FY 2007-2008 ANNUAL REPORT

General	NPDES Permit, Provision C.4 and C.9	c. Prepare Newsletter Articles/ Press Releases Prepare and contribute articles/ press releases of interest to the City newsletter and/or local media. Topics such as HHW disposal, pesticides, mercury, trash and copper/nickel will be promoted.	A front page article entitled "Maintaining Your Pool and Spa" was circulated to all Monte Sereno residents in August of 2007. ********** In August 2007 Monte Sereno circulated a newsletter that highlighted the dangers of toxic pesticides, such as diazinon. **********In the Fall of 2007 the Town of Los Gatos distributed their community newsletter, *Vista*, to all Los Gatos residents. The Newsletter gave details on Los Gatos' effort to be more "green", as well as revisions to Los Gatos' general plan, which will address stormwater issues. ********** SCV URPPP "Watch out for mercury pollution!" advertisement appeared in the March 18th, 2008 and the April 8th 2008 editions of the Saratoga News, Los Gatos Weekly & Campbell Reporter. ********** Campbell website published article on 'Keep California Beautiful Creek Clean-up Event', which occurred on April 12, 2008. ********** Article entitled "Green Leaf hoping to blossom in 2008" News articles on Beneficial Bugs – IPM, HHW cartoon, Car Washing & Car Washing cartoon. Printed in Spring Edition City of Saratoga newsletter for all residents "The Saratogan". ********** Article entitled "Green Leaf hoping to blossom in 2008" appeared in the January 15th, 2008 edition of the Saratoga News. The article noted the combined efforts of local citizens in a continued effort to expand the local Green Leaf Committee. ********** SCVURPPP advertisement entitled "Watch Out For Toxic Pesticides" appeared in the Saratoga News, Los Gatos Weekly, & Campbell Reporter on June 3rd, 2008.	Municipal Staff WVCWP Staff

			********** WVCWP prepared news articles on Beneficial Bugs – IPM, HHW cartoon, Car Washing & Car Washing cartoon. Printed in Summer edition of City of Saratoga newsletter for all residents "The Saratogan". ********** West Valley Communities' Solid Waste Franchisor (garbage & recycle hauler) publishes a quarterly newsletter and distributes to all residents. Topics in Spring 2008: Donate, recycle or sell (garage sales) usable goods rather than tossing; Drop off e-waste, Proper disposal of batteries, fluorescent bulbs, aerosol cans & paint cans; Green Waste; 10 Simple Ways to Celebrate Earth Day; Less Toxic options for Cleaning ('Clean Green').	
			Related Articles posted by Others: Advertisements for the "International Cleanup Day" appeared in the Saratoga News, LG Weekly & Campbell Reporter during August/September 2007, funded via Creek Connections Action Group ********** News article appeared in the Los Gatos Observer entitled "Los Gatos Family Raises $9000 for Cole Family" on October 26th, 2007. The article gave credit to the Town of Los Gatos and the WVCWP for their efforts to prevent run-off from the carwash from entering the storm drain system. ********** Advertisement "A bright Idea" appeared in the February 19, 2008 edition of the Los Gatos Weekly Times (and other local newspapers). The Advertisement gave tips/locations for fluorescent lighting recycling. Sponsored by PG&E, SCC DEH, SCC HHW ********** News article entitled "Campbell's A Lot Cleaner Thanks To The Efforts Of Volunteers" was on the front page of the Campbell Reporter on April 18th, 2008. The article was based upon an interview with Campbell Staff and highlighted the efforts of Campbell's residents in the 6th annual clean-up event.	

Monte Sereno

Santa Clara Valley Urban Runoff Pollution Prevention Program

FY 2007-2008 ANNUAL REPORT

			********** Advertisements for the "National River Cleanup Day" appeared in the Saratoga News, LG Weekly & Campbell Reporter during May 2008, funded via Creek Connections Action Group ********** Advertisement for E-waste collection at Rolling Hills Middle School appeared in the October 9th, 2007 edition of the Los Gatos Weekly Time. ********** News article entitled "Got e-waste? Dump it for free." appeared in the February 19, 2008 edition of the Los Gatos Weekly Times. The article described the electronic waste event that was scheduled to take place on February 23rd in the Whole Foods parking lot in Los Gatos. ********** Newspaper article entitled "Get Your Green On" appeared in the April 15th, 2008 edition of the Saratoga News. The article gave information on the upcoming Los Gatos Environmental Festival to be held on April 19th, 2008. ********** A news article entitled "Garage Sale to feature 220-plus sites" appeared in the May 13th, 2008 edition of the Los Gatos Weekly Times and advertisement in May 6, 2008 Saratoga News. The article/ ad highlighted the upcoming, Community-wide, garage sale that will have an impact on trash reduction efforts. ********** News article entitled " Local Mayors Think Globally, Act Locally With Green Leaf Effort" appeared in the July 10th, 2008 edition of the Saratoga News	
General	CI Item	d. WVCWP Web-Site Maintain and promote cleancreeks.org website; continue to expand and update the site with new educational material and up-to-date topics for the public on HHW, pest management, and other pollutant reduction activities, e.g. for mercury, trash,	Promote WVCWP website (www.cleancreeks.org) via distribution of the popular recycled (blue-jean and money) pencils with imprintedwebsite address and a watershed protection message, at community events and classroom presentations. WWW.cleancreeks.org was included on all outreach materials i.e., flyers, the community event banner, and	WVCWP Staff

		& copper /nickel	written or email responses to public inquiries and calls. WVCWP posts information about Trash Cleanups for National River Clean Up Day and Coastal Clean Up Day on the website Home Page to announce these events. Mercury and Copper issues were featured prior to the April E-waste event. The "Take Action" page was revised to include links to the UC Davis IPM site for residents interested in less toxic pest control. In addition, the page now highlights the question of home and garden chemicals' safety, with links to sites on toxicity information.	
			The City of Campbell posted "Top Ten Development Tips to Protect Creeks" in February of 2008 to its municipal information page for developers; Campbell also updated posts for stormwater checklist and construction trifolds.	
			Los Gatos posted several pages and links related to 'Los Gatos Beautiful' Events (in conjunction with Earth and Arbor Days) – posted on home page late winter/early spring 2008; Updated links to Electronic Recycling events and new link to 'grow greener' tips.	

Monte Sereno

Santa Clara Valley Urban Runoff Pollution Prevention Program

FY 2007-2008 ANNUAL REPORT

CITIZEN PARTICIPATION				
Public Partici-pation	Trash Monitoring Work Plan	e. Creek Clean-ups Continue implementation of trash monitoring activity during Creek Clean-ups. Conduct a minimum of two clean-up events per yr (i.e. on Coastal Clean-up Day and National Rivers Day).	San Tomas Aquino Creek Clean up @ Westmont High Saturday September 15, 2007 International Coastal Cleanup Day ********** Saratoga Creek Cleanup Event Saturday September 29th , 2007 ********** Great American Pick-up and Keep California Beautiful Campbell Clean up Event Saturday April 12, 2008 ********** National Rivers Day Lexington Reservoir Cleanup @ Lexington Reservoir Launch Ramp Lot Saturday May 17th , 2008 ********** Add'l Citizen Participation: Cleanup of Saratoga-Sunnyvale Rd from Big Basin Way to Herriman (Sar High School) by resident who has collected 8 bags of trash on 3 Saturdays; WVCWP agreed to make presentation for student's class at Argonaut School and a preview of the Watershed presentation at a school assembly in 07-08 school year	WVCWP Staff
Public Partici-pation	Creek Keepers Campaign started FY00-01	f. "Creek Keepers" Program training Provide training on trash tallying and highlight current trash pollution issues for students and volunteers when they participate in a cleanup event.	Volunteers at the following events were trained on Trash Monitoring. Volunteers proceeded in groups, with some participants filling out the monitoring forms, while their partners picked up the litter: San Tomas Aquino Creek Clean up @ Westmont High Saturday September 15, 2007 International Coastal Cleanup Day Saratoga Creek Cleanup Event Saturday September 29th , 2007 Lexington Reservoir Cleanup @ Lexington Reservoir Launch Ramp Lot Saturday May 17th , 2008	WVCWP Staff

			In conjunction with National Rivers Day	
TARGETED OUTREACH & SCHOOLS				
Target Schools	Expand Outreach to Teachers and Students	g. Schools Outreach: Watershed Ed. Curriculum Continue to build on 5th grade curriculum for WVCWP classroom watershed presentations, consistent with state required education standards. Expand outreach efforts by developing scripts based on state standards, or text books, for other grade levels in response to teacher interest. Evaluate effectiveness and appeal by soliciting teachers' & students' evaluations.	Development of an appropriate script for Kindergarten students was a focus of the 07-08 outreach efforts. The interactive presentations developed for the Kindergarten classes were well-received by teachers and students. Cumberland Elementary, Sunnyvale 10-30-07 30 5th grade students participated in demonstrations and activities. ********** Casa Di Mir Montessori School, Campbell – Presentations for 6-12 year-olds on 2-13-08 ********** Queen of Apostles Private Elementary School – Presentations for 4th and 5th grade science classes on 4-4-08; 70 students, approximately 35 4th graders and 35 5th graders, from the science classes, participated in Enviroscape presentations ********** St. Mary's School, Los Gatos –Presentations for kindergarten classes on 5-6-08; 40 students, approximately 20 in each section.	WVCWP Staff
Target Schools	Based on feedback from Teachers and Students	h. Provide Watershed Education in classrooms Conduct water quality protection education or presentations in local schools, using *Enviroscape* and/or other methods to engage students in Watershed campaign messages. Improve presentation format based on teacher/student feedback.	Cumberland Elementary, Sunnyvale 10-30-07 30 5th grade students participated in demonstrations and activities. Using 2 simple models, Two WVCWP staff, working with Environmental Volunteers docents, demonstrated the role of the Water Cycle and a participated in an experiment showing how water evaporates and how condensation occurs by using a hot plate, salt water and ice cubes. Second demonstration was a water density kit with a experiment using an egg to show the difference in density between fresh and salt water. ********** Casa Di Mir Montessori School, Campbell – Presentations for 6-12 year-olds on 2-13-08; Approximately 50 students	WVCWP Staff by arrangement w/ Teachers

Monte Sereno

Santa Clara Valley Urban Runoff Pollution Prevention Program

FY 2007-2008 ANNUAL REPORT

			between ages 6-12 participated in Water Conservation Day at Casa Di Mir Montessori School. The Director of the Federation of Fly Fishers gave a presentation on water resources and conservation. Montessori School invited the WVCWP to present on watersheds. The WVCWP gave two presentations about urban run-off, pollutants and trash in the Southern San Francisco Bay watershed. The Enviroscape was used to demonstrate urban run-off. ********** Queen of Apostles Private Elementary School – Presentations for 4th and 5th grade science classes on 4-4-08; 70 students, approximately 35 4th graders and 35 5th graders, from the science classes, participated in Enviroscape presentations to learn about reduction of pesticides, proper car washing techniques, erosion control, litter prevention and trash cleanup, safe disposal of HHW. Two separate presentations were given with approximately 35 students in each. School staff videotaped the presentations. The WVCWP distributed 20 T-shirts, 70 pencils, 4 hats, 5 visors, 2 water bottles, 10 "No Dumping" placards, and 4 gutter getters. ********** St. Mary's School, Los Gatos –Presentations for kindergarten classes on 5-6-08; 40 students, approximately 20 in each section. Two Enviroscape presentations were given to educate the students about reduction of pesticides, proper car washing techniques, erosion control, litter prevention and trash cleanup, safe disposal of HHW. The WVCWP distributed 3 T-shirts, 40 pencils, 10 magnets, 4 puzzles, and 20 paint sticks. Approximately 5 mercury brochures were also given to the teachers.	
			<u>Additional School Outreach:</u> Los Gatos Public Works Open House Thursday 22nd, May 2008 Los Gatos Corporation Yard Approximately 20 students from Village School's kindergarten class and 34 students from St. Mary's Elementary School attended the Open House. WVCWP	Municipal Staff WVCWU Staff Support

			gave a presentation on watersheds and pollution prevention. Topics covered included mercury, copper, car washing and littering. Approximately 15 T-shirts, 25 water bottles, 20 gutter getters, and 5 activity books were distributed. ********** SCVURPPP/ Watershed Watch sponsored ZunZun Assemblies 9/26/07 Village Sch, Cmbl, 223 Students 12/6/07 Capri Sch, Cmbl, 640 Students 4/16/08 Casa di Mir Montessori, Cmbl, 115 Students 4/28/08 Campbell Christian, Cmbl, 220 Students 5/29/08 Prospect High Sch SpEd, Stga, 125 Students	
TARGETED OUTREACH				
Targeted Business	Permit Provision C.4	i. Education – Businesses Distribute BMP materials during WVCWP inspections of food facilities and automotive businesses. Discuss relevant educational material with businesses cited for potential stormwater violations.	WV Inspector distributed 40 pool & Spa BMP brochures to Leslie's pool & spa retail outlets during Sept 2007, as a follow-up to newsletter article published by MS. The WVCWP Inspector distributed BMP materials to all restaurants and food facilities that were visited in FY 07-08. Material distributed included: Posters that depict proper mat washing techniques (Good Cleaning Practices' Poster & packet), informational pamphlets on grease and food scraps (WVSD/ SJ POTW FOG program poster), and information on pest control (Don't Set Table for Pests). The WVCWP inspector also distributed educational material to local businesses that may partake in activities that could affect stormwater quality (i.e. 'Vacu-boom' Brochure). This past year there was a focused effort to raise awareness of Mercury pollution and so 'What you don't know about Mercury' packets were handed out at every facility visited.	WVCWP Inspector
Reporting	NPDES Permit, Provision C.4	j. Evaluation/ Reporting Document or estimate (as feasible) numbers of residents, students, municipal staff etc. reached by outreach efforts.	San Tomas Aquino Creek Clean up @ Westmont High Saturday September 15, 2007 30 volunteers See event Summary below	WVCWP Staff

Monte Sereno

Santa Clara Valley Urban Runoff Pollution Prevention Program

FY 2007-2008 ANNUAL REPORT

		Provide anecdotal feedback from audiences. Report number of calls, website hits and circulation or readership for newspapers or newsletters.	******** Saratoga Creek Cleanup Event Summary Saturday September 29th , 2007 16 Volunteers See event Summary below ********** Schools Casa Di Mir Montessori School, Campbell – Presentations for 6-12 year-olds on 2-13-08 70 Students ********** Cumberland Elementary, Sunnyvale 10-30-07 30 Students ********** Queen of Apostles Private Elementary School – Presentations for 4th and 5th grade science classes on 4-4-08 for 70 students ********** St. Mary's School, Los Gatos –Presentations for kindergarten classes on 5-6-08 40 students ********** For Ads, articles and 'News Briefs' (i.e., E-Waste Drop-off Event and Garage Sale ad/ article, Clean-up Day Ads, etc) that appear in local papers: Campbell Reporter – 50,200 readers Los Gatos Weekly Times – 54,200 readers Saratoga News – 24, 600 readers ********** For Newsletter Distribution: All households in respective municipalities received some outreach information through features in their municipal newsletter, which are mailed to each household. Campbell – approx 37,042 residents Los Gatos – approx 28,590 residents (12,000 households) Monte Sereno – approx 3,462 residents Saratoga – approx 29,663 residents	

Mo ereno

Santa Clara Valley Urban Runoff Pollution Prevention Program

FY 2007-2008 ANNUAL REPORT

Training	FY 07-08 Work Plan	k. Staff Training Conduct or provide WVCWP staff training/meetings to prepare for school presentations, community events & responses to public requests.	In February of 2008 The WVCWP Manager conducted a 2 hour training for the WVCWP Assistant on how to give classroom presentations.	WVCWP staff
Target Small gardening businesses	NPDES Permit, Provision C.4, C.9 & Pest Mgt Plan (PMP)	l. Training staff of small gardening businesses (Work within Program's Watershed Education and Outreach group and sub-groups)[1] Continue to assist with development of strategy started in FY06-07 to implement a campaign & training program (in Spanish & English) designed to elicit participation of staff from very small landscape businesses (typically 1-8 employees) often serving homeowners. Help fund and/or support campaign locally.	7-09-07 WVCWP Mgr met with SJ, Water District, Sunnyvale and EOA staff to discuss grant funding for Green Gardener Classes & Certification program for small business gardeners (in Spanish). ********** WVCWP Program Manager helped to develop proposal for DPR Pest Management Alliance grant, with San Jose and SCVUPRPPP IPM AHTG; Topics covered: expanding Bay-Friendly classes and outreach to Santa Clara County (consistent with the goals of stopwaste.org); expanding Green Gardener classes and outreach to Santa Clara County; focusing outreach and education to PCOs and residents regarding pre and post construction termiticide treatments and safer alternatives to pyrethroid trenching applications; As a part of Grant requirements, WVCWP committed staff time in support of the Green Gardener program. WVCWP Program Manager was integral participant in setting up the Green Gardener classes for Winter/Spring 2008 through Metro Ed. Classes to be in English and Spanish, and allow students to receive ESL credit; Helped to coordinate and support course announcements/ publicity for the classes; WVCWP provided additional seed funding to supplement tuition costs for any gardener based in WV Communities.	WVCWP Mgr in cooperation with SCVURPPP's Pi/P sub-groups
Target 16-24 yr-olds for Anti-litter messages & behavior	Trash Advisory Committee	m. Trash Advisory Committee (TAC) Continue to participate in development and implementation of a campaign targeting 16 to 24 yr-olds for anti litter messages to elicit changes in behaviors. Support and	WV CWP Program Manager Attended TAC (now called Santa Clara Valley Anti-Litter Campaign Education Sub-group) meetings. WV CWP Program Manager/ Staff attends SCVURPPP WEO meetings. WEO began development on ad campaign	WVCWP staff in cooperation with SJ & SCC Trash Advisory Committee

[1] Funded by all Co-permittees each year.

changes		implement campaign locally. (Ref Section 7 of this work plan; Watershed Education & Outreach Campaign)	targeting 16-24yr olds, and WVCWP provided feedback on storyboards and scripts. July 9, 2007 Delivered to Nancy Higgins Landscaping Consultant for distribution at Community Ed Classes. Los Gatos - Saratoga Grow it Guides – 30; HHW – 34; Pest Bugging You – 34; Landscaping Tri-Fold – 15; Pest or Pal – 2; Development Protecting Water Quality – 2; About Clean Water – 2; Landscape Maintenance Techniques for Pest Reduction – 20	
Additional Outreach	Cross Ref. Sections 7-10 of this Work Plan	Outreach Activities for Specific Pollutants See Sections 7 through 10 of this Work Plan, for additional Public Education and Outreach activities related to specific pollutants of concern.	See Sections 7 through 10 of this Work Plan, for additional Public Education and Outreach activities related to specific pollutants of concern.	WVCWP Staff

Public Information/Participation Program EVALUATION – WVCWP PROJECTS

San Tomas Aquino Creek Clean up @ Westmont High Event Summary
Saturday September 15, 2007; In conjunction with International Coastal Cleanup Day

Summary of Survey completed by Volunteers:
(Based on 30 volunteer response sheets)
Most common pieces of trash collected: Cigarette butts, paper bags, food wrappers, and glass.
Least common pieces of trash collected: Plastic bottles, rubber.
Most Unusual pieces of trash collected: Spray paint cans, bicycle seat, insulation, soccer ball, credit card,
Comments by volunteers
"It was a great experience."
WVCWP Contributions:
Approximately 50 pencils; 25 pairs of gloves; Snacks and drinks for all volunteers.
Results:
30 volunteers worked at the cleanup for 4 hours each. At a minimum wage of $8.00 an hour this would have cost $960 in temporary labor.
19 bags of recyclables = 77 lbs (estimated)
27 bags of trash = 115 lbs (estimated)
Total collected = 192 lbs (estimated)

****

Saratoga Creek Cleanup Event Summary
Saturday September 29th , 2007

Hosting Agency(s): WVCWP; City of Saratoga
Summary of Survey completed by Volunteers:
(Based on 8 volunteer response sheets)
Est. Number of recyclables collected: 6 Bags

Est. Number of trash collected: 43 Bags
Most common pieces of trash collected: Beverage containers, Liquor bottles, and food wrappers.
Least common pieces of trash collected: Metal, cloth, wood, rubber.
Most Unusual pieces of trash collected: Filing cabinet, Oven, and a 30' pipe.
Comments by volunteers
"This Location was so dirty we should do it every 2-3 months."
Items for participating volunteers
10 T-shirts – for all participants; Pencils; 10 pairs of gloves.
Results:
16 volunteers worked at the cleanup for 4 hours each. At a minimum wage of $8.00 an hour this would have cost $512 in temporary labor.
Results were not weighed.

****

Campbell Clean up Event Summary:
Saturday April 12, 2008; In conjunction with Great American Pick-up and Keep California Beautiful

Participating Agencies & Dignitaries
Campbell City Manager, Dan Rich; Campbell Council Member, Dan Furtado; VTA; CalTrans; Volunteer Center of Silicon Valley; Campbell Maintenance Crew Workers; WV Clean Water Program

Summary of Survey completed by Volunteers:
(Based on 29 volunteer response sheets)
Most common pieces of trash collected: Cigarette butts, plastics, paper, glass.
Least common pieces of trash collected: Metal, cloth, wood, rubber.
Most Unusual pieces of trash collected: Luggage, dead birds, dollar bill, shower drain, credit cards, hubcap, rug, unopened/ full juice bottle, hanger, T-shirt, tires, car bumper, and a bicycle.

Comments by volunteers
"It was great exercise!" ; "The water seems twice as dirty as the trails."; "There is too much litter on the ground. People should be responsible for their own trash!"; "I had a great time, see you at the next event!"

Comments by Director of "Volunteer Center of Silicon Valley"
Stephen Quigley (Executive Director) said that he had been visiting various "clean-up" events; noticing an average of 30-40 volunteers per site, he was, however, pleased to find that the Campbell site had approximately 100 volunteers.

Comments by CalTrans
Some areas were *just* cleaned (the week prior) by their Adopt-a-highway/ or other work crew.

Give Away Bags for volunteers
Approximately 70 Bags were handed out; each with a content of:
A pencil, Recycle bag, Volunteer stickers, Flower packet (plant a butterfly garden), Solar/Mercury-Free Thermometer + Mercury brochure, "Stop Junk Mail" brochure, HHW brochure, Oil Rag, Adopt a Creek brochure, Certified Recycle Centers flyer/list, Bio-Hazard Disposal list, E-Waste Recycle list

Other items for participating volunteers
100 T-shirts – for all participants; 8 water bottles for those who shared what they found after the event; 25 Temporary tattoos to the students who participated (from a Campbell school, St. Mary's School of Los Gatos, & other younger children)

WVCWP Contributions:
50 mercury brochures; 50 mercury free thermometers; 50 pencils
* Many Thanks to Group Event Coordinator; Diana Johnson (Who mentioned; it is possible that there may be an article, on the event, by The Campbell Reporter.)
* And a Special Thanks to California's Bottle/Can and Phone Recycling Centers, who provided grants from CRV funds to support this event.

Monte Sereno

Santa Clara Valley Urban Runoff Pollution Prevention Program

FY 2007-2008 ANNUAL REPORT

Results:
100 volunteers worked at the cleanup for 4 hours each. At a minimum wage of $8.00 an hour this would have cost $3,200 in temporary labor.
Assuming 20 lbs per bag: 27 bags of recyclables = 540 lbs; 60 bags of trash = 1,200 lbs; Total collected = 1,740 lbs
For more information on the event visit http://www.ci.campbell.ca.us/General/CommunityCleanup/CommunityCleanup.htm

****

Sam Tomas Aquino Creek Cleanup @ Westmont High: Saturday May 17th , 2008
In conjunction with International Coastal Clean-up Day
Rapid Trash Assessment of Location:
Trash assessment conducted on 4/16/08.
Scores are as follows: Level of Trash (17), Actual Number of Trash Items Found (18), Threat to Aquatic Life (16), Threat to Human Health (18), Illegal Dumping (8), Accumulation of Trash (18), Total Score=95.
Cleanup Cancelled due to the outstanding condition of the cleanup site.

****

Lexington Reservoir Cleanup @ Lexington Reservoir Launch Ramp Lot: Saturday May 17th , 2008
In conjunction with International Coastal Clean-up Day
Participating Agencies
Santa Clara County Parks, WV Clean Water Program

Summary of Survey completed by Volunteers: (Based on 29 volunteer response sheets)
Most common pieces of trash collected: Paper, plastics, and glass.
Least common pieces of trash collected: Metal, cloth, wood, rubber.
Most Unusual pieces of trash collected: Car seat, tire, street cone.
Give Away Bags for volunteers: Approximately 70 Bags were handed out;
WVCWP Contributions:25 mercury brochures; 25 T-shirts
Results: 35 volunteers worked at the cleanup for 4 hours each. At a minimum wage of $8.00 an hour this would have cost $1,120 in temporary labor. Assuming 20 lbs per bag: 5 bags of recyclables = 100 lbs; 45 bags of trash = 900 lbs; Total collected = 1,000 lbs
Comments by volunteers
"I never knew there was so much trash down here!"
"The water seems twice as dirty as the trails."
"The Police should put the people who litter in jail."

Free Medical Waste Management Training

For Physicians, Nurses, Medical Assistants, and Veterinarians



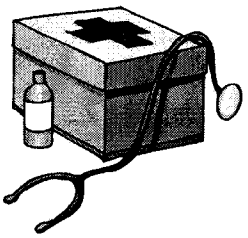

Covering proper handling topics such as:

- Disposal
- Transportation
- Treatment

This includes biohazardous and sharps waste as defined in the California Health and Safety Code, Medical Waste Management Act.

AUDITORIUM
1555 BERGER DRIVE
SAN JOSE, CA 95112
(408) 918-1962

Two Available Dates:

Thursday, August 23RD 2007
Thursday, August 30th 2007
5 – 7 pm

You may find regulatory requirements for medical waste generators at
http://www.dhs.ca.gov/ps/ddwen/environmental/Med_Waste/LawsRegs/default.htm

COUNTY OF SANTA CLARA
DEPARTMENT OF ENVIRONMENTAL HEALTH

NO RSVP NECESSARY
PRESENTED BY THE COUNTY OF SANTA CLARA
DEPARTMENT OF ENVIRONMENTAL HEALTH

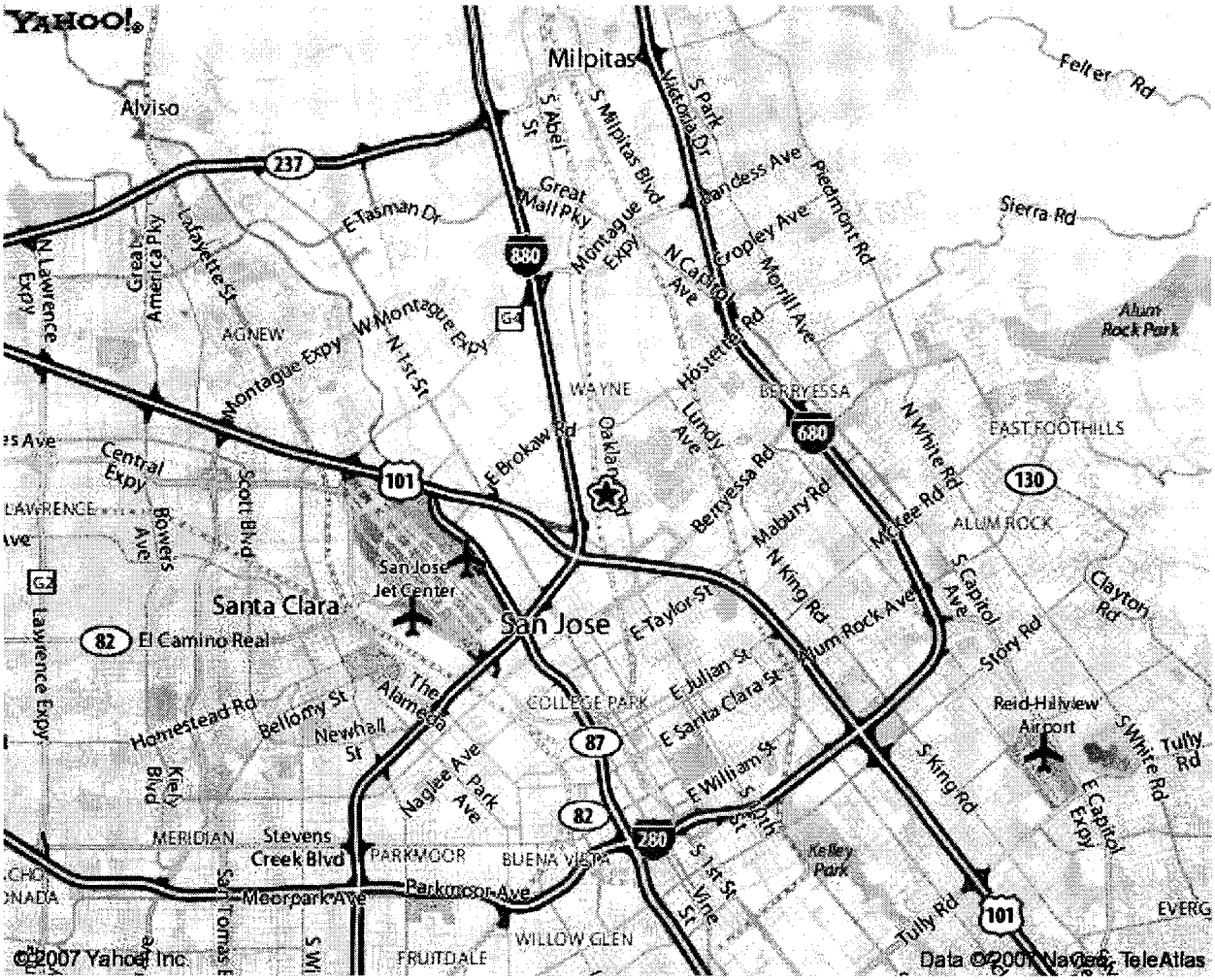

FREE TRAINING FOR SMALL QUANTITY MEDICAL WASTE GENERATORS

AUDITORIUM
1555 BERGER DRIVE
SAN JOSE, CA 95112
(408) 918-1962
ANN CLARKSON

NO RSVP NECESSARY
PRESENTED BY THE COUNTY OF SANTA CLARA
DEPARTMENT OF ENVIRONMENTAL HEALTH

041469

PRSRT STD
U.S. POSTAGE
PAID
LOS GATOS, CA
PERMIT NO. 9

Monte Sereno City Newsletter

18041 SARATOGA-LOS GATOS ROAD, MONTE SERENO, CA 95030 August Issue, 2007

MAINTAINING YOUR POOL AND SPA

Did you know...that copper is a pollutant that threatens aquatic life in our creeks and in the Bay? Copper is used as an algaecide in pools, spas and fountains; and copper pipes are commonly used in pool plumbing. Draining pools, spas and fountains to storm drains can pollute creeks with copper, chlorine, sediments and other contaminants.

Did you know...that storm drains flow directly into our creeks and the Bay? Storm drains flow directly into our creeks and the Bay **without treatment.**

Did you know...that a properly maintained pool, spa and fountain will reduce the need for draining? Please make note of the following information.

MAINTENANCE:

- Clean regularly, maintain proper chlorine levels and maintain water filtration and circulation.
- Manage pH and water hardness to minimize copper pipe corrosion that can stain your pool and end up in our creeks and the Bay.
- Minimize algae buildup to prevent the need for toxic algaecides.
- Ask your pool maintenance service for help resolving persistent algae problems without using copper algaecides.

CLEANING:

- Never clean a filter in the street, gutter or storm drain.
- Rinse cartridge filters onto a dirt area and spade filter residue into the soil.
- Keep backwash discharges out of the street and storm drain. Backwash sand and diatomaceous earth filters onto a dirt area. Dispose of spent filter materials in the trash.
- If you don't have a suitable dirt area, contact your waste water treatment authority at **408.945.3000** for instructions on discharging to the sanitary sewer.

Our thanks to Santa Clara Valley Urban Runoff Pollution Prevention Program for providing the text for this article. For more information call 1.866.WATERSHED (1.866.928.3774 extension 4) or visit online at www.MyWatershedWatch.org.

Looks pretty, doesn't it? But emptying your pool water into storm drains can seriously impact our creeks and the Bay.

COFFEE WITH THE MAYOR



You are invited to "Coffee with the Mayor" which is normally held on the third Friday of each month at 9:30am at City Hall. Use this opportunity to meet with the Mayor in an informal setting to discuss City or neighborhood issues. No appointment is necessary. Upcoming meetings are September 21, October 19 and November 16.

What's Inside

- Street Safety in Monte Sereno 2
- Vacation House Safety Checks . . . 2
- Save the Date for Movie Night . . . 3
- Cell Phone Emergency Calls 3
- FAQs: West Nile Virus 4
- Who to Call at City Hall 4
- Business Licenses . . . . . Insert

City Web Site: www.montesereno.org
City Email: Cityhall@montesereno.org



Weed Worries?

Use less toxic ways to control pests and prevent polluted runoff from entering our creeks and the Bay.

Applying thick mulch blocks light to help prevent weed growth. And it saves water, too!

Find more tips and FREE fact sheets at

www.MyWatershedWatch.org

1-866-WATERSHED (928-3774)

Watershed Watch

Protect Our Creeks And Bay

Sponsored by Santa Clara Valley Urban Runoff Pollution Prevention Program – a coalition of local government agencies.

Saratoga News

May 6, 2008 pg 29

WEST VALLEY CLEAN WATER PROGRAM

October 12, 2007

Attn: Tom Babb
Department of Pesticide Regulation (DPR)
Pest Management and Licensing
1001 I Street, 3rd Floor, MS-3A
Sacramento, CA 95812-4015

Dear Mr. Babb:

A Proposal for the Santa Clara Valley Green Gardener Training program is being submitted to the DPR Alliance Grant Program by the County of Santa Clara in cooperation with the Santa Clara Valley Urban Runoff Pollution Prevention Program (SCVURPPP). As a member of SCVURPPP, The West Valley Clean Water Program, on behalf of the cities of Campbell, Monte Sereno, Saratoga and the Town of Los Gatos, will provide in-kind staff time as a management team member. This staff time is allotted for the grant period from January 2008 through June 2010 to assist with implementation of this proposal, should it be approved by DPR.

The West Valley Communities support a number of public outreach and education programs which help to prevent storm water pollution and fulfill the requirements of their NPDES Storm Water Discharge Permit. Clean Water Program staff use every opportunity to communicate with the public about Integrated Pest Management (IPM) strategies and benefits. The goal of the proposed program is to provide training to landscape maintenance workers and landscape professionals who may not be aware of the less-toxic methods they can use through IPM techniques. This proposal will provide an opportunity to reach currently underserved businesses and provide outreach to residents regarding the importance of employing landscape maintenance workers who understand and use IPM to promote local storm water pollution prevention efforts.

If you have questions regarding the support of the West Valley Clean Water Program staff for this project, please contact me at (408) 316-1233.

Sincerely,

Cheri C. Donnelly

Cheri C. Donnelly
Program Manager
West Valley Clean Water Program

CAMPBELL • LOS GATOS • MONTE SERENO • SARATOGA

18041 Saratoga-Los Gatos Road • Monte Sereno, California 95030 • Tel: 408-354-4734 • Fax: 408-354-6284

West Valley Recycles! Spring 2008

BILL PAY THE EASY WAY

West Valley Collection & Recycling has made it easier than ever to pay your bill. Choose the method that works best for you.

Mail: Make your check payable to West Valley Collection & Recycling. Be sure to include the payment stub to get credit for your payment right away. Use the pre-addressed envelope included with your bill.

Drop it off: We accept payments at our office Monday through Friday from 8 AM – 4:30 PM. Deliver checks to:
West Valley
Collection & Recycling
1333 Old Oakland Road,
San Jose, CA 95112

Pay / View Your Bill Online: Visit our new online payment system at www.sanitecounec.ebiss.com, click on "Online Bill Pay" and follow a few simple instructions. You must have your current invoice and credit card or debit card information available.

Home banking customers continue to use the remit address:
West Valley
Collection & Recycling
Dept. 1483
Los Angeles, CA 90084-1483
You must have your current invoice available.

Have questions about your recycling service?

Ask Randy

Q: I recycle regularly, but does it really make a difference?

A: Recycling has a huge impact on our environment! Consider the aluminum can-what most people recycle most. More aluminum goes into beverage cans than any other product and if it is thrown away it will still be a can 500 years from now. Yet a recycled aluminum can will be back on the shelf as a new can in as little as 60 days. Now consider this: Recycling one aluminum can saves enough energy to run a TV for three hours—or the equivalent of a half a gallon of gasoline. Keep on recycling!

Spring Cleaning: A Place for Everything.

It's spring. Birds are singing, flowers are blooming and houses are filled to the brim with clutter—the aftermath of a long, cold, winter. From basements to bedrooms to backyards, everything could use a good spring-cleaning. Here are some ideas to make the job easy and environmentally friendly. First, organize what is not trash into labeled piles: sell, donate, recycle. Next, get to work:

- Have a garage sale or even better, organize a neighborhood garage sale.
- Donate your gently used clothing, books, furniture and working appliances to a local thrift store benefiting charity. Some organizations provide pick-up service, and all of them should provide you with a donation receipt to use as a write off on your income taxes.
- Recycle items that can't be reused.
- Request a bulky item pick-up. WVC&R will remove items placed at your curb for a small fee. Just call customer service at **(408) 283-9250** and we will pick up these items on your next collection day.
- Drop off your e-waste. The televisions, computer stuff, and vintage VCRs that didn't get picked up at the big garage sale can be dropped off at our facility. Check out **westvalleyrecycles.com** or call **(408) 283-9250** for a list of acceptable items, hours of operation and directions.
- Batteries, fluorescent light bulbs, non-empty aerosol cans and paints do not belong in our landfill. Check out **westvalleyrecycles.com** ewaste and universal drop off for more information.



IMPORTANT TO NOTE:

WEST VALLEY COLLECTION & RECYCLING LLC
1333 Oakland Road
San Jose CA 95112-9894
(408) 283-9250
www.westvalleyrecycles.com
customerservice@westvalleyrecycles.com

E-Waste Drop Off Event

E-Waste Drop Off Events will be taking place in West Valley cities soon. Please go to www.westvalleyrecycles.com to find the event in your community. Drop off E-waste such as computers, computer monitors, hard drives, TV's and VCR's absolutely FREE.

Clean Green Waste

Keep your yard trimmings "Green" and your recyclables clean by keeping all garbage out of your green waste and recycling cart. Garbage contaminates recyclable materials.

West Valley Recycles! Spring 2008

10 Simple Ways to Celebrate Earth Day – Every Day.



In honor of Earth Day: Ten simple things anyone can easily do to pay tribute to the Earth and care for the earth's environment.

1. REDUCE

Skip the bottled water. It's expensive, and it produces large amounts of waste. Use a reusable water bottle when possible and filter your tap water for drinking, save money and make a big difference.

2. REUSE

Most products we buy cause greenhouse gas emissions during production and distribution. Take your lunch in a reusable lunch box instead of a disposable one. Reuse grocery bags and just say no to disposable utensils.

3. RECYCLE, RECYCLE, RECYCLE

Of course, you already know that recycling saves energy and reduces greenhouse gas emissions. But did you know this? If the recycling rate for aluminum and steel cans, plastic #1, glass, newspaper and corrugated cardboard increased just 10%, 3.9 million more tons of materials would be recycled, saving enough energy to power 1.5 million homes for one year. Check out the recycling how-to page at **www.westvalleyrecycles.com**

Okay, those were pretty easy; why not try some of these?

4. BUY RECYCLED

Purchasing recycled products completes the recycling loop. By buying recycled, you play an important role in making the whole process a success. As consumers demand more environmentally sound products, manufacturers will have to meet that demand by producing high quality recycled products.

5. WALK OR RIDE YOUR BIKE TO WORK OR SCHOOL

Save money on gas and parking while improving your health and dropping pounds. Stop and smell the roses. If you live too far from your office, explore telecommuting, public transportation or carpooling.

6. SWITCH TO CFLs

Switch to the "twisty bulbs," called compact fluorescents, or CFLs. These replace incandescent, halogen and other lights around your house to use up to 80% less energy. But remember: All fluorescent lamps and tubes are hazardous waste and must be taken to an authorized recycling facility. Call West Valley Collection and Recycling customer service at **(408) 283-9250** for information.

7. SWITCH IT OFF

Almost 40% of the electricity used to power your home electronics is consumed while they are in standby mode.

Hook up your home computer system and accessories to a power strip that can be switched off each night.

8. PLANT A TREE

A single tree will absorb one ton of carbon dioxide over its lifetime. Shade provided by trees can reduce your air conditioning bill by 10 to 15%. Pretty cool.

9. START A COMPOST PILE

Yard trimmings and food residuals account for 23% of the U.S. waste stream. Natural composting began with the first plants on earth and has been going on ever since. As vegetation falls to the ground, it decays, providing nutrients needed for plants, animals, and microorganisms. It's that simple.

Go to **www.reducewaste.org** to find the 2008 Home Composting Workshop Schedule.

10. MAKE EVERY DAY EARTH DAY

Check out the links page at **www.westvalleyrecycles.com** for events, drop-off sites, how-to workshops and environmental happenings all year round.

Clean Green

Spring. Let in the fresh air. Quick! Because the levels of pollutants indoors can be up to 100 times higher than outdoors, according to the U.S. EPA. Indoor air pollution is due in large part to volatile organic compounds (VOCs) that evaporate from cleaning products that can trigger health problems like allergies and asthma.

Try these simple ingredients you might already have around the house for earth friendly cleaning—like baking soda, vinegar, lemon juice, hydrogen peroxide and borax. They're powerful, safe, and less expensive than chemical alternatives.

- For glass, use a mixture of half white vinegar and half water.
- Baking soda and cornstarch make good carpet deodorizers.
- Clean mildew and mold with a mixture of lemon juice or white vinegar and salt.
- A paste of baking soda, salt, and hot water makes a great oven cleaner.
- Instead of using a store-bought drain cleaner, which likely contains lye, hydrochloric acid and sulfuric acid, try pouring a quarter cup of baking soda down the clogged drain, followed by a half cup of vinegar. Close the drain tightly until fizzing stops, then flush with boiling water.

041473

THIS PAGE INTENTIONALY LEFT BLANK

Why You Want These Bugs in Custody

Most insects found in your garden don't harm plants. In fact, 97% of the insects you see fall into this category! Such insects are called "beneficials" because they benefit the garden by pollinating plants, improving soil, and eating the pests that really harm plants. These hard-working "beneficials" can be a gardener's best friend by keeping problem pests under control naturally, without the use of harmful chemicals.

Making a Positive Identification

Before you stomp on or spray any unfamiliar bugs in your garden, make sure you know the good guys from the bad guys. Remember that most insects go through several changes during their life cycle, so the young (larva or nymph) may look totally different from the adult. And, keep in mind, it is often the "young" of the insect that eats the most pests. This brochure will help you to identify some of the most common beneficials (both adults and their young) found in local gardens. Here are some tips for attracting and keeping beneficials in your garden:

- **Go Undercover:** Provide beneficials with shelter and over-wintering sites by covering bare dirt with an organic mulch like leaves or bark. Remember to leave a small area of exposed soil to encourage solitary native bees that are "ground-nesters."
- **Lure Them Out of Hiding:** Include a variety of different pollen and nectar-rich plants to provide beneficials with a food source – in addition to pests.
- **Crack Down on Crime:** Pesticides (particularly broad-spectrum pesticides that don't target single pests) kill the beneficials as well as true garden pests. Protect beneficial insects by not using pesticides! These chemicals can also run off gardens and lawns with rain and over-watering, entering storm drains – a direct route to local creeks and other bodies of water – where they can harm water quality and wildlife. For information on pesticide alternatives, go to www.OurWaterOurWorld.org.

Bringing in the FBI: Flowers for Beneficial Insects

Most beneficial insects need to supplement their diets with pollen and nectar. You can attract them to your garden, and encourage them to stay and hunt for pests, by offering them a variety of nectar and pollen-rich flowers. Plants with daisy-like flowers or plants with clusters of multiple small flowers are especially attractive to beneficials. Choose a diversity of plants that bloom at different times so that the beneficials can feed throughout the year. Many common garden plants suited to our Mediterranean climate will attract beneficials, including oregano, alyssum, borage, dill, angelica, cosmo, tansy, calendula and rosemary.

Here are some California native plants guaranteed to draw in many of the 10 most wanted

Having a Good Defense

Many native plants have developed **natural defenses** to ward off insect pests and diseases. These defenses can eliminate the need for pesticides and reduce maintenance costs. Because native plants have adapted to grow in our specific climate, they often require very little care once established and are generally more tolerant of drought. The diversity of natives available offers gardeners great choices for both fragrant flowers and beautiful foliage – and provides food and habitat for our native birds, wildlife, butterflies, and beneficial insects.

Early Fall is an ideal time to plant natives. The cool weather and rainfall will help young plants establish a healthy root system before colorful Spring blooms emerge.

Photo Credits • Ed Ross: Green Lacewing Larva, Ground Beetle, Bumblebee + Nest, Syrphid Fly + Larva, Soldier Beetle, Parasitic Wasp + Larva, Spider, Ladybeetle + Larva, Tachinid Fly, California Lilac • **Jack Kelly Clark** courtesy UC Statewide IPM Program: Dragonfly Nymph, Ground Beetle Larva, Soldier Beetle Larva, Tachinid Fly Eggs on a Caterpillar © by the Regents of UC • **Mostly Natives, Tomales CA:** Yarrow, Buckwheat, Goldenrod, California Aster • **Susan Van Der Wal:** Dragonfly, Seaside Daisy • **Saint Mary's College of California:** Slender Sunflower © 1995 • **© Jscalvo | Dreamstime.com:** Green Lacewing

FLOWER	PLANT PROFILES	VISITING RIGHTS
Seaside Daisy/ Fleabane *(Erigeron glaucus)*	Evergreen, low-growing perennial has daisy-like flowers that bloom in pinks, whites and lavenders.	butterflies bees lacewings syrphid flies
Yarrow *(Achillea millefolium californica)*	Small perennial to 1' tall, with clusters of tiny, whitish flowers and feathery, green foliage. Some cultivars have yellow or pink flowers.	butterflies bees ladybugs parasitic wasps tachinid flies
Slender Sunflower *(Helianthus gracilentus)*	Perennial with hairy stems and large, yellow daisy-like flowers. Fall blooming.	bees butterflies lacewings syrphid flies parasitic wasps
Buckwheat *(Eriogonum species)*	Perennial that ranges from small ground covers to 3' tall shrubs. Blooms are clusters of tiny pink, white or yellow flowers. Foliage ranges from green to silver/gray.	syrphid flies tachinid flies parasitic wasps lacewings ladybugs
Goldenrod *(Solidago californica)*	Perennial with graceful stalks of tiny yellow flowers. Fall blooming	soldier beetles parasitic wasps
California Lilac *(Ceanothus species)*	Many different evergreen species including both shrubs and groundcovers. Blooms are showy clusters of blue, purple or white flowers.	syrphid flies ladybugs lacewings bees
California Aster *(Aster chilensis)*	Shrubby, deciduous perennial produces lavender daisy-like flowers. Blooms from summer through fall.	bees butterflies lacewings ladybugs syrphid flies

EXPAND YOUR SEARCH!

BOOKS

- *Good Bugs for Your Garden*, Allison Mia Starcher, Algonquin Books, 1995.
- *Natural Enemies Handbook*, Mary Louise Flint and Steve Dreistadt, University of California ANR Publications, 1998.
- *Natural Insect Control, The Ecological Gardener's Guide to Foiling Pests*, Brooklyn Botanic Garden, 1994.

WEBSITES

- Bee Gardens
  http://nature.berkeley.edu/urbanbeegardens
- Bug Guide: ID, Images for Insects, Spiders & Their Kin
  http://bugguide.net
- Invasive Plants and Alternatives
  www.cal-ipc.org (CA Invasive Plants Council)
  www.plantright.org (PlantRight Program)
- Native Plants
  www.cnps.org (CA Native Plant Society)
  www.mostlynatives.com/guide.htm (Mostly Natives Nursery)
  www.laspilitas.com/plants/plants.htm (Las Pilitas Nursery)
- Natural Enemies Gallery from the University of California Statewide IPM Program
  www.ipm.ucdavis.edu/PMG/NE/index.html
- Pesticide Alternatives (Least Toxic)
  www.OurWaterOurWorld.org (Our Water – Our World)
- Pesticide Hazards (Beyond Pesticides)
  www.beyondpesticides.org/gateway/index.htm

Crime Scene Investigators: Developed by Debi Tidd Consulting with Gina Purin from Marin County Stormwater Pollution Prevention Program 415/499-3202. Designed by Schmidt Creative. Reviewed by M.L. Flint, UC Statewide IPM Program.

Printed on FSC Certified recycled paper – 50% Recycled, 25% Post Consumer Waste

Mug shots approved for posting by:

The 10 'Most Wanted'

Bugs in Your Garden

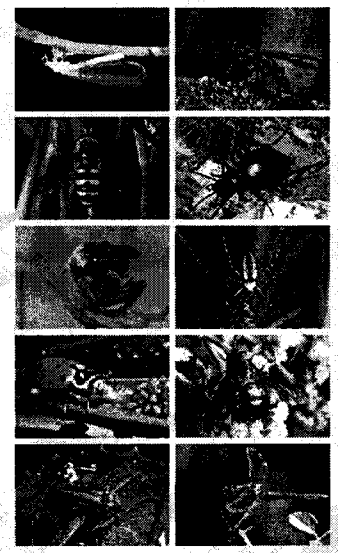

Guilty of: Controlling garden pests without the need for toxic chemicals

Reward: A healthy, sustainable garden that saves money and resources and protects the health of families, pets and the environment

ASSESSING THE LINE-UP

Here are rap sheets and mug shots on ten beneficial bugs that consume large numbers of pests or pollinate plants. Do not attempt to apprehend them... just let them serve time in your garden!

Lacewing larva and aphid

Green Lacewing

Aliases: Aphid wolf, aphid lion.
Wanted For: Aggressively devouring aphids, thrips, mealybugs, scale, spider mites, leafhoppers and insect eggs.
Family History: Adult green lacewings feed on nectar, pollen, and honeydew – at dawn and dusk. Juveniles are voracious predators known to eat up to 20 or 30 aphids a day.
Sightings: Last seen around nectar-producing plants like sunflowers, tansy and buckwheat.



Soldier beetle larva

Soldier Beetle

Aliases: Leatherwings.
Wanted For: Attacking and feeding on aphids and other soft-bodied insects.
Family History: Adults feed on pollen and insect pests on plants. The larva (or "young") hunt for pests in leaf litter and soil.
Sightings: Known to feed on the pollen of flowers like goldenrod and milkweed while waiting for its prey. Reports of sightings appear in early spring, shortly after aphids begin hatching.



Dragonfly nymph

Dragonfly

Aliases: Mosquito hawk, darner.
Wanted for: Preying on unsuspecting flying insects like mosquitoes, flies and midges.
Family History: The dragonfly's excellent eyesight, strong jaws and agile flight make it a deadly predator able to catch prey in mid-air. Dragonfly larvae (nymphs) live in water and are also efficient hunters eating mosquito larvae and other insects, snails and even small fish.
Known Accomplices: Often seen in the company of its relative, the damselfly, another insect predator. Don't be fooled: when at rest, dragonflies hold their wings outstretched while damselflies fold their wings closed over their bodies.
Sightings: Last seen near garden ponds, streams and other bodies of water.

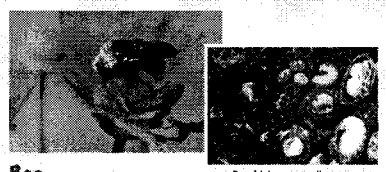

Bumblebee nest cells cut open to show developmental stages

Bee

Aliases: European honeybee, bumblebee. (Also includes hundreds of native bee species including leafcutter and orchard bees.)
Wanted For: Pollinating the flowers of many of our ornamental, fruit and vegetable plants.
Family History: Specially equipped for moving large quantities of nectar and pollen, honeybees are usually found in colonies in hives. Most native bees are masters at eluding notice and often live alone in ground nests. Bee populations are diminishing due to pesticide use, and loss of habitat.
Sightings: Usually seen in gangs in the vicinity of flowers high in nectar and pollen including asters, sunflowers, mints, lavender, rosemary and sages.

Syrphus larva eating brocolli aphids

Syrphid Fly

Aliases: Hoverfly, flower fly.
Wanted For: Hunting down aphids, mealybugs and other pests, and for pollinating plants.
Family History: Adults are known to be important pollinators. The larvae suck the juices out of their victims. A single larva can consume hundreds of victims a month.
Sightings: Larvae are usually found under leaves in the company of aphids. Adults have been seen lurking around ceanothus, sunflowers, feverfew and other nectar-rich flowers.
Master of Disguise: With their yellow and black stripes the adults appear to be bees. They have only one set of wings and can't sting. The larva look like fat, legless caterpillars.



Ground beetle larva

Ground Beetle

Aliases: Predacious ground beetle, and carabids, among others.
Wanted For: Conspiring to eat many soil-dwelling pests like slugs, snails, cutworms and root maggots.
Family History: Fast-moving predator, armed with strong jaws. Generally dark brown or black with long legs, and shiny, hard front wing covers that sometimes have a metallic sheen. Usually hunts at night. Reported to be able to consume its body weight in food each day. Larva also feed on soil insects.
Sightings: Usually sighted hiding in soil or under rocks, dried leaves and mulch.

Parasitoid wasp cocoons on caterpillar

Parasitic Wasp

Aliases: Trichogramma, Braconid, Hyposoter and Ichneumon, among others.
Wanted For: Parasitizing the eggs of cutworms, cabbage loopers, codling moths, tomato hornworms, aphids, whiteflies, scales and other pests.
Family History: These tiny, notorious wasps lay their eggs on or inside of pests or insect eggs and the larva eat the pest. Can be tracked by the tell-tale signs they leave behind, like tiny, white cocoons on caterpillars, or "aphid mummies," – the tan, dried up husks of aphids stuck to a leaf.
Sightings: Suspected of foraging for nectar on tiny flowers like alyssum, yarrow, tansy, and clover.

Orb weaver spider

Juveniles closely resemble adults

Spider

Aliases: Funnel weavers, crab spiders, and golden orb spiders, among others.
Wanted For: Trapping and bugnapping a wide variety of insect pests.
Family History: The most deadly natural enemy of pests, spiders are skilled predators. They may hunt with webs or track their victims on the ground and on plants. Can be identified as arachnids, with eight legs and two body parts.
Sightings: All over your garden, and on front porches near lights.
Warning: Spiders are thought of as fearsome creepy crawlers but very few have a bite that is harmful. Always wear gloves when cleaning garages, debris, woodpiles, storage areas or piles of clutter.

Ladybug larva and pupa

Ladybeetle

Aliases: Ladybug, ladybird beetle, seven-spotted ladybeetle.
Wanted For: Gorging on soft-bodied insects like aphids, scale, thrips, mealybugs and spider mites.
Family History: Both adults and larva eat large numbers of pests. It is believed that one ladybug can devour 5,000 aphids in its lifetime. Most common suspect is red with black spots – but watch for many other species in a variety of colors, with or without spots.
Warning: Be on the lookout for a ladybug look-alike: the spotted cucumber beetle! This green beetle with black spots feeds on crops and foliage.
Sightings: Known to loiter on nectar-rich flowers like yarrow, clover and tansy.

Tachinid fly eggs on a caterpillar

Tachinid Fly

Aliases: Diptera.
Wanted For: Attacking unsuspecting caterpillars and beetles.
Family History: Disguised as a hairy housefly, this parasitic insect lays its eggs on caterpillars, grubs and other insects. When the eggs hatch, the young (larva) tunnel into their victims and eat them.
Sightings: Often seen stealing the nectar and pollen of tansy, milkweed and Queen Anne's Lace.

FREE

West Valley Green Leaf

Invites You to....

Get your Green On

Green Your Home/Business

- Solar
- Green Building
- Landscape
- Utilities

and much more

Saturday April 19, 2008

10:00 am – 4:00 pm

Los Gatos High School (front)

20 High School Court

Get Involved

- Community Resources
- Volunteer
- Green Organizations

Green Your Lifestyle

- Hybrids
- Electric Vehicles
- Scooters
- Bikes

Akeena® Solar

WEST VALLEY GREEN LEAF Get Your Green On!

The Future is now...

FREE

For more information or to be an exhibitor contact: Zsa Zsa Taylor 408 354-8066 email: ptaylor365@aol.com

Mon ereno

Santa Clara Valley Urban Runoff Pollution Prevention Program

FY 2007-2008 ANNUAL REPORT

Training Summary: Public Information / Participation

Training Description	Date	Attendees
The Ebbs and Flows of Wetlands Protection **Presenter:** Dr. John Callaway, University of San Francisco professor of environmental studies explores wetland protection since the enactment of the Clean Water Act San Jose State University Campus Martin Luther King Library Rooms 255/257 150 E. San Fernando St. San José, California **Sponsored by**: the Ecological Society of America, in affiliation with San José State University and the South Bay Salt Pond Restoration Project **Topics**: ▪ Benefits of wetlands to watersheds/ water quality; ▪ Evolution of way we design marshes in restoration (16,000 acre project salt ponds) using **Adaptive Mgmt** – applying scientific method using a range of approaches, use the evaluation of the methods used to make the next step decision ▪ Challenges to restoration: mercury in existing sediments, opening up the tidal barrier can cause a chemical change that may increase entrance of mercury to the food web; sediment issues and subsidence and sediment deficit; relative distribution of marshes; invasive and nuisance species; flood control; groundwater withdrawal ▪ Important dates for wetland protection	August 5, 2007 Sunday, August 5, 2007, 2:30 - 4 pm	**WVCWP (1)** Program Manager
Creek Cleanup Training **Speaker:** WVCWP Manager **Topics:** Training on handling creek cleanups was given to 1 new part – time staff member.	September 11, 2007	**WVCWP (2)** Manager Program Assistant

Monte Sereno

Santa Clara Valley Urban Runoff Pollution Prevention Program

FY 2007-2008 ANNUAL REPORT

Training Description	Date	Attendees
Environmental Volunteer Training **Training for**: EV Presentation **Topics:** Two WVCWP staff practiced demonstrations and activities. Using 2 simple models, demonstrating the role of the Water Cycle with an experiment showing how water evaporates and how condensation occurs by using a hot plate, salt water and ice cubes. Second demonstrating, water density kit with experiment using an egg to show the difference in density between fresh and salt water. Learning hands-on activities and grade-appropriate presentations for teaching: ▫ Demonstrate the role of the Water Cycle ▫ How water evaporates and condensation occurs ▫ Water density kit ▫ Difference in density between fresh and salt water	10-29-07	**WVCWP (2)** PIP Outreach Coordinator Program Manager
Enviroscape Presentation Training **Speaker:** WVCWP Manager **Topics:** WVCWP Program Manager provided training to 2 new staff members on use of the Enviroscape and on making presentations.	February 12, 2008	**WVCWP (3)** Manager Program Assistant Program Staff
Creek Cleanup Training National River Cleanup Day (May 17, 2008) **Speaker:** Heidi McFarland, SCC **Topics:** Site Coordinator Tip Sheet, Volunteer Orientation Script, Waiver of Liability Form, and Data Reporting Guidelines.	May 1, 2008	**WVCWP (1)** Inspector

Pesticide Management Activities

This Page Intentionally Left Blank

041480

Mon ereno

Santa Clara Valley Urban Runoff Pollution Prevention Program

FY 2007-2008 ANNUAL REPORT

PESTICIDE MANAGEMENT ACTIVITES

FY 2007-2008 Work Plan Self Evaluation Matrix

Source	Task Source	Work Plan Tasks	Accomplishments	Responsible Party
	SCVURPPP PMP (I.A.1.)	Summary of Use Track and report use of pesticides on municipally owned property.	Monte Sereno did not apply ANY pesticides on municipal property in FY 07-08, so no usage reports were filed.	City Manager/ Facility Mgr
	SCVURPPP PMP (I.A.3.) PS #3	Implement BMPS Continue to Implement IPM practices as Best Management Practices (BMPs) for any pesticide used by staff or contractors. Report on use of IPM practices on municipal property.	During 07-08, the WVC continued to implement the Pest Management Performance Standard (PMPS). "Standard Operating Procedures for Pesticide Management" are being followed by staff and contractors. BMPs in general continue to be effective. WVC work with contractors to find the least-toxic method to treat resistant pest problems. The WVC use less-toxic pest management methods in municipal facilities (parks & buildings) whenever practicable, based upon budget and effectiveness. *See "Evaluation" section below for details on IPM implementation.*	City Manager/ Facility Mgr
	SCVURPPP PMP (I.A.6.)	Banned Pesticides Inventory If any pesticides have been banned w/in the past FY (per EPA, State &/or local requirements), conduct an agency-wide search of chemical for these pesticides. Properly dispose of these banned substances pursuant to appropriate waste disposal regulations.	Monte Sereno does not purchase or store its own pesticides.	City Manager/ Facility Mgr

Monte Sereno

Santa Clara Valley Urban Runoff Pollution Prevention Program

FY 2007-2008 ANNUAL REPORT

	SCVURPPP PMP (I.B.1.) PS#5.a	Training for Applicators Ensure that employees who apply pesticides for the agency obtain the appropriate training as required by the County Agricultural Commissioner and the State Department of Pesticide Regulation (DPR)	No employees apply pesticides. In case of the need for pest control, a licensed Pest Control Operator will be called in.	City Manager
	SCVURPPP PMP (I.B.2.) PS#5.b	Staff Training for Applicators Attend and/or conduct annual training which reviews appropriate portions of the IPM Policy, BMPs, and relevant IPM techniques for employees within departments responsible for pesticide application.	Monte Sereno has limited staff (9 including part-time personnel). Other than 2 buildings for City Hall, Monte Sereno does not have public buildings or parks. The City does not regularly use pesticides, and no pesticides are ever applied by staff.	WVCWP to coord with Facilitiy Mgr
	SCVURPPP PMP (I.B.3.) PS#5.c	Municipal Staff Education Inform employees who are not authorized and trained to apply pesticides that they cannot use over-the-counter pesticides in or around the workplace.	City Facilities Manager reviewed City policy with all staff in July 2007.	City Mgr to deliver/ WVCWP to provide notice
	SCVURPPP PMP (II.A.1.)	Watershed Ed. & Outreach Campaign (WE&O)[1] Attend WEO and IPM work groups. Continue to assist with development of strategy for a campaign and training program (in Spanish & English) designed for staff of very small landscape businesses (typically 1-8 employees) mainly serving homeowners.	WVCWP Program Manager participates in the IPM Ad Hoc Task Group on behalf of the WVC. Project implementation and projects for consideration, which are discussed in the AHTG, are presented to City staff for appropriate follow-through. WVCWP contributed additional funds to the SCVURPPP's IPM ad campaign. This allowed the IPM ad to appear in the three (3) weekly community newspapers for six (6) weeks in the spring. (Campbell Reporter, Los Gatos Weekly, Saratoga News). WVCWP was very involved with the development of the new training program for small landscape businesses –	WVCWP Staff

[1] Funded by all Co-permittees each year.

			from concept, to grant proposal, to implementation of a successful class series. The first set of classes were held from Feb- April 2007 – one in English and one in Spanish; Both classes were attended at capacity (40 students) and had waiting lists. Positive media coverage about the class was received in local ethnic and San Jose community newspapers. The classes are being listed in the Fall session and projected to be full. Since many WV residents employ small landscape contracting firms, it is hoped that these classes will have an impact on reducing residential pesticide use in the WVC. See "Evaluation" below, for details	
	SCVURPPP PMP (II.A.4.)	Community & School Opportunities Identify opportunities and attend community events/school classrooms to demonstrate reasons for, and methods of, less toxic pest control.	Information on the importance of reducing pesticide use, and the toxic effects of pesticide runoff, is included in all WVCWP educational presentations at schools. IPM information, and HHW brochures detailing proper pesticide disposal, are distributed at a variety of venues. In FY 07-08, WVCWP participated in helping to develop a new brochure on reducing pesticide use and employing beneficial bugs. WVCWP the directed funds toward an order of the Beneficial Bugs brochure for use as a handout. See PI/P Section for further details on outreach for less toxic pest control.	WVCWP Staff
	SCVURPPP PMP (II.A.5.)	Community Material Distribution Participate in public sale events at local hardware store(s). Provide watershed protection information and reminders (gifts) to community by walking aisles of the gardening center with gift basket full of handouts during the sales.	WVCWP staff distributed material via different delivery methods at a variety of community events, including: Haunt the Hollow EVENT 10-28-07 Summer Winds Nursery (Campbell) 8-9-07 Orchard Supply Hardware (Saratoga) 8-5-07 Ace Hardware Garden Center Los Gatos 9- 11-07 Town of Los Gatos Green Event, 4-19-07 Great American Pick-up (Campbell) 4-19-07	WVCWP Staff

Monte Sereno

Santa Clara Valley Urban Runoff Pollution Prevention Program

FY 2007-2008 ANNUAL REPORT

			See PI/P Section for details about community events and various IPM and Pesticide-related materials which were distributed.	
	SCVURPPP PMP (II.A.6.)	Web Site As new information is available, update web site to provide easy access to information on IPM and reduction of pesticide use.	In FY 07-08 WVCWP staff worked on development of a new "Take Action" page, which will include a variety of IPM and pesticide information links. The page will be uploaded in FY 08-09. **MONTE SERENO:** City staff are making plans to incorporate IPM and Pesticide information on the City website during FY 08-09	WVCWP Staff Facilities Manager
	SCVURPPP PMP (II.A.13.)	Special Districts Invite neighboring special districts (e.g. sanitary, open space districts, and school districts) to attend WVCWP sponsored IPM workshops, when workshops are offered.	Information on newly-available Ecowise training was forwarded to the PCOs used as municipal contractors by WVC (Kilroy Pest Control/Sensitive Solutions and West Valley Spray): http://www.ecowisecertified.org/ Contractors also received an invitation to a Regional IPM Contracting Workshop (November 6, 2007) in Oakland Due to numerous trainings/meeting for municipal staff concerning the Municipal Regional Permit, WVCWP was not able to sponsor an IPM training this year.	WVCWP Staff
	SCVURPPP PMP (II.A.14.)	Conduct internal IPM outreach Provide all City/ Town staff with information on environmentally safer, integrated pest management to encourage employees to use IPM methods away from work. Email announcements as appropriate & display IPM materials at City/ Town Hall.	A new e-mail notice covering this subject was created by WVCWP staff The notice contains links to *Our Water, Our World*; *UC Davis IPM site*; *Universities' Pesticide Info Network*; and *Pesticide Action Network database*. It is being e-mailed to all municipal employees in Summer 2008. In addition, IPM material is available for pick-up by employees at Municipal Offices.	City Mgr to distribute as appropriate/ WVCWP to provide IPM materials

Mon. ereno

Santa Clara Valley Urban Runoff Pollution Prevention Program

FY 2007-2008 ANNUAL REPORT

	SCVURPPP PMP (III.A.1)	Pest Control Operators Maintain database of licensed structural and landscape maintenance PCOs within WVC for outreach purposes.	The database of West Valley PCOs has been compiled; over 75% of them are based in the City of Campbell.	WVCWP staff
	SCVURPPP PMP (III.A.4)	Track and Report PCO Use of Pesticides Require PCOs contracted by municipality to implement BMPs through contract specifications and track and report PCO use of pesticides on municipal property.	Monte Sereno did not have ANY pesticides applied on municipal property in FY 07-08, so no usage reports were filed.	City Manager/ Facility Mgr
	SCVURPPP PMP (IV.A.2.)	Commercial Business Education Continue ICID Inspector's education program targeting retail food facilities through distribution of "Don't Set a Table for Pests".	Monte Sereno is a solely residential city, so no commercial material was distributed.	
	SCVURPPP PMP (V.A.3.)	Promote HHW Collection Work with HHW collection agencies to support, enhance, and help publicize programs for proper pesticide disposal.	All WVC contribute funds to the County HHW disposal program, enabling residents and small businesses to drop off pesticides at HHW sites. WVCWP Program Manager participated in the SCVURPPP and HHW Program Work Group. Work Group is exploring means of coping with growing demand at facilities due to increased awareness about proper disposal.	
	NPDES Permit Provision C.3.n	1. New Development/ IPM Planning Procedures 2. New Development/ Reporting 3. New Development Training for staff responsible for Environmental Reviews	See Planning Procedures Section 4 Pesticide Management measures related to New Development (C.3) have been incorporated into the Planning Procedures element of the Work Plan in order to facilitate delegation of responsibilities to appropriate departments and staff.	City Engineer, City Manager

Monte Sereno

Santa Clara Valley Urban Runoff Pollution Prevention Program

FY 2007-2008 ANNUAL REPORT

Pesticide Management Activities Evaluation

PESTICIDE USAGE REDUCTION MEASURES – Pest Specific

The City of Monte Sereno has extremely limited Municipal facilities (2 small buildings with 1 parking lot in back and landscaping in front) – less than ¼ acre total of landscaped area.

A landscaping contractor cares for City property, and is instructed to avoid use of pesticides. When gopher damage appears, the gophers are trapped. Weeds are hand-pulled.

Mor. ereno

Santa Clara Valley Urban Runoff Pollution Prevention Program

FY 2007-2008 ANNUAL REPORT

Training Summary: Pesticide Management

Training Description	Date	Attendees
IPM Exchange Field Trip/Training Sponsored By: San Francisco Estuary Project/ABAG; City of Palo Alto **Topics:** effective IPM techniques for managing Argentine Ants tour of the Palo Alto Golf Course to view an innovative project to reduce the ground squirrel population using a visual barrier in lieu of pesticides as well as raptor and owl perches **Handouts:** 1 Tips For an Effective Argentine Ant Inspection (#3) 2 Ant Inspection Checklist (#4) 3 What to do When Argentine Ants Invade a Building (#5) 4 Notes on Baiting Argentine Ants (#7)	Dec.11, 2007	**WVCWP (1)** Inspector
Kick – Off Planning Meeting for 2008 Our Water Our World **Presenters:** Led by Geoff Brosseau, Chair – IPM Partnership Committee, BASMAA (Held by conference call) **Topics:** • Internet ads for the Our Water Our World Program • Possibilities of updating fact sheets • The need for new fact sheets • Virtual fact sheets • Adding OWOW phone number to fact sheets for a personal response • Shelf Talkers • Product Lists and updates • Is dealing with rodents a water quality issue? • Different types of store appreciation	Oct 10, 2007	**WVCWP (1)** Public Outreach Coordinator

Monte Sereno

Santa Clara Valley Urban Runoff Pollution Prevention Program

FY 2007-2008 ANNUAL REPORT

Training Description	Date	Attendees
C.A.P.C.A. Conference - Sparks, NV **Topics:** General IPM	Oct. 28-30, 200707	**Campbell (1)** Parks Supervisor
Eco Wise Seminar - Oakland, CA **Topics:** General IPM	Nov. 6, 2007	**Campbell (1)** Parks Supervisor
Parks Symposium - Santa Clara, CA **Topics:** General IPM	Nov. 20, 2007	**Campbell (8)** Parks Supervisor Parks Lead Worker (2) Parks Maintenance Worker (5)
Weed Science Society Annual Conference - Monterey, CA **Topics:** General IPM	Jan. 28-30, 2008	**Campbell (1)** Parks Supervisor
Annual Safety Training: CA Dept. of Agriculture Parks crew training **Presenter: Vince Huppe, Parks Supervisor** **Topics:** all aspects of Pesticide application, BMP, and IPM practices	May 7, 2008	**Campbell (15)** Parks Lead Worker (2) Parks Maintenance Worker (13)
NCTLC Seminar "Day on the Green" - San Francisco, CA **Topics:** General IPM	May 14, 2008	**Campbell (7)** Public Works Superintendent Parks Supervisor Parks Lead Worker (2) Parks Maintenance Worker (3)

Mercury Pollution Prevention Activities

This Page Intentionally Left Blank

041490

Mor. ereno

Santa Clara Valley Urban Runoff Pollution Prevention Program

FY 2007-2008 ANNUAL REPORT

MERCURY POLLUTION PREVENTION ACTIVITES

FY 2007-2008 Work Plan Self Evaluation Matrix

Source	WP Task	Work Plan Tasks	Accomplishments	Responsible Party
	Mercury Plan (I.E.)	Reduction of Hg Containing Products Continue implementing phase-out of mercury-containing products (MCPs). Phase-out will coincide with replacement of MCPs on an as-needed basis.	Reduction of mercury-containing products is being implemented. Research on alternative products has been conducted through the WVCWP. Non-mercury or low-mercury replacements are being used wherever feasible e.g., thermostats and fluorescent bulbs. At the WVCWP-sponsored meeting with DEH in April 2008, each member in the audience was given the booklet, "What You Don't Know About Mercury". Discussion followed as to how and where to dispose of Mercury Containing Products, including fluorescent bulbs, thermometers, and batteries. In the back of the booklet there is a list of approved drop-off locations in our area. Record keeping for MCPs was also discussed.	City Mgr/ Facilities Mgr WVCWP to send notice
			MONTE SERENO: The City's contractor is knowledgeable about replacement and safe disposal of mercury containing products. (He has been distributing brochures on MCPs to his other customers, especially those who use large numbers of fluorescent lamps).	City Mgr/ Facilities Mgr WVCWP to send notice
	Mercury Plan (II.B.)	Mercury Containing Product Disposal Services Provide funding and participate in County HHW collection program for residents and small businesses	The WVC support the County HHW collection program through funding, outreach activities (material distribution, website notices, etc.), and sponsorship of local E-waste collection events. HHW drop-off information was distributed to Bay Area & WVC residents at several community events in FY07-08. Disposal of fluorescent bulbs was covered in classroom presentations. In FY 07-08, the focus was on investigating proposals related to adoption of an extended producer responsibility	City Mgr

Monte Sereno

Santa Clara Valley Urban Runoff Pollution Prevention Program

FY 2007-2008 ANNUAL REPORT

			(**EPR**) resolution. All WVC adopted an EPR Resolution during FY 07-08. See Evaluation Section (below) for details.	
			MONTE SERENO: The small city offices have a large poster in the entrance: "Watch Out for Mercury", with County HHW information listed. The same poster is mounted in the City Post Office.	City Mgr
	Mercury Plan (II.C.)	Track Disposal of Mercury Containing Products Continue documenting the quantities of mercury-containing fluorescent bulbs disposed from City/ Town buildings and departments at hazardous waste collection facilities. The quantities of disposed product will be reported in annual report	**MONTE SERENO:** 26x - 4 ft fluorescent lamps were collected from the City's building and taken to HHW for disposal in FY 07-08. Employees store used batteries in the City's file room for later drop-off at HHW.	City Mgr/ Facilities Mgr
	Mercury Plan (II.F)	Fluorescent Light Recycling Campaign Continue participation in the Mercury Ad Hoc Task Group and support ongoing implementation of an outreach program to about recycling fluorescent bulbs.	The WVCWP Manager helped develop local campaigns and outreach messages through SCVURPPP's Mercury Ad Hoc Task Group. WVCWP provided funding for SCVURPPP's Mercury ad to appear in the 3 weekly local newspapers for 6 weeks in Fall 2007 (Campbell Reporter, Los Gatos Weekly, Saratoga News).	SCVURPPP & WVCWP to coordinate w/ HHW staff

Mercury Pollution Prevention Activities Evaluation

Efforts to Enact "Extended Producer Responsibility" Requirements:

At its November meeting for the 4 West Valley Communities, WVCWP hosted a presentation by Rob D'Arcy of Santa Clara County HHW on "Extended Producer Responsibility" – targeting producers of products with HHW, including mercury containing products such as E-Waste. HHW was seeking to have co-permittees pass resolutions supporting EPR. The goal of EPR is to shift California's product waste management system from one that is government-funded and taxpayer-financed to one that relies on producer responsibility. This will also help in removing more of these products from the waste stream.

All WV Cities passed resolutions supporting Extended Producer Responsibility in FY 07-08.

Community Involvement in E-Waste Recycling

Over the past several years, there have been a number of E-waste events held by various entities (schools, scout groups, etc.), thereby reducing the need for WVCWP to sponsor E-waste events. This is a certain measure of success for previous public outreach efforts related to Mercury and E-waste – residents are now taking on the task of organizing these events, and handling safe disposal of mercury containing products. This is a demonstration of the effective partnerships that can develop between municipal efforts and their residents, and which can be especially effective in smaller communities.

WEO AHTG Advertising

Through its Watershed Education Outreach ad hoc task group, SCVURPPP published mercury ads in newspapers serving the Santa Clara Valley. In an effort to ensure reaching a maximum number of WV residents, WVCWP funded and arranged for printing of the ads in 3 local weekly papers, for a 6 week run. This meant an extra 18 ads aimed at West Valley residents. The ads ran in the *Campbell Reporter*, the *Los Gatos Weekly*, and the *Saratoga News*.

THIS PAGE WAS INTENTIONALLY LEFT BLANK

041494

Training Summary: Mercury

Training Description	Date	Attendees
Annual Training WVCWP/DEH w/ "Mercury Containing Products" Training Presenter: WVCWP Stormwater Inspector **Topics:** What are Mercury Containing Products (MCPs)? Requirements for MCPs Proper Disposal of MCPs E-waste Drop-off Sites Record-keeping for MCP Disposal	April 22, 2008	**WVCWP (2)** **City of Cupertino (2)** **DEH (15)** Supervisor Inspectors - 14
Corp Yard Walk-Through w/ "Mercury Containing Products" Training Presenter: WVCWP Stormwater Inspector **Topics:** What are Mercury Containing Products (MCPs)? Requirements for MCPs Proper Disposal of MCPs E-waste Drop-off Sites Record-keeping for MCP Disposal	May 15, 2008	**Campbell** Parks/ Public Works staff - **31**
Corp Yard Walk-Through w/ "Mercury Containing Products" Training Presenter: WVCWP Stormwater Inspector **Topics:** What are Mercury Containing Products (MCPs)? Requirements for MCPs Proper Disposal of MCPs E-waste Drop-off Sites Record-keeping for MCP Disposal	May 29, 2008	**Los Gatos** Parks/ Public Works staff - **19**

Monte Sereno

Santa Clara Valley Urban Runoff Pollution Prevention Program

FY 2007-2008 ANNUAL REPORT

Training Description	Date	Attendees
Corp Yard Walk-Through w/ "Mercury Containing Products" Training Presenter: WVCWP Stormwater Inspector **Topics:** What are Mercury Containing Products (MCPs)? Requirements for MCPs Proper Disposal of MCPs E-waste Drop-off Sites Record-keeping for MCP Disposal	May 28, 2008	**Saratoga** Parks/ Public Works staff - **14**

Copper Action Plan/ Nickel Action Plan

This Page Intentionally Left Blank

041498

Mor. ,ereno

Santa Clara Valley Urban Runoff Pollution Prevention Program

FY 2007-2008 ANNUAL REPORT

COPPER ACTION PLAN/NICKEL ACTION PLAN

FY 2006-2007 Work Plan Self Evaluation Matrix

Activity	Source	Work Plan Tasks	Accomplishments	Responsible Party
		Monte Sereno has no Ind/Comm	Monte Sereno has no Ind/Comm –Indicate 'No Ind/Comm in Monte Sereno Table	
Vehicle Washing Operations	CB-1	As part of the West Valley Industrial Commercial Inspection Program, promote improved car washing methods at auto businesses. Provide info on alternative arrangements for businesses with possible compliance problems. (Section 2.i of this work plan - Industrial Inspection Program)	The Stormwater Discharge Inspector distributes vehicle washing outreach materials during pro-active inspections and in relation to any actual or suspected vehicle washing incident. The Inspector is able to answer questions and offer suggestions with the help of visuals. A WVCWP-created fact sheet provides information on wastewater capture systems for automotive facilities. The fact sheet was designed to provide small-scale automotive facilities (those that find installing a full-fledged wash rack cost-prohibitive) with examples of inexpensive treatment technologies and distributor information. This method of outreach has been very effective.	WVCWP Inspector
Vehicle Washing Operations	CB-1	Place outreach material on proper vehicle/equipment washing at municipal counters, post offices, libraries and public events. Update WVCWP website to include copper information.	The Car Wash Kit flyer is posted in WVC Municipal Offices. For FY07-08, WVCWP home page featured a graphic highlighting car washing, and a link to a printable PDF with information on proper car washing, and water quality degradation from improper washing. The link also gives information on obtaining the free Car Wash Kit for Car Wash Events (this graphic is sometimes temporarily swapped out for publicizing events, such as a WV E-waste event). www.cleancreeks.org http://www.cleancreeks.org/imagesnew/carwashweb.pdf Currently, the WVC do not have any comprehensive outreach material on copper so in FY 07-08 WVCWP staff worked on a draft copper outreach piece (tri-fold), including	WVCWP staff

Monte Sereno

Santa Clara Valley Urban Runoff Pollution Prevention Program

FY 2007-2008 ANNUAL REPORT

			car washing info. The piece will be distributed for WVC feedback in FY 08-09. Once finalized, it can be distributed to the public and posted on the website.	
Vehicle Washing Operations & Pool/ Spa Maint.	CB-1 & CB-12	In classroom presentations, introduce impacts of copper on aquatic life; teach proper methods of car washing and pool & spa drainage using the Enviroscape watershed model.	WVCWP's classroom presentations are scripted to include hands-on activities so that students can watch pollutants, such as copper from car-washing activities & pool draining, flow directly to waterways. In addition to recommending the use of commercial car wash facilities, WVCWP encourages washing on a gravel or lawn area where wash water is captured and infiltrated. Students also learn about runoff from car wash fundraisers and the need to borrow the WVCWP Car-Wash Kit for any such event. Proper Pool Draining instruction includes photos of a Sanitary Sewer Cleanout, and other graphics about pool & spa drainage. School presentations in FY 07-08 included: *Casa Di Mir Montessori School, Campbell – Presentations for 6-12 year-olds on 2-13-08* *Queen of Apostles Private Elementary School – Presentations for 4th and 5th grade science classes on 4-4-08* *St. Mary's School, Los Gatos –Presentations for kindergarten classes on 5-6-08*	WVWCP staff
Vehicle Washing Operations	CB-1	Promote use of Car Wash Kit. Provide kit; provide training to charity car wash organizers. Document use in A/R. Solicit feedback from participants.	In FY 07-08, a 220 word "Car Washing" article for municipal newsletters was created. The article will run in "The Saratogan" Summer 2008 issue (FY 08-09), and hopefully in additional municipal newsletters in Spring 09. **October 13 & 14, 2007** The WVCWP Carwash Kit was used at a very large fundraiser at Fisher Middle School, LG. Two WVCWP staff attended in order to educate event organizers on Car Wash Kit set up, and spoke to other interested residents	WVWCP staff

			The fundraiser was very well-attended (may have raised $10,000) and many attendees were educated about the Car Wash Kit. 100 Car Wash brochures were distributed. The entire event received extensive media coverage. **September 30, 2007** The Car Wash Kit was also used at the Silicon Valley Roller Girls Carwash Fundraiser in Campbell. The Stormwater Inspector gave instruction about set-up and use of the Kit, and education about carwash runoff. The WVCWP Stormwater Discharge Inspector is available to provide guidance on use of the WVCWP car-wash kit for local fundraising events. He usually attends the events to offer guidance and to help publicize the *West Valley Clean Water Program*. The kit uses about 400 ft. of hose and 300 ft. of extension cord. The car wash kit works extremely well, but can be difficult to set up. Photos of the kit in action are used for classroom presentations.	
Vehicle Washing Operations	CB-1	Within the development project permit process for Group 2 projects, require source control measures at facilities that will conduct vehicle/ equipment washing and maintenance activities (consistent with Permit requirements).	Monte Sereno is strictly residential and does not have any commercial facilities conducting vehicle washing/maintenance.	
Vehicle Washing Operations	CB-1	Include recommended source controls for vehicle washing in the City's corporation yard SWPPP and continue to train staff to use BMPs.	Monte Sereno has no Corp Yard	
Industrial Copper Control	CB-3	Continue joint Inspections with Fire Dept., targeting industrial sources for copper, e.g. metal plating and metal finishing facilities.	Monte Sereno is strictly residential – does not have any commercial/ industrial facilities subject to these inspections	SCVC Fire Dept.
Reducing Traffic	CB-6/7	Within the development permit process, encourage pedestrian oriented design	The West Valley communities encourage best design practices wherever practicable. These small communities	

Monte Sereno

Santa Clara Valley Urban Runoff Pollution Prevention Program

FY 2007-2008 ANNUAL REPORT

Congestion		practices (trails) and planning that will accommodate bicyclists (paths).	tend not to have large developments conducive to requiring alternative transportation within the permitting process. However, the cities and the Town encourage alternatives transportation through other means: For several years, the cities of Monte Sereno and Saratoga, and Town of Los Gatos, have been working with CalTrans on improving bicycle and walking features along the stretch of Hwy 9 that links these 3 municipalities. The stretch is heavily used by bikers and walkers, and improvements would overcome current safety problems, thereby encouraging greater pedestrian/bicycle use of this transportation corridor. In June of 2008, several agencies gathered on Highway 9 in Saratoga to announce nearly $500,000 of unused bond money that can be used to improve safety along this corridor. Improvements will include a T-intersection that will make cars more visible to bicyclists and a street light at Austin Way & Hwy 9. Caltrans estimates the project will be completed in approximately 2 years. The Silicon Valley Leadership Group CEO discovered the unused bicycle improvement money while reading through documents from the California Transportation Commission. Agencies involved in these improvements include Town of Los Gatos, Cities of Monte Sereno and Saratoga, CalTrans, Valley Transportation Authority, Calif. Transportation Commission. In addition, other improvements will be funded by State Bicycle and Pedesterian Improvement grant funding. Bicycle and pedestrian facilities along Hwy 9 from Los Gatos, through Monte Sereno, to Saratoga will be improved through a multi-year project. The first phase will improve the bicycle route system to reduce hazards and improve safety for bicyclists along this route. Phase I work was carried out during FY 07-08.	

			MONTE SERENO: The Engineering Department is currently working with the Los Gatos/Monte Sereno Police, Daves Avenue School and Los Gatos Union School District to improve traffic safety and pedestrian crossings at the Daves School location. Mid-block bulb-outs will be installed on Daves Ave along with a new crosswalk to facilitate safe crossing and encourage pedestrian and bicycle traffic.	City Mgr / City Planner
Water-shed assessm't and protection	CB-8	Consider watershed protection in all CEQA actions.	All WVC have adopted the CEQA review guidance from SCVURPPP, as documented in the June 2004, *C.3 Stormwater Handbook*, to address water quality as part of the C.3.m implementation.	City Mgr / City Planner/ Asst City Engr
Water-shed assessm't and protection	CB-8	Continue to receive training and develop understanding of the Hydromodification Management Plan (HMP) and implement HMP Permit requirements on qualifying projects.	In September 2007, municipal engineers from the WVC attended trainings presented by SCVURPPP/ EOA staff on the HMP, including proposed applicability maps. Some additional HMP training was received at the June 3, 2008 SCVURPPP workshop. See Planning Procedures Training Summary for details.	City Engineer
Water-shed assessm't and protection	CB-8	Continue to Implement Guidelines & Standards developed by the Water Resources Protection Collaborative for watershed protection. Support new Collaborative issues for watershed protection as they arise.	Monte Sereno adopted the "Guidelines and Standards" in FY07-08. They are currently being incorporated into the City's new *Residential Design Guidelines.*	City Mgr
Street sweeping	CB-11	Conduct regular street sweeping, evaluate efforts and collect data for Annual Report.	The West Valley communities conduct street sweeping in residential areas and more frequent sweeping in commercial areas. Sweeping data is collected and noted in Public Agency Activities (Section # 3) of this report. The West Valley cities do not hesitate to change sweeping contractors if the equipment being used does not measure up to municipal standards.	
		Provide quarterly street sweeping by contract w/ the Town of Los Gatos, evaluate efforts and collect data for Annual	In FY 07-08, Monte Sereno contracted with a new street sweeping firm and currently is not using Town of Los Gators as its contractor. The current contractor uses a	Facility Mgr/ LG PW Specialist for Monte Sereno

Monte Sereno

Santa Clara Valley Urban Runoff Pollution Prevention Program

FY 2007-2008 ANNUAL REPORT

		Report.	PM10-certified regenerative air sweeper to sweep Monte Sereno's residential streets quarterly.	
Outreach on Pool, Spa maint'nce	CB-12	Continue to distribute Pool & Spa maintenance brochure via agency counters, website and during IC/ID inspections.	WV Inspector distributed 40 Pool & Spa brochures to Leslie's pool & spa retail outlets during Sept 2007. Pool & Spa brochures are available at all WVC municipal offices.	WVCWP with Municipal Staff
			MONTE SERENO: MS featured proper pool & spa drainage as a front-page article in its municipal newsletter.	
Use of copper architecture	CB-21	Within the development permit process, continue to limit and discourage use of copper architecture. Inform applicants about the negative water quality impacts related to the use of copper roofing, rain gutters and other copper architecture.	All WV cities discourage copper architecture with the exception of Los Gatos, which is drafting a Residential Design Guideline that will seek to discourage architects and homeowners from using copper by informing them of its environmental implications.	City Mgr / City Planner/ City Engr
Green Building	CB-21	Provide information about negative impacts of copper architecture and alternative materials via link on West Valley Clean Water website.	Currently, WVCWP and WVC do not have any good outreach material on architectural copper, so in FY 07-08 WVCWP staff worked on creating a draft of a comprehensive copper outreach piece (tri-fold), including architectural copper info. The piece will be distributed for WVC feedback in FY 08-09. Once finalized, it can be distributed to the public and posted as a downloadable PDF on the website.	WVCWP staff
Nickel Action Plan Tasks				
Control Measures for Constr Sites	NB-1	Continue to implement Construction Inspection Performance Standards (Section 5, Construction Inspection section of this work plan).	See Construction Inspection (Section #5) of this report.	
Training on Control Measures for Constr sites & New Dev	NB-1	Attend Construction site management workshops sponsored by Water Board and SCVURPPP for latest erosion/sediment control techniques and continue to attend workshops on post development Stormwater treatment BMPs.	See Construction Inspection Training (Section #5T) of this report.	

Copper/Nickel Action Plan Evaluation

Car Wash Outreach - Evaluation:

Additional WVCWP staff have been trained in use of the Car Wash Kit. This will enable increased outreach efforts, as it ensures that staff will be available to set up the Kit at Car Wash fundraising events, and to instruct event organizers in use of the kit. The kit was used successfully at several events in FY 07-08. A *"Clean" Car Washing* article was created, and will run in the Summer issue of the Saratoga municipal newsletter. Depending upon space available, it will run in other WVC newsletters in 2009. In addition, WVCWP staff worked on developing new Car Wash outreach strategies for FY 08-09.

Pool and Spa Maintenance - Evaluation:

In Fall FY 07-08, WVCWP initiated a new outreach effort involving placing Pool & Spa brochures at the major swimming pool retail chain in the area. This fall, staff will return to the stores and check on the status of the brochures, and whether this was an effective form of outreach.

Promotion of Pedestrian Trails And Bike Paths - Evaluation:

The WVC of Los Gatos, Monte Sereno and Saratoga have invested extensive efforts into improving the stretch of State Highway 9 which runs from Saratoga, through Monte Sereno, and into Los Gatos (appx. 4 miles). This stretch is heavily traveled by local residents, and many have expressed an interest in using it for walking and biking, if it were a safer route. In fact, it currently receives a high degree of bike traffic, and some pedestrian traffic. The Cities and Town have worked closely with CalTrans on developing strategies for improving safety on this stretch. Funding has been obtained from various sources and Phase 1 of the improvements was started in FY 07-08.

Street Sweeping - Evaluation:

The West Valley cities continued their street sweeping programs. Campbell and Saratoga are using both vacuum sweepers and broom sweepers, based upon conditions. Los Gatos and Monte Sereno are both swept using regenerative air sweepers. By using vacuum and regenerative air sweepers, all WVC are making concerted efforts to remove fine particulates, including copper, from their roadways.

THIS PAGE WAS INTENTIONALLY LEFT BLANK

041506

Mon areno

Santa Clara Valley Urban Runoff Pollution Prevention Program

FY 2007-2008 ANNUAL REPORT

Training Summary: Copper Action Plan / Nickel Action Plan

Training Description	Date	Attendees
See "Planning Procedures" Training Summary for HMP-related Trainings attended		
See "Construction Inspection" Training Summary for Nickel-related Trainings attended		

THIS PAGE WAS INTENTIONALLY LEFT BLANK

041508

Trash Management

This Page Intentionally Left Blank

041510

Mor. ereno

Santa Clara Valley Urban Runoff Pollution Prevention Program

FY 2007-2008 ANNUAL REPORT

TRASH INVENTORY & MANAGEMENT

FY 2007-2008 Work Plan Self Evaluation Matrix

Source	WPActivity	Work Plan Tasks	Accomplishments	Responsible Party
	Program's Trash Work Plan	Long-Term Management Strategy Participate in Trash Ad Hoc Task Group and assist Program staff in developing (and revising per the MRP) long-term trash management strategy for reducing trash in urban streams and waterways and other potential sources that may contribute trash to those areas.	The West Valley Clean Water Program Mgr attended the Trash AHTG meetings and provided feedback from West Valley cities on implementation strategy and tools. Topics this year included issues related to Structural Treatment Control, 303(d) listings and Trash Problem Areas at various creek sites. Reviewed drafts of 'Trash Evaluation & Management Fact Sheet, 2nd Edition'.	WVCWP Mgr to participate in AHTG and coordinate WVC efforts
	Program's Trash Work Plan	Additional Task – not in 07-08 Workplan Participate in Creek Connection Action Group (CCAG) developing long-term trash management strategy for reducing trash in waterways. Address other potential sources which may contribute trash to waterways.	WVCWP Program Manager participated in policy planning meetings held by Heidi McFarland, Santa Clara County Parks Dept, to discuss various proposed projects and overall trash issues. CCAG coordinates the 2 annual county-wide cleanup events. These strategy meetings were aimed at addressing the bigger picture of trash generation.	WVCWP staff attends meetings
	Program's Trash Mgmt Strategy	Implement Trash Management Strategy Begin implementation of long-term trash management strategy for each high priority watershed defined within the technical memorandum entitled *Prioritization of Trash Problem Areas*. This strategy will be provided within the technical memorandum entitled *Long-Term Trash Management Strategy*, which will be developed during FY07-08.	The *Long-Term Trash Management Strategy,* as developed in FY 2007-2008, consists of 3 main points: • Identify Trash Problem Area & Sources • Evaluate & Implement Enhanced Trash BMPs • Assess Effectiveness of BMPs Over Time WVCWP and West Valley Communities staff continued to use assessment tools to identify where Trash Problem Areas, and Trash Sources, existed. Over the past several years, using these tools, it was determined that some sites had at first appeared to be problem areas, but after initial cleanup, the Trash problem did not recur. These sites were then removed from the Trash Problem area list so that resources could be devoted to other sites and other	WVCWP staff

			BMPs. For WVCWP, part of the Trash Management Strategy is to address vehicular generation of litter, and illegal dumping. By participating in the Silicon Valley Anti-Litter Campaign, WVCWP was involved in the initiation of a hotline allowing drivers to report license numbers of vehicles which they see littering. For illegal dumping, a strategy of directly contacting property owners near any sites where dumping occurs was initiated several years ago, and has continued. In FY 07-08, 25 homeowners near Smith Creek in Los Gatos were contacted. Current BMP methods are in the process of being evaluated. BMPs include ongoing methods such as streetsweeping, increased use of trash cans for the public, increased scheduling of trash pickup by Municipal staff, institutional regulations such as requiring clean up after events by event permittees, increased communication with Cal Trans, etc. (see Management Practices row, below) Staff will continue to observe the results of BMP implementation in order to assess their effectiveness.	
	Program's Trash Work Plan	Pilot Demonstration Assist Program in implementing Pilot Demonstration Projects which focus on assessing control measure effectiveness.	The West Valley Clean Water Program Mgr attended the Trash AHTG meetings and provided input on behalf of West Valley cities regarding potential pilot demonstrations. The Pilot Demonstration program has been well-publicized. Regular updates to SCV URPPP Management Committee have been given on installation and first wet season results. The Pilot Demonstration was included in the SCVURPPP 'Trash Management and Evaluation, 2nd Ed' document, circulated in May 2008. At the annual WVCWP Streets Maintenance Supervisors' meeting, WV Communities staff and WV Sanitation District staff viewed a presentation by City of Sunnyvale on Sunnyvale's current experience with the Pilot program.	SCVURPPP, City of Sunnyvale, City of San Jose _____ WVCWP Mgr to coordinate WVC efforts

	Trash Work Plan	Evaluations Continue to conduct trash evaluations in a subset of local trash problem areas using the Programs Urban Rapid Trash Assessment (RTA) protocol and/or the KAB Litter index.	WVCWP staff used SCVURPPP's standardized reporting forms to assess trash problems. WVCWP staff conducted **21** assessments at the identified sites and listed problem areas in West Valley communities. The number of assessments included: Campbell **5** -- Los Gatos **3** -- Monte Sereno **5** and Saratoga **4.** Although such monitoring usually is limited to drive-by evaluations of a site, several assessments were conducted simultaneously with removal of trash and debris by WVCWP staff.	WVCWP staff
	Trash Work Plan	Identify and Prioritize Problem Areas Continue to identify and prioritize trash problem areas based on criteria provided by Program staff during FY 06-07.	Identification & prioritization are determined by: • monitoring previously identified problem areas, • using volunteer monitoring during cleanup events at problem sites, • keeping records of areas where Trash has been noted, or illegal dumping has been noted. If the site is noted repeatedly, then identifying it as a Problem Area will be considered. As noted in FY06-07, a few sites were taken off the Priority List, since several years of monitoring demonstrated that trash there was less of an issue than was originally believed. It was decided that staff resources should be concentrated on problem sites in order to be effective. Clean site conditions at the site for the WVCWP biannual Creek Cleanup (San Tomas Aquino Creek at Westmont High School) resulted in removing that site from this year's National River Clean-up Day site list.	WVCWP staff
	Technical Memo: *Trash Mgmt Effective-ness Strategy (FY06-07)*	Evaluate Trash Management Measures Track existing trash management practices to evaluate effectiveness. Selected effectiveness methods may include using the Program's Urban Rapid Trash Assessment protocol (Version 1.0) and/or the KAB Litter Index in a subset of high	WVCWP staff used SCVURPPP's standardized reporting forms to identify trash problems. When completed by staff, these forms provide data on trash monitoring and management activities at the listed problem sites. Completed forms are used for review to determine effectiveness of trash management practices. Discussion was initiated on determining a better means of	WVCWP Mgr to participate in AHTG and coordinate WVC efforts

		priority trash problem areas.	training on use of trash evaluation tools, in order to ensure standardization among staff and among co-permittees. One Trash Management Measure/ Evaluation Method involves Creek Cleanups and Monitoring. Over several years of Creek Cleanups and monitoring, WVCWP has been able to cut back on cleanups at 2 sites, due to lack of trash at the sites. La Rinconada Park, along Smith Creek in Los Gatos, is a creekside park with a tennis court, lawn area, picnic/ bbq area, playground and a ½ mile long creekside trail. After several cleanups, 1 final cleanup was held, at which there was basically nothing for the volunteers to pick-up, nor monitor. Monitoring showed that construction & remodeling activities for several homes nearby may have been contributing to the trash. Trash included wrappers from construction materials, and food wrappers, etc. probably from construction workers. Once the construction was completed, trash was generally not being generated. San Tomas Aquino Creek, at Westmont High School in Los Gatos, has been the site of biannual Creek Cleanups for some years. The last cleanup was held here in Sept 2007. In Spring 2008 an assessment of the site was conducted. This determined that there was minimal trash, and the regularly-scheduled May Cleanup was cancelled, since there would be virtually nothing for the volunteers to pick up or monitor. The site will be evaluated again in fall and at that time if there doesn't appear to be a regular generation of trash, a recommendation on whether to continue clean-ups at the site will be made. In these instances, it appears that the Creek Cleanups have been an effective Trash Management Measure, and may provide an opportunity to focus efforts in another area (BMP implementation) or other approaches to reducing trash generation.	
	Program's Trash Work Plan	Management Practices Continue to identify and implement trash	Control measures in addition to scheduled/systematic control measures	WVCWP to collect data & coord w/ City Mgr.

		control measures, where practical and feasible, to reduce trash and debris.	• notify Caltrans when exceptional litter or debris problems are noticed along highways/freeways and around on-ramps • conduct removal of trash and litter as needed at sites within municipal jurisdiction • remove trash (where feasible) at some sites in Caltrans' jurisdiction • monitor identified problem areas • hold volunteer cleanup events at problem sites, when feasible • highlight litter problems during classroom presentations • WVC IND inspectors and construction site inspectors watch for litter and illegal dumping. Inspectors will consider an accumulation of debris at a site to be a stormwater violation and refer such sites to the WVCWP Stormwater Discharge Inspector. Systematic Control Measures • Trash collection is mandatory for WV residents - via WV Collection & Recycling (WVC&R) • WVC&R holds annual free, curbside Waste Collection days for items weighing up to 70 lbs, wood scraps and other items not usually allowed under weekly collection guidelines • All WVC conduct streetsweeping, with extra sweeping for areas of high trash generation (downtowns) and high leaf drop.	
			MONTE SERENO: City is using grant money to put trash cans at bus stops. The City is making efforts to reduce the overall level of trash generated by residents. In conjunction with the Town of Los Gatos and the Santa Clara County Recycling and Waste Reduction Program the City conducted their annual "Community Garage Sale" aimed at reducing trash by promoting the theme of reuse. The event was held on May 17, 2008.	WVCWP to collect data & coord w/ City Mgr.

Monte Sereno

Santa Clara Valley Urban Runoff Pollution Prevention Program

FY 2007-2008 ANNUAL REPORT

	Trash Problem Area Activity Report	Provide City/ Town Specific Information Provide Program staff with specific information on trash management practices implemented within the City's jurisdiction using program-wide standardized reporting forms.	WVCWP staff used SCVURPPP's standardized reporting forms to provide data on trash monitoring and management activities at the listed problem sites. ***Trash Problem Area Evaluation Results*** for each West Valley city, as provided by the Program, are included at the end of this report section.	WVCWP staff
	Program's Trash Work Plan	Submit Annual Report Data Submit Urban Rapid Trash Assessment Surveys, Trash Item Tally Sheets and any other data collection tool to Program staff.	Trash Assessment forms for WV cities were submitted to SCVURPPP in July 2008 for Program-wide analysis and reporting.	WVCWP staff
	SCC Trash Advisory Committee – Education sub-group	Support (TAC) Trash Advisory Committee Continue to attend Santa Clara County TAC meetings with SC County, City of San Jose and the Office of Education. Assist in development and implementation of a five-year outreach plan targeting 16 – 24 yr-olds. *Note: This committee has been renamed as the* "Silicon Valley Anti-Litter Campaign"	WVCWP Program Manager attends General meetings and Education sub-committee meetings. City of Campbell Public Works Director is Co-Chair of the finance sub-committee and a Campbell City Council Member is Co-Chair of the cleanup event subcommittee. The group and sub-committees are going forward with parallel objectives: • Host clean-up events in support of 'Keep America Beautiful' campaign • Design, purchase & distribute window clings reminding drivers to report 'litterbug' sightings (SC County) • Host telephone hotline & website to accept litterbug sightings and generate a letter to vehicle owner stating their vehicle was reported as creating litter on the streets (roads & highways, parking lots, etc) • Fund/ solicit support for purchase & distribution of tarps to vehicles w/ uncovered solid waste; distribution is mainly at landfills w/ their cooperation • Begin work on 5-year plan/ strategies, including a request for needed & desired funding	WVCWP Staff
Citizen Participation	See PI/P – Citizen Participation	Monitoring/Citizen Participation Continue to promote citizen participation program to monitor trash near local creeks.	WVCWP staff conducted 3 trash monitoring / Cleanup events with student and citizen volunteers. The volunteers at all clean-up events were taught to participate in groups and learned how to	WVCWP Staff

		Transfer data to trash tally sheets (element of Creek Keeper's Program). See PI/P (Section 6 of this Work Plan)	use the WVCWP trash tally forms to collect the data which helps identify trash sources. **9-15-07 SanTomas Aquino Creek** WVCWP held a cleanup event at Westmont High School in Campbell. Fifty volunteers spent several hours cleaning up the creek. They removed 46 bags of garbage. **9-29-07 Saratoga Creek at Big Basin Way** Joint WVCWP/ Saratoga staff cleanup. Some volunteers helped at this cleanup in Saratoga on Big Basin Way at Hwy 9 along the parking lot and down the bank, where possible. This was mainly staff with a small number of volunteer residents. A total of 49 bags of garbage and recyclables were collected. Monitoring showed that the trash source was a combination of littering and illegal dumping. Litter was mainly food wrappers and alcohol & beverage containers. A file cabinet, oven, and 30 ft pipe were removed from creek side. **9-29-07 Saratoga Creek at Wildwood Park** In addition to Big Basin Way, Wildwood Park in Saratoga was cleaned by a West Valley staff member and volunteers. Trash was collected and tallied. One bag of trash was removed. **5-17-08 National River Cleanup Day – Cleanup not needed at regular site - San Tomas Aquino Creek** at Westmont High School – site was very clean WVCWP's annual site for this event was determined to be a very clean site prior to May 17, and not appropriate for bringing in a large number of volunteers – i.e. there would hardly be anything to pick up. WVCWP conveyed this information to the County-wide group (Creek Connections Action Group) who concurred with the assessment. WVCWP staff instead supported the cleanup event at Lexington Reservoir Launch Ramp Lot in Los Gatos. This site was hosted by Santa Clara County Parks Dept. WVCWP staff participated as a Training opportunity in order to learn how SC County Parks host a site and handle the volunteer monitoring activities. SEE PI/P ELEMENT for additional info	

Monte Sereno

Santa Clara Valley Urban Runoff Pollution Prevention Program

FY 2007-2008 ANNUAL REPORT

Trash Inventory & Management Evaluation

General Evaluation of Trash Problems

After several years of monitoring trash sites, WVCWP staff is familiar with the sites and the problems that need to be addressed. Two leading trash sources in West Valley communities are "Illegal dumping" and "vehicular litter" (found along highways, freeway-on-and-off-ramps, and smaller arterial roads). The type of litter that is retrieved is predominantly snack, food, beverage and other product packaging and cigarette butts. School lunch yards are another source of trash, and WVCWP regularly holds outreach activities at schools, including cleanups, to address this issue.

Limitations to improving litter control

Since a major source of trash in the WVC is 'vehicular litter', much of it is in CalTrans' jurisdiction, which means that the WVC often do not have direct control of addressing the litter problem. Cities would like to address litter on Highway medians and freeway on and off ramps, but those areas are under Caltrans jurisdiction. Increased communication and partnering with Caltrans are goals of the WV Communities. When a noticeable littering incident is brought to the attention of WVC/WVCWP, CalTrans is contacted and they have been responsive to removing the litter. It is hoped that WVCWP's participation in the Silicon Valley Anti-Litter Campaign *(formerly the SC County Trash Advisory Committee)* will be another means of helping to address, and conduct outreach to, vehicular littering. The first step in this process has been the initiation of a hotline allowing drivers to report vehicles which are observed in the act of littering.

In general, an impediment to more effective litter control is the common problem of lack of funding. Areas which could be helped by increased funding include:

- Cost of staff time for Stormwater Inspector, PW staff and Sheriff's Dept to patrol areas where illegal dumping occurs. Increased funding for patrols could have a big impact on trash in creeks in the WV Communities, where a number of roads border creeks in less-developed areas. Many of these roads are winding with little traffic, and appear to facilitate illegal dumping via their lack of passersby, who might otherwise deter a perpetrator.
- Cost of publicity for anti-littering campaigns and advertising creek clean-ups, community clean-ups, and e-waste recycling.
- Staff time to organize volunteer clean-ups and handle publicity.

Another major issue is homeless encampments. Placement of trash cans near homeless encampments has been discussed, but it has been determined that this can be seen as "encouragement" and then becomes a liability issue.

Dumpster Area Inspections & Education for Local Businesses

The WVCWP Inspector checks the dumpster areas of the downtown restaurants in each of the West Valley communities for signs of illegal dumping or debris around open dumpsters. He provides urban runoff education as needed, including the importance of keeping dumpster lids closed, and locked if necessary. This method of informal visits and issuing *Notices To Comply* has helped to reduce the amount of trash-related dumpster violations over the past years.

Outreach: Illegal Dumping

In a strategy to raise awareness of illegal dumping in neighborhoods, WVCWP responded aggressively to an illegal dumping incident in a Los Gatos residential area. Town of LG maintenance crews had discovered illegally dumped yard waste and trash behind houses on Montclair Rd. The site was examined by the WVCWP Inspector. The materials had been dumped near the stormwater drainage culvert, which ultimately feeds to Smith Creek.

WVCWP and Town of LG chose to raise awareness via a letter to residents, and doorhangers placed on doors in the neighborhood. Appx. 25 homes were directly contacted in this manner. These efforts were aimed at both educating residents that such dumping is illegal, and encouraging residents to call and

report any such dumping they may see. This technique will continue to be used by WVC, if/when similar situations arise.

Educational Outreach to Students and Teachers in Local Schools

WVCWP staff responded to every opportunity to talk about trash and littering with students. The trash topic is always included in classroom Enviroscape presentations. Local students have been responsive to outreach efforts requesting volunteers at Clean-up events.

In FY 08-09, WVCWP will direct staff time to a new task of developing a structured Schoolyard Trash Cleanup Program with interested pilot schools.

Creek Keeper Events – Volunteer Participation - Trash Identification, Tallying & Pick-up

The WVC are all small, but have been successful in promoting volunteer participation from residents. Volunteer involvement in various clean-ups has been a measure of the success of outreach programs. A number of residents have become actively involved in clean-ups, which is also perhaps an indication of the mindset of small town residents, who may be eager to make a difference in their community. WVCWP will make efforts to continue efforts to partner with residents in combating local Trash problems.

WVCWP has been particularly successful in recruiting student volunteers for creek cleanups and the task of trash tallying. Each event is opened with a brief talk on the trash problem affecting our creeks and Bay. The WVCWP's trash tally form was designed to be easy for students to use. Categories on the form reflect the trash types that are most often found in West Valley locations. In May 2008, 2 WVCWP staff members supported a Los Gatos cleanup site hosted by SC County Parks Dept; this allowed staff to gain a perspective on methods used by the Parks Dept. to train volunteers in Trash Monitoring activities.

Volunteers have been very enthusiastic about local clean-up events. Interested Monte Sereno residents are likely to volunteer at Town of Los Gatos or City of Saratoga cleanup events.

Overall Trash Management Evaluation

In general, WVC residents appear to be conscientious about litter and aware of how their actions have a direct impact on 'clean/green areas'. Many residents are also avid supporters of maintaining the environment because they utilize the amenities they gain from such surroundings – biking, hiking, natural scenery, etc. Some West Valley schools have student volunteer groups that conduct schoolyard clean ups, and some have even adopted stretches of their neighboring creeks. While WVCWP conducts anti-litter outreach activities for residents, the WVC still need to address litter from vehicular traffic and illegal dumping, which may not be originating with local residents, so it is hard to address via outreach efforts in the WVC.

In this light, the WVC's best chance for success in dealing with the trash problem is to partner with other agencies and work with a well-organized regional group. WVCWP staff have become actively involved in the Silicon Valley Anti-Litter Campaign *(formerly the SC County Trash Advisory Committee)*, especially the Educational Outreach sub-group. WVCWP has also worked on developing a working partnership with CalTrans.

In its efforts to address litter problems by moving 'up' the trash stream, WVCWP will direct staff time in FY 08-09 towards developing a structured Schoolyard Cleanup Program with interested local schools. Staff will be contacting schools bordering creeks to determine interest, and developing a program which schools can institutionalize and implement on an on-going basis. It is hoped that initial efforts will prove successful, and the program can be expanded to include a number of schools. This would result in cleaner areas directly adjacent to creeks, less trash generated from school yards, and families with increased awareness of trash problems in their watershed. The goal is to move up from the creeksides, where public accessibility is limited - up the trash source line, and reduce the amount of trash that hits the ground through education and habit-forming guidance.

New data management methods within the WV Sanitation District are allowing generation of more detailed reports on stormdrain inspection findings. The WVC are working with WVSD on stormdrain report analysis related to Trash, in order to improve identification of possible Trash sources and problem areas.

THIS PAGE WAS INTENTIONALLY LEFT BLANK

041520

Trash Problem Area Evaluation . ılts by Copermittee & Watershed

ID #	Date	Location	Assessment Tool	Score	Existing Management Actions	Recommended Management Actions and/or Future Evaluations
Campbell						
					Guadalupe River	
CA08a	11/15/2007	Hwy 17 (Fwy 880) exit northbound at White Oaks Rd	KAB	2	Assess once or twice a year and notify Caltrans when litter is excessive. Fast food trash was observed on the freeway off-ramp. Caltrans jurisdiction.	Continue to assess once a year, when feasible. Notify Caltrans when debris is excessive.
CA04	11/15/2007	White Oaks Rd (west side of street) from Redding Rd.to Shelley Ave near a water ditch and Hwy 17 off-ramp	KAB	2	Assess once or twice a year. City has regular maintenance schedule.	City conducts regular maintenance. Continue to assess once or twice per year w/ additional cleanup if feasible Roadside near waterway (ditch) is littered.
					San Tomas Aquino Creek	
CA11	9/12/2007	4805 Westmont Avenue behind Westmont High School along San Tomas Aquino Creek - third stretch of 100 ft	RTA	101	Conduct volunteer creek cleanup events twice a year in fall and spring. During FY 06-07, staff completed urban RTA assessments for five consecutive 100' stretches. However, creek cleanup covered a greater distance.	Continue to assess and hold creek clean ups twice a year.
CA11	9/12/2007	4805 Westmont Avenue behind Westmont High School along San Tomas Aquino Creek - second stretch of 100 ft	RTA	106	Conduct volunteer creek cleanup events twice a year in fall and spring. During FY 06-07, staff completed urban RTA assessments for five consecutive 100' stretches. However, creek cleanup covered a greater distance.	Continue to assess and hold creek clean ups twice a year.
CA11	11/15/2007	4805 Westmont Avenue behind Westmont High School along San Tomas Aquino Creek - fourth stretch of 100 ft	KAB	1	Conduct volunteer creek cleanup events twice a year in fall and spring. During FY 06-07, staff completed urban RTA assessments for five consecutive 100' stretches. However, creek cleanup covered a greater distance.	Continue to assess and hold creek clean ups twice a year.

Trash Problem Area Evaluation Results by Copermittee & Watershed

ID #	Date	Location	Assessment Tool	Score	Existing Management Actions	Recommended Management Actions and/or Future Evaluations
Los Gatos						
					Guadalupe River	
LG06	11/14/2007	Monte Bello Way at Main St, near downtown parking at Town Plaza (park)	KAB	2	Conduct KAB assessments once or twice a year. Town has a regular maintenance schedule.	Continue to assess and provide outreach to residents and businesses. Town will keep regular maintenance schedule.
					San Tomas Aquino Creek	
LG08	11/14/2007	Quito Rd on both sides of Mt.Claire Rd	KAB	3	Conduct KAB assessments once or twice a year.	Continue to assess once or twice a year and clean creek banks when trash becomes excessive.
LG07	11/14/2007	Quito Rd from Old Adobe Rd to Pollard Rd	KAB	1	Conduct KAB assessments once or twice a year.	Continue to assess once or twice per year and pick up trash as needed.

Trash Problem Area Evaluation .lts by Copermittee & Watershed

ID #	Date	Location	Assessment Tool	Score	Existing Management Actions	Recommended Management Actions and/or Future Evaluations
Monte Sereno						
					Guadalupe River	
MS05	11/15/2007	Hwy 9 (Ridgecrest Ave to Rose Ave)	KAB	1	Assess once or twice a year. Notify Caltrans when litter is excessive.	Assess once or twice a year. Conduct cleanup once a year if feasible. Notify Caltrans when litter is excessive.
MS01	11/15/2007	Hwy 9 (Rose Ave to Grandview Dr) including medians	KAB	1	Assess once or twice a year. Try to arrange a day to pick up litter. This area is in Caltrans jurisdiction along Hwy 9.	Assess once or twice a year. West Valley staff will cleanup once a year if feasible. Notify Caltrans when litter is excessive.
					San Tomas Aquino Creek	
MS02	11/15/2007	Hwy 9 (Grandview Dr to Daves Ave)	KAB	2	Assess once or twice a year. Try to arrange a day to pick up litter. This area is in Caltrans jurisdiction along Hwy 9.	Assess once or twice a year. West Valley staff will cleanup once a year if feasible. Notify Caltrans when litter is excessive.
MS03	11/15/2007	Hwy 9 (Daves Ave to Quito Rd)	KAB	1	Assess once or twice a year. Try to arrange a day to pick up litter. This area is in Caltrans jurisdiction along Hwy 9.	Continue to monitor and try arrange a WVCWP cleanup. Site is in Caltrans jurisdiction.
MS04	11/15/2007	Hwy 9 (Blythswood Dr to Ridgecrest Ave.)	KAB	1	Assess once or twice a year. Try to arrange a day to pick up litter. This area is in Caltrans jurisdiction along Hwy 9.	Assess once or twice a year. Conduct cleanup once a year if feasible. Notify Caltrans when litter is excessive.

Trash Problem Area Evaluation Results by Copermittee & Watershed

ID #	Date	Location	Assessment Tool	Score	Existing Management Actions	Recommended Management Actions and/or Future Evaluations
Saratoga						
					San Tomas Aquino Creek	
SA03	9/18/2007	First 200' stretch of the creek from Highway 9 behind Big Basin Way. Represents the gas station and commercial parking lot area behind Big Basin Way to the top bank of Saratoga Creek.	RTA	64	Current practice includes assessment and cleanup at least once a year.	Not all debris can be tallied and collected at this site due to steep banks and vegetation. WVCWP staff will 1) continue to monitor and pick up trash in the accessible area at the top of the creek's bank; 2) continue to coordinate volunteer clean up even
SA03	11/14/2007	First 200' stretch of the creek from Highway 9 behind Big Basin Way. Represents the gas station and commercial parking lot area behind Big Basin Way to the top bank of Saratoga Creek.	KAB	2	The site is located behind restaurants and commercial establishments. Most of the litter is from pedestrians and trash that is left at the edge of the parking lot near the guardrail at the top of the creek bank. Current practice includes assessment at least once or twice a year.	Creek access is difficult due to steep slopes and dense vegetation. WVCWP staff will continue to monitor trash and work with Saratoga staff and volunteers to hold cleanups when feasible. Provide additional outreach to businesses and continue to assess an
SA02	11/14/2007	A 400' stretch of Wildcat Creek near Sacred Heart School upstream of the previous SA02 site that was near Fruitvale Ave. by City Hall to Sacred Heart School	KAB	1	This site is on property owned by a private school. Cleanups are conducted annually when feasible. There are a few residential homes nearby but the site is not easily accessed because it is fenced off and locked. The school has adopted this stretch of Wildcat Creek.	Continue to work with teachers on presentations to promote anti-litter and anti-dumping activities. Coordinate annual cleanups with Urban RTA assessments, as feasible.
SA05	11/14/2007	125 ft stretch of Quito Rd. from Sobey Rd. (near Hwy 9) extending toward Bicknell Rd.	KAB	1	This is an additional site that was cleaned due to a noticeable increase of trash along Quito Rd. This site is in close proximity to San Tomas Aquino Creek.	Quito Rd is in Caltrans jurisdiction. WVCWP will provide cleanup as time permits due to the potential for trash ending up in nearby San Tomas Aquino Creek.

Urban Rapid Trash Assessment Worksheet

Santa Clara Valley Urban Runoff Pollution Prevention Program

WATERSHED/STREAM: Saratoga Creek DATE/TIME: 9-18-2007
MONITORING GROUP, STAFF: WVCWP and Saratoga staff STATION ID SA3
STATION NAME /LOCATION: Big Basin Way behind rest. and businesses

	CONDITION CATEGORY			
Trash Assessment Parameter	**Least Disturbed (Optimal Urban)**	**Sub optimal Urban**	**Marginal Urban**	**Poor**
1. Level of Trash	On first glance, little or no trash visible. Little or no trash evident when streambed and stream banks are closely examined for litter and debris, for instance by looking under leaves.	On first glance, trash is evident in low levels. After close inspection small levels of trash evident in stream bank and streambed.	Trash is evident in medium on first glance. Stream, bank surfaces, and riparian zone contain litter and debris. Evidence of site being used by people: scattered cans, bottles, food wrappers, blankets, clothing.	Trash distracts the eye on first glance. Stream, bank surfaces, and immediate riparian zone contain substantial levels of litter and debris Evidence of site being used frequently by people: many cans, bottles, and food wrappers, blankets, clothing.
SCORE	20 [redacted] 18 17 16	15 14 13 12 11	10 9 8 7 6	5 4 3 2 1 0
2. Actual Number of Trash Items Found	0 to 100 trash items found based on a trash assessment of a 100-foot stream reach.	101 to 250 trash items found based on a trash assessment of a 100-foot stream reach.	251 to 500 trash items found based on a trash assessment of a 100-foot stream reach.	Over 500 trash items found based on a trash assessment of a 100-foot stream reach.
SCORE	20 19 18 17 16	15 14 [redacted] 12 11	10 9 8 7 6	5 4 3 2 1 0
3. Transportable, Persistent, Buoyant Litter	Little or no (< 25 pieces) transportable, persistent, buoyant litter such as: hard or soft plastics, styrofoam, balloons, cigarette butts.	Low to medium presence (26-75 pieces) of transportable, persistent, buoyant litter such as: hard or soft plastics, styrofoam, balloons, cigarette butts.	Medium prevalence (76-200 pieces) of transportable, persistent, buoyant litter such as: hard or soft plastics, styrofoam, balloons, cigarette butts.	Large amount (>200 pieces) of transportable, persistent, buoyant litter such as: hard or soft plastics, balloons, styrofoam, cigarette butts;
SCORE	20 19 18 17 16	15 14 13 12 11	10 9 8 7 6	[redacted] 4 3 2 1 0
4. Biohazard, Toxic and Sharp Objects	B: Trash contains no medical waste, diapers, pet or human waste. No evidence of toxic substances such as chemical containers or batteries. Only 1 piece of broken glass or metal debris, if any, is present.	B: No toxic substances, but small presence (2-10 pieces) of sharp objects such as broken glass and metal debris.	Presence of **any one** of the following: hypodermic needles or other medical waste; used diaper, pet waste, or human feces; any toxic substance such as chemical containers, batteries, or fluorescent light bulbs. Medium to high prevalence (11-50 pieces) sharp objects.	Presence of **more than one** of the items described in the marginal condition category, and/or high prevalence of (> 50) sharp objects.
Site Accessibility	A: Access is difficult, restricted by locked gate or some other physical barrier like steep banks or thick riparian veg. Site reach does not appear to be used by people. Might be private property or protected watershed.	A: Access is limited and site reach does not appear to be used by people. No trails down to creek.	A: Public access to reach is fair to good but site does not appear to be used frequently, **or** private access is good without any public access.	A: Excellent reach access including trails down to and adjacent creek and creekside space for sitting down. Some evidence that reach is used frequently by the public (e.g. rope swings, many beer/soda cans and food wrappers left on the banks, etc.).
B SCORE	10 [redacted]	8 7 6	5 4 3	2 1 0
A SCORE	10 9	8 7 6	5 4 3	2 1 [redacted]

Urban Rapid Trash Assessment Worksheet

Santa Clara Valley Urban Runoff Pollution Prevention Program

	CONDITION CATEGORY			
Trash Assessment Parameter	**Least Disturbed (Optimal Urban)**	**Sub optimal Urban**	**Marginal Urban**	**Poor**
5. Illegal Dumping	D: No evidence of illegal dumping. No bags of trash, no yard waste, no household items placed at site to avoid proper disposal, no shopping carts.	D: Some evidence of illegal dumping. Limited vehicular access limits the amount of potential dumping, or material dumped is diffuse paper-based debris.	D: Presence of **one** of the following: furniture, appliances, shopping carts, bags of garbage or yard waste, coupled with vehicular access that facilitates in-and-out dumping of materials to avoid landfill costs.	D: Evidence of chronic dumping, with **more than one** of the following items: furniture, appliances, shopping carts, bags of garbage, or yard waste. Easy vehicular access for in-and-out dumping of materials to avoid landfill costs.
Illegal Littering	L: Any trash is incidental litter or carried downstream from another location.	L: Some evidence of litter within creek and banks originating from adjacent land uses	L: Prevalent in-stream or shoreline littering that appears to originate from adjacent land uses.	L: Large amountof litter within creek and on banks that appears to originate from adjacent land uses.
D-SCORE	10 9	8 7 6	5 4 3	1 0
L-SCORE	10 9	8 7 6	5 4 3	2 1
6. Accum-ulation of Trash	There does not appear to be a problem with trash accumulation from downstream transport. Trash, if any, appears to have been directly deposited at the stream location.	Some evidence that litter and debris have been transported from upstream areas to the location, based on evidence such as silt marks, faded colors or location near high water line.	Evidence that trash is carried to the location from upstream, as evidenced by its location near high water line, siltation marks on the debris, or faded colors.	Trash appears to have accumulated in substantial quantities at the location based on delivery from upstream areas, and is in various states of degradation based on its persistence in the waterbody. A large percentage of trash items have been carried to the location from upstream.
SCORE	20 19 18 17	15 14 13 12 11	10 9 8 7 6	5 4 3 2 1 0

Total Score 106

SITE DEFINITION:

UPPER/LOWER BOUNDARIES OF REACH: _____

HIGH WATER LINE: _____

UPPER EXTENT OF BANKS OR SHORE: _____

NOTES:

Saratoga Creek
9-29-07 SA03
Creek Monitoring Summary

Use tick marks in the Category that the trash belongs in (i.e. plastic bag goes in PLASTIC).
At the end of the cleanup, total the tallies, & write the **total** next to the heading.

PLASTIC	226	**PAPER**	73
bags	11	bags	73
bottles	33	cardboard	
buckets		cartons	
caps, lids	27	cups	
milk jugs		newspaper	
pieces	155	pieces	
rope			
6-pack holders		**RUBBER**	
toys		balloons	
		gloves	
STYROFOAM	5	tires	
cups, spoons, forks, straws			
egg cartons		**GLASS**	27
fast food containers		bottles	27
meat trays		light bulbs	
pieces	5		
		WOOD	2
METAL	37	broken pieces	2
bottle caps		pallets/large items	
cans			
pieces		**CLOTH**	8
wire		clothing	8
Aluminum	37	rugs	
CIGARETTE BUTTS	97		
		OTHER	11

End of Day Totals

Estimate Length of creek section in miles, i.e. 1/10 mile, 1/8 mile	½ mile	Weight of recyclable trash	6 Bags
Number of bags of trash collected	49	Weight of non-recyclable trash	43 Bags

Questionnaire

1. Describe the stretch of creek monitored using descriptors of boundaries such as landmarks or cross streets. Only monitored 100 ft., cleaned approx. 400 ft of creek bank from Hwy 9 and Big Basin Way to Wildwood Park.

2. What types of trash were most commonly found? Beverage containers , liquor bottles, and food wrappers.

3. List the most unusual items found. Filing Cabinet, oven, and a 30ft pipe.

4. Rate from one to five how dirty or clean the creek was, with one being pristine clean.

(Circle one) 1 2 3 4 5

THIS PAGE INTENTIONALY LEFT BLANK

Urban Rapid Trash Assessment Worksheet

Santa Clara Valley Urban Runoff Pollution Prevention Program

WATERSHED/STREAM: San Thomas Aquino DATE/TIME: 9-12-2007
MONITORING GROUP, STAFF: WVCWP STATION ID CA11
STATION NAME /LOCATION: Westmont Ave. Campbell 1st Hundred feet

	CONDITION CATEGORY			
Trash Assessment Parameter	**Least Disturbed (Optimal Urban)**	**Sub optimal Urban**	**Marginal Urban**	**Poor**
1. Level of Trash	On first glance, little or no trash visible. Little or no trash evident when streambed and stream banks are closely examined for litter and debris, for instance by looking under leaves.	On first glance, trash is evident in low levels. After close inspection small levels of trash evident in stream bank and streambed.	Trash is evident in medium on first glance. Stream, bank surfaces, and riparian zone contain litter and debris. Evidence of site being used by people: scattered cans, bottles, food wrappers, blankets, clothing.	Trash distracts the eye on first glance. Stream, bank surfaces, and immediate riparian zone contain substantial levels of litter and debris Evidence of site being used frequently by people: many cans, bottles, and food wrappers, blankets, clothing.
SCORE	20 [redacted] 18 17 16	15 14 13 12 11	10 9 8 7 6	5 4 3 2 1 0
2. Actual Number of Trash Items Found	0 to 100 trash items found based on a trash assessment of a 100-foot stream reach.	101 to 250 trash items found based on a trash assessment of a 100-foot stream reach.	251 to 500 trash items found based on a trash assessment of a 100-foot stream reach.	Over 500 trash items found based on a trash assessment of a 100-foot stream reach.
SCORE	20 19 [redacted] 17 16	15 14 13 12 11	10 9 8 7 6	5 4 3 2 1 0
3. Transportable, Persistent, Buoyant Litter	Little or no (< 25 pieces) transportable, persistent, buoyant litter such as: hard or soft plastics, styrofoam, balloons, cigarette butts.	Low to medium presence (26-75 pieces) of transportable, persistent, buoyant litter such as: hard or soft plastics, styrofoam, balloons, cigarette butts.	Medium prevalence (76-200 pieces) of transportable, persistent, buoyant litter such as: hard or soft plastics, styrofoam, balloons, cigarette butts.	Large amount (>200 pieces) of transportable, persistent, buoyant litter such as: hard or soft plastics, balloons, styrofoam, cigarette butts;
SCORE	[redacted] 19 18 17 16	15 14 13 12 11	10 9 8 7 6	5 4 3 2 1 0
4. Biohazard, Toxic and Sharp Objects	B: Trash contains no medical waste, diapers, pet or human waste. No evidence of toxic substances such as chemical containers or batteries. Only 1 piece of broken glass or metal debris, if any, is present.	B: No toxic substances, but small presence (2-10 pieces) of sharp objects such as broken glass and metal debris.	Presence of **any one** of the following: hypodermic needles or other medical waste; used diaper, pet waste, or human feces; any toxic substance such as chemical containers, batteries, or fluorescent light bulbs. Medium to high prevalence (11-50 pieces) sharp objects.	Presence of **more than one** of the items described in the marginal condition category, and/or high prevalence of (> 50) sharp objects.
Site Accessibility	A: Access is difficult, restricted by locked gate or some other physical barrier like steep banks or thick riparian veg. Site reach does not appear to be used by people. Might be private property or protected watershed.	A: Access is limited and site reach does not appear to be used by people. No trails down to creek.	A: Public access to reach is fair to good but site does not appear to be used frequently, **or** private access is good without any public access.	A: Excellent reach access including trails down to and adjacent creek and creekside space for sitting down. Some evidence that reach is used frequently by the public (e.g. rope swings, many beer/soda cans and food wrappers left on the banks, etc.).
B SCORE	10 9	8 7 6	5 [redacted] 3	2 1 0
A SCORE	[redacted] 9	8 7 6	5 4 3	2 1 0

1 *Urban Rapid Trash Assessment Protocol, SCVURPPP (Version 1)*

Urban Rapid Trash Assessment Worksheet

Santa Clara Valley Urban Runoff Pollution Prevention Program

	CONDITION CATEGORY			
Trash Assessment Parameter	**Least Disturbed (Optimal Urban)**	**Sub optimal Urban**	**Marginal Urban**	**Poor**
5. Illegal Dumping	D: No evidence of illegal dumping. No bags of trash, no yard waste, no household items placed at site to avoid proper disposal, no shopping carts.	D: Some evidence of illegal dumping. Limited vehicular access limits the amount of potential dumping, or material dumped is diffuse paper-based debris.	D: Presence of **one** of the following: furniture, appliances, shopping carts, bags of garbage or yard waste, coupled with vehicular access that facilitates in-and-out dumping of materials to avoid landfill costs.	D: Evidence of chronic dumping, with **more than one** of the following items: furniture, appliances, shopping carts, bags of garbage, or yard waste. Easy vehicular access for in-and-out dumping of materials to avoid landfill costs.
Illegal Littering	L: Any trash is incidental litter or carried downstream from another location.	L: Some evidence of litter within creek and banks originating from adjacent land uses	L: Prevalent in-stream or shoreline littering that appears to originate from adjacent land uses.	L: Large amountof litter within creek and on banks that appears to originate from adjacent land uses.
D-SCORE	10 9	7 6	5 4 3	2 1 0
L-SCORE	10 9	8 7	5 4 3	2 1 0
6. Accum-ulation of Trash	There does not appear to be a problem with trash accumulation from downstream transport. Trash, if any, appears to have been directly deposited at the stream location.	Some evidence that litter and debris have been transported from upstream areas to the location, based on evidence such as silt marks, faded colors or location near high water line.	Evidence that trash is carried to the location from upstream, as evidenced by its location near high water line, siltation marks on the debris, or faded colors.	Trash appears to have accumulated in substantial quantities at the location based on delivery from upstream areas, and is in various states of degradation based on its persistence in the waterbody. A large percentage of trash items have been carried to the location from upstream.
SCORE	20 19 18 17 16	15 14 13 12 11	10 9 8 7 6	5 4 3 2 1 0

Total Score 101

SITE DEFINITION:

UPPER/LOWER BOUNDARIES OF REACH: _____

HIGH WATER LINE: _____

UPPER EXTENT OF BANKS OR SHORE: _____

NOTES:

Urban Rapid Trash Assessment Worksheet

Santa Clara Valley Urban Runoff Pollution Prevention Program

WATERSHED/STREAM: San Thomas Aquino DATE/TIME: 9-12-2007
MONITORING GROUP, STAFF: WVCWP STATION ID CA11
STATION NAME /LOCATION: Westmont Ave Campbell 2nd Hundred Ft.

	CONDITION CATEGORY			
Trash Assessment Parameter	**Least Disturbed (Optimal Urban)**	**Sub optimal Urban**	**Marginal Urban**	**Poor**
1. Level of Trash	On first glance, little or no trash visible. Little or no trash evident when streambed and stream banks are closely examined for litter and debris, for instance by looking under leaves.	On first glance, trash is evident in low levels. After close inspection small levels of trash evident in stream bank and streambed.	Trash is evident in medium on first glance. Stream, bank surfaces, and riparian zone contain litter and debris. Evidence of site being used by people: scattered cans, bottles, food wrappers, blankets, clothing.	Trash distracts the eye on first glance. Stream, bank surfaces, and immediate riparian zone contain substantial levels of litter and debris Evidence of site being used frequently by people: many cans, bottles, and food wrappers, blankets, clothing.
SCORE	20 [redacted] 18 17 16	15 14 13 12 11	10 9 8 7 6	5 4 3 2 1 0
2. Actual Number of Trash Items Found	0 to 100 trash items found based on a trash assessment of a 100-foot stream reach.	101 to 250 trash items found based on a trash assessment of a 100-foot stream reach.	251 to 500 trash items found based on a trash assessment of a 100-foot stream reach.	Over 500 trash items found based on a trash assessment of a 100-foot stream reach.
SCORE	[redacted] 19 18 17 16	15 14 13 12 11	10 9 8 7 6	5 4 3 2 1 0
3. Transportable, Persistent, Buoyant Litter	Little or no (< 25 pieces) transportable, persistent, buoyant litter such as: hard or soft plastics, styrofoam, balloons, cigarette butts.	Low to medium presence (26-75 pieces) of transportable, persistent, buoyant litter such as: hard or soft plastics, styrofoam, balloons, cigarette butts.	Medium prevalence (76-200 pieces) of transportable, persistent, buoyant litter such as: hard or soft plastics, styrofoam, balloons, cigarette butts.	Large amount (>200 pieces) of transportable, persistent, buoyant litter such as: hard or soft plastics, balloons, styrofoam, cigarette butts;
SCORE	20 [redacted] 18 17 16	15 14 13 12 11	10 9 8 7 6	5 4 3 2 1 0
4. Biohazard, Toxic and Sharp Objects	B: Trash contains no medical waste, diapers, pet or human waste. No evidence of toxic substances such as chemical containers or batteries. Only 1 piece of broken glass or metal debris, if any, is present.	B: No toxic substances, but small presence (2-10 pieces) of sharp objects such as broken glass and metal debris.	Presence of **any one** of the following: hypodermic needles or other medical waste; used diaper, pet waste, or human feces; any toxic substance such as chemical containers, batteries, or fluorescent light bulbs. Medium to high prevalence (11-50 pieces) sharp objects.	Presence of **more than one** of the items described in the marginal condition category, and/or high prevalence of (> 50) sharp objects.
Site Accessibility	A: Access is difficult, restricted by locked gate or some other physical barrier like steep banks or thick riparian veg. Site reach does not appear to be used by people. Might be private property or protected watershed.	A: Access is limited and site reach does not appear to be used by people. No trails down to creek.	A: Public access to reach is fair to good but site does not appear to be used frequently, **or** private access is good without any public access.	A: Excellent reach access including trails down to and adjacent creek and creekside space for sitting down. Some evidence that reach is used frequently by the public (e.g. rope swings, many beer/soda cans and food wrappers left on the banks, etc.).
B SCORE	10 9	8 7 6	[redacted] 4 3	2 1 0
A SCORE	[redacted] 9	8 7 6	5 4 3	2 1 0

Urban Rapid Trash Assessment Worksheet

Santa Clara Valley Urban Runoff Pollution Prevention Program

	CONDITION CATEGORY			
Trash Assessment Parameter	**Least Disturbed (Optimal Urban)**	**Sub optimal Urban**	**Marginal Urban**	**Poor**
5. Illegal Dumping	D: No evidence of illegal dumping. No bags of trash, no yard waste, no household items placed at site to avoid proper disposal, no shopping carts.	D: Some evidence of illegal dumping. Limited vehicular access limits the amount of potential dumping, or material dumped is diffuse paper-based debris.	D: Presence of **one** of the following: furniture, appliances, shopping carts, bags of garbage or yard waste, coupled with vehicular access that facilitates in-and-out dumping of materials to avoid landfill costs.	D: Evidence of chronic dumping, with **more than one** of the following items: furniture, appliances, shopping carts, bags of garbage, or yard waste. Easy vehicular access for in-and-out dumping of materials to avoid landfill costs.
Illegal Littering	L: Any trash is incidental litter or carried downstream from another location.	L: Some evidence of litter within creek and banks originating from adjacent land uses	L: Prevalent in-stream or shoreline littering that appears to originate from adjacent land uses.	L: Large amountof litter within creek and on banks that appears to originate from adjacent land uses.
D-SCORE	9	8 7 6	5 4 3	2 1 0
L-SCORE	10 9	8 7	5 4 3	2 1 0
6. Accum-ulation of Trash	There does not appear to be a problem with trash accumulation from downstream transport. Trash, if any, appears to have been directly deposited at the stream location.	Some evidence that litter and debris have been transported from upstream areas to the location, based on evidence such as silt marks, faded colors or location near high water line.	Evidence that trash is carried to the location from upstream, as evidenced by its location near high water line, siltation marks on the debris, or faded colors.	Trash appears to have accumulated in substantial quantities at the location based on delivery from upstream areas, and is in various states of degradation based on its persistence in the waterbody. A large percentage of trash items have been carried to the location from upstream.
SCORE	20 19 18 16	15 14 13 12 11	10 9 8 7 6	5 4 3 2 1 0

Total Score 106

SITE DEFINITION:

UPPER/LOWER BOUNDARIES OF REACH: _____

HIGH WATER LINE: _____

UPPER EXTENT OF BANKS OR SHORE: _____

NOTES:

San Thomas Aquino Creek
9-15-2007
Creek Monitoring Summary

Use tick marks in the Category that the trash belongs in (i.e. plastic bag goes in PLASTIC).
At the end of the cleanup, total the tallies, & write the **total** next to the heading.

PLASTIC	
bags	142
bottles	70
buckets	
caps, lids	61
milk jugs	
pieces	409
rope	
6-pack holders	2
toys	13
pipe	4
STYROFOAM	
cups, spoons, forks, straws	87
egg cartons	
fast food containers	
meat trays	
pieces	39
METAL	
bottle caps	14
9cans	116
pieces	85
wire	4
pipe	3
CIGARETTE BUTTS	232

PAPER	
bags	1
cardboard	27
cartons	
cups	
newspaper	
pieces	320
RUBBER	
balloons	25
gloves	
tires	
other	11
GLASS	
bottles	19
light bulbs	
pieces	75
WOOD	
broken pieces	27
pallets/large items	
CLOTH	
clothing	19
rugs	
OTHER	81

End of Day Totals

Estimate Length of creek section in miles, i.e. 1/10 mile, 1/8 mile: 1.5 miles

Number of bags of trash collected: 46

Weight of recyclable trash: 77 lbs

Weight of non-recyclable trash: 115 lbs

Questionnaire

1. Describe the stretch of creek monitored using descriptors of boundaries such as landmarks or cross streets. _____

2. What types of trash were most commonly found? Paper and glass

3. List the most unusual items found. Microwave oven

4. Rate from one to five how dirty or clean the creek was, with one being pristine clean.

(Circle one) 1 2 [redacted] 4 5

THIS PAGE INTENTIONALY LEFT BLANK

041534

Urban Rapid Trash Assessment Worksheet

Santa Clara Valley Urban Runoff Pollution Prevention Program

WATERSHED/STREAM: Shannon Creek DATE/TIME: 6-25-07
MONITORING GROUP, STAFF: WVCWP STATION ID LG02
STATION NAME /LOCATION: Hicks Rd at Shannon 1st hundred ft.

	CONDITION CATEGORY			
Trash Assessment Parameter	**Least Disturbed (Optimal Urban)**	**Sub optimal Urban**	**Marginal Urban**	**Poor**
1. Level of Trash	On first glance, little or no trash visible. Little or no trash evident when streambed and stream banks are closely examined for litter and debris, for instance by looking under leaves.	On first glance, trash is evident in low levels. After close inspection small levels of trash evident in stream bank and streambed.	Trash is evident in medium on first glance. Stream, bank surfaces, and riparian zone contain litter and debris. Evidence of site being used by people: scattered cans, bottles, food wrappers, blankets, clothing.	Trash distracts the eye on first glance. Stream, bank surfaces, and immediate riparian zone contain substantial levels of litter and debris Evidence of site being used frequently by people: many cans, bottles, and food wrappers, blankets, clothing.
SCORE	20 19 18 17 16	15 14 13 12 11	10 9 8 7 6	5 4 3 2 1 0
2. Actual Number of Trash Items Found	0 to 100 trash items found based on a trash assessment of a 100-foot stream reach.	101 to 250 trash items found based on a trash assessment of a 100-foot stream reach.	251 to 500 trash items found based on a trash assessment of a 100-foot stream reach.	Over 500 trash items found based on a trash assessment of a 100-foot stream reach.
SCORE	20 19 18 17 16	15 14 13 12 11	10 9 8 7 6	5 4 3 2 1 0
3. Transportable, Persistent, Buoyant Litter	Little or no (< 25 pieces) transportable, persistent, buoyant litter such as: hard or soft plastics, styrofoam, balloons, cigarette butts.	Low to medium presence (26-75 pieces) of transportable, persistent, buoyant litter such as: hard or soft plastics, styrofoam, balloons, cigarette butts.	Medium prevalence (76-200 pieces) of transportable, persistent, buoyant litter such as: hard or soft plastics, styrofoam, balloons, cigarette butts.	Large amount (>200 pieces) of transportable, persistent, buoyant litter such as: hard or soft plastics, balloons, styrofoam, cigarette butts;
SCORE	20 19 18 17 16	15 14 13 12 11	10 9 8 7 6	5 4 3 2 1 0
4. Biohazard, Toxic and Sharp Objects	B: Trash contains no medical waste, diapers, pet or human waste. No evidence of toxic substances such as chemical containers or batteries. Only 1 piece of broken glass or metal debris, if any, is present.	B: No toxic substances, but small presence (2-10 pieces) of sharp objects such as broken glass and metal debris.	Presence of **any one** of the following: hypodermic needles or other medical waste; used diaper, pet waste, or human feces; any toxic substance such as chemical containers, batteries, or fluorescent light bulbs. Medium to high prevalence (11-50 pieces) sharp objects.	Presence of **more than one** of the items described in the marginal condition category, and/or high prevalence of (> 50) sharp objects.
Site Accessibility	A: Access is difficult, restricted by locked gate or some other physical barrier like steep banks or thick riparian veg. Site reach does not appear to be used by people. Might be private property or protected watershed.	A: Access is limited and site reach does not appear to be used by people. No trails down to creek.	A: Public access to reach is fair to good but site does not appear to be used frequently, **or** private access is good without any public access.	A: Excellent reach access including trails down to and adjacent creek and creekside space for sitting down. Some evidence that reach is used frequently by the public (e.g. rope swings, many beer/soda cans and food wrappers left on the banks, etc.).
B SCORE	10 9	8 7 6	5 4 3	2 1 0
A SCORE	10 9	8 7 6	5 4 3	2 1 0

Urban Rapid Trash Assessment Worksheet

Santa Clara Valley Urban Runoff Pollution Prevention Program

	CONDITION CATEGORY			
Trash Assessment Parameter	**Least Disturbed (Optimal Urban)**	**Sub optimal Urban**	**Marginal Urban**	**Poor**
5. Illegal Dumping	D: No evidence of illegal dumping. No bags of trash, no yard waste, no household items placed at site to avoid proper disposal, no shopping carts.	D: Some evidence of illegal dumping. Limited vehicular access limits the amount of potential dumping, or material dumped is diffuse paper-based debris.	D: Presence of **one** of the following: furniture, appliances, shopping carts, bags of garbage or yard waste, coupled with vehicular access that facilitates in-and-out dumping of materials to avoid landfill costs.	D: Evidence of chronic dumping, with **more than one** of the following items: furniture, appliances, shopping carts, bags of garbage, or yard waste. Easy vehicular access for in-and-out dumping of materials to avoid landfill costs.
Illegal Littering	L: Any trash is incidental litter or carried downstream from another location.	L: Some evidence of litter within creek and banks originating from adjacent land uses	L: Prevalent in-stream or shoreline littering that appears to originate from adjacent land uses.	L: Large amountof litter within creek and on banks that appears to originate from adjacent land uses.
D-SCORE	10 9	8 7 6	5 4 3	2 1 0
L-SCORE	10 9	8 7 6	5 4 3	2 1 0
6. Accum-ulation of Trash	There does not appear to be a problem with trash accumulation from downstream transport. Trash, if any, appears to have been directly deposited at the stream location.	Some evidence that litter and debris have been transported from upstream areas to the location, based on evidence such as silt marks, faded colors or location near high water line.	Evidence that trash is carried to the location from upstream, as evidenced by its location near high water line, siltation marks on the debris, or faded colors.	Trash appears to have accumulated in substantial quantities at the location based on delivery from upstream areas, and is in various states of degradation based on its persistence in the waterbody. A large percentage of trash items have been carried to the location from upstream.
SCORE	20 19 18 17 16	15 14 13 12 11	10 9 8 7 6	5 4 3 2 1 0

Total Score 52

SITE DEFINITION:

UPPER/LOWER BOUNDARIES OF REACH:

upper

HIGH WATER LINE:

UPPER EXTENT OF BANKS OR SHORE:

NOTES:

Found stereo and other items that were obviously dumped.

Urban Rapid Trash Assessment Worksheet

Santa Clara Valley Urban Runoff Pollution Prevention Program

WATERSHED/STREAM: Shannon Creek DATE/TIME: 6-25-07
MONITORING GROUP, STAFF: WVCWP STATION ID LG02
STATION NAME /LOCATION: Hicks Rd at Shannon 2nd 100 ft.

	CONDITION CATEGORY			
Trash Assessment Parameter	**Least Disturbed (Optimal Urban)**	**Sub optimal Urban**	**Marginal Urban**	**Poor**
1. Level of Trash	On first glance, little or no trash visible. Little or no trash evident when streambed and stream banks are closely examined for litter and debris, for instance by looking under leaves.	On first glance, trash is evident in low levels. After close inspection small levels of trash evident in stream bank and streambed.	Trash is evident in medium on first glance. Stream, bank surfaces, and riparian zone contain litter and debris. Evidence of site being used by people: scattered cans, bottles, food wrappers, blankets, clothing.	Trash distracts the eye on first glance. Stream, bank surfaces, and immediate riparian zone contain substantial levels of litter and debris Evidence of site being used frequently by people: many cans, bottles, and food wrappers, blankets, clothing.
SCORE	20 19 18 17 16	15 14 13 12 11	10 9 8 7 6	5 4 3 2 1 0
2. Actual Number of Trash Items Found	0 to 100 trash items found based on a trash assessment of a 100-foot stream reach.	101 to 250 trash items found based on a trash assessment of a 100-foot stream reach.	251 to 500 trash items found based on a trash assessment of a 100-foot stream reach.	Over 500 trash items found based on a trash assessment of a 100-foot stream reach.
SCORE	20 19 18 17 16	15 14 13 12 11	10 9 8 7 6	5 4 3 2 1 0
3. Transportable, Persistent, Buoyant Litter	Little or no (< 25 pieces) transportable, persistent, buoyant litter such as: hard or soft plastics, styrofoam, balloons, cigarette butts.	Low to medium presence (26-75 pieces) of transportable, persistent, buoyant litter such as: hard or soft plastics, styrofoam, balloons, cigarette butts.	Medium prevalence (76-200 pieces) of transportable, persistent, buoyant litter such as: hard or soft plastics, styrofoam, balloons, cigarette butts.	Large amount (>200 pieces) of transportable, persistent, buoyant litter such as: hard or soft plastics, balloons, styrofoam, cigarette butts;
SCORE	20 19 18 17 16	15 14 13 12 11	10 9 8 7 6	5 4 3 2 1 0
4. Biohazard, Toxic and Sharp Objects	B: Trash contains no medical waste, diapers, pet or human waste. No evidence of toxic substances such as chemical containers or batteries. Only 1 piece of broken glass or metal debris, if any, is present.	B: No toxic substances, but small presence (2-10 pieces) of sharp objects such as broken glass and metal debris.	Presence of **any one** of the following: hypodermic needles or other medical waste; used diaper, pet waste, or human feces; any toxic substance such as chemical containers, batteries, or fluorescent light bulbs. Medium to high prevalence (11-50 pieces) sharp objects.	Presence of **more than one** of the items described in the marginal condition category, and/or high prevalence of (> 50) sharp objects.
Site Accessibility	A: Access is difficult, restricted by locked gate or some other physical barrier like steep banks or thick riparian veg. Site reach does not appear to be used by people. Might be private property or protected watershed.	A: Access is limited and site reach does not appear to be used by people. No trails down to creek.	A: Public access to reach is fair to good but site does not appear to be used frequently, **or** private access is good without any public access.	A: Excellent reach access including trails down to and adjacent creek and creekside space for sitting down. Some evidence that reach is used frequently by the public (e.g. rope swings, many beer/soda cans and food wrappers left on the banks, etc.).
B SCORE	10 9	8 7 6	5 4 3	2 1 0
A SCORE	10 9	8 7 6	5 4 3	2 1 0

Urban Rapid Trash Assessment Worksheet

Santa Clara Valley Urban Runoff Pollution Prevention Program

	CONDITION CATEGORY			
Trash Assessment Parameter	**Least Disturbed (Optimal Urban)**	**Sub optimal Urban**	**Marginal Urban**	**Poor**
5. Illegal Dumping	D: No evidence of illegal dumping. No bags of trash, no yard waste, no household items placed at site to avoid proper disposal, no shopping carts.	D: Some evidence of illegal dumping. Limited vehicular access limits the amount of potential dumping, or material dumped is diffuse paper-based debris.	D: Presence of **one** of the following: furniture, appliances, shopping carts, bags of garbage or yard waste, coupled with vehicular access that facilitates in-and-out dumping of materials to avoid landfill costs.	D: Evidence of chronic dumping, with **more than one** of the following items: furniture, appliances, shopping carts, bags of garbage, or yard waste. Easy vehicular access for in-and-out dumping of materials to avoid landfill costs.
Illegal Littering	L: Any trash is incidental litter or carried downstream from another location.	L: Some evidence of litter within creek and banks originating from adjacent land uses	L: Prevalent in-stream or shoreline littering that appears to originate from adjacent land uses.	L: Large amountof litter within creek and on banks that appears to originate from adjacent land uses.
D-SCORE	10 9	8 7 6	5 4 3	2 1 0
L-SCORE	10 9	8 7 6	5 4 3	2 1 0
6. Accum-ulation of Trash	There does not appear to be a problem with trash accumulation from downstream transport. Trash, if any, appears to have been directly deposited at the stream location.	Some evidence that litter and debris have been transported from upstream areas to the location, based on evidence such as silt marks, faded colors or location near high water line.	Evidence that trash is carried to the location from upstream, as evidenced by its location near high water line, siltation marks on the debris, or faded colors.	Trash appears to have accumulated in substantial quantities at the location based on delivery from upstream areas, and is in various states of degradation based on its persistence in the waterbody. A large percentage of trash items have been carried to the location from upstream.
SCORE	20 19 18 17 16	15 14 13 12 11	10 9 8 7 6	5 4 3 2 1 0

Total Score 52

SITE DEFINITION:

UPPER/LOWER BOUNDARIES OF REACH: _____

HIGH WATER LINE: _____

UPPER EXTENT OF BANKS OR SHORE: _____

NOTES:

Hicks Rd at Shannon
6-25-07
Creek Monitoring Summary

Use tick marks in the Category that the trash belongs in (i.e. plastic bag goes in PLASTIC).
At the end of the cleanup, total the tallies, & write the **total** next to the heading.

PLASTIC	60	**PAPER**	18
bags	15	bags	
bottles	7	cardboard	8
buckets		cartons	
caps, lids	2	cups	
milk jugs		newspaper	
pieces	23	pieces	10
rope			
6-pack holders		**RUBBER**	4
toys		balloons	
wrappers	13	gloves	
STYROFOAM	18	tires	
cups, spoons, forks, straws		pieces	4
egg cartons		**GLASS**	14
fast food containers		bottles	4
meat trays		light bulbs	
pieces	18	pieces	10
		WOOD	
METAL	17	broken pieces	
bottle caps		pallets/large items	
cans	13		
pieces	4	**CLOTH**	2
wire		clothing	2
		rugs	
CIGARETTE BUTTS	22		
		OTHER	29

End of Day Totals

Estimate Length of creek section in miles, i.e. 1/10 mile, 1/8 mile	200 ft.	Weight of recyclable trash	
Number of bags of trash collected	5	Weight of non-recyclable trash	31

Questionnaire

1. Describe the stretch of creek monitored using descriptors of boundaries such as landmarks or cross streets. Top of creek bank listed as private property. Trash not visual when driving by.
2. What types of trash were most commonly found? Cans and paper
3. List the most unusual items found. Stereo and garbage can
4. Rate from one to five how dirty or clean the creek was, with one being pristine clean.

(Circle one) 1 2 3 4 5

THIS PAGE INTENTIONALY LEFT BLANK

Annual Cleanup Program

West Valley Collection & Recycling (WVC&R) will collect an unlimited number of items from your curb at no additional cost for one day only.

Please have your items, containers and bundles curbside by

6 AM on Monday, February 18, 2008

WVC&R will collect:

- Items weighing up to 70 pounds (except as described below)
- Garbage in 32 gallon plastic bags, 32 gallon cans, and sturdy cardboard boxes (all small items must be contained)
- Tree prunings, branches and scrap wood up to 3" in diameter and 3' long in tied bundles weighing up to 70 pounds

WVC&R will not collect:

- 35, 65 or 95 gallon wheeled carts (they are awkward to lift manually)
- Concrete or Dirt (call Guadalupe Landfill 408.286.1670)
- Tires (call Guadalupe Landfill 408.286.1670)
- Items containing CFC's such as refrigerators (call WVC&R 408.283.9250)
- Hazardous Waste (call 408.299.7300 or visit www.hhw.org)
- E-Waste, Universal Waste, Motor Oil and Water Based Paints:
  - You can drop off TV's, Computers, household batteries, motor oil and water based paints at WVC&R's processing facility by appointment. For more information call customer service at 408.283.9250 or visit www.westvalleyrecycles.com
- Large items or containers over 70 pounds:
  - WVC&R will collect large items such as sofas and refrigerators for a fee. To schedule an appointment please call customer service at 408.283.9250

WVC&R makes it easy for you to donate your reusable items. For assistance locating local charitable organizations, visit www.westvalleyrecycles.com or call 408.283.9250.

Please remember to place recyclables in your recycling cart for your regular weekly collection.

To learn more about any of these programs visit www.westvalleyrecycles.com or call customer service at 408.283.9250.

WEST VALLEY
COLLECTION & RECYCLING, LLC

THIS PAGE INTENTIONALY LEFT BLANK

Training Summary: Trash Inventory & Management

Training Description	Date	Attendees
WVCWP Meeting/Training Trash Cleanups and Trash Assessments Discussion led by: WVCWP Public Outreach Coordinator, Delia Romero **Topics:** ▪ Review trash assessment procedures ▪ Monitoring steps for volunteers ▪ Documentation Procedures ▪ Responsibilities of a site leader ▪ Recording weight of trash collected from cleanup site ▪	Sept 11, 2007	**WVCWP (3)** Public Outreach Coordinator Stormwater Discharge Inspector Program Assistant
The Creek Connections Action Group Led By : Heidi McFarland **Topics:** ▪ Discuss Potential Partnerships ▪ Review Project list and responsibilities of the group ▪ Possible new sites ▪ Plans for River Clean Up Day	December 29,2007	**WVCWP (1)** Public Outreach Specialist City of San Jose (2) City of Palo Alto (1) SCVWD (1)
WVCWP Internal Training: Enviroscape & Trash Topics Presenter: WVCWP Program Manager **Topics:** Training on details of presenting the Enviroscape Curriculum, with an emphasis on Trash	Feb. 2008	**WVCWP** Incoming Program Manager Program Assistant
Annual Storm Drain Operations and Maintenance Training Meeting: WV Communities & WV Sanitation District Held at the Campbell Community Center; Sponsored by the WVCWP Speaker: Patrick Hansen (WVCWP), Kristy McCumby (City of Sunnyvale), Ed Oyama (WVSD).	Date June 20, 2008	**WVCWP (3)** Program Manager, Program Assistant, Inspector **Campbell (3)** Maintenance Mechanic, and two Street Maintenance

Monte Sereno

Santa Clara Valley Urban Runoff Pollution Prevention Program

FY 2007-2008 ANNUAL REPORT

Training Description	Date	Attendees
Topics: • The WVCWP Program Assistant presented on the current NPDES Permit requirements and the possible future requirements of the MRP. • The Environmental Specialist from the City of Sunnyvale gave a presentation on Sunnyvale's storm drain catch basin insert pilot program. • WVSD Storm Drain structure cleaning & debris findings for each city (will be used to help identify trash sources)		workers **Los Gatos (3)** Arborist, Tree Trimmer, and Public Works Maintenance Worker **Saratoga (6)** Parks Lead, Public Works Manager, and 4 Street Maintenance Workers
SCVURPPP Training/Meeting on Data Collection & Reporting Speaker: John Fuscso, SCVURPPP **Topics:** Compilation and analysis of data sheets Trash Tables Interpretation of Guidance Documents	June 2008	**WVCWP (2)** Program Manager Program Assistant

Watershed Management

This Page Intentionally Left Blank

041546

Mor. ereno

Santa Clara Valley Urban Runoff Pollution Prevention Program

FY 2007-2008 ANNUAL REPORT

FY 2007-2008 Work Plan Self Evaluation Matrix
Water Quality Monitoring & Watershed Management

Source	Work Plan Activity	Work Plan Tasks	Accomplishments	Responsible Party
	NPDES Permit ProvisionC.9.f	Watershed Analysis Through SCVURPPP, participate in the Watershed Analysis AHTG and fund or support future studies to understand location and extent of potential sediment sources. Support appropriate management actions to address those sources. See SCVURPPP work plan for detailed activities.	The West Valley Communities support and participate in the Watershed Analysis AHTG through the SCVURPP Program.	SCVURPPP coordinate w/ WVCWP
	NPDES Permit Provision C.10	South Bay Watershed Management Initiative Through SCVURPPP, support and participate in development of Core Group activities and the WMI Watershed Action Plan[1]. See SCVURPPP work plan for detailed activities.	The West Valley Communities support and participate in the WMI through the SCVURPP Program.	SCVURPPP coordinate w/ WVCWP

[1] On behalf of the City of Monte Sereno, SCVURPPP is signatory to the WMI and participates in the Core Group and subgroups.

THIS PAGE WAS INTENTIONALLY LEFT BLANK

041548

Training Summary: Watershed Management

Training Description	Date	Attendees
SCVWD Laguna Seca wetlands and historical ecology **Speaker:** KQED-TV staff **Topics:** Focuses on work by SFEI and the Santa Clara Valley Water District in San Jose, including the rediscovery of the once grand and surprisingly recoverable Laguna Seca wetlands complex.	Tuesday July 11th, 2007	**WVCWP (1)** Manager
The Ebbs and Flows of Wetlands Protection **Speaker:** Dr. John Callaway **Topics:** Wetlands restoration/protection in the San Francisco Bay Area.	August 5, 2007	**WVCWP (1)** Manager
Clean Watersheds Webcast (NPDES) **Speaker:** Nikos Singelis (Office Wastewater Management U.S. EPA) **Topics:** This webcast will described how to get local stormwater capital needs incorporated into the 2008 Clean Watersheds Needs Survey (CWNS). The Needs Survey is the basis for a detailed Report to Congress on the nation's water infrastructure needs. This Report is widely read and referred to in Congress and is used in funding and policy deliberations. In addition, the information in this Report is frequently used by state and local decision makers. Although stormwater has been a category in the Needs Survey for some time, very few communities have reported their stormwater infrastructure needs.	October 22nd, 2007	**WVCWP (1)** Manager **Los Gatos (1)** Planning Assistant
National Park Service Road Maintenance Workshop **Speakers:** Bruce Badzik (National Park Service), Laura Speare (San Francisco Estuary Project), Tyler Ledwith (Workshop Coordinator), Steve Ortega (Environmental Compliance, National Park Service), Tyler Ledwith, Darren Fong (Aquatic Biologist, National Park Service). **Topics:** Roads and Watersheds, Salmon Habitat Needs, Effects of Roads on Watersheds and Salmon, Regulations and Permitting, Routine Road Maintenance BMPs, Unpaved and Paved Roads, Sediment & Erosion Control, Ditches & Road Shoulder, Side Casting & Spoils Disposal,	November 7, 2007	**WVCWP (1)** Manager

Monte Sereno

Santa Clara Valley Urban Runoff Pollution Prevention Program

FY 2007-2008 ANNUAL REPORT

Training Description	Date	Attendees
Working Near Streams BMPs, Dewatering & Water Management, Culvert Repair, Woody Debris Management, Stream bank Stabilization, Local Fisheries, Emergency Work BMPs, Spoils disposal, Accident cleanup, Emergency utility repair, Emergency slide repair		
City Managers & Mayors Monthly Meeting **Speaker:** Adam Olivieri **Topic:** Update on proposed MRP Information on the process and progress of the proposed MRP adoption Overview of NPDES and proposed MRP impacts to municipal activities and budget requirements	Nov 2007	WV City Managers WV City Mayors
RWQCB Public Hearing: Proposed MRP TO **By**: RWQCB, **Speakers:** Various representatives from municipal and public agencies who are set to be co-permittees to the proposed MRP. **Topic:** Public Commentary on proposed MRP TO	March 12, 2008	**WVCWP (1)** Manager
Staff Meeting to discuss NPDES Permit, municipal responsibilities & MRP **Speaker:** Kelly Carroll, WVCWP Program Manager **Topics:** • Current NPDES Program vs Proposed MRP requirements • Permit implementation and projected need for resources • Current challenges and obligations	June 9, 2008	**WVCWP (1)** Manager **Campbell (2)** Env Pgm Mgr Sr. Engf **WVSD (1)** District Manager
WV Mayors & Managers Monthly Meeting **Future MRP Requirements** **Speaker:** Robert Kass, PW Director City of Campbell **Topics:** Outlined the proposed requirements of the future MRP and potential impacts on budget; Overview of collaborative efforts in WV Communities to efficiently implement common NPDES requirements.	April 23, 2008	WV City Managers WV City Mayors

Mor. ereno

Santa Clara Valley Urban Runoff Pollution Prevention Program

FY 2007-2008 ANNUAL REPORT

Training Description	Date	Attendees
CASQA Municipal Stormwater Program Effectiveness Assessment Manual Training **Speakers:** Chris Sommers, and CASQA Staff **Topics:** What is Stormwater Effectiveness, Types of Assessments and Outcomes, Assessment Measures and Methods, Effectiveness Assessment and Future Directions.	Tuesday May 20th, 2008	**WVCWP (1)** **Program Manager**
City Managers & Mayors Monthly Meeting **Speaker:** San Jose City Staff **Topic:** Plastic Bag Ban Information on the process and progress by the Cities of San Jose and Palo Alto to take steps to enact a ban on the use of carryout plastic bags.	May 2008	WV City Managers WV City Mayors
Staff Meeting to discuss NPDES Permit, municipal responsibilities & MRP **Speaker:** Kelly Carroll, WVCWP Program Manager **Topics:** • NPDES Program and background • Town permit implementation and historical resources • Current challenges and obligations	June 9, 2008	**WVCWP (1)** Manager **Los Gatos (5)** City Manager City Engineer Public Works Staff Community Dev Dir Assist Comm Dev Dir

THIS PAGE WAS INTENTIONALLY LEFT BLANK

041553

THIS PAGE INTENTIONALY LEFT BLANK

CITY OF MOUNTAIN VIEW

Fire Department • Fire and Environmental Protection Division • 500 Castro St., City Hall – 4th Floor
Mountain View, CA 94041-2010 • 650-903-6378 • FAX 650-903-6101

September 15, 2008

Mr. Bruce Wolfe, RWQCB Executive Officer
Regional Water Quality Control Board
San Francisco Bay Region
1515 Clay St., Suite 1400
Oakland, CA 94612

Subject: City of Mountain View's Urban Runoff Management Program
FY 2007-2008 Annual Report

Dear Mr. Wolfe:

This report is submitted by the City of Mountain View, in conjunction with the Santa Clara Valley Urban Runoff Pollution Prevention Program's Annual Report, pursuant to provision C.6.a. of the Program's reissued municipal storm water NPDES Permit (Order No. 01-024). The report summarizes activities performed during FY 2007-2008 in accordance with the City of Mountain View's Urban Runoff Management Plan (URMP) submitted to the Regional Board on September 1, 1997 and updated in September 2004, and the performance standards contained therein.

Contents of Report

The goals of this Annual Report are to: 1) concisely document implementation of our URMP and FY 07-08 work plan during the past fiscal year; 2) evaluate program results for continuous improvement; 3) comply with permit requirements; and 4) share this information with other Co-permittees, municipal decision-makers, and the public. To accomplish these goals, the report contains the following sections:

I. Contents of report;
II. Program highlights and accomplishments;
III. Summary of continuous improvement activities;
IV. Attachments:
   A. Certification Statement
   B. Self-Evaluation and Work Plan Completion Matrix
      - ICID
      - IND/COMM Inspections
      - Street, Roads, and Highways
      - Corporation Yards
      - Rural Public Works
      - Storm Drain O&M
      - Water Operations
      - New Development Planning Procedures

- New Development Construction Inspection
- Pest Management
- Mercury Pollution Prevention
- Copper/Nickel
- Trash Inventory and Management
- Water Quality Monitoring
- PIP
- Staff Training
- Annual Reports and Work Plans

C. List of Acronyms, Abbreviations, and Definitions
D. Treatment BMPs Inspection Activity Report for FY 07-08
E. Pesticide Use Evaluation for FY 07-08

Program Highlights and Accomplishments

The City's Urban Runoff Management Plan URMP describes activities that are implemented to control storm water runoff pollution. During FY 07-08, the City continued efforts to implement its URMP to the maximum extent practicable. Attachment B provides self-evaluation for each element in the City's URMP. Highlights of the City's FY 07-08 URMP accomplishments are listed below:

- The City responded to 70 ICID incidents, which resulted in the issuance of 6 warning notices, and 1 administrative action with a penalty. The penalty citation was issued for $183.
- The City continued its restaurant inspection and outreach program, conducting 73 restaurant inspections, which were fewer inspections than past years. The City is currently undergoing recruitment to fill vacant positions and the goal is to train incoming inspectors to perform the restaurant inspections, which also include fire and life safety inspections.
- The City implemented the enhanced data collection and reporting requirements for the ICID and Industrial inspection programs.
- In addition to the restaurant inspections, the City conducted 189 industrial/commercial inspections and re-inspections (this figure does not include restaurants and hazardous materials facilities) during FY 07-08.
- The City conducted training for streets, parks, water, wastewater, fleet services, and facilities personnel, as well as Planning Division staff, and managers from Public Works, Community Development, City Manager's Office, and the City Attorney's office.
- The City implemented its PIP program, which included school outreach, publications, and public events, and multi-cultural outreach.
- The City reviewed 127 projects for storm water related items.
- The City implemented its C.3 requirements, which included approval of 4 new projects. These projects included required runoff BMPs.
- The City initiated its treatment BMP inspection program.
- The City implemented its database that will be used to permit stormwater treatment BMPs, as well as track inspection and maintenance activities for those BMPs.
- The City conducted 120 construction site inspections, and issued 15 written notices.
- The City implemented its IPM Policy and IPM Plan.
- The City utilized a database for tracking pesticide use.

Continuous Improvement Activities

The City is committed to seeking URMP areas for improvement. The current continuous improvement items are listed below:

- The City will continue to implement its enhanced restaurant inspection program.
- The City will continue to work to improve implementation of the C.3 requirements, including use of the database to issue permits for operating and maintaining stormwater treatment BMPs.
- The City will closely monitor development of the Municipal Regional Permit to identify areas that may need to be modified to comply with any new requirements.
- The City will continue to evaluate and implement improvements to the IPM Plan, and pesticide management program.

Thank you for your review of this Annual Report. If you have any questions regarding the materials submitted, please contact me at (650) 903-6225.

Sincerely,

Eric Anderson, Urban Runoff Coordinator

cc. Sue Ma, RWQCB

Attachments

CITY OF MOUNTAIN VIEW
FY 2007-2008 ANNUAL REPORT
ATTACHMENT A

Certification Statement

"I certify, under penalty of law, that this document and all attachments were prepared under my direction or supervision in accordance with a system designed to ensure that qualified personnel properly gather and evaluate the information submitted. Based on my inquiry of the person or persons who manage the system, or those persons directly responsible for gathering the information, the information submitted, is, to the best of my knowledge and belief, true, accurate, and complete. I am aware that there are significant penalties for submitting false information, including the possibility of fine and imprisonment for knowing violations."

Signature by Duly Authorized Representative:

Jaymae Wentker 8/21/08

Jaymae Wentker — Date
Fire Marshal

.CHMENT B

SANTA CLARA VALLEY URBAN RUNOFF POLLUTION PREVENTION PROGRAM

FY 2007-2008 ANNUAL REPORT

Municipality: City of Mountain View

ILLICIT CONNECTION & ILLEGAL DUMPING ELIMINATION ACTIVITIES

FY 2007-2008 Work Plan Self Evaluation Matrix

Item No.	Activity	FY07-08 Work Plan Tasks	FY 07-08 Accomplishments	Responsible Party
ICID – 6	Reporting and Record Keeping	Revise ICID database to implement enhanced reporting and record keeping requirements.	City's ICID database includes the required enhanced reporting and record keeping requirements. The City submitted ICID data to SCVURPPP for Program-wide data reporting. A summary generated by the ICID database for FY 07-08 is available for review upon request.	FD
ICID - 7	Review and Evaluate Effectiveness	Continue ICID program review and effectiveness evaluation.	Effectiveness evaluation is on-going. See evaluation below.	FD

ICID Report Data

Type of Pollutants	Number of Incidents	General Location	Reports by citizens or employees	Follow-up action
See attached summary report	See attached summary report	See attached summary report	See attached summary report.	FD

Regional Board Comments on ICID in FY 2006-2007 Annual Report

Item	RWQCB Comment	City of Mountain View Response
ICID rated "Compliance"	No improvement or compliance actions were required.	

CHMENT B

SANTA CLARA VALLEY URBAN RUNOFF POLLUTION PREVENTION PROGRAM

FY 2007-2008 ANNUAL REPORT

Municipality: City of Mountain View

ICID Program Evaluation

During FY 07-08, the City responded to 70 ICID incidents, which are comparable to past years' results (92 incidents in FY 02-03, 89 incidents in FY 03-04, 74 incidents in FY 04-05, 80 incidents in FY 05-06, and 68 if FY 06-07). The breakdown of the types of incidents, potential source, sources of reports, and follow-up and enforcement actions are summarized in the attachment to this section of the annual report. During FY 07-08 the City responded to 2 more than during FY 06-07. Evaluation of the "Incident Type" data showed that the City responded to 13 fewer "accidental spills", 22 more "vehicle and equipment leaking" incidents. The disparity in results for these types of incidents is due to a change in reporting. In years past, vehicle accidents were listed as "accidental spills," but were reported in the database as "vehicle and equipment leaking." Combining those types shows that there were 28 incidents, compared to 19 in FY 06-07.

Additionally, in FY 07-08, there were 4 fewer "gray water" incidents, and 4 fewer sanitary sewer overflow incidents in FY 07-08 compared to FY 06-07. The remaining incident types were consistent (+/- 2) during FY 07-08 when compared to FY 06-07.

During FY 07-08, the City continued its restaurant inspection program to address restaurant-related ICID incidents. This will be discussed further in the IND section of the annual report.

During FY 07-08, the City continued using a data management system called Firehouse. Use of this new database has enabled the Environmental Protection Division to have greater access to incident records.

Review of the data does not provide useful information regarding the distribution of ICID incidents. The incidents appear to be randomly occurring throughout the City.

.CHMENT B

SANTA CLARA VALLEY URBAN RUNOFF POLLUTION PREVENTION PROGRAM

FY 2007-2008 ANNUAL REPORT

Municipality: City of Mountain View

FY 07-08
ICID Incident Summary Report

ICID Incident Report Source	Number of Incidents
Illicit discharge inspectors	6
Interdepartmental	12
Citizen complaints	51
Other Agency	1
Total	**70**

ICID Incident Source	Number of Incidents
Residential	41
Industrial	3
Commercial	18
Automotive Facilities	1
Food Facilities	1
Construction Sites	1
Public facilities and Utilities	2
Other/unknown	3
Total	**70**

ICID Incident Type	Number of Incidents
Abandoned drums discharge	5
Accidental spills	1
Allowable discharge	0
Carpet Cleaning	1
Complaint not found	0
Cooling Tower Discharges	1
Dewatering	0

CHMENT B

SANTA CLARA VALLEY URBAN RUNOFF POLLUTION PREVENTION PROGRAM

FY 2007-2008 ANNUAL REPORT

Municipality: City of Mountain View

Dumping – hazardous	2
Dumping - non-hazardous	0
Dumpster discharge	0
Equipment Cleaning	4
Food Facility Oil and grease discharge	1
Grey water	0
Misc. incidents	4
Paint discharge	1
Pools/Spas/Fountains discharge	3
RV waste	1
Sanitary spill or leak	16
Saw cutting slurry discharges	0
Surface Cleaning	1
Un-hardened cement discharge	2
Used oil dumping	1
Vehicle and equipment leaking	27
Total	**70**

ICID Enforcement Action	**Number of Incidents**
No Action	35
Verbal Notice	28
Warning Notice	6
Administrative Action	0
Administrative Action w/Penalty	1
Referral to Enforcement	0
Total	**70**

Total Penalties Collected: $183 (PD issued citation)

ACHMENT B

SANTA CLARA VALLEY URBAN RUNOFF POLLUTION PREVENTION PROGRAM

FY 2007-2008 ANNUAL REPORT

Municipality: City of Mountain View

FY 07-08

ICID Enforcement Action Summary by Incident Source

ICID Incident Source	No Action	Verbal Notice	Warning Notice	Administrative Action	Administrative Action with Penalty	Referral to Enforcement	Criminal Action	Total
Automotive Facilities	1							**1**
Commercial	7	8	3					**18**
Construction Sites	1							**1**
Food Facilities		1						**1**
Industrial	1	2						**3**
Other/unknown	1	2						**3**
Public facilities and Utilities	1	1						**2**
Residential	23	14	3		1			**41**
Total:	**35**	**28**	**6**	**0**	**1**	**0**	**0**	**70**

CHMENT B

SANTA CLARA VALLEY URBAN RUNOFF POLLUTION PREVENTION PROGRAM

FY 2007-2008 ANNUAL REPORT

Municipality: City of Mountain View

FY 07-08

ICID Enforcement Action Summary by Incident Type

ICID Incident Source	No Action	Verbal Notice	Warning Notice	Administrative Action	Administrative Action with Penalty	Referral to Enforcement	Criminal Action	Total
Abandoned drums discharge	3	2						**5**
Accidental spills	1							**1**
Allowable discharge								**0**
Carpet Cleaning		1						**1**
Complaint not found								**0**
Cooling Water Discharges		1						**1**
Dewater								**0**
Dumping - hazardous	1		1					**2**
Dumping - non-hazardous								**0**
Dumpster								**0**
Equipment Cleaning discharges	2	2						**4**
Food Facility Oil and grease discharge		1						**1**
Grey water								**0**
Misc. incidents	2	2						**4**
Paint discharge		1						**1**
Pools/Spas/Fountains discharge		3						**3**
RV Waste Discharge		1						**1**
Sanitary spill or leak	10	3	3					**16**
Saw cutting slurry discharge								**0**
Surface Cleaning		1						**1**

.CHMENT B

SANTA CLARA VALLEY URBAN RUNOFF POLLUTION PREVENTION PROGRAM

FY 2007-2008 ANNUAL REPORT

Municipality: City of Mountain View

Un-hardened cement discharge		1	1					2
Used oil dumping								0
Vehicle and equipment leaking	16	9	1		1			27
Total:	**35**	**28**	**6**	**0**	**1**	**0**	**0**	**70**

CHMENT B

SANTA CLARA VALLEY URBAN RUNOFF POLLUTION PREVENTION PROGRAM

FY 2007-2008 ANNUAL REPORT

Municipality: City of Mountain View

INDUSTRIAL/COMMERCIAL DISCHARGER CONTROL PROGRAMS

FY 2007-2008 Work Plan Self Evaluation Matrix

Item No.	Activity	FY07-08 Work Plan Tasks	FY 07-08 Accomplishments	Responsible Party
IND – 4	Performance Standard	Update URMP to include enhanced reporting requirements.	Enhanced reporting implemented.	FD
IND – 3	Commercial Facility Inspections – Food Service Facilities	Continue restaurant outreach/inspection program.	During FY 07-08, the City conducted 73 restaurant inspections. Restaurant inspections for environmental issues focus on outdoor housekeeping, grease handling, grease removal device maintenance, and providing BMPs and the poster to facilities. See the self-evaluation for more details.	FD
IND – 4	Reporting and Record Keeping	Use the revised IND inspection database to implement enhanced reporting requirements.	City's IND database includes the required enhanced reporting and record keeping requirements. The City submitted IND data to SCVURPPP for Program-wide data reporting. A summary of inspections for FY 07-08 is attached.	FD
IND - 6	Review and Evaluate Effectiveness	Review and evaluate Program effectiveness.	Effectiveness evaluation is on-going. See evaluation below.	FD

ACHMENT B

SANTA CLARA VALLEY URBAN RUNOFF POLLUTION PREVENTION PROGRAM

FY 2007-2008 ANNUAL REPORT

Municipality: City of Mountain View

Industrial/Commercial Inspection Report Data					
Category	**Number of Inspections**	**Problems found**	**Reports by citizens or employees**	**Follow-up action**	**How many were resolved**
Automotive	143	31	0	31	31
Hospital,	1	0	0	0	0
Manufacturing	2	0	0	0	0
Machine Shop	4	1	0	1	1
Metal Finisher	2	0	0	0	0
Metal Mftg.	0	0	0	0	0
Cooling tower	1	0	0	0	0
Electrical and Electronic Components	2	0	0	0	0
Construction Facility	0	0	0	0	0

CHMENT B

SANTA CLARA VALLEY URBAN RUNOFF POLLUTION PREVENTION PROGRAM

FY 2007-2008 ANNUAL REPORT

Municipality: City of Mountain View

Corporation Yard	1	0	0	0	0
Laboratory	21	4	0	4	4
Pesticide Facility	0	0	0	0	0
Photographic	8	0	0	0	0
Restaurant	73	28	0	28	27
School	1	2	0	0	0
Other	3	0	0	0	0

Regional Board Comments on Industrial/Commercial Inspection in FY 2006-2007 Annual Report

Item	RWQCB Comment	City of Mountain View Response
No Items	No improvement or compliance actions were required.	NA

ACHMENT B

SANTA CLARA VALLEY URBAN RUNOFF POLLUTION PREVENTION PROGRAM

FY 2007-2008 ANNUAL REPORT

Municipality: City of Mountain View

Industrial/Commercial Program Evaluation
During FY 07-08, the City implemented its Industrial/Commercial inspection program. The data above summarizes the City's actions. Common types of problems found are spills and leaks, housekeeping, training requirements, secondary containment needs, and equipment washing. During FY 05-06 the City conducted 32 automotive facility inspections, which was lower than past years, because only automotive facilities that were permitted to discharge to the sanitary sewer were inspected due to a staffing shortage. The inspections evaluated sanitary sewer discharges and stormwater issues. During FY 06-07, the City resumed inspections of all automotive facilities as an inspector was hired, and 166 automotive facility inspections were completed. During FY 07-08, 143 automotive facility inspections were completed. This number is lower than last year since auto inspections will begin after June for the 2008 inspection cycle. During FY 07-08, the City conducted 73 restaurant inspections. The restaurant inspections include Fire and Life Safety as well as Environmental inspection items. Combining the fire and environmental inspection items was implemented to provide more efficient inspection service, but requires more time to complete each inspection. The City is in the process of recruiting an additional inspector position, which would provide additional inspection services at restaurant facilities. This City anticipates filling the position in FY 08-09. During FY 07-08, The City did not collect penalties related to commercial and industrial inspections.

CHMENT B

SANTA CLARA VALLEY URBAN RUNOFF POLLUTION PREVENTION PROGRAM

FY 2007-2008 ANNUAL REPORT

Municipality: City of Mountain View

PUBLIC AGENCY ACTIVITIES
PUBLIC STREETS, ROADS & HIGHWAY O & M

FY 2007-2008 Work Plan Self Evaluation Matrix

Item No.	Activity	FY07-08 Work Plan Tasks	FY 07-08 Accomplishments	Responsible Party
PSR - 1	Clean Sweep Program	Continue to implement the "Clean Sweep" program.	Clean Sweep program was implemented during FY 07-08. Clean Sweep provides sweeper access to streets that are heavily impacted with parked cars.	PSD, Streets Section
PSR - 3	Employee Training	Train employees regarding stormwater pollution prevention.	Training conducted by the Safety and Training Manager and Urban Runoff Coordinator on March 13, 2008 reviewed the Environmental Compliance Plan for the Operations and Maintenance Divisions. This training covered incident response (including spills), chemical handling, emergency response, and handling abandoned waste.	FD PSD
PSR - 5	Review and Evaluate Effectiveness	City will continue to review and evaluate effectiveness.	See evaluation below.	PSD

Regional Board Comments on Public Streets, Roads & Highway O&M in FY 2006-2007 Annual Report

Item	RWQCB Comment	City of Mountain View Response
No comment	NA	NA

ACHMENT B

SANTA CLARA VALLEY URBAN RUNOFF POLLUTION PREVENTION PROGRAM

FY 2007-2008 ANNUAL REPORT

Municipality: City of Mountain View

Public Streets, Roads & Highway O&M Program Evaluation
During FY 07-08, the City's sweeping totals increased compared to FY 06-07. A summary of the City's sweeping totals is included with this report. The City also continued to implement the Clean Sweep program, which provides access to streets that are impacted with parked cars, and the annual leaf removal program. Training during FY 07-08 (March 13, 2008) focused on incident response, preventing spills from reaching the storm drain or the sanitary sewer drain, chemical handling, and how to handle abandoned wastes. The Public Services Department's Safety and Training Manager coordinated the training, and the Urban Runoff Coordinator participated in the training presentation. Training in conjunction with the Safety and Training Manager is a good way to present multiple topics to the employees without impacting operations.

ATTACHMENT B

SANTA CLARA VALLEY URBAN RUNOFF POLLUTION PREVENTION PROGRAM

FY 2007-2008 ANNUAL REPORT

Municipality: City of Mountain View

City of Mountain View
FY 2007-2008 Annual Report

Street Sweeping Data

Month	Travel Miles	Residential Miles Swept	Commercial Miles Swept	Industrial Miles Swept	Material Swept (cubic yards)
July	300	493	221	157	250
August	357	512	163	118	331
September	357	543	206	136	331
October	375	571	232	148	347
November	388	540	213	123	994
December	439	553	167	114	874
January	271	513	191	100	439
February	331	546	202	119	213
March	203	612	229	613	236
April	331	552	186	130	284
May	364	498	204	124	832
June	301	498	193	119	294
Total	**4,017 miles**	**6,433 miles**	**2,410 miles**	**2,003 miles**	**4,791 cu. yds.**

Total Miles Swept	**10,847 miles**
Total Leaves Removed	**770 cu. yds.**

.CHMENT B

SANTA CLARA VALLEY URBAN RUNOFF POLLUTION PREVENTION PROGRAM

FY 2007-2008 ANNUAL REPORT

Municipality: City of Mountain View

PUBLIC AGENCY ACTIVITIES
CORPORATION YARDS O & M

FY 2007-2008 Work Plan Self Evaluation Matrix

Item No.	Activity	FY07-08 Work Plan Tasks	FY 07-08 Accomplishments	Responsible Party
PF-5	Public Facility Inventory	Design, fund, and construct a roof structure over the bulk materials storage area at the Municipal Operations Center.	Roof over the bulk materials storage area was completed in FY 07-08	PSD
PF-5	Review and evaluate effectiveness	City will continue to review and evaluate effectiveness.	See evaluation below.	PSD, FD

Regional Board Comments on Corporation Yard O&M in FY 2006-2007 Annual Report

Item	RWQCB Comment	City of Mountain View Response
No comments	NA	NA

Corporation Yard O&M Program Evaluation

During FY 07-08, the City conducted training (March 13, 2008) for all MOC operations and maintenance employees regarding the Environmental Compliance Plan. The training mostly covered hazardous materials issues, such as storage, and incident response, spill mitigation, and reporting.

The City continued its contract for SWPPP inspections and monitoring for the MOC. Quarterly dry weather inspections and monthly wet weather inspections did not result in discoveries of new pollutant sources or new BMPs that may be needed. The project to construct a roof over the bulk storage area was completed in FY 07-08. The Annual Report for the MOC SWPPP is available for review upon request.

CHMENT B

SANTA CLARA VALLEY URBAN RUNOFF POLLUTION PREVENTION PROGRAM

FY 2007-2008 ANNUAL REPORT

Municipality: City of Mountain View

PUBLIC AGENCY ACTIVITIES
RURAL PUBLIC WORKS ACTIVITIES

FY 2007-2008 Work Plan Self Evaluation Matrix

Item No.	Activity	FY0 07-08 Work Plan Tasks	FY 07-08 Accomplishments	Responsible Party
RPW - All	Rural Public Works Performance Standards	Review the final model Rural Public Works Performance Standard, and adopt the Performance Standard, if acceptable.	The model Rural Public Works Performance Standards are adopted and are included in the City's URMP.	PW FD

Regional Board Comments on Rural Public Works in FY 2006-2007 Annual Report

Item	RWQCB Comment	City of Mountain View Response
No comments	NA	NA

Rural Public Works Program Evaluation

The City of Mountain View is urbanized, so most of the Rural Public Works Performance Standards do not apply. The standards describing work performed along or across stream channels may be applicable depending on the project. The City's Public Works specifications require contractors to install erosion controls, and City contacts require contractor to obtain the necessary permits for working in and along watercourses.

ACHMENT B

SANTA CLARA VALLEY URBAN RUNOFF POLLUTION PREVENTION PROGRAM

FY 2007-2008 ANNUAL REPORT

Municipality: City of Mountain View

PUBLIC AGENCY ACTIVITIES
STORM DRAIN SYSTEM O & M

FY 2007-2008 Work Plan Self Evaluation Matrix

Item No.	Activity	FY 07-08 Work Plan Tasks	FY 07-08 Accomplishments	Responsible Party
SD - 4	Employee Training	Train employees regarding stormwater pollution prevention.	Training conducted by the Safety and Training Manager and the Urban Runoff Coordinator on March 13, 2008 reviewed the Environmental Compliance Plan for the Operations and Maintenance Divisions. This training covered incident response (including spills), chemical handling, emergency response, and handling abandoned waste.	FD PSD
SD - 5	Review and Evaluate Effectiveness	City will continue to review and evaluate effectiveness.	See evaluation below.	PSD

Regional Board Comments on Storm Drain System O&M in FY 2006-2007 Annual Report

Item	RWQCB Comment	City of Mountain View Response
No comments	NA	NA

SANTA CLARA VALLEY URBAN RUNOFF POLLUTION PREVENTION PROGRAM

FY 2007-2008 ANNUAL REPORT

Municipality: City of Mountain View

Storm Drain System O&M Program Evaluation
During FY 07-08, the City's Wastewater Section continued to maintain storm drains by cleaning catch basins using a vacuum truck. The Wastewater Section also stencils storm drains throughout the City. Wastewater conducts preventative maintenance on the City's sanitary sewer system, which reduces sewer overflow incidents. In cases where sewer overflows occur, Wastewater will unplug the sewer, and vacuum the spilled sewage. These incidents are reported in the ICID data. During FY 07-08, the City reports a decreased number of sewage overflows from 20 to 16 incidents. Wastewater also responds to other types spill incidents, when needed. Training during FY 07-08 focused on incident response, preventing spills from reaching the storm drain or the sanitary sewer drain, chemical handling, and how to handle abandoned wastes. The Public Services Department's Safety and Training Manager coordinated the training, and the urban runoff Coordinator assisted with the training presentation. Training in conjunction with the Safety and Training Manager is a good way to present multiple topics to the employees without impacting operations.

CHMENT B

SANTA CLARA VALLEY URBAN RUNOFF POLLUTION PREVENTION PROGRAM

FY 2007-2008 ANNUAL REPORT

Municipality: City of Mountain View

PUBLIC AGENCY ACTIVITIES
WATER SYSTEM O & M

FY 2007-2008 Work Plan Self Evaluation Matrix

Item No.	Activity	FY0 07-08 Work Plan Tasks	FY 07-08 Accomplishments	Responsible Party
WU-1	WUPPP Inventory	Using the Program WUPPP, the City will develop a WUPPP specific to Mountain View operations.	The City uses the SCVURPPP Water Utility Pollution Prevention Plan as guidance for Water Utility O&M BMPs.	PSD
WU - 3	Employee Training	Train employees regarding stormwater pollution prevention.	Training conducted by the Safety and Training Manager on March 13, 2008 reviewed the Environmental Compliance Plan for the Operations and Maintenance Divisions. This training covered incident response (including spills), chemical handling, emergency response, and handling abandoned waste.	FD PSD
WU - 4	Review and Evaluate Effectiveness	City will continue to review and evaluate effectiveness.	See evaluation below.	PSD

Regional Board Comments on Water System O&M in FY 2006-2007 Annual Report

Item	RWQCB Comment	City of Mountain View Response
No comments	NA	NA

CHMENT B

SANTA CLARA VALLEY URBAN RUNOFF POLLUTION PREVENTION PROGRAM

FY 2007-2008 ANNUAL REPORT

Municipality: City of Mountain View

Water System O&M Program Evaluation
During FY 07-08, the City's Water System maintenance section implemented BMPs during operations. The City will continue to evaluate Water Utility operations. The City converted to using chloramines as the disinfectant, and will incorporate BMPs for mitigating chloramines when those BMPs are developed. The City also worked with a private water supply company, Cal Water, to evaluate the need for BMPs during well operations. Cal Water provides water to a small area of the City and the operations were reviewed on a case-by-case basis.

.CHMENT B

SANTA CLARA VALLEY URBAN RUNOFF POLLUTION PREVENTION PROGRAM

FY 2007-2008 ANNUAL REPORT

Municipality: City of Mountain View

NEW DEVELOPMENT PLANNING PROCEDURES (C.3)

FY 2007-2008 Work Plan Self Evaluation Matrix

Item No.	Activity	FY0 07-08 Work Plan Tasks	FY 07-08 Accomplishments	Responsible Party
C.3.a Performance Standard Implementation Goal: To modify Mountain View's URMP to include revised model Planning Procedures Performance Standards that incorporate Provision C.3 requirements.				
NDP - all	**a.1.** Incorporate revised model Planning Procedures Performance Standards into local urban runoff management plans.	The City will review the Program-developed model Planning Procedures Performance Standards when completed. If acceptable, the City will incorporate the model Planning Procedures Performance Standard into its Urban Runoff Management Plan.	The Program's model Performance Standard and Supporting Documents for Planning Procedures for New Development and Redevelopment are adopted and included in the City's URMP.	FD
C.3.b Development Project Approval Process Goal: To modify Mountain View's development project approval processes, for both private and public development project, to incorporate the requirement of Provision C.3				
NDP – 1	**b.1.** Assess current stormwater-related requirements in Co-[illegible]	1) Conditions of Approval will be revised to list Group 2 projects when the deadlines are determined.	1. The City's Conditions of Approval require stormwater treatment controls for Group 2B projects.	FD CDD PW

	permittee's development review process, for public and private projects, and identify additional steps or tools required at each stage of the process to meet C.3. requirements.	2) Develop guidance document to assist developers and City staff implement the C.3 requirements.	2. The City's guidance document outlining the C.3 requirements is updated to describe the threshold for Group 2B projects.	
NDP – 1	**b.2.** Develop new or modify existing review policies, ordinances, procedures, and/or conditions of approval to incorporate Group 1 requirements (based on results of tasks under C.3.c. through C.3.m.)	Policies, ordinances, procedures, and/or conditions of approval are required to implement the C.3 requirements. Revisions are incorporated as necessary to reflect changing requirements.	In October 2004, the Mountain View City Council adopted a new section (Sec. 35.32.23) of the ordinance, titled "Permanent stormwater pollution prevention measures." This ordinance section requires implementation of the C.3 requirements, the City's stormwater Quality Guidelines, and inspection and maintenance responsibilities. Standard Operating Procedures are included in the URMP. The conditions of approval require C.3 controls for Group 2B projects. The guidance document outlines C.3 requirements for developers. The City's guidance document was revised to include Group 2B requirements.	FD CDD PW
NDP - 10	**b.3.** Train Co-permittee staff in planning, building, and engineering departments on the	The City will train Planning, Building, and Engineering staff on all changes to the development review process, and the use of tools, such as check sheets and updated materials. Staff training will be performed either in-house, or as	City staff attended SCVURPPP C.3 training workshops – see Staff Training Table. In January 2008, the Urban Runoff Coordinator met with Directors and Managers from Community Development Department and Public Works to discuss proposed Municipal Regional Permit requirements that may change implementation of the	FD CDD PW

	C.3. provisions and goals, the required changes in the approval process, and the use of appropriate tools.	part of a Program-wide effort.	C.3 provision. Urban Runoff Coordinator provided a C.3 training presentation to Planning division staff.	
C.3.c Requirements for Group 1 and Group 2 Projects Goal: Prepare to require proponents of Group 1 projects to design and implement stormwater treatment BMPs or reduce stormwater pollution to the maximum extent practicable. Participate in development of the proposal for an alternative Group 2 project definition and prepare to implement C.3 requirements for Group 2 projects as needed				
NDP – 12	**c.1.** Develop and implement a procedure to request and log the type, size, and impervious area of every project (and extent of redevelopment if applicable) for determination of applicability of Group 1 (and later Group 2) requirements.	1. An impervious surface data sheet was developed for preliminary information about the types of projects that occur in Mountain View. 2. The impervious surface data collection sheet may be modified for use in the guidance document as a way to determine applicability of the C.3 requirements.	Impervious surface data collection sheets are required to be submitted with the Stormwater Management Plan required by the City's guidance document. Impervious surface calculation sheets may also be required during the Planning review process to determine if the project meets the C.3 threshold.	FD CDD PW
NDP – 12	**c.2.** Develop a method for determining	1. For Group 1 projects, Community Development Applications received on or after October 15, 2003 will be	1. The City determined that group 1 project applications received on or after October 15, 2003 were subject to C.3 requirements. For	FD CDD PW

	whether a private project was "deemed complete" by 7/15/03, or documenting that a public project was funded and scheduled for construction by 10/15/03.	subject to the City's C.3 implementation program outlined in the guidance document. 2. For public projects, the City will document projects funded and scheduled for construction by 10/15/03, which will be exempted from C.3 requirements.	Group 2A, the date was October 2005, and for Group 2B, the date was August 2006. 2. For Group 1, C.3 requirements were included on public projects funded and scheduled for construction by 1/15/2004. For Group 2A, the date was October 2005, and for Group 2B, the date was August 2006.	

CHMENT B

SANTA CLARA VALLEY URBAN RUNO.. POLLUTION PREVENTION PROGRAM

FY 2007-2008 ANNUAL REPORT

Municipality: City of Mountain View

Item No.	Activity	FY 07-08 Work Plan Tasks	FY 07-08 Accomplishments	Responsible Party
C.3.e. Operation and Maintenance of Treatment BMPs				
Goal: To develop and implement local agency operation and maintenance (O&M) verification programs to help ensure the proper maintenance of stormwater treatment measures on public and private property.				
NDP – 8	**e.1.** Develop and implement a procedure for logging information about treatment BMPs installed at approved Group 1 projects, and for maintaining a list or database of properties, treatment BMPs, and responsible operators.	The City's Fire and Environmental Protection Division currently maintains a database of facilities that have stormwater treatment BMPs. The database is set up to print out annual letters requiring the facility contact to submit proof of BMP maintenance.	During FY 06-07, the City developed a database system that will be used to issue a permit to stormwater treatment system operators. The permit will list maintenance requirements, and required reporting and submittals. The database will also be used to issue annual maintenance verification letters, and to track inspection and maintenance activities. The database was completed at the end of FY 06-07 and use of the database began in FY 07-08. Permits were issued to 11 facilities. The first mailout requiring submittal of maintenance records will occur in September 2008.	FD RBF
NDP – 8	**e.2.** Adapt model O&M agreement language to meet agency-specific needs and requirements and incorporate into the project review and	The City will review the model O&M agreement language that will be developed by the Program, and is due 12/02. If acceptable, the O&M agreement language will be incorporated into the project review and approval process as appropriate.	A final O&M agreement has been developed. Completed O&M agreements are required as part of the Stormwater Management Plan review and approval.	FD

	approval process.			
NDP – 8	**e.3.** Develop local programs for inspection of a subset of prioritized treatment BMPs to verify that the responsible party is performing required O&M.	The City will utilize the O&M verification system that is currently in place for treatment BMPs. The current system is to send annual maintenance letters to all facilities with treatment BMPs requiring submittal of maintenance certification. Additionally, treatment BMPs that are considered to be a priority for inspections will be inspected annually.	During FY 07-08, the City inspected 9 sites that have stormwater treatment controls. The results from these inspections were submitted to SCVURPPP for reporting. During FY 08-09, the City will continue inspecting stormwater treatment facilities and the inspection results will be entered into the C.3 database.	FD
NDP - 12	**e.4.** Report on BMP O&M verification program.	The City will report on the progress of the BMP O&M verification program during the Annual Reporting process. The annual reports will include effectiveness evaluation and planned program improvements.	As previously stated, the City developed a new permitting, maintenance tracking, inspection tracking, and reporting database that started implementation in FY 07-08. FY 08-09 will be the first year of full implementation for the database tracking system.	FD
C.3.f. Hydromodification Management Plan (HMP) Goal: To manage increases in runoff peak flow and volume for Group1 projects, where such increases may cause increases erosion of creek beds and banks or related impacts, through implementation of a HMP.				
NDP – 1	**f.1.** Upon adoption by the Regional Board, begin implementation of HMP requirements for Group 1 projects that may cause	The City will review the HMP requirements. If acceptable, the HMP requirements will be implemented	HMP requirements have been incorporated into the City's C.3 implementation process and into the guidance document.	FD CDD PW

	increased erosion of other related impacts.			
C.3.h. Alternative Certification				
Goal: To allow a professionally qualified person to certify the adequacy of design of stormwater treatment measures.				
NDP	**h.1.** Alternative certification	The City will develop an internal procedure to allow alternative certification of the adequacy of design of stormwater treatment measures.	The City requires an engineer's certification stating that the treatment controls designed for the project meet the City's Guidelines and requirements.	FD CDD PW
C.3.g. Waiver and Compensatory Mitigation Program				
Goal: Establish a program under which a project proponent may request a waiver from treatment BMP requirements due to impracticability, with a provision to provide an equivalent water quality benefit to the same receiving water (that allows participation in regional solutions).				
NDP – 1	**g.1.** Develop local waiver program, perform legal review, and incorporate provisions in project review process	The City will review the model waiver and compensatory mitigation program that will be developed by the Program, and is due 3/03. If acceptable, the waiver and compensatory mitigation program will be incorporated into the project review and approval process as appropriate.	At this time, the City does not have a waiver and compensatory mitigation program since there is not a system to allow for participation in regional solutions. The City will consider a waiver and compensatory mitigation program if a viable opportunity becomes available.	
NDP - 12	**g.2.** Tracking information for reporting on waivers granted, including project data, reasons for and terms of the waiver, and the alternative benefit	If an acceptable waiver and compensatory mitigation program is adopted, the City's Fire and Environmental Protection Division will update the new development tracking database to include the requested waiver information.	Waiver tracking program is not applicable at this time.	

	project and completion date.			
C.3.j. Site Design Measures Guidance and Standards Development				
Goal: To incorporate site design measures that reduce water quality impacts into local design standards and encourage their use in project designs to meet C.3. requirements.				
NDP – 4	**j.1.** Review existing local design standards and guidance, and compare them to the list of areas to address in Provision C.3.j. and other references such as "Start at the Source" and the "Development Policies Comparison" work sheet. Prepare and submit an analysis of local standards, identified opportunities for revision, and proposed revisions.	1. Review list of recommended site design measures to reduce water quality impacts using references, including the NPDES Permit and "Start at the Source." 2. Compare the list of recommended site design measures with existing City standards and guidance. 3. Identify opportunities for revisions to City standards that will incorporate site design measures to reduce water quality impacts. 4. Prepare and submit an analysis of the revisions proposed to be incorporated into the City's project review process, including schedule for revisions and implementation	The City's C.3 guidance document references site design measures. The City's C.3 guidance document also provides reference to the SCVURPPP C.3 Handbook, and the Start at the Source" Design Guidance Manual.	CDD FD

NDP – 4	**j.2.** Incorporate the revised standards and guidance into local project approval process and "fully implement" site design measures and guidance.	The revisions recommended from action j.2. will be incorporated and implemented during FY 04-05.	Site design measures are encouraged during review and comments on project Stormwater Management Plans.	CDD FD
C.3.k. Source Control Measures				
Goal: Require source control measures for new redevelopment projects to limit pollutant generation, discharge and runoff to the maximum extent practicable.				
NDP – 4	**k.1.** Revise conditions of approval to include the source control measures recommended in Provision C.3.k.	The City will review the model list of source control measures that will be developed by the Program. If acceptable, the City's Conditions of Approval will be revised to include the required source control measures.	Source control measures are required in Project Planning Conditions of Approval, and are also included in plan check review sheets that are required to be completed and submitted for review during the plan review process.	FD

Item No.	Activity	FY 07-08 Work Plan Tasks	FY 07-08 Accomplishments	Responsible Party
C.3.l. Update General Plans				
Goal: Include water quality and watershed protection principles and policies in General Plans to the extent necessary to provide the basis for implementation of the measures required by Provision C.3.				
NDP - 1	**l.1.** Review current General Plan	The current City General Plan Policy has been reviewed, and pursuant to Goal F. Policy 16 of the Environmental	During FY 07-8, the City started its "General Plan Visioning" process, which included public workshops to obtain public input on the General Plan revisions that	CA FD

	General Plan policies related to water quality and watershed protection, and incorporate additional policies as shown in C.3.I. as appropriate.	Goal F, Policy 16 of the Environmental Management Chapter is shown to adequately address the principles and policies that are needed to implement Provision C.3.	obtain public input on the General Plan revisions that will be developed in FY 08-09. Consideration will be given to low impact development in the General Plan.	
C.3.m. Water Quality Review Processes Goal: To ensure that water quality impacts and appropriate mitigation measures are identified as part of environmental review of proposed projects.				
NDP - 3	**m.1.** Review CEQA initial study checklists and other environmental review documents and modify documents as needed to include questions that sufficiently address water quality impacts of projects.	1. Review and evaluate the examples of CEQA Water Quality Review questions that are listed in C.3.m. 2. Compare the examples in C.3.m. to the City's existing CEQA and other environmental review documents. 3. Revise CEQA and other environmental review documents as necessary.	The City reviewed the example Water Quality Review questions listed in C.3.m, and determined that the City's existing CEQA check list adequately addresses the questions in a manner that is consistent with the SCVURPPP memo, dated October 17, 2003.	FD CDD
C.3.n. Reporting Requirements Goal: To meet the Provision C.3. reporting requirements, and plan for anticipated data needs, and begin collecting and tracking required data on development projects as needed.				

ACHMENT B

SANTA CLARA VALLEY URBAN RUNOFF POLLUTION PREVENTION PROGRAM

FY 2007-2008 ANNUAL REPORT

Municipality: City of Mountain View

NDP – 12	**n.1.** Provide information from Table 1 of Provision C.3 in Annual Reports	Tables will be included in Annual Reports.	See project reporting tables (Part 1 and Part 2) that are included in this report.	CDD PW
NDP - 8	**n.3.** Collect information and report a summary of types of pesticide reduction measures required for development projects, and the percentage of projects for which pesticide controls were required.	The City will continue to review and evaluate pesticide reduction measures for possible implementation. The City currently requires the following pesticide reduction measures for landscaping on new projects: • No steep slopes (>10%) • Use of mulches • Selecting plants appropriate for the climate zone • Irrigation systems that reduce runoff	No new pesticide reduction measures were added during FY 07-08. The Fire and Environmental Protection Division placed the pesticide reduction conditions on 37 Development Review Plans during FY 07-08.	FD CDD

ATTACHMENT B

SANTA CLARA VALLEY URBAN RUNOFF POLLUTION PREVENTION PROGRAM

FY 2007-2008 ANNUAL REPORT

Municipality: City of Mountain View

Regional Board Comments on New Development Planning Procedures in FY 2006-2007 Annual Report		
Item	**RWQCB Comment**	**City of Mountain View Response**
No comment	NA	NA

New Development Planning Procedures Program Evaluation

During FY 07-08, the City implemented the C.3 requirements using its existing development review process. Information regarding the requirements is provided to applicants early in the planning process. The City revised its Conditions of Approval, and the C.3 guidance document, titled "Stormwater Quality Guidelines Development Project," to reflect Group 2B requirements. The Fire and Environmental Protection Division places conditions of approval on projects requiring applicants to prepare and submit a Stormwater Management Plan for applicable projects. The information required in the Stormwater Management Plan is listed in the City's Stormwater Quality Guidelines document. The Stormwater Management Plan includes information about the treatment controls that will be installed or used to comply with the requirements. The Plan also describes the O&M requirements. During the plan review phase of the process, building plans and the Stormwater Management Plan are checked to verify that the conditions and requirements are met. Plans are approved and a building permit will be issued when the conditions and requirements are met.

During FY 07-08, the City placed the C.3 Planning Condition on 23 projects. Most of the projects that had the C.3 condition are still in the Planning phase and have not submitted building plans to the City. The City approved four private projects that included stormwater treatment controls. Controls for these projects included swales, mechanical treatment devices, bioretention, and Filterra tree wells. There were no public projects that required stormwater treatment controls in FY 07-08. Conditions were placed on all projects that Maintenance Agreements would be entered and recorded prior to final occupancy.

A number of previously reported projects were completed during FY 07-08 and the City initiated its inspections and O&M verification program. A summary of the BMP inspections is included in Attachment D. During FY 07-08, the City implemented a database that will be used to issue permits to BMP operators, and to track inspection and maintenance activities.

The City reviewed 127 projects for potential stormwater related impacts and requirements.

The Tables below provide information on the three projects that were approved during FY 07-08.

ACHMENT B

SANTA CLARA VALLEY URBAN RUNOFF POLLUTION PREVENTION PROGRAM

FY 2007-2008 ANNUAL REPORT

Municipality: City of Mountain View

			completed			
Public Projects - Approved						
NA	NA	NA	NA	NA	NA	NA

ATTACHMENT B

SANTA CLARA VALLEY URBAN RUNOFF POLLUTION PREVENTION PROGRAM

FY 2007-2008 ANNUAL REPORT

Municipality: City of Mountain View

NEW DEVELOPMENT CONTRUCTION INSPECTION

FY 2007-2008 Work Plan Self Evaluation Matrix

Item No.	Activity	FY 07-08 Work Plan Tasks	FY 07-08 Accomplishments	Responsible Party
CIPS - All	Performance Standards	Adopt and implement the Construction Inspection Performance Standards.	Model Construction Inspection Performance Standard was adopted and is included in the City's URMP. The Performance Standard is implemented.	FD
CIPS-2	Construction Inspections	During FY 07-08, the City will conduct inspections in accordance with the Performance Standards.	During FY 07-08, the City conducted 120 construction inspections, and issued 15 written notices for corrective actions. See the self-evaluation for more details.	FD
CIPS - 6	Training	Attend inspector training urban runoff BMPS.	Two construction site inspectors attended construction site BMP training during FY 07-08 (October 2008 and December 2007).	FD
CIPS - 8	Review and Evaluate Effectiveness	The City will continue to review and evaluate its Program effectiveness.	See evaluation below.	FD

Regional Board Comments on New Development-Construction Inspection in FY 2006-2007 Annual Report

Item	RWQCB Comment	City of Mountain View Response
No comments	NA	NA

ACHMENT B

SANTA CLARA VALLEY URBAN RUNOFF POLLUTION PREVENTION PROGRAM

FY 2007-2008 ANNUAL REPORT

Municipality: City of Mountain View

New Development-Construction Inspection Program Evaluation
During FY 07-08, the City continued to implement an effective construction inspection program. The City conducted 120 construction site inspections and issued 15 written notices. Most notices were for minor violations with corrective actions. The majority of the inspections were conducted at small project sites. Fewer written notices were issued in FY 07-08 because most of the projects were at an advanced stage of construction and had fewer issues than earlier stages. Also, some projects either stopped work or were slowed significantly due to economic factors. These projects were still inspected, but problems were not identified. The City currently has a few moderately sized projects, which are the priority sites for inspections. Most of the construction inspection items identified were housekeeping issues that were corrected, such as sweeping, replacing filters, and adding rock to the construction driveway. Pre-winter inspections were conducted and information was distributed, which seemed to help maintain compliance throughout the winter. The City will continue to implement its construction inspection program. Pre-winter inspection and information distribution is important for achieving compliance, and will be conducted again in FY 08-09.

ATTACHMENT B

SANTA CLARA VALLEY URBAN RUNOFF POLLUTION PREVENTION PROGRAM

FY 2007-2008 ANNUAL REPORT

Municipality: City of Mountain View

PEST MANAGEMENT (Provision C.9.d of the Permit)				
FY 2007-2008 Work Plan Self Evaluation Matrix				
Item No.	**Activity**	**FY 07-08 Work Plan Tasks**	**FY 07-08 Accomplishments**	**Responsible Party**
Municpal Pesticide Use				
Goal 1.A. Eliminate all unnecessary municipal pesticide use (particularly organophoshate (OP) pesticide use) and implement Integrated Pest Management (IMP) techniques.				
I.A.1	Record Keeping and Tracking	Develop and implement a process for tracking pesticide use on municipally owned property (PS #8). Include in the process reporting and justification for the use of OP pesticides and BMPs employed during OP pesticide use.	Pesticide use tracking database was used during FY 07-08. Pesticide use data for FY 07-08 is available on request.	FD, CSD, SGL, and PCO
I.A.2	IPM Policy	Adopt an IPM policy and/or ordinance requiring the use of IPM techniques in the agency's operations, minimization of pesticide use, and the restricted use of organophosphate pesticides only when their use is justified and adverse water quality impacts are minimized (PS #2).	City's IPM Policy was adopted by the City Council on September 10, 2002.	FD, CSD, SGL
I.A.3	IPM Plan	Develop and implement standard operating procedures (SOPs) and best management practices (BMPs) for implementing the IPM policy. (PS #3).	Final IPM Plan was completed in June 2003. IPM Plan includes SOPs and BMPs. The Plan was implemented during FY 07-08.	FD, CSD, SGL, CM

.CHMENT B

SANTA CLARA VALLEY URBAN RUNOFF POLLUTION PREVENTION PROGRAM

FY 2007-2008 ANNUAL REPORT

Municipality: City of Mountain View

		BMPs will include special precautions to reduce water quality impacts when applying pesticides.		
I.A.4	Performance Standards	Update local URMPs to incorporate/adapt the model Pest Management Performance Standard, including a description of the legal authority (IPM policy/ordinance, contract language), work plan elements, BMPs, and SOPs needed for implementation. (Program FY 01-02 Work Plan)	Program's Model PS is adopted and included in the City's URMP.	FD
I.A.5	Contract PCOs	Develop and implement a process to ensure that any contractor employed to conduct pest control and pesticide application on municipal property engages in pest control methods consistent with the IPM policy adopted by the agency (PS #5).	City's PCO contract did not go for bid during FY 07-08. City's purchasing Division was notified of the IPM Policy and will be informed that future IPM requirements will be included when new PCO Contract is solicited. IPM Policy and Plan have been provided to the City's PCO contractor.	FD, purchasing
I.A.6	Chemical storage area inspection	Conduct a periodic agency-wide search of chemical storage areas for pesticides no longer legal for application per EPA, State, and/or local requirements, and properly dispose of any such pesticides pursuant to appropriate waste disposal regulations.	During FY 07-08, the Fire Department evaluated Citywide chemical inventories. No OP pesticides were identified.	FD
MM I.A.1	Annual report	Document completion of tasks in annual reports. Use pesticide-tracking process to document pesticide use.	Pesticide use data will be used in the effectiveness evaluation section of the annual report.	FD

. CHMENT B

SANTA CLARA VALLEY URBAN RUNOFF POLLUTION PREVENTION PROGRAM

FY 2007-2008 ANNUAL REPORT

Municipality: City of Mountain View

Goal 1.B. Raise awareness of all municipal employees and train employees who apply pesticides for the municipality about the municipality's IPM Policy and/or IPM techniques as appropriate.

I.B.1	Employee Training	Ensure that employees who apply pesticides for the agency obtain the appropriate training as required by the County Agricultural Commissioner and the State Department of Pesticide Regulation (DPR) (PS #4a).	All City pesticide applicators receive training required by the County and State.	CSD, SGL
I.B.2	IPM Training	Provide annual training on the appropriate portions of the IPM Policy, SOPs, and BMPs, and the latest IPM techniques to employees within departments responsible for pesticide application (PS #4b).	During FY 07-08, the City's pest control operators attended various training courses as part of job requirement for continuing education. IPM techniques are included in these continuing education courses. In past years, City staff attended the regional IPM training conference, which was not offered in FY 07-08.	FD. CSD, SGL
I.B.3	Training	Periodically (at least annually) inform employees who are not authorized and trained to apply pesticides that they cannot use over-the-counter pesticides in or around the workplace, consistent with the IPM Policy (PS #4c).	Departments have been informed to contact the PCO for pest problems. Training conducted by the Safety and Training Manager and the Urban Runoff Coordinator on March 13, 2008 reviewed the Environmental Compliance Plan for the Operations and Maintenance Divisions. This training covered incident response (including spills), chemical handling, emergency response, and handling abandoned waste. The over-the-counter pesticide prohibition was also discussed.	FD, CSD, PS
I.B.4	Training Workshop	Assist with and send staff to a workshop on least-toxic pest control methods and pesticide management BMPs. (Program FY 01-02 Work Plan)		NA

ACHMENT B

SANTA CLARA VALLEY URBAN RUNOFF POLLUTION PREVENTION PROGRAM

FY 2007-2008 ANNUAL REPORT

Municipality: City of Mountain View

Item No.	Activity	FY07-08 Work Plan Tasks	FY 07-08 Accomplishments	Responsible Party
Public Education and Outreach				
Goal II.A. Increase awareness of IPM so target audiences recall less toxic pest management messages and adopt IPM behaviors. Target audiences include residential and commercial users, pesticide retailers, municipal employees, and special districts (PS #6)				
II.A.1	WE&O Outreach	Assist with local implementation of the Watershed Education & Outreach (WE&O) Campaign[1], which will target the general public and include messages about less-toxic pest control and proper disposal (Program FY 01-02 Work Plan).	The City supports WE&O Outreach through Program participation. The City distributed IPM and less toxic pest control information at various public events, such as the Art and Wine Festival, Arbor Day Fair, and downtown Thursday Night Live. The Community Outreach Coordinator also distributed Pest control fact sheets in English and Spanish.	FD, CM
II.A.10	Local Outreach	Prepare and pitch IPM stories and press releases to local media.	During FY 07-08, the City did not prepare IPM articles.	FD
II.A.12	IPM Outreach	Assist with implementation of local components of a "Pesticide User Outreach" project[2] targeting residential and commercial users (see Program FY 01-02 Work Plan).	City supports this item through Program Participation.	FD
II.A.13	IPM Outreach	Provide information on less toxic pest control (e.g., IPM techniques, municipal IPM policies, model contract language, training opportunities, etc.) to neighboring special districts (e.g., open space districts, vector control districts,	The City did not provide information to neighboring special districts. City supports outreach through regional effort.	FD

[1] Funded by all Co-permittees in FY 01-02.
[2] Funded by all Co-permittees in FY 01-02.

		and school districts) as appropriate		
MM II.A.1	Annual report	Document or estimate numbers of residents reached by outreach efforts and media advertising	Through distribution of IPM materials at community events, the City educated approximately 2,500 residents.	FD
Goal II.B. Educate pesticide retailers and consumers about less toxic pest control products and promote the sale of such projects.				
II.B.1	IPM Outreach	Continue to fund and participate in the BASMAA Regional IPM Partnership[3]. (Program FY 01-02 Work Plan)	City addressed this item through Program participation.	FD
II.B.2	IPM Outreach	Continue to implement cost-effective elements of the IPM Store Partnership Program. Create and provide fact sheets and other materials to pesticide retailers to facilitate point-of-purchase outreach. Visit stores as necessary to ensure ongoing participation. (Program FY 01-02 Work Plan)	The City continued its support of the Our Water Our World program during FY 07-08. Three stores in Mountain View participated in the program.	FD
II.B.3	IPM Outreach	Assist Program to offer IPM training opportunities to pesticide retailer employees through coordination with Master Gardener-taught educational programs.	This item addressed through Program participation.	FD
MM II.B.1	IPM Outreach	Document number of participating stores, materials distributed and employees trained. Evaluate the cost-effectiveness of the IPM Store	Three stores continued participation in the OWOW program. Pest fact sheets, and shelf talkers provided at the stores.	FD

[3] Funded by all Co-permittees in FY 01-02.

CHMENT B

SANTA CLARA VALLEY URBAN RUNOFF POLLUTION PREVENTION PROGRAM

FY 2007-2008 ANNUAL REPORT

Municipality: City of Mountain View

		Partnership Program each year		
Pest Control Operators (PCOs) **Goal III.A.** Minimize pesticide use by PCOs contracted for structural pest control and landscape maintenance.				
III.A.4	PCO operations	Require PCOs contracted for municipal applications to use pest control methods consistent with the municipality's IPM policy (through contract specifications). Specifically, require contractors to: a) follow the agency's IPM policy, BMPs, and SOPs; b) provide evidence of current IPM training, when feasible; and c) provide documentation of pesticide use on agency property to the agency in a timely manner (PS#5).	IPM Policy and Plan was provided to the City's contract PCO, Bay Valley Pest. Bay Valley submits records of pesticide applications to the City. Another landscape contractor applies small amounts of category III herbicides in accordance with the City's IPM policy. The contractor has been notified of the IPM policy.	FD
MM III.A.1	Record keeping and tracking	Document pesticide use by PCOs on municipal property	During FY 07-08, records of pesticide applications by Bay Valley were submitted to the City. These records were included in the pesticide database. Pesticide use data for FY 07-08 is available on request. Pesticide use by a landscaping company contracted by the City to perform minor work at public Parks had not been tracked in previous years. The City's pesticide use tracking process was updated to include pesticides applied by the contractor. This is a small amount of pesticide use, and is included in the FY 07-08 pesticide summary.	

. CHMENT B

SANTA CLARA VALLEY URBAN RUNOFF POLLUTION PREVENTION PROGRAM

FY 2007-2008 ANNUAL REPORT

Municipality: City of Mountain View

Goal III.B. Require all PCOs to implement Best Management Practices (BMPs)				
III.B.2	PCO Contracts	Require PCOs contracted by municipalities to implement BMPs through contract specifications (see Action III.A.4., PS #5)	PCO contract was not up for renewal during FY 07-08. IPM Policy was provided to City's purchasing Division for inclusion in future contracts.	
MM III.B.1	Reporting	Document efforts to complete the above actions	Purchasing Division was advised of requirement to include IPM in City pest control operations.	FD, FASD

Commercial Businesses				
Goal IV.A. Determine the extent of commercial business employees use of pesticides (I.E., pesticide applications not performed by a licensed PCO) and conduct appropriate outreach regarding less toxic pest management.				
IV.A. 1	Commercial Outreach	Develop and implement education programs that target commercial businesses, per recommendations developed in Program work plan.	No commercial outreach regarding IPM was conducted in FY 07-08. City supports regional outreach efforts.	NA
MM IV.A. 1	Commercial Outreach	Document outreach efforts targeting businesses, as recommended in the work plan to be developed by the Program	No commercial outreach regarding IPM was conducted in FY 07-08. City supports regional outreach efforts.	NA
Household Hazardous Waste Collection				
Goal V.A. Provide pesticide disposal services through household hazardous waste (HHW) collection programs for all residents and small businesses, and encourage use of these programs.				
V.A.1	HHW	Ensure that adequate pesticide disposal services exist for residents and conditionally exempt small quantity	The City participates in the Santa Clara County HHW Program. Businesses are also eligible to participate in the Palo Alto small quantity program.	PW – Solid Waste

		commercial generators.		
V.A.3	HHW	Work with HHW collection agencies to support, enhance, and help publicize programs for proper pesticide disposal (PS #7).	The Public Works Department, Solid Waste Division publicizes HHW information in the Resource newsletter.	PW – Solid Waste
V.A.5	HHW Outreach	Provide hazardous waste disposal information to residents, through distribution of materials (e.g., utility bill insert, city newsletter, community events, etc.) or advertising in local media	HHW information included in the City's Resource newsletter.	PW- Solid Waste
MM V.A.1	Reporting	Document that household hazardous waste collection programs adequately serve residents and businesses and that any exchange programs do not exchange organophosphate or banned pesticides.	The City participates in the Santa Clara County HHW Program. Documentation regarding the ability to serve the residents and the prohibition against exchanging OP pesticides or banned pesticides is available from the County HHW Program.	SC County HHW
New Development **Goal VI.A.** Minimize pesticide use at new and redevelopment sites.				
VII.A.1	New Development	Have appropriate municipal staff coordinate with Program to identify landscaping techniques less likely to attract pests, including a list of pest-resistant plants, and develop model conditions of approval for pest resistant landscaping features and practices. (Required to meet NPDES Permit Provision C.9.d.ii. and Draft Permit	During FY 07-08, the City used planning conditions to minimize irrigation runoff, which also reduces pesticide runoff. Standard condition also directs developers to select appropriate plants for the location and in accordance with the appropriate climate zones.	FD

		Provision C.3.k.)		
VII.A.2	New Development Review	Consider pest-resistant landscaping and design features in the design, landscaping, and environmental reviews of proposed development projects. (NPDES Permit Provision C.9.d.ii.)	During FY 07-08, the City used planning conditions to minimize irrigation runoff, which also reduces pesticide runoff. Standard condition also directs developers to select appropriate plants for the location and in accordance with the appropriate climate zones.	FD
VII.A.3	Training	Train staff responsible for design review on pest-resistant landscaping techniques and model conditions of approval and the importance of minimizing pesticide use in runoff from development sites (NPDES Permit Provision C.9.d.ii.).	No new pesticide reduction conditions were added, so no additional training was conducted.	FD
VII.A.4	Tracking	Develop and propose enhanced reporting format for documenting use of pesticide reduction measures at development sites. (Draft Permit Provision C.3.n.)	No action on this item during FY 07-08.	FD
MM VII.A.1	Reporting	Summarize types of pesticide reduction measures required (such as by conditions of approval) for new development and significant redevelopment projects, and the percentage of new development and significant redevelopment projects for which pesticide reduction measures were required (Draft Permit Provision C.3.n.).	During FY 07-08, the following conditions were required to control irrigation runoff, which also reduces pesticide runoff: 1. Require no steep slopes exceeding 10%; use mulch as cover; plants with low water requirements; appropriate plants for climate zone. 2. Efficient irrigation systems, including; multiprogramable timers; rain shutoff devices; drip irrigation, and flow reducers.	FD

CHMENT B

SANTA CLARA VALLEY URBAN RUNO.. POLLUTION PREVENTION PROGRAM

FY 2007-2008 ANNUAL REPORT

Municipality: City of Mountain View

Item No.	Activity	FY 07-08 Work Plan Tasks	FY 07-08 Accomplishments	Responsible Party
Monitoring and Science				
Goal VII.A. Participate in coordinated monitoring efforts to support pesticide TMDL development and implementation.				
VII.A.1	Monitoring	Continue financial support of the Regional Monitoring Program (RMP)	Item addressed through Program participation.	FD
Review and Revision of Work Plan				
Goal X.A. Implement a Work Plan that includes appropriate goals, actions and monitoring mechanisms to reduce pesticide-related toxicity in urban runoff.				
X.A.1	Work Plan	Review and continuously improve the goals, actions, and monitoring mechanisms of the work plan considering results of self-evaluations, comments from Regional Board staff and other interested parties, and results of local performance review meetings if any.	City's Work Plan was submitted to the Regional Board.	FD
X.A.1	Work Plan	Revise work plan and add continuous improvement items.	No actions for this item.	FD

Regional Board Comments on Best Management in FY 2006-2007 Annual Report

Item	RWQCB Comment	City of Mountain View Response
No Comments	No Comments	NA

CHMENT B

SANTA CLARA VALLEY URBAN RUNOFF POLLUTION PREVENTION PROGRAM

FY 2007-2008 ANNUAL REPORT

Municipality: City of Mountain View

Pest Management Program Evaluation
The City's Pest Management Program evaluation is provided in the memo included with this report as Attachment E. The Memo will also be included in the City's IPM Plan.

.CHMENT B

SANTA CLARA VALLEY URBAN RUNOFF POLLUTION PREVENTION PROGRAM

FY 2007-2008 ANNUAL REPORT

Municipality: City of Mountain View

MERCURY POLLUTION PREVENTION PROGRAM
(Provision C.9.c of the Permit)
FY 2007-2008 Work Plan Self Evaluation Matrix

Item No.	Activity	FY 07-08 Work Plan Tasks	FY 07-08 Accomplishments	Responsible Party
MPP Pro-gram	Adoption of City mercury reduction policy.	The City adopted a mercury policy in FY 03-04, requiring the virtual elimination of mercury from controllable sources in urban runoff from agency operations.	In June 2004, the City finalized Administrative Instruction No: 16-01, which established a Mercury Control Program. The Mercury Control Program includes: a procedure for the elimination of mercury-containing products to the maximum extent practicable; maximum recycling of fluorescent lights; participation in a household hazardous waste collection program for residential disposal of mercury-containing products; and public outreach.	FD
MP Task I.F	Implement guidelines for mercury-containing products reduction and management	The City will implement measures to reduce the quantity of mercury-containing products, and manage essential mercury-containing products.	No major mercury reduction measures were identified for FY 07-08. Mercury-containing switches will be removed at the time of replacement. Fluorescent lights are hauled for disposal.	PW
MP Task II.D	Documentation and reporting of mercury-containing products disposal	The City will implement measures for documenting and reporting quantities of mercury-containing products disposed.	The City maintained fluorescent light disposal records. During FY 07-08, the City recycled: 390 – 2 ft tubes, 645 – 3 ft tubes, 1428 – 4 ft tubes, 24 – 6 ft. tubes, 30 – 8 ft tubes, 718 U-tube lamps, and 563 compact lights	PW

SANTA CLARA VALLEY URBAN RUNOFF POLLUTION PREVENTION PROGRAM
FY 2007-2008 ANNUAL REPORT

Municipality: City of Mountain View

MP Task V.A	Mercury Disposal Outreach	The City will assist with program efforts to provide outreach to educate small business and small quantity generators about fluorescent light recycling programs.	Information about HHW and small business waste disposal programs is included in the City's Resource newsletter, which is mailed to all residents and businesses three times a year.	
MPP Pro-gram	HHW Collection	No specific tasks. City to continue HHW efforts through participation in the Santa Clara County HHW Collection Program.	City continued participation in the Santa Clara County HHW collection program. The City of Mountain View collaborated with the City of Palo Alto to offer fluorescent light and mercury thermometer drop-off services to residents.	PW

Regional Board Comments on Mercury Pollution Prevention Program in FY 2006-2007 Annual Report

Item	RWQCB Comment	City of Mountain View Response
No Comments.	NA	NA

Mercury Pollution Prevention Program Evaluation

During FY 07-08, the City implemented its Mercury Control Program. The Mercury Control Plan establishes a policy for reducing mercury-containing products at City facilities, through identification of mercury-containing parts and devices at City facilities, and the gradual phase-out of those parts and devices. The City supports the County-wide HHW and small quantity generators programs.

The City is in the process of developing a demolition ordinance and management process for requiring removal of mercury-containing materials on projects in Mountain View.

.CHMENT B

SANTA CLARA VALLEY URBAN RUNOFF POLLUTION PREVENTION PROGRAM

FY 2007-2008 ANNUAL REPORT

Municipality: City of Mountain View

COPPER ACTION PLAN/NICKEL ACTION PLAN

FY 2007-2008 Work Plan Self Evaluation Matrix

Item No.	Activity	FY 07-08 Work Plan Tasks	FY 07-08 Accomplishments	Responsible Party
CB-1	Vehicle Washing Operations	• Public outreach and education efforts to reduce vehicle wash discharges, including brochure distribution, and mobile cleaners information • Provide car wash kit to charity car wash organizers and educate on the use of the kits. • Inspect auto businesses regarding car wash requirements, and prohibited storm drain discharge. • Continue to maintain car wash systems for City vehicles at the Corp yard and Fire Stations. • Require vehicle wash systems draining to the sanitary sewer as source control measures for projects, where the control is applicable. • Submit data regarding vehicle washing outreach activities and	During FY 07-08, the City provided a car wash kit to local charities conducting car washes. The car wash kit is used to divert car wash water from storm drains. The City also maintained 7 City car wash facilities (2 at the Corporation Yard, 1 at the Golf Course Maintenance facility, and 4 at Fire Stations). The vehicle service facility inspection program verifies that fleet washing water is not draining into the storm drain system. Vehicle facility operators are also notified about vehicle washing requirements, including rental operations. Vehicle BMP information is provided to residents at City outreach facilities, including the Art and Wine Festival, and Arbor Day.	FD

		effectiveness evaluation in annual reports.		
CB-3	Industrial Copper Control	Continue Industrial Inspection program, including NOI sites such as plating and metal finishing facilities, vehicle service facilities, and other permitted sites.	The City conducted its industrial facility inspection program. Details are provided in the Industrial/Commercial Discharges Control Program section of this report. Inspections involve observing outdoor areas where spills or equipment discharges could release pollutants including copper and nickel into the storm drain system. The City's Environmental Protection Division also provided oversight of a metal plating facility closure. The facility had operated in Mountain View for a number of years and discontinued operations. This closure reflects a steady change in the land use and industrial community make up within the City.	FD
CB-6/7	Reducing Traffic Congestion/Promoting Alternative Transportation	Review the results of the Development Policies Comparison Project Report, particularly Section VI., Policies to Limit Auto Use/Promote Alternative Transportation, in the Policy, Code, and Ordinance Worksheet, and investigate updating local development rules to promote better transportation-related design practices and alternative modes of transportation.	The City of Mountain View has actively supported public transportation projects including and extensive bike trail system, light rail station, and promotion of transit-oriented development. During FY 07-08, the City completed an expansion of its Stevens Creek Trail system.	Community Development Department
CB-8	Watershed Protection Measures	• General Plan revisions will be considered during the next City-wide GP revision, which currently is not scheduled.	During FY 07-08, the City began the process of obtaining public input for its General Plan revision.	

		• CEQA revisions related to stormwater are currently being evaluated as described in the C.3 Work Plan. Guidance from SCVURPPP and the City of San Jose addressing water quality review in CEQA will be reviewed and implemented, if acceptable. • HMP implementation will be incorporated upon completion of the document. • Continue C.3 implementation efforts	The City's existing CEQA document adequately addresses water quality review issues. The City has a condition requiring eligible projects to comply with HMP requirements. The City does not expect HMP projects to be submitted for review. See New Development – Planning Procedures.	
CB-11	Street Sweeping	• City will continue to implement street sweeping program. • City will continue "Clean Sweep" program designed to secure access to heavily impacted streets that have a lot of cars typically parked throughout the day. • Maintain effective street sweeping equipment. • Continue to collect and report street sweeping information including mile swept and material removed for annual reports. • Continue to manage street	See Streets and Roads Maintenance Section for more details.	

		sweeping solids. • Continue to maintain storm drain catch basins • Attend SCVURPPP training workshops, if provided. • Evaluate need for improvement in FY 03-04 annual report.		
CB-12	Copper from Pools and Spas	• City will respond to complaints of pool/spa discharges. • Assist Program development of pool brochure. • City will distribute outreach materials.	The City responded to 3 pool discharge incidents. The City supports regional outreach efforts. The Program completed mailing of the new Program pool brochure.	FD
CB-21	Architectural Copper	Review study and ordinance from Palo Alto and consider feasibility of limiting the use of these materials.	The City does not currently limit the use of architectural copper materials.	
NB-1	Discharges from Construction Sites	Continue to implement Construction Inspection Performance Standards and other tasks in Construction Inspection element of the Work Plan.	See the Construction Inspection section of this report for more details.	FD

Regional Board Comments on Copper Action Plan/Nickel Action Plan Requirements in FY 2006-2007 Annual Report

Item	RWQCB Comment	City of Mountain View Response
No comments	NA	NA

ACHMENT B

SANTA CLARA VALLEY URBAN RUNOFF POLLUTION PREVENTION PROGRAM

FY 2007-2008 ANNUAL REPORT

Municipality: City of Mountain View

Copper Action Plan/Nickel Action Plan Programs Evaluation
The City continued copper and nickel control efforts through implementation of vehicle washing controls, vehicle service facility inspections, industrial inspections, and construction site inspections.

ATTACHMENT B

SANTA CLARA VALLEY URBAN RUNOFF POLLUTION PREVENTION PROGRAM

FY 2007-2008 ANNUAL REPORT

Municipality: City of Mountain View

TRASH INVENTORY AND MANAGEMENT

FY 2007-2008 Work Plan Self Evaluation Matrix

Item No.	Activity	FY 07-08 Work Plan Tasks	FY 07-08 Accomplishments	Responsible Party
Water Quality and Water-shed Mgt.	Trash Investigations and Plan Development	The City will support the Program's effort to develop a Trash Work Plan. The Work Plan will characterize the trash problem, identify trash hot spots, identify on-going efforts to reduce trash, and provide documentation regarding trash complaints/incidents.	The City conducted trash abatement activities, including sponsoring two creek cleanups, and maintenance of parks, roadways, and the Stevens Creek Trail. City Public Services employees also respond to trash dumping incidents, and coordinated cleanup of a homeless encampment along Stevens Creek. The City also worked with the Stevens Creek/Permanente Creek Watershed Council and the Santa Clara Valley Water District to clean a trash hot spot along Stevens Creek that occurred when a tree branch fell across the creek and caused an accumulation of litter that was filtered by the tree. The City did not complete trash assessments during FY 07-08.	FD PW

Regional Board Comments on Trash Inventory and Management Requirements in FY 2006-2007 Annual Report

Item	RWQCB Comment	City of Mountain View Response
No comments	NA	NA

SANTA CLARA VALLEY URBAN RUNO.. POLLUTION PREVENTION PROGRAM

FY 2007-2008 ANNUAL REPORT

Municipality: City of Mountain View

Other Water Quality & Watershed Management Programs Evaluation

Current trash control efforts include two City-sponsored creek cleanups a year. These cleanup events occurred on Stevens Creek and Permanente Creek. A local organization, Friends of Stevens Creek Trail, with some support from the City also conducted creek cleanups throughout the year. City Community Services Department personnel and Shoreline Park Rangers also patrol Stevens Creek Trail and remove trash as needed. After conducting volunteer creek clean-ups for a number of years, it appears that the amount of trash removed during these events is decreasing.

During FY 07-08, the City expanded its Stevens Creek Trail system. During construction of the extended trail, a number of homeless encampments were removed from the bank of Stevens Creek. The City also coordinated cleanup of a dumpsite that occurred when a number of homeless people were notified of the encampment removal. Additionally, the City identified and coordinated cleanup of a trash hot spot that occurred when a tree fell across the creek and caused the accumulation of a trash raft. The trash raft was cleaned through efforts by the City, volunteers from the Stevens/Permanente Watershed Council, and the Santa Clara Valley Water District.

City Community Services Department employees maintain City parks, including litter removal. City Public Services Department personnel also respond to trash dumping incidents that may occur throughout the City.

The City did not participate in trash assessments during FY 07-08.

. CHMENT B

SANTA CLARA VALLEY URBAN RUNOFF POLLUTION PREVENTION PROGRAM

FY 2007-2008 ANNUAL REPORT

Municipality: City of Mountain View

WATER QUALITY MONITORING

FY 2007-2008 Work Plan Self Evaluation Matrix

Item No.	Activity	FY 07-08 Work Plan Tasks	FY 07-08 Accomplishments	Responsible Party
NA	NA	NA	NA	NA

Regional Board Comments on Water Quality Monitoring in FY 2006-2007 Annual Report

Item	RWQCB Comment	City of Mountain View Response
No comments in FY 05-06 Annual Report	NA	NA

Other Water Quality & Watershed Management Programs Evaluation

The City did not conduct water quality monitoring during FY 07-08. The City's water quality monitoring activities are performed through participation in SCVURPPP.

ATTACHMENT B

SANTA CLARA VALLEY URBAN RUNOFF POLLUTION PREVENTION PROGRAM

FY 2007-2008 ANNUAL REPORT

Municipality: City of Mountain View

PUBLIC INFORMATION/PARTICIPATION (Provision C.4)				
FY 2007-2008 Work Plan Self Evaluation Matrix				
Item No.	**Activity**	**FY 07-08 Work Plan Tasks**	**FY 07-08 Accomplishments**	**Responsible Party**
General Outreach				
PIP – 1-4	PIP Master Plan – General Outreach	Continue to conduct PIP General Outreach activities.	General outreach activities conducted during FY 07-08 include maintaining brochure stands at City facilities, participating in HHW program, storm drain stenciling, and articles in local publications.	FD
Targeted Outreach				
PIP – 1-4	PIP Master Plan – Targeted Outreach	Continue to conduct PIP targeted outreach activities.	Targeted outreach activities conducted during FY 07-08 include participation in the Clean Bay Business Program, displaying brochures at local auto parts stores, and continuing restaurant outreach. Targeted outreach to restaurants is explained in the Industrial/Commercial section of this report. Three Mountain View stores also participated in the Our Water, Our World Program designed to distribute pesticide alternatives. This is further explained in the Pest Management Section of the report. The City also participated hosted pharmaceutical take-back events in FY 07-08. Participation included	FD

SANTA CLARA VALLEY URBAN RUNOFF POLLUTION PREVENTION PROGRAM

FY 2007-2008 ANNUAL REPORT

Municipality: City of Mountain View

			promoting the event and staffing a drop-off location for residents to dispose of unwanted pharmaceutical products.	
PIP – 1-4	Targeted Outreach – Multicultural Outreach	Continue to support the City's multicultural outreach program, which is designed to provide information regarding various topics to non-English speaking people.	During FY 07-08, the multicultural outreach program distributed pollution prevention information at public events. Spanish brochures and fact sheets for vehicle BMPs and pesticide information are distributed through the multi-cultural outreach program.	CM
Educational Programs				
PIP – 1-4	PIP Master Plan – Education Activities	Continue to conduct PIP education activities.	During FY 07-08, the City sponsored a school education and outreach program along with the City of Palo Alto. In total, 30 school presentations were made to 695 students in Mountain View. The presentations were made to 2nd-8th grade groups. A summary of the school outreach program is available upon request. The City also conducted employee training activities, which are summarized in the Staff Training Table.	FD
Citizen Participation				
PIP – 1-4	PIP Master Plan – Citizen Participation	Continue to conduct PIP citizen participation activities.	During FY 07-08, the City sponsored two creek cleanup events, where citizens removed trash and debris from local creeks. The City also staffed information booths at the Mountain View Art and Wine Festival, the Arbor Day Fair, and 4 downtown Thursday Night Live events. The primary messages at those events were IPM and pesticide reduction, pharmaceutical disposal, Mercury reduction, and vehicle sources.	FD

ACHMENT B

SANTA CLARA VALLEY URBAN RUNOFF POLLUTION PREVENTION PROGRAM

FY 2007-2008 ANNUAL REPORT

Municipality: City of Mountain View

Regional Board Comments on Public Information/Participation Requirements in FY 2006-2007 Annual Report		
Item	**RWQCB Comment**	**City of Mountain View Response**
No Comments	NA	NA

Public Information/Participation Program Evaluation

General Outreach:

During FY 07-08, articles in the Resource newsletter advertised HHW, creek clean-up, pharmaceutical disposal, and mercury thermometer drop-off events. The City continued storm drain stenciling activities. The City also displayed BMP brochures at City facilities.

Targeted Outreach:

Vehicle BMP brochures were provided for distribution at local auto parts stores. Three hardware and garden stores in Mountain View also participated in the Our Water, Our World program, which promotes use of less toxic pesticides. The City also participated in a pharmaceutical take-back program, which allowed residents to drop off unwanted pharmaceutical products. The City also distribute information at public events, such as the Art and Wine Festival, the Arbor Day Fair, and 4 summer downtown Thursday Night Live events, which is one night per month when Castro St. in Mountain View is closed for entertainment. City staff also worked at the Program booth for the Home Show.

The multicultural outreach program seems to be an effective method to provide information in different languages. However, limited multi-language outreach materials are available. The City supports regional efforts to produce multi-language materials.

The City also continued distribution a fact sheet describing oil recycling options for apartment tenants. This piece was translated into a Spanish language version.

A CHMENT B

SANTA CLARA VALLEY URBAN RUNOFF POLLUTION PREVENTION PROGRAM

FY 2007-2008 ANNUAL REPORT

Municipality: City of Mountain View

Education Activities:

The City's participation in the school education program was conducted through funding the Palo Alto Program. Mountain View commends the education consultant, and the City of Palo Alto for developing and implementing an outstanding program, and for educating students in Mountain View about water pollution issues.

A summary of employee training efforts is listed below.

Citizen Participation:

During FY 07-08, the City sponsored two volunteer creek cleanups and supported other cleanup efforts. These events successfully removed litter and debris from local waterways. The City also distributed information at public events. The effectiveness of information distribution at these public events is difficult to describe because a lot of people who visit the information booth are already informed about the issues, and some visitors seem to randomly collect free materials without considering the message.

ACHMENT B

SANTA CLARA VALLEY URBAN RUNOFF POLLUTION PREVENTION PROGRAM

FY 2007-2008 ANNUAL REPORT

Municipality: City of Mountain View

STAFF TRAINING

Training Title	Attendee(s)	Department of Attendee	Date(s) of Training	Location of Training	Contents of Training
Environmental Compliance Plan, Spill and Emergency Incident Response, Stormwater Pollution Prevention	City staff members from various Divisions	Public Services (water, wastewater, streets, facilities, and fleet services) Community Services (Parks, Forestry, Golf Links)	March 2008	Municipal Operations Center	Spill and Emergency Incident Response. Handling Hazardous Materials and Waste. Stormwater pollution prevention.
Construction Site Planning	FEPD inspectors	Fire Department	October/ December 2007	Cupertino	Annual construction site training.
IPM Contracting	FEPD	Fire Department	Nov. 2007	Oakland	Workshop about contracting pest control services using IPM methods.
MRP – Update to Departments	City staff members from various Departments	Fire Department Public Works/ Public Services Community Development	January 2008	Mountain View	Meeting to provide an update on the proposed requirements in the Municipal Regional NPDES Permit.

		City Attorney City Manager			
CASQA Qtly Meeting – CalTrans research	FEPD Inspectors	Fire Department	March 2008	Burlingame	Presentations on stormwater treatment research projects, case studies of treatment controls at development projects.
Reigning in the rain – Low Impact Development	Urban Runoff Coordinator Public Works Engineer	Fire Department Public Works	April 2008	Oakland	Workshop describing technical information about Low Impact Design, including permeable pavement.
C.3 – Sharing Experience with implementation of stormwater requirements	FEPD inspectors	Fire Department	June 2008	Sunnyvale	Workshop to discuss experience with inspecting, maintaining and tracking activities associated with stormwater treatment controls.
C.3 – Training for Planning Division staff	FEPD Planning Division	Fire Department Planning Div.	June 2008	Mountain View	Workshop to discuss C.3 requirements and provide examples.

Staff Training Evaluation

During FY 07-08, staff received training on a number of topics, including spill response, storm drain pollution prevention, IPM practices, industrial inspections, construction inspections, and C.3 topics. The City strongly supports regional training efforts for IPM-related issues.

The City continued to train employees about stormwater pollution prevention. Stormwater pollution prevention training is coordinated and conducted with safety training assemblies, which seems to be a great method for streamlining different training requirements.

ACHMENT B

SANTA CLARA VALLEY URBAN RUNOFF POLLUTION PREVENTION PROGRAM

FY 2007-2008 ANNUAL REPORT

Municipality: City of Mountain View

Attachment C

Acronyms/Abbreviations/Definitions

AB	Assembly Bill
ABAG	Association of Bay Area Governments
ABC	Annual Budget Review Compilation
ACCWP	Alameda Countywide Clean Water Program
ACOE	U.S. Army Corps of Engineers
AHTG	Ad Hoc Task Group
AR	Annual Report
ASCE	American Society of Civil Engineers
BAAQMD	Bay Area Air Quality Management District
BART	San Francisco Bay Area Rapid Transit
BATG	Budget Ad Hoc Task Group
Basin	Santa Clara Basin
Basin Plan	Water Quality Control Plan for the San Francisco Basin
BACWA	Bay Area Clean Water Agencies
BAHM	Bay Area Hydrology Model
BAMBI	Bay Area Macroinvertebrate Bioassessment Information
BASMAA	Bay Area Stormwater Management Agencies Association
Bay	San Francisco Bay
Bay Area	San Francisco Bay Area
BMI	Benthic Macroinvertebrate
BMM	Lower South Bay Monitoring and Modeling Subgroup
BMP	Best Management Practice
BOMA	Building Owners and Managers Association
BPP	Brake Pad Partnership
BU	beneficial use
C	Celsius
C.3	Permit Provision C.3
C3PO	C.3 Provision Oversight
CA	California
Cal-EPA	California Environmental Protection Agency
Caltrans	California Department of Transportation
CAMLnet	California Aquatic Macroinvertebrate Laboratory Network

Acronyms/Abbreviations/Definitions

Campaign	Watershed Watch Campaign
CAP	Copper Action Plan
CASQA	California of Stormwater Quality Association
CB	Copper Baseline
CCC	Continuous Concentration Criterion
CD-ROM	Compact Disk-Read Only Memory
CDS	Continuous Deflective Separation
CEP	Clean Estuary Partnership
CESQG	Conditionally Exempt Small Quantity Generator
CEQA	California Environmental Quality Act
CFR	Code of Federal Regulations
cfs	cubic feet per second
CI	Continuous Improvement
CIWMB	California Integrated Waste Management Board
CMIA	Conceptual Model Impairment Assessment
CMS	Copper Management Strategy
COA	Condition of Approval
CoHHW	Santa Clara County Household Hazardous Waste Program
CoHHW Program	Santa Clara County Household Hazardous Waste Program
COLD	cold freshwater habitat
CRMP	Coordinated Resources Management and Planning
CSBP	California Stream Bioassessment Procedures
CTR	California Toxic Rule
Cu	copper
CWA	Clean Water Act
DDD	Dichlorodiphenyldichloroethane
DDE	Dichlorodiphenyldichloroethylene
DDT	Dichlorodiphenyltrichloroethane
DEH	Santa Clara County Department of Environmental Health
District	Santa Clara Valley Water District
DO	Dissolved Oxygen
DOE	Department of Energy
DPR	Department of Pesticide Regulation

Acronyms/Abbreviations/Definitions

DWR	Department of Water Resources
E. Coli	Enterococcus Coli
EEC	SF Bay Wildlife Refuge Environmental Education Center
EEDMS	Environmental Enforcement Data Management System
EEPS	Exposure and Effects Pilot Study
e.g.	for example
EMAP	Environmental Monitoring Program
EMB	Executive Management Board
EOA	Eisenberg, Olivieri, and Associates
EPA	U.S. Environmental Protection Agency
Estuary	San Francisco Bay Estuary
F	Fahrenheit
FLT	Fluorescent Light Tube
FY	Fiscal Year
GCRCD	Guadalupe-Coyote Resource Conservation District
GIASP	General Industrial Activities Stormwater Permit
GIS	Geographic Information System
GRTS	Generalized Random Tessellation Stratified
Group 1	C.3 compliance threshold – 1 acre of impervious surface
Group 2A	C.3 compliance threshold – 10,000 sq. ft. of impervious surface at specific land use areas
Group 2B	C.3 compliance threshold – 10,000 sq. ft.
HBANC	Home Builders Association of Northern California
Hg	Mercury
HMP	Hydromodification Management Plan
HHW	Household Hazardous Waste
HVAC	Heating, Ventilation and Air Conditioning
IBI	Index of Biotic Integrity
IC/ID	Illicit Connection and Illegal Dumping
ID	Identification
IND	Industrial/Commercial
i.e.	that is
IPM	Integrated Pest Management

Acronyms/Abbreviations/Definitions

JPA	Joint Powers Authority
K	Kindergarten
KAB	Keep America Beautiful
kg	Kilogram
L	Liter
Lb	Pound
LA	load allocation
LFA	Limiting Factors Analysis
LID	Low Impact Development
LSSB	Lower South San Francisco Bay
LUS	Land Use Subgroup
MC	Management Committee
MCMP	Metals Control Measures Plan
MCTT	Multi-Chambered Treatment Train
MDDB	Metadata Database
MDL	Most Downstream Location
MEP	Maximum Extent Practicable
Mercury Plan	Mercury Pollution Prevention Plan
mg	milligram
mgd	million gallons per day
MIGR	fish migration
MOA	Memorandum of Agreement
MOFO	Morrison & Foerster
MOU	Memorandum of Understanding
MP	Monitoring Priority
MROSD	Mid-Peninsula Regional Open Space District
MYRWMP	Multi-Year Receiving Waters Monitoring Plan
NAP	Nickel Action Plan
NEMA	National Electrical Manufacturers Association
NAIOP	National Association of Industrial and Office Properties
NEPA	National Environmental Policy Act
ng	Nanogram
Ni	Nickel

Acronyms/Abbreviations/Definitions

NOI	Notice of Intent
NPDES	National Pollutant Discharge Elimination System
OC	Organochlorine
O&M	Operation and Maintenance
OP	Organophosphate
OWOW	Our Water Our World
P2	Pollution Prevention
PAHs	Polynuclear Aromatic Hydrocarbons
PBDE	Polybrominated Diphenyl Ether
Pb	Lead
PCBs	Polychlorinated Biphenyls
PCDD	Polychlorinated Dibenzo-p-Dioxins
PCDF	Polychlorinated Dibenzofurans
PCO	Pest Control Operator
pg	Picogram
PHAB	Physical Habitat Assessments
PIP	Public Information and Participation
PI/P	Public Information and Participation
PIPP	Public Information and Participation Program
PMPS	Pest Management Performance Standard
POC	Pollutant of Concern
POTW	Publicly Owned Treatment Works
PPPS	Planning Procedures Performance Standard
Program	Santa Clara Valley Urban Runoff Pollution Prevention Program
PS	Performance Standard
PVC	Polyvinyl Chloride
Q	Quarter
QAPP	Quality Assurance Project Plan
RAC	Regional Ad Campaign
RARE	preservation of rare and endangered species
RCRA	Resource Conservation and Recovery Act
REC- 1	water contact recreation
REC-2	non-contact water recreation

Acronyms/Abbreviations/Definitions

Regional Board	San Francisco Bay Regional Water Quality Control Board
RFP	Request for Proposal
RMAS	Regional Monitoring and Assessment Strategy
RMP	Regional Monitoring Program
RPT	Report Preparation Team
RS	Regulatory Subgroup
RTA	Rapid Trash Assessment
RWQCB	San Francisco Bay Regional Water Quality Control Board
SC	Steering Committee
SCC	Santa Clara County
SCBWM1	Santa Clara Basin Watershed Management Initiative
SCVURPPP	Santa Clara Valley Urban Runoff Pollution Prevention Program
SCVWD	Santa Clara Valley Water District
SF	San Francisco
SFEI	San Francisco Estuary Institute
SFEP	San Francisco Estuary Project
SIC	Standard Industrial Classification
SMaRT®	Sunnyvale Materials Recovery and Transfer
SOP	Standard Operating Procedures
South Bay	Lower South San Francisco Bay
SPLWG	Sources, Pathways and Loadings Work Group (RMP)
SPWN	fish spawning
SSC	Suspended Sediment Concentration
SSI	Inventory of Santa Clara Basin Stream Studies
SSO	Water Quality Site-Specific Objective
State Board	State Water Resources Control Board
STOPPP	San Mateo Countywide Stormwater Pollution Prevention Program
SWAMP	Surface Waters Ambient Monitoring Program
SWANA	Solid Waste Association of North America
SWMP	Stormwater Management Plan (C.3 compliance document)
SWPPP	Stormwater Pollution Prevention Plan
SWRCB	State Water Resources Control Board
TAC	Technical Advisory Committee

Acronyms/Abbreviations/Definitions

TMDL	Total Maximum Daily Load
TO	Tentative Order
TP	Total Phosphorus
TPH	Total Petroleum Hydrocarbons
TRC	Technical Review Committee
ug	Microgram
UPC	Urban Pesticide Committee
URMP	Urban Runoff Management Plan
URQM	Urban Runoff Quality Management
USA	Unified Stream Assessment
USEPA	U. S. Environmental Protection Agency
USFWS	U.S. Fish and Wildlife Service
USGS	U.S. Geological Survey
VTA	Santa Clara Valley Transportation Authority
WAC	Watershed Assessment Consultant
WAMS	Watershed Assessment and Monitoring Subgroup
WAR	Watershed Assessment Report
WARM	warm freshwater habitat
Water Board	San Francisco Bay Regional Water Quality Control Board
Water District	Santa Clara Valley Water District
WEF	Water Environment Federation
WEO	Watershed Education and Outreach
WE&O	Watershed Education and Outreach
WERF	Water Environment Research Foundation
WG	Work Group
WILD	wildlife habitat
WLA	Waste Load Allocation
WMI	Watershed Management Initiative
Work Group "I"	SCBWMI Phase I Indicators Work Group
WP	Work Plan
WRPC	Water Resources Protection Collaborative
WVCWP	West Valley Clean Water Program
WW	Watershed Watch

Acronyms/Abbreviations/Definitions

WWTP	Wastewater Treatment Plant
WY	Water Year
YSI	Youth Science Institute
Zn	Zinc

Attachment D

Treatment BMPs Inspection Activity Report
FY 07-08

Santa Clara Valley
Urban Runoff
Pollution Prevention Program

City of Mountain View

Treatment BMPs Inspection Activity Report
FY 07-08

ATTACHMENT D

Date	APN	Inspection Type	Property Type	Treatment BMP Type	Inspection Results					Enforcement Action	Comments
9/12/2007	147-02-016	Follow-up	Commercial	Vegetated Swale	1. No Visible/Apparent Problems					None	Inlets Cleared
9/12/2007	147-02-016	Follow-up	Commercial	Hydrodynamic Separators	13. Sediment Accumulation					Verbal Notice	Maintenance due
9/26/2007	161-01-009	Initial	Commercial	Hydrodynamic Separators	1. No Visible/Apparent Problems					None	Issued permit
9/26/2008	161-01-009	Initial	Commercial	Vegetated Swale	1. No Visible/Apparent Problems					None	No trash or debris observed.
12/17/2007	116-14-118	Initial	Commercial	Hydrodynamic Separators	1. No Visible/Apparent Problems					None	req to contract for maintenance.
12/17/2007	116-14-118	Initial	Commercial	Vegetated Swale	2. Significant Engineering/Design Flaws					Warning Notice	Req. to test swale. Pipe is perforated. Req. to investigate.
6/12/2008	116-14-118	Follow-up	Commercial	Vegetated Swale	46. Short Circuiting					Warning Notice	Comlaince scheduel to resolve short-cicuiting.
10/30/2007	198-01-001	Initial	Institutional	Hydrodynamic Separators	1. No Visible/Apparent Problems					None	Issued permit
10/30/2007	150-09-002	Initial	Residential	Hydrodynamic Separators	1. No Visible/Apparent Problems					None	Issued permit
10/30/2007	160-61-025	Initial	Residential	Hydrodynamic Separators	1. No Visible/Apparent Problems					None	Issued permit
11/27/2007	160-55-019	Initial	Commercial	Hydrodynamic Separators	1. No Visible/Apparent Problems					None	Issued permit
5/9/2008	150-22-018	Initial	Residential	Vegetated Swale	1. No Visible/Apparent Problems					None	Issued permit
5/9/2008	150-22-018	Initial	Residential	Hydrodynamic Separators	1. No Visible/Apparent Problems					None	Issued permit
5/14/2008	160-07-007	Initial	Residential	Hydrodynamic Separators	1. No Visible/Apparent Problems					None	Issued permit

041635

Attachment E

Pesticide Use Evaluation for FY 07-08

CITY OF MOUNTAIN VIEW
MEMORANDUM

DATE: August 15, 2008

TO: City of Mountain View's IPM Plan

FROM: Eric Anderson, Urban Runoff Coordinator

SUBJECT: Pesticide Use Evaluation for FY 07-08

The purpose of this memo is to provide an evaluation of the City of Mountain View's pesticide use data for the Fiscal Year 2007-2008 (FY 07-08). The City's FY 07-08 pesticide use data will be compared to pesticide use data from Fiscal Year 2002-2003 (FY 02-03), Fiscal Year 2003-2004 (FY 03-04), Fiscal Year 2004-2005 (FY 04-05), Fiscal Year 2005-2006 (FY 05-06), and Fiscal year 2006-2007 (FY 06-07) to identify possible trends in the City's pesticide use practices. The comparison and evaluation involve both the types and quantities of pesticides used at City facilities.

The pesticide use data is used to evaluate the City's implementation of its Integrated Pest Management (IPM) Policy, and IPM Plan. The City's IPM Policy was adopted by the City Council on September 10, 2002. The IPM Plan, which outlines the method for implementing the IPM Policy, was completed in June 2003.

The result of this evaluation will be to make recommendations for implementation of the IPM Plan during fiscal Year 2008-2009. This evaluation may also identify barriers to implementation of the IPM Policy and Plan. Pesticide use reports and evaluations are conducted annually. The pesticide use data and the evaluation will be included in Appendix 4 of the IPM Plan. The evaluation will also be included in the City's annual report to the Regional Water Quality Control Board. The annual report describes the City's Urban Runoff Management Program activities, and is required in the City's NPDES storm water permit.

The evaluation includes the following sections:

1. Description of the pesticide use tracking and reporting procedure and an evaluation of the procedure.
2. An evaluation of the use of prohibited pesticides at City facilities during FY 07-08 in comparison to past years.
3. A summary of the pesticide use data for FY 02-03, FY 03-04, FY 04-05, FY 05-06, FY 06-07, and FY 07-08.
4. A discussion of the pesticide use data for FY 02-03, FY 03-04, FY 04-05, FY 05-06, FY 06-07, and FY 07-08.
5. A summary and evaluation of overall pesticide use at City facilities.

Pesticide Use Tracking and Reporting Procedure

Data was collected from the Forestry and Roadway Landscaping Division (FRL), Shoreline Golf Links (SGL), and the City's contract pest control operators, Bay Valley Pest Control and TruGreen Landcare. FRL monitors and administers pesticide use for both FRL and the Parks Division. FRL and Shoreline Golf Links data were tracked using the required monthly report to the State Department of Pesticide Regulation, which includes the product name, registration number, quantity used, and a general description of the area where the application occurred. Bay Valley Pest Control's use data is tracked using the service invoices, which include the application date, product used, quantity used, target pest, and location. TruGreen Landcare submits its pesticide use data to FRL for collection and tracking.

All of the data is routed to the City's Fire and Environmental Protection Division, where the data is entered into the pesticide use tracking database. The database tracks products, date of application, quantities, and active ingredients applied. A comprehensive summary of pesticide use at City facilities during FY 07-08 was produced and is included in the City's IPM Plan.

During FY 06-07, a clove oil product that is exempt from pesticide registration requirements was used at City facilities. The system to track and report pesticide use was slightly modified to distinguish the use of this product. Tracking of this exempt product was continued during FY 07-08.

Prohibited Pesticides

The City's IPM Plan specifically prohibits use of the following pesticides: diazinon, chlorpyrifos, chlordane, dieldrin, and DDT. During FY 07-08, the City did not use or store prohibited pesticide products.

Summary of Pesticide Use Data

Summaries of pesticide use for FY 02-03, FY 03-04, FY 04-05, FY 05-06, FY 06-07, and FY 07-08 are shown in the tables below. Table 1 shows a comparison of the number of different Category I, II, and III pesticides that were used during the past reporting years. Summaries of pesticide use quantities are listed in Tables 2 and 3, which are shown on pages 4 and 5 of this report. Table 2 shows a comparison of the quantity of Category I, II, III, and non-regulated pesticides that were applied during the past six reporting years. The quantities shown in Table 2 include active and inert ingredients. Inert ingredients are typically emulsifiers or carriers that aid in delivery of the active ingredient, which is the material in a pesticide formulation that destroys the target pest or performs the desired function. Table 3 shows a comparison of the quantity of Category I, II, III, and non-regulated active ingredients that were applied during the past six reporting years.

Additionally, narrative analysis of the pesticide use data is provided for Category I, II, III, and non-regulated products, as well as an analysis of overall pesticide use trends.

Table 1 - Number of Different Pesticides Used:

Pesticide Category	Number of Different Pesticides Used					
	FY 02-03	FY 03-04	FY 04-05	FY 05-06	FY 06-07	FY 07-08
I	1	0	0	1	0	0
II	4	8	6	5	7	5
III	19	22	22	25	29	35
None	0	0	0	0	1	1
Total	**24**	**30**	**28**	**31**	**37**	**41**

NOTE: "None" indicates a pesticide used that is exempt from pesticide registration requirements

Category I Pesticide Use:

The IPM Plan bans the use of Category I pesticides at City facilities, except in cases where a pest outbreak poses an immediate threat to public health or significant economic loss will result if the banned product is not applied. Use of a Category I pesticide must be approved by the Community Services Director, or his/her designee. During FY 07-08, no Category I pesticides were used at City facilities.

Category II Pesticide Use:

The IPM Plan limits the use of Category II pesticides at City facilities. Category II pesticides may be used when a Pest Control Advisor recommends their use after non-chemical controls and Category III pesticides have been ineffective, or when Category II pesticides may be needed to prevent an outbreak that may cause a threat to public health or significant economic loss.

During FY 07-08, five Category II pesticides were applied at City facilities. A discussion of the Category II pesticide use is provided below:

Forestry and Roadway Landscaping Division

- During FY 07-08, the Forestry and Roadway Landscaping Division (FRL) applied 37 pounds of the insecticide "m-pede," which is a decrease from the 75 pounds applied during FY 06-07. This product is used to treat aphid infestations, primarily in trees, so amounts used will depend on yearly fluctuations in aphid populations.

Table 2 - Quantity of Pesticides Applied:

Pesticide Category	Quantity of Pesticides Applied (Pounds) and Percent Change Compared to FY 06-07 and 5-year Average								
	FY 02-03	FY 03-04	FY 04-05	FY 05-06	FY 06-07	5-Year Average	FY 07-08	% Change to Previous Year	% Change to 5-Year Average
I	144	0	0	340	0	97	0	0	-100%
II	556	512	265	373	452	432	147	-67%	-66%
III	1,777	2,155	3,310	5,420	3,287	3,190	3,658	+11%	+15%
None	0	0	0	0	47	9	136	+189%	+1,411%
Total 1*	**2,477**	**2,667**	**3,575**	**6,133**	**3,786**	**3,687**	**3,941**	**+4%**	**+7%**
Total 2 **	**2.477**	**2,667**	**3,575**	**6,133**	**3,739**	**3,687**	**3,805**	**+2%**	**+3%**

**Total 1 includes use of non-regulated, exempt Clove Oil product.*
*** Total 2 evaluates use not including non-regulated, exempt Clove Oil product.*

Table 3 - Quantity of Active Ingredients Applied:

Pesticide Category	Quantity of Active Ingredients Applied (Pounds) and Percent Change Compared to FY 06-07 and 5-year Average								
	FY 02-03	**FY 03-04**	**FY 04-05**	FY 05-06	**FY 06-07**	**5-Year Average**	**FY 07-08**	**% Change to Previous Year**	**% Change to 5-Year Average**
I	88	0	0	29	0	23	0	0	-100%
II	235	222	87	244	140	186	48	-66%	-74%
III	853	704	990	1,228	875	930	1,225	+40%	+32%
None	0	0	0	0	3	1	8	+167%	+700%
Total 1*	**1,176**	**927**	**1,078**	**1,588**	**1,018**	**1,140**	**1,281**	**+26%**	**+12%**
Total 2 **	**1,176**	**927**	**1,078**	**1,588**	**1,015**	**1,140**	**1,273**	**+25%**	**+12%**

**Total 1 includes use of non-regulated, exempt Clove Oil product.*
*** Total 2 evaluates use not including non-regulated, exempt Clove Oil product.*

Shoreline Golf Links

- During FY 07-08, SGL applied 83 pounds of the algaecide "K-tea," which is a decrease from 216 pounds applied in FY 06-07. K-tea is an algaecide that is used to control algae growth on golf course ponds. The amount of product that is used depends on the algae growth conditions and the amount of algae production in the ponds.
- During FY 07-08, SGL applied 17 pounds of the herbicide "Reward", which is a decrease from the 20 pounds applied in FY 06-07. While the use of Reward decreased slightly compared to last year, its overall use has increased compared to historical use of the product. Increased weed growth due to damage and seed dispersal by an increased population of geese and coots has led to increased demands for use of Reward.
- During FY 07-08, one Category II fungicide, Hoist, was used to control fungus on the golf course greens. SGL applied 6 pounds of the product. Overall, SGL used less Category II fungicide in FY 07-08 compared to FY 06-07.

In past years, annual variations in the use of the Category II products Banner Maxx, Reward, Buctril, Daconil, Trimec Plus, and Eagle have occurred due to the practice of rotating pesticide use over an annual or multi-year frequency. The City has made strides towards reducing use of these category II products. First, the product Banner Maxx has not been used since 2005. Also, two Category III products have replaced the product Trimec Plus. Lastly, the Category II formulations of the fungicides, Daconil and Eagle, have been replaced by Category III formulations of the same products.

Category III Pesticide Use:

Public Services and Community Services Departments

The IPM Plan promotes the use of less toxic methods for controlling pests at City facilities. If pesticides are needed, Category III pesticides should be used, unless these pesticides are ineffective, or Category I or Category II pesticides are needed to prevent an outbreak that may cause a threat to public health or significant economic loss. During FY 07-08, 35 different Category III pesticides were used at City facilities to address specific problems or situations. Three of the Category III pesticides had not been used at City facilities in the past.

Non-regulated/Exempt Products:

Bay Valley Pest Control

During FY 07-08, the City's contract pest control operator, Bay Valley Pest Control, used 136 pounds of a non-regulated and exempt product to control ants at City facilities, which is an increase from 47 pounds used in FY 06-07. The product is a clove oil based chemical that replaces a category III product that was previously used. Use of this

exempt product is consistent with the reduced-risk pesticide use goals included in the City's IPM Plan. Although this is a non-regulated product, use of this product was tracked in the pesticide use database, as reflected in summary Tables 2 and 3. Analysis of total pesticide use in Tables 2 and 3 reflect: 1) totals including use of the non-regulated clove oil product; and 2) totals not including use of the non-regulated product. For FY 06-07, including the non-regulated product in the database did not significantly impact the analysis of percent change in use.

Discussion of Pesticide Use Data

Total Pesticide Applications

For the purpose of the total pesticide use evaluation, the "Total 1" and "Total 2" in Tables 2 and 3 will be discussed. "Total 1" reflects all pest control applications, including non-regulated products. "Total 2" reflects only regulated pest control product applications, and excludes applications of Eco-exempt Clove Oil. "Total 2" is the most important data set for evaluation because it reflects the amount of regulated pesticides applied during FY 07-08.

The "Total 1" amount of pesticides applied during FY 07-08 increased by 4% compared to FY 06-07, and increased 7% compared to the 5-year average. The "Total 2" amount of pesticides applied during FY 07-08 increased by 2% compared to FY 06-07, and increased 3% compared to the 5-year average. The amount of Category III pesticides applied during FY 07-08 increased by 11% compared to FY 06-07, and increased 15% compared to the 5-year average. The amount of Category II pesticides applied during FY 07-08 decreased by 47% compared to FY 06-07, and decreased 66% compared to the 5-year average. No Category I pesticides were used in FY 07-08, nor were Category I pesticides used in FY 06-07. Lastly, 136 pounds of non-regulated and exempt pest control product were used at City facilities in FY 07-08, which is a 189% increase compared to FY 06-07.

Last year's pesticide use evaluation report, which compared FY 06-07 and FY 05-06 data, showed a 38% decrease in total pesticide use, a 39% decrease in Category III pesticide use, a 21% increase in Category II pesticide use, and a 100% decrease in Category I pesticide use. The comparison in last year's report is explained by evaluating the use data for FY 05-06, which resulted in the highest amount of products used during the six year that pesticide use data has been tracked. This increased use was due to warm winter months with late seasonal rains, which caused two distinct growing seasons.

Active Ingredient Applications

The "Total 1" amount of active ingredient applied during FY 07-08 increased by 26% compared to FY 05-06, and increased 12% compared to the 5-year average. The "Total 2" amount of active ingredient applied during FY 07-08 increased by 25% compared to FY 05-06, and increased 12% compared to the 5-year average. The amount of Category III active ingredient applied during FY 07-08 increased by 40% compared to FY 06-07,

and increased 32% compared to the 5-year average. The amount of Category II active ingredient applied during FY 07-08 decreased by 66% compared to FY 06-07, and decreased 74% compared to the 5-year average. No Category I pesticides were used in FY 07-08, nor were Category I pesticides used in FY 06-07. Lastly, 8 pounds of active ingredients from a non-regulated and exempt pest control product were used at City facilities in FY 07-08, which is a 167% increase compared to FY 06-07.

Last year's pesticide use evaluation report, which compared FY 05-06 and FY 06-07 data, showed a 36% decrease in total active ingredient use, a 29% decrease in Category III active ingredient use, a 43% decrease in Category II active ingredient use, and a 100% decrease in Category I active ingredient use. The comparison in last year's report is explained by evaluating the use data for FY 05-06, which resulted in the highest amount of products used during the six year that pesticide use data has been tracked. This increased use was due to warm winter months with late seasonal rains, which caused two distinct growing seasons.

Analysis of Pesticide Use Data

Review of the data for FY 07-08 shows a slight increase in total pesticide use and a moderate increase in total active ingredient applied, when compared to FY 06-07 and the average use over the past 5 years. Review of individual pesticide application information explains why the total pesticide use was consistent with past years, while the active ingredient applied increased. In FY 07-08, the increased use of two Category III products was responsible for the increased amount of active ingredient that was applied. These products, Pendulum and Tengard, have higher percentages, 89% and 91% respectively, than most products. The higher percentage of active ingredient accounts for the increased total active ingredient that was applied.

The trends of use data for Category I, II, and III pesticides show increased use of Category III and a non-regulated product, and decreased use of Category II pesticide products. No Category I pesticides were used in FY 07-08. The amount of Category III pesticides applied in FY 07-08 increased compared to FY 06-07 and the 5-year average. The amount of Category II pesticides applied in FY 07-08 decreased compared to FY 06-07 and the 5-year average. Consistent with the data for total pesticide use, evaluation of the active ingredient use data shows increased application of Category III active ingredients and decreased Category II active ingredients, when compared to FY 06-07 and compared to the 5-year average.

During FY 07-08, the City's Category III pesticide use was 96% of the total pesticide use for the year, which is higher than FY 06-07, when the City's Category III pesticide use was 87% of the total pesticide use for the year, and is the highest percentage of all reporting years. The percentages for FY 05-06, FY 04-05, and FY 03-04 had Category III percentages of 88%, 93%, and 82%, respectively. Increased use of Category III and exempt, non-regulated products data shows that the City has accomplished goals in the IPM Plan to utilize a reduced-risk pesticide use procedure.

The volume of pesticide use is heavily dependent on seasonal variations in pest and weed populations, which are typically the result of regional weather patterns. When pesticides are needed, the City will continue to evaluate and consider the least toxic pesticide solutions. The City will also continue to seek non-chemical solutions to pest incidents. The City's primary IPM technique is to maintain healthy landscape and turf through implementation of effective cultural practices. City staff also utilizes biological and organic controls, such as nematodes in turf areas and mulch around tree basins and planting beds, as well as physical and mechanical controls to help control pest problems.

An on-going condition that has resulted in damage to Shoreline Golf Links as well as increased pesticide use is the increased bird population inhabiting the course. Geese and coots populations at the golf course have steadily increased in recent years, and have presented a management problem for the City. To address this condition, the City is investigating measures to reduce these populations, including modifications to management of the golf course ponds, which would minimize habitat for these birds.

Recommendations to address pesticide use at City facilities are listed below:

1. Continue to train employees regarding the IPM Plan requirements for using Category I and Category II pesticides.
2. Continue to seek less toxic alternatives to the Category I and Category II pesticides that may be considered for use, although the alternatives are potentially more expensive and/or labor intensive.
3. Continue to use less toxic products to control pests. If less toxic alternatives are ineffective and the pest outbreak poses a public health or economic threat, propose use of a Category II pesticide, or lastly, a Category I pesticide.
4. Continue to track regional efforts to develop a list of approved pesticides that not only considers acute toxicity, but other factors such as carcinogenicity, reproductive toxicity, and potential groundwater contaminants.
5. Continue to develop program and budget recommendations to implement possible alternatives.

Summary

This report has provided an evaluation of the City of Mountain View's pesticide use data for FY 07-08. Data from FY 07-08 was compared to data from previous years. The comparison and evaluation involved both the types and quantities of pesticides used at City facilities. While the total amount of pesticide application increased slightly, the amount of Category II pesticide applications have decreased compared to both FY 06-07 and the 5-year average. During FY 07-08, use of an exempt, non-regulated pest control product was increased City facilities to control ants. Use of this type of exempt product is an example of reduced risk chemical use that is an important component of the City's IPM program. Staff will continue to evaluate and consider alternative or least toxic pesticide solutions for application whenever possible.

041648

City of Palo Alto
Public Works Department

September 15, 2008

Mr. Bruce Wolfe
Regional Water Quality Control Board
San Francisco Bay Region
1515 Clay St., Suite 1400
Oakland, CA 94612

Subject: City of Palo Alto Urban Runoff Management Program
FY 2007-2008 Annual Report

Divisions
Administration
650.329.2373
650.329.2299 fax
Engineering
650.329.2151
650.329.2299 fax
Environmental Compliance
650.329.2598
650.494.3531 fax
Equipment Management
650.496.6922
650.4[illegible]958 fax
Fac Management
650.496.6900
650.496.6958 fax
Operations
650.496.6974
650.852.9289 fax
Regional Water Quality Control
650.329.2598
650.494.3531 fax

Dear Mr. Wolfe:

This report is submitted by the City of Palo Alto, in conjunction with the Santa Clara Valley Urban Runoff Pollution Prevention Program's Annual Report, pursuant to provision C.6.a. of the Program's municipal storm water NPDES Permit (Order No. 01-024). The report summarizes activities performed during FY 2007-2008 in accordance with the City of Palo Alto's Urban Runoff Management Plan (URMP) submitted to the Regional Board on September 1, 2004 and the performance standards contained therein.

Contents of Report

The goals of this Annual Report are to: 1) concisely document implementation of our URMP and FY 07-08 work plan during the past fiscal year; 2) evaluate program results for continuous improvement; 3) comply with permit requirements; and 4) share this information with other Co-permittees, municipal decision-makers, and the public. To accomplish these goals, the report contains the following sections:

I. Contents of report;
II. Program highlights and accomplishments;
III. Summary of continuous improvement activities;
IV. Attachments:

A. Certification Statements
B. List of Abbreviations and Acronyms
C. Annual Report
- IC/ID Elimination Activities
- Industrial/Commercial Discharger Control Program

P.O.Box 10250
Palo Alto, CA 94303

inted with soy-based inks on 100% recycled paper processed without chlorine.

- Public Agency Activities
  - Public Streets, Roads, and Highways O & M
  - Corporation Yard O & M
  - Rural Public Works O & M
  - Storm Drain O & M
  - Water Utility O & M
- New Development Planning Procedures
- Construction Inspection
- Public Information and Participation
- Pest Management Activities
- Mercury Pollution Prevention Activities
- Copper Action Plan/Nickel Action Plan
- Trash Inventory and Management
- Water Quality Monitoring
- Watershed Management Measures
- Staff Training Summary Table

Program Highlights and Accomplishments

The City of Palo Alto's Urban Runoff Pollution Prevention Program for FY 2007-08 included several notable accomplishments. The following programs and activities are described in the body of this Annual Report:

- Palo Alto has demonstrated continued leadership in the area of land development review. Staff in the Public Works, Utilities, and Planning Departments have been briefed on the C.3 requirements by the Management Committee representative and have attended Program training workshops. Presentations on C.3 design concepts and requirements have been made to the land development decision makers (Planning Commission, Architectural Review Board, City Council).

  The City of Palo Alto was the recipient of two **2007 Site Design Awards** for exemplary development projects. The Stanford/Palo Alto Community Playing Fields project was honored in the "Large Public Project" category for its stormwater infiltration sump, permeable pavement, and vegetated drainage swales. The 361-369 California Avenue development was recognized in the "Small Private Site" category for its permeable pavement plaza that also receives storm runoff from the building roof.

- Palo Alto Environmental Compliance staff imposed a substantial fine of $5,000 on an industrial facility for the accidental discharge of plating process rinse water to a local stream. This is a notably large fine for a stormwater violation, commensurate with the severity of the discharge.

- Trash management was and will continue to be another high-priority area for City storm water staff. Environmental Compliance staff spent a substantial amount of time during the year developing a reusable bag ordinance and styrofoam control regulations, including extensive outreach to and coordination with the entities to be regulated This regulatory effort is designed to reduce one of the primary sources of trash in the community. Staff also continued its focus on improving the coordination of the City's trash reduction activities with those of volunteer-based organizations like the San Francisquito Watershed Council. Staff worked to optimize volunteer clean-up events by identifying trash hot spots prior to the events, actively participated in several of the clean-up events, and followed up with the volunteer organizations to assess the effectiveness of the events.

- City staff has actively participated in many of the Program's Ad Hoc Task Groups (including Watershed Education & Outreach, Trash Management, and C.3 Provision Oversight (C3PO), and the Watershed Management Initiative, providing valuable input to Program endeavors and keeping informed of the current issues and policies relevant to storm water pollution prevention.

Continuous Improvement Activities

The following is a summary of the key continuous improvement activities to be pursued in the coming year:

Identified Improvement	Status	Schedule for Completion
Implement the City's Innovative Storm Drain Improvements project, providing rebates for rain barrels, cisterns, permeable pavements, green roofs to private and public projects.	The City's Storm Drainage Fund has $125,000 annual funding available for this rebate program. The rebate program was unveiled in August 2008.	August 2008 & ongoing
Implement a reusable bag ordinance for large grocery stores and Styrofoam control regulations for food vendors.	Scheduled for a City Council study session in November 2008 and Council adoption in December 2008.	December 2008
Work closely with the Program in study of potential trash reduction measures at storm water pump stations	Program has hired consultant to conduct study. City will participate actively in study, including volunteering for installation of pilot-scale trash control measures at City pump	June 2009

	stations.	
Consider implementation of the Water Resources Protection Collaborative's Guidelines and Standards (G&S) for Land Uses Near Streams for ministerial projects	The G&S have been incorporated into the zoning ordinance for discretionary projects; next step is to consider applying the G&S to ministerial projects.	June 2009

Thank you for your review of this Annual Report. If you have any questions regarding the materials submitted, please contact me at (650) 329-2129.

Very truly yours,

Joe Teresi

Joe Teresi
City of Palo Alto Management Committee Representative
Senior Engineer
Engineering Division

cc: Glenn Roberts
Phil Bobel
Mike Sartor
Paul Dornell
Ken Torke
Chris Fujimoto
Brad Eggleston
Sean Kennedy
Jon Hospitalier
Steve Banks
Javad Ghaffari

Attachments

CITY OF PALO ALTO
FY 2007-2008 ANNUAL REPORT
ATTACHMENT A

Certification Statement

"I certify, under penalty of law, that this document and all attachments were prepared under my direction or supervision in accordance with a system designed to ensure that qualified personnel properly gather and evaluate the information submitted. Based on my inquiry of the person or persons who manage the system, or those persons directly responsible for gathering the information, the information submitted, is, to the best of my knowledge and belief, true, accurate, and complete. I am aware that there are significant penalties for submitting false information, including the possibility of fine and imprisonment for knowing violations."

Signature by Duly Authorized Representative:

Joe Teresi 8/25/2008

Joe Teresi
Senior Engineer

Date

CITY OF PALO ALTO
FY 2007-2008 ANNUAL REPORT
ATTACHMENT A

Performance Standard Completion Certification Statement

"I certify, under penalty of law, that the City of Palo Alto has implemented all elements of the following performance standards, except as described in the Self-Evaluation Matrix in Attachment B of this FY 07-08 Annual Report, according to the policies and procedures described in the City of Palo Alto's Urban Runoff Management Plan dated September 1, 2004:

- Illicit Connection/Illegal Dumping Elimination Activities
- Industrial/Commercial Discharger Control Program
- Public Streets, Roads, and Highways O & M
- Rural Public Works O & M
- Storm Drain System O & M
- Water Utility O & M
- New Development Planning Procedures
- Construction Inspection
- Pest Management

Based on my inquiry of the person or persons who manage the system, or those persons directly responsible for gathering the information, this information is, to the best of my knowledge and belief, true, accurate, and complete. I am aware that there are significant penalties for submitting false information, including the possibility of fine and imprisonment for knowing violations."

Signature by Duly Authorized Representative:

Joe Teresi 8/25/2008

Joe Teresi
Senior Engineer

Date

LIST OF ABBREVIATIONS/ACRONYNS USED IN CITY OF PALO ALTO'S STORM WATER ANNUAL REPORT

BASMAA	Bay Area Stormwater Management Agencies Association
BMP	Best Management Practice
C.3	Permit Provision C.3
CEQA	California Environmental Quality Act
EOA	Eisenberg, Olivieri, and Associates
FOG	Fats, Oils, and Grease
FY	Fiscal Year
GIS	Geographic Information System
G&S	Guidelines and Standards
HHW	Household Hazardous Waste
HIP	Hydromodification Implementation Phase
HMP	Hydromodification Management Plan
HVAC	Heating, Ventilation, and Air Conditioning
IC/ID	Illegal Connection/Illicit Dumping
IND	Industrial/Commercial
IPM	Integrated Pest Management
KAB	Keep America Beautiful
Lbs.	Pounds
Lf.	Linear Feet
MS	Microsoft Corporation
MSC	Municipal Service Center
N/A	Not Applicable
NOI	Notice of Intent
NPDES	National Pollutant Discharge Elimination System
O&M	Operations and Maintenance
OP	Organophosphate
OSH	Orchard Supply Hardware
OWOW	Our Water, Our World

PCO	Pest Control Operator
PI/P	Public Information/Participation
POTW	Publicly Owned Treatment Works
PS	Performance Standard
PW	Public Works
QTR	Quarter
RFP	Request for Proposals
RWQCB	Regional Water Quality Control Board
RWQCP	Regional Water Quality Control Plant
SCVURPPP	Santa Clara Valley Urban Runoff Pollution Prevention Program
SCVWD	Santa Clara Valley Water District
SD	Storm Drain
Sf.	Square Feet
SFWD	San Francisco Water Deprtment
SOP	Standard Operating Procedure
SSO	Sanitary Sewer Overflow
SWPPP	Storm Water Pollution Prevention Plan
TMDL	Total Maximum Daily Load
TRC	Thermostat Recycling Corporation
UP3	Urban Pesticide Pollution Prevention
URMP	Urban Runoff Management Plan
UWR	Universal Waste Rule
VTA	Valley Transportation Authority
WE&O	Watershed Education and Outreach
WGW	Water, Gas, and Wastewater
WMI	Watershed Management Initiative
WU	Water Utility
ZOU	Zoning Ordinance Update

Santa Clara Valley Urban Runoff Pollution Prevention Program
FY 2007-2008 ANNUAL REPORT

Municipality: City of Palo Alto

ILLICIT CONNECTION & ILLEGAL DUMPING ELIMINATION ACTIVITIES

FY 2007-2008 Work Plan Self Evaluation Matrix

Item No.	Activity	FY07-08 Work Plan Tasks	FY 07-08 Accomplishments	Responsible Party
	Education and Outreach	Refer mobile cleaners to BASMAA's online training module for education and certification.	1. We have not had any requests for training since the online program was established at http://www.basmaa.org/. We will continue to offer personalized instruction as an option. 2. We continue to support BASMAA and the online training program.	Public Works Environmental Compliance
	Reporting and Record Keeping	Prepare Annual Report using enhanced reporting procedures adopted in December 2001.	Fats-Oils-Grease Access Database is complete and is currently used by Industrial Waste Investigator for all inspections. The database includes the storm water inspection component and automatically generates the ICID inspection report and database entry. Semi-annual reports to the Program have been produced and submitted as required and in a timely manner. Stormwater MS Access database (including entries for Construction, Complaint, and Dewatering) is complete and is currently being debugged. Other MS Access databases (Vehicle Service Facility Inspection, C.3, and Industrial) are under development to link all investigators' reports to the Program for required semi-annual Program reports.	Public Works Environmental Compliance

Santa Clara Valley Urban Runoff Pollution Prevention Program
FY 2007-2008 ANNUAL REPORT

Municipality: City of Palo Alto

	Effectiveness Evaluation	Review and evaluate effectiveness of ICID program as part of Annual Report.	See effectiveness evaluation discussion below.	Public Works Environmental Compliance

ICID Report Data

See attached IC/ID reporting data for Palo Alto.

Regional Board Comments on IC/ID in FY 2006-2007 Annual Report

Item	RWQCB Comment	City Of Palo Alto Response
N/A	N/A	N/A

IC/ID Program Evaluation

We continue to receive illegal dumping reports from the public as well as from City employees. Awareness among City staff has improved over the past several years. Proactive members of the fire department, building inspection, planning code enforcement, street maintenance, storm water maintenance, utilities, and wastewater field operations crews have been a consistent source of referrals. This leads us to believe that there are more active observers out in the field each day beyond those employed directly within our program.

Construction activities still dominate the IC/ID incidents and continue to require outreach, education, and enforcement efforts. A large percentage of construction personnel appear to comprehend the rules and regulations about pollution to the storm water system. Aggressive monitoring and enforcement as well as information provided during the planning and permitting process appears to be effective. Problems and issues with dewatering of excavations at construction sites have improved as a result of recent modifications to the public works engineering, planning and building policies and permitting processes that require effective best management practices to be implemented.

The noticeable increase in efforts from our industrial waste staff and the wastewater collection system operations staff regarding identification, prioritization and prevention of sanitary sewer overflows (SSO) has been successful. The increased focus will continue to be applied to the use of source control measures to reduce the amount of blockage-causing grease discharged to the sanitary sewer system by food service facilities and to reduce on-site storage and cleaning issues. The wastewater operations field crews have improved their efforts to 1) identify problem locations in order to prioritize them for more frequent line cleaning, and 2) identify and document non-compliant facilities. Utility crews have also improved the identification of utility vaults that are receiving discharges from food service facilities that are not using effective BMP's in their operations. Due to these improved efforts, the number of SSOs is lower than in previous years.

ICID Incident Summary Report

Palo Alto

ICID Incident Report Source	Number of Incidents
Illicit Discharge Inspectors	492
Interdepartmental	76
Citizen Complaints	27
Other	8
Total:	**603**

ICID Incident Source	Number of Incidents
Residential	53
Commercial	21
Food Facilities	16
Construction Sites	439
Public facilities and Utilities	33
Other/unknown	41
Total:	**603**

ICID Incident Type	Number of Incidents
Accidental spills	8
Carpet cleaning discharge	2
Complaint not found	4
Dewatering	90
Landscape material dumping	2
Misc. incidents	450
Paint discharge	2
Sanitary spill or leak	19
Saw cutting slurry discharge	6
Tracking soil	4
Un-hardened cement discharge	6
Vehicle & equipment leaking	2
Water line breaks	8
Total:	**603**

ICID Enforcement Action	Number of Incidents
No Action	528
Verbal Notice	35
Warning Notice	8
Administrative Action	30
Referral for Enforcement	2
Total:	**603**

ICID Enforcement Action Summary by Incident Source

Palo Alto

ICID Incident Source	No Action	Verbal Notice	Warning Notice	Administrative Action	Administrative Action with Penalty	Referral to Enforcement	Criminal Action	Total
Commercial	17	1		3				**21**
Construction Sites	423	8		6				**437**
Constructiuon Sites			2					**2**
Food Facilities	2	4	3	5				**14**
Food Service			2					**2**
Other/unknown	33	4		2		2		**41**
Public facilities and Utilities	16	12	1	4				**33**
Residential	37	6		10				**53**
Total:	**528**	**35**	**8**	**30**	**0**	**2**	**0**	**603**

ICID Enforcement Action Summary by Incident Type

Palo Alto

ICID Incident Type	No Action	Verbal Notice	Warning Notice	Administrative Action	Administrative Action with Penalty	Referral to Enforcement	Criminal Action	Total
Accidental spills	8							**8**
Carpet cleaning discharge	2							**2**
Complaint not found	4							**4**
Dewatering	90							**90**
Landscape material dumping				2				**2**
Misc. incidents	407	20	1	20		2		**450**
Paint discharge	2							**2**
Sanitary spill or leak	1	7	5	6				**19**
Saw cutting slurry discharge	4		2					**6**
Tracking soil	2	2						**4**
Un-hardened cement discharge	4			2				**6**
Vehicle & equipment leaking		2						**2**
Water line breaks	4	4						**8**
Total:	**528**	**35**	**8**	**30**	**0**	**2**	**0**	**603**

Santa Clara Valley Urban Runoff Pollution Prevention Program
FY 2007-2008 ANNUAL REPORT

Municipality: City of Palo Alto

INDUSTRIAL/COMMERCIAL DISCHARGER CONTROL PROGRAMS

FY 2007-2008 Work Plan Self Evaluation Matrix

Item No.	Activity	FY07-08 Work Plan Tasks	FY 07-08 Accomplishments	Responsible Party
	Food Service Facility Inspections	1. Continue to work with Statewide Fat-Oils-Grease (FOG) work group to develop measures to prevent sanitary sewer blockages caused by FOG discharges by food service facilities. 2. Share information/recommendations from FOG with Program co-permittees. 3. Continue to implement a rigorous FOG/restaurant program, including inspections, outreach and recordkeeping programs. 4. Distribute regionally-generated FOG control posters. 5. Continue to inspect food service establishments. Each inspection includes review of tallow bins, trash and outdoor cleaning, as they pertain to potential storm drain violations.	1. The Environmental Compliance Division shall continue FOG program investigations, notifying operators of violations, and to report findings with regard to storm water issues. 2. Environmental Compliance Division shall continue to host and maintain the Cal FOG website (http://www.calfog.org), which includes a collection of superior outreach materials from around the country. 3. Environmental Compliance Division did not develop a discharge permitting program for food service facilities due to resistance from the local Chamber of Commerce and resource constraints. Business licenses have been proposed for the City and will help with the tracking of food service facilities. However, the FOG Program includes a substantial number of restaurant inspections regardless of the status of a business license program. 4. FOG control posters are distributed at food service facilities, as needed during facility inspections. 5. Environmental Compliance Division continues to review pre-submittal documents and building	Public Works Environmental Compliance

Santa Clara Valley Urban Runoff Pollution Prevention Program
FY 2007-2008 ANNUAL REPORT

Municipality: City of Palo Alto

			plans for compliance with storm water requirements and conditions of approval. ➢ Conducted 36 full initial FOG inspections at food service establishments (FSE) ➢ Conducted 349 stormwater inspections during full initial and follow-up FOG inspections at FSEs ➢ Issued 68 Compliance Directives to FSEs, 34 were stormwater related ➢ Issued 22 Notices of Noncompliance to FSEs, 11 were stormwater related ➢ Issued 2 Compliance Agreements that were initiated by sanitary sewer overflows and tallow bin spills that affected the storm drain system	
	Inspection of Facilities	Continue enforcement of the Sewer Use Ordinance, last updated in 2004.	Storm water inspections (80) were conducted at all facilities as part of the regular industrial waste inspection process. A draft update of the Sewer Use Ordinance has been prepared and includes several modifications of the storm water and the FOG program regulations. The ordinance will be submitted to the City Council for approval in early 2009.	Public Works Environmental Compliance
	Enhanced Reporting Procedures	1. Prepare Annual Report using enhanced reporting procedures adopted in December 2001. 2. Continue to utilize the updated reporting/database programs developed by RWQCP consultant for IND incident data entry and	Semi-annual reporting proceeds with complete and accurate documentation within the data system. The data system has been modified to allow for greater ease of use and additional ways of interpreting and presenting the data. The new access database program is complete and continued to be tested and debugged in the FY 07-08.	Public Works Environmental Compliance

Santa Clara Valley Urban Runoff Pollution Prevention Program
FY 2007-2008 ANNUAL REPORT

Municipality: City of Palo Alto

		reporting.	This database will help improve efficiency, communications, and information exchange between existing data systems.	
	Effectiveness Evaluation	Review and evaluate effectiveness of IND program as part of Annual Report.	See effectiveness evaluation discussion below.	Public Works Environmental Compliance

Industrial/Commercial Inspection Report Data

See attached Industrial/Commercial reporting data for Palo Alto.

Regional Board Comments on Industrial/Commercial Inspection in FY 2006-2007 Annual Report

Item	RWQCB Comment	City Of Palo Alto Response
N/A	N/A	N/A

Industrial/Commercial Program Evaluation

Stormwater evaluations are fully integrated into all inspection activities, forms and databases. These inspections help increase awareness at the facilities and stress that stormwater pollution prevention measures are an expectation of their operations. As a result, there are few significant stormwater issues found during inspections at permitted industrial facilities and relatively few at other regularly inspected commercial facilities such as photo shops, automotive facilities and dentists.

The City's Fats, Oils and Grease (FOG) program has been staffed with a full-time position since 2006. The Program was expanded in compliance with the SSMP mandate and now includes more rigorous inspections and enforcement. There has been improved compliance at many facilities. However, restaurants continue to be one of the more difficult facilities to educate and bring into compliance due to high employee turnover rates and the lack of knowledge and understanding of stormwater pollution prevention requirements. The cleaning of floor mats, tallow bins, dumpsters, and equipment are key problems. The wastewater operations group has also become more proactive in sewer line cleaning and videotaping and the gathered information is used to drive inspections, corrective actions and enforcement at these facilities.

IND Inspection Summary Report

Palo Alto

IND Facility Category	Number of Inspections
Automotive	180
Food Service	357
Landfills	1
Other	102
Total:	**640**

IND Enforcement Action	Number of Inspections
No Action	469
Level 1	171
Total:	**640**

IND Inspection Summary Report

CoPermittee	Category	# Inspections	No Action	Level 1	Level 2	Level 3
Palo Alto						
	Automotive	180	180			
	Food Service	357	215	142		
	Landfills	1		1		
	Other	102	74	28		
	Total:	**640**	**469**	**171**	**0**	**0**

Santa Clara Valley Urban Runoff Pollution Prevention Program
FY 2007-2008 ANNUAL REPORT

Municipality: City of Palo Alto

PUBLIC AGENCY ACTIVITIES
PUBLIC STREETS, ROADS & HIGHWAY O & M
FY 2007-2008 Work Plan Self Evaluation Matrix

Item No.	Activity	FY07-08 Work Plan Tasks	FY 07-08 Accomplishments	Responsible Party
	Public Streets, Roads, and Highways Operations and Maintenance	Palo Alto Public Works Operations staff is continuing to implement all the elements of the Public Streets and Highways Operations and Maintenance Performance Standard, as contained in the City's Urban Runoff Management Plan, on an ongoing basis.	Any storm water pollution violations observed by field crews during the course of their work are reported to the Environmental Compliance staff for enforcement action.	Public Works Operations
	Staff Training	Provide annual training to Public Works Operations street maintenance crews.	All Public Works Operations staff (concrete crew, asphalt crew, signing/striping crew, storm drain maintenance crew, tree maintenance crew, etc.) received overview of BMPs and storm water pollution prevention training from Environmental Compliance staff at annual meeting. Ongoing training and feedback also takes place at individual crew tailgate meetings held every two weeks.	Public Works Operations
	Effectiveness Evaluation	Review and evaluate effectiveness of PS operations and maintenance program as part of Annual Report.	See effectiveness evaluation discussion below.	Public Works Operations

Santa Clara Valley Urban Runoff Pollution Prevention Program
FY 2007-2008 ANNUAL REPORT

Municipality: City of Palo Alto

Regional Board Comments on Public Streets, Roads & Highway O&M in FY 2006-2007 Annual Report		
Item	**RWQCB Comment**	**City Of Palo Alto Response**
N/A	N/A	N/A

Public Streets, Roads & Highway O&M Program Evaluation

STREET SWEEPING DATA

See attached sheet for annual street sweeping data.

Public Works Operations staff reports storm water pollution violations to Environmental Compliance staff when violations are observed by field crews in the course of our daily operations or reported by residents. Environmental Compliance staff are supportive when violations are reported and take appropriate steps to follow-up with the responsible party to promote future compliance with storm water discharge regulations and BMPs. Field crews are familiar with source control BMPs described in the "California Stormwater BMP Handbook -- Municipal" that are kept in the Palo Alto Municipal Services Center Storm Water Pollution Prevention Plan (SWPPP). Ongoing BMPs are reviewed by individual work crews at bi-weekly tailgate meetings and evaluated for effectiveness and potential modification. The street maintenance crew's slurry recovery system & trailer is working well. The system has a long vacuum hose, a powerful motor, and large storage capacity for captured slurry.

041670

Santa Clara Valley
Urban Runoff
Pollution Prevention Program

FY 2007-2008 Monthly Record Keeping Form

Month and Year: 7/1/07 – 6/30/08

Agency: City of Palo Alto

Completed by: Steve Banks – Manager, Maintenance Operations

STREET SWEEPING	Volume of material collected (cubic yards)	Miles swept* (curb miles)
1. Sweeping		
Residential Areas:		
Broom	945	1528
Regenerative Air	10083	12727
Vacuum	0	0
Commercial Areas:		
Broom	0	0
Regenerative Air	1266	3143
Vacuum	0	0
Industrial Areas:		
Broom	177	420
Regenerative Air	1054	2016
Vacuum	0	0
Other Areas Swept: (e.g., parking lots, major arterials)		
Broom	18	142
Regenerative Air	1135	1896
Vacuum	0	0
TOTAL	14,678	21872

2. Have there been any changes in your street sweeping program?
(efforts to have parked cars removed, changed sweeping frequency, new equipment, significant downtime, etc.)
NO

LEAF REMOVAL

Volume of leaves removed by City/Town crews: 16,178 cubic yards.

Leaves bagged by residents and picked up by your City/Town: N/A bags

Check box if you have a yard waste collection program: **X** Volume of yard waste collected: 13,428 **tons.**

Check box if you do not have a leaf removal program other than routine street sweeping or yard waste collection: ☐

Report total miles covered by sweepers including areas operated in tandem or repeated.

Santa Clara Valley Urban Runoff Pollution Prevention Program
FY 2007-2008 ANNUAL REPORT

Municipality: City of Palo Alto

PUBLIC AGENCY ACTIVITIES
CORPORATION YARDS O & M

FY 2007-2008 Work Plan Self Evaluation Matrix

Item No.	Activity	FY07-08 Work Plan Tasks	FY 07-08 Accomplishments	Responsible Party
	Staff Training	Conduct annual staff training for Municipal Service Center (MSC) employees.	Environmental Compliance staff presented training to Public Works Operations and Utilities Water-Gas-Wastewater Operations management and crews.	Public Works Environmental Compliance & MSC staff.
	Facility inspection	Conduct annual inspection of Municipal Service Center facility to identify any remedial actions required to protect storm water quality.	Chris Fujimoto, Ron Arp, and Chuck Muir inspected the Municipal Services Center per the updated Storm Water Pollution Prevention Plan in November 2007.	Public Works Engineering & Environmental Compliance & MSC staff.
	Facility upgrades	New fueling station is under construction in 2007, incorporating recommended best management practices. Updated MSC Master Plan, which includes new buildings and bulk material storage areas, is being developed in 2007-08	New fueling station construction is near completion. Site was inspected multiple times to confirm use of best management practices and for potential threatened discharges. Environmental Compliance staff was included in the Master Plan meetings plan review. Comments regarding storm water protection objectives were submitted and included in the final plan.	Public Works Environmental Compliance
	SWPPP	Continue to refine and implement the MSC corporation yard SWPPP, last updated in 2006.	The SWPPP is being implemented by MSC staff.	MSC Staff

Santa Clara Valley Urban Runoff Pollution Prevention Program
FY 2007-2008 ANNUAL REPORT

Municipality: City of Palo Alto

Regional Board Comments on Corporation Yard O&M in FY 2006-2007 Annual Report		
Item	**RWQCB Comment**	**City Of Palo Alto Response**
N/A	N/A	N/A

Corporation Yard O&M Program Evaluation
Some areas of the MSC are currently under construction and tenant improvements are in progress which resulted in outdoor storage of items that are normally placed inside. The MSC inspection during the second quarter of FY 2007-2008 revealed some minor areas of concern with respect to compliance with the SWPPP. Public Works Environmental Control Hazardous Waste Division coordinated efforts to correct all concerns from the inspection for total compliance. The MSC will be inspected again prior to the FY 2008-09 rainy season.

Santa Clara Valley Urban Runoff Pollution Prevention Program
FY 2007-2008 ANNUAL REPORT

Municipality: City of Palo Alto

PUBLIC AGENCY ACTIVITIES
RURAL PUBLIC WORKS ACTIVITIES
FY 2007-2008 Work Plan Self Evaluation Matrix

Item No.	Activity	FY07-08 Work Plan Tasks	FY 07-08 Accomplishments	Responsible Party
	Rural Public Works Construction	Utilities Department will consider purchase of rubber construction mats to be used for equipment access in order to minimize damage to environmentally-sensitive areas during construction.	The mats have not yet been purchased due to budgetary constraints.	Utilities Department
	Site Inspections	1. Staff will periodically inspect problematic rural roads to check for erosion. 2. Staff will more aggressively monitor utilities construction/maintenance projects in foothills in order to prevent erosion and sedimentation problems.	Environmental Compliance Staff inspected rural roads throughout the year to check for erosion problems. No problems were observed during these inspections and no problems were reported to Environmental Compliance Division.	Public Works Environmental Compliance
	Staff Training	Provide annual training to Public Works Operations, Utilities Operations, and Community Services Open Space crews.	The recommended best management practices for Rural Public Works maintenance were discussed with Utilities staff during the annual training session conducted in October 2007. Staff will attend the Program-sponsored workshop on Rural Public Works BMPs to be held in September 2008.	Public Works Operations, Utilities Operations, & Community Services Open Space

Santa Clara Valley Urban Runoff Pollution Prevention Program
FY 2007-2008 ANNUAL REPORT

Municipality: City of Palo Alto

	Effectiveness Evaluation	Review and evaluate effectiveness of rural public works maintenance activities as part of Annual Report.	See effectiveness evaluation discussion below.	Public Works Operations, Utilities Operations, and Community Services Open Space

Regional Board Comments on Rural Public Works in FY 2006-2007 Annual Report

Item	RWQCB Comment	City Of Palo Alto Response
N/A	N/A	N/A

Rural Public Works Program Evaluation

Compliance with required rural public works best management practices has improved since Open Space and Environmental Compliance staff met with Utilities management to review the requirements of the Performance Standard and to solicit their cooperation. Open Space staff will continue to monitor the performance of the Utilities crews when they work in the open space preserves. Public Works and Utilities staff will review the Performance Standard and the appropriate BMP's during annual staff training prior to the 2008-09 rainy season.

Santa Clara Valley Urban Runoff Pollution Prevention Program
FY 2007-2008 ANNUAL REPORT

Municipality: City of Palo Alto

PUBLIC AGENCY ACTIVITIES
STORM DRAIN SYSTEM O & M
FY 2007-2008 Work Plan Self Evaluation Matrix

Item No.	Activity	FY07-08 Work Plan Tasks	FY 07-08 Accomplishments	Responsible Party
	Storm Drain System Operations and Maintenance	1. Begin maintenance of new storm water pump station at San Francisquito Creek.	New pump station will start operation in late-2008.	Public Works Operations
		2. Conduct water sampling program to characterize the influent to the pump station.	A sampling program has been deferred until after start-up of the new storm water pump station.	Public Works Environmental Compliance
		3. Investigate the feasibility of discharging limited amount of pump station influent to the sanitary sewer for treatment prior to discharge (if warranted by water quality testing results).	Due to limitations in the size of the sanitary sewer collection system lines in the vicinity of the new pump station, it was determined to be impractical to divert the large dry weather pump station flows to the sanitary sewer. A convenient pumping location was included in the design of the pump station (including an adjacent sanitary sewer clean-out and an electrical receptacle for a portable pump) to accommodate low flow diversions to the sanitary sewer on an emergency basis.	Public Works Operations & Environmental Compliance
	Staff Training	Provide annual training to Public Works Operations storm drain maintenance crews.	All Public Works Operations staff (concrete crew, asphalt crew, signing/striping crew, storm drain maintenance crew, tree maintenance crew, etc.) received overview of BMPs and storm water pollution prevention training from Environmental Compliance staff at annual	Public Works Operations

Santa Clara Valley Urban Runoff Pollution Prevention Program
FY 2007-2008 ANNUAL REPORT

Municipality: City of Palo Alto

			meeting. Ongoing training and feedback also takes place at individual crew tailgate meetings held every two weeks.	
	Effectiveness Evaluation	Review and evaluate effectiveness of SD operations and maintenance program as part of Annual Report.	See effectiveness evaluation discussion below.	Public Works Operations

Regional Board Comments on Storm Drain System O&M in FY 2006-2007 Annual Report

Item	RWQCB Comment	City Of Palo Alto Response
N/A	N/A	N/A

Storm Drain System O&M Program Evaluation

STORM DRAIN MAINTENANCE DATA

Number of catch basins cleaned – 3,010 each
Weight of debris removed from catch basins (using hand tools) – 20,380 lbs.
Weight of debris removed by vactor truck – 12,180 lbs.
Linear feet of pipeline cleaned by vactor truck – 157,337 lf.
Hours of maintenance on storm water pump stations – 380 hours

Inspectors and City project managers and administrators must be educated that Best Management Practices (BMP's) for contractors can be problematic, especially during the first heavy rain events of each year when filter fabric and other Best Management Practices are discovered blocking catch basin inlets causing localized flooding complaints. A large percentage of flooding complaints continues to be abandoned fabric or sand and class 2 materials blocking the catch basin outlets or downstream inside the pipeline. Staff must then remove filter fabric and other damaged sand bags from blocked inlets and clean base rock out of the catch basins. More emphasis is being placed on on-site BMPs such as perimeter straw wattles and stabilized construction entrances that keep sediment on site (rather than trying to capture sediment in the gutter with sand bags).

Santa Clara Valley Urban Runoff Pollution Prevention Program
FY 2007-2008 ANNUAL REPORT

Municipality: City of Palo Alto

PUBLIC AGENCY ACTIVITIES
WATER SYSTEM O & M

FY 2007-2008 Work Plan Self Evaluation Matrix

Item No.	Activity	FY07-08 Work Plan Tasks	FY 07-08 Accomplishments	Responsible Party
	Water System Operations and Maintenance	1. Conduct inventory of water utility operations and maintenance activities. 2. Identify any needed changes to BMPs/SOPs and update WUPPP as appropriate. 3. Implement revised WUPPP.	WUPPP updated in FY 2007-08 as needed.	Utilities-WGW Division
	Staff Training	Provide annual training to Water Utility Operations crews.	AWWA and City of Palo Alto standards and procedures regarding disinfection and de-chlorination are addressed annually at safety meetings for staff review and update.	Utilities-WGW Division
	Effectiveness Evaluation	Review and evaluate effectiveness of WU operations and maintenance program as part of Annual Report.	See effectiveness evaluation discussion below. Also completed an annual report to the California Department of Health Services by the required deadline.	Utilities-WGW Division

Regional Board Comments on Water System O&M in FY 2006-2007 Annual Report

Item	RWQCB Comment	City Of Palo Alto Response
N/A	N/A	N/A

Santa Clara Valley Urban Runoff Pollution Prevention Program
FY 2007-2008 ANNUAL REPORT

Municipality: City of Palo Alto

Water System O&M Program Evaluation
Water crews continue to employ best management practices to de-chlorinate potable water prior to discharge to gutters and storm drains and to control pollutant discharges during construction/maintenance activities. During routine tailgate meetings and prior to hydrant flushing, operators are reminded to employ storm water pollution prevention measures at each job site. In addition, the daily operation worksheet contains specific instructions on the use of the de-chlorinator. During this reporting period, water transmission operations staff flushed its entire system. Prior to the flushing, new de-chlorinators were purchased to ensure that any discharge to the storm drain is de chlorinated. The Water Operations group also purchased a number or large filter bags that are used to filter pumped discharges from excavations that need to be dewatered during water main breaks.

Santa Clara Valley Urban Runoff Pollution Prevention Program
FY 2007-2008 ANNUAL REPORT

Municipality: City of Palo Alto

NEW DEVELOPMENT PLANNING PROCEDURES (C.3)
FY 2007-2008 Work Plan Self Evaluation Matrix

Item No.	Activity	FY07-08 Work Plan Tasks	FY 07-08 Accomplishments	Responsible Party
	Permit Provision C.3.e	1. Continue inspection of BMP controls to verify maintenance at Group 1 & 2 projects on an annual basis. 2. Report on BMP maintenance inspections. 3. Utilize the tracking system for ongoing C.3.e inspections.	1. All three (3) completed Group 1 project sites were inspected to verify adequate maintenance in FY 2007-2008. Group 2 projects have now been incorporated into the City's maintenance verification inspection process, with the initial inspections to take place in FY 2008-09. 2. The C.3 Treatment BMP's Inspection Activity Report for FY 07-08 was submitted to SCVURPPP 3. Submittal of C.3e inspections completed using Excel spreadsheet as provided by SCURVPPP.	Public Works Environmental Compliance
	Permit provision C.3.f	Continue implementation of HMP requirements for applicable projects.	No applications for projects subject to the HMP requirements have been received to-date.	Public Works Engineering
	Permit Provision C.3.n	Report on new development and redevelopment projects for which C.3 requirements apply, as part of Annual Report.	See attached matrix. NOTE: Many of the projects have submitted complete planning applications, but lack specific details on the exact amount of new impervious surface, land area to be disturbed, and specific storm water treatment BMPs to be utilized. Matrix contains as much information as is currently available.	Public Works Engineering

Santa Clara Valley Urban Runoff Pollution Prevention Program
FY 2007-2008 ANNUAL REPORT

Municipality: City of Palo Alto

	Staff Training	Provide annual training to Planning and Public Works Engineering staff.	Provided training to applicable work groups on the storm water regulations as follows: • Planning: 10/10/07 • PW Engineering: 10/17/07	Planning & Public Works Engineering Divisions
	Effectiveness Evaluation	Review and evaluate effectiveness of planning procedures as part of Annual Report.	See effectiveness evaluation discussion below.	Planning & Public Works Engineering Divisions

Regional Board Comments on New Development-Planning Procedures in FY 2006-2007 Annual Report

Item	RWQCB Comment	City Of Palo Alto Response
N/A	N/A	N/A

New Development-Planning Procedures Program Evaluation

No major changes to the development review process for FY 2007-08. The City of Palo Alto was recognized by the Santa Clara Valley Urban Runoff Pollution Prevention Program as a recipient of two **2007 Site Design Awards** for exemplary development projects within the City (see attached fact sheet). The Stanford/Palo Alto Community Playing Fields project was honored in the "Large Public Project" category for its stormwater infiltration sump, permeable pavement, and vegetated drainage swales. The 361-369 California Avenue development was recognized in the "Small Private Site" category for its permeable pavement plaza that also receives storm runoff from the building roof.

Description of the Organizational Structure of the City of Palo Alto's Operation and Maintenance Verification Program

Legal authority for the City of Palo Alto's Operation and Maintenance (O&M) Verification Program is contained in the Palo Alto Municipal Code. The program is implemented by staff in the Engineering and Environmental Compliance Divisions of the Public Works Department. The enforcement mechanism is a written maintenance agreement, signed by the City and the party responsible for maintenance and then recorded with the Santa Clara County Recorder's Office.

Santa Clara Valley Urban Runoff Pollution Prevention Program
FY 2007-2008 ANNUAL REPORT

Municipality: City of Palo Alto

City of Palo Alto
Reporting Form for Planning Procedures Performance Standard
and Provision C.3.n.i. Reporting Requirements

Part 1

Group 1 and Group 2 New Development and Significant Redevelopment Projects[1]
Approved During FY 2007-08

Project Name	Project Type[2]	Site Size (ac. or s.f.)	New Impervious Surface (s.f.)[3]	Area of Land Disturbed (Ac.)[4]	Project Status	Storm Water Control Measures Included in Project
Private Projects						
3750 Fabian Way	Redevelopment; private gym	29,910 sf	>10,000 sf Exact # TBD	TBD	Received discretionary planning approval	Manufactured storm water treatment device
3981 El Camino Real	Redevelopment; private school	71,173 sf	54,940 sf	65,220 sf	Received discretionary planning approval; building permit under review	Manufactured storm water treatment device
Juniper Homes subdivision	Redevelopment; 5-lot single-family residential		>10,000 sf Exact # TBD		Under construction	Vegetated swales; infiltration trenches; permeable pavement

[1] List all projects with new impervious surface area greater than 10,000 square feet.
[2] Describe project type, as defined in Provision C.3.c.
[3] "New" is defined as impervious surface created, added or replaced.
[4] If the site is a "significant redevelopment", list the area of land disturbance, if information is readily available.

Santa Clara Valley Urban Runoff Pollution Prevention Program
FY 2007-2008 ANNUAL REPORT

Municipality: City of Palo Alto

(Wilkie Way)	subdivision					
Redwood Gate subdivision (4249 El Camino Real)	Redevelopment; 46-lot single-family residential sudivision	4 acres	104,880 sf	158,452 sf	Received discretionary planning approval; building permit under review	Vegetated swales; bio-retention area; permeable pavement
Mayfield subdivision (200 San Antonio Avenue)	Redevelopment; multi-family residential subdivision	3.4 acres	>10,000 sf Exact # TBD	TBD	Planning application under review	TBD
440 Page Mill Road	Redevelopment; new hotel	20,413 sf	20,413 sf	20,413 sf	Planning application under review	TBD – potentially vegetated swale, permeable pavement; green roof; Filterra treatment unit
488 West Charleston Road	Redevelopment; multi-family affordable housing	30,312 sf	>10,000 sf Exact # TBD	TBD	Planning application under review	Manufactured storm water treatment device
310 University Avenue	Redevelopment; downtown commercial	12,500 sf	12,500 sf	12,500 sf	Received discretionary planning approval; building permit under review	Manufactured storm water treatment device
490/560 San Antonio Avenue	Redevelopment; private school	4.1 acres	>10,000 sf Exact # TBD	TBD	Planning application under review	TBD
332/350 Forest Avenue	Redevelopment; multi-family residential	25,000 sf	>10,000 sf Exact # TBD	TBD	Planning application under review	TBD

Santa Clara Valley Urban Runoff Pollution Prevention Program
FY 2007-2008 ANNUAL REPORT

Municipality: City of Palo Alto

855 El Camino Real	Redevelopment; commercial/retail	11.2 acres	>10,000 sf Exact # TBD	TBD	Received discretionary planning approval; building permit under review	Manufactured storm water treatment device
3801 East Bayshore Road	Redevelopment; child care facility	30,844 sf	16,782 sf	23,130 sf	Building permit issued	Rain garden, vegetated swales
1129/1137 San Antonio Avenue	Redevelopment' child care facility	4.6 acres	>10,000 sf Exact # TBD	TBD	Planning application under review	TBD
4301/4329 El Camino Real	Redevelopment; hotel/multi-family residential	3.6 acres	>10,000 sf Exact # TBD	TBD	Planning application under review	TBD
Public Projects						
No projects to report.						

2007 SCVURPPP Site Design Awards

Summary of Award-Winning Projects

SCVURPPP Site Design Awards Program

The Santa Clara Valley Urban Runoff Pollution Prevention Program (SCVURPPP) is a consortium of 13 cities in the Santa Clara Valley, Santa Clara County and the Santa Clara Valley Water District that share a joint permit to discharge stormwater to South San Francisco Bay. The Program's stormwater permit contains requirements for stormwater control measures to remove pollutants and limit runoff from development projects above a certain size. These measures can include changes in site design to mitigate stormwater impacts, stormwater treatment facilities, and controls on sources of pollutants. Typical site design measures include reduction of impervious surfaces, grassy swales, detention areas in landscaping, pervious paving, green roofs, roof gardens, and roof downspouts that drain to landscaped areas. All of these measures help to protect water quality by filtering stormwater through plants and soil and allowing stormwater to infiltrate into the ground, thus mimicking the natural hydrology of the undeveloped site.

This awards program recognizes Santa Clara Valley's public agency and private development community leaders who are solving site design challenges, reducing storm water pollution and runoff quantity and meeting the requirements of the municipal stormwater permit.

The 2007 award winners are described below:

361-369 California Avenue, Palo Alto (Winner: Private Project Small Site)

The 361-369 California Avenue Project is located on a 9,600 sq. ft. lot in Palo Alto's California Avenue Business District. The project uses permeable unit pavers in the plaza and table seating area in front of the restaurants. Permeable unit pavers were also used for several parking stalls at the rear of the site. This design approach accomplishes effective runoff attenuation and stormwater treatment at a small, urban site that is mostly covered with buildings and pavement.



Rainwater leaders from the building roof are routed directly into the reservoir of open graded rock beneath the permeable pavers to allow for further infiltration of site runoff.



The 361-369 California Avenue Project received the award for innovative stormwater treatment on a small site in a densely developed commercial area. The site's stormwater treatment measures are inconspicuous and in a heavily used public space. The treatment measures are good examples of measures that could be applied to other small infill/ redevelopment projects in the area.

Stanford / Palo Alto Community Playing Fields (Winner: Public Project Large Site)

The City of Palo Alto and Stanford University jointly developed two full size public soccer fields on 5.9 acres of land owned by the University. The site features an underdrain system under the synthetic turf playing fields that collects runoff and conveys it to a large,

rock-filled sump where it slowly infiltrates into the underlying soils. The sump contains an overflow to the municipal storm drain system to handle runoff from larger storm events. Parking lot runoff is routed through curb cuts into a system of vegetated bioswales along the site perimeter. In addition, the plaza area around the clubhouse is paved with permeable unit pavers.



The Stanford/Palo Alto Community Playing Fields present a good example of multiple treatment measures on one site. The use of synthetic turf in combination with stormwater treatment controls on the project provides for a durable year-round, all-weather field, potable water savings, and effective stormwater pollution prevention.

Stanford Football Stadium,
Stanford University
(Winner: Private Project Recreational)

The Stanford Stadium reconstruction was completed in September 2006 in less than 10 months' time. The project addresses the stormwater permit requirements with a unique combination of site design and treatment measures to provide the required stormwater mitigation within a limited site footprint and topographic, elevation and historical constraints.



Site design and treatment control measures include a reduced impervious area based on the new stadium design, a perimeter swale to treat flows from the upper slope areas, trench drains with grates to prevent trash from entering the storm drainage system, a hydrodynamic separator unit to treat flows that are not treated by the landscaped areas, and roof downspouts that drain to landscaping.



Stanford earned the award by overcoming several design challenges, including site constraints and historic preservation issues, as part of its efforts to protect water quality. Vegetated swales and filter strips are integrated nicely into the attractive site. Stanford's ability to incorporate multiple treatment systems into the stadium design serves as a good example for similar private and public projects.

Santa Clara Valley Urban Runoff Pollution Prevention Program
FY 2007-2008 ANNUAL REPORT

Municipality: City of Palo Alto

NEW DEVELOPMENT CONSTRUCTION INSPECTION

FY 2007-2008 Work Plan Self Evaluation Matrix

Item No.	Activity	FY07-08 Work Plan Tasks	FY 07-08 Accomplishments	Responsible Party
	Site Inspections	1. Inspect construction sites before, and during the rainy season, in compliance with adopted schedule in URMP. 2. Continue inspections of sites covered by permit provision C.3 to ensure appropriate installation of permanent storm water BMPs. 3. Complete project to add construction project-related service calls and complaints to the City's Geographic Information System in order to evaluate data for patterns.	1. All construction sites with required SWPPP's were regularly inspected before, during, and after major storm events in the rainy season in compliance with adopted schedule in the URMP. 2. All three projects subject to provision C.3 were inspected in FY 07-08 to ensure correct installation of permanent storm water BMP's. During FY 08-09 an additional five to ten C.3 projects will be completed. 3. This project to be implemented in FY 08-09.	Public Works Environmental Compliance
	Staff Training	Provide annual training to storm water and building inspectors.	The Stormwater Investigator attended multiple training sessions during the year. Propose to provide building inspectors and Public Works Engineering Division staff more training in FY 2008-09.	Public Works Environmental Compliance
	Effectiveness Evaluation	Review and evaluate effectiveness of construction inspection program as part of Annual Report.	See effectiveness evaluation discussion below.	Public Works Environmental Compliance

Santa Clara Valley Urban Runoff Pollution Prevention Program
FY 2007-2008 ANNUAL REPORT

Municipality: City of Palo Alto

Regional Board Comments on New Development-Construction Inspection in FY 2006-2007 Annual Report		
Item	**RWQCB Comment**	**City Of Palo Alto Response**
N/A	N/A	N/A

New Development-Construction Inspection Program Evaluation
The continuing efforts of the storm water program investigator have improved the organization, inspection, and enforcement of new development construction locations. Job experience and knowledge of the city, City procedures, and code enforcement activities are vital to the success of the program. Further investigator and staff training will enable city personnel to continually improve the program. Proactive inspection levels are back to normal, as well as the effective response to complaints and inter-departmental referrals during the non-rainy season. Compliance at construction sites has dramatically improved during the past decade, but a continued presence is essential. The biggest problems are unforeseen groundwater dewatering and breaks in water lines. These two incidents now account for most of the significant violations at construction sites. Work with contractors on being prepared for such emergencies will continue. Reports generated by the Building Division's Accela Permits program are an essential tool used to find all large sites over 10,000 square feet with substantial earth disturbance work as well as construction sites with approved dewatering permits. This resource is also important in the identification of the date when a permit was issued as well as the status of the permit. Public Works Engineering Division developed an Accela Permits Report to identify dewatering sites for the purpose of the storm water investigations. The rainy season was very short during this reporting period. All large construction sites were inspected on a regular basis during the year to ensure compliance with storm water regulations.

Santa Clara Valley Urban Runoff Pollution Prevention Program
FY 2007-2008 ANNUAL REPORT

Municipality: City of Palo Alto

PUBLIC INFORMATION/PARTICIPATION
(Provision C.4)
FY 2007-2008 Work Plan Self Evaluation Matrix

Item No.	Activity	FY 07-08 Work Plan Tasks	FY 07-08 Accomplishments	Responsible Party
	Pesticide Outreach	1. Develop, prepare, and distribute appropriate outreach materials (fact sheets, brochures, etc.) regarding proper pesticide use and disposal and IPM techniques. 2. Attend community events and coordinate with local gardening and environmental groups to distribute materials. 3. Locally promote EcoWise certified Pest Control Operators (PCOs) and work with the Program to encourage regional promotion. 4. Contribute to BASMAA Regional Media Relations Campaign and pitch IPM stories to local media. 5. Conduct outreach to employees who do not apply pesticides during the	1. Actively participated in the IPM Regional Partnership program, including funding the BASMAA project lead. Supported local hardware stores by stocking Our Water Our World fact sheets and shelf talkers for less-toxic products. Locally, ran print ads, movie ads and utility inserts regarding pesticide use. A new pesticide print ad used in FY07-08 addressed legacy pesticides, encouraging residents to utilize the City's household hazardous waste program to dispose of older pesticides they might still have stored in their homes. 2. Set up display boards and provided handouts at numerous "Earth Day" and "Green" events and fairs. Provided information on participating nurseries that sell and promote less toxic pesticides. 3. Ran ads and Utility inserts in spring 2008 encouraging use of EcoWise Certified companies. Participated in BASMAA Regional Media Relations Committee to encourage coverage of EcoWise (it was not picked up by the press). Palo Alto staff testified	Public Works Environmental Compliance

Santa Clara Valley Urban Runoff Pollution Prevention Program
FY 2007-2008 ANNUAL REPORT

Municipality: City of Palo Alto

		course of their work. 6. Continue to implement IPM Partnership with hardware garden supply stores in POTW service area. 7. Offer training to employees of IPM Partnership stores in POTW service area. 8. Conduct one residential IPM workshop. 9. Work with the Program and the regional effort to expand Bay Friendly Gardening (stopwaste.org program) to provide regionally coordinated IPM training to residents and PCOs.	on behalf of CASQA at a Structural Pest Control Board meeting in favor of adopting regulation changes that would allow EcoWiseCertified PCOs to advertise the environmental benefits of their services. 4. Participated in BASMAA Media Relations meetings. 5. City-wide email and intranet messages providing information on IPM are distributed to employees periodically as well as to staff who are responsible for pest control. 6. Stocked *Our Water Our World* fact sheets and shelf talkers for less-toxic products at all participating local stores, including a hardware store in East Palo Alto. Spoke with all store managers to show a utility bill insert listing their store as a participant in the *Our Water, Our World* program. 7. Joint trainings given to two Ace Hardware store teams located in San Jose and Palo Alto 8. This was effort was not pursued. The intention was to utilize the Bay Friendly Gardening workshop program for this task, but the cost was prohibitive. Staff is reassessing the best way to proceed. 9. Bay Friendly Gardening is expanding regionally. Staff is assessing the best way to coordinate with the Bay Friendly Program given the cost of their workshops.	

Santa Clara Valley Urban Runoff Pollution Prevention Program
FY 2007-2008 ANNUAL REPORT

Municipality: City of Palo Alto

	Mercury Outreach	1. Continue to publicize the fluorescent bulb, thermometer, and thermostat drop-off programs through utility bill inserts, newspaper advertising, etc. 2. Provide digital thermometer to all residents who recycle mercury thermometers. 3. Work with East Palo Alto Family Health Center to expand mercury awareness to their patients. 4. Support the Program's efforts to provide outreach and assistance regarding Universal Waste Rule (UWR) to conditionally-exempt small quantity generators. 5. Support County's program for fluorescent bulb drop-off at hardware stores and recycling centers.	1. Ongoing: • Done in partnership with SCVURPP outreach. An August 2007 utility bill insert promoted fluorescent lamp and household hazardous waste drop-off programs. • As part of School Outreach Campaign, reached 366 students in 15 fourth grade classroom presentations specific to mercury. 2. Ongoing at RWQCP and at special events. 3. Thermometer take-backs now offered as special event service. RWQCP is partnering with East Palo Alto's Ravenswood Health Center to provide digital thermometers as part of its mercury awareness campaign. 4. RWQCP staff support outreach to small quantity generators through participation in the SCVURPPP WE&O Subgroup. 5. The original RWQCP program was adopted and expanded by Santa Clara County. Currently five stores accept fluorescent bulbs in the RWQCP service area. Palo Alto supports the County program through advertising in the RWQCP service area that supplements County program advertising.	Public Works Environmental Compliance
	Copper Outreach	Conduct outreach to Building/Planning staff and to developers on ban of copper roofs and gutters implemented in January 2003.	Continued using a stamp on building permit plan sets approved by the Development Center to notify residents regarding the ban on copper roofs and gutters.	Public Works Environmental Compliance

Santa Clara Valley Urban Runoff Pollution Prevention Program
FY 2007-2008 ANNUAL REPORT

Municipality: City of Palo Alto

	School Outreach	Continue outreach to elementary, middle, and high schools, focusing on pesticides, mercury, and other pollutants of concern (school programs include "What's Bugging You?" and "Mercury: Past and Present")	In 2007-08, the RWQCP School Outreach Program reached 3,216 students throughout the service area. All programs include a discussion of storm water and pollution prevention. • 68 elementary school presentations • 67 middle school hands-on labs • 3 high school hands-on labs Of the 138 total presentations, 82 were conducted in Palo Alto; 56 in RWQCP partner cities.	Public Works Environmental Compliance
	Vehicle Service Facility Recognition	Continue periodic recognition (newspaper advertisement and promotional materials) of vehicle service facilities that qualify for designation as Clean Bay Businesses.	Vehicle service facilities that qualify as "Clean Bay Businesses" receive promotional materials and are listed in full-page newspaper ads paid for by the RWQCP. Shops that have been Clean Bay Businesses for 5, 10, or 15 consecutive years receive a special "Outstanding Achievement" plaque and other recognition materials.	Public Works Environmental Compliance
	Watershed Education and Outreach	1. Develop City PI/P workplan that is coordinated with the Program's Watershed Education and Outreach Campaign. 2. Implement City PI/P work plan.	Done annually and in alignment with BASMAA, BAPPG projects, and other regional outreach efforts as feasible.	Public Works Environmental Compliance & Engineering

Regional Board Comments on Public Information/Participation Requirements in FY 2006-2007 Annual Report

Item	RWQCB Comment	City Of Palo Alto Response
N/A	N/A	N/A

Santa Clara Valley Urban Runoff Pollution Prevention Program
FY 2007-2008 ANNUAL REPORT

Municipality: City of Palo Alto

Public Information/Participation Program Evaluation

Pesticide Outreach: See evaluation in Pest Management Program Section

Mercury Outreach: See evaluation in Mercury Program Section

Copper Outreach: The ordinance banning copper architectural materials has been effective at eliminating the installation of new copper roofs.

School Outreach: 78% of teachers returned a postage-paid evaluation postcard, with a cumulative rating of 5.0 out of 5 in both quality of program and clarity of presenter. 98% stated students' understanding of water pollution prevention increased, and 100% stated that students' understanding of the difference between storm drain/sewer systems increased.

Vehicle Service Facilities: Since inception of this program, the participation has increased to 98% of eligible facilities. Eighty-eight shops have participated in the Clean Bay program for at least 10 years.

Public education challenges include finding new and compelling messages to inspire the public to use less-toxic do-it-yourself and contracted pest control methods, and to recycle mercury-containing items. RWQCP will continue identifying strategies with partner agencies and its communications consultant for effective outreach to non-English speaking communities via local newsletters, community groups and health centers. Another planned effort is public outreach targeted to residents about legacy pollutants such as banned pesticides. This outreach will be coincident with expanded weekday hours for the City's household hazardous waste program scheduled to commence in Fall 2008. Staff also plans to provide additional funds to expand run time of ads produced by the WEO campaign that focus on mercury and pesticides. Staff continues to participate in co-permittee and potential regional efforts to support expansion plans for the Bay Friendly Garden Project to target landscape maintenance workers, training them to use IPM practices.

Santa Clara Valley Urban Runoff Pollution Prevention Program
FY 2007-2008 ANNUAL REPORT

Municipality: City of Palo Alto

PEST MANAGEMENT
(Provision C.9.d of the Permit)
FY 2007-2008 Work Plan Self Evaluation Matrix

Item No.	Activity	FY07-08 Work Plan Tasks	FY 07-08 Accomplishments	Responsible Party
	Municipal Pesticide Use	1. Provide annual *Less Toxic Pest Management and Pesticide Use* report. 2. Provide annual training on SOPs, BMPs, and IPM techniques to employees responsible for pesticide application. 3. Finalize new IPM structural pest control contract and begin service to City facilities. 4. Identify least toxic controls for pest management challenges identified in Annual Report.	1. Report was completed in June 2008. 2. Two multi-jurisdictional training sessions for ants, stinging insects, mice and rats were offered in FY 07-08. In October and November 2007, the City offered a four-hour IPM training for the control of structural pests. This meeting was attended by staff from eight agencies including the City of Palo Alto, Palo Alto Unified School District, Mountain View and Los Altos RWQCP partners, and other agency staff from San Jose to Richmond. 3. Completed. Spray pesticide use for ants was reduced to zero applications, except for the use of soapy water. Ant baits and exclusion methods such as caulking, and light building repair are used to reduce favorable habitats for pests. 4. Ongoing. In 2007, one less-toxic alternative for ecotoxic fungicides used at the golf course was identified and was rotated into the selection of products that are regularly used. Ant control products were also improved (see bullet 3 above).	Public Works Environmental Compliance

Santa Clara Valley Urban Runoff Pollution Prevention Program
FY 2007-2008 ANNUAL REPORT

Municipality: City of Palo Alto

	Public Education and Outreach	1. Public Education and Outreach are a major focus of Palo Alto's Pest Management Program. Work Plan tasks for this program are detailed in the Public Information/Participation section.		Public Works Environmental Compliance
	Pest Control Operators	2. Support EcoWise certification program through advertising and inclusion of their suggested contract specs into City IPM PCO contracts. Coordinate with the Program for additional regional ads. 3. Require PCO's contracted for City pest control to comply with City IPM Policy through contract specifications. 4. Document and report on City use of PCO's and their pesticide usage.	1. Reported on in PI/P section. EcoWise Certified standing is a requirement for the current pest control contract. 2. Ongoing. 3. Completed in the City's Annual Pest Management and Pesticide Use Report.	Public Works Environmental Compliance
	New Development	Document and report on pest-resistant landscaping measures incorporated into land development projects.	Landscape design that discourages structural pests is being discussed as new municipal buildings and remodels are planned, information is made available to residents via the City's web site.	Public Works Engineering and Utilities Water Conservation
	Regional, State, and Federal Coordination	Continue active participation in the Urban Pesticide Committee, UP3 Committee (and related programs), and IPM Partnership to provide input and keep informed on latest pesticide	Palo Alto assists with and participates in UPC meetings, the core stakeholder group of EcoWise Certified, the IPM Partnership, and other regional IPM workgroups. In FY 07-08, Palo Alto staff served on DPR's Urban Pesticide Management Working Group, which made a	Public Works Environmental Compliance

Santa Clara Valley Urban Runoff Pollution Prevention Program
FY 2007-2008 ANNUAL REPORT

Municipality: City of Palo Alto

		management issues.	number of recommendations to DPR on ways to reduce negative water quality impacts from pesticides.	

Regional Board Comments on Pest Management in FY 2006-2007 Annual Report

Item	RWQCB Comment	City Of Palo Alto Response
N/A	N/A	N/A

Pest Management Program Evaluation

The City's use of pesticides associated with ecotoxicity has been reduced over time through use of IPM strategies. Palo Alto has made significant strides in targeting the source of pollution stemming from staff and contractor structural pest control activities currently most associated with impaired water quality. Future efforts will continue to target landscape pest control problems that lead to use of ecotoxic fungicides and rodenticides, which are currently the greatest source of ecotoxicity in City operations.

For residential and business use, Palo Alto will continue to promote new and existing programs locally and regionally, such as EcoWise Certified, Bay Friendly, Green Gardener and *Our Water, Our World*. These programs are effective in providing education to non-municipal audiences that contribute to urban pesticide pollution.

Two multi-jurisdictional training for ants, stinging insects, mice and rats
In October 2007, the City offered a four-hour IPM training for the control of structural pests. This meeting was attended by staff from eight agencies including the City of Palo Alto, Palo Alto Unified School District, Mountain View and Los Altos RWQCP partners, and other agency staff from the San Jose to Richmond.

2007 Pesticide Use Information

1. **Total Pesticide Use Trends**
   Total active ingredient use increased by increased by 54 pounds (15%) in 2007 due primarily to increased fungicide applications, including the new use of less-toxic Tier 2 fungicides. Some of the increased fungicide use was offset by a significant decrease in herbicide use.

Figure 1: Total Pesticide Active Ingredient Use by Year (2001 – 2007)

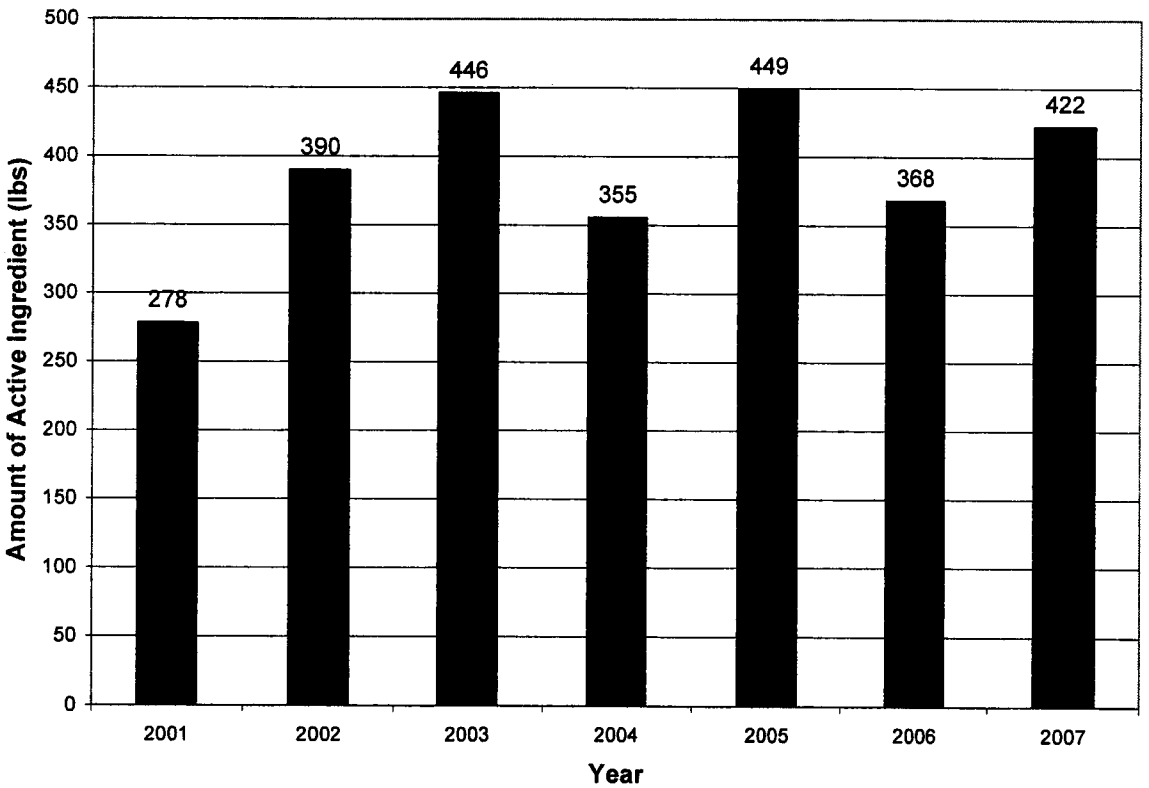

2. **Tier 1-3 Pesticide Use**
   The City's use of Tier 1, 2, and 3 pesticides for calendar years 2001 through 2007 is displayed in Figure 2. Figures 3 through 6 provide annual pesticide use, by tier, for controlling fungus, rodents, weeds, and insects, respectively.

Tier 1 Pesticide Use

In 2007, the City's Tier 1 pesticide use increased by approximately 76 pounds (33%). The increased Tier 1 use is attributed primarily to the following:

- A net increase of 54 pounds in fungicide use at the golf course
- A new use of 24 pounds of imazapyr, an aquatic herbicide used in 2007 to control the highly invasive weed phragmites in the Palo Alto Baylands

In 2007, 73% percent of the City's Tier 1 pesticide use was at the golf course to control fungus. The remainder of Tier 1 pesticides was applied at the golf course for ground squirrel and gopher control, and at various City locations for weeds, grubs, and smaller fungus problems.

Figure 2: Tier 1, 2, and 3 Pesticide Use by Year (2001 – 2007)

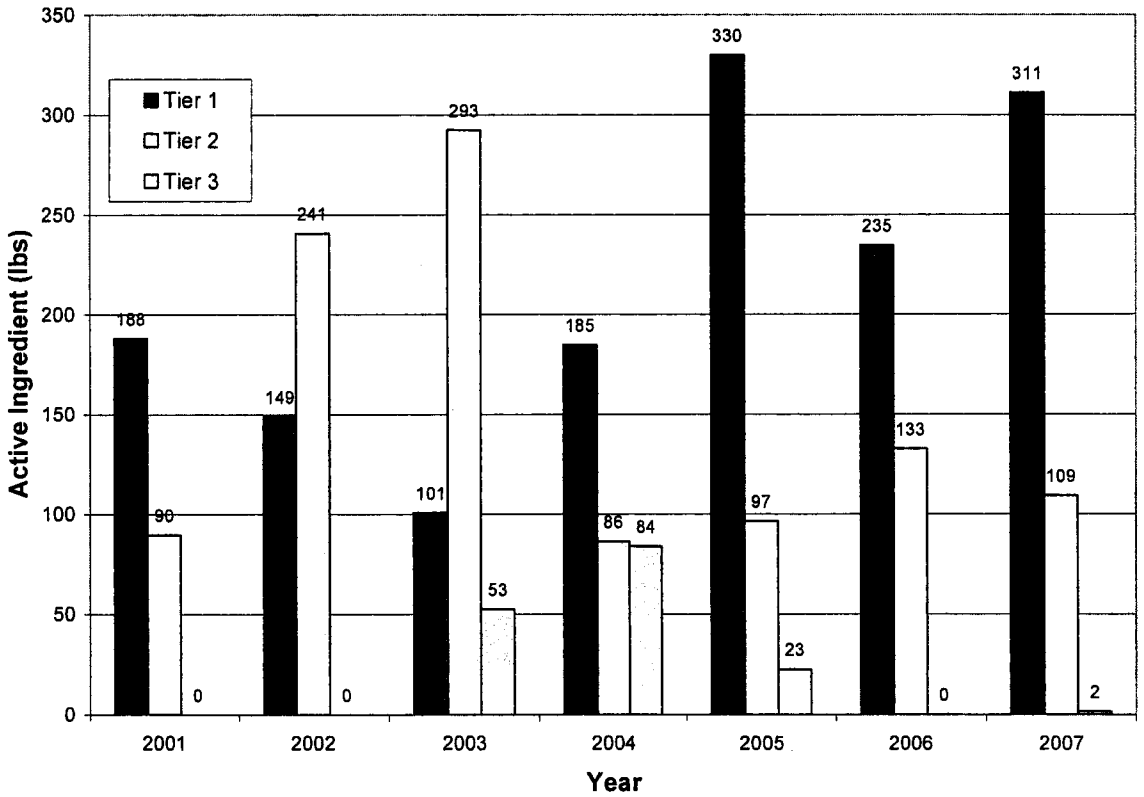

Tier 1 fungicide use increased from 174 pounds in 2006 to 228 pounds in 2007. This net increase of about 50 pounds includes a dramatic increase of 154 pounds for mancozeb and a decrease of about 100 pounds in total for PCNB, thiophanate-methyl, and chlorothalonil. It should be noted that annual fluctuations of fungicide use are likely to continue unless standards for golf course playability decrease or CIP funding is authorized for greens renovations as discussed in the 2005 Report (the current design of older greens helps foster turf diseases). This is especially true given projected climate change scenarios which could increase favorable growing conditions for turf fungus. It is anticipated that the incorporation of Tier 2 fungicides into the golf course fungicide rotation in 2008 will lead to reductions

in Tier 1 fungicide use, although more frequent applications will likely be required due to their lower persistence and toxicity, potentially increasing total active ingredient use. The Tier 2 fungicides had limited use in 2007.

Use of Tier 1 active ingredients to control weeds increased from 24 pounds in 2006 to 41 pounds in 2007. However, as mentioned previously, this increase is due almost entirely to the use of Habitat herbicide (imazapyr) to treat the invasive weed phragmites at the Palo Alto Baylands. Imazapyr applications are generally considered an environmentally appropriate approach to treating phragmites. This effort will continue in 2008, and Tier 1 herbicide applications are consequently expected to remain higher than in previous years. Tier 1 insecticide and rodenticide applications were both slightly higher in 2007, increasing by 1 and 4 pounds, respectively. Despite the 2007 increases in Tier 1 insecticide and herbicide use, Figures 5 and 6 depict the general decline in total pesticide use for control of these pests. In 2007, staff used the lowest amount of insecticides and herbicides since the City's IPM program began. Operations-Trees continues to use injectable pesticides instead of foliar applications to control pests and to plant replacement trees with pest resistant varieties. The golf course has increased the use of weed-eating to control grass and weeds around trees and signs, and continues to use mechanical removal for cattail control.

Tier 2 Pesticide Use

Tier 2 pesticide use decreased by 24 pounds (18%) due mostly to decreased use of glyphosate for weed control. This reduction in glyphosate use was not accompanied by an increase in a Tier 1 substitute herbicide. (The increase in Tier 1 herbicide use depicted in Figure 5 is due to the new use of imazapyr to control phragmites at the Baylands, as described above.) In terms of the total Tier 2 pesticide use, the decrease in glyphosate was partially offset by the introduction of the two new Tier 2 fungicides that were tested at the golf course in 2007.

Tier 3 Pesticide Use

A slight increase in Tier 3 products was seen in 2007 from 0.3 pounds to 2 pounds due to a single pesticide (bacillus thuringensis) application to control moths. It should be noted that Roundup products containing the active ingredient glyphosate monoammonium salt were reclassified from Tier 3 to Tier 2 in 2006. This change was not applied retroactively to previous years' data. The Tier 3 pesticide use depicted in Figure 2 for years prior to 2006 consisted predominantly of glyphosate monoammonium salt.

MERCURY POLLUTION PREVENTION PROGRAM
(Provision C.9.c of the Permit)
FY 2007-2008 Work Plan Self Evaluation Matrix

Item No.	Activity	FY07-08 Work Plan Tasks	FY 07-08 Accomplishments	Responsible Party
	Municipal Use of Mercury-Containing Products	1. Continue to implement the City's Mercury Elimination Policy. 2. Continue recycling of fluorescent bulbs used in City facilities and purchase of low-mercury bulbs. 3. Regional Water Quality Control Plant will continue to replace mercury switches with non-mercury alternatives (typically upon failure).	1. Ongoing 2. Ongoing 3. Since 2002, RWQCP has replaced or removed 42 mercury switches (approximately 2.3 pounds of mercury). Many of the switches that were recycled were not in service but were warehouse inventory.	Public Works Environmental Compliance
	Household Hazardous Waste Collection	1. Support the County's program to provide fluorescent bulb drop-off and recycling for residents at local hardware stores. 2. Continue thermometer and thermostat drop-off and recycling program for residents at the POTW. 3. Continue collection of fluorescent bulbs, thermometers, and thermostats from residents and small quantity commercial generators at	1. The original RWQCP program was adopted and expanded by Santa Clara County. Currently five stores accept fluorescent bulbs in the RWQCP service area. Palo Alto supports the County program through advertising in the RWQCP service area that supplements County program advertising. 2. Digital thermometer program replaced previous coupon-based program. This program is less active than in the past, as many residents have already exchanged mercury thermometers. The RWQCP has partnered with Palo Alto Utilities for mercury thermostat exchanges and rebates for digital	Public Works Environmental Compliance

Santa Clara Valley Urban Runoff Pollution Prevention Program
FY 2007-2008 ANNUAL REPORT

Municipality: City of Palo Alto

		Household Hazardous Waste collection events in Palo Alto. 4. Document and report on collection of mercury-containing products. 5. Serve on the steering committee of the California Product Stewardship Council, which seeks to expand manufacturer responsibility for the life cycle of their products. Key interests for this group include universal waste and pharmaceuticals.	thermostats, and with occasional regional efforts to collect thermostats. 3. Ongoing at monthly Household Hazardous Waste collection events, with fluorescent bulbs accepted daily at the Palo Alto Recycling Center. 4. The most recent data available for the City of Palo Alto HHW program indicate that13,498 lbs of fluorescent bulbs were collected at the Recycling Center drop-off site and 266 pounds of thermometers and thermostats were collected at monthly Palo Alto HHW events. These data are for FY 06-07 (HHW 303a Form, 2006-07). 5. Continued to encourage California Product Stewardship Council (CPSC) participation regionally through interaction with water quality groups; wrote letters in support of key legislation to enact expanded producer responsibility measures; raised interest in CPSC at water quality conferences; met with Assemblyman Ira Ruskin to gain his support for CPSC.	
	Regional, State, and Federal Coordination	Support and participate in development by BASMAA and the Bay Area Pollution Prevention Group to control mercury.	Palo Alto staff regularly participate in regional mercury efforts (e.g. BAPPG regional thermometer take back event described above).	Public Works Environmental Compliance
	Public Outreach and Education	Public Education and Outreach is a major focus of Palo Alto's Mercury Pollution Prevention Program. Work Plan tasks for this program are detailed	See Public Information/Participation section.	Public Works Environmental Compliance

Santa Clara Valley Urban Runoff Pollution Prevention Program
FY 2007-2008 ANNUAL REPORT

Municipality: City of Palo Alto

		in the Public Information/Participation section.		

Regional Board Comments on Mercury Pollution Prevention Program in FY 2006-2007 Annual Report		
Item	**RWQCB Comment**	**City Of Palo Alto Response**
N/A	N/A	N/A

Mercury Pollution Prevention Program Evaluation
The City actively participates in SCVURPPP pollution prevention activities, diverts thermostats and thermometers for recycling, and provides extensive outreach to schools in its service area. City staff believe there is a need for regional coordination on product stewardship issues for mercury-containing products. Mercury pollution prevention programs continue to be good vehicles for engaging the public. Mercury is both an ecosystem issue and a human health issue. As such, the campaign to remove mercury from the home resonates with parents wanting to protect children from toxics. Therefore, City staff plan to continue using mercury programs as key public messages, alternating them with other pollutant messages. A planned new area of emphasis to address mercury pollution is demolition of buildings containing mercury-containing devices. A draft ordinance provision will specifically require the inventory, removal, and proper management of mercury-containing devices prior to building demolition.

Santa Clara Valley Urban Runoff Pollution Prevention Program
FY 2007-2008 ANNUAL REPORT

Municipality: City of Palo Alto

COPPER ACTION PLAN/NICKEL ACTION PLAN
(Provision C.9.a & b of the Permit)
FY 2007-2008 Work Plan Self Evaluation Matrix

Item No.	Activity	FY07-08 Work Plan Tasks	FY 07-08 Accomplishments	Responsible Party
CB-1	Vehicle Washing Operations	• Distribute outreach materials on proper vehicle/equipment washing at City department counters and public events, and post on City web site. • Provide car wash kit to charity car wash organizers and educate on the use of the kits. • Submit data regarding vehicle washing outreach activities and effectiveness evaluation in annual reports. • Require source control measures for Group 1 new development and redevelopment projects that will conduct vehicle/equipment washing and maintenance activities (consistent with Permit Provision C.3.k). • Inspect auto businesses regarding car wash requirements, and prohibited storm drain discharge.	Within CB-1, Paragraphs 1, 2, 5, 6, 7, 8, & 9 are ongoing programs which have been run by Palo Alto for a number of years, and which were run again successfully in FY 2007-08. Paragraph 3 calls for an effectiveness evaluation regarding vehicle washing outreach. Utility bill stuffers, fliers, and special event displays have been used successfully to promote changes in vehicle washing practices as a means to protect storm water quality. Awareness of this issue has grown over the years, serving as a testament to the outreach program. Palo Alto does not do its own public opinion surveys, but rather relies on regional surveys to quantify and confirm the success of this and other behavior modifications. With respect to Paragraph 4, several Group 1 projects approved to-date in Palo Alto (multi-family residential developments) include covered vehicle wash areas that are plumbed to the sanitary sewer.	Public Works Environmental Compliance Public Works Environmental Compliance Public Works Environmental Compliance Public Works Engineering Public Works Environmental Compliance

Santa Clara Valley Urban Runoff Pollution Prevention Program
FY 2007-2008 ANNUAL REPORT
Municipality: City of Palo Alto

		• Inspect vehicle washing facilities as part of stormwater inspections for industrial and commercial businesses. • Continue to maintain car wash systems for City vehicles at the corporation yard and fire stations. • Encourage municipal staff to use certified mobile cleaners when contracting cleaning services. • Refer mobile cleaners to BASMAA's online training module for education and certification.		Public Works Environmental Compliance Public Works Fleet Mgmt. & Fire Dept. Public Works Operations & Facilities Mgmt. Public Works Environmental Compliance
CB-3	Industrial Copper Control	Continue Industrial Inspection program, including NOI sites such as plating and metal finishing facilities, vehicle service facilities, and other permitted sites.	All inspections completed in FY 2007-08.	Public Works Environmental Compliance
CB-4	Quantify Source Loadings of Copper	• Collect data on potential indicators of copper. • Prepare and submit report on potential indicators as part of Clean Bay Plan.	This item was completed again this year and submitted to the Regional Board as part of the Palo Alto Clean Bay Plan in February 2008.	Public Works Environmental Compliance
CB-6/7	Reducing Traffic Congestion/	Continue updating the City's Zoning Ordinance, based on the results of the		Public Works Engineering &

Santa Clara Valley Urban Runoff Pollution Prevention Program
FY 2007-2008 ANNUAL REPORT

Municipality: City of Palo Alto

	Promoting Alternative Transportation	Development Policies Comparison Project Report (particularly Section VI, Policies to Limit Auto Use/Promote Alternative Transportation) to promote better transportation-related design practices and alternative modes of transportation.		Planning
CB-8	Watershed assessment and protection	Revise City's General Plan, as needed, at next scheduled update, based on recommendations from the *Development Policies Comparison Project* and Provision C.3.l.		Planning
CB-11	Street sweeping and storm drain O&M	• Follow Program guidance regarding the collection and reporting of street sweeping data. Provide data for Annual Report. • Evaluate need for improvement of current street sweeping and storm drain system O&M programs (within available budget) in Annual Report.		Public Works Operations
CB-12	Outreach on pool, spa maintenance	• Distribute outreach materials at agency department counters and public places; and placement on City website.		Public Works Environmental Compliance
CB-21	Use of architectural copper	• Perform plan checks for compliance with existing ban on copper on roofs, in roof shingles, and for gutters.	Plans are reviewed by Environmental Compliance during the pre-architectural review board process and during building plan review.	Public Works Environmental Compliance

Santa Clara Valley Urban Runoff Pollution Prevention Program
FY 2007-2008 ANNUAL REPORT

Municipality: City of Palo Alto

		• Distribute fact sheet on copper ban at building counter and on web site.	Informational material is provided through the Planning and Building Inspection departments.	
NB-1	Measures to control nickel discharges from construction sites	• Continue to implement Construction Inspection Performance Standards (see Construction Inspection work plan section). • Continue to have inspectors attend Regional Board/Program workshops on construction site management and learn latest erosion/sediment control techniques • Continue to attend Program workshops on post-development stormwater BMPs (C.3.)	All components of this program continued to be implemented this year.	Public Works Environmental Compliance Public Works, Utilities, and Community Services

Regional Board Comments on Copper Action Plan/Nickel Action Plan FY 2006-2007 Annual Report

Item	RWQCB Comment	City Of Palo Alto Response
N/A	N/A	N/A

Copper Action Plan/Nickel Action Plan Program Evaluation

The Action Plans are now mature program elements that do not change from one year to the next. They have succeeded in preventing violations of the Site Specific Limits in San Francisco Bay. The "Trigger" system has not been activated by exceedances, and the control programs have been successful. The exception is the brake pad situation, in which this source remains uncontrolled. Palo Alto continues to work through the Brake Pad Partnership to bring about copper reductions from brake pads.

Santa Clara Valley Urban Runoff Pollution Prevention Program
FY 2007-2008 ANNUAL REPORT

Municipality: City of Palo Alto

TRASH INVENTORY & MANAGEMENT PROGRAM

FY 2007-2008 Work Plan Self Evaluation Matrix

Item No.	Activity	FY07-08 Work Plan Tasks	FY 07-08 Accomplishments	Responsible Party
	Trash Investigations and Plan	1. Assist Program in implementing Pilot Demonstration Projects which focuses on assessing control measure effectiveness.	1. Currently the City of Palo Alto does not have any Pilot Demonstration Projects in effect.	Public Works Environmental Compliance
		2. Continue identifying and prioritizing trash problem areas in urban streams and waterways and other potential sources that may contribute trash to those areas. Identification and prioritization based on criteria provided by Program staff during FY 06-07.	2. Joint efforts with EOA, San Francisquito Watershed Council, and private interested parties help the City of Palo Alto program identify and prioritize problem areas.	
		3. Continue trash evaluations using the Program's Urban Rapid Trash Assessment protocol (Version 1.0) and/or the KAB Litter index in a subset of trash problem areas.	3. Environmental Compliance Division completed two formal trash evaluations in Fall 2007 and Spring 2008. Multiple informal inspections conducted year-round.	

Santa Clara Valley Urban Runoff Pollution Prevention Program
FY 2007-2008 ANNUAL REPORT

Municipality: City of Palo Alto

		4. Identify and begin implementing trash control measures, where practical and feasible, to reduce trash.	4. Research of trash boom across Matadero Creek downstream of Palo Alto Pump Station is complete. Coordination with Santa Clara Valley Water District is in process to obtain approvals and permits.	
		5. Provide co-permittee specific information on trash management practices implemented in Palo Alto using standardized reporting format (to be used for Program –wide reporting).	5. Results posted and forwarded to program staff as required and on-time	
		6. Assist Program in developing Trash Fact Sheets, as appropriate.	6. New fact sheets on trash were not needed this year.	
		7. Submit Urban Rapid Trash Assessment Survey Forms, Trash Item Tally Sheets and any other data collection tool to Program staff.	7. Results posted and forwarded to program staff as required and on-time.	
		8. Assist Program staff in developing an effective strategy for reducing trash in urban streams and waterways.	8. Palo Alto Chaired a new WMI Subgroup on trash to identify new control measures & hold a "Trash Summit" in October 2009	
		9. Annually revise trash problems areas list on an as needed basis. Revisions should be based on trash problem area surveys and other relevant information.	9. Results posted and forwarded to program staff as required and on-time.	

Santa Clara Valley Urban Runoff Pollution Prevention Program
FY 2007-2008 ANNUAL REPORT

Municipality: City of Palo Alto

		10. Begin implementation of long-term trash management strategy for each high priority watershed defined within the Program's technical memorandum entitled *Prioritization of Trash Problem Areas.*	10. Coordinated efforts with C/CAG for 2007 Fall Coastal Cleanup Day and Spring 2008 National River Cleanup Day. Fall 2007 San Francisquito Creek walk with multiple departments and interested parties identified areas of concern.	

Regional Board Comments on Trash Inventory & Management Program in FY 2006-2007 Annual Report

Item	RWQCB Comment	City Of Palo Alto Response
N/A	N/A	N/A

Trash Inventory & Management Program Evaluation

The program continues to make significant progress. Continual inspections of "hot spots" have allowed staff to remove sites that are no longer considered a threat to waterways. Additional sites have been added to address new areas of concern for the City of Palo Alto. The creation of the Trash BMP Tool Box Pamphlet as provided by SCVURPPP provides technical information to resolve future trash problems.

The proposed combined effort to coordinate City of Palo Alto Environmental Compliance Division, Public Works Engineering, Public Works Operations, Palo Alto Police Department, San Francisquito Watershed Council, and other interested environmental persons and groups shall improve reporting accuracy and help increase the total number of trash items removed from local creeks and waterways.

In FY 2008-09, staff hopes to commence a trash capturing device located downstream of the Matadero Pump Station. This will help to identify the most effective method for screening trash and may lead to modifications to the trash racks at the Matadero Pump Station and other City pump stations that will increase the level of trash removal prior to discharge of pump effluent to local creeks. This proposal to study pump stations as trash removal devices may be the first in the region.

Santa Clara Valley Urban Runoff Pollution Prevention Program
FY 2007-2008 ANNUAL REPORT

Municipality: City of Palo Alto

WATER QUALITY MONITORING PROGRAM
(Provision C.7 of the Permit)

FY 2007-2008 Work Plan Self Evaluation Matrix

Item No.	Activity	FY07-08 Work Plan Tasks	FY 07-08 Accomplishments	Responsible Party
	Water Quality Monitoring Program	Palo Alto staff will submit copies of its creek water quality monitoring data to the Program for inclusion in Program-wide monitoring reports.	FY 2007-08 monitoring data for San Francisquito Creek and Matadero Creek was submitted to the Program in June 2008.	Public Works Environmental Compliance

Regional Board Comments on Water Quality Monitoring Program in FY 2006-2007 Annual Report

Item	RWQCB Comment	City Of Palo Alto Response
N/A	N/A	N/A

Water Quality Monitoring Program Evaluation

City of Palo Alto continues to support the Program's water quality monitoring efforts by conducting local stream monitoring. FY 2007-08 monitoring data for San Francisquito Creek and Matadero Creek was submitted to the Program in June 2008.

Santa Clara Valley Urban Runoff Pollution Prevention Program
FY 2007-2008 ANNUAL REPORT

Municipality: City of Palo Alto

WATERSHED MANAGEMENT MEASURES
(Provision C.10 of the Permit)

FY 2007-2008 Work Plan Self Evaluation Matrix

Item No.	Activity	FY07-08 Work Plan Tasks	FY 07-08 Accomplishments	Responsible Party
	Watershed Management Measures	Continue to participate in the SCB WMI through membership on the Core Group, Communications Subgroup, Permits/Regulatory Subgroup, Emerging Contaminants Workgroup, and WE&O Workgroup; house the WMI's data repository (hard copy and electronic form) for the 3 pilot watersheds.	Palo Alto continues to play a lead role in the downsized Watershed Management Initiative process. Palo Alto staff co-leads the Emerging Contaminant Subgroup, chairs the Trash Management Subgroup, and co-leads the Product Stewardship Subgroup. Palo Alto continues to house the data repository for the creek characterization study of San Francisquito, Guadalupe, and Coyote Creeks.	Public Works Environmental Compliance

Regional Board Comments on Watershed Management Measures in FY 2006-2007 Annual Report

Item	RWQCB Comment	City Of Palo Alto Response
N/A	N/A	N/A

Santa Clara Valley Urban Runoff Pollution Prevention Program
FY 2007-2008 ANNUAL REPORT

Municipality: City of Palo Alto

Watershed Management Measures Program Evaluation
Following the discontinuation of the Regional Board's participation in the WMI, the organization recast itself, largely as an information sharing and coordination group. The Core Group now meets quarterly rather than monthly and is still effective at providing a forum for discussion and joint decision making on Watershed-wide issues.

Santa Clara Valley Urban Runoff Pollution Prevention Program
FY 2007-2008 ANNUAL REPORT

Municipality: City of Palo Alto

STAFF TRAINING

Training Title	Attendee	Department of Attendee	Date(s) of Training	Location of Training	Contents of Training
Annual staff training		Public Works Engineering staff	10/17/07	Palo Alto	Construction BMPs State General Permit for Construction Activities C.3 provisions for Group 1& 2 projects Dewatering procedures
Annual staff training		Utilities Dept. Water-Gas-Wastewater & Electric Engineering	10/25/07	Palo Alto	Construction BMPs State General Permit for Construction Activities C.3 provisions for Group 1& 2 projects Dewatering procedures
Annual staff training		Utilities Operations staff	10/07	Palo Alto	Construction and maintenance BMPs Reporting procedures for illegal dumping incidents Rural Public Works BMPs
Annual staff training		Planning staff	10/10/07	Palo Alto	C.3 provisions for Group 1& 2 projects Site design, source control, and treatment BMPs Stream Protection Ordinance
Annual staff training		Building inspection staff	10/23/07	Palo Alto	Construction BMPs State General Permit - Construction Activities Reporting procedures for illegal dumping incidents/poor construction site conditions

Santa Clara Valley Urban Runoff Pollution Prevention Program
FY 2007-2008 ANNUAL REPORT

Municipality: City of Palo Alto

"Train the Trainer" workshop on Municipal Maintenance BMPs	Chris Fujimoto	Public Works Environmental Compliance	11/13/07	Sunnyvale	Municipal Maintenance BMPs
Construction Site Management	Bridget Ryan Chris Fujimoto Joe Valdez Luz Cortes Matt Brunnings Nina McNitzky Oscar Godinez Rhonda Parkhurst Rick Rebollo Robert Dunbar Wayne Fluss	PW Engineering PW Env Compl PW Operations PW Engineering PW Engineering PW Env Compl PW Operations Bldg Inspection PW Operations Bldg inspection PW Operations	12/3/07	Cupertino	Construction BMPs State General Permit for Construction Activities
Construction General Permit update	Bob Morris Chris Fujimoto Denis Huegle Joe Teresi Matt Brunnings	PW Engineering PW Env Compl PW Inspection PW Engineering PW Engineering	4/30/08	San Jose	Update on the proposed changes to the State General Permit for Construction Activities
Annual C.3 Workshop	Matt Brunnings Chris Fujimoto Brian Jones Mike Nafziger Hung Nguyen Phil Plymale Joe Teresi	PW Engineering PW Env Compl PW Env Compl PW Engineering PW Engineering PW Engineering PW Engineering	6/3/08	Sunnyvale	Update on the latest changes and practices related to the Permit Section C.3 regulations

041715

CITY OF SAN JOSE, CALIFORNIA
ENVIRONMENTAL SERVICES DEPARTMENT

CITY OF SAN JOSE
CAPITAL OF SILICON VALLEY

September 12, 2008

Mr. Bruce Wolfe
Regional Water Quality Control Board
San Francisco Bay Region
1515 Clay Street, Suite 1400
Oakland, CA 94612

Subject: City of San José Urban Runoff Management Plan
Fiscal Year 2007-2008 Annual Report

Dear Mr. Wolfe:

Enclosed is the City of San José Urban Runoff Management Plan Annual Report, pursuant to provision C.6.a. of the municipal storm water NPDES Permit (Order No. 01-024). The report was approved by the City Council on August 26, 2008, without changes. The report summarizes activities performed during FY 2007-2008 in accordance with the City of San Jose's Urban Runoff Management Plan (URMP) submitted to the Regional Board in September 2004, and the performance standards contained therein.

If you have questions regarding the Annual Report, please contact Anastazia Aziz of my staff at 408-277-2773.

Sincerely,

Melody Tovar, P.E.
Deputy Director
Environmental Services Department
Watershed Protection Division

cc: Jill Bicknell, Santa Clara Valley Urban Runoff Pollution Prevention Program

Attachment: Annual Report

041716

City of San José
Urban Runoff Management Plan
Annual Report 2007-2008



Santa Clara Valley
Urban Runoff
Pollution Prevention Program

CITY OF
SAN JOSE
CAPITAL OF SILICON VALLEY

Cover Pictures

First Row:

1) The wetlands of South San Francisco Bay, with the Diablo Mountain Range to the east.

Second Row:

1) Third-grade students at the Water Wizards Festival at Guadalupe River Park.

2) Penitencia Creek as it flows through Alum Rock Park.

Third Row

1) Infiltration trench at Cadence in North San José.

2) Department of Transportation crew cleaning a storm drain catch basin in a neighborhood near Almaden Lake Park.

3) A storm drain inlet thermoplastic marking with the name of the nearest creek and the City's stormwater dumping complaint phone number.

City of San José
Urban Runoff Management Plan
Annual Report 2007-2008

September 2008

Acknowledgements

This report was prepared by the City of San José
Environmental Services Department
Watershed Protection Division
Urban Runoff Program Section

In partnership with:
Environmental Services Department: Watershed Enforcement
Environmental Services Department: Water Resources
Department of Parks, Recreation, & Neighborhood Services
Department of Planning, Building & Code Enforcement
Department of Public Works
Department of Transportation
General Services Department
San José Redevelopment Agency

TABLE OF CONTENTS

EXECUTIVE SUMMARY I

CERTIFICATION STATEMENT XIII

1. ICID: ILLICIT CONNECTION / ILLEGAL DISCHARGE INSPECTION . 1

1.A ICID WORK PLAN SELF EVALUATION MATRIX 1
1.B ICID PROGRAM EVALUATION 3
1.C ICID RESPONSE TO WATER BOARD COMMENTS 4
1.D ICID SUMMARY TABLES / ADDITIONAL INFORMATION 5
Figure 1: Number of Incidents by Type 5
Figure 2: Number of Incidents by Facility 6
Incident Types by Potential Source of Incident 7
Workload Summary 8
Complainant Source Summary 8
Enforcement Summary 9

2. IND: INDUSTRIAL & COMMERCIAL DISCHARGES 11

2.A IND WORK PLAN SELF EVALUATION MATRIX 11
2.B IND PROGRAM EVALUATION 14
2.C IND RESPONSE TO WATER BOARD COMMENTS 15
2.D IND SUMMARY TABLES / ADDITIONAL INFORMATION 16
IND Summary Tables 16
Enforcement Actions Summary 17
IND Facility Categories for the City of San José 18
Companies Requiring NOI Based on SIC But Have Not Filed 19
Companies Requiring NOI Based on Exposure But Have Not Filed 19

3. NRD: NEW AND REDEVELOPMENT 21

3.A NRD WORK PLAN SELF EVALUATION MATRIX 21
3.B NRD PROGRAM EVALUATION 29
3.C NRD RESPONSE TO WATER BOARD COMMENTS 33
3.D NRD SUMMARY TABLES / ADDITIONAL INFORMATION 33
Applicable Projects Reviewed and/or Approved During July 1, 2007 – June 30, 2008 33
Private Projects Map 75
Public Projects Map 76
BMP O&M Verification Program 77

4. CON: CONSTRUCTION INSPECTION 81

4.A CON WORK PLAN SELF EVALUATION MATRIX 81
4.B CON PROGRAM EVALUATION 85
4.C CON RESPONSE TO WATER BOARD COMMENTS 86
4.D CON SUMMARY TABLES / ADDITIONAL INFORMATION 86

Permits for Significant Development Projects Reviewed and/or Approved July 1, 2007 – June 30, 2008 86

5. PSR: PUBLIC STREETS, ROADS, & HIGHWAYS 105

5.A PSR WORK PLAN SELF EVALUATION MATRIX 105
5.B PSR PROGRAM EVALUATION 109
5.C PSR RESPONSE TO WATER BOARD COMMENTS 110
5.D PSR SUMMARY TABLES / ADDITIONAL INFORMATION 111
Parks Included in the Rural Public Works Performance Standard 111
Rural Roads within the City of San Jose 111

6. SDO: STORM DRAIN SYSTEM OPERATION & MAINTENANCE 113

6.A SDO WORK PLAN SELF EVALUATION MATRIX 113
6.B SDO PROGRAM EVALUATION 117
6.C SDO RESPONSE TO WATER BOARD COMMENTS 118
6.D SDO SUMMARY TABLES / ADDITIONAL INFORMATION 118
FY 07-08 Storm Inlet Cleaning Program Problem Area Data 118

7. WUOM: WATER UTILITIES OPERATIONS & MAINTENANCE... 119

7.A WUOM WORK PLAN SELF EVALUATION MATRIX 119
7.B WUOM PROGRAM EVALUATION 119
7.C WUOM RESPONSE TO WATER BOARD COMMENTS 120
7.D WUOM TABLES / ADDITIONAL INFORMATION 120

8. PM: PESTICIDE MANAGEMENT 121

8.A PM WORK PLAN SELF EVALUATION MATRIX 121
8.B PM PROGRAM EVALUATION 126
8.C PM RESPONSE TO WATER BOARD COMMENTS 128
8.D PM SUMMARY TABLES / ADDITIONAL INFORMATION 129
IPM Pilot Programs Map 129
Pesticide Use at City Facilities 130

9. M: MERCURY 135

9.A M WORK PLAN SELF EVALUATION MATRIX 135
9.B M PROGRAM EVALUATION 138
9.C M RESPONSE TO WATER BOARD COMMENTS 138
9.D M SUMMARY TABLES / ADDITIONAL INFORMATION 139
Mercury-Containing Product Management Practices 139

10. CNAP: COPPER / NICKEL ACTION PLANS 141

10.A CNAP WORK PLAN SELF EVALUATION MATRIX 141
10.B CNAP PROGRAM EVALUATION 143
10.C CNAP RESPONSE TO WATER BOARD COMMENTS 144
10.D CNAP SUMMARY TABLES / ADDITIONAL INFORMATION 144

11. TRA: TRASH 145

11.A TRA WORK PLAN SELF EVALUATION MATRIX 145
11.B TRA PROGRAM EVALUATION 147

11.C TRA RESPONSE TO WATER BOARD COMMENTS 148
11.D TRA SUMMARY TABLES / ADDITIONAL INFORMATION 149
Trash Assessment Activity Report *149*
Trash Prevention and Removal Activities Undertaken by the City of San José *150*

12. MON: MONITORING 153

12.A MON WORK PLAN SELF EVALUATION MATRIX 153
12.B MON PROGRAM EVALUATION 153
12.C MON RESPONSE TO WATER BOARD COMMENTS 154
12.D MON SUMMARY TABLES / ADDITIONAL INFORMATION 154

13. MC: MUNICIPAL COMPLIANCE 155

13.A MC WORK PLAN SELF EVALUATION MATRIX 155
13.B MC PROGRAM EVALUATION 156
13.C MC RESPONSE TO WATER BOARD COMMENTS 157
13.D MC SUMMARY TABLES / ADDITIONAL INFORMATION 157
Municipal Employee Training Summary for FY 07-08 *157*

14. PIP: PUBLIC INFORMATION / PUBLIC PARTICIPATION 165

14.A PIP WORK PLAN SELF EVALUATION MATRIX 165
14.B PIP PROGRAM EVALUATION 168
14.C PIP RESPONSE TO WATER BOARD COMMENTS 169
14.D PIP SUMMARY TABLES / ADDITIONAL INFORMATION 169
PIP Activities Table *169*
FY 07-08 San José School Outreach *175*
Outreach Materials Distributed *175*

15. PERMIT REAPPLICATION 175

15.A PERMIT REAPPLICATION PREPARATION SELF EVALUATION MATRIX 175
15.B PERMIT REAPPLICATION PREPARATION EVALUATION 175
15.C PERMIT REAPPLICATION PREPARATION RESPONSE TO WATER BOARD COMMENTS 175
15.D PERMIT REAPPLICATION PREPARATION SUMMARY TABLES / ADDITIONAL INFORMATION 175

GLOSSARY 175

041722

Executive Summary

The City is required to submit to the San Francisco Bay Regional Water Quality Control Board (Water Board) an Annual Report that documents the progress of the Urban Runoff Management Plan for the previous fiscal year. The Annual Report is prepared pursuant to provision C.6 of the City's National Pollutant Discharge Elimination System (NPDES) permit for stormwater discharge through the City's storm sewer system to waters of the United States.



Thermoplastic storm drain inlet marking on Chesbro Avenue

The Report includes sections for each of the program elements included in the Urban Runoff Management Plan as required in the permit. Each section is comprised of an update on the status of the work plan, an evaluation of various performance elements, responses to Water Board feedback received during the past year, and additional tables or information to demonstrate performance for a program element. Summaries are also provided for the array of outreach activities and municipal training sessions that are included in various program elements.

Most program elements contain components carried out by more than one City department. The strategy for attaining compliance focuses on three different types of activities that the City conducts:

1. Enforcement and monitoring to detect and respond to incidents of illegal discharge to the storm sewer system;

2. Modification of structural and business processes to implement best practices in all municipally managed projects, operations, and services; and

3. Outreach and education of municipal employees as well as the community at large to reduce stormwater pollution, ensure that developments comply with local stormwater regulations, and give businesses and residents information on best management practices to incorporate them into their daily activities to protect stormwater quality.

The City also contributes to activities undertaken by the Santa Clara Valley Urban Runoff Pollution Prevention Program (Program) and the Bay Area Stormwater Management Agencies Association (BASMAA); however, this report includes only activities performed by the City. An overview of the year for each program element follows.

Illicit Connection / Illegal Discharge Inspection (ICID)

The City's Environmental Services Department (ESD) responds to complaints regarding illegal discharges or threats of discharge to the storm sewer system. This year, the City responded to more than 700 cases. Of note, the number of calls received is trending downwards. This year, approximately 15% fewer calls were received compared to three years ago. This downward

trend in the number of reported violations may be an indication of the increased education and enforcement efforts by the City. ESD responds to all complaints with education and enforcement in partnership to achieve compliance and prevent future incidents.

Vehicle and equipment leaking continue to be the leading type of illegal discharges to the storm sewer system; however the number of these incidents is down 25% from FY 04-05 levels. This may be attributed to increased outreach by City staff attending Strong Neighborhood Initiative (SNI) neighborhood meetings during the past two years.

Tracking soil complaints rose over last year, but are below historic highs. In order to ensure construction sites have adequate stormwater controls, the City hired an additional inspector housed in the Environmental Services Department to better monitor and correct issues at construction sites related to stormwater. Inspectors also received specialized training on erosion and sediment control at construction sites.

Watershed Enforcement Inspector investigating a complaint near Babb Creek

This year the City installed more than 3,000 thermoplastic stormdrain stencils as a pilot project. The new stencils are highly reflective and are expected to be more durable than the traditional painted stencils the City uses. The stencils were placed in areas characterized by high ICID complaints and City staff will monitor the longevity of these stencils and trends in incident complaint calls.

Industrial & Commercial Discharges (IND)

The goal of the IND program is to reduce storm drain pollution from commercial and industrial facilities through inspections. ESD inspected more than 4,500 businesses in FY 07-08. The frequency a business is inspected depends on their potential for contributing pollutants as determined by previous inspection results. This method of assigning inspection frequencies has been effective in focusing inspection resources on high priority cases to best protect water quality. More than 70% of the businesses inspected are found to have no significant stormwater issues and thus do not warrant near-term re-inspection. When issues are identified, education and enforcement are used together to achieve compliance.

Watershed Enforcement Inspector reviewing an inspection report with a facility manager

The total inventory of facilities in the City that are subject to inspection next fiscal year increased by more than 45% this year due to a spike in the number of business license applications likely brought on by the City's business license amnesty program. Staff is exploring a variety of methods to address the current and projected increases in

facilities subject to inspection such as prioritizing and phasing initial inspection, shifting resources, and using mail as an initial point of contact. Environmental Services has successfully integrated increased workloads in past years and anticipates doing the same this year.

FY 07-08 marked the second year for the City's comprehensive Fats, Oils, and Grease (FOG) Inspection Program, and over 1,300 facilities were inspected. This Program focuses on integrating the sanitary sewer management plan (SSMP) requirements and enhancing the businesses' general awareness of stormwater issues specific to food service facilities.

Education remains the primary tool for preventing or stopping practices that may pollute stormwater. In FY 07-08, inspectors distributed more than 12,500 Best Management Practices (BMPs) brochures, fact sheets, posters, and other materials as part of the City's inspection programs. Inspectors are proactive in discussing stormwater issues and distributing BMPs to support educational efforts.

New and Redevelopment (NRD)

This program element is driven by the New and Redevelopment provision (also referred to as C.3) of the permit, amended in October 2001 and most recently in July 2005. This provision requires that development projects implement controls to address pollutant discharges and increased storm flows for the life of a project.

The City continues to make strides in integrating stormwater controls into development projects. Sixty-four private development projects included in this year's report incorporated hydraulically-sized stormwater management measures. This success is the product of policy development, staff training and coordination, regional collaboration, and ongoing outreach to and collaboration with the development community.



Infiltration trench: a stormwater treatment control measure

The City continues to emphasize site design, source control, and Low Impact Development (LID) as key strategies for minimizing stormwater pollution. In addition, the City made considerable efforts to emphasize appropriate selection of landscape-based measures and effective operation and maintenance of BMPs. Implementing stormwater treatment and hydromodification controls on smaller, infill sites in a developed urban area is much more difficult given the limited land area and the high cost of land. In addition to the project-by-project approach, the City continues to emphasize its policies that discourage sprawl and encourage increased densities. These policies have a broad water quality benefit as they reduce traffic congestion and the associated air pollution.

The City conducted inspections of projects with post-construction treatment controls that completed construction in FY 07-08. City staff inspected nine BMPs at eight different sites utilizing the Program's standard inspection data collection form. It has been determined that as numerically-sized BMPs are installed, additional resources and coordination among departments will be necessary to ensure appropriate installation, operation, and maintenance of BMPs. Based on this experience and the upcoming changes to the Operation and Maintenance (O&M) Verification Program requirements proposed in the new stormwater permit, the City's O&M Verification Program will be revised.

The City also continued to actively participate in efforts to develop analytical tools and conduct outreach on a regional basis. City staff from key departments continues to provide information on new requirements and stormwater strategies to the public and the development community.

Construction Inspection (CON)

The City inspects activities at construction sites to prevent sediment and other pollutants from entering the storm sewer system. Despite a slowdown in construction activity in San Jose in FY 07-08, the City continued to enhance and implement a vigilant construction site monitoring program. In FY 07-08, the City focused on staff training, inspection of construction sites, outreach to developers, and enforcement.



City Construction Inspectors receiving Erosion and Sediment Control training

An even greater emphasis was placed on training in FY 07-08 to further develop staff's construction site monitoring skills and qualifications. The City sponsored a comprehensive, two-day program in September on erosion and sediment control best management practices attended by 108 staff. A written evaluation indicated that the training was well-received and useful and the City plans to retain a consultant for similar training in FY 08-09. In addition, three ESD inspectors and four Public Works inspectors became Certified Inspectors of Sediment and Erosion Control (CISEC) by completing a rigorous course and exam administered by CISEC, Inc.

Other trainings completed by City inspectors included the Program's Annual Construction Site Management training in December and focused "refresher" trainings conducted by ESD Urban Runoff staff in April. In addition, Public Works Capital Improvement Project Managers participated in an April training session on erosion and sediment control contract language and specifications.

Reviewing erosion and sediment controls is part of the routine inspections of Public Works and PBCE-Building inspectors. Environmental Services supplements this effort with stormwater specific inspection and enforcement. The "hand-off" system developed and implemented by the three inspection groups in 2004 continues to provide effective monitoring of construction sites. In an effort to maintain construction sites appropriately and reduce violations and incidents of

escalated enforcement, these departments continue to collaborate in providing outreach to the development community on appropriate best management practices.

In FY 07-08, there were no inquiries from the Water Board regarding erosion and sediment control violations at construction sites in San Jose. This may be attributable to more aggressive and vigilant inspections, evidenced by a 22 percent increase in verbal warnings issued by Public Works and ESD and a 17 percent decrease in actual violations. City staff continue their commitment to quickly identify and correct areas of concern at construction sites and promote sediment and erosion control best management practices to maintain water quality to the highest degree possible.

In addition to engaging staff in detailed review and discussion of the Municipal Regional Permit Tentative Order, the City conducted a review of the Draft State Construction General Permit. Additionally, the City hosted a regional workshop for co-permittees and developers to discuss the Draft State Construction General Permit.

Public Streets, Roads, & Highways (PSR)

This program element is pursuant to provision C.2.a of the permit and is one of several that address municipal activities. These program elements essentially consist of BMPs being incorporated into City operations such as street repair. Training plays a key role in ensuring that staff uses the proper techniques during the course of their duties to protect water quality. For FY 07-08, this training was completed in May 2008. Session content centered on review of the Department of Transportation's BMPs and Standard Operating Procedures (SOPs) for O&M activities. Corporation Yard Stormwater Pollution Prevention Plan training was integrated into the DOT crew training in FY 07-08. Training content is directed by which work groups are present, and the training curriculum is revised when needed to reflect new practices. On average, 93% of the employees responded that the BMPs taught were appropriate for their work.

Training was also conducted for Rural Public Works BMPs in accordance with provision C.5, which requires that the City employ proper techniques when conducting maintenance activities in rural areas. This standard is integrated as part of the PSR program element. The City's departments of Parks, Recreation, and Neighborhood Services; General Services; and Transportation are responsible for managing rural public works maintenance and support activities.

Material storage area with a straw wattle, a control BMP, at the Central Service Yard

The City conducts an extensive Street Sweeping program, involving the sweeping of the central business district; neighborhood business districts; arterials, collectors, and bicycle lanes; and residential streets. Annually, the City sends out a calendar of the residential street sweeping schedule to each single-family dwelling, and asks neighborhood associations within the City to include reminders in their association newsletters for moving parked vehicles on street sweeping days.

The City is continuing to expand the areas in which parking restrictions are required and enforced to improve the effectiveness of the street sweeping program. In FY 07-08, the enforcement area was broadened from 239 to 266.5 curb miles. The City anticipates expanding the areas in which parking restrictions are required and enforced for street sweeping by approximately 20 curb miles in FY 08-09.

Storm Drain System Operation & Maintenance (SDO)

Department of Transportation crew cleaning a storm drain catch basin on Adrian Avenue

Storm Drain System Operation and Maintenance is another program element implemented in accordance with provision C.2.a of the permit. This program includes key maintenance activities that are conducted to ensure the proper function of the storm sewer system to collect and convey storm runoff. Maintenance staff training was conducted to coincide with that of the PSR program element and was completed in May 2008.

The Department of Transportation successfully implemented its annual storm drain inlet inspection and cleaning program, cleaning approximately 29,500 inlets. Evaluation of the data collected during inlet cleaning indicates that approximately 2.7% of the City's storm drain inlets and catch basins had a problem associated with them. The key problems for stormwater protection were abandoned silt sacks and vehicles parked on the catch basin. Maintenance staff is directed to contact Environmental Enforcement for follow up when pollution is identified.

Water Utilities Operations & Maintenance (WUO&M)

This program addresses O&M activities at the City's Municipal Water System and is implemented in accordance with provision C.2.a. The key tool for implementing this program is the Water Utility Operation and Maintenance Discharge Pollution Prevention Plan. Per the plan, staff training ensures that proper techniques are employed during maintenance activities. An annual training program covers common SOPs and BMPs and includes the development of a video demonstrating a specific work function. In FY 07-08, staff produced a training video focused on tank cleaning. After viewing and evaluating the procedures in the training video, staff determined that no changes in the current practices are needed. Additionally, a survey of staff indicates that current SOPs and BMPs are clear, adequate, workable, and effective.

Water System Technicians performing maintenance, diverting the flow to a pervious landscape area

Pesticide Management (PM)

This program addresses municipal pesticide use and is implemented in accordance with provision C.9.d. of the Permit. The primary purpose of the Pesticide Management program is to reduce the amount of pesticides in urban runoff. Activities include setting municipal policy, incorporating Integrated Pest Management (IPM), implementing proper techniques when selecting and applying pesticides on City property, staff training, public education, and City participation in regional efforts to influence regulations that affect pesticide management.

The City continues to apply both proven and innovative IPM techniques to resolve municipal pest problems. Continued IPM methods include scraping and power washing tussock moth cocoons from trees, applying mulch in landscapes as a water-saving weed barrier, trapping and removing squirrels instead of baiting and poisoning, and favoring tree injections over broadcast spraying when pesticides are needed.

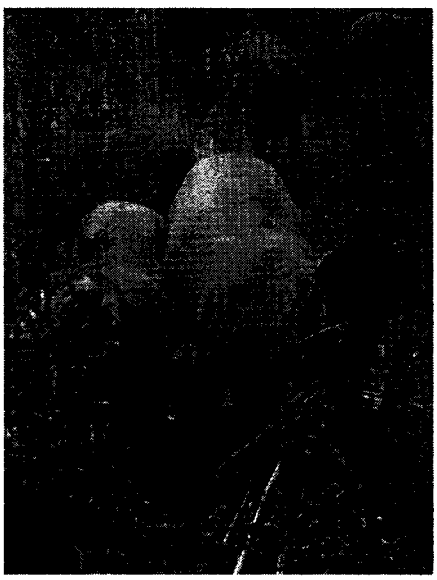

Sheep grazing on weeds at the Airport, a chemical--free management strategy

Innovative pilot projects in FY 07-08 include the installation of barn owl boxes in City parks to encourage predation of gophers and posting of bat boxes in community gardens to encourage bats to roost and feast on mosquitoes. Additionally, the City piloted the use of grazing animals to manage vegetation and invasive weeds without the use of chemical or mechanical resources. Approximately sixty-seven acres of municipal property was grazed at sites including Mineta San Jose International Airport, Alum Rock Park, DOT Special Assessment Districts in Evergreen, and the Municipal Water Zone 3 Recycled Water Reservoir.

In FY 07-08, the City continued data collection and tracking of pesticide applications on City property, including City facilities, parks and golf courses, DOT Special Assessment Districts, and Municipal Water sites. Even though notable declines were documented in the use of pesticides with known carcinogenic effects and reproductive toxicity (CA Prop 65 List) and those most likely to threaten water quality, overall pesticide use increased by seven percent from FY 06-07 to FY 07-08. While using total pesticide use as an indicator is problematic for a number of reasons, this increase is most likely attributable to the addition of 20 new acres of City park land and more comprehensive reporting of pesticide use in FY 07-08. The City will continue collecting pesticide use data from all City sources into the future.

Mercury (M)

This program element is implemented pursuant to provision C.9.c of the permit. The City has continued its efforts to reduce or eliminate potential mercury discharges from municipal operations. The City purchases low mercury-containing fluorescent lamps, and

spent lamps are recycled properly. In FY 07-08, the City recycled more than 58,000 feet, or over 11 miles, of mercury-containing spent fluorescent lamps. Residential recycling of lamps is accomplished through the City's support of the Santa Clara County's Household & Small Business Hazardous Waste program.

The City also continues its support of the San Francisco Bay Regional Monitoring Program, AB 982 Total Maximum Daily Load (TMDL) Public Advisory Group, and the WMI Guadalupe River Mercury TMDL Workgroup. The City continues its commitment to work with the Water Board and stakeholders toward TMDLs that are technically defensible and feasible for implementation.

Copper & Nickel Action Plans (CNAP)

This program element is implemented pursuant to provisions C.9.a and C.9.b of the permit, which incorporate Action Plans for copper and nickel to be implemented based on water quality monitoring results in the South Bay. The action plans include activities for which various agencies or entities assume responsibility. Only activities undertaken at the municipal level for stormwater are included in this report. Such activities have largely been integrated into other ongoing program elements but are reported as a summary for clarity. Copper and Nickel remain among the list of pollutants addressed by general and targeted outreach regarding stormwater pollution prevention.

The City piloted a car wash storm drain diverter kit grant in FY 07-08. The City purchased a diverter kit and granted it to the Lincoln High School cheerleader squad for use in their fundraising car wash activities at Hoover Middle School. The diverter kit included a portable basin which sits across the top of the opened storm drain. In theory the wash water would run into this basin and a sump pump would pump the water to a cleanout or to landscaping. Unfortunately, the diverter kit did not function as well as planned. Due to concerns with the performance of the kit, logistical constraints, and labor-intensive nature of running a kit-based program, the City has not pursued purchasing additional kits to grant to additional public schools; instead promoting alternative fundraising strategies.



IS YOUR ROOF RUNOFF POLLUTED?

In the City's Industrial and Commercial Inspection program, key activities have been implemented to address copper either exclusively or among the array of potential pollutants. A fact sheet regarding rooftop sources of copper pollution was again distributed to select industrial facilities. The City also continued its "NOI Filers" project. This activity aimed to increase awareness among industrial facilities of their obligations under the State's General Industrial Activities Stormwater Permit (GIASP) by providing them with BMPs and information alerting them to the requirements. Review of this information has already been successfully incorporated into routine inspections and the City reports to the Water Board a list of facilities that have not yet filed under the GIASP.

The City provides BMP information for its residential and commercial constituents on various actions they can take to reduce or eliminate the exposure and discharge of copper from their activities. Materials are distributed via inspection, at the City's planning and permitting offices, at outreach events, and on the City's website.

Trash (TRA)

This program element is implemented pursuant to the Program's Trash Work Plan and provision C.1 of the permit. The purpose of the Trash program is to address litter and illegal dumping that threatens to pollute urban waterways. Activities associated with the Trash program are broken up into four major areas: assessment, prevention, removal, and pilot studies.

The City continued to assess the level of trash at various sites in the City. Assessments were performed using one of two standard protocols selected and utilized by all co-permittees in the Santa Clara Valley. Assessments provide information regarding the type and potential sources of trash found in and around urban creeks and offered insight into the effectiveness of existing trash management practices. The trash assessments revealed that existing trash management activities are sufficient at many locations, but that enhancements are needed in others. The City is exploring additional assessment tools to better characterize the levels and characteristics of litter across the City as a whole.

The City strongly advocates litter prevention, and actively participates in the Silicon Valley Anti-Litter Campaign and BASMAA's upcoming Regional Advertising Campaign focusing on litter prevention. The City is also exploring long-term illegal encampment solutions with the County's Blue Ribbon Commission on Housing and Homeless Issues, as well as considering policies which curtail specific items which disproportionally make up litter, such as plastic shopping bags.



Contractors installing a catch basin screen on Mt. Vista Drive for the structural trash pilot

The City of San José and the Santa Clara Valley Water District (District) expanded efforts associated with the Memorandum of Agreement for Trash Prevention and Removal (Trash MOA), which began in FY 04-05. The Trash MOA was revised to incorporate illegal encampment cleanup activities, some of which were taking place on an ad hoc basis. The revised Trash MOA includes weekly encampment cleanup activities on waterways in the City, up to 10 monthly cleanups of large and active illegal encampments, as well as increasing the number of City-District partnered cleanups to a maximum of five per year. During this reporting period, partnered clean-up projects on the Coyote Creek and the Guadalupe River removed over 28 tons of debris from these waterways, with one of the cleanups removing 24 tons.

The City began piloting catch basin inserts (screens) as a structural trash control technique. These screens could serve as an additional method to further prevent trash and other debris from entering the City's stormwater conveyance system and, ultimately, our local creeks.

Approximately 85 inserts were installed in FY 07-08 as part of a multi-year structural trash management pilot study. Preliminary results indicate that the screens are effective at preventing material from entering the stormwater conveyance system without significantly effecting catch basin function and capacity. Preliminary results to-date also indicate that the far majority of material captured is leafy debris. A final report on this will be completed next year.

Monitoring (MON)

Monitoring activities required in the stormwater permit are generally implemented at the Program level. However, the City participates directly in monitoring activities region-wide, including the San Francisco Bay Regional Monitoring Program, through participation in the Sources, Pathways and Loadings Workgroup and Technical Committee, SCVURPPP Multi-year Monitoring Program, various regional and Program-focused investigations of pollutants and sources to the storm drain system, and special studies in support of TMDLs.

Program staff monitoring Calabazas Creek

This year, City staff actively participated in planning and review activities for the Regional Monitoring Program (RMP), serving on the RMP Technical Committee and as members of the Sources, Pathways and Loadings workgroup. Financial support for the RMP has continued since its inception. City staff also serves on the Guadalupe Mercury TMDL Workgroup, representing the City and the Watershed Management Initiative's Watershed Assessment and Monitoring Subgroup. The City reviewed special study reports and provided in-kind services in support of the Guadalupe Mercury TMDL.

Municipal Compliance (MC)

This program element summarizes the City's efforts to train City staff on pollution prevention practices and to ensure that City facilities comply with storm water requirements. In FY 07-08, the City held over 90 sessions on various topics to ensure that City staff received training on procedures and issues related to storm water programs. Again the City retained a consultant that conducted the annual erosion and sediment control training for Building, Environmental, and Public Works construction inspectors. Approximately 108 City staff attended the training. Watershed Enforcement inspectors completed numerous trainings that included: 1) fats, oil, and grease; 2) industrial discharge inspection procedures; 3) hazardous waste operations; 4) traffic safety; and crime scene investigation. Numerous trainings were conducted on post-construction BMPs as well as workshops on vegetated swales, green building designs, and design techniques to reduce the amount of pesticide use in new project landscape. As part of the catch basin trash insert pilot study, trainings were conducted by Urban Runoff staff to City storm drain inlet cleaning crews in DOT to inform them

Vegetative swale training for City staff

how the inserts function and how to clean them of leaves and debris.

To ensure stormwater compliance at priority City properties, Corporation Yards were routinely inspected for stormwater practices. An annual inspection was conducted at each of the five Corp Yards during March and April 2008. Three hazardous material inspections at each of the Yards and the Municipal Garage, which include stormwater issues, were also conducted in FY 07-08. Corporation Yard Stormwater Pollution Prevention Plans (SWPPPs) were revised as necessary during FY 07-08. Corporation Yard SWPPP training was incorporated into the annual crew trainings, with additional SWPPP training conducted in June 2008 for the remaining Corp Yard maintenance staff not captured in the annual crew trainings. Approximately 95% of the employees surveyed responded that the training adequately explained a SWPPP. The combination of site inspections and the semi-annual meetings appears to be working well. The concerns identified in the Yards' inspection reports are usually minor and resolved swiftly.

Public Information / Participation (PIP)

This program is implemented in accordance with provision C.4 and includes general outreach, targeted outreach, educational programs, and public participation activities. The City has a robust and broad-based public information and public participation program, utilizing many different methods to best deliver stormwater pollution prevention and watershed protection messages to a wide array of audiences. Conducting outreach to the community and providing opportunities for participation in water quality protection activities are critical to evoking the behavior changes needed to manage stormwater quality. They are also important for garnering the support needed to continue and expand services and programs.

Environmental Specialist with community members at National Night Out at Emma Prusch Park

The City participates in and supports a wide variety of stormwater outreach and education activities, including many in collaboration with other local and regional agencies. Highlights for FY 07-08 include: participating in the Silicon Valley Anti-Litter Campaign; providing access and supplies for multiple creek clean-up sites; participating in dozens of community events; training teachers and providing watershed curriculum materials; and providing training sessions for developers on construction requirements. Outreach continues to be a vital tool for inspectors, allowing for direct education of polluters and potential polluters. Education is the first step in the City's Enforcement Response Plan. Educating the youth of San José continues to be a priority, with multiple programs targeting students, teachers, administrators, and school communities with watershed education and green practices.

The City also actively supports Program-wide and Bay Area-wide outreach and education activities, including IPM outreach, mercury outreach, regional media relations, and the Watershed Watch campaign. Coordinating outreach activities with the Program and Bay Area-

wide efforts enables the City to deliver pollution prevention messages more effectively and at reduced cost.

Permit Reapplication

The City's current NPDES permit was adopted in February 2001 for a five-year period. The permit was amended in October 2001 and July 2005, with both amendments relating to the New and Redevelopment stormwater treatment and hydromodification provision, also known as Provision C.3. The permit has been administratively extended since February 2006, pending the adoption of the Bay Area-wide Municipal Regional Permit.

In late 2005, the Water Board embarked on a multi-stakeholder process to craft an NPDES permit, called the Municipal Regional Permit (MRP) that would apply to all municipal stormwater dischargers in the Bay Area. In the past, NPDES permits were issued separately to Bay Area stormwater programs with staggered adoption dates, which often resulted in uneven and inequitable requirements.

In December 2007, the Water Board released the MRP Tentative Order, which included a 60-day comment period. City staff dedicated numerous hours analyzing the Tentative Order, briefing stakeholders, and preparing written responses. City staff submitted both technical comments coordinated by the Environmental Services Department as well as legal comments from the City Attorney's Office in February 2008. City staff and elected officials also testified at a Water Board public hearing in March 2008. City staff will continue to participate in the MRP process through the Program, BASMAA, and individually as a City. Water Board staff continues to anticipate adoption of the MRP in late 2008.

Conclusion

The City of San José is committed to managing and protecting stormwater quality and dedicates resources to a variety of activities designed to address stormwater quality issues. The City actively participates in many local and regional efforts designed to leverage the most value for its resources and citizens. With the new Council-adopted Green Vision, the City is a leader in bold, proactive environmental policies and continues to meet or exceed its permit-mandated obligations.

City of San José
FY 2007-2008 ANNUAL REPORT

Certification Statement

"I certify, under penalty of law, that this document and all attachments were prepared under my direction or supervision in accordance with a system designed to ensure that qualified personnel properly gather and evaluate the information submitted. Based on my inquiry of the person or persons who manage the system, or those persons directly responsible for gathering the information, the information submitted, is, to the best of my knowledge and belief, true, accurate, and complete. I am aware that there are significant penalties for submitting false information, including the possibility of fine and imprisonment for knowing violations."

Signature by Duly Authorized Representative:

MELODY TOVAR, P.E.
Deputy Director
Environmental Services
Watershed Protection

Date: 8/4/08

041735

This page intentionally left blank.

1. ICID: Illicit Connection / Illegal Discharge Inspection

1.A ICID Work Plan Self Evaluation Matrix

Item No.	Activity	Compliance Date	FY 07-08 Status	Responsible Party
ICID 1	**Response to Complaints** The City of San José will respond to complaints regarding ICID dumping activities into the storm drain system and will ensure that the activity has ceased or is on a time schedule to cease.			
ICID 1.A	Update database system to track ICID complaint information.	Done FY 02-03	Done FY 02-03.	ESD-WE
ICID 1.B.1	Document complaint activity, the number of ICID complaints that the City received, and that the activity has ceased or is an allowable discharge.	Annually	Done FY 07-08. See 1.D: *ICID Summary Tables/ Additional Information.*	ESD-WE
ICID 1.B.2	Prepare draft complaint activity data tables to review trends and to facilitate timely evaluation of the data.	Annually, Q3	Done FY 07-08.	ESD-WE
ICID 1.C	Document to the Water Board annually follow-up activities from each ICID complaint response.	Annually	Done FY 07-08. See 1.D: *ICID Summary Tables/ Additional Information.*	ESD-WE
ICID 1.D.1	Review effectiveness of standard operating procedures for responding to ICID complaints.	Ongoing	Done FY 07-08. New database was finalized. Procedures are being updated to reflect the new database.	ESD-WE
ICID 1.D.2	Refine and implement standard operating procedures for responding to ICID complaints/referrals.	As Needed	Done FY 07-08. Current procedures are working well. *See comment in ICID 1.D.1*	ESD-WE
ICID 1.E	Work with SCVURPPP to refine administrative procedure for providing referrals to the Regional Board.	Pending Implementation by Program	Pending activity by Program ICID AHTG.	ESD-WE, Program
ICID 1.F	Revise standard operating procedures to incorporate results of ICID 1E.	Pending Implementation by Program	Pending completion of ICID 1E.	ESD-WE, Program
ICID 2	**Investigations** The City of San José will conduct investigations of high priority areas. High Priority is defined as areas with a high potential for non-stormwater discharges to the City's collection system.			
ICID 2.A	Target areas for monitoring by identifying high priority areas, primary types and sources of ICID pollution based on complaints, historical inspection records, inspector knowledge, and monitoring information.	Annually	Done FY 07-08. Priority areas based on complaints received. All complaints are investigated.	ESD-WE
ICID 2.A.1	Perform GIS analysis on frequently occurring ICID sources and/or types.	Done FY 03-04	Done FY 05-06 and FY 07-08. In FY 07-08, the highest number of complaints received were in zip code 95112. See 1.D: *ICID Summary Tables/ Additional Information.*	ESD-UR
ICID 2.A.2	Perform outreach in targeted areas based on GIS analysis and other analyses as available. See PIP 2 for details.	Annually	Done FY 07-08. Outreach was performed in eight different Strong Neighborhood Initiative areas. See 1.B: *ICID Program Evaluation, Targeted Outreach.*	ESD-UR & WE

ITEM NO.	ACTIVITY	COMPLIANCE DATE	FY 07-08 STATUS	RESPONSIBLE PARTY
ICID 2.B	Conduct investigations of high priority areas based on ICID 2A.	Ongoing	Done FY 07-08. See 1.D: *ICID Summary Tables/ Additional Information.*	ESD-WE
ICID 2.C	Document to the RWQCB that high priority areas have been conducted, per Table 2 in revised reporting format.	Annually	Done FY 07-08. See 1.D: *ICID Summary Tables/ Additional Information.*	ESD-WE
ICID 3	**Inspector Training** The City of San José will ensure that ICID inspectors are adequately trained in inspection procedures, documentation, and enforcement related to stormwater pollution prevention.			
ICID 3.A	Conduct annual training for ICID inspectors.	Annually, Q1	Done FY 07-08. See 13.D: *Municipal Employee Training Summary* for details.	ESD-WE
ICID 3.B	Provide and document on-the-job training and other training opportunities, such as inspection workshops.	Ongoing	Done FY 07-08. See 13.D: *Municipal Employee Training Summary* for details.	ESD-WE
ICID 3.C	Review inspection training protocols to identify new training opportunities, approaches, and materials.	Annually	Done FY 07-08.	ESD-WE
ICID 4	**Outreach and Technology Transfer** The City of San José will distribute outreach and technology transfer material containing applicable control measures and/or BMPs to target parties responsible for ICID activities.			
ICID 4.A	Determine need for new and/or revised outreach and technology transfer material by getting feedback from inspectors regarding 1) continuing problem activities; 2) discharge types; 3) monitoring and complaint data; and 4) usefulness of existing outreach and technology transfer material.	Ongoing	Done FY 07-08. See 14.D: *PIP Activities Table* for details on ICID outreach.	ESD-MarComm ESD-UR
ICID 4.B	Develop, audit and/or modify existing outreach material, as needed, based on report developed under ICID 4A.	As Needed	Done FY 07-08. Feedback from inspectors is collected during regular staff meetings. Needs are identified and responded to as priorities and budget allow.	ESD
ICID 4.C	Document to Water Board that outreach and technology transfer material and/or BMPs have been distributed.	Annually	Done FY 07-08. See 14.D: *PIP Activities Table* for a count of outreach and technology transfer materials distributed as part of inspection activities.	ESD-UR
ICID 4.D	Develop and implement standard operating procedures to gather customer feedback on ICID services.	Development Done FY 02-03 Implementation Ongoing	Done FY 07-08. Customer feedback cards are routinely distributed to ICID complainants. See Section 14 A, Item PIP 2.B 1 for details.	ESD-WE
ICID 5	**SOPs Effectiveness Evaluation** The City of San José's Watershed Enforcement staff will review and evaluate the effectiveness of its SOPs in responding to complaints regarding illicit connections and illegal discharge dumping activities into the storm drain system.			
ICID 5.A	Document and evaluate effectiveness of SOPs.	Annually	Done FY 07-08 and ongoing.	ESD-WE
ICID 5.B	In Annual Report, document and evaluate what worked well and what needs improvement.	Annually	Done FY 07-08. See 1.B: *ICID Program Evaluation.*	ESD-WE

1.B ICID Program Evaluation

The City's Environmental Services Department (ESD) responds to complaints regarding illegal discharges or threats of discharge to the storm sewer system. The total number of incidents increased slightly from 672 last year to 706 this year as shown in Table labeled "Incident Types by Potential Source of Incident" in 1.D: *ICID Summary Tables / Additional Information*. Figure 1, *Number of Incidents by Type* illustrates distribution of incidents according to categories such as dumping non-hazardous, tracking soil, and vehicle and equipment leaking. Figure 2 *Number of Incidents by Category* illustrates the distribution of ICID incident types for residential, commercial, industrial, automotive, food, construction, and public facilities. As in past years, vehicle and equipment leaking and tracking soil continue to be the two most common types of illegal discharges to the storm sewer system. However, the total number of calls is down approximately 15% from FY 04-05 which may be an indication that resident's are more aware of the ICID program, specifically that dumping anything into the stormdrain is prohibited and detrimentally affects the local creeks and watershed.

Looking back at the trends of the leading incident type - vehicle and equipment leaking - the number of violations related to this incident type decreased by approximately 25% since FY 04-05. This may be due in part to increased outreach in residential areas. Data analysis shows that, a significant proportion, 82%, of the vehicle and equipment leaking violations originate in residential areas. This may be due to residents conducting car repair, oil changes, and other auto-related activities, either in the street or in the driveway, which may result in liquids leaking onto the street and into the stormdrain. Whereas auto-related activities conducted in commercial or industrial areas are usually done by professionals in enclosed buildings which results in very little, if any leaking onto the street or into the stormdrain. Recent intensive outreach efforts by ESD staff in the Strong Neighborhood Initiative (SNI) residential areas may be a contributing factor to the high number of calls related to these incidents originating in residential areas. Additionally, ESD staff inform residents that car repair and dumping anything, including oil, and other auto-related materials into the street or stormdrain are prohibited by City ordinance.

Tracking soil continues to be a leading incident complaint, with 42% of these complaints originated in residential areas, a 4.5% increase from FY 07-08. Again, this may be due to increased outreach and education conducted by ESD staff in SNI areas. Residents' awareness of illegal discharge issues, such as tracking soil from construction sites onto streets, may have increased and resulted in a high number of calls related to this incident type compared to other incidents such as RV waste. In an effort to discourage the occurrence of, and to draw attention to, potential soil tracking at construction sites, the City piloted highly visible fence-mounted signs at two construction sites. The signs alerted readers to report to the City any mud that they may see on the street. This new initiative may also have been responsible for the continued high number of calls related to tracking soil. The City will continue and expand the pilot of fence-mounted signs at construction sites. In order to address this continuing issue with construction sites, the City hired a third inspector in FY 07-08 in order to better monitor and correct issues at construction sites related to stormwater.

To make it easier for complaining parties to file a complaint, the City began accepting ICID complaints via the internet in January 2008. Staff developed an online reporting form, located on the City's stormwater internet site at http://www.sanjoseca.gov/esd/stormwater/stormdrain-complaint.asp. Complaints received from this form are entered into the system and responded to by Watershed Enforcement Inspectors the same as phoned-in complaints. The City will continue promoting this new means of registering complaints through existing outreach channels.

Targeted Outreach

In FY 07-08, City staff conducted outreach to eight neighborhoods through direct outreach by attending community meetings in the following SNI areas: Tully/ Senter, 13th Street, KONA, University, Spartan Keyes, Edenvale/ Great Oaks, Washington, and Market-Almaden. These areas were selected because they are proximate to the zip code areas that had the highest volume of calls in preceding years. The neighborhood groups gladly accepted the distributed information and usually asked questions of the City staff concerning ICID and associated environmental issues.

A zip code analysis of ICID complaints for FY 07-08 shows the downtown zip code 95112 with the highest number of calls. A number of the SNI meetings attended this year were in the 95112 zip code, such as 13th Street, University, and Tully/Senter. The increased number of calls may be a result of education and awareness activities targeted at downtown residents. Residents are aware of the program and are more apt to call in violations, and are less likely to conduct violations themselves. The SNI continues to be an excellent venue to reach City residents. Staff will continue to do targeted outreach at these existing venues, in addition to providing articles to Neighborhood Associations for their monthly newsletters, in order to educate residents with the intention of decreasing the number of illegal discharges to the storm sewer system. Information about the SNI program can be found at http://www.strongneighborhoods.org.

Thermoplastic Stencils

This fiscal year, the City installed 3,076 thermoplastic stormdrain stencils as a pilot project. The new stencils are highly reflective and are expected to be more durable and longer lasting than the traditional painted stencils the City uses. The stencils were placed in areas characterized by high ICID complaints received in FY 05-06. City staff will monitor the longevity of these stencils and trends in incident complaint calls for continuous program improvement. Please see PIP 14.B. Program Evaluation section for more details.

1.C ICID Response to Water Board Comments

No comments received from Water Board on this Program Element.

1.D ICID Summary Tables / Additional Information

Figure 1: Number of Incidents by Type



Figure 2: Number of Incidents by Facility

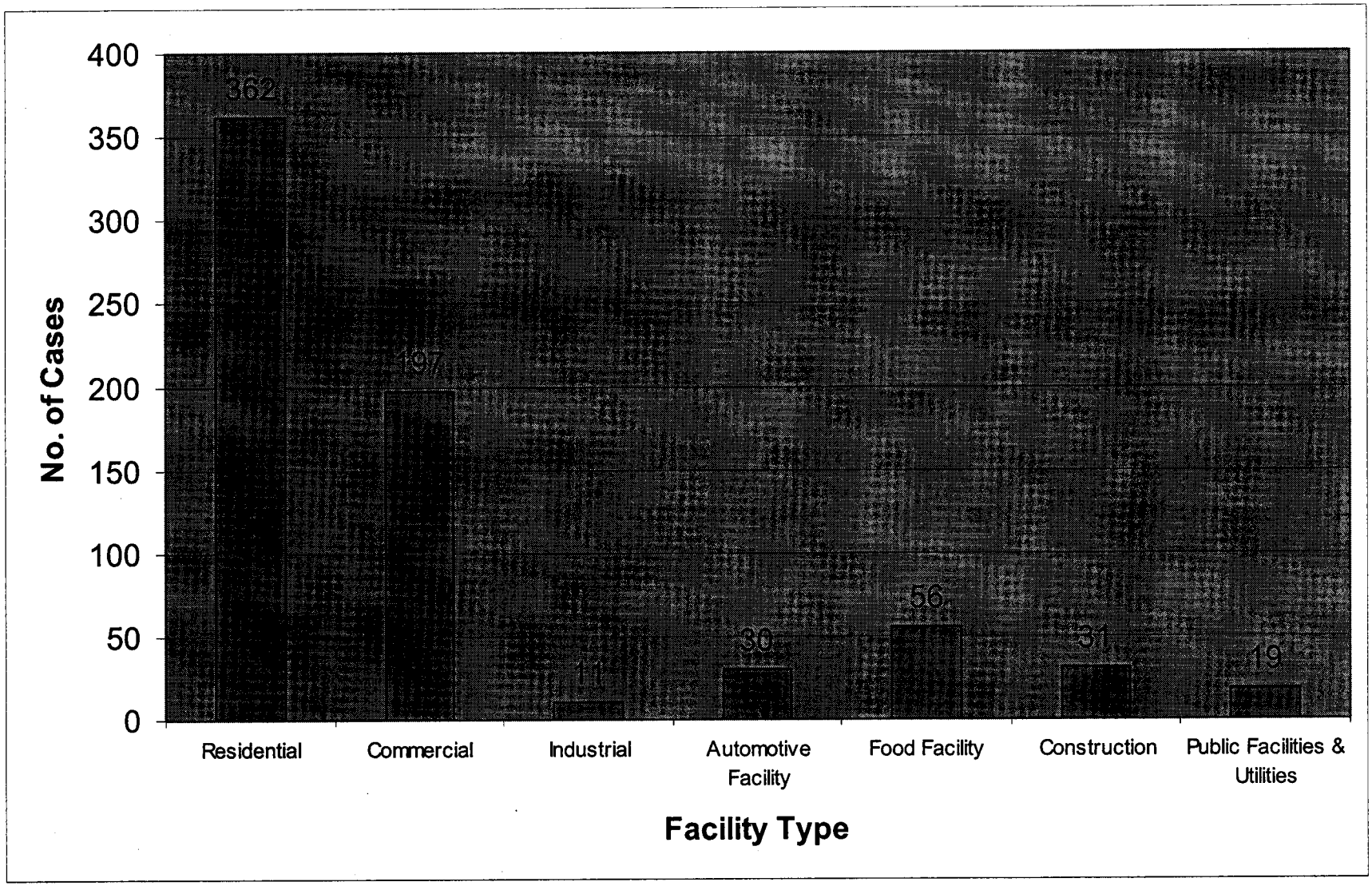

Incident Types by Potential Source of Incident

Incident Type	Residential	Commercial	Industrial	Automotive Facility	Food Facility	Construction	Public Facilities & Utilities	Totals
Abandoned Drums	0	1	1	0	0	0	1	3
Allowable discharge	11	10	0	0	0	0	2	23
Carpet cleaning	2	0	0	0	0	0	1	3
Cement	16	2	0	0	0	1	0	19
Complaint not found	14	9	1	3	1	0	1	29
Cooling Water	1	1	0	0	0	0	0	2
Dewatering	3	1	0	0	0	1	0	5
Dumping - hazardous	13	6	2	0	1	0	1	23
Dumping - non-hazardous	21	17	1	3	4	1	1	48
Dumpster	6	9	0	0	10	0	0	25
Equipment cleaning	4	5	0	0	0	1	0	10
Grey water	12	13	1	2	9	0	2	39
Illicit connections	5	2	0	1	0	1	1	10
Landscape material dumping	10	4	0	0	0	0	0	14
Misc. incidents	1	5	0	1	1	2	0	10
Oil & grease	3	8	2	1	19	0	0	33
Overwatering	2	0	0	0	0	0	0	2
Paint	10	2	0	0	0	0	0	12
Pools/Spas/Fountains	22	4	0	0	0	0	1	27
RV Waste	4	3	0	1	0	0	0	8
Sanitary spill or leak	24	9	0	1	4	1	2	41
Saw cutting slurry	4	6	0	1	0	1	0	12
Spills	2	2	0	0	1	0	1	6
Surface cleaning	3	11	0	2	5	0	2	23
Storm water infiltration device (SWID)	0	0	0	0	0	0	1	0
Tracking soil	29	18	0	0	0	21	1	69
Used oil dumping	25	4	1	2	0	0	0	33
Vehicle & equipment leaking	78	11	1	5	0	0	0	95
Vehicle repair	18	2	0	3	1	0	0	24
Vehicle washing	6	20	1	3	0	0	0	30
Water line breaks	13	12	0	1	0	1	1	28
Totals	***362***	***197***	***11***	***30***	***56***	***31***	***19***	***706***

Workload Summary

Workload	07-08	06-07	05-06	04-05	03-04	Definitions
Total Cases Received	706	672	792	829	716	ICID complaints received in fiscal year. Effective FY 04-05, this category excludes complaints redirected to other agencies.
Investigations	1049	1,024	1,359	1,359	939	Total number of inspections for cases received in fiscal year, including initial and follow up inspections
Total Cases Investigated	650	711	--	--	--	Cases investigated and closed in fiscal year including any carry-over cases from previous years.
Total Investigations	962	1,097	--	--	--	Total number of inspections for cases investigated in FY, including initial and follow up inspections.
Carry-Over Cases	55	0	57	53	102	The number of cases still open at the end of fiscal year.

Complainant Source Summary

# Cases Received in 07-08 by Complainant Source	07-08	06-07	05-06	04-05	03-04	Definitions
ICID Inspections	9	4	25	123	243	Any Environmental Services Department Inspector
City Staff	270	249	281	114	176	Any employee of the City of San José.
Other Agency	38	39	46	33	19	Any government agency other than the City of San José.
Citizen Complaints	369	362	436	434	359	Any person residing or working in the City of San José.
Other	20	18	2	56	101	Any complainant that is not included in the above source types.
Total	705	672	792	829	716	
How Complainants Heard about Program (PIP)	**07-08**	**06-07**	**05-06**	**04-05**	**03-04**	**Definitions**
City Operator/411	47	35	44	25	21	
Complainant is a City Employee	286	262	312	311	202	
Have filed complaint before	46	36	56	41	50	
N/A	199	172	130	197	211	
Other	91	107	171	187	169	
Outside Agency	21	37	38	25	20	
Preprinted Literature	1	2	4	0	0	
Storm Drain Stencil	15	21	37	43	43	
Total	706	672	792	829	716	

ICID: Illicit Connection / Illegal Discharge Inspection

Enforcement Summary

Total Enforcement Actions Taken for ALL investigated cases*	07-08	06-07	05-06	04-05	03-04	Definitions
Total BMPS	728	1,109	1,730	1,054	1,061	Total Number of BMPs Distributed
Verbal Notice	214	309	230	285	173	Verbal warning providing information for corrective actions
Warning Notice	258	297	510	357	234	Written letter providing information for corrective actions (In San José this is an Official Warning Notice.)
Administrative Action	0	0	N/A	N/A	0	Official letter describing requirements and consequences (In San José this is a Compliance Order, which is no longer used.)
Administrative Action with Penalty &/or Fine	14	13	24	12	6	Administrative actions, including fines (In San José this is an Administrative Citation.)
Criminal Action	0	0	0	0	0	Legal actions
Referral for Enforcement	0	0	0	0	0	Refer case to agency with enforcement powers
Referral for other reason	0	0	0	24	1	Refer case to internal or external agency for clean-up, information or jurisdictional reasons
Cases by #Inspections*	**07-08**	**06-07**	**05-06**	**04-05**	**03-04**	**Definitions**
One Inspection	418	443	405	485	530	Number of Cases requiring one total inspection to achieve compliance
Two Inspections	174	190	259	241	160	Number of Cases requiring two total inspections to achieve compliance
Three Inspections	44	55	101	62	17	Number of Cases requiring three total inspections to achieve compliance
Four Inspections	9	10	14	27	2	Number of Cases requiring four total inspections to achieve compliance
Five or More Inspections	5	13	13	14	6	Number of Cases requiring five or more total inspections to achieve compliance
Total	650	711	792	829	716	
Cases by Highest Level of Enforcement Action*	**07-08**	**06-07**	**05-06**	**04-05**	**03-04**	**Definitions**
No Enforcement Action	288	212	175	279	83	Cases with no Enforcement Action taken
BMP Distribution	49	58	67	93	129	Cases with BMPs Distributed as the highest Enforcement Action to achieve compliance
Verbal Notice	125	196	125	155	310	Cases with Verbal Notice as the highest Enforcement Action to achieve compliance
Warning Notice	177	234	408	290	190	Cases with Warning Notice as the highest Enforcement Action to achieve compliance
Administrative Citation	11	11	17	12	4	Cases with Administrative Citation as the highest Enforcement Action to achieve compliance
Criminal Action	0	0	0	0	0	Cases with Criminal Action as the highest Enforcement Action to achieve compliance
Total	650	711	792	829	716	

* Beginning in 06-07 these numbers are reflective of the total number of cases investigated and closed during the fiscal year

This page intentionally left blank.

2. IND: Industrial & Commercial Discharges

2.A IND Work Plan Self Evaluation Matrix

ITEM NO.	ACTIVITY	COMPLIANCE DATE	FY 07-08 STATUS	RESPONSIBLE PARTY
IND 1	**Notice of Intent (NOI) Filers** The City of San José will conduct inspections of those facilities that have filed an NOI with the State and appear on a list provided by the State. An NOI is required to be filed with the State by companies that are considered to have a high potential to contaminate stormwater and are classified under certain standard industrial classification (SIC) codes.			
IND 1.A	Annually, obtain NOI filer database from State with annual information, review information and identify new NOI facilities for inspection the following year.	Annually	Done FY 07-08.	ESD-WE
IND 1.B	Conduct and document initial inspections of NOI Filers within one year using the inspector checklist form to determine exposure and assign a future inspection frequency to each facility accordingly. Document whether the facility had submitted an NOI, and whether a SWPPP and a SWMP were on site.	Ongoing	Done FY 07-08 and ongoing. See 2.D: *IND Summary Tables/Additional Information.*	ESD-WE
IND 1.C	Conduct and document annual inspections of facilities determined to have exposure in accordance with inspection frequency schedule.	Ongoing	Done FY 07-08 and ongoing. See 2.D: *IND Summary Tables/Additional Information.*	ESD-WE
IND 1.D	Conduct and document inspections of facilities that need to file an NOI at least once every five years and in accordance with the inspection frequency schedule identified in IND 3.	Ongoing	Done FY 07-08 and ongoing. See 2.D: *IND Summary Tables/Additional Information.*	ESD-WE
IND 1.E	Maintain the database to track the inspection information from the inspector checklist and to include all NOI filer SIC codes required by the Industrial Activities Stormwater General Permit.	Ongoing	Done FY 07-08 and ongoing.	ESD-WE
IND 2	**Non-Filer Investigations** The City of San José will inspect industrial facilities that may be subject to general permit requirements but are not found on the NOI filer list provided by the State.			
IND 2.A	Identify industrial facilities that conduct activities with the SIC codes listed in the IND SOPs.	Annually	Done July 2007: Determined the Inspection schedule for the year based on the IND SOP.	ESD-WE
IND 2.B	Develop a list of facilities targeted for inspection during upcoming year that may be subject to general permit requirements for NOI based on business licenses, etc.	Annually	Done, July 2007: Determined the Inspection schedule for the year based on the IND SOP.	ESD-WE
IND 2.C	Conduct and document initial inspections of industrial facilities with the SIC codes listed referenced in IND 2A, using the inspector checklist form to document whether the facility constituted a potential threat to discharge pollutants to the storm drain collection system, whether	Ongoing	Done FY 07-08 and ongoing. See 2.D: *IND Summary Tables/Additional Information.*	ESD-WE

ITEM NO.	ACTIVITY	COMPLIANCE DATE	FY 07-08 STATUS	RESPONSIBLE PARTY
	the facility had submitted an NOI, and whether a SWPPP and a SWMP were on site. Maintain database.			
IND 2.D	Conduct and document annual inspections of facilities determined to have exposure in accordance with implementation schedule. Add the facility to appropriate database(s) and assign an inspection frequency. If the facility inspected is determined to need to file an NOI and is not able to provide an NOI, SWPPP or SWMP, refer to the Water Board.	Ongoing	Done FY 07-08 and ongoing. See 2.D: *IND Summary Tables/Additional Information.*	ESD-WE
IND 2.E	Work with the Program's Industrial Inspection Ad Hoc TG on an Administrative procedure for providing referrals to the Regional Board and document providing referrals to the Regional Board for facilities with significant problems.	Pending Implementation by Program	Pending activity by Program IND AHTG.	ESD-WE, ESD-UR
IND 3	**City Regulated Facilities** The City of San José will conduct inspections of City Regulated commercial facilities as identified below: Food service facilities: 2 or more AOCs* over a rolling three year time period - Every year 1 AOC over a rolling three year time period - Every two (2) years 0 AOCs over a rolling three year time period - Every three (3) years All Other City Regulated facilities: 2 or more AOCs* over a rolling five year time period - Every year 1 AOC over a rolling five year time period - Every two (2) years 0 AOCs over a rolling five year time period but have exposure - Every five (5) years 0 AOCs over a rolling five year time period with no exposure or potential for exposure - No further inspections Facilities for which a referral or ICID complaint is received: As soon as practicable for violations and every year until they meet the above criteria. *Area of Concern (AOC) = A violation based on the San José Municipal Code 15.14.530 issued to a facility during a stormwater inspection.			
IND 3.A	Determine industrial/commercial facilities identified in the IND SOPs for inspection in each FY.	Annually, Q1	Done, July 2007: Determined the Inspection schedule for the year based on the IND SOP.	ESD-WE
IND 3.B	Conduct and document inspections of City Regulated facilities, other than food service facilities, at least once every five (5) years in accordance with the inspection frequency schedule. If determined to have no impact or no potential for pollution, will not be scheduled for future inspection.	Ongoing	Done FY 07-08 and ongoing. See 2.D: *IND Summary Tables/Additional Information.*	ESD-WE
IND 3.C	Conduct and document inspections of City Regulated food service facilities at least once every three (3) years. Initial approved performance standards require inspections every three years.	Ongoing	Done FY 07-08 and ongoing. See 2.D: *IND Summary Tables/Additional Information.*	ESD-WE
IND 3.D	Conduct and document inspections for which a referral or complaint was received within five days of complaint received and second inspection within one year.	Ongoing	Done FY 07-08 and ongoing. See 2.D: *IND Summary Tables/Additional Information.*	ESD-WE
IND 3.E	Develop a database to track the inspection information	Done FY 02-03	Done FY 02-03.	ESD-WE

Item No.	Activity	Compliance Date	FY 07-08 Status	Responsible Party
	from the inspector facility inspection report.			
IND 3.E.1	Implement new Environmental Enforcement Data Management System.	Done FY 03-04	Done FY 03-04.	ESD-WE
IND 3.E.2	Prepare draft data inspection tables to review data trends and to facilitate timely evaluation of the data.	Annually, Q3	Done FY 07-08	ESD-WE
IND 3.F	Maintain database to track inspection information from inspector facility inspection report and to include new industrial program categories.	Ongoing	Done FY 03-04.	ESD-WE
IND 3.G	For B, C, D, and E, collect information during inspections on the potential for stormwater pollution at City Regulated facilities in order to determine the appropriate inspection frequency for the various facilities.	Ongoing	Done FY 07-08 and ongoing. Areas of Concern (AOC) determine inspection frequency. AOCs are identified during inspection.	ESD-WE
IND 3.H	Develop an inspection frequency plan to track frequency of inspections. Implement & update, as needed, the inspection frequency plan.	Development: Done FY 01-02 Ongoing Updated As Needed	Done FY 01-02 and ongoing. Areas of Concern (AOC) determine inspection frequency. AOCs are identified during inspection.	ESD-WE
IND 4	**Compliance** The City of San José will conduct industrial/commercial inspections to determine the existence of discharges or potential discharges which are illegal under local ordinances. The facility operator will be notified of observed areas of concern to be corrected and/or if official action on violations is necessary, it will take place under local enforcement procedures.			
IND 4.A	Document facilities that have enforcement actions and the type of enforcement actions conducted for the existence of discharges or threatened discharges that are illegal under local ordinances.	Ongoing	Done FY 07-08 and ongoing. See 2.D: *IND Summary Tables/Additional Information.*	ESD-WE
IND 5	**Training** The City of San José will ensure that industrial/commercial inspectors are adequately trained in inspection procedures, documentation, and enforcement related to stormwater pollution prevention.			
IND 5.A	Conduct annual training for IND inspectors.	Annually Q1	Done FY 07-08. See 13.D: *Municipal Employee Training Summary* for details.	ESD-WE
IND 5.B	Maintain a training plan and provide and document on-the-job training and other training opportunities such as industrial/commercial inspection workshops.	Ongoing	Done FY 07-08 and ongoing. See 13.D: *Municipal Employee Training Summary* for details.	ESD-WE
IND 5.C	Review inspection training protocols to identify new training opportunities, approaches, and materials.	Annually	Done FY 07-08 and ongoing. See 13.D: *Municipal Employee Training Summary* for details.	ESD-WE
IND 6	**Outreach** The City of San José will help develop and distribute outreach and technology transfer material containing applicable control measures and/or BMPs to industrial/commercial facility operators responsible for IND activities.			
IND 6.A	Identify and list existing outreach and technology	Annually	Done FY 07-08. Outreach materials are listed in Appendix	ESD-UR

ITEM NO.	ACTIVITY	COMPLIANCE DATE	FY 07-08 STATUS	RESPONSIBLE PARTY
	transfer material.		A of the City's URMP.	
IND 6.B	Distribute applicable outreach and technology transfer material to industrial/commercial facility operators. Document to the Water Board that outreach and technology transfer material and/or BMPs have been distributed, as needed, to industrial/commercial facility operators.	Distribution: Ongoing See PIP Program Element in Annual Report	Done FY 07-08 and ongoing. See 14.D: *Outreach Materials Distributed* for a count of outreach and technology transfer materials distributed as part of Inspection activities.	ESD-UR
IND 6.C	Determine usefulness of outreach and technology transfer materials by obtaining feedback from industrial/commercial facilities. Obtain feedback from inspectors about the effectiveness of existing outreach and technology transfer material and develop and/or modify existing outreach material.	As Needed	Done FY 07-08. Feedback from inspectors is collected during regular staff meetings. Needs are identified and responded to as priorities and budget allow.	ESD-UR
IND 7	**NOI Filers Effectiveness Evaluation** The City of San Jose's Watershed Enforcement staff will review and evaluate the effectiveness of its inspections procedures and database tracking system.			
IND 7.A	Document and evaluate the effectiveness of NOI Filers inspections procedures.	Annually	Done FY 07-08. NOI filers are inspected in a similar manner as all facilities. These procedures were updated to include a better mechanism for determining whether a facility needs to file for an NOI if conditional.	ESD-WE
IND 7.B	Document and evaluate the effectiveness of the NOI Filers database tracking system.	Annually	Done FY 07-08. The NOI filer database tracking system identifies whether facilities are conditional or not and includes a special button for indicating if there is any potential for exposure.	ESD-WE
IND 7.C	Document and evaluate what worked well and what needs improvement.	Annually	Done FY 07-08. See 2.D: *IND Summary Tables/Additional Information.*	ESD-WE

2.B IND Program Evaluation

The goal of the IND Program Element is to reduce stormdrain pollution from commercial and industrial facilities through inspections. The Watershed Enforcement and Fats, Oils and Grease (FOG) Sections of the Watershed Protection Division inspected more than 4,500 businesses in San José this year.

Increase in Businesses Subject to Inspection

As shown in 2.D: *IND Summary Tables,* the total inventory of facilities in the City subject to inspection in FY 07-08 experienced another significant spike, increasing from 8,936 in FY 06-07 to 13,034 in FY 07-08. This dramatic increase is due primarily to an increase in the number of businesses that registered for business licenses through the City Finance Department due to a business license amnesty and the field data collection on businesses.

The City also experienced a significant increase in businesses subject to inspection in FY 05-06. At that time, the total inventory of facilities in the City subject to inspection had almost doubled over three years from 4,991 in FY 03-04 to 9,229 in FY 05-06. The City began to integrate this increased workload by prioritizing and phasing initial inspections, shifting resources, reorganizing, and adding staff. The FOG program which focuses on food service facilities, was part of a recent reorganization done in part to address the high volume of businesses in FY 05-06. In order to successfully manage the additional 4,000 businesses into next fiscal year's inspection workload, staff is exploring the use of these previously successful strategies as well as other options such as initial mail outs to home based businesses and other businesses that may pose a low threat to stormwater quality.

Enforcement Actions Taken

Over 4,000 enforcement actions were taken in FY 07-08, down 2% from last fiscal year. This does not include BMPs distributed during inspections, which increased by 19% over last fiscal year. This is due in part to the additional 600 businesses that were inspected over last year and due to the development of new useful BMPs. While the overall level of non-educational enforcement actions remained level, the number of administrative citations issued doubled. Inspectors are proactive in the distribution of educational materials, and will elevate enforcement to higher levels when the situation requires it.

A further analysis of the data revealed that food service facilities, comprising approximately 30% of the overall IND workload, had half of the Administrative Citations issued. The City started a new FOG program to work exclusively with food service facilities (see below). The City's intent is to educate and work with this business type in order to reduce the number of enforcement actions, such as Administrative Citations, and ensure that appropriate BMPs are used in order to protect the storm drain system.

Fats, Oils and Grease (FOG) Inspection Program

A highlight this fiscal year is the second successful year of the City's FOG Inspection Program, in which over 1,300 food service facilities were inspected and about 7,800 BMPs were distributed. Though the City has conducted comprehensive food service facilities inspections over the past five years, the FOG Program dedicates specific resources and staff to inspect stormwater and FOG-related practices at food service facilities. This is the second year that the program focused particularly on integrating the Sewer System Management Plan (SSMP) requirements and enhancing the business' general awareness of stormwater issues related to food service facilities.

In addition to regular inspections, FOG inspectors conducted 40 investigations of 67 facilities that were potential contributors to partial sewer blockages or sanitary sewer overflows. These investigations are done at the request of the City's Department of Transportation sewer crews, or via ICID complaints at food service facilities. These investigations identified 141 AOCs and resulted in the issuing of two administrative citations. The resolution of partial sewer blockages and sanitary sewer overflows ensures that wastewater does not enter the storm sewer system.

ESD staff conducted 352 plan check reviews of proposed new food service facilities. In the plan check role, staff reviews plans of proposed food service facilities submitted to the Building Division of the Planning, Building and Code Enforcement Department. ESD staff checks the plans to ensure the facilities include the necessary equipment, e.g. grease pumpers and vapor hoods, to prevent sewer blockages and overflows.

The FOG program continues to develop new and revise existing outreach material. In FY 07-08 the Maintenance Log sheet was revised to better organize the data it tracks. A new fact sheet listing exhaust hood cleaning servicers, grease trap services, and grease interceptor cleaning services was also developed." Additionally, City staff are collaborating with the Bay Area Pollution Prevention Group (BAPPG) to develop regionally consistent BMPs for FOG.

City staff have given presentations about the City's FOG Inspection Program at various venues in FY 07-08. Presentations were given at the California Water Environment Association's Pretreatment, Pollution Prevention, and Stormwater (CWEA P3S) board meeting, a Bay Area Pollution Prevention Group (BAPPG) meeting, and at a CWEA Santa Clara Valley Section training meeting.

City staff began developing a FOG website to provide food facility owners the information they need to understand why protection of the storm sewer system is a vital part of their business operations. The FOG website will also include tools and links to various BMPs, and is expected to go live in FY 08-09. In addition, the FOG Inspection Program's sanitary sewer inspections will be expanded to cover FOG-generating facilities in the WPCP tributary area. Any storm sewer-related issues noted during the inspections will be referred to the appropriate agency.

BMP Distribution

More than 12,500 Best Management Practice brochures were distributed by Inspectors in FY 07-08, an increase of 17% from FY 06-07. City Inspectors are very proactive in distributing BMP brochures, as education increases compliance rates and minimizes the number of future AOCs a facility has. Therefore, businesses that do not have any AOCs may still be given BMP brochures by inspectors to educate the business on pollution preventing best management practices. BMP brochures are available in multiple languages, providing facilities with the tools needed to adopt and maintain good practices.

2.C IND Response to Water Board Comments

No comments received from Water Board on this Program Element.

2.D IND Summary Tables / Additional Information

IND Summary Tables

Overall Facility Inspection Totals	07-08	06-07	05-06	04-05	03-04	Description of item
Facilities Subject to Inspection	13,034	8,936	9,229	6,164	4,991	All facilities in the database that require inspections to meet the performance standard, whether or not they are scheduled for inspection in the current year. This includes both city-regulated and GIASP facilities. This excludes facilities that the City has determined are not subject to future inspection based on a determination that there was no exposure, incorrect SIC, etc.
Facilities Scheduled for Inspection in reporting year	4,538	3,929	3,490	3,020	3,022	All facilities that were determined to need inspection by existing schedule date and imports from business license, Harris Info, and NOI filers state listing for reporting year.
Facilities Inspected in FY 07-08	4,551	3,930	3,506	3,029	2,872	All facilities subject to inspection that were inspected. Also described as number of cases.
Other City Regulated Facilities	82	67	85	51	26	These facilities had an Illicit Connection Illegal Dumping complaint filed against them, so now are scheduled to receive an industrial/commercial inspection as per IND 3D.
Facilities Scheduled for Inspection next fiscal year	4,550	4,469	4,000	3,237	3,144	All facilities subject to inspection for the following fiscal year.

Status of GIASP Implementation	07-08	06-07	05-06	04-05	03-04	Description of item
Board Referrals						
New NOI Filers	10	14	13	4	20	Total industrial facilities in San José with new NOI filed according to Water Board Database as of July 2004. Prior to 02-03, data included all Active NOI filers; not just new ones.
New NOI Filers Inspected	10	14	7	4	17	Of the facilities referred to the City by the Water Board, the number inspected during the fiscal year
Inspections						
Potential NOI Facilities	902	864	840	746	521	Of the facilities scheduled for inspection during the fiscal year, the number that may be subject to GIASP provisions
Have filed	64	45	52	96	126	Of the facilities inspected, the number that have filed.
SWPPP or SWMP on-site	81	82	81	87	149	Per IND 1B and IND 2C, the number of facilities having a SWPPP or SWMP on-site. Some facilities may have an informal plan or a formal SWPPP, even though they do not need to file NOI.
Need to file	24	35	59	90	26	Of the facilities inspected, the number determined to need to file in accordance with the GIASP. These facilities are listed in 2.D: *Companies Requiring NOI Based on SIC But Have Not Filed* and 2.D: *Companies Requiring NOI Based on Exposure But Have Not Filed.*
Do Not Need to File (Conditional - No Permit Required)	635	508	451	560	279	All facilities that were determined to need an inspection per the GIASP with findings of no NOI required.
Closed/Moved Facilities	179	276	278	248	521	NOI facilities no longer in operation.

Enforcement Actions Summary

Total Enforcement Actions Taken	07-08	06-07	05-06	04-05	03-04	Description of item
AOCs	2,254	2,263	1,821	2,591	2,624	Area of concern with a compliance date and any enforcement action activity.
BMPs	12,684	10,655	8,912	6,890	5,796	Number of BMPs issued as part of Enforcement.
Verbal Warning	1,384	1,402	1,070	1,280	1,927	Verbal warning providing information for corrective actions.
Official Warning Notice	440	500	366	384	162	Written letter providing information for corrective actions (In San José this is an Official Warning Notice.)
Administrative Action	0	0	0	0	0	Official letter describing requirements and consequences (in San José this is a Compliance Order. They are no longer used.)
Administrative Action with Penalty &/or Fine	18	9	5	15	3	Administrative actions, including fines (In San José this is an Administrative Citation.)
Criminal Action	0	0	0	0	0	Legal actions
Referral for Enforcement	0	0	0	0	0	Refer case to agency with enforcement powers
Referral for other reason	0	0	0	0	0	Refer case to internal or external agency for clean-up, information or jurisdictional reasons.

Highest Enforcement Action Taken	07-08	06-07	05-06	04-05	03-04	Description of item
No Enforcement Action	1,243	1,438	1,169	703	835	Cases with no Enforcement Action taken
BMPs Distributed	2,126	1,216	1,342	758	850	Cases with BMPs Distributed as the highest Enforcement Action to achieve compliance
Verbal Warning	826	858	686	1,013	1,064	Cases with Verbal Notice as the highest Enforcement Action to achieve compliance
Warning Notice	341	410	306	589	120	Cases with Warning Notice as the highest Enforcement Action to achieve compliance
Administrative Citation	15	8	3	0	3	Cases with Administrative Citation as the highest Enforcement Action to achieve compliance
Criminal Action	0	0	0	0	0	Cases with Criminal Action as the highest Enforcement Action to achieve compliance
Total	4,551	3,930	3,506	3,063	2,872	All facilities subject to inspection that were inspected. Also described as number of cases.

Inspections Required for Compliance	07-08	06-07	05-06	04-05	03-04	Description of item
One Inspection	3,376	2,907	2,807	2,055	2,057	Number of Cases requiring one inspection to achieve compliance.
Two Inspections	848	779	571	681	535	Number of Cases requiring two inspections to achieve compliance.
Three Inspections	229	192	96	204	158	Number of Cases requiring three inspections to achieve compliance.
Four Inspections	69	39	18	77	59	Number of Cases requiring four inspections to achieve compliance.
Five Inspections or More	29	13	14	46	63	Number of Cases requiring five inspections or more to achieve compliance.
No Inspections	0	0	0	0	0	Number of Cases requiring zero inspections (These are duplicates and facilities determined to be non-existent by Business List and phone calls)
Total	4,551	3,930	3,506	3,063	2,872	All facilities subject to inspection that were inspected. Also described as number of cases.

IND Facility Categories for the City of San José

(Developed by AHTG to use for Program-wide Reporting, September 7, 2001 Memo's 17 categories + 4 City categories)

Category #	Program Category	Current AHTG Municipal Category	Scheduled	Actual
1	Automotive	Automotive sales, engine and body repair, gas stations, car washes, parking, vehicle services	663	669
2	Food Service	Eating and drinking establishments, including cafeterias, delis, bakeries, mobile food	1,316	1,318
3	Paint Facilities	Manufacturing and retailing	2	2
4	Dry Cleaners	Dry cleaners	0	0
5	Cleaning Services	Mobile washers, building cleaning, carpet cleaning	629	627
6	Pesticide Facilities	Manufacturing and retailing; pesticide applicators	7	8
7	Machine Shops	Industrial machinery and equipment	96	98
8	Metal Manufacturing	Metal fabricating, finishing, plating, metal work (40 CFR 413, 433)	56	58
9	Electric/Electrical Components	Manufacturing (40 CFR 469)	90	90
10	Construction/ Building	Retail, trade contractors, construction, landscape and garden businesses	875	878
11	Local Transit; Highway Transport	Electric, Gas and Sanitary Services, Trucking Industries	371	371
12	Recycling yards	Assembling, breaking up, sorting and wholesale distribution of scrap and waste materials. This includes auto wreckers engaged in dismantling automobiles for scrap.	25	24
13	Auto Dismantlers	Dismantling motor vehicles for the purpose of selling parts.	0	0
14	Concrete/Stone/Clay Products	Manufacturing cement, structural clay products, pottery, concrete and gypsum products, cut stone, abrasive and asbestos products, and other products from materials taken principally from the earth in the form of stone, clay and sand.	35	35
15	Corporation Yards	PG&E, Caltrans, School bus, VTA, Municipal	0	0
16	Landfills	Dumps; Garbage collecting, destroying and processing; Landfill; Rubbish collection and disposal.	2	2
17	Wood Furniture & Other Products	Manufacturing finished articles made entirely or mainly of wood or related materials.	41	41
18	Chemical Manufacturing	Manufacturing/producing basic chemicals, chemical products to be used in further manufacture (synthetic fibers, etc.) and finished chemical products to be used for ultimate consumption or as materials or supplies in other industries (such as cosmetics, soaps, fertilizers)	2	2
19	Misc. Manufacturing	Caskets, Furniture, Glass, Jewelry/Precious Metal, Manufacturing Industries-NEC, Medical, Office & Store Fixtures, Paper, Petroleum & Coal, Pharmaceuticals, Rubber & Plastics, Signs, Toys & Sports	116	116
20	Other	**Other includes:** Air Conditioning Services, Amusement Parks, Chiropractors, Commercial Areas, Florist, Hazardous Waste, Laboratories, Laundries, Medical and Dental Labs, Miscellaneous, Petroleum Pipelines, Petroleum Refining, Photographic/Printing, Property Management, Radiologists, Steam Electric Power Generation (per permit), Storage, Veterinarians, Welding/Iron Works, Welding Repair, Winery, and Underground Storage Tanks and unspecified SIC Code.	205	205
21	Airport		7	7
		TOTAL	4,538	4,551

Companies Requiring NOI Based on SIC But Have Not Filed

Facility Number	SIC	Business Name	St Num	Dir	Street Name	Type		Bldg
12305	3281	The BARRAGANS	1761		Junction	Ave		
12665	3273	SOUTH BAY MATERIALS	1781		Angela	St		
12671	5093	METALS WEST	1436		State	St		
14561	2400	AMBERWOOD PRODUCTS	1555	S	7th	St		
15686	2431	PACIFIC DOORCRAFT	685		Kings Row			
40057	2951	SILICON VALLEY PAVING, INC	1685		Mabury	Rd	Suite	Z
42913	3200	ALL STONE BRICK/BLOCK MASONRY	318		Minnesota	Ave		
42972	3200	THORCON CONCRETE	4770		Strawberry Park	Dr		
43752	2400	ACCLAIM CUSTOM WOODWORKING	1642		MABURY	Rd	Suite	A

Companies Requiring NOI Based on Exposure But Have Not Filed

Facility Number	SIC	Business Name	St Num	Dir	Street Name	Type		Bldg
11805	4119	NEW CENTURY TRANSPORTATION	645		Horning	St		
12320	3500	MICRO-METRIC INC	1050		Commercial	St		
12332	4120	ALPHA CAB	505		Asbury	St		
12957	3400	METRO STEEL FAB	701		Kings Row			
15670	3540	LORD & SONS	1085	N	7th	St		
16875	2434	MASTER CABINET & CONSTRUCTIO	752		Commercial	St		
17061	2500	PHANTOM MANUFACTURING	1011		Timothy	Dr		
17138	3400	BENCHMARK STEEL	701		Kings Row			
36190	4120	YELLOW CAB CO	1880	S	7th	St	Suite	A
38983	2434	DICKINSON CABINETRY	140		LEWIS	Rd	Suite	11
39657	4225	INDOOR VEH STG DIV SHRPR IMG	190		MARTHA	St	Suite	105
43446	4119	AMERICA BUS LINE	326		Phelan	Ave	Suite	1A
44104	2711	PLATINUM TECHNOLOGY	1900		DOBBIN	Dr	Suite	AAA
44135	4121	DEMING, BRUCE O	1589		BROOKVALE	Dr	Suite	A
44251	4212	T & A PERRY'S SERVICES	571		TROY	Dr	Suite	6

This page intentionally left blank.

041755

Site Design Techniques and Alternative Materials

The City continues to emphasize landscape-based treatment control measures over proprietary mechanical units. Eleven trainings, workshops and tours hosted by ESD, PBCE, ABAG, California Coastal Commission (CCC), and StormCon focused on site design techniques and alternative paving solutions, while one training focused on proprietary storm water products. The eleven sessions were well attended. A total of 152 staff attending one or more of the sessions. Topics included the following:

- **LID principles** (*Low Impact Development* by Dan Cloak (attended by 26), *Reigning in the Rain: Watershed-Friendly "Low Impact Development" Site Design and Permeable Pavement for Stormwater Management* by CCC (3), *LID Principles and Implementation: A Hands-On Workshop* by StormCon (1));
- **Permeable pavement** (Hardscape 101: Permeable Interlocking Concrete Paving Systems (30), Pervious Concrete (47));
- **Green building, landscaping, and infill development techniques** (*Green Building Tour of Santa Clara University* (6), Emeryville Tour of Landscape-based Stormwater Management Solutions for Infill Development (6), *Stormwater BMPs and PRNS* (22), *Best Practices Conference Series: Green Infill* by ABAG (3), *Stormwater Treatment Workshop: Vegetated Swales* by Ed Boscacci, BKF (21));
- **Structural soil** (*A Sampling of 30+ Project Sites Using Structural Soil with Q & A Discussion* by Dave Dockter (34).

Contech provided one training on its products called, *C.3 Post-Construction Stormwater BMP Proprietary Storm Water Products* attended by 16 staff from ESD, PW, DOT, PBCE, and PRNS.

Recurring Meetings: Combining Review, Critique, and Training

Integrating compliance review for conformance with stormwater policy as part of the comprehensive review of current development projects is the key to developing successful stormwater management plans. To do this successfully requires regular attendance at weekly, bi-weekly, and monthly meetings for both public and private development attended by staff from multiple departments.

- *Development Services Staff Review: Review and Critique of Recently Submitted Private NRD Projects* is held weekly and attended by approximately 20 staff from PBCE, PW, Fire, ESD, RDA, Police, and the Santa Clara Valley Water District. Project managers from Planning layout plan sets for projects submitted for development permits two weeks prior and each staff member comments verbally on behalf of their respective department or agency. Each department representative puts this information in a letter that becomes part of the initial response package due to the applicant within 30 days of application submittal. This meeting has provided countless opportunities to resolve conflicts between stormwater policy and regulations including Building Code, Fire Code, or ADA compliance.
- *Citywide Stormwater NPDES Coordination* is a bi-weekly meeting used to discuss challenges, successes and concerns implementing all provisions of the NPDES permit. An average of ten staff attend this meeting which is also used to provide trainings and review particularly challenging development projects.
- *Safety Bond Program Coordination, Review, and Critique of Fire and Police Station and Other Community Building Projects* is a monthly meeting dedicated to public projects. These projects, though exempt from treatment control measure numeric sizing requirements (funded prior to October 15, 2003), strive to provide BMPs and TCMs to act as an example for private development. Constructed Bond projects have provided useful information as the review of these projects has been the cornerstone of the City's O & M Verification Pilot Program.
- *Public and Turnkey Parks Coordination, Review, and Critique* is a monthly meeting dedicated to the review of public parks and turnkey parks which are fully-constructed before legal ownership is turned over the City. Many of these parks are on constrained sites with limited funding for maintenance so proper design, selection, and construction of BMPs and TCMs is critical.

Recurring Meetings: Developer and Consultant Outreach

Developer and consultant outreach has always been important to the City. The following two meetings provide monthly opportunities for policy updates, training, trend analysis, and Q & A for stormwater management:

- *Developers' Roundtable for Design, Development and Construction Firms* continues to serve as an important venue to provide policy updates, discuss new procedures and answer questions related to implementation of stormwater policy. Approximately 25 people attend this meeting.
- *Developers' Industry Representative Roundtable for Civil Engineering Firms* serves as an important venue to provide BMP- and TCM-specific training, discuss the pros and cons of landscape-based and propriety treatment measures, and answer questions from the private sector firms that work with developers to design stormwater management plans. Approximately 25 people attend this meeting.
- *BAHM Software Demonstration and Training* provided by SCVURPPP gave 28 staff and private sector consultants a hands-on opportunity to learn about this software to assist designers of HMP facilities.

Other

- *Envision San Jose 2040: General Plan Update Task Force Study Session on Water Quality Issues* provided a rare opportunity to present to the community leaders and activists playing active roles in updating the City's General Plan. The presentation emphasized that the best way to protect water quality is to preserve open space, protect creeks and use LID techniques to reduce the impacts of increasing density and intensification of uses on redevelopment sites. The Study Session was held on April 28, 2008 and included thirty-seven task force members and City staff. This meeting was also open to the public.
- *The Importance of Ephemeral Streams* training and presentation by a City staff Biologist defined and discussed ephemeral streams in Santa Clara County. The training also provided examples of good and bad riparian setback practices and their implications. Twenty-five PBCE staff attended this training on February 7, 2008.
- Two sessions of *Design Techniques to Reduce Pesticide Use in NRD Projects* was given to 56 City staff from PW, DOT, ESD, PBCE, and PRNS on February 7th and 21, 2008. Training emphasized picking a variety of native and drought-tolerant plants to reduce pesticide use.
- Several City staff from PBCE, PW, and ESD participated in SCVURPPP's Annual C.3 Workshop, entitled *Sharing Experience with Implementation of Storm Water Requirements and Development Projects* on June 3, 2008 in Cupertino, CA. The City of San Jose projects received two awards and one honorable mention.
- Annual CASQA Conference entitled, *Stormwater Management-Tools for Success* was attended by five staff from ESD and PBCE, September 10-12, 2007 in Costa Mesa, CA.
- *APWA Exemplary Site Design for Storm Water Pollution Prevention* workshop and luncheon provided an opportunity for ESD, PW and Planning staff to interact with engineering professionals and see examples from our region. Five staff attended this event on March 19, 2008 in Mountain View, CA.

O&M Verification Program

The City conducted inspections of FY 06-07 projects that completed construction in FY 07-08. Based on that experience and the upcoming changes to the stormwater permit, the City's Operation and Maintenance (O&M) Verification Program will be revised in FY 08-09. City staff inspected eleven BMPs at eight different sites utilizing the Program's standard inspection data collection form. It has been determined that as numerically-sized BMPs are installed, additional resources and coordination among departments will be necessary to ensure appropriate installation, operation, and maintenance of BMPs. The data table and associated map follow the NRD Summary Tables.

Implications of C.3 Implementation

With the number of applicable projects implementing numerically-sized stormwater BMPs and TCMs jumping from 35 projects in FY 06-07 to 77 (public and private) projects in FY 07-08, concerns about costs, particularly related to inspection and O & M Verification continue to increase. In the near future, the number of public projects required to comply will increase as the City nears the completion of construction on the majority of exempted Safety Bond-funded projects. Staff costs will continue to increase to provide adequate review and comment to ensure 100 percent compliance of all public and private Stormwater Control Plans and related EIRs, Initial Studies and development permits. Additionally, City staff will be required to provide and/or attend training in order to stay up-to-date on ever-changing policy and implementation requirements.

3. NRD: New and Redevelopment

3.A NRD Work Plan Self Evaluation Matrix

ITEM NO.	ACTIVITY	COMPLIANCE DATE	FY 07-08 STATUS	RESPONSIBLE PARTY
NRD 1	**Legal Authority** The City of San José will have adequate legal authority to implement new development control measures, including all applicable requirements of Provision C.3, as part of its development plan review and approval procedures and other appropriate new development and redevelopment permitting procedures (Provision C.3.a.i).			
NRD 1.A	Revise Municipal Code to ensure adequate legal authority to implement new development control measures (C.3.a.i).	As Needed	The City currently has adequate legal authority to implement new development control measures.	PBCE, ESD, PW
NRD 2	**Guidance to Developers** The City will provide developers with information and guidance materials on site design guidelines, building permit requirements, and BMPs for stormwater pollution prevention, as appropriate for the type of project and location.			
NRD 2.A.1	Draft necessary revision(s) to Guidance Manual on Selection of Stormwater Quality Control Measures to allow incorporation of hydraulic sizing design criteria and provide to developers.	Done FY 02-03	Done FY 02-03 and ongoing. During FY 06-07 and 07-08, the City contracted with RBF Consulting to develop a C.3 Stormwater Control Plan Design Guidelines Manual. The intent of this manual is to provide more detailed guidance to developers, project managers, and project engineers working in San Jose's jurisdiction on the selection, design, implementation, and maintenance of stormwater treatment BMPs. Once the MRP is approved this manual will be revised and distributed for use.	PBCE, ESD, PW, RDA
NRD 2.A.2	Refine Guidance Manual on Selection of Stormwater Quality Control Measures to incorporate HMP measures, as necessary.	Done FY 05-06	Done FY 05-06.	PBCE, ESD, PW, RDA
NRD 2.B	Provide development community with revised information and guidance materials concerning any adopted on site design, building permit requirements and hydraulic sizing design criteria and maintenance requirements for BMPs for stormwater treatment measures.	Done FY 02-03	Done FY 02-03 and ongoing. In FY 07-08, revised information was provided by 1) printed status bulletin information sheets distributed by e-mail to the development community, as handouts at public information counter and at Developer's Roundtable Meetings; 2) Webpage updates; 3) inviting the development community to attend Program workshops and City sponsored Developers' Roundtable meetings. In addition, PBCE revised and updated stormwater requirements and data collection on all its applications.	PBCE, ESD, PW, RDA
NRD 2.B.1	Coordinate w/development community on proposed hydraulic sizing criteria for structural stormwater treatment measures, HMP criteria and any proposed revisions to Guidance Manual and policy through workshops and regular meetings.	Done FY 02-03	Done FY 02-03. See NRD 2.B. above.	PBCE, ESD, PW, RDA

Item No.	Activity	Compliance Date	FY 07-08 Status	Responsible Party
NRD 2.B.2	Update guidance material regarding maintenance responsibilities for any HMP measures.	Done FY 05-06	Done FY 05-06.	PBCE, ESD, PW, RDA, Program
NRD 3	**CEQA Requirements** The City will ensure that environmental documents required for those projects that fall under CEQA and NEPA review address both significant and cumulative stormwater quality impacts during the life of the project, and relevant permit requirements. These documents include EIRs, negative declarations and initial study checklists (C.3.m).			
NRD 3.A	Review and evaluate the City's Environmental Review procedures to improve the review for water quality impacts and identification of mitigation measures. (Provision C.3.m.)	Done FY 02-03	Done FY 02-03.	PBCE, ESD, PW, RDA
NRD 3.A.1	Identify areas where new or additional water quality review processes and related documents or checklist questions are needed and propose schedule for revision.	Done FY 02-03	Done FY 02-03. See NRD 3.A.	PBCE, ESD, PW, RDA
NRD 3.A.2	Refine and update areas where new or additional water quality related mitigation measures may be needed.	Done FY 05-06	Done FY 05-06.	PBCE, ESD, PW, RDA
NRD 3.B.	Report on revisions made to environmental review process.	Done FY 02-03	Done FY 02-03. See NRD 3.A.	PBCE, ESD, PW, RDA
NRD 4	**Project Mitigation Measures and Design Requirements** The City will encourage developers of all projects subject to design review under its development plan review and approval procedures to consider incorporating appropriate source control and site design measure that minimize stormwater pollutant discharges to the maximum extent practicable.			
NRD 4.A	Revise current Policy on Post-Construction Urban Runoff Management as necessary to incorporate minimum BMP requirements for all projects.	Done FY 03-04 Ongoing	Done FY 07-08 and ongoing. In FY 07-08, Council revised Municipal Zoning Code Chapter 20.95 "Stormwater Management," to reflect the required numeric sizing threshold.	PBCE, ESD, PW, RDA, CAO
NRD 4.B.	Review and modify development permit approval procedures for adopted revisions as necessary.	Done FY 03-04	Done FY 03-04.	PBCE, ESD, PW, RDA
NRD 4.C	Review the design standards and guidance for opportunities to make revisions that would result in reduced impacts to water quality and summarize how they were incorporated into approval procedures.	Done FY 03-04	Done FY 03-04.	PBCE, ESD, PW, RDA
NRD 4.D	Review the existing source control measures contained in site design standards, guidance documents and conditions of approval for opportunities to limit stormwater pollution. (Provision C.3.k.)	Done FY 03-04	Done FY 03-04 in coordination with the Program.	PBCE, ESD, PW, RDA
NRD 4.E	Review General Plan and revise as necessary to incorporate water quality and watershed protection principles and policies, and summarize revisions made. (Provision C.3.l.)	Done FY 03-04 Ongoing	Done FY 03-04 and ongoing. In FY 07-08, the City continued the revision process for its General Plan. Titled "Envision San Jose 2040," the update will incorporate environmental protection and sustainability into all the elements of the General Plan.	PBCE, ESD
NRD 4.F	Review the design standards and guidance for	Done FY 03-04	Done FY 03-04.	PBCE, ESD, PW, RDA

ITEM NO.	ACTIVITY	COMPLIANCE DATE	FY 07-08 STATUS	RESPONSIBLE PARTY
	opportunities to make revisions as necessary that would result in reduced impacts to water quality and summarize how they were incorporated into approval procedures. Such revisions are listed in Provision C.3.j.			
NRD 4.F.1	Identify and document existing site design standards and guidance documents and policies.	Done FY 03-04	Done FY 03-04.	PBCE, ESD, PW, RDA
NRD 4.F.2	Revise Site Design Measures and Standards, as necessary.	Done FY 03-04	Done FY 03-04.	PBCE, ESD, PW, RDA
NRD 5	**Group 1, 2 and HMP Project Requirements** On October 15, 2003, the City began phased implementation of hydraulically sized stormwater treatment measures in conformance with Policy 6-29 beginning with projects that create or replace one acre or more of impervious surface area and are considered Land Uses of Concern. On February 15, 2005, all projects that created or replaced one acre or more of impervious surface were required to hydraulically size stormwater treatment measures. On May 17, 2005, the threshold changed to include all projects that created or replaced 10,000 sq. ft. impervious surface and are a Land Use of Concern. Effective August 15, 2006, all projects that create or replace 10,000 sq. ft. or more of impervious surface were required to include hydraulically sized stormwater treatment measures. On October 18, 2005, all projects that met the criteria described in Policy 8-14 were required to manage increases in runoff flow, volume and duration. The following is a brief summary of the Best Management Practices that are required in all development projects: • Site design shall include measures to minimize impervious land coverage, maximize infiltration (where appropriate and designed to protect groundwater quality) and provide detention or retention as part of landscaping where feasible (C3.b.i and C.3.j); • Source controls shall be required to limit pollution generation, discharge, and runoff as appropriate (C.3.k), including measures to discourage pesticide use (C.9.d.ii); • Stormwater treatment measures shall be designed in accordance with the numeric design criteria in Policy 6-29 (Provision C.3.d); A. Increases in runoff flow, volume and duration shall be managed in accordance with Policy 8-14 (Provision C.3.f). (HMP) for the specific stream receiving the discharge, following approval of the HMP by the Water Board (C.3.f).			
NRD 5.A.1	Propose revisions to current Policy 6-29 on Post-Construction Urban Runoff Management as necessary to incorporate hydraulic sizing design criteria.	Done FY 03-04	Done FY 03-04 and FY 06-07.	PBCE, ESD, PW, RDA, CAO
NRD 5.A.2	Revise current Policy 6-29 on Post-Construction Urban Runoff Management as necessary to incorporate hydraulic sizing design criteria.	Done FY 03-04	Done FY 03-04.	PBCE, ESD, PW, RDA, CAO
NRD 5.A.3	Revise policy as needed for Group 2 implementation	Done FY 04-05	Done FY 04-05 and FY 06-07.	PBCE, ESD, PW, RDA, CAO
NRD 5.A.4	Revise policy as needed for HMP implementation.	Done FY 05-06	Done FY 05-06.	PBCE, ESD, PW, RDA, CAO
NRD 5.B	Develop a list of Annual Reporting requirements from Provision C.3 Design data tracking needs and protocols.	Done FY 02-03	Done FY 02-03.	PBCE, ESD, PW, RDA, CAO
NRD 5.B.1	Compile a list of new development and redevelopment projects by name, type of project, site acreage or square footage, square footage of new impervious surface, treatment BMPs and numeric sizing criteria used for applicable projects. Also, list the source	Annually	Done FY 07-08. See Section 3.D: *Applicable Projects Reviewed and/or Approved During July 1, 2007 – June 30, 2008.*	PBCE, ESD, PW, RDA

Item No.	Activity	Compliance Date	FY 07-08 Status	Responsible Party
	control and pesticide reduction measures.			
NRD 5.B.2	Update existing data collection software for private projects to enable tracking of all projects with treatment or HMP measures.	FY 06-07	Continued progress during FY 07-08. Funding was approved and contract negotiation began with Computer Systems Design Corporation (CSDC) for updates to the AMANDA database to help track implementation of stormwater control measures. Final changes to database can be made after MRP is approved.	PBCE, ESD, PW, RDA
NRD 5.C	Revise and update permitted alternatives to numeric sizing through Alternative Measures Program in Policy 6-29.	Done FY 04-05	Done FY 04-05.	PBCE, ESD, PW, RDA
NRD 5.C.1	Report to City Council on Alternative Measures Program revisions in Policy 6-29. (Provision C.3.g.)	Done FY 04-05	Done FY 04-05.	PBCE, ESD, PW, RDA
NRD 5.C.2	Track name and location of projects in the Alternative Measures Program, project type and size, percent impervious surface, reason for granting waiver, terms of waiver, equivalent benefit provided, alternative treatment project or regional project receiving the benefit and date of completion of the alternative treatment project or regional project (Provision C.3.g).	Annually	None submitted in FY 07-08.	PBCE, ESD, PW, RDA
NRD 5.C.3	Report to City Council on projects approved with numeric sizing alternatives through Alternative Measures Program. (Provision C.3.g.)	Annually	N/A in FY 06-07.	PBCE, ESD, PW, RDA
NRD 5.D	Draft post-construction treatment BMP certification procedures. (Provision C.3.h)	Done FY 02-03	Done FY 02-03.	PBCE, ESD, PW, RDA
NRD 5.D.1	Track name and location of projects subject to certification (Provision C.3.h)	Annually	Done FY 07-08. See Section 3.D: *Applicable Projects Reviewed and/or Approved During July 1, 2007 – June 30, 2008.*	PBCE, ESD, PW, RDA
NRD 5.E	Participate on SCVURPPP's Hydromodification Management Plan work group and develop procedures for limiting peak stormwater runoff discharge rates from development projects. (Provision C.3.f.)	Done FY 04-05	Done FY 04-05 and ongoing.	PBCE, ESD, PW, RDA
NRD 5.F.1	Review and modify development permit approval procedures and standard operating procedures as necessary to incorporated requirements for:			PBCE, ESD, PW, RDA
NRD 5.F.1	a. Group 1	Done FY 03-04	Done FY 03-04.	
NRD 5.F.1	b. Group 2	Done FY 04-05	Done FY 04-05.	
NRD 5.F.1	c. HMP	Done FY 05-06	Done FY 05-06.	
NRD 5.F.2	Update and refine criteria and checklist to aid Department of Planning, Building & Code Enforcement & Department of Public Works planners and engineers in determining whether a development project should be required to incorporate post-construction treatment control measures and their related operation and maintenance requirements.			PBCE, ESD, PW, RDA

ITEM NO.	ACTIVITY	COMPLIANCE DATE	FY 07-08 STATUS	RESPONSIBLE PARTY
NRD 5.F.2	a. Group 1	Done FY 03-04	Done FY 03-04.	
NRD 5.F.2	b. Group 2	Done FY 04-05	Done FY 04-05.	
NRD 5.F.2	c. HMP	Done FY 05-06	Done FY 05-06.	
NRD 5.F.3	Update and refine standard conditions of approval as necessary to ensure proper selection, design of and installation of structural stormwater treatment measures per Provision C.3.b., c., d., as necessary.	Done FY 02-03	Done FY 02-03.	PBCE, ESD, PW, RDA
NRD 5.F.3	a. Group 1	Done FY 03-04	Done FY 03-04.	
NRD 5.F.3	b. Group 2	Done FY 04-05	Done FY 04-05.	
NRD 5.F.3	c. HMP	Done FY 05-06	Done FY 05-06.	
NRD 5.G	Develop and propose enhanced reporting format for documenting use of pesticide reduction measures at development sites. (Provision C.3.n. & C.9.ii.)	Done FY 02-03	Done FY 02-03.	PBCE, ESD, PW, RDA
NRD 5.G.1	Based on City's Pesticide Management Plan, establish criteria for tracking percentage of new development projects for which pesticide reduction measures were required and begin tracking. (Provision C.3.n. & C.9.d.ii)	Done FY 03-04 ongoing	Done FY 07-08 and ongoing. See 3.D: *NRD Summary Tables / Additional Information.*	PBCE, ESD, PW, RDA
NRD 5.h	Implement any new adopted development conditions of approval, and procedures to developments with significant stormwater pollution potential. (Provision C.3.b.)	Done FY 02-03	Done FY 02-03.	PBCE, ESD, PW, RDA
NRD 6	**Developer Conformance with State Requirements** The City will require developers of projects that disturb a land area of one acre or more to demonstrate conformance with the State General Construction Activity Storm Water Permit including filing of NOI, development of a SWPPP, et al.			
NRD 6.A	Include as condition of approval for projects that disturb a land area of one acre or more, a requirement to demonstrate coverage under the State General Construction Activity Stormwater Permit.	Done FY 02-03	Done FY 02-03.	PBCE, PW, RDA
NRD 6.B	Track the projects that contained above condition of approval.	Done FY 02-03 See CON Program Element.	Done FY 02-03. See CON Program Element.	PBCE, PW, RDA
NRD 7	**Developer Erosion Control Plans** Developers of projects with potential for significant erosion and planned construction activity during the wet season are required by the City of San José to prepare and implement an effective erosion and/or sediment control plan or similar document prior to the start of the wet season.			
NRD 7.A	Include as a condition of approval for applicable projects a requirement to prepare and implement an erosion and sediment control plan.	Done FY 02-03	Done FY 02-03.	PBCE, PW, RDA
NRD 7.B	Track the projects that contained above condition of approval.	Done FY 02-03 See CON Program Element in Annual	Done FY 02-03. See CON Program Element.	PBCE, PW, RDA

ITEM NO.	ACTIVITY	COMPLIANCE DATE	FY 07-08 STATUS	RESPONSIBLE PARTY
		Report.		
NRD 8	**Operation and Maintenance for Structural Stormwater Controls** Developers of projects that include installation of permanent structural stormwater controls are required by the City of San José to establish and provide a method for operation and maintenance of such structural controls.			
NRD 8.A	Work with SCVURPPP to develop guidance for implementing O&M Program.	Done FY 02-03	Done FY 02-03.	PBCE, ESD, PW, RDA
NRD 8.B.1.a	Draft summary of details of operation and maintenance verification program: organizational structure, evaluation, proposed improvements, inspections and follow-up, including criteria for setting priorities. (Provision C.3.e.)	Done FY 03-04	Done FY 03-04.	PBCE, ESD, PW, RDA
NRD 8.B.1.b	Conduct pilot inspection program to inspect treatment BMPs that were constructed prior to numeric sizing requirements. The intention of the pilot program is to assess workload impacts, data tracking and collection methods, and funding for O&M programs and to use this information to revise the O&M program.	Done FY 05-06 Ongoing	Done FY 05-06 and ongoing. Pilot is complete and work has been incorporated into overall BMP O&M Verification Program.	PBCE, ESD, PW, RDA
NRD.8.B.2	Revise and update draft summary of details of operation and maintenance verification program: organizational structure, evaluation, proposed improvements, inspections and follow-up, including criteria for setting priorities as necessary. (Provision C.3.e.)	Done FY 05-06	Done FY 05-06.	PBCE, ESD, PW, RDA
NRD 8.C.1	Include as a condition of approval a requirement that developers of projects that include installation of permanent structural stormwater controls are required to establish and provide proof of operation and maintenance of such structural controls.	Done FY 03-04	Done FY 03-04.	PBCE, ESD, PW, RDA
NRD 8.C.2	Revise and update condition of approval requirement that developers of projects that include installation of permanent structural stormwater controls are required to establish and provide proof of operation and maintenance of such structural controls as necessary.	Done FY 05-06 Ongoing	Done FY 05-06 and ongoing. Existing conditions of approval and policies were reviewed and found sufficient. In FY 07-08, Ordinance No. 28301 was finalized on May 5, 2008 by the City Council to amend three sections of Title 20 (the Zoning Code) to reflect the current applicability and conformance threshold requirements from one acre to 10,000 square feet.	PBCE, ESD, PW, RDA
NRD 8.C.3	Develop model permit conditions with BMP fact sheets to include in use permits where appropriate.	Done FY 02-03	Done FY 02-03. In coordination with the Program.	PBCE, ESD, PW, RDA
NRD 8.C.4	Compile a list of projects & responsible operators subject to C.3.e. provision.	Done FY 03-04 Annually	Done FY 03-04 and annually.	PBCE, ESD, PW, RDA
NRD 8.D	Track and compile a list of priority properties inspected and inspection results. (Provision C.3.e.iii.)	Done FY 03-04 Annually	Done FY 03-04 and annually.	PBCE, ESD, PW, RDA
NRD	Determine criteria for setting priorities for inspection of	Done FY 02-03	Done FY 02-03.	PBCE, ESD, PW, RDA

ITEM NO.	ACTIVITY	COMPLIANCE DATE	FY 07-08 STATUS	RESPONSIBLE PARTY
8.D.1	structural stormwater treatment measures & inspection frequency			
NRD 8.D.2	Update and revise criteria for setting priorities for inspection of structural stormwater treatment measures & inspection frequency as necessary.	Done FY 05-06	Done FY 05-06.	PBCE, ESD, PW, RDA
NRD 8.D.3	Develop local inspection program for verification of proper O&M.	Done FY 02-03	Done FY 02-03.	PBCE, ESD, PW, RDA
NRD 8.D.4	Update and revise local inspection program for verification of proper O&M as necessary.	Done FY 05-06	Done FY 05-06.	PBCE, ESD, PW, RDA
NRD 8.E.	Update inspection software to track and schedule inspections for the number of sites that installed treatment and/or HMP measures.	FY 06-07	Continued progress during FY 07-08. Staff is coordinating on this activity and has been in contact with the software consultant to update the current Environmental Enforcement Data Management System (EEDMS) software used by inspectors. Finalization of software updates to be completed following MRP adoption.	ESD-WE
NRD 9	**Applicability to Public Projects** The City will ensure municipal capital improvement projects include stormwater quality control measures during and after construction, appropriate for each project, and that contractors comply with stormwater quality control requirements during construction activities and maintenance activities.			
NRD 9.A	Develop and implement a process to ensure that municipal capital improvement projects install structural stormwater quality control measures as necessary.	Done FY 02-03 Ongoing	Done FY 02-03 and ongoing. In FY 07-08, ESD Urban Runoff continued to review and provide input regarding the installation of stormwater quality control measures on municipal capital improvement projects (CIP).	PBCE, ESD, PW, RDA
NRD 9.A.1	Participate on SCVURPPP work group tasked with developing a technical guidance document for use by municipal staff to ensure that the document includes standard specifications and details, sizing methodologies, and model conditions of approval acceptable for use in City projects as necessary. (Provision C.3.b. & d.)	Done FY 02-03	Done FY 02-03.	PBCE, ESD, PW, RDA
NRD 9.A.2	Review and revise Redevelopment Agency Project Request for Proposal procedures as necessary to comply with revised Provision C.3. requirements. (Provision C.3.c.)	Done FY 03-04	Done FY 03-04.	PBCE, RDA
NRD 9.A.3	Review and Revise Public Works Capital Improvement Project approval procedures and Road Improvement Project approval procedures as necessary to comply with revised Provision C.3. requirements. (Provision C.3.c.)	Done FY 02-03	Done FY 02-03.	PBCE, ESD, PW, RDA
NRD 9.B	Review, evaluate, and modify the procedures, as necessary.	Done FY 03-04	Done FY 03-04.	PBCE, ESD, PW, RDA
NRD 9.C	Begin tracking required data on public projects subject	Done FY 03-04	Done FY 03-04 and ongoing.	PBCE, PW, RDA

Item No.	Activity	Compliance Date	FY 07-08 Status	Responsible Party
	to Provision C.3. hydraulic sizing criteria requirements for Annual Report.	Ongoing		
NRD 9.C.1	Modify the existing data collection software for public projects to track new Capitol Improvement Projects with stormwater treatment and/or HMP measures.	FY 06-07	Continued progress during FY 07-08. The City is implementing a stormwater data tracking feature in the data collection software used by CIP project managers. Finalization of software updates to be completed following MRP adoption.	PW
NRD 9.D	Monitor development of City's Green Building program for opportunities to discourage architectural use of copper in development projects (Prov. C.9.a.) and to incorporate urban runoff considerations.	Done FY 02-03 Ongoing	Done FY 02-03 and ongoing. As of June 30, 2008, ESD has two and PBCE has one dedicated LEED accredited staff person who reviews projects and advises City staff on Green Building materials and techniques, including discouraging architectural use of copper. Council updated the Green Building Policy on March 6, 2007 to require LEED Silver on all municipal buildings over 10,000 sq. ft. with a goal of achieving Gold or Platinum.	PBCE, ESD, PW, RDA
NRD 10	**City Staff Training** The City will provide training at least annually to its planning, building, and public works staff on planning procedures, policies, design guidelines, and BMPs for stormwater pollution prevention (C.3.a.vi).			
NRD 10.A	Provide training to Planning and Public Works staff on planning procedures, policies, design guidelines, and BMPs for stormwater pollution prevention. (Provision C.3.a.vi.)	Ongoing	Done FY 07-08 and ongoing. In FY 07-08, City staff met regularly to share information and resources on planning procedures, policies, design guidelines, and BMPs for stormwater pollution prevention. In addition, several training events were conducted to educate staff on site design techniques, and alternative materials and treatment control measures. See 13.D: *Municipal Employee Training Summary* and 3.B: *NRD Program Evaluation* for details.	PBCE, ESD, PW, RDA
NRD 10.B	Provide training to Redevelopment Agency and Department of Transportation staff on planning procedures, policies, design guidelines, and BMPs for stormwater pollution prevention. (Provision C.3.a.vi.)	Ongoing	Done FY 07-08 and ongoing. In FY 07-08, City staff met regularly to share information and resources on planning procedures, policies, design guidelines, and BMPs for stormwater pollution prevention. In addition, several training events were conducted to educate staff on how to meet requirements by implementing stormwater pollution prevention strategies. See 13.D: *Municipal Employee Training Summary* and 3.B: *NRD Program Evaluation* for details.	PBCE, ESD, PW, RDA, DOT
NRD 10.C	Revise the training protocol to incorporate any newly adopted Provision C.3. Permit requirements and related revised procedures.	As Needed	As Needed. In coordination with the Program.	PBCE, ESD, PW, RDA
NRD 10.D	Train staff responsible for design review on pest-resistant landscaping techniques and model conditions of approval and the importance of minimizing pesticide	Ongoing	Done FY 07-08 and ongoing. In FY 07-08, training was provided to Planning, Public Works, General Services, DOT and other City staff on pest-resistant planting	PBCE, ESD, PW, RDA

ITEM NO.	ACTIVITY	COMPLIANCE DATE	FY 07-08 STATUS	RESPONSIBLE PARTY
	use in runoff from development sites. (Provision C.3.n. and Provision C.9.d.ii)		techniques. See 13.D: *Municipal Employee Training Summary* for details.	
NRD 11	**Development Plan Review and Approval Procedures Effectiveness Evaluation** The City of San José will review and evaluate the effectiveness of its development plan review and approval procedures.			
NRD 11.A	Evaluate and incorporate any needed improvements in review and approval process.	Annually	Annually. See 3.B: *NRD Program Evaluation.*	PBCE, ESD, PW, RDA
NRD 11.B	Document and evaluate what worked well and what needs improvement.	Annually	Annually. See 3.B: *NRD Program Evaluation.*	PBCE, ESD, PW, RDA

3.B NRD Program Evaluation

The City continued to make significant strides in implementing the NRD program element in FY 07-08, experiencing more than a doubling in the number of private projects implementing numerically-sized stormwater BMPs and TCMs. Private NRD projects jumped from thirty-five in FY 06-07 to seventy-five in FY 07-08. Of those seventy-five, eleven are programmatic permits that do not allow any grading or construction. These eleven sites are located at the proposed industrial/research and development campus called Coyote Valley Research Park, the future Cisco Headquarters (see CVRP Project Boundary on the Private Development Map). Nineteen permitted projects are located within the North San Jose Area Development Policy (NSJ) boundaries (see North SJ Development Policy boundary on the Private Development Map). The NSJ Policy guides the ongoing growth and development of the North San José area. This primarily industrial area is home to many of the City's high-tech companies and is a very important employment center for the Region. Creating master plans for business and medium- and high-density, mixed-use residential developments that include stormwater management, new public and private streets, new trails, and new public parks along the existing VTA Light Rail corridor ensure this area exemplifies the smart growth principles important to water quality protection. The remaining sixty-four approved projects constitute 8,456 new units of housing, 3,182,502 square feet of commercial space, and 2,268,572 square feet of office space, yet represents only a 0.1% increase in impervious surface for the City of San Jose.

Additionally, over twenty percent of projects reduced impervious surface (net reduction) by 412,200 square feet (approximately 9 acres). Projects included four mixed-use high-density residential and three high-density residential developments that averaged 78 and 52 dwelling units per acres (DU/AC) respectively. These projects are infill redevelopment projects located either in the General Plan designated Downtown Core Area or Transit-Oriented Development Corridors and also took advantage of the city policy that allows a ten percent reduction in the number of parking spaces that must be constructed in these particular areas. Reducing the availability of parking spaces in areas well served by transit helps to reduce the number of auto-related trips and the associated air and water quality pollution associated with car travel. The City's trend towards use of site design techniques to reduce impervious surface, including the use of landscape-based treatment control measures, contributes towards the achievement of broader goals of being a Smart Growth city that discourages sprawl and encourages effective, efficient development/redevelopment.

Additional achievements discussed below include minor updates to City code, participation in the General Plan update process, continued training of City staff, increased coordination with the development community and City departments, and the receipt of two site design awards for exemplary development projects.

Code

Municipal Zoning Code Update

On May 5, 2008, Ordinance No. 28301 was approved by the City Council amending Chapter 20.95 *Storm Water Management* of Title 20 of the San Jose Municipal Code to reflect the current applicability and conformance threshold requirements of Provision C.3 of the current permit. The specific changes eliminated one acre threshold references and replaced them with the 10,000 square foot threshold as the impervious surface trigger for requiring numerically sized treatment control measures.

Awards

The City received two awards and one honorable mention from the Santa Clara Valley Urban Runoff Pollution Prevention Program (SCVURPPP) in June 2008:

- Exemplary Private Project, Residential: Modern Ice, San Jose
- Exemplary Private Project, Commercial: IDeAs Integrated Design Associates, Inc., San Jose
- Honorable Mention: Fowler Creek Community Park, San Jose

Projects will be featured in "Developments Protecting Water Quality: A Guidebook for Site Design Examples" produced by SCVURPPP.

Training

The City continues its commitment to educating staff and increasing developers' awareness of C.3 numeric sizing treatment criteria and hydromodification measures. During FY 07-08, City staff sponsored the majority of the thirty-two trainings attended by City staff.

The foundation of information sharing in the City are the six regular monthly meeting forums, two of which involve the private development and consultant communities. The focus of these interdepartmental meetings is the review and critique of current development projects for compliance with stormwater policies and policy updates. Staff from the following departments attended the trainings:

- Environmental Services Department (ESD)
- Department of Planning, Building and Code Enforcement (PBCE)
- Public Works (PW)—this includes the Airport, Development Services, Roads & Bridges, and City Facilities Architectural Services (CFAS)
- Department of Transportation (DOT)
- Parks, Recreation and Neighborhood Services (PRNS)
- Redevelopment Agency (RDA)
- Fire Department (Fire)

The trainings had the following focuses:

C.3 During and After the Construction Phase

FY 07-08 marked the first year that developments required to provide numerically sized treatment control measures had completed construction. During implementation of the O & M Verification Pilot Program, staff learned that citywide success in the construction of BMPs and TCMs for development projects would require specialized training for project management staff for public projects and construction inspectors for public and private development.

- Four sessions of ***Understanding Post-Construction BMP*** focused on teaching 108 PBCE, ESD, and PW Construction Inspectors about Provision C.3 and the differences between construction and post-construction phase BMPs and TCMs. One additional session tailored this training for ten Watershed Enforcement Inspectors.
- One session of ***Sediment and Erosion Control Training*** for fifty-five PW staff coupled with four sessions of ***Protecting Post-Construction Treatment Control Sites During Construction*** for fifty-one PW staff provided erosion and sediment control training with a special emphasis on the impacts of construction activity, such as over compacting soil by parking heavy construction equipment where a post-construction infiltration basin will be located, on the function of landscape based BMPs and TCMs.
- One session of ***Initial Inspection of BMPs and TCMs at Big Box Commercial Sites*** provided hands-on training for seven Construction Inspectors and other ESD staff. This training focused on comparing development permit post-construction stormwater control plans to the constructed project. Staff used the skills learned in this training to conduct O & M Verification Inspections reported in this Annual Report.

Private Projects Map

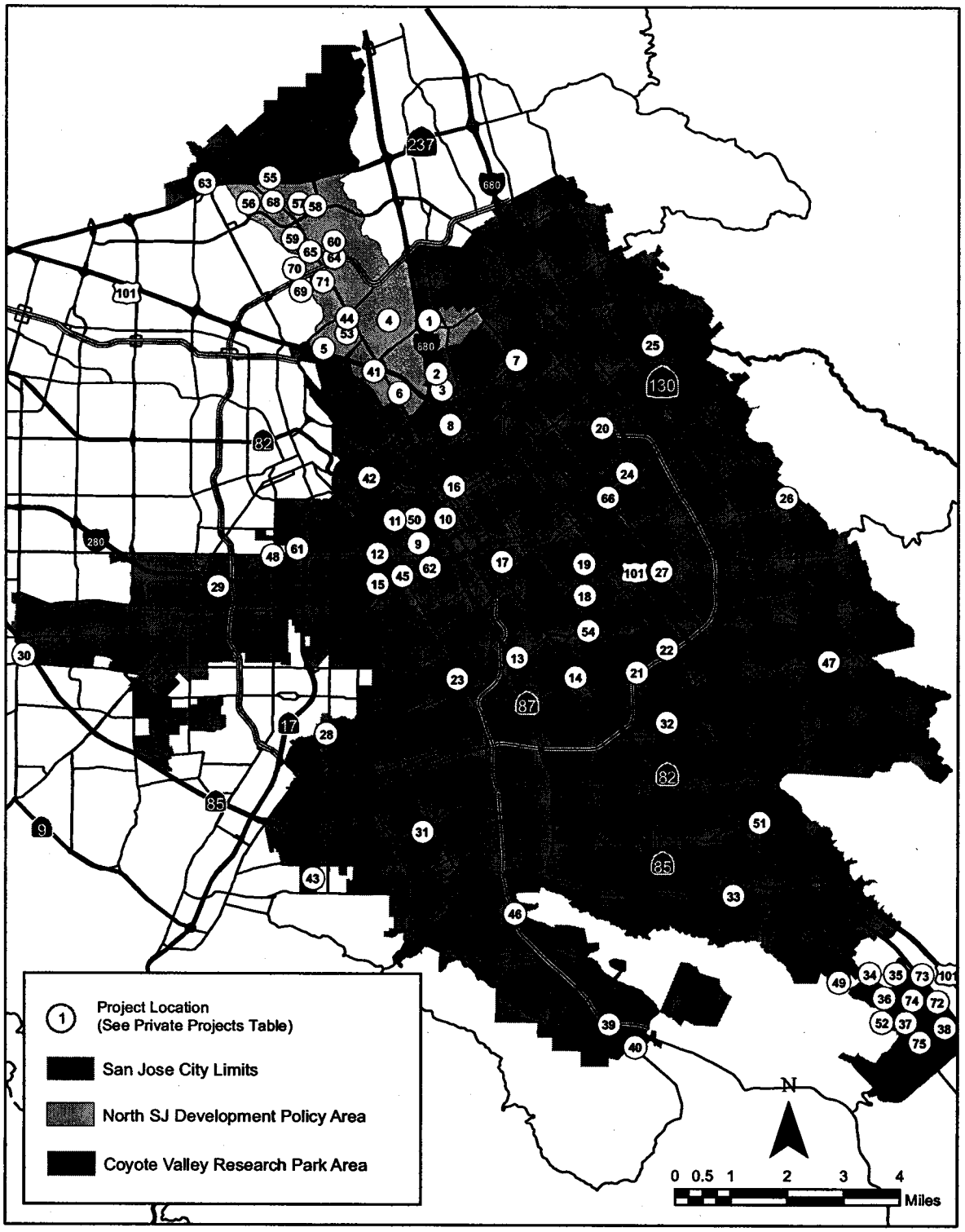

041768

Public Projects Map

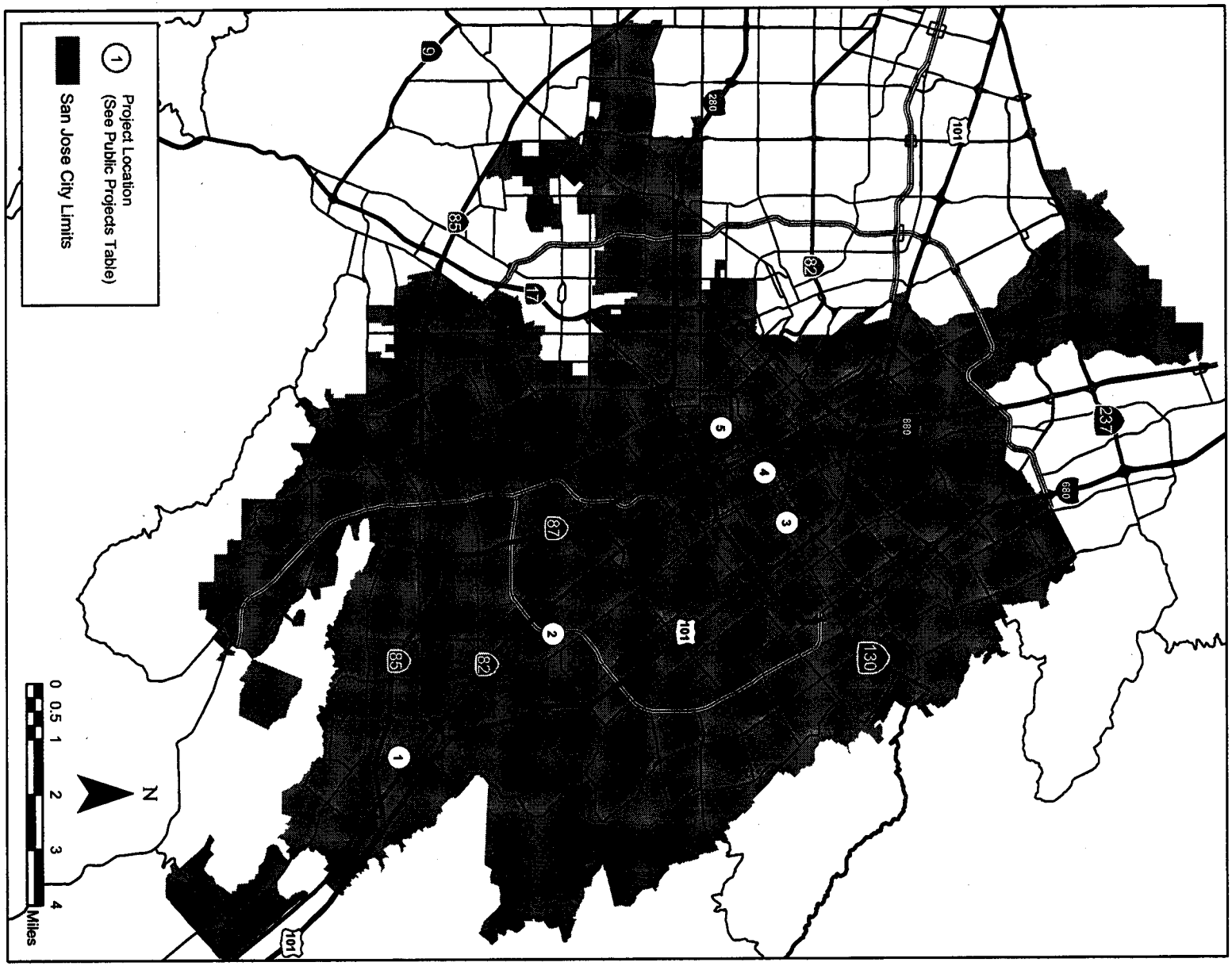

041769

BMP O&M Verification Program

BMP O&M Verification Results					
[redacted]	DATE: 6/17/08	LOCATION: North side of Minnesota Avenue, approximately 350 feet westerly of Lincoln Avenue (1139 Minnesota Avenue, San Jose, CA 95125)	PROJECT TYPE: Other: Private Club	BMP TYPE: None	REASON FOR INSPECTION: Initial
INSPECTION RESULTS: 1) 62. Other		ENFORCEMENT ACTION: None	COMMENTS: Permeable paver system is used to reduce imperviousness of new 10,000 square foot parking lot. This project incorporates tree planting and permeable pavers. Because the parking lot expansion is 10,000 sqft the new paved patio was required to be permeable pavers and beneficial landscaping and tree plantings were required. The pavers are unconventional. They are 3' x 3' panels with stamped design. Due to the size of the pavers site should have a follow-up visit during the rainy season to see if water is infiltrating. Return Inspection is required no later than January 31, 2009. Follow-up requirement and priority for re-inspection will be determined at that time.		
[redacted]	DATE: 6/16/08	LOCATION: South side of Paula Street, approximately 160 feet easterly of Meridian Way	PROJECT TYPE: Residential	BMP TYPE: Structural: Media Filter	REASON FOR INSPECTION: Initial
INSPECTION RESULTS: 1) 7. BMP Access Obstructed		ENFORCEMENT ACTION: None	COMMENTS: Mechanical unit with oil baffle appeared clean and functioning. BMP Access Obstructed was the result of not being able to locate the clean out for the structural BMP. Because unit was clean and functioning no enforcement action is required at this and has a low priority for reinspection and no return inspection is needed.		
[redacted]	DATE: 6/26/08	LOCATION: North side of Charles Street approximately 750 feet westerly of Oakland Road.(625/645 Charles Street, San Jose, CA 95112)	PROJECT TYPE: Industrial	BMP TYPE: Structural: Media Filter	REASON FOR INSPECTION: Initial
INSPECTION RESULTS: 1) 1. No Visible/Apparent Problems		ENFORCEMENT ACTION: None	COMMENTS: This site is Greenwaste Recovery Recycling Center. Priority for reinspection is high. Site should be inspected annually. Site has an Industrial SWPPP.		
[redacted]	DATE: 6/12/08	LOCATION: Southwest corner of Ardis Avenue and Stevens Creek Boulevard (3396 Stevens Creek Blvd. San Jose, CA 95117)	PROJECT TYPE: Commercial	BMP TYPE: Structural: Media Filter	REASON FOR INSPECTION: Initial
INSPECTION RESULTS: 1) 38. Access Cover Damaged/Difficult to Remove/Not in Place 2) 6. Evidence of Contaminants & Pollution 3) 62. Other		ENFORCEMENT ACTION: Verbal notice	COMMENTS: Owner/operator of Stevens Creek European Car Dealership was given a Verbal Notice due to two Areas of Concern (AOC): 1) vehicle washing directly over storm drain inlet (owner told to cease vehicle washing immediately and redirect wash water into sanitary system)(#38); 2) remove asphalt and other debris deposited on access to media filter (#6); and 3) owner was not able to locate maintenance receipts or operation and maintenance guidelines for media filter (#62). Follow-up is required within one month. Priority for reinspection is high. Return inspection within one month of Verbal Notice found all issues were corrected.		
[redacted]	DATE: 6/12/08	LOCATION: Northerly side of Bailey Avenue approximately 5,000 feet westerly of Santa Teresa Boulevard (555	PROJECT TYPE: Industrial	BMP TYPE: Vegetated Swales	REASON FOR INSPECTION: Initial

BMP O&M Verification Results					
		Bailey Ave San Jose, CA 95141)			
INSPECTION RESULTS: 1) 1. No Visible/Apparent Problems		ENFORCEMENT ACTION: None	COMMENTS: Vegetated swales in new parking lot at this IBM campus appear to be properly constructed, operable and well maintained. No AOC.No follow-up or reinspection are required at this time. Priority for reinspection is low.		
	DATE: 6/12/08	LOCATION: Northerly side of Bailey Avenue approximately 5,000 feet westerly of Santa Teresa Boulevard (555 Bailey Ave San Jose, CA 95141)	PROJECT TYPE: Industrial	BMP TYPE: Wet Pond	REASON FOR INSPECTION: Initial
INSPECTION RESULTS: 1) 1. No Visible/Apparent Problems		ENFORCEMENT ACTION: None	COMMENTS: Wet/Detention ponds were existing and determined to have the capacity to treat and retain additional stormwater volume from new parking lot. Ponds are well established and well maintained. No AOC. No follow-up or reinspection are required at this time. Priority for reinspection is low.		
	DATE: 6/11/08	LOCATION: Southwest corner of Old Almaden Road and Foxworthy Avenue (1084 Foxworthy Avenue, San Jose, CA 95118)	PROJECT TYPE: Commercial	BMP TYPE: Vegetated Swales	REASON FOR INSPECTION: Initial
INSPECTION RESULTS: 1) 1. No Visible/Apparent Problems		ENFORCEMENT ACTION: None	COMMENTS: Swales appear to be well constructed and well maintained. No AOC. No follow-up or reinspection are required at this time. Priority for reinspection is low.		
	DATE: 6/11/08	LOCATION: Southwest corner of Old Almaden Road and Foxworthy Avenue (1084 Foxworthy Avenue, San Jose, CA 95118)	PROJECT TYPE: Commercial	BMP TYPE: Bioretention	REASON FOR INSPECTION: Initial
INSPECTION RESULTS: 1) 1. No Visible/Apparent Problems		ENFORCEMENT ACTION: None	COMMENTS: Bioretention/drain rock area appear to be well constructed and well maintained. No AOC. No follow-up or reinspection are required at this time. Priority for reinspection is low. Site won SCVURPPP award.		
	DATE: 6/11/08	LOCATION: East side of Will Wool Drive approximately 400 feet north of Quinn Avenue (2268 Will Wool Drive, San Jose, CA 95112)	PROJECT TYPE: Industrial	BMP TYPE: Vegetated Swales	REASON FOR INSPECTION: Initial
INSPECTION RESULTS: 1) 1. No Visible/Apparent Problems		ENFORCEMENT ACTION: None	COMMENTS: Vegetated swales along the rear, side and front of property appear to be installed correctly and well vegetated. Outside of the BMP a small puddle was observed likely due to over irrigation. No follow-up or reinspection are required at this time. Priority for reinspection is medium due to the outdoor storage of materials and use of this industrial site as a small corporation yard.		
	DATE: 6/11/08	LOCATION: Southeasterly side of Silver Creek Valley Road, and at the south terminus of Fontanoso Way (5978 Silver Creek Valley Road San Jose, CA.	PROJECT TYPE: Commercial	BMP TYPE: Vegetated Swales	REASON FOR INSPECTION: Initial
INSPECTION RESULTS: 1) 1. No Visible/Apparent Problems		ENFORCEMENT ACTION: None	COMMENTS: Vegetated swales along the rear, sides and front of property appear to be installed correctly and well vegetated. Disconnected downspouts are open and free from clogging. No-mow grass is thickly planted and well irrigated. This site also has exemplary trash covered enclosures. All water is treated via swales before discharge to storm drain. Priority for reinspection is low.		

BMP O&M Verification Program Map

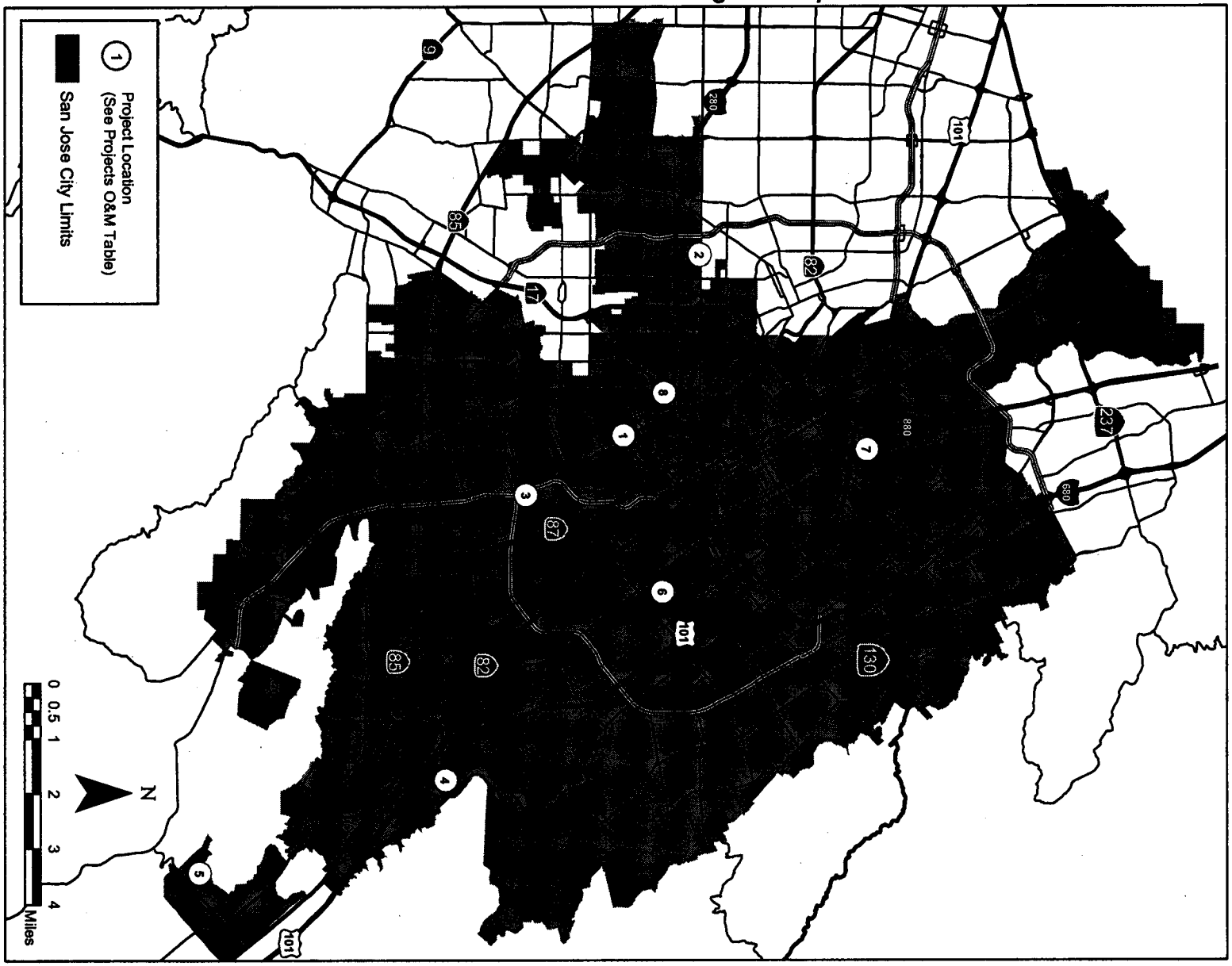

This page intentionally left blank.

041773

4. CON: Construction Inspection

4.A CON Work Plan Self Evaluation Matrix

Item No.	Activity	Compliance Date	FY 07-08 Status	Responsible Party
CON 1	**Site Housekeeping** The City ensures through a construction inspection program that construction contractors properly store, use, and dispose of construction materials, chemicals, and wastes at construction sites and prevent illicit discharges to storm drains and watercourses.			
CON 1.A	Track and document incidents of housekeeping issues at construction sites	Ongoing	Done FY 07-08 and ongoing. ESD, PW, and PBCE-Building inspectors tracked and documented incidents of housekeeping issues at construction sites during FY 07-08 and these records are on file for review. Housekeeping issues were documented at 144 sites (compared to 160 last year). ESD inspectors identified housekeeping issues at 47 sites, PW inspectors identified housekeeping issues at 70 sites, and PBCE-Building inspectors identified housekeeping issues at 27 sites. A total of 285 housekeeping issues were documented (compared to 347 last year). ESD inspectors identified 72 housekeeping issues, PW inspectors identified 171 housekeeping issues, and PBCE-Building inspectors identified 42 housekeeping issues. Inspectors documented similar housekeeping issues as last year, including inadequate installation and maintenance of BMPs pertaining to inlet protection, site entrance/exit stabilization, stockpiles and material storage, perimeter protections, dust and mud containment, saw cutting operations, and street cleaning. Most housekeeping issues were addressed and quickly resolved, as evidenced by an increase in verbal warnings and a decrease in actual violations. Increased compliance may be attributable to prior year's outreach and enforcement efforts, increased inspector training, and the start of year-round inspections by ESD.	PBCE-Bldg, PW, ESD-WE
CON 2	**Local Ordinance** For development projects with significant erosion potential and planned construction activity during the wet season, the City ensures, through a construction inspection program, that erosion and/or sediment control measures are implemented in accordance with local ordinances and project conditions of approval and maintained as needed during construction.			
CON 2.A	Maintain a program for identifying and conditioning projects with significant erosion potential and planned wet season activity.	Ongoing	Done FY 07-08 and ongoing. ESD, PW, and PBCE-Building inspectors continued to implement a construction inspection program for identifying and conditioning projects with significant erosion potential and planned wet	PW, PBCE-Bldg

ITEM NO.	ACTIVITY	COMPLIANCE DATE	FY 07-08 STATUS	RESPONSIBLE PARTY
			season activity. ESD and PW conducted a total of 111 pre-wet season inspections (compared to 137 last year). ESD conducted 38 pre-wet season active construction site inspections. PW conducted 73 pre-wet season active construction site inspections. The decrease in these inspections is attributable to fewer active construction sites this year.	
CON 2.B	Identify ordinance changes needed to conduct inspections.	As Needed	No changes to existing ordinances were required in FY 07-08.	PW, ESD-WE, PBCE-Bldg
CON 3	**Construction Inspection Frequency** The City inspects construction sites for adequacy of stormwater control measures. The frequency of inspections for active sites is at least once per month, or more frequently based on size of project, site conditions, precipitation, and project's potential impact on stormwater quality.			
CON 3.A	Maintain and update SOPs for construction inspection program.	As Needed	Done FY 07-08. SOPs for construction inspection were maintained and implemented. No updates were required.	PW, ESD-WE, PBCE-Bldg
CON 3.B	Document inspections of active construction sites.	Ongoing	Done FY 07-08 and ongoing. ESD, PW, and PBCE-Building inspectors documented inspections of active construction sites in San José that were subject to inspection during FY 07-08. These records are on file for review. Approximately 1039 inspections were conducted this year (compared to 1485 last year), including repeat inspections of the same site. PW conducted 361 inspections, ESD conducted 359 inspections, and PBCE-Building conducted approximately 319 inspections. Fewer inspections this year can be attributed to a decrease in construction activity. PW inspected 190 active construction sites (compared to 290 last year) and ESD inspected 50 active construction sites (compared to 71 last year).	PW, ESD-WE, PBCE-Bldg
CON 3.C	Evaluate the effectiveness of the construction inspection program and make improvements, as necessary.	Annually	Done FY 07-08. See 4.B: *CON Program Evaluation*.	PW, ESD-WE, PBCE-Bldg
CON 4	**Wet Season Preparation** Prior to the beginning of the wet season each year, the City inspects all sites requiring erosion and/or sediment control plans, to ensure that measures have been taken to minimize erosion and discharges of sediment from disturbed areas.			
CON 4.A	Review and revise procedures for construction inspection staff regarding wet season construction requirements.	As Needed	Done FY 07-08. Procedures for wet season preparation were reviewed and found to be adequate with no changes identified. A pre-wet season meeting was held on October 10, 2007 amongst the citywide construction inspection supervisors to discuss wet season preparation. In addition, PBCE-Building inspection staff discussed wet season procedures during their annual training on September 26 and September 27.	PW-CFAS, PW-ECS, PW-TDS, PBCE-Bldg, ESD

ITEM NO.	ACTIVITY	COMPLIANCE DATE	FY 07-08 STATUS	RESPONSIBLE PARTY
CON 4.B	Document pre-season inspection of construction sites to ensure adequate implementation of winterizing BMPs prior to the wet season.	Ongoing	Done FY 07-08 and ongoing. The City documented pre-season inspection of construction sites to ensure adequate implementation of winterizing BMPs prior to the wet season. 111 pre-wet season inspections occurred before the official start of the rainy season (October 15, 2007). See CON 2.A.	PW-CFAS, PW-ECS, PW-TDS
CON 5	**Inspection and Site Evaluation Follow-up** Construction sites with inadequate erosion/sediment controls are given verbal and/or written notice of the inadequacies, according to the City's enforcement procedures, and followed up with action(s) commensurate with the risk of pollutants entering City storm drains or waterways. Written notices and follow-up actions are tracked and summarized in the City's Annual Report to the Water Board.			
CON 5.A	Implement SOPs for follow-up actions and graduated levels of enforcement for construction sites.	Ongoing	Done FY 07-08 and ongoing.	PW-CFAS, PW-ECS, PW-TDS, PBCE-Bldg, ESD
CON 5.B	Track and summarize notices and follow-up actions for annual reports.	Annually	Done FY 07-08. PW issued 82 verbal warnings and 10 official warning notices. ESD issued 275 verbal warnings, 13 official warning notices, and 0 administrative actions with penalty and/or fine.	PW-CFAS, PW-ECS, PW-TDS, PBCE-Bldg, ESD
CON 5.B.1	Use revised erosion and sediment control checklist to better track warnings and required corrections given to construction site managers.	FY 06-07 Annually	Done FY 07-08. The form was developed by PW in FY 05-06 to address issues related to construction site inspections and was revised in FY 07-08 to collect additional data and provide more guidance on tracking BMPs.	PW-TDS
CON 6	**Municipal Training** The City provides training annually to its construction inspection staff on inspection procedures, documentation, and enforcement related to stormwater pollution prevention. All inspectors receive training on the latest construction-related stormwater pollution prevention techniques and appropriate follow up actions at least once every two years. The City keeps documentation that inspectors have received training.			
CON 6.A	Develop an annual training plan for construction inspection program.	Annually, Q1	Done FY 07-08. See 13.D: *Municipal Employee Training Summary.*	ESD, PW, PBCE-Bldg
CON 6.B	Conduct annual training	Ongoing	Done FY 07-08. 108 staff attended annual training on September 26-27. See 13.D: *Municipal Employee Training Summary.*	ESD, PW, PBCE-Bldg
CON 6.C	Track and document that inspectors have received training.	Annually	Done FY 07-08. See 13.D: *Municipal Employee Training Summary.*	ESD-UR
CON 6.D	Evaluate the training curriculum and frequency, and improvements, as necessary.	Annually	Done FY 07-08. Written evaluations were conducted at every training event to help gauge effectiveness and target future training needs.	ESD, PW, PBCE-Bldg
CON 6.D.1	Conduct additional stormwater BMP training for all inspection groups during section meetings throughout FY 06-07 to supplement the main Fall training.	FY 06-07 Ongoing	Done FY 07-08. Focused "refresher" trainings were held at each inspection group's staff meeting. Approximately 104 PW and PBCE inspectors attended the 5 training sessions. See 13.D: *Municipal Employee Training Summary.*	ESD-UR, ESD-WE

Item No.	Activity	Compliance Date	FY 07-08 Status	Responsible Party
CON 6.E	Hold coordination meetings for Building, ESD, and Public Works	Ongoing	Done FY 07-08 and ongoing. See 13.D: *Municipal Employee Training Summary.*	PW-CFAS, PW-ECS, PW-TDS, PBCE-Bldg, ESD-WE, ESD-UR
CON 6.F	City has allocated funds in FY 07-08 for contractual support for two Construction Stormwater BMP Training Workshops for City staff. Ensure staff attends two funded Construction Stormwater BMP Training Workshops.	FY 07-08	Done FY 07-08. See CON 13.D *Municipal Employee Training Summary.*	ESD-UR, ESD-WE
CON 7	**Outreach** The City provides outreach materials to contractors, developers, and municipal staff on construction BMPs and compliance with the State General Construction Activity Stormwater Permit.			
CON 7.A	Review outreach and technology transfer materials and make improvements, as necessary	Annually, Q4	Done FY 07-08. Construction BMP information blueprints and tri-folds in English, Spanish, and Vietnamese were distributed as needed at trainings, inspections, and are on permanent display in City Hall. See 14.D: *Outreach Materials Distributed* for details.	ESD, PW, PBCE-Bldg
CON 7.A.1	Reprint revised Dewatering from Construction Sites and In-Ground Utilities Maintenance Projects brochure.	FY 07-08 As Needed	Deferred to FY 08-09 to include any additional requirements from the MRP.	ESD-UR
CON 7.B	Conduct outreach sessions to development community.	Annually	Done FY 07-08. See 14.D: *PIP Activities Table* for details.	ESD, PW, PBCE-Bldg, Program
CON 7.C	Document outreach to development community.	Annually	Done FY 07-08. DPW and ESD inspectors continued to distribute BMPs to the development community during construction site inspections. Outreach materials were also provided to development community representatives at training sessions and at permit service counters. See 14.D: *PIP Activities Table* and 14.D: *Outreach Materials Distributed* or details.	ESD-UR
CON 7.D	Evaluate outreach program and make improvements, as necessary.	Annually	Done FY 07-08. The City's outreach program continues to make improvements as needed. With inspections, meetings, and training sessions, the outreach for this program element includes significant face-to-face contact. Inspectors also distribute materials to developers and contractors as part of inspection. The City reviewed key BMP materials and made changes as needed in FY 07-08.	ESD, PW, PBCE-Bldg
CON 7.D.1	Print and distribute revised "Clean Bay Blueprint" to developers and City inspectors.	Done FY 06-07	Done FY 06-07. See 14.D: *Outreach Materials Distributed* for details.	ESD, PW, PBCE-Bldg
CON 7.D.2	Explore the use of construction site signs to alert site employees and the public of stormwater pollution prevention message and 945-3000 hotline information.	FY 06-07	Done FY 07-08 and ongoing. Signs were produced in FY 06-07 but were not piloted in FY 07-08 at select construction due to some internal communications problems. They shall be piloted in FY 08-09. Evaluation of the pilot will occur after the signs are installed.	ESD, PW, PBCE-Bldg

ITEM NO.	ACTIVITY	COMPLIANCE DATE	FY 07-08 STATUS	RESPONSIBLE PARTY
CON 7.D.3	Implement, if feasible, the use of construction site signs to alert site employees and the public of stormwater pollution prevention message and 945-3000 hotline information, if feasible.	FY 07-08	Done FY 07-08 and ongoing. Signs were made available for public projects in Spring 2008. Implementation will continue into FY 08-09.	ESD, PW, PBCE-Bldg
CON 7.D.4	Evaluate use of construction site signs program and possibly expand it to other municipal construction project sites during FY 07-08.	FY 07-08	Deferred to FY 08-09. Not enough signs were distributed to evaluate their use. Sign distribution will be refined and increased in FY 08-09.	ESD, PW, PBCE-Bldg
CON 8	**Public Works Projects** The City will develop and implement a process to ensure that contractors hired to construct public works projects have adequate erosion control plans and use appropriate Best Management Practices (BMPs) adopted by the Department of Public Works.			
CON 8.A	Conduct training for Public Works capital improvement project staff (Architectural Engineering Design & Construction and Streets, Bridges & Sewers Design and Construction) on contract language, standard specifications, & enforcement.	Annually	Done FY 07-08. Training was developed and conducted on 4/09/08. See 13.D: *Municipal Employee Training Summary.*	PW-CFAS, PW-ECS, PW-TDS, ESD
CON 8.B	Track the number of Public Works projects with these requirements.	Annually	Done FY 07-08. Tracked number of Public Works capital improvement projects to ensure erosion and sediment control language was included. Records are on file.	PW-CFAS, PW-ECS, PW-TDS
CON 9	**Construction Inspection Effectiveness Evaluation** The City of San José will review and evaluate effectiveness of its construction inspection SOPs and BMPs.			
CON 9.A	Evaluate and incorporate any needed improvements in construction inspection SOPs and BMPs.	Annually	Done FY 07-08. No changes required for FY 07-08.	PW-CFAS, PW-ECS, PW-TDS, PBCE-Bldg, ESD-WE, ESD-UR
CON 9.B	Document and evaluate what worked well and what needs improvement.	Annually	Done FY 07-08. See 4.B: *CON Program Evaluation.*	PW-CFAS, PW-ECS, PW-TDS, PBCE-Bldg, ESD-WE, ESD-UR
CON 9.B.1	Expand the number of sites with an inspector of record to capture more of the Type 1 and Type 2 sites (per Public Work's designation)	Ongoing	Deferred to FY 08-09 due to incomplete data.	PBCE-Bldg

4.B CON Program Evaluation

Despite a slowdown in construction activity (fewer active grading permits) in San Jose in FY 07-08 and fewer rainy days compared to the previous year, the City continued to enhance and implement a vigilant construction site monitoring program. In FY 07-08, the City focused on staff training, inspection of construction sites, outreach to developers, and enforcement.

Monitoring erosion and sediment controls is part of the routine inspections of Public Works and PBCE-Building inspectors. ESD Watershed Enforcement supplements this effort with stormwater specific inspections and, when necessary, escalated enforcement. The "hand-off" system developed and implemented by the three inspection groups in 2004 has provided effective monitoring of construction sites. However, in response to deceased staff capacity this year, PBCE-Building restructured their approach to screening level inspections, evidenced by a decrease in number of inspections conducted and housekeeping issues documented. To maintain an effective level of citywide

monitoring of construction sites, ESD Watershed Enforcement increased levels of inspection by implementing monthly and year-round inspections. This procedural change and redistribution of inspections seems to be effective. In a continued effort to maintain a reduction in violations and incidents of escalated enforcement, the departments continued to collaborate in providing outreach to the development community on appropriate best management practices.

Three ESD inspectors and four Public Works inspections became Certified Inspectors of Sediment and Erosion Control this year by completing a rigorous course and passing an exam administered by CISEC, Inc. Additional highlights from FY 07-08 municipal staff training include:

- 108 staff attended Construction Site Inspection and Sediment and Erosion Control BMP Training by Scott Taylor, September 26-27;
- 19 staff attended the Program's annual Construction Site Management Workshop, December 3-4;
- 55 Capital Improvement Projects staff attended a training on sediment and erosion control specifications and contract language, April 9;
- 104 staff received a focused "refresher" training on construction site management at their respective staff meeting in March-April; and

ESD Watershed Enforcement continued to improve its EEDMS system to better track data from construction inspections. Improved tracking methods in EEDMS helped inspectors identify construction sites, schedule inspections, and track and manage sites. A revision of the Area of Concern and Remedial Action list also helped inspectors better communicate violations to site operators and facilitate corrective actions.

In FY 07-08, there were no inquiries from the Water Board regarding erosion and sediment control violation at construction sites in San Jose. This may be attributable to more aggressive and vigilant inspections, evidenced by a 22 percent increase in verbal warnings issued by Public Works and ESD and a 17 percent decrease in actual violations. City staff continue their commitment to quickly identify and correct areas of concern at construction sites and promote sediment and erosion control best management practices to maintain water quality to the highest degree possible.

4.C CON Response to Water Board Comments

No comments received from Water Board on this Program Element.

4.D CON Summary Tables / Additional Information

Permits for Significant Development Projects[1] Reviewed and/or Approved July 1, 2007 – June 30, 2008

Project Name & Location	Project Type	Site Size (Ac)	Area of Land Disturbed (Ac)	Project Status	Stormwater Control Measures Included in Project	Requirement Mechanism
Department of Public Works, Airport Division						
Public Projects						
North Concourse Project 1661 Airport Boulevard	Terminal	7.5	3.9	Ongoing	Standard Construction Best Management Practices (BMPS) including sediment and erosion control	Silt fencing, sandbags, filter fabric, etc.
Terminal Area Improvement Program (TAIP) 1661 Airport Boulevard	Terminal	28.0	24.5	Ongoing	Standard Construction Best Management Practices (BMPS) including sediment and erosion control	Silt fencing, sandbags, filter fabric, etc.

[1] Projects that have conditions created by land disturbance activities that require a grading permit, as defined by local ordinance, or by discharges of stormwater runoff over areas with erodable soils.

Project Name & Location	Project Type	Site Size (Ac)	Area of Land Disturbed (Ac)	Project Status	Stormwater Control Measures Included in Project	Requirement Mechanism
Department of Public Works, Transportation & Development Services Division						
72 SINGLE-FAMILY ATTACHED RESIDENCES ON A 2.93 GROSS ACRE SITE (PW # 3-06380 - Issued 03/05/08) EAST SIDE OF MONTEREY HIGHWAY, APPROXIMATELY 600 FEET SOUTHERLY OF UMBARGER ROAD	Residential	2.96	2.96	Grading On-going	Standard BMPs	Planning / Grading Permits. Follow BMPs
GRADING FOR TRACT NO. 9917 OAK KNOLL - 25 SINGLE FAMILY DETACHED HOMES (PW # 3-16802 - Issued 05/01/08) WEST SIDE OF SAN FELIPE ROAD APPROXIMATELY 300 FEET SOUTHERLY OF YERBA BUENA ROAD	Residential	11.6	5.15	Not Started	Stabilized Construction Entrance. Fiber Rolls. Inlet Protection.	Planning / Grading Permits. Follow SWPPP & Erosion Control Plan
GRADING FOR PARKING LOT ONLY. (PW # 3-03061 - Issued 08/29/07) EAST SIDE OF INDUSTRIAL AVENUE APPROXIMATELY 550 FEET NORTH OF E. GISH ROAD	Non-Residential	2.66	2.51	Completed	Straw Wattle. Stabilized Construction Entrance. Inlet Protection.	Planning / Grading Permits. Follow SWPPP & Erosion Control Plan. Applicant / Developer / Consultant / Contractor attend PW Erosion . Sediment Control Training
RESURFACE KAISER/LIBRARY PARKING LOT (PW # 3-07311 - Issued 12/21/07) NORTHEAST CORNER OF SANTA TERESA BLVD AND CAMINO VERDE DRIVE	Non-Residential	2.4	0.72	Not Started	Stabilized Construction Entrance. Fiber Rolls. Inlet Protection.	Planning / Grading Permits. Follow SWPPP & Erosion Control Plan. Applicant / Developer / Consultant / Contractor attend PW Erosion . Sediment Control Training
GRADING FOR A SINGLE FAMILY DETACHED ON A 0.38 AC SITE (PW # 3-09839 - Issued 02/22/08) NORTHEAST TERMINUS OF CANYON VIEW COURT APPROXIMATELY 110 FEET EASTERLY FROM CANYON VIEW DRIVE	Residential	0.38	0.29	Grading On-going	Stabilized Construction Entrance. Fiber Rolls. Inlet Protection. Gravel Bags in Gutter	Planning / Grading Permits. Follow SWPPP & Erosion Control Plan. Applicant / Developer / Consultant / Contractor attend PW Erosion . Sediment Control Training
GRADING PERMIT FOR THE RELOCATION OF ONE EX. STRUCTURE, AND THE CONSTRUCTION OF TWO NEW BUILDINGS TOTALLING 17,900 ON A 1.65 GR AC SITE (PW # 3-12797 - Issued 08/09/07) SOUTHEAST CORNER OF SOUTH DE ANZA BOULEVARD AND BOLLINGER ROAD.	Non-Residential	1.653	1.653	Grading On-going	Hydroseeding. Stabilized Construction Entrance. Fiber Rolls. Inlet Protection.	Planning / Grading Permits. Follow SWPPP & Erosion Control Plan. Applicant / Developer / Consultant / Contractor attend PW Erosion . Sediment Control Training
GRADING FOR POOL (PW # 3-14073 - Issued 07/20/07) 7196 GLENVIEW DRIVE	Residential	0.789	0.007	Completed	Standard BMPs	Planning / Grading Permits. Follow BMPs

Project Name & Location	Project Type	Site Size (Ac)	Area of Land Disturbed (Ac)	Project Status	Stormwater Control Measures Included in Project	Requirement Mechanism
AFFORDABLE HOUSING APARTMENTS (PW # 3-15704 - Issued 10/18/07) EAST SIDE OF HIGHWAY 101, AT THE WESTERN TERMINUS OF SAN ANTONIO COURT	Residential	2.2	2.2	Grading On-going	Stabilized Construction Entrance. Fiber Rolls. Inlet Protection.	Planning / Grading Permits. Follow SWPPP & Erosion Control Plan. Applicant / Developer / Consultant / Contractor attend PW Erosion . Sediment Control Training
PRIVATE PARK ON A 1.07 GROSS ACRE SITE (PW # 3-16768 - Issued 07/20/07) SOUTHEAST CORNER OF COUNTRY CLUB PARKWAY AND BLACKPOOL COURT	Non-Residential	1.07	0.79	Grading On-going	Standard BMPs	Planning / Grading Permits. Follow BMPs
BLOCKS C & D (PW # 3-16854 - Issued 02/13/08) MONTAGUE EXPWY (N/S), ~ 550 FT W/O N 1ST ST	Residential	10.8	10.8	Not Started	Stabilized Construction Entrance. Fiber Rolls. Inlet Protection. Silt Fence	Planning / Grading Permits. Follow SWPPP & Erosion Control Plan. Applicant / Developer / Consultant / Contractor attend PW Erosion . Sediment Control Training
TO GRADE FOR A SINGLE FAMILY RESIDENTIAL ADDITION, SWIMMING POOL, AND RETAINING WALLS (PW # 3-18085 - Issued 07/19/07) 924 FOOTHILL DRIVE	Residential	0.23	0.14	Grading On-going	Fiber Rolls.	Planning / Grading Permits. Follow SWPPP & Erosion Control Plan. Applicant / Developer / Consultant / Contractor attend PW Erosion . Sediment Control Training
GRADING PLANS FOR SINGLE FAMILY HOUSE (PW # 3-18209 - Issued 11/29/07) NEAR GLENVIEW DRIVE	Residential	0.89	0.39	Grading On-going	Stabilized Construction Entrance. Fiber Rolls.	Planning / Grading Permits. Follow SWPPP & Erosion Control Plan. Applicant / Developer / Consultant / Contractor attend PW Erosion . Sediment Control Training
TO ALLOW GRADING FOR NEW CAR WASH AT EXISTING GAS STATION THAT INCLUDES EXTERIOR SURFACE REPLACEMENT AND OTHER SITE IMPROVEMENTS. (PW # 3-00249 - Issued 01/30/08) NORTHWEST CORNER OF SOUTH WHITE ROAD AND ABORN ROAD	Non-Residential	0.63	0.459	Grading On-going	Straw Wattles. Inlet Protection. Concrete Washout. Stabilized Construction Entrance.	Planning / Grading Permits. Follow BMPs
TO ALLOW GRADING TO DEMOLISH EXISTING GAS STATION AND REMOVE TANKS. (PW # 3-00310 - Issued 04/09/08) NORTHWEST CORNER OF BLOSSOM HILL ROAD AND POUGHKEEPSIE ROAD	Non-Residential	0.5	0.029	Grading On-going	Silt Fence. Straw Wattles. Inlet Protection. Stabilized Construction Entrance.	Planning / Grading Permits. Follow BMPs

Project Name & Location	Project Type	Site Size (Ac)	Area of Land Disturbed (Ac)	Project Status	Stormwater Control Measures Included in Project	Requirement Mechanism
TO ALLOW GRADING FOR A NEW PARKING LOT OF 110 NEW PARKING SPACES (PW # 3-02163 - Issued 08/17/07) NORTHERLY SIDE OF BAILEY AVENUE APPROXIMATELY 5000 FEET WESTERLY OF SANTA TERESA BOULEVARD	Non-Residential	220	0.9	Completed	Straw Wattles. Inlet Protection. Concrete Washout. Stabilized Construction Entrance.	Planning / Grading Permits. Follow SWPPP & Erosion Control Plan. Applicant / Developer / Consultant / Contractor attend PW Erosion . Sediment Control Training
TO ALLOW GRADING FOR PARKING LOT EXPANSION WITH ASSOCIATED STORM DRAINAGE/STORMWATER TREATMENT WORK. (PW # 3-06854 - Issued 10/23/07) A STRETCH OF U.P.R.R RIGHT-OF-WAY STARTING AT THE N/E SIDE OF S 10TH STREET, 1050FT S/E OF NEEDLES DRIVE EXTENDING N/E FOR 760FT	Non-Residential	84.89	0.75	Grading On-going	Inlet Protection. Stabilized Construction Entrance. Straw Wattles	Planning / Grading Permits. Follow BMPs
TO ALLOW GRADING FOR PHASE 1 OF CONDITIONAL USE PERMIT TO DEMOLISH 52,000 SF RETAIL AND CONSTRUCT 40,118 SF OF RETAIL ON 4.37 GR AC SITE (PW # 3-07005 - Issued 06/12/07) NORTHEAST CORNER OF OLD TULLY ROAD AND MONTEREY HIGHWAY	Non-Residential	4.11	2.29	Grading On-going	Inlet Protection. Stabilized Construction Entrance. Straw Wattles	Planning / Grading Permits. Follow SWPPP & Erosion Control Plan
GRADING AT PARCEL H (PW # 3-13970 - Issued 07/02/07) SANTA TERESA BL (B/S), N/OF BAILEY AV	Non-Residential	11.4	11.4	Completed	Stabilized Construction Entrance. Temporary Earth Berm. Temporary Earth Swale. Temporary Sediment Basin	Planning / Grading Permits. Follow SWPPP & Erosion Control Plan
SITE GRADING FOR NEW OFFICE BUILDING AND PARKING LOT (PW # 3-16797 - Issued 08/10/07) EAST SIDE OF SOUTH WHITE ROAD, APPROXIMATELY 400 FEET SOUTHERLY OF CROFT DRIVE.	Non-Residential	0.66	0.66	Not Started	Straw Wattles. Inlet Protection. Concrete Washout. Stabilized Construction Entrance.	Planning / Grading Permits. Follow BMPs
TO ALLOW GRADING FOR TRACT 9935. (PW # 3-16849 - Issued 03/25/08) EAST SIDE OF DE ANZA BOULEVARD, 350 FEET NORTHERLY OF SHARON DRIVE	Residential	0.37	0.37	Not Started	Silt Fence. Straw Wattles. Temporary Berm. Inlet Protection. Stabilized Construction Entrance.	Planning / Grading Permits. Follow BMPs
TO ALLOW GRADING FOR 1 SFR HOME ON 1 LOT (PW # 3-18347 - Issued 05/13/08) B/S COUNTRY CLUB PKWY & MARSEILLES CT*COUNTRY CLUB PKWY*MARSEILLES CT	Residential	0.34	0.11	Grading On-going	Straw Wattle. Stabilized Construction Entrance. Inlet Protection.	Planning / Grading Permits. Follow SWPPP & Erosion Control Plan. Applicant / Developer / Consultant / Contractor attend PW Erosion . Sediment Control Training
MINOR GRADING FOR 200-SQUARE FOOT POTTERS STUDIO INSTALLATION ONLY. (PW # 3-18370 - Issued 05/05/08)	Residential	0.37	0.01	Not Started	Standard BMPs	Planning / Grading Permits. Follow BMPs

Project Name & Location	Project Type	Site Size (Ac)	Area of Land Disturbed (Ac)	Project Status	Stormwater Control Measures Included in Project	Requirement Mechanism
MITTY HIGH SCHOOL GRANDSTAND (PW # 3-03403 - Issued 12/20/07) SOUTHEAST CORNER OF MITTY WAY AND DOYLE ROAD	Non-Residential	17.5	0.27	Not Started	Fiber Rolls. Inlet Protection.	Planning / Grading Permits. Follow BMPs
PD07-026 GRADING FOR 242 SINGLE-FAMILY ATTACHED RESIDENTIAL UNITS ON A 4.97 GROSS AC SITE. (PW # 3-05652 - Issued 11/01/07) AREA GENERALLY BOUNDED BY UPRR TRACKS TO THE NORTH, NORTHRUP STREET TO THE EAST, INTERSTATE 280 TO THE SOUTH, AND RACE STREET TO THE WEST	Residential	4.95	4.95	Grading On-going	Inlet Protection. Stabilized Construction Entrance. Fiber Rolls.	Planning / Grading Permits. Follow SWPPP & Erosion Control Plan. Applicant / Developer / Consultant / Contractor attend PW Erosion . Sediment Control Training
PD07-025 GRADING FOR 385 MULTI-FAMILY ATTACHED RESIDENTIAL UNITS ON A 7.8 AC SITE. (PW # 3-05652 - Issued 11/01/07) AREA GENERALLY BOUNDED BY RACE STREET TO THE WEST, INDUSTRIAL BUILDINGS ON AUZERAIS AVENUE TO THE NORTH, LINCOLN AVENUE TO THE EAST AND THE UPRR TRACKS TO THE SOUTH	Residential	7.8	7.8	Grading On-going	Inlet Protection. Stabilized Construction Entrance. Straw Wattles	Planning / Grading Permits. Follow SWPPP & Erosion Control Plan. Applicant / Developer / Consultant / Contractor attend PW Erosion . Sediment Control Training
GRADING FOR PARKING LOT EXPANSION. (PW # 3-06268 - Issued 02/08/08) PORTION OF BLOCK BOUNDED BY THE ALAMEDA, EMORY STREET, NAGLEE AVENUE, AND MORSE STREET; EAST SIDE OF MORSE STREET, APPROXIMATELY 150 FEET NORTHERLY OF NAGLEE AVENUE	Non-Residential	4	4	Not Started	Concrete Washout. Inlet Protection. Stabilized Construction Entrance. Straw Rolls.	Planning / Grading Permits. Follow BMPs
FORMER LANDFILL SITE. SPECIAL CONDITIONS MAY APPLY. LIQUEFACTION YES. IMPLEMENTING PD07-060. (PW # 3-09290 - Issued 12/04/07) NORTHWEST CORNER OF STATE HIGHWAY 237 AND GOLD STREET	Non-Residential	70.2	21.7	Grading On-going	Fiber Rolls. Sediment Barriers. Stabilized Construction Entrance.	Planning / Grading Permits. Follow SWPPP & Erosion Control Plan
12 LOT SUBDIVISION (11 SFD AND 1 PRIVATE STREET) (PW # 3-12635 - Issued 09/24/07) EAST SIDE OF ALMADEN ROAD, APPROXIMATELY 650 FEET NORTH OF CURTNER AVENUE	Residential	0.75	0.75	Grading On-going	Fiber Rolls. Silt Fence. Stabilized Construction Entrance. Inlet Protection	Planning / Grading Permits. Follow BMPs
GRADING FOR SINGLE FAMILY HOME (PW # 3-14048 - Issued 04/29/08) 7002 HOLLOW LAKE WAY	Residential	0.506	0.253	Grading On-going	Concrete Washout. Fiber Rolls. Inlet Protection.	Planning / Grading Permits. Follow SWPPP & Erosion Control Plan
GRADING PLANS FOR 1147 CLARK STREET - LOT B (PW # 3-16759 - Issued 12/10/07) WEST SIDE OF CLARK AVENUE APPROXIMATELY 390 FEET SOUTHEASTERLY OF WILLOW STREET	Residential	0.23	0.23	Under Construction (Grading Completed)	Standard BMPs	Planning / Grading Permits. Follow BMPs

Project Name & Location	Project Type	Site Size (Ac)	Area of Land Disturbed (Ac)	Project Status	Stormwater Control Measures Included in Project	Requirement Mechanism
GRADING PLANS FOR CAMPBELL AVENUE - COBALT UNITS 13 THROUGH 36 ONLY. REVISED FOR GRADING LOTS 1-36 - NORMAN C. MASCARINAS (PW # 3-16959 - Issued 11/02/07) SOUTHWESTERLY SIDE OF CAMPBELL AV 950 FT NORTHWESTERLY OF NEWHALL ST	Residential	2.67	2.67	Grading On-going	Burlap Sack Sediment Filter. Stabilized Construction Entrance. Inlet Protection	Planning / Grading Permits. Follow SWPPP & Erosion Control Plan. Applicant / Developer / Consultant / Contractor attend PW Erosion . Sediment Control Training
GRADING FOR 3-UNIT RESIDENTIAL CONDOS (PW # 3-18181 - Issued 12/17/07) EAST SIDE OF S. 21ST STREET, APPROXIMATELY 170 FEET NORTHERLY OF SAN FERNANDO STREET	Residential	0.18	0.17	Grading On-going	Standard BMPs	Planning / Grading Permits. Follow BMPs
GRADING PLAN FOR TRACT 9939 - DENTONA ESTATES (PW # 3-18183 - Issued 12/07/07) WEST SIDE OF DENT AVENUE APPROXIMATELY 500 FEET NORTH OF KOOSER ROAD	Residential	1.6	1.6	Grading On-going	Inlet Protection. Stabilized Construction Entrance. Fiber Rolls.	Planning / Grading Permits. Follow BMPs
GRADING FOR NEW 28 KSF BLDG (PW # 3-18225 - Issued 11/20/07) ON THE NORTHWEST CORNER OF THE INTERSECTION BETWEEN CHARCOT AVE AND JUNCTION AVE.	Non-Residential	6.7	3.6	Under Construction (Grading Completed)	Straw Wattle. Concrete Washout. Silt Fence. Stabilized Construction Entrance.	Planning / Grading Permits. Follow SWPPP & Erosion Control Plan. Applicant / Developer / Consultant / Contractor attend PW Erosion . Sediment Control Training
CONSTRUCT 5,305 SF DAYCARE ON A 0.47 GROSS ACRE SITE (PW # 3-18274 - Issued 02/22/08) SOUTHWEST CORNER OF BLOSSOM HILL ROAD AND HOFFMAN COURT	Non-Residential	0.47	0.39	Grading On-going	Inlet Protection. Stabilized Construction Entrance. Fiber Rolls.	Planning / Grading Permits. Follow BMPs
GRADING FOR 3151 SENTER ROAD GAS STATION DEMO (PW # 3-18277 - Issued 11/20/07) SOUTHWESTERN CORNER OF SENTER ROAD AND E. CAPITOL EXPRESSWAY	Non-Residential	0.594	0.594	Grading On-going	Stabilized Construction Entrance. Straw Rolls. Silt Fence.	Planning / Grading Permits. Follow BMPs
GRADING FOR NEW SINGLE FAMILY RESIDENCE (PW # 3-18345 - Issued 04/30/08) DOVE HILL RD	Residential	1.8	0.13	Not Started	Silt Fence. Straw Wattles.	Planning / Grading Permits. Follow SWPPP & Erosion Control Plan. Applicant / Developer / Consultant / Contractor attend PW Erosion . Sediment Control Training

Project Name & Location	Project Type	Site Size (Ac)	Area of Land Disturbed (Ac)	Project Status	Stormwater Control Measures Included in Project	Requirement Mechanism
TO GRADE SITE FOR GROCERY STORE EXPANSION (PW # 3-01244 - Issued 11/02/07) NORTHWEST CORNER OF SANTA TERESA BLVD AND SNELL AVENUE	Non-Residential	5.9	2	Grading On-going	Standard BMPs	Planning / Grading Permits. Follow SWPPP & Erosion Control Plan. Applicant / Developer / Consultant / Contractor attend PW Erosion . Sediment Control Training
TO GRADE FOR 6 NEW RESIDENTIAL UNITS. (PW # 3-01936 - Issued 01/09/08) 60 SHENADO PLACE	Residential	0.83	0.83	Grading On-going	Standard BMPs	Planning / Grading Permits. Follow BMPs
TO ALLOW GRADING FOR 59 SRO ON 0.34 ACRE SITE. (PW # 3-06356 - Issued 06/04/07) WEST SIDE OF SOUTH 9TH STREET APPROXIMATELY 90 FEET SOUTHERLY OF EAST WILLIAM STREET	Residential	0.34	0.34	Under Construction (Grading Completed)	Standard BMPs	Planning / Grading Permits. Follow BMPs
TO GRADE FOR A 22 STORY RESIDENTIAL HIGH RISE (PW # 3-06653 - Issued 06/05/07) NORTHEAST CORNER OF MARKET & SAN SALVADOR STREETS	Residential	1.02	1.02	Under Construction (Grading Completed)	Stabilized Construction Entrance. Inlet Protection. Fiber Rolls.	Planning / Grading Permits. Follow SWPPP & Erosion Control Plan. Applicant / Developer / Consultant / Contractor attend PW Erosion . Sediment Control Training
TO CONSTRUCT AN AUTO DEALERSHIP SHOWROOM AND SERVICE CENTER ON A VACANT PARCEL. (PW # 3-06839 - Issued 10/22/07) SOUTHWEST CORNER OF CAPITOL EXPRESSWAY AND TULLY ROAD	Non-Residential	2.4	2.4	Grading On-going	Stabilized Construction Entrance. Inlet Protection. Fiber Rolls.	Planning / Grading Permits. Follow SWPPP & Erosion Control Plan. Applicant / Developer / Consultant / Contractor attend PW Erosion . Sediment Control Training
TO ALLOW GRADING FOR 18 SINGLE-FAMILY ATTACHED RESIDENCES ON 1.02 ACRE SITE. (PW # 3-09753 - Issued 06/19/07) NORTH SIDE OF ROCK AVENUE, APPROXIMATELY 450 FEET WESTERLY OF OAKLAND ROAD	Residential	1.02	1.02	Under Construction (Grading Completed)	Standard BMPs	Planning / Grading Permits. Follow BMPs
TO ALLOW STOCKPILING OF IMPORT MATERIALS (DIRT). (PW # 3-11445 - Issued 08/22/07) NORTHEAST CORNER OF FRIST STREET AND HEADQUARTERS DRIVE	Non-Residential	36.3	22.9	Not Started	Stabilized Construction Entrance. Inlet Protection. Fiber Rolls.	Planning / Grading Permits. Follow SWPPP & Erosion Control Plan. Applicant / Developer / Consultant / Contractor attend PW Erosion . Sediment Control Training

Project Name & Location	Project Type	Site Size (Ac)	Area of Land Disturbed (Ac)	Project Status	Stormwater Control Measures Included in Project	Requirement Mechanism
TO ALLOW GRADING FOR THE OFFICES @ FIRST STREET; WHICH CONSISTS OF PADS FOR FOUR OFFICE BUILDINGS AND TWO GARAGES ON A 14.1 GROSS ACRE SITE. NO BELOW GRADE EXCAVATION OR PARKING PROPOSED. (PW # 3-11445 - Issued 05/05/08) SOUTHEAST CORNER OF STATE ROUTE 237 AND NORTH FIRST STREET	Non-Residential	14.1	7.6	Grading On-going	Stabilized Construction Entrance. Inlet Protection. Fiber Rolls.	Planning / Grading Permits. Follow SWPPP & Erosion Control Plan. Applicant / Developer / Consultant / Contractor attend PW Erosion . Sediment Control Training
GRADING PLANS FOR 2268 WILL WOOL DRIVE (PW # 3-12558 - Issued 06/07/07) EAST SIDE OF WILL WOOL DRIVE APPROXIMATELY 400 FEET NORTH OF QUINN AVENUE	Non-Residential	1.76	1.5	Grading On-going	Stabilized Construction Entrance. Inlet Protection. Fiber Rolls.	Planning / Grading Permits. Follow SWPPP & Erosion Control Plan. Applicant / Developer / Consultant / Contractor attend PW Erosion . Sediment Control Training
GRADING PLANS FOR DUKE VILLA (PW # 3-14459 - Issued 07/10/07) SOUTHEAST CORNER OF LUCRETIA AND OWSLEY AVENUES	Residential	1.095	1	Completed	Standard BMPs	Planning / Grading Permits. Follow BMPs
GRADING FOR 10 UNITS OF MULTI FAMILY HOUSING (PW # 3-14631 - Issued 09/24/07) SOUTHEAST CORNER OF NORTHERN ROAD AND CROSS WAY	Residential	0.34	0.34	Grading On-going	Standard BMPs	Planning / Grading Permits. Follow BMPs
GRADING PERMIT FOR THE CONSTRUCTION OF JET FUEL STORAGE AND DISTRIBUTION FACILITIES AT SAN JOSE INTERNATIONAL AIRPORT. (PW # 3-14805 - Issued 01/17/08) STRADDLING US-101, WESTERLY OF THE GUADALUPE RIVER, AT THE NORTHERLY TERMINUS OF AIRPORT BL	Non-Residential	8	8	Not Started	Stabilized Construction Entrance. Inlet Protection. Fiber Rolls.	Planning / Grading Permits. Follow SWPPP & Erosion Control Plan
GRADING PLANS FOR TRACT 9715 (PW # 3-15191 - Issued 08/24/07) SOUTHWEST CORNER OF CHYNOWETH AVENUE AND CEDAR GROVE CIRCLE	Residential	0.8	0.5	Grading On-going	Standard BMPs	Planning / Grading Permits. Follow BMPs
TO GRADE FOR A PARKING LOT (PW # 3-15301 - Issued 06/12/07) NORTH SIDE OF BASSETT STREET, APPROXIMATELY 800 FEET WEST OF TERRAINE STREET	Non-Residential	0.551	0.207	Completed	Standard BMPs	Planning / Grading Permits. Follow BMPs
TO ALLOW THE GRADING FOR 201 UNITS OF AFFORDABLE SENIOR HOUSING ON A 1.66 GROSS ACRE SITE (PW # 3-15362 - Issued 05/09/08) SOUTH SIDE OF TULLY ROAD APPROXIMATELY 400 FEET EASTERLY OF SOUTH 10TH STREET	Residential	1.66	1.66	Not Started	Standard BMPs	Planning / Grading Permits. Follow BMPs

Project Name & Location	Project Type	Site Size (Ac)	Area of Land Disturbed (Ac)	Project Status	Stormwater Control Measures Included in Project	Requirement Mechanism
GRADING PLANS FOR THE JAPANESE AMERICAN MUSEUM OF SAN JOSE (529 & 535 N. FIFTH STREET) (PW # 3-15592 - Issued 08/15/07) WEST SIDE OF N. 5TH STREET, APPROXIMATELY 280 FEET NORTHERLY OF E. EMPIRE STREET (JAPANESE-AMERICAN MUSEUM OF JOSE)	Non-Residential	0.44	0.44	Under Construction (Grading Completed)	Standard BMPs	Planning / Grading Permits. Follow BMPs
TO ALLOW GRADING FOR A NEW SINGLE FAMILY DETACHED RESIDENCE WITH SWIMMING POOL. (PW # 3-15615 - Issued 08/23/07) CINNABAR HILLS ROAD	Residential	5.01	0.85	Grading On-going	Stabilized Construction Entrance. Inlet Protection. Fiber Rolls.	Planning / Grading Permits. Follow SWPPP & Erosion Control Plan
MONTECITO VISTA - SORRENTO: TO ALLOW GRADING, EXCAVATION & SHORING FOR MIXED USE PODIUM STRUCTURE ON 1.62 ACRE SITE. (PW # 3-16147 - Issued 05/02/08) WEST SIDE OF MONTEREY ROAD AT GOBEL LANE	Residential	1.62	1.62	Not Started	Stabilized Construction Entrance. Inlet Protection. Fiber Rolls.	Planning / Grading Permits. Follow SWPPP & Erosion Control Plan. Applicant / Developer / Consultant / Contractor attend PW Erosion . Sediment Control Training
GRADING PLAN FOR PODIUM BUILDING LOCATED ON THE NORTHWEST CORNER OF CAPITOL AND BATON ROUGE (PW # 3-16843 - Issued 10/02/07) NORTHEAST CORNER OF BATON ROUGE DRIVE AND CEDARVILLE LANE	Residential	2	2	Grading On-going	Stabilized Construction Entrance. Inlet Protection. Fiber Rolls.	Planning / Grading Permits. Follow SWPPP & Erosion Control Plan. Applicant / Developer / Consultant / Contractor attend PW Erosion . Sediment Control Training
TO GRADE FOR 32 NEW TOWNHOMES (PW # 3-16860 - Issued 12/21/07) WEST SIDE OF SKYLARK DRIVE, AT THE WESTERN TERMINUS OF HUMMINGBIRD DRIVE (2478 ALAMDEN ROAD)	Residential	1.1	1.1	Grading On-going	Stabilized Construction Entrance. Inlet Protection. Fiber Rolls.	Planning / Grading Permits. Follow SWPPP & Erosion Control Plan. Applicant / Developer / Consultant / Contractor attend PW Erosion . Sediment Control Training
GRADING PLANS FOR KENTWOOD TOWNHOMES. CONSTRUCTION OF 56 MULTI-FAMILY ATTACHED UNITS, 1 SINGLE-FAMILY DETACH UNIT AND 8000 SF OF RETAIL SPACE. (PW # 3-16932 - Issued 10/31/07) AREA GENERALLY BOUNDED BY KENTWOOD AVENUE, HIGHWAY 85 AND S. DE ANZA BLVD	Residential	4.2	4.2	Grading On-going	Stabilized Construction Entrance. Inlet Protection. Fiber Rolls.	Planning / Grading Permits. Follow SWPPP & Erosion Control Plan. Applicant / Developer / Consultant / Contractor attend PW Erosion . Sediment Control Training
TO GRADE FOR EXPANSION OF TIRE REPAIR FACILITY (PW # 3-16999 - Issued 10/19/07) SOUTHEAST CORNER OF STORY ROAD AND KNOX AVENUE (TROPICANA CALDERON GAS STATION)	Non-Residential	0.59	0.12	Grading On-going	Standard BMPs	Planning / Grading Permits. Follow BMPs

Project Name & Location	Project Type	Site Size (Ac)	Area of Land Disturbed (Ac)	Project Status	Stormwater Control Measures Included in Project	Requirement Mechanism
TO ALLOW GRADING FOR CONSTRUCTION OF ONE RETAIL BUILDING. (PW # 3-18218 - Issued 02/21/08) NE CORNER OF STORY RD AND S. KING RD	Non-Residential	0.23	0.23	Grading On-going	Standard BMPs	Planning / Grading Permits. Follow BMPs
GRADING PERMIT FOR MORGAN PLAZA AT 2010 STORY ROAD (PW # 3-00173 - Issued 12/13/07) SOUTHEAST CORNER OF STORY ROAD AND HOPKINS DRIVE	Non-Residential	0.51	0.51	Not Started	Stabilized Construction Entrance. Fiber Roll. Inlet Protection.	Planning / Grading Permits. Follow BMPs
LOWE'S (PW # 3-00743 - Issued 05/09/08) AT THE SOUTHEAST CORNER BETWEEN INTERESTATE 880 AND BROKAW	Non-Residential	17.22	14.4	Grading On-going	Stabilized Construction Entrance. Fiber Rolls. Inlet Protection	Planning / Grading Permits. Follow SWPPP & Erosion Control Plan
GRADING FOR INDOOR POOL AND RECREATION SPACE (PW # 3-01272 - Issued 09/19/07) East side of White Road, 90' southerly of Rose Creek Drive	Non-Residential	3.5	0.25	Grading On-going	Standard BMPs	Planning / Grading Permits. Follow BMPs
GRADING OF CHEVRON SITE TO REMOVE UNDERGROUND TANKS AND DEMOLISH STRUCTURES (PW # 3-01480 - Issued 07/02/07) SOUTHEAST CORNER OF SOUTHWEST EXPRESSWAY AND LEIGH AVENUE	Non-Residential	0.98	0.98	Completed	Straw Rolls. Stabilized Construction Entrance. Silt Fence. Tree Protection	Planning / Grading Permits. Follow BMPs
DEMOLISH EXISTING FAA RTR TOWER FACILITY AND FORMER RESTAURANT AND CONSTRUCT 59,186 SQUARE FOOT AIRCRAFT HANGER, 34,139 SQUARE FOOT TERMINAL/OFFICE AND SERVICE FACILITY (PW # 3-02020 - Issued 06/07/07) SOUTHEAST CORNER OF COLEMAN AVENUE AND AVIATION WAY	Non-Residential	6.187	6.187	Under Construction (Grading Completed)	Stabilized Construction Entrance. Inlet Protection. Fiber Rolls.	Planning / Grading Permits. Follow SWPPP & Erosion Control Plan. Applicant / Developer / Consultant / Contractor attend PW Erosion . Sediment Control Training
GRADING PERMIT FOR EXCAVATION FOR SPORTS COMPLEX FOR THE HARKER SCHOOL (PW # 3-02186 - Issued 06/08/07) NORTHEAST CORNER OF HIGHWAY 280 AND SARATOGA AVENUE	Non-Residential	10.33	7	Completed	Stabilized Construction Entrance. Inlet Protection. Fiber Rolls. Silt Fence. Gravel Bag. Check Dam	Planning / Grading Permits. Follow SWPPP & Erosion Control Plan. Applicant / Developer / Consultant / Contractor attend PW Erosion . Sediment Control Training
GRADING REMEDIATION TO REMOVE UNDERGROUND TANKS AND RETURN SITE TO PRE-EXISTING CONDITIONS. (PW # 3-03438 - Issued 06/04/07) SOUTHWEST CORNER OF MERIDIAN AVENUE AND FOXWORTHY AVENUE (CHEVRON USA INC)	Non-Residential	0.35	0.35	Completed	Stabilized Construction Entrance. Silt Fence. Straw Wattles	Planning / Grading Permits. Follow BMPs

Project Name & Location	Project Type	Site Size (Ac)	Area of Land Disturbed (Ac)	Project Status	Stormwater Control Measures Included in Project	Requirement Mechanism
ROUGH GRADING PLAN FOR LEGACY PROJECT ON NW/C OF ORCHARD PKWY AND ATMEL WAY PROJECT CONSISTS OF 2-6 STORY OFFICE BUILDINGS AND PARKING LOTS-PHASE 1 ONLY (PW # 3-03628 - Issued 04/07/08) 2503 ORCHARD PARKWAY	Non-Residential	16.4	15.98	Grading On-going	Stabilized Construction Entrance. Inlet Protection. Fiber Rolls. Drainage Swale	Planning / Grading Permits. Follow SWPPP & Erosion Control Plan. Applicant / Developer / Consultant / Contractor attend PW Erosion . Sediment Control Training
GRADING TO DEMOLISH 1 BUILDING AND REPLACE WITH SURFACE PARKING (PW # 3-04445 - Issued 11/26/07) SOUTHEAST END OF CRANE CT, AT NW CORNER OF ZANKER RD AND US-101	Non-Residential	5.64	5.64	Completed	Stabilized Construction Entrance. Inlet Protection. Fiber Rolls.	Planning / Grading Permits. Follow SWPPP & Erosion Control Plan. Applicant / Developer / Consultant / Contractor attend PW Erosion . Sediment Control Training
GRADING PERMIT FOR 1.8 GREENWASTE RECOVERY SITE (PW # 3-05073 - Issued 02/12/08) NORTH SIDE OF CHARLES ST 300 FT WESTERLY OF 13TH ST, ACROSS ABANDONED RAILROAD TRACKS	Non-Residential	1.8	1.4	Not Started	Stabilized Construction Entrance. Fiber Rolls. Inlet Protection	Planning / Grading Permits. Follow SWPPP & Erosion Control Plan. Applicant / Developer / Consultant / Contractor attend PW Erosion . Sediment Control Training
GRADING TO DEMOLISH 2 BUILDINGS (PW # 3-05537 - Issued 12/06/07) 5595 WINFIELD BLVD	Non-Residential	1.91	0.17	Grading On-going	Standard BMPs	Planning / Grading Permits. Follow BMPs
TO ALLOW GRADING FOR 60,000 SF OFFICE USE AND 16,000 SF FOR RETAIL/COMMERCIAL USE, WITH AN ATTACHED FREE-STANDING 2-LEVEL PARKING STRUCTURE (PW # 3-06815 - Issued 04/22/08) SOUTHEAST CORNER OF SANTANA ROW AND STEVENS CREEK BOULEVARD	Non-Residential	1.09	1.09	Grading On-going	Stabilized Construction Entrance. Inlet Protection. Fiber Rolls.	Planning / Grading Permits. Follow BMPs
GRADING PERMIT FOR CALIFORNIA CENTER FOR HEALTH CARE AND BIOMEDICAL TECHNOLOGY AT 5815 SILVER CREEK VALLEY PLACE (PW # 3-10584 - Issued 02/26/08) US 101 AND SILVER CREEK VALLEY ROAD (SE/C)	Non-Residential	8.883	8.88	Not Started	Stabilized Construction Entrance. Inlet Protection. Straw Rolls.	Planning / Grading Permits. Follow SWPPP & Erosion Control Plan. Applicant / Developer / Consultant / Contractor attend PW Erosion . Sediment Control Training
GRADING FOR GREENWASTE FACILITY ON 625 CHARLES ST. (PW # 3-12745 - Issued 07/10/07) NORTH SIDE OF CHARLES STREET APPROXIMATELY 750 FEET WESTERLY OF OAKLAND ROAD	Non-Residential	3.7	2.3	Not Started	Fiber Rolls. Inlet Protection. Stabilized Construction Entrance. Straw Wattles	Planning / Grading Permits. Follow SWPPP & Erosion Control Plan. Applicant / Developer / Consultant / Contractor attend PW Erosion . Sediment Control Training

Project Name & Location	Project Type	Site Size (Ac)	Area of Land Disturbed (Ac)	Project Status	Stormwater Control Measures Included in Project	Requirement Mechanism
GRADING TO ALLOW CONSTRUCTION OF A 4,863 SF ONE STORY RETAIL BUILDING ON A .36 GA SITE (PW # 3-16604 - Issued 06/06/07) SOUTHWEST CORNER OF MCKEE ROAD AND VISTA AVENUE	Non-Residential	0.36	0.36	Inactive	Stabilized Construction Entrance. Fiber Rolls. Inlet Protection	Planning / Grading Permits. Follow BMPs
GRADING FOR TRACT NO. 9932 (PW # 3-16726 - Issued 02/21/08) NORTHWEST CORNER OF LUCRETIA AVENUE AND PHELAN AVENUE	Residential	7.83	1.83	Grading On-going	Stabilized Construction Entrance. Inlet Protection. Straw Wattles.	Planning / Grading Permits. Follow SWPPP & Erosion Control Plan. Applicant / Developer / Consultant / Contractor attend PW Erosion . Sediment Control Training
GRADING PERMIT TO DEMOLISH 2 EXISTING DUPLEXES AND CONSTRUCT 6 SINGLE-FAMILY ATTACHED RESIDENTIAL UNITS ON A 0.42 GROSS ACRE SITE (PW # 3-16821 - Issued 08/27/07) SOUTH SIDE OF VILLA AVENUE, APPROXIMATELY 240 FEET EASTERLY OF MYRTLE STREET	Residential	0.42	0.42	Completed	Standard BMPs	Planning / Grading Permits. Follow BMPs
GRADING FOR EXPANSION OF EXISTING DEALERSHIP (PW # 3-16846 - Issued 08/10/07) SOUTHWEST CORNER OF ARDIS AVENUE AND STEVENS CREEK BOULEVARD	Non-Residential	1.3	1.2	Under Construction (Grading Completed)	Stabilized Construction Entrance. Fiber Rolls. Inlet Protection. Concrete Washout. Temporary Cover on Stockpile	Planning / Grading Permits. Follow BMPs
GRADING FOR OUTDOOR STORAGE YARD (PW # 3-18092 - Issued 01/02/08) WEST SIDE OF LITTLE ORCHARD STREET, APPROXIMATELY 150 FEET NORTHERLY OF SAN JOSE AVENUE	Non-Residential	2.39	1.19	Grading On-going	Stabilized Construction Entrance. Inlet Protection. Straw Wattles. Hydroseeding.	Planning / Grading Permits. Follow SWPPP & Erosion Control Plan. Applicant / Developer / Consultant / Contractor attend PW Erosion . Sediment Control Training
DEMO EXISTING POOL & SPA & EXISTING DECK ADD NEW POOL/SPA , DECK , EQUIPMENT PAD, & OUTDOOR KITCHEN WITH GAS BBQ & REFRIGERATOR (PW # 3-18106 - Issued 08/22/07) SOUTH SIDE OF WOODED LAKE DRIVE ACROSS FROM RED HOLLY COURT	Residential	2.64	0.06	Grading On-going	Stabilized Construction Entrance. Inlet Protection. Straw Wattles. Silt Fence. Concrete Washout	Planning / Grading Permits. Follow BMPs
GRADING TO CONSTRUCT 98-UNIT RESIDENTIAL CARE FACILITY (PW # 3-18119 - Issued 08/09/07) SOUTHWEST CORNER OF MERIDIAN AVENUE AND CURCI DRIVE	Residential	1.21	1.21	Completed	Stabilized Construction Entrance. Fiber Rolls. Inlet Protection. Straw Wattles	Planning / Grading Permits. Follow BMPs
REMOVAL OF PETROLEUM HYDROCARBON SOIL (PW # 3-18256 - Issued 07/18/07) 390 COMMERCIAL STREET	Non-Residential	3.8	0.088	Grading On-going	Standard BMPs	Planning / Grading Permits. Follow BMPs

Project Name & Location	Project Type	Site Size (Ac)	Area of Land Disturbed (Ac)	Project Status	Stormwater Control Measures Included in Project	Requirement Mechanism
CONSTRUCT 4,200 SQ.FT. NEW TWO STORY SINGLE FAMILY HOUSE WITH AN ATTACHED GARAGE OF 868 SQ FT. (PW # 3-18306 - Issued 05/02/08) 4020 CLAITOR WAY	Residential	1.26	0.2	Not Started	Stabilized Construction Entrance. Fiber Rolls. Inlet Protection	Planning / Grading Permits. Follow BMPs
GRADING FOR IRRIGATION POND & ASSOCIATED PUMP HOUSE AT AN EXISTING GOLF COURSE ON 125.6 GROSS ACRES SITE. (PW # 3-18283 - Issued 05/15/08) GENERALLY BOUNDED BY LITTMAN DRIVE ON NORTH, HAMPTON DRIVE ON THE EAST, LEYLAND PARK DRIVE ON THE WEST, &ECHO VALLEY DRIVE ON THE SOUTH	Non-Residential	125.6	1.5	Grading On-going	Straw Wattle, Stabilized Construction Entrance, Inlet Protection	Planning / Grading Permits. Follow SWPPP & Erosion Control Plan. Applicant / Developer / Consultant / Contractor attend PW Erosion . Sediment Control Training
GRADING FOR OAKWOOD APARTMENT EXPANSION. (PW # 3-01262 - Issued 05/29/08) SOUTHEAST CORNER OF BLACKFORD AVENUE AND SARATOGA AVENUE	Residential	1.76	1.64	Not Started	Straw Wattle, Stabilized Construction Entrance, Inlet Protection	Planning / Grading Permits. Follow SWPPP & Erosion Control Plan. Applicant / Developer / Consultant / Contractor attend PW Erosion . Sediment Control Training
GRADING PERMIT FOR A REMEDIAL EXCAVATION 12 FT BELOW (+/- 800CY). IMPACTED SOILS WILL BE HAULED OFF AND REPLACED WITH CLEAN SOIL. GROUND WATER IS 9 FT BELOW AND WILL BE PUMPED INTO HOLDING TANK FOR ANALYSIS AND TREATMENT THEN DISCHARGED TO THE SANITARY SEWER UNDER (ESD) BATCH DISCHARGE PERMIT. (PW # 3-18232 - Issued 06/05/08) SOUTHWEST CORNER OF E. HEDDING STREET AND N. 10TH STREET	Residential	1.19	0.03	Not Started	Standard BMPs	Planning / Grading Permits. Follow BMPs
TO ALLOW GRADING FOR THE CONSTRUCTION A 2,278 SF FAST FOOD RESTAURANT (PW # 3-01126 - Issued 06/05/08) SOUTHERLY SIDE ON TULLY ROAD, APPROXIMATELY 200 FT EAST OF ALVIN AVE.	Non-Residential	0.57	0.57	Not Started	Standard BMPs	Planning / Grading Permits. Follow BMPs
TO ALLOW GRADING FOR SITE UTILITY EQUIPMENT AND SERVICE ROADS (HICKS SUBSTATION) (PW # 3-18359 - Issued 06/06/08) 1552 SINGLETREE WY	Non-Residential	3	0.01	Not Started	Standard BMPs	Planning / Grading Permits. Follow BMPs
(PW # 3-18204 - Issued 06/09/08) SOUTHWEST CORNER OF SOUTH SUNSET AVENUE AND ALUM ROCK AVENUE	Non-Residential	0.55	0.21	Not Started	Standard BMPs	Planning / Grading Permits. Follow BMPs

Project Name & Location	Project Type	Site Size (Ac)	Area of Land Disturbed (Ac)	Project Status	Stormwater Control Measures Included in Project	Requirement Mechanism
TO ALLOW GRADING FOR NEW 4,500 SF ADMINISTRATION BUILDING (PW # 3-12816 - Issued 06/09/08) NW/C THE VILLAGES PKWY & SAN FELIPE RD*VILLAGES*SAN FELIPE	Non-Residential	14.4	0.22	Not Started	Straw Wattle, Stabilized Construction Entrance, Inlet Protection	Planning / Grading Permits. Follow SWPPP & Erosion Control Plan. Applicant / Developer / Consultant / Contractor attend PW Erosion . Sediment Control Training
TO ALLOW GRADING FOR CONSTRUCTION OF A NEW 12,290 COMMERCIAL BUILDING ON A 0.5 GROSS ACRE SITE. (PW # 3-16875 - Issued 06/16/08) NORTH SIDE OF BARK LANE, APPROXIMATELY 150 FEET EASTERLY OF SOUTH DE ANZA BOULEVARD	Non-Residential	0.52	0.52	Not Started	Standard BMPs	Planning / Grading Permits. Follow BMPs
TO ALLOW GRADING FOR 60,000 SF OFFICE USE AND 16,000 SF FOR RETAIL/COMMERCIAL USE, WITH AN ATTACHED FREE-STANDING 2-LEVEL PARKING STRUCTURE (PW # 3-06815 - Issued 06/19/08) southeast corner of Santana Row and Stevens Creek Boulevard	Non-Residential	1.09	1.09	Not Started	Standard BMPs	Planning / Grading Permits. Follow BMPs
GRADING FOR ONE SFDR ON A 0.8 GROSS ACRE SITE (PW # 3-18118 - Issued 06/26/08) WEST SIDE OF HOLLOW LAKE WAY, APPROXIMATELY 500 FEET SOUTH OF QUAIL CREST WAY	Residential	0.8008	0.27	Not Started	Straw Wattle, Stabilized Construction Entrance, Inlet Protection	Planning / Grading Permits. Follow SWPPP & Erosion Control Plan. Applicant / Developer / Consultant / Contractor attend PW Erosion . Sediment Control Training
Department of Public Works, Transportation & Development Services Division						
[illegible]						
Huff Avenue at S. Baywood Avenue Sidewalk Improvement Project (located at the intersection of Huff Avenue and S. Baywood Avenue, east of Winchester Boulevard)	Non-Residential	0.081	0.081	Construction Completed	Standard BMP's	Follow BMP's (mainly sediment control)
Greater Gardner Street Reconstruction- Spencer Avenue/Brown Street	Residential	1.2	0.68	Construction Completed	SWPPP compliance, proper disposal of construction materials and waste	BMP implementation, monitoring and maintenance schedule
University Pedestrian Street Lighting Phase 2 – William Street between 10th Street and Coyote Creek- William Street between 1st and 6th street	Non-Residential	0.034	0.034	Substantial Completion scheduled by May 2008.	Standard SWPPP	Follow SWPPP
Keyes Street and Greater Gardner Pedestrian Street Lighting Project	Non-Residential	0.046	0.046	Substantial Completion scheduled by June 2008	Standard SWPPP	Follow SWPPP

Project Name & Location	Project Type	Site Size (Ac)	Area of Land Disturbed (Ac)	Project Status	Stormwater Control Measures Included in Project	Requirement Mechanism
Eden Avenue Streetscape Project	Residential	0.046	0.046	Substantial Completion by October 2008	Standard SWPPP	Follow SWPPP
Union Avenue at Ross Creek Improvement Project	Residential	0.47	0.47	Construction Completed	Temporary Creek Flow Diversion, Standard SWPPP	Follow SWPPP
Oakland Road Improvement Project – Segment 3	Residential	0.03	0.03	Construction Completed	Standard SWPPP	Follow SWPPP
G-79 Sidewalk Installation Low-Income SNI Areas (Forestdale Avenue- From Melbourne Blvd to Jeanne Avenue)	Residential	0.13	0.13	Under Construction	Standard SWPPP	Follow SWPPP
Hamilton Avenue Improvement Project – From Meridian Avenue to Hamilton Way	Residential	0.89	0.89	Under Construction	Standard SWPPP	Follow SWPPP
Senter Road Widening Project- Phase II (From Tully Road to Singleton Road)	Non-Residential	18.33	0.75	Construction Completed	Standard SWPPP	Follow SWPPP
Cypress Avenue at Lynden Oaks	Residential	0.073	0.073	Construction Completed	Standard BMP	BMP Implementation
Penitencia Creek Road at Viceroy	Non-Residential	0.71	0.104	Construction Completed	Standard BMP	BMP Implementation
Clarita Avenue at Carola Avenue Sidewalk Improvement Project	Residential	0.49	0.079	Construction Completed	Standard BMP	BMP Implementation
STP Street Resurfacing/Rehab Project	Non-Residential	55.58	0*	Construction Completed	Standard SWPPP	Follow SWPPP
STP Street Resurfacing/Rehab Project – Round 2	Non-Residential	44.85	0*	Substantial Completion by June 2008	Standard SWPPP	Follow SWPPP
*Land disturbed is zero because no work was done below existing pavement.						
Department of Public Works, Engineering and Construction Services Division						
Public Projects						
No projects to report FY 07-08						
Department of Public Works, City Facilities Architectural Services Division						
Public Projects						
Evergreen Branch Library 2635 Aborn Rd.	Library	2.5	2.5	Construction completed	SWPPP in place – stormwater controls, material protection, storage, cleaning, erosion and sediment controls, soil stabilization, post construction water management, waste management, maintenance, training	SWPPP
Edenvale Branch Library 101 Branham Lane East	Library	2	2	Construction completed	SWPPP in place – stormwater controls, material protection, storage, cleaning, erosion and sediment controls, soil stabilization, post construction water management, waste management, maintenance, training.	SWPPP

Project Name & Location	Project Type	Site Size (Ac)	Area of Land Disturbed (Ac)	Project Status	Stormwater Control Measures Included in Project	Requirement Mechanism
Luna Turnkey Park Old Berryessa and Oakland Road	Recreation	9.6	7.2	Under Construction	SWPPP in place – stormwater controls, material protection, storage, cleaning, erosion and sediment controls, soil stabilization, post construction water management, waste management, maintenance, training	SWPPP
Almaden Lake Park, Phase 2 Project Almaden Expressway and Coleman Road	Recreational	69.4	0.96	Construction pending	SWPPP in place – stormwater controls, material protection, storage, cleaning, erosion and sediment controls, soil stabilization, post construction water management, waste management, maintenance, training.	SWPPP
Mayfair Community Center 2039 Kammerer Ave.	Community Center	4.56	1.2	Under construction	SWPPP in place – stormwater controls, material protection, storage, cleaning, erosion and sediment controls, soil stabilization, post construction water management, waste management, maintenance, training	SWPPP
Fire Station No. 34	Government	1.03	1.03	Under construction	SWPPP in place – stormwater controls, material protection, storage, cleaning, erosion and sediment controls, soil stabilization, post construction water management, waste management, maintenance, training	SWPPP
Fire Station No. 35	Government	0.91	0.91	Under construction	SWPPP in place – stormwater controls, material protection, storage, cleaning, erosion and sediment controls, soil stabilization, post construction water management, waste management, maintenance, training	SWPPP
Willow Glen Branch Library 1157 Minnesota Ave	Library	1.00	1.00	Construction completed	SWPPP in place – stormwater controls, material protection, storage, cleaning, erosion and sediment controls, soil stabilization, post construction water management, waste management, maintenance, training. Notice of Termination to be filed within 2 months.	SWPPP
Pearl Avenue Branch Library 4270 Pearl Ave	Library	1.14	1.14	Construction completed	SWPPP in place – stormwater controls, material protection, storage, cleaning, erosion and sediment controls, soil stabilization, post construction water management, waste management, maintenance, training. Notice of Termination to be filed within 2 months.	SWPPP

Project Name & Location	Project Type	Site Size (Ac)	Area of Land Disturbed (Ac)	Project Status	Stormwater Control Measures Included in Project	Requirement Mechanism
Joyce Ellington Branch Library	Library	0.90	0.90	Under construction	SWPPP in place – stormwater controls, material protection, storage, cleaning, erosion and sediment controls, soil stabilization, post construction water management, waste management, maintenance, training.	SWPPP
Fire Station No. 25 Phase 2 2125 Wilson Way	Government	7	4.5	Construction Complete	SWPPP in place – stormwater controls, material protection, storage, cleaning. Erosion and sediment controls, soil stabilization, post construction water management, waste management, maintenance, training.	SWPPP
Santa Teresa Branch Library 290 International Circle	Library	1.6	1.1	Under construction NOI 4/16/08	SWPPP in place – stormwater controls, material protection, storage, cleaning, erosion and sediment controls, soil stabilization, post construction water management, waste management, maintenance, training	SWPPP
Roosevelt Community Center 901 E. Santa Clara St.	Community Center	13.15	3.86	Under construction	SWPPP in place – stormwater controls, material protection, storage, cleaning, erosion and sediment controls, soil stabilization, post construction water management, waste management, maintenance, training	SWPPP
Lake Cunningham Regional Park Perimeter Landscaping Phase 3 Capitol Expwy, and Cunningham Ave.	Recreation	3	3	Construction Complete	SWPPP in place – stormwater controls, material protection, storage, cleaning, erosion and sediment controls, soil stabilization, post construction water management, waste management, maintenance, training	SWPPP
South San Jose Police Substation	Governmental	10.49c	10.49	Under Construction	SWPPP in place – stormwater controls, material protection, storage, cleaning, erosion and sediment controls, soil stabilization, post construction water management, waste management, maintenance, training	SWPPP
Happy Hollow Park & Zoo – Zoo and Attractions Package	Recreation	40	16.5	Under construction	SWPPP in place – stormwater controls, material protection, storage, cleaning, erosion and sediment controls, soil stabilization, post construction water management, waste management, maintenance, training	SWPPP

Project Name & Location	Project Type	Site Size (Ac)	Area of Land Disturbed (Ac)	Project Status	Stormwater Control Measures Included in Project	Requirement Mechanism
Los Gatos Creek Trail Reach 4	Recreation	4.77	1.1	Construction Complete	SWPPP in place – stormwater controls, material protection, storage, cleaning, erosion and sediment controls, soil stabilization, post construction water management, waste management, maintenance, training	SWPPP
Falls Creek Park	Recreation	1.05	1.05	Construction Complete	SWPPP in place – stormwater controls, material protection, storage, cleaning, erosion and sediment controls, soil stabilization, post construction water management, waste management, maintenance, training	SWPPP
San José Redevelopment Agency						
Responsibility for San José Redevelopment Agency projects was transferred to Public Works						

This page intentionally left blank.

5. PSR: Public Streets, Roads, & Highways

5.A PSR Work Plan Self Evaluation Matrix

Item No.	Activity	Compliance Date	FY 07-08 Status	Responsible Party
PSR 1	**Implementation of BMPs** The City of San José will implement Best Management Practices (BMPs) for street, road, and highway operation and maintenance (O&M) activities to reduce pollutants in stormwater and eliminate illicit discharges to the maximum extent practicable.			
PSR 1.A	Develop additional BMPs, as needed, when new O&M tasks are instituted.	As Needed	Not needed in FY 07-08.	DOT, ESD
PSR 1.B	Develop SOPs based on BMPs.	As Needed	Not needed in FY 07-08.	DOT, ESD
PSR 1.C	When new BMPs and SOPs are developed, integrate BMPs and SOPs into training program.	As Needed	Not needed in FY 07-08.	DOT, ESD
PSR 1.C.1	Include SOPs listed in PSR 1.D.1 and developed in FY 05-06 into the FY 06-07 training program.	Done FY 06-07	Done FY 06-07.	ESD
PSR 1.D	Staff will review current PSR and SDO BMPs and SOPs. The annual training sessions with staff will be used as an opportunity to evaluate the effectiveness of BMPs and SOPs. BMPs and SOPs will be updated as indicated by the review.	Done FY 04-05 Annually	Done FY 07-08. The current review in the annual training indicated that no new SOPs are necessary. However a request was made to review the existing street sweeping SOP. The street sweeping SOP will be reviewed in FY 08-09 and revised if needed.	DOT, ESD
PSR 1.D.1	Revise or write the following SOPs: • Sidewalk/Plaza Maintenance: Cleaning, concrete installation and replacement, surface removal and repair; • Bridge and Structure Maintenance: Painting and paint removal, repair work, and graffiti removal; • Median and Road Embankment Maintenance; • Storm Drain Inlet Cleaning; • Storm Drain Line Cleaning; • Management of Storm Drain System Solid Waste; • Pump Station Inspection and Cleaning; • Drainage Ditch Cleaning.	Done FY 05-06	Done FY 05-06.	DOT, ESD, PRNS
PSR 1.D.2	Include a check box on the WE ICID inspection report form to indicate whether the responsible party in a stormwater complaint is a City employee.	FY 07-08 Ongoing	Due to technical requirements, it was not feasible to include a check box in the WE ICID inspection report form in FY 07-08. A change order for the database WE ICID inspection report form is in the process of being written. This task will be carried over into the FY 08-09 work plan. Inspectors will track this information manually and forward the information to the ESD-UR section for appropriate action.	ESD

ITEM NO.	ACTIVITY	COMPLIANCE DATE	FY 07-08 STATUS	RESPONSIBLE PARTY
PSR 1.D.3	In response to stormwater complaints involving a City employee conducting PSR and SDO O&M activities, the supervisor for the City employee involved in the complaint will be notified.	FY 07-08 Ongoing	Done FY 07-08. One complaint involving a City employee conducting PSR and SDO O&M activities was received in FY 07-08. The supervisor was notified of the complaint.	DOT, GS, PRNS, ESD
PSR 2	**Contractor Use of BMPs** The City of San José will develop and implement a process to ensure that contractors employed to perform street, road, and highway O&M activities use appropriate BMPs per URMP.			
PSR 2.A	Train contract managers for public street, road, and highway O&M contracts on related stormwater BMPs annually.	Annually	Done FY 07-08. Contract manager training was held on 6/17/08.	DOT, ESD
PSR 2.A.1	Include a check box on the WE ICID inspection report form to indicate whether the responsible party in a stormwater complaint is a City contractor.	FY 07-08 Ongoing	Due to technical requirements, it was not feasible to include a check box in the WE ICID inspection report form in FY 07-08. A change order for the database WE ICID inspection report form is in the process of being written. This task will be carried over into the FY 08-09 work plan. Inspectors will track this information manually and forward the information to the ESD-UR section for appropriate action.	ESD
PSR 2.A.2	In response to stormwater complaints involving City contractors conducting PSR and SDO O&M activities, the contract manager for the City contract involved in the complaint will be notified.	FY 07-08 Ongoing	Done FY 07-08. The City did not receive any complaints regarding contractors conducting PSR O&M activities for the City. See 5.B: PSR *Program Evaluation* for summary of complaint.	DOT, GS, PRNS, ESD
PSR 2.B	Develop standard contract language for PSR maintenance activities.	Done FY 05-06	Done FY 05-06.	DOT, ESD
PSR 2.B.1	Send letters to City contractors conducting PSR and SDO O&M activities with a reminder to use appropriate BMPs while conducting their work.	FY 07-08	Done FY 07-08. A letter was drafted In July 2007 and mailed to City contractors conducting PSR and SDO O&M activities in October 2007.	DOT, GS, PRNS, ESD
PSR 3	**City Staff Annual Training** The City of San José will provide annual training to its municipal staff in the use of appropriate BMPs. The City will also provide a mechanism for obtaining feedback from staff on the implementation and effectiveness of the BMPs and Control Measures.			
PSR 3.A	Identify training goals, such as improving the focus of the training on the specific BMPs used by a section; integrating new BMPs, if any; etc.	Annually, Q4	Done FY 07-08. Training goals were identified.	DOT, ESD
PSR 3.B	Identify training opportunities (which could include tailgate meetings and other existing training).	Annually	Done FY 07-08. Training opportunities were identified throughout the year for various City departments.	DOT, ESD
PSR 3.C	Create or revise training modules for affected City staff and contractors.	As needed	Done FY 07-08. The DOT crew training was revised to reflect the closure of the Main Corp Yard and the new operations located at the Central Service Corp Yard.	DOT, ESD
PSR 3.C.1	Add specific components from DOT Electrical Crew training module to the general DOT Street Crew training module. These components include: asphalt/concrete	Done FY 05-06	Done FY 05-06.	ESD

ITEM NO.	ACTIVITY	COMPLIANCE DATE	FY 07-08 STATUS	RESPONSIBLE PARTY
	removal, concrete installation and repair, and mercury lamp recycling and/or disposal.			
PSR 3.D	Create or revise collateral material based on training modules.	As needed	Done FY 07-08. Presentations were revised as necessary.	DOT, ESD
PSR 3.E	Schedule training with affected supervisors.	Annually	Done FY 07-08. DOT inlet cleaning crews training was scheduled with supervisors in September 2007. RPW training was scheduled in April 2008 for PRNS field crews and Rangers. Training for DOT street maintenance crews was scheduled with supervisors in March 2008.	DOT, ESD
PSR 3.E.1	Develop and implement a new training module specifically for DOT electrician staff.	Done FY 04-05	Done FY 04-05.	DOT, ESD
PSR 4	**Notification of Public Agencies** The City of San José will inform other parties (e.g., CalTrans, the County of Santa Clara, and public utilities) conducting street, road, and highway O&M activities within its jurisdiction of the requirements to implement pollutant reduction BMPs and Control Measures in stormwater to the maximum extent practicable and eliminate illicit discharges.			
PSR 4.A	Identify conditions under which another agency will be notified regarding relevant stormwater requirements.	Done FY 02-03	Done prior to FY 02-03. The City notifies other agencies conducting street, road, and highway O&M activities within its jurisdiction of the requirements to implement BMPs and Control Measures on a complaint driven basis. When a complaint is received, a Watershed Enforcement Inspector investigates the complaint and educates the agency on proper BMPs and Control Measures; a citation is issued if necessary. For each complaint the City received involving other agencies in FY 07-08, Watershed Enforcement investigated the complaint and educated the agency contacts on proper BMPs and control measures to be used when conducting PSR O&M activities within the City.	ESD
PSR 4.A.1	Include a check box on the WE ICID inspection report form to indicate whether the responsible party in a stormwater complaint is another agency.	FY 07-08 Ongoing	Due to technical requirements, it was not feasible to include a check box in the WE ICID inspection report form in FY 07-08. A change order for the database WE ICID inspection report form is in the process of being written. This task will be carried over into the FY 08-09 work plan. Inspectors will track this information manually and forward the information to the ESD-UR section for appropriate action.	ESD
PSR 4.A.2	The City will send letters to other agencies that conduct PSR O&M activities within its jurisdiction informing them of the requirement to implement appropriate BMPs and control measures while conducting their work.	Done FY 06-07	Done FY 06-07.	ESD-WE
PSR 5	**BMP Effectiveness Reviews** As part of the annual review process, the City of San José will review and evaluate the effectiveness of its BMPs in reducing pollutants in stormwater and eliminating illicit discharges. The review and evaluation will include input from the municipal maintenance staff that implement the BMPs.			

ITEM NO.	ACTIVITY	COMPLIANCE DATE	FY 07-08 STATUS	RESPONSIBLE PARTY
PSR 5.A	Draft procedure for annual effectiveness reporting, including sub-procedures for gathering feedback from affected supervisors and for modifications to BMPs and SOPs as necessary.	Done FY 01-02	Done FY 01-02.	DOT, ESD
PSR 5.A.1	Review procedures for annual effectiveness evaluation. Consider obtaining feedback from supervisors on how to assess BMP effectiveness and the use of training sessions with staff as an opportunity to evaluate BMPs and SOPs.	Annually	Done FY 07-08. The annual DOT Stormwater BMP and SOP training was conducted in April and May 2008. Both DOT crews and supervisors attended the training conducted in June. PSR & SDO BMPs and SOPs were reviewed and feedback was requested during the training sessions. Written evaluations for the training were also distributed. Feedback received in FY 07-08 indicated that most of the existing BMPs and SOPs are effective; however, a request was made to review the existing street sweeping SOP. The street sweeping SOP will be reviewed in FY 08-09 and revised if needed. See 5.B: *PSR Program Evaluation* for the summary of training evaluation data.	DOT, ESD
PSR 5.B	Conduct evaluation of BMPs and SOPs.	Annually	Done FY 07-08.	DOT, ESD
PSR 5.B.1	Revise the eight SOPs reviewed in FY 06-07 according to comments received during the review process.	FY 07-08	Done FY 07-08. Revisions were made according to comments received.	ESD
PSR 5.C	Expand parking restriction signage and enforcement for street sweeping by 20 curb miles.	FY 07-08	Done FY 07-08. The parking restriction signage and enforcement for street sweeping was expanded by 27.5 curb miles.	DOT
PSR 5.D	Collect street sweeping data: volume and/or weight of debris collected, curb miles swept, and estimated percentage of leaves in yard trimmings collection program.	Ongoing [See CNAP CB-11]	Done FY 07-08 and ongoing. The volume and/or weight of street sweeping debris collected, curb miles swept, and estimated percentage of leaves in yard trimmings collection program were collected.	DOT, ESD
PSR 6	**Rural Public Works Maintenance and Support Activities** The City will extend its control measure strategy for PSR to address water quality impacts resulting from public works maintenance and support activities in rural areas.			
PSR 6.A	Identify City-owned properties that are applicable (under the RPW performance standard).	Ongoing	Done FY 07-08. No new City-owned properties were identified.	ESD, PRNS, DOT, GS
PSR 6.A.1	Re-evaluate the feasibility of using GIS information to identify additional applicable properties, if any.	Done FY 05-06	Done FY 05-06.	PRNS, GS, DOT, ESD
PSR 6.A.2	Some of the roads on the rural roads list compiled in FY 06-07 have portions that are within City limits and portions that are within Unincorporated Areas. Determine exactly which portions of these roads fall within the City's limits.	FY 07-08	Done FY 07-08. Using street maps, it was determined which portions of these roads fall within the City's limits.	DOT. ESD
PSR 6.B	Develop or adapt Standard Operating Procedures (SOPs) and Best Management Practices (BMPs) for	Done FY 03-04	Done FY 03-04.	PRNS, GS, DOT, ESD

Item No.	Activity	Compliance Date	FY 07-08 Status	Responsible Party
	rural public works activities.			
PSR 6.C	Provide annual training on appropriate SOPs/BMPs to City staff that perform rural public works operations and maintenance activities. Incorporate SOPs/BMPs evaluation into annual training.	Annually	Done FY 07-08. RPW training was conducted for PRNS staff in May 2008. Seven training sessions were held with a total attendance of 121.	PRNS, GS, DOT, ESD
PSR 6.C.1	Evaluate the RPW training schedule in order to coordinate more efficiently with PRNS staff schedules.	Done FY 06-07	Done FY 06-07.	PRNS, ESD
PSR 6.D	Through contract specifications, require contractors hired by the City to use appropriate SOPs/BMPs when performing rural public works construction or maintenance.	Done FY 05-06	Done FY 05-06.	PRNS, GS, DOT, ESD
PSR 6.E	Annually conduct an evaluation of the effectiveness of the rural public works program, report the results in the Urban Runoff Annual Report. Identify items for continuous improvement.	Annually	Done FY 07-08. The RPW BMP and SOP training was conducted in May 2008. Feedback was requested during the training, and evaluations were distributed. The feedback indicated that no modifications to the BMPs and SOPs were necessary. See 5.B: *PSR Program Evaluation* for the summary of training evaluation data.	PRNS, GS, DOT, ESD

5.B PSR Program Evaluation

Training

The City of San José provides annual training to its municipal staff in the use of appropriate BMPs. The City also provides a mechanism for obtaining feedback from staff on the implementation and effectiveness of the BMPs and Control Measures. Annual municipal staff training was held in April and May 2008 for the PSR and SDO program elements. Participants were given an evaluation form. Of the 193 staff that participated in the training, 125 evaluations were completed and returned. Results of the completed evaluations are summarized below and are comparable to the hi ratings in last year's results:

- 94% responded that the training subjects taught are appropriate to their work;
- 95% responded that the BMPs/SOPs presented correspond to their work practices;
- 98% responded that the training adequately described the relationship of BMPs/SOPs to compliance with the City's Stormwater NPDES permit;
- 95% responded that the training adequately explained how they, City staff, can help the City maintain compliance with the Stormwater NPDES permit; and
- 95% responded that the training adequately explained a SWPPP.

The City's control measure strategy for PSR also addresses water quality impacts resulting from public works maintenance and support activities in rural areas. Training was held in May 2008. Participants were generally positive about the content and relevance of the training session to their work. Of the 121 staff that participated in the training, 90 evaluations were completed and returned. Results of the completed evaluations are summarized below:

- 97% responded that the training subjects taught are appropriate to their work;
- 93% responded that the BMPs/SOPs described corresponds to their work practices;
- 94% responded that the training adequately described the relationship of BMPs/SOPs to compliance with the City's Stormwater NPDES permit; and

- 97% responded that the training adequately explained how they, City staff, can help the City maintain compliance with the Stormwater NPDES permit.
- 97% responded that the training adequately explained a SWPPP.

Contractor Use of BMPs

In FY 07-08, no complaints were received involving a City of San José contractor conducting PSR or SDO O&M activities. A letter was drafted in July 2007 and was mailed to City contractors conducting PSR and SDO O&M activities in October 2007.

Informing Other Agencies

In past years, the City of San José has informed other parties (e.g., CalTrans, the County of Santa Clara, public utilities) conducting street, road, and highway O&M activities within its jurisdiction of the requirements to implement pollutant reduction BMPs and control measures in stormwater to the maximum extent practicable and eliminate illicit discharges on a complaint driven basis. When a complaint is received, a Watershed Enforcement Inspector investigates the complaint and educates the agency on proper BMPs and Control Measures, and issues a citation if necessary. This method continued to be used in FY 07-08.

Partnership with Our City Forest

The City partnered with Our City Forest to plant trees in order to help control erosion on an overpass embankment. The Cropley Avenue overpass southeast embankment (located between Cropley Avenue and Largo Drive) was experiencing erosion, which was causing sediment to enter the street and gutter. While a long-term solution was being evaluated, straw wattles were installed to keep sediment out of the street and gutter. DOT and ESD staff evaluated long-term solutions to control the erosion. With the current budget and staff, DOT decided that planting trees on the overpass embankment would be the best long-term solution. DOT contacted Our City Forest and requested assistance with planting the trees. Our City Forest agreed to plant trees on the embankment. In November 2007, twenty-seven trees were planted on the embankment.

BMP Effectiveness Review

As part of the annual review process, the City of San José reviews and evaluates the effectiveness of its BMPs in reducing pollutants in stormwater and eliminating illicit discharges. The review and evaluation includes input from the municipal maintenance staff that implements the BMPs. BMP effectiveness is evaluated using staff feedback gathered from training sessions. See training evaluation above.

Street Sweeping Program

The City conducts an extensive Street Sweeping program, involving the sweeping of the central business district; neighborhood business district; arterials, collectors, and bicycle lanes; and residential streets. Annually, the City sends out a calendar of the residential street sweeping schedule to each single-family dwelling, and asks neighborhood associations within the City to include reminders in their association newsletters for moving parked vehicles on street sweeping days. The City is continuing to expand the areas in which parking restrictions are required and enforced to improve the effectiveness of the street sweeping program. In FY 07-08, the enforcement area was broadened from 239 to 266.5 curb miles. The City anticipates expanding the areas in which parking restrictions are required and enforced for street sweeping by approximately 20 curb miles in FY 08-09. In FY 07-08, approximately 30,938 cubic yards of debris were collected during all street-sweeping operations. Along with street sweeping, the City has a Yard Trimmings Collection Program. The total amount of yard trimmings collected in FY 07-08 was 129,811 tons. Of the 129,811 tons of yard trimmings collected, 63,384 tons were leaves.

5.C PSR Response to Water Board Comments

No comments received from Water Board on this Program Element.

5.D PSR Summary Tables / Additional Information

Parks Included in the Rural Public Works Performance Standard

Name of Park	Location	Acreage	Type of Park
Almaden Lake Park	Almaden Expwy & Coleman	64.9	Regional
Alum Rock Park	Alum Rock & Penitencia Creek	718.0	Regional
Emma Prusch Farm Park	Story & King	43.5	Regional
Guadalupe River Park	Between Hwy 880 and 280 along Guadalupe River in downtown San José	205.0	Regional
Kelley Park	Senter & Story	138.0	Regional
Lake Cunningham Park/Raging Waters	Capitol & Tully	202.0	Regional
Montgomery Hill Park	Yerba Buena & Murillo	59.6	Neighborhood
Overfelt Gardens	Education Park & McKee	32.6	Regional

Rural Roads within the City of San Jose

Name of Road	Comments
Bailey Avenue	Only a portion of Bailey Road is rural - west of Santa Teresa Avenue to McKean Road.
Casa Loma Road	Casa Loma Road starts at McKean Road and heads west to Rancho Canada del Oro Open Space Preserve. It has no curbs, gutters, or storm drains. A small creek is in the vicinity of the road.
Coyote Creek Golf Course Drive	Coyote Creek Golf Course Drive is a small portion of road leading from the Hwy 101 west bound off ramp to the Coyote Creek Golf Course. It has no curbs, gutters, or storm drains.
Fleming Avenue	Only a portion of Fleming Avenue is rural - east of Morrie Drive. No curb, gutter, or storm drain is on the end portion of the avenue.
Grand Boulevard	Only a portion of Grand Boulevard is rural - at Los Esteros Road (north of Spreckles Avenue) as it goes to the Don Edwards San Francisco Bay National Wildlife Refuge Environmental Education Center.
Hicks Road	Most of Hicks Road south of Guadalupe Mines Road to City limits has no curbs, gutters or storm drains. Hicks Road meanders in and out of the City limits.
Los Esteros Road	Most of Los Esteros Road has no curbs, gutters, or storm drains. Curbs and gutters are on the road in front of the San Jose/Santa Clara Water Pollution Control Plant Administration Building.
McKean Road	Only a portion of McKean Road is rural - south of Bailey Avenue to City limits.
Metcalf Road	East of Hwy 101 as the road goes up into the hills. Small portions of Metcalf Road have an asphalt curb. Portions of Metcalf Road are in the City limits and portions are in Unincorporated Area.
Monterey Road	Only portions of Monterey Road are rural. Most of Monterey Road between Live Oak Ave. and Forsum Road has no curbs, gutters, or storm drains. There are some curbs, gutters and storm drains at the intersection of Palm Avenue and also at the Bailey Avenue interchange.
San Felipe Road	Only portions of San Felipe Road are rural. San Felipe Road between Aborn Road and Early Morning Court has curbs, gutters and storm drains. Portions of San Felipe Road after Early Morning Court and to the City limits have an asphalt curb on one side and no curb, gutter or storm drains on the other side.
Santa Teresa Boulevard	Only a portion of Santa Teresa Boulevard is rural - south of Bailey Avenue to City limits.

Name of Road	Comments
Sierra Road	Only a portion of Sierra Road is rural – as the road goes up into the east hills. Portions of Sierra Road are in the City limits and portions are in Unincorporated Area.
Sweigert Road	Only a portion of Sweigert Road is rural - northeast of Geist Road there is no curb, gutter, or storm drain as Sweigert Road goes up hill toward private drives.
Zanker Road	Only a portion of Zanker Road is rural - north of the Hwy 237 off ramp to Los Esteros Rd. has no curbs and gutters except in front of the San Jose/Santa Clara Water Pollution Control Plant Environmental Services Building.

6. SDO: Storm Drain System Operation & Maintenance

6.A SDO Work Plan Self Evaluation Matrix

Item No.	Activity	Compliance Date	FY 07-08 Status	Responsible Party
SDO 1	**O&M BMP Implementation** The City of San José will implement best management practices (BMPs) for the storm drain system operation and maintenance (O&M) to reduce pollutants in stormwater to the maximum extent practicable. Specific BMPs for each type of O&M activity are those listed in the City's Urban Runoff Management Plan (URMP).			
SDO 1.A	Develop additional BMPs, as needed, when new O&M tasks are instituted (including structural controls if necessary).	As Needed	Not needed in FY 07-08.	DOT, ESD
SDO 1.B	Develop SOPs based on BMPs.	As Needed	Not needed in FY 07-08.	DOT, ESD
SDO 1.C	When new BMPs and SOPs are developed, integrate BMPs and SOPs into training program.	As Needed	Not needed in FY 07-08.	DOT, ESD
SDO 1.C.1	Include SOPs listed in SDO 1.D.1 and developed in FY 05-06 into the FY 06-07 training program.	Done FY 06-07	Done FY 06-07.	ESD
SDO 1.D	Staff will review current PSR and SDO BMPs and SOPs. The annual training sessions with staff will be used as an opportunity to evaluate the effectiveness of BMPs and SOPs. BMPs and SOPs will be updated as indicated by the review.	Done FY 04-05 Annually	Done FY 07-08. The current review in the annual training indicated that no new SOPs are necessary for SDO O&M.	DOT, ESD
SDO 1.D.1	Revise or write the following SOPs: • Sidewalk/Plaza Maintenance: Cleaning, concrete installation and replacement, surface removal and repair; • Bridge and Structure Maintenance: Painting and paint removal, repair work, and graffiti removal; • Median and Road Embankment Maintenance; • Storm Drain Inlet Cleaning; • Storm Drain Line Cleaning; • Management of Storm Drain System Solid Waste; • Pump Station Inspection and Cleaning; • Drainage Ditch Cleaning. See PSR 1.D.1.	Done FY 05-06	Done FY 05-06.	DOT, ESD, PRNS
SDO 1.D.2	Include a check box on the WE ICID inspection report form to indicate whether the responsible party in a stormwater complaint is a City employee.	FY 07-08 Ongoing	Due to technical requirements, it was not feasible to include a check box in the WE ICID inspection report form in FY 07-08. A change order for the database WE ICID inspection report form is in the process of being written. This task has been carried over to the FY 08-09 work plan.	ESD

ITEM NO.	ACTIVITY	COMPLIANCE DATE	FY 07-08 STATUS	RESPONSIBLE PARTY
			Inspectors will track this information manually and forward the information to the ESD-UR section for appropriate action.	
SDO 1.D.3	In response to stormwater complaints involving a City employee conducting PSR and SDO O&M activities, the supervisor for the City employee involved in the complaint will be notified.	FY 07-08 Ongoing	Done FY 07-08. One complaint involving a City employee conducting PSR and SDO O&M activities was received in FY 07-08. The supervisor was notified of the complaint.	DOT, GS, PRNS, ESD
SDO 2	**Problem Tracking and Process Improvement** The City of San José will develop and implement processes for tracking problem areas and ensuring that appropriate BMPs and SOPs will be implemented for storm drain operation and maintenance activities.			
SDO 2.A	Implement an annual inspection and cleaning work plan to achieve a Tier II level review.	Ongoing	Done FY 07-08 and ongoing. The FY 07-08 Storm Inlet Cleaning Program was conducted October 2007-January 2008. For inlet cleaning, DOT schedules and implements the inspection and cleaning schedule annually. To date, the City has been able to achieve a Tier 2 level review with a modified implementation timeframe. In FY 08-09, the City's intent is to continue the Tier 2 level review. However, due to resource constraints, the extended window for implementation of Tier 2 may be needed. In FY 07-08, 29,500 inlets were inspected and, if needed, cleaned.	DOT
SDO 2.B	Evaluate criteria for collecting data from City field personnel for the purposes of determining Problem Areas.	As Needed	Done FY 06-07.	DOT, ESD
SDO 2.C	Revise documentation and problem area reporting procedure, if necessary, to improve reporting performance. Documentation to include frequency, nature, and type of recurring problem. Include coordination of data from ICID and Storm Drain Management System data sources. Include analysis of data to identify trends for targeting solutions.	As Needed	Done FY 06-07.	DOT, ESD
SDO 2.D	Produce Problem Area report.	Annually	Done FY 07-08. FY 07-08 Storm Inlet Cleaning Program Problem Area Report was produced by DOT staff in March 2008.	DOT
SDO 2.E	Address Problem Areas through ICID enforcement/ education activities, additional BMP development, program development or retrofit.	As Needed	Not needed in FY 07-08.	DOT, ESD
SDO 2.E.1	Explore purchasing additional vactor trucks.	Done FY 06-07	Done FY 06-07. .	DOT
SDO 3	**Contractor Use of BMPs** The City will develop and implement, as needed, a process to ensure that contractors employed to perform storm drain O&M activities use the appropriate BMPs.			
SDO 3.A	Train contract managers for SDO O&M contracts on	Annually	Done FY 07-08. Contract manager training was held on	DOT, ESD

Item No.	Activity	Compliance Date	FY 07-08 Status	Responsible Party
	related stormwater BMPs.		6/17/08.	
SDO 3.A.1	Include a check box on the WE ICID inspection report form to indicate whether the responsible party in a stormwater complaint is a City contractor.	FY 07-08 Ongoing	Due to technical requirements, it was not feasible to include a check box in the WE ICID inspection report form in FY 07-08. A change order for the database WE ICID inspection report form is in the process of being written. This task has been carried over to the FY 08-09 work plan. Inspectors will track this information manually and forward the information to the ESD-UR section for appropriate action.	ESD
SDO 3.A.2	In response to stormwater complaints involving City contractors conducting PSR and SDO O&M activities, the contract manager for the City contract involved in the complaint will be notified.	FY 07-08 Ongoing	Done FY 07-08. The City did not receive any complaints regarding contractors conducting PSR O&M activities for the City. See 5.B: *PSR Program Evaluation* for summary of complaint.	DOT, GS, PRNS, ESD
SDO 4	**Staff Training and BMP Feedback** The City of San José will provide annual training to its municipal staff in use of appropriate BMPs and/or Control Measures. The City will also provide a mechanism for obtaining feedback from staff on implementation and effectiveness of BMPs and Control Measures.			
SDO 4.A	Provide training prior to the rainy season.	Annually, Q4	Done FY 07-08. Training conducted on September 28, 2007 for inlet cleaning crews; in April and May 2008 for DOT crews; and in May 2008 for PRNS staff.	DOT, ESD
SDO 4.B	Create or revise training modules for affected City staff.	As Needed	Done FY 07-08. The DOT crew training was revised to reflect the closure of the Main Corp Yard and the new operations located at the Central Service Corp Yard.	DOT, ESD
SDO 4.B.1	Improve the focus of the training on the specific BMPs used by a section.	As Needed	Done FY 06-07.	DOT, ESD
SDO 4.B.2	Provide specific training to inlet cleaning crews on IMSPAR data collection in advance of inlet cleaning program implementation.	Annually	Done FY 07-08. DOT Storm Inlet Cleaning Program crew training was conducted on September 28, 2007.	DOT, ESD
SDO 4.B.3	Add specific components from DOT Electrical Crew training module to the general DOT Street Crew training module. These components include: asphalt/concrete removal, concrete installation and repair, and mercury lamp recycling and/or disposal.	Done FY 05-06	Done FY 05-06.	ESD
SDO 4.C	Produce schedule for training.	Annually	Done FY 07-08. DOT inlet cleaning crews training was scheduled with supervisors in September 2007. RPW training was scheduled in April 2008 for PRNS field crews and Rangers. Training for DOT street maintenance crews was scheduled with supervisors in March 2008.	DOT, ESD
SDO 5	**Data Analysis** As part of the annual review process, the City of San José will evaluate data regarding cleaning activities and unusual flows observed during inspection. The review and evaluation will include consideration of storm drain structural retrofit.			
SDO 5.A	Draft procedure for annual review and evaluation of	Done FY 01-02	Done FY 01-02.	DOT, ESD

ITEM NO.	ACTIVITY	COMPLIANCE DATE	FY 07-08 STATUS	RESPONSIBLE PARTY
	data.			
SDO 5.A.1	Collect data on the amount of materials removed during inlet cleaning.	Done FY 04-05 Annually	Done FY 07-08. Data was collected, by DOT crews, on the amount and type of materials removed during the FY 07-08 Storm Inlet Cleaning Program.	DOT, ESD
SDO 5.B	Implement annual data review and identify follow-up actions as appropriate.	Annually	Done FY 07-08. The FY 07-08 Storm Inlet Cleaning Program Problem Area data was reviewed and follow-up actions were identified. See 6.B: *SDO Program Evaluation.*	DOT, ESD
SDO 5.B.1	Re-evaluate how follow up is conducted by crews when "cars on catch basins" is identified on the IMSPAR report, in order to better understand to what extent parked cars are a barrier to cleaning.	Done FY 06-07	Done FY 06-07.	DOT, ESD
SDO 5.B.2	Evaluate "cars on catch basins" data to see if it can be used as one of the factors in determining where future posted signage for street sweeping restrictions will be installed.	Done FY 06-07	Done FY 06-07.	DOT, ESD
SDO 5.B.3	Evaluate how to integrate the results of the IMSPAR report, regarding garbage and high debris, into scheduling additional cleaning.	Annually	Done FY 07-08. Some additional cleaning was conducted in FY 07-08.	DOT, ESD
SDO 5.B.4	Re-evaluate use of hand held devices to collect data during storm drain inlet cleaning and potentially other maintenance activities.	FY 07-08	Done FY 07-08. ESD evaluated the proposal to employ hand-held devices to collect data during catch basin cleaning and potentially other maintenance activities. Due to current budget and staffing constraints within DOT, employing the devices is not feasible at this time.	DOT, ESD
SDO 6	**BMP Effectiveness Reviews** As part of the annual review process, the City of San José will review and evaluate the effectiveness of its BMPs in reducing pollutants in stormwater and eliminating illicit discharges.			
SDO 6.A	Review with supervisors to get feedback and information on how to assess BMP effectiveness.	As Needed	Done FY 07-08. DOT supervisors attended annual training. Evaluations were distributed to elicit information on BMP and SOP effectiveness. Feedback received indicates that the BMPs and SOPs are effective.	DOT, ESD
SDO 6.B	Use annual training sessions with staff as an opportunity to evaluate the effectiveness of BMPs & SOPs.	Annually	Done FY 07-08. The annual DOT Stormwater BMP and SOP training was conducted in April 2008. Both DOT crews and supervisors attended the training conducted in April-May 2008. PSR & SDO BMPs and SOPs were reviewed and feedback was requested during the training sessions. Written evaluations for the training were also distributed. Feedback received indicated that the existing BMPs and SOPs are effective and no modifications to SDO SOPs were necessary in FY 07-08. See 5.B: *PSR Program Evaluation* for the summary of training evaluation data.	DOT, ESD

6.B SDO Program Evaluation

Training

The City of San José provides annual training to its municipal staff in use of appropriate BMPs. The City also provides a mechanism for obtaining feedback from staff on implementation and effectiveness of BMPs and Control Measures. See 5.B: PSR Program Evaluation, Training for results for combined PSR & SDO training.

Annual staff training was held in September 2007 for the Storm Drain Inlet Cleaning Program. Participants were given an evaluation form to fill out. Of the 26 staff that participated in the training, 8 evaluations were completed and returned. Results of the completed evaluations are summarized below:

- 100% responded that the training subjects taught are appropriate to their work;
- 100% responded that the training adequately explained how to fill out the storm inlet cleaning data collection form;
- 100% responded that the training adequately described the need for complete and consistent inlet location information;
- 100% responded that the training adequately explained how they, City staff, can help the City maintain compliance with the Stormwater NPDES permit.

Storm Inlet Cleaning Program Data Review

As part of the annual review process, the City of San José evaluates data regarding cleaning activities and unusual flows observed during inspection. The review and evaluation includes consideration of storm drain structural retrofit. The City reviews data on cleaning activities via the Infrastructure Maintenance Division Storm Drain System Problem Area Report (IMSPAR). The data collection criteria developed in FY 04-05 for the Storm Inlet Cleaning program continued to work well. This was the fourth year that quantifiable data was collected by the inlet cleaning crews. Evaluation of the FY 07-08 IMSPAR data indicates that approximately 2.7% of the City's storm drain inlets and catch basins had a problem associated with them. The key problems for urban runoff were:

1. Cars parked over catch basins (~0.5%) – crews could not reach the catch basin to clean it. During review, the City considered options for minimizing parked cars but concluded that sign posting would be cost prohibitive at this time. Currently staff return to these catch basins at least once for subsequent cleaning attempts.
2. High Debris (~0.1%) – debris (leaves, lawn clippings, dirt and other natural materials) in excess of 3 feet deep in catch basin.
3. Garbage (~0.1%) – volume of garbage (paper, bottles, cans, and other man-made waste) in excess of a full grocery bag.
4. Other problems (~2.0%), such as roots (~0.2%), silt sacks (~1.2%), and no access to catch basin (~0.5% - grate could not be opened or located due to other reasons beside cars over the grate).

In FY 07-08, ESD again evaluated the proposal to employ hand held devices to collect data during catch basin cleaning and potentially other maintenance activities. With current budget and staffing constraints within DOT, employing hand held devices was not found to be feasible at this time.

DOT acquired $1M in funding in FY 07-08 for the purchase of four (4) combination cleaner trucks. Combination cleaner trucks can both vacuum out and water jet catch basins and sewer lines The order for the four combination cleaner trucks was placed in FY 07-08, but the trucks have not yet been delivered. DOT anticipates ordering two (2) more combination cleaner trucks in FY 08-09. DOT filled several vacant maintenance positions in the sewer programs in FY 07-08, resulting in fully staffed programs.

BMP Effectiveness

As part of the annual review process, the City of San José reviews and evaluates the effectiveness of its BMPs in reducing pollutants in stormwater and eliminating illicit discharges. BMP effectiveness is evaluated using staff feedback gathered from training sessions. See *5.B PSR Program Evaluation, BMP Effectiveness Review* for results.

6.C SDO Response to Water Board Comments

No comments received from Water Board on this Program Element.

6.D SDO Summary Tables / Additional Information

FY 07-08 Storm Inlet Cleaning Program Problem Area Data



7. WUOM: Water Utilities Operations & Maintenance

7.A WUOM Work Plan Self Evaluation Matrix

Item No.	Activity	Compliance Date	FY 07-08 Status	Responsible Party
WUOM 1	**Inventory of O&M Activities** The City of San José's Municipal Water System will conduct an inventory of all-key operations and maintenance activities, and identify routine and unplanned non-stormwater discharges from these activities. This inventory will be conducted every three years and evaluated at least once a year.			
WUOM 1.A	Review current procedures for operations and maintenance.	Annually	Done FY 07-08. The current procedures have been reviewed and no change is recommended at this time.	ESD-Muni
WUOM 1.B	Three-year update of list.	Done 03/31/06 03/31/09	Done 3/06. Next inventory not due until 3/09.	ESD-Muni
WUOM 2	**Implementation of WUPPP** The City of San José's Municipal Water System will implement the pollution control measures identified in the Water Utility Pollution Prevention Plan (WUPPP) to manage chlorine, biocides, and algaecides and prevent erosion and sedimentation.			
WUOM 2.A	Implement WUPPP/Report on activities	Ongoing	Done FY 07-08. WUPPP was implemented in 2000. Municipal Water staff and their contractors comply with the BMPs and SOPs included in the WUPPP.	ESD-Muni
WUOM 3	**Staff Training and Contractor WUPPP Compliance** The City of San José's Municipal Water System will conduct annual training for municipal staff and coordinate WUPPP elements with water utility project planning, including WUPPP elements (BMPs, conditions, specifications, etc., in contract and services agreements).			
WUOM 3.A	Implement training program.	Annually, Q2	Done 12/6/07. See 13.D: *Municipal Employee Training Summary.*	ESD-Muni
WUOM 4	**WUPPP Effectiveness Evaluation** The City of San José's Municipal Water System will evaluate the effectiveness of the WUPPP annually. Maintain accurate documentation and revise the WUPPP as necessary.			
WUOM 4.A	Evaluation effectiveness of program.	Annually, Q4	Done FY 07-08. Municipal Water has developed an evaluation program, which includes evaluating one of the SOPs annually. See 9.B: *WUOM Program Evaluation.*	ESD-Muni

7.B WUOM Program Evaluation

The City's Municipal Water System evaluation process consists of reviewing one SOP or BMP from start to finish on an annual basis. This effort is combined with a training program in which Municipal Water staff produce a training video of the SOP or BMP being reviewed. Staff and others involved in the process view the video and discuss the procedure. The paperwork process for SOPs and BMPs is also reviewed and discussed in a group setting. Individuals who perform the operation and maintenance activity share their thoughts on what works well and where procedural improvements could be made. The facilitator (typically, a designated supervisor) records comments and suggestions for consideration, and when appropriate, SOPs or BMPs are revised.

In FY 07-08, Municipal Water conducted an evaluation of the tank cleaning SOP. This evaluation took place on 12/6/07. A training video was developed in accordance with the SOP outlined in the "Water Utility Operation and Maintenance Discharge Pollution Prevention Plan." Staff and a representative of Muni Water's contractor attended the training session and viewed the video. Staff found the procedures to be satisfactory and effective for meeting the goals of the URMP. No changes were recommended at this time.

A survey was conducted at the annual training to supplement the program evaluation. Results indicate that staff feels that SOPs and BMPs are clear, adequate, workable, and effective.

7.C WUOM Response to Water Board Comments

No comments received from Water Board on this Program Element.

7.D WUOM Tables / Additional Information

No additional information for this Program Element.

8. PM: Pesticide Management

8.A PM Work Plan Self Evaluation Matrix

Item No.	Activity	Compliance Date	FY 07-08 Status	Responsible Party
PM 1	**Integrated Pest Management** The City will adopt an Integrated Pest Management (IPM) policy and/or ordinance requiring use of IPM techniques in the agency's operations; and, minimization of pesticide use, particularly organophosphate and copper-based pesticides, by agency staff and contractors.			
PM 1.A	Develop a City IPM policy for inclusion in Pesticide Management Plan.	Done FY 02-03	Done FY 02-03.	ESD
PM 2	**Pesticide Management Plan** The City will develop and implement a Pesticide Management Plan with the goals of minimizing pesticide use and reducing the amount of pesticides in stormwater and landscape runoff to the maximum extent practicable.			
PM 2.A	Draft a City of San José Pesticide Management Plan.	Done FY 01-02	Done FY 01-02.	ESD
PM 2.B	Publish City Pesticide Management Plan in URMP.	Done FY 01-02	Done FY 01-02.	ESD
PM 3	**IPM SOPs and BMPs** The City will develop and implement standard operating procedures (SOPs) and best management practices (BMPs) for implementing the IPM Policy			
PM 3.A	Develop SOPs and BMPs for implementing IPM policy with provisions that will reduce water quality impacts from pesticide use.	Done FY 01-02	Done FY 01-02.	GS, DOT, ESD
PM 3.B	For each type of pest problem identified, seek model SOPs and BMPs from published literature.	Done FY 01-02	Done FY 01-02.	GS, DOT, ESD
PM 3.C	Incorporate or develop appropriate IPM measures into City SOPs and BMPs.	Done FY 02-03	Done FY 02-03.	GS, DOT, ESD
PM 3.C.1	Pilot the use of additional IPM techniques, e.g., for weed control.	FY 06-07 Ongoing	Done FY 07-08 and ongoing. See 8.B: *PM Program Evaluation.*	GS, DOT, ESD, PRNS
PM 3.D	Update City URMP to incorporate model Pest Management Performance Standard, including description of legal authority (IPM policy and contract language), work plan elements, BMPs, and SOPs needed for implementation.	Done FY 02-03	Done FY 02-03.	ESD
PM 3.E	Review and update City SOPs and BMPs as appropriate.	As Needed	The Pesticide Management Committee determined that no updates were required for FY 07-08.	GS, DOT, ESD, PRNS
PM 3.F	Develop Approved Pesticide List for applications on City property.	FY 06-07 Ongoing	Done FY 07-08 and ongoing. The Pesticide Management Committee developed a list in draft form and will revise as needed.	PRNS, DOT, GS, ESD
PM 3.F.1	Revise SOPs and BMPs to reflect use of Approved Pesticide List.	FY 06-07 Ongoing	Done FY 07-08 and ongoing. The Pesticide Management Committee determined that no updates were required for FY 07-08, pending revisions to Approved Pesticide List.	PRNS, DOT, GS, ESD

ITEM NO.	ACTIVITY	COMPLIANCE DATE	FY 07-08 STATUS	RESPONSIBLE PARTY
PM 4	**City Employee Training** The City will ensure that employees receive pest management training by implementing the following: 1. Employees who apply pesticides for the City will obtain the appropriate training as required by County Agricultural Commissioner and State Department of Pesticide Regulation (DPR); 2. Employees within departments responsible for pesticide application will receive annual training on appropriate portions of City IPM Policy, SOPs, and BMPs, and latest IPM techniques; 3. Employees who are not authorized to apply pesticides will be annually trained not to use over-the-counter pesticides at workplace, consistent with IPM Policy. 4. Annual internal outreach will be conducted to employees, who do not necessarily purchase or apply pesticides during their course of work, on less toxic pest control and to encourage employees to use IPM techniques away from work.			
PM 4.A	Ensure that employees who apply pesticides for the agency obtain appropriate training required by County Agricultural Commissioner and State Department of Pesticide Regulation.	Annually	Done FY 07-08. DOT, GS, and PRNS staff received safety training on March 11, 2008 on the specific pesticides used during the course of their work. Training is provided annually and meets State DPR requirements. Additional training is done throughout the year for new employees prior to using pesticides or if new pesticides, which were not covered in the annual training, are introduced. See 13.D: *Municipal Employee Training Summary* for summary of attendance.	GS, DOT, PRNS
PM 4.B	Provide annual training on IPM Policy, SOPs and BMPs, and latest IPM techniques to employees within departments responsible for pesticide application.	Annually	Done FY 07-08. Training for DOT, GS and PRNS staff was held on March 11, 2008. Training topics included safety, City IPM Policy, SOPs and BMPs, and IPM techniques. This material was also communicated in the SWPPP, PSR/SDO, and RPW municipal compliance trainings. See 13.D: *Municipal Employee Training Summary* for summary of attendance.	GS, DOT, ESD, PRNS
PM 4.C	Annually inform employees who are not authorized /trained to apply pesticides not to use over-the-counter pesticides at the workplace, consistent with IPM Policy.	Ongoing	Done FY 07-08. Notification that untrained staff members are not to utilize over-the-counter pesticides in the workplace was provided at trainings and in a June 2008 staff notice to City facility managers.	GS, DOT, ESD, PRNS
PM 4.D	Monitoring Mechanism I.B.1. Document and evaluate effectiveness of staff training conducted each year in annual report.	Annually	Done FY 07-08. The training required for certificates and licenses is reviewed and approved for Continuing Education Units (CEUs) by the Department of Pesticide Regulation (DPR) – this ensures it is valuable and effective for applicators. In FY 07-08, an evaluation/survey for class participants was used for IPM training conducted in March 2008. The results were compiled and will be used to implement improvements for the next training. See 8.B: *PM Program Evaluation for a summary of evaluation results.*	GS, DOT, ESD, PRNS
PM 4.D.1	Update class evaluation/survey for IPM training classes	As Needed	Done FY 07-08. The appropriate updates were made to	GS, DOT, ESD, PRNS

ITEM NO.	ACTIVITY	COMPLIANCE DATE	FY 07-08 STATUS	RESPONSIBLE PARTY
	conducted by City staff.		the evaluation form to reflect content of training.	
PM 4.E	Public Education and Outreach Task II.A.14 Conduct internal outreach on less toxic pest control to employees who do not necessarily purchase or apply pesticides during the course of their work (to encourage employees to use IPM techniques away from work).	Annually	Done FY 07-08. The summer issue of the *ESD Connections* newsletter featured an article on IPM.	ESD
PM 5	**Contractor Pesticide Management Requirements** The City will develop and implement a process to ensure that contractors employed to conduct pest control and pesticide application on municipal property engage in pest control methods consistent with City IPM Policy. Specifically, the City will require contractors to: ▪ follow City IPM policy, BMPs, and SOPs; ▪ provide evidence of current IPM training, when feasible ▪ provide documentation of pesticide use on City property to the City in a timely manner.			
PM 5.A	Ensure that contractors employed to conduct pest control/pesticide application on municipal property engage in methods consistent with City IPM policy.	Ongoing	Done FY 07-08.	GS, DOT, ESD, PRNS, PW, RDA
PM 5.B	Review and update a list of all contractors employed by the City who perform pesticide application work.	Annually	Done FY 07-08. The contractor list was updated to reflect FY 07-08 contracts.	GS, DOT, ESD, PRNS, PW, RDA
PM 5.C	Implement a procedure to provide to each contractor a copy of the City's IPM policy.	Done FY 02-03	Done FY 02-03.	GS, DOT, ESD, PRNS, PW
PM 5.D	City will supply copies of pest specific BMPs and SOPs to contractors. Contractors will self certify their compliance with the City SOPs and BMPs.	Ongoing	Done FY 07-08.	GS, DOT, ESD
PM 5.E	Require through contract specifications that PCOs contracted for municipal applications use pest control methods consistent with City's IPM Policy. Specifically, require contractors to: a) follow City IPM policy, BMPs and SOPs; b) provide evidence of current IPM training, when feasible; and c) provide documentation of pesticide use on City property to the City in a timely manner.	Ongoing	Done FY 07-08.	GS
PM 5.E.1	City will develop standard content for PCO contracts.	Done FY 04-05	Done FY 04-05.	GS, DOT, ESD, PRNS
PM 5.E.2	City will implement standard content for PCO contracts.	Done FY 05-06 Ongoing	Done FY 07-08.	GS, DOT, ESD, PRNS
PM 5.F	Invite contractors to participate in City training sessions on pesticide management.	FY 05-06 · Ongoing	Done FY 07-08.	GS, DOT, PRNS
PM 5.G	Monitoring Mechanism III.A.1. Document number of PCOs receiving presentations and/or training on pesticide use by PCOs on municipal property.	Annually	Done FY 07-08.	GS, ESD
PM 6	**Pesticide Management Outreach** The City will identify in annual work plan outreach activities it will conduct consistent with Program Pesticide Management Plan. Work plan elements will address			

ITEM NO.	ACTIVITY	COMPLIANCE DATE	FY 07-08 STATUS	RESPONSIBLE PARTY
	outreach to residential and commercial pesticide users, pesticide retailers, and special districts. Information will be provided on less-toxic pest control practices, proper disposal of pesticides, and the City's own IPM practices, as applicable.			
PM 6.A	Increase awareness of target audiences regarding proper pesticide use, disposal methods, water quality impacts, and less toxic pest management messages. Target audiences include commercial and residential pesticide users, pesticide retailers, municipal employees, and special districts.	Ongoing	Done FY 07-08. The City participates in the Our Water Our World (OWOW) campaign, and the Program's Watershed Watch campaign. Both campaigns deliver IPM messages. See 14.D: *PIP Activities Table* for more details.	ESD
PM 6.B	Prepare IPM stories and press releases to local media.	As Needed	Done FY 07-08. Media advisories were issued regarding IPM pilot projects, including grazing and installation of owl and bat boxes. The pilot projects received wide coverage by local media. In addition, OWOW ads were placed in multiple publications. See Program Annual Report and 14.D: *PIP Activities Table* for details.	ESD
PM 6.C	In conjunction with Program, City will provide information on less toxic pest control (e.g., IPM techniques, municipal IPM policies, model contract language, training opportunities, etc.) to neighboring special districts (e.g., VTA, sanitary and utility districts, open space districts, vector control districts, and school districts) as appropriate.	As Needed	See Program Annual Report.	ESD
PM 6.D	Create and provide fact sheets and materials to pesticide retailers to facilitate point-of-purchase outreach to support IPM Store Partnership Program.	Ongoing	Done FY 07-08 through Program and BASMAA's OWOW Campaign. See Program Annual Report and 14.D: *PIP Activities Table* for details.	ESD
PM 6.E	Monitoring Mechanism: Document or estimate numbers of residents reached by outreach efforts, including events, web promotion, municipal employee outreach, and media advertising. Monitor responses to outreach efforts by documenting calls to the Program's general and watershed campaign hotlines.	Annually	Done FY 07-08. See Program Annual Report and 14.D: *PIP Activities Table* for evaluation of outreach activities.	ESD
PM 6.F	Co-host regional IPM conference to promote implementation of IPM practices in municipal operations in the City and Bay Area region.	Done FY 06-07	Done FY 06-07.	ESD, PRNS, DOT, GS
PM 6.G	Monitoring Mechanism IV.A.1. Document outreach efforts targeting businesses, recommended in the work plan, to be developed by the Program. Implement evaluation component of the work plan.	Annually	Done FY 07-08. See Program Annual Report and 14.D: *PIP Activities Table* for details.	ESD
PM 7	**HHW Pesticide Disposal** The City will coordinate with household hazardous waste (HHW) collection agencies to support, enhance, and help publicize programs for proper pesticide disposal.			
PM 7.A	Work with HHW collection agencies to support, enhance, and publicize programs for pesticide disposal.	Ongoing	Done FY 07-08 and ongoing. This work is done at the Program level. See Program Annual Report for details.	ESD
PM 7.B	Ensure that adequate pesticide disposal services exist	Annually	Done FY 07-08. Adequate pesticide disposal services	ESD

ITEM NO.	ACTIVITY	COMPLIANCE DATE	FY 07-08 STATUS	RESPONSIBLE PARTY
	for residents and conditionally exempt small quantity commercial generators.		exist through the County's Household Hazardous Waste and Conditionally Exempt Small Quantity Generators programs. No San José customers were turned away and appointments were scheduled in a timely manner.	
PM 7.C	Provide hazardous waste disposal information to residents, through distribution of materials (e.g., utility bill insert, city newsletter, community events, etc.) or advertising in local media.	Ongoing	Done FY 07-08 and ongoing. Hazardous waste disposal information is provided on the City's website along with a link to the Santa Clara County HHW Program's website. The City's Integrated Waste Management (IWM) outreach includes the Santa Clara County HHW Program's hotline.	ESD
PM 7.D	Monitoring Mechanism V.A.1. Document that HHW collection programs adequately serve residents and businesses and that exchange programs do not exchange organophosphate or banned pesticides.	Annually	Done FY 07-08. The Santa Clara County HHW Program managed 1,000 lbs of Diazinon and Dursban as well as 280,750 lbs of other pesticides (163,750 lbs liquid and 117,000 lbs solid). There was no wait in order to schedule an appointment and no customers were turned away. The HHW Program does not exchange organophosphate or banned pesticides.	ESD
PM 8	**City Pesticide Use Tracking** The City will develop and implement a process for tracking pesticide use on municipally-owned property.			
PM 8.A	Develop and implement a pilot pesticide tracking process for Diazinon and Chlorpyriphos products.	Done FY 01-02	Done FY 01-02.	GS, DOT, ESD
PM 8.B	Track pesticide use on municipally owned property. Include reporting and justification for use of OP pesticides and BMPs employed during OP pesticide use.	Ongoing	Done FY 07-08 and ongoing. Neither the City nor its contractors purchased, used, or wrote recommendations for the use of OP pesticides on municipal property. Contracts for structural pest control include requirements for reporting and justification of use of OP pesticides and BMPs employed during OP pesticide use in the contract specifications.	GS, DOT, ESD
PM 8.B.1	Evaluate feasibility of implementing electronic data management system for pesticide use.	Done FY 04-05	Done FY 04-05.	GS, DOT, ESD
PM 8.B.2	Implement electronic data management system for tracking pesticide use on City property.	Done FY 04-05 and Ongoing	Done FY 07-08. A database was used to track pesticide use on municipal property by City staff and contractors.	GS, DOT, ESD
PM 8.C	Monitoring Mechanism I.A.1. Document completion of tasks in annual reports. Use pesticide tracking process to document pesticide use.	Annually	Done FY 07-08. Monthly pesticide use reports submitted by contractors were compiled and reviewed. See 8.B: *PM Program Evaluation.*	GS, DOT, ESD, PRNS, PW
PM 9	**City Pesticide Inventory Search** The City will conduct periodic Citywide search of its chemical inventory for pesticides no longer legal for application per EPA, State, and/or local requirements. These pesticides, if found, will be properly disposed pursuant to appropriate waste disposal regulations.			
PM 9.A	Conduct Citywide search of chemical storage areas for pesticides no longer legal for application per EPA, State, and/or local requirements. Properly dispose of any such pesticides pursuant to appropriate waste	Annually	Done FY 07-08. PRNS and DOT conducted search. No expired pesticides were found.	GS,DOT, PRNS

Item No.	Activity	Compliance Date	FY 07-08 Status	Responsible Party
	disposal regulations.			
PM 10	**Pesticide Management Plan / IPM Policy Review** As part of annual reporting process, the City will review and evaluate, with input from municipal staff, the effectiveness of its Pest Management Plan and IPM Policy in achieving the goals of the Plan to the maximum extent practicable.			
PM 10.A	Review and continuously improve goals, actions, and monitoring mechanisms of the work plan considering results of self-evaluations, comments from Water Board staff and other interested parties, and results of local performance review meetings, if any.	Annually	Done FY 07-08. See 8.B: *PM Program Evaluation.*	GS, DOT, ESD, PRNS, PW
PM 10.B	**Monitoring Mechanism IX.A.1.** Complete revised work plan that incorporates continuous improvement items, and report on completion of work plan tasks.	Annually	Done FY 07-08 (between 07-08 Work Plan and this Annual Report).	GS, DOT, ESD, PRNS, PW
PM 10.C	**Monitoring Mechanism VII.A.1.** Summarize types of pesticide reduction measures required (such as by conditions of approval) for new development and significant redevelopment projects, and percentage of new development/ significant redevelopment projects for which pesticide reduction measures were required. (Draft Permit Provision C.3.n.)	Annually	Done FY 07-08. See NRD 5.G in *Work Plan Self Evaluation Matrix.*	PW, ESD

8.B PM Program Evaluation

Integrated Pest Management

The City continues to apply current and new less toxic and non-chemical Integrated Pest Management (IPM) techniques to resolve municipal pest problems. FY 07-08 highlights include:

- In July 2007, San Jose piloted the use of animal grazing as a pesticide-free vegetation management tool on 4 acres at the Municipal Water Zone 3 Recycled Water Reservoir. In 2008, the pilot program expanded to graze approximately 68 acres of City property at sites including Mineta San Jose International Airport, Alum Rock Park, DOT Special Assessment Districts, and again at Municipal Water Zone 3 Recycled Water Reservoir. See 8D*: IPM Pilot Programs Map.*
- To encourage natural predatory control of gophers, the City completed the installation of 30 barn owl houses and began monitoring the areas. Monitoring began to help gauge effectiveness and anticipated reduced reliance on pesticides. In addition, educational signage was installed to communicate the IPM message and promote the pilot project. See 8D*: IPM Pilot Programs Map.*
- To encourage bats to roost in the City and prey on mosquitoes, the City completed the installation of eight bat boxes in community gardens and two boxes in DOT Special Assessment Districts. The hope is that mosquito control by bats will result in less pesticide use as well as a reduced human health risk of West Nile Virus. Monitoring began to help gauge the effectiveness of the pilot project and educational signage was installed to communicate the IPM message and promote the pilot project. See 8D*: IPM Pilot Programs Map.*
- DOT staff in Special Assessment Districts continued the practice of power washing and scraping tussock moth cocoons from plum and live oak trees. By removing cocoons using mechanical IPM methods, DOT staff eliminates the need to use pesticide spray applications. DOT staff shared information on this successful technique with the City's Pesticide Management Committee and other departments are looking into incorporating this non-toxic method into their operations.

- While many City park sites have not suffered from oak tussock moths due to biological control by parasitic wasps, several City parks sites experience tussock moth infestations too severe to be controlled by mechanical or biological methods. In these situations, PRNS used injection pesticides in place of spraying of infested trees. The injection method not only provides control of the tussock moths but also resulted in less pesticide drift and runoff potential.
- PRNS, DOT, and ESD staff continue to use mulch to help alleviate the need for pre-emergent herbicides and to reduce water use.
- To achieve a tolerable and publically acceptable population of ground squirrels in parks, PRNS continues to implement manual trap and remove methods as opposed to baiting and poisoning with a pesticide. Over a three month period in FY 07-08, Alum Rock Park trapped and removed approximately 300 ground squirrels from around picnic areas, the visitor's center, and a youth center.
- In response to a disease crisis that was killing rare heritage roses in the Guadalupe River Park, the City piloted the use of compost and compost tea as an alternative to pesticides. The pilot improved drainage, reduced incident of disease, and provided reduced reliance to pesticides. Acknowledging that this project meets San Jose's sustainability and Urban Accords goals, utilizes composted materials collected in the residential yard waste program, and incorporates IPM strategies, the City Council issued a commendation recognizing the project.

Data Tracking

The City's pesticide tracking database was developed and implemented in FY 04-05. In FY 06-07, the City improved data collection methods which provided a much wider picture of pesticide use. In turn, neither FY 06-07 nor FY 07-08 pesticide usages for City applications are directly comparable to previous fiscal years' usage numbers. However, the FY 07-08 data set is directly comparable to the FY 06-07 data set, with an exception in the Facilities summary: neither calcium hypochlorite nor sodium hypochlorite, chemicals used to treat fountains and swimming pools, were captured in reports until FY 07-08. Pesticide tracking for golf courses has remained consistent since FY 04-05 and data from each fiscal year is directly comparable. The City will strive to continue collecting pesticide use data from all City sources into the future, which will increase the availability of accurate and comparable data.

Pesticide Use

Even though notable declines were documented in the use of pesticides with known carcinogenic effects and reproductive toxicity (CA Prop 65 List) and those most likely to threaten water quality, overall pesticide use increased by seven percent (404.77 lbs) from FY 06-07 to FY 07-08. While using total pesticide use as an indicator is problematic for a number of reasons, this increase is most likely attributable to the addition of approximately 20 acres of City property requiring maintenance (15 acres of park land and 5 acres of DOT property) and more comprehensive reporting of pesticide use in FY 07-08. Specifically, calcium hypochlorite and sodium hypochlorite, which are used in large quantities (841 lbs in FY 07-08) to treat fountains and swimming pools, were not reflected in previous years' reports, therefore raising total pesticide use in the FY 07-08 report.

Highlights include:

- City applications of oxadiazon continued to decrease (by 20 percent in the last year) in response to its known reproductive toxicity and carcinogenic effects (CA Prop 65 List);
- Following an increased reliance on several broadleaf weed controls (2,4-D, 2-Ethylhexyl Ester; 2,4-D, Isooctyl Ester; and Carfentrazone-Ethyl) in previous years, these pesticides were used approximately 50 percent less in FY 07-08;
- Following an increased reliance on glyphosphate products as a broadleaf weed control in FY 06-07, use of this active ingredient decreased approximately 15 percent last year; and
- Golf course applications of mancozeb have decreased over the last four years in response to its known carcinogenic effects (CA Prop 65 List), however, an increase in use of the fungicide was required last year to respond to rapid blight on greens at the San Jose Municipal Golf Course.

Outreach

The City of San Jose, in partnership with Program Co-permittees, the Santa Clara County Integrated Pest Management Program, and the Metropolitan Adult Education Center of Santa Clara County, developed a 10-week Green Gardener training course for professional landscapers and gardeners. On April 24, 2008, the first class of Green Gardeners graduated after completing 20 hours of training and passing a final exam. Grant funding requested from the California Department of Pesticide

Regulation to support the course was turned down twice. In hopes of continuing the course, partners revised and submitted a request for funding in FY 07-08. See the Program Annual Report for complete details.

Training

In March 2008, City staff held its annual training for staff responsible for applying pesticides. At the conclusion of the training program, participants were given an evaluation form to complete. Of the 126 staff that participated in the training, 63 evaluations were completed and returned. Results of the completed evaluations are indicated below and will serve as a guide for improving the training next year.

- 88% thought the overall training experience was good or excellent;
- 97% thought the training adequately described the City's IPM policy;
- 97% thought that the BMPs/SOPs described match their work practices;
- 96% thought that the training adequately described the relationship of BMPs/SOPs to compliance with the City's Stormwater NPDES permit; and
- 95% thought that the training adequately explained how they, as City staff, could help the City maintain compliance with the Stormwater NPDES permit.

A new Pest Management intranet site was developed and made available to City staff in January. The site contains information on IPM, City policy, pest contracting and purchasing services, and links to sites with related resources.

8.C PM Response to Water Board Comments

No comments received from Water Board on this Program Element.

8.D PM Summary Tables / Additional Information

IPM Pilot Programs Map

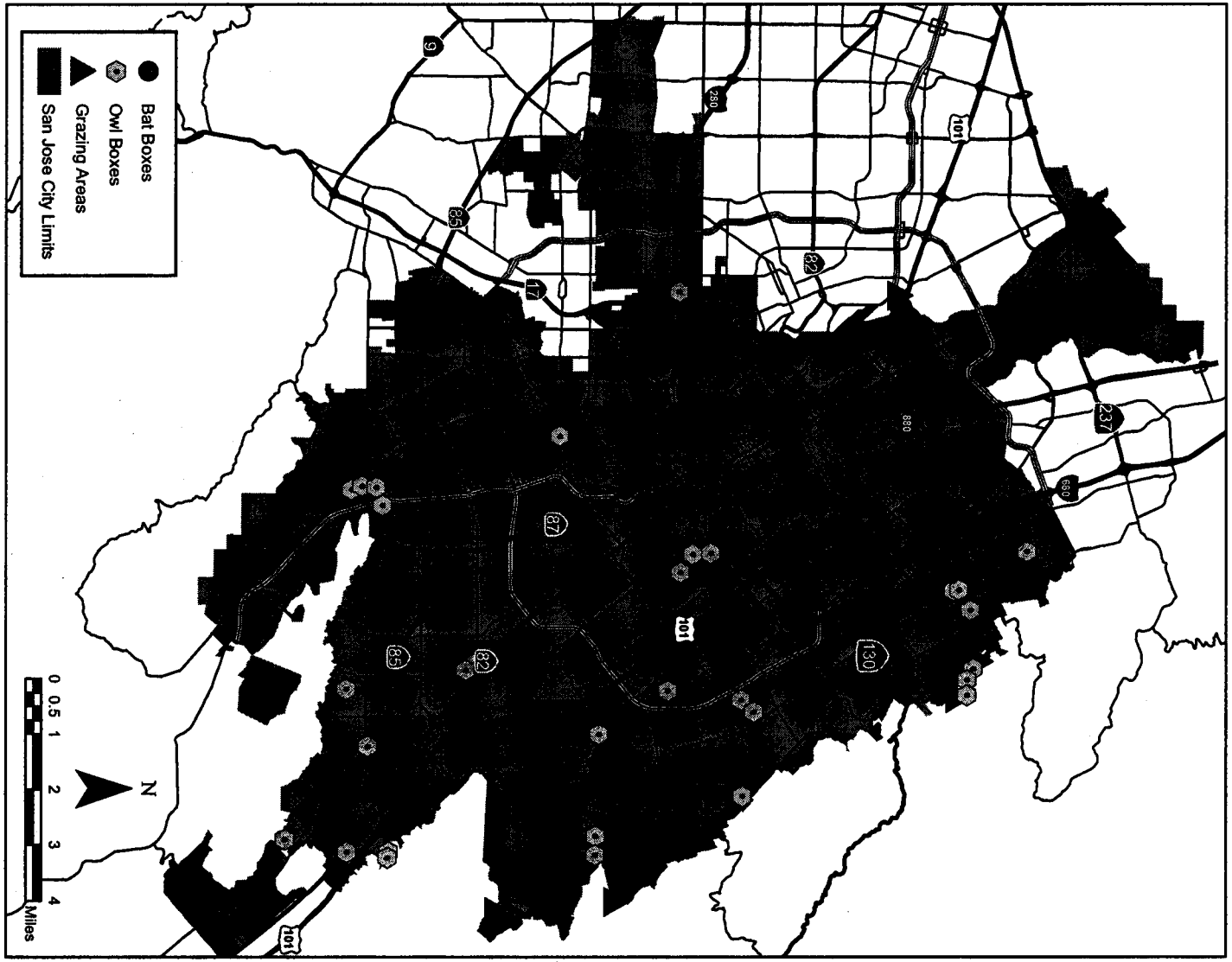

Pesticide Use at City Facilities

Active Ingredient (lbs)	FY 03-04	FY 04-05	FY 05-06	FY 06-07	FY 07-08	Difference FY 06-07 to FY 07-08
CITY APPLICATIONS						
2,4-D, 2-Ethylhexyl Ester	13.85	0	74.24	0.08	102.96	102.88
2,4-D, Isooctyl Ester	0	0	0	207.59	0	-207.59
Abamectin	0	0	0	0.02	0	-0.02
Acephate	0	0	0	0.09	0	-0.09
Aluminum Phosphide	0.1	0	0	80.65	19.77	-60.88
Bifenthrin	0	0	0	0.03	0.68	0.65
Boric Acid	0	0	0	0.06	0	-0.06
Bromadiolone	0	0	0	0.01	0.01	0
Carfentrazone-Ethyl	0.71	0	3.82	10.69	5.3	-5.39
Chlorfenapyr	0	0	0	0.03	0.06	0.03
Chlorophacinone	0	0	0	0.03	0.01	-0.02
Chlorothalonil	0	0	0	90.1	0	-90.1
Cyfluthrin	0	0.0002	0	0.08	0	-0.08
Deltamethrin	0	0	0	0.07	0	-0.07
Dicamba	0.88	0	4.74	13.26	6.58	-6.68
Dikegulac Sodium	0	0	0	0.95	0	-0.95
Diphacinone	0	0	0	0.01	0	-0.01
Diquat Dibromide	6.6	0.4	3.79	8.23	0.35	-7.88
Diuron	424	874.19	408	209.8	400	190.2
D-trans Allethrin	0	0	0	0.01	0.01	0
Ethephon	0	0.07	0	0	0	0
Fipronil	0	0	0	0.31	0.04	-0.27
Fluazifop-P-Butyl	0	0.12	0	0.25	0	-0.25
Flutolanil	0	0	0	7	0	-7
Fosetyl-Al	0	0	0	44	0	-44
Flumioxazin	0	0	0	0	5.31	5.31
Glyphosate, Isopropylamine Salt	1857.16	1474.34	1225.22	1525.87	1583.72	57.85
Glyphosate, Monoammonium Salt	0	22.82	130.3	292.74	3.49	-289.25
Halosulfuron	0.02	0.04	0.06	0	0	0
Hydramethylnon	0	0	0	0.01	0.01	0
Imidacloprid	0	0.23	0	0	0	0
Isoxaben	73.31	178.59	275.87	73.2	169.13	95.93
Mecoprop-P	3.51	0	18.82	52.66	26.11	-26.55

Active Ingredient (lbs)	FY 03-04	FY 04-05	FY 05-06	FY 06-07	FY 07-08	Difference FY 06-07 to FY 07-08
CITY APPLICATIONS						
Mefenoxam	0	0	0	0.03	0	-0.03
Mefanoxam, other related	0	0	0	0.01	0	-0.01
Metaldehyde	0	0.2	4	8.64	0	-8.64
MSMA	0.95	0	0	0	0	0
Myclobutanil	0	0	0	8.4	0	-8.4
Nonanoic Acid	0	24.76	11.54	35.27	1	-34.27
Nonanoic Acid, Other Related	0	1.3	0.61	1.86	0.05	-1.81
Nonylphenoxy polyethoxy ethanols, isopropanol and fatty acids	29.81	0	0	0	0	0
Oryzalin	112.95	86.29	1244.61	1045.83	1378.69	332.86
Oxadiazon	82.18	59.14	97.94	50	40.04	-9.96
Pelargonic Acid	41.56	0	0	0	0	0
Pendimethalin	1603.68	818.38	651.42	562.91	514.51	-48.4
Permthrin	0	0	0	2.52	0.87	-1.65
Petroleum Distillates	0	0	0	0.12	0.03	-0.09
Phenothrin	0	0	0	0.01	0.01	0
Piperonyl Butoxide	0	0	0	0.03	5.49	5.46
Piperonyl Butoxide, other related	0	0	0	0.01	0.16	0.15
Prodiamine	0	0	0	5.34	0	-5.34
Propiconazole	0	0	0	2.6	0	-2.6
Pyraclostrobin	0	0	0	1.44	0	-1.44
Pyrethrins	0	0	0	0.01	0.49	0.48
Quinclorac	0	0	3.75	0.11	0	-0.11
Related Fatty Acids (C-6, C-12)	2.19	0	0	0	0	0
Sethoxydim	3.35	0	0	0	0	0
Silica Aerogel	0	0	0	0.1	0.03	-0.07
Sulfometuron methyl	0	0	0	0	2.91	2.91
Tetramethrin	0	0	0	0	0.15	0.15
Triclopyr, Butoxyethyl Ester	20.57	2.13	0	1.88	0	-1.88
Trifluralin	18	0	40	43.2	0	-43.2
Total	**4295.38**	**3543**	**4198.73**	**4388.15**	**4267.97**	**-120.18**

Active Ingredient (lbs)	FY 04-05	FY 05-06	FY 06-07	FY 07-08	Difference FY 06-07 to FY 07-08
GOLF COURSES					
2,4-D	21.88	0	0.02	56.38	56.36
2,4-D, Dimethylamine Salt	0	1.55	0	0	0
Acid Blue 9, Diammonium Salt	8.74	0	8.74	0	-8.74
Azoxystrobin	1.63	1.5	0	0	0
Chlorothalonil	462.53	60.07	75.26	0	-75.26
Clopyralid, Monoethanolamine Salt	0.16	0	0.31	0.06	-0.25
Clopyralid,Triethylamine Salt	18	22.46	17.28	5.4	-11.88
Copper	39.41	47.89	39.91	0	-39.91
Copper Carbonate, Basic	4.2	0	0	0	0
Copper Ethanolamine Complexes, Mixed	20.89	2.71	1.81	1.81	0
Copper Sulfate (Pentahydrate)	629.24	247.5	0	0	0
Copper Sulfate (Basic)	0	0.5	0	0	0
Deltamethrin	0.28	0.3	0	0	0
Dicamba	2.06	0.14	0.002	5.31	5.308
Diquat Dibromide	0.38	0.21	0.1	0.06	-0.04
Dithiopyr	32.3	26	33.25	25.75	-7.5
Fluazifop-P-Butyl	0.13	0	0	0.13	0.13
Flutolanil	8.4	7	7	0	-7
Fosetyl-AL	16.8	17.6	0	0	0
Glyphosate, Isopropylamine Salt	28.68	9.39	10.02	29.97	19.95
Glyphosate, Monoammonium Salt	20.37	44.88	7.52	1.44	-6.08
Imidacloprid	0.9	0	0	0	0
Iprodione	0	10.01	0	0	0
Mancozeb	261.6	97.6	44.8	177.6	132.8
Maneb	80.09	0	0	0	0
MCPP	9.79	0	0.01	25.23	25.22
MCPP, Dimethylamine Salt	0	0.41	0	0	0
Mefenoxam	0	0	0.09	0	-0.09
Oryzalin	2.35	0	0	1	1
PCNB	110.15	160.89	45.34	51.98	6.64
Propiconazole	5.21	2.6	2.6	0	-2.6
Pyraclostrobin	3.96	20.8	2.88	2.88	0
Quinclorac	6.28	2.25	13.13	0	-13.13

Active Ingredient (lbs)	FY 04-05	FY 05-06	FY 06-07	FY 07-08	Difference FY 06-07 to FY 07-08
GOLF COURSES					
Tartrazine	0.88	0	0.88	0	-0.88
Thiophanate-Methyl	23.45	0	0	24.69	24.69
Triadimefon	0	0.71	0.59	0.5	-0.09
Triclopyr, Triethylamine Salt	50	62.4	48	15	-33
Trifloxystrobin	1.5	0	0	3	3
Trinexapac-Ethyl	0	0	0	0.38	0.38
Total	**1872.24**	**847.37**	**359.542**	**428.57**	**69.03**

Active Ingredient (lbs)	FY 06-07	FY 07-08	Difference FY 06-07 to FY 07-08
Facilities			
Abamectin	0.02	0.01	-0.01
Acephate	0.09	0	-0.09
Aluminum Phosphide	75.69	20.32	-55.37
Bifenthrin	0.03	0	-0.03
Boric Acid	0.06	0	-0.06
Bromadiolone	0.01	0.01	0
Calcium Hypochlorite	0	238.35	238.35
Chlorfenapyr	0.03	0.24	0.21
Chlorophacinone	0.02	0.01	-0.01
Chlorothalonil	0	0	0
Cyfluthrin	0.08	0.01	-0.07
Deltamethrin	0.07	0.03	-0.04
Diphacinone	0.01	0.01	0
Diquat Dibromide	0.04	0	-0.04
D-trans Allethrin	0.01	0.02	0.01
Ethephon	0	2	2
Fipronil	0.31	0.24	-0.07
Glyphosate, Isopropylamine Salt	13.46	0	-13.46
Glyphosate, Monoammonium Salt	1.03	0	-1.03
Hydramethylnon	0.01	0.04	0.03
Oryzalin	21.83	0	-21.83
Permethrin	2.24	2.04	-0.2
Petroleum Distillates	0.12	0	-0.12
Phenothrin	0.01	0.02	0.01

Active Ingredient (lbs)	FY 06-07	FY 07-08	Difference FY 06-07 to FY 07-08
Facilities			
Piperonyl Butoxide	0.03	0.01	-0.02
Piperonyl Butoxide, other related	0.01	0.01	0
Pyrethrins	0.01	0.01	0
Silica Aerogel	0.1	0	-0.1
Sodium Hypochorite	0	602.42	602.42
Warfarin	4.7	0.01	-4.69
Total	**120.02**	**865.81**	**745.79**

Active Ingredient (lbs)	FY 06-07	FY 07-08	Difference FY 06-07 to FY 07-08
Special Districts			
2,4-D, 2-Ethylhexyl Ester	0.08	0	-0.08
Bifenthrin	0	0.17	0.17
Carfentrazone-Ethyl	0.01	0	-0.01
Dicamba	0.01	0	-0.01
Dikegulac Sodium	0.95	0	-0.95
Diquat Dibromide	7.93	5.42	-2.51
Fluazifop-P-Butyl	0.25	0	-0.25
Glyphosate, Isopropylamine Salt	209.34	204.26	-5.08
Glyphosate, Monoammonium Salt	201.91	104.09	-97.82
Hydramethylnon	0.01	0	-0.01
Imidacloprid	0	0.13	0.13
Isoxaben	20.76	2.75	-18.01
Mecoprop-P	0.02	0	-0.02
Metaldehyde	8.64	0	-8.64
Myclobutanil	8.4	0	-8.4
Nonanoic Acid	35.27	0	-35.27
Nonanoic Acid, Other Related	1.86	0	-1.86
Oxadiazon	0.14	0	-0.14
Pendimethalin	90.99	10.23	-80.76
Prodiamine	5.34	9.62	4.28
Triclopyr, Butoxyethyl Ester	1.88	5.45	3.57
Trifluralin	43.2	5	-38.2
Total	**636.99**	**347.12**	**-289.87**

9. M: Mercury

9.A M Work Plan Self Evaluation Matrix

ITEM NO.	ACTIVITY	COMPLIANCE DATE	FY 07-08 STATUS	RESPONSIBLE PARTY
M 1	**Municipal Use of Mercury –Containing Products** The City will eliminate all unnecessary municipal use of mercury-containing products and establish proper disposal methods for products that cannot be eliminated.			
M 1.A	Implement SCVURPPP guidelines for mercury-containing product reduction and management. These guidelines include a schedule for the timely phase-out of mercury-containing products identified for virtual elimination as well as reporting requirements, possibly to track recycling, replacement, and reduction in use of mercury-containing products.	Ongoing	Done FY 07-08 and ongoing. See 9.D: *Mercury-Containing Product Management Practices* for a listing of the City's management strategies. The City continued its municipal alkaline and rechargeable battery recycling program in all City facilities. Thirteen major facilities have collection directly from the vendor, the remainder deliver collected batteries to a central collection point. City facilities collected 4,343 pounds of batteries for proper disposal. See 9.B. *Program Evaluation* for details.	ESD, GS
M 1.A.1	Collect and dispose of mercury-containing lamps generated in City-owned facilities	Ongoing	Done FY 07-08 and ongoing. The City purchases low mercury fluorescent lamps, and recycled more than 58,299 feet (11.04 miles) of mercury-containing lamps in FY 07-08 through its Lamp Recycling Program.	ESD, GS
M 1.A.2	Identify other mercury-containing products for virtual elimination, phase-out and/or proper disposal.	Annually, As Needed	Done FY 07-08. The City has an Environmentally Preferable Purchasing Policy which guides City purchasing towards environmentally-friendly products, such as those with no mercury or with viable mercury recycling options. The City is in the process of reassessing its mercury-containing products, and will identify virtual elimination practices where appropriate. See 9.D: *Mercury Containing Product Management Practices* for a listing of actions the City is taking.	ESD, GS
M 1.B	Monitoring Mechanism I. Document completion of tasks in annual reports. Use mercury-containing product reporting guidelines.	Annually	Done FY 07-08. See 9.D: *Mercury Containing Product Management Practices* for a summary of management options identified and/or implemented to date.	ESD
M 2	**Household Hazardous Waste Collection** The City will provide mercury-containing product disposal services through household hazardous waste (HHW) collection programs for residents and small businesses and encourage the use of these programs.			
M 2.A	Provide mercury-containing product disposal services for residents and small businesses.	Ongoing	Done FY 07-08 and ongoing. The City supports the County of Santa Clara Department of Environmental Health's (DEH) Household and Small Business Hazardous Waste program and the in-store take-back program for Universal Wastes. County DEH hosts weekly household and small business hazardous waste collection events. This service allows	ESD-IWM

ITEM NO.	ACTIVITY	COMPLIANCE DATE	FY 07-08 STATUS	RESPONSIBLE PARTY
			residents and small businesses in the county to properly dispose of their hazardous wastes, including mercury-containing products. See the County Annual Report for collection numbers and other details.	
M 2.B	Work with Program and HHW collection agencies to develop and help publicize the fluorescent light recycling program.	Ongoing	Done FY 07-08 and ongoing. The City supports the County of Santa Clara Department of Environmental Health's (DEH) Household and Small Business Hazardous Waste Program. See the County's Annual Report for collection numbers and other details. The City and the Program also worked with the County to publicize its fluorescent tube drop-off program. The Program developed and implemented the "Watch Out for Mercury Pollution!" media campaign designed to encourage residents to take their spent fluorescent lamps to any of 32 official drop-off locations in Santa Clara County (up from 30 last FY).	ESD, Program
M.2.C	Host a mercury fever thermometer exchange event for residents in San José and the Water Pollution Control Plant service area.	6/30/08	Done FY 07-08. See 14.D: *PIP Activities Table* for details.	ESD
M 3	**Monitoring and Science** The City will participate in coordinated monitoring efforts to support mercury TMDL development and implementation, including assessment of air pollution sources of mercury and concentrations of mercury in sediment.			
M 3.A	Continue financial support of the Regional Monitoring Program (RMP), including the Mercury Deposition Network Pilot Study. Continue to actively participate in the RMP steering committee and technical review committee.	Ongoing	Done FY 07-08 and ongoing. The City continues to support the RMP financially. The City provided in-kind services from December 2000 through December 2006, operating the Mercury Deposition Network station #CA72. (See M 3.B). The City continues to participate on the RMP steering committee, technical committee, and the Sources, Pathways, and Loadings workgroup.	ESD
M 3.B	Examine feasibility of enhancing stormwater pollution prevention and control activities on a watershed or sub watershed basis to focus activities in those parts of the Guadalupe River Watershed enriched in mercury from natural or mining-related causes.	FY 07-08	Done FY 07-08. The City used GIS to compare sensitive areas from the Guadalupe River Watershed Mercury TMDL with areas designated to receive the most stringent hydromodification management plan requirements. Generally, erosional areas within the Guadalupe River watershed within the City's jurisdiction are required to fully implement HMP requirements.	ESD
M 4	**Regional, State, and Federal Coordination** Actively participate in regional, state, and federal coordination efforts to achieve a reduction in the amount of mercury in urban runoff and air emissions.			
M 4.A	Collaborate in technical studies to support TMDL development and implementation including the Santa Clara Basin WMI Guadalupe River Mercury TMDL Workgroup, RMP, and the CEP.	Ongoing	Done FY 07-08 and ongoing. The City participates in and supports programs to reduce mercury in stormwater runoff and air emissions, including the San Francisco Bay Regional Monitoring Program, National Mercury	ESD

ITEM NO.	ACTIVITY	COMPLIANCE DATE	FY 07-08 STATUS	RESPONSIBLE PARTY
			Deposition Network, AB 982 TMDL Public Advisory Group, and the WMI Guadalupe River Mercury TMDL Workgroup.	
M 4.B	Support and participate in WMI Watershed Action Plan implementation.	Ongoing	Done FY 07-08 and ongoing. The Watershed Management Initiative (WMI) continues to implement the Watershed Action Plan through the actions of its subgroups and cooperative efforts with other collaborative groups and programs, such as the Water Resources Protection Collaborative, the Habitat Conservation Plan, and the Fisheries and Aquatic Habitat Conservation Effort. City staff participates in most subgroups of the WMI and chairs the Land Use subgroup and the Watershed Education and Outreach subgroup, and continues to support the WMI through the contribution of staff time for the position of WMI Coordinator. In 2007, the City also accepted the role of WMI co-chair and chair for the WMI steering group.	ESD
M 5	**Public Education and Outreach** Increase awareness of proper disposal of mercury-containing products and available non-mercury containing alternatives. Target audiences include residential, commercial, and industrial users and municipal employees.			
M 5.A	Coordinate with Program and HHW collection agencies to develop and implement a mercury-containing product outreach program to educate a selected target audience as well as encourage the proper use of the disposal of mercury-containing products.	Ongoing	Done FY 07-08 and ongoing. The Program maintains mercury-related information for residents on the MyWatershedWatch.org website. See Program Annual Report for details. Mercury and Household Hazardous Waste messages were also included at the Home Show event. See 14.D: *PIP Activities Table.*	ESD, Program, County HHW
M 5.B	Coordinate with municipal inspectors to integrate mercury outreach into the existing routine pretreatment, source control, and/or hazardous materials inspection processes of industrial businesses.	Ongoing	Done FY 07-08 and ongoing. Provided proper handling and disposal information for mercury-containing products to businesses attending the Industrial Users Academy. See 14.D: *PIP Activities Table.* Inspectors also distribute the County's Universal Waste brochure for businesses as needed.	ESD
M 5.C	Attend community events and distribute outreach materials. (See Attachment A: Outreach Activities Summary)	Ongoing	Done FY 07-08 and ongoing. Messages regarding proper disposal of fluorescent tubes are included whenever the Household Hazardous Waste program is promoted, e.g. the Home Show. See 14.D: *PIP Activities Table* for details.	ESD
M 5.D	Monitoring Mechanism V.B. document and evaluate each outreach activity, including the target audience and number of residents and/or businesses reached.	Annually	See Program report and 14.D: *PIP Activities Table* for evaluation of outreach activities.	ESD, Program

9.B M Program Evaluation

In FY 07-08, the City focused its virtual elimination policy activities on the collection and disposal of batteries and mercury-containing lamps, with the goal of reducing the impact of mercury from City operations. The City purchases and encourages the use of low mercury fluorescent lamps in City facilities. The City recycled more than 58,299 feet (11.04 miles) of mercury-containing lamps in FY 07-08 through its recycling programs. Questions regarding mercury content and alternative products are part of the City's Request for Quotation (RFQ) forms.

The City also worked to expand battery recycling in City facilities. Battery recycling is implemented at all facilities (approximately 100), making it easier for municipal employees to properly dispose of spent batteries. The batteries are collected as Universal Waste and hauled offsite by an outside contractor – thirteen facilities have collection directly from the vendor; the rest bring batteries collected at their site to a central collection point. From May 2007 to June 2008, 4,343 pounds of alkaline, lithium, and rechargeable batteries were collected and properly recycled.

In addition to activities meant to prevent mercury from contaminating stormwater runoff, the City engages in efforts to prevent mercury from entering the sanitary sewer system. The City hosted multiple mercury thermometer take-back events for City residents in FY 07-08. A total of 541 mercury-containing thermometers were collected at these City-sponsored events, and disposed of appropriately. This equates to 270 grams of mercury removed from the environment. More thermometer exchange events will take place in San José as well as the Water Pollution Control Plant Service Area in FY 08-09.

The City continues its commitment to work with the Water Board and stakeholders toward TMDLs that are technically defensible and feasible for implementation. City staff participated in mercury TMDL efforts by providing comments on the Guadalupe Watershed Mercury TMDL Report and Basin Plan Amendment, and serves as the WMI Watershed Assessment and Monitoring Subgroup representative to the Guadalupe Mercury TMDL project. The City expects to actively participate in the adaptive implementation of both the Baywide and Guadalupe mercury TMDLs in FY 08-09. In addition, the City supports SCVURPPP, RMP, BASMAA and BACWA as these agencies conduct technical studies to address uncertainties regarding mercury in the watershed.

9.C M Response to Water Board Comments

No comments received from Water Board on this Program Element.

9.D M Summary Tables / Additional Information

Mercury-Containing Product Management Practices

Mercury-Containing Products	Not Found	MO #1: Replace with Alternative	MO #2: Alternative upon Failure	MO #3: Reduce Use	MO #4: Recycle	MO #5: Hazardous Waste	Comments
LAMPS:							
Compact source lamp					I		Recycled through City's Lamp Recycling Program
Spectral lamp	NF						
Fluorescent lamp (Tubes, CFLs)		I	I		I		All lamps are recycled through City's Lamp Recycling Program.
Metal halide Lamp					I		Recycled through City's Lamp Recycling Program
High pressure sodium lamp					I		Recycled through City's Lamp Recycling Program
Mercury Vapor lamps					I		Recycled through City's Lamp Recycling Program
Cold Cathode lamp	NF						
Neon lamp	NF						
Ultra-violet lamp					I		
THERMOSTAT PROBES (ALSO KNOWN AS FLAME SENSORS OR GAS SAFETY VALVES):							
Furnaces					B		Implementation in progress
Water heaters					B		Implementation in progress
Ranges, ovens					B		Implementation in progress
Space heaters					B		Implementation in progress
TILT SWITCHES AND RELAYS:							
Tilt Switches at WPCP					I		
Tilt-switches in City vehicles			ID	I	ID		Currently being explored
Public Works Material Testing Lab							
Thermometers					B		Implementation in progress
Other mercury-containing materials					B		Implementation in progress
WPCP LAB MATERIALS							
Thermometers	NF						WPCP Lab uses alcohol-based thermometers and other traditionally mercury-containing apparatus
Mercury-containing samples						I	Spent samples treated as Hazardous Waste and picked up by hauler as needed.

Status Key:
No Action: No action identified for implementation
ID: Actions have been identified; implementation has not begun
B: Began process of implementation
I: Management option identified has been fully implemented
NF: Product was not found in municipal inventory to date

Management Options Key:
MO #1: Replace with an alternative product when the product is identified, if an alternative exists.
MO #2: Replace upon failure, with an alternative product if an alternative exists.
MO #3: Reduce the use where possible
MO #4: Recycle when no longer in use
MO #5: When appropriate, dispose of as hazardous waste

This page intentionally left blank.

10. CNAP: Copper / Nickel Action Plans

10.A CNAP Work Plan Self Evaluation Matrix

ITEM NO.	ACTIVITY	COMPLIANCE DATE	FY 07-08 STATUS	RESPONSIBLE PARTY
CB-1	**Vehicle Washing Operations**			
CB-1.A	Have member of San José team trained to lead mobile cleaners certification seminar.	As needed	Done FY 07-08 and ongoing. City staff available to train as needed.	ESD
CB-1.B	Support Program in hosting mobile cleaners certification seminar.	Done FY 06-07	Done FY 06-07. Companies desiring training are directed to the BASMAA online training program, and offered a live training if they desire one.	ESD
CB-1.B.1	Promote list of certified mobile cleaning service providers.	Ongoing	Done FY 07-08 and ongoing. A link to the database of BASMAA-trained Recognized Mobile Surface Cleaners is posted on the City's website.	ESD
CB-1.C	Offer discount car washes through the Watershed Watch Campaign.	12/31/07	Done FY 07-08. The Watershed Watch campaign partnered with Classic Car Wash to offer discounted car wash services thru the end of December 2007 to customers using their Watershed Watch card, which is available for free download on www.MyWatershedWatch.org. In May 2008 this partnership restarted, along with an additional partner with one Premier Car Wash location in San Jose. These new discounts run through December 2008.	Program, ESD
CB-3	**Industrial Discharges**			
CB-3.A	Continue Distribution of information regarding copper from roof vents.	Ongoing	Done FY 07-08 and ongoing. Information is available on ESD website, and for Watershed Inspectors to distribute. The Roof Vent BMP was also distributed to 139 pertinent Industrial Users in San José, along with a cover letter informing businesses of the potential for roof runoff at their facilities. See 14.D: *PIP Activities Table* for details	ESD
CB-3.A.1	Continue rooftop inspections. Evaluate efforts and need for any additional effort.	Done FY 05-06	Done FY 05-06.	ESD
CB-3.B	Mail NOI Package: information on the GIASP and how to comply, to targeted industrial facilities.	Done FY 05-06	Done FY 07-08. See CB-3.A.	ESD
CB-8	**Watershed Assessments and New Development**			
CB-8.A	Review new and redevelopment project review procedures and update or refine procedures to minimize copper pollution. See NRD sections 3, 4, and 9 for details on San José's implementation of C.3 permit provisions.	Done FY 02-03	See NRD sections 3, 4, and 9 for details on San José's implementation of C.3 permit provisions.	ESD, PBCE, PW, RDA
CB-11	**Street Sweeping and Storm System O&M**			

ITEM NO.	ACTIVITY	COMPLIANCE DATE	FY 07-08 STATUS	RESPONSIBLE PARTY
CB-11.A	Track quantitative data on the tons of material removed and disposed and other relevant street sweeping program data.	Annually	Done FY 07-08. The City conducts an extensive Street Sweeping program, involving the sweeping of the central business district; neighborhood business districts; arterials, collectors, and bicycle lanes; and residential streets. Annually, the City sends out a calendar of the residential street sweeping schedule to each single-family dwelling, and asks neighborhood associations within the City to include reminders in their association newsletters to move parked vehicles on street sweeping days. The City is continuing to expand the areas in which parking restrictions are required and enforced to improve the effectiveness of the street sweeping program. In FY 07-08, the enforcement area was broadened from 239 to 266.5 curb miles. The City anticipates expanding the areas in which parking restrictions are required and enforced for street sweeping by approximately 20 curb miles in FY 08-09. In FY 07-08, 30,938 cubic yards of debris were collected during all street-sweeping operations. See 5.B: *PSR Program Evaluation* for details. The City also has a comprehensive storm sewer inlet cleaning program, where a combination cleaner truck removes debris from all of the City's inlets. In FY 07-08, approximately 300 cubic yards of debris were removed. See 6.A: *SDO Work Plan Self Evaluation Matrix* for details.	ESD-IWM, DOT
CB-12	**Pools and Spas**			
CB-12.A	Distribute outreach materials at events, public counters, and post on City website.	Ongoing	Done FY 07-08 See 14.D: *PIP Activities Table* for details	ESD
CB-12.B	Provide guidance to residents on disposal alternatives for pool and spa water.	Ongoing	Done FY 07-08. Residents who call for guidance are told to dispose of their pool and spa water in their sanitary sewer clean-out.	ESD
CB-21	**Architectural use of copper**			
CB-21.A	Continue to discourage architectural use of copper during Planning application review.	Ongoing	Done FY 07-08 and ongoing. As projects undergo review, comments discouraging architectural use of copper in development projects are given where appropriate. See NRD 9.	PBCE-Planning
CB-21.B	Continue to monitor progress of San José Green Building program to identify opportunities for discouraging architectural use of copper.	Ongoing	Done FY 07-08 and ongoing. As of June 30, 2008, ESD has two and PBCE has one dedicated LEED accredited staff person who reviews projects and advises City staff on Green Building materials and techniques, including discouraging architectural use of copper. City Council updated the Green Building Policy on March 6, 2007 to require LEED Silver on all municipal buildings	PBCE-Planning ESD-UR

ITEM NO.	ACTIVITY	COMPLIANCE DATE	FY 07-08 STATUS	RESPONSIBLE PARTY
			over 10,000 sq. ft. with a goal of achieving Gold or Platinum. San Jose's fourth Green Vision goal is to build or retrofit 50 million square feet of green buildings. The City is working on a Green Building program for private development, and internal Green Building stakeholders meet monthly to discuss projects and share information.	
NB-1	**Discharges from Construction Sites**			
NB-1.A	Implement performance standards for construction inspection.	See NRD 6 and CON program element for activities that address erosion control.	See NRD 6 and CON program element for activities that address erosion control.	ESD, PBCE, PW
NB-1.B	Participate in the Water Board's regional training of construction site inspectors.	See NRD 6 and CON program element for activities that address erosion control.	See NRD 6 and CON program element for activities that address erosion control.	ESD, PBCE, PW

10.B CNAP Program Evaluation

Measures to control copper discharges at the municipal level have been integrated into ongoing City activities identified in the IND and NRD sections of the URMP. Copper and Nickel also remain among the list of pollutants addressed by general and targeted outreach regarding stormwater pollution prevention. Additionally, the City provides the monitoring and data analysis used to evaluate water quality trigger levels associated with the Copper and Nickel Action Plans for the South Bay. The City's South Bay Monitoring Program collects samples from 12 stations monthly in the Lower South San Francisco Bay, and compares dry season indicator station means to trigger levels originally set out in the Copper/Nickel action plan. To date, the project has collected over 1,600 samples for analysis of dissolved copper and nickel.

In addition to the existing work plan, the City piloted a car wash storm drain diverter kit in FY 07-08. The City purchased a SudSafe car wash diverter kit and granted it to the Lincoln High School cheerleader squad for use in their fundraising car wash activities at Hoover Middle School. The events took place on public school property to avoid violating City ordinances requiring permits to do this type of activity. The kit was granted to the school instead of loaned, due to concerns about City responsibility for misuse or failure of the kit. The SudSafe kit was chosen from several kit-in-a-box products, most of which require plugging the catch basin's outlet and using the basin to capture water. Plugging the basin requires 'confined space entry,' which most parents or students do not have the training, tools, or authorization to do. The SudSafe kit consisted of a portable basin which sits across the top of the opened storm drain, with a sump pump in it to pump the water to a nearby cleanout. In theory the wash water would run into the kit basin, and the pump would turn on and pump the water out of it, to a cleanout or to landscape. The school group used the kit on August 5, 2007 at Hoover MS, with City staff on-site to help set it up. Every catch basin is uniquely sized and shaped, and in this case the kit's basin did not completely seal the catch basin. In addition, the kit's basin had a ¼-inch lip, so the wash water simply flowed around the basin and into the storm drain. City staff tried to modify the kit on-site, with little success. The kit can likely be modified but it will cost about as much as the device itself, and require some skill in setting it up properly. The school group did not hold another fundraiser, so modifications to the kit were never tried. Due to the concerns with the performance of the kit, logistical constraints, and labor-intensive nature of running a kit-based program, the City has not pursued purchasing additional kits to grant to additional public schools; instead promoting alternative fundraising strategies.

The City continued its NOI Filers Project in FY 07-08. Select facilities were contacted and encouraged to comply with the State's General Industrial Activities Stormwater Permit (GIASP). The contact letter included a checklist to help determine if the facility needed to be covered by the GIASP, a flow chart detailing the development and

implementation of a SWPPP, and a reprint of a previously published Tributary Tribune article with information about the GIASP and the Stormwater Enforcement Act of 1998 (AB 2019). The City sent the contact package to 139 facilities in San José. These facilities were selected based on the following criteria:

- Facilities listed in Watershed Enforcement's Industrial and Commercial database (EEDMS).
- Facilities with a GIASP Category of 8 or 10 (Based on SIC Code).
- Facilities which fall under the SIC codes identified in the 1998 *Industrial Stormwater Quality Monitoring Pilot Project.*

Watershed Enforcement Inspectors are trained annually in GIASP requirements. They evaluate each facility for applicability of the GIASP, and make recommendations to the facility owners/operators based upon their findings. These activities are fully integrated into the standard operating procedures for Watershed Enforcement inspections. Facilities found to need to file are reported to the Water Board annually in the City's URMP Annual Report. See 2.D: *Companies Requiring NOI Based on SIC But Have Not Filed* and 2.D: *Companies Requiring NOI Based on Exposure But Have Not Filed* for this information.

The City directs Mobile Cleaners to the BASMAA online Mobile Surface Cleaner Training to educate themselves on cleaning BMPs. The City promotes the list of trained service providers on the website. Live trainings are available upon request. No requests were made in FY 07-08.

10.C CNAP Response to Water Board Comments

No comments received from Water Board on this Program Element.

10.D CNAP Summary Tables / Additional Information

No additional information for this Program Element.

11. TRA: Trash

11.A TRA Work Plan Self Evaluation Matrix

Item No.	Activity	Compliance Date	FY 07-08 Status	Responsible Party
TRA 1	**Inventory, Document and Evaluate Trash Management Practices**			
TRA 1.A	Complete Program survey of existing trash management practices.	Done FY 02-03	Done FY 02-03.	ESD
TRA 2	**Document and Map Known Trash Problem Areas**			
TRA.2.A	Identify data sources and information showing the location of known trash problem areas (e.g., trash complaints/incidents and eradication efforts.)	Done FY 03-04	Done FY 03-04.	ESD
TRA 2.B	Compile trash problem location data/information and submit to Program for conversion to coordinates for GIS mapping.	Done FY 03-04	Done FY 03-04.	ESD
TRA 2.C	Revise and update documentation (list of locations, maps, etc.) of known trash problem areas.	As Needed	Done FY 07-08. Known trash problem areas along creeks are documented as part of the Trash Prevention and Removal MOA. Areas where the trash is a result of illegal encampment activities are referred to the MOA's weekly and monthly cleanup programs.	ESD
TRA 2.D	Continue identifying and prioritizing trash problem areas in urban streams and waterways and other potential sources that may contribute trash to those areas.	Annually	Done FY 07-08. Known trash problem areas along creeks are documented as part of the Trash Prevention and Removal MOA. Areas where the trash is a result of illegal encampment activities are referred to the MOA's weekly and monthly cleanup programs.	ESD, PRNS, DOT, PD
TRA 3	**Conduct Trash Evaluations**			
TRA 3.A	Work with Program to select trash evaluation methodology.	Done FY 03-04	Done FY 03-04.	ESD
TRA 3.B	Assist Program with planning and organizing of training workshop for municipal staff.	Done FY 03-04	Done FY 03-04.	ESD
TRA 3.C	Participate in the trash evaluation methodology training workshop.	Done FY 04-05	Done FY 04-05.	ESD
TRA 3.D	Conduct trash evaluations and submit to Program staff:	--	--	ESD
TRA 3.D.1	Coyote Watershed	Done FY 04-05	Done FY 04-05.	ESD
TRA 3.D.2	Remaining San José locations	Done FY 05-06	Done FY 05-06.	ESD
TRA 3.E	Continue trash evaluations in high-priority areas to track changes over time.	Ongoing	Done FY 07-08. Trash evaluations were performed at 9 high-priority locations in San José identified in FY 05-06's Annual Report or by the structural trash pilot project. See 11.D: *Trash Problem Area Activity Report.*	ESD
TRA 4	**Develop Standardized Documentation and Reporting Format**			

ITEM NO.	ACTIVITY	COMPLIANCE DATE	FY 07-08 STATUS	RESPONSIBLE PARTY
TRA 4.A	Work with Program to develop a reporting format to document trash management activities in Annual Reports.	Done FY 03-04	Done FY 03-04.	ESD
TRA 5	**Document and Analyze Evaluation Results; Identify and Prioritize Trash Problem Areas**			
TRA 5.A	Assist Program staff with the documentation and analysis of trash evaluation results.	Ongoing	Done FY 07-08. The City submitted trash assessment data to Program.	ESD
TRA 5.B	Identify high-priority trash areas using trash evaluation results:	Ongoing	Done FY 07-08. Known trash problem areas along creeks are documented as part of the Trash Prevention and Removal MOA. Areas where the trash is a result of illegal encampment activities are referred to the MOA's weekly and monthly cleanup programs.	ESD
TRA 5.B.1	Coyote Watershed	Done FY 04-05	Done FY 04-05.	ESD
TRA 5.B.2	Remaining San José locations	Done FY 05-06	Done FY 05-06.	ESD
TRA 6	**Identify and Implement Trash Management Practices**			
TRA 6.A	Identify reasonable trash management practices to address high=-priority areas (in TRA 5B).	Ongoing	Done FY 07-08 and ongoing. See 11.D: *Trash Problem Area Activity Report.*	ESD, PRNS, GS, DOT
TRA 6.B	Implement or refine trash management practices at high-priority areas to the maximum extent practicable.	Ongoing	Done FY 07-08 and ongoing. The City partnered with the Water District to clean up three locations with significant trash accumulations: 2 on Coyote Creek and 1 on Guadalupe River this fiscal year as part of the Trash MOA. The Trash MOA itself was refined and revised in FY 07-08. See 11.B: *TRA Program Evaluation* for details. The City's Anti-Litter Program has approximately 3,426 volunteers participating in litter removal throughout the City, a 10% increase over FY 06-07. See 14.D.: *PIP Activities Table* for more information on litter-related Citizen Involvement activities.	ESD, PRNS, GS, DOT
TRA 6.C	Document and evaluate implementation of trash management actions.	Ongoing	Done FY 07-08 and ongoing. See 11.D: *Trash Problem Area Activity Report* and 11.D: *Trash Prevention and Removal Activities undertaken by the City of San José.*	ESD
TRA 6.D	Provide Program with information on trash management practices implemented on standardized reporting format.	Annually	Done FY 07-08. The City submitted trash assessment data to Program.	ESD
TRA 6.E	Provide Program with trash assessment data forms.	Annually	Done FY 07-08. The City submitted trash assessment data to Program.	ESD
TRA 6.F	Assist Program in developing Trash Fact Sheets.	TBD by Program	Done FY 07-08. Provided content and comments on latest iteration of Program's Trash fact sheet.	ESD
TRA 7	**Review and Update Performance Standards and Develop Long-Term Strategy for Trash Management**			
TRA 7.A	Assist with the review and update of existing standards that address BMPs or control measures relevant to trash management.	TBD by Program	See Program Annual Report for details.	ESD

ITEM NO.	ACTIVITY	COMPLIANCE DATE	FY 07-08 STATUS	RESPONSIBLE PARTY
TRA 7.B	Assist Program staff in developing a long-term strategy for trash conditions in urban streams and waterways.	Ongoing	Done FY 07-08 and ongoing. Staff participated in Trash AHTG meetings in which discussions began regarding a long-term strategy.	ESD
TRA 8	**Implement a Pilot Demonstration Project**			
TRA 8.A	Assist Program in implementing a pilot project to address trash conveyed through the storm drain system.	Ongoing as necessary	Done FY 07-08 and ongoing. The City has worked closely with the Program and other co-permittees to coordinate structural trash pilot projects in the Santa Clara Basin. The pilot began in FY 07-08 and will continue in FY 08-09.	ESD, DOT, PW
TRA 8.B	Begin piloting the use of structural controls to prevent trash from entering the storm sewer system.	Ongoing as necessary	Done FY 07-08 and ongoing. The City hired a contractor to manufacture and install approximately 80 inlet trash screens in select pilot locations in the City. Installation occurred in fall of 2007 and late spring 2008.	ESD, DOT, PW
TRA 8.C	Pursue grant funding to support installation of structural controls for trash management.	As Needed	Done FY 07-08. No grants for this type of work were pursued.	ESD, DOT, PW
TRA 8.D	Evaluate the effectiveness of the pilot structural controls.	Ongoing as necessary	In progress.	Program, ESD, DOT, PW

11.B TRA Program Evaluation

Assessments

In FY 07-08, the City continued to perform trash problem area assessments, supported City and community trash clean-up efforts, and evaluated the need and effectiveness of additional trash management activities for future implementation. See 11.D: *Trash Assessment Activity Report* for details.

The City continued to assess the level of trash at various sites in the City. Assessments were performed using one of two standard protocols utilized by all co-permittees in the Santa Clara Valley. Assessments provide information regarding the type and potential sources of trash found in and around urban creeks and offered insight into the effectiveness of existing trash management practices. The trash assessments revealed that existing trash management activities are sufficient at many locations, but that enhancements are needed in others. The City is exploring additional assessment tools to better characterize the levels and nature of litter across the City as a whole.

Prevention

The City strongly advocates litter prevention, and actively participates in efforts which promote prevention. One effort, the Silicon Valley Anti-Litter Campaign is a countywide collaboration of agencies, businesses, and interested parties committed to litter-free streets and creeks. See 14.D: *PIP Activities Table* for details about this campaign. The City is also actively involved in BASMAA's upcoming Regional Advertising Campaign focusing on litter prevention. The City is also exploring long-term illegal encampment solutions with the County's Blue Ribbon Commission on Housing and Homeless Issues, as well as exploring policies which curtail specific items may end up as litter, such as shopping bags.

Removal

The City implements multiple litter removal programs, as detailed in 11.D: *Trash Prevention and Removal Activities Undertaken by the City of San José*. The highlight of FY 07-08 was the City and the Santa Clara Valley Water District (District) expanding efforts associated with the Memorandum of Agreement for Trash Prevention and Removal (Trash MOA), which began in FY 04-05. The Trash MOA was revised in February 2008 to incorporate illegal encampment cleanup activities, some of which were taking place on an ad hoc basis. The revised Trash MOA includes weekly encampment cleanup activities on waterways in the City, up to 10 monthly cleanups of large and active illegal encampments, as well as increasing the number of City-District partnered cleanups from a maximum of three per year to a maximum of five per year. During this

reporting period, partnered clean-up projects on the Coyote Creek and the Guadalupe River removed over 28 tons of debris from the banks and waterways, a 75% increase from FY 06-07. The vast majority of this debris was removed from one site, highlighting the value of this collaboration.

The City's Anti-litter Program has 3,426 Pick Up San José volunteers, a 10% increase from last FY in the number of volunteers cleaning litter from City streets, parks, and waterways. Pick Up San José volunteers and one-day clean-up event volunteers collected 1,472 bags of litter in FY 07-08. The Anti-litter program also has 132 of its 150 Litter Hot Spots 'adopted' and volunteers have collected 373 bags of litter from these sites. In addition, the Anti-litter Program eliminated eight illegal dumpsites, using clean-up and enforcement to discourage additional dumping at these sites.

Structural Trash Management Pilot

The City installed approximately 85 catch basin inserts (screens) in FY 07-08 as part of the multi-year structural trash management pilot program, done in collaboration with the Program and the City of Sunnyvale. These screens could serve as an additional method to further prevent trash and other debris from entering the City's stormwater conveyance system and, ultimately, our local creeks. Preliminary results indicate that the screens are effective at preventing material from entering the stormwater conveyance system, without significantly affecting catch basin function or capacity. However, results are based on a dryer than average wet season. Preliminary results also indicate that the majority of material captured is leafy debris. Catch basin size, shape, and plumbing constraints prohibit installation of in-basin structural controls in many of the City's storm inlets; however, targeted applications of the inserts may be beneficial. Quantitative results of this pilot study are anticipated in the summer of 2009, and will include additional information on effectiveness and costs associated with installation, operation, and maintenance.

ESD met with Redevelopment Agency staff to look into the feasibility of piloting dual-purpose storm drain inlet hoods in the downtown core. These inlet hoods would have both trash exclusion capabilities and a pre-cast 'No Dumping' message. These devices are prohibitively expensive and would require lengthy technical evaluation to determine their impact on flood control before they could be installed. The City may continue to explore the feasibility of this structural control in the future.

11.C TRA Response to Water Board Comments

No comments received from Water Board on this Program Element.

11.D TRA Summary Tables / Additional Information

Trash Assessment Activity Report

#	Date	Site ID	Watershed	Location	Assessment Method[11]	Score	Existing Trash Management Action	Recommended Management Actions and/or Future Evaluations
1	6/30/08	SJ02	Guadalupe	Blackford High School (Boynton Ave between Blackford & Underwood)	KAB	1	Monthly street sweeping, Anti-Litter Program hotspot, periodically cleaned by volunteers or City staff.	Site was mostly clean. No additional assessments recommended.
2	6/24/08	SJ23	Coyote	Yerba Buena Creek at Evergreen Park	RTA	91	Park Maintenance staff maintains the park on a regular basis.	Trash appears to have blown in from adjacent park, and littered by park users in the dry creek bed and on pedestrian bridge, with minor downstream transport. Future assessment not recommended.
3	2/19/08	SJ27	Coyote	Coyote Creek between Berryessa Rd and Mabury Road	KAB	1	Creek access was too limited, so assessment done on street. No trash management actions apparent.	Banks are clean, but the water is significantly impacted by trash. Recommend exploring in-creek cleanup to remove trash and move fallen trees that are collecting the trash. Future assessment is recommended.
4	2/19/08	SJ28	Coyote	Coyote Creek at Julian Street Bridge	KAB	3	San Jose High Academy cleans adjacent banks on National River Clean-up Day and Coastal Clean-up Day.	Natural vegetation frequently creates a dam at this site. Recommend referral to City-District Trash MOA for future cleanup. Future assessment is recommended.
5	2/19/08	SJ30	Coyote	Coyote Creek at Upper Penitencia (confluence adjacent to Flea Market), on Berryessa Rd.	KAB	2.5	Flea Market staff cleans the parking lot and creek banks regularly. Area appeared cleaner than in previous assessments.	No additional management actions recommended. A periodic communication with the Flea Market Management may help. One additional assessment is recommended, to see if litter levels change.
6	2/19/08	SJ31	Coyote	Leeward Dr between Story Rd and Arden Wy.	KAB	3	Catch basin inserts installed in storm drains.	No additional actions recommended, as this area is part of the Structural Trash Management Pilot. Future assessments recommended as needed for the Pilot.
7	2/19/08	SJ32	Coyote	Lenfest Dr between Mabury Rd and Las Plumas Ave.	KAB	1.5	Catch basin inserts installed in storm drains.	No additional actions recommended, as this area is part of the Structural Trash Management Pilot. Future assessments recommended as needed for the Pilot.

[11] Two different assessment methods were used. Keep America Beautiful (KAB) Litter Index ratings are: 1-No litter, 2- slightly littered, 3- Littered, 4- extremely littered. Rapid Trash Assessment (RTA) scores range from 0 (worst) to 120 (best).

#	Date	Site ID	Watershed	Location	Assessment Method[11]	Score	Existing Trash Management Action	Recommended Management Actions and/or Future Evaluations
8	6/24/08	SJ33	Coyote	South side of Tully Rd from King Rd to parking lot	KAB	1.5	Catch basin inserts installed in storm drains.	No additional actions recommended, as this area is part of the Structural Trash Management Pilot. Future assessments recommended as needed for the Pilot.
9	2/19/08	SJ34	Silver Creek	El Rancho Verde Dr between Sereno Vista Wy and Irazu Ct	KAB	1.5	Catch basin inserts installed in storm drains.	No additional actions recommended, as this area is part of the Structural Trash Management Pilot. Future assessments recommended as needed for the Pilot.

Trash Prevention and Removal Activities Undertaken by the City of San José

Program & Description	Participating Departments/ Agencies	Details
Encampment & Illegal Dumping Activities		
Trash Prevention & Removal MOA Agreement between the City of San Jose and the Water District to remove illegal encampments from creekside parcels, and address up to 5 difficult-to-address sites impacted by trash.	CSJ: ESD, PD, PRNS, Housing, DOT SCVWD	Original agreement formed in 2004, revised in 2008.
Trash MOA Monthly Encampment Cleanup Program City and District cooperate to perform cleanup of homeless encampments along creeks on a monthly basis, up to 10 times per year.	CSJ – Metro PD SCVWD	Work performed under the auspices of the Trash Prevention and Removal MOA
Trash MOA Weekly Cleanup Program District uses either in-house or SJCC labor to clean up small and/or abandoned illegal homeless encampments and litter accumulations on City or District Right-of-Way creek parcels.	SCVWD Guadalupe Watershed, Coyote Watershed	Work performed under the auspices of the Trash Prevention and Removal MOA
Trash MOA Partnered Cleanups City-District partnered cleanup on up to five creek parcels that are impacted by trash and not covered by an existing O&M or cleanup program. Each agency brings specialized services and supplies to the cleanup.	CSJ SCVWD	In 2008, the number of sites increased to a maximum of 5, up from a maximum of 3 in previous years.
Alternate Work Program City staff supervises Santa Clara County Department of Corrections labor for cleanup of encampments, illegal dumping on City parcels, as well as weed, litter, and illegal dumping removal along roadsides, vacant lots, landscaped areas, and alleyways within the City limits.	CSJ – DOT CSJ - PRNS	Program goals are similar to landscaping, as AWP is responsible for a subset of the City's responsibility.
Illegal Dump Site Correction Corrections are made to eliminate illegal dumpsites.	CSJ – PRNS (Anti-Litter Program)	Funded by an annual Community Development Block Grant. In FY 07-08, eliminated eight illegal dumpsites.
Operations & Maintenance Activities		
General Complaint Trucks Crews collect illegal dumping, debris and other hazards found in or along the City streets in response to calls from the public. They also respond to requests for accident and spill cleanups in City streets.	CSJ - DOT	The primary goal is to respond to the highest percentage of calls within a stated time period.
Code Enforcement Response	CSJ – PBCE – Code	For hazardous waste dumping, it's still the property

PROGRAM & DESCRIPTION	PARTICIPATING DEPARTMENTS/ AGENCIES	DETAILS
Debris dumped on private property is the responsibility of the property owner, even if it was not generated by the property owner. Code Enforcement inspectors direct the property owner to clean up the debris.	Enforcement	owner's responsibility. But if it's identifiable, the property owner has recourse by filing suit with the District Attorney's office.
Neighborhood Clean-ups Scheduled throughout the year, with approximately five large events per Council District occur annually. Additional cleanups organized by Code Enforcement as needed in areas with high levels of code violations.	CSJ – PBCE – Code Enforcement Council District Offices	Residents can bring their bulky household discards for free disposal. Space is limited, and almost always runs out early in the day. This is a very popular program.
Stormdrain Inlet Cleaning Program Between mid September and the end of the calendar year, all inlets in the City are inspected and cleaned out to remove collected debris.	CSJ – DOT CSJ – ESD	The program's goal is to prevent both fine and bulky pollutants from traveling further down the storm system.
Street Sweeping Using both contractual and City personnel, the City provides sweeping at least once per month on all streets. Arterials, collectors and selected business districts receive sweeping at least twice per month. Outreach through the Recycle Plus Program with the message to move cars on sweep day.	CSJ – DOT Contracts managed by CSJ – ESD - IWM	The goal of the program is to have the highest percentage of swept streets judged good or better.
SJ Parks Maintenance Crews provide maintenance services and respond to illegal dumping in City parks and along trails in seven Park Maintenance Districts, with six Regional Park Facilities (Alum Rock, Almaden Lake/Eden vale, Lake Cunningham, Prusch/Overfelt, Guadalupe River Park/ Downtown Core, and Kelley Parks) within them.	CSJ - PRNS	Supplies include vehicles (for city staff), litter sticks, plastic trash bags, leather gloves (the SJCC usually bring their own supplies). Training includes protecting back, avoiding sharps, avoiding dangerous situations or confrontations.
Landscape Maintenance Crews remove litter and debris from City landscaped medians and backups.	CSJ - DOT	Primary goal is to maximize number of landscape parcels in good or better condition.
Weekend Youth Juvenile Offender Program Three vans of Youth Juvenile Offenders remove debris from Litter Hot Spots.	CSJ – PRNS (Anti-Litter Program)	In FY 05-06 spots were cleaned 282 times
[illegible]		
Adopt-A-Hotspot Volunteers "adopt" and clean one or more of 150 identified Litter Hotspots a minimum of once a month.	CSJ – PRNS (Anti-Litter Program)	See *14.D.: PIP Activities Table* for details
Adopt-A-Park Recruits and trains residents to assist in the general care and maintenance of parks and other open spaces in San José.	CSJ - PRNS	See *14.D.: PIP Activities Table* for details
Adopt-A-Trail Recruits and trains volunteers to support management of trails, including litter removal.	CSJ - PRNS	See *14.D.: PIP Activities Table* for details
Adopt-A-Street Recruits and trains volunteers to remove litter in City vacant lots and other properties. Focused on City-owned landscaped areas, so it is more about maintenance than just litter removal.	CSJ - DOT	City supplies vests, gloves & bags, and any equipment required for the area to maintain it, such as litter sticks, rakes, brooms, etc.
Creek Connections Action Group Volunteers remove trash from creeks, rivers and lakes in Santa Clara County twice each year on National River Cleanup Day (May) and Coastal Cleanup Day (September).	CSJ – PRNS, ESD, County Parks, SCVWD	See *14.D.: PIP Activities Table* for details

Program & Description	Participating Departments/ Agencies	Details
Pick Up San Jose Volunteers are recruited at fairs, festivals, community meetings and other miscellaneous group meetings to pick up litter whenever they are able. Training and supplies are given to the volunteers.	CSJ – PRNS (Anti-Litter Program)	Volunteers recruited: FY 05-06: 2,859; FY 06-07: 3,143; FY 07-08: 3,426
Shed Program Volunteer groups borrow anti-litter supplies from an AGLP shed and conduct a neighborhood cleanup.	CSJ – PRNS (Anti-Litter Program)	Supplies loaned to groups to conduct neighborhood cleanups: FY 05-06: 46 groups; FY 06-07: 32 groups; FY 07-08: 43 groups
Great American Litter Pick-up Annual volunteer clean-up at 10 locations within the City, and various locations in the County based on other agency's participation	CSJ, City of Campbell, VTA, County	See *14.D.: PIP Activities Table* for details
Other Activities		
Silicon Valley Anti-Litter Campaign Multi-stakeholder forum with five-year goals aimed at reducing the amount of litter in the County through a variety of means.	County agencies	Formed in FY 06-07.
WMI Trash Subgroup Subgroup of the Santa Clara Basin Watershed Management Initiative with the following goals: 1. Bring people together who are working on the trash issue. 2. Share information on current activities. 3. Determine what additional activities would help reduce trash in creeks. 4. Make recommendations for action by the WMI and other entities.	WMI agencies	Formed in 2008
WMI Product Stewardship Subgroup Subgroups of the Santa Clara Basin Watershed Management Initiative, formed to promote, implement, and track local agency activities that advance the responsible management and reduction of product-associated waste streams that can affect watershed health. Goals of this subgroup are: 1. Coordinate pilot product disposal / take back programs for pharmaceuticals. 2. Promote local agency involvement in the California Product Stewardship Council and support of relevant legislation that furthers EPR. 3. Collaborate/Coordinate on product "actions" (for example, reducing single-use shopping bags and reducing or eliminating agency use of triclosan)	WMI agencies	Formed in FY 07-08. 11 local agencies have signed the CPSC Pledge of Support (Goal 2).
Blue Ribbon Commission on Housing and Homelessness Countywide effort which seeks to eliminate homelessness in Santa Clara County	County, San Jose, others	A reduction in trash is not a primary goal of this effort.
BASMAA Regional Ad Campaign on Trash Media campaign targeting 18-29 yr old males who litter, with the goal of reducing littering behaviors in this audience.	Stormwater Programs in Alameda, Contra Costa, Santa Clara, San Mateo, Marin Counties, as well as the Vallejo and Fairfield/Suisun sanitary districts	To be implemented in FY 08-09

12. MON: Monitoring

12.A MON Work Plan Self Evaluation Matrix

Item No.	Activity	Compliance Date	FY 07-08 Status	Responsible Party
PCB	**PCB Control Program**			
PCB.A	Sample, analyze, and report on PCBs in storm drain sediments to characterize potential sources and implement controls.	Done, 6/00 through FY 01-02	Done, prior to FY 01-02.	Program, ESD
PCB.B	Begin implementation of final PCB Control Plan upon approval.	Done FY 02-03 & Ongoing	Done, prior to FY 01-02. Program level activity.	ESD
Dioxin	**Dioxin-like Compound Control Program**			
Dioxin.A	Characterize distribution of Dioxin-like compounds in the urban runoff system based on existing data.	Done FY 01-02	Program level activity.	Program
Dioxin.B	Begin implementation of SCVURPPP plan to characterize distribution of Dioxins.	In Progress at Program Level	Program level activity.	Program
Dioxin.C	Submit plan that identifies control measures / management practices to eliminate or reduce discharges of Dioxins, if needed.	TBD	Program submitted draft Control Plan separately 3/1/02.	Program
Dioxin D	Explore, and implement if feasible, efforts to move toward alternative fuels for diesel vehicles in City fleet.	FY 06-07 & Ongoing	Done FY 07-08 and ongoing. In FY 07-08 the City's Diesel fleet switched to using B20 biodiesel, and the City is exploring other blends.	ESD, DOT, GS
MON 1	**Industrial Stormwater Monitoring Pilot Program**			
MON 1.A	Design and execute a sampling program to meet the project objectives, analyze results, develop guidance for industry to improve SWPPP implementation, and provide technology transfer information to industry and inspectors.	Done, FY 96-97 through 01-02 Ongoing as part of IND	Done, prior to FY 01-02.	ESD
MON 3	**First Flush Monitoring Program**			
MON 3.A	Conduct multi-year First Flush study sampling, analyze data and provide data to Program as part of Multi-year Monitoring Program.	Done, FY 96-97 through 02-03	Done, prior to FY 02-03.	ESD, Program

12.B MON Program Evaluation

Monitoring activities are conducted effectively at the Program level with participation from City staff to support collaboration with the Water Board and to provide technical review of Program products. This fiscal year, the City has transitioned its diesel fleet from B10 Biodiesel blend to B20. Among other benefits, this also serves to reduce the potential for dioxin emissions from the City's diesel fleet. These efforts also serve to further the City's Green Vision goal of ensuring that 100 percent of public fleet vehicles run on alternative fuels by FY 12-13.

The City continues to participate actively in SCVURPPP monitoring program field activities whenever they are conducted within the City's jurisdiction. Moreover, City staff assist in regional monitoring studies within its jurisdiction such as the Guadalupe loads study, and portions of those regional studies conducted within the City's jurisdiction.

12.C MON Response to Water Board Comments

No comments received from Water Board on this Program Element.

12.D MON Summary Tables / Additional Information

No additional information for this Program Element.

13. MC: Municipal Compliance

13.A MC Work Plan Self Evaluation Matrix

Item No.	Activity	Compliance Date	FY 07-08 Status	Responsible Party
MC 1	**Municipal Training** Municipal Training is a critical function of the City's NPDES Permit. Municipal compliance is dependent on the level and quality of the training provided.			
MC 1.A	Identify training needs.	Annually	Done FY 07-08. Short focused BMP trainings on erosion and sediment control activities at construction sites for Public Works and Building inspectors were identified as training needs.	ESD-UR
MC 1.A.1	Conduct training for City staff and City contractors that perform surface cleaning at City facilities.	Done FY 06-07 As Needed	Done FY 07-08. See 13.D: *Municipal Employee Training Summary*.	DOT, GS, ESD
MC 1.B	Develop curricula.	As Needed	Done FY 07-08 for training noted in MC 1.A.	ESD-UR
MC 1.C	Conduct training.	Ongoing	Done FY 07-08. See 13.D: *Municipal Employee Training Summary*.	ESD-UR
MC 1.D	Evaluate municipal training program and make improvements as needed.	Annually	Done FY 07-08. The City conducted municipal training for all required Program Elements. Evaluation forms were handed out, collected and reviewed by instructors. This information will be used to make improvements as needed.	ESD-UR
MC 2	**Municipal Facilities Assessment and Compliance** Municipal facilities are required to comply with stormwater regulations. Efforts to reduce contaminated discharges from City facilities must be similar to those required of private businesses. While many elements for permit compliance are in place, the City requires a systematic approach to City facilities compliance at the level of effort required in the URMP.			
MC 2.A	Conduct Corp Yard assessments and inspections.	Annually	Done FY 07-08. Annual Corporation Yard inspections were conducted in the March and April 2008. Three Hazardous Material inspections at each of the Corp Yards and Municipal Garage, which include stormwater issues, were conducted over the course of FY 07-08.	ESD-UR, GS, DOT
MC 2.A.1	Conduct Citywide meeting to discuss Hazardous Material, Safety, and Stormwater issues for City corporation yards (up to two times per year).	Annually	Done FY 07-08. A Citywide Hazardous Materials, Safety, and Stormwater Management meeting was conducted on June 10, 2008.	GS, ESD, DOT, Fire, Police, PRNS
MC 2.A.2	Revise Corporation Yard inspection form.	Done FY 05-06 As Needed	Done FY 05-06. No revision to the form was necessary in FY 07-08.	ESD-UR
MC 2.B	Review Municipal Facilities SWPPPs.	Annually	Done FY 07-08. Municipal Facilities SWPPPs were reviewed and updated as necessary.	ESD-UR, GS, DOT
MC 2.B.1	Fully revise the five (5) remaining Corporation Yard SWPPPs (using the Main Yard revised SWPPP pilot process as a template).	Done FY 06-07	Done FY 07-08. SWPPP revisions for last two of the Corp Yards (Central and Municipal Garage) were drafted in FY 06-07 and were sent out for review and comment.	ESD-UR, GS, DOT

ITEM NO.	ACTIVITY	COMPLIANCE DATE	FY 07-08 STATUS	RESPONSIBLE PARTY
			Revisions for these two Corp Yard SWPPPs were continued in FY 07-08.	
MC 2.C	Conduct SWPPP training at City corporation yards.	Annually	Done FY 07-08. SWPPP training sessions were conducted at the Corp Yards in June 2008.	ESD-UR, GS, DOT

13.B MC Program Evaluation

Training

During FY 07-08, the City conducted municipal training for all required Program Elements. See 13.D: Municipal Employee Training Summary. Attendees for these trainings complete evaluation forms and turn them into the instructors (These forms are later entered in to a tracking database.) Instructors review this information to see where they can improve the training.

Highlights of FY 07-08 trainings included:

a) Watershed Enforcement & Fats, Oils, and Grease Inspectors training held on 7-17-07;

b) Watershed Enforcement & IND Training held 7-19-07 & 7-20-07;

c) OSHA & 8 Hour Hazardous Waste Training on 10-5-07, 10-25-07, & 11-9-07;

d) Pervious Concrete Presentation on 10-11-07;

e) Developers Roundtable Meetings on 10-8-07 & 1-11-08;

h) Erosion & Sediment Control Training for City Inspectors held 9-26-07 & 9-27-07;

f) Erosion & Sediment Control Training for Capital Improvement Project Managers held 4-9-08;and

g) City of San José Pesticide Safety and IPM Training held 3-11-08.

Municipal Facilities

Annual Corporation Yard stormwater inspections were completed in March and April of 2008.

In FY 07-08, City staff conducted three Hazardous Material inspections at each of the Corp Yards and the Municipal Garage, which also include stormwater issues. A City-wide meeting to discuss hazardous materials, safety, and stormwater issues was held on June 10, 2008. These regular meetings have proven to be effective in improving the coordination between GS staff, ESD staff, and Corp Yard representatives. The combination of an annual stormwater assessment inspection, including stormwater concerns in the hazardous material inspections, and the Citywide Hazardous Material Management meetings, which include stormwater issues, continues to be working well. The concerns in the Corp Yard inspection reports are usually minor and resolved swiftly; concerns that are more significant are less frequently noted as the program is becoming part of the institution of the Corp Yards.

Corp Yard SWPPP training was held in June 2008 for the GS-Trades & Fleet and PW-Materials Testing Lab Corp Yard staff. Participants were given an evaluation form to fill out. Of the 83 staff that participated in the training, 72 evaluations were completed and returned. Results of the completed evaluations are summarized below:

- 88% responded that the training subjects taught are appropriate to their work;
- 92% responded that the BMPs/SOPs described match their work practices;
- 92% responded that the training adequately described the relationship of BMPs/SOPs to compliance with the City's Stormwater NPDES permit;

- 94% responded that the training adequately explained how they, City staff, can help the City maintain compliance with the Stormwater NPDES permit; and
- 93% responded that the training adequately explained a SWPPP.

Corp Yard SWPPP Training is included in the PSR, RPW, and SDO Stormwater BMP/SOP Trainings. Approximately 397 Municipal employees received Corp Yard SWPPP training in FY 07-08. SWPPP revisions for last two of the Corp Yards (Central and Municipal Garage) were drafted in FY 06-07 and were sent out for review and comment. Revisions for these two Corp Yard SWPPPs were continued in FY 07-08.

13.C MC Response to Water Board Comments

No comments received from Water Board on this Program Element.

13.D MC Summary Tables / Additional Information

Municipal Employee Training Summary for FY 07-08

PS ID #	Date of Training	Topic	Sponsored or Held By	Division/Section Attending	# Attended	Tentative FY 08-09 Schedule
ICID 3A & 3B IND 5B & 5C	7/17/07	Watershed Enforcement & FOG Training	ESD Watershed Protection Division	ESD Watershed Enforcement Inspectors	21	TBD
ICID 3A & 3B IND 5B & 5C	7/19/07 & 7/20/07	Watershed Enforcement & IND Training	ESD Watershed Protection Division	ESD Watershed Enforcement Inspectors	20	TBD
IND 5B & 5C	8/16/07	Fats, Oil, and Grease Training	ESD Watershed Protection Division	ESD Watershed Enforcement Inspectors	12	TBD
ICID 3A & 3B IND 5B & 5C	8/28/07 & 9/25/07	Fats, Oil, and Grease Development Retreat	ESD Watershed Protection Division	ESD Watershed Enforcement Inspectors	11	TBD
ICID 3A & 3B IND 5B & 5C	9/07	Storm water issues, FOG, and construction inspections	California Water Environment Association (CWEA)	ESD Watershed Enforcement Inspector	1	TBD
IND 5B & 5C	10/5/07	OSHA 8 Hour Hazwop (Hazardous Waste Operations) Training	Bay Area Regional Environmental Business Resource & Assistance Center, A Division of Mission College	ESD Watershed Enforcement Inspectors	3	TBD
IND 5B & 5C	10/25/07	OSHA 8 Hour HAZWOPER Supervisor Refresher Training	Safety Unlimited, Inc.	ESD Watershed Enforcement Inspector	1	TBD
IND 5B & 5C	11/9/07	OSHA 8 Hour Hazwop (Hazardous Waste Operations) Training	Bay Area Regional Environmental Business Resource & Assistance Center, A Division of Mission College	ESD Watershed Enforcement Inspector1	1	TBD
IND 5B & 5C	1/15/08	Notice of Intent & Storm Water Inspection Plan pertaining to IND Inspections	ESD Watershed Protection Division	ESD Watershed Enforcement Inspectors	9	TBD
IND 5B & 5C	1/15/08	Industrial Scientific ISP Gas Detector	ESD Watershed Protection Division	ESD Watershed Enforcement Inspectors	11	TBD

PS ID #	Date of Training	Topic	Sponsored or Held By	Division/Section Attending	# Attended	Tentative FY 08-09 Schedule
ICID 3A & 3B IND 5B & 5C	2/08	CWEA P3 Conference	California Water Environment Association (CWEA)	3 ESD Watershed Enforcement Inspectors, 1 Environmental Specialist	4	TBD
ICID 3A & 3B IND 5B & 5C	2/708	Traffic Safety Training	Environmental Engineering & Construction, Inc.	ESD Watershed Enforcement Inspectors	30	TBD
IND 5B & 5C	3/12/08-3/14/08	Crime Scene Investigation	California Hazardous Materials Investigators Ass.	ESD Watershed Enforcement Inspectors	2	TBD
ICID 3A & 3B IND 5B & 5C	4/14/08 & 4/15/08	CWEA Conference	CWEA, Sacramento, CA	ESD Watershed Enforcement Inspectors	3	TBD
ICID 3A & 3B IND 5B & 5C	6/24/08 & 6/25/08	IND Inspection Procedures, NOI Guidance, Food Service Facility Inspection Procedures, ICID Training, Sampling and Safety, Municipal Regional Permit Update, Enforcement Response Plan Review, Generating an Official Warning Notice, and Administrative Citations in the EEDMS (Environmental Enforcement Data Management System), HAZMAT Issues, and Grease Investigations.	ESD Watershed Enforcement IND (Industrial Discharge) and FOG (Fats, Oils, & Grease) Sections	ESD Watershed Enforcement Inspectors	20	TBD
NRD 10A, 10B, & 10D	7/17/07-7/19/07	BAHM Training	SCVURPPP	ESD, PW, PBCE, CFAS	14	TBD
NRD 10A, 10B, & 10D	9/10/07-9/12/07	Annual CASQA Conference in Costa Mesa "Stormwater Management - Tools for Success"	CASQA	ESD, PBCE	5	9-22-08 thru 9-24-08
NRD 10A, 10B, & 10D	9/20/07	C.3 Post Construction Storm Water BMP Proprietary Storm Water Products by Contech	ESD	ESD, PW, DOT, PBCE, PRNS	16	Monthly
NRD 10A, 10B, & 10D	9/26/07	C.3 Training for Construction Inspectors: Understanding Post-Construction BMPs	ESD	PBCE Building	28	TBD
NRD 10A, 10B, & 10D	9/26/07	C.3 Training for Construction Inspectors: Understanding Post-Construction BMPs	ESD	ESD, PW	24	TBD
NRD 10A, 10B, & 10D	9/27/07	C.3 Training for Construction Inspectors: Understanding Post-Construction BMPs	ESD	PBCE Building	35	TBD
NRD 10A, 10B, & 10D	9/27/07	C.3 Training for Construction Inspectors: Understanding Post-Construction BMPs	ESD	ESD, PW	21	TBD
NRD 10A,	10/4/07	Presentation for Watershed	ESD	ESD	10	TBD

PS ID #	Date of Training	Topic	Sponsored or Held By	Division/Section Attending	# Attended	Tentative FY 08-09 Schedule
10B, & 10D		Enforcement Inspectors on Provision C.3				
NRD 10A, 10B, & 10D	10/11/07	Pervious Concrete Presentation	ESD	Airport, CFAS, ESD, PRNS, PW	47	TBD
NRD 10A, 10B, & 10D	Monthly (ongoing)	Developers' Industry Representative (Civil Engineering Firms) Meeting/Training	PW	DOT, ESD, PBCE, PRNS, PW	25	Monthly
NRD 10A, 10B, & 10D	Bi-weekly (ongoing)	Citywide Stormwater NPDES Permit Coordination Meeting/Training	ESD	DOT, ESD, PBCE, PW	10	Bi-Weekly
NRD 10A, 10B, & 10D	11/8/07	Low Impact Development Presentation by Dan Cloak	ESD	CFAS, DOT, ESD, PRNS, PW RDA	26	TBD
NRD 10A, 10B, & 10D	Monthly (ongoing)	Safety Bond Program Coordination, Review & Critique of Fire & Police Station Projects	PW-CFAS	ESD, PBCE, PW	10	Monthly
NRD 10A, 10B, & 10D	Weekly (ongoing)	Staff Review: Review & Critique of Recently Submitted Private NRD Projects	PBCE	ESD, PBCE, PW, DOT, Police, RDA, Fire	20	Weekly
NRD 10A, 10B, & 10D	Monthly (ongoing)	Developers' Roundtable (Design, Development & Construction Firms) Meeting/Training	PBCE	PBCE, ESD, PW	25	Monthly
NRD 10A, 10B, & 10D	Monthly (ongoing)	Public & Turnkey Parks Coordination, Review & Critique	PRNS, CFAS	ESD, CFAS, PRNS	6	Monthly
NRD 10A, 10B, & 10D	12/6/07	ABAG Best Practices Conference Series: Green Infill	ABAG	PBCE	3	TBD
NRD 10A, 10B, & 10D	12/6/07	BAHM Workshop	SCVURPPP	DOT, PW	14	Semi-Annually
NRD 10A, 10B, & 10D	12/12/07	Stormwater Treatment Best Management Practices & PRNS	ESD	PRNS	22	TBD
NRD 10A, 10B, & 10D	12/13/07	Stormwater Treatment Workshop: Vegetated Swales Presentation by Ed Boscacci	ESD	CFAS, DOT, ESD, PBCE, PRNS, PW	21	TBD
NRD 10A, 10B, & 10D	1/16/08	Green Building Tour at Santa Clara University	ESD	ESD, PBCE	6	TBD
NRD 10A, 10B, & 10D	1/22/08	Emeryville Tour of Landscape-based Stormwater Management Solutions for Infill Development	ESD	CFAS, ESD, PBCE	6	TBD
NRD 10A, 10B, & 10D	2/7/08	Importance of Ephemeral Streams by James Downing	ESD	PBCE	25	TBD
NRD 10A, 10B, & 10D	2/7/08	Design Techniques to Reduce Pesticide Use in New & Redevelopment Projects	ESD	Airport, CFAS, DOT, ESD, PBCE, PRNS	30	TBD

PS ID #	Date of Training	Topic	Sponsored or Held By	Division/Section Attending	# Attended	Tentative FY 08-09 Schedule
NRD 10A, 10B, & 10D	2/8/08	Inspector Training: Initial Inspection of BMPs and TCMs at Big Box Commercial Sites	ESD	ESD	7	TBD
NRD 10A, 10B, & 10D	2/21/08	Design Techniques to Reduce Pesticide Use in NRD Projects	ESD	PBCE	26	TBD
NRD 10A, 10B, & 10D	3/7/08	Protecting Post-Construction Treatment Control Sites During Construction	ESD	PW-Development Services	9	TBD
NRD 10A, 10B, & 10D	3/13/08	"A Sampling of 30+ Project Sites Using Structural Soil with Q&A," Presented by Dave Dockter	ESD	PW, PBCE, ESD, PRNS, DOT, RDA	34	TBD
NRD 10A, 10B, & 10D	3/19/08	APWA "Exemplary Site Design For Storm Water Pollution Prevention" Workshop and Luncheon	SCVURPPP	ESD, PBCE, PW	5	TBD
NRD 10A, 10B, & 10D	4/9/08	Sediment and Erosion Control Training	CFAS, ESD, & PW Deputy Director	PW-CFAS, PW-Capitol Improvement Project Managers	55	TBD
NRD 10A, 10B, & 10D	4/11/08	Protecting Post-Construction Treatment Control Sites During Construction	ESD	PW-Airport Inspectors	5	TBD
NRD 10A, 10B, & 10D	4/23/08	Reining in the Rain: Watershed-Friendly "Low Impact Development" Site Design & Permeable Pavements for Stormwater Management	California Coastal Commission	PBCE, PW	3	TBD
NRD 10A, 10B, & 10D	4/25/08	Protecting Post-Construction Treatment Control Sites During Construction	ESD	PW-Roads & Bridges Inspectors	7	TBD
NRD 10A, 10B, & 10D	4/25/08	Protecting Post-Construction Treatment Control Sites During Construction	ESD	PW-CFAS, PW-Engineering & Construction Services Inspectors	30	TBD
NRD 10A, 10B, & 10D	4/28/08	Envision San Jose 2040: General Plan Update Task Force Study Session on Water Quality Issues	ESD, PBCE	PBCE, ESD, General Update Task Force	37	TBD
NRD 10A, 10B, & 10D	5/2/08	LID Principles and Implementation: A Hands-On Workshop	StormCon Workshop in San Mateo	PW	1	TBD
NRD 10A, 10B, & 10D	6/3/08	Annual SCVURPPP Workshop: "Sharing Experience with Implementation of Storm Water Requirements and Development Projects"	SCVURPPP	ESD, PBCE, PW	8	TBD

PS ID #	Date of Training	Topic	Sponsored or Held By	Division/Section Attending	# Attended	Tentative FY 08-09 Schedule
NRD 10A, 10B, & 10D	6/26/08	Hardscape 101: Permeable Interlocking Concrete Paving Systems Training and Information Session	PBCE, Interlocking Concrete Pavement Institute (ICPI)	PBCE	30	TBD
CON 6C	9/26/07	Session 1:Erosion & Sediment Control Training for Building Inspectors	RBF Consulting, ESD Urban Runoff, ESD Watershed Enforcement, PBCE Building	PBCE Building inspectors	28	TBD
CON 6C	9/26/07	Session 2:Erosion & Sediment Control Training for Public Works & ESD Watershed Enforcement Inspectors	RBF Consulting, ESD Urban Runoff, ESD Watershed Enforcement	PW Private Development, PW Municipal & ESD Watershed Enforcement Inspectors	24	TBD
CON 6C	9/27/07	Session 3:Erosion & Sediment Control Training for Building Inspectors	RBF Consulting, ESD Urban Runoff, ESD Watershed Enforcement, PBCE Building	PBCE Building inspectors	35	TBD
CON 6C	9/27/07	Session 4:Erosion & Sediment Control Training for Public Works & ESD Watershed Enforcement Inspectors	RBF Consulting, ESD Urban Runoff, ESD Watershed Enforcement	PW Private Development, PW Municipal & ESD Watershed Enforcement Inspectors	21	TBD
CON 6C	12/3/07 & 12/4/07	Construction Site Management Workshop	SCVURPPP & Water Board	PW City Facilities Architectural Services, PW Engineering & Construction Services, ESD Urban Runoff, ESD Watershed Enforcement	19	TBD
CON 6C	3/7/08	Construction BMP Training – "Ten things To Do At Construction Sites"	ESD Urban Runoff	PW New Development Inspectors	9	TBD
CON 6C	4/11/08	Construction BMP Training – "Ten things To Do At Construction Sites"	ESD Urban Runoff	PW Airport Inspectors	5	TBD
CON 6C	4/21/08	Construction BMP Training – "Ten things To Do At Construction Sites"	ESD Urban Runoff	PBCE Building Inspectors	53	TBD
CON 6C	4/25/08	Construction BMP Training – "Ten things To Do At Construction Sites"	ESD Urban Runoff	PW Roads & Bridges Inspectors	7	TBD
CON 6C	4/25/08	Construction BMP Training – "Ten things To Do At Construction Sites"	ESD Urban Runoff	PW Engineering & Construction Services & PW City Facilities Architectural Services Inspectors	30	TBD
CON 6C	4/29/08-5/1/08	Certified Inspector of Sediment and Erosion Control Review & Exam	StormCon, CISEC	ESD, PW	7	TBD
CON 6C	4/30/08	Draft Construction General Permit	SCVURPPP	ESD, PBCE Building Inspection, & PW	12	TBD
CON 6C	5/2/08	Preventing Storm Water Pollution	Storm Con	ESD	2	TBD

PS ID #	Date of Training	Topic	Sponsored or Held By	Division/Section Attending	# Attended	Tentative FY 08-09 Schedule
		on Construction Sites				
CON 8A	4/9/08	Erosion & Sediment Control Training for CIP Managers	PW Deputy Director, PW City Facilities Architectural Services, ESD Urban Runoff, ESD Watershed Enforcement	PW – CIP Managers	55	TBD
PSR 6C, PM 4C, & MC 2C	5/5/08	PRNS Rural Public Works Stormwater BMP/SOP Training (including Corp Yard SWPPP training)	ESD, PRNS	PRNS RPW Facility Staff	20	5/09
PSR 6C, PM 4C, & MC 2C	5/7/08	PRNS Rural Public Works Stormwater BMP/SOP Training (including Corp Yard SWPPP training)	ESD, PRNS	PRNS RPW Facility Staff	9	5/09
PSR 6C, PM 4C, & MC 2C	5/8/08	PRNS Rural Public Works Stormwater BMP/SOP Training (including Corp Yard SWPPP training)	ESD, PRNS	PRNS RPW Facility Staff	14	5/09
PSR 6C, PM 4C, & MC 2C	5/13/08	PRNS Rural Public Works Stormwater BMP/SOP Training (including Corp Yard SWPPP training)	ESD, PRNS	PRNS RPW Facility Staff	25	5/09
PSR 6C, PM 4C, & MC 2C	5/14/08	PRNS Rural Public Works Stormwater BMP/SOP Training (including Corp Yard SWPPP training)	ESD, PRNS	PRNS RPW Facility Staff	28	5/09
PSR 6C, PM 4C, & MC 2C	5/15/08	PRNS Rural Public Works Stormwater BMP/SOP Training (including Corp Yard SWPPP training)	ESD, PRNS	PRNS RPW Facility Staff	25	5/09
SDO 4	3/5/08	Hydro-Cleaning Best Management Practices (BMPs)	CWEA – SFBS, Collection Systems Committee	DOT	2	TBD
SDO 4.B.2	9/28/07	DOT Storm Drain Inlet Cleaning Data Collection Training	DOT, ESD	DOT-Inlet Cleaning Crews	26	9/08
PSR 3E, SDO 4A, PM 4C, & MC 2C	4/21/08	DOT Stormwater BMP/SOP Training (including Corp Yard SWPPP Training)	ESD, DOT	DOT-Field Crews	12	4/09
PSR 3E, SDO 4A, PM 4C, & MC 2C	4/22/08	DOT Stormwater BMP/SO DOT Stormwater BMP/SOP Training (including Corp Yard SWPPP Training)P Training (including SWPPP Training)	ESD, DOT	DOT-Field Crews	20	4/09
PSR 3E, SDO	4/23/08	DOT Stormwater BMP/SOP	ESD, DOT	DOT-Field Crews	29	4/09

PS ID #	Date of Training	Topic	Sponsored or Held By	Division/Section Attending	# Attended	Tentative FY 08-09 Schedule
A, PM 4C, & MC 2C		Training (including Corp Yard SWPPP Training)				
PSR 3E, SDO 4A, PM 4C, & MC 2C	4/24/08	DOT Stormwater BMP/SOP Training (including Corp Yard SWPPP Training)	ESD, DOT	DOT-Field Crews	5	4/09
PSR 3E, SDO 4A, PM 4C, & MC 2C	4/28/08	DOT Stormwater BMP/SOP Training (including Corp Yard SWPPP Training)	ESD, DOT	DOT-Field Crews	49	4/09
PSR 3E, SDO 4A, PM 4C, & MC 2C	4/29/08	DOT Stormwater BMP/SOP Training (including Corp Yard SWPPP Training)	ESD, DOT	DOT-Field Crews	50	4/09
PSR 3E, SDO 4A, PM 4C, & MC 2C	5/8/08	DOT Stormwater BMP/SOP Training (including Corp Yard SWPPP Training)	ESD, DOT	DOT-Field Crews	28	4/09
PSR 2A & SDO 3A	6/17/08	PSR, RPW, SDO O&M Contract Manager Stormwater BMP Training	ESD, DOT, PRNS	DOT, PRNS Contract Managers	6	TBD
WUOM 3A	12/6/07	Water Utility O&M Discharge Pollution Prevention	ESD (Municipal Water)	Municipal Water O&M	19	12/07
PM 4B	3/11/08	City of San Jose Pesticide Safety and IPM Training	ESD, PRNS, DOT	ESD, PRNS, DOT, Target Specialty Products	130	TBD
PM 6A	2/29/08	Bay Friendly Landscaping & Gardening Conference	Bay Friendly Regional Coalition	ESD, PRNS, DOT	5	TBD
MC 1C	9/10/07-9/12/07	Storm Water Management: Tools for Success	Annual CASQA Conference	ESD	3	TBD
MC 1C	3/14/08	Local MS4 Success Stories and NPDES Permit Adoption Updates	California Storm Water Quality Association (CASQA)	ESD Urban Runoff	1	TBD
MC 1C	4/30/08	Future of Storm Water Management in the Bay Area: Meeting Technical Challenges in the Draft MRP	Storm Con	PW	1	TBD
MC 2A	6/10/08	Citywide Hazardous Materials, Safety, and Stormwater Management Meeting	GS, ESD	ESD, GS, DOT, PRNS, PD Corporation Yard Hazardous Material, Safety and Stormwater Contacts	16	TBD
MC 2C	6/2/08	Corporation Yard SWPPP Training	ESD, GS	GS-Trades staff, Finance-Warehouse staff	29	6/09
MC 2C	6/3/08	Corporation Yard SWPPP Training	ESD, GS	GS-Trades staff	9	6/09
MC 2C	6/4/08	Corporation Yard SWPPP Training	ESD, GS	GS-Trades staff	7	6/09
MC 2C	6/5/08	Corporation Yard SWPPP Training	ESD, GS	GS-Trades staff, PW-MTL staff	38	6/09
TRA 8B	12/4/07	Storm Inlet Trash Insert Pilot Project	ESD Urban Runoff	DOT	30	TBD
TRA 8B	12/5/07	Storm Inlet Trash Insert Pilot Project	ESD Urban Runoff	DOT	34	TBD

PS ID #	Date of Training	Topic	Sponsored or Held By	Division/Section Attending	# Attended	Tentative FY 08-09 Schedule
TRA 8B	12/6/07	Storm Inlet Trash Insert Pilot Project	ESD Urban Runoff	DOT	50	TBD
TRA 8B	12/7/07	Storm Inlet Trash Insert Pilot Project	ESD Urban Runoff	DOT	40	TBD
TRA 8B	12/11/07	Storm Inlet Trash Insert Pilot Project	ESD Urban Runoff	DOT	8	TBD

14. PIP: Public Information / Public Participation

14.A PIP Work Plan Self Evaluation Matrix

Item No.	Activity	Compliance Date	FY 07-08 Status	Responsible Party
PIP 1	**General Outreach** The City of San José will promote general citizen awareness of what a watershed is, the functions of the storm drain system, pathways and sources of urban runoff pollution to the South Bay watershed, and behaviors that adversely affect water quality.			
PIP 1.A	Participate in WMI Outreach, and coordinate WMI outreach with Watershed Watch and Program efforts.	Ongoing	Done FY 07-08 and ongoing. City staff supported the coordination of WMI and Program messages in the Watershed Watch campaign through the WEO AHTG. See 14.D: *PIP Activities Table.*	ESD, WMI, Program
PIP 1.A .1	Participate in Watershed Watch campaign.	Ongoing	Done FY 07-08 and ongoing. City staff assists with planning and implementation through WEO AHTG and serves as the AHTG's chair. See the Program Annual Report for complete campaign annual report.	ESD, Program
PIP 1.B	Identify, support, and participate in appropriate community events to increase general public awareness.	Ongoing	Done FY 07-08 and ongoing. See 14.D: *PIP Activities Table.*	ESD
PIP 1.B.1	Work with the Watershed Watch Events work group.	Ongoing	Done FY 07-08 and ongoing. Watershed Watch events are discussed and coordinated through the WEO AHTG. City staff assists with staffing tables at events. See the Program Annual Report for details concerning Watershed Watch events.	ESD, Program
PIP 1.C	Give presentations upon request that focus on stormwater messages to elementary through college grade levels, neighborhood groups, etc.	As Needed	Done FY 07-08 and ongoing. See 14.D: *PIP Activities Table.*	ESD
PIP 2	**Targeted Outreach** The City of San José will develop and implement targeted residential outreach and education campaigns based on high priority pollutants to effectively reduce pollutant-causing behaviors and promote Best Management Practices.			
PIP 2.A	Identify general residential practices that contribute to stormwater pollution. Identify reasonable alternatives to pollutant causing behavior.	N/A	Done FY 07-08. Messages are addressed at the Program level through the Watershed Watch Campaign, and locally through events, direct outreach, and education via inspectors. See 14.D: *PIP Activities Table.*	ESD, Program
PIP 2.A.1	Review surveys and applicable reports.	Ongoing	Done FY 07-08 and ongoing. BASMAA performed a survey targeted at 18-29 year old males with littering habits to gather information on an upcoming media campaign. Target audiences are based on the Program survey and are documented in the Watershed Watch strategy. San José tailors its outreach to compliment Program and regional outreach efforts, which include periodic surveys to evaluate products and outcomes. See	ESD

Item No.	Activity	Compliance Date	FY 07-08 Status	Responsible Party
			the Program Annual Report for details.	
PIP 2.A.2	Meet with inspectors to discuss and document residential outreach needs.	Ongoing	Done FY 047-08 and ongoing. Staff involved in outreach attend Inspectors' meetings and trainings and keep in contact with Inspectors on a regular basis. Outreach needs are identified and incorporated into work plans accordingly.	ESD
PIP 2.A.3	Prepare reports identifying residential outreach needs and tasks.	Annually	Done FY 07-08. Outreach staff submits a report to Watershed Protection Management on projected outreach needs and recommendations.	ESD
PIP 2.B	Identify ICID practices and target audience(s) contributing to pollution.	N/A	Done FY 07-08. ICID Feedback cards are regularly distributed to complainants who provide contact information. How complainants hear about ICID services is also tracked.	ESD
PIP 2.B.1	Review ICID reports.	Ongoing	Done FY 07-08 and ongoing. 356 ICID Complaint feedback cards were distributed to complainants, and 57 were returned. 57% or responders felt their complaints were resolved to their satisfaction in a timely manner, while 60% rate our service as good or excellent. How complainants heard about ICID services is tracked. See 1.D: *Complainant Source Summary* for details.	ESD
PIP 2.B 2	Meet with ICID inspectors to discuss and document outreach needs.	Ongoing	Done FY 07-08 and ongoing. Staff involved in outreach attend Inspectors' meetings and trainings and keep in contact with Inspectors on a regular basis. Outreach needs are identified and incorporated into work plans accordingly.	ESD
PIP 2.B.3	Prepare reports identifying ICID outreach needs and tasks.	Annually	Done FY 07-08. Outreach staff submits a report on projected outreach needs and recommendations and incorporate report findings into work plans accordingly.	ESD
PIP 2.C	Promote selected residential and ICID messages through local and regional activity (e.g. Program PIP, BASMAA PIP, BAPPG, Media Relations, etc).			
PIP 2.C.1	Report targeted residential and ICID outreach activity.	Annually	Done FY 07-08. See 14.D: *PIP Activities Table.*	ESD
PIP 2.C.2	Participate in the Program's Pesticide and Mercury ad hoc task groups.	Ongoing	Done FY 07-08 and ongoing. City staff participated in AHTG and collaborated with regional Household Hazardous Waste efforts that focused on reducing pesticide use and the proper disposal of spent fluorescent lamps. See the Program Annual Report for details.	ESD, Program
PIP 3	**Educational Programs** The City of San José will support and/or develop and implement educational programs designed to increase youth understanding and appreciation of the South Bay watershed.			
PIP 3.A.	Support, develop and implement school and youth education programs.	N/A	Done FY 07-08 and ongoing. See 14.D: *FY 07-08 San José School Outreach* for details.	
PIP 3.A.1	Participate in the WEO programs and Schools and	Ongoing	Done FY 07-08 and ongoing. City staff participated in	ESD, Program

Item No.	Activity	Compliance Date	FY 07-08 Status	Responsible Party
	Youth Work Groups.		developing schoolwork plans and activities for the Urban Runoff Program and Watershed Watch campaign. City Staff participated in both the WEO Ad Hoc Task Group and Schools and Youth work group meetings, serving as Chair of both groups. Direct implementation takes place through the Program staff and the Watershed Watch contractor. The City's Youth Watershed Education Team (YWET) and Program collaborated to promote the City's middle school curriculum, which is supported by a stipend program funded by the Schools and Youth Work Group.	
PIP 3.A.2	Participate in the Alviso Education Center work group.	Ongoing	Done FY 07-08 and ongoing. City staff participated in work group meetings. Program Staff administered the SCVURPPP Ed Center Grant. See the Program Annual Report for details.	ESD, Program
PIP 3.A.3	Participate in City Education programs such as the Youth Watershed Education Team, Rangers in Schools, Go Green Initiative, etc.	Ongoing	Done FY 07-08 and ongoing. See 14.D: *FY 07-08 San José School Outreach* for details.	ESD
PIP 4	**Citizen Participation** The City of San José will support and/or develop and implement citizen involvement programs designed to increase citizen understanding and appreciation of the South Bay watershed.			
PIP 4.A	Support and/or develop involvement opportunities for San José residents			
PIP 4.A.1	Participate in creek Clean-ups on a bi-annual basis through in-kind staff support for the Creek Connections Action Group.	N/A	Done FY 07-08. Coordinated internally with PRNS, and externally with the Creek Connections Action Group.	
PIP 4.A.1.a	Fall creek Clean-up.	Annually, Q1	Done FY 07-08. See 14.D: *PIP Activities Table.*	ESD, PRNS
PIP 4.A.1.b	Spring creek Clean-up.	Annually, Q4	Done FY 07-08. See 14.D: *PIP Activities Table.*	ESD, PRNS
PIP 5	**Outreach Evaluation** The City of San José will evaluate its Outreach efforts for effectiveness.			
PIP 5.A	Implement selected evaluation tools.	N/A	See 14.B: *PIP Program Evaluation.*	ESD
PIP 5.A.1	Work with Program, WMI, and Watershed Watch AHTG to Plan for the Program's Watershed watch campaign follow–up survey.	Triennially FY 06/07	Done FY 07-08. The survey did not receive enough responses to be viable. A future survey is being planned. See program Annual Report for details.	ESD, Program
PIP 5.A.2	Report on survey and evaluation activity during the report period	Annually	Done FY 07-08. BASMAA's Regional Ad Campaign conducted 2 surveys in preparation for their upcoming media campaign focused on trash. See Program Annual Report for details.	ESD
PIP 5.B	Annually review, modify and report on outreach plans based on effectiveness results.	n/a	Done FY 07-08. Work plans are evaluated and modified as needed based on evaluation results.	ESD
PIP 5.B 1	Produce a written report on the effectiveness of outreach activities conducted in the prior fiscal year.	Annually	Done FY 07-08. See 14.D: *PIP Activities Table.*	ESD

14.B PIP Program Evaluation

Outreach Strategy

San Jose's outreach strategy is implemented on three levels: Local (City-wide), Program (County-wide), and Regional (Bay Area-wide).

Local target audiences are based on program, survey and focus group work conducted by the City and the Program. Local outreach is conducted to address time-constrained and/or local (San José only) issues. Local strategies and tactics are documented in the Outreach Strategies submitted annually to the City's budget office. When possible, San José tailors its local outreach to compliment/coordinate with Program (countywide) and regional outreach efforts. Short-term tactic and strategy success is evaluated case-by-case using a variety of mechanisms. Public opinion surveys evaluate long-term outcomes in attitudes and behavior.

County-wide target audiences are based on survey and focus group work conducted through the Program and, when appropriate, the City. The City's County-wide outreach delivers stormwater and watershed messages to residential and business audiences in the Santa Clara Basin. Strategies and tactics are documented in the Watershed Watch strategy. The City advocates for and facilitates the coordination of Countywide outreach with Regional outreach workgroups. Short-term tactic and strategy success is evaluated case-by-case using a variety of mechanisms. Public opinion surveys evaluate long-term outcomes in attitudes and behavior.

Regional target audiences, messages, and projects are identified through a variety of processes conducted by the various regional workgroups. San Jose's regional audiences are specific subsets of the general business and residential audiences that occur in San José, but may also be universal in the Bay Area. Messages focus on about specific behaviors or increasing awareness related to stormwater and watershed issues (e.g., Pest Control Operators for IPM messages; restaurants for Fats, Oils and Grease (FOG)). Strategies and tactics for these audiences are proposed and implemented through the Regional workgroups, and they are documented in the work plans of the various groups. Short–term tactic and strategy success is evaluated and reported case-by-case using a variety of mechanisms (e.g. the Regional Media Relations workgroup's measures). For some projects (e.g., OWOW, Regional Ad Campaign) public opinion surveys evaluate long-term outcomes in attitudes and behavior.

General Outreach

San Jose's General Outreach focused on attending community events, and maintaining up-to-date information on the City's website. Both were used to disseminate information to the public. Downloads from the City's website increased substantially this fiscal year compared to last, and the City attended a wider variety of community events compared to last FY. The City continues to reach out to the general public at selected community events that the Watershed Watch Campaign does not attend. These events are good venues to reach San Jose citizens, providing more extensive outreach to residents. Promoting San Jose's Green Vision provided an excellent opportunity to intertwine watershed and pollution prevention messages into other environmental messages such as Zero Waste and Sustainability. The residential and commercial sectors seem to be more accepting of environmental messages and behavior changes than they have in previous years.

The City works though a variety of mediums to distribute outreach materials to residents and business owners. The total number of outreach materials distributed in FY 07-08 is 137,328, which is comprised of BMPs disseminated by ICID, IND, and CON inspectors; City staff at outreach events; and self-serve BMPs downloaded from the City's website. Distribution increased by 43% over last year, due in part to the adoption of the City's Green Vision generating interest in environmental initiatives, as well as increased City participation in outreach events.

Targeted Outreach

FY 07-08's targeted efforts focused on reaching audiences at the grass-roots level. By taking messages to people where they were, and when they are primed to hear them, they are more likely to understand and therefore apply the information in the message. At the local level San José has successfully directed a variety of messages to a wide array of audiences through publishing articles in newsletters, hosting trainings and workshops, attending events targeting specific audiences, direct mailing, and collaborative efforts at the regional level. Targeted outreach supplements tasks done in other elements of the URMP, such as Illicit Connection/Illegal Dumping, the Industrial/Commercial Dischargers, Construction Inspection, Pesticide Management, Mercury, and the Copper and Nickel Action Plans.

Citizen Participation Activities

Citizen participation activities are a potent method for getting residents out into the Watershed and engendering stewardship. The City participated in four Clean-up events, as well as a Bike to Work Day, designed to promote participation and stewardship in the citizens of San José. Tying Clean-up events to pre-existing events such as Coastal Clean-up Day and the Great American Pick-up is a good way to maximize promotion. Regional promotional activities are useful for raising awareness locally. The

City also organized regular participation activities through the Adopt-A-Park, Adopt-A-Trail, Anti-Litter Volunteers, and Volunteer San José programs. Through these programs, thousands of San José residents are taking an active role in watershed stewardship.

Education Outreach

Education continues to be a vital component of San Jose's pollution prevention plan. The City actively contributes to education both as a City and through the Program. San José commits significant resources to youth education with the goal of instilling a sense of stewardship for the environment. San José employs both in-class education and train-the-trainer approaches to Outreach. In-class presentations are more expensive per student reached, but lend themselves better to evaluation. Train-the-trainer has the potential to reach many more students, but it is extremely difficult to measure the effectiveness of this potential. Youth Watershed Education Grants provide funding for groups and educators to implement their own programs that accomplish the City's education goals.

FY 07-08 saw the continuation and expansion of the City's Go Green Schools Program. Go Green Schools fosters recycling and environmental stewardship in a parent-driven and community-driven process, and supplies grants to schools to help them achieve their green goals. The City connects schools with free recycling supplies and other green resources, and encourages them to take up Go Green at the level the school chooses, whether it be recycling or environmental curriculum or green purchasing or other green practices.

Thermoplastic Inlet Stencils Pilot

With approximately 30,000 storm drain inlets and the potential for more stringent inlet marking requirements in the future, the City piloted alternatives to maintaining the City's inlet markings in an efficient and cost-effective manner. In FY 07-08, the City piloted thermoplastic inlet markings in two targeted ZIP codes based on the elevated number of ICID complaints received in these areas in FY 05-06. The thermoplastic stencils were installed in five minutes compared to the ten minutes it previously took to install the Mylar plastic stencils and paint. Applying them requires specialized tools and training, which the painted stencils did not. The thermoplastic stencils are easy to read, and to-date have not shown signs of fading. They are installed on the top of the curb above the storm drain inlet, so are not subject to tire traffic and wear from street sweepers. The City anticipates that they will last longer than the Mylar stencils, potentially up to 4 times longer, based on experience of several local cities that have had them for several years. The pilot will track the durability of the thermoplastic stencils, to see if their longer life will offset the significantly higher up-front cost.

14.C PIP Response to Water Board Comments

No comments received from Water Board on this Program Element.

14.D PIP Summary Tables / Additional Information

PIP Activities Table

Outreach Type:

○ = General Outreach **◎ = Targeted Outreach** **= Citizen Involvement** **= Education**

Item No.	Activity	Outreach Type	FY 07-08 Status	Evaluation
Att. A.1	Storm Sewer Stenciling Evaluation	○	In FY 07-08 the City implemented a pilot thermoplastic stenciling program in ZIP Codes 95116 and 95123. These ZIP Codes were chosen due to the higher number of ICID calls from those ZIP codes in FY 05-06. This pilot was expanded to include ZIP codes 95122, 95127, and 95148, based on available data and stencil supplies. 3,076 thermoplastic stencils were	The thermoplastic stencils were installed in five minutes compared to the ten minutes it previously took to install the Mylar plastic stencils and paint. Applying them requires specialized tools and training, which the painted stencils did not. The thermoplastic stencils are easy to read, and to date have not shown signs of fading. They are installed on the top of the curb above the storm drain inlet, so are not subject to tire traffic and wear from street sweepers. The City anticipates that they will last

Item No.	Activity	Outreach Type	FY 07-08 Status	Evaluation
			installed in these areas between August 20, 2007 and March 24, 2008. 57 No Dumping Flows to Guadalupe River, 511 Flows to Canoas Creek, 600 Flows to Coyote Creek, and 1,908 Flows to Silver Creek.	longer than the Mylar stencils, potentially up to 4 times longer, based experience of several local cities that have had them for several years. The pilot will track the durability of the thermoplastic stencils, to see if their longer life will offset the significant higher up-front cost.
PIP 1 PIP 2.C PM 6.A M 2.B Att. A.19	Water Awareness Web Page	❍	The ESD web page highlights several water issues, including watershed stewardship, pollution prevention, storm drain vs. sanitary sewer, IPM, household hazardous waste, automotive fluids, the Anti-Litter Program, etc., along with links to MyWatershedWatch.org, and the County's Household Hazardous Waste program	A total of 1,812 visits (down from 2,088 in FY 06-07 but up from 1,259 in FY 05-06 and 473 in FY 04-05) were recorded on the City's Water Awareness web page in FY 07-08.
PIP 1 Att. A.19	Stormwater Website	❍	The website includes information on various stormwater permit elements, resources for businesses and residents, and links to key City departments implementing stormwater requirements as well as local and regional pages of interest.	The site will be updated on a regular basis with pertinent information for both residential and commercial audiences. See 14.D.: *Outreach Materials Distributed* for website downloads and page visits.
PM 6.A PIP 1.A.1 PIP 2.C Program	Watershed Watch Sign at Happy Hollow Park and Zoo	❍	An Interpretive Sign, installed in FY 03-04, features a photo montage of beneficial uses of creeks and the Bay, along with four pollution-prevention messages: keep your car tuned to avoid oil leaks, avoid pesticide use (especially before rains), proper disposal of household hazardous wastes, and no dumping into storm drains.	The sign is located at the bottom of the entrance walkway into the Zoo. Every visitor to the zoo passes by the sign entering and leaving. In the winter of 2007 the Park and Zoo began an expansive project to renovate and green several buildings, which impacted attendance numbers. The park and zoo both are currently closed, and are scheduled to reopen in the fall of 2009.
PIP 2.C	Water Pollution Control Plant Tours	❍	Free tours of the San Jose/Santa Clara Water Pollution Control Plant, targeting residents and businesses in the treatment plant's tributary area.	A total of 1,679 people attended one of 36 public tours offered in FY 07-08. Information on watershed protection, stormwater pollution prevention, and how our everyday activities impact the Bay and its wetlands were given along with info about the Plant.
PIP 1.B Att. A.4	National Night Out	❍	August 7, 2007. Multiple locations throughout the City hosted community entertainment and resource fairs promoting public safety and other neighborhood issues.	Hosted one table at one event. Provided general stormwater, pollution prevention, and IPM messages.
PIP 1.A.1 PIP 1.B. Att. A.4	Pumpkins in the Park at Discovery Meadow	❍	October 13, 2007. Watershed Watch booth with games and Pollution Prevention information.	This event drew approximately 12,000 attendees. See the Program Annual Report for details.
PIP 1.A.1 PIP 1.B. Att. A.4	Haunt the Hollow	❍	October 28, 2007. Watershed Watch booth with Pollution Prevention information.	This event drew approximately 6,000 attendees. See the Program Annual Report for details.

Item No.	Activity	Outreach Type	FY 07-08 Status	Evaluation
PIP 1.B Att. A.4	Viva La Spring	❍	March 8, 2008 at the Southside Community Center. Resource fair for southside residents.	Distributed urban runoff, pollution prevention messages and information in English and Spanish. Estimated 500 attendees.
PIP 1.B Att. A.4	Senior Walk at Valley Fair Mall	❍	April 4, 2008. Free event which focused on community resources for senior residents. Distributed general pollution prevention materials.	Over 100 attendees. Many expressed interest in "Our Water Our World" fact sheets.
PIP 1.B Att. A.4	Spring Garden Market at History Park	❍	April 12, 2008. Plant sale and demonstration fair for homeowners and garden enthusiasts. Watershed Watch booth with IPM information.	This event drew approximately 4,000 people. See the Program Annual Report for details
PIP 1.B Att. A.4	Get Your Green On	❍	April 12, 2008 at Los Gatos High School. Free event which focused on providing residents, businesses, and students with green tools and information. The City of San Jose had a table with pollution prevention, stormwater, and community involvement event information.	Distributed urban runoff and pollution prevention messages. Estimated 300 attendees.
PIP 1.B Att. A.4	Earth Day at City Hall	❍	April 22, 2008 at San José City Hall. The four-hour event included a farmer's market, live entertainment and a marketplace of environmental ideas – where the City was able to showcase its Green Vision and promote programs and information to help people "green" their lifestyle or their business. City staff and community partners provided information on energy and water conservation, waste and recycling, clean transportation, watershed protection, green building, and urban landscape and nature. About 700 people took the 2008 Green Vision Pledge to conserve water, recycle, and use alternative transportation when possible.	More than 2,000 residents and downtown employees participated at City Hall Plaza, and more than 125 cyclists joined Mayor Chuck Reed for his Earth Day Bike Ride, which started and ended at the Plaza event.
PIP 1.B Att. A.4	Cypress Senior Center Earth Day Event	❍	April 25, 2008 at the Cypress Senior Center. Thermometer Exchange and table with P2 information.	Collected 144 old-fashioned mercury thermometers, a bottle of elemental mercury, and a thermostat. Provided pollution prevention and stormwater materials to an estimated 150 attendees.
PIP 1.B Att. A.4	Spring in Guadalupe Gardens	❍	April 26, 2008. The City of San José had a table with information on green schools, Recycle Plus, and home composting. Watershed Watch had a table with information on HHW, IPM, and Green Gardening.	Good event to interact with residents. See Program Annual Report for additional information.
PIP 1.B Att. A.4	Prescription Drop-off and Thermometer Exchange	❍	June 20, 2008 at the Cypress Senior Center in District 1. Free council district event for exchanging thermometers, disposing of	Collected 220.5 pounds of pharmaceuticals, 112 old-fashioned mercury thermometers, and 2 blood pressure cuffs. Additional events will be held during the statewide pharmaceutical drop-off in

ITEM NO.	ACTIVITY	OUTREACH TYPE	FY 07-08 STATUS	EVALUATION
			pharmaceuticals, and other community resources.	October 4-11, 2008 during the statewide "No Drugs Down the Drain" campaign.
PIP 1.B Att. A.4	Thermometer Exchange Events	❍	Thermometer Exchange Events in San Jose and WPCP tributary area: August 21, 2007(Santa Clara), September 18, 2007 (to City of San José employees), April 25, 2008 (Cypress Senior Center Earth Day Event), May 31, 2008 (City of San José, Edenvale Branch Library), and June 20, 2008 (in conjunction with Councilmember Pete Constant's Prescription Drop-off at Cypress Senior Center). Plant Tour Thermometer Exchange Events: March 13, June 4, and June 26, 2008. Collection event for residents to exchange their mercury-containing fever thermometer for a digital thermometer free of charge. Information on safe methods for Household Hazardous Waste disposal and other related pollution prevention methods were provided.	541 mercury-containing thermometers were collected and disposed of appropriately. This results in 270.5 grams of elemental mercury removed from the environment. More thermometer exchange events will take place in the WPCP service area and San José in FY 08-09.
PIP 1.B Att. A.4	CommUnity Resource Faire	❍	June 29, 2008 at History Park. Community Resource Fair	Distributed fact sheets and other pollution prevention information.
PIP 1.B Att. A.4	GreenFaire Silicon Valley	❍	June 7-8, 2008 at the San José Convention Center.	Distributed Compost and Green Vision messages to an estimated 4,000 attendees.
Overall Evaluation of General Outreach Activities		❍	San Jose's General Outreach focused on attending community events, and maintaining up-to-date information on the City's website. Both were used to disseminate information to the public. Downloads from the City's website increased substantially this fiscal year compared to last, and the City attended a wider variety of community events compared to last FY. The City continues to reach out to the general public at selected community events that the Watershed Watch Campaign does not attend. These events are good venues to reach San Jose citizens, providing more extensive outreach to residents. Promoting San Jose's Green Vision provided an excellent opportunity to intertwine watershed and pollution prevention messages into other environmental messages such as zero waste and sustainability. Residents and businesses seem to be more accepting of environmental messages and behavior changes than they have in previous years.	
IND 6 CON 7	Storm Sewer Stenciling	◎: Commercial	The City provided approximately 49 "No Dumping! Flows to Neighborhood Creek" stencils to contractors & developers to stencil approximately 414 storm drain inlets. Private businesses received approximately 5 No Dumping English, 1 No Dumping Spanish, 1 No Dumping Vietnamese and 2 No Dumping Flows to Neighborhood Creek stencils to stencil approximately 49 inlets. Muni Water received approximately 9 No Dumping	Storm drain stencils are placed in locations that are highly visible to residents and customers of businesses. Including the neighborhood creek name gives residents and customers specific information about their actions tie in to the local environment. Developers are required as a condition of the permitting process to stencil all storm drain inlets on a development. ESD inspectors give out "No Dumping! Flows To Bay" stencils to commercial and industrial businesses so that they can stencil storm drain inlets on their property.

Item No.	Activity	Outreach Type	FY 07-08 Status	Evaluation
			Flows to Neighborhood Creek stencils to stencil approximately 34 inlets at different locations. Santa Clara Valley Urban Runoff Pollution Prevention Program received approximately 5 No Dumping English to have on-hand until their order of stencils was received. Approximately 180 No Dumping stencils distributed to ESD inspectors to give to businesses and industries as follows: 109 No Dumping English, 40 No Dumping Spanish, and 31 No Dumping Vietnamese.	
TRA 6 Att. A.9	Litterbug Hotline	◎: Littering Vehicles	Launched in September 2007 by the Silicon Valley Anti-Litter Campaign. The City's Anti-Graffiti and Litter Program sponsors this service which allows people to report vehicle littering. Littering vehicles are then sent a letter indicating that their vehicle was spotted on a specific date littering at a specific location, details the cost of litter abatement activities, cites the California Penal Code for littering, and encourages the vehicle owner not to litter.	460 reports were logged between September 17, 2007 and June 10, 2008. The top three items reported were cigarette butts at 67%, generic litter at 15%, and cans at 4.5%.
MC PIP 2	Green Brown Bag Seminars	◎: City employees as residents	Lunchtime seminars providing information on a variety of environmental topics.	Topics covered in FY 07-08 include sustainable seafood and green fuels.
IND 6	Tributary Tribune	◎: Industrial	Newsletter published for permitted industrial dischargers in the Water Pollution Control Plant tributary area. The Fall 2007 Tribune contained an article highlighting the recently-renovated City stormwater website. The Spring 2008 Tribune featured an article discussing FOG inspections, which incorporate both stormwater and sanitary sewer issues.	The Tributary Tribune was distributed three times in FY 07-08. The Tribune goes to every permitted industrial discharger in the San Jose/Santa Clara Water Pollution Control Plant tributary area (approximately 330 businesses and 900 contacts). The City found that many people who should be getting this info were not due to them not being the primary contact at the facility, so the City modified the contact list to include all applicable persons at each facility, which increased the number of contacts on the mailing list to more than 1,300. Tributary Tribune web pages generated 11,499 views, triple last year's number, with the previous years' issues generating most of the views.
PM 6 Att. A.3 Att. A.11	Green Gardener Training	◎: Landscape businesses	Winter-Spring 2008: 20-hour training course offered through Municipal Adult Education to train landscapers in watershed-friendly landscape management techniques.	See Program Annual Report for details.
CON 7.B. Att. A.6	Conduct outreach sessions to development community	◎: Contractors	Department of Public Works staffs hold meetings with developers to discuss construction project specifications, including erosion and sediment control. Five pre-construction meetings were held	These meetings were of extreme importance to the contractors present. They appreciated ESD inspectors being there to let them know the erosion and sediment controls that they needed to implement and maintain at their construction sites.

Item No.	Activity	Outreach Type	FY 07-08 Status	Evaluation
			during FY 07-08 for municipal projects. ESD Watershed Enforcement construction inspectors were invited to discuss erosion and sediment controls required at these construction sites. The five sites and dates of the meetings were Fall Creek Park on 10-10-07, Mayfair Community Center during 1/08, Happy Hollow Park and Zoo on 1-16-08, Watson Park on 1-16-08, and Police Substation adjacent to the Hitachi Project on Great Oaks Blvd on 2-19-08.	
PIP 1 PIP 2.C M 5.A TRA 6	Curbside Courier web page and newsletter	◎: Residential recycling customers	Web page and newsletter focused on solid waste issues. Newsletter mailed to city recycling customers. The Fall 2007 issue focused on proper disposal of hazardous wastes for safety reasons and to avoid water pollution. It also featured a sidebar on proper disposal of bulky items, and an article on keeping leaves out of the storm drain. The Spring 2008 issue focused on the City's Green Vision, listed several environmental actions (e.g.: green gardening, litter pickup events) that promote watershed stewardship, and listed both National River Clean-up Day and the Great American Litter Pick-up in the upcoming events sidebar.	The curbside Courier published twice a year as a Recycle Plus utility bill insert. The Curbside Courier reaches approximately 185,000 single-family households. Additionally, the Curbside Courier was published online, with a total of 3,687 downloads in FY 07-08: 1,665 English versions, 1,135 Spanish versions, and 887 Vietnamese versions.
PM 6.A PIP 2.C Att. A.8	Create and provide fact sheets and materials to pesticide retailers to facilitate point-of-purchase outreach to support IPM Store Partnership Program	◎: Consumers	There are nine stores in San José participating in the IPM store partnership. This work is done at the Program level. See the Program Annual Report for details.	This work is done at the Program level. See the Program Annual Report for details.
PM 6.A PIP 2.C	OWOW Fleas fact sheets at Animal Services Center	◎: Pet owners	Started in April 2006. The OWOW Fact sheet for Fleas, in both English and Spanish, is available in the Animal Services Center's literature racks.	Center estimates 300 pet adoptions per month.
PM 6 M 5 PIP 1 PIP 2.C Att. A.3	Regional Media Relations	◎: Public via Media outlets	Six media pitches on wastewater, stormwater, and watershed pollution prevention issues.	At the time this report was written, the final regional media relations report was not complete. See the Regional Media Relations Campaign Final Report in the Program Annual Report for full details.
CB-1 PIP 2.B Att. A.21	Charity Car Wash Kit Pilot	◎: Public school-	The City piloted a car wash storm drain diverter kit in FY 07-08. The City purchased a SudSafe car wash diverter kit and granted it to the Lincoln High School cheerleader squad for use in their	The school group used the kit on August 5, 2007 at Hoover MS, with ESD staff on-site to help set it up. Every catch basin is uniquely sized and shaped, and in this case the kit's basin did not completely seal the catch basin. In addition, the kit's basin had a

Item No.	Activity	Outreach Type	FY 07-08 Status	Evaluation
		based fundraising car washes	fundraising car wash activities at Hoover Middle School. The events took place on public school property to avoid violating City ordinances requiring permits to do this type of activity. The kit was granted to the school instead of loaned, due to concerns about City responsibility for misuse or failure of the kit. The SudSafe kit was chosen from several kit-in-a-box products, most of which require plugging the catch basin's outlet and using the basin to capture water. Plugging the basin requires 'confined space entry,' which most parents or students do not have the training, tools, or authorization to do. The SudSafe kit consisted of a portable basin which sits across the top of the opened storm drain, with a sump pump in it to pump the water to a nearby cleanout. In theory the wash water would run into the kit basin, and the pump would turn on and pump the water out of it, to a cleanout or to landscape.	¼-inch lip, so the wash water simply flowed around the basin and into the storm drain. ESD staff tried to modify the kit on-site, with little success. The kit can likely be modified but it will cost about as much as the device itself, and require some skill in setting it up properly. The school group didn't hold another fundraiser, so modifications to the kit were never tried. Due to the concerns with the performance of the kit, logistical constraints, and labor-intensive nature of running a kit-based program, the City has not pursued purchasing additional kits to grant to additional public schools; instead promoting alternative fundraising strategies.
IND 6.B PIP 1.C	FOG Presentation to Franklin McKinley School District	◎: FMSD employees	October 10, 2007. Three FOG inspectors went to the Franklin McKinley School District Offices and did a one hour presentation	60 food service workers attended. The topics were preventing storm water pollution, reducing fats, oil and grease to the sanitary sewer and thereby reducing sanitary overflows.
PIP 2 Att. A.4	Compost Bin Workshops and Sales	◎: Residents	July 14, August 11, September 8, October 6, November 3, 2007 and February 10, March 10, April 12, May 10, and June 14, 2008. Workshop to teach residents how to compost, and sale of bins at a discount to City residents.	965 people attended the compost bin and vermicomposting workshops, , a 71% increase over last year .A total of 537 compost bins were sold, similar to last year's results..
ICID 2.A.2 ICID 4 PIP 2.C Att. A.9 Att. A.20	ICID Outreach to Targeted Areas	◎: Residents	Last FY the City reached out to 4 SNI Neighborhood Action Committees (NACs) and one Neighborhood Association in areas with elevated ICID complaints for illegal dumping and vehicles dripping auto fluids. In FY 07-08 the City continued this effort in eight more SNI NACs.	See below
ICID 2.A.2 ICID 4 PIP 2.C Att. A.9 Att. A.20	Tully/Senter SNI NAC Meeting	◎: Residents	November 1, 2007. Presented and distributed info on P2, watershed awareness, the difference between storm and sanitary sewers, who to call if dumping occurs, proper disposal of thermometers and exchange opportunities, no FOG down the drain, and no pharms down the drain.	Approximately 20 attendees. Community members were very receptive to the information presented.
ICID 2.A.2	13th Street SNI NAC Meeting	◎:	November 15, 2007. Presented and distributed info on P2, watershed awareness, the difference	25 attendees. Community members particularly interested in mercury messages, and concerns about the perceived danger of

ITEM NO.	ACTIVITY	OUTREACH TYPE	FY 07-08 STATUS	EVALUATION
ICID 4 PIP 2.C Att. A.9 Att. A.20		Residents	between storm and sanitary sewers, who to call if dumping occurs, proper disposal of thermometers and exchange opportunities, no FOG down the drain, and no pharms down the drain.	mercury in compact fluorescents.
ICID 2.A.2 ICID 4 PIP 2.C Att. A.9 Att. A.20	Tully/Ocala/Capitol/King SNI NAC Meeting	◎: Residents	January 14, 2008. Presented and distributed info on P2, watershed awareness, the difference between storm and sanitary sewers, who to call if dumping occurs, proper disposal of thermometers and exchange opportunities, no FOG down the drain, and no pharms down the drain.	20 attendees. Community members were very receptive to the information presented.
ICID 2.A.2 ICID 4 PIP 2.C Att. A.9 Att. A.20	University SNI NAC Meeting	◎: Residents	January 15, 2008. Presented and distributed info on P2, watershed awareness, the difference between storm and sanitary sewers, who to call if dumping occurs, proper disposal of thermometers and exchange opportunities, no FOG down the drain, and no pharms down the drain.	30 attendees. Community members were very knowledgeable of their local creek and were very receptive to the information presented.
ICID 2.A.2 ICID 4 PIP 2.C Att. A.9 Att. A.20	Spartan Keyes SNI NAC Meeting	◎: Residents	March 3, 2008. Presented and distributed info on P2, watershed awareness, the difference between storm and sanitary sewers, who to call if dumping occurs, proper disposal of thermometers and exchange opportunities, no FOG down the drain, and no pharms down the drain.	17 people attended. Community members were very knowledgeable of their local creek, were very receptive to the information presented, and had a lot of questions about trash and illegal homeless encampments.
ICID 2.A.2 ICID 4 PIP 2.C Att. A.9 Att. A.20	Edenvale/Great Oaks SNI NAC Meeting	◎: Residents	April 2, 2008. Presented and distributed info on P2, watershed awareness, the difference between storm and sanitary sewers, who to call if dumping occurs, proper disposal of thermometers and exchange opportunities, no FOG down the drain, and no pharms down the drain.	18 People attended: 10 from the community, 5 from the Police Department, 2 from the City Manager's Office, and 1 from ESD. Community members knew which creek was in their neighborhood, and were very receptive to the information presented.
ICID 2.A.2 ICID 4 PIP 2.C Att. A.9 Att. A.20	Washington SNI NAC Meeting	◎: Residents	April 10, 2008. Presented and distributed info on P2, watershed awareness, the difference between storm and sanitary sewers, who to call if dumping occurs, proper disposal of thermometers and exchange opportunities, no FOG down the drain, and no pharms down the drain.	20 People attended from the community and City offices. Community members knew which creek was in their neighborhood, and were very receptive to the information presented.
ICID 2.A.2 ICID 4	Market/Almaden SNI NAC Meeting	◎: Residents	May 1, 2008. Presented and distributed info on P2, watershed awareness, the difference between storm and sanitary sewers, who to call if dumping	15 People attended from the community and City offices. Community members knew which creek was in their neighborhood, and were passionate about protecting their

Item No.	Activity	Outreach Type	FY 07-08 Status	Evaluation
PIP 2.C Att. A.9 Att. A.20			occurs, proper disposal of thermometers and exchange opportunities, no FOG down the drain, and no pharmaceuticals down the drain.	community, and very receptive to the information presented.
CON 7.B CON 7.C Att. A.7	Conduct outreach sessions to development community	◎: Developers	September 6, 2007. Department of Public Works & ESD staff conducted training on erosion and sediment control for private developers of type 2 projects.	18 contractors/developers, 11 Public Works and 2 ESD staff attended. Topics discussed: City's Stormwater NPDES Permit and Watershed Enforcement Procedures, annual project review procedures timeline for Type 1, 2, and 3 construction projects, showed slides of local construction sites with a discussion on erosion & sediment control Best Management Practices (BMPs) that worked and the ones that did not work at these sites.
CON 7	Construction Site Management Workshop	◎: Inspectors, program coordinators	December 3, 2007. Hosted in cooperation with the San Francisco Estuary Project, the SF Bay Water Board, and Friends of the Estuary, this workshop included construction site regulations & responsibilities, effective erosion & sediment control BMPs, inspection, monitoring, sampling, site plan update procedures, post-construction requirements, vendor expo, and a site visit.	See Program Annual Report for details.
IND 6 Att. A.3	FOG Presentation at CWEA P3S Meeting	◎: Agency Staff	December 11, 2008. City staff presented information on the City's FOG Inspection Program to the California Water Environment Association's Pretreatment, Pollution Prevention, and Stormwater committee meeting.	20 attendees. Distributed FOG-related outreach materials.
CB-12 PIP 2 Att. A.4	Caring for Our Waters: Workshop for Plumbers	◎: Plumbers	January 10, 2008. Green Building workshop for plumbers.	Provided copper factsheets to approx. 60 attendees.
IND 6 Att. A.3	FOG Presentation at CWEA SCVS Training Meeting	◎: Agency Staff	March 20, 2008. City staff presented information on the City's FOG Inspection Program to the California Water Environment Association Santa Clara Valley Section training meeting.	30 attendees. Distributed FOG-related outreach materials.
TRA 6 Att. A.9	Tarp giveaway	◎: Landfill users hauling un-tarped loads	April 12, 2008 at seven landfill and transfer stations in Santa Clara County. Done in conjunction with the Silicon Valley Anti-Litter Campaign's Great American Litter Pick-up. Event received coverage in the San Jose Mercury News the day before. Distributed tarps to pick-up drivers hauling un-tarped loads, and a flyer with info on tarping laws and the effects of litter on roads and waterways.	676 tarps distributed at sites in San José, Sunnyvale, Palo Alto, Morgan Hill, and San Martin. Many recipients lined up prior to the event to get tarps to use that day. Most were grateful for the tarp and the information provided with it. Some questioned why we're giving out tarps instead of writing citations. A second giveaway is being planned for FY 08-09.
PM 6.A M 2.B	Cisco Earth Day	◎: Cisco	April 22, 2008 at Cisco Systems. Hosted an information table at Earth Day information and	Distributed P2, IPM, and HHW information. Estimated 2,000 attendees.

ITEM NO.	ACTIVITY	OUTREACH TYPE	FY 07-08 STATUS	EVALUATION
M 5.A PIP 2 Att. A.4		Employees	resource fair hosted by Cisco Systems for their employees.	
PIP 2 Att. A.4	Earth Day at San José State	◎: SJSU Students	April 24, 2008 at San José State. Hosted an information table at Earth Day information and resource fair hosted by SJSU for their students, local residents, and local businesses.	Distributed P2, IPM, and HHW information. Estimated 500 attendees.
PM 6.A, M 2.B, M 5.A, PIP 1.A.1, PIP 2.C, Atts. A.4, A.10	Home and Garden Show	◎: Home owners	April 25-27, 2008 at the San Jose Convention Center. San José provided booth space. Booth staffed by SCVURPPP staff, co-permittees, and San José staff. Provided IPM and Household Hazardous Waste information.	See Program Annual Report for details.
IND 6 PM 6.A. M 5.B CB-3 PIP 2 Att. A.6	Industrial Users Academy	◎: Industrial	May 14, 2008. The Industrial User Academy is an all-day training workshop for permitted industrial users in the San Jose/Santa Clara Water Pollution Control Plant tributary area. Attendees received training on the Pretreatment Program, wastewater discharge permit applications, permit issuance & conditions, and the Inspection Program. They also completed Self Monitoring Reports, Enforcement, Sampling, and Storm-water Guidelines.	The academy was well attended by 34 representatives. An exit survey was administered and it showed that all of the attendees went away with greater knowledge of the subject matter, with 84% specifically having a better understanding of the storm water inspection program. 100% Agreed that the workshop was useful to them. There has been such an increase in demand for this workshop that a second has been scheduled this year, to be held in October 2008.
IND 6 Att. A.3	FOG Presentation at BAPPG	◎: Agency Staff	June 4, 2008, 2008. City staff presented information on the City's FOG Inspection Program to the Bay Area Pollution Prevention Group.	20 attendees. Distributed FOG-related outreach materials.
PIP 2.C M.5 Att. A.10	Mercury Outreach	◎	City and Program staff assisted County with Mercury-related outreach for the County's Universal Waste activities. City staff also distributed the County's 2 mercury/universal waste brochures in City literature racks, with CFL outreach, and at City events.	See Program Annual Report for details.
IND 6 ICID 4 CB-3.B	GIASP NOI Outreach	◎: High potential Cu and Ni dischargers	June 30, 2008. Distributed Roof Vent BMP, NOI Checklist, SWPPP Flow Chart, along with a contact letter informing select businesses that they may be subject to the State General Activities Stormwater Permit (GIASP.)	Cover letter and roof vent BMP fact sheet sent to 139 facilities, based upon their SIC code. Seven SIC codes were targeted based on the recommendations from the 1997 Industrial Stormwater Pollution Pilot.
IND 6 CB-1.B.	Mobile Surface Cleaner Training Workshops	◎: Commercial	Training available upon request. No requests received in FY 07-08.	Training available upon request. Companies requesting training are first referred to BASMAA's online training, and offered live training if the online version does not meet their needs.

ITEM NO.	ACTIVITY	OUTREACH TYPE	FY 07-08 STATUS	EVALUATION
Overall Evaluation of Targeted Outreach activities		◎	FY 07-08's targeted efforts focused on reaching audiences at the grass-roots level. By taking messages to people where they were, and when they're primed to hear them, they are more likely to understand and therefore apply the information in the message. At the local level San José has successfully directed a variety of messages to a wide array of audiences through publishing articles in newsletters, hosting trainings and workshops, attending events targeting specific audiences, direct mailing, and collaborative efforts at the Regional level. Targeted outreach supplement tasks have been done in other elements of the URMP, such as Illicit Connection/Illegal Dumping, the Industrial/Commercial Dischargers, Construction Inspection, Pesticide Management, Mercury, and the Copper and Nickel Action Plans.	
PIP 4.A.1.a Att. A.13	Coastal Clean-up Day	✋	September 15, 2007. Promoted event in the ESD newsletter, Green Schools ListServ, and on the City web site.	Approximately 865 volunteers county-wide, a 22% decrease from last year. Despite that, approximately 32,000 pounds of trash were removed, a 44% increase; and 12,000 pounds of recyclables were removed, more than doubling last year's numbers. 10 out of 22 clean-up sites in Santa Clara County were in San José. Volunteers were surveyed after the event. See the Santa Clara Valley Water District's Annual Report for details.
TRA 6 PIP 1.B PIP 2.C PIP 4.A	Alviso Shines	✋	October 27, 2007. One-day event recruiting community volunteers to clean up litter in the streets and waterways in Alviso.	This event did not draw enough volunteers nor remove enough litter to make it worth the time and resources needed to hold it.
TRA 6 PIP 1.B PIP 2.C PIP 4.A	Great American Pick Up	✋	April 12, 2008. ESD, PRNS, DOT, City Manager's Office, Mayor's Office, SJPD, City Attorney's Office, and external agencies planned & coordinated event in Santa Clara County.	There were 30 clean-up sites in San José, 3 per Council District, as well as sites in the Cities of Campbell, Sunnyvale, and Gilroy. Over 1,100 volunteers picked up 683 bags of litter and 127 bags of recyclables, all of which were significant increases from the previous year. Increased advertising and holding the event on a different day than National River Cleanup Day helped boost the numbers.
PIP 4.A.1.b Att. A.14	National Rivers Clean-up Day	✋	May 15, 2008. Promoted event in the ESD newsletter, the Great American Litter Pick-up flyer, the Curbside Courier newsletter, the Green Schools ListServ, and on the City web site.	669 volunteers at 26 sites, a 20% increase from last year's event. Approximately 17,500 pounds of trash and 11,500 pounds of recyclables removed. 14 out of 26 clean-up sites in the County were in San José. 40% less trash was removed, but 17% more recyclables were removed. Volunteers were surveyed after the event. See the Santa Clara Valley Water District's Annual Report for details.
PIP 1.B PIP 4.A Att. A.4	National Bike to Work Day (BTWD)	✋	May 15, 2008. The City hosted one "energizer station" with free food, drinks, bike helmets, bike tune-ups, promotional items and information to give out to bikers. Both stormwater and air quality benefit from the reduced number of cars on the road. Encouraging people to use alternative modes of transportation highlights this benefit and encourages public participation.	An estimated 300 people rode by or stopped at the City-sponsored energizer station, similar to last year's turn-out. The With over 225 Energizer Stations strategically placed along major commute routes throughout the Bay Area, organizers estimate that participation numbers increased an average of 40% from previous years.

Item No.	Activity	Outreach Type	FY 07-08 Status	Evaluation
TRA 6 PIP 1.B PIP 2.C PIP 4.A Att. A.9	Anti-Litter Program		The purpose of the Anti-Litter Program (ALP) is to further beautify San José by preventing graffiti and litter through community involvement, eradication, and enforcement. ALP provides free clean-up supplies to volunteers, designates litter hot spots for adoption, does school outreach with anti-litter messages, and hosts special clean-up events like the Great American Pick-up.	In FY 07-08, the ALP has 3,426 Pick Up San José volunteers on the rolls, a 10% increase over last FY. Participants picked up 1,472 bags of litter removed from the City's streets, parks, creeks, and neighborhoods. As of June 2007, 134 of the 150 Litter Hot Spots have been adopted, and eight illegal dumpsites were eliminated.
TRA 6 PIP 1.B PIP 2.C PIP 4.A Att. A.9	Adopt-A-Park and Adopt-A-Trail		Adopt-A-Park is citywide volunteer program that recruits and trains residents to assist in the general care and maintenance of neighborhood trails, neighborhood/regional parks, and open spaces in San José.	The City's Adopt-a-Park program has 170 parks eligible for adoption. The Adopt-a-Trail has 35 trail segments eligible for adoption.
TRA 6 PIP 1.B PIP 2.C PIP 4.A Att. A.9	Alum Rock Trail Days		Monthly events where residents help maintain trails (e.g.: weed abatement, trail repair, litter removal) in Alum Rock Park.	This program has been active for over 20 years. Average months see less than 10 volunteers showing up, but some months see dramatic turnouts of scouts working on outdoor merit badges.
Overall Evaluation of Citizen Participation Outreach Activities			Citizen participation activities are a potent method for getting residents out into the Watershed and engendering stewardship. The City participated in four Clean-up events, as well as a Bike to Work Day, designed to promote participation and stewardship in the citizens of San José. Tying Clean-up events to pre-existing events such as Coastal Clean-up Day and the Great American Pick-up is a good way to maximize promotion. Advertising paid for by regional entities is useful for raising awareness locally. The City also organized regular participation activities through the Adopt-A-Park, Adopt-A-Trail, Anti-Litter Volunteers, and Volunteer San José programs. Through these programs, thousands of San José residents are taking an active role in watershed stewardship.	
PIP 3.A.3 Att. A.18	Youth Watershed Education Grants (YWEG)		Ten grants recommended for awarding in FY 07-08 cycle, five to schools and five to non-profits working with youth.. A total of $37,515 was given in grants ranging from $900 to $5,000.	This year's cycle saw similar demand for funds and number of proposals as in the last three FYs. An estimated 2,680 youth will be impacted by these grants, a 25% increase from last year's estimated 2,140. The City dedicated many hours to working with several of the grantees to refine their grant proposals to maximize their educational goals and the City's goals of educating youth on watershed issues and pollution prevention. Grant Projects are ongoing, and are evaluated at the end of the grant cycle.
PIP 3.A.3	YWEG Grantee Training		February 6, 2008. Grant cycle kick-off training and networking meeting for all the Grantees.	The City held this session for grantees to give them an opportunity to meet and share ideas and resources, to hear from a current grantee who used to be the grant manager, and to learn and ask questions about reporting and evaluating. Grantees anecdotally said the meeting was well worth their time.
PIP 1.C	Wacky Watersheds		March 1, 2008. Presented South Bay Water	RAFT workshop: 12 participants. All rated the workshop's

Item No.	Activity	Outreach Type	FY 07-08 Status	Evaluation
PIP 3.A.3 Att. A.15	Workshops		Connections curriculum to educators at the Resource Area for Teaching (RAFT) Warehouse. Also, June 24, 2008: presented a condensed version of the Workshop at week-long environmental education workshop at San Jose State University.	materials as good or excellent. SJSU workshop: 38 participants. All rated the workshop's materials as good or excellent.
PIP 3.A	San José Go Green Schools Program	✎	The San José Go Green Schools Program fosters school recycling and environmental stewardship in a parent and community driven process based on the Go Green Initiative of Pleasanton. The City encourages schools to Go Green and connects them to free recycling supplies, mini-grants, site assessments, and other green resources.	The Go Green Schools steering committee has diverse members representing City, School, and Community organizations all dedicated to helping schools Go Green. 49 schools in San José received SJGGS services in FY 07-08, the City awarded 29 grants totaling $47,500 to 27 schools to help them get their Go Green Schools programs started.. Each school is unique and poses different challenged to going green, but the City is dedicated to helping schools not only green their operations, but educating their students and communities about environmental issues.
PIP 3.A	National 2007 Go Green Schools Earth Summit Schools Environmental Conference	✎	November 2 & 3, 2007. Two-day workshop at the Marriott Hotel with lectures and break-out sessions describing different free green resources for teachers, and success stories from other Go Green schools. Also ran a concurrent set of break-out sessions with information specific to San José Schools.	95 teachers, parents, students and other schools and community representatives from San José attended with scholarships provided by the City. 29 Evaluations were submitted, with 100% of respondents rating the overall conference as good or excellent. Most valued of the San Jose sessions were: funding green programs, starting recycling programs and composting basics.
PIP 1.B PIP 1.C PIP 3.A.3 Att. A.16	Creeks Come to Class (formerly the Water Awareness Program)	✎	Presentations focusing on Pollution Prevention. *It's Wet It's Wild It's Water!* Curriculum distributed to teachers. See 14.D: *FY 07-08 San José School Outreach* for details.	480 students reached. 85 Students in targeted grades 5-7 reached. 4 Survey forms returned. All rated the program as excellent or good.
PIP 3.A.1	ZunZun Presentations of "The Musical Watershed"	✎	See Program Annual Report for details.	See Program Annual Report for details.
PIP 3	Cupertino School District Field Trip Bussing	✎	Paid for bussing for four San José schools in the Cupertino Union School District and to bus 3rd graders to local creeks as part of Cupertino's 3rd Grade Creek Education Program.	See Cupertino Annual Report for details.
PIP 1.B PIP 1.C PIP 3.A.3 Att. A.17	Slow the Flow	✎	Grant to Don Edwards Environmental Education Center at Alviso to host 9 different types of events: special events, interpretive programs, teacher orientation, field trips, in-class presentations, outreach presentations, workshops, special visits and interpretive displays.	This program reached an estimated 16,000 students and adults in the SJ/SC WPCP Tributary area in FY 07-08. This was accomplished through special events (including a week-long summer camp), field trips, integrated experiences, weekend programs, offsite presentations, outreach events, workshops, and co-op programs. Additionally, visitors can view the interpretive displays at the Environmental Education Center (the number of people who do this is not tracked.).

Item No.	Activity	Outreach Type	FY 07-08 Status	Evaluation
PIP 1.B PIP 1.C PIP 3.A.	Water Wizards Festival	✎	May 21, 2008. Water education festival for 3rd graders. The purpose of the festival was to increase the awareness of the importance of water and promote stewardship of water as a resource. ESD taught 3 activities related to the City's mission concerning water and watershed issues. The messages taught were: Pollution Prevention Difference between Storm and Sanitary Sewer Systems Value of Recycled Water Value of the Treatment Plant Importance of Soil & the Value of Composting	300 students from 4 San José public schools, 1 Santa Clara public school, and 1 Palo Alto private school. Pre- and post-testing of each student showed knowledge increases in most areas: Up 247% in knowing that we live in a watershed (33% to 80%) Up 11% in knowing Polluted water is not good to drink (76% to 87%) Up 7% in knowing that the water we use at home affects our rivers (67% to 74%) Up 1% in knowing all living things need water (92% to 93%)
Overall Evaluation of Education Outreach Activities		✎	Education continues to be a vital component of San Jose's pollution prevention plan. The City actively contributes to education both as a City and through the Program. San José commits significant resources to youth education with the goal of instilling a sense of stewardship for the environment. San José employs both in-class education and train-the-trainer approaches to Outreach. In-class presentations are more expensive per student reached, but lend themselves better to evaluation. Train-the-trainer has the potential to reach many more students, but it is extremely difficult to measure the effectiveness of this potential. Youth Watershed Education Grants provide funding for groups and educators to implement their own programs that accomplish the City's education goals. FY 07-08 saw the continuation and expansion of the City's Go Green Schools Program. Go Green Schools fosters recycling and environmental stewardship in a parent and community driven process, and supplies grants to schools to help them achieve their green goals. The City connects schools with free recycling supplies and other green resources, and encourages them to take up Go Green at the level the school chooses, whether it be recycling or environmental curriculum or green purchasing or other green practices.	

FY 07-08 San José School Outreach

Program & Description	Contractor	Type of Program	Target Grade	Location	School Name	School Location	# events held	# students reached	Evaluation Included?
Bussing for Creek Program Bussing for San José students participating in Cupertino's 3rd grade creek program.	City of Cupertino	Teacher Training, Field Trip	3	See Cupertino data for details	De Vargas Elementary, Dilworth Elementary, Meyerholz Elementary, and Murdock-Portal Elementary.	San José	See Cupertino data	See Cupertino data	See Cupertino data
Youth Watershed Education Grant Grant program for the SJ/SC WPCP Tributary Area that focuses on: supporting watershed projects for youth education; curriculum development; field trips; adoption and implementation of watershed-based curricula; teacher or youth leader-training.	None	Grant	K-12	Various	Directly: Piedmont Hills High, Prospect High, Kathryn Hughes Elem., Washington Open Elem., and Hacienda Elementary. Indirectly: five grantees worked with youth from various schools in the WPCP tributary area.	Multiple locations	10	2,680 (est)	Yes
Wacky Watersheds Workshops Focus: hands-on training to explore the concepts of water use, wastewater treatment, pollution prevention and watershed protection.	(Partnered with RAFT and SJSU)	Teacher Training	5-8	RAFT San Jose State	Multiple schools	Multiple locations	2	50 Teachers	Yes
Creeks Come to Class Also known as Rangers in Schools: classroom presentation + distribution of "It's Wet It's Wild It's Water!" curriculum. Presentations also done at selected community events.	San José Park Rangers	Presentation	5-7th, but reached as young as 2nd and as old as 8th.	San José	St. Martin of Tours School, San Antonio School, Burnett Middle School, Girl Scouts, Almaden Lake Park, and Guadalupe River Park, (there may be more as the list I have does not include activity in the beginning of the FY.)	San José	18	480	Surveys given to teachers
San José Go Green Schools Program Fosters school recycling and environmental stewardship in a parent and community driven process	None	Other	K-12	Throughout San Jose	Multiple schools	San José	49	Unknown	Yes
San José Go Green Schools Mini-grants Grants up to $5,000 for schools to start a campus program to Go Green.	None	Grant	K-12	Throughout San Jose	Multiple schools (27 total)	San José	29	Unknown	Yes
National 2007 Go Green Schools Earth Summit Schools Environmental Conference Two-day workshop with lectures and break-out sessions describing different free green resources for teachers, and success stories from other Go Green schools. Also ran a concurrent set of break-out sessions with information specific to San José Schools.	None	Workshop	K-12	Marriott Hotel	Multiple schools	San José	1	Unknown	Yes

Program & Description	Contractor	Type of Program	Target Grade	Location	School Name	School Location	# events held	# students reached	Evaluation Included?
Water Wizard Festival May 21, 2008. Water education festival for three hundred 3rd grade classes. Purpose: to increase the awareness of the importance of water and promote stewardship of water as a resource. ESD taught 1 lesson at three booths (each booth taught 100 students), and 2 additional lessons at one booth each (for an additional 160 students, some of them repeats); related to our mission concerning water and watershed issues. The messages taught were: Pollution Prevention (P2), Difference between Storm and Sanitary Sewer Systems (DSS), Value of Recycled Water (RW), Value of Treatment Plant (TP), and Importance of Soil and the Value of Composting.	Friends of Guadalupe River Park and Gardens	Presentation	3	Guadalupe River Park and Gardens.	Montague Elementary, Santa Clara USD, St Martin of Tours & Most Holy Trinity, Diocese of San Jose McKinley Elementary, FMUSD DeVargas Elementary, Cupertino USD Sherman Oaks, Campbell USD	San José, Palo Alto, Santa Clara	1	300	Yes
Slow the Flow In-class presentations, field trips, teacher training, and more. Students explore the concepts of water use, wastewater treatment, habitat protection using Zoology, Life Science, Integrated Science, Chemistry, Physical Science, Environmental Science, Biology, Engineering, and Marine Science.	Don Edwards SF Bay National Wildlife Refuge	Presentation, Field Trip, Teacher Training, and Other.	5-12	Alviso Environmental Education Center	See below	n/a	73 (not counting display visits)	6,282 students and adults.	Yes
Special Events		Field Trip, Presentation, Other		EEC	Not tracked by individual school		3	1,108	
Weekend Interpretive Programs		Presentation		EEC	Not tracked by individual school		25	504	
Field Trips		Field Trip		EEC	Not tracked by individual school		5	152	
Integrated Experiences		Presentation, Field Trip		Multiple locations	Not tracked by individual school		10	2,629	
Off-site Outreach Presentations		Presentation and program promotion at events		Various venues	Not tracked by individual school		11	646	
Outreach		Presentation		EEC	Not tracked by individual school		4	780	
Workshops		Other		EEC	Not tracked by individual school		9	15	
Co-op program with Wonders of our Water Works WPCP Tours		Presentation		EEC	Not tracked by individual school		6	448	

Outreach Materials Distributed

BMP Distributed	Inspector[12]	Web[13]	Other[14]	Total
A Clear Look at Our Water	214	0	14	228
Auto Dismantlers Best Management Practices	36	0	0	36
Auto Dismantlers Best Management Practices (Span)	24	0	0	24
Auto Dismantlers Best Management Practices (Viet)	14	0	0	14
Bay Area Pollution Prevention Group (BAPPG)	0	634	0	634
Best Management Practices for Dental Amalgam	0	427	0	427
Best Management Practices to reduce pollution for Printing and Photoprocessing Operations	24	833	0	857
Blueprint for a Clean Bay booklet	103	891	0	994
Certified Wastewater Testing Labs	3	650	0	653
Clean Bay Blueprint poster	26	656	285	967
Clean-It!	0	0	221	221
Code Book Milpitas	0	0	0	0
Code Book Santa Clara	0	0	0	0
Code Book San Jose	10	0	0	10
Code Book West Valley Sanitation District	0	0	0	0
Best Management Practices for the Construction Industry: Earth-Moving and Dewatering Activities (Eng)	54	308	0	362
Best Management Practices for the Construction Industry: Earth-Moving and Dewatering Activities (Span)	15	350	0	365
Best Management Practices for the Construction Industry: Earth-Moving and Dewatering Activities (Viet)	11	0	0	11
Best Management Practices for the Construction Industry: General Construction and Site Supervision (Eng)	189	0	0	189
Best Management Practices for the Construction Industry: General Construction and Site Supervision (Span)	38	0	0	38
Best Management Practices for the Construction Industry: General Construction and Site Supervision (Viet)	22	0	0	22
Best Management Practices for the Construction Industry: Heavy Equipment Operation (Eng)	39	0	29	68
Best Management Practices for the Construction Industry: Heavy Equipment Operation (Span)	23	242	0	265
Best Management Practices for the Construction Industry: Heavy Equipment Operation (Viet)	8	0	0	8
Best Management Practices for the Construction Industry: Home Repair and Remodeling (Eng)	220	597	0	817
Best Management Practices for the Construction Industry: Home Repair and Remodeling (Span)	50	292	0	342
Best Management Practices for the Construction Industry: Home Repair and Remodeling (Viet)	25	0	0	25
Best Management Practices for the Construction Industry: Landscaping, Gardening, and Pool Maintenance (Eng)	113	511	0	624
Best Management Practices for the Construction Industry: Landscaping, Gardening, and Pool Maintenance (Span)	77	261	0	338
Best Management Practices for the Construction Industry: Landscaping, Gardening, and Pool Maintenance (Viet)	34	0	0	34
Best Management Practices for the Construction Industry: Fresh Concrete and Mortar Application (Eng)	65	275	32	372
Best Management Practices for the Construction Industry: Fresh Concrete and Mortar Application (Span)	33	0	0	33

[12] Outreach Materials Distributed by Inspectors (in accordance with IND 6.a.)
[13] Outreach Materials Distributed via website visit or download
[14] Outreach Materials distributed at events, permanent displays, trainings, and other City activities

BMP Distributed	Inspector[12]	Web[13]	Other[14]	Tota
Best Management Practices for the Construction Industry: Fresh Concrete and Mortar Application (Viet)	14	0	0	14
Best Management Practices for the Construction Industry: Painting and Application of Solvents and Adhesives (Eng)	63	353	0	416
Best Management Practices for the Construction Industry: Painting and Application of Solvents and Adhesives (Span)	30	363	0	393
Best Management Practices for the Construction Industry: Painting and Application of Solvents and Adhesives (Viet)	12	0	0	12
Best Management Practices for the Construction Industry: Roadwork and Paving (Eng)	14	0	0	14
Best Management Practices for the Construction Industry: Roadwork and Paving (Span)	14	322	0	336
Best Management Practices for the Construction Industry: Roadwork and Paving (Viet)	6	0	0	6
Construction and Demolition Diversion Depot (CDDD)	67	4705	0	4772
Cooling Towers Regs, P2 & flow reduction	2	0	0	2
Cooling Towers: chemical additives & water conservation	1	1253		1254
Creeks and Stormdrains: Facts and FAQs	0	0	140	140
Cyanide Factsheet	0	1166	6	1172
Development Site Design Guidebook	0	0	0	0
Do It Right poster (Span/Eng)	103	0	0	103
Do It Right poster (Viet/Eng)	34	0	0	34
Does Your Facility Need To Be Covered By The General Permit?	10	0	139	149
Draining Pools & Spas	19	1692	111	1822
Education Institutions BMP	1	0	0	1
Endocrine Disrupting Compounds and Potential Impact on Water Use in the Santa Clara Valley Watershed	0	1080	0	1080
Environmental Enforcement Ordinance Card	6	0	0	6
Fat-Free Sewer	27	0	0	27
Fight the bite: Protecting Outdoor Workers	0	267	0	267
Fly Swatters - Watershed Watch	0	0	107	107
For Cleaner Streets, It's your move! (Eng)	2	0	0	2
For Cleaner Streets, It's your move! (Span)	0	0	0	0
For Cleaner Streets, It's your move! (Viet)	0	0	0	0
Get Mercury Wise and Protect the Bay	0	0	121	121
Get Rid of your HHW for Free (multi)	20	0	43	63
Get to the Root of the Problem	0	0	0	0
Good Cleaning Practices to Protect our Creeks and Bay (Chin)	47	0	0	47
Good Cleaning Practices to Protect our Creeks and Bay (Eng)	92	0	1	93
Good Cleaning Practices to Protect our Creeks and Bay (Kor)	22	0	0	22
Good Cleaning Practices to Protect our Creeks and Bay (Span)	176	0	0	176
Good Cleaning Practices to Protect our Creeks and Bay (Viet)	82	0	0	82
Good Plumbing Practices Protect San Francisco Bay	12	571	60	643
Grease Management: Grease Interceptor & Grease Trap Cleaning Services	156	0	15	171
Grease Management -CalFOG Poster	59	0	0	59

BMP Distributed	Inspector[12]	Web[13]	Other[14]	Total
Grease Management -Chemicals (Eng)	262	0	0	262
Grease Management -Chemicals (Span)	62	0	0	62
Grease Management -Chemicals (Viet)	45	0	0	45
Grease Management –Managing Fats, Oils and Grease Poster	290	0	0	290
Grease Management –Good Cleaning Practices Folder	520	0	0	520
Grease Management -Grease Interceptor Maintenance (Eng)	257	0	0	257
Grease Management -Grease Interceptor Maintenance (Span)	62	0	0	62
Grease Management -Grease Interceptor Maintenance (Viet)	41	0	0	41
Grease Management -Grease Trap Maintenance (Eng)	369	0	0	369
Grease Management -Grease Trap (Maintenance Span)	110	0	0	110
Grease Management -Grease Trap Maintenance (Viet)	54	0	0	54
Grease Management -Vapor and Ventilation Hood Cleaning (Eng)	369	0	0	369
Grease Management -Vapor and Ventilation Hood Cleaning (Span)	108	0	0	108
Grease Management -Vapor and Ventilation Hood Cleaning (Viet)	56	0	0	56
Grease Management -Log	496	0	0	496
Grease Management -Maintenance Documentation (Eng)	345	0	0	345
Grease Management -Maintenance Documentation (Span)	133	0	0	133
Grease Management -Maintenance Documentation (Viet)	78	0	0	78
Grease Management –Power Operated Grease Removal Devices (Eng)	58	0	0	58
Grease Mgmt- Power Operated Grease Removal Devices (Span)	7	0	0	7
Grease Mgmt- Power Operated Grease Removal Devices (Viet)	7	0	0	7
Grease Scrapers	0	0	364	364
Green Business Brochure	41	0	0	41
Green It Yourself: Smart Ideas for Home Improvement	0	1176	0	1176
Green Schools Directory (aggregate)	0	4398	36	4434
Green Vision Brochure	0	825	0	825
Grow-It!	0	0	572	572
Guidelines for Efficient Water Use	2	0	20	22
Guidelines for Industrial Wastewater Reuse	0	822	6	828
Guidelines for Managing Water in Cooling Systems	6	2738	8	2752
Guidelines for Vehicle Service Facilities - Body Work (Eng)	87	0	0	87
Guidelines for Vehicle Service Facilities - Body Work (Span)	47	0	0	47
Guidelines for Vehicle Service Facilities - Body Work (Viet)	18	0	0	18
Guidelines for Vehicle Service Facilities - Changing Oil	127	0	0	127
Guidelines for Vehicle Service Facilities - Engine & Cleaning and	77	0	0	77
Guidelines for Vehicle Service Facilities - Keeping a Clean Shop	177	0	0	177
Guidelines for Vehicle Service Facilities - Tips for Managers	116	0	0	116

BMP Distributed	Inspector[12]	Web[13]	Other[14]	Total
Guidelines for Vehicle Service Facilities, Washing Cars and Other Vehicles (Eng)	100	0	1	101
Guidelines for Vehicle Service Facilities, Washing Cars and Other Vehicles (Spa)	34	0	0	34
Guidelines for Vehicle Service Facilities, Washing Cars and Other Vehicles (Viet)	18	0	0	18
Hazardous Waste Disposal for Small Businesses in Santa Clara County	38	0	11	49
Home Maintenance Tips for a Cleaner Bay	377	0	177	554
Hospitals and Health Care BMPs	3	0	0	3
IC/ID Card for Concrete Work (multi)	40	0	0	40
IC/ID Card for Engine Degreasing (multi)	68	0	22	90
IC/ID Card for General Dumping Into Storm Drain (multi)	453	0	21	474
IC/ID Card for Grey Water (multi)	612	0	20	632
IC/ID Card for Landscape Maintenance (multi)	178	0	5	183
IC/ID Card for Overwatering (multi)	101	0	27	128
IC/ID Card for Painting (multi)	43	0	12	55
IC/ID Card for Recycling Used Motor Oil (multi)	0	0	422	422
IC/ID Card for Residential Car Washing (multi)	265	0	35	300
IC/ID Card for Saw Cut Slurry (multi)	15	0	0	15
IC/ID Card for Sediments (multi)	42	0	0	42
IC/ID Card for Storing Landscape Materials (multi)	143	0	4	147
IC/ID Card for Vehicle Fluids (multi)	630	0	0	630
IC/ID Card Recycling Used Motor Oil (multi)	23	0	0	23
Industrial Storm Water BMP	6	0	0	6
Is your roof runoff polluted?	2	573	143	718
Keeping It All In Tune (Eng)	94	0	106	200
Keeping It All In Tune (Span)	28	0	131	159
Local LEED-Accredited Professionals	0	844	0	844
Machine Shops BMP	63	0	0	63
Managing Universal Waste in CA	2	0	0	2
Mobile Cleaner BMP CETA sheets	96	0	1	97
Mobile Food Vendors BMP (Eng)	22	0	9	31
New Rules for the Disposal of Universal Waste in California	1	0	0	1
OWOW Controlling Ants In Your House (Eng)	0	0	60	60
OWOW Controlling Ants In Your House (Spa)	0	0	8	8
OWOW Controlling Aphids In Your Garden (Eng)	0	0	40	40
OWOW Controlling Aphids In Your Garden (Spa)	0	0	60	60
OWOW How to Control Weeds (Eng)	0	0	0	0
OWOW How to Control Weeds (Malezas)	0	0	100	100
OWOW Keeping Cockroaches out of Your House	0	0	105	105

BMP Distributed	Inspector[12]	Web[13]	Other[14]	Total
OWOW Keeping Cockroaches out of your house (Cucarachas)	0	0	0	0
OWOW Keeping Fleas Off Your Pets and Out of Your Yard	0	0	415	415
OWOW Keeping Fleas Off Your Pets and Out of Your Yard (Spanish)	0	0	300	300
OWOW Keeping Mosquitoes away from you and your yard	0	0	2	2
OWOW Keeping Mosquitoes away from you and your yard (Mosquitos)	0	0	80	80
OWOW Pesticides & Water Quality (Eng)	0	0	0	0
OWOW Pesticides & Water Quality (Span)	1	0	0	1
OWOW Pests Bugging You pocket card	0	0	49	49
OWOW Safe Use and Disposal of Pesticides	2	0	100	102
OWOW Safe Use and Disposal of Pesticides (Spa)	1	0	43	44
OWOW Controlling Snails and Slugs In Your Garden (Eng)	0	0	0	0
OWOW Controlling Snails and Slugs In Your Garden (Span)	1	0	0	1
OWOW Tips For A Healthy Beautiful Lawn (Eng)	0	0	60	60
OWOW Tips For A Healthy Beautiful Lawn (Spa)	0	0	0	0
OWOW Wonderful Roses! (Eng)	0	0	2	2
OWOW Wonderful Roses! (Spa)	0	0	100	100
OWOW Controlling Yellowjackets Around Your Home (Eng)	0	0	0	0
OWOW Controlling Yellowjackets Around Your Home (Span)	0	0	0	0
Pens: 6-message (erosion & sediment control)	0	0	238	238
Pest Fact Sheet	0	820	0	820
pH Factsheet (Eng/Span)	0	532	0	532
pH Poster (Eng/Span)	1	0	0	1
Pocket Ordinance Card	0	0	357	357
Pollution From Surface Cleaning folder	114	0	1	115
Pollution Prevention Tips for Carpet Cleaners	61	0	0	61
Preventing Corrosion Protects San Francisco Bay	5	840	0	845
Preventing Storm Drain Pollution (Eng)	653	1263	10	1926
Preventing Storm Drain Pollution (Span)	227	0	0	227
Preventing Storm Drain Pollution (Viet)	116	0	0	116
Resource Sheet for Storm Drain Protection	23	0	0	23
Spill Response Sheet	22	0	0	22
Spray Bottle - Garden	0	0	110	110
Spray Bottle - Indoor	0	0	229	229
Storm drain inlet stenciling procedures (Eng)	5	0	0	5
Storm Drain Permit Requirements Checklist	1	0	0	1
Storm Drain Stencil (Eng)	72	0	0	72
Storm Drain Stencil (Span)	26	0	0	26

BMP Distributed	Inspector[12]	Web[13]	Other[14]	Total
Storm Drain Stencil (Viet)	22	0	0	22
Surveillance Monitoring Fact Sheet	0	0	0	0
Switching to Water Solutions Parts Cleaning	2	0	0	2
Ten Things To Do At Construction Sites	0	0	164	164
The Bay Begins at Your Front Door (Eng)	906	0	241	1147
The Bay Begins at Your Front Door (Spa)	482	0	150	632
The Bay Begins at Your Front Door (Viet)	208	0	25	233
Think, Build, Save Green: San Jose Green Building	0	885	0	885
Tips on Starting a Recycling Program at Your School	0	1856	0	1856
Trash MOA Annual Report 2005	0	512	0	512
Trash MOA Annual Report 2006	0	851	0	851
Upper Penitencia Creek Watershed Brochure	0	476	0	476
Wastewater Paths Handout	13	0	87	100
Wastewater Paths Poster	0	301	2	303
Water Efficient Technologies	1	0	22	23
Watersheds of San Jose - Map	0	782	0	782
Website: Administrative Fines for Stormwater & other Ordinance Violations	0	1667	0	1667
Website: Annual Storm Sewer Service Charge	0	1299	0	1299
Website: BASMAA-Certified Surface Cleaners	0	645	0	645
Website: Cars and Water Pollution	0	5312	0	5312
Website: City of San José's Stormwater Permit & Regulations	0	1860	0	1860
Website: Construction Activities & Stormwater Pollution	0	1905	0	1905
Website: Curbside Courier Spring 2008	0	572	0	572
Website: ESD stormwater	0	6336	0	6336
Website: Industrial, Commercial Activities & Stormwater Pollution	0	1976	0	1976
Website: New & Redevelopment Activities and Stormwater	0	1374	0	1374
Website: P2 tips for renters and homeowners	0	711	0	711
Website: Pesticides and Water Quality	0	1519	0	1519
Website: Resources for Educators: Curriculum	0	1677	0	1677
Website: Resources for Educators: Education Links	0	1395	0	1395
Website: Resources for Educators: Field Trips and Presentations	0	2397	0	2397
Website: Resources for Educators: South Bay Water Connections	0	593	0	593
Website: Resources for Educators: Teacher Training	0	1951	0	1951
Website: San Jose's Creeks and Rivers	0	2789	0	2789
Website: Stormdrain Complaint Online Reporting Form	0	470	0	470
Website: Stormwater FAQs	0	4780	0	4780
Website: Street Sweeping	0	6471	0	6471

BMP Distributed	Inspector[12]	Web[13]	Other[14]	Total
Website: Trash and Stormwater	0	2002	0	2002
Website: Tributary Tribune (all)	0	11499	3,600	11499
Website: Universal Waste: New Rules for Disposing of Toxic Technology	0	3955	0	3955
Website: Water Awareness	0	1812	0	1812
Website: Watershed Protection	0	4478	0	4478
We're stenciling curbs! (Eng)	1	0	0	1
We're stenciling curbs! (Span)	0	0	0	0
We're stenciling curbs! (Viet)	0	0	0	0
West Nile Virus	0	607	0	607
What Responsible Businesses need to know about Mercury and Universal Waste	10	0	0	10
What you don't know about Mercury and Universal Waste could be harmful to you	0	0	10	10
Where does the water go (Outdoor Cleaning)	13	0	1	14
Why do people dump trash in creeks?	2	0	0	2
WMI Public Participation Opportunities List	0	706	0	706
WMI White Paper: Discussion Paper on Pharmaceutical Disposal to Sewer Systems	0	622	0	622
WMI White Paper: Environmental Emergence of Triclosan	0	1029	0	1029
Your Shop Can Make a Difference	2	0	0	2
Totals	**13,478**	**113,602**	**10,248**	**137,328**

This page intentionally left blank.

041885

15. Permit Reapplication

15.A Permit Reapplication Preparation Self Evaluation Matrix

Item No.	Activity	Compliance Date	FY 07-08 Status	Responsible Party
PRP A.	Compile all changes to URMP as part of reapplication for next permit (C.2.b)	Done FY 04-05	Done FY 04-05.	ESD
PRP B.	Participate in permit development and negotiation processes.	Ongoing	Done FY 07-08 and ongoing. San Jose staff have participated and will continue to participate in the MRP process through the Program, BASMAA, and individually as a City.	ESD
PRP C	As required, develop new five-year work plan that starts the following fiscal year upon adoption of MRP.	FY 07-08	Not needed in FY 07-08	ESD

15.B Permit Reapplication Preparation Evaluation

The City's current NPDES permit was adopted in February 2001 for a five-year period. The permit was amended in October 2001 and July 2005, with both amendments relating to the New and Redevelopment stormwater treatment and hydromodification provision, also known as Provision C.3. The permit has been administratively extended since February 2006, pending the adoption of the Bay Area-wide Municipal Regional Permit.

In late 2005, the Water Board embarked on a multi-stakeholder process to craft an NPDES permit, called the Municipal Regional Permit (MRP), that would apply to all municipal stormwater dischargers in the Bay Area. In the past, NPDES permits were issued separately to Bay Area stormwater programs with staggered adoption dates, which often resulted in uneven and inequitable requirements.

City staff has dedicated numerous hours analyzing MRP drafts, briefing stakeholders, and preparing responses to the drafts. Staff has also participated in the steering and stakeholder meetings convened by Water Board staff. City staff will continue to participate in the MRP process through the Program, BASMAA, and individually as a City. The Water Board is expected to adopt the MRP in late 2008.

15.C Permit Reapplication Preparation Response to Water Board Comments

No comments received from Water Board on this Program Element.

15.D Permit Reapplication Preparation Summary Tables / Additional Information

No additional information for this Program Element.

This page intentionally left blank.

Glossary

Abbreviation	Description
AHTG	Ad Hoc Task Group
ALP	Anti-Litter Program
AOC	Area of Concern
BACWA	Bay Area Clean Water Agencies
BAHM	Bay Area Hydrology Model
BAPPG	Bay Area Pollution Prevention Group
BASMAA	Bay Area Stormwater Management Agency Association
BMP	Best Management Practice
CAO	City Attorney Office
CEP	Clean Estuary Partnership
CEQA	California Environmental Quality Act
CETA	Cleaning Equipment Trade Association
CIP	Capital Improvement Program
CNAP	Copper & Nickel Action Plans
CON	Construction Inspection
Corp Yard	Corporation Yard
CSDC	Computer Systems Development Corporation
DEH	Santa Clara County Department of Environmental Health
DOT	City of San José Department of Transportation
DPR	Department of Pesticide Regulation
DTSC	Department of Toxic Substances Control
EE	Environmental Enforcement
EEC	Environmental Education Center at Don Edwards SF Bay Wildlife Refuge in Alviso
EEDMS	Environmental Enforcement Data Management System
EIR	Environmental Impact Report
EPA	Environmental Protection Agency
ESD	Environmental Services Department
EVA	Emergency Vehicle Access
FOG	Fats, Oils, and Grease
GIASP	General Industrial Activities Stormwater Permit
GCASP	General Construction Activity Stormwater Permit
GIS	Geographic Information System
GS	City of San José General Services Department
HHW	Household Hazardous Waste
HMP	Hydromodification Management Plan
ICID	Illicit Connection/Illegal Discharge
IMSPAR	Infrastructure Maintenance Division Storm Drain System Problem Area Report
IND	Industrial/Commercial Discharger Inspection Program

Abbreviation	Description
IPM	Integrated Pest Management
IWM	Integrated Waste Management
KAB	Keep America Beautiful
LEED	Leadership in Energy and Environmental Design
LID	Low Impact Development
M	Mercury
Marcom	Marketing and Communications
MC	Municipal Compliance
MDN	Mercury Deposition Network
MEP	Maximum Extent Practicable
MOA	Memorandum of Agreement
MON	Monitoring
MRP	Municipal Regional Permit
MS4	Municipal separate storm sewer system
Muni Water	City of San José Municipal Water System
NRD	New and Redevelopment
NEPA	National Environmental Protection Act
NOI	Notice of Intent
NPDES	National Pollutant Discharge Elimination System
O&M	Operation and Maintenance
OP pesticide	Organophosphate pesticide
OWOW	Our Water Our World
PCB	Polychlorinated Biphenyl
PBCE	City of San José Department of Planning, Building & Code Enforcement
PBCE-Bldg	Building Division of PBCE
PBCE-Planning	Planning Division of PBCE
PCO	Pest Control Operator
PDO/PIO	Parkland Dedication and Park Impact Ordinances
PIP	Public Information and Participation
PM	Pesticide Management
PRNS	City of San José Department of Parks, Recreation, and Neighborhood Services
Program	Santa Clara Valley Urban Runoff Pollution Prevention Program
PSR	Public Streets, Roads, and Highways
PW	City of San José Department of Public Works
PW-CFAS	City Facilities Architectural Services Division of PW
PW-ECS	Engineering and Construction Services Division of PW
PW-TDS	Transportation & Development Services of PW
RDA	Redevelopment Agency of the City of San José
RFQ	Requests for Quotation
RMP	San Francisco Bay Regional Monitoring Program
RPW	Rural Public Works
RWQCB	Regional Water Quality Control Board (Water Board)

ABBREVIATION	DESCRIPTION
SCBWMI	Santa Clara Basin Watershed Management Initiative
SCVURPPP	Santa Clara Valley Urban Runoff Pollution Prevention Program
SDO	Storm Drains Operation and Maintenance
SFEI	San Francisco Estuary Institute
SIC	Standard Industrial Classification
SJPD	San José Police Department
SNI	Strong Neighborhoods Initiative
SOP	Standard Operating Procedure
SVALC	Silicon Valley Anti Litter Campaign
SWMP	Stormwater Management Plan
SWPPP	Stormwater Pollution Prevention Plan
TBD	To Be Determined
TCM	Treatment Control Measure
The City	The City of San José
TMDL	Total Maximum Daily Load
TRA	Trash
UR	Urban Runoff section of ESD
URMP	Urban Runoff Management Plan
URTA	Urban Rapid Trash Assessment
WE	Watershed Enforcement section of ESD
WEO or WE&O	Watershed Education & Outreach
WMI	Watershed Management Initiative (see SCBWMI)
WMI-COS	Watershed Management Initiative – Communications and Outreach Subgroup
WMI-LUS	Watershed Management Initiative – Land Use Subgroup
WPCP	Water Pollution Control Plant
WUOM	Water Utilities Operations and Maintenance
WUPPP	Water Utility Pollution Prevention Program
YWET	Youth Watershed Education Team

041892

URBAN RUNOFF POLLUTION PREVENTION PROGRAM

FY 2007-08 ANNUAL REPORT

September 15, 2008

All-America City 2001

SANTA CLARA CALIFORNIA

September 15, 2008

Mr. Bruce H. Wolfe, Executive Officer
Regional Water Quality Control Board
San Francisco Bay Region
1515 Clay Street, Suite 1400
Oakland, CA 94612

Subject: City of Santa Clara Urban Runoff Management Program
FY 2007–2008 Annual Report

Dear Mr. Wolfe:

This report is submitted by City of Santa Clara in conjunction with the Santa Clara Valley Urban Runoff Pollution Prevention Program's Annual Report, pursuant to provision C.6.a. of the Program's reissued municipal stormwater NPDES Permit (Order No. 01-024). The report summarizes activities performed during FY 2007-2008 in accordance with the City of Santa Clara's Urban Runoff Management Plan (URMP) submitted to the Regional Board on September 1, 1997 and updated in January 2004, and the performance standards contained therein.

Contents of Report

The goals of this Annual Report are to: 1) concisely document implementation of our URMP and FY 07-08 Work Plan during the past fiscal year; 2) evaluate program results for continuous improvement; 3) comply with permit requirements; and 4) share this information with other Co-permittees, municipal decision-makers, and the public. The FY 2007-08 Annual Report contains the following sections:

- Certification Statement
- IC/ID Elimination Activities
- Industrial/Commercial Discharger Control Program
- Public Agency Activities
    - Public Streets, Roads and Highways O&M (including Corporation Yards)
    - Rural Public Works O&M
    - Storm Drain O&M
    - Water Utility O&M
- New Development Planning Procedures
- Construction Inspection
- Public Information and Participation
- Pesticide Management Activities
- Mercury Pollution Prevention Activities
- Copper Action Plan/Nickel Action Plan
- Trash Inventory and Management
- Staff Training Summary Table
- Performance Standard Certification Statement

Corporation Yard
1700 Walsh Avenue
Santa Clara, CA 95050
(408) 615-3080
FAX (408) 988-0237
www.ci.santa-clara.ca.us

Program Highlights and Accomplishments

The City of Santa Clara has been active in the Program elements and very active at the Co-permittee element level. IC/ID activity reported 76 incidents. IND/COM inspections totaled 225. Construction inspections totaled 485 (22 SWPPP inspections and 432 windshield inspections with 9 re-inspections). There were 18 construction element violations as compared to 53 violations from the previous fiscal year

Analyzing and detection of trends at the Co-permittee level continues to improve with each Annual Report. The City is alert to the various reporting information that is collected and has developed a history of adapting its resources to minimize stormwater pollution.

The City continues to retain EOA Inc. to assist with the planning and implementation of the C.3. Provisions. The assistance provided by EOA has been valuable in supporting staff on site specific C.3. Provision questions.

Continuous Improvement Activities

The City of Santa Clara takes pride in our Urban Runoff Management Program and the quality of stormwater. The IND/COM element continues to be dynamic in identifying industries with reoccurring violations. To this end, the City has identified, as in past years, automotive and food service facilities. The City's goal is to reduce stormwater pollution to the maximum extent practicable through education, targeted inspection on identified hot spots and if necessary, through vigorous enforcement of our Storm Drain Ordinances.

The City has assumed an aggressive stance with repeat violation facilities by issuing Pre-Citation/ Administrative Citations instead of repetitive Violation Notices. Violation Notices and Administrative Citations are issued to persons and businesses that are polluting or storm drain system. The City is maintaining a data base of repeat offenders.

Thank you for your review of this FY 07-08 Annual Report. If you have any questions regarding the materials submitted, please contact Rick Mauck at 408-615-2099.

Richard J. Mauck
Director of Streets and Automotive Services

DWS:klh

Attachments

City of Santa Clara

FY 07-08 Annual Report

Certification Statement

CITY OF SANTA CLARA
FY 2007-2008 ANNUAL REPORT

Certification Statement

"I certify, under penalty of law, that this document and all attachments were prepared under my direction or supervision in accordance with a system designed to ensure that qualified personnel properly gather and evaluate the information submitted. Based on my inquiry of the person or persons who manage the system, or those persons directly responsible for gathering the information, the information submitted, is, to the best of my knowledge and belief, true, accurate, and complete. I am aware that there are significant penalties for submitting false information, including the possibility of fine and imprisonment for knowing violations."

Signature by Duly Authorized Representative:

Richard J. Mauck
Director of Street & Auto Service

September 15, 2008

City of Santa Clara

FY 07-08 Annual Report

IC/ID Elimination Activities

CITY OF SANTA CLARA
FY 2007-08 ANNUAL REPORT
ICID ELIMINATION ACTIVITIES

1. **What type of incident causes the most problem?**

   The type of incident that causes the most compliance issues are cement related washouts from smaller concrete and masonry contractors. Cement related incidents totaled 18 out of 76 (refer to page 4 "breakdown of top six violators for level of enforcement action"). Enforcement actions and BMPs are continuously distributed to cement related contractors due to the high rate of violations. The potential reason for this problem is unlicensed contractors and the belief that these individuals do not stress to their employees stormwater protection.

2. **Is a particular location or source a large part of the problem?**

   The locations where most of these types of incidents occurred were in residential neighborhoods. Cement related incidents total 18 out of 76 total incidents (see attached chart titled "ICID Elimination Activities Violation Percentage").

3. **Might it be getting better or worse?**

   Cement related incidents totaled 18 in FY 07-08 compared to 84 in FY 06-07. It appears that the problem is improving somewhat. Increased contractor education is the main reason attributed for the improvement.

4. **What might be the causes?**

   Cement related incidents still continue to be the largest violation in terms of percentage, despite the improvement in FY 07-08. The cement related businesses, given their transient nature, are either not receiving the outreach or are not passing the information on to all their employees. Unlicensed contractors further compound the issue because the permit process is often not completed, circumventing the distribution of BMP material.

5. **What, if anything, will you do differently next year?**

   The City featured an article about construction waste in the Spring 2008 edition of Inside Santa Clara, a local paper mailed to all residents and businesses quarterly. The article was

designed to educate our residents who hire cement related contractors. It included information about how to hire a reputable contractor, specific best management practices to look for, and contact information for our Code Enforcement Technician in case a violation is noticed. It is unlikely that the additional effort, over what is already occurring, will better educate all cement related contractors. In spite of storm drain inlets having the "NO Dumping" stencils, and through word-of-mouth not to dump into storm drains, the best solution is to continue to educate our residents.

CITY OF SANTA CLARA
FY 2007-08 ANNUAL REPORT
ICID ELIMINATION ACTIVITIES

1. Number of incidents:
   - 76

   The number of violations encountered this year by category:
   - Tracking soil - 7
   - Saw cutting slurry discharge - 8
   - Surface cleaning discharge - 2
   - Vehicle & equipment leaking - 4
   - Dewatering - 1
   - Landscape material dumping- 1
   - Vehicle washing - 4
   - Used oil dumping - 1
   - Cement/plaster/tile - 20
   - Equipment cleaning - 1
   - Dumpster discharge - 2
   - Pool/spa/fountain discharge - 3
   - Cooling water - 1
   - Accidental spills - 4
   - Sanitary spills - 2
   - Dumping hazardous - 1
   - Grey water discharge - 2
   - Paint discharge - 3
   - Food facility oil/grease discharge - 6
   - Miscellaneous - 5
   - Complaint not found – 1

2. The number of violations encountered this year by locations:
   - 31 Residential; 13 Industrial; 22 Commercial; 5 Food Facilities; 0 Public Facilities & Utilities; 0 Construction sites; 0 Other

CITY OF SANTA CLARA
FY 2007-08 ANNUAL REPORT
ICID ELIMINATION ACTIVITIES

3. How many incidents were reported by citizens or employees:
   - 17 by citizens; 48 by employees; 7 by illicit discharge inspectors; 2 by other agency; 1 by other

4. Follow up actions (how many incidents were investigated, how many enforcement actions of each level were taken):
   - 231 re-inspections
   - enforcement actions
     i. verbal notice – 26
     ii. warning notice – 24
     iii. administrative action – 19
     iv. administrative action with penalty and/or fine – 4
     v. criminal enforcement – 0
     vi. referral for enforcement – 0

Breakdown of top six (6) violators for level of enforcement action:

- **Cement (84)**
  vii. verbal notice – 5
  viii. warning notice – 9
  ix. administrative action – 3
  x. administrative action with penalty and/or fine – 1
  xi. criminal enforcement – 0
  xii. referral for enforcement – 0

- **Sawcut Slurry (2)**
  i. verbal notice – 4
  ii. warning notice – 1
  iii. administrative action – 3

CITY OF SANTA CLARA
FY 2007-08 ANNUAL REPORT
ICID ELIMINATION ACTIVITIES

- **Sawcut Slurry (continued)**
  - iv. administrative action with penalty and/or fine – 4
  - v. criminal enforcement – 0
  - vi. referral for enforcement – 0

- **Tracking Soil (7)**
  - i. verbal notice – 3
  - ii. warning notice – 3
  - iii. administrative action – 0
  - iv. administrative action with penalty and/or fine – 1
  - v. criminal enforcement – 0
  - vi. referral for enforcement – 0

- **Food Facilities (6)**
  - i. verbal notice – 0
  - ii. warning notice – 1
  - iii. administrative action – 5
  - iv. administrative action with penalty and/or fine - 0
  - v. criminal enforcement - 0
  - vi. referral for enforcement – 0

- **Miscellaneous Incidents (5)**
  - i. verbal notice – 1
  - ii. warning notice – 3
  - iii. administrative action – 1
  - iv. administrative action with penalty and/or fine - 0
  - v. criminal enforcement – 0
  - vi. referral for enforcement – 0

COMPARISON OF FY 2006-07 TO FY 2007-08 ICID VIOLATIONS

Illicit Connection Illegal Dumping Incident Types	FY 2006-07 Number of Violations	FY 2007-08 Number of Violations	% + -
Tracking soil sediments and erosion	27	7	-74%
Saw cut slurry discharge	6	8	+33%
Surface cleaning discharge	4	2	-50%
Vehicle & equipment leaking	3	4	+33%
Dewatering	0	1	+100%
Landscaping material dumping	11	1	-90%
SWIDs*	0	0	0%
Vehicle washing	1	4	+300%
Vehicle repair	4	0	-400%
Cement/plaster/tile cutting discharge	84	20	-76%
Equipment cleaning	1	1	0%
Dumpster discharge	0	2	+200%
Pool/spa discharge	13	3	-76%
Accidental spills	2	4	+100%
Sanitary Spill or Leak	3	2	-33%
Dumping hazardous	3	1	-67%
Dumping non-hazardous	2	0	-200%
Grey water discharge	7	2	-71%
Carpet cleaning discharge	6	0	-600%
Paint discharge	11	3	-73%
Food facility oil and grease discharge	13	6	-54%
RV waste discharge	3	0	-300%
Misc. incidents	11	5	-55%
Used oil dumping	0	1	+100%
Complaint not found	0	1	+100%

*SWIDs - Stormwater Infiltration Device

CITY OF SANTA CLARA
FY 2007-08 ANNUAL REPORT
ICID ELIMINATION ACTIVITIES VIOLATION PERCENTAGE BY INCIDENT TYPE

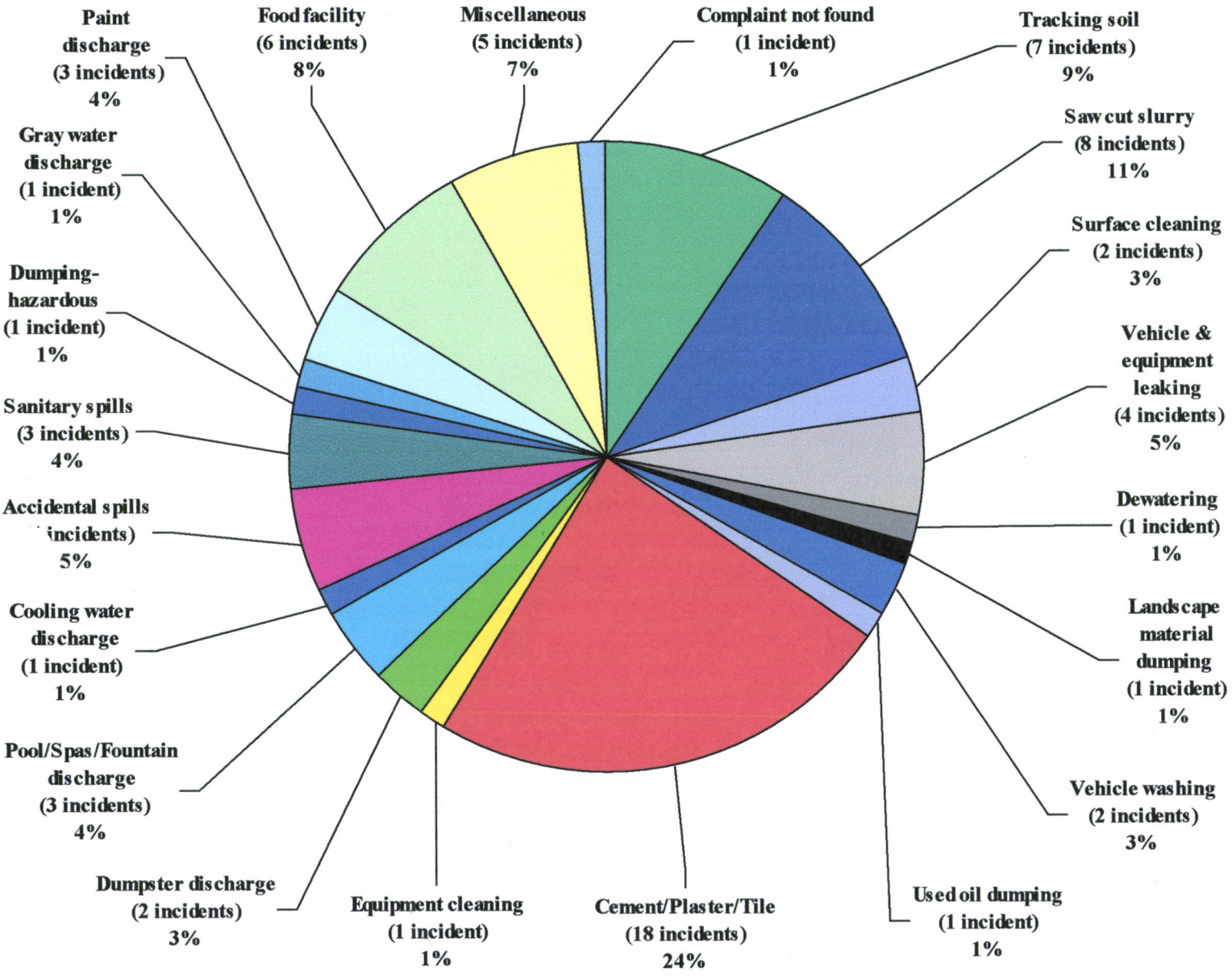

Note:
The majority of incidents were Cement/Plaster/Tile cutting discharge at 24% of the 75 total incidents.

Miscellaneous incidents include any not listed on the back of Storm Water Inspection Incident violation notice forms, and constituted 6% of the total.

CITY OF SANTA CLARA
FY2007-08 ANNUAL REPORT
ICID ELIMINATION ACTIVITIES SOURCE OF INCIDENTS

Total number of IC/ID incidents: 71

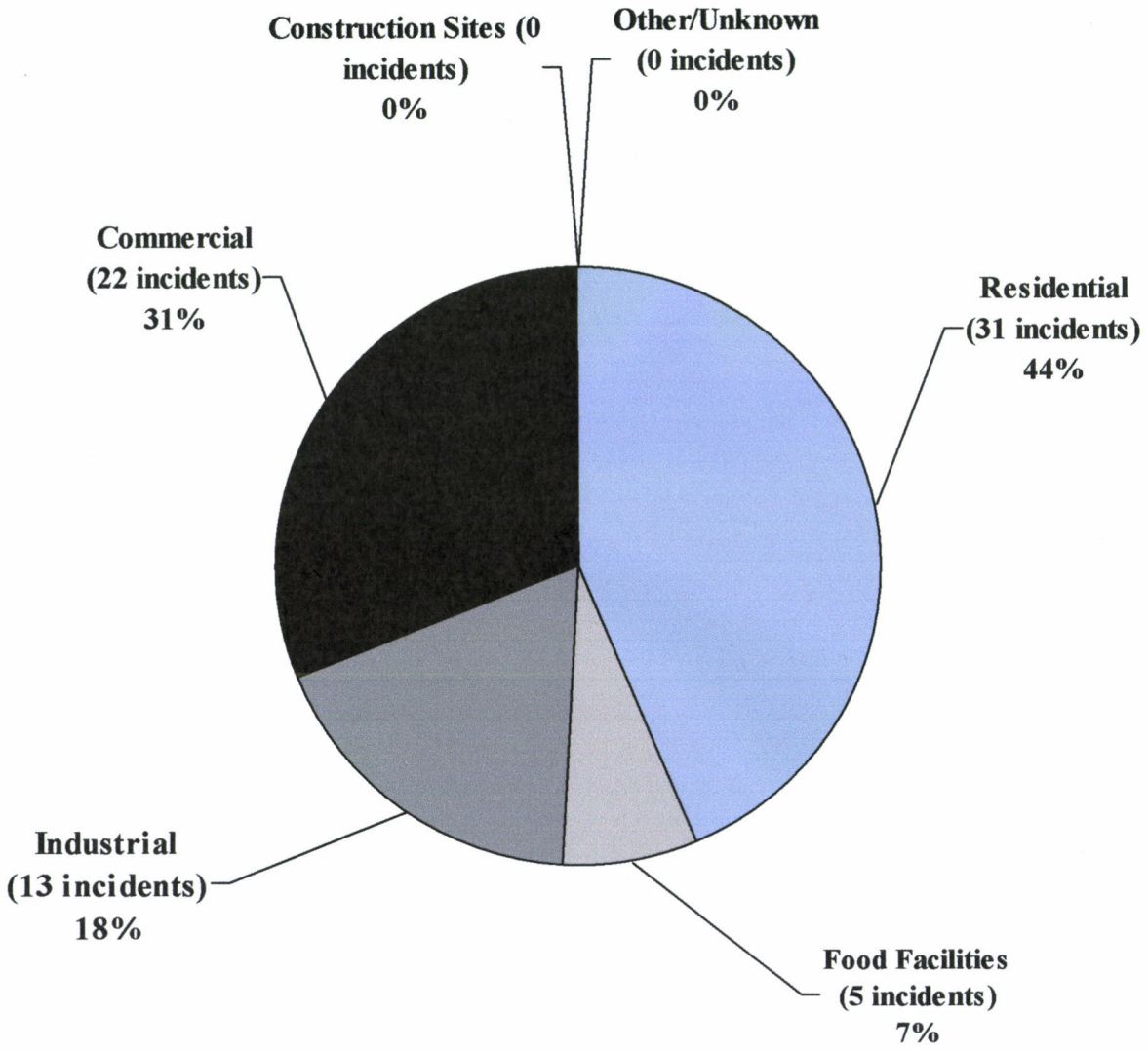

041907

CITY OF SANTA CLARA URBAN RUNOFF POLLUTION PREVENTION PROGRAM
FY 2007-08 ANNUAL REPORT

ILLICIT CONNECTION AND ILLEGAL DUMPING ELIMINATION ACTIVITIES						
Performance Standard Identification	**Activity**	**Continuous Improvement Source Item**	**FY 2007-08 Tasks**	**Status / Comments**	**Due Date**	**Responsible Party**
IC/ID 1	Resource Commitment	2004 URMP	Identify Enforcement Responsibility	The Street Dept. has the lead role in IC/ID enforcement in the City. There are 3 personnel in the Street Dept. with Administrative Citation authority.	Ongoing	Street Dept.
IC/ID 2	Training / Education/ Outreach	2004 URMP 2007-08 Workplan	Schedule/establish regular in- house staff training of field personnel in various departments.	The City employed one A/N Inspector for FY 07-08. The main duties focus on IC/ID and IND/ICD activities. In addition, the Code Enforcement Technician takes the lead on all IC/ID events. This individual attended one training event. A total of 49 City employees attended one or more of 6 URPPP training events-This does not include employees from the Parks Department and Street Department, Parkways & Boulevards Division, who have obtained their QAC or PCA licenses (see IPM section for that information). All staff are aware of BMP/Outreach materials.	Ongoing	Street Dept. Planning Dept. Building Inspection Fire

CITY OF SANTA CLARA URBAN RUNOFF POLLUTION PREVENTION PROGRAM
FY 2007-08 ANNUAL REPORT

ILLICIT CONNECTION AND ILLEGAL DUMPING ELIMINATION ACTIVITIES						
Performance Standard Identification	**Activity**	**Continuous Improvement Source Item**	**FY 2007-08 Tasks**	**Status / Comments**	**Due Date**	**Responsible Party**
IC/ID 3	Complaint Referral/ Incident Response System	2004 URMP 2007-08 Workplan	Coordinate Response/Cleanup Efforts	Either the Street Dept. or Fire Dept., depending on hazard potential, responds to all IC/ID incidents. All other City depts. coordinate with Street and Fire Depts. on IC/ID events.	Ongoing	Street Dept. Fire Dept.
IC/ID 3	Complaint Referral/ Incident Response System	2004 URMP	Work with program to develop mobile pollution incident sheet that receives monthly input from co-permittees and when computed at the end of the month is forwarded in its entirety to co-permittees.	Task has been completed.	Ongoing	Street Dept. Program
IC/ID 4	Field Investigation	2004 URMP 2007-08 Workplan	Storm System Investigation/Complaint Response	The Storm Drain Division of the Street Dept. routinely investigates, cleans, or directs clean-up operations. IC/ID incidents under the direction of the Storm Drain Foreperson/Non-Point Source Fire Inspectors. High priority areas are closely monitored.	Ongoing	Street Dept.

CITY OF SANTA CLARA URBAN RUNOFF POLLUTION PREVENTION PROGRAM
FY 2007-08 ANNUAL REPORT

ILLICIT CONNECTION AND ILLEGAL DUMPING ELIMINATION ACTIVITIES						
Performance Standard Identification	**Activity**	**Continuous Improvement Source Item**	**FY 2007-08 Tasks**	**Status / Comments**	**Due Date**	**Responsible Party**
IC/ID 5	Enforcement / Follow Up	2004 URMP	Maintain additional personnel for IC/ID activities.	For FY 07-08, the Non-Point Source Inspector and Code Enforcement Technician have been working full to partial on IC/ID incidents. In total, 33 BMPs have been distributed on 75 incidents.	Ongoing	Street Dept. Fire Dept.
IC/ID 6	Record Keeping / Recording	2004 URMP	Maintain data base system for IC/ID.	An Excel spreadsheet, created by the Non-Point Source Inspector and Code Enforcement Technician, is utilized to track IC/ID events. This coordinated effort insures that repeat offenders are noticed and educated/cited as appropriate.	Ongoing	Street Dept.

CITY OF SANTA CLARA URBAN RUNOFF POLLUTION PREVENTION PROGRAM
FY 2007-08 ANNUAL REPORT

ILLICIT CONNECTION AND ILLEGAL DUMPING ELIMINATION ACTIVITIES						
Performance Standard Identification	**Activity**	**Continuous Improvement Source Item**	**FY 2007-08 Tasks**	**Status / Comments**	**Due Date**	**Responsible Party**
IC/ID 7	Effectiveness Evaluation	2004 URMP 2007-08 Workplan	Review Effectiveness	The IC/ID element for the City is very effective. City staff are quick to notify of potential problems and response time is within minutes. Outreach/documentation of incidents are thorough, with history files extending back several years.	Ongoing	Street Dept.
IC/ID 7	Effectiveness Evaluation	2004 URMP	Continually analyze incidents by location, type, and frequency to determine trends, if any.	Outreach efforts should follow analysis.	Ongoing	Street Dept.

041912

City of Santa Clara

FY 07-08 Annual Report

Industrial/Commercial Discharger Control Program

CITY OF SANTA CLARA
FY 2007-08 ANNUAL REPORT
INDUSTRIAL/COMMERCIAL DISCHARGE CONTROL PROGRAM

The City of Santa Clara's Industrial/Commercial Discharge element has become well-established and efficient in monitoring the businesses of concern within the City. The City's Code Enforcement Technician and Stormwater Inspector have several years experience working with the elements of the City's stormwater pollution prevention program. Continuity in this position has provided greater efficiency, better communication within other departments and the insight to identify trends over time.

During the FY 2007-08, the City's Code Enforcement Technician and Stormwater Inspector conducted a total of 1,491 IND/COM mandatory and non-mandatory inspections (see attached chart titled "FY 07/08 IND/COM Number of Inspections by Category") as compared to 225 inspections in FY 06-07. Eighty-three mandated inspections including re-inspections were conducted for FY 2007-08. Mandated inspection facilities are typically inspected bi-annually or sooner, as determined by SIC code or previous compliance issues. Non-mandated inspections required in the FY 07-08 Work Plan vary from year to year. In the FY 07-08 Work Plan there were 13 facility categories inspected with 1,491 inspections. The inspections conducted at these facilities resulted in a total number of violations detailed in the following graph. Note that the total number of inspections includes both initial inspections and re-inspections as necessary to confirm compliance.

FY 07-08 IND/COM
MANDATED AND NON-MANDATED OCCURING VIOLATIONS AS COMPARED TO NO VIOLATIONS



Note: A non-mandatory inspection is an inspection that occurs at a facility type designated in the current work plan. A mandatory inspection is the result of a pre-determined inspection frequency based upon SIC code.

A total of 254 violations were found in FY 07-08. Thirty-seven of those violations were found during mandatory inspections and 198 violations during non-mandatory inspections.

All IND/COM violations in the City of Santa Clara received follow up inspections and were corrected timely as dictated by conditions. All IND/COM inspections conducted in the City are documented on a Non-Point Source IND/COM inspection sheet and kept on file.

When violations are found during inspections, proper BMPs are distributed and a follow up inspection is conducted. When a violation is minor, a letter stating that corrective action has been completed from the facility contact person with supporting dated pictures is an acceptable means of compliance.

Refer to the table on the following page for detail of the type of violations found for each respective category.

CITY OF SANTA CLARA URBAN RUNOFF POLLUTION PREVENTION PROGRAM FY 2007-08 ANNUAL REPORT

FY 2007-08
STATUS OF INSPECTIONS AND VIOLATIONS BY FACILITY CATEGORY (Includes Re-Inspections)

Mandatory Inspections

Category	Description	Status/Common Violations Found	# of Inspections	# of Violations
7	**Machine Shop (NOI)**	Improper Hazmat storage	6	2
8	**Metal Manufacturing**	Improper waste oil storage / swppp violation	14	7
9	**Electric/Components:**	Swppp violation/ Oil storage	26	9
11	**Local Transit/Highway Transport (NOI)**	Waste oil and battery storage/ Poor Housekeeping	10	7
12	**Recycling Yards**	Swppp violations	5	1
13	**Auto Dismantlers:**	Battery storage	5	3
14	**Concrete Stone**	Housekeeping	6	5
17	Other (NOI)	Hazmat storage	8	2
Non Mandatory Inspections				
1	**Automotive Facilities**	Improper hazardous waste storage Housekeeping	556	80
2	**Food Facilities**	Roof equipment leaking	32	11
3	**Paint Facilities**	Improper Hazardous waste storage.	59	19
7	**Machine shops (Non NOI)**	Hazmat storage and spill kits	521	96
11	**Local Transit/Highway Transport (Non NOI)**	Hazmat storage	81	10
17	**Other (photo chem)**	N/A	129	0
17	**Other (auto wash)**	Chemical storage	33	2
		Total	**1,491**	**254**

For FY 2007-08 and prior years, the violation to inspection ratio of the automotive facilities (specifically dismantlers), and food service facility categories had the highest number of violations and repetitive violations. There are four automotive dismantlers in the City. Two facilities were inspected in 2007-08 and had 3 violations. The automotive facility category has been an ongoing enforcement problem. The City has ramped up its inspection frequency at automotive facilities to ensure that they maintain clean stormwater business practices. In FY 2007-08 at total of 556 inspections were conducted at automotive facilities and 80 violations were issued.

Facilities that have had recurring stormwater related violations are issued Pre-Citation Notices and Administrative Citations. The Administrative Citations carry a penalty ranging from $50.00 to $1000.00, depending on the nature of the violation. City Staff believes that the Administrative Citation process is its best tool to ensure clean stormwater practices. The City will continue to target facilities that have the highest rate of violations with increased inspection frequency.

FY 2007- 08 IND/COM
Percentage of Facility Categories With Violations Requiring Re-Inspections

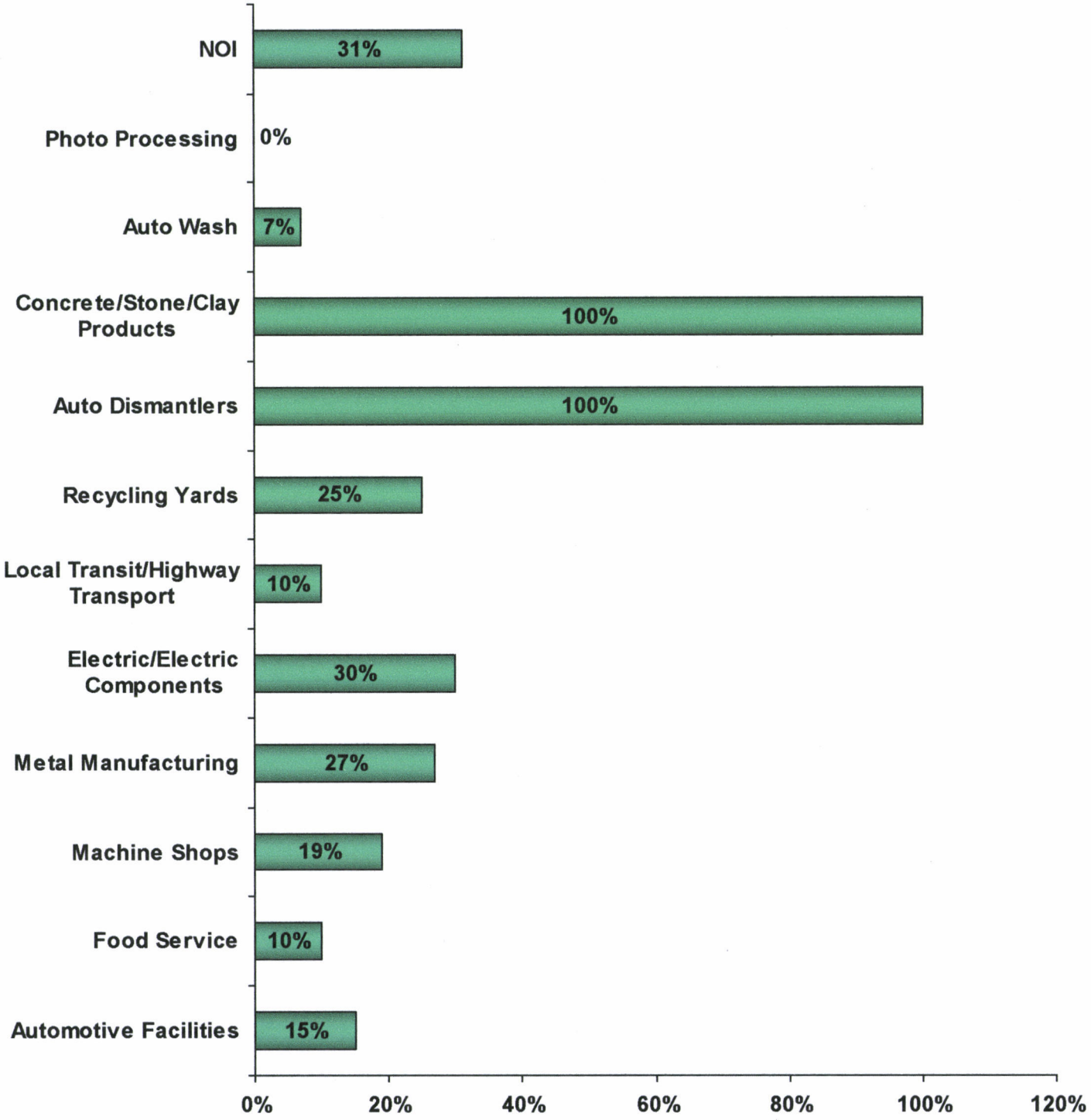

* Reflects facilities needing re-inspections. All re-inspections may not have been conducted.

FY 07-08 IND/COM

Number of Inspections by Facility Category (Includes Re-Inspections)

Total number of Industrial/Commercial Inspections: 1491

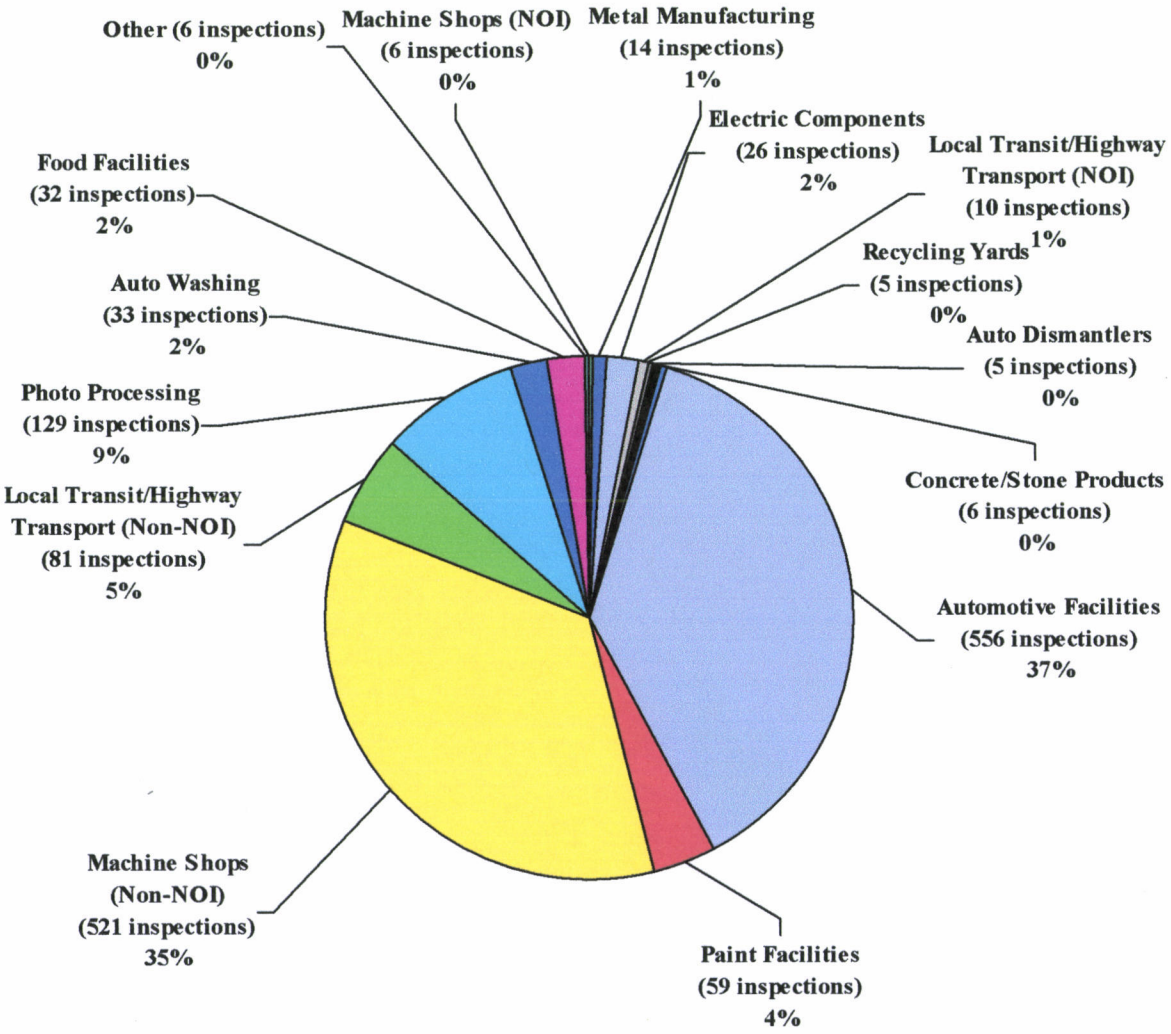

CIT F SANTA CLARA URBAN RUNOFF POLLUTION PK ENTION PROGRAM
FY 2007-08 ANNUAL REPORT

INDUSTRIAL/COMMERCIAL DISCHARGE CONTROL PROGRAM						
Performance Standard Identification	**Activity**	**Continuous Improvement Source Item**	**FY 2007-08 Tasks**	**Status / Comments**	**Due Date**	**Responsible Party**
I/CD 1	NOI Filers	2004 URMP 2007-08 Workplan	Establish efficient and accurate system to update NOI / Non NOI listings.	The volatility of businesses coming and going continues. However, the Stormwater Inspector and Code Enforcement Technician are diligent in monitoring the industrial and commercial areas of the City for activity.	Ongoing	Street Dept.
I/CD 2	Non-Filer Investigations	2004 URMP 2007-08 Workplan	Maintain current list of Non- NOI filers (amended).	With the volatility in the economy and the nature of the businesses, it has been determined that the best way to maintain an accurate Non-NOI filer list is to conduct visual inspections of industrial/commercial areas and compare previous lists with the NOI filler database on the State Board's website. This is an ongoing activity done concurrently with scheduled NOI/Non-NOI inspections.	Ongoing	Street Dept.

CITY OF SANTA CLARA URBAN RUNOFF POLLUTION PREVENTION PROGRAM
FY 2007-08 ANNUAL REPORT

INDUSTRIAL/COMMERCIAL DISCHARGE CONTROL PROGRAM						
Performance Standard Identification	**Activity**	**Continuous Improvement Source Item**	**FY 2007-08 Tasks**	**Status / Comments**	**Due Date**	**Responsible Party**
I/CD 2	Non-Filer Investigations	2004 URMP 2007-08 Workplan	Amend business license applications to include SIC Codes as required information.		Complete	Street Dept. Finance Dept.
I/CD 3	Commercial Facilities	2004 URMP 2007-08 Workplan	Frequency of Inspections	The City is up to date on all required inspections. Food services, automotive facilities, carwashes, machine shops, photography stores and metal plating facilities have received inspections at a frequency greater than that required.	Ongoing	Street Dept.
I/CD 4	General Administration	2004 URMP 2007-08 Workplan	Improve filing/tracking system.	The tracking/filing system has been improved for IND/ICD inspections. An Excel spreadsheet, accessible to the Non-Point Source Inspector, Code Enforcement Technician and Sidewalk Inspector, is utilized and mutually updated.	Ongoing	Street Dept.

CIT F SANTA CLARA URBAN RUNOFF POLLUTION PI ENTION PROGRAM
FY 2007-08 ANNUAL REPORT

INDUSTRIAL/COMMERCIAL DISCHARGE CONTROL PROGRAM						
Performance Standard Identification	**Activity**	**Continuous Improvement Source Item**	**FY 2007-08 Tasks**	**Status / Comments**	**Due Date**	**Responsible Party**
I/CD 5	Training	2004 URMP 2007-08 Workplan	Train Required Staff.	The Code Enforcement Technician attended and/or presented 3 training opportunities during FY 07-08 related to IND/ICD.	Ongoing	Street Dept.
I/CD 6	Effectiveness Evaluation	2004 URMP 2007-08 Workplan	Compare for significance I/CD data collected by facility/type/location/time to determine trends/outreach needed, etc.	This has been an active analysis ongoing for several years. In FY 07-08 this element focused discretionary inspections on auto repair and machine shops.	Ongoing	Street Dept.

City of Santa Clara

FY 07-08 Annual Report

Public Agency Activities

City of Santa Clara

FY 07-08 Annual Report

Corporation Yard Inspections

CITY OF SANTA CLARA
URBAN RUNOFF POLLUTION PREVENTION PROGRAM
FY 2007-08 ANNUAL REPORT

PUBLIC AGENCY ACTIVITIES

Corporation Yard Inspections

The Storm Water Pollution Prevention Plans (SWPPP) have been complete for the various Corporation Yards throughout the City (Street, Electric, Water/Sewer and Parks). To confirm compliance with the SWPPP, Storm Water Inspectors inspect the various Corporation Yards twice a year.

CITY OF SANTA CLARA URBAN RUNOFF POLLUTION PREVENTION PROGRAM
FY 2007-08 ANNUAL REPORT

CORPORATION YARD AND FIRE STATION INSPECTIONS						
Performance Standard Identification	**Activity**	**Continuous Improvement Source Item**	**FY 2007-08 Tasks**	**Status / Comments**	**Due Date**	**Responsible Party**
N/A	General Activity	2004 URMP 2005 Performance Review	Maintain SWPPP's at City Yards (Electric, Water/Sewer, Parks and Streets). Review practices at fire stations to ensure BMPs/SOPs are being uniformly followed.	The Electric, Water/Sewer, Parks and Street SWPPP's conform to 2004 URMP and are being maintained in addition to having bi-annual inspections.	Complete	Street Dept. Water/Sewer Dept. Electric Dept. Parks Dept.
	General Activitiy	January 10, 2006 incident	Provide training and strict compliance to BMP's at City Central park and other similar facilities.	Initial training has been completed by Parks Department Staff. Additional training was given in FY 07-08 and more follow-up training will be provided in FY 08-09. All City operated fountains have been inspected with BMP's confirmed. Central Park is installing a sanitary sewer drain for future pond maintenance.	Ongoing Complete FY 08-09	Street Dept. Parks Dept.

CIT F SANTA CLARA URBAN RUNOFF POLLUTION PI ENTION PROGRAM
FY 2007-08 ANNUAL REPORT

CORPORATION YARD AND FIRE STATION INSPECTIONS						
Performance Standard Identification	**Activity**	**Continuous Improvement Source Item**	**FY 2007-08 Tasks**	**Status / Comments**	**Due Date**	**Responsible Party**
	General Activity	2007-08 Workplan	Review SWPPP's at City Yards (Electric, Water/Sewer, Parks and Streets) and update to conform with 2004 URMP as necessary. Review practices at fire stations to ensure BMP's/SOP's are being uniformly followed.	Storm drain check-valves at Fire Station #2 and at the Santa Clara Convention Center storm drains have been installed.	Complete	
				A stormdrain check valve will be installed at Electric/Water/Sewer storage bunkers.	2009	Street Dept.

City of Santa Clara

FY 07-08 Annual Report

Rural Public Works Operation and Maintenance

CITY OF SANTA CLARA
FY 2007-08 ANNUAL REPORT
PUBLIC AGENCY ACTIVITIES

Rural Public Works Operation and Maintenance

Rural roads within the City are the responsibility of the Parks Department. One exception is the creek trails that have been/are being constructed along San Tomas-Aquino Creek. Reach 1 (Hwy 237 to Agnew) was completed in early 2004 and Reach 2 (Agnew to Scott Blvd.) was completed in early 2006. Reach 3 (Scott Boulevard to Monroe Street) was completed in 2008. These improvements, are maintained by the Street Department.

As with other elements, City staff is knowledgeable of applicable BMP's and are educated on Storm Water Pollution Prevention BMP's as needed. For current and future contracted projects, BMP's are required and enforced by on-site inspectors and/or Storm Water Inspectors.

CITY OF SANTA CLARA URBAN RUNOFF POLLUTION PREVENTION PROGRAM
FY 2007-08 ANNUAL REPORT

RURAL PUBLIC WORKS MAINTENANCE AND SUPPORT ACTIVITIES						
Performance Standard Identification.	**Activity**	**Continuous Improvement Source Item**	**FY 2007-08 Tasks**	**Status / Comments**	**Due Date**	**Responsible Party**
RPWM 1	Contractor Compliance	2004 URMP	Insure contractor compliance to BMPs.	When trails are constructed within the City, Storm Water Inspectors attend and have input to the pre-construction meeting. Requirements are enforced throughout the project.	Ongoing	Parks Dept. Street Dept.
RPW 1	Contractor BMP	2004 URMP	Require contract language specific to improvements or rural roads.	Standard City contract language prevents and prohibits stormwater pollution.	Complete	Street Dept. Parks Dept.
RPWM 2	Erosion Prevention	2004 URMP	Eliminate / reduce erosion potential.	The City is flat, paved trail widths are 8' in parks, 12' at golf course, 10' on creek trails.	Ongoing	Parks Dept. Street Dept.
RPW 2	Design of Park Trails	2004 URMP	See above		Complete	Street Dept.

RURAL PUBLIC WORKS MAINTENANCE AND SUPPORT ACTIVITIES						
Performance Standard Identification.	**Activity**	**Continuous Improvement Source Item**	**FY 2007-08 Tasks**	**Status / Comments**	**Due Date**	**Responsible Party**
RPWM 3	Construction BMP's	2004 URMP 2007-08 Workplan	Eliminate / reduce pollution potential caused by contractors.	The City will continue to monitor construction activity at the San Tomas Aquino Creek Trail to ensure the stormdrain system is protected.	Ongoing	Parks Dept. Street Dept.
RPWM 3	Construction Inspection	2004 URMP 2007-08 Workplan	Inspect park improvements that have ability to affect stormwater quality.	All significant projects are inspected by Stormwater Inspectors.	Ongoing	Street Dept. Parks Dept.
RPWM 4	Equipment Use	2004 URMP	Proper storage of equipment and supplies.	Parks and Street Dept. staff are trained in stormwater BMPs and IPM policies.	Ongoing	Parks Dept. Street Dept.

CITY OF SANTA CLARA URBAN RUNOFF POLLUTION PREVENTION PROGRAM
FY 2007-08 ANNUAL REPORT

RURAL PUBLIC WORKS MAINTENANCE AND SUPPORT ACTIVITIES						
Performance Standard Identification.	**Activity**	**Continuous Improvement Source Item**	**FY 2007-08 Tasks**	**Status / Comments**	**Due Date**	**Responsible Party**
RPW 4	Storage of Materials	2004 URMP	Inspect Park Dept. storage areas for stormwater pollution prevention	Part of the Corporation Yard inspection.	Complete	Street Dept. Parks Dept.
RPWM 5	Training	2004 URMP	Training of staff.	Staff is regularly trained on BMPs/IPM. Refer to Staff Training Table.	Ongoing	Parks Dept. Street Dept.
RPWM 5	Training	2004 URMP	Inform/require Parks Dept. staff to attend available training and implement BMP's as applicable.	Coordinated with IPM element.	Complete	Street Dept. Parks Dept. Program
RPWM 6	Permits	2004 URMP	Obtain appropriate permits.	The City complies with all permit requirements.	Ongoing	Parks Dept. Street Dept.
RPWM 7	Outreach Materials	2004 URMP	Distribute Outreach materials.	Contract specifications require compliance to BMP materials. Inspectors review those materials at the pre-construction meeting and enforce throughout the project.	Ongoing	Parks Dept. Street Dept.

RURAL PUBLIC WORKS MAINTENANCE AND SUPPORT ACTIVITIES						
Performance Standard Identification.	**Activity**	**Continuous Improvement Source Item**	**FY 2007-08 Tasks**	**Status / Comments**	**Due Date**	**Responsible Party**
RPWM 7	Outreach 2005-06 Workplan	2004 URMP	Refer to RPWM 1		Complete	Street Dept. Parks Dept.
RPWM 8	Evaluate Implementation 2005-06 Workplan	2004 URMP	Monitor Parks Dept. for RPW element requirements in daily operations.		Complete	Parks Dept. Street Dept.

General Comment: The City has a total park area of 187.5 acres, 39,375 linear feet of 8-foot wide trails, 21,600 linear feet of 12-foot wide golf trails, nearly 3 miles of paved creek trails and 1.25 acres of concrete lined ponds/fountains.

City of Santa Clara

FY 07-08 Annual Report

Public Streets, Roads, and Highways Operation and Maintenance

CITY OF SANTA CLARA
FY 2007-08 ANNUAL REPORT
PUBLIC AGENCY ACTIVITIES

Public Streets, Roads & Highways Operation and Maintenance

The Street Department is responsible for the maintenance of approximately 240 miles of streets within the City of Santa Clara. It should be noted that the following streets are not within the jurisdiction of the City:

- Central Expressway (County)
- Lawrence Expressway (County)
- San Tomas Expressway (County)
- El Camino Real (State)

In addition, some boundary streets are shared with other jurisdictions – most notably Stevens Creek Boulevard (primarily with San Jose). BMP's observed include, but are not limited to, protection of storm drain inlets, collection of sawcut slurry and routine sweeping of City streets. Contractors completing work within the City streets are contractually required to follow BMP's. Street Department staff is trained to report poor contractor activity to the Code Enforcement Technician and/or the Stormwater Inspector.

BMP effectiveness has been good due to a constant City presence and contractual responsibilities. Staff and City contractors are well educated on BMP use. The City policy on residential street sweeping is bi-weekly guaranteed (typically done every week), industrial/commercial sweeping is done every 18-20 days.

Sweeping

The City of Santa Clara employs (3) full-time Street Sweeper Operators to sweep all of its streets, which consist of 401 residential route miles and 181 industrial route miles. The City utilizes three Schwarze A7000 regenerative air sweepers as its front-line sweepers. A Schwarze

A4000 regenerative air sweeper and a Johnston suction sweeper serve as back-ups. The regenerative sweepers are very effective at collecting fine sediments.

Residential streets are scheduled to be swept the day following the assigned garbage/recycling collection day. Residential streets are swept on a weekly basis about 72% of the time. The City guarantees bi-weekly residential street sweeping. Residential streets were swept on a bi-weekly basis 100% of the time in FY 2007-08. The City relies upon voluntary cooperation from residents to remove their vehicles from the street on their assigned street sweeping day. There are some areas in the City that are often parked in and cannot be swept. The Street Department posts temporary "No Parking" signs in these areas a few times a year to efficiently clean the gutterline.

The City has twenty-four (24) industrial routes that are swept on a continuous basis. Each Street Sweeper Operator is responsible for eight (8) routes. Each operator completes one industrial route, prior to sweeping the assigned residential route for the day. Industrial routes are typically swept 1.5 times per month. In total, 28,792 miles of sweeping occurred in fiscal year 2007-08 as compared to 26,354 miles in fiscal year 2006-07 and 5,409 yards of debris was collected. This included both residential and industrial sweeping. The industrial sweeping route map is attached for reference.

The City, beginning in fiscal year 2003-04, no longer hires contractors to perform street sweeping services during leaf season or to cover employee-scheduled absence due to budgetary constraints.

Leaf Collection

Typically, November marks the beginning of the Leaf Collection Program. For this program, the City utilizes two leaf vacuums (10 yard boxes) that are manned by a 2-man crew covering 10 routes. This program typically, depending on weather, operates for 2 months and is done in

conjunction to the normal street sweeping operation. For fiscal year 2007-08, this program collected 4,697 cubic yards as compared to 3,249 cubic yards in fiscal year 2006-07. Ground crews manually rake leaves around obstacles, allowing the leaf vacuums easier access to the leaves. Litter is generally removed prior to vacuuming. Leaves collected are treated as green waste at the landfill.

Residents also deposit leaves in their green waste container. It is not possible to distinguish between the types of green waste collected (branches, lawn clippings and leaves). For reference, 10,138 tons of green waste was picked up in fiscal year 2007-08.

Santa Clara Valley
Urban Runoff
Pollution Prevention Program

FY 2007-2008 Monthly Record Keeping Form

Month and Year: July 07 June 08

Agency: City of Santa Clara

Completed by: Ron Billingsley **Date:** 7-2-08

STREET SWEEPING	Volume of material collected (cubic yards)	Miles swept* (curb miles)
1. Sweeping		
Residential Areas:		
Broom		
Regenerative Air	5224	22,438
Vacuum		
Commercial Areas:		
Broom		
Regenerative Air		
Vacuum		
Industrial Areas:		
Broom		
Regenerative Air	1348	5456
Vacuum	1	8
Other Areas Swept: (e.g., parking lots, major arterials)		
Broom		
Regenerative Air	224	890
Vacuum		
TOTAL	5409	28,792

2. Have there been any changes in your street sweeping program?
(efforts to have parked cars removed, changed sweeping frequency, new equipment, significant downtime, etc.)

Leaf Vac Crews November/December
Clean Up Campaigns April 08

LEAF REMOVAL

Volume of leaves removed by City/Town crews: 4,697 cubic yards

Leaves bagged by residents and picked up by your City/Town: 0 bags

Check box if you have a yard waste collection program: X Volume of yard waste collected: _____ cubic yards

Check box if you do not have a leaf removal program other than routine street sweeping or yard waste collection: X

* Report total miles covered by sweepers including areas operated in tandem or repeated.

041941

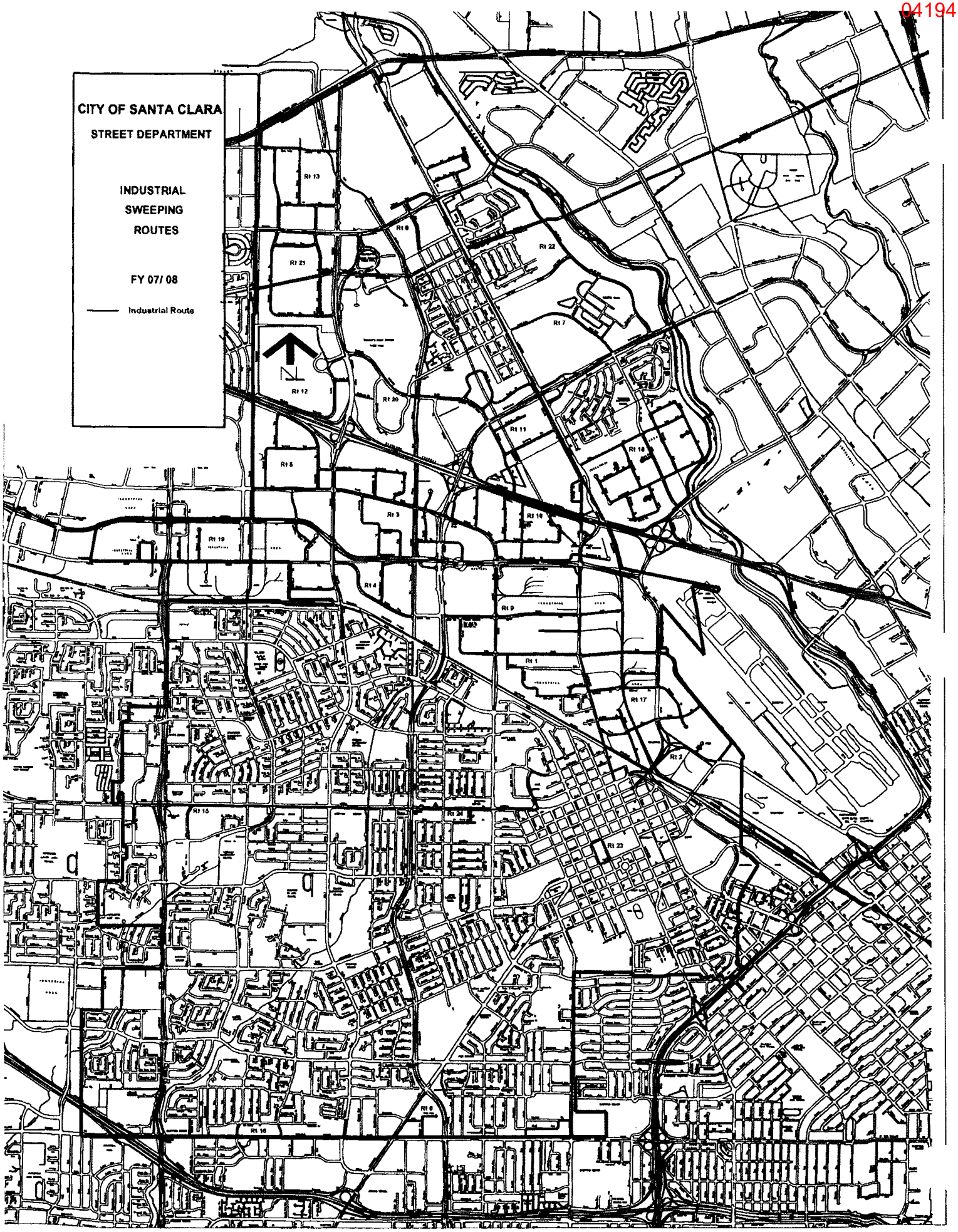
CITY OF SANTA CLARA
STREET DEPARTMENT
INDUSTRIAL
SWEEPING
ROUTES
FY 07/ 08
Industrial Route
N
Rt 13
Rt 8
Rt 22
Rt 21
Rt 7
Rt 12
Rt 20
Rt 11
Rt 16
Rt 5
Rt 3
Rt 10
Rt 19
Rt 4
Rt 9
Rt 1
Rt 17
Rt 2
Rt 15
Rt 24
Rt 23
Rt 6
Rt 18

CITY OF SANTA CLARA URBAN RUNOFF POLLUTION PREVENTION PROGRAM
FY 2007-08 ANNUAL REPORT

PUBLIC STREETS, ROADS, AND HIGHWAY OPERATION AND MAINTENANCE						
Performance Standard Identification.	**Activity**	**Continuous Improvement Source Item**	**FY 2007-08 Tasks**	**Status / Comments**	**Due Date**	**Responsible Party**
PSRH 1	Implementation of BMPs / SOPS	2004 URMP	Set standard for street Maintenance BMP implementation.	The Street Maintenance Division of the Street Dept. conducts all maintenance activities for the City's 240-mile road network. They follow all BMPs.	Ongoing	Street Dept.
PSRH 1	Implementation of BMPs / SOPS	2004 URMP 2007-08 Workplan	Consider alternate methods of maintenance/construction	Not all methods of construction have the same potential to cause stormwater pollution. Methods that reduce pollution potential are considered.	Ongoing	Street Dept.
PSRH 2	Agency Contractor Compliance	2004 URMP 2007-08 Workplan	Insure that City contractors follow BMPs.	City contract language requires Contractor compliance on BMPs. Most street improvement projects are coordinated through the Street Dept. – the responsible department for stormwater pollution prevention.	Ongoing	Street Dept.

CITY OF SANTA CLARA URBAN RUNOFF POLLUTION PREVENTION PROGRAM
FY 2007-08 ANNUAL REPORT

PUBLIC STREETS, ROADS, AND HIGHWAY OPERATION AND MAINTENANCE						
Performance Standard Identification.	**Activity**	**Continuous Improvement Source Item**	**FY 2007-08 Tasks**	**Status / Comments**	**Due Date**	**Responsible Party**
PSRH 3	Staff Training	2004 URMP	Provide in-house training to street maintenance personnel.	Use of BMPs have become well established and proven. Their use is routine and ongoing. Refer to Staff Training Table.	Ongoing	Street Dept.
PSRH 4	Third Party Contractor Compliance	2004 URMP	Improve education / compliance of BMP implementation by contractors.	City standard contract language requires contractors to reduce/eliminate stormwater pollution to the maximum extent practicable.	Ongoing	Street Dept. Water/Sewer Field Services Electrical Dept.

PUBLIC STREETS, ROADS, AND HIGHWAY OPERATION AND MAINTENANCE						
Performance Standard Identification.	**Activity**	**Continuous Improvement Source Item**	**FY 2007-08 Tasks**	**Status / Comments**	**Due Date**	**Responsible Party**
PSRH 6	Street Sweeping	2004 URMP 2005-06 Workplan	Sweep Residential Streets on a bi-weekly basis and commercial streets 1 to 2 times a month.	The City continues to have an aggressive Street Sweeping Division in the Street Department. In total they swept 28,792 miles in FY 07-08.	Ongoing	Street Dept.
	Repair & Maintenance	2004 URMP	Maintain a Minimum of a 80 Pavement Condition Index	The City has one of the best-maintained streets in the Bay Area. Our current PCI is 81 out of a possible 100 – indicating that our streets are well maintained, free of raveling.	Ongoing	Street Dept.
PSRH 7	Review and Evaluate Effectiveness	2004 URMP 2007-08 Workplan	Maintain Incident Log of NPS items on City projects.	Integrated with Construction Inspections/ICID Elements	Complete Ongoing	Street Dept.

City of Santa Clara

FY 07-08 Annual Report

Storm Drain Operation and Maintenance

CITY OF SANTA CLARA
FY 2007-08 ANNUAL REPORT
PUBLIC AGENCY ACTIVITIES

Storm Drain System Operation and Maintenance:

1. Which BMP's were evaluated formally or informally this year?

   - BMP's for Storm Drain System Operation and Maintenance have become well established and are routinely used by the Storm Drain Division. Most efforts of the Storm Drain Division are focused on line/inlet cleaning and support of any clean-up efforts required of IC/ID and construction events. Placing of "No Dumping – Flows To Bay" identification markers are part of the Storm Drain Division responsibilities. For greater effectiveness, placards are enameled metal. This Division also is first response support for hazardous materials spills. For these efforts, BMP's to isolate the event may be unique for each situation. All Storm Drain Divison personnel are trained in confined space to implement BMP's as required.

2. Does your process for tracking hot spots appear to be working?

   - Yes, Storm Drain personnel carry plat books that map out the entire City of Santa Clara's storm drainage system. Hot spots are indicated on these maps, periodically monitored and coordinated with the Fire Department (Hazardous Materials Unit) as events occur.

3. What were your major hot spots during the fiscal year, and how has that changed from previous years?

   - The City's major hot spots were locations that received significant localized flooding during major storm events. Maintenance crews are well trained to respond and maintain those locations. There were a few areas of localized flooding for FY 2007-08, mainly due to a large volume of rainfall during a short period of time that caused surcharge.

4. What evidence do you have that contractors are/aren't fully implementing BMP's?

- Storm drain inlets and catch basins are cleaned twice yearly. Debris collected from those structures indicates the type of activity causing the build-up. As indicated in the IC/ID element, cement contractors continue to be the major contractor causing violation. Overall, contractor violation events are recognized and cleaned up before entering the Storm Drain System. In instances where this is not the case, all efforts are made to track the debris back to the violator for enforcement action.

5. Which agencies and/or staff are receiving training and which are not?

- The City's Street Maintenance and Storm Drain Maintenance Divisions are trained on maintenance of the storm drain system and any illegal dumping into the storm drain. Please refer to the staff training summary table at the back of this report. City Utility Departments (Water, Sewer & Electric) have also been trained that only rainwater is to go down the drain. In addition, the Parks and Public Works Departments have also received stormwater related training. When a substance other than rainwater is observed, these departments are outstanding in reporting the event to the Storm Water Division.

6. What feedback has staff given about the effectiveness of BMP's?

- The implementation of BMP's has become standard operating procedure. Current efforts have been to increase effectiveness/ease of use for the BMP's. It has been noted that the most effective BMP's start at the source. Inspectors focus on these BMP's first and look at downstream BMP's as secondary protection – not as a substitution of a BMP upstream.

CI1 F SANTA CLARA URBAN RUNOFF POLLUTION P1 ENTION PROGRAM
FY 2007-08 ANNUAL REPORT

STORM DRAIN SYSTEM OPERATION AND MAINTENANCE						
Performance Standard Identification	**Activity**	**Continuous Improvement Source Item**	**FY 2007-08 Tasks**	**Status / Comments**	**Due Date**	**Responsible Party**
SDOM 1	Implementation of BMPs / SOPS	2004 URMP 2007-08 Workplan	Set standard for storm drain BMP implementation.	All City Departments utilized BMPs for work they are conducting to reduce / eliminate stormwater pollution. Inlets are protected, pollutants are picked up at the source and measures are followed to reduce/eliminate activities that may cause stormwater pollution.	Ongoing	Street Dept.
SDOM 2	Tracking Hot Spots	2004 URMP 2007-08 Workplan	Coordinate with Fire Dept. a map indicating mandated industrial/commercial inspection sites to assist in evaluating pollution prevention in the event of a fire.	Fire Dept. maintains hazardous materials inventories and maps for all reportable quantities of all hazardous material wastes required by Federal and State law. Fire Dept. has the inventory on a secured database and a hard copy in the Fire Marshals offices.	Ongoing	Street Dept. Fire Dept.

STORM DRAIN SYSTEM OPERATION AND MAINTENANCE						
Performance Standard Identification	**Activity**	**Continuous Improvement Source Item**	**FY 2007-08 Tasks**	**Status / Comments**	**Due Date**	**Responsible Party**
SDOM 3	Contractor Compliance	2004 URMP	Coordinate with Engineering and Building Inspection Departments to develop a system to notify Storm Drain Division of upcoming construction projects.	A system has been implemented with Planning and Engineering to notify inspectors of upcoming construction projects. Inspectors review BMPs with contractors at pre-con meetings and enforce throughout the project.	Ongoing	Street Dept. Eng. Dept. Build. Dept.
SDOM 4	Staff Training	Chapter 12 City of Santa Clara URMP (Revised 8/11/2000) 2007-08 Workplan	Provide in-house training to divisions other than Storm Drain. Including Water / Sewer Departments, Parks Department, Solid Waste Division, Street Division and Building Inspection.	Use of BMPs have become well established and proven. Their use is routine and ongoing. Refer to Staff Training Summary Table.	Ongoing	Street Dept.
SDOM 6	Notification between Maintenance Personnel and ICID Inspectors	2004 URMP	Formalize notification procedures as identified in SDOM 2 and SDOM 3.	Maintenance personnel have received training to notify ICID inspectors governing unlawful discharges.	Ongoing	Street Dept.

STORM DRAIN SYSTEM OPERATION AND MAINTENANCE						
Performance Standard Identification	**Activity**	**Continuous Improvement Source Item**	**FY 2007-08 Tasks**	**Status / Comments**	**Due Date**	**Responsible Party**
SDOM 7	Inlet / Catch Basin Maintenance	2004 URMP	Clean catch basins twice per year.	Routine 5,174 catch basins were cleaned in FY 07-08. This compares to 5,712 in FY 06-07.	Ongoing	Street Dept.
SDOM 7			Compare/contrast with monthly Street Dept. report.		Complete	
	Line / Manhole Maintenance	2004 URMP	Clean known problem areas once per year.	Routine	Ongoing	Street Dept.
			Compare/contrast with monthly Street Dept. report.		Complete	
SDOM 7	Pump Station Maintenance	2004 URMP	Clean pump station sumps once per year.	Performed complete cleaning/removal of silt and debris from pump sumps. Removed approx. 29 cubic yards of material for each of the 21 pump station locations.	Complete	Street Dept.
			Compare/contrast with monthly Street Dept. report.		Complete	

CITY OF SANTA CLARA URBAN RUNOFF POLLUTION PREVENTION PROGRAM
FY 2007-08 ANNUAL REPORT

STORM DRAIN SYSTEM OPERATION AND MAINTENANCE						
Performance Standard Identification	**Activity**	**Continuous Improvement Source Item**	**FY 2007-08 Tasks**	**Status / Comments**	**Due Date**	**Responsible Party**
SDOM 7	Creek Maintenance	2004 URMP	Walk creeks twice per year.	Communicate with SCVWD areas of concern.	Complete	Street Dept.
			Compare/contrast with monthly Street Dept. report.		Complete	
SDOM 7	New Device Testing	2004 URMP	Monitor project (Pump Station / Outfall) where an interceptor device would be practicable.	A Vactor Clean Out Station has been constructed at Highway 237 and Lafayette Street. The site has storm and sanitary clean out facilities. Each facility utilizes a sand/gravel media prior to a sedimentation tank for dewatering the debris bunker. This facility continues to work very well.	Complete	Street Dept.

041952

City of Santa Clara

FY 07-08 Annual Report

Water Utility Operation and Maintenance

CITY OF SANTA CLARA
FY 2007-08 ANNUAL REPORT
PUBLIC AGENCY ACTIVITIES

Water Utility Operation and Maintenance

The Water/Sewer Department is responsible for maintenance of City's water distribution system. Key O&M activities, potentially affecting stormwater quality, include line flushing, hydrant exercising and water meter testing. These scheduled activities have all discharges tested and treated (if needed) prior to release. Contractors working for the Water Department are contractually required to follow BMP's. Water Department staff report poor contractor activity to the Code Enforcement Technician and/or the Street/Storm Drain Maintenance Foreperson.

The effectiveness of the Water Department in minimizing stormwater pollution is good. Required staff has been trained in testing/treating of planned discharges. Only emergency/unscheduled discharges go without treatment. For these events, the storm drains are protected as quickly as possible and the discharge stopped.

CITY OF SANTA CLARA URBAN RUNOFF POLLUTION PREVENTION PROGRAM
FY 2007-08 ANNUAL REPORT

WATER UTILITY OPERATION AND MAINTENANCE PROGRAM						
Performance Standard Identification	**Activity**	**Continuous Improvement Source Item**	**FY 2007-08 Tasks**	**Status / Comments**	**Due Date**	**Responsible Party**
Water O & M Component 1	Inventory of Discharges	2004 URMP	Every (3) years, conduct an inventory of all key O & M activities and identify routine and unplanned non-stormwater discharges from these activities.	The Water Department had 229 routine discharges and 92 unplanned discharges during FY 07-08. Not all discharges can be controlled.	Ongoing	Water Dept.
Water O & M Component 2	Pollution Control (Line/Storage Mtce. Discharge)	2004 URMP	Control/treat planned discharges to reduce stormwater pollution to maximum extent practicable.	Routine	Ongoing	Water Dept.
Water O & M Component 2	Pollution Control (Emergency Line Discharge)	2004 URMP	Control/treat unplanned discharges for chlorine products/sediment control.	Difficult to control in total. Promptness of Water Utility limits discharges to small volume.	Ongoing	Water Dept.

CIT F SANTA CLARA URBAN RUNOFF POLLUTION PI ENTION PROGRAM
FY 2007-08 ANNUAL REPORT

WATER UTILITY OPERATION AND MAINTENANCE PROGRAM						
Performance Standard Identification	**Activity**	**Continuous Improvement Source Item**	**FY 2007-08 Tasks**	**Status / Comments**	**Due Date**	**Responsible Party**
Water O & M Component 3	Staff/Contractor training and coordination	2004 URMP	Conduct annual training, coordinate WUPPP elements with Water Utility Project Manager	Job training is constantly taking place. All Water Department field staff are aware of our responsibility to control discharges to storm drain system to the best of our ability. In FY 07-08 the water utility will continue training on dechlorination techniques on training on spill volume estimation.	Ongoing	Water Dept.
Water O & M Component 4	Review and Evaluate WUPPP	2004 URMP	Evaluate the effectiveness of the WUPPP annually.	The Water Department is very effective in managing/treating discharges. Water conservation efforts are high.	Ongoing	Water Dept.
Water O & M Component 5	Self Evaluation Matrix Tasks	2004 URMP	Overall self-evaluation of WUPPP*.	The Water Department has been an innovator in the design of treatment apparatus, conservation and recycled water use.	Ongoing	Water Dept.

* WUPPP – Water Utility Pollution Prevention Plan

City of Santa Clara

FY 07-08 Annual Report

New Development Planning Procedures

CITY OF SANTA CLARA URBAN RUNOFF POLLUTION PREVENTION PROGRAM FY 2006-07 ANNUAL REPORT

NEW DEVELOPMENT PLANNING PROCEDURES

1. Self-Evaluation Matrix (based on C.3. FY 07-08 Work Plan) -- enclosed

2. NDC Summary Table – Mandatory C.3. Projects -- Significant Projects Reviewed and/or Approved During July 1, 2007 through June 30, 2008 -- enclosed

3. Response to Water Board Comments on the New Development Section of the FY 06-07 Annual Report: No comments received as of 9/15/08.

4. Evaluation of This Element

The focus of effort in this element of the City's urban runoff program during FY 07-08 included continued implementation of the C.3. provisions for Group 1 and 2 projects and the program for tracking and inspecting BMP operation and maintenance (O&M).

There were 4 Group 1 projects and 2 Group 2 projects approved this year. Description of the site design, source control and treatment control requirements for these projects are provided in the enclosed NDC Summary Tables. The City also encouraged site design measures (e.g., parking lot, driveway, and roof drainage routed to landscaping) at other sites that were below the Group 2 size threshold.

The City of Santa Clara is well prepared to implement C.3. site design, source control, and treatment requirements for Group 1 and 2 projects. Staff have implemented changes to the development application review process, and have incorporated these changes into the Standard Operating Procedures of the Planning Procedures Performance Standard in the City's URMP. A number of tools and forms have been developed to assist City staff with C.3. implementation.

In 2005, the City participated in an MS4 Program Evaluation conducted by Tetra Tech and Water Board staff that focused on implementation of the C.3. provisions and other program elements. For the New Development Program Element, there were no potential permit violations or major program deficiencies noted. The City was commended for:

1) Developing detailed guidance for developers and plan reviewers to implement the C.3. provisions;

2) Encouraging developers to consider alternatives to traditional stormwater management, such as low-impact development practices and reduction in impervious surfaces.

Recommendations included:

3) The City should develop a protocol to ensure that landscaped BMPs are being built and maintained as designed (**This was incorporated into the BMP O&M verification inspection program in FY 06-07. The Planning/Building Department requires permit applicants to enter into a Stormwater Treatment Measures Inspection and Maintenance Agreement. Fully executed agreements are forwarded to the Street Department. These properties will be inspected on an annual basis by the Code**

Enforcement Technician or Stormwater Inspector to ensure that landscaped BMP's are properly maintained.);

4) To ensure that the C.3 requirements are being applied consistently, the City should ensure that the C.3. guidance materials, especially the checklist designed for use by city planners when reviewing submissions, are used for each project **(This is currently being done.)**

More detailed information about the City's accomplishments on C.3.-related tasks during FY 07-08 are provided in the Self-Evaluation Matrix.

NEW DEVELOPMENT PLANNING PROCEDURES						
P.S. I.D.	**Activity**	**C.3. Work Plan Task**	**FY 2007-08 Tasks**	**Status / Comments**	**Due Date**	**Responsible Party**
PPPS 5.	Requirements for Group 1 and Group 2 Projects	c.9.	Continue to require proponents of Group 2 projects to design and implement stormwater treatment BMPs to reduce stormwater pollution to the maximum extent practicable.	**Completed/Ongoing –** The City has been implementing C.3. requirements for Group 2A projects since October 20, 2005 and for Group 2B projects since August 15, 2006, per the permit revisions dated July 20, 2005. There were 4 Group 1 and 2 Group 2 projects approved in FY 07-08.	Ongoing	Planning Dept.
	New Requirements for Group 1 and Group 2 Projects in the Municipal Regional Permit (MRP)	New	In cooperation with other SCVURPPP Co-permittees, review the MRP, determine any changes that need to be made to the City's URMP, development policies and procedures, and begin to make and implement the changes.	**On Hold –** This task is on hold, pending adoption of the MRP.	TBD	Planning, Street Dept., and Engineering
PPPS 8.b.	BMP Inspection Program	e.5	Continue local programs for inspection of a subset of prioritized treatment BMPs to verify that proper O&M is being performed by the responsible party.	**Completed/Ongoing –** City staff have integrated information about BMPs into the City's electronic permit system (Tidemark). Group 1 and Group 2 projects are tracked, as well as projects where incorporation of BMPs is voluntary. BMP information is extracted from Tidemark and provided to the Street Dept. for the inspection program.	Program develop-ment completed 6/05 Program ongoing	Planning and Street Dept.

NEW DEVELOPMENT PLANNING PROCEDURES						
P.S. I.D.	**Activity**	**C.3. Work Plan Task**	**FY 2007-08 Tasks**	**Status / Comments**	**Due Date**	**Responsible Party**
PPPS 8.	BMP O&M Reporting	e.6.	Continue to report on the City's treatment BMPs O&M verification program in each annual report, including organizational structure, evaluation of effectiveness, and planned improvements to the program. Include a list or summary of treatment BMPs inspected during the year, inspection results, and any required follow-up and correction .	**Completed/Ongoing** – A description of the City's BMP O&M verification program is provided below: 1) Planning Dept. enters BMP information into City's Tidemark permit system. 2) Building Dept. conducts construction site inspections and verifies data in Tidemark. 3) Building Dept. generates a list from Tidemark of installed BMPs and addresses, and provides list to Street Dept. 4) Permit applicants are required to enter into a Stormwater Treatment Measures Inspection and Maintenance Agreement. Fully executed agreements are forwarded to the Street Dept. 5) Street Dept. (Code Enforcement Technician or Stormwater Inspector) conducts BMP O&M inspections on an annual basis. (Street Dept. also conducts construction site inspections and has enforcement authority.)	Annually	Street Dept.

NEW DEVELOPMENT PLANNING PROCEDURES						
P.S. I.D.	**Activity**	**C.3. Work Plan Task**	**FY 2007-08 Tasks**	**Status / Comments**	**Due Date**	**Responsible Party**
				No BMP inspections were conducted in FY 07-08 due to the lack of installed BMPs required by C.3. It is too early to summarize inspection results, evaluate effectiveness, or plan improvements.		
PPPS 5.d.	HMP	f.3.	Continue to implement HMP requirements for Group 1 projects that may cause increased erosion or other related impacts.	**Completed/Ongoing As Needed –** Key provisions of the SCVURPPP HMP Report were adopted on July 20, 2005 (Order R2-2005-0035). The Order requires implementation of HMP requirements by October 20, 2005. HMP requirements for Group 1 projects will be applied, as appropriate, for City of Santa Clara situations (there were no projects subject to HMP requirements in FY 07-08). City is also encouraging site design and treatment measures that provide flow control.	Ongoing	Planning and Street Dept.

NEW DEVELOPMENT PLANNING PROCEDURES						
P.S. I.D.	**Activity**	**C.3. Work Plan Task**	**FY 2007-08 Tasks**	**Status / Comments**	**Due Date**	**Responsible Party**
PPPS 5	Local Waiver Program	g.2	Develop a model under which a project proponent may request a waiver from treatment BMP requirements for a given project due to impracticability, with a provision to provide other equivalent water quality benefit or credits or treatment of an equivalent pollutant loading or quantity of stormwater (allowing participation in regional solutions).	**No Action Required** – This program is optional and has not been adopted in the City of Santa Clara.	N.A.	Planning and Street Dept.
PPPS 5	Local Waiver Program	g.3.	Begin tracking information for reporting on waivers granted, including project name, location, type, percent impervious surface, reasons for and terms of waiver, and the alternative benefit project and completion date.	**No Action Required –** Will track information if City decides to implement a local waiver program (see Task g.2.).	N.A.	Planning and Street Dept.
PPPS 4	Alternative Certification	h.1.	Develop a list of qualified consultants that can provide certification that a project meets C.3. requirements (optional).	**Completed** – SCVURPPP is updating its list of qualified consultants, and the City will use that list if needed. City staff are currently conducting the reviews with consultant assistance.	Ongoing	Planning

NEW DEVELOPMENT PLANNING PROCEDURES						
P.S. I.D.	**Activity**	**C.3. Work Plan Task**	**FY 2007-08 Tasks**	**Status / Comments**	**Due Date**	**Responsible Party**
PPPS 4	Alternative Certification	h.1.	Develop internal procedure for alternative certification using list of qualified consultants and implement procedure if needed (optional).	**In Progress** – Procedure is under development.	As needed	Planning
PPPS 4, 5.a.	Site Design Standards Analysis	j.4.	Continue to incorporate any revised design standards and guidance from the 9/15/03 submittal into local project approval process and "fully implement" the revised standards and guidance.	**In Progress** – The City is the process of implementing any revisions to its design standards and evaluating site design measures at specific projects during project reviews.	Ongoing	Planning
PPPS 4, 5.a.	Site Design Standards	j.5.	Educate staff regarding the availability of references such as SCVURPPP's "Manual of Better Site Design Examples" to help project proponents understand and see examples of better site design techniques from a water quality perspective.	**Completed/Ongoing** – Site design measures is a topic that is covered in staff training.	Ongoing	Planning
PPPS 4, 5.a.	Site Design Standards	j.6.	Summarize any revisions made to site design standards and guidance that has been incorporated into the local approval process in the Annual Report.	**In Progress** – The City has made sufficient changes to implement C.3. No revisions to site design standards were made in FY 07-08. City staff will review additional revisions that may be necessary during FY 08-09.	Annually	Planning

CITY OF SANTA CLARA URBAN RUNOFF POLLUTION PREVENTION PROGRAM
FY 2007-08 ANNUAL REPORT

NEW DEVELOPMENT PLANNING PROCEDURES						
P.S. I.D.	**Activity**	**C.3. Work Plan Task**	**FY 2007-08 Tasks**	**Status / Comments**	**Due Date**	**Responsible Party**
PPPS 4, 5..b.	Source Control Measures	k.2.	Implement activities to meet the revised Planning Procedures Performance Standard in the City's URMP.	**Completed/Ongoing –** The list of source controls is checked at Project Clearance Committee review and then checked again during Planning Department review of engineering drawings.	Ongoing	Planning
PPPS 4, 5..b.	Source Control Measures	k.3	Continue implementation of source control measures requirements by considering appropriate source controls for all projects and including appropriate conditions of approval in Group 1 and Group 2 projects.	**Completed/Ongoing** – The City has been requiring source control measures since 10/15/03. Source control measures required for projects approved in FY 07-08 are listed in the attached project tracking table.	Began 10/03; Ongoing	Planning
PPPS 1, 3	General Plan Review	l.1	Incorporate General Plan policies related to water quality and watershed protection as needed to implement C.3. requirements.	**In Progress** – The City reviewed its General Plan policies and concluded that the General Plan policies cover the basic goals of Provision C.3. and the Plan does not need modification to effectively implement C.3. However, City staff plan to add more specific language to several elements of the Plan at the next scheduled revision (due 2009). Work on the General Plan update began in FY 07-08.	[Next scheduled revision after 10/04]	Planning

CITY OF S ſA CLARA URBAN RUNOFF POLLUTION PREVEN ›N PROGRAM
FY 2007-08 ANNUAL REPORT

NEW DEVELOPMENT PLANNING PROCEDURES						
P.S. I.D.	**Activity**	**C.3. Work Plan Task**	**FY 2007-08 Tasks**	**Status / Comments**	**Due Date**	**Responsible Party**
PPPS 3	CEQA Review	m.2	Use the SCVURPPP CEQA guidance to evaluate projects during the Environmental Review Process to address water quality impacts of projects.	**Completed/Ongoing** – The City uses CEQA guidance in the SCVURPPP C.3. Handbook (May 2004) and staff have given direction to environmental review consultants to interpret the standard CEQA checklist to address water quality impacts for compliance with NPDES requirements.	Ongoing	Planning
PPPS Attach-ment 6	Reporting	n.1	Provide information described in Table 1 of Provision C.3. in annual reports (Program to provide guidance).	**Completed/Ongoing** – See attached City of Santa Clara NDC Summary Table – Mandatory C.3. Projects -- Significant Development Projects Approved During July 1, 2007 through June 30, 2008.	9/15/04 AR and ongoing	Planning and Street Depts.
PPPS Attach-ment 6	Reporting	n.3	Collect and report the following for all approved Group 1 and Group 2 new and redevelopment projects: --project name, location, type, size (ac. or sq.ft.), and impervious surface area.	**Completed/Ongoing** – See attached City of Santa Clara NDC Summary Table – Mandatory C.3. Projects -- Significant Development Projects Approved During July 1, 2007 through June 30, 2008.	9/15/04 AR and ongoing	Planning and Street Depts.

CITY OF SANTA CLARA URBAN RUNOFF POLLUTION PREVENTION PROGRAM
FY 2007-08 ANNUAL REPORT

NEW DEVELOPMENT PLANNING PROCEDURES						
P.S. I.D.	**Activity**	**C.3. Work Plan Task**	**FY 2007-08 Tasks**	**Status / Comments**	**Due Date**	**Responsible Party**
PPPS Attach-ment 6	Reporting	n.4.	Collect and report the following for all projects that must implement treatment measures: BMPs, site design, and source control measures used, sizing criteria, O&M responsibility mechanism and responsible party.	**Completed/Ongoing** – See attached City of Santa Clara NDC Summary Table – Mandatory C.3. Projects -- Significant Development Projects Approved During July 1, 2007 through June 30, 2008.	9/15/04 AR and ongoing	Planning and Street Depts.
PPPS Attach-ment 6	Pesticide Reduction Measures Reporting	n.5	Collect information and report a summary of types of pesticide reduction measures required for development projects and the percentage of projects for which pesticide reduction measures were required.	**Completed/Ongoing** – The City's arborist currently reviews landscape plans for pesticide reduction measures and selection of appropriate plants. The Landscape Maintenance BMP Fact Sheet is distributed to applicants as appropriate. See attached City of Santa Clara NDC Summary Table – Mandatory C.3. Projects --Significant Development Projects Approved During July 1, 2007 through June 30, 2008.	9/15/04 AR and ongoing	Planning and Street Depts.

CITY OF S TA CLARA URBAN RUNOFF POLLUTION PREVEN N PROGRAM
FY 2006-07 ANNUAL REPORT

City of Santa Clara - NDC Summary Tables / Additional Information– Mandatory C.3 Projects
Significant Development Projects Reviewed and/or Approved During July 1, 2007 – June 30, 2008

Project File Number	Project Description	Project Type	Site Size (Ac)	New Impervious Surface (Ac)	Project Status (Complete/ Approval)
PLN2008-06861	2735-2745 Scott Boulevard (APN 224-57-008) - Group 2 Use Permit to allow a new 7,113 square foot retail building in a ML zone (Light Industrial) property.	Commercial	0.72 acres	Created and Replaced 0.60 acre	PCC: 05/28/08 CC: N/A

Site Design:	Source Control:	Treatment BMPs:	Numeric Criteria:	O&M Responsibility:	Pesticide Reduction Meas:
Replacement of existing building, driveway and parking and landscaped areas with new 7,113 square foot retail/commercial building and landscaping. Site design elements: Disconnected downspouts directed to landscape areas; Detention of runoff in landscaping; Clustered structures.	Construction BMP's for runoff and dust control. Litter control. Stenciled stormwater catch basins. Covered dumpster area, drain to sanitary sewer. Pesticide reduction plan.	Vegetated Swale Bioretention Area. Detention in landscaped area. Media Filter. Storm drain inlet filter. Sweeping of surface parking area. Flow attenuation by use of open vegetated swales and natural depressions. Bubble-up roof drain emitters in landscape areas	Vegetated Swale Volume Based 1376 CF	Owner is responsible to maintain landscape drainage areas and records for inspection by City. Swales and biofilters to be monitored for debris and litter, as well as sedimentation accumulation.	Use of landscape species that minimize irrigation, pesticide and fertilizer application.

Project File Number	Project Description	Project Type	Site Size (Ac)	New Impervious Surface (Ac)	Project Status (Complete/ Approval)
PLN2007-06379/CEQ2 007-01041	2200,2211 and 2231 Lawson Lane (APN 224-44-015, 016 and 018) – Group 1 Rezone to PD for the construction of an integrated industrial office campus. Existing structures are to be demolished.	Industrial/Office	8.81 acres	6.26 acres	PC: 03/12/08 CC: 04/15/08

Site Design:	Source Control:	Treatment BMPs:	Numeric Criteria:	O&M Responsibility:	Pesticide Reduction Meas:
Remove existing buildings and open paved parking area; including landscaping and trees and construct an integrated industrial office campus.	Construction BMPs for runoff and dust control. Littler control. Stenciled stormwater catch basins. Detention of runoff in landscaping. Covered dumpster area, drain to sanitary sewer.	Vegetated swales Bioretention area Media Filter Hydrodynamic device	Flow-based Vegetated Swale #1 (0.03 cfs) Vegetated Swale #2 (0.05 cfs)	Property owner is responsible for maintaining landscape drainage areas, filters and hydrodynamic device.	Use of landscape species that minimize irrigation, pesticide and fertilizer application.

CITY OF SANTA CLARA URBAN RUNOFF POLLUTION PREVENTION PROGRAM
FY 2007-08 ANNUAL REPORT

Project File Number	Project Description	Project Type	Site Size (Ac)	New Impervious Surface (Ac)	Project Status (Complete/ Approval)
PLN2005-05466/CEQ2 007-01049	1331-1333 Lawrence Expressway – Group 1 Rezone for the construction of 277 rental apartment units and 63 residential units, and subdivision of 57 single family, 6-multifamily residential lots and one common lot.	Residential (SF)	4.2 acres	2.8 acres 5.4 total acres	PC: 04/23/08 CC: 05/13/08

Site Design:	Source Control:	Treatment BMPs:	Numeric Criteria:	O&M Responsibility:	Pesticide Reduction Meas:
Replacement of existing office buildings, driveways, parking and landscaped areas with a total of 340 residential units with new driveways, parking and landscaped areas. Single Family has disconnected downspouts directed to landscape areas.	Construction BMP's for runoff and dust control. Litter control. Stenciled stormwater catch basins.	Self treating area includes all on-site landscaping; landscape runoff may discharge to media filter unit. Treatment of streets: pervious paving and media filter unit. Project is exempt from hydromodification plan (HMP) as it drains into a continuously hardened channel and is not applicable to the HMP requirements in the NPDES Permit. Media filter units are for both single family units and apartments.	Residential lots designed to be self-treating.Self-treating Area is 70%. This area includes backyard and sideway landscaping and all roof areas which are to discharge directly onto landscaping. Flow based criteria for media filter: #1 design flow = 1.04 cfs #2 design flow = 0.06 Multi-family 3.2 acres Residential 2.6 acres	HOA is responsible to maintain landscape drainage areas and records for inspection per City O&M agreement to be completed prior to occupancy.	Use of landscape species that minimize irrigation, pesticide and fertilizer application.

PLN2006-05946	502 Mansion Park Drive (APN 097-08-097, 098, 099, 100) – Group 1 Rezone from PD to PD for the construction of an additional 124 apartments (existing 876 units).	Residential	28.79 acres	0.38 acres	PC: 12/12/07 CC: 01/08/08

Site Design:	Source Control:	Treatment BMPs:	Numeric Criteria:	O&M Responsibility:	Pesticide Reduction Meas:
Remove existing surface parking lots and replace with tuck under parking and an additional 124 apartment units (existing 876 apartment units), landscaping and common open space. Seven new buildings are proposed on the existing surface parking lots, as well as three new parking areas within the apartment complex. Site design elements: Minimize surface parking areas; Gutters to spill into landscape areas; Clustered structures/minimum impact parking lot design.	Trash areas covered. Construction BMP's for runoff and dust control. Littler Control. Stenciled stormwater catch basins.	Hydrodynamic device.	Flow based 0.2 in/hr.	The new 124 apartment units are to be used as rental units. The property owner/management will be responsible to maintain the landscape drainage areas and CDS unit per agreement to be completed prior to occupancy.	Use of landscape species that minimize irrigation, pesticide and fertilizer application.

CITY OF S. TA CLARA URBAN RUNOFF POLLUTION PREVEN N PROGRAM
FY 2007-08 ANNUAL REPORT

Project File Number	Project Description	Project Type	Site Size (Ac)	New Impervious Surface (Ac)	Project Status (Complete/ Approval)
PLN2007-06347	1828-1878 Main Street (APNs 224-24-051, 052 and 053) – Group 2 Rezone from R1-6L (Single Family Residential), R3-36D (Medium Density Multiple Dwelling), and CN (Neighborhood Commercial) to PD (R3-36D) to allow construction of a 28-unit senior affordable rental apartment complex and integrated parking garage.	Residential	0.57 acres	0.49 acres	PC: 06/27/07 CC: 07/09/07

Site Design:	Source Control:	Treatment BMPs:	Numeric Criteria:	O&M Responsibility:	Pesticide Reduction Meas:
Remove existing Martin's Bar, Grocery Store/Butcher, 10 apartments, 2 detached rental units and surface parking lot. Site is void of any landscaping. New construction consists of the construction of a 28-unit senior affordable rental apartment complex and integrated parking garages, as well as driveways and community/public landscaping. Site design elements: Minimize surface parking areas; Roof drains to landscape areas.	Trash areas are to be covered. Construction BMP's for runoff and dust control. Littler Control. Stenciled stormwater catch basins. Sweeping of surface parking areas.	Detention in landscaped areas. Six vegetative swales are proposed along the perimeter of the site .	Flow based criteria – 0.2 in/hr, 0.1 cfs for each swale.	The new 28 affordable senior apartment units are to be used as rental units. The site manager is to keep track of an maintenance and inspection schedule for swales/treatment features on the site. A monthly inspection is recommended. Detailed inspections shall be conducted at least twice annually with inspections occurring: 1) at the end of the wet seasons to schedule summer maintenance, 2) before major fall runoff in preparation for winter; and 3) after periods of heavy runoff. A thorough stormwater maintenance plan will be developed prior to site completion and will be made available to City inspectors prior to occupancy.	Use of landscape species that minimize irrigation, pesticide and fertilizer application.

CITY OF SANTA CLARA URBAN RUNOFF POLLUTION PREVENTION PROGRAM
FY 2007-08 ANNUAL REPORT

Project File Number	Project Description	Project Type	Site Size (Ac)	New Impervious Surface (Ac)	Project Status (Complete/ Approval)
PLN2007-006643	535-555 Reed Street (APN 230-03-075) – Group 1 Construction of a new data center and a customer-owned substation, including site improvements landscaping. Several smaller buildings are to be demolished.	Industrial	16.1 acres	+11.1 acres	ARC: 03/05/08

Site Design:	Source Control:	Treatment BMPs:	Numeric Criteria:	O&M Responsibility:	Pesticide Reduction Meas:
Replacement of existing buildings, driveways and parking and landscaped areas with new Data Center, parking lot, landscape areas and new outdoor equipment areas. Detention in landscaping. Bubble-up roof drain emitters in landscape areas	Construction BMP's for runoff and dust control. Litter control. Stenciled stormwater catch basins.	Four media filters. Sweeping of surface parking area.	Flow based 0.2in/hr Design flow range from 0.4 to 0.7cfs	To be determined.	Use of landscape species that minimize irrigation, pesticide and fertilizer application.

City of Santa Clara

FY 07-08 Annual Report

Construction Inspection

CITY OF SANTA CLARA
FY 2007-08 ANNUAL REPORT
CONSTRUCTION INSPECTION

1. **Do pre-rainy season inspections appear effective in getting all construction sites to install proper BMP's before October 15?**

Pre-rainy season inspections have been effective in enforcing construction site SWPPP's prior to October 15 by insuring compliance before the first rain. The City inspected 14 sites both prior and after to October 15th. These 14 sites were the total number of sites under construction prior and after October 15 that were considered to have the greatest potential to pollute. Each site for these inspections was given a copy of the construction inspection form and proper/adequate BMP usage (see attached form) was confirmed. If a site had a violation, depending on prior enforcement, the most applicable notice was issued with a re-inspection for compliance occurring timely.

2. **Do you think your inspection coverage of construction sites is adequate: why or why not?**

The City has very adequate coverage of construction sites. All construction sites are inspected before, during and after the rainy season. In addition, due to the limited number of construction sites, each are inspected during and after major rain events. For FY 2007-08 there was a total of 454 inspections conducted at 14 sites. On average 30 inspections were completed per construction site.

Inspections include pre-rainy season SWPPP review, pre-rain event, rain event, and post rain event. All inspections are documented on an inspection form. Pre-rain SWPPP inspections include the review of site-specific SWPPP requirements. These inspections ensure that BMP's required of the SWPPP are implemented on site. Pre-rain event, rain event, and post rain event inspections are supplemented by windshield inspections. For windshield inspections the inspector drives through and around the site, already being knowledgeable of the SWPPP requirements and confirms BMP compliance. Typically, windshield survey inspections for proper BMP implementation are not documented on an inspection form unless a violation is found. Individual windshield surveys and inspections are recorded on a construction site spreadsheet. When no violations are discovered, only the date of the inspection is entered.

City employees not normally responsible for inspections, such as building inspectors, are knowledgeable of our stormwater program and report any violations they may see directly to the Code Enforcement Technician. City Building Department inspectors are trained regarding proper stormwater practices and contact the NPS Inspector as violations occur or most appropriately, prior to discharge. NPS inspectors also attend preconstruction meetings for City projects to inform the contractor that the City will be inspecting the site for proper stormwater BMP management.

3. **Did your City take an unusually large or small number of enforcement actions this year, and what are the possible reasons?**

In FY 2006-07 the City conducted 24 SWPPP inspections and 837 windshield inspections, for a total of 861 inspections. A SWPPP inspection is where the SWPPP site is reviewed and a walk-through inspection takes place. There were 68 violations in FY 06-07. In FY 2007-08 the City conducted 22 SWPPP inspections and 432 windshield inspections, for a total of 445 inspections. There were 17 violations in FY 07-08. The number of violations was down slightly mainly due to a smaller number of inspections.

4. **How are verbal warnings followed up to determine whether compliance is achieved?**

Verbal and written warnings are given for all violations and are followed up by a re-inspection of the site. Any time a warning is given, a follow up inspection was always conducted. If the violation was not corrected, a written violation or pre-citation notice was issued. Weekly windshield inspections are conducted during the rainy season and include inspections of all areas of concern. If a violation was found, the site construction superintendent was notified immediately and a full SWPPP inspection was conducted. A total of 22 SWPPP inspections of 14 construction sites were conducted. For these 22 sites, a total of 9 re-inspections were required and completed.

5. Are there specific contractors who need repeated warnings?

Yes, there have been some contractors that have required repeated warnings. If a verbal warning was given to a contractor and the potential violation was not corrected, a violation notice was issued. If the violation was corrected and a different violation is found during a later inspection, a pre-citation notice was issued. If the contractor continues to be out of compliance, administrative citations are issued. Escalating enforcement occurred several times at the 75 Cabot Avenue project. For this site, 2 administrative citations were issued within a short period of time. Both of the 2 administrative citations and one pre-citation were found during windshield inspections.

6. Are the contractors on Public Works projects doing a good job in erosion/sediment control?

Contractors engaged in public works projects are contractually required to follow all appropriate BMP's. Engineering Department-Field Services Division personnel are fully aware of our URMP program and do not hesitate to notify a Code Enforcement Technician as violations are seen. For most projects, inspectors are able to identify potential discharges prior to there being an event. The Code Enforcement Technician also attends pre-construction meetings with contractors to educate them on stormwater issues.

7. Are BMP's being used in your City adequately, or do you see a lot of substandard controls like sand bags and hay bails?

BMP's are being used adequately within the City. All 14 sites had the required BMP's in place either before or immediately after inspection per their approved Storm Water Pollution Prevention Plans. The prompt issuance of violations and reinspections for compliance has insured that all BMP's are in place. No hay bales or sand bags were used as a primary source of stormwater protection. The City is no longer using the "Earth-Moving Activities" brochures that advocate the use of hay bales (2002

Performance Review Comment). The type of BMP's the City encourages include those that stress controlling erosion at the source - for example, stabilizing dirt slopes, covering stockpiles of materials, proper storage of materials and education. Protection of inlets alone is not considered adequate.

8. Does outreach to contractors or City staff need to be improved?

The City continuously educates and monitors City staff and contractors regarding stormwater pollution prevention protection. This in part is completed by frequent inspections and distribution of BMP pamphlets specifying construction stormwater protection. Improvement can always be made and additional emphasis has been given to make sure contractors, when applying for permits, are given all applicable BMP information.

041977

City of Santa Clara Construction Storm Water Inspection Form

Santa Clara All-America City 2001

Project Name:	**Site Contact/Contractor:**
Telephone:	**Site Address:**
Date/Time:	**Inspector:**

Previous Enforcement Action (Refer to Table 2 on Back):

Previous Code Violation (Refer to Table 2 on Back):

Current Enforcement Action:

Current Code Violation (Refer to Table 2 on Back):

Inspection Type: ❑ Pre Rain Season ❑ Pre Rain Event ❑ Rain Event ❑ Post Rain Event ❑ Complaint

Site Size: ❑ Over 1 Acre ❑ Under 1 Acre

SWPPP On Site: ❑ yes ❑ no **Updated:**

VIOLATIONS

Erosion Control Plan On Site: ❑ **yes** ❑ **no** **Updated:**

- ❑ 1: Sediment Tracking
- ❑ 2: Sediment Discharge
- ❑ 3: Failure to Maintain BMPs
- ❑ 4: No BMP in place
- ❑ 5: Paint Washing
- ❑ 6: Concrete/stucco washing
- ❑ 7: Hazardous Material storage
- ❑ 8: Material Storage (dirt etc.)
- ❑ 9: Vehicle Washing
- ❑ 10: Vehicle Storage
- ❑ 11: Failure to Follow Erosion Control Plan/ SWPPP Violation
- ❑ 12: Illegal Discharge:
- ❑ 13: Other:

REQUIRED BMP'S & SWPPP UPDATES

SWPPP On Site: ❑ **yes** ❑ **no** **Updated:**

- ❑ 1: Stabilized Construction Entrance
- ❑ 2: Fiber Roll Perimeter
- ❑ 3: Check Dams/Sand or rock bags
- ❑ 4: Filter Fabric or Silt Bag
- ❑ 5: Street Sweeping
- ❑ 6: Paint/Concrete Wash Area
- ❑ 7: Hazardous Material Storage Area
- ❑ 8: Waste Collection/Litter
- ❑ 9: Slope/Sediment Stabilization (list):
- ❑ 10: Dewatering Tools (list):

Comments/Referrals/Actions Required (Refer to Table 1)

You are hereby notified to correct, or submit plans to correct, the violation(s) above within _____ hours/days from the date of service of this notice. Your cooperation is required and appreciated. Prompt correction will avoid the necessity for legal remedies.

Issuing Inspector:_____ **Date**_____ **Received By:**_____ **Date:** _____

Inspection Date:_____ **Reinspection Date:** _____ **Reinspection Date:** _____ **Reinspection Date:** _____

Correction Date:_____ **Inspector Initials:** _____ **Received By Initials: 1st** _____ **2nd** _____

* See reverse for table reference descriptions and municipal code violations.

Original (white) to occupant, Copy (yellow) file, Copy (pink) file inspection book.

#80169

Codes & Descriptions

Table 2: Enforcement Actions

/iolation Found No Notice Given.

1- , , Violation Notice Issued.

2=Pre-Citation Notice Issued.

3=Administrative Citation Issued.

Table 3: Santa Clara Municipal Code Sections Chapter 13.20, Storm Drains and Discharges

13.20.030	Discharge Into the storm drain prohibited	$_____
13.20.050	Monitoring of discharge into the storm drain system (b) failure to follow	$_____
13.20.060	Public nuisance	$_____
13.20.070	Protection from accidental discharge	$_____
13.20.100	Emergency cleanup or abatement.	$_____
12.20.120	Cost of Enforcement	$_____

Definitions

BMP=Best Management Practice

CB=Catch Basin

NOI= Notice of Intent for coverage under the State's NPDES General Permit for dischargers of storm water associated with industrial ctivity in the Santa Clara County to the San Francisco Bay

NPDES=National Pollution Discharge Elimination System

IC=Illicit Connection

SWPPP= Storm Water Pollution Prevention Plan

CITY OF SANTA CLARA
FY 2007-08 ANNUAL REPORT
CONSTRUCTION INSPECTION

FY 06-07 and 07-08 Construction Inspection Comparison

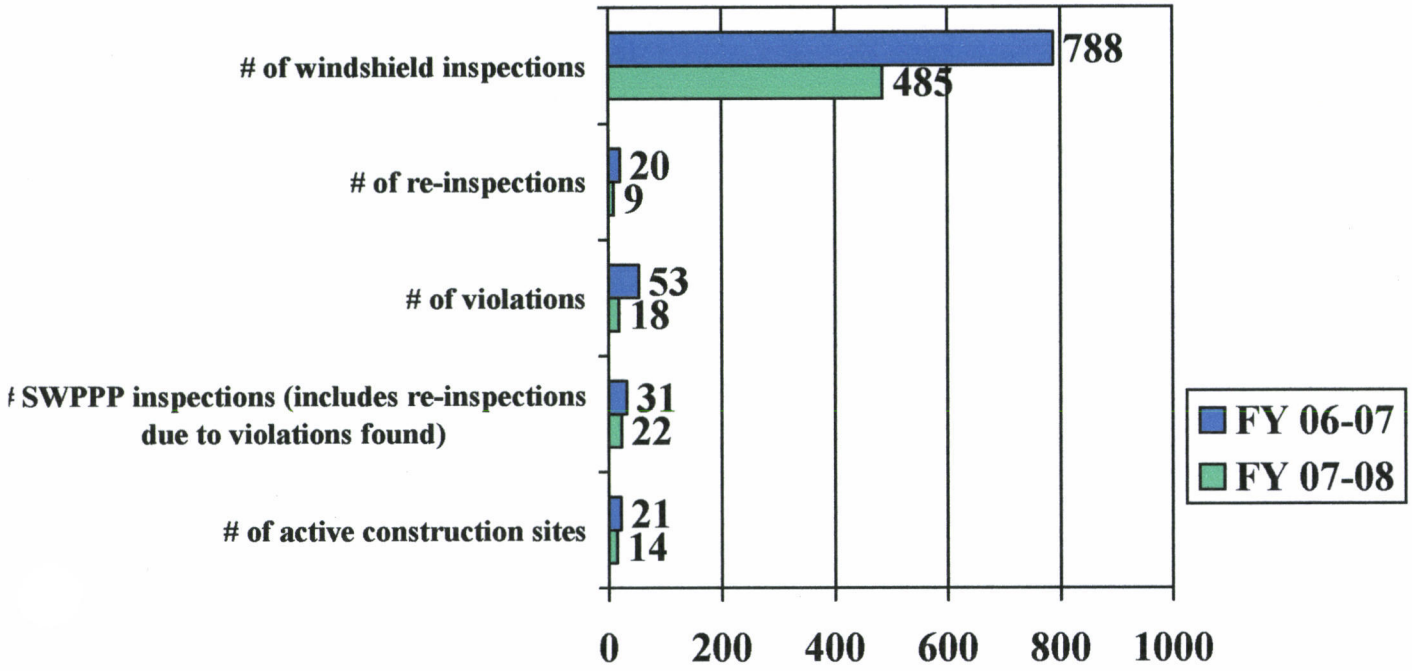

Initial inspections of construction sites are done with the site superintendent and the SWPPP is reviewed. If a violation is found, the appropriate enforcement action is given to the superintendent and frequent re-inspections as are necessary are conducted to eliminate further violations. The City's Code Enforcement Technician or Stormwater Inspector performs at a minimum a windshield inspection before, during, and after a rain event. Any violations found are documented on an inspection form or the date is logged on an Excel spreadsheet if no violation is found.

CITY OF SANTA CLARA URBAN RUNOFF POLLUTION PREVENTION PROGRAM
FY 2007-08 ANNUAL REPORT

CONSTRUCTION INSPECTION – NEW DEVELOPMENT

Performance Standard Identification	Activity	Continuous Improvement Source Item	FY 2007-08 Tasks	Status / Comments	Due Date	Responsible Party
CSI 1	Construction Inspections	2004 URMP	Develop and implement a Field Inspector checklist for inspection of stormwater pollution prevention requirements.	To date, Building Inspectors refer stormwater issues to the Code Enforcement Technician. The referral system is working well. Building Inspectors typically do not check for a SWPPP but will forward problems they see to the Street Dept. Prior/during construction the Street Dept. is inspecting the site for stormwater/SWPPP compliance.	Ongoing	Street Dept. Planning Dept. Building
CSI 1	Construction Inspections	2004 URMP 2005-06 Workplan	Improve coordination with Building Department to require efficient updating of active construction sites.	Some minor projects are ongoing without the knowledge of the Code Enforcement Technician and are found by chance. This is not acceptable to this element. A list of all sites is sent to Non-Point Source inspectors quarterly from Planning.	Ongoing	Street Dept. Planning Dept. Building
CSI 2	Wet Weather Inspection	2004 URMP	Inspect construction sites during weather events.	In FY 07-08 there were 22 SWPPP inspections made on 14 sites prior to the wet weather events, and 485 windshield inspections were conducted during wet weather events.	Ongoing	Street Dept.

CITY OF SANTA CLARA URBAN RUNOFF POLLUTION PREVENTION PROGRAM
FY 2007-08 ANNUAL REPORT

CONSTRUCTION INSPECTION – NEW DEVELOPMENT

Performance Standard Identification	Activity	Continuous Improvement Source Item	FY 2006-07 Tasks	Status / Comments	Due Date	Responsible Party
CSI 2	Wet Weather Inspection	2004 URMP 2006-07 Workplan	Provide significant sites a copy of our inspection sheet to assist them in education/compliance.	Some Contractor's, despite considerable outreach efforts are surprised with stormwater requirements.	Ongoing	
CSI 3	Inspection Frequency	2004 URMP 2006-07 Workplan	Maintain inspection frequency.	A total of 485 inspections were completed with 22 SWPPP inspections and 9 re-inspections.	Ongoing	Street Dept. Building
CSI 4	Pre Wet Weather Inspections	2004 URMP	Inspect site prior to wet weather.	In FY 07-08 there were 14 sites the received pre-wet weather and post wet weather Inspections. Inspections were conducted by the Code Enforcement Technician.	Ongoing	Street Dept. Building Inspection
CSI 5	Enforcement of Inadequate Sites	2004 URMP 2006-07 Workplan	Follow enforcement procedures.	All pertinent sites inspected and enforced in FY 07-08.	Ongoing	Street Dept.

CITY OF SANTA CLARA URBAN RUNOFF POLLUTION PREVENTION PROGRAM
FY 2007-08 ANNUAL REPORT

CONSTRUCTION INSPECTION – NEW DEVELOPMENT

Performance Standard Identification	Activity	Continuous Improvement Source Item	FY 2007-08 Tasks	Status / Comments	Due Date	Responsible Party
CSI 6	Staff Training	2004 URMP	Continue to improve building inspector knowledge of program goals, by providing training at least once every two years.	In FY 07-08, a total of 17 City staff members attended training events related to C-3 training and stormwater construction inspection.	Ongoing	Street Dept. Building
CSI 7	Outreach	2004 URMP	ROUTINE AND ONGOING			Street Dept.
CSI 8	Review and Evaluate Effectiveness	2004 URMP 2006-07 Workplan 2005 Performance Review	Determine/evaluate causes of incidents resulting in non-compliance of contractors following BMP's	Early Education/Outreach along with frequent inspections and increasing enforcement action have assisted with contractor compliance.	Complete Ongoing	Street Dept.

City of Santa Clara

FY 07-08 Annual Report

Public Information and Participation

CITY OF SANTA CLARA
FY 2007-08 ANNUAL REPORT
PUBLIC INFORMATION AND PARTICIPATION

The City of Santa Clara provides information to the public during mandatory and non-mandatory inspections, IC/ID events, public events and providing BMP literature for distribution at City facilities. Measuring the effectiveness of how this information is used by the public is difficult.

In past Annual Reports our IND/COM and IC/ID elements have analyzed the number of repeat violations. The City has seen repeat violations as an indicator of poor education (not utilizing BMP information). This is open to interpretation. Some industries/businesses are volatile by nature, have high employee turnover and/or are improperly managed. These are all considerations that affect BMP education effectiveness.

Public events are a great opportunity to distribute BMP literature and interact directly with citizens in an informal way. Although a large number of BMP pamphlets are distributed, they are received by a public that may or may not be a target audience. As a result, BMP effectiveness can only be inferred.

The City of Santa Clara is committed to educating its businesses and residents in stormwater pollution prevention. Our participation in program activities will continue, as will our commitment to identify problem businesses for specialized inspection/distribution of specific BMP's.

CITY OF SANTA CLARA
SCHEDULED PIP EVENTS*

EVENT	DATE
All City Picnic	July 4, 2007
Camellia Show	February 23 & 24, 2008
Citywide Clean Up Campaign	March 31 thru April 25, 2008
Art and Wine Festival	September 15 & 16, 2007
Free Disposal Days	September 22, 2007 & January 13, 2008
Arbor Day/Earth Day	April 25, 2008
Fish Derby	April 26, 2008
Household Hazardous Waste Events	Continuous (56 events held in FY 2007-08; 2,502 participants)

***Each event has a purpose separate than PIP, however many of the events produce an outstanding opportunity for Staff to set up interactive games for children, a visual computer display for adults and to distribute BMPs.**

CITY OF SANTA CLARA URBAN RUNOFF POLLUTION PREVENTION PROGRAM
FY 2007-08 ANNUAL REPORT

PUBLIC INFORMATION AND PARTICIPATION						
Performance Standard Identification.	**Activity**	**Continuous Improvement Source Item**	**FY 2007-08 Tasks**	**Status / Comments**	**Due Date**	**Responsible Party**
N/A	General Activity	FY 06-07 Work Plan FY 02-03 RWQCB Work Plan	Continue general outreach activities at public events and targeted outreach during ICID and industrial / commercial discharge compliance monitoring.	Attachment A indicates the public activities that the City coordinates. Staff is present at these activities to promote general stormwater pollution prevention. General and industry specific BMPs are presented. Targeted outreach for FY 07-08 focused on automotive, photo, local transit, construction and machine shop facilities. Specific BMPs were distributed at each inspection. These targeted outreach efforts are substantially complete. Inspection numbers for these facilities, including reinspections, for FY 07-08 were: 556 automotive facilities 527 machine shop 59 paint 14 metal manufacturing 26 electric/electric component 5 auto dismantlers 6 concrete/stone/clay product and 168 other (category 17)	Ongoing	Street Dept Fire Dept.

CITY OF SANTA CLARA URBAN RUNOFF POLLUTION PREVENTION PROGRAM
FY 2007-08 ANNUAL REPORT

PUBLIC INFORMATION AND PARTICIPATION						
Performance Standard Identification.	**Activity**	**Continuous Improvement Source Item**	**FY 2007-08 Tasks**	**Status / Comments**	**Due Date**	**Responsible Party**
N/A	General Activity	2004 URMP	Evaluate the effectiveness of PI/P Projects by direct or indirect means as appropriate.	Often difficult to find direct relationship. Effort is put into analyzing IC/ID and other element data to find relationship, if any, of incidents versus outreach accomplished.	Ongoing	Street Dept.

CITY OF SANTA CLARA URBAN RUNOFF POLLUTION PREVENTION PROGRAM
FY 2007-08 ANNUAL REPORT

PIP ACTIVITY TABLE			
PI/P Activity	**Type of Outreach**	**Level of Implementation (Description/Dates)**	**Evaluation of Effectiveness**
Libraries: Central & Mission Branch, Community Centers & various locations throughout the City.	General / Educational	BMP's: Bay Begins at Your Front Door, Pest Bugging You?, Clean It!, Grow It!, Home Maintenance Tips, Home Repair & Maintenance, Pool/Spa, Painting, and Concrete and Mortar Application. Distribution continuously.	Works well in terms of numbers distributed; difficult to measure effectiveness. Provides good exposure to Storm Water Pollution Prevention, but does not provide the opportunity for interaction.
New Resident Information	General	City calendar and annual report distributed – contains information on City meetings and events for the year. Provided yearly.	Mailed to approx. 49,400 residents and businesses. 4,000 more were distributed in other ways. Well received for general information. Informs residents of upcoming events (Disposal Days, Household Hazardous Waste Drop Offs, etc.). Includes suggestion/comment card that allows for feedback, but very few returned last year.
Public Events	General	City staff helped staff booths at the NVIDIA Earth Day event held on Monday, April 21, 2008 and the Spring in Guadalupe Gardens event held on Saturday, April 26, 2008.	Event provided an excellent opportunity to educate the public about the County-wide HHW program. Good match between message and event.

CITY OF SANTA CLARA URBAN RUNOFF POLLUTION PREVENTION PROGRAM
FY 2007-08 ANNUAL REPORT

PIP ACTIVITY TABLE			
PI/P Activity	**Type of Outreach**	**Level of Implementation (Description/Dates)**	**Evaluation of Effectiveness**
Household Battery Disposal Information on TV/computer monitor disposal Fluorescent bulbs and batteries	General	Fall 2007 issue articles in City newspaper, Inside Santa Clara, about the County HHW program, curbside battery pickup provided by Mission Trail Waste Systems and battery drop off locations at all City Fire Stations. Fall 2007 article in City newspaper listed County phone number for information on HHW disposal including computer or television monitors. County based public education groups sponsored bus advertisements and a Comcast Cable television commercial that educated residents to use retail recycling partners to recycle their bulbs and batteries.	Well-received program. Residents comment on convenience factor Increased requests for "battery bucket" pickup at Fire Stations. Many requests for referrals to companies who will take monitors at televisions at no charge. SB20 monies have made the "covered electronic device" market lucrative, so there are plenty of recyclers in the area taking these items at no charge from residents. The retail recycling partner program is still expanding.
Storm Drain Maintenance update & URPPP tips, hints, offer for info.	General / Educational	Fall 2007 issue of Inside Santa Clara gave clear instructions on how to dispose of fall leaves. All raked leaves are to be placed in Clean Green containers provided by Mission Trail Waste Systems- leaving gutters/storm drains free of debris. Spring 2008 article in City newspaper, Inside Santa Clara, "Keep Construction Debris Out of Storm Drain"	Mission City Scenes sent to approx. 49,400 residents in their utility bill. Timed for wet weather. Does help reduce number of blocked storm drains due to clogged leaves, debris, etc. Phone number for the Street Department is listed to provide additional information. Many calls are received. Inside Santa Clara sent to approx 49,400 residents and businesses.

CITY OF SANTA CLARA URBAN RUNOFF POLLUTION PREVENTION PROGRAM
FY 2007-08 ANNUAL REPORT

PIP ACTIVITY TABLE			
PI/P Activity	**Type of Outreach**	**Level of Implementation (Description/Dates)**	**Evaluation of Effectiveness**
Camellia Show	General / Educational	Advertised in January 2008 utility bill insert, Mission City Scenes and Winter 2007, Inside Santa Clara. February 23rd & 24th, 2008	Approx. 375 attended. Article in Utility insert. Brochures "Grow It, Pests, Pool, Home Maintenance" distributed at show. Audience shows interest in the above BMPs –good match of PIP activity and information provided.
City Clean-Up Campaign	General / Educational	March 31 thru April 25, 2008 Spring 2008 article in City newspaper, Inside Santa Clara Distributed info regarding proper disposal & alternative uses to pesticides & household cleaners.	About 7,000 tons gross weight collected with a significant amount of hazardous materials also collected. Very effective in terms of removing potential stormwater pollution from the City and increasing awareness.
Free Disposal Days	General	September 22, 2007 and January 13, 2008	Total of 250 residents participated in the September event, and 236 in January. Effective in terms of removing potential stormwater pollution from the City. Very well received by residents.

CITY OF SANTA CLARA URBAN RUNOFF POLLUTION PREVENTION PROGRAM
FY 2007-08 ANNUAL REPORT

PIP ACTIVITY TABLE			
PI/P Activity	**Type of Outreach**	**Level of Implementation (Description/Dates)**	**Evaluation of Effectiveness**
Arbor Day	General / Educational	Article in March 2008 utility bill insert, Mission City Scenes and Spring 2008, Inside Santa Clara. April 25, 2008 Public presentation. Magician with environmentally based program along with school participation. School age related educational materials.	Approximately 1,400 students, teachers & volunteers attended. URPPP display booth appropriate for this age group. "Make Your Own" visor project new to URPPP program this year. Very well received. Great opportunity to reach large number of school-age children. Assembly and teacher packets are very well received. Good response from the children at the water pollution booth demonstration.
Household Hazardous Waste Drop-off Events	General / Educational	Advertised in August 2007 and March 2008 utility bill insert, Mission City Scenes Spring 2008 article in City newspaper, Inside Santa Clara The City participates in the Santa Clara County Program which had 56 operating days in FY 2007-08 Distributed info regarding alternative uses to pesticides & household cleaners.	Over 2,502 residents used this program last year. Very effective at removing potential stormwater pollution from City.

CITY OF SANTA CLARA URBAN RUNOFF POLLUTION PREVENTION PROGRAM
FY 2007-08 ANNUAL REPORT

PIP ACTIVITY TABLE			
PI/P Activity	**Type of Outreach**	**Level of Implementation (Description/Dates)**	**Evaluation of Effectiveness**
Automotive Facilities Photo Facilities Local Transit Construction Sites Machine Shop Mandatory Industrial Inspections	Targeted	As needed – specific BMPs & literature Mandatory Industrial Inspections schedule defined by SIC code	Currently inspecting for compliance. Works well. Accelerated rate of administrative action has increased compliance.
Distribute existing Program Outreach materials & BMPs – construction specific.	General / Targeted	Planning/Permit Center, Utility billing, Licensing Continuing	Distributed at counter and available from two self-serve racks. Effectiveness is difficult to measure, but opportunity is available for resident interaction.
URPPP info City Web Page	General / Educational	Article advertising web page and new web address (www.santaclaraca.gov) in June 2008 utility bill insert, Mission City Scenes Information on the Fire Department's Hazardous Materials Division, Household Hazardous Waste Drop Off Days, Free Disposal Days, and Urban Runoff Pollution Prevention. Internet - Continuous	"Hits" continue but difficult to measure effectiveness.

CITY OF SANTA CLARA URBAN RUNOFF POLLUTION PREVENTION PROGRAM
FY 2007-08 ANNUAL REPORT

PIP ACTIVITY TABLE			
PI/P Activity	**Type of Outreach**	**Level of Implementation (Description/Dates)**	**Evaluation of Effectiveness**
Distributed via educational letters prompted by complaint	Targeted / Educational	Home Maintenance Tips; Home Repair & Remodeling; Pool/Spa Water; Landscape, Gardening, and Pool Maintenance; Painting & Application of Solvents & Adhesives; Roadwork & Paving; Earth Moving Activities; Heavy Equipment Operation; Fresh Concrete & Mortar Application; General Construction & Site Supervision; The Bay Begins at Your Front Door!; Blueprint for a Clean Bay; San Francisco Bay Area Recyclers & Disposal Services for Construction Sites Continuous	Distributed 208 + BMP's. Effectiveness is good – repeat offenders are greatly reduced. Information is directed to individual residents/contractors. This may have more of an impact. Accelerated rate of administrative action has increased compliance.

City of Santa Clara

FY 07-08 Annual Report

Pesticide Management Activities

PESTICIDE MANAGEMENT ACTIVITIES

The Parkways & Boulevards Division and the Parks Department staff have been using tighter matting mulches to prevent weeds in FY 07-08. In addition, better timing of pre-emergence application has occurred to achieve the goal of post-emergence herbicide reduction. Drip systems have been installed at various locations throughout the City. This improvement has improved water management and reduced the potential for weed growth.

The Parkways & Boulevards Division and the Parks Department staff have been trained to recognize plants that have become infested with pests and to trim off infected areas before a condition worsens to a point that requires chemical treatment. Pesticide application methods include soil drenching, soil injection, and fertilizing with fertilizers that contain systemic pesticides. These practices reduce the need for overhead spraying and keep the pesticide on site without the possibility of drift or run-off. We are always looking for safer, less toxic materials that are effective to replace more harmful chemicals. The City has encouraged all landscape personnel to participate in pesticide management activities by observing and contributing their thoughts with the goal to have a continuously improved pesticide management plan.

PESTICIDE MANAGEMENT ACTIVITIES

FY 07-08 PESTICIDE USE REPORTING

The Parkways & Boulevards/Tree Division is currently made up of 19 full time employees. Of these employees we have 2 that hold PCA certificates (Pest Control Advisor) and 17 that hold QAC cards (Qualified Applicator Certificates). All full time employees are required to have a QAC before the expiration of their probationary period (12 months). Personnel attend annual pesticide/IPM training and continuing education classes. The use of the least toxic solutions for treatment is standard operating procedure. All pesticide cardholders are required by the California Department of Pesticide Regulation to attend seminars at which they accumulate their continuing education units. PCA card holders are required to attend 40 hours of continuing education every 2 years, and our QAC card holders, 20 hours of continuing education. Both full time employees and seasonal employees receive our yearly pesticide/IPM training. The training includes all product labeling, MSDS, safety information leaflets, health safety issues, and City adopted procedures for their Integrated Pest Management Program.

Currently the Parkways & Boulevards Division has 23 chemicals in its' inventory. This year four were completely not used, while ten showed a decrease in usage, and nine showing a slight increase. The increase in usage from the previous year is a direct effect of the FY06-07 downsized tree injection program.

The Tree Division is continuing to test the effects of releasing beneficial insects (parasitic wasps – Aphytis Melinis). No releases were conducted during the period of July 2007 through June 2008. A plan to release beneficial insects during the upcoming year is being devised.

The Tree Division is continuing to use tree clippings produced by Tree Division staff and outside contractors to mulch large open space areas. This has allowed us to decrease pre-emergent applications, conserve water and provide nutrients for the soil.

CITY OF SANTA CLARA
FY 2007-08 ANNUAL REPORT
PESTICIDE MANAGE ACTIVITIES

Parkways & Boulevards Divison Monthly Pesticide Use
Fiscal Year 2007-08

	July	August	September	October	November	December	January	February	March	April	May	June	Total
Herbicides													
Round-Up	1,272oz	226oz	106oz	97oz	932oz	380oz	114oz	2,878oz	2,618oz	783oz	963oz	1,109oz	89.76 gallons
Di-Quat													
Garlon										2oz			2 ounces
Turflon				24oz									24 ounces
Reward LS					1.5oz								1.5 ounces
Preemergents													
Barricade				1.5lbs									1.5 pounds
Treflan													
Pendulum													
Ronstar									16lbs				16 pounds
Surflan				7gal	37.5gal	1gal			11gal				56.5 gallons
Diuron					13.5gal				48oz				13.87 gallons
PGR													
Embark										1 gal	5 pts		208 ounces
Maintain	20oz	276oz	2.5oz	24oz	257oz				288oz	1 gal	153oz		8.82 gallons
Insecticide													
Orthene										0.5lbs			0.5 pounds
Merit	25.6oz							2136oz	48oz		12.8oz	20.8oz	2243.2 ounces
Mavrick													
Azatrol EC	8 oz	5.5 g							30 oz	2 g	176 oz	4 oz	9.2 gallons
Supreme Oil									5gal		1gal		6 gallons
Insecticide/Fungicide													
Orthenex		4oz									60oz		64 ounces
Zyban WSB					36oz	60oz							96 ounces
Adjuvants													
No-Foam B										2oz			2 ounces
X-77					3/8oz								3/8 ounces
No Foam A					18qts								18 quarts

g = gallons
oz = ounces
p = pints
qt = quarts
tsp = teaspoons

CITY OF SANTA CLARA
FY 2007-08 ANNUAL REPORT
PESTICIDE MANAGEMENT ACTIVITIES

PARKWAYS & BOULEVARDS DIVISION
PESTICIDE USE COMPARASON
FY 2006-07 TO FY 2007-08

HERBICIDES	2006-07	2007-08	DIFFERENCE
Round-Up Pro	93.16 gallons	89.76 gallons	down 3.4 gallons
Round-Up Quik Pro (Diquat)	3 ounces	0 ounces	down 3 ounces
Garlon	0 ounces	2 ounces	up 2 ounces
Turflon Ester	113 ounces	24 ounces	down 89 ounces
Fusilade 2000	3.5 ounces	0 ounces	down 3.5 ounces
Reward	12.5 ounces	1.5 ounces	down 11 ounces

PRE-EMERGENTS	2006-07	2007-08	DIFFERENCE
Barricade	0 pounds	1.5 pounds	up 1.5 pounds
Surflan AS	68 gallons	56.5 gallons	down 11.5 gallons
Diuron	13 gallons	13.87 gallons	up .87 gallons
Ronstar G	0 pounds	16 pounds	up 16 pounds

PLANT GROWTH REGULATORS	2006-07	2007-08	DIFFERENCE
Embark	16 pints	208 ounces	down 48 ounces
Maintain	11.23 gallons	8.82 gallons	down 2.41 gallons

INSECTICIDES/FUNGICIDE	2006-07	2007-08	DIFFERENCE
Mavrik	4 ounces	0 ounces	down 4 ounces
Orthene	0 pounds	.5 pounds	up .5 pounds
Merit WSP	45 pounds	140.2 pounds	up 95.2 pounds
Mavrick	0 ounces	0 ounces	N/A
Azatrol EC	4.95 gallons	9.2 gallons	up 4.25 gallons
Subdue 2E	0 ounces	0 ounces	N/A
Orthenex	92 ounces	64 ounces	down 28 ounces
Supreme Oil	0 gallons	6 gallons	up 6 gallons
Zyban WSB	0 gallons	96 ounces	up 96 ounces

ADJUVENTS	2006-07	2007-08	DIFFERENCE
No Foam B	0 ounces	2 ounces	up 2 ounces
X-77	3.6 ounces	.375 ounces	down 3.2 ounces
No Foam B	248 ounces	576 ounces	up 328 ounces
Rodeo	0 ounces	0 ounces	N/A

CITY OF SANTA CLARA
FY 2007-08 ANNUAL REPORT
PESTICIDE MANAGEMENT ACTIVITIES

PARKS DEPARTMENT
YEARLY PESTICIDE USAGE
2007-2008

CHEMICAL NAME	AMOUNT USED
Atrimmec	300 ounces
Best 19-3-10 Fertilizer with 2% Dimension	950 pounds
Gallery	6 ounces
Manage	1.8 grams
Merit .5g	210 pounds
Oryzalin Pro	606 ounces
Prospreader Activator	2 ounces
Revolver	164 ounces
Reward	12 ounces
Ronstar G	12.5 pounds
Round-Up	1,679 ounces
Sluggo	12 ounces
Surflan	942 ounces
Tempo S.C. Ultra	72 milliliters

CITY OF SANTA CLARA
FY 2007-08 ANNUAL REPORT
PESTICIDE MANAGEMENT ACTIVITIES

STATE PESTICIDE LICENSES
CITY OF SANTA CLARA PARKWAYS & BOULEVARDS DEPARTMENT

AGRICULTURAL PEST CONTROL ADVISOR			
NAME	NUMBER	CATEGORIES	EXPIRATION DATE
Mendoza	AA07554	A,B,E,G	12/09
Spearman	AA02420	G	12/09
QUALIFIED APPLICTOR CERTIFICATE			
NAME	NUMBER	CATEGORIES	EXPIRATION DATE
Banuelos	13935	B,C,F	12/08
Brickman	14360	B,C,F	12/08
Casas	116025	C	12/08
Diaz	115593	F	12/08
Faria	116753	F	12/08
Genco	26572	B,C,F	12/08
Guajardo	19711	B,C,F	12/08
Ibarra	27682	B,C,F	12/08
Janzing	25302	B,C	12/08
Kodama	115720	C	12/08
Means	22999	C	12/09
Mendoza	46608	B,C,F	12/09
Myers	25294	B,C,F	12/09
O'Dell	13001	B,C,F	12/09
Orendain	28395	B,C	12/09
Quanz	16559	B,C,F	12/09
Rivera	116602	B,C,F	12/09
Romagna	10986	B,C,F	12/09
Spearman	47385	B,C,F	12/09

CITY OF SANTA CLARA
FY 2007-08 ANNUAL REPORT
PESTICIDE MANAGEMENT ACTIVITIES

STATE PESTICIDE LICENSES
CITY OF SANTA CLARA PARKS DEPARTMENT

AGRICULTURAL PEST CONTROL ADVISOR			
NAME	NUMBER	CATEGORIES	EXPIRATION DATE
Kent	01804	A,B,C,D,E,F,G	12/08
Nissen	07261	A,B,C,D,E,F,G	12/09
Solis	02688	A,D,E,G	12/09
QUALIFIED APPLICTOR CERTIFICATE			
NAME	NUMBER	CATEGORIES	EXPIRATION DATE
Aligo	21665	B,C,F	12/08
Abernethy	17238	B,C,F	12/08
Allan	15275	B,C,F	12/08
Auerbach	21226	B,C,F	12/08
Blevins	24202	B,C,F	12/08
Castro	26678	B,C,F	12/08
Curtis	12063	B,C,F	12/08
DeShera	17524	B,C,F	12/08
Faught	19394	B,C,F	12/08
Fuente	115272	B,C,F	12/08
Garcia	20682	B,C,F	12/08
Gilpatrick	14586	B,C,F	12/08
Hawkins	11379	B,C,F	12/08
Heldt	14651	B,C,F	12/08
Hoye	14055	B,C,F	12/08
Kasper	14754	B,C,F	12/08
Kent	43059	B,F	12/08
Komenovich	18883	B,C,F	12/08
Korn	21524	C	12/08
Maniglia	14439	B,C,F	12/09
McDowell	13078	B,C,F	12/09
Monteiro	26721	C,F	12/09
Nissen	17683	A,B,C,E,F,H	12/09
Picard	10942	B,C,F	12/09
Placencia	166057	C	12/09
Ramos	21867	B,C,F	12/09
Rapisarda	14240	B,C,F	12/09
Rasul	12194	B,C,F	12/09
Resendez	24404	B,C,F	12/09
Reyes	25914	F	12/09
Rosa	115736	B	12/09

CITY OF SANTA CLARA
FY 2007-08 ANNUAL REPORT
PESTICIDE MANAGEMENT ACTIVITIES

STATE PESTICIDE LICENSES
CITY OF SANTA CLARA PARKS DEPARTMENT (CONTINUED)

QUALIFIED APPLICTOR CERTIFICATE			
NAME	NUMBER	CATEGORIES	EXPIRATION DATE
Selig	11400	B,C,F	12/09
Solis	11716	B,C,F	12/09
Thornton	16356	B,C,F	12/09
Tillman	48270	B,C,F	12/09
Valente	46828	B,C,F	12/09
Vergano	28538	B,C,F	12/09
QUALIFIED APPLICATOR LICENSE			
NAME	NUMBER	CATEGORIES	EXPIRATION DATE
Mitchell	31404	B,C,F	12/09

CITY OF SANTA CLARA URBAN RUNOFF POLLUTION PREVENTION PROGRAM
FY 2007-08 ANNUAL REPORT

PESTICIDE MANAGEMENT PLAN						
Performance Standard Identification	**Activity**	**Continuous Improvement Source Item**	**FY 2007-08 Tasks**	**Status / Comments**	**Due Date**	**Responsible Party**
P.S. #1	Overall Plan	2007-08 Workplan	Develop and Implement a Pesticide Management Plan	The City has developed an IPM plan and is implementing the requirements. Note that the City has been following IPM models for many years.	Complete	Street Dept.
P.S. #1	Overall Plan	2004 URMP 2007-08 Workplan	Coordinate with arborist or other relevant staff to identify landscaping techniques less likely to attract pests, including a list of pest-resistant plants, and develop model conditions of approval for pest resistant landscaping features and practices.		Ongoing	Planning Dept. Street Dept.

CITY OF SANTA CLARA URBAN RUNOFF POLLUTION PREVENTION PROGRAM
FY 2007-08 ANNUAL REPORT

PESTICIDE MANAGEMENT PLAN						
Performance Standard Identification	**Activity**	**Continuous Improvement Source Item**	**FY 2007-08 Tasks**	**Status / Comments**	**Due Date**	**Responsible Party**
P.S. #1	Overall Plan	2004 URMP 2007-08 Workplan	Consider pest-resistant landscaping and design features in the design, landscaping and environmental reviews of proposed development projects.		Ongoing	Planning Dept.
P.S. #1	Overall Plan	2004 URMP 2007-08 Workplan	Train staff responsible for design review on pest-resistant landscaping techniques and model conditions of approval and the importance of minimizing pesticide use in runoff from development sites.	General training has been conducted at a multi-department level. Additional training specific to the role of particular staff will be provided with the completion of work on techniques and conditions of approval.	Ongoing	Planning Dept.
P.S. #1	Overall Plan	2004 URMP 2007-08 Workplan	Develop and propose enhanced reporting format for documenting use of pesticide reduction measures at development sites.		Ongoing	Planning Dept.

PESTICIDE MANAGEMENT PLAN

Performance Standard Identification	Activity	Continuous Improvement Source Item	FY 2007-08 Tasks	Status / Comments	Due Date	Responsible Party
P.S. #2	Legal Authority	2004 URMP 2007-08 Workplan	Adopt an IPM policy that utilizes IPM techniques and reduces the use of organophosphate and copper-based pesticides.	The City has an IPM policy in place that advocates the reduction of pesticide use that causes impairment of surface waters.		Ongoing
P.S. #4	Procedures for Municipal Staff	2004 URMP 2007-08 Workplan	Develop/implement SOPs and BMPs with appropriate outreach to municipal staff.	City employees who apply pesticides/herbicides are trained in the IPM policy procedures. All applications are conducted per the State Department of Pesticide Regulation (DPR).		Ongoing
P.S. #5	Procedures for Municipal Staff	2004 URMP 2007-08 Workplan	Conduct a workshop for municipal staff on least-toxic pest control methods and pesticide management BMPs .	**ROUTINE & ONGOING**		Street Dept.
P.S. #5	Procedures for Municipal Staff	2004 URMP 2007-08 Workplan	Ensure that employees who apply pesticides for the agency obtain the appropriate training as required by the County Agricultural Commissioner and the State Department of Pesticide Regulation (DPR).	**ROUTINE & ONGOING**		IPM #5a

CITY OF SANTA CLARA URBAN RUNOFF POLLUTION PREVENTION PROGRAM
FY 2007-08 ANNUAL REPORT

PESTICIDE MANAGEMENT PLAN						
Performance Standard Identification	**Activity**	**Continuous Improvement Source Item**	**FY 2007-08 Tasks**	**Status / Comments**	**Due Date**	**Responsible Party**
P.S. #5	Procedures for Municipal Staff	2004 URMP 2007-08 Workplan	Provide annual training on the appropriate portions of the IPM policy, SOPs, and BMPs, and the latest IPM techniques to employees within departments responsible for pesticide application.	**ROUTINE & ONGOING**		Street Dept. Parks Dept.
P.S. #5	Procedures for Municipal Staff	2004 URMP 2007-08 Workplan	Annually inform employees who are not authorized and trained to apply pesticides that they cannot use over-the-counter pesticides in or around the workplace, consistent with the IPM policy.	**ROUTINE & ONGOING**		Street Dept. Parks Dept.
P.S. #5	Procedures for Contractors	2004 URMP 2007-08 Workplan	Develop and implement a process to ensure that any contractor employed to conduct pest control and pesticide application on municipal property engages in pest control methods consistent with the IPM policy adopted.	**ROUTINE & ONGOING**		Street Dept Parks Dept. Bldg. Dept.

CITY OF SANTA CLARA URBAN RUNOFF POLLUTION PREVENTION PROGRAM
FY 2007-08 ANNUAL REPORT

PESTICIDE MANAGEMENT PLAN						
Performance Standard Identification	**Activity**	**Continuous Improvement Source Item**	**FY 2007-08 Tasks**	**Status / Comments**	**Due Date**	**Responsible Party**
P.S. #6	Procedures for Contractors	2004 URMP 2006-07 Workplan	Require PCOs contracted for municipal applications to use pest control methods consistent with the municipality's IPM policy (through contract specifications). Require contractors to: (a) follow the agency's IPM policy, BMPs, and SOPs; (b) provide evidence of current IPM training, when feasible; and (c) provide documentation of pesticide use on agency property to the agency in a timely manner.	All City Contractors are required to follow the IPM policy.	Ongoing	Street Dept. Parks Dept.
P.S. #7	Outreach to Other Users	2004 URMP 2007-08 Workplan	Work with Program on outreach efforts and with City newspaper / cable station to outreach IPM goals.	The City participates in Program efforts and actively collects/educates residents about pesticide collection during the Annual Cleanup Campaign and household hazardous waste collection events.	Ongoing	Street Dept.

CITY OF SANTA CLARA URBAN RUNOFF POLLUTION PREVENTION PROGRAM
FY 2007-08 ANNUAL REPORT

PESTICIDE MANAGEMENT PLAN						
Performance Standard Identification	**Activity**	**Continuous Improvement Source Item**	**FY 2007-08 Tasks**	**Status / Comments**	**Due Date**	**Responsible Party**
P.S. #7	Outreach to Other Users	2004 URMP 2007-08 Workplan	Continue to fund BASMA Regional Media Relations Campaign featuring pitches to Bay Area media and responses to breaking news on pesticide-related topics	**WORKING WITH PROGRAM**		Program Street Dept.
P.S. #7	Outreach to Other Users	2004 URMP 2007-08 Workplan	Develop and implement education programs that target commercial businesses, per recommendations from Action IV.A.1.	**WORKING WITH PROGRAM**		Program Street Dept.
P.S. #7	Outreach to Other Users	2004 URMP 2007-08 Workplan	Ensure that adequate pesticide disposal services exist for residents and conditionally exempt small quantity commercial generators.	**ROUTINE & ONGOING** *City of Santa Clara has a well-developed Household Hazardous Waste Program combined with the County.		Street Dept. Fire Dept.

CITY OF SANTA CLARA URBAN RUNOFF POLLUTION PREVENTION PROGRAM
FY 2007-08 ANNUAL REPORT

PESTICIDE MANAGEMENT PLAN						
Performance Standard Identification	**Activity**	**Continuous Improvement Source Item**	**FY 2007-08 Tasks**	**Status / Comments**	**Due Date**	**Responsible Party**
P.S. #7	Outreach to Other Users	2004 URMP 2007-08 Workplan	Work with HHW collection agencies to support, enhance, and help publicize programs for proper pesticide disposal.	**ROUTINE & ONGOING**		Street Dept. Fire Dept.
P.S. #8	Outreach to Other Users	2004 URMP 2007-08 Workplan	Provide hazardous waste disposal information to residents, through distribution on materials (e.g., utility bill insert, city newsletter, community events, etc.) or advertising in local media.	**ROUTINE & ONGOING**		Street Dept.
P.S. #9	Municipal Pesticide Use Evaluation and Reporting	2004 URMP 2007-08 Workplan	Tracking pesticide use on municipally owned property. Include in the process reporting and justification for the use of OP pesticides and BMPs employed during OP pesticide use.	Tracking of pesticide use currently being completed under the Department of Pesticide Regulation. Inventory Use Sheets are used to document specifics for every application.	Ongoing	Street Dept Parks Dept.

CITY OF SANTA CLARA URBAN RUNOFF POLLUTION PREVENTION PROGRAM
FY 2007-08 ANNUAL REPORT

PESTICIDE MANAGEMENT PLAN						
Performance Standard Identification	**Activity**	**Continuous Improvement Source Item**	**FY 2007-08 Tasks**	**Status / Comments**	**Due Date**	**Responsible Party**
P.S. #10	Evaluation and Reporting	2004 URMP 2007-08 Workplan	Conduct a periodic agency-wide search of chemical storage areas for pesticides no longer legal for application per EPA, state, and/or local requirements, and properly dispose of any such pesticides pursuant to appropriate waste disposal regulations.	**ROUTINE & ONGOING**		Street Dept Parks Dept.
P.S. #11	Evaluating and Reporting	2004 URMP 2007-08 Workplan	Review and evaluate effectiveness of IPM in achieving goals.	Please see narrative regarding effectiveness.	Complete	Street Dept.

City of Santa Clara

FY 07-08 Annual Report

Mercury/Copper/Nickel Pollution Prevention Activities

CITY OF SANTA CLARA
FY 2007-08 ANNUAL REPORT
MERCURY/COPPER/NICKEL POLLUTION PREVENTION ACTIVITIES

Copper

The City of Santa Clara has in previous workplans aggressively inspected automotive facilities and metal plating facilities. This occurred in FY 2001-02, FY 2002-03 and FY 2006-07 for automotive and FY 2002-03, FY 2004-05, and FY 2005-06 for metal plating. These facilities are inspected at least once every two years due to their SIC code but inspection frequencies are accelerated if repetitive violations are found. The targeted facility type for FY 08-09 is restaurants. Our street sweeping program mandates bi-weekly sweeping of all residential streets. Industrial routes are swept on a continuous basis. Use of architectural copper is discouraged and is being eliminated from design in new public buildings.

Nickel

The City of Santa Clara, through our construction inspection element, has documented construction best management practices activity within the City for many years. In FY 2007-08, 424 construction inspections occurred on 14 sites. Inspectors also conducted 837 windshield inspections of all construction sites. Emphasis has been on increasing enforcement actions to gain compliance.

Mercury

The collection of thermostats, household batteries and fluorescent bulbs has skyrocketed since DTSC banned universal waste from landfills. The Countywide HHW Program has partnered

with several retail businesses to accept fluorescent bulbs and batteries from the public. The Countywide HHW Program then collects the bulbs and batteries from the retail establishments and recycles them along with waste collected at drop-off events. The City is pursuing Extended Producer Responsibility (EPR) initiatives to remove mercury from the waste stream and to encourage producers to make a less toxic product.

CITY OF SANTA CLARA URBAN RUNOFF POLLUTION PREVENTION PROGRAM
FY 2007-08 ANNUAL REPORT

MERCURY / COPPER / NICKEL POLLUTION PREVENTION ACTIVITIES (MCNP)						
Performance Standard Identification	**Activity**	**Continuous Improvement Source Item**	**FY 2007-08 Tasks**	**Status / Comments**	**Due Date**	**Responsible Party**
MCNP P.S. #2	Municipal Use of Mercury Containing Products AKA- Prioritization of Mercury / Copper / Nickel Products	Order No. 01-024 2004 URMP 2007-08 Workplan	Develop a process to survey the types of mercury-containing products used by City departments. Identify appropriate municipal personnel to conduct survey. For those products with a potential to enter stormwater runoff, identify possible alternatives or proper disposal procedures.	Building Maintenance Department requires all mercury containing products to be properly disposed. Mercury containing products are stored in the Street Corporation Yard hazmat shed. A certified hazardous waste contractor cleans the shed on a quarterly basis. Fluorescent bulbs and tubes are taken to AERC in Hayward for recycling.	Ongoing	Street Dept. Building Maintenance
MCNP P.S. #3	Municipal Use of Mercury Containing Products AKA- Identify Management Options	Order No. 01-024 2004 URMP 2007-08 Workplan	Follow Performance Standards in identifying management option for mercury-containing products reduction. These standards include a schedule for the timely phase-out of mercury-containing products identified for virtual elimination as well as reporting requirements, replacement, and reduction in use of mercury-containing products.		Ongoing	Street Dept.

CITY OF SANTA CLARA URBAN RUNOFF POLLUTION PREVENTION PROGRAM
FY 2007-08 ANNUAL REPORT

MERCURY / COPPER / NICKEL POLLUTION PREVENTION ACTIVITIES (MCNP)						
Performance Standard Identification	**Activity**	**Continuous Improvement Source Item**	**FY 2007-08 Tasks**	**Status / Comments**	**Due Date**	**Responsible Party**
MCNP P.S. #3 (CB-3)	Household Hazardous Waste Collection	Order No. 01-024 2004 URMP	Provide mercury-containing products disposal services for residents and small businesses. The City began collecting household batteries from single-family residences curbside on July 1, 2006 and has drop-off locations located at its 10 Fire Stations for multi-family residents.	There were 56 Household Hazardous Waste collection events in FY 2007-08. 2,502 Santa Clara residents attended HHW drop-off events in FY 07-08.	Ongoing	Street Dept. Fire Dept.
			The Countywide HHW Program has partnered with retailers to accept fluorescent bulbs and batteries from the public.	The Countywide HHW Program is continually working to bring more retail establishments into the program.	Ongoing	Street Dept.
			City will take compact fluorescent bulbs through its single family curbside recycling program starting in December 2009.	New recycling collection agreement to be implemented in 2009.	December 2009	Street Dept.

CITY OF SANTA CLARA URBAN RUNOFF POLLUTION PREVENTION PROGRAM
FY 2007-08 ANNUAL REPORT

MERCURY / COPPER / NICKEL POLLUTION PREVENTION ACTIVITIES (MCNP)						
Performance Standard Identification	**Activity**	**Continuous Improvement Source Item**	**FY 2007-08 Tasks**	**Status / Comments**	**Due Date**	**Responsible Party**
MCNP P.S. #3	Household Hazardous Waste Collection	Order No. 01-024 2004 URMP	Develop guidelines for documenting and reporting quantities of mercury-containing products disposed of by City.	Documentation is currently being conducted under Dept. of Toxic Substance Control Form 303, submitted annually by the County on behalf of the City.	Complete Ongoing	Street Dept.
MCNP P.S. #3	Public Education and Outreach AKA – Identify Management Options	Order No. 01-024 2004 URMP 2007-08 Workplan	Implement a fluorescent light recycling outreach program to educate residential users and encourage proper disposal of fluorescent lights.	Widely included in the outreach advising residents of the Household Hazardous Waste Collection events coordinated with the County. County has retail-recycling partners that accept fluorescent bulbs and batteries at no charge from residents. Television ads promoting the free drop-off were run in January 2008.	Ongoing	Street Dept.

CITY OF SANTA CLARA URBAN RUNOFF POLLUTION PREVENTION PROGRAM
FY 2007-08 ANNUAL REPORT

MERCURY / COPPER / NICKEL POLLUTION PREVENTION ACTIVITIES (MCNP)						
Performance Standard Identification	**Activity**	**Continuous Improvement Source Item**	**FY 2007-08 Tasks**	**Status / Comments**	**Due Date**	**Responsible Party**
MCNP P.S. #3	Identify Management Options	2004 URMP	Maintain/inspect carwash systems operated by City at Corporation Yard/Fire Stations.	Continue to emphasize Copper Pollution Reduction in the Construction Inspection element.	Complete & Ongoing	Street Dept.
			(CB-1) Provide bi-weekly street sweeping	Scheduled street sweeping on a weekly basis – bi-weekly guaranteed.	Complete & Ongoing	Street Dept. Fire Dept.
			(NB-1) Include control of nickel discharged in construction site inspections.	Construction site Storm Water Inspectors take nickel into account	Complete & Ongoing	Street Dept.
			(CB-12) Monitor/educate vehicle washing operations.	Construction site Storm Water Inspectors look at vehicle washing operations.	Complete & Ongoing	Street Dept.

CITY OF SANTA CLARA URBAN RUNOFF POLLUTION PREVENTION PROGRAM
FY 2007-08 ANNUAL REPORT

MERCURY / COPPER / NICKEL POLLUTION PREVENTION ACTIVITIES (MCNP)						
Performance Standard Identification	**Activity**	**Continuous Improvement Source Item**	**FY 2007-08 Tasks**	**Status / Comments**	**Due Date**	**Responsible Party**
MCNP P.S. #3	Vehicle Washing Operations	2004 URMP 2007-08 Workplan	Distribute outreach materials on proper vehicle/equipment washing at City department counters and public events, and post on City website. Inspect auto businesses regarding car wash requirements, and prohibited storm drain discharge. Inspect vehicle washing facilities as part of stormwater inspections for industrial and commercial businesses. Continue to maintain car wash systems for City vehicles at the corporation yard and fire stations.	Outreach materials are distributed by our Code Enforcement Technician and Stormwater Inspector during IC/ID inspections. Automobile businesses have been a target industrial of our IND/ICD program. All City Corporation Yards are equipped with car wash systems that are closed looped. Visual inspections are done every other day, cleanings done once a week and repairs are done as needed. BMP's are being implemented in the construction of two new City Fire Stations. Permanent BMP's are being developed for our existing Fire Stations.	Complete and Ongoing	Street Dept.

CITY OF SANTA CLARA URBAN RUNOFF POLLUTION PREVENTION PROGRAM
FY 2007-08 ANNUAL REPORT

MERCURY / COPPER / NICKEL POLLUTION PREVENTION ACTIVITIES (MCNP)						
Performance Standard Identification	**Activity**	**Continuous Improvement Source Item**	**FY 2007-08 Tasks**	**Status / Comments**	**Due Date**	**Responsible Party**
MCNP P.S. #3	Industrial Copper Control	2004 URMP 2007-08 Workplan	Continue Industrial Inspection program, including NOI sites such as plating and metal finishing facilities, vehicle service facilities, and other permitted sites.	Metal Plating shops are inspected at the frequency determined by their SIC code.	Ongoing	Street Dept.
MCNP P.S. #3	Reducing Traffic Congestion/ Promoting Alternative Transportation	2004 URMP	Review the results of the Development Policies Comparison Project Report, particularly Section VI., Policies to Limit Auto Use/Promote Alternative Transportation, in the Policy, Code, and Ordinance Worksheet, and investigate updating local development rules to promote better transportation-related design practices and alternative modes of transportation.		Complete with program	Planning Dept. Street Dept.
MCNP P.S. #3	Street sweeping and storm drain O&M	2004 URMP	Follow Program guidance regarding the collection and reporting of street sweeping data. Provide data for Annual Report.	The City has approx. 582 combined residential and commercial route miles with approx. 28,792 combined miles swept per year.	Complete	Street Dept.

CITY OF SANTA CLARA URBAN RUNOFF POLLUTION PREVENTION PROGRAM
FY 2007-08 ANNUAL REPORT

MERCURY / COPPER / NICKEL POLLUTION PREVENTION ACTIVITIES (MCNP)						
Performance Standard Identification	**Activity**	**Continuous Improvement Source Item**	**FY 2007-08 Tasks**	**Status / Comments**	**Due Date**	**Responsible Party**
MCNP P.S. #3 CB-12	Outreach on pool, spa maintenance	2004 URMP	Assist Program develop and implement distribution plan for the updated pool brochure. Distribute outreach materials at local public events; brochures at agency department counters and public places; and placement on City website.	The City utilizes the City newspaper and cable station to routinely educate residents on stormwater pollution prevention efforts.	Complete	Street Dept.
MCNP P.S. #3	Measures to control nickel discharges from construction sites.	2004 URMP 2007-08 Workplan	Continue to implement Construction Inspection Performance Standards. Continue to have inspectors attend Regional Board/Program workshops on construction site management and learn latest erosion/sediment control techniques. Continue to attend Program workshops on post-development stormwater BMPs (C.3.).	Ongoing and Routine	Complete	Street Dept. Planning Dept.
MCNP P.S. #3	Control nickel discharges from construction sites.	2004 URMP 2007-08 Workplan	Prevent erosion from construction sites. Promote education of inspectors / contractors.	Concurrent with Construction Inspection Program.	Ongoing	Street Dept. Building Inspection

CITY OF SANTA CLARA URBAN RUNOFF POLLUTION PREVENTION PROGRAM
FY 2007-08 ANNUAL REPORT

MERCURY / COPPER / NICKEL POLLUTION PREVENTION ACTIVITIES (MCNP)						
Performance Standard Identification	**Activity**	**Continuous Improvement Source Item**	**FY 2007-08 Tasks**	**Status / Comments**	**Due Date**	**Responsible Party**
MCNP P.S. #3 CB-21	Use of architectural copper	2004 URMP 2007-08 Workplan	Discourage architectural use of copper. Review current ordinances.	The use of architectural copper is discouraged within the City.	Ongoing	Planning Dept. Street Dept.
MCNP P.S. #4	Municipal Use of Mercury-Containing Products AKA – Municipal Training & Outreach	Order No. 01-024 2004 URMP 2007-08 Workplan	Ensure that Municipal employees responsible for purchase / use / replacement of mercury-containing products receive information on City Mercury Prevention Plan (Mercury Plan).		Ongoing	Street Dept.
MCNP P.S. #4	Public Education and Outreach	Order No. 01-024 2004 URMP	Support various outreach programs to educate target audiences about proper disposal of mercury-containing products and alternative non-mercury containing products.	SCVURPPP ran a mercury recycling media campaign, as did the Recycling and Waste Reduction Commissions public education subcommittee, which partnered with PG& E to enhance its media buy.	Ongoing	Street Dept.

CITY OF SANTA CLARA URBAN RUNOFF POLLUTION PREVENTION PROGRAM
FY 2007-08 ANNUAL REPORT

MERCURY / COPPER / NICKEL POLLUTION PREVENTION ACTIVITIES (MCNP)						
Performance Standard Identification	**Activity**	**Continuous Improvement Source Item**	**FY 2007-08 Tasks**	**Status / Comments**	**Due Date**	**Responsible Party**
MCNP P.S. #5	Monitoring and Science AKA – Tracing / Reviewing and Reporting Effectiveness	Order No. 01-024 2004 URMP	Develop process to trace/review and report effectiveness of the Mercury Products Reduction and Management Practices in achieving the goals of the Mercury Plan.	Products containing mercury that are used by the City have a low potential to get in stormwater. Replacement is done at product failure. This process causes effectiveness to be difficult to measure. The Countywide HHW Program reported a spike in recycled mercury after the mercury recycling media campaigns were conducted.	Ongoing	Street Dept. Building Maintenance
MCNP P.S. #5	Monitoring Mechanism	Order No. 01-024	In the Annual Report document and evaluate each outreach activity, including the target audience and number of residents and/or businesses reached.	The CoHHWP collected the following amounts of mercury in FY 07-08: Elemental Mercury-1,295 pounds Fluorescent Lights-124,121 pounds and 100,100 pounds of batteries.	Ongoing	Street Dept.
MCNP P.S. #5	Monitoring	Order No. 01-024 2004 URMP	Update URMP to incorporate / adapt model Mercury Pollution Prevention Management Performance Standards.		Complete	Street Dept.

CITY OF SANTA CLARA URBAN RUNOFF POLLUTION PREVENTION PROGRAM
FY 2007-08 ANNUAL REPORT

MERCURY / COPPER / NICKEL POLLUTION PREVENTION ACTIVITIES (MCNP)						
Performance Standard Identification	**Activity**	**Continuous Improvement Source Item**	**FY 2007-08 Tasks**	**Status / Comments**	**Due Date**	**Responsible Party**
MCNP P.S. #6	Training	2004 URMP 2007-08 Workplan	Attend training events specific to Mercury, Copper and Nickel reduction.		Ongoing	Street Dept. Program
MCNP	Watershed assessment and protection	2004 URMP	Revise City's General Plan, as needed, at next scheduled update, based on recommendations from the *Development Policies Comparison Project* and Provision C.3.l. Review and implement guidance from SCVURPPP and San Jose on addressing water quality in the CEQA review process, as part of C.3.m. implementation.	Current general plan determined effective with current language.	Complete	Planning Dept. Street Dept.
MCNP Overall Commitment	Monitoring and Science	Order No. 01-024 2004 URMP 2007-08 Workplan	Provide financial and staff support for a coordinated regional plan to collect data for the mercury TMDL, as defined in the RWQCB / BACWA / BASMAA.	Work with Program	Ongoing	Street Dept.

City of Santa Clara

FY 07-08 Annual Report

Trash Inventory and Management

CITY OF SANTA CLARA
FY 2007-08 ANNUAL REPORT
TRASH INVENTORY AND MANAGEMENT

In the City of Santa Clara the Code Enforcement Technician and Solid Waste Foreperson respond to trash complaints. Other City personnel may respond to initial response, depending on the nature of the event.

A trash "hot spot" list was generated based on the data received from complaints and catch basin cleaning crew findings. A survey was conducted using the KAB litter index and documented on a spreadsheet two times in FY 07-08. This information is updated every year. Locations that appear on our "hot spot" list on more than one occasion receive further investigation to find a source of the litter. Facilities and/or persons that can be found responsible for the trash receive a violation notice for a first violation, pre-citation notice for the second, and administrative citation for the third. If no source is found and the trash is on private property the property owner may be held responsible for clean up and the City will pick it up if its in the public right of way. Regardless of the source, trash is typically picked up within one week or sooner depending on the potential to enter the storm drain.

Attached is the table of the City's trash "hot spots" relative to the watershed affected if the trash entered the storm drain system.

Santa Clara Valley
Urban Runoff
Pollution Prevention Program

Trash Problem Area Activity Report
FY 07-08

ID	Date	Location	Assessment Score		Recent Cleanup[1]	Adjacent Land Use[2]		Trash Source[3]			Three Most Prevalent Trash Types[4]			Estimated Volume of Trash Removed (if any)	Existing Management Actions	Recommended Management Actions and/or Future Evaluations
			KAB	RTA		1	2	1	2	3	1	2	3			
SC01	2/4/2008	French Street and Agate Drive	2	N/A	Yes	Residential – home	Residential – apartments	Litter – vehicular	Illegal dumping		Plastic/styrofoam	Biodegradable/paper		Approx 1/2 C.Y. every month	Routine inspections are conducted on a regular basis.	Continue evaluating for trash.
SC02	2/4/2008	Alpine Alley between Kiely & Pomeroy	2	N/A	Yes	Commercial	Residential – home	Litter – commercial areas	Litter – pedestrian		Biodegradable/paper			N/A	Issue BMPs to local merchants when trash is present. Routine inspections are conducted on a regular basis.	Continue evaluating for trash.
SC03	2/4/2008	Bowers Alley behind Russell's Furnature.	2.5	N/A	Yes	Commercial	Residential – home	Litter – commercial areas	Litter – commercial areas		Plastic/styrofoam	Biodegradable/paper		Approx 5 C.Y. every 3-4 months	Issue BMPs to local merchants when trash is present. Routine inspections are conducted on a regular basis.	Continue evaluating for trash.
SC04	2/4/2008	Bellomy Street and Alviso	1	N/A	Yes	Residential – home	School	Litter – school/institution	Illegal dumping		Plastic/styrofoam	Biodegradable/paper		N/A	Clean up by City as needed	Continue evaluating for trash.
SC05	2/4/2008	Behind Parking lot at Ellena & Williams Streets	3	N/A	Yes	Residential – apartments	Roadway	Litter – vehicular	Litter – receptacles/ dumpsters		Plastic/styrofoam	Biodegradable/paper		N/A	Clean up by City as needed	Continue evaluating for trash.
SC06	2/4/2008	519 Saratoga Alley behind apartments	1.5	N/A	Yes	Residential – apartments		Litter – receptacles/ dumpsters	Illegal dumping		Biodegradable/paper			N/A	Continue to respond to overflowing dumpster complaints and illegal dumping calls.	Continue evaluating for trash.
SC08	2/4/2008	Lafayette Street at Memorex & DiGiulio	1	N/A	Yes	Residential – home	Residential – apartments	Litter – pedestrian	Illegal dumping		Plastic/styrofoam	Biodegradable/paper		N/A	Clean up by City as needed	Continue evaluating for trash.
SC09	2/4/2008	Lafayette Street & Basset Street, Cal Trans	1.75	N/A	Yes	Industrial	Railways	Litter – pedestrian	Litter – vehicular	Illegal dumping	Plastic/styrofoam	Biodegradable/paper		N/A	Notify Cal Trans if of major litter accumulation	Continue evaluating for trash.
SC10	2/4/2008	Pomeroy between Calabazas & Benton.	1	N/A	Yes	Residential – home	Residential – apartments	Litter – pedestrian	Litter – vehicular		Biodegradable/paper			N/A	Clean up by City as needed	Continue evaluating for trash.
SC11	2/4/2008	3700 El Camino Real	2	N/A	Yes	Commercial		Litter – commercial areas	Illegal dumping		Plastic/styrofoam	Biodegradable/paper		N/A	Violation notices are given to commercial stores if trash can be identified as theirs.	Continue to evaluate for trash.
SC12	2/4/2008	Clyde, Haig, Lafayette area.	1.5	N/A	Yes	Residential – apartments	Commercial	Litter – pedestrian	Litter – commercial areas		Plastic/styrofoam	Biodegradable/paper		N/A	Clean up by City as needed	Continue evaluating for trash.
SC13	2/4/2008	4767 Lafayette Street.	1	N/A	Yes	Commercial		Litter – pedestrian	Litter – commercial areas	Homeless encampments	Plastic/styrofoam	Biodegradable/paper		N/A	Pass out BMPs to local stores when trash problem is present.	Continue evaluating for trash.
SC14	2/4/2008	Lafayette & Yurba Buena Way.	1	N/A	Yes	Industrial	Railways	Litter – vehicular			Biodegradable/paper			Approx 15-20 C.Y. every 3-4 months	This site is subject to large illegal dumping. Routine inspections are conducted on a regular basis.	Continue evaluating for trash.
SC15	2/4/2008	Martin Avenue by train tracks.	1	N/A	Yes	Industrial	Railways	Other	Litter – vehicular		Biodegradable/paper			N/A	Inspect Paper Recycler and issue violations to recycler for paper products along their fence.	Continue evaluating for trash.
SC16	2/4/2008	Bowe Avenue alleyway next to creek	2	N/A	Yes	Commercial	Residential – apartments	Litter – commercial areas	Litter – pedestrian		Plastic/styrofoam	Biodegradable/paper		N/A	Pass out BMPs to local stores when trash problem is present.	Continue evaluating for trash.
SC17	2/4/2008	1995 Bellomy	1	N/A	Yes	Commercial	Residential – apartments	Litter – commercial areas			Biodegradable/paper			N/A	Pass out BMPs to local stores when trash problem is present.	Continue evaluating for trash.
SC18	2/4/2008	583 Saratoga	1	N/A	Yes	Commercial	Residential – apartments	Litter – vehicular			Biodegradable/paper			N/A	Pass out BMPs to local stores when trash problem is present.	Continue evaluating for trash.
SC19	2/4/2008	Martin & Richard	1	N/A	Yes	Industrial	Commercial	Litter – vehicular	Litter – pedestrian		Biodegradable/paper			N/A	Pass out BMPs to local stores when trash problem is present.	Continue evaluating for trash.

[1] Recent Cleanup	[2] Land Use Types	[3] Trash Source	[4] Trash Type
1. Yes	1. Commercial	1. Litter – vehicular	1. Plastic/styrofoam
2. No	2. Industrial	2. Litter – school/institution	2. Glass
3. Unknown	3. Residential – home	3. Litter – pedestrian	3. Metal
	4. Residential – apartments	4. Litter – commercial areas	4. Biodegradable/paper
	5. Roadway	5. Litter – restaurants/fast food/convenience stores	5. Construction
	6. Park/Trail	6. Litter – receptacles/dumpsters	6. Fabric/cloth
	7. School	7. Litter – recreational areas	7. Biohazard
	8. Railways	8. Litter – special events (sports/concerts/fairs)	8. Toxic
	9. Other	9. Homeless encampments	9. Miscellaneous
		10. Illegal dumping	
		11. Upstream/stormdrain catchment	
		12. Other	

Santa Clara Valley
Urban Runoff
Pollution Prevention Program

Trash Problem Area Activity Report
FY 07-08

ID	Date	Location	Assessment Score		Recent Cleanup[1]	Adjacent Land Use[2]		Trash Source[3]			Three Most Prevalent Trash Types[4]			Estimated Volume of Trash Removed (if any)	Existing Management Actions	Recommended Management Actions and/or Future Evaluations
			KAB	RTA		1	2	1	2	3	1	2	3			
SC01	5/7/2008	French Street and Agate Drive	2.5	N/A	Yes	Residential – home	Residential – apartments	Litter – vehicular	Illegal dumping		Plastic/styrofoam	Biodegradable/paper		Approx 1/2 C.Y. every month	Routine inspections are conducted on a regular basis.	Continue evaluating for trash.
SC02	5/7/2008	Alpine Alley between Kiely & Pomeroy	2.25	N/A	Yes	Commercial	Residential – home	Litter – commercial areas	Litter – pedestrian		Biodegradable/paper			N/A	Issue BMPs to local merchants when trash is present. Routine inspections are conducted on a regular basis.	Continue evaluating for trash.
SC03	5/7/2008	Bowers Alley behind Russell's Furnature.	2.75	N/A	Yes	Commercial	Residential – home	Litter – commercial areas	Litter – commercial areas		Plastic/styrofoam	Biodegradable/paper		Approx 5 C.Y. every 3-4 months	Issue BMPs to local merchants when trash is present. Routine inspections are conducted on a regular basis.	Continue evaluating for trash.
SC04	5/7/2008	Bellomy Street and Alviso	1	N/A	Yes	Residential – home	School	Litter – school/institution	Illegal dumping		Plastic/styrofoam	Biodegradable/paper		N/A	Clean up by City as needed	Continue evaluating for trash.
SC05	5/7/2008	Behind Parking lot at Ellena & Williams Streets	2	N/A	Yes	Residential – apartments	Roadway	Litter – vehicular	Litter – receptacles/ dumpsters		Plastic/styrofoam	Biodegradable/paper		N/A	Clean up by City as needed	Continue evaluating for trash.
SC06	5/7/2008	519 Saratoga Alley behind apartments	1	N/A	Yes	Residential – apartments		Litter – receptacles/ dumpsters	Illegal dumping		Biodegradable/paper			N/A	Continue to respond to overflowing dumpster complaints and illegal dumping calls.	Continue evaluating for trash.
SC08	5/7/2008	Lafayette Street at Memorex & DiGiulio	1	N/A	Yes	Residential – home	Residential – apartments	Litter – pedestrian	Illegal dumping		Plastic/styrofoam	Biodegradable/paper		N/A	Clean up by City as needed	Continue evaluating for trash.
SC09	5/7/2008	Lafayette Street & Basset Street. Cal Trans	2	N/A	Yes	Industrial	Railways	Litter – pedestrian	Litter – vehicular	Illegal dumping	Plastic/styrofoam	Biodegradable/paper		N/A	Notify Cal Trans if of major litter accumulation	Continue evaluating for trash.
SC10	5/7/2008	Pomeroy between Calabazas & Benton.	1	N/A	Yes	Residential – home	Residential – apartments	Litter – pedestrian	Litter – vehicular		Biodegradable/paper			N/A	Clean up by City as needed	Continue evaluating for trash.
SC11	5/7/2008	3700 El Camino Real	2	N/A	Yes	Commercial		Litter – commercial areas	Illegal dumping		Plastic/styrofoam	Biodegradable/paper		N/A	Violation notices are given to commercial stores if trash can be identified as theirs.	Continue to evaluate for trash.
SC12	5/7/2008	Clyde, Haig, Lafayette area.	1.5	N/A	Yes	Residential – apartments	Commercial	Litter – pedestrian	Litter – commercial areas		Plastic/styrofoam	Biodegradable/paper		N/A	Clean up by City as needed	Continue evaluating for trash.
SC13	5/7/2008	4767 Lafayette Street.	1	N/A	Yes	Commercial		Litter – pedestrian	Litter – commercial areas	Homeless encampments	Plastic/styrofoam	Biodegradable/paper		N/A	Pass out BMPs to local stores when trash problem is present.	Continue evaluating for trash.
SC14	5/7/2008	Lafayette & Yurba Buena Way.	2.5	N/A	Yes	Industrial	Railways	Litter – vehicular			Biodegradable/paper			Approx 15-20 C.Y. every 3-4 months	This site is subject to large illegal dumping. Routine inspections are conducted on a regular basis.	Continue evaluating for trash.
SC15	5/7/2008	Martin Avenue by train tracks.	1.75	N/A	Yes	Industrial	Railways	Other	Litter – vehicular		Biodegradable/paper			N/A	Inspect Paper Recycler and issue violations to recycler for paper products along their fence.	Continue evaluating for trash.
SC16	5/7/2008	Bowe Avenue alleyway next to creek	2.25	N/A	Yes	Commercial	Residential – apartments	Litter – commercial areas	Litter – pedestrian		Plastic/styrofoam	Biodegradable/paper		N/A	Pass out BMPs to local stores when trash problem is present.	Continue evaluating for trash.
SC17	5/7/2008	1995 Bellomy	1	N/A	Yes	Commercial	Residential – apartments	Litter – commercial areas			Biodegradable/paper			N/A	Pass out BMPs to local stores when trash problem is present.	Continue evaluating for trash.
SC18	5/7/2008	583 Saratoga	1	N/A	Yes	Commercial	Residential – apartments	Litter – vehicular			Biodegradable/paper			N/A	Pass out BMPs to local stores when trash problem is present.	Continue evaluating for trash.
SC19	5/7/2008	Martin & Richard	1	N/A	Yes	Industrial	Commercial	Litter – vehicular	Litter – pedestrian		Biodegradable/paper			N/A	Pass out BMPs to local stores when trash problem is present.	Continue evaluating for trash.

[1] Recent Cleanup	[2] Land Use Types	[3] Trash Source	[4] Trash Type
1. Yes	1. Commercial	1. Litter – vehicular	1. Plastic/styrofoam
2. No	2. Industrial	2. Litter – school/institution	2. Glass
3. Unknown	3. Residential – home	3. Litter – pedestrian	3. Metal
	4. Residential – apartments	4. Litter – commercial areas	4. Biodegradable/paper
	5. Roadway	5. Litter – restaurants/fast food/convenience stores	5. Construction
	6. Park/Trail	6. Litter – receptacles/dumpsters	6. Fabric/cloth
	7. School	7. Litter – recreational areas	7. Biohazard
	8. Railways	8. Litter – special events (sports/concerts/fairs)	8. Toxic
	9. Other	9. Homeless encampments	9. Miscellaneous
		10. Illegal dumping	
		11. Upstream/stormdrain catchment	
		12. Other	

TRASH INVENTORY AND MANAGEMENT						
Performance Standard Identification	**Activity**	**Continuous Improvement Source Item**	**FY 2007-08 Tasks**	**Status / Comments**	**Due Date**	**Responsible Party**
TM 1	Resource Commitment	2004 URMP	Modify City map to show areas of City not under our maintenance for trash management.		Complete	Street Dept.
TM 2	Trash Evaluation	2004 URMP	Monitor known or suspected areas of trash problems.	Trash hot-spots have been inspected using the KAB Litter Index	Ongoing	Street Dept.
TM 3	Trash Control	2004 URMP	Implement trash control measures in areas of trash problems.		Ongoing	Street Dept.
TM 4	Record Keeping	2004 URMP	Create log of trash complaints.	Trash hot-spots are added to the Problem Activity Report as they arise.	Complete	Street Dept.
TM 5	Effectiveness Evaluation	2004 URMP 2006-07 Workplan	Analyze incidents of trash problems over FY 07-08.	Two KAB litter index inspections were done in FY 07-08.	Complete	Street Dept.
TM 6	Training	2004 URMP 2007-08 Workplan	Attend training in trash evaluation methodology.	Staff will attend training as it is offered.	Ongoing	Street Dept.

CIT F SANTA CLARA URBAN RUNOFF POLLUTION PI ENTION PROGRAM
FY 2007-08 ANNUAL REPORT

TRASH INVENTORY AND MANAGEMENT						
Performance Standard Identification	**Activity**	**Continuous Improvement Source Item**	**FY 2007-08 Tasks**	**Status / Comments**	**Due Date**	**Responsible Party**
N/A	General Activity	Trash Ad Hoc Work Group	Trash hot spots are generated from complaints, cleaning crew findings, and prior lists. A KAB litter survey is conducted, a source is identified and enforcement action is taken. "Hot Spots" which have a low KAB score from FY to FY will be removed from the list.	KAB litter surveys were implemented in April 2005 and have subsequently been completed twice annually.	Ongoing	Street Dept./ Solid Waste

City of Santa Clara

FY 07-08 Annual Report

Staff Training Summary Table

Staff Training Summary

Fifty-three City employees attended stormwater pollution training in FY 07-08. The list of actual training events is contained in the legend of workshops in the notes section beneath the Staff Training Table.

Most employees felt that the trainings offered were relevant to their day-to-day jobs and were helpful. The City of Santa Clara will continue to provide stormwater pollution prevention training to its employees via seminars conducted by outside consultants and in-house training provided by Street Department personnel.

CITY OF SANTA CLARA
FY 2007-08 ANNUAL REPORT
STAFF TRAINING SUMMARY TABLE

Storm Water Pollution Prevention Training Table		
Department	**Employee Name**	**Training Workshop** *See note at bottom of chart
Engineering Department		
	Dulos, Blossom -Civil Engineer I	5
	Gudmunson, Kate -Account Clerk II	4
	Lozano, Noel -Civil Engineer I	2
	Nguyen, Chau - Civil Engineer I	6
	Thach, Hoa - Civil Engineer I	6
	Tran, Kimchi - Civil Engineer I	2
Parks	See IPM section for list of employees who hold QAC and/or PCA licenses	
	Allan, James	1
	Auerbach, Alex	1
	Blevins, Patti	1
	Castro, Pete	1
	Castro, Ray	1
	Curtis, Jeff	1
	DeSousa, Stuart	1
	Faught, Chris	1
	Fuentes, Lupe	1
	Garcia, Joe	1
	Jackson, Dave	1
	Kasaper, Carl	1
	Kent, Jeff	1
	Komenovich, Robert	1
	Korn, Don	1
	Leon, Gil	1
	Lopes, Ric	1
	Maniglia, Ron	1
	Martinez, Julian	1
	McDowell, Dennis	1
	Mitchell, Keith	1
	Picard, Garrick	1
	Rapisrda, Don	1
	Reyes, Fidel	1
	Snyder, Don	1
	Tillman, Ron	1
	Valdez, Cruz	1
	Valente, Joe	1
	Vasquez, John	1
	Vergano, Vince	1
Planning		
	Schmidt, Terry - Inspection Manager	2
	Chen, Yen -Associate Planner	2
	Fernandez, Debby -Assistant Planner II	2
	Handerson, Doug -Associate Planner	2
	Lee, Jenny -Planner Consultant	2
	Riley, Kevin -Director of Planning and Inspection	2
	Schwilk, Jeff -Associate Planner	2

CITY OF SANTA CLARA
FY 2007-08 ANNUAL REPORT
STAFF TRAINING SUMMARY TABLE

ı Water Pollution Prevention Training Table		
Department	**Employee Name**	**Training Workshop** ***See note at bottom of chart**
	Gloria Sciara -Development Review Officer	2
	Silva, Judith - Associate Planner	2
	Sung, Marge -Planner Intern II	2
Street Department	See IPM section for list of employees who hold QAC and/or PCA licenses	
	Lee, Roger - Street/Storm Drain Maintenance Superintendent	1
	Staub, Dave - Solid Waste Superintendent	1, 2, 3, 6
	Wier, Elliot - Code Enforcement Technician	1, 3, 6

***Note: Legend of Workshops**

1. "Stormwater Pollution Prevention Seminar"; August 21, 2007; 1 hour; City of Santa Clara Parks Department Yard; City of Santa Clara Street Department, Roger Lee, Street/Storm Drain Maintenance Superintendent and Elliot Wier, Code Enforcement Technician

2. "City of Santa Clara 'C.3.' Training Session"; October 10, 2007; 2 hours; City of Santa Clara Council Chambers; Jill Bicknell, EOA, Inc.

3. "'Train-the-Trainer' Workshop"; November 13, 2007; Sunnyvale Community Center, Neighborhood Room, 550 East Remington Drive, Sunnyvale; 3 hours; John Fusco, EOA, Inc.

4. "Construction Site Management Workshop"; December 3, 2007; 7 hours; Quinlan Community Center, 10185 N. Stelling Road, Cupertino; SCVURPPP

5. Draft Statewide NPDES General Permit for Construction and Land Disturbance Activities: What's New and What Are the Impacts on SCVURPPP Co-permittees?"; April 30, 2008; 3 hours; San Jose City Hall, Room W-120, 200 East Santa Clara Street, San Jose; SCVURPPP

6. "Sharing Experience with Implementation of Stormwater Requirements at Development Projects"; June 3, 2008; 7 hours; Sunnyvale Community Center Ballroom, 505 East Remington Drive, Sunnyvale; SCVURPPP

ACRONYMS

BASMA – Bay Area Stormwater Management Association

BMP – Best Management Practices

CEQA – California Environmental Quality Act

CoHHWP- Countywide Household Hazardous Waste Program

DPR – Department of Pesticide Regulation

EPA- Environmental Protection Agency

EPR – Extended Producer Responsibility

FY – Fiscal Year

HHW – Household Hazardous Waste

HMP – Hydromodification Plan

IC/ID – Illicit Connection/Illegal Discharge

IND/COM – Industrial/Commercial

IPM – Integrated Pest Management

KAB – Keep America Beautiful

N/A – Not Applicable

NOI – Notice of Intent

NPDES – National Pollution Discharge Elimination System

NPS – Nonpoint Source

O & M – Operation and Maintenance

P & B – Parkways and Boulevards

PCA – Pest Control Advisor

PCI – Pavement Condition Index

PI/P – Public Information and Participation

QAC – Qualified Applicator Certificate

RPW – Rural Public Works

RWQCB – Regional Water Quality Control Board

SCVURPPP – Santa Clara Valley Urban Run-Off Pollution Prevention Program

SCVWD – Santa Clara Valley Water District

ACRONYMS

SDOM – Storm Drain Operation and Maintenance

SIC – Standard Industrial Code

SOP – Standard Operating Procedure

SWIDS – Storm Water Infiltration Device System

SWPPP – Storm Water Pollution Prevention Program

URMP – Urban Runoff Management Plan

WUPPP – Water Utility Pollution Prevention Plan

City of Santa Clara

FY 07-08 Annual Report

Performance Standard Certification Statement

CITY OF SANTA CLARA
FY 2007-08 ANNUAL REPORT
ATTACHMENT

Performance Standard Completion Certification Statement

"I certify, under penalty of law, that the City of Santa Clara has implemented all elements of the following performance standard according to the policies and procedures described in the City of Santa Clara's Urban Runoff Management Plan dated January 2004.

Appendix C.1 - Industrial/Commercial Discharge
Appendix C.2 - Storm Drain Operations & Maintenance
Appendix C.3 - Water Operations & Maintenance
Appendix C.4 - New Development – Planning
Appendix C.5 - New Development – Construction Inspection
Appendix C.6 - Public Streets, Road and Highways
Appendix C.7 - Illicit Connection & Illegal Dumping Elimination Activities
Appendix C.8 - Rural Public Works Maintenance & Support
Appendix C.9 - Integrated Pest Management
Appendix C.10 - Mercury/Copper/Nickel Reduction Activities
Appendix C.11 - Trash Management

Based on my inquiry of the person or persons who manage the system, or those persons directly responsible for gathering the information, this information is, to the best of my knowledge and belief, true, accurate, and complete. I am aware that there are significant penalties for submitting false information, including the possibility of fine and imprisonment for knowing violations."

Signature by Duly Authorized Representative:

Richard J. Mauck
Director of Streets and Auto Services

September 15, 2008

042039

CITY OF SARATOGA
ANNUAL REPORT
FY 2007-2008

SUBMITTED SEPTEMBER 2008

WEST VALLEY CLEAN WATER PROGRAM

Saratoga

FY 2007-2008 ANNUAL REPORT

Table of Contents

Transmittal Letter v

Certification Statement vii

List of Acronyms ix

Program Elements

1. IC/ID Elimination Activities 1
2. Industrial/Commercial Discharger Control Program 17
3. Public Agency Activities 27
   - Storm Drain Operation and Maintenance 29
   - Street Sweeping 30
   - Corporate Yards 31
   - Rural Roads 32
4. Planning Procedures & New Development 41
5. Construction Inspection 53
6. Public Information and Participation 59
7. Pesticide Management Activities 91
8. Mercury Pollution Prevention Activities 105
9. Copper Action Plan/Nickel Action Plan 113
10. Trash Management 125
11. Water Quality Monitoring and Watershed Management 161

Training Summaries: Are located at the end of each Element Section

THIS PAGE WAS INTENTIONALLY LEFT BLANK

042041

WEST VALLEY CLEAN WATER PROGRAM

September 15, 2008

Mr. Bruce Wolfe
Regional Water Quality Control Board
San Francisco Bay Region
1515 Clay St., Suite 1400
Oakland, CA 94612

Subject: FY2007-2008 Annual Report for
West Valley Communities Urban Runoff Management Program

Dear Mr. Wolfe:

This report is submitted by the West Valley Cities of Campbell, Monte Sereno, Saratoga, and the Town of Los Gatos, in conjunction with the Santa Clara Valley Urban Runoff Pollution Prevention Program's Annual Report, pursuant to provision C.6.a. of the Program's reissued municipal storm water NPDES Permit (Order No. 01-024). The report summarizes activities performed during FY2007-2008 in accordance with the West Valley Communities' Urban Runoff Management Plan (URMP) submitted to the Regional Board on September 1, 2004 and the performance standards contained therein.

Contents of Report

The goals of this Annual Report are to: 1) concisely document implementation of URMP and FY07-08 Workplan; 2) evaluate program results for continuous improvement; 3) comply with permit requirements; and 4) share this information with other Co-permittees, municipal decision-makers, and the public. This report includes the following sections:

I. Preface
- Table of Contents
- Transmittal Letter with Program Highlights
- Certification Statement
- List of Acronyms

II. Program Elements
1. IC/ID Elimination Activities
2. Industrial / Commercial Discharger Control Program
3. Public Agency Activities
   - Storm Drain O & M
   - Street Sweeping
   - Corporation Yard
   - Rural Public Works
4. New Development: Planning Procedures
5. Construction Inspection
6. Public Information & Participation
7. Pesticide Management Activities
8. Mercury Pollution Prevention Activities
9. Copper Action Plan / Nickel Action Plan
10. Trash Inventory and Management
11. Water Quality Monitoring and Watershed Management

Training Summaries are provided at the end of each element

18041 Saratoga-Los Gatos Road • Monte Sereno, California 95030 • Tel: 408-354-4734 • Fax: 408-354-6284

PROGRAM HIGHLIGHTS AND ACCOMPLISHMENTS

During FY07-08, the West Valley Communities of Campbell, Los Gatos, Monte Sereno, and Saratoga continued efforts to implement their URMP to the maximum extent practicable.

- Established municipal programs, such as Storm Drain Maintenance and Cleaning, are working at mature, efficient levels and continue to indicate that overall pollution prevention efforts seem to be working, because less pollution is residing in or even reaching the storm drain system.
- The West Valley Communities also continue to benefit from its joint and robust public information program through the WV Clean Water Program (WV CWP). The WV CWP has built relationships with local schools and provides in-class stormwater pollution prevention presentations with a 3-D interactive 'Enviroscape' model. The hands-on presentation is very well received and after working with the model, the students are keenly aware of the connection between themselves and pollution making its way into creeks and the Bay. Very encouraging is an observed increase in student's willingness to participate in protecting the local creeks through their own clean-up efforts. One 'success' that can be attributed to a connection with the schools, is when water quality issues became of such interest to a student that it becomes integrated into a school project - a science fair entry. This student, who utilized the WV CWP as a resource for information, was recognized for his storm water pollution project all the way up to the State level of competition!
- The West Valley Communities remain committed to the watershed approach for preventing urban runoff pollution. Through the WV CWP, the WV Communities actively participate in SCVURPPP's many task groups, WEO and Trash Task Groups, as well as other related programs like the Silicon Valley Anti-Litter Campaign (SVALC).
- The proposed MRP was the focus of Managers and Staff discussions throughout FY07-08. Staff participated in many discussions through both SCVURPPP and professional associations in anticipation of the RWQCB's release of a Tentative Order in December 2007. Additional Staff effort was invested in meetings with SCVURPPP and peer groups for collaborative and coordinated topical submittal of comments on the draft Tentative Order, and in preparation for participation in the March 2008 RWQCB Hearing.
- Planning Staff continued participation with the SCVWD Water Collaborative through FY0708, and subsequently passed the Collaborative's work product 'Standards and Guidelines' for development along creeks early in 2008.
- Through WV CWP, the WV Communities continued to provide significant support for implementation of the "Green Gardener" program. In FY0708 the program was successful in completing its inaugural session at full capacity – in both English and Spanish!

Thank you in advance for your review of this Annual Report. Should there be any questions regarding the materials submitted, please contact me at 408.354.4734.

Respectfully,

Kelly Carroll

Kelly Carroll
West Valley Clean Water Program Manager

Cc: Sue Ma, RWQCB
Alberto Oxonion, City of Campbell
Kevin Rohani, Town of Los Gatos
Brian Loventhal, City of Monte Sereno
John Cherbone, City of Saratoga
Adam Olivieri, SCVURPPP

Attachments

CITY of SARATOGA

13777 FRUITVALE AVENUE • SARATOGA, CALIFORNIA 95070 • (408) 868-1200

Incorporated October 22, 1956

COUNCIL MEMBERS:
Aileen Kao
Kathleen King
Chuck Page
Jill Hunter
Ann Waltonsmith

City of Saratoga
FY 2007-2008 ANNUAL REPORT
ATTACHMENT A

Certification Statement

"I certify, under penalty of law, that this document and all attachments were prepared under my direction or supervision in accordance with a system designed to ensure that qualified personnel properly gather and evaluate the information submitted. Based on my inquiry of the person or persons who manage the system, or those persons directly responsible for gathering the information, the information submitted, is, to the best of my knowledge and belief, true, accurate, and complete. I am aware that there are significant penalties for submitting false information, including the possibility of fine and imprisonment for knowing violations."

Signature by Duly Authorized Representative:

9/5/08

John Cherbone
Public Works Director

Date

This Page Intentionally Left Blank

042045

042046

List of Acronyms

West Valley Acronyms/Abbreviations

CEUs **Continuing Education Units** – Issued by Dept. of Pesticide Regulation or California Nursery Professionals Assn.

CIP **Capital Improvement Project**

EC Erosion Control

IC/ID Inspector West Valley Storm Water Discharge Inspector

PW **Public Works**

QAC **Qualified Applicator Certificate**. A category of the DPR licensing and certification Program. To be certified, the applicant must demonstrate specific knowledge on topics such as pesticide application drift problems and prevention, soil and water problems resulting from restricted use pesticides, phytotoxicity, potential for environmental contamination, etc.

Stormwater Reps Municipal Staff Representatives to the WWCWP from each participating WVC

UCCE **University of California Cooperative Extension Service** (conducts outreach for UC Davis IPM program; oversees Master Gardeners program)

WV **West Valley**

WVC **West Valley Communities** – Cities & Town which are members of the West Valley Clean Water Program: City of Campbell, Town of Los Gatos, City of Monte Sereno, City of Saratoga

WVCWP **West Valley Clean Water Program**: Stormwater Program for Campbell, Los Gatos, Monte Sereno, Saratoga

WVCWP Inspector West Valley Clean Water Program Inspector

WV Inspector West Valley Inspector

SCVURPPP Acronyms/Abbreviations

AB	Assembly Bill
ABAG	Association of Bay Area Governments
ABC	Annual Budget Review Compilation
ACCWP	Alameda Countywide Clean Water Program
ACOE	U.S. Army Corps of Engineers
AHTG	Ad Hoc Task Group
AR	Annual Report
ASCE	American Society of Civil Engineers
BAAQMD	Bay Area Air Quality Management District
BART	San Francisco Bay Area Rapid Transit
BATG	Budget Ad Hoc Task Group
Basin	Santa Clara Basin
Basin Plan	Water Quality Control Plan for the San Francisco Basin
BACWA	Bay Area Clean Water Agencies
BAHM	Bay Area Hydrology Model
BAMBI	Bay Area Macroinvertebrate Bioassessment Information
BASMAA	Bay Area Stormwater Management Agencies Association
Bay	San Francisco Bay
Bay Area	San Francisco Bay Area
BMI	Benthic Macroinvertebrate
BMM	Lower South Bay Monitoring and Modeling Subgroup
BMP	Best Management Practice
BOMA	Building Owners and Managers Association
BPP	Brake Pad Partnership
BU	beneficial use
C	Celsius
C.3	Permit Provision C.3
C3PO	C.3 Provision Oversight
CA	California
Cal-EPA	California Environmental Protection Agency
Caltrans	California Department of Transportation
CAMLnet	California Aquatic Macroinvertebrate Laboratory Network
Campaign	Watershed Watch Campaign
CAP	Copper Action Plan
CASQA	California of Stormwater Quality Association
CB	Copper Baseline
CCC	Continuous Concentration Criterion
CD-ROM	Compact Disk-Read Only Memory
CDS	Continuous Deflective Separation
CEP	Clean Estuary Partnership
CEUs	Continuing Education Units
CESQG	Conditionally Exempt Small Quantity Generator
CEQA	California Environmental Quality Act
CFR	Code of Federal Regulations
cfs	cubic feet per second
CI	Continuous Improvement
CIWMB	California Integrated Waste Management Board
CMIA	Conceptual Model Impairment Assessment
CMS	Copper Management Strategy
COA	Condition of Approval
CoHHW	Santa Clara County Household Hazardous Waste Program
CoHHW Program	Santa Clara County Household Hazardous Waste Program
COLD	cold freshwater habitat
CRMP	Coordinated Resources Management and Planning
CSBP	California Stream Bioassessment Procedures
CTR	California Toxic Rule
Cu	Copper
CWA	Clean Water Act
DDD	Dichlorodiphenyldichloroethane
DDE	Dichlorodiphenyldichloroethylene
DDT	Dichlorodiphenyltrichloroethane
DEH	Santa Clara County Department of Environmental Health
District	Santa Clara Valley Water District
DO	Dissolved Oxygen
DOE	Department of Energy
DPR	Department of Pesticide Regulation
DWR	Department of Water Resources
E. Coli	Enterococus Coli
EEC	SF Bay Wildlife Refuge Environmental Education Center
EEDMS	Environmental Enforcement Data Management System
EEPS	Exposure and Effects Pilot Study
e.g.	for example
EMAP	Environmental Monitoring Program
EMB	Executive Management Board
EOA	Eisenberg, Olivieri, and Associates
EPA	U.S. Environmental Protection Agency
Estuary	San Francisco Bay Estuary
F	Fahrenheit

SCVURPPP Acronyms/Abbreviations

FLT	Fluorescent Light Tube
FY	Fiscal Year
GCRCD	Guadalupe-Coyote Resource Conservation District
GIASP	General Industrial Activities Stormwater Permit
GIS	Geographic Information System
GRTS	Generalized Random Tessellation Stratified
HBANC	Home Builders Association of Northern California
Hg	Mercury
HMP	Hydromodification Management Plan
HHW	Household Hazardous Waste
HVAC	Heating, Ventilation and Air Conditioning
IBI	Index of Biotic Integrity
IC/ID	Illicit Connection and Illegal Dumping
ID	Identification
IND	Industrial/Commercial
i.e.	that is
IPM	Integrated Pest Management
JPA	Joint Powers Authority
K	Kindergarten
KAB	Keep America Beautiful
kg	Kilogram
L	Liter
Lb	Pound
LA	load allocation
LFA	Limiting Factors Analysis
LID	Low Impact Development
LSSB	Lower South San Francisco Bay
LUS	Land Use Subgroup
MC	Management Committee
MCMP	Metals Control Measures Plan
MCTT	Multi-Chambered Treatment Train
MDDB	Metadata Database
MDL	Most Downstream Location
MEP	Maximum Extent Practicable
Mercury Plan	Mercury Pollution Prevention Plan
Mg	milligram
mgd	million gallons per day
MIGR	fish migration
MOA	Memorandum of Agreement
MOFO	Morrison & Foerster
MOU	Memorandum of Understanding
MP	Monitoring Priority
MROSD	Mid-Peninsula Regional Open Space District
MYRWMP	Multi-Year Receiving Waters Monitoring Plan
NAP	Nickel Action Plan
NEMA	National Electrical Manufacturers Association
NAIOP	National Association of Industrial and Office Properties
NEPA	National Environmental Policy Act
ng	Nanogram
Ni	Nickel
NOI	Notice of Intent
NPDES	National Pollutant Discharge Elimination System
OC	Organochlorine
O&M	Operation and Maintenance
OP	Organophosphate
OWOW	Our Water Our World
P2	Pollution Prevention
PAHs	Polynuclear Aromatic Hydrocarbons
PBDE	Polybrominated Diphenyl Ether
Pb	Lead
PCBs	Polychlorinated Biphenyls
PCDD	Polychlorinated Dibenzo-p-Dioxins
PCDF	Polychlorinated Dibenzofurans
PCO	Pest Control Operator
pg	Picogram
PHAB	Physical Habitat Assessments
PIP	Public Information and Participation
PI/P	Public Information and Participation
PIPP	Public Information and Participation Program
PMPS	Pest Management Performance Standard
POC	Pollutant of Concern
POTW	Publicly Owned Treatment Works
PPPS	Planning Procedures Performance Standard
Program	Santa Clara Valley Urban Runoff Pollution Prevention Program
PS	Performance Standard
PVC	Polyvinyl Chloride
Q	Quarter
QAPP	Quality Assurance Project Plan
RAC	Regional Ad Campaign
RARE	preservation of rare and endangered species
RCRA	Resource Conservation and Recovery Act
REC- 1	water contact recreation

SCVURPPP Acronyms/Abbreviations

REC-2 non-contact water recreation

Regional Board San Francisco Bay Regional Water Quality Control Board

RFP Request for Proposal

RMAS Regional Monitoring and Assessment Strategy

RMP Regional Monitoring Program

RPT Report Preparation Team

RS Regulatory Subgroup

RTA Rapid Trash Assessment

RWQCB San Francisco Bay Regional Water Quality Control Board

SC Steering Committee

SCC Santa Clara County

SCBWM1 Santa Clara Basin Watershed Management Initiative

SCVURPPP Santa Clara Valley Urban Runoff Pollution Prevention Program

SCVWD Santa Clara Valley Water District

SF San Francisco

SFEI San Francisco Estuary Institute

SFEP San Francisco Estuary Project

SIC Standard Industrial Classification

SMaRT® Sunnyvale Materials Recovery and Transfer

SOP Standard Operating Procedures

South Bay Lower South San Francisco Bay

SPLWG Sources, Pathways and Loadings Work Group (RMP)

SPWN fish spawning

SSC Suspended Sediment Concentration

SSI Inventory of Santa Clara Basin Stream Studies

SSO Water Quality Site-Specific Objective

State Board State Water Resources Control Board

STOPPP San Mateo Countywide Stormwater Pollution Prevention Program

SWAMP Surface Waters Ambient Monitoring Program

SWANA Solid Waste Association of North America

SWMP Stormwater Management Plan

SWPPP Stormwater Pollution Prevention Plan

SWRCB State Water Resources Control Board

TAC Technical Advisory Committee

TMDL Total Maximum Daily Load

TO Tentative Order

TP Total Phosphorus

TPH Total Petroleum Hydrocarbons

TRC Technical Review Committee

ug Microgram

UPC Urban Pesticide Committee

URMP Urban Runoff Management Plan

URQM Urban Runoff Quality Management

USA Unified Stream Assessment

USEPA U. S. Environmental Protection Agency

USFWS U.S. Fish and Wildlife Service

USGS U.S. Geological Survey

VTA Santa Clara Valley Transportation Authority

WAC Watershed Assessment Consultant

WAMS Watershed Assessment and Monitoring Subgroup

WAR Watershed Assessment Report

WARM warm freshwater habitat

Water Board San Francisco Bay Regional Water Quality Control Board

Water District Santa Clara Valley Water District

WEF Water Environment Federation

WEO Watershed Education and Outreach

WE&O Watershed Education and Outreach

WERF Water Environment Research Foundation

WG Work Group

WILD wildlife habitat

WLA Waste Load Allocation

WMI Watershed Management Initiative

Work Group "I" SCBWMI Phase I Indicators Work Group

WP Work Plan

WRPC Water Resources Protection Collaborative

WVC West Valley Communities - members of the West Valley Clean Water Program: **Campbell, Los Gatos, Monte Sereno, Saratoga**

WVCWP West Valley Clean Water Program

WW Watershed Watch

WWTP Wastewater Treatment Plant

WY Water Year

YSI Youth Science Institute

Zn Zinc

THIS PAGE INTENTIONALLY LEFT BLANK

IC/ID Elimination Activities

This Page Intentionally Left Blank

042053

Sa ga

Santa Clara Valley Urban Runoff Pollution Prevention Program

FY 2007-2008 ANNUAL REPORT

ILLICIT CONNECTION & ILLEGAL DUMPING ELIMINATION ACTIVITIES

FY 2007-2008 Work Plan Self Evaluation Matrix

Source	Task Source	Work Plan Tasks	Accomplishments	Responsible Party
	Program	a. ICID Standard Operating Procedure Updates Update SOPs and BMPs as changes occur per the Municipal Regional Permit and effectiveness evaluation. Provide staff training on revisions.	During the next FY the Illegal Discharge Enforcement Response Plan will be reviewed and updated if necessary.	WVCWP Manager
	URMP 2004	b. Response Program Continue to implement IC/ID Stormwater Discharge Inspector response program and evaluate for continuous improvement.	The WVCWP Inspector continues to conduct a centralized incident response and proactive restaurant and vehicle shop inspection program for the four West Valley communities. The Inspector follows up on all reports of potential stormwater violations and stormwater incident reports, including interagency referrals from Fire Dept. staff, DEH Inspectors, SCVWD, WVSD, and municipal staff.	WV Inspector
			SARATOGA: During FY 07-08 the WVCWP Inspector responded to 20 incident reports and 15 follow up visits (3 restaurant/food, 6 residential, 8 construction related, 4 commercial, and 14 public facility).	WVCWP Inspector
	IC/ID Perf Std	c. Standardized Reporting Report on incidents using categories consistent with SCVURPPP Program. Document follow-through to point of resolution or referral for enforcement action (penalty or fine).	All incidents are entered into the SCVURPPP Standard Database. Each incident is given a tracking number for documentation purposes. Multiple entries are made under the same tracking number to document all follow-up visits and actions.	WV Inspector
	WVCWP Inspector Training	d. Inspector Training IC/ID Inspector will attend workshops on various measures and methods to improve water quality and protect creeks from negative urban effects.	The IC/ID Inspector participated in the two hour US EPA Stormwater Program's Webcast Series on July 11, 2007. Topics covered included detecting and eliminating illicit discharges and to correct all illicit connections. On December 11, 2007, inspector attended the Public Agencies IPM Exchange seminar/field trip, in regard to ants	WV Inspector

Saratoga

Santa Clara Valley Urban Runoff Pollution Prevention Program

FY 2007-2008 ANNUAL REPORT

Source	Task Source	Work Plan Tasks	Accomplishments	Responsible Party
			and squirrels at the Palo Alto STP and Golf Course. Attended Site Training on May 1, 2008 for the National River Cleanup Day (May 17, 2008). Topics covered included Site Coordinator Tip Sheet, Volunteer Orientation Script, Waiver of Liability Form, and Data Reporting Guidelines. Participated in Urban Runoff Inspection Training with Fire Department personnel on June 10, 2008. The training, conducted by the Senior Hazardous Materials Specialist, covered the County Permit with SF Bay RWQCB, and the cooperative efforts with County Fire, City of Campbell, Town of Los Gatos, and City of Saratoga. Other topics covered "Storm Drain, not Sewer Drain", Haz Mat permit, types of URP Facilities, how to perform the inspection, and how to contact WVCWP Inspector (business cards were distributed).	
	Municipal Staff Training	Municipal staff Training Conduct training & evaluation meeting between Storm Water Discharge Inspector and City staff, to improve interdepartmental procedures.	Assisted in WVCWP Street Maintenance and Storm Drain Supervisor Training on June 20, 2008. Topics covered included Current Municipal NPDES Permit Requirements, contacting and working with the WV Inspector on ICID calls and municipal responsibility for following up with clean up of pollution in the SD system, and Future MRP Requirements. The IC/ID Inspector conducted the annual Urban Runoff Food Facility Inspection Program training meeting with SC Co. DEH inspectors and City of Cupertino representatives; a total of twenty (20) people attended on April 22, 2008. The power point presentation covered topics including restaurant inspections, dumpster problems, WVSD's FOG (Fats, Oil and Grease), the inspector's referral process including IC/ID, IND, and NTC (Notice to Comply), and Fluorescent Light Bulb/Battery-safe disposal information. The cooperation and sharing of information involving all three	WV Inspector

Sa ga

Santa Clara Valley Urban Runoff Pollution Prevention Program

FY 2007-2008 ANNUAL REPORT

Source	Task Source	Work Plan Tasks	Accomplishments	Responsible Party
			agencies was emphasized.	
			SARATOGA: Annual Corp Yard Walk Thru completed on May 28, 2008. Fourteen (14) people in attendance. Topics covered; Review SWPPP, Proper Spill Handling/Cleanup, Secondary Containment, Vehicle Washing, Disposal of and Handling of Products Containing Mercury (distributed Mercury Booklet), Pesticides (training, record keeping, and storage), Street Sweeping Data, E-Waste Drop Off now at Goodwill Drop Off Sites, Sign in Log completed (name, job title). The WV Inspector also discussed proper ICID documentation and reporting procedures. Municpal staff was told to call the WV Inspector if they see a potential stormwater violation in the field.	WVCWP Inspector to co-ord with Public Works staff

Saratoga

Santa Clara Valley Urban Runoff Pollution Prevention Program

FY 2007-2008 ANNUAL REPORT

FY 07-08 IC/ID Report Data: Saratoga

Type of Incident	Miscellaneous Incidents	Incident Source	Report Source	Enforcement Action
• 1 Allowable Discharges • 2 Complaint Not Found • 6 Miscellaneous • 1 Vehicle and Equipment Leak • 2 Landscaping • 1 Cement/Mortar • 1 Vehicle repair • 6 Sanitary Spill • 9 Accidental Spill • 1 RV Waste Discharge • 1 Waterline Break • 4 Saw Cutting Slurry **Total 35** * Includes all follow ups	• 6 Public Facility	• 8 Public Facility and Utilities • 4 Commercial • 6 Residential • 8 Construction Site • 6 Other/Unknown • 3 Food Facility	• 3 Citizen • 5 WVCWP Inspector • 20 Interdepartmental • 3 Other Agency • 4 Other	• 9 No Action • 18 Verbal Notice • 1 Warning Notice • 1 Administrative Action with Penalty &/or Fine • 6 Referral for Enforcement Incident Status • 33 Resolved

IC/ID Program Evaluation: Saratoga

IC/ID Training

The multiple trainings that the WVCWP staff, and the municipal staff, attended have been quite effective in building relationships with the Fire Dept., DEH, and the Municipalities. Inspectors from the Fire Dept., DEH, and the Municipalities, continue to look for possible stormwater violations while they are on their field inspections. If the Inspectors from the Fire Dept., DEH, and the Municipalities, observe any potential stormwater violations they immediately contact the WVCWP Inspector. All interagency referrals are documented in the IC/ID reporting section.

Trend Analysis

In FY04-05 eleven (11) reported incidents were investigated. Residential and construction sites were the only two incident sources for all reported violations. Five (5) pool and spa discharges accounted for the number one IC/ID incident type reported in Saratoga in FY04-05. This was followed by two (2) tracking soil incidents and two (2) cement related discharges (concrete residue and unhardened cement). Pool and Spa incidents were clearly the most prevalent type of IC/ID problem being reported in the City. The remaining incident types (1 saw cut slurry and 1 vehicle/equipment leaking) were related to residential construction or remodeling projects. No other meaningful conclusions were noted.

Sa ga

Santa Clara Valley Urban Runoff Pollution Prevention Program

FY 2007-2008 ANNUAL REPORT

In FY05-06 the West Valley IC/ID inspector responded to twenty-one (21) reports of potential violations in Saratoga. Out of the 21 reports, ten (10) were the result of interdepartmental referrals and six (6) were the result of citizen complaints. In FY05-06, Six (6) pool and spa discharges were the most commonly reported incident types. Three (3) incidents were not found and one (1) was an allowable discharge. Three (3) inspections were related to illegal dumping. Two (2) equipment cleaning discharges were reported, one from a food facility and the other from a construction site. One incident was related to an oil and grease discharge which overflowed from a cleanout near three restaurants. This confirms the importance of educating restaurant owners on the need for regular grease trap maintenance. Additionally, two (2) accidental spills and one (1) hydraulic line break were reported. Other incident types were: one (1) grey water discharge, and one (1) miscellaneous construction incident. A notable trend was that Saratoga has a substantial number of pool discharges and construction related incidents.

In FY06-07 the West Valley IC/ID inspector responded to sixteen (16) reports of potential violations in Saratoga. Out of the 16 reports, eight (8) were the result of interdepartmental referrals and three (3) were the result of citizen complaints. The trend in 06-07 did not indicate any commonly reported incident types. Two (2) incidents were not found and two (2) were allowable discharge. In FY 05-06, a notable trend in Saratoga was the substantial number of pool discharges (6) and construction related incidents (6). In 06-07, there was significant reduction in these types of incidents; only one (1) pool and spa discharge, and three (3) construction site related incidents.

In FY07-08 the West Valley IC/ID inspector responded to twenty (20) reports of potential violations in Saratoga and fifteen (15) follow up calls. Four (4) of these were in a Commercial area, three (3) Food Facility, eight (8) Construction Site, six (6) Residential, and fourteen (14) Public Facility. This is a slight increase in incident related violation calls, from sixteen (16) in FY06-07. The West Valley inspector provided outreach and educational materials as appropriate during each incident response.

Enforcement action shows six (6) Referral for Enforcement. One incident was a mud slide on Hwy 9 which was referred to the SF Bay RWQCB. The other incident, raw sewage backing up into a parking garage behind a restaurant, has been referred to the City Attorney.

Under the heading Incident Status, the remaining thirty four (33) are Resolved/Closed.

THIS PAGE INTENTIONALY LEFT BLANK

042059

Annual Report FY 07-08
IC/ID Inspections

ICID Date	Contact Name (Resp Party)	Facility Address	ICID Incident Report Source (Origin)	ICID Incident Source	ICID Incident Type	ICID Enforcement Action	Findings (Comments)	Status	Compliance Date
Accidental spills									
1/22/2008	Residence	18311 Baylor Av., Saratoga	Other agency	Commercial	Accidental spills	No Action	Capt. Jess, Fire Haz Mat called. Lawn fertilizer from Tru Green truck in gutter. Nothing got to SD. Fire put down pads to absorb and cleaned it up.	Incident - Resolved	1/22/2008
11/22/2007	Saratoga Avenue	Saratoga Av. @ Hwy 85, Saratoga	Interdepartmental	Commercial	Accidental spills	No Action	S.C.Co.Fire Haz Mat responded to a "chemical odor" call. Several small containers (1/2 gal.) of herbicides and fungicides had fallen from a landscape vehicle. All cleaned up with assistance of City Maint. Nothing got to SD.	Incident - Resolved	11/22/2007
6/20/2008	West Valley College	14000 Fruitvale Av., Saratoga	Other agency	Public facilities and Utilities	Accidental spills	No Action	Diesel fuel spill, approx. 40-60 gals. Spill contained w/sand and straw booms, and absorbents. Truck struck a piece of pipe protruding from ground, tore a 3"x6" hole in bottom of fuel tank.	Incident - Resolved	6/20/2008
Allowable discharge									
5/14/2008	Condo	14650 6th Street, Saratoga	Interdepartmental	Public facilities and Utilities	Allowable discharge	No Action	Rick got a call that they were draining their pool. False alarm. Rick called back. Dtwn. Assoc. waters flowers; forgot to turn water off. Not a pool, water only. Rick turned it off. See notes.	Incident - Resolved	5/14/2008
Complaint not found									
10/24/2007	Abandon House under construction	21045 Comer Dr., Saratoga	Interdepartmental	Construction Sites	Complaint not found	No Action	Water discharge coming down driveway. House under construction appears to have been abandon. Has been vacant about a year. No sprinklers in use. Vandals may have turned on water spicket located at top of driveway near locked gate. OK now.	Incident - Resolved	10/24/2007
5/16/2008	Kathryn Kennedy Winery	13180 Pierce Road, Saratoga 95070	Other	Commercial	Complaint not found	No Action	Compliance Review Request from Green Business, SC Co. No problems. Farm. No runoff. Grow grapes for winery. Nice people. Environ. concerned. AOK.	Non-Incident	5/16/2008
9/11/2007	Doug Boards	14910 Pierce Rd., Saratoga	Interdepartmental	Commercial	Complaint not found	No Action	Mr. Boards called Rick. Reported a tour bus dumping sewage. Rick investigated. Could find no evidence of any sewage spill.	Non-Incident	9/11/2007
Landscape material dumping									
7/26/2007	Storm Drain	Kane Ct., Saratoga	Other agency	Construction Sites	Landscape material dumping	Warning Notice	Storm drain had been recently cleaned by contractor. Took pictures of storm drain at site.	Incident - Resolved	7/26/2007
7/9/2007	Residence	20850 Michaels Dr. (across the street)	Interdepartmental	Construction Sites	Landscape material dumping	Verbal Notice	Landscaping. Some dirt got to creek.	Incident - Resolved	7/9/2007
Misc. incidents									
1/11/2008	Mud slide on Hwy 9	Just past Pierce Rd., Hwy 9, Saratoga	Illicit discharge inspectors	Other/unknown	Misc. incidents	Referral for Enforcement	Inspected area. CALTRANS is cleaning up dirt, rocks, mud from roadway and shoulder area. No tarps, said they would complete clean up today. Took pictures to document. Slide came from Mt. Winery property.	2nd Inspection Required	1/31/2008
1/14/2008	Mud slide on Hwy 9	Hwy 9, past Pierce Rd., Saratoga	Illicit discharge inspectors	Other/unknown	Misc. incidents	Referral for Enforcement	CALTRANS still working on clean up. Also, drove the access road (on Mt. Winery property) above slide area. Talked with two people who live further up road. Think Mt. Winery people have been working to clean out culvert which goes under road, after storm.	2nd Inspection Required	1/31/2008

Saratoga
Annual Report FY 07-08
IC/ID Inspections

ICID Date	Contact Name (Resp Party)	Facility Address	ICID Incident Report Source (Origin)	ICID Incident Source	ICID Incident Type	ICID Enforcement Action	Findings (Comments)	Status	Compliance Date
1/16/2008	Mud slide on Hwy 9	Hwy 9, past Pierce Rd., Saratoga	Illicit discharge inspectors	Other/unknown	Misc. incidents	Referral for Enforcement	CALTRANS still working on clean up. Access road needs major work to repair, in my opinion. Repairs should be made before another storm occurs.	2nd Inspection Required	1/31/2008
1/28/2008	Mud slide on Hwy 9	Hwy 9, past Pierce Rd., Saratoga	Illicit discharge inspectors	Other/unknown	Misc. incidents	Referral for Enforcement	Because of rain (weekend of 1/26 and 27, 2008) did inspection of slide area and access road. Hwy 9 clean up looks OK. Access road still open. More tarps in narrow slide area.	2nd Inspection Required	1/31/2008
1/31/2008	Slide on Hwy 9	Hwy 9, just past Pierce Rd., Saratoga	Illicit discharge inspectors	Other/unknown	Misc. incidents	No Action	Resolved. Mt. Winery is taking appropriate action to repair slide area. CALTRANS and SF Bay RWQCB working on long term solution to prevent future incidents.	Incident - Resolved	1/31/2008
1/9/2008	Mud Slide on Hwy 9	Outside of Saratoga City limits, Hwy 9, just west of Pierce Rd., Saratoga	Other	Other/unknown	Misc. incidents	Referral for Enforcement	SF Bay RWQCB phoned Cheri Donnelly in regard to dirt, rocks, and mud slide onto and across Hwy 9, some of which went into Saratoga Creek, on the other side of Hwy 9. Storm/slide occurred on Friday, Jan. 4th, 2008.	2nd Inspection Required	1/31/2008
3/25/2008	Wildcat Creek	North side of City Hall property, 13777 Fruitvale Av., Saratoga 95070	Interdepartmental	Public facilities and Utilities	Misc. incidents	Verbal Notice	White substance in creek bed. Paint ? Stucco? Creek is dry. Museum house near creek is being painted. Discussed w/Mark Ramon, Ekim Painting. Assures me they did not put paint in creek. I believe him. They know better.	2nd Inspection Required	6/5/2008
3/31/2008	Wildcat Creek	Adjacent to Corp Yard, Saratoga	Interdepartmental	Public facilities and Utilities	Misc. incidents	Verbal Notice	Met w/Jesus, Street Leadwkr. Appears to be paint in creek bed Got a sample. Appears to start at gate behind Sacred Heart School. Will talk to Janice (see contact below), not in today.	2nd Inspection Required	6/5/2008
4/1/2008	Wildcat Creek	Corp Yd, Saratoga	Interdepartmental	Public facilities and Utilities	Misc. incidents	Verbal Notice	Met w/Rick Torres, Pub. Wks. Mgr. He thinks white substance came out of outfall pipe, adjacent to gate in back of school. Also met w/Janice & custodian trying to find source. See notes below.	2nd Inspection Required	6/5/2008
4/11/2008	Wildcat Creek	Corp Yard, City of Saratoga	Interdepartmental	Public facilities and Utilities	Misc. incidents	Verbal Notice	Met w/Kristin, Iveta, Brett, Kelly and Jack. Brett had maps for us. Jack distributed all IC/ID #92/0708 to date. Incident now with Saratoga's Staff.	Referred to Agency for Action	6/5/2008

Annual Report FY 07-08
IC/ID Inspections

ICID Date	Contact Name (Resp Party)	Facility Address	ICID Incident Report Source (Origin)	ICID Incident Source	ICID Incident Type	ICID Enforcement Action	Findings (Comments)	Status	Compliance Date
4/2/2008	Wildcat Creek	Corp Yard, Saratoga	Interdepartmental	Public facilities and Utilities	Misc. incidents	Verbal Notice	Met w/Brett, Kelly, Jesus, Shawn (Kristin & Rick in a mtg). We walked the creek bed at least a half mile upstream. White stuff again appears above school property. See notes below.	2nd Inspection Required	6/5/2008
Sanitary spill or leak									
1/2/2008	Thang Do, residence	14901 Fruitvale Av., Saratoga	Interdepartmental	Residential	Sanitary spill or leak	Verbal Notice	Iveta said WVSD determined blockage is in lateral (private) not mainline. She contacted Mr. Do on 12/25/07 and he hired plumber to fix right away. Cleared blockage and put cap on clean out.	2nd Inspection Required	1/3/2008
1/3/2008	Thang Do, residence	14901 Fruitvale Av., Saratoga	Interdepartmental	Residential	Sanitary spill or leak	Verbal Notice	Patrick and Jack inspected site. Cap is on repaired riser, but site not cleaned up. Do ASAP with big storm (rain) coming. Jack contacted Mr. Do and he cleaned up right away.	Incident - Resolved	1/3/2008
12/20/2007	Residence	14901 Fruitvale Av., Saratoga	Interdepartmental	Residential	Sanitary spill or leak	Verbal Notice	Raw sewage discharged into drainage ditch behind residence. City Geologist found discharge in lower backyard from a overflow pipe next to Vasona Creek tributary. No one home, left message.	2nd Inspection Required	1/3/2008
12/21/2007	Residence	14901 Fruitvale Av., Saratoga	Interdepartmental	Residential	Sanitary spill or leak	Verbal Notice	WVCWP Inspector, Jack Lovell, and Iveta Harvancik(Sarartoga) met with Thang Do at the spill site. Jack took pictures of the raw sewage spill coming out of riser. Iveta will contact WVSD to determine main line or lateral (private) problem.	2nd Inspection Required	1/3/2008
12/4/2007	The Plumed Horse Restaurant	14555 Big Basin Way, Saratoga 95070	Interdepartmental	Food Facilities	Sanitary spill or leak	Verbal Notice	Kristin called. Reported sewage backup in parking garage in back of restaurant. Citizens reported to her that it went to SD. Said they saw someone hosing it to SD. SD goes directly to creek. Jack went out right away. See Notes below.	2nd Inspection Required	6/6/2008
5/19/2008	Plumed Horse Restaurant/Wildwood Apts. Parking Garage	14555 Big Basin Wy., @ Fourth St., Saratoga	Interdepartmental	Food Facilities	Sanitary spill or leak	Verbal Notice	Sewer back up again in garage area. See IC/ID 19/0708. Josh Weeks, owner of Plumed Horse, said he will take care of right away. Also discussed w/Klaus Pach, owner of Wildwood. Needs a long term solution. This is unacceptable. Keeps happening. See Notes.	2nd Inspection Required	6/6/2008
6/6/2008	Plumed Horse Restaurant/Wildwood Apts. Parking Garage	14555 Big Basin Wy. @ Fourth St., Saratoga	Interdepartmental	Food Facilities	Sanitary spill or leak	Referral for Enforcement	Kristin called. Said she is referring this matter to their City Atty. Asked her to please keep us informed.	Referred to Agency for Action	6/6/2008
Saw cutting slurry discharge									
11/29/2007	Residence	18518 Paseo Terra, Saratoga @ Quito Rd	Citizen Complaints	Construction Sites	Saw cutting slurry discharge	Verbal Notice	Cameron Coleson called WVCWP inspector. Reported Saw cutting. Runoff in gutter going to storm drain. Jack went out immediately and made workers stop cutting. Blocked off SD. Started cleanup immediately. Homeowners not home. Took Pictures.	2nd Inspection Required	11/29/2007
11/29/2007	residence	18518 Paseo Terra @ Qutio, Saratoga	Other	Construction Sites	Saw cutting slurry discharge	Verbal Notice	Checked on way home and everything was cleaned up. Nobody was there.	2nd Inspection Required	11/29/2007

Saratoga
Annual Report FY 07-08
IC/ID Inspections

ICID Date	Contact Name (Resp Party)	Facility Address	ICID Incident Report Source (Origin)	ICID Incident Source	ICID Incident Type	ICID Enforcement Action	Findings (Comments)	Status	Compliance Date
11/30/2007	residence	18518 Paseo Terra @ Qutio, Saratoga	Other	Construction Sites	Saw cutting slurry discharge	Verbal Notice	Stopped by on the way to work. P&L employees were there. told them they did an excellent cleanup job, perfect. Thanked James and his father. James purchased a Dry-vac door cleanup	Incident - Resolved	11/29/2007
3/5/2008	Huizinga, resident	18692 Paseo Lado, Saratoga	Citizen Complaints	Construction Sites	Saw cutting slurry discharge	Verbal Notice	Citizen, Emma Wycroff, called Jana Rinaldi, Code Compliance, Saratoga, who referred her to me. Concrete saw cutting, residue in street gutter. She wants it cleaned up before street sweeper comes, blowing dust all over. I don't want it in SD. Swept up.	Incident - Resolved	3/5/2008
Un-hardened cement discharge									
7/26/2007	Residences	Kane Ct., Saratoga	Interdepartmental	Construction Sites	Un-hardened cement discharge	Verbal Notice	White residue in gutter led to house where a swimming pool is being built. Residue build up in and around SD. All cleaned up.	Incident - Resolved	7/26/2007
Vehicle & equipment leaking									
7/11/2007	Martin Scott Monroe, PO Box 110874, Campbell, 95011	18955 McFarland Av., Saratoga (vehicle parked in front of this address)	Interdepartmental	Residential	Vehicle & equipment leaking	Administrative Action with Penalty &/or Fine	Transmission fluid underneath vehicle. S.C Co. Sheriff responded. Had Bob's Tow come out to remove vehicle and clean up fluid.	Incident - Resolved	7/11/2007
Vehicle repair									
7/20/2007	Larry Miller	13436 Pierce Rd., Saratoga 95070	Citizen Complaints	Residential	Vehicle repair	Verbal Notice	Home owner not properly disposing of auto parts and fluids. He got educated. All OK now.	Incident - Resolved	7/20/2007
Water line breaks									
9/13/2007	Drive way entrance	Springer Av. @ Stoneridge Dr., Saratoga	Interdepartmental	Public facilities and Utilities	Water line breaks	No Action	Major water line break.S.J.Water Co. working on repair and cleanup. Took pictures. All cleaned up, same day.	Incident - Resolved	9/13/2007

Training Summary: Illicit Connections & Illegal Dumping Activities

Training Description	Date	Attendees
US EPA Stormwater Programs Webcast Series: Conducting Illicit Discharge Detection and Elimination Investigations . **Speaker:** Jennifer Zielinski, Center for Watershed Protection; Harry Stark, Cuyahoga County Board of Health; Nikos Singelis, US EPA Stormwater Program **Topics:** • IDDE 101 Review • Desktop Assessments • Field Assessments • IDDE Case Study • Post Screening Prioritization • Detailed Sampling and Analysis	July 11, 2007	**WVCWP (2)** Inspector Manager
Urban Runoff Staff Meeting/ Training **Speaker:** Cheri Donnelly, WVCWP Program Manager Topics: • Inter- Agency arrangement and cooperation (You call us- We call you) • Common stormwater polluters: Dumpsters, grease, mop water, Kitchen supplies. • Common issues at food handling facilities	Aug 28, 2007	**WVCWP (2)** Manager Inspector **DEH (1)** Inspector
IPM Exchange Field Trip/Mtg By: San Francisco Estuary Project/ABAG; City of Palo Alto • on effective IPM techniques for managing argentine ants • tour of the Palo Alto Golf Course to view an innovative project to reduce the ground squirrel population using a visual barrier in lieu of pesticides as well as raptor and owl perches Handouts: • Tips For an Effective Argentine Ant Inspection (#3) • Ant Inspection Checklist (#4) • What to do When Argentine Ants Invade a Building (#5) • Notes on Baiting Argentine Ants (#7) • Diversionary Baiting Strategies for Argentine Ants (#8)Research Review: In search of the 'sweet spot': Borate-based liquid ant baits must have just the right amount of active ingredient to do the trick; by Drs. John Klotz, Michael Rust, Chri Amrhein and Robert Krieger Contributors; published September 2007:Pest Control Mag; www.PestControlMag.com	Dec 11, 2007	**WVCWP (1)** Inspector

Saratoga

Santa Clara Valley Urban Runoff Pollution Prevention Program

FY 2007-2008 ANNUAL REPORT

Training Description	Date	Attendees
Urban Runoff Food Facility Inspection Program Annual Meeting Speaker: Jack Lovell-WVCWP Inspector Topics: • Inter- Agency arrangement and cooperation (You call us- We call you) • Common stormwater polluters: Dumpsters, grease, mop water, Kitchen supplies. • Inspector typically speaks w/ labor vs. owner- Pictures are a good way of overcoming communication and language barriers. • Inspector's Referral Process for Potential Violations: The inspector receives potential violation notices from various sources including citizens, City staff, Fire, DEH, WVSD, and drive bys. • WVSD: Oils, fats, grease (FOG) program is another program focused on similar issues, so is another resource for obtaining compliance and cooperation. • Forms of Documentation- used by WV Inspectors, IND reports for unexpected, unscheduled visits. ICID reports for 24 Hr responses to reported incidents. NTC (Notice to Comply) if non-SW hits SD, city must follow through. Triplicate: 1. Violator 2. City 3. WVCWP • Florescent Light Bulbs/Batteries-Safe Disposal: Handout: "What You Don't Know About Mercury" Answers How to dispose of products that contain Mercury: fluorescent bulbs, thermometers and batteries. • List Samples of Available Reference Materials: The inspector distributed educational brochures such as restaurant posters, vehicle washing, dirt tracking, auto body shop, vehicle maintenance, and always a business card during and following an inspection. XREF into: Merc, ICID, PIP handouts	April 22, 2008	**WVCWP (2)** Inspector Manager **Dept of Env Health (16)** Supervisor Inspectors **City of Cupertino (2)** Env Mgr Inspector
Annual Urban Runoff Inspection Training, SCC FD Speaker: J. Justice, Sr. Haz Mat'l Specialist/ URP Coordinator Topics: • Inter- Agency arrangement (contract), overlapping areas of concern • Difference between Storm Drain System & Sanitary Sewer System • Common stormwater polluters: trash from overflowing dumpsters, litter, fluids to storm drain (from kitchens, car washing, oils from leaking vehicles, etc), HHW items (fluorescent bulbs) • Review of handout material available and common BMPs • Inter-agency communication: Inspection Form, Forwarding Referrals, how/when to contact WV CWP	Jun 10-18, 2008	**WVCWP (2)** Inspector Manager **SCC FD** Inspectors, HazMat Inspectors, Engine Co

.toga

Santa Clara Valley Urban Runoff Pollution Prevention Program

FY 2007-2008 ANNUAL REPORT

Training Description	Date	Attendees
Sharing Experience with Implementation of Stormwater Requirements at Development Projects. Speakers: Jill Bicknell EOA, Laura Prickett, Mike Campbell, George Otte, Karla Tompkins, Ed Boscacci, Sue Ma, Sarah Sutton, Eric Anderson (City of Mountain View), Tim Berger (City of Fremont). Topics: • Low Impact Development; Comparison between Green Building and C.3. Requirements • panel presentation on implementing stormwater requirements at local new and redevelopment projects • inspection of stormwater treatment measures during and after construction • inspection and maintenance of landscaping in stormwater treatment measures • local agency experience with BMP O&M inspections of treatment BMP's.	June 3, 2008	**WVCWP (2)** Manager Program Assistant **Campbell (2)** Public Works Inspector Senior Civil Engineer **Saratoga (1)** Senior Engineer
Annual Storm Drain Operations and Maintenance Training Meeting: WV Communities & WV Sanitation District Held at the Campbell Community Center; Sponsored by the WVCWP Speaker: Patrick Hansen (WVCWP), Kristy McCumby (City of Sunnyvale), Ed Oyama (WVSD). Topics included: • The WVCWP Program Assistant presented on the current NPDES Permit requirements and the possible future requirements of the MRP. • The Environmental Specialist from the City of Sunnyvale gave a presentation on Sunnyvale's storm drain catch basin insert pilot program. • WVSD Storm Drain structure cleaning & debris findings for each city (will be used to help identify • Discussion of Signage/labeling methods for storm drains. • Questions, comments, and evaluations.	June 20, 2008	**WVCWP (3)** Program Manager, Program Assistant, Inspector **Campbell (3)** Maintenance Mechanic, and two Street Maintenance workers **Los Gatos (3)** Arborist, Tree Trimmer, and Public Works Maintenance Worker **Saratoga (6)** Parks Lead, Public Works Manager, and 4-Street Maintenance Workers

THIS PAGE WAS INTENITONALLY LEFT BLANK

042067

Industrial Commercial Discharger Control Program

This Page Intentionally Left Blank

042069

Sa. ga

Santa Clara Valley Urban Runoff Pollution Prevention Program

FY 2007-2008 ANNUAL REPORT

INDUSTRIAL/COMMERCIAL DISCHARGER CONTROL PROGRAMS

Annual Report FY 2007-2008 Self Evaluation Matrix

Source	Task Source	Work Plan Tasks	Accomplishments	Responsible Party
	URMP	a. Joint Inspections of Retail Food Facilities Continue inspection program w/ DEH. All facilities will be inspected a minimum of once per year. Report inspection results in Annual Report. WVCWP IC/ID Inspector will conduct follow-up and distribute BMP materials per DEH referrals. Continue to evaluate data management for improvements.	**SARATOGA:** Approximate number of *food handling* facilities in Saratoga is 93. In FY 07-08, all 93 food handling facilities in Saratoga were inspected; most of them were inspected 2 or 3 times by Santa Clara County Environmental Health Specialists (inspectors).	Insp'ns conducted by SCC DEH WVCWP Inspector by referral
	URMP	b. Training & Evaluation Conduct annual joint training meeting with Cupertino and SCC DEH to evaluate Inspection Program and make improvements. Annual meeting per agreement.	On April 22, 2008 the WVCWP inspector conducted the annual WV Cities, Cupertino, and DEH inspector training meeting.	Annual Meeting WVCWP to coord. w/ Cupertino & DEH
	Continued from FY01-02 Pilot Program	c. WVCWP Restaurant Inspection Program Continue implementation of proactive inspection program targeting medium to large-scale restaurants. *Medium to large-scale* restaurants are defined as, restaurants with 6 or more employees and/or ones that routinely handle large quantities of grease.	**SARATOGA:** The WVCWP Inspector conducted 3 additional inspections of food related facilities which have had previous stormwater issues. Approx. 21 *medium to large-scale* restaurants in Saratoga.	WV Inspector
	Continued from Restaurant Inspection Pilot	d. Support West Valley Sanitation District's Fats, Oils and Grease Program Expand scope of restaurant inspections to	WVCWP Mnager and Inspectors met with DEH representatives to re-emphasize the importance of tracking grease maintenance records. WVCWP Inspector continued to alert restaurants about regularly maintaining grease	WV Inspector WVSD

Saratoga

Santa Clara Valley Urban Runoff Pollution Prevention Program

FY 2007-2008 ANNUAL REPORT

Source	Task Source	Work Plan Tasks	Accomplishments	Responsible Party
		focus on grease trap maintenance. During pro-active visits, the WVCWP Inspector will look at grease trap cleaning records. Any food facility without records will be referred to the West Valley Sanitation District for follow up.	interceptors and the need for record keeping.	
	URMP	e. Joint Inspections of Ind/Comm Facilities Based on terms of revised 6/30/06 Agreement with Fire Dept. The inspection frequency goal is 100%. The total number of facilities by business category inspected will be included in the annual report.	**SARATOGA:** Renewed Joint inspection contract with the Santa Clara County Fire Department for a 5 year period, through July 2011. The SCCFD will inspect specific facilities, provide inspection forms, referrals for potential stormwater violations, and provide an annual inspection list. Approximate number of facilities in Saratoga is 8.	Inspections & data tracking conducted by SCC Fire WVCWP Inspector by referral
	URMP	g. Training & Evaluation Conduct annual joint meeting/training w/ SCC Fire to evaluate inspection reporting and confirm distribution of materials. Determine training topics, if needed, on the West Valley Fire Dept Inspection Agreement.	On June 10, 2008, the Fire Dept. conducted the annual Urban Runoff Inspection training program with Fire Dept. personnel and the WVCWP staff. On March 13th, 2008 the WVCWP Manager and the SCCFD met for the annual review of the joint inspection program, contract, and training topics.	Annual Mtg w/ WVCWP & Sr Haz Mat Specialist/ IND Inspectors
	URMP	h. NOI Filers Provide updated list of NOI Filers to SCC Fire.	**SARATOGA: The list of NOI sites, 2 in Saratoga, was sent electronically to the Fire Dept on 4-21-08.**	WV Inspector
	Continued from Vehicle Shop Inspection Pilot	i. WVCWP Vehicle Shop Inspection Program Continue to pro-actively inspect vehicle maintenance and car wash facilities as part of IC/ID inspection program. Suggest alternatives and promote improved car washing methods for auto businesses during IC/ID inspections. Document potential problems through resolution and submit to Program for Annual Report.	**SARATOGA:** In FY07-08 there were no pro-active inspections of vehicle shops in the City of Saratoga.	WV Inspector

Sa. ,ga

Santa Clara Valley Urban Runoff Pollution Prevention Program

FY 2007-2008 ANNUAL REPORT

Saratoga Industrial/Commercial Inspection Report Data FY07-08					
DEH Inspections • 93 Food-Facilities • 150 Inspections • 4 potential / actual violations **Fire Dept Inspections** • 4 by Fire District (See list at right) • 0 potential / actual violations	**Fire Dept Inspections** • 1 Automotive • 1 Dry Cleaners • 1 Medical/ Dental • 1 Underground Storage Tank	**Fire Dept referred 0** (See IC/ID table in section 1 of this report). **DEH referred 0**	**Fire Dept Report of Violations 0** **Report from DEH 0**	**(6) WVCWP** Pro-active Inspections • 3 Food Service • 3 Public Facility	**IND & Commercial # of Inspections** WVCWP 6 Fire Dept 4 DEH 150 **Total 160**

Saratoga

Santa Clara Valley Urban Runoff Pollution Prevention Program

FY 2007-2008 ANNUAL REPORT

Industrial/Commercial Program Evaluation

Fire Dept Inspections of Industrial / Commercial Facilities:

Of the 4 facilities inspected by the Fire Dept., no potential or actual violations were found and reported to the WVCWP for follow up. The list of violations is provided to WVCWP at the end of each fiscal year. The West Valley Inspector will schedule a training meeting with the Fire Dept Haz Mat Specialist in FY 08-09 to discuss further inspections of sites with reported violations during FY 07-08. The sites with previous violations will be prioritized for inspections at the beginning of FY 08-09.

After a steady stream of improvements and more communication between Fire Dept and WVCWP staff, the inspection program is prepared for maximum efficiency for the West Valley Cities in FY 08-09. When Saratoga was added to the Fire Dept Inspection Agreement for Campbell and Los Gatos (7/1/02), all West Valley facility inspections were coordinated under one umbrella. Monte Sereno does not conduct IND inspections because it has NO industrial or commercial facilities. Since 2001, WVCWP staff has met with Fire Dept staff at least twice a year to discuss standardized reporting, documentation and follow-up.

The West Valley Inspector's pro-active vehicle shop inspection program is designed to supplement Fire Dept facility inspections. Shop owners are made to realize the City's responsibility for making sure that the sites are in compliance with water quality requirements. The Inspector has made a positive impact with his visits and the distribution of educational materials depicting the right way to keep equipment, vehicle parts, and service areas covered, and all vehicle wash water managed properly. In a few cases the Inspector's meetings with vehicle shop owners have led to the facility's purchase of a wastewater capture system (noted in previous annual reports).

Annual Food Facility Inspection Training Meeting

Of the 93 facilities inspected by the DEH, no potential or actual violations were found and reported to the WVCWP for follow up. The Supervising Environmental Health Specialist at DEH had left and DEH was not always able to make the referrals to WVCWP due to staff shortage. However DEH has hired new staff and this will improve the coordination between DEH and WVCWP in FY 08-09.

On April 22,2008, DEH representatives met with the WVCWP Manager and Inspector. The importance of reporting all potential West Valley stormwater violations to the West Valley inspector was re-emphasized. Other topics covered at this meeting were (1) Updated contact information (2) How to report urban runoff violations to municipal inspectors to ensure accurate tracking and follow up (3) Feedback on the effectiveness of outreach and educational handouts (4) Reminder to distribute pesticide reduction fact sheets called "Don't Set a Table for Pests" to restaurants.

During FY 07-08 the West Valley Inspector continued a more aggressive effort to alert restaurants to the need for regular grease interceptor maintenance and record keeping. The WVCWP Inspector and the West Valley Sanitation District's Director of Operations continue to have discussions regarding grease interceptor maintenance records and related issues. The Sanitation District is notified if the records are not available. At the April 22, 2008 meeting, the West Valley Inspector again suggested that Environmental Health Specialists look for grease trap maintenance records during their restaurant inspections.

S ga
Annual Report FY 07-08
IND Commercial Inspections

Date	Facility Name	Facility Address	Enforcement Action	Inspection Notes	Notes
1/2/2008	Da Mario Restaurant	14441 Big Basin Way, Saratoga 95070	No Action	Pro active inspection. New restaurant. Excellent. Very clean. Dumpster area clean.	All AOK.
10/4/2007	Viagggio Restaurant	14550 Big Basin Way, Saratoga	No Action	Pro active inspection. Viaggio is gone, out of business. The Fondue place is going to move in here. Go back when they are open.	Follow up. Go back.
11/26/2007	Saratoga Creek bank @ parking lot behind businesses	North side of Big Basin Way,Saratoga	No Action	Pro active inspection. Problems in past, We do creek clean ups here. Creek bank looks good except for a few food wrappers near gas station. Fast foods sold here.	We should schedule periodic clean ups. Called Kristin to let her know.
12/5/2007	Saratoga Creek @ Wildwood Park	Bottom of 4th Street, Sarartoga 95070	No Action	Pro active inspection. Cleaned up this area at recent creek bank clean up. Looks good, no trash today.	
9/27/2007	Hong's Gourmet Restaurant	14510 Big Basin Way, Saratoga	Level 1	Pro active inspection. Problems in past. Good. Even had our poster in kitchen. Took pictures. Told them to keep records of grease trap maintenance.	Big improvement. See notes above.
9/6/2007	Public Parking Lots, Noth side behind businesses	Big Basin Wy., Saratoga	No Action	Pro active inspection. Problems in past. Did a drive by. Never saw it this clean. Parking lots spotless, dumpsters excellent.	Called Kristin Borell, Saratoga, to tell her the good news.

This Page Intentionally Left Blank

042075

Sa ga

Santa Clara Valley Urban Runoff Pollution Prevention Program

FY 2007-2008 ANNUAL REPORT

Training Summary: IND

Training Description	Date	Attendees
Urban Runoff Staff Meeting/ Training **Speaker:** Cheri Donnelly, WVCWP Program Manager Topics: • Inter- Agency arrangement and cooperation (You call us- We call you) • Common stormwater polluters: Dumpsters, grease, mop water, Kitchen supplies. • Common issues at food handling facilities	Aug 28, 2007	**WVCWP (2)** Manager Inspector **DEH (1)** Inspector
Urban Runoff Food Facility Inspection Program Annual Meeting Speaker: Jack Lovell-WVCWP Inspector Topics: • Inter- Agency arrangement and cooperation (You call us- We call you) • Common stormwater polluters: Dumpsters, grease, mop water, Kitchen supplies. • Inspector typically speaks w/ labor vs. owner- Pictures are a good way of overcoming communication and language barriers. • Inspector's Referral Process for Potential Violations: The inspector receives potential violation notices from various sources including citizens, City staff, Fire, DEH, WVSD, and drive bys. • WVSD: Oils, fats, grease (FOG) program is another program focused on similar issues, so is another resource for obtaining compliance and cooperation. • Forms of Documentation- used by WV Inspectors, IND reports for unexpected, unscheduled visits. ICID reports for 24 Hr responses to reported incidents. NTC (Notice to Comply) if non-SW hits SD, city must follow through. Triplicate: 1. Violator 2. City 3. WVCWP • Florescent Light Bulbs/Batteries-Safe Disposal: Handout: "What You Don't Know About Mercury" Answers How to dispose of products that contain Mercury: fluorescent bulbs, thermometers and batteries. • List Samples of Available Reference Materials: The inspector distributed educational brochures such as restaurant posters, vehicle washing, dirt tracking, auto body shop, vehicle maintenance, and always a business card during and following an inspection. XREF into: Merc, ICID, PIP handouts	April 22, 2008	**WVCWP (2)** Inspector Manager **Dept of Env Health (16)** Supervisor Inspectors **City of Cupertino (2)** Env Mgr Inspector

Saratoga

Santa Clara Valley Urban Runoff Pollution Prevention Program

FY 2007-2008 ANNUAL REPORT

Training Description	Date	Attendees
Annual Urban Runoff Inspection Training, SCC FD Speaker: J. Justice, Sr. Haz Mat'l Specialist/ URP Coordinator Topics: • Inter- Agency arrangement (contract), overlapping areas of concern • Difference between Storm Drain System & Sanitary Sewer System • Common stormwater polluters: trash from overflowing dumpsters, litter, fluids to storm drain (from kitchens, car washing, oils from leaking vehicles, etc), HHW items (fluorescent bulbs) • Review of handout material available and common BMPs • Inter-agency communication: Inspection Form, Forwarding Referrals, how/when to contact WV CWP	Jun 10-18, 2008	**WVCWP (2)** Inspector Manager **SCC FD** Inspectors, HazMat Inspectors, Engine Co

Public Agency Activities

This Page Intentionally Left Blank

042079

Sa. ga

Santa Clara Valley Urban Runoff Pollution Prevention Program

FY 2007-2008 ANNUAL REPORT

PUBLIC AGENCY ACTIVITIES: Operations and Maintenance

FY 2007-2008 Work Plan Self Evaluation Matrix

Storm Drain Operations and Maintenance

Source	Task Source	FY07-08 Work Plan Tasks	FY 07-08 Accomplishments	Responsible Party
	2004 URMP	Annual Storm Drain Cleaning Continue contract w/ WVSD. Continue schedule/cycle for inspection and cleaning of storm drain system (two year cycle for residential & one year cycle for commercial/industrial); Public Works staff will clean high leaf drop and other noted areas more frequently and as needed.	**SARATOGA:** West Valley Sanitation District (WVSD) performs systematic storm drain cleaning and inspection annually. Half the City's storm drains are cleaned and inspected each year. City crews assist contracted street sweeper by providing additional cleaning in high leaf drop areas and removal of storm debris from all inlets and grates as needed.	PW Analyst coord with WVSD per contract; Street Maint Spvsr coord in-field operations
	Trash Reduction Activities On-going	Trash Reduction Public Works Maintenance Division and/or WVCWP staff will provide additional cleanup of trash problem spots discovered by staff or reported by the public.	**SARATOGA:** During inspection and cleaning of storm drain structures, WVSD staff notes catch basins that require additional cleaning. The data will be helpful in locating trash problem areas by storm drain location. Saratoga's report included 21 structures that received additional cleaning due to excessive amounts (over 50 lbs) of leaves and paper.	WVSD, WVCWP, and PW Analyst provide the evaluation results. PW Manager coordinates in-field operations.
	2004 URMP	Training - Annual WVSD/ Oper. & Maint. Meeting Annual WVSD & WVCWP / Operations & Maintenance. Supervisors meeting: evaluate status of annual storm drain cleaning and provide training on maintenance issues. Rural public works BMPs & SOPs may be reviewed as part of the annual WVCWP Street Maintenance Supervisors meeting.	The annual WV Storm Drain Op & Maintenance Supervisor's workshop was held on June 20, 2008 at Campbell Community Center. See Training Table for staff attendance. Staff from WVSD, WVCWP, and the other WV Communities also participated. Topics included: • The WVCWP Program Assistant presented on the current NPDES Permit requirements and the possible future requirements of the MRP. • The Environmental Specialist from the City of Sunnyvale gave a presentation on Sunnyvale's storm drain catch basin insert pilot program. WVSD Storm Drain structure cleaning & debris findings for each city will be used to help identify additional trash problem areas.	Mtg lead by WVSD; Attend by Pub Works Supt/Supvrs; Hosted by WVCWP

Saratoga

Santa Clara Valley Urban Runoff Pollution Prevention Program

FY 2007-2008 ANNUAL REPORT

Source	Task Source	FY07-08 Work Plan Tasks	FY 07-08 Accomplishments	Responsible Party
		Annual S/D & Streets Oper. & Maint. Meeting WVSD & WVCWP Storm Drain and Street Maintenance Operation & Maintenance Supervisors meeting. - evaluate status of annual storm drain cleaning and provide training on maintenance issues. Rural public works BMPs and Street Sweeping BMPs may be included in this workshop.	**SARATOGA:** The annual WV Storm Drain Op & Maintenance Supervisor's workshop was held on June 20, 2008 at Campbell Community Center. See Training Table for staff attendance. Staff from WVSD, WVCWP, and the other WV Communities also participated. Topics included: • The WVCWP Program Assistant presented on the current NPDES Permit requirements and the possible future requirements of the MRP. • The Environmental Specialist from the City of Sunnyvale gave a presentation on Sunnyvale's storm drain catch basin insert pilot program.	Mtg lead by WVSD; Attend by Street Maint staff; Hosted by WVCWP
	C/I item -Source Control Measure	Storm Drain Stencils or Signage Continue to replace and/or upgrade storm drain stencils or signage on storm drains or catch basins, as needed. Stencils will be replaced with the type of stencil most appropriate for the location.	**SARATOGA:** Saratoga's storm drain signage is replaced if it becomes worn, or bent (if it is metal). The City primarily uses painted stencils. See evaluation at the end of this section.	Public Works Manager
Street Sweeping/ Pavement Management				
	URMP - Street Sweeping	a. Street Sweeping Program By contract – residential swept twice monthly; downtown every week; arterials and commercial areas once weekly. High leaf drop and other noted areas cleaned more frequently and as needed (i.e., construction zones - swept by responsible party).	**SARATOGA:** The City has a contractor to conduct sweeping services. An Air Bear, vacuum type sweeper is used for areas that are conducive to picking up fine particulates and a broom type sweeper is used in other areas. All residents and businesses are required to utilize large recycling bins for leaves and other yard waste as part of their trash collection service. In Addition, city staff performs pro-active leaf pick up before and during storm season in high leaf drop areas. In FY 07-08 crews collected 250 cubic yards of yard waste.	Street Maint Supervisor Uses a Contractor – switched to a new contractor around 2006

Sa. ga

Santa Clara Valley Urban Runoff Pollution Prevention Program

FY 2007-2008 ANNUAL REPORT

		b. Street Sweeping Data Collection		
Source	**Task Source**	**FY07-08 Work Plan Tasks**	**FY 07-08 Accomplishments**	**Responsible Party**
	NPDES Permit	b. Street Sweeping Data Collection Collect and review street sweeping data; provide WVCWP with number of curb miles swept and cubic yards of debris. Separate totals by categories for residential and commercial/ industrial. Solicit feedback from Street Sweeping Contractor on effectiveness of the program.	**SARATOGA:** Street Sweeping data was collected and provided to the SCVURPPP at the end of the fiscal year. See the three-year comparison table in the evaluation section (below), for curb miles swept, debris collected and yard waste recycled.	Public Works Analyst, Public Works Manager. WVCWP to coordinate.
		c. Street Sweeping Training		
	FY07-08 Work Plan, RWQCB comments	c. Training As needed, provide training on collection of street sweeping data to municipal staff and contactor.	**SARATOGA:** Training for municipal staff on street sweeping data collection requirements and preferred sweeping methods, was provided at WVCWP's June 20, 2008, Storm Drain Operation and Maintenance workshop.	Street Maint Spvsr; WVCWP to assist
		Corporation Yard		
	URMP	a. SWPPP Review As needed, review and update the municipal Storm Water Management Pollution Protection Plan (SWPPP).	The WVCWP Inspector conducted a corporation yard walk-thru and reviewed SWPPP with staff. **SARATOGA:** The WVCWP Inspector conducted a corporation yard walk-thru and reviewed Saratoga's SWPPP on May 28th, 2008. On Jan 27, 2007, Saratoga's Public Works Analyst met with WV Reps to evaluate corporation yard BMPs and discuss potential revisions to the Cities' SWPPPs. Saratoga's SWPPP was revised in FY04-05. The City's current standard operating procedures and BMPs are working effectively.	Public Works & WVCWP
	URMP	b. Staff Training Provide annual training on BMPs in Storm Water Pollution Prevention Plan w/ Corp-Yard walk-thru	**SARATOGA**: The West Valley Clean Water Program Inspector met with Saratoga Staff on May 28th, 2008 for the Annual Corp Yard Walk-Through Training. 14 City Staff attended (2 Pub. Wks. Mgr., 1 Street Maint. Specialist, 1 Park Maint. Specialist, 2 Leadworkers, 8 Maint. Wkrs.). Leader: Jack Lovell, WVCWP Inspector Topics:The WVCWP Inspector conducted a corporation yard walk-thru and reviewed Saratoga's SWPPP.	Streets Maint Supervisor

Saratoga

Santa Clara Valley Urban Runoff Pollution Prevention Program

FY 2007-2008 ANNUAL REPORT

			Topics Covered Included: Review of SWPPP, Proper Spill Handling/Cleanup, Secondary Containment, Vehicle Washing, Training, Record Keeping, and Storage of Pesticides, Street Sweeping Data, E-waste Drop-off Sites, Requirements concerning Disposal and Record Keeping for Products Containing Mercury.	

Public Agency Activities: Operations and Maintenance Evaluation

Storm Drain Maintenance: In FY 07-08, West Valley Sanitation District (WVSD) provided its third enhanced annual report to the cities on storm drain cleaning. Since June 2007 the reports have listed the structures that were inspected and cleaned with the maintenance crew's findings. A total of 1,112 structures were inspected.

- Of those inspected, 937 were found without any debris and were noted as "clean."
- Of those inspected, 175 had some visible debris upon inspection.
- Of those 175 that had visible debris, 27 had 10 pounds or more of debris and required cleaning
- Of the 27 storm drains that required cleaning, 21 required excessive/additional (50Lbs+) cleaning

Storm Drain Stencils: Saratoga's storm drain signage is replaced if it becomes worn, or bent (if it is metal). The City primarily uses painted stencils because they are easy to apply, they can be installed on horizontal surfaces (unlike the thermoplastic stencils) and the savings in staff time and cost of stencils is substantial. The metal plates, previously installed by the WV communities, are no longer applied because they were problematic. The Streets Supervisor considers new methods and materials for storm drain signage as they are introduced to the market. He is willing to pilot new plaques or signage materials if they are deemed practicable based on his experience and the results of previous West Valley pilots. Santa Clara County staff asked the WVCs for a recommendation on where to purchase metal plaques similar to those previously installed by the West Valley Cities. West Valley reported that municipal staff have discontinued application of the metal plaques because the sharp edges have a potential to get caught in street sweepers and bend, creating a potential to injure pedestrians or bicyclists. Replacing the plaques was also a problem. When plaques came loose or were removed, concrete chunks crumbled from the curb with the screws (used for attaching the plaques) making replacement in the same spot impossible.

Street Sweeping: The City collected 769.25 cubic yards of debris in FY07-08. In FY05-06 one month's worth of data was not tracked because the City changed contractors. FY06-07 miles swept are the same as the number of curb miles swept in FY04-05.

Yard Waste - Curbside Collection and Recycling: The West Valley yard waste recycling program reduces the amount of debris that gets into the storm drain, since leaves are collected in oversized bins rather than being stored in the street. In FY 07-08, the total yard waste collected rose sharply from the previous two years for all West Valley cities. The reason for the increase is due to the garbage collection service's reporting methods. The totals were given for all diverted waste. Totals for yard waste recycled were not provided. The WVCWP asked the garbage collection company to provide separate yard waste totals for FY 08-09. In FY06-07, the total yard waste collected was down sharply from the previous two years for all West Valley cities. The reason for the decrease is not apparent without reviewing the data collected for the previous years and the garbage collection companies' tracking methods. There are a few factors that would contribute to the drop. 1) The data for February 2007 was not reported for West Valley cities due to a change in service contractors; 2) There might be a significant difference in methods used by the two different contractors to collect data; 3) City crews provide some additional, unscheduled leaf and tree limb removal, which is not tracked. 4) The annual weather might be a consideration because yard waste collection is determined by the amount of debris residents generate from yard maintenance and tree trimming. Some years have stormier weather producing more fallout from trees and a greater need to dispose of branch material. The new garbage & recycling company will be asked about their methods of

Training Evaluation: The WVCWP Storm Drain Maintenance Workshop (6/20/08) drew more staff participation this year. Municipal staff evaluated the

workshop as having "All useful and pertinent information." Another response noted, "Today a new topic was covered about full capture. I would like to learn new BMP's in the future". It was evident that BMPs are being used by municipal staff but there was some frustration among street and park maintenance workers because they don't have enough authority to convince residents and private contractors to keep pollutants from reaching the storm drain system. The WVCWP Inspector offered his card to all attendees and requested that they report any incidents to him for immediate follow-up. One challenge is to catch the violator in the act of allowing pollutants into the storm drain system. By the time the incident, or the result of the incident, is seen it is often too late to stop it. The maintenance crews are generally called to clean up spills. Attendees requested continued updates on the MRP requirements for storm drain maintenance and street sweeping practices. Several of the attendees stayed after the workshop for additional discussion among the cities.

Corporation Yard SWPPPs: Corp Yard Walk-Thru

May 28th, 2008

Attendance: 14 (2 Pub. Wks. Mgr., 1 Street Maint. Specialist, 1 Park Maint. Specialist, 2 Leadworkers, 8 Maint. Wkrs.)

Leader: Jack Lovell, WVCWP Inspector

Topics:

- Review SWPPP
- Proper Spill Handling/Cleanup
- Secondary Containment
- Vehicle Washing
- Disposal of and Record Keeping of Products Containing Mercury (Mercury Booklet)
- Pesticides; Training, Record Keeping, and Storage
- Street Sweeping Data
  E-Waste Drop Off now at Goodwill Drop Off Sites
- Sign In Log; including name and job title
- Reminder of Upcoming Street Maint. & Storm Drain Supvs. Training on June 20.
- Took Pictures to Document

Rural Public Works Activities

Source	Task Source	FY07-08 Work Plan Tasks	FY 07-08 Accomplishments	Responsible Party
Rural Public Works Perf Std	Rural Public Works Perf Std	Performance Standards Implementation Evaluate the effectiveness of Rural Public Works BMPs used on applicable maintenance activities (if any) regarding: a) management and/or removal of large woody debris and live vegetation from stream channels; b) stream bank stabilization projects; c) road construction, maintenance, and repairs in rural areas to prevent and control road-related erosion; and d) environmental permitting for rural	**SARATOGA:** No Rural Public Works construction took place this year. The model performance standard has been adopted. SOPs were updated as part of the Town's Urban Runoff Management Plan revision in 2004. WVCWP staff developed a short PowerPoint presentation consisting of Rural Public Works (RPW) standards and BMPs for staff training. The presentation slides are sufficient at this time. The West Valley Cities have very few rural public works projects. If staff or municipal contractors begin to construct more RPW projects, WVCWP staff will take photographs of the sites and the	Public Works Maint Div.

Saratoga

Santa Clara Valley Urban Runoff Pollution Prevention Program

FY 2007-2008 ANNUAL REPORT

		public works activities. Report on these activities in the Annual Rpt.	BMPs to include in training presentations.	
Source	**Task Source**	**FY07-08 Work Plan Tasks**	**FY 07-08 Accomplishments**	**Responsible Party**
Training	FY07-08 Work Plan	Appropriate municipal staff or contracted staff will receive annual training on the use of current BMPs and SOPs, as noted in the performance standard. BMPs and SOPs may be reviewed as part of the annual WVCWP Street Maintenance Supervisors meeting.	**SARATOGA:** City of Saratoga Staff attended the Streets and Storm Drains Maintenance Workshop on June 20th, 2008. Erosion control along roads was one of the topics covered. Staff are knowledgeable about BMP's and erosion control procedures for RPW; therefore, specific training on this topic was not conducted in FY 07-08.	PW Admin Analyst/ City Engineer / Streets Maint Spvsr

Rural Public Works Activities Program Evaluation

Stormwater BMPs are currently discussed in pre-construction meetings with contractors; the City inspects all contracted rural public works in its jurisdiction and ensures the use of stormwater quality and erosion control BMPs. No capital improvement projects involving Rural Public Works were conducted this year. When future construction of Rural Public Works takes place, measures will be implemented for erosion prevention.

Street Sweeping Totals for FY05-06 through FY07-08

Curb Miles Swept	Saratoga	
FY05-06	**FY06-07**	**FY07-08**
Missing 1 month's data (July 2005) due to change in contractors **Residential** **2,310 curb miles** swept **Commercial & Arterials** **715 curb miles** swept **Annual Combined Total** **3,025 curb miles swept**	**Residential** **2,520 curb miles** swept **Commercial & Arterials** **780 curb miles** swept **Annual Combined Total** **3,300 miles curb miles swept**	**Residential** **2,520 curb miles** **Commercial & Arterials** **780 curb miles** **Annual Combined Total** **3,300 miles curb miles swept**

Sa. ga

Santa Clara Valley Urban Runoff Pollution Prevention Program

FY 2007-2008 ANNUAL REPORT

Debris Collected

FY05-06

Missing 1 month's data (July 2005) due to change in contractors

Residential
521.5 cubic yards of debris collected
Commercial & Arterials
108 cubic yards of debris collected

Annual Combined Total
629.5 cubic yards of debris collected

FY06-07

Residential
615 cubic yards of debris collected
Commercial & Arterials
160 cubic yards of debris collected
Annual Combined Total
775 cubic yards of debris collected

FY07-08

Residential
616.25 cubic yards
Commercial & Arterials
153 cubic yards
Annual Combined Total
769.25 cubic yards

Yard Waste Recycled

FY05-06: An annual total of **10,771.5 tons** of yard waste was picked up by garbage collection service during FY 05-06.

FY06-07 Residents and businesses recycled 5,957.66 tons of yard waste using Waste Management garbage collection service from July '06 to the end of January '07. In March the West Valley Cities changed contractors; the total amount of yard waste recycled using West Valley Collection and Recycling from 3/1 to 6/30 2007 was reported as 3,924 tons for a combined **total of 9,881.66 tons.** City crews also picked up 200 cubic yards of leaves and tree debris.

FY07-08: An annual total of **24,898 tons** of diverted waste was picked up by garbage collection service. *

* Diverted waste totals are not representative of yard waste collected. Diverted waste totals include all waste that is diverted from landfills. The WVCWP asked the garbage collection company to submit separate totals for yard waste collected for FY 08-09.

THIS PAGE WAS INTENTIONALLY LEFT BLANK

042087

Sa ga

Santa Clara Valley Urban Runoff Pollution Prevention Program

FY 2007-2008 ANNUAL REPORT

Training Summary: PUBLIC AGENCY ACTIVITIES

Training Description	Date	Attendees
National Park Service Road Maintenance Workshop **Speakers:** Bruce Badzik (National Park Service), Laura Speare (San Francisco Estuary Project), Tyler Ledwith (Workshop Coordinator), Steve Ortega (Environmental Compliance, National Park Service), Tyler Ledwith, Darren Fong (Aquatic Biologist, National Park Service). **Topics:** Roads and Watersheds, Salmon Habitat Needs, Effects of Roads on Watersheds and Salmon, Regulations and Permitting, Routine Road Maintenance BMPs, Unpaved and Paved Roads, Sediment & Erosion Control, Ditches & Road Shoulder, Side Casting & Spoils Disposal, Working Near Streams BMPs, Dewatering & Water Management, Culvert Repair, Woody Debris Management, Stream bank Stabilization, Local Fisheries, Emergency Work BMPs, Spoils disposal, Accident cleanup, Emergency utility repair, Emergency slide repair	November 7, 2007	**WVCWP (1)** Manager
Train The Trainer Workshop **Speakers:** SCVURPP Staff **Topics:** • Best Management Practices for Public Streets • Roads and Highway Operation and Maintenance • Best Management Practices for Corporation Yard Activities	November 13, 2007	**WVCWP (2)** Manager Program Assistant **Campbell (1)** Sr. Engineer **Saratoga (1)** Public Works Analyst
Sharing Experience with Implementation of Stormwater Requirements at Development Projects. **Speakers:** Jill Bicknell EOA, Laura Prickett, Mike Campbell, George Otte, Karla Tompkins, Ed Boscacci, Sue Ma, Sarah Sutton, Eric Anderson (City of Mountain View), Tim Berger (City of Fremont). **Topics:** Low Impact Development; Comparison between Green Building and C.3. Requirements; and a panel presentation on implementing stormwater requirements at local new and redevelopment projects; inspection of stormwater treatment measures during and after construction; inspection and maintenance of landscaping in stormwater treatment measures; and local agency experience with BMP O&M inspections of treatment BMP's.	Tuesday June 3, 2008	**WVCWP (2)** Manager Program Assistant **Campbell (1)** Public Works Inspector **Saratoga (1)** Senior Engineer

Saratoga

Santa Clara Valley Urban Runoff Pollution Prevention Program

FY 2007-2008 ANNUAL REPORT

Training Description	Date	Attendees
Annual Storm Drain Operations and Maintenance Training Meeting: **WV Communities & WV Sanitation District** Held at the Campbell Community Center; Sponsored by the WVCWP Speaker: Patrick Hansen (WVCWP), Kristy McCumby (City of Sunnyvale), Ed Oyama (WVSD). Topics included: • The WVCWP Program Assistant presented on the current NPDES Permit requirements and the possible future requirements of the MRP. • The Environmental Specialist from the City of Sunnyvale gave a presentation on Sunnyvale's storm drain catch basin insert pilot program. • WVSD Storm Drain structure cleaning & debris findings for each city (will be used to help identify • Discussion of Signage/labeling methods for storm drains. • Questions, comments, and evaluations.	June 20, 2008	**WVCWP (3)** Manager Program Assistant Inspector **Campbell (3)** Maintenance Mechanic Street Maintenance Workers **Los Gatos (3)** Arborist Tree Trimmer Public Works Maintenance Worker **Saratoga (6)** Parks Lead Public Works Manager Street Maintenance Workers
Corporation Yard Staff Training/ Walk Thru: City of Saratoga Leader: Jack Lovell, WVCWP Inspector Topics: ▪ Review SWPPP ▪ Proper Spill Handling/Cleanup ▪ Secondary Containment ▪ Vehicle Washing ▪ Disposal of and Record Keeping of Products Containing Mercury (Mercury Booklet) ▪ Pesticides; Training, Record Keeping, and Storage ▪ Street Sweeping Data E-Waste Drop Off now at Goodwill Drop Off Sites ▪ Sign In Log; including name and job title ▪ Reminder of Upcoming Street Maint. & Storm Drain Supvs. Training on June 20. ▪ Took Pictures to Document	May 28th, 2008	**WVCWP (1)** WVCWP Inspector **Saratoga** (14) 2 Pub. Wks. Mgr 1 Street Maint. Specialist 1 Park Maint. Specialist 2 Leadworkers 8 Maint. Wkrs

Sa. ga

Santa Clara Valley Urban Runoff Pollution Prevention Program

FY 2007-2008 ANNUAL REPORT

Training Description	Date	**Attendees**
Corporation Yard Staff Training/ Walk Thru: Town of Los Gatos Leader: Jack Lovell, WVCWP Inspector Topics: ▪ Review SWPPP ▪ Proper Spill Handling/Cleanup ▪ Secondary Containment ▪ Vehicle Washing ▪ Disposal of and Record Keeping of Products Containing Mercury (Mercury Booklet) ▪ Pesticides; Training, Record Keeping, and Storage ▪ Street Sweeping Data ▪ E-Waste Drop Off now at Goodwill Drop Off Sites ▪ Sign In Log; including name and job title ▪ Reminder of Upcoming Street Maint. & Storm Drain Supvs. Training on June 20. ▪ Took Pictures to Document	May 29, 2008	**WVCWP (1)** WVCWP Inspector **Los Gatos** (19) 2 Superintendents 1 Facility Mgr 1 Mechanic 15 Maint. Wkrs
Corporation Yard Staff Training/ Walk Thru: City of Campbell Leader: Jack Lovell, WVCWP Inspector Topics: ▪ Review SWPPP ▪ Proper Spill Handling/Cleanup ▪ Secondary Containment ▪ Vehicle Washing ▪ Disposal of and Record Keeping of Products Containing Mercury (Mercury Booklet) ▪ Pesticides; Training, Record Keeping, and Storage ▪ Street Sweeping Data ▪ E-Waste Drop Off now at Goodwill Drop Off Sites ▪ Sign In Log; including name and job title ▪ Reminder of Upcoming Street Maint. & Storm Drain Supvs. Training on June 20. ▪ Took Pictures to Document	May 15, 2008	**WVCWP (1)** WVCWP Inspector **Campbell** (31) 1 Pub. Wks. Superintendent 3 Supervisors 2 Leadworkers 20 Maint. Wkrs 1 Mech 2 Signal & Street Lighting 2 Office

THIS PAGE INTENTIONALY LEFT BLANK

042091

New Development Planning Procedures

This Page Intentionally Left Blank

042093

Sa ga

Santa Clara Valley Urban Runoff Pollution Prevention Program

FY 2007-2008 ANNUAL REPORT

PLANNING PROCEDURES

FY 2007-2008 Work Plan Self Evaluation Matrix

Planning Procedures

Source	Task Source	Work Plan Tasks	Accomplishments	Responsible Party
	Provision C.3	Participate in Provision C.3 Oversight Ad Hoc Task Group (C3PO AHTG) to stay updated on current issues, respond to Program or RWQCB requests, and exchange questions, ideas or experiences, related to C.3 implementation with other Co-permittees.	WVCWP Manager participated in the C3PO AHTG meetings in order to present summarized information at West Valley monthly meetings and encourage feedback, as appropriate, from West Valley Co-permittee's. SARATOGA: WVCWP Manager participated in the C3PO AHTG meetings to present summarized information at West Valley monthly meetings and encourage feedback, as appropriate, from West Valley Co-permittee's.	WVCWP Mgr City Eng
	Municipal Regional Permit (MRP)	Provide municipal training as needed, to prepare for implementation of Municipal Regional Permit (MRP) requirements.	SCVURPPP Program Manager provided MRP updates to City Managers and Mayors meeting in Fall 2007, and to Management Committee members on a regular basis. Many discussions were held regarding comments and in response to a newly released MRP TO Draft in December 2007 and a revised MRP TO Draft in December 2007. WV reps were provided MRP updates at WV Monthly meetings. Additional discussions were conducted among WV Directors and WVCWP Program Manager to provide response and feedback for RWQCB March Public Hearing. Proposed MRP requirements were a top of discussion at WV City Mayors and Managers Meeting in March. City of Campbell Director of Public Works provided an update on the MRP at the WV City Managers roundtable in April 2008. MRP updates and status were provided to staff and WV CWP by various staff (SCVURPPP) at AdHoc Task Group meetings (topic specific). Annual C. 3. Workshop: "Sharing Experience with Implementation of Stormwater Requirements at Development Projects" Tuesday, June 3, 2008 Topics included: regulatory updates on the MRP	SCVURPPP, WVCWP, Municipal Staff Pub Works Analyst, City Eng; WVCWP Mgr to assist

Saratoga

Santa Clara Valley Urban Runoff Pollution Prevention Program

FY 2007-2008 ANNUAL REPORT

C.3.c. Requirements for Group 1 and Group 2 Projects				
Source	Task Source	Work Plan Tasks	Accomplishments	Responsible Party
Devlopmt Project Implement-ation	C.3.c.	As appropriate, revise guidance, website, procedures, and/or conditions of approval to facilitate implementation of development project requirements per the MRP.	C.3 guidance for all WV cities was revised and posted prior to 8/15/06 to include Group 2b projects, based upon current requirements. Updates to guidance documents, conditions of approval or other procedures will occur as needed, when MRP is adopted.	
			SARATOGA: In FY06-07 Saratoga created forms for the project applicant to complete and municipal planners or the City Engineer to verify. The City of Saratoga continued to use these forms in FY 07-08. The forms were update in May 2008. Green Building Techniques Materials and Strategies, Green Points Checklist, and the Storm Water Checklist were all added to the form. The Stormwater Treatment Measure Details form includes a check box to indicate that the applicant has prepared, signed and recorded the necessary covenant for ongoing maintenance and operation of stormwater treatment measures. The check box also conveys that the applicant has ensured that responsible public agency staff will have access to inspect the structured stormwater measures in perpetuity.	City Eng, PW Analyst, & WVCWP Mgr
		Municipal staff will receive training and/or attend Program workshops on applicable requirements for new development projects.	Annual C. 3. Workshop: "Sharing Experience with Implementation of Stormwater Requirements at Development Projects" Tuesday, June 3, 2008 Reining in the Rain: LID By CA Coastal Commission April 23 (Oakland) See also Training Table below for list of Workshops, Training, seminars or meetings which municipal staff attended	SCVURPPP or WVCWP to provide training

Sa. ga

Santa Clara Valley Urban Runoff Pollution Prevention Program

FY 2007-2008 ANNUAL REPORT

C.3.e Operation and Maintenance of Treatment BMPs				
Source	Task Source	Work Plan Tasks	Accomplishments	Responsible Party
BMP Inspection Program O&M Verification	Permit C.3.e.iii	Provide details of O&M verification program in each annual report. Note organizational structure, evaluation of effectiveness, and proposed improvements. List or summarize treatment BMPs inspected during the year, inspection results, and required follow-up through resolution.	SARATOGA: The City has not had any Group 1 or Group 2 projects to inspect FY 07-08. However, Saratoga has implemented standard operating procedures for ongoing BMP O&M inspections. The procedures are documented in the City's URMP and were attached to the City's previous annual report. The Stormwater Treatment Measure Details form includes a check box to indicate that the applicant has prepared, signed and recorded the necessary covenant for ongoing maintenance and operation of stormwater treatment measures. The check box also conveys that the applicant has ensured that responsible public agency staff will have access to inspect the structured stormwater measures in perpetuity.	Public Works Analyst and City Engineer
Training & Evaluation	Work Plan	Training & Evaluation Continue to provide training to inspectors and data managers on O&M verification program requirements. Discuss evaluation of effectiveness and planned improvement to the program	Annual C. 3. Workshop: "Sharing Experience with Implementation of Stormwater Requirements at Development Projects" Tuesday, June 3, 2008 Topics included: shared experiences of O&M Inspection programs by two municipalities See Also: Training Table below for list of Workshops, Training, seminars or meetings which municipal staff attended	SCVURPPP and WVCWP to provide training or present Training Opportunities to Municipal Staff

Saratoga

Santa Clara Valley Urban Runoff Pollution Prevention Program

FY 2007-2008 ANNUAL REPORT

C.3.f Hydromodification Management Plan				
Source	Task Source	Work Plan Tasks	Accomplishments	Responsible Party
HMP – Hydrograph Modification Mngmt Plan	C.3.f	City staff will continue to track HMP progress and implement its requirements as applicable for qualified Group 1 projects that may cause increased erosion or other related impacts.	SARATOGA: Saratoga implemented the HMP for Group 1 projects on Oct 20, 2005. In FY06-07 Saratoga's PW Analyst and the City Attorney's NPDES Specialist produced development worksheets for Planning, Engineering staff to review with private developers. The worksheets include the criteria for HMP requirements and the specifics for HMP implementation. The worksheets were updated in May, 2008. There were no HMP-regulated projects in Saratoga in FY 07-08.	City Engineer
Training		Continue to provide incremental training on HMP requirements to City staff after adoption of the MRP via SCVURPPP workshops and/or WVCWP in-house staff training.	To stay informed of the most recent HMP developments, the WVCWP Mgr participates in the C3PO AHTG meetings. Proposed revisions to the HMP were reviewed during the West Valley Communities' round table discussions regarding the draft MRP in December 06 and June 07. To stay informed of the most recent HMP developments, the WVCWP Mgr attended HMP Briefing Meeting September 18th, 2007.	SCVURPPP/ City Engineer; WVCWP to coordinate
HMP Reporting	C.3.f.viii	Summarize development and implementation status for projects incorporating HMP measures and provide details to WVCWP staff for Annual Report.	SARATOGA: City of Saratoga did not have any projects which meet the criteria for required HMP implementation during FY 07-08.	City Engineer

Sa. ga

Santa Clara Valley Urban Runoff Pollution Prevention Program

FY 2007-2008 ANNUAL REPORT

C.3.g Waiver and Compensatory Mitigation Program				
Source	Task Source	Work Plan Tasks	Accomplishments	Responsible Party
Waiver Program or Alternate Compliance	Permit C.3.g.	Currently Municipality does not offer an alternate compliance option to developers of Group 1 or Group 2 projects. No changes are expected to this approach in FY 07-08 unless regional watershed projects become available to support.	SARATOGA: All Group 1 and Group 2 projects are required to implement C3 requirements. Currently, the City does not offer an alternate compliance option to developers.	City Engineer
C.3.h Alternate Certification				
Alternate Certification reporting	Permit C.3.h	Report on all projects that are certified by someone other than municipal staff and the mechanism for ensuring outside certifiers are qualified.	SARATOGA: The project applicant is responsible for having all stormwater measures certified for adequacy, according to the C.3 requirements. The City uses lists approved by the City of Sunnyvale and BASMAA to determine which civil engineers are qualified and allowed to certify C.3 compliance for private development projects. Saratoga did not approve any Group 1 or Group 2 projects for construction or grading in FY07-08.	City Engineer
C.3.I General Plan Update				
General Plan	Permit C.3.I	At next planned update, revise General Plan to reflect principles and policies to address requirements for development projects.	SARATOGA: During FY06-07 the City completed approximately 18 months of research to prepare for updates to the City's General Plan. The City dedicated significant staff resources to include language in the General Plan that will clarify goals and guidance to attain water quality benefits as part of the development project approval process. Saratoga's General Plan was approved on June 6, 2007.	Comm. Dev. Dept.

Saratoga

Santa Clara Valley Urban Runoff Pollution Prevention Program

FY 2007-2008 ANNUAL REPORT

C.3.n Reporting Requirements

Source	Task Source	Work Plan Tasks	Accomplishments	Responsible Party
C3 Project Reporting	Permit C.3.n.i.	Report details required by the Permit for all Group 1 and Group 2 projects that received final approval for construction during FY07-08. E.g. list project name, location, type, deemed complete date, final approval date prior to grading, project size, amt impervious surface, watershed, developer name and S/W measures and treatments used.	SARATOGA: No projects in the Group 1 or 2 categories were approved or submitted this year.	City Eng & PW Analyst to provide data
C3 Project Reporting	Permit C.3.n.ii.	For Group 1 and Group 2 projects, provide details in the annual report on the S/W treatments used, the sizing criteria, O&M verification status, any follow-up action, site design measures used, source control measures used and pesticide reduction measures required.	SARATOGA: No projects in the Group 1 or 2 categories were approved or submitted this year.	City Eng & PW Analyst provide data to WVCWP staff
Report Pesticide Reduction Measures	NPDES Permit Provision C.3.n.iii	For Group 1 and Group 2 projects, report on the percentage of projects for which pesticide reduction measures were required.	SARATOGA: As part of the Group 1 and Group 2 project approval process, a Planner informs applicants that the City is implementing a "Pesticide Management Plan." Applicants must review and comply with BMPs contained in the informational document 'Landscape Maintenance Techniques for Pest Reduction,' provided to them and reviewed as part of a check-off list within the City's new Development Worksheet. As a condition of approval, applicants must not allow fertilizers or pesticides to be washed to the storm drains or to be buried in soil during construction. Applicants must reuse, recycle or properly dispose of these products as hazardous waste. Saratoga's General Plan, approved 6-6-07, states that the use of native draught-tolerant vegetation will be a condition of approval for projects that include prospective landscaping, whenever feasible.	City Eng & PW Analyst provide data to WVCWP staff

Sa. ga

Santa Clara Valley Urban Runoff Pollution Prevention Program

FY 2007-2008 ANNUAL REPORT

Planning Procedures Evaluation

Public Works staff continue to coordinate very closely with the Community Development Department to ensure that all development projects are conditioned properly for storm water quality requirements. In addition, Public Works staff assists developers and their design team members with C.3 technical and legal issues (specifically bio-swale design and the BMP O&M agreement). For projects requiring bio-swales, the Associate Engineer provides the developer with design drawings. The City has received positive feedback from developers, who appreciate knowing exactly what the City wants and seeing detailed examples. Public Works and Building staff made the decision to use City Engineering staff, instead of an outside consultant, to perform BMP O&M Verification inspections (to date, none have been needed).

Group 1 and Group 2 Projects - The City of Saratoga requires developers to design and implement the following measures to reduce stormwater pollution to the maximum extent practicable.

Site design shall include measures to minimize impervious land coverage, maximize infiltration (where appropriate and designed to protect

a. groundwater quality), and provide detention or retention as part of landscaping where feasible;
b. Source controls shall be required to limit pollution generation, discharge, and runoff as appropriate, including measures to discourage pesticide use;
c. Stormwater treatment measures shall be designed in accordance with the numeric design criteria in Provision C.3.d;
d. Continued operation and maintenance of BMP treatments shall be ensured by the developer and future property owners by legal covenant and continued O&M of BMP treatments shall be inspected by Saratoga Engineering staff.
e. Increases in peak runoff flow and volume shall be managed for appropriate projects by implementing the guidance in the Program's Hydromodification Management Plan (HMP) for the specific stream receiving the discharge.

Pesticide Reduction

1. Where feasible, landscaping shall be designed and operated to treat storm water runoff by incorporating elements that collect, detain and infiltrate runoff. In areas that provide detention of water, plants that are tolerant of saturated soil conditions and prolong exposure to water shall be specified.
2. Pest resistant landscaping plants shall be considered for use throughout the landscaped area, especially along any "hardscaped" area.
3. Plant materials selected shall be appropriate to site specific characteristics such as soil type, topography, climate, amount and timing of sunlight, prevailing winds, rainfall, air movement, patterns of land use, ecological consistency and plant interactions to ensure successful establishment.
4. Existing native trees, shrubs, and ground cover shall be retained and incorporated into the landscape plan to the maximum extent possible.
5. Proper maintenance of landscaping, with minimal pesticide use, shall be the responsibility of the property owner.

In FY07-08 the City of Saratoga participated in the Water Resources Protection Collaborative. The Collaborative was enacted in an effort to clarify and streamline local permitting for streamside activities, representatives from the water district, cities, the county and business, agriculture, streamside property owner and environmental interests created a partnership known as the Water Resources Protection Collaborative. The approach makes a clear distinction regarding governance. Municipal organizations will continue to exercise their land use authority. The Collaborative developed model Guidelines and Standards which will serve as a basis for the District and municipal organizations to implement as appropriate. Each municipal organization will develop and apply these standards as needed for their jurisdiction. The City of Saratoga adopted these guidelines in May of 2008.

0.

THIS PAGE INTENTIONALLY LEFT BLANK

Training Summary: Planning Procedures

Training Description	Date	Attendees
HMP Briefing Meeting **By**: WVCWP/ SCVURPPP **Speakers:** EOA/ SCVURPPP **Topics covered included:** Background on Current HMP Applicability Map, Water Board and Co-Permittee Concerns, Discussion of Alternatives for Map Revisions, Discussion of Impacts in Specific Areas, and Next Steps.	September 18, 2007	**WVCWP (1)** Manager **Campbell (1)** Sr. Engineer **Los Gatos (1)** Engineer **Monte Sereno (1)** Engineer **Saratoga (1)** Engineer
HMP Update at WV Meeting **By:** WV CWP **Speakers**: WV Pgm Manager **Topics covered included**: Background on Current HMP and proposed HMP requirement in MRP, Water Board and Co-Permittee Concerns.	September 25, 2007	**WVCWP (1)** Manager **Campbell (1)** Sr. Engineer **Saratoga (1)** PW Analyst
Reining in the Rain: Watershed-Friendly "Low Impact Development" Site Design, Permeable Pavements, Planning and Funding Strategies for Stormwater Management **By:** Coastal Commission **Speakers**: A. Wanger, CA Coastal Commission; T. Lawrence, Center for Water & Land Use, UC Davis Ext; J. Bicknell, EOA/CASQA, B. Wolfe, SF RWQCB; Mitch Avalon, Contra Costa PW; A. Youngs, CA-NV Cement Assn; B. Milar, CA Asphalt Pavement Assn; D. Smith, Interlocking Concrete Pavement Institute **Topics covered:** Resource-Based Land Use and Planning, Low Impact Development-the How's and Why's, LID Stormwater Treatment and Hydromodification Management, Regional Perspective on LID Regulation & Implementation, LID and Flood Control. Afternoon session TRACK A workshop: Permeable Pavements *plus* Stormwater NPDES Compliance or TRACK B workshop: Learn, Plan, and Act on Local LID.	April 23, 2008 (Oakland, CA)	**WVCWP (2)** Manager Program Assistant
Reining in the Rain: Watershed-Friendly "Low Impact Development" **By**: Coastal Commission **Speakers:** E. Neale, Resource Conservation District of Santa Cruz County; A. Wanger, CA Coastal Commission; T. Lawrence, Center for Water & Land Use, UC Davis Ext; E. Berntsen, SWB/Stormwater Section; R. Fatoohi, Santa Cruz County; A. Youngs, CA-NV Cement Assn; B. Milar, CA Asphalt Pavement Assn; D. Smith, Interlocking Concrete Pavement Institute; R. Ketley, City of Watsonville; B. Markowitz, EarthCraft Design; S. Peterson/ J. Janceki, Janecki & Assoc, Inc; R. Cooper/ P. Hasse, Fall Creek Eng, Inc **Topics covered**: Resource-Based Land Use and Planning, Low Impact Development-the How's and Why's, LID Stormwater Treatment and Hydromodification Management, Regional Perspective on LID Regulation & Implementation, LID and Flood Control. Afternoon session TRACK A workshop: Permeable Pavements or TRACK B workshop: Implementing LID Locally	April 25, 2008 (Santa Cruz, CA)	**Saratoga (2)** Public Works Analyst Building Inspector

Saratoga

Santa Clara Valley Urban Runoff Pollution Prevention Program

FY 2007-2008 ANNUAL REPORT

Training Description	Date	Attendees
Construction Site Management Workshop Monday, December 3 (targeted for municipal staff) or Tueday December 4, 2007 (targeted for contractors) Quinlan Community Center, 10185 N. Stelling Road, Cupertino, CA, 95014 or October 31, 2007 at the Green Building Exchange, 305 Main Street, Redwood City, 8:00 am – 3:00 pm **By**: SCVURPPP and SFEP, SF RWQCB and Friends of the Estuary **Speakers:** Jill Bicknell, Santa Clara Valley Urban Runoff, Cecil Felix, San Francisco Regional Water Quality Control Board, Scott Taylor, RBF Consulting, **Topics included:** Construction site regulations & responsibilities; effective erosion and sediment control BMPs, inspection, monitoring and sampling; site plan update procedures; post construction requirements; vendor exposition; and a demonstration site visit; Proper Erosion Control Techniques, Grading, Proper use of Waddles, and Storage of Hazardous Materials	Monday, December 3 (targeted for municipal staff) or Tuesday December 4, 2007 (targeted for contractors) or October 31, 2007	**WVCWP (2)** Manager Assistant **Campbell (3)** Sr Engineer 2 PW/Engineer Staff **Saratoga (2)** PW/ Building Staff
SCVURPPP Annual C. 3. Workshop: "Sharing Experience with Implementation of Stormwater Requirements at Development Projects" Tuesday, June 3, 2008 Sunnyvale Community Center Ballroom 550 E Remington Drive, Sunnyvale 8:30 am – 3:30 pm **By:** SCVURPPP **Speakers:** J. Bicknell, EOA/ SCVURPPP; S. MA, SF RWQCB; E. Anderson, City of Mt. View; T. Berger, City of Fremont; others **Topics covered:** Low Impact Development; comparison between Green Building and C.3. Requirements; and a panel presentation on implementing stormwater requirements at local new and redevelopment projects; inspection of stormwater treatment measures during and after construction; inspection and maintenance of landscaping in stormwater treatment measures; and local agency experience with BMP O&M inspections of treatment BMP's.	Tuesday June 3, 2008	**WVCWP (2)** WVCWP Manager WVCWP Assistant **Campbell (2)** PW Inspector Sr. Engineer **Los Gatos (3)** Building Inspector Asst. Planner **Saratoga (3)** Sr Engineer Assistant Planner

Construction Inspection

This Page Intentionally Left Blank

042105

Sa. ga

Santa Clara Valley Urban Runoff Pollution Prevention Program

FY 2007-2008 ANNUAL REPORT

CONSTRUCTION INSPECTIONS

FY 2007-2008 Work Plan Self Evaluation Matrix

Source	WP Task	Work Plan Tasks	Accomplishments	Responsible Party
	URMP	Staff Training Participate in and support RWQCB and Program- sponsored workshops on erosion control and construction BMPs; support distribution of related materials. Construction inspectors must attend Erosion Control and Site Inspection Meeting every two years.	**SARATOGA:** On June 27, 2007, a construction inspection training meeting was held for Saratoga inspectors. Saratoga's Construction Inspector must attend a workshop/training in FY 08-09 since the inspectors are required to attend every two years.	WVCWP to coord w/ SCVURPPP; Const & Bldg Insp attend
	URMP	Construction Inspections Continue construction site inspections and follow-up for stormwater issues (i.e., mud tracking, mat'l storage, housekeeping, etc.). Document sites inspected and note any violations through final resolution. Report violations to WVCWP for Annual Report.	**SARATOGA:** During FY 07-08, Saratoga's Building Department issued 1542 permits for various construction activities. City Building Inspectors attempt to ensure that all construction projects are compliant with the BMPs and guidelines specified in the City's Construction Inspection Performance Standard. Of those 1542 construction permits, roughly 340 required close monitoring by City Inspectors. These included 10 stand alone grading projects, 23 new single family dwellings and 110 significant additions to single family dwellings, as well as swimming pools demolitions, basement additions and other significant remodeling/renovation projects. It should be noted that Saratoga Inspectors also pay close attention to projects that don't require City approved permits such as landscaping projects and driveway installations. Projects that were problematic received daily drive-by spot checks by City inspectors. Projects that were clearly well controlled were inspected at least every 2 weeks during the rainy season.	Const and Bldg Inspectors WV Inspector by referral

Saratoga

Santa Clara Valley Urban Runoff Pollution Prevention Program

FY 2007-2008 ANNUAL REPORT

FY0708 Construction Inspection Evaluation Saratoga

Construction Site evaluation:

FY 07-08		FY 06-07	
Landscape	2	Accident	1
Slurry/Cement Discharge	5	Allowable Discharge	1
Complaint Not Found	1	Grey Water Discharge	1
Pools & Spas Discharge		Pools & Spas Discharge	1
	8	Slurry Discharge	1
			5

The Construction Inspection Program is working well due to the continued, coordinated efforts between the City's building inspectors and the WVCWP Inspector and Manager. Potential incidents reported by other agency staff or citizens, are inspected and re-inspected until resolution is achieved. In FY0708, WVCWP Inspector responded to eight (8) construction-related incident calls for Saratoga. Saratoga's inspectors are always on the lookout for stormwater concerns and continue to education contractors and visit sites often. Public Outreach to residents and educational visits from the WVCWP Inspector appears to be helping to maintain a limited number of contractor violations. Generally the most common incident in Saratoga is not related to construction, but to pool drainage. However, the City made a concentrated effort in the past 2 years to distribute pool brochures to all new owners, including a mail-out to all pool owners in FY04-05. The pool brochure is also on display at the City's planning counter.

Construction Site & Erosion Control Training – Building Inspectors are already committed to attending SCVURPPP's annual Construction Inspector Training, which is scheduled for Fall/Winter 2008. This is in line with Saratoga's commitment to train inspectors every 2 years. Last year, in June 2007, a construction inspection training meeting was held for Saratoga inspectors such that the newly hired a new building inspector would be included. The Construction Inspection Training Table is attached to this section. Several WV meetings and municipal training sessions were held to discuss BMPs, URMP and upcoming MRP requirements and documentation of inspection activities. Continued public outreach efforts and further training and communication among municipal inspection staff and WVCWP staff have served to develop a coordinated and effective construction inspection program in Saratoga.

Training Summary: Construction Inspection

Training Description	Date	Attendees
Construction Site Management Workshop Monday, December 3 (targeted for municipal staff) or Tueday December 4, 2007 (targeted for contractors) Quinlan Community Center, 10185 N. Stelling Road, Cupertino, CA, 95014 or October 31, 2007 at the Green Building Exchange, 305 Main Street, Redwood City, 8:00 am – 3:00 pm **By**: SCVURPP, SFEP, SF RWQCB and Friends of the Estuary **Speakers:** Jill Bicknell, Santa Clara Valley Urban Runoff, Cecil Felix, San Francisco Regional Water Quality Control Board, Scott Taylor, RBF Consulting, **Topics included:** Construction site regulations & responsibilities; effective erosion and sediment control BMPs, inspection, monitoring and sampling; site plan update procedures; post construction requirements; vendor exposition; and a demonstration site visit; Proper Erosion Control Techniques, Grading, Proper use of Waddles, and Storage of Hazardous Materials	Monday, December 3 (targeted for municipal staff) or Tueday December 4, 2007 (targeted for contractors) or October 31, 2007	**WVCWP (2)** WVCWP Manager WVCWP Assistant **Campbell (3)** Sr Engineer 2 PW/Engineer Staff **Saratoga (2)** 2 PW/ Building Staff
Construction General Permit Workshop **Speakers:** SCVURPPP Staff **Topics:** workshop to inform municipal staff about the requirements in the draft Construction General Permit.	April 30, 2008	**Campbell (1)** Sr. Engineer
SCVURPPP Annual C. 3. Workshop: "Sharing Experience with Implementation of Stormwater Requirements at Development Projects" Tuesday, June 3, 2008 Sunnyvale Community Center Ballroom 550 E Remington Drive, Sunnyvale 8:30 am – 3:30 pm **By:** SCVURPPP **Speakers:** J. Bicknell, EOA/ SCVURPPP; S. MA, SF RWQCB; E. Anderson, City of Mt. View; T. Berger, City of Fremont; others **Topics covered:** Low Impact Development; comparison between Green Building and C.3. Requirements; and a panel presentation on implementing stormwater requirements at local new and redevelopment projects; inspection of stormwater treatment measures during and after construction; inspection and maintenance of landscaping in stormwater treatment measures; and local agency experience with BMP O&M inspections of treatment BMP's.	Tuesday June 3, 2008	**WVCWP (2)** WVCWP Manager WVCWP assistant **Campbell (2)** PW Inspector Sr. Engineer **Los Gatos (3)** Building Inspector Asst. Planner **Saratoga (2)** Senior Engineer Asst. Planner

THIS PAGE INTENTIONALY LEFT BLANK

042109

Public Information and Participation

This Page Intentionally Left Blank

042111

Sa. ga

Santa Clara Valley Urban Runoff Pollution Prevention Program

FY 2007-2008 ANNUAL REPORT

PUBLIC INFORMATION/PARTICIPATION

Work Plan Self Evaluation Matrix

Source	WP Task	FY07-08 Work Plan Tasks	FY 07-08 Accomplishments	Responsible Party
A. SCV PROGRAM - PROJECTS/SUPPORT				
	NPDES Permit, Provision C.4, C.9 & Pest Mgt Plan (PMP)	a. Watershed Education and Outreach Campaign Help to develop/implement ongoing watershed education and outreach campaign. WVCWP Mgr assists via WEO Ad hoc Task Group. Participate in campaign development and special projects, e.g. community events. Campaign will include funding for educational programs at the Alviso Ed Center and funding for ZunZun performances in local schools. See SCVURPPP FY07-08 Watershed Watch Work Plan for details.	WVCWP Pgm Mgr assists via participation in the Watershed Education and Outreach Ad Hoc Task Group. WVCWCP helped plan and implement the Watershed Watch campaign, aimed at IPM and Mercury Pollution Prevention, in the fall of 2007. *Watershed Watch Media Campaign* The FY07-08 campaign featured ongoing IPM and Mercury ads in community newspapers. The WV communities, (along with 3 other cities and the County Integrated Waste Mgmt Division) contributed additional funds towards local media buys. WVCWP regularly provided staff support for Program outreach events. *Haunt the Hollow Halloween Event on Sunday 10/28/07* 1 WVCWP staff member & 1 WVCWP volunteer assisted at this event wearing costumes, they handed out educational materials and gave visitors an opportunity to complete a watershed survey. The survey had two questions one regarding fluorescent light disposal and the other pertaining to the treatment or lack of treatment of water that flows down the storm drain. The completed surveys were collected and tallied. Surveys with contact information were entered in a drawing. Two winners each received two tickets to Gilroy Gardens. The theme park is a Watershed Watch partner.	WVCWP Staff

Saratoga

Santa Clara Valley Urban Runoff Pollution Prevention Program

FY 2007-2008 ANNUAL REPORT

	NPDES Permit, Provision C.4, C.9 & Pest Mgt Plan (PMP)	b. Pesticide User Outreach Project Continue to provide funding and to participate in Our Water Our World IPM Store Partnership. Project scope will include items in Program's Pesticide Management Plan based on provision c.9.d of the Permit for outreach to residents, commercial businesses, and pest control operators.	Campbell Clean up Event Saturday April 12, 2008 In conjunction with Great American Pick-up and Keep California Beautiful For more information visit http://www.ci.campbell.ca.us/General/CommunityCleanup/CommunityCleanup.htm	WVCWP Staff
	NPDES Permit, Provision C.9.c.	c. Mercury Pollution Prevention Outreach Participate in the Program's Mercury Pollution Prevention Outreach Work Group and conduct local implementation of the Program's Mercury Pollution Prevention Plan including public education on: 1) negative health and environmental impacts of mercury, and 2) proper disposal of products containing mercury.	1-9-08: Three (3) HHW Mercury brochures were given to St Mary's 5th grade teacher, in Los Gatos to show students and parents some convenient drop-off locations for mercury bulbs and batteries. 1.25 hour long Watershed presentation was provided to 35 students by WVCWP staff with specific focus on the dangers of mercury waste in our watershed and the proper disposal of mercury containing items such as fluorescent bulbs. ********** Campbell Clean up Event Saturday April 12, 2008 In conjunction with Great American Pick-up and Keep California Beautiful For more information visit http://www.ci.campbell.ca.us/General/CommunityCleanup/CommunityCleanup.htm ********** St. Mary's School, Los Gatos –Presentations for kindergarten classes on 5-6 -08 ********** Urban Runoff Food Facility Inspection Program Annual Meeting April 22, 2008 9:00AM- 10:00AM Refer to IND Training for full summary.	WVCWP Staff

Public Information/Participation Program EVALUATION - *SCV Program Projects/Support*

Pesticide User Outreach - STORE PARTNERSHIP:
Managers of Summerwinds Garden Center in Campbell have shown their interest in less toxic products. Summerwinds' store management chose to participate in the IPM store partnership. A consultant representing SCVURPPP's Watershed Watch and OWOW campaigns worked with the Campbell store to increase shelf space and display exposure for the promotion of less-toxic products.
SCVURPPP's Watershed Watch procured a partnership with: local nursery (Yamagami's), 2 car wash companies (w/ total of at least 6 locations), paint store (Kelly Moore) and local park/zoo (Happy Hollow) to participate in annual Discount Card Program. The Watershed Watch Discount Cards were distributed by SCVURPPP to patrons of Classic Car washes over 2hrs on four consecutive Wednesdays in May/June. WV CWP distributed Cards at the April 26 National River Clean-up Day (75 cards), Los Gatos Public Works Open House (30 cards) and to PW Staff who attended the annual SD & Street Maintenance Supervisors Training Meeting (20 cards).

B. WVCWP PROJECTS

GENERAL OUTREACH

General	NPDES Permit, Provision C.4 and C.9	a. Distribute Materials. Distribute public information materials at civic centers, libraries, building and planning department counters and similar venues. Maintain a website (and phone request line) for public requests and distribution of materials.	July 9, 07 contacted Nancy Higgins, instructor for Community Education course on organic gardening for residents. Delivered materials for 2 classes, one in Campbell and one in Los Gatos. Provided 2 Site Design Guidelines books featuring pervious surfaces for driveways and patios and rain gutter downspouts directed to landscaping. Provided Grow It Guides, OWOW pocket guides for natural pest control and other about 40 – 50 copies of smaller ed material. Nancy requested an Enviroscape Presentation for her adult ed classes. Will arrange is time is permitted away from AR ********** Haunt the Hollow EVENT 10-28-07 1 Master Gardener; 150 HHW English; 11 Mercury; 300 Environmental News Quiz; 30 Gutter Getters; 2 Diazinon; 20 Our Water Our Word Magnets; 50 Watershed Watch Discount Car Wash Coupons	WVCWP Staff

Saratoga

Santa Clara Valley Urban Runoff Pollution Prevention Program

FY 2007-2008 ANNUAL REPORT

			DISTRIBUTED VIA GARDENING CENTERS: August 9, 2007 Summer Winds Nursery (Campbell) Delivered fact sheets: Fleas = 50; Beautiful Lawns = 50; Roses = 50; Yellow Jackets = 100; Ants = 100; Spiders = 50 ********** August 15, 2007 Delivered and stocked the fact sheets at Orchard Supply Hardware located at 5365 Prospect Rd. Yellow Jackets = 75; Healthy Gardens = 50; Beautiful Lawns = 75; Aphids = 25; Ants = 100 ********** Ace Hardware Garden Center Los Gatos 9- 11-07 Fact Sheets: 50-Ants; 50–Weeds; 50–Healthy Garden; 5–Pesticides;100–Yellow Jackets; 100–Fleas; 100-Aphids; 100–Spiders; 100–Prevent Pest Problems; 50–Mosquitoes 50–Wonderful Roses	
			DISTRIBUTED VIA Civic Center, Libraries, Other Public Facilites: 3/18/08: Posted 'Watch Out for Mercury Pollution' Poster at Monte Sereno City Hall and Monte Sereno Post Office. May 2008 Beneficial Bug Brochures: Distributed 50 to the Monte Sereno City Hall, 30 to each Campbell & Saratoga Reps for City Hall Distribution	
General	NPDES Permit, Provision C.4 and C.9	b. Participate in Local Community Events Promote watershed messages by participating in local community events (e.g., farmers market, festivals, creeks clean-ups, etc.).	September 30, 2008 Silicon Valley Roller Girls Carwash Fundraiser Hamilton Ave, Campbell The WVCWP Inspector distributed the carwash kit and ensured proper installation and use during the Silicon Valley Roller Derby Girls Carwash. ********** April 19, 2008: Town of Los Gatos Green Event, by WV Greenleaf Committee Table Hosted by volunteer resident to distribute information on WVCWP. Materials distribute included; Water bottles (10), Grow it! Guides (28), Clean it! Guides (38), Clean Creek Pencils (13), No Dumping Pencils (25), Gutter	WVCWP Staff and available Municipal Staff

			Getters (10), Mercury Pamphlets (25), Pest or Pal Children's Activity Book (12), Watershed Kits (23), Paint Sticks (45), Thermometers (17), Pledge pins (2), Cartoon T-Shirts (6). ********** Saturday September 15, 2007 International Coastal Cleanup Day San Tomas Aquino Creek Clean up @ Westmont High Host Clean-up Event, coordinate volunteers, distribute information, collect trash surveys. ********** Watershed Watch Campaign – Car Wash Promotion Delta Queen Classic Car Wash 981 E. Hamilton Avenue, Campbell Wednesday, June 4th 7-9 am WVCWP Staff participated in the event at the Classic Carwash. The WVCWP staff handed out approximately 40 Watershed Watch Discount Cards.	
			Saturday April 12, 2008 Great American Pick-up and Keep California Beautiful Campbell Clean up Event @ Los Gatos Creek Park For more information visit http://www.ci.campbell.ca.us/General/CommunityCleanup/CommunityCleanup.htm	Municipal Staff WVCWP Staff
			Los Gatos Public Works Open House Thursday 22nd, May 2008, Los Gatos Corporation Yard Approximately 20 students from Village School's kindergarten class and 34 students from St. Mary's attended the Open House. The WVCWP gave a presentation on watersheds and pollution prevention. Topics covered included mercury, copper, car washing and littering. Approximately 15 T-shirts, 25 water bottles, 20 gutter getters, and 5 activity books were distributed.	Municipal Staff WVCWP Staff
			Saturday September 29th , 2007 Saratoga Commuity Creek Cleanup Event Host Clean-up Event, coordinate volunteers, distribute information, collect trash surveys.	Municipal Staff WVCWP Staff

Saratoga

Santa Clara Valley Urban Runoff Pollution Prevention Program

FY 2007-2008 ANNUAL REPORT

General	NPDES Permit, Provision C.4 and C.9	c. Prepare Newsletter Articles/ Press Releases Prepare and contribute articles/ press releases of interest to the City newsletter and/or local media. Topics such as HHW disposal, pesticides, mercury, trash and copper/nickel will be promoted.	A front page article entitled "Maintaining Your Pool and Spa" was circulated to all Monte Sereno residents in August of 2007. ********** In August 2007 Monte Sereno circulated a newsletter that highlighted the dangers of toxic pesticides, such as diazinon. **********In the Fall of 2007 the Town of Los Gatos distributed their community newsletter, *Vista*, to all Los Gatos residents. The Newsletter gave details on Los Gatos' effort to be more "green", as well as revisions to Los Gatos' general plan, which will address stormwater issues. ********** SCV URPPP "Watch out for mercury pollution!" advertisement appeared in the March 18th, 2008 and the April 8th 2008 editions of the Saratoga News, Los Gatos Weekly & Campbell Reporter. ********** Campbell website published article on 'Keep California Beautiful Creek Clean-up Event', which occurred on April 12, 2008. ********** Article entitled "Green Leaf hoping to blossom in 2008" News articles on Beneficial Bugs – IPM, HHW cartoon, Car Washing & Car Washing cartoon. Printed in Spring Edition City of Saratoga newsletter for all residents "The Saratogan". ********** Article entitled "Green Leaf hoping to blossom in 2008" appeared in the January 15th, 2008 edition of the Saratoga News. The article noted the combined efforts of local citizens in a continued effort to expand the local Green Leaf Committee. ********** SCVURPPP advertisement entitled "Watch Out For Toxic Pesticides" appeared in the Saratoga News, Los Gatos Weekly, & Campbell Reporter on June 3rd, 2008.	Municipal Staff WVCWP Staff

			********** WVCWP prepared news articles on Beneficial Bugs – IPM, HHW cartoon, Car Washing & Car Washing cartoon. Printed in Summer edition of City of Saratoga newsletter for all residents "The Saratogan". ********** West Valley Communities' Solid Waste Franchisor (garbage & recycle hauler) publishes a quarterly newsletter and distributes to all residents. Topics in Spring 2008: Donate, recycle or sell (garage sales) usable goods rather than tossing; Drop off e-waste, Proper disposal of batteries, fluorescent bulbs, aerosol cans & paint cans; Green Waste; 10 Simple Ways to Celebrate Earth Day; Less Toxic options for Cleaning ('Clean Green').	
			Related Articles posted by Others: Advertisements for the "International Cleanup Day" appeared in the Saratoga News, LG Weekly & Campbell Reporter during August/September 2007, funded via Creek Connections Action Group ********** News article appeared in the Los Gatos Observer entitled "Los Gatos Family Raises $9000 for Cole Family" on October 26th, 2007. The article gave credit to the Town of Los Gatos and the WVCWP for their efforts to prevent run-off from the carwash from entering the storm drain system. ********** Advertisement "A bright Idea" appeared in the February 19, 2008 edition of the Los Gatos Weekly Times (and other local newspapers). The Advertisement gave tips/locations for fluorescent lighting recycling. Sponsored by PG&E, SCC DEH, SCC HHW ********** News article entitled "Campbell's A Lot Cleaner Thanks To The Efforts Of Volunteers" was on the front page of the Campbell Reporter on April 18th, 2008. The article was based upon an interview with Campbell Staff and highlighted the efforts of Campbell's residents in the 6th	

Saratoga

Santa Clara Valley Urban Runoff Pollution Prevention Program

FY 2007-2008 ANNUAL REPORT

			annual clean-up event. ********** Advertisements for the "National River Cleanup Day" appeared in the Saratoga News, LG Weekly & Campbell Reporter during May 2008, funded via Creek Connections Action Group ********** Advertisement for E-waste collection at Rolling Hills Middle School appeared in the October 9th, 2007 edition of the Los Gatos Weekly Time. ********** News article entitled "Got e-waste? Dump it for free." appeared in the February 19, 2008 edition of the Los Gatos Weekly Times. The article described the electronic waste event that was scheduled to take place on February 23rd in the Whole Foods parking lot in Los Gatos. ********** Newspaper article entitled "Get Your Green On" appeared in the April 15th, 2008 edition of the Saratoga News. The article gave information on the upcoming Los Gatos Environmental Festival to be held on April 19th, 2008. ********** A news article entitled "Garage Sale to feature 220-plus sites" appeared in the May 13th, 2008 edition of the Los Gatos Weekly Times and advertisement in May 6, 2008 Saratoga News. The article/ ad highlighted the upcoming, Community-wide, garage sale that will have an impact on trash reduction efforts. ********** News article entitled " Local Mayors Think Globally, Act Locally With Green Leaf Effort" appeared in the July 10th, 2008 edition of the Saratoga News	
General	CI Item	d. WVCWP Web-Site Maintain and promote cleancreeks.org website; continue to expand and update the site with new educational material and up-to-date topics for the public on HHW,	Promote WVCWP website (www.cleancreeks.org) via distribution of the popular recycled (blue-jean and money) pencils with imprintedwebsite address and a watershed protection message, at community events and classroom presentations.	WVCWP Staff

		pest management, and other pollutant reduction activities, e.g. for mercury, trash, & copper /nickel	WWW.cleancreeks.org was included on all outreach materials i.e., flyers, the community event banner, and written or email responses to public inquiries and calls. WVCWP posts information about Trash Cleanups for National River Clean Up Day and Coastal Clean Up Day on the website Home Page to announce these events. Mercury and Copper issues were featured prior to the April E-waste event. The "Take Action" page was revised to include links to the UC Davis IPM site for residents interested in less toxic pest control. In addition, the page now highlights the question of home and garden chemicals' safety, with links to sites on toxicity information.	
			The City of Campbell posted "Top Ten Development Tips to Protect Creeks" in February of 2008 to its municipal information page for developers; Campbell also updated posts for stormwater checklist and construction trifolds.	
			Los Gatos posted several pages and links related to 'Los Gatos Beautiful' Events (in conjunction with Earth and Arbor Days) – posted on home page late winter/early spring 2008; Updated links to Electronic Recycling events and new link to 'grow greener' tips.	

Saratoga

Santa Clara Valley Urban Runoff Pollution Prevention Program

FY 2007-2008 ANNUAL REPORT

CITIZEN PARTICIPATION				
Public Partici-pation	Trash Monitoring Work Plan	e. Creek Clean-ups Continue implementation of trash monitoring activity during Creek Clean-ups. Conduct a minimum of two clean-up events per yr (i.e. on Coastal Clean-up Day and National Rivers Day).	San Tomas Aquino Creek Clean up @ Westmont High Saturday September 15, 2007 International Coastal Cleanup Day ********** Saratoga Creek Cleanup Event Saturday September 29th , 2007 ********** Great American Pick-up and Keep California Beautiful Campbell Clean up Event Saturday April 12, 2008 ********** National Rivers Day Lexington Reservoir Cleanup @ Lexington Reservoir Launch Ramp Lot Saturday May 17th , 2008 ********** Add'l Citizen Participation: Cleanup of Saratoga-Sunnyvale Rd from Big Basin Way to Herriman (Sar High School) by resident who has collected 8 bags of trash on 3 Saturdays; WVCWP agreed to make presentation for student's class at Argonaut School and a preview of the Watershed presentation at a school assembly in 07-08 school year	WVCWP Staff
Public Partici-pation	Creek Keepers Campaign started FY00-01	f. "Creek Keepers" Program training Provide training on trash tallying and highlight current trash pollution issues for students and volunteers when they participate in a cleanup event.	Volunteers at the following events were trained on Trash Monitoring. Volunteers proceeded in groups, with some participants filling out the monitoring forms, while their partners picked up the litter: San Tomas Aquino Creek Clean up @ Westmont High Saturday September 15, 2007 International Coastal Cleanup Day Saratoga Creek Cleanup Event Saturday September 29th , 2007 Lexington Reservoir Cleanup @ Lexington Reservoir Launch Ramp Lot Saturday May 17th , 2008	WVCWP Staff

			In conjunction with National Rivers Day	
TARGETED OUTREACH & SCHOOLS				
Target Schools	Expand Outreach to Teachers and Students	g. Schools Outreach: Watershed Ed. Curriculum Continue to build on 5th grade curriculum for WVCWP classroom watershed presentations, consistent with state required education standards. Expand outreach efforts by developing scripts based on state standards, or text books, for other grade levels in response to teacher interest. Evaluate effectiveness and appeal by soliciting teachers' & students' evaluations.	Development of an appropriate script for Kindergarten students was a focus of the 07-08 outreach efforts. The interactive presentations developed for the Kindergarten classes were well-received by teachers and students. Cumberland Elementary, Sunnyvale 10-30-07 30 5th grade students participated in demonstrations and activities. ********** Casa Di Mir Montessori School, Campbell – Presentations for 6-12 year-olds on 2-13-08 ********** Queen of Apostles Private Elementary School – Presentations for 4th and 5th grade science classes on 4-4-08; 70 students, approximately 35 4th graders and 35 5th graders, from the science classes, participated in Enviroscape presentations ********** St. Mary's School, Los Gatos –Presentations for kindergarten classes on 5-6-08; 40 students, approximately 20 in each section.	WVCWP Staff
Target Schools	Based on feedback from Teachers and Students	h. Provide Watershed Education in classrooms Conduct water quality protection education or presentations in local schools, using *Enviroscape* and/or other methods to engage students in Watershed campaign messages. Improve presentation format based on teacher/student feedback.	Cumberland Elementary, Sunnnyvale 10-30-07 30 5th grade students participated in demonstrations and activities. Using 2 simple models, Two WVCWP staff, working with Environmental Volunteers docents, demonstrated the role of the Water Cycle and a participated in an experiment showing how water evaporates and how condensation occurs by using a hot plate, salt water and ice cubes. Second demonstration was a water density kit with a experiment using an egg to show the difference in density between fresh and salt water. ********** Casa Di Mir Montessori School, Campbell – Presentations for 6-12 year-olds on 2-13-08; Approximately 50 students	WVCWP Staff by arrangement w/ Teachers

Saratoga

Santa Clara Valley Urban Runoff Pollution Prevention Program

FY 2007-2008 ANNUAL REPORT

			between ages 6-12 participated in Water Conservation Day at Casa Di Mir Montessori School. The Director of the Federation of Fly Fishers gave a presentation on water resources and conservation. Montessori School invited the WVCWP to present on watersheds. The WVCWP gave two presentations about urban run-off, pollutants and trash in the Southern San Francisco Bay watershed. The Enviroscape was used to demonstrate urban run-off. ********** Queen of Apostles Private Elementary School – Presentations for 4th and 5th grade science classes on 4-4-08; 70 students, approximately 35 4th graders and 35 5th graders, from the science classes, participated in Enviroscape presentations to learn about reduction of pesticides, proper car washing techniques, erosion control, litter prevention and trash cleanup, safe disposal of HHW. Two separate presentations were given with approximately 35 students in each. School staff videotaped the presentations. The WVCWP distributed 20 T-shirts, 70 pencils, 4 hats, 5 visors, 2 water bottles, 10 "No Dumping" placards, and 4 gutter getters. ********** St. Mary's School, Los Gatos –Presentations for kindergarten classes on 5-6-08; 40 students, approximately 20 in each section. Two Enviroscape presentations were given to educate the students about reduction of pesticides, proper car washing techniques, erosion control, litter prevention and trash cleanup, safe disposal of HHW. The WVCWP distributed 3 T-shirts, 40 pencils, 10 magnets, 4 puzzles, and 20 paint sticks. Approximately 5 mercury brochures were also given to the teachers.	
			<u>Additional School Outreach:</u> Los Gatos Public Works Open House Thursday 22nd, May 2008 Los Gatos Corporation Yard Approximately 20 students from Village School's kindergarten class and 34 students from St. Mary's Elementary School attended the Open House. WVCWP	Municipal Staff WVCWU Staff Support

			gave a presentation on watersheds and pollution prevention. Topics covered included mercury, copper, car washing and littering. Approximately 15 T-shirts, 25 water bottles, 20 gutter getters, and 5 activity books were distributed. ********** SCVURPPP/ Watershed Watch sponsored ZunZun Assemblies 9/26/07 Village Sch, Cmbl, 223 Students 12/6/07 Capri Sch, Cmbl, 640 Students 4/16/08 Casa di Mir Montessori, Cmbl, 115 Students 4/28/08 Campbell Christian, Cmbl, 220 Students 5/29/08 Prospect High Sch SpEd, Stga, 125 Students	
TARGETED OUTREACH				
Targeted Business	Permit Provision C.4	i. Education – Businesses Distribute BMP materials during WVCWP inspections of food facilities and automotive businesses. Discuss relevant educational material with businesses cited for potential stormwater violations.	WV Inspector distributed 40 pool & Spa BMP brochures to Leslie's pool & spa retail outlets during Sept 2007, as a follow-up to newsletter article published by MS. The WVCWP Inspector distributed BMP materials to all restaurants and food facilities that were visited in FY 07-08. Material distributed included: Posters that depict proper mat washing techniques (Good Cleaning Practices' Poster & packet), informational pamphlets on grease and food scraps (WVSD/ SJ POTW FOG program poster), and information on pest control (Don't Set Table for Pests). The WVCWP inspector also distributed educational material to local businesses that may partake in activities that could affect stormwater quality (i.e. 'Vacu-boom' Brochure). This past year there was a focused effort to raise awareness of Mercury pollution and so 'What you don't know about Mercury' packets were handed out at every facility visited.	WVCWP Inspector
Reporting	NPDES Permit, Provision C.4	j. Evaluation/ Reporting Document or estimate (as feasible) numbers of residents, students, municipal staff etc. reached by outreach efforts.	San Tomas Aquino Creek Clean up @ Westmont High Saturday September 15, 2007 30 volunteers See event Summary below	WVCWP Staff

Saratoga

Santa Clara Valley Urban Runoff Pollution Prevention Program

FY 2007-2008 ANNUAL REPORT

		Provide anecdotal feedback from audiences. Report number of calls, website hits and circulation or readership for newspapers or newsletters.	********** Saratoga Creek Cleanup Event Summary Saturday September 29th , 2007 16 Volunteers See event Summary below ********** Schools Casa Di Mir Montessori School, Campbell – Presentations for 6-12 year-olds on 2-13-08 70 Students ********** Cumberland Elementary, Sunnyvale 10-30-07 30 Students ********** Queen of Apostles Private Elementary School – Presentations for 4th and 5th grade science classes on 4-4-08 for 70 students ********** St. Mary's School, Los Gatos –Presentations for kindergarten classes on 5-6-08 40 students ********** For Ads, articles and 'News Briefs' (i.e., E-Waste Drop-off Event and Garage Sale ad/ article, Clean-up Day Ads, etc) that appear in local papers: Campbell Reporter – 50,200 readers Los Gatos Weekly Times – 54,200 readers Saratoga News – 24, 600 readers ********** For Newsletter Distribution: All households in respective municipalities received some outreach information through features in their municipal newsletter, which are mailed to each household. Campbell – approx 37,042 residents Los Gatos – approx 28,590 residents (12,000 households) Monte Sereno – approx 3,462 residents Saratoga – approx 29,663 residents	

Training	FY 07-08 Work Plan	k. Staff Training Conduct or provide WVCWP staff training/meetings to prepare for school presentations, community events & responses to public requests.	In February of 2008 The WVCWP Manager conducted a 2 hour training for the WVCWP Assistant on how to give classroom presentations.	WVCWP staff
Target Small gardening businesses	NPDES Permit, Provision C.4, C.9 & Pest Mgt Plan (PMP)	l. Training staff of small gardening businesses (Work within Program's Watershed Education and Outreach group and sub-groups)[1] Continue to assist with development of strategy started in FY06-07 to implement a campaign & training program (in Spanish & English) designed to elicit participation of staff from very small landscape businesses (typically 1-8 employees) often serving homeowners. Help fund and/or support campaign locally.	7-09-07 WVCWP Mgr met with SJ, Water District, Sunnyvale and EOA staff to discuss grant funding for Green Gardener Classes & Certification program for small business gardeners (in Spanish). ********** WVCWP Program Manager helped to develop proposal for DPR Pest Management Alliance grant, with San Jose and SCVUPRPPP IPM AHTG; Topics covered: expanding Bay-Friendly classes and outreach to Santa Clara County (consistent with the goals of stopwaste.org); expanding Green Gardener classes and outreach to Santa Clara County; focusing outreach and education to PCOs and residents regarding pre and post construction termiticide treatments and safer alternatives to pyrethroid trenching applications; As a part of Grant requirements, WVCWP committed staff time in support of the Green Gardener program. WVCWP Program Manager was integral participant in setting up the Green Gardener classes for Winter/Spring 2008 through Metro Ed. Classes to be in English and Spanish, and allow students to receive ESL credit; Helped to coordinate and support course announcements/ publicity for the classes; WVCWP provided additional seed funding to supplement tuition costs for any gardener based in WV Communities.	WVCWP Mgr in cooperation with SCVURPPP's Pi/P sub-groups
Target 16-24 yr-olds for Anti-litter messages & behavior	Trash Advisory Committee	m. Trash Advisory Committee (TAC) Continue to participate in development and implementation of a campaign targeting 16 to 24 yr-olds for anti litter messages to elicit changes in behaviors. Support and	WV CWP Program Manager Attended TAC (now called Santa Clara Valley Anti-Litter Campaign Education Sub-group) meetings. WV CWP Program Manager/ Staff attends SCVURPPP WEO meetings. WEO began development on ad campaign	WVCWP staff in cooperation with SJ & SCC Trash Advisory Committee

[1] Funded by all Co-permittees each year.

changes		implement campaign locally. (Ref Section 7 of this work plan; Watershed Education & Outreach Campaign)	targeting 16-24yr olds, and WVCWP provided feedback on storyboards and scripts. July 9, 2007 Delivered to Nancy Higgins Landscaping Consultant for distribution at Community Ed Classes. Los Gatos - Saratoga Grow it Guides – 30; HHW – 34; Pest Bugging You – 34; Landscaping Tri-Fold – 15; Pest or Pal – 2; Development Protecting Water Quality – 2; About Clean Water – 2; Landscape Maintenance Techniques for Pest Reduction – 20	
Additional Outreach	Cross Ref. Sections 7-10 of this Work Plan	Outreach Activities for Specific Pollutants See Sections 7 through 10 of this Work Plan, for additional Public Education and Outreach activities related to specific pollutants of concern.	See Sections 7 through 10 of this Work Plan, for additional Public Education and Outreach activities related to specific pollutants of concern.	WVCWP Staff

Public Information/Participation Program EVALUATION – WVCWP PROJECTS

San Tomas Aquino Creek Clean up @ Westmont High Event Summary

Saturday September 15, 2007; In conjunction with International Coastal Cleanup Day

Summary of Survey completed by Volunteers:

(Based on 30 volunteer response sheets)

Most common pieces of trash collected: Cigarette butts, paper bags, food wrappers, and glass.

Least common pieces of trash collected: Plastic bottles, rubber.

Most Unusual pieces of trash collected: Spray paint cans, bicycle seat, insulation, soccer ball, credit card,

Comments by volunteers

"It was a great experience."

WVCWP Contributions:

Approximately 50 pencils; 25 pairs of gloves; Snacks and drinks for all volunteers.

Results:

30 volunteers worked at the cleanup for 4 hours each. At a minimum wage of $8.00 an hour this would have cost $960 in temporary labor.

19 bags of recyclables = 77 lbs (estimated)

27 bags of trash = 115 lbs (estimated)

Total collected = 192 lbs (estimated)

****

Saratoga Creek Cleanup Event Summary

Saturday September 29th, 2007

Hosting Agency(s): WVCWP; City of Saratoga

Summary of Survey completed by Volunteers:

(Based on 8 volunteer response sheets)

Est. Number of recyclables collected: 6 Bags
Est. Number of trash collected: 43 Bags
Most common pieces of trash collected: Beverage containers, Liquor bottles, and food wrappers.
Least common pieces of trash collected: Metal, cloth, wood, rubber.
Most Unusual pieces of trash collected: Filing cabinet, Oven, and a 30' pipe.
Comments by volunteers
"This Location was so dirty we should do it every 2-3 months."
Items for participating volunteers
10 T-shirts – for all participants; Pencils; 10 pairs of gloves.
Results:
16 volunteers worked at the cleanup for 4 hours each. At a minimum wage of $8.00 an hour this would have cost $512 in temporary labor.
Results were not weighed.

****

Campbell Clean up Event Summary:
Saturday April 12, 2008; In conjunction with Great American Pick-up and Keep California Beautiful

Participating Agencies & Dignitaries
Campbell City Manager, Dan Rich; Campbell Council Member, Dan Furtado; VTA; CalTrans; Volunteer Center of Silicon Valley; Campbell Maintenance Crew Workers; WV Clean Water Program
Summary of Survey completed by Volunteers:
(Based on 29 volunteer response sheets)
Most common pieces of trash collected: Cigarette butts, plastics, paper, glass.
Least common pieces of trash collected: Metal, cloth, wood, rubber.
Most Unusual pieces of trash collected: Luggage, dead birds, dollar bill, shower drain, credit cards, hubcap, rug, unopened/ full juice bottle, hanger, T-shirt, tires, car bumper, and a bicycle.
Comments by volunteers
"It was great exercise!" ; "The water seems twice as dirty as the trails."; "There is too much litter on the ground. People should be responsible for their own trash!"; "I had a great time, see you at the next event!"
Comments by Director of "Volunteer Center of Silicon Valley"
Stephen Quigley (Executive Director) said that he had been visiting various "clean-up" events; noticing an average of 30-40 volunteers per site, he was, however, pleased to find that the Campbell site had approximately 100 volunteers.
Comments by CalTrans
Some areas were *just* cleaned (the week prior) by their Adopt-a-highway/ or other work crew.
Give Away Bags for volunteers
Approximately 70 Bags were handed out; each with a content of:
A pencil, Recycle bag, Volunteer stickers, Flower packet (plant a butterfly garden), Solar/Mercury-Free Thermometer + Mercury brochure, "Stop Junk Mail" brochure, HHW brochure, Oil Rag, Adopt a Creek brochure, Certified Recycle Centers flyer/list, Bio-Hazard Disposal list, E-Waste Recycle list
Other items for participating volunteers
100 T-shirts – for all participants; 8 water bottles for those who shared what they found after the event; 25 Temporary tattoos to the students who participated (from a Campbell school, St. Mary's School of Los Gatos, & other younger children)
WVCWP Contributions:
50 mercury brochures; 50 mercury free thermometers; 50 pencils
* Many Thanks to Group Event Coordinator; Diana Johnson (Who mentioned; it is possible that there may be an article, on the event, by The Campbell Reporter.)

Saratoga

Santa Clara Valley Urban Runoff Pollution Prevention Program

FY 2007-2008 ANNUAL REPORT

* And a Special Thanks to California's Bottle/Can and Phone Recycling Centers, who provided grants from CRV funds to support this event.

Results:

100 volunteers worked at the cleanup for 4 hours each. At a minimum wage of $8.00 an hour this would have cost $3,200 in temporary labor.

Assuming 20 lbs per bag: 27 bags of recyclables = 540 lbs; 60 bags of trash = 1,200 lbs; Total collected = 1,740 lbs

For more information on the event visit http://www.ci.campbell.ca.us/General/CommunityCleanup/CommunityCleanup.htm

****

Sam Tomas Aquino Creek Cleanup @ Westmont High: Saturday May 17th , 2008

In conjunction with International Coastal Clean-up Day

Rapid Trash Assessment of Location:

Trash assessment conducted on 4/16/08.

Scores are as follows: Level of Trash (17), Actual Number of Trash Items Found (18), Threat to Aquatic Life (16), Threat to Human Health (18), Illegal Dumping (8), Accumulation of Trash (18), Total Score=95.

Cleanup Cancelled due to the outstanding condition of the cleanup site.

****

Lexington Reservoir Cleanup @ Lexington Reservoir Launch Ramp Lot: Saturday May 17th , 2008

In conjunction with International Coastal Clean-up Day

Participating Agencies

Santa Clara County Parks, WV Clean Water Program

Summary of Survey completed by Volunteers: (Based on 29 volunteer response sheets)

Most common pieces of trash collected: Paper, plastics, and glass.

Least common pieces of trash collected: Metal, cloth, wood, rubber.

Most Unusual pieces of trash collected: Car seat, tire, street cone.

Give Away Bags for volunteers: Approximately 70 Bags were handed out;

WVCWP Contributions:25 mercury brochures; 25 T-shirts

Results: 35 volunteers worked at the cleanup for 4 hours each. At a minimum wage of $8.00 an hour this would have cost $1,120 in temporary labor. Assuming 20 lbs per bag: 5 bags of recyclables = 100 lbs; 45 bags of trash = 900 lbs; Total collected = 1,000 lbs

Comments by volunteers

"I never knew there was so much trash down here!"

"The water seems twice as dirty as the trails."

"The Police should put the people who litter in jail."

CITY of SARATOGA 1956 CALIFORNIA

The Saratogan

Winter 2008

Council Priorities for 2008

The City Council is preparing to make this a successful year for Saratoga. During the annual Council Retreat held in early February, the Mayor and Council had the opportunity to reflect upon the past year and identify new goals for 2008 to make Saratoga a better place for residents, business, and visitors.

At the top of the list is increasing civic participation. Community involvement benefits the City by keeping elected representatives in touch with the community, providing the City Council with a better understanding of resident interests, and strengthening the sense of community that makes Saratoga an attractive place to live. At the direction of the Council, staff will [illegible] reaching out to neighborhood [illegible]ups and exploring opportunities [illegible] maintain a two-way exchange between residents and the Council. A joint meeting between the Council and Saratoga homeowners associations is being planned for later this year. Additionally, the Parks and Recreation Commission is active once again. This newly restored Commission will determine the best way to serve as a conduit between the council and the public, while using parks and recreation to bring the Saratoga community together. The Council expects a regular exchange will encourage residents to become more involved in the public process by attending public meetings, serving as a commissioner, volunteering for one the City's many community organizations, and a variety of other activities that keep the community connected.

In addition to civic participation, this year provides an opportunity to make Saratoga more environmentally sustainable. In 2007, the City of Saratoga signed the U.S. Mayors Climate Protection Agreement. As the City works towards [illegible]hieving the goals laid out in this [illegible]eement and strives to become [illegible]nvironmentally responsible, the City will have to identify and adopt sound environmental practices. Staff is investigating options such as implementing green building standards for City facilities, replacing street lights with light-emitting diodes (LED), creating a guide to help homeowners renovate or build their homes using environmentally sustainable practices and materials, and making it easier for residents to dispose of household hazardous waste.

While examining the City's environmental impact, the Council also aims to reduce expenses and increase financial security. Although there has been a steady decline in property values throughout Santa Clara County, Saratoga enjoys a relatively stable housing market that has generated sufficient property taxes to support basic City services. The City, however, receives less than 7% of the property taxes collected in Saratoga. As a result, any reductions in funding will impact the delivery of fundamental City services. Staff has been instructed to identify opportunities for cost savings and revenue generation. One effort to supplement the City's budget will include improvements to the Village, such as lighting, landscaping, news racks, sidewalk repairs, and the Village Façade Improvement Program. These enhancements are intended to attract businesses and shoppers to the Village and in turn produce additional sales tax revenues.

As the City Council moves forward with its plan for the next year, engaging the community in a collaborative effort to achieve these goals will be critical. The Council is confident that the commitment to Saratoga's wellbeing shared by its dedicated professional staff, interested citizenry, and involved Council will come together to improve the civic participation, environmental sustainability, and financial security of the City.

McWilliams House: Reviving Saratoga's Past

The newly renovated McWilliams House opened in October 2007 thanks to the hard work of community volunteers and members of the Saratoga Historical Foundation with a shared love of Saratoga's history. Plans to renovate the McWilliams

Students doing laundry at McWilliams House

House began after the Saratoga Chamber of Commerce moved out of the building in 2003. Since then, the building has been restored to its original appearance.

The restoration of the McWilliams House has included both the outside and inside of the building. The four small rooms of the building, which was home to the family of James and Martha McWilliams from 1865 to 1880, has been decorated with period appropriate Victorian furnishings. All of the furnishings have been donated by Saratoga residents.

Since the re-opening of the McWilliams House, it has been operated entirely by volunteers and is open to the public Friday through Sunday from 1:00 p.m. to 4:00 p.m. Special tours, including programs focused on third and fourth grade classes studying California history, can be scheduled by contacting Linda Hagelin at (408) 867-3763 or lhagelin@saratogahistory.com. For more information about the McWilliams House or to volunteer, visit www.saratogahistory.com.

Attention Homeowners Associations!

Help improve your connection with the City Council! Presidents are encouraged to contact Crystal Morrow at (408) 868-1275 or cmorrow@saratoga.ca.us to learn more about opportunities to interact with the Council and future joint meetings.

Preserving Saratoga's Natural Beauty

One of the most attractive features of Saratoga is a mature tree canopy that contributes to the rural character of the City, which has developed after years of hard work and care. Regular maintenance is required to keep Saratoga's trees looking good and the winter months are the best time to maintain trees. The months between November and February are ideal for pruning a variety of trees that can be found in Saratoga, particularly deciduous trees and Monterey Pines.

Before picking up the pruning shears, it is important to know that there is a science to tree care. While all trees should be inspected on a yearly basis, not all trees need to be pruned annually. Deciduous trees, which lose their leaves seasonally, typically need a trimming every 3 to 5 years. Saratoga is home to a variety of deciduous trees, such as some types of oak, big leaf maple, and the California buckeye. Conifer trees, including the redwoods growing throughout Saratoga, usually only need to be pruned once every 5 to 7 years. During annual inspections it is important to identify dead limbs, crossing branches, or unusual branches that are heavy at their ends. Removing these hazards will help encourage proper structure and good health.

If it is time to prune, take the time to find a responsible tree company. Too often trees are recklessly trimmed by contractors who disregard safe tree pruning practices or City rules. Reputable tree care companies in the area can be found by visiting www.treesaregood.org.

Contractors should be familiar with the City's Tree Ordinance. Many residents do not realize that a permit is required to prune a tree if more than 25% of the tree will be removed. Furthermore, permits are required for removal of all trees that measure 10 inches or more in diameter at 4.5 feet above the ground—including dead or fallen trees. Native species need a permit for removal if they measure 6 or more inches in diameter.

Preserving Saratoga's natural ecosystem not only keeps the City beautiful, it also makes it a healthier place to live. The urban canopy significantly contributes to the sustainability of the environment in a variety of ways. Trees are natural filters and improve the quality of air and water, by removing pollutants from the air and reducing the amount of runoff that flows to streams and storm drains. Furthermore, trees reduce the urban heat island effect—in which dark materials in urbanized areas, such as asphalt, cause the ground to absorb heat and in turn raise temperatures. Shade created by trees counteracts urban heat island effect and keeps city streets cooler.

Residents can review removal permits on the City's website at www.saratoga.ca.us, which lists permits by address, name, and date. For further information about tree permits or if you suspect a tree is being illegally trimmed or removed, please call the City Arborist at (408) 868-1276. Be sure to provide an address if you are reporting an illegal pruning or removal.

Investing in the Economic Vitality of Saratoga Village

Maintaining the rustic feel of Saratoga Village is the result of an investment of time, money, and care on behalf of residents, property and business owners, and the City. Working together, these different groups have been committed to ensuring that the Village is vibrant in the years to come.

The City has recently renewed its commitment to this collaborative effort to preserve the Village. In late 2007, the City Council set aside $50,000 for investment in the Village. This money will be used to fund the Village Façade Improvement Program and to install more attractive news racks. The funds are expected to increase private investment in the Village and make the heart of Saratoga more attractive to customers and businesses.

The Village Façade Improvement Program offers rebates to Village property or business owners for making storefront improvements that are visible from Big Basin Way. Up to 50% of the project cost can be refunded. The maximum reimbursement for a single project is $5,000. Additional information on the Village Façade Improvement Program can be found at www.saratoga.ca.us.

The ambiance of the Village

Façade Improvement to International Coffee Exchange on Big Basin Way

will be further enhanced by the installation of more appealing news racks. Council has already identified two news rack designs that better reflect the appearance of the Village. Residents will have the opportunity to weigh in on the final decision. Before the final news rack design is selected, samples of the two different news racks will be installed on Big Basin Way with an opinion poll to follow. Residents can expect to see the two designs in early 2008.

Household Hazardous Waste Disposal Service for Saratoga Residents

The improper disposal of household hazardous and electronic waste has wide ranging impacts that affect the entire region. In recent years, an alarming amount of pollutants have entered California waterways from improperly disposed household products containing dangerous chemicals. Oil, pesticides, batteries, and thermometers containing mercury are just a few of the household products that are being released to streams and the Bay through storm or ground water. Unless household hazardous waste is controlled, the negative impacts of these pollutants will have a devastating impact on the Bay.

To make it easier to keep California's waterways safe, West Valley Collection & Recycling now offers Saratoga residents disposal service for universal and electronic waste. Get rid of used oil, paints, batteries, fluorescent lights, mercury thermometers, old televisions or other electronic devices, and more for free! To make an appointment to drop off universal or electronic waste, call West Valley Collection & Recycling at (408) 283-9250.

In Memory of Joan Pisani

Joan Pisani

On September 24, 2007, Joan Marie Pisani, 57, passed away peacefully, surrounded by her loving family after a courageous 14-month battle against pancreatic cancer.

Joan graduated from San Jose State University in 1972 with a B.S. in Recreation and she began working as a teen coordinator for the City of Saratoga in 1974. She soon became Director of Recreation and led the Department through 33 years of growth.

Joan dedicated herself to expanding community programs in the City where she lived and worked. Joan's generous spirit and love will always be remembered by the City staff and Saratoga residents who will continue her legacy of building community in Saratoga.

Joan is survived by her husband Ron Pisani, her two daughters Kelly and Kate, and her many family members.

Saratoga Area Senior Coordinating Council (SASCC)

The Saratoga Area Senior Coordinating Council (SASCC) is a local, non-profit, 501 (c)(3) organization dedicated to providing quality services and programs to seniors of all ages and abilities. SASCC recently entered into a five year use agreement with the City to continue serving older adults in Saratoga at the Senior Center located at 19655 Allendale Avenue. Services include Adult Day Care, a nutritious lunch program on Wednesdays, social groups, art classes, bridge lessons, computer classes, fitness classes, movies, and more. Services are provided to approximately 1,475 people each month.

In early January 2008, SASCC appointed Susan Huff as Managing Director. As the new leader of this non-profit, Susan intends to use her experience in hospitality, gerontology, and health care to make SASCC a place where older adults can go to attend "programs that are fun, current, appealing, educational, and financially viable," said Huff. The City of Saratoga and SASCC are grateful to have found someone like Susan, with the essential skills and experience to lead the SASCC team. For more information about SASCC, please call (408) 868-1257 or visit at www.sascc.org.

Highway 9 Safety Enhancements

An increasing number of accidents along Highway 9 in recent years have prompted Saratoga to partner with Los Gatos and Monte Sereno to make much needed improvements. This multi-jurisdiction safety project is aimed at improving bicycle and pedestrian safety along this busy corridor. The project area is approximately 4.4 miles and runs between Big Basin Way in Saratoga through Monte Sereno to Los Gatos Boulevard in Los Gatos.

The Highway 9 Safety Master Plan was developed by staff from the three municipalities and engineering consultants from BKF Engineers. To ensure the Master Plan met the needs and interests of the residents from Saratoga, Monte Sereno, and Los Gatos, the plan was reviewed by an ad hoc committee comprised of two councilmembers from each jurisdiction and input was gathered at three public meetings.

In conjunction with the creation of the Highway 9 Safety Master Plan, efforts have been made by all three cities to secure funding to be used to carry out the multimillion dollar improvements contained in the Master Plan. Much of the necessary funding has been identified and the project has been divided into phases to allow work to move forward more quickly.

The first phase began in early 2008 and will establish a continuous bicycle lane or shoulder along the entire 4.4 mile stretch of Highway 9 between Saratoga and Los Gatos. Improvements also include pedestrian-activated crosswalks with embedded lights in two locations—Vickery Avenue in Saratoga and Massol Avenue in Los Gatos.

The second phase of the safety improvements will close substantial gaps in the existing pedestrian walkway along one side of Highway 9 to provide a continuous path from Saratoga Village to Monte Sereno. Planning for this phase is in initial stages and construction is anticipated to begin in spring 2009.

Staff members from Saratoga, Monte Sereno, and Los Gatos are still searching for additional funding resources that are needed to complete the remaining improvements, including extending uninterrupted pedestrian pathways from Monte Sereno to Los Gatos Boulevard. One of the most substantial expenses in the remaining phases will be a bicycle-pedestrian bridge over Los Gatos Creek that will provide a direct connection from Highway 9 to the Los Gatos Creek Trail. The three cities are working hard to ensure that the pedestrian and bicycle safety improvements along Highway 9 are completed in a timely manner.

Carbon Monoxide Alarms

With colder temperatures comes an increased risk of carbon monoxide (CO) poisoning. Produced by common household appliances, such as natural gas water heaters and stoves, this colorless and odorless gas is the leading cause of accidental poisoning deaths. During the winter months, improperly heating a home is a common cause of carbon monoxide poisoning.

Fortunately, carbon monoxide can be easily avoided by properly installing and maintaining carbon monoxide alarms. Carbon monoxide alarms can detect the gas before the initial symptoms of poisoning, which are similar to the flu and include dizziness, fatigue, headache, nausea, and irregular breathing. Be sure to install alarms near sleeping areas and purchase alarms certified to the requirements of the latest safety standards for CO alarms (UL 2034, IAS 6-96, or CSA 6.19.01).

Commission Openings

Library Commission

Application Deadline May 8, 2008 Openings: 1

Youth Commission

Application Deadline: May 8, 2008

For more information, please visit www.saratoga.ca.us or contact the City Clerk at (408) 868-1269 or ctclerk@saratoga.ca.us.

Think Summer!

Saratoga Summer Camper

While many of us are still bundled up in scarves and mittens, the Saratoga Recreation Department is busy preparing for the 2008 Summer Camps! Summer will soon be here and now is the best time for parents to start planning for summer camps. Last year, the City offered over 140 camps that filled up quickly. Specialty camps that focus on activities such as golf, theatre, art, soccer, tennis, basketball, dance, and much more will be available all summer. These camps, along with a number of other recreational programs, will be featured in the Spring Recreation Activity Guide available after March 4, 2008. Don't miss out on summer fun; sign-up early!

Saratogan is Back!

Staying on top of Saratoga's current news is now a little easier! After the publication was discontinued in 2004 due to budget cuts, residents can once again expect to find this helpful resource in the mail on a quarterly basis.

Mills Act: Historic Buildings with a Bright Future

The City of Saratoga enjoys a vibrant history that anyone can see—literally. The City is full of reminders of its past—from the McWilliams House to Blaney Plaza to the Heritage Orchard. Throughout the City there are historical markers that reflect the significant periods of Saratoga's past, including traces of the Ohlone Indians that settled here thousands of years ago, the lumber industry that sparked the development of Campbell's Gap, the pioneers that made their home along Big Basin Way once the town officially became McCartysville, and the transition into a resort town surrounded by blossoming orchards.

Markers of Saratoga's past are abundant. There are over 100 buildings on the City's Heritage Resources Inventory. These have been identified as buildings that are historically or architecturally significant by the Historic Preservation Commission, in hopes that recognition on the Heritage Resources Inventory would prompt property owners to preserve their buildings. A spot on the inventory is the first step to landmark designation and taking advantage of the Mills Act.

The Mills Act is a state law that was created to make it easier to restore and preserve historic properties. It allows property owners and local jurisdictions to enter into a contract that requires owners to preserve a historic property in exchange for reduced property taxes. Savings vary from property to property and are determined by Santa Clara County. Many property owners have used tax savings to improve their property or restore a building's frontage according to its original architectural features.

While there is a long list of buildings in Saratoga that would qualify for historic designation and a Mills Act contract, only a few owners have seized the opportunity to benefit from property tax reductions. Historic landmarks play a special role in the character of Saratoga, providing the City with a rich culture that has made it one of the best places to live. Working together, the City and its residents can ensure that the history of Saratoga is preserved for generations to come. For more information, please call the Community Development Department at (408) 868-1222.

Get Involved! Help Celebrate July 4th!

For the past five years, Saratoga residents have celebrated the 4th of July with one of the largest community events in the City. This event has been organized by resident Jack Mallory, who is now looking to pass along leadership of the event to a new person or organization. If you are interested, please contact Jack Mallory at (408) 252-7447 or mallory58@aol.com.

Directory

City Hall	(408) 868-1200
Building Permits	(408) 868-1240
Business Licenses	(408) 868-1260
City Clerk	(408) 868-1269
City Manager	(408) 868-1216
Code Enforcement	(408) 868-1214
Commission Recruitments	(408) 868-1269
Employment Opportunities	(408) 868-1252
Facility Rentals	(408) 868-1259
Garbage & Recycling	(408) 868-1269
Park Maintenance	(408) 868-1245
Park Reservations	(408) 868-1248
Recreation	(408) 868-1249
Senior Center	(408) 868-1257
Sheriff's Office West Valley Division	(408) 868-6600
Storm Drains	(408) 868-1245
Street Maintenance	(408) 868-1245
Tree Removal Permits	(408) 868-1276
Volunteer Opportunities	(408) 868-1216

Contact the Editor

The Saratogan is published quarterly by the City of Saratoga to report on community issues and events.

Community members are welcome to send questions, comments, and story ideas!

Crystal Morrow
Editor, The Saratogan
13777 Fruitvale Avenue
Saratoga, CA 95070
Phone: (408) 868-1275
Fax: (408) 867-8559
cmorrow@saratoga.ca.us

The Saratogan
13777 Fruitvale Avenue
Saratoga, CA 95070

PRSRT STD
U.S. Postage
PAID
Saratoga, CA
Permit No. 136

ECRWSS

Postal Customer Local



Weed Worries?

Use less toxic ways to control pests and prevent polluted runoff from entering our creeks and the Bay.

Applying thick mulch blocks light to help prevent weed growth. And it saves water, too!

Find more tips and FREE fact sheets at

www.MyWatershedWatch.org

1-866-WATERSHED (928-3774)

Watershed Watch
Protect Our Creeks And Bay

Sponsored by Santa Clara Valley Urban Runoff Pollution Prevention Program – a coalition of local government agencies.

Saratoga News
May 6, 2008 pg 29

WEST VALLEY CLEAN WATER PROGRAM

October 12, 2007

Attn: Tom Babb
Department of Pesticide Regulation (DPR)
Pest Management and Licensing
1001 I Street, 3rd Floor, MS-3A
Sacramento, CA 95812-4015

Dear Mr. Babb:

A Proposal for the Santa Clara Valley Green Gardener Training program is being submitted to the DPR Alliance Grant Program by the County of Santa Clara in cooperation with the Santa Clara Valley Urban Runoff Pollution Prevention Program (SCVURPPP). As a member of SCVURPPP, The West Valley Clean Water Program, on behalf of the cities of Campbell, Monte Sereno, Saratoga and the Town of Los Gatos, will provide in-kind staff time as a management team member. This staff time is allotted for the grant period from January 2008 through June 2010 to assist with implementation of this proposal, should it be approved by DPR.

The West Valley Communities support a number of public outreach and education programs which help to prevent storm water pollution and fulfill the requirements of their NPDES Storm Water Discharge Permit. Clean Water Program staff use every opportunity to communicate with the public about Integrated Pest Management (IPM) strategies and benefits. The goal of the proposed program is to provide training to landscape maintenance workers and landscape professionals who may not be aware of the less-toxic methods they can use through IPM techniques. This proposal will provide an opportunity to reach currently underserved businesses and provide outreach to residents regarding the importance of employing landscape maintenance workers who understand and use IPM to promote local storm water pollution prevention efforts.

If you have questions regarding the support of the West Valley Clean Water Program staff for this project, please contact me at (408) 316-1233.

Sincerely,

Cheri C. Donnelly

Cheri C. Donnelly
Program Manager
West Valley Clean Water Program

CAMPBELL • LOS GATOS • MONTE SERENO • SARATOGA

18041 Saratoga-Los Gatos Road • Monte Sereno, California 95030 • Tel: 408-354-4734 • Fax: 408-354-6284

RESIDENTIAL

West Valley Recycles! Spring 2008

BILL PAY THE EASY WAY

West Valley Collection & Recycling has made it easier than ever to pay your bill. Choose the method that works best for you:

Mail it. Make your check payable to West Valley Collection & Recycling. Be sure to include the payment stub to get credit for your payment right away. Use the pre-addressed envelope included with your bill.

Drop it. We accept payments at our office Monday through Friday from 8 AM – 4:30 PM.

Deliver checks to:
West Valley
Collection & Recycling
1333 Old Oakland Road,
San Jose, CA 95112

Pay/View Your Bill Online. Visit our new online payment system at www.wastecollections.com, click on "Online Bill Pay" and follow a few simple instructions. You must have your current invoice and credit card or debit card information available.

Home banking customers could use the remit address:
West Valley
Collection & Recycling
Dept. 1493
Los Angeles, CA 90084-1493
You will have your current invoice available.

Have questions about your recycling service?

Ask Randy

Q: I recycle regularly, but does it really make a difference?

A: Recycling has a huge impact on our environment! Consider the aluminum can-what most people recycle most. More aluminum goes into beverage cans than any other product and if it is thrown away it will still be a can 500 years from now. Yet a recycled aluminum can will be back on the shelf as a new can in as little as 60 days. Now consider this: Recycling one aluminum can saves enough energy to run a TV for three hours—or the equivalent of a half a gallon of gasoline. Keep on recycling!

Spring Cleaning: A Place for Everything.

It's spring. Birds are singing, flowers are blooming and houses are filled to the brim with clutter—the aftermath of a long, cold, winter. From basements to bedrooms to backyards, everything could use a good spring-cleaning. Here are some ideas to make the job easy and environmentally friendly. First, organize what is not trash into labeled piles: sell, donate, recycle. Next, get to work:

- Have a garage sale or even better, organize a neighborhood garage sale.
- Donate your gently used clothing, books, furniture and working appliances to a local thrift store benefiting charity. Some organizations provide pick-up service, and all of them should provide you with a donation receipt to use as a write off on your income taxes.
- Recycle items that can't be reused.
- Request a bulky item pick-up. WVC&R will remove items placed at your curb for a small fee. Just call customer service at **(408) 283-9250** and we will pick up these items on your next collection day.
- Drop off your e-waste. The televisions, computer stuff, and vintage VCRs that didn't get picked up at the big garage sale can be dropped off at our facility. Check out **westvalleyrecycles.com** or call **(408) 283-9250** for a list of acceptable items, hours of operation and directions.
- Batteries, fluorescent light bulbs, non-empty aerosol cans and paints do not belong in our landfill. Check out **westvalleyrecycles.com** ewaste and universal drop off for more information.

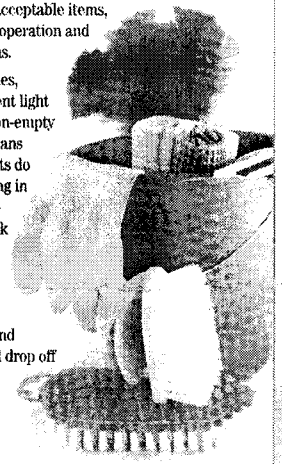

IMPORTANT TO NOTE:

WEST VALLEY COLLECTION & RECYCLING, LLC
1333 Oakland Road
San Jose CA 95112-9894
(408) 283-9250
www.westvalleyrecycles.com
customerservice@westvalleyrecycles.com

E-Waste Drop Off Event

E-Waste Drop Off Events will be taking place in West Valley cities soon. Please go to www.westvalleyrecycles.com to find the event in your community. Drop off E-waste such as computers, computer monitors, hard drives, TV's and VCR's absolutely FREE.

Clean Green Waste

Keep your yard trimmings "Green" and your recyclables clean by keeping all garbage out of your green waste and recycling cart. Garbage contaminates recyclable materials.

00060853

RESIDENTIAL

West Valley Recycles! Spring 2008

10 Simple Ways to Celebrate Earth Day – Every Day.

In honor of Earth Day: Ten simple things anyone can easily do to pay tribute to the Earth and care for the earth's environment.

1. REDUCE

Skip the bottled water. It's expensive, and it produces large amounts of waste. Use a reusable water bottle when possible and filter your tap water for drinking, save money and make a big difference.

2. REUSE

Most products we buy cause greenhouse gas emissions during production and distribution. Take your lunch in a reusable lunch box instead of a disposable one. Reuse grocery bags and just say no to disposable utensils.

3. RECYCLE, RECYCLE, RECYCLE

Of course, you already know that recycling saves energy and reduces greenhouse gas emissions. But did you know this? If the recycling rate for aluminum and steel cans, plastic #1, glass, newspaper and corrugated cardboard increased just 10%, 3.9 million more tons of materials would be recycled, saving enough energy to power 1.5 million homes for one year. Check out the recycling how-to page at **www.westvalleyrecycles.com**

Okay, those were pretty easy; why not try some of these?

4. BUY RECYCLED

Purchasing recycled products completes the recycling loop. By buying recycled, you play an important role in making the whole process a success. As consumers demand more environmentally sound products, manufacturers will have to meet that demand by producing high quality recycled products.

5. WALK OR RIDE YOUR BIKE TO WORK OR SCHOOL

Save money on gas and parking while improving your health and dropping pounds. Stop and smell the roses. If you live too far from your office, explore telecommuting, public transportation or carpooling.

6. SWITCH TO CFLs

Switch to the "twisty bulbs," called compact fluorescents or CFLs. These replace incandescent, halogen and other lights around your house to use up to 80% less energy. But remember: All fluorescent lamps and tubes are hazardous waste and must be taken to an authorized recycling facility. Call West Valley Collection and Recycling customer service at **(408) 283-9250** for information.

7. SWITCH IT OFF

Almost 40% of the electricity used to power your home electronics is consumed while they are in standby mode.

Hook up your home computer system and accessories to a power strip that can be switched off each night.

8. PLANT A TREE

A single tree will absorb one ton of carbon dioxide over its lifetime. Shade provided by trees can reduce your air conditioning bill by 10 to 15%. Pretty cool.

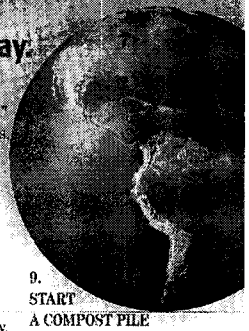

9. START A COMPOST PILE

Yard trimmings and food residuals account for 23% of the U.S. waste stream. Natural composting began with the first plants on earth and has been going on ever since. As vegetation falls to the ground, it decays, providing nutrients needed for plants, animals, and microorganisms. It's that simple.

Go to **www.reducewaste.org** to find the 2008 Home Composting Workshop Schedule.

10. MAKE EVERY DAY EARTH DAY

Check out the links page at **www.westvalleyrecycles.com** for events, drop-off sites, how-to workshops and environmental happenings all year round.

Clean Green

Spring. Let in the fresh air. Quick! Because the levels of pollutants indoors can be up to 100 times higher than outdoors, according to the U.S. EPA. Indoor air pollution is due in large part to volatile organic compounds (VOCs) that evaporate from cleaning products that can trigger health problems like allergies and asthma.

Try these simple ingredients you might already have around the house for earth friendly cleaning—like baking soda, vinegar, lemon juice, hydrogen peroxide and borax. They're powerful, safe, and less expensive than chemical alternatives.

- For glass, use a mixture of half white vinegar and half water.
- Baking soda and cornstarch make good carpet deodorizers.
- Clean mildew and mold with a mixture of lemon juice or white vinegar and salt.
- A paste of baking soda, salt, and hot water makes a great oven cleaner.
- Instead of using a store-bought drain cleaner, which likely contains lye, hydrochloric acid and sulfuric acid, try pouring a quarter cup of baking soda down the clogged drain, followed by a half cup of vinegar. Close the drain tightly until fizzing stops, then flush with boiling water.

Why You Want These Bugs in Custody

Most insects found in your garden don't harm plants. In fact, 97% of the insects you see fall into this category! Such insects are called "beneficials" because they benefit the garden by pollinating plants, improving soil, and eating the pests that really harm plants. These hard-working "beneficials" can be a gardener's best friend by keeping problem pests under control naturally, without the use of harmful chemicals.

Making a Positive Identification

Before you stomp on or spray any unfamiliar bugs in your garden, make sure you know the good guys from the bad guys. Remember that most insects go through several changes during their life cycle, so the young (larva or nymph) may look totally different from the adult. And, keep in mind, it is often the "young" of the insect that eats the most pests. This brochure will help you to identify some of the most common beneficials (both adults and their young) found in local gardens. Here are some tips for attracting and keeping beneficials in your garden:

- **Go Undercover:** Provide beneficials with shelter and over-wintering sites by covering bare dirt with an organic mulch like leaves or bark. Remember to leave a small area of exposed soil to encourage solitary native bees that are "ground-nesters."
- **Lure Them Out of Hiding:** Include a variety of different pollen and nectar-rich plants to provide beneficials with a food source – in addition to pests.
- **Crack Down on Crime:** Pesticides (particularly broad-spectrum pesticides that don't target single pests) kill the beneficials as well as true garden pests. Protect beneficial insects by not using pesticides! These chemicals can also run off gardens and lawns with rain and over-watering, entering storm drains – a direct route to local creeks and other bodies of water – where they can harm water quality and wildlife. For information on pesticide alternatives, go to www.OurWaterOurWorld.org.

Bringing in the FBI: Flowers for Beneficial Insects

Most beneficial insects need to supplement their diets with pollen and nectar. You can attract them to your garden, and encourage them to stay and hunt for pests, by offering them a variety of nectar and pollen-rich flowers. Plants with daisy-like flowers or plants with clusters of multiple small flowers are especially attractive to beneficials. Choose a diversity of plants that bloom at different times so that the beneficials can feed throughout the year. Many common garden plants suited to our Mediterranean climate will attract beneficials, including oregano, alyssum, borage, dill, angelica, cosmo, tansy, calendula and rosemary.

Here are some California native plants guaranteed to draw in many of the 10 most wanted

Having a Good Defense

Many native plants have developed **natural defenses** to ward off insect pests and diseases. These defenses can eliminate the need for pesticides and reduce maintenance costs. Because native plants have adapted to grow in our specific climate, they often require very little care once established and are generally more tolerant of drought. The diversity of natives available offers gardeners great choices for both fragrant flowers and beautiful foliage – and provides food and habitat for our native birds, wildlife, butterflies, and beneficial insects.

Early Fall is an ideal time to plant natives. The cool weather and rainfall will help young plants establish a healthy root system before colorful Spring blooms emerge.

Photo Credits • Ed Ross: Green Lacewing Larva, Ground Beetle, Bumblebee + Nest, Syrphid Fly + Larva, Soldier Beetle, Parasitic Wasp + Larva, Spider, Ladybeetle + Larva, Tachinid Fly, California Lilac • **Jack Kelly Clark** courtesy UC Statewide IPM Program: Dragonfly Nymph, Ground Beetle Larva, Soldier Beetle Larva, Tachinid Fly Eggs on a Caterpillar © by the Regents of UC • **Mostly Natives, Tomales CA:** Yarrow, Buckwheat, Goldenrod, California Aster • **Susan Van Der Wal:** Dragonfly, Seaside Daisy • **Saint Mary's College of California:** Slender Sunflower © 1995 • **© Jscalvo | Dreamstime.com:** Green Lacewing

FLOWER	PLANT PROFILES	VISITING RIGHTS
Seaside Daisy/ Fleabane *(Erigeron glaucus)*	Evergreen, low-growing perennial has daisy-like flowers that bloom in pinks, whites and lavenders.	butterflies bees lacewings syrphid flies
Yarrow *(Achillea millefolium californica)*	Small perennial to 1' tall, with clusters of tiny, whitish flowers and feathery, green foliage. Some cultivars have yellow or pink flowers.	butterflies bees ladybugs parasitic wasps tachinid flies
Slender Sunflower *(Helianthus gracilentus)*	Perennial with hairy stems and large, yellow daisy-like flowers. Fall blooming.	bees butterflies lacewings syrphid flies parasitic wasps
Buckwheat *(Eriogonum species)*	Perennial that ranges from small ground covers to 3' tall shrubs. Blooms are clusters of tiny pink, white or yellow flowers. Foliage ranges from green to silver/gray.	syrphid flies tachinid flies parasitic wasps lacewings ladybugs
Goldenrod *(Solidago californica)*	Perennial with graceful stalks of tiny yellow flowers. Fall blooming	soldier beetles parasitic wasps
California Lilac *(Ceanothus species)*	Many different evergreen species including both shrubs and groundcovers. Blooms are showy clusters of blue, purple or white flowers.	syrphid flies ladybugs lacewings bees
California Aster *(Aster chilensis)*	Shrubby, deciduous perennial produces lavender daisy-like flowers. Blooms from summer through fall	bees butterflies lacewings ladybugs syrphid flies

EXPAND YOUR SEARCH!

BOOKS

- *Good Bugs for Your Garden*, Allison Mia Starcher, Algonquin Books, 1995.
- *Natural Enemies Handbook*, Mary Louise Flint and Steve Dreistadt, University of California ANR Publications, 1998.
- *Natural Insect Control, The Ecological Gardener's Guide to Foiling Pests*, Brooklyn Botanic Garden, 1994.

WEBSITES

- Bee Gardens
  http://nature.berkeley.edu/urbanbeegardens
- Bug Guide: ID, Images for Insects, Spiders & Their Kin
  http://bugguide.net
- Invasive Plants and Alternatives
  www.cal-ipc.org (CA Invasive Plants Council)
  www.plantright.org (PlantRight Program)
- Native Plants
  www.cnps.org (CA Native Plant Society)
  www.mostlynatives.com/guide.htm (Mostly Natives Nursery)
  www.laspilitas.com/plants/plants.htm (Las Pilitas Nursery)
- Natural Enemies Gallery from the University of California Statewide IPM Program
  www.ipm.ucdavis.edu/PMG/NE/index.html
- Pesticide Alternatives (Least Toxic)
  www.OurWaterOurWorld.org (Our Water – Our World)
- Pesticide Hazards (Beyond Pesticides)
  www.beyondpesticides.org/gateway/index.htm

Crime Scene Investigators: Developed by Debi Tidd Consulting with Gina Purin from Marin County Stormwater Pollution Prevention Program 415/499-3202. Designed by Schmidt Creative. Reviewed by M.L. Flint, UC Statewide IPM Program.

Printed on FSC Certified recycled paper – 50% Recycled, 25% Post Consumer Waste

Mug shots approved for posting by:

The 10 'Most Wanted' Bugs in Your Garden

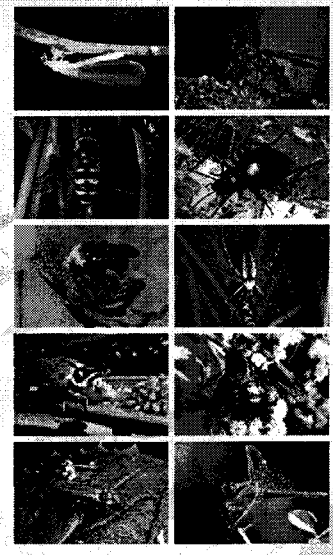

Guilty of: Controlling garden pests without the need for toxic chemicals

Reward: A healthy, sustainable garden that saves money and resources and protects the health of families, pets and the environment

ASSESSING THE LINE-UP

Here are rap sheets and mug shots on ten beneficial bugs that consume large numbers of pests or pollinate plants. Do not attempt to apprehend them. . . just let them serve time in your garden!



Lacewing larva and aphid

Green Lacewing

Aliases: Aphid wolf, aphid lion.
Wanted For: Aggressively devouring aphids, thrips, mealybugs, scale, spider mites, leafhoppers and insect eggs.
Family History: Adult green lacewings feed on nectar, pollen, and honeydew – at dawn and dusk. Juveniles are voracious predators known to eat up to 20 or 30 aphids a day.
Sightings: Last seen around nectar-producing plants like sunflowers, tansy and buckwheat.

Soldier beetle larva

Soldier Beetle

Aliases: Leatherwings.
Wanted For: Attacking and feeding on aphids and other soft-bodied insects.
Family History: Adults feed on pollen and insect pests on plants. The larva (or "young") hunt for pests in leaf litter and soil.
Sightings: Known to feed on the pollen of flowers like goldenrod and milkweed while waiting for its prey. Reports of sightings appear in early spring, shortly after aphids begin hatching.



Dragonfly nymph

Dragonfly

Aliases: Mosquito hawk, darner.
Wanted for: Preying on unsuspecting flying insects like mosquitoes, flies and midges.
Family History: The dragonfly's excellent eyesight, strong jaws and agile flight make it a deadly predator able to catch prey in mid-air. Dragonfly larvae (nymphs) live in water and are also efficient hunters eating mosquito larvae and other insects, snails and even small fish.
Known Accomplices: Often seen in the company of its relative, the damselfly, another insect predator. Don't be fooled: when at rest, dragonflies hold their wings outstretched while damselflies fold their wings closed over their bodies.
Sightings: Last seen near garden ponds, streams and other bodies of water.

Bumblebee nest cells cut open to show developmental stages

Bee

Aliases: European honeybee, bumblebee. (Also includes hundreds of native bee species including leafcutter and orchard bees.)
Wanted For: Pollinating the flowers of many of our ornamental, fruit and vegetable plants.
Family History: Specially equipped for moving large quantities of nectar and pollen, honeybees are usually found in colonies in hives. Most native bees are masters at eluding notice and often live alone in ground nests. Bee populations are diminishing due to pesticide use, and loss of habitat.
Sightings: Usually seen in gangs in the vicinity of flowers high in nectar and pollen including asters, sunflowers, mints, lavender, rosemary and sages.

Syrphus larva eating broccoli aphids

Syrphid Fly

Aliases: Hoverfly, flower fly.
Wanted For: Hunting down aphids, mealybugs and other pests, and for pollinating plants.
Family History: Adults are known to be important pollinators. The larvae suck the juices out of their victims. A single larva can consume hundreds of victims a month.
Sightings: Larvae are usually found under leaves in the company of aphids. Adults have been seen lurking around ceanothus, sunflowers, feverfew and other nectar-rich flowers.
Master of Disguise: With their yellow and black stripes the adults appear to be bees. They have only one set of wings and can't sting. The larva look like fat, legless caterpillars.

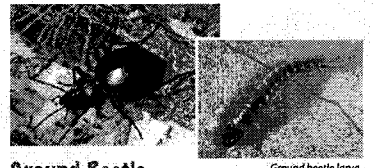

Ground beetle larva

Ground Beetle

Aliases: Predacious ground beetle, and carabids, among others.
Wanted For: Conspiring to eat many soil-dwelling pests like slugs, snails, cutworms and root maggots.
Family History: Fast-moving predator, armed with strong jaws. Generally dark brown or black with long legs, and shiny, hard front wing covers that sometimes have a metallic sheen. Usually hunts at night. Reported to be able to consume its body weight in food each day. Larva also feed on soil insects.
Sightings: Usually sighted hiding in soil or under rocks, dried leaves and mulch.

Parasitoid wasp cocoons on caterpillar

Parasitic Wasp

Aliases: Trichogramma, Braconid, Hyposoter and Ichneumon, among others.
Wanted For: Parasitizing the eggs of cutworms, cabbage loopers, codling moths, tomato hornworms, aphids, whiteflies, scales and other pests.
Family History: These tiny, notorious wasps lay their eggs on or inside of pests or insect eggs and the larva eat the pest. Can be tracked by the tell-tale signs they leave behind, like tiny, white cocoons on caterpillars, or "aphid mummies," – the tan, dried up husks of aphids stuck to a leaf.
Sightings: Suspected of foraging for nectar on tiny flowers like alyssum, yarrow, tansy, and clover.

Orb weaver spider

Juveniles closely resemble adults

Spider

Aliases: Funnel weavers, crab spiders, and golden orb spiders, among others.
Wanted For: Trapping and bugnapping a wide variety of insect pests.
Family History: The most deadly natural enemy of pests, spiders are skilled predators. They may hunt with webs or track their victims on the ground and on plants. Can be identified as arachnids, with eight legs and two body parts.
Sightings: All over your garden, and on front porches near lights.
Warning: Spiders are thought of as fearsome creepy crawlers but very few have a bite that is harmful. Always wear gloves when cleaning garages, debris, woodpiles, storage areas or piles of clutter.

Ladybug larva and pupa

Ladybeetle

Aliases: Ladybug, ladybird beetle, seven-spotted ladybeetle.
Wanted For: Gorging on soft-bodied insects like aphids, scale, thrips, mealybugs and spider mites.
Family History: Both adults and larva eat large numbers of pests. It is believed that one ladybug can devour 5,000 aphids in its lifetime. Most common suspect is red with black spots – but watch for many other species in a variety of colors, with or without spots.
Warning: Be on the lookout for a ladybug look-alike: the spotted cucumber beetle! This green beetle with black spots feeds on crops and foliage.
Sightings: Known to loiter on nectar-rich flowers like yarrow, clover and tansy.

Tachinid fly eggs on a caterpillar

Tachinid Fly

Aliases: Diptera.
Wanted For: Attacking unsuspecting caterpillars and beetles.
Family History: Disguised as a hairy housefly, this parasitic insect lays its eggs on caterpillars, grubs and other insects. When the eggs hatch, the young (larva) tunnel into their victims and eat them.
Sightings: Often seen stealing the nectar and pollen of tansy, milkweed and Queen Anne's Lace.

FREE

West Valley Green Leaf

Invites You to....

Get your Green On

Get Involved

- Community Resources
- Volunteer
- Green Organizations

Green Your Home/Business

- Solar
- Green Building
- Landscape
- Utilities

and much more

Saturday April 19, 2008

10:00 am – 4:00 pm

Los Gatos High School (front)

20 High School Court

Green Your Lifestyle

- Hybrids
- Electric Vehicles
- Scooters
- Bikes

Akeena® Solar

WEST VALLEY GREEN LEAF Get Your Green On!

The Future is now...

The Future is now...

FREE

For more information or to be an exhibitor contact: Zsa Zsa Taylor 408 354-8066 email: ptaylor365@aol.com

Sa ga

Santa Clara Valley Urban Runoff Pollution Prevention Program

FY 2007-2008 ANNUAL REPORT

Training Summary: Public Information / Participation

Training Description	Date	Attendees
The Ebbs and Flows of Wetlands Protection **Presenter:** Dr. John Callaway, University of San Francisco professor of environmental studies explores wetland protection since the enactment of the Clean Water Act San Jose State University Campus Martin Luther King Library Rooms 255/257 150 E. San Fernando St. San José, California **Sponsored by**: the Ecological Society of America, in affiliation with San José State University and the South Bay Salt Pond Restoration Project **Topics**: ▪ Benefits of wetlands to watersheds/ water quality; ▪ Evolution of way we design marshes in restoration (16,000 acre project salt ponds) using **Adaptive Mgmt** – applying scientific method using a range of approaches, use the evaluation of the methods used to make the next step decision ▪ Challenges to restoration: mercury in existing sediments, opening up the tidal barrier can cause a chemical change that may increase entrance of mercury to the food web; sediment issues and subsidence and sediment deficit; relative distribution of marshes; invasive and nuisance species; flood control; groundwater withdrawal ▪ Important dates for wetland protection	August 5, 2007 Sunday, August 5, 2007, 2:30 - 4 pm	**WVCWP (1)** Program Manager
Creek Cleanup Training **Speaker:** WVCWP Manager **Topics:** Training on handling creek cleanups was given to 1 new part – time staff member.	September 11, 2007	**WVCWP (2)** Manager Program Assistant

Saratoga

Santa Clara Valley Urban Runoff Pollution Prevention Program

FY 2007-2008 ANNUAL REPORT

Training Description	Date	Attendees
Environmental Volunteer Training **Training for**: EV Presentation **Topics:** Two WVCWP staff practiced demonstrations and activities. Using 2 simple models, demonstrating the role of the Water Cycle with an experiment showing how water evaporates and how condensation occurs by using a hot plate, salt water and ice cubes. Second demonstrating, water density kit with experiment using an egg to show the difference in density between fresh and salt water. Learning hands-on activities and grade-appropriate presentations for teaching: ▫ Demonstrate the role of the Water Cycle ▫ How water evaporates and condensation occurs ▫ Water density kit ▫ Difference in density between fresh and salt water	10-29-07	**WVCWP (2)** PIP Outreach Coordinator Program Manager
Enviroscape Presentation Training **Speaker:** WVCWP Manager **Topics:** WVCWP Program Manager provided training to 2 new staff members on use of the Enviroscape and on making presentations.	February 12, 2008	**WVCWP (3)** Manager Program Assistant Program Staff
Creek Cleanup Training National River Cleanup Day (May 17, 2008) **Speaker:** Heidi McFarland, SCC **Topics:** Site Coordinator Tip Sheet, Volunteer Orientation Script, Waiver of Liability Form, and Data Reporting Guidelines.	May 1, 2008	**WVCWP (1)** Inspector

Pesticide Management Activities

This Page Intentionally Left Blank

042143

Sa ga

Santa Clara Valley Urban Runoff Pollution Prevention Program

FY 2007-2008 ANNUAL REPORT

PESTICIDE MANAGEMENT ACTIVITES

FY 2007-2008 Work Plan Self Evaluation Matrix

Source	Task Source	Work Plan Tasks	Accomplishments	Responsible Party
	SCVURPPP PMP (I.A.1.)	Summary of Use Track and report use of pesticides on municipally owned property.	Pesticides applied by municipal staff are reported monthly to the State of CA Dept. of Pesticide Regulation with copies of monthly reports forwarded to WVCWP for tracking purposes. Pesticide use by the municipal Pest Control contractor (PCO) are also forwarded to WVCWP. IPM practices are listed in the Evaluation section at the end of this Matrix.	Parks & Street Maint Manager
	SCVURPPP PMP (I.A.3.) PS #3	Implement BMPS Continue to Implement IPM practices as Best Management Practices (BMPs) for any pesticide used by staff or contractors. Report on use of IPM practices on municipal property.	During 07-08, the WVC continued to implement the Pest Management Performance Standard (PMPS). "Standard Operating Procedures for Pesticide Management" are being followed by staff and contractors. BMPs in general continue to be effective. WVC work with contractors to find the least-toxic method to treat resistant pest problems. The WVC use less-toxic pest management methods in municipal facilities (parks & buildings) whenever practicable, based upon budget and effectiveness. *See "Evaluation" section below for details on IPM implementation.*	PW Analyst & WVCWP coord w/ Parks & Street Maint Manager
	SCVURPPP PMP (I.A.6.)	Banned Pesticides Inventory If any pesticides have been banned w/in the past FY (per EPA, State &/or local requirements), conduct an agency-wide search of chemical for these pesticides. Properly dispose of these banned substances pursuant to appropriate waste disposal regulations.	All storage areas are cleaned annually, and any pesticides that are no longer legal or no longer used are disposed of according to State regulations.	Parks, Street Manager, Facilities Supervisor

Saratoga

Santa Clara Valley Urban Runoff Pollution Prevention Program

FY 2007-2008 ANNUAL REPORT

Source	Task Source	Work Plan Tasks	Accomplishments	Responsible Party
	SCVURPPP PMP (I.B.1.) PS#5.a	Training for Applicators Ensure that employees who apply pesticides for the agency obtain the appropriate training as required by the County Agricultural Commissioner and the State Department of Pesticide Regulation (DPR)	The Annual Pesticide Safety Training was held on July 25, 2007. It was held at Saratoga Corp yard and all of the Parks and Streets Maintenance staff attended. The training was given by Pete Howes, Horticulturist, and covered Long & Short-term effects of pesticides and Environmental concerns.	Parks Manager
	SCVURPPP PMP (I.B.2.) PS#5.b	Staff Training for Applicators Attend and/or conduct annual training which reviews appropriate portions of the IPM Policy, BMPs, and relevant IPM techniques for employees within departments responsible for pesticide application.	All 9 Parks Dept employees have Qualified Applicator Certificates, and have been attending seminars for their Continuing Education hours.	Parks Manager
	SCVURPPP PMP (I.B.3.) PS#5.c	Municipal Staff Education Inform employees who are not authorized and trained to apply pesticides that they cannot use over-the-counter pesticides in or around the workplace.	All City employees received this information via e-mail on July 26, 2007. The e-mail included information on the City's Stormwater Permit and IPM Plan.	PW Analyst; WVCWP to provide notice
	SCVURPPP PMP (II.A.1.)	Watershed Ed. & Outreach Campaign (WE&O)[1] Attend WEO and IPM work groups. Continue to assist with development of strategy for a campaign and training program (in Spanish & English) designed for staff of very small landscape businesses (typically 1-8 employees) mainly serving homeowners.	WVCWP Program Manager participates in the IPM Ad Hoc Task Group on behalf of the WVC. Project implementation and projects for consideration, which are discussed in the AHTG, are presented to City staff for appropriate follow-through. WVCWP contributed additional funds to the SCVURPPP's IPM ad campaign. This allowed the IPM ad to appear in the three (3) weekly community newspapers for six (6) weeks in the spring. (Campbell Reporter, Los Gatos Weekly, Saratoga News).	WVCWP Staff

[1] Funded by all Co-permittees each year.

Source	Task Source	Work Plan Tasks	Accomplishments	Responsible Party
			WVCWP was very involved with the development of the new training program for small landscape businesses – from concept, to grant proposal, to implementation of a successful class series. The first set of classes were held from Feb- April 2007 – one in English and one in Spanish; Both classes were attended at capacity (40 students) and had waiting lists. Positive media coverage about the class was received in local ethnic and San Jose community newspapers. The classes are being listed in the Fall session and projected to be full. Since many WV residents employ small landscape contracting firms, it is hoped that these classes will have an impact on reducing residential pesticide use in the WVC. See "Evaluation" below, for details	
	SCVURPPP PMP (II.A.4.)	Community & School Opportunities Identify opportunities and attend community events/school classrooms to demonstrate reasons for, and methods of, less toxic pest control.	Information on the importance of reducing pesticide use, and the toxic effects of pesticide runoff, is included in all WVCWP educational presentations at schools. IPM information, and HHW brochures detailing proper pesticide disposal, are distributed at a variety of venues. In FY 07-08, WVCWP participated in helping to develop a new brochure on reducing pesticide use and employing beneficial bugs. WVCWP the directed funds toward an order of the Beneficial Bugs brochure for use as a handout. See PI/P Section for further details on outreach for less toxic pest control.	WVCWP Staff
	SCVURPPP PMP (II.A.5.)	Community Material Distribution Participate in public sale events at local hardware store(s). Provide watershed	WVCWP staff distributed material via different delivery methods at a variety of community events, including: Haunt the Hollow EVENT 10-28-07	WVCWP Staff

Saratoga

Santa Clara Valley Urban Runoff Pollution Prevention Program

FY 2007-2008 ANNUAL REPORT

Source	Task Source	Work Plan Tasks	Accomplishments	Responsible Party
		protection information and reminders (gifts) to community by walking aisles of the gardening center with gift basket full of handouts during the sales.	Summer Winds Nursery (Campbell) 8-9-07 Orchard Supply Hardware (Saratoga) 8-5-07 Ace Hardware Garden Center Los Gatos 9- 11-07 Town of Los Gatos Green Event, 4-19-07 Great American Pick-up (Campbell) 4-19-07 See PI/P Section for details about community events and various IPM and Pesticide-related materials which were distributed.	
	SCVURPPP PMP (II.A.6.)	Web Site As new information is available, update web site to provide easy access to information on IPM and reduction of pesticide use.	In FY 07-08 WVCWP staff worked on development of a new "Take Action" page, which will include a variety of IPM and pesticide information links. The page will be uploaded in FY 08-09.	WVCWP Staff
			CITY OF SARATOGA: The City's municipal newsletter is posted in the City website. The Spring issue contained information about: ▪ Beneficial Bugs, ▪ Pictures to help identify common useful bugs, such as Ladybug nymphs and Green Lacewings ▪ Links to IPM websites ▪ Information on Diazinon & Chlorpyrifos ▪ proper pesticide disposal The website also includes info on pesticide disposal in its FAQ section.	PW Analyst
	SCVURPPP PMP (II.A.13.)	Special Districts Invite neighboring special districts (e.g. sanitary, open space districts, and school districts) to attend WVCWP sponsored IPM workshops, when workshops are offered.	Information on newly-available Ecowise training was forwarded to the PCOs used as municipal contractors by WVC (Kilroy Pest Control/Sensitive Solutions and West Valley Spray): http://www.ecowisecertified.org/ Contractors also received an invitation to a Regional IPM Contracting Workshop (November 6, 2007) in Oakland	WVCWP Staff

Sa. ,ga

Santa Clara Valley Urban Runoff Pollution Prevention Program

FY 2007-2008 ANNUAL REPORT

Source	Task Source	Work Plan Tasks	Accomplishments	Responsible Party
			Due to numerous trainings/meeting for municipal staff concerning the Municipal Regional Permit, WVCWP was not able to sponsor an IPM training this year.	
	SCVURPPP PMP (II.A.14.)	Conduct internal IPM outreach Provide all City/ Town staff with information on environmentally safer, integrated pest management to encourage employees to use IPM methods away from work. Email announcements as appropriate & display IPM materials at City/ Town Hall.	A new e-mail notice covering this subject was created by WVCWP staff The notice contains links to *Our Water, Our World*; *UC Davis IPM site*; *Universities' Pesticide Info Network*; and *Pesticide Action Network database*. It is being e-mailed to all municipal employees in Summer 2008. In addition, IPM material is available for pick-up by employees at Municipal Offices.	PW Analyst to send email & WVCWP Staff to provide message
	SCVURPPP PMP (III.A.1)	Pest Control Operators Maintain database of licensed structural and landscape maintenance PCOs within WVC for outreach purposes.	The database of West Valley PCOs has been compiled; over 75% of them are based in the City of Campbell.	WVCWP staff
	SCVURPPP PMP (III.A.4)	Track and Report PCO Use of Pesticides Require PCOs contracted by municipality to implement BMPs through contract specifications and track and report PCO use of pesticides on municipal property.	PCOs have received copies of municipal IPM Policies and Standard Operating Procedures. PCOs are required to operate according to the municipal Pesticide Management SOPs. In FY 07-08, the WVCWP Program Manager corresponded with Saratoga's Pest Control Contractor in order to clarify the City's IPM Policy and BMPs, and to answer any relevant questions. Invoices for all pesticides applied by PCOs have been provided to WVCWP for tracking purposes.	Public Works Dir/ Parks, Street, Facilities Maint Supervisors
	SCVURPPP PMP (IV.A.2.)	Commercial Business Education Continue ICID Inspector's education program targeting retail food facilities through distribution of "Don't Set a Table for Pests".	The WVCWP Inspector distributes outreach material on less toxic measures to use for pest control in food service businesses - *"Don't Set a Table for Pests"* - during his Restaurant Inspection activities. In FY 07-08, at total of restaurant staff in the City of Saratoga received a total of **3** of these.	WVCWP Inspector

Saratoga

Santa Clara Valley Urban Runoff Pollution Prevention Program

FY 2007-2008 ANNUAL REPORT

Source	Task Source	Work Plan Tasks	Accomplishments	Responsible Party
	SCVURPPP PMP (V.A.3.)	Promote HHW Collection Work with HHW collection agencies to support, enhance, and help publicize programs for proper pesticide disposal.	All WVC contribute funds to the County HHW disposal program, enabling residents and small businesses to drop off pesticides at HHW sites. WVCWP Program Manager participated in the SCVURPPP and HHW Program Work Group. Work Group is exploring means of coping with growing demand at facilities due to increased awareness about proper disposal.	PW Dir & Pub Works Analyst; WVCWP to assist
			CITY OF SARATOGA: Saratoga publicized proper disposal at HHW via the Spring 08 City Newsletter which was mailed to residents and posted on the City website. In the website's "FAQ" section, pesticide disposal instructions are given. On its Stormwater page, the City has posted information on organophosphates, and proper disposal methods for these banned pesticides.	Pub Works Analyst
	NPDES Permit Provision C.3.n	1. New Development/ IPM Planning Procedures 2. New Development/ Reporting 3. New Development Training for staff responsible for Environmental Reviews	See Planning Procedures Section 4 Pesticide Management measures related to New Development (C.3) have been incorporated into the Planning Procedures element of the Work Plan in order to facilitate delegation of responsibilities to appropriate departments and staff.	PW Dir & Pub Works Analyst; WVCWP to assist

Pesticide Management Activities Evaluation

PESTICIDE USAGE REDUCTION MEASURES – Pest Specific

New weather-station irrigation controllers have been installed in Saratoga's Heritage Orchard Park (a working orchard) and are anticipated to significantly reduce water usage. These devices detect weather conditions and the transfer rate of evaporating water to ensure plants are watered appropriately. Consequently, sprinklers are off on rainy days, plants receive less water on cool cloudy days, and get a little more water when it is hot or dry. Also, the Allendale side of Saratoga's Civic Center was landscaped with drought-resistant plants.

These projects should virtually eliminate any runoff problems in these locations, thus avoiding any problems of fertilizers and pesticides running off into adjacent creeks. Saratoga has previously made investments in similar water reduction techniques and drought-resistant plantings on additional municipal acreage and street medians.

A press release on these new developments was issued to local papers, to help raise public awareness concerning the issue of runoff pollution from over-watering.

Saratoga is implementing IPM in the following situations:

YELLOWJACKETS:

Saratoga uses traps as the main means of control.

Parks staff tries to clean off picnic tables every Monday to prevent attracting wasps & ants. The Parks Dept. purchased and installed 18 plastic tables (to replace existing wooden tables); the new tables are easier to keep clean and therefore attract fewer wasps.

WEEDS:

Mulch is spread wherever possible for weed control, including medians. A landscape contractor also cuts roadside weeds, which helps to avoid applications of herbicides.

Hand hoeing/pulling of weeds is used where possible. Weekly walk-throughs with lots of hand weeding are done. Weeds are spot-sprayed, as opposed to blanket spraying of large areas; – the emphasis is on catching the problem early in an attempt to avoid having to spray larger areas later.

RODENTS:

A contractor is engaged to trap rodents in order to avoid poisonous baits; this is done when there is an outbreak of a number of rodents at once.

MEDIAN LANDSCAPING:

Saratoga's policy is to install pest resistant shrubs and landscaping and avoid high-maintenance, low-pest resistance turf and greenery.

RESULTS OF PESTICIDE USE REVIEW

The City is making an effort to stress prevention (prevent weed growth, prevent pest infestations) where possible. Saratoga is using IPM and engineered, rather than chemical, controls as much as possible given budget and staff limitations.

Over the past several years, the Public Works Dept. has worked on landscape design and improved irrigation systems which will reduce need for pesticide/ herbicide use, and reduce any potential runoff which could carry pesticides. Natural insect controls include use of traps for wasp control, and soapy water for ant control. Through these types of efforts, Saratoga is progressively reducing chemical pesticide use.

THIS PAGE WAS INTENTIALLY LEFT BLANK

042151

From: Kristin Borel [mailto:kborel@saratoga.ca.us]
Sent: Thursday, July 26, 2007 9:37 AM
To: DL - City Wide
Cc: Cheri Donnelly
Subject: Annual Reminder about Pesticide Use on City Grounds

To: City Staff

From: Public Works Dept.

Subject: **STAFF USE OF PESTICIDES - Reminder**

Hello,

This is the Annual Reminder concerning **pesticide use on City grounds and facilities**.

Pesticide use by our city is tracked by the California Water Board as part of our Stormwater Permit requirements.

Therefore, it is important that **all city staff** follow City policy concerning pesticide use.

"Pesticide use" INCLUDES over-the-counter pesticides in spray bottles and cans, etc., such as might be used for ants in the lunchroom.

Please read below for details:

Our City has adopted an Integrated Pest Management Policy and IPM Plans for various pests. The Plans include strategies for controlling pests (such as ants and wasps) using the least toxic methods possible.

By adhering to these plans, the City helps to provide a healthier environment for staff and the public. In addition, the California Water Board's Stormwater Discharge Permit requires municipalities to reduce pesticide use.

One of the goals of the policy is to ensure that pesticides that are purchased are applied only by staff who have received training in pesticide use, and in Less Toxic Pest Control measures.
<u>To help meet this goal, Staff Members should please:</u>

- Contact the Facilities Maintenance Supervisor Thomas Scott or the Parks Maintenance Supervisor Kevin Meek if anyone needs structural or landscape pests removed.
- Discontinue the use of any pesticides they may currently have stored in the facilities - such as ant or wasp spray in a staff kitchen - (this applies to staff not trained in pesticide application).

- Dispose of existing containers of pesticides through the City's Hazardous Waste program (contact Cathleen Boyer).
- Remember that only staff licensed as "Pest Control Advisors" may order pesticides or purchase pesticides over-the-counter for use on City Property.

Thank you for your help in our efforts to protect employee health and local water quality.

If there are any questions on these procedures, please contact: Kristin Borel at 868-1258.

Sa. ga

Santa Clara Valley Urban Runoff Pollution Prevention Program

FY 2007-2008 ANNUAL REPORT

Training Summary: Pesticide Management

Training Description	Date	Attendees
IPM Exchange Field Trip/Training Sponsored By: San Francisco Estuary Project/ABAG; City of Palo Alto **Topics:** effective IPM techniques for managing Argentine Ants tour of the Palo Alto Golf Course to view an innovative project to reduce the ground squirrel population using a visual barrier in lieu of pesticides as well as raptor and owl perches **Handouts:** 1 Tips For an Effective Argentine Ant Inspection (#3) 2 Ant Inspection Checklist (#4) 3 What to do When Argentine Ants Invade a Building (#5) 4 Notes on Baiting Argentine Ants (#7)	Dec.11, 2007	**WVCWP (1)** Inspector
Kick – Off Planning Meeting for 2008 Our Water Our World **Presenters:** Led by Geoff Brosseau, Chair – IPM Partnership Committee, BASMAA (Held by conference call) **Topics:** • Internet ads for the Our Water Our World Program • Possibilities of updating fact sheets • The need for new fact sheets • Virtual fact sheets • Adding OWOW phone number to fact sheets for a personal response • Shelf Talkers • Product Lists and updates • Is dealing with rodents a water quality issue? • Different types of store appreciation	Oct 10, 2007	**WVCWP (1)** Public Outreach Coordinator

Saratoga

Santa Clara Valley Urban Runoff Pollution Prevention Program

FY 2007-2008 ANNUAL REPORT

Training Description	Date	Attendees
C.A.P.C.A. Conference - Sparks, NV **Topics:** General IPM	Oct. 28-30, 200707	**Campbell (1)** Parks Supervisor
Eco Wise Seminar - Oakland, CA **Topics:** General IPM	Nov. 6, 2007	**Campbell (1)** Parks Supervisor
Parks Symposium - Santa Clara, CA **Topics:** General IPM	Nov. 20, 2007	**Campbell (8)** Parks Supervisor Parks Lead Worker (2) Parks Maintenance Worker (5)
Weed Science Society Annual Conference - Monterey, CA **Topics:** General IPM	Jan. 28-30, 2008	**Campbell (1)** Parks Supervisor
Annual Safety Training: CA Dept. of Agriculture Parks crew training **Presenter: Vince Huppe, Parks Supervisor** **Topics:** all aspects of Pesticide application, BMP, and IPM practices	May 7, 2008	**Campbell (15)** Parks Lead Worker (2) Parks Maintenance Worker (13)
NCTLC Seminar "Day on the Green" - San Francisco, CA **Topics:** General IPM	May 14, 2008	**Campbell (7)** Public Works Superintendent Parks Supervisor Parks Lead Worker (2) Parks Maintenance Worker (3)

Mercury Pollution Prevention Activities

This Page Intentionally Left Blank

042157

Sa. ga

Santa Clara Valley Urban Runoff Pollution Prevention Program

FY 2007-2008 ANNUAL REPORT

MERCURY POLLUTION PREVENTION ACTIVITES

FY 2007-2008 Work Plan Self Evaluation Matrix

Source	WP Task	Work Plan Tasks	Accomplishments	Responsible Party
	Mercury Plan (I.E.)	Reduction of Hg Containing Products Continue implementing phase-out of mercury-containing products (MCPs). Phase-out will coincide with replacement of MCPs on an as-needed basis.	Reduction of mercury containing products is being implemented. Research on alternative products has been conducted through the WVCWP. Non-mercury or low-mercury replacements are being used wherever feasible e.g., thermostats and fluorescent bulbs. At the WVCWP-sponsored meeting with DEH in April 2008, each member in the audience was given the booklet, "What You Don't Know About Mercury". Discussion followed as to how and where to dispose of Mercury Containing Products, including fluorescent bulbs, thermometers, and batteries. In the back of the booklet there is a list of approved drop-off locations in our area. Record keeping for MCPs was also discussed.	Facilities & Street Maint. Supervisors
			SARATOGA: The WVCWP Stormwater Inspector conducted a training on disposal & discontinuation of Mercury Containing Products during the Annual Corp Yard Walk-Thru Training on May 28th, 2008. The Training was attended by **14** City of Saratoga staff members. Topics covered included: What are Mercury Containing Products (MCPs)? Requirements for MCPs Proper Disposal of MCPs E-waste Drop-off Sites Record-keeping for MCP Disposal	Facilities & Street Maint. Supervisors

Saratoga

Santa Clara Valley Urban Runoff Pollution Prevention Program

FY 2007-2008 ANNUAL REPORT

Source	WP Task	Work Plan Tasks	Accomplishments	Responsible Party
	Mercury Plan (II.B.)	Mercury Containing Product Disposal Services Provide funding and participate in County HHW collection program for residents and small businesses	The WVC support the County HHW collection program through funding, outreach activities (material distribution, website notices, etc.), and sponsorship of local E-waste collection events. HHW drop-off information was distributed to Bay Area & WVC residents at several community events in FY07-08. Disposal of fluorescent bulbs was covered in classroom presentations. In FY 07-08, the focus was on investigating proposals related to adoption of an extended producer responsibility (**EPR**) resolution. All WVC adopted an EPR Resolution during FY 07-08. See Evaluation Section (below) for details.	PW Dir; City Mgr
			SARATOGA: The City's Spring issue of the municipal newsletter carried on article on HHW, including a comprehensive list of Mercury Containing Products. The article gave info on dropping off HHW at West Valley Collection & Recycling. The City has been coordinating with West Valley Collection and Recycling and community groups to facilitate free E-waste recycling events at one of the municipal sites. In Summer 2008, one will be held on July 26, 2008 at the municipal North Campus site.	PW Dir; City Mgr
	Mercury Plan (II.C.)	Track Disposal of Mercury Containing Products Continue documenting the quantities of mercury-containing fluorescent bulbs disposed from City/ Town buildings and departments at hazardous waste collection facilities. The quantities of disposed product will be reported in annual report	**SARATOGA:** Saratoga uses VEOLIA Enviromental Services as the contractor for HHW collection and recycling. In FY 07-08, the contractor picked up: • 42 x compact Fluorescent lamps: • 18 x U-shape Fluorescent lamps: • 167 x 4 ft Fluorescent lamps: • 12 x 8 ft Fluorescent lamps:	Facilities and Streets Maint Spvsr; PW Analyst to coord

Sa. ,ga

Santa Clara Valley Urban Runoff Pollution Prevention Program

FY 2007-2008 ANNUAL REPORT

Source	WP Task	Work Plan Tasks	Accomplishments	Responsible Party
	Mercury Plan (II.F)	Fluorescent Light Recycling Campaign Continue participation in the Mercury Ad Hoc Task Group and support ongoing implementation of an outreach program to about recycling fluorescent bulbs.	The WVCWP Manager helped develop local campaigns and outreach messages through SCVURPPP's Mercury Ad Hoc Task Group. WVCWP provided funding for SCVURPPP's Mercury ad to appear in the 3 weekly local newspapers for 6 weeks in Fall 2007 (Campbell Reporter, Los Gatos Weekly, Saratoga News).	SCVURPPP & WVCWP to coordinate w/ HHW staff

Mercury Pollution Prevention Activities Evaluation

Efforts to Enact "Extended Producer Responsibility" Requirements:

At its November meeting for the 4 West Valley Communities, WVCWP hosted a presentation by Rob D'Arcy of Santa Clara County HHW on "Extended Producer Responsibility" – targeting producers of products with HHW, including mercury containing products such as E-Waste. HHW was seeking to have co-permittees pass resolutions supporting EPR. The goal of EPR is to shift California's product waste management system from one that is government-funded and taxpayer-financed to one that relies on producer responsibility. This will also help in removing more of these products from the waste stream.

All WV Cities passed resolutions supporting Extended Producer Responsibility in FY 07-08.

Community Involvement in E-Waste Recycling

Over the past several years, there have been a number of E-waste events held by various entities (schools, scout groups, etc.), thereby reducing the need for WVCWP to sponsor E-waste events. This is a certain measure of success for previous public outreach efforts related to Mercury and E-waste – residents are now taking on the task of organizing these events, and handling safe disposal of mercury containing products. This is a demonstration of the effective partnerships that can develop between municipal efforts and their residents, and which can be especially effective in smaller communities.

WEO AHTG Advertising

Through its Watershed Education Outreach ad hoc task group, SCVURPPP published mercury ads in newspapers serving the Santa Clara Valley. In an effort to ensure reaching a maximum number of WV residents, WVCWP funded and arranged for printing of the ads in 3 local weekly papers, for a 6 week run. This meant an extra 18 ads aimed at West Valley residents. The ads ran in the *Campbell Reporter*, the *Los Gatos Weekly*, and the *Saratoga News*.

THIS PAGE WAS INTENTIONALLY LETF BLANK

042161

Sa ga

Santa Clara Valley Urban Runoff Pollution Prevention Program

FY 2007-2008 ANNUAL REPORT

Training Summary: Mercury

Training Description	Date	Attendees
Annual Training WVCWP/DEH w/ "Mercury Containing Products" Training Presenter: WVCWP Stormwater Inspector **Topics:** What are Mercury Containing Products (MCPs)? Requirements for MCPs Proper Disposal of MCPs E-waste Drop-off Sites Record-keeping for MCP Disposal	April 22, 2008	**WVCWP (2)** **City of Cupertino (2)** **DEH (15)** Supervisor Inspectors - 14
Corp Yard Walk-Through w/ "Mercury Containing Products" Training Presenter: WVCWP Stormwater Inspector **Topics:** What are Mercury Containing Products (MCPs)? Requirements for MCPs Proper Disposal of MCPs E-waste Drop-off Sites Record-keeping for MCP Disposal	May 15, 2008	**Campbell** Parks/ Public Works staff - **31**
Corp Yard Walk-Through w/ "Mercury Containing Products" Training Presenter: WVCWP Stormwater Inspector **Topics:** What are Mercury Containing Products (MCPs)? Requirements for MCPs Proper Disposal of MCPs E-waste Drop-off Sites Record-keeping for MCP Disposal	May 29, 2008	**Los Gatos** Parks/ Public Works staff - **19**

Saratoga

Santa Clara Valley Urban Runoff Pollution Prevention Program

FY 2007-2008 ANNUAL REPORT

Training Description	Date	Attendees
Corp Yard Walk-Through w/ "Mercury Containing Products" Training Presenter: WVCWP Stormwater Inspector **Topics:** What are Mercury Containing Products (MCPs)? Requirements for MCPs Proper Disposal of MCPs E-waste Drop-off Sites Record-keeping for MCP Disposal	May 28, 2008	**Saratoga** Parks/ Public Works staff - **14**

Copper Action Plan/ Nickel Action Plan

This Page Intentionally Left Blank

042165

COPPER ACTION PLAN/NICKEL ACTION PLAN

FY 2006-2007 Work Plan Self Evaluation Matrix

Activity	Source	Work Plan Tasks	Accomplishments	Responsible Party
Vehicle Washing Operations	CB-1	As part of the West Valley Industrial Commercial Inspection Program, promote improved car washing methods at auto businesses. Provide info on alternative arrangements for businesses with possible compliance problems. (Section 2.i of this work plan - Industrial Inspection Program)	The Stormwater Discharge Inspector distributes vehicle washing outreach materials during pro-active inspections and in relation to any actual or suspected vehicle washing incident. The Inspector is able to answer questions and offer suggestions with the help of visuals. A WVCWP-created fact sheet provides information on wastewater capture systems for automotive facilities. The fact sheet was designed to provide small-scale automotive facilities (those that find installing a full-fledged wash rack cost-prohibitive) with examples of inexpensive treatment technologies and distributor information. This method of outreach has been very effective.	WVCWP Inspector
Vehicle Washing Operations	CB-1	Place outreach material on proper vehicle/equipment washing at municipal counters, post offices, libraries and public events. Update WVCWP website to include copper information.	The Car Wash Kit flyer is posted in WVC Municipal Offices. For FY07-08, WVCWP home page featured a graphic highlighting car washing, and a link to a printable PDF with information on proper car washing, and water quality degradation from improper washing. The link also gives information on obtaining the free Car Wash Kit for Car Wash Events (this graphic is sometimes temporarily swapped out for publicizing events, such as a WV E-waste event). www.cleancreeks.org http://www.cleancreeks.org/imagesnew/carwashweb.pdf Currently, the WVC do not have any comprehensive outreach material on copper so in FY 07-08 WVCWP staff worked on a draft copper outreach piece (tri-fold), including car washing info. The piece will be distributed for WVC feedback in FY 08-09. Once finalized, it can be distributed to the public and posted on the website.	WVCWP staff

Saratoga

Santa Clara Valley Urban Runoff Pollution Prevention Program

FY 2007-2008 ANNUAL REPORT

Activity	Source	Work Plan Tasks	Accomplishments	Responsible Party
Vehicle Washing Operations & Pool/ Spa Maint.	CB-1 & CB-12	In classroom presentations, introduce impacts of copper on aquatic life; teach proper methods of car washing and pool & spa drainage using the Enviroscape watershed model.	WVCWP's classroom presentations are scripted to include hands-on activities so that students can watch pollutants, such as copper from car-washing activities & pool draining, flow directly to waterways. In addition to recommending the use of commercial car-wash facilities, WVCWP encourages washing on a gravel or lawn area where wash water is captured and infiltrated. Students also learn about runoff from car wash fundraisers and the need to borrow the WVCWP Car-Wash Kit for any such event. Proper Pool Draining instruction includes photos of a Sanitary Sewer Cleanout, and other graphics about pool & spa drainage. School presentations in FY 07-08 included: *Casa Di Mir Montessori School, Campbell – Presentations for 6-12 year-olds on 2-13-08* *Queen of Apostles Private Elementary School – Presentations for 4th and 5th grade science classes on 4-4-08* *St. Mary's School, Los Gatos –Presentations for kindergarten classes on 5-6-08*	WVWCP staff
Vehicle Washing Operations	CB-1	Promote use of Car Wash Kit. Provide kit; provide training to charity car wash organizers. Document use in A/R. Solicit feedback from participants.	In FY 07-08, a 220 word "Car Washing" article for municipal newsletters was created. The article will run in "The Saratogan" Summer 2008 issue (FY 08-09), and hopefully in additional municipal newsletters in Spring 09. **October 13 & 14, 2007** The WVCWP Carwash Kit was used at a very large fundraiser at Fisher Middle School, LG. Two WVCWP staff attended in order to educate event organizers on Car Wash Kit set up, and spoke to other interested residents The fundraiser was very well-attended (may have raised $10,000) and many attendees were educated about the	WVWCP staff

			Car Wash Kit. 100 Car Wash brochures were distributed. The entire event received extensive media coverage. **September 30, 2007** The Car Wash Kit was also used at the Silicon Valley Roller Girls Carwash Fundraiser in Campbell. The Stormwater Inspector gave instruction about set-up and use of the Kit, and education about carwash runoff. The WVCWP Stormwater Discharge Inspector is available to provide instruction on use of the WVCWP car-wash kit for local fundraising events. He usually attends the events to offer guidance and to help publicize the *West Valley Clean Water Program*. The kit uses about 400 ft. of hose and 300 ft. of extension cord. The car wash kit works extremely well, but can be difficult to set up. Photos of the kit in action are used for classroom presentations.	
Vehicle Washing Operations	CB-1	Within the development project permit process for Group 2 projects, require source control measures at facilities that will conduct vehicle/ equipment washing and maintenance activities (consistent with Permit requirements).	Saratoga did not have any regulated projects in FY07-08 that would conduct vehicle/equipment washing and maintenance activities.	City Engineer; Community Dev Dir & Assoc. Planner / Building Insp
Vehicle Washing Operations	CB-1	Include recommended source controls for vehicle washing in the City's corporation yard SWPPP and continue to train staff to use BMPs.	Source control BMPs are included in the SWPPP. Corp Yard BMP training is covered annually in the Corp Yard Walk Through (see Public Agency Activities section). Municipal staff follow best management practices and continue to ensure that vehicle wash systems in the Corp Yard prevent wash water runoff. Municipal staff viewed the BASMAA training video in 2006.	Streets Maintenance Spvsr & staff

Saratoga

Santa Clara Valley Urban Runoff Pollution Prevention Program

FY 2007-2008 ANNUAL REPORT

Activity	Source	Work Plan Tasks	Accomplishments	Responsible Party
Industrial Copper Control	CB-3	Continue joint Inspections with Fire Dept., targeting industrial sources for copper, e.g. metal plating and metal finishing facilities.	Saratoga does not have any industrial facilities subject to inspection for this pollutant.	SCVC Fire Dept.
Reducing Traffic Congestion	CB-6/7	Within the development permit process, encourage pedestrian oriented design practices (trails) and planning that will accommodate bicyclists (paths).	The West Valley communities encourage best design practices wherever practicable. These small communities tend not to have large developments conducive to requiring alternative transportation within the permitting process. However, the cities and the Town encourage alternatives transportation through other means: For several years, the cities of Monte Sereno and Saratoga, and Town of Los Gatos, have been working with CalTrans on improving bicycle and walking features along the stretch of Hwy 9 that links these 3 municipalities. The stretch is heavily used by bikers and walkers, and improvements would overcome current safety problems, thereby encouraging greater pedestrian/bicycle use of this transportation corridor. In June of 2008, several agencies gathered on Highway 9 in Saratoga to announce nearly $500,000 of unused bond money that can be used to improve safety along this corridor. Improvements will include a T-intersection that will make cars more visible to bicyclists and a street light at Austin Way & Hwy 9. Caltrans estimates the project will be completed in approximately 2 years. The Silicon Valley Leadership Group CEO discovered the unused bicycle improvement money while reading through documents from the California Transportation Commission. Agencies involved in these improvements include Town of Los Gatos, Cities of Monte Sereno and Saratoga, CalTrans, Valley Transportation Authority, Calif. Transportation Commission.	

Sa ga

Santa Clara Valley Urban Runoff Pollution Prevention Program

FY 2007-2008 ANNUAL REPORT

Activity	Source	Work Plan Tasks	Accomplishments	Responsible Party
			In addition, other improvements will be funded by State Bicycle and Pedesterian Improvement grant funding. Bicycle and pedestrian facilities along Hwy 9 from Los Gatos to Saratoga will be improved through a multi-year project. The first phase will improve the bicycle route system to reduce hazards and improve safety for bicyclists along this route. Phase I work was carried out during FY 07-08.	
			SARATOGA: In FY 07-08 Saratoga completed improvements to bike lanes on Herriman Ave. and created a pedestrian walkway for the length of this road. Herriman Ave. is a heavily travelled road running through a residential area, but links 2 main arterials, and links the City's High School and 1 elementary school with the City's Municipal Offices, Library, Middle School, 2 parochial schools and Community College. These institutions all generate large amounts of traffic, but these bicycle and pedestrian improvements should lead to a decrease in vehicular traffic since many students and interested residents will be able to walk or bike from their homes or schools to other venues. Planners and Engineers work with project owners during the permitting process to encourage them to designate a portion of their site, if feasible and appropriate, for open space and walking trails. The City website encourages biking through its *Trail and Bike* maps, showing where striped bike lanes exist, and classifying bike routes according to safety. Pedestrian/equestrian trail maps are posted to encourage walking as an alternative means of transportation.	City Eng, Community Dev Dir/ Planners

Saratoga

Santa Clara Valley Urban Runoff Pollution Prevention Program

FY 2007-2008 ANNUAL REPORT

Activity	Source	Work Plan Tasks	Accomplishments	Responsible Party
Water-shed assessm't and protection	CB-8	Consider watershed protection in all CEQA actions.	All WVC have adopted the CEQA review guidance from SCVURPPP, as documented in the June 2004, *C.3 Stormwater Handbook*, to address water quality as part of the C.3.m implementation.	Planning staff
Water-shed assessm't and protection	CB-8	Continue to receive training and develop understanding of the Hydromodification Management Plan (HMP) and implement HMP Permit requirements on qualifying projects.	In September 2007, municipal engineers from the WVC attended trainings presented by SCVURPPP/ EOA staff on the HMP, including proposed applicability maps. Some additional HMP training was received at the June 3, 2008 SCVURPPP workshop. See Planning Procedures Training Summary for details.	City Eng
Water-shed assessm't and protection	CB-8	Continue to Implement Guidelines & Standards developed by the Water Resources Protection Collaborative for watershed protection. Support new Collaborative issues for watershed protection as they arise.	Campbell, Los Gatos and Saratoga have participated in, and invested significant staff time in, the Water Resources Protection Collaborative. Saratoga adopted the "Guidelines and Standards" in FY06-07	Cmmty Dev Dir/ Planning staff / City Eng.
Street sweeping	CB-11	Conduct regular street sweeping, evaluate efforts and collect data for Annual Report. Saratoga contracts with a Street Sweeping Service – Ensure the contractor uses and maintains effective street sweeping equipment.	The West Valley communities conduct street sweeping in residential areas and more frequent sweeping in commercial areas. Sweeping data is collected and noted in Public Agency Activities (Section # 3) of this report. The West Valley cities do not hesitate to change sweeping contractors if the equipment being used does not measure up to municipal standards. The City's contractor uses an "Air Bear", vacuum type sweeper for areas that are conducive to picking up fine particulates. A broom-type sweeper is used in other areas.	Streets Spvsr and Sweeping Contractor
Outreach on Pool, Spa maint'nce	CB-12	Continue to distribute Pool & Spa maintenance brochure via agency counters, website and during IC/ID inspections.	WV Inspector distributed 40 Pool & Spa brochures to Leslie's pool & spa retail outlets during Sept 2007. Pool & Spa brochures are available at all WVC municipal offices.	WVCWP with Municipal Staff

Sa ga

Santa Clara Valley Urban Runoff Pollution Prevention Program

FY 2007-2008 ANNUAL REPORT

Activity	Source	Work Plan Tasks	Accomplishments	Responsible Party
Use of copper architecture	CB-21	Within the development permit process, continue to limit and discourage use of copper architecture. Inform applicants about the negative water quality impacts related to the use of copper roofing, rain gutters and other copper architecture.	All WV cities discourage copper architecture with the exception of Saratoga and Los Gatos. The Town of Los Gatos is drafting a Residential Design Guideline that will seek to discourage architects and homeowners from using copper by informing them of its environmental implications.	Community Dev Dir, Planners and City Eng
Green Building	CB-21	Provide information about negative impacts of copper architecture and alternative materials via link on West Valley Clean Water website.	Currently, WVCWP and WVC do not have any good outreach material on architectural copper, so in FY 07-08 WVCWP staff worked on creating a draft of a comprehensive copper outreach piece (tri-fold), including architectural copper info. The piece will be distributed for WVC feedback in FY 08-09. Once finalized, it can be distributed to the public and posted as a downloadable PDF on the website.	WVCWP staff
Nickel Action Plan Tasks				
Control Measures for Constr Sites	NB-1	Continue to implement Construction Inspection Performance Standards (Section 5, Construction Inspection section of this work plan).	See Construction Inspection (Section #5) of this report.	
Training on Control Measures for Constr sites & New Dev	NB-1	Attend Construction site management workshops sponsored by Water Board and SCVURPPP for latest erosion/sediment control techniques and continue to attend workshops on post development Stormwater treatment BMPs.	See Construction Inspection Training (Section #5T) of this report.	

Saratoga

Santa Clara Valley Urban Runoff Pollution Prevention Program

FY 2007-2008 ANNUAL REPORT

Copper/Nickel Action Plan Evaluation

Car Wash Outreach - Evaluation:

Additional WVCWP staff have been trained in use of the Car Wash Kit. This will enable increased outreach efforts, as it ensures that staff will be available to set up the Kit at Car Wash fundraising events, and to instruct event organizers in use of the kit. The kit was used successfully at several events in FY 07-08. A *"Clean" Car Washing* article was created, and will run in the Summer issue of the Saratoga municipal newsletter. Depending upon space available, it will run in other WVC newsletters in 2009. In addition, WVCWP staff worked on developing new Car Wash outreach strategies for FY 08-09.

Pool and Spa Maintenance - Evaluation:

In Fall FY 07-08, WVCWP initiated a new outreach effort involving placing Pool & Spa brochures at the major swimming pool retail chain in the area. This fall, staff will return to the stores and check on the status of the brochures, and whether this was an effective form of outreach.

Promotion of Pedestrian Trails And Bike Paths - Evaluation:

The WVC of Los Gatos, Monte Sereno and Saratoga have invested extensive efforts into improving the stretch of State Highway 9 which runs from Saratoga, through Monte Sereno, and into Los Gatos (appx. 4 miles). This stretch is heavily traveled by local residents, and many have expressed an interest in using it for walking and biking, if it were a safer route. In fact, it currently receives a high degree of bike traffic, and some pedestrian traffic. The Cities and Town have worked closely with CalTrans on developing strategies for improving safety on this stretch. Funding has been obtained from various sources and Phase 1 of the improvements was started in FY 07-08.

Street Sweeping - Evaluation:

The West Valley cities continued their street sweeping programs. Campbell and Saratoga are using both vacuum sweepers and broom sweepers, based upon conditions. Los Gatos and Monte Sereno are both swept using regenerative air sweepers. By using vacuum and regenerative air sweepers, all WVC are making concerted efforts to remove fine particulates, including copper, from their roadways.

Training Summary: Copper Action Plan / Nickel Action Plan

Training Description	Date	Attendees
See "Planning Procedures" Training Summary for HMP-related Trainings attended		
See "Construction Inspection" Training Summary for Nickel-related Trainings attended		

THIS PAGE WAS INTENTIONALLY LEFT BLANK

042175

Trash Management

This Page Intentionally Left Blank

042177

TRASH INVENTORY & MANAGEMENT

FY 2007-2008 Work Plan Self Evaluation Matrix

Source	WPActivity	Work Plan Tasks	Accomplishments	Responsible Party
	Program's Trash Work Plan	Long-Term Management Strategy Participate in Trash Ad Hoc Task Group and assist Program staff in developing (and revising per the MRP) long-term trash management strategy for reducing trash in urban streams and waterways and other potential sources that may contribute trash to those areas.	The West Valley Clean Water Program Mgr attended the Trash AHTG meetings and provided feedback from West Valley cities on implementation strategy and tools. Topics this year included issues related to Structural Treatment Control, 303(d) listings and Trash Problem Areas at various creek sites. Reviewed drafts of 'Trash Evaluation & Management Fact Sheet, 2nd Edition'.	WVCWP Mgr to participate in AHTG and coordinate WVC efforts
	Program's Trash Work Plan	Additional Task – not in 07-08 Workplan Participate in Creek Connection Action Group (CCAG) developing long-term trash management strategy for reducing trash in waterways. Address other potential sources which may contribute trash to waterways.	WVCWP Program Manager participated in policy planning meetings held by Heidi McFarland, Santa Clara County Parks Dept, to discuss various proposed projects and overall trash issues. CCAG coordinates the 2 annual county-wide cleanup events. These strategy meetings were aimed at addressing the bigger picture of trash generation.	WVCWP staff attends meetings
	Program's Trash Mgmt Strategy	Implement Trash Management Strategy Begin implementation of long-term trash management strategy for each high priority watershed defined within the technical memorandum entitled *Prioritization of Trash Problem Areas*. This strategy will be provided within the technical memorandum entitled *Long-Term Trash Management Strategy*, which will be developed during FY07-08.	The *Long-Term Trash Management Strategy*, as developed in FY 2007-2008, consists of 3 main points: • Identify Trash Problem Area & Sources • Evaluate & Implement Enhanced Trash BMPs • Assess Effectiveness of BMPs Over Time WVCWP and West Valley Communities staff continued to use assessment tools to identify where Trash Problem Areas, and Trash Sources, existed. Over the past several years, using these tools, it was determined that some sites had at first appeared to be problem areas, but after initial cleanup, the Trash problem did not recur. These sites were then removed from the Trash Problem area list so that resources could be devoted to other sites and other	WVCWP coord w/ Public Works Analyst and Streets Maintenance Spvsr

Saratoga

Santa Clara Valley Urban Runoff Pollution Prevention Program

FY 2007-2008 ANNUAL REPORT

			BMPs. For WVCWP, part of the Trash Management Strategy is to address vehicular generation of litter, and illegal dumping. By participating in the Silicon Valley Anti-Litter Campaign, WVCWP was involved in the initiation of a hotline allowing drivers to report license numbers of vehicles which they see littering. For illegal dumping, a strategy of directly contacting property owners near any sites where dumping occurs has been was initiated several years ago, and has continued. In FY 07-08, 25 homeowners near Smith Creek in Los Gatos were contacted. Current BMP methods are in the process of being evaluated. BMPs include ongoing methods such as streetsweeping, increased use of trash cans for the public, increased scheduling of trash pickup by Municipal staff, institutional regulations such as requiring clean up after events by event permittees, increased communication with Cal Trans, etc. (see Management Practices row, below) Staff will continue to observe the results of BMP implementation in order to assess their effectiveness.	
	Program's Trash Work Plan	Pilot Demonstration Assist Program in implementing Pilot Demonstration Projects which focus on assessing control measure effectiveness.	The West Valley Clean Water Program Mgr attended the Trash AHTG meetings and provided input on behalf of West Valley cities regarding potential pilot demonstrations. The Pilot Demonstration program has been well-publicized. Regular updates to SCV URPPP Management Committee have been given on installation and first wet season results. The Pilot Demonstration was included in the SCVURPPP 'Trash Management and Evaluation, 2nd Ed' document, circulated in May 2008. At the annual WVCWP Streets Maintenance Supervisors' meeting, WV Communities staff and WV Sanitation District staff viewed a presentation by City of Sunnyvale on Sunnyvale's current experience with the Pilot program.	SCVURPPP, City of Sunnyvale, City of San Jose WVCWP staff, Pub Work Director & Public Works Analyst

Sa ga

Santa Clara Valley Urban Runoff Pollution Prevention Program

FY 2007-2008 ANNUAL REPORT

Source	WPActivity	Work Plan Tasks	Accomplishments	Responsible Party
	Trash Work Plan	Evaluations Continue to conduct trash evaluations in a subset of local trash problem areas using the Programs Urban Rapid Trash Assessment (RTA) protocol and/or the KAB Litter index.	WVCWP staff used SCVURPPP's standardized reporting forms to assess trash problems. WVCWP staff conducted **21** assessments at the identified sites and listed problem areas in West Valley communities. The number of assessments included: Campbell **5** Los Gatos **3** Monte Sereno **5** and Saratoga **4.** Although such monitoring usually is limited to drive-by evaluations of a site, several assessments were conducted simultaneously with removal of trash and debris by WVCWP staff.	WVCWP Staff
	Trash Work Plan	Identify and Prioritize Problem Areas Continue to identify and prioritize trash problem areas based on criteria provided by Program staff during FY 06-07.	Identification & prioritization are determined by: • monitoring previously identified problem areas, • using volunteer monitoring during cleanup events at problem sites, • keeping records of areas where Trash has been noted, or illegal dumping has been noted. If the site is noted repeatedly, then identifying it as a Problem Area will be considered. As noted in FY06-07, a few sites were taken off the Priority List, since several years of monitoring demonstrated that trash there was less of an issue than was originally believed. It was decided that staff resources should be concentrated on problem sites in order to be effective. Clean site conditions at the site for the WVCWP biannual Creek Cleanup (San Tomas Aquino Creek at Westmont High School) resulted in removing that site from this year's National River Clean-up Day site list.	WVCWP staff; Parks & Streets Maintenance Supervisors
	Technical Memo: *Trash Mgmt Effective-ness Strategy (FY06-*	Evaluate Trash Management Measures Track existing trash management practices to evaluate effectiveness. Selected effectiveness methods may include using	WVCWP staff used SCVURPPP's standardized reporting forms to identify trash problems. When completed by staff, these forms provide data on trash monitoring and management activities at the listed problem sites.	WVCWP Mgr to participate in AHTG and coordinate WVC efforts

	07)	the Program's Urban Rapid Trash Assessment protocol (Version 1.0) and/or the KAB Litter Index in a subset of high priority trash problem areas.	Completed forms are used for review to determine effectiveness of trash management practices. Discussion was initiated on determining a better means of training on use of trash evaluation tools, in order to ensure standardization among staff and among co-permittees. One Trash Management Measure/ Evaluation Method involves Creek Cleanups and Monitoring. Over several years of Creek Cleanups and monitoring, WVCWP has been able to cut back on cleanups at 2 sites, due to lack of trash at the sites. La Rinconada Park, along Smith Creek in Los Gatos, is a creekside park with a tennis court, lawn area, picnic/ bbq area, playground and a ½ mile long creekside trail. After several cleanups, 1 final cleanup was held, at which there was basically nothing for the volunteers to pick-up, nor monitor. Monitoring showed that construction & remodeling activities for several homes nearby may have been contributing to the trash. Trash included wrappers from construction materials, and food wrappers, etc. probably from construction workers. Once the construction was completed, trash was generally not being generated. San Tomas Aquino Creek, at Westmont High School in Los Gatos, has been the site of biannual Creek Cleanups for some years. The last cleanup was held here in Sept 2007. In Spring 2008 an assessment of the site was conducted. This determined that there was minimal trash, and the regularly-scheduled May Cleanup was cancelled, since there would be virtually nothing for the volunteers to pick up or monitor. The site will be evaluated again in fall and at that time if there doesn't appear to be a regular generation of trash, a recommendation on whether to continue clean-ups at the site will be made. In these instances, it appears that the Creek Cleanups have been an effective Trash Management Measure, and may provide an opportunity to focus efforts in another area (bmp implementation) or other approaches to reducing	

			trash generation.	
	Program's Trash Work Plan	Management Practices Continue to identify and implement trash control measures, where practical and feasible, to reduce trash and debris.	Control measures in addition to scheduled/systematic control measures • notify Caltrans when exceptional litter or debris problems are noticed along highways/freeways and around on-ramps • conduct removal of trash and litter as needed at sites within municipal jurisdiction • remove trash (where feasible) at some sites in Caltrans' jurisdiction • monitor identified problem areas • hold volunteer cleanup events at problem sites, when feasible • highlight litter problems during classroom presentations • WVC IND inspectors and construction site inspectors watch for litter and illegal dumping. Inspectors will consider an accumulation of debris at a site to be a stormwater violation and refer such sites to the WVCWP Stormwater Discharge Inspector. Systematic Control Measures • Trash collection is mandatory for WV residents - via WV Collection & Recycling (WVC&R) • WVC&R holds annual free, curbside Waste Collection days for items weighing up to 70 lbs, wood scraps and other items not usually allowed under weekly collection guidelines • All WVC conduct streetsweeping, with extra sweeping for areas of high trash generation (downtowns) and high leaf drop.	Parks & Streets Spvsrs WVCWP staff to assist
			SARATOGA: Staff, with a few residents, conducted the Sept. 29, 2008 Cleanup along Saratoga Creek at Big Basin Way (see row below: Monitoring/ Citizen Participation). The City is making efforts to reduce the overall level of	Parks & Streets Spvsrs WVCWP staff to assist

Saratoga

Santa Clara Valley Urban Runoff Pollution Prevention Program

FY 2007-2008 ANNUAL REPORT

			trash generated by residents. In conjunction with Santa Clara County Recycling and Waste Reduction Program is promoting 'garage sales' prior to the annual city-wide 'extra collections' day (unlimited curbside pick-up for residents). At the same time, the City has been developing, and is pre-promoting, a new "Community Garage Sale" program which will be implemented in FY 08-09. This is aimed at reducing trash by promoting the theme of reuse.	
	Trash Problem Area Activity Report	Provide City/ Town Specific Information Provide Program staff with specific information on trash management practices implemented within the City's jurisdiction using program-wide standardized reporting forms.	WVCWP staff used SCVURPPP's standardized reporting forms to provide data on trash monitoring and management activities at the listed problem sites. ***Trash Problem Area Evaluation Results*** for each West Valley city, as provided by the Program, are included at the end of this report section.	WVCWP staff coord with PW Analyst
	Program's Trash Work Plan	Submit Annual Report Data Submit Urban Rapid Trash Assessment Surveys, Trash Item Tally Sheets and any other data collection tool to Program staff.	Trash Assessment forms for WV cities were submitted to SCVURPPP in July 2008 for Program-wide analysis and reporting.	WVCWP staff
	SCC Trash Advisory Committee – Education sub-group	Support (TAC) Trash Advisory Committee Continue to attend Santa Clara County TAC meetings with SC County, City of San Jose and the Office of Education. Assist in development and implementation of a five-year outreach plan targeting 16 – 24 yr-olds. *Note: This committee has been renamed as the* "Silicon Valley Anti-Litter Campaign"	WVCWP Program Manager attends General meetings and Education sub-committee meetings. City of Campbell Public Works Director is Co-Chair of the finance sub-committee and a Campbell City Council Member is Co-Chair of the cleanup event subcommittee. The group and sub-committees are going forward with parallel objectives: • Host clean-up events in support of 'Keep America Beautiful' campaign • Design, purchase & distribute window clings reminding drivers to report 'litterbug' sightings (SC County) • Host telephone hotline & website to accept litterbug sightings and generate a letter to vehicle owner stating their vehicle was reported as creating litter on the streets (roads & highways, parking lots, etc)	WVCWP Staff

			• Fund/ solicit support for purchase & distribution of tarps to vehicles w/ uncovered solid waste; distribution is mainly at landfills w/ their cooperation • Begin work on 5-year plan/ strategies, including a request for needed & desired funding	
Citizen Participatio n	See PI/P – Citizen Participation	Monitoring/Citizen Participation Continue to promote citizen participation program to monitor trash near local creeks. Transfer data to trash tally sheets (element of Creek Keeper's Program). See PI/P (Section 6 of this Work Plan)	WVCWP staff conducted 3 trash monitoring / Cleanup events with student and citizen volunteers. The volunteers at all clean-up events were taught to participate in groups and learned how to use the WVCWP trash tally forms to collect the data which helps identify trash sources. **9-15-07 SanTomas Aquino Creek** WVCWP held a cleanup event at Westmont High School in Campbell. Fifty volunteers spent several hours cleaning up the creek. They removed 46 bags of garbage. **9-29-07 Saratoga Creek at Big Basin Way** Joint WVCWP/ Saratoga staff cleanup. Some volunteers helped at this cleanup in Saratoga on Big Basin Way at Hwy 9 along the parking lot and down the creek bank, where possible. This was mainly staff with a small number of volunteer residents. A total of 49 bags of garbage and recyclables were collected. Monitoring showed that the trash source was a combination of littering and illegal dumping. Litter was mainly food wrappers and alcohol & beverage containers. A file cabinet, oven, and 30 ft pipe were removed from creek side. **9-29-07 Saratoga Creek at Wildwood Park** In addition to Big Basin Way, Wildwood Park in Saratoga was cleaned by a West Valley staff member and volunteers. Trash was collected and tallied. One bag of trash was removed. **5-17-08 National River Cleanup Day – Cleanup not needed at regular site - San Tomas Aquino Creek** at Westmont High School – site was very clean WVCWP's annual site for this event was determined to be a very clean site prior to May 17, and not appropriate for	WVCWP Staff

			bringing in a large number of volunteers – i.e. there would hardly be anything to pick up. WVCWP conveyed this information to the County-wide group (Creek Connections Action Group) who concurred with the assessment. WVCWP staff instead supported the cleanup event at Lexington Reservoir Launch Ramp Lot in Los Gatos. This site was hosted by Santa Clara County Parks Dept. WVCWP staff participated as a Training opportunity in order to learn how SC County Parks host a site and handle the volunteer monitoring activities. SEE PI/P ELEMENT for additional info	
			SARATOGA: See 9-29-07 Joint WVCWP/ Saratoga staff cleanup, above: Big Basin Way along Saratoga Creek. City of Saratoga Public Works staff & WVCWP organized and promoted a Creekside Clean-up, and provided City staff.	WVCWP staff coord with PW Analyst

Trash Inventory & Management Evaluation

General Evaluation of Trash Problems

After several years of monitoring trash sites, WVCWP staff is familiar with the sites and the problems that need to be addressed. Two leading trash sources in West Valley communities are "Illegal dumping" and "vehicular litter" (found along highways, freeway-on-and-off-ramps, and smaller arterial roads). The type of litter that is retrieved is predominantly snack, food, beverage and other product packaging and cigarette butts. School lunch yards are another source of trash, and WVCWP regularly holds outreach activities at schools, including cleanups, to address this issue.

Limitations to improving litter control

Since a major source of trash in the WVC is 'vehicular litter', much of it is in CalTrans' jurisdiction, which means that the WVC often do not have direct control of addressing the litter problem. Cities would like to address litter on Highway medians and freeway on and off ramps, but those areas are under Caltrans jurisdiction. Increased communication and partnering with Caltrans are goals of the WV Communities. When a noticeable littering incident is brought to the attention of WVC/WVCWP, CalTrans is contacted and they have been responsive to removing the litter. It is hoped that WVCWP's participation in the Silicon Valley Anti-Litter Campaign *(formerly the SC County Trash Advisory Committee)* will be another means of helping to address, and conduct outreach to, vehicular littering. The first step in this process has been the initiation of a hotline allowing drivers to report vehicles which are observed in the act of littering.

In general, an impediment to more effective litter control is the common problem of lack of funding. Areas which could be helped by increased funding include:

- Cost of staff time for Stormwater Inspector, PW staff and Sheriff's Dept to patrol areas where illegal dumping occurs. Increased funding for patrols could have a big impact on trash in creeks in the WV Communities, where a number of roads border creeks in less-developed areas. Many of these roads are winding with little traffic, and appear to facilitate illegal dumping via their lack of passersby, who might otherwise deter a perpetrator.
- Cost of publicity for anti-littering campaigns and advertising creek clean-ups, community clean-ups, and e-waste recycling.

- Staff time to organize volunteer clean-ups and handle publicity.

Another major issue is homeless encampments. Placement of trash cans near homeless encampments has been discussed, but it has been determined that this can be seen as "encouragement" and then becomes a liability issue.

Dumpster Area Inspections & Education for Local Businesses

The WVCWP Inspector checks the dumpster areas of the downtown restaurants in each of the West Valley communities for signs of illegal dumping or debris around open dumpsters. He provides urban runoff education as needed, including the importance of keeping dumpster lids closed, and locked if necessary. This method of informal visits and issuing *Notices To Comply* has helped to reduce the amount of trash-related dumpster violations over the past years.

Outreach: Illegal Dumping

In a strategy to raise awareness of illegal dumping in neighborhoods, WVCWP responded aggressively to an illegal dumping incident in a Los Gatos residential area. Town of LG maintenance crews had discovered illegally dumped yard waste and trash behind houses on Montclair Rd. The site was examined by the WVCWP Inspector. The materials had been dumped near the stormwater drainage culvert, which ultimately feeds to Smith Creek.

WVCWP and Town of LG chose to raise awareness via a letter to residents, and doorhangers placed on doors in the neighborhood. Appx. 25 homes were directly contacted in this manner. These efforts were aimed at both educating residents that such dumping is illegal, and encouraging residents to call and report any such dumping they may see. This technique will continue to be used by WVC, if/when similar situations arise.

Educational Outreach to Students and Teachers in Local Schools

WVCWP staff responded to every opportunity to talk about trash and littering with students. The trash topic is always included in classroom Enviroscape presentations. Local students have been responsive to outreach efforts requesting volunteers at Clean-up events.

In FY 08-09, WVCWP will direct staff time to a new task of developing a structured Schoolyard Trash Cleanup Program with interested pilot schools.

Creek Keeper Events – Volunteer Participation - Trash Identification, Tallying & Pick-up

The WVC are all small, but have been successful in promoting volunteer participation from residents. Volunteer involvement in various clean-ups has been a measure of the success of outreach programs. A number of residents have become actively involved in clean-ups, which is also perhaps an indication of the mindset of small town residents, who may be eager to make a difference in their community. WVCWP will make efforts to continue efforts to partner with residents in combating local Trash problems.

WVCWP has been particularly successful in recruiting student volunteers for creek cleanups and the task of trash tallying. Each event is opened with a brief talk on the trash problem affecting our creeks and Bay. The WVCWP's trash tally form was designed to be easy for students to use. Categories on the form reflect the trash types that are most often found in West Valley locations. In May 2008, 2 WVCWP staff members supported a Los Gatos cleanup site hosted by SC County Parks Dept; this allowed staff to gain a perspective on methods used by the Parks Dept. to train volunteers in Trash Monitoring activities.

Volunteers have been very enthusiastic about local clean-up events.

Saratoga Creek at Big Basin Way and Sunnyvale-Saratoga Road is a heavily vegetated area with a steep bank that tends to be used for illegal dumping. Saratoga Creek lies adjacent to the parking lot of businesses along Big Basin Way; the buildings shield the parking lot from view, making it easy for perpetrators to dump into the creek without being seen. The Sheriff has been notified of the problem, and deputies patrol the area when possible.

This area of Saratoga Creek has received attention from the City of Saratoga and WVCWP, along with volunteers, for the past several years. Cleanups have been conducted along the parking lot and down the bank, where possible. Labor in 07-08 was mainly staff with the a few volunteers. A total of 49 bags of garbage

and recyclables were collected. The trash bags showed mainly alcohol, beverage containers, and food wrappers. Saratoga's maintenance staff removed several illegally-dumped items including a file cabinet, oven, and 30 ft pipe from creek side. The banks of the creek are very steep with litter lodged between trees and vegetation about 25 feet from the high-water line. WVCWP staff will continue to monitor and remove trash from the accessible areas at the edge of the downtown parking area.

Overall Trash Management Evaluation

In general, WVC residents appear to be conscientious about litter and aware of how their actions have a direct impact on 'clean/green areas'. Many residents are also avid supporters of maintaining the environment because they utilize the amenities they gain from such surroundings – biking, hiking, natural scenery, etc. Some West Valley schools have student volunteer groups that conduct schoolyard clean ups, and some have even adopted stretches of their neighboring creeks. While WVCWP conducts anti-litter outreach activities for residents, the WVC still need to address litter from vehicular traffic and illegal dumping, which may not be originating with local residents, so it is hard to address via outreach efforts in the WVC.

In this light, the WVC's best chance for success in dealing with the trash problem is to partner with other agencies and work with a well-organized regional group. WVCWP staff have become actively involved in the Silicon Valley Anti-Litter Campaign *(formerly the SC County Trash Advisory Committee)*, especially the Educational Outreach sub-group. WVCWP has also worked on developing a working partnership with CalTrans.

In its efforts to address litter problems by moving 'up' the trash stream, WVCWP will direct staff time in FY 08-09 towards developing a structured Schoolyard Cleanup Program with interested local schools. Staff will be contacting schools bordering creeks to determine interest, and developing a program which schools can institutionalize and implement on an on-going basis. It is hoped that initial efforts will prove successful, and the program can be expanded to include a number of schools. This would result in cleaner areas directly adjacent to creeks, less trash generated from school yards, and families with increased awareness of trash problems in their watershed. The goal is to move up from the creeksides, where public accessibility is limited - up the trash source line, and reduce the amount of trash that hits the ground through education and habit-forming guidance.

New data management methods within the WV Sanitation District are allowing generation of more detailed reports on stormdrain inspection findings. The WVC are working with WVSD on stormdrain report analysis related to Trash, in order to improve identification of possible Trash sources and problem areas.

Trash Problem Area Evaluation Results by Copermittee & Watershed

ID #	Date	Location	Assessment Tool	Score	Existing Management Actions	Recommended Management Actions and/or Future Evaluations
Campbell						
					Guadalupe River	
CA08a	11/15/2007	Hwy 17 (Fwy 880) exit northbound at White Oaks Rd	KAB	2	Assess once or twice a year and notify Caltrans when litter is excessive. Fast food trash was observed on the freeway off-ramp. Caltrans jurisdiction.	Continue to assess once a year, when feasible. Notify Caltrans when debris is excessive.
CA04	11/15/2007	White Oaks Rd (west side of street) from Redding Rd.to Shelley Ave near a water ditch and Hwy 17 off-ramp	KAB	2	Assess once or twice a year. City has regular maintenance schedule.	City conducts regular maintenance. Continue to assess once or twice per year w/ additional cleanup if feasible Roadside near waterway (ditch) is littered.
					San Tomas Aquino Creek	
CA11	9/12/2007	4805 Westmont Avenue behind Westmont High School along San Tomas Aquino Creek - third stretch of 100 ft	RTA	101	Conduct volunteer creek cleanup events twice a year in fall and spring. During FY 06-07, staff completed urban RTA assessments for five consecutive 100' stretches. However, creek cleanup covered a greater distance.	Continue to assess and hold creek clean ups twice a year.
CA11	9/12/2007	4805 Westmont Avenue behind Westmont High School along San Tomas Aquino Creek - second stretch of 100 ft	RTA	106	Conduct volunteer creek cleanup events twice a year in fall and spring. During FY 06-07, staff completed urban RTA assessments for five consecutive 100' stretches. However, creek cleanup covered a greater distance.	Continue to assess and hold creek clean ups twice a year.
CA11	11/15/2007	4805 Westmont Avenue behind Westmont High School along San Tomas Aquino Creek - fourth stretch of 100 ft	KAB	1	Conduct volunteer creek cleanup events twice a year in fall and spring. During FY 06-07, staff completed urban RTA assessments for five consecutive 100' stretches. However, creek cleanup covered a greater distance.	Continue to assess and hold creek clean ups twice a year.

Trash Problem Area Evaluation Results by Copermittee & Watershed

ID #	Date	Location	Assessment Tool	Score	Existing Management Actions	Recommended Management Actions and/or Future Evaluations
Los Gatos						
					Guadalupe River	
LG06	11/14/2007	Monte Bello Way at Main St, near downtown parking at Town Plaza (park)	KAB	2	Conduct KAB assessments once or twice a year. Town has a regular maintenance schedule.	Continue to assess and provide outreach to residents and businesses. Town will keep regular maintenance schedule.
					San Tomas Aquino Creek	
LG08	11/14/2007	Quito Rd on both sides of Mt.Claire Rd	KAB	3	Conduct KAB assessments once or twice a year.	Continue to assess once or twice a year and clean creek banks when trash becomes excessive.
LG07	11/14/2007	Quito Rd from Old Adobe Rd to Pollard Rd	KAB	1	Conduct KAB assessments once or twice a year.	Continue to assess once or twice per year and pick up trash as needed.

Trash Problem Area Evaluation I ts by Copermittee & Watershed

ID #	Date	Location	Assessment Tool	Score	Existing Management Actions	Recommended Management Actions and/or Future Evaluations
Monte Sereno						
					Guadalupe River	
MS05	11/15/2007	Hwy 9 (Ridgecrest Ave to Rose Ave)	KAB	1	Assess once or twice a year. Notify Caltrans when litter is excessive.	Assess once or twice a year. Conduct cleanup once a year if feasible. Notify Caltrans when litter is excessive.
MS01	11/15/2007	Hwy 9 (Rose Ave to Grandview Dr) including medians	KAB	1	Assess once or twice a year. Try to arrange a day to pick up litter. This area is in Caltrans jurisdiction along Hwy 9.	Assess once or twice a year. West Valley staff will cleanup once a year if feasible. Notify Caltrans when litter is excessive.
					San Tomas Aquino Creek	
MS02	11/15/2007	Hwy 9 (Grandview Dr to Daves Ave)	KAB	2	Assess once or twice a year. Try to arrange a day to pick up litter. This area is in Caltrans jurisdiction along Hwy 9.	Assess once or twice a year. West Valley staff will cleanup once a year if feasible. Notify Caltrans when litter is excessive.
MS03	11/15/2007	Hwy 9 (Daves Ave to Quito Rd)	KAB	1	Assess once or twice a year. Try to arrange a day to pick up litter. This area is in Caltrans jurisdiction along Hwy 9.	Continue to monitor and try arrange a WVCWP cleanup. Site is in Caltrans jurisdiction.
MS04	11/15/2007	Hwy 9 (Blythswood Dr to Ridgecrest Ave.)	KAB	1	Assess once or twice a year. Try to arrange a day to pick up litter. This area is in Caltrans jurisdiction along Hwy 9.	Assess once or twice a year. Conduct cleanup once a year if feasible. Notify Caltrans when litter is excessive.

Trash Problem Area Evaluation Results by Copermittee & Watershed

ID #	Date	Location	Assessment Tool	Score	Existing Management Actions	Recommended Management Actions and/or Future Evaluations
Saratoga						
					San Tomas Aquino Creek	
SA03	9/18/2007	First 200' stretch of the creek from Highway 9 behind Big Basin Way. Represents the gas station and commercial parking lot area behind Big Basin Way to the top bank of Saratoga Creek.	RTA	64	Current practice includes assessment and cleanup at least once a year.	Not all debris can be tallied and collected at this site due to steep banks and vegetation. WVCWP staff will 1) continue to monitor and pick up trash in the accessible area at the top of the creek's bank; 2) continue to coordinate volunteer clean up even
SA03	11/14/2007	First 200' stretch of the creek from Highway 9 behind Big Basin Way. Represents the gas station and commercial parking lot area behind Big Basin Way to the top bank of Saratoga Creek.	KAB	2	The site is located behind restaurants and commercial establishments. Most of the litter is from pedestrians and trash that is left at the edge of the parking lot near the guardrail at the top of the creek bank. Current practice includes assessment at least once or twice a year.	Creek access is difficult due to steep slopes and dense vegetation. WVCWP staff will continue to monitor trash and work with Saratoga staff and volunteers to hold cleanups when feasible. Provide additional outreach to businesses and continue to assess an
SA02	11/14/2007	A 400' stretch of Wildcat Creek near Sacred Heart School upstream of the previous SA02 site that was near Fruitvale Ave. by City Hall to Sacred Heart School	KAB	1	This site is on property owned by a private school. Cleanups are conducted annually when feasible. There are a few residential homes nearby but the site is not easily accessed because it is fenced off and locked. The school has adopted this stretch of Wildcat Creek.	Continue to work with teachers on presentations to promote anti-litter and anti-dumping activities. Coordinate annual cleanups with Urban RTA assessments, as feasible.
SA05	11/14/2007	125 ft stretch of Quito Rd. from Sobey Rd. (near Hwy 9) extending toward Bicknell Rd.	KAB	1	This is an additional site that was cleaned due to a noticeable increase of trash along Quito Rd. This site is in close proximity to San Tomas Aquino Creek.	Quito Rd is in Caltrans jurisdiction. WVCWP will provide cleanup as time permits due to the potential for trash ending up in nearby San Tomas Aquino Creek.

Urban Rapid Trash Assessment Worksheet

Santa Clara Valley Urban Runoff Pollution Prevention Program

WATERSHED/STREAM: Saratoga Creek DATE/TIME: 9-18-2007
MONITORING GROUP, STAFF: WVCWP and Saratoga staff STATION ID SA3
STATION NAME /LOCATION: Big Basin Way behind rest. and businesses

	CONDITION CATEGORY			
Trash Assessment Parameter	**Least Disturbed (Optimal Urban)**	**Sub optimal Urban**	**Marginal Urban**	**Poor**
1. Level of Trash	On first glance, little or no trash visible. Little or no trash evident when streambed and stream banks are closely examined for litter and debris, for instance by looking under leaves.	On first glance, trash is evident in low levels. After close inspection small levels of trash evident in stream bank and streambed.	Trash is evident in medium on first glance. Stream, bank surfaces, and riparian zone contain litter and debris. Evidence of site being used by people: scattered cans, bottles, food wrappers, blankets, clothing.	Trash distracts the eye on first glance. Stream, bank surfaces, and immediate riparian zone contain substantial levels of litter and debris Evidence of site being used frequently by people: many cans, bottles, and food wrappers, blankets, clothing.
SCORE	20 [redacted] 18 17 16	15 14 13 12 11	10 9 8 7 6	5 4 3 2 1 0
2. Actual Number of Trash Items Found	0 to 100 trash items found based on a trash assessment of a 100-foot stream reach.	101 to 250 trash items found based on a trash assessment of a 100-foot stream reach.	251 to 500 trash items found based on a trash assessment of a 100-foot stream reach.	Over 500 trash items found based on a trash assessment of a 100-foot stream reach.
SCORE	20 19 18 17 16	15 14 [redacted] 12 11	10 9 8 7 6	5 4 3 2 1 0
3. Transportable, Persistent, Buoyant Litter	Little or no (< 25 pieces) transportable, persistent, buoyant litter such as: hard or soft plastics, styrofoam, balloons, cigarette butts.	Low to medium presence (26-75 pieces) of transportable, persistent, buoyant litter such as: hard or soft plastics, styrofoam, balloons, cigarette butts.	Medium prevalence (76-200 pieces) of transportable, persistent, buoyant litter such as: hard or soft plastics, styrofoam, balloons, cigarette butts.	Large amount (>200 pieces) of transportable, persistent, buoyant litter such as: hard or soft plastics, balloons, styrofoam, cigarette butts;
SCORE	20 19 18 17 16	15 14 13 12 11	10 9 8 7 6	[redacted] 4 3 2 1 0
4. Biohazard, Toxic and Sharp Objects	B: Trash contains no medical waste, diapers, pet or human waste. No evidence of toxic substances such as chemical containers or batteries. Only 1 piece of broken glass or metal debris, if any, is present.	B: No toxic substances, but small presence (2-10 pieces) of sharp objects such as broken glass and metal debris.	Presence of **any one** of the following: hypodermic needles or other medical waste; used diaper, pet waste, or human feces; any toxic substance such as chemical containers, batteries, or fluorescent light bulbs. Medium to high prevalence (11-50 pieces) sharp objects.	Presence of **more than one** of the items described in the marginal condition category, and/or high prevalence of (> 50) sharp objects.
Site Accessibility	A: Access is difficult, restricted by locked gate or some other physical barrier like steep banks or thick riparian veg. Site reach does not appear to be used by people. Might be private property or protected watershed.	A: Access is limited and site reach does not appear to be used by people. No trails down to creek.	A: Public access to reach is fair to good but site does not appear to be used frequently, **or** private access is good without any public access.	A: Excellent reach access including trails down to and adjacent creek and creekside space for sitting down. Some evidence that reach is used frequently by the public (e.g. rope swings, many beer/soda cans and food wrappers left on the banks, etc.).
B SCORE	10 [redacted]	8 7 6	5 4 3	2 1 0
A SCORE	10 9	8 7 6	5 4 3	2 1 [redacted]

Urban Rapid Trash Assessment Worksheet

Santa Clara Valley Urban Runoff Pollution Prevention Program

	CONDITION CATEGORY			
Trash Assessment Parameter	**Least Disturbed (Optimal Urban)**	**Sub optimal Urban**	**Marginal Urban**	**Poor**
5. Illegal Dumping	D: No evidence of illegal dumping. No bags of trash, no yard waste, no household items placed at site to avoid proper disposal, no shopping carts.	D: Some evidence of illegal dumping. Limited vehicular access limits the amount of potential dumping, or material dumped is diffuse paper-based debris.	D: Presence of **one** of the following: furniture, appliances, shopping carts, bags of garbage or yard waste, coupled with vehicular access that facilitates in-and-out dumping of materials to avoid landfill costs.	D: Evidence of chronic dumping, with **more than one** of the following items: furniture, appliances, shopping carts, bags of garbage, or yard waste. Easy vehicular access for in-and-out dumping of materials to avoid landfill costs.
Illegal Littering	L: Any trash is incidental litter or carried downstream from another location.	L: Some evidence of litter within creek and banks originating from adjacent land uses	L: Prevalent in-stream or shoreline littering that appears to originate from adjacent land uses.	L: Large amountof litter within creek and on banks that appears to originate from adjacent land uses.
D-SCORE	10 9	8 7 6	5 4 3	1 0
L-SCORE	10 9	8 7 6	5 4 3	2 1
6. Accum-ulation of Trash	There does not appear to be a problem with trash accumulation from downstream transport. Trash, if any, appears to have been directly deposited at the stream location.	Some evidence that litter and debris have been transported from upstream areas to the location, based on evidence such as silt marks, faded colors or location near high water line.	Evidence that trash is carried to the location from upstream, as evidenced by its location near high water line, siltation marks on the debris, or faded colors.	Trash appears to have accumulated in substantial quantities at the location based on delivery from upstream areas, and is in various states of degradation based on its persistence in the waterbody. A large percentage of trash items have been carried to the location from upstream.
SCORE	20 19 18 17 16	15 14 13 12 11	10 9 8 7 6	5 4 3 2 1 0

Total Score 106

SITE DEFINITION:

UPPER/LOWER BOUNDARIES OF REACH: _____

HIGH WATER LINE: _____

UPPER EXTENT OF BANKS OR SHORE: _____

NOTES:

Saratoga Creek
9-29-07 SA03
Creek Monitoring Summary

Use tick marks in the Category that the trash belongs in (i.e. plastic bag goes in PLASTIC).
At the end of the cleanup, total the tallies, & write the **total** next to the heading.

PLASTIC	226	**PAPER**	73
bags	11	bags	73
bottles	33	cardboard	
buckets		cartons	
caps, lids	27	cups	
milk jugs		newspaper	
pieces	155	pieces	
rope			
6-pack holders		**RUBBER**	
toys		balloons	
		gloves	
STYROFOAM	5	tires	
cups, spoons, forks, straws			
egg cartons		**GLASS**	27
fast food containers		bottles	27
meat trays		light bulbs	
pieces	5		
		WOOD	2
METAL	37	broken pieces	2
bottle caps		pallets/large items	
cans			
pieces		**CLOTH**	8
wire		clothing	8
Aluminum	37	rugs	
CIGARETTE BUTTS	97		
		OTHER	11

End of Day Totals

Estimate Length of creek section in miles, i.e. 1/10 mile, 1/8 mile	½ mile	Weight of recyclable trash	6 Bags
Number of bags of trash collected	49	Weight of non-recyclable trash	43 Bags

Questionnaire

1. Describe the stretch of creek monitored using descriptors of boundaries such as landmarks or cross streets. Only monitored 100 ft., cleaned approx. 400 ft of creek bank from Hwy 9 and Big Basin Way to Wildwood Park.

2. What types of trash were most commonly found? Beverage containers , liquor bottles, and food wrappers.

3. List the most unusual items found. Filing Cabinet, oven, and a 30ft pipe.

4. Rate from one to five how dirty or clean the creek was, with one being pristine clean.

   (Circle one) 1 2 3 4 5

THIS PAGE INTENTIONALY LEFT BLANK

042195

Urban Rapid Trash Assessment Worksheet

Santa Clara Valley Urban Runoff Pollution Prevention Program

WATERSHED/STREAM: San Thomas Aquino DATE/TIME: 9-12-2007
MONITORING GROUP, STAFF: WVCWP STATION ID CA11
STATION NAME /LOCATION: Westmont Ave. Campbell 1st Hundred feet

	CONDITION CATEGORY			
Trash Assessment Parameter	**Least Disturbed (Optimal Urban)**	**Sub optimal Urban**	**Marginal Urban**	**Poor**
1. Level of Trash	On first glance, little or no trash visible. Little or no trash evident when streambed and stream banks are closely examined for litter and debris, for instance by looking under leaves.	On first glance, trash is evident in low levels. After close inspection small levels of trash evident in stream bank and streambed.	Trash is evident in medium on first glance. Stream, bank surfaces, and riparian zone contain litter and debris. Evidence of site being used by people: scattered cans, bottles, food wrappers, blankets, clothing.	Trash distracts the eye on first glance. Stream, bank surfaces, and immediate riparian zone contain substantial levels of litter and debris Evidence of site being used frequently by people: many cans, bottles, and food wrappers, blankets, clothing.
SCORE	20 [redacted] 18 17 16	15 14 13 12 11	10 9 8 7 6	5 4 3 2 1 0
2. Actual Number of Trash Items Found	0 to 100 trash items found based on a trash assessment of a 100-foot stream reach.	101 to 250 trash items found based on a trash assessment of a 100-foot stream reach.	251 to 500 trash items found based on a trash assessment of a 100-foot stream reach.	Over 500 trash items found based on a trash assessment of a 100-foot stream reach.
SCORE	20 19 [redacted] 17 16	15 14 13 12 11	10 9 8 7 6	5 4 3 2 1 0
3. Transportable, Persistent, Buoyant Litter	Little or no (< 25 pieces) transportable, persistent, buoyant litter such as: hard or soft plastics, styrofoam, balloons, cigarette butts.	Low to medium presence (26-75 pieces) of transportable, persistent, buoyant litter such as: hard or soft plastics, styrofoam, balloons, cigarette butts.	Medium prevalence (76-200 pieces) of transportable, persistent, buoyant litter such as: hard or soft plastics, styrofoam, balloons, cigarette butts.	Large amount (>200 pieces) of transportable, persistent, buoyant litter such as: hard or soft plastics, balloons, styrofoam, cigarette butts;
SCORE	[redacted] 19 18 17 16	15 14 13 12 11	10 9 8 7 6	5 4 3 2 1 0
4. Biohazard, Toxic and Sharp Objects	B: Trash contains no medical waste, diapers, pet or human waste. No evidence of toxic substances such as chemical containers or batteries. Only 1 piece of broken glass or metal debris, if any, is present.	B: No toxic substances, but small presence (2-10 pieces) of sharp objects such as broken glass and metal debris.	Presence of **any one** of the following: hypodermic needles or other medical waste; used diaper, pet waste, or human feces; any toxic substance such as chemical containers, batteries, or fluorescent light bulbs. Medium to high prevalence (11-50 pieces) sharp objects.	Presence of **more than one** of the items described in the marginal condition category, and/or high prevalence of (> 50) sharp objects.
Site Accessibility	A: Access is difficult, restricted by locked gate or some other physical barrier like steep banks or thick riparian veg. Site reach does not appear to be used by people. Might be private property or protected watershed.	A: Access is limited and site reach does not appear to be used by people. No trails down to creek.	A: Public access to reach is fair to good but site does not appear to be used frequently, **or** private access is good without any public access.	A: Excellent reach access including trails down to and adjacent creek and creekside space for sitting down. Some evidence that reach is used frequently by the public (e.g. rope swings, many beer/soda cans and food wrappers left on the banks, etc.).
B SCORE	10 9	8 7 6	5 [redacted] 3	2 1 0
A SCORE	[redacted] 9	8 7 6	5 4 3	2 1 0

Urban Rapid Trash Assessment Worksheet

Santa Clara Valley Urban Runoff Pollution Prevention Program

	CONDITION CATEGORY			
Trash Assessment Parameter	**Least Disturbed (Optimal Urban)**	**Sub optimal Urban**	**Marginal Urban**	**Poor**
5. Illegal Dumping	D: No evidence of illegal dumping. No bags of trash, no yard waste, no household items placed at site to avoid proper disposal, no shopping carts.	D: Some evidence of illegal dumping. Limited vehicular access limits the amount of potential dumping, or material dumped is diffuse paper-based debris.	D: Presence of **one** of the following: furniture, appliances, shopping carts, bags of garbage or yard waste, coupled with vehicular access that facilitates in-and-out dumping of materials to avoid landfill costs.	D: Evidence of chronic dumping, with **more than one** of the following items: furniture, appliances, shopping carts, bags of garbage, or yard waste. Easy vehicular access for in-and-out dumping of materials to avoid landfill costs.
Illegal Littering	L: Any trash is incidental litter or carried downstream from another location.	L: Some evidence of litter within creek and banks originating from adjacent land uses	L: Prevalent in-stream or shoreline littering that appears to originate from adjacent land uses.	L: Large amountof litter within creek and on banks that appears to originate from adjacent land uses.
D-SCORE	10 9	7 6	5 4 3	2 1 0
L-SCORE	10 9	8 7	5 4 3	2 1 0
6. Accum-ulation of Trash	There does not appear to be a problem with trash accumulation from downstream transport. Trash, if any, appears to have been directly deposited at the stream location.	Some evidence that litter and debris have been transported from upstream areas to the location, based on evidence such as silt marks, faded colors or location near high water line.	Evidence that trash is carried to the location from upstream, as evidenced by its location near high water line, siltation marks on the debris, or faded colors.	Trash appears to have accumulated in substantial quantities at the location based on delivery from upstream areas, and is in various states of degradation based on its persistence in the waterbody. A large percentage of trash items have been carried to the location from upstream.
SCORE	20 19 18 17	15 14 13 12 11	10 9 8 7 6	5 4 3 2 1 0

Total Score 101

SITE DEFINITION:

UPPER/LOWER BOUNDARIES OF REACH: _____

HIGH WATER LINE: _____

UPPER EXTENT OF BANKS OR SHORE: _____

NOTES:

Urban Rapid Trash Assessment Worksheet

Santa Clara Valley Urban Runoff Pollution Prevention Program

WATERSHED/STREAM: San Thomas Aquino DATE/TIME: 9-12-2007
MONITORING GROUP, STAFF: WVCWP STATION ID CA11
STATION NAME /LOCATION: Westmont Ave Campbell 2nd Hundred Ft.

	CONDITION CATEGORY			
Trash Assessment Parameter	**Least Disturbed (Optimal Urban)**	**Sub optimal Urban**	**Marginal Urban**	**Poor**
1. Level of Trash	On first glance, little or no trash visible. Little or no trash evident when streambed and stream banks are closely examined for litter and debris, for instance by looking under leaves.	On first glance, trash is evident in low levels. After close inspection small levels of trash evident in stream bank and streambed.	Trash is evident in medium on first glance. Stream, bank surfaces, and riparian zone contain litter and debris. Evidence of site being used by people: scattered cans, bottles, food wrappers, blankets, clothing.	Trash distracts the eye on first glance. Stream, bank surfaces, and immediate riparian zone contain substantial levels of litter and debris Evidence of site being used frequently by people: many cans, bottles, and food wrappers, blankets, clothing.
SCORE	20 ■ 18 17 16	15 14 13 12 11	10 9 8 7 6	5 4 3 2 1 0
2. Actual Number of Trash Items Found	0 to 100 trash items found based on a trash assessment of a 100-foot stream reach.	101 to 250 trash items found based on a trash assessment of a 100-foot stream reach.	251 to 500 trash items found based on a trash assessment of a 100-foot stream reach.	Over 500 trash items found based on a trash assessment of a 100-foot stream reach.
SCORE	■ 19 18 17 16	15 14 13 12 11	10 9 8 7 6	5 4 3 2 1 0
3. Transportable, Persistent, Buoyant Litter	Little or no (< 25 pieces) transportable, persistent, buoyant litter such as: hard or soft plastics, styrofoam, balloons, cigarette butts.	Low to medium presence (26-75 pieces) of transportable, persistent, buoyant litter such as: hard or soft plastics, styrofoam, balloons, cigarette butts.	Medium prevalence (76-200 pieces) of transportable, persistent, buoyant litter such as: hard or soft plastics, styrofoam, balloons, cigarette butts.	Large amount (>200 pieces) of transportable, persistent, buoyant litter such as: hard or soft plastics, balloons, styrofoam, cigarette butts;
SCORE	20 ■ 18 17 16	15 14 13 12 11	10 9 8 7 6	5 4 3 2 1 0
4. Biohazard, Toxic and Sharp Objects	B: Trash contains no medical waste, diapers, pet or human waste. No evidence of toxic substances such as chemical containers or batteries. Only 1 piece of broken glass or metal debris, if any, is present.	B: No toxic substances, but small presence (2-10 pieces) of sharp objects such as broken glass and metal debris.	Presence of **any one** of the following: hypodermic needles or other medical waste; used diaper, pet waste, or human feces; any toxic substance such as chemical containers, batteries, or fluorescent light bulbs. Medium to high prevalence (11-50 pieces) sharp objects.	Presence of **more than one** of the items described in the marginal condition category, and/or high prevalence of (> 50) sharp objects.
Site Accessibility	A: Access is difficult, restricted by locked gate or some other physical barrier like steep banks or thick riparian veg. Site reach does not appear to be used by people. Might be private property or protected watershed.	A: Access is limited and site reach does not appear to be used by people. No trails down to creek.	A: Public access to reach is fair to good but site does not appear to be used frequently, **or** private access is good without any public access.	A: Excellent reach access including trails down to and adjacent creek and creekside space for sitting down. Some evidence that reach is used frequently by the public (e.g. rope swings, many beer/soda cans and food wrappers left on the banks, etc.).
B SCORE	10 9	8 7 6	■ 4 3	2 1 0
A SCORE	■ 9	8 7 6	5 4 3	2 1 0

Urban Rapid Trash Assessment Worksheet

Santa Clara Valley Urban Runoff Pollution Prevention Program

	CONDITION CATEGORY			
Trash Assessment Parameter	**Least Disturbed (Optimal Urban)**	**Sub optimal Urban**	**Marginal Urban**	**Poor**
5. Illegal Dumping	D: No evidence of illegal dumping. No bags of trash, no yard waste, no household items placed at site to avoid proper disposal, no shopping carts.	D: Some evidence of illegal dumping. Limited vehicular access limits the amount of potential dumping, or material dumped is diffuse paper-based debris.	D: Presence of **one** of the following: furniture, appliances, shopping carts, bags of garbage or yard waste, coupled with vehicular access that facilitates in-and-out dumping of materials to avoid landfill costs.	D: Evidence of chronic dumping, with **more than one** of the following items: furniture, appliances, shopping carts, bags of garbage, or yard waste. Easy vehicular access for in-and-out dumping of materials to avoid landfill costs.
Illegal Littering	L: Any trash is incidental litter or carried downstream from another location.	L: Some evidence of litter within creek and banks originating from adjacent land uses	L: Prevalent in-stream or shoreline littering that appears to originate from adjacent land uses.	L: Large amountof litter within creek and on banks that appears to originate from adjacent land uses.
D-SCORE	10 9	8 7 6	5 4 3	2 1 0
L-SCORE	10 9	8 7	5 4 3	2 1 0
6. Accum-ulation of Trash	There does not appear to be a problem with trash accumulation from downstream transport. Trash, if any, appears to have been directly deposited at the stream location.	Some evidence that litter and debris have been transported from upstream areas to the location, based on evidence such as silt marks, faded colors or location near high water line.	Evidence that trash is carried to the location from upstream, as evidenced by its location near high water line, siltation marks on the debris, or faded colors.	Trash appears to have accumulated in substantial quantities at the location based on delivery from upstream areas, and is in various states of degradation based on its persistence in the waterbody. A large percentage of trash items have been carried to the location from upstream.
SCORE	20 19 18 16	15 14 13 12 11	10 9 8 7 6	5 4 3 2 1 0

Total Score __106__

SITE DEFINITION:

UPPER/LOWER BOUNDARIES OF REACH: _____

HIGH WATER LINE: _____

UPPER EXTENT OF BANKS OR SHORE: _____

_____

NOTES:

_____

_____

_____

_____

_____

_____

_____

San Thomas Aquino Creek
9-15-2007
Creek Monitoring Summary

Use tick marks in the Category that the trash belongs in (i.e. plastic bag goes in PLASTIC).
At the end of the cleanup, total the tallies, & write the **total** next to the heading.

PLASTIC	
bags	142
bottles	70
buckets	
caps, lids	61
milk jugs	
pieces	409
rope	
6-pack holders	2
toys	13
pipe	4
STYROFOAM	
cups, spoons, forks, straws	87
egg cartons	
fast food containers	
meat trays	
pieces	39
METAL	
bottle caps	14
9cans	116
pieces	85
wire	4
pipe	3
CIGARETTE BUTTS	232

PAPER	
bags	1
cardboard	27
cartons	
cups	
newspaper	
pieces	320
RUBBER	
balloons	25
gloves	
tires	
other	11
GLASS	
bottles	19
light bulbs	
pieces	75
WOOD	
broken pieces	27
pallets/large items	
CLOTH	
clothing	19
rugs	
OTHER	81

End of Day Totals

Estimate Length of creek section in miles, i.e. 1/10 mile, 1/8 mile	1.5 miles	Weight of recyclable trash	77 lbs
Number of bags of trash collected	46	Weight of non-recyclable trash	115 lbs

Questionnaire

1. Describe the stretch of creek monitored using descriptors of boundaries such as landmarks or cross streets. _____

2. What types of trash were most commonly found? Paper and glass

3. List the most unusual items found. Microwave oven

4. Rate from one to five how dirty or clean the creek was, with one being pristine clean.

(Circle one) 1 2 [redacted] 4 5

THIS PAGE INTENTIONALY LEFT BLANK

042201

Urban Rapid Trash Assessment Worksheet

Santa Clara Valley Urban Runoff Pollution Prevention Program

WATERSHED/STREAM: Shannon Creek_____ DATE/TIME: _6-25-07_____
MONITORING GROUP, STAFF: _WVCWP_____ STATION ID ____LG02_____
STATION NAME /LOCATION: Hicks Rd at Shannon ___1st hundred ft._____

	CONDITION CATEGORY			
Trash Assessment Parameter	**Least Disturbed (Optimal Urban)**	**Sub optimal Urban**	**Marginal Urban**	**Poor**
1. Level of Trash	On first glance, little or no trash visible. Little or no trash evident when streambed and stream banks are closely examined for litter and debris, for instance by looking under leaves.	On first glance, trash is evident in low levels. After close inspection small levels of trash evident in stream bank and streambed.	Trash is evident in medium on first glance. Stream, bank surfaces, and riparian zone contain litter and debris. Evidence of site being used by people: scattered cans, bottles, food wrappers, blankets, clothing.	Trash distracts the eye on first glance. Stream, bank surfaces, and immediate riparian zone contain substantial levels of litter and debris Evidence of site being used frequently by people: many cans, bottles, and food wrappers, blankets, clothing.
SCORE	20 19 18 17 16	15 14 13 12 11	10 9 8 7 6	5 4 3 2 1 0
2. Actual Number of Trash Items Found	0 to 100 trash items found based on a trash assessment of a 100-foot stream reach.	101 to 250 trash items found based on a trash assessment of a 100-foot stream reach.	251 to 500 trash items found based on a trash assessment of a 100-foot stream reach.	Over 500 trash items found based on a trash assessment of a 100-foot stream reach.
SCORE	20 19 18 17 16	15 14 13 12 11	10 9 8 7 6	5 4 3 2 1 0
3. Transportable, Persistent, Buoyant Litter	Little or no (< 25 pieces) transportable, persistent, buoyant litter such as: hard or soft plastics, styrofoam, balloons, cigarette butts.	Low to medium presence (26-75 pieces) of transportable, persistent, buoyant litter such as: hard or soft plastics, styrofoam, balloons, cigarette butts.	Medium prevalence (76-200 pieces) of transportable, persistent, buoyant litter such as: hard or soft plastics, styrofoam, balloons, cigarette butts.	Large amount (>200 pieces) of transportable, persistent, buoyant litter such as: hard or soft plastics, balloons, styrofoam, cigarette butts;
SCORE	20 19 18 17 16	15 14 13 12 11	10 9 8 7 6	5 4 3 2 1 0
4. Biohazard, Toxic and Sharp Objects	B: Trash contains no medical waste, diapers, pet or human waste. No evidence of toxic substances such as chemical containers or batteries. Only 1 piece of broken glass or metal debris, if any, is present.	B: No toxic substances, but small presence (2-10 pieces) of sharp objects such as broken glass and metal debris.	Presence of **any one** of the following: hypodermic needles or other medical waste; used diaper, pet waste, or human feces; any toxic substance such as chemical containers, batteries, or fluorescent light bulbs. Medium to high prevalence (11-50 pieces) sharp objects.	Presence of **more than one** of the items described in the marginal condition category, and/or high prevalence of (> 50) sharp objects.
Site Accessibility	A: Access is difficult, restricted by locked gate or some other physical barrier like steep banks or thick riparian veg. Site reach does not appear to be used by people. Might be private property or protected watershed.	A: Access is limited and site reach does not appear to be used by people. No trails down to creek.	A: Public access to reach is fair to good but site does not appear to be used frequently, **or** private access is good without any public access.	A: Excellent reach access including trails down to and adjacent creek and creekside space for sitting down. Some evidence that reach is used frequently by the public (e.g. rope swings, many beer/soda cans and food wrappers left on the banks, etc.).
B SCORE	10 9	8 7 6	5 4 3	2 1 0
A SCORE	10 9	8 7 6	5 4 3	2 1 0

Urban Rapid Trash Assessment Worksheet

Santa Clara Valley Urban Runoff Pollution Prevention Program

	CONDITION CATEGORY			
Trash Assessment Parameter	**Least Disturbed (Optimal Urban)**	**Sub optimal Urban**	**Marginal Urban**	**Poor**
5. Illegal Dumping	D: No evidence of illegal dumping. No bags of trash, no yard waste, no household items placed at site to avoid proper disposal, no shopping carts.	D: Some evidence of illegal dumping. Limited vehicular access limits the amount of potential dumping, or material dumped is diffuse paper-based debris.	D: Presence of **one** of the following: furniture, appliances, shopping carts, bags of garbage or yard waste, coupled with vehicular access that facilitates in-and-out dumping of materials to avoid landfill costs.	D: Evidence of chronic dumping, with **more than one** of the following items: furniture, appliances, shopping carts, bags of garbage, or yard waste. Easy vehicular access for in-and-out dumping of materials to avoid landfill costs.
Illegal Littering	L: Any trash is incidental litter or carried downstream from another location.	L: Some evidence of litter within creek and banks originating from adjacent land uses	L: Prevalent in-stream or shoreline littering that appears to originate from adjacent land uses.	L: Large amountof litter within creek and on banks that appears to originate from adjacent land uses.
D-SCORE	10 9	8 7 6	5 4 3	2 1 0
L-SCORE	10 9	8 7 6	5 4 3	2 1 0
6. Accum-ulation of Trash	There does not appear to be a problem with trash accumulation from downstream transport. Trash, if any, appears to have been directly deposited at the stream location.	Some evidence that litter and debris have been transported from upstream areas to the location, based on evidence such as silt marks, faded colors or location near high water line.	Evidence that trash is carried to the location from upstream, as evidenced by its location near high water line, siltation marks on the debris, or faded colors.	Trash appears to have accumulated in substantial quantities at the location based on delivery from upstream areas, and is in various states of degradation based on its persistence in the waterbody. A large percentage of trash items have been carried to the location from upstream.
SCORE	20 19 18 17 16	15 14 13 12 11	10 9 8 7 6	5 4 3 2 1 0

Total Score 52

SITE DEFINITION:

UPPER/LOWER BOUNDARIES OF REACH:

upper

HIGH WATER LINE:

UPPER EXTENT OF BANKS OR SHORE:

NOTES:

Found stereo and other items that were obviously dumped.

Urban Rapid Trash Assessment Worksheet

Santa Clara Valley Urban Runoff Pollution Prevention Program

WATERSHED/STREAM: Shannon Creek DATE/TIME: 6-25-07
MONITORING GROUP, STAFF: WVCWP STATION ID LG02
STATION NAME /LOCATION: Hicks Rd at Shannon 2nd 100 ft.

	CONDITION CATEGORY			
Trash Assessment Parameter	**Least Disturbed (Optimal Urban)**	**Sub optimal Urban**	**Marginal Urban**	**Poor**
1. Level of Trash	On first glance, little or no trash visible. Little or no trash evident when streambed and stream banks are closely examined for litter and debris, for instance by looking under leaves.	On first glance, trash is evident in low levels. After close inspection small levels of trash evident in stream bank and streambed.	Trash is evident in medium on first glance. Stream, bank surfaces, and riparian zone contain litter and debris. Evidence of site being used by people: scattered cans, bottles, food wrappers, blankets, clothing.	Trash distracts the eye on first glance. Stream, bank surfaces, and immediate riparian zone contain substantial levels of litter and debris Evidence of site being used frequently by people: many cans, bottles, and food wrappers, blankets, clothing.
SCORE	20 19 18 17 16	15 14 13 12 11	10 9 8 7 6	5 4 3 2 1 0
2. Actual Number of Trash Items Found	0 to 100 trash items found based on a trash assessment of a 100-foot stream reach.	101 to 250 trash items found based on a trash assessment of a 100-foot stream reach.	251 to 500 trash items found based on a trash assessment of a 100-foot stream reach.	Over 500 trash items found based on a trash assessment of a 100-foot stream reach.
SCORE	20 19 18 17 16	15 14 13 12 11	10 9 8 7 6	5 4 3 2 1 0
3. Transportable, Persistent, Buoyant Litter	Little or no (< 25 pieces) transportable, persistent, buoyant litter such as: hard or soft plastics, styrofoam, balloons, cigarette butts.	Low to medium presence (26-75 pieces) of transportable, persistent, buoyant litter such as: hard or soft plastics, styrofoam, balloons, cigarette butts.	Medium prevalence (76-200 pieces) of transportable, persistent, buoyant litter such as: hard or soft plastics, styrofoam, balloons, cigarette butts.	Large amount (>200 pieces) of transportable, persistent, buoyant litter such as: hard or soft plastics, balloons, styrofoam, cigarette butts;
SCORE	20 19 18 17 16	15 14 13 12 11	10 9 8 7 6	5 4 3 2 1 0
4. Biohazard, Toxic and Sharp Objects	B: Trash contains no medical waste, diapers, pet or human waste. No evidence of toxic substances such as chemical containers or batteries. Only 1 piece of broken glass or metal debris, if any, is present.	B: No toxic substances, but small presence (2-10 pieces) of sharp objects such as broken glass and metal debris.	Presence of **any one** of the following: hypodermic needles or other medical waste; used diaper, pet waste, or human feces; any toxic substance such as chemical containers, batteries, or fluorescent light bulbs. Medium to high prevalence (11-50 pieces) sharp objects.	Presence of **more than one** of the items described in the marginal condition category, and/or high prevalence of (> 50) sharp objects.
Site Accessibility	A: Access is difficult, restricted by locked gate or some other physical barrier like steep banks or thick riparian veg. Site reach does not appear to be used by people. Might be private property or protected watershed.	A: Access is limited and site reach does not appear to be used by people. No trails down to creek.	A: Public access to reach is fair to good but site does not appear to be used frequently, **or** private access is good without any public access.	A: Excellent reach access including trails down to and adjacent creek and creekside space for sitting down. Some evidence that reach is used frequently by the public (e.g. rope swings, many beer/soda cans and food wrappers left on the banks, etc.).
B SCORE	10 9	8 7 6	5 4 3	2 1 0
A SCORE	10 9	8 7 6	5 4 3	2 1 0

Urban Rapid Trash Assessment Worksheet

Santa Clara Valley Urban Runoff Pollution Prevention Program

	CONDITION CATEGORY			
Trash Assessment Parameter	**Least Disturbed (Optimal Urban)**	**Sub optimal Urban**	**Marginal Urban**	**Poor**
5. Illegal Dumping	D: No evidence of illegal dumping. No bags of trash, no yard waste, no household items placed at site to avoid proper disposal, no shopping carts.	D: Some evidence of illegal dumping. Limited vehicular access limits the amount of potential dumping, or material dumped is diffuse paper-based debris.	D: Presence of **one** of the following: furniture, appliances, shopping carts, bags of garbage or yard waste, coupled with vehicular access that facilitates in-and-out dumping of materials to avoid landfill costs.	D: Evidence of chronic dumping, with **more than one** of the following items: furniture, appliances, shopping carts, bags of garbage, or yard waste. Easy vehicular access for in-and-out dumping of materials to avoid landfill costs.
Illegal Littering	L: Any trash is incidental litter or carried downstream from another location.	L: Some evidence of litter within creek and banks originating from adjacent land uses	L: Prevalent in-stream or shoreline littering that appears to originate from adjacent land uses.	L: Large amountof litter within creek and on banks that appears to originate from adjacent land uses.
D-SCORE	10 9	8 7 6	5 4 3	2 1 0
L-SCORE	10 9	8 7 6	5 4 3	2 1 0
6. Accum-ulation of Trash	There does not appear to be a problem with trash accumulation from downstream transport. Trash, if any, appears to have been directly deposited at the stream location.	Some evidence that litter and debris have been transported from upstream areas to the location, based on evidence such as silt marks, faded colors or location near high water line.	Evidence that trash is carried to the location from upstream, as evidenced by its location near high water line, siltation marks on the debris, or faded colors.	Trash appears to have accumulated in substantial quantities at the location based on delivery from upstream areas, and is in various states of degradation based on its persistence in the waterbody. A large percentage of trash items have been carried to the location from upstream.
SCORE	20 19 18 17 16	15 14 13 12 11	10 9 8 7 6	5 4 3 2 1 0

Total Score 52

SITE DEFINITION:

UPPER/LOWER BOUNDARIES OF REACH: _____

HIGH WATER LINE: _____

UPPER EXTENT OF BANKS OR SHORE: _____

NOTES:

Hicks Rd at Shannon
6-25-07
Creek Monitoring Summary

Use tick marks in the Category that the trash belongs in (i.e. plastic bag goes in PLASTIC).
At the end of the cleanup, total the tallies, & write the **total** next to the heading.

PLASTIC	60
bags	15
bottles	7
buckets	
caps, lids	2
milk jugs	
pieces	23
rope	
6-pack holders	
toys	
wrappers	13
STYROFOAM	18
cups, spoons, forks, straws	
egg cartons	
fast food containers	
meat trays	
pieces	18
METAL	17
bottle caps	
cans	13
pieces	4
wire	
CIGARETTE BUTTS	22

PAPER	18
bags	
cardboard	8
cartons	
cups	
newspaper	
pieces	10
RUBBER	4
balloons	
gloves	
tires	
pieces	4
GLASS	14
bottles	4
light bulbs	
pieces	10
WOOD	
broken pieces	
pallets/large items	
CLOTH	2
clothing	2
rugs	
OTHER	29

End of Day Totals

Estimate Length of creek section in miles, i.e. 1/10 mile, 1/8 mile: 200 ft.

Number of bags of trash collected: 5

Weight of recyclable trash: _____

Weight of non-recyclable trash: 31

Questionnaire

1. Describe the stretch of creek monitored using descriptors of boundaries such as landmarks or cross streets. Top of creek bank listed as private property. Trash not visual when driving by.

2. What types of trash were most commonly found? Cans and paper

3. List the most unusual items found. Stereo and garbage can

4. Rate from one to five how dirty or clean the creek was, with one being pristine clean.

(Circle one) 1 2 3 4 5

THIS PAGE INTENTIONALY LEFT BLANK

042207

Annual Cleanup Program

West Valley Collection & Recycling (WVC&R) will collect an unlimited number of items from your curb at no additional cost for one day only.

Please have your items, containers and bundles curbside by

6 AM on Monday, February 18, 2008

WVC&R will collect:

- Items weighing up to 70 pounds (except as described below)
- Garbage in 32 gallon plastic bags, 32 gallon cans, and sturdy cardboard boxes (all small items must be contained)
- Tree prunings, branches and scrap wood up to 3" in diameter and 3' long in tied bundles weighing up to 70 pounds

WVC&R will not collect:

- 35, 65 or 95 gallon wheeled carts (they are awkward to lift manually)
- Concrete or Dirt (call Guadalupe Landfill 408.286.1670)
- Tires (call Guadalupe Landfill 408.286.1670)
- Items containing CFC's such as refrigerators (call WVC&R 408.283.9250)
- Hazardous Waste (call 408.299.7300 or visit www.hhw.org)
- E-Waste, Universal Waste, Motor Oil and Water Based Paints:
  - You can drop off TV's, Computers, household batteries, motor oil and water based paints at WVC&R's processing facility by appointment. For more information call customer service at 408.283.9250 or visit www.westvalleyrecycles.com
- Large items or containers over 70 pounds:
  - WVC&R will collect large items such as sofas and refrigerators for a fee. To schedule an appointment please call customer service at 408.283.9250

WVC&R makes it easy for you to donate your reusable items. For assistance locating local charitable organizations, visit www.westvalleyrecycles.com or call 408.283.9250.

Please remember to place recyclables in your recycling cart for your regular weekly collection.

To learn more about any of these programs visit www.westvalleyrecycles.com or call customer service at 408.283.9250.

WEST VALLEY
COLLECTION & RECYCLING, LLC

THIS PAGE INTENTIONALY LEFT BLANK

042209

Training Summary: Trash Inventory & Management

Training Description	Date	Attendees
WVCWP Meeting/Training Trash Cleanups and Trash Assessments Discussion led by: WVCWP Public Outreach Coordinator, Delia Romero **Topics:** ▪ Review trash assessment procedures ▪ Monitoring steps for volunteers ▪ Documentation Procedures ▪ Responsibilities of a site leader ▪ Recording weight of trash collected from cleanup site ▪	Sept 11, 2007	**WVCWP (3)** Public Outreach Coordinator Stormwater Discharge Inspector Program Assistant
The Creek Connections Action Group Led By : Heidi McFarland **Topics:** ▪ Discuss Potential Partnerships ▪ Review Project list and responsibilities of the group ▪ Possible new sites ▪ Plans for River Clean Up Day	December 29,2007	**WVCWP (1)** Public Outreach Specialist City of San Jose (2) City of Palo Alto (1) SCVWD (1)
WVCWP Internal Training: Enviroscape & Trash Topics Presenter: WVCWP Program Manager **Topics:** Training on details of presenting the Enviroscape Curriculum, with an emphasis on Trash	Feb. 2008	**WVCWP** Incoming Program Manager Program Assistant

Saratoga

Santa Clara Valley Urban Runoff Pollution Prevention Program

FY 2007-2008 ANNUAL REPORT

Annual Storm Drain Operations and Maintenance Training Meeting: WV Communities & WV Sanitation District Held at the Campbell Community Center; Sponsored by the WVCWP Speaker: Patrick Hansen (WVCWP), Kristy McCumby (City of Sunnyvale), Ed Oyama (WVSD). **Topics:** • The WVCWP Program Assistant presented on the current NPDES Permit requirements and the possible future requirements of the MRP. • The Environmental Specialist from the City of Sunnyvale gave a presentation on Sunnyvale's storm drain catch basin insert pilot program. • WVSD Storm Drain structure cleaning & debris findings for each city (will be used to help identify trash sources)	Date June 20, 2008	**WVCWP (3)** Program Manager Program Assistant Inspector **Campbell (3)** Maintenance Mechanic 2 Street Maintenance workers **Los Gatos (3)** Arborist Tree Trimmer Public Works Maintenance Worker **Saratoga (6)** Parks Lead Public Works Manager 4 Street Maintenance Workers
SCVURPPP Training/Meeting on Data Collection & Reporting Speaker: John Fuscso, SCVURPPP **Topics:** Compilation and analysis of data sheets Trash Tables Interpretation of Guidance Documents	June 2008	**WVCWP (2)** Program Manager Program Assistant

Watershed Management

This Page Intentionally Left Blank

FY 2007-2008 Work Plan Self Evaluation Matrix

Water Quality Monitoring & Watershed Management

Source	Work Plan Activity	Work Plan Tasks	Accomplishments	Responsible Party
	NPDES Permit ProvisionC.9.f	Watershed Analysis Through SCVURPPP, participate in the Watershed Analysis AHTG and fund or support future studies to understand location and extent of potential sediment sources. Support appropriate management actions to address those sources. See SCVURPPP work plan for detailed activities.	The West Valley Communities support and participate in the Watershed Analysis AHTG through the SCVURPP Program.	SCVURPPP coordinate w/ WVCWP
	NPDES Permit Provision C.10	South Bay Watershed Management Initiative Through SCVURPPP, support and participate in development of Core Group activities and the WMI Watershed Action Plan[1]. See SCVURPPP work plan for detailed activities.	The West Valley Communities support and participate in the WMI through the SCVURPP Program.	SCVURPPP coordinate w/ WVCWP

[1] On behalf of the City of Saratoga, SCVURPPP is signatory to the WMI and participates in the Core Group and subgroups.

THIS PAGE WAS INTENTIONALLY LEFT BLANK

042215

Training Summary: Watershed Management

Training Description	Date	Attendees
SCVWD Laguna Seca wetlands and historical ecology **Speaker:** KQED-TV staff **Topics:** Focuses on work by SFEI and the Santa Clara Valley Water District in San Jose, including the rediscovery of the once grand and surprisingly recoverable Laguna Seca wetlands complex.	Tuesday July 11th, 2007	**WVCWP (1)** Manager
The Ebbs and Flows of Wetlands Protection **Speaker:** Dr. John Callaway **Topics:** Wetlands restoration/protection in the San Francisco Bay Area.	August 5, 2007	**WVCWP (1)** Manager
Clean Watersheds Webcast (NPDES) **Speaker:** Nikos Singelis (Office Wastewater Management U.S. EPA) **Topics:** This webcast will described how to get local stormwater capital needs incorporated into the 2008 Clean Watersheds Needs Survey (CWNS). The Needs Survey is the basis for a detailed Report to Congress on the nation's water infrastructure needs. This Report is widely read and referred to in Congress and is used in funding and policy deliberations. In addition, the information in this Report is frequently used by state and local decision makers. Although stormwater has been a category in the Needs Survey for some time, very few communities have reported their stormwater infrastructure needs.	October 22nd, 2007	**WVCWP (1)** Manager **Los Gatos (1)** Planning Assistant
National Park Service Road Maintenance Workshop **Speakers:** Bruce Badzik (National Park Service), Laura Speare (San Francisco Estuary Project), Tyler Ledwith (Workshop Coordinator), Steve Ortega (Environmental Compliance, National Park Service), Tyler Ledwith, Darren Fong (Aquatic Biologist, National Park Service). **Topics:** Roads and Watersheds, Salmon Habitat Needs, Effects of Roads on Watersheds and Salmon, Regulations and Permitting, Routine Road Maintenance BMPs, Unpaved and Paved	November 7, 2007	**WVCWP (1)** Manager

Saratoga

Santa Clara Valley Urban Runoff Pollution Prevention Program

FY 2007-2008 ANNUAL REPORT

Training Description	Date	Attendees
Roads, Sediment & Erosion Control, Ditches & Road Shoulder, Side Casting & Spoils Disposal, Working Near Streams BMPs, Dewatering & Water Management, Culvert Repair, Woody Debris Management, Stream bank Stabilization, Local Fisheries, Emergency Work BMPs, Spoils disposal, Accident cleanup, Emergency utility repair, Emergency slide repair		
City Managers & Mayors Monthly Meeting **Speaker:** Adam Olivieri **Topic:** Update on proposed MRP Information on the process and progress of the proposed MRP adoption Overview of NPDES and proposed MRP impacts to municipal activities and budget requirements	Nov 2007	WV City Managers WV City Mayors
RWQCB Public Hearing: Proposed MRP TO **By**: RWQCB, **Speakers:** Various representatives from municipal and public agencies who are set to be co-permittees to the proposed MRP. **Topic:** Public Commentary on proposed MRP TO	March 12, 2008	**WVCWP (1)** Manager
Staff Meeting to discuss NPDES Permit, municipal responsibilities & MRP **Speaker:** Kelly Carroll, WVCWP Program Manager **Topics:** • Current NPDES Program vs Proposed MRP requirements • Permit implementation and projected need for resources • Current challenges and obligations	June 9, 2008	**WVCWP (1)** Manager **Campbell (2)** Env Pgm Mgr Sr. Engf **WVSD (1)** District Manager
WV Mayors & Managers Monthly Meeting **Future MRP Requirements** **Speaker:** Robert Kass, PW Director City of Campbell **Topics:** Outlined the proposed requirements of the future MRP and potential impacts on budget; Overview of collaborative efforts in WV Communities to efficiently implement common NPDES requirements.	April 23, 2008	WV City Managers WV City Mayors

S: ga

Santa Clara Valley Urban Runoff Pollution Prevention Program

FY 2007-2008 ANNUAL REPORT

Training Description	Date	Attendees
CASQA Municipal Stormwater Program Effectiveness Assessment Manual Training **Speakers:** Chris Sommers, and CASQA Staff **Topics:** What is Stormwater Effectiveness, Types of Assessments and Outcomes, Assessment Measures and Methods, Effectiveness Assessment and Future Directions.	Tuesday May 20th, 2008	**WVCWP (1)** **Program Manager**
City Managers & Mayors Monthly Meeting **Speaker:** San Jose City Staff **Topic:** Plastic Bag Ban Information on the process and progress by the Cities of San Jose and Palo Alto to take steps to enact a ban on the use of carryout plastic bags.	May 2008	WV City Managers WV City Mayors
Staff Meeting to discuss NPDES Permit, municipal responsibilities & MRP **Speaker:** Kelly Carroll, WVCWP Program Manager **Topics:** • NPDES Program and background • Town permit implementation and historical resources • Current challenges and obligations	June 9, 2008	**WVCWP (1)** Manager **Los Gatos (5)** City Manager City Engineer Public Works Staff Community Dev Dir Assist Comm Dev Dir

THIS PAGE WAS INTENTIONALLY LEFT BLANK

042219

042220

THIS PAGE INTENTIONALY LEFT BLANK

September 15, 2008

Mr. Bruce H. Wolfe
Executive Officer
San Francisco Bay Region
Regional Water Quality Control Board
1515 Clay St., Suite 1400
Oakland, CA 94612

Subject: Sunnyvale Urban Runoff Management Program FY 2007-2008 Annual Report

Dear Mr. Wolfe:

This report is submitted by the City of Sunnyvale, in conjunction with the Santa Clara Valley Urban Runoff Pollution Prevention Program's Annual Report, pursuant to provision C.6.a. of the Program's municipal storm water NPDES Permit. The report summarizes activities performed during FY 2006-2007 in accordance with the City of Sunnyvale's Urban Runoff Management Plan (URMP) submitted on September 1, 2005, which contains modifications to the performance standards from the original URMP first submitted in 1997.

The goals of this Annual Report are to: 1) concisely document implementation of the URMP during the past fiscal year; 2) evaluate program results for continuous improvement; and 3) share this information with other Co-permittees, municipal decision-makers, and the public. To accomplish these goals, the report contains the following Attachments:

A. Certification statement
B. ICID Elimination Activities
C. Industrial/Commercial Discharger Control Program
D. Public Agency Activities
   1. Public Streets, Roads, and Highways O&M
   2. Rural Public Works O&M
   3. Storm Drain O&M
   4. Water Utility O&M
   5. Corp Yard O&M
E. New Development Planning Procedures
F. Construction Inspection
G. Public Information and Participation
   - General Outreach
   - Targeted Outreach
   - Educational Programs
   - Citizen Participation
H. Pesticide Management Activities
I. Mercury Pollution Prevention Activities
J. Copper Action Plan/Nickel Action Plan

ADDRESS ALL MAIL TO: P.O. BOX 3707 SUNNYVALE, CALIFORNIA 94088-3707
TDD (408) 730-7501
Printed on Recycled Paper

K. Trash Inventory and Management
L. Water Quality Monitoring
M. Staff Training Summary Table
N. Watershed Management Activities
O. PCB Plan Development
P. Watershed Measures: Sediment Impairment Studies
Q. Storm Water Permit Renewal Activities

No comments were received from Regional Water Quality Control Board Staff on the FY 06-07 annual report submitted by the City, consequently, the report is substantially the same format as past years.

A summary of the City of Sunnyvale's Urban Runoff Program highlights and accomplishments are described below:

1) A significant amount of staff time and effort continues on work to implement the C.3 provisions of the permit for applicable projects (i.e., those that add or replace 10,000 square feet or more of impervious area), construction inspection, and implementation of post-construction inspections as C.3 applicable projects are completed. Several of the initial projects approved under the C.3 requirements are complete and have undergone post-construction inspections this year. Reports on the post-construction inspections of those projects are included in this report in Attachment E, Appendix 1 Table 2.

2) For the past three years, Sunnyvale has completed a number of trash assessments using both the Keep America Beautiful and the Urban Rapid Trash Assessment (URTA) methodology. Rather than continue devoting resources to assessing trash problem areas in Sunnyvale using the URTA methods, new actions were initiated to help remove and prevent litter from entering waterways. Only two locations were assessed on the Sunnyvale East and West Channels in FY 07-08 using the URTA, which are storm drain conveyances for a significant portion of the city.

The new efforts that were initiated in FY 07-08 to address the trash/litter accumulation in storm drains and waterways issue were:

- Sunnyvale participated in the Great American Litter Pick Up event held in April 2008, that focused on removing litter from two Sunnyvale neighborhoods (approximately 2 square miles)
- Sunnyvale participated in the National River Clean Up Day in May 2008 and with volunteers, picked up litter and debris from 1.9 miles of the Sunnyvale East Channel, from its connection to the Guadalupe Slough to the Hetch-Hetchy Greenbelt Park.
- In cooperation with SCVURPPP and the City of San Jose, Sunnyvale is participating in the pilot storm drain retrofit project. A total of twelve storm drain inlet inserts that have been certified to meet the "full capture" criteria established by the Los Angeles area Regional Board were installed in areas around the city. One more insert is scheduled for installation this summer. The sites selected were based data collected from inlet cleaning and on observations of adjacent land uses that may contribute to accumulations of litter. Preliminary data regarding the types and quantities of materials captured by these devices

are included in this report in Attachment K, Appendix 1. Operations and maintenance requirements for the units as well as costs associated with them will be a major focus of this pilot project, with the information to be reported at the end of the pilot.

3) The PI/P Program continued with its effective outreach to local residents at the Sunnyvale Farmer's Market, school presentations, neighborhood and corporate fairs, pancake breakfasts, and many other community events, providing a good venue for distribution of literature and 1:1 discussions with residents on the importance of and ways to prevent storm water pollution. Descriptions of these activities and their effectiveness are included in Attachment G.

4) City staff played a significant role in developing and implementing the first Santa Clara Valley Green Gardener Training/Certification program, in cooperation with other co-permittees, the Metropolitan Adult Education Program in San Jose, and the Santa Clara County Master Gardeners. This training program for landscape maintenance workers, landscape contractors, and professional gardeners was held from February – April 2008, with 27 individuals successfully completing the attendance and final exam requirements for the class.

The Green Gardener program originated in Santa Barbara and has been successfully implemented there, as well as in Monterey and Santa Cruz counties. The main focus of the training is to reduce urban stormwater pollution resulting from landscape management practices, to use resources wisely, and to practice the key principles of ecological landscaping. Students received 20 hours of training in the following topics: promoting healthy soils, Integrated Pest Management (IPM), fertilizer use and application, irrigation techniques, scheduling, and troubleshooting, selecting the right plants for the right place, proper pruning, the beneficial uses of mulch and compost, and issues related to air quality from maintenance equipment.

The successful students and their businesses are being promoted to the public through outreach efforts, and encouraging residents and businesses to choose Green Gardeners for their landscape maintenance needs. Response to the class has been very good, and two more classes will be offered in the fall semester of 2008, one in English and the other in Spanish. See Attachment K for more details on the program.

Thank you for your review of this Annual Report. We look forward to receiving any comments you may have. If you have any questions regarding the materials submitted, please contact Kristy McCumby Hyland at (408) 730-7274.

Sincerely,

Lorrie B. Gervin, P.E.
Environmental Division Manager

Enclosure: Attachments A-Q: City of Sunnyvale, Urban Runoff Pollution Prevention Program FY 07-08 Annual Report

City of Sunnyvale
Urban Runoff Pollution Prevention Program

FY 07-08
Annual Report

City of Sunnyvale

FY 07 - 08 Annual Report

Attachment A

Certification Statement

Acronyms and Abbreviations Used – FY 07-08 Annual Report

AC	Acres
BASMAA	Bay Area Storm Water Management Agencies Association
BMP	Best Management Practice(s)
CAP	Copper Action Plan
CDD	Community Development Department
CEQA	California Environmental Quality Act
CESQG	Conditionally Exempt Small Quantity Generator
CEU	Continuing Education Unit
CI	Construction Inspection
CIP	Capital Improvement Project
COA	Condition of Approval
COS	Communications and Outreach Subgroup (WMI)
DSP	Downtown Specific Plan
Env. Spec.	Environmental Specialist
EOA	Eisenberg, Olivieri, and Associates
EPP policy	Environmentally Preferable Procurement policy
FS	Field Services
FSE	Food Service Establishment
FOG	Fats, Oils, and Grease
FY	Fiscal Year
GIS	Geographic Information Systems
Hg	Mercury
HHW	Household Hazardous Waste
HMP	Hydromodification Management Plan
HW policy	Hazardous Waste policy
ICD	Industrial Commercial Discharge
ICID	Illegal Connection, Illicit Discharge
IPM	Integrated Pest Management
KAB	Keep America Beautiful
Lab/Pretreat. Mgr	Laboratory/Pretreatment Manager
LUS	Land Use Subgroup (WMI)
LUTE	Land Use and Transportation Element (General Plan)
MEP	Maximum Extent Practicable
Mnt. Sup.	Maintenance Supervisor
MPW	Minimum Paved Width
NAP	Nickel Action Plan
NPDES	National Pollutant Discharge Elimination System
O & M	Operation & Maintenance
OP pesticides	Organo-Phosphate pesticides
OWOW	Our Water Our World (campaign)
Parks and Rec.	Parks and Recreation Department
PCB	Poly-Chlorinated Biphenyl
PI/P	Public Information and Participation
PSA	Public Service Announcement
PW	Public Works
ROW	Right of Way
RWQCB	Regional Water Quality Control Board
s.f. or sq. ft.	square feet

Acronyms and Abbreviations Used – FY 07-08 Annual Report (Continued)

SCBWMI or WMI	Santa Clara Basin Watershed Management Initiative
SCVURPPP	Santa Clara Valley Urban Runoff Pollution Prevention Program
SCVWD	Santa Clara Valley Water District
SMC	Sunnyvale Municipal Code
SOP	Standard Operating Procedure
SV	Sunnyvale
SWID	Stormwater Infiltration Device
SWMP	Stormwater Management Plan
SWPPP	Stormwater Pollution Prevention Plan
URMP	Urban Runoff Management Plan
WAG	Wetlands Advisory Group (WMI)
WAMS	Watershed Assessment and Monitoring Subgroup (WMI)
WEO	Watershed Education and Outreach
wkplan	workplan
WUPPP	Water Utility Pollution Prevention Plan

City of Sunnyvale
FY 2007-2008 ANNUAL REPORT
ATTACHMENT A

Performance Standard Completion Certification Statement

"I certify, under penalty of law, that the City of Sunnyvale has implemented all elements of the following performance standards, except as described in the Self-Evaluation Matrix in Attachments B - Q of this FY 07-08 Annual Report, according to the policies and procedures described in the City of Sunnyvale's Urban Runoff Management Plan dated September 1, 2004:

- Illicit Connection and Illegal Discharge Elimination Activities
- Industrial/Commercial Discharger Control Program
- Public Streets and Roads Operations and Maintenance
- Storm Drain Operation and Maintenance
- Water Utility Operation and Maintenance
- Corporation Yard Operation and Maintenance
- Rural Public Works Operation and Maintenance
- New and Redevelopment Planning Procedures
- New and Redevelopment Construction Inspection Procedures
- Public Information and Participation
- Integrated Pest Management

Based on my inquiry of the person or persons who manage the system, or those persons directly responsible for gathering the information, this information is, to the best of my knowledge and belief, true, accurate, and complete. I am aware that there are significant penalties for submitting false information, including the possibility of fine and imprisonment for knowing violations."

Signature by Duly Authorized Representative:

Marvin A. Rose

Marvin A. Rose
Director of Public Works

Date

City of Sunnyvale

FY 07 - 08 Annual Report

Attachment B

IC/ID Elimination Activities

P.S. Id.	Activity	CI Item Source[1]	FY 07-08 Tasks	Status / Comments	Due Date (mo/yr)	Responsible Party
Illicit Connection & Illegal Dumping Elimination Activities						
	Effectiveness Evaluation of Enhanced Illicit Connection/Illegal Discharge (ICID) Reporting	Permit Prov. c.6.a.ii	Compile results recorded on the IC/ID standard reporting form for Type of Incident and Source of Incident. Identify new public outreach efforts and improve on existing materials. Continue to collect data for enhanced IC/ID reporting.	• The Pretreatment Program continues to compile results on the IC/ID standard reporting form for the Type of Incident and Source of Incident. • Efforts to identify new public outreach materials and venues continue. Residential sources continue to be the most prevalent sources of incidents, and among those, pools / spas / and fountain discharges are the most common type of incident.	Annually Report 09/08	Dave Grabiec, Laboratory/Pretreatment Mgr.
ICID-3a	Annual Training	URMP	Continue annual training for staff regarding IC/ID storm water inspection procedures, enhanced reporting requirements for ICID incidents, effectiveness evaluation and public outreach.	• Three staff members attended the CWEA Annual P3S Conference in Long Beach, February 2008. • ICID storm water inspection procedures and inspection / enforcement results are discussed during weekly tailgate meetings. • Topics of discussion include proper categorization of source and types of incidents in accordance with enhanced reporting requirements.	Annually Report 09/08	Dave Grabiec, Laboratory/Pretreatment Mgr & Kristy McCumby.

[1] Place where continuous improvement item is identified: e.g. Urban Runoff Management Plan (URMP); **WP 07-08** (last year's Sunnyvale work plan); **Permit Provision** from Order No. 01-024 and Revised Order No. 01-119; Program Work Plan (**PWP**) task number submitted to the Regional Board and identified for inclusion into co-permitees in work plans; or **Program** (task approved by the Management Committee for all co-permittees). The **P.S. Id.** column refers to the specific performance standard in the Sunnyvale URMP.

ICID-3.b	Restaurant IC/ID Reporting	URMP	Continue to review the effectiveness of Restaurant BMP materials. Note problem practices observed. Follow up with appropriate changes to educational materials and/or enforcement actions, as needed.	• The Pretreatment Program continues to evaluate the effectiveness of Restaurant BMP materials in use. Participation in regional groups such as BAPPG has given additional insight to new educational materials that may benefit the City's program and be implemented within restaurants. • Problem practices within restaurants are recorded on inspection forms, and will be used to evaluate educational materials provided in the future; and are used to implement enforcement actions.	Annually Report 09/08	Dave Grabiec, Laboratory/Pretreatment Mgr.
ICID-5a	Effectiveness Evaluation	URMP	Evaluate responses to reported incidents and complaints. Determine effectiveness of program through review of ICID incident responses and resolution efforts. Identify areas for improvement.	All responses to reported incidents and complaints occur within the time allotted in our performance standard (5 business days), and in a majority of cases are responded to within one day of the complaint. The program follows through with each incident until it is resolved, usually through education and communication, and rarely resulting in increased enforcement actions.	Annually Report 09/08	Dave Grabiec, Laboratory/Pretreatment Mgr.
ICID-5b	Performance Standard revision	URMP	Review the IC/ID Performance Standards with staff. Draft new performance standards, as necessary, to meet the needs identified in the effectiveness evaluation of the enhanced IC/ID program. Implement changes, as needed.	In anticipation of the new Municipal Regional Permit, no new Performance Standards have been drafted.	Annually Report 09/08	Dave Grabiec, Laboratory/Pretreatment Mgr.

Response to Regional Board Comments on ICID Activities section of FY 06-07 Annual Report:

No comments were received from the Regional Board on this section.

City of Sunnyvale

FY 07 - 08 Annual Report

Attachment C

Industrial/Commercial Discharger Control Program

P.S. Id.	Activity	CI Item Source	FY 07-08 Tasks	Status / Comments	Due Date (mo/yr)	Responsible Party
Industrial/Commercial Discharger Control Programs						
ICD-3(a-d)	General Industrial Permit Facilities	URMP	Complete annual inspection of all industries regulated under Industrial Permit (NOI Filers).	Inspection report reviews and/or inspections were conducted on the NOI filers. SSO prevention occurred by inspecting of food service establishments with grease interceptors by measuring the FOG contents.	Annually Report 09/08	Dave Grabiec, Laboratory/Pretreatment Mgr.
ICD-4	Field Investigation	URMP and Program Task	Review SWID location lists from SCVWD and facility inspections by Sunnyvale staff. Evaluate known SWIDs for potential pollutant sources that could impact groundwater.	There were no SWIDs identified during FY 07-08.	Annually Report 09/08	Dave Grabiec, Laboratory/Pretreatment Mgr.
ICD-7.a	Record Keeping	URMP	Continue efforts to improve record keeping activities. Discuss progress at staff meetings.	• The Pretreatment Program addresses all threatened and actual discharge events to ensure that enforcement and related documentation is maintained. • The internally developed database provides extensive capabilities for reports, report revisions and database development. These features increase our capability to document effectiveness, trends and to fulfill the program standards.	Annually Report 09/08	Dave Grabiec, Laboratory/Pretreatment Mgr.
ICD-7.a	Performance Standard revision	URMP	Review existing performance standards and draft new performance standards, as necessary as a part of continuous improvement.	The Pretreatment Program did not make any changes to the Performance Standards in FY 07-08. The issuance of the new Municipal Regional Storm Water Permit will direct changes in future performance standards.	Annually Report 09/08	Dave Grabiec, Laboratory/Pretreatment Mgr.

ICD-7.a	Annual Training	URMP	Continue annual training for staff regarding industrial/commercial storm water inspection procedures, enhanced reporting requirements for ICD inspections, effectiveness evaluation and public outreach.	• Pretreatment staff attended several storm water sessions provided by SCVURPPP, and one session was hosted by the City of Sunnyvale. • In addition three personnel attended the CWEA Annual P3S conference in Long Beach. • See Attachment M for specific training completed by City personnel.	Annually Report 09/08	Dave Grabiec, Laboratory/Pretreatment Mgr.
	Enhanced Industrial/Commercial Discharger (ICD) Reporting	Permit Prov. C.6.a.i	Continue to collect data for enhanced ICD reporting. Coordinate with Program staff and share ICD information on a regular basis.	• Enhanced reporting data continues to be submitted to the SCVURPPP on a quarterly basis. See Appendix 1 of this attachment for IND report information. IND report information is discussed at staff meetings to assess outreach or enforcement needed and program effectiveness. • Communications with Public Works Sewer and Water Division includes sewer line blockage reporting for data input and related follow up.	Annually Report 09/08	Dave Grabiec, Laboratory/Pretreatment Mgr.

Response to Regional Board Comments on ICD Activities section of FY 07-08 Annual Report:

No comments were received from the Regional Board on this section.

City of Sunnyvale

FY 07 - 08 Annual Report

Attachment C

Industrial/Commercial Discharger Control Program

Appendix 1
IND/ICID Reporting Tables

ICID Incident Summary Report

Sunnyvale

ICID Incident Report Source	Number of Incidents
Illicit Discharge Inspectors	3
Interdepartmental	14
Other Agency	3
Citizen Complaints	17
Other	2
Total:	**39**

ICID Incident Source	Number of Incidents
Residential	14
Industrial	1
Commercial	6
Automotive Facilities	1
Food Facilities	1
Construction Sites	7
Public facilities and Utilities	4
Other/Unknown	5
Total:	**39**

ICID Incident Type	Number of Incidents
Accidental spills	1
Allowable discharge	1
Complaint Not Found	5
Cooling water discharge	1
Dewatering	1
Dumping - non-hazardous	3
Food Facility Oil & grease discharge	1
Misc. Incidents	3
Paint discharge	3
Pools/Spas/Fountains discharge	5
RV Waste discharge	1
Surface cleaning discharge	3
Un-hardened cement discharge	2
Vehicle & equipment leaking	2
Vehicle repair	1
Vehicle washing	3
Water line breaks	3
Total:	**39**

ICID Enforcement Action	Number of Incidents
No Action	21
Verbal Notice	12
Warning Notice	6

ICID Incident Summary Report

Total:	**39**

ICID Enforcement Action Summary by Incident Source

Sunnyvale

ICID Incident Source	No Action	Verbal Notice	Warning Notice	Administrative Action	Administrative Action with Penalty	Referral to Enforcement	Criminal Action	Total
Automotive Facilities	1							**1**
Commercial	2	3	1					**6**
Construction Sites	4	2	1					**7**
Food Facilities		1						**1**
Industrial			1					**1**
Other/Unknown	4		1					**5**
Public facilities and Utilities	3		1					**4**
Residential	7	6	1					**14**
Total:	**21**	**12**	**6**	**0**	**0**	**0**	**0**	**39**

ICID Enforcement Action Summary by Incident Type

Sunnyvale

ICID Incident Type	No Action	Verbal Notice	Warning Notice	Administrative Action	Administrative Action with Penalty	Referral to Enforcement	Criminal Action	Total
Accidental spills	1							1
Allowable discharge	1							1
Complaint Not Found	4	1						5
Cooling water discharge		1						1
Dewatering		1						1
Dumping - non-hazardous	2		1					3
Food Facility Oil & grease discharge		1						1
Misc. Incidents	3							3
Paint discharge		2	1					3
Pools/Spas/Fountains discharge	2	2	1					5
RV Waste discharge		1						1
Surface cleaning discharge	3							3
Un-hardened cement discharge	1		1					2
Vehicle & equipment leaking	1		1					2
Vehicle repair		1						1
Vehicle washing		2	1					3
Water line breaks	3							3
Total:	**21**	**12**	**6**	**0**	**0**	**0**	**0**	**39**

IND Inspection Summary Report

Sunnyvale

IND Facility Category	Number of Inspections
Automotive	25
Construction/Building	12
Dry Cleaners	4
Electric/Electrical Components	14
Food Service	156
Machine Shops	9
Metal Manufacturing	11
Other	220
Total:	**451**

IND Enforcement Action	Number of Inspections
No Action	439
Level 1	12
Total:	**451**

IND Inspection Summary Report

CoPermittee	Category	# Inspections	No Action	Level 1	Level 2	Level 3
Sunnyvale						
	Automotive	25	25			
	Construction/Building	12	9	3		
	Dry Cleaners	4	4			
	Electric/Electrical Components	14	14			
	Food Service	156	153	3		
	Machine Shops	9	8	1		
	Metal Manufacturing	11	10	1		
	Other	220	216	4		
	Total:	**451**	**439**	**12**	**0**	**0**

City of Sunnyvale

FY 07 - 08 Annual Report

Attachment D-1

Public Streets, Roads, and Highways Operation and Maintenance

P.S. Id.	Activity	CI Item Source	FY 07-08 Tasks	Status / Comments	Due Date (mo/yr)	Responsible Party
Public Streets, Roads, and Highways Operation and Maintenance						
ST-1	Use of O&M Pollution Control Measures	URMP	Continue full implementation of O&M measures. Report on implementation in Annual Report.	O&M Measures were implemented on a daily basis throughout the year, with all Field Services staff receiving training on the measures.	Annually Report 09/08	Tony Pineda, Street Mnt. Sup.
ST-2	Record Keeping	URMP	Continue to track incidents that Street Maintenance staff responds to. Notify Pre-treatment Program of ICID incidents that may impact storm drains or water quality. Include staff training on enhanced ICID reporting requirements.	No incidents were reported by Field Services staff during FY 07/08. Annual training on incident reporting process to notify Pretreatment Program was conducted on September 11 and 12, 2007.	Annually Report 09/08	Tony Pineda, Street Mnt. Sup. & Dave Grabiec, Lab./Pretreat. Mgr.
ST- 2	Streets and Roads O&M	URMP	Continue to track and report on the quantities of debris removed through street sweeping activities.	Streets and Roads O&M measures/BMPs for storm water pollution prevention were discussed at tailgate meetings for staff training. SOP review was not deemed necessary this year since they were recently revised and are still current.	Annually Report 09/08	Tony Pineda, Street Mnt. Sup & Kristy McCumby PW Env. Spec.
ST – 4	Staff Training	URMP	Continue to train staff on requirements of Storm Water Permit and on BMPs for street sweeping effectiveness.	Ongoing training, improving techniques and improved equipment will help our operation effectiveness. See Attachment M for staff training dates.	Annually Report 09/08	Tony Pineda, Street Mnt. Sup & Kristy McCumby/ PW Env. Spec.
ST-6	Streets and Roads O&M	URMP	Annually review and evaluate effectiveness of O&M pollution control measures and BMPs.	Ongoing training, improving techniques and improved equipment will help our operation effectiveness.	Annually Report 09/08	Tony Pineda, Street Mnt. Sup.

Response to Regional Board Comments on Public Streets, Roads, and Highways O&M Activities section of FY 06-07 Annual Report:

No comments were received from the Regional Board on this section.

City of Sunnyvale

FY 07 - 08 Annual Report

Attachment D-1 – Appendix 1

Street Sweeping Data Collected for FY 07- 08

Santa Clara Valley
Urban Runoff
Pollution Prevention Program

FY 2007-2008 Annual Record Keeping Form

Year: FY 07-08

Agency: City of Sunnyvale

Completed by: Brendan McCarthy, Administrative Aide **Date:** 7/15/08

STREET SWEEPING	Volume of material collected (cubic yards)	Miles swept* (curb miles)
1. Sweeping		
Residential Areas:		
Broom		
Regenerative Air	5398.5	10,478
Vacuum		
Commercial Areas:		
Broom		
Regenerative Air	1618	4290(1)
Vacuum		
Industrial Areas:		
Broom		
Regenerative Air		(1)
Vacuum		
Other Areas Swept: (e.g., parking lots, major arterials)		
Broom		
Regenerative Air		
Vacuum		(1)
TOTAL	7016.5	14,768

2. Have there been any changes in your street sweeping program?
(efforts to have parked cars removed, changed sweeping frequency, new equipment, significant downtime, etc.)
Sweeping is scheduled once per month in residential areas, more frequently in commercial areas. When requested, staff will post "No Parking" signs to remove parked cars in problem areas. Frequency is increased during heavy leaf drop season, and returned to reduced schedule during other seasons.

LEAF REMOVAL

Volume of leaves removed by City/Town crews: 2250 cubic yards

Leaves bagged by residents and picked up by your City/Town: N/A bags

Check box if you have a yard waste collection program: X Volume of yard waste collected: 1,158 tons (2) ~~cubic yards~~

Check box if you do not have a leaf removal program other than routine street sweeping or yard waste collection: ☐

- Report total miles covered by sweepers including areas operated in tandem or repeated.

(1) These areas are all swept together (commercial, industrial, parking lots, arterials, no individual numbers are available.

(2) This is the total of yard waste trimmings from single family homes in FY 06-07 – numbers not yet available for FY 07 -08, but this is a typical annual number

City of Sunnyvale

FY 07 - 08 Annual Report

Attachment D-2

Rural Public Works Operation and Maintenance

P.S. Id.	Activity	CI Item Source	FY 07-08 Tasks	Status / Comments	Due Date (mo/yr)	Responsible Party
	Rural Public Works					
	Rural Public Works Activities	Permit Prov. C.5	Implement applicable Rural Public Works Performance standards and BMPs. Continue education of Parks and Rec. and Field Services staff regarding rural PW BMPs and performance standards.	Staff training on Rural PW performance standards occurred on September 12 and 13, 2006. It also included training on BMPs in other streets and roads annual training. No maintenance by PW staff was required this year within the area identified in the URMP for Rural Public Works activities in FY 07-08. Field services and Parks and Rec. supervisors in charge of performing any road/trail maintenance activities in the areas identified where these performance standards apply were provided refresher training on the URMP requirements for BMPs needed for these projects when they occur.	Ongoing Report 09/08	Kristy McCumby, Environmental Specialist, Parks / Rec. (Scott Russell) & Public Works (Tony Pineda)

Response to Regional Board Comments on Rural Public Works Activities section of FY 06-07 Annual Report:

No comments were received from the Regional Board on this section.

City of Sunnyvale

FY 07 - 08 Annual Report

Attachment D-3

Storm Drain Operation and Maintenance

P.S. Id.	Activity	CI Item Source	FY 07-08 Tasks	Status / Comments	Due Date (mo/yr)	Responsible Party
Storm Drain System Operation and Maintenance						
SD-1	Storm Drain O&M Pollution Control Measures	URMP	Continue program to re-label storm drain inlets with identification tags or stenciling with "No Dumping, Flows to Bay" messages.	No new "Flows to Bay" markers were installed on storm drain inlets during FY 07/08 as there were no monies or hours allocated to perform this work approved in this past budget process.	Report in 09-08	Jim Craig/ Tony Pineda, PW/ Field Services
SD-2	Reporting of Observed ICID Evidence	URMP and Permit Prov. C.6.a.ii	Continue to train maintenance staff on procedures to notify Pretreatment Inspectors about observed ICID incidents and assist with the collection of data needed for enhanced reporting.	Annual staff training was provided to Corp Yard staff in September and April on how to notify Pretreatment Inspectors on ICID incidents observed. The ICID response "business card" is provided to all staff and placed in vehicles with contact information for PT inspectors. Examples of the types of incidents to report are included to assist PT Inspectors with enhanced reporting data collection	Annually Report in 09/08	Dave Grabiec, Laboratory/ Pretreatment Mgr. & Jim Craig, Superintendent of Field Services
SD-3	Effectiveness Evaluation	URMP	Include O&M Performance Standard Implementation discussion in staff training; summarizing feedback in written form.	Evaluations made during tailgate discussions with staff concluded that no improvement of the current standards was needed at this time. Pending the adoption of the Regional Municipal Stormwater Permit, O&M performance standards will be reviewed and revised, as needed.	Annually Report 09/08	Jim Craig, Superintendent of Field Services
SD-4	Structural Retrofit Evaluation	URMP	Participate with SCVURPPP in pilot project to identify effective methods of reducing litter from entering storm drain system through the use of catch basin screens or other mechanisms. Evaluate costs associated with operations and maintenance needed to maintain effectiveness of mechanisms.	Field Services crews working with the environmental specialist and a vendor recently retrofitted 12 Storm Drain Inlets with full-capture trash control devices and will be evaluating their effectiveness and operational costs in the upcoming FY. • See Attachment K, Appendix 1 for details on the pilot project.	Report in 09-08	Kristy McCumby/ PW/Env. Spec. & Jim Craig/ Tony Pineda, PW/ Field Services

Storm Drain System Operation and Maintenance (cont.)						
SD-5	Storm Drain O&M	URMP	Annually review and evaluate effectiveness of O&M pollution control measures	O&M measures were discussed by staff during Tailgate meetings throughout the year and no O&M changes were deemed necessary at this time. No changes were made to the Corp Yard Storm Water Pollution Prevention Plan, which was updated in FY 05-06.	Annually Report 09/08	Jim Craig, Superintendent of Field Services

Response to Regional Board Comments on Storm Drain O&M Activities section of FY 06-07 Annual Report:

No comments were received from the Regional Board on this section.

City of Sunnyvale

FY 07 - 08 Annual Report

Attachment D-4

Water Utility Operation and Maintenance

P.S. Id.	Activity	CI Item Source	FY 07-08 Tasks	Status / Comments	Due Date (mo/yr)	Responsible Party
Water Utility Operation and Maintenance						
WU-1	Inventory of Key O&M Activities	URMP	Inventory all key water utility O&M activities to identify routine and unplanned non-storm water discharges every three years. Modify as needed, in alternate years.	Activities were reviewed and no modifications were needed this year. Re-evaluate key activities in FY 08-09.	Ongoing Report O9/08	Jim Craig, Sup. of Field Services & Val Conzet, Water PW Supervisor
WU-2	Pollution Control Measures Implementation	URMP	Review and update SOPs	A review and update of SOPs was conducted in FY 06-07. It was determined that no changes need to be made at this time. This will be revisited in the coming year, pending adoption of the MRP.	Report 09/08	Val Conzet, Water PW Supervisor Support: Kristy McCumby, Env. Specialist.
WU-3	Staff Training	URMP	Provide staff training on the regulatory requirements of the URMP and the use of the WUPPP.	Staff training was included in the September 2007 staff training. See Attachment M for staff training details.	Ongoing Report 09/08	Jim Craig, Sup. of Field Services & Val Conzet, Water PW Supervisor
WU-5	WUPPP	URMP	• Annually review and evaluate effectiveness of Water Utility Pollution Prevention Plan. • Update contact lists in the plan. • Use both staff and contractor (if appropriate) feedback.	• FY 06-07 review determined that plan was effective as is. No updates were needed this year. • Review will continue over the coming year and modifications made pending adoption of the MRP.	Annually Report 09/08	Jim Craig, Superintendent of Field Services & Val Conzet, Water PW Supervisor
	Performance Standard Review and Revision	URMP	Participate in SCVURPPP Work Group that will be formed to update the Water Utility Operation and Maintenance Performance Standards	SCVURPPP Work Group for Water Utility O&M performance standards did not meet in FY 07-08, pending adoption of language in the MRP. The City will participate in the work group when it convenes.	TBD Report 09/08	Val Conzet, Water PW Supervisor Support: Kristy McCumby, Env. Specialist.

Response to Regional Board Comments on Water Utility O & M Activities section of FY 06-07 Annual Report:

No comments were received from the Regional Board on this section.

City of Sunnyvale

FY 07 - 08 Annual Report

Attachment D-5

Public Agency Activities: Corp Yard

P.S. Id.	Activity	CI Item Source	FY 07-08 Tasks	Status / Comments	Due Date (mo/yr)	Responsible Party
Corporation Yards Operation and Maintenance (Including Parks Division)						
Corp Yard SWPP	Staff Training	URMP	Hold annual Public Works staff training regarding the SWPPP for Corporation Yard.	One hour training conducted by Meredith Durant of Kennedy/Jenks consultants on 4/10/08. Training covered SWPPP, and general hazardous materials handling based on her facility inspections. Training was required for all Field Services Staff.	Annually Report 09-08	Jim Craig, Superintendent of Field Services
Corp Yard SWPP	Staff Training	URMP	Hold annual Parks and Recreation staff training regarding the SWPPP for the Corporation Yard	Annual training event for Parks and Recreation staff included the City of Sunnyvale Corp Yard Stormwater Pollution Prevention Plan. See attachment M for details.	Annually Report 09/08	Curtis Black, Parks Superintendent With assistance from the Environmental Division of Public Works
Corp Yard SWPP	Annual Meetings with O&M Supervisor	URMP	Meet annually with URMP Coordinator /staff and CY supervisors on progress and problems in implementing BMPs at the Corporation Yard.	Ongoing meetings with CY staff and leadership re: implementation. Progress deemed sufficient at this time. This will be re-evaluated throughout the coming year.	Annually Report 09/08	Jim Craig, Superintendent of Field Services

Response to Regional Board Comments on Corporation Yards O & M Activities section of FY 06-07 Annual Report:

No comments were received from the Regional Board on this section.

City of Sunnyvale

FY 07 - 08 Annual Report

Attachment E

New Development Planning Procedures

Sant ra Valley Urban Runoff Pollution Prevention Program
FY 2007-2008 Annual Work Report
Municipality: Sunnyvale
Attachment E

P.S. Id.	Activity	CI Item Source	FY 07-08 Tasks	Status / Comments	Due Date (mo/yr)	Responsible Party
New Development and Construction Controls -- Planning Procedures						
PL-2	Site Design Guidance to Developers	URMP	Provide information and guidance material to developers early in the project development process regarding site design requirements for stormwater pollution prevention and treatment.	Information on the requirements for site designs to meet storm water permit C.3 provision requirements are provided either on CD or as hard copies to project proponents. The City's Stormwater BMP Guidance Manual was revised in January 2007 and continues to be provided upon request. Access to the manual (two volumes) is also available from the city's website in the Planning Department section at http://sunnyvale.ca.gov/Departments/Community+Development/Planning+Division/Commercial-Industrial+Planning/Stormwater.htm	Ongoing Report 09/08	Mariya Hodge, Assoc. Planner Support: Kristy McCumby, Env. Spec.
PL-10	Staff Training	URMP	Provide staff training (PW and CDD) on policies, design guidelines, and pre- and post construction BMPs and control measures.	• Staff is updated on a quarterly basis on any changes in the program and staff received annual refresher training in May 2008. • New staff members are provided with a one-on-one SWMP training as part of their orientation. • Staff training received this year included a refresher on the City's BMP Guidance Manual, as well as information on potential future changes to the amount of impervious surface triggering the requirement for a SWMP. • Public Works staff attended the SCVURPPP C.3 workshop in June 2008 for post-construction inspection training. • See Attachment M for details on staff training.	Annually Report 09-08	Mariya Hodge, Assoc. Planner Support: Kristy McCumby, Env. Spec.

New Development and Construction Controls -- Planning Procedures (cont.)						
PL-11	Planning Procedure Performance Measures	URMP	Review performance measures in order to evaluate effectiveness and identify any changes that are needed.	Performance measures are reviewed on an annual basis to determine program effectiveness and opportunities from improvement. No changes were identified for this year.	Annually Report 09-08	Mariya Hodge, Assoc. Planner
PL-8b	Effectiveness Evaluation	URMP	Include Planning Procedures Performance Standard Implementation discussion in staff training; summarize feedback in written form.	Annual staff training includes information on any program changes related to enhancing program implementation. Feedback was received verbally and no changes were needed.	Annually Report 09-08	Mariya Hodge, Assoc. Planner
C.3 b Development Project Approval Process						
	Revise URMP Planning Procedures Perf. Standards	Order 01-119 PWP C.3 b.1	Review Program Guidance as it becomes available. Identify new Planning Procedures Performance Standards and/or revise existing standards as needed, based on Program guidance.	• New program guidance is reviewed when received, and the program procedures and materials are revised as appropriate. • SMWP manual was updated last year to reflect changes in program and program improvements. No new guidance on the revision of existing performance standards was received in FY 07-08. • Current performance standards are being implemented.	Ongoing Report 09/08	Mariya Hodge, Assoc. Planner and Kristy McCumby, Env. Spec.
	Project Review Process Training	Order 01-119 PWP C.3 b.3	Annually train Planning and Public Project staff on C.3 provisions, goals, and changes in the approval process and use of appropriate tools.	Planning and Building staff, Public Works CIP staff, and Pretreatment inspectors who do post-construction BMP inspections received refresher training on the Sunnyvale Storm Water BMP Guidance manual. This included the C.3 provision requirements, the City's project approval process, HMP applicability areas, coordination between departments and divisions, and ways improve communication. Training occurred in May, 2008. (See Attachment M for details.) No changes to the approval process or the BMP Guidance Manual were identified for this fiscal year.	Annually Report 09/08	Lead: Mariya Hodge, Assoc. Planner & Gordon Blancher Build. Inspector Support: Nasser Fakih & Kristy McCumby

C.3.c Requirements for Group 1 and Group 2 Projects						
	Collect information for "Enhanced Reporting"	Order 01-119 PWP C.3 c.1	Collect information on each project (both public and private projects) covered by the enhanced performance standard for enhanced annual reporting requirements. Projects that add or replace over 10,000 sq ft of impervious area are now reported.	Data is collected on projects covered by the enhanced performance standard for annual reporting requirements. All relevant projects (adding or replacing over 10,000 sq ft of impervious area) are reported. (See Table 1, Parts 1 and 2, of this Attachment for data collected in FY 07-08)	Ongoing Report 09/08	Mariya Hodge, Assoc. Planner (Private Projects) & Nasser Fakih PW (Public Projects)
C.3.e Operation and Maintenance of Treatment BMPs						
	Operation and Maintenance of Treatment BMPs	Order 01-119 PWP C.3 e.1	Continue to track information about treatment BMPs installed at approved projects that add or replace 10,000 sq. ft. of impervious area. Lists of properties, type of treatment BMP, and operators responsible for BMP maintenance will be tracked.	• The required information is tracked for treatment BMPs installed on approved projects/applicable projects. The FY 07-08 data is included in Attachment E, Appendix Table 1 of this report. Information is provided to Pretreatment staff to assist with post-construction inspections. • The Pretreatment Program finds this information most useful when determining when and where to perform O&M verification inspections. Continuing to have up to date and accurate information is beneficial.	Ongoing Report 09/08	Lead: Mariya Hodge, Assoc. Planner & Gordon Blancher Building Insp. Support: Public Works, Env. Div. Staff
	Long-term Maintenance of Treatment BMPs	Order 01-119 PWP C.3 e.3	Implement model agreement language for O&M of treatment BMPs to meet Sunnyvale needs. Incorporate requirements for long-term maintenance for all applicable projects (those that add or replace more than 10,000 sq. ft of impervious area).	• SMC 12.60 was amended to include all projects that add or replace 10,000 square feet of impervious area for C.3 compliance in October 2005. • Long-term maintenance requirements are included as Conditions of Approval and will continue to be incorporated as part of the project approval process. • Future program improvements may include developing a method of ensuring the O&M responsibilities are clearly communicated during the transition from the developer to the responsible owner operator.	Ongoing Report 09/08	Lead: Dave Grabiec, Support: Mariya Hodge, Assoc. Planner & Gordon Blancher, Bldg Insp. Coord.

C.3.e Operation and Maintenance of Treatment BMPs (cont)						
	Effectiveness Evaluation of Inspection of Treatment BMPs	Order 01-119 PWP C.3 e.4	Incorporate long term Operations and Maintenance requirements into project approval process per SMC12.60.200.	Community Development and the Environmental Division continue to require applicable projects to incorporate long term BMP Operations and Maintenance agreements per SMC 12.60.200. The long-term O&M requirements are incorporated through the Storm Water Management Plan review process.	Ongoing Report 09/08	Dave Grabiec, Laboratory/ Pretreatment Mgr.
	Annual report of treatment BMPs and ongoing verification program	Order 01-119 PWP C.3 e.6	Review and evaluate the effectiveness of the Operations and Maintenance Verification Program. This includes evaluating O/M Verification procedures, BMP inspection procedures, and evaluating and summarizing any improvements to the Program.	• The O&M post-construction inspections are completed within one year after the occupancy of the project occurs. • An evaluation of the post-construction inspection program is included with Attachment E, Appendix Table 2 • The Environmental Division continues to coordinate with CDD to ensure the most effective methods of incorporating long term maintenance agreement requirements into applicable projects. • We continue to work with the Program to revise information collected from post-construction inspections as needed. • We identify revisions to post-construction inspection program and implement them as necessary, to improve effectiveness of post-construction storm water treatment BMPs.	Ongoing Report 09/08	Dave Grabiec, Laboratory/ Pretreatment Mgr.
C.3.f Hydromodification Management Plan						
	Implementation of HMP as required for projects that add or replace one-acre or more of impervious surface.	Order 01-119 PWP C.3 f.3	Implement HMP requirements for projects located in the HMP applicability areas identified in Sunnyvale. Projects must meet the impervious surface size threshold of the HMP and have the potential to cause increased erosion or other related impacts to non-exempt waterways.	• The parcels that meet HMP implementation criteria within Sunnyvale's jurisdiction have been identified. • HMP actions for these parcels will be applied, if the sites are redeveloped. • No HMP –applicable projects were identified in FY 07-08	Ongoing Report 09/08	Lead: Planning and PW/ PW Env. Division staff

C.3.g Waiver and Compensatory Mitigation Program						
	Local waiver program	Order 01-119 PWP C.3 g.2	Continue tracking information on any projects with a Compensatory Mitigation Program approved by the City. Include project name, location, type, percent impervious surface, reasons for and terms of the waiver, and the alternative benefit project and completion date	No waiver requests have been received to date. CDD Planning and PW Engineering will continue to track any approvals granted under this program and provide them to PW Environmental staff for inclusion in the Annual report.	Ongoing Report 09/08	Lead: Planning, and PW Staff (TBD) Support: Lorrie Gervin/PW Env. Div. staff
C.3.j Site Design Measures Guidance and Standards Development						
	Modify local project approval process	Order 01-119 PWP C.3 j.4	Report on the status of review, revision and implementation of site design guidance and standards changed as a part of the City's project approval process to address the Development Policy - Compare and Contrast document. The proposed changes submitted with September 2004 annual report are used as a guide.	Site design guidance from the Development Policy Review project document has been implemented and staff have incorporated issues of environmental concern (e.g., avoiding the use of ornamental copper) into the information provided to developers and into the recommended Conditions of Approval attached to conditionally approved permits. Most of the guidance is already formally included in the Zoning Code, General Plan Elements, and/or other City documents. However, the ornamental use of copper has not yet been formally incorporated. Staff will formally incorporate this when the relevant documents are next updated. In the meantime, Planning staff practice is to prohibit ornamental use of copper in exterior applications.	Ongoing Report 09/08	Lead: Mariya Hodge, Assoc. Planner Support: PW engineering, PW Env. Div.

	C.3.h Alternate Certification					
	Identify projects that have been certified by other parties	Order 01-119 PWP C.3.h	Summarize those stormwater management plans certified by a firm listed on the Qualified Consultants List the City developed in the Annual Report.	• Qualified Consultant list was updated in FY 06-07 and is used for projects. The next scheduled update of the list will occur in FY 08-09, pending the adoption of the MRP • All projects where C.3 requirements are applicable (as listed in Attachment E, Appendix Table 1) must prepare a Storm Water Management Plan (SWMP). All SWMPs must be certified as meeting the requirements of SMC 12.60 by a Qualified Consultant from the City's list.	Ongoing Report 09/08	Lead: Mariya Hodge, Assoc. Planner Support: Kristy McCumby, PW/Env.
	C.3.k Source Control Measures					
	Implement conditions of approval for source control measures for applicable projects.	Order 01-119 PWP C.3 k.3	Continue Implementation of source control measure requirements by including appropriate conditions for approval for projects that add or replace 10,000 sq ft. of impervious area. Report status and provide examples of the application of these conditions in annual reports.	The City adopted source control requirements for all projects that add or replace 10,000 sq .ft. of impervious area in October 2005. Conditions of approval are reported in Attachment E, Appendix Table 1, Parts 1 & 2.	Ongoing Report 09/08	Lead: Mariya Hodge, Assoc. Planner Support: Hira Raina/Nasser Fakih
	C.3.l Update General Plans					
	Update General Plans	Order 01-119 PWP C.3 l.3	Review current General Plan policies regarding watershed protection and water quality. Identify changes or additional policies that need to be developed in order to implement the C.3 provisions of the permit.	• Current Surface Runoff Sub Element of the City's General Plan does not need any change in order to implement current C.3 provisions. • Revision of the Water Resources Sub - element is scheduled for FY 08-09. • An update of the Surface Runoff Sub Element will occur after the MRP is adopted and new requirements are identified. It is tentatively scheduled for FY 09-10	Revise after 10/15/04 at next scheduled time	General Plan Workgroup: Lead: Lorrie Gervin, Env. Div. Mgr. with assistance from Community Development, Public Works , and Office of the City Attorney staff to be determined as needed.

C.3.m Environmental Review Process						
	Environmental Review Process	Order 01-119 PWP C.3. m	Summarize revisions to the Environmental Review process, if any are made.	Legal review has not identified any changes needed to the existing process. No changes were made in FY 07-08	Annually Report 09/08	Lead: Mariya Hodge, Assoc. Planner Support: Hira Raina/Nasser Fakih
C.3.n Reporting Requirements						
	Reporting Requirements	Order 01-119 PWP C.3 n.1	Provide information described in Table 1 in annual reports (Annual and One-time Reporting Requirements) of provision C.3) based on guidance received from the Program.	This is an ongoing effort and will be continued annually, as required. This information is provided in Attachment E, Appendix Table 1.	Annually Report 09/08	Lead: Mariya Hodge, Assoc. Planner (PW) Hira Raina/ Nasser Fakih
	Reporting Requirements	Order 01-119 PWP C.3 n.4	Collect and report the following for all projects that must implement treatment measures: -BMPs -Site design -Source control measures used -sizing criteria -O&M responsibility mechanism -O&M responsible party	This is an ongoing effort. Information is collected by CDD and PW staff for projects implementing treatment BMPs. Information collected is reported in the Annual Report. This information is provided in Attachment E, Appendix Table 1	Ongoing Report 09/08	Lead Mariya Hodge, Assoc. Planner Hira Raina/ Nasser Fakih Support: Public Works Env. Div. Staff (report writing)
	Reporting Requirements	Order 01-024 C.9.d.1 & Order 01-119 PWP C.3. n.5	- Ensure consideration of the use of pest-resistant landscaping and design features in the design, landscaping, and environmental review of development projects -Train staff on pest-resistant landscaping techniques and importance of minimizing pesticides in potential runoff from development sites -Collect and report a summary of pesticide reduction measures that are required for development projects and the percentage of projects that required pesticide reduction measures as conditions for their approval.	The IPM handout provided to all developers is used as an educational tool and summarizes the types of pesticide reduction measures required for new development and significant redevelopment projects. This is included in the Storm Water Management Plan development for the project. City staff receives training on the City's IPM policy and the importance of employing techniques that minimize impacts to storm water. All projects that must prepare a SWMP include pesticide reduction measures as COAs and are reported in Attachment E, Appendix Table 1.	Ongoing Report 09/08	Lead: Mariya Hodge, Assoc. Planner Support: Kristy McCumby, Env. Spec.

Response to Regional Board Comments on New Development and Construction Controls – Planning Procedures Activities section of FY 06-07 Annual Report:

No comments were received from the Regional Board on this section.

City of Sunnyvale

FY 07 - 08 Annual Report

Attachment E –

Appendix 1 Table 1, Parts 1 & 2

Applicable Projects
Adding or replacing 10,000 sq ft of impervious area

New Development Planning Procedures

Attachment E- Table 1. *Report Form for Planning Procedures Performance Standard and Provision C.3.n*
FY 2007-2008 Annual Report
Municipality: Sunnyvale

Applicable Projects (Part 1)
Significant Development Projects[1]
Reviewed and/or Approved July 1, 2007 – June 30, 2008

Project Name	Project Type[1]	Site Size (sq. ft.)	New Impervious Surface (sq. ft.)[3]	Area of Land[2] Disturbed (sq. ft.)	Project Status (incl. Date Deemed Complete)	Project Storm Water Control Measures
Private Projects – Applicable Projects						
1. Mixed Use Project at 615 Tasman Drive Project No.: 2007-0462 **Description:** Construction of condominiums and retail development.	Significant Redevelopment (Total rebuild)	281,188 sq. ft. (6.45 acres)	Increased by 5,662 sq. ft.	281,188 sq. ft	Deemed complete 1/7/08, approved by Planning Commission on 2/11/08	- Storm Water Treatment Measures - Site Design Measures
2. Residential Project at 408 Flora Vista Ave. Project No.: 2007-0463 **Description:** Construction of 6 Single-family homes.	Significant Redevelopment (Total rebuild)	46,213 sq.ft.	10,060 sq. ft. added.	46,213 sq.ft.	Deemed complete 3/24/08, approved by City Council 6/10/08	- Storm Water Treatment Measures - Source Control Measures - Site Design Measures

[1] For projects approved as of October 15, 2005, applicable projects are those that add or replace 10,000 square feet of impervious area.
[2] As defined in C.3.c If the site is a "significant redevelopment", list the area of land disturbance.
[3] "New" is defined as impervious surface added, created, or replaced.

Santa Clara Valley Urban Runoff Pollution Prevention Program
Attachment E- Table 1. *Report Form for Planning Procedures Performance Standard and Provision C.3.n*
FY 2007-2008 Annual Report
Municipality: Sunnyvale

Project Name	Project Type[1]	Site Size (sq. ft.)	New Impervious Surface (sq. ft.)[3]	Area of Land[2] Disturbed (sq. ft.)	Project Status (incl. Date Deemed Complete)	Project Storm Water Control Measures
Private Projects – Applicable Projects						
3. Residential Project at 805 W Fremont Ave. Project No.: 2007-0620 **Description:** Construction of 36 Townhouse units.	Significant Redevelopment	191,664 sq. ft. or 4.4 acres	Increased by 39,556 sq. ft.	191,664 sq. ft.	Deemed complete 6/18/07, approved by City Council 9/18/07.	- Storm Water Treatment Measures - Source Control Measures - Site Design Measures
4. Residential Project at 637 E Taylor Ave. Project No.: 2007-0621 **Description:** Construction of 36 Townhouse units.	Significant Redevelopment	80,586 sq. ft. or 1.85 acres	Decreased by 11,548 sq. ft.	80,586 sq. ft.	Deemed complete 6/18/07, approved by Planning Commission 8/13/07.	- Storm Water Treatment Measures - Source Control Measures - Site Design Measures
5. Residential Project at 394 E Evelyn Ave. Project No.: 2007-0828 **Description:** Construction of 47 condominium units in DSP.	Significant Redevelopment (Total rebuild)	42,846 sq. ft. or .98 acres	Increased by 18,150 sq. ft.	42,846 sq. ft.	Deemed complete 8/20/07, approved by Planning Commission 10/22/07	-Final SWMP required prior to issuance of building permits. -Preliminary SWMP includes Storm Water Treatment Measures, Source Control Measures, and Site Design Measures

S a Clara Valley Urban Runoff Pollution Prevention P. ram

Attachment E- Table 1. *Report Form for Planning Procedures Performance Standard and Provision C.3.n*

FY 2007-2008 Annual Report

Municipality: Sunnyvale

Project Name	Project Type[1]	Site Size (sq. ft.)	New Impervious Surface (sq. ft.)[3]	Area of Land[2] Disturbed (sq. ft.)	Project Status (incl. Date Deemed Complete)	Project Storm Water Control Measures
Private Projects – Applicable Projects						
6. Commercial Project at 1250 Kifer Road Project No.: 2008-0268 **Description:** Construction of new office building	Significant Redevelopment (Total rebuild)	299,951 sq. ft. or 6.9 acres	Decreased by 6,175 sq. ft.	254,826 sq. ft.	Deemed complete 5/8/08, approved by staff 6/24/08	- Storm Water Treatment Measures - Source Control Measures - Site Design Measures
Public Projects – Applicable Projects						
1. Mathilda Ave CalTrain Bridge Rehabilitation **Project No.:** TR-02/03-07 **Description:** Rehabilitate/seismic retrofit the existing Mathilda Ave bridge over CalTrain railroad tracks and rehabilitate parking lot area	Redevelopment - Retrofit to bring up to current seismic standards	446,300 sq. f.t (10.24 AC)	414,727 SF. new or replaced. Total impervious area increased by 24,136 sq. ft.	446,300 sq. f.t (10.24 AC)	Approved by Planning Commission on 1-22-02	- Storm Water Treatment Measures - Source Control Measures - Site Design Measures

Santa Clara Valley Urban Runoff Pollution Prevention Program
Attachment E- Table 1. *Report Form for Planning Procedures Performance Standard and Provision C.3.n*
FY 2007-2008 Annual Report
Municipality: Sunnyvale

Applicable Projects (Part 2)
Significant Development Projects[2]
Reviewed and/or Approved July 1, 2006 – June 30, 2007

Project Name	Treat-ment BMPs	Numeric Sizing Criteria Used	O&M Responsibility Mechanism and Responsible Party	Site Design Measures	Source Control Measures	Pesticide Reduction Measures
Private Projects – Applicable projects						
1. Mixed Use Project at 615 Tasman Drive Project No.: 2007-0462 **Description:** Construction of condominiums and retail development.	Hydro-dynamic devices (CDS Units), Bio-retention areas, Pervious paving.	Volume Hydraulic Design Basis (for retention areas) and Flow Hydraulic Design Basis (for CDS units) using '03 CA Stormwater Quality BMP Handbook, and local rainfall data.	Formalized through Conditions of Approval, 3rd party certification, and recording SWMP with the Deed. Property owner responsible for O&M.	Minimum impact parking lot design, disconnect downspouts, runoff flows through site conveyance systems to a retention area, minimize impervious surfaces, provide landscaping.	Minimize impervious surface (subsurface parking), covered trash area drains to sanitary sewer, pervious paving, maintenance (street sweeping, catch-basin cleaning).	Education, COAs
2. Residential Project at 408 Flora Vista Ave. Project No.: 2007-0463 **Description:** Construction of 6 Single-family homes.	Hydro-dynamic devices (CDS Units), media filter/bio-retention	Flow Hydraulic Design Basis using '03 CA Stormwater Quality BMP Handbook, and local rainfall data.	Formalized through Conditions of Approval, 3rd party certification, and recording SWMP with the Deed. Property owners responsible for O&M.	Disconnect downspouts, minimize impervious surfaces, shared driveway design, provide landscaping.	Minimize impervious surface, covered individual trash areas, beneficial landscaping, maintenance.	Education, COAs

[1] For Projects approved as of October 15, 2005, reporting applicable projects – those that add or replace 10,000 square feet of impervious area.
[2] As defined in C.3.c If the site is a "significant redevelopment", list the area of land disturbance.
[3] "New" is defined as impervious surface added, created, or replaced.

Attachment E- Table 1. *Report Form for Planning Procedures Performance Standard and Provision C.3.n*
FY 2007-2008 Annual Report
Municipality: Sunnyvale

Project Name	Treat-ment BMPs	Numeric Sizing Criteria Used	O&M Responsibility Mechanism and Responsible Party	Site Design Measures	Source Control Measures	Pesticide Reduction Measures
Private Projects – Applicable projects						
3. Residential Project at 805 W Fremont Ave. Project No.: 2007-0620 **Description:** Construction of 36 Townhouse units.	Hydro-dynamic devices (CDS Unit), Bio-filter (swale), pervious paving.	Flow Hydraulic Design Basis using '03 CA Stormwater Quality BMP Handbook, and local rainfall data.	Formalized through Conditions of Approval, 3rd party certification, and recording SWMP with the Deed. Property owner responsible for O&M.	Minimize impervious surface, use pervious paving, all runoff flows through site conveyance systems to CDS unit or swale.	Beneficial landscaping, enclosed individual trash bins, maintenance (street sweeping, catch-basin cleaning).	Education, COAs
4. Residential Project at 637 E Taylor Ave. Project No.: 2007-0621 **Description:** Construction of 36 Townhouse units.	Hydro-dynamic devices (CDS Unit)	Flow Hydraulic Design Basis using '03 CA Stormwater Quality BMP Handbook, and local rainfall data.	Formalized through Conditions of Approval, 3rd party certification, and recording SWMP with the Deed. Property owner responsible for O&M.	All runoff flows through site conveyance system to CDS unit.	Maintenance (street sweeping, catch-basin cleaning).	Education, COAs
5. Residential Project at 394 E Evelyn Ave. Project No.: 2007-0828 **Description:** Construction of 47 condominium units in DSP.	Bio-retention and bio-filter (swales)	Volume Hydraulic Design Basis using '03 CA Stormwater Quality BMP Handbook, and local rainfall data.	Formalized through Conditions of Approval, 3rd party certification, and recording SWMP with the Deed. Property owner responsible for O&M.	Disconnect downspouts, all runoff flows through site conveyance system to retention/ filter areas, minimize impervious surfaces, provide landscaping.	Minimize impervious surface (subsurface parking), covered trash area, maintenance (street sweeping, catch-basin cleaning).	Education, COAs

Santa Clara Valley Urban Runoff Pollution Prevention Program
Attachment E- Table 1. *Report Form for Planning Procedures Performance Standard and Provision C.3.n*
FY 2007-2008 Annual Report
Municipality: Sunnyvale

Project Name	Treat-ment BMPs	Numeric Sizing Criteria Used	O&M Responsibility Mechanism and Responsible Party	Site Design Measures	Source Control Measures	Pesticide Reduction Measures
Private Projects – Applicable projects						
6. Commercial Project at 1250 Kifer Road Project No.: 2008-0268 **Description:** Construction of new office building	Hydro-dynamic devices (CDS Units)	Flow Hydraulic Design Basis using '03 CA Stormwater Quality BMP Handbook, and local rainfall data.	Formalized through Conditions of Approval, 3rd party certification, and recording SWMP with the Deed. Property owner responsible for O&M.	Provide landscaping, all runoff flows through site conveyance system to CDS units.	Maintenance (street sweeping, catch-basin cleaning).	Education, COAs
Public Projects – Applicable projects						
1. Mathilda Ave CalTrain Bridge Rehabilitation **Project No.:** TR-02/03-07 **Description:** Rehabilitate/seismic retrofit the existing Mathilda Ave bridge over CalTrain railroad tracks and rehabilitate parking lot area	Bio-filter (swale) Hydro-dynamic devices (CDS units) Pervious paving	Volume Hydraulic Design Basis (for retention areas) and Flow Hydraulic Design Basis (for CDS units) using '03 CA Stormwater Quality BMP Handbook, and local rainfall data.	City of Sunnyvale, Public Works Department/ Field Services Division • Annual maintenance of CDS units • Maintenance/sweeping of parking lots (weekly) • Bioretention area landscape maintenance (as required)	Minimize impervious surfaces Provide landscaping Pervious pavement for walkways	Parking lot sweeping and litter control/pick-up Maintenance of landscaped areas by city crews	Follow City's Integrated Pest Mange-ment Policy for City-owned property

Santa Clara Valley
Urban Runoff
Pollution Prevention Program

Attachment E, Appendix Table 2

Treatment BMPs Inspection Activity Report
FY 07-08

Sunnyvale 07-08

Date	APN	Reason for Inspection	Project Type	Treatment BMP Type	Inspection Results					Enforcement Action	Comments
					1	2	3	4	5		
6/9/2009	205-26-005	Initial	Commercial	Hydrodynamic Separators	1. No Visible/Apparent Problems	1. No Visible/Apparent Problems				None	Self Storage Facility
3/12/2008	165-30-015	Initial	Industrial	Vegetated Swale	1. No Visible/Apparent Problems					None	Verison Wireless
3/12/2008	165-30-015	Initial	Industrial	Hydrodynamic Separators	1. No Visible/Apparent Problems					None	
6/17/2008	201-22-010	Initial	Residential	Vegetated Swale	18. Standing Water/Excessive Ponding/Soggy Soil					Verbal Notice	Classics at Las Palmas - Follow up to assess excess irrigation water collecting in BMP.
6/17/2008	201-22-010	Initial	Residential	Hydrodynamic Separators	1. No Visible/Apparent Problems	62. Other				Verbal Notice	No maintenance performed and no documentation available. Follow up required.
6/17/2008	201-22-010	Initial	Residential	Infiltration Basin	1. No Visible/Apparent Problems					None	
6/17/2008	323-30-055	Initial	Residential	Hydrodynamic Separators	1. No Visible/Apparent Problems	62. Other				Verbal Notice	Sunnyvale Manor - No maintenance performed and no documentation available. Follow up required.
6/17/2008	323-30-055	Initial	Residential	Infiltration Basin	1. No Visible/Apparent Problems					None	
6/18/2008	205-27-004	Routine	Commercial	Vegetated Buffer Strip	1. No Visible/Apparent Problems					None	Lowes
6/18/2008	205-27-004	Routine	Commercial	Porous Pavement	15. Poor Vegetation Coverage					Verbal Notice	Lowes - Turf-block requires repair, devoid of vegetation, follow up required
6/18/2008	205-27-004	Routine	Commercial	Hydrodynamic Separators	1. No Visible/Apparent Problems					None	
6/25/2008	110-14-129	Initial	Residential	Hydrodynamic Separators	10. BMP Cannot Be Located					Verbal Notice	Danburry III - follow up required to locate SWMP and the CDS Unit identified on building plans.
6/24/2008	211-25-001-002-003	Routine	Commercial	Hydrodynamic Separators	1. No Visible/Apparent Problems					None	
6/24/2008	211-25-001-002-003	Routine	Commercial	Vegetated Buffer Strip	1. No Visible/Apparent Problems					None	
6/24/2008	211-25-001-002-003	Routine	Commercial	Vegetated Swale	14. Erosion/Scouring	15. Poor Vegetation Coverage				Warning Notice	Best Buy - Pet Smart - Follow up required as swales are in need of more vegitation to reduce erosion potential. SDIs have significant debris accumulation.

City of Sunnyvale

FY 07 - 08 Annual Report

Attachment F

Construction Inspection

P.S. Id.	Activity	CI Item Source	FY 07-08 Tasks	Status / Comments	Due Date (mo/yr)	Responsible Party
New Development and Construction Controls – Construction Site Inspection						
CI-1-4	Construction Inspection Performance Standards	URMP	Conduct annual staff review of performance measures in order to evaluate their effectiveness.	CDD- Building Division: All performance standards are being implemented and are effective. • Staff provides outreach materials to contractors and developers by attaching copies of construction tri-folds "Preventing Pollution, It's up to Us" or the "Sunnyvale Blueprint for a Clean Bay" to plans and/or job card before permits are issued. • 27 written Erosion/sediment Control Correction Notices and Re-inspection Notices were issued this year for private projects. Public Works – CIP: Current performance standards are being implemented and are effective.	09/08	Gordon Blancher, Building Inspector /Coordinator Nasser Fakih, PW Inspector
CI-2 - CI-5	Inspection of sites with significant erosion potential and construction planned for the wet season	URMP	Conduct inspections of sites (public and private) with significant erosion potential and/or construction planned during the wet season. Ensure that erosion and sediment control measures are implemented in accordance with SMC, the SWPPP, and any conditions of approval for the project.	CDD- Building Division: Inspections of project were done to ensure that the projects erosion and sediment control measures are maintained, as needed during construction. Enforcement for compliance with SMC requirements was done, as needed. Public Works – CIP: The inspection staff inspected capital projects and encroachment permit projects as required. See Attachment F Appendix Table 1 for Project Inspection enforcement actions.	Ongoing Report 09/08	Gordon Blancher, Building Inspector /Coordinator Nasser Fakih, PW Inspector

New Development and Construction Controls – Construction Site Inspection (cont.)						
CI-4	Effectiveness Evaluation: Private Development and Public Works Inspection Program	URMP	Annually review and evaluate effectiveness of inspection programs using staff and/or contractor feedback	CDD- Building Division: Staff and contractor feedback indicate that the inspection programs are effective and meeting goals. Using the "FIELD INSPECTION – BMP'S" notices helps with documenting violations and corrective actions. Public Works – CIP: Inspection programs are being implemented without any problems based on staff feedback.	Annually Report 09/08	Gordon Blancher, Building Inspector /Coordinator Nasser Fakih, PW Inspector
	Construction Inspection Performance Standards	Permit Prov. C.3.a. (vi)	• Annually train Construction Inspection staff (both Community Development and Public Works) on current Construction Inspection Performance Standards and any changes to BMPs and SOP's. Also include training on construction inspection procedures, documentation, and enforcement. • Every two years, all inspectors will receive training on the latest construction BMPs and techniques. Implementation of BMPs and SOP's will be discussed, as needed, at regular staff meetings.	Information on training activities for all CDD-Building Division staff and Public Works Engineering Services Division are presented in Attachment M of this report Public Works Inspection staff continues to have BMP inspection training at least once every 2 years. See Attachment M for Staff Training received.	Annually, before October 1 Report 09/08	Gordon Blancher, Building Inspector /Coordinator Nasser Fakih, PW Inspector

New Development and Construction Controls – Construction Site Inspection (cont.)						
	Erosion and Sediment Control Plans by Contractors for Private Development and Public Projects	Permit Prov. C.3.a. (iv)	CDD Building Inspection staff and PW Construction staff to ensure that developers/contractors of projects with significant erosion potential and planned construction during the wet season have prepared an effective erosion and/or sediment control plan prior to the start of the wet season.	CDD- Building Division: Compliance with erosion and or sediment control plans was required for projects prior to the start of the wet season. Inspectors checked to made sure the plans were done and the BMPs in place. There was good cooperation from the developers and contractors to meet these requirements Public Works – CIP: Construction inspection staff has complied with these requirements.	Ongoing Report 09/08	Gordon Blancher, Building Inspector /Coordinator Nasser Fakih, PW Inspector
	Municipal capital improvement project stormwater quality control measures	Permit Prov. C.3.a. (v)	Perform and document inspections of contractors on capital improvement projects to ensure their compliance with stormwater quality control requirements during construction and maintenance activities. Initiate enforcement actions, as needed. Report annually on results of inspection program.	• Inspections are performed daily and reported in the inspector's daily reports. Violations are tabulated in a spreadsheet. • See Attachment F, Appendix 1, Table 1 for the facilities that had compliance issues and their resolution.	Ongoing Report 09/08	Hira Raina, Nasser Fakih

Response to Regional Board Comments on Construction Inspection Activities section of FY 06-07 Annual Report:

No comments were received from the Regional Board on this section.

Table 1: Field Inspections – BMPs Correction Notices Enforcement Report

LOCATION	Project Number	Date of Notice	Contractor/ Owner	Construction BMPs	Contractor Notified by Inspector	Contractor Complied at Time of Notice	Comments
Private Projects FY 07-08							
1375 Crossman Av	2007-1348	6/25/07	Devcon	Clean Street	Yes	Yes	Reinspection 6/25/07
576 Balsam	2006-4150	8/14/07	Unknown	Clean Street	Yes	Yes	Reinspection 8/14/08
1082 Clematis Dr	None	8/29/07	Unknown	Dirt in Street	Yes	Yes	Reinspection 8/30/07
805 Devonshire Way	2007-3477	8/29/07	Life Time Pools	Dirt in Street	Yes	Yes	Reinspection 8/30/07
974 Astoria	2006-4584	9/14/07	Unknown	Cover Dirt	Yes	Yes	Reinspection 9/17/07
Solomon Tr.	2005-1187	9/28/07	Toll Bros.	Cover Dirt	Yes	Yes	No Reinspection Need
410 N. Mary	2007-3021	10/1/07	R & S	Clean Street	Yes	Yes	Reinspection 10/1/07
1065 Salinaw Tr.	2006-3815	10/3/07	SBI	Cleaning Paint in Street	Yes	Yes	Reinspection 10/3/07
1021 Jena Tr.	2005-1187	10/4/07	Toll Bros.	Clean Street	Yes	Yes	No Reinspection Needed
1376 Bordeaux Dr.	2007-4104	10/10/07	South Bay	Clean Street	Yes	Yes	Reinspection 10/10/07
503 Soloman Tr.	2005-3997	10/16/07	Toll Bros.	Protect Wood	Yes	Yes	No Reinspection Needed
525 Almanor Ave	2007-3631	10/16/07	Webcor	Install BMP's	Yes	Yes	Reinspection 10/17/07
1439 Bittern	None	10/23/07	Unknown	Pool Water into Storm	Yes	Yes	No Reinspection Needed
916 Bonneville Way	2007-1241	10/30/07	Sahana Deviprasad	Cover Dirt	Yes	Yes	Reinspection 10/31/07
1111 Lockheed Martin Way	None	12/4/07	Unknown	Hosing Dirt off Street	Yes	Yes	Reinspection 12/5/07
883 Borregas Ave	2006-1200	12/6/07	Southland Const	Install BMP's	Yes	Yes	Reinspection 121/7/07
Duane & DeGuine	None	12/6/07	John Lang Homes	Install BMP's	Yes	Yes	Reinspection 12/7/07
646 Oneida Dr	2007-4757	12/26/07	Richard Bianchi	Clean Gutter	Yes	Yes	No Reinspection Needed
1177 Pecos Way	2007-3252	1/14/08	Exodus	Cover Cement	Yes	Yes	No Reinspection Needed
883 Borregas	2006-1200	1/15/08	Southland Const.	Clean Street	Yes	Yes	Reinspection 1/15/07
525 Almanor Ave	2007-1571	2/1/08	Webcor	Cleaning Concrete in Storm	Yes	Yes	No Reinspection Needed

LOCATION	Project Number	Date of Notice	Contractor/ Owner	Construction BMPs	Contractor Notified by Inspector	Contractor Complied at Time of Notice	Comments
Private Projects FY 07-08 (Continued)							
925 Hillsboro Ave	2007-4762	2/6/08	Andree	Clean Street	Yes	Yes	Reinspection 2/7/08
1117 Tucson Ave	2007-2900	2/14/08	Exodus	Clean Sidewalk	Yes	Yes	No Reinspection Needed
995 Benecia	2006-4803	2/22/08	Vance Brown	Mud in Storm	Yes	Yes	No Reinspection Needed
1299 Caldwell Ct.	None	3/18/08	Unknown	Clean Street	Yes	Yes	Reinspection 3/19/08
1582 Peacock Ave	None	4/2/08	Unknown	Clean Street	Yes	Yes	Reinspection 4/3/08
974 E. Arques Ave	2008-1664	5/13/08	Sunpower	Install BMP's	Yes	Yes	Reinspection 5/15/08

Project Location and Number	Date of Notice	Contractor	Construction BMPs	Contractor Notified	Complied at time of notice	Comments
Public Projects FY 07-08						
TR-00/08-03, Borregas Ave POC project at 101 and 237	2/6/ 2008.	RGW Construction Inc	Remove construction generated waste. Remove generated sawdust. Maintain concrete washout. Provide secondary containment. Follow BMP WM-10. Repair or remove leaking equipment. Follow NS-9 and WM-4 requirements. Maintain inlet protection	Yes	Yes	Contractor complied in reinspection that was performed on 3/3/2008.
TR-00/08-03, Borregas Ave POC project at 101 and 237	3/19/ 2008	RGW Construction Inc	Remove construction generated waste. Remove generated sawdust. Improve concrete waste management. Maintain clean pavement within the construction zone. Repair leaking equipment or remove them per requirements of NS-9 and NS-10.	Yes	Yes	Contractor complied in reinspection that was performed on 4/2/2008.
TR-00/08-03, Borregas Ave POC project at 101 and 237	5/14/ 2008	RGW Construction Inc	Remove construction generated waste. Remove generated sawdust. Improve concrete waste management. Remove spilled cement powder. Clean leaked oil and repair leaking equipment.	Yes	Yes	Contractor complied in reinspection that was performed on 5/28//2008.

City of Sunnyvale

FY 07 - 08 Annual Report

Attachment G

Public Information and Participation

P.S. Id.	Activity	CI Item Source	FY 07-08 Tasks	Status / Comments	Due Date (mo/yr)	Responsible Party
Public Information / Participation						
PIP-1	Identification of pollution issues/problems	URMP	Continue to discuss water pollution prevention, conservation, and watershed education with regional co-permittees, pretreatment staff, and urban runoff staff to determine current issues and pollutants of concern.	Regional, local and internal discussions are centered on water pollution prevention, conservation, and watershed education. Projects implemented by Sunnyvale in FY07-08 were consistent with the issues and pollutants of concern discussed. • See Attachment G Table 1 - Detailed Descriptions PIP Activities and Self-Evaluation Matrix for FY 07-08.	Ongoing Report 09/08	Sally Personett, Environmental Outreach Coordinator
PIP-2	Implementation of strategy to address issues	URMP	In order to insure efficient and effective use of resources, we will continue to select projects that automatically send behavior change messages to the greatest number of people without requiring staff to be present. In addition, we will lend support to regional projects and events that endeavor to increase behavioral change thorough public education.	When large audience reach must be achieved, mass media can play a key role. Sunnyvale successfully utilizes mass media to send public education and behavior change messages regarding water pollution prevention to our target audiences. Media projects implemented in FY07-08 include on-screen theater ads, newspaper articles and ads, website postings, flyers, community cable TV, poster distributions and literature kiosks. • See Attachment G Table 1 - Detailed Descriptions PIP Activities and Self-Evaluation Matrix for FY 07-08.	Ongoing Report 09/08	Sally Personett, Environmental Outreach Coordinator
PIP-3	Dissemination of outreach/education materials	URMP	Continue to update and develop new materials and information, and disseminate material to targeted audiences through participation in school and youth programs, industry-related events, presentations, community requests, plant tours, Farmers' Markets, and regional events.	Outreach material is monitored for restock and edited for content as necessary. New materials are developed as needed, and literature is disseminated as described in Attachment G Table 1 - Detailed Descriptions PIP Activities and Self-Evaluation Matrix for FY 07-08.	Ongoing Report 09/08	Sally Personett, Environmental Outreach Coordinator
PIP-4	Municipal Employee Training	URMP and Permit Prov. C.9	Provide annual training to Community Development, Parks and Recreation, and Public Works Department staff related to URMP Performance Standards, BMPs, and Watershed Outreach and Education campaign. (See IPM Policy and Hg Policy outreach sections for similar tasks)	Annual training on elements of the performance standards established for each department/division outlined in the City's URMP is performed each year. • See Attachment M for the dates/topics and approximate number of staff attending. Additional training is provided through staff newsletters and articles.	Ongoing Report 09/08	Kristy McCumby, Environmental Specialist & Dave Grabiec, Laboratory/ Pretreatment Mgr.

Public Information / Participation (cont.)						
PIP-5	Evaluation of effort and strategy	URMP	Use various feedback methods to determine public evaluation of materials, events and workshops, and when possible, evaluate level of increased awareness of pollution prevention issues. In an ongoing effort, staff will use public feedback to evaluate strategies used in selected projects.	Evaluation forms are distributed and reviewed. The evaluation forms are not used to measure differences in usage patterns or behavior change, but to determine satisfaction with the presentation or activity. Feedback is used to modify and fine tune projects, presentations, and workshops. Currently, the level of increased awareness is chiefly established through the number of individuals reached.	Ongoing Report 09/08	Sally Personett, Environmental Outreach Coordinator
PIP-5	Work Plan Revision	URMP	As a result of ongoing evaluation and discussions as listed in PIP-1, determine projects to be continued, deleted or added.	Outreach provides a wide-range of education to targeted and general audiences through participation in various events and activities in Sunnyvale, through use of media, and in project collaborations with other agencies and partners both regional and local. Projects Added: Great American Litter Pick-up event, Tarp Giveaway at the Landfill, National River Day Creek Clean-up event Projects Deleted: Sunnyvale Visioning Festival, Library Presentations, Thermometer Exchange, Hands on the Arts Projects Continued: for a listing of activities and events, see Attachment G Table 1-Detailed Descriptions PIP Activities and Self-Evaluation Matrix for FY 07-08	Ongoing Report 09/08	Sally Personett, Environmental Outreach Coordinator

Public Information / Participation (cont.)						
	Mercury Outreach	Permit Prov. C.9.c	In coordination with the Program and County-wide efforts, develop and continue to implement an educational outreach program to residential audiences regarding recycling of fluorescent lights, the proper disposal of other mercury-containing products, and the availability of non-mercury containing alternatives. Monitor and document results in the Annual Report. (Also see Control Program for Mercury for additional Outreach tasks.)	Through ongoing collaboration and effort, Sunnyvale continues to develop and implement educational outreach to residential audiences regarding non-mercury alternative devices, recycling and proper disposal of mercury containing products, retail stores program for fluorescent disposal options, and water pollution prevention. • See Attachment G Table 1 - Detailed Descriptions PIP Activities and Self-Evaluation Matrix for FY 07-08.	Ongoing Report 09/08	Sally Personett, Environmental Outreach Coordinator and HHW/SMaRT station staff
	Integrated Pest Management Outreach	Permit Prov. C.9.d	Provide local public outreach on proper use and disposal of pesticide products and use of less toxic pest control methods. Support the Program on local IPM Store Partnership activities. Participate in Regional outreach events. (Also see Control Program for Pesticides for additional Outreach tasks.)	Sunnyvale supports the IPM store partnership program, participates in Regional outreach events, and consistently provides local public outreach on proper use and disposal of pesticides, and use of less toxic pest control methods. • See Attachment G Table 1 - Detailed Descriptions PIP Activities and Self-Evaluation Matrix for FY 07-08.	Ongoing Report 09/08	Sally Personett, Environmental Outreach Coordinator
	Trash Management	Program Task RWQCB Letter	Continue to promote litter reduction as a key pollution prevention element. Provide local education on what the public can do to reduce and eliminate litter. This includes outreach through articles and ads in newsletters, and presentations at local schools events. (Also see Control Program for Trash for additional outreach tasks.)	Sunnyvale's litter reduction and public awareness outreach promotes litter as a key source of water pollution. The focus of the program is to raise litter awareness through education and community events. Resources for our public education campaign include community newsletters, employee newsletters, theater billboard advertising, as well as presentations and demonstrations in school classrooms and at community events. The message promotes litter as a key pollution element, and provides education on what the public can do to reduce and eliminate litter. • See Attachment G Table 1 - Detailed Descriptions PIP Activities and Self-Evaluation Matrix for FY 07-08	Ongoing Report 09/08	Sally Personett, Environmental Outreach Coordinator

Response to Regional Board Comments on PI/P Activities section of FY 06-07 Annual Report:

No comments were received from the Regional Board on this section.

City of Sunnyvale

FY 07 - 08 Annual Report

Attachment G
Table 1 – Detailed PI/P Activities and Evaluation of Effectiveness

Public Information and Participation

Table 1. Detailed Description of FY 07- 08 PI/P Activities and Self Evaluation Matrix

PI/P Activity[1]	Type of Outreach [2]	Level of Implementation (Description/Dates)	Evaluation of Effectiveness
Community			
Leadership Sunnyvale	Event – General	Leadership Sunnyvale is a community education program that provides it members with training on the fundamentals of leadership and classes in community awareness. The intention is to broaden participant awareness of complex community issues, strengthen leadership skills, and increase effectiveness in the community. During this annual event Public Works hosts an Environmental Awareness Day. April 08	This event presents a key opportunity to provide awareness to potential community leaders about watershed issues. Topics included wastewater treatment overview, and public outreach and education efforts regarding water pollution and prevention. 27 individuals participated in the event this reporting year.
Columbia Health and Safety Fair	Event – General	Although the main emphasis is on fun, the city teams up once a year with local organizations to inform and educate area residents about health, safety, and community services. The event is held at the Columbia Neighborhood Center and provides opportunities for residents to educate and inform themselves about issues affecting their daily lives. May 08	The event was not as well attended as in previous years due to a change in location. The outreach exhibit highlighted the difference between sanitary sewers and storm drains. Literature about water pollution prevention was distributed. Approximately 10-15 adults visited the exhibit for information and literature. Section for *Schools and Youth* provides additional outreach information.
Sunnyvale Pancake Breakfast	Event – Targeted	This event features a community breakfast, activities for kids, and exhibit booths providing public service information to the community. October 07	This event provides an excellent opportunity to reach the community about water pollution prevention. Because of the children's craft activity, the Outreach display featured IPM and promoted the use of less-toxic pesticides. Literature about water pollution prevention was distributed. Approximately 20 adults visited the booth for information. Section for *Schools and Youth* provides additional outreach information.

[1] Reference FY 07-08 PI/P Work Plan
[2] General, Targeted, Educational, or Citizen Participation types of outreach activities

Santa Clara Valley Urban Runoff Pollution Prevention Program
Attachment G- Public Information and Participation (PI/P) Table 1
FY 2007-2008 Annual Report
Municipality: Sunnyvale

PI/P Activity	Type of Outreach	Level of Implementation (Description/Dates)	Evaluation of Effectiveness
Community (cont.)			
Sunnyvale Farmers Market	Event - Targeted	The Sunnyvale Farmers Market is held every Saturday all year round. The Environmental Outreach exhibit promotes pesticide reduction through IPM practices. Literature and fact sheets on less-toxic pest control are distributed. Other water pollution prevention literature is available, including the HHW mercury brochure and surplus utility bill inserts that target water pollution concerns. Ongoing monthly – except for December and January	The market draws 2-3000 people each Saturday and provides an effective way to interface with shoppers in a venue that promotes healthy food and pesticide free gardening. Everyone visiting the booth is in search of information about less-toxic pest control. The number of individuals reached doesn't change much from year to year; we talk with approximately 40 to 70 people at each event depending on the season. Section for *Schools and Youth* provides additional outreach information.
Earth Day event	Event – Targeted	This was a community event held outdoors at the Farmers Market in Sunnyvale. The event celebrated Earth Day, and exhibits and presenters focused on providing information about protecting the earth and its natural resources. April 08	IPM was the outreach theme for this event. Staff conducted Enviroscape demonstrations during the event to promote water pollution prevention messages. Relatively few adults (15) approached the booth for information. The children's craft project was more successful. See the *Schools and Youth* section for additional outreach information.
Tarp Giveaway at the Landfill	Event - Targeted	This event was held in cooperation with the Silicon Valley Anti-Litter campaign, a collaborative effort for litter control in Santa Clara County. The event was conducted at the SMaRT Station in Sunnyvale during free dump weekend. April 08	A fact sheet, a free tarp and a brief reminder about litter prevention was given to drivers of vehicles arriving at the SMaRT Station with uncovered loads on free dump day. 250 free tarps were given away at this event.

Attachment G- Public Information and Participation (PI/P) Table 1
FY 2007-2008 Annual Report
Municipality: Sunnyvale

PI/P Activity	Type of Outreach	Level of Implementation (Description/Dates)	Evaluation of Effectiveness
Community (cont.)			
Compost workshops	Event - Targeted	Registrants learn that at-home composting turns organic material into valuable product for gardens and landscaping. Applying compost to gardens and landscaping reduces the need to apply fertilizer. Ongoing	Workshops are held once per month, 10 times during the year. Attendance is sporadic, depending on the season. Generally, anywhere between 12 and 40 individuals attend each new workshop session.
State of the City Event	Event – General	This annual, one-day event is sponsored by the City as a Fourth of July celebration. The event features activities and exhibits that provide community information for residents and youth. July 07	This event offers a venue to discuss with residents that indoor/outdoor daily activities and chores impact the watershed The Outreach booth distributed water pollution prevention information and literature featuring mercury, pesticides, IPM datasheets, automobile fluids, and proper draining of pools and spas. Outreach discussed pollution prevention techniques with approximately 100 adults at this event. Section for *Schools and Youth* lists additional outreach information.
Plant Tours	Event – Educational	Plant Tours are conducted year round. Treatment stages and processes are discussed, and attendees learn the function and importance of the wastewater treatment plant and its role of preventing water pollution from wastewater discharge. Both stormwater and wastewater pollution issues are discussed.	The Plant conducted 5 adult tours in FY 07-08, reaching 95 individuals. Discussions about water pollution and its issues impacting the watershed and the environment help tour attendees gain a better understanding of the problem. At the completion of the tour, attendees are given educational materials that promote environmentally responsible behaviors. Section for *Schools and Youth* lists additional outreach information.
Theater Billboards	Media – Targeted	Sunnyvale produces water pollution prevention advertising for on-screen viewing at the Mercado Theaters. Pollution prevention messages are selected according to priority and season. Advertisements included messages for mercury, car wash and litter. July 07 – June 08	These 14-second animated/audio ads are viewed by movie audiences two times during a 15-minute timeframe prior to every movie shown in the 20 theater complex. This is a beneficial method, albeit extremely expensive way to reach large groups of people with targeted pollution prevention messages. It is possible this program may be suspended in favor of other advertising or program opportunities.

PI/P Activity	Type of Outreach	Level of Implementation (Description/Dates)	Evaluation of Effectiveness
Community (cont.)			
Utility Bill Inserts	Media - General	A pollution prevention advertisement targeting correct procedures for draining pools and spas was utilized as a bill insert this reporting year. *Drain Smart - Draining Pools and Spas* July/Aug 07	Stuffing utility bills with advertising inserts reaches approximately 30,000 account customers for each two-month mailing. This is an ongoing outreach effort, and we will continue to use this venue as a cost effective way to reach a large number of people.
Quarterly Report Articles	Media - General	Pollution prevention articles targeting priority pollutants of concern and other messages were published in the city's quarterly community newsletter. *Car Wash Kits* *Summertime Recycling* *Water Conservation - Every Drop Counts* *Saving Water Starts at Home* *Pollution Prevention Week* *Dispose of Mercury Containing Products Safety* *Using the HHW Program* *California Water – A Growing Crisis* *Purple Equals Green in Sunnyvale* *Earth Day 2008* *Great American Litter Pick-up* *Reporting Storm Drain Pollution* July 07 – June 08	The Quarterly Report is mailed to approx. 60,000 residents and businesses in Sunnyvale each quarter. In addition, 2000 copies of the report are distributed to reception and outreach areas around Sunnyvale. Ongoing. We will continue to publish articles in the Quarterly Report as it has proven to be a cost effective way to reach people who live, work and/or go to school in Sunnyvale with information on water pollution
National Pollution Prevention Week	Media – General	Messages promoting National Pollution Prevention Week are developed and advertised on KSUN community cable TV. Water pollution prevention messages included automotive fluids, IPM, car wash, fluorescents, and draining pools and spas. National Pollution Prevention Week posters were placed at various key locations throughout the city. September 07	Any person living, working, going to school in Sunnyvale who used the library, community center, senior center or city hall could view the posters. KSUN reaches approximately 20,000 Sunnyvale residents with cable TV of whom 20% watch KSUN at least once a month.

Attachment G- Public Information and Participation (PI/P) Table 1
FY 2007-2008 Annual Report
Municipality: Sunnyvale

PI/P Activity	Type of Outreach	Level of Implementation (Description/Dates)	Evaluation of Effectiveness
Community (cont.)			
Sunnyvale ReNews	Media – General	The Sunnyvale ReNews Newsletter is focused on reduce, reuse, recycle messages with a heavy focus on HHW. Articles and informational pieces relating to pollution prevention through proper disposal were published in the newsletter. *Hazardous Waste Drop-off* *Proper Disposal of Hazardous Waste Items* *Where to Deposit Mercury Containing Items* *Keep Yard Trimmings out of Storm Drains* *Reduce the Use of Toxic Chemicals* *Get Rid of Hazardous Products* *Use the SMaRT Recycling Center Drop-off* *Compost in your Backyard* *Beyond the Split Cart* summer 07 fall 07 spring 08	This newsletter is mailed twice a year to approximately 29,000 single family residents and 24,000 residents living in multi-family units. Copies are also available in key locations throughout the city. Considering the reach, we will continue to use this newsletter for outreach as it serves a productive method to continually remind the community about proper disposal of HHW products.
Website	Media - General	Sunnyvale provides pollution prevention messaging on three different web sites in the City. - The Solid Waste and Recycling website provides HHW information regarding proper disposal of pesticides, fertilizers, and mercury containing products. - The Water Pollution Control Plant Pretreatment section includes specific business related BMPs for painting, concrete, facility, equipment, cleaning, and vehicle maintenance. - The Water Pollution Control Plant web site has been revised and includes extensive water pollution prevention information.	The City's website does not have the ability to count number of hits.

Santa Clara Valley Urban Runoff Pollution Prevention Program
Attachment G- Public Information and Participation (PI/P) Table 1
FY 2007-2008 Annual Report
Municipality: Sunnyvale

PI/P Activity	Type of Outreach	Level of Implementation (Description/Dates)	Evaluation of Effectiveness
Employees			
Poop Scoop	Media - General	Several articles targeting both general pollutants and specific pollutants of concern were published in this employee newsletter. *Water Pollution Around the World* *Green Gardener Program* *Groundhog Job Shadow Day* *Great American Litter Pick-up*	Approximately 65 employees at the Water Pollution Control Plant read the Poop Scoop, the employee newsletter for staff at the WPCP. This is an ongoing effort and we will continue using this newsletter venue for employee outreach.
The Harbinger	Media - General	The Harbinger is the newsletter for employees of the city of Sunnyvale. The following water pollution prevention articles were published in reporting year 07/08: *Sudsafe Car Wash Kit* *Take the Next Step-Pollution Prevention Week* *Fighting Ants in the Office* *Great American Litter Pick-up* *Celebrate Earth Day at the Farmers Market*	Articles and information contained in the Harbinger reach approx. 900 municipal employees. This effort will be ongoing, as publishing in this newsletter provides a cost effective way to reach all employees with specific water pollution information and suggestions for behavioral change that could be useful both on the job and at home.
National Pollution Prevention Week	Media - General	National Pollution Prevention Week was September 18-24-07 and the theme was "The Future Is Now - Prevention Begins with You!" Messages were conveyed that pollution prevention measures can protect natural resources and the environment.	Posters provided by the Department of Toxic Substances Control were distributed to city offices and displayed for employee viewing in the lunchrooms at city hall, library, corporation yard and community center. Reach not determined.

a Clara Valley Urban Runoff Pollution Prevention ram
Attachment G- Public Information and Participation (PI/P) Table 1
FY 2007-2008 Annual Report
Municipality: Sunnyvale

PI/P Activity	Type of Outreach	Level of Implementation (Description/Dates)	Evaluation of Effectiveness
Business and Industry			
Life and Wellness Fairs Health and Safety Fairs	Event – General	Exhibitor booths offered free information to company employees that focused on helping them live a safer and healthier lifestyle. Business events attended this reporting year include: *Interwoven* *Network Appliance* *Lockheed Environmental Fair* *SST* *AMCC* *NetApp Earth Day 08* *Aruba Health and Safety Fair* *Cephoid Health and Safety Fair* *JSR Micro* July 07 – June 08	Staff attended Health and Safety Fairs at nine Sunnyvale businesses this reporting year. The exhibit portrays the difference between sanitary sewer and storm drains and general water pollution prevention literature about mercury, pesticides, car wash, FOG, automotive fluids, etc is available. Employees from the companies play the HHW /proper disposal bean bag game for prizes. Over 900 company employees received water pollution prevention information at the events.
Brown Bag Workshop	Event - Targeted	Going Green – Information was shared about the activities that certified green businesses in Sunnyvale are doing to reduce their environmental impact and save money through waste reduction, pollution prevention, energy efficiency and water conservation. April 08	Approximately 30 individuals attended this event sponsored by Palm, Inc.
Business Recycling and Solutions	Media - General	This newsletter provides information about how businesses can address health and environmental concerns in their daily operations. *Local Focus – Certified Green Businesses* *Going Green – Brown Bag Workshop* *Recycle It! Answers Column* Spring 08	This business oriented newsletter focuses on reduce, reuse, recycle messages and is mailed to approx. 1600 businesses located in Sunnyvale and is available online for public viewing.

PI/P Activity	Type of Outreach	Level of Implementation (Description/Dates)	Evaluation of Effectiveness
Schools and Youth			
Creek Education Program	Event – Targeted and Educational	Water and Structures of Life. After studying the course in class, students take a creek education trip to McClellan Ranch Park as a supplement to their water studies course. This program is produced in partnership with the Cupertino School District. School year 07-08	This reporting year, Sunnyvale provided funding to cover the transportation cost of (6) buses, reaching approximately 355 students.
Classroom Presentations	Event – Targeted and Educational	In this water pollution education program, staff provides and presentation and demonstration on water pollution and prevention. Students learn the forms of water, the water cycle, what a watershed is, how water pollution happens, how to prevent water pollution, and how to conserve water. Ongoing	Outreach conducted 16 classroom presentations in the 07-08 school year, reaching approx. 385 children. Feedback from teachers indicated the information greatly improved student understanding of storm drains and water pollution caused by human activities, and teachers felt the program reinforced and supplemented their own curriculum. This activity is ongoing. We will continue to utilize classroom presentations as an effective method to reach youth with messages and water pollution and prevention.
Earth Day Event Laurelwood School	Event – Targeted and Educational	This family event was held in the school cafeteria in the early evening. The event celebrated Earth Day, and exhibits and presenters focused on outreach centered on protecting the Earth and its natural resources. April 08	At this event the children played the bean bag game. The player decides how to properly dispose of an item (pollution) printed on the bean bag by "disposing" of it into the correct receptacle. The activity helps children learn about proper disposal of hazardous products. Total number of students reached at this event is 75.
Sunnyvale Farmers Market	Event - Targeted	At the market, staff from Environmental Outreach passed out water conservation stickers to children accompanied with a verbal reminder about how they should be careful not to waste water.	Outreach conducts 10 events at the Farmers Market, and approx. 400 kids received the stickers with a brief, verbal water conservation message.

Attachment G- Public Information and Participation (PI/P) Table 1
FY 2007-2008 Annual Report
Municipality: Sunnyvale

PI/P Activity	Type of Outreach	Level of Implementation (Description/Dates)	Evaluation of Effectiveness
Schools and Youth			
Global Sunnyvale	Event – Targeted and Educational	This City event was designed to highlight the diverse cultures represented in the community. City exhibit booths provided information and demonstrations offering general and educational information June 08	IPM was the theme and craft chosen for this event. The craft provided a crayon rubbing of a flower or plant with stickers of beneficial insects available to add to the picture. The art project was extremely popular. The message for the children was the importance of beneficial insects and how we should all work to protect them. Approximately 110 students came to the booth to make the craft project and learn about beneficial insects.
Sunnyvale Earth Day event	Event – Targeted and Educational	This was a community event held outdoors at the Farmers Market in Sunnyvale. The event celebrated Earth Day, and exhibits and presenters focused on providing information about protecting the earth and its natural resources. April 08	IPM was the theme and craft chosen for this event. The craft provided a crayon rubbing of a flower or plant with stickers of beneficial insects available to add to the picture. The art project was extremely popular. The message for the children was the importance of beneficial insects and how we should all work to protect them. Approximately 180 students came to the booth to make the craft project and learn about beneficial insects.
Plant Tours School Groups	Event – Educational	Students learn the stages of treatment by viewing the various processes, equipment, and tanks. Taking a tour of the plant helps students gain a better understanding of how human actions impact water in the sanitary sewer. Ongoing	Outreach conducts student tours of the Water Pollution Control Plant to educate students about how the treatment plant functions and the importance of providing wastewater treatment. The plant hosted 21 student tours this reporting year, reaching over 454 students.
Sunnyvale State of the City	Event – General	This is an annual one-day event sponsored by the City as a Fourth of July celebration. Among other activities, the event features exhibits that provide community information to residents and youth July 07	Children at this event played the bean bag game. The player decides how to properly dispose of hazardous waste (the bean bag) by tossing it into the correct receptacle. By playing this game children learn about recycling and proper disposal of hazardous products. About 45 children played the bean bag toss game.

Santa Clara Valley Urban Runoff Pollution Prevention Program
Attachment G- Public Information and Participation (PI/P) Table 1
FY 2007-2008 Annual Report
Municipality: Sunnyvale

PI/P Activity	Type of Outreach	Level of Implementation (Description/Dates)	Evaluation of Effectiveness
Schools and Youth			
Columbia Health and Safety Fair	Event – General	This annual community event targets families and youth with health, safety, and community services related activities and exhibits. May 08	The Outreach exhibit highlighted the difference between sanitary sewers and storm drains, with an emphasis on water pollution prevention. Children at this event played the bean bag game. The player decides how to properly dispose of an item (pollution) printed on the bean bag by "disposing" of it into the correct receptacle. The activity helps children that some products are hazardous to the environment and must be properly disposed of to prevent pollution. Approximately 35 kids played the bean bag game.
Sunnyvale Pancake Breakfast	Event – Targeted	This event is sponsored by Public Safety and features a community breakfast, activities for kids, and exhibit booths that provide community services information. October 07	The Outreach display at this event featured IPM and promoted the use of less-toxic pesticides. For the children attending this event, a craft promoting beneficial insects was provided. The craft consisted of a crayon rubbing of a flower or plant with stickers of beneficial insects available to add to the picture. The art project was extremely popular. The message for the children was the importance of beneficial insects and how we should all work to protect them. Approximately 150 children learned about the importance of beneficial insects at this event
Regional			
Classic Car Wash	Event - Targeted	This is a SCVURPPP sponsored event. Classic Car Wash offered 50 percent off all car wash services during a 2-hour live remote. May 07	The exhibit featured the "Where Does the Water Go" display and the focus of the outreach was on automotive pollutants and litter. Staff talked with and handed out literature to car wash patrons.
Pumpkins in the Park	Event - General	Watershed Watch had a booth for the event and sponsored Zun Zun performances; Watershed Watch was credited as a sponsor for the event.	Sunnyvale participated by helping to staff the Watershed Watch booth at this event. GRPG estimates attendance at 12,000 for the 2007 event.

Regional (cont.)			
PI/P Activity	**Type of Outreach**	**Level of Implementation (Description/Dates)**	**Evaluation of Effectiveness**
Spring in Guadalupe Gardens	Event - Targeted	Each year San Jose celebrates Spring in Guadalupe Gardens by showcasing gardening and sponsoring exhibits that educate the public on how to protect the environment. Over 40 vendors participate, selling plants and offering gardening tips. April 08	Sunnyvale supported Program efforts by helping to staff the exhibit at this event. The goal of the outreach was to inform the public through interaction and providing literature and "fly swatter" give-aways to promote IPM practices. Outreach on the availability of Santa Clara Valley Green Gardeners for landscape maintenance needs for the public.
Christmas in the Park	Event – Targeted	The City of San Jose hosted a holiday themed display in the park. This year, the Watershed Watch Campaign sponsored a Christmas tree and decorated it with watershed educational messages. November/December 07	Sunnyvale was heavily involved creating water pollution prevention messages and sponsoring coordinating ornaments for the Christmas tree this year. It is estimated that 400,000 people visit the park to see the Christmas tree displays each year during the holiday season (Thanksgiving to New Year's Eve).
Ad Hoc Task Group Mercury	Targeted	SCVURPPP work plan activities include developing a mercury virtual elimination policy for the City, educating employees, public outreach to residents and commercial businesses on fluorescent light recycling and other mercury containing products, and working with the County Household Hazardous Waste Program. Ongoing	Ongoing. Sunnyvale is a participating and contributing member of the Ad Hoc Task Group for Mercury, and will continue to work with co-permittees, SCVURPPP staff, and the consultant to approve campaign action plans, implement strategies and activities, and to develop promotional materials.
Ad Hoc Task Group Pesticides	Targeted	SCVURPPP workplan and Program activities include public outreach to residents and businesses regarding IPM, pesticide reduction, and proper disposal information. Ongoing	Ongoing. Sunnyvale is a participating partner and remains active in all aspects of the campaign. In an ongoing effort, Sunnyvale will continue to work with co-permittees, SCVURPPP staff, and the consultant to approve campaign action plans, implement strategies and activities, and to develop promotional materials.

Regional (cont.)			
PI/P Activity	**Type of Outreach**	**Level of Implementation (Description/Dates)**	**Evaluation of Effectiveness**
Watershed Education and Outreach Workgroup Participation	Targeted	The goal of regional workgroup participation is to share information and discuss watershed education with co-permittees. Ongoing	Several times a year, Sunnyvale attends meetings with regional co-permittees to discuss watershed issues and determine current workgroup issues. In an ongoing effort, Sunnyvale is a participating member of the following workgroups sponsored by SCVURPPP - Alviso Ed Center - Schools Group - Scripts Review Workgroup
Our Water Our World	Targeted	The OWOW outreach campaign promotes IPM, less toxic alternatives to common pesticides and proper disposal. Ongoing	Sunnyvale Outreach has been active in the OWOW campaign both locally and regionally by writing and publishing articles in local community and employees newsletters, editing and producing PSAs, reviewing website development, organizing local events and staffing regional events, presenting classroom programs and designing promotional material used as collateral and for airing on community TV and theater. Outreach activities at local community and regional events promoted less-toxic alternatives to common pesticides.
Retail Stores Program	Targeted	Mercury – the Program partners with retail hardware stores in various locations throughout the County in a drop-off program for fluorescents and batteries that contain mercury. Pesticides – the Program partners with retail hardware and nursery stores in an effort to educate customers about pesticides and water pollution prevention, to offer and promote less toxic pesticides, and an agreement to display shelf-talkers and IPM literature. Ongoing	Staff continues to work with the Program and co-permittees to ensure that retail hardware stores and nurseries in Sunnyvale continue their participation in both the mercury and IPM campaign.

City of Sunnyvale

FY 07 - 08 Annual Report

Attachment G

Public Information and Participation

Appendix 1

Examples of Outreach Materials Developed for Sunnyvale

Index of Outreach Material

1. Quarterly Report Articles

    a. Water Pollution – No Dumping!! Flows to Bay
    b. Sunnyvale's Great American Litter Pick-up
    c. Dispose of Mercury Containing Products Safely
    d. Using the City's Household Hazardous Waste Program
    e. Pollution Prevention Week

2. The Harbinger

    a. Fighting Ants in the Office
    b. Help Clean Up Sunnyvale
    c. Keeping our Creeks and Bay Clean
    d. It's Time for Spring Cleaning

3. The Poop Scoop

    a. Green Gardener Certification Program
    b. Water Pollution Facts and Figures
    c. Litter Pick-up in Sunnyvale

4. KSUN Community TV – Pollution Prevention Week

    a. Fluorescents
    b. Pesticides
    c. Car Wash
    d. Automotive Fluids
    e. Pools and Spas

QUARTERLY REPORT
Spring 2008

WATER POLLUTION

NO DUMPING!! FLOWS TO BAY

The recent oil spill in the San Francisco Bay received a lot of media attention. But you may be surprised to learn that the number one source of water pollution in California isn't large industrial accidents, but common urban runoff. It flows from streets and highways, lawns, gardens and driveways - just about anywhere there is human activity - into California waters. Both actions have produced the same result. The pollution in San Francisco Bay will threaten aquatic, bird and wildlife for years to come.

When it rains, the water picks up and carries pesticides, herbicides, fertilizers, automotive fluids and other contaminants into storm drains where it flows without treatment directly to creeks and San Francisco Bay. The polluted runoff produces a ripple effect of damage that ultimately can hurt fish, wildlife, and humans.

Water pollution can also come from dumping illegal materials such as chemicals, motor oil or antifreeze, paints, paint products and trash into the storm drain system. Even common activities such as rinsing driveways, draining pools and spas, or allowing construction waste to run down the gutter to the storm drain system can pollute our water.

The following questions and answers provide additional information about preventing water pollution.

Q. What can be put down the storm drain?

A. Never pour anything into a gutter, street or storm drain. Local ordinances prohibit anything other than uncontaminated rain water from entering the storm drain system.

Q. Yard clippings and leaves are natural, so they don't cause any problems, right?

A. Grass, leaves and yard clippings left on the street or swept into storm drains can clog the system and cause flooding, and may potentially provide a breeding ground for rodents and insects. Additionally, when grass and leaves decompose they encourage excessive growth of algae which can deprive fish of adequate oxygen.

Q. What should I do if I see a neighbor, or someone else who is discharging polluted water into the storm drain system?

A. If a neighbor is allowing dirty water from driveway or sidewalk cleaning, or sudsy water from car washing into the gutter and storm drain, they may not understand that drain inlets connect directly to our creeks and Bay. If you have an amicable relationship with your neighbor, it may be just a matter of informing and making them aware. If the action persists, call (408) 730-7270 during normal business hours. An inspector will be dispatched to speak to the person and educate the individual about water pollution prevention.

Q. I see people dumping their used automotive fluids into storm drains all the time. What can I do?

A. Dumping fluids, oils or chemicals to the storm drain from a residential, business or construction area is illegal. Just one gallon of motor oil can pollute 250,000 gallons of water. To stop violations as quickly as possible, call (408) 730-7270 during normal business hours. After hours, call Public Safety Dispatch at (408) 736-6244. In an emergency, dial 911. Be prepared to report the address, the nearest cross street, and any other information you believe help to locate the problem.

Q. Is there a fine or penalty for illegal dumping?

A. Dumping trash, contaminants and other pollutants down storm drain inlets is illegal and is a violation of the Federal Clean Water Act of 1972, as well as the City of Sunnyvale's Stormwater Ordinance. Fines and penalties are based on type and amount of illegally discharged material. Each violation can be based on, but not limited to, a cost recovery fine and/or enforcement fine.

Q. I have some toxic and corrosive products at home that need to be disposed of. Where can I take these?

A. Pesticides, flammable or combustible liquids, paints, household cleaning and pool products are accepted at the Household Hazardous Waste Drop-off events held monthly (except December) on the third Saturd the Sunnyvale event site. For mo... information about the Household Hazardous Waste Program call (408) 730-7262.

QUARTERLY REPORT
Spring 2008

Join Sunnyvale's Great American Litter Pick-up – Saturday, April 12

Everyone wants to live in a clean and healthy environment, but fast food wrappers, bottles and cans, cigarette butts and other auto debris litter the streets of neighborhoods in our community.

Besides being unsightly, litter and trash affect California waterways. Litter can find its way into storm drains and pollute waterways and the environment. Untreated storm drain water laden with litter can flow into creeks and streams, and eventually into recreational areas such as the Bay and the ocean, impacting human activities and the well-being of organisms that live in the water as well.

Help Clean Up Litter in Sunnyvale

Do your part to improve the environment by volunteering in the Great American Litter Pick-up, Saturday, April 12, to help clean up litter and debris from certain areas of Sunnyvale. Cleanup activities begin at 8:30 a.m. (beverages and snacks are provided) and end at 11 a.m. Approximately 40 volunteers are needed for the event. All youth 18 and under need supervision and transportation to get to cleanup sites. Gloves, pick-up sticks, safety vests, trash and recycling bags will be distributed, but volunteers are encouraged to bring their own gloves and pick-up sticks if they have them. Following a morning of litter pick-up, volunteers will be provided a light lunch. Registered participants will be assigned a check-in location at either Murphy Park or Columbia Neighborhood Center and will receive instruction on the morning of the event.

To volunteer for the Great American Litter Pick-up, call Environmental Outreach at (408) 730-7717, TDD (408) 730-7501 or e-mail *wpcp@ci.sunnyvale.ca.us*.

Sunnyvale's Great American Litter Pick-up is being held in cooperation with the Silicon Valley Anti Litter campaign, a collaborative effort for litter control in Santa Clara County.

QUARTERLY REPORT

CITY OF SUNNYVALE WINTER 2008

DISPOSE OF MERCURY-CONTAINING PRODUCTS SAFELY

Does the post-holiday season find you with a stock of new gadgets and a cache of old batteries or other household extras that ı need to dispose of or recycle? The City of Sunnyvale provides 'eral options for safe disposal of wanted household products that ıtain hazardous materials.

This winter's post-holiday season ın especially good time of year to ·k for and dispose of unwanted ısehold items containing mercury. ınmon household items that may ıtain mercury include:

- Fluorescent light bulbs and tubes
- Household batteries
- Thermometers (containing mercury)
- Thermostats

Disposal and Recycling Options for Sunnyvale Residents

Curbside: Household batteries can be recycled at curbside. Put items in a heavy-duty, sealed plastic bag and place on top of recycling cart.

SMaRT Station®: Fluorescent bulbs or tubes may be taken to the SMaRT Station, 301 Carl Road, daily, 8 a.m. – 5 p.m., no charge.

Local Retail Shops (for fluorescent bulbs and tubes): Numerous retail stores in Santa Clara County are now accepting fluorescent bulbs and tubes at their stores during regular business hours. For a complete list, visit the *Mercury Education* link under *Household Hazardous Waste* at *www.hhw.org*.

USING THE CITY OF SUNNYVALE'S HOUSEHOLD HAZARDOUS WASTE PROGRAM

Bring your mercury-containing products (thermostats, thermometers) and other hazardous household waste to a Household Hazardous Waste Drop-off event in Sunnyvale, held monthly (except [illegible]r) on the third Saturday.

NEXT EVENT DATES

January 19
February 16,
March 15

Hours: 8 a.m. – 1 p.m.
No appointments required for Sunnyvale residents.
Location:
164 Carl Road, Sunnyvale

Other items accepted at a Household Hazardous Waste event includes, pesticides, insecticides, herbicides, flammable or combustible liquids, fire extinguishers, paints, household cleaning and pool products. For more information about the Household Hazardous Waste Program call (408) 730-7262.

Businesses with small quantities of hazardous waste may be available to participate in a county drop-off program by appointment only. A fee will apply. Call (408) 299-7300 for details.

Planning Your HHW Drop-off Trip

- Make sure that all materials are in the original container or carefully contained in a non-leaking sealed container.
- Do not mix materials
- Follow the 5/50 per trip practice — make the trip to a drop-off event when you have the maximum allowable quantities of five gallons or 50 pounds per trip.
- "Shop" after the drop — Some dropped-off materials are available at no charge for reuse. To "shop" for dropped-off products, stop by the event site between 1:30 p.m. – 2 p.m. at a scheduled drop-off event.

Reduce the Use

Other practices that you can follow to help both create a safe environment in your home and the larger community include:

- Carefully planning your project and buying only what you need.
- Reading labels and choosing the least toxic product.
- See more about less toxic products by visiting *www.sunnyvalerecycles.org*.

QUARTERLY REPORT
Fall 2007

Pollution Prevention Week

Take The Next Step

This year, state and federal agencies, businesses and communities nationwide have teamed up to promote the benefits of pollution prevention during National Pollution Prevention Week, starting September 17. Their slogan, Take the Next Step, was developed to encourage people to make a new start by incorporating pollution prevention activities into their everyday lives. Practicing pollution prevention in the garden or during indoor and outdoor chores can be easy by simply adopting some alternative practices.

Gardening Tips

Many people depend on commercial chemical products as the first and only means of controlling weeds and unwanted pests in their garden. Various alternatives and techniques exist that will contribute to a cleaner, safer and pollution-free environment.

To rid your garden of uninvited pests, introduce predatory insects such as ground beetles, praying mantises or ladybugs by planting foliage that will attract these beneficial insects into your garden. Do not fertilize or spray pesticides when rain is forecast within 24 hours. Runoff from rain or over watering can carry fertilizer and pesticide residues to the storm drain system, degrading water quality in local creeks and the Bay. Control weeds by hand picking them and then applying mulch from wood chips or grass clippings. Mulch acts as a natural fertilizer, reducing the need for chemical fertilizers which can get into our water.

Around the House

Chores and activities around the house can cause water pollution.

Wash your car on a grassy area, gravel driveway or unpaved surface, or take your car to a commercial car wash. Washing the car in the driveway causes dirty, soapy water to flow to the storm drain which pollutes our creeks and Bay. Repair leaking vehicles promptly to help keep auto fluids off the street. Soak up spills with an absorbent such as kitty litter or sand. If you change your own oil or antifreeze, recycle it. Never dump oil or any auto fluid on the dirt or in the storm drain. Avoid using toxic chemicals to clear a drain. Instead, clear your drains by pouring 1/4 cup baking soda into the drain, followed by 1/4 cup vinegar. Later, flush the drain with boiling water.

Encourage family and friends to Take the Next Step. Working together, we can protect our shared environment through pollution prevention.

042304

Fighting Ants in the Office

Every season, those bothersome ants seem to invite themselves into your office for a snack. Pesticide companies would like you to believe that their products provide the right solution to any ant problem. For most uses though, ant sprays are doomed to fail because they only take care of the scouts and feeders. It's essential to get the poison back to the nest to eradicate the queen. But when you use these sprays, you are putting toxic poisons in the place you work and breathe. Plus, common household pesticides have turned up in wastewater and stormwater runoff that flows to our local creeks and San Francisco Bay. Consider using the following less-toxic options:

Take Initial Steps

Make your office less inviting by keeping desktops wiped clean. Also clean behind monitors, files and books. Wipe down sticky spots and clean up crumbs. Try to avoid eating in your office.

Quick Fixes for Ant Emergencies

Start the ant clean-up process before removing their source of food or water to avoid scattering the ants.

Use a vacuum to clean up lines of ants, or spray ants with soapy water and wipe them up with a sponge. The soapy water will wash away the chemical trail that other ants follow.

Find out where the ants are entering and temporarily block their entry way using a piece of tape or a smear of petroleum jelly.

If you continue to have ant or other insect problems, contact Facilities Management to check if your work area is provided services by professional pest control.

For more information about less toxic options for controlling pests contact Environmental Outreach at (408) 730-7738.

Help Clean Up Sunnyvale

Everyone wants to live in a clean and healthy community, and you can play a role in achieving this goal. Join with fellow employees and other volunteers during the Great American Litter Pick-up event, Saturday, April 12, in an effort to clean up litter and debris in Sunnyvale. Clean-up activities begin at 8:30 a.m. (juice and snacks are provided) and end at 11 a.m. Gloves, pick-up sticks, safety vests, trash and recycling bags will be distributed. Following a morning of litter pick-up, volunteers will be provided a light lunch at the close of activities.

To participate in the Great American Litter Pick-up event, call Environmental Outreach at (408) 730-7717.

042306



Keeping Our Creeks and Bay Clean

Automotive repairs and other projects in residential areas are not only unsightly but can affect the water quality of our local creeks and South San Francisco Bay. When waste from these activities is not properly handled and make their way to the City's storm drain system, automotive oils, copper from brake pad linings and fluids from radiator flushing can enter our creeks and Bay. These pollutants can harm fish and other aquatic life.

The City of Sunnyvale has developed a handy wallet card for easy reference by staff who notice incidents of storm water pollution as we travel around Sunnyvale performing work duties. The Illegal Discharge Response Card lists specific phone numbers for employees to call to report potential problems or illegal discharges. During normal work hours call (408) 730-7270. Other phone numbers are listed for non-work hours and emergency. Be ready to report your name, the address, nearest cross street, and any other information you believe will help to locate the problem.

To obtain an Illegal Discharge Response Card, email **Kristy McCumby**, Environmental Specialist, at *kmccumby@ci.sunnyvale.ca.us*.

It's Time for Spring Cleaning!

Litter in our creeks is not only unsightly, it also impacts water quality and harms local wildlife. So come along with friends and neighbors to help clean a creek during National River Cleanup Day 2008. This is a great opportunity to help keep our creeks and Bay beautiful for everyone to enjoy.

National River Cleanup Day is sponsored by The Creek Connections Action Group, a consortium of public agencies and nonprofit organizations that share a goal of protecting Santa Clara County's waterways. On Saturday, May 17, volunteers are needed to help clean the Sunnyvale East Channel waterway near Baylands Park.

The event is open to everyone, though youth under the age of 18 need parental approval and transportation to cleanup sites. Youth 16 and under must be accompanied by an adult. Gloves, pickup sticks, safety vests, and trash and recycling bags will be provided. Volunteers are encouraged to wear long pants, sturdy shoes and lots of sunscreen.

To register, call the City of Sunnyvale's Environmental Outreach division at (408) 730-7717, or send an e-mail to *wpcp@ci.sunnyvale.ca.us*. Registered participants will receive instruction on the morning of the event.

042308

ENVIRONMENTAL OUTREACH

Green Gardener Certification Program

The perfect landscape is functional. It provides beauty and offers a place for relaxation and play. Most importantly, it is also resource efficient. It requires very little water, fertilizer and pesticides. Maybe best of all, it requires little maintenance. Creating and maintaining a landscape such as this requires knowledge and training.

What is the Santa Clara Valley *Green Gardener* Certification Program?

This new program, intended for landscape maintenance workers, landscape contractors, and professional gardeners in the Santa Clara Valley area, provides training on the key principles of green gardening. Key principles include soil management, planting and pruning, irrigation and water conservation, use of less toxic options for pest management and reducing needs for fertilizers. The curriculum promotes reduction of urban runoff and the pollutants that may be carried with it, reduction of solid waste, and improved sustainability of urban landscapes.

The City and County of Santa Barbara developed this program and it has been very successful there, training over 1000 landscape workers in the past seven years. Our local program is sponsored by the Santa Clara Valley Urban Runoff Pollution Prevention Program, the Metropolitan Adult Education Program and the city of Sunnyvale Environmental Division. Course written materials are available in both English and Spanish, the first class being offered in February 2008. The trainings in Santa Barbara have proven to enhance a landscape professional's marketability, and the certification also helps businesses who employ trained individuals to attract and retain clients. Each individual who successfully completes the 20 hours of training over a ten-week period and passes the final exam will receive certification as a *Green Gardener*. Their name and business information will be included in media outreach materials and websites to promote the hiring of Green Gardeners to residential and commercial customers.

If you employ a landscape maintenance company at home, you can encourage them to become certified. Or, if you have friends or family who work in landscape maintenance, let them know about the program. See Kristy or Sally for copies of the flyer introducing the program and details on registration for the first class.

~Sally & Kristy

Celebrate Birthdays!

November

Regina Galicki	*11/02*
Holger Grygiel	*11/20*

December

Ed Lanuzo	*12/01*
Julie Choun	*12/10*
Debbe Gomez	*12/31*

Mark Your Calendar

December 12
Employee Appreciation Breakfast
Community Center Ballroom
7:00 – 10:00 a.m.

Merci

December 14
Las Posadas Holiday Celebration
Columbia Neighborhood Center
6:30 p.m. – Free Food & Music!

December 24-25
Christmas Holiday
(City Offices Closed)

December 31
New Year's Eve
(City Offices Closed)

January 1
New Year's Day
(City Offices Closed)

December 07

ENVIRONMENTAL OUTREACH



Water Pollution Facts and Figures

"Water and air, the two essential fluids on which all life depends, have become global garbage cans."
—Jacques Cousteau

Admittedly, the following data was taken from the Grinning Planet (www.grinningplanet.com), a Web site with a slant toward tongue-in-cheek commentary on the environment. But they **DO** take it seriously, and we all know there is nothing funny about water pollution. Check out these alarming facts and figures:

- 40% of America's rivers and 46% of lakes are too polluted for fishing, swimming or aquatic life.
- Two-thirds of US estuaries and bays are degraded from eutrophication, a process where water bodies receive so much nitrogen and phosphorus pollution that excessive plant growth occurs and depletes the oxygen supply in the water.
- 1.2 trillion gallons of untreated sewage, stormwater, and industrial wastes are inadvertently discharged into US waters annually. The US EPA warns that rivers could reach super-polluted levels by the year 2016.
- Annually, about 25% of beaches in the US are under advisories or are closed at least one time because of water pollution.
- The Mississippi River—which drains nearly 40% of the continental United States including the Corn Belt states, carries an estimated 1.5 million metric tons of nitrogen pollution into the Gulf of Mexico each year. This creates a coastal dead zone in the Gulf each summer, considered to be the second largest dead zone in the world.

Water Pollution Around the World

- Asian rivers are the most polluted in the world. Bacteria from human waste is found to be three times the global average and their rivers carry 20 times more lead than rivers in industrialized countries.
- In 2004, water from half of the tested sections of China's seven major rivers was found to be undrinkable because of pollution.
- Slovakia has the lowest compliance with EU guidelines for freshwater areas. Only 22.4% of swimming sites meet the standards.
- Thirty percent of Ireland's rivers are polluted with sewage or fertilizer.
- The Sarno River in Italy is the most polluted river in Europe, featuring a nasty mix of sewage, untreated agricultural waste, industrial waste, and chemicals.
- In developing countries, an estimated 90% of wastewater is discharged directly into rivers and streams without treatment.
- Lithuania and Estonia have the dirtiest coastal waters. Greece has the cleanest coastal waters, followed by Spain and Germany.

Each of us should do our part and practice water pollution prevention. Watch for future columns offering suggestions on what you can do to help protect our water.

Sally



Celebrate Birthdays!

September

Chris Klackle	9/6
Gracie Ruiz	9/16
Joanna DeSa	9/19
Lee Pinto	9/22
Ron Hayes	9/27

October

Howie Hament	10/6
Jackie Besoyan	10/11
Linda Reese	10/11
Brian Tredway	10/11
Dan Hammons	10/12
Dave Grabiec	10/24
Vivian Sapsford	10/24

Mark Your Calendar



September 19
PW Picnic
Baylands Park, 11:30 a.m.–2:30 p.m.

September 21
SEA Golf Tournament
SV Municipal Golf Course, Check in @ noon

September 26
Free Community Wellness Presentation
"It Takes A Village" - Senior Care
City Council Chambers, 7:00 p.m.

October 13
DPS Pancake Breakfast
Fire Station 2, 8:00—11:00 a.m.

October 23
Years of Service Event
Sr. Ctr. Orchard Pavilion, 8:00—10:00 a.m.

October 31
Halloween

042309

ENVIRONMENTAL OUTREACH

Litter Pickup in Sunnyvale

On Saturday, April 12, volunteers gathered to clean up litter from two areas around Murphy Park and the Columbia Neighborhood Center in Sunnyvale. They were participating in response to a call for volunteers for the Great American Litter Pickup campaign, celebrating its seventh year as a national event. Sunnyvale's event was planned and coordinated by our very own Kristy McCumby-Hyland.

It was the hottest day of the year to date, and volunteers managed to gather almost 40 cubic feet of trash and litter from sidewalks and gutters. Not surprisingly, cigarette butts, cigarette packages, plastic food wrappers, cups, plastic lids and straws were among the most common items collected. About 6 cubic feet of recyclable bottles, cans, and beverage containers were collected as well.

In a coordinating event that day, I distributed tarps to the first 250 pickup trucks arriving with uncovered loads at the SMaRT Station. Litter and debris flying out of the back of uncovered pickup trucks cause so much trash along freeways in the South Bay that it is now known as the second most littered region in California.

The event was held in cooperation with the Silicon Valley Anti Litter campaign, a collaborative effort for litter control in Santa Clara County.

Sally

Pollution Prevention Tip:

Fluorescent bulbs and batteries contain mercury. These products cannot be discarded in the trash or recycling bin.

LEARN HOW AT
WPCP.SUNNYVALE.CA.GOV



NATIONAL POLLUTION PREVENTION WEEK
SEPTEMBER 17 – 23

042311

Pollution Prevention Tip:

Trace pesticides have been found in water in San Francisco Bay. Use less-toxic methods to control pests around your home and garden.

LEARN HOW AT WPCP.SUNNYVALE.CA.GOV

NATIONAL POLLUTION PREVENTION WEEK SEPTEMBER 17 – 23

Pollution Prevention Tip:

When washing your car, prevent soapy water from flowing into the storm drain.

LEARN HOW AT WPCP.SUNNYVALE.CA.GOV

NATIONAL POLLUTION PREVENTION WEEK SEPTEMBER 17 - 23

042313

Pollution Prevention Tip:

Automotive fluids, used motor oil and oil filters require proper disposal.



LEARN HOW AT
WPCP.SUNNYVALE.CA.GOV

NATIONAL POLLUTION PREVENTION WEEK SEPTEMBER 17 - 23

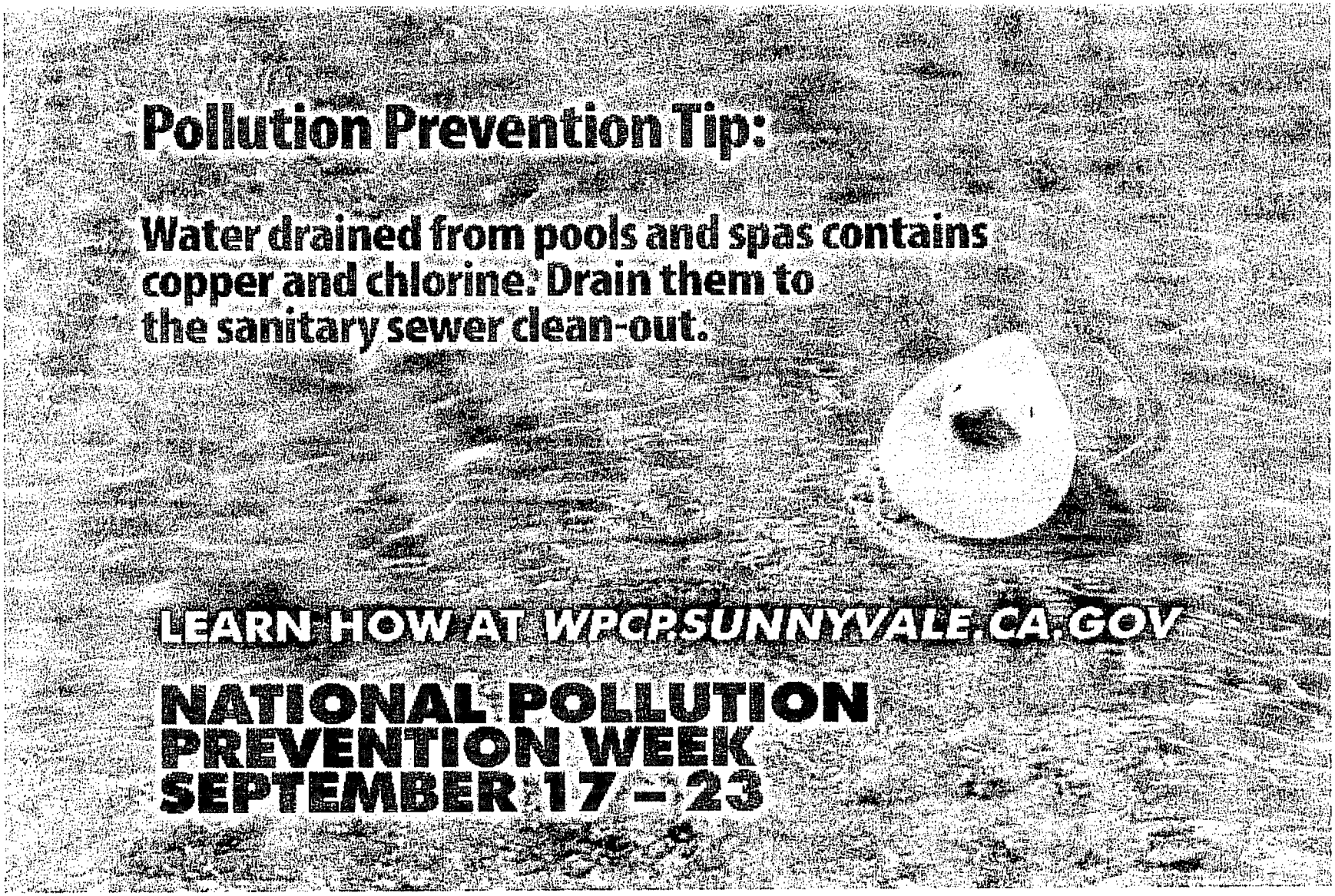
Pollution Prevention Tip:
Water drained from pools and spas contains copper and chlorine. Drain them to the sanitary sewer clean-out.
LEARN HOW AT WPCP.SUNNYVALE.CA.GOV
NATIONAL POLLUTION PREVENTION WEEK
SEPTEMBER 17 – 23

042315

City of Sunnyvale

FY 07 - 08 Annual Report

Attachment H

Pesticide Management Activities

P.S. Id.	Activity	CI Item Source	FY 07-08 Tasks	Status / Comments	Due Date (mo/yr)	Responsible Party
Control Program for Pesticides						
	Pest Management Plan/Policy Implementation	Permit Prov. C.9.d	Continue to track OP pesticide usage and other pesticides identified as creating potential water quality problems on City-owned property. Report types and quantities used in Annual Report for the previous calendar year. Track quantities of the top five pesticides by the City. Report quantities of active ingredients and locations used.	• OP and all pesticides applied to City-owned property is tracked through the Monthly Summary Pesticide Use Report (Form PR-ENF -060) that are submitted to the County Agricultural Commissioner. • Quantities of pesticides applied on City-owned property by both staff and contractors are tracked in an Excel table. • Reports on the top-five (greatest quantities of active ingredient) applied for both liquid and solid forms, as well as types of active ingredients and locations applied by department within the city are included in Appendix 1 of this Attachment.	Annually Report 09/08	Kristy McCumby Env. Spec.
	Pest Management Plan/Policy Implementation	Permit Prov. C.9.d	Hold an annual meeting for Department /Division staff involved in implementing the City's IPM Policy to identify issues and suggestions for enhancements to the current IPM practices.	Met with Parks staff and Public works staff supervisors separately to discuss City's IPM policy and issues. No changes or issues with current policy were identified.	Report 09/08	Kristy McCumby Env. Spec., Mike Eccles, PW & Scott Morton, Parks Supervisor.
	Pest Management Plan/Policy Implementation	Permit Prov. C.9.d	Hold annual training for Parks Division to educate staff regarding pesticide and turf product applications, Integrated Pest Management Policy, and irrigation water run off	Annual Training was held in November 2007 with 41 Parks staff attending. (See Attachment M)	Annually Report 09-08	Scott Morton, Parks Supervisor
	Pest Management Plan/Policy Implementation	Permit Prov. C.9.d	Train other staff (e.g., Public Works) who apply pesticides as a regular part of their job duties as to the requirements of the Plan and Policy. Provide information and training on the contents of the plan to all City employees	Annual Training was held in May 2008. (See Attachment M)	Annually Report 09/08	Kristy McCumby Env. Spec.

Control Program for Pesticides (cont.)						
	Pest Management Plan/Policy Implementation	Permit Prov. C.9.d	Modify Pest Control Vendor's contracts as they come up for renewal, to include requirements that they 1) Follow the City's IPM Plan/Policy, BMPs and SOPs. 2) Provide evidence of current IPM training for contractor employees working on City property. 3) Contractors to annually provide copies of State of California Monthly Summary Pesticide Use Report (Form PR-ENF-060 Rev. 4/92) or the equivalent to Environmental Division staff	• Standard language in contracts for firms providing pest control services to the City includes requirements that the City's IPM policy is followed and that they provide information on the quantities, types, and locations of pesticide applications or control measures. • This information is tabulated and included in Appendix 1 of this attachment for Contractor Pesticide Applications to City property. This information is currently tracked from Invoice/Service slips provided by the Contractors • The City's structural pest control contractor provided copies of certification for hours of training received, including IPM practices and these are kept on file.	Annually Report 09/08	Kristy McCumby Env. Spec. and TBD -Finance Manager
	Pest Management Plan/Policy Implementation	Permit Prov. C.9.d	Inform new leaseholders of the City's IPM policy	City's contractor for property management annually include a flyer on the City's IPM policy that is mailed to leaseholders.	Annually Report 09/08	Kristy McCumby, & Mike Chan, City Pro. Mgr.
	Pest Management Plan/Policy Implementation	Permit Prov. C.9.d	Document training city staff that applies pesticides to ensure compliance with training requirements established by the County Agriculture Commissioner and the State Dept. of Pesticide Regulation. Provide annual training to staff who apply pesticides on the City's Pest Management Plan, IPM Policy, SOPs, BMPs, and IPM techniques appropriate to the pests	• All city staff who apply pesticides as a regular part of their job duties hold all appropriate certifications from DPR. • Records of training are kept by the Departments that staff work in. • Staff is provided with annual training on the City's IPM policy as a part of their Pesticide Safety and use annual training.(See Attachment M)	Annually Report 09/08	Lead: Kristy McCumby Env. Spec. Support: Mike Eccles, Sr. PW Supervisor and Scott Morton, Parks Supervisor

Control Program for Pesticides (cont.)						
	Pest Management Plan/Policy Implementation	Permit Prov. C.9.d	Work with SCVURPPP IPM Pesticide Outreach Work Group to coordinate with regional efforts to provide training to small businesses that perform landscape maintenance to residences and commercial entities.	Staff continues to work with IPM Pesticide Outreach work group of SCVURPPP. Staff was significantly involved in the development and implementation of the Santa Clara Valley Green Gardener Training Program, as well as publicity about the program this FY. See the Program's section of the Annual Report for details on the Green Gardener training program.	Annually Report 09/08	McCumby Env. Spec. and Sally Personett, Environmental Outreach Coord.
	Pest Management Plan/Policy Implementation	Permit Prov. C.9.d	Document education provided on the City's IPM Plan/Policy for staff who do not apply pesticides and on the prohibition for use of over-the-counter pesticides by untrained staff in and around the workplace (consistent with the City's IPM Plan/Policy). Report on activities/ numbers reached in Annual Report.	• Information on the City's IPM policy is available on the City's Intranet Website as well as in the Administrative Policy Manual. • Annual staff training has become less essential over the 5 years since the policy was first enacted, as employees have learned, as part of their job that they are to utilize the services of the City's Pest Control Contractor, who uses IPM practices, if pest issues arise in their work areas, rather than take on pest control actions themselves. • An article was published In the Jan /Feb 08 issue of the employee newsletter, the Harbinger. The article, entitled *Fighting Ants in the Office* reminded employees about the prohibition for use of over the counter pesticides and instead focused employees on using IPM and less toxic options for pest control in the office. See Attachment G, Table 1 for numbers reached through the Harbinger	Annually Report 09/08	Kristy McCumby Env. Spec. Support: Sally Personett, Environmental Outreach Coord.

Control Program for Pesticides (cont.)						
	Pest Management Plan/Policy Implementation	Permit Prov. C.9.d	Evaluate effectiveness of training. Report on progress in Annual Report.	• All staff who apply pesticides as a regular part of their job duties received information about the City's IPM program as well as current IPM practices for specific pests of concern. • The effectiveness of this training/ information sharing program can be determined by the positive changes in the continuing increase in the use of less toxic options for dealing with pest problems, significant reductions in the use of OP pesticides (rarely any in the past 3 years), and the overall approaches to using good management practices (e.g., proper irrigation, mulching) that help reduce the need for both herbicide and pesticide use on City property.	Annually Report 09/08	Kristy McCumby Env. Spec.
	Pest Management Plan/Policy Implementation	Permit Prov. C.9.d	Conduct annual citywide search of chemical storage areas for pesticides that are no longer legal for application per EPA, State, and/or local requirements. Properly dispose of any such pesticides pursuant to appropriate waste disposal regulations.	• No "older" illegal pesticides have been found in City storage areas in the past 6 years. Any that were found in the past were disposed of appropriately as hazardous wastes. • No outdated pesticides were found in FY 07-08 in the Parks Division or in Public Works storage areas. • Some outdated pesticides have been found in Golf Division inventories and will be disposed of as hazardous waste in FY 08-09.	Annually Report 09/08	(Report) Kristy McCumby, Env. Spec. (Support) Mike Eccles, PW, Scott Morton, Parks Supervisor

Control Program for Pesticides (cont.)						
	Pest Management Plan/Policy Implementation	Permit Prov. C.9.d	Continue to assist with local implementation of the Watershed Education and Outreach (WE&O) Campaign. Distribute literature and other outreach materials at sponsored events; disperse articles and ads about less-toxic pest control and proper disposal techniques to media venues such as newsletters, utility bills, and movie ads. Support Program events in coordination with Watershed Watch.	Sunnyvale has been active both in the local implementation of the WE&O Campaign and is a participating member of the Pesticides Ad Hoc task group. Outreach activities include distribution of literature at sponsored events, and classroom Enviroscape demonstrations explaining water pollution from pesticide and fertilizer runoff. Media sources for outreach include newsletter articles, community cable TV ads, and information provided to the public via the website. Subjects covered include prevention of water pollution from pesticides and fertilizers, integrated pest management, proper disposal of pesticide products, and sources of additional information. See Attachment G Table 1 – Detailed Descriptions PI/P Activities and Self-Evaluation Matrix for FY 07-08.	Annually Report 09/08	Sally Personett, Environmental Outreach Coordinator
	Pest Management Plan/Policy Implementation	Permit Prov. C.9.d	Continue to help business and community members to say current with the City's IPM Policy by editing the document posted on the web page as updates become available. Include updates to IPM techniques for pests.	Information regarding the City's IPM Plan and Policy, general IPM techniques, and links to IPM fact sheets is posted for public review on the Water Pollution Control Plant web page and is reviewed and updated on an as needed basis.	Annually Report 09/08	Sally Personett, Environmental Outreach Coordinator
	Pest Management Plan/Policy Implementation	Permit Prov. C.9.d	Continue to provide at least one story on IPM practices/ successes and/or the City's Pest Management Plan and IPM Policy to local newspapers and/or citywide newsletters.	Several articles regarding IPM, pesticide reduction and proper disposal of pesticides were published in a variety of Sunnyvale newsletters. See Attachment G Table 1 – Detailed Descriptions PI/P Activities and Self-Evaluation Matrix for FY 07-08.	Ongoing Report 09/08	Sally Personett, Environmental Outreach Coordinator

Control Program for Pesticides (cont.)						
	Pest Management Plan/Policy Implementation	Permit Prov. C.9.d	1) Continue to assist with the local components of a "Pesticide User Outreach" as proposed by the program. Target residential and commercial users. 2) Based on recommendations from the Program's research reports and surveys of business pesticide usage, develop and implement education that will target specific businesses.	The City of Sunnyvale continues to assist the Program by implementing pesticide user outreach components targeting residential and commercial users, by participating in business events, by providing literature to retail stores and nurseries, and through advertisement in the Chamber of Commerce Business Directory. • Sunnyvale's Pretreatment Program has pesticide BMP brochures which are regularly distributed during inspections to landscaping facilities, nurseries and home retail stores. • See Attachment G Table 1 – Detailed Descriptions PI/P Activities and Self-Evaluation Matrix for FY 07-08. • To target commercial pesticide use, Sunnyvale participated in the implementation of the Santa Clara Valley Green Gardener Training program to provide landscape maintenance workers and professionals with training to learn practices that conserve water, protect the soil, and reduce the need to use pesticides. • See Appendix 2 of this section and the Program's section of the annual report for a description of the class activities and Sunnyvale's participation.	Annually Report 09/08	Sally Personett, Environmental Outreach Coordinator

Control Program for Pesticides (cont.)						
	Pest Management Plan/Policy Implementation	Permit Prov. C.9.d	Continue work with the Program to provide information on less toxic pest control (e.g., IPM techniques, municipal IPM policies, model contract language, and training opportunities) to neighboring special districts (e.g., open space districts, vector control districts, and school districts) as appropriate.	Promotion to special districts in Sunnyvale (school districts) was conducted by the Program in FY04-05 and has not been repeated to date. The City Parks Division has maintenance agreements for outside grounds with some schools within the City's jurisdiction. All pertinent laws are followed regarding posting and public notification.	Annually Report 09/08	Sally Personett, Env. Outreach Coordinator
	Pest Management Plan/Policy Implementation	Permit Prov. C.9.d	Track and/or estimate the numbers of Sunnyvale residents and staff reached through outreach efforts (including advertising) regarding the City's IPM policy, pesticide use reduction, and related topics.	Estimated numbers of Sunnyvale residents and staff reached through outreach efforts are recorded on Attachment G Table 1 – Detailed Descriptions PI/P Activities and Self-Evaluation Matrix for FY 07-08.	Annually Report 09/08	John Pilger, Com Officer & Sally Personett, Env. Outreach Coordinator

Response to Regional Board Comments on Pesticide Management Activities section of FY 06-07 Annual Report:

No comments were received from the Regional Board on this section.

City of Sunnyvale

FY 07 - 08 Annual Report

Attachment H

Appendix 1

Table 1 a-s: Top Five Quantities of Pesticides Applied to City Property 2001 – 2007 and Discussion

Table 2: PI/P Pesticide Management Activities – Numbers Reached

The tables below show the top five pesticides applied on City property from calendar year 2001 through 2007.

Table 1a. Top Five Pesticide Quantities Applied by City Staff in 2001 (liquid)

Product Name/Manufacturer	*Total Amount of Product Used*	*Unit of Measure*	*Active Ingredient Name*	*% Active Ingredient Present*	*Total Quantity of Active Ingredient Applied*	*Locations of Applications (By Division)*
Round up Pro/Monsanto Co.	40,980.7	OZ	Isopropylamine salt of glyphosate	41.0	16802.07 OZ (131.3 gal.)	Parks, Trees and Landscape, and Golf
Scythe Herbicide/Mycogen Corp.	5842.1	OZ	Nonanoic acid	57.0	3329.97 OZ (26.01 gal.)	Parks
Pendulum 3.3 E.C. /BASF Corp.	4780.8	OZ	Pendimethalin	37.4	1788.01 OZ (13.96 gal.)	Trees and Landscape
Garlon 4 Herbicide/Dow Agrosciences	1895.0	OZ	Trichlpyr/Butoxethyl Ester	61.6	1167.62 OZ (9.1 gal.)	Trees and Landscape
Surflan AS Herbicide/Elanco	2011.9	OZ	Oryzalin	40.4	812.8 OZ (6.35 gal.)	Parks, Golf

Table 1b. Top Five Pesticide Quantities Applied by City Staff in 2001 (solid)

Product Name/Manufacturer	*Total Amount of Product Used*	*Unit of Measure*	*Active Ingredient Name*	*% Active Ingredient Present*	*Total Quantity of Active Ingredient Applied*	*Locations of Applications (By Division)*
PCNB 10%/Turfgo/ Cleary	1350	lb.	Pentochloronitrobenzene	10	135 lb.	Golf
Aliette/RhonePoulenc AG Co.	85	lb.	Fosetyl - AL	80	68 lb.	Golf
Engage TM 10G/ United Horticultural Supply	650	lb	Pentachloronitrobenzene	10	65 lb.	Golf
Pendulum 2G/ BASF Corp	2484	lb	Pendimethalin	2.17	53.9 lb.	Trees and Landscaping
Fore/ Rome and Haas	31.25	lb	Mancozeb	80	25 lb.	Golf

Table 1c. Top Five Pesticide Quantities Applied by City Staff in 2002 (liquid)

Product Name/Manufacturer	*Total Amount of Product Used*	*Unit of Measure*	*Active Ingredient Name*	*% Active Ingredient Present*	*Total Quantity of Active Ingredient Applied*	*Locations of Applications (By Division)*
Round up Pro/ Monsanto Co.	21,450	OZ	Isopropylamine salt of glyphosate	41	8,794 OZ (68.7 gal.)	Parks, Trees and Landscape, Golf
Pendulum 3.3 EC/BASF Co.	5,330	OZ	Pendimethalin	37.4	1,993 OZ (15.6 gal.)	Trees and Landscape
Scythe Herbicide/Mycogen Corp.	1,753	OZ	Nonanoic acid	57	999 OZ (7.8 gal.)	Parks
Aliette/Rhone Poulenc AG Co.	1,000	OZ	Fosetyl-al	80	800 OZ (6.3 gal.)	Golf
Fore/Rome and Haas	716	OZ	Mancozeb	80	573 OZ (4.5 gal.)	Golf

Table 1d. Top Five Pesticide Quantities Applied by City Staff in 2002 (solid)

Product Name/Manufacturer	*Total Amount of Product Used*	*Unit of Measure*	*Active Ingredient Name*	*% Active Ingredient Present*	*Total Quantity of Active Ingredient Applied*	*Locations of Applications (By Division)*
PCNB 10%/Turfgo	1318	lb	Pentochloronitrobenzene	10	138 lb.	Golf
Pendulum 3.3 E.C./BASF Corp	216	lb	Pendimethalin	37.4	129 lb.	Trees and Landscape
Fungicide X/ Scotts Co.	1243.6	lb	Iprodione	1.3	16 lb.	Golf
Dimension/J.R. Simplot	750	lb	Dithiopyr	0.2	15 lb.	Golf
Metaldehyde 3.5G/Platte Chemical Co.	136	lb	Metaldehyde	3.5	5 lb.	Parks

Table 1e. Top Five Pesticide Quantities Applied by City Staff in 2003 (liquid)

Product Name/Manufacturer	*Total Amount of Product Used*	*Unit of Measure*	*Active Ingredient Name*	*% Active Ingredient Present*	*Total Quantity of Active Ingredient Applied*	*Locations of Applications (By Division)*
Round up Pro/ Monsanto Co.	30064 (236 gal)	OZ	Isopropylamine salt of glyphosate	41	12326 oz (96 gal)	Parks, Trees and Landscape, Golf
Pendulum 3.3 EC/BASF Co.	8647 (66 gal)	OZ	Pendimethalin	37.4	3234 oz (25 gal)	Trees and Landscape & Parks
Scythe Herbicide/Mycogen Corp.	3950 (30 gal)	OZ	Nonanoic acid	57	2251 oz (17.5 gal)	Parks
Aquashade/Aquashade Corp	40	gal	Acid Blue 9-diammonium salt	23.63	9.5 gal	Golf, Parks
Chipco26GT flowable fungicide /Rhone-Poulenc AG Co.	960 (7.5 gal)	OZ	Iprodine	23.3	224 oz (1.7gal)	Golf

Table 1f. Top Five Pesticide Quantities Applied by City Staff in 2003 (solid)

Product Name/Manufacturer	*Total Amount of Product Used*	*Unit of Measure*	*Active Ingredient Name*	*% Active Ingredient Present*	*Total Quantity of Active Ingredient Applied*	*Locations of Applications (By Division)*
Turfgo Engage 10G	1600	Lb	PCNB	10	160 lb	Golf
Pendulum 3.3 E.C./BASF Corp	1033	lb	Pendimethalin	37.4	386 lb.	Parks
Turfcide PNCB 10%	900	lb	PCNB	10.0	90 lb.	Golf
Metaldehyde 3.5G/Platte Chemical Co.	580	lb	Metaldehyde	3.5	20.3lbs	Parks
Fungicide X/ Scotts Co.	407	lb	Iprodione	1.3	5.3 lb.	Golf

Table 1g. Pesticide Quantities Applied by Contractor on City Property in 2003 (July – December 2003)

Product Name/Manufacturer	*Total Amount of Product Used*	*Unit of Measure*	*Active Ingredient Name*	*% Active Ingredient Present*	*Total Quantity of Active Ingredient Applied*	*Locations of Applications (By Division)*
Demon WP	4040	gal	Cypermethrin	0.1	4.0 gal	All City buildings
Talstar Granular	180.2	lb	Bifenthrin	0.02	0.04 lb	All City buildings
Tempo	480	gal	Cyfluthrin	0.05	0.24 gal	All City buildings

Table 1h. Top Five Pesticide Quantities Applied by City Staff in 2004 (liquid)

Product Name/Manufacturer	*Total Amount of Product Used*	*Unit of Measure*	*Active Ingredient Name*	*% Active Ingredient Present*	*Total Quantity of Active Ingredient Applied*	*Locations of Applications (By Division)*
Round up Pro/ Monsanto Co.	26,784	OZ	Isopropylamine salt of glyphosate	41	10,981 oz (85.8 gal)	Parks, Trees and Landscape, Golf
Pendulum WDG/ Monsanto Co.	4,445	OZ	Pendimethalin	60	2667 oz (20.8 gal)	Blvd. Landscaping
Pendulum Aqua Cap/BASF Co.	4400	OZ	Pendimethalin	38.7	1703 oz (13.3 gal)	Public Works/Trees & Landscaping
Quikpro/Monsanto Co.	1926	OZ	Glyphosate, monoamonium salt Diquat dibromide	73.3 2.9	1412 oz (11.0 gal) 55.9 oz (0.5 gal)	Parks
Pendulum 3.3 EC/BASF Co.	2954	OZ	Pendimethalin	37.4	1105 oz (8.6 gal)	Trees and Landscape & Parks

Table 1i. Top Five Pesticide Quantities Applied by City Staff in 2004 (solid)

Product Name/Manufacturer	*Total Amount of Product Used*	*Unit of Measure*	*Active Ingredient Name*	*% Active Ingredient Present*	*Total Quantity of Active Ingredient Applied*	*Locations of Applications (By Division)*
Turfcide PNCB 10%	1300	lb	PCNB	10.0	130 lbs	Golf
PCNB 10%/ AAMVAC	1295	lb	PCNB	10.0	130 lbs	Golf
Pendulum 2G./BASF Corp	1074	lb	Pendimethalin	2.0	21 lbs	Parks
Fungicide X/ Scotts Co.	1158	lb	Iprodione	1.3	15 lbs	Golf
Metaldehyde 3.5G/Platte Chem. Co.	335	lb	Metaldehyde	3.5	12 lbs	Parks

Table 1j. Pesticide Quantities Applied by Contractor on City Property in 2004 (liquids and solids)

Product Name/Manufacturer	*Total Amount of Product Used*	*Unit of Measure*	*Active Ingredient Name*	*% Active Ingredient Present*	*Total Quantity of Active Ingredient Applied*	*Locations of Applications (By Division)*
Talstar Granular	368.95	lb	Bifenthrin	0.02	.074lbs	All City buildings
Tempo	57.75	gal	Cyfluthrin	0.05	0.29 gal	All City buildings
Drion (dust)	2.0	lb	Pyrethrin Piperonyl Butoxide Amorphus silica gel	0.1 10.0 40.0	0.02 lbs 0.2 lbs 0.8 lbs	All City buildings
Demon WP	0.5	gal	Cypermethrin	0.1	0.005 gal	All City buildings
PT 565 Plus XLO	0.53	gal	Pyrethirn d-trans Alethrin Piperony Butoxide n-Octyl Bicycloheptene - Dicarboximide	0.25 0.25 1.0 1.0	.001 gal .001 gal .005 gal .005 gal	All City buildings

Table 1 k. Top Five Pesticide Quantities Applied by City Staff in 2005 (solid)

Product Name/Manufacturer	*Total Amount of Product Used*	*Unit of Measure*	*Active Ingredient Name*	*% Active Ingredient Present*	*Total Quantity of Active Ingredient Applied*	*Locations of Applications (By Division)*
Pendulum/BASF	1824.5	lb	Pendimethalin	2%	36.49 lbs	Parks and Recreation
Metaldehyde 3.5 G	720.5	lb	Metaldehyde	3.5%	25.22 lbs	Parks and Recreation
Fungicide VII/OM/Scotts	678	lb	Triadmefon	59%	400.02 lbs	Golf
PCNB 10%/AAMVAC	2510	lb	PCNB	10%	251.0 lbs	Golf
Andersons 19-0-19 with Dimensions	8780	lb	Iprodione	0.25%	21.95 lbs	Golf

Table 1 l. Top Five Pesticide Quantities Applied by City Staff in 2005 (liquid)

Product Name/Manufacturer	*Total Amount of Product Used*	*Unit of Measure*	*Active Ingredient Name*	*% Active Ingredient Present*	*Total Quantity of Active Ingredient Applied*	*Locations of Applications (By Division)*
Round-up Pro/Monsanto	179.47	Gallons	Isopropylamine salt of glyphosate	41%	73.5 gallons	Golf, Parks and Recreation, and Public Works
Pendulum Aqua Cap/BASF	68.03	Gallons	Pendimethalin	38.7	14.54 gallons	Public Works
Gallery 75, dry, flowable/Dow Agroscience	16.48	Gallons	Isoxaben	75%	12.4 gallons	Public Works and PW/ Trees and Landscaping
Pendulum WGD/Cyanamid	14.29	Gallons	Pendamethalin	60%	8.8 gallons	Public Works and PW/ Boulevard Landscaping
Quick Pro	9.67	Gallons	Glyphosate, monoammonium salt	73.3%	7.3 gallons	Parks and Recreation

Table 1 m Pesticide Quantities Applied by Contractor on City Property in 2005 (liquids and solids)

Product Name/Manufacturer	*Total Amount of Product Used*	*Unit of Measure*	*Active Ingredient Name*	*% Active Ingredient Present*	*Total Quantity of Active Ingredient Applied*	*Locations of Applications (By Division)*
Tempo/Bayer Health Care	82.9	Gallons	Cyfluthrin	1%	0.83 gallons	All City buildings
Talstar/ FMC Corp.	491.7	Pounds	Bifenthrin	0.2%	0.98 pounds	All City buildings
Talon/Syngenta Crop Pro. Inc.	15.5	Pounds	Brodifacoum	0.005%	0.0007 pounds	All City buildings
Termidor/BASF Corp	2.7	Gallons	Fipronil	9.1%	0.25 gallons	All City buildings
PT 565/Whitmire Microgen	1.1	Gallons	Piperonyl Butoxide, other related Pyrethrins Piperonyl Butoxide N-octyl bicycloheptene dicarboximide	0.2% 0.5% 0.8% 1.0%	.0022 gallons .0055 gallons .0088 gallons 0.11 gallons	All City buildings
Tengard/United Phosphorus	2.0	Gallons	Permethrin	36.8%	.74 gallons	All City buildings
Drion Dust	0.002	Pounds	Pyrethrin Piperonyl Butoxide, other related Piperonyl Butoxide Silica aerogel	1% 2% 8% 40%	0.00002 pounds 0.00004 pounds 0.00016 pounds 0.0008 pounds	All City buildings

Table 1 n - Top Five Pesticide Quantities Applied by City Staff in 2006 (liquid)

Product Name/Manufacturer	*Total Amount of Product Used*	*Unit of Measure*	*Active Ingredient Name*	*% Active Ingredient Present*	*Total Quantity of Active Ingredient Applied*	*Locations of Applications (By Division)*
Round Up Pro/Monsanto	186.2	Gal	Isopropylamine salt of glyphosate	41%	76.3 gallons	Parks and Public Works/ Blvd Landscaping
Pendulum AquaCap/ BASF	43.9	Gal	Pendimethalin	37.8%	16.6 gallons	PW/Blvd Landscaping
Quik Pro/Monsanto	24.6	Gal	Glyphosate monoammonium salt Diquat dibromide	73.3% 2.9%	18.0 gallons 0.71 gallons	Parks
Gallery 75 Dry/Dow Agroscience	9.7	Gal	Isoxaben	75%	7.3 gallons	PW/Blvd Landscaping
Aquashade/ Aquashade Co.	5.7	Gal	Acid Blue 9 Diammonium Salt Tartrazine	23.63% 2.39%	1.3 gallons 0.1 gallons	Golf

Table 1o – Top Five Pesticide Quantities Applied by City Staff in 2006 (solid)

Product Name/Manufacturer	*Total Amount of Product Used*	*Unit of Measure*	*Active Ingredient Name*	*% Active Ingredient Present*	*Total Quantity of Active Ingredient Applied*	*Locations of Applications (By Division)*
PCNB 10% AAMVAC	2140	lbs	PCNB	10%	214 lbs	Golf
Turfcide PCNB 10%	2040	lbs	PCNB	10%	204 lbs	Golf
Barricade DG/Andersons Lawn Fertilizer	2900	lbs	Prodiamine	0.48%	139.2 lbs	Parks
Drive 75-DF	80	lbs	Quinclorac	75%	60 lbs	Golf
Fungicide VII / OM Scotts	457	lbs	Triadmefon	0.59%	27 lbs	Golf

Table 1 p - Pesticide Quantities Applied by Contractor on City Property in 2006 (liquids and solids)

Product Name/Manufacturer	*Total Amount of Product Used*	*Unit of Measure*	*Active Ingredient Name*	*% Active Ingredient Present*	*Total Quantity of Active Ingredient Applied*	*Locations of Applications (By Division)*
Tenguard/United Phosphorus, Inc	2.0	Gal	Permethrin	36.8%	0.8 gallons	All City Buildings
Tempo/Bayer	50.7	Gal	Cyfluthrin	1%	0.51 gallons	All City Buildings
Drione Dust/Bayer	10.75	Oz	Permethirn Piperonyl butoxide Silicaareogel	1% 10% 40%	0.1 oz 1.0 oz 4.3 0z	All City Buildings
Termidor/BASF	0.75	Gal	Fipronil	9.1%	0.07 gallons	All City Buildings
Talon/Syngenta	2.0	Lbs	Bordifacoum	0.005%	.01 lbs	All City Buildings

Table 1 q - Top Five Pesticide Quantities Applied by City Staff in 2007 (liquid)

Product Name/Manufacturer	*Total Amount of Product Used*	*Unit of Measure*	*Active Ingredient Name*	*% Active Ingredient Present*	*Total Quantity of Active Ingredient Applied*	*Locations of Applications (By Division)*
Round Up Pro/Monsanto	214.4	gallons	Glyphosate	41%	89.2 gal	PW/Parks &Rec/Golf
Pendulum AC/BASF	136.7	gallons	Pendamethalin	38.7%	52.9 gal	PW/ Parks& Rec/Parks
Quick Pro/Monsanto	11.6	gallons	Glyphosate Diquat bromide	73.3% 2.9%	8.5 gal 0.45 gal	Parks & Rec/Parks
Garlon 4/Dow Agro Science	12.3	gallons	Triclopyr	61.6%	7.6 gal	PW/Blvd Landscaping
GT Flo/Chipco/Bayer	18.4	gallons	Iprodione	23.3%	4.2 gal	Parks & Rec/Golf

Table 1r – Top Five Pesticide Quantities Applied by City Staff in 2007 (solid)

Product Name/Manufacturer	*Total Amount of Product Used*	*Unit of Measure*	*Active Ingredient Name*	*% Active Ingredient Present*	*Total Quantity of Active Ingredient Applied*	*Locations of Applications (By Division)*
Gallery 75 dry/ flowable / Dow	59	lbs	Isoxoben	75%	44.1 lbs	PW Blvd Landscaping.
Barricade DG/	7005	lbs	Prodiamine	0.48%	33.6 lbs	Parks & Rec/ Parks
Metaldehyde 3.5/Durham	757	lbs	metaldehyde	3.5%	31.0lbs	Parks & Rec/Parks
Drive 75/BASF	30	lbs	Quincorlac	75%	22.6	Parks & Rec/Golf
PCNB 10%/ AMVAC	162.5	lbs	Pentachloronitrobenzene	10%	16.3 lbs	Parks & Rec/Golf

Table 1 s - Pesticide Quantities Applied by Contractor on City Property in 2007 (liquids and solids)

Product Name/Manufacturer	*Total Amount of Product Used*	*Unit of Measure*	*Active Ingredient Name*	*% Active Ingredient Present*	*Total Quantity of Active Ingredient Applied*	*Locations of Applications (By Division)*
Tempo W P /Bayer	53.3	gal	Beta-Cyfluthirn	10%	5.4 gal	All City Buildings
Tenguard/ United Phosphorus	7.5	gal	Pemethrin	36.8%	2.8 gal	Corp Yard, Library, Baylands parks office
EcoExempt G/Ecosmart Tech.	377	lbs	Eugenol Thyme Oil	2.9 % 0.6%	10.9 lbs 2.3 lbs	All City Buildings (outside)
Talon –G/Syngenta	3.4	lbs (pellets)	Brodifacoum	.0005%	0.02 lbs (pellets)	All City Buildings
ExcitR/ Prentox / Prentiss Inc	0.5	gal	Pyrethrins Piperonyl Butoxide	6% 60%	0.03 gal 0.3 gal	Library

Pesticide Use and Integrated Pest Management Policy Implementation in the City of Sunnyvale

Quantities of Diazinon and Chlopyrifos-Containing Compounds Applied:

- No pesticides containing Diazinon were applied on City of Sunnyvale Properties from 2001 through 2007

- In 2001 and 2002, two products that contained Chlorpyrifos were used by City staff in very small amounts. In 2003, no chlopyrifos-containing pesticides were used.

- In July of 2004, 1.5 gallons (45.1 oz of active ingredient chlorpyrifos) of Dursban Pro/Dow Chemicals were applied to putting greens at Sunnyvale Golf Course to treat for cutworms. While every effort was made to avoid using chemical treatments, there was really no alternative means to eliminate the cutworm problem. The cutworm levels were beyond a threshold to the point where the birds were destroying turf on the putting greens in their efforts to feed on the cutworms. While this is acceptable in other turf areas of the golf course it is unacceptable on greens. All pesticides were applied per label instructions. None of the greens are in locations where the product could runoff to other water sources.

- In 2005, 3.5 gallons total of Dursban Pro/Dow Chemicals (0.80 gallons of active ingredient, chlorpyrifos) were applied in May and August to the Sunnyvale Golf Course and in June to the Sunken Gardens Golf Course to treat for cutworm infestations on some putting greens. While every effort was made to avoid using chemical treatments, there was no alternative means to eliminate the cutworm problem. The cutworm levels were beyond an acceptable threshold and were to the point where the birds were destroying turf on the putting greens in their efforts to feed on the cutworms. While this is acceptable in other turf areas of the golf course it is unacceptable on putting greens because it creates an uneven surface for play. The product was used at the recommended rates, sprayed it at night and watered in per label instructions. None of the greens are in locations where the product could runoff to other water sources.

- In 2006 and 2007, no Chlorpyrifos-containing pesticides were applied to City-owned property.

The use of chlorpyrifos-containing pesticides is very low and infrequent. The choice to use this pesticide is made only after the City's IPM policy is followed and there is specific written justification for its use by a Pest Control Advisor. The quantity and location of its use depends on the specific need to control an insect problem.

Pesticide Removals:

- Annual searches of pesticide storage areas in Public Works, Parks and Recreation, and the Golf Course did not turn up any pesticides that were prohibited for current use. In FY 04-05, some pesticides containing Diazinon, Dursban, and chlorpyrifos were found by Public Works staff during their storage area inventory. These were disposed of in FY 05-06 as hazardous wastes, following all appropriate state and federal regulations. Storage area searches in FY 06-07 did not find any pesticides that were prohibited for current use and only a few that were identified as no longer being used by staff. These will be disposed of in accordance with appropriate State and Federal law in FY 07-08.

Sunnyvale's IPM Policy:

- A copy of the IPM Policy that was placed in the City's Administrative Policy Manual (APM) – Chapter 6, Article 12. The public also has access to the policy through the Water Pollution Control Plant website at http://wpcp.sunnyvale.ca.gov The IPM Policy information is also available on the City's Intranet website for access by all City staff.

- Outreach to the City's trained/licensed pesticide application staff about the IPM policy continued in FY 07-08 (See Attachment M for staff training information.)

Contractors and the City's IPM Policy:

- Pest Control Companies who had contracts with the City to apply agricultural pesticides/herbicides to City properties in FY 01-02 and FY 02-03 did not apply any Diazinon or Chlorpyrifos-containing compounds. Due to budget constraints, contracts for Parks and Recreation agricultural pesticide/herbicide application contractors were not renewed beginning in FY 03-04. Parks and Recreation certified pesticide applicators performed all applications to City-owned property from FY 03-04 through FY 06-07. Contractors were engaged in FY 06-07 and FY 07-08 for ground squirrel and gopher control. One contractor was also used for broadleaf weed control by the Parks and Recreation Department In FY 07-08. These contractors are made aware of the City's IPM Policy and required to follow it.

- The City employs one structural pest control contractor, who is required to abide by the IPM policy in their contract that became effective July 1, 2003 and was renewed in 2005. Data on types and quantities of pesticides used in structural pest control activities from July 2003 – December 2003, and calendar years 2004 through 2007 are included in Table 1 above. The current structural pest control contractor uses a very limited number of "caution" labeled products and follows IPM practices such as monitoring and pest identification prior to application of a pesticide. Traps (e.g., glue boards) and bait stations are often used prior to any application of pest control sprays or granular materials to try to control a pest problem through less-toxic means.

- Copies of their IPM training received are kept on file and provided to the City upon request. Five of their staff received one hour of IPM training on fly control from Bayer Environmental Sciences. Additional 5 hours training for respiratory protection was received by their staff from Univar USA.

IPM and City Property Leaseholders:

- Lease holders were notified of the City's IPM policy in June 2003 by the City's property manager. Periodic updated have been provided through a flyer that was prepared for distribution by the contract property manager in 2003. This brochure was sent out again to leaseholders in June 2007. It is provided to new tenants, as needed.

Attachment H – Appendix 1 – Table 2
PI/P Pesticide Management Activities – Estimated Numbers Reached
FY 2007-2008 Annual Report
Municipality: Sunnyvale

Sunnyvale Targeted Outreach for the Pest Management Plan			
Pest Management Plan/Policy Implementation	Track and/or estimate the numbers of Sunnyvale residents and staff reached through outreach efforts (including advertising) regarding the City's IPM policy, pesticides use reduction, and related topics.	Sunnyvale Quarterly Report	The Quarterly Report contains a page devoted to information concerning the environment, and is mailed to approximately 60,000 Sunnyvale residents and businesses each quarter. Additionally, 2000 copies of the report are distributed to the Library, City Hall, Community Center, Senior Center, Public Safety and Columbia Neighborhood Center. The Quarterly Report is also posted on the City's web page.
		Outreach to City staff through employee newsletters	The *Harbinger* is Sunnyvale's internal newsletter for employees. Articles and information contained in the *Harbinger* reach approximately 900 municipal employees. The *Poop Scoop* is the staff newsletter for the Water Pollution Control Plant and is read by approximately 65 employees.
		KSUN Community Cable TV Ads	KSUN advertising reaches about 13% of all cable subscribers in Sunnyvale, who say they tune in once or twice a month.
		IPM via Sunnyvale Website	Information regarding proper disposal of mercury containing products is listed on both the Solid Waste and Water Pollution Control Plant websites. Reach is unknown. The City of Sunnyvale does not have the ability to count number of hits to the website
		Sunnyvale ReNews Newsletter	This newsletter addresses pollution prevention concerns with a focus on reduce, reuse, and recycle and is mailed to approximately 29,000 single family residents and 24,000 multi-family residents twice per year. An additional 500 copies are printed and distributed from various locations.
		Neighborhood Association Newsletters	Sunnyvale has 17 neighborhoods associations registered with online electronic newsletters. Information regarding the Green Gardener program was posted to the newsletters. Reach not determined.

		El Observador	The Green Gardener program was featured in El Observador, a weekly newspaper in San Jose covering race & ethnic news and serving Latinos in the San Francisco Bay Area. Reach not determined.
		Sunnyvale Farmers Market	Outreach distributes IPM and less toxic pesticide information at the Sunnyvale Farmers Market each month. Approximately 30-40 individuals visit the booth each month for general water pollution prevention information.
		Global Sunnyvale	City exhibit booths provided general and educational information. A craft promoting the importance of beneficial insects and how we should all work to protect them was provided for children attending the event. The art project was extremely popular. Approximately 110 children came to the booth for the craft project.
		Earth Day	City exhibit booths provided general and educational information. A craft promoting the importance of beneficial insects and how we should all work to protect them was provided for children attending the event. The art project was extremely popular. Approximately 180 students came to the booth to make the craft project and learn about beneficial insects.
		Sunnyvale Schools Outreach	Sunnyvale uses the Enviroscape as a teaching tool for classroom presentations. The presentation focuses on watershed education and water pollution from urban runoff. Pesticides, beneficial insects, IPM and less-toxic lawn and garden care is introduced and discussed. Sunnyvale conducted 16 classroom presentations this school year, reaching a total of 385 students.
		Compost Workshops	Workshops are held once per month 10 times during the year. Number attending depends on the season. Generally, approximately 12 – 40 individuals attend each new workshop session.

		Corporate Health and Safety Fairs	Outreach exhibited at (9) corporate health and safety fairs this reporting year, reaching over 900 company employees.
		Columbia Health and Safety Fair	At this event the children played the bean bag game. The player decides how to properly dispose of an item (pollution) printed on the bean bag by "disposing" of it into the correct receptacle. The activity helped children learn that pesticides and fertilizers should be disposed of as hazardous waste. Approximately 35 kids played the bean bag game.
		Creek Education Program	This program is targeted to 3rd graders who attend Sunnyvale Schools located in the Cupertino School District. 355 Sunnyvale students participated in the program this reporting year.
		State of the City	At this event the children played the bean bag game. The player decides how to properly dispose of an item (pollution) printed on the bean bag by "disposing" of it into the correct receptacle. The activity helped children learn that pesticides and fertilizers should be disposed of as hazardous waste. Approximately 40 kids played the bean bag game.
		State of the City	At this event the children played the bean bag game. The player decides how to properly dispose of an item (pollution) printed on the bean bag by "disposing" of it into the correct receptacle. The activity helped children learn that pesticides and fertilizers should be disposed of as hazardous waste. Approximately 40 kids played the bean bag game.
		Sunnyvale Pancake Breakfast	City exhibit booths provided general and educational information. A craft promoting the importance of beneficial insects and how we should all work to protect them was provided for children attending the event. The art project was extremely popular. Approximately 150 students came to the booth to make the craft project and learn about beneficial insects.

City of Sunnyvale

FY 07 - 08 Annual Report

Attachment H

Appendix 2

Santa Clara Valley Green Gardener

Training Program

Santa Clara Valley Urban Runoff Pollution Prevention Program
FY 2007-2008 Annual Report
Municipality: Sunnyvale
Attachment H- Appendix 2

Santa Clara Valley Green Gardener Program Implementation

Introduction:

Beginning in FY 07-08, Sunnyvale staff, in cooperation with members of the PI/P Pesticide Outreach Ad Hoc Task Group and with funding from SCVURPPP contacted the Metropolitan Adult Education Program in San Jose to work together in offering the first Green Gardener Training Program in the Santa Clara Valley. This program had been successfully implemented in Santa Barbara, Monterey, and Santa Cruz cities and counties, and was based on a 20-hour (10 classes, 2 hours each) curriculum that was provided though Water Board grant funding.

The training and certification program covered topics related to promoting the principles of ecological landscaping that reduce stormwater pollution resulting from landscape maintenance practices. Training was included on promoting healthy soils, integrated pest management approaches, appropriate fertilizer usage, irrigation system scheduling, maintenance, and troubleshooting, selecting the right plant for the right place, pruning techniques, the use of mulches and compost to reduce weeds and support good soil development, and the use of appropriate types of garden equipment to reduce impacts to air quality. Providing information and training on good management practices that promote and support the use of IPM techniques are an integral part of this training program.

Sunnyvale's Participation:

Sunnyvale provided in-kind staff time to assist with the development, preparation and implementation of the class. Sections of the curriculum were modified to reflect issues for the local climate and soils. Staff provided assistance with class operations, technical assistance, and promotion. We were also successful in building partnerships with the Santa Clara County Master Gardeners and the California Landscape Contractors Association (CLCA) to promote and provide technical assistance for the class presentations as well as outreach to their memberships.

Staff time was also provided to assist with the preparation and grading of the final class exam and the preparation certificates of completion for those successful students who attended 80% of the classes and passed the final exam. Two Sunnyvale staff members taught 2-hour sessions of the class in there particular areas of expertise.

Success of the Program:

A total of 35 students signed up to take the class. Of those, 27 completed the class requirements and received their certificate of completion. These individuals are currently

being promoted as "Santa Clara Valley Green Gardeners" though outreach efforts on the part of the Program, at events, and via the www.mywatershedwatch.org website.

The demand for the class was significant. More than 15 individuals are on the waiting list for the next class. Preparations are underway to offer two classes through Metro Ed in the fall of 2008, one in English and one in Spanish. Pending funding availability, another class is planned for the spring of 2009.

Given that each individual trained in the Green Gardener program may provide services to between 40 – 100 clients, outreach to this group of landscape maintenance professionals can have a significant impact on reducing the impacts to water quality from current landscaping practices. This includes reduction of pesticides and fertilizers in urban runoff and the wise use of existing resources to improve the health, appearance, and value of landscapes for their customers.

Outreach to the public, promoting the hiring of trained Green Gardeners will be an important part of the FY 08-09 plan. Once a core group of individuals is trained, promotion of the selection of individuals and firms trained through this program will continue.

042343

Santa Clara Valley Green Gardener Training Program

Announcing a New Local Training Opportunity!

- *Everyone is going "Green." Meet the demand for Green Gardening practices and expand your business prospects!*
- This **ten-week series** of classes will provide you with the key principles of Ecological Landscaping or Green Gardening, which includes practices that conserve water, protect the soil and reduce the use of pesticides.
- *Green Gardening creates a healthier garden for your client, a healthier work environment for you and your employees, and a better environment for our shared land and water resources.*
- *Those who successfully complete the classroom and hands-on training program will be identified as Santa Clara Valley Green Gardeners and will receive free advertising and promotional referrals to clients seeking "Green" landscaping services.*

Starting Dates: September 23 and 24, 2008

Tuesdays (Spanish) 4:00 PM–6:00 PM
Wednesdays (English) 4:00 PM–6:00 PM

Each weekly, two-hour class will be held by the Community Interest Program of the Metropolitan Adult Education District located at the Erickson Adult Education Center,
4849 Pearl Avenue
San Jose, CA 95136

- Class registration fee is $120 *(Scholarships available upon request)*
- Class written materials will be available in Spanish or English.

For more information or to sign up for the class, contact the MAEP Administrative Center: (408) 723-6450

Sponsored by:

Metropolitan Education District
Metropolitan Adult Education Program

Master Gardeners of Santa Clara County

Campbell · Cupertino · Los Altos · Los Altos Hills · Los Gatos · Milpitas · Monte Sereno · Mountain View · Palo Alto · San Jose · Santa Clara · Saratoga · Sunnyvale · Santa Clara County · Santa Clara Valley Water District



What is the Santa Clara Valley Green Gardener Training Program?

This is a new training program for landscape maintenance workers, landscape contractors, and professional gardeners the Santa Clara Valley area, based on the successful programs established in Santa Barbara and Monterey counties. The *Santa Clara Valley Green Gardener Training Program* is designed to offer education, training, and promotion of services for participating individuals in order to:

- *Reduce urban storm water pollution resulting from landscape maintenance activities*
- *Use resources wisely*
- *Improve the health, appearance, and value of landscapes for customers and site managers*
- *Promote economic incentives to program participants for both gardeners and their clients*

Classes will cover these topics:

- *Soils*
- *Integrated Pest Management (IPM)*
- *Fertilizers*
- *Irrigation (scheduling, maintenance, and troubleshooting)*
- *Right Plant, Right Place*
- *Pruning*
- *Mulches and Compost*
- *Air Quality Issues*

Professional gardeners who attend 80% of the classes and successfully complete a final test will receive a *Santa Clara Valley Green Gardener* card and certificate of completion. The *Green Gardener Card* is for an individual, not a company. However the listing of trained *Green Gardeners* in public outreach materials and web pages sponsored by the Santa Clara Valley Urban Runoff Pollution Prevention Program will include the student's company name and contact information.

Call the Metropolitan Adult Education Program Administrative Center: (408) 723-6450
for more information and to register.

Is Your Gardener A *Green Gardener*?

Ask your gardener or yard maintenance professionals if they have been trained as a *Santa Clara Valley Green Gardener*.

Santa Clara Valley Green Gardeners have received training to:

- Use resources wisely, conserve water, protect the soil, and reduce waste
- Improve the health, appearance and value of landscapes
- Reduce urban runoff and stormwater pollution from landscape maintenance activities

Contact the Santa Clara Valley Urban Runoff Pollution Prevention Program at 1-800-794-2482, Ext. 3 for more information about the Green Gardener Program
OR
Call the Metropolitan Education District, Metropolitan Adult Education Program at (408) 723-6450 for class registration information.

The Santa Clara Valley Green Gardener Program sponsors make no representations, warranties, or guarantees concerning the work performed by any of the trained Green Gardeners. It is your responsibility to check that all required licenses and insurance are in place for specified work.

Questions for Your Gardener or Landscape Maintenance Professional?

To find the right person to create or maintain your garden or landscape, ask if they....

- Water according to the needs of the season, the plant, and site soil conditions
- Prune selectively and properly to compliment the natural form and needs of the plant
- Use alternative approaches such as Integrated Pest Management (IPM) techniques, before turning to pesticides and herbicides
- Help protect air quality by using hand-powered equipment or fuel-efficient, low-emission equipment
- Amend the soil with compost and use mulch to feed the soils naturally
- Check soil for fertility, texture, and moisture
- Install and regularly maintain efficient irrigation systems
- Compost plant debris and grass-cycle
- Use local plant varieties that are California natives or adapted to our Mediterranean climate and that are not invasive species

The Santa Clara Valley Green Gardener Program is sponsored by:

MetroED Metropolitan Education District
Metropolitan Adult Education Program

Santa Clara Valley Urban Runoff Pollution Prevention Program

Campbell · Cupertino · Los Altos · Los Altos Hills · Los Gatos · Milpitas · Monte Sereno · Mountain View · Palo Alto · San Jose · Santa Clara · Saratoga · Sunnyvale
Santa Clara County · Santa Clara Valley Water District

City of Sunnyvale

FY 07 - 08 Annual Report

Attachment I

Mercury Pollution Prevention Activities

	Activity	CI Item Source	FY 07-08 Tasks	Status / Comments	Due Date (mo/yr)	Responsible Party
Control Program for Mercury						
Hg Work Plan I.A	Mercury Plan Development	Permit Prov. C.9c	Sunnyvale staff to continue to work with SCVURPPP Mercury Pollution Prevention Plan work group	Staff continued to participate in the SCVURPPP Mercury outreach group. Sunnyvale participated in program-wide mercury product recycling and reduction outreach efforts.	Ongoing Report 09/08	K. McCumby Env. Specialist
I.D &, I.F	Mercury Plan Implementation	Permit' Prov. C.9c	Sunnyvale Mercury Work Group to continue to meet and determine how Program-provided guidelines for the "virtual" elimination of mercury in urban runoff will be implemented to address controllable City sources.	The Sunnyvale Mercury Work Group did not meet this year, as there were no changes in current city policy and actions to collect and recycle mercury-containing products such as fluorescent lamps, switches, thermostats, etc, as they become wastes. The existing city policy for hazardous materials handling and the environmentally preferable purchasing policy are still effective.	Ongoing Report 09/08	K. McCumby & Sunnyvale Mercury Work Group (PW, Parks and Rec. Facilities. Mgt, reps.)
I.F & MM 1	Mercury Plan Implementation	Permit Prov. C.9.c	Continue improving current recycling programs for fluorescent lamps and Hg-containing products, as needed. Other products (e.g., thermometers/thermostats) may be included as appropriate to a particular City Department.	Recycling program for fluorescent, HID, and mercury vapor lamps generated by Public Works, Parks & Rec., and Facilities management continue to be collected and shipped off-site for recycling. As thermostats, switches, or other mercury-containing products become wastes, they are collected and shipped off for recycling, as well. See Appendix 1, Table 1 showing quantities of mercury-containing wastes that were shipped off for recycling in FY 07-08 and Table 2 for total quantities of Hg-containing wastes sent for disposal/recycling over the past 5 years.	Ongoing Report 09/08	K. McCumby, Environmental Specialist & Sunnyvale Mercury Work Group

Control Program for Mercury (Cont.)						
II.B	Mercury Plan Implementation	Permit Prov. C,9.c	Continue with existing Hg-containing product disposal services offered through the City's Household Hazardous Waste collection program, through support of the Santa Clara County HHW program.	Funding for collection of Hg- containing wastes continues for the City's HHW collection program, in addition to the wastes collected during County HHW activities.	Ongoing Report 09/ 08	K. McCumby, Env. Spec. and Mark Bowers, Solid Waste Program
II.C	Mercury Plan Implementation	Permit Prov. C.9.c	Annually document quantities disposed or recycled by the City divisions/ departments.	See Appendix 1, Table 1 of this Attachment for information on quantities of Hg-containing wastes that were collected and shipped for recycling/disposal by the various City departments in FY 07-08.	Ongoing, Report 09/08	K. McCumby Env. Spec. with support from Tony Perez, Jim Craig, & Scott Morton
II.C	Mercury Plan Implementation	Permit Prov. C.9.c	Collect and report information on quantities of fluorescent lamps collected by City HHW collection program at the SMaRT Station from residential customers. Provide this information to the Program, as needed, to add to County data for HHW collected from residents and CESQG business collection programs.	Quantities collected at the SMaRT Station are included in Appendix 1, Table 1. All other data collected on quantities of Hg-containing wastes collected at HHW events is tabulated by the County and the information is not available for the individual cities.	Ongoing Report 09/08	K. McCumby Env. Spec. and Debi Sargent, SMaRT Station Solid Waste Analyst
II.F	Mercury Plan Implementation	Permit Prov. C.9.c		• Sunnyvale continues to support HHW programs that encourage proper disposal of fluorescent lamps and other mercury-containing devices through public education, outreach and participation programs designed to reach residential, commercial and industrial users. • Sunnyvale is a contributing member of the Mercury Ad Hoc Task Group. Activities include a media campaign through print, radio and transit ads that encourages residents to dispose of	Ongoing Report 09/08	Sally Personett, Env. Outreach Coordinator & Mark Bowers, SW Program Manager

				fluorescents at participating store locations. Task group members assist in developing mercury work plans, budget review and activity planning and implementation. • Sunnyvale developed outreach material such as articles and theater ads on mercury pollution prevention, and attended community and business events to educate individuals, distribute literature, and promote safe disposal of mercury containing devices. • For detailed information on mercury outreach see Attachment G Table 1 – Detailed Descriptions PI/P Activities and Self-Evaluation Matrix for FY 07-08.		
Control Program for Mercury (Cont.)						
III.A	Mercury Plan Implementation	Permit Prov. C.9.c	Continue financial support of Regional Monitoring Program through SCVURPPP funding.	Financial support of the Regional Monitoring Program continued through SCVURPPP via the city's assessment fees to the Program.	Ongoing Report 09/08	Lorrie Gervin, Env. Div. Mgr.
IV.C	Mercury Plan Implementation	Permit Prov. C.9.c	Support and participate in the implementation of the WMI Watershed Action Plan.	Staff continued participation in the WMI Action Plan Implementation. City Council approval was received to support a resolution and join the California Product Stewardship Council. This supports the WMI watershed action plan implementation to reduce/prevent potential pollutants from entering the watershed.	Ongoing Report 09/08	Lorrie Gervin, Env. Div. Manager

Control Program for Mercury (Cont.)						
V.A.3	Mercury Plan Implementation	Permit Prov. C.9.c	Pretreatment inspectors will continue to integrate distribution of Mercury Outreach materials and provide outreach to industries and businesses during routine inspections of facilities for source control measures.	• The Pretreatment Program distributed Mercury Outreach materials during inspections of facilities using mercury. • The Pretreatment Program inspected and distributed Mercury Outreach materials and ADA Guidelines for Dental practices to 76 dental facilities during the timeframe of this workplan. • The Pretreatment Program will continue inspections of facilities with sources of mercury on site, to integrate the distribution of Mercury Outreach materials and brochures during inspections, and to update outreach materials when appropriate.	Ongoing Activities Report 09/08	Sarah Scheidt, Senior Insp. Pretreatment Program
V.A.3	Mercury Plan Implementation	Permit Prov. C.9.c	Continue distribution of brochure "Is Mercury Hiding in Your Construction/ Demolition Project" by Building Division staff as requests for Building Demolition Permit are received.	Brochure is made available to those coming in for permits for demolition projects.	Ongoing Activities Report 09/08	Gordon Blancher, CDD/Building & Kristy McCumby, Env. Spec.
V.B	Mercury Plan Implementation	Permit Prov. C.9.c	Document and evaluate each outreach activity, including the target audience and number of businesses and/or residents reached.	• For documentation of outreach activities, target audience and number of individuals reached please see Attachment H-Appendix 1-Table 2 for PI/P Mercury Management Activities • The Pretreatment Program inspected and distributed Mercury Outreach materials and ADA Guidelines for Dental practices to 76 dental facilities during FY 07-08	Annually Report 09/08	Sally Personett, Env. Outreach Coord. & Sarah Scheidt. Sr. Ind. Waste Insp.

Control Program for Mercury (Cont.)						
V.C	Mercury Plan Implementation	Permit Prov. C.9.c	Assist with the project to determine local attitudes and behaviors to evaluate the success of the outreach efforts and saturation of outreach messages in coordination with the Watershed Watch Campaign Survey	Under direction from the Program, Sunnyvale is an active participant in all activities related to the Watershed Watch campaign survey. See the Program's section of the annual report for Watershed Watch information.	To be deter-mined Report 09/08	Sally Personett, Env. Outreach Coord.

Response to Regional Board Comments on the Control Program for Mercury Activities section of FY 06-07 Annual Report:
No comments were received from the Regional Board on this section.

City of Sunnyvale

FY 07 - 08 Annual Report

Attachment I

Mercury Pollution Prevention Activities

Appendix 1

Table 1 – Quantities of Mercury Recycled

Table 2 – Mercury Management Activities – Estimates of Numbers Reached

Table 1:
Quantities of Hg-containing wastes recycled from City Facilities in FY 07-08.

CITY DEPARTMENT/ LOCATION	TYPE OF WASTE	QUANTITY OF WASTE
SMaRT Station (Wastes from residences and small businesses)	Fluorescent Lamps (4 ft or less length) (> 4 ft length)	**6,983** 4ft tubes **739** >4ft tubes **338--** Circular **901**-compact fluorescents **138** --U-tube
Water Pollution Control Plant (City-owned property)	Fluorescent Lamps (4 ft length) Misc. shaped lamps and HID, Metal Halide Hg-containing wastes (e.g., thermometers and switches)	**303** - 4 ft length **21**- Misc. shaped lamps. **23**-HID/Metal halide/ Sodium **5**–Compact Fluorescent **2** -Thermostat/Switches **3**-lbs Hg-containing waste materials
Corp Yard - Public Works (City-owned Property	HID, metal halide, & Mercury vapor lamps (shipped)	**1,501** - HID, Mercury vapor and metal halide lamps
Parks and Recreation Dept.	HID, metal halide, & Mercury vapor lamps (shipped)	**121** - HID, Mercury vapor and metal halide lamps
Facilities Management	Fluorescent Lamps HID, Metal Halide, or mercury vapor lamps, Ballasts	**1,745**-4 ft fluorescent lamps **429**-U-bend fluorescent lamps **46**-compact fluorescents lamps.

Total Fluorescent Recycled/collected (all sized tubes):
Approximately 11,648 fluorescent and compact fluorescent lamps were recycled from residents and city operations in FY 07-08
Total HID, Mercury Vapor, & Metal Halide:
Approximately 1645 HID, Metal Halide and mercury vapor lamps were recycled from city operations in FY 07-08
Other Hg-containing wastes:
3 lbs of laboratory waste and 2 mercury switches from city operations were recycled or properly disposed of in FY 07-08

Santa Clara Valley Urban Runoff Pollution Prevention Program
Attachment I – Appendix 1 – Table 2
PI/P Mercury Management Activities – Estimated Numbers Reached
FY 2007-2008 Annual Report
Municipality: Sunnyvale

Sunnyvale Targeted Outreach for Mercury Pollution Prevention Activities			
Mercury Management Plan/Policy Implementation	Track and/or estimate the numbers of Sunnyvale residents, staff, and businesses reached through outreach efforts (including advertising) regarding mercury pollution prevention, proper disposal and other related topics.	Media Sunnyvale Quarterly Report	The Quarterly Report is mailed to approximately 60,000 Sunnyvale residents and businesses each quarter, and among other features it contains a page devoted to information concerning the environment. Approximately 2000 additional copies of the report are distributed to various public distribution points around the city. The newsletter is also posted on the City's web page.
		Media Outreach to City staff	The Harbinger is Sunnyvale's internal newsletter for employees. Articles and information contained in the *Harbinger* reach approximately 900 municipal employees.
		Media Theater Ads	An ad for proper disposal of fluorescents was developed for the Mercado Theater complex in Sunnyvale. The 14-second animated/audio ad was viewed by movie audiences (3) times during a 13-minute timeframe prior to every movie shown in the 20-theater complex. The ad ran everyday before each movie during a 3-month period in 2008.
		Media Sunnyvale ReNews	This newsletter addresses pollution prevention concerns with a focus on reduce, reuse, and recycle and is mailed to approximately 29,000 single family residents and 24,000 multi-family residents twice per year. An additional 500 copies are printed and distributed from various locations.
		Media KSUN Community Cable TV Ads	KSUN advertising reaches about 13% of all cable subscribers in Sunnyvale, who say they tune in once or twice a month.
		Media Websites	Information regarding proper disposal of mercury containing products is listed on both the Solid Waste and Water Pollution Control Plant websites. Reach is unknown. The City of Sunnyvale does not have the ability to count number of hits to the website
		Media Business Recycling Solutions	This business-oriented newsletter focuses on reduce, reuse, recycle messages and is mailed to approx. 1600 businesses located in Sunnyvale and is available online for public viewing.

		Event – Community Farmers Market	Outreach distributed the mercury brochure produced by HHW titled *What You Didn't Know….* at the Sunnyvale Farmers Market each month during FY07-08. This popular brochure contains information regarding the location of retail stores where individuals can properly dispose of fluorescents. Approximately 30-40 individuals visit the booth each month for general water pollution prevention information.
		Event – Community State of the City	At this community event the Outreach exhibit distributed water pollution prevention information that also featured proper disposal of mercury containing devices as household hazardous waste. Approximately 80 adults and 40 kids visited the booth for information.
		Event – Business Corporate Health and Safety Fairs	Outreach exhibited at (9) corporate health and safety fairs this reporting year, reaching over 900 company employees.
		Event - Community Sunnyvale Pancake Breakfast	This annual event features a community breakfast, activities for kids, and exhibits that provide community information. The most popular literature is the mercury brochure. Approximately 20 adults stopped by the booth for information
		Event - Community Columbia Health and Safety Fair	Approximately 25 kids played the bean bag game at the event, learning that mercury containing items must be disposed of as household hazardous waste. General water pollution prevention literature was distributed to approximately 10 community members attending the event.

City of Sunnyvale

FY 07 - 08 Annual Report

Attachment J

Copper Action Plan/Nickel Action Plan

P.S. Id.	Activity	CI Item Source	FY 07-08 Tasks	Status / Comments	Due Date (mo/yr)	Responsible Party
	Copper/Nickel Baseline Activities					
CB-1 (1 &4)	Measures to reduce copper discharges from vehicle washing operations	Permit Prov. C.9.a (CAP)	• Continue to inform the public by distributing materials, brochures, and other information at city offices, public places, and events. • Promote methods to reduce copper discharges from vehicle washing by placing articles or ads in various media (e.g., the Quarterly, KSUN, websites, theater ads and utility bill inserts).	Sunnyvale continues to educate the public about water pollution caused by residential car wash activities. At the following annual events, car wash literature is always distributed, and at some events the Enviroscape is used to demonstrate the effects of residential car wash on water pollution. EVENTS *Sunnyvale* • Earth Day Event • Columbia Health and Safety Fair • Farmers Markets • State of the City • Sunnyvale Pancake Breakfast *Business Environmental Fairs* • Interwoven, Network Appliance, Lockheed, SST, AMCC, Aruba, Cephoid, JSR Micro *Regional* • Classic Car Wash outreach MEDIA Outreach *Sunnyvale Quarterly Report articles* • Car Wash Kits • Pollution Prevention Week • Reporting storm drain pollution *KSUN Community Cable TV* • An advertisement advising residents about water pollution from residential car washing ran on KSUN during National Pollution Prevention Week *Theater Billboard Advertising* • A car wash pollution prevention ad	Ongoing Report 09/08	Sally Personett PW Env. Outreach Coord.

				ran at the Mercado Theater complex 7/08-10/08. YOUTH Outreach *Schools* • Outreach presented the Enviroscape demonstration to 16 classes in Sunnyvale Elementary Schools. A large portion of the demonstration is storm drain pollution from washing vehicles in driveways. *Creek Education Program* • This creek and storm drain education program teaches 3rd graders about pollution in creeks from urban runoff See Attachment G Table 1 PIP Activity details for more information.		
CB-1 (1 &4)	Measures to reduce copper discharges from vehicle washing operations	Permit Prov. C.9.a (CAP)	Continue implementation of Charity Car Wash Kit program. • Expand on initial outreach on kit availability • Assess implementation of program – any issues with kit use and pollution prevention • Evaluate the success of the program by tracking frequency of use	• The kit was promoted to as outlined in the section above • The educational aspect of the kit has been effective in helping residents understand that actions such as car washing can lead to the release of water containing pollutants into the city's storm drain system that is connected to the Bay. Pretreatment staff works with the kit users to set up and operate it properly. However, on the day of the event, staff is not there to ensure that all the best management practices are followed. • The success of the program has been limited. Only a few reservations for the kits have been received this past FY. However, over time, it is anticipated that more groups will use it, if car washes continue as fund raising activities and publicity about the kit's availability continues.	Ongoing Report 09/08	Kristy McCumby, PW, Env. Spec.

Copper/Nickel Baseline Activities cont.						
CB-1 (1 &4)	Measures to reduce copper discharges from vehicle washing operations	Permit Prov. C.9.a (CAP)	Require source control measures for new and redevelopment projects (those adding or replacing 10,000 sq ft of impervious area) that conduct vehicle/equipment washing and maintenance activities (Consistent with Provision C.3.k)	As new and redevelopment projects are reviewed, vehicle washing facilities are identified on the project plans. If they are present, BMPs must be instituted that address the wash water. Depending on the circumstances, connection of a vehicle wash area to the sanitary sewer with appropriate pretreatment may be required. Otherwise, vehicle washing areas are not approved on the project plans. Equipment washing facilities, especially for restaurants, that are connected to the sanitary sewer are required. There were no new or redevelopment C.3 applicable projects approved during the reporting period that planned to conduct vehicle equipment washing or maintenance activities. However, one project has been submitted for a permit for a facility (which did not fall under the C.3 requirements) that will perform vehicle washing onsite. • The facility will install stormwater protection devices to their new wash rack with a canopy and divert wash water to an oil/sand/water separator to prevent discharge to the storm sewer system. • The Environmental Division continues to review applicable projects and require source control measures for projects that conduct vehicle / equipment washing and maintenance activities.	Ongoing Report 09/08	Mariya Hodge, Assoc. Planner & Sarah Scheidt, Sr. Ind. Waste Insp.

	Copper/Nickel Baseline Activities cont.					
CB-1 (2 & 4)	Measures to reduce copper discharges from vehicle washing operations	Permit Prov. C.9.a (CAP)	• Continue to inspect commercial/ industrial facilities that have vehicle washing activities occurring on site (this includes auto-related businesses). • Ensure BMPs for vehicle washing are employed. • Distribute new vehicle washing BMP information that is available in three languages during inspections. • Provide an effectiveness evaluation of inspection/compliance with BMPs. • Continue to inspect vehicle-washing areas for City vehicles at the Corp Yard.	• 26 automotive related facilities were inspected for BMP compliance during FY 07-08 including sales, repair, fleet, car washes, and gas stations. • Automotive BMPs, including washing BMP information, were distributed to all facilities that were inspected. • No enforcement actions were issued during FY 07-08, which indicates compliance with BMP materials distributed in the past. • Facilities will continue to be inspected bi-annually.	Ongoing Report 09/08	Sarah Scheidt Sr. Ind. Waste Insp.
CB-1 (3 & 4)	Measures to reduce copper discharges from vehicle washing operations	Permit Prov. C.9.a (CAP)	• Encourage new mobile cleaners and those who are renewing their certification to use the BASMAA website for on-line mobile cleaner training and be recognized on the area wide certification list. • Continue to provide training (as requested) to new mobile cleaners and those seeking recertification in Sunnyvale. • Evaluate effectiveness of the training program and BASMAA on-line training. • Encourage municipal staff to use certified mobile cleaners when contracting for cleaning services Maintain records on who has been trained by City staff and report on numbers trained in the annual report.	• The Pretreatment Program continues to promote the use of the BASMAA on-line training program for Surface Cleaners. Additionally, we continue to utilize the Surface Cleaners Training Kit developed by the Program to provide training to new mobile cleaners, as needed. • One mobile cleaner in Sunnyvale was certified by the Santa Clara County Green Business Program. • The City did not certify or recertify any mobile cleaners during this reporting period. • A total of 58 firms in Santa Clara County are listed on the BASMAA website as being current in their training.	Ongoing Report 09/08	Sarah Scheidt Sr. Ind. Waste Insp.

Copper/Nickel Baseline Activities cont.						
CB-3	Measures to control copper discharges to storm water from targeted industrial sources	Permit Prov. C.9.a (CAP)	• Industrial Waste Inspection staff will continue specific outreach to all printed circuit board manufacturers and metal plating facilities using copper and having the potential to discharge copper into storm water. • Distribute and discuss BMPs/information to minimize copper discharges. • Continue inspections of all commercial/industrial facilities, including NOI sites using copper.	• Industrial Waste Inspection staff continues to inspect and permit all metal plating facilities yearly based upon their regulatory category. • During inspections BMP's are provided and a storm water inspection is conducted to identify any potential discharges. • Staff inspects NOI filers on a yearly basis and is typically incorporated with the wastewater discharge permitting and inspection process.	Ongoing Report 09/08	Sarah Scheldt, Sr. Ind. Waste Insp.
CB-6/7	Reducing Traffic Congestion/ Promoting Alternative Transportation	Permit Prov. C.9.a (CAP)	• Continue implementation of site design standards related to transportation to meet the requirement of C.3.j of the permit. • Report on significant projects where traffic congestion reductions were included in design plans.	• A project is under review for the widening and access change to the Mathilda Avenue overpass, in cooperation with CalTrans. This includes the use of a bioswale for parking lot runoff treatment, the use of pervious pavers to reduce impervious areas, and the treatment of overpass runoff with a vortex separator unit. The following projects were completed in FY 07-08 that help reduce traffic congestion through the promotion of alternative transportation: • Evelyn Avenue Bike lanes from Bernardo to Reed Avenue • Frances Street Transit Center • Bernardo/Blair lighted cross-walk • Hollenbeck Ave at Loehmans Plaza lighted cross-walk • Sunnyvale CalTrain Station north side pedestrian access • Sunnyvale Multimodal Station bicycle parking.	Ongoing Report 09//08	Lead: Jack Witthaus, Transportation/ Traffic Mgr Support: Mariya Hodge, Assoc. Planner

Copper/Nickel Baseline Activities cont.						
CB-8	Measures to classify and assess watersheds and to improve institutional arrangements for watershed protection	Permit Prov. C.9.a (CAP)	• Continue to implement HMP requirements for projects that meet the size threshold criteria in HMP applicability areas as identified by maps included in the City's BMP Guidance Manual. • Continue to review EIRs and complete CEQA reviews to ensure watershed protection is considered in CEQA actions. • Continue participation in SCBWMI activities as it implements the Watershed Action Plan. • Revise Sunnyvale's General Plan (Surface Runoff Sub Element), as needed, at the next scheduled update. Include recommendations based on the review of the Development Policies Comparison Project and Provision C.3.I of Order 01-119 as determined to be appropriate. • Continue participation in the Water Resources Protection Collaborative (WRPC). Council approved a study issue to review the guidelines and standards, then develop a plan to implement those that apply to City circumstances.	• No projects that met the HMP thresholds in the HMP applicability areas identified by the City were submitted in FY 07-08 • As EIRs are submitted, they are reviewed to consider watershed protection, where needed. • Staff continues to participate in the SCBWMI as elements of the Watershed Action Plan are implemented. • The Surface Runoff Sub Element of the City's General Plan was not updated this year. Depending on the requirements that evolve from the Municipal Regional Permit when it is approved, the City will review this Sub-Element and determine changes that may need to be incorporated. • The WRPC has not been active in FY 07-08. However, the City did review the Guidelines and Standards for developments near creeks and waterways and adopted the sections that were applicable to Sunnyvale situations in May 2007. The Guidelines and Standards continue to be implemented as required.	Ongoing Report 09/08	Lead: Lorrie Gervin, Env. Div. Manager and Kristy McCumby, Env. Spec. Support for WRPC activities: Mariya Hodge, Assoc. Planner

Copper/Nickel Baseline Activities cont.						
CB-11	Measures to improve street sweeping controls and storm water system operation and maintenance	Permit Prov. C.9.a, (CAP)	• Implement (as appropriate) improvements identified for current sweeping program and storm drain system O&M (within available City Budgets). • Evaluate the effectiveness of street sweeping and storm drain O&M in the annual report (See Streets and Roads and Storm Drain sections of this work plan).	• The street sweeping program continued this year as in past years, with no significant changes. There was no change in the funding available for street sweeping in FY 07/08. The regular schedule was maintained throughout the year. • Annual storm drain catch basin cleaning occurred and additional clean outs are done on an as-needed basis to prevent flooding. Collected debris is taken to the SMaRT Station for disposal. • Better tracking of inlet cleaning activities through the use of an inlet cleaning form continues. The information collected on these forms was used to assist in the selection of inlets for the installation of 13 full-capture storm drain inlet retrofits, as part of the Pilot SDI Retrofit Pilot project currently under way with the City of San Jose and SCVURPPP. See Attachment K, Appendix 1 for details on the pilot project. • Street sweeping data on curb miles swept and quantities of debris are reported in Attachment D-1, Appendix 1.	Ongoing Report 09/08	Tony Pineda Maint. Supv. & Jim Craig, Field Services Superint.

Copper/Nickel Baseline Activities cont.						
CB-11	Measure to Track Street Sweeping Data	Permit Prov. C.9.a (CAP)	• Continue to follow Program guidance regarding the collection and reporting of street sweeping data. • Provide information periodically to the program. Information for reporting includes: quantity of waste collected (cubic yards), number of miles swept, and frequency of sweeping as required.	Data were tabulated from PW Streets maintenance daily logs and this information was reported to the Program, as requested. • Street Sweeping data collected for this year are included in Attachment D-1, Appendix 1 of this report.	Ongoing Report 09/08	Tony Pineda, Maint. Supv. & Kristy McCumby, Env. Spec.
CB-12	Measures to Control Copper Discharges from Pools and Spas	Permit Prov. C.9.a, (CAP)	• Continue to inform the public by distributing materials, brochures, and other information at city offices, public places, and through on-site distribution at presentations and events. • Continue to provide proper pool and spa water discharge information to the public by placing ads in various media (e.g., The Quarterly, KSUN, City website, theater ads, and utility bill inserts.	Public outreach activities related to water pollution from pool and spa discharge is described below: Events *Community* At the following events, the *Draining Pools and Spas* brochure was distributed • Earth Day Event • Columbia Health and Safety Fair • Farmers Markets • State of the City • Sunnyvale Pancake Breakfast *Business* At the following environmental events sponsored by Sunnyvale businesses, the *Draining Pools and Spas* brochure was distributed to employees: • Interwoven, Network Appliance, Lockheed, SST, AMCC, Aruba, Cephoid, JSR Micro MEDIA OUTREACH *Sunnyvale Quarterly Report articles* • Reporting storm drain pollution *Utility bill insert* • **Drain Smart**, a water pollution prevention insert regarding proper draining of pools and spas was inserted in utility bills.	Ongoing Report 09/08	Sally Personett, PW Env. Outreach Coord.

				KSUN Community Cable TV • An advertisement advising residents to properly drain pools and spas to a sanitary sewer cleanout ran on KSUN during National Pollution Prevention Week *WPCP Website* • The **Draining Pools and Spas** brochure is posted for viewing and downloading on the website at the Water Pollution Control Plant. See Attachment G Table 1 PIP Activity details for more information.		
Copper/Nickel Baseline Activities cont.						
CB-21	Measures to Discourage the Architectural Use of Copper	Permit Prov. C.9.a (CAP)	• The ornamental/architectural use of copper in building designs is discouraged in practice, but not prohibited by Sunnyvale ordinance. • The City is in the process of changing its Design Guidelines to not allow the ornamental use of copper for roofs, cutters, or other architectural/ ornamental exterior uses.	• The use of copper is strongly discouraged in all architecture for new and redevelopment projects. • The use of copper for outdoor architectural features was included in the WRPC Guidelines and Standards as a design guideline which was adopted into the Sunnyvale Municipal Code (by reference) in 2007. The guidelines continue to be used for all new construction and redevelopment projects.	Ongoing Report 09/08	Mariya Hodge, Assoc. Planner & Kristy McCumby Env. Spec.
NB-1	Measures to Implement Metals Controls Measures: Erosion 1) Implement perf. Stds for Const. Inspect. Erosion 2) Participate in region-wide training and certification of site inspectors	Permit Prov. C.9.b (NAP)	• Continue to implement Construction Inspection Performance Standards • Continue to have Inspectors attend Regional Board/Program workshops on Construction Site Management and erosion controls to learn the latest in erosion and sediment control techniques. • Continue to attend Program-sponsored workshops on post-development storm water control BMPs	Both Building Inspection staff and Capital Projects Administration staff implement the Construction Inspection Performance Standards in the City's URMP. Staff attends training as it becomes available. See Attachment M for staff training details by division.	Ongoing Report 09/08	Gordon Blancher, Building Insp./ Coord. Hira Raina/ Nasser Fakih

Response to Regional Board Comments on Copper/Nickel Baseline Activities section of FY 06-07 Annual Report:

No comments were received from the Regional Board on this section.

City of Sunnyvale

FY 07- 08 Annual Report

Attachment K

Trash Inventory and Management

P.S. Id.	Activity	CI Item Source	FY 07-08 Tasks	Status / Comments	Due Date (mo/yr)	Responsible Party
Trash Investigations and Plan Development						
	Trash Investigations and Plan Development	Program Task RWQCB Letter	Assist Program in implementing Pilot Demonstration Projects to focus on assessing trash control measures effectiveness.	Sunnyvale staff participated in the development and implementation of a pilot storm drain inlet retrofit project with SCVURPPP staff. 11 inlets were retrofitted with "full-capture" devices in January 2008 and two more were installed in June 2008. Preliminary observations and results are included in Appendix 1 of this attachment.	Report 09/08	Kristy McCumby/ Env. Specialist
	Trash Investigations and Plan Development	Program Task RWQCB Letter	• Continue to identify and prioritize actions for trash problem areas in urban streams and waterways. • Identify other potential sources of trash. • Use criteria provided by Program staff in FY 07-08 to identify and prioritize the areas.	• Staff participated in the SCVURPPP Ad Hoc trash management committee and the development of the Trash Tool Box that identified approaches for dealing with trash issues. • Based on the Rapid Trash Assessments in Sunnyvale East and West Channels, and Stevens Creek as well as data collected using the Keep America Beautiful assessments, the City targeted some neighborhood and Channel clean up events for both the countywide Great American Litter Pick up, National River Clean Up day, and Coastal Clean Up day events. See Appendix 1 for details on the events.	Ongoing Report 09/08	Kristy McCumby/ Env. Specialist
	Trash Investigations and Plan Development	Program Task RWQCB Letter	• Continue to identify and implement trash control measures, as appropriate, to address high priority trash problem areas within Sunnyvale's jurisdiction, • Provide specific information on trash management practices implemented.	See Appendix 1 of this section for a detailed description of the City's trash control efforts and practices implemented.	Ongoing Report 09/08	Kristy McCumby/Env. Spec & community volunteers (TBD)

Trash Investigations and Plan Development (cont.)						
	Trash Investigations and Plan Development	Program Task RWQCB Letter	Track existing trash management practices used by the City and evaluate their effectiveness, based on guidance provided by SCVURPPP that will be developed in late FY 06-07. The Effectiveness Evaluation may include the use of the Urban Rapid Trash Assessment protocol and/or the KAB litter index in a subset of the high priority trash problem areas.	• The City continued with its trash management efforts, including street sweeping, litter collection by staff in City parks and along boulevards by crews doing landscape maintenance work. • The City coordinated volunteers for both the Great American Litter Pick Up event for two neighborhoods (approx. 2 square miles) and one event for National River Clean Up day to pick up litter on banks and access roads of the Sunnyvale East Channel from Baylands to Fair Oaks for a distance of almost 2 miles. Sunnyvale East Channel serves as the storm water conveyance for approximately 25% of the City of Sunnyvale and parts of Cupertino and connects to the Guadalupe Slough. • URTA assessments were done prior to clean up events in March 2008. URTA assessments will be done again in the spring of 2009 to determine if any of the upstream clean up efforts had any impact on the URTA scores. • See Appendix 1 of this attachment for more details on the City's trash management efforts and effectiveness evaluations of the specific actions/activities.	Report 09/08	Kristy McCumby, Env. Specialist

Trash Investigations and Plan Development (cont.)						
	Trash Investigations and Plan Development	Program Task RWQCB Letter	Provide Program staff with trash management practices information from within Sunnyvale's jurisdiction, using a standardized reporting format.	• Data collected in FY 07-08 was transmitted to the program. • With the efforts on the Pilot Retrofit study, only two sites were evaluated using the Urban RTA methodology: Sunnyvale East and Sunnyvale West Channels. • The KAB methodology was not used in FY 07-08 as the approach is not as effective a tool for the trash control issues currently	Ongoing Report 09/08	Kristy McCumby/ Env. Specialist
	Trash Investigations and Plan Development	Program Task RWQCB Letter	Submit Urban Rapid Trash Assessment Survey Forms, Trash Item Tally Sheets, and any other data collected to the Program staff, as appropriate.	• URTA forms, data and photos were submitted to the Program. • In addition, data collected during the first five months of the pilot SDI retrofit project were submitted.	Ongoing Report 09/08	Kristy McCumby/ Env. Specialist
	Trash Investigations and Plan Development	Program Task RWQCB Letter	Continue to assist Program to develop Trash Fact Sheets, as appropriate.	• Staff assisted the program in the review and provided comments on the draft Trash fact sheets, as provided by the program. • See Program's annual report section on Trash for the updated Trash Fact Sheet.	Ongoing Report 09/08	Kristy McCumby/ Env. Spec.
	Trash Investigations and Plan Development	Program Task RWQCB Letter	Assist program staff in developing a long-term strategy for reducing trash in urban streams and waterways, and identify other sources that may contribute trash to those areas	• Staff continues to participate in the Trash Ad Hoc task group and provide information and analyses of trash management efforts on behalf of the City. • The City is supporting the Pilot Retrofit pilot project through in-kind staff participation, data collection, and analysis.	Ongoing Report 09/08	Kristy McCumby/Env. Spec

Santa Clara Valley Urban Runoff Pollution Prevention Program
FY 2007-2008 Annual Work Plan
Municipality: Sunnyvale
Attachment K

Trash Investigations and Plan Development (cont.)						
	Trash Plan Implementation	Program Task RWQCB Letter	Continue to build trash awareness by providing outreach to residents and to students in Sunnyvale schools in an effort to increase behavioral changes through public education.	Sunnyvale continues to provide public outreach by publishing articles and theater ads, by promoting litter pollution prevention at events, and by conducting demonstrations for residents and students in order to build trash and litter pollution prevention awareness. • For detailed information on trash outreach see Attachment G Table 1 – Detailed Descriptions PI/P Activities and Self-Evaluation Matrix for FY 07-08.	Ongoing Report 09/08	Sally Personett, Env. Outreach Coordinator

Response to Regional Board Comments on Trash Management Activities section of FY 06-07 Annual Report:

No comments were received from the Regional Board on this section.

City of Sunnyvale

FY 07- 08 Annual Report

Attachment K

Trash Inventory and Management

Appendix 1

Trash Assessment Results, Pilot Project, and Management Actions Initiated

City of Sunnyvale
Attachment K, Appendix 1
Trash Assessment Results and Management Actions Initiated
FY 07-08

Introduction:

In FY 07-08 the City was not able to obtain a community volunteer to assist with Urban Rapid Trash Assessments (URTA) so only one assessment effort was done in March 2008 in the Sunnyvale East and Sunnyvale West Channel sites. The URTAs were done in areas that had been previously assessed and where upstream trash management actions had been or would be implemented. Due to the lack of volunteer staff and the screening level nature of the Keep America Beautiful (KAB) assessment methodology, in addition to all the data collected in previous years, it was decided to place these resources that would have been needed to perform the assessments into other efforts at trash management this year.

Ongoing trash/litter pick up activities continue by both the Public Works and the Parks and Recreation Departments. Street-sweeping, litter pick up at parks and after city-sponsored events, and during landscape maintenance operations all help to reduce the accumulation of litter in storm drain inlets and that could be wind-blown into adjacent waterways.

Public outreach and education about litter and its impact to creeks and the Bay are included in classroom presentations about watersheds using the Enviroscape model. Litter prevention messages are included in local advertising efforts. The City also helped distribute tarps to cover loads and informational flyers to residents coming in to the SMaRT Station for waste disposal during the April "Extra Dump-Day" event.

Two new initiatives were started, rather than conducting multiple URTAs and any KAB assessments. The first was the coordination of two litter clean-up events in FY 07-08 and initiating planning for another event in FY 08-09. The second was the implementation of the Pilot Storm Drain Inlet (SDI) Retrofit project, in cooperation with San Jose and with the assistance of SCVURPPP. Results from these trash management initiatives are reported below, as well as an evaluation of their effectiveness.

Assessments:

URTA – Sunnyvale East and Sunnyvale West Channels

URTA assessments were performed on the Sunnyvale East and West Channels in March 2008. The SCVURPPP assessment reporting table, assessment forms, and photographs are included at the end of this Appendix.

URTA scores for the Sunnyvale East Channel assessments have ranged from a low of 59 to a high of 98. Scores for the Sunnyvale West Channel ranged from a low of 81 to a high of 100. (See Table 1 below.)

Table 1: URTA scores for Sunnyvale East and West Channels FY 04-05 to FY 07-08

	FY 04-05 Fall	FY 05-06 Winter	FY 05-06 Spring	FY 06-07 Winter	FY 06-07 Spring	FY 07-08 Winter
Sunnyvale East Channel	59	67	83	85	98	73
Sunnyvale West Channel	81	100	100	93	100	90

In general, scores are lower for assessments completed in the winter months after rain events during the wet season. Scores were higher in the spring, since the area had been cleaned up one time previously that year.

The scores for the Sunnyvale East Channel, in general, are lower than those observed for the West Channel. This may partly be due to differences in the drainage area size for each channel. Sunnyvale West Channel drains 4.1 square miles and is 3.2 miles in length. Sunnyvale East Channel drains 6.35 square miles of Sunnyvale and part of Cupertino and is 6.4 miles in length. Trash that is conveyed to the Sunnyvale East Channel via the storm drain outfalls is coming from approximately a 35% larger drainage area than that of the Sunnyvale West Channel.

Also, there may be more litter entering the Sunnyvale East Channel from highway sources, as it is crossed by bridges for Highway 237. Litter pick up during the National River Clean-Up Event collected several bags of debris from the area adjacent to the bridge crossings over the East Channel in May 2008. The Sunnyvale West Channel is underground where Highway 237 crosses.

The majority of the trash observed at both channels appears to have been accumulated at the assessment location from upstream water transport sources. There is some wind blown accumulation from vehicles using Caribbean Drive and Highway 237 where bridges or the roadways are adjacent to the channels and next to the URTA assessment area.

Both Sunnyvale East and West channels drain highly urbanized portions of the City with a mixture of residential, commercial, and industrial land uses. The impacts from land use activities directly adjoining the channels appear to be small. Walking surveys along the banks of the channels from Baylands to Mathilda Avenue for the Sunnyvale West Channel(where the channel undergrounds in a box culvert) and from Baylands to Fair Oaks/ Hetch-Hetchy Green Belt for the Sunnyvale East channel(where the channel undergrounds for a long distance) did not identify significant impacts from properties bordering the channels. The land use in these portions of the channel is predominantly industrial for technology-related businesses. Some minor "homeless" and "Graffiti" impacts on the Sunnyvale East Channel near the Hetch-Hetchy Green Belt crossing area were observed.

City Department Litter Control/Clean Up Activities in FY 07/08:

Public Works Department

The Street Maintenance Division continues to perform street sweeping on a monthly basis in residential areas (See street sweeping route map with dates for 2008 on Sunnyvale's website at http://sunnyvale.ca.gov/NR/rdonlyres/451C3CB8-5370-46B9-AAD5-A8EB5DA5F5C2/0/2008sweepingmap.pdf). Weekly sweeping occurs for the downtown core area (Murphy Street) and the surrounding city-owned parking lots. Additional sweeping for leaf pick-up is done in the late fall, as well as extra sweeping for storm debris, as needed. (See Attachment D-1, Appendix 1 of this report for details on the quantity of materials collected during street sweeping activities and the number of curb miles swept.)

Public Works, Street Maintenance Division staff also assisted the Public Safety Department in clean up actions for six homeless encampments in FY 07-08. Approximately, 36 cubic yards of debris were collected in these efforts and disposed of at the City's solid waste facility. Although these encampments were not located on nearby waterways, the collection and removal of this debris helped prevent resulting litter or small debris from entering any storm drain inlets near the encampment areas.

The Boulevard Landscaping Division is responsible for maintaining landscape along City-owned rights-of-way. In their landscape maintenance activities, they also collect litter that accumulates on street medians and roadsides that are maintained by these crews. The litter from these areas is removed 13 times per year (roughly on a monthly basis). Approximately 66 cubic yards of litter were removed city-wide in FY 07-08.

Solid Waste Division and Contractor: SMaRT Station litter control efforts along Caribbean Drive

Garbage transfer trucks hauling wastes to the SMaRT station in Sunnyvale use Caribbean Drive as their access to the City's materials recovery facility. As a result, windblown litter from the vehicles after they have off-loaded has been identified a chronic problem along the site access route.

City staff sent a memorandum to the facility contractor, reminding them to check their trucks for loose litter prior to leaving the facility. The contractor operating the SMaRT Station is also required to pick up litter along the roadways leading to the SMaRT Station (Caribbean Drive, Borregas Ave, and Carl Road, two-times per week. Approximately 11 cubic yards of litter were picked up in FY 07-08 in these areas (Per Debi Sargent, Administrative Analyst, SMaRT Station/Solid Waste Program).

Two of the pilot SDI full capture devices identified in the SDI retrofit pilot project description below were installed along Caribbean Drive and will be monitored as one

method determine the effectiveness of efforts to reduce the litter coming from solid waste transport vehicles utilizing the SMaRT Station.

Parks and Recreation Department

Parks and Recreation Department, Parks and Open Space Division staff perform weekly clean-ups of public parks and trails, as well as some school athletic facilities to prevent litter accumulations. A total of 17,060 hours of staff time was used for litter control efforts at parks, school sports fields, and open spaces maintained by the City. Data on quantities of litter collected are not available; however, some $895,732 was spent last year for labor and disposal of litter for Sunnyvale Parks and school sports fields.

Litter Clean-up Events in FY 07-08:
The City coordinated sites for two litter clean up events in FY 07-08 and is currently the planning process for another event in FY 08-09.

Great American Litter Pick-Up Event (GALP):
On April 12, 2008, the City coordinated two neighborhood locations for the county-wide Great American Litter Pick-up event sponsored by the Silicon Valley Anti-Litter Campaign. Neighborhoods were selected that drained into the Sunnyvale East and Sunnyvale West Channels with an area of approximately two square miles. Land use was mostly residential, with some commercial and public schools/parks. The City had 37 volunteers donate almost 59 hours and picked up approximately 260 lbs or 1.4 cubic yards of trash and recyclables before they entered the storm drain collection system.

National River Clean Up Day Event:
On May 17, 2008, the City coordinated (in cooperation with the Creek Connections Action Group) a clean up of the Sunnyvale East Channel from the point where it enters the Guadalupe Slough near Baylands Park to the Hetch-Hetchy Greenbelt area near Fair Oaks Park, for a total of 1.9 miles. Land use in the area cleaned is a mixture of residential (mobile home parks) and industrial, with some public parks, trails, and rights-of-way near the channel. Twenty-one volunteers donated 49 hours and picked up approximately 300 pounds or about 2 cubic yards of trash and recyclables from the channel banks.

Planning for California Coastal Clean Up Day:
Planning is currently underway for another volunteer effort, in cooperation with the Creek Connections Action Group for California Coastal Clean Up event on September 20, 2008. The City will be sponsoring a clean up along the Sunnyvale West Channel from Mathilda Ave to Carl Road and a section of the Guadalupe Slough in the Baylands area that is adjacent to the Sunnyvale Water Pollution Control Plant Oxidation Pond access road. Adjacent land use in the Sunnyvale West Channel is predominantly industrial. Land use along the Guadalupe Slough is predominantly trail/recreation. However this portion of the Guadalupe Slough receives flow from Sunnyvale East, Sunnyvale West, Calabazas Creek, and San Tomas Aquino Creek as well as being tidally influenced by the South Bay. Accumulations of waterborne litter on the bank areas near

the high tide mark, as well as some coming from trail and baylands users have been observed there by city staff, making it a good candidate for clean up efforts.

Litter Prevention Efforts

Tarp Give-Away on Extra Dump-Day
At the April 12, 2008 "Extra Dump Day" event held at the Sunnyvale "SMaRT" station, 250 tarps were distributed to residents who brought in vehicle loads of waste for disposal and did not have their loads covered. Flyers were also distributed to participants that reminded them of city ordinances and state laws regarding the transport of wastes or materials on public roads requiring that loads be covered and littering be prevented.

Public Education and Outreach Articles/Advertising
Sunnyvale continues to provide public outreach by publishing articles and theater ads, by promoting litter pollution prevention at events, and by conducting demonstrations for residents and students in order to build trash and litter pollution prevention awareness. For detailed information on trash outreach see Attachment G Table 1 – Detailed Descriptions PI/P Activities and Self-Evaluation Matrix for FY 07-08.

Pilot Studies Initiated in FY 07-08

Pilot Trash Structural Treatment Control Study – With SCVURPPP and City of San Jose

To prepare and select the potential locations for the storm drain retrofits with full-capture devices, City staff reviewed catch basin cleaning data from the previous year, looked at KAB survey data from previous years, and made a list of approximately 25 potential sites that could be suitable for the pilot program. In August and September 2008, SCVURPPP and City staff visited the potential Storm Drain Inlets (SDIs), noting the nearby land uses and then took internal measurements of the inlets themselves to determine if they would be suitable for retrofits. Some inlets were deemed too small, as there needs to be adequate room to accommodate the screen of the device (which takes up about 25-30% of available inlet space). Use of a screen device in the smaller catch basins would present a more significant potential for flooding during storm events. Other inlets, when inspected, did not have much litter in them or nearby land uses did not appear to be potential sources for litter.

Based on the amount of funding available for the pilot, thirteen sites were then selected for the construction of the individually manufactured units. Since each inlet is unique, with its size, outflow, and inflow piping configuration, it is not possible to have a "one-size-fits-all" design and each unit is constructed to fit a specific SDI, based on the measurements taken during the site selection process.

In January 2008, the City and SCVURPPP installed 11 "full-capture" StormTek® stainless steel catch basin inserts manufactured by Advance Solutions. Two of the units

did not fit in to the SDIs, despite careful measurements and photos being provided to the manufacturer. One of these two units was remanufactured and installed in June 2008 and the other is still under construction in July 2008. It will be installed before the wet season starts in 2008. The data collected from all units in the wet season of the upcoming fiscal year will be included in the annual report for FY 08-09. A final report on the pilot project will be produced in cooperation with SCVURPPP at that time. More detailed information regarding the site selection and installation, including photographs of the installations is provided in the Program's section of the annual report regarding trash management actions.

On February 8, 2008, Sunnyvale staff inspected the 11 installed inlets to determine the units' performance and if there was any need for clean out after recent storm events. All units appeared to be functioning well. Some were beginning to fill with debris (mostly leaf litter), but were not filled to the point where bypass would occur.

The 11 retrofitted inlets were cleaned on May 19, 2008. All debris was removed with a clamshell shovel, bagged, labeled, and taken to a processing area where litter was sorted from the leaf debris, weighed (wet weight), and approximate volumes for both leaf debris and litter were measured. Table 2 below shows the weights and volumes of litter and leaf debris collected from each of the 11 retrofitted SDIs.

Table 2. Quantities of leaf debris and trash found in Retrofitted SDIs five months after installation in 2008

Block Page # Inlet #	452 307	75 314	193 320	193 321	432 302	432 301	489 311	470 303b	629 313	652 304	398 301
Total Debris Wt. (lbs)	85	123	6	14.5	120	192	29	72	58	8	123
Total Trash Wt. (lbs)	12	5	0.5	0.25	2.5	4	2	0.5	3	0.1	2
Total Debris Vol. (cu/ft)	3.1	4.2	0.7	1.4	4.8	7.5	1.4	2.5	1.7	0.9	3.8
Total Trash Vol. (cu/ft)	1.3	0.8	0.1	0.7	0.25	0.2	0.5	0.1	0.1	0.01	0.4

Of the 11 inlets cleaned, a total of 830 pounds of leafy debris and 32 pounds of trash were removed. This was approximately 1.2 cubic yards of leafy debris and 0.2 cubic yards of litter.

The leafy debris (deciduous leaves, conifer needles, and twigs) appeared to be from the local street trees and was not from material being dumped or discarded by residents or businesses. Sunnyvale requires the use of green-waste carts by residents for yard debris pick-up.

The most common types of litter categories observed in the retrofitted inlets were the plastics. Plastic food wrappers* (e.g., candy bar wrappers, chip bags, snack food wrappers) cellophane, plastic cups, lids and straws, and Styrofoam packing materials were frequently observed. Paper was also very common, in some areas. Cigarette butts were frequently found, especially on inlets that were close to stop lights and on roadways with higher traffic flows. Very few glass or metal items were observed in the litter. A more detailed description of the materials and quantities observed will be included in the Pilot Project report that will be available at the end of FY 08-09.

Additional analyses of the data collected in May 2009 and during the wet season of 2008-2009 will be included in the report for the pilot project. This will include information such as the trash loading rates from specific land uses to the stormwater conveyance system, more detailed information on the types of debris removed, the maintenance frequency needed for proper operations, and the overall costs for removal per quantity of trash removed.

*Polyethylene tetraphthalate (PET) that is biaxially oriented or boPET film used for food packaging.

Effectiveness Evaluations:

<u>City Department Litter Clean Up and Prevention Efforts:</u>
Both Public Works and Parks and Recreation Departments within the city continue with their efforts to control litter in public areas and rights-of-way. Litter/trash pick up is a normal part of the job for staff in both of these departments as they maintain public facilities. In areas that are known to be problematic (e.g., along routes to the SMaRT Station) the City requires contractors to pick up wind-blown debris from the truck routes. City crews collected approximately 66 cubic yards of debris in FY 07-08 on city property and rights of way.

The City continues with street sweeping efforts to collect debris. Over 7,000 cubic yards of litter, leaves, and street debris were collected in FY 07-08, which is a slight decrease from previous years, based on the same number of curb miles swept in residential, commercial, and industrial areas of the city.

Litter pick up after public events on city property is an integral part of the event planning effort. Litter remaining on-site after events has not been an issue in Sunnyvale.

Great American Litter Clean-up and National River Clean – up Day Events
Both of these volunteer events were very successful. The number of volunteers needed for the event was met and the quantity of litter picked up, although not huge, was still proactive in keeping the wastes from entering the storm drain system (for the GALP) or into the Bay from the National Rivers Clean-up Day events. The events are popular for volunteers as they feel that they are doing something to help reduce visible pollution problems. It also provided an opportunity for outreach to the people in the neighborhoods who saw the volunteers picking up litter, helping make them more aware of litter issues.

Tarp Give-Away on Extra Dump-Day
This event was very effective at both providing the facility users with the appropriate covers for their loads coming in to the SMaRT Station for disposal, as well as providing them with education about the litter problems coming from uncovered loads and the legal requirements for covering loads. A total of 250 tarps were distributed at the event and the same number of people received the outreach material.

Public Education and Outreach Articles/Advertising
A combination of articles, theater advertisements, and promotion through demonstrations such as the Enviroscape continue to build trash and litter pollution prevention awareness levels with the public. See Attachment G, Table 1 for a detailed analysis of the effectiveness of the various outreach tools used for trash and litter outreach.

Pilot Trash Structural Treatment Control Study
The effectiveness of the pilot program is still being determined. Preliminary results indicate that the units work well as "full-capture" devices and collected significant amounts of leafy debris with smaller quantities of litter.

There was not evidence of bypass of the units that were installed in January. However, they missed the first two storms of the season that occurred in December 2007, so we are not able to determine if additional maintenance would have been needed in FY 07-08, had they been installed at the beginning of the rainy season. This information will be gathered during the upcoming wet season for FY 08-09.

Based on the preliminary results observed in the unit clean-out that occurred in May 2008, only certain catch basins may require more frequent cleaning, due to the smaller sizes of the inlets and local land use. The maintenance and determination of the trash loading rates and costs per quantity of trash removed will not be available until the final report is prepared for the FY 08-09 annual report.

Potential Next Steps:

Caribbean Drive-

- Continue contractor efforts to collect windblown debris from trucks leaving the facility.
- Continue to work with contractor to minimize the amount of debris falling off the transport vehicles.
- Monitor full-capture, retrofitted SDIs to see if litter control efforts are helping reduce the amount of litter entering the inlets.

Sunnyvale East Channel-

- Plan for a clean-up event on National River Clean-Up day, spring 2009.

Sunnyvale West Channel-

- Plan for a clean-up event on Coastal Clean-Up Day, fall 2008

City Department Actions-

- Work with department staff to collect data on current level of litter control efforts, such as quantities of debris collected, to assist with effectiveness assessments of litter control efforts.

City of Sunnyvale

FY 07 - 08 Annual Report

Attachment K

Trash Inventory and Management

Appendix 1

Trash Problem Area Activity Report Table

Trash Problem Area Data Collection Forms

Santa Clara Valley
Urban Runoff
Pollution Prevention Program

Attachment K, Appendix 1

Trash Problem Area Activity Report
FY 07-08

ID	Date	Location	Assessment Score		Recent Cleanup[1]	Adjacent Land Use[2]		Trash Source[3]			Three Most Prevalent Trash Types[4]			Estimated Volume of Trash Removed (if any)	Existing Management Actions	Recommended Management Actions and/or Future Evaluations
			KAB	RTA		1	2	1	2	3	1	2	3			
SU16A	3/13/2008	Sunnyvale West Channel@ Caribbean Drive crossing		90	Unknown	Industrial	Roadway	Upstream/stormdrain catchment	Litter – vehicular	Litter – recreational areas	Plastic/styrofoam	Biodegradable/paper	Fabric/cloth	<1 cubic ft	Area is on "adopt a creek" list but may or may not be currently maintained	Schedule for one of annual creek clean up events.
SU16B	3/25/2008	Sunnyvale East Channel @ Caribbean Drive Crossing		73	Unknown	Industrial	Roadway	Illegal dumping	Litter – vehicular	Litter – recreational areas	Plastic/styrofoam	Metal	Biodegradable/paper	1.5 cubic ft	Area is on "adopt a creek" list but may or may not be currently maintained	Schedule for one of annual creek clean up events.

[1] Recent Cleanup
1. Yes
2. No
3. Unknown

[2] Land Use Types
1. Commercial
2. Industrial
3. Residential – home
4. Residential – apartments
5. Roadway
6. Park/Trail
7. School
8. Railways
9. Other

[3] Trash Source
1. Litter – vehicular
2. Litter – school/institution
3. Litter – pedestrian
4. Litter – commercial areas
5. Litter – restaurants/fast food/convenience stores
6. Litter – receptacles/dumpsters
7. Litter – recreational areas
8. Litter – special events (sports/concerts/fairs)
9. Homeless encampments
10. Illegal dumping
11. Upstream/stormdrain catchment
12. Other

[4] Trash Type
1. Plastic/styrofoam
2. Glass
3. Metal
4. Biodegradable/paper
5. Construction
6. Fabric/cloth
7. Biohazard
8. Toxic
9. Miscellaneous

042383

Santa Clara Valley
Urban Runoff
Pollution Prevention Program

Trash Problem Area Activity Data Collection Form

133
Date:3/25/2008

I. Site Information

1. **Site ID# SU16 B Watershed: Sunnyvale East Channel Location: SV East at Caribbean Drive**

II. Assessment Information

1. Which assessment tool was used? (Check one)
   ☒**Creek**-RWQCB Version 7.0 ☐**Non-Creek**-Windshield Survey
   ☐**Non-Creek**-KAB Litter Index ☐Other _____
2. **Total Score** (RWQCB Version 7.0 or KAB Litter Index) 73
3. Windshield Survey Results-Trash Priority: ☐ **NA** ☐**High** ☐**Medium** ☐**Low**
4. What percentage or length of the area is impacted with trash (e.g. 5%, five feet, etc.)? 25%
5. This assessment is ☐ **Initial** ☒**Follow-up** (Check one)
6. If applicable, how many follow-up assessments have been conducted at this site? 5

III. Trash Information

1. Describe trash type (Check five most prevalent types):

☐Rubber products	☐Metal products	☐Construction debris
☒Plastic bags	☐Cigarette butts	☐Fabric and cloth
☒Styrofoam products	☐Plastic/Synthetic items	☐Toxic substances
☐Aluminum cans	☐Tires	☐Appliances
☒Bottles (plastic and glass)	☐Woody debris	☐Furniture
☒Convenience/Fast Food wrappers	☐Yard waste	☐Biohazards
☐Man-made wood products	☐Batteries	☒Other spray paint can

2. Potential trash source (Check all that apply):
   ☒Trash accumulation (water-borne) ☐Homeless encampments ☐Outfall _____
   ☒Trash accumulation (wind-borne) ☐Illegal dumping ☐Other _____
   ☒Litter-Vehicular ☐Litter-Dumpster/Receptacle (describe) _____
   ☐Litter-Commercial business (name)_____
   ☐Litter-School/Institution (name)_____
   ☒Litter-Other (describe) Litter from Storm Drain inlets upstream
3. Was trash observed near (Check one): ☐**Storm drain inlets** ☒**Storm drain outfalls** ☐**Creek N/A**
4. Identify adjacent land uses to the trash areas assessed (if possible): Commercial/Industrial

IV. Trash Management Actions

1a. Are trash management actions planned for the site? **Yes** ☒ **No** ☐
1b. If trash was removed, provide total weight or volume (if known): ~5 lbs
1c. Photographic documentation: **Yes**☒ **No**☐
2a. Other Trash Management Actions Taken (describe): Put on list for annual creek clean up volunteer activity for May 2008
3a. Follow-up action needed: **Yes** ☒ **No**☐
3b. Future trash management actions needed (Please describe): Continue public outreach on litter issues, check for upstream sources from land use, include on annual volunteer creek clean up efforts listing
3c. Is trash routinely removed from this site? **Yes** ☒ **No** ☐ If yes, at what frequency Annually during assessment
3d. Is a future assessment needed? **Yes** ☒**No** ☐
3e. If Yes, which tool? ☒**Creek**-RWQCB Version7.0 ☐**Non-Creek**-Windshield Survey
☐**Non-Creek**-KAB Litter Index ☐Other_____

Notes: One empty spray paint can found that appeared to have washed down from upstream area. Found an area south of Tasman drive crossing where graffiti is problematic on adjacent land use. Lower score this year partly due to the presence of the spray paint can.

Sunnyvale East Channel Photos 3/25/2008 RTA

042385

Sunnyvale East Channel (continued)

Sunnyvale East Channel – total quantity of debris removed 3/25/2008

042387

Santa Clara Valley
Urban Runoff
Pollution Prevention Program

Trash Problem Area Activity Data Collection Form

137
Date:3/13/2008

I. Site Information

1. **Site ID# SU16A** **Watershed: Sunnyvale West** **Location: Sunnyvale West @ Caribbean**

II. Assessment Information

1. Which assessment tool was used? (Check one)
   ☒**Creek**-RWQCB Version 7.0 ☐**Non-Creek**-Windshield Survey
   ☐**Non-Creek**-KAB Litter Index ☐Other _____
2. **Total Score** (RWQCB Version 7.0 or KAB Litter Index) 90
3. Windshield Survey Results-Trash Priority: ☐ **NA** ☐**High** ☐**Medium** ☐**Low**
4. What percentage or length of the area is impacted with trash (e.g. 5%, five feet, etc.)? <5%
5. This assessment is ☐ **Initial** ☒**Follow-up** (Check one)
6. If applicable, how many follow-up assessments have been conducted at this site?5

III. Trash Information

1. Describe trash type (Check five most prevalent types):

☐Rubber products	☐Metal products	☐Construction debris
☐Plastic bags	☐Cigarette butts	☐Fabric and cloth
☒Styrofoam products	☒Plastic/Synthetic items	☐Toxic substances
☐Aluminum cans	☐Tires	☐Appliances
☒Bottles (plastic and glass)	☐Woody debris	☐Furniture
☒Convenience/Fast Food wrappers	☐Yard waste	☐Biohazards
☐Man-made wood products	☐Batteries	☒Other cardboard

2. Potential trash source (Check all that apply):
   ☒Trash accumulation (water-borne) ☐Homeless encampments ☐Outfall _____
   ☒Trash accumulation (wind-borne) ☐Illegal dumping ☐Other _____
   ☒Litter-Vehicular ☐Litter-Dumpster/Receptacle (describe) _____
   ☐Litter-Commercial business (name)_____
   ☐Litter-School/Institution (name)_____
   ☒Litter-Other (describe) from upstream SDIs and land uses
3. Was trash observed near (Check one): ☐**Storm drain inlets** ☐**Storm drain outfalls** ☐**Creek** ☒**N/A**
4. Identify adjacent land uses to the trash areas assessed (if possible):Industrial, Public access trails

IV. Trash Management Actions

1a. Are trash management actions planned for the site? **Yes** ☒ **No** ☐
1b. If trash was removed, provide total weight or volume (if known): <1 lb
1c. Photographic documentation: ☒**Yes No**☐
2a. Other Trash Management Actions Taken (describe): Channel walk, looked for nearby properties with dumpster issues, none observed this year.
3a. Follow-up action needed: **Yes** ☒ **No**☐
3b. Future trash management actions needed (Please describe): Put on list for local creek clean up activities for at least an annual cleaning of accessible areas
3c. Is trash routinely removed from this site? **Yes**☒ **No** ☐ If yes, at what frequency unknown- annual?
3d. Is a future assessment needed? **Yes**☒ **No** ☐
3e. If Yes, which tool? ☒**Creek**-RWQCB Version 7.0 ☐**Non-Creek**-Windshield Survey ☐Other_____ ☐**Non-Creek**-KAB Litter Index

Notes: Vegetation growth on side banks makes debris pick up difficult. Most waste found appears to come from upstream sources. Plan to put on list for clean up for local annual creek and beach clean up events.

Sunnyvale West photos 3/13/2008 RTA

Total Quantity of trash removed – Sunnyvale West

City of Sunnyvale

FY 07- 08 Annual Report

Attachment L

Water Quality Monitoring

No Water Quality Monitoring Activities were identified in the FY 07-08 work plan for the City of Sunnyvale to undertake on its own. The City funds, supports, and provides in-kind assistance as appropriate for activities identified in the Program's Water Quality Monitoring section of the FY 07-08 Annual Report.

City of Sunnyvale

FY 07- 08 Annual Report

Attachment M

Staff Training Summary Table

STAFF TRAINING BY DEPARTMENT/DIVISION FOR FY 07-08

1) Staff Training Table

TRAINING DATE	SUBJECT	APPROXIMATE NUMBER OF STAFF ATTENDING
Public Works Field Services: Street Maintenance, Water, Sewer, Stormwater, and Boulevard Landscaping		
9/11/07 – 9/13/07 (30 minutes each session)	Daily logs, records, SOPs, BMPs for street sweeping, Roads Operation and Maintenance, Rural Roads SOPs	42
4/10/08	Corp Yard SWPPP, Hazardous Wastes, URMP and storm drains	42
3/25/08	URMP, wash rack refresher	42
6/18/08	General Storm Water Permit	42
Public Works - Street Trees and Boulevard Landscaping		
5/6/08	Boulevard landscaping – Annual IPM policy and implementation training	12
Public Works - Environmental Division		
Env. Division Manager, Outreach Coordinator and Env. Specialist		
11/6/07	IPM Contracting Workshop	1
11/13/07	SCVURPPP "train the trainer" on PW stormwater maintenance activities	1
11/17.07	Creeks Coalition Watershed Conference	3
4/30/08	SCVURPPP Draft Construction GP Training	1
5/20/08	CASQA Storm Water Program Effectiveness Training	1
6/3/08	SCVURPPPP C.3 Workshop	1
Pretreatment Program		
11/13/07	SCVURPPP "train the trainer" on PW stormwater maintenance activities	2
2/ 25-27/08	CWEA P3S Conference	3
4/ 23/08	SCVURPPP's "Reining In the Rain" Low Impact Development Workshop	1
6/ 3/ 2008	SCVURPPP – Implementation of Stormwater Requirements at Development Projects	5
Public Works - Engineering Division and Project Administration		
7/17/07	BAHM Bay Area Hydraulic Modeling for stormwater management	2 (Engineers)
11/29/07	Advanced BAHM Bay Area Hydraulic Modeling for stormwater management	1 (Engineer)
6/3/08	Annual C3 Workshop – Sharing Experience with Implementation of Stormwater Requirements at Development Projects	3 (Engineers) 1 (Inspector)
4/30/08	SCVURPPP Draft Construction GP Training	1

Parks and Rec. - Parks Division, Baylands Park, and Golf Services		
11/8/07	City IPM Policy and IPM for City Property	55
11/08/07	Stormwater Pollution Prevention training (including Corp Yard SWPP)	55
5/15/08	IPM and pest control alternatives for parks and golf courses	41
Community Development Department (CDD) - Planning		
9/21/2007	Climate All-Stars Conference	1
9/19/2007	Quarterly update for planning staff	12
11/13/07	HMP Applicability Areas in Sunnyvale – staff training	1
12/12/2007	Quarterly update for planning staff	12
3/14/2008	Quarterly update for planning staff	12
5/12/08	Sunnyvale C.3 BMP Guidance Manual refresher training	9
6/11/2008	Quarterly update for planning staff	12
CDD - Building Inspection		
9/26/07	Yearly Storm Water Training (City Staff Training)	9
12/3/07	Construction Site BMP Mgt Workshop	1
4/30/08	SCVURPPP Draft Construction GP Training	1
5/2/08	Storm Con	1

Response to Regional Board Comments on Staff Training Activities section of FY 06-07 Annual Report:

No comments were received from the Regional Board on this section.

City of Sunnyvale

FY 07 - 08 Annual Report

Attachment N

Watershed Management Activities

P.S. Id.	Activity	CI Item Source	FY 07-08 Tasks	Status / Comments	Due Date (mo/yr)	Responsible Party
Watershed Management Activities						
	Watershed Management-Watershed Assessment	Permit Prov. C.10	City staff will continue to work with the Santa Clara Basin Watershed Management Initiative (SCBWMI) and participate in the assessment of watersheds in the Santa Clara Basin as they occur.	City staff continues to participate in the SCBWMI and the active subgroups and work groups. This year, staff participated in the following subgroups/work groups: • Communications • Land Use • Watershed Assessment and Monitoring • Watershed Education and Outreach • Product Stewardship • Emerging Contaminants/ Pharmaceuticals No new watershed assessments were initiated by the WMI, as the focus for the Initiative has been to work with other agencies to implement the elements of the Watershed Action Plan. Staff cooperate and assist other agencies (e.g., Santa Clara Valley Water District and SCVURPPP) in watershed assessment activities that occur within Sunnyvale's jurisdiction, when requested.	Ongoing Report 09/08	Lorrie Gervin, Environmental Division Manager

Response to Regional Board Comments on Watershed Managements Activities section of FY 06-07 Annual Report:

No comments were received from the Regional Board on this section.

City of Sunnyvale

FY 07 - 08 Annual Report

Attachment O

PCB Plan Development Activities

P.S. Id.	Activity	CI Item Source	FY 07-08 Tasks	Status / Comments	Due Date (mo/yr)	Responsible Party
	PCB Plan Development					
	PCB Plan Development	Permit Prov. C.9.e	City staff will continue to work with Program Staff through the Monitoring Ad hoc committee as Program PCB plan is implemented and monitoring results are available for review.	No specific tasks were identified for Sunnyvale to participate in via the Monitoring Ad Hoc task group in FY 07-08.	Ongoing Report 09/08	Kristy McCumby, Env. Specialist
	PCB Monitoring Plan Actions	Permit Prov. C.9.e	City staff to review any new data results from any new PCB monitoring studies completed by SCVURPPP or other agencies. If study results indicate a need for case study development for sites within Sunnyvale, the City will initiate case studies, as needed.	Staff reviewed data collected by SFEI monitoring studies and provided comments on their results. No specific actions or case study developments were identified for these sites this year.	If case study sites are identified Report 09/08	Lorrie Gervin, Environmental Division Manager

Response to Regional Board Comments on PCB Plan Development Activities section of FY 06-07 Annual Report:

No comments were received from the Regional Board on this section.

City of Sunnyvale

FY 07- 08 Annual Report

Attachment P

Sediment Impairment Studies Activities

P.S. Id.	Activity	CI Item Source	FY 07-08 Tasks	Status / Comments	Due Date (mo/yr)	Responsible Party
Watershed Analysis -Sediment Control Plan Development						
	Sediment Impairment Studies	Permit Prov. C.9.f	City staff will work with SCVURPPP staff through the Monitoring Ad hoc committee to develop reports for creeks in the Santa Clara Basin that may be sediment impaired.	Staff continued participation in the Monitoring Ad Hoc task group and the Watershed Analysis task group. No specific work products were under development that addressed creeks within Sunnyvale's jurisdiction in FY 07-08.	Ongoing Report 09/ 08	Kristy McCumby, Env. Specialist
	Control Program for Sediment	Permit Prov. C.9.f (iii)	City staff will continue to work with SCVURPPP and the Watershed Analysis Work Plan Ad Hoc Task Group to coordinate any activities within Sunnyvale's jurisdiction.	Staff continued to participate in the SCVURPPP Watershed Analysis Ad hoc Task Group. No projects were developed within Sunnyvale's jurisdiction in FY 07-08	Ongoing Report 09/08	Lorrie Gervin, Environmental Division Mgr. & Kristy McCumby/Env. Spec.
	Participate in Stevens Creek Watershed Council		City Staff will continue to participate in meetings of the Stevens Creek/Permanente Watershed Council to address actions identified within Sunnyvale's jurisdiction.	Staff attended five Watershed council meetings and provided a meeting room for the group on occasion. No specific actions related to Sunnyvale activities were identified in FY 07-08. The City did assist with financial support to hold a very successful and well-attended Santa Clara County Creeks Coalition Creeks and Watershed Conference on November 17, 2007. See http://www.sccreeks.org/event.htm for a description of the event.	Ongoing Report 09/08	Kristy McCumby/Env. Spec.

Response to Regional Board Comments on Watershed Analysis-Sediment Control Plan Development Activities section of FY 06-07 Annual Report:
No comments were received from the Regional Board on this section.

City of Sunnyvale

FY 07- 08 Annual Report

Attachment Q

Permit Renewal Activities

P.S. Id .	Activity	CI Item Source	Work Plan Tasks FY 07-08	Status / Comments	Due Date (mo/yr)	Responsible Party
	Permit Reapplication Process					
	Permit Negotiation		Participate in Municipal Regional Storm Water Permit (MRP) negotiation activities with Regional Board staff.	Staff provided reviewed the December 2007 draft MRP and provided comments on behalf of the City, in addition to providing testimony at the workshop held in March 2008 on the draft permit.	Ongoing Report 09/08	Lead: Lorrie Gervin, Env. Div. Manager
	New Permit Implementation		Modify 07-08 work plan as required, in order to implement phased or new priority tasks as identified in any newly issued NPDES Storm Water Discharge Permit issued by the RWQCB, Region 2	Since the MRP was not adopted in FY-07-08, no modification of the work plan for that year was required. The FY 08-09 work plan will be modified to address new requirements as needed when the MRP is adopted.	Report 09/08	Lead: Lorrie Gervin, Env. Div. Manager

Response to Regional Board Comments on Permit Re-application Activities section of FY 06-07 Annual Report:

No comments were received from the Regional Board on this section.

042404

Santa Clara Valley
Urban Runoff
Pollution Prevention Program

SCVURPPP

COUNTY OF SANTA CLARA

CLEAN WATER PROGRAM

ANNUAL REPORT

FY 08

Submittal date: 9/15/2008

Development Services Office
DEPARTMENT OF PLANNING AND DEVELOPMENT
70 West Hedding St., 7th Floor, E-Wing
San Jose, CA 95110

Phone: (408) 299-5737
Fax: (408) 279-8537

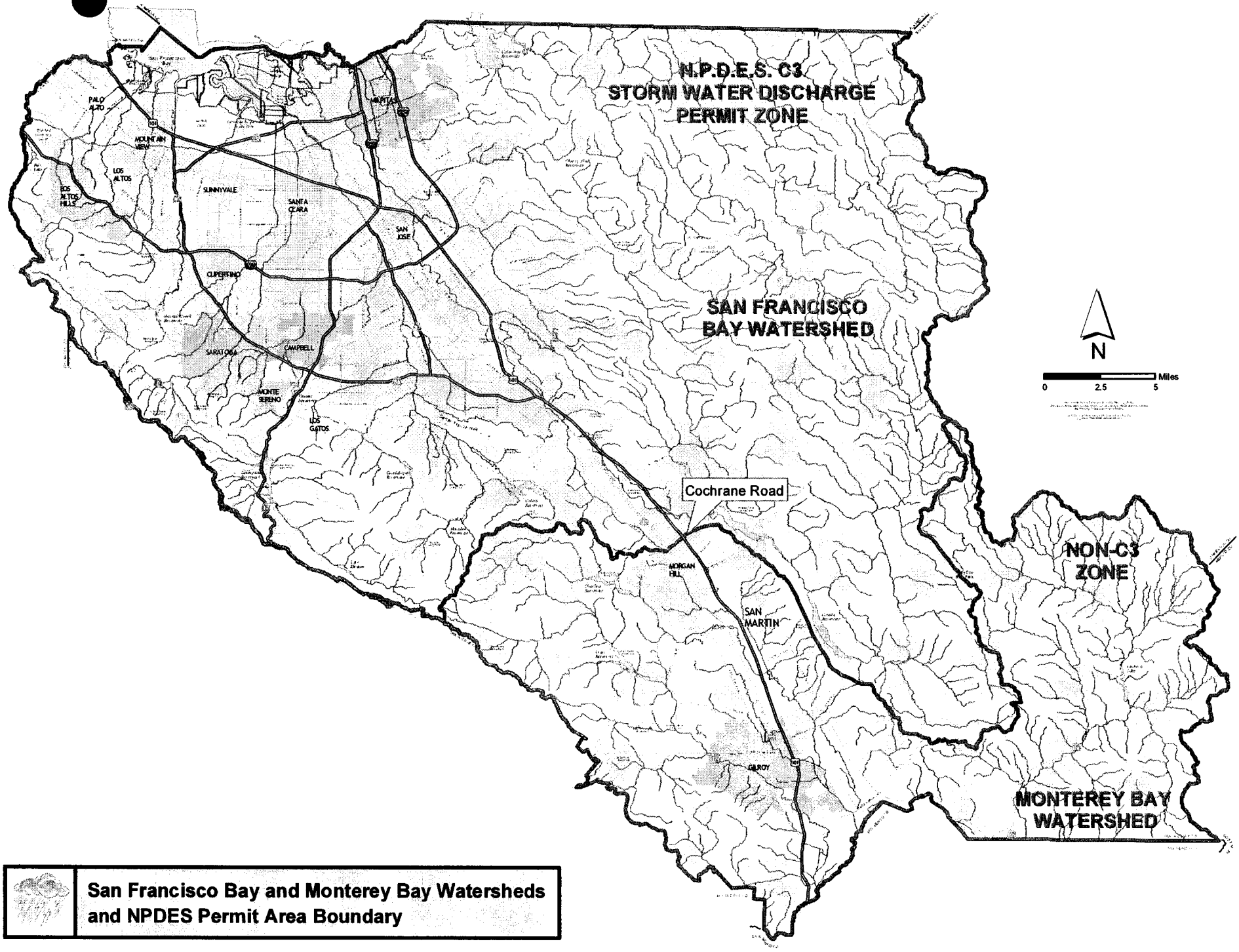

San Francisco Bay and Monterey Bay Watersheds and NPDES Permit Area Boundary

County of Santa Clara

Department of Planning and Development
evelopment Services Office

County Government Center, East Wing
70 West Hedding Street, 7th Floor
San Jose, California 95110
(408) 299-5700 FAX (408) 279-8537

September 15, 2008

Mr. Bruce H. Wolfe
Executive Officer
Regional Water Quality Control Board
San Francisco Bay Region
1515 Clay St., Suite 1400
Oakland, CA 94612

Subject: COUNTY OF SANTA CLARA CLEAN WATER PROGRAM FY 08 ANNUAL REPORT

Dear Mr. Wolfe:

This report is submitted by the County of Santa Clara, in conjunction with the Santa Clara Valley Urban Runoff Pollution Prevention Program's Annual Report, pursuant to provision C.6.(a) of its reissued municipal storm water discharge National Pollutant Discharge Elimination System Permit (Orders No. 01-024, 01-119, and R2-2005-0035).

This report summarizes activities performed during FY 08 in accordance with the County's Urban Runoff Management Plan (URMP), which was submitted to the Regional Board in September 1997 and updated subsequently, the performance standards contained therein, and the 2001 NPDES Storm Water Discharge Permit, as amended.

The County unincorporated area has a population of about 100,000 persons, with about 80,000 living within the Phase I NPDES Storm Water Discharge Permit jurisdiction. Community physical characteristics include mountains, forests, grasslands, chaparral, farms, suburbs, foothills, valley floor areas, watersheds, reservoirs, and bay frontage. There is no urban downtown core area; rather there is a large acreage of low-density land area surrounding existing suburbs and municipalities.

The County has a few urban pockets, few commercial sites, and few industrial sites. The County is pursuing a program of annexation, so that these urban pockets will become a part of the cities that surround them. The restrictive zoning and general plan policies for the unincorporated areas do not promote urban growth or subdivisions. In addition, the Parks and Recreation Department has obtained large land holdings that will never be developed, but rather will be used for primarily for open space and for low impact recreation. The largest "commercial" site in the unincorporated area is Stanford University.

Board of Supervisors: Donald F. Gage, Blanca Alvarado, Pete McHugh, Ken Yeager, Liz Kniss
County Executive: Peter Kutras, Jr.

Goals and Contents of the Report:

The goals of this Annual Report are to: 1) document implementation of the URMP and the FY 08 work plan during the past fiscal year; 2) evaluate program results for continuous improvement; 3) comply with NPDES Storm Water Discharge Permit requirements; and 4) share this information with other Co-permittees, jurisdiction decision-makers, and the public. A table of contents is included with the report.

Program Highlights:

1). The County's Clean Water Program continues to be funded directly from the County General Fund. As was stated in previous annual reports, the storm water fee that supported Clean Water Program activities was eliminated by the effects of Proposition 218 in 1997. Additional tax funding can only be obtained by a 2/3 vote of the people. The County Clean Water program was previously staffed by one Senior Management Analyst position. The person holding this position retired. There was some time delay between the retirement and hiring of a new full-time person for this position. As a result of this delay and the training of the new staff some of the planned goals for this fiscal year were not achieved. These goals were incorporated into the Work Plan for fiscal year 2009. The Clean Water Program is now staffed by one full time Junior Civil (Environmental) Engineer with additional guidance from a Senior Civil Engineer, when needed. Staff members of the involved departments coordinate compliance and reporting activities as they relate to each involved department, with guidance from the Clean Water Program Coordinator as well as the Santa Clara Valley Urban Runoff Pollution Prevention (SCVURPPP) program staff.

2). The County continues to move forward with implementation of the 2001 NPDES Permit, as amended. The County is interested in how the provisions of the proposed Municipal Regional Permit will affect the existing Clean Water Program functions.

3). The involved departments include Capital Programs (now a part of the Fleet and Facilities Department), Roads and Airports, Parks and Recreation, Planning and Development (Planning Office, Development Services Office, Clean Water Program, Surveyor), Agriculture and Environmental Management (Integrated Waste Management, Pollution Prevention, Graffiti and Litter Abatement, Green Business Program, Master Composter Education Project, Environmental Health [Consumer Protection, Hazardous Materials, Solid Waste, Household Hazardous Waste, Vector Control], the County Executive's Office (Special Construction Projects, and Integrated Pest Management).

4). County staff members from the various involved departments have continued to be active this fiscal year in attending informational presentations regarding implementing the requirements of the NPDES Permit and preventing nonpoint source pollution.

Continuous Improvement Activities:

1). The County Department of Environmental Health continues to provide enhanced reporting for IC/ID and IND/COMM activities within the unincorporated area.

2). The involved County departments continue to take direct responsibility for implementation of performance standards and reporting on NPDES Permit compliance activities.

3). Training events have been well received by the involved departments.

4). The County's full time IPM Program Manager is continuing to work with the Department of Parks and Recreation pursuant to its new Pesticide Use Reduction Plan, and with Department of Roads and Airports to reduce and eliminate pesticides where practicable, including the new landscaping and roadside vegetation management plan. The County was the first jurisdiction in SCVURPPP to adopt an IPM ordinance. Also, the County IPM Program Manager now has the benefits of an online pesticide use requesting and reporting database on the County's intranet.

5). The Household Hazardous Waste, Green Business, Integrated Waste Management, Graffiti and Litter Abatement, and Master Composting Education Programs have all been active in spreading the pollution prevention message, including prevention of storm water pollution.

6). The Household Hazardous Waste (HHW) Program has been very active in the recycling of mercury containing materials, in the Mercury Education Project, and in promoting E-Waste recycling. The HHW Program supports legislation to require sellers of mercury containing products to provide for collection and recycling.

7) The Office of Planning has been putting together a BMP O&M Verification Program that will be completed and begin implementation in FY 09.

Thank you in advance for your review of this Annual Report for FY 08. If you or your staff members have any questions regarding the materials submitted, please contact me at (408) 299-5737.

Sincerely,

Clara Spaulding, E.I.T.
Clean Water Program Coordinator
Development Services Office
DEPARTMENT OF PLANNING AND DEVELOPMENT

cc: Board of Supervisors
Peter Kutras, Jr., County Executive
Jody Hall Esser, Interim Director, Department of Planning and Development
Thomas P. Whisler, P.E., Manager, Development Services Office
Involved Department Heads

COUNTY OF SANTA CLARA
CLEAN WATER PROGRAM
FY 08 ANNUAL REPORT

Contents

- Figure 1: Watershed Map 1
- Transmittal Letter 2
- Table of Contents 6
- Legend CWP 7
- Legend SCVURPPP 10

A. Certification Statement 17

B. Illicit Connection/Ilegal Dumping Elimination Activities 18

C. Industrial/Commercial Discharger Control Program 21
  - Industrial/Commercial Program (IND/COMM)
  - Household Hazardous Waste Program (HHW)

D. Public Agency Activities 74
  - C3. Reporting Forms for All Departments
  - Public Streets, Roads and Highways Operation and Maintenance
  - Rural Public Works Operation and Maintenance
  - Storm Drain Operation and Maintenance (refers to D.1)
  - Water Utility Operation and Maintenance (N/A)
  - Other Public Agency Activities (Dept. of Parks and Recreation)
  - Other Public Agency Activities (Capital Programs)

E. New Development Planning Procedures (Planning and Development) 106

F. Construction Inspection (Planning and Development 114

G. Public Information and Participation 117

H. Pesticide Management Activities (IPM Program) 127

I. Mercury Pollution Prevention Activities 167

J. Copper Action Plan/Nickel Action Plan 186

K. Trash Inventory and Management 192

L. Water Quality Monitoring (N/A) 193

M. Staff Training Summary Tables 194

N. Stanford University Activities Summary (from the City of Palo Alto) 204

Santa Clara Valley Urban Runoff Pollution Prevention Program (SCVURPPP)
Co-permittee:
County of Santa Clara
FY 08 Clean Water Program Annual Report

LEGEND

AR: Annual Report

ASA: Architectural and Site Approval Committee

BASMAA: Bay Area Stormwater Management Agencies Association

BMP: Best Management Practice

BOS: Board of Supervisors

CASQA: California Stormwater Quality Association

CC: County Counsel

CP: Capital Programs Division of FAF

CPD: Consumer Protection Division of DEH

CS: Cluster Subdivision

CWA: Federal Clean Water Act

CWP Program: County of Santa Clara Clean Water Program, formerly Nonpoint Source Pollution Control Program

DAEM: Department of Agriculture and Environmental Management

DEH: Department of Environmental Health

DA: District Attorney

DCC: Deputy County Counsel

DDA: Deputy District Attorney

DPR: Department of Parks and Recreation

DSO: Development Services Office (formerly "Building Inspection, Land Development Engineering, and Surveying Office")

DTSC: California Department of Toxic Substances Control

FAF: Fleet and Facilities Department

GALA: Graffiti and Litter Abatement Program

GBP: Green Business Program

HCP: Habitat Conservation Plan

HCEP: Home Composting Education Program

HHW: Household Hazardous Waste Section of DEH-HMCD

HLUET: Housing, Land Use, Environment, and Transportation Subcommittee of the Board of Supervisors

HMCD: Hazardous Materials Control Division of DEH

HMP: Hydrograph Modification Plan

IPM: Integrated Pest Management Program

IWM: Integrated Waste Management Program

LDE: Land Development Engineering Section of DSO

LLA: Licensed Landscape Architect

MCP: Master Composter Program

MEP: Maximum Extent Practicable, as defined by the CWA

NOI: Notice of Intent

NPDES: National Pollutant Discharge Elimination System

O&M: Operation and Maintenance

OS: Open Space

PC: Planning Commission

P.E.: Registered Professional Engineer

PLN: County Planning Office

PS: Performance Standard

R&A: Department Roads and Airports

R.C.E.: Registered Civil Engineer

RPWPS: Rural Public Works Perfomance Standard

SCVURPPP: Santa Clara Valley Urban Runoff Pollution Prevention Program

SFD: Single Family Dwelling

SOP: Standard Operating Procedure

SWPPP: Storm Water Pollution Prevention Plan

SWRCB: State of California Water Resources Control Board

URMP: Urban Runoff Management Plan

WMI: Watershed Management Initiative

WP: Annual Work Plan

Rev. 7/31/06

SCVURPPP List of Acronyms/Abbreviations

AB	Assembly Bill
ABAG	Association of Bay Area Governments
ABC	Annual Budget Review Compilation
ACCWP	Alameda Countywide Clean Water Program
ACOE	U.S. Army Corps of Engineers
AHTG	Ad Hoc Task Group
AR	Annual Report
ASCE	American Society of Civil Engineers
BAAQMD	Bay Area Air Quality Management District
BART	San Francisco Bay Area Rapid Transit
BATG	Budget Ad Hoc Task Group
Basin	Santa Clara Basin
Basin Plan	Water Quality Control Plan for the San Francisco Basin
BACWA	Bay Area Clean Water Agencies
BAHM	Bay Area Hydrology Model
BAMBI	Bay Area Macroinvertebrate Bioassessment Information
BASMAA	Bay Area Stormwater Management Agencies Association
Bay	San Francisco Bay
Bay Area	San Francisco Bay Area
BMI	Benthic Macroinvertebrate
BMM	Lower South Bay Monitoring and Modeling Subgroup
BMP	Best Management Practice
BOMA	Building Owners and Managers Association
BPP	Brake Pad Partnership
BU	beneficial use
C	Celsius
C.3	Permit Provision C.3
C3PO	C.3 Provision Oversight
CA	California
Cal-EPA	California Environmental Protection Agency
Caltrans	California Department of Transportation
CAMLnet	California Aquatic Macroinvertebrate Laboratory Network

Acronyms/Abbreviations

Campaign	Watershed Watch Campaign
CAP	Copper Action Plan
CASQA	California of Stormwater Quality Association
CB	Copper Baseline
CCC	Continuous Concentration Criterion
CD-ROM	Compact Disk-Read Only Memory
CDS	Continuous Deflective Separation
CEP	Clean Estuary Partnership
CESQG	Conditionally Exempt Small Quantity Generator
CEQA	California Environmental Quality Act
CFR	Code of Federal Regulations
cfs	cubic feet per second
CI	Continuous Improvement
CIWMB	California Integrated Waste Management Board
CMIA	Conceptual Model Impairment Assessment
CMS	Copper Management Strategy
COA	Condition of Approval
CoHHW	Santa Clara County Household Hazardous Waste Program
CoHHW Program	Santa Clara County Household Hazardous Waste Program
COLD	cold freshwater habitat
CRMP	Coordinated Resources Management and Planning
CSBP	California Stream Bioassessment Procedures
CTR	California Toxic Rule
Cu	Copper
CWA	Clean Water Act
DDD	Dichlorodiphenyldichloroethane
DDE	Dichlorodiphenyldichloroethylene
DDT	Dichlorodiphenyltrichloroethane
DEH	Santa Clara County Department of Environmental Health
District	Santa Clara Valley Water District
DO	Dissolved Oxygen
DOE	Department of Energy
DPR	Department of Pesticide Regulation

Acronyms/Abbreviations

DWR	Department of Water Resources
E. Coli	Enterococus Coli
EEC	SF Bay Wildlife Refuge Environmental Education Center
EEDMS	Environmental Enforcement Data Management System
EEPS	Exposure and Effects Pilot Study
e.g.	for example
EMAP	Environmental Monitoring Program
EMB	Executive Management Board
EOA	Eisenberg, Olivieri, and Associates
EPA	U.S. Environmental Protection Agency
Estuary	San Francisco Bay Estuary
F	Fahrenheit
FLT	Fluorescent Light Tube
FY	Fiscal Year
GCRCD	Guadalupe-Coyote Resource Conservation District
GIASP	General Industrial Activities Stormwater Permit
GIS	Geographic Information System
GRTS	Generalized Random Tessellation Stratified
HBANC	Home Builders Association of Northern California
Hg	Mercury
HMP	Hydromodification Management Plan
HHW	Household Hazardous Waste
HVAC	Heating, Ventilation and Air Conditioning
IBI	Index of Biotic Integrity
IC/ID	Illicit Connection and Illegal Dumping
ID	Identification
IND	Industrial/Commercial
i.e.	that is
IPM	Integrated Pest Management
JPA	Joint Powers Authority
K	Kindergarten
KAB	Keep America Beautiful
kg	Kilogram

Acronyms/Abbreviations

L	Liter
Lb	Pound
LA	load allocation
LFA	Limiting Factors Analysis
LID	Low Impact Development
LSSB	Lower South San Francisco Bay
LUS	Land Use Subgroup
MC	Management Committee
MCMP	Metals Control Measures Plan
MCTT	Multi-Chambered Treatment Train
MDDB	Metadata Database
MDL	Most Downstream Location
MEP	Maximum Extent Practicable
Mercury Plan	Mercury Pollution Prevention Plan
Mg	milligram
mgd	million gallons per day
MIGR	fish migration
MOA	Memorandum of Agreement
MOFO	Morrison & Foerster
MOU	Memorandum of Understanding
MP	Monitoring Priority
MROSD	Mid-Peninsula Regional Open Space District
MYRWMP	Multi-Year Receiving Waters Monitoring Plan
NAP	Nickel Action Plan
NEMA	National Electrical Manufacturers Association
NAIOP	National Association of Industrial and Office Properties
NEPA	National Environmental Policy Act
ng	Nanogram
Ni	Nickel
NOI	Notice of Intent
NPDES	National Pollutant Discharge Elimination System
OC	Organochlorine
O&M	Operation and Maintenance

Acronyms/Abbreviations

OP	Organophosphate
OWOW	Our Water Our World
P2	Pollution Prevention
PAHs	Polynuclear Aromatic Hydrocarbons
PBDE	Polybrominated Diphenyl Ether
Pb	Lead
PCBs	Polychlorinated Biphenyls
PCDD	Polychlorinated Dibenzo-p-Dioxins
PCDF	Polychlorinated Dibenzofurans
PCO	Pest Control Operator
pg	Picogram
PHAB	Physical Habitat Assessments
PIP	Public Information and Participation
PI/P	Public Information and Participation
PIPP	Public Information and Participation Program
PMPS	Pest Management Performance Standard
POC	Pollutant of Concern
POTW	Publicly Owned Treatment Works
PPPS	Planning Procedures Performance Standard
Program	Santa Clara Valley Urban Runoff Pollution Prevention Program
PS	Performance Standard
PVC	Polyvinyl Chloride
Q	Quarter
QAPP	Quality Assurance Project Plan
RAC	Regional Ad Campaign
RARE	preservation of rare and endangered species
RCRA	Resource Conservation and Recovery Act
REC- 1	water contact recreation
REC-2	non-contact water recreation
Regional Board	San Francisco Bay Regional Water Quality Control Board
RFP	Request for Proposal
RMAS	Regional Monitoring and Assessment Strategy
RMP	Regional Monitoring Program

Acronyms/Abbreviations

RPT	Report Preparation Team
RS	Regulatory Subgroup
RTA	Rapid Trash Assessment
RWQCB	San Francisco Bay Regional Water Quality Control Board
SC	Steering Committee
SCC	Santa Clara County
SCBWM1	Santa Clara Basin Watershed Management Initiative
SCVURPPP	Santa Clara Valley Urban Runoff Pollution Prevention Program
SCVWD	Santa Clara Valley Water District
SF	San Francisco
SFEI	San Francisco Estuary Institute
SFEP	San Francisco Estuary Project
SIC	Standard Industrial Classification
SMaRT®	Sunnyvale Materials Recovery and Transfer
SOP	Standard Operating Procedures
South Bay	Lower South San Francisco Bay
SPLWG	Sources, Pathways and Loadings Work Group (RMP)
SPWN	fish spawning
SSC	Suspended Sediment Concentration
SSI	Inventory of Santa Clara Basin Stream Studies
SSO	Water Quality Site-Specific Objective
State Board	State Water Resources Control Board
STOPPP	San Mateo Countywide Stormwater Pollution Prevention Program
SWAMP	Surface Waters Ambient Monitoring Program
SWANA	Solid Waste Association of North America
SWMP	Stormwater Management Plan
SWPPP	Stormwater Pollution Prevention Plan
SWRCB	State Water Resources Control Board
TAC	Technical Advisory Committee
TMDL	Total Maximum Daily Load
TO	Tentative Order
TP	Total Phosphorus
TPH	Total Petroleum Hydrocarbons

Acronyms/Abbreviations

TRC	Technical Review Committee
ug	Microgram
UPC	Urban Pesticide Committee
URMP	Urban Runoff Management Plan
URQM	Urban Runoff Quality Management
USA	Unified Stream Assessment
USEPA	U. S. Environmental Protection Agency
USFWS	U.S. Fish and Wildlife Service
USGS	U.S. Geological Survey
VTA	Santa Clara Valley Transportation Authority
WAC	Watershed Assessment Consultant
WAMS	Watershed Assessment and Monitoring Subgroup
WAR	Watershed Assessment Report
WARM	warm freshwater habitat
Water Board	San Francisco Bay Regional Water Quality Control Board
Water District	Santa Clara Valley Water District
WEF	Water Environment Federation
WEO	Watershed Education and Outreach
WE&O	Watershed Education and Outreach
WERF	Water Environment Research Foundation
WG	Work Group
WILD	wildlife habitat
WLA	Waste Load Allocation
WMI	Watershed Management Initiative
Work Group "I"	SCBWMI Phase I Indicators Work Group
WP	Work Plan
WRPC	Water Resources Protection Collaborative
WVCWP	West Valley Clean Water Program
WW	Watershed Watch
WWTP	Wastewater Treatment Plant
WY	Water Year
YSI	Youth Science Institute
Zn	Zinc

County of Santa Clara

Department of Planning and Development
Development Services Office

County Government Center, East Wing
70 West Hedding Street, 7th Floor
San Jose, California 95110
(408) 299-5700 FAX (408) 279-8537

COUNTY OF SANTA CLARA
CLEAN WATER PROGRAM
FY 2007-2008 ANNUAL REPORT
ATTACHMENT A

Certification Statement

"I certify, under penalty of law, that this document and all attachments were prepared under my direction or supervision in accordance with a system designed to ensure that qualified personnel properly gather and evaluate the information submitted. Based on my inquiry of the person or persons who manage the system, or those persons directly responsible for gathering the information, the information submitted, is, to the best of my knowledge and belief, true, accurate, and complete. I am aware that there are significant penalties for submitting false information, including the possibility of fine and imprisonment for knowing violations."

Signature by Duly Authorized Representative:

Thomas P Whisler 9-8-08

Thomas P. Whisler, P.E. Date
Manager, Development Services Office
DEPT. OF PLANNING AND DEVELOPMENT

Santa Clara Valley Urban Runoff Pollution Prevention Program

FY 08 Annual Report

Attachment B - Illicit Connection/Illegal Dumping Elimination Activities (IC/ID) (Summary Data Tables are located in Attachment C)

County of Santa Clara
Clean Water Program
DEVELOPMENT SERVICES OFFICE
DEPT. OF PLANNING AND DEVELOPMENT
70 West Hedding St., 7th Floor East Wing
San Jose, CA 95110

• **Solid Waste Local Enforcement Agency (SW-LEA)**

The Solid Waste Program supports and implements the storm water pollution prevention efforts to minimize waterway in all of our countywide programs. Every complaint received and investigated is approached considering what is needed to remove the threat of pollution. This sometimes leads to a referral to another agency having jurisdiction over the actions of the polluting responsible person. And sometimes our actions directly reduce of eliminate threatened or actual pollution. Our staff continually looks for and reports potential polluting situations to the stormwater protection enforcement agencies for follow-up.

In many cases, the solid waste program confirms the threat and issues an order to abate the violation. Usually the threat of legal action leads to abatement of the violation, but occasionally cases are referred to the District Attorney's Environmental Crimes Unit for legal action.

The complaint investigations are widely varied in scope, but are nonetheless related to preventing pollution of the environment and are backed by the County Ordinances relating to yard waste refuse accumulations, illegal dumping, refuse collection vehicles, and the septage or grease pumper vehicles. Last year we lobbied to change refuse collection contracts in the County to collect yardwaste from the toters instead of yardwaste on the streets. We are seeing a large impact on the volume of organic debris and litter from entering the storm drain systems.

Abatement of pollution threats at facilities that are routinely inspected, include solid waste collection and septage pumper vehicle storage yards. We also inspect and regulate solid waste facilities, operations such as landfills, transfer stations, composting facilities, and closed landfills. These facilities are under the jurisdiction of state laws and the state-designated local enforcement program. We work closely with the RWQCB and forward our monthly inspection reports directly to them. This program staff inspect all large or small facilities that generate medical or bio-hazardous wastes and ensure that their waste stream handling does not result in biohazardous or regular waste contamination of the storm water systems. Program staff also conduct inspections of waste tire handling facilities and ensure proper handling, storage and manifesting of waste and used tires.

It is stressed at SW-LEA staff meetings and in training that one of the principal goals of our inspections is to identify and investigate any and all critical control points of the programs promoting clean water. The SW-LEA program is effective in reducing or eliminating storm water pollution because it keeps illegally dumped materials out of the storm water system and watersheds.

Training: All staff are State Registered Environmental Health Specialists (REHS). Solid waste staff attended a CIWMB/LEA conference promoting coordination between various

state oversight boards, such as air, water and solid waste. The topics centered on solid waste facilities and how the public and the environment can be better protected from the impacts of these facilities and the improper or illegal disposal of solid waste. There were presentations relating to illegal dumping abatement as well as coordinating efforts with the Water Boards or Fish and Game, since local inspectors are their eyes and ears out in the field. The solid waste staff gained valuable information from several topics covered relating to storm water pollution prevention. Program staff also attend monthly the Technical Advisory Committee meeting addressing a wide range of issues regarding solid waste and recycling including storm water run-off and public education.

Santa Clara Valley Urban Runoff Pollution Prevention Program

FY 08 Annual Report

Attachment C- Industrial/Commercial Discharger Control Program (IND/COMM)

Notes:

1) The County Department of Environmental Health provides industrial and commercial inspections as a component of its ongoing inspection programs.

2) The IC/ID data is presented here (for Attachment B) as well

County of Santa Clara
Clean Water Program
DEVELOPMENT SERVICES OFFICE
DEPT. OF PLANNING AND DEVELOPMENT
70 West Hedding St., 7th Floor East Wing
San Jose, CA 95110

County of Santa Clara
Department of Environmental Health

Memorandum

July 21, 2008

To: Stormwater/Urban Runoff P2 Staff

From: Wendy Fong
Household Hazardous Waste Program
County of Santa Clara

Re: Fiscal Year 2007/2008 HHW Program Update

Participation
The HHW Program served 26,958 residents from July 1, 2007 through June 30, 2008. Nearly 3 million (2,998,826 lbs) pounds of hazardous waste was managed safely and legally. There were a total of 56 collection events: 41 at two permanent facilities and 15 at temporary sites strategically located throughout the County. In addition, the Program served 568 small business drop-offs including local governments, Goodwill Industries, and the Salvation Army.

Paint
Latex paint accounted for 871,440 pounds and other paint related materials (including oil paint) accounted for approximately 980,400 pounds. Together, paint represents 62% of the hazardous waste collected.

Pesticides
The HHW Program collected 163,750 pounds of poison liquids, and 117,000 pounds of poison solids, and 1,000 pounds of Diazinon/Durasban.

UNIVERSAL WASTE

The County of Santa Clara Department of Environmental Health Household Hazardous Waste Program provides residents with opportunities to recycle mercury-containing products (fluorescent lights, batteries, and thermometers) at retail locations, community centers and special outreach events. These products contain varying amounts of mercury, a heavy metal, which is a U.S. Environmental Protection Agency waste minimization priority chemical. A community-based collection system is convenient, cost-effective and combined with an aggressive educational outreach program, will increase awareness and participation. Outreach includes the use of consistent educational messages through the media and the development and distribution of brochures, flyers and posters as well as literature and event attendance.

Mercury containing products collected in FY 2007/2008

Recycling partners were established at retail and community drop-off locations. These partners agreed to allow customers to drop-off household batteries and fluorescent lamps. To date 32 retail stores serve

as fluorescent lamp drop-offs and 54 locations serve as battery drop-offs. The HHW Program picks up and recycles the waste.

Elemental Mercury—1,295 pounds (includes thermostats, thermometers and other products)
Fluorescent Lamps – 124,121 pounds
Household batteries – 100,100 pounds

Public Outreach

A total of 370 thermometers were collected from five thermometer exchange events where residents exchanged their mercury-containing thermometer for a free mercury-free one and one drop-off location (San Jose City College).

Participated in 27 community events (including the five thermometer exchange events).

Hazardous Waste Recycling & Disposal
FOR SANTA CLARA COUNTY



Consumer Protection Division

Hazardous Materials Compliance Division

Hazardous Materials Program Home

Household Hazardous Waste Home

Local Oversight Program (LOP)

Solid Waste Home

Vector Control District (VCD)

County of Santa Clara Household Hazardous Waste Program



QUICKLINKS

- Current Food Safety Schedule
- Solid/Medical Waste Forms and Documents
- View Local Oversight Program Case Documents Online
- Fee Schedule
- Filing Complaints
- Related County Agencies
- CalCode Summary of Major Changes

HIGHLIGHTS

2003 Samuel J. Crumbine Award Winner

...more

MISSION STATEMENT

To protect the environment and public health from the effects of improper disposal of hazardous waste from Santa Clara County homes and small businesses. This service provides the community with practical pollution prevention options for the use, recycling, and disposal of products containing hazardous substances.

The Online Appointment System is for residential household hazardous waste only. For more information on business waste drop-off please call (408) 299-7300

Make An Appointment

Site Index

Household Hazardous Waste
Household Sharps and Prescription Drugs
HHW Links
Pesticide Disposal and Recycling
Mercury Education Project
-Battery Drop-Off Locations (Residents Only)
Operating Schedule
Used Motor Oil and Filter Recycling
Community Outreach
Frequently Asked Questions
Business Hazardous Waste
Contact Us

*Click Here To Find Nearest Rechargable Battery Recycling Location

-Fluorescent Bulb Drop-Off Locations (Residents Only)

Home Electronics Recycling List

Approved Collectors/Recyclers of Covered Electronic Waste

About our Staff (Employment Opportunities)

Re-Use Program

Recycling Resources

PROGRAM HISTORY

Since 1991, the Santa Clara Countywide HHW Program has provided residents with a safe, convenient disposal service with year-round access. The County and 14 cities participate in the countywide program and share costs based on the number of households served from each jurisdiction. Participating jurisdictions include: Campbell, Cupertino, Gilroy, Los Altos, Los Altos Hills, Los Gatos, Milpitas, Morgan Hill, Monte Sereno, Mountain View, San Jose, Santa Clara, Saratoga and Sunnyvale. The City of Palo Alto (650) 496-6980 operates a separate HHW Program for their residents only.

The Santa Clara Countywide HHW Program provides the general public and small businesses with a safe, immediate solution to HHW recycling and disposal. Residents are encouraged to use safer and less toxic alternatives and purchase smaller quantities of hazardous products. On-going public education continues to increase public awareness and participation.

Improper storage and disposal of household hazardous waste (HHW) is associated with accidental poisonings, worker health and safety, equipment damage, and environmental contamination of surface and groundwater. Heavy metals such as lead, zinc, copper, nickel, mercury and cadmium enter the waste stream via residential sewage and urban run-off.

State and local regulations prohibit the disposal of HHW at solid waste landfills. Before collection programs were available, options for managing HHW were limited to disposal in the trash, pouring down the drain, or storing the waste indefinitely. Products stored for more than a year, are seldom used and the risk of accidental poisoning of children and pets significantly outweighs any potential benefit of saving the product for future use.

For additional information please call the HHW program at (408)299-7300.. We can be contacted at hhwstaff@deh.sccgov.org or by fax at (408) 280-6479.

Back to Top | Print this article | Email this article

Related Articles:

Certified Used Oil Centers
Used oil is a hazardous waste in the State of California. Illegally dumped oil contaminates the environment and endangers human health.
...more

Contact Us
...more

Household Hazardous Waste Classifications
...more

What is Household Hazardous Waste and How do I Dispose of it?
What is Household Hazardous Waste
...more

Frequently Asked Questions
...more

HHW Operating Schedule
...more

The Re-Use Program
...more

County of Santa Clara Household Hazardous Waste Employment Opportunities
...more

Community Outreach
...more

Pesticide Disposal and Recycling
...more

Mercury Education Project
...more

HHW Resources and Links
...more

Sharps and Prescription Drugs Disposal
...more

Conditionally Exempt Small Quantity Generator Disposal Program
...more

County Policy | Privacy Policy | Accessibility | Site Map | Contact Webmaster | Site Help
All Content Copyright © 2008, The County Of Santa Clara, CA

COUNTY OF SANTA CLARA
Category A Inspections -- Significant Industrial Facilities
FY 08

Facility Name	Inspection Date DEH--HMCD	Comments
West Coast Aggregates- Lexington Quarry	6/27/07	
Hanson Quarry and Cement	1/22/08	
United Technology - Pratt and Whitney	Ongoing closure activities	No routine inspection required by HMCD
Raisch – Serpa Quarry	6/27/07	No hazardous materials being used, no inspection required by HMCD
Reid-Hillview Airport	8/8/07	
Stevens Creek Quarry	4/26/07	
Raisch – Azevedo Quarry	8/1/07	
Desilva Gates – Curtner Quarry	5/7/08	
Palo Alto Airport	8/8/07	
Elmwood Correctional Facility	5/22/08	
Valley Medical Center (County Hospital)	7/18/07	
Stanford University	Ongoing	Facility is inspected throughout the year; hazmat closures, installations, and upgrades are also inspected

Santa Clara Valley Urban Runoff Pollution Prevention Program

FY 08 Annual Report

Category A: Significant Industrial Sites: Quarry Inspections by LDE

County of Santa Clara
Clean Water Program
DEVELOPMENT SERVICES OFFICE
DEPT. OF PLANNING AND DEVELOPMENT
70 West Hedding St., 7th Floor East Wing
San Jose, CA 95110

County of Santa Clara

Department of Planning and Development
Development Services Office

County Government Center, East Wing
70 West Hedding Street, 7th Floor
San Jose, California 95110
(408) 299-5700 FAX (408) 279-8537

MEMORANDUM

TO: Gary Rudholm
Planning Office

Chris Freitas, P.E.
Land Development Engineering

Steve Homan
Clean Water Program

FROM: Ryan Fong, E.I.T.
Land Development Engineering

SUBJECT: Lexington Quarry
County File # 3690-30-48-04PAM

DATE: November 29, 2007

The following observations and recommendations for the Lexington Quarry South of Los Gatos, CA. are based on a site visit and inspection dated November 16, 2007.

BACKGROUND

For the background information of the quarry please see the Cotton, Shires & Associates report for Lexington Quarry.

INSPECTION NOTES

There are 2 sides of the quarry, the West side and the East side. Inspections this year focused on the East side. Last year we were unable to get access to the East face for inspections.

A. The sedimentation basins have been completely re-graded from last year. The earth berms around the basins have been scarified and re-compacted (Figure 1). Additionally the berms have also been seeded for protection in the winter season.

B. Visual inspections of the reclaimed area on the East side revealed that there is some undercutting of the toe of slopes varying in 3 to 4 feet high (Figure 2). The undercutting of the slopes is not present on the current reclamation plan. Additionally some slope failures have occurred on the reclaimed slopes (Figure 3). The failures have been contained on the benches. It is possible that the undercutting could have occurred while cleaning up the slide debris.

C. The 2 uppermost benches on the East side have been reclaimed. The benches have been planted and irrigation devices are in place to aid in growth.

D. The reclaimed slopes on the East side have been covered with process fines/loose fill and hydroseeded in the attempt to cover the exposed rock (Figure 4). There is evidence of the loose fill sliding down the slopes. The slopes were not intended to have fill material placed on them per the current reclamation plan.

RECOMMENDATIONS

1. Continued monitoring of the undercut toe of slopes along the East side by the Geotechnical Engineer of record.

2. For future reclaimed slopes, do not place process fines/loose fill on the slopes.



Figure 1. Re-graded and Hydroseeded Sedimentation Basins



Figure 2. Undercut slopes

Figure 3. Localized Slope Failures

Figure 4. Layering of Rock with Process Fines/Loose Fill on Top

County of Santa Clara

Department of Planning and Development
Development Services Office

County Government Center, East Wing
70 West Hedding Street, 7th Floor
San Jose, California 95110
(408) 299-5700 FAX (408) 279-8537

MEMORANDUM

TO: Gary Rudholm
Planning Office

Chris Freitas
Land Development Engineering

Steve Homan
Clean Water Program

FROM: Ryan Fong
Mitchell Thompson
Jerry Guevara
Land Development Engineering

SUBJECT: Curtner Quarry
County File # 1988-39-87-04PAM

DATE: January 2, 2008

The following observations and recommendations for the Curtner Quarry in Milpitas, CA. are based on a site visit and inspection dated November 20, 2007.

BACKGROUND

For the background of the quarry please see the Cotton, Shires & Associates report for Curtner Quarry dated February 5, 2007.

INSPECTION NOTES

A. Last years inspections revealed large amounts of construction debris and k-rail stockpiled in the mine pit area. This years inspection showed a reduced amount construction debris and k-rail stockpiles (Figure 1).

B. The West side of the quarry has been regarded and benched. The slopes have been hydro seeded as well (Figure 2).

C. The sedimentation ponds look clean of vegetation and slopes have been hydro seeded (Figure 3).

D. Planting test plots were also noticed on site to gauge, which re-vegetation methods will work best. (Figure 4).

RECOMMENDATIONS

1. Operations at the quarry have slowed down. If the quarry continues to not produce an Interim Management Plan may be necessary.

2. Continue to remove the construction debris and k-rail.

Figure 1. Remaining k-rail stockpile onsite



Figure 2. West side of quarry re-grading and hydro seeding



Figure 3. Sedimentation ponds

Figure 4. Vegetation test plot

County of Santa Clara

Department of Planning and Development
Development Services Office

County Government Center, East Wing
70 West Hedding Street, 7th Floor
San Jose, California 95110
(408) 299-5700 FAX (408) 279-8537

MEMORANDUM

TO: Gary Rudholm
Planning Office

Chris Freitas
Land Development Engineering

Steve Homan
Clean Water Program

FROM: Ryan Fong
Mitchell Thompson
Jerry Guevara
Land Development Engineering

SUBJECT: Calaveras Quarry
County File # 2066-42-83-04PAM

DATE: January 2, 2008

The following observations and recommendations for the Calaveras Quarry in Milpitas CA. are based on a site visit and inspection dated November 27, 2007.

BACKGROUND

For the background of the quarry, please see the Cotton, Shires & Associates report for Calaveras Quarry.

INSPECTION NOTES

A. The Quarry is currently closed and is no longer producing. The recent fire has revealed some concerns with respect to slope stability. These exist near the entrance of the quarry where slopes were left in excess of a 2:1 angle, horizontal to vertical. Some construction debris and loose material is present throughout the quarry (Figure 1).

B. There is some additional asphalt debris that was left behind when the existing quarry road was demolished (Figure 2).

C. The Quarry slopes in the main pit where the fire has occurred have been hydro-seeded and laid-back (Figure 3).

D. Below the slopes in the main pit there was a stockpile area of large rocks (Figure 3).

RECOMMENDATIONS

1. The Quarry operator has submitted a Geologic Reconnaissance to address the quarry slopes with a revised reclamation plan to address some of the steep slopes.

2. Remove the remaining asphalt debris from the site.

3. Crush and re-grade the stockpiled material consistent with the original topography

Figure 1. Oversteepened slopes along the access road



Figure 2. Asphalt debris found on site



Figure 3. Laid back slopes in the main pit area and the rock stock piles

County of Santa Clara

Department of Planning and Development
Development Services Office

County Government Center, East Wing
70 West Hedding Street, 7th Floor
San Jose, California 95110
(408) 299-5700 FAX (408) 279-8537

MEMORANDUM

TO: Gary Rudholm
Planning Office

Chris Freitas
Land Development Engineering

FROM: Jerry Guevara
Mitchell Thompson
Ryan Fong
Land Development Engineering

SUBJECT: Freeman Quarry
County File # 6538-76-11-04PAM

DATE: January 2, 2008

The following observations and recommendations for the Freeman Quarry in Gilroy, CA. are based on a site visit and inspection dated December 5, 2007.

BACKGROUND

For the background information and history of the quarry please see the Cotton, Shires & Associates report for Freeman Quarry dated February 5, 2007.

INSPECTION NOTES

A. There was order to comply given to fix a stockpile of overburden that had encroached off the East quarry boundary. In November the quarry operators removed the fill in violation and re-contoured the slopes back to the previous grade. Additionally hydro seed was placed on the exposed slopes (Figure 1).

B. Reclamation has started in the South East area of the quarry. Benches have been placed and the slopes have been hydro seeded (Figure 2).

C. The sedimentation basin on the Southerly portion of the quarry appeared to have a bit of vegetation growing in the pond (Figure 3).

RECOMMENDATIONS

1. Maintenance on the sedimentation basin to control vegetation growth within the pond.

Figure 1. Regraded and hydroseeded slopes on the East boundary

Figure 2. Reclamation along the South East area

Figure 3. Vegetation growth in the sedimentation pond

County of Santa Clara

Department of Planning and Development
Development Services Office

County Government Center, East Wing
70 West Hedding Street, 7th Floor
San Jose, California 95110
(408) 299-5700 FAX (408) 279-8537

MEMORANDUM

TO: Gary Rudholm
Planning Office

Chris Freitas
Land Development Engineering

Steve Homan
Clean Water Program

FROM: Ryan Fong
Mitchell Thompson
Jerry Guevara
Land Development Engineering

SUBJECT: Polack Quarry
County File # 1996-62-44-04PAM

DATE: January 2, 2008

The following observations and recommendations for the Polak Quarry in San Jose, CA. are based on a site visit and inspection dated December 6, 2007.

BACKGROUND

For the background of the quarry please see the Cotton, Shires & Associates report for Polak Quarry.

INSPECTION NOTES

A. The quarry is no longer producing material and has been reclaimed into a wetland area.

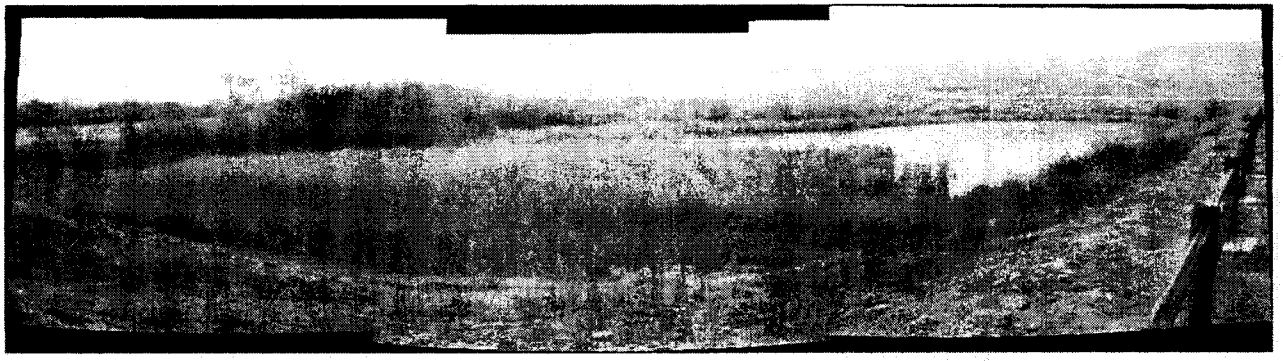

Figure 1. Wetland pond

Figure 2. Additional wetland pond

County of Santa Clara

Department of Planning and Development
Development Services Office

County Government Center, East Wing
70 West Hedding Street, 7th Floor
San Jose, California 95110
(408) 299-5700 FAX (408) 279-8537

MEMORANDUM

TO: Gary Rudholm
Planning Office

Chris Freitas
Land Development Engineering

Steve Homan
Clean Water Program

FROM: Ryan Fong
Mitchell Thompson
Jerry Guevara
Land Development Engineering

SUBJECT: Azevedo Quarry
County File # 4728-43-60-04PAM

DATE: January 2, 2008

The following observations and recommendations for the Azevedo Quarry in San Jose, CA. are based on a site visit and inspection dated December 28, 2007.

BACKGROUND

For the background of the quarry please see the Cotton, Shires & Associates report for Azevedo Quarry dated February 5, 2007.

INSPECTION NOTES

A. Inspection of the tiger salamander habitat fence showed that the fence was re-established and in good condition. The habitat is located south east of the sedimentation pond.

B. The earth berm between the sedimentation pond and the railroad tracks had the top scarified and re-compacted. There were still some additional tension cracks found on the berm that went past the repaired area (Figure 1).

C. Some of the over steepened areas that were noted in the last years inspections have since been laid back and seeded (Figure 2).

RECOMMENDATIONS

1. Continued monitoring of the earth berm at the sedimentation pond.

Figure 1. Tension crack in the sedimentation pond



Figure 2. Laid back slopes covered with hydroseed

County of Santa Clara

Department of Planning and Development
Development Services Office

County Government Center, East Wing
70 West Hedding Street, 7th Floor
San Jose, California 95110
(408) 299-5700 FAX (408) 279-8537

MEMORANDUM

TO: Gary Rudholm
Planning Office

Chris Freitas
Land Development Engineering

Steve Homan
Clean Water Program

FROM: Ryan Fong
Jerry Guevara
Mitchell Thompson
Land Development Engineering

SUBJECT: Stevens Creek Quarry
County File # 1253-16-62-04PAM

DATE: January 2, 2008

The following observations and recommendations for the Stevens Creek Quarry West of Cupertino, CA. are based on a site visit and inspection dated December 31, 2007.

BACKGROUND

For the background of the quarry please see the Cotton, Shires & Associates report for Stevens Creek Quarry.

INSPECTION NOTES

A. Along the East side of the mining pit there was a large cut slope along the boundary. The offset from the property line is not being observed. The quarry operator has a revised reclamation plan in for approval to address the issue (Figure 1).

B. Along the Northerly boundary we found property line stakes. However we found encroaching disturbed material crossing over the quarry boundary (Figure 2).

C. During our inspection last year we found that the access road was draining away from the quarry. During our inspection this year we found that the drainage has been fixed to keep the drainage inside the quarry boundary.

D. Along the Westerly boundary additional disturbed area was found encroaching over the quarry boundary (Figure 3). Additionally there was a large stockpile of overburden fill material stockpiled (Figure 4). The operator has mentioned the revised reclamation plan that is in for approval addresses this issue.

F. As we approached the Northern part of the main pit, there was a very large failure of overburden soil that appeared to be unstable (Figure 5).

RECOMMENDATIONS

1. Getting the amended reclamation plan approved.

2. Have the Geotechnical Engineer of record verify the stability of slopes along the Northern Slope.



Figure 1. Cut slope along the quarry boundary

Figure 2. Point on line stakes with encroaching material.

Figure 3. Disturbed area on the West boundary

Figure 4. Large overburden embankment along the West boundary



Figure 5. Vertical failure at the Northerly area of the main pit

042453

IND and IC/ID Summary Tables - FY 08

Summary of IC/ID Incidents and IND Inspections – FY 08

Summary of ICID/IND Incidents/Inspections

CoPermittee	ICID	IND	Total
Cupertino	63	24	87
Los Altos	18	14	32
Los Altos Hills	29	0	29
Milpitas	102	313	415
Mountain View	70	262	332
Palo Alto	603	640	1243
San Jose	709	4541	5250
Santa Clara (City)	74	1450	1524
Sunnyvale	39	451	490
West Valley Communities (Campbell)	71	25	96
West Valley Communities (Los Gatos)	72	17	89
West Valley Communities (Monte Sereno)	7	0	7
West Valley Communities (Saratoga)	35	6	41
Santa Clara (County)	69	217	286
Santa Clara Valley Water District	108	0	108
Total:	**2069**	**7960**	**10029**

IC/ID Incidents

Total Number and Percentage - All Co-permittees

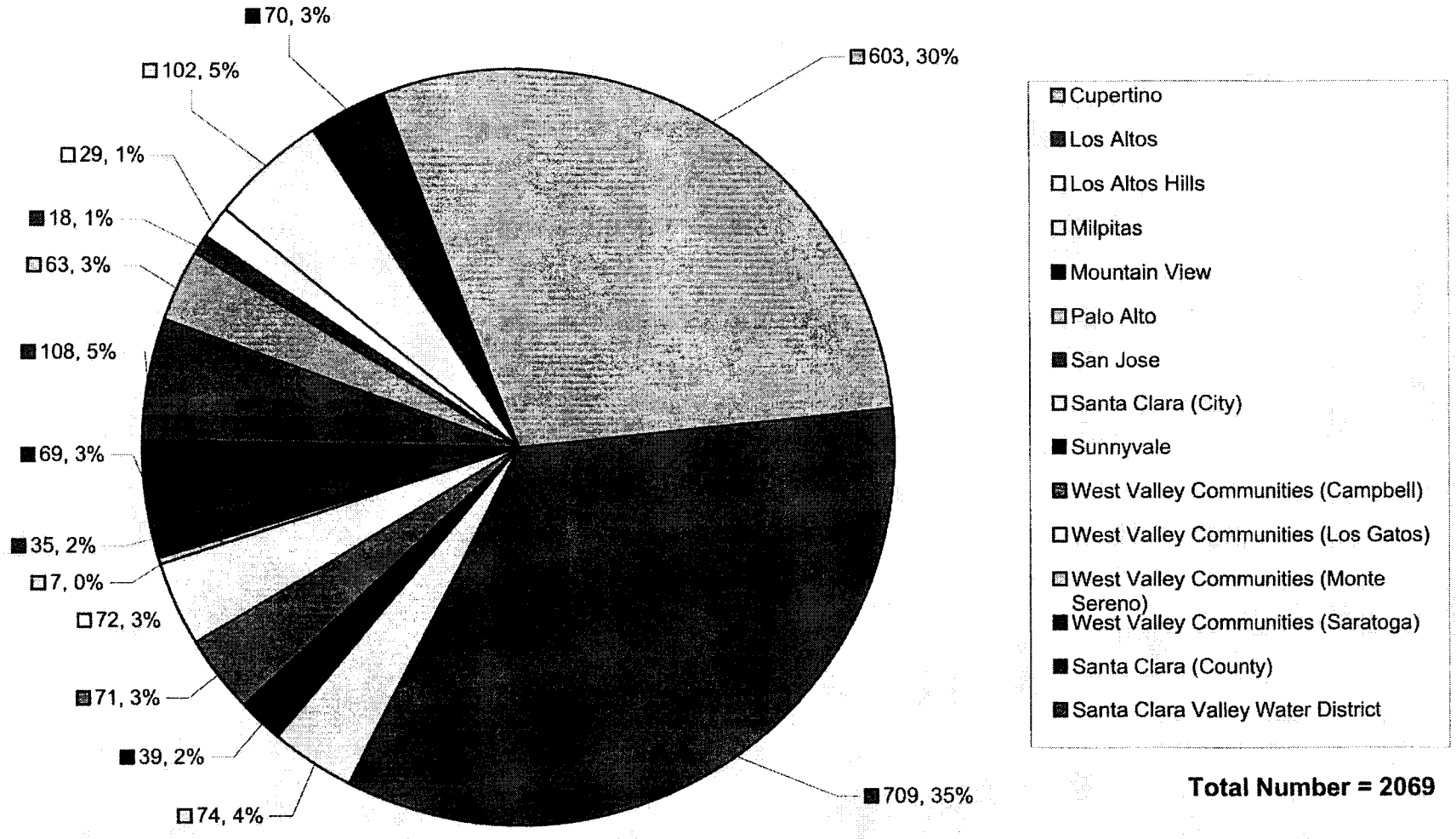

Total Number = 2069

FY 07-08

F:\Sc34\Sc34-01\FY 07-08 Enhanced Data\ICID charts FY0708.xls\Total ICID All Co-permittees

IND Inspections

Total Number and Percentages - All Co-permittees

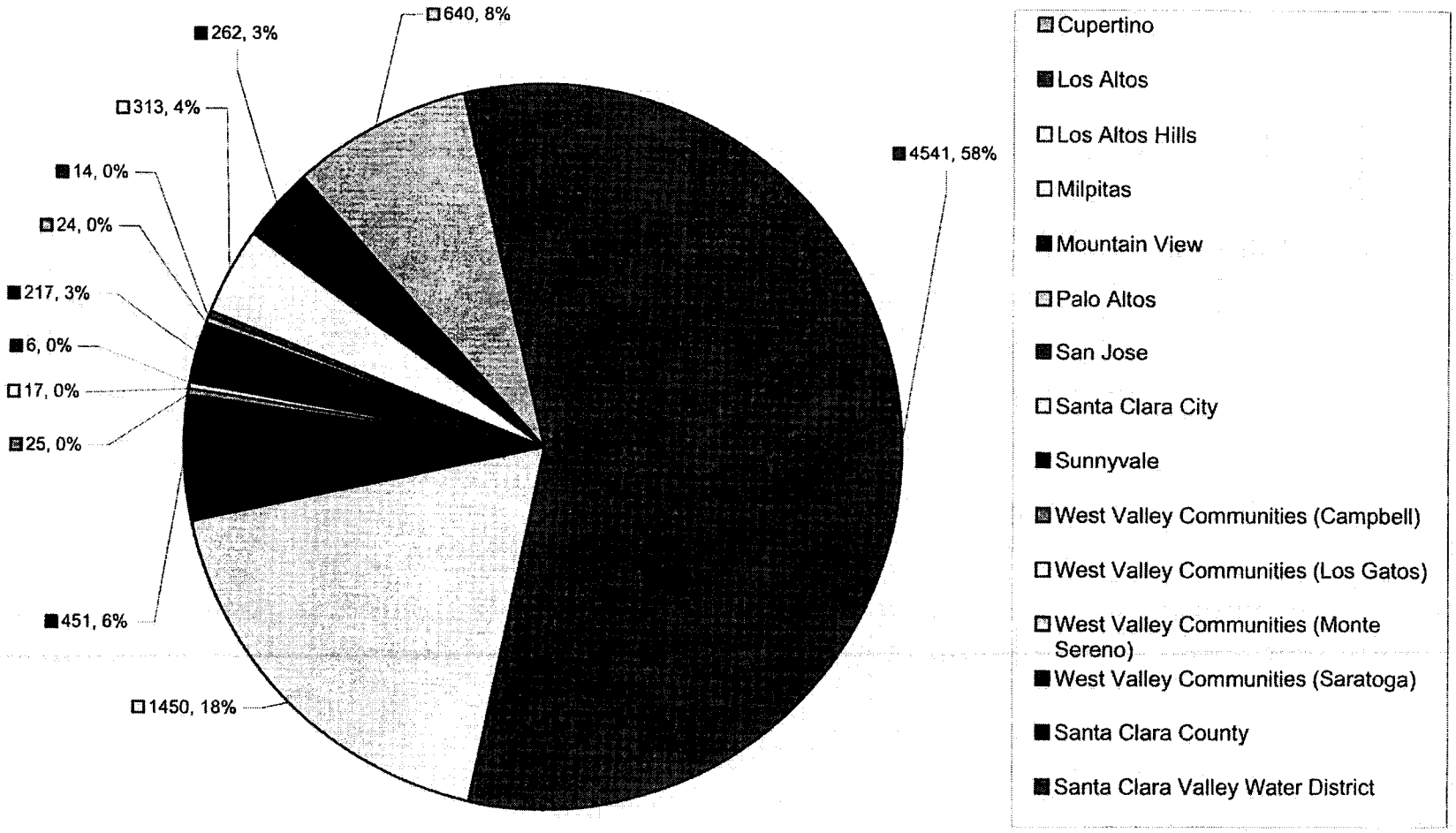

FY 07-08

F:\Sc34\Sc34-01\FY 07-08 Enhanced Data\IND charts FY0708.xls\IND by Co-permittee

Total Number = 7960

ICID Incident Report Source Summary Report

Copermittee	Inspectors	Interdepartmental	Other Agency	Citizen Complaints	Other	Total
Cupertino	29	3	6	25	0	**63**
Los Altos	6	8	0	4	0	**18**
Los Altos Hills	0	0	0	29	0	**29**
Milpitas	12	86	0	1	3	**102**
Mountain View	6	12	1	51	0	**70**
Palo Alto	492	76	0	27	8	**603**
San Jose	9	278	38	383	1	**709**
Santa Clara (City)	7	52	2	12	1	**74**
Sunnyvale	3	14	3	17	2	**39**
West Valley Communities (Campbell)	27	14	19	7	4	**71**
West Valley Communities (Los Gatos)	40	11	5	13	3	**72**
West Valley Communities (Monte Sereno)	2	2	0	3	0	**7**
West Valley Communities (Saratoga)	5	20	3	3	4	**35**
Santa Clara (County)	0	0	6	61	2	**69**
Santa Clara Valley Water District	4	47	18	0	39	**108**
Total	**642**	**623**	**101**	**636**	**67**	**2069**

IC/ID Incident Report Source

Total Number and Percentage - All Co-permittees

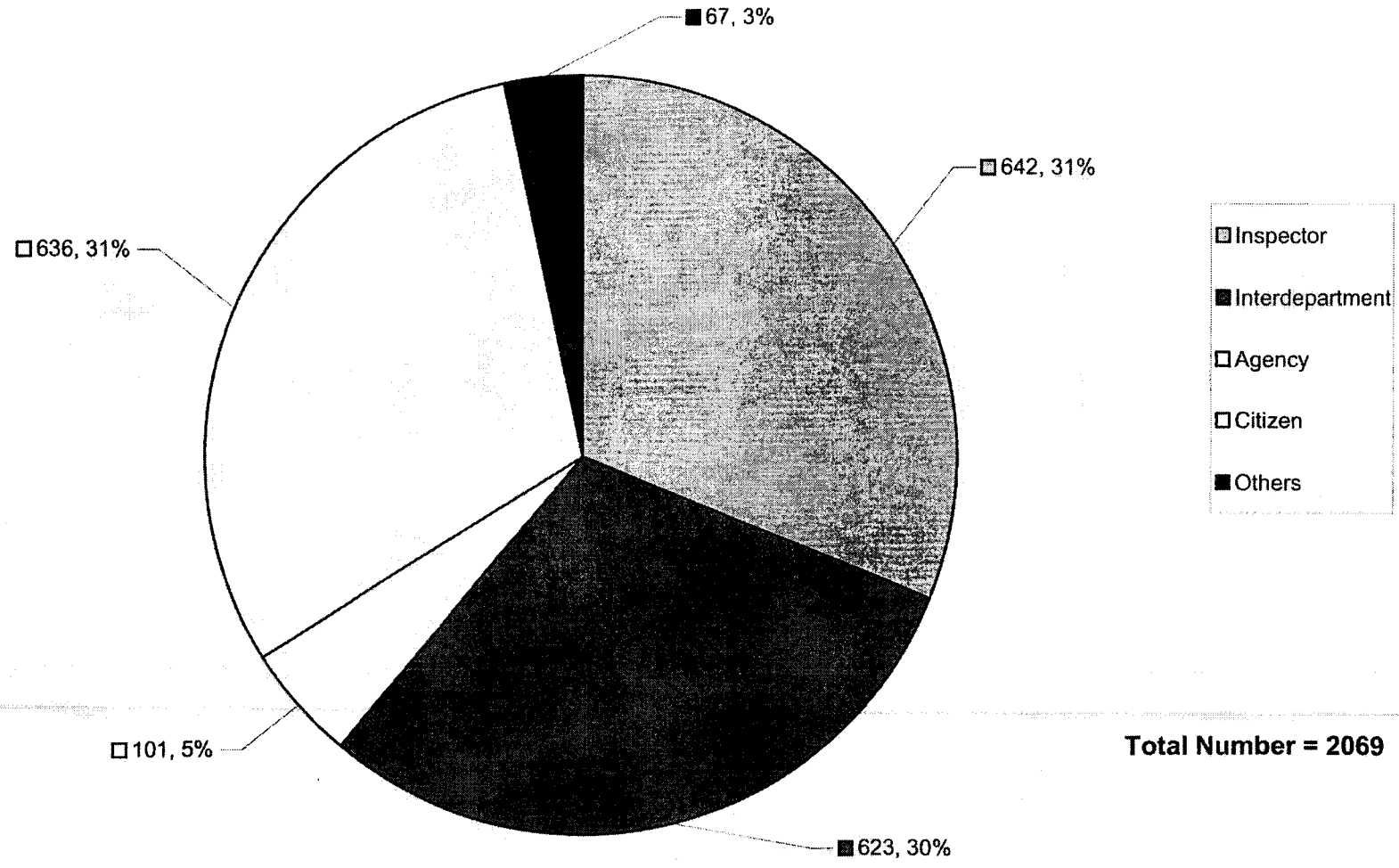

Total Number = 2069

FY 07-08

F:\Sc34\Sc34-01\FY 07-08 Enhanced Data\ICID charts FY0708.xls\Report Source All Co-permittees

ICID Incident Source Summary Report

Copermittee	Residential	Industrial	Commercial	Automotive	Food	Construction	Public Fac/Utl	Other	Total
Cupertino	20	1	1	2	24	7	8	0	**63**
Los Altos	1	0	3	0	0	11	3	0	**18**
Los Altos Hills	0	0	0	0	0	0	29	0	**29**
Milpitas	1	2	0	1	3	14	81	0	**102**
Mountain View	44	2	10	1	1	3	2	7	**70**
Palo Alto	53	0	21	0	16	439	33	41	**603**
San Jose	364	11	198	30	56	31	19	0	**709**
Santa Clara (City)	14	12	18	0	7	21	0	2	**74**
Sunnyvale	14	1	6	1	1	7	4	5	**39**
West Valley Communities (Campbell)	4	0	22	15	20	5	1	4	**71**
West Valley Communities (Los Gatos)	14	0	2	17	18	10	9	2	**72**
West Valley Communities (Monte Sereno)	3	0	0	0	0	3	1	0	**7**
West Valley Communities (Saratoga)	6	0	4	0	3	8	8	6	**35**
Santa Clara (County)	62	0	0	0	0	1	2	4	**69**
Santa Clara Valley Water District	13	1	7	0	1	10	12	64	**108**
Total	**613**	**30**	**292**	**67**	**150**	**570**	**212**	**135**	**2069**

IC/ID Incident Source

Total Number and Percentage - All Co-permittees

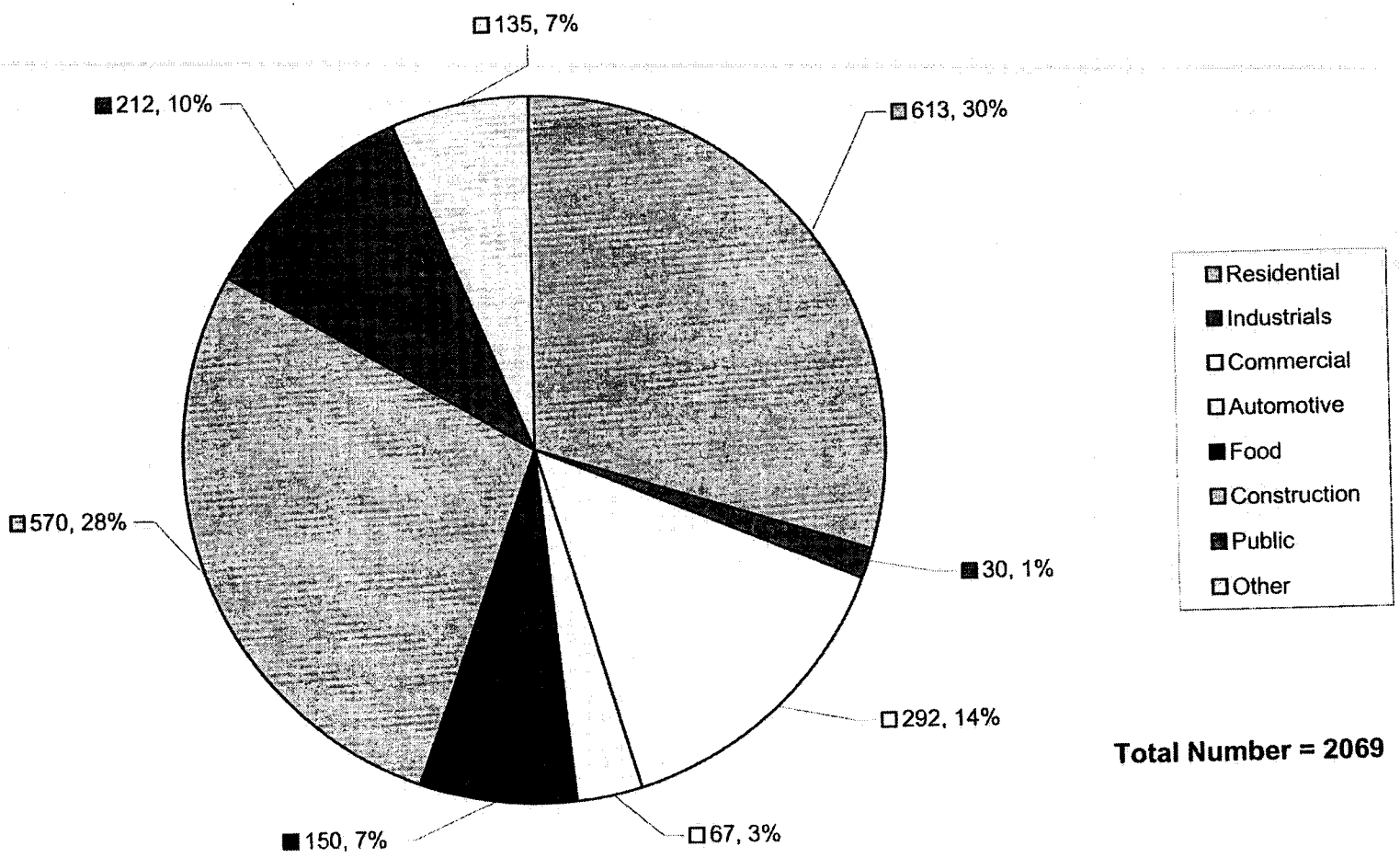

Total Number = 2069

FY 07-08
F:\Sc34\Sc34-01\FY 07-08 Enhanced Data\ICID charts FY0708.xls\Incident Source

ICID Incident Type Summary Report

Incident Type	Cupertino	Los Altos	LA Hills	Milpitas	Mtn View	Palo Alto	San Jose	Santa Clara	Sunnyvale	Campbell	Los Gatos	M. Sereno	Saratoga	SCC	SCVWD	Total
Abandoned drums discharge	0	0	0	0	5	0	3	0	0	1	0	0	0	0	0	**9**
Accidental spills	1	0	0	1	2	8	6	2	1	1	3	0	3	0	10	**38**
Allowable discharge	8	0	0	0	0	0	23	0	1	2	1	3	1	0	3	**42**
Carpet cleaning discharge	0	0	0	0	1	2	3	0	0	0	0	0	0	0	0	**6**
Complaint not found	0	0	0	0	0	4	29	1	5	8	4	0	3	3	15	**72**
Cooling water discharge	0	0	0	0	1	0	2	1	1	0	0	0	0	0	0	**5**
Dewatering	0	0	0	0	0	90	5	1	1	0	0	0	0	0	5	**102**
Dumping - hazardous	0	1	0	0	2	0	23	1	0	0	0	0	0	0	23	**50**
Dumping - non-hazardous	0	0	0	0	0	0	49	1	3	1	1	0	0	63	7	**125**
Dumpster discharge	2	0	0	1	0	0	25	2	0	6	1	0	0	0	1	**38**
Equipment cleaning	0	0	0	1	4	0	10	0	0	0	2	0	0	0	2	**19**
Food Facility Oil & grease disc	12	0	0	0	0	0	19	1	1	1	5	0	0	0	1	**40**
Grey water discharge	0	1	0	1	0	0	39	1	0	3	0	0	0	0	0	**45**
Illicit connections	0	0	0	0	0	0	10	0	0	2	0	0	0	0	1	**13**
Landscape material dumping	0	0	0	0	0	2	14	1	0	1	9	1	2	1	2	**33**
Misc. incidents	17	9	0	8	5	450	13	19	3	19	16	1	11	1	8	**580**
Paint discharge	1	1	0	0	1	2	12	3	3	0	1	0	0	0	2	**26**
Pools/Spas/Fountains discharge	2	0	0	0	3	0	27	3	5	0	2	1	0	0	1	**44**
RV Waste discharge	0	0	0	0	1	0	8	0	1	0	0	0	0	0	0	**10**
Sanitary spill or leak	7	3	29	0	16	19	41	2	0	10	8	0	7	0	8	**150**
Saw cutting slurry discharge	1	0	0	0	0	6	12	7	0	0	0	0	4	0	0	**30**
Surface cleaning discharge	2	0	0	0	1	0	23	1	3	0	0	0	0	0	0	**30**
Tracking soil	0	0	0	6	0	4	69	5	0	0	0	1	0	0	0	**85**
Un-hardened cement discharge	2	3	0	1	2	6	19	15	2	1	1	0	1	0	0	**53**
Used oil dumping	0	0	0	0	0	0	33	1	0	0	0	0	0	0	9	**43**
Vehicle & equipment leaking	2	0	0	1	26	2	110	4	2	7	7	0	1	1	4	**167**
Vehicle repair	1	0	0	0	0	0	24	0	1	1	1	0	1	0	0	**29**
Vehicle washing	1	0	0	1	0	0	30	2	3	7	9	0	0	0	2	**55**
Water line breaks	4	0	0	81	0	8	28	0	3	0	1	0	1	0	4	**130**
Total	**63**	**18**	**29**	**102**	**70**	**603**	**709**	**74**	**39**	**71**	**72**	**7**	**35**	**69**	**108**	**2069**

9/15/2008

IC/ID Incident Types

Total Number - All Co-permittees

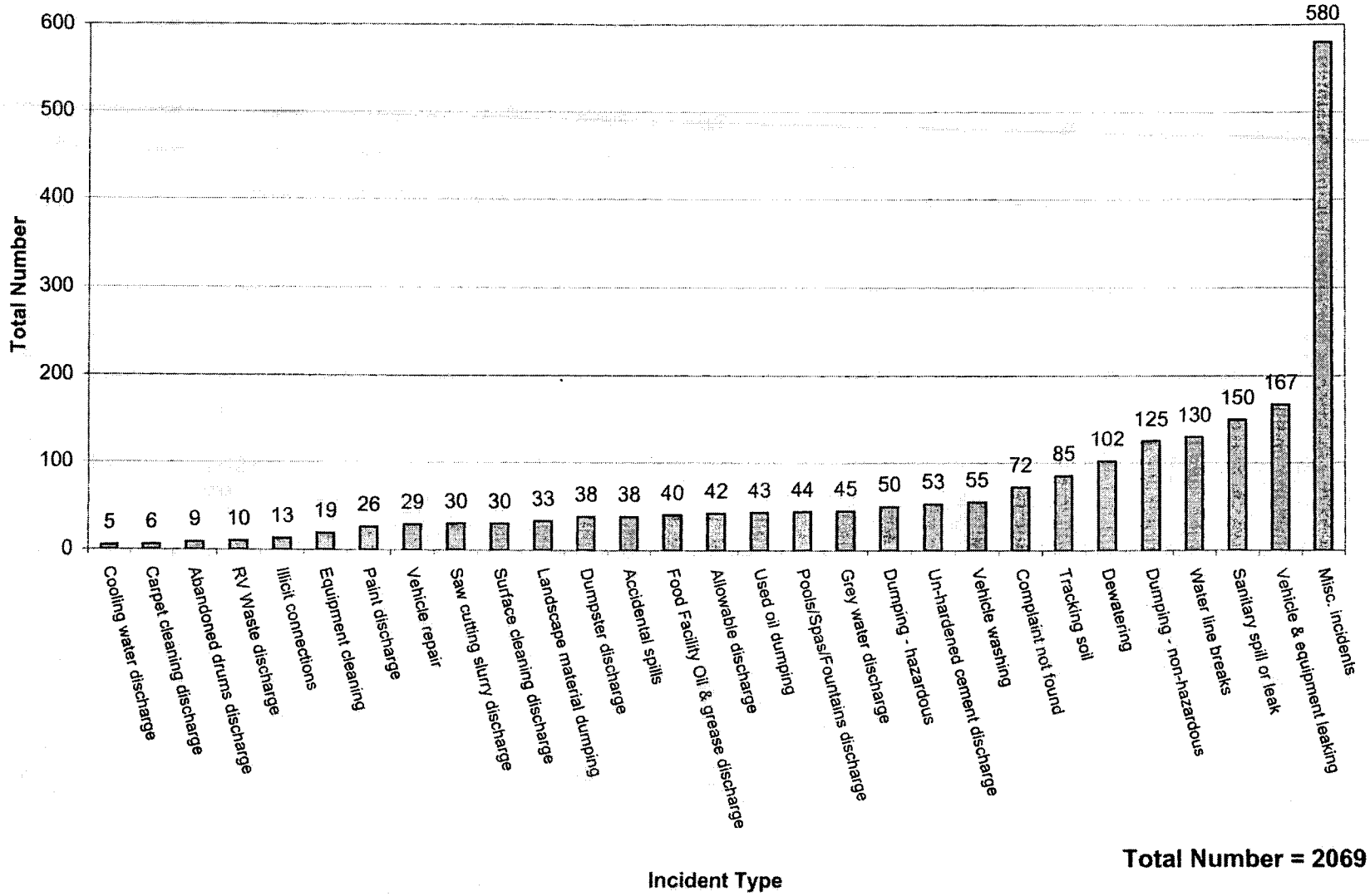

Total Number = 2069

FY 07-08

F:\Sc34\Sc34-01\FY 07-08 Enhanced Data\ICID charts FY0708.xls\Incident Type

ICID Enforcement Action Summary Report

Copermittee	No Action	Verbal	Warning	A.A.	A.A. Fine	Criminal Act	Referral	Total
Cupertino	3	49	4	0	1	0	6	63
Los Altos	12	3	3	0	0	0	0	18
Los Altos Hills	29	0	0	0	0	0	0	29
Milpitas	81	14	2	5	0	0	0	102
Mountain View	35	28	6	0	1	0	0	70
Palo Alto	528	35	8	30	0	0	2	603
San Jose	306	197	195	0	11	0	0	709
Santa Clara (City)	3	26	23	18	4	0	0	74
Sunnyvale	21	12	6	0	0	0	0	39
West Valley Communities (Campbell)	23	39	7	0	0	0	2	71
West Valley Communities (Los Gatos)	30	36	2	0	0	0	4	72
West Valley Communities (Monte Sereno)	4	3	0	0	0	0	0	7
West Valley Communities (Saratoga)	9	18	1	0	1	0	6	35
Santa Clara (County)	32	14	11	11	1	0	0	69
Santa Clara Valley Water District	89	4	3	1	0	1	10	108
Total	**1205**	**478**	**271**	**65**	**19**	**1**	**30**	**2069**

9/15/2008

IC/ID Enforcement Actions

Total Number and Percentage - All Co-permittees

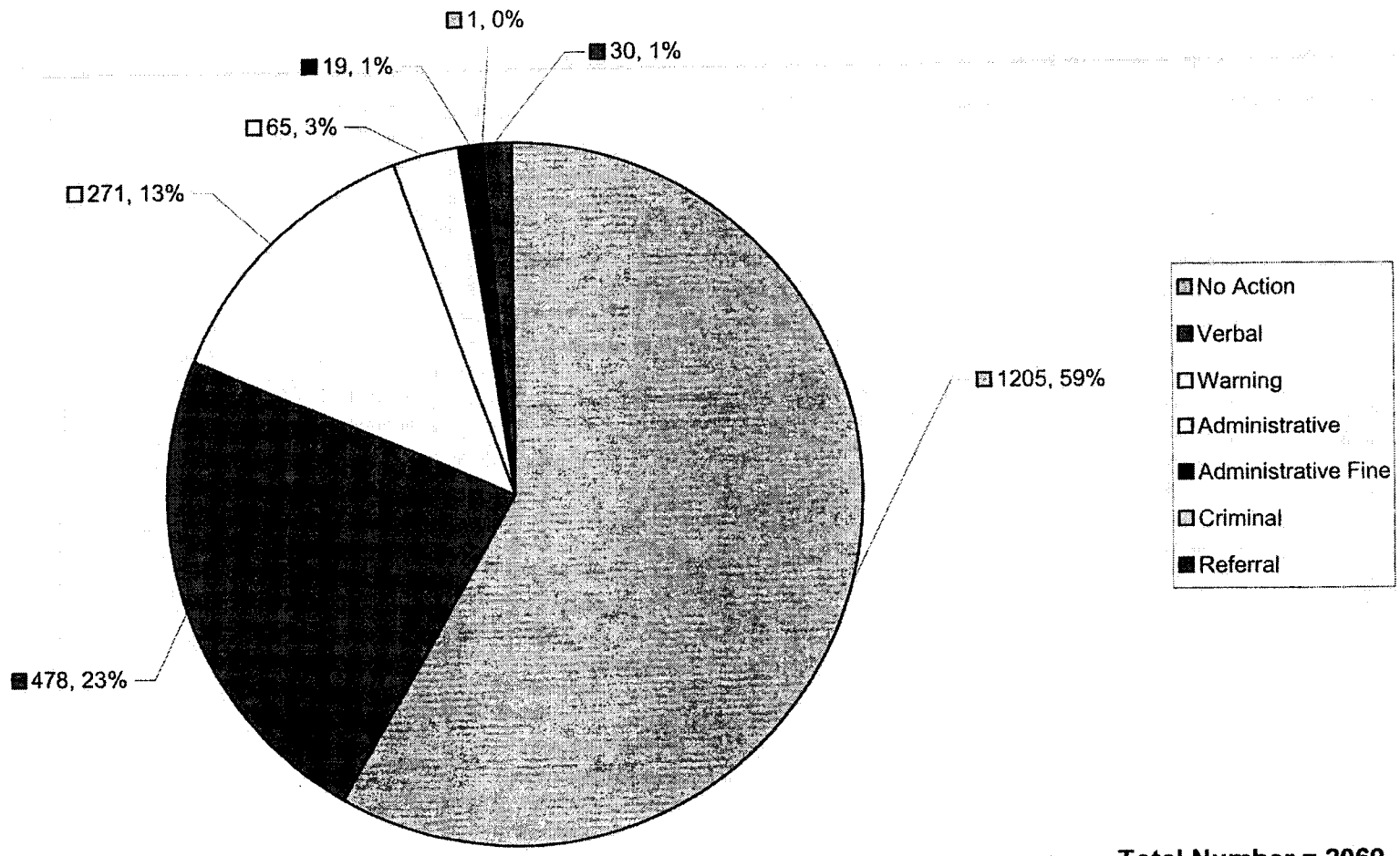

Total Number = 2069

FY 07-08

F:\Sc34\Sc34-01\FY 07-08 Enhanced Data\ICID charts FY0708.xls\Enforcement Action

IND Facility Category Summary Report

Program Category	Cupertino	Los Altos	LA Hills	Milpitas	Mtn View	Palo Alto	San Jose	Santa Clara	Sunnyvale	Campbell	Los Gatos	M. Sereno	Saratoga	SCC	SCVWD	Total
Automotive	20	14	0	40	143	180	668	557	25	7	2	0	0	3	0	**1659**
Food Service	0	0	0	3	73	357	1309	32	156	15	10	0	3	171	0	**2129**
Paint Facilities	0	0	0	0	0	0	2	0	0	0	0	0	0	0	0	**2**
Dry Cleaners	4	0	0	9	0	0	0	0	4	0	0	0	0	0	0	**17**
Cleaning Services	0	0	0	0	0	0	627	0	0	0	0	0	0	0	0	**627**
Pesticide Facilities	0	0	0	0	0	0	8	0	0	0	0	0	0	0	0	**8**
Machine Shops	0	0	0	6	3	0	97	527	9	0	0	0	0	0	0	**642**
Metal Manufacturing	0	0	0	0	1	0	0	14	11	0	0	0	0	0	0	**26**
Electric/Electrical Component	0	0	0	49	7	0	90	26	14	0	0	0	0	0	0	**186**
Construction/Building	0	0	0	19	0	0	878	17	12	2	3	0	0	0	0	**931**
Local Transit; Highway Tran	0	0	0	6	0	0	368	91	0	0	0	0	0	3	0	**468**
Recycling yards	0	0	0	0	0	0	24	5	0	0	0	0	0	0	0	**29**
Auto Dismantlers	0	0	0	2	0	0	0	5	0	0	1	0	0	0	0	**8**
Concrete/Stone/Clay Products	0	0	0	3	0	0	34	6	0	1	0	0	0	0	0	**44**
Corporation Yards	0	0	0	4	1	0	0	0	0	0	0	0	0	3	0	**8**
Landfills	0	0	0	0	0	1	2	0	0	0	0	0	0	0	0	**3**
Other*	0	0	0	172	34	102	434	170	220	0	1	0	3	37	0	**1173**
Total	**24**	**14**	**0**	**313**	**262**	**640**	**4541**	**1450**	**451**	**25**	**17**	**0**	**6**	**217**	**0**	**7960**

IND Facility Categories

Total Number and Percentage - All Co-permittees

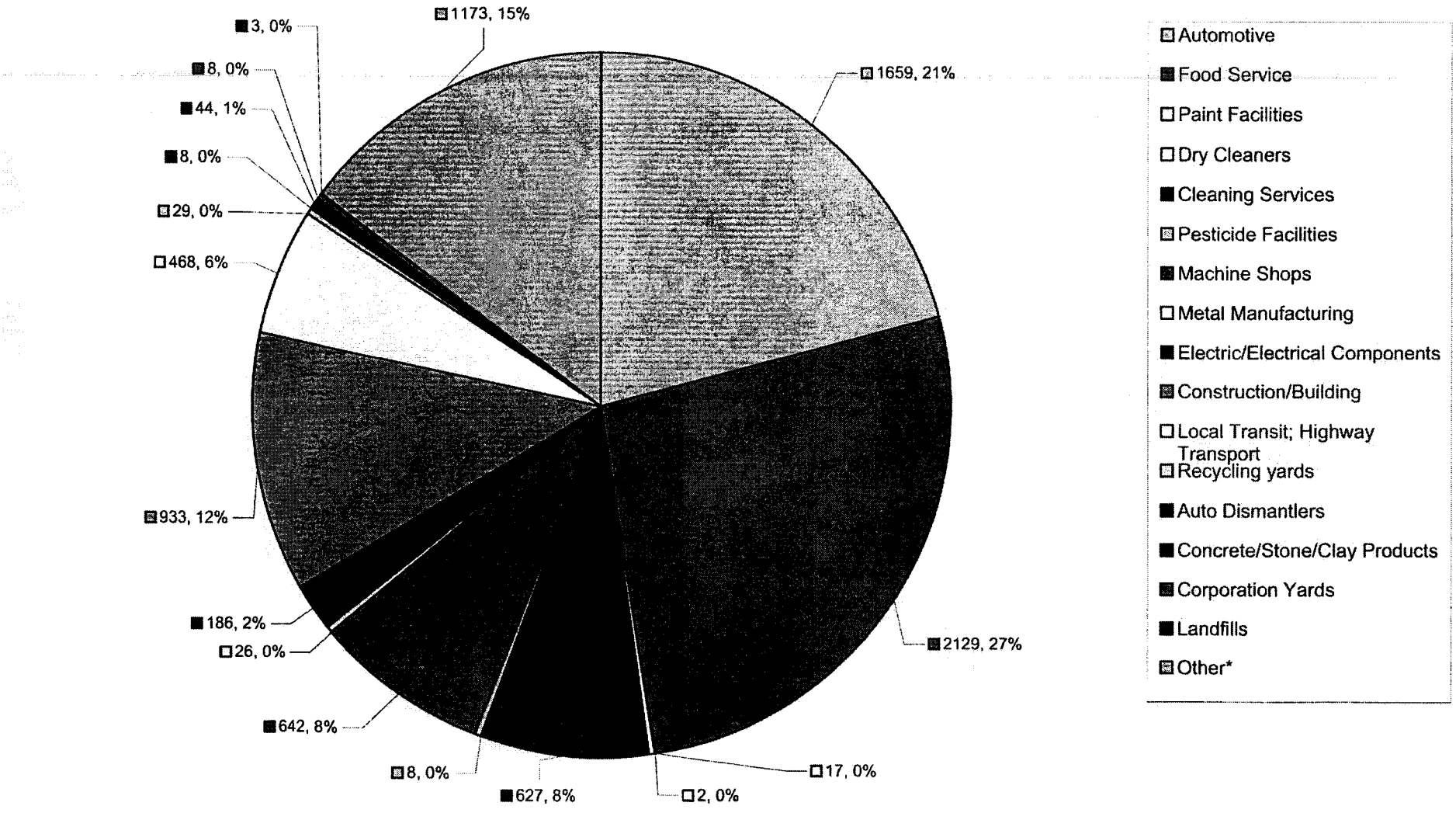

FY 07-08

F:\Sc34\Sc34-01\FY 07-08 Enhanced Data\IND charts FY0708.xls\IND By Category

Total Number = 7960

IND Enforcement Action Summary Report

Copermittee	No Action	Level 1	Level 2	Level 3	Total
Cupertino	18	6	0	0	24
Los Altos	14	0	0	0	14
Los Altos Hills	0	0	0	0	0
Milpitas	313	0	0	0	313
Mountain View	147	115	0	0	262
Palo Alto	469	171	0	0	640
San Jose	3364	823	339	15	4541
Santa Clara (City)	1280	154	13	3	1450
Sunnyvale	439	12	0	0	451
West Valley Communities (Campbell)	15	10	0	0	25
West Valley Communities (Los Gatos)	10	6	1	0	17
West Valley Communities (Monte Sereno)	0	0	0	0	0
West Valley Communities (Saratoga)	5	1	0	0	6
Santa Clara (County)	216	1	0	0	217
Santa Clara Valley Water District	0	0	0	0	0
Total	**6290**	**1299**	**353**	**18**	**7960**

IND Enforcement Actions

Total Number and Percentage - All Co-permittees

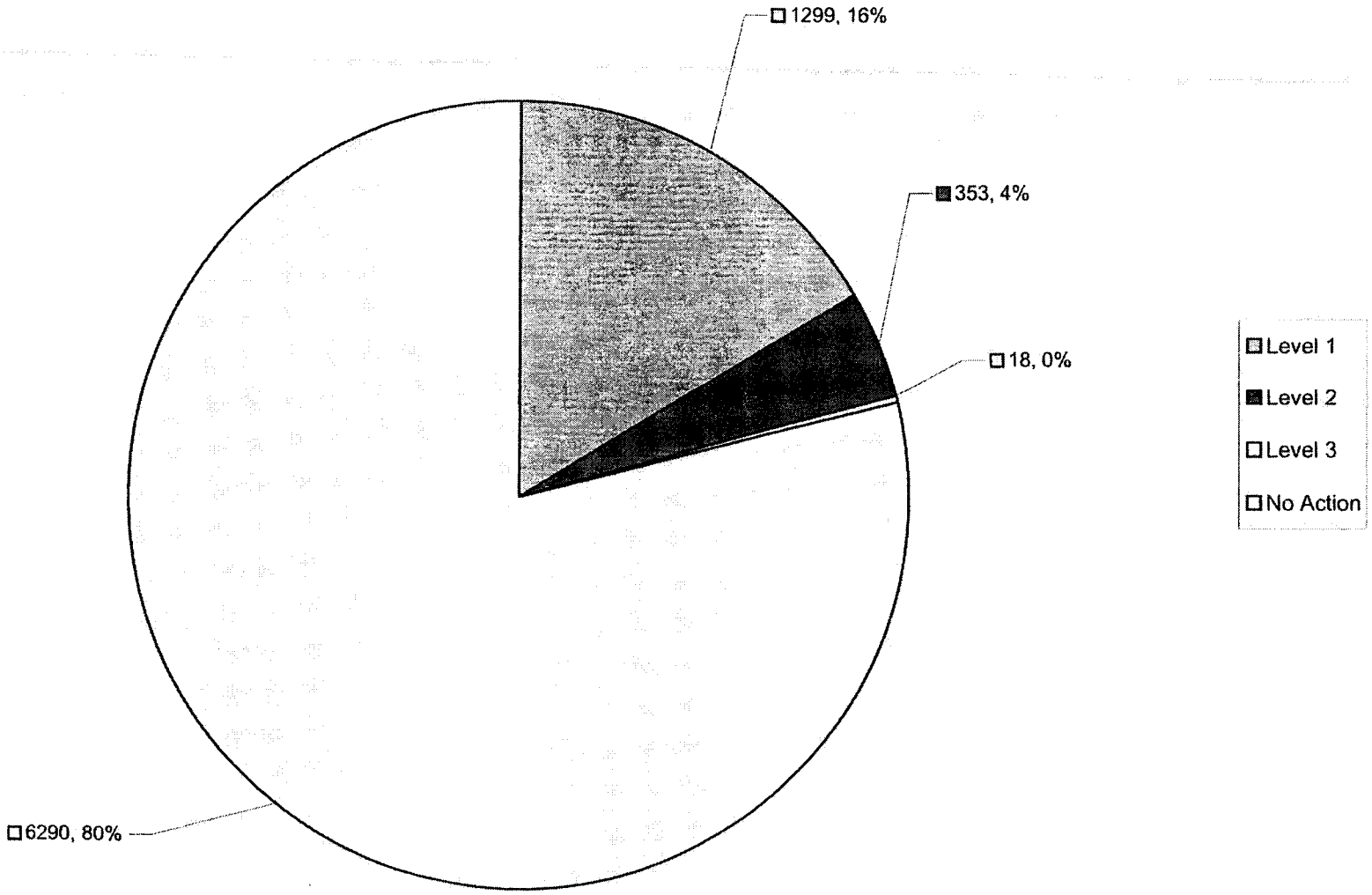

FY 07-08

F:\Sc34\Sc34-01\FY 07-08 Enhanced Data\IND charts FY0708.xls\IND Enforement All

Total Number = 7960

ICID Incident Summary Report

Santa Clara (County)

ICID Incident Report Source	Number of Incidents
Other Agency	6
Citizen Complaints	61
Other	2
Total:	**69**

ICID Incident Source	Number of Incidents
Residential	62
Construction Sites	1
Public facilities and Utilities	2
Other/unknown	4
Total:	**69**

ICID Incident Type	Number of Incidents
Complaint not found	3
Dumping - non-hazardous	63
Landscape material dumping	1
Misc. incidents	1
Vehicle & equipment leaking	1
Total:	**69**

ICID Enforcement Action	Number of Incidents
No Action	32
Verbal Notice	14
Warning Notice	11
Administrative Action	11
Administrative Action with Penalty &/or Fine	1
Total:	**69**

ICID Enforcement Action Summary by Incident Source

Santa Clara (County)

ICID Incident Source	No Action	Verbal Notice	Warning Notice	Administrative Action	Administrative Action with Penalty	Referral to Enforcement	Criminal Action	Total
Construction Sites				1				1
Other/unknown	4							4
Public facilities and Utilities	1			1				2
Residential	27	14	11	9	1			62
Total:	**32**	**14**	**11**	**11**	**1**	**0**	**0**	**69**

ICID Enforcement Action Summary by Incident Type

Santa Clara (County)

ICID Incident Type	No Action	Verbal Notice	Warning Notice	Administrative Action	Administrative Action with Penalty	Referral to Enforcement	Criminal Action	Total
Complaint not found	3							3
Dumping - non-hazardous	26	14	11	11	1			63
Landscape material dumping	1							1
Misc. incidents	1							1
Vehicle & equipment leaking	1							1
Total:	**32**	**14**	**11**	**11**	**1**	**0**	**0**	**69**

IND Inspection Summary Report

Santa Clara (County)

IND Facility Category	Number of Inspections
Automotive	3
Corporation Yards	3
Food Service	171
Local Transit; Highway Transport	3
Other	37
Total:	**217**

IND Enforcement Action	Number of Inspections
No Action	216
Level I	1
Total:	**217**

IND Inspection Summary Report

CoPermittee	Category	# Inspections	No Action	Level 1	Level 2	Level 3
Santa Clara (County)						
	Automotive	3	3			
	Corporation Yards	3	3			
	Food Service	171	170	1		
	Local Transit; Highway Transport	3	3			
	Other	37	37			
	Total:	**217**	**216**	**1**	**0**	**0**

COUNTY OF SANTA CLARA
INDUSTRIAL FACILITIES NOI FILER LIST AND CATAGORY "A" LIST
OF SIGNIFICANT INDUSTRIAL FACILITIES

SWRCB NOI LIST--Unincorporated Area (Twelve Sites)

					Dual Listing
Hanson (Kaiser) Quarry/Cement	24001 Stevens Creek Blvd.	Cupertino	CA	95014	*
Stevens Creek Quarry	12100 Stevens Canyon Rd	Cupertino	CA	95014	*
Santa Clara Co Reid Hillview A	2500 Cunningham Ave	San Jose	CA	95148	*
United Technologies Corp	600 Metcalf Rd	San Jose	CA	95138	*
Santa Clara Co Palo Alto Airport	1925 Embarcadero Rd	Palo Alto	CA	94303	*
Curtner Quarry	Scott Creek Road East	Milpitas	CA	95035	*
West Coast Agg. Lexington Quarry	18500 Limekiln Canyon Rd	Los Gatos	CA	95033	*
Raisch Products Serpa Pit	2122 Old Calaveras Rd	Milpitas	CA	95035	*
A 1 Auto Wreckers	200 Hillsdale Ave	San Jose	CA	95136	
Santa Clara Co Almaden Quicksilver Park	21785 Almaden Rd	San Jose	CA	95120	
Ridge Winery	18100 Montebello Rd	Cupertino	CA	95014	
MEV Winery (Mt. Eden Winery)	22020 Mt. Eden Road	Saratoga	CA	95071	

CATEGORY A LIST--Significant Facilities (Twelve Sites)

Hanson (Kaiser) Quarry/Cement	24001 Stevens Creek Blvd.	Cupertino	CA	95014	*
Stevens Creek Quarry	12100 Stevens Canyon Rd	Cupertino	CA	95014	*
Santa Clara Co Reid Hillview A	2500 Cunningham Ave	San Jose	CA	95148	*
United Technologies Corp	600 Metcalf Rd	San Jose	CA	95138	*
Santa Clara Co Palo Alto Airport	1925 Embarcadero Rd	Palo Alto	CA	94303	*
Curtner Quarry	Scott Creek Road East	Milpitas	CA	95035	*
West Coast Agg. Lexington Quarry	18500 Limekiln Canyon Rd	Los Gatos	CA	95033	*
Raisch Products Serpa Pit	2122 Old Calaveras Rd	Milpitas	CA	95035	*
Raisch Azevedo Quarry (non-NOI Filer)	Old Hillsdale Road	San Jose	CA	95136	
Stanford University	Stanford, CA	Stanford	CA	94305	
Valley Medical Center	751 S. Bascom Ave.	San Jose	CA	95128	
Elmwood Correctional Center	701 S. Abel	Milpitas	CA	95035	

COOUNTY OF SANTA CLARA
DEH-HMCD REPORT
FOR CLEAN WATER PROGRAM
ANNUAL REPORT FY 08

MEMORANDUM

TO: **Clara Spaulding**
FROM: **Jim Blamey**
DATE: **June 6, 2008**

SUBJECT: **Clean Water Program Annual Report (Non-Point Source Program)**

Training:

The Hazardous Materials Compliance Division did not receive any training directly related to the protection of surface water or storm water quality from the Clean Water Program during FY 08.

Hazardous Materials Specialists (HMS) receives on-going training in a variety of hazardous materials program areas that indirectly are related to the Clean Water Program. The first Tuesday of every month the Santa Clara County Fire Chief's Hazardous Materials Subcommittee provides a training forum for inspectors from different programs and geographic areas. In addition, HMS staff receives training from other sources (State, Local Agencies, private companies, etc.) as the training becomes available. Some of the training staff has received this year includes:

Hazwoper Refresher:	Required safety training	8 hours
UST Line Leak Detectors	Industry training of how systems operate	2 hours
Ammonia Safety	Code, and safety issues related to ammonia	4 hours
NanoTechnology	New emerging technology and safety	4 hours
Safety Seminar:	Variety of different safety subjects	4 hours
Hazardous Waste Laws	Review of new laws and regulations	4 hours
Inspector Roundtables:	Issues related to HazMat use & disposal	8 hours

Annually, the Hazardous Materials Specialist's attend the Certified Unified Program Agency (CUPA) conference. This conference is attended by jurisdiction from all over the State and is used to promote consistency, coordination and consolidation of regulatory matters related to hazardous materials and hazardous waste. This week long training typically has tracks/topics related to enforcement, underground storage tanks, hazardous materials/waste, and other relevant subjects. Staff also participated in roundtable discussions where state, federal and local regulators scrutinize current practices and propose improvement on how the laws and regulations can be implemented.

Program Evaluation:

The Department of Environmental Health, along with other County government agencies and the District Attorneys office have worked together in a task force to correct illegal activities (zoning, building, illegal disposal, etc.) that have occurred at particular sites throughout the county. This task force has been successful in correct many violations and protecting the environment from contamination. This task force meets monthly to discuss individual sites and methods for obtaining compliance. Although in the past

many of the task force efforts were delegated to south county area, the task force focus has modified and we have worked on many cases in the northern part of the county, with great success (zoning issues, old build violations and other typical code violations)

Businesses that failed to comply with applicable environmental laws or regulations were prosecuted either through the Hazardous Materials Program - Administrative Enforcement program or the cases were referred to the District Attorneys Hazardous Materials Unit. Over the past year, the Department has successfully prosecuted several individuals or corporations for repeated violations of applicable laws or regulations.

The single biggest issue for the Hazardous Materials Program inspection staff continues to be adequate training in the issues, laws, regulations, etc. related to the Clean Water Program. The lack of training in this program continues to hamper the ability of the inspectors to provide the program with detailed inspection data and to assist the businesses in complying with program requirements.

Santa Clara Valley Urban Runoff Pollution Prevention Program

FY 08 Annual Report

Attachment D- Public Agency Activities

County of Santa Clara
Clean Water Program
DEVELOPMENT SERVICES OFFICE
DEPT. OF PLANNING AND DEVELOPMENT
70 West Hedding St., 7th Floor East Wing
San Jose, CA 95110

Santa Clara Valley Urban Runoff Pollution Prevention Program

FY 08 Annual Report

Attachment D1A – NPDES Permit section C.3 Reporting Forms for Involved County Departments and C.3 Maintenance Forms

FY 08 Summary

Private C.3 Group 1, 2A, and 2B Projects approved are reported on by the Department of Planning and Development in this section

Public C.3 Projects commenced construction for Parks

No private/public C.3 projects were constructed for Capital Programs/Fleets and Facilities

No public or private Hydromodification Plan Projects were approved or constructed by any County department

Note:

1) The BMP O&M Verification Program is currently being developed. Formal inspection will be conducted in FY 09.

County of Santa Clara
Clean Water Program
DEVELOPMENT SERVICES OFFICE
DEPT. OF PLANNING AND DEVELOPMENT
70 West Hedding St., 7th Floor East Wing
San Jose, CA 95110

County of Santa Clara, Dept. of Planning and Development
Reporting Form for Planning Procedures Performance Standard
and Provision C.3.n.i. Reporting Requirements

Part 1

Group 1 and 2A New Development and Significant Redevelopment Projects[1]
Reviewed and Approved During FY 08

Project Name	Project Type[2]	Site Size (ac. or s.f.)	New Impervious Surface (s.f.)[3]	Area of Land Disturbed (Ac.)[4]	Project Status	Storm Water Control Measures Included in Project
Private Projects						
Mora Drive Subdivision improvements, File 8979	Group 2b	4.58 ac	14,500 sq ft	14,364 sq. ft	Approved	Energy dissipater, vegetated buffer strip
Stanford Childcare Center, File 9658	Group 2b	40,360 sf	15,962sq.ft	34,134 sq ft	Approved	Hydrodynamic device
LKC Bld, file 9626	Group 1	162,737 sq ft	71,874 sq ft	116,305	Approved	Hydrodynamic device
Science and Engineering Quad II, File 9757	Group 1	252,255 sq ft	182,012 sq ft	247,847 sq ft	Approved	Hydrodynamic device
SIM 1, File 9817	Group 1	108,545 sq ft	70,606 sq ft	N/A	Approved	Hydrodynamic device

[1] List all projects with new impervious surface area greater than 1 acre (43,560 s.f.).
[2] Describe project type, as defined in Provision C.3.c.
[3] "New" is defined as impervious surface created, added or replaced.
[4] If the site is a "significant redevelopment", list the area of land disturbance, if information is readily available.

Public Projects						
N/A						

County of Santa Clara, Dept. of Planning and Development

Reporting Form for Planning Procedures Performance Standard and Provision C.3.n.ii. & iii. Reporting Requirements

Part 2

Stormwater Control Measures for Group 1 and 2A Projects[5] Reviewed and Approved During FY 08

Project Name	Treatment BMPs	Numeric Sizing Criteria Used	O&M Responsibility Mechanism and Responsible Party	Site Design Measures	Source Control Measures	Pesticide Reduction Measures
Private Projects						
Stanford Childcare Center, File 9658	CDS unit and vegetative swale	C.3d(ii)3	Stanford University Facilities Dept	Open space enhancements, several different permeable paving techniques, native and/or drought tolerant plant		Certified by lic. Landscape arch
LKC Bld, File 9626	CDS unit and vegetative swale	C.3d(ii)3	Stanford University Facilities Dept	Open space enhancements, several different permeable paving techniques, native		Certified by lic. Landscape arch

[5] Beginning October 15, 2003, list all* projects with new impervious surface area greater than 43,560 s.f. (1 acre). See SCVURPP "C.3. Handbook: Guidance for Implementation of Stormwater Requirements for New and Redevelopment Projects".

*Projects that do not require stormwater treatment because they fall under the Alternative Compliance Program must be reported as per Provision C.3.g.v. (see Reporting Form Part 3).

				and/or drought tolerant plant		
Science and Engineering Quad II, File 9757	CDS unit and vegetative swale	C.3d(ii)3	Stanford University Facilities Dept	Open space enhancements, several different permeable paving techniques, native and/or drought tolerant plant gardens and future recycled water for landscape irrigation		Certified by lic. Landscape arch
SIM 1, File 9817	CDS unit and vegetative swale	C.3d(ii)3	Stanford University Facilities Dept	Open space enhancements, several different permeable paving techniques, native and/or drought tolerant plant		Certified by lic. Landscape arch
Public Projects						
N/A						

Reporting Form for Planning Procedures Performance Standard and Provision C.3.g.v. Reporting Requirements

Part 3

Alternative Compliance/Waiver Program Projects Reviewed and Approved During FY 08

Project Name and Location	Project Type	Final Percent Impervious Surface	Reasons for Allowing Alternative Compliance	Alternative Compliance Terms	Project Receiving Benefit (Date of Completion)
Private Projects					
N/A -- No Alternative Compliance Program					
Public Projects					
N/A -- No Alternative Compliance Program					

Santa Clara
Urban Runo
Pollution Prevention Program

Treatment BMPs Inspection Activity Report
Y 07-08

County of Santa Clara

The County of Santa Clara does not see many C.3 projects other than Stanford. The O&M Verification Program is currently in the process of being developed. Formal inspections will be begin in FY 09.

Date	APN	Reason for Inspection	Project Type	Treatment BMP Type	Inspection Results					Enforcement Action	Comments
					1	2	3	4	5		

Santa Clara Valley Urban Runoff Pollution Prevention Program

FY 08 Annual Report

Attachment D2- Public Streets, Roads and Highways O&M

County of Santa Clara
Clean Water Program
DEVELOPMENT SERVICES OFFICE
DEPT. OF PLANNING AND DEVELOPMENT
70 West Hedding St., 7th Floor East Wing
San Jose, CA 95110

County of Santa Clara
Department of Roads and Airports

Information Certification for the
FY 2007-2008 NPS Program Annual Report

Certification Statement

"I certify, under penalty of law, that the Department of Roads and Airports information contained in this document was prepared under my direction or supervision in accordance with a system designed to ensure that qualified personnel properly gather and evaluate the information submitted. Based on my inquiry of the person or persons who manage the system, or those persons directly responsible for gathering the information, the information submitted, is, to the best of my knowledge and belief, true, accurate, and complete. I am aware that there are significant penalties for submitting false information, including the possibility of fine and imprisonment for knowing violations.

This department has received, reviewed, and accepted the 1997 County of Santa Clara Urban Runoff Management Plan (revised 2004) and the included Performance Standards."

Signature:

for **Michael Murdter**
Director
Department of Roads and Airports

7/18/2008
Date

COUNTY OF SANTA CLARA
Department of Roads and Airports

Self-Evaluation Document for the FY08 NPS Program Annual Report

The County Department of Roads and Airports participates in the Nonpoint Source Pollution Control Program in a number of ways:

1) The Department follows Maintenance Yard and field work BMPs, and has adopted SOPs.

2) Storm Water Pollution Prevention Plans (SWPPPs) have been written and are referenced in the departmental maintenance yards. (The East and West Yards are within the NPDES Permit zone.)

3) The Department is using NPDES Permit C3 requirements to design storm water treatment for C3-eligible new and replacement impervious areas included in Department projects, such as expressway widening within the NPDES Permit area. Effective 8/15/06, the C3 requirements were reduced to 10,000 square feet of new or replacement impervious area for Group 2B projects. Projects vary, but each project is carefully evaluated as to whether or not C3 requirements apply.

4) The Department coordinates between design, construction, and maintenance staffs to ensure C3 mitigations are properly monitored and maintained. The first required C3 mitigation improvements for a Department project were accepted for completion and passed from the contractor to department maintenance in September 2007. The mitigations installed consist of bioswales along Montague Expressway. In addition, two vortex separators were installed upstream of pump stations along Central Expressway. The separators were not required for C3 compliance, but will provide additional water quality benefit. While maintenance of the bioswales and separators is ongoing as needed, formal O&M verification inspections per C3 will be conducted in FY09.

5) The Department is utilizing additional water quality questions in CEQA review, as required by the NPDES Permit.

6) The Department is working with the County IPM Coordinator to reduce and eliminate pesticides where practicable, including in new landscaping and roadside vegetation management. No pesticides or herbicides are applied

without the prescription of a Licensed Pest Control Operator. None are purchased without approval of the County IPM Program Coordinator.

7) NOIs and SWPPPs are prepared and filed when the disturbed area of a proposed project will be 1 acre or more. Further, for those Group 1 projects in sensitive watersheds, hydrograph modification plan mitigations to control flow and prevent creek scour are included.

8) The Department is observing the Rural Public Works Performance Standards and with the assistance of the NPS Coordinator did develop specific SOPs.

9) Litter and trash are removed from public rights of way to a permitted sanitary landfill. Observed illegal dumping problems when not in the public right of way are referred to the DEH.

10) Street sweeping and storm drain maintenance records have been maintained for many years. These records are now made available annually in the form of a spread sheet.

11) The Department provides water quality related training for its employees.

Summary and Evaluation:

The Department of Roads and Airports believes that its staff members and their actions are effective in preventing storm water pollution in both the maintenance yard and construction site environments.

During FY08, the Department conducted an internal review of its procedures for addressing C3 requirements in Department projects and implemented improvements. The Department revised and clarified its design review process, updated its C3 data collection and certification forms, developed a customized version of the SCVURPPP Standard Storm Water Treatment BMP Inspection Data Collection Form, and improved coordination with its maintenance staff for implementing ongoing inspection and maintenance of installed C3 mitigations.

Managers, engineers, and maintenance staff have an increasing awareness of the need to prevent storm water pollution, the BMPs necessary to support that goal, and also of the C3 requirements for storm water treatment for certain impervious areas. Procedures are in place to ensure permit compliance and to give full consideration to storm water elements in each individual project. Department staff will receive training in summer 2008 on the recent improvements in the C.3. certification process.

The department is pleased to work cooperatively toward these goals with the County NPS Coordinator and the County IPM Coordinator. It is understood that continuous improvement in these areas is expected, to the maximum extent practicable.

The department has benefited from a variety of training resources, but especially appreciates the SCVURPPP-sponsored workshops.

In FY09, the department looks forward to the challenges that may be encountered, and the satisfaction of achieving full compliance with stormwater regulations.

Santa Clara County Road Deptartment
FY08 Culvert, Drain and Ditch Cleaning

R205 - Drain & Culvert Cleaning - Hand

Number of Drains Cleaned

East:		West:		South:		Total
Area 1	2166		477		683	
Area 2	2163		176		381	
	4329		653		1064	6046

R206 - Drain & Culvert Cleaning - Mechanical

Number of Culverts Cleaned

East:		West:		South:		
Area 1	466		34		32	
Area 2	1549		138		12	
	2015		172		44	2231

Grand Total Culvert & Di's Cleaned

8277

R208 - Ditch Cleaning

Lineal Feet of Ditches Cleaned

East:		West:		South:	
Area 1	315		700		36520
Area 2	14150		8712		27958
	14,465		9,412		64,478

Grand Total Lineal Feet of Ditch Cleaned

88,355

Material to Landfill: 952.6 Cubic Yards

Santa Clara County Road Department Sweeping Summary FY08

R308 - Sweeping Expressways

Miles

East:	Almaden	Capitol	Montague	
Area 1 & 2	1013	1854	426	**3293** *Expressway Miles*
Sweep Debris:				
Cubic Yards	230	365	85	**680** *Debris Collected*

West:	Central	San Tomas	Lawrence	
Area 1 & 2	1206	1884.8	1267	
Sweep Debris:				
Cubic Yards	336	402	340	

	Montague	Foothill	Oregon/Page Mill	
Area 1 & 2	62	833	107	**5359.8** *Expressway Miles*
Sweep Debris:				
Cubic Yards	10.5	203	29	**1320.5** *Debris Collected*

Grand Total Expressway Miles
8652.8

Grand Total Debris Collected
2000.5

R309 - Sweeping Non- Expressway

Rural, Arterial & Residental

Miles

East:		West:	South:
Area 1	446	785	303.7
Area 2	119	49.5	8.5
	565	834.5	312.2
Sweep Debris:			
Cubic Yards	529	421.5	239.2

Grand Total Non- Expressway Miles
1711.7

Grand Total Debris Collected
1189.7

SANTA CLARA COUNTY OWNED, OPERATED, AND MAINTAINED PUMP STATIONS

TOTAL NO. OF PUMP STATIONS : 6	Horse Power HP	Gallon/Min GPM	Operation	Discharge Location
Oregon / Alma				
at Oregon Expwy and Alma St., Palo Alto				
Storm Pump #1	30	1600	All Year	Matadero Creek
Storm Pump #2	30	1600	All Year	Matadero Creek
BFD Pump #1	9.5	1247	All Year	City treatment/sewer/storm
BFD Pump #2	9.5	1247	All Year	City treatment/sewer/storm
Central / FairOaks				
at Central Expwy and Fair Oaks, Sunnyvale				
Pump #1	30	3000	All Year	storm drain
Pump #2	30	3000	All Year	storm drain
Pump #3	30	3000	All Year	storm drain
Central / Lawrence				
at Central Expwy and Lawrence Expwy, Sunnyvalle				
Pump #1	7.5		All Year	storm drain
Pump #2	7.5		All Year	storm drain
Central / De La Cruz				
at Central Expwy and De La Cruz Blvd., Santa Clara				
Pump #1	15	850	All Year	storm drain
Pump #1	15	850	All Year	storm drain
Celeo				
at Celeo Lane, San Jose				
Pumps #1	1/2	735	All Year	storm drain
Pumps #2	1/2	735	All Year	storm drain
Pumps #3	1/2	735	All Year	storm drain
Pumps #4	3/4	875	All Year	storm drain
Chula Vi:				
at Chula Vista Ct., San Jose				
Pumps #1	1/2	735	All Year	storm drain
Pumps #2	3/4	875	All Year	storm drain
Pumps #3	1/2	735	All Year	storm drain

County of Santa Clara, Dept. of Roads and Airports Reporting Form for Planning Procedures Performance Standard and Provision C.3.n.i. Reporting Requirements

Part 1

Group 1 and 2 New Development and Significant Redevelopment Projects[1] Reviewed and Approved During FY 08

Project Name	Project Type[2]	Site Size (ac. or s.f.)	New Impervious Surface (s.f.)[3]	Area of Land Disturbed (Ac.)[4]	Project Status	Storm Water Control Measures Included in Project
Private Projects						
N/A						
Public Projects						
Palo Alto Airport Access Road Repair	Roadway (Redevelopment)		16,316	< 1 acre	Approved – contract awarded 12/4/07	Exempt per provision C.3.i.3. – Road pavement reconstruction within existing footprint

[1] Beginning August 15, 2006, list all* projects that create or replace 10,000 s.f. or more of impervious surface.
[2] Describe project type, as defined in Provision C.3.c.
[3] "New" is defined as impervious surface created, added or replaced.
[4] If the site is a "significant redevelopment", list the area of land disturbance, if information is readily available.

County of Santa Clara, Department of Roads and Airports

Reporting Form for Planning Procedures Performance Standard and Provision C.3.n.ii. & iii. Reporting Requirements

Part 2

Stormwater Control Measures for Group 1 and 2 Projects[5] Reviewed and Approved During FY 08

Project Name	Treatment BMPs	Numeric Sizing Criteria Used	O&M Responsibility Mechanism and Responsible Party	Site Design Measures	Source Control Measures	Pesticide Reduction Measures
Private Projects						
N/A						
Public Projects						
Palo Alto Airport Access Road Repair	None (exempt)			None (exempt)	None (exempt)	None (exempt)

[5] Beginning August 15, 2006, list all* projects that create or replace 10,000 s.f. or more of impervious surface. See SCVURPP "C.3. Handbook: Guidance for Implementation of Stormwater Requirements for New and Redevelopment Projects".

*Projects that do not require stormwater treatment because they fall under the Alternative Compliance Program must be reported as per Provision C.3.g.v. (see Reporting Form Part 3).

County of Santa Clara, Dept. of Roads and Airports
Reporting Form for Planning Procedures Performance Standard
and Provision C.3.g.v. Reporting Requirements

Part 3

Alternative Compliance/Waiver Program Projects
Reviewed and Approved During FY 08

Project Name and Location	Project Type	Final Percent Impervious Surface	Reasons for Allowing Alternative Compliance	Alternative Compliance Terms	Project Receiving Benefit (Date of Completion)
Private Projects					
N/A -- No Alternative Compliance Program					
Public Projects					
N/A -- No Alternative Compliance Program					

Training Information - Fiscal Year 2008

Training Course	Sponsored by/Location	Date(s)	Hours	Cost	Staff Attendance
Construction Site Management Workshop	SCVURPPP Cupertino Community Center	12/3/2007	8:00 - 3:00	NC	
					Bernardine Caceres Charles Tucker Craig Petersen Debbie Burke Greg Stutz Jamil Salas Jim Schramm Khoa Vo Paul Pascoal Peter Cruz Phil Jones Rex Wonnell Ron Chitwood Ron McNay Tong Hong Tran Ho
Draft NPDES General Permit for Construction Workshop	SCVURPPP San Jose City Hall	4/30/2008	1:00 - 4:00	NC	Tong Hong
Annual C.3 Workshop	SCVURPPP Sunnyvale Community Center	6/3/2008	8:00 - 3:00	NC	Hosalli Gangadhara

Santa Clara Valley Urban Runoff Pollution Prevention Program

FY 08 Annual Report

Attachment D2A- Rural Public Works O&M

Note: A Sr. Civil Engineer from the Department of Roads and Airports and a Sr. Project Manager from the Department of Parks and Recreation both actively participated in the committee that wrote the SCVURPPP Rural Public Works Performance Standard.

The two involved departments, Roads and Parks, have since adopted and incorporated the Performance Standards into their maintenance routines.

The Standard Operating Procedures (SOPs) for this performance standard have been written by both of the involved departments, and submitted to SFB-RWQCB staff previously. The involved departments have reported no difficulties with implementing and observing the standards.

County of Santa Clara
Clean Water Program
DEVELOPMENT SERVICES OFFICE
DEPT. OF PLANNING AND DEVELOPMENT
70 West Hedding St., 7th Floor East Wing
San Jose, CA 95110

Santa Clara Valley Urban Runoff Pollution Prevention Program

FY 08 Annual Report

Attachment D3- Storm Drain O&M

Note: Please refer to Section D2. The Department of Roads and Airports is responsible for this activity, and this report is included with the Public Streets, Roads and Highways street sweeping and ditch/ culvert/ inlet cleaning data.

County of Santa Clara
Clean Water Program
DEVELOPMENT SERVICES OFFICE
DEPT. OF PLANNING AND DEVELOPMENT
70 West Hedding St., 7th Floor East Wing
San Jose, CA 95110

Santa Clara Valley Urban Runoff Pollution Prevention Program

FY 08 Annual Report

Attachment D4- Water Utility O&M

Note: This section is not applicable, since the County does not maintain any water utility systems.

County of Santa Clara
Clean Water Program
DEVELOPMENT SERVICES OFFICE
DEPT. OF PLANNING AND DEVELOPMENT
70 West Hedding St., 7th Floor East Wing
San Jose, CA 95110

Santa Clara Valley Urban Runoff Pollution Prevention Program

FY 08 Annual Report

Attachment D5- Department of Parks and Recreation

County of Santa Clara
Clean Water Program
DEVELOPMENT SERVICES OFFICE
DEPT. OF PLANNING AND DEVELOPMENT
70 West Hedding St., 7th Floor East Wing
San Jose, CA 95110

County of Santa Clara

Parks and Recreation Department

2 rden Hill Drive
Lo atos, California 95032-7669
(408) 355-2200 FAX 355-2290
Reservations (408) 355-2201
www.parkhere.org

July 17, 2008

Subject: County Nonpoint Source Pollution Control Annual Report FY08
Parks and Recreation Department Self Evaluation

The County of Santa Clara Parks and Recreation Department (Department) is pleased to offer this brief summary of our process toward the goal of stormwater pollution prevention as it has been implemented thus far into our operations.

In addition to extensive staff training some of which detailed below, the Department has initiated and reinforced several program elements to assure that potential sources of stormwater pollution are reduced to the maximum extent possible.

Daily Maintenance Operations

All large-scale maintenance activities involving heavy equipment, parts cleaning and repairs are consolidated in the Department's Central Yard facility. There, most major activities take place indoors and every effort is made to eliminate any discharges to the environment that could reach or affect storm water. The equipment wash pad utilizes covered zero discharge wastewater recycling technology. Storm drain filters are inspected annually and changed if necessary and oil is skimmed and collected for recycling. The Department purchased a sweeping machine in FY07 which is used to sweep the Central Yard parking lot bi-weekly to prevent sediment runoff and also used on paved trails throughout the parks system. The rock pad, installed to prevent mud from being tracked onto the hard surface was refreshed.

The parts washer is a closed loop, hot water and detergent based system, and solvents are eliminated from the parts cleaning process on a department wide basis. In addition, a large capacity spill cleanup station is located adjacent to the fuel dispensing inlands with a filter fabric on the storm drain that serves the central parking lot area of the facility. The most recent improvements include, but are not limited to, the completion of the fueling station canopy at Central Yard in January 2008 as directed by SCVURPPP.

The Rural Public Works Performance Standards have been shared and embraced by the Department's field staff, which now brings stormwater pollution prevention strategies to assigned tasks as one of the "tools of the trade" necessary for being a Parks professional.

Project Planning and Construction

Careful consideration is given to all environmental impacts that could be created or impacted by project related activities. As stewards of the land, the Department is serious about and proud of its roles related to resource conservation and preservation. In particular, efforts are made to minimize grading, integrate tree planting and seeding, preserving heritage trees, utilizing drip irrigation systems, and ensuring that remediation and new trail construction methodologies

conform to modern standards. Some of the trails standards practiced by the Department include out sloping, rolling dips and use of bio-technical methods for erosion control.

During project construction, the Department complies with RWQCB guidelines for soil erosion and stability and continuously monitors all construction activities. The Department will complete a project identified in the 2004 Harvey Bear Ranch Coyote Lake Natural resource Management and Master Plan. The project will be completed in August 12, 2008 under a Notice of Intent, issued by CRWQCB, Waste Discharger Identification # 3 43C347428, dated 06/07/2007, (and a renewal has been submitted).

Community Involvement

The Department has a very active Volunteer Program which facilitates creek clean-up, watershed education and trail maintenance programs.

Working with the San Jose Conservation Corps and our Volunteer Program, the department is involved in creek clean up activities, including garbage removal from parklands and streams, to enhance the natural experience and promote cleaner waterways. This past year, the Parks volunteer program participated in the National River Cleanup Day on May 17, 2008, drawing 700 volunteers, removing 17,500 lbs of trash and 11,543 lbs of recyclables along 36 miles of creek banks and shorelines. The Department also participated in Coastal Cleanup Day on September 15, 2007, drawing 900 volunteers, removing 31,692 lbs of trash and 11,977 lbs of recyclables along 50 miles of creek banks and shoreline. This included the removal of hazardous materials, shopping carts and appliances from the waterways of Santa Clara County.

The Parks Volunteer and Interpretive Programs also work with the California Department of Fish and Game in facilitating the Fishing in the City Program. The event includes a ten minute clinic station focusing on Watershed Education with a watershed diorama covering storm drainage, urban run-off, agriculture and man-made pollution. This past year, the program served approximately 1,200 children between the ages of 5 and 15.

As part of our Volunteer Program, the Department has instituted an "Adopt a Trail" program, which employs the aforementioned trail management techniques. For every trail adopted under this program there is a "volunteer crew lead" assigned and as head volunteer must go through a rigorous training program to learn the proper techniques for trail building and maintenance. Careful attention is given in these training programs to learning about protection our waterways. These volunteer crew leads impart this information to the "Adopt-a-Trail" volunteers.

Staff Training

IPM: The Department held four training sessions on Integrated Pest Management (IPM): One was on 10/2/07 attended by 7 park maintenance workers and supervisors, another one on 10/16/07 attended by 17 park maintenance workers and supervisors, another one on 10/23/07, attended by 15 park maintenance workers and supervisors, and another on 10/30/08 attended by 20 park maintenance workers and supervisors. Each training session involved 7 contact hours.

Natural Resource Management (NRM): The NRM Supervisor attended the Resource Management in the Wildland Urban Interface seminar hosted by the Bay Area Open Space Council on February 28, 2008.

Stormwater: Three Park Maintenance Supervisors attended the Surface Water Treatment

Compliance seminar on July 11, 2007. The Park Development Manager, two Construction Project Managers, the NRM Supervisor and Senior Construction Inspector attended the annual C.3 Workshop, Sharing Experience with Implementation of Stormwater Requirements at Development Projects on June 3, 2008. The Department continues to monitor storm water from Almaden Quicksilver County Park in accordance with our storm water permit requirements. In addition, all park locations visually monitor storm water flows for any signs of unusual conditions.

Park Acquisitions Fiscal Year 2008

Project Name: Blair Property
Escrow Close Date: March 17, 2008
Address or APN: 18881 Uvas Road
Property Interest: Conservation Easement – property purchased by Santa Clara County Open Space Authority
Approximate Acreage: 865

Project Name: Beatty Property
Escrow Close Date: 4/18/08
Address or APN: 558-35-001, 558-36-011, 558-36-012
Property Interest: Conservation Easement – property purchased by Midpeninsula Regional Open Space Disrict
Approximate Acreage: 57

Project Name: Siep Property
Escrow Close Date:11/15/07
Address or APN: 835-19-015
Property Interest: Fee Simple
Approximate Acreage: 10

Closing

The Santa Clara County Parks and Recreation Department is an active partner in protecting streams, creeks and waterways. We are proud of the efforts we undertake on a daily basis to minimize impacts to the environment, while we protect and preserve the lands that the public entrusts us to maintain, on their behalf, for current and future enjoyment.

Should you have any additional comments or questions on this report, please feel free to contact me at (408) 355-2210 or Bill Grimes, Environmental Health & Safety Compliance Specialist, at (408) 355-2273.

Respectfully Submitted,

Mark Frederick.
Park Development Manager

Cc: Lisa Killough, Director, Parks and Recreation Department
Julie Mark, Deputy Director
Jim O'Connor, Maintenance Division Manager
Bill Grimes, Environmental Health & Safety Compliance Specialist

ATTACHMENT6

County of Santa Clara, Dept. of Parks and Recreation Reporting Form for Planning Procedures Performance Standard and Provision C.3.n.i. Reporting Requirements

Part 1

Groups 1 and 2A New Development and Significant Redevelopment Projects[1] Reviewed and Approved During FY 08

Project Name	Project Type[2]	Site Size (ac. or s.f.)	New Impervious Surface (s.f.)[3]	Area of Land Disturbed (Ac.)[4]	Project Status	Storm Water Control Measures Included in Project
Private Projects						
N/A						
Public Projects						
Coyote Lake Campgrounds	C.3.d(ii)3	6 acres	39,204 sf	6 acres	Completed	Bioswales w/BMP during construction per SCVWD permit conds., hydro seed disturbed areas in fall 2008

[1] List all projects with new impervious surface area greater than 1 acre (43,560 s.f.).
[2] Describe project type, as defined in Provision C.3.c.
[3] "New" is defined as impervious surface created, added or replaced.
[4] If the site is a "significant redevelopment", list the area of land disturbance, if information is readily available.

Santa Clara Valley Urban Runoff Pollution Prevention Program

FY 08 Annual Report

Attachment D7- Capital Programs, Fleet and Facilities

County of Santa Clara
Clean Water Program
DEVELOPMENT SERVICES OFFICE
DEPT. OF PLANNING AND DEVELOPMENT
70 West Hedding St., 7th Floor East Wing
San Jose, CA 95110

County of Santa Clara

Facilities and Fleet Department
Capital Programs Division

2310 North First Street, 2nd Floor, Suite 200
San Jose, California 95131-1011
Tele (408) 993-4600 FAX (408) 993-4695

DATE: July 16, 2008

TO: Clara Spaulding
Clean Water Coordinator
Office of Development Services

FROM: Ken Rado
Manager, Facilities and Fleet Capital Programs Division

SUBJECT: **NPS Annual Report**

This report is submitted to meet the annual reporting requirements of the County's Phase I NPDES Storm Water Discharge Permit.

In FY 2008 we initiated no new projects subject to NPDES permit.

Capital Programs Division continues to emphasize compliance with NPDES requirements, and the need to control storm water discharge from construction activity. Capital Programs currently has one project under construction which requires a SWPPP plan, the Valley Health Center at Milpitas. We have received and are monitoring the implementation of this plan.

With regards to BMP operations and maintenance, four projects that will implement BMP's will be completed in the next three months: The New Crime Lab at Guadalupe Parkway; Valley Health Center at Gilroy; Valley Health Center at Sunnyvale; and Valley Specialty Center at Bascom Avenue in San Jose.

Board of Supervisors: Donald F. Gage, Blanca Alvarado, Pete McHugh, Ken Yeager, Liz Kniss
County Executive: Peter Kutras, Jr.

County of Santa Clara, Capital Programs
Reporting Form for Planning Procedures Performance Standard and Provision C.3.n.i. Reporting Requirements

Part 1

Group 1 and 2A New Development and Significant Redevelopment Projects[1] Reviewed and Approved During FY 08

Project Name	Project Type[2]	Site Size (ac. or s.f.)	New Impervious Surface (s.f.)[3]	Area of Land Disturbed (Ac.)[4]	Project Status	Storm Water Control Measures Included in Project
Private Projects						
N/A						
Public Projects						
N/A						

[1] List all projects with new impervious surface area greater than 1 acre (43,560 s.f.).
[2] Describe project type, as defined in Provision C.3.c.
[3] "New" is defined as impervious surface created, added or replaced.
[4] If the site is a "significant redevelopment", list the area of land disturbance, if information is readily available.

ATTAC ENT D7

County of Santa Clara, Capital Programs

Reporting Form for Planning Procedures Performance Standard and Provision C.3.n.ii. & iii. Reporting Requirements

Part 2

Stormwater Control Measures for Group 1 and 2A Projects[5] Reviewed and Approved During FY 08

Project Name	Treatment BMPs	Numeric Sizing Criteria Used	O&M Responsibility Mechanism and Responsible Party	Site Design Measures	Source Control Measures	Pesticide Reduction Measures
Private Projects						
N/A						
Public Projects						
N/A						

[5] Beginning October 15, 2003, list all* projects with new impervious surface area greater than 43,560 s.f. (1 acre). See SCVURPP "C.3. Handbook: Guidance for Implementation of Stormwater Requirements for New and Redevelopment Projects".

*Projects that do not require stormwater treatment because they fall under the Alternative Compliance Program must be reported as per Provision C.3.g.v. (see Reporting Form Part 3).

ATTACHMENT D7

County of Santa Clara, Capital Programs
Reporting Form for Planning Procedures Performance Standard
and Provision C.3.g.v. Reporting Requirements

Part 3

Alternative Compliance/Waiver Program Projects
Reviewed and Approved During FY 08

Project Name and Location	Project Type	Final Percent Impervious Surface	Reasons for Allowing Alternative Compliance	Alternative Compliance Terms	Project Receiving Benefit (Date of Completion)
Private Projects					
N/A -- No Alternative Compliance Program					
Public Projects					
N/A -- No Alternative Compliance Program					

Santa Clara Valley Urban Runoff Pollution Prevention Program

FY 08 Annual Report

Attachment E- New Development Planning Procedures

County of Santa Clara
Clean Water Program
DEVELOPMENT SERVICES OFFICE
DEPT. OF PLANNING AND DEVELOPMENT
70 West Hedding St., 7th Floor East Wing
San Jose, CA 95110

Santa ra Valley Urban Runoff Pollution Prevention Program
FY 08 Annual Report: NEW DEVELOPMENT AND REDEVELOPMENT REQUIREMENTS

COUNTY OF SANTA CLARA

Activity	Permit Item Source	FY 08 Tasks	Comments	Status	Responsible Party
C.3.b Development Project Approval Process -- Planning Procedures					
Ordinance Revision	C.3.b.2	Develop new ordinance incorporate C3. requirements	Amended existing CWP ordinance to include Numeric Sizing Criteria requirements for Group 1,2 projects. & HMP. and C3. requirements, Oct 2006	Done	CWP Prgm. Coord., Planning Office, County Counsel, Land Development Engineering.
Staff Training	C.3.b.3	Provide training opportunities for County staff in the planning office, building inspection office, and land development engineering with training on the C.3. provisions including SCVURPPP sponsored and RWQCB sponsored workshops	Written guidance, staff meetings and SCVURPPP workshops.	Ongoing	CWP Prgm. Coord., Planning, Building, FAF, LDE
C.3.c. Requirements for Group 1 and Group 2 Projects					
Guidance Manual	C.3.c.4	Review Guidance Manual developed by Program and, if needed, customize for Group 1 projects.	Guidance Manual is general enough to be used locally with only minor changes.	Done	CWP Coord., Planning, Building, LDE
Group 2 Alternative Project Size	C.3.c.8	Conduct analysis of alternative project size and prepare proposal for submittal to Regional Board. (Initial submittal to be handled by SCVURPPP/EOA Inc.	Continue to assist Program with data collection and analysis, as requested. No Alt Proj Size is proposed by County.	Ongoing	Building Inspection, Planning Office, CWP Prgm. Coord.
Guidance Manual Update	C.3.c.9	Update Guidance Manual and Performance Standard for Group 2 projects as needed.	Assist Program with development and review, as requested.	As request-ed	

COUNTY OF SANTA CLARA

Activity	Permit Item Source	FY 08 Tasks	Comments	Status	Responsible Party
C.3.e Operation and Maintenance of Treatment BMPs					
Data Form and Staff Training	C.3.e.1	Log information about treatment BMPs installed at approved Group 1 projects and maintain a list or database of properties, treatment BMPs, and responsible operators.	Review data collected and evaluate need to modify data collection method and need for additional staff training on tracking information.	Ongoing	CWP Prgm. Coord., Planning, Building, LDE
BMP O&M Agreement Mechanism	C.3.e.2	Adapt model O&M agreement language to meet agency-specific needs and requirements and incorporate into the project review and approval process.	Incorporated recorded maint. agreement into CWP Ord. C3. Revision.	Ordin-ance adopted	CWP Program Coord., Planning, County Counsel
BMP Inspection Program	C.3.e.5	Develop local programs for inspection of a subset of prioritized treatment BMPs to verify that proper O&M is being performed by the responsible party (Program to assist in defining which BMPs are priority for inspection.)	For Group 1 projects, County will develop written BMP inspection priority criteria and inspection and enforcement forms and procedures. (County will require private PE or LLA inspection)	Ordin-ance adopted	LDE, CWP Prgm. Coord.
Reporting	C.3.e.6	Report on the County's treatment BMPs O&M verification program in each annual report, including organizational structure, evaluation of effectiveness, and planned improvement to the program. Include a list or summary of treatment BMPs inspected during the year, inspection results, and any required follow-up and correction.	Written Agreement, future recorded agreement	FY 09 AR and ongoing.	CWP Prgm. Coord., Planning, Building, LDE

COUNTY OF SANTA CLARA

Activity	Permit Item Source	FY 08 Tasks	Comments	Status	Responsible Party
C.3.f Hydromodification Management Plan					
Staff training	C.3.f.3	Upon adoption by the Regional Board, begin implementation of HMP as part of requirements for Group 1 projects that may cause increased erosion or other related impacts.	Where applicable, HMP to be integrated into existing programs for development, review, construction inspection and BMP operations and maintenance. County staff to receive incremental training in HMP requirements.	Ongoing	LDE, Building, Planning, FAF, Roads, Parks, CWP Prgm. Coord.
C.3.g (Waiver) Compensatory Mitigation Program					
Model Waiver Program	C.3.g.1	Develop a model waiver program.	Assist SCVURPPP by reviewing documents.	Ongoing No County Waiver Program is pro-posed	CWP Coord., Planning Dir., Building Official, County Counsel, FAF, Parks Dir., Roads, Dir.,
Local Waiver Program (Compensatory Mitigation)	C.3.g.2	Consider developing local waiver program, perform legal review, and incorporate waiver provisions in project review process. (If model program has not been adopted by Regional Board, consider developing interim waiver program per C.3.g.vi.). Provide info on waivers granted, if any.	No County waiver program is proposed.	N/A	CWP Coord., Planning Dir., Building Official, County Counsel, FAF, Parks Dir., Roads, Dir.
Staff training and reporting	C.3.g.3	Begin tracking information for reporting on waivers granted, including project name, location,	Not applicable	N/A	CWP Coord., Planning Dir., Building

COUNTY OF SANTA CLARA

Activity	Permit Item Source	FY 08 Tasks	Comments	Status	Responsible Party
		type, percent impervious surface, reasons for and terms of waiver, and the alternative benefit project and completion date.			Official, County Counsel, FAF, Parks Dir., Roads, Dir.,
C.3.j Site Design Measures Guidance and Standards Development					
Policy and standards review	C.3.j.2	Review existing local design standards and guidance, and compare them to the list of areas to address in provision C.3.j. and other references such as "Start at the Source" and the "Development Policies Comparison" work sheet. Prepare and submit an analysis of local standards, identified opportunities for revision, and proposed revisions. (Program to prepare guidance for Co-permittees on this work product.)	County will focus on making sure BMP list is updated to be consistent with revised General Plan, any new ordinance requirements, C3. Numeric Sizing Criteria and the latest technical guidance documents such as the upcoming HMP, SCVURPPP "Guidance Manual," the "Using Start at the Source" manual. and the revised California BMP Handbooks.	Ongoing	CWP Prgm. Coord., LDE, Planning, Roads, Fire Marshall, Parks, FAF
Standards Revisions	C.3.j.4	Incorporate any revised standards and guidance into local project approval process and "fully implement" the revised standards and guidance.	Any modification to required design standards will be done with input from Planning, Fire Marshall's Office, and other affected local agencies. (Reduced road width and other design standards (pervious paving, etc) are not the highest priority on large parcel single site SFD development with ample existing infiltration area and BMP installation areas available.	Ongoing	LDE, Fire Marshall, FAF, Roads, Parks

COUNTY OF SANTA CLARA

Activity	Permit Item Source	FY 08 Tasks	Comments	Status	Responsible Party
C.3.k Source Control Measures					
Reporting	C.3.k.3	Implement source control measures requirements by including appropriate conditions of approval. Report status and provide examples of application of conditions in annual reports.	Report on source control BMPs required for particular projects. (The NPDES Permit seems to indicate that C3. items apply only to Group 1 and Group 2 projects; however, use of source control BMPs is recommended for other projects.	Ongoing	Planning, Building, CWP Coord., Roads, FAF, Parks, DEH
C.3.l Update General Plans					
General Plan Review	C.3.l.1	Review current General Plan policies related to water quality and watershed protection and incorporate additional policies as needed to implement C.3.	Depending on the content of the HMP, the County may need to modify the General Plan to incorporate new goals and policies. (Planning Office is continuing to consider a Riparian Protection Ordinance)	[Next sche-duled revision]	Planning Office, CWP Prgm. Coord.
C.3.m Water Quality Review Processes					
CEQA Review	C.3.m.1	Review CEQA initial study checklists and other environmental review documents and modify documents as needed to include questions that sufficiently address water quality impacts of projects.	With guidance from the Reg. Board & Program, once additional guidance is obtained, provide staff training on completing the revised Initial Study checklist.	Ongoing Ques-tions revised 11/02, Parks CEQA review also	Planning Office, Parks, FAF, Roads

COUNTY OF SANTA CLARA

Activity	Permit Item Source	FY 08 Tasks	Comments	Status	Responsible Party
				modified FAF uses Planning Office for CEQA review. Roads has provided new ques-tions for its CEQA consul-tants to use	
C.3.n Reporting Requirements					
Reporting	C.3.n.1	Provide information described in Table 1 of Provision C.3. in annual reports (SCVURPPP to provide guidance for each annual report).		Ongoing	CWP Prgm. Coord.
Reporting	C.3.n.3	Collect and report the following for all Gr 1,2 new and redevelopment projects: --project name, location, type (per C.3.c.), size (ac. or sq.ft.), and impervious surface area. For redevelopment projects, include area of land disturbance.		Ongoing	LDE, Planning, Building, CWP Prgm. Coord.

COUNTY OF SANTA CLARA

Activity	Permit Item Source	FY 08 Tasks	Comments	Status	Responsible Party
Reporting	C.3.n.4	Collect and report the following for all projects that must implement treatment measures: BMPs, site design, and source control measures used, sizing criteria, O&M responsibility mechanism and responsible party.		Ongoing	LDE, Planning, Building, CWP Prgm. Coord.
Pesticide Control Measures	C.3.n.5	Collect information and report a summary of types of pesticide reduction measures required for development projects and the percentage of projects for which pesticide reduction measures were required.	Lic. Landscape Architect Certification for Grp. 1,2 Projects.	Ongoing informa-tion collec-tion	Planning, Building, LDE, CWP Prgm. Coord.

Santa Clara Valley Urban Runoff Pollution Prevention Program

FY 08 Annual Report

Attachment F- Construction Inspection

County of Santa Clara
Clean Water Program
DEVELOPMENT SERVICES OFFICE
DEPT. OF PLANNING AND DEVELOPMENT
70 West Hedding St., 7th Floor East Wing
San Jose, CA 95110

COUNTY OF SANTA CLARA
CLEAN WATER PROGRAM
ANNUAL REPORT FY 08

CONSTRUCTION INSPECTION

The following report is based on the County Performance Standard for Construction Inspections:

1) The County ensures through a construction inspection program that construction contractors properly store, use, and dispose of construction materials, chemicals, and wastes at construction sites and prevent illicit discharges to storm drains and watercourses.

Building and Grading inspectors include these items in their inspection routine. If Building or Grading inspectors observed a violation outside of their jurisdiction the proper department is notified. Hazardous materials violation referrals are made to DEH--HMCD as appropriate.

2) For development projects with significant erosion potential and planned construction activity during the wet season the County ensures, through a construction inspection program, that erosion and/or sediment control measures are implemented in accordance with local ordinances and project conditions of approval and maintained as needed during construction.

The County Grading ordinance and Construction Inspectors require winterization and implementation of erosion control BMPs of projects that will continue into or start in the rainy season (after 10/15 through 4/15 each year). Ongoing inspections evaluate the effectiveness of control measures, and require changes and/or additions to BMPs where needed. Throughout the rainy season, inspectors continue to monitor construction sites, and shut down any projects where erosion control measures are inadequate. Grading Ordinance violators are also required to "winterize" their illegally graded sites.

3) The County inspects construction sites for adequacy of storm water quality control measures on a regular basis, with the frequency of inspections based on the size of the project and its potential impact on storm water quality.

Grading Inspectors continue to inspect all projects on a continuing basis, and endeavor to inspect sites with a high potential for erosion more frequently.

4) Prior to the beginning of the wet season each year, the County inspects all sites requiring erosion and/or sediment control plans, to ensure that measures have been taken to minimize discharges of sediment from disturbed areas.

This is the normal procedure for grading inspectors, and they have continued to require this throughout the past rainy season. Typically, in the beginning of September, verbal warnings are given to contractors informing them that all their erosion control measures should be in place. In October, if the contractor is not in

compliance a warning letter is sent. If the contactor continues to be out of compliance a stop-work order is issued.

5) During the wet season of each year, the County inspects all construction sites requiring erosion and/or sediment control plans following each major storm event or series of events.

Grading inspectors inspect each active approved grading site with high erosion potential frequently, which includes the days following any major storm. In cases where they cannot get to every site, they prioritize and inspect those sites with the greatest erosion potential as soon after the rain as possible. On sites that do not require a grading permit, Building inspectors inform grading inspectors if there is an erosion violation.

6) The County provides training annually to its construction inspection staff on inspection procedures, documentation, and enforcement related to storm water pollution prevention.

The County's Clean Water Program staff has worked closely with the grading inspectors and their supervisor, and problems are discussed as they arise. The inspectors are familiar with the goals of the NPS Program and refer problems to the NPS inspector when appropriate, and carry out enforcement action where necessary. The Construction Inspectors meet informally several times per week with the CWP Program Coordinator regarding enforcement needs and problems. Construction Inspectors have attended several erosion prevention and law enforcement classes.

7) The County provides outreach materials to contractors, developers, and County staff on construction BMPs and compliance with the State General Construction Activity Storm Water Permit.

Blueprint for a Clean Bay is available to applicants for building permits, and a county prepared handbook on erosion control measures is available from the CWP office. Trifolds for individuals and the construction trades are available near the building counter. NOI filing information and forms, as well as C3. and HMP handouts, are available at the Planning and Building Lobby.

8) The County investigates and follows up thoroughly on grading violations, especially the ones with a high potential for erosion and sediment transport.

In FY 06, twenty properties were cited with grading ordinance violations. Official notices were sent to the property owners as orders to abate the violation, and notices of grading ordinance violation were recorded with the County Recorder.

9) Official Notice Forms

Inspectors report no problems with the newly developed official notice forms for grading violations, grading warnings, and erosion violations. Typically these forms are laminated before being posted onsite.

Santa Clara Valley Urban Runoff Pollution Prevention Program

FY 08 Annual Report

Attachment G- Public Information and Participation (PI/P)

County of Santa Clara
Clean Water Program
DEVELOPMENT SERVICES OFFICE
DEPT. OF PLANNING AND DEVELOPMENT
70 West Hedding St., 7th Floor East Wing
San Jose, CA 95110

County Integrated Waste Management Division Activities Related to Reduction of Nonpoint Source Pollution FY 2008

Type of Activity	Description
Residential Garbage Collection Services	Weekly garbage collection services were provided to 18,000 unincorporated area households and all unincorporated area businesses.
Residential Recycling Collection Services	Provided weekly (13,854 households) or bi-weekly (4,902 households) recycling collection services. Beginning July 2007, all recycling except South County will be weekly. Recycling services provided to unincorporated area businesses vary per customer request.
Residential Yard Waste Services	Provided weekly yard wastes collection services to 13,854 households and bi-weekly services to 1,691 households. In South County unincorporated area, 3,211 residences received yard waste vouchers to provide for monthly drop off of yard wastes at San Martin Transfer Station. Beginning in July 2007, all yardwaste except South County has been weekly and will be containerized rather than on the street.
Residential used oil & used oil filter and household battery collection	Collected used oil & used oil filters and household batteries at curbside on a weekly basis from all unincorporated area neighborhoods (18,000 households served).
Vouchers	3,211 households received a voucher for one no cost drop-off at San Martin Transfer Station.
Special Cleanup Services and Events	4,110 households were served by special community cleanup events in their neighborhoods (different neighborhoods are served by this program each year). A total of 299 tons of waste and recyclable metals were collected. South County residents are now provided with vouchers for free drop-off at the San Martin Transfer Station annually.

Public Outreach Campaigns	A number of countywide public outreach campaigns were conducted through IWM including fluorescent bulb disposal education, "bring your own bag", reusable bag campaign and a source reduction, "Give the Experience" campaign encouraging people to reduce waste by giving tickets, gift cards, and experience type gifts for special occasions to reduce wrapping and other waste.
Public Outreach Events	Information on waste prevention, recycling, household hazardous waste management, home composting, and other environmental topics was provided at many local public outreach events, fairs and home and garden shows.
Public Outreach Information	The Countywide Recycling Hotline (1-800-533-8414) and Recycling Website (ReduceWaste.org) provided a wide range of waste reduction and recycling information to the public. This Hotline and the website were upgraded in Fiscal Year 2008 to be more user friendly.
Newsletters	Unincorporated area residents received quarterly newsletters providing information on a variety of waste and recycling-related topics as well as bill inserts from haulers with pertinent information. The documents are produced collaboratively with hauler and IWM input.
Litter	Litter reduction and management information and tips are provided through various outreach materials. Additionally, IWM has an agreement with the Juvenile Probation department to pick up litter on a weekly basis. More detailed information is provided in the attached report.

COUNTY OF SANTA CLARA
NONPOINT SOURCE POLLUTION CONTROL PROGRAM
ANNUAL REPORT FY 08

This report summarizes Graffiti and Litter Abatement (GALA) Program activities from July 1, 2006 through June 30, 2008.

Eradication

The Sunday Route Program, a collaborative effort between Integrated Waste Management and the Juvenile Probation Department, has been successful this past year in both graffiti and litter removal. GALA Program staff administers the program. The Juvenile Probation Department provides a group counselor to supervise a team of probationers in the removal of graffiti and litter most Sundays. In FY 2008, the Sunday Route crew painted out a total of 418 graffiti tags, accounting for 3,191 square feet of graffiti removal. Additionally, the crew collected 1000 bags of litter and 315 bags of recyclable materials from County roads. As a result of this program, 434 probationers were able to perform their community service hours. The Sunday Route Program, coupled with the swift response from the Roads and Airports Department, continues to provide the appropriate level of service needed to address current graffiti trends.

Great American Litter Pick-Up

This year's Great American Litter Pick-Up took place April 12, 2008, and focused exclusively in the Berryessa area. Three hundred and fifty participants collected 77 bags of litter and 16 bags of recyclable items. The clean-up was followed by a celebratory pizza luncheon at the Berryessa Community Center and was hosted by Supervisor McHugh. This successful event came together through the collaborative efforts of Integrated Waste Management staff, the Office of the District Attorney, the Office of Supervisor Pete McHugh, and the City of San Jose.

Clean-Up Events

There were ten hauler-sponsored clean-ups that took place in FY 2008. Following is a table showing the results of these clean-up events. All collected materials were taken back to the Materials Recovery Facility (MRF) and sorted, removing all recyclable materials before being landfilled.

Date	Garbage District/ Supervisorial District	Households Served	Tons Collected
8/25/07	3/1, 4, 5	450	27.04
9/8/07	4/4	500	35.66
10/6/07	1/2	500	29.27
10/20/07	3A/1	1080	24.48
10/27/07	4/4	600	40.21
4/19/08	3/4, 5	450	28.45
5/10/08	1/2	500	16.77
5/17/08	1/1	900	41.49
6/7/08	3/4, 5	450	30.58
6/21/08	4/4	900	30.5
	TOTAL	**6,330**	**304.45**

In FY 2009, there are additional clean-up events scheduled for all Garbage Districts beginning in August and running through the spring. Staff continues to coordinate with Board offices to confirm clean-up dates, and will distribute information to residents at the bin sites.

Per the franchise agreement, South County residents are provided with twelve yard waste vouchers and one disposal voucher per year. There is also an annual "recycling days" event in which residents may bring unlimited quantities of wood and metal items to be recycled.

Santa Clara County Litter Technical Advisory Committee (Litter TAC)

Staff attends quarterly meetings of the Santa Clara County Litter TAC and is a member of the Litter Control and Removal subcommittee. The members of the Litter TAC include multiple stakeholders and include representatives from local government and law enforcement, VTA, CalTrans, the District Attorney's Office, local media, school districts, Santa Clara Valley Water District, and more. The goals of the Litter TAC are:

- Establish Countywide goals to decrease the amount of litter
- Establish a communication framework amongst the cities within the County to address litter hot spots
- Establish uniform enforcement standards among law enforcement agencies
- Establish a Countywide education/media program
- Establish a communication framework with private companies (solid waste companies, Union Pacific, etc.)
- Establish a Countywide volunteer network

Enforcement

Staff continues to maintain a database of graffiti tags and shares information with the Sheriff's Office and the District Attorney's Office when requested.

Interagency Partnerships

IWM staff continues to work with the District Attorney's Office, the Probation Department and the Roads and Airports Department to address any litter and graffiti issues as they arise.

Staff serves on the Burbank Weed and Seed Steering Committee and attends monthly meetings. Weed and Seed is a federal grant for the Burbank community to weed out criminal activity and seed the area with resources and services that benefit the community.

The partnerships with the Probation Department and the Roads and Airports Department continue to be the most efficient way of abating graffiti and litter in unincorporated pocket areas. The Roads and Airports Department is responsive to calls for service, and the Sunday Route Program provides abatement services on a weekly basis when their schedule permits.

Outcome of FY 2008 Performance Goals

Goal 1: Coordinate a minimum of five graffiti and litter abatement events.
Outcome: Coordinated eight events (including the Great American Litter Pick-Up).

Goal 2: Coordinate 450 participants for graffiti and litter abatement.
Outcome: Coordinated 784 participants (350 from the Great American Litter Pick Up)

Goal 3: Abate 5,000 square feet of graffiti
Outcome: Abated 3,191 square feet

Goal 4: Abate 375 graffiti tags
Outcome: Abated 418 graffiti tags

Goal 5: Collect 1,500 bags of litter and recycled materials
Outcome: Collected 1,408 bags of litter and recycled materials

rformance Goals for FY 2009

Goal 1: Coordinate a minimum of five graffiti and litter abatement events.
This goal remains the same as last year.

Goal 2: Coordinate 500 participants for graffiti and litter abatement.
This goal has been increased due to the success of the Great American Litter Pick Up in which 350 people showed up to pick up litter.

Goal 3: Abate 5,000 square feet of graffiti.
This goal has increased as the occurrence of graffiti is once again on the rise.

Goal 4: Abate 500 graffiti tags.
This goal remains the same as last year.

Goal 5: Collect 1,500 bags of litter and recycled materials.
This goal remains the same as last year.

COUNTY OF SANTA CLARA
NONPOINT SOURCE POLLUTION CONTROL PROGRAM
ANNUAL REPORT FY 08

This report summarizes the Santa Clara County Green Business Program activities from July 2007 through June 30, 2008.

Partners
All fifteen cities within Santa Clara County, the Santa Clara Valley Water District (SCVWD), Pacific Gas & Electric (PG&E), Association of Bay Area Governments (ABAG), Department of Toxic Substance Control (DTSC) and the Bay Area Air Quality Management District (BAAQMD)

Accomplishments
- 134 businesses certified/recertified in FY 08 bringing total certified to 264 in Santa Clara County
- 251 newly enrolled businesses in FY 08
- Participants have undertaken numerous actions to reduce energy and water use and prevent waste and pollution

Local Accomplishments:
- Participating businesses are influencing employees, vendors and clients by demonstrating that businesses and consumers can make smart environmental choices in their everyday operations
- Public agencies certified: City of Cupertino Senior Center and Quinlan Center; City of Sunnyvale Corporation Yard and Columbia Neighborhood Center; City of Mountain View Senior Center and City Hall, City of Campbell
- Businesses certified in previous fiscal year were recognized by Board of Supervisors at recognition event held at Vasona Park on September 24, 2007

Regional Accomplishments:
- All nine counties in the Bay Area are now participating in the Bay Area Green Business Program
- More than 1,400 businesses have been certified in the Bay Area Green Business Program
- The Association of Bay Area Governments (ABAG) recognized all certified Public Agencies in the Bay Area in March 2008
- The California Green Business Program Network received a grant from the Department of Toxics and Substance Control to develop a measurement tool to better quantify impact of program and collect more data. First phase is expected to be completed by end of 2008.
- Continue to update checklists as new rules and regulations arise and develop new industry-specific checklists

Pollution Prevention:
Assessments identified potential pollution sources and ways to reduce use of toxic materials. Businesses stenciled no dumping flows to bay on storm drain inlets on their property.
Next Steps
- Develop Steering Committee for Santa Clara County Green Business Program

- Leverage regional resources to enhance local efforts
- Conduct research on factors motivating business participation to support development of outreach and recruitment strategies
- Enhance website resources
- Simplify/streamline Green Business certification process
- Continue to nurture partnerships with cities, regulatory agencies, etc. to assist in implementation and business certifications
- Develop a measurement tool to quantify the impacts of implementing Green Business measures

Implementation Priorities

1. Increase the number of certified businesses countywide
2. Continue to conduct local outreach to educate the public on the GBP and the importance of patronizing certified green businesses
3. Host a recognition event September 11, 2008

COUNTY OF SANTA CLARA

Home Composting Education Program (HCEP)

ANNUAL REPORT FY 08

This report summarizes the Home Composting Education Program activities from July 2007 through June 30, 2008.

Experts estimate that the average household that composts both yard and food waste will divert 579 pounds of waste per year. Home composting is a cost-effective way to recycle organic debris. We encourage participation in home composting with a flexible and diverse education program. The Master Composter volunteers share their knowledge to help residents be successful in making compost in their own yards.

Activities that have helped to prevent storm water pollution include:

- Distribution of *Bay Friendly Homeowner Guide, Soil Matters, Grasscycling, Grow It! The Less-Toxic Garden Control Pests & Plant Disease Using Less-Toxic Methods*. These publications encourage sustainable landscapes which reduce the amount of water, pesticides and herbicides use. Grasscycling also keeps grass clippings from washing into storm drains.
- Distribution at compost workshops and table displays *basic composting* and *worm composting* brochures encourage healthy soils which reduce water runoff.
- Compost use (commercially made and homemade) in the garden is encouraged to improve soil and less water and pesticide run-off.
- Worm composting classes encourage using redworms to recycle kitchen wastes instead of using the kitchen sink disposal or landfilling organics.
- School outreach program to encourage food waste recycling.
- Promotion of compost use, the IWMP department did a survey in FY06 of the unincorporated residents on their awareness of composting and the HCEP program. Some of these findings can be used as a baseline to sample again in the future.

PROGRAM HIGHLIGHTS

- **Volunteers**
  To date, 329 Master Composter (MC) volunteers have been certified to teach home composting. About 65 volunteers are currently active contributing through workshops and monthly meetings. (The ten-week training consists of 50 hours of classroom time and field trips). MCs are asked to perform at least 50 hours of outreach and education within Santa Clara County within one year of graduation.Total reported volunteer hours since program inception to date are 28,322 hours.

- **Workshops and Other Outreach**
  Workshops, worm composting classes, and events such as fairs, garden shows, special lectures, table displays and City Compost Bin Sales. Presentations on worm composting have been given at schools. Each participating classroom received a pound of redworms, a worm bin, and educational materials.

  In FY08 there were participants at our events as follows:
  - 29 special lectures with attendance of 1,754
  - 77 school presentations with attendance of 1,575
  - 54 compost workshops with attendance of 1,586
  - 5 teacher training with attendance of 111
  - 49 table displays with attendance of 9,431
  - 1,145 volunteer hours were donated during FY08

- **Compost Bin Sales**
  Earth Machine compost bins, kitchen containers, compost thermometers, worm bins, worms and wing-digger compost turning tools are for sale by appointment at the HCEP office at the County Service Center at 1553 Berger Drive and at most compost workshops. In FY08 246 *Earth Machine* compost bins were sold, 157 wing diggers, 80 thermometers, 109 compost buckets and 396 worm bins.

042529

MCs assist cities with their bin sales. The Cities of Sunnyvale and Palo Alto offer residents the *Bio Stack* compost bin at a reduced price. The City of San Jose sells the *Bio Stack* and *Home Composter* compost bins, and the *Wriggly Wranch* worm bin at a reduced price.

- **Continuing Education for Master Composters**
  Education by expert guest speakers at Monthly Meetings
  Monthly Email/Print Newsletter
  Research / Resource Library
  Network with other counties programs
  Skills Survey

- **Demonstration Site**
  The MCs maintain a composting demonstration site at Prusch Park in San Jose with about a dozen different working compost bins that have been donated by manufacturers. MC volunteers also maintain a *Bio Stack* compost bin at the Sunnyvale Community Center.

- **Advertising / Public Relations**
  The ReduceWaste.org website lists upcoming workshops. City Contacts help to promote HCEP workshops by purchasing advertising space in local papers. The program buys some advertising.

Submitted by:

Sarah Smith
Management Analyst
1553 Berger Drive Building 1
San Jose CA 95112
408 918-4641

Santa Clara Valley Urban Runoff Pollution Prevention Program

FY 08 Annual Report

Attachment H- Pesticide Management Activities (Integrated Pest Management Program)

Notes:

1) The County of Santa Clara was the first local jurisdiction to hire a full time IPM Program Manager, and the first local jurisdiction to adopt an IPM Ordinance

2) The IPM Program submits quarterly reports to the Housing Land use and Transportation (HLUET) subcommittee of the Board of Supervisors

3) The IPM Ordinance is available on the internet at

http://www.sccgov.org/SCC/docs/scc_ordinance/TOC074.HTM

4) Twenty-two pesticides have been phased out of use on County properties and dependency on non-chemical alternatives has increased significantly since 2002. In effect this has also decreased the total applicacation, volume and toxicity of pesticides used.

County of Santa Clara
Clean Water Program
DEVELOPMENT SERVICES OFFICE
DEPT. OF PLANNING AND DEVELOPMENT
70 West Hedding St., 7th Floor East Wing
San Jose, CA 95110



Background
Purpose
Benefits of IPM
Strategy
Technical Advisory Group
Target

Resources

Connect with Experts

What's New

Feedback

Integrated Pest Management (IPM) Pesticide Use Reporting Database

...more

Print this article | Email this article

Background

As we enter the 21st century, we find ourselves at a critical point and with very little time – years, not generations – in which to undo environmental damage.

We must now think in terms of ***"sustained development"*** using and managing resources and the environment to maintain a strong economy and preserve a healthy environment today and in the years to come.

The most important challenge we face today is lack of significant integrated eco-system management solutions to the overall sustainability & quality of the environment. The scientific community does not fully understand the risks that synthetic pesticides pose to our environment and our health. Many problems await potential solutions, which will be evaluated and demonstrated. It may take years of research to uncover the answers. The economics of potential solutions are also under scrutiny. Lack of training is also often cited as an obstacle to the wider adoption of sustained development practices. This includes development and adoption of ***"Integrated Pest Management"*** (IPM) strategies.

Frequently the knowledge or technology supporting new pest management solutions is in its infancy, and the economics appear unacceptable.

Economic judgments at this early stage can be premature, and may prevent IPM practitioners from implementing the programs that may turn out to be economical in the long run. Both long and short-term perspectives are in the best interests of the public, toward reducing

> "Often, when I have the opportunity to discuss the Santa Clara County's IPM Program effort, I am asked if the current mission of the IPM program that of reducing pesticide use, is a good one. In response I offer the following: ***We must approach pest control***

QUICK LINKS
- News Room
- County Services
- County Executive's Office
- Employment Opportunities
- SCC Basic Salary Plan
- County Ordinance Code
- Find Your Elected Representatives
- Cities within the County
- Sister Counties
- County Holidays Calendar

HIGHLIGHTS

3rd Annual Regional Integrated Pest Management Conference, San Jose, CA - Nov 14th 2006

...more

environmental impacts and increasing adoption of IPM practices.

This is a topic with important applications to local government practices, and to public agency personnel whose job it is to make the experience of public places safe, enjoyable and pest free. In the long-term, everyone benefits from a healthier environment.

approach pest control as an integral component of our environment, our health, and our food safety. We must strive to assure our work meet defined standards, pursue quality improvement, and challenge excellence through continuous training & awareness in all aspects of integrated pest management." - Naresh Duggal.

Santa Clara County's IPM Program website provides a technical platform for the diverse group of Eco-System managers (such as county department's user groups as well as other public agencies, communities and industry) with access to information, tools and networks that maximize opportunities for pesticide reduction in Non-Crop Production Agriculture & Structural IPM Programs. It promotes pest prevention, minimize pesticide use and address issues that go beyond city or county boundaries.

All of us must do our part - government, industry, public interest groups, and individuals - at home, at school, at the workplace, while working, while playing, while traveling. It is time to re-examine our values, make thoughtful choices, and adjust our lifestyles to give more consideration to the environment. It is important for each one of us to act - not only for our children and ourselves, but also for future generations and for the other living things sharing the **EARTH** with us. We need to continue to work together.

The following sub-channels provide more details:

- Purpose
- Benefits of Integrated Pest Management
- Strategy
- Technical Advisory Group
- Target

Back to Top | Print this article | Email this article

County Policy | Privacy Policy | Accessibility | Site Map | Contact Webmaster | Site Help
All Content Copyright © 2008, The County Of Santa Clara, CA

[redacted]

SANTA CLARA COUNTY
INTEGRATED PEST MANAGEMENT PROGRAM
REDUCED RISK INITIATIVES (2002-2007)

Organization: Santa Clara County Integrated Pest Management Program[1]

Type of Organization: Santa Clara County, a government organization, with its administrative site at City of San Jose, includes 15 cities; provide essential services to a population of 1.7 million. The County of Santa Clara Board of Supervisors govern & appointed County Executive manages 16,000 employee workforce, the largest county in the San Francisco Bay Area, functions as an extension to the California State government to manage California's social, health and safety programs.

IPM History of Organization: Santa Clara County passed IPM & pesticide use reduction ordinance in May 2002 and hired IPM Manager to start the process of promoting reduced risk pest management practices. The IPM Program is a countywide program providing IPM guidance and coordination to all county owned or managed facilities and grounds. The IPM Program is administered through the County IPM Manager, Office of the County Executive and IPM-Technical Advisory Group providing coordination to several user departments in various pest management & pesticide related projects. From operational and logistical perspective, all county departments are divided into six(6) user groups that is Facilities and Fleet (FAF), Health and Hospital (HHS), Roads and Airports (R&A), Parks and Recreation (P&R), Social Services Agency (SSA) and Libraries (LIB). Each user group is represented by a designated Department IPM Coordinator who provides coordination in consultation the County IPM Manager on various IPM related projects based on the need of their user group.

List and description of IPM & reduced-risk practices Santa Clara County uses or promotes: The uniqueness & innovation of the Santa Clara County IPM program is developing Public agency (Countywide) IPM program from administration, management, budgeting, system evaluation, demonstrations, technical guidance, training, education & outreach: a unique task of bringing a "Team Approach" among several user & interest groups in the complex world of pest management, ensuring sustainability and providing solutions through "Real World Examples". All IPM practices as mentioned below are innovative, creative & unique and are widely practiced by SCC IPM practitioners, some suited to one microenvironment versus some to others.

SCC Innovations in Technology development, Products & Services Applications:

- Innovation in progress: Setting up collaborative research with the Department of Entomology, UC Riverside to develop bait matrices that are environmentally friendly, investigate effective lures & traps and monitoring & abatement protocol for the good control or suppression of Yellow jackets in sensitive areas such as parks, other landscapes, schools and recreational areas. The research is in third year, covering 3 Regional Parks (approx. 5000 acres) in year 2005-2007.
- Innovation in progress: California Department of Pesticide Regulation Pest Management Alliance (PMA) - Urban Pest Ant Management Project: The Santa Clara County IPM program is participating as a team partner in Urban Pest Ant Management Project, coordinated by the Entomology Department at the University of California Riverside, and made possible through $183,488 grant from the California Department of Pesticide

[1] Contact: Naresh Duggal, County IPM Manager; Telephone: 408-299-5159 Fax: 408-295-1613;
E Mail: Naresh.Duggal@ceo.sccgov.org IPM Website: http://IPM.sccgov.org ; Address: Office of the County Executive, East Wing, 11th Floor, 70, W. Hedding Street, San Jose, CA 95110

Regulation. The project's goal is to reduce the use of synthetic insecticides used to control ants in urban areas. Specifically targeted are pyrethroid pesticides that are currently under DPR investigation for urban stream contamination. The project will work with pest professionals and the public to develop low-risk strategies for ant control. Seminars, workshops, and a Web link are planned. The PMA team members disseminate and train pest management professionals at selected industry conferences, classes or workshops. The project will seek to reduce pyrethroid use among its participants by 50 percent by 2010.

- Innovation in progress: A collaborative trial (reduced risk strategy to control Argentine ants) was implemented on April 29, 2007 at the South County Court facilities, with the help of KM AntPro system manufacturer and Orkin Extermination. A successful outcome could help alleviate this problem in and around the County owned or managed facilities.
- Innovation in progress-Drywood Termite Control:
  - Successfully completed first drywood termite eradication using heat at the ranger office at Ed Levin Park. This is an alternative form of pest control that involves safely raising the temperature of an affected area to a level no pest can survive. Aside from being an effective non-toxic pest control method, heat is unique in that it can be used to treat specific areas as well as entire structures.
  - Successfully completed drywood termite control using reduced risk borate treatment at the historic barn (now storage shed) at Ed Levin park
- Innovation in progress: Promoting inclusion of mulch on right of ways in regional parks: The Department of Parks & Recreation has received grant funding from California Integrated Waste Management Board to buy rubber mulch ($100,000). The department plans to use mulch, sheet mulch and ground covers to control weeds in several new park renovation projects. The use of mulch will reduce the maintenance cost as well as the herbicide use.
- Innovation in progress: Promoting inclusion of mulch on roadsides and intersections: The Department of Roads & Airports has completed first year of application of mulch in the median of county expressways. The ongoing annual program will consist of excavating existing dirt and weeds and mulching approximately 170,000 square feet of expressway median; this process will reduce herbicide spraying by approximately 50% more
- Innovation in progress: Reducing overall herbicide use through precision application technology; investments in pesticide volume reduction technologies e.g. Weedseeker; The department of Roads has upgraded one spray rig, boom with a Weedseeker – this will allow 70-85% herbicide use reduction on Roads & Airports right of way weed control.
- Innovation in wide scale adoption phase: Successfully completed the efficacy trials on "Clove oil as alternative approach to post emergent vegetation control on rights-of-way". In 2005-06, the pilot was expanded on to twenty five 25 linear acreage of Parks Right-of-Ways, however, wide scale adoption discontinued because the manufacturer stopped production due to lack of demand in the urban marketplace.
- Innovation in progress: Other creativity in progress is setting up **"Green Service Routes"**, in collaboration with Structural, Landscape and Wildlife IPM contractors. The focus of these services is to provide pest control & related maintenance through ongoing inspections, planning, design, preventive and proactive maintenance, and if there is need for chemical intervention, and then choose only minimum risk pesticides from US EPA 25(b) list or precision baiting/application techniques thus minimizing use of conventional pesticides to maximum extent possible.

The second round of Request for Proposals (RFP) for each IPM subject matter reflects the underlying objectives of establishing "IPM Green Products and Services" and "Bay Friendly Landscape Maintenance and related IPM", which are comparable to USGBC-LEED Certification (US Green Building Council Certification: Leadership in Energy and Environmental Design) in respective category. These RFP's are undergoing release to the market in late 2008 to procure the best available IPM Green product and service providers.

SCC Innovations & Creativity in IPM Related Management Tools:

- Developed a comprehensive IPM website as educational and information resource platform for policy makers, management, staff and community. Website Address: http://IPM.sccgov.org
- Developed Department specific IPM Plans and Budgets, Administrative Guidelines & Procedures
- Promoted a strategic site review process for vegetation managers to define priority zones, a critical component to minimize pesticide use on rights-of-way.
- Negotiated inclusion of IPM ordinance in all County contracts and provisions related to leases, capital projects planning, designs and renovations. Gradually changing the contracts at the base; encouraging planners & construction contractors to bring long-term sustainable design improvements in building roads, airport taxiways, park & landscapes, structures etc. to minimize pesticide use. This will strengthen the precautionary principles/concepts to mitigate pest problems before it happens.
- Providing opportunities and platform for innovative product & service providers to conduct collaborative pilots, demonstrations & research at County facilities/sites for wide scale adoption
- Developed IPM Logbook for effective data & document maintenance at each facility (180 plus facilities).
- Developed a web based IPM & Pesticide Use Reporting System (IPM-PURS). It will allow the IPM practitioners to capture real time data, its analysis, which will assist them to formulate IPM strategies, budgeting, giving sustainable directions for the future.
- Developed Regional IPM Resource Manual, Brochures to help public agencies management in disseminating IPM & related information to wider community.
- Developed Training video/manual titled 'Sanitation, Housekeeping & Maintenance – Role of Facility Managers and Building Occupant in preventing pest problems", accompanied by "Facility Manager's IPM Guidance Manual".
- Developed Guidelines and launched a proactive approach to contract or in house services in IPM for Structures, Urban Turf & Landscape, Wildlife pest management, Aquatic Pest Management, Rights-of-Way Vegetation Management, and Indoor Plant Maintenance.
- Conducted demonstration, research & trials on physical, cultural & biological vegetation management, right of way priority zones, and precision baiting for ants, yellow jacket trapping & abatement etc.
- Established a Regional Park land (1500 acres), the first park to practice reduced risk pest management practices. Currently conducting demonstrations through "Real World Examples", such as mechanical trapping of wild life, rubberized mulch, wood mulch, clove oil as post emergent herbicide for right of way vegetation management, mechanical harvesting of aquatic weeds, Biological control of algae in ponds & lakes, Reducing algae growth through pond aeration, Hydro-mulch, Salt slurry application around airport taxiways, Poly pavement & Weed barriers to manage rights-of-way vegetation, Solarization, Biological, physical & mechanical control of invasive & aquatic weeds. Promoting use of mechanical equipments such as Flail, Slope & Riding mowers, Weed Wipers, trimmers & Hand hoe Weed torches, Radiant heat, and Controlled burn.
- Assisting other public agencies and concerned groups to set their IPM projects, programs, policies and procedures. This will assist in bringing larger community under IPM umbrella.

SCC Innovations & Creativity in Education, Training, Awareness & Outreach

- An original sponsor of this creative approach, SCC formed the first ever Northern California Regional IPM Alliance and created Regional IPM Trust Fund, a unique collaborative to economize scarce resources; to address issues that go beyond city or county boundaries, to promote pest prevention & minimize pesticide use and to outreach a greater community.
- Taken a leadership role in developing a Regional IPM Conference and training event. As the original sponsor of this innovative idea, Santa Clara County hosted the First Regional

IPM Conference, held on June 7, 2004 and assisted neighboring county (Alameda) to organize the second annual conference in 2005; and City of San Jose/Santa Clara Valley Water District to organize the third annual conference in 2006. Planning for fourth annual regional conference (2009) is underway.

- Taken a leadership & fiscal management role in setting up an IPM Trust fund of likeminded public agencies to promote establishment of collaborative education & outreach platform - Annual Regional IPM Conference rotating throughout the Northern California. As the program grows, the desired outcome is to bring all Northern California Public agencies & industry under one Regional IPM platform. Read more about benefits of this approach at http://IPM.sccgov.org (Go to Resources>Outreach Tools>Training>>)
- Taken a leadership role in promoting IPM Pesticide Applicator Safety Education. Established Annual "IPM & Pesticide Applicator Safety Education" (IPM-PASE) training program.
- Green Gardener Training Program (Landscape Maintenance Worker and Professionals Training and Certification Programs): Pesticides used in landscape maintenance are a known source of pollution in local waterways. A large number of homes and businesses in Santa Clara County use landscape maintenance companies to meet their landscaping and gardening needs. Many landscaping practitioners are not aware of less toxic methods that can be used to control pests and minimize pesticide runoff.

  The County's IPM program has formed a pest management alliance, a diverse group that can collectively address all aspects of landscape maintenance worker and professionals IPM training and certification. Members of the group include the County IPM Manager, as well as representatives from Santa Clara Valley Urban Runoff Pollution Prevention Program (SCVURPPP) agencies, EOA Inc. (the SCVURPPP program management firm), curriculum advisors – Ecology Action of Santa Cruz and the Metropolitan Adult Education Program of San Jose.

  Beneficiaries of this training include Santa Clara County landscape maintenance workers and landscape professionals who will obtain marketable skills, and residents, businesses and government agencies that will be able to hire qualified workers and obtain more IPM-sensitive landscape maintenance services. Thirty plus Green Gardeners were trained and certified in early 2008.Addtional trainings are planned subject to availability of grant funding.
- Regional Alliance for Bay Friendly Landscaping and Gardening (Landscape Maintenance Worker and Professionals Training and Certification Programs): The County IPM Manager participates in the Bay-Friendly regional coalition to promote Bay-Friendly landscaping practices – a precautionary/preventive approach to IPM. The coalition is comprised of public agencies and other organizations and individuals who are interested in promoting sustainable, environmentally-friendly practices in Bay Area landscapes and gardens. They are working together to provide a regional, consistent, and unified message with recognizable materials that works across county and agency boundaries.
- Taken a leadership role in promoting proactive and preventive precautionary principles in mitigating pest problems in structures. Established a training program titled "Sanitation, Housekeeping & Maintenance – Role of Facility Manager and Building Occupants in preventing pest problems". See details at http://IPM.sccgov.org (Go to Resources>Best Practices>IPM Guidance Manual>>)
- Conducted an educational outreach workshop on "Pesticide Environmental Risk Analysis, Risk Indicators & Pesticide Selection Criteria". Promoted this project for users throughout the bay area counties. See more details at http://IPM.sccgov.org (Go to Resources>Best Practices>SCC Administrative Guidelines>Are you deciding to use pesticide>click on relevant attachment)
- Conducted several customized training programs for IPM Coordinators, Project Control specialists, Facility managers, and Safety Coordinators, building occupants to let them understand their role in administrative/operational management of pest control projects.
- Promoted IPM at Regional IPM Conference Exhibits, National IPM Symposium,

International Conference on Urban Pest (ICUP), Indian Pest Control Association (IPCA), National Recreation and Park Association (NRPA) Academy, Parents for Safer Environment (Town of Moraga), Northern California Turf & Landscape show, Annual Employees Wellness Fair, Annual Santa Clara Safety Seminar, Urban Pesticide Committee (Regional Water Quality Control Board), Marin County IPM Workshop, EOA (Urban Runoff Pollution Prevention Program), Professional Association of Pesticide Applicators (PAPA), California Association of Pest Control Advisors (CAPCA), COAST Agriculture Commissioners meeting and several other local workshops.

- Conducted several field demonstrations on reduced risk strategies for example Waipuna Steam system for weed control, IPM Field day (Earth day event); Weed Seeker low volume Spray Technology demonstration at Reed-hill view airport; Rubberized/Wood mulch demonstration at Ed Levin, Mechanical harvesting of aquatic weeds at Vasona Lake, Ant baiting strategies at South County Court facility.
- **Publications:** IPM **Website** http://IPM.sccgov.org, **Manuals**: Regional IPM Resource Manual, Facility Manager's IPM Guidance Manual, Public Agency's IPM Administrative Guidelines & Procedures Manual, Providing Decision Making Analytical Tools to IPM Managers through Electronic Web Based: IPM & Pesticide Use Reporting, Reduced risk pesticide publications, RFQ/RFP publication to procure qualified IPM vendors; **Newsletter:** Quarterly IPM Newsletter for County Employees (discontinued after launch of IPM website; **Brochures:** Stinging Arthropods Emergencies in Regional Parks, Composting & Pest Management, Building Occupant – We need your help to resolve chronic ant problems, Understanding and Managing Structural Ant Problems – The Lease Hazardous Way, Healthy Lawn Care, Putting IPM into Practice, Pesticide & Environment, Pesticide & Water etc.

A few success stories of the last five years are as follows:

- Developed a comprehensive 'IPM Administrative Guidelines and Procedures Manual' to assist public agencies in managing various IPM projects and programs. For more info http://IPM.sccgov.org (Go to Resources>Best Practices>SCC IPM Administrative...)
- Established reduced risk pesticide selection criteria and conducted a comprehensive environmental risk analysis/review of 300+ pesticides; developed an 'Approved list of Reduced Risk Pesticides'. For more info
  - http://environmentalrisk.cornell.edu/PRI/Publications/ApprPesticides040409.xls
- Achieved significant Pesticide Use Reduction (50 to 100%) over five year period (2002-2007), throughout the user groups (departments). See attached report: SCC IPM Pesticide Use Analysis (2002-2007)
- Launch of a successful reduced risk pest management park adopted in 2002 – a pilot project at approx. 1500 acres Ed Levin park, a model that will gradually plan to be adopted at all 27 regional parks throughout the county covering 50,000+ acres of recreational, open space and rangelands. – At the end of 2007, eight parks are pesticide free.
- Successful sixth year of ongoing monitoring & IPM services in Structural IPM/Urban Turf & Landscape/Wild Life IPM programs throughout the county owned facilities & land, including approx. 180+ county office buildings, entire medical complex/hospitals system, all correctional facilities, libraries, airports, animal shelters etc. Pesticide use (using only reduced risk pesticides) has been reduced to miniscule amounts.
- Increased employee & stakeholder awareness and participation at each level and a completion of working IPM plan for each department and IPM projects. All projects are based on the budgetary guidelines thus making its implementation and continuation sustainable & key to success.
- A successful launch of Regional IPM Alliance and IPM Trust Fund and three successful Regional IPM Conferences with approx. 500 plus attendees each year representing approx. 250+ public agencies and industry.
- A successful launch of Annual IPM Training for Facility Managers and Department IPM Coordinators, Annual IPM & Pesticide Applicators Safety Education, Building Occupant Training.

- A successful launch of IPM Website (http://IPM.sccgov.org) & web based Pesticide Use Reporting (PUR) database allowing real time data entry, information and analytical tools to IPM project managers.
- The SCC IPM program has gained a wide publicity in its uniqueness and innovations. The County IPM Coordinator has been invited by several organizations to share the program information for adoption by their management groups:
  - **Recognition by US EPA auditing team:** During a cross program audit of SCC Storm Water Pollution Prevention Program, the auditing team reported: "The County IPM Program was well implemented and organized....The IPM program has implemented innovative techniques for regular field activities....model for implementing & organizing other programs."
  - **Recognition by County Board of Supervisor & Environment Watch Group-Pesticide Alternatives of Santa Clara County:** The County IPM Manager was recognized for his outstanding contribution to the advancement of Integrated Pest Management in Santa Clara County and the Bay Area.
  - **Recognition by Department of Pesticide Regulations of California Environmental Protection Agency:** The Department of Pesticide Regulations of California Environmental Protection Agency has recently recognized Santa Clara County's IPM Program as **'California IPM Innovator for Year 2005'**, for it's leadership & creativity in advancing the use of reduced-risk programs for pest management in urban settings.

Future Projects

- Subterranean and Drywood termite control research – investigating efficacy and feasibility of adopting alternatives (e.g. heat treatment, localized borate treatment, termite baits) to conventional pesticide applications in large commercial structures; initiating dialogue with CA Structural Pest Control Board to explore avenues to determine which structures are already treated for termites with conventional pesticides in the last 5-10 years; so that when a structure undergoes real estate transaction within a guarantee period, overall number of repeat treatment overload can be analyzed and reduced
- Ant control using baiting strategies; building occupant education and awareness outreach projects
- Promoting plant health care (PHC), physical and cultural controls in urban turf and landscapes; irrigation system audits and repairs
- Promoting demonstration study of Xerioscape (dry landscape) and its inclusion in the road's right of way, regional park's recreational areas, and urban turf & landscapes.
- Participating in Bay-Friendly regional coalition to promote Bay-Friendly landscaping practices – a precautionary/preventive approach to IPM.
- Promoting Green Gardener's educational outreach project to prepare certified green gardeners to serve local communities.

Attachment:

1. Santa Clara County IPM Program Pesticide Use Analysis 2002-2007

SANTA CLARA COUNTY IPM PROGRAM
PEST MANAGEMENT AND PESTICIDE USE ANALYSIS 2002-2007

Pest Problems Encountered

A variety of pest problems were encountered on County properties since the implementation of IPM Ordinance as reviewed in tables below.

Pest Problems Encountered by FAF, HHS, SSA, ROADS & AIRPORTS AND LIBRARIES							
Pest Category	**Pest**	**FAF**	**HHS**	**SSA**	**ROADS**	**AIRPORTS**	**LIB**
Weeds in urban landscapes	**Annual Broadleaf** (Low amaranth, California Burclover, Common Chickweed, Common knotweed, Field Madder, Little mallow, Black medic, Common purslane, Persian speedwell)	X	X	X	X	X	N/A
	Biennial Broadleaf (Bristly Oxtongue)	X	X	X	X	X	N/A
	Perennial Broadleaf (Mouseear chickweed, White clover, English daisy, Dandelions, Dichondra, Birdseye pearlwort, Pennywort, Broadleaf plantain, Buckhorn plantain, Common Yarrow)	X	X	X	X	X	N/A
	Annual grasses (Annual bluegrass, Large Crabgrass, Smooth Crabgrass, Italian ryegrass, Goosegrass)	X	X	X	X	X	N/A
	Perennial grasses (Bermuda grass, Kikuyugrass)	X	X	X	X	X	N/A
Weeds in Right of Way	Marestail, Punture vine, Russian thistle, Stinkwort, Scotch broom, Bull thistle				X		
Insects	**Ants**						
	Argentine ants	X	X	X	X	X	
	Carpenter ants						
	Pavement ants	X	X	X	X	X	
	Cockroaches						
	German cockroaches	X	X	X			
	American cockroaches	X	X	X			

	Oriental cockroaches	X	X	X			
	Flies						
	Houseflies	X	X	X			
	Fruit flies	X	X	X			
	Phorid flies	X	X	X			
	Fungus gnats	X	X	X			
	Non-Biting Midges			X			
	Termites						
	Subterranean	X	X	X	X	X	X
	Drywood	X	X		X	X	X
	Others						
	Fleas	X	X	X			
	Feral Honeybees						
	Ground nesting yellow jackets	X					
	Paper wasps	X	X				
	Non-biting Midges			X			
Vertebrates	**Rodents**						
	Rat – Norway rat	X	X	X	X		
	Mice – House mouse	X	X	X	X		
	California Ground Squirrel	X		X		X	
	Pocket gophers	X	X	X		X	
	Moles					X	
	Birds						
	Feral Pigeon	X	X	X	X		
	English Sparrows	X	X		X	X	
	Starlings	X					

	Swallows	X					
	Gulls					X	
	Other Wildlife						
	Wild bores	X					

Pest Problems Encountered by Department of Parks and Recreation			
Pest Category	**Pest**	**PRK Recreational Maintenance areas**	**PRK Natural Resource Management Areas**
Plant Pests	**Plant Insects**		
	Aphids	X	
	Wooly aphids		X
	Tulip tree aphids		X
	Elm leaf beetle	X	
	Mites	X	
	Oak Moths	X	
	Thrips	X	
	Snails & Slugs	X	
	Ants	X	
	Beetles		X
	Sycamore tree scale		X
	Long horn borers		X
	Eucalyptus long horn borer		X
	Psyllids		X
	Tussock Moth		X
	Plant Disease		
	SOD (Sudden Oak Death)	X	X
	Leafy Spot	X	
	Blight	X	

	Sooty Mold	X	
	Armilaria	X	X
	Phytothora	X	X
	Anthracnose	X	X
	Twig and branch blight		X
	Pitch canker		X
	Ganoderma sp.		X
	Arbutus canker		X
	Powdery mildew		X
	Dutch Elm Disease		X
	Wetwood or Slime flux		X
	Abiotic Factors		
	Water excess or deficiency		X
	Mineral deficiency		X
	Forst		X
	Snow load weight		X
	Sunscald		X
	Sunburn		X
	Air pollution		X
	Lightening		X
	Soil compaction		X
	Poor Cultural Care		
	Mowing wounds		X
	Irrigation piping		X
	Construction		X
	Poor pruning		X
	Not cleaning tools (fungus vector)		X
	Park visitors (wounding and		X

	compaction)		
Weeds in Recreational landscapes and Natural Resource Management Areas	**Invasive**		
	Russian Thistle	X	X
	Bull Thistle	X	X
	Canadian Thistle	X	X
	Mustard	X	X
	Puncturevine	X	
	Yellow star thistle		X
	Cape Ivy		X
	Medusahead		X
	Tree of Haven		X
	Pepperweed/White top		X
	Dittrichia		X
	Arundo Donex		X
	Foxtail		X
	Sow thistle		X
	Pao annua		X
	French broom		X
	Barbed goat grass		X
	Purple star thistle		X
	Milk thistle		X
	Black mustard		X
	Italian thistle		X
	Poisonous weeds		
	Poison Oak	X	
	Aquatic Weeds		

	Algae	X	
	Sago pond weed	X	
	Watermilfoil	X	
	Coontail	X	
Insects in Recreational Park areas	**Ants**		
	Argentine ants	X	X
	Carpenter ants	X	X
	Flies		
	Houseflies	X	
	Blowflies	X	
	Fruit flies		
	Phorid flies	X	
	Fungus gnats	X	
	Stable flies	X	
	Termites		
	Subterranean	X	
	Drywood	X	
	Other		
	Fleas	X	
	Feral Honeybees	X	
	Ground nesting yellow jackets	X	
	Paper wasps	X	
Vertebrates in Recreational Park areas	**Rodents**	X	
	Rat – Norway rat	X	
	Mice – House mouse	X	
	California Ground Squirrel	X	

	Pocket gophers	X	
	Moles	X	
	Birds		
	Feral Pigeon	X	
	English Sparrows	X	
	Starlings	X	
	Swallows	X	
	Gulls	X	
	Other Wildlife		
	Wild bores	X	

Pesticide Use Analysis[1]

Accomplishments Highlights:

- ✓ Since May 2002, **Twenty two (22) pesticides are phased out from use on County properties** as follows: Prosecutor, Pre M, Direx, RoundUP Pro, Merit 75WP, Knox Out 2 FM, Diaphacinon 0.005%, Wilco Squirrel Bait, Pendulum, Pendulum 2G, Surflan, Rodeo, Pathfinder, Oust, Pointer, Telar, Telstar, Endurance, Hydrothal, Dursban and Diazinon. The pesticide use analysis plots below provide a summary of the pesticides applied on County properties since the implementation of IPM Ordinance.
- ✓ **The total applications, volume, and toxicity pesticides were significantly reduced**.
- ✓ **Dependence upon and use of non-chemical alternatives increased significantly** – e.g. chips, disk, flail, hand hoe, rough mow, slope mow, turf mow, weed barrier (weed fabric, mulch), landscape maintenance, manual weeding, vermin proofing, bird exclusion netting, facility sanitation, housekeeping, maintenance, drain maintenance, building occupant behavior & cooperation in sanitation & housekeeping
- ✓ **Pesticide free parks:** Eight (8) pesticide free parks as follows: Chitactac-Adams park, Uvas Canyon park, Upper Stevens Creek park, Lexington park, Loas Gatos Creek park, Alviso park, Calero park. Acreage under chemical management is also on decline throughout the 27 Regional parks.
- ✓ **Pesticide use in invasive pest management (approx. 45,000+ acres) program of the Department of Parks and Recreation- Natural Resoruce Management division can be be stated as "miniscual use of reduced risk pesticides".** Most invasive pest management projects are managed using non-chemical alternative approaches e.g. hand removal, torching, mowing, prescribed fire, goat grazing, solarization, seed head cutting, revegetation etc.
- ✓ **Pesticide use in Urban Landscapes has been significantly reduced and can be stated as "miniscual use of reduced risk pesticides".**
- ✓ **Pesticide use in structures has been significantly reduced and can be stated as "miniscual use of reduced risk pesticides".** Regular site inspections followed by building occupant education, sanitation, housekeeping and maintenance improvements, has helped to alter many pest situations which would have otherwise resulted in pesticide applications.

[1] The above mentioned IPM and Pesticide Use analysis is based on the pest management and/or pesticide use summary reports, exemption requests submitted by User Groups (Department IPM Coordinators, In-house pest management/maintenance staff and Pest Management Contractors). All quantities are reported or converted into largest unit that is lbs (16 oz) and gallons (128 oz) of product used based on the product formulations reported.

On Going Challenges in Pest Management:

Right of Way Vegetation Management

- Right of Way Vegetation Management at Airports (Slurry application? around P-1 areas; limited use of pre/post-emergent herbicides? In P-1 & P-2 areas)
- Right of Way Vegetation Management at Roads (P-1 & P-2 areas: limited use of pre/post-emergent herbicides?)
- Right of Way Vegetation Management at Regional Park Trails (P-1 & P-2 areas: limited use of pre/post-emergent herbicides?)
- Vegetation Removal from County properties in compliance with Fire Code
- Need to further investigate low-impact/reduced risk pre-post emergent herbicide options

Field Rodent Management

- Integrated Field Rodent Management (Ground Squirrels, Pocket Gophers etc.) at airports, regional parks and other open space aeras e.g. correctional facilities: landscape improvements, seasonal population monitoring and reduction by use of traps, installation of shadow fabric around perimeter, burrow treatment (chemical? Or non-chemical?); burrow destruction etc.

Urban Landscape Maintenance

- Turf improvements (aeration, dethatching, re-seeding, organic fertilization etc.)
- Mulch in landscapes (Rubber, Sterlie wood mulch, Sheet mulch, Weed barrier fabrics etc.)
- Improvements in irrigation equipments
- Landscape inventory – shrubbery, trees etc.; scheduled mainteance of landscape vegetation, removal or pruning of unwanted shrubbery, trees etc.
- Gardener training in Green Gardener and Bay-Friendly landscaping & gardening
- Need to further investigate low-impact pre-post emergennt herbicide options for landscape use

Structural Pest Control

- Subterranean Termite Control – Reduced Risk Strategy (Termite Baits and regular monitoring/service of bait stations; localized treatments and low-impact chemical alternatives)
- Dry Wood Termite Control – Reduced Risk Strategy (Localized or full structure heat treatment, borate treatment etc.)
- Rat Control (intensive trapping and limited use of rodenticide in temper resistant bait stations; building occupant education for removal of food sources, vermin proofing, rodent feces/urine removal etc.))
- Mice Control (intensive trapping, building occupant education for removal of food sources, vermin proofing, rodent feces/urine removal etc.)
- Integrated pest ant management: Landscape improvements (removal of soil to building contact, vegetation, moisture control, Ongoing building occupant education for removal of food source and seaonal ant control baiting strategies
- Cockroach control in basements around sewer holes, steam pipes, boiler rooms – on going baiting and vaccuming; moisture control (fixing leaky pipes, condensation issues)
- Stinging Arthropods emergencies – Bees, Wasps etc.
- Bird proofing, trapping, bird site cleaning, sanitizing

- Structural Inspections and monitoring:
  - pest monitoring – Data collection, analysis, interpertation and building occupant education;
  - regular inspections for structural sanitation, housekeeping and maintenance issues and preventive follow up

Pesticide Use Analysis by Pest Control Activity:

Pesticide Use Analysis: Right of Way Integrated Vegetation Management (IVM) by Department of Roads & Airports

The Department of Roads and Airports has traditionally used herbicides, along with mechanical means such as mowing, trimming, disking, hand removal, landscape maintenance and grading, to manage vegetation along highways and airport taxiways. This practice is known as Right of Way Integrated Vegetation Management (IVM).

Historically, the majority of Department's herbicide use has been focused on the road/taxiways shoulder directly adjacent to pavement edge. They typically maintain a 2-to 4 foot strip* (defined as Zone 1* further divided into Priority zones P-1, P-2 or P-3) next to the pavement as a vegetation-free zone through annual herbicide applications or alternative non-chemical maintenance practices. This is done for a variety of reasons, including but not limited to pavement preservation, storm water drainage, cost-effective maintenance, safety as related to maintenance and traffic operations, and reduction of the potential for roadside fire starts.

The decision framework in IVM is oriented, first, toward determining whether there is a need to maintain a Zone-1 in a given situation or location and, if not, toward determining appropriate measures for controlling vegetation in the pavement edge zone. If one or more decision factors require maintenance of Zone-1, the framework emphasizes identifying the most cost-effective, safe, and appropriate alternative for maintaining a vegetation-free strip. Conventional maintenance of Zone-1 with non-selective residual herbicide is practiced if no feasible alternative exists and the location is not identified as relatively environmentally sensitive. In the latter situation the conventional mode of application must be adjusted. And the types and amounts of herbicide used must be limited to the least amount required to accomplish the needed vegetation elimination or control. In addition the department is committed to continuing assessment of emerging alternatives and actively engaging in development of new alternatives. Conventional herbicide practices should be replaced when and where practical safe and cost-effective alternatives become available.

---

*Zone-1 definition for Department of Roads varies across the country and evolved over a period of time from 8 to 12 feet to currently 2 to 4 feet. However it varies through various geographic regions (Santa Clara County Roadway system can be classified into five different regions – urban and suburban expressways, rural roads, mountain roads, landscaped roads, roads with high water table). Please note that not all the liner length within 2-4 feet is defined under P-1 zone. The maintenance of P-1 zone is typically achieved with a combination of mechanical mowing followed by herbicide applied directly to the soil (Pre emergent herbicide) in a solid band along the edge of pavement each year in late fall (after first rainfall). The herbicides used for this purpose usually includes one or more pre-emergent, soil residual products that were intended to lock up in the top of the soil profile and prevent any seed germination or vegetative growth.

These pre-emergent herbicides are typically mixed with a non-selective, post emergent herbicide to remove any vegetation top growth at the time of application.

In 2002 with the development of "Approved List of Pesticides" under the criteria laid out in IPM ordinance, the department decided to discontinue the use of high risk pre-emergent herbicides (as listed below). In the interim (while we investigate short term and long term alternatives), the only herbicide made available to the department was post emergent herbicide (RoundUp ProDry) and that also through limited use exemptions on P-1 areas on case by case basis. In October 2006, with the Red Legged Frog injunction, even RoundUp ProDry (Ammonium salt of Glyphosate) is also curtailed to P-1 zone on expressways only. Alternative herbicides – Dimension (pre-emergent) and Milestone (post-emergent) - both US EPA caution label herbicides are introduced to fill in the interim need of right of way vegetation management, while we continue to explore alternative approaches.

Although alternatives exist to the maintenance of Priority zones with herbicides, there are also questions regarding the relative safety, cost effectiveness, and environmental impacts of some of these alternatives. While we have begun experimenting with alternatives (e.g. post emergent herbicides such as Matran (clove oil) and Scythe (Pelargonic acid), mulch application) and have conducted some field trials and cost analysis of Zone-1 maintenance versus no-maintenance approaches, a more comprehensive analysis needs to be completed that examines a wider spectrum of costs and benefits to guide future of Department's decision making.

The strategy/focus of last five years of herbicide use reduction efforts was to achieve the following:

- Eliminate use of herbicide listed as high risk – already accomplished
- Minimize herbicide use on urban landscapes and if needed only allow reduced risk herbicides (US EPA Tier 3 listed or Exempt herbicide or reduced risk/low impact herbicides) – already accomplished – ongoing work
- Reduce volume usage of herbicides (US EPA Tier 3 or Exempt herbicides or reduced risk/low impact herbicides) by adopting following protocols:
    - annual scouting of Zone-1 priority zones, classifying into P-1, P-2 and P-3; only issuing herbicide use exemptions for P-1 areas – ongoing work
    - use of precision application equipment such as weedseeker in P-1 areas to reduce overall volume of herbicide applied (this technology assists in reducing overall volume up to 85%) – one unit bought by the department
    - If possible or applicable, adopting spot treatment method in hardy weed scenarios thus minimizing broad spectrum application - ongoing work
    - Continue to add more acreage (based on budget, manpower availability) into non-chemical methods such as mowing, disking, mulch application, salt application, controlled burn, and manual weeding and landscape maintenance. – improvements noted, ongoing work
- Identify economically and environmentally sound alternatives – analyze and organize potential alternative practices in relation to maintenance objectives (or decision factors) as they occur along varying sections of right of ways - ongoing work

- If the location is relatively environmentally sensitive, proactively identify, develop, and test new alternatives and reassess the alternative management strategy – improvement noted in through reduction in acreage under herbicide as listed below
- If the location is not relatively sensitive, specify the most limited and controlled and least toxic conventional non-selective herbicide application while continuing to assess emerging alternatives and proactively identify, develop, and test new alternatives. – Only Tier 3 (Caution label) herbicide are now available for application.
- Reassess decisions periodically over the long term and adapt management strategies according to the outcome through IVM planning each year. – ongoing work
- Develop Long term Road renovation/construction plan with design improvement including use of Polypavement, Weedender in Zone-1

There is approx. 73 % reduction in acreage (Plot A1: 2164 acres in 2005 to 574 acers in 2007) under pesticide management as department increased acreage under non-chemical weed management practices by 78% such as mowing, disk, landscape maintenance, manual weeding as shown in the Plot A3 and A4 below:

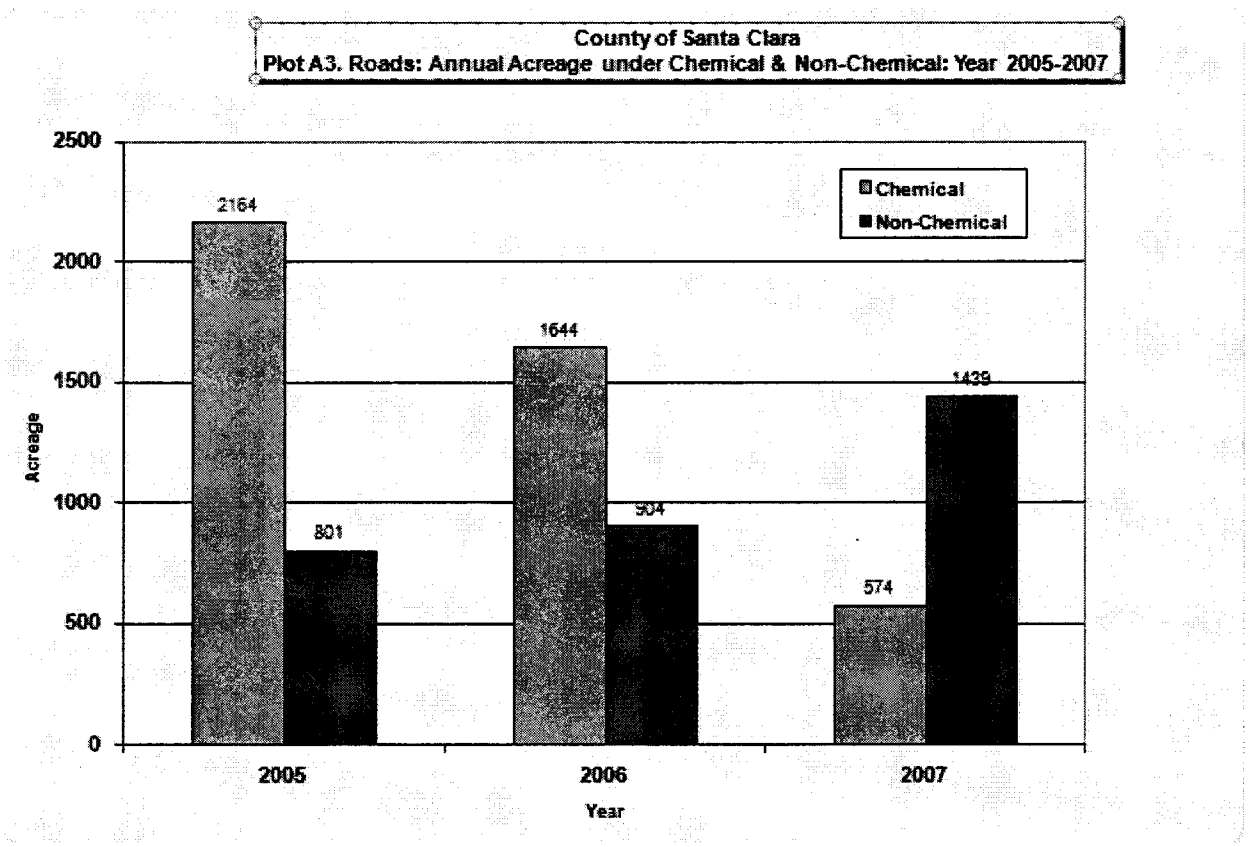

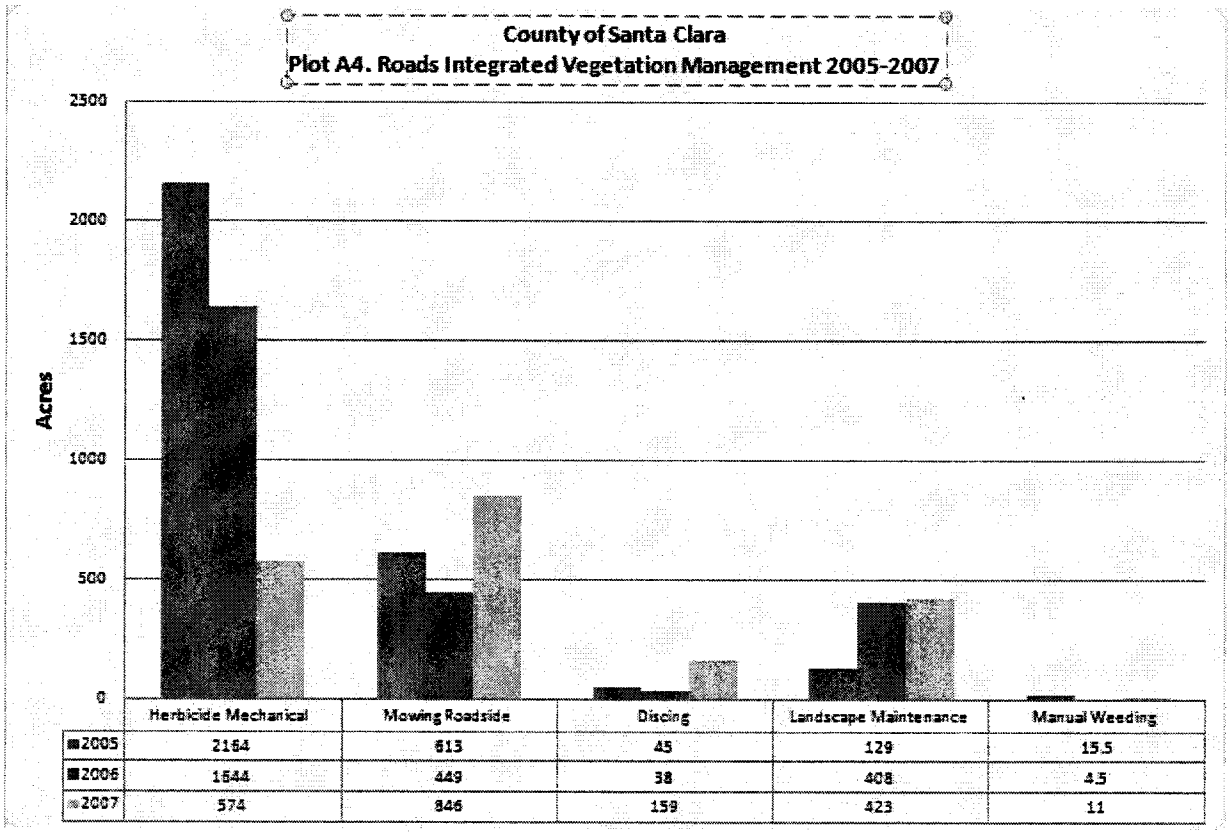

	Herbicide Mechanical	Mowing Roadside	Discing	Landscape Maintenance	Manual Weeding
2005	2164	613	45	129	15.5
2006	1544	449	38	408	4.5
2007	574	846	159	423	11

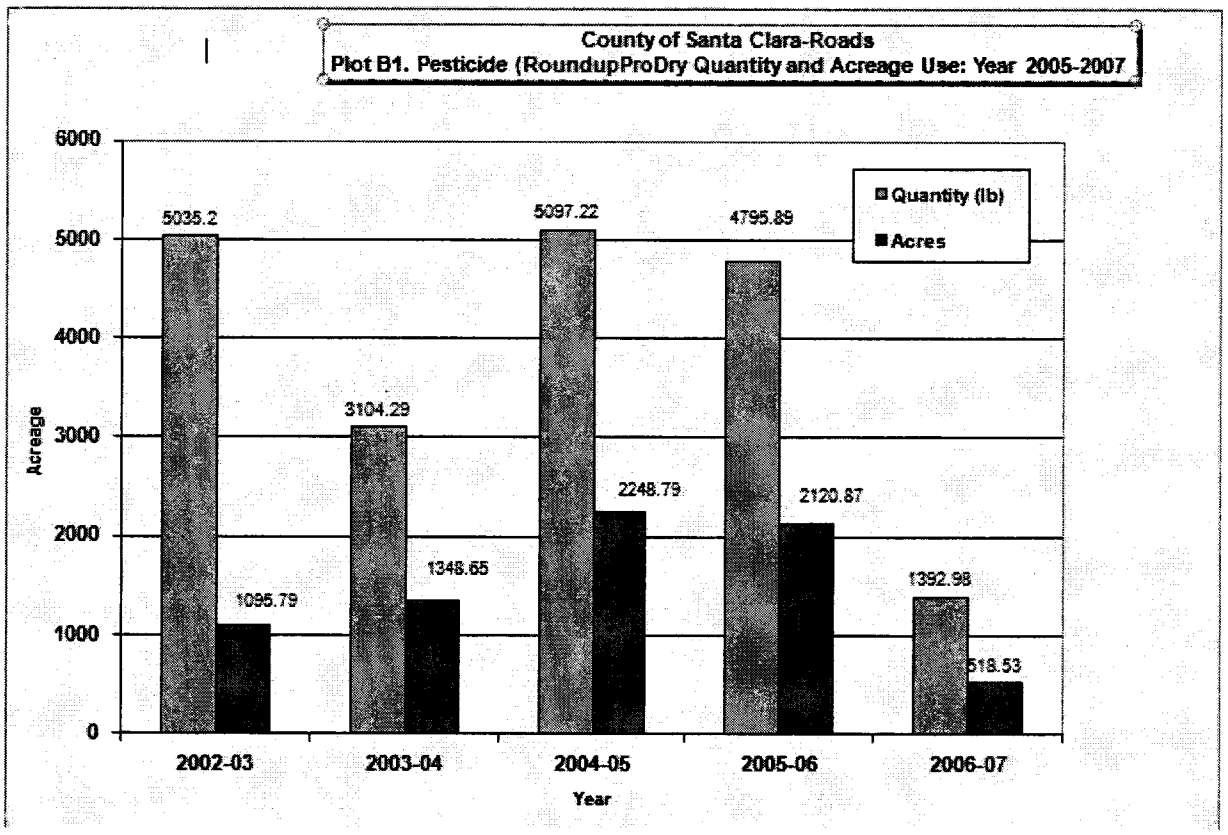

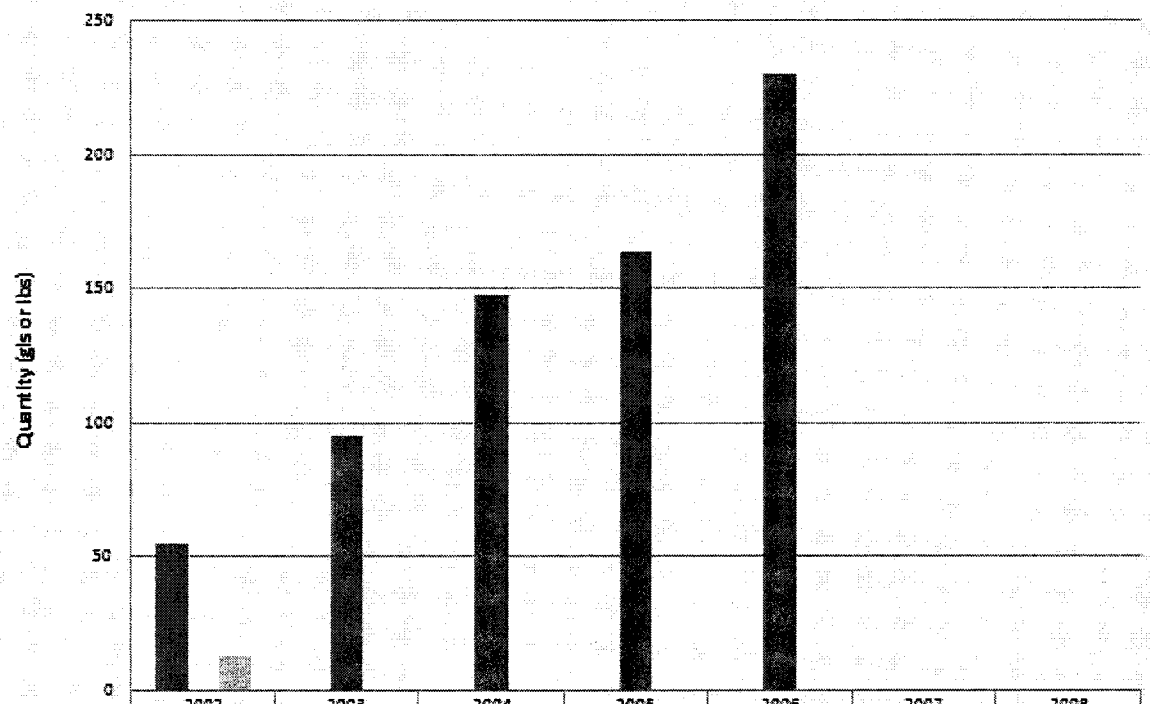

	2002	2003	2004	2005	2006	2007	2008
Roundup Pro (Gals)	55						
Roundup ProDry (Lbs)		95	147.63	163.72	230.53	0	0
Direx 4L (Gals)	12.5						

In year 2005 and 2006, the department noted an increase in use of Roundup Pro Dry a US EPA Tier 3 (caution label) post emergent herbicide due to unseasonal rainfall patters; failure of first herbicide application due to late season rains; limitations in mechannical control during rainy season and compliance to fire code in summer season. Most agencies throughout this geographic region (San Francisco Bay Area) reported surge in use of this herbicide in year 2005 and 2006 due to unseasonal weather patterns that caused failure of first seasonal applications and prolonged the season of active vegetation growth by almost 3 months (in normal weather year it is November-March where as in 2005 and 2006 delayed rains prolonged active weed growth season in rain-fed areas to June).

It is recognized that some time will be needed to implement and evaluate workable alternatives after their identification. How long that period will be is a function of number of variables, such as scope of the vegetation elimination or control task, the nature of the alternative and its installation/implementation and maintenance costs, and the availability of funds and equipment to implement it. Questions of timing and interim solution (including use of Roundup ProDry a US EPA Tier 3 caution label herbicide is subject to continuing dialogue with the department's maintenance group and IPM-TAG, with the goal of achieving the fastest alternative implementation with right of way operational necessities.

The Supervisor of Department of Airports has reporeted that they are facing resource constraints (man-power shortage, and budget), existing maintenance staff is stretched very thin

among various ground maintenance activities; They may not be able to provide adequate covergage for mechanical vegetation control and ground squirrel trapping in all three airports. It is likely they may require use of herbicides/rodenticide in 2008-2009 to maintain required vegetation/ground squirrel control in critical areas – runway, shoulders and cracks, taxiway shoulders and cracks, airfield lighting and signage, aircraft landding equipment – PAPI's, VASI's, REIL's, segmented circles, wind socks, weather stations, security & perimeter fencing, and aircraft parking areas. The County IPM Coordinator is currently assisting Airports division to prepare a comprehensive IPM plan to address their short and long term pest management and pesticide use reduction goals.

The County IPM Coordinator is a member of Weed Science Society of America and actively seeks guidance from the scientific community (those who are actively engaged in roadside or right of way vegetation management), reviews the research, reports, databases, summarized findings of the literature, citations as made available through various agencies and institutions.

Pesticide Use Analysis: Department of Parks and Recreation

The Department of Parks and Recreation IPM activities are diverse dealing with variety of pest species and can be classified into two broad divisional activities within the department:

1) **IPM in Recreational maintenance areas:** includes turf weeds (annual, biennial, perennial broadleaf and grasses etc.), plant insects (ants, aphids, mites, moths, thrips etc.), plant diseases (Sudden oak death, Leafy spot, Blight, Sooty mold, Armillaria, Phytopthora, Anthracnose etc.), invasive weeds (Russian thistle, Bull thistle, Canadian thistle, Mustard, Puncture vine etc.), Poisonous plants (Poison oak etc.), aquatic weeds (Algae, Sago pond weed, Water milfoil, Coontail etc.), insects other than plant insects (Argentine ants, Carpenter ants, Feral Honeybees, Yellow jackets, Paper wasps, Houseflies, Phorid flies, Fungus gnats, Fleas, Subterranean termites, Drywood termites etc.), Vertebrate pests (rats, mice, California ground squirrel, pocket gophers, moles, feral pigeon, English sparrows, Starlings, Swallows, Gulls etc.) and other wild life (Wild Boars etc.).

2) **Invasive pest management in Natural Resource Management areas:** primarily includes invasive weed species (Arundo donax, Foxtail, Sow thistle, Poa annua, Russian thistle, Bull thistle, Canadian thistle, Mustard, French broom, Barbed goat grass, Purple star thistle, Milk thistle, Black mustard, Italian thistle, Yellow star thistle, Cap ivy, Medusahead, Tree of heaven, Pepperweed, Dittrichia etc.), Insects of trees (Wooly aphids, Tulip aphids, Sycamore tree scale, carpenter ants, beetles, longhorn borers, eucalyptus longhorn borer, Psyllid, Argentine ants, Tussock moth) and disease of trees (Twig and branch blight, Pitch canker, Sudden oak death, Ganoderma sp., Anthracnose, Arbtus canker, Powdery mildew, Dutch Elm disease, Wetwood or Slime flux, Armillaria root rot, Phytopthoras etc.) and abiotic factors (water excess or deficiency, mineral deficiency, frost, snow load weight, sunscald, sunburn, air pollution, lightening, soil compaction etc.) and poor cultural practices (mowing wounds, irrigation piping, construction, poor pruning, not cleaning tools, park visitors wounding plants or causing soil compaction).

The Department uses the decision framework (similar to the Department of Roads and Airports) in defining priority zones (P-1, P-2 and P-3) for integrated vegetation management (IVM) in recreational area trails.

In recreatinal areas, there is steady decline in acreage (Plot C1: 144.38 acres in 2002 to 45.28 acres in 2007) under pesticide management as department continue to increase non-chemical weed management practices such as chips, disk, flail, hand hoe, rough mow, slope mow, turf mow, weed barrier as shown in the Plot C3 below:

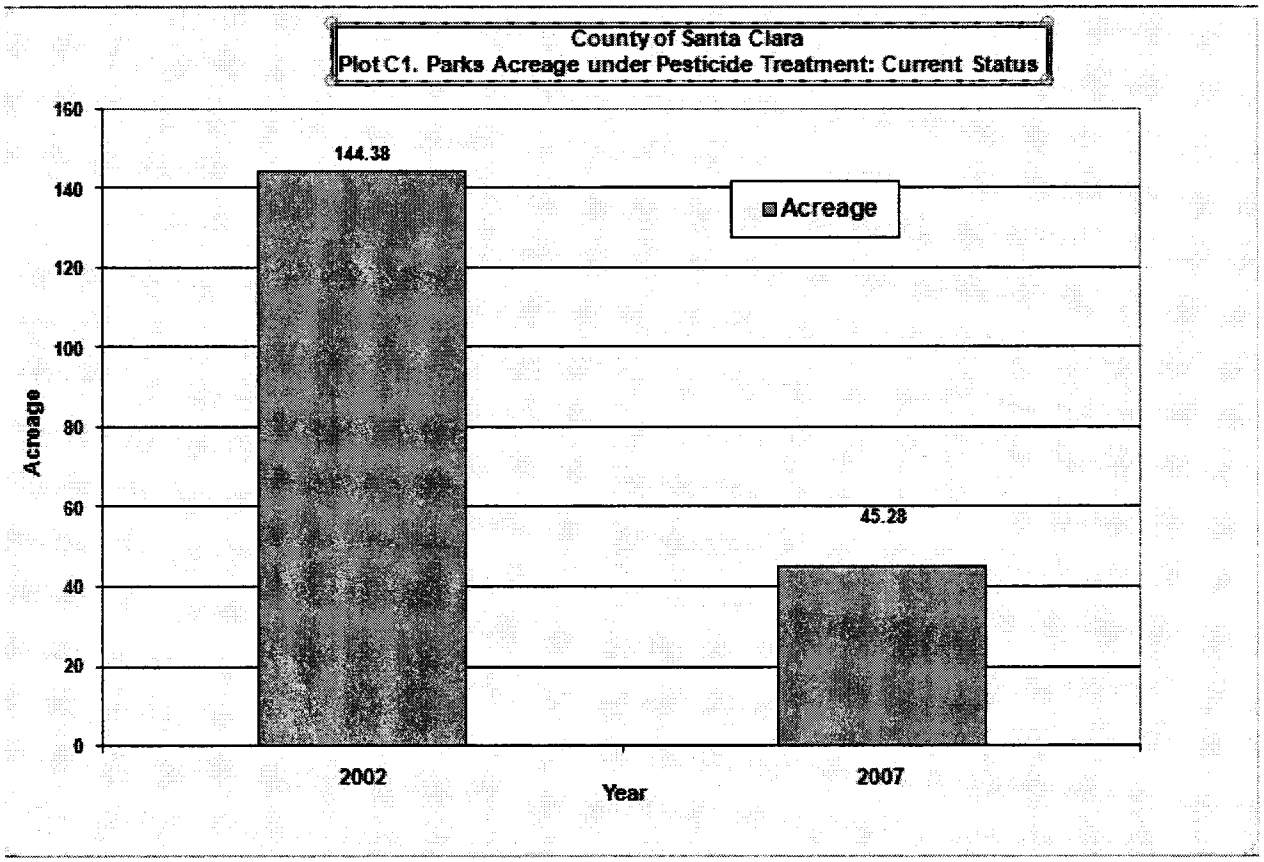

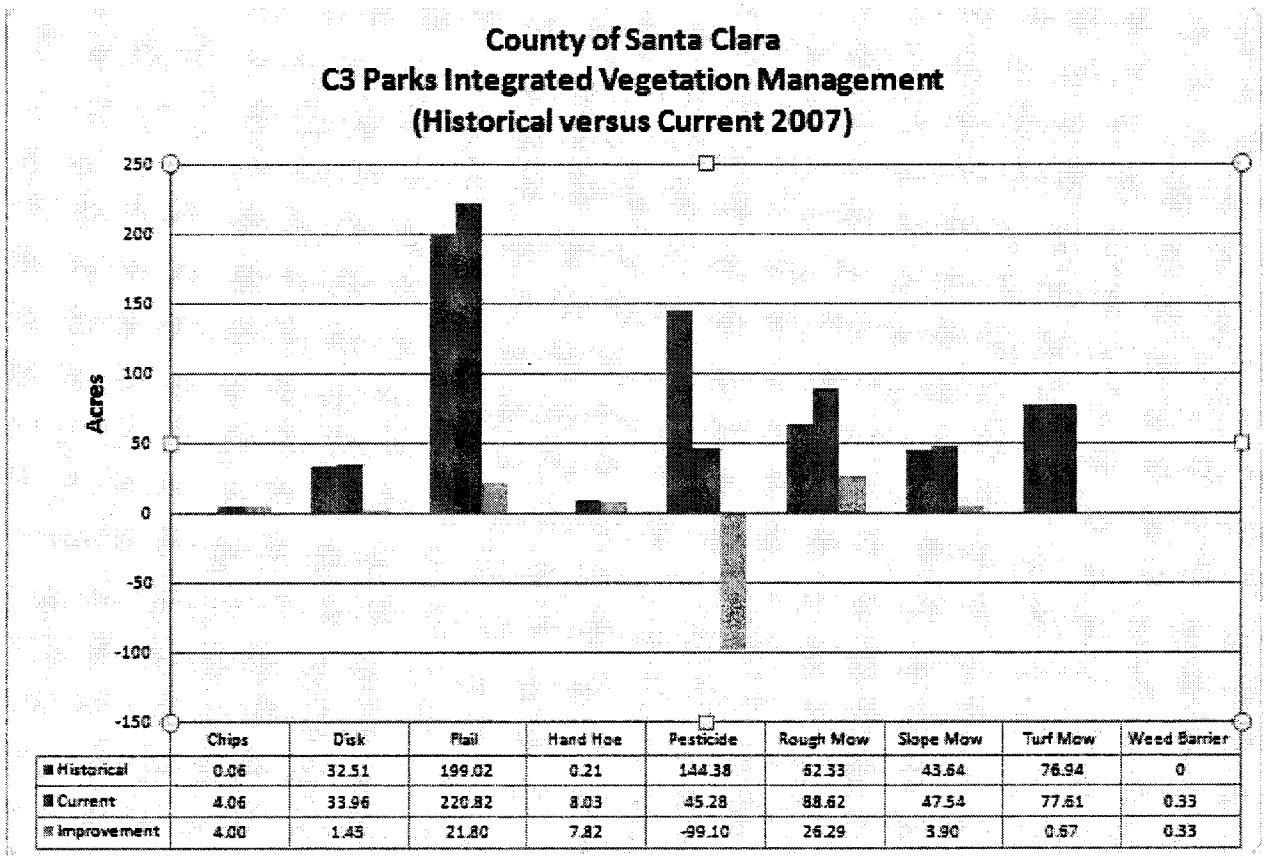

	Chips	Disk	Flail	Hand Hoe	Pesticide	Rough Mow	Slope Mow	Turf Mow	Weed Barrier
Historical	0.06	32.51	199.02	0.21	144.38	62.33	43.64	76.94	0
Current	4.06	33.96	220.82	8.03	45.28	88.62	47.54	77.61	0.33
Improvement	4.00	1.45	21.80	7.82	-99.10	26.29	3.90	0.67	0.33

Pesticide Free Parks: In year 2002, the department decided to manage Ed Levin park using reduced risk pest management strategies thus eliminating use of all conventional pestcides. Since then, seven additional parks are now managed using non-chemical methods. These parks are Chitactac-Adams park, Uvas Canyon park, Upper Stevens Creek park, Lexington park, Loas Gatos Creek park, Alviso park, Calero park. Acreage under chemical management is also on decline throughout the 27 Regional parks.

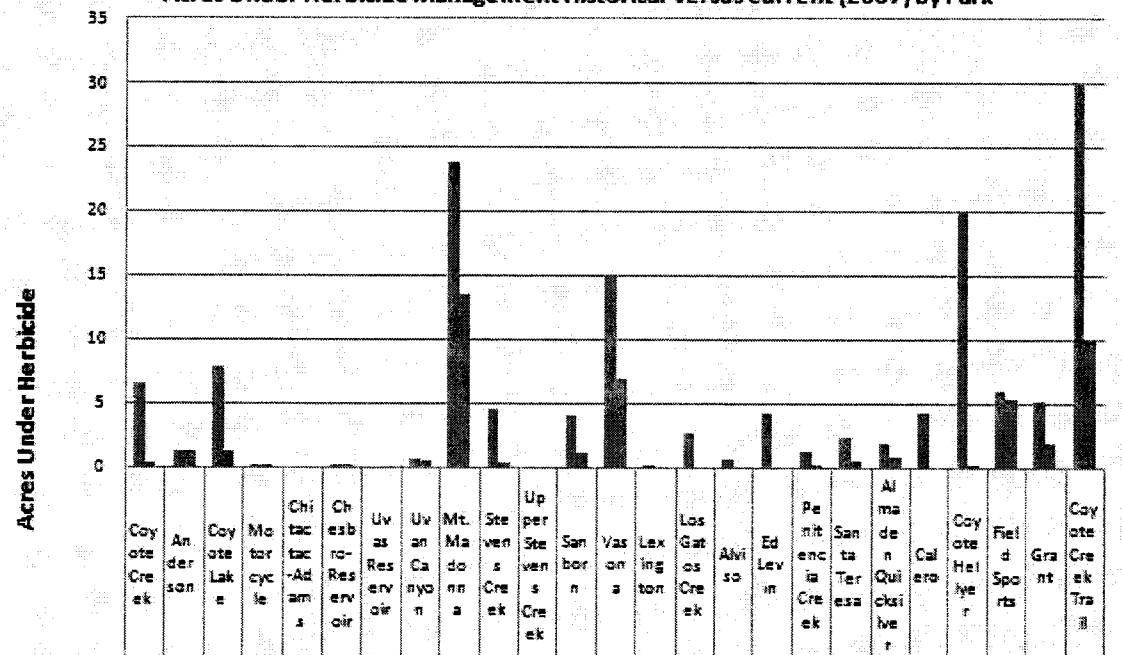

	Coyote Creek	Anderson	Coyote Lake	Motorcycle	Chitactac-Adams	Chesbro-Reservoir	Uvas Reservoir	Uvas Canyon	Mt. Madonna	Stevens Creek	Upper Stevens Creek	Sanborn	Vasona	Lexington	Los Gatos Creek	Alviso	Ed Levin	Penitencia Creek	Santa Teresa	Almaden Quicksilver	Calero	Coyote Hellyer	Field Sports	Grant	Coyote Creek Trail
Historical Pesticide Acreage	6.7	1.3	7.9	0.2	0.0	0.2	0.0	0.7	23.	4.6	0	4.1	15.	0.2	2.7	0.7	4.2	1.2	2.4	1.9	4.3	20	6.0	5.2	30
Current Acrage (2007)	0.3	1.3	1.3	0.2	0.0	0.2	0	0.4	13.	0.3	0	1.1	7	0	0	0	0	0.2	0.4	0.7	0	0.2	5.3	2	10

Since May 2002, no herbicide is used in lakes and ponds to control aquatic vegetation. Use of organic enzymes and aerator to control algae in Sandy Wool pond at Ed Levin has demonstrated that this technique can be used in other ponds and lakes to control algal blooms. Mechancial harvesters were also used to control algae and aquatic weeds in ponds at Hellyer and Vasona Park.

Pesticide Use Analysis: California Ground Squirrel Management around South County Animal Shelter

The California ground squirrel, Spermophilus beecheyi, is one of the most troublesome pests. Ground squirrels can harbor diseases harmful to humans, particularly when squirrel populations are dense. A major concern is bubonic plague transmitted to humans by fleas carried on the squirrels. The selection of control procedures is heavily influenced by the unique life cycle and behavior of the ground squirrel. Trapping continues to be the primary method of control by all departments. This method is effective at controlling populations if practiced regularly over period of time. As protection of shelter's animals is critical to prevent them from any disease outbreak, to achive quick population reduction, the Department of Agriculture decided to use rodenticide to manage squirrel population surrounding the shelter. The Department of Agriculture used 250 lbs of Chlorophacinon 0.005% rodenticuide in 2006, 50 lbs in 2007 and 50 lbs in 2008 and 50 Gas Cartriges (Sodium Nitrate 53%) under pesticide use exemption to control ground squirrels around Animal Shelter near South County Airport. The Department will require additional exemptions for use of rodenticide and Gas Cartriges fumigation of burrows.

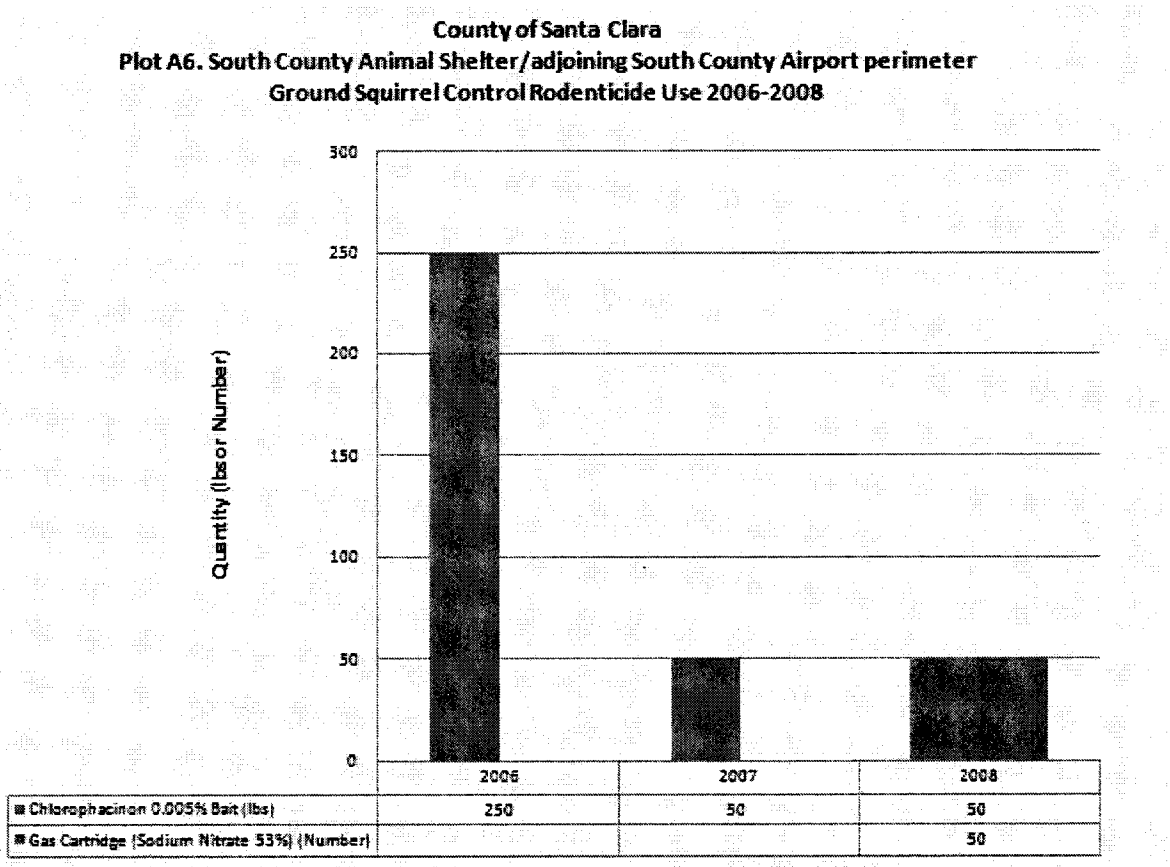

Pesticide Use Analysis: Arundo donax (Invasive Weed) Control on County parcels by Santa Clara Valley Water District

The Vegetation Management department of Santa Clara Valley Water District used AquaMaster (Glyphosate) a systemic herbicide (applied after flowering as a cut-stump treatment or foliar spray to kill the root mass) under pesticide use exemption to control Arundo donax** (invasive weed) in creeks (parcel of some lands are owned by the County). Glyphosate is used in EPA-approved formulations for use in wetlands. Under the State Law, the agency reports pesticide use directly to the Agriculture Commissioner office. The agency is requested to submit data (for records) on pesticide use on County properties under this exemption.

**Arundo donax L. (Giant Reed) is a tall perennial reed, growing in fresh and moderately saline waters. it damages California's riparian ecosystems by outcompeting native species, such as willows, for water. A. donax stems and leaves contain a variety of harmful chemicals, including silica and various alkaloids, which protect it from most insect herbivores and deter wildlife from feeding on it (Bell 1997; Miles et al. 1993; Mackenzie 2004). Grazing animals such as cattle, sheep, and goats may have some effect on it, but are unlikely to be useful in keeping it under control (Dudley 2000).A. donax appears to be highly adapted to fires, which are unusual in native Californian riparian habitat. It is highly flammable throughout the year, and during the drier months of the year (July to October), it can increase the probability, intensity, and spread of wildfires through the riparian environment, changing the communities from flood-defined to fire-defined communities. After fires, A. donax rhizomes can resprout quickly, outgrowing native plants, which can result in large stands of A. donax along riparian corridors (Bell 1997; Scott 1994). A waterside plant community dominated by A.donax may also have reduced canopy shading of the in-stream habitat, which may result in increased water temperatures. This may lead to decreased oxygen concentrations and lower diversity of aquatic animals (Bell 1997).

Biological control by specialist insect herbivores from the native range of Arundo donax is a feasible option. Although a variety of noxious chemicals are in its stems and leaves, which protect it from most insect generalist herbivores and deter wildlife from feeding on it, specialized insects are adapted to feed on Arundo and cause considerable damage (Bell, 1997; Miles et al. 1993; Mackenzie 2004, Goolsby 2007). Three of these specialist herbivore insects have been imported from Mediterranean Europe and are being evaluated as biological control agents. The three insects are the Arundo wasp, Tetramesa romana; the Arundo scale, Rhizaspidiotus donacis; and the Arundo fly, Cryptonevra spp. Other organisms that have a negative effect on Arundo donax are "Armillaria mellea (root rot), Leptostroma donacis, Papularia sphaerosperma, Puccinia coronata (crown rust), and Selenophoma donacis (stem speckle)."

Mechanical Control: Minor infestations can be removed manually, as long as the entire root mass and all rhizome parts are removed. Its dense growth and thick root masses make manual or mechanical removal of above-ground mass of large clonal monocultures a slow, inefficient, and difficult process. Rhizome pieces buried under 1-3 m of soil may resprout, and the disturbance caused by physical removal to the soil and surrounding communities may be severe.

Pull or dig plants, from seedlings to 2 m tall, ideally after heavy rains loosen the soil. Cut the stems of larger plants with a chainsaw or brushcutter, and dig up the roots with a shovel, pickax, or brush ax. Alternatively, use heavy equipment, such as an excavator.

Another method is to smother the plant with tarpaulin. The stems are cut as close to the ground as possible in May, and the clump covered with a very thick tarpaulin or with several tarpaulins for an entire growing season. This prevents light from reaching the plant, reducing its ability to photosynthesize, and keeps resprouts from tearing the tarpaulin. The lack of light will eventually deplete the plants energy reserves and it will die back (Mackenzie 2004).

Pesticide Use Analysis: Urban Landscape Maintenance and Related IPM

Pesticide use in urban landscapes has been significantly reduced and can be stated as "miniscual use of reduced risk pesticides". Reduced risk pesticide in use are as follows:

- Matran and Eco Exempt (clove oil)
- Scythe (pelargpnic acid)

The following pesticide use reductions were achieved through field scouting and need based analysis on year by year basis. The County's landscape maintenance and related IPM specifications will further strengthen the IPM programs goals of pesticide use reduction and healthy landscape development through a whole system approach to the design, construction and maintenance of the landscape.



	2002	2003	2004	2005	2006	2007	2008
Clove Oil (Matran or Eco-Exempt) gls		0.79	7.94	11.05	0.33		0
Scythe (gls)						0.36	
Turflon Ester (gls)	1						
RoundUp Pro (gls)		0.05	0.38				
Prosecutor (gls)			0.09				
Pre-M (lbs)			50				

Exceptions to the above:

Landscape Contractor-1 inadvertently used Pre-M, Prosecutor and RoundUp Pro herbicide in 2004. The Department IPM Coordinator did not seek any Pesticide Use Exemption from the County IPM Manager. The Department IPM Coordinator was notified to seek pesticide use exemptions as needed. Since then (2005-2008 current), the contractor did not use any pesticide execept the use of reduced risk herbicide (Clove oil) as spot spray.

Landscape Contractor-2 used RoundUp Pro herbicide in 2005 under an old contract for one location. When it was brought to the attention of the County IPM Manager, the contract was ammended (in consultation with Procurement Department) to include IPM ordinance requirements. Since then (2005-2008 (current), the contractor did not use any pesticide

Building Contractor at Crime Lab inadvertentntly or not knowingly used Trifluralin herbicide at part fo the foundation (October 2007). When it was brought to the attention of the County IPM Manager, he notified FAF Capital Project Manager to stop the building contractor from any further use of unapproved pesticide. No further pesticide application reported.

Pesticide Use Analysis: Structural Pest Management

Pesticide use in structures has been significantly reduced and can be stated as "miniscual use of reduced risk pesticides". Regular site inspections followed by building occupant education, sanitation, housekeeping and maintenance improvements, has helped to alter many pest situations which would have otherwise resulted in pesticide applications. Work (field, research and educational) is in progress to combat key pests e.g. ants, cockroaches, flies, fleas, stinging arthropods, rodents (rat, mice) on case by case basis.

General Pest Control (other than termite control):

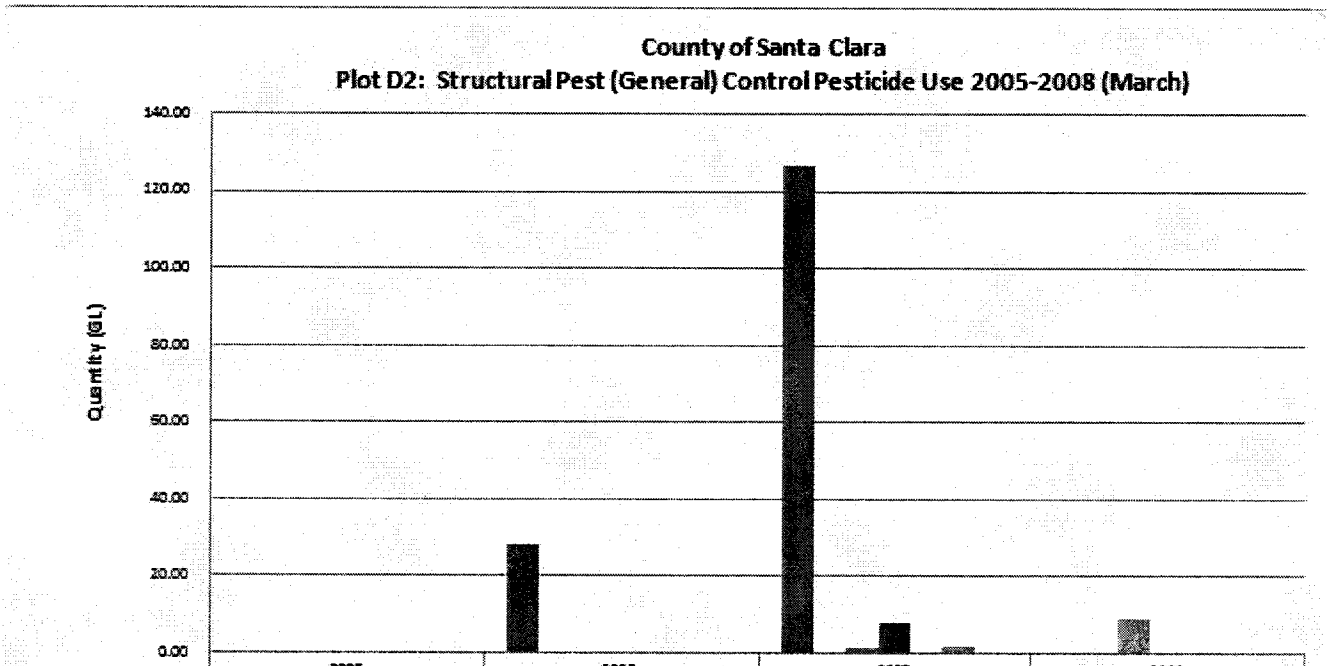

	2005	2006	2007	2008
Eco Exempt 1-C	0.00	28.50	126.52	0.00
Gentrol IGR	0.06	0.02	0.00	0.00
OE-50 FOAM	0.22		1.33	8.99
OE-50 CONCENTRATE			8.00	
Sterifab			0.02	
Gourmet Ant Bait			2.02	
Precor Concentrate			0.16	



	2005	2006	2007	2008
AVERT DRY BAIT	0.07	0.00	0.88	0.25
BORID	0.41	0.00	1.76	15.33
CONTRAC BLOX	38.31	43.88	51.21	8.75
DRAX LIQUID BAIT	3.39	0.03	2.04	8.31
Eco Exempt-D	4.44	5.94	0.66	0.00
Maxforce Ant Bait Stations	0.86	0.47	0.87	6.62
Maxforce Ant Bait Gel	0.79	1.08	3.73	2.00
Maxforce Roach Bait Gel	1.80	0.52	0.43	0.22
Maxforce Roach Bait Stations	0.27	0.34	1.28	1.11
Niban F-G Orthoboric Acid	17.45	48.88	64.64	23.88
Perma-Dust Boric Acid	4.54	0.08	1.67	33.66
Victor Wasp-Hornet Killer	0.42	6.75	5.75	0.00
EcoPco Acu	0.00	0.25	0.00	0.00
Advance Ant Bait			6.94	
PJ		2.25		
PT 565	0.16			
Talstar Granular	0.50			

Reduced Risk Pesticide[2] in use are as follows:

- Advance ant bait (Abamectin 0.011%)
- Avert Dry Bait (Abamectin 0.050%)
- Borid (Orthoboric acid 99%)
- Contrac Blox (Bromodialone 0.005%) – Allowed in Temper resistant bait stations on need basis. County IPM Coordinator needs to be consulted for specific use on case by case basis.
- Drax Liquid Bait (Orthoboric Acid 1.0%)
- Eco Exempt D (2Phenethyl Propionate 4.5% Clove Oil 1.75%)
- Gentrol (IGR) (Hydroprene 9%) -
- KM Pro Ant Gourmet Liquid Ant Bait (Disodium Octaborate Tetrahydrate 1%)
- Maxforce Ant Bait Stations (Fipronil 0.001%)
- Maxforce Roach Bait Stations (Hydramethylnon 2.15%)
- Niban F-G (Orthoboric acid 5.0%)
- Perma Dust (Boric Acid 35.5%)

[2] Please note that Product names (for active ingredients) may vary over time, any change in product name requires County IPM Coordinator review and approval. All other products require County IPM Coordinator review and approval through pesticide use exemption – specific use or emergency use exemption.

- Victor Wasp-Hornet Killer (Mint Oil 8.0%)
- EcoPCO Acu (2-phenethly propionate 0.10%)
- EcoExempt Jet – Wasp & Hornet (2-phenethly propionate 2%, Rosemary Oil 3%)
- EcoEXEMPT KO (2-phenethly propionate 5%, Eugenol Oil 0.5%)
- EcoEXEMPT D (2-phenethly propionate 4.5%, Eugenol Oil 1.75%)
- EcoEXEMPT IC – (Rosemary Oil 10%, Peppermint Oil 2.0%)
- EcoEXEMPT G – (Eugenol 2.90% Thyme Oil 0.6%)

Execptions to the above:

Structural IPM Conctrator technician used Sterifab used as sanitizer to clean bird site (exterior ledge) at Court house window.

Structural IPM Contractor technician inadvertently used Talstar granular (0.5 lbs) in 2005; technician was educated about this by Structural IPM Contractor's management; Use discontinued. Structural IPM Contractor (servicing the County accounts) ceased using this chemical completely in the latter part of the 2005.

Termite Control:

Termites are small, white, tan, or black insects. Because of their wood-eating habits, termites sometimes do great damage to buildings and other wooden structures. Their habit of remaining concealed often results in their presence being undetected until the timbers are severely damaged and exhibit surface changes. Once termites have entered a building, they do not limit themselves to wood; they also damage paper, cloth, carpets, and other cellulosic materials. Often, other soft materials are damaged and may be used for construction. Particles taken from soft plastics, plaster, rubber, and sealants such as silicon rubber and acrylics are often employed in construction.

In California drywood, dampwood, and subterranean species cause serious damage to wooden structures and posts and may also attack stored food, books, and household furniture. Drywood termites infest dry, undecayed wood, including structural lumber as well as dead limbs of native trees and shade and orchard trees, utility poles, posts, and lumber in storage.

From these areas, winged reproductives seasonally migrate to nearby buildings and other structures usually on sunny days during fall months. Subterranean termites require moist environments. To satisfy this need, they usually nest in or near the soil and maintain some connection with the soil through tunnels in wood or through shelter tubes they construct. These shelter tubes are made of soil with bits of wood or even plasterboard (drywall). Much of the damage they cause occurs in foundation and structural support wood.

Successful termite management requires many special skills, including a working knowledge of building construction and an understanding of termite biology and identification. Management techniques vary depending on the species causing an infestation. Multiple colonies of the same species of termite or more than one species of termite can infest a building. Any of these variables will influence control approach. Subterranean, and less frequently, dampwood termites can have nests at or near ground level, so control methods for these can be similar. However, drywood termites nest above ground, therefore the approach for eliminating them is unique.

The successful managemnt of termites requires the use of various approaches, both chemical and non-chemical. In most cases, these measures are most effective when used preventatively. However, in case of established structures, preventive measures[3] are very hard to achieve.

---

[3] Preventive Measures such as physical barriers are particularly appropriate during the preconstruction phase to provide protection of the structure from subterranean termites. One such physical barrier is stainless-steel wire mesh (TermiMesh) that is fitted around pipes, posts, or foundations. The newest physical barrier, Impasse Termite System, contains a liquid termiticide (lambda-cyhalothrin) locked in between two layers of heavy plastic that is installed before the concrete slab is poured. It is supplemented with Impasse Termite Blocker, which uses special fittings around plumbing and electrical pipes and conduits.

Another preventive approach is treating construction lumber with Borates (disodium octaborate tetrahydrate [Tim-bor, Bora-Care, Jecta, Impel) to protect wood against termites and wood-decay fungi. However, even treated wood, over time, can be subject to termite attack. Termites can build mud tubes over treated surfaces. Furthermore, they can gain entry through cut and cracked ends or areas where the chemical has not sufficiently penetrated.

Even in new structures, when the best precautionary steps are taken, termites are often able to find a way to bypass many preventive measures. Because termites live and feed within hidden areas, once they have invaded a strucuture they are not always easy to detect and by the time it is noted, it warrants chemical intervention to achieve control.

For many years, the standard treatment for control of drywood termites has been fumigation with Vikane (Active Ingredient - Sulfuryl fluoride) and for control of subterranean termites is soil and barrier treatment (e.g. Premise: Active Ingredient - Imidacloprid) using conventional insecticides.

Application of reduced risk pesticides (e.g. borates, termite baits) and heat treatment have been considered in few cases. Termite baiting is a very complex subject. Baits have become an important tool for controlling subterranean termites, which are the most common type of termites found in the United States. Baits for subterranean termites are commercially available in California. While this method of controlling termites is very appealing because it does not require extensive site preparation such as drilling or trenching and extensive application of insecticide to the soil or structure, research is still ongoing to develop the most effective baits and delivery systems. Typically, in-ground stations are inserted in the soil next to the structure and in the vicinity of known or suspected sites of termite activity. In-ground stations often initially contain untreated wood that serves as a monitoring device. The monitoring wood is replaced with the toxicant once termites have been detected feeding on it. In addition, aboveground stations may be installed inside or on the structure in the vicinity of damaged wood and shelter tubes. Above ground stations initially contain bait. Baits work much more slowly than soil termiticides, and require a lengthy baiting process. Several months or more may elapse before the termites locate stations, then termites must feed on sufficient amounts of the toxicant.

Because subterranean termites in California vary in their foraging and in the times that they will take baits, the placement of bait stations and the time of installation is a crucial component in a successful baiting program. Once a termite infestation is controlled, it is essential that the bait stations continue to be monitored monthly.

There is no established countywide structural termite monitoring system is place. Therefore, termite Control (Subterranean and Drywood) at present is need based. Application of these alternative technologies are limited in approach and can only be used on case-by-case basis within the larger framework of warranted conventional pesticide applications as currently available in the market place. The County IPM Coordinator is a member of Entomological Society of America and actively seeks guidance from the scientific community (those who are actively engaged in termite control and management), reviews the research, reports, databases, summarized findings of the literature, citations as made available through various agencies and institutions.

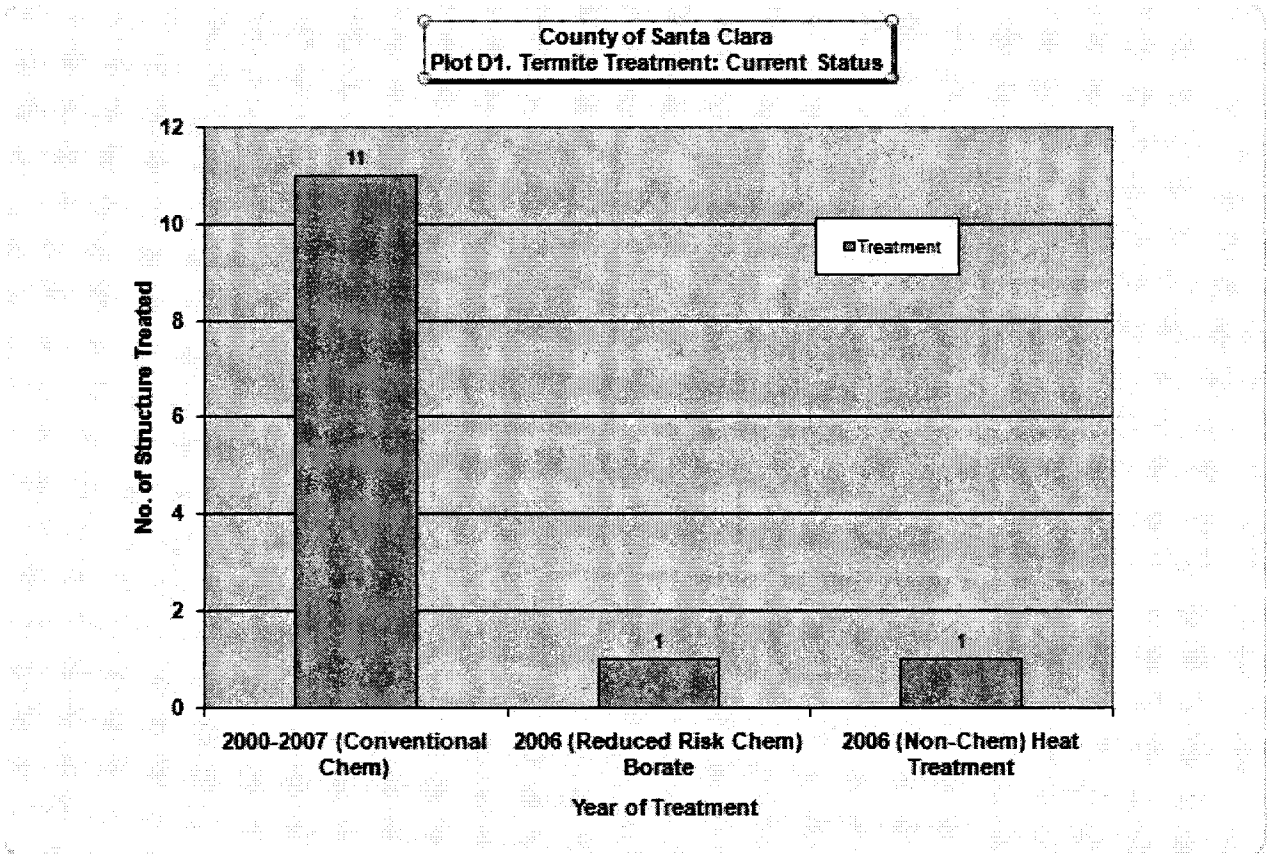

Since 2002, thirteen (13) termite control treatments were carried out, eleven (11) using conventional pesticide application approach, one (1) of each trial using borate in a historic barn and other using heat treatment in Ranger's office at Ed Levin park (Plot D1). Tranistion from conventional approach to adopting reduced risk alternatives will require support from institutional/market research and availble options offered by the market in the future.

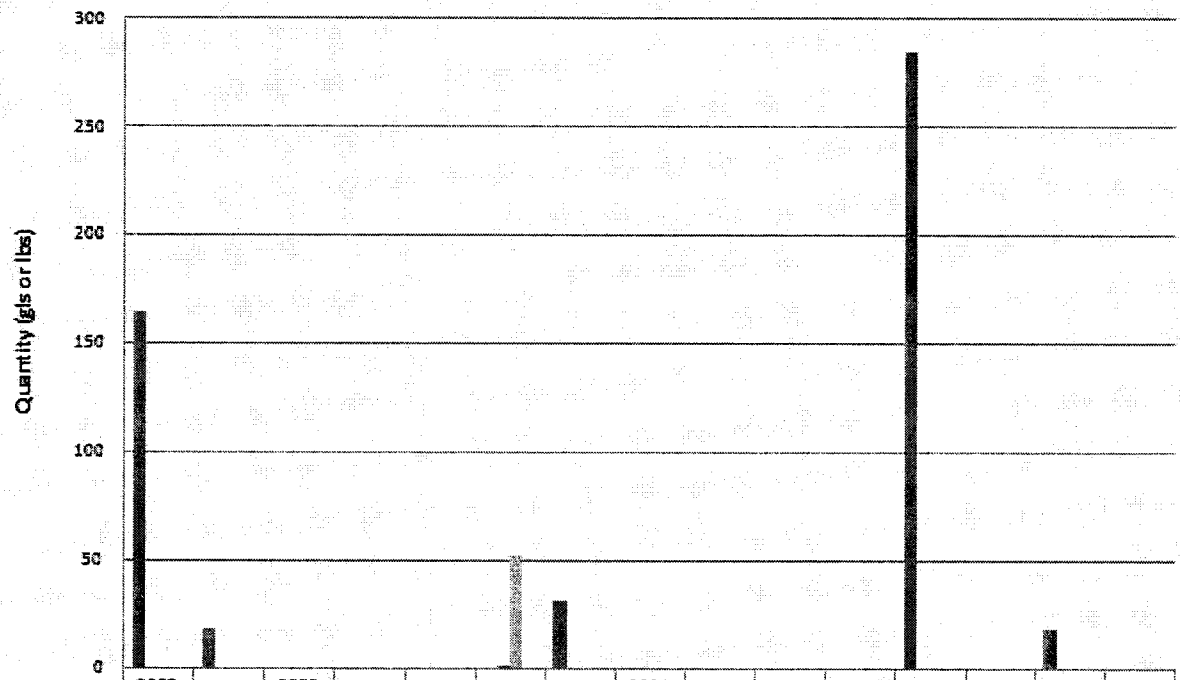

	2003		2005					2006						2007	
Vikane (lb)	165	18					30.9					285		18	
Premise (GL)				0.02		0.66		0.12	0.32	0.1	0.08			0.11	
Termicon Monitors (#)						52									
Termidor (GL)				0.07											

Exception to the above:

Structural IPM Contractor's Termite Division technician used Termidor (0.07 gls) in 2004; The Department IPM Coordinator and Branch manager were notified to discontinue any further use. All termite control inspections and pesticide use now require consultation/review with the County IPM Manager.

Santa Clara Valley Urban Runoff Pollution Prevention Program

FY 08 Annual Report

Attachment I- Mercury Elimination Activities

Note:

In addition to the report submitted from the Universal Waste Program, The following facilities provided their own individual Mercury Recycle report for the annual report:

1) Roads and Airports

2) Health and Hospital

County of Santa Clara
Clean Water Program
DEVELOPMENT SERVICES OFFICE
DEPT. OF PLANNING AND DEVELOPMENT
70 West Hedding St., 7th Floor East Wing
San Jose, CA 95110

Consumer Protection Division

Hazardous Materials Compliance Division

Hazardous Materials Program Home

Household Hazardous Waste Home

Local Oversight Program (LOP)

Solid Waste Home

Vector Control District (VCD)

Print this article | Email this article

County of Santa Clara Household Hazardous Waste Program



MISSION STATEMENT
To protect the environment and public health from the effects of improper disposal of hazardous waste from Santa Clara County homes and small businesses. This service provides the community with practical pollution prevention options for the use, recycling, and disposal of products containing hazardous substances.

The Online Appointment System is for residential household hazardous waste only. For more information on business waste drop-off please call (408) 299-7300

Make An Appointment

Site Index

Household Hazardous Waste
Operating Schedule
Household Sharps and Prescription Drugs
Used Motor Oil and Filter Recycling
HHW Links
Community Outreach
Pesticide Disposal and Recycling
Frequently Asked Questions
Mercury Education Project
Business Hazardous Waste

QUICKLINKS
- Current Food Safety Schedule
- Solid/Medical Waste Forms and Documents
- View Local Oversight Program Case Documents Online
- Fee Schedule
- Filing Complaints
- Related County Agencies
- CalCode Summary of Major Changes

NEWS-EVENTS

2003 Samuel J. Crumbine Award Winner

...more

-Battery Drop-Off Locations (Residents Only)

*Click Here To Find Nearest Rechargable Battery Recycling Location

-Fluorescent Bulb Drop-Off Locations (Residents Only)

Home Electronics Recycling List

Approved Collectors/Recyclers of Covered Electronic Waste

Contact Us

About our Staff (Employment Opportunities)

Re-Use Program

Recycling Resources

PROGRAM HISTORY

Since 1991, the Santa Clara Countywide HHW Program has provided residents with a safe, convenient disposal service with year-round access. The County and 14 cities participate in the countywide program and share costs based on the number of households served from each jurisdiction. Participating jurisdictions include: Campbell, Cupertino, Gilroy, Los Altos, Los Altos Hills, Los Gatos, Milpitas, Morgan Hill, Monte Sereno, Mountain View, San Jose, Santa Clara, Saratoga and Sunnyvale. The City of Palo Alto (650) 496-6980 operates a separate HHW Program for their residents only.

The Santa Clara Countywide HHW Program provides the general public and small businesses with a safe, immediate solution to HHW recycling and disposal. Residents are encouraged to use safer and less toxic alternatives and purchase smaller quantities of hazardous products. On-going public education continues to increase public awareness and participation.

Improper storage and disposal of household hazardous waste (HHW) is associated with accidental poisonings, worker health and safety, equipment damage, and environmental contamination of surface and groundwater. Heavy metals such as lead, zinc, copper, nickel, mercury and cadmium enter the waste stream via residential sewage and urban run-off.

State and local regulations prohibit the disposal of HHW at solid waste landfills. Before collection programs were available, options for managing HHW were limited to disposal in the trash, pouring down the drain, or storing the waste indefinitely. Products stored for more than a year, are seldom used and the risk of accidental poisoning of children and pets significantly outweighs any potential benefit of saving the product for future use.

For additional information please call the HHW program at (408)299-7300.. We can be contacted at hhwstaff@deh.sccgov.org or by fax at (408) 280-6479.

Back to Top | Print this article | Email this article

Related Articles:

170

Certified Used Oil Centers
Used oil is a hazardous waste in the State of California. Illegally dumped oil contaminates the environment and endangers human health.

...more

Contact Us

...more

Household Hazardous Waste Classifications

...more

What is Household Hazardous Waste and How do I Dispose of it?
What is Household Hazardous Waste

...more

Frequently Asked Questions

...more

HHW Operating Schedule

...more

The Re-Use Program

...more

County of Santa Clara Household Hazardous Waste Employment Opportunities

...more

Community Outreach

...more

Pesticide Disposal and Recycling

...more

Mercury Education Project

...more

HHW Resources and Links

...more

Sharps and Prescription Drugs Disposal

...more

Conditionally Exempt Small Quantity Generator Disposal Program

...more

All Content Copyright © 2008, The County Of Santa Clara, CA

FREE Fluorescent Lamp Drop-off Locations for Residents

(compact bulbs & straight, circular, spiral, & U-bent tubes)

Recycling partner drop-offs are for residents (households) ONLY. Businesses please call 408-299-7300 and ask for a business drop-off.

Recycle your fluorescent bulbs for free at these retail stores during their normal business hours

Name & Contact Information	Notes	Store Hours
Gilroy		
Ace Hardware of Gilroy 1260 1st St. Gilroy, CA 95020 (408) 847-5890	Leave lamps with employee at register	Mon-Fri: 8am-8pm Sat: 8am-6pm Sun: 8am-5pm
Orchard Supply Hardware 303 E 10th St. Gilroy, CA 95020 (408) 847-7767	Leave lamps at customer service desk	Mon-Fri: 7am-9pm Sat: 7am-9pm Sun: 8am-8pm
Los Altos		
Los Altos Hardware 441 1st St. Los Altos, CA 94022 (650) 941-8207	Leave lamps with employee at front counter	Mon-Fri: 8am-6pm Sat: 8:30am-6pm Sun: 9am-3pm
House of Lamps 343 Main St Los Altos, CA 94022 (650) 948-1843	Leave lamps with employee at front counter	Mon-Sat: 9:30am-5:30pm Sun: Closed
Los Gatos		
Los Gatos Ace Hardware 15300 Los Gatos Blvd. Los Gatos, CA 95032 (408) 356-7103	Leave lamps with employee at any register	Mon-Fri: 8am-8pm Sat: 8am-6pm Sun: 9am-5pm
Rural Ace Hardware 110 S. Santa Cruz Ave. Los Gatos Ca 95030 (408) 354-3910	Leave lamps with employee at any register	Mon-Sat: 8am-6pm Sun: 9am-5pm
Milpitas		
Orchard Supply Hardware 125 N. Milpitas Blvd. Milpitas, CA 95035 (408) 945-9555	Leave lamps with employee at customer service counter	Mon-Fri: 7am-9pm Sat: 7am-9pm Sun: 8am-8pm
Morgan Hill		
Johnson Lumber Ace Hardware 600 Tennant Ave Morgan Hill, CA 95037 (408) 778-1550	Leave lamps with employee at register	Mon-Fri: 7am-8pm Sat: 7am-8pm Sun: 8am-5pm
People and Planet 15750 Vineyard Boulevard, Suite 170 Morgan Hill, CA 95037 (408) 782-2700	Leave lamps with employee at register	Mon-Fri: 9am-6pm Sat: 10am-5pm Sun: Closed

Name & Contact Information	172 Notes	Store Hours
Mountain View		
New Era Lighting (Lighting Design) 2243 Old Middlefield Way Mountain View, CA 94043 (650) 940-1559	Leave lamps with an employee at front counter	Mon-Fri: 9am-5pm Sat: 10am-4pm Sun: Closed
Orchard Supply Hardware 2555 Charleston Rd. Mountain View, CA 94043 (650) 961-2000	Leave lamps with employee at customer service counter	Mon-Fri: 7am-9pm Sat: 7am-9pm Sun: 8am-8pm
Blossom True Value Hardware 1297 West El Camino Real Mountain View, CA 94040 (650) 964-7871	Leave lamps with employee at the front register	Mon-Fri: 9am-7pm Sat: 9am-6pm Sun: 10am-5pm
Palo Alto		
Palo Alto Hardware 875 Alma St. Palo Alto, CA 94301 (650) 327-7222	Leave lamps with an employee at front counter	Mon-Fri: 7:30am-8pm Sat: 8am-6pm Sun: 8am-6pm
Peninsula Hardware 2676 Middlefield Rd. Palo Alto, CA 94303 (650) 325-3491	Leave lamps with employee at front counter	Mon-Fri: 8:30am-6pm Sat: 9am-5:30pm Sun: 9:30am-4:30pm
Recycling Center Palo Alto, CA Located at the east end of Embarcadero Road across from Byxbee Park www.city.palo-alto.ca.us/recycle/recyclectr.html#hours	Palo Alto residents only	Visit website for business hours
San Jose		
Almaden Ace Hardware 6469 Almaden Expwy San Jose, CA 95120 (408) 997-1784	Leave lamps with employee at the front register	Mon-Fri: 8am-8pm Sat: 8am-6pm Sun: 9am-6pm
Alum Rock Hardware 2243 Alum Rock Ave. San Jose, CA 95116 408-258-6084	Leave lamps with employee at the front register	Mon-Fri: 7:30am-6pm Sat: 8am-6pm Sun: Closed
Soko Ace Hardware 565 N. 6th St. San Jose, CA 95112 (408) 294-3190	Leave lamps with employee at the front register	Mon: 9am-6pm Tues & Sat: 9am-5pm Wed-Fri: 9am-6pm Sun: Closed
Orchard Supply Hardware 720 W. San Carlos St. San Jose, CA 95126 (408) 297-7173	Leave lamps with employee at Customer Service counter	Mon-Fri: 7am-9pm Sat: 7am-9pm Sun: 7am-8pm
Orchard Supply Hardware 5365 Prospect Rd. San Jose, CA 95129 (408) 446-0525	Leave lamps with employee at Customer Service counter	Mon-Fri: 7am-9pm Sat: 7am-9pm Sun: 7am-8pm
Orchard Supply Hardware E. Capitol Expressway San Jose, CA 95121 (408) 270-2600	Leave lamps with employee at Customer Service counter	Mon-Fri: 7am-9pm Sat: 7am-9pm Sun: 7am-8pm

Name & Contact Information	173 Notes	Store Hours
San Jose (CONT...)		
Orchard Supply Hardware 3000 Alum Rock Ave San Jose, CA 95127 (408) 259-5470	Leave lamps with employee at Customer Service counter	Mon-Fri: 7am-9pm Sat: 7am-9pm Sun: 7am-8pm
Orchard Supply Hardware 5651 Cottle Rd. San Jose, CA 95123 (408) 578-0552	Leave lamps with employee at Customer Service counter	Mon-Fri: 7am-9pm Sat: 7am-9pm Sun: 7am-8pm
Orchard Supply Hardware 1130 Branham Ln. San Jose, CA 95118 (408) 267-6460	Leave lamps with employee at Customer Service counter *NO 8-FOOT BULBS ALLOWED*	Mon-Fri: 7am-9pm Sat: 7am-9pm Sun: 8am-8pm
Payless Ace Hardware and Rockery 2927 S. King Rd. San Jose, CA 95122 (408) 274-4922	Leave lamps with employee at front register	Mon-Sun:7am-6pm
Galaxy Lighting 1081 S. De Anza Blvd. San Jose, CA 95129 (408) 252-4060	Leave lamps with employee at front register	Mon-Fri: 8:30am-6pm Sat: 9am-5pm Sun: 11am-5pm
Santa Clara		
Orchard Supply Hardware 3615 El Camino Real Santa Clara, CA 95051 (408) 247-1915	Leave lamps with employee at the front register	Mon-Fri: 9:30-5:30pm Sat: 9:30am-5:30pm Sun: 12pm-5pm
Saratoga		
Blaine's Lighting 12312 Saratoga/Sunnyvale Rd. Saratoga, CA 95070 (408) 252-7400	Leave lamps with employee at the front register	Mon-Fri: 9:30-5:30pm Sat: 9:30am-5:30pm Sun: 12pm-5pm
Sunnyvale		
Batteries N' Bulbs 1111 W El Camino Real Sunnyvale, CA 94087 (408) 737-2852	Leave lamps with employee at the front register	Mon-Fri: 9am-5pm Sat: 10am-5pm Sun: Closed
Beacon Lighting 550 W El Camino Real Sunnyvale, CA 94087 (408) 736-4505	Leave lamps with employee at the front register	Tue-Sat: 9:30am-7pm Sun & Mon: Closed
Orchard Supply Hardware 777 Sunnyvale-Saratoga Rd Sunnyvale, CA 94087 408-732-7734	Leave lamps with employee at Customer Service counter	Mon-Fri: 7am-9pm Sat: 7am-9pm Sun: 8am-8pm
Sunnyvale Smart Station 301 Carl Rd Sunnyvale, CA 94089 (408) 752-8530	Sunnyvale, Mountain View, and Palo Alto residents only. Leave lamps with employee at the Recycling Center.	Mon-Fri: 8am-5pm Sat: 8am-5pm Sun:8am-5pm

Free Household Battery Drop- Locations

(Recycle your used AA, AAA, D, C, Rechargeable, or otherwise indicated household batteries at these locations, during regular business hours.

Recycling partner drop-offs are for residents (households) ONLY. Businesses please call 408-299-7300 and ask for a business drop-off location.

(Lugares Gratuitos Donde Puede Llevar Sus Baterías)

COMPANY NAME & ADDRESS	RECHARGEABLE			OTHER		All Household Batteries (except automotive)	NOTES
	Ni-Cad	NiMH	Lithium Ion	Alkaline	Button Cell		
CUPERTINO							
Target 20745 Stevens Creek Blvd. Cupertino, CA 95014 (408) 725-2651	X	X	X				Drop off at electronics department
Radio Shack 10215 S. De Anza Rd. Cupertino, CA 95014 (408) 255-7900	X	X	X			X	Contact any sales floor person
GILROY							
Ace Hardware of Gilroy 1260 1st St Gilroy, CA 95020 (408) 847-5890						X	Contact a store employee
Best Buy 7011 Camino Arroyo Gilroy, CA 95020 (408) 847-0325						X	Leave at customer service counter
Gilroy Senior Center 7371 Hanna St. Gilroy, CA 95020 (408) 848-0465						X	Leave batteries in bucket in office area
Orchard Supply Hardware 303 E. 10th St. Gilroy, CA 95020 (408) 847-7767						X	Drop in box at customer service desk
Radio Shack 280 D 10th St. Gilroy, CA 95020 (408) 847-0603						X	Contact any sales floor person
LOS ALTOS							
Los Altos Hardware 441 1st St Los Altos, CA 94022 (650) 941-8207						X	Contact any sales floor person
Wolf Camera 398 Main Street Los Altos, Ca 94022 (650) 948-5628						X	Contact any sales floor person
LOS GATOS							
Los Gatos Camera 421 North Santa Cruz Ave Los Gatos, CA 95032 (408) 354-1222						X	Leave batteries with sales staff
Los Gatos Ace Hardware 15300 Los Gatos Blvd. Los Gatos, CA 95032 (408) 356-7103						X	Contact any sales floor person
Radio Shack 15734 Los Gatos Blvd Los Gatos, CA 95032 (408) 358-3166						X	Contact any sales floor person
Happy Dragon Thirft Store 245 W. Main Street Los Gatos, CA 95030 (408) 354-4072						X	Contact any sales floor person

COMPANY NAME & ADDRESS	RECHARGEABLE			OTHER		All Household Batteries (except automotive)	NOTES
	Ni-Cad	NiMH	Lithium Ion	Alkaline	Button Cell		
LOS GATOS (CONT...)							
Rural Ace Hardware 110 S. Santa Cruz Ave. (408) 354-3910 Los Gatos, CA 95030						X	Contact any sales floor person
The Terraces of Los Gatos 800 Blossom Hill Rd. Los Gatos, CA 95032 (408) 356-1006						X	Front Desk
MILPITAS							
Orchard Supply Hardware 125 N. Milpitas Blvd Milpitas, CA 95035 (408) 945-9555						X	Contact any sales floor person
Savers 60 Dempsey Rd Milpitas, CA 95035 (408) 263-8338						X	Contact any sales floor person
MONTE SERENO							
Green Valley Disposal 573 University Ave. Los Gatos, CA 95032 (408) 354-2100						X	Call for curbside pickup
MORGAN HILL							
Booksmart 80 e Second St. Morgan Hill, CA 95037 (408) 778-6467						X	Contact a store employee
People & Planet 15750 Vineyard Blvd. Morgan Hill, CA 95037 (408) 782-2700						X	Contact a store employee
Radio Shack 870 Tennant Station Morgan Hill, CA 95037 (408) 778-2414						X	Contact a store employee
Target 170 Cochrane Place Morgan Hill, CA 95037 (408) 778-1366	X	X	X	X			Drop off at electronics/photo area
MOUNTAIN VIEW							
Blossom True Value Hardware 1297 W El Camino Real Mountain View, CA 94040 (408) 964-7871						X	Contact any sales floor person
Radio Shack 530 Showers Dr. Mountain View, CA 94041 (650) 941-2320	X	X	X				Contact any sales floor person
Radio Shack 1350 Grant Rd. Mountain View, CA 94043 (650) 961-7964	X	X	X				Contact any sales floor person
Foothill Disposal (Curbside) 935 Terra Bella Ave Mountain View, CA 94043 (650) 967-3034						X	Please call for more information about the curbside program
Orchard Supply Hardware 2555 Charleston Rd. Mountain View, CA 94043 (650) 961-2000	X	X	X			X	Contact any sales floor person

COMPANY NAME & ADDRESS	RECHARGEABLE			OTHER		All Household Batteries (except automotive)	NOTES
	Ni-Cad	NiMH	Lithium Ion	Alkaline	Button Cell		
MOUNTAIN VIEW (CONT...)							
Verizon Wireless 1020 N. Rengstorff Ave. Suite D Mountain View, CA 94043 (650) 966-1441	X						Contact any sales floor person
Wolfe Camera 1898 W El Camino Real Mountain View, CA 94040 (650) 968-5666						X	Contact any sales floor person
PALO ALTO							
Palo Alto Hardware 875 Alma St. Palo Alto, CA 94301 (650) 327-7222						X	
Peninsula Hardware 2676 Middlefield Rd. Palo Alto, CA 94303 (408) 325-3491						X	
Radio Shack 490 California Ave. Palo Alto, CA 94306 (650) 329-8081	X	X	X				Contact any sales floor person
Williams Cutlery Company Inc. 15 Town and Country Village Palo Alto, CA 94301 (650) 322-5589	X	X	X	X			
Palo Alto Recycling Center (650)858-1271 2380 Embarcadero Road Palo Alto, CA94303						X	Car batteries also accepted. Palo Alto residents only.
SAN JOSE							
Appliance Repair Express 14894 Cadmium Ave. San Jose, CA 95124 (408) 371-8853	X						Small rechargeable Ni-Cad (shaver, toothbrush, etc.)
Bobcat Batteries Co. 210 San Jose Ave., Unit #1 San Jose, CA95125							**LEAD ACID only.** **From cars or UPS systems**
Cellular Repair Center 977 S. Bascom Ave. San Jose, CA 95128 (408) 289-9771	X	X	X				Small rechargeable batteries Small quantities only
Foothill Presbyterian Church 5301 McKee Road San Jose, CA 95127 (408) 258-8133						X	Go to the main office
Payless Ace Hardware and Rockery 2927 South King Rd San Jose, CA 95122 (408) 274-4922						X	Contact any sales floor person
Orchard Supply Hardware 5365 Prospect Rd. San Jose, CA 95129 (408) 446-0525						X	Contact any sales floor person
Orchard Supply Hardware 5651 Cottle Rd. San Jose, CA 95123 (408) 578-0552						X	Contact any sales floor person
Orchard Supply Hardware 3000 Alum Rock Ave. San Jose, CA 95127 (408) 259-5470						X	Contact any sales floor person

COMPANY NAME & ADDRESS	RECHARGEABLE			OTHER		All Household Batteries (except automotive)	NOTES
	Ni-Cad	NiMH	Lithium Ion	Alkaline	Button Cell		
SAN JOSE (CONT...)							
Orchard Supply Hardware 1751 E Capitol Expwy San Jose, CA 95121 (408) 270-2600						X	Contact any sales floor person
Orchard Supply Hardware 1130 Branham Lane San Jose, CA 95118 (408) 267-6460	X	X	X			X	Contact any sales floor person
Orchard Supply Hardware 720 W. San Carlos St. San Jose, CA 95126 (408) 297-7173						X	Contact any sales floor person
Radio Shack 3828 Stevens Creek Blvd. San Jose, CA 95117 (408) 249-1722	X	X	X				Contact any sales floor person
Radio Shack 1228 S. Bascom Ave. San Jose, CA 95128 (408) 295-6056						X	Contact any sales floor person
Radio Shack 2842 Story Rd. San Jose, CA 95127 (408) 929-0257	X	X	X				Contact any sales floor person
Radio Shack 2989 Union Ave. San Jose, CA 95124 (408) 371-5411	X	X	X				Contact any sales floor person
Radio Shack 1820 Saratoga Ave. San Jose, CA 95129 (408) 379-5826						X	Contact any sales floor person
Radio Shack 3145 Payne Ave San Jose, CA 95117 (408) 247-5300						X	Contact any sales floor person
Radio Shack Eastridge Shopping Center San Jose, CA 95122 (408) 274-6250	X	X	X				Contact any sales floor person
Radio Shack Northwood Shopping Center San Jose, CA 95132 (408) 262-1242	X	X	X				Contact any sales floor person
Radio Shack 311-M North Capitol Ave. San Jose, CA 95133 (408) 926-1155	X	X	X				Contact any sales floor person
Santa Clara County HouseholdHazardous Waste Program (408) 299-7300						X	Also accepts car batteries Call for an appointment More info at www.hhw.org
Soko Hardware & Plumbing Co. Inc. 565 N. 6th St. San Jose, CA 95112 (408) 294-3190	X	X	X				Small rechargeables only
Target 1811 Hillsdale Ave. San Jose, CA 95124 (408) 267-7900	X	X					Contact any sales floor person

COMPANY NAME & ADDRESS	RECHARGEABLE			OTHER		All Household Batteries (except automotive)	NOTES
	Ni-Cad	NiMH	Lithium Ion	Alkaline	Button Cell		
SAN JOSE (CONT...)							
Tech Museum of Innovation 201 S. Market St San Jose, Ca 95113 (408)294-8324						X	Contact any sales floor person
Wolf Camera 1410 El Paseo De Saratoga San Jose, CA 95130 (408) 871-1944						X	Contact any sales floor person
Wolf Camera 1572 Meridian Ave San Jose, CA 95125 (408) 267-5050						X	Contact any sales floor person
SAN MARTIN							
Santa Clara County Household Hazardous Waste Program (408) 299-7300						X	Also accepts car batteries. Call for an appointment. More info at www.hhw.org
SANTA CLARA							
City of Santa Clara 1500 Warburton Ave. Santa Clara, CA 95050 (408) 615-3080						X	City of Santa Clara residents only
Orchard Supply Hardware 3615 El Camino Real Santa Clara, CA 95051 (408) 247-1915						X	Also accepts batteries from power tools
Radio Shack 2770 El Camino Real Santa Clara, CA 95051 (408) 243-8050						X	Contact any sales floor person
Fire Station 1 777 Benton St Santa Clara, CA 95050 (408) 615-4900						X	**CITY OF SANTA CLARA RESIDENTS ONLY**
Fire Station 2 1900 Walsh Ave Santa Clara, CA 95050						X	**CITY OF SANTA CLARA RESIDENTS ONLY**
Fire Station 3 2821 Homestead Rd Santa Clara, CA 95051						X	**CITY OF SANTA CLARA RESIDENTS ONLY**
Fire Station 4 2323 Pruneridge Ave Santa Clara, CA 95050						X	**CITY OF SANTA CLARA RESIDENTS ONLY**
Fire Station 5 1912 Bowers Ave Santa Clara, CA 95051						X	**CITY OF SANTA CLARA RESIDENTS ONLY**
Fire Station 6 3575 De La Cruz Blvd Santa Clara, CA 95051						X	**CITY OF SANTA CLARA RESIDENTS ONLY**
Fire Station 7 3495 Benton St Santa Clara, CA 95051						X	**CITY OF SANTA CLARA RESIDENTS ONLY**
Fire Station 8 2400 Agnew Rd Santa Clara, CA 95054						X	**CITY OF SANTA CLARA RESIDENTS ONLY**
Fire Station 9 3011 Corvin Dr Santa Clara, CA 95051						X	**CITY OF SANTA CLARA RESIDENTS ONLY**
Fire Station 10 5111 Stars & Stripes Way Santa Clara, CA 95054						X	**CITY OF SANTA CLARA RESIDENTS ONLY**

COMPANY NAME & ADDRESS	RECHARGEABLE			OTHER		All Household Batteries (except automotive)	NOTES
	Ni-Cad	NiMH	Lithium Ion	Alkaline	Button Cell		
SANTA CLARA (CONT...)							
Ritz Camera 3912 Rivermark Plaza Santa Clara, CA 95054 (408) 492-9831						X	Contact any sales floor person
Santa Clara Senior Center 1303 Fremont St. Santa Clara, CA 95050 (408) 615-3170						X	Drop-off with receptionist
Santa Clara Recreational Center 969 Kiely Blvd Santa Clara, CA 95051 (408) 615-3179						X	Drop-off with receptionist
SARATOGA							
Saratoga Senior Center 19655 Allendale Ave Saratgoa, CA 95070 (408) 868-1257						X	Place inside battery bucket located at the entrance
Green Valley Disposal 573 University Ave. Los Gatos, CA 95032 (408) 354-2100						X	Call for battery bag and leave on top of your blue container
SUNNYVALE							
Circuit City 111 E. El Camino Real Sunnyvale, CA 94087 (408) 732-7734						X	Contact any sales floor person
Orchard Supply Hardware 777 Sunnyvale Saratoga Rd. Sunnyvale, CA 94087 (408) 732-7734						X	Contact any sales floor person
Radio Shack 719 Sunnyvale Saratoga Rd Sunnyvale, CA 94087 (408) 732-9750	X	X	X				Contact any sales floor person
Santa Clara County Household Hazardous Waste Program (408) 299-7300						X	Also accepts car batteries. Call for an appointment. More info at www.hhw.org
SMART Station 301 Carl Rd. Sunnyvale, CA 94089 (408) 752-8530						X	Accept batteries from Mountain View, Palo Alto and Sunnyvale residents only.

COMPANY NAME & ADDRESS	RECHARGEABLE			OTHER		All Household Batteries (except automotive)	NOTES
	Ni-Cad	NiMH	Lithium Ion	Alkaline	Button Cell		
OUT OF COUNTY							
BOULDER CREEK							
Scarborough Building Supply Inc. 12990 Highway 9 Boulder Creek, CA 95006 (831) 338-6467	X	X					Accepts rechargeable batteries from power tools only
FREMONT							
Dale Hardware 37100 Post St. Fremont, CA 94537 (510) 797-3700	X	X	X				Tool and Customer Service Departments
Radio Shack 39030 Paseo Padre Parkway Fremont, CA 94538 (510) 792-0811	X	X	X				
Radio Shack Fremont Hub Shopping Center Fremont, CA 94538 (510) 790-1112						X	
Radio Shack Warm Springs Plaza Fremont, CA 94539 (510) 770-9321	X	X	X				
Telepath Corporation 49111 Milmont Dr. Fremont, CA 94538 (510) 656-5600	X	X	X				Accepts batteries from customers only. 2 way batteries.
MENLO PARK							
Menlo Vacum & Fix-It 1179 El Camino Real Menlo Park, CA 94025 (650) 322-9333	X						
NEWARK							
Radio Shack 1143 Newpark Mall Newark, CA 94560 (510) 794-4558	X	X	X				
Radio Shack 6180-C Jarvis Ave. Newark, CA 94560 (510) 794-6544	X	X	X				
PORTOLA VALLEY							
Portola Valley Hardware 112 Portola Rd. Portola Valley, CA 94028 (650) 851-0116						X	
REDWOOD CITY							
Orchard Supply Hardware 2110 Middlefield Rd. Redwood City, CA 94063 (650) 365-7373	X						
Pro Group Cellular 1710 El Camino Real Redwood City, CA 94063 (650) 367-7600							Accepts cell phone batteries only
Radio Shack Woodside Shopping Center Redwood City, CA 94061 (650) 367-0622	X	X	X				

COMPANY NAME & ADDRESS	RECHARGEABLE			OTHER		All Household Batteries (except automotive)	NOTES
	Ni-Cad	NiMH	Lithium Ion	Alkaline	Button Cell		
SCOTTS VALLEY							
Batteries Plus 101 Mount Hermon Rd Scotts Valley, CA 95066 1-800-MR-START	X	X	X				Also accepts rechargeable batteries from businesses
Radio Shack Scotts Valley Plaza Scotts Valley, CA 95066 (831) 438-1730	X	X	X				
SOQUEL							
San Lorenzo Lumber Company 2435 41st Ave. Soquel, CA 95073 (831) 475-6100							Accept rechargeable batteries for power tools under warranty only.

INFORMATION ON RECYCLERS OUTSIDE OF SANTA CLARA COUNTY IS NOT FREQUENTLY UPDATED

MEMO

FROM: Dave Jones
Senior E. H. & S. Compliance Specialist
Occupational Safety and Environmental Compliance (OSEC)

TO: Clara Spaulding, Coordinator,
Clean Water Program

DATE: 8/5/2008

SUBJECT: Universal Waste Recycling

Listed below are the Universal Waste recycling totals from County facilities for the past fiscal year (July 1, 2007 to June 30, 2008) :

Fluorescent Bulbs	**17,751** individual bulbs or **41,052** linear feet of lamps.
Lighting Ballasts	**1829** Pounds. All were non-PBC.
Batteries	**8381** Pounds

The Universal Waste Program at Facilities and Fleet (FAF) is accomplished by having all Universal Waste lamps and ballasts returned from facilities maintained by FAF to the Berger Drive complex. All lamps and ballasts are taken to AERC in Hayward for recycle.

Batteries collected from all County Buildings excluding those in Parks and Recreation, Roads and Airports and Health and Hospitals are picked up from 20 consolidation locations Countywide and brought to the Berger Complex for sorting and recycling in the following methods. All NiCad batteries are boxed and shipped for no cost to RBRC recycling. All lead acid batteries are inventoried and either taken to Bobcat Battery Recycling, or returned to the selling vendor. All non-NiCad non-lead acid batteries are sorted and brought to Household Hazardous Waste events and paid for by Occupational Safety and Environmental Compliance Department. (OSEC)

All Universal Waste activities are accomplished as ancillary duties by the OSEC Environmental Compliance Specialist stationed at FAF.

MEMO

FROM: George Carson
Environmental Health and Safety Compliance Specialist
County of Santa Clara Roads and Airports Department
(408) 494-2719
FAX (408) 297-0530

TO: Clara Spaulding., Coordinator
Clean Water Program

DATE: 7/31/2008

SUBJECT: Universal Waste Recycling

Attached please find the data sheet for the fiscal year 2008 with totals for Roads and Airport's (RDA) Universal and E-waste recycling.

The Universal Waste Program at RDA is accomplished by having all Universal Waste lamps and ballasts returned from road-side dumping and facilities maintained by RDA to the Schallenberger Rd. (East Yard) complex. All lamps and ballasts are taken to AERC in Hayward for recycle except when a grant from Household Hazardous Waste (HHW) is available they are taken to a Generator event.

Batteries collected from all RDA Buildings are picked up from three airports and three service yards and brought to the Schallenberger Yard for sorting and recycling in the following methods. All NiCad batteries are boxed and shipped for no cost to RBRC recycling. All lead acid batteries are inventoried and either taken to Bobcat Battery Recycling, or returned to the selling vendor. All non-NiCad non-lead acid batteries are sorted and brought to Household Hazardous Waste events. All monitors and other CRT's as well as all E-waste scrap is consolidated at Schallenberger and either picked up by Earth Care Recycling, or delivered to Western Recycling in Morgan Hill. All recyclers are certified with the State.

All Universal Waste activities are accomplished as regular duties by the RDA Environmental Compliance staff.

	Universal Waste FY 2008 Roads and Airport Department County of Santa Clara							
Date	Fluorescent Lamps		Other Hg Lamps	Mixed Batteries	Lead Batteries	E-Waste	CRT	CRT
	Linear Feet	Count	Count	Pounds	Count	Pounds	Count	Pounds
7/23/07	1406	292	12			158		
8/2/07					8			
9/6/07					9			
9/20/07					8			
10/26/07					400			
2/13/08						1396		
2/22/08	1594	314	54	120			61	3432
3/20/08					48			
3/20/08				543				
3/28/08						1034		
5/2/08							6	210
Total 2008	3000	606	66	663	473	2588	67	3642

Dedicated to the Health of the Whole Community

SANTA CLARA VALLEY MEDICAL CENTER

Santa Clara Valley Medical Center
Environmental Health & Safety Services
751 South Bascom Avenue
San Jose, California 9511
Tel. (408) 885-55
Fax. (408) 885-375

MEMORANDUM

DATE: June 30, 2008

TO: Clara Spaulding
Clean Water Program

FROM: Trinh Pham, Environmental Health and Safety Compliance Specialist
SCVHHS Environmental Health and Safety Services

SUBJECT: Universal Waste Recycling

Please find the following list of Universal Waste recycling totals from Santa Clara Valley Health and Hospital System (SCVHHS) facilities for the last fiscal year (July 1, 2007 to June 30, 2008):

Fluorescent Bulbs	7,009 individual bulbs/lamps.
Batteries	4,326 Pounds

The Universal Waste Program at SCVHHS is accomplished by having all Universal Waste lamps returned from Facilities and Environmental Services (Housekeeping) Departments, to be maintained at Santa Clara Valley Medical Center (SCVMC) at 751 South Bascom Ave. in San Jose. The lamp waste is picked up at SCVMC by AERC in Hayward for recycling.

Batteries collected from SCVHHS buildings are stored in a centralized location at SCVMC and picked up from AERC for recycling.

Universal Waste activities are accomplished by SCVHHS Environmental Health and Safety Services Department in conjunction with SCVMC Environmental Services, and other HHS departments.

Please contact me at 885-4160 if you have any questions.

Santa Clara Valley Urban Runoff Pollution Prevention Program

FY 08 Annual Report

Attachment J- Copper/Nickel

County of Santa Clara
Clean Water Program
DEVELOPMENT SERVICES OFFICE
DEPT. OF PLANNING AND DEVELOPMENT
70 West Hedding St., 7th Floor East Wing
San Jose, CA 95110

Santa ra Valley Urban Runoff Pollution Prevention Program
FY 08 ANNUAL REPORT: COPPER/NICKEL ACTION PLAN

COUNTY OF SANTA CLARA

Id.	Activity	CI Item Source	FY 08 Tasks	Comments	Status	Responsible Party
Copper Action Plan Tasks						
CB-1	Vehicle Washing Operations	CAP	• Continue to distribute outreach materials on proper vehicle/equipment washing at building department counters and public events.		Ongoing	CWP Coord.
			• Submit data regarding vehicle washing outreach activities as requested.		Ongoing	CWP Coord., R&A
			• Require source control measures for Group 1 & 2 new development and redevelopment projects that will conduct vehicle/equipment washing and maintenance activities (consistent with Permit Provision C.3.k).		Ongoing	PLN & DEV.
			• Continue to inspect industrial/ commercial facilities that conduct vehicle/equipment washing activities on-site (this includes auto-related businesses). Ensure that BMPs for vehicle/equipment washing are implemented. Provide an effectiveness evaluation of inspection/compliance with BMPs (consistent with enhanced reporting requirements).		Ongoing	DEH
			• Continue to maintain and inspect car wash systems for County vehicles at the corporation yards.		Ongoing	Roads & Airports
			• Encourage municipal staff to use certified mobile cleaners when			CWP Coord.

COUNTY OF SANTA CLARA

Id.	Activity	CI Item Source	FY 08 Tasks	Comments	Status	Responsible Party
			contracting cleaning services. • Refer mobile surface cleaners who desire BASMAA surface cleaning certification and recertification to the BASMAA website (www.basmaa.org).		Ongoing Ongoing	CWP Coord.
CB-3	Industrial Copper Control	CAP	• Continue Industrial Inspection program, including NOI sites and other identified industrial facilities. These may include plating and metal finishing facilities, vehicle service facilities and other permitted sites (consistent with enhanced reporting requirements).		Ongoing	DEH
CB-6/7	Reducing Traffic Congestion/ Promoting Alternative Transportation	CAP	• Collaborate with the agencies and organizations (e.g., VTA) that are better poised to take the lead on transportation-related tasks.	CB-6&7 issues appear to have been adequately addressed for SCVURPPP CAP purposes. This issue is now in the hands of municipal transportation planners and congestion management and transportation agencies (i.e., VTA) and is not a high priority. The unincorporated area is primarily low density suburban and rural with minimal public transit available.		VTA--not County jurisdiction
CB-8	Watershed assessment and protection	CAP	• Continue to implement guidance from SCVURPPP on addressing water quality in the CEQA review process, as part of C.3.m. implementation. • Participate in the Water Resources Protection Collaborative and		Ongoing Ongoing	PLN & DEV, Roads, Parks, FAF PLN

COUNTY OF SANTA CLARA

Id.	Activity	CI Item Source	FY 08 Tasks	Comments	Status	Responsible Party
			implement any agreed upon guidelines and standards for watershed protection.			
CB-11	Street sweeping and storm drain O&M		• Continue following Program guidance regarding the collection and reporting of street sweeping data. Provide data for Annual Report. • Implement (as appropriate) identified improvements to current street sweeping and storm drain system O&M programs (within available budgets). Provide effectiveness evaluation in FY 08 Annual Report.		Ongoing As scheduled	Roads Roads
CB-12	Outreach on pool, spa maintenance	CAP	• Continue to distribute outreach materials at local public events; brochures at building department counters and public places.	Rotating distribution	Ongoing	CWP Coord.
CB-21	Use of architectural copper	CAP	• Continue to discourage use of copper on roofs, in roof shingles, and for gutters.	Low priority: Very few copper roofs and gutters have been proposed.	Ongoing	PLN & DEV CWP Coord.
Nickel Action Plan Tasks						
NB-1	Measures to control nickel discharges from construction sites		• Continue to implement Construction Inspection Performance Standards (see Construction Inspection work plan section). • Continue to have inspectors attend Regional Board/Program workshops on construction site		Ongoing As scheduled	PLN & DEV CWP Coord.

COUNTY OF SANTA CLARA

Id.	Activity	CI Item Source	FY 08 Tasks	Comments	Status	Responsible Party
			management and learn latest erosion/sediment control techniques • Continue to attend Program-sponsored or other workshops on post-development stormwater BMPs (C.3.)		As Scheduled	CWP, PLN & DEV, Roads, Parks, FAF

Santa Clara Valley Urban Runoff Pollution Prevention Program

FY 08 Annual Report

Attachment K- Trash Inventory and Management

Note:

1) Please refer to Attachment B, for illegal dumping complaint resolution information, and to Attachment G (PI/P), for Graffiti and Litter Abatement Activities, and to the overall SCVURPPP Annual Report, Trash Inventory and Management Section

2) The County of Santa Clara is presently not using trash assessment to evaluate the effectiveness of trash management practices. In the past a trash assessment was report when another Co-Permittee conducted one upstream of their jurisdiction.

County of Santa Clara
Clean Water Program
DEVELOPMENT SERVICES OFFICE
DEPT. OF PLANNING AND DEVELOPMENT
70 West Hedding St., 7th Floor East Wing
San Jose, CA 95110

Santa Clara Valley Urban Runoff Pollution Prevention Program

FY 08 Annual Report

Attachment L- Water Quality Monitoring (not applicable)

Note: The County relies on the SCVURPPP water quality monitoring program, and contributes to its financial support.

County of Santa Clara
Clean Water Program
DEVELOPMENT SERVICES OFFICE
DEPT. OF PLANNING AND DEVELOPMENT
70 West Hedding St., 7th Floor East Wing
San Jose, CA 95110

Santa Clara Valley Urban Runoff Pollution Prevention Program

FY 08 Annual Report

Attachment L- Water Quality Monitoring (not applicable)

Note: The County relies on the SCVURPPP water quality monitoring program, and contributes to its financial support.

County of Santa Clara
Clean Water Program
DEVELOPMENT SERVICES OFFICE
DEPT. OF PLANNING AND DEVELOPMENT
70 West Hedding St., 7th Floor East Wing
San Jose, CA 95110

Santa Clara Valley Urban Runoff Pollution Prevention Program

FY 08 Annual Report

Attachment M- Staff Training Information

Note:

1) Departments of Parks and Recreation Training is addressed in Attachment D5.

2) Department of Planning and Development (Planning Offices, Development Services Office) and DEH-CPD Training is addressed in this section, Attachment M.

3) Department of Roads and Airports (Public Works) Training is addressed in Attachment D2

4) DEH- Solid Waste/LEA Training is addressed in Attachment B

5) DEH- HMCD Training is addressed in Attachment C

County of Santa Clara
Clean Water Program
DEVELOPMENT SERVICES OFFICE
DEPT. OF PLANNING AND DEVELOPMENT
70 West Hedding St., 7th Floor East Wing
San Jose, CA 95110

Santa Clara Valley
Urban Runoff
Pollution Prevention Program

"TRAIN-THE-TRAINER" WORKSHOP
FOR

MUNICIPAL MAINTENANCE TRAINING MODULES

November 13, 2007,
9:00 am - 12 noon,
Sunnyvale Community Center, Neighborhood Room
550 East Remington Drive, Sunnyvale

TRAINER – John Fusco, EOA Inc.

WORKSHOP AGENDA

8:30	Registration and Continental Breakfast
9:00	Welcome and Introduction
9:20	Best Management Practices for Public Streets, Roads and Highway Operation and Maintenance
9:45	Best Management Practices for Corporation Yard Activities
10:10	Municipal Mercury Pollution Prevention
10:35	**Break**
10:50	Best Management Practices for Storm Drain System Operation and Maintenance
11:15	Pest Management Performance Standards and BMPs
11:40	Questions & Answers
12:00	Adjourn

Santa Clara Valley *Urban Runoff* Pollution Prevention Program

San Francisco Estuary Project

Friends of the ESTUARY

Water Boards

Construction Site Compliance Workshop For Contractors and Builders
December 3 & 4, 2007

Quinlan Community Center
Cupertino

AGENDA

8:00 AM	**Registration and Continental Breakfast**
8:30	**Welcome and Introduction** Jill Bicknell, Santa Clara Valley Urban Runoff
8:40	**Overview and Compliance with State Regulations, Update on Pending Regulatory Changes, including Municipal Regional Permit** Cecil Felix, San Francisco Regional Water Quality Control Board
9:00	**Compliance with State Construction Site Regulations: SWPPPs, NOIs, COIs, NOTs & other acronyms** Scott Taylor, RBF Consulting
9:45	**BREAK**
10:00	**Issues in the Field: Effective Sediment Control; Housekeeping, Sampling, Groundwater, Existing Improvements** Scott Taylor, RBF Consulting
12:00 PM	**Lunch** (To be provided) **& Vendor Exhibition**
12:15	**Videos "Hold Onto Your Dirt" and "Keep It Clean" (shown during lunch)**
1:00	**Training Exercise**
1:45	**Vendor Demonstration**
2:30	**Question and Answer, Exit Quiz**
3:00	**Hand Out Certificates, Adjourn**

Reining in the Rain:

Watershed-Friendly "Low Impact Development" Site Design & Permeable Pavements for Stormwater Management

Monterey Bay Area Workshop

Veterans Memorial Building, Santa Cruz

Friday, April 25, 2008

9:00 am – 4:00 pm

Sponsored by the California Coastal Commission; Center for Water & Land Use at UC Davis Extension; USC Sea Grant; and Resource Conservation District of Santa Cruz County; in association with the City of Santa Cruz.

AGENDA

8:00 - 9:00 am — ***Check-in (coffee and pastries provided)*** **- Main Ballroom**

9:00 - 9:10 — **Welcome**
- Ezra Neale, Resource Conservation District of Santa Cruz County

9:10 - 9:30 — **Resource-Based Land Use Planning**
The big picture: Linking land use to water quality, and how LID can help improve the health of our watersheds.
- Alfred Wanger, California Coastal Commission

9:30 - 10:00 — **Low Impact Development – the How's and the Why's**
Implementation of soil-based LID systems in stormwater management, and effect on flooding, in-stream erosion, maintaining the water balance, and pollutant removal.
- Timothy Lawrence, Center for Water and Land Use, UC Davis Extension

10:00 - 10:45 — **LID Design Issues: hydrology, soils, sizing, modeling, with Q&A**
Major design issues associated with LID implementation, with real-world examples.
- Eric Berntsen, State Water Board, Storm Water Section

10:45 - 11:00 — ***Break (15 min)***

11:00 - 11:30 — **Stormwater Management and LID in Santa Cruz County**
County of Santa Cruz's policies and requirements for land development as they relate to LID/BMPs.
- Rachel Fatoohi, Santa Cruz County

11:30 - 12:00 — **Incorporation of LID into State Water Board Programs**
How LID is being incorporated into state resolutions, policies, and state and regional stormwater permits.
- Eric Berntsen, State Water Board, Storm Water Section

12:00 - 12:45 — ***Lunch (provided)***

Two Afternoon Tracks

Track A – Permeable Pavements (Studio B – upstairs):

Technical information on permeable pavement design, installation, applications, performance, pollutant removal, and maintenance.

12:45 - 1:30 **How to Use Permeable Pavements in All Soil Types**
The fundamentals of using permeable pavements to implement LID cost-effectively, with details on performing hydrological design for any type of soil situation – even clay soils.
- Andy Youngs, California Nevada Cement Association

1:30 - 2:15 **Pervious Concrete**
- Andy Youngs, California Nevada Cement Association

2:15 - 2:30 ***Break (15 min)***

2:30 - 3:15 **Permeable Interlocking Concrete Pavements**
- Andy Youngs, California Nevada Cement Association (presenting for David R. Smith, Interlocking Concrete Pavement Institute)

3:15 - 4:00 **Permeable Asphalt**
- Tom Carter, Teichert Aggregates

4:00 **Wrap-Up and Evaluations**

Track B – Implementing LID Locally (Main Ballroom):

A first-hand look at Low Impact Development solutions for stormwater management in the Monterey Bay Ar including project examples, design criteria, permitting, successes and failures, and lessons learned.

12:45 - 1:30 **LID and Stormwater in Watsonville**
Hindsight is 20/20: An honest review of bioretention, detention and other BMPs installed throughout Watsonville.
- Robert Ketley, City of Watsonville

1:30 - 2:15 **Rain Water Catchment and Efficient Irrigation**
- Bobby Markowitz, EarthCraft Design

2:15 - 2:30 ***Break (15 min)***

2:30 - 3:15 **Rain Gardens and Bioretention**
- Sarah Peterson and Joni Janecki, Joni L. Janecki & Associates, Inc.

3:15 - 4:00 **Selection, Design and Maintenance of BMPs for LID**
Selection of the BMP most appropriate to the site, design process, meeting county design standards, implementation, and maintenance of the selected BMP.
- Robyn Cooper, Fall Creek Engineering Inc.

4:00 **Wrap-Up and Evaluations**

Funding for this project has been provided in part by the U.S. Environmental Protection Agency (USEPA) pursuant to Assistance Agreement No. C9-98998901 and any amendments thereto which have been awarded to the State Water Board for the implementation of California's NPS Pollution Control Program. The contents of this document do not necessarily reflect the views and policies of t USEPA or the State Water Board, nor does mention of trade names or commercial products constitute endorsement or recommendation for use.

Hand-outs and presentations will be available at http://www.coastal.ca.gov/nps/lid_workshops.html.

042601

Santa Clara Valley
Urban Runoff
Pollution Prevention Program

Draft Statewide NPDES General Permit for Construction and Land Disturbance Activities: What's New and What Are the Impacts on SCVURPPP Co-permittees?

April 30, 2008
1:00 p.m. – 4:00 p.m.
San Jose City Hall, Room W-120
200 East Santa Clara St., San Jose

WORKSHOP AGENDA

1:00 pm	Sign-in and Refreshments	

1:15 pm	• Welcome and Introduction
	• Status of Draft Construction General Permit
	• Overview of New Provisions and Concepts
	  o Risk Levels
	  o NALs and NELs
		Jill Bicknell
		Santa Clara Valley Urban Runoff Pollution Prevention Program

1:45 pm	• Monitoring and Reporting Requirements • Advanced Treatment Systems • Rain Event Action Plans	Scott Taylor *RBF Consulting*
2:30 pm	• Other Issues of Concern	Jill Bicknell
2:45 pm	BREAK	
3:00 pm	• Calculation of Risk Level and Turbidity Action Level for Example Construction Sites	Scott Taylor
3:45 pm	• Questions & Answers	Scott and Jill
4:00 pm	• Adjourn	

Santa Clara Valley
Urban Runoff
Pollution Prevention Program

Campbell • Cupertino • Los Altos • Los Altos Hills • Los Gatos • Milpitas • Monte Sereno • Mountain View • Palo Alto
San Jose • Santa Clara • Saratoga • Sunnyvale • Santa Clara County • Santa Clara Valley Water District

ANNUAL C.3. WORKSHOP:

"SHARING EXPERIENCE WITH IMPLEMENTATION OF STORMWATER REQUIREMENTS AT DEVELOPMENT PROJECTS"

Tuesday, June 3, 2008
Sunnyvale Community Center Ballroom
550 E Remington Drive, Sunnyvale

WORKSHOP AGENDA

8:30	Registration and Refreshments	
9:00	Welcome and Introduction • Announcement of 2008 SCVURPPP Site Design Award Winners	Jill Bicknell *Santa Clara Valley Urban Runoff Pollution Prevention Program*
9:20	Standards for Green Building – How Do They Relate to C.3. Compliance?	Laura Prickett *Santa Clara Valley Urban Runoff Pollution Prevention Program*
9:50	Low Impact Development – Latest Trends and Approaches	Jill Bicknell *Santa Clara Valley Urban Runoff Pollution Prevention Program*
10:15	Break	
10:30	Panel Discussion –Implementation of C.3. in Local Projects	
	• Modern Ice - A Case Study in Urban Stormwater Management	Mike Campbell *HMH Engineers*
	• Stormwater Management for Synthetic Turf Fields, San Jose	Mark Slichter *Callander Associates*

(Continued on Back)

	• Innovative Detention and Conveyance at Happy Hollow Park and Zoo, San Jose	George Otte *Nolte Engineers*
	• The Green Roof on Stanford Parking Structure 6, Stanford, CA	Karla Tompkins *Stanford*
	• Bioretention Areas and Swales at VMware Headquarters, Palo Alto	Ed Boscacci *BKF Engineers*
11:40	What's New in Stormwater Regulations?	
	• Municipal Regional Permit	Sue Ma *Regional Water Quality Control Board*
	• Construction General Permit	Jill Bicknell *SCVURPPP*
12:00	**Lunch and Vendor Exhibits**	
12:45	Inspection of Stormwater Treatment Measures During and After Construction	Ed Boscacci *BKF Engineers*
1:30	Inspection and Maintenance of Landscaping in Stormwater Treatment Measures	Sarah Sutton *Design, Community and Environment*
2:00	Break and Vendor Exhibits	
2:15	Inspections of Stormwater Treatment Measures – Local Experiences	
	• City of Mountain View's Stormwater Treatment BMP Inspection and Maintenance Tracking Program	Eric Anderson *City of Mountain View*
	• Inspecting the Installation of Permanent Stormwater Treatment Measures, City of Fremont	Tim Berger *City of Fremont*
3:00	Adjourn	

Training Information- Fiscal Year 2008				
Training Course	**Sponsored by/Location**	**Date(s)**	**Hours**	**Staff Attendance**
"Train-the Trainer' Workshop	SCVURPPP/ Sunnyvale	11/13/07	4	Shelly Thesis, Assistant Civil Engineer, Land Development Engineering
Computer Training Workshop	BAHM/ Santa Clara	11/28/07	4	Shelly Thesis, Assistant Civil Engineer, Land Development Engineering
Construction Site Compliance Workshop	SCVURPPP/Cupertino	12/3/07	7	Shelly Thesis, Assistant Civil Engineer, Land Development Engineering
Reining in the Rain: LID Workshop	California Coastal Commission; Center for Water & Land Use at UC Davis Extension; USC Sea Grant; and SF Bay Regional Water Quality Control Board/Oakland	4/23/08	8	Darrell Wong, P.E., Senior Civil Engineer, Land Development Engineering
				Ed Duazo, Assistant Civil Engineer, Land Development Engineering
				Ryan Fong, Assistant Civil Engineer, Land Development Engineering
	California Coast Commission, Center for Water & Land Use at UC Davis Extension, USC Sea Grant and Resource Conservation District of Santa Cruz County/Santa Cruz	4/25/08	8	Chris Freitas, P.E., Senior Civil Engineer, Land Development Engineering
				Shelly Thesis, Assistant Civil Engineer, Land Development Engineering
				Clara Spaulding, Junior Civil (Environmental) Engineer, Clean Water Program

Draft Statewide NPDES General Permit for Construction and Land disturbance Activities	SCVURPPP/ San Jose	4/30/08	3	Clara Spaulding, Junior Civil (Environmental) Engineer, Clean Water Program
Annual C.3 Workshop	SCVURPPP/Sunnyvale	6/3/08	8	Chris Freitas, P.E., Senior Civil Engineer, Land Development Engineering
				Darrell Wong, P.E., Senior Civil Engineer, Land Development Engineering
				Shelly Thesis, Assistant Civil Engineer, Land Development Engineering
				Ryan Fong, Assistant Civil Engineer, Land Development Engineering
				Ed Duazo, Assistant Civil Engineer, Land Development Engineering
				Clara Spaulding, Junior Civil (Environmental) Engineer, Clean Water Program

Santa Clara Valley Urban Runoff Pollution Prevention Program

FY 08 Annual Report

Attachment N- Stanford University Activities by the City of Palo Alto

County of Santa Clara
Clean Water Program
DEVELOPMENT SERVICES OFFICE
DEPT. OF PLANNING AND DEVELOPMENT
70 West Hedding St., 7th Floor East Wing
San Jose, CA 95110

City of Palo Alto

Public Works Department

July 22, 2008

Chris Freitas
Clean Water Program
County of Santa Clara
Development Services Office
County Government Center, East Wing
70 West Hedding Street, 7th Floor
San Jose, CA 95110

Divisions

Administration
650.329.2373
650.329.2299 fax

Engineering
650.329.2151
650.329.2299 fax

Environmental Compliance
650.329.2598
650.494.3531 fax

Equipment Management
[illegible]496.6922
[illegible].496.6958 fax

Facilities Management
650.496.6900
650.496.6958 fax

Operations
650.496.6974
650.852.9289 fax

Regional Water Quality Control
650.329.2598
650.494.3531 fax

Dear Mr. Freitas,

The City of Palo Alto Regional Water Quality Control Plant hereby submits the 2007-2008 Annual Storm Water Review for Stanford University. The water oversight plan for Stanford University has been managed by the City of Palo Alto since February 13, 1996. The City of Palo Alto continues to monitor the areas of Stanford campus which are identified in the water oversight plan letter (Attachment 1) including the areas covered under the Industrial Waste program.

Stanford has been cooperative and responsive to all water related issues. The RWQCP and Stanford continue to meet every two months to discuss water issues.

Enclosed you will find a table of all inspections including dates, areas visited, findings, and the actions taken by Stanford (Attachment 2). The annual report covers the time period from July 2007 to June 2008. Please refer to attachment 1 which identifies the areas of the Stanford University campus specified for oversight.

No significant issues were observed during the 2007-2008 period.

If you would like to discuss this report further please call me at (650)329-2285 or Nina McNitzky at (650) 329-2518.

Sincerely,

Phil Bobel, Manager
Environmental Compliance Division

cc: Marty Laporte, Stanford

P.O.Box 10250
Palo Alto, CA 94303

Printed with soy-based inks on 100% recycled paper processed without chlorine

Attachment 1

Storm Water Pollution Prevention Inspection Plan
Stanford University, Stanford, California

Stanford University
Storm Water Pollution Prevention Inspection Plan

1. General Program Description

    a. Applicable Stanford University Storm Water Pollution Prevention Program (SWPPP) elements and relevant SWPPP BMPs will be reviewed annually. The focus of the review will shift from one year to the next as different problem areas are addressed.

    b. A separate binder will be maintained by the RWQCP in addition to the current industrial water permit binder. The binder will contain all storm water related information and correspondence.

    c. Bi-Monthly meetings will be held with Stanford to discuss inspection results and progress on any corrective actions needed. Action oriented minutes or agendas will be kept in the binder mentioned in (a) above.

    d. A running list of areas inspected, dates, problems identified, and status of resolution will be kept and submitted to the County on an annual basis just ahead of the County's Annual Report required by the Regional Water Quality Control Board.

    e. For Stanford lands within the City Limits of Palo Alto, appropriate enforcement action will be taken by the City of Palo Alto. For lands in the unincorporated areas (most of the campus), the City will advise Stanford of any problems both verbally and in writing. The County will be notified of all inspections and resolutions status via the annual report outlined in (d) above.

2. List of Key Facilities (to be inspected at least annually)

    a. Industrial Areas or Research Facilities (with loading docks and /or chemical deliveries) inspected as part of the semi-annual industrial waste inspections.
        i. Chemistry Buildings (e.g., Mudd)
        ii. Biology Buildings (e.g., Gilbert)
        iii. Engineering Buildings (e.g., CIS/X)
        iv. School of Medicine
        v. Central Energy Facility
        vi. Environmental Health and Safety

    b. Vehicle Service Facilities
        i. Fleet Services Garage
        ii. Golf Course Maintenance Facility

    c. Peninsula Sanitary Service Inc. (Household Recycling Facility)

d. Food Service Facilities (Inspected by County Program)

e. Equestrian Facilities (Red Barn)

f. Stanford University Maintenance Facilities
   i. Bonair Siding
   ii. Athletics
   iii. Housing and Dining
   iv. Water Department (Stock Farm Road)

3. Construction Sites

   a. Construction sites greater than one acre will be inspected by October 15 of each year and additionally on an as needed basis throughout the rainy season (October 1 – April 1).

   b. Construction site auxiliary yards will be inspected annually, including lay down yards used for equipment and material storage and temporary vehicle parking yards.

4. General Campus Grounds

   a. The campus will be divided into thirds (please see attached map).

   b. One third will be toured each year prior to the rainy season. This will include a visual inspection of catch basins, building perimeters, loading docks, storage areas, and other areas of storm water pollution potential.

Attachment 2

Stanford University Storm Water Review 2007-2008

Stanford University
Stormwater Review
2007-2008

Date	Event	Location	Report Source	Findings	Actions Taken	Date Resolved	Responsible Party
7/25/07	Bi-Monthly Meeting	RWQCP	Nina McNitzky	Discussed sink signage required for laboratories.			
				Discussed updating new storm water agreement to include current campus description.			
				Campus construction update.			
				Recap of Stock Farm Road and Oak Road Lay Down Yard clean-up.			
				County spraying and sampling at Boathing Tree Farm/ Creek.			
8/1/07	Construction Inspection	Energy and Environmental Building	Chris Fujimoto	Construction site SWPPP inspection.	No action required - All SWPPP's in working order.		Tracy Ingebrigtsen
8/1/07	Construction Inspection	PS6	Chris Fujimoto	Construction site SWPPP inspection.	No action required - All SWPPP's in working order.		Tracy Ingebrigtsen
8/1/07	Construction Inspection	Stanford Golf Practice Field	Chris Fujimoto	Construction site SWPPP inspection.	No action required - All SWPPP's in working order.		Tracy Ingebrigtsen
8/1/07	Construction Inspection	Stanford School of Medicine Loading Dock	Chris Fujimoto	Construction site SWPPP inspection.	No action required - All SWPPP's in working order.		Tracy Ingebrigtsen
8/1/07	Construction Inspection	Stanford Munger Graduate Residences	Chris Fujimoto	Construction site SWPPP inspection.	No action required - All SWPPP's in working order.		Tracy Ingebrigtsen

Stanfo. .iversity
Stormwater Review
2007-2008

Date	Event	Location	Report Source	Finding	Actions Taken	Date Resolved	Responsible Party
9/13/07	Bi-Monthly Meeting	Stanford Campus	Nina McNitzky	Overview of campus wide C3 program and locations.			
				Discussed sink signage required for laboratories.			
				Update on CEF chemical system upgrade project.			
9/13/07	Site Visit	C3 Areas	Nina McNitzky	No storm drain issues identified.			
9/13/07	Site Visit	Energy and Environmental Building	Nina McNitzky	No storm drain issues identified.			
10/23/07	Construction Inspection	Energy and Environmental Building	Chris Fujimoto	Construction site SWPPP inspection.	No action required - All SWPPP's in working order.		Tracy Ingebrigtsen
10/23/07	Construction Inspection	PS6	Chris Fujimoto	Construction site SWPPP inspection.	No action required - All SWPPP's in working order.		Tracy Ingebrigtsen
10/23/07	Construction Inspection	Stanford Golf Practice Field	Chris Fujimoto	Construction site SWPPP inspection.	No action required - All SWPPP's in working order.		Tracy Ingebrigtsen
10/23/07	Construction Inspection	Stanford School of Medicine Loading Dock	Chris Fujimoto	Construction site SWPPP inspection.	No action required - All SWPPP's in working order.		Tracy Ingebrigtsen
10/23/07	Construction Inspection	Stanford Munger Graduate Residences	Chris Fujimoto	Construction site SWPPP inspection.	No action required - All SWPPP's in working order.		Tracy Ingebrigtsen

Stanford University
Stormwater Review
2007-2008

Date	Event	Location	Report Source	Findings	Action Taken	Date Resolved	Responsible Party
10/23/07	Construction Inspection	Stanford University Childcare Center	Chris Fujimoto	Construction site SWPPP inspection.	No action required - All SWPPP's in working order.		Tracy Ingebrigtsen
11/27/08	Semi-annual Inspection	Cardinal Cogen Plant	Nina McNitzky	No storm drain issues identified.			
11/27/08	Semi-annual Inspection	Construction Lay Down Yards	Nina McNitzky	No storm drain issues identified.			
11/27/08	Semi-annual Inspection	Varian II	Nina McNitzky	No storm drain issues identified.			
11/27/08	Semi-annual Inspection	EHS Facility	Nina McNitzky	No storm drain issues identified.			
1/10/08	Bi-Monthly Meeting	RWQCP	Nina McNitzky	Update on CEF chemical system upgrade project.			
				Discussed sink signage required for laboratories and Stanford's time table for campus wide implementation.			
				Campus construction update.			
				CCSR elevator hydraulic oil spill and Stanford's spill notification protocols to Santa Clara County.			
				Discussed molybdenum in cooling tower chemicals.			
2/21/08	Construction Inspection	Stanford SOEC	Chris Fujimoto	Construction site SWPPP inspection.	No action required - All SWPPP's in working order.		Tracy Ingebrigtsen

Stanfo. .iversity
Stormwater Review
2007-2008

Date	Event	Location	Report Source	Findings	Actions Taken	Date Resolved	Responsible Party
2/21/08	Construction Inspection	PS6	Chris Fujimoto	Construction site SWPPP inspection.	No action required - All SWPPP's in working order.		Tracy Ingebrigtsen
2/21/08	Construction Inspection	Stanford Golf Practice Field	Chris Fujimoto	Construction site SWPPP inspection.	No action required - All SWPPP's in working order.		Tracy Ingebrigtsen
2/21/08	Construction Inspection	Stanford School of Medicine Loading Dock	Chris Fujimoto	Construction site SWPPP inspection.	No action required - All SWPPP's in working order.		Tracy Ingebrigtsen
2/21/08	Construction Inspection	Stanford Munger Graduate Residences	Chris Fujimoto	Construction site SWPPP inspection.	No action required - All SWPPP's in working order.		Tracy Ingebrigtsen
2/21/08	Construction Inspection	Stanford University Childcare Center	Chris Fujimoto	Construction site SWPPP inspection.	No action required - All SWPPP's in working order.		Tracy Ingebrigtsen
2/21/08	Construction Inspection	Stanford NANO	Chris Fujimoto	Construction site SWPPP inspection.	No action required - All SWPPP's in working order.		Tracy Ingebrigtsen
2/21/08	Construction Inspection	Stanford University Daily Building	Chris Fujimoto	Construction site SWPPP inspection.	No action required - All SWPPP's in working order.		Tracy Ingebrigtsen
2/21/08	Construction Inspection	Stanford Recycled Water Plant	Chris Fujimoto	Construction site SWPPP inspection.	No action required - All SWPPP's in working order.		Tracy Ingebrigtsen
2/21/08	Construction Inspection	Stanford Black House	Chris Fujimoto	Construction site SWPPP inspection.	No action required - All SWPPP's in working order.		Tracy Ingebrigtsen

Stanford University
Stormwater Review
2007-2008

Date	Event	Location	Reporting Source	Findings	Actions Taken	Date Resolved	Responsible Party
3/18/08	Bi-Monthly Meeting	RWQCP	Nina McNitzky	Update on CEF chemical system upgrade project and permitting through Santa Clara County.			
				Discussed sink signage required for laboratories and Stanford's time table for campus wide implementation within 2 years.			
				Campus construction update and Y2E2 (former E&E Building) planned occupancy and baseline sampling.			
				Clark Center sampling point identification.			
				Sewer overflows and reporting requirements.			
				Mudd Chemistry and mercury concentration reporting accuracy required to be according to detection limit.			
				Plastic bag ban scheduled for City Counsel review on April 23rd.			
				Avery pool maintenance and 4 million gallons of pool water discharge scheduled for end of March 26-28.			
				Pharmaceutical waste collection options at Stanford.			
				Recycled water project status.			
4/1/08	Inspection	Stanford Golf Course	Margaret Zittle	No storm drain issues identified.			
4/1/08	Inspection	Stanford Utilities Garage	Margaret Zittle	No storm drain issues identified.			
4/1/08	Inspection	Valero Campus Service Station	Margaret Zittle	No storm drain issues identified.			
4/7/08	Inspection	Peninsula Sanitary Service (PSSI)	Margaret Zittle	No storm drain issues identified.			

Stanfo. ,niversity
Stormwater Review
2007-2008

Date	Event	Location	Report Source	Finding	Action Taken	Date Resolved	Responsible Party
5/8/08	Semi-annual Inspection	Keck Chemistry Building	Nina McNitzky	No storm drain issues identified.			
5/8/08	Semi-annual Inspection	Herrin Biology Building	Nina McNitzky	No storm drain issues identified.			
5/8/08	Semi-annual Inspection	Construction Lay Down Yards	Nina McNitzky	No storm drain issues identified.			
5/20/08	Bi-Monthly Meeting	RWQCP	Nina McNitzky	Update on CEF chemical system upgrade project and permit status with Santa Clara County. Stanford will be changing out the molybdenum inhibitor chemical for an alternative.			
				Campus construction update.			
				Recycled water project status.			
				Discussed upcoming changes with new draft regulations in state stormwater permit.			
6/18/08	Stormwater Inspection	Escondido Village Bldg 76, Barnes Court	Chris Fujimoto	Observed one lead acid car battery discarded in the garbage enclosure without secondary containment. The site shall immediately secondarily contain and properly dispose of the lead acid car battery. The site shall use appropriate BMP's to protect the storm drain system and prevent a possible prohibited release from improper disposal of lead acid car batteries.	This is a residential area. The lead acid car battery was disposed of properly. Stanford Housing Staff pick up discarded hazardous and electronic waste as it is reported.		Tracy Ingebrigtsen
6/18/08	Stormwater Inspection	Escondido Village Bldg 67-68	Chris Fujimoto	Observed one storm drain that was missing required signage. The site shall place the storm drain signage so that it is clearly marked with the words "No dumping! Flows to Bay" or equivalent.	A work order has been submitted to the Stanford paint shop. The storm drain will be stenciled by August 31, 2008.		Tracy Ingebrigtsen

Date	Event	Location	Report Source	Findings	Actions Taken	Date Resolved	Responsible Party
6/18/08	Stormwater Inspection	Escondido Village Bldg 65, Abrams Court	Chris Fujimoto	Observed one storm drain that was missing required signage. The site shall place the storm drain signage so that it is clearly marked with the words "No dumping! Flows to Bay" or equivalent.	A work order has been submitted to the Stanford paint shop. The storm drain will be stenciled by August 31, 2008.		Tracy Ingebrigtsen
6/18/08	Stormwater Inspection	Escondido Village Studio 6, Dudley Lane	Chris Fujimoto	Observed two lead acid car batteries in a bucket discarded in the garbage enclosure. The site shall immediately secondarily contain and properly dispose of the lead acid car batteries. The site shall use appropriate BMP's to protect the storm drain system and prevent a possible prohibited release from improper disposal of lead acid car batteries. Observed two storm drains that were missing required signage. The site shall place the storm drain signage so that it is clearly marked with the words "No dumping! Flows to Bay" or equivalent.	This is a residential area. The battery bucket has been stored indoors properly. Once full, the bucket will be picked up and contents disposed of properly. A work order has been submitted to the Stanford paint shop. The storm drains will be stenciled by August 31, 2008.		Tracy Ingebrigtsen
6/18/08	Stormwater Inspection	Escondido Village Bldg 40, Angell Court	Chris Fujimoto	Observed four storm drains that were missing required signage. The site shall place the storm drain signage so that it is clearly marked with the words "No dumping! Flows to Bay" or equivalent.	A work order has been submitted to the Stanford paint shop. The storm drains will be stenciled by August 31, 2008.		Tracy Ingebrigtsen
6/18/08	Stormwater Inspection	Escondido Village Bldg 3, Comstock Circle	Chris Fujimoto	Observed a computer printer in the garbage enclosure. The site shall remove and properly dispose of the electronic waste.	This is a residential area. The computer printer has been disposed of properly. Stanford Housing Staff pick up discarded hazardous and electronic waste as it is reported.		Tracy Ingebrigtsen
6/18/08	Stormwater Inspection	Escondido Village Bldg 6, Comstock Circle	Chris Fujimoto	Observed two storm drains that were missing required signage. The site shall place the storm drain signage so that it is clearly marked with the words "No dumping! Flows to Bay" or equivalent.	A work order has been submitted to the Stanford paint shop. The storm drain will be stenciled by August 31, 2008.		Tracy Ingebrigtsen

Stanford University
Stormwater Review
2007-2008

Date	Event	Location	Report Source	Findings	Actions Taken	Date Resolved	Responsible Party
6/18/08	Stormwater Inspection	Housing Maintenance Yard	Chris Fujimoto	Observed numerous containers of paint, fluorescent light bulbs, and a one gallon container of used motor oil stored without secondary containment. The site shall immediately secondarily contain and properly store or dispose of the household hazardous materials. The site shall use appropriate BMP's to protect the storm drain system and prevent a possible prohibited release from improper storage of household hazardous materials.	All materials have been disposed of properly. Site employees have been reminded about proper storage and disposal methods for hazardous materials.		Tracy Ingebrigtsen
6/18/08	Stormwater Inspection	Escondido Village Blackwelder Court	Chris Fujimoto	Observed a leaking recycling container with garbage overflowing onto the ground up the hill from a storm drain. The site shall use appropriate BMP's to protect the storm drains from garbage and maintain proper recycling collection activities.	This is a residential area. The trash and leaking material have been cleaned up from the trash enclosure.		Tracy Ingebrigtsen
6/18/08	Stormwater Inspection	Escondido Village Bldg 110, Unit 103, McFarland Court	Chris Fujimoto	Observed one lead acid car battery discarded in the garbage enclosure without secondary containment. The site shall immediately secondarily contain and properly dispose of the lead acid car battery. The site shall use appropriate BMP's to protect the storm drain system and prevent a possible prohibited release from improper disposal of lead acid car batteries.	This is a residential area. The lead acid battery has been disposed of properly. Stanford Housing Staff pick up discarded hazardous and electronic waste as it is reported.		Tracy Ingebrigtsen
6/18/08	Stormwater Inspection	Sam MacDonald Mall at Campus Drive	Chris Fujimoto	Observed two storm drains that were missing required signage. The site shall place the storm drain signage so that it is clearly marked with the words "No dumping! Flows to Bay" or equivalent.	This is a residential area. A work order has been submitted to the Stanford paint shop. The storm drains will be stenciled by August 31, 2008.		Tracy Ingebrigtsen
6/18/08	Stormwater Inspection	Bonair Corporate Yard, Bldg 201	Chris Fujimoto	Observed one storm drain that was missing required signage. The site shall place the storm drain signage so that it is clearly marked with the words "No dumping! Flows to Bay" or equivalent.	A work order has been submitted to the Stanford paint shop. The storm drain will be stenciled by August 31, 2008.		Tracy Ingebrigtsen

Date	Event	Location	Report Source	Findings	Actions Taken	Date Resolved	Responsible Party
6/18/08	Stormwater Inspection	Athletic Corporate Yard	Chris Fujimoto	Observed container of paint without secondary containment. The site shall immediately secondarily contain and properly store or dispose of the paint. The site shall use appropriate BMP's to protect the storm drain system and prevent a possible prohibited release from improper storage of paint materials. Observed grass clippings stored in dirt area adjacent to a storm drain. The site shall use appropriate BMP's to protect the storm drains and maintain proper management of landscaping materials.	The paint container has been properly stored within secondary containment indoors. The storm drains located on site will be protected from grass and other debris.		Tracy Ingebrigtsen
6/18/08	Stormwater Inspection	Manzanita Dining Commons, Loading Dock Area	Chris Fujimoto	Observed two storm drains that were missing required signage. The site shall place the storm drain signage so that it is clearly marked with the words "No dumping! Flows to Bay" or equivalent.	A work order has been submitted to the Stanford paint shop. The storm drains will be stenciled by August 31, 2008.		Tracy Ingebrigtsen
6/18/08	Stormwater Inspection	Stern Hall, Loading Dock Area	Chris Fujimoto	Observed grease waste in the storm drain. The cause of noncompliant grease discharge shall be identified and corrective measures shall be put in place. Additionally, the site shall use appropriate BMP's to protect the storm drain system and prevent prohibited release of fats, oils, or greases. Observed one storm drain that was missing required signage. The site shall place the storm drain signage so that it is clearly marked with the words "No dumping! Flows to Bay" or equivalent.	Stanford has started the process of investigating this storm drain and associated practices that are contributing to the accumulation of grease in the catch basin. We will ensure that no fats, oils or grease are being discharged to the storm drain system. A work order has been submitted to the Stanford paint shop. The storm drain will be stenciled by August 31, 2008.		Tracy Ingebrigtsen

Stanfo. . ›niversity
Stormwater Review
2007-2008

Date	Event	Location	Report Source	Finding	Actions Taken	Date Resolved	Responsible Party
6/18/08	Stormwater Inspection	Wilbur Hall	Chris Fujimoto	Observed a two CRT computer monitors and two computer printers in the garbage enclosure. The site shall remove and properly dispose of the electronic waste. Observed one storm drain that was missing required signage. The site shall place the storm drain signage so that it is clearly marked with the words "No dumping! Flows to Bay" or equivalent. Observed a clogged and undersized drain in the recycling bin. The area around the food waste shall be cleaned up and the source of water entering nearby storm drain shall be investigated. The site shall use appropriate BMP's to protect the storm drains from garbage and maintain proper recycling collection activities.	This is a residential area. The CRT computer monitors have been disposed of properly. Stanford Housing Staff pick up discarded hazardous and electronic waste as it is reported. A work order has been submitted to the Stanford paint shop. The storm drain will be stenciled by August 31, 2008. Food service staff will be mopping or power washing the food waste container area. The storm drain will be protected during this activity. All campus kitchen staff will complete the annual stormwater and wastewater kitchen BMP training by Oct. 1, 2008. This training will remind staff to maintain a clean loading dock and ensure only stormwater flows into the storm drain.		Tracy Ingebrigtsen
6/18/08	Stormwater Inspection	Chi Theta Chi House	Chris Fujimoto	Observed containers of paint without secondary containment. The site shall immediately secondarily contain and properly store or dispose of the paint materials. The site shall use appropriate BMP's to protect the storm drain system and prevent a possible prohibited release from improper storage of paint materials.	This is a residential area. The paint has been properly stored in the flammable cabinets located at the site.		Tracy Ingebrigtsen
6/18/08	Stormwater Inspection	Stock Farm Rd and Oak Rd Lay Down Yard	Chris Fujimoto	Observed a small uncovered pile of garbage in the open area. The site shall use appropriate BMP's to protect the storm drains from garbage and proper management of construction debris.	The garbage has been disposed of properly.		Tracy Ingebrigtsen

042623

FY 2007 - 2008

SCVWD

Urban Runoff Program Annual Report



Santa Clara Valley Water District

anta Clara Valley
ater District
SM

5750 ALMADEN EXPWY
SAN JOSE, CA 95118-3686
TELEPHONE (408) 265-2600
FACSIMILE (408) 266-0271
www.valleywater.org
AN EQUAL OPPORTUNITY EMPLOYER

042625

September 10, 2008

Mr. Bruce H. Wolfe
Regional Water Quality Control Board
San Francisco Bay Region
1515 Clay St., Suite 1400
Oakland, CA 94612

Subject: Santa Clara Valley Water District Urban Runoff Management Program
FY 2007--2008 Annual Report of Pollution Prevention Activities

Dear Mr. Wolfe:

This report is submitted by the Santa Clara Valley Water District, in conjunction with the Santa Clara Valley Urban Runoff Pollution Prevention Program's Annual Report, pursuant to provision C.6.a. of the Program's reissued municipal stormwater NPDES Permit (Order No. 01-024). The report summarizes activities performed during FY 2007-2008 (July 1, 2007 to June 30, 2008) in accordance with the Santa Clara Valley Water District's Urban Runoff Management Plan (URMP) submitted to the Regional Board on September 1, 1997, updated in October 2000, and again on September 1, 2004 and the performance standards contained therein.

Program Highlights and Accomplishments–Permit Required Activities

- The Emergency Response (ER) Program's performance was evaluated by four mechanisms during FY07-08. The results of these evaluations were as follows: (1) the Clean, Safe Creeks key performance indicator was met; (2) received a "Superior" rating (the highest rating possible) on the CEO scorecard; (3) the ER Program passed the quality and environmental recertification audit according to ISO 9000 and 14000 standards; and (4) ER Program achieved excellent awareness and use by District field staff.
- The District's School Outreach Program visited 122 public and private schools, reaching 17,967 students and 770 educators and conducted 6 teacher workshops during FY 07-08.
- Removed 8,311 cubic yards of trash and debris from local creeks through the various District trash removal programs.
- Responded to 115 incidents reported to the District's 24 hour per day, 7 day per week pollution hotline.
- District continues to collaborate with the City of San Jose to identify in-stream and regional solutions for smaller land development sites as an alternative means to comply with C3 provisions.

Enhancements-Non Permit Required Activities

- Implemented and expanded pilot treatment systems to improve water quality and reduce methyl mercury in one lake and two reservoirs (Almaden and Guadalupe) in the Guadalupe River Watershed.

- The District participated in two creek cleanup events: Coastal Cleanup Day on September 15, 2007 and the National River Cleanup Day on May 17, 2008. During Coastal Cleanup Day, 865 volunteers collected 31,694 pounds of trash and 12,052 pounds of recyclables at 24 sites. On National River Cleanup Day, 669 volunteers collected 17,500 pounds of trash and 11,518 pounds of recyclables at 27 sites.

Annual Report

The attached Annual Report provides an accurate representation of the implementation efforts of the District's Urban Runoff Management Plan and FY 07-08 work plan during the past fiscal year; an evaluation of the program results for continuous improvement activities; and information that can be shared with other Co-permittees, municipal decision-makers, and the public.

The table of contents of this report provides the outline of the Annual Report.

We appreciate the opportunity to provide you with this information on the work we have accomplished and we look forward to your comments. If you have any questions regarding the materials submitted or need additional information, please feel free to contact us.

Sincerely,

Shree Dharasker
Senior Project Manager
Environmental Management Unit

cc/enc: Sue Ma, RWQCB,
Jill C. Bicknell, EOA, Inc.
Adam W. Olivieri Dr.PH. P.E., EOA, Inc.

bcc/enc: J. Fiedler, D. Chesterman, A. F. Maitski, D. Drury, B. Calhoun, D. Jacques, K. Slama,

Santa Clara Valley Water District
FY 2007-2008 ANNUAL REPORT
ATTACHMENT A

Certification Statement

"I certify, under penalty of law, that this document and all attachments were prepared under my direction or supervision in accordance with a system designed to ensure that qualified personnel properly gather and evaluate the information submitted. Based on my inquiry of the person or persons who manage the system, or those persons directly responsible for gathering the information, the information submitted, is, to the best of my knowledge and belief, true, accurate, and complete. I am aware that there are significant penalties for submitting false information, including the possibility of fine and imprisonment for knowing violations."

Signature by Duly Authorized Representative:

James Fiedler
Chief Operating Officer

September 11, 2008

Santa Clara Valley Water District
FY 2007-2008 ANNUAL REPORT
ATTACHMENT B

Performance Standard Completion Certification Statement

"I certify, under penalty of law, that Santa Clara Valley Water District has implemented all elements of the following performance standards, except as described in the Self-Evaluation Matrix in Attachment B of this FY 07-08 Annual Report, according to the policies and procedures described in the Santa Clara Valley Water District's Urban Runoff Management Plan dated September 1, 2004:

Rural Public Works Maintenance and Support Activities
Storm Drain Operation and Maintenance
Water Utility Discharge
Illicit Connection and Illegal Discharge
New Development and Construction Planning
New Development and Construction Inspection
Pest Management

Based on my inquiry of the person or persons who manage the system, or those persons directly responsible for gathering the information, this information is, to the best of my knowledge and belief, true, accurate, and complete. I am aware that there are significant penalties for submitting false information, including the possibility of fine and imprisonment for knowing violations."

Signature by Duly Authorized Representative:

James Fiedler
Chief Operating Officer

September 11, 2008

INTRODUCTION

This is the Santa Clara Valley Water District (District) Urban Runoff Program's Fiscal Year (FY) 07-08 Annual Report (Annual Report). This Annual Report is prepared to comply with section *C.6* of Regional Board Order 01-024 and section *n* of Regional Board Order 01-119[1]. In their entirety these two Regional Board Orders comprise the Municipal Stormwater Permit (Permit). This Annual Report is to demonstrate and describe District compliance with the Permit.

The 2007-2008 Annual Report describes the actions taken to comply with the requirements of the Municipal Stormwater Permit. The Annual Report is formatted per instructions and template received from Regional Board staff.

Annual Report (AR)

The Regional Board has established a cycle of regulatory submittals that includes the District's annual Urban Runoff Work Plan (Work Plan) that is to be submitted by March 1 of each year. The Work Plan describes planned urban runoff activities for the upcoming fiscal year. The Annual Report provides a description of completed Work Plan elements and must be submitted by September 15 each year.

The Santa Clara Valley Water District's (District) Urban Runoff Program (DURP) completed several vital tasks during the 2007-2008 fiscal year (FY 07-08). The Environmental Management Unit this year focused on four main objectives; 1) Updating the Work Plan 2008-2009 format to be compatible with the MRP format 2) Sampling of Lake Almaden, Coyote, Calero, Chesbro, Uvas, Guadalupe, Stevens Creek, Lexington, and Almaden Reservoirs for ammonia, sulfate, nitrate, phosphorous, mercury, and methyl mercury; the continued study of mercury and methyl mercury processes in the Guadalupe watershed; 3) Continue to participate in numerous outreach activities 4) Development of a District Trash Work Group to coordinate various District trash removal and source abatement activities.

The DURP includes both an area-wide component and an agency specific component. The area wide component is achieved through participation in the Santa Clara Valley Urban Runoff Pollution Prevention Program (Program) which is a collaborative effort by 15 agencies, including the District. The agency specific component of the Urban Runoff Program targets District activities and facilities that are potential sources, or potential receptors, of non-point source pollution. These activities include construction of capital improvements for flood control and water supply, channel maintenance, facility maintenance, and water utility operation and maintenance. Other sources of stormwater pollution, which are not associated with District activities, include illicit connections to storm drains, and illegal or accidental dumping or discharges on District facilities and waterways.

Santa Clara Valley Water District Organization

The mission of the District is a healthy, safe and enhanced quality of living in Santa Clara County through watershed stewardship and comprehensive management of water resources in a practical, cost-effective and environmentally sensitive manner.

Readers are encouraged to read the FY03-04 AR for further information about the District.

Structure of Report

The Annual Report follows the format and instructions received from the Regional Board. The report includes three sections that describe 1) Program Highlights and Accomplishments 2) a

---

[1] Regional Board Order 01-119 revises section *C.3* (regarding runoff from new and redevelopment projects) of Regional Board Order 01-024.

Summary of Continuous Improvement Activities and 3) a series of attachments. Each attachment is consistent with the Work Plan submitted in March 2007.

PROGRAM HIGHLIGHTS AND ACCOMPLISHMENTS

The District's Urban Runoff Pollution Prevention Program (Program) completed numerous tasks during the 2007-2008 Fiscal Year. The details of these accomplishments are included in the attachments to this Annual Report. Some of the Program highlights are summarized below. The full description of the activity can be found by referencing the section number with the attachment.

1.1 Illicit Connection/Illegal Dumping (IC/ID) Elimination Activities (Attachment 1.1)

Emergency Response

The District addresses IC/ID incidents effectively through its watersheds' hazmat "Emergency Response" (ER) Program. This aggressive 24-7 program responds reactively to IC/ID incidents by providing referral and inter-agency cooperation and/or conducting field investigation and clean-up activities as appropriate. The ER Program may be contacted via the Pollution Hotline (1-888-510-5151) which is advertised on the District's internal and external websites as well as in occasional fliers and memos. The Hotline is also advertised on the Santa Clara Valley Pollution Prevention Program's website. The ER Team routinely responds to over 100 reported incidents per year as reported by District field workers, staff from other agencies, and members of the general public.

The District received and responded to a total of 115 emergency response reports throughout Santa Clara County during fiscal year 2007-2008. This total is up 7.5% from 107 reported in FY06-07. Of the 115 total incidents reported during the last fiscal year, 106 were within the jurisdiction of the San Francisco Bay Regional Board and the associated Santa Clara Municipal Stormwater Permit. 65 of the 106 required a field response by the one of the team members for source identification, clean up or evidence collection. The 115 total incidents were distributed among the District's 5 major watersheds as follows: Coyote (35), Guadalupe (34), West Valley (25), Uvas/Llagas (9), and Lower Peninsula (7), with 5 other incidents occurring on non-watershed facilities. The data from the emergency response reports indicates that the Guadalupe River was once again the waterway with the greatest number of incidents with a total of 18 reports. Coyote Creek also a relatively high number (10) of incidents reported. Sunnyvale East Channel, with 6, was the only other waterway that posted more than 5 incidents. Fuel/Oil related incidents was again among the predominant contaminants encountered, registering 26 individual incidents. Trash (15) and sewage (13) joined "chemical" (12) incidents as other common pollutants encountered.

The majority of reports (52) this year again occurred within the limits of the City of San Jose. 11 incidents occurred in unincorporated areas (9 of those within SFB-RWQCB jurisdiction, 2 within CC-RWQCB jurisdiction). No other city had more than 9. The District records every response it receives. It is important for the District to be able to accurately track the number of reports. If the incident is outside of District jurisdiction (limited to its own lands and facilities – that being properties "owned, controlled, operated, or maintained by the District") the District may forward the report information to the appropriate public agency yet still logs the report for our records -

so it is important for the Regional Board to be aware that the total number of reports from all co-permittees as reported by the Program Manager may be artificially elevated due to double reporting of such cases (District + municipal). The District responded within the two hour target field response time, 98% of the time in 2007-2008 for all in-County incidents.

Water Resource Protection Ordinance Enforcement

As previously reported there were no compliance orders, administrative penalties, administrative costs, civil actions, or misdemeanor prosecutions brought against Ordinance 06-01 violators during FY 07-08. Additionally, District emergency responders continue to work cooperatively to assist investigations by law enforcement agents at the Department of Fish and Game and the District Attorney's Office, as well as municipal and Regional Board code enforcement staff.

1.2 Trash Program Evaluation (Attachment 1.2)

It continues to be very challenging for the District to identify individual responsible parties for many of the illegal dumping activities that occur in the creeks of the county. Since the District has no police powers and no land use authority our ability to penalize polluters and protect the environment proactively rather than retroactively is virtually non-existent outside of our extensive public and educational outreach activities. Homeless encampments are one of the primary sources of trash being directly deposited to the riparian corridor. With these limitations in mind the District dispatches maintenance crews to provide frequent and routine creek cleanup for trash, and debris, in District waterways. Some of this material is deposited in creek channels and constitutes illegal dumping but is not reported to District hazmat or code enforcement staff due to the inability to establish an individual source or responsible party. In the spring of 2006 the District formed an internal focus group made up of water quality and field maintenance staff and various managers to better strategize how to identify root causes and sources of trash and how to reduce the load of trash to the creeks. This group has since evolved into the District Trash Work Group which includes a broader scope of District employees from watershed managers to field maintenance staff planners, and intermediate managers. This group was formed to coordinate the District's internal and external trash related activities such as work with SCVURPPP, the San José/District Trash MOU, and non-governmental organizations. The group meets several times a year to discuss potential options and structure devices to capture trash and also protect the various natural resources in our creeks. This group is also an outcome of the District's ISO process.

District maintains three trash cleanup programs which are:

1) The Clean Safe Creek Outcome 1.4 (aka the Good Neighbor Program) which states "Neighborhood creeks will be frequently inspected and cleaned of litter and graffiti;"
2) The Adopt-A-Creek program which allows individuals, service organizations or companies to adopt a section of creek and have their name posted along that section of creek;
3) Unscheduled litter and debris removal associated with internal and external maintenance requests generated from the District's Internet website.

The District's previously described three programs collected and disposed of approximately 8,311 cubic yards of trash and debris from county waterways in 07-08. This year's breakdown

by watershed is as follows; Guadalupe watershed 1,036 cubic yards (13%), Coyote watershed 1915 cubic yards (23%), West Valley watershed 1,428 cubic yards (17%), Lower Peninsula watershed 926 cubic yards (11%), and Uvas Llagas watershed had 3006 cubic yards (36%). The Guadalupe watershed Good Neighbor Program continues to conduct monthly homeless encampment cleanup activities along both the Guadalupe River and Coyote Creek. The Good Neighbor Program coordinates with the Santa Clara County Department of Corrections to utilize inmate labor for some of the creek cleanup activities. Additionally, the San José Conservation Corp labor is also utilized extensively during many of the trash removal operations. The Adopt-A-Creek program also supports trash removal from adopted sections of various creeks and this program is highlighted in the PIP activities section of the Annual Report.

Blood Borne Pathogen Training

The District suspended trash assessments for 2007-2008 due to safety issues associated with working in proximity to homeless encampments and other potential blood born pathogen exposures. The Districts Urban Runoff Program has been working with the District's Industrial Hygienist to develop a suite of Best Management Practices to be implemented by staff conducting Rapid Trash Assessments in areas that could potentially expose employees to significant health hazards. These BMP's include the mandatory use of puncture resistant boots, puncture resistant, a suite of vaccinations as well as focused training how to prevent exposure to blood borne pathogens and how to respond should an individual be exposed to blood borne pathogens.

The District's Industrial Hygienist has indicated that vaccinations are available to District employees and temps who perform field work that potentially exposes them to any of the following: used hypodermic needles, human excrement and/or bodily fluids, sharp objects contaminated with soil, and employees who could come into contact with wild animals or vicious dogs. The District Environmental Health and Safety Unit will consider these work activities in order to determine which of the following preventative vaccinations are recommended for each employee:

1) Hepatitis A
2) Hepatitis B
3) Tetanus
4) Rabies

Once District staff is safely prepared to continue conducting Rapid Trash Assessments they will likely resume.

1.3 Rural Public Works Program Evaluation (Attachment 1.3)

The District's River Morphology staff continues to emphasize to field and engineering staff the importance of woody debris in the creeks for wildlife habitat and to facilitate the reduction of potential erosion at various facilities by encouraging the creeks to remain in dynamic equilibrium.

1.4 Storm Drain O&M Program Evaluation (Attachment 1.4)

Storm drain inspections and cleaning work orders continue to be distributed via the District's Comcate (field maintenance work order software) Preventative Maintenance Program for the three Water Treatment Plants. Each month facility maintenance staff receive a computer generated work order to inspect all storm drains at their facility and have them cleaned as needed. The Environmental Management Unit has been performing storm drain inspections since FY 2005 at the Vasona Meter Shop, Corporation Yard, Headquarters and Administration Campus and the Blossom Hill Annex to ensure compliance with Urban Runoff Management Plan.

1.5 Corp Yard Operations Evaluation (Attachment 1.5)

The Corp Yard sampling has continued. Pollution Prevention and pollutant reduction has continued to be a focus of Corp Yard staff.

1.6 Water Utility Discharge Program Evaluation (Attachment 1.6)

Last year the Environmental Management Unit and the District's Operations Planning and Analysis Unit undertook a study to evaluate the turbidity effects in a stream during the cleaning and reconditioning of stream hydrography gauges. The goal of the this study was to determine 1) what kind of effect does stream gauge maintenance have on stream turbidity 2) to develop potential BMPs to reduce the monitoring costs associated with turbidity monitoring during this maintenance activity and 3) to see if it would be reasonable to recommend that "Stream Gauge Maintenance" be added to the categorical exemption category of the new Municipal Regional Permit. The study was conducted in three creeks two in jurisdictional area of the Central Coast Regional Water Quality Control Board, Bodfish Creek and Upper Llagas creek and one stream from the San Francisco Bay Regional Water Quality Control Boards jurisdiction, Los Gatos creek below Lexington Reservoir. After background readings were taken the study consisted of several Environmental Management Unit staff being stationed downstream of the stream gauge at either 50, 100, and 200 feet or 100, 200, and 300 feet. The results indicate that the turbidity in the stream at time did reach approximately 90 NTU's the streams recovered to background levels within an about an hour. The significance of this is that the impacts to the stream are limited in scope and likely much less detrimental to the health of the stream compared to having several staff walking in the stream setting up some form of filtration/detention system and then later sending staff back into the stream to remove the filtration/detention system.

Last year the Environmental Management Unit had planned to conduct one more experiment using a "Dirt Bag" on a more sensitive stream. This experiment will take place this year and once this experiment is completed a short report will be forwarded to the San Francisco Regional Water Quality Control Board of our findings.

1.7 Construction Inspection Program Evaluation (Attachment 1.7)

The District continued to use the monthly inspection sheet developed in FY 02-03 to facilitate compliance and follow up inspections. The Environmental Management Unit continued to

coordinate with the Construction Inspectors in the field to go over SWPPP implementation at construction sites. This coordination proved very successful and will continue in FY 08-09.

Construction Administration Unit continues to use the Incident Response/Pollution Prevention Hotline to contact Stream Water Quality/Regulatory Compliance Unit staff to report construction sites that are creating sediment discharges.

In FY 07-08, the District had 8 Capital Improvement Projects (CIP) under construction that included 6 flood protection/channel improvement projects, 1 water treatment plant project and the new water quality lab. SWQ/RCU assisted with review of CIP SWPPPs as requested. A table showing the inspections completed is included with this section.

1.8 Other Water Quality Evaluations (Attachment 1.8)

BMPs were formally inspected quarterly during non-stormwater observations at most District facilities except Coyote and Pacheco Pump Stations. The pump stations do not warrant non-stormwater observations due to the low potential for these types of discharges to occur. The Corporation Yard culvert inlet protection device (constructed of cinderblocks filter fabric and washed gravels) was inspected in October of 2007 and determined to be functioning well. The Corporation Yard culvert inlet protection device was again inspected in June 2008 and will be serviced in September of 2008 as it has collected sediment preventing this material from entering the Guadalupe River. Other BMPs are working effectively, as noted on the non-storm water observation forms submitted. The three Water Treatment Plants conducted the required storm drain inspections required under this program.

1.9 Watershed Management Program Evaluation (Attachment 1.9)

During FY 07-08, the District removed approximately 33,523 cubic yards of sediment and completed bank protection projects totaling approximately 4841 linear feet (0.92 miles).
Annual SMP archeology awareness and BMP training was conducted on June 5, 2008, and June 11, 2008 and 95 % of District employees from the Watershed Field Operations Units, Watershed Program Support Units, Vegetation Management Unit, and Regulatory Compliance Unit received the training (100 employees). BMP training evaluation forms were distributed during the training session and attendees were asked to complete them before leaving. All training sessions were rated excellent (38%) or good (55%) by the respondents. Suggestions for improving the training will be incorporated into next year's training. On-site training has also been conducted for District contractors and day laborers.

1.10 C3 Program Evaluations (Attachment 1.10)

The following stream function improvement activities are not part of the permit requirements. However, in the interest of natural channel/creek design the District has been collecting geomorphic data and designing flood control projects in the upper watershed that incorporate

various geomorphic features some of this work is overseen by the Office of Stewardship Planning's Watershed Planning and Asset Management Unit.

Thompson Creek

1. The consultant is preparing a final report which should be published in late 2008.

Upper Penitencia Creek

1. Collected data on Upper Penitencia Creek for continuous flow measurement for hydrologic and sediment transport modeling.
   a. Collection of continuous flow measurement data at Piedmont Road and at Berryessa Industrial Park continued.
   b. The data will be used to calibrate a continuous flow runoff model (HEC-HMS) for Penitencia Creek in 08-09.

2. Geomorphic Survey and Channel Stability Assessment.
   a. Collected a third year of suspended solids and bed load transport data for the winter to develop suspended sediment and bed load rating curves.

Berryessa Creek

1. This effort is similar to the Upper Penitencia Creek exercise. District staff has installed gages on Berryessa Creek for continuous flow measurement.
   a. The District continued to collect flow data measurements. Data is being collected upstream of Piedmont Road (which is the downstream end of the rural portion of the watershed) and at Hillview Road (which represents the combination of rural + urban watersheds).
   b. The data will be used to calibrate the continuous flow HEC-HMS model for Berryessa Creek.

2. Geomorphic Survey and Channel Stability.
   a. Continued the collection of suspended solids and bed load transport data during winter to develop a transport model.
   b. Extended the cross-sectional data collection to Hillview Road Bridge downstream of 237/Calaveras Road. This captured the eroding reach where Berryessa Creek runs parallel to the railway tracks.

3. Provided a stable channel design for flood protection to the US Army Corp of Engineers. This has now become the preferred alternative. We were requested to provide this design after the previous alternative developed by the District and the US Army Corp of Engineers developed for flood protection was not well received by the residents.

Adobe Creek

Construction began in early summer of 2008. The design incorporated some fluvial geomorphic in the deciding as could be accommodated considering the residential encroachment.

Stevens Creek

Designed some of the Blackberry farm project and observing construction activities

Alamitos Creek
District completed a design for erosion repair at Alamitos Creek and the construction was completed in the fall of 2007. This alternative generated 18,000 sf of mitigation credit which offsets the additional costs of the geomorphic stream stabilization features.

1.11 PIP Program Evaluation (Attachment 1.11)

The District serves a community of 1.7 million countywide and has excellent outreach programs to many sectors of the community. Key elements of the District's PIP Program include creek clean-up events supporting citizen participation, attendance at community events targeting the general public, numerous workshops presented by the Water Conservation Unit, and the School Outreach Program.

GENERAL OUTREACH
The District attended 52 community events during FY 07-08. A listing of all events is included in this section.

The District's website continues to provide regular updates to the community. During the winter season, the District's home page featured a link to flood-related information, the District's efforts to protect the waterways in the event of a flood, and sandbag distribution sites. Our on-line maintenance request form empowers citizens to report dumping or waterway-related problems, and allows them to send messages to the appropriate watershed staff. The site also includes a link to the Santa Clara Valley Urban Runoff Pollution Prevention Program.

TARGETED OUTREACH
Workshops
In March 2008, the Water Use Efficiency Unit conducted a four-part Water Efficient Landscaping Workshop Series. A total of 203 people attended the four sessions: Designing a Water-Wise Garden, Gardening with Natives, Water Efficient Irrigation Design, and Selecting Plants for Your Water-Wise Garden. Several Units came together to present two sessions of CreekWise Workshop for creekside owners on March 1 and March 15. The workshops included watershed education, water conservation, urban runoff and pollution prevention, invasive species, pest management and erosion control and being a good creek neighbor. A total of 59 people attended the two sessions.

Media Campaign
The District carried active media outreach during the winter of 2007-08. The District took advantage of the winter storms to inform and educate the public about the importance of keeping our creeks clean.

In addition to the District's own campaign, for the second year, we are participating in a regional water conservation campaign, funded by a state grant and led by San Francisco Public Utilities Commission and Bay Area Water Supply and Conservation Agency. The primary message of this regional campaign is that California is in a drought and everyone can take easy steps to save water now. The campaign includes a regional website that directs users to services and programs in their own service area.

Other Targeted Outreach
Flood Safety Notice 2007 was mailed in October 2007 to 100,000 flood plain residents. Although the mailer's main focus is flood preparedness and safety, it also contained articles on healthy creek ecosystems, keeping debris out of creeks and illegal dumping. A copy is included in this section.

In January 2008, the District mailed out more than 700,000 copies of Valley Water News, a Countywide newsletter, to residents and businesses in Santa Clara County. The newsletter included information emphasizing the need to keep our streams free of trash and chemicals. It also provided the 24-hour pollution prevention number to report illegal dumping.

AquaFacts, the District's employee newsletter, continued this year as an online publication. AquaFacts contained 4 articles relating to stormwater pollution prevention and watershed education during FY 07-08. Topics included alternative commute methods, grass gobbling goats, and two creek cleanup events. The employee newsletter is an excellent and cost-effective method for delivering urban runoff, pollution prevention, and watershed messages to District employees. In addition to AquaFacts, several articles were included in the District's daily "New You Can Use" emails.

An all employee Pollution Prevention Week email campaign was conducted September 17 through 23, 2007. Five emails were sent providing pollution prevention tips. Topics included: general pollution prevention week information, proper disposal of fluorescent bulbs, batteries and cell phones, proper pesticide use and disposal, fighting pollution on the road and protecting your Watershed. Numerous requests for brochures were received from the employees, as well as many comments on the campaign. This continues to be a good method to present pollution prevention ideas to District employees.

Neighborhood work notices are posted on the District's web site for all stream maintenance and capital projects. Most notices include information on watershed.

EDUCATIONAL OUTREACH
The District's educational outreach program serves a diverse population and responds to the needs of the schools throughout the County. Programming is consistent with State standards and regularly integrates messages and issues of other District communication programs. The District's School Outreach Program visited 122 public and private schools reaching 17,967 students and 770 educators and conducted 6 teacher workshops during FY 07-08. The District offers a comprehensive education outreach program for early childhood, elementary, middle school, high school, and college-aged students to establish a foundation for understanding and appreciation of water resources. The program provides age-appropriate classroom presentations, teacher in-service training in water education, and tours in order to help children understand and appreciate their local water resources. Classroom presentations include hands-on experiments, information on watersheds, urban run-off, pollution prevention, flood plains, conservation tips, water awareness activities, flood management, and careers in the water industry. Scheduling is conducted on a first-come, first-served basis and provided free to schools in Santa Clara County. Number of students by watershed, city, grade, focus of presentation, and school district are included with this section. AquaDrops eNews, an electronic

teacher's newsletter was sent out in November 2007, January 2008, March 2008 and May 2008.

The Coyote Creek Outdoor classroom encompasses land alongside Coyote Creek and includes a covered gazebo classroom for students and teachers, as well as a platform overlooking the creek where students can study the stream's natural habitat. Groundwater monitoring wells on the site enable students to observe and evaluate the underground water table and understand how surface and groundwater interact. The site features two planting areas – one site close to the creek planted with native trees and shrubs to improve the stream's wildlife habitat, and a "high terrace" or upland area landscaped with oaks, grasses and other native plants to demonstrate drought-tolerant gardens. During the 2007-08 school year, the program provided 4 class tours for 112 students and 4 teachers.

Morley Park Outdoor Classroom in the City of Campbell provides the opportunity to teach students about the purpose of wetlands, urban runoff and the value of percolation ponds. During the 2007-08 school year, the program provided 1 tour for 32 students and 1 teacher.

Christmas Hill Park, located at the southwest end of Gilroy, encompasses 51 acres including natural wilderness with trails, picnic/barbecue areas, horseshoe pits, jogging and hiking paths, children's play areas, open play field, softball/baseball fields and open grass play area. The school tour includes watershed, groundwater, urban runoff, weather station and water quality testing activities. During the 2007-08 school year, the program provided 6 tours for 120 students and 6 teachers.

School Outreach Program staff developed and implemented a new activity this year. Mapping History of the Santa Clara Valley demonstrates growth and change in our valley over the past 5,000 years and into the future. Participants listen to period music, share scripts that describe six time periods, and then place appropriate symbols of change on a 12' x 12' map of Santa Clara County. The activity begins with the Native American period, 3200 BC to 1750 AD, adding wildlife, vegetation and one figure to represent the 10,000 Native Americans in the entire Bay Area. By 2050, participants have added farm animals, orchards, railroads, cities, reservoirs, water and wastewater treatment plants, hi-tech businesses and 260 figures to represent a projected population of 2,624,670.

CITIZEN PARTICIPATION

The District established the Adopt-A-Creek Program in 1994 to encourage residents of Santa Clara County to take an active role in helping to preserve the health and beauty of our local creeks. Due to continued staffing changes and shortages, Adopt-A-Creek permit information was not tracked this past year. In FY 07-08, lack of staff resources hindered the tracking of activities.

The District participated in two creek cleanup events: Coastal Cleanup Day on September 15, 2007 and the National River Cleanup Day on May 17, 2008. During Coastal Cleanup Day, 865 volunteers collected 31,694 pounds of trash and 12,052 pounds of recyclables at 24 sites. On National River Cleanup Day, 669 volunteers collected 17,500 pounds of trash and 11,518 pounds of recyclables at 27 sites.

1.12 Urban Runoff Program Administrative Activities (Attachment 1.12)

All Administrative Tasks were completed on time.

1.13 Monitoring Program Evaluation (Attachment 1.13)

The District has continued its monitoring program to evaluate water quality in Lake Almaden, Almaden Reservoir, Calero Reservoir, Guadalupe Reservoir and Stevens Creek Reservoir. Depth profile measurements of temperature, pH, conductivity, and dissolved oxygen were conducted monthly. In addition, water samples were collected from the epilimnion and hypolimnion for analyses of total and dissolved mercury, total and dissolved methyl mercury, ammonia, nitrate/nitrite, sulfate and phosphorus at Lake Almaden, Almaden Reservoir, and Guadalupe Reservoir. Samples were also collected from the epilimnion for analyses for chlorophyll- a. The purpose of this monitoring is to establish existing water quality conditions and seasonal variability to evaluate the implementation of management changes to improve water quality.

1.14 Copper Action Plan Evaluation (Attachment 1.14)

The District enacted a policy several years ago to have District vehicles washed and vacuumed at the existing covered wash rack that discharges through a clarifier to the sanitary sewer system. The District is very proactive in attempting to reduce traffic and pollutants caused by traffic. The district provides, free to employees, bicycle lockers, and reimburses staff for use of public transit for business purposes.

1.15 Nickel Action Plan Evaluation (Attachment 1.15)

The District, as an environmental steward, has several practices and activities in place that support copper and nickel pollution prevention. The District continues to distribute outreach materials at public events. The District's website provides a carpool connection interactive map so an individual is able to search for carpoolers in the vicinity of one's home or even along the route an individual uses to get to work.

1.16 Mercury Action Plan Evaluation (Attachment 1.16)

Mercury Removal Projects and Programs Completed and Underway

Stream Maintenance Program
In 2007, routine sediment removal maintenance resulted in the disposal of 36,870 cubic yards of material, with 3,348 of this total from the creeks in the upper portion of the Guadalupe River Watershed. The total mercury removed from the system was 100 kg, with 98 kg from the Guadalupe River Watershed.

Monitoring

The District has undertaken a monitoring program to evaluate water quality in Lake Almaden, Almaden Reservoir, Calero Reservoir, Guadalupe Reservoir and Stevens Creek Reservoir. Depth profile measurements of temperature, pH, conductivity, and dissolved oxygen were conducted monthly. In addition, water samples were collected from the epilimnion and hypolimnion for analyses of total and dissolved mercury, total and dissolved methyl mercury, ammonia, nitrate/nitrite, sulfate and phosphorus at Lake Almaden, Almaden Reservoir, and Guadalupe Reservoir. Samples were also collected from the epilimnion for analyses for chlorophyll a. The purpose of this monitoring is to establish existing water quality conditions and seasonal variability to evaluate the implementation of management changes to improve water quality.

Mercury Control Program

In 2007, the District continued to implement three projects to control mercury in the Guadalupe River Watershed: Jacques Gulch Restoration, Lake Almaden Circulation, and Reservoir Circulation.

Jacques Gulch Restoration

Jacques Gulch is a tributary to Almaden Reservoir that drains approximately one-third of the reservoir watershed. A portion of this drainage includes a small tributary that drains a portion of the former New Almaden Mining District, which is now Almaden-Quicksilver County Park. The project will remove, cap, or control erosion of extensive mercury deposits in the tributary above its confluence with Jacques Gulch, and in Jacques Gulch above its confluence with Almaden Reservoir. This project will require planning, permitting and construction, and is scheduled for completion in 2011. During the reporting period, the District revised a draft Engineer's Report for the project, prepared a Draft Mitigated Negative Declaration, and circulated the documents for public comment.

Lake Almaden Circulation

Lake Almaden is a former gravel quarry that lies at the confluence of Guadalupe Creek and Los Alamitos Creek that drain Guadalupe and Almaden Reservoirs, respectively. Below this confluence is the Guadalupe River. This lake provides recreational amenities to the community, including swimming, boating, and fishing. The Guadalupe River Watershed Mercury Study identified the lake as a significant source of methyl mercury that bioaccumulates in fish within the lake and in fish downstream. In 2006, the District continued a monitoring and sampling program to evaluate the performance of a pilot treatment system using a solar-powered circulator (Solar Bee). Data collected during the summer of 2006 showed a 96% reduction in the methyl mercury concentrations measured in the treated portion of the lake as compared to 2005 data. Data from 2007 were similar to the 2006 data. Building on this success, a second circulator was installed in the lake in March 2007. This second circulator achieved similar reductions of methyl mercury in the water column during 2007.

Reservoir Circulation

The Guadalupe River Watershed Mercury Study identified reservoirs as a significant source of methyl mercury that bioaccumulates in fish within the reservoirs and in downstream creeks.

The study also demonstrated a correlation between the seasonal development of anoxia in the hypolimnion and increased methyl mercury concentrations. Building on the success of the Lake Almaden pilot project, the District installed three solar-powered circulators in Almaden Reservoir in April 2007, and three solar-powered circulators were installed in Guadalupe Reservoir in July 2007. Data from 2007 showed lower concentrations of methyl mercury in the water column in Almaden Reservoir as compared to previous years, but no significant changes were observed in Guadalupe Reservoir in 2007.

1.17 Pest Management Program Evaluation (Attachment 1.17)

The District uses pesticides as one of the tools for pest management on its properties and facilities. The primary category of pesticides used is herbicides. Insecticides and rodenticides are used in small quantities. In all cases, pesticide products are used only after an assessment has been made regarding environmental, economical, and public health aspects of each of the alternatives. The District has always been proactive and conservative in the use of pesticides.

The District continues to implement a pesticide policy and an "Approved Pesticide List." Except for three products, the District's Approved Pesticide List met the criteria established in the District's Pesticide Policy for water quality, environmental and public health hazards. The District's policy states "Category I and II pesticides may only be used if required to meet health and safety concerns or if mandated to maintain regulatory compliance such as dam safety." The three "Toxicity Category I" products, one herbicide and two rodenticides were exempted from meeting the toxicity restriction due to the following factors:

1) They are integral in meeting the structural engineering requirements of the District's levee systems and dam safety program.
2) There are no practical alternatives at this time.
3) The toxicity and hazard exposure of these products applies only to the applicator at the time of application. These hazards are mitigated with protective clothing and eye protection which minimize the exposure hazard to the maximum extent.

The District believes that use of the less toxic products is beneficial to the environment and the health and safety of employees. The District's annual pesticide use summary report for calendar year 2007 is included in this section as Table 17.1.

The District began implementation of the *arundo* mitigation program in 2002. The eradication program has increased the District's use of some pesticides. The cut stump method of application minimizes the potential for environmental impacts. The District currently has a program for monitoring the water quality impacts of this work type.

ALTERNATIVE PEST MANAGEMENT PRACTICES

With more than 25 acres of unwanted vegetation rising up and around the Santa Teresa Water Treatment Plant, the District used nearly 700 goats to chew and munch away dry brush that could have posed a fire hazard if left unchecked. Using the goats was a welcome alternative to chemicals or mowing, which proved difficult in the past because of uneven slopes around the plant. This innovative approach reflects that the District is doing things differently and certainly keeping the environment in mind.

The District continued to integrate mechanical harvesting and non-toxic dye colorants with the use of algaecides and herbicides to manage algae at percolation ponds.

TRAINING/CERTIFICATION
Continuing education (CE) is required to maintain certification. Employees can obtain CEs through seminars sponsored by Pesticide Applicators Professional Association (PAPA), California Association of Pest Control Advisors (CAPCA), manufacturers and universities. CEs are tracked by PAPA/CAPCA and records can be obtained from their websites. All District employees prepare an Employee Performance Plan and County Agricultural Commissioner and the State Department of Pesticide Regulations certification and training requirements are included in individual Performance Plans. Performance Plan evaluations are conducted every January for all employees. Employees not meeting certification and training requirements contained in their Performance Plan may face disciplinary action or termination of employment.

Bi-weekly safety meetings are held that include IPM Policy, SOP and BMP training. Label training, hazardous spill response, symptoms of pesticide poisoning were some of the topics covered this past year.

BMP inspection checklists continue to be completed for both chemical and non-chemical vegetation management activities.

1.18 Sediment Control Program Evaluation (Attachment 1.18)

Upper Penitencia Creek Sediment Study
The District assisted with the Upper Penitencia Sediment Source and Management Practices Assessments by providing information on the operations of the diversion structures for the percolation ponds as well as by providing information on other water utility operations pertinent to Upper Penitencia creek. The District also provided significant information on the fisheries condition in the watershed. The District completed a review of the document and also convened a multi division meeting of managers and operations staff to respond to the Regional Boards questions on the first draft of the document in the fall of 2006. District also reviewed and commented on the various other Upper Penitencia Creek studies.

Saratoga Creek Watershed Assessment
The District has provided funding and coordination for a fish scale analysis of the fish scales that were collected for the Saratoga Creek Watershed Assessment. The District has also been working with the Program to ensure that Program staff collected samples from only public owned sites.

1.19 Watershed Monitoring Program Evaluation (Attachment 1.19)

Water Quality Index Project
In the fall of 2004 the Environmental Management Unit implemented a study of general water quality monitoring in the Guadalupe Watershed to compare the watershed to other studies taking place in the country. This study was both time consuming and initially costly to conduct

in both labor hours and laboratory fees. This study has just completed the collection of the seventh round (3.5 years) of sample collection in the Guadalupe River watershed. The study has completed its fourth round of sampling in the Stevens Creek and Coyote Creek watersheds. At the tidal sites both a high tide and a low tide sample was collected.

Coyote Creek results indicate that the water quality does generally fall into the excellent to good range in the upper watershed and tends to degrade slightly as one approaches the lower watershed area and the bay. This lower water quality is what one would expect as the water from the urban environment contributes a higher concentration of pollutants than would be expected from the more rural reaches.

Stevens Creek results indicate a narrower range of variability between seasons and downstream locations as well. All the results are in the good range. The Permanente results are slightly lower than the Stevens results for approximately the same water shed elevation and this could possibly be due to industrial operations in the Permanente sub watershed.

Guadalupe River results indicate that the water quality does generally fall slightly above and below the good range in the upper watershed and tends to degrade slightly as one approaches the lower watershed area and the bay. In general the tidal bay water tends to be of similar if not slightly lower quality than the stream water.

The study has been concluded for financial reasons as well for reasons associated with the contract laboratories performance. Should the study resume correlating WQI data with watershed rainfall and stream flow data would be interesting. Additionally the sites should be containing elevation information in the tables

Attachment 1.1
ILLICIT CONNECTION/ILLEGAL DUMPING (ICID) ELIMINATION ACTIVITIES

042648

SANTA CLARA VALLEY WATER DISTRICT
URBAN RUNOFF ANNUAL REPORT FOR FY 2007-08
ILLICIT CONNECTION/ILLEGAL DUMPING ELIMINATION ACTIVITIES

SELF EVALUATION MATRIX

Work Plan Task	Task Description	Status / Comments	Due Date (mo/yr)	Permit Reference	Responsible Party
1. Illicit Connection & Illegal Dumping Elimination Activities ***Goal 1.A.*** *Respond to reports of illegal dumping or hazardous material releases on District property or along District right of way and coordinate containment, clean up and investigations as necessary.*					
1.A.1	Conduct an annual effectiveness evaluation. District Staff who regularly interact with the Hazmat Incident Response Program will be asked to complete a questionnaire in the Spring of 2008. The questionnaire will ask for ideas for any improvements or changes that need to be made to the District's Incident Response Program. Results of the questionnaires will be evaluated and may be incorporated into subsequent revisions.	Complete. The ICID program is executed through the District's Hazmat Emergency Response Program which undergoes multiple performance evaluations annually. During FY 07-08 this program was formally evaluated by ISO audit (1x), Total Operational Performance (4x), and Clean, Safe Creeks Independent Monitoring Committee (2x).	May 08	C.2.a. PS ICID-7	SWQU ICID Team
1.A.2	Identify the number of field responses to complaints of potential water quality related impacts such as spills, illegal dumping, clandestine drug labs or other threats to District property. Create an attachment to the annual report and include a summary in the Highlights and Accomplishments section of the annual report.	Complete. Information is transmitted to Program management staff annually. District specific charts are included in the Annual Report.	On-going	C.6.a.ii. PS ICID-6	SWQU ICID Team

SANTA CLARA VALLEY WATER DISTRICT
URBAN RUNOFF ANNUAL REPORT FOR FY 2007-08
ILLICIT CONNECTION/ILLEGAL DUMPING ELIMINATION ACTIVITIES

Work Plan Task	Task Description	Status / Comments	Due Date (mo/yr)	Permit Reference	Responsible Party
1.A.3	Characterize as to report source, nature of report, location of the event, reported source of pollutants and follow-up investigation if needed.	Complete. The District's ICID raw data table contains this information which is submitted to SCVURPPP for inclusion within the Program's Annual Report which establishes program-wide data consistency. Additionally the District characterizes incidents by watershed, city, and pollutant. These charts are included herein.	On-going	C.6.a.ii PS ICID-6	SWQU ICID Team
1.A.4	For any actual non-compliance or threatened non-compliance noted during the investigation of a reported release; the nature of follow up will be reported, through resolution on the noted issue, up to and including enforcement action.	Complete. The nature of follow-up including enforcement is submitted to SCVURPPP to be reported in the Program-wide portion of the Annual Report.	Sept 07	C.6.a.ii. PS ICID-6	SWQU ICID Team

RESPONSE TO REGIONAL BOARD COMMENTS FROM PREVIOUS YEAR'S ANNUAL REPORT

No comments from the Regional Board were received on this section of last year's annual report.

REPORTING DATA

- The ICID incident response/pollution prevention program received 115 reported incidents in Santa Clara County, 106 of which occurred in that portion of Santa Clara that lies within SF Bay Regional Board jurisdiction. Of those 106 incidents, 65 required a field response.
- Types of pollutants and pollutant sources encountered this year (see associated graphics)

SANTA CLARA VALLEY WATER DISTRICT
URBAN RUNOFF ANNUAL REPORT FOR FY 2007-08
ILLICIT CONNECTION/ILLEGAL DUMPING ELIMINATION ACTIVITIES

- Locations: both by municipality and by watershed (see associated graphics)

PROGRAM EVALUATION

Emergency Response

The District continues to focus significant resources in support of the ICID program. Key elements of the District's ICID program include a 24-hour, 7-day per week Pollution Prevention Hotline (1-888-510-5151); Hazardous material removal; and staff training. On-call response duties are rotated weekly among a 4-person response team. All of the responses are due to some form of illegal dumping activity on District property.

Ordinance Enforcement

On 2-28-07 a new Water Resource Protection Ordinance (Ordinance 06-01) went into effect and simultaneously repealed Ordinance 83-2. The new Water Resource Protection Ordinance establishes District permitting authority only over lands and facilities "owned, controlled, operated, or maintained by the District" and requires outside parties to obtain an encroachment permit for any modification to District facilities including but not limited to development activities. The District may issue an encroachment permit if it finds, based on substantial evidence, that the proposed modification conforms to requirements of the District Water Resources Protection Manual such that, among other things, it will not pollute or erode waterways. Violators may be served a written "compliance order" delivered in person or by US Mail to the person responsible for the violation. Following prescribed hearings the District Chief Executive Officer (CEO) may impose administrative penalties up to $1000 per day (not to exceed $100,000 in total) for continuing violations. In addition to financial penalties the District may recoup administrative costs - potentially including any abatement costs - incurred by the District with regard to the violation. Additionally, violations of the Water Resource Protection Ordinance are punishable as a misdemeanor and may also be enjoined by civil action.

Utilization of enforcement components within the Water Resource Protection Ordinance is often either impractical or unnecessary when dealing with illegal dumpers. This is because the parties responsible for illegal dumping can only rarely be identified and sometimes the cost of enforcement may exceed the cost of simply absorbing the clean-up expense. In the case of significant spills the responsible party, if they can be identified, is usually eager to implement clean-up activities in order to avoid prosecution under more serious municipal, county, state, and federal codes. In instances where an uncooperative responsible party can be identified, the District will implement ordinance provisions such as compliance orders and administrative penalties and costs as appropriate. Additionally, District ordinance violation may be added to the list of violations prosecuted by the Santa Clara County District Attorney. During FY 07-08 no

compliance orders, administrative penalties, administrative costs, civil actions, or misdemeanor prosecutions were brought against Ordinance 06-01 violators.

HIGHLIGHTS AND ACCOMPLISHMENTS

Emergency Response

The District addresses IC/ID incidents effectively through its watersheds' hazmat "Emergency Response" (ER) Program. This aggressive 24-7 program responds reactively to IC/ID incidents by providing referral and inter-agency cooperation and/or conducting field investigation and clean-up activities as appropriate. The ER Program may be contacted via the Pollution Hotline (1-888-510-5151) which is advertised on the District's internal and external websites as well as in occasional fliers and memos. The Hotline is also advertised on the Santa Clara Valley Pollution Prevention Program's website. The ER Team routinely responds to over 100 reported incidents per year as reported by District field workers, staff from other agencies, and members of the general public.

The ER Program is recognized as an effective and timely means of addressing acute contaminants that are illegally dumped or discharged to District lands and facilities. The Emergency Response Program's performance was evaluated by four mechanisms during FY07: (1) within the context of the District's Clean, Safe Creeks program (semi-annually); (2) by the District CEO's scorecard (quarterly); and (3) by an external ISO 9000/14000 recertification audit (December 2007). The results of these evaluations were as follows: (1) the Clean, Safe Creeks key performance indicator was met; (2) the program received a "Superior" rating (the highest rating possible) on the CEO scorecard based on phone and field response times; and (3) the ER Program passed the quality and environmental recertification audit according to ISO 9000 and 14000 standards.

The District received and responded to a total of 115 emergency response reports throughout Santa Clara County during fiscal year 2007-2008. This total is up 7.5% from 107 reported in FY 06-07. Of the 115 total incidents reported during the last fiscal year, 106 were within the jurisdiction of the San Francisco Bay Regional Board and the associated Santa Clara Municipal Stormwater Permit. 65 of the 106 required a field response by the one of the team members for source identification, clean up or evidence collection. The 115 total incidents were distributed among the District's 5 major watersheds as follows: Coyote (35), Guadalupe (34), West Valley (25), Uvas/Llagas (9), and Lower Peninsula (7), with 5 other incidents occurring on non-watershed facilities. The data from the emergency response reports indicates that the Guadalupe River was once again the waterway with the greatest number of incidents with a total of 18 reports. Coyote Creek also a relatively high number (10) of incidents reported. Sunnyvale East Channel, with 6, was the only other waterway that posted more than 5 incidents. Fuel/Oil related incidents was again among the predominant contaminants encountered,

registering 26 individual incidents. Trash (15) and sewage (13) joined "chemical" (12) incidents as other common pollutants encountered.

The majority of reports (52) this year again occurred within the limits of the City of San Jose. 11 incidents occurred in unincorporated areas (9 of those within SFB-RWQCB jurisdiction, 2 within CC-RWQCB jurisdiction). No other city had more than 9. The District records every response it receives. It is important for the District to be able to accurately track the number of reports. If the incident is outside of District jurisdiction (limited to its own lands and facilities – that being properties "owned, controlled, operated, or maintained by the District") the District may forward the report information to the appropriate public agency yet still logs the report for our records - so it is important for the Regional Board to be aware that the total number of reports from all co-permittees as reported by the Program Manager may be artificially elevated due to double reporting of such cases (District + municipal). The District responded within the two hour target field response time, 98% of the time in 2007-2008 for all in-County incidents.

Water Resource Protection Ordinance Enforcement

As previously reported there were no compliance orders, administrative penalties, administrative costs, civil actions, or misdemeanor prosecutions brought against Ordinance 06-01 violators during FY 07-08. Additionally, District emergency responders continue to work cooperatively to assist investigations by law enforcement agents at the Department of Fish and Game and the District Attorney's Office, as well as municipal and Regional Board code enforcement staff.

FIGURE 1: FY07-08 ICID INCIDENT CHARACTERIZATION CHARTS



Figure 1.1 Incidents Characterized by Primary Pollutant

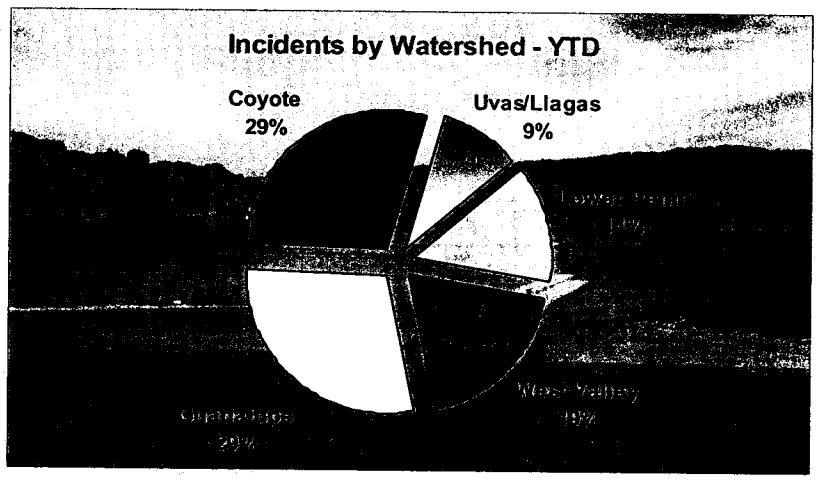

Figure 1.2 Incidents Characterized by Watershed

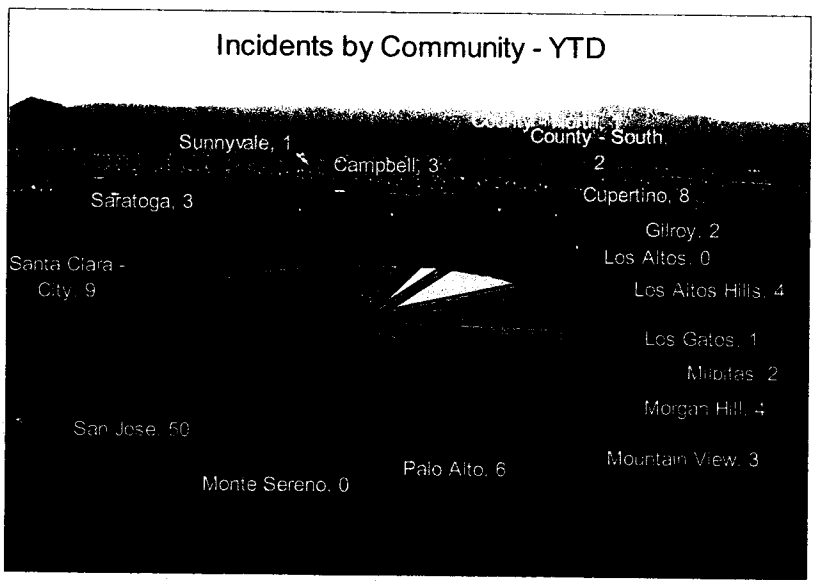

Figure 1.3 Incidents Characterized by Municipal Jurisdiction

Santa Clara Valley Water District

ER Team: Incident Response Record

WF83001: R1 (11/13/2006)

INCIDENT LOG

Responder: Other
Message In: Date Time:
Message Pick-up: Time:
Courtesy Call back: Time:
Arrival On-Site: Date: Time:
Mitigation Complete: Date: Time:

2. INCIDENT CHARACTERIZATION

SUBSTANCE Type: Unknown Name/Description:
AMOUNT Quantity: Gallons Rate: GPM Duration Unknown
STATE Physical State: N/A Matrix: N/A Mixture Mode: None
MOBILITY Source Activity: Unknown ☐ Spill ☐ Leaching
Confinement: ☐ Contained: ☐ Lidded ☐ Confined: Immobile Solid
Security: ☐ Limited Access ☐ Secure Area
Migration Mechanisms: ☐ Airborne ☐ Product Flow
☐ Soil Infiltration ☐ Waterborne:
☐ Floating ☐ Sheen
☐ Dissolved ☐ Suspended

IMPACT

Hazards[i] Recognition: ☐ Indicators: None
☐ Material Evidence: ☐ Hazardous Listed material
☐ Hazardous Characteristic material
Type: ☐ Hazardous: Unknown - Believed Dangerous
☐ Nuisance: ☐ None
Targets: ☐ People: ☐ Public ☐ Employees
☐ Environment ☐ Fish ☐ Other Biota ☐ Soil
☐ Surface Water Quality
☐ Groundwater Quality
☐ Property
Immediacy: Immediate Danger

Note: Initiate Emergency Response Sequence immediately upon discovery of any incident posing and an immediate danger to PEP (People, Environment, Property)

3. JURISDICTION DETERMINATION

LOCATION Nearest Street Address:
RESPONSIBLE PARTY Contact Information:
JURISDICTION ☐ Municipality: Unincorporated County Region: North
☐ District: Property Ownership
FACILITY ☐ Water Enterprise: N/A N/A Reservoir
☐ Capital Improvement Project:
☐ Administrative Facilities: N/A
☐ Watershed: N/A

Waterway				
L. Penn	W. Valley	Guadalupe	Coyote	Uvas/Llagas
N/A N/A	N/A	N/A N/A	N/A N/A N/A	N/A N/A N/A N/A

4. RESPONSE CATEGORY: PRIMARY RESPONDERS & URGENCY

RESPONSE CATEGORY: Select Response Code and District Field Arrival Urgency based on the incident conditions listed in the table below. The table below will assist the responder to realize when additional resources are needed and when to make appropriate notifications to the communication center[ii].

Pre-field Assessment:	Code: **Red**	District Field Arrival: **Urgent**
Field Recon Re-assessment:	Code: **Red**	District Field Arrival: **Urgent**

Note 1: *Initiate Emergency Response Sequence* by notifying County Communications (call: 299-2501, or 911) immediately upon notification or discovery of any incident posing and an immediate danger to PEP (People, Environment, Property)

Note 2: For all code Red, Orange, and Yellow Incidents within District jurisdiction complete Sections 2 (Hazards), 3, 4, and 5 of this form prior to site response activities. This will then serve as an *Incident-specific Emergency Response Plan*.

Category Code	Incident Conditions & Associated District Field Arrival		Primary Responder
	URGENT	**PRIORITY**	
Emergency Response to an Uncontrolled Release of Hazardous Substances			
Red	PEP Danger or Threat: Immediate	N/A	Fire Department
Orange	• PEP Threat: Confined • Team Resources: Insufficient	• PEP Threat: Secure - lidded containment in secure area • Team Resources: Insufficient	Contractor
Yellow	• PEP Threat: Known and Confined • Team Resources: Sufficient	• PEP Threat: Known and Secure - lidded containment in secure area. • Team Resources: Sufficient	ER Team + Contractor for post-ER site clean-up and/or transport & disposal.
Maintenance Response to an Incidental Release of Hazardous Substances			
Green	• PEP Threat: Known - Covered PPE	• PEP Threat: None • Confined incidental spill	ER Team
Maintenance Response to a Release of Nuisance Pollutants			
Blue	• PEP Threat: None	• Confined spill	ER Team + Contractor as needed

ER Team: Incident Response Record

5. RESPONSE PLAN

RESPONSE TYPE: ☐ EMERGENCY ☐ MAINTENANCE

5.A SITE PLANNING (only applicable for Emergency Response activities – Codes Red, Orange, and Yellow)[iii]

SAFE DISTANCE[iv] Per notification information: feet
Per site reconnaissance: feet

PLACE OF REFUGE Per Incident Command:

SITE SECURITY & CONTROL Describe perimeter barriers, warning signs, and human resources used to prevent intentional and accidental trespass into hazardous areas.

EVACUATION ROUTES Per Incident Command:

5.B ACTIVITY PLANNING

OBJECTIVES, METHODOLOGY, AND RESPONSIBILITY: For all responses complete the following table as necessary to plan and record incident response activities for both emergency and maintenance level response activities.

Action/ Objective	Method	Responsibility
Visual Recon		
Field Survey/Tests		
Sampling		
Migration Control		
Spill Control		
Chemical Stabilization		
Waste Clean-up		
Waste Containment		
Waste Removal		
Temporary Storage		
Transport		
Disposal		
Other		

PERSONAL PROTECTIVE (PPE) AND EMERGENCY EQUIPMENT (only applicable for Emergency Response activities – Codes Red, Orange, and Yellow)[v]. Do not exceed capabilities of PPE. Do not approach inhalation hazards without prior clearance from Public Emergency Response personnel who have determined the area safe through the use of air monitoring.

PPE SELECTION Describe PPE item and material selection. Use PPE according to manufacturer specifications.

DECONTAMINATION Describe decontamination technique/s, materials, rinsate capture (if any), and PPE item and decontamination material disposal.

6. NOTIFCATIONS[vi]

For all responses complete the following table as necessary to plan and record initiation of an emergency response sequence, emergency alerting, coordination with outside parties (applicable only to emergency responses) as well as lines of communication for all incident response (both emergency and maintenance level).

Department	Contact	Phone/Email	Notified by	Notified when
DISTRICT				
None				
EOC				
DEOC	Business hours: After hours	Ext. 2378 995-2454		
Communications				
MUNICIPAL/COUNTY: None				
County Comm.		299-2501, or 911		
Fire				
Health & Safety				
Pollution Control				
Police/Sheriff				
DAO				
REGIONAL: San Francisco Bay Regional Board				
STATE				
CA. OES		1-800-852-7550		
CA. DFG				
CHP				
RESPONSIBLE PARTIES				
Owner				
Operator				
Contractor				

7. EMERGENCY MEDICAL TREATMENT[vii]

FOR A SERIOUS OR LIFE-THREATENING EMERGENCY:

- Dial 911
- Report the type of emergency (Medical, Fire, Police)
- Give the street address
- Building name and letter
- Floor number
- Stay on the line
- Provide information updates until released by 911 operator
- Send a coworker to meet and direct emergency responders to the scene.

WARNING!

Do not automatically transport an injured coworker (or allow them to self-transport) if there is any indication their condition might worsen or become life-threatening enroute. If in doubt, Dial 911. Contact Employee Services during working hours to notify the employee's emergency contact, or notify a member of the Incident Management Team (24-hour hotline: 265-2607, extension 2050) posted on District Bulletin Boards.

In an emergency, you or any employee may go to any suitable medical facility with an Emergency Room for treatment. Identify yourself as a District employee and have the hospital contact Worker's Compensation, Employee Services, or the Incident Management Team for treatment authorization.

FOR OTHER WORK-RELATED INJURIES:

Utilize "Kaiser-On-The-Job" by calling 972-6800 and/or drive to Kaiser – Santa Teresa at 275 Hospital Parkway, Suite 565, San Jose, CA.

8. URBAN RUNOFF ILLICIT CONNECTION ILLEGAL DISCHARGE (IC/ID) REPORTING

The following reporting elements have been established by the Santa Clara Valley Urban Runoff Pollution Prevention Program.

Incident Report Source:	Other:	
Incident Type:	INCIDENT TYPE	MORE INCIDENT TYPES
Incident Source:	Other/unknown	
Enforcement Action:	No action	

ASSOCIATED RESPONSE DOCUMENTATION

☐ Laboratory Analytical Reports ☐ Waste Manifests (photocopy)
☐ Contractor Invoice (photocopy) ☐ Other:

10. RESPONDER NOTES & PHOTOS

---

[i] This section documents compliance with elements of the EMERGENCY RESPONSE PLAN as specified by 29CFR1910.120(q)(2)(iii); and demonstrates responder ability compliant with 29CFR1910.120(q)(6) which requires that Awareness Level responders (1) understand what hazardous substances are, (2) be able to recognize their presence, (3) identify them if possible, and (4) understand the associated risks and potential outcomes.

[ii] This section demonstrates responder ability compliant with 29CFR1910.120(q)(6)(i)(F)

[iii] Sections comply with Emergency Response Plan contents as specified by 29CFR1910.120(q)(2)(iv), (v), and (vi)

[iv] For known hazardous substances, utilize the most current DOT Emergency Response Guidebook initial isolation distances. For unknown materials that are believed to be dangerous do not approach within 100 meters (330 feet) until observation allows elimination of fire and inhalation hazard concerns. Then approach no closer than 30 meters (100 feet) to make additional visual observations.

[v] This section documents compliance with elements of the EMERGENCY RESPONSE PLAN as specified by 29CFR1910.120(q)(2)(vii) and (xi)

[vi] This section documents compliance with elements of the EMERGENCY RESPONSE PLAN as specified by 29CFR1910.120(q)(2)(i), (ii), and (ix)

[vii] This section documents compliance with elements of the EMERGENCY RESPONSE PLAN as specified by 29CFR1910.120(q)(2)(viii)

HAZMAT Incident Preparedness & Response

WATERSHEDS Santa Clara Valley Water District	DOCUMENT NUMBER WQ83001	REVISION R3 EFFECTIVE DATE: November 13, 2006

Printed copies are for reference only. See the Watershed Operations Internal Website for the released version.

1. PURPOSE AND SCOPE:

The purpose of this procedure is to define incident response (IR) activities that are applicable to Watershed Operations, activities and services. It describes the basic organization needed and action plans to prevent and mitigate the environmental impacts or other issues that may be related to accidents and potential emergency situations detected within Watershed Operations.

This procedure includes identification of incidents and information sources, responder training requirements, conducting emergency drills, and reviewing and revising incident response procedures following the occurrence of incidents or emergency situations. This procedure applies to all operational and functional levels within the Watershed Operations.

2. REFERENCE DOCUMENTS:

WQ42301	Document Control
WQ55301	Internal Communications
WQ62201	Training, Awareness and Competence
WF83001	ER Team: Incident Response Record

3. DEFINITIONS:

Incident:	Moderate to Serious disruptive impact (or threat of) on affected unit's ability to contribute to District mission.
Situation:	Moderate interruption of normal business operations requiring a response from a single department or unit response
Event:	Minor interruption of normal business operations requiring a response from a single department or unit response.
Hazmat	Hazardous material
Hazmat Incident:	An accidental spill or release caused by intentional or illegal dumping, an unexpected or an unplanned event having the potential to, or adversely affecting water quality and the environment
Flooding:	An overflow of water onto dry land caused by heavy rains or other emergencies, which may impact public safety and health

ICID: Illicit Connection/Illegal Dumping

4. REQUIREMENTS:

ISO 9001

None

ISO 14001

4.4.2. Training, awareness and competence
4.4.6 Operational control
4.4.7 Emergency preparedness and response

Other Requirements

NPDES Permit Order No. 01-024
NPDES Permit Order No. 01-119

5. MONITORING AND MEASUREMENT:

Measures and targets of performance monitored as a basis for continual improvement include:

- Call-back response times (15 minutes)
- On-site Response times (2 hours)
- Frequency of emergency drills (once per year)

6. PROCEDURE:

Overview	Details	Records

(1)
 	
Assess situation and notify Pollution Prevention Hot Line
 	
(Any employee)
	• Hazards or emergency situations may include:
	  • Any materials, fuels, oils, gases, or chemical spills or emissions
	  • Operational incidents involving a release or emission to the environment
	• Specific incidence and response actions and responsibilities are described by the Incident Response Record (WF83001)
	• Example of potential HAZMAT incidents include, but are not limited to:
	  • Leaking drums
	  • Spills into flowing watercourses
	  • Spills into still water bodies
	• Field staff to assess situation:
	  • Is there an actual or potential release or emission?
	  • If yes: Notify Pollution Prevention Hot Line (1-888-510-5151)
	  • If no: No further action needed.	

↓		
(2) Incident	• Document call • Call back to reporting party	

Printed copies are for reference only. See the Watershed Operations Internal Website for the released version.

Response
 	
(District Incident Response Staff)
	• Determine need for onsite response:
	  • If yes, respond to incident and/or contact other agencies if appropriate
	  • If no, determine response action.
	
	• Fill out Incidence Response Record (WF83001)
	• Other Emergencies at the District are handled by the Office of Emergency Services (OES) using a Standardized Emergency Management System (SEMS). An Incident Command System (ICS) activation criteria threshold is used for progressive mobilization and application of emergency response responses.
		Incidence Response Form

↓		
(3) Follow Up (District Incident Response Staff)	• Use the Incident Response Record (WF83001) to notify external agencies and internal staff	
↓		

(4)
 	
Training
 	
(Unit Managers)
	• Incident response staff receive basic training on:
	  • Hazardous Waste Operations (29 CFR 1910.120)
	  • Environmental Crime & Investigation Training
	  • Erosion control & Best Management Practices (BMPs)
	  • Respirator Training (GISO 5144)
	  • Annual 8-hour refresher training
		Staff Training Record

↓		

(5)
Conduct Simulated Response Event
 	
(Emergency Drill)
(Incident Response Team)
	• The purpose of the Simulated Response event is to:
	  • assess the efficiency of District Response
	  • assess the readiness of District Contractors
	  • assess the response of local cities
	  • periodically test the effectiveness of the IR manual.
	• Simulated Response Events are conducted periodically, at a minimum of once per year by the Incident Response Team.
	• Oil and chemical spill drills are conducted in accordance with the requirements of the IR manual.	

↓		
(6) Review and Revise IR Manual (SWQU)	• Where necessary, IR procedures are reviewed after drills and incidents. • Identified changes and improvements in the IR Manual is documented, reviewed and approved by the Stream Water Quality unit (SWQU) manager. • After approval any changes to the IR are communicated to appropriate staff in accordance with WQ55301Internal Communications.	

Printed copies are for reference only. See the Watershed Operations Internal Website for the released version.

7. RECORDS:

QUALITY RECORD	Location Kept	Filing Order	Duration Kept	Disposition	Comments
Incidence Response Form	Countywide Watershed Programs Unit	Date	3 years	Archived in Central Files	
Staff Training Records	Unit Manager	Employee and Date	3 years	Archived in Central Files	

8. CHANGE HISTORY:

Date	Revision	Comments
12/04/04	R2	The title was revised and references to flood emergencies were removed to reflect the actual scope and purpose of the procedure.
11/13/06	R3	Format corrections, minor typo cleanup, cleanup of reference documents.

9. ADDENDA:

None

Attachment 1.2
TRASH ACTIVITIES

042666

SANTA CLARA VALLEY WATER DISTRICT
URBAN RUNOFF ANNUAL REPORT FOR FY 2007-08
TRASH ACTIVITIES

Work Plan Task	Task Description	Status / Comments	Due Date (mo/yr)	Permit Reference	Responsible Party
2.A.7	Track existing trash management practices to evaluate effectiveness. Selected effectiveness methods will be provided within the technical memorandum entitled *Trash Management Effectiveness Strategy*, which will be developed in late FY 06-07. Continue trash evaluations using the Program's Urban Rapid Trash Assessment protocol (Version 1.0) in a subset of trash problem areas.	Completed- Tracking of management practices, created an internal Trash Work Group to coordinate District Trash activities. Suspended Trash Assessment due to employee health and safety assessments.	On-going	C.2.a.	SWQU Trash Team
2.A.8	Submit Urban Trash Assessment Survey Forms, Trash Item Tally sheets to Program Staff, as appropriate	Suspended Trash Assessment due to employee health and safety issues.	January 08	C.2.a.	SWQU Trash Team
2.A.9	Assist Program staff in developing long-term trash management strategy for reducing trash in urban streams and waterways and other potential sources that may contribute trash to those areas.	Incomplete-Currently part of the MRP negotiations.	June 08	C.2.a.	SWQU Trash Team
2.A.10	Annually revise trash problem areas list on an as needed basis. Revisions should be based on trash problem area surveys and other relevant information.	Suspended in 07-08	On-going	C.2.a.	SWQU & Watershed Field Staff
2.A.11	Assist Program in developing revised Trash Fact sheets, as appropriate.	Completed- Trash sheet available through SCVURPPP.	June 08	C.2.a.	SWQU Trash Team

SANTA CLARA VALLEY WATER DISTRICT
URBAN RUNOFF ANNUAL REPORT FOR FY 2007-08
TRASH ACTIVITIES

Work Plan Task	Task Description	Status / Comments	Due Date (mo/yr)	Permit Reference	Responsible Party
2.A.12	Begin implementation of long term trash management strategy for each high priority watershed defined within the technical memorandum entitled Prioritization of Trash Problem Areas (to be completed during FY 06-07). This strategy will be provided within the technical memorandum entitled Long-Term Trash Management Strategy, which will be developed during FY 07-08.	Suspended- Pending adoption of MRP.	June 08	C.2.a	SWQU Trash Team

RESPONSE TO REGIONAL BOARD COMMENTS FROM PREVIOUS YEAR'S ANNUAL REPORT

No comments from the Regional Board were received on this section of last year's annual report.

PROGRAM EVALUATION

The District continues to focus a significant amount of resources on trash removal from the watersheds and property within the District's limited jurisdiction. Through the Districts Good Neighbor Program 5305 cubic yards of trash and debris was removed from the watersheds that discharge to the San Francisco Bay. Though this number is less than years past the District remove an additional 3000 cubic yards of trash from watersheds that discharge to Monterey Bay bringing the District total cubic yards of trash removed in alignment with years past.

The District funded and supplied 1200 tarps for the Great American pick up this past spring. This effort funded through District Urban Runoff finances supported the Silicon Valley Anti Litter Campaign. Additionally District staff operated a tarp distribution site and participated in the cleanup efforts.

The District continues to include litter prevention training in its school outreach programs as well as other outreach efforts associated with youth group field trips, etc.

SANTA CLARA VALLEY WATER DISTRICT
URBAN RUNOFF ANNUAL REPORT FOR FY 2007-08
TRASH ACTIVITIES

Blood Borne Pathogen Training

The District suspended trash assessments for 2007-2008 due to safety issues associated with working in proximity to homeless encampments and other potential blood borne pathogen exposures. The Districts Urban Runoff Program has been working with the District's Industrial Hygienist to develop a suite of Best Management Practices to be implemented by staff conducting Rapid Trash Assessments in areas that could potentially expose employees to significant health hazards. These BMP's include the mandatory use of puncture resistant boots, puncture resistant, a suite of vaccinations as well as focused training how to prevent exposure to blood borne pathogens and how to respond should an individual be exposed to blood born pathogens.

The District's Industrial Hygienist has indicated that vaccinations are available to District employees and temps who perform field work that potentially exposes them to any of the following: used hypodermic needles, human excrement and/or bodily fluids, sharp objects contaminated with soil, and employees who could come into contact with wild animals or vicious dogs. The District Environmental Health and Safety Unit will consider these work activities in order to determine which of the following preventative vaccinations are recommended for each employee:

1) Hepatitis A
2) Hepatitis B
3) Tetanus
4) Rabies

Once District staff is safely prepared to continue conducting Rapid Trash Assessments they will likely resume.

HIGHLIGHTS AND ACCOMPLISHMENTS

It continues to be very challenging for the District to identify individual responsible parties for many of the illegal dumping activities that occur in the creeks of the county. Since the District has no police powers and no land use authority our ability to penalize polluters and protect the environment proactively rather than retroactively is virtually non-existent outside of our extensive public and educational outreach activities. Homeless encampments are one of the primary sources of trash being directly deposited to the riparian corridor. With these limitations in mind the District dispatches maintenance crews to provide frequent and routine creek cleanup for trash, and debris, in District waterways. Some of this material is deposited in creek channels and constitutes illegal dumping but is not reported to District hazmat or code enforcement staff due to the inability to establish an individual source or responsible party. In the spring of 2006 the District formed an internal focus group made up of water quality and field maintenance staff and various managers to better strategize how to identify root causes and sources of trash and how to reduce the load of trash to the creeks. This group has since evolved into the District Trash Work Group which includes a broader scope of District employees from watershed managers to field maintenance staff planners, and intermediate

managers. This group was formed to coordinate the District's internal and external trash related activities such as work with SCVURPPP, the San José/District Trash MOU, and non-governmental organizations. The group meets several times a year to discuss potential options and structure devices to capture trash and also protect the various natural resources in our creeks. This group is also an outcome of the District's ISO process.

District maintains three trash cleanup programs which are:

1) The Clean Safe Creek Outcome 1.4 (aka the Good Neighbor Program) which states "Neighborhood creeks will be frequently inspected and cleaned of litter and graffiti;"
2) The Adopt-A-Creek program which allows individuals, service organizations or companies to adopt a section of creek and have their name posted along that section of creek;
3) Unscheduled litter and debris removal associated with internal and external maintenance requests generated from the District's Internet website.

The District's previously described three programs collected and disposed of approximately 8,311 cubic yards of trash and debris from county waterways in 07-08. This year's breakdown by watershed is as follows; Guadalupe watershed 1,036 cubic yards (13%), Coyote watershed 1915 cubic yards (23%), West Valley watershed 1,428 cubic yards (17%), Lower Peninsula watershed 926 cubic yards (11%), and Uvas Llagas watershed had 3006 cubic yards (36%). The Guadalupe watershed Good Neighbor Program continues to conduct monthly homeless encampment cleanup activities along both the Guadalupe River and Coyote Creek. The Good Neighbor Program coordinates with the Santa Clara County Department of Corrections to utilize inmate labor for some of the creek cleanup activities. Additionally, the San José Conservation Corp labor is also utilized extensively during many of the trash removal operations. The Adopt-A-Creek program also supports trash removal from adopted sections of various creeks and this program is highlighted in the PIP activities section of the Annual Report.

The watersheds most affected by homelessness and illegal dumping are the Guadalupe and Coyote Watershed. The District constantly is utilizing its limited staff and financial resources to clean up these areas. The District works closely with the City of San José on trash and homelessness issues that challenge both agencies. Annually the District and the City of San José clean up three large trash accumulation sections of the Coyote Creek or the Guadalupe River as part of a Trash Memorandum of Understanding between the City of San Jose and the District. These activities benefit the local habitat by removing the trash before the next round of winter storms and preventing the material from being redistributed throughout the lower watershed and south bay. Additionally the District has a significant number of regular trash clean up locations within each watershed where streets, roads, expressways and highways cross waterways where trash tends to accumulate. The District also is a co-chair of the SCVURPPP Trash Ad Hoc Task group that works on assessment of trash issues as well as initiating installation of trash reduction best management practices.

Attachment 1.3
PUBLIC AGENCY ACTIVITIES
RURAL PUBLIC WORKS

042672

SANTA CLARA VALLEY WATER DISTRICT
URBAN RUNOFF ANNUAL REPORT FOR FY 2007-08
PUBLIC AGENCY ACTIVITIES

SELF EVALUATION MATRIX – RURAL PUBLIC WORKS

Work Plan Task	Task Description	Status / Comments	Due Date (mo/yr)	Permit Reference	Responsible Party
3. Rural Public Works					
Goal 3.A. *To identify potential sources of sediment from Rural Activities along trails and streams and to repair or reduce the erosion potential at these locations. To provide erosion awareness outreach to the appropriate District field operations staff.*					
3.A.1	Continue to incorporate Rural Public Works guidelines as part of the Channel Maintenance Training to field staff and via tailgate meetings w/Field Operations Units.	Complete-Included as part of	May 08	C.2.a.	SWQU Rural Public Works Task Lead

RESPONSE TO REGIONAL BOARD COMMENTS FROM PREVIOUS YEAR'S ANNUAL REPORT

No comments from the Regional Board were received on this section of last year's annual report.

PROGRAM EVALUATION

Levee grading and large woody debris removal from creeks have been identified as activities subject to this performance standard. No rural roads or trail erosion problems have been identified or came to the attention of the District Environmental Management Unit staff during this fiscal year. No rural public works were constructed by the District this year. However several stream flood control or erosion repair projects have been worked on to continue to improve the quality of access roads and reduce the likelihood of the levee, access roads and stream banks being sources of sediment. The District did identify an area of our Camden storage yard that has the potential to allow sediment to migrate to the Guadalupe Creek and plans have been developed and submitted to have this upland area stabilized with cobbles to prevent sediment migration and provide water energy dissipation to allow sediment to settle on the site long before it reaches a creek.

SANTA CLARA VALLEY WATER DISTRICT
URBAN RUNOFF ANNUAL REPORT FOR FY 2007-08
PUBLIC AGENCY ACTIVITIES

The District continues to enlighten staff of the importance of large woody debris for habitat during the Stream Maintenance Program training which supports the Channel Maintenance Pollution Prevention Program. The employees who receive this pollution prevention training are the same staff working on the stream maintenance/restoration programs at the District.

HIGHLIGHTS AND ACCOMPLISHMENTS

The District's River Morphology staff continues to emphasize to field and engineering staff the importance of woody debris in the creeks for wildlife habitat and to facilitate the reduction of potential erosion at various facilities by encouraging the creeks to remain in dynamic equilibrium.

042675

Attachment 1.4
STORM DRAIN SYSTEM
OPERATION & MAINTENANCE

042676

SANTA CLARA VALLEY WATER DISTRICT
URBAN RUNOFF ANNUAL REPORT FOR FY 2007-08
STORM DRAIN SYSTEM O & M

SELF EVALUATION MATRIX – STORM DRAIN SYSTEM OPERATIONS AND MAINTENANCE

Work Plan Task	Task Description	Status / Comments	Due Date (mo/yr)	Permit Reference	Responsible Party
4. Storm Drain System Operations and Maintenance					
Goal 4.A. *To inspect and maintain District storm drains to prevent sediment and other contaminants from entering stream corridor.*					
4.A.1	Conduct annual BMP training workshop for District O&M staff.	In complete- Staff focused on update of SWPPPs to better facilitate revised training.	March 08	C.2.a. PS SDS-4	SWQU SD O&M Task Lead
4.A.2	Conduct annual effectiveness evaluation per the Performance Standard.	Incomplete-pending SWPPP updates.	Feb 08	PS	SWQU SD O&M Task Lead

RESPONSE TO REGIONAL BOARD COMMENTS FROM PREVIOUS YEAR'S ANNUAL REPORT

No comments from the Regional Board were received on this section of last year's annual report.

PROGRAM EVALUATION

The District owns and operates the stormwater drainage systems at its facilities, which includes storm drains, catch basins, vegetated swales, open drainage ditches, utility trenches, and storm drain lines. Storm drains from District facilities discharge to creeks, the Guadalupe River, and recharge ponds. Storm drains outside District facilities are owned and operated by the local (city or county) jurisdiction.

SANTA CLARA VALLEY WATER DISTRICT
URBAN RUNOFF ANNUAL REPORT FOR FY 2007-08
STORM DRAIN SYSTEM O & M

The District completed the following tasks:

1) Revised drafts of Stormwater Pollution Prevention Plans for the Corporation Yard, Headquarters Campus, Santa Teresa Water Treatment Plant.

2) Continued implementation of the storm drain inspection and cleaning program.

3) Continued weekly street sweeping functions at facility parking areas.

BMPs were formally inspected quarterly during non-stormwater observations at most District facilities except Coyote and Pacheco Pump Stations. The pump stations do not warrant non-stormwater observations due to the low potential for these types of discharges to occur. The Corporation Yard culvert inlet protection device (constructed of cinderblocks filter fabric and washed gravels) was inspected in October of 2007 and determined to be functioning well. The Corporation Yard culvert inlet protection device was again inspected in June 2008 and will be serviced in September of 2008 as it has collected sediment preventing this material from entering the Guadalupe River. Other BMPs are working effectively, as noted on the non-stormwater observation forms submitted. The three Water Treatment Plants conducted the required storm drain inspections required under this program.

HIGHLIGHTS AND ACCOMPLISHMENTS

Storm drain inspections and cleaning work orders continue to be distributed via the District's Comcate (field maintenance work order software) Preventative Maintenance Program for the three Water Treatment Plants. Each month facility maintenance staff receive a computer generated work order to inspect all storm drains at their facility and have them cleaned as needed. The Environmental Management Unit has been performing storm drain inspections since FY 2005 at the Vasona Meter Shop, Corporation Yard, Headquarters and Administration Campus and the Blossom Hill Annex to ensure compliance with Urban Runoff Management Plan.

2007-2008
Storm Drain Monitoring Tracking Table

Facility	STORM DRAIN SYSTEM INSPECTION AND CLEANING SOURCE CONTROL MEASURES				TREATMENT BMP INSTALLATION, MAINTENANCE, AND MONITORING			STORM WATER AND NON-STORM WATER DISCHARGE MONITORING		
	Number of storm drains cleaned	Date Storm Drains Inspected	Date Storm Drains Cleaned	Volume of Leaves Collected (cu.yd.)	Number of Treatment BMPs Installed	Summary of BMP Maintenance Performed	Number and Date Storm Drains Stenciled	Number of storm water visual observations performed	Date of Storm water sampling events	Number of non-storm water visual observations performed
Corporation Yard	0 (cleaned last fy)	*09/26/07* *12/06/07* *03/12/08* *03/20/08*						1	12/04/08	3
Admin. Bldg / HQ		*09/26/07* *12/06/07* *03/12/08* *03/20/08*						1		3
Blossom Hill Annex		*09/26/07* *12/06/07* *03/12/08* *03/20/08*						1		3
District Lab Building										
Rinconada WTP		*Monthly*								
Penitencia WTP		*Monthly*								
Santa Teresa WTP		*Monthly*								
Winfield Warehouse		*Monthly*								
Coyote Pump Station										
Vasona Pump Station	0 (cleaned last fy)	*09/26/07*						0		1
Pacheco Pump Station										

* Pacheco and Coyote Pump Stations do not have storm drains.

Attachment 1.5
CORPORATION YARD
OPERATION AND MAINTENANCE

042682

SANTA CLARA VALLEY WATER DISTRICT
URBAN RUNOFF ANNUAL REPORT FOR FY 2007-08
CORPORATION YARD

SELF EVALUATION MATRIX – CORPORATION YARD

Work Plan Task	Task Description	Status / Comments	Due Date (mo/yr)	Permit Reference	Responsible Party
5. Corporation Yard Operations and Maintenance					
Goal 5.A. *To provide training and outreach to the District's corporation yard staff on BMP's that will continue to protect the water quality of the Guadalupe River.*					
5.A.1	Conduct annual effectiveness evaluation per Storm Drain O&M Performance Standards.	Incomplete-will take place once District reorganization is complete	Feb 08	C.2.a URMP	SWQU SD O&M Task Lead
5.A.2	Conduct Annual Training workshop for District Corporation Yard staff.	Complete- Met with Corp Yard staff individually to discuss clean up protocol	March 08	C.2.a URMP	SWQU SD O&M Task Lead
5.A.3	Conduct sampling of the District's Corporation Yard outfall to the Guadalupe River.	Complete	Oct 07 April 08	C.2.a URMP	SWQU SD O&M Task Lead
5.A.4	Inspect Catch Basin Inserts	Complete	Sept 07	C.2.a URMP	SWQU SD O&M Task Lead

RESPONSE TO REGIONAL BOARD COMMENTS FROM PREVIOUS YEAR'S ANNUAL REPORT

No comments from the Regional Board were received on this section of last year's annual report.

PROGRAM EVALUATION

At one time the Corporation Yard was considered a significant potential source of contamination and the Corp Yard operations were not considered to be responsive to pollution prevention. However, over the last several years District Urban Runoff Program staff has been

instrumental in developing a significantly improved appreciation by Corp Yard staff of the need for pollution prevention. In addition, the staff of the Corp Yard have dramatically reduced the volume of potential pollutants stored on site and have implemented a very affective good housekeeping strategy. A District wide Green Business Certification has also brought a heightened environmental awareness to all District staff regarding pollution prevention.

Corp Yard stormwater samples were collected in the fall both upstream and downstream of the Sediment BMP.

HIGHLIGHTS AND ACCOMPLISHMENTS

The Corp Yard sampling has continued. Pollution Prevention and pollutant reduction has continued to be a focus of Corp Yard staff.

Attachment 1.6
WATER UTILITY DISCHARGE POLLUTION PREVENTION

042686

SANTA CLARA VALLEY WATER DISTRICT
URBAN RUNOFF ANNUAL REPORT FOR FY 2007-08
WATER UTILITY DISCHARGE POLLUTION PREVENTION

SELF EVALUATION MATRIX – WATER UTILITY DISCHARGE POLLUTION PREVENTION PLAN/OPERATIONS AND MAINTENANCE

Work Plan Task	Task Description	Status / Comments	Due Date (mo/yr)	Permit Reference	Responsible Party
6. Water Utility Discharge Pollution Prevention Plan					
Goal 6.A. *Continue to provide water utility discharge BMP training and continue tracking the District's water utility discharge.*					
6.A.1	Conduct annual training workshop for District staff involved in water utility discharges.	Incomplete- Pending final District reorganization of staff and update of Water Utility Discharge Pollution Prevention Manual based on adoption of the MRP.	March 08	C.2.a PS WUD-3	SWQU WUD Task Lead
6.A.2	Complete annual effectiveness evaluation of the Water Utility Discharge program.	Incomplete- Pending final District reorganization of staff and update of Water Utility Discharge Pollution Prevention Manual based on adoption of the MRP.	Jan 08	C.2.a PS WUD-3	SWQU WUD Task Lead

RESPONSE TO REGIONAL BOARD COMMENTS FROM PREVIOUS YEAR'S ANNUAL REPORT

No comments from the Regional Board were received on this section of last year's annual report.

SANTA CLARA VALLEY WATER DISTRICT
URBAN RUNOFF ANNUAL REPORT FOR FY 2007-08
WATER UTILITY DISCHARGE POLLUTION PREVENTION

PROGRAM EVALUATION

The District owns, operates, and/or maintains 3 water treatment plants, 2 pumping and metering stations, 1 pump station, 11 reservoirs, percolation facilities, water wells, a recycled water facility (South County Regional Wastewater Authority Treatment Plant), and distribution pipelines. All of these water facilities have a potential for discharging non-stormwater to surface water bodies.

The District continued reporting on all water utility O&M discharges. Please see attached inventory table (Table 6.1). Typical District discharges include raw water from water quality testing devices at District plants, San Tomas Injection Well, and Vasona Meter Shop testing.

The District's water utility maintenance staff perform all discharges. District staff implemented BMPs after consultation with the Environmental Management Unit.

HIGHLIGHTS AND ACCOMPLISHMENTS

This program's planned and unplanned notification policies and practices with the Regional Board have been so successful that the Regional Board has recommended that San Francisco Public Utilities Commission follow the same notification policy and practice that is used by the District.

Last year the Environmental Management Unit and the District's Operations Planning and Analysis Unit undertook a study to evaluate the turbidity effects in a stream during the cleaning and reconditioning of stream hydrography gauges. The goal of the this study was to determine 1) what kind of effect does stream gauge maintenance have on stream turbidity 2) to develop potential BMPs to reduce the monitoring costs associated with turbidity monitoring during this maintenance activity and 3) to see if it would be reasonable to recommend that "Stream Gauge Maintenance" be added to the categorical exemption category of the new Municipal Regional Permit. The study was conducted in three creeks two in jurisdictional area of the Central Coast Regional Water Quality Control Board, Bodfish Creek and Upper Llagas creek and one stream from the San Francisco Bay Regional Water Quality Control Boards jurisdiction, Los Gatos creek below Lexington Reservoir. After background readings were taken the study consisted of several Environmental Management Unit staff being stationed downstream of the stream gauge at either 50, 100, and 200 feet or 100, 200, and 300 feet. The results indicate that the turbidity in the stream at time did reach approximately 90 NTU's the streams recovered to background levels within an about an hour. The significance of this is that the impacts to the stream are limited in scope and likely much less detrimental

to the health of the stream compared to having several staff walking in the stream setting up some form of filtration/detention system and then later sending staff back into the stream to remove the filtration/detention system.

Last year the Environmental Management Unit had planning to conduct one more experiment using a "Dirt Bag" on a more sensitive stream. This experiment will take place this year and once this experiment is completed a short report will be forwarded to the San Francisco Regional Water Quality Control Board of our findings.

F e 6.1

2007-2008 Water Utility Discharge Comparison Chart

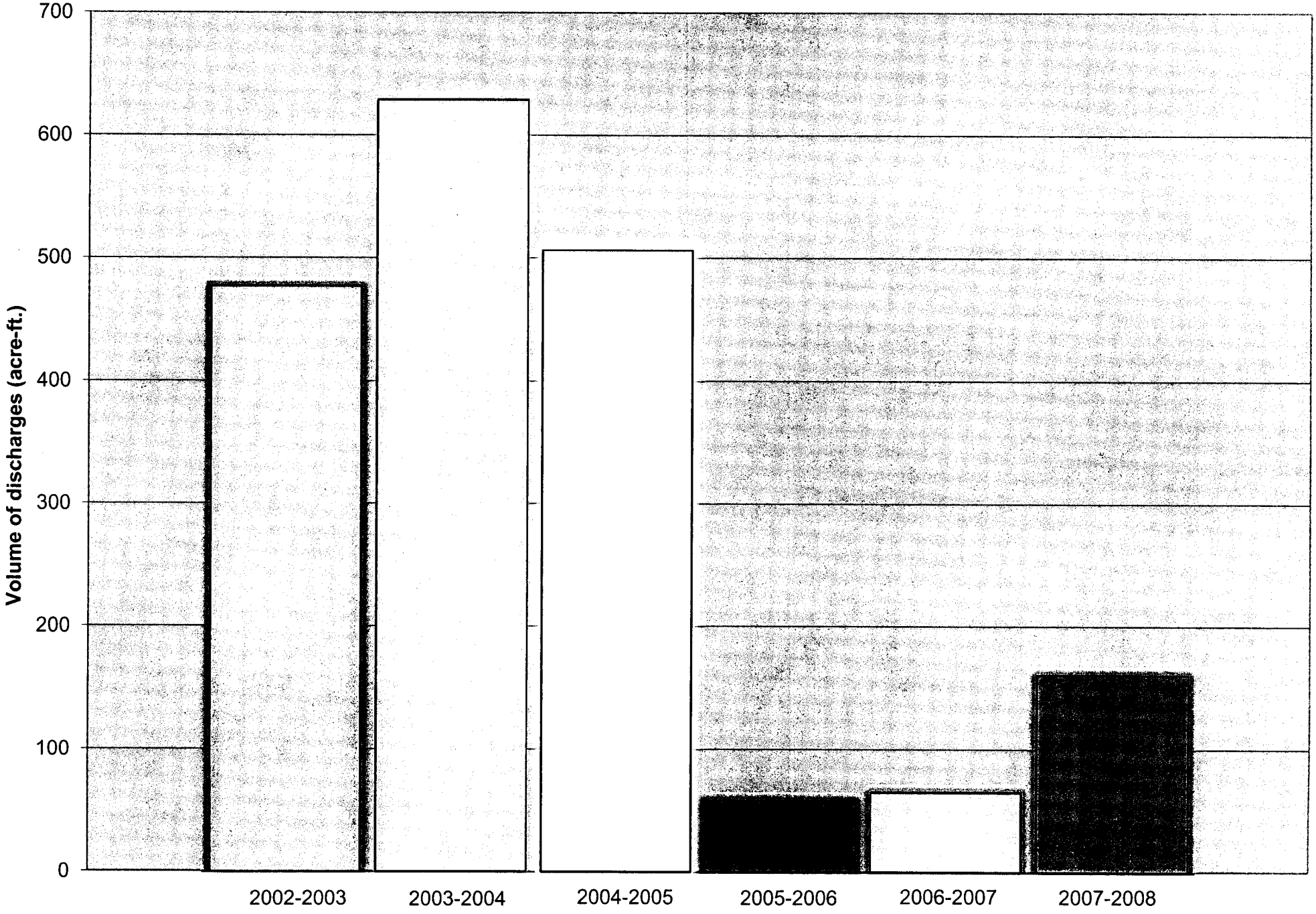

Water Utility Discharge
Table 6-1

FY 07-08	*Continuous flow discharge				Planned	Type			
			Volume	Time	Unplanned	of Water			
	Location	Date	(gal)	(hrs)	Emergency	Discharged	Discharge To	BMPs Implemented	Remarks
	Vasona Meter Shop*	Ongoing	250,000	Cont.	P	Raw	Los Gatos Creek		Continual, regular meter testing of raw water.
	RWTP Vault B-46*	Ongoing	Unknown	Random	P	Ground	Storm Drain System		Vault is pumped out occasionally and automatically. Not monitired. Has high level alarm. Ground and rain water.
	Pacheco PP Water Quality Testing*	Ongoing	325,000	Cont.	P	Raw	No Name Creek	None Implemented	Continuous discharge from water quality testing station of water delivered by DWR. Volume estimated.
	PWTP Water Quality Testing*	Ongoing	325,000	Cont.	P	Raw	Storm Drain		Continuous dishcarge from water quality testing station of water delivered by DWR.
	Vasona Meter Shop*	Ongoing	250,000	Cont.	P	Raw	Los Gatos Creek		Continual, regular meter testing of raw water.
	RWTP Vault B-46*	Ongoing	Unknown	Random	P	Ground	Storm Drain System		Vault is pumped out occasionally and automatically. Not monitired. Has high level alarm. Ground and rain water.
	Pacheco PP Water Quality Testing*	Ongoing	325,000	Cont.	P	Raw	No Name Creek	None Implemented	Continuous discharge from water quality testing station of water delivered by DWR. Volume estimated.
	PWTP Water Quality Testing*	Ongoing	325,000	Cont.	P	Raw	Storm Drain		Continuous dishcarge from water quality testing station of water delivered by DWR.
	Vasona Meter Shop*	Ongoing	250,000	Cont.	P	Raw	Los Gatos Creek		Continual, regular meter testing of raw water.
	RWTP Vault B-46*	Ongoing	Unknown	Random	P	Ground	Storm Drain System		Vault is pumped out occasionally and automatically. Not monitired. Has high level alarm. Ground and rain water.
	Pacheco PP Water Quality Testing*	Ongoing	325,000	Cont.	P	Raw	No Name Creek	None Implemented	Continuous discharge from water quality testing station of water delivered by DWR. Volume estimated.
	PWTP Water Quality Testing*	Ongoing	325,000	Cont.	P	Raw	Storm Drain		Continuous dishcarge from water quality testing station of water delivered by DWR.
	Vasona Meter Shop*	Ongoing	250,000	Cont.	P	Raw	Los Gatos Creek		Continual, regular meter testing of raw water.
	RWTP Vault B-46*	Ongoing	Unknown	Random	P	Ground	Storm Drain System		Vault is pumped out occasionally and automatically. Not monitired. Has high level alarm. Ground and rain water.
	Pacheco PP Water Quality Testing*	Ongoing	325,000	Cont.	P	Raw	No Name Creek	None Implemented	Continuous discharge from water quality testing station of water delivered by DWR. Volume estimated.
	PWTP Water Quality Testing*	Ongoing	325,000	Cont.	P	Raw	Storm Drain		Continuous dishcarge from water quality testing station of water delivered by DWR.
	Vasona Meter Shop*	Ongoing	250,000	Cont.	P	Raw	Los Gatos Creek		Continual, regular meter testing of raw water.
	Vasona Meter Facility								
	RWTP Vault B-46*	Ongoing	Unknown	Random	P	Ground	Storm Drain System		Vault is pumped out occasionally and automatically. Not monitired. Has high level alarm. Ground and rain water.
	Pacheco PP Water Quality Testing*	Ongoing	325,000	Cont.	P	Raw	No Name Creek	None Implemented	Continuous discharge from water quality testing station of water delivered by DWR. Volume estimated.
	PWTP Water Quality Testing*	Ongoing	325,000	Cont.	P	Raw	Storm Drain		Continuous dishcarge from water quality testing station of water delivered by DWR.
	Pacheco Conduit- BOV 2, 4, 6, 8, 10	11/1-11/30	2,069,014	30 days	P	Raw	Pacheco Creek	SCVWD BMP's: Visqueen and Straw Wattles. Turbidity testing at each site to establish baseline.	None.
	Pacheco Conduit- BOV 12, 14, 16, 18, 20	11/1-11/30	3,975,114	30 days	P	Raw	Pacheco Creek	SCVWD BMP's: Visqueen and Straw Wattles. Turbidity testing at each site to establish baseline.	None.
	Pacheco Conduit- BOV 22, 24, 26, 28, 30	11/1-11/30	908,745	30 days	P	Raw	Pacheco Creek	SCVWD BMP's: Visqueen and Straw Wattles. Turbidity testing at each site to establish baseline.	None.
	Pacheco Conduit- BOV 32, 34, 36, 38, 40	11/1-11/30	8,028,427	30 days	P	Raw	Pacheco Creek	SCVWD BMP's: Visqueen and Straw Wattles. Turbidity testing at each site to establish baseline.	None.
	Pacheco Conduit- BOV 42	11/1-11/30	1,397,806	30 days	P	Raw	Pacheco Creek	SCVWD BMP's: Visqueen and Straw Wattles. Turbidity testing at each site to establish baseline.	None.
	Santa Clara Conduit- Calaveras Fault Inlet Blow Offs- 1, 2	11/1-11/30	6,884,767	30 days	P	Raw	Tesquisquita Slough	SCVWD BMP's: Visqueen and Straw Wattles. Turbidity testing at each site to establish baseline.	None.
	Pacheco Conduit- POV 2, 4, 6, 8, 10	11/1-11/30	830,864	30 days	P	Raw	Pacheco Creek	SCVWD BMP's: Visqueen and Straw Wattles. Turbidity testing at each site to establish baseline.	None.
	Pacheco Conduit- POV 12, 14, 16, 18, 19	11/1-11/30	772-215	30 days	P	Raw	Pacheco Creek	SCVWD BMP's: Visqueen and Straw Wattles. Turbidity testing at each site to establish baseline.	None.
	Pacheco Conduit- POV 22, 25, 26, 28, 30	11/1-11/30	3,000,885	30 days	P	Raw	Pacheco Creek	SCVWD BMP's: Visqueen and Straw Wattles. Turbidity testing at each site to establish baseline.	None.
	Pacheco Conduit POV 32, 34, 36, 38, 40	11/1-11/30	4,773,395	30 days	P	Raw	Pacheco Creek	SCVWD BMP's: Visqueen and Straw Wattles. Turbidity testing at each site to establish baseline.	None.
	Pacheco Conduit POV 42	11/1-11/30	827,606	30 days	P	Raw	Pacheco Creek	SCVWD BMP's: Visqueen and Straw Wattles. Turbidity testing at each site to establish baseline.	None.
	Santa Clara Conduit POV 9	11/1-11/30	250,888	30 days	P	Raw	Tesquisquita Slough	SCVWD BMP's: Visqueen and Straw Wattles. Turbidity testing at each site to establish baseline.	None.
	Vasona Meter Facility	29-Nov-07	200	6min	P	Rain	Parking Lot Area	Dust Suppression	Pumped rainwater from containment pit at poly storage tanks at Vasona.
	Vasona Meter Shop*	Ongoing	250,000	Cont.	P	Raw	Los Gatos Creek		Continual, regular meter testing of raw water.
	RWTP Vault B-46*	Ongoing	Unknown	Random	P	Ground	Storm Drain System		Vault is pumped out occasionally and automatically. Not monitired. Has high level alarm. Ground and rain water.
	Pacheco PP Water Quality Testing*	Ongoing	325,000	Cont.	P	Raw	No Name Creek	None Implemented	Continuous discharge from water quality testing station of water delivered by DWR. Volume estimated.
	PWTP Water Quality Testing*	Ongoing	325,000	Cont.	P	Raw	Storm Drain		Continuous dishcarge from water quality testing station of water delivered by DWR.
	Vasona Meter Facility								
	Vasona Meter Shop*	Ongoing	250,000	Cont.	P	Raw	Los Gatos Creek		Continual, regular meter testing of raw water.
	RWTP Vault B-46*	Ongoing	Unknown	Random	P	Ground	Storm Drain System		Vault is pumped out occasionally and automatically. Not monitired. Has high level alarm. Ground and rain water.
	Pacheco PP Water Quality Testing*	Ongoing	325,000	Cont.	P	Raw	No Name Creek	None Implemented	Continuous discharge from water quality testing station of water delivered by DWR. Volume estimated.
	PWTP Water Quality Testing*	Ongoing	325,000	Cont.	P	Raw	Storm Drain		Continuous dishcarge from water quality testing station of water delivered by DWR.
	Vasona Meter Facility	8-Jan-08	750	15min	P	Rain	Parking Lot Area	Dust Suppression	Pumped rainwater from containment pit at poly storage tanks at Vasona.
	Calero Force Main	1/22-1/31	277,00	9 days	P	Raw	Calero Creek	Dissipater box. Turbidity testing at each site to establish baseline.	None.
	Almaden Valley Pipline- Shanno Line BOV	1/22-1/31	1,500,000	9 days	P	Raw	Alamitos Creek	Dissipater box. Turbidity testing at each site to establish baseline.	None.
	Almaden Valley Pipeline- Santa Teresa Force Mai	1/22-1/31	1,000,000	9 days	P	Raw	Alamitos Creek	Dissipater box. Turbidity testing at each site to establish baseline.	None.
	Almaden Valley Pipiline- Alamitos Blow Off	1/22-1/31	1,100,000	9 days	P	Raw	Alamitos Creek	Dissipater box. Turbidity testing at each site to establish baseline.	None.
	Almaden Valley Pipeline- Alamitos Turnout	1/22-1/31	1,500,000	9 days	P	Raw	Alamitos Creek	Dissipater box. Turbidity testing at each site to establish baseline.	None.
	Almaden Valley Pipeline- Golf Creek Blow Off	1/22-1/31	380,000	9 days	P	Raw	Golf Creek	Dissipater box. Turbidity testing at each site to establish baseline.	None.
	Almaden Valley Pipeline- Pumpout AVP Vault 104	1/22-1/31	430,000	9 days	P	Raw	Calero Creek	SCVWD BMP's: Concrete Outfall. Turbidity testing at each site to establish baseline.	None.
	Almaden Valley Pipeline- Pumpout AVP Vault 100	1/22-1/31	74,000	9 days	P	Raw	Calero Creek	SCVWD BMP's: Concrete Outfall. Turbidity testing at each site to establish baseline.	None.
	maden Valley Pipeline- Pumpout AVP Vault 98	1/22-1/31	220,000	9 days	P	Raw	Calero Creek	SCVWD BMP's: Concrete Outfall. Turbidity testing at each site to establish baseline.	None.

Water Utility Discharge
Table 6-1

	Almaden Valley Pipeline- Pumpout AVP Vault 94	1/22-1/31	172,000	9 days	P	Raw	Calero Creek	SCVWD BMP's: Concrete Outfall. Turbidity testing at each site to establish baseline.	None.
	Almaden Valley Pipeline- Pumpout AVP Vault 87	1/22-1/31	555,000	9 days	P	Raw	Calero Creek	SCVWD BMP's: Concrete Outfall. Turbidity testing at each site to establish baseline.	None.
	Almaden Valley Pipeline- Pumpout AVP Vault 86	1/22-1/31	250,000	9 days	P	Raw	Calero Creek	SCVWD BMP's: Visqueen and Straw Wattles. Turbidity testing at each site to establish baseline.	None.
	Almaden Valley Pipeline- Pumpout AVP Vault 79	1/22-1/31	20,000	9 days	P	Raw	Alamitos Creek	SCVWD BMP's: Visqueen and Straw Wattles. Turbidity testing at each site to establish baseline.	None.
	Alamden Valley Pipeline- Pumpout AVP Vault 76	1/22-1/31	570,000	9 days	P	Raw	Alamitos Creek	SCVWD BMP's: Visqueen and Straw Wattles. Turbidity testing at each site to establish baseline.	None.
	Alamden Valley Pipeline- Pumpout AVP Vault 74	1/22-1/31	54,000	9 days	P	Raw	Alamitos Creek	SCVWD BMP's: Visqueen and Straw Wattles. Turbidity testing at each site to establish baseline.	None.
	Almaden Valley Pipeline- Pumpout AVP Vault 72	1/22-1/31	24,000	9 days	P	Raw	Alamitos Creek	SCVWD BMP's: Visqueen and Straw Wattles. Turbidity testing at each site to establish baseline.	None.
	Almaden Valley Pipeline- Santa Teresa Force	1/22-1/31	38,000	9 days	P	Raw	Alamitos Creek	Dissipater box. Turbidity testing at each site	None.
	Almaden Valley Pipeline- Pumpout AVP Vault 60	1/22-1/31	213,000	9 days	P	Raw	Alamitos Creek	SCVWD BMP's: Visqueen and Straw Wattles. Turbidity testing at each site to establish baseline.	None.
	Almaden Valley Pipeline- Pumpout AVP Vault 56	1/22-1/31	207,000	9 days	P	Raw	Alamitos Creek	SCVWD BMP's: Visqueen and Straw Wattles. Turbidity testing at each site to establish baseline.	None.
	Almaden Valley Pipeline- Pumpout AVP Vault 49	1/22-1/31	101,000	9 days	P	Raw	Alamitos Creek	SCVWD BMP's: Visqueen and Straw Wattles. Turbidity testing at each site to establish baseline.	None.
	Almaden Valley Pipeline- Pumpout AVP Vault 47	1/22-1/31	61,000	9 days	P	Raw	Alamitos Creek	Catch Basin. Turbidity testing at each site to establish baseline.	None.
	Almaden Valley Pipeline- Pumpout AVP Vault 45	1/22-1/31	33,000	9 days	P	Raw	Alamitos Creek	SCVWD BMP's: Visqueen and Straw Wattles. Turbidity testing at each site to establish baseline.	None.
	Almaden Valley Pipeline- Pumpout AVP Vault 44	1/22-1/31	34,000	9 days	P	Raw	Alamitos Creek	Catch Basin. Turbidity testing at each site to establish baseline.	None.
	Almaden Valley Pipeline- Pumpout AVP Vault 40	1/22-1/31	25,000	9 days	P	Raw	Golf Creek	Storm Drain. Turbidity testing at each site to establish baseline.	None.
	Almaden Valley Pipeline- Pumpout AVP Vault 37	1/22-1/31	25,000	9 days	P	Raw	Guadalupe Creek	Catch Basin. Turbidity testing at each site to establish baseline.	None.
	Almaden Valley Pipeline- Pumpout AVP Vault 34	1/22-1/31	45,000	9 days	P	Raw	Guadalupe Creek	Catch Basin. Turbidity testing at each site to establish baseline.	None.
	Almaden Valley Pipeline- Coleman Line Valve Va	1/22-1/31	500	9 days	P	Raw	Guadalupe Creek	Storm Drain. Turbidity testing at each site to establish baseline.	None.
	Vasona Meter Facility	24-Jan-08	270	2min	P	Rain	Parking Lot Area	Dust Suppression	Pumped rainwater from containment pit at poly storage tanks at Vasona.
	Vasona Meter Shop*	Ongoing	250,000	Cont.	P	Raw	Los Gatos Creek		Continual, regular meter testing of raw water.
	RWTP Vault B-46*	Ongoing	Unknown	Random	P	Ground	Storm Drain System		Vault is pumped out occasionally and automatically. Not monitired. Has high level alarm. Ground and rain water.
	Pacheco PP Water Quality Testing*	Ongoing	325,000	Cont.	P	Raw	No Name Creek	None Implemented	Continuous discharge from water quality testing station of water delivered by DWR. Volume estimated.
	PWTP Water Quality Testing*	Ongoing	325,000	Cont.	P	Raw	Storm Drain		Continuous dishcarge from water quality testing station of water delivered by DWR.
	Vasona Meter Facility								
	Vasona Meter Shop*	Ongoing	250,000	Cont.	P	Raw	Los Gatos Creek		Continual, regular meter testing of raw water.
	RWTP Vault B-46*	Ongoing	Unknown	Random	P	Ground	Storm Drain System		Vault is pumped out occasionally and automatically. Not monitired. Has high level alarm. Ground and rain water.
	Pacheco PP Water Quality Testing*	Ongoing	325,000	Cont.	P	Raw	No Name Creek	None Implemented	Continuous discharge from water quality testing station of water delivered by DWR. Volume estimated.
	PWTP Water Quality Testing*	Ongoing	325,000	Cont.	P	Raw	Storm Drain		Continuous dishcarge from water quality testing station of water delivered by DWR.
	AVP Vault #14								
	AVP Vault #21								
	AVP Vault #23								
	AVP Vault #28								
	AVP Vault #12								
	AVP Vault #16								
	AVP Vault #17								
	Vasona Pumping Plant								
	Ross Creek Turnout								
	Kooser Turnout								
	AVP Vault #1								
	Lone Hill Blowout								
	Guadalupe Creek Turnout								
	AVP Vault #5								
	AVP Vault #7								
	AVP Vault #8								
	West Campbell Ave Well Field - Well B								
	Vasona Meter Facility								
	Vasona Meter Shop*	Ongoing	250,000	Cont.	P	Raw	Los Gatos Creek		Continual, regular meter testing of raw water.
	RWTP Vault B-46*	Ongoing	Unknown	Random	P	Ground	Storm Drain System		Vault is pumped out occasionally and automatically. Not monitired. Has high level alarm. Ground and rain water.
	Pacheco PP Water Quality Testing*	Ongoing	325,000	Cont.	P	Raw	No Name Creek	None Implemented	Continuous discharge from water quality testing station of water delivered by DWR. Volume estimated.
	PWTP Water Quality Testing*	Ongoing	325,000	Cont.	P	Raw	Storm Drain		Continuous dishcarge from water quality testing station of water delivered by DWR.
	West Campbell Ave Well Field - Well C								
	Vasona Meter Shop*	Ongoing	250,000	Cont.	P	Raw	Los Gatos Creek		Continual, regular meter testing of raw water.
	RWTP Vault B-46*	Ongoing	Unknown	Random	P	Ground	Storm Drain System		Vault is pumped out occasionally and automatically. Not monitired. Has high level alarm. Ground and rain water.
	Pacheco PP Water Quality Testing*	Ongoing	325,000	Cont.	P	Raw	No Name Creek	None Implemented	Continuous discharge from water quality testing station of water delivered by DWR. Volume estimated.
	PWTP Water Quality Testing*	Ongoing	325,000	Cont.	P	Raw	Storm Drain		Continuous dishcarge from water quality testing station of water delivered by DWR.
	Vasona Meter Shop*	Ongoing	250,000	Cont.	P	Raw	Los Gatos Creek		Continual, regular meter testing of raw water.
	RWTP Vault B-46*	Ongoing	Unknown	Random	P	Ground	Storm Drain System		Vault is pumped out occasionally and automatically. Not monitired. Has high level alarm. Ground and rain water.
	Pacheco PP Water Quality Testing*	Ongoing	325,000	Cont.	P	Raw	No Name Creek	None Implemented	Continuous discharge from water quality testing station of water delivered by DWR. Volume estimated.
	PWTP Water Quality Testing*	Ongoing	325,000	Cont.	P	Raw	Storm Drain		Continuous dishcarge from water quality testing station of water delivered by DWR.

Attachment 1.7
CONSTRUCTION INSPECTION

042696

SANTA CLARA VALLEY WATER DISTRICT
URBAN RUNOFF ANNUAL REPORT FOR FY 2007-08
CONSTRUCTION INSPECTION

SELF EVALUATION MATRIX

Work Plan Task	Task Description	Status / Comments	Due Date (mo/yr)	Permit Reference	Responsible Party
7. New Development and Construction Controls – Inspection Procedures ***Goal 7.A.*** *Continue to train District construction inspectors to inspect SWPPP implementation at construction sites.*					
7.A.1	Conduct annual Training workshop for CIP/CPRU inspection staff.	Incomplete. Training workshop postponed commensurate with anticipated finalization of the new NPDES Construction General Permit.	March 08	C.2.a URMP PS-6	SWQU
7.A.2	Conduct annual effectiveness evaluation.	Complete. 9-28-07 transfer of duties included process effectiveness evaluation and effectiveness of controls at District construction sites was assessed and documented Monthly Construction Site BMP Inspection Reports.	Jan 08	C.2.a URMP PS-6	SWQU
7.A.3	Continue to promote high frequency of construction site inspections. Maintain Training and Tracking tables.	Complete. District construction sites were inspected monthly and documented by inspection reports and a tracking table.	Monthly	C.2.a APRP	SWQU

RESPONSE TO REGIONAL BOARD COMMENTS FROM PREVIOUS YEAR'S ANNUAL REPORT

No comments from the Regional Board were received on this section of last year's annual report.

SANTA CLARA VALLEY WATER DISTRICT
URBAN RUNOFF ANNUAL REPORT FOR FY 2007-08
CONSTRUCTION INSPECTION

PROGRAM EVALUATION

The Stream Water Quality/Regulatory Compliance Unit continued to conduct pre-rainy season inspections to facilitate site compliance whenever it was requested by Construction Inspection Unit staff. The frequency of construction site inspection coverage continued to remain high this past year. This was facilitated by Stream Water Quality/Regulatory Compliance Unit coordinating with the construction inspectors in the field and through the use of email reminders to Construction Inspectors to conduct SWPPP evaluations. Email reminder also included a copy of the tracking table.

HIGHLIGHTS AND ACCOMPLISHMENTS

The District continued to use the monthly inspection sheet developed in FY 02-03 to facilitate compliance and follow up inspections. The Stream Water Quality/Regulatory Compliance Unit continued to coordinate with the Construction Inspectors in the field to go over SWPPP implementation at construction sites. This coordination proved very successful and will continue in FY 08-09.

Construction Administration Unit continues to use the Incident Response/Pollution Prevention Hotline to contact Stream Water Quality/Regulatory Compliance Unit staff to report construction sites that are creating sediment discharges.

In FY 07-08, the District had 8 Capital Improvement Projects (CIP) under construction that included 6 flood protection/channel improvement projects, 1 water treatment plant projects and the new water quality lab. SWQ/RCU assisted with review of CIP SWPPPs as requested. A table showing the inspections completed is included with this section.

SANTA CLARA VALLEY WATER DISTRICT
2007-2008 CONSTRUCTION INSPECTIONS

Construction has not started or is complete

Project Name	Project Status	Monthly Inspections Completed											
		July	Aug	Sept	Oct	Nov	Dec	Jan	Feb	Mar	Apr	May	June
Almaden Water Quality Lab	Active		8/2/07	9/5/07	10/23/07		1/16/08	1/16/08	2/28/08	3/26/08	4/23/08	5/29/08	
PWTP Landscaping & Site Improvement	Complete	7/2/07	8/3/07	Project complete - 8/31/07									
Bollinger Bridge Reconstruction	Active	7/12/07 7/27/07	8/29/07		10/5/07	11/5/07	Inactive 12/07 through 4/15/08						6/26/08
Lower Guadalupe River Improvement	Complete	7/26/07			10/30/07	11/30/07	1/2/08	Project Complete - 12/07					
Calabazas Creek Capacity Improvement	Complete	7/3/07	8/1/07 8/28/07		10/4/07		12/16/07	Project Complete - 12/16/07					
Upper Guadalupe Demolitions	Active				10/25/07	11/26/07	12/21/07	1/24/08	Project complete per 1/24/08				
Pajaro Basin Freshwater Wetland	Active			9/30/07	10/30/07		12/11/07	1/15/08					
Adpbe Creek Upper Reach 5													6/2/08

Attachment 1.8
OTHER WATER QUALITY REQUIREMENTS

Facility SWPPPs – Corporation Yard

042702

SANTA CLARA VALLEY WATER DISTRICT
URBAN RUNOFF ANNUAL REPORT FOR FY 2007-08
OTHER WATER QUALITY REQUIREMENTS

SELF EVALUATION MATRIX – FACILITY STORM WATER POLLUTION PREVENTION PLANS

Work Plan Task	Task Description	Status / Comments	Due Date (mo/yr)	Permit Reference	Responsible Party
8. Facility Storm Water Pollution Prevention Plans (SWPPPs)					
Goal 8.A. *Ensure that facility SWPPPs are current and maintain inspection tracking documents*					
8.A.1	Annual SWPPP training	Incomplete-SWPPPs being updated.	April 08	URMP	SWQU
8.A.2	Effectiveness Evaluation	Complete Feedback was solicited from District staff regarding the effectiveness of SWPPP inspections.	Feb 08	URMP	SWQU

RESPONSE TO REGIONAL BOARD COMMENTS FROM PREVIOUS YEAR'S ANNUAL REPORT

No comments from the Regional Board were received on this section of last year's annual report.

PROGRAM EVALUATION

The District operates 3 office buildings, 3 water treatment plants, 2 pumping and metering stations, 1 pump station, 1 corporation yard, 1 warehouse storage and supply facility, and 2 storage yards. Although the District operates one Corporation Yard, the District has Storm Water Pollution Prevention Plans (SWPPPs) for all 5 facilities. In FY05-06 several SWPPP's (Vasona, Corp Yard and Headquarters) were re-written and are currently under final peer review. In FY 06-07 the SWPPP revision for the Santa Teresa Water Treatment Plant was started.

SANTA CLARA VALLEY WATER DISTRICT
URBAN RUNOFF ANNUAL REPORT FOR FY 2007-08
OTHER WATER QUALITY REQUIREMENTS

HIGHLIGHTS AND ACCOMPLISHMENTS

BMPs were formally inspected quarterly during non-stormwater observations at most District facilities except Coyote and Pacheco Pump Stations. The pump stations do not warrant non-stormwater observations due to the low potential for these types of discharges to occur. The Corporation Yard culvert inlet protection device (constructed of cinderblocks filter fabric and washed gravels) was inspected in October of 2007 and determined to be functioning well. The Corporation Yard culvert inlet protection device was again inspected in June 2008 and will be serviced in September of 2008 as it has collected sediment preventing this material from entering the Guadalupe River. Other BMPs are working effectively, as noted on the non-stormwater observation forms submitted. The three Water Treatment Plants conducted the required storm drain inspections required under this program.

Attachment 1.9
WATERSHED MANAGEMENT REQUIREMENTS

Flood Control/Channel Maintenance Activities

042706

SANTA CLARA VALLEY WATER DISTRICT
URBAN RUNOFF ANNUAL REPORT FOR FY 2007-08
WATERSHED MANAGEMENT REQUIREMENTS

SELF EVALUATION MATRIX – FLOOD CONTROL/CHANNEL MAINTENANCE ACTIVITIES

Work Plan Task	Task Description	Status / Comments	Due Date (mo/yr)	Permit Reference	Responsible Party
9. Flood Control/Channel Maintenance					
Goal 9.A. *Implement Best Management Practices (BMP's) to protect water quality during maintenance activities.*					
9.A.1	Annual Channel Maintenance Training for O&M Staff	Complete-Conduct annual comprehensive training based on District Channel Maintenance Guidance Manual (CMGM).	June 08	URMP	EMU
9.A.2	Annual Lessons Learned Meetings	Complete-Solicited feedback from District staff and regulatory agency staff regarding the effectiveness of BMP's and any improvements or changes that need to be made.	Internal Nov 07 External Feb 08	URMP	EMU

RESPONSE TO REGIONAL BOARD COMMENTS FROM PREVIOUS YEAR'S ANNUAL REPORT

No comments from the Regional Board were received on this section of last year's annual report.

HIGHLIGHTS AND ACCOMPLISHMENTS

The District maintains over 700 miles of stream channels to provide flood protection for the Santa Clara County communities. Under the Multi-Year Stream Maintenance Program (SMP) the District removes sediment, provides for erosion protection, and conducts vegetation management activities. Minor maintenance activities include trash removal, fence and access repair, maintenance of revegetation sites, and removal of downed trees or other blockages from the streams.

SANTA CLARA VALLEY WATER DISTRICT
URBAN RUNOFF ANNUAL REPORT FOR FY 2007-08
WATERSHED MANAGEMENT REQUIREMENTS

During Fall 2007, the District removed approximately 97,000 cubic yards of sediment and completed bank protection projects totaling approximately 3960 linear feet (0.75 miles).

Annual SMP archeology awareness and BMP training was conducted on June 11, 2007 and 87% of District employees from the Watershed Field Operations Units, Watershed Program Support Units, Vegetation Management Unit, and Regulatory Compliance Unit received the training (79 employees).

BMP training evaluation forms were distributed during the training session and attendees were asked to complete them before leaving. All training sessions were rated excellent (32%) or good (68%) by the respondents. Suggestions for improving the training will be incorporated into next year's training.

The annual Internal Lessons Learned meeting was held on November 29, 2006 to discuss what went well and what was learned from the 2006 Stream Maintenance Program projects. The meeting reviewed the effectiveness of Best Management Practices (BMPs) and recommendations for their improvement. Those attending the meeting included individuals responsible for implementing various SMP components during the 2006 construction season. These included: Watershed Maintenance Managers, Engineering Unit Managers, Watershed Engineers, Regulatory Compliance Specialists, Environmental Planners, Water Quality Specialists, Biologists, Vegetation Specialists, Field Supervisors, and heavy Equipment Operators. Approximately 50 District staff attended the meeting.

BMP inspection checklists continued to be used for sediment removal and bank protection projects and for chemical and non-chemical vegetation management activities. The checklists provide documentation of BMP implementation at the SMP projects, inspection of the BMPs, and track any adjustments made to BMP implementation.

During FY 06-07, the District removed 91,815 cubic yards of sediment and completed bank protection projects totaling 3,192 linear feet.

Annual SMP archeology awareness and BMP training was conducted on June 11, 2007 and 87% of District employees from the Watershed Field Operations Units, Watershed Program Support Units, Vegetation Management Unit, and Regulatory Compliance Unit received the training (79 employees).

BMP training evaluation forms were distributed during the training session and attendees were asked to complete them before leaving. All training sessions were rated excellent (32%) or good (68%) by the respondents. Suggestions for improving the training will be incorporated into next year's training.

SANTA CLARA VALLEY WATER DISTRICT
URBAN RUNOFF ANNUAL REPORT FOR FY 2007-08
WATERSHED MANAGEMENT REQUIREMENTS

The annual Internal Lessons Learned meeting was held on November 29, 2006 to discuss what went well and what was learned from the 2006 Stream Maintenance Program projects. The meeting reviewed the effectiveness of Best Management Practices (BMPs) and recommendations for their improvement. Those attending the meeting included individuals responsible for implementing various SMP components during the 2006 construction season. These included: Watershed Maintenance Managers, Engineering Unit Managers, Watershed Engineers, Regulatory Compliance Specialists, Environmental Planners, Water Quality Specialists, Biologists, Vegetation Specialists, Field Supervisors, and heavy Equipment Operators. Approximately 50 District staff attended the meeting.

BMP inspection checklists continued to be used for sediment removal and bank protection projects and for chemical and non-chemical vegetation management activities. The checklists provide documentation of BMP implementation at the SMP projects, inspection of the BMPs, and track any adjustments made to BMP implementation.

Attachment 1.10

NEW DEVELOPMENT PLANNING PROCEDURES

042712

SANTA CLARA VALLEY WATER DISTRICT
URBAN RUNOFF ANNUAL REPORT FOR FY 2007-08
NEW DEVELOPMENT PLANNING PROCEDURES

SELF EVALUATION MATRIX – NEW DEVELOPMENT PLANNING PROCEDURES (C3)

Work Plan Task	Task Description	Status / Comments	Due Date (mo/yr)	Permit Reference	Responsible Party
10. New and Redevelopment (C3) Requirements ***Goal 10.*** *To meet the requirements of the District's NPDES Permit Provision C.3., New and Redevelopment Project Requirements, as revised by Order 01-119 (adopted 10/17/01).*					
10.A. Development Project Approval Process **Goal 10.A.** *Modify District development project approval processes, for District's projects, to incorporate the requirements of Provision C.3.*					
10.A.1	Implement the revised project review processes in coordination with the implementation of the Site Design Measures Guidance and Standards (C.3. j), and the requirements of the Final Hydrograph Modification Management Plan (HMP). Provide additional training to District staff in planning, building, and engineering as required per the Final HMP and amended order.	Complete-SCVURPPP deliverable Training offered by SCVURPPP	On-going	C.3.b	SCVURPPP
10.A.2	Review new development projects with respect to site design, control measures, storm water treatment measures, and requirements of the HMP in conformance with provision through the project review process.	Complete-Pertains only to District Projects	On-going	C.3.b	SWQU CPRU CPSD

SANTA CLARA VALLEY WATER DISTRICT
URBAN RUNOFF ANNUAL REPORT FOR FY 2007-08
NEW DEVELOPMENT PLANNING PROCEDURES

Work Plan Task	Task Description	Status / Comments	Due Date (mo/yr)	Permit Reference	Responsible Party
10.B. Requirements for Group 1 and Group 2A and 2B Projects **Goal 10.B.** *Prepare to require proponents of Group 1 projects to design and implement Stormwater treatment BMP's to reduce Stormwater pollution to the maximum extent practicable. Implement C.3. requirements for Group 2 projects as needed Per the Amendment Order No. R2 2005-035.*					
10.B.1	Implement Stormwater treatment BMP's to reduce Stormwater pollution per the revised Amendment Order No. R2 2005-035.	Complete-Pertains only to District Projects. Lab sand filter completed	On-going	C.3.c.i.	CPSD SWQU
10.B.2	Assist the Program in the development of the Stormwater treatment BMP's, updating the guidance manual and performance standards for Group 2 projects as needed per the Municipal Regional Permit.	Incomplete pending adoption of the MRP	On-going	C.3.c.ii	SWQU
10.C. Operation and Maintenance of Treatment BMP's **Goal 10.C.** *To develop and implement District operation and maintenance (O&M) verification program to help ensure the proper maintenance of stormwater treatment measures on public.*					
10.C.1	Continue to implement the Operational and Maintenance (O&M) Verification Program for projects with structural, in-ground, landscape and all other BMP's. Conduct a performance evaluation of the filtration basin and detention basins @ the District's Water Quality Lab	Complete-District inspects and maintains only District stormwater treatment structures	Ongoing **March 08**	C.3.e	CPSD Watersheds Divisions SWQU

SANTA CLARA VALLEY WATER DISTRICT
URBAN RUNOFF ANNUAL REPORT FOR FY 2007-08
NEW DEVELOPMENT PLANNING PROCEDURES

Work Plan Task	Task Description	Status / Comments	Due Date (mo/yr)	Permit Reference	Responsible Party
10.C.2	Report on the District's treatment BMP's O&M verification program in each annual report, including organizational structure, evaluation of effectiveness, and planned improvement to the program. Include a list or summary of treatment BMP's inspected during the year, inspection results, and any required follow-up and correction.	Complete-The information is included as part of the Storm Water Pollution Prevention Program (SWPPP). The program inspection tracking has been expanded to include inspections of the District's Water Quality Lab detention and filtration basin.	Annual Report	C.3.e.iii.	SWQU
10.D. Hydromodification Management Plan					
Goal 10.D. *To manage increases in runoff peak flow and volume for Group 1 projects, where such increases may cause increased erosion of creek beds and banks or related impacts, through implementation of a hydromodification management plan (HMP).*					
10.D.1	Implement HMP requirements, per Order No. R2-2005-0035	Complete -For District's projects.	On-going	C.3.f. i.	CPSD SWQU
10.E. Waiver and Compensatory Mitigation Program					
Goal 10.E. *Establish a program under which a project proponent may request a waiver from treatment BMP and HMP requirements due to impracticability, with a provision to provide an equivalent water quality benefit to the same receiving water by regional solutions and instream improvements. (that allows participation in regional solutions).*					
10.E.1	Evaluate potential regional treatment and/or peak flow attenuation projects.	Incomplete-District will perform a feasibility study of the regional treatment solutions along with regional solutions, such as in-stream improvements for HMP.	On-going	C.3.g.ii.	SWQU
10.E.2	Perform legal review, and incorporate waiver provisions in project review process.	Incomplete-District wishes to not allow waivers.	N/A	C.3.g.v.	N/A

SANTA CLARA VALLEY WATER DISTRICT
URBAN RUNOFF ANNUAL REPORT FOR FY 2007-08
NEW DEVELOPMENT PLANNING PROCEDURES

Work Plan Task	Task Description	Status / Comments	Due Date (mo/yr)	Permit Reference	Responsible Party
10.F. Alternative Certification **Goal 10.F.** *To allow a professionally qualified person (per C.3.h.) or another co-permittee with overlapping jurisdiction to certify the adequacy of design of stormwater treatment measures (per C.3.d. and f.).*					
10.F.1	Continue to work with the program.	No alternative certification program exists for the District.	N/A	C.3.h	N/A
10.G. Site Design Measures Guidance and Standards Development **Goal 10.G.** *To incorporate site design measures that reduce water quality impacts into District review protocols and encourage their use in project designs so as to meet the requirements of C.3.*					
10.G.1	Incorporate Standards and Guidance in the District approval process and Implement the revised Standards and Guidance based on the Final HMP and Revised Order R2 2005-035.	District will utilize the SCVURPPP C3 Guidance Manual only for District Projects.	On-going	C.3.j	SWQU CPRU
10.H. Source Control Measures **Goal 10.H.** *Require source control measures for new and redevelopment projects to limit pollutant generation, discharge and runoff to the maximum extent practicable.*					
10.H.1	Report implementation status of Source Control Measures.	Within the District's right-of-way and easements, District will collect and report the summary as required by the permit for District Projects.	On-going	C.3.k.	CPSD SWQU

SANTA CLARA VALLEY WATER DISTRICT
URBAN RUNOFF ANNUAL REPORT FOR FY 2007-08
NEW DEVELOPMENT PLANNING PROCEDURES

Work Plan Task	Task Description	Status / Comments	Due Date (mo/yr)	Permit Reference	Responsible Party
10.I. Update General Plans					
Goal 10.I. *Include water quality and watershed protection principles and policies in the Stream Stewardship Plan to the extent necessary to provide the basis for implementation of the measures required by Provision C.3.*					
10.I.1	Update the Stream Stewardship Plan/Comprehensive Water Resources Plan to incorporate the water quality and watershed protection principals and policies for applicable development projects.	Complete	On-going	C.3.I	Watershed Planning
10.J. Reporting Requirements					
Goal 10.J. *To meet the Provision C.3. reporting requirements, and plan for anticipated data needs, and begin collecting and tracking required data on development projects as needed.*					
10.J.1	Provide information described in Table 1 of Provision C.3. in annual reports.	Complete-Within the District's right-of-way and easements, District will collect and report the summary as required by the permit for District projects.	Annual Report (9/15/07)	C.3.n.	SWQU CPSD
10.J.2	Collect information and report a summary of types of pesticide reduction measures required for development projects, and the percentage of projects for which pesticide reduction measures were required.	Complete-Within the District's right-of-way and easements, District will collect and report the summary as required by the permit for District projects.	Annual Report (9/15/07)	C.3.n.iii.	CPSD SWQU

SANTA CLARA VALLEY WATER DISTRICT
URBAN RUNOFF ANNUAL REPORT FOR FY 2007-08
NEW DEVELOPMENT PLANNING PROCEDURES

HIGHLIGHTS AND ACCOMPLISHMENTS

The following stream function improvement activities are not part of the permit requirements. However, in the interest of natural channel/creek design the District has been collecting geomorphic data and designing flood control projects in the upper watershed that incorporate various geomorphic features some of this work is overseen by the Office of Stewardship Planning's Watershed Planning and Asset Management Unit.

Thompson Creek

1. The consultant is preparing a final report which should be published in late 2008.

Upper Penitencia Creek

1. Collected data on Upper Penitencia Creek for continuous flow measurement for hydrologic and sediment transport modeling.
   a. Collection of continuous flow measurement data at Piedmont Road and at Berryessa Industrial Park continued.
   b. The data will be used to calibrate a continuous flow runoff model (HEC-HMS) for Penitencia Creek in 08-09.

2. Geomorphic Survey and Channel Stability Assessment.
   a. Collected a third year of suspended solids and bed load transport data for the winter to develop suspended sediment and bed load rating curves.

Berryessa Creek

1. This effort is similar to the Upper Penitencia Creek exercise. District staff has installed gages on Berryessa Creek for continuous flow measurement.
   a. The District continued to collect flow data measurements. Data is being collected upstream of Piedmont Road (which is the downstream end of the rural portion of the watershed) and at Hillview Road (which represents the combination of rural + urban watersheds).
   b. The data will be used to calibrate the continuous flow HEC-HMS model for Berryessa Creek.

2. Geomorphic Survey and Channel Stability.
   a. Continued the collection of suspended solids and bed load transport data during winter to develop a transport model.
   b. Extended the cross-sectional data collection to Hillview Road Bridge downstream of 237/Calaveras Road. This captured the eroding reach where Berryessa Creek runs parallel to the railway tracks.

3. Provided a stable channel design for flood protection to the US Army Corp of Engineers. This has now become the preferred alternative. We were requested to provide this design after the previous alternative developed by the District and the US Army Corp of Engineers developed for flood protection was not well received by the residents.

Adobe Creek
Construction began in early summer of 2008. The design incorporated some fluvial geomorphic in the deciding as could be accommodated considering the residential encroachment.

Stevens Creek
Designed some of the Blackberry farm project and observing construction activities

Alamitos Creek
District completed a design for erosion repair at Alamitos Creek and the construction was completed in the fall of 2007. This alternative generated 18,000 sf of mitigation credit which offsets the additional costs of the geomorphic stream stabilization features.

042721

Attachment 1.11
PUBLIC INFORMATION AND PARTICIPATION ACTIVITIES

042722

SANTA CLARA VALLEY WATER DISTRICT
URBAN RUNOFF ANNUAL REPORT FOR FY 2007-08
PUBLIC INFORMATION/PARTICIPATION

SELF EVALUATION MATRIX

Work Plan Task	Task Description	Status / Comments	Due Date (mo/yr)	Permit Reference	Responsible Party
PUBLIC INFORMATION/PARTICIPATION					
11.A.1	Watershed Education and Outreach Campaign -- Support multi-year watershed education and outreach campaign. Participate in campaign development and special projects.	District provides funding through the SCVURPPP Program. Completed – Staff attended Ad Hoc Task Group Meetings and provided input on Work Plan, Media Plan, and public opinion survey.	On-going	C.4	PIP Team
11.A.2	Distribute public information materials as requested and at Community Projects Review desk and reception lobbies.	Includes C3 requirements. Maintain District kiosks. Completed – Information distributed as requested and at Community Projects Review desk and reception lobbies.	On-going	C.4	PIP Team
11.A.3	Continue School Outreach Program.	Completed – School Program reached 17,967 students, 770 teachers.	On-going	C.4	Watershed Business Management Unit (WBMU)
11.A.4	Aquacycles Newsletter/AquaDrops eNews -- Design and publish teachers' newsletters.	Aquacycles not published in FY 07-08. AquaDrops, an email newsletter, was sent 4 times during FY 07-08.	On-going	C.4	WBMU
11.A.5	Participate in Community events (festivals, arts and crafts shows, earth day, etc.). Participate in local activities that are coordinated with the Watershed Education and Outreach Campaign.	Completed – The District participated in 52 community events, such as Children's Fun Fest, South Bay Home and Garden Show, YSI Wildlife Festival, Spring Garden Market, and the several Earth Day Events. A complete list is included in this section.	On-going	C.4	PIP Team Office of Communications (OC)

SANTA CLARA VALLEY WATER DISTRICT
URBAN RUNOFF ANNUAL REPORT FOR FY 2007-08
PUBLIC INFORMATION/PARTICIPATION

Work Plan Task	Task Description	Status / Comments	Due Date (mo/yr)	Permit Reference	Responsible Party
11.A.6	Contribute urban runoff article for countywide mailer.	Completed – The countywide mailer was sent to 700,000 residents and included articles on healthy creek ecosystems, keeping debris out of creeks and illegal dumping.	On-going	C.4	PIP Team
11.A.7	Participate in two creek clean up events.	Completed –Coastal Cleanup Day National River Cleanup Day	Sept 07 May 08	C.4	WBMU
11.A.8	Continue to include urban runoff information on the District Website.	Completed – The District website includes urban runoff information and a link to SCVURPPP.	On-going	C.4	PIP Team OC
11.A.9	Continue to issue/renew permits for the Adopt-A-Creek Program.	In progress-a lack of staff resources has hindered the program.	On-going	C.4	WBMU
11.A.10	Conduct general urban runoff training for all new employees.	Due to reorganization and lack of resources, new employee orientation was suspended during FY 07-08.	On-going	C.4	PIP Team
11.A.11	AquaFacts Newsletter -- Prepare and contribute urban runoff related articles for the employee newsletter.	Completed – 4 articles were included in AquaFacts.	On-going	C.4	PIP Team

RESPONSE TO REGIONAL BOARD COMMENTS FROM PREVIOUS YEAR'S ANNUAL REPORT

No comments from the Regional Board were received on this section of last year's annual report.

SANTA CLARA VALLEY WATER DISTRICT
URBAN RUNOFF ANNUAL REPORT FOR FY 2007-08
PUBLIC INFORMATION/PARTICIPATION

HIGHLIGHTS AND ACCOMPLISHMENTS

The District serves a community of 1.7 million countywide and has excellent outreach programs to many sectors of the community. Key elements of the District's PIP Program include creek clean up events supporting citizen participation, attendance at community events targeting the general public, numerous workshops presented by the Water Conservation Unit, and the School Outreach Program.

GENERAL OUTREACH

The District attended 52 community events during FY 07-08. A listing of all events is included in this section.

The District's website continues to provide regular updates to the community. During the winter season, the District's home page featured a link to flood-related information, the District's efforts to protect the waterways in the event of a flood, and sandbag distribution sites. Our on-line maintenance request form empowers citizens to report dumping or waterway-related problems, and allows them to send messages to the appropriate watershed staff. The site also includes a link to the Santa Clara Valley Urban Runoff Pollution Prevention Program.

TARGETED OUTREACH

Workshops

In May 2008, the District's Water Quality, Groundwater Management, Vegetation Management and Water Use Efficiency Units worked together with the Loma Prieta Resource Conservation District, the University of California Cooperative Extension and the United States Department of Agriculture Natural Resource Conservation Service to conduct the sixth annual Stewardship for Small Acreages – A Series of Workshops on Land Management for Clean Water. The goal was to provide rural landowners with the resources needed to protect both surface and ground water quality on and off their property. The series took rural landowners through the steps of assessing their properties and developing action plans to address the highest priority items. The workshops were held at various small acreage homes. The four sessions included: general topics such as watersheds and conservation plans, groundwater quality, wells, septic systems and hazardous household products; Manure/Waste Management and Composting; Small Vineyards; and Fire Safety, Landscaping and Erosion Control. A total of 134 people attended the 4 sessions.

In March 2008, the Water Use Efficiency Unit conducted a four-part Water Efficient Landscaping Workshop Series. A total of 203 people attended the four sessions: Designing a Water-Wise Garden, Gardening with Natives, Water Efficient Irrigation Design, and Selecting Plants for Your Water-Wise Garden. Several Units came together to present two sessions of CreekWise Workshop for creekside owners on March

1 and March 15. The workshops included watershed education, water conservation, urban runoff and pollution prevention, invasive species, pest management and erosion control and being a good creek neighbor. A total of 59 people attended the two sessions.

Media Campaign

The District carried active media outreach during the winter of 2007-08. The District took advantage of the winter storms to inform and educate the public about the importance of keeping our creeks clean.

In addition to the District's own campaign, for the second year, we are participating in a regional water conservation campaign, funded by a state grant and led by San Francisco Public Utilities Commission and Bay Area Water Supply and Conservation Agency. The primary message of this regional campaign is that California is in a drought and everyone can take easy steps to save water now. The campaign includes a regional website that directs users to services and programs in their own service area.

Other Targeted Outreach

Flood Safety Notice 2007 was mailed in October 2007 to 100,000 flood plain residents. Although the mailer's main focus is flood preparedness and safety, it also contained articles on healthy creek ecosystems, keeping debris out of creeks and illegal dumping. A copy is included in this section.

In January 2008, the District mailed out more than 700,000 copies of Valley Water News, a Countywide newsletter, to residents and businesses in Santa Clara County. The newsletter included information emphasizing the need to keep our streams free of trash and chemicals. It also provided the 24-hour pollution prevention number to report illegal dumping.

AquaFacts, the District's employee newsletter, continued this year as an online publication. AquaFacts contained 4 articles relating to stormwater pollution prevention and watershed education during FY 07-08. Topics included alternative commute methods, grass gobbling goats, and two creek cleanup events. The employee newsletter is an excellent and cost-effective method for delivering urban runoff, pollution prevention, and watershed messages to District employees. In addition to AquaFacts, several articles were included in the District's daily "New You Can Use" emails.

An all employee Pollution Prevention Week email campaign was conducted September 17 through 23, 2007. Five emails were sent providing pollution prevention tips. Topics included: general pollution prevention week information, proper disposal of fluorescent bulbs, batteries and cell phones, proper pesticide use and disposal, fighting pollution on the road and protecting your Watershed. Numerous

requests for brochures were received from the employees, as well as many comments on the campaign. This continues to be a good method to present pollution prevention ideas to District employees.

Neighborhood work notices are posted on the District's web site for all stream maintenance and capital projects. Most notices include information on watershed.

EDUCATIONAL OUTREACH

The District's educational outreach program serves a diverse population and responds to the needs of the schools throughout the County. Programming is consistent with State standards and regularly integrates messages and issues of other District communication programs. The District's School Outreach Program visited 122 public and private schools reaching 17,967 students and 770 educators and conducted 6 teacher workshops during FY 07-08. The District offers a comprehensive education outreach program for early childhood, elementary, middle school, high school, and college-aged students to establish a foundation for understanding and appreciation of water resources. The program provides age-appropriate classroom presentations, teacher in-service training in water education, and tours in order to help children understand and appreciate their local water resources. Classroom presentations include hands-on experiments, information on watersheds, urban run-off, pollution prevention, flood plains, conservation tips, water awareness activities, flood management, and careers in the water industry. Scheduling is conducted on a first-come, first-served basis and provided free to schools in Santa Clara County. Number of students by watershed, city, grade, focus of presentation, and school district are included with this section. AquaDrops eNews, an electronic teacher's newsletter was sent out in November 2007, January 2008, March 2008 and May 2008.

The Coyote Creek Outdoor classroom encompasses land alongside Coyote Creek and includes a covered gazebo classroom for students and teachers, as well as a platform overlooking the creek where students can study the stream's natural habitat. Groundwater monitoring wells on site enable students to observe and evaluate the underground water table and understand how surface and groundwater interact. The site features two planting areas – one site close to the creek planted with native trees and shrubs to improve the stream's wildlife habitat, and a "high terrace" or upland area landscaped with oaks, grasses and other native plants to demonstrate drought-tolerant gardens. During the 2007-08 school year, the program provided 4 class tours for 112 students and 4 teachers.

Morley Park Outdoor Classroom in the City of Campbell provides the opportunity to teach students about the purpose of wetlands, urban runoff and the value of percolation ponds. During the 2007-08 school year, the program provided 1 tour for 32 students and 1 teacher.

Christmas Hill Park, located at the southwest end of Gilroy, encompasses 51 acres including natural wilderness with trails, picnic/barbecue areas, horseshoe pits, jogging and hiking paths, children's play areas, open play field, softball/baseball fields and open grass play area. The

school tour includes watershed, groundwater, urban runoff, weather station and water quality testing activities. During the 2007-08 school year, the program provided 6 tours for 120 students and 6 teachers.

School Outreach Program staff developed and implemented a new activity this year. Mapping History of the Santa Clara Valley demonstrates growth and change in our valley over the past 5,000 years and into the future. Participants listen to period music, share scripts that describe six time periods, and then place appropriate symbols of change on a 12' x 12' map of Santa Clara County. The activity begins with the Native American period, 3200 BC to 1750 AD, adding wildlife, vegetation and one figure to represent the 10,000 Native Americans in the entire Bay Area. By 2050, participants have added farm animals, orchards, railroads, cities, reservoirs, water and wastewater treatment plants, hi-tech businesses and 260 figures to represent a projected population of 2,624,670.

CITIZEN PARTICIPATION

The District established the Adopt-A-Creek Program in 1994 to encourage residents of Santa Clara County to take an active role in helping to preserve the health and beauty of our local creeks. Due to continued staffing changes and shortages, Adopt-A-Creek permit information was not tracked this past year. In FY 07-08, lack of staff resources hindered the tracking of activities.

The District participated in two creek cleanup events: Coastal Cleanup Day on September 15, 2007 and the National River Cleanup Day on May 17, 2008. During Coastal Cleanup Day, 865 volunteers collected 31,694 pounds of trash and 12,052 pounds of recyclables at 24 sites. On National River Cleanup Day, 669 volunteers collected 17,500 pounds of trash and 11,518 pounds of recyclables at 27 sites.

PROGRAM EVALUATION

The District uses numerous methods to conduct outreach, including written brochures, radio, newspaper, website, theater slides, bus back ads, community events and workshops. The wide variety of methods increases the probability that the messages are being received and understood. Combining all these different methods is very effective at meeting our public education goals. The variety of methods also ensures that many segments of the Santa Clara Valley population are being reached, including residents, businesses, students, as well as people from other locations. The District evaluates the different outreach methods and continuously seeks to improve messages and outreach methods. We work collaboratively with many other agencies and organizations to conduct outreach and will continue these partnerships in the future.

SANTA CLARA VALLEY WATER DISTRICT
URBAN RUNOFF ANNUAL REPORT FOR FY 2007-08
PUBLIC INFORMATION/PARTICIPATION

GENERAL OUTREACH

The District feels that attendance at community events is an effective public outreach method. The individual contact made at the events allows staff to answer specific questions and deliver more extensive messages. A wide variety of information can be distributed and the games and displays are a good way to attract event participants.

TARGETED OUTREACH

The District's targeted outreach efforts provide in-depth training and information to a small, targeted audience with the opportunity to answer specific questions from individuals in the group. This method allows the District to assist targeted groups to meet regulatory requirements, change behaviors that impact water quality, and provide the knowledge needed for the group to solve any water quality problems they may be experiencing. The District plans to continue this outreach method as we feel it is a valuable service to these targeted audiences and can positively impact water resources.

EDUCATIONAL OUTREACH

Teacher surveys were distributed again this year. Survey results were not available when the Annual Report was prepared. The District feels that the educational outreach program is a cost-effective method for educating children, teachers, and indirectly, parents. Based on the teacher's surveys, minor adjustments will be made to the program.

CITIZEN PARTICIPATION

The Adopt-A-Creek program and the creek cleanup events are very effective at creating and increasing stewardship and individual responsibility for the county's water resources.

GreenPlumbers
SUPPORTING OUR COMMUNITY

GreenPlumbers

You are invited to attend the

GreenPlumbers
Caring for Our Water
Certification Workshop

WORKSHOP INFORMATION

When:	Thursday, January 10, 2008
Time:	9:00 a.m.—4:00 p.m. (Boxed lunch provided)
Where:	San Jose, CA
Who is Eligible:	C-36 Contractors and Plumbers
Cost:	None
Class Size:	Limited to 30 Attendees in order of registration received

Confirmations will be sent one week prior by e-mail

GreenPlumbers Caring for Our Water Certification Workshop Registration Form
(Please print clearly)

Name: _____

Company: _____

Address: _____

City/State/Zip: _____

Telephone: _____

Cell Phone: _____

E-Mail Address: _____

(Confirmations will be sent by e-mail only)

Years of Experience: _____

NOTE: One registration per person

Please send registration to:

GreenPlumbers
4153 Northgate Blvd., #6
Sacramento, CA 95834

or FAX to:
(916) 925-7623

Questions:
(916) 925-7390

Code: CFW-011008

042732

Santa Clara Valley Water District

16th Annual



Water Efficient Landscaping Workshop Series

Learn how to beautify your garden and use water more efficiently in these four Saturday workshops. With landscape and irrigation experts as our guides, we'll discuss water-wise landscape design, gardening with California natives, water-efficient irrigation design, and selecting plants for a water-wise garden.

All workshops are
FREE!
Call (408) 265-2607, ext. 2554, to reserve your space. These classes are very popular so call today!

www.valleywater.org

Workshops will be held at:
Santa Clara Valley Water District
Headquarters boardroom
5700 Almaden Expressway
San Jose, CA 95118



Saturday, March 1, 2008 **9 a.m. to noon**
Designing a Water-Wise Garden
San Jose-based native garden designer, artist, and sustainable landscaper, Alrie Middlebrook will focus on sustainable gardening methods to reduce water consumption in the garden. How a garden is designed and laid out originally can make a garden efficient or inefficient. We will focus on hardscape, topography, and what the homeowner can do to take advantage of existing settings.

Saturday, March 8, 2008 **9 a.m. to noon**
Gardening with Natives
Landscape Architect, Stephanie Morris, will discuss the exciting topic of how to garden with native plants. Learn how to select native plants that do well in a garden setting. Planting techniques and irrigation strategies for the native plant garden will also be covered.

Saturday, March 15, 2008 **9 a.m. to noon**
Water Efficient Irrigation Design
Irrigation Consultant, Miguel Aspeitia, will demonstrate how to efficiently design/retrofit your landscape irrigation system using drip, micro and spray heads.

Saturday, March 22, 2008 **9 a.m. to noon**
Selecting Plants for a Water-Wise Garden
Alrie Middlebrook will focus on Mediterranean, drought-tolerant and native plants that can bring out sustainable beauty in the garden. Ms. Middlebrook is an expert with California native plants, but in this workshop she will share her full library of knowledge about water-wise plants for California.

042733

NEW!

CreekWise Workshop for creekside owners

Learn how to protect your watershed, conserve water on your property, minimize urban runoff pollution and be a good neighbor to the creek adjacent to your property in just one three-hour session on either date below.

Date: Saturday, March 1, 2008 or Saturday, March 15, 2008

Time: 1 p.m. to 4 p.m.

Location: Santa Clara Valley Water District
Headquarters boardroom
5750 Almaden Expressway
San Jose, CA 95118

Cost: Workshops are **free!** To reserve a space, call (408) 265-2607, ext. 2554.
Call today as class size is limited!

Topics will include:

Watersheds: Kathy Machado, Education Outreach Coordinator, will define watershed and show how your landscape fits into the larger scheme of things.

Conservation: Karen Morvay, Water Conservation Specialist, will share best practices to conserve water in your home and garden.

Urban Runoff: Kate Slama, Water Quality Specialist, will define urban runoff and show what happens at home affects the creek. Her presentation will include home and auto runoff, pet waste and proper disposal of trash and household hazardous waste.

Gardening: Judy Ingols, Revegetation Supervisor, will discuss invasive species, pest management, drought-tolerant gardening, erosion control and

Being a good creek neighbor: Denise Uriarte, Program Administrator, will conclude the workshop with ways to be a good neighbor to your local creek. Her content will include an overview of the creek ordinance for Santa Clara County, home improvements, what is and isn't allowed, permits, decks and fences, private access to public easement and how to protect the health and safety of the banks in your creek.

042734

typically occurs after several days of heavy rain. After the ground is saturated flooding can occur very quickly with little or no warning if a particularly powerful storm burst occurs. While the water district's many reservoirs provide some buffer between rainfall and creekflow on some streams, most creeks do not have a reservoir upstream and levels rise quickly during intense rainstorms.

When creeks overbank, the floodwater typically flows swiftly through neighborhoods and away from streams. Dangerously fast-moving floodwaters can flow thousands of feet away from the flooded creek within minutes.

greater than 1 in 4

Creeks that

Adobe Creek
Alamias Creek
Alamitos Creek
Almendra Creek
Arroyo Calero Creek
Barron Creek
Berryessa Creek
Calabazas Creek
Calera Creek
Calero Creek
Canoas Creek
Corralitos Creek
Coyote Creek
Crosley Creek
Deer Creek
Dexter Creek
East Little Uvagas Creek
Edmundson Creek
Fisher Creek
Fowler Creek
Gavilan Creek
Golf Creek
Greystone Creek
Guadalupe River
Hale Creek
Heney Creek
Jones Creek
Llagas Creek
Los Coches Creek
Los Gatos Creek
Lower Silver Creek
Loyola Creek
McAbee Creek
Pajaro River
Permanente Creek
Purissima Creek
Quimby Creek
Randol Creek
Ross Creek
San Francisquito Creek
San Tomas Aquino Creek
[illegible]
[illegible]
[illegible]
[illegible]
[illegible]
[illegible]
[illegible]
[illegible]
Sunnyvale East and West Channels
[illegible]
[illegible]
[illegible]
[illegible]
[illegible]
[illegible]
[illegible]
[illegible]

To report...

[illegible]

Campbell
Cupertino
Gilroy
Los Altos
Los Altos Hills
Los Gatos
Milpitas
Monte Sereno
Morgan Hill
Mountain View
Palo Alto
San Jose
Santa Clara
Saratoga
Sunnyvale
Unincorporated

The Santa Clara Valley Water District manages wholesale drinking water resources and provides stewardship for the county's watersheds, including 10 reservoirs, hundreds of miles of streams and groundwater basins. The water district also provides flood protection throughout Santa Clara County.

Board of Directors

[illegible]
Gilroy, Morgan Hill, Los Gatos, portions of San Jose and unincorporated areas of the county

[illegible]
Downtown and central San Jose, and portions of east San Jose

[illegible]
Milpitas, portions of San Jose including Alviso, parts of Sunnyvale and unincorporated areas of the county

[illegible]
Santa Clara, Campbell and portions of San Jose

[illegible]
Palo Alto, Stanford, Los Altos, Los Altos Hills, Mountain View, Cupertino, Saratoga, Monte Sereno, portions of Sunnyvale, San Jose and unincorporated areas of the county

At large — [illegible] (Chair)
At large — [illegible]

Santa Clara Valley Water District℠
5750 Almaden Expressway
San Jose, CA 95118

PRESORTED STD
U.S. POSTAGE
PAID
SAN JOSE, CA
PERMIT NO. 1231

Stay safe before, during and after a flood!

www.valleywater.org • 408.265.2600

Photo: Residential flooding in Palo Alto from San Francisquito Creek in 1998.

The local hazard

In Santa Clara County, flooding is caused by overbanking from local creeks, or potentially from extremely high tides in San Francisco Bay. "Localized flooding" also occurs when storm drains cannot convey rainfall from stream to the creek fast enough. More than 50 creeks in Santa Clara County are known to cause significant flooding. [illegible] the flood [illegible] creeks as determined by the Federal Emergency Management Agency (FEMA) and the Santa Clara Valley Water District.

Look inside for more information on how you can [illegible]

Santa Clara Valley Water District

Stay safe before, during and after a flood

What you can do to protect your property from flooding

- Have a licensed plumber install "check valves" in sewer traps to prevent floodwater from backing up into the drains of your home.
- Periodically examine your property for flood risks. Seal any cracks in the foundation and exterior walls of your home and seal small openings around pipes with grout or concrete, crack filler or caulk.
- Gather emergency building materials, such as plywood, plastic sheeting and sandbags. For sandbag locations and to find out how to use them, visit www.valleywater.org or call 1.888.439.6624.
- Construct barriers to stop floodwater from entering the building.
- Inspect rain gutters and drainage; consider tarping or seeding any unvegetated slopes on your property.

Before a flood

- Prepare a family disaster plan for floods, earthquakes and fires. Make an emergency kit for your home and for your car with emergency supplies such as a flashlight, batteries, water and non-perishable food. Move insurance policies, documents and other valuables to a safe deposit box.
- Be aware of the locations of streams and drainage channels in your neighborhood (see the list of local "Creeks that flood" on the back).
- Learn how to turn off utilities to your home and keep your car's gas tank full so you won't be stranded.
- The smartest thing you can do to prepare for floods is purchase flood insurance.

During a flood

- Be aware that flash flooding can occur and move immediately to higher ground.
- Tune to your local radio and television stations for emergency information, traffic updates and instructions.
- If you must evacuate, turn off utilities at the main switches or valves. Disconnect electrical appliances. Do not touch electrical equipment if you are wet or standing in water.
- If advised to evacuate, do so immediately. Evacuation is easier and safer before floodwaters become too deep.
- Do not walk through moving water. Six inches of moving water can make you fall. If you have to walk in water, walk where the water is not moving. Use a stick to check the firmness of the ground in front of you and to aid in balance.
- Do not drive into flooded areas. If floodwaters rise around your car, abandon the car and move to higher ground. You and the vehicle can be quickly swept away. A foot of water will float many vehicles. Two feet of rushing water can carry away most vehicles including SUVs and pick-ups.

After a flood

- Listen for news reports on whether the community's water supply is safe to drink.
- [illegible] floodwaters may be contaminated by oil, gasoline, [illegible] may be electrically charged from [illegible]

Santa Clara Valley Water District

Do you need flood insurance?

Your homeowners insurance does not cover losses from flooding. Assistance from the federal government in the form of reconstruction loans would be offered only if a federal emergency is declared. Unlike disaster loans, flood insurance payments won't need to be repaid.

Federal law requires flood insurance if you have a federally regulated mortgage and your building is in an area shown on maps prepared by the Federal Emergency Management Agency (FEMA) as subject to flooding during a 100-year event. Lenders are legally responsible for determining if a flood insurance policy is required for a loan, but your city will provide you assistance in reading and interpreting the FEMA Flood Insurance Rate Map and provide FEMA elevation certificates for review. In some cases, FEMA will lift the flood insurance requirement if flood protection projects have been completed. There can be as much as a 12- to 24-month delay between a project's completion and the update of the maps that generate this mailing list.

[illegible] There is a 30-day waiting period before flood insurance takes effect. Contents coverage is separate, so renters can insure their belongings. Most insurance agents sell it; call 1.888.724.6978, or go online at [illegible] to find a local agent.

Special permits required in floodplains

All construction within a FEMA-designated floodplain requires a permit from your local municipality. Contact your community's building department for more information before you build, grade or fill. Use the contact phone list provided on the back.

Healthy creek ecosystems

A healthy stream is an irreplaceable natural resource and a wonderful amenity that can bolster a property's value. Make the most of your local creeks by helping to keep them healthy. Through proper care of stream banks and riparian vegetation, you can enhance your property, prevent erosion problems, avoid flood losses, preserve water quality, and contribute to the survival of fish and wildlife. The water district plans to restore an estimated 100 acres of tidal and/or riparian habitat by 2016. This will help with ecological and natural flood protection functions throughout the county.

Working together as members of the Water Resources Protection Collaborative, representatives from the water district, cities, the county and business, agriculture, streamside property owners and environmental interests created a manual of model guidelines and standards for land-use near streams. This manual can help creekside property owners large and small to make the right decisions in caring for their property. Find a copy at www.valleywater.org and type in "guidelines and standards" in the search box.

Keeping debris out of creeks helps water flow

Creeks are a valuable natural resource that not only support sensitive [illegible]dlife and ecosystems, but also serve as natural drainage systems, carrying stor[illegible]ter away from homes, roads and businesses, and safely to the bay. For our waterways to carry more water during heavy rainfall, it is important that creeks are kept free of trash and debris, which can impede the flow of water and cause flooding. While most people realize that trash and man-made chemicals should not go into a creek, many don't know that yard waste, leaves and soil also pollute a creek and can obstruct water flow, resulting in flooding and erosion.
Where we own the creek or have easement, the water district repairs creek banks and levees, removes sediment from creek channels, inspects waterways and cleans up illegally dumped items such as shopping carts, cans and general litter.

Do not dump

It is illegal to dump anything into a creek or storm drain. You can help keep the storm drain and flood management systems operating at capacity by reporting incidents of illegal dumping. Drains in your street flow directly to local creeks. Storm drain systems, the gutters and drains in the street are all maintained by cities. To report localized flooding caused by blocked storm drains, call your city's public works department. Their phone numbers are listed on the back.
To report illegal dumping, call the Santa Clara Valley Water District Illegal Dumping Hotline (24 hours) 1.888.510.5151.

Tập tài liệu này gồm có các tin tức về những nguồn cung cấp nước và phòng ngừa lũ lụt trong Quận Santa Clara. Để tìm hiểu thông tin bằng tiếng Việt nam, xin gọi Ty Thủy Cục Thung Lũng Santa Clara (Santa Clara Valley Water District) tại số 408.265.2607, số máy phụ 2488

此份刊物包含關於聖他克拉拉縣境內的水源及防洪資訊。若需要中文版資訊，請與聖他克拉拉縣水利局聯絡，電話是：408.265.2607 轉分機 2631

Esta publicación contiene información sobre los recursos de agua y protección contra inundaciones del Condado de Santa Clara. Para información en español llame al Distrito de Aguas del Valle de Santa Clara al 408.265.2607 ext. 2297

Printed on recycled paper using soy-based inks. 10/07, 110,000 © 2007 Santa Clara Valley Water District

042736

Delta solution key to our economy and environment

It has been said that as long as clean water flows when people turn on their taps, they don't care where it comes from. That may have been true in the past, but the time has come for all of us to pay attention to water supply issues because at stake is the Bay Area's future — its economy, its vitality and its environment.

In 2007, a court ruled that up to one-third of the water normally delivered through the Sacramento-San Joaquin Delta to families and farms be curtailed to protect an endangered fish.

As the court ruling confirmed, the Delta is in peril and consequently so is the water supply of some 25 million Californians. Water conveyed through the Delta constitutes almost half of Santa Clara County's water supply.

Delta collapse would cost billions

While the ruling resulted in many cities and utilities scrambling for water supplies and considering water-use restrictions, it has also provided impetus to developing long-term solutions.

A network of aging and eroding levees, subsiding islands, climate change, wastewater discharge, toxics, mounting regulatory uncertainties, and a struggling ecosystem plague the Delta. Studies predict a 60 percent chance that an earthquake in the Delta region over the next few decades could cause a possible Katrina-like collapse of miles of levees. This could halt water supply deliveries through the Delta for a year or more, resulting in an estimated $40 billion loss to the state's economy.

The water district uses imported water to supply our treatment plants as well as replenish and stabilize our groundwater basins, which were over-drafted in the early 1900s and caused land subsidence.

The governor-initiated "Delta Vision" process is currently under way and major Delta decisions are expected to be made in 2008. A cabinet-level committee will make a recommendation to the governor in October 2008. The legislature will also weigh in on the policy. Finally, there could be a bond measure on the ballot in 2008 to provide funding to advance a comprehensive Delta solution and infrastructure investment program.

The water district will continue to participate in these efforts to ensure the residents of Santa Clara County continue to have a reliable, high-quality water supply today and in the future.



Sacramento-San Joaquin Delta

EPA
WATER EFFICIENCY
LEADER AWARD

Water savings deliver EPA award

Santa Clara Valley Water District, which helped county residents and businesses save more than 18 billion gallons of water a year, has received a U.S. Environmental Protection Agency 2007 Water Efficiency Leader Award.

These water savings, made possible by the water district's many water-use efficiency programs, amount to about 12 percent of Santa Clara County's annual water use and are enough to serve 110,480 families a year.

The award is designed to recognize companies, utilities, government organizations, and individuals that display leadership, innovation and water saving. The other five national winners are Intel Corporation, Frito-Lay, Lackland Air Force Base in Texas, the Kentucky Pollution Prevention Center, and Allan Dietemann of Seattle Public Utilities.

Due to economic growth, improved quality of life, increased stewardship of natural resources, demographic shifts, increased demand, aging water infrastructure and climate change there is a national need for more efficient use of our water resources.

"We applaud these winners for saving water, energy and money for America's families and communities," said Benjamin H. Grumbles, EPA's assistant administrator for water. "They're proving innovative technology and environmental stewardship can help conserve our country's greatest liquid asset."

Appreciating the recognition, General Manager Stan Williams said, "Water-use efficiency is a central part of the water district's long-term strategy to meet growing water needs. By 2030, we hope to meet nearly 30 percent of the county's total annual water use through water conservation and water recycling."

Flooding from Coyote Creek in San Jose in 1997

Thinking flood safety

Federal law requires flood insurance if you have a federally backed mortgage and your building is in an area shown on maps prepared by the Federal Emergency Management Agency (FEMA) as subject to flooding during a 100-year flood event (an event that has a 1 percent chance of occurring in any given year).

While lenders are legally responsible for determining if a flood insurance policy is required for a loan, your city provides assistance in reading and interpreting the FEMA Flood Insurance Rate Maps. This assistance includes information on whether a property is in the 100-year floodplain, which FEMA flood zone, and elevation certificates, if available. Your city can also provide information about flood insurance purchase requirements. If you need a city contact number, call the water district at 408.265.2607, ext. 2650.

Independence brings greater accountability

The water district became independent in January 2007, making the district more directly accountable to Santa Clara County voters. The new law ended the duplicative county oversight of the water district's budget and other procedural holdovers from a 1968 merger of the former Santa Clara County Flood Control and Water District and the Santa Clara Valley Water Conservation District to create the present-day Santa Clara Valley Water District.

Updating the District Act

The water district was created by an act of the California Legislature. In the upcoming legislative session, the district will work with the state legislature to update and modernize our District Act. Proposed changes to the District's Act include:

- Strengthening the district's ability to better manage its water supply
- Extending the special tax exemption to permanently disabled low-income individuals
- Clarifying provisions of the Act that were originally drafted prior to the enactment of CEQA
- Maintaining a seven-member elected board of directors
- Adding language to include climate change and climate protection as a district responsibility

In February of 2008, the district will conduct three public meetings to gather input on the proposed changes. For more information on the meetings, visit www.valleywater.org



Keeping water flowing

Creeks are natural drainage systems, carrying stormwater away from homes and businesses, and they are valuable natural resources that support wildlife and ecosystems. It is important that creeks are kept free of trash. While most people know that trash and chemicals should not go into a creek, many don't know that leaves and soil also pollute and obstruct flow, and may result in flooding.

It is illegal to dump anything into a creek or storm drain. Storm drains in your street flow directly to local creeks. To report illegal dumping, call the district Pollution Prevention Hotline (24 hours) at 1.888.510.5151.

Printed on recycled paper using soy-based inks • 01/08/700K • BD

Santa Clara Valley Water District
5750 ALMADEN EXPY
SAN JOSE, CA 95118
www.valleywater.org

PRESORT STANDARD
U.S. POSTAGE
PAID
SAN JOSE, CALIF.
PERMIT NO. 1231

ECRWSS
POSTAL CUSTOMER

Esta publicación contiene información sobre los recursos de agua y protección contra inundaciones del Condado de Santa Clara. Si desea recibir un ejemplar en español, por favor comuníquese con el Distrito de Aguas del Valle de Santa Clara (Santa Clara Valley Water District) al (408) 265-2607, ext. 3171.

Tập tài liệu này gồm có các tin tức về những nguồn cung cấp nước và phòng ngừa lũ lụt trong Quận Santa Clara. Để nhận được bản sao cuốn tập tài liệu này bằng tiếng Việt, xin liên lạc Nha Cấp Nước Santa Clara Valley (Santa Clara Valley Water District) ở số (408) 265-2607, số chuyển tiếp (ext) 2488.

Ang paglathalang ito ay naglalaman ng impormasyon tungkol sa mga pinagkukunan ng tubig at proteksiyon laban sa bahâ sa Santa Clara County. Upang makatanggap ng kopya nito sa Tagalog, mangyaring kontakin ang Santa Clara Valley Water District sa (408) 265-2607, ext. 3714.

此份刊物包含關於聖他克克拉縣境內的水源及防洪資訊。若要取得此份刊物的中文版，請與聖他克克拉谷水利局 (Santa Clara Valley Water District) 聯絡，電話為 (408) 265-2607 轉分機 2631。

©2007 Santa Clara Valley Water District



2004 Lexington Reservoir

042737

VALLEY WATER NEWS

ANNUAL ISSUE 2007

Santa Clara Valley Water District

2007 Highlights:

PG 3 Water testing lab construction under way
PG 4 Pajaro Freshwater Wetlands construction begins
PG 5 Construction begins to improve Lexington Reservoir's Lenihan Dam
PG 5 Willow Glen Way Bridge replaced
PG 6 Penitencia upgrades completed
PG 7 Water district receives national EPA award
PG 7 Water district becomes independent

042738

Coyote Parkway Wetland

Bringing nature back with wetlands

With the breaching of the Island Pond levees in 2006, the water district helped the U. S. Fish and Wildlife Service (USFWS) advance the ambitious South Bay Salt Pond Restoration Project to restore 15,100 acres of former salt ponds in South San Francisco Bay.

The water district, which had plans to create tidal wetlands elsewhere to compensate for impacts from its flood protection activities, decided to instead join with the USFWS and the Don Edwards San Francisco Bay National Wildlife Refuge to restore tidal action to the 475-acre Island Pond Complex adjacent to Coyote Creek.

With portions of the levee opened, sediment in bay waters is naturally filling the ponds, resulting in revegetation of the ponds and creation of habitat for waterfowl, shorebirds, fish and other wildlife. The water district and USFWS are currently monitoring the success of the project.

Restoring the Bay

Restoration of the Island Ponds is just one component of the long-term plans to restore the South Bay. Lessons learned from this restoration effort will inform future phases and help make the larger restoration project successful.

In addition to tidal wetlands, the water district is also making efforts to create freshwater wetlands.

In 2007, the water district completed construction of the Coyote Parkway Freshwater Wetland, located next to Coyote Creek in south San Jose. Wetland vegetation, including 30,000 native plants planted in the fall and winter of 2006-07, is taking root and flourishing.

Later in 2008, the district will complete the construction of a nine-acre seasonal freshwater wetland along the Pajaro River, two miles south of Gilroy.

Major dam improvement project begins

A two-year construction project to fix a recurring problem at Lexington Reservoir's James J. Lenihan Dam began in November 2007, with crews drilling a U-shaped tunnel through the rock-solid hillside east of the reservoir. The project will replace the existing outlet pipe at the base of the large earthen dam.

Although the current structure is safe, the outlet pipe has buckled several times in past and has required repeated repairs. Because of the unreliable nature of the old pipe, dam regulators do not allow full releases from the reservoir to recharge groundwater basin and to sustain wildlife in Los Gatos Creek during dry months. Groundwater basins provide water to meet approximately half of the county's water needs.

A new 54-inch-diameter pipe will be placed inside the 2,000-foot-long and 12-foot-high tunnel which is being dug around the dam in Saint Joseph's Hill.

The reservoir water level will be lowered significantly during the spring of 2008 to accommodate the construction work in the summer.

New tunnel in Saint Joseph's Hill

Willow Glen Way Bridge

Joining hands to bring better return on investment

After a year of construction, the water district and the City of San José opened the beautiful new Willow Glen Way Bridge, which helps serve both flood protection and transportation needs of the community.

The bridge, which replaced a 90-year-old bridge, is wider and has a longer span. It accommodates channel widening planned for a future flood protection project, enhances stream habitat as well as improves traffic and pedestrian safety.

To better leverage collective resources and maximize the return on investment, the district is always looking for opportunities to partner with other agencies on multi-purpose projects.

Another such joint effort is the replacement of the Bollinger Road Bridge over Calabazas Creek. The project is in partnership with the City of Cupertino and will benefit neighborhoods in San Jose and Cupertino. When completed in October 2008, it will reduce potential flooding and improve safety for bicyclists, pedestrians and automobiles.

Tax break for seniors

The water district offers qualifying low-income seniors an exemption from the Clean, Safe Creeks and Natural Flood Protection Plan Parcel Tax approved by county voters in 2000.

The exemption is available to Santa Clara County residents who meet these requirements:

- Own and occupy their single-family home, condominium or townhome, (mobile homes on rented spaces in parks are not eligible)
- 65 years of age or older as of June 30, 2007
- Total household income of $38,873 or less for 2006

Seniors must apply for the exemption by filling out an application. The application is retroactive and seniors can claim exemptions back to 2001.

To obtain an application or get more information, call 408.265.2607, ext. 2810, or send an e-mail to juliewilson@valleywater.org.

Penitencia upgrades completed

In 2006, the water district completed the water treatment upgrades at the Penitencia Water Treatment Plant, which now uses ozone to purify water. The completion of this project paved the way for landscape improvement, an effort carried out in close cooperation with the neighboring community.

After nearly two years, landscape plantings, vine screens and wall facades have been completed. New low-water use plantings are maturing and will offer seasonal color and a more professional appearance to the facility.

The improvements also include a new gateway entrance, concrete block retaining walls, new pavement and the removal of high maintenance lawns.

Saving water, money and the environment

Did you know that conserving water will not only cut your water bill, but also save energy and protect the environment? In California, the biggest use of electricity is for pumping and treating water. The water district offers various FREE water conservation programs and rebates for individuals and businesses.

For Residents:

As part of the Water-Wise House Call program, a trained technician visits your home or apartment complex and surveys sprinklers, toilets etc. to show where water savings can be made.

Rebates of $100 to $1,000 are offered for a variety of water-efficient equipment including: high-efficiency toilets (up to $125); and clothes washers ($100 - $150); water softeners ($150); water-efficient landscape materials (up to $1,000); and efficient irrigation equipment (up to $1,000). Some restrictions apply.

For Businesses:

High Efficiency Toilet Installation Program — Includes new toilets and installation for apartments and businesses throughout the county.

Water-Use Survey — Involves a survey of all aspects of onsite water use and provides recommendations on projects to increase your facility's water efficiency.

Irrigation Technical Assistance Program — Provides site evaluations to assist property owners to better manage their landscape water use.

From $400 up to $50,000 in rebates are offered for a variety of water-efficient equipment including: high-efficiency clothes washers ($400); cooling tower conductivity controllers ($900); various process and equipment upgrades (up to $50,000); water-efficient landscape materials (up to $10,000); efficient irrigation equipment (up to $4,000); and weather-based irrigation controllers (up to $1,100). Some restrictions apply.

For more information visit our website at www.valleywater.org or call our conservation hotline 408.265.2607, ext. 2554.

New water quality lab enhances capabilities

The water district is constructing a $17.5 million water quality laboratory to ensure that county residents continue to receive some of the most pure and healthy water in the country.

The new lab, situated in San Jose and expected to be open in March 2008, will help meet an ever growing need for water sampling and testing because of more stringent water quality standards.

Meeting rising demand

The new lab will replace the existing lab at the Rinconada Water Treatment Plant in Los Gatos. Since the first lab opened in 1968, the county has seen two more water-purification plants come online and almost half of the county's water supply is now imported through the Delta. Both the treated water and "raw" imported water require constant monitoring to ensure their safety.

In addition, the county's water supply contained in the local groundwater basins also undergoes extensive sampling and testing.

As a result, the demand for testing water has increased from 1,000 samples annually to the current 140,000 samples a year. Today, water is tested to look for a wide range of potential contaminants including bacteria, organic substances, pesticides, fertilizers and toxic chemicals.

The new building design is "green" and it takes advantage of natural light and has sophisticated climate controls to reduce energy consumption. In addition, rainwater runoff from the site will be channeled to a filtration and detention basin alongside the lab before it enters the nearby Guadalupe River.

New lab in San Jose



042739

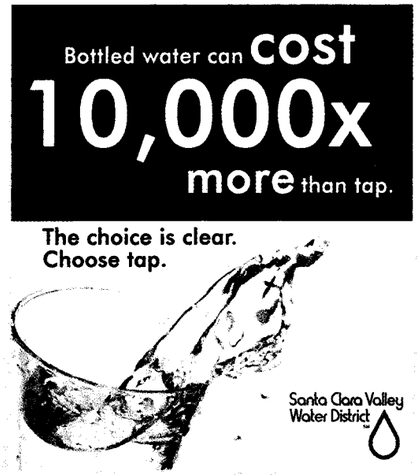

Tap water: the clear choice

In September 2007, the water district board of directors banned the purchase of bottled water with district funds as well as the sale of the products in its cafeteria. The decision signaled the water district's determination to inform the community about the environmental problems, financial waste and safety misconceptions surrounding bottled water.

Tap water is subject to more rigorous testing and purity standards than bottled water. In fact, a four-year study by the Natural Resources Defense Council found that a third of the bottled water tested contained levels of contaminants violating state limits or guidelines.

To ensure that the water supplied is clean, safe and better tasting, the water district has implemented an advanced technology for water purification known as ozonation. At the Santa Teresa and Penitencia water treatment plants, ozone is used in place of chlorine as the primary disinfection method.

Bottled water also has serious environmental impacts. According to the Pacific Institute, producing the water bottles for American consumption in 2006 required the equivalent of more than 17 million barrels of oil. Bottling the water produced more than 2.5 million tons of carbon dioxide, a greenhouse gas contributing to climate change.

To protect the environment and your quality of life, choose tap.

AQUAfacts

STORIES

Keeping food, beverages, plants, and flowers out of buildings, cubicles, and conference rooms will greatly lower your chances of having a pest problem.

Headwaters

- Learning more about climate change
- The conservation message comes home
- Directors recognize Zlotnick
- District wins Clean Air Award
- The district's cyber security leader
- The Employee Service Awards
- Herding whales
- Think before you spray
- The Watershed Management Initiative at work

Think before you spray

Pesticide use at district facilities is defined in the district's approved "Pesticide Policy." The purpose of the policy is to control pests while protecting employee health and the environment from chemicals. We need to remind not only the official district employees who apply pesticides at district facilities, but those of us who wish to apply "lethal doses of life-ending bug stuff" on those pests we might encounter, that we are all required to adhere to the following as stated in the Pesticide Policy:

- Aerosol pesticides shall only be purchased or used by district staff licensed by the State in the appropriate categories for product application.
- A State-certified Qualified Applicator with the appropriate endorsements shall provide immediate oversight for application of all pesticides. (Certified staff must be on site at all times herbicides are applied.)

Keeping food, beverages, plants, and flowers out of buildings, cubicles, and conference rooms will greatly lower your chances of having a pest problem. If you do have a problem, please contact the Facilities Help Desk at extension 3020, for tips in helping control the problem. Facilities uses Orange Spray to control ants. Orange Spray can be used with no ill effects to the employees, except for the strong orange smell.

Contact Kate Slama, Stream Water Quality Unit, extension 2739, for more information on minimizing pesticide use in your garden and at home or to request a copy of "Pests Buggin You? A Pocket Guide for Choosing Products Less Toxic to People and Pets." Additional information can also be found at MyWatershedWatch.net; check out the Got Bugs? section. For FREE disposal of unwanted pesticides, contact the Santa Clara County Household Hazardous Waste Program at 408/299-7300.

AQUAfacts

STORIES

You never know what you'll find during a creek clean up!

Headwaters

- Meet new board member - Patrick Kwok
- Finding ways to do things better
- What do you know about water conservation?
- It's time for the Creek Clean Up!
- Summer fellowship program
- Solidifying the partnership
- District educational program gets national nod
- Congressman Mike Honda on leadership

Join the statewide effort to keep creeks clean!

Volunteers needed Sept. 15 to pick up litter from 22 sites in Santa Clara County

by Ed Morales, Public Information Representative II

Slip on your gloves, wear some sturdy shoes, come with lots of energy and get ready to join thousands of other Californians in one of the biggest environmental events of the year: Coastal Cleanup Day on Saturday, Sept. 15.

From San Francisquito Creek in Palo Alto to Uvas Creek in Gilroy, the event kicks off at 9 a.m. and ends at noon. There are 22 locations around Santa Clara County and one of them is sure to be close to you!

Cleanups benefit our local waterways with the removal of trash and pollutants, and by raising awareness of creeks and creek-health issues. Every day should be cleanup day.
The annual effort not only helps keep streams clean, but improves the health of local watersheds, preserves habitat for fish and wildlife, and enhances the beauty of trails, parks and open space areas.

In 2005, more than 1,000 volunteers pulled nearly 22,500 pounds of trash — including a washing machine, a Pentax camera, a purple plastic frog and a pair of "mint-condition" high heel shoes.
Sponsored by the California Coastal Commission, Coastal Cleanup Day is coordinated locally by Creek Connections Action Group, a coalition of local public agencies including the district.

Since the group's inception in 1995, thousands of volunteers have taken part in hundreds of cleanups to remove tons of trash from local watersheds.

To volunteer or for more information on how to sign up, please call me at ext. 2880. You can also go to www.valleywater.org , and click on the "Cig-Egret."

AQUAfacts

STORIES



Twenty-five percent of the 385 survey responders said they get to work once a week by means other than their gas powered cars.

Headwaters

- Best of the best
- Is climate change just a myth?
- Shutting down and getting things done
- Commute footprints
- Mercury and mud
- Safety first!
- The biggest environmental event of the year

Gettin' out of the cars

Commute survey shows while most people drive, alternative methods are making gains

by Tony Mercado

The gas still guzzles.

Even with fuel prices going higher, the gas powered vehicle rules the road as the main way to get employees from home to the office, results of the district's recent commute survey show.
Still, the staff from the Environmental Regulatory Compliance Unit who initiated the survey said they were pleased by the number of people actually doing something to reduce the carbon footprint of their communities.

"People are actively thinking about this topic and it is motivating them to action," Associate Engineer Dale Jacques said.

Twenty-five percent of the 385 survey responders said they get to work once a week by means other than their gas powered cars. One in 10 purchased and drive either hybrids, diesel-powered vehicles or ride a scooter or motorcycle. One in 20 use public transportation. And still another one in 10 either car pool, walk, bike or telecommute.

"I think it shows that employees, as a whole, are conscientious and doing what they can to make their commute a little easier on the environment," said Water Quality Specialist Kate Slama, promoter of the Pollution Prevention Week (P2) program at the district.

The group hopes to tie in the data with the district's strategic initiative dealing with global climate change that will result in some tangible support.

"Providing more showers and bike lockers, perhaps even some incentives such as free passes on public transportation, discounts at cycle shops or even highlighting a commuter of the month on the web page would be great," said Jacques. "The district as an organization could think of its employees' commutes as part of its own carbon footprint."

In the meantime, Slama said she plans to continue promoting alternate forms of commuting beyond P2 Week. After all, when you're talking about cleaning up the environment, everyone's a winner.

How far are we driving?

Responses: 385

Length of round-trip commute in miles:

- Less than 10 (33%)
- 10 to 25 (26%)
- 25 to 40 (14%)
- 60 + (15%)
- 40-60 (12%)

Comment on this story

AQUAfacts

STORIES



Goats on the hillside. (All photos by Gerry Uenaka)

Grass gobbling goats

Their appetites help keep district safe from wildfires

by Tony Mercado

As far as Going Green ideas go, this one isn't "baaad".

With more than 25 acres of unwanted vegetation rising up and around the Santa Teresa Water Treatment Plant, the district used nearly 700 goats – yes, goats – to chew and munch away dry brush that could have posed a fire hazard if left unchecked.

"They devoured pretty much everything," said Field Operations Administrator Suzanne Remien. "This is just a different way of getting rid of the weedy grass and big thistles."

For those who think planners have taken one too many butts to the head for turning to such an idea, consider this: Using the goats is a welcome alternative to chemicals or mowing, which proved difficult in the past because of uneven slopes around the plant. They're so effective that East Bay MUD, Chevron and even the Department of Defense have used the ruminants to successfully clear areas.

Last summer, Valley Water did a test run with the goats at Maple and Murphy avenues and on the Coyote Flood Plain with great results.

"They take on the vegetation so we can get in there and do the work that reduces that fire danger," said Senior Field Operations Administrator Judy Ingols. "I think it really reflects that we're doing things differently and certainly keeping the environment in mind." For about two weeks, the goats grazed around the plant and its sludge basins, herded by a shepherd and Border collie that stayed with the animals on-site in a travel trailer. A portable fence moved the goats from one location to the other.

It's not the first time the district has relied on the animal kingdom for help.

In 2006, it used herding dogs to chase Canada geese from percolation ponds. The goose feces in the area posed water quality problems and the large birds' nests had blocked access roads, making it difficult for the district to maintain the ponds.

Headwaters

- The 2008 Employee Recognition Awards
- Grass gobbling goats
- How safe is your workplace?
- Penitencia wows neighborhood
- Administrative Professional Day

042745

It's dinner time all the time for the goats along the slopes next to the plant.

Field Operations Administrator Suzanne Remien checks out the high growth of mustard weed at the plant.

Comment on this story

News You Can Use – December 26, 2007

COUNTDOWN FOR A HEALTHIER BAY IN 2008

Five things you can do for the Bay and feel great

Make New Year's resolutions you can actually accomplish and feel good about in 2008!

Instead of focusing on depriving yourself of your favorite guilty indulgences or setting lofty fitness or weight loss goals, turn your attention to a different body: the body of water that literally defines the region—the Bay.

While 2007 will undoubtedly go down in local history as the year in which a cargo ship. spilled 58,000 gallons of oil into San Francisco Bay, it's important to remember that individuals still have a key role to play in helping the environment. "When faced with a tragedy like the oil spill or looming concerns about climate change, it is tempting to feel that we can't have a positive impact on the environment, but we can," says Phil Bobel of the Bay Area Clean Water Agencies. "This is a great time to make small positive changes to help the Bay and ourselves."

The Bay Area Clean Water Agencies and the Bay Area Stormwater Management Agencies Association have put together a list of helpful actions for the Bay in 2008. "If we can get Bay Area residents to do any of these regularly in the new year, it will make a difference," says Bobel.

Top 5 Things You Can Do For the Bay in 2008

1. ***Pick up at least one piece of litter*** every day—there's plenty out there. Litter left on streets can flow to storm drains and straight into the Bay.

2. ***Get back to basics!*** Instead of buying water in plastic bottles, run your own tap and fill a reusable bottle. Use regular—not antibacterial—soap for handwashing. Avoid soap products with the active ingredient triclosan, a registered pesticide that accumulates in the bodies of humans and ultimately fish and can be toxic to aquatic organisms.

3. ***Go all the way with compact fluorescent lightbulbs*** (CFLs). Reduce your energy consumption by using only compact fluorescent lightbulbs (CFLs) or Light-Emitting Diodes (LED). Remember that CFLs contain some mercury. When these CFLs finally do give out, dispose of them properly so that mercury doesn't find its way to the Bay. Remember to also properly dispose of drycell batteries. Find a disposal location near you by going to www.hhw.org.

4. ***Get rid of your fat the right way***—cooking fat, that is. Don't pour cooking byproducts like fats, oils and grease down indoor drains where they can clog pipes. Throw small quantities in the trash and take larger quantities (such as turkey fryer oil) to a collection facility; go to www.baywise.info for locations near you.

5. ***Oil and water don't mix.*** Our Bay has been through a lot this year—please do your part by keeping your car maintained. Each year in the U.S. an estimated 180 million gallons of used oil are disposed of improperly - dripped, spilled, or poured onto the ground, directly into waterways, or down storm drains. Oil from leaky vehicles can have a real impact on the Bay and local creeks: one quart of motor oil can pollute up to 250,000 gallons of surface water. If you change your own oil, recycle the used oil when you're done. For helpful information to help you keep this resolution, go to www.hhw.org.

The San Francisco and Monterey Bays will appreciate these resolutions!

"Take the Next Step!"



For more than a decade now, EPA has joined governments, communities and citizens in taking part in National Pollution Prevention Week. Pollution prevention measures can protect the environment and natural resources before pollution even begins, and leave our homes, school and workplaces cleaner and safer.

This year, National Pollution Prevention Week (NP2W) is September 18-24 and this year's theme is "The Future Is Now – Prevention Begins with You!"

Across the nation, local governments, businesses and state and federal agencies are teaming up to hold events that celebrate and promote the benefits of pollution prevention. Pollution Prevention (or P2 for short) is recognized as an effective tool for protecting the environment and the economy since it serves to eliminate pollution at the source before it is generated. For industry, utilizing P2 techniques can result in more efficient, less-polluting industrial processes that improve competitiveness and the environment. For the public, practicing P2 in the home, in the garden, and on the road through activities such as using alternative cleaning methods, purchasing an electric mower, and carpooling or bicycling to work can help improve the quality of the local and global environment.

The goal of NP2W is to increase pollution prevention awareness among both the public and business people. It aims to highlight P2's potential for protecting the environment while also improving economic competitiveness. NP2W has also had the secondary effect of increasing the level of P2 awareness and support among local government managers and elected officials such as mayors and city council and county board members. This has led to the continuance, expansion, and further development of local pollution prevention programs.

Learn how you and your family can prevent pollution and conserve resources with helpful tips on a variety of topics such as how to use less gasoline or how to garden in an environmentally friendly way. If each person made even a small change, the impact would be tremendous.

For more information, visit http://www.epa.gov/region09/waste/p2/p2weekfeature.html or contact Kate Slama with the Stream Water Quality Unit at extension 2739.

Practice Pollution Prevention

Properly Dispose of Your Used Fluorescent Bulbs! Recycle Your Dead Batteries and Cell Phones!

Did you know it is bad for the environment and also illegal to throw used fluorescent bulbs and dead batteries in your garbage can?

Fluorescent bulbs contain mercury a toxic pollutant. These bulbs are great energy savers but if not properly disposed of, the mercury can pollute our local creeks and San Francisco and Monterey Bays. Mercury can also cause serious health problems in humans and some wildlife, particularly sensitive species like the Clapper Rail and Least Tern.

The Santa Clara County Household Hazardous Waste Program has partnered with several hardware stores in Santa Clara County to make recycling of fluorescent bulbs convenient for residents. When you need to replace a bulb, take the old one with you: this guarantees you get the correct bulb and also allows you to drop it off at a participating hardware store, free of charge. Recycle all fluorescent bulbs, including low-mercury bulbs, compact bulbs, and straight, circular, spiral and U-bent tubes.

Batteries contain many different metals such as nickel, cadmium, lithium, and lead. The Household Hazardous Waste Program has also partnered with many retail outlets to recycle household batteries.

For a complete list of participating locations, call the Santa Clara County Household Hazardous Waste Program at 408/299-7300, or visit www.hhw.org



Rechargeable batteries are commonly found in cordless power tools, cellular and cordless phones, laptop computers, camcorders, digital cameras, and remote control toys. Through a national program, *Call2Recylce* ™, the Rechargeable Battery Recycling Corporation (RBRC) can help you recycle your used portable rechargeable batteries and old cell phones. RBRC recycles the following battery chemistries: Nickel Cadmium (Ni-Cd), Nickel Metal Hydride (Ni-MH), Lithium Ion (Li-ion) and Small Sealed Lead (Pb). RBRC is dedicated to keeping rechargeable batteries and cell phones out of our nation's solid waste stream and preserving natural resources. Answer the Call to Recycle!

For more information and to find a drop off site near you visit www.rbrc.org/call2recycle

This information was brought to you by Kate Slama and the Stream Water Quality Unit.

Celebrate National Pollution Prevention Week "Take the Next Step!"

Properly dispose of your dead batteries and burnt out bulbs!

"Attention Gardeners!"



You select every plant with care; you make well-thought-out choices about the look of your garden. It's time to take the same care when choosing products such as herbicides, fertilizers and pesticides. Don't be an accidental polluter. Read the labels on packages to avoid products that are unsafe for the Bay and our local creeks.

Some pesticides pose a serious threat to waterways and wildlife when they wash off lawns and gardens and are carried through the storm drain system when it rains or from over-watering. Storm drains carry water directly to local creeks and the Bay - without any treatment. Pesticides are also carried through the sanitary sewer system from the improper disposal of unused pesticides and the rinsing of equipment and containers into household sinks. Even wastewater that is treated allows some pesticides to pass through without being removed.

The grass is always greener in front of the house that uses less-toxic products. Avoid polluting chemicals and follow these sensible tips for a good looking lawn: irrigate properly, leave grass clippings (they provide nutrients) and please don't over-water.

To find out more about less-toxic products and other helpful gardening tips visit www.ourwaterourworld.org or contact Kate Slama, Stream Water Quality Unit, at extension 2739. Fact Sheets are available for managing many specific pests.

Disposal of left over or unwanted household and garden chemicals is FREE through the County's Household Hazardous Waste Program. Call 408-299-7300 to make an appointment.

"Take the Next Step on a Bug!"

"Step Out of Your Car!"





Drive less. Carpool or bike to work, take public transit to the mall, bike to a friend's house or walk to the grocery store. Combine your errands into one trip. If you need to buy something and do not know where to go, "let your fingers do the driving" by calling stores ahead of time instead of driving from store to store or shop the Internet and use mail order catalogs.

Driving your car not only affects local air quality, but can also impact water quality. Many of your car's fluids can contribute significantly to local water pollution if they leak out or are improperly disposed. One quart of spilled used oil can pollute 250,000 gallons of water! Keeping cars in tune helps prevent air and water pollution. With today's rising price of gasoline, it is important to keep our cars in top notch condition.

Here are a few ways to reduce your car's impact on the environment:

- Keeping your tires properly inflated puts gas money back in your pocket and helps maintain your car's optimum fuel efficiency.

- An improperly tuned car produces 10-15 times more air pollution than a well-running vehicle. Have your car inspected regularly and repair all leaks promptly.

- Use a commercial car wash to avoid sending contaminated wash water (containing grease and heavy metals) into local waterways. Commercial car washes recycle their water and then discharge it to the wastewater treatment plant where the wash water is treated. If you choose to wash your car at home, wash it on an unpaved, flat plot of land or on the lawn so that the dirty wash water, which contains copper, zinc, sediment and oils, does not flow directly into nearby storm drains and our creeks.

- Take advantage of curbside recycling of used motor oil. Use of this service ensures that oil is properly disposed and will not impact the environment. If your city does not offer this service, FREE disposal of used motor oil and other automotive fluids is available through the County's Household Hazardous Waste Program. Call 408-299-7300 for more information.

For more information on preventing pollution, contact Kate Slama with the Stream Water Quality Unit and request a copy of "Keeping it All in Tune."





"Take the Next Step to Protect Your Watershed!"





As you step into your watershed, learn ways to protect the wonderful resource you live, work and play in. Everyone is part of the watershed, because the watershed is everywhere!

From the top of the mountains to the rivers, creeks and bays, the watershed is all around us. Watersheds are more than just drainage areas in and around our communities. They are necessary to support habitat for plants and animals, and they provide drinking water for people and wildlife.

The first rains of the season will soon hit, bringing more than just gloomy skies and traffic problems. **Heavy rains generate an increase in water pollution as trash and other pollutants that accumulate during the dry season flow through Bay Area watersheds and into storm drains and water bodies.**

Just like raincoats and umbrellas, water pollution goes hand-in-hand with rain. As houses and parking lots replace vegetation and open space, these water-resistant surfaces rapidly send polluted runoff into storm drains and streams, creeks and rivers. During storm events, trash, organic matter, and automotive pollutants are primary sources of pollution that threaten water quality and wildlife in our local watersheds.

There is a major rise in water pollution when the first rains of the season hit. Storms flush large amounts of pollutants down Bay Area creeks and rivers causing erosion, destroying habitat, depleting oxygen levels, and poisoning wildlife. Most people don't realize that even leaves and grass clippings carried into creeks by rainwater can disrupt the ecological health of our waterways. Everyone lives in a watershed and the actions of people affect the health of the waters that drain into it.

Unlike some environmental problems, pollution can be reduced during the rainy season. Here are seven easy things you can do to help prevent pollution and make a difference in your watershed:

1. **Set an example for others by not littering. If you do see litter, pick it up and put it in a trash can.**
2. Carry a litterbag in your car or on your bicycle.
3. Keep trash containers covered securely to prevent wind or animals from spreading litter.
4. Regularly maintain your vehicle to avoid auto fluid leaks.
5. Keep leaves and yard clippings picked up around your home and recycle as green waste.
6. Direct downspouts around your house to a vegetated area rather than letting them flow directly to the street.
7. Organize or join in the cleanup of a neighborhood, roadway, creek, estuary, or wetland.



Take a Step and Pick Up Trash



Take the Next Step – Help Calculate the Savings!



Do you use commute alternatives such as walking, biking, carpooling, or taking the bus to work? Do you telecommute? If you don't, I'm sure you know District employees that do. Are you curious how these individual actions of District employees impact our environment?

We would like to hear from you so we can calculate how many gallons of gasoline District employees save, how much CO2 is prevented and how many employees are taking individual actions to personalize the District's "greener" mission.

Please look for our email next week explaining how to complete a short survey that may answer some of your questions. Results of the survey will be posted on the Stream Water Quality Unit's web page and will include:

1. Number of participants/users of alternate transportation
2. Number of trips
3. Number of miles
4. Gasoline saved
5. CO2 saved

If you have any questions, please contact Kate Slama, Stream Water Quality Unit, extension 2739.





Santa Clara Valley Water District

Neighborhood work

Guadalupe River Vegetation Removal Project

About the project

The Santa Clara Valley Water District will be in your neighborhood removing vegetation from various locations along the Guadalupe River between Tasman Drive and Gold Street to allow flood flows to pass during winter months.

Work is expected to start in early August and take approximately two months to complete.* Project work hours are 7:30 a.m. to 4 p.m., Monday through Friday. In the unlikely event of delays, it may be necessary to extend work hours or schedule some work on Saturdays.

A three- to four-person crew will be working at the project site. Equipment used will include a low-ground mower and sprayers. Noise from mowers can be expected during work hours.

Trucks and crews will access the river at Tasman Drive and Gold Street. No road closures are expected, but traffic control may be needed at times. If needed, flaggers will be onsite during the project for safety.

The vegetation will be removed in two phases. Application of an EPA-registered aquatic herbicide is followed by mechanical mowing of the treated vegetation. A 20-foot-wide riparian buffer is left intact down the center of the river to provide year-long habitat for fish and wildlife species in the area.

Part of the voter-approved Clean, Safe Creeks and Natural Flood Protection Plan this project is part of the water district's continuous monitoring of the health of the river ecosystem.

Example of invasive vegetation build-up along river.

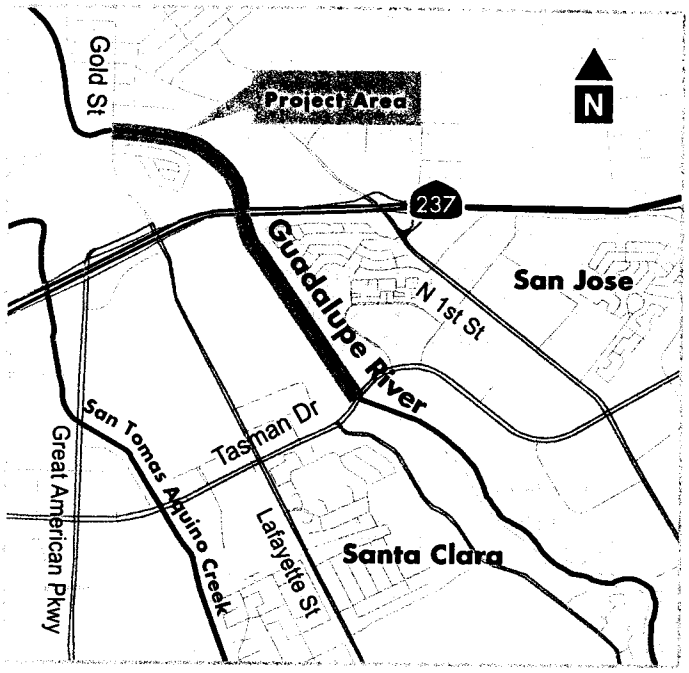

Highlight indicates project area.

The right plant in the right place

It might seem illogical to remove seemingly thriving vegetation from a creek channel. Indeed, native riparian plants create healthy creek ecosystems for fish and wildlife. The water district balances removal of invasive species for flood protection by restoring native plant species to the ecosystem.

continued on back...

* *Project start dates and duration may vary due to site conditions and equipment availability.*

Clean, Safe Creeks

Santa Clara Valley Water District

What we do

The Santa Clara Valley Water District manages water resources and provides stewardship for the county's five watersheds, including 10 reservoirs, hundreds of miles of streams and groundwater basins. The water district also provides flood protection throughout Santa Clara County.

Your Clean, Safe Creeks vote at work

This project is funded by the voter-approved Clean, Safe Creeks and Natural Flood Protection parcel tax passed in November 2000. The 15-year plan makes it possible to protect homes, schools and businesses from flooding, while improving the health of creek and bay ecosystems, and creating trails and parks for recreational enjoyment.

You're in a watershed

No matter where you are, you're in a watershed. A watershed is the area of land that drains to a common waterway. In Santa Clara County, our creeks and rivers catch rain and runoff from storm drains and carry the water north to San Francisco Bay or south to Monterey Bay. Along the way, some of the water is used to fill reservoirs for drinking water, replenish the underground aquifer and create better habitat for fish and wildlife.

This project is in the Guadalupe Watershed.

Translations

此份聖塔克拉谷水利局 (Santa Clara Valley Water District) 的通知是要讓您知道，水利局已安排在您附近地區進行一項施工工程。要了解工程的詳細情形，請致電 (408) 265-2607 轉分機 2631。

Thông báo này của Nha Cấp Nước Santa Clara Valley (Santa Clara Valley Water District) về dự án xây dựng được dự trù tiến hành trong khu xóm của quý vị. Muốn biết thêm chi tiết về dự án này, xin gọi (408) 265-2607, số chuyển tiếp (ext) 2488.

Ang paunawang ito ay mula sa Santa Clara Valley Water District upang ipagbigay-alam sa inyo ang proyektong nakatakdang gawin sa inyong lugar. Para sa karagdagang impormasyon tungkol sa proyektong ito, mangyaring tumawag sa (408) 265-2607 extension 3714.

Este aviso del Distrito de Aguas del Valle de Santa Clara (Santa Clara Valley Water District) es para informarle sobre un proyecto de construcción que está programado en su zona. Si desea más información sobre este proyecto, por favor llame al (408) 265-2607, extensión 2297.

Target the source. Dump standing water. For more information, visit Santa Clara County Vector Control District's website at **www.sccvector.org**, or call the West Nile Virus Hotline at **1-800-314-2427**.

Contact Us

For more information, contact **Mike Sanchez** at **(408) 265-2607, ext. 3853**, or visit our website at www.valleywater.org and use our **Access Valley Water** customer request and information system. With three easy steps, you can use this service to find out the latest information on the project or to submit questions, complaints or compliments directly to a district staff person.

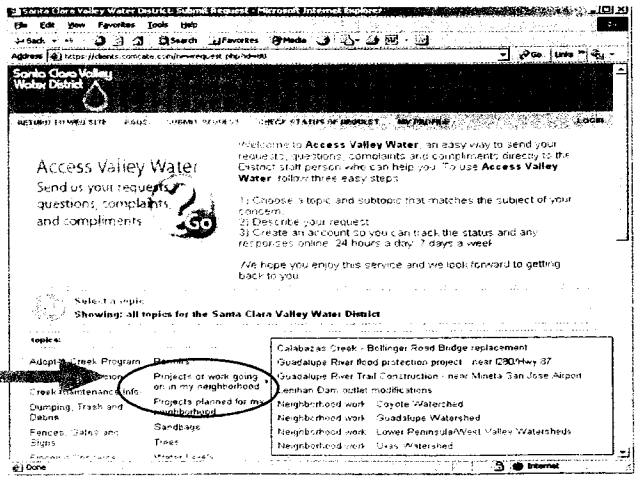

© 2008 Santa Clara Valley Water District • 7/25/08 SW 500/1000

042759

Santa Clara Valley Water District

Neighborhood work

Alamitos Creek Sediment Removal and Bank Repair Projects

About the projects

The Santa Clara Valley Water District will be in your neighborhood performing annual stream maintenance work along Alamitos Creek, between Graystone Meadow Drive/Circle and Bret Harte Drive.

Work is expected to start in mid-August and continue through September.* Project work hours are 8 a.m. to 4 p.m., Monday through Friday. In the unlikely event of delays, it may be necessary to extend work hours or schedule some work on Saturdays.

Five- to seven-person crews will be working at the project sites. Equipment used will include excavators, cranes, loaders, compactors, water trucks, street sweepers and 10-wheel dump trucks. Typical construction noise can be expected during work hours. Generators, designed to operate more quietly, will be used continuously to pump water around the project site and back into the creek farther downstream.

Trucks and crews will access the creek from Camden Avenue and Pfeiffer Ranch Road, across the east bank of Alamitos Creek Trail. No road closures are expected, but the access streets may be affected during the transporting of equipment and materials.

Part of the voter-approved Clean, Safe Creeks and Natural Flood Protection Plan, these projects will remove an estimated 350 cubic yards of sediment to improve stream quality, as well as repair 600 feet of creek bank to minimize erosion. Some of the sediment contains mercury-laden soil deposits that are commonly found in the area as a result of Gold Rush-era mining activities. The mercury removal is part of an on-going effort to protect and restore ecosystems in the Guadalupe Watershed and San Francisco Bay.

Sediment removal is important to maintain the creek's capacity to carry floodwaters away from nearby homes and property. Securing banks protects homes and property along the creek, while maintaining a stable creek ecosystem. It also minimizes sediment build-up, improving the creek's capacity to carry floodwaters.

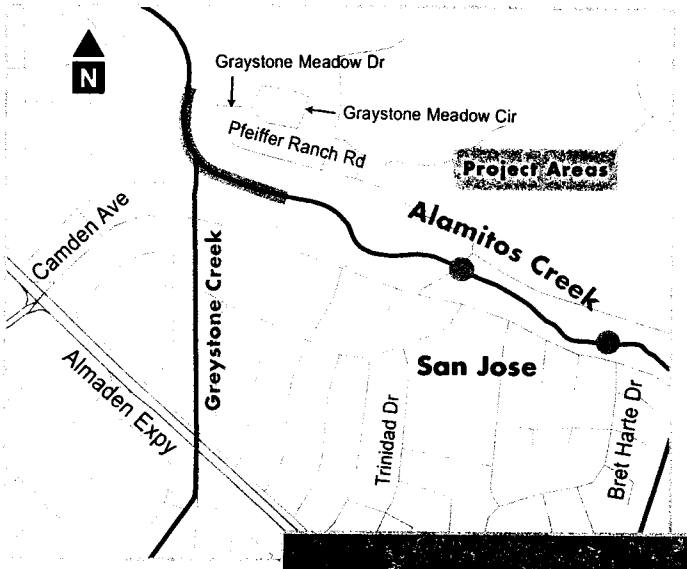

Highlight indicates project areas.

Inset: Bank erosion on Alamitos Creek.

Use caution on the trail

Steel plates will be placed across a portion of the east bank of the Alamitos Creek Trail for crews to transport equipment and materials to the creek site. Please observe the posted caution signs. If needed, flaggers will be onsite during the project for safety.

continued on back...

* *Project start dates and duration may vary due to site conditions and equipment availability.*

Clean, Safe Creeks

Santa Clara Valley Water District

What we do

The Santa Clara Valley Water District manages water resources and provides stewardship for the county's five watersheds, including 10 reservoirs, hundreds of miles of streams and groundwater basins. The water district also provides flood protection throughout Santa Clara County.

Your Clean, Safe Creeks vote at work

This project is funded by the voter-approved Clean, Safe Creeks and Natural Flood Protection parcel tax passed in November 2000. The 15-year plan makes it possible to protect homes, schools and businesses from flooding, while improving the health of creek and bay ecosystems, and creating trails and parks for recreational enjoyment.

You're in a watershed

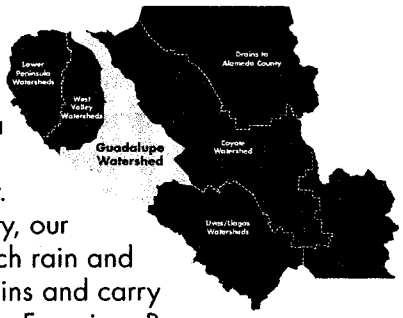

No matter where you are, you're in a watershed. A watershed is the area of land that drains to a common waterway. In Santa Clara County, our creeks and rivers catch rain and runoff from storm drains and carry the water north to San Francisco Bay or south to Monterey Bay. Along the way, some of the water is used to fill reservoirs for drinking water, replenish the underground aquifer and create better habitat for fish and wildlife.

This project is in the Guadalupe Watershed.

Why remove sediment?

Water flowing in a creek or river picks up and carries fine grains of soil, rock or mineral called sediment. When the flowing water slows down or reaches a wide or flat area, the sediment "drops out" and is deposited into the stream bed. This can clog the creek, reducing the amount of water it can transport. Sediment fills the underwater spaces around rocks, fallen tree trunks and branches, eliminating places where fish and other species seek food and shelter.

What causes bank erosion?

When water flows over or against creek banks, its energy and movement can dislodge and carry away soil, rocks, trees or vegetation, causing erosion. Because erosion can also strip away natural elements like trees and vegetation, there can be a negative impact to fish and other species that use these natural elements for shelter and food.

Target the source. Dump standing water. For more information, visit Santa Clara County Vector Control District's website at **www.sccvector.org**, or call the West Nile Virus Hotline at **1-800-314-2427**.

Contact us

For more information, contact **Rick Linquist** at **(408) 265-2607, ext. 2438**, or visit our website at www.valleywater.org and use our **Access Valley Water** customer request and information system. With three easy steps, you can use this service to find out the latest information on the project or to submit questions, complaints or compliments directly to a district staff person.

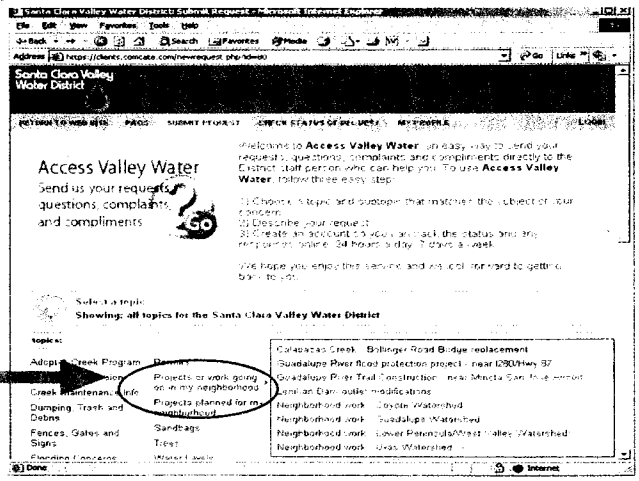

© 2008 Santa Clara Valley Water District • 8/7/08 SW 1367

.ta Clara Valley Water District
2007-08 PIP Activities/Community Events

PI/P Activity[1]	Type of Outreach [2]	Level of Implementation (Description/Dates)	Evaluation of Effectiveness [3]
Energy/Sustainability Fair Owens Corning	General	7/18-19/07	70 people stopped by our booth. Promoted Water-Wise House Call Program, distributed water conservation and general District information.
Medimune Pharmaceutical Public information booth/Shared table with City of Mountain View	General	8/10/07	150 people stopped by our booth. Promoted Water-Wise House Call Program, distributed water conservation and general District information.
Olinder Elementary School	General	8/24/07	200 attendees. Distributed information on water conservation, water supply and water pollution prevention.
Children's Fun Fest Berryessa Flea Market	General	8/25-26/07	3,000 attendees. Performed 2 water magic shows and staffed 2 booths. Distributed information on water conservation, water supply and water pollution prevention.
25th Annual South Bay Home and Garden Show	General	9/7-9/07	500 people stopped by our booth. Distributed urban runoff, water conservation, and general District information.
Lockheed/Martin Environmental Fair	General	9/20/07	200 people stopped by our booth. Promoted Water-Wise House Call Program, distributed water conservation and general District information.
Hispanic Heritage Month Celebration	General	10/3/07	25 people stopped by our booth. Promoted Water-Wise House Call Program, distributed water conservation and general District information.
22nd Annual YSI Wildlife Festival	General	10/7/07	100 attendees. Staffed a booth with the urban runoff diorama and performed one water magic show. Distributed urban runoff and general District information.

[1] Reference FY 01-02 PI/P Work Plan
[2] Types include: General, targeted, educational and/or citizen participation.
[3] Include numbers of participants/audience reached, materials distributed, etc.

Santa Clara Valley Water District
2007-08 PIP Activities/Community Events

PI/P Activity[1]	Type of Outreach [2]	Level of Implementation (Description/Dates)	Evaluation of Effectiveness [3]
Carlton Elementary School	General	10/13/07	500 attendees. Distributed information on water conservation, water supply and water pollution prevention.
CV Therapeutics Eco-Fair	General	10/18/07	50 people stopped by our booth. Promoted Water-Wise House Call Program, distributed water conservation and general District information.
Power Smart Fair at IDT	General	11/2/07	75 people stopped by our booth. Promoted Water-Wise House Call Program, distributed water conservation and general District information.
St. Francis High School – Mountain View	General	1/24/08	100 attendees. Staffed a booth with the urban runoff diorama. Distributed urban runoff and general District information.
Stanford Middle School	General	2/24/08	300 attendees. Staffed a booth with the urban runoff diorama. Distributed urban runoff and general District information.
Santa Clara Sally Ryde Festival	General (Teens)	3/29/08	50 attendees. Presented 2 lessons on water supply and pollution prevention.
Fourteenth Annual Spring Garden Market Master Gardeners of Santa Clara County	General	4/12/08	100 people stopped by our booth. Distributed urban runoff, water conservation, and general District information.
Gilroy Earth Day	General	4/19/08	125 people stopped by our booth. Distributed urban runoff, water conservation, and general District information.
Earth Day at Full Circle Farm Community Garden in Sunnyvale	General	4/20/08	215 people stopped by our booth. Distributed urban runoff, water conservation, and general District information.
Morgan Hill Earth Day	General	4/22/08	200 people stopped by our booth. Distributed urban runoff, water conservation, and general District information.
Earth Day at City of San Jose	General	4/22/08	200 people stopped by our booth. Distributed urban runoff, water conservation, and general District information.

.ta Clara Valley Water District
2007-08 PIP Activities/Community Events

PI/P Activity[1]	Type of Outreach [2]	Level of Implementation (Description/Dates)	Evaluation of Effectiveness [3]
Hewlett Packard Earth Day Celebration	General	4/23/08	75 people stopped by our booth. Distributed urban runoff, water conservation, and general District information.
The Villages Home Owners Association	General	4/24/08	25 attendees. Distributed urban runoff, water conservation, and general District information.
Novellus Earth Day Event	General	4/24/08	15 people stopped by our booth. Distributed urban runoff, water conservation, and general District information.
Earth Day Event at Advantest	General	4/25/08	50 people stopped by our booth. Distributed urban runoff, water conservation, and general District information.
Arbor Day Celebration	General	5/1/08	5 attendees. Distributed urban runoff, water conservation, and general District information.
Cbeyond & Cisco Going Green	General	5/15/08	60 people stopped by our booth. Distributed urban runoff, water conservation, and general District information.
Penitencia Water Treatment Plant Open House	General	5/28/08	75 attendees. Distributed urban runoff, water conservation, and general District information.
International Right of Way Association	General	6/4/08	Lunch time speaker, 35 attendees Distributed urban runoff, water conservation, and general District information.
Green Fair Silicon Valley	General	6/7-8/08	250 people stopped by our booth. Distributed urban runoff, water conservation, and general District information.
Third Annual Environmental Day NEC Electronics America	General	6/11/08	100+ people stopped by our booth. Distributed urban runoff, water conservation, and general District information.
Bay Area Sustainable Buildings Management Expo & Conference	General	6/11-12/08	200 people stopped by our booth. Distributed urban runoff, water conservation, and general District information.

Santa Clara Valley Water District
2007-08 PIP Activities/Community Events

PI/P Activity[1]	Type of Outreach [2]	Level of Implementation (Description/Dates)	Evaluation of Effectiveness [3]
Barron Park Green Tour	General	6/22/08	60 people stopped by our booth. Distributed urban runoff, water conservation, and general District information.
Education for Youth and Summer of Service Program (SOS) Children's Discovery Museum	Targeted (Youth)	8/8/07	70 people stopped by our booth. Promoted Water-Wise House Call Program, distributed water conservation and general District information.
NASA Sally Ryde Festival	Targeted (Teens)	9/29/07	80 attendees. Presented 2 lessons on water supply and pollution prevention.
Green Plumbers – Caring for our Water Certification Workshop	Targeted (Plumbers)	1/10/08	40 attendees. Caring for our water by understanding the water cycle process and the new technologies and behaviors that contribute to increased conservation. Topics covered included: water efficient products, new technology, reducing household water consumption, storm water runoff pollution prevention, and introduction to household water audits.
Water Efficient Landscaping Workshop Series: Designing a Water-Wise Garden	Targeted	3/1/08	50 attendees. Distributed urban runoff, water conservation, and general District information.
Creekwise Workshop	Targeted (Creekside Residents)	3/1/08	35 attendees.
Water Efficient Landscaping Workshop Series: Gardening with Natives	Targeted	3/8/08	55 attendees. Distributed urban runoff, water conservation, and general District information.
Water Efficient Landscaping Workshop Series: Water Efficient Irrigation Design	Targeted	3/15/08	45 attendees. Distributed urban runoff, water conservation, and general District information.
Creekwise Workshop	Targeted (Creekside Residents)	3/15/08	28 attendees. Topics included:

.ta Clara Valley Water District
2007-08 PIP Activities/Community Events

PI/P Activity[1]	Type of Outreach [2]	Level of Implementation (Description/Dates)	Evaluation of Effectiveness [3]
Water Efficient Landscaping Workshop Series: Selecting Plants for a Water-Wise Garden	Targeted	3/22/08	53 attendees. Distributed urban runoff, water conservation, and general District information.
IFMA (Facility Managers) Meeting	Targeted (Facility Managers)	3/26/08	60 attendees. Distributed urban runoff, water conservation, and general District information.
California Garden Club Santa Clara Valley Chapter Monthly Meeting	Targeted (Gardeners)	4/28/08	25 attendees. Distributed urban runoff, water conservation, and general District information.
Green Plumbers – Caring for our Water Certification Workshop	Targeted (Plumbers)	5/7/08	40 attendees. Caring for our water by understanding the water cycle process and the new technologies and behaviors that contribute to increased conservation. Topics covered included: water efficient products, new technology, reducing household water consumption, storm water runoff pollution prevention, and introduction to household water audits.
Stewardship for Small Acreages Workshop: General Session	Targeted (Rural landowners)	5/14/08??? Workshop in coordination with Santa Clara RCD, UC-Cooperative Extension, and USDA-NRCS. Provided rural landowners with the resources needed to [illegible] their properties and plan and implement improvements, if needed, to protect both surface and groundwater quality, as well as their property.	40 attendees. Topics covered included: watersheds and [illegible] [illegible] quality and well maintenance, septic [illegible] [illegible] septic [illegible] [illegible]
Expanding Your Horizons	Targeted (6-9th Grade Students)	5/23/08	60 attendees. Distributed urban runoff, water conservation, and general District information.

Santa Clara Valley Water District
2007-08 PIP Activities/Community Events

PI/P Activity[1]	Type of Outreach [2]	Level of Implementation (Description/Dates)	Evaluation of Effectiveness [3]
Stewardship for Small Acreages Workshop: Fire Safety, Landscaping & Erosion Control	Targeted (Rural landowners)	5/7/08 Workshop in coordination with Loma Prieta RCD, UC-Cooperative Extension, and USDA-NRCS. Provided rural landowners with the resources needed to assess their properties and plan and implement improvements, if needed, to protect both surface and ground water quality on and off their property.	53 attendees. Topics covered included fire fuel load management, fire safe plant lists, native plant identification and creating a landscape. Attendees used identification and management, irrigation management and sudden oak death handouts. Distributed literature on landscaping to reduce fire hazard, fire safety, invasive weeds, drainage and erosion control.
Stewardship for Small Acreages Workshop: Small Vineyard	Targeted (Rural landowners)	5/14/08 Workshop in coordination with Loma Prieta RCD, UC Cooperative Extension, and USDA-NRCS. Provided rural landowners with the resources needed to assess their properties and plan and implement improvements, if needed, to protect both surface and ground water quality on and off their property.	45 attendees. Topics covered included conservation for the small vineyard, soil and plant management, water quality protection, organic methods, pest management and plant management. Distributed literature on residential [illegible] lists, [illegible] management.
Stewardship for Small Acreages Workshop: Manure Management, Composting, Pastures, Pens & Paddocks, and Livestock Health	Targeted (Rural landowners)	5/23/07 Workshop in coordination with Loma Prieta RCD, UC-Cooperative Extension, and USDA-NRCS. Provided rural landowners with the resources needed to assess their properties and plan and implement improvements, if needed, to protect both surface and ground water quality on and off their property.	31 attendees. Topics covered included manure, pest and pasture management, erosion control, animal health, biosolids, landfills and waste recycling, pollution prevention and conservation management. Distributed literature on manure management, composting, pasture management and animal care.
Water Wizard Festival	Targeted (Third Grade Students)	5/23/08	300 attendees. Staffed a booth and presented lessons on water cycle, water pollution prevention and water conservation.
Executive Council for Homeowners (ECHO) 36th Annual Seminar and Exhibit	Targeted (Homeowners)	6/21/08	110 people stopped by our booth. Distributed urban runoff, water conservation, and general District information.

.ta Clara Valley Water District
2007-08 PIP Activities/Community Events

PI/P Activity[1]	Type of Outreach [2]	Level of Implementation (Description/Dates)	Evaluation of Effectiveness [3]
23rd Annual California Coastal Cleanup Day	Citizen Participation	9/15/07	24 sites throughout Santa Clara County, 865 volunteers, 31,694 pounds of trash and 12,052 pounds of recyclables collected.
National Rivers Cleanup Day	Citizen Participation	5/19/07	27 sites throughout Santa Clara County, 669 volunteers, 17,500 pounds of trash and 11,518 pounds of recyclables collected.

		2007						2008								
Number of Students by:		July	Aug	Sept	Oct	Nov	Dec	Jan	Feb	Mar	Apr	May	June	**Totals**	% of Watershed	% Coverage
Watershed	Adobe	0	0	0	0	0	0	0	300	0	0	0	0	300	1.39	1.67
	Calabazas	0	0	187	0	200	0	0	0	132	22	100	50	691	2.64	3.85
	Coyote	400	3,200	674	318	787	570	180	753	386	680	125	288	8,361	40.55	46.54
	Guadalupe	7	0	202	932	250	345	513	414	680	503	922	89	4,857	21.41	27.03
	Llagas	0	0	0	414	0	0	219	432	120	144	80	150	1,559	6.55	8.68
	Matadero	0	0	0	0	0	0	0	0	0	0	0	0	0	2.14	0.00
	Permanente	0	0	57	0	100	0	252	0	0	60	0	0	469	2.14	2.61
	San Tomas	0	0	0	0	60	0	60	164	0	0	0	0	284	5.67	1.58
	San Francisquito	0	0	0	138	0	160	220	100	162	0	0	0	780	5.42	4.34
	Stevens Creek	60	0	180	0	36	0	0	0	0	0	32	0	308	3.65	1.71
	Sunnyvale East	0	0	0	0	21	0	120	0	110	0	22	0	273	0.88	1.52
	Sunnyvale West	0	0	0	0	0	0	25	0	0	0	0	0	25	1.01	0.14
	Uvas	0	0	0	0	0	0	0	0	0	0	0	0	0	6.55	0.00
	Other	0	60	0	0	0	0	0	0	0	0	0	0	60		0.33
	Total Number of Students	467	3,260	1,300	1,802	1,454	1,075	1,589	2,163	1,590	1,409	1,281	577	17,967		

		2007						2008						
Number of Students by:		July	Aug	Sept	Oct	Nov	Dec	Jan	Feb	Mar	Apr	May	June	**Totals**
City	Alviso	0	0	0	0	0	0	0	0	0	0	88	0	88
	Campbell	0	0	0	74	0	0	0	0	0	0	0	0	74
	Cupertino	0	0	100	0	200	0	92	0	242	0	132	50	816
	Gilroy	0	0	0	414	0	0	219	360	120	144	80	0	1337
	Los Altos	0	0	0	0	0	0	0	0	0	60	0	0	60
	Los Altos Hills	0	0	0	0	0	0	0	0	0	0	0	0	0
	Los Gatos	0	0	0	0	14	0	0	0	96	0	105	62	277
	Milpitas	0	0	0	0	96	0	0	513	246	0	0	0	855
	Morgan Hill	0	0	0	0	0	0	0	72	0	0	0	150	222
	Mt. View	60	0	0	0	100	0	160	0	0	0	0	0	320
	Palo Alto	0	0	0	0	60	0	60	464	0	0	0	0	584
	San Jose	407	3200	876	1230	927	1075	693	754	644	1183	854	315	12158
	San Martin	0	0	0	0	0	0	0	0	0	0	0	0	0
	Santa Clara	0	0	87	0	0	0	220	0	130	22	0	0	459
	Saratoga	0	0	0	84	0	0	0	0	112	0	0	0	196
	Sunnyvale	0	0	157	0	57	0	145	0	0	0	22	0	381
	Stanford	0	0	0	0	0	0	0	0	0	0	0	0	0
	Other	0	60	80	0	0	0	0	0	0	0	0	0	140
	Total School Visits	467	3,260	1,300	1,802	1,454	1,075	1,589	2,163	1,590	1,409	1,281	577	17,967

		2007						2008						
Number of Students by:		July	Aug	Sept	Oct	Nov	Dec	Jan	Feb	Mar	Apr	May	June	**Totals**
Grade	PreK	60	0	0	40	36	0	0	25	40	178	0	0	379
	Kindergarten	0	0	80	38	238	0	80	80	316	529	408	0	1,769
	First	0	0	180	204	35	420	380	240	444	80	80	0	2,063
	Second	60	0	157	381	191	80	268	400	428	240	174	0	2,379
	Third	60	0	360	220	615	320	182	318	110	180	418	0	2,783
	Fourth	60	0	186	0	56	0	126	316	0	0	146	96	986
	Fifth	60	0	226	282	151	105	373	352	112	100	0	96	1,857
	Sixth	40	0	0	0	35	0	0	132	0	0	0	96	303
	Seventh	0	0	0	0	35	0	60	0	0	0	0	0	95
	Eighth	0	0	0	0	35	0	0	0	0	0	0	0	35
	High School	0	0	0	0	0	0	0	0	0	0	0	0	0
	Teens	0	0	0	0	0	0	0	0	0	0	0	0	0
	Multi-Grade	127	3,260	100	611	7	150	120	300	140	102	55	289	5,261
	College	0	0	11	26	20	0	0	0	0	0	0	0	57
	Total Number of Students	467	3,260	1,300	1,802	1,454	1,075	1,589	2,163	1,590	1,409	1,281	577	17,967

		2007						2008						**Total # of**
Focus of Presentation:		July	Aug	Sept	Oct	Nov	Dec	Jan	Feb	Mar	Apr	May	June	**Students**
	Conservation	407	3,260	940	1,582	832	755	1,407	1,845	1,480	1,229	848	527	15,112
	NPS	407	3,260	963	1,217	1,221	575	921	1,151	718	1,089	977	488	12,987
	Stewardship	407	3,260	963	1,217	1,221	575	941	1,451	718	1,089	1,012	577	13,431
	Cycle	287	3,260	1,220	1,724	1,173	925	1,389	1,686	1,234	622	858	513	14,891
	Watershed	287	3,260	1,220	1,724	1,173	1,075	1,509	1,986	1,234	622	858	577	15,525
	States of Water	67	60	357	685	226	650	748	640	952	320	294	175	5,174
	H2O Sources	160	3,200	503	819	332	255	659	800	172	122	146	288	7,456
	History	160	3,200	503	819	332	255	659	800	172	122	146	288	7,456
	Water Quality	160	3,200	503	819	332	255	679	1,100	172	122	146	352	7,840

Total Students by School District:	2007 July	Aug	Sept	Oct	Nov	Dec	2008 Jan	Feb	Mar	Apr	May	June	Total # of Students
Alum Rock USD	0	0	96	38	0	220	0	100	0	100	0	0	554
Berryessa USD	0	0	478	0	0	0	0	0	100	220	0	0	798
Cambrian SD	0	0	0	0	0	0	0	0	0	20	0	0	20
Campbell UHSD	0	0	0	0	0	0	0	0	0	0	0	0	0
Campbell USD	0	0	0	20	0	0	0	0	0	0	0	0	20
College	0	0	11	26	20	0	0	0	0	0	0	27	84
Cupertino USD	0	0	200	0	280	0	312	0	242	0	100	50	1,184
East Side UHSD	0	0	0	0	0	150	0	0	0	0	0	0	150
Evergreen ESD	0	0	100	100	0	100	180	140	0	0	110	0	730
Franklin-McKinely SD	400	0	0	0	100	0	0	0	0	360	0	288	1,148
Fremont UHSD	0	0	0	0	0	0	0	0	0	0	0	0	0
Gilroy USD	0	0	0	414	0	0	219	360	120	144	80	0	1,337
Lakeside Joint SD	0	0	0	0	14	0	0	0	0	0	0	0	14
Loma Prieta USD	0	0	0	0	0	0	0	0	0	0	0	0	0
Los Altos SD	0	0	0	0	0	0	60	0	0	60	0	0	120
Los Gatos USD	0	0	0	0	0	0	0	0	0	0	0	0	0
Los Gatos-Saratoga JUH	0	0	0	0	0	0	0	0	0	0	0	0	0
Luther Burbank ESD	0	0	0	0	0	0	0	0	0	0	0	0	0
Milpitas USD	0	0	0	0	96	0	0	513	246	0	0	0	855
Montebello ESD	0	0	0	0	0	0	0	0	0	0	0	0	0
Moreland SD	0	0	0	0	0	160	120	100	0	0	0	0	380
Morgan Hill USD	0	0	0	0	0	0	90	72	0	0	0	0	162
Mount Pleasant SD	0	0	0	80	0	0	0	0	0	0	0	0	80
Mt View-Los Altos HUD	0	0	0	0	0	0	0	0	0	0	0	0	0
Mt View-Whisman SD	0	0	0	0	100	0	0	0	0	0	0	0	100
Oak Grove SD	0	0	80	171	176	185	0	110	0	40	252	0	1,014
Orchard School Dist	0	0	0	0	0	100	0	0	0	0	0	0	100
Palo Alto USD	0	0	0	0	60	0	0	464	0	0	0	0	524
Private	67	0	57	54	352	60	208	25	380	251	89	210	1,753
San Jose USD	0	200	111	131	110	100	280	279	80	214	380	0	1,885
Santa Clara USD	0	0	87	0	0	0	120	0	80	0	88	0	375
Saratoga UESD	0	0	0	84	0	0	0	0	112	0	0	0	196
Sunnyvale SD	0	0	0	0	36	0	0	0	0	0	0	0	36
Union SD	0	0	0	584	110	0	0	0	180	0	162	0	1,036
Other	0	60		0									60
Community Event	0	3,000	80	100	0	0	0	0	50	0	20	2	3,252
Total Number of Students	467	3,260	1,300	1,802	1,454	1,075	1,589	2,163	1,590	1,409	1,281	577	17,967

Email not displaying correctly? View it in your browser.



Please

SEND US FEEDBACK

Send your comments

To unsubscribe: To unsubscribe from this distribution list, reply to info@valleywater.org and include "unsubscribe" in the subject line.

Santa Clara Valley Water District
5750 Almaden Expwy
San Jose, CA 95118

Your feedback is greatly appreciated. Please send your comments and suggestions regarding this education newsletter to Kathy Machado

Aquadrops... For Teachers

November 2007

FREE Parent/ Teacher Workshops in Child Development

Presented by Organization of Special Needs Families

Offering resources for parents and teachers these workshops will look at the development of early childhood.

• Helping Babies and Young Children Develop Positive Relationships
November 10, 2007

• Including Young Children with Disabilities and Special Needs in Early Learning Programs
November 13, 2007

Join us at NASA Ames for:
Return to the Moon Family Night

Please tell your students to bring their families to this free event. Spread the word!

Saturday, November 17 from 4-9P.M.

Location:
NASA Ames Research Center
Moffett Field, CA 94035

Featuring: Hourly presentations with mission experts and scientists
Kids activities
Moon rocks on display
Animated videos
Robotic rover demonstrationsTelescope viewing of the Lunar surface (weather permitting)

Learn how NASA will impact the south pole of the Moon in search of water ice. Hear all about this exciting Lunar Crater Observation and Sensing Satellite (LCROSS) Mission. For immediate LCROSS information go to: http://lcross.arc.nasa.gov/

LCROSS and NASA apparel available for purchase. NASA Ames Gift Shop will be open for early holiday shopping.

Bay Area Earth Science Institute (BAESI) Fall Seminar Schedule

November 17: Volcanoes with Richard Sedlock, Paula Messina and Ellen Metzger. Will meet from 8:30 am - 4:30 pm at San Jose State University in Duncan Hall Room 306.

San José Green Mini-Grants

A Funding Program of San José Go Green Schools Program

The Mini-grants Program is to promote environmental stewardship in the current student generation.
Mini-grants are intended to foster school-wide and in-classroom recycling and other environmental actions and environmental education.
Grant applications due by email Only December 8, 2007, at 5PM to: sjgreenschools@sanjoseca.gov

For more information go to:
http://www.sanjoseca.gov/esd/gogreen/mini-grants.asp

Enter the California Coastal Art & Poetry Contest!

The California Coastal Commission invites California students in kindergarten through 12th grade to submit artwork or poetry with a California coastal or marine theme to the annual Coastal Art & Poetry Contest. Up to eight winners will be selected to win $100 gift certificates to an art supply or book store, and each winner's sponsoring teacher will receive a $40 gift certificate for educational supplies. Students may have their work featured on Commission webpages and materials. Entries must be postmarked by January 31, 2008 to be eligible for this year's contest. For rules and entry form, visit www.coastforyou.org, email coast4u@coastal.ca.gov, or

call (800) Coast-4U.

Join the Fall HiRISE Image Targeting Challenge Live Web Chat!

The Fall HiRISE Image Targeting Challenge has begun! The High Resolution Imaging Science Experiment camera, now orbiting Mars, is helping NASA search for signs of water on Mars. Students are again invited to help choose regions of Mars for HiRISE to image. Background information, teacher guides, student activity books and tutorials are available online to help students choose a region. Interested teachers and students are encouraged to log on to: http://quest.nasa.gov/challenges/hirise/
and register to receive more information.

News Articles

"Forced water conservation could follow dry winter" (SCVWD), San Francisco Chronicle, Sep 5, 2007

"Meetings are part of being available (By Board member Richard Santos)" (SCVWD) *San Jose Mercury News*, Sep 5, 2007

"Water rationing could be on horizon; Ruling on Delta fish may limit supply pumped to valley" (SCVWD), San *Jose Mercury News*, Sep 5, 2007

"Water-cut challenge (Editorial)" , *Contra Costa Times*, Sep 5, 2007

"A judge's landmark ruling roils Delta waters (Editorial)" , *Sacramento Bee*, Sep 5, 2007

"State explores legal course after Fresno delta decision" , *Fresno Bee*, Sep 5, 2007

"Healing the lake: A key battle in the effort to restore Tahoe's once-pristine waters to crystal clarity is being waged in little-known marshland on the Upper Truckee River" San Francisco Chronicle, *Sep 5, 2007*

A message from Santa Clara Valley Water District

Santa Clara Valley Water District

|LIST:DESCRIPTION|

Unsubscribe *|EMAIL|* from this list

5750 Almaden Expressway
San Jose, CA 95118-3686

Tel: (408) 265-2600
Fax: (408) 266-0271

Copyright (C) 2007 Santa Clara Valley Water District. All rights reserved.

Forward this email to a friend

Email not displaying correctly? View it in your browser.



To unsubscribe: To unsubscribe from this distribution list, reply to info@valleywater.org and include "unsubscribe" in the subject line.

Santa Clara Valley Water District
5750 Almaden Expwy
San Jose, CA 95118

Your feedback is greatly appreciated. Please send your comments and suggestions regarding this education newsletter to Kathy Machado

Aquadrops... For Teachers

January 2008

Project WET Workshop

Project WET is designed to help students, parents, educators, and communities of the world with water education. It contains wesites of interest that may be useful, as well as information about Project WET teacher training in Santa Clara County through the Santa CLara Valley Water District. This day long training will introduce you to the Project WET curriculum and activities which you will receive. Kathy Machado will show you how the activities work, how they can be adapted to different grade levels, and provide supplementary material, all water related! The next project WET is scheduled for Friday, March 7 2008 and is an all day event.

For more information about other upcoming Project WET trainings or to get some water based activities visit the Santa Clara Valley Water District website or contact Kathy Machado at kmachado@valleywater.org or (408) 265-2607, ext. 2331.

Bay Area Enviromental Education Resource Fair

Discover the latest in classroom materials, environmental education programs, and field trip sites. Join in the fun and attend workshops introducing conservation and wildlife education, school gardens, and strategies for fostering environmental awareness!
The event is specially designed for teachers, community educators, students, families, and all concerned about the environment we share.

Saturday, January 26th, 2008
Marin Civic Center located in San Rafael
10:00 a.m. to 4:30 p.m.
For more information visit BAEERFair.org

Check out "The Story of Stuff"

It's a 20 minute film by a Berkeley filmmaker on "stuff" and the "materials economy." The movie can be viewed on-line at http://www.storyofstuff.com/. It is a very worthwhile twenty minutes, simple, enlightening and thought provoking.

Sea Levels and Climate Change

Watch what is happening to sea levels as a result of climate at the Climate Change and Sea Level site from the University of Arizona. To map the level changes select the link for Coterminous U.S.A., then choose one of the options (from a 1-meter to 6-meter rise), then click on Refresh map.

Enter the California Coastal Art & Poetry Contest!

The California Coastal Commission invites California students in kindergarten through 12th grade to submit artwork or poetry with a California coastal or marine theme to the annual Coastal Art & Poetry Contest. Up to eight winners will be selected to win $100 gift certificates to an art supply or book store, and each winner's sponsoring teacher will receive a $40 gift certificate for educational supplies. Students may have their work featured on Commission web pages and materials. Entries must be postmarked by January 31, 2008 to be eligible for this year's contest. For rules and entry

form, visit www.coastforyou.org, email coast4u@coastal.ca.gov, or call (800) Coast-4U. Contest flyers are also available upon request

CSTA Members! CSTA wants to hear from you about how they can best meet your needs.

Please help by completing their online survey at this link: www.surveymonkey.com/s.aspx
The survey will take about five minutes of your time, and the rewards will be great: The knowledge that you've helped your professional organization better meet your needs!

Learn More about Global Climate Change and its influence on Evolution

University of California Museum of Paleontology is offering a short course discussing Global climate change and its influence on evolution. For more information click on the link: short course

Take Pride in America's schools program

Take Pride in America's schools program encourages schools and students to become active stewards of America's public lands by engaging in at least two volunteer events each year. Becoming a Take Pride School is a great way to participate in EE Week in April, either by cleaning up your favorite park, maintaining nearby nature trails, sprucing up your school or playground by planting trees and picking up trash, or monitoring water quality in local rivers. To sign up your school or find out more, visit Take Pride in America at www.TakePride.gov.

The Bay Area Earth Science Institute presents CALIFORNIA'S RESOURCES

Current and future 6th grade teachers this workshop is keyed to the California science standards focusing on: renewable and nonrenewable resources, water sources, supply, and quality, useful rocks

and minerals, fossil fuels and climate change, and alternative energy sources. On June 23-27, 2008 from 9:00 am - 3:30 pm each day, it will be held in room 306, Duncan Hall at San Jose State University. You can earn a generous stipend (pending final notification of funding in late March), 2 units of Geology 104 for $44/unit, and receive classroom materials and ready-to-use teaching activities for your classroom. Ellen Metzger and Richard Sedlock of San Jose State University, Department of Geology/Bay Area Earth Science Institute will be teaching the workshop. For more information and application materials, call Ellen Metzger at(408)924-5048 or send email to metzger@geosun.sjsu.edu.

Wacky Watersheds Training Workshop

Wacky Watersheds offers hands-on learning experiences to explore the concepts of water use, wastewater treatment, pollution prevention, and watershed protection. All hands-on activities are correlated with California Content Standards in English Language Arts, Mathematics, and Science for grades 6 - 8. This workshop is especially designed for 6th - 8th grade teachers at schools located in San José, Santa Clara, Milpitas, Cupertino, Campbell, Los Gatos, Saratoga or Monte Sereno.

Stipends: $150 available for teachers who complete an action project with their students.
Date: Saturday, March 1, 2008
Time: 8:30 am to 12:30 pm
Place: Resource Area for Teachers (RAFT) 1355 Ridder Park Drive, San José
Register: Go to www.raft.net for registration and CEU information. Just follow the links to RAFT Program

Workshops.
Cost: Free! $20 deposit is required to reserve a space, returned upon attendance.
Materials: Educators will receive South Bay Water Connections, which includes environmental education classroom activities, 3 videos and a poster plus lots of RAFT materials.
Information: Contact Vanessa Martinez with RAFT at (408) 451-1421.

Grants Available:

Captain Planet

The Captain Planet Foundation an environmental funding resource offering small grants for field trips, gardens, and more.
See captainplanetfoundation.org for full details and application process.

Field Experience Grant from the California Science Teachers Association (CSTA)

CSTA is offering a field experience grant to a lucky CSTA member. The trip we have lined up for this summer is a trip to a place called Savannah Africa, south of Johannesburg (airfare, room and board included, as well as the flexibility to choose what part of the summer a teacher would like to go) Visit CSTA for more information.

Must meet the following criteria:
-Is a member of CSTA for a minimum of three years
-Is a U.S. citizen
-Evidence a willingness to work and learn with a team of scientists
-Agree to share information about the science field experience by presenting a workshop at the CSTA Science Education Conference
-Complete the application and sign the liability release form

Global Action Awards to Honor Students for Global Poverty Efforts (US applicants)

Deadline: January 31, 2008

042781

NetAid, an initiative of Mercy Corps, is accepting applications for the Global Action Awards. The awards honor high school students in the United States who have shown great leadership in areas such as preventing disease, alleviating hunger, protecting the environment, promoting human rights, and improving access to clean drinking water, health care, or education. Projects may involve organizing advocacy campaigns, raising funds, volunteering, or using media and technology to involve others in the fight against global poverty. The honorees receive $5,000 each for college or a charitable cause of their choice, and are honored at a ceremony in New York City. Applicants must be a current U.S. high school student, or have graduated from high school in spring 2007. Guidelines and application materials available here.

Action For Nature's International Young Eco-Hero Awards (US & Overseas applicants)
Deadline: February 28, 2008
Action For Nature, a nonprofit organization that encourages young people around the world to carry out individual environmental action projects, presents the International Young Eco-Hero Awards to recognize the individual accomplishments of young people (ages 8-16) whose personal actions have significantly improved the environment. Action For Nature will award cash prizes of up to $500 each to young Eco-Heroes for their outstanding accomplishments in environmental advocacy, environmental health, research, or protection of the natural world. The applications will be judged according to several criteria, including but not limited to originality, difficulty, organization, length of time devoted to the project, influencing/educating others, use of outside resources (e.g., library, experts, media, community leaders), degree of success in reaching goals, and the impact on the environment. Complete program information and application guidelines available here.

The Volvo Adventure Award (US & Overseas applicants)
Deadline: January 31, 2008
Arranged in collaboration with the United Nations Environmental Programmed (UNEP) the Volvo Adventure Award rewards young people who run their own environmental projects. We are now accepting applicants for 2008. If you know of any groups of 13-16 year olds working on an environmental project they only have a few weeks to enter. All they have to do is register and enter their project by visiting www.volvoadventure.org.
By registering, they have the opportunity to win an all-expenses-paid trip to the final in Sweden and the chance of a financial

reward that could make it possible to run, improve or enhance your project. For young people it could be an adventure that offers a chance to make new friends all over the world, attract international attention and recognition for their project.

Congressional Research Awards (US Applicants)
Deadline: February 1, 2008
The Dirksen Congressional Center invites individuals with an interest in studying Congress, including political scientists, historians, and biographers, scholars of public administration or American studies to apply for a Congressional Research Award. To learn more, visit
http://www.dirksencenter.org/print_grants_CRAs.htm

|LIST:DESCRIPTION|

Unsubscribe *|EMAIL|* from this list

5750 Almaden Expressway
San Jose, CA 95118-3686

Tel: (408) 265-2600
Fax: (408) 266-0271

Copyright (C) 2007 Santa Clara Valley Water District All rights reserved.

Forward this email to a friend

Email not displaying correctly? View it in your browser.

To unsubscribe: To unsubscribe from this distribution list, reply to info@valleywater.org and include "unsubscribe" in the subject line.

Santa Clara Valley Water District
5750 Almaden Expwy
San Jose, CA 95118

Your feedback is greatly appreciated. Please send your comments and suggestions regarding this education newsletter to Kathy Machado

Aquadrops... For Teachers

March 2008

Environmental Education Survey

The California Environmental Education Foundation (CEEF) Board of Directors determined one of its highest priorities is to disseminate premier EE resources and services to California's K-12 educators. To achieve this priority goal, the Board has compiled a survey to assess the professional needs and/or constraints experienced by educators/administrators/naturalists as they teach environmental education in the classroom and outdoors. Please complete the survey on "survey-monkey" at the web link entitled "CEEF 2008 California Educator Survey" . Please share the link with other educators you know. Thank you for your time.

Wonders of our Water Works-Tours of the San Jose/Santa Clara Water Pollution Control Plant

Take part in a tour of the water treatment plant that protects San Francisco Bay in north San José. Open to families and organizations interested in environmental management and endangered species or just curious about how water gets purified. For more information click here: Water Pollution Control Plant Tour

Water cycle lesson for primary grades

Check out this maze of the water cycle. You can use it in the classroom or at home to help children remember the water cycle.



Captain Planet Environmental grants

Deadline is March 31.

Grant projects should:
Promote understanding of environmental issues Focus on hands-on involvement Involve children and young adults 6-18 (elementary through high school) Promote interaction and cooperation within the group Help young people develop planning and problem solving skills Include adult supervision Commit to follow-up communication with the Foundation (specific requirements are explained once the grant has been awarded

For details and application, please go to the website below.
Captain Planet Foundation

Do you have a Whale Tail License Plate yet?

Support the preservation and restoration of two of California's natural treasures – the California Coast and Lake Tahoe. Put an Ecoplate, a Whale Tail or Lake Tahoe environmental license plate, on your car or truck. Visit www.ecoplates.com and order yours today!

Bay Area Earth Science Institute (BAESI)

Workshops address California science standards for 4th-12th grade and present a blend of Earth science concepts and ready-to-use classroom activities for teaching them. Combine any two to earn 1 unit of Geology 104.

March 15: Models for Teaching Earth Science. Come to a "Make and Take" session that will be devoted to models for Earth Science. Participants will see and use models, learning the concepts involved, then will make their own models to take home. Oceanography, weather, tectonics, volcanoes,

and
astronomy: make and take models to help teach them all!

April 5: Exploring for Oil and Gas. Learn about how petroleum is formed, where oil and gas occur, how geologists look for oil and gas, technologies used by oil companies, and the environmental impact of oil exploration. Will include an afternoon field trip to Mt. Diablo State Park.

May 31: Plate Tectonics with Paula Messina, Richard Sedlock, and Ellen Metzger, SJSU Geology. Topics include: continental drift, how earthquakes, volcanoes, magnetism, gravity, and bathymetry helped scientists frame the theory of plate tectonics, modern and ancient plate boundaries, including western North America, and why the plates move.

For information concerning time and place contact:
Ellen P. Metzger
Professor and Co-Director, Bay Area Earth Science Institute Department of Geology San Jose State University San Jose, CA 95192-0102 Phone 408-924-5048; Fax 408-924-5053

Waves, Wetlands, and Watersheds Educator Workshops

When you attend one of these workshops, you will receive a FREE copy of the California Coastal Commission's science activity guide, Waves, Wetlands, and Watersheds.
You'll try out some of the activities in the guide and get an overview of the other free educational resources and programs the Coastal Commission has available. You
will be eligible for professional growth credit from University of the Pacific upon completing additional work.
REGISTER for a workshop by contacting Annie Kohut Frankel at afrankel@coastal.ca.gov, (415) 597-5888, or (800) Coast4U.

MONDAY, MARCH 31, 4-6pm
Wetlands and Wildlife Care and Education Center, HUNTINGTON BEACH (Orange County)
Register by March 25.

TUESDAY, APRIL 1, 4-6pm
South Coast Watershed Resource Center, SANTA BARBARA
Register by March 25.

WEDNESDAY, APRIL 2, 4-6pm
San Luis Obispo Botanical Garden, SAN LUIS OBISPO

Register by March 25.

TUESDAY, APRIL 15, 4-6pm
Candlestick Point State Recreation Area, SAN FRANCISCO
Register by April 10.

|LIST:DESCRIPTION|

Unsubscribe *|EMAIL|* from this list.

5750 Almaden Expressway
San Jose, CA 95118-3686

Tel: (408) 265-2600
Fax: (408) 266-0271

Copyright (C) 2007 Santa Clara Valley Water District. All rights reserved.

Forward this email to a friend

Email not displaying correctly? View it in your browser.



To unsubscribe: To unsubscribe from this distribution list, reply to info@valleywater.org and include "unsubscribe" in the subject line.

Santa Clara Valley Water District
5750 Almaden Expwy
San Jose, CA 95118

Your feedback is greatly appreciated. Please send your comments and suggestions regarding this education newsletter to Kathy Machado

Aquadrops... For Teachers

May 2008

Project WET (Water Education for Teachers) Workshop for educators

A six-hour Project WET training will be held at the water district June 27, from 8:30 until 3:30 pm. It is not too late to sign up. Contact Kathy Machado at kmachado@valleywater.org or (408)265-2607 ext. 2331 to sign up. A 100 lesson resource guide will be given to each participant free! Come and learn all you need to know about water, one of our most valuable resources.

Beginning Birding *with Lisa Myers*

Thursdays June 5 , June 12, & June 19 7:30-9:00 PM (classes); Saturday Field Trip June 14 8:30AM -11:30AM

Location: McClellan Ranch Park, Cupertino (22221 McClellan Rd.)
Cost: $45 SCVAS members, $55 non-members

This beginning birding class is designed for people who have always wanted to learn about birdwatching. No experience necessary! We'll go over all the things you'll need to know to get started. Field guides, optics, clothing, ethics, habitats, how to find the bird and even a little taxonomy will be reviewed. Through lecture and handouts you'll learn the tricks on how you can tell one bird species from another. We have roughly 250 different species of birds right here in Santa Clara County. This class includes one weekend morning bird walk so we can put our new knowledge into action.

Take a Walk Series Offers Free Book

Take a Cloud Walk, a new addition to the award-winning Take a Walk book series by Jane Kirkland, is available as a free

PDF download. In this full-color, 30-page book, readers learn the basic names and shapes of clouds, why they move, why they are white, how they affect climate change, the difference between weather and climate, and weather terms and conditions such as hail, lightning, and fog. Meteorologists Jim Cantore (the Weather Channel®) and "Stormin" Bob Swanson, (USA Today) participated in this fun book giving kids a closer look at clouds. Get your copy at Jane's new Web site for educators, where you can find many other free resources for educators. http://eelink.net/cgi-bin/ee-link/newclick/6064192

What's your Carbon footprint?

Calculate your personal carbon dioxide emissions and learn how you can reduce your impact by visiting: http://www.morgan-hill.ca.gov/html/tools/

What's the air like today?
You can check the daily air quality in your area at AirNow.gov.

May is Water Awareness month in California!

Check out this website wateraware.org for free downloadable activities and six interactive tutorials for elementary school children.

Interested in school gardening?

Here are some websites that offer information:
· The California School Garden Network provides many free resources at www.csgn.org
· Interactive lessons, videos, and articles are available at www.exploratorium.edu/gardening/index.html

2008 California Science Education Conference

CSTA's 2008 Conference will be on October 30-November 2, 2008 at the San

Jose Convention Center. This is California's premier annual professional development for science educators. Conference events address all areas of science education. There will be speakers, hands-on workshops, field courses, exhibits and loads of resources to take back to the classroom. Early-bird registration deadline is June 30. Visit the CSTA website at www.cascience.org.

Have Your Students Help Name City Hall's 3 Baby Pergrine Falcons!The Mayor's Office is coordinating a naming contest for the three baby Peregrine falcons nesting atop City Hall. The contest is open to young San José residents between the ages of 5 and 17. Last year middle schools nominated a single name, this year the contest is open to individuals. Please pass along the information to anyone who might be interested in sharing with their students or program participants. Submissions must be postmarked by May 16th. Visit San Jose's website for more information.

Videos

Six° Degrees Could Change the World a National Geographic Special

Use this film to explore the topic of global warming with your students. Six° Degrees illustrates what is happening and what is to come as a result of global warming while visiting the reefs of Australia, the ice fields of Greenland, and the Amazon's rain forests. The film explains what is real, what is still controversial, and how existing technologies and remedies could help dial back the global thermometer. The video is available for borrowing through the Santa Clara Valley Water District's Education Outreach Program. The district requires a refundable deposit of $10 per video or CD. Contact Kathy Machado at (408) 265-2607 ext. 2331 to reserve this for your classrooms.

Don't Move a Mussel

The Video "Don't Move a Mussel" is completed and ready for distribution. This video provides the viewer with background information on quagga and zebra mussels, including origins, distribution, biology and transport vectors and a detailed assessment of the impacts they can have on the economy, ecology and culture. This 46 minute DVD includes a watercraft inspection and decontamination training section.

PSMFC contractor Bill Zook produced this video with Videoland Productions.
If you have questions on video content please contact Bill @ bjzook2@msn.com.

To order this free video, please fill out the form below and email Stephen_Phillips@psmfc.org, or Fax your information to 503-595-3232.
One video per person at this time please.
We will consider bulk orders once this initial distribution has been completed.

DONT MOVE A MUSSEL ORDER FORM

SHIPPING INFORMATION:
NAME
COMPANY
ADDRESS
CITY STATE ZIP
PHONE ( )

Websites

Conservation Oriented Games

http://www.epa.gov/owm/water-efficiency/kids/index.htm
Pacman type game.

http://www2.seattle.gov/util/waterbusters/
fun game to play....

http://www.ecokids.ca/pub/eco_info/topics/water/water/index.cfm
Shows a house and the tips you can follow in each room to save water. Lots of good information and great activity sheets on a variety of topics including

042792

global warming.

www.wateruseitwisely.com/toolsLinks/index.shtml
matching game and word search

http://www.usbr.gov/mp/watershare/resources/waterlearn.html
teacher lesson plans and some pdf's for student use

http://oceanexplorer.noaa.gov/explorations/08auvfest/welcome.html
Lesson plans have been developed for students in Grades 5-12 to complement the science, mathematics, marine archaeology and maritime heritage

|LIST:DESCRIPTION|

Unsubscribe *|EMAIL|* from this list.

5750 Almaden Expressway
San Jose, CA 95118-3686

Tel: (408) 265-2600
Fax: (408) 266-0271

Copyright (C) 2007 Santa Clara Valley Water District. All rights reserved.

Forward this email to a friend

Attachment 1.12
URBAN RUNOFF PROGRAM ADMINISTRATIVE ACTIVITIES

SANTA CLARA VALLEY WATER DISTRICT
URBAN RUNOFF ANNUAL REPORT FOR FY 2007-08
ADMINISTRATIVE ACTIVITIES

SELF EVALUATION MATRIX

Work Plan Task	Task Description	Status / Comments	Due Date (mo/yr)	Permit Reference	Responsible Party
12. Urban Runoff Program Administrative Activities ***Goal 12A.*** *Continue to provide timely Work Plan and Annual Report submittals to the RWQCB*					
12.A.1	Submitted 06-07 Annual Report of Pollution Prevention activities to the RWQCB through the Program.	Complete	Aug 07	C.6.a.	EMU
12.A.2	Submitted 08-09 Work Plan to the RWQCB via the Program.	Complete- followed MRP format	Feb 08	C.6.a.	EMU

RESPONSE TO REGIONAL BOARD COMMENTS FROM PREVIOUS YEAR'S ANNUAL REPORT

No comments from the Regional Board were received on this section of last year's annual report or for the 08-09 Work Plan.

Attachment 1.13
MONITORING PLAN

042799

SANTA CLARA VALLEY WATER DISTRICT
URBAN RUNOFF ANNUAL REPORT FOR FY 2007-08
MONITORING PLAN

SELF EVALUATION MATRIX-MONITORING

Work Plan Task	Task Description	Status / Comments	Due Date (mo/yr)	Permit Reference	Responsible Party
13. Monitoring					
Goal 13.A. *Provide support to the Program's monitoring effort through coordination, collaboration, and integration of District monitoring activities.*					
13.A.1	Assist the Program to prepare Annual Monitoring Project Plan. Collaborate District compliance and project monitoring efforts with the Program.	Complete-The District will share data and information from various urban runoff, non-point source, stream function, stream maintenance fisheries studies and capitol project data, as appropriate with the Program.	Ongoing	C.7.c	EMU
13.A.2	Continue Water Quality Index pilot study in the Guadalupe, Coyote and Stevens Creek Watersheds.	Complete-The District has completed several seasonal monitoring events and will continue the study through the fall of 2007 at which time the studies usefulness will be evaluated.	June 08		EMU

RESPONSE TO REGIONAL BOARD COMMENTS FROM PREVIOUS YEAR'S ANNUAL REPORT

No comments from the Regional Board were received on this section of last year's annual report.

SANTA CLARA VALLEY WATER DISTRICT
URBAN RUNOFF ANNUAL REPORT FOR FY 2007-08
MONITORING PLAN

PROGRAM EVALUATION

Water Quality Index pilot study ended in fall of 2007 due to inconclusive nature of the results due to poor QAQC practices at the laboratory and District funding challenges.

HIGHLIGHTS AND ACCOMPLISHMENTS

Monitoring

The District has continued its monitoring program to evaluate water quality in Lake Almaden, Almaden Reservoir, Calero Reservoir, Guadalupe Reservoir and Stevens Creek Reservoir. Depth profile measurements of temperature, pH, conductivity, and dissolved oxygen were conducted monthly. In addition, water samples were collected from the epilimnion and hypolimnion for analyses of total and dissolved mercury, total and dissolved methyl mercury, ammonia, nitrate/nitrite, sulfate and phosphorus at Lake Almaden, Almaden Reservoir, and Guadalupe Reservoir. Samples were also collected from the epilimnion for analyses for chlorophyll- a. The purpose of this monitoring is to establish existing water quality conditions and seasonal variability to evaluate the implementation of management changes to improve water quality.

Attachment 1.14
COPPER ACTION PLAN

042803

SANTA CLARA VALLEY WATER DISTRICT
URBAN RUNOFF ANNUAL REPORT FOR FY 2007-08
COPPER ACTION PLAN

SELF EVALUATION MATRIX-MONITORING

Work Plan Task	Task Description	Status / Comments	Due Date (mo/yr)	Permit Reference	Responsible Party
14. Control Program for Copper ***Goal 14.A.*** *Implement all applicable elements of the Copper Action Plan.*					
14.A.1	Vehicle Washing Operations • Distribute outreach materials on proper vehicle/equipment washing at District department counters and public events, and post on District website. • Continue to maintain car wash system clarifier for District vehicles at the corporation yard		Ongoing	CAP CB-1	EMU

SANTA CLARA VALLEY WATER DISTRICT
URBAN RUNOFF ANNUAL REPORT FOR FY 2007-08
COPPER ACTION PLAN

Work Plan Task	Task Description	Status / Comments	Due Date (mo/yr)	Permit Reference	Responsible Party
14.A.2	Reduce Traffic Congestion/ Promote Alternative Transportation • Maintain Carpool Connection service on District internal website. • Continue to include information about alternative transportation in the P2 week email campaign. • Continue Spring Bike to Work email information. • Continue to provide staff with hybrid vehicles for out of town meetings and conferences. • Continue to incorporate the replacement of conventional pool vehicles with hybrid vehicles. • Continue to provide staff with free bike lockers at facilities.		Ongoing	CAP CB-6/7	SWQU
14.A.3	Watershed assessment and protection • Review and maintain guidance from SCVURPPP and San Jose on addressing water quality in the CEQA review process, as part of C.3.m. implementation.		Ongoing	CAP CB-8	SWQU/OWP

SANTA CLARA VALLEY WATER DISTRICT
URBAN RUNOFF ANNUAL REPORT FOR FY 2007-08
COPPER ACTION PLAN

Work Plan Task	Task Description	Status / Comments	Due Date (mo/yr)	Permit Reference	Responsible Party
14.A.4	Street sweeping and storm drain O&M • Follow Program guidance regarding the collection and reporting of street sweeping data at District facilities. Provide data for Annual Report. • Evaluate need for improvement of current street sweeping and storm drain system O&M programs (within available budgets).		Ongoing June 08	CAP CB-11	SWQU
14.A.5	Outreach on pool, spa maintenance • Distribute outreach materials at local public events; brochures at agency department counters and public places.		Ongoing	CAP CB-12	SWQU
14.A.6	Use of Architectural Copper • Assist Program Management Committee to develop guidance addressing the use of wood containing copper-derivative preservatives.		July 07	CAP-21	SWQU/CPRU

RESPONSE TO REGIONAL BOARD COMMENTS FROM PREVIOUS YEAR'S ANNUAL REPORT

No comments from the Regional Board were received on this section of last year's annual report.

SANTA CLARA VALLEY WATER DISTRICT
URBAN RUNOFF ANNUAL REPORT FOR FY 2007-08
COPPER ACTION PLAN

PROGRAM EVALUATION

The District, as an environmental steward, has several practices and activities in place that support copper and nickel pollution prevention. The District continues to distribute outreach materials at public events. The District's website provides a carpool connection interactive map so an individual is able to search for carpoolers in the vicinity of one's home or even along the route an individual uses to get to work.

HIGHLIGHTS AND ACCOMPLISHMENTS

The District enacted a policy several years ago to have District vehicles washed and vacuumed at the existing covered wash rack that discharges through a clarifier to the sanitary sewer system. The District is very proactive in attempting to reduce traffic and pollutants caused by traffic. The district provides, free to employees, bicycle lockers, and reimburses staff for use of public transit for business purposes.

Attachment 1.15
NICKEL ACTION PLAN

042809

SANTA CLARA VALLEY WATER DISTRICT
URBAN RUNOFF ANNUAL REPORT FOR FY 2007-08
NICKEL ACTION PLAN

Work Plan Task	Task Description	Status / Comments	Due Date (mo/yr)	Permit Reference	Responsible Party
15. Control Program for Nickel ***Goal 15.A.*** *Implement all applicable elements of the Nickel Action Plan.*					
15.A.1	Measures to control nickel discharges from construction sites • Continue to implement Construction Inspection Performance Standards at District Construction sites. • Continue to encourage inspectors to attend Regional Board/Program workshops on construction site management and learn latest erosion/sediment control techniques. • Continue to attend Program workshops on post-development stormwater BMP's (C.3.).		Ongoing	NB-1	EMU

RESPONSE TO REGIONAL BOARD COMMENTS FROM PREVIOUS YEAR'S ANNUAL REPORT

No comments from the Regional Board were received on this section of last year's annual report.

SANTA CLARA VALLEY WATER DISTRICT
URBAN RUNOFF ANNUAL REPORT FOR FY 2007-08
NICKEL ACTION PLAN

PROGRAM EVALUATION

The District, as an environmental steward, has several practices and activities in place that support copper and nickel pollution prevention. The District continues to distribute outreach materials at public events. The District's website provides a carpool connection interactive map so an individual is able to search for carpoolers in the vicinity of one's home or even along the route an individual uses to get to work.

HIGHLIGHTS AND ACCOMPLISHMENTS

The District enacted a policy several years ago to have District vehicles washed and vacuumed at the existing covered wash rack that discharges through a clarifier to the sanitary sewer system. The District is very proactive in attempting to reduce traffic and pollutants caused by traffic. The district provides, free to employees, bicycle lockers, and reimburses staff for use of public transit for business purposes.

Attachment 1.16
MERCURY POLLUTION PREVENTION ACTIVITIES

042813

SANTA CLARA VALLEY WATER DISTRICT
URBAN RUNOFF ANNUAL REPORT FOR FY 2007-08
CONTROL PROGRAM FOR MERCURY

Work Plan Task	Task Description	Status / Comments	Due Date (mo/yr)	Permit Reference	Responsible Party
16. Control Program for Mercury					
Goal 16.A. *Implement a mercury pollution prevention plan.*					
16.A.1	Continue to handle mercury-containing products in accordance with Universal Waste Regulations and Program Guidelines for Mercury-Containing Products Reduction and Management and Mercury Virtual Elimination Policy; Participate in the Program ad hoc Task Group and implement actions applicable to the District.		Ongoing	C.9.c	Ad hoc Task Group: EMU; Implementation: District Unit that handles Universal Waste

SANTA CLARA VALLEY WATER DISTRICT
URBAN RUNOFF ANNUAL REPORT FOR FY 2007-08
CONTROL PROGRAM FOR MERCURY

Item Source[1]	Activity	FY2007-2008 Tasks	Status / Comments	Due Date (mo/yr)	Responsible Party
MERCURY POLLUTION PREVENTION ACTIVITIES					
C.9.c	Mercury Control	Continue to handle mercury-containing products in accordance with Universal Waste Regulations and Program Guidelines for Mercury-Containing Products Reduction and Management and Mercury Virtual Elimination Policy; Participate in the Program ad hoc Task Group and implement actions applicable to the District.	Completed – An ongoing and continuous effort is in place to handle, recycle, and dispose of products.	Ongoing	Ad hoc Task Group: EMU

RESPONSE TO REGIONAL BOARD COMMENTS FROM PREVIOUS YEAR'S ANNUAL REPORT

No comments from the Regional Board were received on this section of last year's annual report.

PROGRAM EVALUATION

District staff continued to purchase alternative products, where available, and to dispose of mercury-containing materials in accordance with applicable regulations.

District staff co-chairs the Santa Clara Basin WMI Guadalupe River Mercury TMDL Technical Workgroup and Stakeholder Workgroup. The workgroups identify opportunities to collaborate on technical studies to support TMDL development and implementation. The District staff continues to support and participate in the development of the SCB-WMI Watershed Action Plan.

[1] Notation is as follows: PS (Performance Standard), URMP (Urban Runoff Management Plan), NDII (New District Initiated Item), NPDES (NPDES Permit)

SANTA CLARA VALLEY WATER DISTRICT
URBAN RUNOFF ANNUAL REPORT FOR FY 2007-08
CONTROL PROGRAM FOR MERCURY

HIGHLIGHTS AND ACCOMPLISHMENTS

Mercury Removal Projects and Programs Completed and Underway

Stream Maintenance Program

In 2007, routine sediment removal maintenance resulted in the disposal of 36,870 cubic yards of material, with 3,348 of this total from the creeks in the upper portion of the Guadalupe River Watershed. The total mercury removed from the system was 100 kg, with 98 kg from the Guadalupe River Watershed.

Monitoring

The District has undertaken a monitoring program to evaluate water quality in Lake Almaden, Almaden Reservoir, Calero Reservoir, Guadalupe Reservoir and Stevens Creek Reservoir. Depth profile measurements of temperature, pH, conductivity, and dissolved oxygen were conducted monthly. In addition, water samples were collected from the epilimnion and hypolimnion for analyses of total and dissolved mercury, total and dissolved methyl mercury, ammonia, nitrate/nitrite, sulfate and phosphorus at Lake Almaden, Almaden Reservoir, and Guadalupe Reservoir. Samples were also collected from the epilimnion for analyses for chlorophyll a. The purpose of this monitoring is to establish existing water quality conditions and seasonal variability to evaluate the implementation of management changes to improve water quality.

Mercury Control Program

In 2007, the District continued to implement three projects to control mercury in the Guadalupe River Watershed: Jacques Gulch Restoration, Lake Almaden Circulation, and Reservoir Circulation.

Jacques Gulch Restoration

Jacques Gulch is a tributary to Almaden Reservoir that drains approximately one-third of the reservoir watershed. A portion of this drainage includes a small tributary that drains a portion of the former New Almaden Mining District, which is now Almaden-Quicksilver County Park. The project will remove, cap, or control erosion of extensive mercury deposits in the tributary above its confluence with

Jacques Gulch, and in Jacques Gulch above its confluence with Almaden Reservoir. This project will require planning, permitting and construction, and is scheduled for completion in 2011. During the reporting period, the District revised a draft Engineer's Report for the project, prepared a Draft Mitigated Negative Declaration, and circulated the documents for public comment.

Lake Almaden Circulation

Lake Almaden is a former gravel quarry that lies at the confluence of Guadalupe Creek and Los Alamitos Creek that drain Guadalupe and Almaden Reservoirs, respectively. Below this confluence is the Guadalupe River. This lake provides recreational amenities to the community, including swimming, boating, and fishing. The Guadalupe River Watershed Mercury Study identified the lake as a significant source of methyl mercury that bioaccumulates in fish within the lake and in fish downstream. In 2006, the District continued a monitoring and sampling program to evaluate the performance of a pilot treatment system using a solar-powered circulator (Solar Bee). Data collected during the summer of 2006 showed a 96% reduction in the methyl mercury concentrations measured in the treated portion of the lake as compared to 2005 data. Data from 2007 were similar to the 2006 data. Building on this success, a second circulator was installed in the lake in March 2007. This second circulator achieved similar reductions of methyl mercury in the water column during 2007.

Reservoir Circulation

The Guadalupe River Watershed Mercury Study identified reservoirs as a significant source of methyl mercury that bioaccumulates in fish within the reservoirs and in downstream creeks. The study also demonstrated a correlation between the seasonal development of anoxia in the hypolimnion and increased methyl mercury concentrations. Building on the success of the Lake Almaden pilot project, the District installed three solar-powered circulators in Almaden Reservoir in April 2007, and three solar-powered circulators were installed in Guadalupe Reservoir in July 2007. Data from 2007 showed lower concentrations of methyl mercury in the water column in Almaden Reservoir as compared to previous years, but no significant changes were observed in Guadalupe Reservoir in 2007.

Attachment 1.17
PESTICIDE MANAGEMENT ACTIVITIES

SANTA ıRA VALLEY WATER DISTRICT
URBAN RUNOFF ANNUAL REPORT FOR FY 2007-08
PEST MANAGEMENT

SELF EVALUATION MATRIX

Work Plan Task	Task Description	Status / Comments	Due Date (mo/yr)	Permit Reference	Responsible Party
17. Control Program for Pesticides					
Goal 17.A. *Eliminate all unnecessary District pesticide use (particularly organophosphate (OP) pesticide use) and implement Integrated Pest Management (IPM) techniques.*					
17.A.1	Conduct a periodic District-wide search of chemical storage areas for pesticides no longer legal for application per EPA, State, and/or local requirements, and properly dispose of any such pesticides pursuant to appropriate waste disposal regulations. (PS 9)	Completed – Prior to quarterly hazardous waste collection events, storage areas are inventoried and chemicals no longer legal for application are sent for disposal.	Sept 07 Dec 07 March 08 June 08	C.9.d.i	Vegetation Management Unit (VMU)
Goal 17.B. *Raise awareness of all District employees and train employees who apply pesticides for the agency about the agency IPM Policy and/or IPM techniques as appropriate.*					
17.B.1	Ensure that employees who apply pesticides for the District obtain the appropriate training as required by the County Agricultural Commissioner and the State Department of Pesticide Regulation (DPR). (PS 4a)	Completed – Annual license renewals and in-house training is tracked.	Annually	C.9.d.i	VMU
17.B.2	Provide annual training on the appropriate portions of the IPM Policy, SOPs, and BMP's, and the latest IPM techniques to employees within departments responsible for pesticide application. (PS 4b)	Completed – Vegetation Management Unit staff were trained on the District's IPM Policy, SOPs and BMPs during Unit meetings and the Annual BMP Training session.	May 08	C.9.d.i	VMU
17.B.3	Inform employees who are not authorized and trained to apply pesticides that they cannot use over-the-counter pesticides in or around the workplace, consistent with the IPM Policy. (PS 4c)	Completed –Article published in the July 2007 AquaFacts.	May 08	C.9.d.i	VMU EMU

SANTA CLARA VALLEY WATER DISTRICT
URBAN RUNOFF ANNUAL REPORT FOR FY 2007-08
PEST MANAGEMENT

Work Plan Task	Task Description	Status / Comments	Due Date (mo/yr)	Permit Reference	Responsible Party
Goal 17.C. *Increase awareness of IPM so target audiences recall less toxic pest management messages and adopt IPM behaviors. Target audiences include residential and commercial users, pesticide retailers, municipal employees, and special districts. (PS #6).*					
17.C.1	Assist with local implementation of the Watershed Education & Outreach (WE&O) Campaign, which will target the general public and include messages about less-toxic pest control and proper disposal.	Completed – Staff attended ad hoc task group and work group meetings.	Annually	C.9.d.ii	EMU
17.C.2	Identify and attend community events and distribute outreach materials. (Program will attend events strategic to the WE&O campaign.) (PS 6)	Completed – Coordinated attendance at community events with other District Units. List of events is included in Attachment 1.11 Public Information and Participation.	Ongoing	C.9.d.ii	EMU
17.C.3	Conduct internal outreach on less toxic pest control to employees who do not necessarily purchase or apply pesticides during the course of their work (to encourage employees to use IPM techniques away from work). (PS 4c)	Completed – Conducted internal outreach during the District's Pollution Prevention Week e-mail Campaign. Copies of the email campaign are included in Attachment 1.5 Public Information and Participation.	Sept 07	C.9.d.i	EMU
Goal 17.D. *Educate pesticide retailers and consumers about less toxic pest control products and promote the sale of such products.*					
17.D.1	Continue to fund via the Program and participate in the BASMAA Regional IPM Partnership. (Program FY 01-02 Work Plan)	Completed – Program funds the "Our Water, Our World" (OWOW) Regional IPM Partnership. Assisted with implementation of the OWOW program through attendance of ad hoc task group and work group meetings.	Ongoing	C.9.d.ii	Program

SANTA ıRA VALLEY WATER DISTRICT
URBAN RUNOFF ANNUAL REPORT FOR FY 2007-08
PEST MANAGEMENT

Work Plan Task	Task Description	Status / Comments	Due Date (mo/yr)	Permit Reference	Responsible Party
17.D.2	Continue to implement cost-effective elements of the IPM Store Partnership Program. Create and provide fact sheets and other materials to pesticide retailers to facilitate point-of-purchase outreach. Visit stores as necessary to ensure ongoing participation.	Completed – Assisted Program to develop fact sheets and facilitate point-of-purchase outreach. Completed through attendance of ad hoc task group and work group meetings and review of documents.	Ongoing if effective	C.9.d.ii	Program
Goal 17.E. *Minimize pesticide use by Pest Control Operators (PCOs) contracted for structural pest control and landscape maintenance.*					
17.E.1	Continue to implement and improve the process that requires PCOs contracted for District applications to use pest control methods consistent with the District's IPM policy (through contract specifications). Specifically, require contractors to: a) follow the District's IPM policy, BMP's, and SOPs; b) provide evidence of current IPM training, when feasible; and c) provide documentation of pesticide use on District property to the District in a timely manner. (PS 5)	Completed – Continued to incorporate contract language developed in 2004 into all contracts. Continued to use tracking system for contractor's monthly reports.	Ongoing	C.9.d.i	VMU
Goal 17.F. *Require all PCOs to implement Best Management Practices (BMP's).*					
17.F.1	Continue to require PCOs contracted by the District to implement the industry standard BMP's, developed by the Program, through contract specifications. (PS 5)	Completed – Contract language was revised in FY 05-06 and is incorporated into contracts as they expire.	Ongoing	C.9.d.i	VMU
Goal 17.G. *Provide pesticide disposal services through household hazardous waste (HHW) collection programs for all residents and small businesses, and encourage use of these programs.*					
17.G.1	Work with HHW collection agencies to support, enhance, and help publicize programs for proper pesticide disposal. (PS 7)	Completed – Coordinated with Program through attendance of ad hoc task group and work group meetings.	Ongoing	C.9.d.ii	Program

SANTA CLARA VALLEY WATER DISTRICT
URBAN RUNOFF ANNUAL REPORT FOR FY 2007-08
PEST MANAGEMENT

Work Plan Task	Task Description	Status / Comments	Due Date (mo/yr)	Permit Reference	Responsible Party
17.G.2	Provide hazardous waste disposal information to residents, through distribution of materials (e.g., utility bill insert, city newsletter, community events, etc.) or advertising in local media. (PS 6)	Completed – Coordinated with District Units to ensure that information was available at community events and through other venues.	Periodically at least annually	C.9.d.ii	OC and WBMU
Goal 17.H. *Participate in coordinated monitoring efforts to support pesticide TMDL development and implementation.*					
17.H.1	Continue financial support of the Regional Monitoring Program (RMP) and Clean Estuary Partnership (CEP) via SCVURPPP contribution.	Completed – Supported through Program budget.	Annually	C.9.d.iii	Program
17.H.2	Conduct District aquatic herbicide water quality monitoring to fulfill requirements of Statewide General NPDES Permit for Discharges of Aquatic Pesticides to Waters of the United States.	Completed – Self-Monitoring Report was submitted December 15, 2007. Report cover page included in this section.	Feb 08	C.9.d.i	VMU
Goal 17.I. *Implement a work plan that includes appropriate goals, actions, and monitoring mechanisms to reduce pesticide-related toxicity in urban runoff.*					
17.I.1	Review and continuously improve the goals, actions, and monitoring mechanisms of the work plan considering results of self-evaluations, comments from Regional Board staff and other interested parties, and results of local performance review meetings if any. (PS 10)	Completed – Goals, actions and monitoring mechanisms of the work plan were reviewed; effectiveness evaluation was conducted and improvements were included in the FY 2008-09 work plan.	June 08	C.9.d.i	EMU and VMU

RESPONSE TO REGIONAL BOARD COMMENTS FROM PREVIOUS YEAR'S ANNUAL REPORT

No comments from the Regional Board were received on this section of last year's annual report.

SANTA CLARA VALLEY WATER DISTRICT
URBAN RUNOFF ANNUAL REPORT FOR FY 2007-08
PEST MANAGEMENT

HIGHLIGHTS AND ACCOMPLISHMENTS

The District uses pesticides as one of the tools for pest management on its properties and facilities. The primary category of pesticides used is herbicides. Insecticides and rodenticides are used in small quantities. In all cases, pesticide products are used only after an assessment has been made regarding environmental, economical, and public health aspects of each of the alternatives. The District has always been proactive and conservative in the use of pesticides.

The District continues to implement a pesticide policy and an "Approved Pesticide List." Except for three products, the District's Approved Pesticide List met the criteria established in the District's Pesticide Policy for water quality, environmental and public health hazards. The District's policy states "Category I and II pesticides may only be used if required to meet health and safety concerns or if mandated to maintain regulatory compliance such as dam safety." The three "Toxicity Category I" products, one herbicide and two rodenticides, were exempted from meeting the toxicity restriction due to the following factors:

1. They are integral in meeting the structural engineering requirements of the District's levee systems and dam safety program.
2. There are no practical alternatives at this time.
3. The toxicity and hazard exposure of these products applies only to the applicator at the time of application. These hazards are mitigated with protective clothing and eye protection which minimize the exposure hazard to the maximum extent.

The District believes that use of the less toxic products is beneficial to the environment and the health and safety of employees. The District's annual pesticide use summary report for calendar year 2007 is included in this section as Table 17.1.

The District began implementation of the arundo mitigation program in 2002. The eradication program has increased the District's use of some pesticides. The cut stump method of application minimizes the potential for environmental impacts. The District currently has a program for monitoring the water quality impacts of this work type.

The District continued the program in South County to control vegetation on levee roads, in right-of-ways, and on the top of banks. The District designated 2002 as the baseline year for measuring pesticide reduction. Several herbicides were reformulated in 2005, so the products were grouped by active ingredient. The District's Spartina (invasive species) mitigation program began using a different herbicide, Imazapyr, in FY 05-06. Baseline total for Imazapyr was set at 2005 usage. A comparison of 2002 usage to 2007 usage shows the following decreases and increases by active ingredient (Table 17.2) and a comparison of 2005 usage to 2007 usages shows the following decreases and increases (Table 17.3):

SANTA CLARA VALLEY WATER DISTRICT
URBAN RUNOFF ANNUAL REPORT FOR FY 2007-08
PEST MANAGEMENT

Ingredient	Baseline Reduction	Decrease From 2005
Chlorsulfuron	100.00%	0.00%
Clopyralid	100.00%	100.00%
Oryzalin	19.35%	2.06%
Pendimethalin	24.08%	47.88%
Sulfometuron-Methyl	100.00%	0.00%
Triclopyr	99.26%	98.26%

Ingredient	Baseline Increase	Decrease From 2005
Glyphosate	18.63%	6.38%

	Baseline Increase	Increase From 2005
Imazapyr	27.17%	27.06%
Isoxaben	36.85%	35.47%
Non-Ionic Surfactant	17.28%	5.56%

R-11 was not used in FY 2006-07, but will remain on the list of approved pesticides for possible use in the future.

Specifications were developed for Pest Control Operators (PCOs) contracted for District applications to use pest control methods consistent with the District's IPM Policy. PCOs are required to follow the District's IPM Policy, Best Management Practices, and Standard Operating Procedures; provide evidence of current IPM training, when requested; and provide monthly pesticide use reports. Implementation of the new specifications and a pesticide use tracking system began July 1, 2004.

ALTERNATIVE PEST MANAGEMENT PRACTICES

With more than 25 acres of unwanted vegetation rising up and around the Santa Teresa Water Treatment Plant, the District used nearly 700 goats to chew and munch away dry brush that could have posed a fire hazard if left unchecked. Using the goats was a welcome alternative to chemicals or mowing, which proved difficult in the past because of uneven slopes around the plant. This innovative approach reflects that the District is doing things differently and certainly keeping the environment in mind.

The District continued to integrate mechanical harvesting and non-toxic dye colorants with the use of algaecides and herbicides to manage algae at percolation ponds.

TRAINING/CERTIFICATION

Continuing education (CE) is required to maintain certification. Employees can obtain CEs through seminars sponsored by Pesticide Applicators Professional Association (PAPA), California Association of Pest Control Advisors (CAPCA), manufacturers and universities. CEs are tracked by PAPA/CAPCA and records can be obtained from their websites. All District employees prepare an Employee Performance Plan and County Agricultural Commissioner and the State Department of Pesticide Regulations certification and training requirements are included in individual

SANTA ANA VALLEY WATER DISTRICT
URBAN RUNOFF ANNUAL REPORT FOR FY 2007-08
PEST MANAGEMENT

Performance Plans. Performance Plan evaluations are conducted every January for all employees. Employees not meeting certification and training requirements contained in their Performance Plan may face disciplinary action or termination of employment.

Bi-weekly safety meetings are held that include IPM Policy, SOP and BMP training. Label training, hazardous spill response, symptoms of pesticide poisoning were some of the topics covered this past year.

BMP inspection checklists continue to be completed for both chemical and non-chemical vegetation management activities.

Santa Clara Valley Water District
Annual Pesticide Use Summary Report
Year 2007

TABLE 17.1

Product Name	Manufacturer	Active Ingredient	EPA/California Registration #	Unit of Measure	Total Annual Quantity Applied	Total Number of Applications	Average Quantity per Application
ACCORD XRT	Dow AgroSciences	Glyphosate	62719-517	GA	0.00	0	0.000
AQUAMASTER	Monsanto	Glyphosate	524-343	GA	444.73	410	1.085
COMPETITOR	Wilbur-Ellis	Non-Ionic Surfactant	2935-50173	GA	1.88	15	0.125
GALLERY	Dow-Elanco	Isoxaben	62719-145	LB	871.12	317	2.748
GARLON 3A	Dow-Elanco	Triclopyr	62719-37	GA	0.00	0	0.000
GARLON 4	Dow-Elanco	Triclopyr	62719-40	GA	0.07	2	0.035
HABITAT	BASF Corp	Imazapyr	241-426	GA	4.54	10	0.000
OUST	Dupont	Sulfometuron-Methyl	352-401	OZ	0.00	0	0.000
PENDULUM	Cyanamid	Pendimethalin	241-340	LB	0.00	0	0.000
PENDULUM AQUACAP	BASF Corp	Pendimethalin	241-416	GA	697.83	309	2.258
PRO-SPREADER	Target	Non-Ionic Surfactant	1050775-50022-AA	GA	143.45	247	0.581
R-11	Wilbur-Ellis	Non-Ionic Surfactant	2935-501-42-AA	GA	0.00	0	0.000
RODEO	Monsanto	Glyphosate	524-343	GA	0.00	0	0.000
ROUNDUP PRO	Monsanto	Glyphosate	524-475	GA	143.97	82	1.756
ROUNDUP (Concentrate)	Monsanto	Glyphosate	524-529	GA	628.44	573	1.097
ROUNDUP (Dry Pack)	Monsanto	Glyphosate	524-505	OZ	0.00	0	0.000
SURFLAN	Dow-Elanco	Oryzalin	1471-112	GA	121.94	34	0.000
TRANSLINE	Dow-Elanco	Clopyralid	62719-73-AA	GA	0.00	0	0.000

Santa Clara / Water District
Pesticide Baseline Comparision Report
Year 2002 vs Year 2007

TABLE 17.2

Active Ingredient	Product Name	Unit of Measure	2002 Baseline Totals By Product	% Active Ingredient	2002 Baseline Totals by Active Ingredient	2007 Totals By Product	2007 Totals by Active Ingredient	% Increase/ Decrease by Product	% Increase/ Decrease by Active Ingredient
Chlorsulfuron	Telar® DF	OZ	146.20	75.0%	109.65	0.00	0.00	(100.00)	(100.00)
Clopyralid	Transline®	GA	2.36	40.9%	0.97	0.00	0.00	(100.00)	(100.00)
Glyphosate	Accord® XRT [1]	GA	3.25	53.6%	526.90	0.00	625.08	N/A	18.63
	Aquamaster®	GA	361.38	53.8%		444.73		23.06	
	Rodeo®	GA	94.39	53.8%		0.00		(100.00)	
	Roundup Pro® Concentrate	GA	0.00	52.0%		628.44		N/A	
	Roundup ProDry®	GA	0.00	71.4%		0.00		N/A	
	Roundup Pro®	GA	682.82	41.0%		143.97		(78.92)	
Imazapyr	Habitat® [2]	GA	3.57	28.7%	1.02	4.54	1.30	27.17	27.17
Isoxaben	Gallery®	LB	636.55	75.0%	477.41	871.12	653.34	36.85	36.85
Non-Ionic Surfactant	Competitor®	GA	0.00	98.0%	111.65	1.88	130.95	N/A	17.28
	Pro-Spreader Activator	GA	124.06	90.0%		143.45		15.63	
Oryzalin	Surflan® AS	GA	151.19	40.4%	61.08	121.94	49.26	(19.35)	(19.35)
Pendimethalin	Pendulum® WDG	LB	2,252.80	60.0%	1,351.68	0.00	1,026.23	(100.00)	(24.08)
	Pendulum® AquaCap [3]	GA	0.00	38.7%		2,651.75		N/A	
Sulfometuron-Methyl	Oust®	OZ	10.00	75.0%	7.50	0.00	0.00	(100.00)	(100.00)
Triclopyr	Garlon® 4	GA	9.43	61.6%	5.81	0.07	0.04	(99.26)	(99.26)

[1]ACCORD XRT baseline total is from 2006.
[2]HABITAT baseline total is from 2005.
[3]PENDULUM AQUACAP - 2005 Annual Quantity Applied was 192.44 gallons and was converted to pounds for comparison (1 gallon = 3.8 pounds)

N/A - Not used in 2002

Santa Clara Water District
Pesticide Comparision Report
Year 2005 vs Year 2007

TABLE 17.3

Active Ingredient	Product Name	Unit of Measure	2005 Totals By Product	2007 Totals By Product	% Increase/ Decrease By Product	% Active Ingredient	2005 Totals by Active Ingredient	2007 Totals by Active Ingredient	Percent Increase/ Decrease By Ingredient
Chlorsulfuron	Telar® DF	OZ	0.00	0.00	0.00	75.0%	0.00	0.00	0.00
Clopyralid	Transline®	GA	0.08	0.00	0.00	40.9%	0.03	0.00	(100.00)
Glyphosate	Accord® XRT [1]	GA	3.25	0.00	(100.00)	53.6%	667.65	625.08	(6.38)
	Aquamaster®	GA	511.98	444.73	(13.14)	53.8%			
	Rodeo®	GA	0.00	0.00	0.00	53.8%			
	Roundup Pro® Concentrate [2]	GA	27.25	628.44	2,206.20	52.0%			
	Roundup ProDry®	GA	0.95	0.00	(100.00)	71.4%			
	Roundup Pro®	GA	916.13	143.97	(84.28)	41.0%			
Imazapyr	Habitat® [3]	GA	3.57	4.54	27.06	28.7%	1.03	1.30	27.06
Isoxaben	Gallery®	LB	643.03	871.12	35.47	75.0%	482.27	653.34	35.47
Non-Ionic Surfactant	Competitor®	GA	1.45	1.88	29.48	98.0%	124.05	130.95	5.56
	Pro-Spreader Activator	GA	136.25	143.45	5.28	90.0%			
	R-11®	GA	0.00	0.00	0.00	90.0%			
Oryzalin	Surflan® AS	GA	124.50	121.94	(2.06)	40.4%	50.30	49.26	(2.06)
Pendimethalin	Pendulum® WDG	LB	391.90	0.00	(100.00)	60.0%	518.14	270.06	(47.88)
	Pendulum® AquaCap [4]	GA	731.27	697.83	(4.57)	38.7%			
Sulfometuron-Methyl	Oust®	OZ	0.00	0.00	0.00	75.0%	0.00	0.00	0.00
Triclopyr	Garlon® 4	GA	4.03	0.07	(98.26)	61.6%	2.48	0.04	(98.26)

[1]ACCORD XRT was not used in 2005. 2006 usage set as the baseline total.
[2]ROUNDUP PRO (Concentrate) was not used in 2005. 2006 usage set as the baseline total.
[3]HABITAT is used to treat the Spartina invasive species. 2005 usage set as the baseline total.
[4]PENDULUM AQUACAP - 2007 Annual Quantity Applied was 697.83 gallons and was converted to pounds for comparison (1 gallon = 3.8 pounds)

042831

SANTA CLARA VALLEY WATER DISTRICT

DRAFT
SELF-MONITORING REPORT

FOR THE

IN-STREAM AQUATIC HERBICIDE CONTROL PROGRAM FOR NORTHERN SANTA CLARA COUNTY

Prepared by

Jen Codianne
Vegetation Program Specialist
Vegetation Management Unit

Under the
Direction of

Mark Wander
Vegetation Unit Manager
Vegetation Management Unit

December 15, 2007

Attachment 1.18
CONTROL PROGRAM FOR SEDIMENT

042833

SANTA CLARA VALLEY WATER DISTRICT
URBAN RUNOFF ANNUAL REPORT FOR FY 2007-08
CONTROL PROGRAM FOR SEDIMENT

SELF EVALUATION MATRIX

Work Plan Task	Task Description	Status / Comments	Due Date (mo/yr)	Permit Reference	Responsible Party
18. Control Program for Sediment					
Goal 18.A. *Participate in planning and implementation of watershed analyses and sediment management practices for District urban creeks, to reduce sedimentation and habitat impairments, improve aquatic beneficial uses, and support TMDL efforts in San Francisquito Creek.*					
18.A.1	Assist with Implementation of Urban Creeks Watershed Sediment Analysis Plan and Management Practices Assessment for Upper Penitencia Creek. Review Assessment Approach and Watershed Priorities Review Sediment Balance if developed	District will review documents and provide comments, participate in evaluation of management measures, review assessment and provide comments, and review technical memorandum and provide comments.	June 08	C.9.f.iii	EMU
18.A.2	Assist with Implementation of Urban Creeks Watershed Sediment Analysis Plan and Management Practices Assessment for Saratoga Creek.	District will review analysis and provide comments, participate in evaluation of management measures, review assessment and provide comments, and review technical memorandum and provide comments.	June 08	C.9.f.iii	EMU

SANTA CLARA VALLEY WATER DISTRICT
URBAN RUNOFF ANNUAL REPORT FOR FY 2007-08
CONTROL PROGRAM FOR SEDIMENT

Work Plan Task	Task Description	Status / Comments	Due Date (mo/yr)	Permit Reference	Responsible Party
18.A.3	Assist with analysis and implementation of Watershed Sediment Analysis Activities for Coyote Creek.	District will review analysis and provide comments, participate in evaluation of management measures, review assessment and provide comments, and review technical memorandum and provide comments.	June 08	C.9.f.iii	Program

RESPONSE TO REGIONAL BOARD COMMENTS FROM PREVIOUS YEAR'S ANNUAL REPORT

No comments from the Regional Board were received on this section of last year's annual report.

PROGRAM EVALUATION

The District will share water quality monitoring data and information from capital improvement projects and stream maintenance projects with the Program.

HIGHLIGHTS AND ACCOMPLISHMENTS

Coordinate Regional Monitoring Efforts of BASMAA, SCVURPPP, WMI, and District

The District Environmental Management Unit staff attended program and regional monitoring work group meetings including SCVURPPP Monitoring Ad-Hoc Work Group, BASMAA Monitoring Committee, WMI Assessment Subgroup meetings, and TMDL work group meetings (PCB, mercury, sediment), to identify opportunities for coordination and collaboration of monitoring activities. District staff continued participation in the Monitoring Ad Hoc Workgroup meetings and worked with the SCVURPPP Program to

share monitoring data. District staff reviewed and commented on Program monitoring work plans, monitoring reports, and assessments.

Upper Penitencia Creek Sediment Study

The District assisted with the Upper Penitencia Sediment Source and Management Practices Assessments by providing information on the operations of the diversion structures for the percolation ponds as well as by providing information on other water utility operations pertinent to Upper Penitencia creek. The District also provided significant information on the fisheries condition in the watershed. The District completed a review of the document and also convened a multi division meeting of managers and operations staff to respond to the Regional Boards questions on the first draft of the document in the fall of 2006. District also reviewed and commented on the various other Upper Penitencia Creek studies.

Saratoga Creek Watershed Assessment

The District has provided funding and coordination for a fish scale analysis of the fish scales that were collected for the Saratoga Creek Watershed Assessment. The District has also been working with the Program to ensure that Program staff collected samples from only public owned sites.

042837

Attachment 1.19
WATERSHED MANAGEMENT

SANTA CLARA VALLEY WATER DISTRICT
URBAN RUNOFF ANNUAL REPORT FOR FY 2007-08
WATERSHED MANAGEMENT

SELF EVALUATION MATRIX

Work Plan Task	Task Description	Status / Comments	Due Date (mo/yr)	Permit Reference	Responsible Party
19. Watershed Management					
Goal 19.A. *Participate in coordinated stakeholder efforts to support the planning and implementation of watershed monitoring and assessments.*					
19.A.1	Continue participation in WMI/SCVURPPP Monitoring ad hoc task group. District staff participates quarterly in WMI Watershed Assessment Subgroup.	Attend SCVURPPP Monitoring Ad Hoc Task Group & Watershed Management Initiative Watershed Assessment Subgroup integrated Quarterly meetings.	Ongoing	C.10	WMI WAS

RESPONSE TO REGIONAL BOARD COMMENTS FROM PREVIOUS YEAR'S ANNUAL REPORT

No comments from the Regional Board were received on this section of last year's annual report.

PROGRAM EVALUATION

The District will share water quality monitoring data and information from capital improvement projects and stream maintenance projects with the Program.

HIGHLIGHTS AND ACCOMPLISHMENTS

Coordinate Regional Monitoring Efforts of BASMAA, SCVURPPP, WMI, and District

The District Environmental Management Unit staff attended program and regional monitoring work group meetings including SCVURPPP Monitoring Ad-Hoc Work Group, BASMAA Monitoring Committee, WMI Assessment Subgroup meetings, and TMDL work group meetings (PCB, mercury, sediment), to identify opportunities for coordination and collaboration of monitoring activities. District staff participated in the Monitoring Ad Hoc Workgroup meetings and worked with the SCVURPPP Program to share

monitoring data. District staff reviewed and commented on Program monitoring work plans, monitoring reports, and assessments. The District has dedicated significant resources to work on the Guadalupe Watershed Mercury study and proposed TMDL. The District has also dedicated staff time to comment on the San Francisco Bay Mercury TMDL.

Major accomplishments included:

1. Provided debriefing on Solar Bee Mercury Removal efforts to pave the road for future support letters for grant funding.
2. Provided debriefing to WMI Land Use Subgroup on Stewardship Planning efforts to advocate the visions for the watersheds and better use of the information contained in the District's stewardship plans.
3. Facilitated the removal of "silver wash" washing machines from the water conservation rebate program, prevented toxic chemicals from entering the wastewater stream right from the source.
4. Played an important role to encourage City of San Jose to conduct a more thorough review of the impacts on groundwater resources for its Household Hazardous Waste Collection Facility.
5. Contributed to the planning of the June retreat for strengthening WMI's focus in its Watershed Action Plan implementation phase.
6. Led or supported several policy-level dialogues with the District Board of Directors, Environmental Advisory Committee and interested parties on Stream Protection, Restoration,
7. Contributed to the collection of nearly 300 slides for the Developing in Watersheds presentation.
8. Staffed field trips showcasing District project for the workshops hosted by the Land Use Subgroup.
9. Wrote an article for the District's internal newsletter to promote effective uses of the WMI functions.

Water Quality Index Project.

In the fall of 2004 the Environmental Management Unit implemented a study of general water quality monitoring in the Guadalupe Watershed to compare the watershed to other studies taking place in the country. This study was both time consuming and initially costly to conduct in both labor hours and laboratory fees. This study has just completed the collection of the seventh round (3.5 years) of sample collection in the Guadalupe River watershed. The study has completed its fourth round of sampling in the Stevens Creek and Coyote Creek watersheds. At the tidal sites both a high tide and a low tide sample was collected.

Coyote Creek results indicate that the water quality does generally fall into the excellent to good range in the upper watershed and tends to degrade slightly as one approaches the lower watershed area and the bay. This lower water quality is what one would

expect as the water from the urban environment contributes a higher concentration of pollutants than would be expected from the more rural reaches.

Stevens Creek results indicate a narrower range of variability between seasons and downstream locations as well. All the results are in the good range. The Permanente results are slightly lower than the Stevens results for approximately the same water shed elevation and this could possibly be due to industrial operations in the Permanente sub watershed.

Guadalupe River results indicate that the water quality does generally fall slightly above and bell the good range in the upper watershed and tends to degrade slightly as one approaches the lower watershed area and the bay. In general the tidal bay water tends to be of similar if not slightly lower quality than the stream water.

The study has been concluded for financial reasons as well for reasons associated with the contract laboratories performance. Should the study resume correlating WQI data with watershed rainfall and stream flow data would be interesting. Additionally the sites should be containing elevation information in the tables.

A summary of the Water Quality Index is attached from the National Sewer Foundation website for review and a description of parameters assessed.

From the NSF International website:

In an effort to develop a system to compare water quality in various parts of the country, over 100 water quality experts were called upon to help create a standard Water Quality Index (WQI). The index is basically a mathematical means of calculating a single value from multiple test results. The index result represents the level of water quality in a given water basin, such as a lake, river, or stream.

To determine the WQI, the following nine water quality parameters are measured:

- **Biochemical Oxygen Demand**
  The Biochemical Oxygen Demand (or BOD) is a measure of the amount of food for bacteria that is found in water. Bacteria utilize organic matter in their respiration and remove oxygen from the water. The BOD test provides a rough idea of how much biodegradable waste is present in the water. (Biodegradable waste is usually composed of organic wastes, including leaves, grass clippings, and manure).

- **Dissolved Oxygen**
  The dissolved oxygen test measures the amount of life-sustaining oxygen dissolved in the water. This is the oxygen that is available to fish, invertebrates, and all other animals living in the water. Most aquatic plants and animals need oxygen to survive; in fact, fish will drown in water when the dissolved oxygen levels get too low. Low levels of dissolved oxygen in water are a sign of possible pollution.
- **Fecal Coliform**
  Fecal coliform is a form of bacteria found in human and animal waste.
- **Nitrates**
  Nitrates are a measure of the oxidized form of nitrogen and are an essential macronutrient in aquatic environments. Nitrates can be harmful to humans, because our intestines can break nitrates down into nitrites, which affects the ability of red blood cells to carry oxygen. Nitrites can also cause serious illnesses in fish.
- **pH**
  The pH level is a measure of the acid content of the water. Most forms of aquatic life tend to be very sensitive to pH. Water containing a great deal of organic pollution will normally tend to be somewhat acidic. Water with a pH of 7 is considered neutral. If the pH is below 7, it is classified as acidic, while water with a pH greater than 7 is said to be alkaline. The pH of tap water in the U.S. is usually between 6.5 and 8.5.
- **Temperature Change**
  The water temperature of a river is very important, as many of the physical, biological, and chemical characteristics of a river are directly affected by temperature. Most waterborne animal and plant life survives within a certain range of water temperatures, and few of them can tolerate extreme changes in this parameter. Using the same thermometer, the water temperature should be checked at the test site and at a similar site one mile upstream. Care should be taken when taking the temperature upstream to ensure that the amount of sunlight and the depth of the river are similar to the original test site.
- **Total Dissolved Solids**
  This is a measure of the solid materials dissolved in the river water. This includes salts, some organic materials, and a wide range of other things from nutrients to toxic materials. A constant level of minerals in the water is necessary for aquatic life. Concentrations of total dissolved solids that are too high or too low may limit growth and lead to the death of many aquatic life forms.
- **Total Phosphate**
  Phosphates are chemical compounds made from the elements phosphorous and oxygen; they are necessary for plant and animal growth. Phosphates can be present in water in many forms, so total phosphate gives an estimate of the total amount of phosphate potentially available in a given water supply.
- **Turbidity**
  Turbidity is a measure of the dispersion of light in a column of water due to suspended matter. The higher the turbidity, the

cloudier the water appears. If water becomes too turbid, it loses the ability to support a wide variety of plants and other aquatic organisms.

After the nine water quality tests are completed and the results recorded, a "Q" value is calculated for each parameter, and the overall WQI for the sampling site is then calculated.

It is important to monitor water quality over a period of time in order to detect changes in the water's ecosystem. The Water Quality Index can give an indication of the health of the watershed at various points and can be used to keep track of and analyze changes over time.

What Does the WQI Mean?

The Water Quality Index uses a scale from 0 to 100 to rate the quality of the water, with 100 being the highest possible score. Once the overall WQI score is known, it can be compared against the following scale to determine how healthy the water is on a given day.

Table I - WQI Quality Scale

91-100:	Excellent water quality
71-90:	Good water quality
51-70:	Medium or average water quality
26-50:	Fair water quality
0-25:	Poor water quality

Water supplies with ratings falling in the good or excellent range would able to support a high diversity of aquatic life. In addition, the water would also be suitable for all forms of recreation, including those involving direct contact with the water. Water supplies achieving only an average rating generally have less diversity of aquatic organisms and frequently have increased algae growth.

Water supplies falling into the fair range are only able to support a low diversity of aquatic life and are probably experiencing problems with pollution. Water supplies that fall into the poor category may only be able to support a limited number of aquatic life forms, and it is expected that these waters have abundant quality problems. A water supply with a poor quality rating would not normally be considered acceptable for activities involving direct contact with the water, such as swimming.

The results of the District WQI pilot project to date are summarized in the Figures 19-1, 19-2, and 19-3 in this section of the report.

Figure 19.1
Coyote Creek Watershed
Weighted Water Quality Sample Results

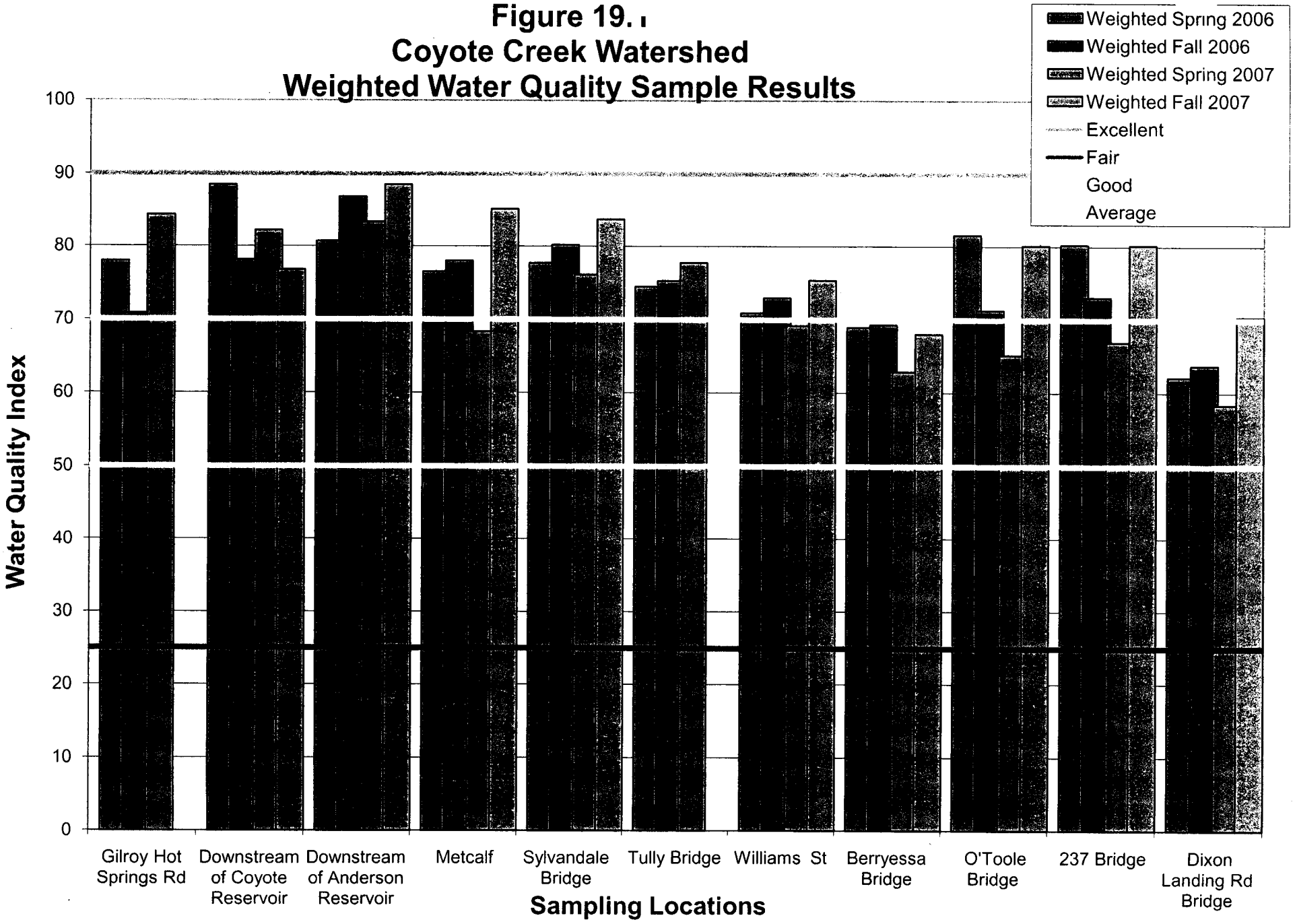

Figure 19.2
Stevens Creek
Water Quality Sample Results

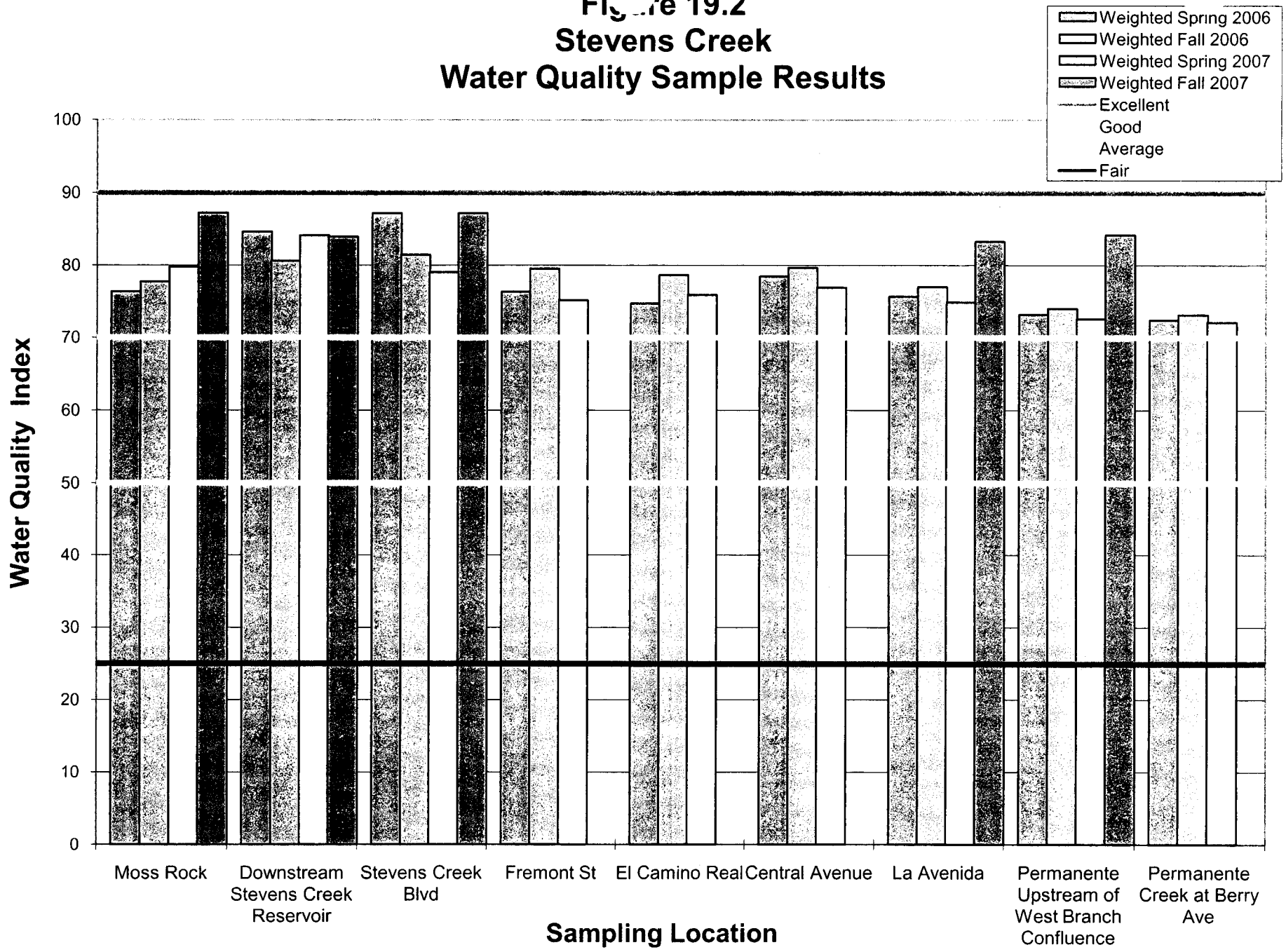

Figure 3
Guadalupe River Watershed
Weighted Water Quality Sample Results

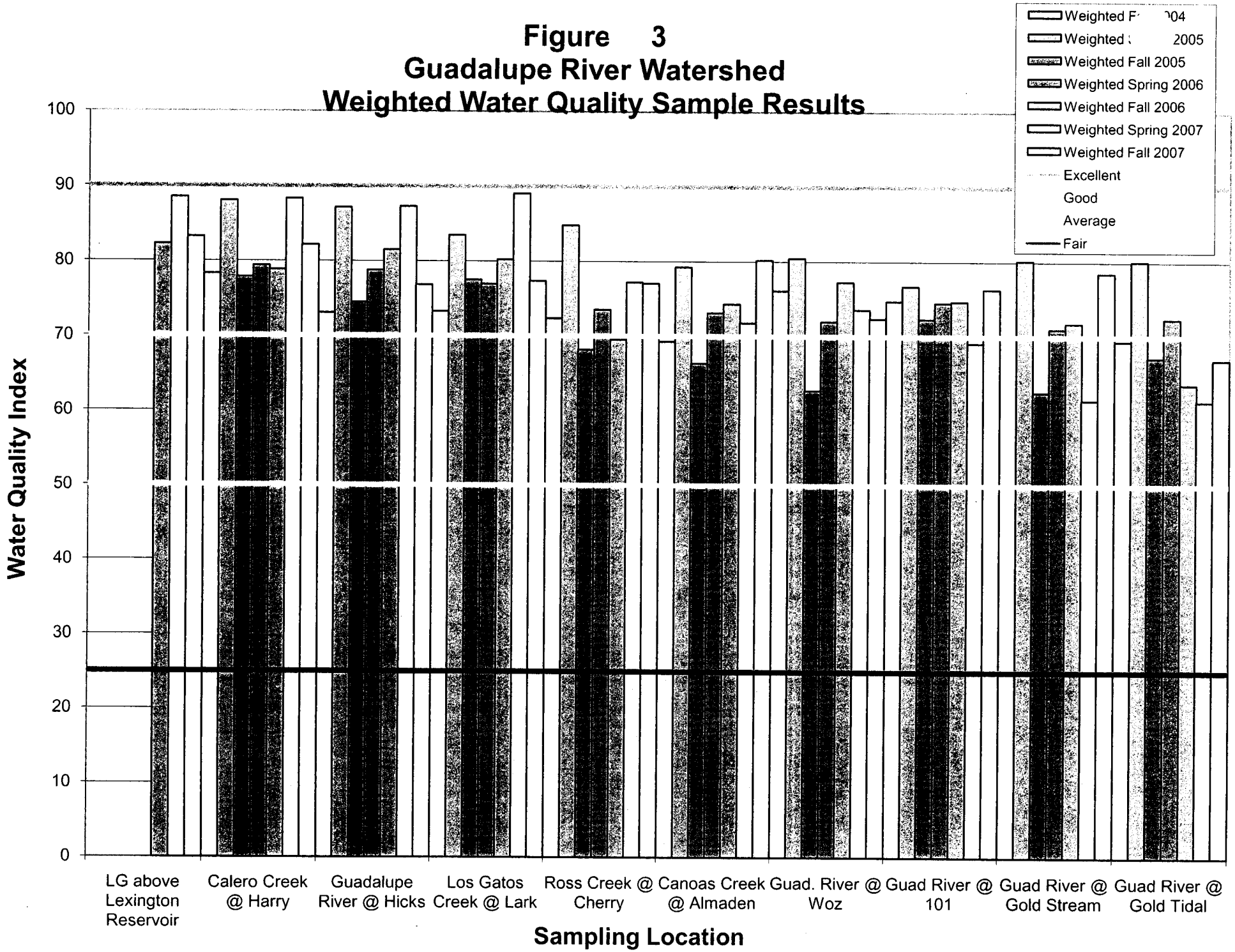

Attachment 1.20
CONTINUOUS IMPROVEMENT ACTIVITIES

042849

TA CLARA VALLEY WATER DISTRICT
URBAN RUNOFF ANNUAL REPORT FY 2007-08
CONTINOUS IMPROVEMENT

SELF EVALUATION MATRIX

Work Plan Task	Task Description	Status / Comments	Due Date (mo/yr)	Permit Reference	Responsible Party
20. Continuous Improvement Activities					
Goal 20.A *These items were included in the Annual Report as areas that the District could improve*					
20.A.1	Update Districts Water Utility Discharge Pollution Prevention Manual to reflect the more stringent allowable chlorine residual discharge value of 0.01 mg/l.		June 09		SWQU
20.A.2	SWQU to increase frequency of inspections @ District Construction Sites.		May 09		SWQU

RESPONSE TO REGIONAL BOARD COMMENTS FROM PREVIOUS YEAR'S ANNUAL REPORT

No comments from the Regional Board were received on this section of last year's annual report.

PROGRAM EVALUATION

The Environmental Management Unit continued to conduct pre-rainy season inspections to facilitate site compliance whenever it was necessary or requested by Construction Inspection Unit staff. The frequency of construction site inspection coverage continued to remain high this past year. This was facilitated by Environmental Management Unit coordinating in the field with the construction inspectors and through the use of monthly email reminders to Construction Inspectors to conduct SWPPP evaluations.

SANTA CLARA VALLEY WATER DISTRICT
URBAN RUNOFF ANNUAL REPORT FY 2007-08
CONTINOUS IMPROVEMENT

HIGHLIGHTS AND ACCOMPLISHMENTS

The District continued to use the monthly inspection sheet developed in FY 02-03 to facilitate compliance and follow up inspections. The Environmental Management Unit continued to meet with the Construction Inspectors in the field to go over SWPPP implementation at construction sites. These field meetings proved very successful for several projects and will continue in FY 07-08.

Construction Administration Unit continues to use the Incident Response/Pollution Prevention Hotline to contact Environmental Management Unit staff to report construction sites that are creating sediment discharges.

Attachment 1.21
LIST OF ACYRONYMS

042853

Santa Clara Valley Water District
List of Acronyms

AHALFA	Aquatic Habitat and Limiting Factors Assessment
BASMAA	Bay Area Stormwater Management Agencies Association
BMP(s)	Best Management Practice(s)
BOD	Biochemical Oxygen Demand
CAP	Copper Action Plan
CAPCA	California Association of Pest Control Advisors
CE	Continuing education
CEP	Clean Estuary Partnership
CEQA	California Environmental Quality Act
CIP	Capital Improvement Project
CMGM	Channel Maintenance Guidance Manual
CPRU	Community Projects Review Unit
CPSD	Capital Programs Services Division
DOT	Department of Transportation
DPR	Department of Pesticide Regulation
EMU	Environmental Management Unit (previously the Stream Water Quality Unit)
EPA	Environmental Protection Agency
ERAF	Education Revenue Augmentation Fund
FY	Fiscal Year
GIS	Geographic Information System
HazWaste	Hazardous Waste
HAZWOPER	Hazardous Waste Operations and Emergency Response
HEC-HMS	Hydrologic Engineering Centers-Hydrologic Modeling System
HEC-RAS	Hydrologic Engineering Centers-River Analysis System
HHW	Household Hazardous Waste
HMP	Hydromodification Management Plan
ICID	Illicit Connection/Illegal Dumping
ICP	Incident Command Procedures
IPM	Integrated Pesticide Management
IRP	Incident Response Program
ISO	International Organization for Standardization
NASA	National Aeronautics and Space Administration
NPDES	National Pollutant Discharge Elimination System
O&M	Operation and Maintenance
OC	Office of Communications
OP	Organophosphate
OWOW	Our Water, Our World
P2	Pollution Prevention
PAPA	Pesticide Applicators Professional Association
PCB	Polychlorinated Biphenyl
PCOs	Pest Control Operators
PIP	Public Information/Participation
PS	Performance Standard
QEMS	Quality and Environmental Management System
RMP	Regional Monitoring Program
RWQCB	Regional Water Quality Control Board
RWTP	Rinconada Water Treatment Plant

Santa Clara Valley Water District
List of Acronyms
(Continued)

SCB	Santa Clara Basin
SCVRUPPP	Santa Clara Valley Urban Runoff Pollution Prevention Program
SD O&M	Storm Drain Operation and Maintenance
SMP	Stream Maintenance Program
SOP	Standard Operating Procedure
SWPPP	Storm Water Pollution Prevention Plan
SWQU	Stream Water Quality Unit
TMDL	Total Maximum Daily Load
URMP	Urban Runoff Management Plan
VMU	Vegetation Management Unit
WAS	Watershed Assessment Subgroup
WE&O	Watershed Education and Outreach
WEFTEC	Water Environment Federation
WMI	Watershed Management Initiative
WQ	Water Quality
WQI	Water Quality Index
WUD	Water Utility Discharge
WWPU	Wells and Water Production Unit

042856

September 15, 2009

Mr. Bruce H. Wolfe
Executive Officer
San Francisco Bay Region
Regional Water Quality Control Board
1515 Clay St., Suite 1400
Oakland, CA 94612

Subject: Sunnyvale Urban Runoff Management Program FY 2008-2009 Annual Report

Dear Mr. Wolfe:

This report is submitted by the City of Sunnyvale, in conjunction with the Santa Clara Valley Urban Runoff Pollution Prevention Program's Annual Report, pursuant to provision C.6.a. of the Program's municipal storm water NPDES Permit. The report summarizes activities performed during FY 2008-2009 in accordance with the City of Sunnyvale's Urban Runoff Management Plan (URMP) submitted on September 1, 2005, which contains modifications to the performance standards from the original URMP first submitted in 1997.

The goals of this Annual Report are to: 1) concisely document implementation of the URMP during the past fiscal year; 2) evaluate program results for continuous improvement; and 3) share this information with other Co-permittees, municipal decision-makers, and the public. To accomplish these goals, the report contains the following Attachments:

A. Certification statement
B. ICID Elimination Activities
C. Industrial/Commercial Discharger Control Program
D. Public Agency Activities
   1. Public Streets, Roads, and Highways O&M
   2. Rural Public Works O&M
   3. Storm Drain O&M
   4. Water Utility O&M
   5. Corp Yard O&M
E. New Development Planning Procedures
F. Construction Inspection
G. Public Information and Participation
   - General Outreach
   - Targeted Outreach
   - Educational Programs
   - Citizen Participation
H. Pesticide Management Activities
I. Mercury Pollution Prevention Activities
J. Copper Action Plan/Nickel Action Plan

ADDRESS ALL MAIL TO: P.O. BOX 3707 SUNNYVALE, CALIFORNIA 94088-3707
TDD (408) 730-7501
Printed on Recycled Paper

K. Trash Inventory and Management
L. Water Quality Monitoring
M. Staff Training Summary Table
N. Watershed Management Activities
O. PCB Plan Development
P. Watershed Measures: Sediment Impairment Studies
Q. Storm Water Permit Renewal Activities

No comments were received from Regional Water Quality Control Board Staff on the FY 07-08 annual report submitted by the City, consequently, the report is substantially the same format as past years.

A summary of the City of Sunnyvale's Urban Runoff Program highlights and accomplishments are described below:

1) A significant amount of staff time and effort is dedicated to implement the C.3 provisions of the permit for applicable projects (i.e., those that add or replace 10,000 square feet or more of impervious area), construction inspection, and implementation of post-construction inspections as C.3 applicable projects are completed. A number of initial projects approved under the C.3 requirements are now complete and have undergone post-construction inspections this year. Reports on the post-construction inspections of those projects are included in this report in Attachment E, Appendix 1 Table 2.

2) In previous years, Sunnyvale completed a number of trash assessments using both the Keep America Beautiful on a variety of land uses and the Urban Rapid Trash Assessment (URTA) methodology in several local waterways. Rather than continue devoting resources to assessing trash in areas around Sunnyvale using the URTA methods, more actions were initiated to help remove and prevent litter from entering waterways. Only two locations were assessed on the Sunnyvale East and West Channels in FY 08-09 using the URTA, which are storm water conveyances for a significant portion of the city.

The efforts that were initiated in FY 08-09 to address the trash/litter accumulation in storm drains and waterways issue were:

- Sunnyvale hosted a site for the Coastal Clean Up Day event in September 2009 along the Guadalupe Slough, where it surrounds the Sunnyvale Water Pollution Control Plant's oxidation ponds. The Slough receives flow from San Tomas Aquino Creek, Calabazas Creek, Sunnyvale East Channel and Sunnyvale West Channel, as well as being tidally influenced by South San Francisco Bay. The event was very successful and plans are underway to support the event at the same location again this September.
- Sunnyvale participated in the Great American Litter Pick Up event held in April 2009, that focused on removing litter from three Sunnyvale neighborhoods (approximately 3 square miles- an increase over last year's efforts)
- Sunnyvale participated in the National River Clean-Up Day in May 2009 coordinating volunteers who picked up litter and debris from banks of the Sunnyvale East Channel and one side of Calabazas Creek, where it surrounds Sunnyvale Baylands Park.

- In cooperation with SCVURPPP and the City of San Jose, Sunnyvale continued participating in the pilot storm drain retrofit project. A total of thirteen storm drain inlet inserts that have been certified to meet the "full capture" criteria established by the Los Angeles area Regional Board were installed in areas around the city. The sites selected were based on data collected from inlet cleaning and on observations of adjacent land uses that may contribute to accumulations of litter. Preliminary data regarding the types and quantities of materials captured by these devices are included in this report in Attachment K, Appendix 1. Operations and maintenance requirements for the units as well as costs associated with them will be a major focus of this pilot project, with the information to be reported at the end of the pilot which will be made available in the fall of 2009.

- Additional outreach efforts, including media litter pollution prevention messages and litter pollution prevention education in schools were accomplished in FY 08-09. See Attachment G for details.

3) The PI/P Program continued with its effective outreach to local residents at the Sunnyvale Farmer's Market, school presentations, neighborhood and corporate fairs, pancake breakfasts, and many other community events, providing a good venue for distribution of literature and 1:1 discussions with residents on the importance of and ways to prevent storm water pollution. A significant effort was made to successfully increase the number of presentations at schools, which has been very successful and well received by teachers. Descriptions of these activities and their effectiveness are included in Attachment G.

4) City staff continues to play a significant role in implementing the Santa Clara Valley Green Gardener Training/Certification program, in cooperation with other co-permittees, the Metropolitan Adult Education Program in San Jose, and the Santa Clara County Master Gardeners. Four classes of this training program for landscape maintenance workers, landscape contractors, and professional gardeners was held in FY 08-09, with over 50 individuals successfully completing the attendance and final exam requirements for the class.

The Green Gardener program originated in Santa Barbara and has been successfully implemented there, as well as in Monterey and Santa Cruz counties. The main focus of the training is to reduce urban stormwater pollution resulting from landscape management practices, to use resources wisely, and to practice the key principles of ecological landscaping. Students received 20 hours of training in the following topics: promoting healthy soils, Integrated Pest Management (IPM), fertilizer use and application, irrigation techniques, scheduling, and troubleshooting, selecting the right plants for the right place, proper pruning, the beneficial uses of mulch and compost, and issues related to air quality from maintenance equipment.

Two awards were received for Santa Clara Valley Green Gardener program's implementation in FY 08-09. One was received from the California Storm Water Quality Association for their 2008 Outstanding Regional Stormwater News, Information, Outreach and Media Project. The other award received was IPM Innovator Award for 2008 from the Department of Pesticide Regulation.

Thank you for your review of this Annual Report. We look forward to receiving any comments you may have. If you have any questions regarding the materials submitted, please contact Kristy McCumby Hyland at (408) 730-7274.

Sincerely,

Lorrie B. Gervin, P.E.
Environmental Division Manager

Enclosure: Attachments A-Q: City of Sunnyvale, Urban Runoff Pollution Prevention Program FY 08-09 Annual Report

City of Sunnyvale

FY 08 - 09 Annual Report

Attachment A

Certification Statement

Acronyms and Abbreviations Used – FY 08-09 Annual Report

AC	Acres
BASMAA	Bay Area Storm Water Management Agencies Association
BMP	Best Management Practice(s)
CAP	Copper Action Plan
CDD	Community Development Department
CEQA	California Environmental Quality Act
CESQG	Conditionally Exempt Small Quantity Generator
CEU	Continuing Education Unit
CI	Construction Inspection
CIP	Capital Improvement Project
COA	Condition of Approval
COS	Communications and Outreach Subgroup (WMI)
DSP	Downtown Specific Plan
Env. Spec.	Environmental Specialist
EOA	Eisenberg, Olivieri, and Associates
EPP policy	Environmentally Preferable Procurement policy
FS	Field Services
FSE	Food Service Establishment
FOG	Fats, Oils, and Grease
FY	Fiscal Year
GIS	Geographic Information Systems
Hg	Mercury
HHW	Household Hazardous Waste
HMP	Hydromodification Management Plan
HW policy	Hazardous Waste policy
ICD	Industrial Commercial Discharge
ICID	Illegal Connection, Illicit Discharge
IPM	Integrated Pest Management
KAB	Keep America Beautiful
Lab/Pretreat. Mgr	Laboratory/Pretreatment Manager
LUS	Land Use Subgroup (WMI)
LUTE	Land Use and Transportation Element (General Plan)
MEP	Maximum Extent Practicable
Mnt. Sup.	Maintenance Supervisor
MPW	Minimum Paved Width
MRP	Municipal Regional Permit
NAP	Nickel Action Plan
NPDES	National Pollutant Discharge Elimination System
O & M	Operation & Maintenance
OP pesticides	Organo-Phosphate pesticides
OWOW	Our Water Our World (campaign)
Parks and Rec.	Parks and Recreation Department
PCB	Poly-Chlorinated Biphenyl
PI/P	Public Information and Participation
PSA	Public Service Announcement
PW	Public Works
ROW	Right of Way
RWQCB	Regional Water Quality Control Board

Acronyms and Abbreviations Used – FY 08-09 Annual Report (Continued)

s.f. or sq. ft.	square feet
SCBWMI or WMI	Santa Clara Basin Watershed Management Initiative
SCVURPPP	Santa Clara Valley Urban Runoff Pollution Prevention Program
SCVWD	Santa Clara Valley Water District
SMC	Sunnyvale Municipal Code
SOP	Standard Operating Procedure
SV	Sunnyvale
SWID	Stormwater Infiltration Device
SWMP	Stormwater Management Plan
SWPPP	Stormwater Pollution Prevention Plan
URMP	Urban Runoff Management Plan
WAG	Wetlands Advisory Group (WMI)
WAMS	Watershed Assessment and Monitoring Subgroup (WMI)
WEO	Watershed Education and Outreach
wkplan	workplan
WUPPP	Water Utility Pollution Prevention Plan

City of Sunnyvale
FY 2008-2009 ANNUAL REPORT
ATTACHMENT A

Performance Standard Completion Certification Statement

"I certify, under penalty of law, that the City of Sunnyvale has implemented all elements of the following performance standards, except as described in the Self-Evaluation Matrix in Attachments B - Q of this FY 08-09 Annual Report, according to the policies and procedures described in the City of Sunnyvale's Urban Runoff Management Plan dated September 1, 2004:

- Illicit Connection and Illegal Discharge Elimination Activities
- Industrial/Commercial Discharger Control Program
- Public Streets and Roads Operations and Maintenance
- Storm Drain Operation and Maintenance
- Water Utility Operation and Maintenance
- Corporation Yard Operation and Maintenance
- Rural Public Works Operation and Maintenance
- New and Redevelopment Planning Procedures
- New and Redevelopment Construction Inspection Procedures
- Public Information and Participation
- Integrated Pest Management

Based on my inquiry of the person or persons who manage the system, or those persons directly responsible for gathering the information, this information is, to the best of my knowledge and belief, true, accurate, and complete. I am aware that there are significant penalties for submitting false information, including the possibility of fine and imprisonment for knowing violations."

Signature by Duly Authorized Representative:

Marvin A. Rose 8/25/09

Marvin A. Rose
Director of Public Works

Date

City of Sunnyvale

FY 08 - 09 Annual Report

Attachment B

IC/ID Elimination Activities

P.S. Id.	Activity	CI Item Source[1]	FY 08-09 Tasks	Status / Comments	Due Date (mo/yr)	Responsible Party
	Illicit Connection & Illegal Dumping Elimination Activities					
	Effectiveness Evaluation of Enhanced Illicit Connection/Illegal Discharge (ICID) Reporting	Permit Prov. c.6.a.ii	Compile results recorded on the IC/ID standard reporting form for Type of Incident and Source of Incident. Identify new public outreach efforts and improve on existing materials. Continue to collect data for enhanced IC/ID reporting.	• The Pretreatment Program continues to compile results on the IC/ID standard reporting form for the Type of Incident and Source of Incident. • Efforts to identify new public outreach materials and venues continue. Residential sources continue to be the most prevalent sources of incidents, and among those, pools / spas / and fountain discharges, along with leaky vehicles are the most common type of incident.. • These types of incidents are being reported at a higher frequency much in part due to outreach efforts including articles in the Sunnyvale Quarterly report, and utility bill inserts. The public is becoming increasingly aware of the potential threats from these types of discharges, and is reporting them more frequently.	Annually Report 09/09	Sarah Scheidt, Sr. Ind. Waste Insp. & Steve Schmidt, Laboratory/ Pretreatment Mgr.
ICID-3a	Annual Training	URMP	Continue annual training for staff regarding IC/ID storm water inspection procedures, enhanced reporting requirements for ICID incidents, effectiveness evaluation and public outreach.	• Five staff members attended the CWEA Annual P3S Conference in Monterey, March 2009. One session attended was how to measure effectiveness of a pollution prevention program. • ICID storm water inspection procedures and inspection / enforcement results are discussed during weekly tailgate meetings.	Annually Report 09/09	Steve Schmidt, Laboratory/ Pretreatment Mgr., Sarah Scheidt, Sr. Ind. Waste Insp. & Kristy McCumby.

[1] Place where continuous improvement item is identified: e.g. Urban Runoff Management Plan (URMP); **WP 08-09** (last year's Sunnyvale work plan); **Permit Provision** from Order No. 01-024 and Revised Order No. 01-119; Program Work Plan (**PWP**) task number submitted to the Regional Board and identified for inclusion into co-permitees in work plans; or **Program** (task approved by the Management Committee for all co-permittees). The **P.S. Id.** column refers to the specific performance standard in the Sunnyvale URMP.

P.S. Id.	Activity	CI Item Source[1]	FY 08-09 Tasks	Status / Comments	Due Date (mo/yr)	Responsible Party
				• Topics of discussion include proper categorization of source and types of incidents in accordance with enhanced reporting requirements, enforcement and consistency with our ERP, and potential outreach opportunities. • Annual staff training is provided to other city employees regarding the reporting of incidents observed as they perform their work in different locations within the city. The "Discharge Response Card" is provided to employees with instructions as to numbers to call the types of incidents that should be reported.		
Illicit Connection and Illegal Dumping Elimination Activities (cont.)						
ICID-3.b	Restaurant IC/ID Reporting	URMP	Continue to review the effectiveness of Restaurant BMP materials. Note problem practices observed. Follow up with appropriate changes to educational materials and/or enforcement actions, as needed.	• The Pretreatment Program continues to evaluate the effectiveness of Restaurant BMP materials in use. Participation in regional groups such as BAPPG has given additional insight to new educational materials that may benefit the City's program and be implemented within restaurants. • Problem practices within restaurants are recorded on inspection forms, and will be used to evaluate educational materials provided in the future; and are used to justify enforcement actions.	Annually Report 09/09	Sarah Scheidt, Sr. Ind. Waste Insp. & Steve Schmidt, Laboratory/ Pretreatment Mgr.

Illicit Connection and Illegal Dumping Elimination Activities (cont.)						
ICID-5a	Effectiveness Evaluation	URMP	Evaluate responses to reported incidents and complaints. Determine effectiveness of program through review of ICID incident responses and resolution efforts. Identify areas for improvement.	• All responses to reported incidents and complaints occur within the time allotted in our performance standard (5 business days), and in a majority of cases are responded to within one day of the complaint. • The program follows through with each incident until it is resolved, usually through education and communication, and rarely resulting in increased enforcement actions.	Annually Report 09/09	Sarah Scheidt, Sr. Ind. Waste Insp. & Steve Schmidt, Laboratory/ Pretreatment Mgr.
ICID-5b	Performance Standard revision	URMP	Review the IC/ID Performance Standards with staff. Draft new performance standards, as necessary, to meet the needs identified in the effectiveness evaluation of the enhanced IC/ID program. Implement changes, as needed.	In anticipation of the new Municipal Regional Permit, no new Performance Standards have been drafted. Sunnyvale staff is participating in a newly created ad-hoc committee to address specific local and regional approaches and program development for the IC / ID standards.	Annually Report 09/09	Sarah Scheidt, Sr. Ind. Waste Insp. & Steve Schmidt, Laboratory/ Pretreatment Mgr.

Response to Regional Water Quality Control Board Comments on ICD Activities Section to FY 07-08 Annual Report:
No comments were received from RWQCB2 on this section.

City of Sunnyvale

FY 08 - 09 Annual Report

Attachment C

Industrial/Commercial Discharger Control Program

P.S. Id.	Activity	CI Item Source	FY 08-09 Tasks	Status / Comments	Due Date (mo/yr)	Responsible Party
Industrial/Commercial Discharger Control Programs						
ICD-3(a-d)	General Industrial Permit Facilities	URMP	Complete annual inspection of all industries regulated under Industrial Permit (NOI Filers).	• 96% of the current NOI filer list for Sunnyvale was inspected during FY 08/09. One facility not inspected because they recently filed for NOTs and do not have any outdoor process or storage that are exposed to stormwater. • The NOI list was reviewed and revised at the beginning of FY 08/09 and will be reevaluated for FY 09/10.	Annually Report 09/09	Sarah Scheidt / Senior Industrial Waste Insp. & Steve Schmidt,, Lab./ Pretreatment Mgr.
ICD-4	Field Investigation	URMP and Program Task	Review SWID location lists from SCVWD and facility inspections by Sunnyvale staff. Evaluate known SWIDs for potential pollutant sources that could impact groundwater.	There were no SWIDS identified during FY 08/09.	Annually Report 09/09	Sarah Scheidt / Senior Industrial Waste Insp. & Steve Schmidt,, Lab./ Pretreatment Mgr.
ICD-7.a	Record Keeping	URMP	Continue efforts to improve record keeping activities. Discuss progress at staff meetings.	• During each bi-weekly tailgate meeting, the Pretreatment Program addresses all threatened and actual discharge events to ensure that enforcement and related documentation is maintained and consistent. • The internally developed commercial database provides extensive capabilities for generating customized reports per inspector, street, facility type, or by inspection date. These features increase our capability to document effectiveness, trends and to fulfill the program standards.	Annually Report 09/09	Sarah Scheidt / Senior Industrial Waste Insp. & Steve Schmidt,, Lab./ Pretreatment Mgr.

Industrial/Commercial Discharger Control Programs (cont.)						
ICD-7.a	Performance Standard revision	URMP	Review existing performance standards and draft new performance standards, as necessary as a part of continuous improvement.	The Pretreatment Program did not make any changes to the Performance Standards in FY 08-09. The issuance of the new Municipal Regional Storm Water Permit will direct changes in future performance standards. Sunnyvale Pretreatment staff will be participating in a regional ad-hoc committee to address future ICD / IND permit requirements and program implementation through a consistent regional approach, yet specific to Sunnyvale's regulatory customers.	Annually Report 09/09	Sarah Scheidt / Senior Industrial Waste Insp. & Steve Schmidt,, Lab./ Pretreatment Mgr.
ICD-7.a	Annual Training	URMP	Continue annual training for staff regarding industrial/commercial storm water inspection procedures, enhanced reporting requirements for ICD inspections, effectiveness evaluation and public outreach.	Personnel attended the CWEA Annual P3S conference in Monterey. See Attachment M for specific training completed by City personnel.	Annually Report 09/09	Sarah Scheidt / Senior Industrial Waste Insp. & Steve Schmidt,, Lab./ Pretreatment Mgr.
	Enhanced Industrial/Commercial Discharger (ICD) Reporting	Permit Prov. C.6.a.i	Continue to collect data for enhanced ICD reporting. Coordinate with Program staff and share ICD information on a regular basis.	• Enhanced reporting data continues to be submitted to the SCVURPPP on a quarterly basis. IND report information is discussed at staff meetings to assess outreach or enforcement needed and program effectiveness. Communications with Public Works Sewer and Water Division includes sewer line blockage reporting for data input and related follow up. • See Appendix 1 of this Attachment for the IND/ICID Reporting tables.	Annually Report 09/09	Sarah Scheidt / Senior Industrial Waste Insp. & Steve Schmidt,, Lab./ Pretreatment Mgr.

Response to Regional Water Quality Control Board Comments on ICD Activities Section to FY 07-08 Annual Report:

No comments were received from RWQCB2 on this section.

City of Sunnyvale

FY 07 - 08 Annual Report

Attachment C

Industrial/Commercial Discharger Control Program

Appendix 1
IND/ICID Reporting Tables

ICID Incident Summary Report

Sunnyvale

ICID Incident Report Source	Number of Incidents
Illicit Discharge Inspectors	3
Interdepartmental	14
Other Agency	2
Citizen Complaints	15
Other	2
Total:	**36**

ICID Incident Source	Number of Incidents
Residential	17
Commercial	6
Automotive Facilities	2
Food Facilities	7
Construction Sites	2
Public facilities and Utilities	1
Other/unknown	1
Total:	**36**

ICID Incident Type	Number of Incidents
Accidental spills	1
Carpet cleaning discharge	2
Equipment cleaning	2
Food Facility Oil and grease discharge	4
Grey water discharge	2
Illicit connections	1
Misc. incidents	4
Pools/Spas/Fountains discharge	6
Sanitary spill or leak	4
Surface cleaning discharge	1
Tracking soil	1
Un-hardened cement discharge	1
Used oil dumping	1
Vehicle and equipment leaking	3
Vehicle washing	1
Water line breaks	2
Total:	**36**

ICID Enforcement Action	Number of Incidents
No Action	9
Verbal Notice	16
Warning Notice	6
Administrative Action	5
Total:	**36**

ICID Enforcement Action Summary by Incident Source

Sunnyvale

ICID Incident Source	No Action	Verbal Notice	Warning Notice	Administrative Action	Administrative Action with Penalty	Referral to Enforcement	Criminal Action	Total
Automotive Facilities	1	1						2
Commercial	2	2	1	1				6
Construction Sites	2							2
Food Facilities		4	2	1				7
Other/unknown			1					1
Public facilities and Utilities			1					1
Residential	4	9	1	3				17
Total:	**9**	**16**	**6**	**5**	**0**	**0**	**0**	**36**

ICID Enforcement Action Summary by Incident Type

Sunnyvale

ICID Incident Type	No Action	Verbal Notice	Warning Notice	Administrative Action	Administrative Action with Penalty	Referral to Enforcement	Criminal Action	Total
Accidental spills	1							1
Carpet cleaning discharge	1	1						2
Equipment cleaning		1		1				2
Food Facility Oil and grease discharge		2	1	1				4
Grey water discharge		2						2
Illicit connections			1					1
Misc. incidents	1	2	1					4
Pools/Spas/Fountains discharge	1	5						6
Sanitary spill or leak			1	3				4
Surface cleaning discharge			1					1
Tracking soil	1							1
Un-hardened cement discharge	1							1
Used oil dumping	1							1
Vehicle and equipment leaking		2	1					3
Vehicle washing		1						1
Water line breaks	2							2
Total:	**9**	**16**	**6**	**5**	**0**	**0**	**0**	**36**

IND Inspection Summary Report

Sunnyvale

IND Facility Category	Number of Inspections
Automotive	143
Construction/Building	4
Dry Cleaners	9
Electric/Electrical Components	21
Food Service	162
Landfills	1
Machine Shops	9
Metal Manufacturing	11
Other	122
Total:	**482**

IND Enforcement Action	Number of Inspections
No Action	431
Level 1	51
Total:	**482**

IND Inspection Summary Report

CoPermittee	Category	# Inspections	No Action	Level 1	Level 2	Level 3
Sunnyvale						
	Automotive	143	124	19		
	Construction/Building	4	3	1		
	Dry Cleaners	9	9			
	Electric/Electrical Components	21	20	1		
	Food Service	162	138	24		
	Landfills	1	1			
	Machine Shops	9	8	1		
	Metal Manufacturing	11	11			
	Other	122	117	5		
	Total:	**482**	**431**	**51**	**0**	**0**

City of Sunnyvale

FY 07 - 08 Annual Report

Attachment D-1

Public Streets, Roads, and Highways Operation and Maintenance

P.S. Id.	Activity	CI Item Source	FY 08-09 Tasks	Status / Comments	Due Date (mo/yr)	Responsible Party
Public Streets, Roads, and Highways Operation and Maintenance						
ST-1	Use of O&M Pollution Control Measures	URMP	Continue full implementation of O&M measures. Report on implementation in Annual Report.	Full implementation continues per the requirements in the City's URMP for SOPs and BMPs.	Annually Report 09/09	Tony Pineda, Street Mnt. Sup.
ST-2	Record Keeping	URMP	Continue to track incidents that Street Maintenance staff responds to. Notify Pre-treatment Program of ICID incidents that may impact storm drains or water quality. Include staff training on enhanced ICID reporting requirements.	Incident discussed at tailgate meetings as needed. Conducted annual training on incident reporting and ICID response card was distributed to staff with information needed for reporting incidents observed. See Attachment M for staff training information	Annually Report 09/09	Tony Pineda, Street Mnt. Sup. & Sarah Scheidt, Sr. Ind. Waste Inspec..
ST- 2	Streets and Roads O&M	URMP	Continue to track and report on the quantities of debris removed through street sweeping activities.	Data is collected from street sweeping activities and reported in Appendix 1 of this Attachment.	Annually Report 09/09	Tony Pineda, Street Mnt. Sup & Kristy McCumby PW Env. Spec.
ST – 4	Staff Training	URMP	Continue to train staff on requirements of Storm Water Permit and on BMPs for street sweeping effectiveness.	Annual staff training is provided on the requirements of the City's URMP and BMPs. Additional discussions on street sweeping effectiveness are included at staff tailgate meetings, as needed.	Annually Report 09/09	Tony Pineda, Street Mnt. Sup & Kristy McCumby/ PW Env. Spec.
ST-6	Streets and Roads O&M	URMP	Annually review and evaluate effectiveness of O&M pollution control measures and BMPs.	Streets and Roads O&M measures and BMP's for storm water pollution prevention are discussed at tailgate meetings. SOPs modified as needed. No modifications of SOPs were identified for this year.	Annually Report 09/09	Tony Pineda, Street Mnt. Sup.

Response to Regional Water Quality Control Board Comments on this Section for FY 07-08 Annual Report:
No comments were received from RWQCB2 on this section.

City of Sunnyvale

FY 08 - 09 Annual Report

Attachment D-1 – Appendix 1

Street Sweeping Data Collected for FY 08 - 09

Santa Clara Valley
Urban Runoff
Pollution Prevention Program

FY 2008-2009 Annual Record Keeping Form

Year: FY 08-09

Agency: City of Sunnyvale

Completed by: Brendan McCarthy, Administrative Aide **Date:** June 30, 2009

STREET SWEEPING	Volume of material collected (cubic yards)	Miles swept* (curb miles)
1. Sweeping		
Residential Areas:		
Broom		
Regenerative Air	6946	10,478
Vacuum		
Commercial Areas:		
Broom		
Regenerative Air	1966	(1) 4290
Vacuum		
Industrial Areas:		
Broom		
Regenerative Air		(1)
Vacuum		
Other Areas Swept: (e.g., parking lots, major arterials)		
Broom		
Regenerative Air		
Vacuum		(1)
TOTAL	8912	14,768

2. Have there been any changes in your street sweeping program?
(efforts to have parked cars removed, changed sweeping frequency, new equipment, significant downtime, etc.)
Sweeping is scheduled once per month in residential areas, more frequently in commercial areas. When requested, staff will post "No Parking" signs to remove parked cars in problem areas. Frequency is increased during heavy leaf drop season, and returned to reduced schedule during other seasons.

LEAF REMOVAL

Volume of leaves removed by City/Town crews: 994 **cubic yards**

Leaves bagged by residents and picked up by your City/Town: N/A bags

Check box if you have a yard waste collection program: X Volume of yard waste collected: 14,280 tons (2) ~~cubic yards~~

Check box if you do not have a leaf removal program other than routine street sweeping or yard waste collection: ☐

- Report total miles covered by sweepers including areas operated in tandem or repeated.

(1) These areas are all swept together (commercial, industrial, parking lots, arterials, no individual numbers are available.
(2) This is the total of yard waste trimmings collected from single family homes in FY 08-09

City of Sunnyvale

FY 08 - 09 Annual Report

Attachment D-2

Rural Public Works Operation and Maintenance

P.S. Id.	Activity	CI Item Source	FY 08-09 Tasks	Status / Comments	Due Date (mo/yr)	Responsible Party
	Rural Public Works					
	Rural Public Works Activities	Permit Prov. C.5	Implement applicable Rural Public Works Performance standards and BMPs. Continue education of Parks and Rec. and Field Services staff regarding rural PW BMPs and performance standards.	• Rural PW Performance standards apply to limited areas within the Sunnyvale Baylands. No grading or maintenance work that required moving earth was performed this year. • Vegetation management was performed in this FY. Mechanical means were used for vegetation (weed) removal for trail maintenance needs and BMPs were followed. • Field Services staff maintains a log to have maintenance or corrective activities for rural areas separate from regular street or storm work. • A Parks staff representative attended the Rural Public Works training provided by SCVURPPP this year. Rural Public Works BMPs are covered as part of the training for Public Works Field Services staff annually. • Staff training on Rural PW Performance Standards and BMPs is included in Streets and Roads Division and Parks and Rec. Dept. annual training. See Attachment M for staff training information.	Ongoing Report 08/09	Kristy McCumby, Environmental Specialist, Parks / Rec. (Scott Russell) & Public Works (Tony Pineda)

Response to Regional Water Quality Control Board Comments on this Section for FY 07-08 Annual Report:
No comments were received from RWQCB2 on this section.

City of Sunnyvale

FY 08 - 09 Annual Report

Attachment D-3

Storm Drain Operation and Maintenance

P.S. Id.	Activity	CI Item Source	FY 08-09 Tasks	Status / Comments	Due Date (mo/yr)	Responsible Party
Storm Drain System Operation and Maintenance						
SD-1	Storm Drain O&M Pollution Control Measures	URMP	Continue program to re-label storm drain inlets with identification tags or stenciling with "No Dumping, Flows to Bay" messages.	A database was created in FY 06-07 and is the basis for ID tag replacement program. The tag replacement program continued in 08-09 with 100 SDI's labeled in the Moffett Park area of the City	Report in 09-09	Jim Craig/ Tony Pineda, PW/ Field Services
SD-2	Reporting of Observed ICID Evidence	URMP and Permit Prov. C.6.a.ii	Continue to train maintenance staff on procedures to notify Pretreatment Inspectors about observed ICID incidents and assist with the collection of data needed for enhanced reporting.	Training was provided to Field Services staff from October 6-8, 2008. Staff was provided with ICID response cards and contact information to report ICID incidents. Annual review of enhanced ICID reporting requirements was conducted involving Pretreatment Staff. ICID response card has instructions as to what problems to look for and who to call for a response.	Annually Report in 09/09	Steve Schmidt, Laboratory/ Pretreatment Mgr., Sarah Schiedt, Sr. Ind. Waste Insp. & Jim Craig, Superintendent of Field Services
SD-3	Effectiveness Evaluation	URMP	Include O&M Performance Standard Implementation discussion in staff training; summarizing feedback in written form.	Feedback is provided to URMP Coordinator, Lorrie Gervin. Staff discussed implementation of O&M during regular trainings.	Annually Report 09/09	Jim Craig, Superintendent of Field Services
SD-4	Structural Retrofit Evaluation	URMP	Participate with SCVURPPP in pilot project to identify effective methods of reducing litter from entering storm drain system through the use of catch basin screens or other mechanisms. Evaluate costs associated with operations and maintenance needed to maintain effectiveness of mechanisms.	Field Services staff provided support for retrofitted inlet clean out activities and O&M data related to the Pilot Trash Retrofit project with SCVURPPP. Costs and maintenance requirements are undergoing evaluation and will be provided in the Pilot project report being prepared by SCVURPPP with the assistance of Sunnyvale staff. See Attachment K for details on the pilot project.	Report in 09-09	Kristy McCumby/ PW/Env. Spec. & Jim Craig/ Tony Pineda, PW/ Field Services
SD-5	Storm Drain O&M	URMP	Annually review and evaluate effectiveness of O&M pollution control measures	Implementation of O&M measures: • Annual drain inlet and flap gate (outfall) inspections • Weekly storm pumping station inspections and maintenance	Annually Report 09/09	Jim Craig, Superintendent of Field Services

Response to Regional Water Quality Control Board Comments on this Section for FY 07-08 Annual Report:
No comments were received from RWQCB2 on this section.

City of Sunnyvale

FY 08 - 09 Annual Report

Attachment D-4

Water Utility Operation and Maintenance

P.S. Id.	Activity	CI Item Source	FY 08-09 Tasks	Status / Comments	Due Date (mo/yr)	Responsible Party
	Water Utility Operation and Maintenance					
WU-1	Inventory of Key O&M Activities	URMP	Inventory all key water utility O&M activities to identify routine and unplanned non-storm water discharges every three years. Modify as needed, in alternate years.	Inventory is to be performed every three years. Inventory was performed in 08/09 and is scheduled to be performed again in 10/11. Any needed revisions made at that time. Staff documents/reports any planned or unplanned discharges in excess of 50,000 gallons	Ongoing Report O9/09	Jim Craig, Sup. of Field Services & Val Conzet, Water PW Supervisor
WU-2	Pollution Control Measures Implementation	URMP	Review and update SOPs	No SOPs were revised this year. SOPs will be updated to meet the requirements of the MRP, once issued.	Report 09/09	Val Conzet, Water PW Supervisor Support: Kristy McCumby, Env. Specialist.
WU-3	Staff Training	URMP	Provide staff training on the regulatory requirements of the URMP and the use of the WUPPP.	Annual staff training was conducted in October 2008. Additional training is provided as needed. See Attachment M for staff training details.	Ongoing Report 09/09	Jim Craig, Sup. of Field Services & Val Conzet, Water PW Supervisor
WU-5	WUPPP	URMP	• Annually review and evaluate effectiveness of Water Utility Pollution Prevention Plan. • Update contact lists in the plan. • Use both staff and contractor (if appropriate) feedback.	The WUPPP was reviewed and no changes were required. The contact list is still appropriate, with the addition of some minor staff title changes.	Annually Report 09/09	Jim Craig, Superintendent of Field Services & Val Conzet, Water PW Supervisor
	Performance Standard Review and Revision	URMP	Participate in SCVURPPP Work Group that will be formed to update the Water Utility Operation and Maintenance Performance Standards	No work group was formed in FY 08-09, due to the work on the MRP. It is anticipated that revisions to the Performance Standards will be needed to meet the requirements of theMRP, once issued.	TBD Report 09/09	Val Conzet, Water PW Supervisor Support: Kristy McCumby, Env. Specialist.

Response to Regional Water Quality Control Board Comments on this Section for FY 07-08 Annual Report:
No comments were received from RWQCB2 on this section.

City of Sunnyvale

FY 08 - 09 Annual Report

Attachment D-5

Public Agency Activities: Corp Yard

P.S. Id.	Activity	CI Item Source	FY 08-09 Tasks	Status / Comments	Due Date (mo/yr)	Responsible Party
Corporation Yards Operation and Maintenance (Including Parks Division)						
Corp Yard SWPP	Staff Training	URMP	Hold annual Public Works staff training regarding the SWPPP for Corporation Yard.	• Provided one-hour training sessions to all Corp. Yard employees (See Attachment M for details); • Reviewed operational improvements as needed based on facility inspections and updated Plan; • Implemented annual review session at tailgate meetings. • Staff will continue to have yearly training and SOPs will be reviewed and updated as needed going forward.	Annually Report 09-09	Jim Craig, Superintendent of Field Services
Corp Yard SWPP	Staff Training	URMP	Hold annual Parks and Recreation staff training regarding the SWPPP for the Corporation Yard	Annual staff training on the Corp Yard SWPPP requirements was held on 3/26/09. See Attachment M for details on numbers attending.	Annually Report 09/09	Scott Morton, Interim Parks Superintendent With assistance from the Environmental Division of Public Works
Corp Yard SWPP	Annual Meetings with O&M Supervisor	URMP	Meet annually with URMP Coordinator /staff and CY supervisors on progress and problems in implementing BMPs at the Corporation Yard.	Meeting was not held in FY 08-09 as no BMP issues were identified. Annual meeting will take place before FY 09-10 wet season starts (October) to discuss appropriate implementation measures and any potential changes as the MRP moves forward toward adoption.	Annually Report 09/09	Jim Craig, Superintendent of Field Services

Response to Regional Water Quality Control Board Comments on this Section for FY 07-08 Annual Report:
No comments were received from RWQCB2 on this section.

City of Sunnyvale

FY 08 - 09 Annual Report

Attachment E

New Development Planning Procedures

P.S. Id.	Activity	CI Item Source	FY 08-09 Tasks	Status / Comments	Due Date (mo/yr)	Responsible Party
New Development and Construction Controls -- Planning Procedures						
PL-2	Site Design Guidance to Developers	URMP	Provide information and guidance material to developers early in the project development process regarding site design requirements for stormwater pollution prevention and treatment.	Information on the requirements for site designs to meet storm water permit C.3 provision requirements are provided either on CD or as hard copies to project proponents. The City's Stormwater BMP Guidance Manual was revised in January 2007 and continues to be provided upon request. Access to the manual is also available from the city's website in the Planning Department section at http://sunnyvale.ca.gov/Departments/Community+Development/Planning+Division/Commercial-Industrial+Planning/Stormwater.htm	Ongoing Report 09/09	Shaunn Mendrin, Senior Planner Support: Kristy McCumby, Env. Spec.
PL-10	Staff Training	URMP	Provide staff training (PW and CDD) on policies, design guidelines, and pre- and post construction BMPs and control measures.	• Staff is updated on a quarterly basis on any changes in the program and staff received annual refresher training September 10, 2008. • New staff members are provided with a one-on-one SWMP training as part of their orientation. • Staff training year included a refresher on the City's BMP Guidance Manual, as well as information on potential changes to the amount of impervious surface triggering the requirement for a SWMP. • Public Works staff attended the SCVURPPP C.3 workshop in June 2009 for post-construction inspection training. See Attachment M for training details.	Annually Report 09-09	Shaunn Mendrin, Senior Planner Support: Kristy McCumby, Env. Spec.

New Development and Construction Controls -- Planning Procedures (cont.)						
PL-11	Planning Procedure Performance Measures	URMP	Review performance measures in order to evaluate effectiveness and identify any changes that are needed.	Performance measures are reviewed on an annual basis to determine program effectiveness and opportunities from improvement. No changes were identified for this year.	Annually Report 09-09	Shaunn Mendrin, Senior Planner
PL-8b	Effectiveness Evaluation	URMP	Include Planning Procedures Performance Standard Implementation discussion in staff training; summarize feedback in written form.	Annual staff training includes information on any program changes related to enhancing program implementation. Feedback was received verbally and no changes were needed.	Annually Report 09-09	Shaunn Mendrin, Senior Planner
	C.3 b Development Project Approval Process					
	Revise URMP Planning Procedures Perf. Standards	Order 01-119 PWP C.3 b.1	Review Program Guidance as it becomes available. Identify new Planning Procedures Performance Standards and/or revise existing standards as needed, based on Program guidance.	• New program guidance is reviewed when received, and the program procedures and materials are revised as appropriate. • SMWP manual was updated in 2007 to reflect changes in program and program improvements. No new guidance on the revision of existing performance standards was received in FY 08-09. • Current performance standards are being implemented.	Ongoing Report 09/09	Shaunn Mendrin, Senior Planner and Kristy McCumby, Env. Spec.
	Project Review Process Training	Order 01-119 PWP C.3 b.3	Annually train Planning and Public Project staff on C.3 provisions, goals, and changes in the approval process and use of appropriate tools.	Planning and Building staff, Public Works CIP staff, and Pretreatment inspectors who do post-construction BMP inspections received refresher training on the Sunnyvale Storm Water BMP Guidance manual. This included the C.3 provision requirements, the City's project approval process, HMP applicability areas, coordination between departments and divisions, and ways improve communication. Planning staff training occurred in September 2008. Pretreatment	Annually Report 09/09	Lead Shaunn Mendrin, Senior Planner & Gordon Blancher Bldg. Insp. Support: Nasser Fakih & Kristy McCumby

				staff received training through SCVURPPP in June 2009 (See Attachment M for details.) No changes to the approval process or the BMP Guidance Manual were identified for this fiscal year.		
C.3.c Requirements for Group 1 and Group 2 Projects						
	Collect information for "Enhanced Reporting"	Order 01-119 PWP C.3 c.1	Collect information on each project (both public and private projects) covered by the enhanced performance standard for enhanced annual reporting requirements. Projects that add or replace over 10,000 sq ft of impervious area are now reported.	Data is collected on projects covered by the enhanced performance standard for annual reporting requirements. All relevant projects (adding or replacing over 10,000 sq ft of impervious area) are reported. (See Table 1, Parts 1 and 2, of this Attachment for data collected in FY 08-09	Ongoing Report 09/09	Shaunn Mendrin, Senior Planner (Private Projects) & Nasser Fakih PW (Public Projects)
C.3.e Operation and Maintenance of Treatment BMPs						
	Operation and Maintenance of Treatment BMPs	Order 01-119 PWP C.3 e.1	Continue to track information about treatment BMPs installed at approved projects that add or replace 10,000 sq. ft. of impervious area. Lists of properties, type of treatment BMP, and operators responsible for BMP maintenance will be tracked.	• The required information is tracked for treatment BMPs installed on approved projects applicable projects. The FY 08-09 data is included in Attachment E, Appendix Table 1 of this report. Information is provided to Pretreatment staff to assist with post-construction inspections. • The Pretreatment Program finds this information most useful when determining when and where to perform O&M verification inspections. Continuing to have up to date and accurate information is beneficial.	Ongoing Report 09/09	Lead: Shaunn Mendrin, Senior Planner & Gordon Blancher Building Insp. Support: PW Env. Division

C.3.e Operation and Maintenance of Treatment BMPs (cont.)						
	Long-term Maintenance of Treatment BMPs	Order 01-119 PWP C.3 e.3	Implement model agreement language for O&M of treatment BMPs to meet Sunnyvale needs. Incorporate requirements for long-term maintenance for all applicable projects (those that add or replace more than 10,000 sq. ft of impervious area).	• SMC 12.60 was amended to include all projects that add or replace 10,000 square feet of impervious area for C.3 compliance in October 2005. • Long-term maintenance requirements are included as Conditions of Approval and will continue to be incorporated as part of the project approval process. • Continuing improvements may include revisions to current practices of ensuring the O&M responsibilities are clearly communicated during the transition from the developer to the responsible owner operator.	Ongoing Report 09/09	Lead: Steve Schmidt/Sarah Scheidt, Sr. Ind. Waste Insp., Support Shaunn Mendrin, Senior Planner & Gordon Blancher, Bldg Insp. Coord.
	Effectiveness Evaluation of Inspection of Treatment BMPs	Order 01-119 PWP C.3 e.4	Incorporate long term Operations and Maintenance requirements into project approval process per SMC12.60.200.	Community Development and the Environmental Division continue to require applicable projects to incorporate long term BMP Operations and Maintenance agreements per SMC 12.60.200. The long-term O&M requirements are incorporated through the Storm Water Management Plan review process.	Ongoing Report 09/09	Steve Schmidt, Laboratory/ Pretreatment Mgr./Sarah Scheidt/Sr. Ind. Waste Inspector
	Annual report of treatment BMPs and ongoing verification program	Order 01-119 PWP C.3 e.6	Review and evaluate the effectiveness of the Operations and Maintenance Verification Program. This includes evaluating O/M Verification procedures, BMP inspection procedures, and evaluating and summarizing any improvements to the Program.	• The Environmental Division continues to coordinate with CDD to ensure the most effective methods of incorporating long term maintenance agreement requirements into applicable projects. • We continue to work with the Program to revise information collected from post-construction inspections as needed. • A Development Process Improvement Committee Core Team has been developed that includes Planning, Building, Engineering, Environmental,	Ongoing Report 09/09	Sarah Scheidt, Sr. Ind. Waste Insp. & Steve Schmidt, Laboratory/ Pretreatment Mgr.

				and other departments. The Committee will focus on streamlining the development approval process within the City, and will include process improvements to enhance the C3 regulatory process.		
C.3.f Hydromodification Management Plan						
	Implementation of HMP as required for projects that add or replace one-acre or more of impervious surface.	Order 01-119 PWP C.3 f.3	Implement HMP requirements for projects located in the HMP applicability areas identified in Sunnyvale. Projects must meet the impervious surface size threshold of the HMP and have the potential to cause increased erosion or other related impacts to non-exempt waterways.	• The parcels that meet HMP implementation criteria within Sunnyvale's jurisdiction have been identified and are limited to two specific areas that drain into portions of Calabazas Creek or Stevens Creek. • HMP actions for these parcels will be applied, if the sites are redeveloped. • No HMP – applicable projects were identified in FY 08-09	Ongoing Report 09/09	Lead: Planning and PW/ PW Env. Division staff
C.3.g Waiver and Compensatory Mitigation Program						
	Local waiver program	Order 01-119 PWP C.3 g.2	Continue tracking information on any projects with a Compensatory Mitigation Program approved by the City. Include project name, location, type, percent impervious surface, reasons for and terms of the waiver, and the alternative benefit project and completion date	No waiver requests have been received to date. CDD Planning and PW Engineering will continue to track any approvals granted under this program and provide them to PW Environmental staff for inclusion in the Annual report.	Ongoing Report 09/09	Lead: Planning, and PW Staff (TBD) Support: Lorrie Gervin/PW Env. Div. staff
C.3.j Site Design Measures Guidance and Standards Development						
	Modify local project approval process	Order 01-119 PWP C.3 j.4	Report on the status of review, revision and implementation of site design guidance and standards changed as a part of the City's project approval process to address the Development Policy - Compare and Contrast document. The proposed changes submitted with September 2004 annual report are used as a guide.	Site design guidance from the Development Policy Review project document has been implemented and staff incorporated issues of environmental concern (e.g., avoiding the use of ornamental copper) into the information provided to developers and in the recommended Conditions of Approval attached to conditionally approved permits. Most of the guidance is already	Ongoing Report 09/09	Lead: Shaunn Mendrin, Senior Planner Support: PW engineering, PW Env. Div.

				formally included in the Zoning Code, General Plan Elements, and/or other City documents. However, the ornamental use of copper has not yet been formally incorporated. Staff will formally incorporate this when the relevant documents are next updated (expected early 2010). In the meantime, Planning staff practice is to prohibit ornamental use of copper in exterior applications.		
	C.3.h Alternate Certification					
	Identify projects that have been certified by other parties	Order 01-119 PWP C.3.h	Summarize those stormwater management plans certified by a firm listed on the Qualified Consultants List the City developed in the Annual Report.	• Qualified Consultant list was updated in FY 06-07 and is used for projects. The next scheduled update of the list will occur in FY 09-10, pending the adoption of the MRP. • Training was provided to new staff from Nolte & Assoc. who had not received the consultant training in FY 06-07. • All projects where C.3 requirements are applicable (as listed in Attachment E, Appendix Table 1) must prepare a Storm Water Management Plan (SWMP). All SWMPs must be certified as meeting the requirements of SMC 12.60 by a Qualified Consultant from the City's list.	Ongoing Report 09/09	Lead: Shaunn Mendrin, Senior Planner Support: Kristy McCumby, PW/Env.
	C.3.k Source Control Measures					
	Implement conditions of approval for source control measures for applicable projects.	Order 01-119 PWP C.3 k.3	Continue Implementation of source control measure requirements by including appropriate conditions for approval for projects that add or replace 10,000 sq ft. of impervious area. Report status and provide examples of the application of these conditions in annual reports.	The City adopted source control requirements for all projects that add or replace 10,000 sq .ft. of impervious area in October 2005. Conditions of approval are reported in Attachment E, Appendix Table 1; Parts 1 & 2.	Ongoing Report 09/09	Lead Shaunn Mendrin, Senior Planner Support: Hira Raina/Nasser Fakih

C.3.l Update General Plans						
	Update General Plans	Order 01-119 PWP C.3 l.3	Review current General Plan policies regarding watershed protection and water quality. Identify changes or additional policies that need to be developed in order to implement the C.3 provisions of the permit.	• Current Surface Runoff Sub Element of the City's General Plan does not need any change in order to implement current C.3 provisions. • Council annually reviews and prioritizes potential study issue items. The Surface Water Sub-element has not received a high enough priority to be considered on their calendar over the last few years. Adoption of the Municipal Regional Permit may provide impetus to increase the priority of this item.	Revise after 10/15/04 at next scheduled time	General Plan Workgroup: Lead: Lorrie Gervin, Env. Div. Mgr. with assistance from Community Development, Public Works , and Office of the City Attorney staff to be determined as needed.
C.3.m Environmental Review Process						
	Environmental Review Process	Order 01-119 PWP C.3. m	Summarize revisions to the Environmental Review process, if any are made.	Legal review has not identified any changes needed to the existing process. No changes were made in FY 08-09	Annually Report 09/09	Lead: Shaunn Mendrin, Senior Planner Support: Hira Raina/Nasser Fakih
C.3.n Reporting Requirements						
	Reporting Requirements	Order 01-119 PWP C.3n.1	Provide information described in Table 1 in annual reports (Annual and One-time Reporting Requirements) of provision C.3) based on guidance from the Program.	This is an ongoing effort and will be continued annually, as required. This information is provided in Attachment E, Appendix Table 1.	Annually Report 09/09	Lead: , Shaunn Mendrin, Senior Planner (PW) Hira Raina/ Nasser Fakih
	Reporting Requirements	Order 01-119 PWP C.3 n.4	Collect and report the following for all projects that must implement treatment measures: -BMPs and Site Design -Source control measures used -sizing criteria -O&M responsibility mechanism -O&M responsible party	This is an ongoing effort. Information is collected by CDD and PW staff for projects implementing treatment BMPs. Information collected is reported in the Annual Report. This information is provided in Attachment E, Appendix Table 1. The post-construction inspection information is included in Appendix Table 2	Ongoing Report 09/09	Lead Shaunn Mendrin, Senior Planner Hira Raina/ Nasser Fakih Support: Public Works Env. Div. Staff (report writing)

C.3.n Reporting Requirements (cont.)						
	Reporting Requirements	Order 01-024 C.9.d.1 & Order 01-119 PWP C.3. n.5	- Ensure consideration of the use of pest-resistant landscaping and design features in the design, landscaping, and environmental review of development projects -Train staff on pest-resistant landscaping techniques and importance of minimizing pesticides in potential runoff from development sites -Collect and report a summary of pesticide reduction measures that are required for development projects and the percentage of projects that required pesticide reduction measures as conditions for their approval.	The IPM handout provided to all developers is used as an educational tool and summarizes the types of pesticide reduction measures required for new development and significant redevelopment projects. This is included in the Storm Water Management Plan development for the project. City staff receives training on the City's IPM policy and the importance of employing techniques that minimize impacts to storm water. All projects that must prepare a SWMP include pesticide reduction measures as COAs and are reported in Attachment E.	Ongoing Report 09/09	Lead: Shaunn Mendrin, Senior Planner Support: Kristy McCumby, Env. Spec.

Response to Regional Water Quality Control Board Comments on ICD Activities Section to FY 07-08 Annual Report:
No comments were received from RWQCB2 on this section.

City of Sunnyvale

FY 08 - 09 Annual Report

Attachment E –

Appendix 1 Table 1, Parts 1 & 2

Applicable Projects
Adding or replacing 10,000 sq ft of impervious area

New Development Planning Procedures

Applicable Projects (Part 1)
Significant Development Projects[1]
Reviewed and/or Approved July 1, 2008 – June 30, 2009

Project Name	Project Type[1]	Site Size (sq. ft.)	New Impervious Surface (sq. ft.)[3]	Area of Land[2] Disturbed (sq. ft.)	Project Status (incl. Date Deemed Complete)	Project Storm Water Control Measures
Private Projects – Applicable Projects						
1. Industrial Project at 384 Santa Trinita Avenue. Project No.: 2008-0407 **Description:** Remove existing buildings and construct office building.	Significant Redevelopment (Total rebuild)	198,634	83,292 sq.ft. increased to 135,094 sq.ft.	198,634	Deemed complete 7/2/09, approved by City Council on 8/8/08.	SWMP in progress. Expected to include: - Storm Water Treatment Measures - Source Control Measures
2. Retail Project at 112 El Camino Real Project No.: 2008-0456 Description: Remove existing building and construct new retail building.	Significant Redevelopment (Total rebuild)	264,845 sq.ft. or 6.08 acres	751,670 sq.ft. increased to 758,730 sq.ft. (when combined with 2008-0457)	306,630 sq.ft. (when combined with 2008-0457)	Deemed complete 7/7/08, approved by Planning Commission on 8/25/08	SWMP in progress. Expected to include: - Storm Water Treatment Measures - Source Control Measures - Site Design Measures
3. Retail Project at 150 E El Camino Real Project No.: 2008-0457 Description: Remove existing building and construct new retail building.	Significant Redevelopment (Total rebuild)	446,925 sq.ft. or 10.2 acres	751,670 sq.ft. Increased to 758,730 sq.ft. (when combined with 2008-0456)	306,630 sq.ft. (when combined with 2008-0456)	Deemed complete 7/7/08, approved by Planning Commission on 8/25/08	SWMP in progress. Expected to include: - Storm Water Treatment Measures - Source Control Measures - Site Design Measures

[1] For projects approved as of October 15, 2005, applicable projects are those that add or replace 10,000 square feet of impervious area.
[2] As defined in C.3.c If the site is a "significant redevelopment", list the area of land disturbance.
[3] "New" is defined as impervious surface added, created, or replaced.

Project Name	Project Type[1]	Site Size (sq. ft.)	New Impervious Surface (sq. ft.)[3]	Area of Land[2] Disturbed (sq. ft.)	Project Status (incl. Date Deemed Complete)	Project Storm Water Control Measures
Private Projects – Applicable Projects						
4. Commercial Project at 399 W Java Drive. Project No.: 2008-0459 **Description:** Construction of new office building and parking structure.	Significant Redevelopment (Total rebuild)	143,269	108,134 sq.ft. increased to 217,004 sq.ft.	143,269	Deemed complete 5/5/08, approved by Planning Commission on 8/11/08	SWMP in progress. Expected to include: - Storm Water Treatment Measures - Source Control Measures
5. Commercial Project at 1010 Sunnyvale Saratoga Road. Project No.: 2007-0306 **Description:** Remove existing building and construct new retail building for Rite-Aid.	Significant Redevelopment (Total rebuild)	66,558	46,463 sq.ft. increased to 51,902 sq.ft.	66,558	Deemed complete 12/17/09, approved by City Council on 2/24/09.	SWMP in progress. Expected to include: - Storm Water Treatment Measures - Source Control Measures - Site Design Measures
6. Mixed Use Project at 401 Town and Country. Project No.: 2008-0399 **Description:** Remove existing buildings and construct new mixed use building.	Significant Redevelopment (Total rebuild)	360,223	333,556 sq.ft. increased to 345,113 sq.ft.	356,670	Deemed complete 5/27/09, denied by Planning Commission on 6/22/09. Appeal Filed 6/25/09, hearing will occur in FY 09-10.	SWMP in progress. Expected to include: - Storm Water Treatment Measures - Source Control Measures
7. Mixed Use Project at 1287 Lawrence Station Road. Project No.: 2006-0712 **Description:** Remove existing buildings and construct new mixed use buildings.	Significant Redevelopment (Total rebuild)	288,585	204,732 sq.ft. increased to 216,928 sq.ft.	288,585	Deemed complete 9/17/08, approved by City Council on 11/18/08.	SWMP in progress. Expected to include: - Storm Water Treatment Measures - Source Control Measures

Project Name	Project Type[1]	Site Size (sq. ft.)	New Impervious Surface (sq. ft.)[3]	Area of Land[2] Disturbed (sq. ft.)	Project Status (incl. Date Deemed Complete)	Project Storm Water Control Measures
Private Projects – Applicable Projects						
8. Mixed Use Project at 660 S. Fairoaks Avenue. Project No.: 2008-1245 **Description:** Remove existing buildings and construct new residential buildings.	Significant Redevelopment (Total rebuild)	120,079	102,209 sq.ft. increased to 84,795 sq.ft.	88,210	Deemed complete 2/11/09, approved by City Council on 6/6/09.	SWMP in progress. Expected to include: - Storm Water Treatment Measures
9. Residential Project at 585 Old San Francisco Road. Project No.: 2008-1259 **Description:** Remove existing buildings and construct new residential building.	Significant Redevelopment (Total rebuild)	12,086	1,600 sq.ft. increased to 4,200 sq.ft.	12,086	Deemed complete 3/12/09, approved by City Council on 6/6/09.	SWMP in progress. Expected to include: - Storm Water Treatment Measures
10. Residential Project at 127 W. California Avenue. Project No.: 2008-0238 **Description:** Remove existing buildings and construct residential building.	Significant Redevelopment (Total rebuild)	12,280	10,011 sq.ft. decreased to 8,393 sq.ft.	12,280	Deemed complete 5/14/08, approved by City Council on 1/27/09.	SWMP in progress. Expected to include: - Storm Water Treatment Measures - Source Controls -Site Design

Santa Clara Valley Urban Runoff Pollution Prevention Program
Attachment E- Table 1. *Report Form for Planning Procedures Performance Standard and Provision C.3.n*
FY 2008-2009 Annual Report
Municipality: Sunnyvale

Project Name	Project Type[1]	Site Size (sq. ft.)	New Impervious Surface (sq. ft.)[3]	Area of Land[2] Disturbed (sq. ft.)	Project Status (incl. Date Deemed Complete)	Project Storm Water Control Measures
Private Projects – Applicable Projects						
11. Commercial Project at 301 & 410 Old San Francisco Road. Project No.: 2007-1293 **Description:** Remove existing buildings and construct new medical facility.	Significant Redevelopment (Total rebuild)	213,444	181,457 sq.ft. decreased to 113,129 sq.ft.	213,444	Deemed complete 6/8/09, approved by City Council on 6/23/09.	SWMP in progress. Expected to include: - Storm Water Treatment Measures
12. Industrial Project at 1450 Kifer Road Project No.: 2008-0744 **Description:** Remove existing accessory buildings, add architectural elements and site modifications.	Significant Redevelopment (Total rebuild)	234,575	206,280 sq.ft. decreased to 202,950 sq.ft.	38,728	Deemed complete 8/13/08, approved by Community Development Director on 8/25/08.	SWMP in progress. Expected to include: - Storm Water Treatment Measures - Site Design Measures
Public Projects – Applicable projects						
1. Borregas Ave POCs at Routes 101 and 237 Bicycle/pedestrian overpass over Routes 101 and 237	New Construction	81,000	19,600	53,000	Project funding was approved by City Council in 1999, prior to current stormwater permit requirements.	Project is for non-motorized vehicles only (pedestrian and bicycle route) so provision C.3.(c) i. (2) did not apply to this project

Applicable Projects (Part 2)
Significant Development Projects[2]
Reviewed and/or Approved July 1, 2008 – June 30, 2009

Project Name	Treat-ment BMPs	Numeric Sizing Criteria Used	O&M Responsibility Mechanism and Responsible Party	Site Design Measures	Source Control Measures	Pesticide Reduction Measures
Private Projects – Applicable projects						
1. Industrial Project at 384 Santa Trinita Avenue. Project No.: 2008-0407 **Description:** Remove existing buildings and construct office building.	Hydro-dynamic devices (CDS Unit)	Flow Hydraulic Design Basis using '03 CA Stormwater Quality BMP Handbook, and local rainfall data.	Formalized through Conditions of Approval, 3rd party certification, and recording SWMP with the Deed. Property owner responsible for O&M.	All runoff flows through site conveyance system to CDS unit.	Maintenance (street sweeping, catch-basin cleaning).	Education, COAs
2. Retail Project at 112 El Camino Real Project No.: 2008-0456 Description: Remove existing building and construct new retail building.	Hydro-dynamic devices (CDS Unit) & Biofilter	Flow Hydraulic Design Basis using '03 CA Stormwater Quality BMP Handbook, and local rainfall data.	Formalized through Conditions of Approval, 3rd party certification, and recording SWMP with the Deed. Property owner responsible for O&M.	SWMP is still in progress. Tentatively: All runoff either flows through Biofiltration or through site conveyance system to CDS unit.	SWMP is still in progress. Tentatively: Maintenance (street sweeping, catch-basin cleaning).	Education, COAs
3. Retail Project at 150 E El Camino Real Project No.: 2008-0457 Description: Remove existing building and construct new retail building.	Hydro-dynamic devices (CDS Unit) & Biofilter	Flow Hydraulic Design Basis using '03 CA Stormwater Quality BMP Handbook, and local rainfall data.	Formalized through Conditions of Approval, 3rd party certification, and recording SWMP with the Deed. Property owner responsible for O&M.	SWMP is still in progress. Tentatively: All runoff either flows through Biofiltration or through site conveyance system to CDS unit.	SWMP is still in progress. Tentatively: Maintenance (street sweeping, catch-basin cleaning).	Education, COAs

[1] For Projects approved as of October 15, 2005, reporting applicable projects – those that add or replace 10,000 square feet of impervious area.
[2] As defined in C.3.c If the site is a "significant redevelopment", list the area of land disturbance.
[3] "New" is defined as impervious surface added, created, or replaced.

Project Name	Treat-ment BMPs	Numeric Sizing Criteria Used	O&M Responsibility Mechanism and Responsible Party	Site Design Measures	Source Control Measures	Pesticide Reduction Measures
Private Projects – Applicable projects						
4. Commercial Project at 399 W Java Drive. Project No.: 2008-0459 **Description:** Construction of new office building and parking structure.	Hydro-dynamic devices (CDS Unit) & Biofilter	Flow Hydraulic Design Basis using '03 CA Stormwater Quality BMP Handbook, and local rainfall data.	Formalized through Conditions of Approval, 3rd party certification, and recording SWMP with the Deed. Property owner responsible for O&M.	SWMP is still in progress. Tentatively: All runoff either flows through Biofiltration or through site conveyance system to CDS unit.	SWMP is still in progress. Tentatively: Maintenance (street sweeping, catch-basin cleaning).	Education, COAs
5. Commercial Project at 1010 Sunnyvale Saratoga Road. Project No.: 2007-0306 **Description:** Remove existing building and construct new retail building for Rite-Aid.	Biofilter	Flow Hydraulic Design Basis using '03 CA Stormwater Quality BMP Handbook, and local rainfall data.	Formalized through Conditions of Approval, 3rd party certification, and recording SWMP with the Deed. Property owner responsible for O&M.	SWMP is still in progress. Tentatively: All runoff flows through Biofiltration, disconnected downspouts, limited impervious surface, use of beneficial landscaping and covered dumpster area.	SWMP is still in progress. Tentatively: Maintenance (street sweeping, catch-basin cleaning).	Education, COAs
6. Mixed Use Project at 401 Town and Country. Project No.: 2008-0399 **Description:** Remove existing buildings and construct new mixed use building. **Denied pending appeal FY 09-10	Hydro-dynamic devices (CDS Unit)	Volume Hydraulic Design Basis using '03 CA Stormwater Quality BMP Handbook, and local rainfall data.	Formalized through Conditions of Approval, 3rd party certification, and recording SWMP with the Deed. Property owner responsible for O&M.	SWMP is still in progress. Tentatively: All runoff through site conveyance system to CDS unit.	SWMP is still in progress. Tentatively: Maintenance (street sweeping, catch-basin cleaning).	Education, COAs

Project Name	Treat-ment BMPs	Numeric Sizing Criteria Used	O&M Responsibility Mechanism and Responsible Party	Site Design Measures	Source Control Measures	Pesticide Reduction Measures
Private Projects – Applicable projects						
7. Mixed Use Project at 1287 Lawrence Station Road. Project No.: 2006-0712 **Description:** Remove existing buildings and construct new mixed use buildings.	Hydro-dynamic devices (CDS Unit) & Biofilter	Flow Hydraulic Design Basis using '03 CA Stormwater Quality BMP Handbook, and local rainfall data.	Formalized through Conditions of Approval, 3rd party certification, and recording SWMP with the Deed. Property owner responsible for O&M.	SWMP is still in progress. Tentatively: All runoff either flows through Biofiltration or through site conveyance system to CDS unit.	SWMP is still in progress. Tentatively: Maintenance (street sweeping, catch-basin cleaning).	Education, COAs
8. Mixed Use Project at 660 S. Fairoaks Avenue. Project No.: 2008-1245 **Description:** Remove existing buildings and construct new residential buildings.	Hydro-dynamic devices (CDS Unit) & Biofilter	Flow Hydraulic Design Basis using '03 CA Stormwater Quality BMP Handbook, and local rainfall data.	Formalized through Conditions of Approval, 3rd party certification, and recording SWMP with the Deed. Property owner responsible for O&M.	SWMP is still in progress. Tentatively: All runoff either flows through Biofiltration or through site conveyance system to CDS unit.	SWMP is still in progress. Tentatively: Maintenance (street sweeping, catch-basin cleaning).	Education, COAs
9. Residential Project at 585 Old San Francisco Road. Project No.: 2008-1259 **Description:** Remove existing buildings and construct new residential building.	Biofilter & Hydro-dynamic devices (CDS Unit)	Flow Hydraulic Design Basis using '03 CA Stormwater Quality BMP Handbook, and local rainfall data.	Formalized through Conditions of Approval, 3rd party certification, and recording SWMP with the Deed. Property owner responsible for O&M.	SWMP is still in progress. Tentatively: All runoff either flows through Biofiltration or beneficial landscaping	SWMP is still in progress. Tentatively: Maintenance (street sweeping, catch-basin cleaning).	Education, COAs
10. Residential Project at 127 W. California Avenue. Project No.: 2008-0238 **Description:** Remove existing buildings and construct residential building.	Biofilter & Hydro-dynamic devices (CDS Unit)	Flow Hydraulic Design Basis using '03 CA Stormwater Quality BMP Handbook, and local rainfall data.	Formalized through Conditions of Approval, 3rd party certification, and recording SWMP with the Deed. Property owner responsible for O&M.	SWMP is still in progress. Tentatively: All runoff either flows through Biofiltration or beneficial landscaping	SWMP is still in progress. Tentatively: Maintenance (street sweeping, catch-basin cleaning).	Education, COAs

Attachment E- Table 1. *Report Form for Planning Procedures Performance Standard and Provision C.3.n*
FY 2008-2009 Annual Report
Municipality: Sunnyvale

Project Name	Treat-ment BMPs	Numeric Sizing Criteria Used	O&M Responsibility Mechanism and Responsible Party	Site Design Measures	Source Control Measures	Pesticide Reduction Measures
Private Projects – Applicable projects						
11. Commercial Project at 301 & 410 Old San Francisco Road. Project No.: 2007-1293 **Description:** Remove existing buildings and construct new medical facility.	Hydro-dynamic devices (CDS Unit) & Biofilter	Flow Hydraulic Design Basis using '03 CA Stormwater Quality BMP Handbook, and local rainfall data.	Formalized through Conditions of Approval, 3rd party certification, and recording SWMP with the Deed. Property owner responsible for O&M.	SWMP is still in progress. Tentatively: All runoff either flows through Biofiltration or through site conveyance system to CDS unit.	SWMP is still in progress. Tentatively: Maintenance (street sweeping, catch-basin cleaning).	Education, COAs
12. Industrial Project at 1450 Kifer Road Project No.: 2008-0744 **Description:** Remove existing accessory buildings; add architectural elements and site modifications.	Biofilter	Flow Hydraulic Design Basis using '03 CA Stormwater Quality BMP Handbook, and local rainfall data.	Formalized through Conditions of Approval, 3rd party certification, and recording SWMP with the Deed. Property owner responsible for O&M.	SWMP is still in progress. Tentatively: All runoff either flows through Biofiltration, planter boxes, minimize change in runoff and minimal land disturbance.	SWMP is still in progress. Tentatively: Maintenance (street sweeping, catch-basin cleaning).	Education, COAs
Public Projects – Applicable projects						
1. Borregas Ave POCs at Routes 101 and 237 **Description:** Bicycle/pedestrian overpass over CA Routes 101 and 237 connecting to North Borregas Ave bicycle lanes	Not ap-plicable to this project	Not applicable to this project	Not applicable to this project	Not applicable to this project	Litter control, street sweeping and catch-basin cleaning at access points to city streets.	Not applicable to this project.

City of Sunnyvale

FY 08 - 09 Annual Report

Attachment E –
New Development Planning Procedures

Appendix 1 Table 2

Post-Construction Inspections of Treatment BMPs

042908

Santa Clara Valley
Urban Runoff
Pollution Prevention Program

Treatment BMPs Inspection Activity Report
FY 08-09
City of Sunnyvale

City of Sunnyvale

Date	APN	Reason for Inspection	Project Type	Treatment BMP Type	Inspection Results					Enforcement Action	Comments
					1	2	3	4	5		
4/21/2009	209-13-059 and 060	Initial	Residential	Vegetated Swale	1. No Visible/Apparent Problems					None	Britton Place -
4/21/2009	209-13-059 and 060	Initial	Residential	Bioretention	5. Trash/Debris Accumulation or Dumping					Verbal Notice	Britton Place - Trash and debris required cleaning and maintenance
4/21/2009	209-13-059 and 060	Initial	Residential	Bioretention	5. Trash/Debris Accumulation or Dumping					Verbal Notice	Britton Place - Trash and debris required cleaning and maintenance
4/21/2009	209-13-059 and 060	Initial	Residential	Bioretention	5. Trash/Debris Accumulation or Dumping					Verbal Notice	Britton Place - Trash and debris required cleaning and maintenance
4/21/2009	209-13-059 and 060	Initial	Residential	Vortex Separator	62. Sediment Accumulation					Verbal Notice	Britton Place - Maintenance procedures and documentation required.
4/21/2009	209-13-059 and 060	Initial	Residential	Vortex Separator	62. Sediment Accumulation					Verbal Notice	Britton Place - Maintenance procedures and documentation required.
4/21/2009	209-13-059 and 060	Initial	Residential	Vortex Separator	62. Sediment Accumulation					Verbal Notice	Britton Place - Maintenance procedures and documentation required.
6/18/2009	213-01-026	Initial	Residential	Vortex Separator	41. Sediment Accumulation	37. Mosquito Habitat				Verbal Notice	Aster Place - Maintenance to vortex separator needed, catch basin maintenance needed.
4/21/2009	110-14-101 & 085	Initial	Residential	Vortex Separator	1. No Visible/Apparent Problems					Verbal Notice	Parkside Villas - Maintenance procedures and documentation required prior to October 2009.
6/25/2009	110-14-170 & 129, & 194	Initial	Residential	Vortex Separator	5. Trash/Debris Accumulation or Dumping					Verbal Notice	Danbury Place - Maintenance procedures and documentation required prior to October 2009.
6/25/2009	110-14-170 & 129, & 194	Initial	Residential	Vortex Separator	5. Trash/Debris Accumulation or Dumping					Verbal Notice	Danbury Place - Maintenance procedures and documentation required prior to October 2009.
6/25/2009	110-14-170 & 129, & 194	Initial	Residential	Vortex Separator	10. BMP Cannot Be Located					Verbal Notice	Danbury Place - Maps with BMP location required. Maintenance procedures and documentation required prior to October 2009.
4/28/2009	110-01-025, 026, 209	Initial	Multi-use	Vegetated Swale	1. No Visible/Apparent Problems					None	Lockheed Martin
4/28/2009	110-01-025, 026, 209	Initial	Multi-use	Vegetated Buffer Strip	1. No Visible/Apparent Problems					None	Lockheed Martin
4/28/2009	110-01-025, 026, 209	Initial	Multi-use	Wet Pond	1. No Visible/Apparent Problems					None	Lockheed Martin
4/28/2009	110-01-025, 026, 209	Initial	Multi-use	Drain Insert	1. No Visible/Apparent Problems					None	Lockheed Martin
4/28/2009	110-01-025, 026, 209	Initial	Multi-use	Infiltration Trench	1. No Visible/Apparent Problems					None	Lockheed Martin
4/28/2009	110-01-025, 026, 209	Initial	Multi-use	Retention/Irrigation	1. No Visible/Apparent Problems					None	Lockheed Martin

City of Sunnyvale

FY 08 - 09 Annual Report

Attachment F

Construction Inspection

P.S. Id.	Activity	CI Item Source	FY 08-09 Tasks	Status / Comments	Due Date (mo/yr)	Responsible Party
	New Development and Construction Controls – Construction Site Inspection					
CI-1-4	Construction Inspection Performance Standards	URMP	Conduct annual staff review of performance measures in order to evaluate their effectiveness.	CDD- Building Division: All performance standards are being implemented and are effective. Staff provides outreach materials to contractors and developers by attaching copies of construction tri-folds "Preventing Pollution, It's up to Us" or the "Sunnyvale Blueprint for a Clean Bay" to plans and/or job card before permits are issued. 48 written Erosion/sediment Control Correction Notices and Re-inspection Notices were issued this F Y for private projects.	08/09	Gordon Blancher, Building Inspector /Coordinator
CI-2 - CI-5	Inspection of sites with significant erosion potential and construction planned for the wet season	URMP	Conduct inspections of sites (public and private) with significant erosion potential and/or construction planned during the wet season. Ensure that erosion and sediment control measures are implemented in accordance with SMC, the SWPPP, and any conditions of approval for the project.	CDD- Building Division: Inspections of project were done to ensure that the projects erosion and sediment control measures are maintained, as needed during construction. Enforcement for compliance with SMC requirements was done, as needed. PW – Capital Projects: The inspection staff inspected capital projects and encroachment permit projects daily, before storms and after storms.	Ongoing Report 09/09	Gordon Blancher, Building Inspector /Coordinator Nasser Fakih, PW Inspector

	New Development and Construction Controls – Construction Site Inspection (cont.)					
CI-4	Effectiveness Evaluation: Private Development and Public Works Inspection Program	URMP	Annually review and evaluate effectiveness of inspection programs using staff and/or contractor feedback	CDD- Building Division: Staff and contractor feedback indicate that the inspection programs are effective and meeting goals. Using the "FIELD INSPECTION – BMP'S" notices helps with documenting violations and corrective actions. PW – Capital Projects: The evaluation and effectiveness of the inspections programs are being implemented without any problems.	Annually Report 09/09	Gordon Blancher, Building Inspector /Coordinator Nasser Fakih, PW Inspector
	Construction Inspection Performance Standards	Permit Prov. C.3.a. (vi)	• Annually train Construction Inspection staff (both Community Development and Public Works) on current Construction Inspection Performance Standards and any changes to BMPs and SOP's. Also include training on construction inspection procedures, documentation, and enforcement. • Every two years, all inspectors will receive training on the latest construction BMPs and techniques. Implementation of BMPs and SOP's will be discussed, as needed, at regular staff meetings.	CDD- Building Division: Information on training activities for all CDD-Building Division staff is presented in Attachment M of this report. Training DVD "Hold on to your Dirt" was used at one of the training sessions. PW – Capital Projects: The inspection staff has been undergoing inspection training at least once every 2 years. Staff viewed "Keep it Clean" training DVD at on of their sessions. See Attachment M for training details.	Annually, before October 1 Report 09/09	Gordon Blancher, Building Inspector /Coordinator Nasser Fakih, PW Inspector

	New Development and Construction Controls – Construction Site Inspection (cont.)					
	Erosion and Sediment Control Plans by Contractors for Public Projects	Permit Prov. C.3.a. (iv)	CDD Building Inspection staff and PW Construction staff to ensure that developers/contractors of projects with significant erosion potential and planned construction during the wet season have prepared an effective erosion and/or sediment control plan prior to the start of the wet season.	CDD- Building Division: Compliance with erosion and/or sediment control plans was required for projects prior to the start of the wet season. Inspectors checked to make sure the plans were done and BMPs in place. There was good cooperation from developers and contractors to meet these requirements. PW – Capital Projects: Construction inspection staff has complied with these requirements.	Ongoing Report 09/09	Gordon Blancher, Building Inspector /Coordinator Nasser Fakih, PW Inspector
	Municipal capital improvement project stormwater quality control measures	Permit Prov. C.3.a. (v)	Perform and document inspections of contractors on capital improvement projects to ensure their compliance with stormwater quality control requirements during construction and maintenance activities. Initiate enforcement actions, as needed. Report annually on results of inspection program.	Inspections are performed daily and reported in the inspector's daily reports. Enforcement actions and any violations observed are provided in Table 1 of this Attachment..	Ongoing Report 09/09	Hira Raina, Nasser Fakih

Response to Regional Water Quality Control Board Comments on this Section for FY 07-08 Annual Report:
No comments were received from RWQCB2 on this section.

City of Sunnyvale

FY 08 - 09 Annual Report

Attachment F

Construction Inspection

Appendix 1 Table 1 – Project Inspections

Table 1: Field Inspections – BMPs Correction Notices Enforcement Report – Building Division

LOCATION	Project Number	Date of Notice	Contractor/ Owner	Construction BMPs	Contractor Notified by Inspector	Contractor Complied at Time of Notice	Comments
Private Projects FY 08-09							
1659 Manitoba Dr	None	6/05/08	Unknown	Gravel on Street	Yes	No	Reinspection 6/12/08
2502 Town Center	2008-2489	10/7/08	Devcon	Install BMP's	Yes	No	Reinspection 10/9/08
2502 Town Center	2008-2489	10/9/08	Devcon	Checking BMP's	Yes	No	Reinspection 10/9/08
404 Tasman Dr	2006-2146	10/14/08	Todio	Storm Drains	Yes	No	Reinspection 10/14/08
Moffett Towers	Un-Known	10/14/08	R & S	Checking BMP's	Yes	Yes	No Reinspection Required
Moffett Towers	Un-Known	10/14/08	R & S	Checking BMP's	Yes	Yes	No Reinspection Required
Moffett Towers	Un-Known	10/14/08	R & S	Checking BMP's	Yes	Yes	No Reinspection Required
108 S Wolfe Rd	2006-4647	10/14/08	K.B. Homes	Checking BMP's	Yes	Yes	No Reinspection Required
1156 Aster	2006-2836	10/14/08	K.B. Homes	Checking BMP's	Yes	Yes	No Reinspection Required
495 E Java Dr	Un-Known	10/14/08	Devcon	Checking BMP's	Yes	Yes	No Reinspection Required
2502 Town Center	2008-2489	10/14/08	Devcon	Install BMP's	Yes	No	Reinspection 10/14/08
975 & 995 Benecia	2006-4803 & 4805	10/15/08	Vance Brown	Checking BMP's	Yes	No	Reinspection 10/15/08
111 Java Dr	2007-4766	10/15/08	Wentz Group	Checking BMP's	Yes	Yes	No Reinspection Required
920 E Duane Ave	2007-0795	10/15/08	John Homes	Install BMP's	Yes	No	Reinspection 10/15/08
805 W Fremont Ave	2007-5564	10/15/08	Classic Communitie s	Install BMP's	Yes	No	Reinspection 10/15/08
2502 Town Center	2008-2489	10/23/08	Devcon	Washing Equipmen t in storm	Yes	Yes	Corrected at time of notice
1110 Fairwood Ave	None	10/23/08	School Dis.	Install BMP's	Yes	No	Reinspection 10/24/08
629 N Mathilda Ave	2008-3118	10/24/08	Unknown	Cover dirt	Yes	No	Reinspection 10/24/08
Leota & Carson	None	10/29/08	School Dis.	Install BMP'S	Yes	No	Reinspection 10/30/08
805 W Freomnt Ave	2007-5564	10/29/08	Nexgen	Install BMP's	Yes	Yes	No Reinspection Required
Arroyo Tr	2007-5564	10/31/08	Nexgen	Extend Rock Driveway	Yes	Yes	No Reinspection Required

Table 1: Field Inspections – BMPs Correction Notices Enforcement Report

LOCATION	Project Number	Date of Notice	Contractor/ Owner	Construction BMPs	Contractor Notified by Inspector	Contractor Complied at Time of Notice	Comments
Private Projects FY 08-09 (cont.)							
1250 Kifer Rd	2008-1839	10/20/08	San Jose Const.	Install BMP's	Yes	No	Reinspection 10/21/08
550 W. Olive Ave	None	10/31/08	School Dis.	Install BMP's	Yes	No	Reinspection 10/31/08
573 Kirk	None	11/5/08	Unknown	Move Portable WC	Yes	No	Reinspection 11/6/08
1195 Sandia Ave	2007-4478	11/7/08	Corazon	Clean Street	Yes	Yes	No Reinspection Required
2502 Town Center	2007-5217	11/18/08	Devcon	Install BMP's	Yes	Yes	No Reinspection Required
733 Santa Paula	None	12/2/08	Unknown	Install BMP's	Yes	Yes	No Reinspection Required
Arroyo	2007-5564	13/3/08	Nexgen	Clean Street	Yes	Yes	No Reinspection Required
1003 E El Camino Real	2007-4538	12/22/08	RHL Design	Install BMP's	Yes	Yes	No Reinspection Required
330 S Murphy Ave	2008-2489	1/21/09	Devcon	Install BMP's	Yes	Yes	No Reinspection Required
2502 Town Center	2007-5217	1/23/09	Devcon	Install BMP's	Yes	Yes	No Reinspection Required
401 Paria Tr.	2006-3145	1/23/09	Toll Brothers	Install BMP's	Yes	Yes	No Reinspection Required
Arroya Tr	2008-2400	2/2/09	Nexgen	Install BMP's	Yes	Yes	No Reinspection Required
805 Fremont Ave	2008-2216	2/3/09	Classic Communities	Drains	Yes	No	Reinspection 2/6/09
2502 Town Center	2007-5217	2/4/09	Devcon	Install BMP's	Yes	Yes	No Reinspection Required
Arroya Tr	2008-2400	2/6/09	Classic Communities	Clean Streets	Yes	No	Reinspection 2/9/09
1489 Ramon Dr.	2008-4613	2/18/09	Earth Bonds Homes	Install BMP's	Yes	No	Reinspection 3/1/09
946 Marion	2008-2539	2/24/09	Unknown	Install BMP's	Yes	No	Reinspection 3/1/09
1183 Glin Tr	2006-3152	3/5/09	Toll Brothers	Install BMP's	Yes	No	Reinspection 3/10/09
805 W. Fremont Ave	2008-2216	3/6/09	Classic Communities	Install BMP's	Yes	Yes	No Reinspection Required
848 Corvallis Dr	2009-0001	3/17/09	Padmini Ranganathan	Dirt in Street	Yes	Yes	No Reinspection Required
840 Maria Ln	2007-3747	3/19/09	Bruce Paynian	Install BMP's	Yes	Yes	No Reinspection Required

Santa Clara Valley Urban Runoff Pollution Prevention Program
Attachment F – Table 1 – Private Projects and Public Projects Inspected
FY 2008-2009 Annual Report
Municipality: Sunnyvale

LOCATION	Project Number	Date of Notice	Contractor/ Owner	Construction BMPs	Contractor Notified by Inspector	Contractor Complied at Time of Notice	Comments
Private Projects FY 08-09 (cont.)							
550 E Olive Ave	None	4/15/09	Sunnyvale School Dis	Install BMP's	Yes	No	Reinspection 4/16/09
544 E Weddell	2009-0795	4/17/09	Aico	Install BMP's	Yes	No	Reinspection 4/20/09
298 W Mc Kinley Av	2008-1941	4/20/09	W.L. Butler	Install BMP's	Yes	No	Reinspection 4/22/09
1511 Lewistion Dr	2009-0029	5/11/09	Russun	Dirt in Street	Yes	No	Reinspection 5/12/09
805 W Fremont Ave	2008-2216	5/12/09	Classic Communities	Washing Street into Storm Drain	Yes	Yes	No Reinspection Required
1215 Borregas Ave	2009-1180	5/21/09	San Jose Const	Install BMP's	Yes	No	Reinspection 5/22/09

LOCATION	Project Number	Date of Notice	Contractor/ Owner	Construction BMPs	Contractor Notified by Inspector	Contractor Complied at Time of Notice	Comments
Public Projects FY 08-09							
Fremont & Mary Traffic Signal (West Side)	TR-05/01-08	10/21/08	Tennyson Electric	Install BMPs to protect storm drain	Yes	Yes	Re-inspection. Contractor complied on 10/23/09
Fremont & Mary Traffic Signal (East Side)	TR-05/01-08	10/22/08	Tennyson Electric	Install BMPs to protect storm drain	Yes	Yes	Re-inspection. Contractor complied on 10/23/09

City of Sunnyvale

FY 08 - 09 Annual Report

Attachment G

Public Information and Participation

	Activity	CI Item Source	FY 08-09 Tasks	Status / Comments	Due Date (mo/yr)	Responsible Party
Public Information / Participation						
PIP-1	Identification of pollution issues/problems	URMP	Continue to discuss water pollution prevention, conservation, and watershed education with regional co-permittees, pretreatment staff, and urban runoff staff to determine current issues and pollutants of concern.	Regional, local and internal discussions are centered on water pollution prevention, conservation, and watershed education. Projects implemented by Sunnyvale in FY 08-09 were consistent with the issues and pollutants of concern discussed. • See Attachment G Table 1 - Detailed Descriptions PIP Activities and Self-Evaluation Matrix for FY 08-09.	Ongoing Report 09/09	Jackie Besoyan, Environmental Outreach Coordinator
PIP-2	Implementation of strategy to address issues	URMP	In order to insure efficient and effective use of resources, we will continue to select projects that automatically send behavior change messages to the greatest number of people without requiring staff to be present. In addition, we will lend support to regional projects and events that endeavor to increase behavioral change thorough public education.	When large audience reach must be achieved, mass media can play a key role in its effectiveness. Sunnyvale successfully utilizes mass media to send public education and behavior change messages regarding water pollution prevention to our target audiences. Media projects implemented in FY 08-09 included on-screen theater ads, bus back ads, utility bill inserts, newspaper articles and ads, website postings, flyers, community cable TV, poster distributions and literature kiosks. • See Attachment G Table 1 - Detailed Descriptions PIP Activities and Self-Evaluation Matrix for FY 08-09.	Ongoing Report 09/09	Jackie Besoyan, Environmental Outreach Coordinator

Public Information / Participation (cont.)						
PIP-3	Dissemination of outreach/education materials	URMP	Continue to update and develop new materials and information, and disseminate material to targeted audiences through participation in school and youth programs, industry-related events, presentations, community requests, plant tours, Farmers' Markets, and regional events.	Outreach material is monitored for restock and edited for content as necessary. New materials are developed as needed (a new Green Gardener piece was developed in FY 08/09), and literature is disseminated as described in Attachment G Table 1 - Detailed Descriptions PIP Activities and Self-Evaluation Matrix for FY 08-09.	Ongoing Report 09/09	Jackie Besoyan Environmental Outreach Coordinator
PIP-4	Municipal Employee Training	URMP and Permit Prov. C.9	Provide annual training to Community Development, Parks and Recreation, and Public Works Department staff related to URMP Performance Standards, BMPs, and Watershed Outreach and Education campaign. (See IPM Policy and Hg Policy outreach sections for similar tasks)	Annual training as identified in the City's URMP is performed annually. See Attachment M for a list of training provided and numbers attending for CDD, Parks & Rec., and Public Works Field Services staff in FY 08-09. Additional city-wide staff training on specific issues is provided through staff newsletters and articles.	Ongoing Report 09/09	Kristy McCumby, Environmental Specialist & Steve Schmidt, Laboratory/ Pretreatment Mgr.
PIP-5	Evaluation of effort and strategy	URMP	Use various feedback methods to determine public evaluation of materials, events and workshops, and when possible, evaluate level of increased awareness of pollution prevention issues. In an ongoing effort, staff will use public feedback to evaluate strategies used in selected projects.	Evaluation forms are distributed and reviewed. The evaluation forms are not used to measure differences in usage patterns or behavior change, but to determine satisfaction with the presentation or activity. Feedback is used to modify and fine tune projects, presentations, and workshops. Currently, the level of increased awareness is chiefly established through the number of individuals reached.	Ongoing Report 09/09	Jackie Besoyan, Environmental Outreach Coordinator

	Public Information / Participation (cont.)					
PIP-5	Work Plan Revision	URMP	As a result of ongoing evaluation and discussions as listed in PIP-1, determine projects to be continued, deleted or added.	Outreach provides a wide-range of education to targeted and general audiences through participation in various events and activities in Sunnyvale, through use of media, and in project collaborations with other agencies and partners both regional and local. Projects Added: Thermometer Exchanges, Bus Back Ads, Library Presentations, Community Kids Workshops, Muslim Green Team event Projects Deleted: Earth Day Event at Laurelwood School and Global Sunnyvale Projects Continued: for a listing of activities and events. • See Attachment G Table 1- Detailed Descriptions PIP Activities and Self-Evaluation Matrix for FY 08-09	Ongoing Report 09/09	Jackie Besoyan, Environmental Outreach Coordinator
	Mercury Outreach	Permit Prov. C.9.c	In coordination with the Program and County-wide efforts, develop and continue to implement an educational outreach program to residential audiences regarding recycling of fluorescent lights, the proper disposal of other mercury-containing products, and the availability of non-mercury containing alternatives. Monitor and document results in the Annual Report. (Also see Control Program for Mercury for additional Outreach tasks.)	Through ongoing collaboration and effort, Sunnyvale continues to develop and implement educational outreach to residential audiences regarding non-mercury alternative devices, recycling and proper disposal of mercury containing products, retail stores program for fluorescent disposal options, and water pollution prevention. • See Attachment G Table 1 - Detailed Descriptions PIP Activities and Self-Evaluation Matrix for FY 08-09.	Ongoing Report 09/09	Jackie Besoyan, Environmental Outreach Coordinator and HHW/SMaRT station staff

Public Information / Participation (cont.)						
	Integrated Pest Management Outreach	Permit Prov. C.9.d	Provide local public outreach on proper use and disposal of pesticide products and use of less toxic pest control methods. Support the Program on local IPM Store Partnership activities. Participate in Regional outreach events. (Also see Control Program for Pesticides for additional Outreach tasks.)	Sunnyvale supports the IPM store partnership program, participates in Regional outreach events, and consistently provides local public outreach on proper use and disposal of pesticides, and use of less toxic pest control methods. • See Attachment G Table 1 - Detailed Descriptions PIP Activities and Self-Evaluation Matrix for FY 08-09. • See Attachment H, Apdx. 2 for a discussion on Sunnyvale's participation in the Santa Clara Valley Green Gardener program and its outreach to both the public and to potential students for the training program.	Ongoing Report 09/09	Jackie Besoyan, Environmental Outreach Coordinator
	Trash Management	Program Task RWQCB Letter	Continue to promote litter reduction as a key pollution prevention element. Provide local education on what the public can do to reduce and eliminate litter. This includes outreach through articles and ads in newsletters, and presentations at local schools events. (Also see Control Program for Trash for additional outreach tasks.)	Sunnyvale's litter reduction and public awareness outreach promotes litter as a key source of water pollution. The focus of the program is to raise litter awareness through education and community events. Resources for our public education campaign include community newsletters, employee newsletters, theater billboard advertising, bus back ads, clean up events, as well as demonstrations in school classrooms and at community events. The message identifies litter as a key water pollution element, and provides education on what the public can do to reduce and eliminate litter. • See Attachment G Table 1 - Detailed Descriptions PIP Activities and Self-Evaluation Matrix for FY 08-09	Ongoing Report 09/09	Jackie Besoyan, Environmental Outreach Coordinator

Response to Regional Water Quality Control Board Comments on ICD Activities Section to FY 07-08 Annual Report:
No comments were received from RWQCB2 on this section.

City of Sunnyvale

FY 08 - 09 Annual Report

Attachment G
Table 1 – Detailed PI/P Activities and Evaluation of Effectiveness

Public Information and Participation

Table 1. Detailed Description of FY 08- 09 PI/P Activities and Self Evaluation Matrix

PI/P Activity[1]	Type of Outreach [2]	Level of Implementation (Description/Dates)	Evaluation of Effectiveness
Community			
Health & Resources Fair - Thermometer Exchange	Event – Targeted	A bi-annual event sponsored by the City of Sunnyvale Community Services Department and is held at the Sunnyvale Senior Center. The focus is to connect the senior community with resources that can be of a benefit to them and to provide information on optimizing their health and well being. September 08	During this event, outreach staff hosted a thermometer exchange where 198 mercury-containing thermometers were collected for proper disposal.
Health & Resources Fair – Pharmaceutical Disposal Talk	Event – Targeted	A bi-annual event sponsored by the City of Sunnyvale Community Services Department and is held at the Sunnyvale Senior Center. The focus is to connect the senior community with resources that can be of a benefit to them and to provide information on optimizing their health and well being. September 08	Along with the above activity, outreach staff presented a talk on the correct way to dispose of pharmaceuticals. Approximately 25 individuals attended this discussion and Q & A session.
Coastal Clean Up	Event – Targeted	Sunnyvale participated in this annual event which focuses on cleaning up California's coasts and waterways. September 08	The event in Sunnyvale had 43 volunteers that collected approximately 1875 pounds of litter and 60 pounds of mostly plastic recyclable materials from Sunnyvale West Channel and approximately one mile of the bank along the Guadalupe Slough.
State of the City Event	Event – General	This is an annual one-day event sponsored by the City. The event features activities and exhibits providing community information for residents. September 08	The Outreach booth featured water pollution prevention information. Literature distributed included IPM information, less-toxic options for pest control, and proper disposal information on both pesticides and mercury. Approximately 100 individuals stopped by the booth to ask questions and/or receive information.

[1] Reference FY 08-09 PI/P Work Plan
[2] General, Targeted, Educational, or Citizen Participation types of outreach activities

PI/P Activity	Type of Outreach	Level of Implementation (Description/Dates)	Evaluation of Effectiveness
Community (cont.)			
Sunnyvale Pancake Breakfast	Event – Targeted	This event features a community breakfast, activities for kids, and exhibit booths providing public service information to the community. October 08	This event offers a venue for Outreach to focus on one of our short term goals - to inform individuals that indoor/outdoor daily activities impact the health of our watershed. Approx. 60 children/parents stopped by the booth for literature, information and/or to complete an art project on beneficial bugs for gardens.
Muslim Green Team Event	Event – General	This was the first time this event was held. The organization that hosted it extended an invitation to attend to SCVURPPP and Sunnyvale staff was able to fulfill the need. This event consisted of a variety of "green" exhibits and exhibitors. October 08	The Outreach exhibit highlighted the difference between sanitary sewers and storm drains, leading to information about water pollution prevention. This is primarily done through discussion, literature distribution, and presentations featuring the Enviroscape, which focuses on preventing water pollution from sources such as pesticides, fertilizers, dog waste, automotive fluids and car wash. Approx. 80 children/parents stopped by the booth for literature, information and/or to view an Enviroscape presentation.
Tarp Giveaway at the Landfill	Event - Targeted	This event was held in cooperation with the Silicon Valley Anti-Litter campaign, a collaborative effort for litter control in Santa Clara County. The event was conducted at the SMaRT Station in Sunnyvale November 08	A fact sheet, a free tarp and a brief reminder about litter prevention was given to drivers of vehicles arriving at the SMaRT Station with uncovered loads. At this event, 40 free tarps were given away.
Santa Clara County Creeks & Watershed Conference	Event – Targeted	This event was held by the Santa Clara County Creeks & Watershed Council and consisted of various booths and exhibits on related to county creeks, watershed issues and/or concerns and local government. November 08	This event offered a venue for Outreach to focus on how indoor/outdoor daily activities impact the health of our watershed. We used the exhibit that showed the difference between sanitary sewers and storm drains and handed out information on pollution prevention. During this event, we spoke to approximately 25 individuals.

PI/P Activity	Type of Outreach	Level of Implementation (Description/Dates)	Evaluation of Effectiveness
Community (cont.)			
SNAIL Neighborhood Association Meeting	Event – Targeted	Outreach staff was invited to speak at the monthly SNAIL Neighborhood Association meeting. March 09	Staff gave a presentation on the upcoming neighborhood litter clean up volunteer event and pollution prevention. Various brochures related to stormwater pollution prevention were distributed. Approximately 20 residents were in attendance.
Leadership Sunnyvale	Event – General	Leadership Sunnyvale is a community education program that provides it members with training on the fundamentals of leadership and classes in community awareness. The intention is to broaden participant awareness of complex community issues, strengthen leadership skills, and increase effectiveness in the community. During this annual event Public Works hosts an Environmental Awareness Day. April 09	This event presents a key opportunity to provide awareness to potential community leaders about watershed issues. Topics included wastewater treatment overview, a tour of the WPCP, and discussion on public outreach and education efforts regarding water pollution and its prevention. For this reporting year, 28 individuals participated in the event.
Earth Day Event – Thermometer Exchange	Event – Targeted	Sunnyvale hosted a week-long series of community events in celebration of Earth Day this year. Outreach staff participated in three events, which started on April 18 at the Farmers Market and concluded on April 25 with the Great American Litter Pick Up event. April 09	During the event at the Farmers Market, outreach staff hosted a Thermometer Exchange where 98 mercury containing thermometers were collected for proper disposal.
Great American Litter Pick Up	Event - Targeted	A county-wide event that focuses on cleaning up litter throughout Santa Clara County. This event wrapped up Sunnyvale's week on celebrating Earth Day. April 09	Nearly 60 volunteers participated and collected litter from neighborhoods within a one-mile radius of three different locations in Sunnyvale. Almost three cubic yards of trash and more than one-half cubic yard of recyclables were collected.
Columbia Health and Safety Fair	Event – General	Although the main emphasis is on fun, the city teams up once a year with local organizations to inform and educate area residents about health, safety, and community services. The event is held at the Columbia Neighborhood Center and provides opportunities for residents to educate and inform themselves about issues affecting their daily lives. May 09	The outreach exhibit highlighted the difference between sanitary sewers and storm drains. Literature about water pollution prevention was distributed and five Enviroscape demonstrations were presented during the event. Approximately 143 individuals (adults, students and children) visited the exhibit for information, literature and to view the presentations.

PI/P Activity	Type of Outreach	Level of Implementation (Description/Dates)	Evaluation of Effectiveness
Community (cont.)			
National River Clean Up Day	Event – Targeted	Sunnyvale participated in this annual event which focuses on cleaning up California's creeks and waterways. May 09	The event in Sunnyvale had 46 volunteers that cleaned 2.5 miles of Sunnyvale's East Channel and part of Calabazas Creek. Approximately 338 pounds of trash and 34 pounds of recyclables were collected in three hours.
Orchard Gardens Neighborhood Association Meeting	Event – Targeted	Outreach staff was invited to speak at the monthly Orchard Gardens Neighborhood Association meeting. June 09	Staff gave a half-hour presentation covering sustainable landscaping, including water conservation and IPM. Along with the presentation, various brochures and toilet tank leak detector tablets were distributed. Seventeen residents attended.
Compost workshops	Event - Targeted	Registrants learn that at-home composting turns organic material into valuable product for gardens and landscaping. Applying compost to gardens and landscaping reduces the need to apply fertilizer resulting in healthier plants, thus reducing the need for pesticide applications Ongoing	Workshops are held once per month, 10 times during the year. Attendance is sporadic, depending on the season. Generally, anywhere between 12 and 40 individuals attend each new workshop session.
Sunnyvale Farmers Market	Event - Targeted	The Sunnyvale Farmers Market is held every Saturday all year round. The Environmental Outreach exhibit promotes pesticide reduction through IPM practices during the Spring and Summer months, and highlights the difference between sanitary sewers and storm drains and pollution prevention during the Fall and Winter. Literature and fact sheets on less-toxic pest control are distributed. Other water pollution prevention literature is available, including the HHW mercury brochure and surplus utility bill inserts that target water pollution concerns. July – November 2008, February, March, and June 2009	The market draws 2-3000 people each Saturday and provides an effective way to interface with shoppers in a venue that promotes healthy food and pesticide free gardening. Everyone visiting the booth is in search of information about less-toxic pest control and/or water pollution prevention. For this reporting year, we spoke to approximately 253 individuals.

PI/P Activity	Type of Outreach	Level of Implementation (Description/Dates)	Evaluation of Effectiveness
Community (cont.)			
Plant Tours	Event – Educational	Plant Tours are conducted year round. Treatment stages and processes are discussed, and attendees learn the function and importance of the wastewater treatment plant and its role of preventing water pollution from wastewater discharge. Both stormwater and wastewater pollution issues are discussed. Ongoing	The Plant conducted 7 adult tours in FY 08-09, reaching 91 individuals. Discussions about water pollution and issues impacting the watershed and the environment help tour attendees gain a better understanding of the problem. At the completion of the tour, attendees are given educational materials that promote environmentally responsible behaviors. Section for *Schools and Youth* lists additional outreach information. By the end of the tour, all participants know the difference between sanitary sewers and storm sewers.
Theater Billboards	Media – Targeted	Sunnyvale produced water pollution prevention advertising for on-screen viewing at the Mercado 20 and Cupertino 16 Theaters. Pollution prevention messages are selected according to priority and season. The advertisement for this FY focused on IPM and pesticides. April – May 2009	These 15-second animated/audio ads are viewed by movie audiences two times during a 15-minute timeframe prior to every movie shown in the theaters on a total of 36 screens. This is a beneficial method, albeit extremely expensive way to reach large groups of people with targeted pollution prevention messages.
Bus Back Ads	Media – Targeted	Sunnyvale produced water pollution prevention advertising for ads that were placed on the tail of a minimum of 50 VTA buses that have routes that are in Sunnyvale. The advertisement focused on the importance of keeping litter out of storm drains and was titled: *"If it flows down the street … it ends up in the creek".* May – June 2009	Sunnyvale received several positive comments on the ads from residents and others. The ads are viewed by many and encompassed most of the bus routes in Sunnyvale and Mountain View, along with areas in Santa Clara, Cupertino, Stanford, Los Altos and Loyola. Like theater ads, this is a beneficial yet expensive way to reach large groups with targeted messages.
Utility Bill Inserts	Media - General	Four pollution prevention advertisements were utilized as a bill inserts this reporting year. *How to Recycle Yard Trimmings (Sept-Oct 08)* *Have Fluorescent Bulbs or E-waste to Get Rid Of (Jan-Feb 09)* *Protect Our Waterways – Please Don't Litter (Mar-Apr 09)* *Keeping Our Creeks & Bay Clean (May-June 09)*	Stuffing utility bills with advertising inserts reaches approximately 30,000 account customers for each two-month mailing. This is an ongoing outreach effort, and we will continue to use this venue as a cost effective way to reach a large number of people.

PI/P Activity	Type of Outreach	Level of Implementation (Description/Dates)	Evaluation of Effectiveness
Community (cont.)			
Sunnyvale ReNews	Media – General	The Sunnyvale ReNews Newsletter is focused on reduce, reuse, recycle messages with a heavy focus on HHW. Articles and informational pieces relating to pollution prevention through proper disposal were published in the newsletter. *Household Hazardous Waste (Summer 08)* *Compost Workshop (Summer & Fall 08)* *Recycling Drop-Off Center (Summer 08)* *Thermometer Exchange (Fall 08)* *P2 Week Calendar Listing (Fall 08)* *Recycling at the SMaRT Station (Spring 09)* *Earth Day Events (Spring 09)* *Choice Collect (Spring 09)* *New! Med Drop Program (Spring 09)*	This newsletter is mailed quarterly to approximately 29,000 single family residents and 24,000 residents living in multi-family units. Copies are also available in key locations throughout the city. Considering the reach, we will continue to use this newsletter for outreach as it serves a productive method to continually remind the community about proper disposal of HHW products.
Quarterly Report Articles	Media - General	Pollution prevention articles targeting priority pollutants of concern and other messages were published in the city's quarterly community newsletter. *Compost Workshops (Summer 08)* *Plant Tours (Fall 08)* *Pollution Prevention Week (Fall 08)* *No Drugs Down the Drain (Fall 08)* *Did You Know ...(Fall 08)* *Trash & Recycling (Winter 09)* *Old Batteries Taking Over Your House? (Winter 09)* *Leaves, Leaves – Love Those Leaves (Winter 09)* *Plant Tours (under ongoing events) (Winter 09)* *Sunnyvale Celebrates Earth Day (Spring 09)* *We Must All Pitch in to Conserve Water (Spring 09)* *National River Cleanup Day (Spring 09)* *Thermometer Exchange Ad (Spring 09)* *Pilot Storm Drain Retrofit Project (Spring 09)*	The Quarterly Report is mailed to approx. 60,000 residents and businesses in Sunnyvale each every three months. In addition, 2000 copies of the report are distributed to reception and outreach areas around Sunnyvale. The Quarterly Report as it has proven to be a cost effective way to reach people who live, work and/or go to school in Sunnyvale with information on water pollution prevention.
Yahoo! Groups	Media – Targeted	Sunnyvale Cool City is group of Sunnyvale, California, residents and friends organized to act to reduce the emissions of greenhouse gases in their community.	This site calendared and promoted several of our events this year: Mercury Thermometer Exchange, Earth Week and Great American Litter Pickup.

PI/P Activity	Type of Outreach	Level of Implementation (Description/Dates)	Evaluation of Effectiveness
Community (cont)			
City of Sunnyvale Community e-News List	Media – General	Emails promoting the following events were sent out to a list of individuals interested in upcoming activities/events and City news: *Pollution Prevention Week (Aug 08)* *Mercury Thermometer Exchange (Aug 08)* *Coastal Cleanup Day (Aug-Sept 08)* *What Do You Do with Expired Meds (Jan 09)* *SV Urges Reduction in Water Use (Mar 09)* *Mercury Thermometer Exchange (Mar-Apr 09)* *Great American Litter Pick-up (Mar-Apr 09)* *National River Cleanup Event (Apr –May 09)*	These emails were sent to approximately 220 community members.
KSUN Community Cable TV	Media - General	Messages promoting certain events are developed and advertised on KSUN community cable TV. The following were ran during this FY: *Pollution Prevention Week Tips (Sept 08)* • *Tip #1 – Pesticides* • *Tip #2 – Auto Fluids* • *Tip #3 – Fluorescent Bulbs / Batteries* • *Tip #4 – Yard Waste* • *Tip #5 – Car Washes* *Mercury Thermometer Exchange (Sept 08)* *No Drugs Down the Drain (Oct 08)* *Mercury Thermometer Exchange (Apr 09)*	KSUN reaches approximately 20,000 Sunnyvale residents with cable TV of whom 20% watch KSUN at least once a month.
Flyers and Posters	Media - General	Posters were placed at various key locations throughout the city promoting the following events: *Coastal Cleanup Event (Sept 08)* *Mercury Thermometer Exchange (Sept 08)* *P2 Week Posters (Sept 08)* *No Drugs Down the Drain (Oct 08)* *Mercury Thermometer Exchange (Mar-Apr 09)* *Great American Litter Pick-up (Mar-Apr 09)* *Earth Week Activities (Apr 09)* *National River Cleanup (Apr-May 09)*	Any person living, working, going to school in Sunnyvale who used the library, community center, senior center or city hall could view the posters.

PI/P Activity	Type of Outreach	Level of Implementation (Description/Dates)	Evaluation of Effectiveness
Community (cont)			
Website	Media - General	Sunnyvale provides pollution prevention messaging on three different web sites in the City as well as on green.insunnyvale.com. - The Solid Waste and Recycling website provides HHW information regarding proper disposal of pesticides, fertilizers, and mercury containing products. - The Water Pollution Control Plant Pretreatment section includes specific business related BMPs for painting, concrete, facility, equipment, cleaning, and vehicle maintenance. The Water Pollution Control Plant web site has been revised and includes extensive water pollution prevention information and upcoming event information.	The City's website does not have the ability to count number of hits.
Press Releases – City of Sunnyvale	Media – General	Sunnyvale provided the following press releases on pollution prevention: *- Mercury Thermometer Exchange (Sept 08)* *- SV Fire Stations Provide Safe Disposal for Old Meds (Jan 09)* *- Earth Week Activities (Apr 09)*	All press releases are listed on the City's web site and may be picked up and run by other media agencies as well.
Sunnyvale Sun	Media – General & Targeted	Sunnyvale ran the following ads, articles and/or calendar listings in the Sunnyvale Sun during the last fiscal year: *Mercury Thermometer Exchange Print Ad & Calendar listing (Sept 08 & Apr 09)* *Watch Out for Toxic Pesticides (Sept 08 & Mar, Apr & June 09)Topics: Weeds, Roses, Snails & Yellowjackets* *Watch Out for Mercury Pollution (Sept & Nov 08)* *Litter is Water Pollution (Dec 08 & Jan-Feb 09)* *Fire Stations Will Collect Medicines (Jan 09)* *Earth Week Calendar of Activities/ Article (Apr 09)* *Reduce Water Usage Article (Apr 09)* *Compost Print Ad (Apr 09)* *National River Cleanup Day (May 09)*	The Sunnyvale Sun has a readership of approximately 36,824 and a circulation of 17,963. Several people who took part in the thermometer exchange event(s) brought a copy of the ad with them, indicating that was the source of their information about the event..

PI/P Activity	Type of Outreach	Level of Implementation (Description/Dates)	Evaluation of Effectiveness
Community (cont)			
San Jose Mercury News	Media – General & Targeted	The following ads and/or calendar listings(paper and/or zVents calendar) ran during FY 08/09: *Mercury Thermometer Exchange - print ad (BAPPG AD) & zVents listing (Sept 08)* *Coastal Cleanup (Sept 08) – countywide ad* *No Drugs Down the Drain (Oct 08) – BAPPG Ad* *Mercury Thermometer Exchange - zVents listing (Mar-Apr 09)* *Great American Litter Pickup - zVents listing (Mar-Apr 09)* *National River Cleanup Day - zVents listing (Mar-May 09)* *National River Cleanup Day – Sunnyvale site mentioned in article on event (May 09)*	An evaluation of media mentions is not feasible due to difficulties gathering data from widespread advertising.
San Francisco Chronicle	Media – Targeted	The following ads were developed by BAPPG and ran during FY 08/09: *Mercury Thermometer Exchange (Sept 08)* *No Drugs Down the Drain (Oct 08)*	An evaluation of media mentions is not feasible due to difficulties gathering data from widespread advertising.
Broadcast News Community Announcement	Media – Targeted	Thermometer Exchange –The morning show on KTVU (channel 2) announced the event and explained the dangers of mercury thermometers (Sept 08)	An evaluation of media mentions is not feasible due to difficulties gathering data from widespread advertising.
Employees			
Flyers & Posters	Media – General & Targeted	The following flyers & posted were posted in employee break rooms and/or building this FY: *Coastal Cleanup Event (Sept 08)* *Mercury Thermometer Exchange (Sept – Oct 08)* *P2 Week (Sept 08)* *No Drugs Down the Drain (Oct 08)* *Mercury Thermometer Exchange (Mar – Apr 09)* *Great American Litter Pick-Up (Mar – Apr 09)* *National River Clean-Up Event (Apr – May 09)*	Posters are distributed to city offices and displayed for employee viewing in the lunchrooms at city hall, library, corporation yard and community center. Reach cannot be determined.

PI/P Activity	Type of Outreach	Level of Implementation (Description/Dates)	Evaluation of Effectiveness
Employees (cont)			
The Harbinger	Media – General	The Harbinger is the newsletter for employees of the city of Sunnyvale. The following water pollution prevention articles were published in reporting year 08/09: *Helping the Community to Protect the Environment (Jul-Aug 08)* *Coastal Cleanup (Sept-Oct 08)* *The Ants Come Marching In (Jan-Feb 09)* *Great American Litter Pick-up – calendar listing (Mar-Apr 09)* *National River Cleanup Day - Save the Date (Mar-Apr 09)* *Upcoming Events: National River Cleanup (May-Jun 09)* *Spring Cleaning (May-Jun 09)* *Tour the WPCP (May-Jun 09)*	Articles and information contained in the Harbinger reach approx. 900 municipal employees. This effort will be ongoing, as publishing in this newsletter provides a cost effective way to reach all employees with specific water pollution information and suggestions for behavioral change that could be useful both on the job and at home.
Poop Scoop	Media – General	Several articles targeting both general pollutants and specific pollutants of concern were published in this employee newsletter. *Pollution Prevention Week (Sept 08)* *Pilot Storm Drain Retrofit (Sept 08)* *As Rains Hit, Pollution Gets Swept Through Bay Area (June 09)*	Approximately 65 employees at the Water Pollution Control Plant read the Poop Scoop, the employee newsletter published periodically.
Water Conservation for Staff	Training – Targeted	An hour and a half workshop for employees on what actions one can take both at work and at home to conserve water. Sponsored through the citywide training program and presented by various city employees. Apr 09	Approximately 30 employees attended this training.
Environmental Procurement Policy for Staff	Training - Targeted	A 15 minute Power Point presentation is given at staff meetings throughout the city. Three presentations were held this year. Topics covered include purchasing recycled material, the City's IPM policy, and identification/proper disposal of mercury-containing products. May – June 09	Approximately 30 employees have received training in FY 08-09, with additional sessions planned for FY 09-10, pending staff meeting schedules. This is an effective way to provide 1:1 training and address staff questions about proper selection of materials, the IPM policy, and handling of wastes.

PI/P Activity	Type of Outreach	Level of Implementation (Description/Dates)	Evaluation of Effectiveness
Business and Industry			
Sunnyvale Rotary Club	Event – General	Outreach staff was invited to speak at the Rotary Club's morning meeting during P2 Week. Sept 08	Staff spoke on the difference between and a sanitary sewer and a storm drain, the importance of pollution prevention and talked abut the Santa Clara Valley Green Gardener training program to approximately 10 members.
Life and Wellness Fairs Health and Safety Fairs	Event – General	Exhibitor booths offered free information to company employees that focused on helping them live a safer and healthier lifestyle. Business events attended this reporting year include: *Quicklogic Corporation (Aug 08)* *Lockheed (Sept 08)* *Aruba Networks (Apr 09)* *Network Appliances (Apr 09)* *Northrup Gruman (Apr 09)*	Staff attended Health and Safety Fairs at five Sunnyvale businesses this reporting year. The exhibit portrays the difference between sanitary sewer and storm drains and general water pollution prevention literature about mercury, pesticides, car wash, FOG, automotive fluids, etc is available. Approximately 600 company employees received water pollution prevention information at the events held this fiscal year.
Business E-Mail Blasts	Media - General	The following opportunities for community action/involvement was sent this FY: *Great American Litter Pickup (Apr 09)* *National River Cleanup Day (May 09)*	This e-mail blast goes out to businesses in Sunnyvale that have opted to receive messages from the Recycling division.
Schools and Youth			
Creek Education Program	Event – Targeted and Educational	Water and Structures of Life. After studying the course in class, students take a creek education trip to McClellan Ranch Park as a supplement to their water studies course. This program is produced in partnership with the Cupertino School District. School year 08-09	This reporting year, Sunnyvale provided funding to cover the transportation cost of (4) buses, reaching approximately 381 students.
Classroom Presentations	Event – Targeted and Educational	In this water pollution education program, staff provides and presentation and demonstration on water pollution and prevention. Students learn the forms of water, the water cycle, what a watershed is, how water pollution happens, how to prevent water pollution, and how to conserve water. School year 08-09	Outreach conducted 38 classroom presentations this school year, reaching approx. 886 children. These numbers reflect an increase of 130% in the number of students reached and an increase of 140% in the number of classrooms participating. Feedback from teachers indicated the information greatly improved student understanding of storm drains and water pollution caused by human activities. Teachers felt the program reinforced and supplemented their own curriculum.

PI/P Activity	Type of Outreach	Level of Implementation (Description/Dates)	Evaluation of Effectiveness
Schools and Youth			
Plant Tours School Groups and Boy/Girl Scouts	Event – Educational	Students / scouts learn the stages of treatment by viewing the various processes, equipment, and tanks. Taking a tour of the plant helps students gain a better understanding of how human actions impact water in the sanitary sewer. School year 08-09	Outreach conducts student tours of the Water Pollution Control Plant to educate youth about how the treatment plant functions and the importance of providing wastewater treatment. Youth also learn the different between sanitary and storm drain collection systems. The plant hosted 19 youth tours this reporting year, reaching over 378 students/scouts.
Sunnyvale Farmers Market	Event - Targeted	At the market, staff from Environmental Outreach passed out water conservation stickers to children accompanied with a verbal reminder about how they should be careful not to waste water.	Approximately 200 children received the stickers with a brief, verbal water conservation message during this reporting year.
Community Kidz Workshop	Event – Targeted and Educational	Sponsored by the City twice a year during Winter and Spring school breaks. Through fun games and activities, camp participants learn about living a healthy lifestyle and how they can contribute to the welfare of the community they live in. Feb & Apr 09	This was the first year for outreach staff to participate in this program. Presentations focused on the difference between sanitary sewers and storm drains, leading to information about water pollution prevention. This was primarily done through discussion, student participation in an "Environmental Jeopardy" game, and a demonstration using the Enviroscape. In cooperation with Solid Waste staff who presented recycling information, Earth Care Kidz cards were given to participants. February's session had 28 children attending and April's had 50. We have been asked to participate in future workshops scheduled in FY 09-10.
Library Presentation	Event – General	A joint venture between Solid Waste and WPCP staff. This presentation was held during Earth Week, was titled Pollution Solutions and focused on water pollution prevention and recycling. The ages for the attendees were 3-5 years. Apr 09	This was a first time event. Presentations focused on the difference between sanitary sewers and storm drains, leading to information about water pollution prevention. This was primarily done through discussion and a presentation featuring the Enviroscape. Thee event was attended by 27 people (15 children and 12 adults). A presentation at another joint venture is planned for the Summer of 2009.

PI/P Activity	Type of Outreach	Level of Implementation (Description/Dates)	Evaluation of Effectiveness
Regional (Events that Sunnyvale helped Staff)			
Spring Garden Market – Santa Clara County Master Gardeners event	Event - Targeted	A weekend event in San Jose related to gardening and sponsoring exhibits that educate the public on how to protect the environment using sustainable gardening practices. Various vendors participate, selling plants and offering gardening tips. Apr 09	Sunnyvale supported Program efforts by helping to staff the exhibit at this event. See SCVURPPP section for additional information.
Mission College Eco / Earth Day Fair	Event - Targeted	Inaugural event at Mission College in Santa Clara that featured Green community organizations, eco friendly vendors, interactive activities and demonstrations. Apr 09	Sunnyvale supported Program efforts by helping to staff the exhibit at this event. The goal of the outreach was to inform the public on watersheds and water pollution prevention.
Festival in the Park	Event – Targeted	A weekend event in San Jose related to health and wellness, sponsoring exhibits that educate the public on how to protect the environment. Various vendors participate, promoting health, wellness and sustainable environment practices June 09	Sunnyvale supported Program efforts by helping to staff the exhibit at this event. The goal of the outreach was to inform the public through interaction and providing literature and "fly swatter" give-aways to promote IPM practices. Outreach was provided on the Santa Clara Valley Green Gardener program for landscape maintenance needs for the public.
Ad Hoc Task Group Mercury	Targeted	SCVURPPP work plan activities include developing a mercury virtual elimination policy for the City, educating employees, public outreach to residents and commercial businesses on fluorescent light recycling and other mercury containing products, and working with the County Household Hazardous Waste Program.	Sunnyvale is a participating and contributing member of the Ad Hoc Task Group for Mercury, and will continue to work with co-permittees, SCVURPPP staff, and the consultant to approve region-wide campaign action plans, implement strategies and activities, and to develop promotional materials.
Ad Hoc Task Group Pesticides	Targeted	Sunnyvale is a participating and contributing partner in the IPM Pesticide Outreach Work Group.	The goal of the campaign is to educate residents of Santa Clara County about watershed protection through water pollution prevention awareness and appreciation, to promote public involvement in watershed stewardship through behavioral changes, and to change behaviors that negatively impact the watershed.

PI/P Activity	Type of Outreach	Level of Implementation (Description/Dates)	Evaluation of Effectiveness
Regional (cont)			
Watershed Education and Outreach Workgroup Participation	Targeted	The goal of regional workgroup participation is to share information and discuss watershed education with co-permittees.	Several times a year, Sunnyvale attends meetings with regional co-permittees to discuss watershed issues and determine current workgroup issues. In an ongoing effort, Sunnyvale is a participating member of the following workgroups sponsored by SCVURPPP Alviso Ed Center, Schools Group and update of Public Participation list.
Our Water Our World	Targeted	Sunnyvale has been active in the OWOW campaign by writing and publishing articles in newsletters, editing and producing PSAs, organizing local events, participating in regional events and presenting classroom programs.	Outreach activities at local community and regional events promote less toxic alternatives to common pesticides. Outreach staff met with Management at Home Depot located at 690 Kifer Road in Sunnyvale in June to discuss and welcome them to the campaign.
Retail Stores Program	Targeted	Sunnyvale worked with the co-permittees to ensure that retail nurseries/hardware stores in Sunnyvale continue their participation in the IPM campaign at the point of sale.	The program works with retail hardware and nursery stores in a partnership effort to educate customers about the danger of pesticides, to offer, promote less toxic options for pest control and an agreement to display IPM literature. See the Program's section of this report for a region-wide evaluation of the program's effectiveness.

City of Sunnyvale

FY 08-09 Annual Report

Attachment G

Public Information and Participation

Appendix 1

Examples of Outreach Materials Developed for Sunnyvale

042938

Index of Outreach Material

1. Quarterly Report Articles

    a. Pollution Prevention Week
    b. Old Batteries Taking Over Your House?
    c. Sunnyvale's Pilot Storm Drain Retrofit Project
    d. Mercury Thermometer Exchange Ad (same page as above)
    e. Sunnyvale Celebrates Earth Day

2. The Harbinger

    a. Helping the community to protect the environment
    b. 24th Annual California Coastal Clean-up Day
    c. The Ants Come Marching In
    d. Spring Cleaning

3. The Poop Scoop

    a. Pollution Prevention Week
    b. As Rains Hit, Pollution Gets Swept Through Bay Area Watersheds

4. KSUN – Community TV – Pollution Prevention Week

    a. Fluorescents
    b. Lawn & Garden
    c. Car Wash
    d. Pesticides
    e. Automotive Fluid

5. Flyers & Posters

    a. Mercury Thermometer Exchange
    b. Earth Week Activities

6. Bus Back Ad

Pollution Prevention Week

What Can you Do to Protect Your Bay Today?

This year, Sunnyvale will team up with state and federal agencies, businesses and communities nationwide to promote the benefits of pollution prevention during National Pollution Prevention Week, starting September 15. The Bay is closer than you think, since our City storm drains connect to outfalls in creeks and channels that flow directly to San Francisco Bay. Practicing pollution prevention in the garden or during indoor and outdoor chores can be easy. By simply adopting some of the alternative practices listed below you too can protect your bay today.

Gardening Tips

Various techniques can be used in your garden that will contribute to a cleaner, safer and pollution-free environment:

- Do not fertilize or apply pesticides when rain is forecast within 24 hours. Runoff from rain or over-watering can carry fertilizer and pesticide residues into the storm drain system, degrading water quality in local creeks and the Bay.
- To rid your garden of uninvited pests, consider including plants that attract beneficial insects and introduce "good bugs," such as ladybugs, that will consume insect pests. Visit *www.mywatershedwatch.org* and click on the *Got Bugs* tab for more information.
- Do not blow or rake leaves or lawn clippings into the street, or place yard waste in gutters. Use a broom or rake, not a hose, to clean up leaves, lawn and garden clippings and place them in your green yard waste container for recycling. This will protect storm drains from clogging and reduce the amount of pesticides and fertilizers that may be present on green waste from entering our creeks and the Bay.

Green Gardener Program

Is your gardener a Green Gardener? Started in spring 2008, the Santa Clara Valley Green Gardener training program offers education and training to landscape maintenance professionals in the key principles of ecological landscaping. In the 10-week, 20-hour series of classes, individuals are taught to conserve water through good irrigation practices, protect and nourish the soil, and to reduce the need for pesticide use through integrated pest management practices. For information on classes being offered or to find a trained Green Gardener visit *www.mywatershedwatch.org* and click on the Green Gardener logo.

Around the House

- Chores and activities around the house can cause water pollution. For a cleaner Bay and environment, try incorporating the following tips:
- Avoid using toxic chemicals to clear a drain. Instead, clear your drains by pouring 1/4 cup baking soda into the drain, followed by 1/4 cup vinegar. Later, flush the drain with boiling water.
- Repair leaking vehicles promptly to help keep auto fluids off the street. Soak up spills with an absorbent such as kitty litter or sand. If you change your own oil or antifreeze, recycle it. Never dump oil or any automotive fluid on the dirt or in the storm drain.
- House repairs? Keep all construction debris, materials, and dirt piles covered and away from the street, gutter and storm drain. If a dumpster is used, be sure it is securely covered with a lid or tarp when not in use.
- Encourage family and friends to try some of the above suggestions. Working together and incorporating pollution prevention techniques, we can protect our shared environments and the Bay.

DID YOU KNOW?

The City offers composting workshops to its residents so they can learn how to use their own yard trimmings to make compost at home.

The workshops are led by experienced gardeners and master composter volunteers. The events are held one Saturday per month from 10 a.m. to noon at the City's Orchard Heritage Center, next to the Sunnyvale Community Center at 550 E. Remington Drive. The next workshop is scheduled for October 18.

Registration is requested. Sign up online at *CompostWorkshop.InSunnyvale.com* or by phone at (408) 730-7262, TDD (408) 730-7501.

TAKE A TOUR OF THE PLANT

Want to learn what happens to the water after it's sent down the drain? Take a free tour of Sunnyvale's Water Pollution Control Plant. Tours are fun for kids and adults, and provide environmental education to help better understand the water we so often take for granted. During the 90-minute tour, visitors will learn the various stages of treatment, how the plant uses alternative fuel sources to conserve energy and how Sunnyvale conserves by using recycled water on the landscaping at corporate business parks and City facilities.

Tours can be adapted to meet specific curriculum needs and are conducted Monday through Friday between 9 a.m. and 3 p.m. Call (408) 730-7738, TDD (408) 730-7501, to make a reservation. For more information about the Water Pollution Control Plant, visit *wpcp.sunnyvale.ca.gov.*

FOR ALL CITY SERVICES, TDD ACCESS (408) 730-7501

City Of Sunnyvale Awarded Urban Forestry Management Grant

Volunteers Needed

Street trees are an important part of the character of our City. The state Department of Forestry and Fire Protection (CAL FIRE) has awarded a $33,000 grant to assist the City of Sunnyvale in developing an Urban Forestry Management Plan. The plan will include a community participation and education program, encouraging collaboration between City council, City staff, businesses and residents, as well as assistance from state and federal agencies to help manage our urban forest.

Sunnyvale is looking for volunteers to participate in this process. Community volunteers will evaluate the condition of our street trees and their impact on neighborhoods, as well as giving input to staff on the components of the proposed plan. Even if you think you know little about trees but are interested in our community trees, you are invited to participate.

For more information, or to volunteer, contact Leonard Dunn, Street Tree Services Manager, at *ldunn@ci.sunnyvale.ca.us* or call (408) 730-7505, TDD (408) 730-7501.

042940

Old Batteries Taking Over Your House?

Don't put them in the trash. Recycle them.

Batteries from toys, games and other household cordless products contain hazardous materials that do not belong in the landfill.

If batteries are disposed of in the garbage, they end up in the landfill where the hazardous materials can eventually leak into and pollute our groundwater.

Here are some options for proper disposal:

- Residents with curbside collection service may put household batteries in a clear plastic bag and place it on top of the recycling cart on collection day.
- Recycle the rechargeable batteries that power most common household cordless products at your local Radio Shack, Orchard Supply Hardware or the SMaRT® Recycling Center Station.
- Bring batteries to a scheduled HHW drop-off event: the third Saturday of every month (except December), at 164 Carl Road, from 8 a.m. to 1 p.m.

For more information, contact the City of Sunnyvale Recycling Program (408) 730-7262, TDD (408) 730-7501 or visit *Recycling.inSunnyvale.com*.

SUNNYVALE CELEBRATES EARTH DAY

The community is invited to join Sunnyvale in celebrating Earth Day with community events and activities starting Saturday, April 18. Events planned for Earth Day week include:

- April 18 – Sunnyvale Farmers Market: exchange your old mercury thermometer, get bicycle and transit maps, and see how Sunnyvale is growing greener
- April 18 – Composting Workshop
- April 20 – Children's activities about water and recycling at the Library
- April 22 – The Future is Here! Featured Earth Day workshop on current and emerging green technologies developing right here in the Sunnyvale area
- April 25 – Citywide Garage Sale
- April 25 – Great American Litter Pick-up

For a complete list of Earth Week activities visit *Green.inSunnyvale.com* or call (408) 730-2783, TDD (408) 730-7501.

042942

Helping the community to protect the environment

Although community groups often use car washes to raise money, they can have a tremendous impact on water pollution and can negatively effect the environment. Washing cars on a paved surface can send pollution such as oil, grease, exhaust fume residue, rust, benzene and chromium through the storm drain system to our local creeks and Bay. That's why Sunnyvale's Environmental Services loans Sudsafe Car Wash kits to non-profit organizations. The kits prevent soapy, contaminated car wash water that can harm fish and other wildlife from entering the storm drain system and polluting our water.

If you receive a call from a member of the public looking for information on car wash events, refer the caller to Environmental Services at the Water Pollution Control Plant at (408) 730-7260. As you travel around the community on City business, be on the lookout for car wash events or other activities causing storm water pollution. To report incidents of water pollution, call (408) 730-7270 during normal business hours and an inspector will be dispatched to speak to the individual about water pollution prevention.

042943

Mark Your Calendar

24th Annual California Coastal Clean-up Day

Mark your calendar for September 20 and take part in California Coastal Cleanup Day. Join together with others and take action in an effort to clean-up the environment. The best part is you don't have to travel to the coast to participate! Although events will take place at beaches and local waterways around the state, our local clean-up event will focus on Sunnyvale's West Channel waterway and a part of the Guadalupe Slough. Activities begin at 9 a.m. and the clean-up will continue until noon. Gloves, pick-up sticks, safety vests, trash and recycling bags will be distributed.

This event offers a great opportunity to support clean and healthy waterways in Sunnyvale by removing the debris that can threaten the marine environment in San Francisco Bay. For more details or to sign up to participate in Sunnyvale's California Coastal Cleanup Day, call Environmental Outreach at (408) 730-7717.



042944

The Ants Come Marching In

Has the local ant colony invaded your office or break room this winter demanding food and shelter? Before you reach for that can of household pesticide to combat the armies of unwanted pests, remember the City of Sunnyvale has an Integrated Pest Management Policy for all City employees. The policy asks us to use less-toxic pest control methods and to leave the use of applying pesticides to specially trained city staff or contractors. A copy of this policy can be found at *http://jasmine/ipm-policy.pdf.*

To prevent ant invasions:

- Store food only in tightly sealed containers or in the refrigerator.
- Keep areas clean of food debris and wiped dry. Crumbs and open food or water containers are an invitation to these pests.

Quick fixes for ant invasions:

- Find out what the ants want and where they are entering into your space. Mark their entry area.

- Don't remove the food or water source they want until you have started the ant clean-up process. If you do, they will scatter and then become more difficult to clean up.
- Use a vacuum to clean up lines of ants or spray ants with soapy water and wipe them up with a sponge. Using soapy water has the advantage of washing away the chemical trail that other ants will follow.

- If possible, temporarily block their entryway using a smear of petroleum jelly or a piece of tape.
- If you can't find the exact entry point, clean up the ants the best you can to the area where you think they are coming from and one that is away from your immediate work area.

- If ants are nesting in a potted plant, move it outdoors. Water the pot thoroughly and place it in a bucket filled with water to an inch below the rim of the pot. Lean a stick or pencil from the edge of the pot and the rim of the bucket (like a drawbridge over the moat) so ants have an exit pathway without getting into the water. Ants will soon begin evacuating the pot, carrying their white-colored eggs to safety. When ants stop emerging, drain the pot and return it to your office.

If you continue to have ant or other insect or rodent problems, contact Facilities Management at ext. 7761 to arrange for a pest control contractor to apply the appropriate control measures.

Spring Cleaning

Litter in our creeks is not only unsightly – it also impacts water quality and harms local wildlife. You can join other City staff to participating in National River Cleanup Day 2009, Saturday, May 16, from 9 a.m. – noon.

National River Cleanup Day is sponsored by the Creek Connections Action Group, a consortium of public agencies and nonprofit organizations that share a common goal of protecting Santa Clara County's waterways. This year's event in will focus on picking up litter and debris from the Sunnyvale East Channel and areas around Baylands Park.

This event is open to everyone, but may not be suitable for young children. Youth under the age of 18 must have parental approval, and anyone age 16 and under must be accompanied by an adult. To find parental approval forms, visit *www.cleanacreek.org.*

Gloves, pickup sticks, safety vests and trash and recycling bags will be provided. Volunteers are encouraged to wear long pants, sturdy shoes, hats and lots of sunscreen. To register or receive further information, call the Environmental Outreach division at ext. 7717, or e-mail *wpcp@ci.sunnyvale.ca.us.* Registered participants will receive additional instruction on the morning of the event.

042946

VOLUME 8 ISSUE 12 THE POOP SCOOP

ENVIRONMENTAL OUTREACH

National Pollution Prevention Week
September 15-21

National Pollution Prevention Week originated in California in 1992, and as the name suggests, the goal of the program is to promote pollution prevention through public awareness.

This year, the theme for National Pollution Prevention Week is

Protect Your Bay – Today!

During this week especially, an opportunity exists for everyone to be more aware of their own habits and actions that may impact the environment in a negative way.

Did you know that in past studies the U.S. EPA determined that contaminants in urban runoff are the main reason that approximately ***40 percent*** of surveyed rivers, lakes, and estuaries in the U.S. are not clean enough for fishing or swimming?

Some of these contaminants include: garden and lawn chemicals, automobile fluids, pet waste, yard waste and litter. The Bay is closer than you think. By simply adopting some of the alternative practices listed below you can ***Protect Your Bay—Today!***

- Do not fertilize or apply pesticides when rain is forecast within 24 hours. Runoff from rain or over-watering can carry fertilizer and pesticide residues into the storm drain system, degrading water quality in local creeks and the Bay.

- Avoid using toxic chemicals to clear a drain. Instead, clear your drains by pouring ¼ cup baking soda into the drain, followed by ¼ cup vinegar. Later, flush the drain with boiling water.

- Repair leaking vehicles promptly to help keep auto fluids off the street. Soak up spills with an absorbent such as kitty litter or sand. If you change your own oil or antifreeze, recycle it. Never dump oil or any auto fluid on the dirt or in the storm drain.

Working together and incorporating pollution prevention techniques, we can protect our shared environments and the Bay.

If you'd like more information on water pollution prevention and solutions, please see Jackie.

042947

Page 4 **Environmental Outreach** Volume 9, Issue 13

As Rains Hit, Pollution Gets Swept Through Bay Area Watersheds

The rains of the season have hit the Bay Area, bringing more than just gloomy skies and traffic problems. Heavy rains also bring an upsurge in water pollution as trash and other pollutants that build up during the dry season are picked up from Bay Area watersheds and washed into storm drains and waterways.

As parking lots and houses increasingly replace vegetation and open space in the Bay Area, fast moving runoff from these water-resistant surfaces carries everything in its path into local storm drains, which flow directly to local waterways. During heavy storms, trash, organic matter, and automotive pollutants end up in creeks and the Bay, threatening water quality, recreation, and wildlife in our local watersheds.

Storms flush large amounts of pollutants from Bay Area watersheds down into creeks, destroying habitat, depleting oxygen levels, and poisoning fish. Even leaves and grass clippings carried into creeks with rainy weather can disrupt the ecological health of our waterways.

You can help protect the watershed by doing any or all of the following things:

-Set an example for others by not littering. If you do see litter, pick it up and put it in a trash can or recycling bin.

-Carry a litterbag in your car or on your bicycle.

-Keep trash containers covered securely to prevent wind or animals from spreading litter.

-Keep leaves and yard clippings picked up around your home and recycle as green waste.

-Regularly maintain your vehicle to avoid auto fluid leaks that build-up on roadway surfaces.

-Use non-toxic or less toxic methods of pest control in your yard and garden, and use only amounts recommended on the label.

If you'd like more information on how you can help prevent water pollution, please see Jackie.

Pollution Prevention Tip:

It's against the law to throw flourescent bulbs or batteries in the trash. Dispose of them properly at the Sunnyvale SMaRT Station or at a Household Hazardous Waste drop-off event.

LEARN HOW AT WPCP.SUNNYVALE.CA.GOV

NATIONAL POLLUTION PREVENTION WEEK SEPTEMBER 15 – 21

KSUN – Slide 1

Pollution Prevention Tip:

Prevent pollution going down the storm drain to our creeks and the Bay. Place leaves and yard trimmings in a compost bin or yard cart.



KSUN – Slide 2

KSUN – Slide 3

KSUN – Slide 4

Pollution Prevention Tip:

Never pour automotive fluids in the storm drain. Practice proper disposal by taking automotive fluids to the Sunnyvale SMaRT Station or to a Household Hazardous Waste drop-off event.

LEARN HOW AT WPCP.SUNNYVALE.CA.GOV

NATIONAL POLLUTION PREVENTION WEEK SEPTEMBER 15 – 21

KSUN – Slide 5

National Pollution Prevention Week

September 15-21

Mercury Fever Thermometer Exchange

Bring us your glass mercury fever thermometer and exchange it for a digital thermometer.* **FREE**

One easy way to prevent pollution!



Mercury is toxic and can cause damage to the nervous system, brain, kidneys, liver, and immune systems in humans and animals. One broken thermometer can pollute up to 5 million gallons of water.

Friday, September 19th at the Sunnyvale Senior Center's - Health & Resources Fair from 9:30 a.m. – 3:30 p.m.

For further info call 408-730-7738

CITY OF SUNNYVALE CALIFORNIA

SUNNYVALE WATER POLLUTION CONTROL PLANT

BAPPG

www.BayWise.org 1-888-BAYWISE (229-9473)

*Limit one free digital thermometer per household.

Mercury Thermometer Exchange Flyer

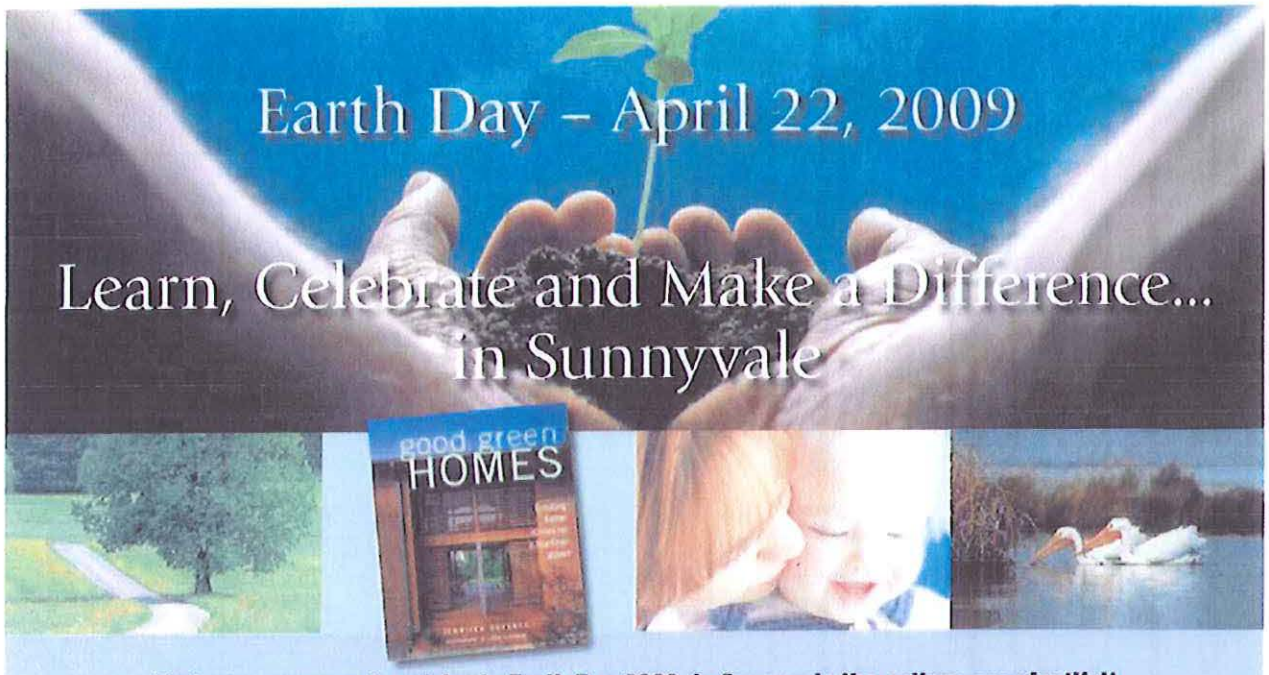

Find your own way to celebrate Earth Day 2009. In Sunnyvale the options are plentiful!
Have a waste-free lunch at a local park, use reusable grocery shopping bags, hold a sale or shop at the Sunnyvale Garage Sale, visit the Earth Day booths at the Sunnyvale Farmers' Market or attend a wonderful workshop!

EARTH WEEK ACTIVITIES (April 18 – April 25)

Farmers' Market

City Programs Going Green

Visit our booths and find out what the City is doing to achieve a sustainable future.

Mercury Thermometer Exchange

Trade in your old mercury thermometer for a non-toxic one.

Saturday, April 18
9 a.m. – 1 p.m.
Murphy Ave., Sunnyvale

Workshops and Programs

Home Composting

Saturday, April 18
10 a.m. – noon
Community Center
550 E. Remington Dr.
Register online

Wonderful Water – Let's Recycle!

An interactive presentation targeted to young children about protecting our water from pollution and how it works to reduce, reuse and recycle.

Monday, April 20
1 p.m. – 3 p.m.
Sunnyvale Library, Program Room
665 W. Olive Ave.

Your Home, Your Community, Your Environment

Community Conversation on Climate Change

Get a peek at some of the newest local technology, join an interactive discussion with industry leaders on why sustainability matters, and discover how you can get started getting green.

April 22
6:30 p.m. – 8:30 p.m.
City Council Chambers
456 W. Olive Ave.
For more information on this workshop, call (408) 730-2783, TDD (408) 730-7501 or e-mail *dclark@ci.sunnyvale.ca.us*

Greening Your Daily Life

Learn about easy, money-saving choices.

A panel of experts moderated by Ursula Syrova offer suggestions for easy, money-saving choices.

Thursday, April 23
7 p.m. – 8:30 p.m.
Community Center, 550 E. Remington Dr.

Citywide Garage Sale Day

Saturday, April 25
Shoppers: See Sunnyvale Sun newspaper and *www.sunnyvalerecycles.org* for listing of sales.

Great American Litter Pick-Up

Saturday, April 25
To volunteer, call (408) 730-7717 or *wpcp@ci.sunnyvale.ca.us.*

For more information, call (408) 730-7262, TDD (408) 730-7501 or visit *www.sunnyvalerecycles.org*

Earth Week 2009 Activities Flyer

If it flows down the street ... it ends up in the creek
NO DUMPING.
FLOWS TO BAY.
(408) 730-7717
WPCP.inSunnyvale.com
Keep pollutants out of creeks!
Sunnyvale Water Pollution Control Plant

Valley Transportation Authority
If it flows down the street ... it ends up in the creek
NO DUMPING.
FLOWS TO BAY.
(408) 730-7717
WPCP.inSunnyvale.com
Keep pollutants out of creeks!
CAUTION!
WIDE
TURNS
CA EXEMPT
1105430
www.vta.org

Bus Back Ads

042954

22
2316
Valley Transportation Authority
If it flows down the street ... it ends up in the creek
(408) 730-7717
WPCP.inSunnyvale.com
Keep pollutants out of creeks!
www.vta.org
1120584
CAUTION!
WIDE
TURNS

City of Sunnyvale

FY 08 - 09 Annual Report

Attachment H

Pesticide Management Activities

P.S. Id.	Activity	CI Item Source	FY 08-09 Tasks	Status / Comments	Due Date (mo/yr)	Responsible Party
	Control Program for Pesticides					
	Pest Management Plan/Policy Implementation	Permit Prov. C.9.d	Continue to track OP pesticide usage and other pesticides identified as creating potential water quality problems on City-owned property. Report types and quantities used in Annual Report for the previous calendar year. Track quantities of the top five pesticides by the City. Report quantities of active ingredients and locations used.	• All pesticides applied by City staff, including OP (Organophosphate Pesticides) to City-owned property are tracked via the monthly Summary Pesticide Use Report (Form PR-ENF-060) that are submitted to the County Agriculture Commissioner • The data from these forms as well as data provided by any contractors who apply pesticides to city-owned property are tracked in Excel tables • Reports on the top-five (greatest quantities of active ingredient) applied for both solid and liquid formulations are included in Appendix 1 of this Attachment.	Annually Report 09/09	Kristy McCumby Env. Spec.
	Pest Management Plan/Policy Implementation	Permit Prov. C.9.d	Hold an annual meeting for Department /Division staff involved in implementing the City's IPM Policy to identify issues and suggestions for enhancements to the current IPM practices.	Discussed possible changes to the City's current IPM policy, in light of potential MRP requirements. No changes in the current policy were identified for this time and once the MRP is adopted, the current policy will be reviewed and revised per the MRP requirements.	Report 09/09	Kristy McCumby Env. Spec. & Scott Morton, Parks Supervisor.
	Pest Management Plan/Policy Implementation	Permit Prov. C.9.d	Hold annual training for Parks Division to educate staff regarding pesticide and turf product applications, Integrated Pest Management Policy, and irrigation water run off	Annual Training was held on November 19, 2008 and on March 26, 2009 for Parks Division Staff. See Attachment M for details.	Annually Report 09-09	Scott Morton, Parks Supervisor
	Pest Management Plan/Policy Implementation	Permit Prov. C.9.d	Train other staff (e.g., Public Works) who apply pesticides as a regular part of their job duties as to the requirements of the Plan and Policy. Provide information and training on the contents of the plan to all City employees	Annual training for PW staff (Boulevard Landscaping was held on February 26, 2009. See Attachment M for details.	Annually Report 09/09	Kristy McCumby Env. Spec.

Control Program for Pesticides (cont.)						
	Pest Management Plan/Policy Implementation	Permit Prov. C.9.d	Modify Pest Control Vendor's contracts as they come up for renewal, to include requirements that they 1) Follow the City's IPM Plan/Policy, BMPs and SOPs. 2) Provide evidence of current IPM training for contractor employees working on City property. 3) Contractors to annually provide copies of State of California Monthly Summary Pesticide Use Report (Form PR-ENF-060 Rev. 4/92) or the equivalent to Environmental Division staff	• Standard language is included in contracts for firms providing pest control services to the city, requiring that they follow the city's IPM Policy and that they provide information as to the types, quantities and locations of the pesticide applications and any control measures that were needed. • This information is included in Appendix 1 of Attachment. This information is tracked in an Excel table based on Invoice Service slips provided by the contractors. • The City's structural pest control contractor provided copies of certifications for hours of training this FY, including training received on IPM practices. These are kept on file in the Environmental Division.	Annually Report 09/09	Kristy McCumby Env. Spec. and City Finance Manager (TBD)
	Pest Management Plan/Policy Implementation	Permit Prov. C.9.d	Inform new leaseholders of the City's IPM policy	The city's contractor for property management annually includes a flyer on the city's IPM policy that is mailed to the leaseholders.	Annually Report 09/09	Kristy McCumby, & Mike Chan, City Pro. Mgr.
	Pest Management Plan/Policy Implementation	Permit Prov. C.9.d	Document training city staff that applies pesticides to ensure compliance with training requirements established by the County Agriculture Commissioner and the State Dept. of Pesticide Regulation. Provide annual training to staff who apply pesticides on the City's Pest Management Plan, IPM Policy, SOPs, BMPs, and IPM techniques appropriate to the pests	• All city staff who apply pesticides as a regular part of their job duties hold all appropriate certifications from DPR. • Records of training and certification status are kept by the departments that those staff work in • Staff is provided annual training on the City's IPM Policy as part of their Pesticide Safety and Use Annual Training (See Attachment M for details).	Annually Report 09/09	Lead: Kristy McCumby Env. Spec. Support: Mike Eccles, Sr. PW Leader and Scott Morton, Parks Supervisor

Control Program for Pesticides (cont.)						
	Pest Management Plan/Policy Implementation	Permit Prov. C.9.d	Work with SCVURPPP IPM Pesticide Outreach Work Group to coordinate with regional efforts to provide training to small businesses that perform landscape maintenance to residences and commercial entities.	Staff continues to work with IPM Pesticide Outreach ad hoc work group of SCVURPPP. Staff continues to be significantly involved with the implementation of and teaching IPM topics for the Santa Clara Valley Green Gardener program, sponsored by SCVURPPP. Various outreach efforts were coordinated with SCVURPPP as well as providing information about the SV GG training program at events in Sunnyvale, encouraging residents to hire trained Green Gardeners. See the Program's section of the Annual Report for Details about the Green Gardener Training Program.	Annually Report 09/09	McCumby Env. Spec. and Jackie Besoyan, Environmental Outreach Coord.
	Pest Management Plan/Policy Implementation	Permit Prov. C.9.d	Document education provided on the City's IPM Plan/Policy for staff who do not apply pesticides and on the prohibition for use of over-the-counter pesticides by untrained staff in and around the workplace (consistent with the City's IPM Plan/Policy). Report on activities/ numbers reached in Annual Report.	• Information about the City's IPM Policy is available on the City's intranet Website, Jasmine, as well as published in the Administrative Policy Manual • The need for annual staff training has become less essential over the past 6 years, since the policy was first enacted. Employees have learned at part of their job, to utilize the City's Pest Control Contractor who follows the City's IPM Policy, to deal with pest issues that may arise in their work areas, rather than purchasing over-the-counter products for pest control and applying pesticides themselves. • An article was published In the Jan /Feb 09 issue of the employee newsletter, the Harbinger. The article, entitled *The Ants Come Marching In* reminded employees about the prohibition for use of over the counter pesticides , the Cities IPM policy and how coached employees on how to	Annually Report 09/09	Kristy McCumby Env. Spec. Support: Jackie Besoyan, Environmental Outreach Coord.

				use IPM and less toxic options for pest control in and around ones work area. See Attachment G, Table 1 for numbers reached through the Harbinger.		
Control Program for Pesticides (cont.)						
	Pest Management Plan/Policy Implementation	Permit Prov. C.9.d	Evaluate effectiveness of training. Report on progress in Annual Report.	The effectiveness of the training and information sharing on IPM practices as well as the City's policy can be shown by the positive changes in the continuing use of less toxic options for dealing with pest problems, significant reductions in the use of OP pesticides (rarely any used in the last 4 years), and the overall good management practices (e.g. proper irrigation and mulching) that help reduce the need for pesticide or herbicide use on city property. Also, the contractor for structural applications has also moved toward using reduced risk chemicals and baits versus more toxic options used in the past.	Annually Report 09/09	Kristy McCumby Env. Spec.
	Pest Management Plan/Policy Implementation	Permit Prov. C.9.d	Conduct annual citywide search of chemical storage areas for pesticides that are no longer legal for application per EPA, State, and/or local requirements. Properly dispose of any such pesticides pursuant to appropriate waste disposal regulations.	Public Works, Boulevard Landscaping inventoried the Public Works Chemical Storage Room in February 2009. No OP pesticides or other older "illegal" were found. There were some product found that are no longer used by the City and they will be disposed of by a hazardous waste contractor as funds become available. Parks Division staff inspected their chemical storage area and found no OP pesticides or other older "illegal" pesticides – completed on 5/1/09	Annually Report 09/09	(Report) Kristy McCumby, Env. Spec. (Support) Mike Eccles, PW, Scott Morton, Parks Supervisor

Control Program for Pesticides (cont.)						
	Pest Management Plan/Policy Implementation	Permit Prov. C.9.d	Continue to assist with local implementation of the Watershed Education and Outreach (WE&O) Campaign. Distribute literature and other outreach materials at sponsored events; disperse articles and ads about less-toxic pest control and proper disposal techniques to media venues such as newsletters, utility bills, and movie ads. Support Program events in coordination with Watershed Watch.	Sunnyvale has been active both in the local implementation of the WE&O Campaign and is a participating member of the Pesticides Ad Hoc task group. Outreach activities include distribution of literature at sponsored events, and classroom Enviroscape demonstrations explaining water pollution from pesticide and fertilizer runoff. Media sources for outreach include theater ads, newsletter articles, newspaper ads, community cable TV ads, and information provided to the public via the website. Subjects covered include prevention of water pollution from pesticides and fertilizers, integrated pest management, proper disposal of pesticide products, and sources of additional information. See Attachment G Table 1 – Detailed Descriptions PI/P Activities and Self-Evaluation Matrix for FY 08-09.	Annually Report 09/09	Jackie Besoyan, Environmental Outreach Coordinator
	Pest Management Plan/Policy Implementation	Permit Prov. C.9.d	Continue to help business and community members to say current with the City's IPM Policy by editing the document posted on the web page as updates become available. Include updates to IPM techniques for pests.	Information regarding the City's IPM Plan and Policy, general IPM techniques, and links to IPM fact sheets is posted for public review on the Water Pollution Control Plant web page and is reviewed and updated on an as needed basis.	Annually Report 09/09	Jackie Besoyan, Environmental Outreach Coordinator
	Pest Management Plan/Policy Implementation	Permit Prov. C.9.d	Continue to provide at least one story on IPM practices/ successes and/or the City's Pest Management Plan and IPM Policy to local newspapers and/or citywide newsletters.	Articles and/or ads regarding IPM, pesticide reduction and proper disposal of pesticides were published in a variety of newsletters and the local community paper. See Attachment G Table 1 – Detailed Descriptions PI/P Activities and Self-Evaluation Matrix for FY 08-09.	Ongoing Report 09/08	Jackie Besoyan, Environmental Outreach Coordinator

Control Program for Pesticides (cont.)						
	Pest Management Plan/Policy Implementation	Permit Prov. C.9.d	1) Continue to assist with the local components of a "Pesticide User Outreach" as proposed by the program. Target residential and commercial users. 2) Based on recommendations from the Program's research reports and surveys of business pesticide usage, develop and implement education that will target specific businesses.	The City of Sunnyvale continues to assist the Program by implementing pesticide user outreach components targeting residential and commercial users, by participating in business events, and by providing literature to retail stores and nurseries. • Sunnyvale's Pretreatment Program has pesticide BMP brochures which are regularly distributed during inspections to landscaping facilities, nurseries and home retail stores. • See Attachment G Table 1 – Detailed Descriptions PI/P Activities and Self-Evaluation Matrix for FY 08-09. • To target commercial pesticide use, Sunnyvale continues to participate in the Santa Clara Valley Green Gardener Training program to provide landscape maintenance workers and professionals with training to learn practices that conserve water, protect the soil, and reduce the need to use pesticides. See the Program's section of the annual report for a description of the class activities and Sunnyvale's participation.	Annually Report 09/09	Jackie Besoyan, Environmental Outreach Coordinator
	Pest Management Plan/Policy Implementation	Permit Prov. C.9.d	Continue work with the Program to provide information on less toxic pest control (e.g., IPM techniques, municipal IPM policies, model contract language, and training opportunities) to neighboring special districts (e.g., open space districts, vector control districts, and school districts) as appropriate.	Promotion to special districts in Sunnyvale (school districts) was conducted by the Program in FY04-05 and has not been repeated to date. The City Parks Division has maintenance agreements for outside grounds with some schools within the City's jurisdiction. All pertinent laws are followed regarding posting and public notification.	Annually Report 09/09	Jackie Besoyan, Environmental Outreach Coordinator

Control Program for Pesticides (cont.)						
	Pest Management Plan/Policy Implementation	Permit Prov. C.9.d	Track and/or estimate the numbers of Sunnyvale residents and staff reached through outreach efforts (including advertising) regarding the City's IPM policy, pesticide use reduction, and related topics.	Estimated numbers of Sunnyvale residents and staff reached through outreach efforts are recorded on Attachment G Table 1 – Detailed Descriptions PI/P Activities and Self-Evaluation Matrix for FY08-09 and Attachment H, Appendix 1, Table 2.	Annually Report 09/09	John Pilger, Com Officer & Jackie Besoyan, Environmental Outreach Coordinator

Response to Regional Water Quality Control Board Comments on ICD Activities Section to FY 07-08 Annual Report:
No comments were received from RWQCB2 on this section.

City of Sunnyvale

FY 08 - 09 Annual Report

Attachment H

Appendix 1

Table 1 a-v: Top Five Quantities of Pesticides Applied to City Property 2001 – 2008 and Discussion

Table 2: PI/P Pesticide Management Activities – Numbers Reached

The tables below show the top five pesticides applied on City property from calendar year 2001 through 2008.

Table 1a. Top Five Pesticide Quantities Applied by City Staff in 2001 (liquid)

Product Name/Manufacturer	*Total Amount of Product Used*	*Unit of Measure*	*Active Ingredient Name*	*% Active Ingredient Present*	*Total Quantity of Active Ingredient Applied*	*Locations of Applications (By Division)*
Round up Pro/Monsanto Co.	40,980.7	OZ	Isopropylamine salt of glyphosate	41.0	16802.07 OZ (131.3 gal.)	Parks, Trees and Landscape, and Golf
Scythe Herbicide/Mycogen Corp.	5842.1	OZ	Nonanoic acid	57.0	3329.97 OZ (26.01 gal.)	Parks
Pendulum 3.3 E.C. /BASF Corp.	4780.8	OZ	Pendimethalin	37.4	1788.01 OZ (13.96 gal.)	Trees and Landscape
Garlon 4 Herbicide/Dow Agrosciences	1895.0	OZ	Trichlpyr/Butoxethyl Ester	61.6	1167.62 OZ (9.1 gal.)	Trees and Landscape
Surflan AS Herbicide/Elanco	2011.9	OZ	Oryzalin	40.4	812.8 OZ (6.35 gal.)	Parks, Golf

Table 1b. Top Five Pesticide Quantities Applied by City Staff in 2001 (solid)

Product Name/Manufacturer	*Total Amount of Product Used*	*Unit of Measure*	*Active Ingredient Name*	*% Active Ingredient Present*	*Total Quantity of Active Ingredient Applied*	*Locations of Applications (By Division)*
PCNB 10%/Turfgo/ Cleary	1350	lb.	Pentochloronitrobenzene	10	135 lb.	Golf
Aliette/RhonePoulenc AG Co.	85	lb.	Fosetyl - AL	80	68 lb.	Golf
Engage TM 10G/ United Horticultural Supply	650	lb	Pentachloronitrobenzene	10	65 lb.	Golf
Pendulum 2G/ BASF Corp	2484	lb	Pendimethalin	2.17	53.9 lb.	Trees and Landscaping
Fore/ Rome and Haas	31.25	lb	Mancozeb	80	25 lb.	Golf

Table 1c. Top Five Pesticide Quantities Applied by City Staff in 2002 (liquid)

Product Name/Manufacturer	*Total Amount of Product Used*	*Unit of Measure*	*Active Ingredient Name*	*% Active Ingredient Present*	*Total Quantity of Active Ingredient Applied*	*Locations of Applications (By Division)*
Round up Pro/ Monsanto Co.	21,450	OZ	Isopropylamine salt of glyphosate	41	8,794 OZ (68.7 gal.)	Parks, Trees and Landscape, Golf
Pendulum 3.3 EC/BASF Co.	5,330	OZ	Pendimethalin	37.4	1,993 OZ (15.6 gal.)	Trees and Landscape
Scythe Herbicide/Mycogen Corp.	1,753	OZ	Nonanoic acid	57	999 OZ (7.8 gal.)	Parks
Aliette/Rhone Poulenc AG Co.	1,000	OZ	Fosetyl-al	80	800 OZ (6.3 gal.)	Golf
Fore/Rome and Haas	716	OZ	Mancozeb	80	573 OZ (4.5 gal.)	Golf

Table 1d. Top Five Pesticide Quantities Applied by City Staff in 2002 (solid)

Product Name/Manufacturer	*Total Amount of Product Used*	*Unit of Measure*	*Active Ingredient Name*	*% Active Ingredient Present*	*Total Quantity of Active Ingredient Applied*	*Locations of Applications (By Division)*
PCNB 10%/Turfgo	1318	lb	Pentochloronitrobenzene	10	138 lb.	Golf
Pendulum 3.3 E.C./BASF Corp	216	lb	Pendimethalin	37.4	129 lb.	Trees and Landscape
Fungicide X/ Scotts Co.	1243.6	lb	Iprodione	1.3	16 lb.	Golf
Dimension/J.R. Simplot	750	lb	Dithiopyr	0.2	15 lb.	Golf
Metaldehyde 3.5G/Platte Chemical Co.	136	lb	Metaldehyde	3.5	5 lb.	Parks

Table 1e. Top Five Pesticide Quantities Applied by City Staff in 2003 (liquid)

Product Name/Manufacturer	*Total Amount of Product Used*	*Unit of Measure*	*Active Ingredient Name*	*% Active Ingredient Present*	*Total Quantity of Active Ingredient Applied*	*Locations of Applications (By Division)*
Round up Pro/ Monsanto Co.	30064 (236 gal)	OZ	Isopropylamine salt of glyphosate	41	12326 oz (96 gal)	Parks, Trees and Landscape, Golf
Pendulum 3.3 EC/BASF Co.	8647 (66 gal)	OZ	Pendimethalin	37.4	3234 oz (25 gal)	Trees and Landscape & Parks
Scythe Herbicide/Mycogen Corp.	3950 (30 gal)	OZ	Nonanoic acid	57	2251 oz (17.5 gal)	Parks
Aquashade/Aquashade Corp	40	gal	Acid Blue 9-diammonium salt	23.63	9.5 gal	Golf, Parks
Chipco26GT flowable fungicide /Rhone-Poulenc AG Co.	960 (7.5 gal)	OZ	Iprodine	23.3	224 oz (1.7gal)	Golf

Table 1f. Top Five Pesticide Quantities Applied by City Staff in 2003 (solid)

Product Name/Manufacturer	*Total Amount of Product Used*	*Unit of Measure*	*Active Ingredient Name*	*% Active Ingredient Present*	*Total Quantity of Active Ingredient Applied*	*Locations of Applications (By Division)*
Turfgo Engage 10G	1600	Lb	PCNB	10	160 lb	Golf
Pendulum 3.3 E.C./BASF Corp	1033	lb	Pendimethalin	37.4	386 lb.	Parks
Turfcide PNCB 10%	900	lb	PCNB	10.0	90 lb.	Golf
Metaldehyde 3.5G/Platte Chemical Co.	580	lb	Metaldehyde	3.5	20.3lbs	Parks
Fungicide X/ Scotts Co.	407	lb	Iprodione	1.3	5.3 lb.	Golf

Table 1g. Pesticide Quantities Applied by Contractor on City Property in 2003 (July – December 2003)

Product Name/Manufacturer	*Total Amount of Product Used*	*Unit of Measure*	*Active Ingredient Name*	*% Active Ingredient Present*	*Total Quantity of Active Ingredient Applied*	*Locations of Applications (By Division)*
Demon WP	4040	gal	Cypermethrin	0.1	4.0 gal	All City buildings
Talstar Granular	180.2	lb	Bifenthrin	0.02	0.04 lb	All City buildings
Tempo	480	gal	Cyfluthrin	0.05	0.24 gal	All City buildings

Table 1h. Top Five Pesticide Quantities Applied by City Staff in 2004 (liquid)

Product Name/Manufacturer	*Total Amount of Product Used*	*Unit of Measure*	*Active Ingredient Name*	*% Active Ingredient Present*	*Total Quantity of Active Ingredient Applied*	*Locations of Applications (By Division)*
Round up Pro/ Monsanto Co.	26,784	OZ	Isopropylamine salt of glyphosate	41	10,981 oz (85.8 gal)	Parks, Trees and Landscape, Golf
Pendulum WDG/ Monsanto Co.	4,445	OZ	Pendimethalin	60	2667 oz (20.8 gal)	Blvd. Landscaping
Pendulum Aqua Cap/BASF Co.	4400	OZ	Pendimethalin	38.7	1703 oz (13.3 gal)	Public Works/Trees & Landscaping
Quikpro/Monsanto Co.	1926	OZ	Glyphosate, monoamonium salt Diquat dibromide	73.3 2.9	1412 oz (11.0 gal) 55.9 oz (0.5 gal)	Parks
Pendulum 3.3 EC/BASF Co.	2954	OZ	Pendimethalin	37.4	1105 oz (8.6 gal)	Trees and Landscape & Parks

Table 1i. Top Five Pesticide Quantities Applied by City Staff in 2004 (solid)

Product Name/Manufacturer	*Total Amount of Product Used*	*Unit of Measure*	*Active Ingredient Name*	*% Active Ingredient Present*	*Total Quantity of Active Ingredient Applied*	*Locations of Applications (By Division)*
Turfcide PNCB 10%	1300	lb	PCNB	10.0	130 lbs	Golf
PCNB 10%/ AAMVAC	1295	lb	PCNB	10.0	130 lbs	Golf
Pendulum 2G./BASF Corp	1074	lb	Pendimethalin	2.0	21 lbs	Parks
Fungicide X/ Scotts Co.	1158	lb	Iprodione	1.3	15 lbs	Golf
Metaldehyde 3.5G/Platte Chem. Co.	335	lb	Metaldehyde	3.5	12 lbs	Parks

Table 1j. Pesticide Quantities Applied by Contractor on City Property in 2004 (liquids and solids)

Product Name/Manufacturer	*Total Amount of Product Used*	*Unit of Measure*	*Active Ingredient Name*	*% Active Ingredient Present*	*Total Quantity of Active Ingredient Applied*	*Locations of Applications (By Division)*
Talstar Granular	368.95	lb	Bifenthrin	0.02	.074lbs	All City buildings
Tempo	57.75	gal	Cyfluthrin	0.05	0.29 gal	All City buildings
Drion (dust)	2.0	lb	Pyrethrin Piperonyl Butoxide Amorphus silica gel	0.1 10.0 40.0	0.02 lbs 0.2 lbs 0.8 lbs	All City buildings
Demon WP	0.5	gal	Cypermethrin	0.1	0.005 gal	All City buildings
PT 565 Plus XLO	0.53	gal	Pyrethirn d-trans Alethrin Piperony Butoxide n-Octyl Bicycloheptene - Dicarboximide	0.25 0.25 1.0 1.0	.001 gal .001 gal .005 gal .005 gal	All City buildings

Table 1 k. Top Five Pesticide Quantities Applied by City Staff in 2005 (solid)

Product Name/Manufacturer	*Total Amount of Product Used*	*Unit of Measure*	*Active Ingredient Name*	*% Active Ingredient Present*	*Total Quantity of Active Ingredient Applied*	*Locations of Applications (By Division)*
Pendulum/BASF	1824.5	lb	Pendimethalin	2%	36.49 lbs	Parks and Recreation
Metaldehyde 3.5 G	720.5	lb	Metaldehyde	3.5%	25.22 lbs	Parks and Recreation
Fungicide VII/OM/Scotts	678	lb	Triadmefon	59%	400.02 lbs	Golf
PCNB 10%/AAMVAC	2510	lb	PCNB	10%	251.0 lbs	Golf
Andersons 19-0-19 with Dimensions	8780	lb	Iprodione	0.25%	21.95 lbs	Golf

Table 1 l. Top Five Pesticide Quantities Applied by City Staff in 2005 (liquid)

Product Name/Manufacturer	*Total Amount of Product Used*	*Unit of Measure*	*Active Ingredient Name*	*% Active Ingredient Present*	*Total Quantity of Active Ingredient Applied*	*Locations of Applications (By Division)*
Round-up Pro/Monsanto	179.47	Gallons	Isopropylamine salt of glyphosate	41%	73.5 gallons	Golf, Parks and Recreation, and Public Works
Pendulum Aqua Cap/BASF	68.03	Gallons	Pendimethalin	38.7	14.54 gallons	Public Works
Gallery 75, dry, flowable/Dow Agroscience	16.48	Gallons	Isoxaben	75%	12.4 gallons	Public Works and PW/ Trees and Landscaping
Pendulum WGD/Cyanamid	14.29	Gallons	Pendamethalin	60%	8.8 gallons	Public Works and PW/ Boulevard Landscaping
Quick Pro	9.67	Gallons	Glyphosate, monoammonium salt	73.3%	7.3 gallons	Parks and Recreation

Table 1 m Pesticide Quantities Applied by Contractor on City Property in 2005 (liquids and solids)

Product Name/Manufacturer	*Total Amount of Product Used*	*Unit of Measure*	*Active Ingredient Name*	*% Active Ingredient Present*	*Total Quantity of Active Ingredient Applied*	*Locations of Applications (By Division)*
Tempo/Bayer Health Care	82.9	Gallons	Cyfluthrin	1%	0.83 gallons	All City buildings
Talstar/ FMC Corp.	491.7	Pounds	Bifenthrin	0.2%	0.98 pounds	All City buildings
Talon/Syngenta Crop Pro. Inc.	15.5	Pounds	Brodifacoum	0.005%	0.0007 pounds	All City buildings
Termidor/BASF Corp	2.7	Gallons	Fipronil	9.1%	0.25 gallons	All City buildings
PT 565/Whitmire Microgen	1.1	Gallons	Piperonyl Butoxide, other related Pyrethrins Piperonyl Butoxide N-octyl bicycloheptene dicarboximide	0.2% 0.5% 0.8% 1.0%	.0022 gallons .0055 gallons .0088 gallons 0.11 gallons	All City buildings
Tengard/United Phosphorus	2.0	Gallons	Permethrin	36.8%	.74 gallons	All City buildings
Drion Dust	0.002	Pounds	Pyrethrin Piperonyl Butoxide, other related Piperonyl Butoxide Silica aerogel	1% 2% 8% 40%	0.00002 pounds 0.00004 pounds 0.00016 pounds 0.0008 pounds	All City buildings

Table 1 n - Top Five Pesticide Quantities Applied by City Staff in 2006 (liquid)

Product Name/Manufacturer	*Total Amount of Product Used*	*Unit of Measure*	*Active Ingredient Name*	*% Active Ingredient Present*	*Total Quantity of Active Ingredient Applied*	*Locations of Applications (By Division)*
Round Up Pro/Monsanto	186.2	Gal	Isopropylamine salt of glyphosate	41%	76.3 gallons	Parks and Public Works/ Blvd Landscaping
Pendulum AquaCap/ BASF	43.9	Gal	Pendimethalin	37.8%	16.6 gallons	PW/Blvd Landscaping
Quik Pro/Monsanto	24.6	Gal	Glyphosate monoammonium salt Diquat dibromide	73.3% 2.9%	18.0 gallons 0.71 gallons	Parks
Gallery 75 Dry/Dow Agroscience	9.7	Gal	Isoxaben	75%	7.3 gallons	PW/Blvd Landscaping
Aquashade/ Aquashade Co.	5.7	Gal	Acid Blue 9 Diammonium Salt Tartrazine	23.63% 2.39%	1.3 gallons 0.1 gallons	Golf

Table 1o – Top Five Pesticide Quantities Applied by City Staff in 2006 (solid)

Product Name/Manufacturer	*Total Amount of Product Used*	*Unit of Measure*	*Active Ingredient Name*	*% Active Ingredient Present*	*Total Quantity of Active Ingredient Applied*	*Locations of Applications (By Division)*
PCNB 10% AAMVAC	2140	lbs	PCNB	10%	214 lbs	Golf
Turfcide PCNB 10%	2040	lbs	PCNB	10%	204 lbs	Golf
Barricade DG/Andersons Lawn Fertilizer	2900	lbs	Prodiamine	0.48%	139.2 lbs	Parks
Drive 75-DF	80	lbs	Quinclorac	75%	60 lbs	Golf
Fungicide VII / OM Scotts	457	lbs	Triadmefon	0.59%	27 lbs	Golf

Table 1 p - Pesticide Quantities Applied by Contractor on City Property in 2006 (liquids and solids)

Product Name/Manufacturer	*Total Amount of Product Used*	*Unit of Measure*	*Active Ingredient Name*	*% Active Ingredient Present*	*Total Quantity of Active Ingredient Applied*	*Locations of Applications (By Division)*
Tenguard/United Phosphorus, Inc	2.0	Gal	Permethrin	36.8%	0.8 gallons	All City Buildings
Tempo/Bayer	50.7	Gal	Cyfluthrin	1%	0.51 gallons	All City Buildings
Drione Dust/Bayer	10.75	Oz	Permethirn Piperonyl butoxide Silicaareogel	1% 10% 40%	0.1 oz 1.0 oz 4.3 0z	All City Buildings
Termidor/BASF	0.75	Gal	Fipronil	9.1%	0.07 gallons	All City Buildings
Talon/Syngenta	2.0	Lbs	Bordifacoum	0.005%	.01 lbs	All City Buildings

Table 1 q - Top Five Pesticide Quantities Applied by City Staff in 2007 (liquid)

Product Name/Manufacturer	*Total Amount of Product Used*	*Unit of Measure*	*Active Ingredient Name*	*% Active Ingredient Present*	*Total Quantity of Active Ingredient Applied*	*Locations of Applications (By Division)*
Round Up Pro/Monsanto	214.4	gallons	Glyphosate	41%	89.2 gal	PW/Parks &Rec/Golf
Pendulum AC/BASF	136.7	gallons	Pendamethalin	38.7%	52.9 gal	PW/ Parks& Rec/Parks
Quick Pro/Monsanto	11.6	gallons	Glyphosate Diquat bromide	73.3% 2.9%	8.5 gal 0.45 gal	Parks & Rec/Parks
Garlon 4/Dow Agro Science	12.3	gallons	Triclopyr	61.6%	7.6 gal	PW/Blvd Landscaping
GT Flo/Chipco/Bayer	18.4	gallons	Iprodione	23.3%	4.2 gal	Parks & Rec/Golf

Table 1r – Top Five Pesticide Quantities Applied by City Staff in 2007 (solid)

Product Name/Manufacturer	*Total Amount of Product Used*	*Unit of Measure*	*Active Ingredient Name*	*% Active Ingredient Present*	*Total Quantity of Active Ingredient Applied*	*Locations of Applications (By Division)*
Gallery 75 dry/ flowable / Dow	59	lbs	Isoxoben	75%	44.1 lbs	PW Blvd Landscaping.
Barricade DG/	7005	lbs	Prodiamine	0.48%	33.6 lbs	Parks & Rec/ Parks
Metaldehyde 3.5/Durham	757	lbs	metaldehyde	3.5%	31.0lbs	Parks & Rec/Parks
Drive 75/BASF	30	lbs	Quincorlac	75%	22.6	Parks & Rec/Golf
PCNB 10%/ AMVAC	162.5	lbs	Pentachloronitrobenzene	10%	16.3 lbs	Parks & Rec/Golf

Table 1 s - Pesticide Quantities Applied by Contractor on City Property in 2007 (liquids and solids)

Product Name/Manufacturer	*Total Amount of Product Used*	*Unit of Measure*	*Active Ingredient Name*	*% Active Ingredient Present*	*Total Quantity of Active Ingredient Applied*	*Locations of Applications (By Division)*
Tempo W P /Bayer	53.3	gal	Beta-Cyfluthirn	10%	5.4 gal	All City Buildings
Tenguard/ United Phosphorus	7.5	gal	Pemethrin	36.8%	2.8 gal	Corp Yard, Library, Baylands parks office
EcoExempt G/Ecosmart Tech.	377	lbs	Eugenol Thyme Oil	2.9 % 0.6%	10.9 lbs 2.3 lbs	All City Buildings (outside)
Talon –G/Syngenta	3.4	lbs (pellets)	Brodifacoum	.0005%	0.02 lbs (pellets)	All City Buildings
ExcitR/ Prentox / Prentiss Inc	0.5	gal	Pyrethrins Piperonyl Butoxide	6% 60%	0.03 gal 0.3 gal	Library

Table 1 t - Top Five Pesticide Quantities Applied by City Staff in 2008 (liquid)

Product Name/Manufacturer	*Total Amount of Product Used*	*Unit of Measure*	*Active Ingredient Name*	*% Active Ingredient Present*	*Total Quantity of Active Ingredient Applied*	*Locations of Applications (By Division)*
Round Up Pro/Monsanto	245.3	gallons	Glyphosate	41%	101.38 gal.	PW/Parks &Rec/Golf
Pendulum AC/BASF	124.8	gallons	Pendamethalin	38.7%	48.31 gal	PW/ Parks& Rec/Parks
Turflon Ester/Monterey Chemical Co.	51.25	gallons	Triclopyr butoxyethyl ester	61.6%	31.49 gal	Parks & Rec /Golf
Mecomec 2.5/ Gordons	51.8	gallons	Potassium salt of prop ionic acid	15.55%	8.06 gal	Parks and Rec
Garlon 4/Dow Agro Science	5.9	gallons	Triclopyr	61.6%	2.25 gal	PW – Blvd Landscaping

Table 1u – Top Five Pesticide Quantities Applied by City Staff in 2008 (solid)

Product Name/Manufacturer	*Total Amount of Product Used*	*Unit of Measure*	*Active Ingredient Name*	*% Active Ingredient Present*	*Total Quantity of Active Ingredient Applied*	*Locations of Applications (By Division)*
Gallery 75 dry/ flowable / Dow	325.75	lbs	Isoxoben	75%	244.31 lbs	PW Blvd Landscaping.
Fungicide X/ Andersons	1897	lbs	Iprodione	1.3%	24.66 lbs	Parks & Rec/Golf
Fungicide VII/Scotts	456	lbs	Triadmefon	0.59%	2.69 lbs	Parks & Rec/Golf
Drive 75/BASF	15	lbs	Quincorlac	75%	11.35 lbs	Parks & Rec/Golf
Metaldehyde 3.5 G/Durham	265	lbs	Metaldehyde	3.5%	9.27 lbs	Parks & Rec/ Parks/Golf

Table 1 v - Pesticide Quantities Applied by Contractor on City Property in 2008 (liquids and solids)

Product Name/Manufacturer	*Total Amount of Product Used*	*Unit of Measure*	*Active Ingredient Name*	*% Active Ingredient Present*	*Total Quantity of Active Ingredient Applied*	*Locations of Applications (By Division)*
EcoExempt G/Ecosmart Tech.	222.4	lbs	Eugenol Thyme Oil	2.9 % 0.6%	6.5 lbs 1.34 lbs	All City Buildings (outside)
Tempo W P /Bayer	43.7	gal	Beta-Cyfluthirn	10%	4.37gal	All City Buildings
Tenguard/ United Phosphorus	7.5	gal	Pemethrin	36.8%	2.8 gal	All City Buildings
Talon –G/Syngenta	8.25	lbs (pellets)	Brodifacoum	0.005%	0.004 lbs (pellets)	All City Buildings
Contrac Blox Rodenticide/Bell Laboratories Inc.	8.5	lbs (blocks)	Bromadiolone	0.005%	0.004 lbs (blocks)	All City Buildings

Pesticide Use and Integrated Pest Management Policy Implementation in the City of Sunnyvale

Quantities of Diazinon and Chlopyrifos-Containing Compounds Applied:

- No pesticides containing Diazinon were applied on City of Sunnyvale Properties from 2001 through June 2009

- From 2001-2005, only a few applications of products that contained Chlorpyrifos were used by City staff in very small amounts. From 2006 through June 2009, no applications of Chlorpyrifos-containing products have occurred.

The use of chlorpyrifos-containing pesticides is very low and infrequent. The choice to use this pesticide is made only after the City's IPM policy is followed and there is specific written justification for its use by a Pest Control Advisor. The quantity and location of its use depends on the specific need to control an insect problem.

Pesticide Removals:

- Annual searches of pesticide storage areas in Public Works, Parks and Recreation, and the Golf Course have not turned up any pesticides that were prohibited for current use. In FY 04-05, some pesticides containing Diazinon, Dursban, and chlorpyrifos were found by Public Works staff during their storage area inventory. These were disposed of in FY 05-06 as hazardous wastes, following all appropriate state and federal regulations. Storage area searches in FY 08-09did not find any pesticides that were prohibited for current use and only a few that were identified as no longer being used by staff. Some were disposed of per State and Federal requirements in FY 08-09 and others will be disposed of in accordance with appropriate State and Federal law in FY 09-10.

Sunnyvale's IPM Policy:

- A copy of the IPM Policy that was placed in the City's Administrative Policy Manual (APM) – Chapter 6, Article 12. The public also has access to the policy through the Water Pollution Control Plant website at http://wpcp.sunnyvale.ca.gov The IPM Policy information is also available on the City's Intranet website for access by all City staff.

- Outreach to the City's trained/licensed pesticide application staff about the IPM policy continued in FY 08-09 (See Attachment M for staff training information.) Outreach to all other city staff (those who are not approved to apply pesticides) about the policy occurs through two mechanisms: articles in the city staff newsletter the Harbinger reminding them of the policy; and in targeted outreach with presentations on the Environmental Procurement Policy at staff meetings. A revises presentation on the policy was prepared and discussed at three different staff meetings in FY 08-09 with the presentations will continue through FY 09-10.

Contractors and the City's IPM Policy:

- Parks Division has engaged contractors since FY 06-07 for ground squirrel and gopher control. A total of 12 ounces of Aluminum phosphide Fumitoxin and 15 lbs of Rozol pocket gopher bait were used within the gopher/ground squirrel tunnels. Another contractor was also used for broadleaf weed control by the Parks Division since FY 07-08. These contractors are made aware of the City's IPM Policy and are required to follow it.

  No contractors were used by PW/Boulevard landscaping in FY 08-09.

  The Water Pollution Control Plant (WPCP) is in the process of selecting a contractor to perform aquatic weed management in the WPCP oxidation ponds as part of pond maintenance. The contractor selected will be following the City's IPM policy for work that will begin in FY 09-10 and the requirements to follow the policy are included in the Scope of Work.

- The City employs one structural pest control contractor, who is required to abide by the IPM policy since their contract that became effective July 1, 2003 and was renewed through 2009. Data on types and quantities of pesticides used in structural pest control activities from July 2003 – December 2003, and calendar years 2004 through 2008 are included in Table 1 above. The current structural pest control contractor uses a very limited number of "caution" labeled products and follows IPM practices such as monitoring and pest identification prior to application of a pesticide. Traps (e.g., glue boards) and bait stations are often used prior to any application of pest control sprays or granular materials to try to control a pest problem through less-toxic means.

- Copies of contractor IPM training received are kept on file and provided to the City upon request. Current copies of training in FY 08-09 were provided and showed that contractor staff attended on-line education courses entitled "IPM for the PMP" and "Going Green and Organic" in addition to pest specific, legal, and safety training required for their Structural Pest Control certifications.

IPM and City Property Leaseholders:

- Lease holders were notified of the City's IPM policy in June 2003 by the City's property manager. Periodic updated have been provided through a flyer that was prepared for distribution by the contract property manager since that time. This brochure is sent out to new tenants and leaseholders as needed.

042976

Santa Clara Valley Urban Runoff Pollution Prevention Program
Attachment H – Appendix 1 – Table 2
PI/P Pesticide Management Activities – Estimated Numbers Reached
FY 2008-2009 Annual Report
Municipality: Sunnyvale

Sunnyvale Targeted Outreach for the Pest Management Plan			
Pest Management Plan/Policy Implementation	Track and/or estimate the numbers of Sunnyvale residents and staff reached through outreach efforts (including advertising) regarding the City's IPM policy, pesticides use reduction, and related topics.	Media Sunnyvale Quarterly Report	The Quarterly Report is mailed to approximately 60,000 Sunnyvale residents and businesses each quarter. Additionally, 2000 copies of the report are distributed to the Library, City Hall, Community Center, Senior Center, Public Safety and Columbia Neighborhood Center. The Quarterly Report is also posted on the City's web page.
		Media Outreach to City staff through employee newsletters	The *Harbinger* is Sunnyvale's internal newsletter for employees. Articles and information contained in the *Harbinger* reach approximately 900 municipal employees. The *Poop Scoop* is the staff newsletter for the Water Pollution Control Plant and is read by approximately 65 employees.
		Media KSUN Community Cable TV Ads	KSUN advertising reaches about 13% of all cable subscribers in Sunnyvale, who say they tune in once or twice a month.
		Media Theater Billboards	These 15-second animated/audio ads are viewed by movie audiences two times during a 15-minute timeframe prior to every movie shown in the theaters on a total of 36 screens.
		Media IPM via Sunnyvale Website	Information regarding proper disposal of mercury containing products is listed on both the Solid Waste and Water Pollution Control Plant websites. Reach is unknown. The City of Sunnyvale does not have the ability to count number of hits to the website
		Media Sunnyvale ReNews Newsletter	This newsletter addresses pollution prevention concerns with a focus on reduce, reuse, and recycle and is mailed to approximately 29,000 single family residents and 24,000 multi-family residents quarterly. An additional 500 copies are printed and distributed from various locations.
		Media City of Sunnyvale Community e-News	This email list reaches approximately 220 community members.

Santa Clara Valley Urban Runoff Pollution Prevention Program
Attachment H – Appendix 1 – Table 2
PI/P Pesticide Management Activities – Estimated Numbers Reached
FY 2008-2009 Annual Report
Municipality: Sunnyvale

		Media Sunnyvale Sun	The Sunnyvale Sun has a readership of approximately 36,824 and a circulation of 17,963. Several ads titled *"Watch Out for Toxic Pesticides"* and focused on different pests ran in 08-09.
		Event – Community Sunnyvale Farmers Market	Outreach distributes IPM and less toxic pesticide information at the Sunnyvale Farmers Market each month. Approximately 253 individuals visited the booth in FY08-09 for general water pollution prevention information.
		Event - Community SC County Creeks and Watershed Conference	This event offered a venue for Outreach to focus on how indoor/outdoor daily activities impact the health of our watershed. We used the exhibit that showed the difference between sanitary sewers and storm drains and handed out information on pollution prevention, as well as literature. During this event, we spoke to 25 people.
		Event - Community Muslim Green Team Event	The Outreach exhibit highlighted the difference between sanitary sewers and storm drains, leading to information about water pollution prevention. This is primarily done through discussion, literature distribution, and presentations featuring the Enviroscape, which focuses on water pollution from pesticides, fertilizers, dog waste, automotive fluids and car wash. Approx. 80 children/parents stopped by the booth for literature, information and/or to view the Enviroscape presentation(s).
		Event – Schools/Youth Sunnyvale Schools Outreach	Sunnyvale uses the Enviroscape as a teaching tool for classroom presentations. The presentation focuses on watershed education and water pollution from urban runoff. Pesticides, beneficial insects, IPM and less-toxic lawn and garden care is introduced and discussed. Sunnyvale conducted 38 classroom presentations this school year, reaching a total of 886 students.
		Event – Community Compost Workshops	Workshops are held once per month 10 times during the year. Generally, approximately 12 to 40 individuals attend each new workshop session.

Attachment H – Appendix 1 – Table 2
PI/P Pesticide Management Activities – Estimated Numbers Reached
FY 2008-2009 Annual Report
Municipality: Sunnyvale

		Event – Business Corporate Health and Safety Fairs	Outreach exhibited at (5) corporate health and safety fairs this reporting year, reaching over 600 company employees.
		Event – Community Columbia Health and Safety Fair	The outreach exhibit highlighted the difference between sanitary sewers and storm drains. Literature about water pollution prevention was distributed and five Enviroscape demonstrations were presented during the event. Approximately 143 individuals (adults, students and children) visited the exhibit for information, literature and to view the presentations.
		Event – Schools/Youth Creek Education Program	This program is targeted to 3rd graders who attend Sunnyvale Schools located in the Cupertino School District. Approximately 381 Sunnyvale students participated in the program this reporting year.
		Event – Schools/Youth Community Kidz	Our portion focused on the difference between sanitary sewers and storm drains, leading to information about water pollution prevention. This was primarily done through discussion, student participation through Environmental Jeopardy, and a presentation featuring the Enviroscape. A total of 78 youth attended these sessions this year.
		Event – Schools/Youth Library Presentation	Our portion focused on the difference between sanitary sewers and storm drains, leading to information about water pollution prevention. This was primarily done through discussion and a presentation featuring the Enviroscape. Event was attended by 27 people (15 children and 12 adults).
		Event – Community State of the City	The Outreach booth featured water pollution prevention information and literature distributed included IPM activities, less-toxic pesticide use, and proper disposal information on both pesticides and mercury. Approximately 100 individuals stopped by the booth to ask questions and/or receive information.

Attachment H – Appendix 1 – Table 2
PI/P Pesticide Management Activities – Estimated Numbers Reached
FY 2008-2009 Annual Report
Municipality: Sunnyvale

		Event – Community Orchard Gardens Neighborhood Assn Meeting	Sustainable landscaping and IPM were covered during this presentation. Along with the presentation, various brochures were distributed. Seventeen residents were in attendance.
		Event – Community SNAIL Neighborhood Association Meeting	Neighborhood litter clean up volunteer event discussed and various brochures related to stormwater pollution prevention were distributed. Approximately 20 residents attended.
		Event – Community Spring Garden Market – Kelley Park/San Jose	Sunnyvale staff assisted with SCVURPPP-sponsored booth at Santa Clara County Master Gardeners Event. See SCVURPPP section of annual report for details
		Event – Community Festival in the Park – San Jose	Sunnyvale staff assisted with SCVURPPP-sponsored booth at the event. See SCVURPPP section of annual report for details.
		Event – Community Sunnyvale Pancake Breakfast	City exhibit booths provided general and educational information. A craft promoting the importance of beneficial insects and how we should all work to protect them was provided for children attending the event. The art project is always a hit. Approximately 60 children/parents stopped by the booth.
		Event – Community & Schools / Youth Plant Tours	Discussions about water pollution and its issues impacting the watershed and the environment help tour attendees gain a better understanding of the problem. At the completion of the tour, attendees are given educational materials that promote environmentally responsible behaviors. Approximately 460 individuals took a tour of the plant this fiscal year.
		Event - Business Rotary Talk	Staff spoke on the difference between and a sanitary sewer and a storm drain, the importance of pollution prevention and talked abut the Santa Clara Valley Green Gardener training program to approximately 10 members.

City of Sunnyvale

FY 08 - 09 Annual Report

Attachment H

Appendix 2

Santa Clara Valley Green Gardener

Training Program

042982

Santa Clara Valley Urban Runoff Pollution Prevention Program
FY 2009-2009 Annual Report
Municipality: Sunnyvale
Attachment H- Appendix 2

Santa Clara Valley Green Gardener Program Implementation

Introduction:

In FY 07-08, Sunnyvale staff and members of the SCVURPPP- PI/P Pesticide Outreach Ad Hoc Task Group and contacted the Metropolitan Adult Education Program in San Jose and the Master Gardeners of Santa Clara County to offer the first Green Gardener Training Program in the Santa Clara Valley. This program had been successfully implemented in Santa Barbara, Monterey, and Santa Cruz cities and counties, and was based on a 20-hour (10 classes, 2 hours each) curriculum that was developed and provided though Water Board grant funding.

The training and certification program covered topics related to promoting the principles of ecological/sustainable landscaping practices that reduce stormwater pollution resulting from landscape maintenance activities. Training was included on promoting healthy soils, integrated pest management approaches, appropriate fertilizer usage, irrigation system scheduling, maintenance, and troubleshooting, selecting the right plant for the right place, pruning techniques, the use of mulches and compost to reduce weeds and support good soil development, and the use of appropriate types of garden equipment to reduce impacts to air quality. Providing information and training on good management practices that promote and support the use of IPM techniques are an integral part of this training program.

Sunnyvale's Participation:

Two sessions were offered in the fall of 2008 and the spring of 2009, both in English and in Spanish, for a total of four classes in FY 08-09. Sunnyvale provided in-kind staff time to assist with the development, preparation and implementation of the classes. Sections of the curriculum and final examination were modified to reflect issues for the local climate and soils. Staff provided assistance with class operations, technical assistance, and promotion.

Sunnyvale staff time was also provided to assist with the preparation and grading of the final class exam and the preparation certificates of completion for those successful students who attended 80% of the classes and passed the final exam. Four different Sunnyvale staff members taught 2-hour sessions of the class in there particular areas of expertise.

Sunnyvale staff also assisted with the re-certification of students who had completed the first class of FY 07-08 in providing reviews of recertification information provided by the students and the renewal of their cards

Success of the Program:

A total of 53 individuals from small landscape maintenance businesses have received their Santa Clara Valley Green Gardener certification. Another 20 individuals who were private home owners or who work for municipalities have also successfully completed the class. These individuals are currently being promoted as "Santa Clara Valley Green Gardeners" though outreach efforts on the part of the Program, at events, and via the www.mywatershedwatch.org website.

The classes offered were successful, especially the Spanish language class.
Given that each individual trained in the Green Gardener program may provide services to between 10– 60 clients, outreach to this group of landscape maintenance professionals can have a significant impact on reducing the impacts to water quality from current landscaping practices. This includes reduction of pesticides and fertilizers in urban runoff and the wise use of existing resources to improve the health, appearance, and value of landscapes for their customers.

Also, approximately 50% of the FY 07-08 graduates submitted information needed for the renewal of their Green Gardener card in FY 08-09. Several more individuals have indicated that their renewal information is still forthcoming.

Outreach to the public, promoting the hiring of trained Green Gardeners was accomplished in Sunnyvale by including information about the GG program and the benefit of hiring a Green Gardener at all the community events attended by staff. In addition, staff included an article entitled *Pollution Prevention Week: What can you do to protect your bay today? - Green Gardener* in the Sunnyvale Fall Quarterly Report that is mailed to all City residents and businesses. A copy of this article is included in Attachment G, Appendix 1 of this report. See the Program's section on the Green Gardener for more details on the regional outreach efforts in its section of this report.

Preparations are underway to offer the English and Spanish introductory classes in the fall of 2009.

Spring 2009 Green Gardener students visiting Sunnyvale SMaRT Station compost/green waste processing area as part of their Compost and Mulch class

City of Sunnyvale

FY 08 - 09 Annual Report

Attachment I

Mercury Pollution Prevention Activities

FY 2008-2009 Annual Report
Municipality: Sunnyvale
Attachment I

P.S. Id.	Activity	CI Item Source	FY 08-09 Tasks	Status / Comments	Due Date (mo/yr)	Responsible Party
	Control Program for Mercury					
Hg Work Plan I.A	Mercury Plan Development	Permit Prov. C.9c	Sunnyvale staff to continue to work with SCVURPPP Mercury Pollution Prevention Plan work group	Staff continued to participate in the SCVURPPP Mercury outreach group and in the region-wide mercury product recycling and reduction outreach efforts. See Appendix 1, Table 2 for a listing of efforts in this FY.	Ongoing Report 09/09	Kristy McCumby Env. Specialist
I.D &, I.F	Mercury Plan Implementation	Permit' Prov. C.9c	Sunnyvale Mercury Work Group to continue to meet and determine how Program-provided guidelines for the "virtual" elimination of mercury in urban runoff will be implemented to address controllable City sources.	The Sunnyvale "Mercury Work Group" evolved into a work group to address product stewardship and environmentally preferable procurement practices. The "virtual elimination of mercury" program is addressed using the city's EPP - Environmental Procurement Policy.	Ongoing Report 09/09	K. McCumby & Sunnyvale Mercury Work Group (PW, Env., Sustainability & Solid Wst.)
I.F & MM 1	Mercury Plan Implementation	Permit Prov. C.9.c	Continue improving current recycling programs for fluorescent lamps and Hg-containing products, as needed. Other products (e.g., thermometers/thermostats) may be included as appropriate to a particular City Department.	Fluorescent, HID, and mercury vapor lamps generated by Public Works, Parks & Rec., and Facilities management continue to be collected and shipped off-site for recycling. As thermostats, switches, or other mercury-containing products become wastes, they are collected and shipped off for recycling, as well. See Appendix 1, Table 1 showing quantities of mercury-containing wastes that were shipped off for recycling in FY 08-09.	Ongoing Report 09/ 09	Kristy McCumby, Environmental Specialist & Sunnyvale Mercury Work Group
II.B	Mercury Plan Implementation	Permit Prov. C,9.c	Continue with existing Hg-containing product disposal services offered through the City's Household Hazardous Waste collection program, through support of the Santa Clara County HHW program.	Funding for the collection of Hg-containing wastes continued for the City's HHW collection program, in addition to the wastes collected during County HHW activities.	Ongoing Report 09/ 09	Kristy McCumby, Env. Spec.& Mark Bowers, Solid Waste Prog. Manager

FY 2008-2009 Annual Report
Municipality: Sunnyvale
Attachment I

Control Program for Mercury (Cont.)						
II.C	Mercury Plan Implementation	Permit Prov. C.9.c	Annually document quantities disposed or recycled by the City divisions/ departments.	See Appendix 1, Table 1 of this Attachment for information on the quantities of Hg-containing wastes that were collected and shipped for recycling or proper disposal by the various departments in the city in FY 80-09.	Ongoing, Report 09/09	Kristy McCumby Env. Spec. with support from Bob Van Heusen, Jim Craig, & Scott Morton
II.C	Mercury Plan Implementation	Permit Prov. C.9.c	Collect and report information on quantities of fluorescent lamps collected by City HHW collection program at the SMaRT Station from residential customers. Provide this information to the Program, as needed, to add to County data for HHW collected from residents and CESQG business collection programs.	Quantities of fluorescent lamps collected by the SMaRT Station are included in Appendix 1, Table 1 of this Attachment. All other data collected on quantities of Hg-containing waste collected at the HHW events are tabulated by the county and the information is not available for the individual cities.	Ongoing Report 09/09	Kristy McCumby Env. Spec. and Mark Bowers, Solid Waste Program Manager
II.F	Mercury Plan Implementation	Permit Prov. C.9.c	Continue working with regional HHW programs to develop and help publicize fluorescent lamp and other mercury-containing products recycling programs and efforts.	• Sunnyvale continues to support HHW programs that encourage proper disposal of fluorescent lamps and other mercury-containing devices through public education, outreach and participation programs designed to reach residential, commercial and industrial users. • Sunnyvale is a contributing member of the Mercury Ad Hoc Task Group. Activities include a media campaign through print, radio and transit ads that encourages residents to dispose of fluorescents at participating store locations. Task group members assist	Ongoing Report 09/09	Jackie Besoyan, Env. Outreach Coordinator & Rich Gurney, SW Recycling Coordinator

				in developing mercury work plans, budget review and activity planning and implementation. • Sunnyvale developed outreach material such as articles on mercury pollution prevention, and attended community and business events to educate individuals, distribute literature, and promote safe disposal of mercury containing devices. • For detailed information on mercury outreach see Attachment G Table 1 – Detailed Descriptions PI/P Activities and Self-Evaluation Matrix for FY 08-09.		
Control Program for Mercury (Cont.)						
III.A	Mercury Plan Implementation	Permit Prov. C.9.c	Continue financial support of Regional Monitoring Program through SCVURPPP funding.	Financial support of the Regional Monitoring Program continued through SCVURPPP via the city's assessment fees to the Program.	Ongoing Report 09/09	Lorrie Gervin, Env. Div. Mgr.
IV.C	Mercury Plan Implementation	Permit Prov. C.9.c	Support and participate in the implementation of the WMI Watershed Action Plan.	Staff continued participation in the WMI and the Action Plan implementation. The city continues to financially support the California Product Stewardship Council and its efforts to effect producer responsibility for the reuse or disposal of products that contain mercury or other potential environmental contaminants.	Ongoing Report 09/09	Lorrie Gervin, Env. Div. Manager

FY 2008-2009 Annual Report
Municipality: Sunnyvale
Attachment I

Control Program for Mercury (Cont.)						
V.A.3	Mercury Plan Implementation	Permit Prov. C.9.c	Pretreatment inspectors will continue to integrate distribution of Mercury Outreach materials and provide outreach to industries and businesses during routine inspections of facilities for source control measures.	The Pretreatment Program distributed Mercury Outreach materials during inspections of facilities that use mercury. The Pretreatment Program inspected and distributed Mercury Outreach materials and ADA Guidelines for Dental practices to 52 dental facilities during the timeframe of this reporting year. The Pretreatment Program will continue inspections of facilities with sources of mercury on site, to integrate the distribution of Mercury Outreach materials and brochures during inspections, and to update outreach materials when appropriate	Ongoing Activities Report 09/09	Sarah Scheidt, Senior Insp. Pretreatment Program
V.A.3	Mercury Plan Implementation	Permit Prov. C.9.c	Continue distribution of brochure "Is Mercury Hiding in Your Construction/ Demolition Project" by Building Division staff as requests for Building Demolition Permit are received.	The brochure is made available to those who apply for permits for demolition projects.	Ongoing Activities Report 09/09	Gordon Blancher, CDD/Building & Kristy McCumby, Env. Spec.
V.B	Mercury Plan Implementation	Permit Prov. C.9.c	Document and evaluate each outreach activity, including the target audience and number of businesses and/or residents reached.	The Pretreatment Program inspected and distributed Mercury Outreach materials and ADA Guidelines for Dental practices to 52 dental facilities during the timeframe of this reporting year. • For documentation of outreach activities, target audience and number of individuals reached please see Attachment H-Appendix 1-Table 2 for PI/P Mercury Management Activities	Annually Report 09/09	Jackie Besoyan, Env. Outreach Coord. & Sarah Scheidt Sr. Ind. Waste Insp.

FY 2008-2009 Annual Report
Municipality: Sunnyvale
Attachment I

Control Program for Mercury (Cont.)						
V.C	Mercury Plan Implementation	Permit Prov. C.9.c	Assist with the project to determine local attitudes and behaviors to evaluate the success of the outreach efforts and saturation of outreach messages in coordination with the Watershed Watch Campaign Survey	Under direction from the Program, Sunnyvale was an active participant in all activities related to the Watershed Watch campaign survey. See the Program's section of the annual report for Watershed Watch survey information.	To be deter-mined Report 09/09	Jackie Besoyan, Env. Outreach Coord.

Response to Regional Water Quality Control Board Comments on ICD Activities Section to FY 07-08 Annual Report:
No comments were received from RWQCB2 on this section.

City of Sunnyvale

FY 08 - 09 Annual Report

Attachment I

Mercury Pollution Prevention Activities

Appendix 1

Table 1 – Quantities of Mercury Recycled

Table 2 – Mercury Management Activities – Estimates of Numbers Reached

Table 1:
Quantities of Hg-containing wastes recycled from City Facilities in FY 08-09.

CITY DEPARTMENT/ LOCATION	TYPE OF WASTE	QUANTITY OF WASTE
SMaRT Station (Wastes from residences and small businesses)	Fluorescent Lamps (4 ft or less length) (> 4 ft length) Compact, Circ, U-tube Hg-containing wastes (e.g., thermometers and switches)	 9,886 units 1,458 units 4,038 units 15 lbs
Water Pollution Control Plant (City-owned property)	Fluorescent Lamps (4 ft length) Misc. shaped lamps and HID, Metal Halide Hg-containing wastes (e.g., thermometers and switches)	84 units 24 units 5 lbs
Corp Yard - Public Works (City-owned Property	HID, metal halide, & Mercury vapor lamps (shipped)	612 units
Parks and Recreation Dept.	Fluorescent Lamps HID, metal halide, & Mercury vapor lamps (shipped)	93 units 36 units
Facilities Management	Fluorescent Lamps (Tubes, U-bend, & compact fluorescent HID, Metal Halide, or mercury vapor lamps, Ballasts	4019 units 27 units

Total Fluorescent Recycled/collected (all sized tubes):
Approximately 15,540 fluorescent and compact fluorescent lamps were recycled from residents and city operations in FY 08-09

Total HID, Mercury Vapor, & Metal Halide:
Approximately 699 HID, Metal Halide and mercury vapor lamps were recycled from city operations in FY 09-08

Other Hg-containing wastes:
20 lbs of laboratory waste and x mercury switches from city operations were recycled or properly disposed of in FY 08-09

Santa Clara Valley Urban Runoff Pollution Prevention Program
Attachment I – Appendix 1 – Table 2
PI/P Mercury Management Activities – Estimated Numbers Reached
FY 2008-2009 Annual Report
Municipality: Sunnyvale

Sunnyvale Targeted Outreach for Mercury Pollution Prevention Activities			
Mercury Management Plan/Policy Implementation	Track and/or estimate the numbers of Sunnyvale residents, staff, and businesses reached through outreach efforts (including advertising) regarding mercury pollution prevention, proper disposal and other related topics.	Media Sunnyvale Quarterly Report	The Quarterly Report is mailed to approximately 60,000 Sunnyvale residents and businesses every three months. Several articles related to Mercury and safe disposal were published last fiscal year. Approximately 2000 additional copies of the report are provided to various public distribution points around the city. The newsletter is also posted on the City's web page.
		Media Outreach to City staff Harbinger newsletter	The Harbinger is Sunnyvale's internal newsletter for employees. Articles and information contained in the *Harbinger* reach approximately 900 municipal employees.
		Media Sunnyvale ReNews	This newsletter addresses pollution prevention concerns with a focus on reduce, reuse, and recycle and is mailed to approximately 29,000 single family residents and 24,000 multi-family residents quarterly. An additional 500 copies are printed and distributed from various locations.
		Media Flyers and Posters	Flyers for the Mercury Thermometer were distributed throughout the City at various locations as well as several Sunnyvale pharmacies. Any person living, working, going to school in Sunnyvale who used the library, community center, senior center or city hall could view the posters. The number of people whom viewed the flyers or posters at the various pharmacies is undetermined.
		Media KSUN Community Cable TV Ads	KSUN advertising reaches about 13% of all cable subscribers in Sunnyvale, who say they tune in once or twice a month.
		Media Websites	Information regarding proper disposal of mercury containing products is listed on both the Solid Waste and Water Pollution Control Plant websites. Reach is unknown. The City of Sunnyvale does not have the ability to count number of hits to the website.
		Media Utility Bill Inserts	Stuffing utility bills with advertising inserts reaches approximately 30,000 account customers for each two-month mailing.
		Media Sunnyvale Sun	The Sunnyvale Sun has a readership of approximately 36,824 and a circulation of 17,963

		Media City of Sunnyvale Community e-News	This email list reaches approximately 220 community members.
		Media Yahoo! Groups	The group has approximately 80 members that potentially viewed the information; however the actual number this reached is unknown as others passed the info onto others.
		Media City of Sunnyvale Press Releases	All press releases are listed on the City's web site and may be picked up and used by other media agencies as well.
		Media Broadcast News: KTVU (channel 2) Community Announcement San Jose Mercury News San Francisco Chronicle	An evaluation of media mentions is not feasible due to the difficulties in gathering data from widespread advertising.
		Event – Community Farmers Market	Outreach distributed the mercury brochure produced by HHW titled *What You Didn't Know….* at the Sunnyvale Farmers Market each month during FY 08-09. This popular brochure contains information regarding the location of retail stores where individuals can properly dispose of fluorescents. Approximately 253 individuals visited the booth in FY 08-09 for general water pollution prevention information.
		Event – Community State of the City	At this community event the Outreach exhibit distributed water pollution prevention information that also featured proper disposal of mercury containing devices as household hazardous waste. Approximately 100 individuals stopped by the booth to ask questions and/or receive information.
		Event - Community Sunnyvale Pancake Breakfast	This annual event features a community breakfast, activities for kids, and exhibits that provide community information. The mercury brochure is always a popular item. Approximately 60 children/parents stopped by the booth.
		Event - Community Columbia Health and Safety Fair	General water pollution prevention literature was distributed to approximately 75 community members attending the event.

		Event - Community SC County Creeks and Watershed Conference	This event offered a venue for Outreach to focus on how indoor/outdoor daily activities impact the health of our watershed. We used the exhibit that showed the difference between sanitary sewers and storm drains and handed out information on pollution prevention, as well as literature. During this event, we spoke to 25 people.
		Event - Community Mercury Thermometer Exchanges	Two events were hosted by outreach staff during FY08-09. A total of 296 mercury containing thermometers were collected.
		Event – Business Corporate Health and Safety Fairs	Outreach exhibited at (5) corporate health and safety fairs this reporting year, reaching over 600 company employees.

City of Sunnyvale

FY 08 - 09 Annual Report

Attachment J

Copper Action Plan/Nickel Action Plan

P.S. Id.	Activity	CI Item Source	FY 08-09 Tasks	Status / Comments	Due Date (mo/yr)	Responsible Party
	Copper/Nickel Baseline Activities					
CB-1 (1 &4)	Measures to reduce copper discharges from vehicle washing operations	Permit Prov. C.9.a (CAP)	• Continue to inform the public by distributing materials, brochures, and other information at city offices, public places, and events. • Promote methods to reduce copper discharges from vehicle washing by placing articles or ads in various media (e.g., the Quarterly, KSUN, websites, theater ads and utility bill inserts).	Sunnyvale continues to educate the public about water pollution caused by residential car wash activities. At the following annual events, car wash literature is always distributed, and at some events the Enviroscape is used to demonstrate how residential car wash activities cause pollution in creeks and the bay. EVENTS *Sunnyvale* • Columbia Health and Safety Fair • Farmers Markets • State of the City • Sunnyvale Pancake Breakfast • Plant Tours • Orchard Gardens Neighborhood Association Meeting *Business Environmental Fairs* • Quicklogic, Lockheed, Aruba Networks, NetApp and Northrop Grumman • Rotary Talk *Regional* • Car Wash Events (3 for FY08-09) MEDIA Outreach *Sunnyvale Quarterly Report articles* • Pollution Prevention Week *City of Sunnyvale Community e-News* • Pollution Prevention Week *KSUN Community Cable TV* • An advertisement advising residents	Ongoing Report 09/09	Jackie Besoyan, PW Env. Outreach Coord.

				about water pollution from residential car washing ran on KSUN during National Pollution Prevention Week *Harbinger* • Helping the Community to Protect the Environment *Regional* • Radio advertising on car wash events and live spots during events YOUTH Outreach *Schools* • Outreach presented the Enviroscape demonstration to 16 classes in Sunnyvale Elementary Schools. A large portion of the demonstration is storm drain pollution from washing vehicles in driveways. • During the Community Kidz workshops a portion of the presentation talks about storm drain pollution from washing vehicles in driveways. • During the library presentation a portion of the presentation talks about storm drain pollution from washing vehicles in driveways. *Creek Education Program* • This creek and storm drain education program teaches 3rd graders about pollution in creeks from urban runoff See Attachment G Table 1 PIP Activity details for more information.		

	Copper/Nickel Baseline Activities cont.					
CB-1 (1 &4)	Measures to reduce copper discharges from vehicle washing operations	Permit Prov. C.9.a (CAP)	Continue implementation of Charity Car Wash Kit program. • Expand on initial outreach on kit availability • Assess implementation of program – any issues with kit use and pollution prevention • Evaluate the success of the program by tracking frequency of use	• Outreach continued through articles in the Quarterly and Harbinger. • The number of requests to use the kits remains small, possibly due to the water conservation messages that promote taking vehicles to a car wash that recycles the wash water. • Those who have used the kits responded positively toward their use. • Outreach to local schools about the availability of the kits will continue, as these seem to have the greatest number of events planned for volunteer fund-raisers.	Ongoing Report 09/09	Kristy McCumby, PW, Env. Spec.
CB-1 (1 &4)	Measures to reduce copper discharges from vehicle washing operations	Permit Prov. C.9.a (CAP)	Require source control measures for new and redevelopment projects (those adding or replacing 10,000 sq ft of impervious area) that conduct vehicle/equipment washing and maintenance activities (Consistent with Provision C.3.k)	• As new and redevelopment projects are reviewed and vehicle washing facilities are identified on the project plans. If they are present, BMPs must be instituted that address the wash water. Depending on the circumstances, connection of a vehicle wash area to the sanitary sewer with appropriate pretreatment may be required. Otherwise, vehicle washing areas are not approved on the project plans. • The Environmental Division continues to review applicable projects and require source control measures for projects that conduct vehicle / equipment washing and maintenance activities.	Ongoing Report 09/09	Shaunn Mendrin & Sarah Scheidt, Sr. Ind. Waste Insp.

Copper/Nickel Baseline Activities cont.						
CB-1 (2 & 4)	Measures to reduce copper discharges from vehicle washing operations	Permit Prov. C.9.a (CAP)	• Continue to inspect commercial/ industrial facilities that have vehicle washing activities occurring on site (this includes auto-related businesses). • Ensure BMPs for vehicle washing are employed. • Distribute new vehicle washing BMP information that is available in three languages during inspections. • Provide an effectiveness evaluation of inspection/compliance with BMPs. • Continue to inspect vehicle-washing areas for City vehicles at the Corp Yard.	• 151 Automotive related facilities were inspected for BMP compliance during the reporting period including sales, repair, fleet, car washes, and gas stations. • In addition, the City Corp Yard was inspected this year and found to be in compliance. • Automotive BMPs, including washing BMP information, were distributed to all facilities that were inspected. • Sixteen verbal notices and 3 warning notices were issued for minor stormwater violations, all of which corrected the violations in compliance with required BMPS. • Facilities will continue to be inspected bi-annually	Ongoing Report 09/09	Sarah Scheidt, Sr. Ind. Waste Insp.
CB-1 (3 & 4)	Measures to reduce copper discharges from vehicle washing operations	Permit Prov. C.9.a (CAP)	• Encourage new mobile cleaners and those who are renewing their certification to use the BASMAA website for on-line mobile cleaner training and be recognized on the area wide certification list. • Continue to provide training (as requested) to new mobile cleaners and those seeking recertification in Sunnyvale. • Evaluate effectiveness of the training program and BASMAA on-line training. • Encourage municipal staff to use certified mobile cleaners when contracting for cleaning services Maintain records on who has been trained by City staff and report on numbers trained in the annual report.	• The Pretreatment Program continues to promote the use of the BASMAA on-line training program for Surface Cleaners. Additionally, we continue to utilize the Surface Cleaners Training Kit developed by the Program to provide training to new mobile cleaners, as needed. • The City did not certify or recertify any mobile cleaners during this reporting period.	Ongoing Report 09/09	Sarah Scheidt Sr. Ind. Waste Insp.

	Copper/Nickel Baseline Activities cont.					
CB-3	Measures to control copper discharges to storm water from targeted industrial sources	Permit Prov. C.9.a (CAP)	• Industrial Waste Inspection staff will continue specific outreach to all printed circuit board manufacturers and metal plating facilities using copper and having the potential to discharge copper into storm water. • Distribute and discuss BMPs/ Information to minimize copper discharges. • Continue inspections of all commercial/industrial facilities, including NOI sites using copper.	Industrial Waste Inspection staff continues to inspect and permit all metal plating facilities yearly based upon their regulatory category. During inspections BMP's are provided and a storm water inspection is conducted to identify any potential discharges. Staff inspects NOI filers on a yearly basis and is typically incorporated with the wastewater discharge permitting and inspection process.	Ongoing Report 09/09	Sarah Scheidt, Sr. Ind. Waste Insp.
CB-6/7	Reducing Traffic Congestion/ Promoting Alternative Transportation	Permit Prov. C.9.a (CAP)	• Continue implementation of site design standards related to transportation to meet the requirement of C.3.j of the permit. • Report on significant projects where traffic congestion reductions were included in design plans.	• In Attachment E, Appendix Table 1; Parts 1 & 2 projects #1, 4, 7, and 11 included requirements for Transportation Demand Management Plans as part of their conditions of approval as a means to reduce potential traffic congestion. Projects # 2 & 3 included pedestrian access improvements as part of the site design for the projects. Also, Project #11 was required to include traffic calming measures as part of the development. The following public projects were completed in FY 08-09 to help reduce traffic congestion through the promotion of alternative transportation: • Borregas Avenue Bicycle and Pedestrian bridges • Mary Avenue lighted crosswalk • Hollenbeck Road lighted crosswalk • Blair Avenue Traffic Calming • Kifer Road lighted cross walk • Arques Avenue lighted crosswalk	Ongoing Report 09//09	Lead: Jack Witthaus, Transportation Program Mgr, Support: Shaunn Mendrin, Sr. Planner

Copper/Nickel Baseline Activities cont.						
CB-8	Measures to classify and assess watersheds and to improve institutional arrangements for watershed protection	Permit Prov. C.9.a (CAP)	• Continue to implement HMP requirements for projects that meet the size threshold criteria in HMP applicability areas as identified by maps included in the City's BMP Guidance Manual. • Continue to review EIRs and complete CEQA reviews to ensure watershed protection is considered in CEQA actions. • Continue participation in SCBWMI activities as it implements the Watershed Action Plan. • Revise Sunnyvale's General Plan (Surface Water Sub Element), as needed, at the next scheduled update. Include recommendations based on the review of the Development Policies Comparison Project and Provision C.3.I of Order 01-119 as determined to be appropriate. • Continue participation in the Water Resources Protection Collaborative (WRPC). Council approved adoption of the Guidelines and Standards applicable to Sunnyvale in 2007.	• No projects that met the HMP thresholds in the HMP applicability areas identified by the City were submitted in FY 08-09 • As EIRs are submitted, they are reviewed to consider watershed protection, where needed. • Staff continues to participate in the SCBWMI as elements of the Watershed Action Plan are implemented. • The Surface Runoff Sub Element of the City's General Plan was not updated this year. Depending on the requirements that evolve from the Municipal Regional Permit when it is approved, the City will review this Sub-Element and determine changes that may need to be incorporated. The WRPC was not active in FY 08-09. The City adopted sections of the Guidelines and Standards that were applicable to Sunnyvale for development near creeks and waterways in May 2007. The Guidelines and Standards continue to be implemented as required.	Ongoing Report 09/09	Lead: Lorrie Gervin, Env. Div. Manager and Kristy McCumby, Env. Spec. Support for WRPC activities: Shaunn Mendrin, Sr. Planner

Copper/Nickel Baseline Activities cont.						
CB-11	Measures to improve street sweeping controls and storm water system operation and maintenance	Permit Prov. C.9.a, (CAP)	• Implement (as appropriate) improvements identified for current sweeping program and storm drain system O&M (within available City Budgets). • Evaluate the effectiveness of street sweeping and storm drain O&M in the annual report (See Streets and Roads and Storm Drain sections of this work plan).	• The street sweeping program continued this year as in past years, with no significant changes. There was no change in the funding available for street sweeping in FY 08/09. The regular schedule was maintained throughout the year. • Annual storm drain catch basin cleaning occurred and additional clean outs are done on an as-needed basis to prevent flooding. Collected debris is taken to the SMaRT Station for disposal. Better tracking of inlet cleaning activities through the use of an inlet cleaning form continues. Street sweeping data on curb miles swept and quantities of debris are reported in Attachment D-1, Appendix 1.	Ongoing Report 09/09	Tony Pineda Maintenance. Supervisor & Jim Craig, Field Services Superintendant.
CB-11	Measure to Track Street Sweeping Data	Permit Prov. C.9.a (CAP)	• Continue to follow Program guidance regarding the collection and reporting of street sweeping data. • Provide information periodically to the program. Information for reporting includes: quantity of waste collected (cubic yards), number of miles swept, and frequency of sweeping as required.	Data were tabulated from PW Streets maintenance daily logs and this information was reported to the Program, as requested. Street Sweeping data collected for this year are included in Attachment D-1, Appendix 1 of this report.	Ongoing Report 09/09	Tony Pineda, Maint. Supv. & Kristy McCumby, Env. Spec.

Copper/Nickel Baseline Activities cont.						
CB-12	Measures to Control Copper Discharges from Pools and Spas	Permit Prov. C.9.a, (CAP)	• Continue to inform the public by distributing materials, brochures, and other information at city offices, public places, and through on-site distribution at presentations and events. • Continue to provide proper pool and spa water discharge information to the public by placing ads in various media (e.g., The Quarterly, KSUN, City website, theater ads, and utility bill inserts.	Public outreach activities related to water pollution from pool and spa discharge is described below: Events *Community* At the following events, the *Draining Pools and Spas* brochure was distributed • Columbia Health and Safety Fair • Farmers Markets • State of the City • Sunnyvale Pancake Breakfast • Orchard Gardens Neighborhood Association Meeting *Business* At the following environmental events sponsored by Sunnyvale businesses, the *Draining Pools and Spas* brochure was distributed to employees: • Quicklogic, Lockheed, Aruba Networks, NetApp, and Northrup Gruman MEDIA OUTREACH *Sunnyvale Quarterly Report articles* • Pollution Prevention Week *WPCP Website* • The **Draining Pools and Spas** brochure is posted for viewing and downloading on the website at the Water Pollution Control Plant. See Attachment G Table 1 PIP Activity details for more information.	Ongoing Report 09/09	Jackie Besoyan, PW Env. Outreach Coord.

Copper/Nickel Baseline Activities cont.						
CB-21	Measures to Discourage the Architectural Use of Copper	Permit Prov. C.9.a (CAP)	• The ornamental/architectural use of copper in building designs is discouraged in practice, but not prohibited by Sunnyvale ordinance. • The City is in the process of changing its Design Guidelines to not allow the ornamental use of copper for roofs, cutters, or other architectural/ ornamental exterior uses.	Staff have incorporated issues of environmental concern (e.g., avoiding the use of ornamental copper) into the information provided to developers and into the recommended Conditions of approval attached to conditionally approved permits. The use of ornamental copper has not yet been formally incorporated. Staff will formally incorporate this when the relevant documents are next updated (expected in early 2010). In the mean time, Planning staff's practice is to prohibit the use of ornamental copper in exterior applications.	Ongoing Report 09/09	Shaunn Mendrin, Senior Planner & Kristy McCumby Env. Spec.
NB-1	Measures to Implement Metals Controls Measures: Erosion 1) Implement perf. Stds for Const. Inspect. Erosion 2) Participate in training & cert. of site inspectors	Permit Prov. C.9.b (NAP)	• Continue to implement Construction Inspection Performance Standards • Continue to have Inspectors attend Regional Board/Program workshops on Construction Site Management and erosion controls to learn erosion and sediment control techniques. • Continue to attend Program-sponsored workshops on post-development storm water control BMPs	Both Building Inspection staff and Capital Projects Administration staff implement the Construction Inspection Performance Standards in the City's URMP. See Attachment F, Appendix Table 1 for a list of inspections and corrective actions required. Staff attends training as it becomes available. See Attachment M for staff training details by division.	Ongoing Report 09/09	Gordon Blancher, Building Insp./ Coord. Hira Raina/ Nasser Fakih

Response to Regional Water Quality Control Board Comments on this Section for FY 07-08 Annual Report:
No comments were received from RWQCB2 on this section.

City of Sunnyvale

FY 08- 09 Annual Report

Attachment K

Trash Inventory and Management

P.S. Id.	Activity	CI Item Source	FY 08-09 Tasks	Status / Comments	Due Date (mo/yr)	Responsible Party
Trash Investigations and Plan Development						
	Trash Investigations and Plan Development	Program Task RWQCB Letter	Assist Program in implementing Pilot Demonstration Projects to focus on assessing trash control measures effectiveness.	13 inlets were retrofitted with full capture devices as part of the pilot project in Sunnyvale with SCVURPPP. See Appendix 1 of this Attachment for details on the pilot project and preliminary data discussions.	Report 09/09	Kristy McCumby/ Env. Specialist
	Trash Investigations and Plan Development	Program Task RWQCB Letter	• Continue to identify and prioritize actions for trash problem areas in urban streams and waterways. • Identify other potential sources of trash. • Use criteria provided by Program staff in FY 07-08 to identify and prioritize the areas.	Staff continues to work with SCVURPPP to identify problem areas in urban waterways. Staff assisted SCVURPP in performing an URTA in Stevens Creek near one Sunnyvale stormwater pipe outfall near Remington Drive in October 2008 and will continue to work with them as plans are developed to address litter issues in Stevens Creek with multiple city jurisdictions. This will likely become a priority area for the City to look for opportunities for enhanced litter control actions in the future, in addition to continuing on with current litter prevention actions in other areas of the city.	Ongoing Report 09/09	Kristy McCumby/ Env. Specialist
	Trash Investigations and Plan Development	Program Task RWQCB Letter	• Continue to identify and implement trash control measures, as appropriate, to address high priority trash problem areas within Sunnyvale's jurisdiction, • Provide specific information on trash management practices implemented.	A description of trash control measures and management efforts currently in place within Sunnyvale is provided in Appendix 1 of this Attachment. Actions included multiple volunteer clean up events as well as participation in the Pilot Trash Retrofit project.	Ongoing Report 09/09	Kristy McCumby/Env. Spec & community volunteers (TBD)

Trash Investigations and Plan Development (cont.)						
	Trash Investigations and Plan Development	Program Task RWQCB Letter	Track existing trash management practices used by the City and evaluate their effectiveness, based on guidance provided by SCVURPPP. The Effectiveness Evaluation may include the use of the Urban Rapid Trash Assessment protocol and/or the KAB litter index in a subset of the high priority trash problem areas.	A discussion of existing trash management practices and evaluations is included in Appendix 1 of this Attachment. The URTA was performed in two locations in FY 08-09 where there had been some efforts to removed trash through volunteer clean up events. URTA data is provided in Appendix 2 of this Attachment.	Report 09/09	Kristy McCumby, Env. Specialist
	Trash Investigations and Plan Development	Program Task RWQCB Letter	Provide Program staff with trash management practices information from within Sunnyvale's jurisdiction, using a standardized reporting format.	Program staff was provided with requested information using URTA data forms and providing information on the Pilot Trash Retrofit project. See Appendix 2 for data table.	Ongoing Report 09/09	Kristy McCumby/ Env. Specialist
	Trash Investigations and Plan Development	Program Task RWQCB Letter	Submit Urban Rapid Trash Assessment Survey Forms, Trash Item Tally Sheets, and any other data collected to the Program staff, as appropriate.	Program staff was provided with copies of the URTA forms, as requested. Copies of the URTA results for the two sites assessed are included in Appendix 2.	Ongoing Report 09/09	Kristy McCumby/ Env. Specialist
	Trash Investigations and Plan Development	Program Task RWQCB Letter	Continue to assist Program to develop Trash Fact Sheets, as appropriate.	Staff provided assistance in the review of trash fact sheets, when requested and in providing information/photos as needed.	Ongoing Report 09/09	Kristy McCumby/ Env. Spec.
	Trash Investigations and Plan Development	Program Task RWQCB Letter	Assist program staff in developing a long-term strategy for reducing trash in urban streams and waterways, and identify other sources that may contribute trash to those areas	Staff continues to participate in the SCVURPPP Trash Ad Hoc task group and provide input/information regarding strategies for trash reduction in creeks and waterways as requested.	Ongoing Report 09/09	Kristy McCumby/Env. Spec

Trash Investigations and Plan Development (cont.)						
	Trash Plan Implementation	Program Task RWQCB Letter	Continue to build trash awareness by providing outreach to residents and to students in Sunnyvale schools in an effort to increase behavioral changes through public education.	Sunnyvale continues to provide public outreach by publishing articles, by developing and advertising through bus back ads, by promoting litter pollution prevention at events, by hosting cleanup events, and by conducting demonstrations for residents and students in order to build trash and litter pollution prevention awareness. • For detailed information on trash outreach see Attachment G Table 1 – Detailed Descriptions PI/P Activities and Self-Evaluation Matrix for FY 08-09.	Ongoing Report 09/09	Jackie Besoyan, Env. Outreach Coordinator

Response to Regional Water Quality Control Board Comments on this Section for FY 07-08 Annual Report:
No comments were received from RWQCB2 on this section.

City of Sunnyvale

FY 08- 09 Annual Report

Attachment K

Trash Inventory and Management

Appendix 1

Trash Assessment Results, Pilot Project, and Management Actions Initiated

City of Sunnyvale
Attachment K, Appendix 1
Trash Assessment Results and Management Actions Initiated
FY 08-09

Introduction:

In FY 08-09 the City was not able to obtain a community volunteer to assist with Urban Rapid Trash Assessments (URTA), so only one assessment was done at the Sunnyvale East and Sunnyvale West Channel sites in February 2009. The URTAs were completed in locations had been previously assessed and where upstream trash management actions had been or would be implemented. Due to the lack of volunteer staff and the screening level nature of the Keep America Beautiful (KAB) assessment methodology, no further assessments using this approach were initiated. Resources were used to promote and accomplish volunteer clean up events instead.

Ongoing trash/litter pick up activities continue by both the Public Works and the Parks and Recreation Departments. Street-sweeping, litter pick up at parks and after city-sponsored events, and during landscape maintenance operations all help to reduce the accumulation of litter in storm drain inlets or that could be wind-blown into adjacent waterways.

Public outreach and education about litter and its impact to creeks and the Bay are included in classroom presentations about watersheds using the Enviroscape model. Litter prevention messages are included in local advertising efforts. The City also helped distribute tarps to cover loads and informational flyers to residents coming in to the SMaRT Station for waste disposal during the county-wide event. See Attachment G-P/IP for a description of outreach activities related to litter prevention.

The city completed three litter clean up events in FY 08-09, rather that conducting multiple URTAs and any KAB assessments. Sunnyvale sponsored sites for the Coastal Clean Up day along the Guadalupe Slough, an area that is tidally influenced from the Bay and that receives flow from San Thomas Aquino and Calabazas Creek, as well as the Sunnyvale East and West Channels. Sunnyvale sponsored three locations in neighborhoods around the city (approximately 1 square mile for each neighborhood site) as part of the Great American Litter Pick Up event. Portions of the Sunnyvale East Channel and Calabazas Creek were cleaned of litter as part of the National River Clean-Up Day event. See sections below for a description of the numbers of participants and quantities of debris removed during these events.

The city continued with the implementation of the Pilot Storm Drain Inlet (SDI) Retrofit project, in cooperation with San Jose and with the assistance of SCVURPPP. An analysis of the debris collected in each retrofitted inlet at the end of the rainy season was completed to identify the quantities and types of trash and leafy debris collected in each retrofitted inlet.

Results from these trash management initiatives are reported below, as well as an evaluation of their effectiveness.

City of Sunnyvale
Attachment K, Appendix 1
Trash Assessment Results and Management Actions Initiated
FY 08-09

Assessments:

URTA – Sunnyvale East and Sunnyvale West Channels

URTA assessments were performed on the Sunnyvale East and West Channels in February 2009. The SCVURPPP assessment reporting table, assessment forms, and photographs for these two sites are included at the end of this Appendix.

URTA scores for the Sunnyvale East Channel assessments have ranged from a low of 59 to a high of 98. Scores for the Sunnyvale West Channel ranged from a low of 81 to a high of 100. (See Table 1 below.)

Table 1: URTA scores for Sunnyvale East and West Channels FY 04-05 to FY 08-09

	FY 04-05 Fall	FY 05-06 Winter	FY 05-06 Spring	FY 06-07 Winter	FY 06-07 Spring	FY 07-08 Winter	FY 08-09 Winter
Sunnyvale East Channel	59	67	83	85	98	73	72
Sunnyvale West Channel	81	100	100	93	100	90	94

In general, scores are lower for assessments completed in the winter months after rain events during the wet season. Scores were higher in the spring, since the area had been cleaned up one time previously that year. The assessments completed this year had rankings very similar to those observed in FY 07-08.

The scores for the Sunnyvale East Channel, in general, are lower than those observed for the West Channel. This may partly be due to differences in the drainage area size for each channel. Sunnyvale West Channel drains 4.1 square miles and is 3.2 miles in length. Sunnyvale East Channel drains 6.35 square miles of Sunnyvale and part of Cupertino and is 6.4 miles in length. Trash that is conveyed to the Sunnyvale East Channel via the storm drain outfalls is coming from approximately a 35% larger drainage area than that of the Sunnyvale West Channel.

Also, there may be more litter entering the Sunnyvale East Channel from highway sources, as it is crossed by bridges for Highway 237. Litter pick up during the National River Clean-Up Event collected debris from the area adjacent to the bridge crossings over the East Channel in May 2009. The Sunnyvale West Channel is underground where Highway 237 crosses.

The majority of the trash observed at both channels appears to have been accumulated at the assessment location from upstream water transport sources. There is some wind blown accumulation from vehicles using Caribbean Drive and Highway 237 where

bridges or the roadways are adjacent to the channels and next to the URTA assessment area.

Both Sunnyvale East and West channels drain highly urbanized portions of the City with a mixture of residential, commercial, and industrial land uses. The impacts from land use activities directly adjoining the channels appear to be small. Walking surveys along the banks of the channels from Baylands to Mathilda Avenue for the Sunnyvale West Channel(where the channel undergrounds in a box culvert) and from Baylands to Fair Oaks/ Hetch-Hetchy Green Belt for the Sunnyvale East channel(where the channel undergrounds for a long distance) did not identify significant impacts from properties bordering the channels. The land use in these portions of the channel is predominantly industrial for technology-related businesses. Some minor "homeless" and "Graffiti" impacts on the Sunnyvale East Channel near the Hetch-Hetchy Green Belt crossing area were observed.

City Department Litter Control/Clean Up Activities in FY 08/09:

Public Works Department

The Street Maintenance Division continues to perform street sweeping on a monthly basis in residential areas (See street sweeping schedule with dates for each street on Sunnyvale's website at http://sunnyvale.ca.gov/Departments/Public+Works/Street+Maintenance/Street+Maint+Schedule.htm).

Weekly sweeping occurs for the downtown core area (Murphy Street) and the surrounding city-owned parking lots. Additional sweeping for leaf pick-up is done in the late fall, as well as extra sweeping for storm debris, as needed. (See Attachment D-1, Appendix 1 of this report for details on the quantity of materials collected during street sweeping activities and the number of curb miles swept.)

Public Works, Street Maintenance Division staff also assist the Public Safety Department on an as-needed basis to collect and dispose waste at homeless encampments at the City's solid waste facility. Although these encampments are not located on waterways, the collection and removal of this debris helped prevent resulting litter or small debris from entering any storm drain inlets near the encampment areas.

The Boulevard Landscaping Division is responsible for maintaining landscape along City-owned rights-of-way. In their landscape maintenance activities, they also collect litter that accumulates on street medians and roadsides that are maintained by these crews. The litter from these areas is removed 13 times per year (roughly on a monthly basis).

City of Sunnyvale
Attachment K, Appendix 1
Trash Assessment Results and Management Actions Initiated
FY 08-09

Solid Waste Division and Contractor: SMaRT Station litter control efforts along Caribbean Drive

Garbage transfer trucks hauling wastes to the SMaRT station in Sunnyvale use Caribbean Drive as their access to the City's materials recovery facility. As a result, windblown litter from the vehicles after they have off-loaded has been identified a chronic problem along the site access route. The contractor operating the SMaRT station is periodically reminded to ensure that drivers take necessary precautions to prevent litter from blowing out of trucks after having deposited their loads at the facility.

Two of the pilot SDI full capture devices identified in the SDI retrofit pilot project description below were installed along Caribbean Drive and will be monitored as one method determine the effectiveness of efforts to reduce the litter coming from solid waste transport vehicles utilizing the SMaRT Station.

Parks and Recreation Department

Parks and Recreation Department, Parks and Open Space Division staff perform weekly clean-ups of public parks and trails, as well as some school athletic facilities to prevent litter accumulations. Over 17,000 hours of staff time is used annually for litter control efforts at parks, school sports fields, and open spaces maintained by the City.

Litter Clean-up Events in FY 08-09:
The City coordinated sites for three litter clean up events in FY 08-09 and is planning to continue with these three events in FY 09-10.

Coastal Clean Up Day Event: September 20, 2008

A Coastal Clean Up Day Event location was sponsored by Sunnyvale in cooperation with the Creek Connections Action Group.. Approximately 1875 lbs of trash and 60 lbs of recyclables were collected by 43 volunteers from a 1-mile reach from one side of the Guadalupe Slough that was accessible from the Sunnyvale Water Pollution Control Plant oxidation ponds access road.

Great American Litter Pick-Up Event (GALP):
On April 25, 2009, the City coordinated three neighborhood locations for the county-wide Great American Litter Pick-up event sponsored by the Silicon Valley Anti-Litter Campaign. Neighborhoods were selected that drained into the Sunnyvale East and Sunnyvale West Channels with an area of approximately three square miles. Land use was mostly residential, with some commercial and public schools/parks. The City had 60 volunteers that picked up approximately three cubic yards of trash and one half cubic yard of recyclables from these neighborhoods before they entered the storm drain collection system.

National River Clean Up Day Event:
On May 16, 2009, in cooperation with the Creek Connections Action Group, the City coordinated a clean up of the Sunnyvale East Channel from the point where it enters the Guadalupe Slough near Baylands Park to the Highway 237 crossing. An additional area along Calabazas Creek north of Highway 237 and bordering Sunnyvale Baylands Park was also cleaned. Land use in the areas is a mixture of residential and industrial, with some public parks, trails, and rights-of-way near the channel. A total of 46 volunteers picked up approximately 338 pounds of trash and 34 pounds of recyclables from the channel banks and one side of the creek bank.

Litter Prevention Efforts

Tarp Give-Away: November 2008
At the November 1, 2008 event held at the Sunnyvale "SMaRT" station, 40 tarps were distributed to residents who brought in vehicle loads of waste for disposal. Flyers were also distributed to participants that reminded them of city ordinances and state laws regarding the transport of wastes or materials on public roads requiring that loads be covered and littering be prevented.

Public Education and Outreach Articles/Advertising
Sunnyvale continues to provide public outreach by publishing articles, theater ads, and bus-back ads promoting the prevention of litter pollution. Also, staff conducted demonstrations for residents and students at events and in schools using the Enviroscape to demonstrate sources of litter pollution and how it is transported to waterways to help increase litter prevention awareness.

For detailed information on trash outreach see Attachment G Table 1 – Detailed Descriptions PI/P Activities and Self-Evaluation Matrix for FY 08-09.

Pilot Studies Continued in FY 08-09

Pilot Trash Structural Treatment Control Study – With SCVURPPP and City of San Jose

As reported in our FY 07-08 Annual Report, thirteen storm drain inlets were selected for the installation of the StormTek ® full capture devices. Completion of the installation of the last two devices was completed in September 2008, so all units were operational at the beginning of the rainy season of FY 08-09.

All units were cleaned by Field Services staff prior to October 1, 2008. Staff inspected the units in mid-December after the first rain events to ensure the accumulation of debris would not cause overflows of the units or potential flooding. Five SDIs were identified as being approximately 50% full and Field Services was notified that clean out of the retrofitted units was required. Four of the units were cleaned in late December and the fifth was cleaned in early January.

In mid-February, two of the units along Maude Ave that had been cleaned in December had flooding incidents during a significant rainstorm that occurred on February 13 and 14. Emergency crews were dispatched and the units were removed and cleaned of debris. During the emergency removal, one of the units was damaged and had to be repaired before it could be replaced into the SDI. It was replaced into the unit the first week of March. Street flooding also occurred at the unit installed at the corner of Caribbean Drive and Borregas Ave after a storm on February 6, 2009. Approximately 11 cubic yards of leafy debris was removed from the SDI at that time.

Inspections of the all retrofitted SDIs occurred on February 26, 2009 and none were identified as needing to be cleaned out.

The 13 retrofitted inlets were cleaned on May 18, 2009 and June 5, 2009 after the end of the rainy season. All debris was removed with a clamshell shovel, bagged, labeled, and taken to a processing area where litter was sorted from the leaf debris, weighed (wet weight), and approximate volumes for both leaf debris and litter were measured. The process was similar to that which was done for the eleven units reported on in our FY 07-08 annual report. Table 2 below shows the weights and volumes of litter and leaf debris collected from each of the 11 retrofitted SDIs. Also, footnotes are provided showing the additional quantities of debris that were removed during the rainy season to prevent flooding or if there were emergency cleanings needed during flood events.

Of the 13 inlets cleaned in May 2009, a total 1601 pounds of leafy debris and approximately 38 pounds of trash were removed at that time. This was approximately 46.7 cubic ft of leafy debris and 5.5 cubic feet of litter. An additional 80 cubic ft of leafy debris and trash were removed from seven of the SDIs to prevent or as the result of street flooding before the annual clean out occurred in May 2009.

The leafy debris (deciduous leaves, conifer needles, and twigs) appeared to be from the local street trees and was not from material being dumped or discarded by residents or businesses. Sunnyvale requires the use of green-waste carts by residents for yard debris pick-up.

The most common types of litter categories observed in the retrofitted inlets were the plastics. Plastic food wrappers *(e.g., candy bar wrappers, chip bags, snack food wrappers) cellophane (cigarette packs and candy), plastic cups, lids and straws, and Styrofoam packing materials were frequently observed (especially at the two SDIs along Caribbean Drive). Paper was also very common, in some areas. Cigarette butts were frequently found, especially in inlets that were close to stop lights and on roadways with higher traffic flows. Very few glass or metal items were observed in the litter. A more detailed description of the types of trash observed will be available in the final report for the pilot project.

*Polyethylene tetraphthalate (PET) that is biaxially oriented or boPET film used for food packaging.

Table 2. Quantities of leaf debris and trash collected in Retrofitted SDIs at end of rainy season in 2009

Block Page #	452	75	193	193	432	432	489	470	629	652	398	470	75
Inlet #	307	314	320	321	302	301	311	303b	313	304	301	301	313
Total Debris Wt.(lbs)	102	230	4	16	68	228	86	106	240	63	344	69	45
Total Trash Wt. (lbs)	12	4	0.5	0.5	0.5	2	3	1.0	5	0.5	6	2	1.0
Total Debris Vol. (cu/ft)	3.3[1]	5.1[2]	1.0[3]	1.3[4]	2.1[5,6]	6.4[7,8]	2.4	2.5	6.3	1.8[9]	8.6	3.1	2.8
Total Trash Vol. (cu/ft)	.75	0.75	0.25	0.25	0.25	0.5	0.25	0.25	0.5	0.25	0.75	0.5	0.25

[1] Additional debris removed by Sunnyvale Field Services staff on Jan 7, 2009. (~10 cubic ft)
[2] Additional debris removed by Cupertino Field Services staff on 10/13 2009 (~5 cubic ft)
[3] Additional debris removed by Sunnyvale Field Services staff on Dec. 16, 2008 (~6 cubic ft)
[4] Additional debris removed by Sunnyvale Field Services staff on Dec. 16, 2008 (~10 cubic ft)
[5] Additional debris removed by Sunnyvale Field Services staff on Dec. 22, 2008 (~12 cubic ft)
[6] Additional debris removed during flood incident by Field Services staff on Feb, 16, 2009 (2 cubic ft)
[7] Additional debris removed by Sunnyvale Field Services staff on Dec. 22, 2008 (~12 cubic ft)
[8] Additional debris removed during flood event by Sunnyvale Field Services staff on Feb. 16, 2009 (~12 cubic ft)
[9] Additional debris removed during flood event by Sunnyvale Field Services staff on Feb. 6, 2009 (~11 cubic ft)

The final report on the pilot project will be produced in cooperation with SCVURPPP in the fall of 2009. More detailed information regarding the site selection and installation, including photographs of the installations is provided in the Program's section of the annual report regarding trash management actions.

Effectiveness Evaluations:

City Department Litter Clean Up and Prevention Efforts:
Both Public Works and Parks and Recreation Departments within the city continue with their efforts to control litter in public areas and rights-of-way. Litter/trash pick up is a normal part of the job for staff in both of these departments as they maintain public facilities. In areas that are known to be problematic (e.g., along routes to the SMaRT Station) the City requires contractors to pick up wind-blown debris from the truck routes. This is an effective method to help reduce litter from entering SDIs, but it is very labor intensive and can be expensive.

The City continues with street sweeping efforts to collect debris. Over 8912 cubic yards of litter, leaves, and street debris were collected in FY 08-09, which is a small increase previous years (FY 07-08 and FY 06-07), based on the same number of curb miles swept in residential, commercial, and industrial areas of the city. This number varies each year, partly due to quantities of leaves accumulating on streets. Street sweeping continues to be an effective means to help reduce leafy debris and trash from entering SDIs

Litter pick up after public events on city property is an integral part of the event planning effort. Litter remaining on-site after events has not been an issue in Sunnyvale.

Coastal Clean-Up Day, Great American Litter Clean-up and National River Clean–Up Day Events

All of these volunteer events were very successful. The number of volunteers needed for the event was met and the quantity of litter picked up, although not huge, was still proactive in keeping the wastes from entering the storm drain system (for the GALP) or into the Bay from the Coastal Clean Up Day and National Rivers Clean-up Day events. The events are popular for volunteers as they feel that they are doing something to help reduce visible pollution problems. It also provided an opportunity for outreach to the people in the neighborhoods who saw the volunteers picking up litter, helping make them more aware of litter issues. Participation by the public has continued to increase with each event.

Tarp Give-Away Event
This event was less effective this year, as it was not done on an "Extra Dump Day" event as it had been last year. However, it is still effective at providing the facility users with the appropriate covers for their loads coming in to the SMaRT Station for disposal,. It also provides them with education materials about the litter problems coming from uncovered loads and the legal requirements for covering their loads. Only 40 people received the tarp on the day of the event this year.

Public Education and Outreach Articles/Advertising
A combination of articles, theater advertisements, bus-back advertising, and promotion through demonstrations such as the Enviroscape continue to build trash and litter pollution prevention awareness levels with the public. See Attachment G, Table 1 for a detailed analysis of the effectiveness of the various outreach tools used for trash and litter outreach.

Pilot Trash Structural Treatment Control Study
The effectiveness of the pilot program is still being determined. Preliminary results indicate that the units work well as "full-capture" devices and collected significant amounts of leafy debris along with smaller quantities of litter.

Part of the pilot project was to determine the operational and maintenance costs for these units. Based on the flooding issues that occurred in some locations, despite the units being cleaned less than six weeks before the flood event occurred, it will be essential for Field Services staff to increase their inspection frequency of inlets in certain areas, due to the quantity of leafy debris that accumulates at those locations. This adds to the overall cost for maintenance of the units. In about half the units installed, the annual cleaning may be sufficient, due to the size of the SDI itself. The smaller SDIs fill up more quickly with leafy debris in some locations, whereas others, especially the larger units will only need their annual cleaning.

The maintenance and determination of the trash loading rates and costs per quantity of trash removed will not be available until the final report is prepared in the fall of 2009.

Potential Next Steps:

Caribbean Drive-

- Continue contractor efforts to collect windblown debris from trucks leaving the facility.
- Continue to work with contractor to minimize the amount of debris falling off the transport vehicles.
- Monitor full-capture, retrofitted SDIs to see if litter control efforts are helping reduce the amount of litter entering the inlets.

Sunnyvale East Channel-

- Plan for a clean-up event on National River Clean-Up day, spring 2010.
- Continue to expand number of Great American Litter Pick Up event sites for spring of 2010, pending volunteer availability and interest.

Sunnyvale West Channel-

- Plan for a clean-up event on Coastal Clean-Up Day, fall 2009
- Continue to expand the number of Great American Pick Up event sites for spring of 2010, pending volunteer availability and interest.

City Department Actions-

- Work with department staff to collect data on current level of litter control efforts, such as quantities of debris collected, to assist with effectiveness assessments of litter control efforts.
- Working with Neighborhood Preservation Division of Community Development, develop Neighborhood Litter Pick up kit (safety vests, litter grabbers, gloves, and bags) to loan out to neighborhood associations for local litter clean up efforts sponsored by residents/volunteers.

City of Sunnyvale

FY 08 - 09 Annual Report

Attachment K

Trash Inventory and Management

Appendix 2

Trash Problem Area Activity Report Table

Trash Problem Area Data Collection Forms

Santa Clara Valley
Urban Runoff
Pollution Prevention Program

Trash Problem Area Activity Report
FY 07-08

ID	Date	Location	Assessment Score		Recent Cleanup[1]	Adjacent Land Use[2]		Trash Source[3]			Three Most Prevalent Trash Types[4]			Estimated Volume of Trash Removed (if any)	Existing Management Actions	Recommended Management Actions and/or Future Evaluations
			KAB	RTA		1	2	1	2	3	1	2	3			
SU16A	2/12/2009	Sunnyvale West Channel@ Caribbean Drive crossing		94	Yes	Industrial	Roadway	Upstream/stormdrain catchment	Litter – vehicular	Litter – recreational areas	Plastic/styrofoam	Biodegradable/paper	Miscellaneous	<1 cubic ft	Channel cleaned in May 2008 as part of National River Clean Up day On "adopt a creek" list with SCVWD	Continue to schedule for one of the Santa Clara County -Creek Connections Action Group annual clean-ups
SU16B	2/20/2009	Sunnyvale East Channel @ Caribbean Drive Crossing		72	Yes	Industrial	Roadway	Upstream/stormdrain catchment	Litter – vehicular	Litter – recreational areas	Plastic/styrofoam	Biodegradable/paper	Miscellaneous	1.5 cubic ft	Channel cleaned in September 2008 as part of Coastal Clean Up Day event Also on "adopt a creek" list with SCVWD	Continue to schedule for one of the Santa Clara County -Creek Connections Action Group annual clean-ups

[1] Recent Cleanup
1. Yes
2. No
3. Unknown

[2] Land Use Types
1. Commercial
2. Industrial
3. Residential – home
4. Residential – apartments
5. Roadway
6. Park/Trail
7. School
8. Railways
9. Other

[3] Trash Source
1. Litter – vehicular
2. Litter – school/institution
3. Litter – pedestrian
4. Litter – commercial areas
5. Litter – restaurants/fast food/convenience stores
6. Litter – receptacles/dumpsters
7. Litter – recreational areas
8. Litter – special events (sports/concerts/fairs)
9. Homeless encampments
10. Illegal dumping
11. Upstream/stormdrain catchment
12. Other

[4] Trash Type
1. Plastic/styrofoam
2. Glass
3. Metal
4. Biodegradable/paper
5. Construction
6. Fabric/cloth
7. Biohazard
8. Toxic
9. Miscellaneous

Santa Clara Valley
Urban Runoff
Pollution Prevention Program

Trash Problem Area Activity Data Collection Form

Date:2/12/2009 135

I. Site Information

1. **Site ID# SU16A** **Watershed: Sunnyvale West** **Location: Sunnyvale West @ Caribbean**

II. Assessment Information

1. Which assessment tool was used? (Check one)
   ☒**Creek**-RWQCB Version 7.0 ☐**Non-Creek**-Windshield Survey
   ☐**Non-Creek**-KAB Litter Index ☐Other _____
2. **Total Score** (RWQCB Version 7.0 or KAB Litter Index) 94
3. Windshield Survey Results-Trash Priority: ☐ **NA** ☐**High** ☐**Medium** ☐**Low**
4. What percentage or length of the area is impacted with trash (e.g. 5%, five feet, etc.)? <5%
5. This assessment is ☐ **Initial** ☒**Follow-up** (Check one)
6. If applicable, how many follow-up assessments have been conducted at this site?6

III. Trash Information

1. Describe trash type (Check five most prevalent types):

☐Rubber products	☐Metal products	☐Construction debris
☐Plastic bags	☒Cigarette butts	☐Fabric and cloth
☒Styrofoam products	☒Plastic/Synthetic items	☐Toxic substances
☐Aluminum cans	☐Tires	☐Appliances
☒Bottles (plastic and glass)	☐Woody debris	☐Furniture
☐Convenience/Fast Food wrappers	☐Yard waste	☐Biohazards
☐Man-made wood products	☐Batteries	☒Other paper

2. Potential trash source (Check all that apply):
   ☒Trash accumulation (water-borne) ☐Homeless encampments ☐Outfall _____
   ☒Trash accumulation (wind-borne) ☐Illegal dumping ☐Other _____
   ☒Litter-Vehicular ☐Litter-Dumpster/Receptacle (describe) _____
   ☐Litter-Commercial business (name)_____
   ☐Litter-School/Institution (name)_____
   ☒Litter-Other (describe) from upstream SDIs and land uses – pedestrian trails
3. Was trash observed near (Check one): ☐**Storm drain inlets** ☐**Storm drain outfalls** ☐**Creek** ☒**N/A**
4. Identify adjacent land uses to the trash areas assessed (if possible):Industrial, Public access trails

IV. Trash Management Actions

1a. Are trash management actions planned for the site? **Yes** ☒ **No** ☐
1b. If trash was removed, provide total weight or volume (if known): <1 lb
1c. Photographic documentation: ☒**Yes No**☐
2a. Other Trash Management Actions Taken (describe): Cleaned up as part of Coastal Clean Up day event in September 2008 and on "adopt a creek" list with SCVWD
3a. Follow-up action needed: **Yes** ☒ **No**☐
3b. Future trash management actions needed (Please describe): Keep on list for local creek clean up activities for a least an annual cleaning of accessible areas
3c. Is trash routinely removed from this site? **Yes**☒ **No** ☐ If yes, at what frequency annual- at least
3d. Is a future assessment needed? **Yes**☒ **No** ☐
3e. If Yes, which tool? ☒**Creek**-RWQCB Version 7.0 ☐**Non-Creek**-Windshield Survey ☐Other_____ ☐**Non-Creek**-KAB Litter Index

Notes: Vegetation growth on side banks makes debris pick up difficult. Most waste found appears to come from upstream sources. Keep on list for clean up for local annual creek and beach clean up events.

Santa Clara Valley
Urban Runoff
Pollution Prevention Program

Trash Problem Area Activity Data Collection Form

Santa Clara Valley
Urban Runoff
Pollution Prevention Program

Trash Problem Area Activity Data Collection Form

Date:2/20/2009 137

I. Site Information

1. **Site ID#** **SU16 B** **Watershed: Sunnyvale East Channel** **Location: SV East at Caribbean Drive**

II. Assessment Information

1. Which assessment tool was used? (Check one)
   ☒**Creek**-RWQCB Version 7.0 ☐**Non-Creek**-Windshield Survey
   ☐**Non-Creek**-KAB Litter Index ☐Other _____
2. **Total Score** (RWQCB Version 7.0 or KAB Litter Index) 72
3. Windshield Survey Results-Trash Priority: ☐ **NA** ☐**High** ☐**Medium** ☐**Low**
4. What percentage or length of the area is impacted with trash (e.g. 5%, five feet, etc.)? 25%
5. This assessment is ☐ **Initial** ☒**Follow-up** (Check one)
6. If applicable, how many follow-up assessments have been conducted at this site? 6

III. Trash Information

1. Describe trash type (Check five most prevalent types):

☐Rubber products	☐Metal products	☐Construction debris
☒Plastic bags	☐Cigarette butts	☐Fabric and cloth
☒Styrofoam products	☐Plastic/Synthetic items	☐Toxic substances
☐Aluminum cans	☐Tires	☐Appliances
☒Bottles (plastic and glass)	☐Woody debris	☐Furniture
☒Convenience/Fast Food wrappers	☐Yard waste	☐Biohazards
☐Man-made wood products	☐Batteries	☒Other – Paper products

2. Potential trash source (Check all that apply):
   ☒Trash accumulation (water-borne) ☐Homeless encampments ☐Outfall _____
   ☒Trash accumulation (wind-borne) ☐Illegal dumping ☐Other _____
   ☒Litter-Vehicular ☐Litter-Dumpster/Receptacle (describe) _____
   ☐Litter-Commercial business (name)_____
   ☐Litter-School/Institution (name)_____
   ☒Litter-Other (describe) Litter from Storm Drain inlets upstream, nearby roadway, and
3. Was trash observed near (Check one): ☐**Storm drain inlets** ☒**Storm drain outfalls** ☐**Creek N/A**
4. Identify adjacent land uses to the trash areas assessed (if possible):Commercial/Industrial and recreation trail

IV. Trash Management Actions

1a. Are trash management actions planned for the site? **Yes** ☒ **No** ☐
1b. If trash was removed, provide total weight or volume (if known): ~5 lbs
1c. Photographic documentation: **Yes**☒ **No**☐
2a. Other Trash Management Actions Taken (describe): Cleaned in May 2008 during National River Clean Up day
3a. Follow-up action needed: **Yes** ☒ **No**☐
3b. Future trash management actions needed (Please describe): Continue public outreach on litter issues, check for upstream sources from land use, include on annual volunteer creek clean up efforts listing
3c. Is trash routinely removed from this site? **Yes** ☒ **No** ☐ If yes, at what frequency Annually during assessment and during National River Clean Up Day
3d. Is a future assessment needed? **Yes** ☒**No** ☐
3e. If Yes, which tool? ☒**Creek**-RWQCB Version7.0 ☐**Non-Creek**-Windshield Survey
☐**Non-Creek**-KAB Litter Index ☐Other_____

Notes: Approximately 35 items (mostly snack food wrappers) were in areas not accessible due to mud and steep slopes. Ot the plastic bags observed 7 of the 13 were single use grocery-type bags.

Santa Clara Valley
Urban Runoff
Pollution Prevention Program

Trash Problem Area Activity Data Collection Form

Santa Clara Valley
Urban Runoff
Pollution Prevention Program

Trash Problem Area Activity Data Collection Form

City of Sunnyvale

FY 08- 09 Annual Report

Attachment L

Water Quality Monitoring

No Water Quality Monitoring Activities are identified in the FY 08 -09 work plan for the City of Sunnyvale to undertake on its own. The City funds, supports, and provides in-kind assistance as appropriate for activities identified in the Program's Water Quality Monitoring section of the FY 08-09 work plan. See the Program's report for water quality monitoring data related to any areas of Sunnyvale.

City of Sunnyvale

FY 08- 09 Annual Report

Attachment M

Staff Training Summary Table

STAFF TRAINING BY DEPARTMENT/DIVISION FOR FY 08-09

1) Staff Training Table

TRAINING DATE	SUBJECT	APPROXIMATE NUMBER OF STAFF ATTENDING
Public Works Field Services: Street Maintenance, Water, Sewer, Stormwater, and Boulevard Landscaping		
7/15/2008	Sunnyvale Trash SDI Retrofit Pilot Project	20
10/6/2008	Street Maintenance – URMP and Rainy Season BMPs for Preventing Pollution	38
10/7/2008	Storm Drain Maintenance - URMP and Rainy Season BMPs for Preventing Pollution	30
10/7/2008	Boulevard Landscaping - URMP and Rainy Season BMPs for Preventing Pollution	10
10/8/2008	Water Utility - URMP and Rainy Season BMPs for Preventing Pollution	12
10/8/2008	Street Trees & Concrete	6
2/26/2009	Boulevard Landscaping: Annual Pesticide Training Day, including legal, safety, and City's IPM policy	13
Public Works - Environmental Division		
Env. Division Manager, Outreach Coordinator and Env. Specialist		
11/21/2008	Creeks Coalition Conference - Stream stewardship and restoration	2
5/27/2009	Stormwater General Construction Permit training	2
5/29/2009	SCVURPPP – Sustainable Streets workshop/training	1
6/17/2009	SCVURPPP annual C.3 workshop/training	1
12/17/2008	Sustainability in Sunnyvale	1
3/220/09 – 3/42009	CWEA P3S Conference	1
4/29/2009	Water Conservation for Employees	1
Pretreatment Program		
3/2/09	P3S conference - Monterey	4
5/22/09	Hazwoper Refresher Awareness – 8 hr.	7
6/17/09	Annual C3 Training by SCVURPPP	7
January 2009	Environmentally responsible Dentistry	2
Public Works - Engineering Division and Project Administration		
Weekly	Discussed needed water pollution measures on construction projects during all conducted construction progress meetings. These meetings occurred weekly for each capital improvement project and one City inspector attended each progress meeting. For the whole year, SWPP was discussed for an approximate total of 13 hours (52 weeks x 3 progress meetings per week x 5 minutes per meeting)	4
9/24/2008	PW Project Administration – Construction Inspection and Compliance Notification	6
5/29/2009	SCVURPPP – Sustainable Green Streets and Parking Lots- workshop/training	1

6/17/2009	PW Project Administration – Construction Site BMPs – "Keeping it Clean" DVD presentation and discussion.	8
6/17/2009	SCVURPPP annual C.3 workshop/training - "Stormwater Management for New and Redevelopment Projects: New Challenges, New Tools and New Ideas	1
Parks and Rec. - Parks Division, Baylands Park, and Golf Services		
9/25/2008	Rural Roads/PW maintenance BMP training (SCVURPPP)	1
11/18/2008	Staff IPM training – City IPM policy and alternatives to herbicide use	55
3/26/2008	Staff stormwater pollution prevention training and Corp Yard SWPPP, Annual City IPM policy training, & annual training for pesticide applicators	55
Community Development Department (CDD) - Planning		
9/10/2008	Yearly stormwater permit update training – contents of BMP guidance manual and potential changes from MRP	11
12/10/2008	Quarterly update for planning staff	11
3/25/2009	Quarterly update for planning staff	11
6/10/2009	Quarterly update for planning staff	11
CDD - Building Inspection		
10/8/2008	Yearly Storm Water Training (City Staff Training)	9
2/18/2009	Construction Site BMPs – Hold on to your dirt.	9
5/27/2009	Stormwater General Construction Permit training	1
Training provided by City staff to contractors and others:		
2/17/2009	Qualified Consultant Training – 3rd Party Certification Process	3
3/25/2009	San Mateo County-wide Stormwater Program, Municipal Maintenance Subcommittee Presentation – Pilot Trash Retrofit project in Sunnyvale	40
6/3/2009	Alameda Co. Clean Water Program Training, Presentation – Pilot Trash Retrofit project in Sunnyvale	~50

Response to Regional Water Quality Control Board Comments on this Section for FY 07-08 Annual Report:

No comments were received from RWQCB2 on this section.

City of Sunnyvale

FY 08 - 09 Annual Report

Attachment N

Watershed Management Activities

P.S. Id.	Activity	CI Item Source	FY 08-09 Tasks	Status / Comments	Due Date (mo/yr)	Responsible Party
Watershed Management Activities						
	Watershed Management-Watershed Assessment	Permit Prov. C.10	City staff will continue to work with the Santa Clara Basin Watershed Management Initiative (SCBWMI) and participate in the assessment of watersheds in the Santa Clara Basin as they occur.	City staff continues to participate in the SCBWMI and the active subgroups or work groups. This year, staff participated in the following work groups/sub-groups: • Communications' • Watershed Assessment & Monitoring • Land Use • Watershed Education & Outreach • Product Stewardship No new watershed assessments have been initiated by the WMI, as the focus has been to work with other agencies to implement the elements of the Watershed Action Plan. Staff assist other agencies (Santa Clara Valley Water District and SCVURPPP in watershed assessment activities that occur within Sunnyvale's jurisdiction when requested.	Ongoing Report 09/09	Lorrie Gervin, Environmental Division Manager

Response to Regional Water Quality Control Board Comments on this Section for FY 07-08 Annual Report:
No comments were received from RWQCB2 on this section.

City of Sunnyvale

FY 08 - 09 Annual Report

Attachment O

PCB Plan Development Activities

P.S. Id.	Activity	CI Item Source	FY 08-09 Tasks	Status / Comments	Due Date (mo/yr)	Responsible Party
	PCB Plan Development					
	PCB Plan Development	Permit Prov. C.9.e	City staff will continue to work with Program Staff through the Monitoring Ad hoc committee as Program PCB plan is implemented and monitoring results are available for review.	No specific tasks were identified for Sunnyvale to participate in via the Monitoring Ad Hoc task group in FY 08-09.	Ongoing Report 09/09	Kristy McCumby, Env. Specialist
	PCB Monitoring Plan Actions	Permit Prov. C.9.e	City staff to review any new data results from any new PCB monitoring studies completed by SCVURPPP or other agencies. If study results indicate a need for case study development for sites within Sunnyvale, the City will initiate case studies, as needed.	No new data was provided in FY 08-09 for the City to review. No case study needs were identified for Sunnyvale in this reporting year.	If case study sites are identified Report 09/09	Lorrie Gervin, Environmental Division Manager

Response to Regional Water Quality Control Board Comments on this Section for FY 07-08 Annual Report:
No comments were received from RWQCB2 on this section.

City of Sunnyvale

FY 08- 09 Annual Report

Attachment P

Sediment Impairment Studies Activities

P.S. Id.	Activity	CI Item Source	FY 08-09 Tasks	Status / Comments	Due Date (mo/yr)	Responsible Party
Watershed Analysis -Sediment Control Plan Development						
	Sediment Impairment Studies	Permit Prov. C.9.f	City staff will work with SCVURPPP staff through the Monitoring Ad hoc committee to develop reports for creeks in the Santa Clara Basin that may be sediment impaired.	Staff continued participation in the Monitoring Ad Hoc task group and the Watershed Analysis Task Group of SCVURPPP. No specific work products were under development and address in creeks within Sunnyvale's jurisdiction in FY 08-09	Ongoing Report 09/ 09	Kristy McCumby, Env. Specialist
	Control Program for Sediment	Permit Prov. C.9.f (iii)	City staff will continue to work with SCVURPPP and the Watershed Analysis Work Plan Ad Hoc Task Group to coordinate any activities within Sunnyvale's jurisdiction.	Staff continued participation in the SCVURPPP Watershed Analysis Ad hoc Task Group. No projects were developed within Sunnyvale's jurisdiction in this reporting year.	Ongoing Report 09/09	Lorrie Gervin, Environmental Division Mgr. & Kristy McCumby/Env. Spec.
	Participate in Stevens Creek Watershed Council		City Staff will continue to participate in meetings of the Stevens Creek/Permanente Watershed Council to address actions identified within Sunnyvale's jurisdiction.	Staff attended three Watershed Council meetings and provided a meeting room for the group in FY 08-09. No specific actions related to Sunnyvale activities were identified in this reporting year. The City did provide financial support for another successful Santa Clara County Creeks Coalition and Watershed Conference in November 2008. City staff participated by staffing a table at the conference and providing pollution prevention information to participants. See Attachment G, Table 1 for a description of the event.	Ongoing Report 09/09	Kristy McCumby/Env. Spec.

Response to Regional Water Quality Control Board Comments on this Section for FY 07-08 Annual Report:
No comments were received from RWQCB2 on this section.

City of Sunnyvale

FY 08- 09 Annual Report

Attachment Q

Permit Renewal Activities

P.S. Id .	Activity	CI Item Source	Work Plan Tasks FY 08-09	Status / Comments	Due Date (mo/yr)	Responsible Party
	Permit Reapplication Process					
	Permit Negotiation		Participate in Municipal Regional Storm Water Permit (MRP) negotiation activities with Regional Board staff.	• Staff reviewed the February 11, 2009 revised Tentative Order and provided comments on behalf of the City. • City staff also provided testimony at the May 13, 2009 public hearing • City staff participated in SCVURPPP-sponsored meetings and discussions related to proposed permit language and issues in preparation for Bay Area-wide MRP discussions.	Ongoing Report 09/09	Lead: Lorrie Gervin, Env. Div. Manager
	New Permit Implementation		Modify 08-09 work plan as required, in order to implement phased or new priority tasks as identified in any newly issued NPDES Storm Water Discharge Permit issued by the RWQCB, Region 2	Since the MRP was not adopted in FY 08-09, no modification of the work plan was required. The FY 09-10 work plan will be modified, as needed to address new requirements once the MRP is adopted.	Report 09/09	Lead: Lorrie Gervin, Env. Div. Manager

Response to Regional Water Quality Control Board Comments on this Section for FY 07-08 Annual Report:
No comments were received from RWQCB2 on this section.

CITY OF CAMPBELL
ANNUAL REPORT
FY 2008-2009

SUBMITTED SEPTEMBER 2009

WEST VALLEY CLEAN WATER PROGRAM

THIS PAGE INTENTIONALY LEFT BLANK

City of Campbell

FY 2008-2009 ANNUAL REPORT

Table of Contents

Transmittal Letter iii

Certification Statement v

List of Acronyms vi

Program Elements

1. IC/ID Elimination Activities 1
2. Industrial/Commercial Discharger Control Program 13
3. Public Agency Activities 27
   - Storm Drain Operation and Maintenance 29
   - Street Sweeping 30
   - Corporate Yards 31
   - Rural Roads 36
4. Planning Procedures & New Development 59
5. Construction Inspection 71
6. Public Information and Participation 83
7. Pesticide Management Activities 169
8. Mercury Pollution Prevention Activities 185
9. Copper Action Plan/Nickel Action Plan 195
10. Trash Management 213
11. Water Quality Monitoring and Watershed Management 243
12. Training Tables 247

This Page Intentionally Left Blank

WEST VALLEY CLEAN WATER PROGRAM

September 15, 2009

Mr. Bruce Wolfe
Regional Water Quality Control Board
San Francisco Bay Region
1515 Clay St., Suite 1400
Oakland, CA 94612

Subject: FY2008-2009 Annual Report for
West Valley Communities Urban Runoff Management Program

Dear Mr. Wolfe:

This report is submitted by the West Valley Cities of Campbell, Monte Sereno, Saratoga, and the Town of Los Gatos, in conjunction with the Santa Clara Valley Urban Runoff Pollution Prevention Program's Annual Report, pursuant to provision C.6.a. of the Program's reissued municipal storm water NPDES Permit (Order No. 01-024). The report summarizes activities performed during FY2008-2009 in accordance with the West Valley Communities' Urban Runoff Management Plan (URMP) submitted to the Regional Board on September 1, 2004 and the performance standards contained therein.

Contents of Report

The goals of this Annual Report are to: 1) concisely document implementation of URMP and FY08-09 Workplan; 2) evaluate program results for continuous improvement; 3) comply with permit requirements; and 4) share this information with other Co-permittees, municipal decision-makers, and the public. This report includes the following sections:

I. Preface
   - Table of Contents
   - Transmittal Letter with Program Highlights
   - Certification Statement
   - List of Acronyms

II. Program Elements
   1. IC/ID Elimination Activities
   2. Industrial / Commercial Discharger Control Program
   3. Public Agency Activities
      - Storm Drain O & M
      - Street Sweeping
      - Corporation Yard
      - Rural Public Works
   4. New Development: Planning Procedures
   5. Construction Inspection
   6. Public Information & Participation
   7. Pesticide Management Activities
   8. Mercury Pollution Prevention Activities
   9. Copper Action Plan / Nickel Action Plan
   10. Trash Inventory and Management
   11. Water Quality Monitoring and Watershed Management

   Training Summaries are provided at the end of each element

18041 Saratoga-Los Gatos Road • Monte Sereno, California 95030 • Tel: 408-354-4734 • Fax: 408-354-6284

PROGRAM HIGHLIGHTS AND ACCOMPLISHMENTS

During FY08-09, the West Valley Communities of Campbell, Los Gatos, Monte Sereno, and Saratoga continued efforts to implement their URMP to the maximum extent practicable. The West Valley Communities also continue to benefit from its collaborative efforts through West Valley Clean Water Program (WV CWP).

- WV CWP continues to receive annual requests for in-class stormwater pollution prevention presentations with its 3-D interactive 'Enviroscape' model. In addition to school presentations, this year WV CWP was invited to the Audubon Society's Annual Event, and was a big hit among both children and adults, where more than 70 people stopped to listen, play and learn ways they can help prevent stormwater pollution.
- WV CWP's Seed Packet Distribution – specifically five varieties of CA native plants which attract *beneficial bugs* listed in '10 Most Wanted: Beneficial Bug Brochure,' turned out to be a big hit. Because these particular seeds are available for purchase only in, WV CWP purchased the loose seeds, designed labels, and engaged Sierra Club volunteers to assemble seed packets. Packets were attached to the Beneficial Bug Brochures, as well as other IPM handout materials, and distributed to students at the Enviroscape presentation, through gardening classes, at a local garden center, and given to participants in creek clean up, Arbor Day and Earth Day events. Availability of seeds was also published in four City Newsletters, generating many phone and email requests from residents. Over 600 packets were distributed in less than 3 months!
- WV Communities and WV CWP hosted six clean up events, which were well attended. Three events were conducted in conjunction with well advertised national and international namesakes – International Coastal Clean-up Day, National Rivers Clean-up and Great American Litter Pick Up (GAPU), and benefitted from collaborative event advertising. WV CWP also helped secure donations from local retailers to provide Coastal Clean-up and Rivers Day Clean-up supplies and volunteer appreciation give-away items for events held in Santa Clara County.
- WV CWP responded to and followed through to resolution over 50 phone, email and inter-agency referrals for discharge incidents. Facilities which have and incident reported or an inter-agency stormwater inspection referral (SCC FD, SCC DEH, and SJ POTW/FOG programs) are placed upon a pro-active inspection list, and re-inspected within the next year.
- WV CWP continued to support SCVURPPP's Green Gardener program, promote classes and was instrumental in providing information for local newspaper coverage of recent Green Gardener Graduates working within the WV Communities.

The West Valley Communities remain committed to a watershed approach for preventing urban runoff pollution. Through the WV CWP, the WV Communities actively participate in SCVURPPP's many task groups, including Watershed Education and Outreach (WEO), C3PO and Trash Task Groups. WV CWP also participated in the SCB WMI's Trash Summit, held last October. Finally, the proposed MRP continues as a topic of discussion and staff participates in SCVURPPP update meetings regarding MRP.

Thank you in advance for your review of this Annual Report. Should there be any questions regarding the materials submitted, please contact me at (408) 354-4734.

Respectfully,

Kelly Carroll

Kelly Carroll
West Valley Clean Water Program Manager

cc: Sue Ma, RWQCB
Alberto Oxonion, City of Campbell
Todd Capurso, Town of Los Gatos
Anthony Ghiossi, Town of Los Gatos
Brian Loventhal, City of Monte Sereno
John Cherbone, City of Saratoga
Adam Olivieri, SCVURPPP
Jill Bicknell, SCVURPPP
Attachments

CITY OF CAMPBELL
FY 2008-2009 ANNUAL REPORT
ATTACHMENT A

CERTIFICATION STATEMENT

"I certify, under penalty of law, that this document and all attachments were prepared under my direction or supervision in accordance with a system designed to ensure that qualified personnel properly gather and evaluate the information submitted. Based on my inquiry of the person or persons who manage the system, or those persons directly responsible for gathering the information, the information submitted, is, to the best of my knowledge and belief, true, accurate, and complete. I am aware that there are significant penalties for submitting false information, including the possibility of fine and imprisonment for knowing violations."

Submitted on behalf of the City of Campbell

Alberto Oxonian P.E. **9/15/09**
Senior Civil Engineer **Date**

THIS PAGE INTENTIONALLY LEFT BLANK

List of Acronyms

THIS PAGE INTENTIONALLY LEFT BLANK

West Valley Acronyms/Abbreviations

CEUs **Continuing Education Units** – Issued by Dept. of Pesticide Regulation or California Nursery Professionals Assn.

CIP **Capital Improvement Project**

EC Erosion Control

IC/ID Inspector West Valley Storm Water Discharge Inspector

PW **Public Works**

QAC **Qualified Applicator Certificate**. A category of the DPR licensing and certification Program. To be certified, the applicant must demonstrate specific knowledge on topics such as pesticide application drift problems and prevention, soil and water problems resulting from restricted use pesticides, phytotoxicity, potential for environmental contamination, etc.

Stormwater Reps Municipal Staff Representatives to the WWCWP from each participating WVC

UCCE **University of California Cooperative Extension Service** (conducts outreach for UC Davis IPM program; oversees Master Gardeners program)

WV **West Valley**

WVC **West Valley Communities** – Cities & Town which are members of the West Valley Clean Water Program: City of Campbell, Town of Los Gatos, City of Monte Sereno, City of Saratoga

WVCWP **West Valley Clean Water Program**: Stormwater Program for Campbell, Los Gatos, Monte Sereno, Saratoga

WVCWP Inspector **W**est **V**alley **C**lean **W**ater **P**rogram **I**nspector

WV Inspector **W**est **V**alley **Inspector**

THIS PAGE INTENTIONALLY LEFT BLANK

SCVURPPP Acronyms/Abbreviations

AB	Assembly Bill
ABAG	Association of Bay Area Governments
ABC	Annual Budget Review Compilation
ACCWP	Alameda Countywide Clean Water Program
ACOE	U.S. Army Corps of Engineers
AHTG	Ad Hoc Task Group
AR	Annual Report
ASCE	American Society of Civil Engineers
BAAQMD	Bay Area Air Quality Management District
BART	San Francisco Bay Area Rapid Transit
BATG	Budget Ad Hoc Task Group
Basin	Santa Clara Basin
Basin Plan	Water Quality Control Plan for the San Francisco Basin
BACWA	Bay Area Clean Water Agencies
BAHM	Bay Area Hydrology Model
BAMBI	Bay Area Macroinvertebrate Bioassessment Information
BASMAA	Bay Area Stormwater Management Agencies Association
Bay	San Francisco Bay
Bay Area	San Francisco Bay Area
BMI	Benthic Macroinvertebrate
BMM	Lower South Bay Monitoring and Modeling Subgroup
BMP	Best Management Practice
BOMA	Building Owners and Managers Association
BPP	Brake Pad Partnership
BU	beneficial use
C	Celsius
C.3	Permit Provision C.3
C3PO	C.3 Provision Oversight
CA	California
Cal-EPA	California Environmental Protection Agency
Caltrans	California Department of Transportation
CAMLnet	California Aquatic Macroinvertebrate Laboratory Network
Campaign	Watershed Watch Campaign
CAP	Copper Action Plan
CASQA	California of Stormwater Quality Association
CB	Copper Baseline
CCC	Continuous Concentration Criterion
CD-ROM	Compact Disk-Read Only Memory
CDS	Continuous Deflective Separation
CEP	Clean Estuary Partnership
CEUs	Continuing Education Units
CESQG	Conditionally Exempt Small Quantity Generator
CEQA	California Environmental Quality Act
CFR	Code of Federal Regulations
cfs	cubic feet per second
CI	Continuous Improvement
CIWMB	California Integrated Waste Management Board
CMIA	Conceptual Model Impairment Assessment
CMS	Copper Management Strategy
COA	Condition of Approval
CoHHW	Santa Clara County Household Hazardous Waste Program
CoHHW Program	Santa Clara County Household Hazardous Waste Program
COLD	cold freshwater habitat
CRMP	Coordinated Resources Management and Planning
CSBP	California Stream Bioassessment Procedures
CTR	California Toxic Rule
Cu	Copper
CWA	Clean Water Act
DDD	Dichlorodiphenyldichloroethane
DDE	Dichlorodiphenyldichloroethylene
DDT	Dichlorodiphenyltrichloroethane
DEH	Santa Clara County Department of Environmental Health
District	Santa Clara Valley Water District
DO	Dissolved Oxygen
DOE	Department of Energy
DPR	Department of Pesticide Regulation
DWR	Department of Water Resources
E. Coli	Enterococus Coli
EEC	SF Bay Wildlife Refuge Environmental Education Center
EEDMS	Environmental Enforcement Data Management System
EEPS	Exposure and Effects Pilot Study
e.g.	for example
EMAP	Environmental Monitoring Program
EMB	Executive Management Board
EOA	Eisenberg, Olivieri, and Associates
EPA	U.S. Environmental Protection Agency
Estuary	San Francisco Bay Estuary
F	Fahrenheit

SCVURPPP Acronyms/Abbreviations

FLT	Fluorescent Light Tube
FY	Fiscal Year
GCRCD	Guadalupe-Coyote Resource Conservation District
GIASP	General Industrial Activities Stormwater Permit
GIS	Geographic Information System
GRTS	Generalized Random Tessellation Stratified
HBANC	Home Builders Association of Northern California
Hg	Mercury
HMP	Hydromodification Management Plan
HHW	Household Hazardous Waste
HVAC	Heating, Ventilation and Air Conditioning
IBI	Index of Biotic Integrity
IC/ID	Illicit Connection and Illegal Dumping
ID	Identification
IND	Industrial/Commercial
i.e.	that is
IPM	Integrated Pest Management
JPA	Joint Powers Authority
K	Kindergarten
KAB	Keep America Beautiful
kg	Kilogram
L	Liter
Lb	Pound
LA	load allocation
LFA	Limiting Factors Analysis
LID	Low Impact Development
LSSB	Lower South San Francisco Bay
LUS	Land Use Subgroup
MC	Management Committee
MCMP	Metals Control Measures Plan
MCTT	Multi-Chambered Treatment Train
MDDB	Metadata Database
MDL	Most Downstream Location
MEP	Maximum Extent Practicable
Mercury Plan	Mercury Pollution Prevention Plan
Mg	milligram
mgd	million gallons per day
MIGR	fish migration
MOA	Memorandum of Agreement
MOFO	Morrison & Foerster
MOU	Memorandum of Understanding
MP	Monitoring Priority
MROSD	Mid-Peninsula Regional Open Space District
MYRWMP	Multi-Year Receiving Waters Monitoring Plan
NAP	Nickel Action Plan
NEMA	National Electrical Manufacturers Association
NAIOP	National Association of Industrial and Office Properties
NEPA	National Environmental Policy Act
ng	Nanogram
Ni	Nickel
NOI	Notice of Intent
NPDES	National Pollutant Discharge Elimination System
OC	Organochlorine
O&M	Operation and Maintenance
OP	Organophosphate
OWOW	Our Water Our World
P2	Pollution Prevention
PAHs	Polynuclear Aromatic Hydrocarbons
PBDE	Polybrominated Diphenyl Ether
Pb	Lead
PCBs	Polychlorinated Biphenyls
PCDD	Polychlorinated Dibenzo-p-Dioxins
PCDF	Polychlorinated Dibenzofurans
PCO	Pest Control Operator
pg	Picogram
PHAB	Physical Habitat Assessments
PIP	Public Information and Participation
PI/P	Public Information and Participation
PIPP	Public Information and Participation Program
PMPS	Pest Management Performance Standard
POC	Pollutant of Concern
POTW	Publicly Owned Treatment Works
PPPS	Planning Procedures Performance Standard
Program	Santa Clara Valley Urban Runoff Pollution Prevention Program
PS	Performance Standard
PVC	Polyvinyl Chloride
Q	Quarter
QAPP	Quality Assurance Project Plan
RAC	Regional Ad Campaign
RARE	preservation of rare and endangered species
RCRA	Resource Conservation and Recovery Act
REC- 1	water contact recreation

SCVURPPP Acronyms/Abbreviations

REC-2	non-contact water recreation
Regional Board	San Francisco Bay Regional Water Quality Control Board
RFP	Request for Proposal
RMAS	Regional Monitoring and Assessment Strategy
RMP	Regional Monitoring Program
RPT	Report Preparation Team
RS	Regulatory Subgroup
RTA	Rapid Trash Assessment
RWQCB	San Francisco Bay Regional Water Quality Control Board
SC	Steering Committee
SCC	Santa Clara County
SCBWM1	Santa Clara Basin Watershed Management Initiative
SCVURPPP	Santa Clara Valley Urban Runoff Pollution Prevention Program
SCVWD	Santa Clara Valley Water District
SF	San Francisco
SFEI	San Francisco Estuary Institute
SFEP	San Francisco Estuary Project
SIC	Standard Industrial Classification
SMaRT®	Sunnyvale Materials Recovery and Transfer
SOP	Standard Operating Procedures
South Bay	Lower South San Francisco Bay
SPLWG	Sources, Pathways and Loadings Work Group (RMP)
SPWN	fish spawning
SSC	Suspended Sediment Concentration
SSI	Inventory of Santa Clara Basin Stream Studies
SSO	Water Quality Site-Specific Objective
State Board	State Water Resources Control Board
STOPPP	San Mateo Countywide Stormwater Pollution Prevention Program
SWAMP	Surface Waters Ambient Monitoring Program
SWANA	Solid Waste Association of North America
SWMP	Stormwater Management Plan
SWPPP	Stormwater Pollution Prevention Plan
SWRCB	State Water Resources Control Board
TAC	Technical Advisory Committee
TMDL	Total Maximum Daily Load
TO	Tentative Order
TP	Total Phosphorus
TPH	Total Petroleum Hydrocarbons
TRC	Technical Review Committee
ug	Microgram
UPC	Urban Pesticide Committee
URMP	Urban Runoff Management Plan
URQM	Urban Runoff Quality Management
USA	Unified Stream Assessment
USEPA	U. S. Environmental Protection Agency
USFWS	U.S. Fish and Wildlife Service
USGS	U.S. Geological Survey
VTA	Santa Clara Valley Transportation Authority
WAC	Watershed Assessment Consultant
WAMS	Watershed Assessment and Monitoring Subgroup
WAR	Watershed Assessment Report
WARM	warm freshwater habitat
Water Board	San Francisco Bay Regional Water Quality Control Board
Water District	Santa Clara Valley Water District
WEF	Water Environment Federation
WEO	Watershed Education and Outreach
WE&O	Watershed Education and Outreach
WERF	Water Environment Research Foundation
WG	Work Group
WILD	wildlife habitat
WLA	Waste Load Allocation
WMI	Watershed Management Initiative
Work Group "I"	SCBWMI Phase I Indicators Work Group
WP	Work Plan
WRPC	Water Resources Protection Collaborative
WVC	West Valley Communities - members of the West Valley Clean Water Program: **Campbell, Los Gatos, Monte Sereno, Saratoga**
WVCWP	West Valley Clean Water Program
WW	Watershed Watch
WWTP	Wastewater Treatment Plant
WY	Water Year
YSI	Youth Science Institute
Zn	Zinc

THIS PAGE INTENTIONALLY LEFT BLANK

IC/ID Elimination Activities

Annual Report:

City of Campbell

Town of Los Gatos

City of Monte Sereno

City of Saratoga

West Valley Clean Water Program

THIS PAGE INTENTIONALY LEFT BLANK

ILLICIT CONNECTION & ILLEGAL DUMPING ELIMINATION ACTIVITIES

Campbell

Santa Clara Valley Urban Runoff Pollution Prevention Program

FY 2008-2009 ANNUAL REPORT

FY 2008-2009 Work Plan Self Evaluation Matrix

Source	Task Source	Work Plan Tasks	Accomplishments	Responsible Party
	Program	a. ICID Standard Operating Procedure Updates Update SOPs and BMPs as changes occur per the Municipal Regional Permit and effectiveness evaluation. Provide staff training on revisions.	During FY 08-09, the MRP was not finalized to the extent that it was possible to make definite changes in SOPs and BMPs. Updates were proposed and evaluated during meetings, including an Enforcement Response Flow Chart.	Sr. Civil Engineer, WV Inspector and WVCWP staff
	URMP 2004	b. Response Program Implement IC/ID Stormwater Discharge Inspector response program and evaluate for continuous improvement.	Updates were proposed and evaluated during meetings, including an Enforcement Response Flow Chart; a final chart will be implemented inn FY 09-10.	WV Inspector
	IC/ID Perf Std	c. Standardized Reporting Report on incidents using enhanced reporting categories consistent with SCVURPPP Program. Document follow-through to point of resolution or referral for enforcement action (penalty or fine).	All incidents are entered into the SCVURPPP Standard Database. Each incident is given a tracking number for documentation purposes. Multiple entries are made under the same tracking number to document all follow-up visits and actions.	WV Inspector
	WVCWP Inspector Training	d. Inspector Training IC/ID Inspector will attend workshops on various measures and methods to improve water quality and protect watersheds from negative urban effects.	**CASQA 2008** 4th Annual Conference September 23rd, 24th, & 25th. **Construction Stormwater Management Compliance Workshops** Thursday November 20th and Friday November 21st Quinlan Community Center, 10185 N. Stelling Road, Cupertino, CA, 95014 8:00 am – 3:00 pm By: SCVURPP, SFEP, SF RWQCB and Friends of the Estuary Speakers: Scott Taylor, RBF Consulting Regional Water Quality Control Board Staff Topics included: How to comply with the Statewide General Construction Stormwater Permit. Simple and effective stormwater BMPs (Best Management	WV Inspector

			Practices) for construction projects. Selecting, installing and maintaining effective erosion control during construction. The need for monitoring and documentation Post construction/stormwater management techniques **Conducting Illicit Discharge Detection and Elimination Investigations (EPA) Broadcast** WVCWP Inspector watched two-part series in February, 2009 **Rural Roads Maintenance BMP Workshop Santa Clara Valley Water District Headquarters** Monday, March 23, 2009 Speakers: Jill Bicknell (SCVURPP), Tyler Ledwith (Ledwith Watershed Services) Topics: Effects of Roads on Watershed and Salmon Habitat, Regulations and Permitting, Best Management Practices for Road Maintenance, Best Management for Working Near Waterways **Rural Roads BMP Installation Training Workshop** March 25th, 2009 Santa Clara Valley Water District (Camden Yard) Tyler Ledwith (Ledwith Watershed Services) and Craig Benson Topics: Proper Installation of wattles, mats, living fences, silt fences, and check damns, for construction site erosion control.	
	Municipal Staff Training	e. Municipal staff Training Conduct training & evaluation meeting between Storm Water Discharge Inspector and Town staff, to improve interdepartmental procedures.	**Field Techniques for Illicit Connection and Illegal Discharge Connection** Patrick Hansen WVCWP Topics: Introduction of typical field techniques used to detect illicit connections and illegal discharges, Experiences in ICID detection, Field Trip/Demonstration on TV'ing lines for ICID detection	WV Inspector to co-ord with Public Works staff

			Emergency & Enforcement Response Plan Meeting April, 2009 WVCWP Inspector met with representatives from the four West Valley Cities, Santa Clara County Fire, and the West Valley Sanitation District to discuss current ERP response protocols and their effectiveness. Provided Annual Street Maintenance and Storm Drain Supervisor Training on May 14th, 2009. Topics covered included the Current Municipal NPDES Permit Requirements, and current Best Management Practices for Streets and Storm Drains Operations and Maintenance, possible requirements under the future MRP, and contacting and working with the WV Inspector on ICID calls, and the Municipalities' responsibility for following up with clean up of pollution to the SD system. Held Annual Urban Runoff Food Facility Inspection Training/Meeting with Santa Clara County DEH supervisors and inspectors, WVCWP staff, and City of Cupertino staff on May 7th, 2009. 8 attendees. Topics included: Review DEH inspection reports from FY07-08 and discuss the inspection reports for FY08-09, Review coordination and responses to incidents, and update contact lists, Discuss new inspection requirements under the future MRP.	

West Valley Communities

ILLICIT CONNECTION & ILLEGAL DUMPING ELIMINATION ACTIVITIES
Campbell
Santa Clara Valley Urban Runoff Pollution Prevention Program
FY 2008-2009 ANNUAL REPORT

FY 08-09 IC/ID Report Data

Type of Incident		Miscellaneous Incidents		Incident Source		Report Source		Follow-up Action	
Campbell	**No of Incidents**	Misc. incidents	2	**Campbell**	**No of Incidents**	**Campbell**	**# of Incidents**	**Campbell**	**Total**
Complaint not found	2			Residential	6	Interdepartmental	5	No Action	6
Dumping-hazardous	1			Industrial	1	Other agency	6	Verbal Notice	3
Equipment cleaning	1			Commercial	1	Citizen Complaint	2	Warning Notice	1
Food Faci. Oil & grease dis.	1			Food Facilities	3	Other	2	Referral for Enforce	5
Grey water discharge	1			Other/unknown	5				
Illicit connections	1								
Paint discharge	1								
Sewage Backup	1								
Used oil dumping	1								
Vehicle & equipment leaking	3								
*See Note in ICID Program Evaluation									

West Valley Communities

ILLICIT CONNECTION & ILLEGAL DUMPING ELIMINATION ACTIVITIES

Campbell

Santa Clara Valley Urban Runoff Pollution Prevention Program

FY 2008-2009 ANNUAL REPORT

IC/ID Program Evaluation

IC/ID Training

The multiple trainings that the WVCWP staff and the municipal staff attended have been quite effective in building relationships with the Fire Dept., DEH, and the Municipalities. Inspectors from the Fire Dept., DEH, and the Municipalities, continue to look for possible stormwater violations while they are on their field inspections. If the Inspectors from the Fire Dept., DEH, and the Municipalities observe any potential stormwater violations they immediately contact the WVCWP Inspector. All interagency referrals are documented in the IC/ID reporting section.

Trend Analysis for City of Campbell In **FY06-07** the West Valley IC/ID inspector responded to fifty-seven (57) reports of potential violations in Campbell. Twenty-five (25) incidents originated from Campbell's primary target, automotive facilities. The next common incidents occurred at commercial facilities (19). There was only one (1) construction site violation, which is the typical number for Campbell over the last several years.

In FY07-08 the West Valley IC/ID inspector responded to forty (40) reports of potential violations in Campbell and thirty one (31) follow ups. Twenty two (22) of these were in a Commercial area, twenty (20) Food Facility, fifteen (15) Automobile Facility, five (5) Construction Site, four (4) Residential, one (1) Public Facility, and four (4) Other violations. This was a slight decrease in incident related activity from fifty seven (57) in FY06-07. The West Valley inspector provided outreach and educational materials at each of the incident responses, as appropriate.

Two (2) of these incidents were referred to another agency for Enforcement Action. One was a major shared dumpster problem which was referred to S.C. Co. DEH. This problem has been resolved by mid-July 2008, with the cooperation of the restaurant violators, DEH, and the WVCWP inspector. The other incident, involving Los Gatos Creek, also has been resolved, with the assistance of Campbell's City Staff.

Under the heading 'Incident Status', two (2) incidents remain 'open to be resolved in FY08-09.' One of these involving a Safeway Store sanitary spill problem has been resolved at the time of writing this report (July 2008) following extensive plumbing work. The other incident should be resolved as soon as Storm Drain protective mats, which are on order, are delivered.

In FY08-09 the West Valley ICID Inspector responded to fifteen (15) reports of potential violations in Campbell. Six (6) of these incidents were in residential areas, one (1) was in an Industrial area, one (1) was in commercial a area, two (3) were in food facilities, and five (5) incidents were in other/or industrial areas.

Of the fifteen (15) Incidents in Campbell, two (2) complaints were not found, one (1) was related to hazardous dumping, one (1) was related to equipment cleaning, one (1) was related to oil/grease discharge, one (1) was related to grey water discharge, one (1) was related to illicit connections, one (1) was related to paint discharge, one (1) was related to sewage backup, one (1) was related to used oil dumping, and three (3) were from vehicle and equipment leaking.

The majority of the incidents came from other agencies, or were interdepartmental referrals. Out of the fifteen (15) incidents, five (5) were referred for enforcement, one (1) was issued a warning notice, and three (3) were given a verbal notice.

*Note:The West Valley Clean Water Program only gave completely new incidents ICID numbers, therefore, follow-up inspections to original ICID's were not given new ICID numbers. This is the reason for the dramatic decline in ICID's for FY08-09.

ICID Date	Contact Name (Resp Party)	Facility Address	ICID Incident Report Source (Origin)	ICID Incident Source	ICID Incident Type	ICID Enforcement Action	Findings (Comments)	Status	Compliance Date
7/22/2008		111 S. Milton Ave Campbell	Interdepartmental	Residential	Vehicle and equipment leaking	Referral for Enforcement	Car parked out front. Leaking oil.	Incident - Resolved	7/22/2008
8/3/2008		San Tomas Aquino and Hazel, Campbell	Interdepartmental	Other/unknown	Vehicle and equipment leaking	None	No signs of debris or discharge in the creek.	Incident - Resolved	8/3/2008
10/16/2008		851 Monica Lane, Campbell	Other	Residential	Complaint not found	None	10/16/08 WVCWP Inspector went out to site and did not see any signs of a vehicle leaking oild/fluids @ 851 Monica Lane.	Non-Incident	10/16/2008
10/17/2008		Los Gatos Creek Trail North of HWY 85	Citizen Complaints	Other/unknown	Complaint not found	None	10/17/08 Inpsector walked about 1 mile South down the trail from the Camden Ponds entrance and did not find anything.	Non-Incident	10/17/2008
10/24/2008		Los Gatos Creek Trail Storm Drain Outfall Approx. 100 Yards north of creekside overcrossing	Other Agency	Other/unknown	Grey water discharge	Verbal Notice	10/24 Responded to initial call @ Approx 4p.m. Found incident along LG Creek Trail, behind Pacific Hand Carwash. Took pics. 10/29 returned to site, took pics. Left 4 flyers at surrounding business (See Paper Copy).	Referred to Agency for Action	10/29/2008
10/29/2008		851 Monica Lane, Campbell	Citizen Complaints	Residential	Vehicle and equipment leaking	Referral for Enforcement	10/29 Returned to 851 Monica Lane (See ICID #09/0809). This time found evidence of oil/fluid leaking from vehicle. Took pics, distributed 14 door hangers, from 891-821 & 810-860 Monica Lane	Referred to Agency for Action	12/9/2008
11/13/2008		Sunnyside Avenue, Campbell (address unknown)	Other Agency	Residential	Used oil dumping	None	11/13/08 SJ Env. Services Dep. Received an anonymous tip that a resident changed their motor oil and dumped it into a garbage container on Sunnyside Ave., City of Campbell Senior Engineer responded, however, could not find any evidence of the incident	Non-Incident	11/13/2008
11/17/2008		Across the street from 950 Gale Dr., Campbell	Interdepartmental	Other/unknown	Sanitary spill or leak	None	Received a call from Diana Johnson of Campbell at 2:00pm re: sewage backup @ residence. Sewage reached the SD. The Sanitation District responded immediately and cleaned up the spill. Took Pictures.	Incident - Resolved	11/17/2008
12/3/2008	Jeorgina Garcia	70 San Tomas Aquino Rd., Campbell	Other Agency	Food Facilities	Misc. incidents	Verbal Notice	DEH inspector observed employee washing rest room floor and allowing soapy water to run into parking lot and possibly sd.	2nd Inspection Required	12/3/2008
12/4/2008		Los Gatos Creek, behind the Campbell Inn	Interdepartmental	Other/unknown	Illicit connections	Referral for Enforcement	12/4/08 7:45am- Received call from Diana (Campbell) re: 3'-4' of suds in the Los Gatos Creek behind the Campbell Inn near the Campbell Avenue O.C. WVCWP responded immediately and took pics. Refer to report for additional Info.	Referred to Agency for Action	
12/4/2008		Pruneyard, Campbell	Other	Food Facilities	Equipment cleaning	Verbal Notice	12/4 10:15am- received call from Joe Dank (ESD) re: an incident @ ILeft at Albuquerque restaurant. An ESD FOG inspector noticed employees washing mats/floors using degreaser. Water was running outside to sd. ESD inspector took pics. Refer to report.	Incident - Resolved	12/4/2008
1/24/2009		240 Adler Ave. Campbell	Other Agency	Residential	Misc. incidents	Referral for Enforcement	1/24/09 Received call from Campbell Police re: raw sewage overflow @ 240 Adler. WVCWP Inspector responded to call. WVSD dammed off SD and pumped out any sewage that entered the sd. Approx. 50-100 gallons. Took pics.	Incident - Resolved	1/24/2009
2/13/2009		Hobee's Restaurant @ Pruneyard in Campbell	Other Agency	Commercial	Misc. incidents	Referral for Enforcement	2/13/09 Received call from WVSD re: Grease/water dumping by CPR Services @ Hobee's Restaurant. SJ FOG Inspector noticed during routine inspection. WVSD cleaned SD. (approx. 15 gal.) SJ FOG Inpsector gave educational materials.	Incident - Resolved	2/13/2009
4/9/2009		1420 W. Latimer, Campbell	Interdepartmental	Residential	Paint discharge	Warning Notice	4/9/2009 Received referral from Campbell Public Works re: person washing latex paint into sd. Public Works crew stopped him. Paint reached storm drain catch basin. WVSD removed approx. 18 gal and put into sanitary sewer system. Did not reach creek.	Referred to Agency for Action	4/9/2009

TO PROPERTY OWNERS AND BUSINESSES:

THIS IS A REMINDER THAT IT IS ILLEGAL TO DUMP HAZARDOUS WASTES SUCH AS PAINT, MOTOR OIL, DETERGENTS AND OTHER SIMILAR PRODUCTS INTO THE STORM DRAIN SYSTEM.

PER THE FEDERAL CLEAN WATER ACT, SUCH DUMPING IS PUNISHABLE BY FINES ACCORDING TO THE SEVERITY OF THE OFFENSE WITH A MINIMUM FINE OF $1,000 PER DAY.

For any questions, please call Al Oxonian at (408) 866-2162

CITY OF CAMPBELL PUBLIC WORKS DEPARTMENT

WORKING FOR A CLEAN BAY

CITY OF CAMPBELL
Public Works Department

November 12, 2008

David Costa, Trustee
19315 San Marcos Road
Saratoga, CA 95070

Re: Oil Spill in Street

Dear Mr. Costa:

This is to inform you that you are in violation of the Federal Clean Water Act as a result of oil leaking in front of your property at 851 Monica Lane in the City of Campbell from parked cars in the street. Motor oil is considered a pollutant and hazardous material and is prohibited from entering the storm water system.

On November 4, 2008, the City left flyers in your property to inform the occupant that the oil spill from the cars must be cleaned with an oil absorbent mixture with the resulting mixture disposed of properly. The cars cannot be allowed to park and continue to leak oil into the street. This is a violation of the Clean Water Act that is subject to fines of as much as $1,000 per day of observed violation as provided in the City of Campbell Ordinance on the Clean Water Act. We will be monitoring this property for compliance, any future violation and possible enforcement.

We trust that this violation will not occur in the future as we are all looking to clean up storm water pollution and prevent more pollutants from entering San Francisco Bay. If you have any questions or need more information, please call me at (408) 866-2162.

Sincerely,

Al Oxonian
Senior Civil Engineer
Public Works Department

cc: Bob Kass
Michelle Quinney
Kelly Carroll, WVCWP

70 North First Street • Campbell, California 95008-1436 • TEL 408-866.2150 • FAX 408.376.0958 • TDD 408.866.2790

CITY OF CAMPBELL
Public Works Department

December 9, 2008

Resident
851 Monica Lane
Campbell, CA 95008

Re: Oil Spill in Street

Dear Resident:

This is to inform you that you are in violation of the Federal Clean Water Act as a result of oil leaking in front of your property at 851 Monica Lane in the City of Campbell from parked cars in the street. Motor oil is considered a pollutant and hazardous material and is prohibited from entering the storm water system.

On November 4, 2008, the City left flyers in your property to inform the occupant that the oil spill from the cars must be cleaned with an oil absorbent mixture with the resulting mixture disposed of properly. The cars cannot be allowed to park and continue to leak oil into the street. This is a violation of the Clean Water Act that is subject to fines of as much as $1,000 per day of observed violation as provided in the City of Campbell Ordinance on the Clean Water Act. We will be monitoring this property for compliance, any future violation and possible enforcement. **This will be your last warning prior to the city enforcing the fine for the oil spill. If the violation is still in effect by December 16, 2008, the City will have no other option than to enforce the fine for violating the Federal Clean Water Act.**

We trust that this violation will not occur in the future as we are all looking to clean up storm water pollution and prevent more pollutants from entering San Francisco Bay. If you have any questions or need more information, please call me at (408) 866-2162.

Sincerely,

Al Oxonian
Senior Civil Engineer
Public Works Department

cc: Bob Kass
Michelle Quinney
Kelly Carroll, WVCWP

70 North First Street • Campbell, California 95008-1436 • TEL 408-866.2150 • FAX 408.376.0958 • TDD 408.866.2790

THIS PAGE INTENTIONALLY LEFT BLANK

Industrial Commercial Discharger Control Program

Annual Report:

City of Campbell

Town of Los Gatos

City of Monte Sereno

City of Saratoga

West Valley Clean Water Program

THIS PAGE INTENTIONALY LEFT BLANK

INDUSTRIAL/COMMERCIAL DISCHARGER CONTROL PROGRAMS
Campbell
Santa Clara Valley Urban Runoff Pollution Prevention Program
FY 2008-2009 ANNUAL REPORT

Annual Report FY 2008-2009 Self Evaluation Matrix

Source	Task Source	Work Plan Tasks	Accomplishments	Responsible Party
	URMP	a. Joint Inspections of Retail Food Facilities Continue inspection program w/ DEH. All facilities will be inspected a minimum of once per year. Report inspection results in Annual Report. WVCWP IC/ID Inspector will conduct follow-up and distribute BMP materials per DEH referrals. Continue to evaluate data management for improvements.	Approximate number of *food handling* facilities in Campbell is 270. In FY 08-09, all 270 food handling facilities in Campbell were inspected; most of them were inspected 2 or 3 times by Santa Clara County Environmental Health Specialists (inspectors)."	Insp'ns conducted by SCC DEH WVCWP Inspector by referral
	URMP	b. Training & Evaluation Conduct annual joint training meeting with Cupertino and SCC DEH to evaluate Inspection Program and make improvements. Annual meeting per agreement.	Held Annual Urban Runoff Food Facility Inspection Training/Meeting with Santa Clara County DEH supervisors and inspectors, WVCWP staff, and City of Cupertino staff on May 7th, 2009. 8 attendees. Topics included: Review DEH inspection reports from FY07-08 and discuss the inspection reports for FY08-09, Review coordination and responses to incidents, and update contact lists, Discuss new inspection requirements under the future MRP.	Annual Meeting WVCWP to coord. w/ Cupertino & DEH
	Continued from FY01-02 Pilot Program	c. WVCWP Restaurant Inspection Program Continue implementation of proactive inspection program targeting medium to large-scale restaurants. *Medium to large-scale* restaurants are defined as, restaurants with 6 or more employees and/or ones that routinely handle large quantities of grease.	**CAMPBELL:** Approx. 58 *medium to large-scale* restaurants in Campbell In FY 08-09 the Inspector's activities were aimed at **18** follow-up inspections.	WV Inspector
	Continued from Restaurant Inspection Pilot	d. Support West Valley Sanitation District's Fats, Oils and Grease Program Expand scope of restaurant inspections to	FY08-09 WVCWP attended meetings with SJ POTW FOG inspectors – one with WVSD; one where FOG Insp came to a	WV Inspector

Source	Task Source	Work Plan Tasks	Accomplishments	Responsible Party
		focus on grease trap maintenance. During pro-active visits, the WVCWP Inspector will look at grease trap cleaning records. Any food facility without records will be referred to the West Valley Sanitation District for follow up.	WV Meeting; Pgm Manager went to SJ POTW FOG community meeting; WVSD is sending out pre-notification letters (we have a copy of a couple) and list of targeted facilities. Letters are intended Quarterly and generally group list of facilities by geography	
	URMP	e. Joint Inspections of Ind/Comm Facilities Based on terms of revised 6/30/06 Agreement with Fire Dept. The inspection frequency goal is 100%. The total number of facilities by business category inspected will be included in the annual report.	Renewed Joint inspection contract with the Santa Clara County Fire Department for a 5 year period, through July 2011. The SCCFD will inspect specific facilities, provide inspection forms, referrals for potential stormwater violations, and provide an annual inspection list. Approximate number of facilities in Campbell is 309	Inspections & data tracking conducted by SCC Fire WVCWP Inspector by referral
	URMP	g. Training & Evaluation Conduct annual joint meeting/training w/ SCC Fire to evaluate inspection reporting and confirm distribution of materials. Determine training topics, if needed, on the West Valley Fire Dept Inspection Agreement.	In February of 2009 WVCWP staff and SCC Fire staff met for the annual review of the joint inspection program, contract, and training topics. Possible changes to the program based on requirements under the future MRP were also discussed.	Annual Mtg w/ WVCWP & Sr Haz Mat Specialist/ IND Inspectors
	URMP	h. NOI Filers Provide updated list of NOI Filers to SCC Fire.	The list of NOI sites, 4 in Campbell, was sent electronically to the Fire Dept in April of 2009.	WV Inspector
	Continued from Vehicle Shop Inspection Pilot	i. WVCWP Vehicle Shop Inspection Program Continue to pro-actively inspect vehicle maintenance and car wash facilities as part of IC/ID inspection program. Suggest alternatives and promote improved car washing methods for auto businesses during IC/ID inspections. Document potential problems through resolution and	**CAMPBELL:** In FY08-09 the West Valley Inspector conducted ___**9**____ pro-active inspections and follow up inspections on automotive shop referrals from the Fire Dept's facility inspections.	WV Inspector

INDUSTRIAL/COMMERCIAL DISCHARGER CONTROL PROGRAMS
Campbell
Santa Clara Valley Urban Runoff Pollution Prevention Program
FY 2008-2009 ANNUAL REPORT

Source	Task Source	Work Plan Tasks	Accomplishments	Responsible Party
		submit to Program for Annual Report.		

Industrial/Commercial Inspection Report Data FY08-09

DEH Inspections • 270 Food-Facilities • 537 Inspections* • 4 potential / actual violations **Fire Dept Inspections** • 275 by Fire District (See list at right) • 4 potential / actual violations ***Estimated Number of Inspections for FY08-09**	**Fire Dept Inspections** • 139 Automotive • 17 Construction/Bldg • 1 Corp Yard • 8 Dry Cleaners • 3 Electrical Comp • 15 Machine Shops • 6 Paint • 6 Pesticide Facilities • 3 Cabinetry Facilities • 5 Chiropractors • 3 Haz Waste Facilities • 3 Jewelry/Precious Metal • 2 Laboratory • 20 Medical/ Dental • 15 Misc Manuf • 2 Pharmaceutical • 12 Photo/Print • 2 Plastics Mfg • 3 Underground Storag Tank • 10 Veterinarian • 1 Welding/ iron • 4 Wood Cabinetry/Furn	**Fire Dept referred 4** potential or actual violations were referred to the WVCWP Inspector for follow up (See IC/ID table in section 1 of this report). **DEH referred 4** See evaluation at the end of this table.	**Fire Dept Report of Violations (4)** • 4 Automotive **Report from DEH** • 4 Food Facilities	**(39) WVCWP** Pro-active Inspections • 9 Automotive • 2 Concrete/stone • 2 Construction • 2 Corp Yard • 18 Food Facilities • 3 Misc. Manufact. • 1 Storage/other • 2 Misc	**IND & Commercial # of Inspections** WVCWP 34 Fire Dept 275 DEH 537* **Total 846*** ***Estimated Number of Inspections for FY08-09**

Industrial/Commercial Program Evaluation

Fire Dept Inspections of Industrial / Commercial Facilities:

Of the 275 facilities inspected by the Fire Dept., four (4) potential or actual violations were found and all of those were reported to the WVCWP for follow up. The lis of violations is provided to WVCWP at the end of each fiscal year. In FY 2008-2009 the WVCWP Inspector/Program Assistant met with SCC Fire to discuss the current inspection program agreement between SCC Fire and the WV Cities. Changes to the SCC Fire inspection program were also discussed in order to meet th possible requirements under the future MRP.

When Saratoga was added to the Fire Dept Inspection Agreement for Campbell and Los Gatos (7/1/02), all West Valley facility inspections were coordinated under one umbrella. Monte Sereno does not conduct IND inspections because it has NO industrial or commercial facilities. Since 2001, WVCWP staff has met with Fire Dept staff at least twice a year to discuss standardized reporting, documentation and follow-up.

The West Valley Inspector's pro-active vehicle shop inspection program is designed to supplement Fire Dept facility inspections. Shop owners are made to realize the City's responsibility for making sure that the sites are in compliance with water quality requirements. The Inspector has made a positive impact with his visits and the distribution of educational materials depicting the right way to keep equipment, vehicle parts, and service areas covered, and all vehicle wash water managed properly. In a few cases the Inspector's meetings with vehicle shop owners have led to the facility's purchase of a wastewater capture system (noted in previous annual reports).

Annual Food Facility Inspection Training Meeting

Of the 270 facilities inspected by the DEH, four (4) potential or actual violations were found and only one (1) of those were reported to the WVCWP for follow up. The Supervising Environmental Health Specialist at DEH had left and DEH was not always able to make the referrals to WVCWP due to staff shortage. However DEH has hired new staff and this will improve the coordination between DEH and WVCWP in FY 08-09.

Held Annual Urban Runoff Food Facility Inspection Training/Meeting with Santa Clara County DEH supervisors and inspectors, WVCWP staff, and City of Cupertin staff on May 7th, 2009. 8 attendees. Topics included: Review DEH inspection reports from FY07-08 and discuss the inspection reports for FY08-09, Review coordination and responses to incidents, and update contact lists, Discuss new inspection requirements under the future MRP

Date	Facility Name	Facility Address	Enforcement Action	Inspection Notes	Notes
7/22/2008	Pruneyard Dumpster /	Pruneyard, Campbell	No Action	No violations.	Everyting looks ok. Lids on Dumpsters closed. Tallow bins covered/locked. Very Clean.
7/24/2008	Ravacast Concrete De	374 McGlncy Ln. Campbell	No Action	No Violations.	
8/5/2008	A Tool Shed	900 Dell Av., Campbell	No Action	No violations.	All taken care of. Now has mats, socks, and absorbant to protecty SDs in case of a spill. Has instructed employees as to location and use.
8/7/2008	Effie's Restaurant	331 Hacienda Av., Campbe	Level 1	Follow up. Problems in past. Dumpster area very dirty. Grease all around grease bin on ground and on bin. Dumpsters overflowing w/ lids open. Issued NTC#2751. Notified DEH.Took pics.	8/7/08 Follow up. Work w/ DEH. 8/20/08 Talked with owner about the problem. He had employees come out and begin cleaning immediately.
8/8/2008	Tsing Tao Restaurant	104 San Tomas Aquino Rd	Level 1	Follow up on IC/ID problem in 07/08. No mop sink yet. No sign of grease or cooking oil dumped in back. Owner/Mgr. Not in. Go back.	Called DEH. They got involved last year. Mop sink in back not installed yet.
8/8/2008	Sonoma Chicken Coo	200 E. Campbell Av., Cam	No Action	Follow up from last year IC/ID. Excellent. Everything perfect, kitchen & dumpster area.	Excellent inspection.
8/11/2008	Taqueria Chapala Res	819 W. Hamilton Av., Cam	Level 1	Follow up inspection. Lids on dumpsters open. Closed while there. Kitchen OK.	
8/11/2008	Shine Yun Restaurant	727 W. Hamilton Av., Cam	No Action	Follow up inspection. Problems in past. All clean, kitchen and dumpster area.	
8/20/2008	West Valley Pet Lodg	1063 Dell Ave., Campbell	No Action	Everything is ok.	8/20/08 Talked with employee about proper pet waste disposal. Employee said they scoop up the waste and put it into the garbage, anything else is hosed into the sewer.
8/20/2008	Paws Crossing	901 Dell Ave., Campbell	No Action	None. Building under construction, Temporarily closed.	8/20/08 Inspectors drove by. Building under construction. Business Temporarily closed. Need to go back after construction is finished.
8/20/2008	Los Gatos Glass	1011 Dell Avenue, Campbe	No Action	Everything is ok.	8/20/08 Talked with Tori about the previous incident in 07-08. She said she was aware of the incident and will not let it happen again. Did not observe any other violations.
8/20/2008	Barracuda Networks	3175 S. Winchester Blvd.,	No Action	No Violations	8/20/08 Took a look around the facility and everything looks ok. There were no violations observed.
11/13/2008	Food Facilities at the Pruneyard		No Action	11/13 WVCWP Inpsector went to a meeting between the Property Managers and business owners of various food facilities in the Pruneyard. Provided posters and Brochures. IND was in response a call from DEH. Problems with this location in past.	
2/9/2009	British Motorsports	1143 Dell Ave., Campbell	No Action	Did a follow up to SCC Fire's report FY07-08, of auto parts being stored outside. Did not see any evdience.	
2/9/2009	California Auto Tinting	130 Sunny Oaks, Campbel	No Action	Did follow up to SCC's Fire report FY07-08, that said vehicle washing was observed in front. Did not see any evidence on 2/09/09	
2/20/2009	H&A of Campbell	1360 White Oaks, Campbe	Level 1	2/20/09 Follow-up to SCC Fire Referral received on 1/22/09 re: pressure washing of car engine in parking lot. WVCWP inspector talked with John of H&A of Campbell. He said they no longer pressure wash the engines on site. Provided Additional info.	

Date	Facility Name	Facility Address	Enforcement Action	Inspection Notes	Notes
2/20/2009	Orchard City Floor Co	480 McGlincy Ln	No Action	2/20/09 Did a follow-up to previous incident report by SCC Fire in FY 07-08. Fire reported old paint can storage in Parking Lot. Fire told them the cans need to be disposed of or covered. WVCWP Inspector did not see any storage of paint cans outside	
2/20/2009	Whole Foods	1690 Bascom Ave. Campb	No Action	2/20/09 Did followup to previous ICID inspection FY07-08. Re: Messy Dumpster Area w/open lids and food scraps. Did drive by dumpster area, lids were closed and looked cleaner.	
2/27/2009	Safeway	2341 Winchester Blvd., Ca	No Action	2/27/09 WVCWP Inspector took a look around the previous incident area. No signs of recent sewage overflow. Talked with Linda Miranda. Linda said they have not had any more problems .	
3/3/2009	Showroom Auto Finisl	559 Campbell Technology	No Action	2/27/09 WVCWP Inspector visited site, no sign of carwashing runoff	
3/4/2009	Chevron Gas Station	3405 Winchester, Campbe	Level 1	3/4/09 Followup to SCC Fire Referral re: Soil and leaves in the on-site storm drain catch basins. Owner said he would have Chevron Company come out and clean the catch basins out. Conducted followup inspection and talked with owner. Everything clean.	
3/4/2009	West Valley Auto Tec	180 Kennedy Ave., Campb	No Action	3/4/09 Followup to ICID FY0809 re: old oil stains. Conducted followup inspection to look for active/recent discharges. Did not find any fresh oil stains or active/recent discharges.	
3/4/2009	John's Automotive	238 Curtner Ave., Campbe	No Action	3/4/09 Followup to to Fy0708 ICID. Re: engine stored outside in front of store. Conducted a follow up and looked around the front and back parking lot. Did not observe any engine outside.	
3/12/2009	Adorno Construction	520 Westchester Dr. Suite	No Action	3/12/09 Followup to ICID FY0708 re Sotrage of Liquids/Chemicals outside. Conducted a followup. All liquids and chemicals were either in the storage shed or under a covered area.	
3/12/2009	Campbell Glass	539 Union Ave., Campbell	No Action	3/12/09 Follow up to ICID FY 0708 re: Grinding Machine in shop leaking water. Talked with shop Manager. Took a look at the Grinding Machine, no signs of leaking water. He said its not pooling water on the floor anymore.	
3/12/2009	Sterling Marble and G	655 McGlincy Ln., # F Cam	No Action	3/12/09 Followup to ICID FY0708 re: problems w/runoff into street. Conducted a followup. Took a look around the facility, dumpster area, and street. No signs of active or recent runoff.	
4/28/2009	City of Campbell Corp	290 South Dillon Ave., Can	No Action	Everything looked great on walk-thru. The only problem was the storage of lamp ballasts were left uncovered on pallets, however these were cleaned up immediately.	WVCWP Inspector and WVCWP Manager performed annual Corp Yard Walk Thru. Topics covered: Locations and updates to SWPPP, Dry cleanup methods, storage of chemicals, and other materials, spill log records, vehicle washing, trainings, flourescent bu
5/15/2009	Dell Autobody	950 Camden Ave., Campb	No Action	5/15/2009 Followup Inspection to SCC Fire referral re: washing of vehicles in parking lot. WVCWP Inspector did followup and talked with Carlos (Manager). Told him that they cannot have carwash water runoff enter the stormdrain system.	5/15/2009 Carlos said that they have the stormdrain in back connected to a SUMP. He also inquired about additional info on products. Very nice.

Date	Facility Name	Facility Address	Enforcement Action	Inspection Notes	Notes
6/25/2009	The Garret	1777 South Bascom Ave.,	Level 1	6/25/09 Proactive restaurant inspection. Lids open on dumpsters. Talked with manager said he would notify staff and close lids immediately. Gave poster on good housekeeping and discussed best management practices.	
6/25/2009	Katie Blooms	369 East Campbell Ave., C	Level 1	6/25/09 Proactive restaurant inspection. Lids open on garbage dumpsters. Talked with bartender beacuase the manager was not available. Discussed restaurant BMP's. Told them they need to keep dumpster lids closed at all times. Very Nice. Took Pics.	Gave poster
6/25/2009	La Pizzeria	373 East Campbell Ave., C	Level 1	6/25/09 Proactive restaurant Inspections. Lids open on dumpsters (shared with Katie Blooms) Talked with employee, manager was not available. Discussed restaurant BMP's. Gave poster.	
6/25/2009	Del Taco	771 West Hamilton Ave., C	Level 1	6/25/09 Proactive restaurant inspection. Lids open on dumpsters and tallow bin. Broken sand bags stored in dumpster area. Issued Notice to Comply #1954. Took Pics.	6/25/09 Issued NTC#1954. Referred incident to City of Campbell and DEH. Told manager it needed to be cleaned up using dry cleanup methods. 7/2/09 Did followup visit. Broken sandbags were cleaned up, lids on dumpsters and tallow bin closed. Everything looked good.
6/25/2009	Buca di Beppo	1875 South Bascom Ave.,	No Action	6/25/09 Proactive Restaurant Inspection. WVCWP Inspector talked with Tony (Manager) about restauarant BMP's. Gave poster. Tony said the Pruneyard is currently bringing their dumpster area for restaurants "up to code". Everything looked good.	
6/25/2009	Pizza My Heart	1875 South Bascom Ave.,	No Action	6/25/09 Proactive restaurant Inspection. WVCWP Inspector talked with manager on duty. Manager said she would put up poster and notify the general manager. Discussed proper cleaning methods and disposal of mop water. Everything looked good.	Pizza My Heart uses dumpsters in front of Hollywood Video.
6/25/2009	Tandoori Oven	1875 South Bascom ave., (	No Action	6/25/09 Proactive Restaurant Inspection. WVCWP Inspector talked with Manager about restauarant BMP's. Gave poster. Everything looked good.	uses dumpsters in front of Hollywood Video.
6/25/2009	Mojo Burger	1875 South Bascom Ave.,	No Action	6/25/09 Proactive Restaurant Inspection. WVCWP Inspector talked with Manager about restauarant BMP's. Gave poster. Everything looked good.	uses dumpsters in front of Hollywood Video.
6/25/2009	Shine Yun Restaurant	727 West Hamilton Ave., C	No Action	6/25/09 Proactive Restaurant Inspection. WVCWP Inspector talked with Manager about restauarant BMP's. Gave poster. Everything looked good.	
6/30/2009	Images Autobody	216 Cristich Ln., Campbell	No Action	Followup to FY07-08 ICID. Re: drainage pipe flows to percolation pond. 6/30/09 Talked with employee at Images Autobody about the drainage pipe. The drainage pipe drains from the roof of the shop and discharges into a dirt/gravel area	
6/30/2009	West Valley Charter	240 Cristich Ln., Campbell	No Action	6/30/09 Followup to FY07-08 Incident. Re: batteries stored on ground. Talked with owner and took a look around. Showed me all batteries. They all had double containment. Everything ok.	

West Valley Sanitation District

October 28, 2008

Los Gatos Brewing Co.
130 N. Santa Cruz Avenue
Los Gatos, CA 95030

Dear Business Owner:

West Valley Sanitation District is implementing a regional program to control the discharge of fats, oils and grease (FOG) to the sanitary sewer system. The purpose of the Regional FOG Program is to ensure that the District and our commercial and residential customers are in compliance with state and federal requirements to prevent sewage overflows caused by fat, oil, and grease blockages in our sanitary sewer collection system. If overflowing sewage makes its way into the storm drain system, it could end up contaminating local creeks and the San Francisco Bay. In addition, these blockages could have a direct impact to you should a back-up of sewage occur at your place of business.

As part of the FOG Program, a representative from the Environmental Services Department, Watershed Protection Division of the City of San Jose will be contacting you to arrange a meeting and inspection of your facility within the next month or two. The meeting will focus heavily upon education and use of FOG Best Management Practices. During this visit they will walk through your facility, inspect your grease trap or interceptor, and review associated grease pumping and trap maintenance records.

We appreciate your cooperation in making the Regional FOG Program successful and look forward to working with you to help keep our environment pollution free. For additional information regarding the FOG Program, please visit the District website at www.westvalleysan.org, or call our office at (408) 378-2407.

Sincerely,

Robert R. Reid
General Manager and District Engineer

100 East Sunnyoaks Ave.
Campbell, CA 95008-6608
408.378.2407 • fax 408.364.1821
www.westvalleysan.org

West Valley Sanitation District of Santa Clara County
Serving: City of Campbell • Town of Los Gatos • City of Monte Sereno • City of Saratoga • Unincorporated Areas

Business List for Regional FOG Program Inspection Letter Mailings (October - December 2008)

List of Courtesy Letters Sent

Jonel Porta	Pruneyard Shopping Center	1740 Technology Dr	San Jose	CA	95110
Bill Bruckart	City of Campbell, Building Department	70 N. First Street	Campbell	CA	95008
Kelly Carroll	West Valley Clean Water Program	18041 Saratoga-Los Gatos Rd.	Monte Sereno	CA	95030
Todd Capurso	Town of Los Gatos	110 E. Main Street	Los Gatos	CA	95030
Joe Denk	City of San Jose, Environmental Services Dept.	170 W. San Carlos St	San Jose	CA	95113

043079

Business List for Regional FOG Program Inspection Letter Mailings (October - December 2008)

Name	Name of Facility	Street Address	City	State	ZIP
	Los Gatos Brewing Co	130 N Santa Cruz Ave	Los Gatos	CA	95030
	TCBY/Mrs. Fields	13 N Santa Cruz Ave	Los Gatos	CA	95030
	180 Restaurant & Lounge	15 1/2 N Santa Cruz Ave	Los Gatos	CA	95030
	Mountain Charley's Saloon	15 N Santa Cruz Ave	Los Gatos	CA	95030
	Great Bear Coffee Company	19 N Santa Cruz Ave	Los Gatos	CA	95030
	Andale Taqueria	21 N Santa Cruz Ave	Los Gatos	CA	95030
	Vittoria	27 N Santa Cruz Ave	Los Gatos	CA	95030
	Powell's Sweet Shoppe of Los Gatos	35 N Santa Cruz Ave	Los Gatos	CA	95030
	Fleur De Cocoa	39 N Santa Cruz Ave	Los Gatos	CA	95030
	Los Gatos Cinema Ltd	41 N Santa Cruz Ave	Los Gatos	CA	95030
	Gilley's Coffee Shoppe	47 N Santa Cruz Ave	Los Gatos	CA	95030
	Gardino Fresco	51 N Santa Cruz Ave	Los Gatos	CA	95030
	Round Table Pizza #10	57 N Santa Cruz Ave	Los Gatos	CA	95030
	Andale Taqueria	6 N Santa Cruz Ave	Los Gatos	CA	95030
	Carry Nations	8 N Santa Cruz Ave	Los Gatos	CA	95030
	Pizza My Heart	9 N Santa Cruz Ave	Los Gatos	CA	95030
	Sushi On The Run	114 N Santa Cruz Ave	Los Gatos	CA	95030
	Trevese Restaurant & Lounge	115 N Santa Cruz Ave	Los Gatos	CA	95030
	Williams-Sonoma #528	122 N Santa Cruz Ave	Los Gatos	CA	95030
	Tandoori Oven	133 N Santa Cruz Ave	Los Gatos	CA	95030
	Kamakura	135 N Santa Cruz Ave	Los Gatos	CA	95030
	The Green Papaya	137 N Santa Cruz Ave	Los Gatos	CA	95030
	The Black Watch	141 1/2 N Santa Cruz Ave	Los Gatos	CA	95030
	Mr Pickle's Sandwich Shop	151 N Santa Cruz Ave	Los Gatos	CA	95030
	Forbes Mill Steakhouse	206 N Santa Cruz Ave	Los Gatos	CA	95030
	Shish Kebobs	217 N Santa Cruz Ave	Los Gatos	CA	95030
	Dolce Spazio Gelato	221 N Santa Cruz Ave	Los Gatos	CA	95030
	Restaurant James Randall	303 N Santa Cruz Ave	Los Gatos	CA	95030
	Pedro's Restaurant	316 N Santa Cruz Ave	Los Gatos	CA	95030
	Transilvania	330 N Santa Cruz Ave	Los Gatos	CA	95030
	Yokohama Bistro	336 N Santa Cruz Ave	Los Gatos	CA	95030
	Thai Spice of Los Gatos	337 N Santa Cruz Ave	Los Gatos	CA	95030
	Los Gatos Cafe	340 N Santa Cruz Ave	Los Gatos	CA	95030
	Double D's Sports Grill	354 N Santa Cruz Ave	Los Gatos	CA	95030

1

043080

Business List for Regional FOG Program Inspection Letter Mailings (October - December 2008)

Starbucks Coffee #10343	442 N Santa Cruz Ave	Los Gatos	CA	95030
T Bird's Pizza of Los Gatos	444 N Santa Cruz Ave	Los Gatos	CA	95030
Sweet Pea's Cafe	453 N Santa Cruz Ave	Los Gatos	CA	95030
Yumi Yogurt	464 N Santa Cruz Ave	Los Gatos	CA	95030
Safeway #915	470 N Santa Cruz Ave	Los Gatos	CA	95030
Mama's Bakery	473 N Santa Cruz Ave	Los Gatos	CA	95030
Jos Northend Restaurant	532 N Santa Cruz Ave	Los Gatos	CA	95030
Maple Leaf Donut	540 N Santa Cruz Ave #J	Los Gatos	CA	95030
Just Dinners	540 N Santa Cruz Ave #F	Los Gatos	CA	95030
Subway #34096	540 N Santa Cruz Ave #B-1	Los Gatos	CA	95030
La Esquina	551 N Santa Cruz Ave	Los Gatos	CA	95030
7-Eleven Food Store #14221D	657 N Santa Cruz Ave	Los Gatos	CA	95030
Camera 7 Cinema	1875 S Bascom Ave #100	Campbell	CA	95008
Boswell's	1875 S Bascom Ave #105	Campbell	CA	95008
Coffee Society @ The Pruneyard	1875 S Bascom Ave #112	Campbell	CA	95008
Togo's Eatery	1875 S Bascom Ave #113	Campbell	CA	95008
Sugar Butter Flour	1875 S Bascom Ave #152	Campbell	CA	95008
Buca Di Beppo	1875 S Bascom Ave #155	Campbell	CA	95008
Cold Stone Creamery	1875 S Bascom Ave #160	Campbell	CA	95008
Lisa's Tea Treasures	1875 S Bascom Ave #165	Campbell	CA	95008
Hobee's Restaurant	1875 S Bascom Ave #190	Campbell	CA	95008
Barnes & Noble Booksellers #2752	1875 S Bascom Ave #240	Campbell	CA	95008
Tandoori Oven	1875 S Bascom Ave #250	Campbell	CA	95008
Kyoto Palace	1875 S Bascom Ave #2500	Campbell	CA	95008
Cafe Artemis	1875 S Bascom Ave #300	Campbell	CA	95008
Mojo Burger	1875 S Bascom Ave #405	Campbell	CA	95008
Trader Joe's #73	1875 S Bascom Ave #420	Campbell	CA	95008
Le Boulanger #16	1875 S Bascom Ave #440	Campbell	CA	95008
Left At Albuquerque	1875 S Bascom Ave #550	Campbell	CA	95008
El Burro	1875 S Bascom Ave #570	Campbell	CA	95008
Rock Bottom Brewery	1875 S Bascom Ave #700	Campbell	CA	95008
Outback Steakhouse	1887 S Bascom Ave	Campbell	CA	95008
Pruneyard Plaza Hotel	1995 S Bascom Ave	Campbell	CA	95008

Businesses were sent FOG letter on October 29, 2008 for November and December Inspections
Businesses highlighted are to receive FOG letter in late November or early December (January Inspections)

2

043081

THIS PAGE INTENTIONALLY LEFT BLANK

Public Agency Activities

Annual Report:

City of Campbell

Town of Los Gatos

City of Monte Sereno

City of Saratoga

West Valley Clean Water Program

THIS PAGE INTENTIONALY LEFT BLANK

PUBLIC AGENCY ACTIVITIES: Operations and Maintenance
City of Campbell

Santa Clara Valley Urban Runoff Pollution Prevention Program

FY 2008-2009 ANNUAL REPORT

FY 2008-2009 Work Plan Self Evaluation Matrix

Source	Task Source	FY08-09 Work Plan Tasks	FY 08-09 Accomplishments	Responsible Party
Storm Drain Operations and Maintenance				
	2004 URMP	Annual Storm Drain Cleaning Continue contract w/ WVSD (two year cycle for residential & one year cycle for commercial & industrial); Public Works staff will clean high leaf drop and other noted areas more frequently and as needed. Examine storm drain inspection & cleaning reports from previous years to determine areas where annual cleaning would be beneficial. Inlets with any record of debris will be inspected and cleaned once or twice annually.	**CITY OF CAMPBELL:** West Valley Sanitation District (WVSD) performs systematic storm drain cleaning and inspection annually. Each year half the City's storm drains in residential areas are cleaned and inspected. Arterials and commercial/ industrial areas are done annually. For FY 2008-2009, there were 6,175 pounds of debris removed from the storm system. 4,400 lbs of leaves/paper; mud/dirt = 1,225 lbs; rocks/stones= 100 lbs; constr. Debris=450 lbs. City staff performs additional pro-active cleaning of storm drain inlets and grates before storm season in high leaf drop areas. Engineered treatment BMPs on City parking lots are cleaned at least annually.	Sr. Civil Engineer coord with WVSD per contract; Pub Works Supt coord in-field operations
	Trash Reduction Activities On-going	Trash Reduction Public Works Division will implement management actions (extra cleanup of littered catch basin inlets and surrounding areas, public outreach, and/or assessments) to address litter problem areas.	**CITY OF CAMPBELL:** During inspection and cleaning of storm drain structures, WVSD staff notes catch basins that require additional cleaning. The data will be helpful in locating trash problem areas by storm drain location. Campbell's report included 13 structures that received additional cleaning due to excessive amounts (over 100 lbs) of leaves/paper/dirt/mud/construction materials.	PW/ Dir, Sr. Civil Eng to Coord in-field operations w/ PW staff
	Training (Rural PW activities)	Training - Annual WVSD/ Oper. & Maint. Meeting WVSD & WVCWP Storm Drain and Street Maintenance Operation & Maintenance Supervisors meeting. - evaluate status of annual storm drain cleaning and provide training on maintenance issues. Rural	The annual WV Storm Drain Op & Maintenance Supervisor's workshop was held on May 14th, 2009 at Campbell Community Center. See Training Table for staff attendance. Staff from WVSD, WVCWP, and the other WV Communities also participated. Topics included: • A speaker from the regional program presented on the	Mtg lead by WVSD; Attend by Pub Works Supt/Supvrs; Hosted by WVCWP

PUBLIC AGENCY ACTIVITIES: Operations and Maintenance
City of Campbell

Santa Clara Valley Urban Runoff Pollution Prevention Program

FY 2008-2009 ANNUAL REPORT

Source	Task Source	FY08-09 Work Plan Tasks	FY 08-09 Accomplishments	Responsible Party
		public works BMPs and Street Sweeping BMPs may be included in this workshop.	current NPDES Permit requirements and BMP's, and the possible future requirements of the MRP. • A speaker from Toyota Materials Handling also presented on products which would help the municipalities reduce trash in downtown/high traffic areas. *Note The WVSD Storm Drain structure cleaning & debris findings for each city were presented at the June WVCWP meeting and will be used to help identify additional trash problem areas.	
	C/I item -Source Control Measure	Storm Drain Stencils or Signage Continue to replace and/or upgrade storm drain stencils or signage on storm drains or catch basins, as needed. Stencils will be replaced with the type of stencil most appropriate for the location.	CAMPBELL: The City has approximately 1,096 SD inlets. The Public Works Supt is continuing to replace signage in the high-use and downtown areas with thermoplastic stencils due to a successful pilot in 2002 - 2004. Since thermoplastic stencils can not be applied to a vertical surface, painted stencils are the preferred method of storm drain signage in most catchment areas. The application of more durable metal plaques in 1999 and 2000 proved problematic.	
Street Sweeping/ Pavement Management				
	URMP - Street Sweeping	a. Street Sweeping Program Examine MRP to determine whether existing street sweeping schedule meets MRP requirements. Update sweeping contract as needed. FY08-09 schedule – residential swept twice monthly; downtown every week; arterials and commercial/industrial areas once weekly. High leaf drop and other noted areas cleaned more frequently and as needed	**CITY OF CAMPBELL:** WVCWP Staff met with City of Campbell Staff in April 09 to review the proposed street sweeping requirements of the Draft MRP, and Campbell's ability to meet those requirements. The MRP has not been issued to date.	Sr Civil Engineer coordinate with Public Works Sup

PUBLIC AGENCY ACTIVITIES: Operations and Maintenance
City of Campbell

Santa Clara Valley Urban Runoff Pollution Prevention Program

FY 2008-2009 ANNUAL REPORT

Source	Task Source	FY08-09 Work Plan Tasks	FY 08-09 Accomplishments	Responsible Party
		(i.e., construction zones - swept by responsible party).		
		b. Street Sweeping Data Collection		
	NPDES Permit	b. Street Sweeping Data Collection Collect and review street sweeping data as required per the MRP; provide WVCWP with number of curb miles swept and cubic yards of debris collected for residential and commercial/industrial areas. Solicit feedback from Sweeping contractor on effectiveness of program.	CAMPBELL: Street Sweeping data was collected and provided to the SCVURPPP at the end of the fiscal year. See the three-year comparison table in the evaluation section (below), for curb miles swept, debris collected and yard waste recycled.	Public Works Supt coord w/ sweeping contractor
		c. Street Sweeping Training		
	CI item	c. Training As needed for improvement and new requirements, provide training meetings for street sweepers (municipal staff or contractor) on required methods and equipment for sweeping. Provide instruction for data collection staff regarding street sweeping reporting.	**CITY OF CAMPBELL:** Training for municipal staff on street sweeping data collection requirements and preferred sweeping methods conducted by WVCWP at the Streets & Storm Drain Operation and Maintenance Workshop on May 14th, 2009.	Snr. Civil Engr, Public Works Supt/ WVCWP to assist
Corporation Yard				
	URMP	a. SWPPP Review As needed, review and update the municipal Storm Water Management Pollution Protection Plan (SWPPP).	**CAMPBELL** The WVCWP Inspector conducted a corporation yard walk-thru and reviewed SWPPP with municipal staff on April 28th, 2009.	Public Works Supt & WVCWP
	URMP	b. Staff Training Provide annual training on BMPs in Storm Water Pollution Prevention Plan w/ Corp-	CAMPBELL: The West Valley Clean Water Program Inspector/Assistant & Program Manager met with Campbell Staff on April 28th, 2009 for the Annual Corp Yard Walk-Through Training.	Public Works Supt provide mtg for staff

PUBLIC AGENCY ACTIVITIES: Operations and Maintenance
City of Campbell

Santa Clara Valley Urban Runoff Pollution Prevention Program

FY 2008-2009 ANNUAL REPORT

Source	Task Source	FY08-09 Work Plan Tasks	FY 08-09 Accomplishments	Responsible Party
		Yard walk-thru	The WVCWP Inspector & WVCWP Manager conducted a corporation yard walk-thru and reviewed Campbell's SWPPP. Topics Covered Included: Review of SWPPP, Proper Spill Handling/Cleanup, Secondary Containment, Vehicle Washing, Training, Record Keeping, and Storage of Pesticides, Street Sweeping Data, E-waste Drop-off Sites, Requirements concerning Disposal and Record Keeping for Products Containing Mercury, and pesticides.	

Public Agency Activities: Operations and Maintenance Evaluation

Storm Drain Maintenance

CITY OF CAMPBELL:

For FY 08-09, West Valley Sanitation District (WVSD) provided the Annual Storm Drain Maintenance Report for the City of Campbell. Since June 2008, the report has listed the structures that were inspected and cleaned. A total of 2,080 manholes and storm drain inlets were inspected. 13 structures were found to have over 100 lbs of leaves/paper/mud/dirt/construction materials. These have been scheduled for reinspection by the City's maintenance crews.

9/8/08	Glass debris cleanup from Island median
9/8/08	Minimal gas spill cleanup from gas can cleaned up with absorbent.
9/25/08	Small oil spill on Hamilton Ave. Spill cleaned up from roadway with absorbent.
9/29/08	Small gas spill on Orchard City and Railway Ave., cleaned up with some absorbent.
10/08	Daily removal of debris from tops of storm drains, curb and gutters, weekly sweeping of the downtown area..
10/20	Cleaned absorbent from curb and gutter

PUBLIC AGENCY ACTIVITIES: Operations and Maintenance
City of Campbell

Santa Clara Valley Urban Runoff Pollution Prevention Program

FY 2008-2009 ANNUAL REPORT

Source	Task Source	FY08-09 Work Plan Tasks	FY 08-09 Accomplishments	Responsible Party
	to prevent sewage spill from entering the curb area on Whiteoaks,			
11/08	Daily removal of debris from tops of storm drains, curb and gutters, weekly sweeping of the downtown area. Leaf collection in heavy leaf drop areas.			
11/17	Cleaned absorbent on Gale & Marathon from sewage spill. Leaf collection in heavy leaf drop areas.			
12/08	Daily removal of debris from tops of storm drains, curb and gutters, weekly sweeping of the downtown area. Leaf collection in heavy leaf drop areas.			
12/29	Glass cleanup from roadway on Nido			
12/16	Cleanup of anti-freeze from McBain.			

1/7/09 Streets responded to an oil spill at 1153 Smith Avenue that was cleaned up by County Fire. The absorbent was placed in a bag and taken to our Service Center.

1/20/09 Auto accident Civic Center/Central. Fluid spilling from truck. Streets responded with absorbent to prevent any flow to storm drain.

2/11-2/27
Cleaned the grates of various storm drains, removed papers and debris from storm drains, swept the downtown area, removed broken glass from roadway at Creekside.

3/2-3/31 Cleaned the tops of storm drains, swept downtown area, swept the downtown area.

4/09-6/09 Service Center an PD Fuel tanks were monitored by US Tanx Corp. In compliance with Title 23; Waters Division 3: State Water Res. Control Board, Reg. Water Control Boards, Chap. 16 Underground Storage Tanks

4/1-4/30 Swept the downtown area, swept up glass and debris from the roadway. Loaded dumpsters (bi-daily from behind admin bldg.)

5/09 Annual Community Cleanup of litter from the

PUBLIC AGENCY ACTIVITIES: Operations and Maintenance
City of Campbell

Santa Clara Valley Urban Runoff Pollution Prevention Program

FY 2008-2009 ANNUAL REPORT

Source	Task Source	FY08-09 Work Plan Tasks	FY 08-09 Accomplishments	Responsible Party
	parks, freeways and railroad tracks. Several volunteers performed debris cleanup of the listed locations. Some debris collected was recycled material. Debris was kept from making its way to the waterways. Locations that were cleaned were the railroad tracks adjacent to Winchester between Old Camden and Hacienda, Los Gatos County Creek Park and Highway 17 near the Camden on and off ramps.			
	5/1-5/31 Swept the downtown area, swept up glass and debris from the roadway. Loaded dumpsters (bi-daily from behind admin bldg.) Cleaned out storm drains.			
	6/1-6/30 Swept the downtown area, swept up glass and debris from the roadway. Loaded dumpsters (bi-daily from behind admin bldg.)			

Storm Drain Stencils:

CITY OF CAMPBELL:

Campbell's decision to go back to using painted stencils for most applications, and using thermoplastic storm drain stencils in selected high-use and downtown areas, is working very well. Thermoplastic signage is more durable than painted stencils and holds its color. Staff has also noted that thermoplastic stencils have endured a few years of street sweeping passes. The best feature of the thermoplastic stencils is that they are visible at night. The downside of using thermoplastic stencils is the cost (about $250 per stencil, installed) and they must be applied to a horizontal surface, preventing their visibility from a distance. Santa Clara County staff asked the WVCs for a recommendation on where to purchase metal plaques similar to those previously installed by the West Valley Cities. West Valley reported that municipal staff has discontinued application of the metal plaques because the sharp edges have a potential to get caught in street sweepers and bend, creating possible injury to pedestrians or bicyclists. Replacing the plaques was also a problem. When plaques came loose or were removed, concrete chunks crumbled from the curb with the screws (used for attaching the plaques) making replacement in the same spot impossible.

PUBLIC AGENCY ACTIVITIES: Operations and Maintenance
City of Campbell

Santa Clara Valley Urban Runoff Pollution Prevention Program

FY 2008-2009 ANNUAL REPORT

Source	Task Source	FY08-09 Work Plan Tasks	FY 08-09 Accomplishments	Responsible Party

Yard Waste - Curbside Collection and Recycling:

The West Valley yard waste recycling program reduces the amount of debris that gets into the storm drain, since leaves are collected in oversized bins rather than being stored in the street. In FY 08-09, the totals were given for all diverted waste. Totals for yard waste recycled were not provided.

Training Evaluation:

CITY OF CAMPBELL: The WVCWP Storm Drain Maintenance Workshop was held on 5/14/09 this year at the Campbell Community Center. Municipal staff generally felt that the Workshop helped them to understand the possible requirements of the future MRP. Municipal Staff also discussed the pros and cons of current BMP's and how they could address these issues in the future. It was evident that BMPs are being used by municipal staff but there was some frustration among street and park maintenance workers because they don't have enough authority to convince residents and private contractors to keep pollutants from reaching the storm drain system. The WVCWP Inspector offered his card to all attendees and requested that they report any incidents to him for immediate follow-up. One challenge is to catch the violator in the act of allowing pollutants into the storm drain system. By the time the incident, or the result of the incident, is seen it is often too late to stop it. The maintenance crews are generally called to clean up spills. Attendees requested continued updates on the MRP requirements for storm drain maintenance and street sweeping practices. Several of the attendees stayed after the workshop for additional discussion among the cities

Corporation Yard SWPPPs:

CITY OF CAMPBELL: Campbell Corp Yard Walk-Thru
April 28th, 2009
Attendance: (2) City of Campbell Public Works Staff and (2) WVCWP Staff
Leader: WVCWP Inspector/Assistant & WVCWP Manager
Topics:

- Review SWPPP
- Proper Spill Handling/Cleanup
- Secondary Containment
- Vehicle Washing
- Disposal of and Record Keeping of Products Containing Mercury (Mercury Booklet)
- Pesticides; Training, Record Keeping, and Storage
- Street Sweeping Data

PUBLIC AGENCY ACTIVITIES: Operations and Maintenance
City of Campbell

Santa Clara Valley Urban Runoff Pollution Prevention Program

FY 2008-2009 ANNUAL REPORT

Source	Task Source	FY08-09 Work Plan Tasks	FY 08-09 Accomplishments	Responsible Party
▪ E-Waste Drop Off now at Goodwill Drop Off Sites ▪ Sign In Log; including name and job title				
Rural Public Works Activities				
Rural Public Works Perf Std	Rural Public Works Perf Std	Performance Standards Implementation Evaluate the effectiveness of Rural Public Works BMPs used on applicable maintenance activities (if any) regarding: a) management and/or removal of large woody debris and live vegetation from stream channels; b) stream bank stabilization projects; c) road construction, maintenance, and repairs in rural areas to prevent and control road-related erosion; and d) environmental permitting for rural public works activities. Report on these activities in the Annual Rpt.	**CAMPBELL** The City of Campbell does not have any roads/ infrastructure fitting the definition of “Rural Roads”.	
Training	FY08-09 Work Plan	Appropriate municipal staff or contracted staff will receive annual training on the use of current BMPs and SOPs, as noted in the performance standard. BMPs and SOPs may be reviewed as part of the annual WVCWP Street Maintenance Supervisors meeting.	**CAMPBELL** The City of Campbell does not have any roads/ infrastructure fitting the definition of “Rural Roads”.	
Rural Public Works Activities Program Evaluation				
CAMPBELL The City of Campbell does not have any roads/ infrastructure fitting the definition of “Rural Roads”.				

PUBLIC AGENCY ACTIVITIES: Operations and Maintenance
City of Campbell

Santa Clara Valley Urban Runoff Pollution Prevention Program

FY 2008-2009 ANNUAL REPORT

Street Sweeping Totals for FY06-07 through FY08-09

Curb Miles Swept

FY06-07

Residential
3,419 curb miles swept
Commercial & Arterials
2,359 curb miles swept
Annual Combined Total
5,806 miles curb miles swept

FY06-07

Residential
2,983 curb miles swept
Commercial & Arterials
2,690 curb miles swept
Annual Combined Total
5,673 curb miles swept

FY08-09

Residential
3,162 curb miles swept
Commercial & Arterials
2,636 curb miles swept
Annual Combined Total
5,798 curb miles swept

Debris Collected

FY06-07

Residential
1,011 cubic yards of debris collected
Commercial & Arterials
760 cubic yards of debris collected
72 cubic yards of other debris
Annual Combined Total
1,843 cubic yards

FY07-08

Residential
1,167 cubic yards
Commercial & Arterials
919 cubic yards
Annual Combined Total
2,086 cubic yards

FY08-09

Residential
764 cubic yards
Commercial & Arterials
622 cubic yards
220 cubic yards of other debris
Annual Combined Total
1,606 cubic yards

Yard Waste Recycled

FY06-07 An annual total of **5,587 tons** of yard waste was picked up by garbage collection service.
FY07-08 An annual total of **19,260 tons** of diverted waste was picked up by garbage collection service. *

* Diverted waste totals are not representative of yard waste collected. Diverted waste totals include all waste that is diverted from landfills.

FY08-09 An annual total of **12,853 tons** of diverted waste was picked up by garbage collection service. *

* Diverted waste totals are not representative of yard waste collected. Diverted waste totals include all waste that is diverted from landfills.

Storm Drain Program Summary
For The
City of Campbell

FY2008-2009

Period of PM Cleaning: 5/19/09 - 5/22/09

Pounds of Debris Removed: 6,1751bs

By Type -	Leaves/Paper:	4400lbs
	Mud/Dirt:	12251bs
	Sand/Gravel:	0
	Rocks/Stone:	100lbs
	Roots:	0
	Constr. Debris	450lbs

Structures Requiring Repair: 46

By Type -	Paved Over/Buried:	24
	Broken Grate/Frame:	2
	Broken Collar:	2
	Bikestraps Missing:	6
	Unable to Locate:	2
	Defective Broken F/C:	4
	Broken Curb:	6

Progress Report on Short- and Medium-Term Goals
March 2009

	Short-Term Goals (FY08/09)	Progress 3/09
Policy Lead: Executive Team	• Implementation of the City Council approved SCCCA (Santa Clara County Cities' Association) Recommendations	• Build It Green and LEED checklists are submitted with building plans, information is on website. SCCCA is working on Phase II (mandatory set of baseline compliance measures); Campbell is participating. Campbell requires LEED silver for new and renovated municipal buildings over 5,000 square feet. The Orchard City Banquet Hall renovation and expansion will be LEED silver certified.
	• Implementation of the Construction & Demolition Ordinance	• Ordinance was adopted 6/3/08
Practice Lead: CDD	• LED Tree Lights	• RDA evaluating capital costs and benefits, will report by the end of fiscal year
	• Take the 'Green Government' Pledge	• Pledge was to support the Green Business program, and it is an informal pledge. Campbell has in essence fulfilled that pledge, and should continue to pledge to comply with environmental regulations, conserve energy and water, and prevent pollution and waste (source: ABAG's Bay Area Green Business Program)
	• Acquire Carbon Footprint through JVSV/ICLEI	• Most of data was submitted to ICLEI for their report; remaining data is still being prepared.
	• Explore/Evaluate City Fleet	• In next year's proposed Workplan

043095

	Short-Term Goals (FY08/09)	Progress 3/09
Education Lead: Assistant to CM	• Additional Website Information for Residential and Business "Greenness"	• "Green" checklists for building permits are on the website. Additional information is being developed for the website and is scheduled to be posted by March 31.

	Medium-Term (FY09/10 and FY10/11)	Projected Implementation
Policy Lead: Executive Team	• Biking Policy Requirements • Tree Preservation Policy • Work on Regional Green Building Standards	• Parking ordinance allows credit for providing bicycle facilities; could consider requiring facilities as part of parking ordinance review, which is in Workplan • Could protect more species or sizes of trees in ordinance. Not in Workplan at this time. • Participating in regional meetings to establish common standards.
Practice Lead: CDD	• Evaluate Streetlights • Tree Promotion Program • Explore City Photovoltaic opportunities	• Not in Workplan at this time, but staff continues to monitor development of LED technology for streetlights. • Increase tree planting requirements and/or tree giveaway. 2009 Arbor Day ceremony at Forest Hill School will include seedling give-away. Public Works Workplan calls for assisting in the development of an Urban Forest Enhancement Strategic Plan. • In next year's proposed Public Works Workplan to assist with evaluation of solar options for City
Education Lead: Assistant to CM		

J:ciddy/Draft Recs – Green Goals

043096

MEMORANDUM

Community Development Department

To: Mayor and Members of the City Council **Date:** June 3, 2008

From: Julianna Mandler, Interim Planner
Daniel Vanwie, Assistant Planner
Jackie C. Young Lind, Acting Community Development Director

Via: Daniel Rich, City Manager

Subject: **Study Session to consider Green Practices, Policies and Education Initiatives.**

PURPOSE

This study session is intended to explore a broad array of green-related practices and policies, and public green-education initiatives and promotions. These proposals vary with respect to costs and applicability.

BACKGROUND

Over the past year, staff has explored different practices and polices for "greening" the City's operations, and promoting green practices in the private sector, in accordance with Community Development Department Fiscal Year 07/08 Work Plan item: "Explore alternatives for enhancing green practices."

Recent achievements include the recognition of all City facilities as Green by the Bay Area Green Business Program, City participation in a regional "carbon-footprint" analysis organized by Joint Venture and conducted by the International Council for Local Environmental Initiatives (ICLEI), City membership in Sustainable Silicon Valley, Council approval of the green policies recommended for adoption by the Santa Clara County Cities Green Building Collaborative (discussed below) and continued participation in the Green Building Collaborative, Council approval of a Construction and Demolition Debris Ordinance, formation of three inter-departmental Green subcommittees (Policy, Practice and Education), publication of a Green teaser in the Summer 2008 Profile, completion of the Sierra Club survey, and submission of two "climate protection" grants to the Bay Area Quality Management District (which were ultimately not chosen for funding).

EXISTING CAMPBELL POLICIES AND PRACTICES

Campbell has recently implemented several green policies. Additionally, the City, for some time, has incorporated green (energy/resource efficient) projects, as specified below. As noted above, these measures have recently earned the City Green Business designation from the multi-county Green Business Program. Campbell joins several other Santa Clara County cities and public agencies with this recognition.

Policies

The City's existing green policies, adopted by the Council at its meeting of December 4, 2007, include:

- Recognizing and adopting the LEED/GreenPoint rating systems as standards of measure;
- Requiring the completion of a "Green Checklist" as part of all development applications for new residential and commercial construction over 500 square feet (to be implemented July 1, 2008); and
- Requiring LEED-Silver certification for all new or renovated municipal buildings over 5,000 square feet.

In addition, the City has in place an administrative policy encouraging environmentally sensitive purchasing of office supplies and equipment to minimize negative environmental impacts, improve environmental quality, and to protect the public health.

Practices

Campbell has instituted various energy/resource efficient practices/projects over the last 15 years. These include:

- Solar-heating for 500 gallons of public shower water at the Community Center.
- Solar-heated water with a tank-less system at City Hall.
- Tank-less water heater used at the Community Center, Corp Yard, and Ainsley House.
- Compact Fluorescents and T-8 bulbs with electronic ballast used in all City buildings.
- Occupancy sensors on most lighting and some HVAC zones for all City buildings.
- Water saving toilets, showers and urinals in all City buildings.
- Emergency management systems with VFDs on all City HVAC systems.

- Extensive recycle program for all products including organic waste.
- 90% green janitorial products at all City buildings.
- Sodium Hypo Chlorite generator to sanitize the Community Center pool. This system uses salt and electrical current to produce a 1% bleach that sanitizes the 263,000 gallons of pool water. Also we use Co2 to control the pH instead of acids.
- LED lights are used in the Red, Green and Don't Walk pedestrian signal hands traffic lights.
- Use of recycled rubber for paving and playgrounds.
- A City-wide office recycling program, which provides recycling receptacles to all City employees,
- Participation in an Electronic Waste event, providing an opportunity for the public to dispose of electronic waste in an ecologically sensitive manner, and
- Reducing usage of paper water cups and distribution of free mugs/water bottles to City employees.

OTHERS' POLICIES AND PRACTICES

As part of the current "green" work plan item, staff has acquired information on other Santa Clara cities, and the County on current "green" practices and policies (reference Attachment 1). This is a "hot" issue and constantly changing so some items on the attachment may not be 100% up to date. There are a large number of organizations working on green/sustainability issues. Attachment 2 is a list of such organizations. Attachment 3 is a brief overview from the Institute for Local Governments (ILG) regarding the California Climate Action Network and sample best practices.

POTENTIAL CAMPBELL PRACTICES/PROGRAMS

While the City has adopted several green policies and implemented numerous programs and practices design to increase energy and resource efficiency, there are additional green practices and programs that can be adopted and implemented to further green city operations. The following list includes a range of possible green practices and programs that staff believes are the most logical and realistic for the City, these include:

- Use of LED Street Lights
- Use of LED Tree Lights
- Taking the "Green Government" Pledge
- Adopt a City "Eco Pass" Program

- Create a Tree Promotion Program
- Evaluate alternative fuel options for the City fleet
- Explore City Photovoltaic opportunities

Use of LED Street Lights

Campbell currently uses several different types of High-Intensity Discharge (HID) lights in the City's street lights. The most used of HID lamps are Low-Pressure Sodium lamps followed by High-Pressure Sodium, Metal Halide and Mercury Vapor lamps. The City also uses very few Fluorescent lamps as well. While HID lighting is significantly more efficient and has a longer useful life than halogen incandescent lights, these lights are not necessarily the best for the environment and would have to be replaced weeks sooner than an LED light. The average life of an HID lamp is between 9,000-20,000 hours while the average estimated useful life of an LED is between 35,000 and 50,000 hours. LEDs are also a more direct light source, meaning that most of the light is directed from the lamp post and down (180 degrees rather than 240 degrees and higher), and reduces the amount of light pollution caused by other types of lamp lights.

The City is closely monitoring the development of LED technology for use in street lights, as well as the Public Utilities Commission's consideration of reduced rates for LED street lights.

Use of LED Tree Lights

In the City's downtown, Tree Lights are used year-round used as an inviting quality for Campbell's nightlife, and during the holiday season, it promotes a sense of festivity. With the same intention as LED streetlamp lights and traffic signals, use of LED Tree lights in the downtown areas and the JFK University tree (during the holidays) will reduce energy costs on the City, increase energy efficiency, and increase the average useful life of these lights.

Take the 'Green Government' Pledge

Early in its development the GBP developed "Green Government Pledge," which pledges government the goals of the GBP program. Specifically, the pledge requires the pledging city to: work cooperatively with other inspection, pollution, prevention, and resource conservation agencies involved in the GBP program; work in a cooperative, educative manner with businesses; and strive to lead by example in maintaining compliance and supporting resource conservation and pollution prevention efforts within government. This pledge is different from green business certification in that it does not require any specific "greening" actions to be taken.

Campbell's taking of this pledge could be coupled the formal adoption of a green vision slogan/statement. Although symbolic, creating a slogan could help orient green policy for the public, and establish its purpose in terms in a succinct manner. In the Summer 2008 Campbell Profile (included with the 2008 Summer Activity Guide), the slogan "The Orchard City is Green...and Getting Greener!" was used. A good slogan example from another city is Santa Clara's "Making a Green City Greener." To further encourage public participation in the ongoing green dialog, the City could solicit suggestions for a green slogan from the City's residents.

The Eco Pass Program

The Valley Transportation Authority administrates what it terms the "Eco Pass" program. This program allows employers to purchase transit passes (Eco Passes) for all its employees at a substantially reduced priced. The program requires participating employers to purchase Eco Passes for all of its employees, regardless of how many employees currently, or plan to use public transportation.

How it Works

The Eco Pass program is based on the idea that transit use would increase if its cost were diffused throughout an organization. Therefore, by having an entire organization pay for transit, transit becomes a viable and attractive option to those who would not otherwise use it. Transit use is incentivized because its per-use cost is removed, by externalizing its total costs. Eco Passes do not just apply to commute trips; they can be used any time, for any reason (e.g. going to Downtown San Jose without having to worry about finding parking).

Upon an agreement with VTA, an employer is provided with VTA issued ID cards and Eco Passes to distribute to employees. VTA offers assistance to employers in publicizing the program to employees by highlighting key transit routes and times. The program also includes "emergency rides home." When an employee or family member is ill, unscheduled overtime is requested by the employee's supervisor, or another emergency event occurs, Eco Pass users are entitled to a free taxi or accessible-van ride home.

City Hall Eco Pass Program

With the City's proximity to light-rail and increasing gas prices, the Eco Pass program presents an opportunity for Campbell to set a clear and positive example for the community by demonstrating its commitment to alternative forms of transportation. A City Hall Eco Pass program would provide City staff the option of taking VTA light-rail (or any local bus route) to work without paying daily fares. While ridership may be low initially, a purpose of the Eco Pass program is to introduce transit to those who have not used it before. In time, employees may see the benefit of taking transit to work.

Additionally, an Eco Pass program can also be seen as a fringe benefit for recruitment purposes. Some prospective employees may see the proximity and availability of transit as positive element in choosing narrowing employment possibilities.

The annual cost of VTA's Eco Pass program is determined by two factors, the proximity to transit and the number of employees. Based on VTA's Eco Pass current rates and the City's current permanent employee count of 138 (not including 28 sworn Police Officers who are provided free-transit per VTA policy), the cost of an Eco Pass program would be $8,280 annually. If the policy included temporary employees (176), for a total employee count of 314, the cost would increase to $18,840. Both of these numbers equate to $60 annually, per employee. In comparison, a VTA Adult Express (unlimited use) Pass, which is equivalent to Eco Pass, costs $1,348 a year per person. Utilizing light-rail, an Eco Pass will pay for its annual per-person cost in approximately 17 round trips.

The City of San Jose has participated in the Eco Pass program since 1996, as part of the pilot-phase of the program. San Jose provides Eco Passes to all of its full and part-time permanent employees (except Sworn Police Officers). Santa Clara County is also a participant in the program. Milpitas and Sunnyvale had participated in Eco Pass program, but due to low usage (and lack of proximity to rapid transit), both cities ceased their participation. This means that if Campbell participates in the Eco-pass program, it would be the only small city (i.e. not San Jose or the County) to do so.

Tree Promotion Program

The concept of the "urban forest" has long been accepted as an important method to curbing urban CO2 emissions, providing natural cooling, and reducing solar reflection. While the City's tree protection ordinance preserves valuable and significant trees, it is reactive in nature in that it only prohibits the destruction of some trees, it does not necessarily expand the City's "urban forest". Increasing the number of trees in Campbell can be done in two ways; expanding the tree planting requirements to require increased planting of trees in development proposals, and actively promoting the planting of trees by literally giving them away.

Increased Tree Planting Requirements

City regulations pertaining to public street tree planting are prescribed for in the City's street-tree requirements. For private property, the Zoning Code, within the landscaping requirements section, encourages the use of existing mature trees in new development. Although, the landscaping requirements do not provide any specific tree planting requirement, with the exception of parking lots. Often, tree planting for new development is done in accordance with the City's tree protection ordinance, which requires the planting of replacement trees for trees that have been removed. The City

does however, provide for a specific tree planting requirement in the San Tomas Area, through the San Tomas Area Neighborhood Plan (STANP). STANP requires that all new (residential) development—including major additions/renovations—provide a minimum of one tree per 2,000 square feet of net lot area (with existing trees counting toward this requirement).

In an effort to expand the City's "urban forest," a requirement similar to the STANP minimum tree requirement could be incorporated into the Zoning Code. This policy could make all single-family residential properties subject to the minimum tree requirement pursuant to a development proposal. A 1-tree/2,000 sq. ft. requirement would require three trees for a 6,000 sq. ft. property, four trees for an 8,000 sq. ft. property, and five trees for a 10,000 sq. ft. property. A more stringent requirement, for example, 1-tree/1,500 sq. ft., would increase the requirement to 4 trees for a 6,000 sq. ft. property, five trees (rounded down) for an 8,000 sq. ft property, and seven trees (rounded up) for a 10,000 sq. ft. property. Pursuant to existing policy and practice, trees planted according to a requirement such as this would be subject to the City's tree protection requirements.

Tree Giveaway

Various cities have instituted tree giveaway programs. These programs usually see a municipality partner with a non-profit agency to literally give away trees. This voluntary program would allow Campbell residents to receive a free tree, subject to no or very minimal requirements. Information about planting the trees would be provided when they are given away, and could also be included on the City's website.

A tree giveaway program could be a one-time event, an annual event, or run continuously. This type of program is often formed around a goal to give away a specific number if trees, sometimes with a certain number of years. The goal can help publicize the tree giveaway campaign. For instance, Campbell could aim at giving away 2,000 trees in four years (500 trees each year). Trees can be given away at public events (e.g. a tree giveaway booth at the Farmer's Market or Boogie on the Bayou), at schools, churches, etc. This program could be potentially funded in part by charging a fee on tree removal permits, which currently have no fee (see "Tree Preservation Policy" in the following section).

City Fleet Options

While it is fiscally unrealistic to replace the entire city-fleet with new fuel-efficient vehicles, such as hybrids, alternative-fuel vehicles (i.e., compressed natural gas, electric, and ethanol), or high mileage conventional vehicles, the City could consider an administrative policy encouraging or requiring that new city vehicles be fuel-efficient.

Purchasing new fuel-efficient vehicles has two purposes: it could reduce fuel costs and it exemplifies the City's commitment to reducing its impact on the environment. With respect to cost-savings, staff would need to study the various options on a case by case basis to ascertain if higher up-front costs for new fuel-efficient vehicles could be off-set by reduced fueling costs. Also needing to be taken into consideration is the additional capital cost of refueling facilities necessary for alternative-fuel vehicles.

In May of 2003, the City Council adopted a resolution in support of Clean Fuel Vehicles, stating that the City would give preference in vehicle procurement to acquiring low-emission vehicles that are cost competitive or where outside funding is available.

Photovoltaic Options

Photovoltaic systems are "solar cells" that convert solar energy into electricity. This technology is differentiated from thermal-solar systems—currently in use to heat the Community Center swimming pool and shower water— which simply capture solar heat without generating electricity. Photovoltaic systems could be installed on the roofs of City facilities, primarily the Community Center buildings (up to 80% of the roof surfaces could be used), but perhaps also on City Hall and at the Service Center. These systems could generate electricity which would be transferred into the electrical grid, essentially running the power meter backwards. By funneling electricity into the power grid, PG&E would reduce the City's electrical costs.

Photovoltaic systems generally require a substantial up-front capital cost. Given the unpredictable nature of the power market, with respect to the variable cost of electricity, it is impossible to state with certainty how long it would take for a Photovoltaic system to offset its cost with electrical cost savings. Current estimations are seven to ten years. However, if electricity costs increase then the cost-savings would be realized sooner. The exact true life-expectancy for Photovoltaic systems is unknown. Many systems are guaranteed for 40 years, but with proper maintenance, the systems could operate for far longer. A variety of solar options might be possible and could be explored over time, including funding mechanisms and partnerships.

POTENTIAL CAMPBELL POLICIES

Regionally, few green policies have been adopted that encourage or require green practices in the private sector. As with possible City green practices and programs, there are also a wide variety of green policies that can be considered. Below is a list of potential green policies aimed at the private sector that represent both regulatory and incentive based approaches, these include:

- Green Building Ordinance
- Bicycle Parking Requirements
- Residential Eco Pass Requirements
- Green Business Program Promotion
- Green Business Designation
- Green Historic Preservation
- Tree Preservation Policy

Green Building Ordinance

The Council's action to mandate the completion of a "Green Checklist" as part of all development applications (to be implemented July 1, 2008) requires the submission of a checklist indicating what, if any, green building measures are taken. It does not require that the projects incorporate any specific green building measures. A Green Building Ordinance, on the other hand, would require that green building measures (which can include construction methods, materials, design efficiency, energy/water conservation measures, etc.) be incorporated in new development. The State is currently updating the State Building Code for 2010 to incorporate mandatory green building requirements, in addition to existing energy/resource efficiency requirements. If the City adopts more stringent green building requirements than State requirement, City requirements would prevail.

Currently, a number of area cities are considering green building ordinances, with the cities of Palo Alto, Santa Cruz, Livermore, Scotts Valley, and Rohnert Park already having adopted such policies. Additionally, City staff is continuing to participate in the Santa Clara County Cities Association's Green Building Collaborative. This group is currently exploring "Tier 2" county-wide proposed/recommended green building policies.

Due to the multifaceted nature of a green building policy, which includes applicability, differential requirements, incentives, and program funding, staff will present various green building policy options in a separate study session after additional regional dialogue has occurred.

Bicycle Parking Requirements

Land Use Element Strategy 2.1h states that the City should "encourage adequate and secure bicycle facilities at employment centers, activity centers, and residential projects." The Zoning Code states that developments with 20 or more parking spaces are encouraged to provide designated parking facilities for bicycles. Additionally, the

Planning Commission may allow a reduction in the number of required parking spaces if bicycle parking is provided.

Current policy has provided private bicycle parking on a case-by-case basis, as no standard requirement is currently set. Bicycle parking could be required in a similar manner that automobile parking is required (i.e. by use). The Cities of Palo Alto and Cupertino both set specific bicycle parking requirements in their respective parking schedules. In Palo Alto, parking requirements takes the form of a percentage of automobile parking. For instance, "recreational commercial" uses must provide bicycle parking in the amount of 25% of provided automobile parking (i.e. 1 bicycle space is provided for every four automobile spaces). Many uses have no bicycle requirements, while others have nominal requirements (e.g. 10%, with a minimum of 1 space). Cupertino has a flat 5% bicycle parking requirement for many uses, although many uses have no requirement. For high density multi-family residential, Cupertino requires bicycle parking in the amount of 40% of the number of residential units (i.e. 1 bicycle space per four units).

A bicycle parking policy could take a variety of forms, but it would probably be similar to the above noted examples. Staff would research further, and survey existing development in Campbell to determine use of existing parking facilities. An option with a bicycle parking policy would be to require bicycle parking in not just new development, but as part of substantial renovations to existing commercial and multi-family residential developments.

Promoting bicycle usage is good green policy. Many automobile trips are taken to cover very short distances. Encouraging bicycle use by providing secured bicycle parking, along with encouraging transit use, and promoting a more pedestrian-oriented environment, may help Campbell due its part in reducing automobile reliance and emissions of green house gases.

Residential Eco Pass Requirements

The Eco Pass program described in the previous section could also be utilized in the private sector. Participation in the Eco-Pass program could be required, as a condition of approval, for any development requesting a parking exception due to proximity to light-rail. An Eco Pass requirement was imposed by Palo Alto on Pay Pal, when the company was located in that City. However, no city has a policy of requiring participation in the Eco Pass program in order to receive reduced parking requirements.

For residential development, the VTA also administers the Residential Eco Pass program. Like the normal Eco Pass program, pricing is determined by location and number of participants (residents). The Residential Eco Pass program allows residential

communities such as apartment buildings, condominium complexes or private neighborhoods with 25 or more residential units to participate in the program (this program is mostly utilized by affordable-housing developments due to a higher likelihood of transit usage). The organization representing the community (a managing company or an HOA) must arrange for purchase of passes for all residents over the age of five at a cost of $60 annually. The cost the individual passes is paid for by each household through its HOA dues.

Participation in the Residential Eco-Pass program could be required, as a condition of approval, and be codified for perpetuity in a development's CC&R's. Such a requirement could boost light-rail ridership, thus helping to further substantiate exceptions from established parking standards.

If this requirement had been applied to the 123-unit "Boyce" mixed-use project at 1677 Bascom Avenue, it could have had an annual cost of $18,450, assuming an average of 2.5 residents per unit (times $60 per pass). For a family of four, this requirement would represent an annual cost of $240, or $20 a month for unlimited transit use. *Per occupant, the cost of an Eco Pass is $5 a month, which is the same cost of a VTA day-pass.*

If Campbell established an Eco Pass residential requirement, it would be the first and only city in the County to do so.

Green Business Program Promotion

An element of the Green Business Program (GBP) is the promotion of designated businesses. The GBP maintains a list of green businesses to assist clients/customers identify businesses that employ environmentally-aware business practices. Designated businesses are also allowed to the use the GBP logo at their places of business, on websites, and on correspondence. To further promote the GBP in Campbell, the City could, in coordination with the GBP, to develop a "Campbell Green Business Program" or a "Downtown Campbell Green Business Program" to recognize local green businesses. Promotions could include city issued plaques for green businesses, the publication of a Campbell Green Business directory (the City of Palo Alto provides "profiles" of green businesses on its website) or a city-sponsored booth at Downtown events promoting green businesses.

Currently, Campbell has only four designated green businesses including a janitorial services firm, a "safety management and development" consulting firm, a marketing firm, and an organic tea store, suggesting a need for increased outreach. Campbell could help publicize the GBP to local business. One way this could be done, would be for the City's building inspection staff to provide GBP brochures to businesses that

appear to be good candidates for green business designation. Similarly, planning staff could discuss the program to business applicants and provide GBP brochures.

The City could also incentivize participation in the GBP. Campbell could offer reduced permitting fees, an expedited application process, or offer technical support (waste/energy audits). The Downtown Campbell Business Association has expressed interest in involvement with a Green Business Program.

Green Business Designation Requirement

To help increase green business practices, Campbell could require green business designation, as a condition of approval, for certain discretionary development proposals. For instance, all new retail development could be required to inform all prospective tenants that they would be required to obtain green business designation within a specified period of time. This requirement could also imposed on new businesses via the conditional use-permitting process.

Green Historic Preservation

Green building and historic preservation policies have not been entirely compatible. While green building encourages the use of modern energy-saving materials and processes, historic preservation tends to encourage period-era or similar materials in renovation or adaptive reuse projects. This conflict is highlighted in the manner that LEED treats historic structures. While LEED does provide two points (out of 69) for reusing a percentage of an existing building's walls, floors, and roof, as well as one point for reusing at least 50% of interior non-structural elements, it does not take into account the age of these materials. Hence, LEED does not distinguish between reusing portions of a building that are five years old and preserving portions that are more than a century old. Yet, LEED grants a large percentage of points on systems (electric, lighting, mechanical) which have a much more limited lifespan than say, exterior building walls.

Historic preservation is green. Buildings built before the invention of, or the expansive use of mechanical cooling and heating systems were designed to stay cool/warm by incorporating passive energy-saving design strategies (building orientation, cross-ventilation, awnings to mitigate solar heat again, extensive use of glazing, etc.). Thus, the encouragement of historic preservation tied with modern energy saving techniques presents an opportunity to encourage the "greening" of Campbell's historic structures.

A "Green Preservation" policy could incorporate separate green building requirements for historic structures in recognition of their inherent "greenness." Hence, historic structures could be subject to a separate green building policy. This type of policy, which would apply to substantial renovations/remodels of historic buildings, could

allow for greater leeway than requirements of a more standard green building policy. Specific elements of this type of policy would have to be worked out, probably through consultation with specialist in the field.

Tree Preservation Policy

Campbell's tree protection efforts have earned it "Tree City USA" recognition for the last 26 years. The City of Campbell's tree preservation ordinance, which regulates trees on private property, protects four species of trees (Ash, Redwood, Oak, and Ceder). While existing policy has been successful in preventing the loss of substantial trees, the regulations do little to upkeep Campbell's "urban forest" by not protecting a substantial number of trees on private property. In furtherance of "greening" the City, to help maintain Campbell's "urban forest," a more restrictive tree protection ordinance could be adopted to protect a wider variety of trees throughout the City.

A more restrictive tree protection ordinance could take a number of forms. With respect to single-family properties a tree ordinance could protect a more species of trees, in addition to the four currently protected. It could also protect trees utilizing a tree diameter test (i.e. any tree over *x* diameter is protected, irrespective of species). With this option, different review requirements could be imposed depending on the size of a tree, so that larger trees would warrant stricter staff scrutiny.

As noted previously, fee could be charged for tree-removal permits (which currently have no fee), with revenue being used to fund the aforementioned tree promotion (giveaway) program.

POTENTIAL CAMPBELL EDUCATION INITIATIVES AND PROMOTIONS

Although Campbell promotes many green outreach initiatives such as recycling events, creek clean-up days, community clean-up days and many other events, Staff would like to propose that Campbell could also include:

- Additional Information on City Website To Show How Residents Can Be More "Green"
- Additional Information on City Website To Show How Businesses Can Be More "Green"
- Showing "Green" Movies At The Heritage Theater

More detailed descriptions of these educational initiatives and programs follow below.

Add Additional Information on City Website to Show How Residents Can Be More "Green"

Currently, the City website has basic information on garbage disposal, water service, recycling services, storm water pollution prevention, sewer service, composting and hazardous waste removal. With access to more detailed information on recycling, energy efficiency, and water conservation, residents may be more inclined to green their own homes on a voluntary basis since the residents have expressed interest in becoming greener in their own spaces.

For example, Palo Alto's city website has a section called "Environment" that addresses sustainability, Green Building, open space, water quality, community events, green business, and even a "Doing Your Part" section which describes the best ways to recycle, reduce consumption, supporting renewable energy, pest control and many other solutions to making their community "greener" on a residential level.

Additionally, the City could produce a stand-alone document that could describe the City's green related actions to date, state the City's green related goals, and provide residents with useful information on how to better green their households. Attachment 4 is such a document produced by the City of Santa Clara.

Add Additional Information on City Website To Show How Businesses Can Be More "Green"

Currently, the City of Campbell's website has little or no information to show how businesses can be more "green." There is no information or links to the Bay Area Green Business Program even though Campbell does have businesses that are Green Certified. With the same intention as providing information for residents on how to "green" their own spaces, business owners should have access to information on "greening" their businesses as well.

Palo Alto's business section on its website has links to Green Building, the Green Business Program and Community Involvement which includes the Clean Bay Business Program and Business Environmental Awards. It also includes ways that businesses can help the City's sustainability efforts by including descriptions of local corporate sustainability programs from Agilent Technologies, Genencor International, Inc. headquarters, Hewlett Packard Company and Roche Palo Alto headquarters.

Show "Green" Movies At The Heritage Theater

Entertainment media has been focusing on the consequences of climate change in the last few years and exposure to these consequences in the form of a film festival held at the local theater, i.e. Campbell's Heritage Theater, can help inform residents about

current global events. Examples of "green" movies would include: "Who Killed the Electric Car?," "An Inconvenient Truth," "Erin Brockovich," "The 11th Hour," "The Day After Tomorrow," or the BBC Series or PBS Series of "Planet Earth."

STAFF RECOMMENDATION

Staff has created a chart of recommendations indicating short-, medium-, and long-term goals for each policy, practice and educational initiative (reference Attachment 5). Staff requests that Council provide input and direction on potential Green practices/programs, policies and education/promotions, indicate its preferences for short-, medium-, and long-term goals. The challenge is to move forward pro-actively while being realistic about staff and financial resource available to take on new initiatives.

NEXT STEPS

If Council authorizes the development of specific policies and practices, staff will return with work plans, options, and/or recommendations as appropriate.

FISCAL IMPACTS

The fiscal impacts are dependent on the types of practices, policies and educational initiatives that Council authorizes Staff in the next proposal.

ATTACHMENTS

1. Santa Clara County cities and County Green Practices
2. Green/Energy Agencies and Organizations working on Green Issues
3. Institute for Local Government California Climate Action Network material
4. City of Santa Clara, "Green, Greener, Greenest: A Summary of the City of Santa Clara's Efforts of Protect the Environment."
5. Recommendations Chart

Draft Recommendations for Short-, Medium-, and Long-Term Goals

	Short-Term (FY08/09)	Medium-Term (2-3 years)	Long-Term (4 years +)
Policy Lead: Executive Team	• Implementation of the City Council approved SCCCA Recommendations • Implementation of the Construction & Demolition Ordinance.	• Biking Policy Requirements • Tree Preservation Policy • Work on Regional Green Building Standards	• Green Business Program Promotion • Green Business Designation Requirement • Green Historic Preservation
Practice Lead: CDD	• LED Tree Lights • Take the 'Green Government' Pledge • Acquire Carbon Footprint through JVSV/ICLEI • Explore/Evaluate City Fleet	• Evaluate Streetlights • Tree Promotion Program • Explore City Photovoltaic opportunities	• Eco-Pass Program
Education Lead: Assistant to CM	• Additional Website Information for Residential and Business "Greenness"		• "Green" Movies at the Heritage Theater

043112

Proposed "Green" Street Project City of Campbell

- Project Location – Hacienda Avenue from Winchester Boulevard to San Tomas Aquino Road
- Project Description: Reconstruction of 4,600 lf of Hacienda Avenue which presently has a 90-foot street right of way. Project will be reducing the existing impervious pavement area, reduce storm runoff and incorporate Low Impact Development Measures by adopting one or more of the following design concepts based on City Council Approval:
  - A linear park concept with landscaping on both sides of Hacienda Avenue.
  - Pervious pavement, Bioretention landscaping and vegetated swales.
  - For alternative transportation, bike lanes will also be incorporated into the design.
- Projected Project Cost: $ 4.3 million

Proposed "Green" Street Project City of Campbell

- Preliminary Project Schedule:
  - **Conceptual Design/Public Meetings** **11/08 to 07/09**
  - **Preliminary/Final Design** **08/09 to 03/10**
  - **Construction** **04/10 to 10/10**

Existing photos

Hacienda @ Winchester Blvd.
Start of Project

Existing photos

Hacienda @ Burroughs Rd.– End of Project

THIS PAGE INTENTIONALLY LEFT BLANK

Planning Procedures & New Development

Annual Report:

City of Campbell

Town of Los Gatos

City of Monte Sereno

City of Saratoga

West Valley Clean Water Program

THIS PAGE INTENTIONALY LEFT BLANK

PLANNING PROCEDURES
Campbell

Santa Clara Valley Urban Runoff Pollution Prevention Program

FY 2008-2009 ANNUAL REPORT

FY 2008-2009 Work Plan Self Evaluation Matrix

Source	Task Source	Work Plan Tasks	Accomplishments	Responsible Party
Planning Procedures				
	Provision C.3	Review the City's Urban Runoff Management Plan. Update contact information and responsible parties for standard operating procedures. Initiate updated SOP's to meet requirements in the Municipal Regional Permit. Participate in Provision C.3 Oversight Ad Hoc Task Group (C3PO AHTG) to stay updated on current issues, respond to Program or RWQCB requests, and exchange questions, ideas or experiences, related to C.3 implementation with other Co-permittees.	Senior Civil Engineer attends C3PO meetings. Campbell has completed updates to its forms and procedures in anticipation of the upcoming MRP. However, issuance and publication of these documents has been postponed until the MRP has been approved by the Board.	WVCWP Mgr & Campbell's Sr Civil Engineer
	Municipal Regional Permit (MRP)	Provide municipal training as needed, to prepare for implementation of Municipal Regional Permit (MRP) requirements.	Training has been postponed until the MRP has been approved by the Board.	WVCWP w/ Sr. Civil Engineer; Planning & Eng. Staff
C.3.c. Requirements for Group 1 and Group 2 Projects				
Devlopmt Project Implement-	C.3.c.	As appropriate, revise guidance, website, procedures, and/or conditions of approval to facilitate implementation of development	Issuance and publication of these documents has been postponed pending the approval of the MRP by the Board.	Sr. Civil Engineer with WVCWP to assist

PLANNING PROCEDURES
Campbell

Santa Clara Valley Urban Runoff Pollution Prevention Program

FY 2008-2009 ANNUAL REPORT

Source	Task Source	Work Plan Tasks	Accomplishments	Responsible Party
ation		project requirements per the MRP.		
C.3.e Operation and Maintenance of Treatment BMPs				
BMP Inspection Program O&M Verification	Permit C.3.e.iii	Provide details of O&M verification program in each annual report. Note organizational structure, evaluation of effectiveness, and proposed improvements. List or summarize treatment BMPs inspected during the year, inspection results, and required follow-up through resolution.	Campbell's Senior Civil Engineer performs the annual BMP inspection for the City of Campbell. Inspection reports are summarized in a table.	Sr. Civil Engineer provide details of O&M Program to WVCWP
Training & Evaluation	Work Plan	Training & Evaluation Continue to provide training to inspectors and data managers on O&M verification program requirements. Discuss evaluation of effectiveness and planned improvement to the program	**Annual C3 Workshop (SCVURPPP) "Stormwater Management for New and Redevelopment Projects: New Challenges, New Tools and New Ideas"** Roosevelt Community Center, San Jose See Also: Training Table below for list of Workshops, Training, seminars or meetings which municipal staff attended	WVCWP to coord training; Sr. Civil Eng & PW Dir to inform staff
C.3.f Hydromodification Management Plan				
HMP – Hydrograph Modification Mngmt Plan	C.3.f	City staff will continue to track HMP progress and implement its requirements as applicable for qualified Group 1 projects that may cause increased erosion or other related impacts.	The City of Campbell does not have any projects that require HMP.	Sr. Civil Engineer and Community Dev Dir
Training		Continue to provide incremental training on HMP requirements to City staff after adoption of the MRP via SCVURPPP workshops and/or WVCWP in-house staff training.	To stay informed of the most recent HMP developments, the WVCWP Mgr participates in the C3PO AHTG meetings. Proposed revisions to the HMP were reviewed during the West Valley Clean Water Program's Meetings in FY08-09. CAMPBELL: The Sr Engineer also participates in the C3PO AHTG meetings to track C3 implementation progress, including information on implementation of the HMP.	Eng. Div. and/or Community Dev/Planning

PLANNING PROCEDURES
Campbell

Santa Clara Valley Urban Runoff Pollution Prevention Program

FY 2008-2009 ANNUAL REPORT

Source	Task Source	Work Plan Tasks	Accomplishments	Responsible Party
HMP Reporting	C.3.f.viii	Summarize development and implementation status for projects incorporating HMP measures and provide details to WVCWP staff for Annual Report.	NONE	Sr. Civil Engineer/ Eng Inspectors
C.3.g Waiver and Compensatory Mitigation Program				
Waiver Program or Alternate Compliance	Permit C.3.g.	Currently, **WV Communities** do not offer an alternate compliance option to developers of Group 1 or Group 2 projects. No changes are expected to this approach in FY 08-09 unless regional watershed projects become available to support.	The City of Campbell does not allow alternate certification.	Sr. Civil Engineer
C.3.h Alternate Certification				
Alternate Certification reporting	Permit C.3.h	Report on all projects that are certified by someone other than municipal staff and the mechanism for ensuring outside certifiers are qualified.	The City of Campbell does not allow alternate certification.	Sr. Civil Engineer
C.3.j Site Design Guidance				
Site Design Guidance	Permit C.3.j	Summarize the status of revision and implementation of site design measures guidance and standards.		Sr. Civil Engineer Coord. w/ Plan. staff
C.3.l General Plan Update				
General Plan	Permit C.3.l	At next planned update, revise General Plan to reflect principles and policies to address requirements for development projects.	The City of Campbell began to work on General Plan revisions in 2008 for adoption tentatively in 2009. The General Plan has not been adopted to date.	Comm. Dev. Dept.

PLANNING PROCEDURES
Campbell

Santa Clara Valley Urban Runoff Pollution Prevention Program

FY 2008-2009 ANNUAL REPORT

Source	Task Source	Work Plan Tasks	Accomplishments	Responsible Party
C.3.n Reporting Requirements				
C3 Project Reporting	Permit C.3.n.i.	Report details required by the Permit for all Group 1 and Group 2 projects that received final approval for construction during FY08-09. E.g. list project name, location, type, deemed complete date, final approval date prior to grading, project size, amt impervious surface, watershed, developer name and S/W measures and treatments used.	There are no Group 1 or Group 2 projects for FY 09-10	Sr. Civil Eng & Engineering staff/ Planners; Comm Dev Dir to implement and provide data
C3 Project Reporting	Permit C.3.n.ii.	For "regulated" projects provide details in the annual report on the S/W treatments used, the sizing criteria, O&M verification status, any follow-up action, site design measures used, source control measures used and pesticide reduction measures required.	The City of Campbell has no regulated projects for FY 09-10	Sr. Civil Eng & Engineering staff/ Planners and Inspectors to collect data
Report Pesticide Reduction Measures	NPDES Permit Provision C.3.n.iii	For "regulated" projects, report on the percentage of projects for which pesticide reduction measures were required.	The City of Campbell has no regulated projects for FY 09-10	Sr. Civil Engineer & Comm Dev Dir/Planners
Planning Procedures Evaluation				
During FY08-09, Campbell Public Works Engineering staff worked closely with Community Development and the WVCWP to streamline the procedures for Group 1 and Group 2 project applications. Several of the City's C.3-related documents are on the City's website at http://www.cityofcampbell.com/PublicWorks/StormWater.htm In FY08-09 the City of Campbell participated in the Water Resources Protection Collaborative. The Collaborative was enacted in an effort to clarify and streamline local permitting for streamside activities, representatives from the water district, cities, the county and business, agriculture, streamside property owner and				

PLANNING PROCEDURES
Campbell

Santa Clara Valley Urban Runoff Pollution Prevention Program

FY 2008-2009 ANNUAL REPORT

Source	Task Source	Work Plan Tasks	Accomplishments	Responsible Party
environmental interests created a partnership known as the Water Resources Protection Collaborative. The approach makes a clear distinction regarding governance. Municipal organizations will continue to exercise their land use authority. The Collaborative developed model Guidelines and Standards which will serve as a basis for the District and municipal organizations to implement as appropriate. Each municipal organization will develop and apply these standards as needed for their jurisdiction. The City of Campbell adopted these guidelines in early 2008. **Evaluation of BMP O&M Inspection & Verification Program** In FY08-09, the City of Campbell had no projects requiring BMP O&M Inspections. **Reporting Group 1 and Group 2 Projects** In FY08-09 the City of Campbell had no Group 1 or Group 2 Projects to report.				

Campbell

Reporting Form for Planning Procedures Performance Standard

and Provision C.3.n.i. Reporting Requirements

Part 1
New Development and Significant Redevelopment Projects[1]
Reviewed and/or Approved During FY08-09

Project Name	Project Type[1]	Site Size (ac. or s.f.)	New Impervious Surface (s.f.)[2]	Area of Land Disturbed (Ac.) [3]	Project Status	Storm Water Control Measures Included in Project
Private Projects						
NONE						
Public Projects						
NONE						

[2] List all projects with new impervious surface area greater than 10,000 s.f.
[2] Describe project type, as defined in Provision C.3.c.
[2] "New" is defined as impervious surface created, added or replaced.
[2] If the site is a "significant redevelopment", list the area of land disturbance, if information is readily available.

Campbell

Reporting Form for Planning Procedures Performance Standard and Provision C.3.n.ii. & iii. Reporting Requirements

Part 2
Stormwater Control Measures[1]
Reviewed and/or Approved During FY08-09

Project Name	Treatment BMPs	Numeric Sizing Criteria Used	O&M Responsibility Mechanism and Responsible Party	Site Design Measures	Source Control Measures	Pesticide Reduction Measures
Private Projects	NONE					
Public Projects	NONE					

[1]List all projects with new impervious surface area greater than 10,000 s.f.

See SCVURPP "C.3. Handbook: Guidance for Implementation of Stormwater Requirements for New and Redevelopment Projects".

*Projects that do not require stormwater treatment because they fall under the Alternative Compliance Program must be reported as per Provision C.3.g.v. (see Reporting Form Part 3).

Santa Clara Valley
Urban Runoff
Pollution Prevention Program

City of Campbell - Treatment BMPs Inspection Activity Report

Date	APN	Reason for Inspection	Project Type	Treatment BMP Type	Inspection Results 1	Inspection Results 2	Enforcement Action	Comments
8/17/07	279-31-003	Initial	CommerciaL	Vegetated Swale	Flow Spreader not clogged		NONE	Kohl's and Bed Bath &
	279-31-004				Irrigation system not leaking or malfunctioning		NONE	Beyond - 525 E. Hamilton Ave.
					No Sediment accumualtion		NONE	Contact - Larry Langohr
					No erosion or scouring		NONE	920 725 4208
					Vegetation cover is good.		NONE	Owners- JBC Campbell
					No noxious or overgrown vegetation		NONE	Lease Partners L.P.
					Tree/bush growth do not restrict maintenance		NONE	
					access or any maintenance activity.			
8/23/07	412-35-011	Initial	Annual	CDS Unit	Unit was visually inspected. CDS Unit		NONE	McGlincey Business Center
				Hydrodynamic	appears to be installed properly.			James Chalmers - Owner
	412-35-038			Separator	No sediment accumulation. No standing water			(408) 377 1400
					Access cover in place and not damaged easy to			
					remove.			
5/15/08	412-35-011	Annual	Commercial	CDS Unit	Sanco Pipeline pumped all debris and water from		NONE	Contact Person: Dan Bodily
				Hydrodynamic	CDS Unit. Additional surrounding manholes were			408 371 3964
	412-35-038			Separator	cleaned and pumped.			
					Unit seems to be functioning properly			
5/29/08	279-31-003	Annual	CommerciaL	Vegetated Swale	Flow Spreader not clogged		NONE	Kohl's and Bed Bath &
	279-31-004				Irrigation system not leaking or malfunctioning		NONE	Beyond - 525 E. Hamilton Ave.
					No Sediment accumulation		NONE	Contact - Larry Langohr
					No erosion or scouring		NONE	920 725 4208
					Vegetation cover is good.		NONE	Owners- JBC Campbell
					No noxious or overgrown vegetation		NONE	Lease Partners L.P.
					Tree/bush growth do not restrict maintenance		NONE	
					access or any maintenance activity.			
					minor trash observed in swale, informed property			
					manager for removal.			
5/29/08	Mozart Sub'n.	Annual	Subdivision	Porous Pavement	No visible Problems; No engineering flaws		NONE	Contact: Stan Cirata - Pres. Homeowner's Association
				Vegetated Swale	Swale appears to be working properly, no standing		NONE	
					water, adequate vegetation, flow spreader is not			John stome - Kilmer Classics Builders
					clogged.			650 496 4496
10/22/08	403-60-013	Initial	Subdivision	CDS Unit	Unit appears to be in working order. No visible		NONE	Michael Black
				Hydrodynamic	problems, no engineering flaws, no standing			(408) 219 4421
	403-60-99			Separator	water, access cover not damaged and easily			
					removed,			
15-Jun-09	412-35-011	Annual	Commercial	CDS Unit	Sanco Pipeline pumped all debris and water from		NONE	Contact Person: Dan Bodily
				Hydrodynamic	CDS Unit.			408 371 3964
	412-35-038			Separator				
					Unit seems to be functioning properly			
8/6/09	279-31-003		CommerciaL	Vegetated Swale	Flow Spreader not clogged		NONE	Kohl's and Bed Bath &
	279-31-004				Irrigation system not leaking or malfunctioning		NONE	Beyond - 525 E. Hamilton Ave.
					No Sediment accumualtion		NONE	Contact - Larry Langohr
					No erosion or scouring		NONE	920 725 4208
					Vegetation cover is good.		NONE	Owners- JBC Campbell
					No noxious or overgrown vegetation		NONE	Lease Partners L.P.
					Tree/bush growth do not restrict maintenance		NONE	
					access or any maintenance activity.			
8/6/09	Mozart Sub'n.	Annual	Subdivision	Porous Pavement	No visible Problems; No engineering flaws		NONE	Contact: Stan Cirata - Pres. Homeowner's Association
				Vegetated Swale	Swale appears to be working properly, no standing		NONE	
					water, adequate vegetation, flow spreader is not			John stome - Kilmer Classics Builders
					clogged.			650 496 4496
8/6/09	403-60-013	Initial	Subdivision	CDS Unit	Unit appears to be in working order. No visible		NONE	Michael Black
				Hydrodynamic	problems, no engineering flaws, no standing			(408) 219 4421
	403-60-99			Separator	water.			

Santa Clara Valley
Urban Runoff
Pollution Prevention
Program
www.scvurppp.org

Top Ten Development Tips to Protect Creeks

SANTA CLARA BASIN WMI WATERSHED

The scenic creeks that meander through the Santa Clara Valley can be harmed by development – unless we take precautions. If loose soil is allowed to wash into creeks, it can lead to sedimentation that harms migratory fish. Development in or near "riparian corridors" can result in excessive erosion, increased pollution, and impacts to wildlife habitat. Municipalities may require permanent stormwater treatment measures to reduce impacts. Follow these "top ten" tips to help protect local creeks for our enjoyment, native fish and wildlife, and future generations.

A "riparian corridor" is the strip of land, centered on a stream, characterized by vegetation that grows adjacent to freshwater watercourses.

In the Site Layout…

Don't: ✓ Do:

1. Maintain setbacks. Reduce impervious surfaces and keep buildings, patios, decks and other structures at least 100 feet away from the riparian corridor edge (*clustering buildings away from streams and using pervious paving reduces impact on habitat and protects property).*

2. Preserve healthy native and non-invasive trees and protect the riparian habitat through creative site plan design (*the urban forest provides shade, improved air quality, site aesthetics, and reduces noise. Visit www.canopy.org/db/ for tree selection tips in the Bay Area.*)

3. Avoid intrusive activities. Balance the need to protect riparian habitat from intrusive activities with creek-friendly recreation. *(Any human activity may generate noise and trash, but recreation opportunities help people become "stakeholders" and promotes stewardship.)*

In the Project Design…

4. Avoid night lighting, bright colors, reflective surfaces and noise near the riparian corridor (*riparian and wildlife habitat protection.*)

Don't: ✓ Do:

5. Control pollutant sources on the site (*cover debris and material storage, specify roofed trash enclosures, dispose of waste properly, and implement an effective trash removal program).*

In Landscaping…

6. Use suitable California native and drought tolerant plants, and avoid the use of invasive species. *(Visit www.cal-ipc.org for a list of invasives, www.cdfa.ca.gov/phpps/ipc/encycloweedia/encycloweedia_hp.htm for plants defined as noxious weeds in California, and www.cnps.org/cnps/nativeplants for information on native plants.)*

7. Use Integrated Pest Management techniques in design and maintenance (*learn how to promote healthy soils, conserve water, and help avoid the use of pesticides and quick-release fertilizers at www.ourwaterourworld.org and www.mywatershedwatch.org).*

8. Preserve, maintain, and restore the riparian setback area with native vegetation and non-invasive adapted plants to buffer the creek from development (*protects habitat and reduces erosion, sedimentation, and excessive runoff during storms*).

Throughout the Project…

9. Determine and address all project impacts on the creek and obtain appropriate regulatory permits (*site design, impervious surfaces, activity areas, site grading, filling in floodplain areas, pollution, landscaping, and stream crossings all affect habitat*).

10. Remember that every section of a stream contributes to the habitat value of the entire stream (*even channelized sections may connect better habitat areas*).

For More Information:

Contact the municipality and see the Santa Clara Valley Water District's Guidelines and Standards at www.valleywater.org/Water/Watersheds_-_streams_and_floods/Taking_care_of_streams/Creekside_property_owners.shtm#facts

Construction Inspections

Annual Report:

City of Campbell

Town of Los Gatos

City of Monte Sereno

City of Saratoga

West Valley Clean Water Program

THIS PAGE INTENTIONALY LEFT BLANK

CONSTRUCTION INSPECTIONS
CAMPBELL
Santa Clara Valley Urban Runoff Pollution Prevention Program
FY 2008-2009 ANNUAL REPORT

FY 2008-2009 Work Plan Self Evaluation Matrix

Source	WP Task	Work Plan Tasks	Accomplishments	Responsible Party
	URMP	Staff Training Participate in and support RWQCB and Program- sponsored workshops on erosion control and construction BMPs; support distribution of related materials. Construction inspectors must attend Erosion Control and Site Inspection Meeting every two years.	**Construction Stormwater Management Compliance Workshops** Thursday November 20th and Friday November 21st Quinlan Community Center, 10185 N. Stelling Road, Cupertino, CA, 95014 8:00 am – 3:00 pm (Attendees: City of Campbell Senior Public Works Inspector, City of Campbell Public Works Inspector, WVCWP Manager, WVCWP Assistant) **Construction General Permit Workshop** May 27, 2009 (WVCWP Manager Attended)	WVCWP to coord w/ SCVURPPP; inspectors to attend training

CONSTRUCTION INSPECTIONS
CAMPBELL
Santa Clara Valley Urban Runoff Pollution Prevention Program
FY 2008-2009 ANNUAL REPORT

	URMP	Construction Inspections Continue construction site inspections and follow-up for stormwater issues (i.e., mud tracking, mat'l storage, housekeeping, etc.). Document sites inspected and note any violations through final resolution. Report violations to WVCWP for Annual Report.	Campbell staff inspected all construction sites for stormwater issues. Problems related to stormwater requirements were addressed and verbal notices to comply were issued. Compliance was monitored by Staff. Large commercial projects were monitored monthly and were required to be certified by project Civil Engineers for compliance. In FY08-09 *The City of Campbell issued permits for __0__ new commercial/ industrial buildings, __14__ residenntial units, __4__ grading permits, __2__demolition permits, and _326_ residential remodel/additions.* Any need to remind contractors about construction BMPs was handled successfully by the City's Building Inspectors. Additionally, two construction site-related, potential stormwater incidents were referred to the WVCWP Inspector by other agencies for follow-up. One potential paint-discharge violation was called in by a citizen. The attached spreadsheet provides incident details and resolution. December 19th, 2008: City of Campbell Senior Civil Engineer released a Memorandum Re: San Francisco Regional Water Quality Control Board Inspections-List Of Violations (See Attachment X)	Eng Inspectors & Bldg Official shall maintain data & report to WVCWP

CONSTRUCTION INSPECTIONS
CAMPBELL
Santa Clara Valley Urban Runoff Pollution Prevention Program
FY 2008-2009 ANNUAL REPORT

Construction Inspection Evaluation

FY08-09	FY07-08*	
	Paint Discharge	2
Mudtracking - 2	Oil Discharge	3
Erosion/sedimentation 0 BMP's not functioning - 0	Landscape/Dirt in gutter	1
Trash/housekeeping	Grey Water Discharge	1
Vehicle/equipment leaking 2		
	Total Number of Incidents	7
Total = 4	*issues observed and resolved by Municipal Inspectors.	

The number of incidents is the same as for the previous year. In FY08-09 all stormwater violations at construction sites reported in the totals, came directly from the City of Campbell's construction site inspections. Violations/incidents at construction sites observed by the WVCWP Inspector can be found under the ICID section of this report. During FY07-08 the WVCWP Inspector and Program Manager met with Campbell Engineering Inspectors in May to discuss requirements for construction inspections and the importance of documenting violations even if the incident is immediately resolved. Campbell inspectors say that if there are construction site problems, they are resolved very quickly because contractors and project managers are quick to comply.

The Construction Inspection Program currently works well – During FY08-09 the WVCWP made it a priority to provide additional training on construction inspection requirements and to encourage self evaluations of municipal inspection programs. Several WV meetings and municipal training sessions were held to discuss BMPs, URMP requirements and documentation of inspection activities.

Subject: Installation of Appropriate BMP's for Projects Under Construction
Date: Friday, October 31, 2008 11:47 AM
From: Alberto Oxonian <albertoo@cityofcampbell.com>
To: Bill Bruckart <billb@cityofcampbell.com>, Alan Hom <alanh@cityofcampbell.com>, Syed Wahidi <syedw@cityofcampbell.com>
Cc: Bob Kass <bobk@cityofcampbell.com>, Michelle Quinney <michelleq@cityofcampbell.com>, Edward Arango <edwarda@cityofcampbell.com>, <kelly.westvalley@comcast.net>

I did a field check of regulated projects (Projects that create or replace 10,000 sf or more of impervious surface) and other projects under construction and found that some of them need to install proper storm BMP's (Best Management Practice) for the rainy season.

The Regional Board staff is going to inspect selected projects in the Bay area this winter and our projects might be selected for inspection.

This is a reminder that regulated projects and other projects under construction need to do the following as a minimum:

1. Put some aggregate base (typically 3/4" baserock) in driveways used by construction traffic to eliminate/minimize dirt being tracked into the streets.
2. Put some rolled fiber material around the construction site to prevent soil carried by rainwater from being transported to the storm drain system.
3. Place a cover on top of construction materials on site (e.g. dirt mounds, cement, paints, etc.) to prevent storm water pollution.
4. Clean up any oil , diesel or petroleum products dripping from construction equipment with absorbent material. Fueling areas need to be protected from rain.

For Group 1 projects, SWPPP (Stormwater Pollution Prevention Plan) need to be displayed on site and a copy should be on file at City Hall. Also a copy of their SMP (Stormwater Management Plan) should also be on file at City Hall.

Please ensure that these requirements for compliance with the Clean Water Act are done.
Thank you for your cooperation.

From: Alberto Oxonian
To: kelly.westvalley@comcast.net;
CC:
Subject: FW: Fwd: Inspection Memo
Date: Friday, December 19, 2008 4:12:30 PM
Attachments: Construction Inspection.doc

FYI.

Al Oxonian
Senior Civil Engineer
Department of Public Works
Tel. (408) 866-2162
Fax. (408) 376-0958

-----Original Message-----
From: Alberto Oxonian
Sent: Friday, December 19, 2008 2:42 PM
To: Bill Bruckart; Alan Hom; Syed Wahidi
Cc: Bob Kass; Michelle Quinney; Edward Arango
Subject: FW: Fwd: Inspection Memo

Attached is an e-mail from Sue Ma of the SF Regional Water Quality Control Board (Regional Board)regarding their inspection of the 20 Group 1 construction sites (1 acre or more of impervious surface) in the Cities of Sunnyvale, Santa Clara, San Jose and Milpitas on 11/5/2008. All of the sites they visited seemed to have the proper erosion and sediment controls per Sue Ma.

Sue Ma indicated that they will continue to inspect Group 1 sites in SC County this winter so they may visit the City of Campbell Group 1 sites (Hotel site at Creekside Drive and the Subdivision Developments at Salmar Avenue and First Street).

Please ensure that these developments have the proper BMP's in place for erosion and sediment controls. I noticed that the subdivision sites at

Salmar and First Street need to provide erosion control on the driveways being used for construction activities. These three developments also need to post their Storm Water Pollution Prevention Plan (SWPPP) on site if they have not done so already.

Attached for your use is a memo regarding inspection tips that you may want to give contractors/developers for these Group 1 projects to prepare them for a possible inspection by the Regional Board.

Thanks for you help and cooperation and call me if you have any questions or concerns.

Al Oxonian
Senior Civil Engineer
Department of Public Works
Tel. (408) 866-2162
Fax. (408) 376-0958

-----Original Message-----
From: Sue Ma [mailto:SMa@waterboards.ca.gov]
Sent: Friday, December 19, 2008 1:18 PM
To: Larry Lind; Kathleen Phalen; Eric Anderson; Rick Mauck; Lorrie Gervin; Joe Teresi; Kelly Carroll; Cheri Donnelly; Adam Olivieri; Jill Bicknell; John Chau; Chris Freitas; Melody Tovar; Dave Chesterman; Frank Maitski
Cc: puppal@ci.milpitas.ca.gov; dstaub@ci.santa-clara.ca.us; kmccumby@ci.sunnyvale.ca.us; Alberto Oxonian; phil.bobel@CityofPaloAlto.org; csommers@eoainc.com; jrfusco@eoainc.com; vatre@eoainc.com; mulvey@ix.netcom.com; Rchiu@losaltoshills.ca.gov; KRohani@losgatosca.gov; clara.spaulding@pln.sccgov.org; shelly.theis@pln.sccgov.org; anastazia.aziz@sanjoseca.gov; steven.osborn@sanjoseca.gov; KBorel@saratoga.ca.us; Jcalhoun@valleywater.org; Dale Bowyer; Shin-Roei Lee
Subject: Re: Fwd: Inspection Memo

Jill's email reminded me that there was one thing I wanted to relay at the Management Committee Meeting yesterday regarding construction inspections.

On 11/5/08, I visited sites in four cities, San Jose, Milpitas, Santa Clara, and Sunnyvale, a total of 20 sites. We literally had time to

only stop and take pictures so we didn't talk to anyone and didn't issue any inspection reports. The purpose of the surveillance visits that day was to get a "snapshot" of various sites in various cities. I used both our statewide lists and the cities' lists to map out the sites and our route. We are very pleased that all the sites we visited that day seemed to have the proper erosion and sediment controls in place (kudos to the 4 cities involved!), except for a post office expansion site not directly permitted by San Jose. I referred that site to San Jose for investigation and continued follow-up and enforcement under San Jose's illicit discharge program.

We also plan to conduct regular inspections (where we will meet with the site supervisors, look at SWPPPs, and walk the sites) in Santa Clara County during this rainy season. So it's great that Eric has sent out the reminder memo to construction sites in Mountain View about what our concerns are. I hope other cities do the same.

Happy Holidays Everyone!

Sue Ma
Water Resources Control Engineer
1515 Clay Street, Suite 1400
Oakland, CA 94612
510-622-2386
FAX 510-622-2460
SMa@waterboards.ca.gov

>>> Jill Bicknell <jcbicknell@eoainc.com> 12/19/2008 11:34 AM >>>
To the Management Committee,
Here is the memo regarding tips for construction inspectors that Eric discussed in our meeting yesterday .
Happy holidays,
Jill

>Subject: Inspection Memo
>Date: Thu, 18 Dec 2008 11:17:55 -0800
>From: "Anderson, Eric - Fire" <eric.anderson@mountainview.gov>
>To: "Jill Bicknell (E-mail)" <jcbicknell@eoainc.com>
>
>

>Jill,
>
>Here is the memo I handed out to the NOI site supervisors regarding the

>State Site inspections and what they look for.
>
>Thanks - Eric
>
><<Construction Inspection.doc>>
>
>Eric Anderson
>
>City of Mountain View
>Fire and Environmental Protection Division 500 Castro Street, City Hall

>- 4th Floor Mountain View, CA 94041
>
>eric.anderson@mountainview.gov
>
>Phone: 650-903-6225
>
>Fax: 650-903-6101

CITY OF CAMPBELL
MEMORANDUM

DATE: December 19, 2008

TO: Construction Site Operators

FROM: Al Oxonian, Senior Civil Engineer

SUBJECT: San Francisco Regional Water Quality Control Board (BOARD) Inspections – List of Violations

---

Staff from the BOARD has stated that their inspectors will be actively inspecting construction sites in Santa Clara County for compliance with General Construction NPDES Permit requirements. Listed below are the main violations that BOARD inspectors will enforce.

1. Failure to prepare and implement an adequate Storm Water Pollution Prevention Plan (SWPPP). *SWPPP must be available at the construction site and must be also posted.*

2. Failure to maintain a dynamic, living, defensible SWPPP as site conditions change. *The SWPPP should reflect changing site conditions. Keep a map showing BMP locations and mark up the map as BMPs change.*

3. Grading during wet weather with ineffective or inadequate BMPs. *Avoid wet weather grading if possible.*

4. Installing BMPs that don't work. *Significant potential problems include tracking dirt at the entrance, inadequate or missing perimeter controls, ineffective or not permitted dewatering operations, and hazardous materials spills*

5. Failure to inspect, monitor, document and maintain BMPs before and after storm events, and once every 24 hours during extended storm events. *Maintain an inspection log showing all inspection activities. Review the sampling strategy in the SWPPP to make sure sampling is completed, if necessary.*

6. Failure to establish and maintain effective erosion and sediment control BMPs year-round. *BMPs should be installed during non-winter months.*

7. Ignoring citizen concerns or complaints.

8. Engaging in construction activities without obtaining coverage and without filing NOI as required by the State's General Construction NPDES Permit.

9. The most serious violation is uncontrolled release of sediment or pollution into water of the State without effective BMPs.

Public Information and Participation

Annual Report:

City of Campbell

Town of Los Gatos

City of Monte Sereno

City of Saratoga

West Valley Clean Water Program

THIS PAGE INTENTIONALY LEFT BLANK

PUBLIC INFORMATION/PARTICIPATION

West Valley Communities: Campbell, Los Gatos, Monte Sereno, Saratoga

Santa Clara Valley Urban Runoff Pollution Prevention Program

FY 2008-2009 ANNUAL REPORT

Work Plan Self Evaluation Matrix

Source	WP Task	FY08-09 Work Plan Tasks	FY 08-09 Accomplishments	Responsible Party
A. SCV PROGRAM - PROJECTS/SUPPORT				
	NPDES Permit, Provision C.4, C.9 & Pest Mgt Plan (PMP)	a. Watershed Education and Outreach Campaign Help to develop/implement ongoing watershed education and outreach campaign. WVCWP Mgr assists via WEO Ad hoc Task Group. Participate in campaign development and special projects, e.g. community events. Campaign will include funding for educational programs at the Alviso Ed Center and funding for ZunZun performances in local schools. See SCVURPPP FY 08-09 Watershed Watch Work Plan for details.	WVCWP staff participates in WEO AHTG meetings. In late FY 08-09, WVCWP staff was selected to serve as Chairperson of the WEO AHTG for FY 09-10. WVCWP staff has accepted the position. Activities include development and review of outreach and survey materials. WVCWP Staff participated in FY08-09 WW Survey Task Group: reviewed goals, scope & questions in survey against past surveys; reviewed preliminary results and draft report for submittal to AHTG and MC. **Mission College's Eco Day Event** 4/22/09 - Mission Community College, Santa Clara WVCWP staff supported Program activities by working at the Watershed Watch booth, handing out stormwater outreach material, including Watershed Watch brochures and Discount Cards.	WVCWP Staff
	NPDES Permit, Provision C.4, C.9 & Pest Mgt Plan (PMP)	b. Pesticide User Outreach Project Continue to provide funding and to participate in Our Water Our World IPM Store Partnership. Project scope will include items in Program's Pesticide Management Plan based on provision c.9.d of the Permit for outreach to residents, commercial businesses, and pest control operators.	SCVURPPP Co-permittees received CA DPR/ EPA "IPM Innovator Award". Details are available in SCVURPPP "Program" report. Award was presented to the WVC Council members at Council meetings in February (presented to Saratoga City Council in May). **IPM Store Partnership** Within the West Valley Communities, there are 3 garden centers which have elected to participate in the Store Partnership Program:	WVCWP Staff

			- Summerwinds – Campbell - Home Depot – Campbell - Ace Hardware – Los Gatos There are also 4 participating stores which border Saratoga (including 1 also bordering Campbell); these stores are patronized by WVC residents, and are supported by overall funding that WVC contribute to. These additional stores are: - Summerwinds – Cupertino - Home Depot – San Jose – (De Anza Blvd.) - Yamagami's – Cupertino - Orchard Supply Hardware – San Jose (Prospect Rd. – bordered by Saratoga & Campbell) WVCWP provides funding to support ongoing maintenance and training needs for this program. WVCWP provided IPM Fact Sheets to Home Depot in Campbell in June 09. Material was delivered to Home Depot by Program staff as part of the Pesticide User Outreach Project. Fact Sheets Delivered for Display/Distribution: 100 – Wonderful Roses 200 – Safe Use & Disposal of Pesticides 200 – Naturally Managing Pests 100 – Tips for a Healthy Beautiful Lawn 200 – Keeping Cockroaches Out of Your House 200 – Keeping Fleas Off Pets & Out of Yards 100 – *Spanish* – Fleas 500 – Controlling Ants 100 – Controlling Yellowjackets	

			300 – Controlling Aphids in Your Garden 200 – Growing a Healthy Garden to Naturally Manage Pests	
	NPDES Permit, Provision C.9.c.	c. Mercury Pollution Prevention Outreach Participate in the Program's Mercury Pollution Prevention Outreach Work Group and conduct local implementation of the Program's Mercury Pollution Prevention Plan including public education on: 1) negative health and environmental impacts of mercury, and 2) proper disposal of products containing mercury.	WVCWP staff focus in FY 08-09 was on local implementation, since the Program's Mercury PP Outreach Work Group has not been meeting. Local implementation included outreach for free E-waste Recycling Events, mercury-free thermometer distribution, mercury outreach material distribution, and articles on mercury in municipal newsletters. **FREE E-WASTE RECYCLING EVENTS** Recycling of TVs, monitors and all office electronics. These events were organized by the waste contractor for the four WV Communities. **July 2008** CAMPBELL: July 19, 2008 Campbell United Church of Christ, Campbell, CA LOS GATOS: July 19, 2008 Los Gatos United Methodist Church, Los Gatos, CA SARATOGA: July 26, 2008 City of Saratoga North Campus, Saratoga, CA **April 2009** CAMPBELL: April 18th, 2009 Campbell United Church of Christ, Campbell, CA LOS GATOS: April 25th, 2009 Los Gatos United Methodist Church, Los Gatos, CA SARATOGA: April 25th, 2009 City of Saratoga North Campus, Saratoga, CA See "Mercury" section of this AR for details on results	WVCWP Staff

			of these E-waste events. EVENT OUTREACH: During Winter/early Spring of 2008/2009, WVCWP submitted articles which ran in the WVC municipal newsletters, concerning E-waste. This helped publicize the need to make use of use E-waste events. For the July 2008 events, WVCWP publicized E-waste disposal on the front page of the cleancreeks.org website. WVC advertise E-waste events in their municipal newsletters when possible. Campbell Profile – Winter 09 – Campbelll Historical Society E-Waste event **THERMOMETERS** **Audubon Wildlife Fair** Cupertino (bordering Saratoga) 10/25/08 Mercury-free thermometers, along with mercury outreach materials, were provided to parents attending WVCWP Enviroscape presentations at the Fair. **Thermometer Exchange at LG Farmers Market** Los Gatos – 5/3/09 WVCWP coordinated an exchange which was staffed by Town of LG and City of San Jose Environmental Services Dept. See "Evaluation - *SCV Program Projects/Support* " section (below) for details and see "Mercury" section of this AR for details on results of these Thermometer events.	

			Mercury Outreach - Newsletters In Winter 2009, prior to the nationwide switch to digital television, WVCWP provided an article to all WVC municipal newsletters on proper TV disposal, and environmental impacts of mercury. The article was printed in the municipal newsletters for Campbell, Monte Sereno and Saratoga. (See 'Press Releases' row, below, for details) **Outreach Materials & Thermometers** Mercury outreach materials and solar and mercury-free thermometers were distributed at community events. See "Materials Distribution" below (B. 'General Outreach', a.) Mercury Informational Material was handed out to Corp Yard Staff in July 2008; along with a flyer reminding staff to properly dispose of mercury containing thermostats/ switches. See "Mercury" section of this report for additional details	

Public Information/Participation Program EVALUATION - *SCV Program Projects/Support*

Mercury Outreach – Local Implementation of Mercury Pollution Prevention Plan

WVCWP with Sierra Club at Audubon Wildlife Fair:

Sierra Club members in attendance expressed strong interest in helping to distribute these thermometers; however the Club does not have funding to purchase these themselves for distribution. If mercury-free thermometers could be made available to the local Sierra Club group (Guadalupe Group of the Loma Prieta chapter) they would distribute them at a variety of events: Earth Day booth, travel presentations (usually held at Saratoga Library), and club events, such as Annual Group Awards & Wine-Tasting event. This initiates the question of whether it would be effective to recruit stakeholder groups to help at thermometer exchange events, or to distribute mercury-related (i.e fluorescent bulb recycling) information at stakeholder activities/events.

WVCWP with Town of Los Gatos: Thermometer Exchange at Los Gatos Farmer's Market

Residents attending the Farmer's Market were pleased to learn the Town was collaborating with the City of San Jose for this event.

WVCWP has coordinated with the other participants to hold this event again in FY 09-10. It will be held in conjunction with "Keep Los Gatos Beautiful" month in April 2010; this will allow for better outreach opportunities to publicize the event and encourage increased participation.

Based upon positive response from residents, WVCWP, WVC and San Jose Environmental Services Dept. have coordinated additional events in FY 09-10 at various venues. Efforts will be made to increase publicity for these events; some will be held mid-week and increased publicity may be needed in order to generate a turnout. Effectiveness of holding mid-week events will be evaluated.

B. WVCWP PROJECTS

GENERAL OUTREACH

General	NPDES Permit, Provision C.4 and C.9	a. Distribute Materials. Distribute public information materials at civic centers, libraries, building and planning department counters and similar venues. Maintain a website (and phone request line) for public requests and distribution of materials.	**DISTRIBUTION AT MUNICIPAL FACILITIES** CAMPBELL • 25 Grow It Guides • 50 Pool & Spa Brochures LOS GATOS • 25 Grow It Guides • 50 Pool & Spa Brochures • 100 Watershed Watch brochures MONTE SERENO • 15 Grow It Guides • 25 Pool & Spa Brochures • 25 Watershed Watch brochures • 25 Beneficial Bugs brochures with native seed packets attached SARATOGA	WVCWP Staff

			• 25 Grow It Guides • 25 Pool & Spa Brochures **<u>'Car Wash Kit' flyers at Municipal Facilities</u>** June 2009 (updating previous flyers) • Campbell (Planning Counter) • LG City Hall (2x: 1 @ Public Works, 1 @ Planning Counter) • MS City Hall (2x: 1 @ Front Counter, 1 @ Post Office) • Saratoga City Hall (1 @ Planning Counter) **<u>Town of Los Gatos Public Works Open House</u>** <u>Town Corp Yard – May 2009</u> -----<u>St. Mary's School 3rd & 4th grade</u> 51 - Watershed Watch Brochures 9 - Anti-Litter Mugs (to adults/teachers), -----<u>Evergreen Elementary 3rd grade</u> 20 - Watershed Watch Brochures 5 - Anti-Litter Mugs (to adults/teachers) -----Town of Los Gatos and WV Sanitation District staff 10 - Anti-Litter Mugs **<u>City of Saratoga Municipal Facilities</u>** <u>January 2009</u> 80 - Anti-Litter Mugs to City of Saratoga staff. (For details on WVCWP-created **Anti-Litter Mugs**, see "WVCWP PROJECTS – Targeted Outreach – n.	

			Outreach Activities for Specific Pollutants - Additional Task – Create Outreach Materials - Mugs" below). **WV Communities E-Waste Recycling Outreach Materials Distributed** **7/19/08 & 7/26/08 E-waste Events:** Flyers were distributed by the waste contractor in all Campbell, Los Gatos, Monte Sereno, and Saratoga resident's monthly bills. **4/18/09 & 4/25/09 E-waste Events** E-Waste Events were advertised in the WV Collection & Recycling (waste contractor) newsletter, distributed to all WV Communities households. **DISTRIBUTED VIA COMMUNITY EVENTS** **LG Presbyterian Summer Camp** Los Gatos July 23rd 25 stormdrain message 'recycled' pencils were given to children & teachers **Coastal Cleanup Day – Volunteer Appreciation Party** 9/20/08 Vasona County Park – Los Gatos 5 - WVCWP Copper flyers with Car Wash Discount Card **9/20/08 WVCWP Creek Cleanup** 15 re-usable grocery bags (purchased from Safeway using their donated gift card for Coastal Cleanup Day)	

			Audubon Wildlife Education Fair 10/25/08 - Audubon McClellan Ranch site, Cupertino, (bordering Saratoga) 30 - Solar Thermometers (mercury-free) 30 - Mercury Brochures 30 - Flyers for Mercury thermometer drop-off locations **Great American Litter Clean up** Los Gatos Creek Park, Campbell 4/18/09 100 - Junk Mail Reduction Kits 100 – 'Oil Rag' printed with oil recycling and HHW info 100 – HHW brochures 100 – E-Waste/cell phone recycling brochures 100 – Mercury brochures 100 – Watershed Watch brochures (watershed pollution around your house) 100 – Beneficial Bug brochures *with* 100 – Calif. native wildflower seed packets (attract beneficial bugs - WV assembled seed packets) 100 – Re-usable Canvas Shopping Bags ("City of Campbell") **Arbor Day Celebration** Saratoga 4/24/09 6 - Watershed Watch Brochures 25 - Beneficial Bug Brochures *with* 25 - Calif native seed packets 31 - Watershed Watch Discount Cards	

			St Thomas of Canterbury Vacation Bible School SJ (between Campbell & Saratoga City boundaries) June 18, 2009 18 - "Pest or Pal?" Activity/ Coloring books **DISTRIBUTION at SCHOOLS** **St. Mary's School** Los Gatos January 15, 2009 35 - Beneficial Bug Brochures *with* 35 - Native Seed Packets 35 - WVCWP Stormwater message 'recycled' pencils, 3 - WVCWP Stainless Mugs 3 - WVCWP Cartoon T-Shirts. **Sedgwick Elementary School "Discovery Day"** Cupertino March 31, 2009 90 - Beneficial Bug Brochures *with* 90 - Native Seed Packets 50 - WVCWP Stormwater message 'recycled' pencils, 40 – Watershed Watch notepads **St. Mary's School** Los Gatos May 21, 2009 35 - Beneficial Bug Brochures *with* 35 - Native Seed Packets	

			3 - WVCWP Stainless Mugs **DISTRIBUTION at RETAIL FACILITIES** **Yamagami's Nursery** May 2009 Cupertino (bordering Saratoga) 50 – Beneficial Bug Brochures *with* 50 -- Calif native seed packets **Leslie Pools – Los Gatos** 30 -- Pool & Spa Brochures **Tradewind Spas – Los Gatos** 20 – Pool & Spa Brochures **DISTRIBUTION to/for STAKEHOLDERS** **Santa Clara County Chapter, Sierra Club** 50 – Beneficial Bug Brochures *with* 150 -- Calif native seed packets (4 different varieties) **San Francisco Estuary Project Art Contest** As requested by the SF Estuary Project, WVCWP staff helped to publicize the San Francisco Estuary Project Art Contest. The contest will provide SF Bay/wetlands-related artwork for use in outreach material and websites. The Contest Flyer, and details, were e-mailed to Recreation Depts. for distribution to art classes: -City of Campbell, -Town of Los Gatos	

			-City of Saratoga Flyer + info were sent to WV Community College, and were distributed to summer art classes at the college. Flyer + info were sent to the art teacher for Canyon Heights Academy, who has expressed interest in environmental art. The flyer was posted at: • Campbell Cmmty Ctr • Campbell Library • Los Gatos Library • Monte Sereno Post Office • Saratoga Library	
			<u>CAMPBELL</u> <u>Distribution of Seed Packets</u> 1set of seed packets mailed 4/7/09, per telephone request.	
			<u>LOS GATOS</u> <u>Distribution of Seed Packets</u> In response to a WVCWP article on Beneficial Bugs, printed in the Los Gatos “Vista” newsletter, WVCWP received calls for seeds which attract Beneficial Bugs. Calls began immediately after the newsletter was received in Los Gatos households. Seed packets for 4 different plant species were available. 1 set of packets mailed 4/7/09, per telephone request 1 set of packets mailed 4/8/09, per telephone request 1 set of packets mailed 4/9/09, per telephone request	

			2 sets of packets mailed 4/10/09, per telephone requests 2 sets of packets mailed 4/13/09, per telephone requests 1 set of packets mailed 4/15/09, per telephone request	
			<u>MONTE SERENO</u> <u>Distribution of Seed Packets</u> 1set of packets mailed 4/3/09, per telephone request 1set of packets mailed 4/7/09, per telephone request A Monte Sereno Master Gardener teaches gardening classes at the Saratoga Library. The Master Gardener distributed 30 Grow-It Guides to her class members.	
			<u>SARATOGA</u> Saratoga Rec. Dept offers a gardening class, including instruction on organic and low-maintenance gardening. WVCWP distributed to the classes: 100 - Beneficial Bugs Brochures *with* 100 - Calif native seed packets, (beneficial bug attractants) put together by WVCWP staff Distributed to all Saratoga City Council members during IPM Innovator Award presentation – May 2009 5 – Healthy Gardening IPM Facts sheets *with* 5 - Calif native seed packets, (beneficial bug attractants) put together by WVCWP staff Gardening Classes taught by a Master Gardener (Monte Sereno resident) are held at the Saratoga	

			Library. The Master Gardener distributed 30 Grow-It Guides to her class members.	
General	NPDES Permit, Provision C.4 and C.9	b. Participate in Local Community Events Promote watershed messages by participating in local community events (e.g., farmers market, festivals, creeks clean-ups, etc.).	**LG Presbyterian Summer Camp Enviroscape Presentation** Los Gatos July 23rd An Enviroscape watershed presentation was given for 21 children, ages 2nd – 5th grade. The presentation covered behavior change information for: Trash, Car-washing, Pesticide Use, Pet Waste, Vehicle Fluids 25 stormdrain message 'recycled' pencils were given to children & teachers. **Audubon Wildlife Education Fair – Enviroscape Presentations –** 10/25/08 at Audubon Society McClellan Ranch, Cupertino (bordering Saratoga) Partnered with local stakeholders: SC Valley Sierra Club Chapter and Audubon Society. Audubon sponsors this event, which is held at their facility. Sierra Club shares a table with WVCWP and Sierra Club volunteers assist WVCWP staff. WVCWP gave 10-12 Enviroscape watershed presentations to groups of 4-8 children (ages appx 4-10) throughout the day. Approximately 70-80 children (total) participated in, and watched, the Enviroscape activity. Presentations were also seen by parents, who attended with their children. Presentations covered behavior change information for: Trash, Car-washing, Pesticide Use, Pet Waste, Vehicle Fluids Distributed 30 Mercury Brochures, 30 Solar	WVCWP Staff and available Municipal Staff

			Thermometers (mercury-free), and 30 Flyers for Mercury thermometer drop-off locations to the adults. **Arbor Day Celebration** Saratoga 4/24/09 4/24/09 – Beauchamps Park WVCWP staff was introduced to the attendees (appx. 40 people). Attendees visited WVCWP display where staff discussed runoff issues (including pesticides) and distributed material. Staff also circulated and distributed material. **Town of Los Gatos Public Works Open House** Town Corp Yard – May 2009 WVCWP staff and Town of Los Gatos staff participated in this annual event which helps inform the public, especially students, of the Town's Public Works activities and responsibilities (such as street sweeping). WVCWP presented stormwater-related information, including distributing materials, and answering questions for attendees. Attendees included: St. Mary's School 3rd & 4th grade, 51 students plus 9 parents and teachers. Evergreen Elementary 3rd grade, 20 students plus 5 parents and teachers. **St Thomas of Canterbury Vacation Bible School Enviroscape Presentation** SJ (between Campbell & Saratoga City boundaries) June 18, 2009	

			An Enviroscape watershed presentation was given for 18 children, ages appx. 7-10. The presentation covered behavior change information for: Trash, Car-washing, Pesticide Use, Pet Waste, Vehicle Fluids Each child received a "Pest or Pal" activity/ coloring book.	
			CAMPBELL **Arbor Day** The City of Campbell held it's Arbor Day event on April 21 at Foresthill Elementary School. A tree was planted, and gardening-related material was distributed. The City included IPM and Less Toxic Pest Control in materials that were available for attendees to take home. These included: Pests Bugging You? Grow It Guides The Bay Begins at Your Front Door! IPM Fact Sheets: Tips for a Beautiful Lawn Controlling Ants in Your House Controlling Aphids in Your Garden Keeping Cockroaches Out of Your House **Great American Pick Up** The major community event organized by City of Campbell is its "Great American Pick Up". This year, the City was able to generate attendance by 160 volunteers. The City assembles a re-usable grocery bag full of stormwater/ litter-related materials for distribution to each participating family. 100 of these bags were given out (see "Materials Distributed" row – above).	

			Details of the event are in the Creek Cleanups row of this PI/P section (below) and in the "Trash - Evaluation" section of this AR.	
			LOS GATOS **Town of Los Gatos Public Works Open House** Town Corp Yard – May 2009 Town of Los Gatos staff organized its Annual Public Works Open House for 2009. This event helps inform the public, especially students, of the Town's Public Works activities and responsibilities (such as street sweeping). In addition, the Town invites WVCWP to help insure that information related to stormwater issues is distributed.	
			SARATOGA **Arbor Day Celebration** Saratoga 4/24/09 4/24/09 – Beauchamps Park City of Saratoga staff organized this event, which was held at a neighborhood park. The event was publicized in the municipal newsletter, and included information on trees as a means of preventing runoff and erosion, especially along creekbanks. City staff introduced WVCWP to the attendees (appx. 40 people). Attendees visited the WVCWP display where staff discussed runoff issues (including pesticides) and distributed material. **Creek Cleanups** City staff organized 2 Creek Cleanups (Calabazas Creek and Saratoga Creek). See Creek Cleanups row	

			(below) for details.	
General	NPDES Permit, Provision C.4 and C.9	c. Prepare Newsletter Articles/ Press Releases Prepare and contribute articles/ press releases of interest to the City newsletter and/or local media. Topics such as HHW disposal, pesticides, mercury, trash and copper/nickel will be promoted.	**COMMERCIAL WEEKLY NEWSPAPERS** **News Articles** In FY 08-09 WVCWP worked steadily on developing a good working relationship with the 3 weekly newspapers which cover the 4 WVC. These efforts resulted in 2 effective articles published in FY 2008-2009, and 1 article which was initiated in June 2009 and appeared in July 2009. Articles were printed in the: **Campbell Reporter** (circ. 15,550), the **Los Gatos Weekly** (circ. 41,050) the **Saratoga News** (circ. 13,240). **Creek Cleanup article** In Sept. 2008, WVCWP prepared a press release for California Coastal Cleanup Day and submitted it to the 3 local weekly newspapers. WVCWP worked closely with reporters for all 3 papers to develop articles tailored to each City/Town. WVCWP provided photos and interviews. Articles discussed the Stormwater Permit and the implications of trash in the creeks. Numbers were provided on lbs of trash and recycling collected at the WVCWP site (San Tomas Aquino Creek) and 2 sites in Los Gatos. The Saratoga article also publicized the upcoming Cleanup event in Saratoga Village, sponsored by WVCWP & City of Saratoga. **IPM/ "Green Gardeners" article + Car Wash Kit**	WVCWP Staff

			In February 2009, WVCWP developed a Press Release covering upcoming IPM awards presentations for the 4 WVC, including information and photos on the Green Gardeners program. The article included information on the class series (for anyone interested in enrolling). It also promoted local companies which employ Green Gardeners graduates – so that residents could contact and utilize these graduates. In addition, in the context of describing WVCWP, the article promoted use of the Car Wash Kit for fundraising events. **<u>Car Wash Kit for fundraising events</u>** In June 2009, WVCWP initiated correspondence with the 3 weekly newspapers concerning the need to promote the Car Wash Kit during the summer months. Correspondence continued into July 2009, and resulted in a 'brief', printed in the 3 newspapers, alerting fundraising groups about the need to use the Car Wash Kit. The article generated a number of calls with questions to the WVCWP office. **COMMERCIAL WEEKLY NEWSPAPERS** **Paid Advertising** WVCWP contributed funds to the SCVURPPP's Pollutants of Concern ad campaign. This allowed ads to appear in the three (3) weekly community newspapers for a total of ten (10) weeks in FY 08-09. (Campbell Reporter, Los Gatos Weekly, Saratoga News). In addition, all ads also appeared a 2nd time in the Los	

			Gatos Weekly "Weekend Edition", so that ads appeared a total of twenty (20) times in WV newspapers. September 08: IPM/weeds October 08: Mercury/HHW November 08: Mercury/HHW Dec/January (week of 12/30): Litter Jan 09: Litter February 09: Litter March 09: Litter April 09: IPM/snails June 09 (week of 6/1): IPM/Roses June 09: IPM/Yellow Jackets <u>Recap:</u> IPM 4x Mercury 2x Litter 4x **MUNICIPAL NEWSLETTERS** WVCWP prepared a variety of news articles for use by municipal newsletters in FY 08-09. Articles shared with muni newsletters included: **<u>- Car Washing</u>** An article on Car Washing & Car Wash Kit, along with a WVCWP car washing cartoon, was submitted to *The Saratogan* municipal newsletter for Summer 08. The Car Washing cartoon strip, along with brief text, was printed (July/Aug 08).	

			- **Keep Leaves And Landscaping Material Out Of The Drain** An article was prepared alerting residents that leaves and dirt, although 'organic', should be kept away from gutter, curbs and stormdrains. Graphics included a WVCWP cartoon illustrating construction materials near the gutter. This was submitted to the muni newsletters, and also the WVC waste collection contractor, for their newsletter. The article was printed in: - The Campbell Profile - The Monte Sereno Newsletter - The Saratogan **- Proper TV Disposal** (E-waste & Mercury) An article was written covering the issue of proper TV disposal (with the upcoming digital TV changeover), along with concerns about mercury. The article included details on proper disposal options. This was submitted to the muni newsletters, and also the WVC waste collection contractor, for their newsletter. The article was printed in: - The Campbell Profile - The Monte Sereno Newsletter - The Saratogan **- Arbor Day** – Trees prevent creekbank erosion At the request of the City of Saratoga, an article was developed addressing the subject of how trees help prevent creekbank erosion.	

			Portions of the article were printed in The Saratogan as part of the effort to highlight Arbor Day. **- Less Toxic Pest Control –** Attracting Beneficial Bugs WVCWP prepared an article highlighting the dangers of pesticide use in home gardens, with details and graphics on using 'beneficial bugs' as an alternative to pesticides, and on properly identifying helpful vs harmful bugs. The article and graphics were printed in: - The Campbell Profile - The Los Gatos Vista - The Monte Sereno Newsletter - The Saratogan West Valley Communities' Solid Waste Franchisor (garbage & recycle hauler) publishes a quarterly newsletter and distributes to all households. Topics in Summer 2008: Curbside collection of used motor oil, proper disposal of sharps, universal waste, e-waste, water based paints.	
			CAMPBELL The City of Campbell publicizes "Bike to Work Day" and has a good turnout of employees who participate. This generated a 400 word article on "Bike to Work Day" and City staff, in the Campbell Reporter weekly newspaper (May 27, 2009). The article was titled "City Employees Leave Cars at Home and Pedal to Work". See Attachments *(Bike to Work article)*	

			SARATOGA City of Saratoga was able to generate publication of 2 constructive articles in the local weekly newspaper (The Saratoga News). One article covered Saratoga Mayor Chuck Page's campaign to get businesses to halt use of Styrofoam containers. The article ran on April 28, 2009, and covered issues related to getting Styrofoam out of the trash stream, it's lack of biodegradability, etc. Another article targeted the subject of greener building, and covered a variety of issues, including: -the benefits of green roofs, -recycling construction materials, and -residential 'rain harvesting' systems (which reduce runoff). See Attachments ("Happy Earth Day" & "Mayor Styrofoam") Saratoga Annual Cleanup The City was able to obtain publicity in the weekly 'Saratoga News' promoting the West Valley Collection & Recycling cleanup occurring July 21st through September 26th and to encourage citizens of Saratoga to hold a garage sale to prepare for the annual cleanup. MUNICIPAL NEWSLETTER The City's municipal newsletter, "The Saratogan" makes a consistent effort to include articles related to stormwater issues. The City has included articles generated by WVCWP, and has also used the newsletter to proactively teach	

			residents about issues such as reducing pesticide use in City Parks, encouraging residents to walk and bike using city pathways - rather than driving, etc. In FY 08-09, "**The Saratogan**" municipal newspaper carried articles on: • Trails & Bike Paths: • Less-Toxic Pest Control in City parks • Planting/Preserving Trees to prevent Creekbank Erosion • E-Waste (general) • E-Waste and Mercury (digital TV transisition) • Keeping Leaves and Dirt away from Strormdrains • Beneficial Bugs/ Less Toxic Pest Control/ Proper Pesticide Disposal • Car Washing – proper Residential Washing + Car Wash Kit	
General	CI Item	d. WVCWP Web-Site Maintain and promote cleancreeks.org website; continue to expand and update the site with new educational material and up-to-date topics for the public on HHW, pest management, and other pollutant reduction activities, e.g. for mercury, trash, & copper /nickel	**E-Waste Event** WVCWP updated their website <www.cleancreeks.org> to advertise for the E-Waste event. A thumbnail link to the flyers handed out throughout the cities was posted from 7-14-08 through 7-27-08. **Waste Collection Contractor** Strengthened relationship with WV Collection & Recycle – the waste collection contractor for the WV Communities. WVCR now includes a link to the WVCWP website on the "Links" page of their website. **Car Wash Kit** Worked with Town of Los Gatos to update Car Wash Kit contact information and details on the Town's	WVCWP Staff

			website. _____ All WVC prepared and forwarded municipal seal/logo graphics to WVCWP for use on Watershed Watch website. _____ Received inquiry about Car Wash Kit from Incline Village, NV (Lake Tahoe) – Car Wash Kit info on cleancreeks.org website (WVCWP site) was found via a Google search. In response to inquiry, WVCWP forwarded numerous materials to help NE Lake Tahoe area start a Car Wash Kit program.	
		Municipal Web-Sites	See Sections 7 through 10 of this report for details on municipal website information related to specific pollutants of concern.	

GENERAL OUTREACH EVALUATION

Press Releases/ Media Coverage

WVCWP has been working to re-establish connections with the 3 local weekly papers which are distributed to all WV households (due to a buyout several years ago, these papers had experienced re-organization).

Creek Cleanup Coverage

For FY 08-09, WVCWP staff were able to arrange for coverage of the Coastal Cleanup Day event in all 3 papers. The articles were each tailored to the community covered by that paper. Articles included photos, interviews with staff and volunteers, data on trash collected, and coverage of the Stormwater Permit and water pollution issues related to trash.

The articles reached a total of **69,840 households**, or, all the adult population of the WV Communities (each household may include several adults, older children, etc).

IPM/ Less Toxic Pest Control Coverage

To promote use of the trainees from the Green Gardeners program, WVCWP sent a Press Release to local newspapers in Campbell, Los Gatos & Saratoga. A 630 word article, including a photo, about the Green Gardeners program was published.

The article promoted both the classes (for anyone interested in enrolling) and promoted local companies which employ Green Gardeners graduates – so that residents could contact and utilize these graduates.

This was exactly the type of coverage that WVCWP was looking to secure, because it is hoped that publicity will inspire residents to hire Landscape Design & Maintenance contractors who have been trained in IPM. Since the article included interviews with Green Gardeners graduates, and owners of participating Landscaping firms, the article will make it easy for residents to contact these companies and graduates, and hopefully make a change to less-toxic pest control at their homes.

CITIZEN PARTICIPATION

Public Partici-pation	Trash Monitoring Work Plan	e. Creek Clean-ups Continue implementation of trash monitoring activity during Creek Clean-ups. Conduct a minimum of two clean-up events per yr (i.e. on Coastal Clean-up Day and National River Cleanup Day).	**Coastal Cleanup Day** *San Tomas Aquino Creek @ Westmont High 9/20/08* WVCWP hosted a Cleanup Event at the site where it has regularly hosted this event. Volunteers were instructed in use of Tally sheets, and were provided with clipboards, etc. Working in groups, volunteers were able to pick up trash and carry out trash monitoring. 15 Volunteers attended along with WVCWP and City of Saratoga staff. Details are listed in the Evaluation section (below). The Cleanup Event was covered in articles appearing in 3 weekly newspapers; details are listed in the Newsletter/Press Release section (above). Distributed 15 reusable bags (purchased from Safeway with gift card they donated to WVCWP) **National River Cleanup Day** *San Tomas Aquino Creek @ Westmont High 5/09* WVCWP hosted a Cleanup Event at the site where it has regularly hosted this event.	WVCWP Staff

			Volunteers were instructed in use of Tally sheets, and were provided with clipboards, etc. Working in groups, volunteers were able to pick up trash and carry out trash monitoring. Details are listed in the Evaluation section (below). **Sacred Heart Schoolyard Cleanup** *Schoolyard overlooking Wildcat Creek in Saratoga 4/29/09* Sacred Heart School organized the cleanup, based upon previous events held in partnership with WVCWP. Details are listed in the "Evaluation" row at the end of this table (below).	
			CAMPBELL **Great American Litter Pickup** 4/18/09 - City of Campbell, 5 different cleanup sites Volunteers were instructed in use of Tally sheets, and were provided with clipboards, etc. Working in groups, volunteers were able to pick up trash and carry out trash monitoring. 160 Volunteers participated, working for four hours. Litter was picked up from 5 sites, including the Los Gatos Creek Trail and the Los Gatos Creek County Park. Publicizing done for the event was very successful, as shown by the fact that 160 volunteers participated. Details are listed in the "Evaluation" row at the end of this table (below).	

			SARATOGA **Calabazas Creek Cleanup** *Saratoga-3/22/09* 17 Volunteers from a local church group in Saratoga attended along with The Mayor of Saratoga, Saratoga and WVCWP Staff. **Saratoga Creek at Big Basin Way Cleanup** *Saratoga – 5/26/09* Saratoga staff organized a cleanup at this site which is has been cleaned annually. 9 volunteers from Saratoga Elementary school participated (8 students and 1 teacher). Volunteers were instructed in use of Tally sheets, and were provided with clipboards, etc. Working in groups, volunteers were able to pick up trash and carry out trash monitoring. Details are listed in the "Evaluation" row at the end of this table (below).	
Public Partici-pation	Creek Keepers Campaign started FY00-01	f. "Creek Keepers" Program training Provide training on trash tallying and highlight current trash pollution issues for students and volunteers when they participate in a cleanup event.	See preceding row (above)	WVCWP Staff
TARGETED OUTREACH & SCHOOLS				
Target Schools	Expand Outreach to Teachers and	g. Schools Outreach: Watershed Ed. Curriculum Conduct outreach to K-8 teachers to	WVCWP Staff e-mailed to a number of schools which have hosted Enviroscape presentations in past years. Only 1 school responded – they requested 2 different	WVCWP Staff

	Students	solicit invitations for classroom presentations. Develop presentations as needed based upon grade levels. Presentations will cover watershed concepts, strategies for changing behaviors which affect stormwater pollution, and related concepts and vocabulary.	Enviroscape presentations. Since this does not appear to be the most effective means of outreach, staff will investigate other methods in FY 09-10. 5 schools were contacted – Canyon Heights, Foothill, Sacred Heart, St. Mary's, Lexington WVCWP was successful in outreach to 2 Summer Camp programs held at local churches. Almost 40 students were reached through presentations at these venues. See "Community Events"	
Target Schools	Based on feedback from Teachers and Students	h. Provide Watershed Education in classrooms Conduct water quality protection education or presentations in local schools, using *Enviroscape* and/or other methods to engage students in Watershed campaign messages. Improve presentation format based on teacher/student feedback. * Please note that this section was inadvertently omitted from the FY08/09 work plan and needs to be included in this report.	**St. Mary's School** Los Gatos January 15, 2009 Enviroscape Presentation to 35 Fifth graders. WVCWP Assistant gave a watershed pollution presentation using the Enviroscape to 35 Fifth graders at St. Mary's School in Los Gatos. Topics covered included: Definition of Watershed, Storm Drain Vs. Sewer, Water Cycle, Urban Run-off, and pollutants of concern. Distributed 35 beneficial bug brochures w/native seed packets, 35 WVCWP pencils made from recycled materials, 3 WVCWP Stainless Mugs, 3 WVCWP Cartoon T-Shirts. **Sedgwick Elementary School "Discovery Day"** Cupertino March 31, 2009 4 Enviroscape Presentations WVCWP gave 4 Enviroscape Presentations to approximately 90 students in the 2nd, 3rd, 4th, and 5th grades.	WVCWP Staff by arrangement w/ Teachers

			Topics covered included: Definition of watershed, Storm Drain Vs. Sewer, Water Cycle, Urban Run-off, pollutants of concern and "How to help reduce watershed pollution". Distributed 90 beneficial bug brochures w/native seed packets, 50 WVCWP Pencils made from recycled materials, and 40 Watershed watch notepads. **St. Mary's School** Los Gatos May 21, 2009 Enviroscape Presentations WVCWP Assistant gave watershed pollution presentations, using the Enviroscape, to 30 Kindergarteners (2 classes – 15/ class) at St. Mary's School in Los Gatos. Topics covered included: Definition of watershed, Storm Drain Vs. Sewer, Water Cycle, Urban Run-off, and pollutants of concern. Groups of students were rotated through the presentations. For those not in the rotation, a "Litter Pickup" activity was supervised by the teachers. WVCWP provided litter grabbers, gloves & trash bags. Students spread throughout the school grounds, picking up litter. The school grounds were generally very clean -- hardly any litter was found and students were not able to fill 1 trash bag. Teachers pointed out storm drains, explained how litter gets into them, and flows to creeks. Distributed 35 beneficial bug brochures w/ native seed packets, 3 WVCWP Stainless Mugs,	

		Additional Outreach to Schools	**Car Wash Kit for fundraising events** Since Car Wash fundraisers are frequently held at school sites, or sometimes by school-based groups using other sites, in FY 08-09 WVCWP pursued a concentrated outreach effort to schools on this subject. A flyer (specific to each municipality, and listing the relevant muni ordinance) and a letter, were e-mailed for dissemination to all schools in the WVC. Via correspondence with 2 High School District Offices and 3 Elementary School District Offices, the flyers and letters were sent to Facilities Maintenance staff and front office staff at: **High Schools** CAMPBELL – 6 HS school sites LG-STGA – 3 HS school sites **Elementary Schools** CAMPBELL – 12 Elementary & Middle School Sites LOS GATOS – 5 Elementary & Middle School Sites SARATOGA - 4 Elementary & Middle School Sites See Attachments – (*Car Wash Flyer* and *Car Wash Letter*)	
TARGETED OUTREACH				
Targeted Business	Permit Provision C.4	i. Education – Businesses Distribute BMP materials during WVCWP inspections of food facilities and automotive businesses. Discuss relevant educational material with businesses cited for potential stormwater violations.	The WVCWP Inspector distributed BMP materials to all restaurants and food facilities that were included in pro-active IND inspections in FY 08-09. **Good Cleaning Practices' (poster & packet)** Poster depicts proper mat washing techniques,	WVCWP Inspector

			Materials distributed at other inspections (IND and IC/ID and follow-ups) included: - Vacu-Boom flyer - Watershed Watch brochures - Construction sites – "Blueprint for a Clean Bay" – BMPs for Construction Sites - Preventing Stormdrain Pollution: Guidelines for Commercial & Light Industrial Facilities" booklet (SCVURPPP) – covers painting, car-washing, chemicals, etc. WV Inspector distributed 50 Pool & Spa BMP brochures to retail outlets during FY 08-09. These will help educate retail staff, and are for distribution to retail customers. **Leslie Pools – Los Gatos** 30 -- Pool & Spa Brochures **Tradewind Spas – Los Gatos** 20 – Pool & Spa Brochures	
Reporting	NPDES Permit, Provision C.4	j. Evaluation/ Reporting Document or estimate (as feasible) numbers of residents, students, municipal staff etc. reached by outreach efforts. Provide anecdotal feedback from audiences. Report number of calls, website hits and circulation or readership for newspapers or newsletters.	**Residents Reached via Articles** **COMMERCIAL NEWSPAPERS** Creek Cleanup articles were printed in the Sept 30, 2008 issues of the 3 local weekly newspapers. An article covering Green Gardeners, how to hire graduates trained in Less Toxic Pest Control, and info on the WVCWP Car Wash Kit was printed in the Feb. 17, 2009 issue of the 3 local weekly newspapers. Circulation for local weeklies: **Campbell Reporter** (circ. 15,500) **Los Gatos Weekly** (circ. 41,050)	WVCWP Staff

			Saratoga News (circ. 13,240) WVCWP paid for ads to run in these papers as part of the SCVURPP media campaign. Campbell Reporter & Saratoga News: 1x / mo for 10 months Los Gatos Weekly: 2x/mo for 10 months **MUNICIPAL NEWSLETTERS** Circulation numbers for municipal newsletters are: 23,000 Campbell households 15,208 Los Gatos residents and businesses 1,225 Monte Sereno households 12,600 Saratoga households **WASTE CONTRACTOR** West Valley Collection & Recycling is contracted to provide waste collection services for the West Valley Communities. The contractor has been proactive in providing free E-waste recyling events and in publicizing those events through their quarterly newsletter and through bill inserts. The newsletter also include additional in on the importance of recycling batteries and e-waste and similar subjects. The newsletters and bill inserts are sent to appx. **27,000** WV households. **Students Reached via Enviroscape Presentations** WVCWP staff gave Enviroscape presentations in classrooms, at summer 'church camps', and at community events. Appx. **274 students** learned about	

			watersheds and the need for behavior changes related to water pollution via this medium.	
Training	FY 08-09 Work Plan	k. Staff Training Conduct or provide WVCWP staff training/meetings to prepare for school presentations, community events & responses to public requests.	**Enviroscape** A new WVCWP staff member was trained on use of the Enviroscape. Training covered set-up and breakdown of the watershed model, use of several curriculums and associated visuals on the Enviroscape. A similar training was provided to City of Cupertino staff. **Car Wash Kit** WVCWP provided training to City of Monte Sereno front office staff on the Car Wash Kit program, so that staff will be able to handle public inquiries on the program.	WVCWP staff
Training	Additional Task – not in Work Plan	k. Staff Training Obtain staff training on effective outreach methods and materials	2 WVCWP staff attended the EPA's National Conference for Non-Point Source & Stormwater Outreach Portland OR – May 2009. WVCWP Program Manager attended a full day of training on "An Evaluation Primer for Stormwater Programs" and "Overview of Social Indicators Evaluation System and Applied Survey Development Skills". WVCWP Program Assistant provided a training for Conference attendees, and attended 2 ½ days of training on a variety of subjects. See Training Table for details	
Training	Additional Task – not in Work Plan	k. Staff Training Provide staff training on public education to a national audience of stormwater	EPA's National Conference for Non-Point Source & Stormwater Outreach Portland OR – May 2009	

		professionals	WVCWP responded to a request for abstracts showcasing successful, low-budget public education campaigns. EPA requested that WVCWP address the conference with their presentation showcasing use of cartoons for dissemination of stormwater messages. WVCWP staff created and delivered the PowerPoint presentation, which was very well-received. It is anticipated that this method of outreach will definitely be initiated in over 6 programs throughout the country. See Evalution Section (below) for details on positive feedback, and potential implementation of presentation concepts by programs throughout the U.S.	
Target Small gardening businesses	NPDES Permit, Provision C.4, C.9 & Pest Mgt Plan (PMP)	I. Training staff of small gardening businesses (Work within Program's Watershed Education and Outreach group and sub-groups)[1] Continue to assist with development of strategy started in FY06-07 to implement a campaign & training program (in Spanish & English) designed to elicit participation of staff from very small landscape businesses (typically 1-8 employees) often serving homeowners. Help fund and/or support campaign locally.	WVCWP staff participates in WEO. WVCWP Program Manager participates in the IPM Ad Hoc Task Group on behalf of the WVC. Project implementation and projects for consideration, which are discussed in the AHTG, are presented to WVC staff for appropriate follow-through. In FY 08-09, WVCWP staff were involved in meetings aimed at developing coordination between the "Bay Friendly" program, and the "Green Gardeners" program. In FY 08-09, WVCWP offered funding for 6 scholarships to reduce the cost of the Green Gardener class to attendees (enough for 6 reduced fee scholarships). To promote use of the trainees from the Green Gardeners program, WVCWP sent a Press Release to local newspapers in Campbell, Los Gatos & Saratoga.	WVCWP Mgr in cooperation with SCVURPPP's Pi/P sub-groups

[1] Funded by all Co-permittees each year.

			A 630 word article, including a photo, about the Green Gardeners program was published. The article promoted both the classes (for anyone interested in enrolling) and promoted local companies which employ Green Gardeners graduates – so that residents could contact and utilize these graduates.	
Target 16-24 yr-olds for Anti-litter messages & behavior changes	Trash Advisory Committee	m. Trash Advisory Committee (TAC) Continue to participate in development and implementation of a campaign targeting 16 to 24 yr-olds for anti litter messages to elicit changes in behaviors. Support and implement campaign locally. (Ref Section 7 of this work plan; Watershed Education & Outreach Campaign)	The "TAC" was renamed 'Silicon Valley Anti Litter Campaign (SVALC). WVCWP staff attended "General Core Group" and the "Education Sub-Group". In early FY 08-09, WVCWP staff were involved in developing a slogan and website for this campaign. WVCWP staff researched slogans in other states & programs, interviewed males in the target age group, and researched web site options. Notes were presented to group. A subset of the SVALC/ WMI Trash Sub-Group has been meeting to try and begin a new 'trash action group'. WVCWP staff have started attending these meetings; current goals are to develop a focus and action plan.	WVCWP staff in cooperation with SJ & SCC Trash Advisory Committee
			CAMPBELL Campbell Public Works Director has been meeting with a subset of the SVALC/ WMI Trash Sub-Group to try and begin a new 'trash action group'. City of Campbell staff attends the Great American Pick Up Implementation Group. Meetings are held leading up to the Great American Pick Up event, which Campbell participates in.	
Additional Outreach	Cross Ref. Sections 7-10 of this Work	n. Outreach Activities for Specific Pollutants See Sections 7 through 10 of this Work	**HIGHLIGHTS** **PESTICIDES** WVCWP staff developed and put together packets of	WVCWP Staff

	Plan	Plan, for additional Public Education and Outreach activities related to specific pollutants of concern.	native seeds for beneficial bugs, to partner with IPM printed material. See below: "Additional Task". Articles on elimination and disposal of diazinon/ chlorpyriphos and on less-toxic pest management were printed in the municipal newsletters for each WVC. A press release on the Green Gardeners program was submitted to local weekly papers and resulted in a 630 word article promoting less-toxic pest control. WVCWP contributed funding for IPM-message ads which ran in the weekly papers. **COPPER** Car Wash Kit flyers, and information on the need to use a Kit for car wash fundraisers, was distributed to staff at 31 schools. A pilot piece with Car Wash Discount Card was developed for residents. See below: "Additional Task". The Car Wash Kit was publicized in the context of a WVCWP article in the 3 weekly newspapers (Feb. 09). Further discussion with the paper in June 09 resulted in a short article on the Kit in July 09. **MERCURY** An article on proper TV disposal was developed and published in several of the municipal newsletters, prior to the switch to digital TV. **TRASH** WVCWP staff developed graphics and messages for an "Anti-Litter" mug. 230 mugs were purchased; 80 of these were for the City of Saratoga which distributed them to staff to help reduce litter, and to publicize the anti-litter message. The remaining 150 mugs were distributed by WVCWP through various events and outreach activities. (see Trash, "Additional Task"	

			below) WVCWP gave out 15 re-usable grocery bags, and began researching the possibility of purchasing re-usable bags, with an anti-litter message, for use as outreach pieces in FY 09-10.	
Additional Outreach	Cross Ref. Sections 7-10 of this Work Plan	n. Outreach Activities for Specific Pollutants Additional Task – Create Outreach Materials	**NEW IPM Outreach Material** In FY 08-09, WVCWP devoted staff time to a new campaign: creation and promotion of a new outreach product with the intent of providing material that would be desirable to residents, and which could be attached to printed information, to encourage residents to pick up and read the printed info. Staff purchased seeds of pest-resistant CA Native plants, which attract "Beneficial Bugs". Staff created envelope labels with graphics, planting information, and pest info for the seeds seeds – Attachments – *Seed Labels*). WVCWP partnered with stakeholders (local Sierra Club members) to apply the labels to envelopes, and fill them with the bulk seeds. A total of **599 seed** packets were distributed via WVCWP in FY 08-09. The seeds were promoted via articles in WVC municipal newsletters, including photos of beneficial bugs. The articles resulted in a total of 24 seed packets sent out due to resident requests. At events, the seed envelope/printed material packets appeared to be popular. Distribution was as follows: Sierra Club: 150 (will be distributed at events, such as Earth Day)	

			Campbell's Great American Litter Pickup: 100 Saratoga Rec Dept. Gardening Class: 100 City of Saratoga Arbor Day: 25 Yamagami's Garden Center: 50 St Mary's School (Enviroscape Presentation) 1/09: 35 St Mary's School (Enviroscape Presentation) 5/09: 30 Sedgwick School "Discovery Day" Enviroscape: 90 Calls from residents: 24 **Total: 599** Details are listed in the "Evaluation" row at the end of this table (below).	
Additional Outreach	Cross Ref. Sections 7-10 of this Work Plan	n. Outreach Activities for Specific Pollutants Additional Task – Create Outreach Materials	**NEW Copper Outreach Material** A pilot piece with Car Wash Discount Card was developed for residents. The Car Wash/ Copper brochure contained a Car Wash Discount Card (developed by Watershed Watch) and a list of participating commercial Car Washes, along with info about copper and toxicity. However, the piece was developed shortly before that particular Car Wash Discount Card was due to expire, so a minimal number were produced (via inkjet printer). WVCWP will evaluate whether to update and re-print the piece. The goal is to provide residents with printed materials that involve a useful item (such as the discount card) which will encourage people to read the attached stormwater pollution messages.	
		n. Outreach Activities for Specific Pollutants Additional Task – Create Outreach	**NEW Anti-Litter Outreach Material** WVCWP staff developed graphics and messages for an "Anti-Litter" mug. Graphics including representation	

		Materials	of a creek, and the message "Clean Creeks… It's In Our Hands – Save a Cup". WVC and WVCWP were listed on the mug, with WVCWP logo and web site address. (See Attachment – Mug Graphics) 230 mugs were purchased; 80 of these were paid for and used by the City of Saratoga which distributed them to staff to help reduce litter, and to publicize the anti-litter message. The remaining 150 mugs proved to be very popular and were distributed by WVCWP through various events and outreach activities. <u>MUGS DISTRIBUTED</u> *ICID Training March 9th- 11 mugs given to municipal staff *WVCWP hosted a SCVURPPP Training - 10 mugs given to attendees <u>*Los Gatos Open House May 2009</u> - St. Mary's School: 9 Mugs to parents & teachers -Evergreen Elementary: 5 mugs to parents & teachers - Approx. 10 mugs to Los Gatos and WV Sanitation District staff * Calabazas Creek Cleanup March 2009 (Saratoga) - 18 mugs to volunteers *5 mugs to City of Monte Sereno Employees *WVCWP Annual Streets and Storm Drains Training- 8 mugs to attendees and presenters. *National Rivers Cleanup Day- approx 18 mugs to volunteers *Watershed Presentation at Vacation Bible Camp in Campbell June 2009 - 5 mugs to teachers/ counselors	

			*St. Mary's School Enviroscape presentations – 6 mugs to teachers	

Public Information/Participation Program EVALUATION – WVCWP PROJECTS

RESULTS for WVCWP PRESENTATION "A Stormwater Campaign in Cartoons" at EPA NT'L CONFERENCE – MAY 2009

EPA's National Conference for Non-Point Source & Stormwater Outreach - Portland OR

WVCWP responded to a request for abstracts presenting successful, low-budget public education campaigns.

WVCWP's presentation showcasing use of cartoons for dissemination of stormwater messages was accepted as a training session at the conference. WVCWP staff created and delivered the PowerPoint presentation.

Attendees: Appx 80-90 stormwater professionals from around the US and US Territories chose to attend this presentation.

No feedback was solicited by, or was provided by EPA to, WVCWP – however, a number of participants made the effort to contact WVCWP and provide positive feedback:

Feedback: 11 people took the initiative to approach WVCWP staff in the 24 hours after the presentation and expressed appreciation for the information conveyed.

Implementation: 6 stormwater programs approached WVCWP staff later in the conference, and declared that they **will** try this concept in their own outreach efforts

Areas which plan on following concepts outlined in WVCWP's presentation:

- Sustainable Business Coordinator *for* Environmental Coalition of South Seattle (NGO which is contracted by municipalities to work with businesses and schools -- distributes spill kits, provides public education, etc. throughout western Washington)
- Stormwater Educator *for* Muncie Sanitary District, Delaware County Stormwater Management, IN
- Water Resource Educator *for* East Metro Water Resource Education Program (Eastern Minnesota)
- Surface Water Plan Educator *for* Washington State Univ. Extension, Jefferson County, WA
- Stormwater Education Coordinator *for* State of KY MS4s Kentucky Environmental Education Council & Kentucky Transportation Cabinet
- Community Relations Specialist *for* City and County of Honolulu, Department of Environmental Services

****

RESULTS for CREEK CLEANUPS

SAN TOMAS AQUINO CREEK CLEANUP @ WESTMONT HIGH SCHOOL EVENT SUMMARY

Saturday September 20th, 2008: In conjunction with International Coastal Cleanup Day

Summary of Survey Completed by Volunteers

(Based on 15 volunteer response sheets)

Most common pieces of trash collected: Cans, bottles, cigarette butts, paper, and food wrappers.

Least common pieces of trash collected: Plastic, rubber.

Most unusual pieces of trash collected: Home-made rocket from plastic bottles, dollar bills.

WVCWP Contributions:

WVCWP provided Trash Tally Sheets with clipboards, Litter Grabbers, and gloves & trash bags (via the Clean A Creek Action Group)

Approximately: 15 recycled shopping bags , juice drinks, and snacks (donated by Whole Foods of Campbell) 10 T-shirts (donated by WVCWP)

Results:

16 volunteers worked at the cleanup for 4 hours each. At a minimum wage of $8.00 an hour this would have cost $512 in temporary labor.

120 lbs of Trash was collected

170 lbs of Recyclables were collected

Total Collected= 290 lbs

Volunteer Feedback:

The Girl Scout troop which volunteered was made up of Scouts from other communities outside the WV area; the troop leader expressed appreciation that this site was very well-organized (compared to other sites where the troop has volunteered).

The Troop Leader stated that they hope to participate in WVCWP cleanups in the future.

CALABAZAS CREEK CLEANUP IN SARATOGA

March 22nd, 2009

A Church group approached the City, asking to do a Clean-up

WVCWP arranged the site for them w/ SCVWD, and provided litter grabbers, trash bags and gloves

WVCWP & City of Staff supervised – Saratoga's Mayor also participated

17 volunteers attended

Summary of Survey Completed by volunteers.

Most common pieces of trash collected: Plastic bottles, food wrappers, paper.

Least common pieces of trash collected: Plastic, rubber.

Most unusual pieces of trash collected: Orange construction cone, part of a car's exhaust.

WVCWP contributions: 18 Stainless WVCWP Mugs

Results: Approximately 15 bags of Trash.

Total: estimated 500lbs – includes several heavy metal objects

SACRED HEART SCHOOL CLEAN UP (K-8) – Saratoga (the school includes students from all WVC)

April 29, 2009

The cleanup took place on school grounds, inside the cyclone fencing, overlooking Wildcat Creek

Sacred Heart School organized the cleanup, based upon previous events held together with WVCWP.

WVCWP contributions: WVCWP staff provided litter grabbers, gloves and trash bags.

Results: Appx 60 lbs of trash were collected.

GREAT AMERICAN LITTER PICKUP - CITY OF CAMPBELL

April 18, 2009

Volunteers were instructed in use of Tally sheets, and were provided with clipboards, etc. Working in groups, volunteers were able to pick up trash and carry out trash monitoring.

160 Volunteers participated, working for four hours.

PW figures that at at minimum wage of $8.00 per hour that works out to $5,120 worth of temporary labor.

Litter was picked up from 5 sites, including the Los Gatos Creek Trail and the Los Gatos Creek County Park.

Results:

35 Bags of recyclables (cans/plastic/glass & paper) were collected

145 Bags of trash were collected

Publicizing done for the event was very successful, as shown by the fact that 160 volunteers participated.

SARATOGA CREEK AT BIG BASIN WAY CLEANUP – CITY OF SARATOGA

May 26, 2009

This Cleanup was organized by City of Saratoga staff

WVCWP contributions: WVCWP staff provided litter grabbers, gloves & bags.

The Cleanup involved parking lots between Big Basin Way businesses and the creek, and the top of the creekbank along Saratoga Creek

Participants included City of Saratoga Staff with the Saratoga Elementary School Student Council and a teacher (9 volunteers).

Results: 10 bags of garbage were collected; City staff evaluated the area as much cleaner than in previous years.

SAN TOMAS AQUINO CREEK CLEANUP @ WESTMONT HIGH SCHOOL EVENT SUMMARY

Saturday May 16, 2009: In conjunction with National River Cleanup Day

WVCWP hosted a Cleanup Event at the site where it has regularly hosted this event.

Volunteers were instructed in use of Tally sheets, and were provided with clipboards, etc. Working in groups, volunteers were able to pick up trash and carry out trash monitoring.

Distance cleaned was appx. 1.5 miles

Summary of Surveys Completed by Volunteers

(Based on 15 volunteer response sheets)

Most common pieces of trash collected: Plastic/styrofoam, bottles, cigarette butts, paper, and food wrappers.

Most unusual items found: Baseball glove in good condition, Tires

WVCWP Contributions:

WVCWP provided Trash Tally Sheets with clipboards, Litter Grabbers, and gloves & trash bags (via the Clean A Creek Action Group)

Results:

15 volunteers worked at the cleanup for 4 hours each.

400 lbs of Trash was collected

80 lbs of Recyclables were collected

Total Collected= 480 lbs

CREATE NEW OUTREACH MATERIALS

Due to problems with persuading residents to pick up printed material, WVCWP has searched for means of attracting interest in printed materials. An effort was made to find "desirable" items to incorporate with printed materials, which would encourage residents to pick up and read the information when they pick up the item.

New efforts with this theme included:

--Staff created a Car Wash/ Copper brochure, with Car Wash Discount Card and list of participating commercial Car Washes

--Staff developed graphics for, and ordered, 230 mugs with an anti-litter message: "Save a Cup – Clean Creeks, It's In Our Hands"

--Staff developed graphics for, ordered and packaged a set of seeds for 4 different pest resistant native plants, to attach to "less toxic" gardening materials and to encourage residents to take the printed information.

Response to these items has been much better than trying to distribute printed materials alone. WVCWP will continue to investigate means of incorporating this concept into outreach materials.

Following this theme, in FY 08-09, WVCWP also investigated the feasibility of purchasing re-usable grocery bags, for use in conveying information about litter/ trash problems. Minimum order requirements for this type of item are fairly large, so purchasing these bags will take a large budget commitment, or cooperation with other entities. WVCWP has been looking into cooperation with other entities, and will see whether this bears any results in FY 09-10.

"Sharps" Disposal Program

On September 1, Senate Bill 1305 (Figueroa) took effect in the State of California, making it illegal to dispose of home-generated sharps in trash or recycling receptacles. The new law requires that these sharps, including needles, syringes and lancets used for home medical care, be placed in approved sharps containers for disposal. These approved containers, often sold at pharmacies, can be filled and delivered to one of the approved drop-off locations in the community.

More than three billion sharps are used in the United States each year. In Santa Clara County alone, county residents generate over 1.2 million sharps each month. When sharps are improperly disposed, they pose a health threat to sanitation workers, children, adults and pets.

Santa Clara County's successful Household Hazardous Waste Collection Program (HHW) has identified **several locations throughout the County where the public can drop off sharps containers** for safe disposal. In the Campbell area, Kaiser Permanente Medical Offices at 220 East Hacienda Avenue, and Santa Clara Valley Medical Center at 751 South Bascom Avenue are available drop off centers. Additionally, Sharps can be dropped off by scheduling an appointment (408 299-7300) at any of the regularly scheduled HHW Waste Drop Off events.

HHW staff is actively seeking additional drop off sites at pharmacies and other health care facilities to facilitate convenient and safe disposal of sharps. A list of approved sharps retail take-back locations can be found at www.hhw.org.

Banners Brighten Downtown Campbell

Downtown Campbell has a bright new look thanks to local artist Sonya Paz who donated her artistic talent and time to create eye catching artwork for banners throughout downtown. Paz developed two different designs and color pallets to adorn downtown's decorative lamp posts. City staff worked with Paz on designing art that would reflect the message "Shop with Us" and "Dine with Us" and support your downtown community.



The Rain is Coming!

With the change in seasons we see leaves piling up in our yards, and water running down along the curbs. Although Mother Nature brings leaves and rain together, your City would like you to try to keep them separate!

Leaves can easily pile up along curbs at this time of year. This causes problems for our street sweeping equipment, so it's helpful if all homeowners can keep leaves raked and placed in your yard waste bin. (Continued on Page 7)

Another Side to the Digital TV Switch

If you watch TV at all, you are aware that in mid-February old analog TV's will no longer accept a signal from an antenna. If you've decided to buy a new TV for this Digital TV transition, what will you do with your old television?

Everyone should be aware that it's illegal to just throw out a TV. California law says that televisions are "Hazardous Waste"; they can't be disposed of with regular trash. The TV needs to be recycled, and that means dropping it off at an E-waste facility or special event.

Why?
About 40% of the heavy metals in landfills come from previous dumping of electronic items. These metals include lead, mercury and cadmium. Over time, waste leaks from landfills, and then these metals can enter our water systems.

Mercury is already an issue in the SF Bay, so local agencies are making special efforts to prevent release of mercury, a neurotoxin, into our environment.

Where?
Campbell's collection service is provided by West Valley Collection & Recycling. They will accept TV's for no charge at their drop-off facility.

Drop-off Schedule

Tuesday through Thursday - 9 am to 11am
575 Charles Street, San Jose
(408) 283-9250
Call for directions and additional information or any questions you may want answered.

Sometimes West Valley Collection is also involved in an E-Waste event. They provide details on such events in their quarterly newsletter, or sometimes in a flyer with your monthly bill. The best place to find information is their web site, www.westvalleyrecycles.com.

For something closer to home, or perhaps on a weekend, look for an E-waste Recycling Event by a local school or non-profit.

There is one happening in Campbell to benefit the Campbell Historical Museum on February 14, 2009. (See next column)

You can also check the Santa Clara County website at www.sccgov.org, look for their "Home Electronics Recyclers List", or call (408) 299-7300 for additional information.

ASLewastedropoff.com

FREE e-waste collection event

To Benefit Campbell Historical Museum
Sponsored by The Museum Foundation

February 14
9am-4pm

Campbell Historical Museum
70 North First Street, Campbell, CA

items we recycle

televisions	microwave ovens	tape and zip drives
computer monitors	dvd players	oscilloscopes
computers	vcrs	pc boards
laptops	cables and cords	lab equipment
keyboards	telephones	loose pcbas
printers	radios	optical drives
mice	shredders	cell phones
hard drives	stereo components	and more...
fax machines	power supplies	

it's easy. it's free. it's green

RUHI ALIKHAN

REAL ESTATE CONSULTANT; BA; MBA

CELL: 408.582.3202 RUHI@INTEROREALESTATE.COM WWW.RUHIHOMES.CO

Dear Ruhi,

Myself and my husband are thinking about selling out home. But given the current market we are a little hesita it out there. Do you have any adive on how to add value to our home, or make it more appealing to today's buyer s have our home sold quickly, regardless of the state of the market.

Sincerely,

Pat and John

Dear Pat and John,

Thank you for your question. In today's market it is imperative that the first impression your home gives off is the best one. A fresh coat of paint goes a long by far the most inexpensive way to give your home an updated look. Choosing neutral colors and staying away from pain white walls leaves a lasting impress suggest to my clients to de-clutter and stow away big pieces of furniture that otherwise make large rooms look small. Curb appeal is essential in getting poten through the front door. A green lawn, flowes, and power washed driveways are a few small things that can enhance the exterior appeal of your home. Lastly, p photographs and increased visibility on the web will present your home in the best light. In today's market the average number of days a home is sitting on th about 70, and the inventory level is high. It is in your best interest given the current market to take the time to do these small inexpensive projects, that will n value to your home but also put you one step ahead of the competition.

I always like to walk through my clients homes so that i can give more specific advice geared toward the specific hom. Don't be fooled with what you are rea cific news publications, good homes that show well are still getting multiple offers.

I would love to walk through your home to advise you on what to do to enhance the appeadl of your home. Please forward any real estate questions you may **ruhi@interorealestate.com.** *Best of luck and remember as your Campbell Listing Specialist I am here to serve you!*

Sincerely,
Ruhi

INTERO REAL ESTATE SERVICES

"The Results Realtor"

ADVERTISEMENT

Community Garage Sale

This Saturday!

October 11, 2008

9:00 a.m. to 4:00 p.m.

City of Campbell and Surrounding Unincorporated Areas

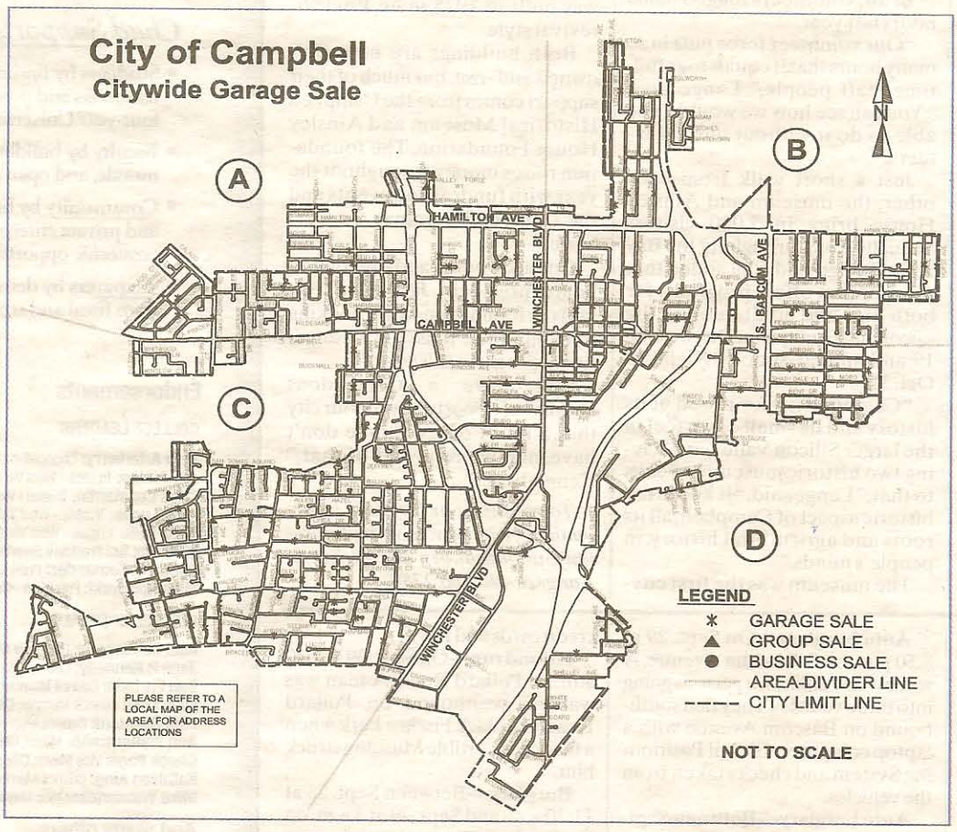

Address lists, with cross streets and sale items, are available at: www.cityofcampbell.com

— Campbell City Hall, 70 N. First Street
— Campbell Community Center, 1 W. Campbell Ave.
— Campbell Library, 77 Harrison Ave.
— Campbell 7-11 Store, 2223 S. Bascom Ave.
— Campbell 7-11 Store, 2335 Winchester Blvd.
— Delicious Donuts, 152-B San Tomas Aquino Rd.
— Delta Queen Classic Car Wash, 981 E. Hamilton Ave.
— Goodies Coffee Shop, 2201 S. Bascom Ave.
— AM/PM Mini Market, 2015 Winchester Blvd.
— Nob Hill,1602 W. Campbell Ave.
— Orchard Valley Coffee, 349 E. Campbell Ave.
— Safeway Store, 2341 Winchester Blvd.
— Shell Station, 570 Hamilton Ave. (by Home Depot
— Rotten Robbie, 2140 Winchester Blvd.
— Rotten Robbie, 370 E. Hamilton Ave.
— Whole Foods Mrkt, 690 S. Bascom Ave.

043190

Photograph courtesy of Patrick Hansen

Volunteers look for trash in San Tomas Aquino Creek on International Coastal Cleanup day Sept. 20. The West Valley Clean Water Program organized the creek cleanup.

Creek gets a cleanup, thanks to volunteers

WV Clean Water organizes the day

By CHRIS VONGSARATH

Ava Hansen wasn't so much worried about why she was out picking up trash along San Tomas Aquino Creek as she was how much trash she could pick up. The 9-year-old Junior Girl Scout from Troop 60043 learned quickly the importance of keeping the environment clean and in its natural state.

"Lots of people pollute, and they don't care if they cause global warming or not," Ava said.

While not exactly reversing global warming, Ava and a handful of other scouts and volunteers did their part in an international effort to prevent trash from ending up in the planet's oceans.

As part of the International Coastal Cleanup, volunteers from around the world pitched in to pick up trash. Last year, almost 380,000 volunteers from 75 countries netted 6,075,698 pounds of trash.

Closer to home, volunteers cleared trash from Lexington Reservoir, Vasona Lake County Park and San Tomas Aquino Creek on Sept. 20.

Ava said she had a fun time learning about the creek. The scouts challenged each other to see who could find the weirdest thing, which turned out to be a live pig.

The West Valley Clean Water Program, which provides stormwater pollution prevention for Campbell, Saratoga, Los Gatos and Monte Sereno, organized the cleanup at San Tomas Aquino Creek.

Program assistant Kathy Ottenberg said cleaning up the creek goes past mere aesthetics. In addition to having an impact on wildlife, a polluted creek could directly impact residents.

Part of the group's mission is to make sure the municipalities it serves are in compliance with state-administered stormwater discharge permits, which are intended to keep California's waterways clear.

Too much pollution could prove costly to taxpayers because municipalities would have to pay to install inserts to trap trash at stormwater gutters, Ottenberg said.

"It can have a major impact on everybody, even in terms of taxes," Ottenberg said.

About 16 volunteers collected 120 pounds of trash and another 170 pounds of recyclables at San Tomas Aquino Creek, program assistant Patrick Hansen said.

Though the creek is closed off to the public, some people frequently trespass through the area, resulting in the litter. The city of Campbell and Santa Clara Valley

☛ **Creek,** *page 11*

ADVERTISEMENT

Most Viewed Most Emailed

(From the last 12 hours) RSS

1. Woman struck and killed by Caltrain in Mountain View
2. Couple's 150-year-old tortoise missing from Cupertino yard
3. Santa Cruz park rangers did not know about cave
4. San Jose crash kills driver, 18, passenger, 12, and injures four...
5. Angel Island fire 75 percent contained; 380 acres burned
6. Killion: Too much evidence to refute Nolan's 'not my fault' refrain

Top Classifieds

RENTALS JOBS REAL ESTATE AUTOS

Apartment Manager / Maintenance Team
Click for Details

Engineer
JohnsonDiversey Equipment

ACCOUNTANT
Click for Details

Technical Support
Zoom Imaging Solutions

CASHIERS
Click for Details

CUSTOMER SERVICE REPS
Click for Details

Carpenter
Click for Details

Technician
Shax Engineering

ALL LISTINGS

Reprint BOOKMARK Print Email Font Resize

San Tomas Aquino Creek cleaned up by volunteers

By Chris Vongsarath
Campbell Reporter
Article Launched: 09/25/2008 02:26:24 PM PDT

Ava Hansen wasn't so much worried about why she was out picking up trash along San Tomas Aquino Creek as she was how much trash she could pick up. The 9-year-old Junior Girl Scout from Troop 60043 learned quickly the importance of keeping the environment clean and in its natural state.

"Lots of people pollute, and they don't care if they cause global warming or not," Ava said.

While not exactly reversing global warming, Ava and a handful of other scouts and volunteers did their part in an international effort to prevent trash from ending up in the planet's oceans.

As part of the International Coastal Cleanup, volunteers from around the world pitched in to pick up trash. Last year, almost 380,000 volunteers from 75 countries netted 6,075,698 pounds of trash.

Closer to home, volunteers cleared trash from Lexington Reservoir, Vasona Lake County Park and San Tomas Aquino Creek on Sept. 20.

Click photo to enlarge

Volunteers look for trash in San Tomas Aquino Creek on... (Photograph courtesy of Patrick Hansen)

My City
Campbell: News, reader photos, forums & more
Other My City pages

Ava said she had a fun time learning about the creek. The scouts challenged each other to see who could find the weirdest thing, which turned out to be a live pig.

The West Valley Clean Water Program, which provides stormwater pollution prevention for Campbell, Saratoga, Los Gatos and Monte Sereno, organized the cleanup at San Tomas Aquino Creek.

Program assistant Kathy Ottenberg said cleaning up the creek goes past mere aesthetics. In addition to having an impact on wildlife, a polluted creek could directly impact residents.

Part of the group's mission is to make sure the municipalities it serves are in compliance with state-administered stormwater discharge permits, which are intended to keep California's waterways clear.

Too much pollution could prove costly to taxpayers because municipalities would have to pay to install inserts to trap trash at stormwater gutters, Ottenberg said.

Advertisement

ADVERTISEMENT

"It can have a major impact on everybody, even in terms of taxes," Ottenberg said.

About 16 volunteers collected 120 pounds of trash and another 170 pounds of recyclables at San Tomas Aquino Creek, program assistant Patrick Hansen said.

Though the creek is closed off to the public, some people frequently trespass through the area, resulting in the litter. The city of Campbell and Santa Clara Valley Water District are installing a passive-use trail.

Hansen said opening up the creek to the public could present a hidden benefit.

"If there is a lot of trash out there, they'll notice it and want to do something about it," he said.

Sunnyvale resident Grace Siu, Ava's mother and leader of the troop, said her scouts have participated in creek cleanups before, but never as part of an international campaign. She said the scouts were up to the task.

Advertisement

ADVERTISEMENT

ADVERTISEMENT

ADVERTISEMENT

March 24, 2009

Kelly Carroll
West Valley Clean Water Program
18041 Saratoga - Los Gatos Road
Monte Sereno, CA 95030
Phone: 408-354-4734; E-mail: kelly.westvalley@comcast.net

Dear Ms. Carroll:

On behalf of the Conference Steering Committee, thank you for agreeing to make the presentation, ***A Stormwater Campaign in Cartoons,*** at the upcoming ***5th National Conference on Nonpoint Source and Stormwater Outreach,*** May 11-14, 2009 at the Doubletree Hotel in Portland, Oregon. The Steering Committee, as well as the expected attendees, looks forward to a productive exchange of information and ideas on developing and implementing nonpoint source and stormwater outreach strategies.

Conference Format

The conference will run for three days: Tuesday through Thursday, May 12-14. In addition, four optional pre-conference workshops will be held Monday, May 11. A draft agenda is now available on the conference Web site at www.epa.gov/nps/outreach2009/agenda.html.

Your presentation is scheduled for:

Date: Wednesday, May 13

Time: 10:30 - 12:00 p.m.

Session Title: Pictures, Toons & Beyond

Presentation Title: A Stormwater Campaign in Cartoons

The amount of time allotted for your presentation (including any co-presenters you might have) is 30 minutes. Your presentation should be no longer than **20 minutes** so that there is adequate time for speaker introductions and audience questions.

Wednesday, May 13, 2009

7:30 a.m. – 4:00 p.m. **Conference Registration**

8:15 a.m. – 9:45 a.m. **Session A4: Programs Promoting Green Development** ..... Broadway Room

Moderator: Kathy Shay, City of Austin, Texas

— **Blue Thumb—Planting for Clean Water: Using Social Marketing Techniques to Promote Native Gardens, Rain Gardens and Shoreline Plantings within Priority Watershed Areas**
Angie Hong, East Metro Water Resource Education Program, Minnesota

— **Lake Clarity Crediting Program for Lake Tahoe**
Jeremy Sokulsky, Environmental Incentives, LLC, California

— **RiverSmart Homes**
Shelby Laubhan, District of Columbia Department of the Environment

Session B4: Reaching Our Audiences Through University-Based Outreach Programs ..... Multnomah Room

Moderator: Rebecca Power, Wisconsin Cooperative Extension

— **Stormwater Management in Your Backyard: An Extension Education Initiative**
Dr. Christopher Obropta, Rutgers Agricultural Experiment Station, New Jersey

— **Changing Public Behavior: Addressing the Challenges of Applying Social Assessment to Water Management Strategies**
Elaine Andrews and Kate Reilly, Environmental Resources Center, University of Wisconsin, Madison

9:45 a.m. – 10:15 a.m. **Break**

10:15 a.m. – 11:45 a.m. **Session A5: Pictures, Toons & Beyond** ..... Broadway Room

Moderator: Jennifer McDonnell, Tetra Tech, Inc., Virginia

— **Say It with Pictures: Training Kentucky Construction Site Workers in Erosion and Sediment Control**
Barry Tonning, Tetra Tech, Inc., Kentucky

— **A Stormwater Campaign in Cartoons**
Kathy Ottenberg and Kelly Carroll, West Valley Clean Water Program, California

— **Developing and Implementing a Comprehensive Surface Water Education and Outreach Plan for a Rural County**
Pat Pearson, Washington State University Jefferson County Extension

A Stormwater Campaign in Cartoons

Small Agency Uses Cartoons for Adding
Low-Budget Fun
to the Stormwater Message

1

Why Cartoons Appealed to Us

- *BUDGET:*
  We needed a low-budget 'BRAND' image, which could be used in a variety of media
- *COMMUNITY NEWSPAPERS:*
  We wanted to use our community Weekly Newspapers -- which are mailed to every household
- *BROAD AUDIENCE:*
  We wanted an image which would appeal to residents of all types: Parents, Young Adults, Seniors, Students, Teachers, etc.

6

Making it Work: 2 Characters

- *2 Characters works well*
  --2 characters allows for information through dialogue
  --2 characters allows for one to model "WRONG" behavior, & one to model "RIGHT" behavior

Modeling 'Wrong' & 'Right'

Dialogue = "Punch line"

20

Benefits - Brand Recognition

Cartoon characters present a consistent "brand" throughout a variety of **MESSAGES**

- *VARIATION among the STRIPS*
  The strip/characters will be recognized as your "BRAND" yet, they can convey a different message, by varying:
  --the background
  and
  --the "accessories"

12

Benefits - Big Message/ Small Size

- SPEND LESS ON AD SPACE
  --When buying ad space, you need only a small area = LESS COST
- FITS EASILY INTO 8" X 11" MUNICIPAL NEWSLETTERS
  Newsletter are on a tight budget, with limited page space
  They tend to have space for a cartoon, even if not for an article

cartoon in → Municipal Newsletter



10

Benefits - Eye-Catching & Fun

Cartoons draw an audience to look at them.

- *DESIRABLE TO EDITORS:* They add Graphic Interest
  -- Various newspapers have given a 50% PSA discount, in order to include these cartoons in their papers
  -- Municipal newsletters enjoy including the cartoons

15

Downtown Saratoga gives visitors to Big Basin Way a choice. Elia Betbadal puts his empty soda can in one of the recyling containers rather in the garbage.

Happy Earth Day

We're celebrating another one on April 22

Photographs by GEORGE SAKKESTAD

Earth Day was something of an enigma when it was first discussed at a conference in the fall of 1969.

What was the point of this special day designated for April 22 that would "inspire awareness and appreciation for the Earth's environment?" Back in 1969, it seemed to just follow the beat of the hippie generation and the Summer of Love.

Nearly 40 years later, though, we know better.

Earth Day, first celebrated on April 22, 1970, has grown to become a time when we collectively treasure our planet and share ideas for sustaining our resources.

In the West Valley, we are thinking about the Earth in our homes and schools, in our businesses and local governments.

It starts at home

Los Gatos homeowner P.K. Karnik believes in recycling, but when it came to remodeling his home, he took the concept to another level.

"I look at recycling in a different light," Karnik said. "My whole notion is reuse."

Karnik used Craig's List to unload many of the things he no longer wanted, but thought other people could use. "I advertised free windows to a needy home," he said. "This church contacted me saying they had a home in East San Jose in shambles that they wanted to turn into a daycare center, so I gave them all to them."

He did the same thing with faucets, sinks, chandeliers, mirrors, blinds, cabinets and toilets. "The toilets were 4 years old, and they probably would have ended up in a landfill," Karnik said. "They were picked up by a gentleman that remodeled his rental homes in San Jose. Normally, the faucets would have gone to a scrap yard and melted in a furnace. They were put into the rental houses, along with the sinks."

Karnik also found new homes for his old water heater, plus 14 doors and a lot of lumber. Some of the lumber was recycled to make wooden pellets, but much of it will be reused. "Some large timber was given to my construction crew," he said. "They plan to haul the load to Mexico and assist their poor relatives to build homes."

In explaining his preference to reuse things instead of recycling them, Karnik says, "I save a lot of energy in the crushing process. And there are so many places that need to get fixed. I feel very good about it."

Saratoga resident Hari Sripadanna is also feeling good about

A rain harvesting system can provide water for landscaping and vegetable gardens. At right, Monte Sereno resident Jerry Block talks to John Lewis of Rain Harvesting Systems about the installation of a harvesting system in his back yard. Above, Lewis installs water filtering rain gutter guards at Block's home.

his new home. The architect is waiting for an important piece of paper that says his house is certified LEED Gold—meaning it shows Leadership in Energy and Environmental Design. LEED is a point system developed by the U.S. Green Building Council.

Among other things, Sripadanna installed low-flow showerheads and faucets. A typical shower can use as much as 3 gallons of water a minute, while Sripadanna's use 1.75 gallons.

"What really surprised me was the faucets because they actually feel more forceful than a regular faucet," he said.

Sripadanna also says it has become much easier to build a green home today because the industry has caught up with people's ideas. "Architects have always talked sustainability, but now a lot of things have come together and it's become easier for us to do," he said. "What I want to share with everyone is it's in economic reach for everybody."

One of the more unusual things Sripadanna did was to install a "live" roof that is planted with succulents. It helps keep the house cool in the summer and warm in the winter.

Sripadanna said things like that can quickly add to the points needed for LEED certification.

Sripadanna also designed his home to take advantage of natural sunlight. "There's a quality of ambiance," he said. "You can't describe how it feels when the sun warms the house naturally. It gets low-angle winter sun but not summer sun."

One thing Sripadanna did not do is install solar panels. "If you do small things across the plain, you can get (LEED) credit quite easily without going to solar panels," Sripadanna said. "My house is so energy efficient that it beats the California energy code by 50 percent."

Even so, Kurt Newick of Campbell is a firm believer in solar. He is a solar salesman who is also the founder of the local chapter of the Sierra Club's Global Warming Committee.

"Solar electric panels are far and away the most popular technology," Newick said. "I sell about three or four systems a month."

He said homeowners who are thinking about going solar need to select a company that is both licensed and bonded. "The main thing is for the homeowner to feel comfortable with the person they select," he said. "If the contractor can't answer questions in a timely way, that's a red flag."

Newick also praised a new program started by San Jose-based Renewable Power Solutions that certifies solar installers. "A certification program is critical, especially since solar is pretty new," he said, "And it's a big expenditure."

Newick has just completed an analysis of the fees municipalities charge for permits for solar installations and the subsequent inspections.

"Los Gatos is one of the highest in the Bay Area," he said. Newick's analysis shows that Los Gatos charges $511, while Campbell comes in at $225 and Saratoga charges $92.

"Campbell and Los Gatos are pretty easy to deal with," Newick said. "Saratoga is probably the best. They're pretty easygoing."

Newick also said that perhaps the most important thing a homeowner can do before installing a solar system is to have a roof inspection and a shading analysis done. "This is where you separate the men from the boys. In Los Gatos and Saratoga you have a lot of mature trees. Solar needs sun, and even the wispiest amount of shade impacts the system," Newick said. "A sunny location now may not be sunny later on. And you have no legal recourse if a neighbor's tree grows and shades your array if the tree was there first."

The word sustainability has become interchangeable with green building practices, and Monte Sereno's Jerry Block has taken the concept to heart.

He just installed a 20,000-gallon rain harvesting system that will water his landscaping and vegetable garden.

But Block says being able to store that much water on his property could easily serve other purposes. "In an emergency it can be used for firefighting," he said, "and it could supply the whole neighborhood if there's an earthquake."

Block's system was installed by Fremont-based Rain Harvesting Systems.

Special eaves along the front and sides of his house capture the rain, which then flows through a series of pipes and into four tanks that can hold 5,000 gallons each.

Except for the tanks, the system is invisible.

If the tanks get too full, Block can release the excess and replenish groundwater supplies.

Right now, Block doesn't plan to use the water for drinking, washing or showering because he says there are too many hoops to go through to get approval for that.

However, installing a special filter and ultraviolet light could easily purify the rainwater.

Block also has an extensive solar installation, so he uses very little power from PG&E.

Coupled with his solar panels, Block's rainwater collection system is the next step in his quest to find independence. "This is a way for the everyday American to be a hero," he said. "Make a sacrifice to free us from foreign dependency and invest in your country's infrastructure."

—Judy Peterson

☛ *page 20*

Coulomb Technologies president Praveen Mandal charges his car at a station in front of the company's Campbell headquarters.

Continued from page 19

Government does its part

In the past the onus was put on individuals and big businesses to help shape a more environmentally friendly future by recycling more and conserving energy and water.

But as the "going green" phenomena has sunk deeper into the consciousness of American culture, public agencies, including the cities of Campbell and Saratoga and the town of Los Gatos, have begun to do their part in the creation of a more sustainable future.

Each of the three municipalities has been certified as a green business by the Bay Area Green Business Program, which verifies and motivates businesses to meet higher standards of environmental performance. More than 1,600 businesses and public agencies have been certified since the program's inception in 1997.

The town of Los Gatos was certified as a green business two years ago but has been working steadily toward adopting greener practices for more than a decade.

The town council adopted a water efficiency ordinance in 1992 to promote the conservation and efficient use of water. Guidelines were approved in 2004 for voluntary green building standards on new construction; and in 2008, Los Gatos became the first municipality in Santa Clara County to enroll in the PG&E Climate Smart program, which will help the town offset all of its identified carbon emissions.

Just last year Los Gatos began the "Growing Green Together" campaign in an effort to educate the town's employees to be more environmentally conscious while at work. Each month has a different theme that offers tips for creating a greener workplace and home. Residents can also sign up to receive the same newsletter employees obtain.

Los Gatos High School students Olivia Warne (left) and McKenna Everett look over photographs on display at a show focused on sustainability. Los Gatos Mayor Mike Wasserman (second from right) and Los Gatos High assistant principal Scott Downs also check out the show held in conjunction with Earth Day.

"It's very important for businesses and residents to take personal responsibility. Individual action is going to be key to reducing our carbon footprint," said Regina Falkner, community services director for the town of Los Gatos.

Saratoga Mayor Chuck Page agreed and added that local governments need to do their fair share in creating positive change.

"It's important that governments show leadership and do what it's asking its citizens to do," he said.

The city of Saratoga has taken many steps to become a better steward of the environment, including going to "paperless" Saratoga City Council meetings, using biodegradable utensils and cups at city hall, replacing older light bulbs with more energy-efficient models and buying two hybrid cars to replace aging city vehicles.

This month the council approved an ordinance that amends the city code to include a compilation of existing "green" laws that promote sustainability through the reduction of greenhouse gases. Putting all the laws in one section makes it easier for residents to find out what ordinances the city has passed that promotes a greener Saratoga, Page said.

But no matter what efforts cities try to make to be better stewards of the environment, they will inevitably be constrained by time and money.

But, thanks to the federal stimulus package, the city of Campbell is entitled to a $163,000 grant that must go toward energy-efficient programs. The money could go toward a number of things, but the city might look into using the funds for a solar panel analysis, said Dan Rich, city manager for Campbell.

Like Saratoga, the city of Campbell also plans on going to "paperless" city council meetings. Many other city commissions have already gone paperless.

Although city council and staff are currently looking into what the city can do in the future to reduce its carbon footprint, the city has always been "pretty aggressive" about looking into greener programs before it became fashionable, Rich said.

Rich said there has always been a desire by elected officials and residents to look into creating green policies and adopting environmentally friendly business practices. Not only have the greener policies helped out the environment, they have also helped Campbell's bottom line.

"It also made good business sense," Rich said.

—Brian Babcock

A photograph of bicycles by Fisher Middle School seventh-grader Natasha Cougoule is part of the Earth Day photo show in Los Gatos.

Education is the key

Community members realize that teaching the youth of today is an important part of shaping the leaders of tomorrow. Educators, parents and students from around the West Valley used their own skills, expertise and passion to coordinate a number of different activities on and around April 22 with one shared goal—to promote the understanding and protection of Mother Earth.

From kindergarten to college, no grade level went unnoticed.

A used book sale was scheduled April 22 to emphasize going green through recycling in and around the campus center at West Valley College, 14000 Fruitvale Ave.

"Whether you call it reducing your carbon imprint or just saving a tree, the idea is there are many popular books that trade hands anyway," said George Mageles, community resource coordinator for student health services at West Valley College.

There will be hard- and soft-bound books for sale throughout the day, and the funds raised will benefit the school's classified staff scholarship.

Mageles anticipates selling the books will be a success because faculty and administration offered such generous support preparing for the event. They offered a wide array of donations after clearing bookshelves in their homes and offices.

Students and parents from Louise Van Meter Elementary School also used a book setting as inspiration for a project.

Third-graders from the school worked on art pieces from April 14 to 16, using objects they found while spring cleaning in their homes earlier this month, including VHS tapes and old toys.

"It was junk, but all of a sudden it was shiny and new. It was just a major shift of perspective," said Daniella Simon, a parent of a student attending Van Meter. "The whole idea was don't look at things in terms of throwaway."

The students will dedicate their eco-art projects on April 22 to the Los Gatos Library's Green Section. Simon said this is a natural setting to display the work since "the library is all about the three Rs—reduce, reuse, recycle."

Simon was inspired to lead the project a year ago after first reading about eco-artists who use such materials as bottle caps to make beautiful mosaics.

The project grew into a collaboration of Art Docents of Los Gatos, Los Gatos Library, the West Valley Green Leaf Committee and Van Meter.

Simon said there were different benefits in working on the artwork.

"There seems to be gap in terms of getting information to kids," Simon said, "and this is one of the big issues that is driving me at this point. They're inheriting everything. We have a very short period of time to retrain ourselves and retrain our children."

Students from Los Gatos High School, Fisher Middle School, Blossom Hill and Lexington elementary schools are also putting their artwork on display during a photography show focused on sustainability. The exhibit is scheduled for April 25 at the Los Gatos Civic Center, 110 E. Main St., from noon to 4 p.m.

The idea was for students to take pictures to "show us the world through their eyes," said Nate Donovan, Los Gatos High photography teacher. Students ventured into different parts of the community, including local businesses, to capture the environmental effects we all have during our day-to-day lives.

No matter who you are, eventu-

ally "we are going to run out of resources," said freshman McKenna Everett.

She took 200 photos for the project, one she said is important to raise community awareness. The photographs submitted varied in styles, from scenic to abstract to photojournalism.

A picture alone is worth 1,000 words, but the photos displayed together will allow residents to "see how it all feeds into the story," said Nicole Williams, a parent volunteer for the event. "When you look at them all collectively, it makes a fantastic impact."

—Shannon Barry

Green means business

Ungdo Shin cares about what he puts in his customers, so much so that he is willing to pay more for it.

The owner of Big Basin Café in Saratoga runs an all-organic shop, meaning everything from the products to how they are served come naturally from the earth.

"In order to serve organic coffee, the delivery system also has to be non-chemical," Shin says. "We couldn't use a so-called recyclable cup, which is cost-effective but is chemically infested. So, we use a biodegradable cup instead, or else there is no use in serving organic coffee."

The cost of using biodegradable materials can be up to three times more expensive, Shin says, but it allows him to be able to call his café a truly organic coffee shop. Biodegradable—as opposed to recyclable—materials can be mixed in with other waste without contaminating the soil. Recyclable materials, meanwhile, can only be recycled, as the chemicals to make them are not natural.

For its efforts, Big Basin Café, 14471 Big Basin Way, received high marks on ecovian.com, a site featuring green business reviews and topics. The coffee shop earned five-star ratings in both organic coffee and tea served and biodegradable containers used.

In addition to tasting better, the organic coffee and natural foods at Big Basin Café, as well as the containers they're served in, benefit the customers in the long run, too. Biodegradable means all-natural, and that reduces the amount of dioxins, known to be cancer causing agents, the body absorbs, Shin said.

"Some customers are aware of what organic really means and some customers just like the taste of our coffee. But knowledgeable people know about the advantages of having biodegradable coffee and materials," Shin said.

While some businesses are going green themselves, others are helping people become more eco-friendly. Campbell-based Coulomb Technologies has been quickly rising as the leading producer of electric vehicle charging stations.

A construction worker sorts through the lumber at the home of Los Gatos resident P.K. Karnik. The lumber will be recycled to make wooden pellets, or re-used on homes in Mexico.

A mattress floats in Lexington Reservoir. It's just one of the many such items volunteers will target at a Lexington cleanup day on May 16.

Many drivers of electric vehicles can only charge their cars at home, but Coulomb allows them to refuel at the workplace or when they're out and about. The company has stations up and running in San Jose and San Francisco and as far away as Amsterdam.

And with just about every major automaker shifting toward more fuel-efficient and eco-friendly cars, Coulomb's smart-charging stations may be popping up in more cities.

"All of the automakers are doing electric cars, and we'll see them emerge between now and 2012," said Richard Lowenthal, Coulomb's founder and CEO. "So, we're out there selling stations and creating interest, and it's a worldwide thing."

Because it takes anywhere from four to eight hours to fully charge a vehicle, stations must be strategically placed. Right now, Coulomb is targeting the workplace and downtown areas, places where people tend to be for an extended period of time. But as more electric vehicles begin to hit the road, Coulomb may be looking to add stations at recreational venues, such as ballparks and arenas, Lowenthal said.

Lowenthal projects that in the next five years there will be remarkable advances in the industry, with more electric cars, charging stations and technology streamlining the two. Electric vehicles could be charging in a matter of minutes and drivers could be recharging at service stations, the way how most people do now at gas stations.

Most of these initiatives, Lowenthal says, will be made possible through the stimulus package.

"It's a good time to be doing green programs, especially green transportation," Lowenthal said. "It's good for cities to say, 'We're going to be electric vehicle-welcoming.' "

Also getting a boost from the stimulus package is Akeena Solar in Los Gatos. It may be nothing new to see solar panels on residential and commercials roofs these days, as property owners are beginning to invest in renewable energy. But Akeena is preparing for the next phase of clean technology: mixing aesthetics with being eco-friendly.

The latest solar panel from Akeena comes with a non-bulky, sleek design, but still has the reliability to last over time. The jet-black panels can be installed closer to the surface of the roof, limiting their visibility to onlookers.

When consumers begin looking for beauty to go with the brains, it's a sign that new technology has caught on.

"Without a doubt, as solar becomes more mainstream, you see that families are looking for panels that will reduce electricity bills and plus will also look well on a person's home," said Jose Tengco of Akeena Solar. "We've worked hard to ensure that we can provide the best looking and most reliable panels on the market."

The hardest part for those thinking about going solar is making the investment, but even that is starting to change. With solar power becoming more available, the price to make the switch is getting cheaper, Tengco said.

According to a study by the California Public Utilities Commission, Californians in 2008 "installed twice as many megawatts of solar power than the year before, and demand for new solar projects continues to hit record levels." Moreover, the California Solar Initiative led to more than $5 billion worth of private investment in solar projects.

"Clearly, with the going green movement and climate change, people are turning to renewable energy. And from an economic view, they find they are getting a strong return on the money invested today, so it becomes a win-win," Tengco said. "Families get to reduce electricity costs and at the same time address climate change."

—Chris Vongsarath

Series of local events related to Earth Day

Although Earth Day is officially April 22, many Earth Day-related activities will be held throughout the week and are listed below:

Life lab—On April 22 staff and students from Saratoga Elementary School will honor Earth Day with the official opening of their Life Lab Garden. There will be different displays and presentations from 9 a.m. to 2:30 p.m. in the outdoor classroom of the school, 14592 Oak St., including water filtration systems, insects of the garden, worm composting and solar cooking.

Used book sale—A used book sale is being held April 22 to emphasize going green through recycling in and around the campus center at West Valley College, 14000 Fruitvale Ave. in Saratoga. The event is a fundraiser for the school's classified staff scholarship.

Arbor Day—A tree-planting ceremony takes place April 24 at 10 a.m. at La Rinconada Park, Wedgewood Drive and Granada Way.

Another Arbor Day celebration— The city of Saratoga will celebrate trees on Arbor Day with a community gathering at Beauchamps Park, between Beauchamps Lane and Bowhill Court. The event will be held on April 24 at 3:30 p.m. Residents can help plant a tree, learn more about the trees in Saratoga and can take a seedling home that they can plant themselves.

Highway 9 clean-up—Five local Rotary Clubs, including those from Saratoga, Los Gatos, Campbell and Cupertino, are sponsoring the "Great Highway 9 Cleanup" on April 25. Volunteers for the cleanup are asked to meet at the La Hacienda Inn, 18840 Los Gatos-Saratoga Blvd., at 9 a.m. for a free breakfast. Volunteers and Rotarians will then pick up trash along Highway 9 for a couple of hours before being treated to a barbecue.

043199

TOWN NEWS

E-MAIL US AT:
lgwt@community-newspapers.com

VOLUME 126, NUMBER 7 LOS GATOS, CALIFORNIA FEBRUARY 17, 2009

Photograph by Neal Waters

Gardener Arthur Ragan, raking leaves in front of the Wells Fargo building on N. Santa Cruz Avenue in downtown Los Gatos, is among the Allied Landscape Services employees to be certified a Green Gardener in the West Valley Clean Water Program. The program serves Los Gatos, Monte Sereno, Saratoga and Campbell.

Class helps gardeners join the green team

Program has been winning awards

By JUDY PETERSON

A green gardening program that was developed in part by the West Valley Clean Water Program has been winning awards for its innovative ideas.

The clean water program, which serves Los Gatos, Monte Sereno, Saratoga and Campbell, was created to control pollution being dumped into creeks, streams and stormwater drains.

Recently, the California Stormwater Quality Association honored the Green Gardener program with an outreach award for the work it has done with small landscaping contractors.

"It was a 10-week course to educate landscape professionals on what type of environmentally safe practices are out there in place of the norm," Tito Fonseca of Allied Landscape Services said.

Fonseca and two other Allied employees were among the first to become certified Green Gardeners.

"It taught us simple gardening practices like pruning techniques, composting and minimizing water use," he said.

The latter will become even more important as water rationing is expected to be mandated in Santa Clara County beginning next month.

"We learned to use mulch over bare soil to keep water in the ground," Fonseca said.

The program also focused on minimizing the use of herbicides. "The chemical industry does a very good job advertising their products," he added, "but they don't touch on the environmental impact chemicals have."

Fonseca works with clients in both Los Gatos and Campbell.

"Green gardening is becoming more and more important to clients. Customers want to see that contractors are educated and doing what we can to preserve, protect and not pollute their property," Fonseca said.

Solutions Gardening Service owner Abel Yanez agrees.

"We wanted to separate ourselves from regular gardeners to see how we could help customers save water," Yanez said.

Yanez is using his newfound skills at customers' properties in Campbell, Saratoga and elsewhere.

"We're trying to re-layout sprinkler systems, and we're changing to organic fertilizer to help with the environment," he said.

One of the important things Yanez learned was how to test soil so that the right plants are properly placed. "You plant here and there," he said. "Now we know exactly what to do."

Yanez described the Green Gardener program as very beneficial. "We are planning to send five more people," he added.

Page 15

Distinguished, Detailed & Innovative
CAL HORT
Full Service, Creative Landscape Design & Construction
...on Time and on Budget. Since 1983.
California Horticulture Landscape Construction Incorporated
753 Camden Avenue, Campbell, CA 95008
(408) 364-3190
www.calhort.com

Best Burger • Best New Restaurant
JOIN US FOR...
CUSTOM BUILT BURGERS
PALO ALTO 369 California Avenue 650 321 3900
SANTANA ROW 3055 Olin Avenue Suite 1039 408 423 9200
THE COUNTER

Watch out for mercury pollution!
Fluorescent lights save energy, but contain mercury which is a toxic pollutant. When it's time to replace the bulbs, dispose of used fluorescents properly to prevent polluted runoff into our creeks and Bay.
To find a convenient and FREE bulb drop-off location near you, call (408) 299-7300 or visit www.HHW.org
Hazardous Waste Recycling & Disposal
Sponsored by Santa Clara Valley Urban Runoff Pollution Prevention Program – a coalition of local government agencies.
Watershed Watch
www.MyWatershedWatch.org
Remember: it is illegal to dispose of fluorescent bulbs in the trash or recycling bin!

BLACKWELL HOMES
A Tradition of Excellence
CUSTOM HOMES · REMODELING
408.369.9402
www.BlackwellHomes.com
Lic. 766856


Laurel & Nick could not have imagined their wedding day more perfect than it was.
Portraits that remember.
PhotoSmith, llc.
Now booking weddings for 2009
Call to set up a complimentary consultation.
408.460.3309
www.photosmithllc.com
www.photosmithweddings.com

Litter is Water Pollution

Rain carries litter into storm drains that flow directly to our local creeks and the Bay without any treatment. Keep streets and gutters clean to protect our creeks and Bay.

What's your Pollution Personality Profile? Take our quiz to find out. Visit www.myWatershedWatch.org

Watershed Watch
Protect Our Creeks And Bay

Sponsored by the Santa Clara Valley Urban Runoff Pollution Prevention Program – a coalition of local government agencies.



Open Weekends 10:00AM to 5:00PM, Mondays, Tuesdays, Fridays 12:00 noon to 5:00PM.
Come see the neighborhood decorated in holiday splendor.

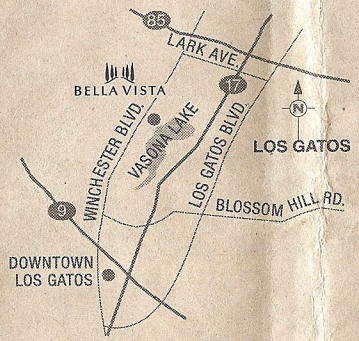

Welcome to Bella Vista, where refined details come together to create a singular street of dreams. Located in the renowned Town of Los Gatos, set above Vasona Lake and just minutes from the downtown, this neighborhood of new homes is truly something to be experienced. Carefully selected materials, sophisticated design and historic architectural detailing create a living space that is as tranquil as it is impressive. With artful touches and purposeful designs, the homes feature up to four bedrooms and three baths. Prices start in the upper $1 millions.

Call (408)399-1199 or visit
www.RobsonHomes.com

BELLA VISTA
LOS GATOS

DECEMBER 30, 2008 SARATOGA NEW

043201



Hobee's Back to School Special

2 FOR 1 Dinner Entreé

Buy one sensational dinner entreé, get the second of equal or lesser value absolutely FREE! Dinner served after 5:00 pm. Limit 1 coupon per table. Not valid with other offers. Expires 10/15/08.

HOBEE'S

Fast, Fresh and Friendly Since 1974

www.hobees.com

*S. PALO ALTO 4224 El Camino Real • 650-856-6124
PALO ALTO 67 Town & Country Village • 650-327-4111
*SUNNYVALE 800 Ahwanee Avenue • 408-524-3580
CAMPBELL 1875 S. Bascom Avenue • 408-369-0575
LOS GATOS Coming Soon! Highway 9 & University Ave.

*(S. Palo Alto & Sunnyvale closed Sun & Mon nights)

Tech CU TECHNOLOGY CREDIT UNION Mortgage

Hermelinda Negrete
Mortgage Consultant

(408) 487-7525
hnegrete@techcu.com
www.techcu.com

Ask about our 10 day close guarantee!

Tech CU—A great place for home loans



Weed Worries?

Use less toxic ways to control pests and prevent polluted runoff from entering our creeks and the Bay.

Applying thick mulch blocks light to help prevent weed growth. And it saves water, too!

Find more tips and FREE fact sheets at

www.MyWatershedWatch.org

1-866-WATERSHED (928-3774)

Watershed Watch
Protect Our Creeks And Bay

Sponsored by Santa Clara Valley Urban Runoff Pollution Prevention Program – a coalition of local government agencies.

BOX OFFICE 408 280-2000 X 25
or ticketmaster
ticketmaster.com

Supported in part, by a Cultural Affairs grant from the City of San Jose.

CITY OF SAN JOSE CAPITAL OF SILICON VALLEY

GuarantyBank.com
800-288-8822
Guaranty BANK

*The Annual Percentage Yield (APY) is accurate as of the date of the publication. $1,000 minimum balance required. Penalty for early withdrawal. Conditions and limitations apply.

Member FDIC

FY0809 Annual Report 146 September 2009

043202

"inadequate community facilities: e.g. the lack of a performing arts center and an inadequate library." This was 18 years ago.

Redevelopment money has funded a wide variety of improvements, including the town plaza, street reconstruction and a contribution to the high school pool.

We support the use of redevelopment funds for a new library.

ANN ROBERTS, PRESIDENT
LWV of Southwest Santa Clara Valley

More support for a library in Los Gatos

I support Los Gatos building a new public library. I *do not* support cleverly worded, misleading petitions.

ALICE H. HANSEN
Los Gatos

Blanket ban at concerts is ridiculous

Banning blankets at the local summer concerts—now I have heard everything. You either have concerts and have a fun atmosphere or you don't. The grass recovers after the concert season. It has looked fine for months.

this town that I would fight for their park.

It was another member of the skateboard park committee who decided to use paid petitioners and paid them. Steve Glickman did not hire the petitioners. They got the job done. Yes, we were beaten in the election due to dirty politics and a dirtier press. I would be happy to expound upon that at another time. The residents voted, and for whatever reason, they voted against building the park.

You talk about money wasted on elections. The town council spent more than $500,000 on surveys that concluded if the construction of a new library went to a vote, it would be turned down. Don't get me wrong; I am in support of a new library. However, there are more efficient plans and ideas that will cost far less. That is why it is so important to allow the voters to decide how the town spends taxpayer money on major projects. Why have this and other extreme expenditures pushed down our collective throats?

If you, the voter, decide to spend $18 million on a library, then I'm all for it. We have been told that the money is coming from redevelopment funds, but that is only $12 million. The rest will come out of the town gener-

worked with the developer on the First Republic building was interesting. Look at the building. It has Tuscan columns holding up arches here, Mission-like but fake Corbel-looking shapes holding up straight openings over there, windows with wood shutters, palladium windows with and without columns, straight windows without adornment, Craftsman-style exposed knee braces and an oversized tile roof. That it came out OK is testament to the developer, but stylistically it's a Tuscan, Mission, Monterey, Craftsman mess—definitely the kind of thing a committee would produce.

Let's let some originality happen. Look at what's going on in other places, countries, cities. Curious juxtapositions of color, shape and style create visual interest, not discord. Designing harmonious sameness will give us a look that one can understand easily in one pass. Los Gatos can be a much more interesting place than that. Let's allow some creativity, expressiveness, even oddness to happen here. We don't want to be known as a city of conformity, do we?

GEORGE HAVELKA
Los Gatos

Yellowjackets?

Use less toxic ways to control pests and prevent polluted runoff from entering our creeks and the Bay.

Fill yellowjacket traps with apple juice.

Find more tips and FREE fact sheets at

www.MyWatershedWatch.org

1-866-WATERSHED (928-3774)

Watershed Watch
Protect Our Creeks And Bay

Sponsored by Santa Clara Valley Urban Runoff Pollution Prevention Program – a coalition of local government agencies.

Tab 3 Annual Report September 2009
043203

043204

IMPROVE YOUR SPEAKING SKILLS AT TOASTMASTERS

Switch-On Toastmasters club is one of the Bay Area's finest speaking/leadership clubs

Switch-On Toastmasters is a diverse club that meets every Monday night from 7:00 to 8:45 pm in the banquet room of Carrow's Restaurant, 910 Saratoga Avenue, in San Jose.

Guests are welcome anytime! Email membership@switchon.freetoasthost.us for more info.

Be part of the solution to creek pollution!

Join us for

National River Cleanup Day!

Saturday, May 16, 2009 — 9 a.m. to noon

Visit us at www.cleanacreek.org **OR call** (408) 265-2600, ext. 2739

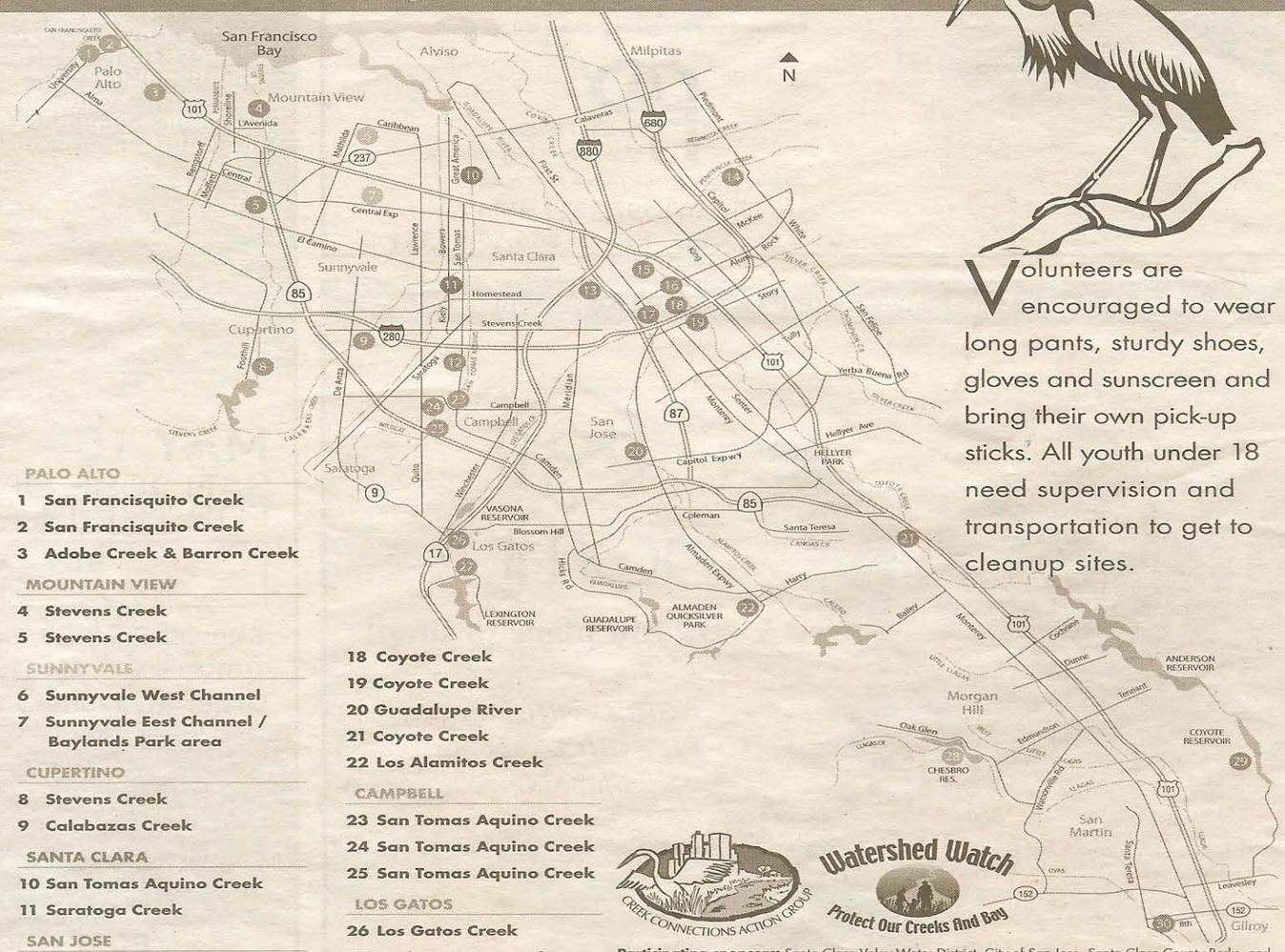

Volunteers are encouraged to wear long pants, sturdy shoes, gloves and sunscreen and bring their own pick-up sticks. All youth under 18 need supervision and transportation to get to cleanup sites.

PALO ALTO

1 **San Francisquito Creek**
2 **San Francisquito Creek**
3 **Adobe Creek & Barron Creek**

MOUNTAIN VIEW

4 **Stevens Creek**
5 **Stevens Creek**

SUNNYVALE

6 **Sunnyvale West Channel**
7 **Sunnyvale Eest Channel / Baylands Park area**

CUPERTINO

8 **Stevens Creek**
9 **Calabazas Creek**

SANTA CLARA

10 **San Tomas Aquino Creek**
11 **Saratoga Creek**

SAN JOSE

12 **San Tomas Creek**
13 **Guadalupe River**
14 **Upper Penitencia Creek**
15 **Coyote Creek**
16 **Coyote Creek**
17 **Guadalupe River**
18 **Coyote Creek**
19 **Coyote Creek**
20 **Guadalupe River**
21 **Coyote Creek**
22 **Los Alamitos Creek**

CAMPBELL

23 **San Tomas Aquino Creek**
24 **San Tomas Aquino Creek**
25 **San Tomas Aquino Creek**

LOS GATOS

26 **Los Gatos Creek**
27 **Lexington Reservoir**

MORGAN HILL

28 **Chesboro Reservoir**

GILROY

29 **Coyote Reservoir**
30 **Uvas Creek**

CREEK CONNECTIONS ACTION GROUP

Watershed Watch
Protect Our Creeks And Bay

Participating sponsors: Santa Clara Valey Water District, City of San Jose, Santa Clara County Parks, and Watershed Watch.
Participating agencies: Lockheed Martin SSC Leadership Association, San Francisquito Watershed Council, San Francisquito Watershed Project, Santa Clara Valley Urban Runoff Pollution Prevention Program, West Valley Clean Water Program, and the cities of Cupertino, Gilroy, Mountain View, Palo Alto and Sunnyvale.
Participating groups: Apollo High School, Blackford Neighborhood Action Coalition, Forest Hills Elementary School, Friends of Los Alamitos Watershed, San Tomas West Neighborhood Association, Save the Bay, and Silicon Valley NAACP.
Participating companies: Bianchi-Amaker Construction, Callahan Real Estate Group - Coldwell, and Intel Corporation.
Participating donors: Children's Discovery Museum of San Jose, City of San Jose Parks, Recreation, and Neighborhood Services (Happy Hollow Park and Zoo), Classic Carwash, Hobee's California Restaurants, In-N-Out Burger, San Jose Repertory Theatre, San Francisco 49ers

Subject: "Enviroscape" at Audubon Society Wildlife Education Day
Date: Tuesday, October 28, 2008 10:52 AM
From: Marj Ottenberg <marjott@yahoo.com>
To: <kelly.westvalley@comcast.net>

Kelly Carroll
West Valley Clean Water Program,
18041 Saratoga-Los Gatos Rd., Monte Sereno, CA 95030

Dear Ms. Carroll--first, let me say I wanted to send this by U.S. Mail--and have been trying for 3 days--but my printer refuses to accept my requests! So, I fall back on electronic mail!

Our Sierra Club group was THRILLED to have Patrick Hansen bring your Enviro-scape to share our space at Santa Clara Valley Audubon Society's annual Wildlife Education Day! It was the HIT of our corner of the affair! We especially appreciate the fact that it educates parents along with the kids-- who are enjoying squirting and sprinkling the various "contaminants" on the "environment"--and watching it wash into gutter to creek to Bay. Hopefully, these kids will CONTINUE to prod parents and friends, NOT to thoughtlessly discard stuff, because they now KNOW what harm such actions can cause! Patrick did an outstanding job, relating to the kids and "telling his story". I don't have a count of attendees--but everyone had to park at Monte Vista High School, about a mile up McClellan Road, and SCVAS hired school buses to ferry people from parking lot to the "party", and back again throughout the day (no cost to riders!); that parking lot was almost
completely full all day--so we know LOTS of people came! SCVAS covers the south half (and perhaps more) of Santa Clara County; they have active programs for kids as well as adults, including classroom sessions in local schools; (their monthly lecture meetings--in Palo Alto and Campbell-- draw several hundred members! I wish our Sierra Club Group could do as well!)
I was quite interested in your "mercury-free" thermometers--FAR superior to the old glass ones in many ways! I'd like to buy a few of them, to show to Sierra Club trip leaders--who are responsible for health care for trip participants. Next time I'm in Monte Sereno, I may stop by----
meanwhile, you and Patrick have our sincere THANKS! for helping us educate (and entertain) a LOT of local residents!
Marjorie Ottenberg, Program Chair, Guadalupe Regional Group, Loma Prieta Chapter, Sierra Club.

Santa Clara Valley Audubon Society

presents the

Birdhouse Building!

Raffle Prizes!

17TH ANNUAL WILDLIFE EDUCATION DAY!

Nature Arts and Crafts!

Environmental Presentations!

Saturday, October 25, 2008
10am–2pm
McClellan Ranch Park in Cupertino

Live Animals - Birds of Prey, Snakes, Insects, and more!

"Early Bird" Shorebird Walk

8:00 am @ Charleston Slough
RSVP Required (for walk only)

For details call (408) 252-3740
or visit www.scvas.org

Environmental Groups from around the Bay Area!

Annual Wildlife Poster Contest

Winners & Awards announced @ 1:00 pm
Submission deadline 10/6

MAP & DIRECTIONS on Back

General Parking @ Monta Vista High School w/ FREE SHUTTLE SERVICE,
Disabled Parking ONLY @ McClellan Ranch Park

HEAVY RAIN Cancels

Discovery Day Enviroscape Presentation Outline

Intro: Hello My name is…

Background on the West Valley Clean Water Program….

Questions:

1. What is nonpoint source pollution?
2. What is point source pollution?
3. What is a watershed and water cycle?
4. What is the difference between a sanitary sewer system and a storm drain system?

Provide background information to audience:

What is a coastal zone? Answer Page 7. Give examples of local SF bay.

Importance of coastal wetlands.

How coastal zones are affected by water pollution.

a. Car Washing (Talk about Car Wash Kit)
b. Pet Waste
c. Hazardous Materials
d. Paint
e. Swimming Pools
f. Trash
g. Pesticides

What the West Valley Clean Water Program does and how you can help.

a. Take car to carwash, or ask about carwash kit for fundraisers
b. Reuse mugs, canvas bags etc., wrapping paper..
c. Participate in creek cleanups, pick up trash if you see it.

Play on Enviroscape model.

Dear Patrick, Kelly, and Christine,

The Sedgwick PTA, Sedgwick Staff, students and parents would like to say "Thank You" for participating in Discovery Day 2009! The students thoroughly enjoyed your presentation on Preventing Watershed Pollution. This important presentation made an impact on the students, including my 3rd grader who came home talking about how he can keep the waterways cleaner by picking up garbage by the drains and by the sidewalks.

Discover Day is a proud Sedgwick tradition that our children enjoy very much. We sincerely appreciate you taking time out of your schedule to help educate our kids. I am enclosing thank-you letters written by the children of Sedgwick Elementary.

Sincerely,
Tracey Trimeloni
PTA volunteer

7/23/08 PCLG

WVCWP School Presentation Feedback

Thank you for inviting the West Valley Clean Water Program to give our watershed presentation. We ask you to please take the time to fill out this form. Your feedback will help us to deliver better presentations in the future. Please circle the number that corresponds with your opinion for each category. Circle 5 if you strongly agree with the statement, 4 if you agree, 3 if you are neutral, 2 if you disagree, and 1 if you strongly disagree.

A. OVERALL	Strongly Disagree	Disagree	Neutral	Agree	Strongly Agree
1. Setting/Room was pleasant	1	2	3	4	5
2. Materials used were useful	1	2	3	4	5
3. Content was interesting	1	2	3	4	5
4. Participants learned a lot	1	2	3	4	5
B. Speakers					
1. Speakers were knowledgeable	1	2	3	4	5
2. Speakers able to answer questions	1	2	3	4	5
3. Speakers kept audience interested/engaged	1	2	3	4	5
C. Results					
1. Presentation improved the students understanding of watersheds and urban run-off	1	2	3	4	5
2. I would consider having the WVCWP present at future events.	1	2	3	4	5

Comments:

Patrick was good with kids. He was on time and even got through everything he needed to do with the kids with the shorter time frame. The kids really enjoyed the hands on. Thank you so much. Sincerely Chris Daly

Created 7/23/08 PH

Annual Cleanup Program

West Valley Collection & Recycling (WVC&R) will collect an unlimited number of items from your curb at no additional cost for one day only.

Please have your items, containers and bundles curbside by

6 AM on Wednesday, August 27, 2008

WVC&R will collect:

- Items weighing up to 70 pounds (except as described below)
- Garbage in 32 gallon plastic bags, 32 gallon cans, and sturdy cardboard boxes (all small items must be contained)
- Tree prunings, branches and scrap wood up to 3" in diameter and 3' long in tied bundles weighing up to 70 pounds

WVC&R will not collect:

- 35, 65 or 95 gallon wheeled carts (they are awkward to lift manually)
- Concrete or Dirt (call Guadalupe Landfill 408.268.1670)
- Tires (call Guadalupe Landfill 408.268.1670)
- Items containing CFC's such as refrigerators (call WVC&R 408.283.9250)
- Household Hazardous Waste (call 408.299.7300 or visit www.hhw.org)
- E-Waste, Universal Waste, Motor Oil and Water Based Paints:
  - You can drop off TV's, Computers, household batteries, motor oil and water based paints at WVC&R's processing facility by appointment. For more information call customer service at 408.283.9250 or visit www.westvalleyrecycles.com
- Large items or containers over 70 pounds:
  - WVC&R will collect large items such as sofas and refrigerators for a fee. To schedule an appointment please call customer service at 408.283.9250

WVC&R makes it easy for you to donate your reusable items. For assistance locating local charitable organizations, visit www.westvalleyrecycles.com or call 408.283.9250.

Please remember to place recyclables in your recycling cart for your regular weekly collection.

To learn more about any of these programs visit www.westvalleyrecycles.com or call customer service at 408.283.9250.

WEST VALLEY
COLLECTION & RECYCLING, LLC.

392

WEST VALLEY
COLLECTION & RECYCLING, LLC.

FREE AND EASY E-WASTE DROP OFF EVENTS
(3 Locations)

ELECTRONICS ACCEPTED FOR FREE:

TVs, Computers, Monitors, Fax Machines, Printers, Copiers, DVDs, Stereos, Video Cameras, Phones, Cameras
(No household appliances accepted)

9:00 AM - 2:00 PM / Rain or Shine

For more information call WVC&R at (408) 283-9250

Date: July 19th, 2008
Los Gatos United Methodist Church
111 Church Street
Los Gatos, CA
From Hwy 17 to E. Main, then left on Church Street



Date: July 19th, 2008
Campbell United Church of Christ
400 West Campbell Ave
Campbell, CA
Between Winchester and San Tomas

Date: July 26th, 2008
City of Saratoga North Campus
19848 Prospect Rd.
Saratoga, CA
Located between Miller Road and Saratoga-Sunnyvale Road

SIERRA at tahoe Snowsport Resort

West Valley Collection & Recycling & Sierra at Tahoe Snowsport Resort, will reward people that bring their E-waste to the following events with a $30 annual ski pass discount coupon for 2008/2009 season (1 per person – first 1000).

FREE AND EASY E-WASTE DROP OFF EVENTS

(Los Gatos, Saratoga, Campbell locations)

9:00 AM - 2:00 PM / Rain or Shine

Please fill out the following when bringing your items to the event.
Information is used to dispose of your E-waste, at no cost, with the State California. This information will be kept confidential.

Name: _____

Address: _____

_____

SIERRA at tahoe Snowsport Resort

WEST VALLEY COLLECTION & RECYCLING, LLC.

00061652 608

0432122

BRIEFS

Free e-waste recycling drop-off

Los Gatos, Monte Sereno, Saratoga and Campbell residents with old TVs, VCRs, phones, radios and other electronic devices can drop them off at one of three upcoming recycling events sponsored by West Valley Collection and Recycling.

Two events are July 19, 9 a.m. to 2 p.m., at Los Gatos United Methodist Church, 111 Church St., and Campbell United Church of Christ, 400 W. Campbell Ave.

Another event is July 26, 9 a.m. to 2 p.m., at the city of Saratoga North Campus, 19848 Prospect Road.

September 2008 Annual Report

Computers, monitors, fax machines and electronic toys will also be accepted.

WEST VALLEY CLEAN WATER PROGRAM

CAMPBELL LOS GATOS MONTE SERENO SARATOGA

.....

Thank you to all our Volunteers!

408-354-4734

E-Waste Events

Car Washing Pollutes Creeks

About WVCWP

West Valley Watersheds

Stormwater Pollution

Take Action

Program Materials

Report Illegal Discharge

Mercury

Links

West Valley Recycles! Summer 2008

BILL PAY THE EASY WAY

West Valley Collection & Recycling has made it easier than ever to pay your bill. Choose the method that works best for you.

Mail it: Make your check payable to West Valley Collection & Recycling. Be sure to include the payment stub to get credit for your payment right away. Use the pre-addressed envelope included with your bill.

Drop it off: We accept payments at our office Monday through Friday from 8 AM – 4:30 PM

Deliver checks to:
West Valley
Collection & Recycling
1333 Oakland Road,
San Jose, CA 95112

Pay / View Your Bill Online: Visit our new online payment system at www.wasteconnections.com; click on "Online Bill-Pay" and follow a few simple instructions. You must have your current invoice and credit card or debit card information available.

Home banking customers continue to use the remit address:

West Valley
Collection & Recycling
Dept. 1433
Los Angeles, CA 90084-1433

You must have your current invoice available.

Have questions about your recycling service?

Ask Randy

Q: What do I do with my used charcoal?

A: You can recycle charcoal. When you finish cooking, pour water on the briquettes. Let them dry thoroughly. Next time you grill, mix half new charcoal with half used.

The absolute safest way to dispose of ashes, regardless of whether they're red-hot or seemingly stone-cold, is to put them in a small, galvanized metal trash can that is dedicated to the purpose of ash storage. Keep the can away from any flammable materials, like your house, wood pile, dry grass, or weeds. Once ashes are completely cold bag them before placing into your garbage cart. If a dedicated ash container is not an option, stir through the ashes to make sure they are absolutely cold before placing them in the your garbage cart.

Remember, even ashes that seem cold on the surface may still be hot deep inside, even after sitting for two days, so wait at least 48 hours before disposing of them in the garbage.

AT YOUR SERVICE: Curbside Collection for Used Motor Oil

Summer's here and time to get the car in tip-top shape. West Valley Collection & Recycling provides FREE containers for your used motor oil so you can keep your car running smoothly, and help our collection go smoothly, too.

Call customer service at **(408) 283-9250** to order your FREE OIL JUGS AND OIL FILTER BAGS and WVC&R will deliver them curbside on your next collection day.

Schedule a drop off appointment for the items listed below by calling (408) 283-9250:

- ✓ Used motor oil and oil filters
- ✓ Water based paints
- ✓ Universal Waste = batteries, fluorescent tubes and bulbs and other mercury containing lamps, thermostats, electronic devices, electrical switches and relays, pilot light sensors, mercury gauges, mercury added novelties, mercury thermostats and non-empty aerosol cans that contained hazardous materials.
- ✓ E-Waste = televisions and computer monitors, CPUs, laptop computers, external computer hard drives, computer keyboards, computer mice, computer printers, DVDs and VCRs.

IMPORTANT TO NOTE:

WEST VALLEY
COLLECTION & RECYCLING, LLC.

1333 Oakland Road
San Jose CA 95112-9894
(408) 283-9250
www.westvalleyrecycles.com
customerservice@westvalleyrecycles.com

E-Waste Drop Off Event

E-Waste Drop Off Events will be taking place in West Valley cities soon. Please go to www.westvalleyrecycles.com to find the event in your community. Drop off E-waste such as computers, computer monitors, hard drives, TV's and VCR's absolutely FREE.

Clean Yard Trimmings

Keep your yard trimmings "Green" and your recyclables clean by keeping all garbage out of your yard trimmings and recycling cart. Garbage contaminates recyclable materials.

00061674
043214

RESIDENTIAL

West Valley Recycles! Summer 2008

SPLIT BODY TRUCKS: Keeping Your Yard Trimmings and Garbage Separate

It's been more than a year since West Valley Collection & Recycling began the single-stream recycling program and rolled out our new split body trucks.

Our split body trucks have made a big difference in the neighborhoods they serve on trash day, because now in most neighborhoods one truck collects all garbage and yard trimmings, where previously two were needed.

Look for new labels on the back of the trucks identifying the material in each side. The collection compartment of these trucks are completely separate with garbage occupying 40% of the capacity, and yard waste filling the other 60%. The driver maneuvers the hydraulic arm to lift and empty the contents of your garbage and yard waste cart into the chute. After tipping the cart, the driver uses a toggle switch to direct the flow of material into the appropriate chamber, keeping the two materials completely separate. The result of using split body trucks: fewer trucks moving through our neighborhoods on collection day, fewer trips to the landfill, less wear and tear on our roads, less pollution, and fewer greenhouse gasses. Next time you see these trucks on collection day, they may appear to be white, but now you know, they are really pretty green.

Remember, Keep your yard trimmings "Green" and your recyclables clean by keeping all garbage out of your yard trimmings and recycling cart. Garbage contaminates recyclable materials.

KEEP UP THE GOOD WORK!

West Valley Collection & Recycling customers are loving single-stream recycling. The use of split body trucks mean less noise and pollution and the single-stream system means more efficient collection. Everyone is doing a great job.

Here are a few reminders to ensure collection days keep running smoothly and our neighborhood streets stay clean and neat too. Remember:

- Place carts with the wheels against the curb, at least two feet apart.
- Situate carts at least five feet away from vehicles and other obstructions such as basketball hoops.
- Secure light items such as plastic grocery bags and packing peanuts in bags to eliminate litter.
- Flatten and breakdown all cardboard. This will maximize the capacity available in your recycling carts.
- Do NOT overstuff carts.
- Please be sure lids are closed.
- Keep Recycling.

Don't Get Stuck with Your Sharps–Dispose of Them Properly

PROPERLY AND SAFELY DISPOSE OF YOUR SHARPS–HERE'S HOW:

✦ **Pharmacies, Doctor's Offices or Clinics:** Place your used home-generated sharps in a biohazard commercial sharps container and contact your Pharmacist, Clinic Administrator, or personal Physician, and ask if they have a take back program in effect. Sharps containers can be purchased at your local pharmacy.

✦ **Mail Back Services:** If you purchase sharps on-line, please remember to request a pre-addressed, prepaid mail-back box for your used sharps. A list of mail back services approved by the California Department of Public Health can be found at the following website: www.cdph.ca.gov/certlic/medicalwaste

✦ **Santa Clara County Household Hazardous Waste (HHW) Program:** The HHW Program accepts sharps waste, pharmaceuticals (No Controlled Substances), and other household hazardous waste from Santa Clara County residents (except Palo Alto residents). For more information on pharmacies and other locations that accept used sharps or to make an appointment to dispose of your sharps, visit **www.hhw.org** or call **(408) 299-7300**. Remember, residents must place their used sharps in a biohazard commercial sharps container.

Home generated sharps are needles, syringes, and lancets that assist people who use sharps or syringes at home to manage an illness. When sharps are improperly disposed of they pose a threat to sanitation workers, adults, children, and even pets with needle-stick injuries. Because of the high risk to the community and environment, Senate Bill 1305 was passed and will take effect on September 2008. This law makes it illegal to place home generated sharps in the trash or recyclable containers.

WEST VALLEY
COLLECTION & RECYCLING, LLC

FREE AND EASY
E-WASTE DROP OFF EVENTS
(3 Locations)

ELECTRONICS ACCEPTED FOR FREE:
TVs, Monitors, Computers, Laptops, DVD, and CD Players, Printers, Scanners, Vacuum cleaners, Electronic toys and games
(No kitchen appliances or light bulbs)

9:00 AM - 2:00 PM / Rain or Shine
For more information
call WVC&R at (408) 283-9250

Date: October 11th, 2008
City of Saratoga
North Campus:
19848 Prospect Road
Saratoga, CA
Located between Miller Road and Saratoga-Sunnyvale Road

Date: October 18th, 2008
Los Gatos United Methodist Church
111 Church Street
Los Gatos, CA
From Hwy 17 to E. Main, then left on Church Street

Date: October 18th, 2008
Campbell United Church of Christ
400 West Campbell Ave
Campbell, CA
Between Winchester and San Tomas

00062314-4

West Valley Collection & Recycling
presents

FREE AND EASY E-WASTE DROP OFF EVENTS

(Los Gatos, Saratoga, Campbell locations)
9:00 AM - 2:00 PM / Rain or Shine

October 18th, 2008
9:00 AM - 2:00 PM
Los Gatos United Methodist Church
111 Church Street
Los Gatos, CA

WEST VALLEY
COLLECTION & RECYCLING, LLC

October 18th, 2008
9:00 AM - 2:00 PM
Campbell United Church of Christ
400 West Campbell Ave
Campbell, CA

October 11th, 2008
9:00 AM - 2:00 PM
City of Saratoga North Campus
19848 Prospect Road
Saratoga, CA

00062314 808

RESIDENTIAL

West Valley Recycles!

Spring 2009

THEY'RE COMING, THEY'RE FREE!

Electronic Waste Drop-off Events are the Place to Be

West Valley Collection & Recycling is sponsoring three FREE e-Waste Drop Off Events this spring.

HERE'S WHY:

Toxic substances in electronic waste include lead, mercury, and cadmium. A typical computer monitor may contain more than 6% lead by weight. Capacitors, transformers, PVC-insulated wires, and PVC-coated components are loaded with toxins and carcinogens. In the U. S., an estimated 70% of heavy metals in landfills come from discarded electronics. Electronics do not belong in the trash!

HERE'S WHERE & WHEN:

April 25th, 2008 9:00 AM - 2:00 PM
City of Saratoga, North Campus
19848 Prospect Road, Saratoga, CA

April 25th, 2008 9:00 AM - 2:00 PM
Los Gatos United Methodist Church
111 Church Street, Los Gatos, CA

April 18th, 2008 9:00 AM - 2:00 PM
Campbell United Church of Christ
400 West Campbell Ave, Campbell, CA

HERE'S WHAT:

Unlimited amount of TVs, Computers, Monitors, Electronic Toys, Fax Machines, Phones, Copiers, HDTVs, LCDs, typewriters and Stereos including speakers will be accepted at these events.

However, we do *not* accept light bulbs, kitchen appliances or hazardous waste.

Congratulations, 2008 E-Waste Recyclers!

COLLECTIONS WERE A SMASHING SUCCESS.

Last year, a total of 169,776 pounds of E-Waste was collected from Campbell, Los Gatos, Saratoga and Monte Sereno residents who participated in our E-Waste Drop Off events. That's 169,776 pounds of dead monitors, outdated cellphones and ancient fax machines. This year, let's work together to set a new standard for the collection of Electronic waste.

Clutter Busting

Here comes spring! Let's enjoy the many reasons to get outside and enjoy the outdoors: great weather, flowering trees, tulip bulbs pushing their way towards the sun. The fact that our houses are filled to the brim with clutter—the aftermath of a long, cold, winter is another reason to get out of the house. Here are some ideas to de-clutter the house and enjoy the outdoors too. These tips make the job easy. First, organize what is not trash into three labeled piles: sell, donate, or recycle. Next, get to work:

Have a garage sale or even better, organize a neighborhood garage sale. Better yet, get your *neighbor* to organize it!.

Donate your gently used clothing, books, furniture and working appliances to a local thrift store benefiting charity. Some organizations provide pick-up service, and all of them should provide you with a donation receipt to use as a write off on your income taxes.

Create a compost pile with your tree trimmings and lawn clippings. (Remember, May flowers are right around the corner-this compost will come in handy later.)

Participate in the West Valley Collection and Recycling Clean Up Event. It's free and it's easy. We'll collect an unlimited amount of your items at the curb on your neighborhood's designated day. Items weighting over 70 pounds will not be accepted. Look for our flyer in the mail two weeks prior to the event.

Request a bulky item pick-up. We'll pick things up from your curb for a small fee. Just call customer service at **(408) 283-9250**, we'll be right over.

Recycle items that can't be reused.

Put hazardous waste in its place. Batteries, light bulbs and water based paints do not belong in our landfill. They can be dropped off along with electronic devices at our facility. Check out www.westvalleyrecycles.com ewaste and universal drop off for more information.

Drop off your e-waste. The televisions, computers stuff, and vintage VCRs that didn't get picked up at the big garage sale can be dropped at the ewaste events coming up. Check out the e-waste article in this issue for what to bring, our hours and directions.

RESIDENTIAL

West Valley Recycles! | Spring 2009

BILL PAY THE EASY WAY

West Valley Collection & Recycling has made it easier than ever to pay your bill. Choose the method that works best for you.

Mail it. Make your check payable to West Valley Collection & Recycling. Be sure to include the payment stub to get credit for your payment right away. Use the pre-addressed envelope included with your bill.

Drop it off. We accept payments at our office Monday through Friday from 8 AM – 4:30 PM

Deliver checks to:
West Valley
Collection & Recycling
1333 Oakland Road,
San Jose, CA 95112

Pay / View Your Bill Online. Visit our new online payment system at www.wasteconnections.com; click on "Online Bill-Pay" and follow a few simple instructions. You must have your current invoice and credit card or debit card information available.

Home banking customers continue to use the remit address:

West Valley
Collection & Recycling
PO BOX 60248
Los Angeles CA 90060-0248

You must have your current invoice available.

Have questions about your recycling service?

Ask Randy

Q: I am going to bring my old video cameras to an e-waste drop-off location this spring. May I also bring my bottles of pesticides that I no longer use?

A: No. The Electronic Waste Events are computers, monitors, mice, keyboards, cellphones, cameras, old fax machines, and the like, not hazardous materials. Automotive fluids, lawn and garden chemicals, and household cleaners and poisons, can be disposed through the Santa Clara County Hazardous Waste Recycling and Disposal Program. For details, call **(408) 299-7300** or visit **www.hhw.org**. *To submit a question for "Ask Randy" send him an e-mail at customerservice@westvalleyrecycles.com with "Ask Randy" in the subject line.*

Greening your Cleaning

Get all of the dirt on how to clean your home in a planet-friendly way. Just in time for spring! Make your mother proud. Mother Earth, that is.

Floors: Vinegar is an excellent cleaner for ceramic tile or linoleum. Used straight or mixed with water, vinegar and a sturdy mop are all you need for a green, squeaky-clean kitchen floor.

Sinks: One part vinegar, four parts baking soda and several drops of your favorite essential oil(s) makes for a pleasant, earth-friendly sink scrub. Just like the store bought kind, apply the paste with a sponge, let sit for a few minutes then rinse for a sparkling clean sink.

Windows: Vinegar again, this time in a spray bottle. Wiping vinegar-sprayed glass with crumpled newspaper will make your windows shine bright. Don't clean windows when they're in direct sunlight, because they will dry too fast and look "streaky."

Rugs: Shake baking soda over the carpeting before vacuuming to help to absorb odors. For spot cleaning, rely on your old friend, vinegar. Spray it on, scrub out the spot with a clean cloth. Don't worry; the vinegar smell is gone in no time.

Furniture: Sprinkle stale cushions and chairs with baking soda, then vacuum after letting it sit for a while.

Toilet and Tub: Spray with vinegar first, then sprinkle on baking soda for natural, fizzy cleaning power. Scrub with a sponge or toilet brush, then rinse clean or flush.

Garbage cans: Borax is a mineral that will prevent mold and fungus, and keep away insects. Just sprinkle on the bottom of your carts or household cans.

Bad Smells: Zeolite* is a natural mineral that absorbs odors and also controls excess moisture in the air. Use it as a general deodorizer and to combat mildew or mold.

***Bonus!** When used in refrigerators and freezers, Zeolite can reduce electricity cost by up to 12% by maintaining optimum humidity, and it helps keep food fresher.

More Green Cleaning is Just a Click Away

Environmental Home Center is an online source for green building supplies, including people-friendly cleaning supplies, non-toxic paint, natural carpets, sustainable wood products, and energy-efficient insulation. (www.environmentalhomecenter.com).

Seventh Generation (www.seventhgeneration.com), the leading seller of green cleaning products in North America, offers tips on green cleaning.

The Green Guide (www.thegreenguide.com) provides consumers with practical, everyday household- and market-level actions that can yield system-wide environmental, health, and social change.

IMPORTANT TO NOTE:

WEST VALLEY
COLLECTION & RECYCLING, LLC

1333 Oakland Road
San Jose CA 95112-9894
(408) 283-9250
www.westvalleyrecycles.com
customerservice@westvalleyrecycles.com

How To Eliminate Litter

Remember to place all loose light items such as shredded paper, plastic grocery bags, styrofoam packing peanuts and any other items in a tied plastic bag before placing in your cart.

Cart Labeling

You may see WVC&R supervisors in specific neighborhoods labeling garbage, recycling, and yard waste carts with address numbers. This will help differentiate your cart from your neighbors.

RESIDENTIAL

West Valley Recycles!

Fall 2008

DON'T GET STUCK WITH YOUR SHARPS: Dispose Of Them Properly!

On September 1, 2008, a new law has taken effect, which will make it illegal to place home generated sharps in trash or recycling receptacles. Home generated sharps are needles, syringes, and lancets that assist people who use sharps or syringes at home to manage an illness. When sharps are improperly disposed of they pose a threat to children, adults, sanitation workers, and even pets. Here's how to properly and safely dispose of your sharps:

Note: Residents MUST place sharps in a biohazard sharps container, which are available for purchase at your local pharmacy, before bringing to any of the approved sharps drop-off locations.

✦ **Pharmacies, Doctor's Offices or Clinics:** Contact your local Pharmacy, Medical Clinic, or personal Physician and ask if they can start a take back program.

✦ **Mail Back Services:** If you purchase sharps on-line, please remember to request a pre-addressed, prepaid mail-back box for your used sharps. A list of mail back services can be found at **http://www.cdph.ca.gov/certlic/medicalwaste**

✦ **Santa Clara County Household Hazardous Waste (HHW) Program:** For more information on pharmacies and other locations that accept used sharps, or if there is not a location near you to take back your sharps, contact The Household Hazardous Waste Program at **www.hhw.org** or call 408-299-7300.

SHARPS TAKE-BACK LOCATIONS IN THE WEST VALLEY AREA

Call for packaging requirements before you bring used household syringes, needles, and lancets to the following drop off locations:

CAMPBELL

Kaiser Permanente
Campbell Medical Offices
220 E. Hacienda Avenue, Campbell
(408) 871-6500
(for Kaiser Members only)

LOS GATOS

Shannon Road Fire Station
16565 Shannon Rd, Los Gatos
Biohazard Sharps Container Size Requirement: One quart or one and half quart size for drop off box

Community Hospital, Los Gatos
815 Pollard Road, Los Gatos
(408) 378-6131

B M A Dialysis
14651 S. Bascom, Los Gatos
(408) 358-3791
(for B M A Patients only)

Mission Oaks Campus of Good Samaritan
15891 Los Gatos Almaden Rd
Los Gatos **(408) 356-4111**

SARATOGA

West Valley Fire Station
19800 Cox Avenue, Saratoga
Biohazard Sharps Container Size Requirement: One quart or one and half quart size for drop off box

COUNTY OF SANTA CLARA, HOUSEHOLD HAZARDOUS WASTE (HHW) PROGRAM

Deposit used home-generated sharps into a biohazard sharps container, when the container is ¾ full permanently seal shut and make an appointment through our website at **www.hhw.org** or call **(408)-299-7300**

HOLIDAY SCHEDULE

Collection occurs on all holidays except December 25th and January 1st.

Both December 25th 2008 and January 1st 2009 fall on Thursday. During these weeks, if your regular collection day is Thursday collection will occur on Friday. If your regular collection day is Friday collection will occur on Saturday. No other collection days will be affected.

HOLIDAY TREE COLLECTION

Beginning December 26th 2008 and continuing through January 25th 2009, WVC&R will collect up to two Holiday trees per residence as part of your regular collection.

- Undecorated natural or flocked holiday trees are acceptable.
- Please remove stands, tinsel and decorations.
- All trees must be cut into 5-foot or preferably shorter lengths.
- Place the tree at least one foot away from WVC&R carts.

To receive your FREE recycling "How-to Guide," call Customer Service at (408) 283-9250 or visit www.westvalleyrecycles.com

HOLIDAY TREE SETOUT

West Valley Recycles! | Fall 2008

BILL PAY THE EASY WAY

West Valley Collection & Recycling has made it easier than ever to pay your bill. Choose the method that works best for you.

Mail it. Make your check payable to West Valley Collection & Recycling. Be sure to include the payment stub to get credit for your payment right away. Use the pre-addressed envelope included with your bill.

Drop it off. We accept payments at our office Monday through Friday from 8 AM – 4:30 PM

Deliver checks to:
West Valley
Collection & Recycling
1333 Oakland Road,
San Jose, CA 95112

Pay / View Your Bill Online. Visit our new online payment system at www.wasteconnections.com; click on "Online Bill-Pay" and follow a few simple instructions. You must have your current invoice and credit card or debit card information available.

Home banking customers continue to use the remit address:

West Valley
Collection & Recycling
PO BOX 60248
Los Angeles CA 90060-0248

You must have your current invoice available.

Have questions about your recycling service?

Ask Randy

Q: With the Holidays around the corner, I'm very interested in finding a way to eliminate waste and complete the recycling loop by giving to others. I just don't know where to begin.

A: Re-using an item is far better than recycling. Donating heavy coats, sweatshirts, beanies or blankets can make for a warm Holiday to a family in need. Also, if you have household electronics such as TVs, phones or computers you don't want to go to waste check out donation alternatives before you recycle using the links below.

Goodwill: **http://www.goodwill.org**
Salvation Army: **http://www.salvationarmyusa.org**
RecycleWorks Reuse Center: **http://www.recycleworks.org**

If you have clothing that is shredded or not in "wearable" condition, you can always recycle them! Tie fabrics in a clear plastic bag and place in your recycling cart for collection. We'll do the rest. **Acceptable Items:** Clean cotton, linen, polyester, rayon and wool fabrics (e.g. blankets, clothes, cloth diapers, rags, sheets) **NO** rags or textiles soiled with chemicals, oil or paint. NO Shoes, Carpets, Disposable diapers, Down-filled items, Leather, Nylon, Pillows, Rubber, Stuffed animals, Vinyl.

MAKE IT A GREEN HOLIDAY

Thinking green begins long before you determine which item goes into your garbage cart and which one goes in your recycling cart. It starts with knowing which materials to buy at the store that reduce waste in your household. So remember to always look for the recycle triangle when you buy.

When picking up gift-wrap this Holiday season remember to buy wrapping paper made from recyclable materials. YOU CANNOT RECYCLE METALLIC OR FOIL GIFT-WRAP.

For those of you that want to get really creative. You can use recyclable materials to wrap and personalize a gift using old magazines, sections of the newspaper and even a brown grocery bag. Wrapping and decorating giftsusing a grocery bag only takes a few minutes of your time to better the environment and make a memory.

Follow these easy steps:

- You will need a brown grocery bag, scissors, colorful pens or markers and tape.
- Cut down the seam of the bag from top to bottom.
- Turn inside out to hide all store advertisements and give yourself a blank canvas.
- Wrap gift.
- Decorate with personalized greetings and drawings of your choice.

IMPORTANT TO NOTE:

WEST VALLEY
COLLECTION & RECYCLING, LLC.

1333 Oakland Road
San Jose CA 95112-9894
(408) 283-9250
www.westvalleyrecycles.com
customerservice@westvalleyrecycles.com

E-Waste Drop Off Event

E-Waste Drop Off Events will be taking place in West Valley cities soon. Please go to **www.westvalleyrecycles.com** to find the event in your community. Drop off E-waste such as computers, computer monitors, hard drives, TVs and VCRs absolutely FREE.

Clean Yard Trimmings

Keep your yard trimmings "Green" and your recyclables clean by keeping all garbage out of your yard trimmings and recycling cart. Garbage contaminates recyclable materials.

Old Pills Piling Up?

No Drugs Down the Drain Please!

UNUSED MEDICINE THAT IS FLUSHED OR PUT DOWN THE DRAIN CAN END UP IN OUR WATERWAYS AND POLLUTES THE ENVIRONMENT.

You can make a world of difference by following prescriptions as directed, and then disposing of your unused portions properly.

Dispose of medications properly

Bring your unused and expired medications to one of the following **free upcoming collections** — and help to prevent pollution and keep our waterways clean.

Saturday, October 4, 9 a.m. to 1 p.m.
Kaiser Permanente Medical Center San Jose
Parking lot at the corner of Camino Verde and Santa Teresa Blvd., San Jose

Monday, October 6, 7 a.m. to 1 p.m.
Cypress Senior Center
403 S Cypress Avenue, San Jose

Tuesday, October 7, 10 a.m. to 2 p.m.
Willows Senior Center
2175 Lincoln Avenue, San Jose

Wednesday, October 8, 9 a.m. to 1 p.m.
Santa Clara Senior Center
1303 Fremont Street, Santa Clara

Thursday, October 9, 2 p.m. to 6 p.m.
Berryessa Community Center
3050 Berryessa Road, San Jose

Saturday, October 11, 10 a.m. to 2 p.m.
Camden Community Center
3369 Union Avenue, San Jose

CITY OF SAN JOSE
CAPITAL OF SILICON VALLEY
Environmental Services
A Certified Green Business

SAN JOSE/ SANTA CLARA WATER POLLUTION CONTROL PLANT

www.NoDrugsDownTheDrain.org

State of California Home Page

Governor's Home Page

CALIFORNIA COASTAL COMMISSION
PUBLIC EDUCATION PROGRAM

About Us
Programs & Contests
Coastal Cleanup Day
Adopt-A-Beach
Coastweeks
Boating Clean & Green
Resource Directory
For Educators
For Youth
How can I help?

WHALE TAIL[SM] Grants

WHALE TAIL[SM] License Plate
Coastal Stewardship Pledge
Community-Based Habitat Restoration
Coastal Careers
Event Calendars
Coastal Government Links
Shop for the Coast

Recursos en Español

Site Index
CCC Home Page

Coastal Art and Poetry Contest

By encouraging youth to reflect on the beauty and spirit of California's beaches and ocean, we hope to inspire a greater sense of stewardship for these natural places. A population that cares about the coast is more likely to work to conserve and protect it.

View winning artwork and poetry from previous contests (some of which will open in a new window): 2008, 2007, 2006, 2005, 2004, 2003, 2002, 2001, 2000, and 1999.

A selection of Coastal Art & Poetry Contest winners and honorable mentions will be on exhibit at the following locations during 2008:

- Coyote Point Museum of Environmental Education in San Mateo, May 6 through June 15, 2008.
- Peter and Mary Muth Interpretive Center, Newport Beach, September 2 through September 30, 2008
- Cabrillo Marine Aquarium, San Pedro, October 21, 2008 through January 11, 2009

2009 California Coastal Art & Poetry Contest

WHO: All California residents in kindergarten through 12th grades are invited to participate. There are four categories for awards in both art and poetry: K-3rd, 4th-6th, 7th-9th, and 10th-12th grade.

WHAT: Entries must have a **California** coastal or **California** marine theme. (For help with California species, click here.) Poetry and artwork must be original. Art should be no larger than 11 inches by 17 inches. Acceptable art media are paint, pencil, markers, ink, crayon, chalk or pastel (fixed), and collage. Three-dimensional pieces, computer printouts, or photocopies are not eligible. All entries must include a completed contest Entry Form.

Winners will be selected in each of four grade-level categories (K-3rd, 4th-6th, 7th-9th, and 10th-12th) in both art and poetry to receive a gift certificate for $100 to an art supply store (for winners in art, courtesy of Blick Art Materials) or book store (for winners in poetry). Each sponsoring teacher will receive a gift certificate for $40 for educational materials. Winners and honorable mentions will also receive tickets to the Aquarium of the Pacific in Long Beach, courtesy of the Aquarium.

WHEN: Entries must be postmarked by January 31, 2009.

HOW: Review and complete the Guidelines and Entry Form and submit it with your art or poetry to:

COASTAL ART AND POETRY CONTEST

PUBLIC EDUCATION PROGRAM

2009 Coastal Art & Poetry Contest Honorable Mentions

GRADES K-3

"Sea Urchins"
Caitlin Archdeacon, kindergarten, San Jose

Canyon Heights Academy iin Campbell

"On the Beach"

On the beach
Do you see what I see?

I see the waves.

JURIED ART CONTEST:

Your View of The Estuary

How do you see the San Francisco Bay Estuary, that unique place where land, ocean, and fresh waters meet? Do you have a favorite view or scene that "means" the estuary to you? The San Francisco Estuary Project is seeking art for possible use in a postcard, our web site, and other materials depicting the San Francisco Estuary—we are looking for scenes or impressions of the Bay, its marshes, and/or streams or rivers entering the Bay. All media are acceptable—oil, water color, pastel, pen and ink, block prints of all types, and photos. A $1,000 cash prize will be awarded to the first prize winner, $500 to the second place winner, and $250 to the third. The Estuary Project retains the right to use the artwork (credited) in print and on-line.

Please submit your entry either as a slide labled with title of piece and your name (to the address below) or as a jpg—no larger than 2 MB—emailed to lowensvi@sbcglobal.net no later than August 1, 2009. Slides cannot be returned.

For more information, contact:
Lisa Owens Viani
San Francisco Estuary Project
1515 Clay Street, 14th Floor
Oakland, CA 94612
(510) 622-2337



Courtesy of Hiroko Kusuda

We will contact the top 20 winners for possible use in a display at this year's State of the Estuary Conference at the downtown Oakland Marriott, Sept. 29-Oct. 1. No more than three entries per artist, please. Original art pieces must be no larger than 24" by 36"; artists will be responsible for delivering and retrieving their art. Digital entries may also appear on our web site, and contest submission is considered permission to use.

6/09: Posted and Distributed by WV CWP

THIS PAGE INTENTIONALLY LEFT BLANK

Pesticide Management Activities

Annual Report:

City of Campbell

Town of Los Gatos

City of Monte Sereno

City of Saratoga

West Valley Clean Water Program

THIS PAGE INTENTIONALY LEFT BLANK

West Valley Communities

PESTICIDE MANAGEMENT ACTIVITES
Campbell

Santa Clara Valley Urban Runoff Pollution Prevention Program

FY 2008-2009 ANNUAL REPORT

FY 2008-2009 Work Plan Self Evaluation Matrix

Source	Task Source	Work Plan Tasks	Accomplishments	Responsible Party
	SCVURPPP PMP (I.A.1.)	Summary of Use Track and report use of pesticides on municipally owned property. *Municipal Staff* to report to WVCWP for: 1) pesticides applied by staff 2) pesticides applied by contractors *Reports to include:* -name of pesticide used -active chemical in pesticide -purpose of pesticide -amount used in each application -date of each application WVCWP to present pesticide use data in Annual Report.	Pesticides applied by municipal staff are reported monthly to the State of CA Dept. of Pesticide Regulation with copies of monthly reports forwarded to WVCWP for tracking purposes. Pesticide use reports by the municipal Pest Control contractor (PCO) have also been forwarded to WVCWP. Per Annual Report Guidance from Water Board, actual pesticide use data is not included in this Annual Report, but is on file for future reference and analysis as needed.	PW Supt, -Parks Spvsr, -Street Maint Spvsr, -Facilities Maintenance Manager
	SCVURPPP PMP (I.A.3.) PS #3	Implement BMPS Continue to Implement IPM practices as Best Management Practices (BMPs) for any pesticide used by staff or contractors. Report on use of IPM practices on municipal property.	During FY 08-09, the WVC continued to implement the Pest Management Performance Standard (PMPS). "IPM Policy" and "Standard Operating Procedures for Pesticide Management" are being followed by staff and contractors. BMPs in general continue to be effective. WVC work with contractors to find the least-toxic method to treat resistant pest problems. The WVC use less-toxic pest management methods in municipal facilities (parks & buildings) whenever practicable, based upon budget and effectiveness. *See "Evaluation" section below for details on IPM implementation.*	-Parks Spvsr, -Street Maint Spvsr, -Facilities Maintenance Manager

PESTICIDE MANAGEMENT ACTIVITES
Campbell

Santa Clara Valley Urban Runoff Pollution Prevention Program

FY 2008-2009 ANNUAL REPORT

Source	Task Source	Work Plan Tasks	Accomplishments	Responsible Party
	SCVURPPP PMP (I.A.6.)	Banned Pesticides Inventory If any pesticides have been banned w/in the past FY (per EPA, State &/or local requirements), conduct an agency-wide search of chemical for these pesticides. Properly dispose of these banned substances pursuant to appropriate waste disposal regulations.	**CITY OF CAMPBELL:** All storage areas are cleaned quarterly, and any pesticides that are no longer legal or no longer used are disposed of according to State regulations. Staff reviewed the list of banned pesticides for the FY and found none of the pesticides used by the City were identified on the list. No further action was required.	PW Supt/ Parks Spvsr
	SCVURPPP PMP (I.B.1.) PS#5.a	Training for Applicators Ensure that employees who apply pesticides for the agency obtain the appropriate training as required by the County Agricultural Commissioner and the State Department of Pesticide Regulation (DPR)	**CITY OF CAMPBELL:** All parks staff who hold "Qualified Applicator Certificates (QAC) or higher from the CA Dept. of Pesticide Regulation, pursue the necessary CEUs to maintain their certificates, and are currently up-to-date. Annual Department of Agriculture Pesticide Safety Training for all Parks Maintenance crew was held on June 4, 2009 at the City's Corporation yard.	Public Works Supt/ Parks Supervisor
	SCVURPPP PMP (I.B.2.) PS#5.b	Staff Training for Applicators Attend and/or conduct annual training which reviews appropriate portions of the IPM Policy, BMPs, and relevant IPM techniques for employees within departments responsible for pesticide application.	**CITY OF CAMPBELL:** IPM and BMP tailgate training for Parks Maintenance crew was held in June of 2009 at the City's Corporation yard. For additional training, see Training Table.	PW Supt/ Parks Spvsr WVCWP to assist in coordinating training
	SCVURPPP PMP (I.B.3.) PS#5.c	Municipal Staff Education Inform employees who are not authorized and trained to apply pesticides that they cannot use over-the-counter pesticides in	Entire City staff received this information via e-mail in June 2009. The notification letter included details on: • NPDES Stormwater Permit	Sr. Civil Engr; WVCWP to provide notice

PESTICIDE MANAGEMENT ACTIVITES
Campbell

Santa Clara Valley Urban Runoff Pollution Prevention Program

FY 2008-2009 ANNUAL REPORT

Source	Task Source	Work Plan Tasks	Accomplishments	Responsible Party
		or around the workplace.	• Contact info for appropriate staff to request pest removal • Contact info for appropriate staff for disposal of any pesticides found • Reminder of City IPM Policy and Pest Specific IPM Plans • Reminder of goal to reduce pesticide use • Notification that only designated staff may order, purchase and apply pesticides for use on City property. • Reminder that this restriction includes over-the-counter pesticides	
	SCVURPPP PMP (II.A.1.)	Watershed Ed. & Outreach Campaign (WE&O)[1] Attend WEO and IPM work groups. Continue to assist with development of strategy for a campaign and training program (in Spanish & English) designed for staff of very small landscape businesses (typically 1-8 employees) mainly serving homeowners.	WVCWP staff participate in WEO. WVCWP Program Manager participates in the IPM Ad Hoc Task Group on behalf of the WVC. Project implementation and projects for consideration, which are discussed in the AHTG, are presented to WVC staff for appropriate follow-through. In FY 08-09, WVCWP staff were involved in meetings aimed at developing coordination between the "Bay Friendly" program, and the "Green Gardeners" program (Green Gardeners – see below). WVCWP contributed funds to the SCVURPPP's IPM ad campaign. This allowed the IPM ad to appear in the three (3) weekly community newspapers for four (4) weeks in the spring. (Campbell Reporter, Los Gatos Weekly, Saratoga News). In addition, all ads also appeared a 2nd time in the Los	WVCWP Staff

[1] Funded by all Co-permittees each year.

PESTICIDE MANAGEMENT ACTIVITES
Campbell

Santa Clara Valley Urban Runoff Pollution Prevention Program

FY 2008-2009 ANNUAL REPORT

Source	Task Source	Work Plan Tasks	Accomplishments	Responsible Party
			Gatos Weekly "Weekend Edition", so that IPM ads appeared a total of sixteen (16) times in WV newspapers in 08-09. September 08: IPM/weeds April 09: IPM/snails June 09 (week of 6/1): IPM/Roses June 09: IPM/Yellow Jackets WVCWP was very involved with the development of the "Green Gardeners" training program for small landscape businesses --from concept, to grant proposal, to implementation of several successful class series. (See Program Report for details.) In FY 08-09, WVCWP contributed funds for 6 scholarships to reduce the cost of the Green Gardener class to attendees (enough for 6 reduced fee scholarships). Since many WV residents employ small landscape contracting firms, it is hoped that these classes will have an impact on reducing residential pesticide use in the WVC. To promote use of the trainees from the Green Gardeners program, WVCWP sent a Press Release to local newspapers in Campbell, Los Gatos & Saratoga. A 630 word article, including a photo, about the Green Gardeners program was published. The article promoted both the classes (for anyone interested in enrolling) and promoted local companies which employ Green Gardeners graduates – so that residents could contact and utilize these graduates. See "PI/P Section", including "Attachments" for details. XREF PIP	

PESTICIDE MANAGEMENT ACTIVITES
Campbell

Santa Clara Valley Urban Runoff Pollution Prevention Program

FY 2008-2009 ANNUAL REPORT

Source	Task Source	Work Plan Tasks	Accomplishments	Responsible Party
	SCVURPPP PMP (II.A.4.)	Community & School Opportunities Identify opportunities and attend community events/school classrooms to demonstrate reasons for, and methods of, less toxic pest control.	Information on the importance of reducing pesticide use, and the toxic effects of pesticide runoff, is included in all WVCWP Enviroscape presentation. This includes presentations at schools and at community events. Events in FY 08-09 included: **LG Presbyterian Summer Camp** Los Gatos July 23rd Enviroscape presentation to 21 children, ages 2nd – 5th grade **Audubon Wildlife Fair** Cupertino (bordering Saratoga) 10/25/08 Enviroscape presentations to appx. 70 – 80 children, and their parents. **St. Mary's School** Los Gatos January 15, 2009 Enviroscape Presentation to 35 Fifth graders. **Sedgwick Elementary School "Discovery Day"** Cupertino March 31, 2009 WVCWP gave 4 Enviroscape Presentations to approximately 90 students in the 2nd, 3rd, 4th, and 5th grades. **St. Mary's School** Los Gatos May 21, 2009	WVCWP Staff

PESTICIDE MANAGEMENT ACTIVITES
Campbell

Santa Clara Valley Urban Runoff Pollution Prevention Program

FY 2008-2009 ANNUAL REPORT

Source	Task Source	Work Plan Tasks	Accomplishments	Responsible Party
			Enviroscape Presentation to 30 Kindergartners (2 classes) **Arbor Day Celebration** Saratoga 4/24/09 4/24/09 – Beauchamps Park WVCWP was introduced to the attendees (appx. 40 people). Attendees visited WVCWP display where staff discussed runoff issues (including pesticides) and distributed material. Staff also circulated and distributed material. **St Thomas of Canterbury Vacation Bible School** SJ (between Campbell & Saratoga City boundaries) June 18, 2009 Enviroscape presentation to 18 children, ages appx. 7-10 Each child received a "Pest or Pal" activity/ coloring book IPM information, and HHW brochures detailing proper pesticide disposal, are distributed at a variety of venues. See following row, and "PI/P Section" for further details on outreach for less toxic pest control.	
	SCVURPPP PMP (II.A.5.)	Community Material Distribution Participate in public sale events at local hardware store(s). Provide watershed protection information and reminders (gifts) to community by walking aisles of the gardening center with gift basket full of handouts during the sales.	In FY 08-09, WVCWP devoted staff time to a new campaign: creation and promotion of a new outreach product with the intent of providing material that would be desirable to residents, and which could be attached to printed information, to encourage residents to pick up and read the printed info. Envelopes of pest-resistant CA Native Seeds, which attract	WVCWP Staff

PESTICIDE MANAGEMENT ACTIVITES
Campbell

Santa Clara Valley Urban Runoff Pollution Prevention Program

FY 2008-2009 ANNUAL REPORT

Source	Task Source	Work Plan Tasks	Accomplishments	Responsible Party
			"Beneficial Bugs", were created to use as give-aways, and to encourage residents to pick up (and read) the attached printed info on 'less toxic' gardening. WVCWP staff purchased 4 different types of seeds in bulk. Staff created labels with graphics, planting information, and pest info for the seed envelopes (see PI/P section – Attachments). WVCWP partnered with stakeholders (local Sierra Club members) to fill the packets with the bulk seeds. A total of **600 seed** packets were distributed via WVCWP in FY 08-09. The seeds were promoted via articles in WVC municipal newsletters, including photos of beneficial bugs. The articles resulted in a total of 24 seed packets sent out due to resident requests. At events, the seed envelope/printed material packets appeared to be popular. Distribution was as follows: Sierra Club: 150 (will be distributed at events, such as Earth Day) Campbell's Great American Litter Pickup: 100 Saratoga Rec Dept. Gardening Class: 100 City of Saratoga Arbor Day: 25 Yamagami's Garden Center: 50 St Mary's School (Enviroscape Presentation) 1/09: 35 St Mary's School (Enviroscape Presentation) 5/09: 30 Sedgwick School "Discovery Day" Enviroscape: 90 Citizen Calls: 24 Total: 599	

PESTICIDE MANAGEMENT ACTIVITES
Campbell

Santa Clara Valley Urban Runoff Pollution Prevention Program

FY 2008-2009 ANNUAL REPORT

Source	Task Source	Work Plan Tasks	Accomplishments	Responsible Party
			In addition, IPM/ Less Toxic Pest Control info is distributed at a variety of community events, school events and via displays at municipal facilities. See PI/P Section: "Materials Distribution" for details	
	SCVURPPP PMP (II.A.6.)	Web Site As new information is available, update web site to provide easy access to information on IPM and reduction of pesticide use.	WVCWP staff have been working on plans for a major web site update. Plans are not currently solidified to the point of instituting web site revisions.	WVCWP Staff
			CITY OF CAMPBELL: The City website includes PDFs of various tri-folds which include pesticide reduction and disposal information, such as: "Landscaping, Gardening, and Pool Maintenance - *Best Management Practices for the Construction Industry*". http://www.ci.campbell.ca.us/publicworks/resources/bestmanagementpractices/landscaping%20gardening%20and%20pool%20maintenance.pdf	
	SCVURPPP PMP (II.A.13.)	Special Districts Invite neighboring special districts (e.g. sanitary, open space districts, and school districts) to attend WVCWP sponsored IPM workshops, when workshops are offered.	Due to resources being directed to numerous trainings/meeting for municipal staff concerning the Municipal Regional Permit, WVCWP was not able to sponsor an IPM training this year.	WVCWP Staff
	SCVURPPP PMP (II.A.14.)	Conduct internal IPM outreach Provide all City/ Town staff with information on environmentally safer, integrated pest management to encourage employees to use IPM	A new e-mail notice covering this subject was created by WVCWP staff. The notice contains links to "Our Water, Our World"; "UC Davis IPM" site; "Universities' Pesticide Info Network"; and "Pesticide Action Network" database. It was e-mailed to all municipal employees in August	Sr Civil Eng to send email & WVCWP Staff to provide message

PESTICIDE MANAGEMENT ACTIVITES
Campbell

Santa Clara Valley Urban Runoff Pollution Prevention Program

FY 2008-2009 ANNUAL REPORT

Source	Task Source	Work Plan Tasks	Accomplishments	Responsible Party
		methods away from work. Email announcements as appropriate & display IPM materials at City/ Town Hall.	2008 (see Attachment). In addition, IPM material is on display & available for pick-up by employees at Municipal Offices.	
	SCVURPPP PMP (II.B.2)	Participate in continuing implementation of IPM Store Partnership Program through funding and through staff assistance in contact with stores & providing IPM materials.	Within the West Valley Communities, there are 3 garden centers which have elected to participate in the Store Parnership Program: Summerwinds – Campbell Home Depot – Campbell Ace Hardware – Los Gatos There are also 4 participating stores which border Saratoga (including 1 also bordering Campbell) which are patronized by WVC residents. These are: Summerwinds – Cupertino Home Depot – San Jose – (De Anza Blvd.) Yamagami's – Cupertino Orchard Supply Hardware – San Jose (Prospect Rd. – bordered by Saratoga & Campbell) WVCWP provides funding to support ongoing maintenance and training needs for this program. In addition, in FY 08-09, WVCWP provided IPM Fact Sheets for distribution at Home Depot – Campbell: <u>Fact Sheets Delivered for Display/Distribution:</u> 100 – Wonderful Roses 200 – Safe Use & Disposal of Pesticides 200 – Naturally Managing Pests 100 – Tips for a Healthy Beautiful Lawn 200 – Keeping Cockroaches Out of Your House	WVCWP Staff

PESTICIDE MANAGEMENT ACTIVITES
Campbell

Santa Clara Valley Urban Runoff Pollution Prevention Program

FY 2008-2009 ANNUAL REPORT

Source	Task Source	Work Plan Tasks	Accomplishments	Responsible Party
			200 – Keeping Fleas Off Pets & Out of Yards 100 – *Spanish* – Fleas 500 – Controlling Ants 100 – Controlling Yellowjackets 300 – Controlling Aphids in Your Garden 200 – Growing a Healthy Garden to Naturally Manage Pests	
	SCVURPPP PMP (III.A.1)	Pest Control Operators Maintain database of licensed structural and landscape maintenance PCOs within WVC for outreach purposes.	In FY 08-09, WVCWP staff developed a list of Landscape Maintenance companies and individuals with staff trained at the 'Green Gardeners' program, including a listing of those who are operating in the WV Communities. This can be used for outreach to these contractors who have already demonstrated an interest in Less Toxic Pest Control. The list includes landscaping companies, and also staff, such as landscaping staff at a senior citizen residential facility.	WVCWP staff
	SCVURPPP PMP (III.A.4)	Track and Report PCO Use of Pesticides Require PCOs contracted by municipality to implement BMPs through contract specifications and track and report PCO use of pesticides on municipal property.	**CITY OF CAMPBELL:** The City's PCO has received copies of municipal IPM Policies and Standard Operating Procedures. PCOs are required to operate according to the municipal Pesticide Management SOPs. All pesticide use by the PCO has been reported to WVCWP.	-PW Supt, -Parks Spvsr, -Street Maint Spvsr, -Facilities Maintenance Manager
	SCVURPPP PMP (IV.A.2.)	Commercial Business Education Continue ICID Inspector's education program targeting retail food facilities through distribution of "Don't Set a Table	In FY08-09 Santa Clara County DEH distributed the "Don't Set a Table for Pests" brochures to restaurants during routine inspections.	WVCWP Inspector

PESTICIDE MANAGEMENT ACTIVITES
Campbell

Santa Clara Valley Urban Runoff Pollution Prevention Program

FY 2008-2009 ANNUAL REPORT

Source	Task Source	Work Plan Tasks	Accomplishments	Responsible Party
		for Pests".		
	SCVURPPP PMP (V.A.3.)	Promote HHW Collection Work with HHW collection agencies to support, enhance, and help publicize programs for proper pesticide disposal.	All WVC contribute funds to the County HHW disposal program, enabling residents and small businesses to drop off pesticides at HHW sites.	PW Supt & Sr Civil Eng; WVCWP to assist
	NPDES Permit Provision C.3.n	1. New Development/ IPM Planning Procedures 2. New Development/ Reporting 3. New Development Training for staff responsible for Environmental Reviews	See Planning Procedures Section 4 Pesticide Management measures related to New Development (C.3) have been incorporated into the Planning Procedures element of the Work Plan in order to facilitate delegation of responsibilities to appropriate departments and staff.	Sr. Civil Engineer /Comm Dev Dir and Planners

Pesticide Management Activities Evaluation

CITY OF CAMPBELL – IPM IMPLEMENTATION

The City is in the process of developing a new City Park – appx. 1.3 acres, surrounded by apartments, townhomes and condominiums. The park is still in the planning stage; it is envisioned as a Neighborhood park and may contain a playground, picnic facilities, natural/landscaped areas and multi-use open fields.

Parks Dept. input includes plans for using native plants and pest resistant plants to the maximum extent practicable. Bioswales will be incorporated as a means of mitigating runoff on this site.

PESTICIDE USAGE REDUCTION MEASURES – Pest Specific

Campbell is implementing IPM in the following situations:

1) On-going - Yellowjackets:

• Campbell uses traps as the main means of control.

• Parks Maintenance staff tries to clean off picnic tables to prevent attracting wasps and ants.

• If a wasp nest in a tree requires treatment, the PCO uses a non-residual pesticide, and closes the hole in tree so wasps can't return to nest.

Parks staff use home insulation spray foam to close the nest/hole; treatment has been successful in preventing return of wasps.

• Staff is using traps which incorporate pheromone to attract wasps, dry fish to bring them into trap, and soap inside trap, which kills in 5-15 seconds

2) On-going - Weeds:

The Parks Dept. anticipates that it will be able to **substantially decrease its use of herbicides for turf**:

Based upon techniques learned at a previous WVC IPM Training (Cornell University Extension Turf Specialist) the Parks Department purchased a $25,000 dollar Deep Tyne Aerator in May 2008. The unit will reduce pesticide use on the turf by reducing compaction, increasing water flow through the soil profileand promoting healthier, more vigorous turf that will be able to crowd out the broadleaf and other grassy weeds. This should have a big impact on pesticide use on turf areas in the City.

• This year Campbell has encouraged our tree contractors to dump their wood chips from tree work done for the City in the City's organic waste area. The wood chips are then used in the City's mulching program to reduce weeds and reduce the watering of trees. Previously, the contractors would typically haul the wood chips to the local landfill for disposal, where it was combined with regular garbage.

• Campbell uses a chipper to create mulch from its own green waste; this mulch is used for weed control wherever possible.

• Work Furlough labor hand hoes weeds where possible. Use of black plastic to kill off emerging weeds and seeds in landscaped areas was investigated; it was found to not be workable and these efforts were discontinued.

• Staff has been using the tractor with a boom mower for mowing weeds, instead of spraying roadsides and similar areas.

3) On going - Insects:

In FY 07-08, Campbell staff tested a new **all-organic oil** in the City's tree spray program. The oil was found to be surprisingly effective against the target pest, aphids. Due to use of this new oil, the City has been able to reduce the use of pesticides in combating the aphids in City trees.

Unfortunately, the City has certain species of street trees with aphid and scale infestations which are difficult to treat. When pesticide use is necessary, a systemic pesticide, injected around the roots, is used. This results in the pesticide being taken up by the tree, rather than running off and becoming a pollutant in local streams.

• In 02-03**,** Campbell controlled an Ash Whitefly infestation with a natural predator, a minute wasp. Since the wasps were ordered and released, they have continued to suppress the Whitefly population.

• Staff is identifying insects and utilizing IPM when appropriate instead of using insecticides. No new insects were identified in FY 08-09

PESTICIDE MANAGEMENT ACTIVITES
Campbell

Santa Clara Valley Urban Runoff Pollution Prevention Program

FY 2008-2009 ANNUAL REPORT

4) On-going - Gopher Control:

The City has implemented a policy of using mechanical traps for gophers instead of baits thus further reducing the use of pesticides.

5) On-going - IPM Solutions:

City staff have participated in implementation of new County computerized “IPM Solutions Database Input/Response”, which allows input of a pest problem and a response with IPM solutions. Staff refer to this database as needed.

RESULTS OF PESTICIDE USE REVIEW FY 08-09:

Campbell has taken a strong stance on pesticide use reduction in recent years, as evidenced by the past extensive involvement in IPM training by City staff.

Pesticide Management Summary

With the use of oils in lieu of pesticides and other ongoing I.P.M. practices pesticide usage continues to decrease.

As new innovative I.P.M. practices are made known to municipalities they will be implemented to continue to use less pesticides.

The City is raising its threshold limits for the number of insects and weeds in parks and urban forests. This has also led to a decrease in pesticide usage.

- Through use of IPM practices Campbell was able to eliminate use of any Organophosphate pesticides for the past 7 years. Campbell has decreased its use of insect-control pesticides by using oils and soaps to control aphids and scale in the urban forest.
- The City is making an effort to stress prevention (prevent weed growth, prevent pest infestations) where possible. Campbell is moving into use of IPM, mechanical and cultural controls (such as Deep Tyne Aerator and Boom Mower), rather than chemical controls, as much as possible given budget and staff limitations.
- The City Public Works Dept. has instituted a policy of moving towards installation of more pest resistant trees and shrubs to minimize the need for pesticides; these efforts include removal of certain tree species (such as Tulip and Raywood Ash trees) from the City of Campbell 's approved Street Tree List.
- Over the past several years, the Public Works Dept. has instituted improved methods of weed control in some parks and roadsides, such as using green waste to make wood chips, used as mulch to prevent weed growth. For the past 4 years, the City has been using its new specialized tractor with boom mower for mowing roadside & park weeds and to avoid spraying. With the purchase of the new aerator, the City anticipates a significant reduction in the use of herbicides on its extensive turf areas.

West Valley Communities

PESTICIDE MANAGEMENT ACTIVITES
Campbell

Santa Clara Valley Urban Runoff Pollution Prevention Program

FY 2008-2009 ANNUAL REPORT

IPM Training for F.Y. 08/09 – Park Supervisor attended seminar on “Buying Green, Buying Smart” in Oakland, Ca. through ABAG.

Mercury Pollution Prevention Activities

Annual Report:

City of Campbell

Town of Los Gatos

City of Monte Sereno

City of Saratoga

West Valley Clean Water Program

THIS PAGE INTENTIONALY LEFT BLANK

MERCURY POLLUTION PREVENTION ACTIVITES

CAMPBELL

Santa Clara Valley Urban Runoff Pollution Prevention Program

FY 2008-2009 ANNUAL REPORT

FY 2008-2009 Work Plan Self Evaluation Matrix

Source	WP Task	Work Plan Tasks	Accomplishments	Responsible Party
	Mercury Plan (I.E.)	Reduction of Hg Containing Products Continue implementing phase-out of mercury-containing products (MCPs). Phase-out will coincide with replacement of MCPs on an as-needed basis.	**CITY OF CAMPBELL:** Campbell adopted a mercury elimination policy during FY 03-04 and has continued to phase out mercury containing products, with the exception of fluorescent bulbs Reduction of mercury-containing products is being implemented. Research on alternative products has been conducted through WVCWP. Non-mercury or low-mercury replacements are being used wherever feasible e.g., thermostats and fluorescent bulbs. A training on phase-out and proper disposal was held in FY 07-08 for Municipal staff involved in work related to Corporation Yard activities. Mercury Informational Material was also handed out to Corp Yard Staff in July 2008; along with a flyer reminding staff to properly dispose of mercury containing thermostats/ switches.	Public Works Superintendent & Facilities Maintenance Manager
	Mercury Plan (II.B.)	Mercury Containing Product Disposal Services Provide funding and participate in County HHW collection program for residents and small businesses	The WVC support the County HHW collection program through funding, outreach activities (material distribution, website notices, etc.). All WVC adopted an Extended Producer Responsibility Resolution during FY 07-08. The waste collection contractor for the WVC has been supporting HHW collection through sponsorship of free E-waste events. The WVC support this through fees to the contractor, and through outreach efforts to support the collection events. Local implementation also included coordinating and participating in mercury thermometer collection events, and distribution of mercury-free thermometers, mercury	

MERCURY POLLUTION PREVENTION ACTIVITES

CAMPBELL

Santa Clara Valley Urban Runoff Pollution Prevention Program

FY 2008-2009 ANNUAL REPORT

Source	WP Task	Work Plan Tasks	Accomplishments	Responsible Party
			outreach material distribution, and articles on mercury in municipal newsletters. **FREE E-WASTE RECYCLING EVENTS** Recycling of TVs, monitors and all office electronics. These events were organized by the waste contractor for the four WV Communities. **July 2008** CAMPBELL: July 19, 2008 Campbell United Church of Christ, Campbell, CA LOS GATOS: July 19, 2008 Los Gatos United Methodist Church, Los Gatos, CA SARATOGA: July 26, 2008 City of Saratoga North Campus, Saratoga, CA **RESULTS FOR 3 JULY EVENTS:** A total of **169,776 pounds** of E-Waste was collected from Campbell, Los Gatos, Saratoga and Monte Sereno residents who participated in the West Valley Collections & Recycling E-Waste Drop Off events. **April 2009** CAMPBELL: April 18th, 2009 Campbell United Church of Christ, Campbell, CA LOS GATOS: April 25th, 2009 Los Gatos United Methodist Church, Los Gatos, CA SARATOGA: April 25th, 2009 City of Saratoga North Campus, Saratoga, CA **RESULTS FOR 3 APRIL EVENTS:** weight totals for each city	

MERCURY POLLUTION PREVENTION ACTIVITES

CAMPBELL

Santa Clara Valley Urban Runoff Pollution Prevention Program

FY 2008-2009 ANNUAL REPORT

Source	WP Task	Work Plan Tasks	Accomplishments	Responsible Party
			Los Gatos – 12,533 lbs. Campbell – 9070 lbs. Saratoga – 14,966 lbs. **OUTREACH** During Winter/early Spring of 2008/2009, WVCWP submitted articles which ran in the WVC municipal newsletters, concerning E-waste. This helped publicize the need to make use of use E-waste events. For the July 2008 events, WVCWP publicized E-waste disposal on the front page of the cleancreeks.org website.	
			CITY OF CAMPBELL: The City of Campbell website includes extensive information on HHW for residents. In addition, the site posts timely information related to HHW and MCP disposal. The site gives phone contact info and a website link for HHW. The Winter 09 issue of the municipal newsletter, (Campbell Profile) publicized the upcoming E-waste event sponsored by the Campbelll Historical Society.	Pub Works Director/ Executive Project Manager
	Mercury Plan (II.C.)	Track Disposal of Mercury Containing Products Continue documenting the quantities of mercury-containing fluorescent bulbs disposed from City/ Town buildings and departments at hazardous waste collection facilities. The quantities of disposed product will be reported in annual report	**CITY OF CAMPBELL:** The City collects used batteries from municipal staff via collection buckets in municipal offices. Total for FY 08-09: 5 x 5 gallon buckets = appx. 250 lbs of batteries, total. The batteries are taken to the City's waste management contractor, West Valley Collection and Recycling. During FY 08-09, the following recyclable materials were disposed of by the City's HHW Contractor: 1401 feet – 4 ft Fluorescent Lamps	Public Works Superintendent & Facilities Manager

MERCURY POLLUTION PREVENTION ACTIVITES

CAMPBELL

Santa Clara Valley Urban Runoff Pollution Prevention Program

FY 2008-2009 ANNUAL REPORT

Source	WP Task	Work Plan Tasks	Accomplishments	Responsible Party
			99 feet - 8 ft Fluorescent Lamps 80 feet – U-Ben Fluorescent Lamps 164x – Compact Fluorescent Lamps 86x – Circular Fluorescent Lamps 426x – Mag/Electronic Ballasts The City collects all Mercury Containing Products on site until a truckload of products has been accumulated; the contractor then picks up the MCPs. All bulbs are kept in cardboard containers to prevent breakage. All items are categorized and logged in City records.	
	Mercury Plan (II.F)	Fluorescent Light Recycling Campaign Continue participation in the Mercury Ad Hoc Task Group and support ongoing implementation of an outreach program to about recycling fluorescent bulbs.	Mercury AHTG has now been disbanded. The Mercury AHTG developed the Mercury Plan , the Mercury Virtual Elimination Policy etc. (see http://www.scvurppp-w2k.com/mercury.htm for the list of products). The Mercury P2 Outreach Work Group was formed to implement the outreach requirements in the Mercury Plan. These included developing fact sheets, newsletter articles and media advertising. WVC support ongoing implementation by distributing info on fluorescent bulb recycling, and teaching about the issue presentations at schools and public events.	SCVURPPP & WVCWF to coordinate w/ HHW staff

MERCURY POLLUTION PREVENTION ACTIVITES
CAMPBELL
Santa Clara Valley Urban Runoff Pollution Prevention Program
FY 2008-2009 ANNUAL REPORT

Mercury Pollution Prevention Activities Evaluation

MERCURY AHTG

WVCWP staff focus in FY 08-09 was on local implementation, since the Program's Mercury PP Outreach Work Group has not been meeting.

Local implementation included outreach for free E-waste Recycling Events, mercury-free thermometer distribution, mercury outreach material distribution, and articles on mercury in municipal newsletters.

THERMOMETERS

Residents have responded well to thermometer exchange events, and to receiving Mercury-free thermometers.

WVCWP, WVC and San Jose Environmental Services Dept. have begun coordinating additional events in FY 09-10 at various venues. Efforts will be made to increase publicity for these events; some will be held mid-week and increased publicity may be needed in order to generate a turnout. Staff will attempt to evaluate effectiveness of holding mid-week events.

Thermometer events in FY 08-09 included:

Audubon Wildlife Fair

Cupertino (bordering Saratoga) 10/25/08

Mercury-free thermometers, along with mercury outreach materials, were provided to parents accompanying their children to the WVCWP Enviroscape presentations at the Fair. **30** thermometers were distributed.

Residents were very pleased with the opportunity to receive a mercury-free, solar thermometer. Sierra Club member in attendance expressed strong interest in these thermometers, and an interest in distributing them, but the Club does not have funding to purchase these themselves.

Thermometer Exchange at LG Farmers Market

Los Gatos – 5/3/09

WVCWP coordinated an exchange which was staffed by Town of LG and City of San Jose Environmental Services Dept. A booth was set up at the weekly LG Farmer's Market. Residents were asked to bring in mercury thermometers, and were given mercury-free thermometers in exchange.

13 mercury thermometers were collected for proper disposal. City of SJ was impressed with the turnout by Los Gatos residents, since outreach materials had no been completed yet, so little outreach had been done. Residents attending the Farmer's Market were pleased to learn the Town was collaborating with the City o San Jose for this event.

WVCWP has coordinated with the other participants to hold this event again in FY 09-10. It will be held in conjunction with "Keep Los Gatos Beautiful" month in

April 2010; this will allow for better outreach opportunities to publicize the event and encourage increased participation.

MERCURY OUTREACH - NEWSLETTERS

In Winter 2009, prior to the nationwide switch to digital television, WVCWP provided an article to all WVC municipal newsletters on proper TV disposal, and environmental impacts of mercury.

The article was printed in the municipal newsletters for Campbell, Monte Sereno and Saratoga.

For additional details on outreach related to Mercury, see “Public Information/ Participation” section of this report.

RESOLUTION NO. 10933

BEING A RESOLUTION OF THE CITY COUNCIL OF THE CITY OF CAMPBELL SUPPORTING EXTENDED PRODUCER RESPONSIBILITY

WHEREAS, on February 8, 2006 California's Universal Waste Rule (CCR, Title 22, Division 4.5, Chapter 23) became effective; and

WHEREAS, the Universal Waste Rule bans landfill disposal of certain products that are deemed hazardous, including household batteries, fluorescent bulbs and tubes, thermostats and other items that contain mercury, as well as electronic devices such as video cassette recorders, microwave ovens, cellular phones, cordless phones, printers, and radios; and

WHEREAS, state policies currently make local governments responsible for achieving waste diversion goals and enforcing product disposal bans, both of which are unfunded mandates; and

WHEREAS, Universal Waste management costs are currently paid by taxpayers and rate payers and are expected to increase substantially in the short term unless policy changes are made; and

WHEREAS, local governments have no input on the design of the products, make no profit from the products, and do not have the resources to adequately address the rising volume of discarded products; and

WHEREAS, the City Council of the City of Campbell supports statewide efforts to hold producers responsible for Universal Waste products and other product waste management costs; and

WHEREAS, Extended Producer Responsibility (EPR) is a policy approach in which producers assume responsibility for management of waste products and which has been shown to be effective; and

WHEREAS, when producers are responsible for ensuring their products are reused or recycled responsibly, and when health and environmental costs are included in the product price, there is an incentive to design products that are more durable, easier to repair and recycle, and less toxic; and

WHEREAS, in January 2008 the California Integrated Waste Management Board adopted a Framework for an EPR system in California.

NOW, THEREFORE, BE IT RESOLVED, that the City Council of the City of Campbell urges the California Legislature to enact framework EPR legislation that shifts Universal and other waste management costs from local government to the producers of the product, and which will give producers the incentive to redesign products to make them less toxic and easier to reuse and recycle; and

BE IT FURTHER RESOLVED, that the City Council of the City of Campbell encourages all manufacturers to share in the responsibility for eliminating waste through minimizing excess packaging, designing products for durability, reusability and the ability to be recycled; using recycled materials in the manufacture of new products; and providing financial support for collection, processing, recycling, or disposal of used materials.

PASSED AND ADOPTED this 1st day of July, 2008 by the following roll call vote:

AYES: Councilmembers: Furtado, Kennedy, Low, Hernandez, Burr

NOES: Councilmembers: None

ABSENT: Councilmembers: None

APPROVED:

Donald R Burr, Mayor

ATTEST:

Janette Kennedy, Deputy City Clerk

Anne Bybee, City Clerk

THE FOREGOING INSTRUMENT IS A TRUE AND CORRECT COPY OF THE ORIGINAL ON FILE IN THIS OFFICE.

ATTEST: ANNE BYBEE, CITY CLERK, CITY OF CAMPBELL CALIFORNIA

BY Janette Kennedy, Deputy City Clerk

DATED 7/3/08

Copper Action Plan/ Nickel Action Plan

Annual Report:

City of Campbell

Town of Los Gatos

City of Monte Sereno

City of Saratoga

West Valley Clean Water Program

THIS PAGE INTENTIONALY LEFT BLANK

WEST VALLEY COMMUNITIES

COPPER ACTION PLAN/NICKEL ACTION PLAN
CAMPBELL

Santa Clara Valley Urban Runoff Pollution Prevention Program

FY 2008-2009 ANNUAL REPORT

FY 2008-2009 Work Plan Self Evaluation Matrix

Activity	Source	Work Plan Tasks	Accomplishments	Responsible Party
Vehicle Washing Operations	CB-1	As part of the West Valley Industrial Commercial Inspection Program, promote improved car washing methods at auto businesses. Provide info on alternative arrangements for businesses with possible compliance problems. (Section 2.i of this work plan - Industrial Inspection Program)	The Stormwater Discharge Inspector distributes vehicle washing outreach materials during pro-active inspections and in relation to any actual or suspected vehicle washing incident. The Inspector is able to answer questions and offer suggestions with the help of visuals. A WVCWP-created fact sheet provides information on wastewater capture systems for automotive facilities. The fact sheet was designed to provide small-scale automotive facilities (those that find installing a full-fledged wash rack cost-prohibitive) with examples of inexpensive treatment technologies and distributor information. This method of outreach has been very effective.	WVCWP Inspector
Vehicle Washing Operations	CB-1	Place outreach material on proper vehicle/equipment washing at municipal counters, post offices, libraries and public events. Update WVCWP website to include copper information.	• WVCWP updated the "Car Wash Kit" flyer for car wash fund-raising events. The updated version was re-posted at City Halls • Car washing information is contained in the "Watershed Watch" brochure was has been distributed widely. • The WVCWP website home page (www.cleancreeks.org) features a graphic highlighting car washing, and a link to a printable PDF with information on proper car washing, and water quality degradation from improper washing: http://www.cleancreeks.org/images_new/carwashweb.pdf WVCWP also created a new brochure with info on copper and car washing, and with a Discount Card for use at local commercial car washes. The brochure included a list of participating car wash businesses. The brochure was	WVCWP staff

WEST VALLEY COMMUNITIES

COPPER ACTION PLAN/NICKEL ACTION PLAN
CAMPBELL

Santa Clara Valley Urban Runoff Pollution Prevention Program

FY 2008-2009 ANNUAL REPORT

Activity	Source	Work Plan Tasks	Accomplishments	Responsible Party
			distributed in Fall of 2008; the Discount Card expired as of Dec. 2008. WVCWP will discuss creation of an updated version for FY 09-10. See PI/P section for details and attachments.	
Vehicle Washing Operations & Pool/ Spa Maint.	CB-1 & CB-12	In classroom presentations, introduce impacts of copper on aquatic life; teach proper methods of car washing and pool & spa drainage using the Enviroscape watershed model.	WVCWP's classroom presentations are scripted to include hands-on activities so that students can watch pollutants, such as copper from car-washing activities & pool draining, flow directly to waterways. In addition to recommending the use of commercial carwash facilities, WVCWP encourages washing on a gravel or lawn area where wash water is captured and infiltrated. Students also learn about runoff from car wash fundraisers and the need to borrow the WVCWP Car-Wash Kit for any such event. Proper Pool Draining instruction includes photos of a Sanitary Sewer Cleanout, and other graphics about pool & spa drainage. School presentations in FY 08-09 included: St. Mary's School, Los Gatos – Presentation for 5th graders on 1-15- 09 Sedgewick Elementary, Cupertino 3-31-09 – Presentations for 2nd, 3rd, 4th, and 5th grades. St. Mary's School, Los Gatos – Presentations for Kindergartners graders on 5-21-09 In addition, children of various ages viewed Enviroscape presentations at various community events.	WVWCP staff

WEST VALLEY COMMUNITIES

COPPER ACTION PLAN/NICKEL ACTION PLAN
CAMPBELL

Santa Clara Valley Urban Runoff Pollution Prevention Program

FY 2008-2009 ANNUAL REPORT

Activity	Source	Work Plan Tasks	Accomplishments	Responsible Party
			See PI/P section for details.	
Vehicle Washing Operations	CB-1	Promote use of Car Wash Kit. Provide kit; provide training to charity car wash organizers. Document use in A/R. Solicit feedback from participants.	**PROMOTING USE OF CAR WASH KIT** **Car Washing Advertising/Articles** An short article on Car Washing & the Car Wash Kit was submitted to the 3 local weekly newspapers in late June 2009. The article was printed in July 2009. Car Wash Kit info was also included in a separate article which covered WVCWP projects; this article ran in the 3 local weekly papers in Feb 2009. WVCWP participated in a Car Washing media campaign, developed and run by SCVURPPP. In addition, WVCWP provided extra funding for the ads to run in the 3 local weekly papers, with a total combined circulation of 69,840. **New Car Wash Outreach Material** WVCWP developed a tri-fold size flyer on the subject of car washing. The flyer features info on copper, right and wrong ways to wash a car in terms of protecting creeks, a 'commercial car wash discount card', a list of participating local commercial car washes, and information on using the WVCWP Car Wash Kit. Car Wash Kit **Training** was given to Monte Sereno office staff (3) 7/25/08 by WVCWP Program Assistant. Topics: ▪ Runoff as Illegal Discharge – Municipal Ordinance ▪ Car Wash Fundraisers need to use free Car Wash Kit ▪ How kit works	WVWCP staff

COPPER ACTION PLAN/NICKEL ACTION PLAN
CAMPBELL

Santa Clara Valley Urban Runoff Pollution Prevention Program

FY 2008-2009 ANNUAL REPORT

Activity	Source	Work Plan Tasks	Accomplishments	Responsible Party
			Expanded Car Wash Kit Program WVCWP worked to develop an expanded Car Wash Kit program. Staff solicited feedback from other successful programs in 3 states. A new Car Wash Kit program was developed, which would allow loaning of Kits to more users, with less need for direct WVCWP staff involvement (due to limited staff time). The new program will allow WVCWP to more heavily promote the use of the Car Wash Kit, because staff time will not be such a limiting factor if demand for the kit(s) increases. The new Car Wash Kit Program includes: • A set of photo instructions for Kit set-up, and link to an internet video of Kit set-up • Written program procedures • Budgeting to acquire a new part for the Kit, to facilitate ease of use (rubber mat to cover storm drain grate) • Budgeting to acquire another Kit, if demand justifies this **Promotion of Car Wash Kit to WVC Schools:** In FY 08-09, the Kit was promoted to ALL schools within the WVC jurisdictions. Facilities managers and front office staff were notified that anyone holding a Car Wash Event on school grounds, or students groups holding Car Wash Events at other sites, MUST use the Car Wash Kit. See PI/P section for details.	
Vehicle Washing Operations	CB-1	Within the development project permit process for Group 2 projects, require source control measures at facilities that will conduct vehicle/ equipment washing		

WEST VALLEY COMMUNITIES

COPPER ACTION PLAN/NICKEL ACTION PLAN
CAMPBELL

Santa Clara Valley Urban Runoff Pollution Prevention Program

FY 2008-2009 ANNUAL REPORT

Activity	Source	Work Plan Tasks	Accomplishments	Responsible Party
		and maintenance activities (consistent with Permit requirements).		
			CAMPBELL: Campbell did not have any regulated projects in FY07-08 that would conduct vehicle/equipment washing and maintenance activities.	Community Dev Dir & Engineering
Vehicle Washing Operations	CB-1	Include recommended source controls for vehicle washing in the City's corporation yard SWPPP and continue to train staff to use BMPs.		
			CAMPBELL: Source control BMPs are included in the SWPPP. Corp Yard BMP training is covered annually in the Corp Yard Walk Through (see Public Agency Activities section). Municipal staff follow best management practices and continue to ensure that vehicle wash systems in the Corp Yard prevent wash water runoff. Municipal staff viewed the BASMAA training video in 2006.	Streets Maint. Supt
Industrial Copper Control	CB-3	Continue joint Inspections with Fire Dept., targeting industrial sources for copper, e.g. metal plating and metal finishing facilities.	For Campbell & Los Gatos inspection data, **see IC/ID section** of this report.	SCVC Fire Dept.
Reducing Traffic Congestion	CB-6/7	Within the development permit process, encourage pedestrian oriented design practices (trails) and planning that will accommodate bicyclists (paths).	The West Valley communities encourage best design practices wherever practicable. These small communities tend not to have large developments conducive to requiring alternative transportation within the permitting process. However, the cities and the Town encourage alternatives transportation through other means:	

WEST VALLEY COMMUNITIES

COPPER ACTION PLAN/NICKEL ACTION PLAN
CAMPBELL

Santa Clara Valley Urban Runoff Pollution Prevention Program

FY 2008-2009 ANNUAL REPORT

Activity	Source	Work Plan Tasks	Accomplishments	Responsible Party
			Campbell now has a station for Light Rail service linking the City to stops throughout the Santa Clara Valley. The City Redevelopment Agency was actively involved in this project.	
		Additionally: Promote annual "Bike to Work Day" for Santa Clara County by advertising the event on the City's Website and encouraging employees to participate through e-mail distribution. Maintain a fleet of bicycles for employees to use to commute from one City office site to another.	**CAMPBELL:** The City supported "Bike to Work Day" on May 15 , 2009 by sending an email to all employees encouraging them to take advantage of the opportunity to ride a bike to work and to stop off at energizer stations for free beverages. 13 City employees participated in 2009. **Bicycles on Municipal Campus:** Campbell provides bicycles for employees to ride while at work, as a means of moving between various municipal sites. This helps to avoid the use of cars and trucks.	Community Dev Dir/ Planners Public Works Dir & Sr Civil Engineer
Water-shed assessm't and protection	CB-8	Consider watershed protection in all CEQA actions.	All WVC have adopted the CEQA review guidance from SCVURPPP, as documented in the June 2004, *C.3 Stormwater Handbook*, to address water quality as part of the C.3.m implementation.	
			CAMPBELL: Same as above	Planning staff
Water-shed assessm't and protection	CB-8	Continue to receive training and develop understanding of the Hydromodification Management Plan (HMP) and implement HMP Permit requirements on qualifying projects.	WVCWP Program Manager attended May 19th & May 20th -- Water Board Workshop. See 'Watershed Mgmt Section' of this report for details.	
			CAMPBELL: City of Campbell had no projects in the development process which qualified under HMP requirements in FY 08-	Sr Civil Eng & Eng. staff as it applies

COPPER ACTION PLAN/NICKEL ACTION PLAN
CAMPBELL

Santa Clara Valley Urban Runoff Pollution Prevention Program

FY 2008-2009 ANNUAL REPORT

Activity	Source	Work Plan Tasks	Accomplishments	Responsible Party
			09.	
Water-shed assessm't and protection	CB-8	Continue to Implement Guidelines & Standards developed by the Water Resources Protection Collaborative for watershed protection. Support new Collaborative issues for watershed protection as they arise.	Campbell, Los Gatos and Saratoga have participated in, and invested significant staff time in, the Water Resources Protection Collaborative. WVCWP members received training on this topic from a WMI Land Use Subgroup member at a WVCWP meeting. Topics included implementation of the Guidelines and Standards, and the 'top ten development tips' WVCWP Program Manager reviewed the WMI/ Collaborative's beta watershed resource website for each city.	
			CAMPBELL: Campbell adopted the "Guidelines and Standards" on December 3rd 2007. In FY 08-09, the City posted the 'Top Ten Development Tips' on the City website. In September 2008, the Campbell City Council approved a resolution in support of guidelines and standards for land uses near streams. This was done in support of the Collaborative for developing development standards for projects near streams hosted by Santa Clara Valley Water District.	Cmmty Dev Dir & Planning staff
Street sweeping	CB-11	Conduct regular street sweeping, evaluate efforts and collect data for Annual Report. Ref. Street Sweeping (Section 3.B of this work plan).	See 'Public Agency Activities' section for details on Street Sweeping, including data.	
		Additionally:	**CAMPBELL:** The West Valley communities conduct street sweeping in	St Maint Supt &

WEST VALLEY COMMUNITIES

COPPER ACTION PLAN/NICKEL ACTION PLAN
CAMPBELL

Santa Clara Valley Urban Runoff Pollution Prevention Program

FY 2008-2009 ANNUAL REPORT

Activity	Source	Work Plan Tasks	Accomplishments	Responsible Party
		Campbell contracts with a Street Sweeping Service – Ensure the contractor uses and maintains effective street sweeping equipment.	residential areas and more frequent sweeping in commercial areas. Sweeping data is collected and noted in Public Agency Activities (Section # 3) of this report. The West Valley cities do not hesitate to change sweeping contractors if the equipment being used does not measure up to municipal standards. The City has two contractors performing sweeping services. A vacuum type sweeper is used for areas that are conducive to picking up fine particulates and a broom type sweeper is used in other areas.	Sweeping Contractor
Outreach on Pool, Spa maint'nce	CB-12	Continue to distribute Pool & Spa maintenance brochure via agency counters, website and during IC/ID inspections.	Pool and Spa brochures distributed in FY 08-09: **RETAIL FACILITIES** 30 pool brochures were placed on display at to Leslie's Pools In Los Gatos 20 pool brochures were placed on display at Tradewind Spas in Los Gatos on 3/27/09. **MUNICIPAL FACILITIES** CAMPBELL • 50 Pool & Spa Brochures LOS GATOS • 50 Pool & Spa Brochures MONTE SERENO • 25 Pool & Spa Brochures SARATOGA • 25 Pool & Spa Brochures	WVCWP with Municipal Staff
			CAMPBELL:	WVCWP & Sr. Civil Eng

COPPER ACTION PLAN/NICKEL ACTION PLAN
CAMPBELL

Santa Clara Valley Urban Runoff Pollution Prevention Program

FY 2008-2009 ANNUAL REPORT

Activity	Source	Work Plan Tasks	Accomplishments	Responsible Party
			The City website features complete information on draining pools and spas: **"9. What is the proper procedure for draining my pool?"** "Pool water can be drained to the property owner's sanitary sewer cleanout or can be drained in the property owner's lawn or open ground. Pools cannot be drained into the street or storm drain system. For more information, please read/print the Draining Pools and Spas Brochure (825k pdf) provided by the Santa Clara Valley Urban Runoff Pollution Prevention Program"	
Use of copper architecture	CB-21	Within the development permit process, continue to limit and discourage use of copper architecture. Inform applicants about the negative water quality impacts related to the use of copper roofing, rain gutters and other copper architecture.	In FY 08-09, WVC discussed possibilities related to having an alternative BMP for copper architecture: to have runoff from these items be directed to landscape (i.e., use of an LID measure to help mitigate any use of copper architecture).	
			CAMPBELL: Copper Architecture is discouraged as much as possible. Developers are informed of the negative water impacts related to use of copper roofing and other copper architecture.	Community Dev Dir, Planning Commission, & Planners
Green Building	CB-21	Provide information about negative impacts of copper architecture and alternative materials via link on West Valley Clean Water website.	A tri-fold which includes info on impacts of copper architecture is being developed by WVCWP, and a pdf will be uploaded when the piece is completed in FY 09-10.	WVCWP staff

WEST VALLEY COMMUNITIES

COPPER ACTION PLAN/NICKEL ACTION PLAN
CAMPBELL

Santa Clara Valley Urban Runoff Pollution Prevention Program

FY 2008-2009 ANNUAL REPORT

Activity	Source	Work Plan Tasks	Accomplishments	Responsible Party
Nickel Action Plan Tasks				
Control Measures for Constr Sites	NB-1	Continue to implement Construction Inspection Performance Standards (Section 5, Construction Inspection section of this work plan).	See Construction Inspection (Section #5) of this report.	Engineering Inspectors WV Inspector to assist
Training on Control Measures for Constr sites & New Dev	NB-1	Attend Construction site management workshops sponsored by Water Board and SCVURPPP for latest erosion/sediment control techniques and continue to attend workshops on post development Stormwater treatment BMPs.	See Construction Inspection Training (Section #5T) of this report.	Comm Dev & Engineering staff and Inspectors

WEST VALLEY COMMUNITIES

COPPER ACTION PLAN/NICKEL ACTION PLAN
CAMPBELL

Santa Clara Valley Urban Runoff Pollution Prevention Program

FY 2008-2009 ANNUAL REPORT

Copper/Nickel Action Plan Evaluation

Car Wash Outreach Evaluation:

WVCWP initiated several new Car Wash outreach efforts this year:

-- Outreach to schools via letters and flyers to Facilities Maintenance Supervisors and Front Desk staff. This outreach was aimed at covering all schools in the WVC. The main focus was on any car wash fundraising events that might take place on school property. However, it is hoped that the information will also reach school-based groups which might initiate car wash fundraisers (such as Band, Athletics, etc.) even if they choose to hold the car wash at a non-school site.

Any chance to evaluate results of this outreach is not expected to materialize until after school starts in Fall 2009. Results will be evaluated based upon determining whether there is an increase in calls requesting the Car Wash Kit.

-- WVCWP staff created a new outreach piece concerning residential car washing. This was a double-sided piece, with info on copper and car washing, and with a Discount Card for use at local commercial car washes. The brochure included a list of participating car wash businesses which accept the Discount Card.

The Card is available on the Watershed Watch website at http://www.mywatershedwatch.org/WW_Discount.pdf, but WVCWP staff anticipated that residents would appreciate:

--being made aware of the discount card, by picking up the outreach piece

--having the card printed out, in an easy-to-use format (just cut off the top part of the flyer, in order to have a wallet-sized card.

--seeing the card alongside a list of local, participating commercial car washes.

The brochure was distributed in Fall of 2008; however, the Discount Card expired as of Dec. 2008. Since the piece was created shortly before the Discount Car expired, it was not distributed widely, and so it was not possible to evaluate how well-received it was. WVCWP will discuss creation of an updated version for FY 09-10.

-- A short article on the necessity of using the Car Wash Kit for car wash fundraising events was initiated with the 3 local weekly newspapers in late June 2009. The article ran in the papers in July 2009. The articles in the 3 newspapers did generate a number of calls to the WVCWP office to discuss the Car Wash Kit. It appears that getting information on car washing into the local weekly papers is an effective means of disseminating car wash information.

Pool and Spa Maintenance:

In FY 07-08, WVCWP initiated outreach to residents via placing literature displays in a retail pool and spa store. When WVCWP staff returned to the store in FY

08-09, it was found that this type of outreach was well-received by the store, and a number of brochures had been picked up by residents.

In March 2009, an additional 30 brochures were placed at this retailer, and a new retailer was also approached; 20 Pool & Spa brochures were placed with the new retailer (Tradewind) for pickup by residents.

Educational Outreach Evaluation:

Both Pool & Spa draining and Car Washing are covered thoroughly during Enviroscape presentations at schools and at community events. Children appear to clearly understand the messages being conveyed. They actively learn about copper and brake pads by sprinkling powder which represents copper around a toy car on the Enviroscape. They then watch the copper being washed into the 'creek' and down to the 'Bay' when the car is washed, and when 'rain' creates runoff on the watershed model. A number of Enviroscape presentations were given during FY 08-09. See PI/P section for details.

The Mercury News
MercuryNews.com

City employees leave cars at home and pedal to work

By Chris Vongsarath
Campbell Reporter

Posted: 05/27/2009 06:05:07 PM PDT

Updated: 05/27/2009 06:05:08 PM PDT

Campbell officials left the car keys at home and grabbed a helmet as they joined their colleagues on May 14 in the effort to reduce vehicle emissions in the Bay Area .

For years Bike to Work Day has encouraged commuters to opt for alternative transportation to get to work.

According to the Silicon Valley Bicycle Coalition, if every person living within 5 miles of their workplace participated in the event, more than 60,000 vehicles would be off the road, reducing tailpipe emissions by more than 150,000 pounds. Not to mention there would be plenty of parking spaces available throughout the day.

Campbell made an event out of the initiative, with a solid group of city employees ditching their four-wheeled vehicles for a two-wheeled version.

There were about 13 participants this year, which is a bit down from last year's numbers but still a good turnout, said Councilman Dan Furtado, who has participated in the event the last several years.

Furtado only had to travel a mile or two from his home to Campbell City Hall, but he said just being out there sends a message about the importance of reducing emissions.

"It highlights the fact of both exercise and that we could and should consider alternative transportation," said Furtado, who pedaled around on his 1950s Schwinn cruiser.

Others faced a more arduous commute.

Five bicyclists had to make a round trip of more than 20 miles, including city manager Dan Rich, who made the trek from his home in Palo Alto.

"Headwinds are stronger than one would think in the afternoon," he said, jokingly.

Before the day got started, participants met in front of city hall for refreshments and pictures. They also had contests.

City engineer Michelle Quinney won the "Leg Power" award for her round-trip ride of 29 miles, and public works director Bob Kass earned the "Team Spirit" and "True Blue Biker" awards for his frequent bike commutes throughout the week. Janet Sullivan and Mike Scott were winners of the "Campbell Velo Club Newbie" award.

Campbell was among numerous Bay Area municipalities, as well as corporations and organizations, to participate in the effort to put more bicyclists and fewer drivers on the road—if only for one day.

"It's a fun day that creates a bond between employees while benefiting our bodies and the environment," Rich said.

For more information, visit www.bikesiliconvalley.org .

Advertisement

Print Powered By FormatDynamics™

Hello,
I'm writing to you from the West Valley Clean Water Program (WVCWP).

We are the stormwater/ runoff pollution prevention agency for the Cities of Campbell, Monte Sereno, Saratoga and the Town of Los Gatos.

We're writing to you concerning any **Car Wash Events** (i.e. fundraisers) that might be held on school grounds.

Please forward this e-mail to any appropriate staff who might handle approval, scheduling, etc. for Car Wash Events -- including staff at each different school site.

Attached is a flyer that can be posted in relevant offices, detailing requirements for Car Wash Events.

For any questions about this e-mail, contact me at:

kottenberg@wvcwp.org

Here are points related to this issue:

1) Runoff from Car Wash Events is prohibited from entering stormdrains by Municipal Ordinance, pursuant to CA State Water Board regulations.

2) Runoff can be diverted from stormdrains by use of our agency's FREE Car Wash Kit.

3) In order to hold a Car Wash Event, the school should direct event organizers that they **MUST** contact WVCWP and schedule use of the Car Wash Kit.

4) Contact the WVCWP Inspector at: 408. 354. 4734 or by e-mail at office@wvcwp.org

Thank you for your cooperation in complying with this Municipal Ordinance.

Kathy Ottenberg
Program Assistant
West Valley Clean Water Program
18041 Saratoga-Los Gatos Rd.
Monte Sereno, CA 95030
408. 354. 4734

Protect Our Creeks during your next

Car Wash

Fundraising Event

Anyone organizing a **Car Wash Event**
in Campbell, Los Gatos, Monte Sereno or Saratoga
MUST borrow the **FREE Car Wash Kit** from
West Valley Clean Water Program *(WVCWP)*

The *State Water Board* requires municipalities to prevent Car Wash Event runoff from flowing into Storm Drains.
(Campbell Municipal Code 14.02.030)

All Car Wash Events MUST use the ***Car Wash Kit***, which keeps runoff out of Storm Drains.

To schedule use of the Car Wash Kit, CONTACT
West Valley Clean Water Program at **408-354-4734** *or* **office@wvcwp.org**

- Copper washes off of car brake pads – and it's toxic to aquatic life
- Oil, coolant & other pollutants are also carried in car wash runoff
- Without the Car Wash Kit runoff flows straight into our creeks. With a Kit, dirty water is sent to the Wastewater Treatment plant.

WEST VALLEY CLEAN WATER PROGRAM

Honorable Christine Kehoe
State Capitol, Room 5050
Sacramento, CA 95814

March 30, 2009

Subject: Support of Senate Bill 346

Dear Senator Kehoe:

The West Valley Clean Water Program (WVCWP) strongly supports Senate Bill 346, which would restrict the use of copper and other toxic materials in vehicle brake pads.

WVCWP's member agencies, the Cities of Campbell, Monte Sereno, Saratoga and Town of Los Gatos, are required to control copper discharges to creeks, estuaries and the ocean under its National Pollutant Discharge Elimination System (NPDES) Stormwater Permit. Copper, an identified pollutant of San Francisco Bay, is toxic to phytoplankton, the base of the aquatic food chain, and has been shown to adversely impact salmon sensory organs, potentially compromising their ability to return to spawning streams and avoid predators. Through work completed by the Brake Pad Partnership, we now identify brake pads to be the largest single source of copper to waterways, and estimate they contribute as much as 35% of the copper reaching San Francisco Bay. Individually, or even collaboratively, local governments under NPDES Stormwater Permits are not able to effectively control brake dust, leaving legislative action as the only viable alternative to reduce the copper loadings at its source – brake pads.

As members of the Santa Clara Valley Urban Runoff Pollution Prevention Program (SCVURPPP), we are proud to be one of the original founding supporters of the Brake Pad Partnership, and have continually supported their efforts for over 15years. The Partnership is a collaborative group comprised of government staff, brake pad manufacturers and environmentalists, working together for a solution to this issue. The problem has been studied, quantified, and all participants now agree that an orderly phase-out of copper is in everyone's best interest. The Partnership garnered support of brake pad manufacturers for legislative action because without more definitive restrictions, less responsible manufacturers could continue to sell high copper content brake pads in California. The Partnership also has support of environmentalists because of impacts copper has on ecosystems, and because the bill would also address lead and asbestos which still appear in brake pads sold by less responsible manufacturers.

We are encouraged by the Partnership's ability to build consensus among its stakeholders and together with them, we strongly support Senate Bill 346 going forward to the Environmental Quality Committee. Controlling this key source of copper is of critical importance.

Thank you for your energetic leadership on so many important environmental issues like this one!

Sincerely,

Kelly J. Carroll, PE
West Valley Clean Water Program

cc:
Senator Joe Simitian, Chair, Environmental Quality Committee

CAMPBELL • LOS GATOS • MONTE SERENO • SARATOGA

18041 Saratoga-Los Gatos Road • Monte Sereno, California 95030 • Tel: 408-354-4734 • Fax: 408-354-6284

Trash Management

Annual Report:

City of Campbell

Town of Los Gatos

City of Monte Sereno

City of Saratoga

West Valley Clean Water Program

THIS PAGE INTENTIONALY LEFT BLANK

West Valley Communities

TRASH INVENTORY & MANAGEMENT
CAMPBELL

Santa Clara Valley Urban Runoff Pollution Prevention Program

FY 2008-2009 ANNUAL REPORT

FY 2008-2009 Work Plan Self Evaluation Matrix

Source	WPActivity	Work Plan Tasks	Accomplishments	Responsible Party
	Program's Trash Work Plan	Long-Term Management Strategy Participate in Trash Ad Hoc Task Group and assist Program staff in developing (and revising per the MRP) long-term trash management strategy for reducing trash in urban streams and waterways and other potential sources that may contribute trash to those areas.	The West Valley Clean Water Program Mgr attended the Trash AHTG meetings and provided feedback from West Valley cities on implementation strategy and tools. Program Mgr participated in SCBWMI Trash Summit (Oct 2009), and began participating in SCBWMI Trash Subgroup. See PI/P section for details.	WVCWP Mgr to participate in AHTG and coordinate WVC efforts
	Program's Trash Work Plan	Additional Task – not in 08-09 Work Plan Participate in Creek Connection Action Group developing long-term trash management strategy for reducing trash in waterways. Address other potential sources which may contribute trash to waterways.	These meetings were discontinued due to staff changes at Creek Connections Action Group.	WVCWP staff attends meetings
	Program's Trash Mgmt Strategy	Update Trash Management Strategy Revise and implement trash management strategy based on storm drain inlet inspection and cleaning reports from the WV Sanitation District. Work with SCVURPPP (Program) staff to identify the high trash impact areas within the City's jurisdiction which likely discharge trash and litter to receiving waters.	WVCWP staff, and municipal reps, met with West Valley Sanitation District to review current program status and discuss anticipated Storm Drain Cleaning Program adjustments anticipated in MRP.	WVCWP Mgr work w/ SCVURPPP; Sr. Civil Eng coord w/ PW Dir to implement mgmt
	Program's Trash Work Plan	Pilot Demonstration Support Program in implementing Pilot Demonstration Projects which focus on assessing control measure effectiveness.	WVCWP submitted letter of support for SFEP grant application for trash capture device implementation; WVCWP is optimistic that WV Communities will be included in the final distribution pool for the capture	WVCWP staff coord w/ Sr. Civil Eng;

Source	WPActivity	Work Plan Tasks	Accomplishments	Responsible Party
			devices, however at this time, the intended distribution scheme among Bay Area entities remains unknown and solely within the control of SFEP. At the annual WVCWP Street Maintenance Supervisors Storm drain meeting, all attendees viewed a presentation on a possible pilot program: a solar-powered trash-compacting trash can system.	
	Trash Work Plan	Evaluations Continue to conduct trash evaluations in a subset of local trash problem areas using the Programs Urban Rapid Trash Assessment (RTA) protocol and/or the KAB Litter index.	WVCWP staff used SCVURPPP's standardized reporting forms to assess trash problems. Trash evaluations have been carried out by WVCWP staff during Creek Cleanup events and during independent visits to trash problem area sites. Trash assessment forms were completed. WVCWP staff used SCVURPPP's standardized reporting forms to assess trash problems. WVCWP staff conducted **20** assessments at the identified sites and listed problem areas in West Valley communities. The number of assessments included: Campbell **4 --** Los Gatos **3** -- Monte Sereno **5** and Saratoga **4.**	WVCWP staff, Sr Civil Eng and Parks & Pub Works staff
	Trash Work Plan	Identify and Prioritize Problem Areas Continue to identify and prioritize trash problem areas based on criteria provided by Program staff during FY 08-09.	Identification & prioritization are determined by: • monitoring previously identified problem areas • using volunteer monitoring during cleanup events at problem sites • keeping records of areas where Trash has been noted, or illegal dumping has been noted. If the site is noted repeatedly, then identifying it as a Problem Area will be considered.	Parks & Pub Works staff, Sr Civil Eng & WVCWP staff
	Technical Memo: *Trash Mgmt Effective-ness Strategy (FY06-*	Evaluate Trash Management Measures Evaluate and report on existing trash management practices. Evaluation methods may include using Urban Rapid	WVCWP staff used SCVURPPP's standardized reporting forms to identify trash problems. When completed by staff, these forms provide data on trash monitoring and management activities at the listed problem sites.	WVCWP staff

Source	WPActivity	Work Plan Tasks	Accomplishments	Responsible Party
	07)	Trash Assessments and/or the KAB Litter Index in priority trash problem areas.		
	Program's Trash Work Plan	Management Practices Continue to identify and implement trash control measures, where practical and feasible, to reduce trash and debris.	Control measures in addition to scheduled/systematic control measures • notify Caltrans when exceptional litter or debris problems are noticed along highways/freeways and around on-ramps • conduct removal of trash and litter as needed at sites within municipal jurisdiction • remove trash (where feasible) at some sites in Caltrans' jurisdiction • monitor identified problem areas • hold volunteer cleanup events at problem sites, when feasible • highlight litter problems during classroom presentations • WVC inspectors for industrial/commercial and construction sites watch for litter and illegal dumping. Inspectors will consider an accumulation of debris at a site to be a stormwater violation and refer such sites to the Stormwater Discharge Inspector. Systematic Control Measures • Trash collection is mandatory for WV residents - via WV Collection & Recycling (WVC&R) • WVC&R holds free, curbside Waste Collection days for items weighing up to 70 lbs, wood scraps and other items (i.e. items not usually allowed under weekly collection guidelines.) •	
				Parks Spvsr & PW Supt;

Source	WPActivity	Work Plan Tasks	Accomplishments	Responsible Party
			CAMPBELL: The City is contacted by residents to remove debris or other HHW from residential neighborhoods or the public right-of-way. Items are brought to the Service Center for appropriate disposal. City Street Maintenance staff periodically place door hangers on residents' front doors as a reminder to residents to contact West Valley Collection and Recycling to properly dispose of debris and other related items. Approximately 50 were placed last year and 30 this year to date. • In addition to street sweeping efforts, regular hand sweeping of Campbell's downtown area is done 2x/ week to reduce litter. • Inclusion of additional sweeping in our "heavy leaf drop" areas – hand sweeping & shovels – is done in Fall and early winter • Campbell has included more (60) garbage cans at City parks (which includes the replacement of broken cans) • City staff met with WVCR (waste contractor) to go over the commercial run to ensure that all commercial cans are collected on a regular basis • Increased recycling efforts at City parks. The City of Campbell Corporation Yard has two 20 cubic yard dumpsters which are filled daily and picked up by WVC&R three times per week. This eliminates the spreading of trash or debris within its facilities – Corp Yd BMPs are included in contracts with the Street Sweeper, center-line striping contractor, etc. Proper disposal methods by City staff:	WVCWP staff to assist

TRASH INVENTORY & MANAGEMENT
CAMPBELL

Santa Clara Valley Urban Runoff Pollution Prevention Program

FY 2008-2009 ANNUAL REPORT

Source	WPActivity	Work Plan Tasks	Accomplishments	Responsible Party
			The City utilizes WVC&R, Bayside Oil (Santa Cruz) and Evergreen Environmental for the recycling and appropriate disposal of paint thinner - road tar – used car oil – anti-freeze, and other regularly-generated maintenance debris	
	Trash Problem Area Activity Report	Provide City/ Town Specific Information Provide Program staff with specific information on trash management practices implemented within the City's jurisdiction using program-wide standardized reporting forms.	WVCWP staff used SCVURPPP's standardized reporting forms to provide data on trash monitoring and management activities at the listed problem sites. Details can be found in the Program report.	WVCWP staff coord with Sr Civil Eng and PW Supt
	Program's Trash Work Plan	Submit Annual Report Data Submit Urban Rapid Trash Assessment Surveys, Trash Item Tally Sheets and any other data collection tool to Program staff for the annual rpt	Trash Assessment forms for WV cities were submitted to SCVURPPP in July 2009 for Program-wide analysis and reporting.	WVCWP staff
	SCC Trash Advisory Committee – Education sub-group	Support (TAC) Trash Advisory Committee Continue to attend Santa Clara County TAC meetings with SC County, City of San Jose and the Office of Education. Assist in development and implementation of a five-year outreach plan targeting 16 – 24 yr-olds.	WVCWP Program Manager attends General meetings and Education sub-groups meetings. The group and sub-groups are going forward with parallel objectives: • Host clean-up events in support of 'Keep America Beautiful' campaign • Design, purchase & distribute window clings reminding drivers to report 'litterbug' sightings (SC County) • Host telephone hotline & website to accept litterbug sightings and generate a letter to vehicle owner stating their vehicle was reported as creating litter on the streets (roads & highways, parking lots, etc) • Fund/ solicit support for purchase & distribution of tarps to vehicles w/ uncovered solid waste; distribution is mainly at landfills w/ their cooperation • Begin work on 5-year plan/ strategies, including a	WVCWP Staff

Source	WPActivity	Work Plan Tasks	Accomplishments	Responsible Party
			request for needed & desired funding In Summer 2008, WVCWP staff researched a variety of topics for the TAC. Researched anti-litter logos, slogans, potential website/domain names. Researched related web sites from similar campaigns. Surveyed teenage boys from target age-group (informal). WVCWP Program Manager provided research results to TAC.	
Citizen Participation	See PI/P – Citizen Participation	Monitoring/Citizen Participation Continue to promote citizen participation program to monitor trash near local creeks. Transfer data to trash tally sheets (element of Creek Keeper's Program). See PI/P (Section 6 of this Work Plan)	WVCWP staff conducted 2 trash monitoring / Cleanup events with student and citizen volunteers. The volunteers at all clean-up events were taught to participate in groups and learned how to use the WVCWP trash tally forms to collect the data which helps identify trash sources.	WVCWP Staff
			CAMPBELL: Annual Community Cleanup Event. Litter removal occurred from the parks, along the freeway and railroad tracks. Several volunteers performed debris cleanup of the listed locations. Some debris collected was recycled material. Debris was kept from making its way to the waterways. • WVCWP Manager spoke to volunteers about litter issues in WV watersheds. Volunteers completed WVCWP surveys regarding types of litter collected. Kits were distributed to each volunteer which included recycling information, proper debris disposal, etc. Free "cup holder" ash trays were available to volunteers. These were distributed in an effort to help reduce cigarette butt litter. Approx. 150 reusable shopping bags were given out	Public Works staff

Source	WPActivity	Work Plan Tasks	Accomplishments	Responsible Party
			(reducing the amount of plastic (grocery) bag usage) Details on the event can be found in the **PI/P section,** including amount of trash collected, number of volunteers, etc.	

Trash Inventory & Management Evaluation

General Evaluation of Trash Problems

TRASH MONITORING

After several years of monitoring trash sites, WVCWP staff is familiar with the sites and the problems that need to be addressed. Two leading trash sources in West Valley communities are "Illegal dumping" and "vehicular litter" (found along highways, freeway-on-and-off-ramps, and smaller arterial roads). The type of litter that is retrieved is predominantly snack, food, beverage and other product packaging and cigarette butts.

WVCWP staff have found that having Creek Cleanup volunteers use 'Tally Sheets' is helpful. However, it has been noted that having volunteers compute TOTAL TRASH at the end of an event tends to overstate the amount of trash collected. Perhaps due to the 'sense of accomplishment' at the end of their efforts, volunteers seem to inflate the amount of trash per bag.

Therefore, a 1/3 or 1/2 full bag becomes 'a bag', as if it is a full bag. So, for example, an event with 10 bags that are 1/2 full, plus 6 bags that are actually full, could become "16 bags of trash collected" – rather than the more accurate **5 bags** (10 bags x 0.5 – half full = **5 full bags**) + **6** full bags = **11 bags**.

Staff will make an effort to convey the importance of accurate totals to volunteers in the future.

SCHOOL INVOLVEMENT

School lunch yards can be another source of trash, and WVCWP regularly holds outreach activities at schools, including cleanups, to address this issue. However, recent litter pickup events at schools have found relatively little trash. WVCWP has found that it is more effective to have 1 class work on litter pickup (such as during an Enviroscape presentation rotation) than to have a whole school turn out – because the school yard may be too clean to generate much litter pick-up activity for a large group of students. This approach was tried at St. Mary's Elementary School (Los Gatos) in FY 08-09 and it worked well.

WVCWP TRASH ACTIVITIES EVALUATION

Source	WPActivity	Work Plan Tasks	Accomplishments	Responsible Party

Creek Keeper Events – Volunteer Participation - Trash Identification, Tallying & Pick-up

WVCWP hosted 2 Clean-up events, with Trash Monitoring training and completion of tally sheets.

Coastal Cleanup Day

San Tomas Aquino Creek @ Westmont High 9/20/08

WVCWP hosted a Cleanup Event at the site where it has regularly hosted this event.

Volunteers were instructed in use of Tally sheets, and were provided with clipboards, etc. Working in groups, volunteers were able to pick up trash and carry out trash monitoring.

15 Volunteers attended along with WVCWP and City of Saratoga staff.

Distributed 15 reusable bags (purchased from Safeway with gift card donated by Safeway to WVCWP).

Trash Totals from all events are found in Attachments (Trash Summaries)

The Cleanup Event was covered in articles appearing in 3 weekly newspapers; details are listed in the Newsletter/Press Release section (above; also see PI/P Section Attachments *(Coastal Cleanup Day article)*.

National River Cleanup Day

San Tomas Aquino Creek @ Westmont High 5/09

WVCWP hosted a Cleanup Event at the site where it has regularly hosted this event.

Volunteers were instructed in use of Tally sheets, and were provided with clipboards, etc. Working in groups, volunteers were able to pick up trash and carry out trash monitoring. Trash Totals from all events are found in Attachments (Trash Summaries)

CREEK CLEANUP EVALUATION

The site usually used by WVCWP site for Creek Cleanups is being evaluated by staff. It appears that there is less trash to be picked up at the September event than at the May event. This is possibly due to the fact that a Cleanup is held in May, then school is out for 3 months; the weather during this period is not windy & rainy, so trash isn't being carried into creek – in Sept. school has just started up. This may result in there being less

Source	WPActivity	Work Plan Tasks	Accomplishments	Responsible Party

trash in May than in Sept.

WVCWP will investigate the possibility of hosting a Cleanup at a different site in September, where lots of summertime activity would be taking place, which might be more likely to have trash built up in Sept. Cleanup at such a site would help prevent trash from entering the creeks when rains start later in the Fall.

CITY OF CAMPBELL

The City of Campbell has been making a concerted effort, on many different fronts, to address the issue of litter/ trash.

Highlights from FY 08-09:

City of Campbell Public Works Director and Campbell City Council Member, Dan Furtado, continue their participation in the Silicon Valley Litter Technical Advisory Committee. The Public Works Dept's Office Specialist attends the Litter Control and Removal Committee meetings. Goals for litter removal are discussed, along with public awareness and increase of additional municipal involvement.

Suggestion from Litter Control Committee: San Jose has windshield stickers that have the hotline # to report littering. – expand the utilization of this program so everyone can get similar stickers.

The Office Specialist also attends the Great American Pickup (GAPU) Meetings. This is a committee that plans annual cleanup events within their own jurisdictions and promotes the event to other cities/ agencies.

An Annual Community Garage Sale is held to try to divert trash from the solid waste stream, and try to help avoid illegal dumping. Between 200 – 300 homes participate each year. Recycling and appropriate disposal of HHW, etc. are publized in the garage sale listing that is distributed to each participant of the garage sale.

When City staff are notified of any sort of trash 'incident' (such as trash dumped in a residential area), staff place door hangers on residents' front doors as a reminder to residents to contact West Valley Collection and Recycling to properly dispose of debris and other related items. Approximately 50 were placed last year and 30 this year to date. In FY 09-10, staff will compare the City's doorhangers with WVCWP doorhangers, and determine whether information on the 2 different hangers is conducive to placing both of the hangers on residents' doors.

Source	WPActivity	Work Plan Tasks	Accomplishments	Responsible Party

In addition to street sweeping efforts, regular hand sweeping of Campbell's downtown area is done 2x/ week to reduce litter.

TRASH & RECYCLING CANS

- Campbell purchased and placed approximately 60 new garbage cans at City parks. Xome of these new cans were replacements for broken cans; a large number were additional cans to increase the total number of trash cans in parks.
- The City has increased recycling efforts at City parks.
- City staff met with WVCR (waste contractor) to go over the commercial run to ensure that all commercial cans are collected on a regular basis

City of Campbell and non-municipal jurisdictions:

City of Campbell makes an effort to work closely with CalTrans to address generation of trash, even though CalTrans property is outside of the City's jurisdiction. The on and off ramps of Campbell at Highway 17 throughout Campbell have been found to be an ongoing source of litter.

Although Caltrans has the Adopt-A-Highway program in place for most of the freeway itself, there are still some locations that need more frequent cleanup. Some of these locations are not accessible by the volunteers; others are accessible by Caltrans personnel only. CalTrans has been as responsive as possible, based on available staff/budget constraints.

- The City of Campbell previously met regularly with Caltrans to investigate possible solutions to increase cleanup within its jurisdiction.
- 2008 – The City investigated the possibility of getting local businesses involved in the Adopt-A-Highway program. Staff met with CalTrans to confirm Adopt-a-Highway sponsors within it's jurisdiction along Highway 17. Cleanup of these adopted locations increased to twice per month. This program was put on hold by the State; this, in turn, has resulted in a hold on Campbell's efforts to initiate adoption of areas that are not yet covered by the program.

The City of Campbell has been very successful with its Great American Pickup Event.

Promotional methods have resulted in large numbers of volunteers participating. In April 2009, 160 volunteers attended.

- Paid advertisement of the event was done in local media papers, such as the Campbell Reporter, Campbell Times, and Campbell Express
- The municipal newsletter the Campbell Profile also publicized the event.
- The GAPU was also included in the community calendars of various media.
- Local schools are encouraged to participate. Each year, a letter is mailed to announce the event giving students the opportunity to volunteer in their community.

EVALUATION OF THE SITUATION FROM CITY OF CAMPBELL PUBLIC WORKS DIRECTOR:

The City's PW Director recently took a boat trip on Coyote Creek and saw the extent of the Trash problem. Overall, it appears that there has been a

TRASH INVENTORY & MANAGEMENT
CAMPBELL

Santa Clara Valley Urban Runoff Pollution Prevention Program

FY 2008-2009 ANNUAL REPORT

Source	WPActivity	Work Plan Tasks	Accomplishments	Responsible Party
lack of a lead institution and of political leadership addressing this problem. The problem areas in creeks are hidden from the general public. Since trash is not very visible on city streets, people don't realize it is an issue. Even if they see the problem, they may believe it is a local issue and may believe that trash in creeks is the responsibility of the SCV Water District. It is possible that a regional public education, outreach and advertising campaign would help to have an impact on this issue. **City of Campbell 'Great American Pick Up' results:** The City of Campbell held one, very successful, cleanup event in FY 08-09. This was the "Great American Litter Pickup" in April 2009. City Public Works staff worked to publicize the event in a variety of venues prior to the date (flyers, news articles, municipal newsletter, letters to schools, posting on City website and CalTrans website). The publicity resulted in **160 volunteers** participating in cleaning up litter at 5 different sites; several of the sites were adjacent to a creek. **Great American Litter Pick Up** 4/18/09 - City of Campbell Volunteers were instructed in use of Tally sheets, and were provided with clipboards, etc. Working in groups, volunteers were able to pick up trash and carry out trash monitoring. 160 Volunteers participated, working for four hours. PW figures that at minimum wage of $8.00 per hour that works out to $5,120 worth of temporary labor. Litter was picked up from 5 sites, including the Los Gatos Creek Trail and the Los Gatos Creek County Park. 35 Bags of recyclables (cans/plastic/glass & paper) were collected 145 Bags of trash were collected				

Trash Problem Area Evaluation Results by Copermittee & Watershed

ID #	Date	Location	Assessment Tool	Score	Existing Management Actions	Recommended Management Actions and/or Future Evaluations
Campbell						
				Guadalupe River		
CA08a	6/12/2009	Hwy. 17(Fwy 880) exit northbound at White Oaks Rd.	KAB	3	Assess once a year and notify Caltrans when litter is excessive.	Continue to assess once a year, when feasible. Notify Caltrans when debris is excessive.
CA04	6/12/2009	White Oaks Rd. (west side of street) from Redding to Shelley Ave. near water ditch and Hwy 17 off-ramp	KAB	3	Assess once or twice a year. City has regular maintenance schedule.	City conducts regular maintenance. Continue to assess once or twice pear year with additional cleanup, if feasible.
				San Tomas Aquino Creek		
CA11	5/13/2009	4805 Westmont Ave. behind Westmont High School along San Tomas Aquino Creek	RTA	54	Conduct volunteer creek cleanup events twice a year (i.e., fall and spring).	Continue to assess and hold creek cleanups twice a year.
CA11	2/5/2009	4805 Westmont Ave. behind Westmont High School along San Tomas Aquino Creek	RTA	87	Conduct volunteer creek cleanup events twice a year (i.e., fall and spring).	Continue to assess and hold creek cleanups twice a year.
Los Gatos						
				Guadalupe River		
LG06	6/15/2009	Monte Bello Way at Main St. near downtown parking at Town Plaza (park)	KAB	1	Conduct KAB assessments once or twice a year. Town has a regular maintenance schedule	Continue to assess and provide outreach to residents and businesses. Town will keep a regular maintenance schedule.
				San Tomas Aquino Creek		
LG07	6/15/2009	Quito Rd from Old Adobe Rd. to Pollard Rd.	KAB	2	Conduct KAB assessments once or twice a year.	Continue to assess once or twice per year and pickup trash as needed.
LG08	6/15/2009	Quito Rd. on both sides of Mt. Claire Rd.	KAB	1.5	Conduct KAB assessments once or twice a year.	Continue to assess once or twice per year and clean creek banks when trash becomes excessive.
Monte Sereno						
				Guadalupe River		
MS05	6/15/2009	Hwy 9 (Ridgecrest Ave to Rose Ave)	KAB	2	Assess once or twice a year. Try to arrange a day to pick up litter. This area is in Caltrans jurisdiction along Hwy 9.	Assess once or twice a year. Conduct cleanup once a year if feasible. Notify Caltrans if litter is excessive.
MS01	6/15/2009	Hwy. 9 (Rose Ave. to Grandview Dr) including medians	KAB	1	Assess once or twice a year. Try to arrange a day to pick up litter. This area is in Caltrans jurisdiction along Hwy 9.	Assess once or twice a year. West Valley staff will cleanup once a year if feasible. Notify Caltrans when litter is excessive.
				San Tomas Aquino Creek		
MS04	6/15/2009	Hwy 9 (Blythswood Dr. to Ridgecrest Ave.)	KAB	2	Assess once or twice a year. Try to arrange a day to pick up litter. This area is in Caltrans jurisdiction along Hwy 9.	Assess once or twice a year. Conduct cleanup once a year if feasible. Notify Caltrans if litter is excessive.

Trash Problem Area Evaluation Results by Copermittee & Watershed

ID #	Date	Location	Assessment Tool	Score	Existing Management Actions	Recommended Management Actions and/or Future Evaluations
MS02	6/15/2009	Hwy. 9 (Grandview Dr. to Daves Ave.)	KAB	2	Assess once or twice a year. Try to arrange a day to pick up litter. This area is in Caltrans jurisdiction along Hwy 9.	Assess once or twice a year. West Valley staff will cleanup once a year if feasible. Notify Caltrans when litter is excessive.
MS03	6/15/2009	Hwy. 9 (Daves Ave. to Quito Rd)	KAB	1.5	Asses once or twice a year. Try to arrange a day to pick up litter. This area is in Caltrans jurisdiction along Hwy. 9	Continue to monitor and try to arrange a WVCWP cleanup. Site is in Caltrans jurisdiction.
Saratoga						
				San Tomas Aquino Creek		
SA03	6/15/2009	First 200' stretch of creek behind Big Basin Way. Represents the gas station and commercial parking lot area behind Big Basin Way along the top bank of Saratoga Creek.	KAB	3	This site is located behind restaurants and commercial establishments. Most of the litter is from pedestrians and trash that is left at the edge of the parking lot near the guardrail at the top of the creek bank. Current practice includes assessment at least once a year.	Creek access is limited due to steep slopes and dense vegetation. WVCWP staff will continue to monitor trash and work with Saratoga staff and volunteers to hold cleanups when feasible. Provide additional outreach to businesses and continue to assess annually.
SA05	6/15/2009	125' stretch of Quito Rd. from Sobey Rd. (near Hwy 9) extending toward Bicknell Rd.	KAB	2	Conduct assessment once or twice a year.	Quito Rd. is in Caltrans Jurisdiction. WVCWP staff will provide cleanup as time permits due to the potential for trash entering nearby San Tomas Aquino Creek.
SA02	4/29/2009	A 400' stretch of Wildcat Creek behind Sacred Heart School.	KAB	1.5	This site is on property by a private school. Cleanups are conducted annually when feasible. There are a few residential homes nearby, but the site is not easily accessed because it is fenced off and locked.	Continue to work with teachers on presentations to promote anti-litter and anti-dumping activities. Coordinate annual cleanups with urban RTA as feasible.

Great American Litter PICK UP



Saturday, April 18, 2009

Clean-up: 8:30 – 11:30 AM • Celebration: 12:00 – 1:00 PM

Help clean up litter in the City of Campbell. Register your family, friends, students or service club!
To register for this event, please call (408)866-2145, or visit our website at www.cityofcampbell.com

The City of Campbell's cleanup will focus on four locations: the Los Gatos Creek County Park, the Los Gatos Creek Trail, the freeway on and off ramps at Camden and Highway 17 and along the railroad tracks adjacent to Winchester Boulevard.

Rain or shine, volunteers will be asked to meet at the park at which time they will sign in and then disperse into groups. An agenda and instructions on safety and debris removal will be discussed. Gloves, vests and other tools will be furnished.

Volunteers are encouraged to dress appropriately for the event.

Refreshments will be provided in the morning and the event will conclude with a lunch at noon at the park pavilion.

Schedule of Events:

Registration	**8:00 – 8:15 AM**	**Los Gatos Creek County Park** **1220 Dell Avenue, Campbell**
Orientation	**8:15 – 8:30 AM**	**Welcome and Introductions, safety precautions, group assignments**
Disperse to Cleanup Sites	**8:30 – 11:30 AM**	**Pick up litter in designated areas**
Celebratory Lunch	**12:00 – 1:00 PM**	**Return to Los Gatos Creek County Park Pavilion, Closing Ceremonies**

For information online, please visit our website at www.cityofcampbell.com.

Urban Rapid Trash Assessment Worksheet

Santa Clara Valley Urban Runoff Pollution Prevention Program

WATERSHED/STREAM: San Tomas Aquino
MONITORING GROUP, STAFF: WVCWP
STATION NAME /LOCATION: Westmont

DATE/TIME: 2/5/09
STATION ID

Trash Assessment Parameter	CONDITION CATEGORY: Least Disturbed (Optimal Urban)	Sub optimal Urban	Marginal Urban	Poor
1. Level of Trash	On first glance, little or no trash visible. Little or no trash evident when streambed and stream banks are closely examined for litter and debris, for instance by looking under leaves.	On first glance, trash is evident in low levels. After close inspection small levels of trash evident in stream bank and streambed.	Trash is evident in medium on first glance. Stream, bank surfaces, and riparian zone contain litter and debris. Evidence of site being used by people: scattered cans, bottles, food wrappers, blankets, clothing.	Trash distracts the eye on first glance. Stream, bank surfaces, and immediate riparian zone contain substantial levels of litter and debris Evidence of site being used frequently by people: many cans, bottles, and food wrappers, blankets, clothing.
SCORE	20 19 18 17 16	15 14 13 12 11	10 9 8 7 6	5 4 3 2 1 0
2. Actual Number of Trash Items Found	0 to 100 trash items found based on a trash assessment of a 100-foot stream reach.	101 to 250 trash items found based on a trash assessment of a 100-foot stream reach.	251 to 500 trash items found based on a trash assessment of a 100-foot stream reach.	Over 500 trash items found based on a trash assessment of a 100-foot stream reach.
SCORE	20 19 18 17 16	15 14 13 12 11	10 9 8 7 6	5 4 3 2 1 0
3. Transportable, Persistent, Buoyant Litter	Little or no (< 25 pieces) transportable, persistent, buoyant litter such as: hard or soft plastics, styrofoam, balloons, cigarette butts.	Low to medium presence (26-75 pieces) of transportable, persistent, buoyant litter such as: hard or soft plastics, styrofoam, balloons, cigarette butts.	Medium prevalence (76-200 pieces) of transportable, persistent, buoyant litter such as: hard or soft plastics, styrofoam, balloons, cigarette butts.	Large amount (>200 pieces) of transportable, persistent, buoyant litter such as: hard or soft plastics, balloons, styrofoam, cigarette butts;
SCORE	20 19 18 17 16	15 14 13 12 11	10 9 8 7 6	5 4 3 2 1 0
4. Biohazard, Toxic and Sharp Objects	B: Trash contains no medical waste, diapers, pet or human waste. No evidence of toxic substances such as chemical containers or batteries. Only 1 piece of broken glass or metal debris, if any, is present.	B: No toxic substances, but small presence (2-10 pieces) of sharp objects such as broken glass and metal debris.	Presence of **any one** of the following: hypodermic needles or other medical waste; used diaper, pet waste, or human feces; any toxic substance such as chemical containers, batteries, or fluorescent light bulbs. Medium to high prevalence (11-50 pieces) sharp objects.	Presence of **more than one** of the items described in the marginal condition category, and/or high prevalence of (> 50) sharp objects.
Site Accessibility	A: Access is difficult, restricted by locked gate or some other physical barrier like steep banks or thick riparian veg. Site reach does not appear to be used by people. Might be private property or protected watershed.	A: Access is limited and site reach does not appear to be used by people. No trails down to creek.	A: Public access to reach is fair to good but site does not appear to be used frequently, **or** private access is good without any public access.	A: Excellent reach access including trails down to and adjacent creek and creekside space for sitting down. Some evidence that reach is used frequently by the public (e.g. rope swings, many beer/soda cans and food wrappers left on the banks, etc.).
B SCORE	10 9	8 7 6	5 4 3	2 1 0
A SCORE	10 9	8 7 6	5 4 3	2 1 0

1 *Urban Rapid Trash Assessment Protocol, SCVURPPP (Version 1)*

Urban Rapid Trash Assessment Worksheet

Santa Clara Valley Urban Runoff Pollution Prevention Program

	CONDITION CATEGORY			
Trash Assessment Parameter	**Least Disturbed (Optimal Urban)**	**Sub optimal Urban**	**Marginal Urban**	**Poor**
5. Illegal Dumping	D: No evidence of illegal dumping. No bags of trash, no yard waste, no household items placed at site to avoid proper disposal, no shopping carts.	D: Some evidence of illegal dumping. Limited vehicular access limits the amount of potential dumping, or material dumped is diffuse paper-based debris.	D: Presence of **one** of the following: furniture, appliances, shopping carts, bags of garbage or yard waste, coupled with vehicular access that facilitates in-and-out dumping of materials to avoid landfill costs.	D: Evidence of chronic dumping, with **more than one** of the following items: furniture, appliances, shopping carts, bags of garbage, or yard waste. Easy vehicular access for in-and-out dumping of materials to avoid landfill costs.
Illegal Littering	L: Any trash is incidental litter or carried downstream from another location.	L: Some evidence of litter within creek and banks originating from adjacent land uses	L: Prevalent in-stream or shoreline littering that appears to originate from adjacent land uses.	L: Large amountof litter within creek and on banks that appears to originate from adjacent land uses.
D-SCORE	10 9	8 7 6	5 4 3	2 1 0
L-SCORE	10 9	8 7 6	5 4 3	2 1 0
6. Accum-ulation of Trash	There does not appear to be a problem with trash accumulation from downstream transport. Trash, if any, appears to have been directly deposited at the stream location.	Some evidence that litter and debris have been transported from upstream areas to the location, based on evidence such as silt marks, faded colors or location near high water line.	Evidence that trash is carried to the location from upstream, as evidenced by its location near high water line, siltation marks on the debris, or faded colors.	Trash appears to have accumulated in substantial quantities at the location based on delivery from upstream areas, and is in various states of degradation based on its persistence in the waterbody. A large percentage of trash items have been carried to the location from upstream.
SCORE	20 19 18 17 16	15 14 13 12 11	10 9 8 7 6	5 4 3 2 1 0

Total Score 87

SITE DEFINITION:

UPPER/LOWER BOUNDARIES OF REACH: _____

HIGH WATER LINE: _____

UPPER EXTENT OF BANKS OR SHORE: _____

NOTES:

Urban Rapid Trash Assessment Worksheet

Santa Clara Valley Urban Runoff Pollution Prevention Program

WATERSHED/STREAM: San Tomas Aquino Creek DATE/TIME: 5/13/09 3:30pm
MONITORING GROUP, STAFF: WVCWP Assistant STATION ID
STATION NAME /LOCATION: Behind Westmont High

	CONDITION CATEGORY			
Trash Assessment Parameter	**Least Disturbed (Optimal Urban)**	**Sub optimal Urban**	**Marginal Urban**	**Poor**
1. Level of Trash	On first glance, little or no trash visible. Little or no trash evident when streambed and stream banks are closely examined for litter and debris, for instance by looking under leaves.	On first glance, trash is evident in low levels. After close inspection small levels of trash evident in stream bank and streambed.	Trash is evident in medium on first glance. Stream, bank surfaces, and riparian zone contain litter and debris. Evidence of site being used by people: scattered cans, bottles, food wrappers, blankets, clothing.	Trash distracts the eye on first glance. Stream, bank surfaces, and immediate riparian zone contain substantial levels of litter and debris Evidence of site being used frequently by people: many cans, bottles, and food wrappers, blankets, clothing.
SCORE	20 19 18 17 16	15 14 13 12 11	10 9 8 7 (6)	5 4 3 2 1 0
2. Actual Number of Trash Items Found	0 to 100 trash items found based on a trash assessment of a 100-foot stream reach.	101 to 250 trash items found based on a trash assessment of a 100-foot stream reach.	251 to 500 trash items found based on a trash assessment of a 100-foot stream reach.	Over 500 trash items found based on a trash assessment of a 100-foot stream reach.
SCORE	20 19 18 17 16	15 14 13 (12) 11	10 9 8 7 6	5 4 3 2 1 0
3. Transportable, Persistent, Buoyant Litter	Little or no (< 25 pieces) transportable, persistent, buoyant litter such as: hard or soft plastics, styrofoam, balloons, cigarette butts.	Low to medium presence (26-75 pieces) of transportable, persistent, buoyant litter such as: hard or soft plastics, styrofoam, balloons, cigarette butts.	Medium prevalence (76-200 pieces) of transportable, persistent, buoyant litter such as: hard or soft plastics, styrofoam, balloons, cigarette butts.	Large amount (>200 pieces) of transportable, persistent, buoyant litter such as: hard or soft plastics, balloons, styrofoam, cigarette butts;
SCORE	20 19 18 17 16	15 14 13 12 11	10 9 (8) 7 6	5 4 3 2 1 0
4. Biohazard, Toxic and Sharp Objects	B: Trash contains no medical waste, diapers, pet or human waste. No evidence of toxic substances such as chemical containers or batteries. Only 1 piece of broken glass or metal debris, if any, is present.	B: No toxic substances, but small presence (2-10 pieces) of sharp objects such as broken glass and metal debris.	Presence of **any one** of the following: hypodermic needles or other medical waste; used diaper, pet waste, or human feces; any toxic substance such as chemical containers, batteries, or fluorescent light bulbs. Medium to high prevalence (11-50 pieces) sharp objects.	Presence of **more than one** of the items described in the marginal condition category, and/or high prevalence of (> 50) sharp objects.
Site Accessibility	A: Access is difficult, restricted by locked gate or some other physical barrier like steep banks or thick riparian veg. Site reach does not appear to be used by people. Might be private property or protected watershed.	A: Access is limited and site reach does not appear to be used by people. No trails down to creek.	A: Public access to reach is fair to good but site does not appear to be used frequently, **or** private access is good without any public access.	A: Excellent reach access including trails down to and adjacent creek and creekside space for sitting down. Some evidence that reach is used frequently by the public (e.g. rope swings, many beer/soda cans and food wrappers left on the banks, etc.).
B SCORE	10 9	8 (7) 6	5 4 3	2 1 0
A SCORE	10 9	8 7 6	5 4 (3)	2 1 0

1 *Urban Rapid Trash Assessment Protocol, SCVURPPP (Version 1)*

Urban Rapid Trash Assessment Worksheet

Santa Clara Valley Urban Runoff Pollution Prevention Program

	CONDITION CATEGORY			
Trash Assessment Parameter	**Least Disturbed (Optimal Urban)**	**Sub optimal Urban**	**Marginal Urban**	**Poor**
5. Illegal Dumping	D: No evidence of illegal dumping. No bags of trash, no yard waste, no household items placed at site to avoid proper disposal, no shopping carts.	D: Some evidence of illegal dumping. Limited vehicular access limits the amount of potential dumping, or material dumped is diffuse paper-based debris.	D: Presence of **one** of the following: furniture, appliances, shopping carts, bags of garbage or yard waste, coupled with vehicular access that facilitates in-and-out dumping of materials to avoid landfill costs.	D: Evidence of chronic dumping, with **more than one** of the following items: furniture, appliances, shopping carts, bags of garbage, or yard waste. Easy vehicular access for in-and-out dumping of materials to avoid landfill costs.
Illegal Littering	L: Any trash is incidental litter or carried downstream from another location.	L: Some evidence of litter within creek and banks originating from adjacent land uses	L: Prevalent in-stream or shoreline littering that appears to originate from adjacent land uses.	L: Large amountof litter within creek and on banks that appears to originate from adjacent land uses.
D-SCORE	10 9	8 7 6	5 4 3	2 1 0
L-SCORE	10 9	8 7 6	5 4 3	2 1 0
6. Accum-ulation of Trash	There does not appear to be a problem with trash accumulation from downstream transport. Trash, if any, appears to have been directly deposited at the stream location.	Some evidence that litter and debris have been transported from upstream areas to the location, based on evidence such as silt marks, faded colors or location near high water line.	Evidence that trash is carried to the location from upstream, as evidenced by its location near high water line, siltation marks on the debris, or faded colors.	Trash appears to have accumulated in substantial quantities at the location based on delivery from upstream areas, and is in various states of degradation based on its persistence in the waterbody. A large percentage of trash items have been carried to the location from upstream.
SCORE	20 19 18 17 16	15 14 13 12 11	10 9 8 7 6	5 4 3 2 1 0

Total Score 54

SITE DEFINITION:

UPPER/LOWER BOUNDARIES OF REACH: _____

HIGH WATER LINE: _____

UPPER EXTENT OF BANKS OR SHORE: _____

NOTES:

National Rivers Cleanup Day 5/16/09
Westmont High
Creek Monitoring Summary

Use tick marks in the Category that the trash belongs in (i.e. plastic bag goes in PLASTIC).
At the end of the cleanup, total the tallies, & write the **total** next to the heading.

Jane Jane

PLASTIC 27
- bags 10
- bottles 5
- buckets 2
- caps, lids 6
- milk jugs
- pieces 6
- rope
- 6-pack holders
- toys

STYROFOAM Ø
- cups, spoons, forks, straws
- egg cartons
- fast food containers
- meat trays
- pieces

METAL 11
- bottle caps 2
- cans 4
- pieces
- wire 5

CIGARETTE BUTTS 106

PAPER 19
- bags 4
- cardboard
- cartons
- cups
- newspaper 3
- pieces 12

RUBBER Ø
- balloons
- gloves
- tires

GLASS Ø
- bottles
- light bulbs

WOOD Ø
- broken pieces
- pallets/large items

CLOTH Ø
- clothing
- rugs

OTHER

End of Day Totals

Estimate Length of creek section in miles, i.e. 1/10 mile, 1/8 mile: 1/10 mile

Number of bags of trash collected: 1

Weight of recyclable trash: 3 lbs

Weight of non-recyclable trash: 2 lbs

Questionnaire

1. Describe the stretch of creek monitored using descriptors of boundaries such as landmarks or cross streets. San Tomas Square near Westmont High
2. What types of trash were most commonly found? Cigarette butts
3. List the most unusual items found. None found
4. Rate from one to five how dirty or clean the creek was, with one being pristine clean.

(Circle one) 1 2 3 4 5

National Rivers Cleanup Day 5/16/09
Westmont High
Creek Monitoring Summary

Use tick marks in the Category that the trash belongs in (i.e. plastic bag goes in PLASTIC).
At the end of the cleanup, total the tallies, & write the **total** next to the heading.

PLASTIC	63
bags	10
bottles	12
buckets	
caps, lids	10
milk jugs	
pieces	30
rope	
6-pack holders	
toys	1
STYROFOAM	10
cups, spoons, forks, straws	10
egg cartons	
fast food containers	
meat trays	
pieces	
METAL	25
bottle caps	1
cans	4
pieces	20
wire	
CIGARETTE BUTTS	6

PAPER	35
bags	10
cardboard	4
cartons	2
cups	5
newspaper	2
pieces	10
RUBBER	3
balloons	2
gloves	1
tires	
GLASS	10
bottles	10
light bulbs	
WOOD	5
broken pieces	5
pallets/large items	
CLOTH	3
clothing	3
rugs	
OTHER	20

End of Day Totals

Estimate Length of creek section in miles, i.e. 1/10 mile, 1/8 mile: 1/2 mi.

Number of bags of trash collected: 2

Weight of recyclable trash: 10

Weight of non-recyclable trash: 20

Questionnaire

1. Describe the stretch of creek monitored using descriptors of boundaries such as landmarks or cross streets. BETWEEN CREEK & WESTMONT H.S. FENCE FROM WESTMONT AVE. TO FOOTBALL FIELD
2. What types of trash were most commonly found? SINGLE SERVING LUNCH PACKAGING
3. List the most unusual items found. DREIDEL
4. Rate from one to five how dirty or clean the creek was, with one being pristine clean.

(Circle one) 1 2 3 4 5

Great American Litter Pickup 4/18/09
Los Gatos Creek Park, Campbell
Creek Monitoring Summary

Use tick marks in the Category that the trash belongs in (i.e. plastic bag goes in PLASTIC).
At the end of the cleanup, total the tallies, & write the **total** next to the heading.

PLASTIC 52
- bags 30
- bottles 10
- buckets
- caps, lids 10
- milk jugs
- pieces
- rope 1
- 6-pack holders 1
- toys

STYROFOAM 13
- cups, spoons, forks, straws 8
- egg cartons — 4
- fast food containers —
- meat trays 1
- pieces —

METAL 12
- bottle caps 10
- cans 2
- pieces —
- wire —

CIGARETTE BUTTS 0

PAPER 27
- bags —
- cardboard 5
- cartons —
- cups 3
- newspaper 2
- pieces 17

RUBBER 3
- balloons —
- gloves 3
- tires —

GLASS 5
- bottles 5
- light bulbs —

WOOD 0
- broken pieces —
- pallets/large items —

CLOTH 0
- clothing —
- rugs —

OTHER — 0

End of Day Totals

Estimate Length of creek section in miles, i.e. 1/10 mile, 1/8 mile: 1/8

Number of bags of trash collected: 4

Weight of recyclable trash: 0.5#

Weight of non-recyclable trash: 7.0#

Questionnaire

1. Describe the stretch of creek monitored using descriptors of boundaries such as landmarks or cross streets. Rail Road tracks Hacienda – Camden
2. What types of trash were most commonly found? Plastic bags
3. List the most unusual items found. Silicone chip, CD, Umbrella coat,
4. Rate from one to five how dirty or clean the creek was, with one being pristine clean.

(Circle one) 1 2 3 4 5

Great American Litter Pickup 4/18/09
Los Gatos Creek Park, Campbell
Creek Monitoring Summary

Use tick marks in the Category that the trash belongs in (i.e. plastic bag goes in PLASTIC).
At the end of the cleanup, total the tallies, & write the **total** next to the heading.

PLASTIC 20
bags
bottles
buckets
caps, lids
milk jugs
pieces
rope
6-pack holders
toys

STYROFOAM 10
cups, spoons, forks, straws
egg cartons
fast food containers
meat trays
pieces

METAL 10
bottle caps
cans
pieces
wire

CIGARETTE BUTTS 50

PAPER 20
bags
cardboard
cartons
cups
newspaper
pieces

RUBBER 5
balloons
gloves
tires

GLASS 5
bottles
light bulbs

WOOD 2
broken pieces
pallets/large items

CLOTH 4
clothing
rugs

OTHER

End of Day Totals

Estimate Length of creek section in miles, i.e. 1/10 mile, 1/8 mile: 3/4
Number of bags of trash collected: 1
Weight of recyclable trash: 15
Weight of non-recyclable trash: 30

Questionnaire

1. Describe the stretch of creek monitored using descriptors of boundaries such as landmarks or cross streets. Straight railroad track
2. What types of trash were most commonly found? Cigarette butts, newspaper, gum, candy wrappers,
3. List the most unusual items found. yellow bones?, dead bird & cat
4. Rate from one to five how dirty or clean the ~~creek~~ railroad was, with one being pristine clean.

(Circle one) 1 2 3 4 5

Great American Litter Pickup 4/18/09
Los Gatos Creek Park, Campbell
Creek Monitoring Summary

Use tick marks in the Category that the trash belongs in (i.e. plastic bag goes in PLASTIC).
At the end of the cleanup, total the tallies, & write the **total** next to the heading.

PLASTIC [ ]
bags
bottles
buckets
caps, lids
milk jugs
pieces
rope
6-pack holders
toys

STYROFOAM [about 5]
cups, spoons, forks, straws
egg cartons
fast food containers
meat trays
pieces

METAL [5-10]
bottle caps
cans
pieces
wire

CIGARETTE BUTTS [Too many to count.]

PAPER [ ]
bags
cardboard
cartons
cups
newspaper
pieces

RUBBER [ ]
balloons
gloves
tires

GLASS [ ]
bottles
light bulbs

WOOD [ ]
broken pieces
pallets/large items

CLOTH [1]
clothing
rugs

OTHER [ ]

End of Day Totals

Estimate Length of creek section in miles, i.e. 1/10 mile, 1/8 mile: around 2?

Number of bags of trash collected: 2

Weight of recyclable trash: 2 lbs / not estimate

Weight of non-recyclable trash: —

Questionnaire

1. Describe the stretch of creek monitored using descriptors of boundaries such as landmarks or cross streets. walked around entire creek.

2. What types of trash were most commonly found? Alot that I found consisted of plastic's, food/food lids, Bags etc. And lots of cigarettes

3. List the most unusual items found. I found a pair of Boxers

4. Rate from one to five how dirty or clean the creek was, with one being pristine clean.

(Circle one) 1 2 3 4 5

Great American Litter Pickup 4/18/09
Los Gatos Creek Park, Campbell
Creek Monitoring Summary

Use tick marks in the Category that the trash belongs in (i.e. plastic bag goes in PLASTIC).
At the end of the cleanup, total the tallies, & write the **total** next to the heading.

PLASTIC 135
- bags
- bottles
- buckets
- caps, lids
- milk jugs
- pieces (100)
- rope
- 6-pack holders
- toys

STYROFOAM 80
- cups, spoons, forks, straws
- egg cartons
- fast food containers
- meat trays
- pieces (50)

METAL 29
- bottle caps
- cans
- pieces ✓BED FRAME ✓CARBURETOR
- wire

CIGARETTE BUTTS 300

300

PAPER 192
- bags
- cardboard
- cartons
- cups
- newspaper
- pieces (150)

RUBBER 2
- balloons
- gloves
- tires

GLASS 10
- bottles
- light bulbs

WOOD 1
- broken pieces
- pallets/large items

CLOTH 1
- clothing
- rugs

OTHER 15

FISHING LINE

End of Day Totals

Estimate Length of creek section in miles, i.e. 1/10 mile, 1/8 mile _____

Number of bags of trash collected 4

Weight of recyclable trash _____

Weight of non-recyclable trash _____

Questionnaire

1. Describe the stretch of creek monitored using descriptors of boundaries such as landmarks or cross streets. ALL AROUND 3 PONDS AT LOS GATOS CREEK PARK
2. What types of trash were most commonly found? CIGARETTE BUTTS + FISHING LINE
3. List the most unusual items found. 4 BARREL CARBURETOR + BED FRAME
4. Rate from one to five how dirty or clean the creek was, with one being pristine clean.

(Circle one) 1 2 3 4 5

Great American Litter Pickup 4/18/09
Los Gatos Creek Park, Campbell
Creek Monitoring Summary

Use tick marks in the Category that the trash belongs in (i.e. plastic bag goes in PLASTIC).
At the end of the cleanup, total the tallies, & write the **total** next to the heading.

PLASTIC 32
- ✓ bags
- ✓ bottles
- buckets
- ✓ caps, lids
- milk jugs
- ✓ pieces
- ✓ rope
- 6-pack holders
- toys

STYROFOAM 8
- cups, spoons, forks, straws
- egg cartons
- fast food containers
- meat trays
- ✓ pieces

METAL 32
- ✓ bottle caps
- cans
- ✓ pieces
- ✓ wire

✓✓ **CIGARETTE BUTTS** 286

PAPER 65
- bags
- ✓ cardboard
- cartons
- cups
- newspaper
- ✓ pieces

RUBBER 3
- balloons
- gloves
- tires
- ✓ piece

GLASS BITS
- bottles
- light bulbs

WOOD 10
- ✓ broken pieces
- pallets/large items

CLOTH 1
- ✓ clothing
- rugs

OTHER 207
FOAM INSULATION, YELLOW, LIGHT & AIRY

End of Day Totals

Estimate Length of ~~creek~~ RR section in miles, i.e. 1/10 mile, 1/8 mile: 1/2 mi

Number of bags of trash collected: 5

Weight of recyclable trash: Ø

Weight of non-recyclable trash: 30 lb

Questionnaire

1. Describe the stretch of ~~creek~~ RR monitored using descriptors of boundaries such as landmarks or cross streets. HACIENDA TO CAMDEN OVERPASS
2. What types of trash were most commonly found? CIGARETTE BUTTS & FOAM INSULATION.
3. List the most unusual items found. DEAD BIRD, LOTTO TICKET
4. Rate from one to five how dirty or clean the creek was, with one being pristine clean.

(Circle one) 1 2 3 4 5

Creek Cleanup
Big Basin Way, Saratoga

Creek Monitoring Summary

Use tick marks in the Category that the trash belongs in (i.e. plastic bag goes in PLASTIC).
At the end of the cleanup, total the tallies, & write the **total** next to the heading.

PLASTIC
- bags ✓
- bottles ✓
- buckets
- caps, lids ✓
- milk jugs
- pieces ✓
- rope
- 6-pack holders ✓
- toys

STYROFOAM
- cups, spoons, forks, straws ✓
- egg cartons ✓
- fast food containers ✓
- meat trays ✓
- pieces ✓
- packing material ✓

METAL
- bottle caps ✓
- cans ✓
- pieces ✓
- wire ✓

CIGARETTE BUTTS ✓

PAPER
- bags ✓
- cardboard ✓
- cartons ✓
- cups ✓
- newspaper ✓
- pieces ✓

RUBBER
- balloons
- gloves ✓
- tires

GLASS
- bottles ✓
- light bulbs

WOOD
- broken pieces ✓
- pallets/large items

CLOTH
- clothing ✓
- rugs

OTHER

End of Day Totals

Estimate Length of creek section in miles, i.e. 1/10 mile, 1/8 mile _____

Number of bags of trash collected 10

Weight of recyclable trash _____

Weight of non-recyclable trash _____

Questionnaire

1. Describe the stretch of creek monitored using descriptors of boundaries such as landmarks or cross streets. parking lot behind Big Basin Way from Hwy 9 to 4th Street (approx ½ mi
2. What types of trash were most commonly found? cigarette butts
3. List the most unusual items found. battery, shoes, medicine bottle.
4. Rate from one to five how dirty or clean the creek was, with one being pristine clean.

(Circle one) 1 2 3 4 5

WEST VALLEY
CLEAN WATER PROGRAM

Charles R. Hoppin, Chair
State Water Resources Control Board
1001 I Street
Sacramento, CA 95814

June 3, 2009

Re: Support for Expanded Use Proposal No. 16877-Bay Area-wide Trash Capture Demonstration Project

Dear Mr. Hoppin,

The West Valley Clean Water Program (WVCWP) supports proposal No. 16877-Bay Area-wide Trash Capture Demonstration Project submitted by San Francisco Estuary Project (SFEP) and Association of Bay Area Governments (ABAG) for installation of trash capture devices in catch basins in Bay Area cities and counties. WVCWP represents the urban runoff program for four small south San Francisco Bay communities: Campbell, Los Gatos, Monte Sereno and Saratoga.

Over the past year we have been closely tracking the Trash Capture Pilot Demonstration Project by our county-wide urban runoff program (aka: SCVURPPP), and have contemplated, given our limited and scarce local resources, how our communities might also install such capture devices in selected areas. By funding this project and including our smaller agencies in the proposed Bay-Area Project, we could have a visible and tangible effect on reducing trash entering waterways through storm drains.

Furthermore, being at the top of the watershed, we know that even if only a few devices are installed within our communities, they will have a significant impact on trash and litter in waters downstream. We are committed to watershed approaches and support this project's effort to embrace and further watershed based solutions.

Respectfully,

Kelly Carroll
Program Manager

cc: Christopher Stevens, Manager Loans and Grants Branch [cstevens@waterboards.ca.gov]
Jule Rizzardo, Program Manager SWRCB [jrizzardo@waterboards.ca.gov]
Dorothy Rice, Executive Director SWRCB [drice@waterboards.ca.gov]
Chris Sommers, SCVURPPP [csommers@eoainc.com]

18041 Saratoga-Los Gatos Road, Monte Sereno, CA 95070
Tel (408) 345-4734 Fax (888) 545-6297

THIS PAGE INTENTIONALLY LEFT BLANK

Watershed Management

Annual Report:

City of Campbell

Town of Los Gatos

City of Monte Sereno

City of Saratoga

West Valley Clean Water Program

THIS PAGE INTENTIONALY LEFT BLANK

West Valley Communities

Water Quality Monitoring & Watershed Management

Campbell

Santa Clara Valley Urban Runoff Pollution Prevention Program

FY 2008-2009 ANNUAL REPORT

FY 2008-2009 Work Plan Self Evaluation Matrix

Source	Work Plan Activity	Work Plan Tasks	Accomplishments	Responsible Party
	NPDES Permit ProvisionC.9.f	Watershed Analysis Through SCVURPPP, participate in the Watershed Analysis AHTG and fund or support future studies to understand location and extent of potential sediment sources. Support appropriate management actions to address those sources. See SCVURPPP work plan for detailed activities.	WVCWP Manager reviewed beta 'watershed resource pages' put together by SCVWD as a part of the Collaborative's deliverables. WVCWP Manager and WVCWP Assistant attended Watershed Analysis AHTG meetings in FY08-09 topics included: Upcoming water monitoring through SCVURPPP; review ongoing studies	SCVURPPP coordinate w/ WVCWP; Campbell Community Dev Dir attends AHTG
	NPDES Permit Provision C.10	South Bay Watershed Management Initiative Through SCVURPPP, support and participate in development of Core Group activities and the WMI Watershed Action Plan[1]. See SCVURPPP work plan for detailed activities.	WVCWP Manager and Campbell PW Director participated in WMI's Trash Summit in October 15, 2008.**(see Trash Summit Invitation attached for more information)** Campbell PW Director participated in 2 WMI Trash Subgroup since Oct 2008; WVCWP Manager attended WMI Trash Subgroup (6-25-09) which was hosted by Campbell Dir of PW **(see attached SCVRUPPP Mtg Summary for more info)** WVCWP Manager attended a Creek Workshop in Roseville, CA FY08-09 (See Training Tables for more information)	SCVURPPP coordinate w/ WVCWP

[1] On behalf of the City of Campbell, SCVURPPP is signatory to the WMI and participates in the Core Group and subgroups.

THIS PAGE INTENTIONALLY LEFT BLANK

Staff Training

Annual Report:
City of Campbell
Town of Los Gatos
City of Monte Sereno
City of Saratoga

West Valley Clean Water Program

THIS PAGE INTENTIONALLY LEFT BLANK

Training Summary: ICID

Conducting Illicit Discharge Detection and Elimination Investigations (EPA) Broadcast WVCWP Inspector watched two-part series in February, 2009	February, 2009	WVCWP (1)
Field Techniques for Illicit Connection and Illegal Discharge Connection Patrick Hansen WVCWP Topics: Introduction of typical field techniques used to detect illicit connections and illegal discharges, Experiences in ICID detection, Field Trip/Demonstration on TV'ing lines for ICID detection	March 9, 2009	WVCWP(1) Campbell (5) Los Gatos(2) Monte Sereno (1) Saratoga (3)
Emergency & Enforcement Response Plan Meeting April 16, 2009 WVCWP Inspector met with representatives from the four West Valley Cities, Santa Clara County Fire, and the West Valley Sanitation District to discuss current ERP response protocols and their effectiveness.	April, 2009	WVCWP(2) West Valley Sanitation (2) SCC Fire (2) Campbell (3) Los Gatos (2) City of Saratoga (2)
Annual DEH Meeting Held Annual Urban Runoff Food Facility Inspection Training/Meeting with Santa Clara County DEH supervisors and inspectors, WVCWP staff, and City of Cupertino staff on May 7th, 2009. 8 attendees. Topics included: Review DEH inspection reports from FY07-08 and discuss the inspection reports for FY08-09, Review coordination and responses to incidents, and update contact lists, Discuss new inspection requirements under the future MRP.	May 7th, 2009	WVCWP (2) SCC DEH (4) City of Cupertino (2)

West Valley Communities

Campbell, Los Gatos, Monte Sereno and Saratoga

Santa Clara Valley Urban Runoff Pollution Prevention Program

FY 08-09 ANNUAL REPORT

Training Summary: IND

Workshop on Fats, Oils, and Grease Program San Jose/Santa Clara Water Pollution Control Plant Topics: Proposed requirements , Who will be affected , Proposed timeline	Thursday, November 6, 2008 9:00 to 10:30 a.m.	WVCWP (1) Program Manager WVSD (1) Director of Engineering and Operations
Annual SCC Fire Meeting On February 18th, 2009 WVCWP staff and SCC Fire staff met for the annual review of the joint inspection program, contract, and training topics. Possible changes to the program based on requirements under the future MRP were also discussed. WVCWP Need to ask SCC FIRE about their annual inspection training***	February 18th, 2009	WVCWP (2) SCC FIRE (1)
Annual DEH Meeting Held Annual Urban Runoff Food Facility Inspection Training/Meeting with Santa Clara County DEH supervisors and inspectors, WVCWP staff, and City of Cupertino staff on May 7th, 2009. 8 attendees. Topics included: Review DEH inspection reports from FY07-08 and discuss the inspection reports for FY08-09, Review coordination and responses to incidents, and update contact lists, Discuss new inspection requirements under the future MRP.	May 7th, 2009	WVCWP (2) City of Cupertino (2) SCC DEH (4)

West Valley Communities

Campbell, Los Gatos, Monte Sereno and Saratoga

Santa Clara Valley Urban Runoff Pollution Prevention Program

FY 08-09 ANNUAL REPORT

Training Summary: Public Agency

Roads and Maintenance Training Workshop Quinlan Community Center 10185 N. Stelling Road, Cupertino Speakers: *Tyler Ledwith* *Topics:* Fish & Roads, Routine Road Maintenance, Sediment Control, Working Near Streams, Culvert Cleaning, Woody Material Management, Emergency Work	September 25th, 2008	Campbell (3) 1. Lisa Petersen - Senior Civil Engineer - Public Works 2. Fred Ho - Senior Civil Engineer - Public Works 3. Al Oxonian - Senior Civil Engineer - Public Works Saratoga (6 from PW & Street Maint.)
Rural Roads Maintenance BMP Workshop Santa Clara Valley Water District Headqaurters Jill Bicknell (SCVURPP), Tyler Ledwith (Ledwith Watershed Services) Topics: Effects of Roads on Watershed and Salmon Habitat, Regulations and Permitting, Best Management Practices for Road Maintenance, Best Management for Working Near Waterways	Monday, March 23, 2009 8:00am-12:00pm	WVCWP (2) Program Manager, Program Assistant
Rural Roads BMP Installation Training Workshop Santa Clara Valley Water District (Camden Yard) Tyler Ledwith (Ledwith Watershed Services) and Craig Benson Topics: Proper Installation of wattles, mats, living fences, silt fences, and check damns, for construction site erosion control.	Wednesday, March 25, 2009 8:00am-12:00pm	WVCWP (2) Program Manager, Program Assistant Saratoga (6) (1)Street Maintenance Worker I, (3) Street Maintenance Worker II, (1) Lead Street Maintenance Worker, and (1) Street Maintenance Specialist.

Tailgate Training- City of Saratoga Corp Yard Rick Torres (PW Manager – Streets & Fleet) and Kevin Meek (PW Manager – Parks) held a SWPPP training with their crews on 5/21/09, where they reviewed the Corpyard SWPPP.	May 21, 2009	Saratoga (17) 7 Street Maintenance workers 8 Park Maintenance workers 2 Managers
Annual Streets and Storm Drains Meeting **Speakers: John Fusco (EOA) & Rich Nelson (Toyota Materials Handling)** Topics: Best Management Practices in Streets and Storm Drains Operations and Maintenance & Requirements of the New Municipal Regional Permit Trash Reduction Devices: Big Belly Solar Compaction System	Thursday May 14th, 2009	WVCWP (2) Program Manager, Program Assistant Campbell (1) Title Los Gatos (2) Title Saratoga (2) Title WVSD (1)

Training Summary: Planning

Bioretention Sizing Methodology Mini-Workshop by SCVURPPP Mountain View City Hall Plaza Conference Room Speakers: Jill Bicknell (EOA), Eric Anderson (City of Mountain View) Topics: BASMAA BMP Sizing Tool, Review of Sizing Methodology for Bioretention Areas, Demonstration of Sizing Spreadsheet, Case Study, Design Considerations for Bioretention.	February 4, 2009	WVCWP (2) Program Manager, WVCWP Assistant
Hydromodification 101 workshop DAY 1 Hydromod 101 – Chris Bowles, Source Control Mitigation Approaches – Eric Mosolgo, Flow Duration Control Approaches – Jill Bicknell, In-stream approaches – Andy Collison, Riparian buffer approaches to aid hydromod management – Eric Berntsen, Hydromodification Analysis Tools – Chris Bowles, DAY 2 Field assessment techniques – introduction to field site – Ann Riley, Chris Bowles Roseville, CA	May 19-20, 2009	WVCWP (1) Program Manager
Sustainable Streets Workshop: Using the San Mateo County Sustainable Green Streets and Parking Lots Design Guidebook Speakers: Jill Bicknell (SCVURPPP), Kevin Robert Perry (Nevue Ngan Associates), Robert Dusenbury (Sherwood Design Engineers)	**Friday, May 29, 2009**	WVCWP (2) Program Manager, Program Assistant
Annual C3 Workshop (SCVURPPP) "Stormwater Management for New and	**June 17th,**	WVCWP (2)

Redevelopment Projects: New Challenges, New Tools and New Ideas" Roosevelt Community Center, San Jose	**2009**	Los Gatos (4) Saratoga (2)

Training Summary: Const Inspector

Construction Stormwater Management Compliance Workshops Thursday November 20th and Friday November 21st Quinlan Community Center, 10185 N. Stelling Road, Cupertino, CA, 95014 8:00 am – 3:00 pm By: SCVURPP, SFEP, SF RWQCB and Friends of the Estuary **Speakers:** Scott Taylor, RBF Consulting Regional Water Quality Control Board Staff **Topics included:** How to comply with the Statewide General Construction Stormwater Permit. Simple and effective stormwater BMPs (Best Management Practices) for construction projects. Selecting, installing and maintaining effective erosion control during construction. The need for monitoring and documentation Post construction/stormwater management techniques	November 20th and 21st, 2008	**WVCWP (2)** WVCWP Manager and Program Assistant **Campbell (2)** Public Works **Los Gatos (2)** Engineering Inspector & Assistant Civil Engineer **Saratoga (1)** Senior Engineer
5th National Conference for Nonpoint Source & Stormwater Outreach **Portland, Oregon** **<u>Say it With Pictures: Training Kentucky Construction Site Workers in Erosion & Sediment Control</u>** Portland, Oregon	**May 13, 2009**	**WVCWP (1)**

Barry Tonning, Tetra Tech, Inc., Kentucky TOPICS • Development of several iterations of a Field Guide • Book • Pocket guide • Pictures of good and bad BMP installations		
Construction General Permit Workshop May 27, 2009 (WVCWP Manager Attended)	**May 27, 2009**	**WVCWP (1)**

Training Summary: PIP

Enviroscape A new WVCWP staff member was trained on use of the Enviroscape. Training covered set-up and breakdown of the watershed model, use of several curriculums and associated visuals on the Enviroscape.		WVCWP (1)
5th National Conference for Nonpoint Source & Stormwater Outreach **Portland, Oregon** An Evaluation Primer for NPS & Stormwater Programs & Overview of Social Indicators Evaluation System & Applied Survey Development Skills <u>Presenters:</u> Rebecca Power, Jennifer Kushner, Ken Genskow, and Linda Prokopy – University of Wisconsin-Extension	May 11, 2009	WVCWP (2)
5th National Conference for Nonpoint Source & Stormwater Outreach **Portland, Oregon** <u>N. Virginia Clean Water Partners Use Radio to Influence Resident Behavior</u> Aileen Winquist, Arlington County Dept of Env. Services, Virginia TOPICS • Campaign initiated in 2003 to address fertilizer & pesticide use, pet waste, and oil recycling • Surveys conducted before and after radio ad campaigns • Radio ad had impact on improving awareness	May 12, 2009	WVCWP (1)
5th National Conference for Nonpoint Source & Stormwater Outreach **Portland, Oregon**	May 12,	WVCWP (1)

Spend Less, Teach More: A Model for Collaborative Stormwater Outreach & Education Angie Hong, East Metro Water Resource Education Program, Minnesota TOPICS • 17 partners contribute to hire 1 educator • Benefits of using a shared educator • Successful educational programs (training Master Gardeners, Rain Garden Design, Storm Pond Management, etc.)	2009	
Integrating New Technology into an Effective Nonpoint Source Outreach Program John Rozum and Dave Dickson, Center for Land Use Education & Research, CT TOPICS • Using websites for NPS – keep it simple, keep it focused • Image map tools • ARC Interactive mapping system	May 12, 2009	WVCWP (1)
Research Perspectives into Greener Residential Yards Residential Lawn Fertilizer Audiences Leesa Souto, University of Central Florida Mary Collins, UC Santa Barbara TOPICS • Understand common landscape practices in the study area • Telephone surveys and homeowner interviews • As much as 42 percent of nitrogen inputs are contributed by residential fertilizer applications	May 12, 2009	WVCWP (1)

West Valley Communities

Campbell, Los Gatos, Monte Sereno and Saratoga

Santa Clara Valley Urban Runoff Pollution Prevention Program

FY 08-09 ANNUAL REPORT

Training Summary: Pesticide

City of Campbell: All parks staff who hold "Qualified Applicator Certificates (QAC) or higher from the CA Dept. of Pesticide Regulation, pursue the necessary CEUs to maintain their certificates, and are currently up-to-date. Annual Department of Agriculture Pesticide Safety Training for all Parks Maintenance crew was held on June 4, 2009 at the City's Corporation yard.	June 4, 2009	City of Campbell (33) Parks and Maintenance Crews
Town of Los Gatos: The Annual Pesticide Safety Training was held on April 14, 2009. Dennis Merrill, president of *Killroy/ Sensitive Solutions Pest Control* gave the presentation. 11 Town of Los Gatos Parks & Public Works staff attended. The Training stressed Safety, Environmental Hazards and Drift – if winds are 5 mph or more, the Town will not spray any pesticide. The Safety Training covered 9 different pesticides. Topics related to runoff issues included: • Labeling • Hazards • Routes pesticides can enter the human body • Drift • Runoff • Wildlife Hazards • Laws & Regulations	April 14, 2009	Town of Los Gatos (11) Parks and Public Works Staff

Town of Los Gatos: A Tailgate Training on use of broadleaf control pesticides was held in June 2009 (Roundup, Garlon, Surflan) with emphasis on avoiding spraying (applying granules when possible), applying only on days when there will be no runoff (no rain predicted, no irrigation scheduled), and avoiding use of pesticides when possible (ie using hoes instead). .	June 2009	Town of Los Gatos Maintenance Staff (11)
CITY OF SARATOGA: The Annual Pesticide Safety Training was held on July 25, 2008. It was held at Saratoga Corp yard and all of the Parks and Streets Maintenance staff attended. The training was given by Pete Howes, Horticulturist, and covered long & short-term effects of pesticides and environmental concerns.	July 25, 2009	City of Saratoga Parks and Street Maintenance Staff
CITY OF SARATOGA: All Parks staff received IPM training in June 2009 All 9 Parks Dept employees have Qualified Applicator Certificates, and have been attending seminars for their Continuing Education hours. Some seminars include topics related to IPM and Less Toxic Pest Control.	June 2009	City of Saratoga Parks Staff (9)

Training Summary: Mercury

Campbell Corp Yard Walk-Thru April 28th, 2009 Attendance: (2) City of Campbell Public Works Staff and (2) WVCWP Staff Leader: WVCWP Inspector/Assistant & WVCWP Manager Topics: ▪ Disposal of and Record Keeping of Products Containing Mercury (Mercury Booklet)	April 28th, 2009	WVCWP (2) Campbell (2)
Saratoga Corp Yard Walk-Thru May 5th, 2009 Attendance: (1) City of Saratoga Public Works Maintenance Staff and (2) WVCWP Staff Leader: WVCWP Inspector/Assistant & WVCWP Manager Topics: ▪ Disposal of and Record Keeping of Products Containing Mercury (Mercury Booklet)	May 5th, 2009	WVCWP(2) Saratoga (1)
Los Gatos Corp Yard Walk-Thru June 2nd, 2009 Attendance: (1) Town of Los Gatos Public Works Staff and (2) WVCWP Staff Leader: WVCWP Inspector/Assistant & WVCWP Manager Topics: ▪ Disposal of and Record Keeping of Products Containing Mercury (Mercury Booklet)	June 2nd, 2009	WVCWP (2) Los Gatos (1)

West Valley Communities	**Campbell, Los Gatos, Monte Sereno and Saratoga** Santa Clara Valley Urban Runoff Pollution Prevention Program **FY 08-09 ANNUAL REPORT**

Training Summary: Copper & Nickel

Portland Low Impact Development Tour Presenters: City of Portland staff Topics: Bus & walking tour of sites in Portland: --streetside bioswales --school parking lot bioswale --condo development incorporating runoff mitigation measures --green roof	May 15, 2009	WVCWP (1)
See Construction Training Summary for Nickel-related trainings attended		

West Valley Communities

Campbell, Los Gatos, Monte Sereno and Saratoga

Santa Clara Valley Urban Runoff Pollution Prevention Program

FY 08-09 ANNUAL REPORT

Training Summary: Trash Inventory & Management

Trash Summit Sponsored by the Santa Clara Catch Basin Watershed Management Initiative Location: Emma Prusch Park, San Jose	October, 15 2008	WVCWP (1) Campbell (1)
Coastal Cleanup Day Site Coordinator Training Hosted by the Creek Connections Action Group Vasona Park, Los Gatos Topics: How to perform trash monitoring evaluations for creek cleanups, managing volunteers on cleanups, reporting trash and recycling totals to the regional program.	September, 2008	WVCWP (1)
Enviroscape Training Provided training on Enviroscape presentations to WVCWP employee. Topics covered: watersheds, water cycle, pollutants of concern, and trash.	March, 2009	WVCWP (1)
National Rivers Cleanup Day Site Coordinator Training Hosted by the Creek Connections Action Group Vasona Park, Los Gatos Topics: How to perform trash monitoring evaluations for creek cleanups, managing volunteers on cleanups, reporting trash and recycling totals to the regional program.	April, 2008	WVCWP (1)

West Valley Communities

Campbell, Los Gatos, Monte Sereno and Saratoga

Santa Clara Valley Urban Runoff Pollution Prevention Program

FY 08-09 ANNUAL REPORT

Training Summary: Watershed Management

CASQA 2008 4th Annual Conference Oakland Marriot Center, Oakland CA Topics: Regulations, Permits, and Policies, Sustainable Development, True Source Control, Stormwater Treatment, Pollutants of Concern, Modifying Public Behavior, Program Assessment, Scientific Advances	September 22nd, 23rd, and 24th, 2008	**WVCWP (2)** Program Manager, Program Assistant **Campbell (1)** Senior Civil Engineer
Trash Summit Sponsored by the Santa Clara Catch Basin Watershed Management Initiative Location: Emma Prusch Park, San Jose	October, 15 2008	WVCWP (1) Campbell (1)
Santa Clara County Creeks Coalition: Creeks and Watershed Conference 2008. **Topics: Environmental Projects, Erosive Forces, Water and the Amah, Historical Ecology of Southern Santa Clara County.**	November 15, 2008	WVCWP (1)
Hydromodification 101 workshop **Roseville, CA** Topics: Potential impacts of hydromodification – channel, flow, sediment, ecology/habitats, water quality Field assessment exercise at site in Sacramento County – Dry Creek or Laguna	May 19-20, 2009	WVCWP (1) Program Manager

THIS PAGE INTENTIONALLY LEFT BLANK

CITY OF CUPERTINO

Urban Runoff Management Program

Annual Report FY 2008-2009

September 1, 2009

PUBLIC WORKS DEPARTMENT
Ralph A. Qualls, Jr., Director

CITY HALL
10300 TORRE AVENUE ~ CUPERTINO, CA 95014-3266
(408) 777-3354 ~ FAX (408) 777-3333

September 1, 2009

Mr. Bruce Wolfe, Executive Officer
Regional Water Quality Control Board
San Francisco Bay Region
1515 Clay St., Suite 1400
Oakland, CA 94612

Subject: City of Cupertino Urban Runoff Management Program
FY 2008-2009 Annual Report

Dear Mr. Wolfe:

This report is submitted by the City of Cupertino, in conjunction with the Santa Clara Valley Urban Runoff Pollution Prevention Program's Annual Report, pursuant to provision C.6.a.of the Program's municipal storm water NPDES Permit (Order No. 01-024). The report summarizes activities performed during FY 2008-2009 in accordance with the City of Cupertino's Urban Runoff Management Plan (URMP) submitted to the Water Board on September 1, 1997 and updated in October 2000 and September 2004, and the performance standards contained therein.

Contents of Report

The goals of this Annual Report are to: 1) concisely document implementation of our URMP and FY 08-09 work plan during the past fiscal year; 2) evaluate program results for continuous improvement; 3) comply with permit requirements; and 4) share this information with other Co-permittees, municipal decision-makers, and the public. To accomplish these goals, the report contains the following sections:

- 0: - Certification Statement
- 0: - Response to Water Board Comments
  There were no comments for Cupertino on the FY 07-08 Annual Report by Water Board Staff that required a response.
- 0: - Table of Contents
- 0: - Acronyms
- 1: - IC/ID Elimination
- 2: - Industrial/Commercial Discharger Control Program
- 3: - Public Agency
  - Public Streets, Roads & Highways O & M and Rural Roads
  - Storm Drain Operation and Maintenance
  - Corporation Yards Operation and Maintenance
- 4: New Development and Redevelopment Procedures
- 5: Construction Inspection

- 6: Public Information & Participation
- 7: Pesticide Management
- 8: Mercury Pollution Prevention
- 9: Copper and Nickel Action Plan
- 10: Trash Inventory and Management
- 11: Water Quality Monitoring
- Permit Reapplication Process
- 12: Staff Training Summary Table

Program Highlights and Accomplishments

City Council approved funding for a new Environmental Affairs Coordinator who was hired in December 2008. She immediately applied for and eventually received grant funding that enabled the City to perform a detailed energy and water conservation audit of all City owned facilities, streets and parks. Soon after she came on board, a "Green Team" was established with at least one representative from every department and facility. The exchange of ideas and focus on all things "green" has prompted more enthusiasm among City staff in general for programs that benefit water quality. The City Council and the City Manager have, by this move, given clear direction that Cupertino strives to be an environmental leader and priority is given to decisions that improve the environmental health of the community and the world.

IC/ID Elimination and Industrial Commercial Discharger Control:

In FY '09-'10, the City will increase staff time dedicated to NPDES inspections and follow-up by 40%. The IC/ID Inspector's time has always been shared equally with the Public Works Maintenance Department. Due to an increase in reported incidents, the staff person providing inspections will dedicate 90% of his hours to NPDES inspections and 10% of his time to Maintenance Activities. This was approved as part of Public Work's budget planning process in March 2009.

In FY '08-'09 the IC/ID Inspector responded to 97 incidents by conducting 148 initial and follow-up inspections where verbal notice and/or storm drain education information was discussed. Each reported site, (residential, commercial and industrial) was brought into compliance. Additionally, the Inspector's daily logs show that he conducted proactive drive-by inspections of 246 commercial, industrial and food facilities. The increased scrutiny is working well. The Santa Clara County Environmental Health Specialists that conduct restaurant inspections and report urban runoff violations to the City, as part of an agreement between Cupertino and County, did not find any violations in Cupertino during FY 08-09. All industrial facilities that had previous non-compliance issues were revisited this year and were found to be in compliance.

Public Education, Community Participation and Trash Management

This spring, Environmental Programs staff partnered with the new Environmental Affairs Coordinator to help host an Earth Day Fair. The City held its first creek cleanup event at Calabazas Creek in conjunction with international Coastal Cleanup Day in September 2008. The event was advertised in the City's newsletter on relatively short notice. When over 60 residents and local students showed up to participate, it validated the effectiveness of communicating with the City's population via our newsletter, the *Cupertino Scene.* The success of the first cleanup event led to the second event held on National River Cleanup Day in May 2009. This time, over 80 people called to pre-register and we began to encourage people to volunteer at other nearby sites. This encouraged Environmental

Programs staff arrange for a second cleanup site at nearby Regnart Creek to accommodate more people.

Household Hazardous Waste Collection

Cupertino staff promoted HHW services in displays at City Hall, the Community Center and the Cupertino Library, as well as in the City newsletter, on the City's website and at all City community events. Cupertino's residential participation in HHW events was reported in November 2008 for FY '07-'08; at 7.2 % or 1,444 cars from a possible 20,172 households. The Countywide Household Hazardous Waste drive-thru events drew significantly more residents from Cupertino than expected. The cities in Santa Clara County had signed an agreement to fund services for 3% of their population. In FY '08-'09, Cupertino participation was more than double that percentage and the City increased its commitment to fund the cost of the program to pay for any and all Cupertino residents who want to participate.

New Development and Redevelopment Procedures

BMP O&M Inspection Program:

During FY '08-'09, the Cupertino Environmental Programs and Engineering staff worked extensively with a private developer and property owner to remediate bio-swales that had failed after the first year treatment. The site was completely redeveloped and in 2007 was leased to a grocery store. In June 2008, routine BMP O&M inspections by the City revealed that pedestrian and cart traffic challenged the vegetation in the swales. Compacted soil kept subsequently replanted seeds from taking root and thriving. After test plots were examined, a swale remediation plan was developed and implemented, which included installing 12 inches of new soil, a two-rail fence to protect the area from cart and pedestrian traffic and the planting of heartier, taller *Juncus Patens* to create the vegetative cover. Through this experience, City staff who review plans for bio-swales have learned to recognize the challenges that come with putting swales in parking lots. In addition, Public Works staff learned first-hand that the BMP O&M inspections, follow-up to resolution and the O&M agreements are necessary and useful for maintaining successful storm water treatment measures at private development sites.

Stevens Creek Corridor Restoration Project (Blackberry Farm Redevelopment)-Phase 1

This creek restoration project, the first done by the City of Cupertino, fulfills a quest over 25 years old. Planning for this project was initiated in 2001. The citywide envisioning process took place from 2002 to 2004. The concept generated great interest from the community and this series of public meetings drew about 500 regular participants. Public opinion surveys found that residents' strong priority for the project was restoring the creek and making it healthy.

The Stevens Creek Task Force prepared a feasibility report with recommendations on how best to develop a trail from one end of the City to the other along Stevens Creek, including the opportunity to use 60 acres of land from McClellan Ranch to Stevens Creek Blvd. The project involved land purchased by the City in stages, Santa Clara Valley Water District holdings, and Blackberry Farm, formerly a privately-owned picnic area that was acquired by the City in 1991.

Concurrent with the City's project scoping, the Santa Clara Valley Water District was negotiating a legal settlement with entities concerned with steelhead and salmon protection in three local creeks, including Stevens Creek. In 2004, the Water District's negotiations let to a settlement involving the Department of Fish & Game, the U.S. Natural Marine Fisheries Service, and several other groups to effect cold water management to provide fish with improved spawning and rearing habitat and improved fish passage conditions. As part of this collaborative action agreement, the Water District used District funds to pay for elements of the creek restoration plan. The City also obtained partial funding from other sources, such as the California Natural Resources Agency, California Department of Parks and Recreation and the California Department of Water Resources.

Construction of Phase 1 of this project began in June 2008 and was completed in July 2009. Water quality-related aspects are replacement of over 3 acres of conventional asphalt parking lot with a smaller lot made up of porous pavement and vegetated geocell parking stalls; a 0.7 mile multi-use ADA-compliant trail along the creek most of which is porous concrete; removal of a diversion dam and low flow stream crossings in Blackberry Farm; relocation of a maintenance facility out of the riparian corridor; realignment, widening, and regrading of the Stevens Creek channel for a more natural meander, greater bank stability, and less down-cutting; and habitat restoration with native plantings.

Construction Inspection

Guidance for Planned Fire Test Discharges at Construction Sites

Building inspectors brought their concern about fire sprinkler test discharges at construction sites to attention of the Environmental Programs Manager. After a meeting to discuss the challenges involved, the Building Official requested guidance be developed for contractors, with options for ways to control the discharges. A draft fact sheet, *City of Cupertino Requirements for Fire Sprinkler System Tests and Water Pipe Flushing* (attached to the Copper section of this report) was developed in June 2009 and presented to Building Inspectors and the Deputy Fire Marshall at the annual in-house Construction Inspection training meeting. Feedback from Building and Fire Department staff helped to establish procedures that will be piloted by the City in FY '09-'10. The IC/ID Inspector will visit sites where these tests are planned to evaluate the BMPs that are used and to provide storm drain and watershed protection information to contractors.

Thank you for your review of this Annual Report. If you have any questions regarding the materials submitted, please contact me at 408.777.3242.

Very truly yours,

Cheri C. Donnelly

Cheri Donnelly
Environmental Programs Manager, City of Cupertino

cc: Sue Ma, RWQCB
Attachments

CUPERTINO

PUBLIC WORKS DEPARTMENT
Ralph A. Qualls, Jr., Director

CITY HALL
10300 TORRE AVENUE ~ CUPERTINO, CA 95014-3266
(408) 777-3354 ~ FAX (408) 777-3333

FY 2008-2009 ANNUAL REPORT
ATTACHMENT A

Certification Statement

"I certify, under penalty of law, that this document and all attachments were prepared under my direction or supervision in accordance with a system designed to ensure that qualified personnel properly gather and evaluate the information submitted. Based on my inquiry of the person or persons who manage the system, or those persons directly responsible for gathering the information, the information submitted, is, to the best of my knowledge and belief, true, accurate, and complete. I am aware that there are significant penalties for submitting false information, including the possibility of fine and imprisonment for knowing violations."

Signature by Duly Authorized Representative:

Glenn Goepfert
Assistant Director of Public Works - Engineering

8-25-09
Date

City Hall
10300 Torre Avenue
Cupertino, CA 95014-3255
(408) 777-3354
FAX: (408) 777-3333

PUBLIC WORKS DEPARTMENT
Environmental Division

CITY OF CUPERTINO
FY 2008-2009 ANNUAL REPORT

RESPONSE TO COMMENTS ON FY07-08 ANNUAL REPORT

No comments regarding the City of Cupertino's FY07-08 Annual Report require a response, as comments from the San Francisco Bay Regional Water Quality Control Board were not received during FY08-09.

CITY OF CUPERTINO

FY 2008-2009 ANNUAL REPORT

Table of Contents

Transmittal Letter 2

Certification Statement 6

Response to Water Board Comments 7

Table of Contents 8

List of Acronyms 10

Program Elements

1. IC/ID Elimination Program and Inspection Data 19
2. Industrial/Commercial Discharger Control Program 38
3. Public Agency Activities 44
   - Public Streets, Roads, Highways and Rural Roads 45
   - Storm Drain Operation and Maintenance 46
   - Corporation Yards Operation and Maintenance 47
4. New Development and Redevelopment Report 48
   - C.3 Project Report Table Part 1 and Part 2 57
   - Blackberry Farm-Stevens Creek Corridor Restoration 62
   - BMP O&M Inspection Data 65
   - BMP O&M Inspection Results-Remediated Swales 66
   - BMP O&M Program Inspection Program Organization 67

CITY OF CUPERTINO

FY 2008-2009 ANNUAL REPORT

- Revised Impervious Surface Calculation Form……73
- New Required T.O.C. for C.3 S/W Management Plans……74
- Pesticide Reduction Conditions of Approval……75

5. Construction Inspection and Inspection Data……76
6. Public Information and Participation……84
7. Pesticide Management and Attachments……105
   - Two Year Pesticide Use Comparison Table……123
8. Mercury Pollution Prevention……124
9. Copper and Nickel Action Plan……139
   - Annual Street Sweeping Form……146
   - New Guidance for Planned Fire System Tests……147
10. Trash Inventory and Management ……150
    - Trash Management Activity Report …….....157
11. Water Quality Monitoring and Permit Reapplication Process ……..160
12. Staff Training Summary Table……...163

Cupertino Acronyms/Abbreviations

AERC	A full service recycling company facility in Hayward which collects universal waste such as lamps, ballast, batteries, electronic scrap and mercury containing material. AERC Specialists provide regulatory compliance and consulting for handling U-waste.
CIP	Capital Improvement Project
EC	Erosion Control
IC/ID Inspector	Illegal Connections and Illegal Dumping Inspector
MRP	Municipal Regional Permit
PCA	Pest Control Advisor
PW	Public Works
QAC	Qualified Applicator Certificate. A category of the DPR licensing and certification Program. To be certified, the applicant must demonstrate specific knowledge on topics such as pesticide application drift problems and prevention, soil and water problems resulting from restricted use pesticides, phytotoxicity, potential for environmental contamination, etc.
R-O-W	Right of Way
WV	West Valley (communities)

SCVURPPP Acronyms/Abbreviations

AB	Assembly Bill
ABAG	Association of Bay Area Governments
ABC	Annual Budget Review Compilation
ACCWP	Alameda Countywide Clean Water Program
ACOE	U.S. Army Corps of Engineers
AHTG	Ad Hoc Task Group
AR	Annual Report
ASCE	American Society of Civil Engineers
BAAQMD	Bay Area Air Quality Management District
BART	San Francisco Bay Area Rapid Transit
BATG	Budget Ad Hoc Task Group
Basin	Santa Clara Basin
Basin Plan	Water Quality Control Plan for the San Francisco Basin
BACWA	Bay Area Clean Water Agencies
BAHM	Bay Area Hydrology Model
BAMBI	Bay Area Macroinvertebrate Bioassessment Information
BASMAA	Bay Area Stormwater Management Agencies Association
Bay	San Francisco Bay
Bay Area	San Francisco Bay Area
BMI	Benthic Macroinvertebrate
BMM	Lower South Bay Monitoring and Modeling Subgroup
BMP	Best Management Practice
BOMA	Building Owners and Managers Association
BPP	Brake Pad Partnership
BU	beneficial use
C	Celsius
C.3	Permit Provision C.3
C3PO	C.3 Provision Oversight
CA	California
Cal-EPA	California Environmental Protection Agency
Caltrans	California Department of Transportation
CAMLnet	California Aquatic Macroinvertebrate Laboratory Network

SCVURPPP Acronyms/Abbreviations

Campaign	Watershed Watch Campaign
CAP	Copper Action Plan
CASQA	California of Stormwater Quality Association
CB	Copper Baseline
CCC	Continuous Concentration Criterion
CD-ROM	Compact Disk-Read Only Memory
CDS	Continuous Deflective Separation
CEP	Clean Estuary Partnership
CEUs	Continuing Education Units
CESQG	Conditionally Exempt Small Quantity Generator
CEQA	California Environmental Quality Act
CFR	Code of Federal Regulations
cfs	cubic feet per second
CI	Continuous Improvement
CIWMB	California Integrated Waste Management Board
CMIA	Conceptual Model Impairment Assessment
CMS	Copper Management Strategy
COA	Condition of Approval
CoHHW	Santa Clara County Household Hazardous Waste Program
CoHHW Program	Santa Clara County Household Hazardous Waste Program
COLD	cold freshwater habitat
CRMP	Coordinated Resources Management and Planning
CSBP	California Stream Bioassessment Procedures
CTR	California Toxic Rule
Cu	Copper
CWA	Clean Water Act
DDD	Dichlorodiphenyldichloroethane
DDE	Dichlorodiphenyldichloroethylene
DDT	Dichlorodiphenyltrichloroethane
DEH	Santa Clara County Department of Environmental Health
District	Santa Clara Valley Water District
DO	Dissolved Oxygen
DOE	Department of Energy

SCVURPPP Acronyms/Abbreviations

DPR	Department of Pesticide Regulation
DWR	Department of Water Resources
E. Coli	Enterococus Coli
EEC	SF Bay Wildlife Refuge Environmental Education Center
EEDMS	Environmental Enforcement Data Management System
EEPS	Exposure and Effects Pilot Study
e.g.	for example
EMAP	Environmental Monitoring Program
EMB	Executive Management Board
EOA	Eisenberg, Olivieri, and Associates
EPA	U.S. Environmental Protection Agency
Estuary	San Francisco Bay Estuary
F	Fahrenheit
FLT	Fluorescent Light Tube
FY	Fiscal Year
GCRCD	Guadalupe-Coyote Resource Conservation District
GIASP	General Industrial Activities Stormwater Permit
GIS	Geographic Information System
GRTS	Generalized Random Tessellation Stratified
HBANC	Home Builders Association of Northern California
Hg	Mercury
HHW	Household Hazardous Waste, Santa Clara County
HMP	Hydromodification Management Plan
HVAC	Heating, Ventilation and Air Conditioning
IBI	Index of Biotic Integrity
IC/ID	Illicit Connection and Illegal Dumping
ID	Identification
IND	Industrial/Commercial
i.e.	that is
IPM	Integrated Pest Management
JPA	Joint Powers Authority
K	Kindergarten
KAB	Keep America Beautiful

SCVURPPP Acronyms/Abbreviations

kg	Kilogram
L	Liter
Lb	Pound
LA	load allocation
LFA	Limiting Factors Analysis
LID	Low Impact Development
LSSB	Lower South San Francisco Bay
LUS	Land Use Subgroup
MC	Management Committee
MCMP	Metals Control Measures Plan
MCTT	Multi-Chambered Treatment Train
MDDB	Metadata Database
MDL	Most Downstream Location
MEP	Maximum Extent Practicable
Mercury Plan	Mercury Pollution Prevention Plan
Mg	milligram
mgd	million gallons per day
MIGR	fish migration
MOA	Memorandum of Agreement
MOFO	Morrison & Foerster
MOU	Memorandum of Understanding
MP	Monitoring Priority
MROSD	Mid-Peninsula Regional Open Space District
MYRWMP	Multi-Year Receiving Waters Monitoring Plan
NAP	Nickel Action Plan
NEMA	National Electrical Manufacturers Association
NAIOP	National Association of Industrial and Office Properties
NEPA	National Environmental Policy Act
ng	Nanogram
Ni	Nickel
NOI	Notice of Intent
NPDES	National Pollutant Discharge Elimination System
OC	Organochlorine

SCVURPPP Acronyms/Abbreviations

O&M	Operation and Maintenance
OP	Organophosphate
OWOW	Our Water Our World
P2	Pollution Prevention
PAHs	Polynuclear Aromatic Hydrocarbons
PBDE	Polybrominated Diphenyl Ether
Pb	Lead
PCBs	Polychlorinated Biphenyls
PCDD	Polychlorinated Dibenzo-p-Dioxins
PCDF	Polychlorinated Dibenzofurans
PCO	Pest Control Operator
pg	Picogram
PHAB	Physical Habitat Assessments
PIP	Public Information and Participation
PI/P	Public Information and Participation
PIPP	Public Information and Participation Program
PMPS	Pest Management Performance Standard
POC	Pollutant of Concern
POTW	Publicly Owned Treatment Works
PPPS	Planning Procedures Performance Standard
Program	Santa Clara Valley Urban Runoff Pollution Prevention Program
PS	Performance Standard
PVC	Polyvinyl Chloride
Q	Quarter
QAPP	Quality Assurance Project Plan
RAC	Regional Ad Campaign
RARE	preservation of rare and endangered species
RCRA	Resource Conservation and Recovery Act
REC- 1	water contact recreation
REC-2	non-contact water recreation
Regional Board	San Francisco Bay Regional Water Quality Control Board
RFP	Request for Proposal
RMAS	Regional Monitoring and Assessment Strategy

SCVURPPP Acronyms/Abbreviations

RMP	Regional Monitoring Program
RPT	Report Preparation Team
RS	Regulatory Subgroup
RTA	Rapid Trash Assessment
RWQCB	San Francisco Bay Regional Water Quality Control Board
SC	Steering Committee
SCC	Santa Clara County
SCBWM1	Santa Clara Basin Watershed Management Initiative
SCVURPPP	Santa Clara Valley Urban Runoff Pollution Prevention Program
SCVWD	Santa Clara Valley Water District
SF	San Francisco
SFEI	San Francisco Estuary Institute
SFEP	San Francisco Estuary Project
SIC	Standard Industrial Classification
SMaRT®	Sunnyvale Materials Recovery and Transfer
SOP	Standard Operating Procedures
South Bay	Lower South San Francisco Bay
SPCWC	Stevens and Permanente Creeks Watershed Council
SPLWG	Sources, Pathways and Loadings Work Group (RMP)
SPWN	fish spawning
SSC	Suspended Sediment Concentration
SSI	Inventory of Santa Clara Basin Stream Studies
SSO	Water Quality Site-Specific Objective
State Board	State Water Resources Control Board
STOPPP	San Mateo Countywide Stormwater Pollution Prevention Program
SWAMP	Surface Waters Ambient Monitoring Program
SWANA	Solid Waste Association of North America
SWMP	Stormwater Management Plan
SWPPP	Stormwater Pollution Prevention Plan
SWRCB	State Water Resources Control Board
TAC	Technical Advisory Committee
TMDL	Total Maximum Daily Load
TO	Tentative Order

SCVURPPP Acronyms/Abbreviations

TP	Total Phosphorus
TPH	Total Petroleum Hydrocarbons
TRC	Technical Review Committee
ug	Microgram
UPC	Urban Pesticide Committee
URMP	Urban Runoff Management Plan
URQM	Urban Runoff Quality Management
USA	Unified Stream Assessment
USEPA	U. S. Environmental Protection Agency
USFWS	U.S. Fish and Wildlife Service
USGS	U.S. Geological Survey
VTA	Santa Clara Valley Transportation Authority
WAC	Watershed Assessment Consultant
WAMS	Watershed Assessment and Monitoring Subgroup
WAR	Watershed Assessment Report
WARM	warm freshwater habitat
Water Board	San Francisco Bay Regional Water Quality Control Board
Water District	Santa Clara Valley Water District
WEF	Water Environment Federation
WEO	Watershed Education and Outreach
WE&O	Watershed Education and Outreach
WERF	Water Environment Research Foundation
WG	Work Group
WILD	wildlife habitat
WLA	Waste Load Allocation
WMI	Watershed Management Initiative
Work Group “I”	SCBWMI Phase I Indicators Work Group
WP	Work Plan
WRPC	Water Resources Protection Collaborative
WVC	West Valley Communities - members of the West Valley Clean Water Program:
	Campbell, Los Gatos, Monte Sereno, Saratoga
WVCWP	West Valley Clean Water Program

SCVURPPP Acronyms/Abbreviations

WW	Watershed Watch
WWTP	Wastewater Treatment Plant
WY	Water Year
YSI	Youth Science Institute
Zn	Zinc

City of Cupertino

FY 08 - 09 Annual Report

Section 1

IC/ID Elimination Activities

Santa Clara Valley Urban Runoff Pollution Prevention Program
FY 2008-2009 Annual Report: IC/ID Tasks
Cupertino

Perf Std ID	Activity	FY08-09 Tasks	Status / Description	Due Date	Responsible Party
Illicit Connection & Illegal Dumping Elimination Activities					
ICID PS-2	Staff training	Hold annual training for urban runoff inspector and on-call staff. In order to promote better channels of communication and consensus on storm drain protection measures & BMPs, Cupertino's IC/ID Inspector and Env Programs Mgr	Cupertino's IC/ID Inspector attended training meetings and workshops to coordinate with other agencies, NGOs and w/ City staff from several departments : • The Inspector attended the Program's *Construction Site Management Workshop* on 11/21/08. • Met with Cupertino Sanitary District's Inspectors (who are also San Jose storm water inspectors) to coordinate the response to storm water issues that are discovered during fats, oils and grease (FOG) inspections (2/4/09). • Env Programs Mgr accompanied the IC/ID Inspector to San Jose Water Company's annual Drain Inlet Protection BMP class for their crews (3/26/09). • Attended Stevens Creek Monitoring session led by an EOA/SCVURPPP Scientist, held in Cupertino. Attendees included reps from Water District, SC County, Sunnyvale, Mtn View, Los Altos, Cupertino and included Stevens Creek Permanente Watershed Council Director. Discussed strategy to address potential impacts on creek from surrounding areas. IC/ID Inspector helped to identify source of dry weather flows.(4/30/09) • Attended the annual SC County DEH Restaurant Inspection meeting. This year, managers met to coordinate reporting, better communication between agencies and to determine any needs for new outreach materials (5/07/09). • Participated in the Building Inspector's annual Const. Inspection training meeting (6/30/09)	**Training Dates** 11/21/08 2/4/09 3/26/09 4/30/09 5/7/09 6/30/09	Environmental Programs Manager and IC/ID (nonpoint source) Inspector

Perf Std ID	Activity	FY08-09 Tasks	Status / Description	Due Date	Responsible Party
			• The Env.Prgm. Mgr. met weekly with the City's IC/ID Inspector to discuss improvements in Cupertino's incident response and reporting procedures for industrial/commercial inspections. FY08-09 On-call Staff training was postponed until the August 5, 2009 meeting with all Service Center (corp. yard) Staff.		
ICID PS-4	Field Investigations	NPS inspector annually walks the creeks, watching for evidence of any illegal dumping or illicit connections.	The IC/ID (NPS) Inspector's creek walk was discontinued this year to make time for additional inspections, especially for drive-by inspections of food facility dumpster areas and storm drains. He spent additional time supporting and coordinating with other departmental staff (bldg inspectors, Code Enforcement and maintenance workers) on storm drain cleaning and incident follow up.	Ongoing	IC/ID Inspector
ICID PS-6	Enhanced reporting requirements	Provide quarterly reports to Program.	Quarterly reports were submitted to Program staff as requested. Cupertino's IC/ID detailed inspection table is included at the end of this section. All violations are resolved immediately or are re-inspected through resolution, with additional re-check inspections after compliance.	Quarterly	Environmental Programs Staff enters inspector's data in the Access database
ICID PS-7	Effectiveness Evaluation	Review and evaluate the effectiveness of city efforts.	See Below	7/09	Public Works Dept.

Evaluation:

A total of 97 incidents were followed-up by the IC/ID Inspector generating 96 verbal warnings and 51 additional visits to ensure compliance. Compliance was secured at all sites, because he either stayed on site until he could verify resolution or he returned (usually the same day) for a follow-up inspection. In addition to responding to incidents, the inspector visited 246 facilities as part of his *dailies* (daily proactive drive-by inspections) which this year included 137 restaurants, 30 grocery stores and 31 mixed commercial and food facilities. Some of these inspections are follow-ups at sites where there have been previous violations. Therefore the increase in reported or discovered incidents (up from 63 the previous year) is attributed to the increased scrutiny and time spent in the field. The attached spreadsheet of incidents listed by source shows that more than half of the incidents in Cupertino this year (52 out of 97) were from food facilities. The breakdown of these is 22 from oil and grease discharges, 15 from non-hazardous dumping (generally the dumpster area is littered with cardboard boxes and debris), 6 dumpster discharges, and 6 miscellaneous incidents (usually a combination of litter, cardboard and grease). The remainder of the violations included

Perf Std ID	Activity	FY08-09 Tasks	Status / Description	Due Date	Responsible Party

1 violation each of: carpet washing, surface cleaning, an illicit plumbing connection, and hazardous dumping (fluorescent bulbs in the dumpster). In Cupertino, where food facilities and restaurants make up most of the commercial businesses, the use of the inspector's time to monitor these sites is well spent. The runner up for incident sources in FY08-09 is *residential* where pool discharges, over-watering and broken sprinklers are the most common violations (12 out of 19 incidents). The inspector uses educational materials, a camera and the municipal code (including the monetary fine named therein) to achieve compliance. He takes his time to explain the City's efforts toward watershed protection and often assists in the cleanup providing the business and residential community with support as well as instruction. This method seems to be working extraordinarily well; he has received commendation letters and letters of appreciation from several of the people that he contacted to resolve their storm drain violation.

The IC/ID Inspector's 97 reported follow-ups to storm drain incidents represent an increase of 34 responses over the previous year. While the Inspector's annual creek walks were discontinued this year, he still spent some time on creek and storm drain surveillance. He has worked for the City's corporation yard or Service Center for over 30 years and provides valuable historical knowledge about the local watersheds and the City's storm drain system. This year he assisted the Stevens and Permanente Creek Watershed Council (SPCWC) in trying to locate the source of a dry weather flow from an outfall near Stevens Creek Blvd and Blackberry Farm Golf Course. The City might resume the Inspector's creek walk on a triennial schedule so that he can keep an eye on potential erosion threats to the watershed. His walks over the past few years have revealed only healthy-looking creeks in Cupertino. Whereas his incident responses and watershed education efforts will result in more community awareness and overall compliance.

Cupertino Village

In May 2008 this shopping and restaurant center harbored several illegal discharges. Cupertino's IC/ID Inspector uses a camera to document violations, encourage compliance, and provide examples of desired standards. (See attached photos). In spring of 2008 trash and debris were on the ground and the compactor was leaking. The tallow bin was overfull with grease and many of the tenants did not hit their target when dumping their restaurant oil into the bin, which contributed to the oil on the ground. The IC/ID Inspector was particularly concerned about the compactor leaking, because the oil and trash could flow into the storm drain. It took weeks of visiting the site and working with the property management group, the property owner, Cupertino's Code Enforcement Officer and the IC/ID Inspector before resolution was achieved. In August 2008, the owner installed a new compactor. Plans had already been made to design and build a new enclosure. The new enclosure was conditioned by the City's Planning staff to include a 4" wide trench with removable grate cover around the enclosure. This has helped to prevent spills from getting to the storm drain long enough to allow for safe cleanup by the maintenance staff. The IC/ID Inspector recommended secondary containment for the tallow bins in the new enclosure and the property owner complied. Other features of compliance included full-time maintenance staff hired by the property owner to monitor the dumpster areas, a tallow bin enclosure that is separate from the trash compactor and recycling enclosure, and a tenant education program that included signage in 3 languages at the dumpster areas as well as notices sent to restaurant owners and at least one group meeting with tenants to ensure that house-keeping practices were understood.

Cupertino's enforcement and inspection staff consider this a site that sets the standard for the City. They will strive for similar results at other shopping & restaurant centers. The IC/ID Inspector visited the site repeatedly in 2008 and issued notices to comply until the problem was turned over to the City attorney. At that point a meeting was required with the property owner to determine penalties and fines. The persistence paid off by opening lines of communication (by email and phone) with the property owner. This is a difficult property to maintain as more than half of a dozen restaurants share the dumpster areas and several different languages are spoken among business owners and restaurant staff. In 08-09 the IC/ID Inspector visited Cupertino Village weekly to prevent any new problems from arising. There were a few incidents that needed follow up, but the property owner always complied within 24 hours. Since the owner lives on the East Coast he has hired a local property management service that responds at the first call. Photos were often emailed from City staff to show the

Santa Clara Valley Urban Runoff Pollution Prevention Program
FY 2008-2009 Annual Report: IC/ID Tasks
Cupertino

Perf Std ID	Activity	FY08-09 Tasks	Status / Description	Due Date	Responsible Party
violation and the property management reciprocated with photos to show that resolution had been achieved. Although it is not required in covered trash enclosures, the IC/ID Inspector, after several successfully resolved incidents related to grease problems, advises or requires secondary containment for tallow bins where there is a high probability that grease spills will occur. In order to promote better channels of communication and consensus on storm drain protection measures and BMPs, Cupertino's IC/ID Inspector and Env Programs Mgr attended San Jose Water Company's annual storm drain field-staff training in March 2009. This is the first step in working with businesses that regularly work in the City, but do not have their businesses in the City. The Inspector increased surveillance of food facilities and dumpster areas in 08-09. This increase also led to a decision to increase the inspector's time dedicated to storm water inspections from part-time to 90% time. The balance of his time is still spent as maintenance staff at the City's Service Center.					

New 08-09 Trash Enclosure and Tallow Bin Enclosure at Cupertino Village

New 08-09 Trash Enclosure and Tallow Bin Enclosure at Cupertino Village

CUPERTINO
Summary of ICID Inspections
7/1/08 to 6/30/09

	Date	Resolved	Facility Name	Address	Incident Reporting Source	Incident Type	Incident Source	Enforcement Action	Inspector Notes
1	7/3/08	Yes	P.W. Market	20620 Homestead Rd	Illicit Discharge Inspectors	Misc. incidents	Food Facilities	Verbal Notice	Inspector spoke to the store manager and asked that the trash and oil discharge be cleaned up. Provided storm drain education and watershed protection information.
2	7/3/08	Yes	Ranch 99	10983 N. Wolfe Road	Illicit Discharge Inspectors	Food Facility Oil and grease discharge	Food Facilities	Verbal Notice	Inspector spoke to the store manager and asked him to clean up the oil and tallow discharge, and the trash. Provided Public Education information.
3	7/7/08	Yes	Resident Palo Vista Rd	10418 Palo Vista Road	Illicit Discharge Inspectors	Allowable Discharge	Residential	Verbal Notice	Inspector spoke to resident to report the discharge from broken sprinkler head and the excessive water going onto sidewalk, gutter and into the stormdrain. Asked that the sprinkler be fixed. Provided storm drain education.
4	7/8/08	Yes	AQUABLUE	22271 Kendle	Interdepartmental	Pools/Spas/Fountains discharge	Residential	Verbal Notice	Told AQUABLUE employee not to discharge the pool water into the storm drain. Spoke to president of the company and provided public education and watershed protection info.
5	7/8/08	Yes	Commercial Area	10833 Saich Way	Illicit Discharge Inspectors	Allowable Discharge	Commercial	No Action	Fire Dept used class A fire foam on a high-risk fire that started at a liquor store. They used methods necessary for putting out the fire. Some fire foam went into the storm drain, but incident was not near a creek.
6	7/17/08	Yes	Resident Carmen Rd	10200 Carmen Road	Illicit Discharge Inspectors	Allowable Discharge	Residential	Verbal Notice	Spoke to resident and informed him not to discharge water from the hose into the stormdrain. Provided storm drain and watershed protection education.
7	7/24/08	Yes	Resident Cupertino City Center	20350 Cupertino City Center	Citizen Complaints	Allowable Discharge	Residential	Verbal Notice	Contacted San Jose Water to turn off water at household. Provided resident with watershed protection education.
8	8/5/08	Yes	Cupertino Village	10983 North Wolfe Road	Illicit Discharge Inspectors	Food Facility Oil and grease discharge	Food Facilities	Verbal Notice	Cupertino Village property management hired a full-time maintenance person to work at the site to monitor and clean up all compactor and tallow bin problems. Cupertino's Inspector asked maintenance person to clean up the tallow bin area and to use rice hull ash absorbent to clean up the grease. Also told her to provide secondary containment for tallow bin. She cleaned up the grease. (grease is an ongoing problem here, where staff from at least 7 restaurants empty grease into one tallow bin area).
9	8/5/08	Yes	P.W. Market	20620 Homestead Road	Illicit Discharge Inspectors	Dumpster Discharge	Food Facilities	Verbal Notice	Spoke to store manager about the leaking compactor. Asked him to repair the compactor and clean up the discharge.
10	8/5/08	Yes	Whole Foods Market	20955 Stevens Creek Blvd	Illicit Discharge Inspectors	Food Facility Oil and grease discharge	Food Facilities	Verbal Notice	Spoke to Lead Receiver about the discharge of grease onto the floor. She agreed to clean it.

CUPERTINO
Summary of ICID Inspections
7/1/08 to 6/30/09

11	8/6/08	Yes	Resident Stevens Creek Blvd	20259 North Point Homestead Road	Citizen Complaints	Vehicle and equipment leaking	Residential	Verbal Notice	Spoke to General Contractor and asked him to absorb the hydraulic fluid and clean up the street and gutter. Provided storm drain and watershed protection information. Revisited site.
12	8/7/08	Yes	Ranch 99 Market	10983 N. Wolfe Rd	Illicit Discharge Inspectors	Food Facility Oil and grease discharge	Food Facilities	Verbal Notice	Spoke to store staff and required clean up of leakage from the compactor. Told them to not to allow discharge to reach the storm drain. Told them to berm area and direct flow to sanitary drain. Provided storm drain education.
13	8/7/08	Yes	Resident Las Ondas Wy	20109 Las Ondas Way	Citizen Complaints	Pools/Spas/Fountains discharge	Residential	Verbal Notice	Inspector spoke to homeowner and informed him that you can not discharge fishpond water into the storm drain. Provided pond water information and storm drain education.
14	8/11/08	Yes	Cupertino Village	10983 North Wolfe Road	Illicit Discharge Inspectors	Food Facility Oil and grease discharge	Food Facilities	Verbal Notice	Informed property owner's staff to clean up the tallow bin and surrounding area. Also advised them to install a secondary containment. Second warning. Seven or more food facilities share the dumpster, compactor and tallow disposal area.
15	8/11/08	Yes	Resident Hyde Ave	867 Hyde Ave	Illicit Discharge Inspectors	Allowable Discharge	Residential	Verbal Notice	Spoke to resident and asked that they fix their sprinkler. Provided watershed protection education.
16	8/14/08	Yes	Resident Voss Ave	22601 Voss Ave at Foothill	Illicit Discharge Inspectors	Surface cleaning discharge	Residential	Verbal Notice	Spoke to resident and asked him to clean up the gutter and storm drain area. Informed him that material should not go into the storm drain. Provided storm drain and watershed protection education.
17	8/15/08	Yes	Ranch 99 Market	10983 N. Wolfe Road	Illicit Discharge Inspectors	Carpet cleaning discharge	Food Facilities	Verbal Notice	Informed store manager they cannot wash rugs outside and allow dirt and grey water to get to the storm drain. Provided storm drain education. They wash rugs inside now.
18	9/8/08	Yes	Cupertino Village	10983 North Wolfe Road	Illicit Discharge Inspectors	Food Facility Oil and grease discharge	Food Facilities	Verbal Notice	Told Property owner to put an asorbent rice on the discharge to clean it up. Also required secondary containment. Seven or more food facilities share the dumpster and compactor area.
19	9/8/08	Yes	Oakmont Produce Market	19944 Homestead road	Illicit Discharge Inspectors	Dumping - non-hazardous	Food Facilities	Verbal Notice	Informed Store Manager to clean up the vegetables and trash. Went back for a follow up and everthing was cleaned up.
20	9/8/08	Yes	Ranch 99 Market	10983 N. Wolfe Road	Illicit Discharge Inspectors	Food Facility Oil and grease discharge	Food Facilities	Verbal Notice	Spoke to Store Manager told him to clean up the grease and trash. Went back for follow up and everything was cleaned up. They wanted to wait until end of the day to clean up trash. Inspector requires them to keep area clean throughout the day every day.
21	9/9/08	Yes	Shane Company	21255 Stevens Creek Blvd.	Citizen Complaints	Allowable Discharge	Commercial	Verbal Notice	Contacted the property owner and about over-watering from sprinkler system. Property owner agreed to resolve issue immediately.
22	9/10/08	Yes	Ranch 99 Market	10983 North Wolfe Road	Illicit Discharge Inspectors	Dumping - non-hazardous	Food Facilities	Verbal Notice	Spoke to Store Manager about cleaning up the dry ice and vegetables on the ground. They were dumping dry ice into storm drain. Informed him that dry ice is not allowed in the storm drain. They opened the S/D lid and took dry ice out.

CUPERTINO
Summary of ICID Inspections
7/1/08 to 6/30/09

23	9/10/08	Yes	Royal Electronics Company	19028 Stevens Creek Blvd.	Citizen Complaints	Paint discharge	Commercial	Verbal Notice	Contacted the owner and informed him that you can not rinse paint into the stormdrain. Owner complied.
24	9/11/08	Yes	Homestead Solutions	10600 S. De Anza Blvd.	Illicit Discharge Inspectors	Dumping - non-hazardous	Commercial	Verbal Notice	Spoke to Property Manager about cleaning up the material. Went back to follow up and issue was resolved.
25	9/11/08	Yes	Yiassoo Greek Specialities	10660 S. De Anza Blvd	Illicit Discharge Inspectors	Misc. incidents	Food Facilities	Verbal Notice	Spoke to the owner and told him to put all containers of oil into the tallow container. Provided storm drain education.
26	9/15/08	Yes	Benihana's at Cupertino Square	10123 North Wolfe Road	Illicit Discharge Inspectors	Misc. incidents	Food Facilities	Verbal Notice	Spoke to Store Manager and advised him to clean up the grease, oil, trash and cardboard. Asked that oil be placed in tallow container and all trash in dumpster. Provided storm drain and watershed protection info.
27	9/15/08	Yes	Imahara Produce	19725 Stevens Creek Blvd.	Illicit Discharge Inspectors	Dumping - non-hazardous	Food Facilities	Verbal Notice	Spoke to Store Manager; advised him to clean up the trash and produce. Went back to store for follow up. Mess was cleaned up. Provided storm drain and watershed protection education.
28	9/15/08	Yes	Ranch 99 Market	10983 N. Wolfe Road	Illicit Discharge Inspectors	Food Facility Oil and grease discharge	Food Facilities	Verbal Notice	Spoke to store manager and told him to clean up the grease discharge. Did a follow up and the discharge was cleaned up.
29	9/26/08	Yes	Resident Rose Blossom Dr	845 Rose Blossom Drive	Citizen Complaints	Pools/Spas/Fountains discharge	Residential	Verbal Notice	Advised property and pool business that you can not discharge pool water into the storm drain. Provided storm drain education.
30	9/30/08	Yes	Resident Will Ct	10236 Will Court	Citizen Complaints	Pools/Spas/Fountains discharge	Residential	Verbal Notice	Informed resident that it is illegal to dump pool water into the creek. Provided storm drain and watershed protection education.
31	10/1/08	Yes	Resident Cordova Rd	10625 Cordova Road	Interdepartmental	Surface cleaning discharge	Residential	Verbal Notice	Informed Reconstructive Services that they can not discharge the cleaning water into the storm drain. Asked that the clean up be done with an industrial vaccum. Provided storm drain and Watershed Protection education.
32	10/10/08	Yes	Resident Denison Ave	10422 Denison Ave	Interdepartmental	Allowable Discharge	Residential	Verbal Notice	Spoke to property owner and advised her to cut the PVC pipe and put a cap on it, and to remove the pipe that goes to the stormdrain. Provided Public Education Stormwater Pollution Prevention and Watershed Protection info.
33	10/16/08	Yes	Commercial Area	10033 Saich Way	Illicit Discharge Inspectors	Misc. incidents	Construction Sites	Verbal Notice	Spoke to Construction Supervisor about the need to clean up the mud and gutter. Construction company sent an email to staff informing them that the next time they release water from the pipe (water tests), they will need to connect a hose to the pipe and release the water into the landscaping.
34	10/28/08	Yes	Café Ophelia Cupertino	10118 Bandley Drive #H	Illicit Discharge Inspectors	Misc. incidents	Food Facilities	Verbal Notice	Spoke to the resturant manager, asked that the trash and tallow bin be cleaned up. Provided storm drain and watershed protection info. Advised him to get secondary containment for tallow bins.

CUPERTINO
Summary of ICID Inspections
7/1/08 to 6/30/09

35	10/28/08	Yes	Ranch 99 Market	10983 N. Wolfe Road	Illicit Discharge Inspectors	Food Facility Oil and grease discharge	Food Facilities	Verbal Notice	Asked store manager to clean up grease and broken pallet. Did a follow up visit and store manager had complied.
36	10/28/08	Yes	Whole Foods Market	20955 Stevens Creek Blvd	Illicit Discharge Inspectors	Food Facility Oil and grease discharge	Food Facilities	Verbal Notice	Spoke to manager and asked him to clean up the oil/grease and trash. Provided storm drain and watershed protection education.
37	11/2/08	Yes	The Oaks Shopping Center	21269 Stevens Creek Blvd	Illicit Discharge Inspectors	Dumping - non-hazardous	Food Facilities	Verbal Notice	Contacted property manager and told him that the garbage bags, trash, oil/grease must be cleaned up. Provided storm drain education.
38	11/3/08	Yes	Oakmont Produce Market	19944 Homestead Road	Illicit Discharge Inspectors	Dumping - non-hazardous	Food Facilities	Verbal Notice	Spoke to store manager, required clean up of trash in the parking lot. Followed up the next day and trash was cleaned up. Provided storm drain education and watershed protection info.
39	11/4/08	Yes	Walgreens	20011 Bollinger Road	Illicit Discharge Inspectors	Dumping - non-hazardous	Commercial	Verbal Notice	Spoke with Store Manager and asked that trash and cardboard be cleaned up and placed in compactor. Went back for follow up and mess was cleaned up. Provided Stormwater Pollution Prevention & Watershed Protection info.
40	11/5/08	Yes	Resident N. Portal Ave	10600 N. Portal Avenue	Citizen Complaints	Tracking soil	Construction Sites	Verbal Notice	Informed the foreman to clean up the mud. Foreman said he would get a street sweeper to clean up the mud in the street. Went back to follow up, and he had done as requested. Provided storm drain and watershed protection education.
41	11/5/08	Yes	Resident Orogrande Place	7760 Orogrande Place	Citizen Complaints	Vehicle and equipment leaking	Residential	Verbal Notice	Spoke to the car owner about the fluid leaking from his vehicle on the street. Advised him to clean up the oil, put a drip pan underneath the vehicle and repair the leak. Provided storm drain and watershed protection education.
42	11/5/08	Yes	St. Joseph Place	20343 Stevens Creek Blvd	Illicit Discharge Inspectors	Dumping - hazardous	Food Facilities	Verbal Notice	Contacted shopping center property manager and told him that the oil/grease from Cafe Torre needed to be cleaned up. Informed him that fluorscent tubes from Sylvan Learning Ctr could not be placed in the trash. Did a follow up and the site was cleaned up. Provided storm drain and hazardous material disposal education.
43	11/5/08	Yes	The Oaks Shopping Center	21269 Stevens Creek Blvd	Illicit Discharge Inspectors	Dumpster Discharge	Food Facilities	Verbal Notice	Inspector followed up on request from 11/208. Owner complied.
44	11/7/08	Yes	Cupertino Village	10983 Wolfe Road	Illicit Discharge Inspectors	Food Facility Oil and grease discharge	Food Facilities	Verbal Notice	Asked property owner to put some absorbent on the oil and grease, then clean it up. Did a follow up the next day, and the grease was cleaned up.

CUPERTINO
Summary of ICID Inspections
7/1/08 to 6/30/09

45	11/7/08	Yes	Ranch 99 Market	10983 N. Wolfe Road	Illicit Discharge Inspectors	Food Facility Oil and grease discharge	Food Facilities	Verbal Notice	Spoke to store manager and told him to clean up the oil, grease and trash. Told him they needed secondary containment for tallow bin. Meeting was scheduled for 11/12/08 with City staff and property owner. City required secondary containment for tallow bins.
46	11/7/08	Yes	Resident Rodrigues Ave	20232 Rodrigues Ave	Citizen Complaints	Pools/Spas/Fountains discharge	Residential	Verbal Notice	Spoke to pool employee and told him to immediately stop discharging pool water into storm drain. Told him to discharge pool water to the sewer clean out. Waited for owner to instruct employee to stop and discharge water to landscaping. Provided storm drain education.
47	11/10/08	Yes	Ranch 99 Market	10983 N. Wolfe Road	Illicit Discharge Inspectors	Dumpster Discharge	Food Facilities	Verbal Notice	Spoke to Store Manager and told him to clean up oil and water and avoid letting it get into the storm drain. Went back same day for follow up and it was cleaned up.
48	11/24/08	Yes	P.W. Market	20620 Homestead Road	Illicit Discharge Inspectors	Dumpster Discharge	Food Facilities	Verbal Notice	Spoke to store manager and asked him to clean up the oil and grease and the the storm drain. Also told him to get the compactor repaired. Next day follow up, compactor was repaired. Provided storm drain education.
49	12/5/08	Yes	Apple Computer	19191 Vallco Parkway, CA 95014	Interdepartmental	Vehicle washing	Commercial	Verbal Notice	Spoke to vehicle washing Supervisor. He agreed to change their BMPs. They put a secure cover over the stormdrain to prevent water from puddling around the inlet and getting into stormdrain. Asked them to use a wet vacuum to remove the water. They complied and agreed to do the same at other sites where they conduct car washing. Checked back the next week.
50	12/16/08	Yes	Resident Ramport Ave	10474 Ramport Ave	Other Agency	Sanitary spill or leak	Residential	Verbal Notice	Notified Sanitary District who in turn made proper agency notifications. Abel Sewer was contacted for the clean up and resolved the problem the same day.
51	12/20/08	Yes	Benihana's at Cupertino Square	10123 N. Wolfe Rd, Suite 2030	Illicit Discharge Inspectors	Dumping - non-hazardous	Food Facilities	Verbal Notice	Spoke to General Manager of Cupertino Square and advised him that the the cardboard must be cleaned up off the ground and placed in the cardboard recyling bin.
52	12/22/08	Yes	Apple Computer	10500 DeAnza Blvd	Other Agency	Water line breaks	Construction Sites	Verbal Notice	Required Superindendent to clean up the mud and rock on the sidewalk, street and stormdrain, and to get a sweeper to clean up the street.
53	12/29/08	Yes	Cupertino Village	10983 N. Wolfe Road	Illicit Discharge Inspectors	Dumpster Discharge	Food Facilities	Verbal Notice	Asked property owner to place absorbent on the oil and grease and clean up the discharge and cardboard. Seven or more food facilities share one compactor and tallow bin area. Did a follow up the next day to make sure cleanup was completed. This is a newly built area for tallow bins to eleviate the grease problems. The enclosure perimeter has a 4 inch trench to prevent spills from going to the parking lot or storm drain.

CUPERTINO
Summary of ICID Inspections
7/1/08 to 6/30/09

54	1/12/09	Yes	Cupertino Village	10765 N. Wolfe Road	Illicit Discharge Inspectors	Dumping - non-hazardous	Food Facilities	Verbal Notice	Informed property management to clean up the dead fish and cardboard from the trash enclosure area. Followed up the next day and it was clean.
55	1/17/09	Yes	Resident Meteor Dr	21427 Meteor Drive	Other Agency	Sanitary spill or leak	Residential	Verbal Notice	Received an emergency call from City staff about manhole T-479 overflowing. Contacted Able Construction to clean up the discharge with a Vac-Con truck. Cleaned/flushed saniitary line up and downstream.
56	1/26/09	Yes	Cupertino Village	10765 N. Wolfe Road	Illicit Discharge Inspectors	Dumping - non-hazardous	Food Facilities	Verbal Notice	Asked that cardboard be cleaned up and placed in dumpster. Went back the following day; it was cleaned up. Mgmt increased the number of cardboard recycling containers. Now there is ample room for cardboard in the bins.
57	1/26/09	Yes	Kinko's	20660 Homestead Road	Illicit Discharge Inspectors	Dumping - non-hazardous	Commercial	Verbal Notice	Spoke to Assistant Manager and informed him that the cardboard should be placed in the cardboard recycling dumpster. Provided storm drain and watershed education and info.
58	1/26/09	Yes	Walgreens	20011 Bollinger Raod	Illicit Discharge Inspectors	Dumping - non-hazardous	Commercial	Verbal Notice	Informed store manager he must clean up the trash and paper in the dumpster area. Went back for follow up and they had complied. Provided stormdrain & watershed protection info.
59	1/27/09	Yes	Panera Bread	20807 Stevens Creek Blvd.	Illicit Discharge Inspectors	Dumping - non-hazardous	Food Facilities	Verbal Notice	Spoke to the General Manager and asked him to get someone to clean up the trash and cardboard. Followed up the next day to make sure it was cleaned up. Provided storm drain education.
60	2/10/09	Yes	Japanese Fusion Tapus	19980 Homestead Road	Illicit Discharge Inspectors	Food Facility Oil and grease discharge	Food Facilities	Verbal Notice	Spoke to resturant manager about the trash and oil and grease. Told him to clean up the mess. Provided storm drain education and information.
61	2/10/09	Yes	Tin Tin Market	10881 Blaney Ave	Illicit Discharge Inspectors	Dumping - non-hazardous	Food Facilities	Verbal Notice	Spoke to the store manager and notified him that the trash must be cleaned up and placed into the dumpster. Provided storm drain education info.
62	2/13/09	Yes	HomeTech Solutions	10600 S. De Anza Blvd., Cupertino, CA 95014	Illicit Discharge Inspectors	Dumping - non-hazardous	Commercial	Verbal Notice	Contacted the Store Manager and advised him that the pallets and cardboard must be cleaned up in the parking lot. Followed up the next day and it was cleaned up. Provided storm drain & watershed protection information.
63	2/17/09	Yes	Resident Lindy Ln	21692 Lindy Lane	Citizen Complaints	Pools/Spas/Fountains discharge	Residential	Verbal Notice	Spoke to homeowner about discharging pool water into the street. Advised that it is illegal to discharge into the street and provided her with storm drain and watershed protection information.
64	2/25/09	Yes	Cupertino Village	10983 North Wolfe Road	Illicit Discharge Inspectors	Food Facility Oil and grease discharge	Food Facilities	Verbal Notice	Contacted property management firm regarding the oil, sludge and litter around the trash compactor area. Seven or more food facilities share one compactor and tallow bin area. Asked him to clean up the dirty water discharge, litter and stormdrain area. Provided storm drain and watershed protection education and info. Followed up to make sure area was cleaned up.

CUPERTINO
Summary of ICID Inspections
7/1/08 to 6/30/09

65	2/25/09	Yes	Japanese Fusion Tapus	19980 Homestead Road	Citizen Complaints	Surface cleaning discharge	Food Facilities	Verbal Notice	Informed *Drain Doctor* employee that discharging mud into the storm drain is prohibited and asked him to clean up the mess and the storm drain. Provided storm drain education and watershed protection info.
66	3/3/09	Yes	Peninsula Bible Church	10601 Blaney Ave	Citizen Complaints	Paint discharge	Commercial	Verbal Notice	Two children with their father complained about "blue ink" in the street. Painters had thrown excess paint into dirt area, then washed it into the street. The ICID inspector provided storm drain education along with a warning about the City's penalty fine for discharging toxic material to a storm drain. The Inspector showed them how to clean it up using a berm and vacuum method. They were given information on the County's HHW disposal program.
67	3/9/09	Yes	PG&E Substation	PG&E Substation located at an area between Claifornia Oak and English Oak Ct	Citizen Complaints	Allowable Discharge	Public facilities and Utilities	Verbal Notice	Citizen claimed that the pump station wasn't working. He was concerned that the failure might lead to illegal discharges to the creek. The Water Retention Pond at the PG&E Substation at Monte Vista is not automatic for monitoring purposes. It was set up this way so that the water will not overflow and run/release into the creek. It was working correctly. An authorized SWPPP was checked by the City's inspector. He also verified that permits from the County of Santa Clara, City of Cupertino and Department of Fish and Game were all in order. BMPs were set up correctly.
68	4/2/09	Yes	Apple Computer, Inc.	19333 Vallco Parkway	Other Agency	Tracking soil	Construction Sites	Verbal Notice	Spoke with Foreman about mud tracking and advised him to clean up all the mud and the stormdrain. Provided storm drain education and information on watershed protection. (Muni Code 9.18010). Revisited site the same day to verify cleanup.
69	4/2/09	Yes	KFC Restaurant	10526 South De Anza Blvd.	Citizen Complaints	Food Facility Oil and grease discharge	Food Facilities	Verbal Notice	Advised the owners to clean up the grease from the parking lot and stormdrain. Followed up the next day and it was cleaned up. Provided Storm drain education and Watershed Prevention info.
70	4/8/09	Yes	DeAnza College	21250 Stevens Creek Blvd	Illicit Discharge Inspectors	Water line breaks	Public facilities and Utilities	Verbal Notice	Contacted the on-site Supervisor at DeAnza College about the boiler. Went back to follow up. A 2.5" copper hot-water-heating line for *Flint Center*'s boiler was repaired. The section of bad pipe was replaced and the entire line was pressure tested.
71	4/9/09	Yes	Focus Hair	20956 Homestead Rd	Citizen Complaints	Grey water discharge	Commercial	Verbal Notice	Contacted the manager and advised her to empty bucket of soapy water into a sink or toilet. Provided public education and stormwater pollution prevention and watershed protection information. Revisited site same day to recheck storm drain area.
72	4/9/09	Yes	SCVWD	End of Mary Ave at Highway 280	Interdepartmental	Misc. incidents	Public facilities and Utilities	Verbal Notice	City staff noticed white liquid coming from an outfall flowing into Junipero Serra Channel. City's IC/ID inspector contacted Water District about their right of way. SCVWD could not identify the source, but it appeared that someone had illegally dumped the liquid substance. SCVWD cleaned up the spill. The City's Inspector revisited the site that day to verify cleanup.

CUPERTINO
Summary of ICID Inspections
7/1/08 to 6/30/09

73	4/13/09	Yes	City of Cupertino	10511 Merritt Dr, Cupertino, CA 95014	Illicit Discharge Inspectors	Equipment cleaning	Residential	Verbal Notice	Asphalt (AC) contractor for City was told to immediately stop washing the paving and grinding equipment on the street and to clean up the gutter and storm drain. Contractor was from out of State. Provided storm drain education. Gave him Construction tri-fold on equipment washing and Watershed Watch brochure.
74	4/21/09	Yes	P.W. Market	20620 Homestead Rd	Illicit Discharge Inspectors	Allowable Discharge	Commercial	Verbal Notice	Contacted the store manager and advised him to berm discharge water and pump it to trees. Provided storm drain education and information on watershed protection. Revisited site same day to check compliance.
75	4/21/09	Yes	The Pointe at Cupertino	19920 Olivewood St	Other Agency	Pools/Spas/Fountains discharge	Residential	Verbal Notice	Contacted resident and asked him to immediately stop pumping pool water into the storm drain and discharge to sewer cleanout. Provided storm drain education. Revisited site the same day.
76	5/4/09	Yes	Cupertino City and Park Center	20380 Stevens Creek Blvd	Citizen Complaints	Dumping - non-hazardous	Commercial	Verbal Notice	Contacted Maintenance Supervisor and advised him to clean up all the storm drain and all the trash. Provided storm drain education and watershed protection info. Revisited site same day to check cleanup.
77	5/4/09	Yes	Landscape Construction-Construction Site	10201 Torre Ave	Citizen Complaints	Saw cutting slurry discharge	Construction Sites	Verbal Notice	Contacted Supervisor and advised him to stop and cleanup the slurry and the stormdrain. Provided information on stormwater pollution prevention and watershed protection. Revisited site same day.
78	5/11/09	Yes	Legend Learning Center	20299 Stevens Creek Blvd	Illicit Discharge Inspectors	Dumping - Hazardous	Commercial	Verbal Notice	Contacted the Director and advised her to clean up all paint cans. Provided storm drain education and information on County's HHW disposal program. Revisited site same day.
79	5/12/09	Yes	Cupertino Sports Center	21111 Stevens Creek Blvd.	Citizen Complaints	Misc. incidents	Public facilities and Utilities	Verbal Notice	Contacted appropriate city staff and asked them to clean up the storm drain, flow line and the mud. Provided storm drain and watershed protection education. Revisited site same day to verify cleanup.
80	5/12/09	Yes	McDonald's	10990 N. Stelling Rd	Other Agency	Illicit Connections	Food Facilities	Verbal Notice	Referred by San Jose FOG inspectors. Cupertino's Inspector contacted the manager about plumbing connection to storm drain. Found that washing machine was plumbed to storm drain. The manager didn't know or believe that this was happening. City Inspector told him to immediately stop and clean up the 3 storm drains in the vicinity. Manager complied. Nothing went to the creek. Provided storm drain and watershed protection education. Revisited site same day. Plumbing was corrected by 5/14.
81	5/13/09	Yes	The Oaks Shopping Center	21269 Stevens Creek Blvd	Illicit Discharge Inspectors	Misc. incidents	Food Facilities	Verbal Notice	Contacted property owner and advised him to clean up all cardboard on the ground and to put a top on the 55 gal container. Provided storm drain education. Revisited site same day.

CUPERTINO
Summary of ICID Inspections
7/1/08 to 6/30/09

82	5/27/09	Yes	Benihana's at Cupertino Square	10123 N. Wolfe Road	Illicit Discharge Inspectors	Food Facility Oil and grease discharge	Food Facilities	Verbal Notice	Contacted Gen. Mgr; advised him to clean the sidewalk, gutter and street. Advised him to get (required) secondary containment for tallow bins. Provided information on stormwater pollution prevention and watershed protection. Revisited site same day confirmed that area was cleaned. Mgr provided secondary containment within 6 weeks.
83	5/27/09	Yes	Ice Center Enterprises	10123 N. Wolfe Rd	Illicit Discharge Inspectors	Grey water discharge	Commercial	Verbal Notice	Contacted the Director and asked him to clean up the stormdrain and sidewalk. Provided storm drain education and information on watershed protection. Revisited site same day.
84	5/28/09	Yes	Alexanders Steak House	10330 N. Wolfe Road	Illicit Discharge Inspectors	Food Facility Oil and grease discharge	Food Facilities	Verbal Notice	Contacted the office assistant, and asked her to cleanup the oil discharge and put a top on the tallow can. Provided storm drain and watershed protection education. Revisited site the same day.
85	6/2/09	Yes	Marie Callenders	20750 Stevens Creek Blvd	Illicit Discharge Inspectors	Dumping - non-hazardous	Food Facilities	Verbal Notice	Contacted the store manager and told him the dumpster area needed to be cleaned up and kept clean at all times. Provided storm drain education to all of the employees. Revisited site same day.
86	6/5/09	Yes	P.W. Market	20620 Homestead Road	Illicit Discharge Inspectors	Dumpster Discharge	Food Facilities	Verbal Notice	Contacted the store manager and told him to clean the dumpster area and the storm drain. Revisited site same day to verify cleanup.
87	6/5/09	Yes	Whole Foods Market	20955 Stevens Creek Blvd	Illicit Discharge Inspectors	Food Facility Oil and grease discharge	Food Facilities	Verbal Notice	Contacted store manager and advised him to clean up all the oil and grease on the ground. Provided storm drain and watershed protection education. Revisited site same day.
88	6/8/09	Yes	The Oaks Shopping Center	21269 Stevens Creek Blvd	Illicit Discharge Inspectors	Dumping - non-hazardous	Food Facilities	Verbal Notice	Contacted the owner and notified him that the cardboard and trash needed to be cleaned up. Revisited site the same day.
89	6/10/09	Yes	Fusion Korea	20956 Homestead Rd A-1B	Illicit Discharge Inspectors	Dumping - non-hazardous	Food Facilities	Verbal Notice	Contacted the owner and advised him that all of the cardboard boxes needed to be put in the cardboard recycling bin. Provided storm drain education. Revisited site the same day.
90	6/10/09	Yes	Shinbala Cafe	209560 A Homestead Rd	Illicit Discharge Inspectors	Food Facility Oil and grease discharge	Food Facilities	Verbal Notice	Contacted the owner and advised him to clean the oil and grease and cardboard and trash. Provided storm drain education. Revisited site the same day.
91	6/11/09	Yes	St. Joseph Place Shopping Center	20343 Stevens Creek Blvd	Illicit Discharge Inspectors	Dumping - non-hazardous	Commercial	Verbal Notice	Contacted the property manager and told her that the cardboard from Lee's Sandwiches and broken glass needed to be cleaned up and the area should remain clean all the time. Revisited site next day-6/12/09.
92	6/18/09	Yes	Jiffy Lube, Store #2355	19480 Stevens Creek Blvd	Illicit Discharge Inspectors	Accidental spills	Automotive Facilities	Verbal Notice	Contacted owner and told him to immediately clean up oil and steam clean the lot. Provided storm drain and watershed protection education. Revisited site same day to verify compliance.

CUPERTINO
Summary of ICID Inspections
7/1/08 to 6/30/09

93	6/19/09	Yes	Cupertino Village	10765 N. Wolfe Road	Illicit Discharge Inspectors	Dumping - non-hazardous	Food Facilities	Verbal Notice	Asked maintenance staff to clean up the cardboard and put it into the recycling dumpster. Revisted site the same day to verify that cardboard was cleaned up.
94	6/19/09	Yes	Nochi Japanese Tap	19980 Homestead Rd	Illicit Discharge Inspectors	Food Facility Oil and grease discharge	Food Facilities	Verbal Notice	Contacted the manager, provided storm drain education and advised him to clean up spill with absorbent. Told him they needed secondary containment to prevent overflows. Revisited site the same day.
95	6/22/09	Yes	Alexander's Steakhouse	10330 N. Wolfe Rd	Illicit Discharge Inspectors	Food Facility Oil and grease discharge	Food Facilities	Verbal Notice	Contacted the restaurant's office assistant and advised them that the cardboard must be cleaned up and that the tallow container must have a top on it to avoid spills. Provided Stormwater Pollution Prevention outreach material. Revisted the same day and verified that cleanup was done.
96	6/22/09	Yes	Benihana's at Cupertino Square	10123 N. Wolfe Road	Illicit Discharge Inspectors	Food Facility Oil and grease discharge	Food Facilities	Verbal Notice	Contacted General Manager and adivsed him to immediately clean up the oil and grease that was in the sidewalk and gutter. Revisted site the same day to ensure the discharge was cleaned up. Site was clean.
97	6/23/09	Yes	I Restaurant	20007 Stevens Creek Blvd.	Illicit Discharge Inspectors	Dumping - non-hazardous	Food Facilities	Verbal Notice	Contacted the Manager and advised him that the cardboard needs to be placed in the cardboard recycling bin. Provided educational material and revisted the site again the same day to verify cleanup.

City of Cupertino

Illegal Dumping and Illicit Connection Incidents by Incident Source

SOURCE OF INCIDENT	No. of Incidents	Initial Inspections	Follow Up Inspections	Total Inspections
Food Facilities	52	52	32	84
Residential	19	19	3	22
Commercial	16	16	10	26
Construction Sites	5	5	3	8
Public Facilities and Utilities	4	4	2	6
Automotive Facilities	1	1	1	2
TOTAL	**97**	**97**	**51**	**148**

City of Cupertino

Illegal Dumping and Illicit Connection Incidents by Incident Type

TYPE OF INCIDENT	No. of Incidents	Initial Inspections	Follow Up Inspections	Total Inspections
Food Facility Oil & Grease Discharge	23	23	13	36
Dumping Non-hazardous	22	22	17	39
Allowable Discharge	9	9	1	10
Misc Incidents	7	7	3	10
Pools/Spas/Fountains Discharge	7	7	0	7
Dumpster Discharge	6	6	4	10
Surface Cleaning Discharge	3	3	0	3
Dumping - Hazardous	2	2	2	4
Grey Water Discharge	2	2	2	4
Tracking Soil	2	2	2	4
Vehicle & Equipment Leaks	2	2	1	3
Water Line Breaks	2	2	1	3
Paint Discharge	2	2	0	2
Sanitary Spill or Leak	2	2	0	2
Illicit Connections	1	1	2	3
Accidental Spills	1	1	1	2
Saw Cutting Slurry Discharge	1	1	1	2
Vehicle Washing	1	1	1	2
Carpet Cleaning Discharge	1	1	0	1
Equipment Cleaning	1	1	0	1
TOTAL	**97**	**97**	**51**	**148**

City of Cupertino

FY 08 - 09 Annual Report

Section 2

Industrial/Commercial Discharger Control Program

Santa Clara Valley Urban Runoff Pollution Prevention Program
FY 2008-2009 Annual Report: IND – Industrial & Commercial Inspection Tasks
Cupertino

P.S. Id.	Activity	FY08-09 Tasks	Status / Comments	Due Date	Responsible Party
Industrial/Commercial Discharger Control Programs					
IND-PS-3	Staff Training - Coordination with County Environmental Health Specialists on joint inspections of food facilities	Continue to hold an annual overview of the restaurant inspection program with the Co. Health Dept.	Cupertino's annual restaurant inspection training meeting was held on 5/7/09 with two SC County Supervising Environmental Health Specialists and the Senior Env. Health Specialist (Inspector) for facilities in Cupertino. Managers and ICID Inspectors from Cupertino and the West Valley Communities call the annual meetings to coordinate the joint inspection program of retail food facilities in their cities. Topics discussed included: Review of inspection reports from current year and previous fiscal year. Cupertino had not yet received any referrals for violations from DEH inspectors for FY08-09. Cupertino's Environmental Programs Manager asked the County Health Supervisors to verify that this was accurate. The proposed requirements from the not yet final MRP were examined to determine changes in the joint inspection Agreement that might be required in FY 09-10. City reps informed the County DEH Supervisors that we would be interested not only in food facility inspections, but in pool discharge violations and sanitary sewer overflows as well. We reviewed the joint inspection Agreement (not a formal MOA) and noted that an updated version would be needed after the MRP is approved.	5/7/09	Environmental Programs Mgr & Cupertino's IC/ID Inspector attend annual training meetings with DEH Supervisors or with DEH Supervisors & Inspectors on alternate years. In 08-09 the meeting was with DEH Supervising Env. Health Specialists.

Santa Clara Valley Urban Runoff Pollution Prevention Program
FY 2008-2009 Annual Report: IND – Industrial & Commercial Inspection Tasks
Cupertino

P.S. Id.	Activity	FY08-09 Tasks	Status / Comments	Due Date	Responsible Party
IND PS-3	Check for new industrial businesses.	In Spring '09 the City's Industrial Inspector will review applications for "Tenant Improvements" (TI) in the Building Dept. to determine if any of the businesses on our two light-Industrial streets had changed their operations and should be included in our routine Industrial inspections.	No tenant improvements were submitted that would trigger a requirement for new industrial inspections.	Spring'09 and ongoing	Industrial inspector
IND PS-3	Commercial Inspections	The industrial facility inspections that cover approximately 34 vehicle maintenance shops, dry cleaners and veterinarians in Cupertino will be conducted in FY09-10 since they were inspected in FY07 - 08. Inspections are on a biennial schedule.	Eleven industrial facilities in Cupertino were inspected in '08-'09 at the beginning of the fiscal year. This is the balance of the 24 inspections that were conducted in FY07-08. See evaluation of industrial facility inspections, below.	9/08 AR	Industrial Inspector
IND PS-3	Commercial Food Facility Inspections	The County Dept of Environmental Health conducts restaurant inspections annually in Cupertino (through an agreement between the City and the Health Dept.). The City's nonpoint source inspector also conducts daily proactive inspections of storm drains near or on restaurant property and distributes educational storm drain and watershed protection information as necessary.	The County Health Dept. inspected 256 food facilities in Cupertino, which included large and small restaurants, bakeries, and grocery stores where cooked food is prepared and sold on site. This year, County Inspectors did not find any violations in Cupertino. Cupertino's IC/ID Inspector completed 198 daily drive-by inspections, including 137 restaurants, 30 grocery stores and 31 shopping centers (mixed commercial and restaurant). He followed up and resolved 52 incidents related to food facility violations. In February, San Jose Fats, Oil and Grease (FOG) Inspectors for Cupertino Sanitary District met with the City's Environmental Programs Mgr and the IC/ID Inspector to discuss coordinating efforts. As a result, several referrals from FOG inspectors helped the City's IC/ID Inspector maintain compliance at additional food facilities. Cupertino's increased scrutiny of food facility inspections may have preempted the inspections by County. All food facility violations trigger additional proactive inspections by Cupertino's ICID Inspector. See IC/ID Section (1) of this report for more detail.	FY08-09 ongoing	County Dept of Environmental Health Inspectors with Cupertino ICID Inspector follow-up.

Santa Clara Valley Urban Runoff Pollution Prevention Program
FY 2008-2009 Annual Report: IND – Industrial & Commercial Inspection Tasks
Cupertino

P.S. Id.	Activity	FY08-09 Tasks	Status / Comments	Due Date	Responsible Party
IND PS-4	Staff training – Industrial facility Inspections	Hold annual training for Industrial Inspector.	On June 30, '09, an in-house training session for the Building Inspectors (who also conduct IND inspections) included a review of Cupertino's Industrial and Commercial Inspection goals and a discussion about the likelihood of annual IND inspections in the future.	6/30/09	Environmental Programs and IND Inspectors from the Building Dept
IND PS-4	Enhanced reporting requirements	Continue to track all non-compliance, follow-up enforcement actions and final resolutions resulting from inspections. Submit data to the Program quarterly.	Cupertino's data on results and follow-up of industrial/commercial inspections conducted during the fiscal year was submitted to the Program in July 2008 and is included as an attachment at the end of this IND section.	Ongoing	Public Works Dept.
IND PS-4	Effectiveness Evaluation of Restaurant Inspections	Review and evaluate the effectiveness of city efforts.	The restaurant and food facility inspections were very successful in 08-09. Inspections were augmented by 198 proactive drive-by inspections from the IC/ID Inspector and referrals from the fats, oils and grease (FOG) inspectors hired by Cupertino Sanitary District. This increased scrutiny produced 52 investigated incidents with verbal notice and storm drain education and 32 follow-up inspections to verify compliance. Because of ongoing staff changes and some language barriers at food facilities it is expected that this kind of inspection, follow-up and education will continue to be necessary to keep food facilities in Cupertino in compliance. The City has at least 256 food facilities and restaurants, but the current inspection program is working very well.	Ongoing	Public Works Dept.
IND PS-4	Effectiveness Evaluation of Industrial Facility Inspections.	Review and evaluate the effectiveness of city efforts.	Only one IND violation was observed at a veterinary clinic where the parking lot storm drains needed cleaning. Compliance was verified by the IND Inspector. All compliance issues are resolved within 10 days, but generally are taken care of within 24 hours. In addition, the IC/ID Inspector conducted 236 daily drive-by	7/09	Public Works Dept.

Santa Clara Valley Urban Runoff Pollution Prevention Program
FY 2008-2009 Annual Report: IND – Industrial & Commercial Inspection Tasks
Cupertino

P.S. Id.	Activity	FY08-09 Tasks	Status / Comments	Due Date	Responsible Party
			inspections in FY 08-09; 35 were inspections of gas stations and vehicle maintenance facilities. Any violations were followed up as IC/ID incidents. (See Section 1 of this report).		

Proactive Industrial & Commercial Inspections
Conducted by IC/ID Inspector
From Daily Logs 07-01-08 to 06-31-09

Restaurant	137
Vehicle Facility	35
Convenience Store (e.g. 7-11)	9
Grocery Store/Market	30
Shopping Center: Comm/Food/Med Office	31
Commercial/Retail (e.g. furniture, retail)	4
TOTAL	**246**

CUPERTINO
Summary of IND Inspections
7/1/08-6/30/09

	Date	Resolved	Facility Name	Address	Inspector Notes	Violation	Enforcement Action	Facility Type
1	7/1/08	Yes	De Anza Shell	20999 Stevens Creek Blvd		No	No Action	Automotive
2	7/1/08	Yes	Dry Clean Pro	20379 Stevens Creek Blvd		No	No Action	Other
3	7/1/08	Yes	Portal Plaza	19625 Stevens Creek Blvd		No	No Action	Food Service
4	7/1/08	Yes	Union 76	20755 Stevens Creek Blvd		No	No Action	Automotive
5	7/9/08	Yes	Acadia Veterinary Clinic	10012 N. Foothill	Parking lot drains were blocked. Required owner to clean the drains.	Yes	Level 1	Other
6	7/14/08	Yes	AAA Auto Repair	10121 N. Foothill Blvd	Absorbent on site, secondary containment is compliant, filters stored properly. Used oil is in an underground facility.	No	No Action	Automotive
7	7/14/08	Yes	Cupertino Auto Repair	22510 Stevens Creek Blvd.	Absorbent on site, secondary containment ok. Batteries stored properly and removed regularly.	No	No Action	Automotive
8	7/14/08	Yes	Cupertino Union 76	21530 Stevens Creek Blvd	Absorbent, on site. No repairs. Propane in an approved tank, used for filling bottles.	No	No Action	Automotive
9	7/14/08	Yes	Homestead 76	21855 Homestead Road	Absorbent on site, secondary containment ok, no batteries noted on site. DI not found/	No	No Action	Automotive
10	7/14/08	Yes	The Driving Machine	10100 Bubb Road	Absorbent clean up kit on site, batteries inside in containment. Secondary containment ok. Clean shop.	No	No Action	Automotive
11	7/21/08	Yes	Goodyear Store	10931 N. DeAnza Blvd		No	No Action	Automotive

City of Cupertino

FY 08 - 09 Annual Report

Section 3

Public Agency Activities

- **Public Streets, Roads & Highways O & M and Rural Roads**
- **Storm Drain Operation and Maintenance**
- **Corporation Yards Operation and Maintenance**

P.S. Id.	Activity	FY08-09 Tasks	Status / Comments	Due Date	Responsible Party
Public Streets, Roads, and Highways Operation and Maintenance and Rural Roads					
PSRH PS-3	Staff training	Hold annual training for public works, streets division staff and public works supervisors.	Eleven City Public Works Streets Maintenance staff attended the SCVURPPP Rural Roads BMP Maintenance training on September 25, 2008. In-house general training for Service Center staff was deferred to August 5, 2009 and will be discussed in next year's annual report.	6/09	Public Works Dept.
PSRH PS-5	Effectiveness Evaluation	Review and evaluate the effectiveness of city efforts.	See below.	6/09	Public Works Dept.

EVALUATION

The City's new Service Center Manager (Assistant Director of Public Works-Maintenance) was hired in summer 2008. He brings 10 years of urban runoff experience with another SCVURPPP agency and was a Management Committee alternate representative in his former position. In his first few months in Cupertino, he made several significant changes, including Service Center organization and clean-up modifications to minimize unnecessary runoff. In fall 2008, he also began collaborating with the Environmental Programs Manager to fund and construct a Service Yard wash rack. Plans for the new wash rack are complete and construction is expected by the end of 2009. This project is being funded by cost savings realized by using City staff, instead of a contractor (as had been done previously), for routine storm drain cleaning.

The City's street sweeping program, by contractor, did not change during FY '08-'09. The contractor is using one broom type and one vacuum type sweeper to perform routine City street sweeping. In response to complaints of dust generated during sweeping, the IC/ID Inspector has noticed that sweeper drivers may be going too fast (15± mph, instead of the 5-7 mph specified in the agreement). Incomplete debris collection may also be due to inefficient equipment, causing poor vacuuming. He recommends that the contractor clean the screens on the vacuum sweeper more often and feels that the broom type sweeper is more effective. The City will consider incorporating the street sweeping function into its solid waste handling contract and requiring the contractor to use a regenerative air type sweeper, if it is determined to be more effective. Also, the Assistant Director of Public Works-Maintenance is expecting to change the sweeper routes to make them more efficient. Frequent additional fall leaf clean-up by the Grounds Maintenance Division in both the East Estates and Rancho Rinconada areas continues to be very effective.

During FY '08-'09, there was no major work involving City crew maintenance on the less than 1 mile of rural roads. As with other Cupertino roadways, the only pavement work done by City crews is filling potholes with "cold patch." Street resurfacing and work on traffic loop detectors are done by contractors. Contract documents for these types of work include urban runoff quality control BMPs and have for many years.

City crews in the Grounds Division clean the plaza at the Civic Center approximately weekly using steam washing (w/o soap). Frequent additional fall leaf clean-up in both the East Estates and Rancho Rinconada areas continues to be very effective.

Santa Clara Valley Urban Runoff Pollution Prevention Program
FY 2008-2009 Annual Report: Public Agency Activities
Cupertino

P.S. Id.	Activity	FY08-09 Tasks	Status / Comments	Due Date	Responsible Party
Storm Drain System Operation and Maintenance					
SD PS-1	Storm Drain Maintenance	All tasks are routine and on-going	The City's cleans all of the storm drain inlets on a 2-year rotating basis. Half of the storm drains are cleaned one year, and the remaining half the following year. Certain known problem areas are cleaned every year before the rainy season.	Ongoing	Public Works Dept.
SD PS - 2	Storm Drain Operation and Maintenance	Review and evaluate one BMP, with input from maintenance staff. Evaluate "hot spots" as appropriate.	City crews took over routine storm drain cleaning in Sept, 2009. Money saved through this change is being used to design and fund a wash rack at the City's Service Center. A contractor using a Vac-Con truck still cleans problem areas, as directed by the City. The City's IC/ID Inspector continues to be closely involved with making sure that any illegal storm drain discharge discovered during routine cleaning is completely resolved. In spring 2009, the City approved a staff realignment request increasing the hours he spends on urban runoff issues.	6/09	Public Works Dept.
SD-4	Annual training	Hold annual training for staff responsible for the maintenance of the storm drain system.	Annual training for Public Works Maintenance staff was deferred to August 5, 2009 and will be discussed in next year's Annual Report.	6/09	Public Works Dept.
SD PS-5	Effectiveness Evaluation	Review and evaluate the effectiveness of city efforts.	See below.	6/09	Public Works Dept.
EVALUATION					
Since the City went from having City crews using "clam" shovels to clean storm drains instead of a contractor, the IC/ID inspector has not seen a change in the number of clogged storm drains. Accordingly, he continues to remind the crews to clean the lines 2 to 3 ft. both upstream and downstream of inlets. Once the new wash rack is installed, this topic will be discussed at a Service Center training session.					

Santa Clara Valley Urban Runoff Pollution Prevention Program
FY 2008-2009 Annual Report: General Tasks
Cupertino

P.S. Id.	*Activity*	*FY08-09 Tasks*	*Status / Comments*	*Due Date*	*Responsible Party*
Corporation Yard Operation and Maintenance					
PSRH PS-3	Staff training	Hold annual training for corporation yard staff and public works supervisors.	On July 14, 2008, the Environmental Programs Manager, the IC/ID (Non-Point Source) Inspector and the City's civil engineering consultant met with the Assistant Director of Public Works for Maintenance, and the Street Maintenance and Grounds Maintenance Supervisors to go over storm water quality control activities and the most recent Service Center (Corp Yard) SWPPP, written in 2001. According to staff, there have been no major modifications to procedures at this site for several years. The new Assistant Director of Public Works for Maintenance (hired 8/2008), immediately oversaw the cleanup and reorganization of the Service Yard and determined which upgrades were priorities.	Annually	Public Works Dept.
PSRH PS-5	Effectiveness Evaluation	Review and evaluate the effectiveness of city efforts.	See below.	7/08	Public Works Dept.

EVALUATION

The Service Center's Hazardous Waste Coordinator inspects the Yard weekly as part of the City's regular Haz Mat inspections. Continuous staff training is the likely reason that there were no significant spills at the Service Yard. In March 2009, in response to a resident's inquiry, the Environmental Programs staff put together and provided a laminated fact sheet with mercury spill clean-up procedures to the Hazardous Waste Coordinator and IC/ID Inspector. Service Center staff have been trained to contact these two people if there are mercury spill questions.

The City's IC/ID Inspector continues to work with service center supervisors to maintain a high level of housekeeping. Funding was requested and approved, in '08-'09, for new vehicle wash rack. Installation will take place in fall of '09-'10.

Due to significant staff changes (including the retirement of the long-time Assistant Director of Public Works for Maintenance, in July 2008), the Environmental Programs Manager met with the new Assistant Director several times during the year to inquire about existing service yard procedures and to plan for implementation of the proposed MRP. The new Assistant Director read the sections of the MRP tentative order that pertain to service yard responsibilities and is preparing for implementation that will begin when the MRP is approved. The Assistant PW Director and the Environmental Programs Manager expect (upon adoption of the MRP) to schedule an update of the 2001 version of service yard SWPPP.

City of Cupertino

FY 08 - 09 Annual Report

Section 4

New Development and Redevelopment Procedures

Santa Clara Valley Urban Runoff Pollution Prevention Program
FY 2008-2009 Annual Report: New and Redevelopment Requirements
Cupertino

Activity	Permit Item Source	FY08- 09 Tasks	Status / Comments	Due Date (mo/yr)	Responsible Party
NEW DEVELOPMENT AND CONSTRUCTION CONTROLS – PLANNING PROCEDURES					
C.3.b Development Project Approval Process -- Planning Procedures					
Ordinance Revision	C.3.b.2	Modify existing review policies, procedures, and/or conditions of approval to incorporate C.3 requirements (based on results of tasks under C.3.c. through C.3.m.)	The City's current Water Course Protection ordinance was effective June 20, 2006. There were no revisions to the City's Water Course Protection ordinance during the '08-'09 fiscal year, in part due to continued MRP negotiations.	N.A.	Public Works, Planning, City Attorney
Staff Training	C.3.b.3	Continue to train Cupertino staff in planning, building, and engineering departments on the C.3 provisions.	SCVURPPP's Annual C.3 Workshop on 6/17/09 was attended by Cupertino's Environmental Programs (EP) Manager, one EP staff and an Assistant Planner. In addition, at the request of Cupertino staff, two Civil Engineers from *Kier and Wright* (a firm which designed storm water treatment facilities for a C.3 project in Cupertino) attended the workshop. In-house training was given to Public Works on 2/23/09 and 3/9/09 and 3/11/09. Planning staff also attended the training meeting on 3/11/09. Topics discussed included implementation of current C.3 requirements; proposed C.3 provisions in the Tentative Order on the draft MRP; "green" street design; the City's new Table of Contents for Storm Water Management Plans, the City's revised *Impervious Surface Data Sheet* and a related requirement that private projects reserve 4% of developable acreage for stormwater treatment facilities. The requirements for "green streets" were reviewed and discussed as staff considered potential	6/09	Public Works – Environmental Division

Cupertino

Activity	Permit Item Source	FY08- 09 Tasks	Status / Comments	Due Date (mo/yr)	Responsible Party
			opportunities in Cupertino. On 12/3/08, the Environmental Programs Mgr and Assistant Civil Engineer participated in EPA's Watershed Academy Webcast: *Using Rain Gardens to Reduce Runoff-- Slow it down, Spread it out, Soak it in.* The webcast was informative, provided printed materials for follow up training with other staff and enabled staff to gain knowledge and entertain ideas related to specific topics that are appropriate for Cupertino. In December 2008, under the direction of City Council, the City hired an Environmental Affairs Coordinator. This position and the Director of Public Relations and Environmental Affairs work in the City Manager's Office. The Coordinator works closely with the Planning Department to ensure that the City Council's standards for environmental sensitivity are reflected in new and redevelopment projects. The Environmental Affairs Coordinator received LEED AP (Accredited Professional) Certification in June. Additionally, the City's civil engineering consultant attended an APWA webcast on porous pavement at the City of Los Altos on October 16, 2008.		
C.3.c. Requirements for Group 1 and Group 2 Projects					
Guidance Manual	C.3.c.4	Review any changes to the SCVURPPP C.3 Guidance Manual.	In March '09, the Environmental Programs Manager and two Public Works Engineers developed a Stormwater Management	N.A.	Public Works Environmental Division

Cupertino

Activity	Permit Item Source	FY08- 09 Tasks	Status / Comments	Due Date (mo/yr)	Responsible Party
			Plan Table of Contents/checklist for developers and City staff that review C.3 project plans (copy attached). The same team revised the *Impervious Surface Calculation Sheet* to notify project owners that 4% of the site must be reserved for stormwater treatment measures (copy attached). Changes to this calculations sheet were done to discourage developers from trying to squeeze in treatment measures undesirable to the City near the end of the project design phase. The SCVURPPP C.3 Guidance Manual was not updated this year; revisions will be incorporated after adoption of the MRP.		
Guidance Manual Update	C.3.c.9	Update Performance Standard as needed.	Once the MRP negotiations are completed, as appropriate, the City will assist SCVURPPP with any revisions to the Planning Procedures Performance Standard.	6/09	Public Works Environmental Division
C.3.e Operation and Maintenance of Treatment BMPs					
Data Form and Staff Training	C.3.e.1	Log information about treatment BMPs installed at approved Group 1 and 2 projects and maintain a list or database of properties, treatment BMPs, and responsible operators.	Swales in a shopping center parking lot at Stevens Creek Blvd and Stelling Road (Whole Foods) required several inspections when vegetation started to die out a little over one year after the project had been completed. To determine what caused the failure and what measures would remediate the problems, seven inspections and meetings with the developer/owner, the project's civil engineer, the landscape architect, the tenant, the City inspector, a City Engineer, the Environmental Programs Manager, and	Inspections with developer's team, tenant and City staff Oct 10 Jan 7 Dec 8 Dec 12 Feb 17 Jun 6 Meetings Dec 10 April 22	Public Works Engineering Inspector, Engineer and Environmental Programs Mgr

Cupertino

Activity	Permit Item Source	FY08- 09 Tasks	Status / Comments	Due Date (mo/yr)	Responsible Party
			the City's civil engineering consultant took place between fall '08 and spring '09. Incremental steps were taken, starting with replanting test patches of fescue, protected by caution tape to keep pedestrians and shopping carts out of the area while it was being reestablished. When the test plots failed, it was determined that shopping carts and unhealthy soil were threats to the growing process. Two companies familiar with IPM practices, one of which is involved with the Bay Friendly Coalition, evaluated the soil, which turned out to be extremely compacted. Ultimately compacted soil was removed and replaced with at least 12" of engineered soil and a two-rail wood fence was put up to protect the swales from carts and pedestrians. Juncus Patens were planted instead of low-lying grass. The landscaper chosen for the remediation project was also hired to maintain the swales in the future. This remediation was completed in May 2009. The site will be inspected by City staff at least bimonthly during FY09-10. See the Evaluation discussion and photos at the end of this report for more details.		
BMP O&M Agreement Mechanism	C.3.e.2	Review use of City's BMP O&M and easement agreements and consider modifications, as needed.	No changes to the City's BMP O&M easement agreements were made in FY '08-'09. The BMP O&M agreement with Sandhill Properties was instrumental in helping City staff work with the developer toward full compliance related to post-construction BMP O&M at the Whole Foods site.	9/09 AR and ongoing	Public Works, Planning, City Attorney
BMP Inspection	C.3.e.5	Develop local program for inspecting a	The Public Works Inspector annually	6/09	Public Works

Cupertino

Activity	Permit Item Source	FY08- 09 Tasks	Status / Comments	Due Date (mo/yr)	Responsible Party
Program		subset of prioritized treatment BMPs to verify that the responsible party is performing proper O&M.	inspects all sites with stormwater treatment controls. Any site with flow controls will also be inspected annually (however, there have been no projects subject to the HMP). To identify the new sites to be inspected for BMP O&M, approved C.3-regulated projects are logged into the City's Project reporting table in the current annual report. To determine the locations of other sites needing routine annual inspections, the Public Works Inspector also reviews the reporting tables from previous years. The results of all O&M inspections are documented in an Excel spreadsheet (*BMP O&M Inspection Results*) and given to the Program for inclusion in area-wide analysis . The Public Works Inspector periodically reviews this spreadsheet to determine sites needing special re-inspections. Once the MRP is approved, the Environmental Programs Manager will pursue the use of an Access database to track approved C.3 projects. See the organizational description of the City's BMP O&M Inspection Program at the end of this section of the annual report.		Engineering
Reporting	C.3.e.6	Report on the Cupertino treatment BMPs O&M verification program in each annual report, including organizational structure, evaluation of effectiveness, and planned improvement to the program. Include a list or summary of treatment BMPs inspected during the year, inspection results, and any	Two sites received post-construction BMP O&M inspection during FY '08-'09. Another site was inspected at the completion of construction to check for initial BMP installation. See the *BMP O&M Inspection Results* spreadsheet at the end of this section. The City will continue to	9/09 AR and ongoing	Public Works Environmental and Engineering Divisions

Cupertino

Activity	Permit Item Source	FY08- 09 Tasks	Status / Comments	Due Date (mo/yr)	Responsible Party
		required follow-up and correction.	track specific concerns raised during inspections of the swales that were brought into compliance this year and will report on those findings in the FY '09-'10 Annual Report. A *Before and after* photo of remediated swales is also attached.		
C.3.f Hydromodification Management Plan					
Staff training	C.3.f.3	Implement HMP as part of requirements for Group 1 projects that may cause increased erosion or other related impacts.	Planning and/or Public Works staff review every project for HMP applicability. As in previous years, in FY '08-'09, there were no projects in Cupertino subject to these requirements.	9/09 AR and on-going	Public Works and Planning
C.3.h Alternative Certification					
Reporting	C.3.h.1	List projects certified by someone other than City staff.	In July 2008, Public Works staff began allowing 3rd party certification of treatment and flow control BMPs, by approved certifiers from BASMAAs list. In FY '08-'09, there were no projects that were certified by a 3rd party.	Report in 9/09 AR and ongoing	Public Works Environmental Division
C.3.k Source Control Measures					
Ordinance Revision	C.3.k.	Enhance source control requirements for new and redevelopment projects.	There were no revisions to the list of source control requirements contained in the City's Water Course Protection ordinance. These requirements will be reviewed upon issuance of the MRP to determine if changes are needed.	9/09 AR and ongoing	Public Works & Environmental Programs to coordinate with Building and Planning staff

Cupertino

Activity	Permit Item Source	FY08- 09 Tasks	Status / Comments	Due Date (mo/yr)	Responsible Party
Reporting	C.3.k.3	Implement source control measures requirements by including appropriate conditions of approval in Group 1 and 2 projects. Report status and provide examples of application of conditions in annual reports.	All private development projects regulated by C.3 provisions are subject to a standard development condition of approval requiring source control measures, including those for reducing/eliminating pesticide use and incorporating trash controls. The Steven's Creek Corridor Restoration Project, a City-sponsored CIP, included replacing a large PCC parking lot with a smaller "green" parking lot composed of porous concrete and vegetated geocells. See project detail table	9/09 AR and ongoing	Public Works Environmental Division
C.3.m Water Quality Review Processes					
CEQA Review	C.3.m.1	Review CEQA initial study checklists and other environmental review documents and modify documents as needed to include questions that sufficiently address water quality impacts of projects.	There were no changes made to the City's CEQA review process in FY '08-'09.	9/09 AR and ongoing	Public Works Environmental Division and Planning
C.3.n Reporting Requirements					
Reporting	C.3.n.1	Provide information described in Table 1 of Provision C.3. in annual reports.	In FY '08-'09 one private development project was added to the City's Group 1 database (see Table 1 of this Annual Report for additional information). No Group 2 projects were approved during this reporting period	9/09 AR and ongoing information collection	Public Works Environmental Division and Planning
Reporting	C.3.n.4	Collect and report the following for all projects that must implement treatment measures: BMPs, site design, and source control measures used, sizing criteria, O&M responsibility mechanism and responsible party.	See Table 2 of this Annual Report for detailed information on C.3 and other regulated projects. .	9/09 AR and ongoing	Planning and Public Works Engineering

Cupertino

Activity	Permit Item Source	FY08- 09 Tasks	Status / Comments	Due Date (mo/yr)	Responsible Party
Pesticide Control Measures	C.3.n.5	Collect information and report a summary of types of pesticide reduction measures required for development projects and the percentage of projects for which pesticide reduction measures were required.	All projects receive, as part of the Application Packet, a list of conditions related to reducing pesticide use (Cupertino's guidance on *Pesticide Control Measures for Development Projects* are attached). This packet also includes the Pesticide Maintenance Fact Sheet and the Pest-Resistant plant list. See Table 2 of this section for more detail.	9/09 AR and ongoing	Planning and Public Works Engineering

Evaluation Summary

Lessons learned as a result of BMP O&M compliance problems at Sandhill Properties' development site (Whole Foods) include:

1. Shopping cart and pedestrian traffic threaten the growth of vegetated swales. Require protective barriers.
2. Compacted soil doesn't support vegetation. Twelve to eighteen inches of engineered or remediated soil is needed to maintain thick vegetated cover.
3. In public places, grass is more likely to be walked on and trampled than taller plants, like *Juncus Patens*.
4. The storm water management plan for this site was not sufficient and prompted staff to develop a table of contents/checklist to guide developers/engineers in the preparation of future SWMPs.
5. Compliance required persistent and intensive coordination between the City's Public Works Department, the developer/owner, and the leaseholder; it would have been more difficult to achieve without the carefully written BMP O&M agreement, specific requirements in the Municipal Code (sections 9.18.170, 9.18.180 and 9.18.190, available at http://www.amlegal.com/nxt/gateway.dll/California/cupertino/cityofcupertinocaliforniamunicipalcode?f=templates$fn=default.htm$3.0$vid=amlegal:cupertino_ca) and the diligence of City's Environmental Programs and Engineering staff.

City staff will review the effectiveness of the SWMP *Table of Contents* checklist and the changes made to the City's *Impervious Surface Data Sheet* and discuss the findings in future annual reports, as warranted.

Staff in Cupertino's Public Works and Parks and Recreation Dept oversaw the Steven Creek Restoration Project at Blackberry Farm. For information on measures taken to protect native habitat and restore the creek to its naturally sustainable course, visit http://www.cupertino.org/index.aspx?page=314

CITY OF CUPERTINO

Reporting Form for Planning Procedures Performance Standard and Provision C.3.n.i. Reporting Requirements

Part 1

Group 1 & 2 New Development and Redevelopment Projects[1]

Approved During FY 08-09

Project Name	Project Type[2]	Site Size (ac. or s.f.)	New Impervious Surface (s.f.)[3]	Area of Land Disturbed (Ac.)	Project Status Deemed Complete & Project Approval Date[4]	Storm Water Control Measures Included in Project
Private Projects						
19620 Stevens Creek Blvd. Marketplace KCR Development Calabazas Creek Watershed in the West Valley Watershed	Group 1 Significant Redevelopment	9.9 Ac. (Entire Site)	2.06 Ac.	2.29 Ac.	Complete Approval: 1/3/2008	Roof drains and parking lot drain to two (2) Vegetated Swales, then drainage is carried underground to a Mechanical Treatment Unit (CDS Unit) prior to draining to the City Storm Drain System.

[1] List all projects with new impervious surface area greater than 10,000 s.f.

[2] Describe project type, as defined in Provision C.3.c.

[3] "New" is defined as impervious surface created, added or replaced.

[4] **Date of Project Approval** is the date of final approval before construction begins on the project, typically approval of a grading or building permit.

Project Name	Project Type[5]	Site Size (ac. or s.f.)	New Impervious Surface (s.f.)[6]	Area of Land Disturbed (Ac.)	Project Status Deemed Complete & Project Approval Date[7]	Storm Water Control Measures Included in Project
Union Church (Crystal Choir) 20900 Stevens Creek Boulevard	Group 2	132,588 SF (entire site)	18,500 SF	18,500 SF	Project Approval with Conditions of Approval on June 19, 2009. Conditions of Approval include a 3rd party reviewed Storm Water Management Plan .	Sheet flow from the parking lot and runoff from roof drains are directed to a landscaped area and then to Bioretention area (sized using volume based method), where it is treated and percolated into the ground.

[5] Describe project type, as defined in Provision C.3.c.
[6] "New" is defined as impervious surface created, added or replaced.
[7] **Date of Project Approval** is the date of final approval before construction begins on the project, typically approval of a grading or building permit.

Project Name	Project Type[8]	Site Size (ac. or s.f.)	New Impervious Surface (s.f.)[9]	Area of Land Disturbed (Ac.)	Project Status Deemed Complete & Project Approval Date[10]	Storm Water Control Measures Included in Project
Public Projects						
Phase 1 Stevens Creek Restoration Project & Blackberry Farm redevelopment 21979 San Fernando Ave., Cupertino Stevens Creek Watershed	Significant Redevelopment with C3-type treatment facilities	17.6 Ac. For Phase 1	No increase in impervious area. Approx 8,000 ac of impervious surface for buildings/patio area. Asphalt & concrete reduced by 3.4 acres.	13.7 Ac affected, disturbed area was much less.	Phase 1 Completed June 20, 2009 Council approved 10/3/06 Scope & Budget approved 3/18/08 Contract awarded for pervious parking lot and for parking stalls w/ vegetated geocells on August 5, 2008. Construction for Phase 1 started in summer 2008.	Pervious concrete (*Stoneycrete*) and grass geocells for 67,500 sq ft of parking area. Native plants. Restoration of natural. Realignment of creek to improve aquatic habitat. Removal of non-native species. Replanting trees to stabilize banks. Removal of barriers to fish passage

[8] Describe project type, as defined in Provision C.3.c.
[9] "New" is defined as impervious surface created, added or replaced.
[10] **Date of Project Approval** is the date of final approval before construction begins on the project, typically approval of a grading or building permit.

CITY OF CUPERTINO

Reporting Form for Planning Procedures Performance Standard and Provision C.3.n.ii. & iii. Reporting Requirements

Part 2

Stormwater Control Measures for Group 1 and 2 Projects[1] Approved During FY 08-09

Project Name	Treatment BMPs	Numeric Sizing Criteria Used	O&M Responsibility Mechanism and Responsible Party	Site Design Measures	Source Control Measures	Pesticide Reduction Measures
Private Projects						
19620 Stevens Creek Blvd. Multi-Use Commercial Development City Storm Drain System Calabazas Creek Watershed	Two (2) Vegetated Swales CDS Mechanical Treatment Unit	Uniform Intensity Flow Control method (Rational method) for Flow-based treatment control	O&M Agreements are signed prior to building occupancy. O&M agreement was signed 6/3/09.	Roof drains and parking lot drain to two (2) Vegetated Swales, then drainage is carried underground to a Mechanical Treatment Unit (CDS Unit) prior to draining to the City Storm Drain System.	Storm drain inlets marked "No Dumping Flows To Bay"; Education for owners, tenants & occupants, Employee training. Efficient irrigation systems, water conservation, smart controllers, and source corol.	Pest reduction technique handout provided to developer. Standard conditions of approval include native plants and/or pest resistant landscaping.

[1] List all* projects with new impervious surface area greater than 10,000 sq.ft. See SCVURPP "C.3. Handbook: Guidance for Implementation of Stormwater Requirements for New and Redevelopment Projects".

*Projects that do not require stormwater treatment because they fall under the Alternative Compliance Program must be reported as per Provision C.3.g.v. (see Reporting Form Part 3). Cupertino projects will not be approved for Alternative Compliance under the current NPDES Permit.

Project Name	Treatment BMPs	Numeric Sizing Criteria Used	O&M Responsibility Mechanism and Responsible Party	Site Design Measures	Source Control Measures	Pesticide Reduction Measures
Union Church (Crystal Choir) 20900 Stevens Creek Boulevard	Drainage directed to landscaped bioretention area	Rational method for Volume-based treatment method	O&M Agreement to be signed prior to building occupancy.	Sheet flow from the parking lot and runoff from roof drains are directed to a landscaped area and then to Bioretention area (sized using volume based method), where it is treated and percolated into the ground.	Parking area sheetflow and runoff from roof drains are directed to the landscaped bioretention area. No new storm drains inlets on site.	Pest reduction technique handout provided to developer. Standard conditions of approval include native plants and/or pest resistant landscaping.
Public Projects						
Stevens Creek Restoration Project and Blackberry Farm Redevelopment Phase 1 Stevens Creek Watershed	Pervious Pavement for parking lot and grass cell parking stalls	Impervious area < 10,000 sq ft. The entire site was designed to maximize open space and water quality benefits as well as to restore ecosystems and habitat for wild & aquatic life.	City will maintain pervious pavement and grass cell parking, native plants	Removal of 3.76 acres of impervious asphalt surface. Use of permeable materials including flagstone around pool.	Open space and pervious surface covers most of the project site. No new storm drains on the site. Reduced direct runoff with infiltration through planted areas. Parking area runoff is now directed to one long bioswale in addition to pervious concrete and geocell surface for parking.	Non native plants removed. A variety of native restoration plantings were installed. Repair and enhance native oak and grass habitat. Riparian and oak-woodland areas restored and created. A meadow area was restored with native bunch grasses using seed from Stevens Creek Watershed.

CITY OF CUPERTINO, DEPARTMENT OF PUBLIC WORKS

June 30, 2009

STEVENS CREEK CORRIDOR UPDATE

Stevens Creek Corridor Project, Phase 1, WDID No. C351612
21979 San Fernando Avenue, Cupertino, CA
Photos of Completed Construction for Notice of Termination

An orchard and windmill were installed. The orchard features fruit tree species historically grown within the city.

A major project element was the upgrading of public amenities at the Blackberry Farm site.

Photo above shows the new entry drive. Landscaping incorporates native plants and natural boulders.

The photo left shows a flagstone gathering area in the center of the orchard and a new ticket kiosk building with trellises.

The concession stand and snack bar area, right, was renovated and upgraded.

STEVENS CREEK CORRIDOR UPDATE

An existing large asphalt parking lot was removed and replaced with a smaller "green" parking area.

Drive lanes are constructed of porous, tan-colored concrete.

Parking bays designed for summertime use are made of meadow grasses, reinforced with a geocell grid to handle vehicle wheel loads.



Vegetated swales collect run-off and all allow infiltration. The swales are planted with sedges, rushes and native Alder trees grown from cuttings from the creek corridor. The entire parking area now is made of porous surfacing.

043385

STEVENS CREEK CORRIDOR UPDATE

Restoration of the Stevens Creek channel was part of this project. The restoration work was completed fall 2008.

Photo left is of a backwater wetland area created from a portion of the former creek channel.

Barriers to fish passage were removed from the creek. At the photo location right, an existing dam was removed and the channel repaired.

The photo left shows another location where a barrier was removed from the channel & restoration was done. The restored creek will provide better habitat for fish and wildlife.

A new bridge spans the creek at the location of a former bridge. New stone seatwalls allow visitors to enjoy views of the creek.

Santa Clara Valley
Urban Runoff
Pollution Prevention Program

Treatment BMPs Inspection Activity Report FY 08-09

Date	APN	Reason for Inspection	Project Type	Treatment BMP Type	Inspection Results	Enforcement Action	Comments
					1		
8/21/2008	326-31-020	Follow-up	Commercial	Vegetated Swale	15. Poor Vegetation Coverage	Warning Notice	Sandhill Properties at 20955 Stevens Creek Blvd, Notice to comply was sent in June 2008. Follow up Inspection was conducted in August 2008. Swales needed to be seeded/ revegetated.
11/12/2008	326-31-020	Follow-up	Commercial	Vegetated Swale	15. Poor Vegetation Coverage	Not Applicable	Follow up inspections at Sandhill Properties at 20955 Stevens Creek Blvd included meetings with business maintenance staff and property owner. Several attempts were made to remediate swales before efforts were successful. Swales needed to be seeded/ vegetated. Soil was problematic; vegetation wouldn't thrive - test plots were replanted without success in October 2008.
02/13/2009	326-31-020	Follow-up	Commercial	Vegetated Swale	15. Poor Vegetation Coverage	Not Applicable	Follow up inspection to check progress on swales. City staff met with property owner and business maintenance staff to decide on new plan to remediate the swales.
06/3/2009	326-31-020	Follow-up	Commercial	Vegetated Swale	1. No Visible/Apparent Problems	None	Existing soil was replaced with new engineered soil and taller sturdier vegetation was planted. By mid-June plants were doing well and split rail fences were placed around the swales to protect them from pedestrian and grocery cart traffic.
08/21/2008	326-31-020	Follow-up	Commercial	Other	18. Standing Water/Excessive Ponding/Soggy Soil	Warning Notice	Sandhill Properties, Notice sent, Initial Inspection was conducted in June 2008. Drywell has standing water (No mosquito Larve).
11/12/2008	326-31-020	Follow-up	Commercial	Other	1. No Visible/Apparent Problems	None	10900 Tantau. Inspection during construction. Project was completed November 5, 2008.
11/5/2008	316-09-029	Other	Commercial	Vortex Separator	1. No Visible/Apparent Problems		10900 Tantau. Inspection during construction. Project was completed November 5, 2008.
11/5/2008	316-09-029	Other	Commercial	Vegetated Swale	1. No Visible/Apparent Problems	None	
11/5/2008	316-09-029	Other	Commercial	Porous Pavement	1. No Visible/Apparent Problems	None	
6/30/2009	326-33-110	Initial	Commercial	Vortex Separator	1. No Visible/Apparent Problems	None	Apple Computer site, Initial inspection. (Formerly Any Mountain site)

CITY OF CUPERTINO

STANDARD OPERATING PROCEDURES FOR CUPERTINO'S

PERMANENT BMP OPERATION AND MAINTENANCE INSPECTION PROGRAM

Selection of Annual Permanent BMP O&M Inspection Sites

- Permanent BMPs at all C.3 regulated project properties will be inspected annually, by early fall**.** The permanent BMPs are inspected by the PW Inspector when the project is first completed. If early fall is not a full year since the original inspection, then O & M inspections will take place after the one year period. After that inspections will be scheduled by early fall.
- In the future, depending on the total number of Group 1, 2A & 2B properties in Cupertino, the City may develop criteria for inspecting a subset of these sites, as allowed under NPDES Permit Provision C.3.e.

Permanent BMP O&M Inspection Program Responsibilities

- Public Works Engineering Division staff perform development plan review for stormwater quality compliance
- The Public Works Inspector tracks the permanent BMP construction and BMP O&M inspections and enforcement for all C.3 regulated projects using the C.3 project reporting tables and an Excel inspection results spreadsheet.
- Since the Public Works Inspector will inspect construction of the on-site permanent BMPs at C3 regulated projects and will sign-off on final City-approval for site occupancy, he/she will note when the project is completed.
- The Public Works Inspector will submit a Permanent BMP O&M Inspection summary report for the previous fiscal year to the Environmental Programs Manager by July 30th of each year.
- The Environmental Programs Manager will include BMP O&M inspection data in the Annual Report.

Permanent BMP O&M Pre-Inspection Preparation

- The Public Works Inspector reviews the C3 regulated project reporting table and the Permanent BMP O&M Inspection records at least two weeks prior to beginning annual inspections.
- The Public Works Inspector or Public Works Administrative staff will contact each Group 1, 2A & 2B site owner/manager to arrange a mutually agreeable inspection appointment.

- Prior to each site inspection, the Public Works Inspector will review the site's Storm Water Management Plan, including any applicable as-built construction plans, for BMP information, including BMP types and locations. At this time, the Inspector will also review the property owner's available site BMP O&M maintenance records (required per Muni Code 9.18.180), any previous inspection reports, and any necessary special procedures (e.g., inspection forms, underground confined space entry).
- The Public Works Inspector will, if needed, review the applicable CASQA or SCVURPPP BMP fact sheets and information on the City's BMP Inspection Program, which may be useful in addressing questions or comments raised by BMP owners or operators during the inspection.
- Prior to each site inspection, the Public Works Inspector will assemble the necessary equipment and supplies.

Permanent BMP O&M Inspection and Enforcement Procedures

- Upon arriving at the inspection site, the Public Works Inspector will contact the site manager/owner and explain the purpose of the visit.
- Permanent BMP O&M inspection by the City will be conducted and documented in accordance with the SCVURPPP standard inspection checklist.
- If any deficiency is noted, the Public Works Inspector will document it in writing. The written Notice of Violation will include a copy of the BMP O&M inspection form, including a list of corrective actions needed and a compliance schedule. This Notice will be sent to the Group 1, 2A & 2B property owner/manager within ten working days of an inspection.
- The Public Works Inspector will enter the permanent BMP O&M inspection information, including any violations, into the Permanent BMP O&M Inspection Excel spreadsheet.
- The Public Works Inspector will provide written notification to the Environmental Programs Manager of any Group 1, 2A & 2B property with a permanent BMP O&M violation, including information on location, the nature of violation and any needed follow-up.
- The property owner and, if applicable, the site manager, will be instructed to notify the Public Works Inspector within the time period indicated on the Notice of Violation so that the facilities can be re-inspected. The inspector will complete a new inspection form, noting whether all recommended maintenance activities have been completed and if any other actions are needed to assure proper operation of the facility.
- If repairs are not undertaken or are not done properly within the time allocated in the compliance schedule, the City will begin enforcement proceedings as provided in City Code Section 9.18.
- Once all necessary repairs have been completed, the Public Works Inspector will note this in the City's BMP O&M SCVURPPP Excel Spreadsheet, including the date work was completed and any other pertinent information (such as if City intervention was required to complete corrective work).

C.3 Stormwater Management Plan (Table of Contents)

1. Project Setting

a. Project name, location, description, common address, parcel number and legal description of the site.

b. Contact information for all persons having a legal responsibility for the property.

c. Existing site features and conditions and name of water body your site discharge contributes to. Name of 303d water body. (Regional Board website)

d. Vicinity map.

e. Narrative of opportunities and constraints for storm water treatment controls.

f. City of Cupertino C.3 impervious surface form.

2. Develop Site Design Measures to Limit Impervious Surfaces

a. Measures to cluster development and protect natural resources.

b. Measures used to limit direct connections to impervious area.
   i. Site design features
   ii. Pervious pavements
   iii. Detention and drainage design
   iv. Roof run-off through treatment facility

c. Table summarizing pervious and self retaining areas

3. Selected Method of Design for Treatment Facilities[1]

a. Method of treatment used.

b. Numeric sizing criteria calculation for designing pollutant removal treatment systems.

   i. Provide sizing calculations

[1] Hydro Modification are only used for projects with 1 acre or more impervious surface and creating more impervious surface area over the pre-project (existing) condition.

c. When landscape treatment facilities are used

   i. Describe content of amended soil (% ratio of soil to sand)

   ii. List all types of plants used in treatment facilities

   iii. List ways used to limit irrigation and pesticide use

d. Show structural and construction details for all components of proposed drainage system(s) and storm water management facilities

e. Attach two part completed summary table including square footage of impervious area, type of treatment/flow control facilities, etc.
See attached reporting tables (Part 1 & Part 2)

4. Source Control Measures

a. Description of site activities and potential source of pollutants and mitigation plans (street sweeping, covered storage areas, etc.)

b. Table showing sources and permanent source controls.

5. Summary of permitting and code compliance issues

a. List any other applicable environmental permits that will be required for the project and responsible agencies (i.e., Santa Clara Valley Water District, State Department of Fish and Game, City Streamside Permit)

b. Compliance with conditions of approval for projects discharging directly to 303(d) listed water bodies. Show post development run off does not exceed pre-development run off for 303(d) listed pollutants. (Is the project tributary to an already impaired water body, as listed on the clean water act section 303(d) list? If so, will it result in an increase in any pollutant for which the water body is already impaired?)[2]

6. Facility Maintenance Requirements

a. Ownership and responsibility for maintenance in perpetuity

   i. Commitment to execute all required agreements

   ii. Statement accepting responsibility for operation and maintenance of facilities until that responsibility is formally transferred.

[2] This requirement is part of provision C.3.m(v.i) in the current NPDES permit. This requirement is part of C.3.a(i) in the new municipal regional permit (MRP) expected for July 1, 2009.

iii. Annual inspections and maintenance of all treatment facilities on project site

iv. Owner's storm water treatment facilities inspection and maintenance log

b. Summary of all treatment facilities maintenance inspection items and inspection schedule

7. Certification

a. Certification by the owner/developer that all storm water management construction will be done according to storm water management plan.

b. Certification statement signed by the developer's responsible design registered civil engineer stating that facilities are correctly sized and designed according to NPDES Permit requirements.

c. Certification by a qualified third party registered civil engineer reviewer with current training on storm water treatment system design for water quality and an understanding of groundwater protection principles (storm water design training must be within 3 years of certification signature date)

d. As-built certification signature executed by the responsible registered civil engineer after project completion

Appendix

A. Preliminary Title Report

B. Geotechnical Investigations Report within expiration

C. Hydrology & Hydraulic Report

Attachments

A. BMP map of all treatment on site (Stormwater Management Plan)

B. Landscape Plan

C. Grading and Drainage Plan

D. Topographic survey information showing existing and proposed contours, including all areas necessary for the post-development hydraulic analyses of proposed stormwater management facilities

D. Erosion and sediment control plan, as required by City code section 16.08, excavation grading and retaining walls

E. Site Utility Plan

F. Annual report table Part 1 & Part 2

043394

STAFF ONLY
Building Permit
Date:_____
Permit #:_____

CUPERTINO

City of Cupertino

NPDES PERMIT C.3. IMPERVIOUS SURFACE FORM

What Projects Apply? Projects replacing or adding ≥ 10,000 sq. ft. of impervious surface

All projects creating, adding, or replacing 10,000 square feet or more of impervious surface on the project site must fill out this worksheet and **must reserve a minimum of 4% of developable surface area** for the placement of storm water treatment facilities, unless an alternative storm water treatment plan is approved by the Public Works Engineer.

What is an Impervious Surface?

An impervious surface prevents the infiltration or passage of water into the soil. Impervious surfaces include building rooftops, paved patios, covered patios, driveways, parking lots, paved walkways, sidewalks and streets.

General Information:

Date:_____ **Applicant's Ph #:**_____

Project Location:_____
(address)

Project Description: _____**APN #**__ __ __ - __ __ - __ __ __

Applicant Name:_____

Project Type (check all that apply):

☐ Residential ☐ Commercial ☐ Industrial ☐ Public

Project Information:

1. **Lot size** _____ sq. ft
2. **Existing Impervious Surface Area** (includes land covered by buildings, sheds, patios/covers, parking lots, streets, sidewalks, paved walkways and driveways) _____ sq. ft.
3. **Total Proposed Impervious Surface Area** _____sq. ft

   Determine the impervious surface area that will result from the project by adding the following surfaces that will be newly constructed, added, or replaced.

   a. Building roof area _____sq. ft.

   b. Parking lot and/or driveways +_____sq. ft.

   c. Walkways +_____sq. ft.

   d. Plazas, patios, and courtyards +_____sq. ft.

   e. Other (specify_____) +_____sq. ft.

4. **Percentage of increase/replacement of impervious surface area** _____ %

   (sq.ft of New plus Existing Imp Sfc divided by sq ft of Existing Imp Sfc)

5. **Total Area of Land Disturbance** _____ sq. ft.

6. **Condition of Approval for Landscape Plans (use of native plants, tree preservation).**

_____

Types of Stormwater Controls:

Description	
☐ Stormwater Treatment Measure (REQUIRED)	REQUIRED
☐ Source Control Measure	Recommended
☐ Site Design Measure	Recommended

Examples of Stormwater Control Measures:

Stormwater Treatment

- Biofilter (veg. swale/strip)
- Detention basin (dry)
- Detention pond (wet)
- Underground detention
- Media filter (sand, organic matter, bioretention)
- Infiltration trench
- Porous pavement
- Wetland basin
- Wetland channel
- Inlet filter
- Other _____

Source Controls

- Wash area/racks, drain to sanitary sewer
- Covered dumpster area, drain to sanitary sewer
- Swimming pool, drain to sanitary sewer
- Beneficial landscaping (minimizes irrigation, runoff, pesticides and fertilizers; promotes treatment)
- Outdoor material storage protection
- Covers, drains for loading docks, maintenance bays, fueling areas
- Maintenance (street sweeping, catch basin cleaning)
- Other _____

Site Design

- Minimize land disturbance
- Minimize impervious surfaces
- Minimum-impact street or parking lot design
- Cluster structures/pavement
- Disconnect downspouts
- Alternative driveway design
- Microdetention in landscape
- Preserve open space
- Protect riparian and wetland areas, riparian buffers
- Minimize hydrograph change
- Other _____

Projects with greater than 10,000 ft ONLY:

Projects with greater than 10,000 square feet of total new, added, and replaced impervious surface area are subject to storm water treatment requirements. Requirements satisfy provision C.3 of the City's NPDES permit. ***Contact the Public Works Department at (408) 777-3354 for guidance.***

STAFF ONLY - Reviewed by:

Community Development Department **Public Works Department**

Planning Division:_____ **Engineering Division:**_____

Return form to: Building Division **Date**_____

Exhibit D

CITY OF CUPERTINO
URBAN RUNOFF POLLUTION PREVENTION PROGRAM

PESTICIDE CONTROL MEASURES FOR DEVELOPMENT PROJECTS

If a landscaping plan is required as part of a development project application, the plan shall meet the following conditions related to reduction of pesticide use on the project site:

1. Landscaping shall be designed with efficient irrigation to reduce runoff, promote surface infiltration, and minimize the use of fertilizers and pesticides that can contribute to water pollution.

2. Where feasible, landscaping shall be designed and operated to treat stormwater runoff by incorporating elements that collect, detain, and infiltrate runoff. In areas that provide detention of water, plants that are tolerant of saturated soil conditions and prolonged exposure to water shall be specified.

3. Pest-resistant landscaping plants shall be considered for use throughout the landscaped area, especially along any hardscaped area. The City shall have the authority to approve the installation of comparable substitute pest-resistant plant materials to satisfy the requirements of the approved landscape plan when the approved plants and materials are unavailable for installation, or when other unforeseen conditions prevent the exact implementation of the landscape plan. A copy of the *"Pest Resistant Plants for the San Francisco Bay Area"* list shall be used as a reference.

4. Plant materials selected shall be appropriate to site specific characteristics such as soil type, topography, climate, amount and timing of sunlight, prevailing winds, rainfall, air movement, patterns of land use, ecological consistency and plant interactions to ensure successful establishment.

5. Existing native trees, shrubs, and ground cover shall be retained and incorporated into the landscape plan to the maximum extent possible.

6. Proper maintenance of landscaping, with minimal pesticide use, shall be the responsibility of the property owner.

To obtain a copy of the *"Pest Resistant Plants for the San Francisco Bay Area"* list or for more information on landscaping elements for stormwater treatment, contact the Cupertino Planning Division at (408) 777-3308.

Public Works Dept.
6/7/04

City of Cupertino

FY 08 - 09 Annual Report

Section 5

Construction Inspection

Santa Clara Valley Urban Runoff Pollution Prevention Program
FY 2008-2009 Annual Report: Construction Inspection Requirements
Cupertino

Activity	Permit Item Source	FY08-09 Tasks	Status/Comments	Due Date (mo/yr)	Responsible Party
NEW DEVELOPMENT AND CONSTRUCTION CONTROLS –CONSTRUCTION SITE INSPECTION					
Inspection Tracking	Const PS-5	City will include a summary of the year's written inspection notices and follow-up actions in each year's annual report.	The City uses an Access database to collect and track compliance activities and pre-wet season inspections. The inspections Detail spreadsheet is attached immediately following this section.	9/09 AR and ongoing	Public Works Engineering
Staff training	Const PS-6	Hold annual training for building dept. and public works staff.	In-house urban runoff training for Building Inspectors and the PW Engineering Inspector took place on June 30, 2009. The main focus of this session was dealing with planned private fire system discharges. In June 2009, the City developed draft guidance on BMPs for fire sprinkler tests and a draft of this document was provided to inspectors and Fire Dept staff at the training.(see *Cupertino Requirements for Fire Sprinkler System Tests* in *Copper*, Section 9, of this report). Building Inspectors and Fire Dept Marshall offered suggestions and feedback. There was also a slide presentation by the Environmental Programs Mgr and a question and answer period. Inspectors discussed the City's Construction BMP educational material and how to coordinate enforcement follow-up with the PW IC/ID Inspector. Three staff from the City's Building Inspection Division and five Public Works Department staff attended the *Construction Site Management Workshop* conducted by SCVURPPP on November 20 and 21, 2008.	6/30/09	Public Works Engineering

Cupertino

EVALUATION

More Staff Time Planned for Dedication to IC/ID Inspections

In FY 08-09, the Environmental Programs Division requested expanding the hours the City's IC/ID Inspector devotes to urban runoff issues (the balance of his time is spent on street maintenance at the Public Works Service Yard). Urban runoff inspections over the past few years had been limited to one part-time inspector (50% of his full time hours in FY08-09). In Spring 2009, the Public Works Director approved this staff realignment, which will begin in FY 09-10. The IC/ID Inspector will work 90% of his time conducting inspections and activities related to the City's storm drain protection program. This will include assisting Building Inspectors with follow-up on construction site issues and providing additional industrial/ commercial inspections (currently assigned to building inspectors). At the June 2009 in-house urban runoff construction inspection training session, Building Inspectors noted that they were happy to gain more staff support. The Public Works Inspector continues to handle all pre-construction meetings at larger jobs (jobs > 1 acre) and field visits to make sure erosion control measures are installed and maintained throughout the project.

Increase in Reported Incidents

Over the past three years, Cupertino issued approximately 2,200 building permits annually. Construction site urban runoff quality control was enforced through more than 18,000 inspections by Building Division and Public Works inspectors. In FY'08-'09, there were 70 documented construction site incidents related to urban runoff quality, up from 23 the previous reporting period (see detail of inspections for FY '08-'09 in the spreadsheet immediately following this report). None of the incidents involved City capital improvement projects. The primary reason for the increase in reported construction related incidents is most likely due to training done on June 10, 2008 stressing the need to coordinate enforcement with the Environmental Programs Manager and keep complete documentation of enforcement activities.

Pilot Procedures to Address Water Discharges from Planned Fire System Tests for New Development and Private Maintenance

Environmental Programs staff will continue to coordinate with Building and IC/ID Inspectors, County Fire staff and contractors to assess the effectiveness of the pilot program to control planned private water system discharges. See draft *Cupertino Requirements for Fire Sprinkler System Tests and Water Pipe Flushing* in the Copper Section (Sect. 9) of this report. Any changes to this new process and feedback on the effectiveness of the draft guidance for contractors will be discussed in future annual reports.

CUPERTINO
Summary of Construction Inspections
7/1/08-6/30/09

	Date	Inspector	Resolved	Facility Name	Address	Description	Incident Reporting Source	Incident Type	Incident Source	Enforcement Action	Inspector's Notes
1	7/9/2008	Stream	Yes		10585 San Leandro	Writen notice to obey BMP's and dust control measures	Citizen Complaints	dust control	Construction Sites	Warning Notice	Verbal warning on 7-7-08/ writen notice on 7-9-08. Drove by later in the day an the driveway was watered.Went by 7-18-08 all issues have been resolved.
2	7/10/2008	Rieden	Yes	22292 Regnart Rd	22292 Regnart Rd	Tracking dirt from retaining wall activities	Illicit discharge inspectors	tracking soil	Construction Sites	Verbal Notice	none required
3	7/14/2008	Winter	Yes	Residence	10171 Lebanon	Dirt and water running down street during grading.	Illicit discharge inspectors	inadequate BMPs	Construction Sites	Warning Notice	
4	7/16/2008	Gregory	Yes	Residence	7954 Woodlark	Dirt and debris in gutter and street	Illicit discharge inspectors	landscaping material dumping	Residential	Warning Notice	site and gutter cleaned up
5	8/8/2008	Squarcia	Yes	Marukai Market	19750 Stevens Creek Blvd.	Fire sprinkler system being drained into the storm drain inlet.	Illicit discharge inspectors	storm drain inlet protection	Construction Sites	Verbal Notice	reffered to Cheri Donneli and Manuel B.
6	8/9/2008	Squarcia	Yes	Royal Electric- City of San Jose working in Cupertino	Stevens Creek Blvd/Perimeter Road	Pressure washing of street with no storm drain inlet protection. Fluids draining into unprotected storm drain inlet.	Illicit discharge inspectors	storm drain inlet protection	Construction Sites	Verbal Notice	call to Manuel B. for documentation. Verbal warning to workers and supervisor.
7	8/11/2008	Rieden	Yes	Greenleaf Ct	Greenleaf Ct	Grading activities causing dust	Illicit discharge inspectors	dust control	Construction Sites	Verbal Notice	increased use of water to control dust
8	8/12/2008	Stream	No	Lu Bin	10266 Mann Dr.	Uncovered dirt in the front yard and dirt in the gutter	Illicit discharge inspectors	grading violation	Construction Sites	Warning Notice	
9	8/20/2008	Squarcia	Yes	Residence	7894 Belknap	Dirt, landscaping materials in street. Unprotected storm drain inlet.	Illicit discharge inspectors	inadequate BMPs	Construction Sites	Warning Notice	
10	9/8/2008	Gregory	Yes	Residence	1089 November	Sand pile in gutter	Illicit discharge inspectors	inadequate BMPs	Residential	Warning Notice	gutter cleaned up
11	9/10/2008	Squarcia	Yes	Royal Electric/ City of San Jose- project in Cupertino	Stevens Creek Blvd/ Bret Ave.	Street being pressure washed. No vacumn. Fluids entering storm drain inlet a both corner inlets. Another truck about 200 feet infront of this truck, near Stern Ave doing the same thing. I stopped both crews. Called Manuel B. He responded and documented.	Illicit discharge inspectors	storm drain inlet protection	Construction Sites	Verbal Notice	Called for and waited for Manuel B. Explained situation to him and he further documented the situation.
12	9/15/2008	Winter	Yes	Residence	10544 Orange Tree Ln.	Gravel pile stored in street.	Illicit discharge inspectors	inadequate BMPs	Residential	Verbal Notice	Drive by - Resolved.
13	9/15/2008	Winter	Yes	Residence	20211 Patric Ct.	Construction dirt in gutter	Illicit discharge inspectors	inadequate BMPs	Residential	Verbal Notice	Drive by - resolved

CUPERTINO
Summary of Construction Inspections
7/1/08-6/30/09

14	9/23/2008	Squarcia	Yes	Strip Mall Shopping Center	Saich Way	Burned out building being demolished. Contractor hosing down interior and debris and contaminated water entering drain inlet in parking lot.	Citizen Complaints	storm drain inlet protection	Construction Sites	Warning Notice	contractor cleaned area, protected drain inlet, provided letter of abatement, obtained a permit.Manuel B. was called from City of Cupertino NPS to document and educate the contractor.
15	9/25/2008	Squarcia	Yes	Residence	845 Rose Blossom	Pool water draining into the street and entering storm drain inlet.	Illicit discharge inspectors	storm drain inlet protection	Construction Sites	Warning Notice	Written notice to clean street after vacumning all water and debris. Manual B from city was called and came to site. Returned for follow up and party was vacumning debris from street.
16	9/26/2008	Rieden	Yes	Whole Foods Market		Standing water in drywell, sparse vegetation in swale	Illicit discharge inspectors	inadequate BMPs	Commercial	Warning Notice	Compliance was gained after repeated follow ups
17	10/2/2008	Stream	No		1333 Aster	Dirt in street and gutter	Illicit discharge inspectors	inadequate BMPs	Construction Sites	Warning Notice	
18	10/7/2008	Gregory	Yes	Residence	22271 Kendle St.	Small amounts of fresh concrete in gutter headed for storm sewer while pouring a retaining wall	Illicit discharge inspectors	vehicle and equipment leaking	Residential	Verbal Notice	Immediately stopped pour and driver and laborer cleaned up gutter and installed necessary protection to keep material out of gutter
19	10/9/2008	Squarcia	Yes	Tin-Tin Market / T Mobile cell site	20041 Bollinger Road	Contractor was saw cutting driveway with wet saw, liquid was running lenth of parking lot into storm drain inlet.	Illicit discharge inspectors	inadequate BMPs	Construction Sites	Warning Notice	Contractor protected storm drain inlet, vacumned liquids to clean area
20	10/13/2008	Gregory	Yes	Residence	7984 Woodlark	Sand -dirt -powered cement not protected from going into storm sewer	Illicit discharge inspectors	inadequate BMPs	Residential	Verbal Notice	sidewalk cleaned and sand-dirt piles covered with visqueen
21	10/13/2008	Gregory	Yes	Residence	10855 N Stelling	Saw cutting concrete curb - water/concrete going in gutter	Illicit discharge inspectors	inadequate BMPs	Residential	Verbal Notice	labor crew cleaned up with wet vac and brooms
22	10/13/2008	Gregory	Yes	Residence	21733 Alcazar	Mud from private road tracked onto main street	Illicit discharge inspectors	inadequate BMPs	Residential	Verbal Notice	
23	10/15/2008	Rieden	Yes	Mary Avenue Bridge	Mary Ave at Hwy 280	Straw wattles damaged and construction materials not covered	Illicit discharge inspectors	inadequate BMPs	Construction Sites	Verbal Notice	return site visit verified corrections made
24	10/27/2008	Gregory	Yes	Residence	21945 Hyannisport	Large dirt pile in gutter	Illicit discharge inspectors	inadequate BMPs	Residential	Verbal Notice	dirt pile in gutter cleaned up and swept up
25	10/27/2008	Rieden	Yes	Las Palmas	Stelling Rd at 280	Inlet protection	Illicit discharge inspectors	inadequate BMPs	Construction Sites	Verbal Notice	none required
26	10/27/2008	Stream	No			Drove by house on my inspection route. Saw garbage in the front yard and sand in the street. No const. Fence and inadquate BMP's	Other				
27	10/29/2008	Gregory	Yes		10371 Mann	Concrete -gravel-loose debris in gutter	Illicit discharge inspectors	inadequate BMPs	Residential	Warning Notice	cleaned up
28	10/30/2008	Winter	Yes	Villa Serra Apts.	20800 Homestead Rd.	Dirt on paved surface in construction material storage area @ NE corner of property, with potential to wash into street gutters during coming rain. Advised installing waldels.	Illicit discharge inspectors	inadequate BMPs	Construction Sites	Verbal Notice	Wasdels installed

CUPERTINO
Summary of Construction Inspections
7/1/08-6/30/09

29	11/3/2008	Squarcia	Yes	Marukai Market	19750 Stevens Creek Blvd	Stucco water being washed on to parking lot, working its way to the storm drain on site.	Illicit discharge inspectors	inadequate BMPs	Construction Sites	Warning Notice	sand bags and straw waddles placed, liquid vacumned.
30	11/4/2008	Gregory	Yes		21860 Alcazar	Two large piles of landscaping material	Illicit discharge inspectors	landscaping material dumping	Residential	Warning Notice	cleaned up
31	11/4/2008	Gregory	Yes		10351 Byrne	Large pile of gravel in gutter	Illicit discharge inspectors	landscaping material dumping	Residential	Warning Notice	cleaned up
32	11/5/2008	Rieden	Yes	10900 N. Tantau Ave	10900 N. Tantau Ave	Replace smashed straw wattles	Illicit discharge inspectors	inadequate BMPs	Construction Sites	Verbal Notice	none required
33	11/10/2008	Rieden	Yes	1st Baptist Church	505 Miller Ave	Storm drain inlet protection needed	Illicit discharge inspectors	inadequate BMPs	Construction Sites	Verbal Notice	none required
34	11/14/2008	Rieden	Yes	Market Place	Stevens Creek at Perimeter	Subcontractor sawcutting and not vacuuming slurry	Illicit discharge inspectors	saw cut slurry	Construction Sites	Verbal Notice	none required
35	11/14/2008	Winter	Yes	Villa Serra	20800 Homestead	Walked SWPP inspection with David. Identified NW corner on Homestead needing waddles.	Illicit discharge inspectors	storm drain inlet protection	Construction Sites	Verbal Notice	Added next day.
36	11/21/2008	Squarcia	Yes	Apple Computer	10500 N DeAnza Blvd, rear parking lot	car washservice in parking lot. Wash chemicals entering storm drain under heavy mat. Ongoing, second notification of this service at Apple parking lots.	Illicit discharge inspectors	storm drain inlet protection	Commercial	Warning Notice	phone calls to Apple Mgmt., city NPS officer. In progress.
37	11/21/2008	Squarcia	Yes	Construction	10227 Empire Ave.	cleaning equiptment and street into gutter near storm drain.	Illicit discharge inspectors	storm drain inlet protection	Construction Sites	Warning Notice	site cleaned with brooms and vacumn
38	12/9/2008	Gregory	Yes		22205 Via Camino Crt	large pile of gravel and dirt in street and gutter	Illicit discharge inspectors	landscaping material dumping	Residential	Warning Notice	cleaned up
39	12/16/2008	Rieden	Yes	Villa Serra Apts	Homestead Rd at Franco Ct	tracking mud, damaged wattles, inadequate ingress/egress rocked drive	Illicit discharge inspectors	inadequate BMPs	Construction Sites	Verbal Notice	informed Cheri Donnelly, Environmental Programs Mgr, after site visit and walk thru compliance was achieved in less than 24 hrs
40	12/22/2008	Gregory	Yes		22580 San Juan	dirt and mud in street	Illicit discharge inspectors	inadequate BMPs	Residential	Warning Notice	new gravel installed in driveway / street cleaned up
41	1/6/2009	Winter	Yes		18406 Chelmford Dr.	Pile of redwood bark chips dumped in street.	Other	landscaping material dumping	Residential	Warning Notice	Cleaned up
42	1/6/2009	Gregory	Yes		1058 Orange Ave	mud in driveway	Illicit discharge inspectors	inadequate BMPs	Residential	Warning Notice	drive cleaned and new protection installed over catch basin
43	1/22/2009	Squarcia	No	Villa Serra Apts	20800 Homestead Road	drain inlets not adequately protected. Filetr bags broken and or filled with dirt and debris.	Illicit discharge inspectors	inadequate BMPs	Residential	Warning Notice	second visit, written notice.
44	1/22/2009	Squarcia	Yes	Villa Serra Apts	20800 Homestead Road	drain inlets improperly protected.	Illicit discharge inspectors	inadequate BMPs	Construction Sites	Warning Notice	supervisor conf., site visit, phone calls.
45	1/22/2009	Gregory	No		10651 Merriman	large dirt piles with no protection -mud going into street	Illicit discharge inspectors	inadequate BMPs	Residential	Warning Notice	
46	2/2/2009	Greef	Yes		10321 Johnson	sweep dirt out of street	Illicit discharge inspectors	inadequate BMPs	Construction Sites	Warning Notice	cleaned up later that day
47	2/10/2009	Winter	Yes		20065 Somerset Dr.	Stone cuttings and landscaping materials in street.	Illicit discharge inspectors	landscaping material dumping	Residential	Warning Notice	Cleaned up.

CUPERTINO
Summary of Construction Inspections
7/1/08-6/30/09

48	2/17/2009	Gregory	No		10651 Merriman Rd	mud in street along entire length of property	Illicit discharge inspectors	inadequate BMPs	Residential	Warning Notice	
49	2/23/2009	Squarcia	Yes	Villa Serra Apts	20800 Homestead Rd.	unprotected drain inlets	Illicit discharge inspectors	inadequate BMPs	Construction Sites	Warning Notice	site,calls, meeting
50	2/23/2009	Squarcia	Yes	Villa Serra Apts	20800 Homestead Road	drain inlets are not properly protected. Filter bags ripped and or full. No bags in place.	Illicit discharge inspectors	inadequate BMPs	Construction Sites	Warning Notice	site visit, meeting with buiider,second call from builder,filter bags and new fliters installed
51	3/3/2009	Gregory	Yes		10651 Merriman Rd.	Because of rain dirt turning into mud going down street on both sides . This street is a combination of curb and gutter and asphalt pavement.	Citizen Complaints	inadequate BMPs	Residential	Warning Notice	referred to IC/ID Inspector. Property owner was notified and issues were resolved.
52	3/4/2009	Greef	No		18770 Loree	Prevent mud flowing off property into street	Illicit discharge inspectors	inadequate BMPs	Construction Sites	Warning Notice	
53	3/9/2009	Greef	Yes		18770 Loree	Prevent mud from flowing off property into street	Illicit discharge inspectors	erosion control	Construction Sites	Warning Notice	3-9-09 visit- Cleaned up- they put wattle in place as per inspector's suggestion.
54	3/5/2009	Gregory	Yes		10108 Crescent Ct.	landscaping materials dumped in street and curb	Illicit discharge inspectors	landscaping material dumping	Residential	Warning Notice	street and gutter cleaned up / material spread out in landscaping areas
55	3/5/2009	Greef	Yes		10386 Prune Tree	Keep all mud and muddy water out of street	Illicit discharge inspectors	accidental spills	Construction Sites	Warning Notice	3-9-09 visit- all cleaned up
56	3/19/2009	Gregory	Yes		21051 Hazelbrook	asphalt -gravel and dirt in street	Illicit discharge inspectors	inadequate BMPs	Residential	Warning Notice	all debris cleaned up as I did final inspections in house
57	3/19/2009	Winter	Yes		10386 Prunetree Ln.	Dirt and gravel piled in street.	Illicit discharge inspectors	inadequate BMPs	Residential	Warning Notice	Cleaned up.
58	3/31/2009	Gregory	Yes		10450 Flora Vista	concrete-gravel-dirt-debris in street and gutter	Illicit discharge inspectors	inadequate BMPs	Residential	Warning Notice	Jeff from code enforcement was contacted to finish up situation because of safety. Pile of debris came out into street approximately 10x12x 5 foot high street was cleaned up on 4-01-09 in late p.m.
59	3/31/2009	Gregory	Yes		21180 Grenola Dr.	gravel sand dirt in gutter and on sidewalk	Illicit discharge inspectors	inadequate BMPs	Residential	Warning Notice	drove by jobsite
60	4/2/2009	Greef	Yes	Apple Vallco Parkway	19333 Valco Parkway	Inadequate BMPs for large pile of excavated dirt in parking lot.	Illicit discharge inspectors	inadequate BMPs	Construction Sites	Verbal Notice	Contractor repaired BMPs later that day, subsequent inspection on 4-6 confirmed that BMPs are in place.
61	4/2/2009	Greef	Yes	Apple Vallco Parkway by Penny's		BMPs not in place for excavated dirt.	Illicit discharge inspectors	inadequate BMPs	Construction Sites	Verbal Notice	Contractor had some BMPs in place, needed to do a bit more. He verified that he did that day and since has maintained proper procedures.
62	4/14/2009	Greef	Yes	Apple Vallco		Final inspection showed that contractor had cleaned up all residual dirt off of asphalt with a powerwasher and squeegee, keeping mud out of storm drains. Entire parking area which had been covered with dirt is now entirely clean. Issue completely resolved	Illicit discharge inspectors	inadequate BMPs	Construction Sites	Verbal Notice	Issue resolved
63	4/16/2009	Gregory	No		10166 Barbara Ln.	large gravel pile in gutter and street	Illicit discharge inspectors	inadequate BMPs	Residential	Warning Notice	

CUPERTINO
Summary of Construction Inspections
7/1/08-6/30/09

64	4/20/2009	Gregory	Yes		10166 Barbara Ln.	large gravel pile in gutter and street	Illicit discharge inspectors	inadequate BMPs	Residential	Warning Notice	
65	5/5/2009	Greef	Yes		10416 Plum Tree	Clean dirt and gravel out of street before any rain. Sweep, don't wash, dirt away	Illicit discharge inspectors	inadequate BMPs	Construction Sites	Warning Notice	5-6-09 re-inspection. Dirt cleaned up and swept. Issue resolved.
66	5/6/2009	Stream	No		10475 Beradon Dr.	Dirt in the street and gutter.	Illicit discharge inspectors	inadequate BMPs	Construction Sites	Warning Notice	
67	5/11/2009	Gregory	Yes		22229 Hammond Way	dirt and gravel in gutter	Illicit discharge inspectors	inadequate BMPs	Residential	Warning Notice	drove by jobsite /every thing cleaned up
68	6/16/2009	Stream	No	TGI Fridays	10123 N. Wolf Rd.	Storm drains not protected. Run off going into drain.	Illicit discharge inspectors	inadequate BMPs	Construction Sites	Warning Notice	
69	6/16/2009	Stream	No		21885 McCllellan Rd.	BMP's not in effect.	Illicit discharge inspectors	inadequate BMPs	Construction Sites	Warning Notice	
70	6/22/2009	Greef	Yes	19367 Finch	19367 Finch	Concrete, gravel, landscaping materials in street.	Illicit discharge inspectors	inadequate BMPs	Construction Sites	Warning Notice	Site visit 6-23, all cleaned up.

City of Cupertino

FY 08 - 09 Annual Report

Section 6

Public Information and Participation

Santa Clara Valley Urban Runoff Pollution Prevention Program
FY 2008-2009 Annual Report: Public Information and Participation
Cupertino

P.S. Id.	Activity	FY08-09 Tasks	Status / Comments	Due Date	Responsible Party
PI/P	On-going public Information program	Staff will continue to use a variety of outreach avenues to educate audiences in the city.	See following PI/P table for implementation of PI/P activities.	Ongoing	Public Works Dept.

PI/P General Outreach

Activity	Communication Vehicle	Status/Comments
NPS literature distribution to the general public at City facilities: • Library • City Hall lobby • Quinlan Community Ctr. • Planning/ Building Dept. counter • Backyard Compost workshops • Bay-Friendly Gardening workshops	**NPS Prgm. literature:** Home Maintenance Tips for a Cleaner Bay, eight construction tri-folds (2006 revision), Builder's Reuse and Recycling Guide, IPM pest-specific fact sheets, Landscape Maintenance Techniques for Pest Reduction, Grow-It!, pool water brochure (2006 revision), A Vision For Our Watershed, The Bay Begins at Your Front Door, You Are the Solution to Water Pollution **HHW Prgm literature:** HHW brochure (for residents), small business hazardous waste brochure, *What You Don't Know About Mercury and Universal Waste* brochure, What Responsible Businesses Need to Know About Mercury and Universal Waste, Diazinon-warning flyer, Computer and Television Recycling and Disposal flyers, Drop-off Sites for Mercury Containing Products, Electronics, & Other Hazardous Items, Important Resources: How to Reduce, Reuse and Recycle in Cupertino **Air District** and **Rideshare literature:** Driving is Getting Us Nowhere, Clean Air Begins at Home, Spare the Air at Lunchtime, Go Online to Spare the Air, 10 Ways You Can Spare the Air, Spare the Air in Summertime (Ozone), Air Quality and Asthma, Smoking Vehicles, Spare the Air in the Wintertime too!, Don't Light Tonight!, Wood Burning, Spare the Air (Chinese version), Trip Linking Home Composting classes were held in November 1, 2008, and March 7**, 2009** @ McClellan Ranch and	New quantities of these materials are easily obtained from other agencies or they are copied by staff internally. The public has ongoing access to these materials, which requires them to be restocked on a weekly basis. This material is easily obtained from the agencies or is copied by staff internally. The materials continue to be taken by the public at a pace where a weekly visit to each site is necessary.

Activity	Communication Vehicle	Status/Comments
	Quinlan Community Center. The City hosted its first Bay Friendly Gardening Basics class on Saturday, May 2, 2009, at the Quinlan Community Center. Bay Friendly workshops provide an overview of design and maintenance considerations and practices that will help the participants make smart choices at the nursery.	
Rideshare Week and Bike-to-Work Day: Encourage participation among City employees and the general public	The City will promote alternative modes of transportation to protect air and water quality. Copper brake pads from vehicles are the biggest contributor to levels of copper in the Bay that endanger aquatic life. Promoting alternative, environmentally safer, modes of transportation enhances local air and water quality. E-mail messages: Email messages to employees in May for Bike-to-Work Day. Cupertino's Bicycle/Pedestrian Commission supports energizer stations at the Quinlan Community Center, Apple Computer, and Hewlett Packard sites. Articles in Scene newsletter: Articles were published in the May City newsletter, the Scene, for Bike-to-Work Day.	The email message, sent out April 30, 2009 serves to remind employees about this environmentally friendly form of transportation and the related activities occurring on Bike-to-Work Day. This year the City of Cupertino opened the new Mary Avenue bicycle and footbridge in time for bike to work day. The bridge is strictly for pedestrians and bicyclists and connects the cities of Cupertino and Sunnyvale by providing access across the 280 freeway in that area. According to the Cupertino Bicycle and Pedestrian Commission, 136 bicycle commuters traveled northbound and 98 southbound. The total of 234 bicyclers was a 20 percent increase from last year's Bike to Work Day. 90 bicyclers stopped this year at the Energizer Station on Stelling Road in front of Quinlan Center; Both Apple and HP had energizer stations for their employees who biked to work.
HHW display at Quinlan Community Center	General HHW display set up at the start of the month of HHW Event. Display materials include: HHW Event Flyer, HHW brochure (for residents), Small Business Services-hazardous waste recycling and disposal brochure, What You Don't Know About Mercury and U-waste, What Responsible Businesses Need to Know About Mercury and U-waste, Properly Dispose of Your Home-generated Sharps, Are You Moving?, Important Resources: How to Reduce, Reuse and Recycle in	HHW display set up from 8/5/08 to 8/26/08, for 8/23/08 HHW event. Outreach information on the event is usually displayed 2 - 4 wks in August, prior to Cupertino HHW event. The County now surveys the HHW customers about how they became aware of the program- and sorts the data by city. In the most recent data available, FY 08-09, residents found out

Activity	Communication Vehicle	Status/Comments
	Cupertino, Drop-off Sites for Mercury Containing Products, Electronics, & Other Hazardous Items flyer, Free Home Repair and Garden Products flyer. Articles in June and July Scene newsletter. Articles and ads in the Cupertino Courier and the San Jose Mercury News West Valley Section, in which Cupertino is included in this section. General HHW display set up 3 wks prior to Cupertino HHW event on 8/23/08.	about the program this way: • By calling the garbage company: 29% • By reading the City's newsletter: 33% • By reading the local newspaper: 7% • From a flyer: 6% • From the City's website: 10% • By calling the City: 8% • HHW Website: 5%
HHW display at Quinlan Community Center		We can conclude that our City newsletter, the Scene, is a valuable outreach tool. We will continue to buy ads in the local paper and present a display of what typical HHW products can be taken to a HHW event just before our major August HHW event.
NPS literature distribution to residents at Cupertino HHW event	The County's HHW staff distributes the following pieces, at the events, on behalf of the City of Cupertino: Upcoming Citywide Garage Sale, On Call Disposal Days, Drop-Off Sites for Mercury Containing Products, Electronics, & Other Hazardous Items, Nearby Recycling Centers, E-Waste Recycling locations, Backyard Compost Workshop Classes, Santa Clara Valley Green Gardener program-Is Your Gardner a Green Gardener?. An event was held in Cupertino on 8/23/08.	We are assuming that those users of the HHW event are environmentally conscious, and are probably the kind of people who are interested in stormwater related literature.
Audubon Fair; literature provided to Park and Rec staff to distribute at fair.	Provided the following on 10/25/08 at McClellan Ranch Grow It Guides Draining Pools and Spas brochures Pest or Pals Coloring Books	According to the City's naturalist, who staffed the Audubon Fair event, approximately 500 attended. Brochures were available to those in attendance. Environmental Programs staff had planned to set up an interactive Enviroscape presentation at the fair, but West Valley Communities offered to provide the activity for the event. The presentation which uses a

Activity	Communication Vehicle	Status/Comments
	Recycled Pencils Seed Packets The 10 Most Wanted Bugs in Your Garden Pests Bugging You – Pocket Guides Important Resources – How to Reduce, Reuse & Recycle in Cupertino brochure & magnets Household Hazardous Waste Program Brochure E-Waste Recycling flyer	miniature urban neighborhood near a creek and bay interactively shows children how pollutants like pesticides, paint, dirt, litter and carwash water reach our local waterways via rain and overwatering. Approximately 80 children and families viewed the presentation.
Auto Pollution Display at Quinlan Community Center	Display featuring: The Bay Begins at Your Front Door, Home Maintenance Tips for a Cleaner Bay, Washing Cars and Other Vehicles: Vehicle Shop Practices for a Cleaner Bay, Your Shop Can Make a Difference!, How to Hold a Fundraising Car Wash, A Vision for Our Watershed, Cars Pollute Water Too, Recycle Your Used Motor Oil, SCVURPPP ICID cards on Residential Car Washing/Engine Degreasing/Vehicles Dripping Auto Fluids/Sediments, information on City's free car washing kit. Literature provided explains impact of copper pollution from brake pads as well as information regarding other types of auto pollution.	Auto Pollution display set up from 10/21/08 – 12/2/08
Water quality protection literature distribution to residents at Cupertino HHW event <u>(not included in 08-09 WP)</u>	Literature in the HHW Program's Used Oil recycling bag: *Pests Bugging You, Home Maintenance Tips, Grow It!* HHW Program logo on pencil and shop rag, all of the IPM pest-specific fact sheets, and a Mercury-pollution prevention fact sheet.	Literature was literature was distributed at the City's first Earth Day event on April 19, 2009, held at Quinlan Community Center.

Activity	Communication Vehicle	Status/Comments
Mercury Bulb Disposal Display at Quinlan Community Center	Information on HHW Mercury Bulb hazards, proper disposal and drop-off available during Quinlan HHW Display during August 2008.	Literature on mercury was provided as part of the August 2008 Household Hazardous Waste Display. Mercury Display at Quinlan Community Center was included in the Household Hazardous Waste Display in August 2008 & Pesticide & Watershed Pollution Display through the month of April 2009. Advertised new fluorescent bulb drop off locations on the City's website, and the Cupertino Scene Newsletter.
Website **& City TV Channel**: Include storm water messages on City's website & City Channel.	Environmental Programs Staff updates the City's website as new links to other agencies are identified and when new material related to storm water is available.	The City aired "Give the Experience" the Santa Clara County Holiday Ad to encourage giving an experience rather than purchasing packaged gifts, reduces the amount of trash and litter. The TV Commercial Ad (Cupertino's City TV Channel) & Radio Spot (Cupertino Radio 1670 AM) ran from 11/19/08 – 1/5/09. As the public becomes accustomed to using websites, this tool becomes more valuable and is a cost effective and efficient way to educate the public. The City aired the following on the City Channel during FY 08/09: "Don't Trash California" 52 times on the City's TV Channel; "Save The Bay" regarding Plastic Bag Pollution 208 times; 90 minute documentary – "Liquid Assets" Story of our Water Infrastructure 52 times; "Give an Experience" – Holiday Litter Reduction 2 times per day during the holidays; "Sewer Smart" PSA 26 times.

Santa Clara Valley Urban Runoff Pollution Prevention Program
FY 2008-2009 Annual Report: Public Information and Participation
Cupertino

Activity	Communication Vehicle	Status/Comments
Only included one time in 08-09 WP (divided into 4 rows in 07-08 AR): Watershed Education & Outreach Campaign: Conduct or participate in local activities that are coordinated with the Watershed Education & Outreach campaign. Evaluate the effectiveness of PI/P projects by direct or indirect means, as appropriate.	The Environmental Programs Manager is a member of WE&O ad hoc task group and reviews and comments on all work plans and materials produced for the Watershed Watch campaign.	A mercury thermometer exchange was held at Cupertino's Fall Festival on 9/13/08 and the City's Earth Day event on 4/19/09, staff by the County HHW program and the San Jose Environmental Services. Approximately 200 Mercury Thermometers were collected and exchanged with digital non-mercury thermometers. Outreach materials distributed included Home Maintenance Tips, County U-Waste Brochure, Safe Medicine Disposal Flyers, IPM fact sheets, pencils, Pens, Got Bugs Magnets, Activity Books, Kids Guide to Backyard Bugs, Grow It Guide, HHW brochure, Pools and Spas Brochure, Reusable Bags, and Fly Swatters.
Watershed Education & Outreach Campaign: Conduct or participate in local activities that are coordinated with the Watershed Education & Outreach campaign. Evaluate the effectiveness of PI/P projects by direct or indirect means, as appropriate.	Staff attends WE&O meetings and subcommittee meetings and reviews and comments on work plans and materials produced by the campaign.	Participated in Tarp Giveaway event on November 1, 2008 at Zanker Landfill for the Anti-Litter campaign. Distributed over 41 tarps. Unfortunately, it was a rainy day, which reduced the number of landfill attendees. A total of 395 tarps were distributed at all landfills (countywide). Combined with the 676 tarps handed out in April 5, 2008, Santa Clara County met their Campaign goal of handing out 1,000 tarps in 2008.
Watershed Education & Outreach Campaign: Conduct or participate in local activities that are coordinated with the Watershed Education & Outreach campaign. Evaluate the effectiveness of PI/P projects by direct or indirect means, as appropriate.	Staff attends WE&O meetings and subcommittee meetings and reviews and comments on work plans and materials produced by the campaign.	Environmental Programs Manager participated in the Spring Garden Market on 4/4/09. Outreach material and education provided to the public focused on environmentally friendly gardening, IPM, and the Bay begins at your front door.

Santa Clara Valley Urban Runoff Pollution Prevention Program
FY 2008-2009 Annual Report: Public Information and Participation
Cupertino

Activity	Communication Vehicle	Status/Comments
Watershed Education & Outreach Campaign: Conduct or participate in local activities that are coordinated with the Watershed Education & Outreach campaign. Evaluate the effectiveness of PI/P projects by direct or indirect means, as appropriate.	Staff attends WE&O meetings and subcommittee meetings and reviews and comments on work plans and materials produced by the campaign.	Participated in a Car Wash Event held on May 13, 2009 at Robertsville Classic Carwash in San Jose. Distributed Outreach material on proper car washing, and coupons for future car washes at participating locations.
Promote Water Conservation **(Not in WP, added 8/7/09)**	City Staff attended meetings with the water district to establish limits on water use. Distribute water conservation brochures and flyers at city facilities: City Hall, Quinlan, Senior Center, and Library. Articles in the Scene.	Santa Clara Valley Water District placed 2 ads in the Cupertino Courier (8/20/08, 8/24/08) with tips on water conservation, rebate programs, and Water-Wise House Calls.

Newsletter, newspaper articles, ads:

Cupertino Scene articles:

Approx. dates and subjects for submittal to monthly newsletter (mailed to all residents and businesses):

- 07/08: Grasscycling, Household Hazardous Waste Event, Safe Needle and Syringe Disposal, Best Ways to Spare the Air, Stopping Global Warming Starts at Home (CFLs, water/energy conservation)
- 09/08: Mercury Thermometer Exchange, Coastal Cleanup Event at Creekside Park and Calabazas Creek, Environmental Day-(Drop-off Event for E-waste, U-waste, etc.), Recycling Compact Fluorescent Light Bulbs
- 10/08: Copper in Brake Pads, Environmental Day-(Drop-off Event for E-waste, U-waste, etc.), Last Chance for Compost, Free Compost Classes, Compost Teachers Needed, Needle and Syringe New Drop off Locations
- 11/08: America Recycles Day (compost and grasscycling), Reusable Shopping Bags, Switch From Wood to Gas, Wood Burning Tips, 10 Things You Can Do to Protect the Climate
- 12/08: Auto Pollution During Rainy Season, Dispose of Old Computers, Wood Burning Tips
- 1/09: Spring Backyard Compost Workshops
- 2/09: Watershed Watch (car washing, vehicle leaks, carpool, mercury), Spring Creek Cleanup at Creekside Park & Calabazas, Winter Spare the Air, Get Your Cupertino Business Certified “Green”
- 3/09: Pest Control, Creek Cleanup Event, Free Car Wash Fundraiser Kit, Backyard Composting Classes, Compost Bulk Pickup, Take City Manager Dave Knapp’s Sustainability Pledge (conserve water, compost, reusable bag, shop smart, spare the air)
- 4/09: Pest Management, Creek Cleanup Event, Compost Classes, Free Compost Bulk Pickup, Green Business: Local Dry Cleaner, Conversation on

Activity	Communication Vehicle	Status/Comments

Climate Action

- 5/09: Least Toxic Pest Control Info, How to Be "Green" Tips (save water, buy green, garden green, Spare the Air, reduce litter), Water Conservation Tips, Compost Available, HHW Regular Drop-off and City Event,
- 6/09: Is Your Gardener a Green Gardener?, Draining Pools, Watershed Watch (car washing, oil changes, car leaks, drain pan), Littering is Throwing It All Away, E-waste Collection at HHW, Prescription Drop off Locations, HHW Event, Spare the Air

Evaluation: The Scene, the City's newsletter provides an easy way for staff to inform local residents and businesses about issues of civic concern. The Scene is mailed to 26,000 postal customers – all residences and businesses in the City.

Cupertino Courier articles:

Article on the countywide Household Hazardous Waste Program Cupertino Drop-off Event on 8/23/08 (8/20/08)
Thermometer Exchange (9/10/08)
Community cleanup at Creekside Park (4/29/09)
Compost Workshops (10/29/08, 2/25/09)
City sponsored Environmental Day (including E-waste and U-waste) (10/8/08, 1/14/09, 4/8/09)
Reducing waste during the holiday season-including recycling electronics (12/17/08)
City compost site to reopen (3/11/09)

Cupertino Courier ads:

Household hazardous waste event ads before the August '08 HHW event (8/6/08,8/13/08, 8/20/08)
Watershed Watch-Watch Out For Toxic Pesticides (9/17/08, 4/22/09) *City funded publication in participation in the WE&O group.*
Watershed Watch & county HHW-Watch out for Mercury Pollution (11/19/08) *City funded publication in participation in the WE&O group.*
Watershed Watch-Litter is Water Pollution (12/31/08, 1/21/09) *City funded publication in participation in the WE&O group.*
Mercury Pollution - Fluorescent Bulb Recycling Take Back Locations. *Ads submitted by the County and paid jointly by the cities, and in conjunction with PG&E* (2/4/09, 2/11/09, 2/18/09, 2/25/09, 3/4/09, 3/11/09, 3/18/09, 3/25/09, 4/1/09, 4/8/09, 4/22/09)
National River Cleanup Day with Cupertino locations (5/13/09)
Backyard Compost Workshops (9/24/08, 10/1/08, 10/15/08, 2/11/09, 3/25/09, 4/22/09)
Computer and Television Recycling for Cupertino residents (12/17/08, 1/7/09, 1/14/09)
Environmental Recycling Day (including E-waste and U-waste) (1/21/09, 4/8/09)
Free Compost (3/18/09, 4/1/09)
Give an Experience (reduce holiday waste/litter) (12/3/08, 12/10/08)

S.J. Mercury articles: Articles and ads in the Mercury are usually submitted by the Program and paid for jointly by the cities.

Activity	Communication Vehicle	Status/Comments
PI/P Targeted Outreach		
City staff: • Building inspectors • Public Works inspector and plan checker • Planning Dept. planners • NPS inspector (in Public Works) • Corp yard & street dept staff • Public Works staff managing golf course maintenance contract and managing structural pesticide spraying contract • City employees for general info on less-toxic alternatives for their own home use, and info on not using pesticides on the job, if unauthorized (detail in the Pesticide Workplan)	See Training Activities Table, for details about specific in-house and program trainings. NPS literature distributed, as appropriate. E-mails: • 18 Spare the Air emails were sent to city employees informing them of Spare the Air Days. • An email was sent to employees on 9/2/08 informing them of the importance of battery recycling and listed locations of battery recycling containers at City Hall, Quinlan, Senior Center, and Service Center. • Bike to work email sent 4/30/09 • Less toxic email was sent 8/18/08 to all city employees. • Email on the new electronic waste collection program and events offered by the County Household Hazardous Waste Program was sent to city employees on 5/11/09. See Training Activities Table, for details about specific trainings. NPS literature distributed, as appropriate E-mails: • Sent Email to City employees regarding how to dispose of batteries properly at City facilities on 8/08. Battery containers are placed in specific areas at City facilities, and most employees are aware of battery recycling and proper disposal.	Internal training at least once/yr, for each listed group of employees. In addition, building inspectors, planners, public works inspector and the city's storm water inspector may attend Program-sponsored training events. Continue to focus on mercury-containing products for trainings with Bldg. inspectors and Public Works maintenance staff. **General remarks:** Trainings regularly provide an informal forum for staff to discuss any recent concerns about operations. The City believes that employees understand stormwater concerns as evidenced by the number of public incidents reported by staff, the types of informed questions asked by staff, and the tradition of on-going training for many years. **Building Dept:** Focus: performance standard, construction BMPs and source control BMPs, inspection notices. **PW and Planning Plan Checkers:** Focuses: C-3, Group 1, 2A & 2B, HMP Pesticide Control, website information, construction permit and MRP. **Corp Yard and Street Dept training:** Focus: Topics included corporation yard operations and maintenance, vehicle and equipment cleaning, dumping incidents, pest management, and universal waste recycling and disposal. In addition, building inspectors, planners, public works inspector and the City's storm water

Activity	Communication Vehicle	Status/Comments
	• Sent 4/30/09 informing them of Bike to Work Day • Approximately 18 Spare the Air emails sent to employees informing them of Spare the Air Days	inspector attended Program-sponsored training events. Continue to focus on mercury-containing products for trainings with Bldg. inspectors and Public Works maintenance staff.
City contractors: Require PCOs, contracted for work on City facilities, to use pest control methods consistent with our IPM policy Require these PCOs to attend training workshops, as appropriate. (See Pesticide workplan for details.)	See "Training Activities" Contract specifications require an IPM approach.	Contractor's staff is required to attend Program workshops, if any workshops. The City's contractor for Blackberry Farm has attended accredited courses through the Continuing Education Center for Pest Management. He maintains his license as a Pest Control Advisor. The City's pest management policy and SOPs are reviewed with the contractor annually for compliance.
Creek cleanup volunteers	Articles in the City newsletter, the Scene and the Courier. Event flyers distributed to Quinlan, Senior Center, City Hall, and the Library, which include a list of cleanup sites.	Articles placed in the September '08, February '09, March '09, April '09, and May '09 Scene and the Courier (4/29/09, 5/13/09) to ask for volunteers for the Coastal Cleanup event in September '08 and the National River Cleanup Event in May '09. Both events were held at Calabazas Creek at Creekside Park. 74 volunteers were present at the September Event and 80 volunteers were present at the May Event. Cupertino will be sponsored its 1st Creek Clean Up event on 9/20/08 in conjunction with Coastal Clean Up event. The City also participated in its 2nd Clean Up event, in conjunction with the National River Clean Up Day @ Creekside Park, cleaning Calavazas Creek on 5/16/09. Environmental programs Manager met with high-school students who wanted to volunteer or report on the City's environmental programs.

Activity	Communication Vehicle	Status/Comments
		The students were eager to participate in a training session on how to perform Urban Rapid Trash Assessments. They wanted to know how those monitoring results can help the City to plan educational campaigns, to reduce the amount of litter in Cupertino's water bodies.
Nursery customers and staff: Pt-of-sale IPM campaign (2 stores: Yamagami's Nursery and Summer Winds Garden Ctr.)	IPM Partnership trainer to speak at both nurseries to train staff. Program pest-specific IPM fact sheets displayed at both nurseries for customer education and to assist the staff in selling the less-toxic products.	Program's contractor sets up each store and program staff restocks, as needed. Set up by EOA staff and Program contractor in the Spring. This is a very efficient way to be sure the nurseries get uniform and effective training and up-to–date information on new products.
Auto Repair Shops	Education of shop mgrs. during bi-annual inspections by City Bldg. Dept staff; staff use Program literature, if necessary. Continue to add the discussion of proper disposal of mercury-containing products (esp. switches and relays).	Ongoing, bi-annually. Service station inspections take place bi-annually. Auto repair shop inspections were conducted bi-annually and were completed in FY 07-08. The bi-annual inspections will be conducted in FY 09-10. The ICID Inspector did inspect auto repair shops 35 times during the year as a proactive inspection. See inspection table in IND Section 2.
Restaurant education	Restaurant posters are distributed at inspections by County health inspectors, or by City NPS inspector, if responding to problems. County health inspector routinely inspects all restaurants annually, and inspects on an "on-complaint" basis. Additionally, the City's inspector provides a copy of a restaurant worker tri-fold (available in English, Spanish, Vietnamese, or Chinese) explaining proper	The City's Non-point Source Inspector provides public education and information on stormwater pollution prevention and watershed protection, when visiting restaurants were spills or illegal discharge violations have occurred. Verbal guidance and written violation notices are provided when necessary. The NPS inspector performed 137 proactive inspections of restaurants in FY 08-09.

Activity	Communication Vehicle	Status/Comments
	restaurant cleaning behavior, as needed. Health Dept. inspectors are now also distributing the recently acquired "Don't Set a Table for Pests" brochure.	The County continues to distribute posters to new restaurants that don't have them. When the City's NPS inspector responds to spills or illegal discharge problems at restaurants, he provides verbal guidance, written violation notices, and often leaves a program brochure, cards or poster. The illustrations on the IC/ID cards are helpful for situations where there is a language barrier. The Chinese version of the tri-fold is helpful in our community, which has a high percentage of Chinese speaking people, and many Chinese restaurants. City staff on-response basis for problems; and spot check for trouble businesses.
Development Community	Stormwater-related literature distributed at Planning/Bldg counter: • 8 construction tri-folds • Small business hazardous waste brochure • Landscape Maintenance Techniques for Pest Reduction • Construction BMP sheet—is required to be incorporated in all building plan sets. • Mercury and Universal Waste brochure for businesses • Diazinon flyer • Builder's Reuse and Recycling Guide • HHW Brochure • Important Resources: How to Reduce, Reuse, Recycle in Cupertino	Materials are updated and restocked as needed. New supplies of Blueprint for a Clean Bay were obtained in FY 09-10 and will be distributed throughout the year. The Building Department was informed of revised construction tri-folds at the Water Quality Training on 6/30/09 and new supplies were given as needed. Restock as needed, check regularly An important piece distributed by public works and building depts. is our formal Construction BMP sheet. The sheet is attached to all plans that move through the planning and bldg depts. No plans are finalized without it. It is made clear to the project applicant that the information

Activity	Communication Vehicle	Status/Comments
		must be conveyed to all subcontractors and that they are responsible for their sub's behavior on the site. The sheet will provide evidence that the NPS concerns were explained to the applicant in case of violations during construction. Many C.3 related documents are on the City's website. The information is easily accessible and in one place for developers, engineers and architects, as well as City employees.
	Development Requirements SCVURPPP Guidebook of Site Design Examples SCVURPPP C.3 Manual Cupertino Stormwater Guidelines for C.3 project Stormwater Management Facility Easement Agreement Stormwater Management Facilities Operation and Maintenance Agreement Pesticide Control Measures For Development Projects Screening Projects for C.3 Requirements Cupertino Notice to Contractors and Developers about C3 "Deemed Complete" Memo (modified) for Development Community Impervious Surface Calculation Worksheet Cupertino Permanent BMP Matrix Hydromodification Applicability Map Cupertino Muni. Code Title 9.18.100 Perm SW Poll. Prev. Measures Requirements	
Problem contractors in the field	Primarily verbal. Program's specific activities cards. Violation notices. Construction tri-folds.	Specific activity cards are available to give to violators in the field on an as-needed basis.

Activity	Communication Vehicle	Status/Comments
Residents living near creeks	Water District's Stream Care Guide and new Creek wise Guide for Creekside property owners (available from Environmental Programs and Planning counter).	Staff will develop flyer on use of pyrethroids for creekside property owners and landscapers in FY 09-10. No feedback from residents, but the guides continue to be taken from the counter display area. Useful to have a piece that addresses the special responsibility of residents that live near creeks.
Environmental groups, local—City staff to provide IPM fact sheets to Audubon Society for their center and for their annual event.	Provided the following for the Audubon Society annual event on 10/25/08: Grow It Guides, Draining Pools and Spas brochures, Pest or Pals Coloring Books, Recycled Pencils, Seed Packets, The 10 Most Wanted Bugs in Your Garden, Pests Bugging You – Pocket Guides, Important Resources – How to Reduce, Reuse & Recycle in Cupertino brochure & magnets, Household Hazardous Waste Program Brochure, E-Waste Recycling flyer.	These pieces of information are displayed and available year round at the Audubon Society Center. They are also featured and displayed at their annual event in October.
Provide info on IPM workshop opportunities to school districts and sanitary district. (See Pesticide Workplan for details.)	There were no Regional Workshops held in Santa Clara County this year.	N/A
Outreach to local commercial businesses to encourage the use of pest-resistant plants in landscape. Included in Planning Dept. applicant packet (Pesticide Workplan for details.)	Pest-resistant plant list is distributed through the Planning Dept. application packet.	Ongoing
Community Participation Events		
Participate in regional creek cleanup event (if creeks in Cupertino need cleaning). Publicize cleanup.	Cleanup events were advertised in the Scene and the Courier. Volunteers collect trash and recyclables from the Creek and surrounding bank.	Staff coordinated and hosted Cupertino's first Community volunteer cleanup event as a participant in the September '08 Coastal Cleanup Event The success of the first event led to holding the May '09 National River Cleanup Event. Both cleanups were at Calabazas Creek at Creekside Park in Cupertino. Events were co-

Activity	Communication Vehicle	Status/Comments
	Volunteers pick up trash along both creek and nearby streets at McClellan Ranch through the City's Creek Education Program.	sponsored by Whole Foods. 74 volunteers were present at the September Event and 80 volunteers were present at the May Event. Cleanups are an effective way of inspiring enthusiasm for creek and water quality protection as well as bringing about an awareness of trash problems in community and how residents can help to prevent these problems. Environmental Programs Manager met with high-school students who wanted to volunteer or write a report on the City's environmental efforts. The students were eager to participate in a training session on how to perform Urban Rapid Trash Assessments. They wanted to know how the monitoring results could help the City to plan educational campaigns, to reduce the amount of litter in Cupertino's creeks and the Bay. The Cleanup events were advertised in the Sept. '08, Feb. '09, March '09, April '09, and May '09 Scene and the Courier (4/29/09, 5/13/09) The Water district bought ads in the Courier and mailed out reminders to last year's volunteers.
PI/P Schools Educational Outreach		
Creek Education project available to all 3rd grade teachers, including combo teachers and shared position teachers in the Cupertino Union School District: about 100 classes (half are in Cupertino; remaining schools in cities of San Jose,	Teachers are trained to teach the creek ed. unit to their own classes, and co-lead creek field trip for their students; City's Park & Rec naturalist and the Cupertino's Creek Ed Coordinator prepares the teachers. City provides two docents for creek tours.	This program is very popular with our school district and the teachers. The City started the program in 1995, and continues to refine it as needed. During a half hour review of general NPS and creek concepts that precedes

Activity	Communication Vehicle	Status/Comments
Sunnyvale, Santa Clara, Saratoga, Los Altos) participated this year. Teachers are trained to teach the creek ed. unit to their own classes, and co-lead creek field trip for students.	3-hr training workshops for teachers; 2-wk curriculum for students taught by teachers, w/ half-day creek field trip. City's Park & Rec naturalist teaches 2-day training workshops for all (previously untrained) 3rd-grade teachers. Teachers are trained to teach the creek ed. unit to their own classes, and co-lead creek field trip for their students. 2-wk curriculum for students taught by teachers, finishing with ½ -day creek field trip to Stevens Creek at McClellan Ranch in Cupertino. City provides two docents for creek field trip (city's naturalist and part-time paid docent).	the actual creek walk, our docents have the opportunity to observe whether each teacher has, in fact, spent time in the classroom preparing the students for the field trip. Typically, almost all of the students are familiar with the concepts. Provide teacher training for all (previously untrained) 3rd-grade teachers. Provide creek field trip opportunity to all District 3rd-grade and 3rd/4th -grade students.
Respond to school group requests for tours, workshop, field trips, as possible	City has use of a part-time paid docent who has been able to satisfy outside requests. The City's Park and Rec staff naturalist assists the students of Monta Vista High School to regularly perform water quality monitoring and research in Stevens Creek (the City's principal creek, 2 blocks from the high school).	City naturalist met with 4-H members during seven 1 1/2 hr. sessions to learn about insects, insect identification, life-cycles, and ecological importance and control alternatives. Four 1 ½ hour presentations were made to students in ES1 ES52 classes regarding Stevens Creek Watershed. Discussion of the effects of non-permeable surfaces, non-point source pollution, and storm water discharge into creeks was included as part of general discussion of watershed concepts. No field trips were conducted this year because the usual site was closed for a creek restoration and Park renovation project.

Activity	Communication Vehicle	Status/Comments
		In general, creek and water quality studies have become more common in schools, without the intervention of the City. However our City's naturalist is well known among local teachers as a science resource, and is often informally drawn into school projects. Since she is the lead docent in our 3rd-grade creek program, she is already very aware of stormwater and watershed issues, and shares that info with the teachers and students.
Encourage teachers to attend the Wacky Watershed teacher-training workshops.	E-mails and phone calls to the District's science curriculum advisor.	The Wacky Watershed trainings were put on hold in FY 08-09.
Support of student projects involving water issues.	Interviews with students at City Hall and education provided at Calabazas Creek.	Met with high school students twice, one on 1/27/09 and 3 on 2/19/09, to discuss the health of creeks and the importance of keeping creeks clean. In addition to interviews staff took eight students to perform a cleanup and RTA at Calabazas Creek on 2/19/09.
		See Educational Outreach Programs Table for more details on programs that include schools.

City of Cupertino
Educational Outreach Programs Report
FY 2008-09

Name of Program	Focus & Short Description	Type of Program	Target Grade	Location	Total No. of students	Evaluation
Monta Vista High School Biology Field Trip	No field trips were conducted this year because the usual site was closed for a creek restoration and Park renovation project.	Presentation	9th	Blackberry Farm	0	This program was on hold for the restoration of the section of Stevens Creek at Blackberry Farm and the renovation of the surrounding park area.
De Anza College Environ-mental Studies Field Trips	Four 1 ½ hour presentations were made to students in ES1 ES52 classes regarding Stevens Creek Watershed. Discussion of the effects of non-permeable surfaces, non-point source pollution, and storm water discharge into creeks was included as part of general discussion of watershed concepts.	Field Trip	College	McClellan Ranch	110	Instructor finds this field trip a valuable Addition to both ES1 and ES52 *(Intro to Environmental Studies and Humans, the Environment, and Sustainability)* and plans to return next semester.
Volunteer Projects	Volunteers pick up trash along Stevens Creek and nearby streets.	Creek Cleanup	4th-8th Grade	McClellan Ranch	40	Effective in cleaning up creek as well as raising awareness of trash problems in community.
Creek Education Program	Creek Education project available to all 3rd grade teachers, including combo teachers and shared position teachers in the Cupertino Union School District: about 100 classes (half are in Cupertino; remaining schools in cities of San Jose, Sunnyvale, Santa Clara, Saratoga, Los Altos) participated this year. Teachers are trained to teach the creek ed. unit to their own classes, and co-lead creek field trip for their students; City's Park & Rec naturalist and the Cupertino's Creek Ed Coordinator prepare the teachers. City provides two docents for creek tours. 3-hr training workshops for teachers; 2-wk curriculum for students taught by teachers, w/ half-day creek field trip.	Presentation, Teacher Training, Field Trip and Creek Cleanup	3rd* *Every other year, Murdock/Portal brings their 2/3 classes. Due to their school set up, at that time we have 2nd graders participating in program.	Schools and McClellan Ranch	1910	This program is very popular with our school district and the teachers. We started the program in 1995, and continue to refine it as needed. During a half hour review of general NPS and creek concepts that precedes the actual creek walk, our docents have the opportunity to observe whether each teacher has, in fact, spent time in the classroom preparing the students for the field trip. Typically, almost all of the students are familiar with the concepts. This past year, 08-09, we had approximately 1910 students, 105 teachers, and 394 parent volunteers participate in our program.

City of Cupertino
Educational Outreach Programs Report
FY 2008-09

4-H Entomology Project	City naturalist met with 4-H members during seven 1 1/2 hr. seesions to learn about insects, insect identification, life-cycles, ecological importance and control alternatives		1st - 4th grades	Cupertino	15	This program is effective in helping children overcome fears of insects, develop competency in insect identifiaction, learn ecological importance of insects, and be introduced to some non-toxic pest control alternatives
Insect an pesticide alternatives information	City naturalist set up hands-on insect display table at Santa Clara Valley Audubon Society's Wildlife Education Day and at Cupertino's Earth Day to familiarize children and adults with common garden insects and spiders, learn about the beneficial aspect of some insects and spiders and to introduce alternative pest control materials					
Garden insect and pesticide alternatives information table at community events	City naturalist set up hands-on insect display table at Santa Clara Valley Audubon Society's Wildlife Education Day and at Cupertino's Earth Day to familiarize children and adults with common garden insects and spiders, learn about the beneficial aspect of some insects and spiders and to introduce alternative pest control materials		adults and children	McClellan Ranch and Quinlan Community Center	700	This program was effective in engaging participants at event into discussion about insects and spiders, the benefits of some of these organisms in the garden and alternatives to pesticides for dealing with pests.
Monta Vista High School Creek Cleanup	2 City Staff worked with 8 high school students to clean approximately 200ft of Calabazas Creek. Education was provided on the importance of maintaining clean creeks and instructions were provided on how to perform an RTA.	C	High School	Calabazas Creek at Creekside Park	8	Program was effective in raising awareness of trash issues and the importance of keeping creeks clean.

City of Cupertino
Educational Outreach Programs Report
FY 2008-09

Monta Vista High School Interview	Environmental Program Manager met with three high school students to provide an interview for their project about current environmental concerns. Topics discussed included: litter in creeks, pesticides, negative impact of sediment and erosion, impervious surface and C.3 requirements.	O	High School	Cupertino City Hall	3	Interview was effective in providing information on creek and watershed issues to high school students that would in return take the information back to their classmates.
Volunteer Projects	Two creek cleanup events were held this year. The National Coastal Cleanup Event and the National River Cleanup Event. Both events had over 80 volunteers that ranged in age from elementary school to adult. Trash and recyclables were collected from Calabazas Creek and adjacent areas at both events.	C	adults and children	Calabazas Creek at Creekside Park	160	These cleanup events are effective in removing litter from the creek as well as educating the public on the importance of maintaining clean creeks.
Cupertino Earth Day Event	Cupertino Environmental Programs staff set up tables at the City's Earth Day Event that included information on environmental issues, city services and programs. The display included continuous presentations with the Enviroscape, bringing the watershed and urban runoff to life in an interactive exercise. The presentations included an introduction to the watershed, urban runoff, and how everything in the street or storm drain has a direct flow path to the creeks and Bay.	Presentation	adults and children	Quinlan Center	150	The information provided, especially through the Enviroscape presentations, was effective in educating the public on watershed issues such as litter, pesticides, oil, and other sources of pollution for urban runoff.

City of Cupertino

FY 08 - 09 Annual Report

Section 7

Pesticide Management

Santa Clara Valley Urban Runoff Pollution Prevention Program
FY 2008-2009 Annual Report: Pest Management
Cupertino

Program Work Plan Task	Task Description	Status / Comments	Due Date (mo/yr)	Responsible Party
I. Municipal Pesticide Use ***Goal I.A.*** *Eliminate all unnecessary municipal pesticide use (particularly organophosphate (OP) pesticide use) and implement Integrated Pest Management (IPM) techniques.*				
I.A.1	Track pesticide use on municipally owned property. (PS #9). The results are reported in the AR.	City collected pesticide-use information from four groups that apply pesticides on city property: • Streets Dept. (on medians) • Parks Dept. (In the parks) • Facilities maintenance (grounds surrounding city buildings) • Parks Dept hires Golf course Superint. All of these departments submit copies of the monthly County Ag reports along with the City's Pesticide-use form (identifying the pest targeted pest, whether the pesticide used was on the approved list for City of San Francisco, and comparing use from the reported year with that of previous year). This is an effective tool for noting any changes in pesticide use. No organophosphates pesticides are kept or used on City property. *In '08 - '09, City staff's first attempt to get rid of the Common Groundsel employed the use of Pendimethalin (instead of Roundup and Surflan) because it was on the "approved list". However, Common Groundsel was resistant to the Pendimethalin; when Groundsel grew through, City staff had to get rid of it with Roundup and Surflan so it wouldn't grow back. Groundsel can grow to be 2 ft. tall.* ***Staff first attempted to use more***	Ongoing	Corp Yard Supervisor & Director; Parks & Rec

Program Work Plan Task	Task Description	Status / Comments	Due Date (mo/yr)	Responsible Party
		of the "approved" Pendimethalin to correct the problem. This accounts for the increase in pesticide use in '08-'09 (see attached pesticide use comparison). *When the additional Pendimethalin did not prevent the Groundsel, Surflan was used. The Groundsel problem did not recur when Surflan was used.* The Pest Control Advisor will review alternatives for preventing and exterminating Common Groundsel and advise staff of any new practices that should be implemented. Any changes to procedures will be reported in the 09-10 Ann Rpt.		
I.A.3	Continue to refine and implement SOPs and BMPs for implementing the IPM policy. (PS #3).	The City has developed pest-specific and location-specific SOPs for pest management operations at city facilities. No changes in IPM procedures were implemented in FY08-09. However, a new product (*Sapphire*) was used on the golf course to combat English Daisy. Since we'd heard that San Fransico had used Saphire on city property and Cupertino follows San Francisco's list of approved pesticides, we contacted a parks PCO for the City and got this reply: *"We used Sapphire for the first time last fall and were able to knock down all English Daisy that would normally just get stunted by Vanquish and Turflon."* Cupertino's Golf Course Superintendant claimed that approving the use of *Sapphire (with penoxsulum)* would reduce pessticide use for English Daisy because it is more effective and lasts longer. Cupertino will learn more about its	Ongoing	Corp Yard Supervisor & Director, Park & Rec

Program Work Plan Task	Task Description	Status / Comments	Due Date (mo/yr)	Responsible Party
		overall effectiveness and any benefits in pesticede reduction in 09-10.		
I.A.4	Update URMP with Pest Mgmt. changes.	No changes were made to the Cupertino's IPM SOPs in FY 08-09.	Ongoing	Envt'l Div
I.A.5	Continue to ensure that any contractor employed to conduct pest control and pesticide application on municipal property engages in pest control methods consistent with the IPM policy adopted by the agency (PS #6).	The City employs two contractors for pest management: 1. Rude PM Complete Pest Service (for structural and building grounds control): The principal has implemented the City's SOPs when controlling ants, rats, and cockroaches. His work was monitored by the City's Facilities Supervisor. 2. Professional Turf Management (contractor for maintenance of the municipal golf course grounds). Specific IPM requirements are called out in the contract. A City Parks and Recreation Supervisor (Don McCarthy) monitors their work. Forty three pest-specific SOPs have been jointly established by the contractor, the City's in-house Pest Control Advisor, City Environmental staff, and the City's Recreation Supervisor. Annual meeting between Env Programs Mgr. and City's Contractor and Recreation Supervisor took place June 11, 2009. Several discussions of pesticide use were conducted among this group by email in Novermber 2008 and April 2009. The June 11th meeting included a review of the SOPs. One new herbicide, Sapphire, was piloted in FY08-09. It lasts for 2 years, therefore fewer applications are required. Golf course Super reported that DPR lists it	Ongoing	Corp Yard Supervisor & Director, Parks & Rec

Program Work Plan Task	Task Description	Status / Comments	Due Date (mo/yr)	Responsible Party
		as a *restricted-risk* pesticide, less problematic than a phenoxy herbicide, although it is expensive. It was used for especially for English Daisy, which is a big problem at the City's golf course. It is expected to cut down on the number of applications that are needed.		
I.A.6	Conduct annual, City facility search of chemical storage areas for pesticides no longer legal for application, and properly dispose of them. (PS #10)	The City's Street Maintenance Supervisor is also is the City's Pest Control Advisor. She reviews the list of banned pesticides to ensure that none are stored, or available for use, on City property.	7/09 and annually	Corp Yard Supervisor & Street Maint Supervisor
MM I.A.1.	Document completion of tasks in annual reports. Use pesticide-tracking process to document pesticide use.	A summary report on pesticide use is included, following this document. It compares use in FY 08-09 to use the previous year.	08-09 AR and ongoing	Corp Yard Supervisor & Director, Park & Rec & Envt'l Div
Goal I.B. *Raise awareness of all municipal employees and train employees who apply pesticides for the municipality about the municipality's IPM Policy and/or IPM techniques as appropriate.*				
I.B.1	Ensure that employees who apply pesticides for the agency obtain the appropriate County Ag and DPR- required training (PS #5a).	Included in "Pest Management Training FY 2008-2008," attached. Two annual Pesticide Trainings were provided: The annual in-house training for pest control operators was conducted on on 1/15/2009 for all City employees who are certified or licensed to apply pesticides (35 maintenance workers).	Annually	Corp Yard Supervisor & Dir., Park & Rec
I.B.2	Provide annual training on the IPM Policy, SOPs, and BMPs, and the latest IPM techniques to employees within departments responsible for pesticide application (PS #5b).	Cupertino's IPM policy was reviewed and BMPs were discussed in the training meeting held on June 11, 2009 for the Pest Control Advisor and the Golf Course Supervisor for the City. Appropriate maintenance staff is trained individually by the City's Pest Control Advisor on	6/09 and annually	Street Maint Supervisor, Facility Maintenance Supvervisor, and Golf Course

Program Work Plan Task	Task Description	Status / Comments	Due Date (mo/yr)	Responsible Party
		City IPM policy and requirements. Additional training is provided if specific pest problems occur. New methods are piloted as appropriate to reduce impact to the environment and protect natural ecosystems.		Superintendant Envt'l Programs Division
I.B.3	Annually inform employees who are not authorized to apply pesticides, that they cannot use over-the-counter pesticides in the workplace (PS #5c)	Email was sent to all City employees on August 18, 2008.	2/09 By e-mail	Envt'l Div
MM I.B.1.	Document and evaluate effectiveness of annual staff training.	The Environmental Prgms. (EP) Mgr. receives regional training by attending Urban Pesticides Committee (UPC) meetings whenever possible. Most accessible are the meetings which offer a dial-in option. EP Mgr attended the meeting on 9-16-08. Notable items for discussion included: • Pyrethroids in urban waters, statewide survey (presentation) - Armand Ruby • **Pyrethroids reevaluation discussion -** John Sanders - begins about **11:30am, be sure to read attached memos (questions/responses)** • Aquatic and sediment toxicity testing (presentation) - Patti TenBrook Cupertino's EP Manager hosted an in-house pesticide management training on 6/11//09. Training was attended by the Public Works maintenance Supervisor, the City's Parks and Rec Supervisor, the Golf Course Superintendent and the golf course Parks and Rec Supervisor. Topics discussed included current pesticides used that are not on the SF list, including Sapphire (vs. Dicamba), Surflan, and PCNB. Current management techniques utilized by the	08-09 AR Ongoing	Envt'l Div

Program Work Plan Task	Task Description	Status / Comments	Due Date (mo/yr)	Responsible Party
		golf course were discussed including preventing weeds with wood chips, compost to fill holes, and leaving grassclippings on lawn in appropriate areas. City Staff are aware of the City's IPM policy and continue to use IPM practices in the field that are suggested by the City's Pest Control Advisor, such as baiting, expanded mulching with wood chips to completely eliminate pesticide usefor weed control in suitable areas, and replacing disease prone plants and trees with pest resistant alternatives. Practices used by the City are working well and the method of training by trying new methods has kept the City from having to use herbicide for weed control in most areas (some areas (the golf course green) require herbicide for elimination of weeds).		
II. Public Education and Outreach ***Goal II.A.*** *Increase awareness of IPM so target audiences recall less toxic pest management messages and adopt IPM behaviors. Target audiences include residential pesticide users, professional pest control businesses, customers of professional pest control businesses, pesticide retailers, school districts, and other special districts (PS # 7).*				
II.A.1	Assist with local implementation of the Watershed Education & Outreach (WE&O) Campaign, which targets the general public and includes messages about less-toxic pest control and proper disposal.	City staff is a regular participant in the Santa Clara Valley Program's Pesticide User Outreach Group. In January SCVURPPP agencies received an IPM Innovator award for leadership and creativity in advancing the use of reduced-risk programs for urban pest management. City Staff will continue to participate in, provide input and critique the WE&O strategies for promoting IPM and reduction of pesticide use in FY 09-10. Cupertino's website has a link to the Program's IPM page at www.mywatershedwatch.org and a	Ongoing	Envt'l Div

Program Work Plan Task	Task Description	Status / Comments	Due Date (mo/yr)	Responsible Party
		link to the Our Water – Our World (OWOW) campaign website: www.ourwaterourworld.org Cupertino staff provided support for the implementation of the Program's *"Watch out for Toxic Pesticides"* campaign.		
II.A.2	Assist Prgm in developing simple, effective, targeted messages regarding proper pesticide use and disposal, effects on water quality, and IPM.	Environmental Programs staff reviewed and commented on all IPM messages for print, radio, internet, and transit for the Santa Clara Program's WEO media campaign.	Ongoing	Envt'l Div
II.A.4	Identify and attend local community events and distribute outreach material. Distribute literature at Backyard Compost workshops and promote City compost distribution program.	IPM material are provided for the instructors of three free compost & gardening classes in Cupertino this year. Two Backyard Compost Workshops were provided in November '08 and in March '09. A class was offered in October '08, but registration was low enough that it was canceled. Instead of the two compost classes that are traditionally offered in the spring, new Bay Friendly Gardening classes, which include composting instructions were introduced Countywide and held in larger venues to accommodate more attendees. The original backyard compost classes generally served about 20-25 people. The Bay Friendly classes, one at Cupertino's Community Center on May 2nd, were open to 50 students. Most Bay Friendly classes reached maximum enrollment, a testament to their popularity and an indication that the City will want to support more Bay Friendly classes in the future. IPM Literature was provided to compost instructors. The use of compost reduces the use of pesticides, fertilizers, and water. In addition, composting creates healthier plants by improving	Two composting workshops 11/08 & 3/09. One Bay Friendly Gardening class with composting as an element 5/09.	Environmental Programs Div

Program Work Plan Task	Task Description	Status / Comments	Due Date (mo/yr)	Responsible Party
		the soil, as well as reducing the rate of soil erosion. Cupertino also offers free compost to residents who are unable to make their own. Compost is processed from municipal and residential yardwaste. The compost give-away is a very popular program that is available Friday and Saturday mornings from March through October.		
II.A.4	Identify and attend local community events and distribute outreach material. Install an IPM-products and literature display in the Community Center for 2 wks	The IPM display at Quinlan Community Center ran through March and April of '09 and included the following literature and information: IPM Fact Sheets, Free Compost, Free Home Repair and Garden Products, Home Maintenance Tips for a Cleaner Bay, Landscape Maintenance Techniques for Pest Reduction, Worm Composting, Grasscycling, The Bay Begins at Your Front Door, Pests Bugging You?, The 10 Most Wanted Bugs in Your Garden, SCVURPP ICID cards for Overwatering, When Pests Invade, Where Does Your Water Go?, Natural Enemies Are Your Allies! Materials that were made available throughout the year at Quinlan, City Hall, and Library included IPM fact sheets, Is Your Gardener a Green Garden?, Home Maintenance Tips for a Cleaner Bay, Landscape Maintenance Techniques for Pest Reduction and The Bay Begins at Your Front Door.	March through April 2009	Environmental Programs Div
II.A.6	Review existing city web link, on the Cupertino city website, to any IPM website developed by the WE&O campaign.	Cupertino includes two pesticide reduction flyers in the new development packet that is on the City's website, *Landscape Maint Techniques for Pest Reduction* and *Pesticide Control Measures*	Review annually	Envt'l Div

Program Work Plan Task	Task Description	Status / Comments	Due Date (mo/yr)	Responsible Party
		for Development Projects.		
II.A.9	Continue to fund BASMAA Regional Media Relations Campaign[1] featuring pitches to Bay Area media and responses to breaking news on pesticide-related topics.	Program funds BASMAA baseline projects, including Regional Media Relations Campaign. Program staff attends meetings and provides input as needed. 28 Santa Clara County stores within the Program participate in the BASMAA *Our Water Our World Program*.	Ongoing	N.A.
II.A.10	City staff to provide IPM-related press releases to local media—using Program generated materials if they are developed.	Articles on the availability of pest control fact sheets and less-toxic products and techniques appeared in the March '09, April '09 and May '09 City newsletter, the Scene. An article promoting the Green Gardner Program was in the June '09 Scene. Program ads for Watch Out for Toxic Pesticides were placed in the Cupertino Courier (917/08, 4/22/09).	Annually, as appropriate	Envt'l Div
II.A.12	Continue to assist with implementation of local components of a "Pesticide User Outreach" project targeting residential and commercial users	Will assist as needed. Includes IPM retail nursey store partnership; working with County HHW Prgm, and general support of SCVURPPP and BASMAA IPM-related outreach activities. City staff continued to provide support to Program staff for the retail nursery IPM outreach. Cupertino's Program assessment dollars helped fund the OWOW Consultant's training of 160 employyes at 28 stores, including 10 stores Home Depot stores, which was new to the OWOW Store Partnership Program. In addition, Annie Joseph worked with the Cupertino SummerWinds on "Earth Friendly Products", with more shelf space dedicated to less-toxic products. The consultant for the	Ongoing	Envt'l Div

[1] Funded by all Co-permittees each year.

Program Work Plan Task	Task Description	Status / Comments	Due Date (mo/yr)	Responsible Party
		OWOW campaign was also asked to provide suggestions for the earth friendly section of their website. The OWOW Program received prominent mention. Although the economy has been tough on nursery sales this year, an increase in less-toxic product business was noticed in FY08-09.		
II.A.13	Inform local elementary and high school districts, and local sanitary district, of any pertinent opportunities for IPM training.	The County IPM Manger, in the Office of the County Executive for Santa Clara County as well as city staff, contact and invite these agencies as trainings become available. A Santa Clara County regional workshop was not held in 08-09.	As future workshops are announced	Envt'l Div
II.A.14	Internal outreach on IPM to encourage employees to use IPM techniques away from work: 1. Set up display of less-toxic products and IPM literature at Corporation Yard and City Hall. 2. Distribute IPM fact sheets electronically to city employees through e-mail.	Throughout March and April of '09 IPM informational materials were on display at Quinlan Community Center. The display was included as a table at Cupertino's 1st annual Community Center Earth Day Event (April 19), which was attended by approx 500 residents and city employees. Throughout April, IPM fact sheets were displayed in City Hall. A Pesticide, Watershed Pollution & Mercury display was at Cupertino's Quinlan Center from 3/5/09 – 4/30/09. See photo of display attached at the end of this report section.	By 5/09	Envt'l Div
MM II.A.1.	Document or estimate numbers of residents reached by outreach efforts and media advertising	Articles in the City's monthly newsletter (The Scene) are reportedly read by 87% of residential households, or about 16,677 households. (The City performs a telephone survey every 3 years). Articles on pesticide fact sheets were published in the March, April, and May issues of the City's newsletter, the Scene. More residents are requesting *Grow It* fan guides	Annually, for AR	Envt'l Div

Program Work Plan Task	Task Description	Status / Comments	Due Date (mo/yr)	Responsible Party
		which include information from all of the IPM fact sheets.		
Goal II.B. *Educate pesticide retailers and consumers about less toxic pest control products and promote the sale of such products.*				
II.B.1	Continue to fund and participate in the BASMAA Regional IPM Partnership	Program funds BASMAA baseline projects, including Regional IPM Partnership.	Ongoing	Envt'l Div
II.B.2	Continue to support the IPM Store Partnership Program.	Two nurseries participate in Cupertino. Nursery employee training provided by Program contractor, Annie Josephs. SCVURPPP staff provide re-stocking visits. Cupertino staff participates in the Pesticide User Sub-group meetings and helps fund and promote the employee IPM training program. On May 4th after years of (the *Our Water Our World* consultant's) efforts to encourage *Home Depot to* become a retail partner, Home Depot issued a memo to its CA store managers introducing the *Our Water Our World* "coalition of organizations whose purpose is to encourage consumers to use less toxic pest controls in and around their homes. [OWOW members] specialize in retail friendly education. Their goal is not to alienate the consumers by telling them what they can't use. Their information focuses on less toxic pest management and ties into products currently on [Home Depot] shelves." The memo went on to explain that the OWOW consultant would be contacting store managers to set up training for employees. It was mentioned that training would take place for staff to teach them how to label less toxic products with shelf talkers. The memo also stated that the	Ongoing	Envt'l Div

Program Work Plan Task	Task Description	Status / Comments	Due Date (mo/yr)	Responsible Party
		effort ties in well with Home Depot's "How-to" weekend events and that the OWOW consultant may display a sampling of excellent less toxic and Eco Options products off of Home Depot's shelves. This represents a huge accomplishment in the OWOW campaign's partnerships with local retail stores. Cupertino's resident's will benefit from this new program as *Home Depot* on S. De Anza Blvd is in the part of San Jose that borders Cupertino.		
MM II.B.1.	Assist Program in documenting number of participating stores, materials distributed, employees trained, and cost-effectiveness of the IPM Store Partnership Program.	Two Cupertino stores are IPM partners. The store provides IPM staff training to support sale of least toxic pest control products.	Annually	Envt'l Div
III. Pest Control Operators (PCOs) ***Goal III.A.*** *Minimize pesticide use by PCOs contracted for structural pest control and landscape maintenance.*				
III.A.4	Require PCOs contracted for municipal applications to use pest control methods consistent with the municipality's IPM policy (through contract specifications). Specifically, require contractors to: a) follow the agency's IPM policy, BMPs, and SOPs; b) provide evidence of current IPM training, when feasible; and c) provide documentation of pesticide use on agency property to the agency in a timely manner (PS#6).	IPM specifications and training requirements are included in the contract for Cupertino's golf course maintenance contractor. An overview of the IPM policy, BMPs and SOPs took place during the annual meeting (6-11-09). Monthly pesticide use reports were submitted to the Environmental Programs Division and a summary is provided following this pesticide management report table. Termite fumigant was required for Cupertino Senior Center on 8/13/08. Vikane, EPA approved and the least toxic of two available fumigants, was used.	Ongoing Golf course Maint Superintendant annual IPM training mtg was held on 6/11/09	Corp Yard Supervisor & City PCO (Streets Maint Supervisor) Environmental Programs Mgr & Parks Maint Superintendant plus Parks & Rec Supervisor and City Parks staff
MM	Document pesticide use by PCOs on municipal property. City will strive, over time, to resolve	Pesticide use forms were submitted to the City's Environmental Div for compilation and analysis.	In the Annual Report	Corp Yard Supervisor &

Program Work Plan Task	Task Description	Status / Comments	Due Date (mo/yr)	Responsible Party
III.A.1.	difficulties associated with reporting use by contractors and leaseholders, and other data collection limitations.	See pesticide use comparison table, following this section.		Director, Park & Rec
Goal III.B. *Require all PCOs to implement Best Management Practices (BMPs).*				
III.B.2	Require PCOs contracted by municipalities to implement BMPs through contract specifications.	Any pesticide that is not on the approved list of pesticides (list is from San Francisco) must be approved by Cupertino's Pest Control Advisor, the maintenance Supervisor for Streets.	Ongoing	Corp Yard Supervisor & Director, Park & Rec
MM III.B.1.	Document efforts to complete the above actions.	See III.A.4, above.	In the Annual Report	Svc Center Spvsr &Dir, Parks & Rec
IV. Commercial Businesses				
Goal IV.A. *Determine the extent of commercial business employees' use of pesticides (i.e., pesticide applications not performed by a licensed PCO) and conduct appropriate outreach regarding less toxic pest management.*				
IV.A.2	Assist in implementation of education programs that target commercial businesses, per recommendations developed in Program work plan—with restaurant focus.	Restaurant posters are distributed by the County Health Inspectors and the city's stormwater inspector, as needed, in response to problems. The Pesticide User Outreach group, which Cupertino staff participates in, addresses educational outreach to commercial business IPM outreach currently includes: restaurants and retail nurseries and new development: The Program has provided the County Health Dept. restaurant inspectors with copies of "*Don't Set a Table for Pests*" brochure that inspectors are distributing to new or remodeled food facilities throughout the County. The City's IC/ID Inspector also inspects restaurants and distributes appropriate educational materials. The fact sheet, *Landscape Maintenance Techniques for Pest Reduction* and the	Ongoing	Envt'l Div

Program Work Plan Task	Task Description	Status / Comments	Due Date (mo/yr)	Responsible Party
		Program's pest-resistant plant list are included in the City's development applicant information packet.		
MM IV.A.1.	Document outreach efforts targeting businesses.	In FY 08-09 the City's IC/ID Inspector performed 137 proactive inspections of restaurants. In FY08-09, the County Health inspectors visited 256 food facilities in Cupertino. They distributed pest control outreach materials to restaurants who hadn't already received the information.	In the Annual Report	Envt'l Div
V. Household Hazardous Waste Collection ***Goal V.A.*** *Provide pesticide disposal services through household hazardous waste (HHW) collection programs for all residents and small businesses, and encourage use of these programs.*				
V.A.1	Ensure that adequate pesticide disposal services exist for residents and conditionally exempt small quantity commercial generators.	The City participates in the Countywide Household Hazardous Waste Program, which provides HHW collection for residents and small businesses. In addition, the City provides funding for the HHW Event that is held Cupertino every August. The City will look to include HHW collection services in the upcoming negotiations for its solid waste contract.	Ongoing	Envt'l Div
V.A.3	Work with HHW collection agencies to support, enhance, and help publicize programs for proper pesticide disposal (PS #7).	The City supports the County HHW program by assisting in the development of its program, in addition to publicizing any new and existing services the HHW program offers. The Environmental Prgms. Mgr. participates in the HHW Ad Hoc group and is a member of the CA Product Stewardship Council, which promotes extended producer responsibility and Cradle-to-Cradle (producer take-back of material for re-use, as opposed to disposal of toxic	Ongoing	Envt'l Div

Program Work Plan Task	Task Description	Status / Comments	Due Date (mo/yr)	Responsible Party
		materials.)		
V.A.5	Provide hazardous waste disposal information to residents, through 3-4 city newsletter articles, 3 ads in local newspaper and flyers at City library, community center, and City Hall.	HHW services were advertised in the July '08, May '09, and June '09 Scene and in the Cupertino Courier on 8/6/08, 8/13/08, and 8/20/08 (ad and article). An HHW Display ran from 8/5/08 to 8/26/08 at Quinlan and a Pesticide display ran through March and April '09, at Quinlan, which included information on HHW services. (See table of media ads in PIP section). HHW brochures and flyers are available year round at Quinlan, Library, Senior Center, and City Hall, for residents and small businesses.	Periodically	Envt'l Div
MM V.A.1.	Document that household hazardous waste collection programs adequately serve residents and businesses and that any exchange programs do not exchange organophosphate or banned pesticides.	The City provided enough funding to the County HHW program to service the disposal needs of all of the households that choose to use the service. Over 1,000 households (or 6% of the residential households in the City) have opted to use HHW. The County HHW program does not re-distribute any organophosphate or banned pesticides.	Annually	Envt'l Div
VII. New Development ***Goal VII.A*** *Minimize pesticide use at new and redevelopment sites.*				
VII.A.2	Consider pest-resistant landscaping and design features in the design, landscaping, and environmental reviews of proposed development projects. (C.9.d.ii.)	All applicants for a development permit are given information on pesticide-resistant plants. Each applicant is also given *Landscape Maintenance Techniques for Pest Reduction* and the City's list of pesticide control measures to be incorporated into the site design. Cupertino's Permanent BMP Selection Matrix for C.3 projects includes a reference to pest-resistant plantings. No changes were made to the review process for landscaping this year.	Ongoing	Envt'l Div & Planning Dept.

Program Work Plan Task	Task Description	Status / Comments	Due Date (mo/yr)	Responsible Party
VII.A.4	Collect information and report a summary of types of pesticide reduction measures required for development projects and the percentage of projects for which pesticide reduction measures were required. (C.3.n.5)	All projects (100%) are given a copy of the document "*Pesticide Control Measures for Development Projects*", listing six different control measures. Planners include a COA for all C3 projects requiring a landscaping plan to include pesticide reduction measures.	In the Annual Report	Envt'l Div & Planning Dept.
MM VII.A.1.	Summarize types of pesticide reduction measures required (e.g., by condition of approval) for new development & significant redevelopment projects, & the percentage of those projects for which pesticide reduction measures were required. (C.3.n.)	See VII.A.4, 100% of projects receive Pesticide Control Measures and C3 Projects incorporate pesticide resistant landscaping in the COAs, such as the use of drought resistant and native plants, which are less susceptible to infestations.	In the Annual Report	Envt'l Div & Planning Dept.
VIII. Monitoring and Science ***Goal VII.A.*** *Participate in coordinated monitoring efforts to support pesticide TMDL development and implementation.*				
VIII.A.1	Continue financial support of the Regional Monitoring Program (RMP) through city contribution to Program budget.	The City continued to help fund the RMP through the annual assessment to the Program.	Annually	Envt'l Div
X. Review and Revision of Work Plan ***Goal X.A.*** *Implement a work plan that includes appropriate goals, actions, and monitoring mechanisms to reduce pesticide-related toxicity in urban runoff.*				
X.A.1.	Review and continuously improve the goals, actions, and monitoring mechanisms of the work plan considering results of self-evaluations, comments from Water Board staff and other interested parties, and results of local performance review meetings, if any.	The Pesticide Managemnt Plan provides an array of goals that are adapted for the City when feedback from the general public and from municipal staff is provided. The *Grow It* guide continues to be a sellout item at every event and is welcomed by nurseries and gardening stores for their customers. *Grow It* was considered for reprint in 08-09; and the plans for a reprint will continue to be discussed in 09-10. The OWOW campaign, with consultant, Annie Joseph, has provided training for local nursery staff. The	Annually	Envt'l Div

Program Work Plan Task	Task Description	Status / Comments	Due Date (mo/yr)	Responsible Party
		majority of the people attending public events take home the pest management fact sheets that pertain to their own pest challenges. They are eager to engage in discussion about gardening and using least-toxic chemicals. Staff usually encourages residents to try housekeeping tips, such as vacuuming spiders and spider webs rather than using a spray to exterminate them. Residents want to use non-toxic methods because it is safer for their families and their pets. This face to face interaction with residents at events like Cupertino's Environmental Day in April is an effective method of teaching safer pest control strategies for the home. While there haven't been any recent comments on the Pest Management Plan from Water Board staff, there are new strategies and campaigns that are considered within the Pesticide User Outreach group that keep the work plan current (such as the implementation of the Green Gardener training program for residential landscape maintenance workers).		
MM X.A.1.	Revise work plan to include any continuous improvement items. Report on completion of work plan tasks in Annual Report.	Under the current NPDES permit, the work plan does not appear to need revision; however it will be reevaluated upon adoption of the MRP.	Dependent on MRP adoption	Envt'l Div
MM X.A.1.	Revise work plan to include any additional improvement items. Report on implementation in the Annual Report.	The City implemented a 20% cut in water usage in 4/2009. The city previously watered grounds 5 days a week, and now is watering 4 days a week. The City is doing more aeration to try and help out with this substantial reduction. The reduction in irrigation also reduced the amount of dry weather flow that entered the storm drains.	As of April 2009	Public Works – Streets and Grounds Maintenance Supervisors

City of Cupertino

Pesticide Use Comparison Report
FY 08-09

The following table summarizes the use of specific pesticide products on city property in the fiscal years 07-08 and 08-09.

These totals combine Pesticide Use from all Divisions.

Active Ingredient	**Target Pest**	**On SF List?**	**Locations**	**FY 07-08**	**FY 08-09**
Bayleton	Fungus	Yes	Greens	0	15.3lbs
Dicomba	Weeds	Yes	Golf	21.8 lbs	0
Fipronil:	Ants	Yes	Facilities	.250 lbs	.160 lbs
Fluridone	Weeds	Yes	Golf	.500 lbs	0
Glyphosate (active in *Roundup*)	Weeds	Yes	Various	71.254 lbs	140.218 lbs
Ipridione	Fungus	Yes	Golf	7.200 lbs	0
Isoxaben	Weeds	No	Medians	10.500 lbs	0
Oryzalin (Surflan)	Weeds	No	Medians	57.841 lbs	36.743 lbs
Oxydiazon	Weeds	No	Medians	0	2.6 lbs
PCNB	Snow Mold	No*	Golf	15 lbs	9.0 lbs
Pendimethalin ***(Note 1)***	Weeds	Yes	Parks	24.700 lbs	**116.623 lbs**
Penoxsulam (Sapphire)	Weeds	Yes	Golf		.080 lbs
Triclopr	Weeds	Yes	Parks	6 lbs	4 lbs
Trifuralin	Weeds	No	Parks	.15 lbs	0
Total:				***215.195 lbs***	***324.724 lbs***

- ***Note 1*** *City staff's first attempt to get rid of the Common Groundsel employed the use of Pendimethalin instead of Surflan because it was on the "approved list". However, Common Groundsel was resistant to the Pendimethalin; when Groundsel grew through, City staff had to spray it out with Roundup and Surflan so it wouldn't grow back. Groundsel can grow to be 2 ft. tall. The City attempted to use* <u>*more*</u> *of the "approved" Pendimethalin to correct the problem. This accounts for the increase in pesticide use in '08-'09. When the increased quantity of Pendimethalin did not prevent the Groundsel, Surflan was used. The Groundsel problem did not recur when Surflan was used.*

City of Cupertino

FY 08 - 09 Annual Report

Section 8

Mercury Pollution Prevention

Santa Clara Valley Urban Runoff Pollution Prevention Program
FY 2008-2009 Annual Report: Mercury Control Program
Cupertino

Program Work Plan Task	Activity	CI Item Source[1]	FY08-09 Tasks	Status / Comments	Due Date (mo/yr)	Responsible Party
Mercury Control Program						
I. Municipal Use of Mercury-Containing Products						
Goal I. Eliminate all unnecessary municipal use of mercury-containing products and establish proper disposal methods for products that cannot be eliminated.						
I.F	Implement guidelines for mercury reduction	C.9.c	City will continue to implement the Guidelines for Mercury-Containing Products Reduction and Management and Mercury Virtual Elimination Policy.	Guidelines are being implemented on an ongoing basis. Cupertino's Env Prog Mgr is part of the Program's Mercury Pollution Prevention Outreach Ad Hoc Task Group.	Report in 08-09 AR	Public Works
I.F.1	Train staff in Mercury spill cleanup	C.9.c	Train corporation yard staff and facilities maintenance staff in correct procedures to clean up: a. A broken fluorescent lamp b. A broken thermometer or thermostat	The '08-'09 annual Corp Yard staff training was postponed until 8/5/09, it will include a discussion on how to safely clean up a mercury spill. A mercury spill fact sheet with safe cleanup tips was put together by *Environmental Programs* staff in response to a resident that called to report that she had broken a thermometer in the house and was worried about the safety of her small children. The laminated tip sheet for mercury spill cleanup will be presented to corporation yard staff in the annual training meeting. A poster of the cleanup tips will be put in the Service Center office and a binder-sized copy will be provided to include in the corporation yard SWPPP.	Apr. 08	Facilities Mgr in Coordination with Environmental Programs Mgr
I.F.2	Annual survey of mercury-containing products used by city staff.	C.9.c	City staff to annually report on: 1. The number of lamps recycled. 2. Any other Hg-containing product that is used by city staff.	City staff reported the following quantities of universal waste collected from City employees and City facilities. 73- 4ft T8 bulbs, 29-4ft T12 bulbs, 9-3st T8	Report in 08-09 AR	

[1] Place where continuous improvement item identified, either Annual Report, URMP, Work Plan, Review, or Program (task approved by the Management Committee for all co-permittees, if applicable, such as performance standard revisions).

Santa Clara Valley Urban Runoff Pollution Prevention Program
FY 2008-2009 Annual Report: Mercury Control Program
Cupertino

Program Work Plan Task	Activity	CI Item Source[1]	FY08-09 Tasks	Status / Comments	Due Date (mo/yr)	Responsible Party
				bulbs, 11-3ft T12 bulbs, 66 compact bulbs, 3-FM12w, 2 F30-T12, 5-F54-T5, 2-F13-T5, 8-F40/30BX, 103 lbs of Alkaline & Ni-Cad batteries, 14 lbs of Li batteries. The bulbs listed above were sent to West Light Supply company for safe disposal. In addition, City maintenance staff took approximately the same quantity of bulbs and batteries (as listed above) to Cupertino's Residential Environmental Recycling Day event on October 18th, where residential universal waste was collected by *AERC*, a permitted universal waste collection company. The City's universal waste was included with the collection of residential waste and the entire disposal cost was paid for by the City. Cupertino's franchised garbage collection company, which hosted the event, did not separate the residential U-waste from the City's. Therefore, the actual numbers of batteries and bulbs properly disposed of during FY 08-09 were significantly higher than what was reported. Environmental Programs staff has asked the maintenance staff to track the City's disposal separately in the future. The following was collected at the 10/08, 1/09 and 4/09 Environmental Days: 9,834 lbs of E-Waste, 27 2ft' lamp bulbs, 1587 4 ft' lamp bulbs, 110 8ft' light bulbs, 218 compact bulbs, 1912 lbs batteries. No additional disposal of mercury containing products was reported.		

Santa Clara Valley Urban Runoff Pollution Prevention Program
FY 2008-2009 Annual Report: Mercury Control Program
Cupertino

Program Work Plan Task	Activity	CI Item Source[1]	FY08-09 Tasks	Status / Comments	Due Date (mo/yr)	Responsible Party
MMI	Document completion of tasks	C.9.c	Document completion of tasks in annual reports. Use mercury-containing product reporting guidelines.	1. Cupertino has been implementing a City Council policy requiring the elimination of mercury from controllable sources, since March 2004. 2. City maintenance staff is only using low- or no- mercury bulbs. No mercury switches or relays are being used. 3. City maintenance staff has followed a specific protocol for disposal of fluorescent tubes. They are collected as universal waste and sent to a recycling facility for mercury recovery. 4. Corp yard staff has been trained on the mercury policy and what to do in the case of a mercury spill, or if a fluorescent bulb breaks. 5. Articles were placed in the City's newsletter regarding locations in the community for proper disposal of fluorescent bulbs. 6. A mercury thermometer exchange was held at Cupertino's Fall Festival on 9/13/08 and the City's Earth Day event on 4/19/09. Brochures containing info on proper disposal of fluorescent bulbs were distributed at the event and at City facilities and library; and at other local events. 7. Countywide HHW Program held a collection event at De Anza College on August 23, 2008. See section V.C	Annually, In AR	Public Works

II. Household Hazardous Waste Collection

Goal II. Provide mercury-containing products disposal services through household hazardous waste (HHW) collection programs for residents and small businesses, and encourage use of these programs.

Santa Clara Valley Urban Runoff Pollution Prevention Program
FY 2008-2009 Annual Report: Mercury Control Program
Cupertino

Program Work Plan Task	Activity	CI Item Source[1]	FY08-09 Tasks	Status / Comments	Due Date (mo/yr)	Responsible Party
II.B	Provide HHW Program services	C.9.c	Provide mercury-containing products disposal services for residents and small businesses.	The City provides annual funding to the County Household Hazardous Waste Program to ensure that Cupertino residents have regular access to drop-off services for mercury containing items, such as fluorescent lamps, batteries, and thermometers. The City advertizes the Cupertino HHW Event held every August as well as ongoing disposal services of the HHW Program and drop-off sites that are available throughout the City. The City partnered with the its garbage company to offer three Environmental Days throughout the year that allowed residents to drop-off used fluorescent bulbs, batteries and other U-waste and E-waste for recycling (Oct. '08, Jan. '09, and April '09). Throughout FY 09-10 the City will discuss the need for the collection and recycling of mercury containing products to be included in its new solid waste agreement. The City has provided adequate funding to ensure hazardous waste disposal services are available for Cupertino residents since 1992. Over 1,000 customers or 6% of Cupertino households are funded to attend the HHW program. Residents can also drop-off spent fluorescent lamps and thermometers at a number of designated locations in the county.	Ongoing	
II.D	Document products disposed at HHW Program	C.9.c	Implement guidelines for documenting and reporting quantities of mercury-containing products disposed.	This year the HHW Countywide program collected: **104,549 pounds of fluorescent bulbs** from **32 retail drop-off locations**. This represents a 15.8% decrease is	Report in 08-09 AR	Public Works

Program Work Plan Task	Activity	CI Item Source[1]	FY08-09 Tasks	Status / Comments	Due Date (mo/yr)	Responsible Party
				fluorescent bulbs collected from last year. The decrease in the volume of fluorescent lamps may be explained by the pilot project that started in Nov/December 2007 and ended February 2009. The project was to have the partners pay for recycling cost of compact fluorescent lamps (CFLs) while the HHW Program would continue to pick up and pay for the recycling of fluorescent tubes. The goal was to transition some of the collection and recycling responsibilities to the partners; however, after some time, many of the store partners no longer wanted to participate in the program because of the cost associated with recycling. Some stopped taking the CFLs from residents. As a result, the pilot program ended in February 2009 and the HHW Program continued to pay for the universal wastes collected from recycling partners. The County does not plan to continue the pilot project. The HHW Program collected: **570 lbs of elemental Hg (e.g. thermostats, thermometers)** **113,490 lbs of household batteries** from **66 battery partners**. This represents an increase in battery collection of 13.4% from last year. **497 mercury containing thermometers at 8 thermometer exchange events and 1 drop-off location.** This represents an increase of 34.3% over last year.		

Santa Clara Valley Urban Runoff Pollution Prevention Program
FY 2008-2009 Annual Report: Mercury Control Program
Cupertino

Program Work Plan Task	Activity	CI Item Source[1]	FY08-09 Tasks	Status / Comments	Due Date (mo/yr)	Responsible Party
				This shows that public participation in proper universal waste disposal is increasing rapidly with awareness. The County doesn't track City-specific data.		
III. Monitoring and Science **Goal III.** Participate in coordinated monitoring efforts to support mercury TMDL development and implementation, including assessment of air pollution sources of mercury and concentrations of mercury in sediment.						
III.A	Financial support for RMP.	C.9.c	Assist Program to continue to provide financial support for the Regional Monitoring Program (RMP). Support the Program's continued participation in the RMP steering committee and technical review committee.	The City provides funding and support for the RMP through Program assessments and review of meeting summaries through the Management Committee.	Ongoing	
III.B	Assist Prgm in support of regional monitoring plan	C.9.c	Assist Program to provide financial and staff support for a coordinated regional plan to collect data for the mercury TMDL, as defined in the RWQCB/BACWA/BASMAA MOU.	The City supported CEP activities (formerly TMDL MOU) via Program staff participation until the Work Group disbanded in 2008. Cupertino continues to support Program staff's participation in regional collaborative projects through BASMAA.	Ongoing	Program and City's Env Progr Mgr
Hg TMDL support	Review proposed EPA amendments that would reduce Hg emissions from cement kilns nationwide.		Cupertino's Environmental Programs Manager attended a community meeting, sponsored by Bay Area Air Quality Management District and the County, to gather information about the environmental impact of a local cement manufacturing plant. A *Mercury News* article posted 6/25/09 by Paul Rogers is provided at the end of this annual report section.	On June 11th Cupertino's Environmental Programs Manager attended a community event in Saratoga and gathered information that would enable concerned residents to take some worthwhile action to limit the amount of mercury generated from a local cement manufacturing plant. On May 6, '09, EPA proposed amendments to the National Emission Standards for Hazardous Air Pollutants from the Portland Cement Manufacturing Industry (74 FR 21136). The proposed	June 2009	Env. Programs Mgr

Santa Clara Valley Urban Runoff Pollution Prevention Program
FY 2008-2009 Annual Report: Mercury Control Program
Cupertino

Program Work Plan Task	Activity	CI Item Source[1]	FY08-09 Tasks	Status / Comments	Due Date (mo/yr)	Responsible Party
				amendments would reduce emissions of mercury, total hydrocarbons, hydrochloric acid and particulate matter from both new and existing cement kilns, by setting numeric emission limits. BAAQMD staff told the meeting audience that those who are seeking reductions in emissions from the cement plant could send comments to the EPA before the comment period deadline of September 4, 2009. Bay Area Air Quality Management District (BAAQMD) spokesperson emphasized that BAAQMD can only enforce requirements set forth the by the State or federal government. The local Lehigh cement plant is currently in compliance. If the proposed EPA amendment is approved, cement plants nationwide will have to meet tougher requirements. Lehigh reports emitting 236 lbs per year of mercury into the air. An 81% reduction in mercury emissions would result in a limit of 45 lbs per year. A 93% reduction would result in an annual emission of ~ 16.5 lbs per year of mercury.		
V. Public Education and Outreach **Goal V.** Increase awareness of proper disposal of mercury-containing products and available non-mercury containing alternatives. Target audiences include residential, commercial, and industrial users and municipal employees.						
V.A.	Mercury control program outreach activities:	C.9.c	Assist the Program in developing various outreach programs to educate target audiences about proper disposal of mercury-containing products and alternative non-mercury containing	Environmental Programs Manager participates in the Mercury Pollution Prevention Outreach Work Group. City staff assists in reviewing outreach materials regarding mercury and provides	Ongoing	Env Programs staff

Santa Clara Valley Urban Runoff Pollution Prevention Program
FY 2008-2009 Annual Report: Mercury Control Program
Cupertino

Program Work Plan Task	Activity	CI Item Source[1]	FY08-09 Tasks	Status / Comments	Due Date (mo/yr)	Responsible Party
			products. Outreach programs will include, but may not be limited to, the following subtasks:	further support by staffing events that provide education and materials for residents, businesses and municipal staff. City staff researched and provided information on 3/2/09 to a resident on how to clean up a small mercury spill from a broken mercury thermometer. Provided resident with information regarding proper clean up and referred to business that would properly clean up and detect the mercury. *This call was prompted by the City's Thermometer Exchange Outreach efforts and events.* Staff attends meetings and contributes feedback to Public Education Group and Solid Waste TAC. In February 2009, Pub Ed and the Solid Waste TAC sponsored a U-waste campaign that included commercials that ran the entire month. Environmental Programs Manager participates in the Mercury Pollution Prevention Outreach Work Group and ensures Cupertino's support of outreach campaigns, including helping to staff events that provide education and materials for residents, businesses and municipal staff. City staff helps with the review of outreach products associated with the Mercury Pollution Prevention Outreach Work Group media campaign.		
V.A.1	Residential –		Continue our fluorescent light recycling	In the City's newsletter, the Scene, articles	Ongoing	Env Programs

Santa Clara Valley Urban Runoff Pollution Prevention Program
FY 2008-2009 Annual Report: Mercury Control Program
Cupertino

Program Work Plan Task	Activity	CI Item Source[1]	FY08-09 Tasks	Status / Comments	Due Date (mo/yr)	Responsible Party
	Fluorescent light recycling outreach	C.9.c	outreach program to educate residential users and encourage proper disposal of fluorescent lights. Primarily articles in the Scene, and fliers in Quinlan Community Center and the Library.	on how and where to properly dispose of fluorescent tubes and compact bulbs were placed in the Sept. '08, Oct. '08, April '09 and June '09 editions. Cupertino partnered with the County, PG&E and Dept of Environmental Health to place 11 ads in the Cupertino Courier from February 4, 2009 through March 22, 2009, promoting retailer partners for their take-back programs of fluorescent bulbs for proper recycling. One ad was also placed in the Cupertino Courier on 11/19/08 on why and how to properly dispose of fluorescent light bulbs, by the City in collaboration with HHW and the Program's Watershed Watch Campaign. Information on mercury pollution prevention and drop off sites were provided at Cupertino's Fall Festival on September 13, 2008, Cupertino's Earth Day Event on April 19, 2009 and HP's Earth Day Event on April 23, 2009. HHW disposal brochures (with fluorescent tubes, thermostats, and thermometers listed), What You Don't Know About Mercury and U-waste, What Responsible Businesses Need to Know About Mercury and U-Waste, and flyers with drop-off locations are routinely distributed at the city's library, community center, senior center and city hall lobbies, city events, and at the countywide HHW events.		staff

Santa Clara Valley Urban Runoff Pollution Prevention Program
FY 2008-2009 Annual Report: Mercury Control Program
Cupertino

Program Work Plan Task	Activity	CI Item Source[1]	FY08-09 Tasks	Status / Comments	Due Date (mo/yr)	Responsible Party
				An HHW Event, including the collection of fluorescent bulbs, was held on 8/23/08. Articles advertising the event included one in the City's July newsletter, as well as one article in the 8/20/08 edition of the Cupertino Courier newspaper and three ads in the Courier on 8/6/08, 8/13/08, and 8/20/08. HHW Display was set up at Quinlan Community Center for three weeks before the August 23rd HHW Event. Main page of City website as well as the Environmental Programs page has links to proper fluorescent bulb recycling and disposal information. The Countywide Household Hazardous Waste Program continued the residential and small business fluorescent light-recycling program at a total of 32 hardware stores throughout the County. See Section II.D.		
V.A.2	Small businesses—Fluorescent light recycling outreach	C.9.c	Continue to assist the Program in implementing a fluorescent light recycling outreach program to educate small businesses and CESQGs and encourage proper disposal of fluorescent lights. Publish articles in the Scene, and distribute fliers at the Planning/Building lobby, addressing Universal Waste exemption end dates for CESQGS.	Cupertino staff has participated in planning sessions about business disposal. The Program's Mercury Pollution Prevention Work Group conducts discussions regarding the implementation and expansion of the residential and small business fluorescent light-recycling program. Brochures for small businesses fluorescent light recycling and disposal are on display and available at City facilities. Articles on proper disposal information of fluorescent tubes and bulbs are mentioned above in response to task V.A.1.	Report in AR 08-09	
V.A 3	Auto shops	C.9.c	Coordinate with city inspectors to integrate	Cupertino's Industrial Inspections take	Report on	

Santa Clara Valley Urban Runoff Pollution Prevention Program
FY 2008-2009 Annual Report: Mercury Control Program
Cupertino

Program Work Plan Task	Activity	CI Item Source[1]	FY08-09 Tasks	Status / Comments	Due Date (mo/yr)	Responsible Party
	outreach		mercury outreach into their routine auto repair shop inspections.	place bi-annually. The next inspections will occur in '09-'10. Environmental Programs staff will provide inspectors with brochures that were developed by the Santa Clara County HHW program to help industrial business employees understand the requirements and steps to take for disposal of mercury containing products and universal waste (e.g., fluorescent bulbs).	distribution in Ann Rpt '09-'10	
V.A.4	City employees outreach	C.9.c	A. Train corporation yard staff and facilities maintenance staff in correct procedures to clean up mercury containing products: 1. A broken fluorescent lamp 2. A broken thermometer or thermostat B. Send e-mail notice to employees reminding them about spent battery collection bin in copier room.	FY 09-10 Corp Yard Staff training will take place on 8/5/09 with discussion of how to properly clean up a mercury spill. The City's collection bin in the copier room is being used regularly by employees to safely dispose of spent batteries. A notice was emailed to all employees in September 2008, reminding staff to use the collection bin. Fluorescents are rarely broken except when bulbs give out and break as they are replaced. Currently, broken fluorescent tubes are cleaned-up by, Facilities Maintenance. The Environmental Programs Manager met with Facilities Maintenance worker and the City's Haz Mat specialist early in FY08-09 to review procedures for handling broken fluorescent bulbs and to evaluate the services provided by the City's current contractor for fluorescent bulb and tube disposal.	A. April 08 B. Annually	
V.B	Outreach materials	C.9.c	Assist Program to develop or adapt existing mercury outreach materials, as needed, for outreach programs. Submit article to Scene concerning any mercury information made available to city	City staff reviewed all workplan goals and outreach products that were proposed by the Program's Mercury Pollution Prevention Outreach AHTG. Articles developed by staff for Cupertino's	Ongoing	

Santa Clara Valley Urban Runoff Pollution Prevention Program
FY 2008-2009 Annual Report: Mercury Control Program
Cupertino

Program Work Plan Task	Activity	CI Item Source[1]	FY08-09 Tasks	Status / Comments	Due Date (mo/yr)	Responsible Party
			staff.	newsletter, the *Scene*, are listed above in response to task V.A.1.		
V.C	Community events	C.9.c	The County HHW Prgm at HHW disposal events, on behalf of the city, distributes Hg outreach materials.	HHW Collection Event was held at De Anza College on 8/23/08. Packets of outreach material concerning mercury containing products and safe disposal of toxic materials were distributed to Cupertino residents by HHW staff on behalf of the City of Cupertino.	Ongoing	
V.C	Community events	C.9.c	Additional community events held by City of Cupertino, or educational outreach tables hosted by Cupertino staff at another agency's local area event.	Mercury Thermometer Exchange events were held on 9/13/08 at Cupertino's Fall Festival and at Cupertino's Earth Day on 4/19/09. Articles for these events were in the September 08, March 09, and April 09 Cupertino Scene and in the 9/10/08 Courier. City Staff participated in Cupertino's Earth Day Event on April 19, 2009 and HP's Earth Day Event on April 23, 2009 and provided information on mercury pollution prevention and safe collection sites for mercury containing products.	Ongoing	
MM V.B	Document and evaluate activities	C.9.c	Monitoring Mechanism V.B. In the Annual Report, document and evaluate each outreach activity, including the target audience and number of residents and/or businesses reached.	The countywide HHW program served 30,611 residents during 08-09 through 44 events held at 2 permanent facilities and 17 temporary sites. The number of drop-offs from small businesses totaled 464. See sections II.D for amounts collected.	Ongoing	
Monitoring Mechanism V.C	Evaluate success of outreach efforts	C.9.c	Assist Program to survey local public attitudes and behavior to evaluate the success of outreach (coordinate with Watershed Watch Campaign Survey).	The Environmental Programs Manager worked with the Watershed Education Outreach sub-group to develop questions for the Watershed Watch survey.	FY08-09	

Tough new mercury rules loom for Cupertino cement plant

By Paul Rogers Mercury News

Posted: 06/25/2009 05:43:14 AM PDT
Updated: 06/25/2009 10:16:59 AM PDT

Inside of Lehigh Southwest Cement plant on Thursday June, 18 2009 in Cupertino.... (Dai Sugano)

Related Sections

For 70 years, it has sat on Cupertino's western edges, like a vast bite out of the surrounding green foothills.

With a deep limestone quarry and blazing kiln, the Lehigh Southwest Cement Plant has made the cement that built northern California — from Shasta Dam to Highway 101.

But the plant is also one of the Bay Area's largest polluters. And now the hulking facility, along with other cement plants across the nation, is facing a historic crackdown from the U.S. Environmental Protection Agency to reduce everything from mercury to soot emissions.

"The cement industry has flown under the radar for the last 20 years. And they are a major polluter," said Jim Pew, an attorney with Earthjustice, a Washington, D.C., environmental group.

Cement industry leaders call the proposed regulations an unreasonably strict blow during a recession that will drive up the cost of homes, roads and bridges.

"We've just never been faced with a situation where even if we employ the state-of-the-art technology, some of our facilities may not meet the required levels," said Tim Matz, Lehigh's director of environmental affairs.

"If a facility can't meet the levels, it may have to close."

Bay Area air regulators consider emissions to nearby communities from the Cupertino plant to be within accepted health levels. But the new federal standards would help clean up San Francisco Bay and local reservoirs by reducing mercury contamination in fish, and in doing so lowering the risk to anyone who eats fish.

Mercury is the most high-profile pollutant the rules target. A potent neurotoxin and naturally occurring element, mercury can harm kidneys and the nervous system.

One study by the Centers for Disease Control found that eight percent of American women of childbearing age have mercury in their bodies at high enough levels to put their babies at risk of birth defects, loss of IQ and learning disabilities.

And cement kilns are some of America's top mercury polluters.

The Lehigh plant in Cupertino, formerly known as Hanson Permanente, ranks as the second largest emitter of airborne mercury in California, having put 238 pounds into the air in 2007.

The only other cement plant in the region, the Cemex plant near Santa Cruz in Davenport, ranked third, with 163 pounds released in 2007. That plant is temporarily closed due to reduced demand.

In April, the EPA issued sweeping new proposed rules that would require 163 cement kilns nationwide to cut emissions of mercury, along with soot, hydrocarbons, sulfur dioxide and hydrochloric acid by 2013.

The rules would require cement plants to cut mercury emissions by up to 93 percent from current levels, with similar reductions for other pollutants. If the rules are adopted, they will be the first mercury emissions standard ever on the cement industry.

"We're very excited. These rules are historic," said Joyce Eden, a yoga teacher who lives half a mile from the Cupertino plant and has criticized it for years.

Complicating the issue is that nobody knows exactly where the mercury from the Cupertino plant goes. It occurs naturally in high concentrations in Bay Area limestone. The New Almaden mines south of San Jose were the largest mercury mines in North America in the 1800s and helped fuel the Gold Rush because mercury was used to separate gold from ore.

When limestone is burned in the Cupertino plant's kilns at 2,750 degrees, the mercury vaporizes and disperses in the air. Some drifts for miles, and when it rains, some washes into the bay, where it concentrates in fish.

A study in November by the Bay Area Air Quality Management District after measuring emissions from the Cupertino plant's kiln found its pollution levels were so dispersed and so low that they don't require posted risk warnings, let alone further reduction to protect the public from exposure.

Living near the plant and breathing the air every day for 70 years would cause just two extra cases of cancer per 1 million people, the study found. And mercury levels were less than half of what the state considers a risk.

"We found that the level of exposure is safe for the residents who live there. And as pollutants are transported further away from the plant, the concentration decreases," said Brian Bateman, chief of engineering for the air district.

Still, Bateman said he supports the EPA rules because of the impacts on the bay.

State health officials advise pregnant women to eat no more than 1 meal of fish from the bay a month due to the mercury contamination.

Cupertino cement plant managers say they may be able to meet the new mercury standards, but the equipment will cost $40 million or more. The cement industry wants varying standards based on local mercury levels. It says the rules may cause more of America's cement to be imported from China and other countries, increasing worldwide toxic pollution and global warming emissions.

Meanwhile, the EPA has been monitoring air quality at Stevens Creek Elementary School in Cupertino as part of a precautionary nationwide program to measure air pollution around schools near industrial facilities. The EPA is testing the Cupertino school for chromium, a toxic metal found last year in the air around the Davenport plant. But chromium levels from the Cupertino plant have been very low in previous tests, Bateman noted, in large part because the Cupertino plant uses iron ore instead of steel slag, which is high in chromium, like the Davenport plant did.

The final EPA decision on mercury standards is expected by next March.

"This is an industry that has a right to be here. They follow the rules," said Lehigh spokeswoman Sandy James, a former Cupertino mayor. "It's important to the community. The question is: How do we exist together?"

Contact Paul Rogers at progers@mercurynews.com or (408) 920-5045.

City of Cupertino

FY 08 - 09 Annual Report

Section 9

Copper and Nickel Action Plan

Santa Clara Valley Urban Runoff Pollution Prevention Program
FY 2008-2009 Annual Report: Copper/Nickel Control Program
Cupertino

Program Work Plan Task	Activity	FY08-09Tasks	Status / Comments	Due Date (mo/yr)	Responsible Party
CB-1. Vehicle Washing Operations *Goal: Reduce copper discharges from vehicle washing operation.*					
CB-1.1	Refer mobile cleaners to training	Refer mobile surface cleaners to BASMAA online training and recognition program. Mobile surface cleaners who do not have access to web training are referred to certified City of San Jose who has staff who will provide the program on an as requested basis.	Mobile surface cleaners were referred to BASMAA online training and recognition program at http://www.basmaa.org/recognition/ If access to the Web is not available, Cupertino refers surface cleaners to City of San Jose. San Jose staff will provide live trainings upon request. No requests for live training were made in FY 08-09.	Ongoing	Public Works
CB-1.2	Distribute list of trained cleaners	Distribute most recent list of trained mobile cleaners to interested parties, and to city staff who contract for cleaning services.	City staff refer interested parties to the BASMAA website where they can view a current list of trained mobile surface cleaners by specifying the County and leaving all other search fields blank. http://www.basmaa.org/SearchforCleaners/tabid/72/Default.aspx	Ongoing	Public Works
CB-1.3	Outreach materials	Continue to distribute Home Maintenance Tips brochure at city facilities and city events (contains general remarks on residential car washing).	'Home Maintenance Tips for a Clean Bay' was kept stocked at City Hall, the Library, Quinlan, and the Senior Center throughout FY 08-09. In addition, the brochure was provided at Quinlan's Auto Pollution (10/08) and Pesticides (3/09-4/09) Displays; Cupertino's Earth Day Event (4/19/09) and HP's Earth Day Event (4/23/09).	Ongoing	Public Works
CB-1.4	Website for outreach	Update information about copper brake pad dust for the stormwater section of City's website, with a link to the SCVURPPP copper brake pad report as needed. Add general information about residential car washing to the city's website.	There is a link to the Program's Copper/Nickel information on the City's website under the Stormwater Runoff Pollution Prevention section: http://www.cupertino.org/index.aspx?page=169 SCVURPPP's information regarding copper brake pads is provided via a link to on the City's website at http://www.cupertino.org/index.aspx?page=169	Review annually Spring 09	Public Works
CB-1.5	Scene article	Add information about copper brake pad dust to the annual article on home car washing in the City's newsletter, the	Articles on proper car washing and information on copper brake pad dust were included in the October '08, February '09, March '09 and June '09 Scene.	May 09 Scene	Public Works

Santa Clara Valley Urban Runoff Pollution Prevention Program
FY 2008-2009 Annual Report: Copper/Nickel Control Program
Cupertino

Program Work Plan Task	Activity	FY08-09Tasks	Status / Comments	Due Date (mo/yr)	Responsible Party
		Scene.			
CB-1.6	Non-profit car washes	City provides brochures to non-profits about how to properly conduct a car wash event.	City provided brochures on 'How to Hold a Fund-Raising Car Wash' and information on the City's free Car Wash Kit as part of the Auto Pollution Display at Quinlan Community Center during the month of October 2008. An article was published in the March '09 and May 09 Scene advertising the City's free Car Wash Fundraiser Kit. Guidelines for 'How to Hold a Fund-Raising Car Wash' and information on the City's free Car Wash Kit are available on the City's website at: http://www.cupertino.org/index.aspx?page=169 Link to Car Wash Kit PDF: http://www.cupertino.org/Modules/ShowDocument.aspx?documentid=320	Ongoing	Public Works
CB-1.7	City vehicles	Continue to maintain car wash systems for City vehicles at the corporation yard.	City vehicles are taken to a commercial car wash where the water discharges to the sanitary sewer. In FY08-09, the Environmental Programs and Public Works Maintenance divisions budgeted and planned for a new vehicle and equipment wash pad at the City's corporation yard (Service Center). Construction is expected in fall 2009.	Ongoing	Public Works
CB-1.8	Gas station car washing	Verify that all gas stations/repair shops understand and comply with restrictions concerning washing cars on-site.	Verification is done during scheduled vehicle service facility inspections by Building Dept at least biennially. In addition, the IC/ID Inspector conducts annual inspections of facilities with a history of violations. See IND (section 2) of this report. ▪ Cupertino staff worked the Program's Watershed Watch Car Wash Event on May 13, 2009 at Classic Carwash in San Jose. Outreach material on proper	Ongoing, during normal inspection routine	Industrial Inspector

Program Work Plan Task	Activity	FY08-09Tasks	Status / Comments	Due Date (mo/yr)	Responsible Party
			car washing, and discount coupons for car washes at partnering locations, were distributed. Ongoing discounts with Watershed Watch discount cards, and two events were promoted by KRTY and KBAY. ▪ 15 free car wash passes were provided for an additional on-air promotion on KRTY following the 5/13 event ($270 value) ▪ Approximately 120 cars were washed during the events at a minimum $10 discount per vehicle; total value of $1,200 in discounts. ▪ 105 $4 WW discounts were redeemed throughout the fiscal year, for a total of $420 in discount value. Additional data collection will continue to be collected through 12/31/09.		
CB-1.9	Auto sales car washing	Verify that all auto sale operations understand and comply with restrictions concerning washing cars on-site.	Currently, there are no auto sales businesses in Cupertino. Any new businesses of this nature would receive stormwater pollution prevention education and be inspected as a vehicle service facility.	N/A	Industrial Inspector
CB-3. Industrial Copper Control *Goal: Control copper in discharges of stormwater from targeted industrial sources*					
CB-3.1	Industrial inspection program	Continue industrial inspection of vehicle service facilities and other future permitted sites.	The City inspects vehicle service facilities once every two years (see inspection data in Section 2, IND of this report).	Ongoing, during normal inspection routine.	Industrial Inspector
CB-3.2	Measures to reduce copper discharges from construction sites	Continue to implement BMPs for planned discharges from fire sprinkler systems and water pipes.	In FY 08-09 Environmental Programs staff developed a flyer of BMP guidelines for contractors to use at construction sites where discharges from fire sprinkler systems and water pipes are required (See fact sheet, *City of Cupertino Requirements for Fire Sprinkler System Tests and Water Pipe flushing*) following this section.	Ongoing	Public Works

Santa Clara Valley Urban Runoff Pollution Prevention Program
FY 2008-2009 Annual Report: Copper/Nickel Control Program
Cupertino

Program Work Plan Task	Activity	FY08-09Tasks	Status / Comments	Due Date (mo/yr)	Responsible Party
			Staff visited a large construction site in Cupertino multiple times to view recommended BMPs in operation and evaluate their effectiveness. Environmental Prgms. Mgr. and staff attended the Building Department staff meeting on 6/30/09 to introduce the BMP guidelines flyer for planned discharges and receive comments.		
CB-6/7. Reducing Traffic Congestion/Promoting Alternative Transportation Issue now being considered by municipal transportation planners and congestion management and transportation agencies (i.e., VTA).					
CB-6/7	Auto Pollution Display at Quinlan Community Center	Display featuring "Cars Pollute Water Too", Vehicles are the Largest Source of Pollution in the Bay Area", and "Keeping it All in Tune". Literature will be provided explaining impact of copper pollution from brake pads as well as general information regarding auto pollution.	Auto Pollution Prevention Display appeared at Quinlan Comm. Ctr. from Oct 21st through Dec 2008. It featured: *Cars Pollute Water Too*, *Home Maintenance Tips for a Cleaner Bay*, *Washing Cars and Other Vehicles*: *Vehicle Shop Practices for a Cleaner Bay*, *Your Shop Can Make a Difference!*, *How to Hold a Fundraising Car Wash*, *A Vision for Our Watershed*, *Recycle Your Used Motor Oil*, SCVURPPP IC/ID cards on Residential Car Washing/Engine Degreasing/Vehicles Dripping Auto Fluids/Sediments, information on City's free car washing kit.	Winter 08-09	Public Works
CB-6/7	Implementation of Alternative Transportation Projects	Public Works Capital Improvement Project. The Mary Avenue bridge fills an important gap in the Stevens Creek trails system which has many reaches from Cupertino through Sunnyvale and Mountain View to San Francisco Bay.	The opening of the Mary Avenue bicycle and pedestrian bridge crossing Interstate 280 took place on April 30th 2009. The original feasibility study projected that ultimately the bridge would be used by over 265,000 people of which 175,000 would be cyclists. For details visit http://www.cupertino.org/index.aspx?page=26&recordid=58&returnURL=%2findex.aspx	April 09	Public Works
CB-8. Incorporate watershed protection in planning procedures *Goal: Classify and assess watersheds, and improve institutional arrangements for watershed protection*					
CB-8.2	CEQA changes	Continue using SCVURPPP CEQA	The City will continue to evaluate its CEQA review	9/09 AR	

Santa Clara Valley Urban Runoff Pollution Prevention Program
FY 2008-2009 Annual Report: Copper/Nickel Control Program
Cupertino

Program Work Plan Task	Activity	FY08-09Tasks	Status / Comments	Due Date (mo/yr)	Responsible Party
		guidance as part of C.3.m implementation.	process and note any changes in that year's Annual Report.	and Ongoing	
CB-11. Street sweeping controls & stormdrain system O&M *Goal: Improve street sweeping controls and stormdrain system O&M*					
CB-11.1	Street sweeping	Follow Program guidance regarding the collection and reporting of street sweeping data. **Provide data for Annual Report.**	Cupertino staff used Program's guidance and standard forms for tracking the City's street sweeping data.	Ongoing; Data in 9/09 AR	Public Works
Trash Work Plan	Street sweeping data	Continue to collect street sweeping data and provide data to Program for a street sweeping effectiveness evaluation	Street sweeping data was collected monthly and provided to Program in July '09 to help evaluate Program-wide effectiveness.	Report in 9/09 AR Ongoing	Public Works
	Street sweeping data	By contract – residential swept twice monthly; downtown every week; arterials and Commercial/industrial areas once weekly. High leaf drop and other noted areas cleaned more frequently and as needed (i.e., construction zones - swept by responsible party).	The City has a contractor that provides street sweeping services on residential and arterial streets. This year the street sweeping contractor collected 1,739 cubic yards of debris from 6,577 curb miles of residential streets, and 874 cubic yards of debris from 2,552 curb miles of commercial and arterial streets. Total annual amount of debris recovered by the sweeper was 2,613 cubic yards. Residents and businesses are also given large recycling receptacles for yard waste as part of the required solid waste service. Yard waste is not allowed in streets but waste from receptacles is picked up weekly. **A total of 7,449 tons of yard waste was recycled**.	Report in 9/09 AR Ongoing	Public Works
CB-11.2	Evaluate Street sweeping and Stormdrain O&M	Evaluate need for improvement of current street sweeping and storm drain system O&M programs (within available budgets).	Street sweeping occurs twice every month and all catch basins are cleaned on a two year rotating basis and during emergencies as needed. With increased need, certain areas of the city have extra sweeping. There isn't a build-up of debris or flooding issues that would indicate the need for increased service. The schedule appears to be effective and is within the available budget. Schedule is noted on the street sweeping map at the City's website:	9/09 AR	Public Works

Santa Clara Valley Urban Runoff Pollution Prevention Program
FY 2008-2009 Annual Report: Copper/Nickel Control Program
Cupertino

Program Work Plan Task	Activity	FY08-09Tasks	Status / Comments	Due Date (mo/yr)	Responsible Party
			http://www.cupertino.org/downloads/index.asp?Type=Pdf&Name=Street%20Sweeping%20Map&Location=_map_street_sweeping_residential.pdf		
CB-12. Pools and Spas *Goal: Control copper discharge from pools and spas*					
CB-12.2	Outreach	Distribute outreach materials to the public at City facilities. Continue to maintain pool information on city stormwater website.	'Draining Pools & Spas' brochure is kept stocked at City Hall, Senior Center, Quinlan, and the Library. In addition, the brochure is made available at city events, upon request or during related illegal dumping incidents. The brochure is available for downloading from the City's website, http://www.cupertino.org/index.aspx?page=169	9/09 AR and Ongoing	Public Works
CB-12.3	Newsletter article	Publish one article/yr. regarding disposal of pool water in city's newsletter.	An article was published in the City's newsletter, the *Scene*, in June 2009.	Ongoing-in June	Public Works
CB-21. Architectural use of copper *Goal: Discourage architectural use of copper*					
CB-21.2	Staff Training	Remind staff of ban on copper roofs and gutters.	Annual staff training includes reminder about ordinance prohibiting architectural use of copper. Municipal Storm Water Code, see Stormwater Pollutant Source Control BMPs. 9.18.210 available at www.cupertino.org	2009	Public Works
NB - 1 Nickel Action Plan Tasks					
NB-1	Measures to control nickel discharges from construction sites	Continue to implement Construction Inspection Performance Standards Continue to have inspectors attend Program workshops on construction site management and learn latest erosion & sediment control techniques Attend Program C.3 workshops on post-development stormwater BMPs.	See Construction Inspection Report and Table in Section 5.	On-going On-going Fall On-going	Pub Wrks/Bldg Public Works / Building PW Inspectr

Santa Clara Valley
Urban Runoff
Pollution Prevention Program

FY 2008-2009 Monthly Record Keeping Form

Year FY 2008/09: (July 2008 – June 30, 2009)

Agency: City of Cupertino

Completed by: Lauren Mende Tacke **Date**: July 13 , 2009

STREET SWEEPING	Volume of material collected (cubic yards)	Miles swept* (curb miles)
1. Sweeping		
Residential Areas:		
Broom	1,739	6,577.2
Regenerative Air		
Vacuum		
Commercial Areas:		
Broom	597	1,744.8
Regenerative Air		
Vacuum		
Industrial Areas:		
Broom		
Regenerative Air		
Vacuum		
Other Areas Swept: (e.g., parking lots, major arterials)		
Broom	277	807.1
Regenerative Air		
Vacuum		
TOTAL	2,613	9,159.1

2. Have there been any changes in your street sweeping program?
(efforts to have parked cars removed, changed sweeping frequency, new equipment, significant downtime, etc.)

LEAF REMOVAL

Volume of leaves removed by City/Town crews: n/a cubic yards

Leaves bagged by residents and picked up by your City/Town: n/a bags

Check box if you have a yard waste collection program: ■ Volume of yard waste collected: **7,448.89** cubic yards

Check box if you do not have a leaf removal program other than routine street sweeping or yard waste collection: ☐

* Report total miles covered by sweepers including areas operated in tandem or repeated.

City of Cupertino Requirements for Fire Sprinkler System Tests & Water Pipe Flushing

Tests for automatic fire sprinkler systems and pipe flushing are prohibited from being discharged directly to the street or the storm drain system as they may contain bacteria and other pollutants such as metals, oil, sediment, or chlorine/chloramines (disinfectants).

To determine the required pollution control measures, dischargers will first use the attached form to collect information on the type of flow; its location; and the approximate quantity, flow rate (gallons per minute), and quality. Then, at least three weeks in advance of testing or flushing, the discharger will discuss this information with the City's Environmental Programs Manager, who may be reached at (408) 777-3242 or cherid@cupertino.org. After the discharge activity is finished, provide the completed form to the Environmental Programs Manager.

A City of Cupertino Stormwater Inspector will be present during discharges to ensure the use of the following control measures, as applicable to the type of flow and the specific site conditions.

1. Discharge to Landscape

Discharge to landscape is the preferred method of water disposal, provided that the water quality will not damage vegetation and the flow velocity and duration will not disturb the landscape or cause sediment to enter the storm drains. If the chlorine concentration of the discharge is >1.5 mg/l, it will need to be treated before it is used for irrigation (see # 6, below).

2. Discharge to Sanitary Sewer

If discharge to landscaping is not feasible, flows may be directed to the sanitary sewer after obtaining a permit from the Cupertino Sanitary District (408-253-7071). It may take a few weeks to obtain a sewer discharge permit, the minimum cost of which starts at approximately $1,200.

3. Collect in Baker Tank

Fire sprinkler and water line flushing water can also be collected in a Baker tank and then, depending on the quality, reused for other purposes such as dust suppression at construction sites or for irrigation.

4. Treat with Filtering System

Another disposal option is to use a mobile filtering system that cleans water on site. The clean water can then be discharged to landscaping, protected storm drains (see Figures 1 and 2), or conserved for other uses.

5. Discharge to Protected Storm Drain

Up to 50,000 gallons of clean, potable water (chlorine concentration <1.5 mg/l) may be directed to a storm drain if all contaminants, including trash, leaves, and sediment, are first removed from the flow path and the receiving drain inlet is protected as shown in Figures 1 and 2, below. Prior to the discharge, inspect the flow path and wipe up any liquid contaminants, such as motor oil or antifreeze. If the flow path is unpaved, ensure that the flow velocity is low enough so that force of the discharge does not cause eroded material to enter the storm drain. Monitor the flow path and receiving inlet during the discharge and adjust the flow rate or inlet protection as necessary. Remove and dispose of all sediment, pollutants, and debris that may have been deposited during discharge.

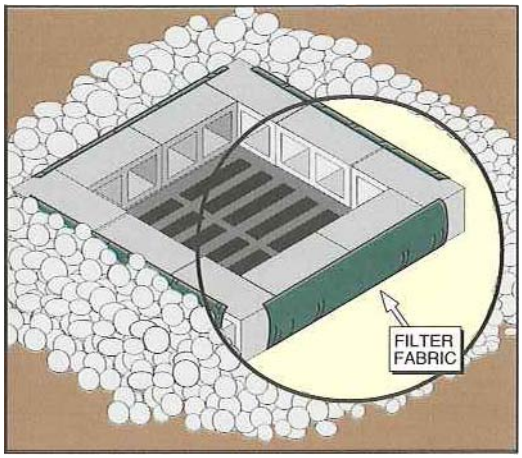

Figure 1
Drain Inlet Protection

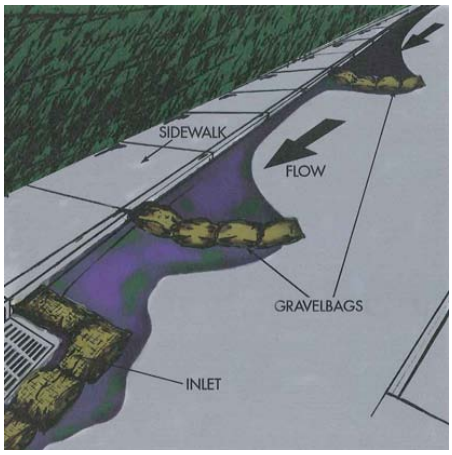

Figure 2
Catch Basin Protection

6. Dechlorination

If the chlorine concentration of the discharge exceeds 1.5 mg/l, the water must be treated to remove the chlorine prior to disposal to the storm drain. Dechlorination is also required if the flow volume exceeds 50,000 gallons.

Chlorine test strips can be used to determine the chlorine concentration. Since discharges could contain chloramine, which is not effectively neutralized with aeration, they must be dechlorinated using chemicals, including but not limited to, sodium thiosulfate, sodium ascorbate, or ascorbic acid. These chemicals are available in tablet and/or liquid form and may be applied with the use of jugs, mats or socks set in the flow path or proprietary nozzles attached to the discharge point. Contact the Environmental Program Manager for more information.

Environmental Programs
PUBLIC WORKS DEPARTMENT

CITY HALL
10300 TORRE AVENUE
CUPERTINO, CA 95014-3266
(408) 777-3242

Data Collection Form

Please complete this form and provide a copy to the Cupertino Environmental Programs Manager at Fax # (408) 777-3333 or at cherid@cupertino.org.

1. Location of Discharge (street address): _____
2. Type of Discharge (ex: fire sprinkler system test, water line flushing, etc): _____
3. Property Owner Name: _____
4. Owner Contact/Phone #: _____
5. Property Management Company (if applicable): _____
6. Management Company Contact/Phone #: _____
7. Contractor Name/Phone # (if applicable): _____
8. Scheduled Date(s) and Start Time(s) of Discharge: _____
9. Estimated Discharge Volume (gallons): _____
10. Estimated Discharge Flow Rate (feet/second): _____
11. Anticipated Pre-Treatment Water Quality (select all that apply):
    - o Potable
    - o Rusty/Sandy/Silty
    - o Stagnant
    - o Super-Chlorinated (>1.5 mg/l chlorine)
    - o Other (describe): _____
12. Discharge Disposal Method (select all that apply):
    - o Direct to landscaping
    - o Sanitary Sewer
    - o Baker Tank
    - o Mobile Filtration Unit
    - o Dechlorination (describe method): _____
    - o Other: _____
13. Best Management Measures Used (select all that apply):
    - o Clean flow path
    - o Drain inlet protection
    - o Post-discharge inlet cleaning
    - o Erosion control: _____
    - o Other (describe): _____

City of Cupertino

FY 08 - 09 Annual Report

Section 10

Trash Inventory and Management

Santa Clara Valley Urban Runoff Pollution Prevention Program
FY 2008-2009 Annual Report: Trash Management
Cupertino

P.S. Id.	Activity	FY08-09 Tasks	Status / Comments	Due Date	Responsible Party
Trash Inventory and Management					
Trash Work Plan	Trash mgmt practices	Assist Program in implementing Pilot Demonstration Projects, which focuses on assessing control measure effectiveness.	In FY07-08, as part of the City of Sunnyvale's Storm Drain Inlet Capture System Pilot Program, by agreement with Cupertino's Environmental Programs Mgr, Sunnyvale installed and has maintained one S/D capture system in Cupertino at Homestead Rd and Stelling Rd. Sunnyvale reports that the majority of debris collected from the system is leaves.	Report in 9/09 AR Ongoing	Public Works Dept.
Trash Work Plan	Trash mgmt practices	Continue identifying and prioritizing trash problem areas in urban streams and waterways and other potential sources that may contribute trash to those areas. Identification and prioritization should be based on criteria provided by Program staff during FY 06-07.	Trash evaluations were performed on 10/8/08. One site will be removed from the problem list, as no problems have been identified at the site for several years and based on the recommendation of Program staff. In FY 08-09, one site was divided into two different sites as the large area differs significantly in its level of trash. An additional site was also added to the problem list at Calabazas Creek at Creekside Park. This site was evaluated and cleaned 6 times in FY 08-09, including during the National Coastal Cleanup Event (Sept. '08), the National River Cleanup Event (May '09), and a cleanup with Cupertino 8 high school students (Feb. '09). Cupertino held its first volunteer community cleanup event in September 2008 with 74 volunteers. This was a remarkable number of participants, given that this was a first-time event. It confirms the idea that many residents read the *Cupertino Scene (Monthly Newsletter)* and that putting articles in the *Scene* is an effective method of communicating with Cupertino residents. Since there was an	Report in 9/09 AR Ongoing	Public Works Dept.

Santa Clara Valley Urban Runoff Pollution Prevention Program
FY 2008-2009 Annual Report: Trash Management
Cupertino

P.S. Id.	Activity	FY08-09 Tasks	Status / Comments	Due Date	Responsible Party
			overwhelming response to the City's 2nd Creek Clean Up Event in May 2009, and the event was at full capacity (80 volunteers), staff redirected volunteers to other sites within and outside of Cupertino. Based on the overwhelmingly positive responses to the City Clean Up events, the City is considering holding three cleanup events per year.		
Trash Work Plan	Trash mgmt practices	Identify and continue implementing trash control measures, where practical and feasible, to reduce trash.	City staff performed 10 KAB assessments and 3 RTAs at problem sites in FY 08-09. The level of trash was evaluated and trash and recyclables were collected from the sites. Future management actions were addressed for each site. City staff performed KAB assessments at problem sites, considered improved Mgmt actions and conducted any necessary cleanup.	Report in 9/09 AR	Public Works Dept.
Trash Work Plan	Trash evaluations	Track existing trash management practices to evaluate effectiveness. Selected effectiveness methods will be provided within the technical memorandum entitled Trash Management Effectiveness Strategy, which was developed in late FY 06-07. Effective methods may include using the Program's Urban Rapid Trash Assessment protocol (Version 1.0) and/or the KAB litter index in a subset of high priority trash problem areas.	All problem sites were evaluated in October 2008. One site was recommended for removal from the list and one new site was added to the list. KAB scores ranged from 1 to 3 with 1 indicating a low priority trash problem area and 3 indicating a moderate to high level of trash. Problem sites were given the following scores: four sites=KAB of 1, two sites=KAB of 2, four sites=KAB of 3.	Report in 9/09 AR Ongoing	Public Works Dept.
		Provide Co-permittee specific information on trash management practices implemented in our jurisdiction, using the Program's standardized reporting form entitled Trash Problem Area Activity Report (to be used for Program-wide reporting), as appropriate.	City staff performed KAB trash evaluations and reported results to the Program for all previously identified problem sites.		Public Works Dept.

Santa Clara Valley Urban Runoff Pollution Prevention Program
FY 2008-2009 Annual Report: Trash Management
Cupertino

P.S. Id.	Activity	FY08-09 Tasks	Status / Comments	Due Date	Responsible Party
Trash Work Plan	Trash evaluations	Submit Urban Rapid Trash Assessment Survey Forms, Trash Item Tally Sheets and any other data collection tool to Program staff, as appropriate.	KAB trash assessment data for Cupertino's trash problem sites were provided to the Program in July 2009. Cupertino performed 3 Urban Rapid Trash Assessments in FY 08-09.	FY 08-09 Ongoing	Public Works Dept.
Trash Work Plan	Trash mgmt practices	Assist Program staff in developing long-term trash management strategy for reducing trash in urban streams and waterways and other potential sources that may contribute trash to those areas.	The Env. Programs Mgr. participates in SCVURPPP's Trash Management Ad Hoc Task Group. Within the group and via MC meetings, long-term trash management strategies are discussed, considered and identified. In FY07-08 San Jose and Sunnyvale installed trash capture systems as a pilot program. Installation of one device in Cupertino was approved. This device is maintained by Sunnyvale and is reviewed at MC meetings to help determine future strategy.	FY 08-09 Ongoing	Public Works Dept.
Trash Work Plan	Trash mgmt practices	Begin implementation of long-term trash management strategy for each high priority watershed defined within the technical memorandum entitled *Prioritization of Trash Problem* (to be completed during FY 06-07). This strategy will be provided within the technical memorandum entitled *Long-Term Trash Management Strategy*, which will be developed during FY 07-08.	In FY 08-09, City's Public Works staff continued to work with Cupertino's Illegal Discharge Inspector on implementation of long-term trash management for existing priority areas. PW staff also conducted field trips and coordinated with Water District staff to identify new priority locations in the Calabazas Creek watershed.	FY 08-09 Ongoing	Public Works Dept.
Trash Work Plan	Trash mgmt practices	Assist Program in developing Trash Fact Sheets, as appropriate.	SCVURPPP's Trash Tool box was developed in FY 07-08. Env Prog Mgr participated in Trash Ad Hoc Task Group where sections of the Tool Box were previewed and comments were provided. In FY 08-09 the Tool Box received an award from CASQA for Outstanding Stormwater BMP Implementation Project. Due to a significant overhaul of the City's website SCVURPPP's Trash Fact Sheet was not	FY 08-09 Ongoing	Public Works Dept.

Santa Clara Valley Urban Runoff Pollution Prevention Program
FY 2008-2009 Annual Report: Trash Management
Cupertino

P.S. Id.	Activity	FY08-09 Tasks	Status / Comments	Due Date	Responsible Party
			added to Cupertino's website until summer of FY 09-10 http://www.cupertino.org/index.aspx?page=152 A small amount of Trash Fact Sheets were distributed at the City Hall, Senior Center, Quinlan Center, and the Library in FY 08-09.		
Trash Work Plan	Trash mgmt practices	Begin to develop strategies to reduce litter pollution from plastic bags through the promotion of reusable bags.	Environmental Prgms. Mgr. met with the Cupertino President of the Chamber of Commerce three times in FY 08-09 to address the plastic bag issue and to promote the use of reusable bags. During these meetings the Top 10 Things That Stores Can Do To Encourage Multiple-Use Carry-out Bags Without a City Ordinance, flyer was developed, which included the following tasks: 1. Encourage Customers to Shop Cupertino where the community is coming together to reduce unnecessary packaging. 2. Ask Customers first, before giving out bags that are not needed and perhaps not wanted, if they would like a bag, as opposed to immediately bagging their products. Encourage customers not to take a bag when they only have a small amount of items. (Checker could explain that this is a community effort to be green). Asking the question, may prompt customers to remember to bring their own bags into the store next time. Or, stores can ask customers if they would like to purchase one of their affordable, reusable bags. 3. Sell bags in the local stores that fold into a pouch and attach to your purse or key chain. Whole Foods and other stores sell these near their checkout lines. These smaller bags are shaped like plastic bags and are conveniently at hand to bag small items which are purchased in between bigger shopping trips. Bags of varying sizes	Ongoing	Public Works Dept.

Santa Clara Valley Urban Runoff Pollution Prevention Program
FY 2008-2009 Annual Report: Trash Management
Cupertino

P.S. Id.	Activity	FY08-09 Tasks	Status / Comments	Due Date	Responsible Party
			should be available for sale throughout the store, including at each checkout aisle and at the back of the store. 4. Put a sign up in a window at the front of the store or a banner on the store to remind customers, before they leave their cars or parking lot, to bring their own bags. 5. Advertise and applaud store efforts to partner with the community on green activities. Advertise that reusable bags are more convenient. They usually fit more, you can carry them on your shoulder, allowing you to carry more bags at once, and you don't have to worry about storing/throwing away plastic bags. 6. If possible, stores may reward customers with a free promotional item, a sample, or a discount on certain products, if they remember to bring their own bags. 7. Put an attractive bin near the front of the store for customers to return their barely-used bags. This bin can also serve to supply customers with used bags, on their way into the store, if they forget to bring their own. Advertise that bags are available for new/returning customers to use. Checker/bagger should tell the customer where they can get these and give them time to collect some. Or, stores should have returned, clean bags available at each checkout aisle. First the checker/bagger should ask the customer if they have their own bags, if they don't, then they should ask if they would be willing to use recycled/returned bags. 8. Encourage people to bring back their clean, barely-used bags and donate them to the bag-loan bin. This promotes the idea that bags have value and should be conserved for a day when they are no longer free. Advertise that collection bins not only take grocery bags but also clean: retail bags, newspaper bags, ziplock bags, paper		

Santa Clara Valley Urban Runoff Pollution Prevention Program
FY 2008-2009 Annual Report: Trash Management
Cupertino

P.S. Id.	Activity	FY08-09 Tasks	Status / Comments	Due Date	Responsible Party
			towel/toilet/tissue plastic wrap, bread/produce bags, packaging wrap, etc. 9. If stores are willing, they could help by tracking any decrease in the amount of bags that they need to buy for their customers each month. 10. Add any other actions that might encourage shoppers and businesses to have fun with this. If it starts to gain momentum we can probably get the local newspaper to write about the businesses that are part of the campaign. Store owners will be able to think of better ideas as they consider working with their customers to reduce unnecessary packaging. Pro-active measures do not force anyone to comply, but can turn the effort into a campaign that customers take pride in; one that pulls the local shopping community together. Environmental Programs handed out reusable bags with the City logo at Cupertino's first annual Earth Day, during Earth Week, and upon special request. Staff regularly attends Pub Ed and TAC meetings that include discussions on plastic bag litter issues and programs to promote reusable bags and provides feedback and funding whenever possible.		
	WE&O Outreach	Participate in the WE&O outreach ad hoc group, and two of its subgroups: the Schools outreach group and the IPM group.	Environmental Programs staff participated in these groups in FY 08-09 and will continue to participate in FY09-10.	Ongoing	Public Works Dept.
	WE&O Core Group	Review WMI meeting minutes and materials.	The MC is briefed on WMI meetings and meeting summaries. WMI meeting minutes and materials are distributed by the Program and reviewed by the City's Environmental Programs Manager.	Ongoing	Public Works Dept.

#	Date	Site ID	Watershed	Location	Assessment Tool	Score	Trash Management Activities	Comments
	August 11, 2008	7	Stevens Creek	Calabazas Creek at Creekside Park between Miller Avenue and Estates Drive, close to where Regnart Creek meets Calabazas Creek.	KAB	2	Staff removed small amount of litter and left the remainder for an upcoming City cleanup event. One shopping cart was removed by the City Inspector. 3 carts in creek were reported to SCV Water District, who confirmed they picked them up. Site scheduled for future cleanup events.	Significant amount of trash viewed along creek including bottles, cans, paper, food wrappers, plastic bags, toys, four shopping carts.
	September 20, 2008	7	Stevens Creek	Calabazas Creek at Creekside Park between Miller Avenue and Estates Drive, close to where Regnart Creek meets Calabazas Creek.	KAB	3	300 lbs. of trash and 78 lbs. of recyclables were collected by City Staff and 74 volunteers at National Coastal Cleanup Event. Site to be cleaned again during National River Cleanup Event on 5/16/09. Site will be monitored between cleanup events.	Significant amount of trash collected from 2 miles of the creek. Approximately 2,900 items were removed from the creek and surrounding area.
	October 8, 2008	7	Stevens Creek	Calabazas Creek at Creekside Park off Miller Avenue and Estates Drive, close to where Regnart Creek meets Calabazas Creek.	RTA	108	Staff walked the creek following cleanup event on 9/20/08. Small amount of litter was removed. Additional cleanup events and monitoring will be provided throughout the year.	Eight pieces of litter made from plastic were removed.
	October 8, 2008	1A	Stevens Creek	North Tantau and Vallco Parkway (Finch Ave), vacant lot: private property	KAB	1	Little trash observed. Should continue to monitor and remove trash present. This site is now monitored as two separate sites (CU01A & CU01B).	Very little trash observed.
	October 8, 2008	1B	Stevens Creek	Stevens Creek Blvd. and Tantau. Near VTA bus stop and across the street from Subway and Roasted Coffee Bean	KAB	2	Small amount of trash present. Continue to monitor site during future planned development projects. This site is now monitored as two separate sites (CU01A & CU01B).	Little trash observed. Small, scattered pieces of paper and cigarette butts found.

#	Date	Site ID	Watershed	Location	Assessment Tool	Score	Trash Management Activities	Comments
	October 8, 2008	2	Stevens Creek	Homestead and Mary Ave. adjacent to high school; private property.	KAB	1	Site is not a serious trash problem. Due to new pedestrian bridge at this site, the site will be monitored in 09-10 to see if increased pedestrian and bike traffic creates new litter issues.	No trash observed. No direct access to waterway.
	October 8, 2008	3	Stevens Creek	Disney Lane near Miller at back entrance to Hyde Jr. High, adjacent to track field; private property	KAB	3	Significant amount of litter was collected by staff near school yard - including trash, paper, food and beverage containers. Storm drain is located down the road. Site should be monitored and cleaned yearly.	Large amount of litter collected including 40 food wrappers, 10 beverage containers, 30+ cigarette butts, paper, tissues, condom, string and wire pieces.
	October 8, 2008	4	Stevens Creek	Ann Arbor and Ann Arbor Ct., close to City park; private property	KAB	1	No direct access to waterway. Will discontinue further visits to this site due to several years of little to no trash and recommendation by the Program.	No trash was observed.
	October 8, 2008	5	Stevens Creek	Somerset Park at Stokes and Dempster, owned and maintained by City	KAB	1	No direct access to waterway. Small amount of trash was removed. Site is a park maintained by City staff. Site has been monitored for five years and is no longer a trash problem area. Will monitor once a year and consider accessing area adjacent to site on the railroad tracks where some trash was observable-300-400ft down on Peninsula Ave.	Very small amount of trash was observed including 2 plastic bags and a food wrapper.

#	Date	Site ID	Watershed	Location	Assessment Tool	Score	Trash Management Activities	Comments
	October 8, 2008	6	Stevens Creek	Park Circle East & West, area behind apartments, private property	KAB	3	Staff assessed litter type and cleaned the area. Will continue to monitor this site. Will consider strategies for public outreach to apartment residents, landlords and property managers regarding litter issues at this site.	Fair amount of trash observed along the street including 2 plastic bags, cardboard, 5 food wrappers, styrofoam cup, 7 shopping carts, 15 cigarette butts, 2 tissues, paper and plastic pieces.
	January 7, 2009	7	Stevens Creek	Calabazas Creek at Creekside Park between Miller Avenue and Estates Drive, close to where Regnart Creek meets Calabazas Creek.	RTA	94	Staff identified and collected varying types of litter during the rainy season from the waterway and creek bank (plastic bags entangled in vegetation). Site will be monitored and cleaned regularly.	53 items were collected including 15 plastic bags, 16 plastic pieces (soft and hard), paper, cardboard, food wrappers, glass pieces, and string.
	February 19, 2009	7	Stevens Creek	Calabazas Creek at Creekside Park between Miller Avenue and Estates Drive, close to where Regnart Creek meets Calabazas Creek.	RTA	80	Staff, with 8 Cupertino high school students, identified and collected litter following a week-long rainfall. Site will be monitored and cleaned regularly.	190 items were collected from the creek and surrounding area.
	May 16, 2009	7	Stevens Creek	Calabazas Creek at Creekside Park between Miller Avenue and Estates Drive, close to where Regnart Creek meets Calabazas Creek.	KAB	3	Staff coordinated and participated in the National River Cleanup Event at Calabazas Creek. 80 volunteers were present and approximately 1000 lbs. of trash and 300 lbs. of recycling were collected along 3 miles of the creek. Staff will continue to monitor site and will use this site for future cleanup events.	Approximately 1734 items were collected from the creek and surrounding area including.

City of Cupertino

FY 08 - 09 Annual Report

Section 11

Water Quality Monitoring
&
Permit Reapplication Process

Santa Clara Valley Urban Runoff Pollution Prevention Program
FY 2008-2009 Annual Report: Water Quality and Monitoring
Cupertino

P.S. Id.	Activity	FY08-09 Tasks	Status / Comments	Due Date	Responsible Party
Water Quality-Based Requirements					
C.9.e	PCBs/Dioxin Compounds	Support Program staff to perform follow-up work on identifying and evaluating controllable sources.	The City continues to support Program and Program-supported regional efforts.	Ongoing	Public Works Dept.
C.9.f.iii	Sediment	Participate in the Watershed Council for Stevens Creek.	The City's naturalist attended meetings of the Stevens and Permanente Creeks Watershed Council in FY 08-09. City provided meeting space for some SPCWC meetings. City naturalist provides storage space and meeting site facility for water quality monitoring equipment and volunteers at McClellan Ranch. On 2/20/09, two Env. Programs. staff accompanied Paul Randal and staff, EOA/SCVURPPP, and members of the Stevens and Permanente Creeks Watershed Council on their field trip at Stevens Creek in Cupertino to identify sampling sites for upcoming testing. Following this meeting, Cupertino began to partner with SPCWC on water monitoring.	Ongoing	Park & Recreation Dept. and Public Works Dept.

Santa Clara Valley Urban Runoff Pollution Prevention Program
FY 2008-2009 Annual Report: Permit Reapplication
Cupertino

P.S. Id.	Activity	FY08-09 Tasks	Status / Comments	Due Date	Responsible Party
Permit Reapplication Process					
New	Permit Negotiations	Participate and/or track progress of the NPDES permit negotiations. This may include phasing in of certain provisions over a longer period.	The Environmental Programs Manager has tracked the progress of the permit negotiations and provided comments in March 2009.	FY 07-08 May continue FY 08-09	Public Works Dept., Environmental Div.

City of Cupertino

FY 08 - 09 Annual Report

Section 12

Staff Training Summary Table

City of Cupertino
Stormwater Pollution Prevention Program

FY 08-09 Annual Report

Staff Training Summary

Training Event	Date	Participants
Participation in Urban Pesticides Committee: Topics: UP3 Activities; Agency Updates (from DPR, SWRCB Urban monitoring study, BASMAA Our Water Our World, CASQA preview of conference presentation); IPM EcoWise Certified requests for participation; National IPM Certification (Quality Pro Green); statewide survey of pyrethroids in urban waters and pyrethroid revaluation process	9/16/08	Environmental Program Mgr attended the UPC teleconference
Public Works-BMPs for Road Maintenance: Public Works Streets Maintenance staff attended the SCVURPPP Rural Roads BMP Maintenance training.	9/25/08	Eleven City Public Works Streets Maintenance staff attended.
Participation in Trash Summit: Meeting to discuss solutions to trash and litter issues and shift the focus of outreach from cleaning up litter to preventing litter. Group exchanged information on what programs were available and where improvements were needed for the primary litter problems, which were identified as pedestrian, vehicle, waste container management, illegal dumping and encampments.	10/15/08	An Environmental Programs staff member, local city and county government and non-governmental organizations, members of the public.
Construction Site Management Workshop	11/20/08 - 11/21/08	IC/ID Inspector, three staff from the City's Building Inspection Division and five Public Works Department staff.
Annual Pesticide Training: Annual pesticide training for pest control operators for the City.	1/15/09	35 City maintenance employees attended the training.
Participation in Fats, Oils, and Grease Inspections: Meeting to coordinate appropriate response to storm water issues that are discovered during fats, oils, and grease (FOG) inspections.	2/4/09	Cupertino's IC/ID Inspector met with Cupertino Sanitary District's Inspectors (who are also San Jose storm water inspectors).

City of Cupertino
Stormwater Pollution Prevention Program
FY 2008-2009 Annual Report
Training Activities

Training Event	Date	Participants
Annual Drain Inlet Protection BMP class: Annual class for San Jose Water Company's crews.	3/26/09	Env Programs Mgr & the IC/ID Inspector attended San Jose Water Company's BMP Inlet Protection training for SJ Water field staff.
Watershed Monitoring Session: Meeting led by an EOA/SCVURPPP Scientist in Cupertino to discuss strategies for addressing potential impacts to Stevens Creek from the surrounding area. IC/ID Inspector helped to identify dry weather flow sources.	4/30/09	Attendees included reps from Water District, SC County, Sunnyvale, Mountain View, Los Altos, and Cupertino and the Stevens Creek Permanente Watershed Council Director.
Co. Health Dept: IND Annual SC County DEH Restaurant Inspection meeting. Managers met to coordinate reporting, better communication between agencies and to determine any needs for new outreach materials.	5/7/09	DEH Supervisor; Environmental Programs Manager and IC/ID Inspector from City of Cupertino; Program Manager and IC/ID Inspector for the WV Communities; two SC County Supervising Environmental Health Specialists and one Environmental Health Specialist (Inspector).
Public Works staff that apply pesticides: In-house training for licensed pest control applicators.	6/11/09	All City employees who are certified or licensed to apply pesticides.
Park & Rec staff; Golf Course contractor: Pest Mgmt Mtg to review golf course IPM SOPs, permitted pesticides, current pesticides not on the SF list, current management techniques, potential for less-toxic pesticide use, performance standards.	6/11/09	Environmental Programs Manager; Public Works Supervisor for Street Maintenance; Golf Course Superintendent, Parks Supervisor (Community Center); Parks Coordinator (Golf Course).
Public Works: Annual C.3 Workshop. Stormwater Management for New Development and Redevelopment Projects (SCVURPPP)	6/17/09	Environmental Programs Manager, Environmental Programs staff, and an Assistant City Planner. At the request of Cupertino staff, a Civil Engineer from the private sector (Kier and Wright) attended the C.3 workshop. Kier and Wright design storm water treatment facilities for developers of large (C.3 permitted) projects. They had done work in Cupertino.
Building Inspector's Training: Annual Construction Inspection Training Meeting. Review of Cupertino's Industrial and Commercial Inspection goals and a discussion about the possibility of annual IND inspections in the future. Env. Prog. Mgr. provided draft guidance on BMPs for conditionally exempt discharges from fire	6/30/09	Env Programs Mgr, IC/ID Inspector, Env. Programs staff, Building and Construction Inspection staff, Public Works Inspector, SC County Fire Marshall.

City of Cupertino
Stormwater Pollution Prevention Program
FY 2008-2009 Annual Report
Training Activities

Training Event	Date	Participants
sprinkler tests and water pipe flushing was developed and provided to inspectors and Fire Dept staff at the meeting. Comments were accepted.		

Urban Runoff Management Program Annual Report FY 2008-2009

September 15, 2009

City of Los Altos
FY 2008/2009 Annual Report
Table of Contents

	TITLE	PAGES
1.	Table of Contents……..	2
2.	Cover Letter…….	3-6
3.	Certification Statement……..….	7
4.	List of Abbreviations……...	8-9
5.	IC/ID Elimination Activities……..…….	10-14
6.	Industrial Commercial Discharger Control Program……	15-17
7.	Public Agency Activities	
	a. Public Streets, Roads & Highway O&M……	18-19
	b. Corporation Yards O&M……...	20-21
	c. Storm Drain System O&M……...	22-23
8.	New Development & Redevelopment Planning Procedures (c.3)……..	24-43
9.	New Development & Redevelopment Construction Inspection……	44-47
10.	Pest Management……	48-61
11.	Mercury Pollution Prevention Program……..….	62-65
12.	Other Water Quality and Watershed Management Requirements…….	66-76
13.	Public Information/Participation……..…….	77-80
14.	Annual Reports and Workplans……..…….	81-82
15.	Staff Training……..……..	83-95

Department of Community Development
Engineering Division
One North San Antonio Road
Los Altos, California 94022-3087
(650) 947-2780
Fax (650) 947-2732

September 15, 2009

Mr. Bruce H. Wolfe
REGIONAL WATER QUALITY CONTROL BOARD
San Francisco Bay Region
1515 Clay St., Suite 1400
Oakland, CA 94612

SUBJECT: CITY OF LOS ALTOS URBAN RUNOFF MANAGEMENT PROGRAM FY 2008-2009 ANNUAL REPORT

Dear Mr. Wolfe:

This report is submitted by the City of Los Altos, in conjunction with the Santa Clara Valley Urban Runoff Pollution Prevention Program's Annual Report, pursuant to provision C.6.a. of the Program's reissued municipal storm water National Pollutant Discharge Elimination System (NPDES) Permit (Order No. 01-024). The report summarizes activities performed during FY 2008-2009 in accordance with the City of Los Altos' Urban Runoff Management Plan (URMP) submitted to the Regional Board on September 1, 1997 and updated in October 2000 and September 2004, and the performance standards contained therein.

Contents of Report

The goals of this Annual Report are to: 1) concisely document implementation of our URMP and FY 08-09 work plan during the past fiscal year; 2) evaluate program results for continuous improvement; and 3) share this information with other Co-permittees, municipal decision-makers, and the public. To accomplish these goals, the City of Los Altos Annual Report contains the following sections:

I. Cover Letter

II. Certification Statement

III. Self-Evaluation and Work Plan Completion Matrix:

- IC/ID Elimination Activities
- Industrial/Commercial Discharger Control Program
- Public Agency Activities
  - i. Public Streets, Roads and Highways Operation and Maintenance
  - ii. Corporation Yard Operation and Maintenance
  - iii. Storm Drain System Operation and Maintenance
- New Development and Redevelopment Planning Procedures
- New Development and Redevelopment Construction Inspection
- Pest Management Activities
- Mercury Pollution Prevention Activities
- Other Water Quality and Watershed Management Requirements
  - i. Trash Management
  - ii. Copper Action Plan
  - iii. Nickel Action Plan
- Public Information/Participation
- Annual Report and Work Plan
- Staff Training

Program Highlights and Accomplishments

During FY 2008-2009 the City of Los Altos continued to implement our Urban Runoff Management Plan (URMP) to the maximum extent practicable. The activities implemented for each element of the City's URMP are described in Chapter 6 of the Santa Clara Valley Urban Runoff Pollution Prevention Program's Urban Runoff Management Plan. Some brief highlights of our many accomplishments during FY 2008/2009 are described below.

The city continues to aggressively inspect all construction sites for proper installation of storm water runoff best management practices. The city is primarily built out, therefore these inspection were conducted at over 200 major remodel/rebuilding construction sites during the last rainy season. The City believes this has the potential to produce the largest amount of contamination to be creeks around the city, therefore much of our limited resources have been directed toward this inspection task. The City informs each of property owners and many of their contractors for these projects initially by letter explaining the necessity of protecting their property from allowing contaminated storm runoff from their property. This letter included detailed suggestions to help prevent erosion of sediments from the site. Prior to the beginning of the rainy season, our inspector visited each one of these sites and reiterated to the contractors what the requirements that city will be expecting to see at their sites. Between mid-October to April, our inspector was able to visit most all

of these sites on a monthly basis, especially those with high priority for potential erosion. During this time, citations were issued for those that did not have proper controls in place. By the end of the rainy season, the City was able to witness properly maintained erosion controls at most all of private construction sites.

State Water Board directed all cities in California to prepare a Sewer Management Plan. The City's plan was complete early last year which was ahead of schedule set by the Board. This Plan is being used by the California Water Environment Association in their statewide training for the development of this plan. Our plan also used as guide by many cities for the preparation of their plan. This main purpose of this plan is to prevent sewer overflows into the various waterways in California.

The City of Los Altos is pleased with its maintenance program and compliance with the control of sources of pollution. The City received an award for having 16 consecutive Clean Bay Business certifications for having its city corporation yard in complete compliance with all point source control. The city continues to follow an extensive training program for its staff dealing with the use of pesticides. The City staff always considers the use of safer type of pesticides including making every effort to use alternatives such as the use of mulches for weed control rather than herbicide.

Over the concern that potentially unused pharmaceuticals were being improperly disposed, the city of Los Altos continues to be one of the few cities in the Bay Area offer a service that a police officer would be available to pick up any unused pharmaceuticals from residents upon request. Also the city's police department offers a drop off point for this material. During the fiscal year, the police department responded to over 70 service calls for pharmaceutical pick ups.

The City is proud on its trash control program. As examples, every Friday city crews conduct trash pickup in the entire downtown area. This is further augmented by the downtown association which conducts occasional trash pickup events with the use of volunteers. The city has a contractor that does trash control at city parks on a daily basis during the summer and on weekends during the winter. City crews pick up trash on Foothill Boulevard routinely and the City's weekend work program also schedules trash pick up as needed.

The City continues to be one of the leaders in the Bay Area in source control at its development or redevelopment sites. The city continues to require the incorporation of site design source controls into all of its projects, regardless of size. During the fiscal year the city required a little less than a 100 new single family rebuilding and remodeling projects to contain their drainage on site by having them make every attempt to incorporated site design measures which require stormwater flow to be directed over landscaped area prior to discharge in the city's streets and not allow any connections to the city's storm drain system. This helped reduce the flow in the city's system as well as treat the storm water on site prior to any discharge.

Continuous Improvement Activities

The City continues to address challenges encountered in implementation of improvements to its Urban Runoff Management Plan with existing staff. Overall, staff believes that the program is being implemented consistently throughout the City and is effective in reducing pollution of the local creeks. The largest challenge facing the City in its effort to comply with the permit, as with other cities, continues to be having only minimal funding and few staff available for this program. Since Los Altos has no storm drain fee, funding for this program must comes from our General Fund. To address this issue, The City has begun a citywide storm drain master plan. As part that master plan, there will funding needs and funding method analysis, including the funding of this program. It is hoped that the city will be able to use these recommendations to develop a funding method for this program. This would appear that this will become more of a challenge with the eventual adoption of the proposed Municipal Regional Permit that will replace the city's current permit.

The city is beginning to see a much bigger effort than originally anticipated to tract evolving number of major private development/redevelopment projects that the city is responsible for tracking, inspecting and enforcing of storm water treatment at the sites. It appears this effect will be further escalated when the proposed Regional Permit is adopted. The city sees this as a major financial challenge that it must face in the near future.

In summary, the City continues to be committed to the implementation of its Urban Runoff Management Plan. This has proven again to be a challenge with limited staffing levels, minimal funding availability and increased work effort to comply with the Program. In the coming year the City will continue to strive to increase its level of effort dedicated to the Santa Clara Valley Urban Runoff Pollution Protection Program.

I welcome your review of this Annual Report and any comments that you might have to offer that would help the City improve the managing of the program. If you have any questions regarding the materials submitted, please contact me at (650) 947-2624

Very truly yours,



Larry Lind
Senior Engineer

Cc. Sue Ma, RWQCB

Attachments

CITY OF LOS ALTOS
FY 2008-2009 ANNUAL REPORT

Certification Statement

"I certify, under penalty of law, that this document and all attachments were prepared under my direction or supervision in accordance with a system designed to ensure that qualified personnel properly gather and evaluate the information submitted. Based on my inquiry of the person or persons who manage the system, or those persons directly responsible for gathering the information, the information submitted, is, to the best of my knowledge and belief, true, accurate, and complete. I am aware that there are significant penalties for submitting false information, including the possibility of fine and imprisonment for knowing violations."

Signature by Duly Authorized Representative:

Douglas J. Schmitz
City Manager

Date 25 August '09

CITY OF LOS ALTOS
FY 2008-2009 ANNUAL REPORT

Certification Statement

"I certify, under penalty of law, that this document and all attachments were prepared under my direction or supervision in accordance with a system designed to ensure that qualified personnel properly gather and evaluate the information submitted. Based on my inquiry of the person or persons who manage the system, or those persons directly responsible for gathering the information, the information submitted, is, to the best of my knowledge and belief, true, accurate, and complete. I am aware that there are significant penalties for submitting false information, including the possibility of fine and imprisonment for knowing violations."

Signature by Duly Authorized Representative:

_____

Douglas J. Schmitz Date _____
City Manager

Acronyms and Abbreviations—FY 2008/2009 Annual Report

AB	Assembly Bill
AC	Acres
AHTG	Ad Hoc Task Group
AOC	Area of Concern
APWA	American Public Works Association
AR	Annual Report
BACWA	Bay Area Clean Water Agencies
BAPPG	Bay Area Pollution Prevention Group
BASMAA	Bay Area Stormwater Management Agency Association
BMP	Best Management Practice
BPAC	City of Los Altos Bicycle/Pedestrian Advisory Committee
CA.	California
CAP	Copper Action Plan
CASQA	California Stormwater Quality Association
CEO	Code Enforcement Officer
CEQA	California Environmental Quality Act
CI	Construction Inspection
CIP	Capital Improvement Project
COA	Condition of Approval
DEH	Santa Clara County Department of Environmental Health
DOT	Department of Transportation
DPR	Santa Clara County Department of Pesticide Regulation
DTSC	Department of Toxic Substance Control
e.g.	For Example
EIR	Environmental Impact Report
EOA	Eisenberg, Olivieri, and Associates
Etc.	Excreta
Expo	Exposition
FOG	Gats, Oils, and Grease
FY	Fiscal Year
GIS	Geographic Information Systems
HAZMAT	Hazardous Material
Hg	Mercury
HHW	Household Hazardous Waste
HMP	Hydromodification Management Plan
i.e.	That Is
ICID	Illegal Connection, Illicit Discharge
ID	Identification
IPM	Integrated Pest Management
KAB	Keep America Beautiful
LUS	Land Use Subgroup (WMI)
MEP	Maximum Extent Practicable
MOU	Memorandum of Understanding
N/A	Not Applicable
NAP	Nickel Action Plan
NEPA	National Environmental Protection Act
NOI	Notice of Intent
NPDES	National Pollutant Discharge Elimination System
NPS	Non-point Source Pollution
O & M	Operation and Maintenance
OP Pesticides	Organo-Phosphage pesticides
OSH	Orchard Hardware Store

OWOW	Our Water Our World
PAPA	Professional Association of Pesticide Applicators
PCA	Pesticide Certified Applicator
PCB	Poly-Chlorinated Biphenyl
PCO	Pest Control Operator
PD	Police Department
PG&E	Pacific Gas and Electric
PIP	Public Information and Participation
PS	Performance Standard
PSA	Public Service Announcement
PUD	Planned Unit Developments
PW	Public Works
RMP	San Francisco Bay Regional Monitoring Program
ROW	Right of Way
RTA	Rapid Trash Assessment
RWQCB	Regional Water Quality Control Board
s. f. or sq. ft.	Square feet
SCBWMI or WMI:	Santa Clara Basin Watershed Management Initiative
SCC	Santa Clara County
SCVURPPP	Santa Clara Valley Urban Runoff Pollution Prevention Program
SCVWD	Santa Clara Valley Water District
SIC	Standard Industrial Classification
SOP	Standard Operating Procedure
STOPPP	San Mateo Countywide Stormwater Pollution Prevention Program
SWID	Stormwater Infiltration Device
SWMP	Stormwater Management Plan
SWPPP	Stormwater Pollution Prevention Plan
TMDL	Total Maximum Daily Load
URMP	Urban Runoff Management Plan
URP	Urban Runoff Program
WDR	Waster Discharge Requirements
WEO	Watershed education and Outreach
WMI	Watershed Management Initiative

Santa Clara Valley Urban Runoff Pollution Prevention Program
FY 2008-2009 Annual Report

Municipality: City of Los Altos ***Attachment B***

ILLICIT CONNECTION & ILLEGAL DUMPING ELIMINATION ACTIVITIES

FY 2008-2009 Work Plan Self Evaluation Matrix

Item No.	Activity	FY 08-09 Work Plan Tasks	FY 08-09 Accomplishments	Responsible Party
1	Continue to provide training as required on ICID activities	Los Altos will continue to provide information and training to Engineering, Planning, Building Inspection and Public Safety personnel with a focus on new personnel. Each Department holds regular meetings for which the subject of ICIDs is discussed. Staff will be encouraged to attend formal training as it becomes available.	The City of Los Altos continues to provide training to city staff ICID issues. For example, the city sent personnel to SCVURPPP training workshop, “Construction Site Management Workshops," in November at the Quinlan Center in Cupertino. City personnel learned what to look for during stormwater inspections of commercial and industrial facilities that are under construction.	Community Development & Public Works Department
2	Continue to evaluate and improve response and documentation of illegal dumping activities	Los Altos uses the police department to provide immediate respond to reports of illegal dumping. Their response is also coordinated with the URP Coordinator. These responses would be documented by the officer’s police report.	During the FY the city primarily used the police department to respond to reports of illegal dumping and the Engineering Division inspector or engineer as a backup. The police department maintains documentation of those incidents and the engineering department maintains a master list. During FY 07-08, PD recorded three responses that relate to potential illegal dumping primarily pool dumping. Each of the incidents was properly addressed. The sewer maintenance department continues to respond to sewer overflows. The city has a crew on standby 24 hours a day and therefore can respond to these quickly. During FY 07-08, city crews addressed only eleven sewer overflows, which were properly cleaned up before entering any storm drain systems. During the FY, the city also continued most all construction sites regardless of size to assure they have proper BMPs installed and maintained	Public Works Department

Santa Clara Valley Urban Runoff Pollution Prevention Program
FY 2008-2009 Annual Report

Municipality: City of Los Altos ***Attachment B***

Item No.	Activity	FY 08-09 Work Plan Tasks	FY 08-09 Accomplishments	Responsible Party
3	Sanitary Sewer System	Los Altos has adopted a new Sewer System Master Plan and has begun the implementation to comply with the States SSMP and to help prevent system overflows	The Sanitary Sewer Master Plan was adopted on 1 August 2005. In 2008 The City completed and adopted its Sewer System Management Plan (SSMP) required by both regional and the State boards. This Plan has been used as a guide for several municipalities as a guide for the preparation of there SSMP. In accordance with the recommendations in the city's Sanitary Sewer Master Plan that was adopted in 2005, the City is designing and has under construction several sewer repair projects. In addition, Los Altos will be awarding the fourth Sewer Root Foaming contract in summer of 2009, which will begin the retreatment of the entire system. This keeps the city on schedule with treatment every three years as recommend by the Master Plan. The City will continue to raise the sewer rates as necessary to fulfill the recommendations of the Master Plan.	Public Works & Community Development Departments
4	FY 2008-2009 Annual Report.	Evaluate IC/ID activities in FY 2008-2009 and explore opportunities to increase program effectiveness in the September 2009 submittal of the Annual Report	See "ICID Program Evaluation" and "ICID Report Data" below.	Public Works Department

Santa Clara Valley Urban Runoff Pollution Prevention Program
FY 2008-2009 Annual Report

Municipality: City of Los Altos ***Attachment B***

ICID Program Evaluation FY 2008/2009
It seems this program continues to be working very well. More people seem to be aware of the need to prevent illegal discharges from entering the storm drain systems. With a full time inspector, the city was able to better police this issue, including the continued program of attempting to inspect over 200 single-family construction sites in Los Altos. This increase enforcement shows a noticeable improvement in the number of contractors that automatically provide the proper BMPs and also maintain them. Even then without the presence of an inspector, many still do not maintain a properly controlled site. Though the city Police Department still respond to emergencies and address those responses according, most of enforcement responsibility continues to be that of Engineering Division with its full time inspector since many are minor in natural. This continues to allow better follow-up to verify continued compliance and better record keeping and free up the Police to other, more pressing issues. The City of Los Altos continues to implement recommendations from this Sewer Master Plan to minimize overflows. No serious sewer overflow was report during the fiscal year. This Master Plan has placed the city in advanced compliance with the State's and Regional Boards requirement to have a Sewer System Management Plan The city completed this document in 2008, one year a head of schedule though the city has been implementing the recommendation in this plan for well over a year. The city's document has been used by many cities in the state a guide for the preparation of their Management Plan. Though the city still believes it is capable of responding to any event, it continues to struggle with the documentation necessary for any of these incidents. Staff will continue to work with the police department in their documentation and follow-up actions on these incidents.

Regional Board Comments on ICID in FY 2007-2008 Annual Report	
RWQCB Comment	**City Of Los Altos Response**
None	

Santa Clara Valley Urban Runoff Pollution Prevention Program
FY 2008-2009 Annual Report

Municipality: City of Los Altos ***Attachment B***

ICID Report Data FY 2008/2009				
Date of Incident	**Source**	**Location**	**Reported by citizens or employees**	**Follow-up action**
7/15/08	Illegal swimming pool discharge into street	111 Bridgton Court	City Construction Inspector	Discharge told to cease discharge and direct the flow to their property line sanitary sewer cleanout. Property owner complied.
10/3/08	Illegal discharge from concrete debris	Main Street	City Construction Inspector	Discharge of concrete mud into the street and into the city storm drain system Cited contractor.
10/30/08	Illegal discharge from Construction Site	25 Alvarado Avenue	City Construction Inspector	Improper installation of construction site BMPs. Cited property owner. Continued monitoring of site.
10/30/08	Illegal discharge from Construction Site	96 Eleanor Avenue	City Construction Inspector	Improper installation of construction site BMPs. Cited property owner. Continued monitoring of site.
10/31/08	Illegal discharge from Construction Site	1183 Laureles Drive	City Construction Inspector	Improper installation of construction site BMPs. Cited property owner. Continued monitoring of site.
11/4/08	Illegal discharge from Construction Site	126 S. Clark Avenue	City Construction Inspector	Improper installation of construction site BMPs. Cited property owner. Continued monitoring of site.
11/19/08	Illegal discharge from exterior washing	441 First Street	City Employee	Washing behind place of business allowing illegal discharge to the city's storm drain system. Cited property owner. Continued monitoring of site.
11/19/08	Illegal discharge from Construction Site	96 Eleanor Avenue	City Construction Inspector	Improper installation of construction site BMPs. Cited property owner. Continued monitoring of site.
12/17/08	Illegal discharge from Construction Site	1819 Austin Avenue	City Construction Inspector	Improper installation of construction site BMPs. Cited property owner and contractor. Continued monitoring of site.

Santa Clara Valley Urban Runoff Pollution Prevention Program
FY 2008-2009 Annual Report

Municipality: City of Los Altos ***Attachment B***

ICID Report Data FY 2008/2009 (cont.)				
Date of Incident	**Source**	**Location**	**Reported by citizens or employees**	**Follow-up action**
12/22/08	Illegal discharge from Construction Site	96 Eleanor Avenue	City Construction Inspector	Improper installation of construction site BMPs. Cited property owner. Continued monitoring of site.
3/4/09	Illegal swimming pool discharge into street	1420 Miravalle Avenue	Resident	Police responded and reprimanded the discharger.
3/6/09	Suds flowing in Permanente Creek	Robin Hood Lane	Resident	Report of suds flowing in Permanente Creek. Flow originating in Cupertino. Reported discharge to Cupertino for further investigation
N/A	Sanitary Sewer system overflows	11 separate locations in the main and 6 city laterals.	Residents	Minor spills at each location that were easily cleaned up. Each location was cleared of plug and site was properly cleaned up. Since most overflows resulted from roots in the line, each location was root cut or was root foamed to address any root issues.

Santa Clara Valley Urban Runoff Pollution Prevention Program
FY 2008-2009 Annual Report

Municipality: City of Los Altos ***Attachment B***

INDUSTRIAL/COMMERCIAL DISCHARGER CONTROL PROGRAMS

FY 2008-2009 Work Plan Self Evaluation Matrix

Item No.	Activity	FY 08-09 Work Plan Tasks	FY 08-09 Accomplishments	Responsible Party
1	Inspection of Vehicle Service Facilities	Los Altos will continue to coordinate and support the program conducted by the Palo Alto Regional Water Quality Treatment Plant. Palo Alto conducts annual inspections of all vehicle service facilities in Los Altos. The City will document and conduct follow-up on any storm water discharge violations identified in these inspections.	During January 2009 the City of Palo Alto inspected 14 vehicle service facilities in Los Altos. None were found with any violations and all facilities were given the Clean Bay Business award. During the year, there were no other reports on discharges from any of these facilities.	URP Coordinator
2	Inspection of Food Service Facilities	Los Altos will continue to coordinate and support the County of Santa Clara Department of Environmental Health's annual inspections of all 145 food service facilities in the City. The City will document and conduct follow-up on any storm water discharge violations identified in these annual inspections.	During the year Santa Clara County Department of Environmental Health (DEH) conducted 218 individual inspections of 145 food services facilities in Los Altos. . DEH inspects and reports on the storage of oil, grease, illegal washing and garbage, which is usually exterior to the facility. They provide guidance and proper handling and cleanup of those areas. During the FY 08/09, DEH did not report any violation for which they could correct.	URP Coordinator & Code Enforcement Officer

Santa Clara Valley Urban Runoff Pollution Prevention Program
FY 2008-2009 Annual Report

Municipality: City of Los Altos ***Attachment B***

Item No.	Activity	FY 08-09 Work Plan Tasks	FY 08-09 Accomplishments	Responsible Party
3	Inspection of Other Commercial Facilities	Los Altos has very limited Commercial Facilities (and no Industrial facilities), but is prepared to inspect any of the other listed categories of commercial facilities should a complaint be filed and take necessary action if required.	No violations or complaints were filed during the fiscal year.	URP Coordinator & Code Enforcement Officer
4	FY 2008-2009 Annual Report	Evaluate inspection activities in FY 2008-2009, explore opportunities to increase program effectiveness and report results in September 2009 submittal of the Annual Report	See "Industrial/Commercial Program Evaluation" below.	URP Coordinator

Industrial/Commercial Program Evaluation
FY 2008/2009

The incidents under this item continue to be limited and those that do occur are minor. No incidents were reported to the city during the fiscal year. Biggest reason, obviously, is the lack of industrial/commercial facilities in the city. The city could further increase the frequency of the inspections, but it is difficult to justify since there are no reportable violations or potential violations.

Regional Board Comments on Industrial/Commercial Inspection in FY 2007-2008 Annual Report

RWQCB Comment	City Of Los Altos Response
• None	

Santa Clara Valley Urban Runoff Pollution Prevention Program
FY 2008-2009 Annual Report

Municipality: City of Los Altos ***Attachment B***

Industrial/Commercial Inspection Report Data FY 2008/2009				
Category	**Number of Inspections**	**Problems found**	***Follow-up action***	**How many were resolved**
Automotive (by the City of Palo Alto)	14	None	N/A	N/A
Food Service Facilities (by the County Department of Public Health)	218 inspections of 145 food service facilities	Any violations were resolved by the Department of Public Health and did not require any involvement by the city.	Any violation follow-up actions were handled by the Department of Public Health and did not require any involvement by the city.	No resolution by the city.

Santa Clara Valley Urban Runoff Pollution Prevention Program
FY 2008-2009 Annual Report

Municipality: City of Los Altos ***Attachment B***

PUBLIC AGENCY ACTIVITIES PUBLIC STREETS, ROADS & HIGHWAY O & M				
FY 2008-2009 Work Plan Self Evaluation Matrix				
Item No.	**Activity**	**FY 08-09 Work Plan Tasks**	**FY 08-09 Accomplishments**	**Responsible Party**
1	BMP for street and road operations and maintenance	Los Altos will continue to assure that BMPs are applied at all of its street maintenance operations. Will evaluated its SOP for this maintenance annually and update as deemed necessary.	Crews continue to be trained on utilizing BMP's from the CASQA Stormwater Best Management Practice Handbook for Municipal Operations. For example, for sawcutting and sidewalk grinding, which is a sizable task for city staff, the SOPs include vacuuming up excessive material and slurry before reaching storm drains. City staff did not find any improvements it could make to SOPs during the fiscal year.	Public Works Maintenance Department
2	BMP training	Los Altos will continue to provide training on an as needed basis to its municipal staff in the use of appropriate BMPs. Will provide monthly discussions with maintenance staff on the implementation of BMPs. Staff will be encouraged to attend any formal training if available.	City maintenance crews received a wide range of training during the year. See "Staff Training" list at the end for this report of a list of training attended by the various maintenance staff. In addition, maintenance staff met quarterly during the FY to discuss upcoming programs. At these meetings staff is reminded of the implementation of BMPs required for these programs.	Public Works Department
3	FY 2008-2009 Annual Report	Evaluate O&M activities in FY 2008-2009 and, explore opportunities to increase program effectiveness, and report the results in the September 2009 submittal of the Annual Report.	Public Streets, Roads & Highway O&M Program Evaluation" section below.	URP Coordinator

Santa Clara Valley Urban Runoff Pollution Prevention Program
FY 2008-2009 Annual Report

Municipality: City of Los Altos ***Attachment B***

Public Streets, Roads & Highway O&M Program Evaluation FY 2008/2009
Roads and streets operations follow BMPs for storm water protection. There have been no complaints or incidents of discharge to the storm system due to Street Division operations. Crews completed 173 hours in road shoulder work to ensure proper drainage and spent 347 hours during the fall leaf pickup program in support of the annual street sweeping program. Due to past shoulder activities, the level of effort to ensure proper drainage has decreased. They picked up over 74 cubic yards of leaves during this time, which reduced the load that would have entered the storm drain system. The city plans to continue these programs and will continue to evaluate means for improvements.

Regional Board Comments on Public Streets, Roads & Highway O&M in FY 2007-2008 Annual Report	
RWQCB Comment	**City Of Los Altos Response**
None	

Santa Clara Valley Urban Runoff Pollution Prevention Program
FY 2008-2009 Annual Report

Municipality: City of Los Altos ***Attachment B***

PUBLIC AGENCY ACTIVITIES
CORPORATION YARDS O & M

FY 2008-2009 Work Plan Self Evaluation Matrix

Item No.	Activity	FY 08-09 Work Plan Tasks	FY 08-09 Accomplishments	Responsible Party
1	Storm Water Pollution Prevention Plan	Los Altos will evaluate and continue to improve the plan as necessary.	During FY 08-09, staff continued to ensure all elements of SWPPP were followed. Silt sacks were inspected quarterly and replaced as needed. Again there were no spills in the Municipal Service Center that required containment.	Public Works Department
2	FY 2008-2009 Annual Report	Evaluate O&M activities in FY 2008-2009 and, explore opportunities to increase program effectiveness, and report the results in the September 2009 submittal of the Annual Report.	See “Corporation Yard O&M Program Evaluation” section below.	URP Coordinator

Corporation Yard O&M Program Evaluation
FY 2008/2009

During FY 08-09, the Municipal Service Center was awarded its 16th consecutive annual Clean Bay Business Certificate in maintaining the corporation yard. Automotive and shop personnel also passed the Hazardous Material Program compliance inspection by the Santa Clara County Department of Environmental Health. Automotive personnel completed 1491 hours on vehicle maintenance. Crews continue fueling at local gas stations and do not maintain any fueling processes. The five-year-old wash pad has been successful in receiving wastewater and putting it into the sewer system after going through a separator. Regulatory compliance has been maintained in emptying the separator on a quarterly basis and crews continue to utilize of the wash pad for cleaning maintenance equipment. The City continues to exceed compliance with all environmental requirements within its corporation yard.

Santa Clara Valley Urban Runoff Pollution Prevention Program
FY 2008-2009 Annual Report

Municipality: City of Los Altos ***Attachment B***

Regional Board Comments on Corporation Yard O&M in FY 2007-2008 Annual Report	
RWQCB Comment	**City Of Los Altos Response**
None	

Santa Clara Valley Urban Runoff Pollution Prevention Program
FY 2008-2009 Annual Report

Municipality: City of Los Altos ***Attachment B***

PUBLIC AGENCY ACTIVITIES
STORM DRAIN SYSTEM O & M
FY 2008-2009 Work Plan Self Evaluation Matrix

Item No.	Activity	FY 08-09 Work Plan Tasks	FY 08-09 Accomplishments	Responsible Party
1	Storm Drain O & M & Training	Los Altos will continue to train staff & implement and improve BMPs and SOP for the storm drain system operation and maintenance activities. Will evaluated its SOP for this maintenance task annually and update as deemed necessary.	Staff followed the guidance in the CASQA Handbook on Municipal Stormwater Best Management Practice for storm drain maintenance. Entire storm drain system was inspected and all catch basins were cleaned where needed. All material was disposed of properly. Maintenance Staff received annual training from the city's URPPP Coordinator. No updates were deemed necessary for the SOPs. Engineering staff anticipates a Storm Drain Master to be established in the near future.	Public Works Department
2	Reporting of Observed ICID Evidence	Los Altos will continue to train and require staff to notify appropriate personnel when incidents or unusual contaminants are observed during routine maintenance. Eventually this information is forwarded to the Police Department where it will be documented and considered for enforcement.	The City of Los Altos continues to provide guidance and training to their staff personnel. During routine maintenance staff training, field crews are instructed on what illegal discharges are and are told to report them to their supervisor or to the city's Code Enforcement Officer for follow-up action.	Public Works Department

Santa Clara Valley Urban Runoff Pollution Prevention Program
FY 2008-2009 Annual Report

Municipality: City of Los Altos ***Attachment B***

Item No.	Activity	FY 08-09 Work Plan Tasks	FY 08-09 Accomplishments	Responsible Party
3	FY 2008-2009 Annual Report	Evaluate O&M activities in FY 2008-2009, including effectiveness of BMPs, explore opportunities to increase program effectiveness, and report the results in the September 2009 submittal of the Annual Report	See "Storm Drain System O&M Program Evaluation" section below.	URP Coordinator

Storm Drain System O&M Program Evaluation
FY 2008/2009

O&M activities for storm drain maintenance were very successful this year. Crews were able to clean all of the storm drain system prior to the rainy season and we experienced very little storm drain problems during the rainy season. Staff continued to implement the method of cleaning and inspecting the storm drain system through the GIS quadrant system (63 quadrants) instead of our 10 maintenance zones. This method has improved the work schedule and completeness of this operation. Typical storm related drainage problems were in locations where there is no storm drain system.

Regional Board Comments on Storm Drain System O&M in FY 2007-2008 Annual Report

RWQCB Comment	City Of Los Altos Response
None	

Santa Clara Valley Urban Runoff Pollution Prevention Program
FY 2008-2009 Annual Report

Municipality: City of Los Altos ***Attachment B***

NEW DEVELOPMENT & REDEVELOPMENT PLANNING PROCEDURES (C.3)

FY 2008-2009 Work Plan Self Evaluation Matrix

Item No.	Activity	FY 08-09 Work Plan Tasks	FY 08-09 Accomplishments	Responsible Party
C.3.b Development Project Approval Process **Goal:** To modify Los Altos' development project approval processes, for both private and public development project, to incorporate the requirement of Provision C.3				
1	C.3 Training	Continue to train Los Altos staff in planning, building, and engineering division on the latest developments of the C.3 provisions and goals. Los Altos staff will attend Program workshops as they become available.	Private Projects: Though projects initially begin within the Planning Department, the Engineering Division continues to deal with verify compliance with the City's NPDES permit. Most "large" projects for the city are primary just rebuilds of single-family residences. The Engineering Division reviewed approximately one hundred forty of these projects during the FY and comments were made to assure that the design provided property source control measures in accordance with the Permit. During the FY Los Altos approved no building plans for significant development/redevelopment projects. But there are two such projects pending. Public Projects: As noted in the Staff Training Summary at the end of this Annual Report, Staff involved in the design and review of all Public Projects, as well as Private Projects, attended all Program sponsored training on C.3. During FY 2008/2009 the City did not implement any significant development/redevelopment public projects and there are not any that are planned in the near future based on the current C3 requirements.	Community Development & Public Works Department

Santa Clara Valley Urban Runoff Pollution Prevention Program
FY 2008-2009 Annual Report

Municipality: City of Los Altos ***Attachment B***

Item No.	Activity	FY 08-09 Work Plan Tasks	FY 08-09 Accomplishments	Responsible Party
2	Policies, procedures, and/or conditions of approval	Continue to review policies, procedures, and/or conditions of approval to incorporate Group 1 & 2 requirements. Los Altos will modify documents as necessary for Group 1 and Group 2 projects.	Private and Public Projects: The city of Los Altos believes that its policies, procedures and/or conditions of approval are adequate for significant development/redevelopment projects, but the city will continue to review the process and make adjustment as necessary.	Community Development & Public Works Department
C.3.e. Operation and Maintenance of Treatment BMPs **Goal:** To develop and implement local agency operation and maintenance (O&M) verification programs to help ensure the proper maintenance of stormwater treatment measures on public and private property.				
1	Group 1 and 2 project BMPs.	Continue to evaluate procedure for logging information about treatment BMPs installed at any approved Group 1 and Group 2 projects, and for maintaining a list or database of properties, treatment BMPs, and responsible operators.	During the FY Los Altos approved no building plans for significant development/redevelopment projects. But there are two such projects pending. The Engineering Division continues to document the information necessary for these projects. This also includes all necessary inspections and annual reporting.	Community Development & Public Works Department
2	O&M Agreement	Los Altos will review its O&M agreement language as projects become available. Los Altos will review the procedures and documents and make improvements as deem necessary.	During the FY Los Altos approved no building plans for development/redevelopment projects. But there are two such projects pending. The City approved the final construction of the condominium project at 4400 El Camino Real and received an executed and recorded maintenance agreement for the maintenance of the storm water treatment devices that were installed during construction. The City of Los Altos will continue to evaluate existing and any new agreements and make improvements as determined necessary.	Community Development & URP Coordinator

Santa Clara Valley Urban Runoff Pollution Prevention Program
FY 2008-2009 Annual Report

Municipality: City of Los Altos ***Attachment B***

Item No.	Activity	FY 08-09 Work Plan Tasks	FY 08-09 Accomplishments	Responsible Party
3.	Group 1 and Group 2 project BMP O&M verification inspection.	Inspect Group 1 and Group 2 projects for treatment BMPs O&M verification. Currently the City of Los Altos will conduct O&M verifications of treatment measures all Group 1 and Group 2 projects at least annually	During FY 2008-2009 the City of Los Altos did not conduct a BMP verification inspection at its only significant development/redevelopment projects since it had been inspected during the previous year.	Community Development & URP Coordinator
4	Evaluate and report on the City of Los Altos' Treatment BMPs Operation and Maintenance Verification program	Report on the evaluation of the treatment BMPs O&M verification program conducted during FY 2008-2009 in the September 2009 submittal of the Annual Report, including organizational structure, evaluation of effectiveness, and planned improvement to the program. Include a list or summary of treatment BMPs inspected during the year, inspection results, and any required follow-up and correction. A report on the City of Los Altos' Treatment BMPs Operation and Maintenance Verification program will be included in the Annual Report for those projects that exist.	For further information on the organization structure on the operation and maintenance verification program see pages 16 and 17 of the City of Los Altos 2003/2004 Annual Report. During FY 2008-2009 the City of Los Altos did not conduct a BMP verification inspection at its only significant development/redevelopment projects since it had been inspected during the previous year.	Community Development & URP Coordinator
C.3.f. Hydromodification Management Plan **Goal:** To manage increases in runoff peak flow and volume for Group 1 projects, where such increases may cause increased erosion of creek beds and banks or related impact, through implementation of a hydromodification management plan (HMP)				
1	Hydromodification Management Plan (HMP)	Continue to implementation of HMP requirements for Group 1 and Group 2 projects that may cause increased erosion or other related impacts. Los Altos will implement HMP as required.	Based on the requirements established in city ordinance regarding implementing the requirements of the HMP, the city had no projects that must implement any hydromodification management.	URP Coordinator

Santa Clara Valley Urban Runoff Pollution Prevention Program
FY 2008-2009 Annual Report

Municipality: City of Los Altos ***Attachment B***

Item No.	Activity	FY 08-09 Work Plan Tasks	FY 08-09 Accomplishments	Responsible Party
C.3.g. Waiver and Compensatory Mitigation Program **Goal:** Establish a program under which a project proponent may request a waiver from treatment BMP requirements due to impracticability, with a provision to provide an equivalent water quality benefit to the same receiving water (that allows participation in regional solutions)				
1	Local waiver program.	Continue to evaluate the need for a local waiver program. Los Altos is not anticipating the need for any waiver requests.	The Program has not made substantive progress on waivers but the city had no need during FY 08/09 for a waiver project and is available to provide assistance as required.	URP Coordinator
C.3.h. Alternative Certification of Stormwater Treatment Measures **Goal:** Establish a procedure for a signed certification form a Civil Engineer or a Licensed Architect of Landscape Architect that project plans meet the requirement set forth in Provisions C.3.d and C.3.f.				
1	Alternative Certification of Stormwater Treatment Measures	In lieu of conducting a detailed review to verify the adequacy of the measures required pursuant to Provisions C.3.d and C.3.f, the City of Los Altos will continue to accept a signed statement from a Civil Engineer or a Licensed Architect or Landscape Architect registered in the State of California that the project plans meet the criteria established by the Permit	After dealing with its second significant development/redevelopment project, the City of Los Altos is still evaluating plans to set up a fee structure that will require a developer to pay for a city consultant to certify their designs. When the building plans are submitted, the City requires a submittal of what is called a Storm Water Management Plan stamped by a registered engineer. This Plan explains what BMPs, along with other control measures, that are being proposed in the design plans, why they are being proposed and all the necessary calculations to support the design. The city will have the developer provide a third party review of this plan.	Community Development & URP Coordinator

Santa Clara Valley Urban Runoff Pollution Prevention Program
FY 2008-2009 Annual Report

Municipality: City of Los Altos ***Attachment B***

Item No.	Activity	FY 08-09 Work Plan Tasks	FY 08-09 Accomplishments	Responsible Party
2	Certified Projects	Maintain a list of those new projects during the FY approved by someone other that the City of Los Altos staff and report the results in the September 2009 submittal of the Annual Report	The city does maintain a list, but did not have any new building plans for significant development/redevelopment projects. But there are two such projects pending.	URP Coordinator
C.3.j. Site Design Measures Guidance and Standards Development **Goal:** To incorporate site design measures that reduce water quality impacts into local design standards and encourage their use in project designs so as to meet the requirements of C.3				
1	Existing local design standards and guidance.	Continue to review existing local design standards and guidance. Incorporate any revised standards and guidance into local project approval process and "fully implement" the revised standards and guidance and report the results in the September 2009 submittal of the Annual Report	See the "Site Design Measures Guidance and Standards Development Action Summary" that follows.	Community Development, Public Works Department & URP Coordinator

Santa Clara Valley Urban Runoff Pollution Prevention Program
FY 2008-2009 Annual Report

Municipality: City of Los Altos ***Attachment B***

Item No.	Activity	FY 08-09 Work Plan Tasks	FY 08-09 Accomplishments	Responsible Party
C.3.k. Source Control Measures **Goal:** Require source control measures for new redevelopment projects to limit pollutant generation, discharge and runoff to the maximum extent practicable.				
1	Source Control Measures.	Los Altos will continue to implementation of source control measures. Los Altos will continue to implement source control regardless of the size of the project to the maximum extent practicable	Private Projects: The City of Los Altos continues to implement source control as delineated in its 2004 Urban Runoff Management Plan in all development projects, regardless of size. Since the city is primary built-out residential community, there we no new significant development/redevelopment project permits issued during the FY. Public Projects: During the time frame between July 1, 2008 and June 30, 2009 the city of Los Altos awarded 13 small construction projects. None of these projects fell under the definition of a significant development/redevelopment project. Other than construction BPMs that were applied, these projects did not allow any opportunity to apply such things as source control, etc. However, Los Altos will continue to evaluate Planning Procedures Performance Standard and will implement source control measures on public projects as necessary.	Community Development, Public Works Department & URP Coordinator

Santa Clara Valley Urban Runoff Pollution Prevention Program
FY 2008-2009 Annual Report

Municipality: City of Los Altos ***Attachment B***

Item No.	Activity	FY 08-09 Work Plan Tasks	FY 08-09 Accomplishments	Responsible Party
C.3.m. Water Quality Review Processes				
Goal: To ensure that water quality impacts and appropriate mitigation measures are identified as part of environmental review of proposed projects.				
1	CEQA checklists and other environmental review documents	Continue to review CEQA checklists and other environmental review documents and modify documents as needed.	The City of Los Altos' current checklist sufficiently addresses water quality impacts for significant development/redevelopment projects.	Community Development
C.3.n. Reporting Requirements				
Goal: To meet the Provision C.3. reporting requirements, and plan for anticipated data needs, and begin collecting and tracking required data on development projects as needed.				
1	Group 1 and Group 2 projects.	Continue to collect and report information on all Group 1 and Group 2 projects in accordance with the reporting forms parts 1 and 2 in the City of Los Altos Planning Procedures Performance Standard.	See "New Development-Planning Procedures Report Data" that follows.	URP Coordinator
2	Pesticide reduction measures for Group 1 and Group 2 projects in the City of Los Altos	Continue to collect and report (including percentage projects for which pesticide reduction measures were required) information on pesticide reduction measures required all Group 1 and Group 2 projects in the City of Los Altos.	See "New Development-Planning Procedures Report Data" that follows.	Community Development, Public Works Department
3	FY 2008-2009 Annual Report.	Evaluate C.3 activities in FY 2008-2009, explore opportunities to increase program effectiveness and record results in the September 2009 submittal of the Annual Report	See "New Development-Planning Procedures Program Evaluation" that follows	Community Development, Public Works Department & URP Coordinator

Santa Clara Valley Urban Runoff Pollution Prevention Program
FY 2008-2009 Annual Report

Municipality: City of Los Altos ***Attachment B***

New Development-Planning Procedures Program Evaluation
FY 2008/2009

Public Projects: During the time frame between July 1, 2008 and June 30, 2009 the city of Los Altos awarded thirteen small construction projects. None of these projects fell under the definition significant development/redevelopment projects. All projects dealt with some kind of repair to facilities. Other than construction BPMs that were applied, these projects did not allow any opportunity to apply such things as source control, etc. However, the City of Los Altos continues to review all public projects with respect to all C.3 requirements. Due to lack of large projects, the city is unable to really evaluate the program as it relates to public projects.

Private Projects: During the time frame between July 1, 2008 and June 30, 2009 the City of Los Altos approved no building plans for significant development/redevelopment projects. But there are two such projects pending. .As in the past, the City of Los Altos continues to work with all applicants to limit the amount of storm water runoff from private property. Most developers are familiar with these city requirements and the design to retain storm water on site for land disposal is now shown on most designs that are submitted for approval. Though this program has been in effect for some time, it is nearly impossible to measure the impact on the flows in the city storm drain system due to very limited projects.

Regional Board Comments on New Development-Planning Procedures in FY 2007-2009 Annual Report

Item	RWQCB Comment	City Of Los Altos Response
	None	

Santa Clara Valley Urban Runoff Pollution Prevention Program
FY 2008-2009 Annual Report

Municipality: City of Los Altos ***Attachment B***

Site Design Measures Guidance and Standards Development Action Summary			
Site Design Question	**Proposed Action (9/15/03)**	**Personnel Involved in the Discussion**	**Summary of Action Taken (6/30/09)**
Policies to Limit Site Impervious and Incorporate Post-Construction BMPs into Development Projects			
1. Is the minimum sidewalk width allowed in the community 4 feet or less?	The City of Los Altos has very minimum sidewalks throughout the city. The City standard width is 4 feet unless it can be justified otherwise through usage calculations or to match existing adjacent walkways. Less width would affect ADA requirements. Since Los Altos is built out and will not have any large development, it is anticipated that there is no need to put this in writing.	Public Works (Engineering) & Community Development (Planning)	During FY 08/09 the City of Los Altos had no new concrete sidewalks installed. This is because the city is mainly built out and the residents are also resistant to their installation. Los Altos plans to continue to evaluate new sidewalks on a case-by-case basis and provide directions in the form of the conditions of approval. Los Altos has also document the minimum width in their Standard Plans and Specification, which is currently being developed by a consultant for the city.
2. Are sidewalks generally sloped so they drain to the front yard or park strip rather than the street?	The City of Los Altos will work with the Program as appropriate. Los Altos will require that sidewalks drain to a soil area on a case-to-case basis. Since Los Altos is built out, and will not have any large development, it is anticipated that most sidewalks will remain as currently constructed.	Public Works (Engineering) & Community Development (Planning)	During FY 08/09 the City of Los Altos had no new concrete sidewalks installed. Los Altos will continue to evaluate new sidewalks on a case-by-case basis for drainage and provide directions in the form of the conditions of approval
3. Are the use of benign roof materials promoted?	Through the design review process, the City reviews building materials, including roof materials, and encourages the use of benign roofing materials such as wood shake or tile. The City has required that project sponsors change roofing materials and/or colors to lessen impacts. During this FY the city will adopt an ordinance to prohibiting copper in roofing systems similar to Palo Alto's ordinance	Community Development (Planning) & Public Works (Engineering)	The City of Los Altos is still evaluating the need for an ordinance prohibiting copper roofing systems. Los Altos feels this can be done without an ordinance and will try and discourage applicants from using copper on their projects. With the cities policy of not allowing direct discharges to the storm drain system has minimize the impact of copper discharges.

Santa Clara Valley Urban Runoff Pollution Prevention Program
FY 2008-2009 Annual Report

Municipality: City of Los Altos ***Attachment B***

Site Design Measures Guidance and Standards Development Action Summary (Cont.)			
Site Design Question	**Proposed Action (9/15/03)**	**Personnel Involved in the Discussion**	**Summary of Action Taken (6/30/09)**
4. Does the community encourage inclusion of turf play yards or courtyards that also serve as infiltration areas or overflow parking areas?	Yes, they are encouraged on a case-by-case basis, when large projects are proposed. City has copies of BASMAA's Start at the Source to help encourage such ideas. City of Los Altos will provide a link on local website to SCVURPPP and/ BASMAA website containing electronic copy of BASMAA's Start at the Source.	Public Works (Engineering) & Community Development (Planning)	The City of Los Altos continues to maintain a link on its website to SCVURPPP website containing electronic copy of BASMAA's Start at the Source
5. Is the minimum radius allowed for cul-de-sacs less than 35 feet?	Since Los Altos does not expect to have many, if any, new cul-de-sacs, Los Altos plans to take each on a case-by-case basis and provide the minimum radius agreed upon by the appropriate agencies. Los Altos will also continue to work with the program and other jurisdictions regarding this matter. Will review matter with the Santa Clara County Fire Department for their input	Public Works (Engineering)	During FY 08/09 the City of Los Altos had only one new cul-de-sac installed mainly because the city is built out. To provide the smallest cul-de sac to meet the needs of the city, this location was carefully evaluated by Engineering and Planning. Los Altos will continue to evaluate any new cul-de-sac on a case-by-case basis for requiring a minimum radius as part of the conditions of approval.
6. Are there established design criteria or guidance for swales that can provide stormwater quality treatment (i.e., dry ponds, biofilters, or grass swales)?	City of Los Altos will consider revising the current version of its municipal code this FY by removing the prohibition for the use of reservoirs and simply stating that the device will be subject to approval by the City Engineer to insure flexibility. City of Los Altos will consider any treatment BMP presented in the handbooks on a case-by-case basis.	Public Works (Engineering)	City of Los Altos has not revised its municipal code, but still plans to do so.

Santa Clara Valley Urban Runoff Pollution Prevention Program
FY 2008-2009 Annual Report

Municipality: City of Los Altos ***Attachment B***

Site Design Measures Guidance and Standards Development Action Summary (Cont.)			
Site Design Question	**Proposed Action (9/15/03)**	**Personnel Involved in the Discussion**	**Summary of Action Taken (6/30/09)**
7. Are model shared parking agreements provided?	The City does not have a model shared parking agreement, but it currently has an existing parking agreement with a local restaurant. Also the City does have a mechanism to allow cooperatively operated parking facilities. The agreements are reviewed on a case-by-case basis by staff and the City Attorney. Also, the City has allowed a business to rent parking spaces in the public parking plaza during the evening to help satisfy their parking requirement.	Public Works (Engineering) & Community Development (Planning)	No further action was required. During FY 08/09 there were no cases where parking agreements became an issue.
8. If mass transit is provided nearby, is the parking ratio reduced?	All multi-family and mixed-use projects are required to provide affordable housing. The City grants development incentives for all projects with affordable housing. Incentives can include a reduction in the amount of parking. When considering a reduction in parking, proximity to mass transit would be a primary consideration	Community Development (Planning)	During FY 08/09 the city did not have any multi-family or mixed-use projects. Completed a Condominium project at 4400 El Camino Real. Of the 78 units, 7 were offered affordable housing with some incentives.
9. Is the minimum driveway width specified in the community 9 feet or less (one lane) or 18 feet (two lanes)?	The driveway widths in certain residential districts and commercially operated public parking facilities can be reduced subject to approval of an alternative design by the architectural and site control committee. The City prefers this approach rather than changing the standards because it allows flexibility and it allows the City to determine the appropriate width based on site conditions.	Community Development (Planning)	During FY 08/09 there were no cases where driveway width really became an issue.

Santa Clara Valley Urban Runoff Pollution Prevention Program
FY 2008-2009 Annual Report

Municipality: City of Los Altos ***Attachment B***

Site Design Measures Guidance and Standards Development Action Summary (Cont.)			
Site Design Question	**Proposed Action (9/15/03)**	**Personnel Involved in the Discussion**	**Summary of Action Taken (6/30/09)**
Drainage Design Requirements			
1. Does the municipality promote limiting runoff to pre-development levels (e.g. through detention or retention, limits on impervious surface area, etc.)?	The City of Los Altos plans to adopt an ordinance to require developer to comply with Provision C.3 of the NPDES permit, which would limit runoff to pre-development level. As a matter of conditions of approval, Los Altos requires limiting runoff from single-family redevelopment not covered by the permit. It is anticipated that this ordinance will be enacted prior to the implementation of the C3 provisions in Oct 2003.	Public Works (Engineering) & Community Development (Planning)	The City of Los Altos has adopted an ordinance that requires developers to comply with Provision C.3 of the NPDES permit limiting runoff to pre-development levels. The City of Los Altos also continues to limit runoff on all of its projects, regardless of size by preventing any runoff from all new construction sites to maximum extent practicable.
2. Are there design criteria for stormwater best management practices?	Will review and implement procedures on a case by case basis for projects as they become available like implementing appropriate best management practices shown in the New Development and Redevelopment handbook by CSQA as a matter of conditions of approval.	Public Works (Engineering) & Community Development (Planning)	The City of Los Altos continues to use those BMPs that are defined in California Stormwater Quality Association *Stormwater Best Management Practice Handbook for New Development and Redevelopment*.
Natural Resource Protection/Restoration			
1. Is the minimum buffer width (from top of bank) 75 feet or more in a stream buffer ordinance/policy/guidelines?	The City works with the Santa Clara Valley Water District, and when necessary requires a biotic study, to determine the appropriate buffer for projects adjacent to a creek. Most of the lots in Los Altos adjacent to the creek are residential. Requiring a 75-foot buffer from top of bank is not practical in most cases, as it would render most lots unusable.	Community Development (Planning)	The City of Los Altos adopted the provisions of the Water Resources Protection Collaborative and will issue permits based on the requirements of Santa Clara Valley Water District.

Santa Clara Valley Urban Runoff Pollution Prevention Program
FY 2008-2009 Annual Report

Municipality: City of Los Altos ***Attachment B***

Site Design Measures Guidance and Standards Development Action Summary (Cont.)			
Site Design Question	**Proposed Action (9/15/03)**	**Personnel Involved in the Discussion**	**Summary of Action Taken (6/30/09)**
2. Does the stream buffer ordinance specify enforcement and education mechanisms?	The City's Environmental Committee continues to discuss appropriate creek protection measures and ways to educate the public. Will obtain and include information from the Marin County Stormwater Pollution Prevention Program efforts on creek side approaches.	Community Development (Planning)	The City of Los Altos adopted the provisions of the Water Resources Protection Collaborative and will issue permits based on the requirements of Santa Clara Valley Water District.
3. Is land conservation, impervious cover reduction, or other types of water quality protection a major goal or objective to the open space design guidance?	City staff understands the importance of water quality protection and makes sure impacts are evaluated and appropriate protection measures are included in project approvals as a long-standing city policy on source control. The City adopted a new General Plan in November 2002. This document and current development policies encourages the conservation of natural features	Community Development (Planning)	The City continues to follow its General Plan.
4. Are flexible site design criteria available for developers that preserve open space and utilize cluster design options (e.g., setbacks, road widths, lot sizes)?	The City's approach is to consider road width modifications on a case-by-case basis to determine the appropriate width for the specific site being developed. All new residential streets in the City of Los Altos will be 10 minimum lane widths.	Public Works (Engineering)	There were no new streets being proposed during FY 08/09.

Santa Clara Valley Urban Runoff Pollution Prevention Program
FY 2008-2009 Annual Report

Municipality: City of Los Altos ***Attachment B***

Site Design Measures Guidance and Standards Development Action Summary (Cont.)			
Site Design Question	**Proposed Action (9/15/03)**	**Personnel Involved in the Discussion**	**Summary of Action Taken (6/30/09)**
5. Are open space areas encouraged to be consolidated into larger units?	It is City policy to encourage protection of creeks, creek side area and riparian habitat in their natural state while ensuring public safety and preserving valuable natural resources. For example, the City has plans for a bike path along the Hetch-Hetchy right-of-way in conjunction with the development of the Resident Inn/Office Complex on El Camino Real.	Community Development (Planning)	City of Los Altos continues to follow its policy.
6. Does a minimum percentage of open space near sensitive areas have to be managed in a natural condition?	The City continues to work with the Santa Clara Valley Water District and other appropriate agencies to establish buffers near sensitive areas. The appropriate buffer varies based on site conditions. Based on the recommendation of the Santa Clara Valley Water District and a biotic assessment, the City recently required a 25 foot buffer as a condition of approval for a subdivision abutting a creek. The width of the buffer was based on the needs of the site. We prefer this approach to establishing a minimum percentage that may or may not be appropriate for a site. .	Community Development (Planning)	The City of Los Altos adopted the provisions of the Water Resources Protection Collaborative and will issue permits based on the requirements of Santa Clara Valley Water District.
7. Does the community encourage minimization of impervious surface areas in recreational open space areas?	The newly adopted General Plan includes policy language that encourages the minimization of impervious surface areas. This policy and requirements in the conditions of approval works well for the City and at this time no additional guidance or policy language is deemed necessary. However, the City will continue to evaluate if addition policy language would be beneficial.	Community Development (Planning)	The City of Los Altos continues to enforce the policy from the General Plan.

Santa Clara Valley Urban Runoff Pollution Prevention Program
FY 2008-2009 Annual Report

Municipality: City of Los Altos ***Attachment B***

Site Design Measures Guidance and Standards Development Action Summary (Cont.)			
Site Design Question	**Proposed Action (9/15/03)**	**Personnel Involved in the Discussion**	**Summary of Action Taken (6/30/09)**
8. Does your municipality encourage distinct low-impervious buffers between cities (e.g., greenbelts, open space, wild land corridors, and agricultural areas)?	Given the existing built out environment of the city and the continual housing needs pressure, this is not really practical to create low-impervious buffers between the cities. The westerly and southwesterly border between Palo Alto, Los Altos Hills and the County is Adobe Creek, and on the easterly border with Sunnyvale is Steven Creek which in itself already serves as a pervious buffer.	Community Development (Planning)	No further action was required.
9. Is there flexibility to meet regulatory or conservation restrictions (density compensations, buffer averaging, transferable development rights, off-site mitigation) offered to developers?	The City recently updated the General Plan. The policies in the General Plan were evaluated and determined to be appropriate for Los Altos.	Community Development (Planning)	The City of Los Altos continues to enforce policies in the General Plan

Santa Clara Valley Urban Runoff Pollution Prevention Program
FY 2008-2009 Annual Report

Municipality: City of Los Altos ***Attachment B***

Site Design Measures Guidance and Standards Development Action Summary (Cont.)			
Site Design Question	**Proposed Action (9/15/03)**	**Personnel Involved in the Discussion**	**Summary of Action Taken (6/30/09)**
Policies to Limit Auto Use/Promote Alternative Transportation			
1. Does the municipality promote comprehensive pedestrian and bike trail corridors through a well-connected network of streets and pathways?	The City of Los Altos completed a citywide Bicycle Transportation Plan (BTP) in February 2002. The City meets monthly with its Bicycle/Pedestrian Advisory Committee (BPAC) to discuss means to pursue the goals of this Plan and also to improve pedestrian access within the City and into adjacent communities.	Public Works (Engineering)	The City of Los Altos continues to pursue the goals of the Plan with the BPAC, which is a subcommittee of the city's Traffic Commission that was established by City Council. For example, The BPAC is assisting a joint four-city team that is evaluating the feasibility study to connect the Stevens Creek Trail between Mountain View and Cupertino. City Council also appropriated funds in FY 08/09 to update the BTP.
2. Does the municipality promote neighborhood greenbelts with walkways and bike paths?	The City continues to seek opportunities for bikeways and pathways. The City recently awarded a contract as part of the safe routes to school program to install bike improvements along Berry Avenue. Also, the city has obtained easements along the Hetch-Hetchy right-of-way to use the area for a bike path. As opportunities arise, the City will continue to obtain easements in order to complete this plan for the Hetch-Hetchy.	Public Works (Engineering) & Community Development (Planning)	The City continues to seek opportunities for bikeways and pathways. For example, during FY 08/09 the city awarded a construction contract to improve and provide a safer route to school for children.
3. Do street standards promote street layouts that reduce overall impervious surface area and/or trip length?	The City Council was concerned that many of the streets in Los Altos that did not have curb and gutters were becoming too wide because the residence were allowed to paved their shoulders. Therefore in November 2001 they passed a shoulder paving policy that restricts the width of the street plus the paved shoulders not to exceed 19 feet from the street centerline and also requires new street trees in the shoulder area as part of any new work. It was hoped that this would promote landscaping further out toward the edge of the streets into the public right of way.	Public Works (Engineering) & Community Development (Planning)	The City of Los Altos continues to enforce the Shoulder Paving Policy, which was updated by City Council in FY 08/09.

Santa Clara Valley Urban Runoff Pollution Prevention Program
FY 2008-2009 Annual Report

Municipality: City of Los Altos ***Attachment B***

Site Design Measures Guidance and Standards Development Action Summary (Cont.)			
Site Design Question	**Proposed Action (9/15/03)**	**Personnel Involved in the Discussion**	**Summary of Action Taken (6/30/09)**
Policies to Promote Regional/Watershed-based Planning and Zoning			
1. Are watershed-based zoning options (e.g. overlay districts, performance zoning, incentive zoning, imperviousness overlay zoning, or planned development zoning) available?	The City's PUD ordinance (Chapter 14.62) allows flexibility from development standards and can be used for this purpose	Community Development (Planning)	No further action was required.

Santa Clara Valley Urban Runoff Pollution Prevention Program
FY 2008-2009 Annual Report

Municipality: City of Los Altos ***Attachment B***

New Development-Planning Procedures Report Data During FY 2008/2009					
Project Name	**Project Type**	**Site Size (a. or s.f.)**	**New Impervious Surface (s.f.)**	**Project Status**	**Storm Water Control Measures included in the Project**
Private Projects					
The City of Los Altos did not have any new significant development/redevelopment projects during FY 08/09					
Public Projects					
The City of Los Altos did not have any new significant development/redevelopment projects during FY 08/09					

Santa Clara Valley Urban Runoff Pollution Prevention Program
FY 2008-2009 Annual Report

Municipality: City of Los Altos ***Attachment B***

Stormwater Control Measures for Group 1 and Group 2 Projects Approved During FY 2008/2009						
Project Name	**Treatment BMPs**	**Numeric Sizing Criteria Used**	**O&M Responsibility Mechanism and Responsible Party**	**Site Design Measures**	**Source Control Measures**	**Pesticide Reduction Measures**
Private Projects						
			The City of Los Altos did not have any new significant development/redevelopment projects during FY 08/09			
Public Projects						
			The City of Los Altos did not have any new significant development/redevelopment projects during FY 08/09			

Santa Clara Valley Urban Runoff Pollution Prevention Program
FY 2008-2009 Annual Report

Municipality: City of Los Altos ***Attachment B***

CITY OF LOS ALTOS
Treatment BMP Inspection Activity Report
FY 2008-2009

Date	Address	APN	Reason for Inspection	Project Type	Treatment BMP Type	Inspection Results					Enforcement Action	Comments
						1	2	3	4	5		
	4800 El Camino Real; Whole Foods Store	170-02-028		Commercial	Media Filter Vault							This facility was not inspected during FY08/09.

Santa Clara Valley Urban Runoff Pollution Prevention Program
FY 2008-2009 Annual Report

Municipality: City of Los Altos ***Attachment B***

NEW DEVELOPMENT & REDEVELOPMENT CONSTRUCTION INSPECTION

FY 2008-2009 Work Plan Self Evaluation Matrix

Item No.	Activity	FY 08-09 Work Plan Tasks	FY 08-09 Accomplishments	Responsible Party
1	Construction Site Inspections	Los Altos will continue to review and revise SOPs and the City's legal authority related violations as required, as well as conduct and enforce construction site inspections, and identify continuous improvements. Public projects contain contractual provision requiring the use of BMPs. Los Altos will continue to enforce and improve these provisions if determined necessary.	Public Projects: During the time frame during FY 08/09 the city of Los Altos awarded thirteen small construction projects. Projects dealt with some kind of repair or maintenance. Of these, only three were under construction during the raining season. Therefore the city had no problem assuring that all proper construction BMPs were in place and properly maintained. Private Projects: During FY 08/09 the city continued to inspect all construction projects, regardless of size even though this exceeds that required by the permit. Though it is impossible to visit all location on a regular basis, the city feels that due to the large number of rebuilds in the city that this equates to a rather large development and therefore they all should install and maintain some degree of construction BMPs.	Community Development & Public Works Department

Santa Clara Valley Urban Runoff Pollution Prevention Program
FY 2008-2009 Annual Report

Municipality: City of Los Altos ***Attachment B***

Item No.	Activity	FY 08-09 Work Plan Tasks	FY 08-09 Accomplishments	Responsible Party
2	Construction BMPs and Control Measures	Los Altos will continue to implement BMPs and other storm water requirements developed through the application process. For Public projects, the contract documents will include the necessary BMPs and control measures applicable for each specific project.	Public Projects: During the time frame during FY 08/09 the city of Los Altos awarded thirteen small construction projects. Projects dealt with some kind of repair or maintenance. Of these, only three were under construction during the raining season. Therefore the city had no problem assuring that all proper construction BMPs were in place and properly maintained. The City of Los Altos feels that its current practice is sufficient, but will continue to review this process. Private Projects: Plans of major remodels and rebuilds submitted to the Community Development Department for permitting were reviewed by the Engineering Division. Though none of these projects approved during FY 08/09 were determined to have the potential for significant erosion from construction activities, the City still assures that all applicable construction BMPs and Control Measures requirements are being included in the project plans. Prior to the rainy season, the property owners for each of the projects under construction in the city were sent a letter providing each with details of the primary BMPs that were expected to be installed at each location to protect erosion of sediments from their construction site and also informing them that city inspections would be conducted during the rainy systems to assure they are properly installed and maintained. This letter indicated that a citation would be issued for those construction sites that did not install and properly maintain these BMPs. City continued attempting to inspect all construction projects, regardless of size even though this exceeds that required by the permit.	Community Development & Public Works Department

Santa Clara Valley Urban Runoff Pollution Prevention Program
FY 2008-2009 Annual Report

Municipality: City of Los Altos ***Attachment B***

Item No.	Activity	FY 08-09 Work Plan Tasks	FY 08-09 Accomplishments	Responsible Party
3	Rainy Season Construction Inspections	Los Altos will continue to conduct construction site inspections for adequacy of storm water quality control measures. The sites will be those that have an active permit from the building department and construction at public facilities. Continue to conduct monthly inspections at these sites during wet season. In addition, Los Altos will continue to inspect each site prior to the beginning of the wet season to assure all have adequate storm water quality control measures.	Public Projects: During the time frame during FY 07/08 the city of Los Altos awarded thirteen small construction projects. Projects dealt with some kind of repair or maintenance. Of these, only three were under construction during the raining season. Therefore the city had no problem assuring that all proper construction BMPs were in place and properly maintained Private Projects: The City of Los Altos developed a list of over 200 construction projects that had any kind of site work. Except for three, all projects were single-family major remodels or rebuilds. Though none of these projects approved during FY 08/09 were determined to have the potential for significant erosion from construction activities, the City still assures that all applicable construction BMPs and Control Measures requirements are being included in the project plans. And prior to the rainy season, the property owner for each of the projects under construction in the city were sent a letter providing each with details of the primary BMPs that were expected to be installed at each location to protect erosion of sediments from their construction site and also informing them that city inspections would be conducted during the rainy systems to assure they are properly installed and maintained. This letter indicated that a citation would be issued for those construction sites that did not install and properly maintain these BMPs	Community Development & Public Works Department
4	Staff Training and Educational Material Library.	Los Altos will continue to require inspectors to attend annual workshops and training, as well as providing internal training prior to each rainy season.	Public/Private Projects: City design engineers and construction and maintenance inspectors attended the January 2009 training at Cupertino on “Construction Site Management”	Community Development & Public Works Department

Santa Clara Valley Urban Runoff Pollution Prevention Program
FY 2008-2009 Annual Report

Municipality: City of Los Altos ***Attachment B***

Item No.	Activity	FY 08-09 Work Plan Tasks	FY 08-09 Accomplishments	Responsible Party
5	FY 2008-2009 Annual Report	Evaluate Inspection activities conducted in FY 2008-2009 and explore opportunities to increase program effectiveness and report the results in the September 2009 submittal of the Annual Report	See "New Development-Construction Inspection Program Evaluation" section below.	Community Development & Public Works Department

New Development-Construction Inspection Program Evaluation FY 2008/2009

Private Projects: During FY 08/09, the Engineering Division conducted construction inspections of over 200 private projects, almost all being single family homes being rebuilt, to assure these project had and maintained construction BMPs. Though each project could not be inspected monthly, all were inspected prior to the rainy season and most all were inspected two to three times during the year. Eight citations were issued for not installing BMPs or for poorly maintained BMPs on site. In general, contractors installed and properly maintained their sites. But it was clear that without constant inspections, BMPs would not be properly maintenance at many sites, let alone even installed. Therefore City plans to continue with this inspection process during FY 09/10.

Public projects: The city had only thirteen small construction contracts during the year. All were finished within 2-4 months and only three were under construction during the raining season. All construction inspectors are trained in the application of applicable BMPs. For example, catch basins near sites are protected with filter fabric to prevent debris for entering the storm drain system and fiber rolls are installed around all sites. For public projects, the city has no problem with complying with its permit.

Regional Board Comments on New Development-Construction Inspection in FY 2007-2008 Annual Report

RWQCB Comment	City Of Los Altos Response
None	

Santa Clara Valley Urban Runoff Pollution Prevention Program
FY 2008-2009 Annual Report

Municipality: City of Los Altos ***Attachment B***

PEST MANAGEMENT
(Provision C.9.d of the Permit)

FY 2008-2009 Work Plan Self Evaluation Matrix

Item No.	Activity	FY 08-09 Work Plan Tasks	FY 08-09 Accomplishments	Responsible Party
Municipal Pesticide Use **Goal 1.A.** Eliminate all unnecessary municipal pesticide uses (particularly organophosphate (OP) pesticide use) and implement Integrated Pest Management (IMP) techniques.				
1	Pesticide Use on Municipally Owned	Continue to track pesticide use on municipally owned property, continue to review IPM policy requiring the use of IPM techniques in the agency's operations, minimization of pesticide use, continue to review standard operating procedures (SOPs) and best management practices (BMPs) for implementing the IPM policy, continue to conduct a periodic agency-wide search of chemical storage areas for pesticides no longer legal for application, and properly dispose of any such pesticides pursuant to appropriate waste disposal regulations, and will continue to conduct internal outreach on less toxic pest control to employees who do not necessarily purchase or apply pesticides during the course of their work (to encourage employees to use IPM techniques away from work).	The City continued to record all pesticide application and submit this documentation on a monthly basis to the Santa Clara County Department of Pesticide Regulation. No pesticide violations or other related concerns were reported during the year.	URP Coordinator & Public Works Maintenance Department

Santa Clara Valley Urban Runoff Pollution Prevention Program
FY 2008-2009 Annual Report

Municipality: City of Los Altos ***Attachment B***

Item No.	Activity	FY 08-09 Work Plan Tasks	FY 08-09 Accomplishments	Responsible Party
2	FY 2008-2009 Annual Report	Los Altos will document municipal pesticide use and activities and report the results in the September 2009 submittal of the Annual Report.	The city continues to maintained a detailed record of all pesticide used by maintenance staff.	URP Coordinator
Goal 1.B. Raise awareness of all municipal employees and train employees who apply pesticides for the municipality about the municipality's IPM Policy and/or IPM techniques as appropriate.				
1	Pesticide Applicator Training	Los Altos will continue to ensure that employees who apply pesticides for the agency obtain the appropriate training as required by the County Agricultural Commissioner and the State Department of Pesticide Regulation (DPR). Los Altos employees are trained every January in order to maintain its operator ID number	All Parks Division employees involved with pesticide application received annual training, like the July training to maintain their operator ID number or prepared to be certified, in the proper use, handling, mixing, storage, and application of Roundup Pro and Surflan AS (the only two pesticide used by city staff). In January 2009, Parks Division passed Santa Clara County Department of Pesticide Regulation annual inspection including our training documentation.	Public Works Maintenance Department
2	Pesticide Applicator Training	Los Altos will continue to provide annual training on the appropriate portions of the IPM Policy, SOPs, and BMPs, and the latest IPM techniques to employees within departments responsible for pesticide application. Los Altos' IPM Policy states that the City will conduct training at least once a year on Pest Management.	14 Parks Division employees involved with pesticide spraying receive annual training in February 2009 conducted at the Municipal Service Center. Training was conducted by certified spray applicator regarding IPM Policy, BMP's, and SOP's. Training is summarized in the Staff Training list at the end of this Annual Report. Training is expected to be expanded to include all Maintenance Services personnel.	Public Works Maintenance Department

Santa Clara Valley Urban Runoff Pollution Prevention Program
FY 2008-2009 Annual Report

Municipality: City of Los Altos ***Attachment B***

Item No.	Activity	FY 08-09 Work Plan Tasks	FY 08-09 Accomplishments	Responsible Party
3	Employee Training	Los Altos will continue annually to inform employees who are not authorized and trained to apply pesticides that they cannot use over-the-counter pesticides in or around the workplace, consistent with the IPM Policy. Los Altos' IMP Policy states that the City will conduct training at least once a year informing employees of the use of pesticides in the work place.	Staff was unable to conduct formal internal outreach to employees, but supervisor personnel are continually monitor the public spaces and there were unauthorized use of pesticides reported during the fiscal year	Public Works Maintenance Department
4	FY 2008-2009 Annual Report	Los Altos is required to provide similar documentation to the Santa Clara County Department of Pesticide Regulations. Los Altos will provide the required information in the September 2009 submittal of the Annual Report	Training is listed in the Staff Training list at the end of this Annual Report.	Public Works Maintenance Department

Santa Clara Valley Urban Runoff Pollution Prevention Program
FY 2008-2009 Annual Report

Municipality: City of Los Altos ***Attachment B***

Item No.	Activity	FY 08-09 Work Plan Tasks	FY 08-09 Accomplishments	Responsible Party
Public Education and Outreach **Goal II.A.** Increase awareness of IPM so target audiences recall less toxic pest management messages and adopt IPM behaviors. Target audiences include residential and commercial users, pesticide retailers, municipal employees, and special districts (PS #6)				
1	Watershed Education & Outreach (WE&O) Campaign	Continue to support the Watershed Education & Outreach (WE&O) Campaign, which will target the general public and include messages about less-toxic pest control and proper disposal. The Campaign will include extensive media campaign with South Bay English- and Spanish- language TV and radio stations.	As documented in the Public Information Participation section of this Annual Report, the City of Los Altos continues to support the Watershed Education & Outreach Campaign.	URP Coordinator
2	BASMAA Regional Media Relations Campaign	Continue to fund BASMAA Regional Media Relations Campaign featuring pitches to Bay Area media and responses to breaking news on pesticide-related topics. Los Altos will continue to fund the Program for BASMAA baseline projects, including Regional Media Relations Campaign.	The City of Los Altos continues to fund and support the efforts of the BASMAA Regional Media Relation Campaign through the Program.	URP Coordinator
3	Pesticide User Outreach	Continue to assist Program with implementation of local components of a "Pesticide User Outreach" project targeting residential and commercial users	The City of Los Altos continued to assist the Program with the implementation of public outreach. .	URP Coordinator

Santa Clara Valley Urban Runoff Pollution Prevention Program
FY 2008-2009 Annual Report

Municipality: City of Los Altos ***Attachment B***

Item No.	Activity	FY 08-09 Work Plan Tasks	FY 08-09 Accomplishments	Responsible Party
4	IPM Outreach	Continue to provide information on less toxic pest control (e.g., IPM techniques, municipal IPM policies, model contract language, training opportunities, etc.) to neighboring special districts (e.g., open space districts, vector control districts, and school districts) as appropriate. Program to assist with materials. Los Altos will distribute applicable information as required	The only neighboring districts are the school district and the City of Los Altos did not provide them information on less toxic pest control. Los Altos would provide assistance to them if necessary.	URP Coordinator
5	FY 2008-2009 Annual Report	Document or estimate numbers of residents reached by outreach efforts and media advertising. Los Altos will document this outreach effort in the September 2009 submittal of the Annual Report	See "FY 08/09 Accomplishments" for Item No. 2 under "Public Information/Participation" section of this report for the accomplishment for this task. It is difficult to say exactly how many residents it reaches though most of the people seem to be interested in reducing the risk from pesticides.	URP Coordinator
Goal II.B. Educate pesticide retailers and consumers about less toxic pest control products and promote the sale of such projects.				
1	BASMAA Regional IPM Partnership	Los Altos will continue to fund and participate in the BASMAA Regional IPM Partnership. Program funds BASMAA baseline projects, including Regional IPM Partnership.	The City of Los Altos still continues to fund and participate, as necessary, in this program. As a benefit of this program, the city is able to receive updated and to replenishes its IPM fact sheets	URP Coordinator

Santa Clara Valley Urban Runoff Pollution Prevention Program
FY 2008-2009 Annual Report

Municipality: City of Los Altos ***Attachment B***

Item No.	Activity	FY 08-09 Work Plan Tasks	FY 08-09 Accomplishments	Responsible Party
2	IPM Store Partnership Program	Los Altos will continue to implement cost-effective elements of the IPM Store Partnership Program, as identified in the work plan developed by the Program. Create and provide fact sheets and other materials to pesticide retailers to facilitate point-of-purchase outreach. Visit stores as necessary to ensure ongoing participation. Los Altos will continue working with the City of Palo Alto on this program.	See "FY 08/09 Accomplishments" for Item No. 2 under "Public Information/Participation" section of this report for the accomplishment for this task.	URP Coordinator
3	IPM Store Partnership Program	Los Altos will continue to assist Program to document number of participating stores, materials distributed and employees trained. Los Altos will continue to assist Palo Alto and will documentation the cost evaluation as required.	The City of Los Altos was available to provide assistance as necessary.	URP Coordinator
Pest Control Operators (PCOs) **Goal III.A.** Minimize pesticide use by PCOs contracted for structural pest control and landscape maintenance.				
1	Municipal PCOs	Continue to have PCOs contracted for municipal applications to use pest control methods consistent with the municipality's IPM policy (through contract specifications).	Staff was unable to conduct formal internal outreach to employees, but supervisor personnel are continually monitor the public spaces and there were unauthorized use of pesticides reported during the fiscal year	Public Works Maintenance Department
2.	FY 2008-2009 Annual Report	Document the pesticide use by the PCOs on municipal property effort in the September 2009 submittal of the Annual Report, as necessary	Training is listed in the Staff Training list at the end of this Annual Report.	URP Coordinator

Santa Clara Valley Urban Runoff Pollution Prevention Program
FY 2008-2009 Annual Report

Municipality: City of Los Altos ***Attachment B***

Item No.	Activity	FY 08-09 Work Plan Tasks	FY 08-09 Accomplishments	Responsible Party
Goal III.B. Require all PCOs to implement Best Management Practices (BMPs)				
3	Municipal PCO BMPs	Continue to require PCOs contracted by municipalities to implement BMPs through contract specifications.	All pesticide work is done through open purchase order. Contract language and city policy stipulates that the PCO utilities proper BMPs. Parks Supervisor advises contractors of the City of Los Altos IPM program.	Public Works Maintenance Department
4	FY 2008-2009 Annual Report	Document efforts to complete the above actions in the September 2009 submittal of the Annual Report	The city continued to maintain a detailed record of all pesticide used by maintenance staff.	URP Coordinator
Commercial Businesses **Goal IV.A.** Determine the extent of commercial business employees' use of pesticides (I.E., pesticide applications not performed by a licensed PCO) and conduct appropriate outreach regarding less toxic pest management.				
1	Commercial Business Outreach Work Plan.	Assist Program to provide outreach on less toxic pest control to target businesses in the South Bay, as appropriate and cost-effective.	The city of Los Altos continued to be available to assist the Program on outreach to the businesses in the South Bay.	URP Coordinator

Santa Clara Valley Urban Runoff Pollution Prevention Program
FY 2008-2009 Annual Report

Municipality: City of Los Altos ***Attachment B***

Item No.	Activity	FY 08-09 Work Plan Tasks	FY 08-09 Accomplishments	Responsible Party
Household Hazardous Waste Collection **Goal V.A.** Provide pesticide disposal services through household hazardous waste (HHW) collection programs for all residents and small businesses, and encourage use of these programs.				
1	Small Quantity Commercial Generators.	Continue to ensure that adequate pesticide disposal services exist for residents and conditionally exempt small quantity commercial generators.	The City of Los Altos residents have access to the household hazard waste collection services available through the County Household Hazardous Program. This program includes an appointment-based drop-off at various weekly events held throughout the county including one event held at Foothill College on April 11, 2009. At this event, there were 190 participants from the City of Los Altos, 29 from the Town of Los Altos Hills and 297 from other locations in Santa Clara County.	Public Works Department
2	Pesticide Disposal	Continue to work with HHW collection agencies to support, enhance, and help publicize programs for proper pesticide.	The City of Los Altos attends monthly meetings with the Technical Advisory Committee, which consists of cities in the Santa Clara County. Los Altos is also a member of the HHW subcommittee, which meets quarterly. In conjunction with this committee the city provide technical advice and funding to help support the Santa Clara County Household Hazardous Waste web site.	Public Works Department

Santa Clara Valley Urban Runoff Pollution Prevention Program
FY 2008-2009 Annual Report

Municipality: City of Los Altos ***Attachment B***

Item No.	Activity	FY 08-09 Work Plan Tasks	FY 08-09 Accomplishments	Responsible Party
3	Hazardous Waste Disposal Outreach	Continue to provide hazardous waste disposal information to residents, through distribution of materials (e.g., utility bill insert, city newsletter, community events, etc.) or advertising in local media	HHW collection is advertised in the annual mailer sent out to all solid waste customers of the Los Altos Garbage Company in October 2007 and thru telephone response to queries, and through the County's solid waste website at sscgov.org. The annual household hazardous waste pickup in Los Altos is advertised in the local paper, the Los Altos Town Crier. In May 2007, the City's Environmental Commission was tasked by the City Council to provide input on a new RFP for solid waste collection, with HHW program participation and diversion of HHW being one of the primary service objectives. The City's HHW and recycling programs are also advertised in a tabbed section of the SBC Yellow Pages, and advertised in the Countywide recycling website: Recyclestuff.org	Public Works Department
4	FY 2008-2009 Annual Report	Document that household hazardous waste collection programs adequately serve residents and businesses (conditionally exempt small quantity generators) in the September 2009 submittal of the Annual Report.	Based on customer feedback at local events, 72% of participants rate the HHW program as "Good" or "Excellent". Data from the FY 07 indicate over 97% reported they received adequate information when they called the appointment line to schedule their HHW drop-off. Additionally, Los Altos Police Department had no reports of hazardous waste abandoned during the fiscal year. Communiqué feedback from residents also commends the efficiency of the HHW program.	URP Coordinator

Santa Clara Valley Urban Runoff Pollution Prevention Program
FY 2008-2009 Annual Report

Municipality: City of Los Altos ***Attachment B***

Item No.	Activity	FY 08-09 Work Plan Tasks	FY 08-09 Accomplishments	Responsible Party
New Development **Goal VI.A.** Minimize pesticide use at new and redevelopment sites.				
1	Pest-resistant Landscaping and Design Features	Los Altos will encourage developers and contractors to consider pest resistant landscaping and design features. Los Altos will report the percentage of new development and redevelopment project for which pesticide reduction measures were required in Annual Report	Private Projects: The City continues to encourage project applicants to use pest resistant landscaping and have information available for project sponsors to help them achieve this goal. The City of Los Altos had no new significant development/redevelopment project approved during FY 08/09. All projects were rebuilding or additions to single family residences. The limited commercial projects are typically remodels in the built-out areas of the city and therefore have very limited, if any, for landscaping. Public Projects: There were no public projects during FY 08/09 that fell in the category of a significant development or redevelopment, nor any new project that had landscaping.	Community Development Department
Monitoring and Science **Goal VII.A.** Participate in coordinated monitoring efforts to support pesticide TMDL development and implementation.				
1	Regional Monitoring Program (RMP)	Assist in the financial support of the Regional Monitoring Program (RMP)	City of Los Altos continues to provide a share of cost to the Program for this effort.	URP Coordinator

Santa Clara Valley Urban Runoff Pollution Prevention Program
FY 2008-2009 Annual Report

Municipality: City of Los Altos ***Attachment B***

Item No.	Activity	FY 08-09 Work Plan Tasks	FY 08-09 Accomplishments	Responsible Party
Review and Revision of Work Plan **Goal X.A**. Implement a Work Plan that includes appropriate goals, actions and monitoring mechanisms to reduce pesticide-related toxicity in urban runoff.				
1	Continuous Improvement	Revise work plan and add continuous improvement items.	The City of Los Altos believes that the current workplan submitted in March 2009 fulfills this requirement.	URP Coordinator

Santa Clara Valley Urban Runoff Pollution Prevention Program
FY 2008-2009 Annual Report

Municipality: City of Los Altos ***Attachment B***

Pest Management Program Evaluation FY 2008/2009
The City of Los Altos continues to have a very small pesticide program and we believe we have good control to minimizing pesticides in urban runoff. Improvements could be made in the area of use of more pest resistant landscaping in private projects, but since the city is built out, this extra effort probably would not have much of an impact. The City still could always use assistance/information on pest resistant landscaping since staff is not well trained on the development of this type of landscaping. Staff continues to monitor and comply with Pest Management Program and utilizes IPM policy to determine best procedure for pest control. Through annual training of Maintenance Division personnel on Public Work's IPM policies and practices and following BMP's and SOP's in the safe use and application of pesticides. Public Works had no citations or complaints this year. All City pesticide applications are documented with Santa Clara County Department of Pesticide Regulation. All contract spraying was completed with a recommendation from a PCA who was advised of our IPM policy before making a recommendation. The city will continue to train Public Works personnel on Public Work's IPM policy The Household Hazardous Waste program seems to work well and remain unchanged from last year's report. California's AB939 allows jurisdictions to set tipping fees at jurisdiction's landfill's to include a fee to support Household Hazardous Waste collection, and disposal or recycling. Santa Clara County has set this fee at $1.85 / ton of municipal waste and it remains unchanged from last year. As with the previous year, this generates enough revenue for Los Altos residents to use HHW disposal services costing $39,000, equaling 322 households annually. This funding level is intended to provide "free" disposal of HHW to 3% of the city's households. Actual participation by Los Altos is estimated at 9%, and the City provided augmentation of about $77,000 from the Solid Waste Fund in 2008/2009 so that all residents of Los Altos who desire to use the HHW collection program could do so at no direct cost to the resident. The City rarely experiences abandoned waste incidents, and when it occurs, the Maintenance Division responds. There are areas that might need improvement, such as very limited participation by multi-family unit dwellers and families where English is not spoken in the home

Regional Board Comments on Pest Management in FY 2007-2008 Annual Report	
RWQCB Comment	**City Of Los Altos Response**
None	

Santa Clara Valley Urban Runoff Pollution Prevention Program
FY 2008-2009 Annual Report

Municipality: City of Los Altos ***Attachment B***

Summary of Pesticide Usage FY 08/09 City of Los Altos				
Name of Pesticide	**Active Ingredient**	**Number of Times Applied**	**Total Quantity Applied (ounces)**	***Purpose***
Applied by City Employees				
Round-up Pro	Glyphosphate	58	6216	Weed Control
Surflan AS	Oryzalin	63	8417	Weed Control
Kleen-up Pro		14	1118	Weed Control
Sedgehammer		1	9	Weed Control
Applied by City Contractor				
Manage	Bifenthrim	2	4	Nut Sedge Weed
Masterline 7.9	Bifenthrim	4	20	Spiders
Drione	Pyethrin	4	31	Wasps
Wasp Freeze	PHenothrin	2	12	Bees & Wasps
CB-80	C12-C15 1soparaffinic	1	3	Spiders

Santa Clara Valley Urban Runoff Pollution Prevention Program
FY 2008-2009 Annual Report

Municipality: City of Los Altos ***Attachment B***

Applied by City Contractor
(cont.)

Name of Pesticide	Active Ingredient	Number of Times Applied	Total Quantity Applied (ounces)	Purpose
PCQ Rodenticide	Diphacinone	3	16	Rats
Fumitoxin	Aluminum phosphide	1	44	Ground Squirrels
Turflon	Triclopyr	5	232	Broad Leaf Weeds
Contrac Blox	Bromadlolone	12	31	Rats
Weatherblok XT	Brodifacoum Technical	11	28	Rats
Generation Mini Blocks	Difethialone	12	38	Rats
Sanafoam Vaporooter II	Metam-Sodium	various	various	Root treatment in Sanitary Sewer

Santa Clara Valley Urban Runoff Pollution Prevention Program
FY 2008-2009 Annual Report

Municipality: City of Los Altos ***Attachment B***

MERCURY POLLUTION PREVENTION PROGRAM
(Provision C.9.c of the Permit)

FY 2008-2009 Work Plan Self Evaluation Matrix

Item No.	Activity	FY 08-09 Work Plan Tasks	FY 08-09 Accomplishments	Responsible Party
Municipal Use of Mercury-Containing Products				
Goal I. Eliminate all unnecessary municipal use of mercury containing products and establish proper disposal methods for products that cannot be eliminated.				
1	Mercury Policy.	Los Altos will continue to implement its policy for mercury-containing product reduction and management.	The City of Los Altos does not have a written mercury policy, but has been managing its usage and disposal for some time. For example, when florescent lights are replaced, the old ones are collected and are periodically manifested to a proper disposal site. Last FY the City of Los Altos had 225 four-foot tubes picked up by a recycling contractor. New lights are low mercury florescent type. From a city operation standpoint these lights are probably the largest and about the only source of mercury.	URP Coordinator
2	FY 2008-2009 Annual Report	Los Altos will summarize effort in the September 2009 submittal of the Annual Report. including the quantities of mercury-containing products disposed from City building and departments at hazardous waste collection facilities.	Aside from the fluorescent lighting in most of the city buildings, the only other known mercury sources are mercury thermostats in 5 of 11 city buildings and mercury switches in the cities two sewer pump stations. When the lights burn out, these florescent light tubes are replaced with low mercury tubes. Last FY the City of Los Altos had, 225 four-foot tubes picked up by a recycling contractor.	URP Coordinator

Santa Clara Valley Urban Runoff Pollution Prevention Program
FY 2008-2009 Annual Report

Municipality: City of Los Altos ***Attachment B***

Item No.	Activity	FY 08-09 Work Plan Tasks	FY 08-09 Accomplishments	Responsible Party
Household Hazardous Waste Collection **Goal Ii.** Provide mercury-containing products disposal services through household hazardous waste (HHW) collection programs for residents and small businesses, and encourage use of these programs.				
1	Disposal Services	Continue to provide mercury-containing products disposal services for residents and small businesses.	The City of Los Altos supports the County's HHW program which includes mercury collection and collection of "universal waste" i.e. fluorescent light tubes that contain mercury. This year is the second year of a program that added a free collection service for participating retailers who agreed to act as repositories for fluorescent lamps. The local hardware store participates, and additionally collects and holds alkaline batteries for turn in to the county-approved contractor for disposal (batteries) and recycling (fluorescent bulbs). The HHW collection events also take mercury thermometers, fluorescents, and batteries. The RFP to be advertised in Fall 2009 adds batteries and compact fluorescent lights to the curbside collection menu for residents.	Public Works
2	Fluorescent light recycling program	Los Altos will continue to assist the Program and also continue to work with local agencies to develop and publicize fluorescent light recycling program	Addressed in Disposal Services above. Also, a contract supplier, who provides on-call pickup of bulbs when enough are collected at the Municipal Services Center, recycles municipally generated fluorescents.	
3	Documenting and Reporting Guidelines	Continue documenting and reporting quantities of mercury-containing products disposed in the September 2009 submittal of the Annual Report.	The City is unable to report on the quantities from the city since it is collected and disposed of aggregately with other Santa Clara County cities by the county's HHW Program	Public Works

Santa Clara Valley Urban Runoff Pollution Prevention Program
FY 2008-2009 Annual Report

Municipality: City of Los Altos ***Attachment B***

Item No.	Activity	FY 08-09 Work Plan Tasks	FY 08-09 Accomplishments	Responsible Party
Monitoring and Science **Goal Iii.** Participate in coordinated monitoring efforts to support mercury TMDL development and implementation, including assessment of air pollution sources of mercury and concentrations of mercury in sediment.				
1	Regional Monitoring Program (RMP)	Continue financial support of the Regional Monitoring Program (RMP). Continue to support the RMP steering committee and technical review committee. Continue to support the coordinated regional plan to collect data for the mercury TMDL, as defined in the RWQCB/BACWA/BASMAA MOU.	The City of Los Altos continues to provide financial support for the Regional Monitoring Program. Also the City of Los Altos continues to provide comments as necessary for the program regarding the issue of mercury TMDL.	URP Coordinator
Public Education and Outreach **Goal:** Increase awareness of proper disposal of mercury-containing products and available non-mercury containing alternatives. Target Audiences include residential, commercial and industrial users and municipal employees.				
1	Development of Outreach Material	Los Altos will continue to support the program in the development of outreach materials.	The city of Los Altos continued to support the Program efforts during the FY to develop partnerships with various retail stores to provide free fluorescent lamps drop-off sites for residents. The city has implemented the service in one of the city's hardware stores.	URP Coordinator
2	Distribution of outreach material	Los Altos will continue to distribute outreach material and document each activity in Annual Report	The City of Los Altos continued to support the program in the development and distribution of various fact sheets, newsletter articles, press releases, newspaper ads, etc.	URP Coordinator

Santa Clara Valley Urban Runoff Pollution Prevention Program
FY 2008-2009 Annual Report

Municipality: City of Los Altos ***Attachment B***

Mercury Pollution Prevention Program Evaluation FY 2008/2009
Due to the limited amount of mercury products within the city buildings, it is difficult to provide a practical evaluation of this program. The largest and about the only source of mercury within the city's buildings is fluorescent light tubes. During FY 08/09 the City of Los Altos had approximately 225 tubes picked up by a recycling contractor. There one hardware store in the city that collects fluorescents and batteries from residents. The City continues to review this program to areas of improvements. Proposed improvements include adding proposed new requirement to curbside pickup of fluorescent tubes and batteries.

Regional Board Comments on Mercury Pollution Prevention Program in FY 2007-2008 Annual Report	
RWQCB Comment	**City Of Los Altos Response**
None	

Santa Clara Valley Urban Runoff Pollution Prevention Program
FY 2008-2009 Annual Report

Municipality: City of Los Altos ***Attachment B***

OTHER WATER QUALITY AND WATERSHED MANAGEMENT REQUIREMENTS

FY 2008-2009 Work Plan Self Evaluation Matrix

Item No.	Activity	FY 08-09 Work Plan Tasks	FY 08-09 Accomplishments	Responsible Party
1	Multi Year Monitoring Plan (Provision C.7.b)	Los Altos will continue to support the Program in the development of this Plan.	The City of Los Altos continues to support the Program's efforts in their monitoring of streams and waterways in the Santa Clara Valley. The City reviewed and approved the Programs work during FY 2008/2009.	URP Coordinator
2	Watershed Measures (Provision C.10)	Los Altos will continue to work with the WMI Land Use Subgroup and Program staff as applicable.	The City of Los Altos continues to monitor the activities by the WMI Land Use Subgroup and Program staff.	URP Coordinator
3	PCB & Dioxin Plans (Provision C.9.e)	Los Altos will continue to monitor sampling events and is prepared to conduct "hot spot" investigations, if deemed necessary.	The City of Los Altos continued to monitor the program. No "hot spot" investigations by the city were necessary during the FY.	URP Coordinator
4	Control Program for Sediment (Provision C.9.f.iii)	Los Altos will continue to work with the Program to identify and conduct a watershed analysis and management practice assessment to understand location and extent of potential sediment sources. Will implement appropriate management actions if applicable to address any identified sources in the City of Los Altos.	Los Altos continues to assist the Program by reviewing the information that is developed by the Program and the committee.	URP Coordinator
5	Street Sweeping	Los Altos will continue to evaluate how it documents waste from this operation and provide available information to the Program	See the "Copper Action Plan Task" in this section of the Annual Report	Public Works

Santa Clara Valley Urban Runoff Pollution Prevention Program
FY 2008-2009 Annual Report

Municipality: City of Los Altos ***Attachment B***

Item No.	Activity	FY 08-09 Work Plan Tasks	FY 08-09 Accomplishments	Responsible Party
Trash Management				
6	Pilot Demonstration Project	City of Los Altos will assist the Program in implement a \pilot demonstration project which focuses on documenting type and volume of trash that can potentially be conveyed through the storm drain system.	The City of Los Altos is a member of the Trash AHTG working on assisting the Program in the development and implementation of this pilot project during FY 08/09. .	URP Coordinator
7	Trash Evaluation	City of Los Altos will continue to use Program guidance to develop a strategy to conduct trash evaluation within the city as applicable. This will include an evaluation in a subset of identified trash problems areas. Will revise trash problem areas list on an as needed basis. Submit date to Program as appropriate.	The City of Los Altos is a member of the Trash AHTG working on the development of the Trash Program. Through this task group, the City of Los Altos has assisted the Program during FY 07/08 to facilitate documentation and evaluation of existing task management practice. This includes discussions, reviews and approvals as this program continues.	URP Coordinator
8	Trash Problem Areas	City of Los Altos will continue to identify and to implement of trash control measures where necessary, practicable and feasible to reduce trash.	During FY 07/08 the City of Los Altos inspected each of its eight identified hot spots. Data is summarized at the end of this “Trash Management” section. The preliminary evaluation of the results of these inspections is summarized in the “Other Water Quality & Watershed Management Programs Evaluation”.	URP Coordinator
9	Strategy to Reduce Trash	The City of Los Altos will continue to assist Program in developing a long-term effective strategy for reducing trash in urban streams and waterways. Implement the strategy as appropriate is developed.	As a member of the Trash AHTG, the City of Los Altos continues to assist the Program in the development of an effective strategy for reducing trash.	URP Coordinator
10	Trash Fact Sheets	Los Altos will work with the Program to review existing and new guidance documents relevant to trash management and identify potential revisions, as appropriate.	As a member of the Trash AHTG, the City of Los Altos continued to assist the Program in the development of Fact Sheets for trash management.	URP Coordinator

Santa Clara Valley Urban Runoff Pollution Prevention Program
FY 2008-2009 Annual Report

Municipality: City of Los Altos ***Attachment B***

TRASH INSPECTION DATA SUMMARY
FY 08/09

#	Date	Site ID	Watershed	Location	Assessment Tool	Score	Trash Management Activities	Comments
1	6/09	1	Adobe Creek	Hetch Hetch pathway	KAB Litter Index	1	Every Friday, maintenance crews from the City of Los Altos conduct cleanups at trash problem areas. Since the City addresses these areas on a weekly basis, no future actions are planned. Other identified areas will be addressed on a case-by-case basis.	.
2	6/09	2	Adobe Creek	North Plaza btwn 1st and 2nd Streets	KAB Litter Index	1.5	Every Friday, maintenance crews from the City of Los Altos conduct cleanups at trash problem areas. Since the City addresses these areas on a weekly basis, no future actions are planned. Other identified areas will be addressed on a case-by-case basis.	Common trash items included convenience/fast food wrappers
3	6/09	3	Adobe Creek	Bus Stop btwn El Camino Real & Acacia	KAB Litter Index	2	Though sometime the city will clean these areas, it is under the jurisdiction of the Valley Transit Authority. They are routinely reminded of cleanup if the area is found to have trash.	Common trash items included convenience/fast food wrappers
4	6/09	5	Stevens Creek	Grant Road frontage from Arboretum	KAB Litter Index	2	Every Friday, maintenance crews from the City of Los Altos conduct cleanups at trash problem areas. Since the City addresses these areas on a weekly basis, no future actions are planned. Other identified areas will be addressed on a case-by-case basis.	Common trash items included convenience/fast food wrappers

Santa Clara Valley Urban Runoff Pollution Prevention Program
FY 2008-2009 Annual Report

Municipality: City of Los Altos ***Attachment B***

TRASH INSPECTION DATA SUMMARY
FY 08/09 (cont.)

#	Date	Site ID	Watershed	Location	Assessment Tool	Score	Trash Management Activities	Comments
5	6/09	8	Adobe Creek	Bus Stop on San Antonio Road north of Almond Ave.	KAB Litter Index	1.5	Though sometime the city will clean these areas, it is under the jurisdiction of the Valley Transit Authority. They are routinely reminded of cleanup if the area is found to have trash.	Common trash items included convenience/fast food wrappers
6	6/09	9	Adobe Creek	Intersection of Main Street and Second Street	KAB Litter Index	1	Every Friday, maintenance crews from the City of Los Altos conduct cleanups at trash problem areas. Since the City addresses these areas on a weekly basis, no future actions are planned. Other identified areas will be addressed on a case-by-case basis.	
7	6/09	10	Adobe Creek	Bus Stop on San Antonio Road btwn El Camino Real and Loucks	KAB Litter Index	1	Though sometime the city will clean these areas, it is under the jurisdiction of the Valley Transit Authority. They are routinely reminded of cleanup if the area is found to have trash.	
8	6/09	12	Adobe Creek	Central Plaza behind Home Consignment	KAB Litter Index	2	Every Friday, maintenance crews from the City of Los Altos conduct cleanups at trash problem areas. Since the City addresses these areas on a weekly basis, no future actions are planned. Other identified areas will be addressed on a case-by-case basis.	Common trash items included convenience/fast food wrappers

Santa Clara Valley Urban Runoff Pollution Prevention Program
FY 2008-2009 Annual Report

Municipality: City of Los Altos ***Attachment B***

Item No.	Activity	FY 08-09 Work Plan Tasks	FY 08-09 Accomplishments	Responsible Party
	Copper Action Plan Tasks			
11	Vehicle Washing Operations (CB-1)	• Continue to distribute outreach materials on proper vehicle/equipment washing at City department counters and public events, and post on City website.	Los Altos continues to dedicate counter space accessible to the public at City Hall for these various brochures like "The Bay Begins at Your Front Door". Los Altos also continues to provide for a link on its web page that the public can also use to access information.	URP Coordinator
		• Continue to submit data regarding vehicle washing outreach activities and effectiveness evaluation in annual reports.	This is difficult for Los Altos to quantify other than to say, from observation; there have been only rare incidents of vehicle washing both during construction operation and residential car washing.	URP Coordinator
		• Continue to require source control measures for Group 1 new development and redevelopment projects that will conduct vehicle/equipment washing and maintenance activities (consistent with Permit Provision C.3.k).	During the FY, Los Altos did not have new significant development/redevelopment or any project that involved vehicle/equipment washing and maintenance activities.	URP Coordinator
		• Continue to inspect industrial/ commercial facilities, which conduct vehicle/equipment washing activities on-site (this includes auto-related businesses). Ensure that BMPs for vehicle/equipment washing are implemented. Provide an effectiveness evaluation of inspection/compliance with BMPs	All fourteen auto businesses in Los Altos are formally inspected annually and no violations were noted.	URP Coordinator

Santa Clara Valley Urban Runoff Pollution Prevention Program
FY 2008-2009 Annual Report

Municipality: City of Los Altos ***Attachment B***

Item No.	Activity	FY 08-09 Work Plan Tasks	FY 08-09 Accomplishments	Responsible Party
11	Vehicle Washing Operations (CB-1) (cont.)	• Continue to maintain car wash systems for City vehicles at the corporation yard.	The City continues to wash their maintenance vehicles the vehicle wash rack at the corporation yard, which is connected to the sanitary sewer system. All staff vehicles are washed at commercial car washes.	URP Coordinator
		• Continue to encourage municipal staff to use certified mobile cleaners when contracting cleaning services.	Municipal staff are BASMAA certified for power washing techniques and follow all the required BMPs	URP Coordinator
		• Refer Mobile surface cleaners who desire BASMAA surface cleaning certification and recertification to the BASMAA website	The city of Los Altos continues to refer surface cleanings to the BASMAA certification as well as informing the downtown merchants of the need for employing certified surface cleaners.	URP Coordinator
12	Industrial Copper Control (CB-3)	Continue Industrial Inspection program for vehicle service facilities and any other related industrial facilities.	During January 2009 the City of Palo Alto inspected 14 vehicle service facilities in Los Altos. None were found with any violations and all facilities were given the Clean Bay Business award. During the year, there were no other reports on discharges from any of these facilities. The CB-3 of the Copper Action Plan was primarily directed toward such facilities as circuit board manufactures or similar facility, however there no such facilities in Los Altos	URP Coordinator

Santa Clara Valley Urban Runoff Pollution Prevention Program
FY 2008-2009 Annual Report

Municipality: City of Los Altos ***Attachment B***

Item No.	Activity	FY 08-09 Work Plan Tasks	FY 08-09 Accomplishments	Responsible Party
13	Watershed assessment and protection (CB-8)	• Continue to implement guidance from SCVURPPP and San Jose on addressing water quality in the CEQA review process, as part of C.3.m. implementation.	The Community Development department continues to believe that the current check list for CEQA issues is inclusive of the issues facing the city's significant development/redevelopment projects.	Community Development
		• Continue to participate in the Water Resources Protection Collaborative and recommend to council implementation of agreed upon guidelines and standards for watershed protection.	The Collaborative complete a majority of their work and has did not meet during FY 08/09	Public Works & Community Development
14	Street sweeping and storm drain O&M (CB-11)	• Continue to follow Program guidance regarding the collection and reporting of street sweeping data. Provide data for Annual Report.	See "Street Sweeping Data Summary" at end of the Copper section	Public Works
		• Implement (as appropriate) any identified improvements of current street sweeping and storm drain system O&M programs (within available budgets). Provide effectiveness evaluation in the September 2009 submittal of the Annual Report.	See "Other Water Quality & Watershed Management Programs Evaluation" section below.	Public Works
15	Outreach on pool, spa maintenance (CB-12)	Continue to distribute outreach materials at local public events; brochures at agency department counters and public places; and placement on City website.	The City of Los Altos continues to make available the pool brochure at the counter in City Hall.	URP Coordinator

Santa Clara Valley Urban Runoff Pollution Prevention Program
FY 2008-2009 Annual Report

Municipality: City of Los Altos ***Attachment B***

Item No.	Activity	FY 08-09 Work Plan Tasks	FY 08-09 Accomplishments	Responsible Party
14	Use of architectural copper (CB-21)	If ordinance is adopted, prohibit use of copper on roofs, in roof shingles and for gutters. Otherwise, the city will discourage its use.	The City of Los Altos continued to discourage the use of copper in the construction of facilities in the city.	Public Works & URP Coordinator

Santa Clara Valley Urban Runoff Pollution Prevention Program
FY 2008-2009 Annual Report

Municipality: City of Los Altos ***Attachment B***

STREET SWEEPING DATA SUMMARY
FY 08/09

Month	Removal Method	Miles Swept (Curb Miles*)		Volume of Material Collected (Cubic Yards)***	
		Residential Areas	Commercial Areas**	Residential Areas	Commercial Areas**
July 2008	Regenerative Air	261	140	50	12
August 2008	Regenerative Air	253	158	44	22
September 2008	Regenerative Air	250	148	48	24
October 2008	Regenerative Air	251	182	52	31
November 2008	Regenerative Air	491	148	210	93
December 2008	Regenerative Air	648	146	211	83
January 2009	Regenerative Air	260	175	69	41
February 2009	Regenerative Air	259	136	61	32
March 2009	Regenerative Air	218	137	54	32
April 2009	Regenerative Air	229	160	56	31
May 2009	Regenerative Air	259	138	59	41
June 2009	Regenerative Air	257	140	80	33

*Curb Miles also includes edge of pavement on non-curb and gutter streets.
**Includes major arterials (San Antonio Road) and city parking lots.
***Does not include the 154 cubic yards collected during the extra pick up for leaves during October, November, and December.

Santa Clara Valley Urban Runoff Pollution Prevention Program
FY 2008-2009 Annual Report

Municipality: City of Los Altos ***Attachment B***

Item No.	Activity	FY 08-09 Work Plan Tasks	FY 08-09 Accomplishments	Responsible Party
Nickel Action Plan Tasks				
15	Measures to control nickel discharges from construction sites (NB-1)	• Continue to implement Construction Inspection Performance Standards (see Construction Inspection work plan section).	The City of Los Altos continues to implement the procedures that are defined in it URMP Construction inspection PS, both for private, as well as, public projects.	Community Development & Public Works
		• Continue to have inspectors attend Regional Board/Program workshops on construction site management and learn latest erosion/sediment control techniques	As noted in the training section of this Annual Report, city inspectors, planners and engineers have attended the Program construction workshop.	
		• Continue to attend Program workshops on post-development stormwater BMPs (C.3.)	As noted in the training section of this Annual Report, the city sends engineers and planners to these workshops.	

Santa Clara Valley Urban Runoff Pollution Prevention Program
FY 2008-2009 Annual Report

Municipality: City of Los Altos ***Attachment B***

Other Water Quality & Watershed Management Programs Evaluation FY 2008/2009
Monitoring-The City of Los Altos continues to work with the Program on this task. Since the effort is by the Program, they have provided an evaluation of this task. PCB-Dioxin- The City of Los Altos continues to work with the Program on this task. Since the effort is by the Program, they have provided an evaluation of this task. Watershed Measures- The City of Los Altos continues to work with the Program on this task. Since the effort is by the Program, they have provided an evaluation of this task. Sedimentation- The City of Los Altos continues to work with the Program on this task. Since the effort is by the Program, they have provided an evaluation of this task. Trash Program-The City of Los Altos continues to work with the Program on this issue as a member of its Adhoc committee. The city continued to assess eight previously selected trash problem areas within the city. The city has a program to inspect these areas and conduct any necessary cleanup on at least a monthly basis. Even after this further assessment, it continues to appear that Los Altos may not have a significant trash problem. This may be due to the lack of industrial and commercial areas along with it aggressive cleanup program, both voluntary and by city staff. Therefore the city would prefer to direct limited assessment resources to other areas, but the city will continue to be a member of the trash committee and continue to provide support to the Program to further comply with its permit. Copper Action Plan-The city continues to address various tasks as defined by the Action Plan. Due to lack of industrial and commercial areas, this leaves most of the effort to residential areas and to schools. The city continues to discourage the use of exterior copper in their construction though most contractors continue to use copper in their construction projects. The city continues to have an aggressive street sweeping and storm drain cleaning programs. This may explain why there appears to be a lack of persistent trash problem areas throughout the city. The city continues to address inquiries from pool owners on their discharges. The city has room to improve alternate modes of transportation other than cars by improving its pedestrian access and its bicycle facilities. Both are included in the General Plan and future Capital Improvement Projects. The City of Los Altos also continues to work with the Program on this task. Nickel Action Plan-The primary effort for the city under this Action Plan deals with discharges from construction sites. City inspectors aggressively assure that there is no or minimal discharges from any of its constructions sites. Though the inspectors attend various training sessions, very little addresses what the nickel sources are that might be coming from construction sites. The City of Los Altos also continues to work with the Program on this task

Regional Board Comments on Other Water Quality & Watershed Management Requirements in FY 2007-2008 Annual Report	
RWQCB Comment	**City Of Los Altos Response**
None	

Santa Clara Valley Urban Runoff Pollution Prevention Program
FY 2008-2009 Annual Report

Municipality: City of Los Altos ***Attachment B***

PUBLIC INFORMATION/PARTICIPATION
(Provision C.4)

FY 2008-2009 Work Plan Self Evaluation Matrix

Item No.	Activity	FY 08-09 Work Plan Tasks	FY 08-09 Accomplishments	Responsible Party
1	Distribution of all current Program BMPs and literature	Los Altos will continue to promote and maintain a request line for public information materials. Continue to distribute public information materials to the City libraries, Public Works Engineering help desk, building and planning department desks, at the Municipal Service Center and Chamber of Commerce. Keep records on the usage of this material	The City of Los Altos continued with the distribution of the public information within the various public buildings in the City of Los Altos that promotes the use of less toxic pesticides and other environmental issues include the proper draining of swimming pool water. Los Altos does not provide this information at its county libraries due to the lack of available space. Los Altos also hosted a table at some of its weekly Farmers Market event held during the summer months and provided handouts that deal with environmental issues. The city continues to maintain information on its web page on how residents could help to reduce pollutants into the environment including how to prevent sewer overflows.	URP Coordinator

Santa Clara Valley Urban Runoff Pollution Prevention Program
FY 2008-2009 Annual Report

Municipality: City of Los Altos ***Attachment B***

Item No.	Activity	FY 08-09 Work Plan Tasks	FY 08-09 Accomplishments	Responsible Party
2	IPM Store Partnership	Los Altos will continue participation in IPM Store Partnership Program with the City of Palo Alto by providing funding and participating to supply various outreach information to the two nurseries and the two hardware stores in the City of Los Altos. Monitor effort to realize the goals of this program	The Our Water, Our World (OWOW) program, a partnership between water quality agencies within the Palo Alto service region and local hardware and garden stores, encourages the use of less-toxic gardening techniques and products. Los Altos partner stores are Los Altos Garden Supply, and Los Altos Nursery, During FY 08/09 IPM outreach more specific to Los Altos also included the following activities: • With the assistance of EOA staff, kept fact sheets stocked at City Hall and the partner stores; kept shelf talkers at stores updated. • Occasionally staffed Los Altos Farmers' Market with displays, including IPM issues and proper disposal of used pharmaceuticals, pesticides and other wastes • In September 2008 helped fund Palo Alto to host a display on Our Water, Our World at the City of Los Altos annual picnic. • Funded PA to conducted four separate media outreach on various issues dealing with potential storm water contamination.	URP Coordinator

Santa Clara Valley Urban Runoff Pollution Prevention Program
FY 2008-2009 Annual Report

Municipality: City of Los Altos ***Attachment B***

Item No.	Activity	FY 08-09 Work Plan Tasks	FY 08-09 Accomplishments	Responsible Party
3	Watershed Education & Outreach Campaign.	Los Altos will continue to encourage municipal staff to participate in Watershed Education & Outreach campaign as the events are scheduled	The URP Coordinator continues to monitor the efforts of the Program's Watershed Education & Outreach campaign and provide suggestion as required. Inform city staff of various outreach opportunities.	URP Coordinator
4	Evaluate the effectiveness of PIP projects	Los Altos will continue to review and will attempt to assess the effectiveness of all PIP projects at the local municipal staff level.	See "Public Information/Participation Program Evaluation" section below.	URP Coordinator
5	Web page	Los Altos will continue to maintain URP issues on its city web page.	The city continues to maintain a web page on stormwater issues including links to the SCVWD, BASMAA and SCVURPPP as well as information for the prevention of sewer overflows.	Community Development, Public Works Department
6	Articles in the Communiqué	Los Altos will continue prepare and contribute articles of interest to the City's publication called the Communiqué. The Communiqué is published up to three times annually.	The newsletter is published by the city three times a year and is mailed to every address in the city. Unfortunately this is a rather small newsletter, but the city provided small articles on urban storm water runoff issues. For example, one article was on the source of pollution that might get into a storm drain from a typical residential property and how to avoid the discharge of that source.	URP Coordinator
7	Storm Drain Stenciling	Los Altos will continue to be point of contact with the City's schools and organization that are interested in stenciling storm drain catch basing. Provide support and materials for each event of which they are typically 3-4 per year	The continued with a process where city maintenance employees install permanent plastic stencils. This is being done at the same time the catch basins are cleaned.	URP Coordinator

Santa Clara Valley Urban Runoff Pollution Prevention Program
FY 2008-2009 Annual Report

Municipality: City of Los Altos ***Attachment B***

Public Information/Participation Program Evaluation FY 2008/2009
The City of Los Altos continues to believe that distribution of material at Los Altos partner stores each year has an impact positive. City stores such as the Los Altos Garden Supply and Los Altos Nursery continue to get more usage of the various facts sheets than those stocked at city hall. This is also true for such events as the city's Farmers Market. Primary reason is the exposure audience is more conducive to these fact sheets than the visitors to city hall. The city continues with its program that was launched in early 2008 that allows residents to contact the police department to have them pick up and dispose of pharmaceutical. During the fiscal year, the city responded to 73 calls for drug pick.

Regional Board Comments on Public Information/Participation Requirements in FY 2007-2008 Annual Report	
RWQCB Comment	**City Of Los Altos Response**
None	

Santa Clara Valley Urban Runoff Pollution Prevention Program
FY 2008-2009 Annual Report

Municipality: City of Los Altos ***Attachment B***

ANNUAL REPORTS AND WORKPLANS
(Provision C.6)

FY 2008-2009 Work Plan Self Evaluation Matrix

Item No.	Activity	FY 08-09 Work Plan Tasks	FY 08-09 Accomplishments	Responsible Party
1	Annual Report (Provision C.6.a)	Los Altos will prepare an Annual Report documenting the results of each task that was delineated in the FY 07-08 Work Plan, provide update for work accomplished during the FY as necessary and indicate any areas needing improvements. Los Altos will address any comments on the FY 06-07 Annual Report if required.	The Annual Report for FY 07/08 was completed by the City of Los Altos and submitted on September 15, 2008. No comments were received from the Regional Board.	Community Development, Public Works Department & URP Coordinator
2	Work Plan (Provision C.6.b)	Los Altos will prepare a FY 09-10 Work Plan that will list tasks as dictated by the City's Discharge Permit that will be accomplished between July 1, 2009 and June 30, 2010.	A draft Work Plan for FY 09/10 was completed by the City of Los Altos and submitted on March 1, 2009.	Community Development, Public Works Department & URP Coordinator
3	City of Los Altos Urban Runoff Management Plan	Los Altos will update its Urban Runoff Management Plan if required based on the proposed Regional Permit	The City of Los Altos updated is Urban Runoff Management Plan and submitted in on September 1 2004. Subsequent to that, no other updates were necessary pending the issuance of the MRP.	Community Development, Public Works Department & URP Coordinator

Santa Clara Valley Urban Runoff Pollution Prevention Program
FY 2008-2009 Annual Report

Municipality: City of Los Altos ***Attachment B***

Item No.	Activity	FY 08-09 Work Plan Tasks	FY 08-09 Accomplishments	Responsible Party
4.	Municipal Regional Permit	Assist the Program as required in the development of the new Municipal regional Permit	The City of Los Altos continues to provide comments on the various drafts of the MRP and attended workshops.	

Regional Board Comments on the City of Los Altos' FY 2007-2008 Annual Report	
RWQCB Comment	**City Of Los Altos Response**
None.	.

Santa Clara Valley Urban Runoff Pollution Prevention Program
FY 2008-2009 Annual Report

Municipality: City of Los Altos ***Attachment B***

STAFF TRAINING
FY 2008/2009

Training Title	Attendee	Department of Attendee	Date(s) of Training	Location of Training	Contents of Training
Technical Certification Preparation Seminar	Villanueva, Robert	Public Works Maintenance	9-Jul-08	City of San Leandro	Wastewater certification training
Technical Certification Preparation Seminar	Herrera/Martin	Public Works Maintenance	9-Jul-08	City of San Leandro	Wastewater certification training
Technical Certification Preparation Seminar	Reynoso/Rangel	Public Works Maintenance	9-Jul-08	City of San Leandro	Wastewater certification training
PAPA San Jose Seminar	Riley, Doug	Public Works Maintenance	15-Jul-08	San Jose, CA	Overview and update on pesticide usage, laws and regulations
PAPA San Jose Seminar	Perotti/Todd	Public Works Maintenance	15-Jul-08	San Jose, CA	Overview and update on pesticide usage, laws and regulations
QAC Test Preparation Course	Sullivan/Tom	Public Works Maintenance	16-Jul-08	Salinas, CA	Preparation for pesticide applicator's test to become certified on the proper handling and application
QAC Test Preparation Course	Estrella/Matthew	Public Works Maintenance	16-Jul-08	Salinas, CA	Preparation for pesticide applicator's test to become certified on the proper handling and application
QAC Test Preparation Course	Ramon/Michael	Public Works Maintenance	16-Jul-08	Salinas, CA	Preparation for pesticide applicator's test to become certified on the proper handling and application

Santa Clara Valley Urban Runoff Pollution Prevention Program
FY 2008-2009 Annual Report

Municipality: City of Los Altos ***Attachment B***

QAC Test Preparation Course	General/Ron	Public Works Maintenance	16-Jul-08	Salinas, CA	Preparation for pesticide applicator's test to become certified on the proper handling and application
Drainage System Maintenance	Bridges/Jamaane	Public Works Maintenance	2-Oct-08	Municipal Service Center	Proper maintenance of storm drain system to reduce discharge of debris
Drainage System Maintenance	Gonzalez, Martin	Public Works Maintenance	2-Oct-08	Municipal Service Center	Proper maintenance of storm drain system to reduce discharge of debris
Drainage System Maintenance	Herrera/Martin	Public Works Maintenance	2-Oct-08	Municipal Service Center	Proper maintenance of storm drain system to reduce discharge of debris
Drainage System Maintenance	Ivazes/Shawn	Public Works Maintenance	2-Oct-08	Municipal Service Center	Proper maintenance of storm drain system to reduce discharge of debris
Drainage System Maintenance	Rivera/Paul	Public Works Maintenance	2-Oct-08	Municipal Service Center	Proper maintenance of storm drain system to reduce discharge of debris
Drainage System Maintenance	Stanley/Ross	Public Works Maintenance	2-Oct-08	Municipal Service Center	Proper maintenance of storm drain system to reduce discharge of debris
Drainage System Maintenance	McCarthy/Brian	Public Works Maintenance	9-Oct-08	Oakland	Proper maintenance of storm drain system to reduce discharge of debris
Drainage System Maintenance	Gabler/Grant	Public Works Maintenance	9-Oct-08	Oakland	Proper maintenance of storm drain system to reduce discharge of debris
Drainage System Maintenance	Quach/Thien	Public Works Maintenance	15-Oct-08	Foster City	Proper maintenance of storm drain system to reduce discharge of debris
Drainage System Maintenance	Pisciotto/Anthony	Public Works Maintenance	15-Oct-08	Foster City	Proper maintenance of storm drain system to reduce discharge of debris
Drainage System Maintenance	Henry/Doug	Public Works Maintenance	28-Oct-08	Fremont, CA	Proper maintenance of storm drain system to reduce discharge of debris

Santa Clara Valley Urban Runoff Pollution Prevention Program
FY 2008-2009 Annual Report

Municipality: City of Los Altos ***Attachment B***

Training Title	Attendee	Department of Attendee	Date(s) of Training	Location of Training	Contents of Training
Drainage System Maintenance	Perotti/Todd	Public Works Maintenance	28-Oct-08	Fremont, CA	Proper maintenance of storm drain system to reduce discharge of debris
Drainage System Maintenance	Robertson/Roby	Public Works Maintenance	28-Oct-08	Fremont, CA	Proper maintenance of storm drain system to reduce discharge of debris
Drainage System Maintenance	Herrera/Martin	Public Works Maintenance	28-Oct-08	Fremont, CA	Proper maintenance of storm drain system to reduce discharge of debris
Construction Workshop	Terry Murdock	Community Development Engineering Div.	20-Nov-08	Cupertino, CA	Overview of construction site requirements to comply with city's Storm Water NPDES Permit
US EPA - Using Rain Gardens to Reduce Runoff	McCarthy/Brian	Public Works Maintenance	3-Dec-08	Municipal Service Center	Design of rain garden and potential application in city landscaping
NPDES Good Housekeeping	Robertson/Roby	Public Works Maintenance	18-Dec-08	Municipal Service Center	Standard operating procedures to prevent illegal stormwater discharge
NPDES Good Housekeeping	McCarthy/Brian	Public Works Maintenance	18-Dec-08	Municipal Service Center	Standard operating procedures to prevent illegal stormwater discharge
NPDES Good Housekeeping	Cockerham/Damon	Public Works Maintenance	18-Dec-08	Municipal Service Center	Standard operating procedures to prevent illegal stormwater discharge
NPDES Good Housekeeping	Reynoso/Rangel	Public Works Maintenance	18-Dec-08	Municipal Service Center	Standard operating procedures to prevent illegal stormwater discharge
NPDES Good Housekeeping	Gabler/Grant	Public Works Maintenance	18-Dec-08	Municipal Service Center	Standard operating procedures to prevent illegal stormwater discharge
NPDES Good Housekeeping	Herrera/Martin	Public Works Maintenance	18-Dec-08	Municipal Service Center	Standard operating procedures to prevent illegal stormwater discharge

Santa Clara Valley Urban Runoff Pollution Prevention Program
FY 2008-2009 Annual Report

Municipality: City of Los Altos ***Attachment B***

Training Title	Attendee	Department of Attendee	Date(s) of Training	Location of Training	Contents of Training
NPDES Good Housekeeping	Esquivez/Emerio	Public Works Maintenance	18-Dec-08	Municipal Service Center	Standard operating procedures to prevent illegal stormwater discharge
NPDES Good Housekeeping	Rivera/Paul	Public Works Maintenance	18-Dec-08	Municipal Service Center	Standard operating procedures to prevent illegal stormwater discharge
NPDES Good Housekeeping	Clemente, Andrew	Public Works Maintenance	18-Dec-08	Municipal Service Center	Standard operating procedures to prevent illegal stormwater discharge
NPDES Good Housekeeping	Henry/Doug	Public Works Maintenance	18-Dec-08	Municipal Service Center	Standard operating procedures to prevent illegal stormwater discharge
NPDES Good Housekeeping	Morrow/Harry	Public Works Maintenance	18-Dec-08	Municipal Service Center	Standard operating procedures to prevent illegal stormwater discharge
NPDES Good Housekeeping	General/Ron	Public Works Maintenance	18-Dec-08	Municipal Service Center	Standard operating procedures to prevent illegal stormwater discharge
NPDES Good Housekeeping	Quach/Thien	Public Works Maintenance	18-Dec-08	Municipal Service Center	Standard operating procedures to prevent illegal stormwater discharge
NPDES Good Housekeeping	Estrella/Matthew	Public Works Maintenance	18-Dec-08	Municipal Service Center	Standard operating procedures to prevent illegal stormwater discharge
NPDES Good Housekeeping	Fletcher/Gil	Public Works Maintenance	18-Dec-08	Municipal Service Center	Standard operating procedures to prevent illegal stormwater discharge
NPDES Good Housekeeping	Rogan/Colleen	Public Works Maintenance	18-Dec-08	Municipal Service Center	Standard operating procedures to prevent illegal stormwater discharge
NPDES Good Housekeeping	Stanley/Ross	Public Works Maintenance	18-Dec-08	Municipal Service Center	Standard operating procedures to prevent illegal stormwater discharge

Santa Clara Valley Urban Runoff Pollution Prevention Program
FY 2008-2009 Annual Report

Municipality: City of Los Altos ***Attachment B***

Training Title	Attendee	Department of Attendee	Date(s) of Training	Location of Training	Contents of Training
NPDES Good Housekeeping	Perotti/Todd	Public Works Maintenance	18-Dec-08	Municipal Service Center	Standard operating procedures to prevent illegal stormwater discharge
NPDES Good Housekeeping	Ivazes/Shawn	Public Works Maintenance	18-Dec-08	Municipal Service Center	Standard operating procedures to prevent illegal stormwater discharge
NPDES Good Housekeeping	Bridges/Jamaane	Public Works Maintenance	18-Dec-08	Municipal Service Center	Standard operating procedures to prevent illegal stormwater discharge
NPDES Good Housekeeping	Craig/Edward	Public Works Maintenance	18-Dec-08	Municipal Service Center	Standard operating procedures to prevent illegal stormwater discharge
NPDES Good Housekeeping	Campos/Carlos	Public Works Maintenance	18-Dec-08	Municipal Service Center	Standard operating procedures to prevent illegal stormwater discharge
NPDES Good Housekeeping	Gonzalez, Martin	Public Works Maintenance	18-Dec-08	Municipal Service Center	Standard operating procedures to prevent illegal stormwater discharge
NPDES Good Housekeeping	Baltazar/Rogelio	Public Works Maintenance	18-Dec-08	Municipal Service Center	Standard operating procedures to prevent illegal stormwater discharge
NPDES Good Housekeeping	Ocegueda/Juan	Public Works Maintenance	18-Dec-08	Municipal Service Center	Standard operating procedures to prevent illegal stormwater discharge
NPDES Good Housekeeping	Abley/Greg	Public Works Maintenance	18-Dec-08	Municipal Service Center	Standard operating procedures to prevent illegal stormwater discharge
Introduction to Urban Runoff Pollution Protection	Robertson/Roby	Public Works Maintenance	18-Dec-08	Municipal Service Center	Introduction on procedures for maintenance employees to comply with city's stormwater discharge permit
Introduction to Urban Runoff Pollution Protection	McCarthy/Brian	Public Works Maintenance	18-Dec-08	Municipal Service Center	Introduction on procedures for maintenance employees to comply with city's stormwater discharge permit

Santa Clara Valley Urban Runoff Pollution Prevention Program
FY 2008-2009 Annual Report

Municipality: City of Los Altos ***Attachment B***

Training Title	Attendee	Department of Attendee	Date(s) of Training	Location of Training	Contents of Training
Introduction to Urban Runoff Pollution Protection	Cockerham/Damon	Public Works Maintenance	18-Dec-08	Municipal Service Center	Introduction on procedures for maintenance employees to comply with city's stormwater discharge permit
Introduction to Urban Runoff Pollution Protection	Reynoso/Rangel	Public Works Maintenance	18-Dec-08	Municipal Service Center	Introduction on procedures for maintenance employees to comply with city's stormwater discharge permit
Introduction to Urban Runoff Pollution Protection	Gabler/Grant	Public Works Maintenance	18-Dec-08	Municipal Service Center	Introduction on procedures for maintenance employees to comply with city's stormwater discharge permit
Introduction to Urban Runoff Pollution Protection	Herrera/Martin	Public Works Maintenance	18-Dec-08	Municipal Service Center	Introduction on procedures for maintenance employees to comply with city's stormwater discharge permit
Introduction to Urban Runoff Pollution Protection	Esquivez/Emerio	Public Works Maintenance	18-Dec-08	Municipal Service Center	Introduction on procedures for maintenance employees to comply with city's stormwater discharge permit
Introduction to Urban Runoff Pollution Protection	Rivera/Paul	Public Works Maintenance	18-Dec-08	Municipal Service Center	Introduction on procedures for maintenance employees to comply with city's stormwater discharge permit
Introduction to Urban Runoff Pollution Protection	Clemente, Andrew	Public Works Maintenance	18-Dec-08	Municipal Service Center	Introduction on procedures for maintenance employees to comply with city's stormwater discharge permit
Introduction to Urban Runoff Pollution Protection	Henry/Doug	Public Works Maintenance	18-Dec-08	Municipal Service Center	Introduction on procedures for maintenance employees to comply with city's stormwater discharge permit
Introduction to Urban Runoff Pollution Protection	Morrow/Harry	Public Works Maintenance	18-Dec-08	Municipal Service Center	Introduction on procedures for maintenance employees to comply with city's stormwater discharge permit
Introduction to Urban Runoff Pollution Protection	General/Ron	Public Works Maintenance	18-Dec-08	Municipal Service Center	Introduction on procedures for maintenance employees to comply with city's stormwater discharge permit
Introduction to Urban Runoff Pollution Protection	Quach/Thien	Public Works Maintenance	18-Dec-08	Municipal Service Center	Introduction on procedures for maintenance employees to comply with city's stormwater discharge permit

Santa Clara Valley Urban Runoff Pollution Prevention Program
FY 2008-2009 Annual Report

Municipality: City of Los Altos ***Attachment B***

Training Title	Attendee	Department of Attendee	Date(s) of Training	Location of Training	Contents of Training
Introduction to Urban Runoff Pollution Protection	Estrella/Matthew	Public Works Maintenance	18-Dec-08	Municipal Service Center	Introduction on procedures for maintenance employees to comply with city's stormwater discharge permit
Introduction to Urban Runoff Pollution Protection	Fletcher/Gil	Public Works Maintenance	18-Dec-08	Municipal Service Center	Introduction on procedures for maintenance employees to comply with city's stormwater discharge permit
Introduction to Urban Runoff Pollution Protection	Rogan/Colleen	Public Works Maintenance	18-Dec-08	Municipal Service Center	Introduction on procedures for maintenance employees to comply with city's stormwater discharge permit
Introduction to Urban Runoff Pollution Protection	Stanley/Ross	Public Works Maintenance	18-Dec-08	Municipal Service Center	Introduction on procedures for maintenance employees to comply with city's stormwater discharge permit
Introduction to Urban Runoff Pollution Protection	Perotti/Todd	Public Works Maintenance	18-Dec-08	Municipal Service Center	Introduction on procedures for maintenance employees to comply with city's stormwater discharge permit
Introduction to Urban Runoff Pollution Protection	Ivazes/Shawn	Public Works Maintenance	18-Dec-08	Municipal Service Center	Introduction on procedures for maintenance employees to comply with city's stormwater discharge permit
Introduction to Urban Runoff Pollution Protection	Bridges/Jamaane	Public Works Maintenance	18-Dec-08	Municipal Service Center	Introduction on procedures for maintenance employees to comply with city's stormwater discharge permit
Introduction to Urban Runoff Pollution Protection	Craig/Edward	Public Works Maintenance	18-Dec-08	Municipal Service Center	Introduction on procedures for maintenance employees to comply with city's stormwater discharge permit
Introduction to Urban Runoff Pollution Protection	Campos/Carlos	Public Works Maintenance	18-Dec-08	Municipal Service Center	Introduction on procedures for maintenance employees to comply with city's stormwater discharge permit
Introduction to Urban Runoff Pollution Protection	Gonzalez, Martin	Public Works Maintenance	18-Dec-08	Municipal Service Center	Introduction on procedures for maintenance employees to comply with city's stormwater discharge permit
Introduction to Urban Runoff Pollution Protection	Baltazar/Rogelio	Public Works Maintenance	18-Dec-08	Municipal Service Center	Introduction on procedures for maintenance employees to comply with city's stormwater discharge permit

Santa Clara Valley Urban Runoff Pollution Prevention Program
FY 2008-2009 Annual Report

Municipality: City of Los Altos ***Attachment B***

Training Title	Attendee	Department of Attendee	Date(s) of Training	Location of Training	Contents of Training
Introduction to Urban Runoff Pollution Protection	Ocegueda/Juan	Public Works Maintenance	18-Dec-08	Municipal Service Center	Introduction on procedures for maintenance employees to comply with city's stormwater discharge permit
Introduction to Urban Runoff Pollution Protection	Abley/Greg	Public Works Maintenance	18-Dec-08	Municipal Service Center	Introduction on procedures for maintenance employees to comply with city's stormwater discharge permit
Annual Pesticide Use and handling Training	Greg Abley	Public Works Maintenance	5-Feb-09	Municipal Service Center	General overview on the application of Round up Pro, Surflan AS and Turflon
Annual Pesticide Use and handling Training	Andrew Clemente	Public Works Maintenance	5-Feb-09	Municipal Service Center	General overview on the application of Round up Pro, Surflan AS and Turflon
Annual Pesticide Use and handling Training	Rogelio Baltazar	Public Works Maintenance	5-Feb-09	Municipal Service Center	General overview on the application of Round up Pro, Surflan AS and Turflon
Annual Pesticide Use and handling Training	Carlos Campos	Public Works Maintenance	5-Feb-09	Municipal Service Center	General overview on the application of Round up Pro, Surflan AS and Turflon
Annual Pesticide Use and handling Training	Jamaane Bridges	Public Works Maintenance	5-Feb-09	Municipal Service Center	General overview on the application of Round up Pro, Surflan AS and Turflon
Annual Pesticide Use and handling Training	Edward Craig	Public Works Maintenance	5-Feb-09	Municipal Service Center	General overview on the application of Round up Pro, Surflan AS and Turflon
Annual Pesticide Use and handling Training	Ronald General	Public Works Maintenance	5-Feb-09	Municipal Service Center	General overview on the application of Round up Pro, Surflan AS and Turflon
Annual Pesticide Use and handling Training	Martin Herrera	Public Works Maintenance	5-Feb-09	Municipal Service Center	General overview on the application of Round up Pro, Surflan AS and Turflon
Annual Pesticide Use and handling Training	Shawn Ivazes	Public Works Maintenance	5-Feb-09	Municipal Service Center	General overview on the application of Round up Pro, Surflan AS and Turflon

Santa Clara Valley Urban Runoff Pollution Prevention Program
FY 2008-2009 Annual Report

Municipality: City of Los Altos ***Attachment B***

Training Title	Attendee	Department of Attendee	Date(s) of Training	Location of Training	Contents of Training
Annual Pesticide Use and handling Training	Justin Matser	Public Works Maintenance	5-Feb-09	Municipal Service Center	General overview on the application of Round up Pro, Surflan AS and Turflon
Annual Pesticide Use and handling Training	Harry Morrow	Public Works Maintenance	5-Feb-09	Municipal Service Center	General overview on the application of Round up Pro, Surflan AS and Turflon
Annual Pesticide Use and handling Training	Todd Perotti	Public Works Maintenance	5-Feb-09	Municipal Service Center	General overview on the application of Round up Pro, Surflan AS and Turflon
Annual Pesticide Use and handling Training	Paul Rivera	Public Works Maintenance	5-Feb-09	Municipal Service Center	General overview on the application of Round up Pro, Surflan AS and Turflon
Annual Pesticide Use and handling Training	Colleen Rogan	Public Works Maintenance	5-Feb-09	Municipal Service Center	General overview on the application of Round up Pro, Surflan AS and Turflon
Annual Pesticide Use and handling Training	Ross Stanley	Public Works Maintenance	5-Feb-09	Municipal Service Center	General overview on the application of Round up Pro, Surflan AS and Turflon
Rural Roads BMP Installation Training Workshop	Martin Herrera	Public Works Maintenance	23-Mar-09	Santa Clara Valley Water District	Proper application of BMPs for the maintenance of rural roads
Rural Roads BMP Installation Training Workshop	Michael A. Ramon	Public Works Maintenance	23-Mar-09	Santa Clara Valley Water District	Proper application of BMPs for the maintenance of rural roads
Rural Roads BMP Installation Training Workshop	Martin Herrera	Public Works Maintenance	24-Mar-09	Santa Clara Valley Water District	Proper application of BMPs for the maintenance of rural roads

Santa Clara Valley Urban Runoff Pollution Prevention Program
FY 2008-2009 Annual Report

Municipality: City of Los Altos ***Attachment B***

Training Title	Attendee	Department of Attendee	Date(s) of Training	Location of Training	Contents of Training
Rural Roads BMP Installation Training Workshop	Michael A. Ramon	Public Works Maintenance	24-Mar-09	Santa Clara Valley Water District	Proper application of BMPs for the maintenance of rural roads
Sanitary Sewer Overflow Response Operational Guidelines Review	Esquivez/Emerio	Public Works Maintenance	12/16-12/17/08	Municipal Service Center	Standard operating procedures for addressing sanitary sewer overflows
Sanitary Sewer Overflow Response Operational Guidelines Review	Reynoso/Rangel	Public Works Maintenance	12/16-12/17/08	Municipal Service Center	Standard operating procedures for addressing sanitary sewer overflows
Sanitary Sewer Overflow Response Operational Guidelines Review	Gonzalez, Martin	Public Works Maintenance	12/16-12/17/08	Municipal Service Center	Standard operating procedures for addressing sanitary sewer overflows
Sanitary Sewer Overflow Response Operational Guidelines Review	Herrera/Martin	Public Works Maintenance	12/16-12/17/08	Municipal Service Center	Standard operating procedures for addressing sanitary sewer overflows
Sanitary Sewer Overflow Response Operational Guidelines Review	Estrella/Matthew	Public Works Maintenance	12/16-12/17/08	Municipal Service Center	Standard operating procedures for addressing sanitary sewer overflows
Sanitary Sewer Overflow Response Operational Guidelines Review	Gabler/Grant	Public Works Maintenance	12/16-12/17/08	Municipal Service Center	Standard operating procedures for addressing sanitary sewer overflows
Van Buren Pump Station Operation and Emergency Generator Connection	Esquivez/Emerio	Public Works Maintenance	26-May-09	Van Buren Pump Station	Proper operation of new sewer pump station and addressing potential sewer overflows

Santa Clara Valley Urban Runoff Pollution Prevention Program
FY 2008-2009 Annual Report

Municipality: City of Los Altos ***Attachment B***

Training Title	Attendee	Department of Attendee	Date(s) of Training	Location of Training	Contents of Training
Van Buren Pump Station Operation and Emergency Generator Connection	Reynoso/Rangel	Maintenance Services Center	26-May-09	Van Buren Pump Station	Proper operation of new sewer pump station and addressing potential sewer overflows
Van Buren Pump Station Operation and Emergency Generator Connection	Estrella, Matt	Maintenance Services Center	26-May-09	Van Buren Pump Station	Proper operation of new sewer pump station and addressing potential sewer overflows
Van Buren Pump Station Operation and Emergency Generator Connection	Ocegueda/Juan	Maintenance Services Center	26-May-09	Van Buren Pump Station	Proper operation of new sewer pump station and addressing potential sewer overflows
Van Buren Pump Station Operation and Emergency Generator Connection	Esquivez/Emerio	Maintenance Services Center	26-May-09	Van Buren Pump Station	Proper operation of new sewer pump station and addressing potential sewer overflows
Van Buren Pump Station Operation and Emergency Generator Connection	Estrella/Matthew	Maintenance Services Center	26-May-09	Van Buren Pump Station	Proper operation of new sewer pump station and addressing potential sewer overflows
Van Buren Pump Station Operation and Emergency Generator Connection	Gabler/Grant	Maintenance Services Center	26-May-09	Van Buren Pump Station	Proper operation of new sewer pump station and addressing potential sewer overflows
Van Buren Pump Station Operation and Emergency Generator Connection	Herrera/Martin	Maintenance Services Center	26-May-09	Van Buren Pump Station	Proper operation of new sewer pump station and addressing potential sewer overflows

Santa Clara Valley Urban Runoff Pollution Prevention Program
FY 2008-2009 Annual Report

Municipality: City of Los Altos ***Attachment B***

Training Title	Attendee	Department of Attendee	Date(s) of Training	Location of Training	Contents of Training
Van Buren Pump Station Operation and Emergency Generator Connection	Ocegueda/Juan	Maintenance Services Center	26-May-09	Van Buren Pump Station	General overview on the application of Round up Pro, Surflan AS and Turflon
Van Buren Pump Station Operation and Emergency Generator Connection	Isola/Mary	Maintenance Services Center	26-May-09	Van Buren Pump Station	General overview on the application of Round up Pro, Surflan AS and Turflon
Construction General Permit Workshop	Aida Fairman	Community Development Engineering Div.	27-May-09	San Jose	Workshop on the proposed new General Permit
Construction General Permit Workshop	Michelle Bocalan	Community Development Engineering Div.	27-May-09	San Jose	Workshop on the proposed new General Permit
Sustainable Streets Workshop	Kathy Small	Community Development Engineering Div.	29-May-09	San Jose	Workshop on designing new street projects to meet the requirement of C.3 of the SD NPDES Permit
Sustainable Streets Workshop	Michelle Bocalan	Community Development Engineering Div.	29-May-09	San Jose	Workshop on designing new street projects to meet the requirement of C.3 of the SD NPDES Permit
Sustainable Streets Workshop	Aida Fairman	Community Development Engineering Div.	29-May-09	San Jose	Workshop on designing new street projects to meet the requirement of C.3 of the SD NPDES Permit
C3 Workshop	Michelle Bocalan	Community Development Engineering Div.	17-June-09	San Jose	Workshop on various subject matters to meet the requirement of C.3 of the SD NPDES Permit

Santa Clara Valley Urban Runoff Pollution Prevention Program
FY 2008-2009 Annual Report

Municipality: City of Los Altos ***Attachment B***

Training Title	Attendee	Department of Attendee	Date(s) of Training	Location of Training	Contents of Training
C3 Workshop	Larry Lind	Community Development Engineering Div.	17-June-09	San Jose	Workshop on various subject matters to meet the requirement of C.3 of the SD NPDES Permit
C3 Workshop	Aida Fairman	Community Development Engineering Div.	17-June-09	San Jose	Workshop on various subject matters to meet the requirement of C.3 of the SD NPDES Permit
C3 Workshop	Kathy Small	Community Development Engineering Div.	17-June-09	San Jose	Workshop on various subject matters to meet the requirement of C.3 of the SD NPDES Permit

LOS ALTOS HILLS
CALIFORNIA

August 27, 2009

Mr Bruce Wolfe
Regional Water Quality Control Board
San Francisco Bay Region
1515 Clay St , Suite 1400
Oakland, CA 94612

Subject: Town of Los Altos Hills Urban Runoff Management Program
FY 2008-2009 Annual Report

Dear Mr. Wolfe:

This report is submitted by Town of Los Altos Hills, in conjunction with the Santa Clara Valley Urban Runoff Pollution Prevention Program's Annual Report, pursuant to provision C 6 a of the Program's reissued municipal storm water NPDES Permit (Order No 01-024) The report summarizes activities performed during FY 2008-2009 in accordance with the Town of Los Altos Hills' Urban Runoff Management Plan (URMP) submitted to the Regional Board on September 1, 1997 and updated in October 2000 and September 2004, and the performance standards contained therein

Contents of Report

The goals of this Annual Report are to: 1) concisely document implementation of our URMP and FY 08-09 work plan during the past fiscal year; 2) evaluate program results for continuous improvement; 3) comply with permit requirements; and 4) share this information with other Co-permittees, municipal decision-makers, and the public To accomplish these goals, the report contains the following sections.

I Contents of report;
II Program highlights and accomplishments;
III Summary of continuous improvement activities;
IV Attachments:
  A Certification Statement
  B Self-Evaluation and Work Plan Completion Matrix
    - IC/ID Elimination Activities
    - Public Streets, Roads and Highways Operation and Maintenance
    - Corporation Yard Operation and Maintenance
    - Rural Public Works Activities
    - Storm Drain System Operation and Maintenance
    - New Development Planning Procedures
    - Construction Inspection
    - Pesticide Management Activities
    - Mercury Pollution Prevention Activities
    - Other Water Quality and Watershed Management Requirements
    - Public Information/Participation
    - Staff Training Summary Table

Program Highlights and Accomplishments

26379 Fremont Road
Los Altos Hills
California 94022
650/941-7222
Fax 650/941-3160

We feel that the Program continued to be effective in meeting our Program goals. Though there are only nineteen full time staff in the Town of Los Altos Hills, the staff has been working with team effort to implement our URMP and FY 08-09 Work Plan to the maximum extent practicable

The Town of Los Altos Hills did not encounter any significant problems or incidents during the past year The Town had 14 incidents of sanitary sewer overflow in FY08-09. Most of the sewer overflow happened on the street and the lands of private property. The surface of the overflow locations were cleaned immediately

Continuous Improvement Activities

The Town of Los Altos Hills was able to accomplish several of the work plan goals in the past year and will continue to improve in outside staff training, public outreach and increased public awareness of Program goals

This year, Public Works staff inspected 45 construction sites of private development and four public works projects The pre-rainy season and rainy season inspections were effective in getting construction sites to install proper BMPs The inspection coverage of the sites was adequate because it focused on the erosion/sediment controls. The Town of Los Altos Hills did not take any enforcement actions this year since the contractors followed the instructions or warning of the inspector. The inspector always inspected the sites after each verbal warning to make sure compliance was achieved. The contractors on Public Works projects have done a good job in erosion/sediment control.

Thank you for your review of this Annual Report and we welcome any comments that you might have. If you have any questions regarding the materials submitted, please contact Richard Chiu at (650) 941-7222 ext 228.

Very truly yours,

Richard Chiu

Richard Chiu, P.E
Public Works Director

Attachments

TOWN OF LOS ALTOS HILLS
FY 2008-2009 ANNUAL REPORT

Certification Statement

"I certify, under penalty of law, that this document and all attachments were prepared under my direction or supervision in accordance with a system designed to ensure that qualified personnel properly gather and evaluate the information submitted. Based on my inquiry of the person or persons who manage the system, or those persons directly responsible for gathering the information, the information submitted, is, to the best of my knowledge and belief, true, accurate, and complete I am aware that there are significant penalties for submitting false information, including the possibility of fine and imprisonment for knowing violations."

Signature by Duly Authorized Representative:

Richard Chiu 8-27-09

Richard Chiu, P.E. Date
Public Works Director

Santa Clara Valley Urban Runoff Pollution Prevention Program
FY 08-09 Annual Report

Municipality: Los Altos Hills

P.S. Id.	Activity	CI Item Source[1]	FY 08-09 Tasks	Status / Comments	Due Date (mo/yr)	Responsible Party
Illicit Connection & Illegal Dumping Elimination Activities						
ICID-2	Staff Training	URMP	Conduct annual training for urban runoff inspector and on-call staff.	Town conducted annual training on this subject.	On-going	Public Works
			Review and evaluate effectiveness	This year the Town of Los Altos Hills has no reported incidents of construction site waste discharged to the storm drain system. During this period, there were 14 sanitary sewer overflow from manholes on the public sewer main system.	On-going	Public Works
Industrial/Commercial Discharger Control Programs						
	None in the Town of Los Altos Hills					
Public Streets, Roads, and Highways Operation and Maintenance						
PSRH-3	Staff Training	URMP	Conduct annual training for Public Works Maintenance staff.	Town conducted annual training on this subject.	On-going	Public Works
	Street Sweeping	URMP	Sweep streets with catch basins once a month. Collect the types of street sweeping data and make it available to Program staff.	The selected streets are swept once a month all year round. The entire length of 1,817 miles have been swept. About 17 CY of material per month was collected from street sweeping.	On-going	Public Works

Santa Clara Valley Urban Runoff Pollution Prevention Program
FY 08-09 Annual Report

Municipality: Los Altos Hills

P.S. Id.	Activity	CI Item Source[1]	FY 08-09 Tasks	Status / Comments	Due Date (mo/yr)	Responsible Party
			Review and evaluate effectiveness	Town's maintenance crew performed street curb, swale, and shoulder cleaning work prior to rainy season and picked up piles of leaves to keep the street drainage system clean. Crew also clean underground storm drain pipes.	On-going	Public Works
Rural Roads						
New	Rural Roads O&M Performance Standards	C.5	Implement the Performance Standards. Sweep streets according to the schedule mentioned in above section.	The Town has incorporated the Performance standards into URMPs.	Annually	Public Works
			Review and evaluate effectiveness	No new rural road designed or constructed this year.	On-going	Public Works
Storm Drain System Operation and Maintenance						
SD	Storm Drain Maintenance	URMP	All tasks are routine and on-going.	All routine tasks have been conducted continually.	On-going	Public Works
SD	Reporting of Observed ICID Evidence	URMP	Report to Program for the ICID data annually.	Maintenance crews were trained to call Code Enforcement Officer to report ICIDs.	On-going	Public Works
	Storm Drain Maintenance	URMP	Evaluate and ensure that contractors use appropriate BMPs when conducting such activities as street painting, storm drain O&M, etc.	We have evaluated and ensured that contractors use appropriate BMPs when conducting such activities as street painting, storm drain O&M, etc.	On-going	Public Works
			Review and evaluate effectiveness	Town's storm drain system was inspected and cleaned prior to and during the rainy season. This preventive measure reduced a lot of complaints or emergency calls during the rainy days. All material collected was disposed properly.	On-going	Public Works

Santa Clara Valley Urban Runoff Pollution Prevention Program
FY 08-09 Annual Report

Municipality: Los Altos Hills

P.S. Id.	Activity	CI Item Source[1]	FY 08-09 Tasks	Status / Comments	Due Date (mo/yr)	Responsible Party
Water Utility Operation and Maintenance						
	Not operated by the Town of Los Altos Hills					
Corporation Yards Operation and Maintenance						
	Staff Training	URMP	Conduct annual training for Public Works Maintenance staff.	The corporation yard in the Town of Los Altos Hills does not perform heavy vehicle and equipment maintenance. The yard has been inspected by the County's Environmental Health Department for material storage.	On-going	Public Works
			Review and evaluate effectiveness	The yard only handle light maintenance for the small scale of the equipment and therefore there is no pollution problem.	On-going	Public Works
New Development and Construction Controls -- Planning Procedures (C.3)						
	C.3.c Requirements for Group 1 and Group 2 Projects					
New		C.3.c.9	Update performance standards for Group 2 projects as needed. Prepare to implement Group 2 starting August, 2006.	Town's ordinance covers Group 2 projects.	Continuous Improvement	Public Works.
	C.3.e Operation and Maintenance of Treatment BMPs					

Santa Clara Valley Urban Runoff Pollution Prevention Program
FY 08-09 Annual Report

Municipality: Los Altos Hills

P.S. Id.	Activity	CI Item Source[1]	FY 08-09 Tasks	Status / Comments	Due Date (mo/yr)	Responsible Party
New	Reporting	C.3.e.6	Provide details of O&M verification program (organizational structure, evaluation, and proposed improvements), and a list of treatment BMPs inspection results.	We do not have any Group 1 project in the Town of Los Altos Hills. Group 2 single family homes are exempted. The Town has developed the Town's verification program for the projects requiring stormwater control measures. The staff in Public Works and Planning Departments has been implementing the program. They conducted pre-final and final inspections on site development projects to ensure that drainage, erosion control and landscaping work comply with the stormwater control measures.	N/A	Public Works
			Review and evaluate effectiveness	It is very effective to conduct pre-final and final inspections on site development projects to ensure that drainage, erosion control and landscaping work comply with the stormwater control measures.		Public Works
	C.3.f Hydrograph Modification Plan					
New	Reporting	C.3.f	Attend HMP training workshop conducted by the Program to train staff on HMP	We will not have any Group 1 project in the Town of Los Altos Hills. Group 2 single family homes are exempted.	N/A	Public Works
	C.3.j Site Design Measures Guidance and Standards Development					
New		C.3.j.4	Incorporate any revised standards and guidance into local project approval process and "fully implement" the revised standards and guidance.	The Town has an ordinance to implement C.3. requirements since September 2005. The ordinance provides legal authority for the Town to implement C.3. requirements.		Public Works
	C.3.n Reporting Requirements					

Santa Clara Valley Urban Runoff Pollution Prevention Program
FY 08-09 Annual Report

Municipality: Los Altos Hills

P.S. Id.	Activity	CI Item Source[1]	FY 08-09 Tasks	Status / Comments	Due Date (mo/yr)	Responsible Party
New	Collect and report the following for all projects that must implement treatment measures: BMPs, site design, and source control measures used, sizing criteria, O&M responsibility mechanism and responsible party	C.4.n.4	A system will be in place to collect the information in case such a project is proposed	Los Altos Hills does not expect to have any Group 1 new development or redevelopment projects. Group 2 single family homes are exempted.	ongoing	Public Works
New Development -- Construction Inspection						
Const -6	Staff Training	URMP	Conduct annual training for Public Works staff.	We attended training conducted by the Program on November 20, 2008.	ongoing	Public Works
Const -5		Program (Revised PS)	Inspect all construction sites before and during rainy season per Performance Standard. Los Altos Hills will include a summary of the year's written inspection notices (for sites with inadequate erosion/sediment controls) and follow-up actions in the FY 09-10 AR.	This year Public Works inspector inspected **45** construction sites of private development construction projects. **5** of the private construction sites appeared to have erosion/sediment control problems prior to the 1st or 2nd inspections.	ongoing	Public Works.

Santa Clara Valley Urban Runoff Pollution Prevention Program
FY 08-09 Annual Report

Municipality: Los Altos Hills

P.S. Id.	Activity	CI Item Source[1]	FY 08-09 Tasks	Status / Comments	Due Date (mo/yr)	Responsible Party
			Review and evaluate effectiveness	The typical problems were that site access roads were not covered by the crushed rocks and mud were tracked to the streets; the soil stockpiles were not covered by the plastic sheets; and fiber rolls were not installed. After 1st or 2nd inspections and the warnings given to the contractors, the problems on those sites were corrected. Construction inspection before and during rainy season is very effective to correct the inadequate erosion/sediment controls		Public Works
Pest Management Program						
I. Municipal Pesticide Use						
Goal I.A. Eliminate all unnecessary municipal pesticide use (particularly organophosphate (OP) pesticide use) and implement Integrated Pest Management (IPM) techniques.						
		MM I.A.1	Document completion of tasks in annual reports. Use pesticide tracking process to document pesticide use.	The contractors hired by the Town monitored and recorded all pesticide use on Town owned properties on a monthly basis. Town no longer contract with anyone to spray pesticide for weed control.	Annually;	Public Works
Goal I.B. Raise awareness of all municipal employees and train employees who apply pesticides for the municipality about the municipality's IPM Policy and/or IPM techniques as appropriate.						
		I.B.3	Periodically (at least annually) inform employees who are not authorized and trained to apply pesticides that they cannot use over-the-counter pesticides in or around the workplace, consistent with the IPM Policy (PS #4c).	The employees are informed annually.	At least Annually	Public Works

Santa Clara Valley Urban Runoff Pollution Prevention Program
FY 08-09 Annual Report

Municipality: Los Altos Hills

P.S. Id.	Activity	CI Item Source[1]	FY 08-09 Tasks	Status / Comments	Due Date (mo/yr)	Responsible Party
II. Public Education and Outreach						
Goal II.A. Increase awareness of IPM so target audiences recall less toxic pest management messages and adopt IPM behaviors. Target audiences include residential and commercial users, pesticide retailers, municipal employees, and special districts. (PS #6)						
		II.A.14	Conduct internal outreach on less toxic pest control to employees who do not necessarily purchase or apply pesticides during the course of their work (to encourage employees to use IPM techniques away from work).	Town has Environmental Design and Protection Committee and Open Space Committee who promote less toxic pest and weed control in the Town.	Annually	Public Works
III. Pest Control Operators (PCOs)						
Goal III.A. Minimize pesticide use by PCOs contracted for structural pest control and landscape maintenance.						
		III.A.4	Require PCOs contracted for municipal applications to use pest control methods consistent with the municipality's IPM policy (through contract specifications). Specifically, require contractors to: a) follow the agency's IPM policy, BMPs, and SOPs; b) provide evidence of current IPM training, when feasible; and c) provide documentation of pesticide use on agency property to the agency in a timely manner (PS#6).	Town required the Contractors, to follow the current IPM policy. They received current IPM training and provided documentation of pesticide use on Town property. The weed control service is designed using the IPM philosophy to suppress and control the most common weed species. The pesticide usage has not changed over the past year and past few years.	Ongoing	Public Works
Goal III.B. Require all PCOs to implement Best Management Practices (BMPs).						
		III.B.2	Require PCOs contracted by municipalities to implement BMPs through contract specifications. (See Action III.A.4, above.) (PS #6)	The Town implemented BMPs for work in the Town.	Annually	Public Works
		MM III.B.1	Document efforts to complete the above actions.		Annually	Public Works

Santa Clara Valley Urban Runoff Pollution Prevention Program
FY 08-09 Annual Report

Municipality: Los Altos Hills

P.S. Id.	Activity	CI Item Source[1]	FY 08-09 Tasks	Status / Comments	Due Date (mo/yr)	Responsible Party
	IV. Commercial Businesses					
	None in Los Altos Hills.					
	V. Household Hazardous Waste Collection					
	Goal V.A. Provide pesticide disposal services through household hazardous waste (HHW) collection programs for all residents and small businesses, and encourage use of these programs.					
		V.A.5	Provide hazardous waste disposal information to residents, through distribution of materials (e.g., utility bill insert, city newsletter, community events, etc.) or advertising in local media	GreenWaste Recovery, Inc. provided hazardous waste disposal information to residents through garbage bill inserts.	Periodically, at least annually	Public Works
	VII. New Development					
	Goal VII.A Minimize pesticide use at new and redevelopment sites.					
		VII.A.2	Consider pesticide reduction in the design and landscaping of proposed development projects. (C.9.d.ii.). Provide the Fact Sheet to the public during plan review process	Public Works and Planning Departments will handout Fact Sheet to the public during plan review process.	Annually	Public Works
		MM VII.A.1.	Summarize types of pesticide reduction measures required (such as by conditions of approval) for new development and significant redevelopment projects, and the percentage of new development and significant redevelopment projects for which pesticide reduction measures were required. (C.3.n.)	As applicable, the Town will modify conditions of approval.	Annually	Public Works
	VIII. Monitoring and Science					
	X. Review and Revision of Work Plan					
	Goal X.A Implement a work plan that includes appropriate goals, actions and monitoring mechanisms to reduce pesticide related toxicity in urban runoff.					

Santa Clara Valley Urban Runoff Pollution Prevention Program
FY 08-09 Annual Report

Municipality: Los Altos Hills

P.S. Id.	Activity	CI Item Source[1]	FY 08-09 Tasks	Status / Comments	Due Date (mo/yr)	Responsible Party
		MM X.A.1.	Revise work plan to include any continuous improvement items. Report on completion of work plan tasks in Annual Report.	There is no continuous improvement items.	Annually; submit work plan updates in March; AR in September	Public Works
			Review and evaluate effectiveness			Public Works
Mercury Pollution Prevention Program						
I. Municipal Use of Mercury Containing Products						
Goal I. Eliminate all unnecessary municipal use of mercury-containing products and establish proper disposal methods for products that cannot be eliminated.						
		I.D	Adopt a mercury policy or ordinance requiring the virtual elimination of mercury from controllable sources in urban runoff from agency operations.	The City Council has adopted a resolution approving such policy on September 14, 2006.	FY 05-06	Public Works
		I.F	Continue implementing the Guidelines for Mercury-Containing Products Reduction and Management.		Annually	Public Works
		MM I	Document completion of tasks in annual reports. Use mercury-containing product reporting guidelines.	The Annual Report summarizes the work completed.	Annually	Public Works
V. Public Education and Outreach						
Goal V. Increase awareness of proper disposal of mercury-containing products and available non-mercury containing alternatives. Target audiences include residential, commercial, and industrial users and municipal employees.						
		V.B	Use existing mercury outreach materials, as needed, for outreach programs.	Handout material at front counter	ongoing	Public Works
		V.C	Attend community events and distribute outreach materials.	Los Altos Hills continues to assist Program by providing support.	ongoing	Public Works
		MM V.B	In the Annual Report, document and evaluate each outreach activity	Handout material at front counter	ongoing	Public Works

Santa Clara Valley Urban Runoff Pollution Prevention Program
FY 08-09 Annual Report

Municipality: Los Altos Hills

P.S. Id.	Activity	CI Item Source[1]	FY 08-09 Tasks	Status / Comments	Due Date (mo/yr)	Responsible Party
			Review and evaluate effectiveness	Many residents and contractors obtain the handouts at front counter when they come in for site development permits.	ongoing	Public Works
Other Water Quality and Watershed Management Requirements						
New	Trash Investigation and Plan Development		Provide Program staff with documentation regarding trash complaints/incidents. Identify and begin implementing trash control measures, as appropriate, to reduce trash within high priority areas. Provide Co-permittee specific information on trash management practices implemented in their jurisdictions, using standardized reporting format (to be used for Program-wide reporting). Annually revise trash problems areas list on an as needed basis. Revisions should be based on trash problem area surveys and other relevant information	Maintenance crew takes care of roadside trash. We have provided the annual data to the Program on trash complaints and incidents.	ongoing	Public Works
			Review and evaluate effectiveness	Maintenance crew has removed roadside trash in a timely manner.		Public Works
Public Information / Participation						
	Public Outreach	URMP	Distribute environmental education materials to Los Altos Hills schools	The school district and Los Altos Hills have distributed and maintained environmental education materials to Los Altos Hills school	Ongoing	Public Works
	Public Outreach	URMP	Publish articles targeted to residents in a local Newsletter	Handout materials at front counter	Ongoing	Public Works

Santa Clara Valley Urban Runoff Pollution Prevention Program
FY 08-09 Annual Report

Municipality: Los Altos Hills

P.S. Id.	Activity	CI Item Source[1]	FY 08-09 Tasks	Status / Comments	Due Date (mo/yr)	Responsible Party
	Public Outreach	URMP	Distribute information brochures and literatures for residents, developers and contractor	Los Altos Hills has distributed and maintained information brochures and literatures for residents, developers and contractors at the Town Hall	Ongoing	Public Works
	Public Participation	URMP	Work with City of Palo Alto and other cities for the activities of Watershed Education & Outreach Campaign	Los Altos Hills has worked with City of Palo Alto, City of Los Altos and other cities for the activities of Watershed Education & Outreach Campaign	Ongoing	Public Works
			Review and evaluate effectiveness	Many residents and contractors obtain the handouts at front counter when they come in for site development permits.		Public Works

Santa Clara Valley Urban Runoff Pollution Prevention Program
FY 2008-2009 Work Plan

Municipality: Los Altos Hills

P.S. Id.	Activity	CI Item Source	FY 08-09 Tasks	Status / Comments	Due Date (mo/yr)	Responsible Party
Copper Action Plan Tasks						
CB-1	Vehicle Washing Operations	CAP	• Distribute outreach materials on car washing at Town Hall counter and public events, and post on Town website. • Submit data regarding car washing outreach activities and effectiveness evaluation in annual reports.	The Town of Los Altos Hills does not have commercial vehicle wash operations.	Annually	Public Works
CB-8	Watershed assessment and protection	CAP	• Revise City's General Plan, as needed, at next scheduled update, based on recommendations from the *Development Policies Comparison Project* and Provision C.3.I. • Review and implement guidance from SCVURPPP and San Jose on addressing water quality in the CEQA review process, as part of C.3.m. implementation.	The General Plan land use element update was completed in mid 2008.	At next update As Needed	Planning Planning
CB-11	Street sweeping and storm drain O&M		• Follow Program guidance regarding the collection and reporting of street sweeping data. Provide data for Annual Report. • Evaluate need for improvement of current street sweeping program (within available budget) in FY 03-04 Annual Report.	The selected streets were swept on a monthly bases. The trash swept from the streets were tree leaves and branches. The current street sweeping program is effective for the Town of Los Altos Hills.	Annually	Public Works

Santa Clara Valley Urban Runoff Pollution Prevention Program
FY 2008-2009 Work Plan

Municipality: Los Altos Hills

P.S. Id.	*Activity*	*CI Item Source*	*FY 08-09 Tasks*	*Status / Comments*	*Due Date (mo/yr)*	*Responsible Party*
CB-12	Outreach on pool, spa maintenance	CAP	• Distribute outreach materials at local public events; brochures at Town Hall counter; and placement on Town website.	The related materials have been distributed at Town Hall counter.	Annually	Public Works
CB-21	Use of architectural copper	CAP	• Consider feasibility of limiting the use of copper on roofs, in roof shingles, and for gutters.	Architectural copper is allowed to use. The storm drain outlet from the roof usually is discharged to the property landscaped ground 30 feet away from the property line.		Planning
Nickel Action Plan Tasks						
NB-1	Measures to control nickel discharges from construction sites		• Continue to implement Construction Inspection Performance Standards (see Construction Inspection work plan section). • Continue to have inspectors attend Regional Board/Program workshops on construction site management and learn latest erosion/sediment control techniques • Continue to attend Program workshops on post-development stormwater BMPs (C.3.)	Construction Inspection Performance Standards was implemented continuously. Staff will attend Regional Board/Program workshops on construction site management. Staff will attend Program workshops on post-development stormwater BMPs (C.3.)	Annually	Public Works

Santa Clara Valley
Urban Runoff
Pollution Prevention Program

FY 2008-2009 Monthly Record Keeping Form

Month and Year: August, 2009

Agency: Town of Los Altos Hills

Completed by: John Chau **Date** :August 13, 2009

STREET SWEEPING	Volume of material collected (cubic yards)	Miles swept* (curb miles)
1. Sweeping		
Residential Areas:		
Broom		
Regenerative Air	202	1,817
Vacuum		
Commercial Areas:		
Broom		
Regenerative Air		
Vacuum		
Industrial Areas:		
Broom		
Regenerative Air		
Vacuum		
Other Areas Swept: (e.g., parking lots, major arterials)		
Broom		
Regenerative Air		
Vacuum		
TOTAL	202	1,817

2. Have there been any changes in your street sweeping program?
(efforts to have parked cars removed, changed sweeping frequency, new equipment, significant downtime, etc.)

NO

LEAF REMOVAL

Volume of leaves removed by City/Town crews: 25 cubic yards

Leaves bagged by residents and picked up by your City/Town: 0 bags

Check box if you have a yard waste collection program: **X** Volume of yard waste collected: 108 Tons

Check box if you do not have a leaf removal program other than routine street sweeping or yard waste collection: X

* Report total miles covered by sweepers including areas operated in tandem or repeated

Illicit Connection/Illegal Discharges Report Data, Town of Los Altos Hills				
Type of Pollutants	**Number of Incidents**	**General Location**	**Reports by citizens or employees**	**Follow-up action**
Sanitary sewer manhole overflow or main broken	14	On the streets or sewer easement of the private property	Reported by residents/staff.	Town's contractors cleaned the sewer main and stopped the overflow or backup. The contractor also cleaned up the surface area. SSOs were reported to the Regional Water Board.
Sanitary sewer lateral cleanout overflow	3	On the private property and adjacent to public right of way	Reported by residents/staff.	Private contractors or plumbers rodded the sewer lateral and stopped the overflow or backup. The contractors or plumbers also cleaned up the surface area. The Town has a log of all the incidents and SSOs were not reported to the Regional Water Board.

Attachment

Town of Los Altos Hills
Staff Training Summary

Date and Location	Topic and Description	Sponsored or Held By	Attendees / Department
November 20, 2008 Quinlan Community Center, Cupertino	Annual C.3. Workshop: Implementing Stormwater Requirements in New Development and Redevelopment Project	SCVURPPP	John Chau, Assistant Engineer from Public Works

TOWN OF LOS GATOS
ANNUAL REPORT
FY 2008-2009

SUBMITTED SEPTEMBER 2009

WEST VALLEY CLEAN WATER PROGRAM

THIS PAGE INTENTIONALY LEFT BLANK

Town of Los Gatos

FY 2008-2009 ANNUAL REPORT

Table of Contents

Transmittal Letter iii

Certification Statement v

List of Acronyms vi

Program Elements

1. IC/ID Elimination Activities 1
2. Industrial/Commercial Discharger Control Program 11
3. Public Agency Activities 25
   - Storm Drain Operation and Maintenance 27
   - Street Sweeping 28
   - Corporate Yards 29
   - Rural Roads 31
4. Planning Procedures & New Development 37
5. Construction Inspection 51
6. Public Information and Participation 57
7. Pesticide Management Activities 145
8. Mercury Pollution Prevention Activities 161
9. Copper Action Plan/Nickel Action Plan 169
10. Trash Management 185
11. Water Quality Monitoring and Watershed Management 211
12. Training Table Summary 217

This Page Intentionally Left Blank

043607

WEST VALLEY CLEAN WATER PROGRAM

September 15, 2009

Mr. Bruce Wolfe
Regional Water Quality Control Board
San Francisco Bay Region
1515 Clay St., Suite 1400
Oakland, CA 94612

Subject: FY2008-2009 Annual Report for
West Valley Communities Urban Runoff Management Program

Dear Mr. Wolfe:

This report is submitted by the West Valley Cities of Campbell, Monte Sereno, Saratoga, and the Town of Los Gatos, in conjunction with the Santa Clara Valley Urban Runoff Pollution Prevention Program's Annual Report, pursuant to provision C.6.a. of the Program's reissued municipal storm water NPDES Permit (Order No. 01-024). The report summarizes activities performed during FY2008-2009 in accordance with the West Valley Communities' Urban Runoff Management Plan (URMP) submitted to the Regional Board on September 1, 2004 and the performance standards contained therein.

Contents of Report

The goals of this Annual Report are to: 1) concisely document implementation of URMP and FY08-09 Workplan; 2) evaluate program results for continuous improvement; 3) comply with permit requirements; and 4) share this information with other Co-permittees, municipal decision-makers, and the public. This report includes the following sections:

I. Preface
   - Table of Contents
   - Transmittal Letter with Program Highlights
   - Certification Statement
   - List of Acronyms

II. Program Elements
   1. IC/ID Elimination Activities
   2. Industrial / Commercial Discharger Control Program
   3. Public Agency Activities
      - Storm Drain O & M
      - Street Sweeping
      - Corporation Yard
      - Rural Public Works
   4. New Development: Planning Procedures
   5. Construction Inspection
   6. Public Information & Participation
   7. Pesticide Management Activities
   8. Mercury Pollution Prevention Activities
   9. Copper Action Plan / Nickel Action Plan
   10. Trash Inventory and Management
   11. Water Quality Monitoring and Watershed Management

   Training Summaries are provided at the end of each element

18041 Saratoga-Los Gatos Road • Monte Sereno, California 95030 • Tel: 408-354-4734 • Fax: 408-354-6284

PROGRAM HIGHLIGHTS AND ACCOMPLISHMENTS

During FY08-09, the West Valley Communities of Campbell, Los Gatos, Monte Sereno, and Saratoga continued efforts to implement their URMP to the maximum extent practicable. The West Valley Communities also continue to benefit from its collaborative efforts through West Valley Clean Water Program (WV CWP).

- WV CWP continues to receive annual requests for in-class stormwater pollution prevention presentations with its 3-D interactive 'Enviroscape' model. In addition to school presentations, this year WV CWP was invited to the Audubon Society's Annual Event, and was a big hit among both children and adults, where more than 70 people stopped to listen, play and learn ways they can help prevent stormwater pollution.
- WV CWP's Seed Packet Distribution – specifically five varieties of CA native plants which attract *beneficial bugs* listed in '10 Most Wanted: Beneficial Bug Brochure,' turned out to be a big hit. Because these particular seeds are available for purchase only in, WV CWP purchased the loose seeds, designed labels, and engaged Sierra Club volunteers to assemble seed packets. Packets were attached to the Beneficial Bug Brochures, as well as other IPM handout materials, and distributed to students at the Enviroscape presentation, through gardening classes, at a local garden center, and given to participants in creek clean up, Arbor Day and Earth Day events. Availability of seeds was also published in four City Newsletters, generating many phone and email requests from residents. Over 600 packets were distributed in less than 3 months!
- WV Communities and WV CWP hosted six clean up events, which were well attended. Three events were conducted in conjunction with well advertised national and international namesakes – International Coastal Clean-up Day, National Rivers Clean-up and Great American Litter Pick Up (GAPU), and benefitted from collaborative event advertising. WV CWP also helped secure donations from local retailers to provide Coastal Clean-up and Rivers Day Clean-up supplies and volunteer appreciation give-away items for events held in Santa Clara County.
- WV CWP responded to and followed through to resolution over 50 phone, email and inter-agency referrals for discharge incidents. Facilities which have and incident reported or an inter-agency stormwater inspection referral (SCC FD, SCC DEH, and SJ POTW/FOG programs) are placed upon a pro-active inspection list, and re-inspected within the next year.
- WV CWP continued to support SCVURPPP's Green Gardener program, promote classes and was instrumental in providing information for local newspaper coverage of recent Green Gardener Graduates working within the WV Communities.

The West Valley Communities remain committed to a watershed approach for preventing urban runoff pollution. Through the WV CWP, the WV Communities actively participate in SCVURPPP's many task groups, including Watershed Education and Outreach (WEO), C3PO and Trash Task Groups. WV CWP also participated in the SCB WMI's Trash Summit, held last October. Finally, the proposed MRP continues as a topic of discussion and staff participates in SCVURPPP update meetings regarding MRP.

Thank you in advance for your review of this Annual Report. Should there be any questions regarding the materials submitted, please contact me at (408) 354-4734.

Respectfully,

Kelly Carroll

Kelly Carroll
West Valley Clean Water Program Manager

cc: Sue Ma, RWQCB
Alberto Oxonion, City of Campbell
Todd Capurso, Town of Los Gatos
Anthony Ghiossi, Town of Los Gatos
Brian Loventhal, City of Monte Sereno
John Cherbone, City of Saratoga
Adam Olivieri, SCVURPPP
Jill Bicknell, SCVURPPP
Attachments

TOWN OF LOS GATOS

CIVIC CENTER
110 E. MAIN STREET
P.O. BOX 949
LOS GATOS, CA 95031

Town of Los Gatos
FY 2008-2009 ANNUAL REPORT
ATTACHMENT A

Certification Statement

"I certify, under penalty of law, that this document and all attachments were prepared under my direction or supervision in accordance with a system designed to ensure that qualified personnel properly gather and evaluate the information submitted. Based on my inquiry of the person or persons who manage the system, or those persons directly responsible for gathering the information, the information submitted, is, to the best of my knowledge and belief, true, accurate, and complete. I am aware that there are significant penalties for submitting false information, including the possibility of fine and imprisonment for knowing violations."

Signature by Duly Authorized Representative:

9/15/09
Todd Capurso — Date
Director Parks and Public Works

9/15/09
Anthony Ghiossi — Date
Building Official

List of Acronyms

THIS PAGE INTENTIONALLY LEFT BLANK

West Valley Acronyms/Abbreviations

CEUs **Continuing Education Units** – Issued by Dept. of Pesticide Regulation or California Nursery Professionals Assn.

CIP **Capital Improvement Project**

EC Erosion Control

IC/ID Inspector West Valley Storm Water Discharge Inspector

PW **Public Works**

QAC **Qualified Applicator Certificate**. A category of the DPR licensing and certification Program. To be certified, the applicant must demonstrate specific knowledge on topics such as pesticide application drift problems and prevention, soil and water problems resulting from restricted use pesticides, phytotoxicity, potential for environmental contamination, etc.

Stormwater Reps Municipal Staff Representatives to the WWCWP from each participating WVC

UCCE **University of California Cooperative Extension Service** (conducts outreach for UC Davis IPM program; oversees Master Gardeners program)

WV **West Valley**

WVC **West Valley Communities** – Cities & Town which are members of the West Valley Clean Water Program: City of Campbell, Town of Los Gatos, City of Monte Sereno, City of Saratoga

WVCWP **West Valley Clean Water Program**: Stormwater Program for Campbell, Los Gatos, Monte Sereno, Saratoga

WVCWP Inspector **W**est **V**alley **C**lean **W**ater **P**rogram **I**nspector

WV Inspector **W**est **V**alley **Inspector**

THIS PAGE INTENTIONALLY LEFT BLANK

SCVURPPP Acronyms/Abbreviations

AB	Assembly Bill
ABAG	Association of Bay Area Governments
ABC	Annual Budget Review Compilation
ACCWP	Alameda Countywide Clean Water Program
ACOE	U.S. Army Corps of Engineers
AHTG	Ad Hoc Task Group
AR	Annual Report
ASCE	American Society of Civil Engineers
BAAQMD	Bay Area Air Quality Management District
BART	San Francisco Bay Area Rapid Transit
BATG	Budget Ad Hoc Task Group
Basin	Santa Clara Basin
Basin Plan	Water Quality Control Plan for the San Francisco Basin
BACWA	Bay Area Clean Water Agencies
BAHM	Bay Area Hydrology Model
BAMBI	Bay Area Macroinvertebrate Bioassessment Information
BASMAA	Bay Area Stormwater Management Agencies Association
Bay	San Francisco Bay
Bay Area	San Francisco Bay Area
BMI	Benthic Macroinvertebrate
BMM	Lower South Bay Monitoring and Modeling Subgroup
BMP	Best Management Practice
BOMA	Building Owners and Managers Association
BPP	Brake Pad Partnership
BU	beneficial use
C	Celsius
C.3	Permit Provision C.3
C3PO	C.3 Provision Oversight
CA	California
Cal-EPA	California Environmental Protection Agency
Caltrans	California Department of Transportation
CAMLnet	California Aquatic Macroinvertebrate Laboratory Network
Campaign	Watershed Watch Campaign
CAP	Copper Action Plan
CASQA	California of Stormwater Quality Association
CB	Copper Baseline
CCC	Continuous Concentration Criterion
CD-ROM	Compact Disk-Read Only Memory
CDS	Continuous Deflective Separation
CEP	Clean Estuary Partnership
CEUs	Continuing Education Units
CESQG	Conditionally Exempt Small Quantity Generator
CEQA	California Environmental Quality Act
CFR	Code of Federal Regulations
cfs	cubic feet per second
CI	Continuous Improvement
CIWMB	California Integrated Waste Management Board
CMIA	Conceptual Model Impairment Assessment
CMS	Copper Management Strategy
COA	Condition of Approval
CoHHW	Santa Clara County Household Hazardous Waste Program
CoHHW Program	Santa Clara County Household Hazardous Waste Program
COLD	cold freshwater habitat
CRMP	Coordinated Resources Management and Planning
CSBP	California Stream Bioassessment Procedures
CTR	California Toxic Rule
Cu	Copper
CWA	Clean Water Act
DDD	Dichlorodiphenyldichloroethane
DDE	Dichlorodiphenyldichloroethylene
DDT	Dichlorodiphenyltrichloroethane
DEH	Santa Clara County Department of Environmental Health
District	Santa Clara Valley Water District
DO	Dissolved Oxygen
DOE	Department of Energy
DPR	Department of Pesticide Regulation
DWR	Department of Water Resources
E. Coli	Enterococus Coli
EEC	SF Bay Wildlife Refuge Environmental Education Center
EEDMS	Environmental Enforcement Data Management System
EEPS	Exposure and Effects Pilot Study
e.g.	for example
EMAP	Environmental Monitoring Program
EMB	Executive Management Board
EOA	Eisenberg, Olivieri, and Associates
EPA	U.S. Environmental Protection Agency
Estuary	San Francisco Bay Estuary
F	Fahrenheit

SCVURPPP Acronyms/Abbreviations

FLT	Fluorescent Light Tube
FY	Fiscal Year
GCRCD	Guadalupe-Coyote Resource Conservation District
GIASP	General Industrial Activities Stormwater Permit
GIS	Geographic Information System
GRTS	Generalized Random Tessellation Stratified
HBANC	Home Builders Association of Northern California
Hg	Mercury
HMP	Hydromodification Management Plan
HHW	Household Hazardous Waste
HVAC	Heating, Ventilation and Air Conditioning
IBI	Index of Biotic Integrity
IC/ID	Illicit Connection and Illegal Dumping
ID	Identification
IND	Industrial/Commercial
i.e.	that is
IPM	Integrated Pest Management
JPA	Joint Powers Authority
K	Kindergarten
KAB	Keep America Beautiful
kg	Kilogram
L	Liter
Lb	Pound
LA	load allocation
LFA	Limiting Factors Analysis
LID	Low Impact Development
LSSB	Lower South San Francisco Bay
LUS	Land Use Subgroup
MC	Management Committee
MCMP	Metals Control Measures Plan
MCTT	Multi-Chambered Treatment Train
MDDB	Metadata Database
MDL	Most Downstream Location
MEP	Maximum Extent Practicable
Mercury Plan	Mercury Pollution Prevention Plan
Mg	milligram
mgd	million gallons per day
MIGR	fish migration
MOA	Memorandum of Agreement
MOFO	Morrison & Foerster
MOU	Memorandum of Understanding
MP	Monitoring Priority
MROSD	Mid-Peninsula Regional Open Space District
MYRWMP	Multi-Year Receiving Waters Monitoring Plan
NAP	Nickel Action Plan
NEMA	National Electrical Manufacturers Association
NAIOP	National Association of Industrial and Office Properties
NEPA	National Environmental Policy Act
ng	Nanogram
Ni	Nickel
NOI	Notice of Intent
NPDES	National Pollutant Discharge Elimination System
OC	Organochlorine
O&M	Operation and Maintenance
OP	Organophosphate
OWOW	Our Water Our World
P2	Pollution Prevention
PAHs	Polynuclear Aromatic Hydrocarbons
PBDE	Polybrominated Diphenyl Ether
Pb	Lead
PCBs	Polychlorinated Biphenyls
PCDD	Polychlorinated Dibenzo-p-Dioxins
PCDF	Polychlorinated Dibenzofurans
PCO	Pest Control Operator
pg	Picogram
PHAB	Physical Habitat Assessments
PIP	Public Information and Participation
PI/P	Public Information and Participation
PIPP	Public Information and Participation Program
PMPS	Pest Management Performance Standard
POC	Pollutant of Concern
POTW	Publicly Owned Treatment Works
PPPS	Planning Procedures Performance Standard
Program	Santa Clara Valley Urban Runoff Pollution Prevention Program
PS	Performance Standard
PVC	Polyvinyl Chloride
Q	Quarter
QAPP	Quality Assurance Project Plan
RAC	Regional Ad Campaign
RARE	preservation of rare and endangered species
RCRA	Resource Conservation and Recovery Act
REC- 1	water contact recreation

SCVURPPP Acronyms/Abbreviations

REC-2 non-contact water recreation

Regional Board San Francisco Bay Regional Water Quality Control Board

RFP Request for Proposal

RMAS Regional Monitoring and Assessment Strategy

RMP Regional Monitoring Program

RPT Report Preparation Team

RS Regulatory Subgroup

RTA Rapid Trash Assessment

RWQCB San Francisco Bay Regional Water Quality Control Board

SC Steering Committee

SCC Santa Clara County

SCBWM1 Santa Clara Basin Watershed Management Initiative

SCVURPPP Santa Clara Valley Urban Runoff Pollution Prevention Program

SCVWD Santa Clara Valley Water District

SF San Francisco

SFEI San Francisco Estuary Institute

SFEP San Francisco Estuary Project

SIC Standard Industrial Classification

SMaRT® Sunnyvale Materials Recovery and Transfer

SOP Standard Operating Procedures

South Bay Lower South San Francisco Bay

SPLWG Sources, Pathways and Loadings Work Group (RMP)

SPWN fish spawning

SSC Suspended Sediment Concentration

SSI Inventory of Santa Clara Basin Stream Studies

SSO Water Quality Site-Specific Objective

State Board State Water Resources Control Board

STOPPP San Mateo Countywide Stormwater Pollution Prevention Program

SWAMP Surface Waters Ambient Monitoring Program

SWANA Solid Waste Association of North America

SWMP Stormwater Management Plan

SWPPP Stormwater Pollution Prevention Plan

SWRCB State Water Resources Control Board

TAC Technical Advisory Committee

TMDL Total Maximum Daily Load

TO Tentative Order

TP Total Phosphorus

TPH Total Petroleum Hydrocarbons

TRC Technical Review Committee

ug Microgram

UPC Urban Pesticide Committee

URMP Urban Runoff Management Plan

URQM Urban Runoff Quality Management

USA Unified Stream Assessment

USEPA U. S. Environmental Protection Agency

USFWS U.S. Fish and Wildlife Service

USGS U.S. Geological Survey

VTA Santa Clara Valley Transportation Authority

WAC Watershed Assessment Consultant

WAMS Watershed Assessment and Monitoring Subgroup

WAR Watershed Assessment Report

WARM warm freshwater habitat

Water Board San Francisco Bay Regional Water Quality Control Board

Water District Santa Clara Valley Water District

WEF Water Environment Federation

WEO Watershed Education and Outreach

WE&O Watershed Education and Outreach

WERF Water Environment Research Foundation

WG Work Group

WILD wildlife habitat

WLA Waste Load Allocation

WMI Watershed Management Initiative

Work Group "I" SCBWMI Phase I Indicators Work Group

WP Work Plan

WRPC Water Resources Protection Collaborative

WVC West Valley Communities - members of the West Valley Clean Water Program: **Campbell, Los Gatos, Monte Sereno, Saratoga**

WVCWP West Valley Clean Water Program

WW Watershed Watch

WWTP Wastewater Treatment Plant

WY Water Year

YSI Youth Science Institute

Zn Zinc

THIS PAGE INTENTIONALLY LEFT BLANK

IC/ID Elimination Activities

Annual Report:

City of Campbell

Town of Los Gatos

City of Monte Sereno

City of Saratoga

West Valley Clean Water Program

THIS PAGE INTENTIONALY LEFT BLANK

ILLICIT CONNECTION & ILLEGAL DUMPING ELIMINATION ACTIVITIES

Los Gatos

Santa Clara Valley Urban Runoff Pollution Prevention Program

FY 2008-2009 ANNUAL REPORT

FY 2008-2009 Work Plan Self Evaluation Matrix

Source	Task Source	Work Plan Tasks	Accomplishments	Responsible Party
	Program	a. ICID Standard Operating Procedure Updates Update SOPs and BMPs as changes occur per the Municipal Regional Permit and effectiveness evaluation. Provide staff training on revisions.	During FY 08-09, the MRP was not finalized to the extent that it was possible to make definite changes in SOPs and BMPs. Updates were proposed and evaluated during meetings, including an Enforcement Response Flow Chart.	WVCWP staff to update & Town's WV Rep to review updates
	URMP 2004	b. Response Program Implement IC/ID Stormwater Discharge Inspector response program and evaluate for continuous improvement.	Updates were proposed and evaluated during meetings, including an Enforcement Response Flow Chart; a final chart will be implemented inn FY 09-10.	WV Inspector
	IC/ID Perf Std	c. Standardized Reporting Report on incidents using enhanced reporting categories consistent with SCVURPPP Program. Document follow-through to point of resolution or referral for enforcement action (penalty or fine).	All incidents are entered into the SCVURPPP Standard Database. Each incident is given a tracking number for documentation purposes. Multiple entries are made under the same tracking number to document all follow-up visits and actions.	WV Inspector
	WVCWP Inspector Training	d. Inspector Training IC/ID Inspector will attend workshops on various measures and methods to improve water quality and protect watersheds from negative urban effects.	**CASQA 2008** 4th Annual Conference September 23rd, 24th, & 25th. **Construction Storm water Management Compliance Workshops** Thursday November 20th and Friday November 21st Quinlan Community Center, 10185 N. Stelling Road, Cupertino, CA, 95014 8:00 am – 3:00 pm By: SCVURPP, SFEP, SF RWQCB and Friends of the Estuary Speakers: Scott Taylor, RBF Consulting Regional Water Quality Control Board Staff	WV Inspector

ILLICIT CONNECTION & ILLEGAL DUMPING ELIMINATION ACTIVITIES

Los Gatos

Santa Clara Valley Urban Runoff Pollution Prevention Program

FY 2008-2009 ANNUAL REPORT

Source	Task Source	Work Plan Tasks	Accomplishments	Responsible Party
			Topics included: How to comply with the Statewide General Construction Stormwater Permit. Simple and effective stormwater BMPs (Best Management Practices) for construction projects. Selecting, installing and maintaining effective erosion control during construction. The need for monitoring and documentation Post construction/stormwater management techniques **Conducting Illicit Discharge Detection and Elimination Investigations (EPA) Broadcast** WVCWP Inspector watched two-part series in February, 2009 **Rural Roads Maintenance BMP Workshop Santa Clara Valley Water District Headquarters** Monday, March 23, 2009 Speakers: Jill Bicknell (SCVURPP), Tyler Ledwith (Ledwith Watershed Services) Topics: Effects of Roads on Watershed and Salmon Habitat, Regulations and Permitting, Best Management Practices for Road Maintenance, Best Management for Working Near Waterways **Rural Roads BMP Installation Training Workshop** March 25th, 2009 Santa Clara Valley Water District (Camden Yard) Tyler Ledwith (Ledwith Watershed Services) and Craig Benson Topics: Proper Installation of wattles, mats, living fences, silt fences, and check damns, for construction site erosion control.	

ILLICIT CONNECTION & ILLEGAL DUMPING ELIMINATION ACTIVITIES
Los Gatos
Santa Clara Valley Urban Runoff Pollution Prevention Program
FY 2008-2009 ANNUAL REPORT

Source	Task Source	Work Plan Tasks	Accomplishments	Responsible Party
			Emergency & Enforcement Response Plan Meeting April, 2009 WVCWP Inspector met with representatives from the four West Valley Cities, Santa Clara County Fire, and the West Valley Sanitation District to discuss current ERP response protocols and their effectiveness.	
	Municipal Staff Training	e. Municipal staff Training Conduct training & evaluation meeting between Storm Water Discharge Inspector and Town staff, to improve interdepartmental procedures.	Provided Annual Street Maintenance and Storm Drain Supervisor Training on May 14th, 2009. Topics covered included the Current Municipal NPDES Permit Requirements, and current Best Management Practices for Streets and Storm Drains Operations and Maintenance, possible requirements under the future MRP, and contacting and working with the WV Inspector on ICID calls, and the Municipalities' responsibility for following up with clean up of pollution to the SD system. Held Annual Urban Runoff Food Facility Inspection Training/Meeting with Santa Clara County DEH supervisors and inspectors, WVCWP staff, and City of Cupertino staff on May 7th, 2009. 8 attendees. Topics included: Review DEH inspection reports from FY07-08 and discuss the inspection reports for FY08-09, Review coordination and responses to incidents, and update contact lists, Discuss new inspection requirements under the future MRP.	WV Inspector to coord with Public Works staff

West Valley Communities

ILLICIT CONNECTION & ILLEGAL DUMPING ELIMINATION ACTIVITIES
Los Gatos
Santa Clara Valley Urban Runoff Pollution Prevention Program
FY 2008-2009 ANNUAL REPORT

FY 08-09 IC/ID Report Data

Type of Incident		Miscellaneous Incidents		Incident Source		Report Source		Follow-up Action	
Los Gatos	**Number of Incidents**		**Number of Incidents**	**Source**	**Number of Incidents**	**Source**	**# of Incidents**	**Los Gatos**	**Total**
		Misc. incidents	3	Residential	6	Interdepartmental	6	No Action	2
Allowable discharge	1			Food Facilities	3	Other agency	4	Verbal Notice	5
Carpet cleaning discharge	1			Construction	1	Citizen Complaints	2	Referral for Enforcement	6
Complaint not found	2			Other/unknown	3	Other	1		
Food Facility Oil & grease discharge	1								
Grey water discharge	1								
Pools/Spas/Fountains dis.	1								
Vehicle & equipment leaking	1								
Vehicle washing	1								
Water Line Breaks	1								
*See Note in ICID Program Evaluation									

IC/ID Program Evaluation

IC/ID Training

The multiple trainings that the WVCWP staff and the municipal staff, attended have been quite effective in building relationships with the Fire Dept., DEH, and the Municipalities. Inspectors from the Fire Dept., DEH, and the Municipalities, continue to look for possible stormwater violations while they are on their field inspections. If the Inspectors from the Fire Dept., DEH, and the Municipalities, observe any potential stormwater violations they immediately contact the WVCWP Inspector. All interagency referrals are documented in the IC/ID reporting section.

ILLICIT CONNECTION & ILLEGAL DUMPING ELIMINATION ACTIVITIES
Los Gatos
Santa Clara Valley Urban Runoff Pollution Prevention Program
FY 2008-2009 ANNUAL REPORT

Trend Analysis for Town of Los Gatos

In FY06-07 twenty-six (26) reported incidents were investigated; of which 23 were actual violations. A majority of the violations took place at food facilities (8), construction sites (7) and commercial places (4). Verbal notices were issued for 24 incidents, while 2 warning notices were issued to a restaurant. The West Valley Inspector continued to conduct proactive inspections at restaurants and vehicle shops, particularly at those sites which have had violations in the past. Town staff conducts proactive inspections at construction sites. The other sources of reports were citizen complaints or referral by Town staff and other agencies. Two (2) allowable discharges were reported, but these do not represent an intentional violation. The only notable trend is the need for continued outreach to workers at construction sites and food facilities. The WVCWP inspector will continue proactive inspection jointly with the Fire Department Inspectors and municipal staff to provide education and outreach as appropriate.

In FY07-08 the West Valley IC/ID inspector responded to forty (40) reports of potential violations in Los Gatos and thirty four (34) follow ups. Three (3) of these

In FY08-09 Thirteen (13) Incidents were reported to the WVCWP. Of those thirteen (11) incidents, one (2) complaint was not found, and one (1) was an allowable discharge. Incidents reported included: (1) carpet cleaning discharge, (1) food facility oil & grease discharge, (1) Grey water discharge, (1) Pool/spas/fountains discharge, (1) vehicle and equipment leaking, (1) vehicle washing, (1) waterline break, and (3) Misc. incidents. The majority (6) of the incidents were in residential areas. Most of the incidents referrals were either (6) interdepartmental, or (4) from other agencies. Out of the eleven (13) incidents, six (6) were referred for enforcement action after the initial investigation, while five (5) received verbal notices.

*Note

The West Valley Clean Water Program only gave completely new incidents ICID numbers, therefore, follow-up inspections to original ICID's were not given new ICID numbers. This is the reason for the dramatic decline in ICID's for FY08-09.

ICID Date	Contact Name (Resp Party)	Facility Address	ICID Incident Report Source (Origin)	ICID Incident Source	ICID Incident Type	ICID Enforcement Action	Findings (Comments)	Status	Compliance Date
7/17/2008		Los Gatos Creek, behind Riviera Terrace Apts.	Interdepartmental	Other/unknown	Misc. incidents	Referral for Enforcement	Debris/Trash in creek and along the bank. See pics.	Incident - Resolved	7/21/2008
8/15/2008	Rupa Iyar	15292 Kennedy Rd., Los Gatos	Interdepartmental	Residential	Allowable discharge	None	Water coming down road from residence. WVCWP Inspector talked w/ resident. Contractor was washing down drain to flush out rattlesnakes. Water only. All clear now.	Incident - Resolved	8/18/2008
9/26/2008		23020 Old Santa Cruz Hwy.	Other Agency	Residential	Complaint not found	Referral for Enforcement	9/26 Sue Ma (Regional Water Board) left message about anonymous complaint. Complaint was about constrcution/roofing debris that was blown around site. Apparently the constrcuction company did not cover materials properly.	Referred to Agency for Action	9/26/2008
9/26/2008		330 N. Santa Cruz Ave., Los Gatos	Interdepartmental	Food Facilities	Misc. incidents	Verbal Notice	9/26 Bella Cokic reported lids off of dumpsters and washing of garbage cans with chlorine. Runoff flowed to SD. Bella Talked with manager about proper housekeeping.	Incident - Resolved	9/26/2008
12/8/2008		28 Mariposa Ave., Los Gatos	Other Agency	Residential	Vehicle washing	Referral for Enforcement	12/8/08 9:45 am Received calll from LGPD Re: Person Washing a school bus in the street. Responded to the incident at 28 Mariposa Ave., Talked with owner of school bus. Owner was not cooperative. Refer to report for additional details.	2nd Inspection Required	12/8/2008
12/11/2008		27 E. Main, 35 E. Main, and 25 E. Main	Other Agency	Food Facilities	Misc. incidents	Verbal Notice	12/11/08 Received call from Nicole Jorgensen (DEH) re: DEH Inspector noticed potential SW violations on a routine inspection. WVCWP responded and took pics. Open Dumpsters, Dumping of Mop Water etc. Refer to report for additional details.	2nd Inspection Required	12/11/2008
2/25/2009		16443 Mozart Way, Los Gatos	Other	Residential	Pools/Spas/Fountains discharge	Referral for Enforcement	2/25/09 Recived call from Dale Jacques @ SCVWD re: Resident discharging pool water onto Water District Property, and possibly reaching LG Creek. Gave educational materials. Said it would stop immediately. Took pics. Referred to LG.	Referred to Agency for Action	2/25/2009
3/30/2009		Intersection of University and Roberts in Los Gatos	Citizen Complaints	Other/unknown	Complaint not found	None	3/30/2009 Received referral from resident re: sewage smell near intersection of University and Roberts in Los Gatos. Referred to WVSD and Town of Los Gatos for further investigation.	Non-Incident	3/30/2009
3/31/2009		163 Las Astas, Los Gatos	Interdepartmental	Residential	Grey water discharge	Verbal Notice	5/26/09 Did followup to referral from LG Building Inspector. Talked with Laura Jensne @ 163 Las Astas re: washing machine discharge in street. Plumber fixed connection and washing machine is connected to the sanitary sewer system. Very cooperative.	Incident - Resolved	5/26/2009
4/1/2009		815 Pollard Rd., Los Gatos	Interdepartmental	Other/unknown	Carpet cleaning discharge	Verbal Notice	4/1/2009 Received referral from WVSD Inspector re: bucket of carpet cleaner/shampoo draining into storm drain. Inspector said he couldn't find anybody to talk to. WVCWP Inspector responded. Did not see any evidence.	2nd Inspection Required	
6/18/2009	Salma (Owner)	133 N. Santa Cruz Ave., Los Gatos	Other Agency	Food Facilities	Food Facility Oil and grease discharge	Referral for Enforcement	6/18/09 WVCWP Inspector received referral from City of SJ FOG program re: build up of sewage in catch basin behind Tandoori oven. Inspector responded to call and met with Tandoori oven own. Took pics.	2nd Inspection Required	6/19/2009
6/26/2009		189 Ivy Hill	Citizen Complaints	Residential	Vehicle and equipment leaking	Referral for Enforcement	6/26/09 Received referral from LG re: Automobile leaking oil. WVCWP inspector went out and took pics, could not determine responsible party. Did multiple follow ups. 7/2/09 Saw Volvo Station wagon parked over oil stains, took pics.	2nd Inspection Required	

ICID: Incident Table

From: Bella Cokic
To: kelly.westvalley@comcast.net;
CC:
Subject: Fwd: RE: your request to the Santa Clara Valley Water District
Date: Wednesday, August 06, 2008 3:56:46 PM
Attachments:

Good afternoon Kelly:

Just wanted to give you and Patrick a quick update on 135 Riviera Drive case. See e-mail below...I hope things are going well on your end. Thanks again for assisting with this case. Have a good day.

Best regards,

Bella Cokic
Code Compliance Officer
Town of Los Gatos
(408) 399-5720

>>> <duriarte@valleywater.org> 8/6/2008 3:08 PM >>>
Bella,
The District conducted a follow-up field visit at 135 Riviera Drive on 07/28/08 and the sofa, sofa sections and trash has been removed. The foam pieces (sofa stuffing) remain and are to be picked up by the apartment maintenance crew. The downed tree and tree branches to be picked up by the District. A work order has been issued.
George Malekos
Code Enforcement Project Assistant

THIS PAGE INTENTIONALLY LEFT BLANK

Industrial Commercial Discharger Control Program

Annual Report:

City of Campbell

Town of Los Gatos

City of Monte Sereno

City of Saratoga

West Valley Clean Water Program

THIS PAGE INTENTIONALY LEFT BLANK

West Valley Communities

INDUSTRIAL/COMMERCIAL DISCHARGER CONTROL PROGRAMS

Los Gatos

Santa Clara Valley Urban Runoff Pollution Prevention Program

FY 2008-2009 ANNUAL REPORT

Annual Report FY 2008-2009 Self Evaluation Matrix

Source	Task Source	Work Plan Tasks	Accomplishments	Responsible Party
	URMP	a. Joint Inspections of Retail Food Facilities Continue inspection program w/ DEH. All facilities will be inspected a minimum of once per year. Report inspection results in Annual Report. WVCWP IC/ID Inspector will conduct follow-up and distribute BMP materials per DEH referrals. Continue to evaluate data management for improvements.	Approximate number of *food handling* facilities in Los Gatos is 218. In FY 08-09, all 218 food handling facilities in Los Gatos were inspected; most of them were inspected 2 or 3 times by Santa Clara County Environmental Health Specialists (inspectors).	Insp'ns conducted by SCC DEH WVCWP Inspector by referral
	URMP	b. Training & Evaluation Conduct annual joint training meeting with Cupertino and SCC DEH to evaluate Inspection Program and make improvements. Annual meeting per agreement.	Held Annual Urban Runoff Food Facility Inspection Training/Meeting with Santa Clara County DEH supervisors and inspectors, WVCWP staff, and City of Cupertino staff on May 7th, 2009. 8 attendees. Topics included: Review DEH inspection reports from FY07-08 and discuss the inspection reports for FY08-09, Review coordination and responses to incidents, and update contact lists, Discuss new inspection requirements under the future MRP.	Annual Meeting WVCWP to coord. w/ Cupertino & DEH
	Continued from FY01-02 Pilot Program	c. WVCWP Restaurant Inspection Program Continue implementation of proactive inspection program targeting medium to large-scale restaurants. *Medium to large-scale* restaurants are defined as, restaurants with 6 or more employees and/or ones that routinely handle large quantities of grease.	The WVCWP Inspector conducted **7** additional inspections of food related facilities which have had previous stormwater issues. Approx. 48 *medium to large-scale* restaurants in Los Gatos	WV Inspector

West Valley Communities

INDUSTRIAL/COMMERCIAL DISCHARGER CONTROL PROGRAMS

Los Gatos

Santa Clara Valley Urban Runoff Pollution Prevention Program

FY 2008-2009 ANNUAL REPORT

Source	Task Source	Work Plan Tasks	Accomplishments	Responsible Party
	Continued from Restaurant Inspection Pilot	d. Support West Valley Sanitation District's Fats, Oils and Grease Program Expand scope of restaurant inspections to focus on grease trap maintenance. During pro-active visits, the WVCWP Inspector will look at grease trap cleaning records. Any food facility without records will be referred to the West Valley Sanitation District for follow up.	FY08-09 WVCWP attended meetings with SJ POTW FOG inspectors – one with WVSD; one where FOG Insp came to a WV Meeting; Pgm Manager went to SJ POTW FOG community meeting; WVSD is sending out pre-notification letters (we have a copy of a couple) and list of targeted facilities. Letters are intended Quarterly and generally group list of facilities by geography	WV Inspector
	URMP	e. Joint Inspections of Ind/Comm Facilities Based on agreement with Fire Dept. (thru 2011) Approximate number of inspected facilities in Los Gatos is 112. The inspection frequency goal is 100%. The total number of facilities by business category inspected, and the results, will be included in the annual report.	Renewed Joint inspection contract with the Santa Clara County Fire Department for a 5 year period, through July 2011. The SCCFD will inspect specific facilities, provide inspection forms, referrals for potential stormwater violations, and provide an annual inspection list.	Inspections & data tracking conducted by SCC Fire WVCWP Inspector by referral
	URMP	g. Training & Evaluation Conduct annual joint meeting/training w/ SCC Fire to evaluate inspection reporting and confirm distribution of materials. Determine training topics, if needed, on the West Valley Fire Dept Inspection Agreement.	In February of 2009 WVCWP staff and SCC Fire staff met for the annual review of the joint inspection program, contract, and training topics. Possible changes to the program based on requirements under the future MRP were also discussed.	Annual Mtg w/ WVCWP & Sr Haz Mat Specialist/ IND Inspectors
	URMP	h. NOI Filers Provide updated list of NOI Filers to SCC Fire.	The list of NOI sites, 4 in Los Gatos was sent electronically to the Fire Dept in April of 2009.	WV Inspector
	Continued from	i. WVCWP Vehicle Shop Inspection	In FY08-09 the West Valley Inspector conducted **6** pro-	WV Inspector

West Valley Communities

INDUSTRIAL/COMMERCIAL DISCHARGER CONTROL PROGRAMS

Los Gatos

Santa Clara Valley Urban Runoff Pollution Prevention Program

FY 2008-2009 ANNUAL REPORT

Source	Task Source	Work Plan Tasks	Accomplishments	Responsible Party
	Vehicle Shop Inspection Pilot	Program Continue to pro-actively inspect vehicle maintenance and car wash facilities as part of IC/ID inspection program. Suggest alternatives and promote improved car washing methods for auto businesses during IC/ID inspections. Document potential problems through resolution and submit to Program for Annual Report.	active inspections of vehicle shops in the Town of Los Gatos. He also followed up on automotive shop referrals from the Fire Dept's facility inspections.	

West Valley Communities

INDUSTRIAL/COMMERCIAL DISCHARGER CONTROL PROGRAMS

Los Gatos

Santa Clara Valley Urban Runoff Pollution Prevention Program

FY 2008-2009 ANNUAL REPORT

Los Gatos Industrial/Commercial Inspection Report Data FY08-09					
DEH Inspections • 218 Food-Facilities • 451 Inspections* • 1 potential / actual violations **Fire Dept Inspections** • 85 by Fire District (See list at right) • 2 potential / actual violations ***Estimated Number of Inspections for FY08-09 base on inspection totals from previous years.**	**Fire Dept Inspections** • 34 Automotive • 2 Construction/Bldg • 1 Corp Yard • 10 Dry Cleaners • 3 Local Transit etc. • 1 Machine Shops • 4 Pesticide Facilities • 3 Laboratory • 12 Medical/ Dental • 2 Misc Manuf • 2 Photo/Print • 10 Under G. Storage Tank • 2 Veterinarian • 1 Winery	**Fire Dept referred 12** 2 potential or actual violations were referred to the WVCWP Inspector for follow up (See IC/ID table in section 1 of this report). **DEH referred 1** See evaluation at the end of this table.	**Fire Dept Report of Violations (2)** • 2 Automotive **Report from DEH** • **1 Food Facilities**	**(17) WVCWP** Pro-active Inspections • 6 Automotive • 2 Construction • 1 Corp Yard • 7 Food Service • 1 Other	**IND & Commercial # of Inspections** WVCWP 13 Fire Dept 85 DEH 451* **Total 549*** ***Estimated Number of Inspections for FY08-09 base on inspection totals from previous years.**

Industrial / Commercial Programs

West Valley Communities

INDUSTRIAL/COMMERCIAL DISCHARGER CONTROL PROGRAMS

Los Gatos

Santa Clara Valley Urban Runoff Pollution Prevention Program

FY 2008-2009 ANNUAL REPORT

Industrial/Commercial Program Evaluation

Fire Dept Inspections of Industrial / Commercial Facilities:

Of the 85 facilities inspected by the Fire Dept., 2 potential or actual violations were found and reported to the WVCWP for follow up. The list of violations is provided to WVCWP at the end of each fiscal year. The West Valley Inspector will schedule a training meeting with the Fire Dept Haz Mat Specialist in FY 09-10 to discuss further inspections of sites with reported violations during FY 08-09. The sites with previous violations will be prioritized for inspections at the beginning of FY 09-10.

When Saratoga was added to the Fire Dept Inspection Agreement for Campbell and Los Gatos (7/1/02), all West Valley facility inspections were coordinated under one umbrella. Monte Sereno does not conduct IND inspections because it has NO industrial or commercial facilities. Since 2001, WVCWP staff has met with Fire Dept staff at least twice a year to discuss standardized reporting, documentation and follow-up.

The West Valley Inspector's pro-active vehicle shop inspection program is designed to supplement Fire Dept facility inspections. Shop owners are made to realize the City's responsibility for making sure that the sites are in compliance with water quality requirements. The Inspector has made a positive impact with his visits and the distribution of educational materials depicting the right way to keep equipment, vehicle parts, and service areas covered, and all vehicle wash water managed properly. In a few cases the Inspector's meetings with vehicle shop owners have led to the facility's purchase of a wastewater capture system (noted in previous annual reports).

Annual Food Facility Inspection Training Meeting

Of the 218 facilities inspected by the DEH, one potential or actual violations was found and reported to the WVCWP for follow up. The Supervising Environmental Health Specialist at DEH had left and DEH was not always able to make the referrals to WVCWP due to staff shortage. However DEH has hired new staff and this will improve the coordination between DEH and WVCWP in FY 09-10.

Held Annual Urban Runoff Food Facility Inspection Training/Meeting with Santa Clara County DEH supervisors and inspectors, WVCWP staff, and City of Cupertino staff on May 7th, 2009. 8 attendees. Topics included: Review DEH inspection reports from FY07-08 and discuss the inspection reports for FY08-09, Review coordination and responses to incidents, and update contact lists, Discuss new inspection requirements under the future MRP

Date	Facility Name	Facility Address	Enforcement Action	Inspection Notes	Notes
7/14/2008	Hertz Rental	15525 B Los Gatos Blvd., L	No Action	No violations.	Do not wash cars there anymore. Resolved.
8/5/2008	Safeway Store	470 N. Santa Cruz Av., Los	No Action	Follow up inspection. Problems in past around food compactor. All OK. No food scraps. Lids closed on dumpsters. Big improvement.	
8/11/2008	Leslie's Pool Supplies	15505 Los Gatos Blvd., Los	No Action	All Pool & Spa brochures have been distributed. Left 50 more. Please call when gone.	Positive comments from customers.
2/20/2009	Rotten Robbie	15299 Los Gatos Blvd., Los	Level 1	2/20/2009 Follow-up to SCC Fire referral received on 2/20/2009 re: Dumpster lids open, SCC Fire had them close lids during inspection. WVCWP Inspector checked dumpster area, lids were closed. Provided additional info to employee.	
2/20/2009	Restaurants @ 145 W	145 W. Main Street LG	No Action	2/20/09 Follow up to incident in FY07-08 re: messy dumpster area. Took a look around, dumpster area looked ok, did not appear to be washing floor mats outside.	
2/27/2009	Silicon Valley Auto Gr	66 E. Main St., Los Gatos	No Action	2/27/09 Followup to FY07-08 ICID Re: Carwashing in street. Did followup and did not observe any signs of carwashing/runoff	
2/27/2009	McDonalds Restaurar	15475 Los Gatos Blvd., Lo	No Action	2/27/09 Looked around dumpster area. Lids on dumpsters and clean. Everything looks good.	
3/4/2009	Los Gatos Auto Body	17642 Shellburne Way, Los	No Action	3/4/09 Followup to ICID FY0708 re: problems with sump pump in the past. Its was fixed in FY-0708. Talked with employee who said they havent had any more problem with the pump and its working fine. No runoff flowing to the street.	
3/12/2009	Moore Buick	15500 Los Gatos., Los Ga	No Action	3/12/09 Follow up to SCC Fire referral re: Blowdown from aircompressor entering storm drain. Conducted folowup, with Garage Manager. Showed me the containment device they installed to prevent this in the future.	
5/28/2009	South Bay Towing	615 University Ave., Los G	No Action	5/28/09 Followup to FY07-08 ICID re: problems with runoff into street. 5/28/09 WVCWP Inspector did followup inspection. No signs of runoff into street. Everything looks good. Stored cars have proper containment to catch any oil or other fluids.	
5/28/2009	Los Gatos Gourmet	109 West Main St., Los Ga	No Action	5/28/09 Follow up to ICID FY07-08 Re: bags and food scraps on ground. WVCWP Inspector did followup checked in back of restaurant. Dumpster area looked clean, no food scraps on ground and lids closed.	
6/2/2009	Town of Los Gatos Co	41 Miles Ave., Los Gatos	No Action	6/2/09 Some signs of trash blowing from dumpster which was picked up immediately and dumpster lid was closed. Everything else looked great.	WVCWP Inspector and WVCWP Manager performed annual Corp Yard Walk Thru. Topics covered: Locations and updates to SWPPP, Dry cleanup methods, storage of chemicals, and other materials, spill log records, vehicle washing, trainings, flourescent bulbs
6/30/2009	Southern Kitchen	27 Main Street, Los Gatos	Level 1	6/30/09 Proactive Restaurant Inspection. Took a look around dumpster area, noticed lids were open on dumpster, closed during inspection.	6/30/09 Gave poster and discussed restaurant housekeeping and BMP's.
6/30/2009	Pedro's Cabo Grill	316 N. Santa Cruz Ave., Lo	Level 1	6/30/09 Proactive Restaurant Inspection. Took look in back around dumpster area. Lid was open on dumpster, closed during inspection.	6/30/09 Talked with manager about restaurant housekeeping and bmp's. Gave poster.

IND: Inspection Table

Date	Facility Name	Facility Address	Enforcement Action	Inspection Notes	Notes
6/30/2009	I-Gatti	25 Main Street, Los Gatos	No Action	6/30/09 Proactive Restaurant Inspection.	6/30/09 Met with Mike, new Manager, discussed proper housekeeping, disposal of mopwater, covering dumpsters/tallow bins. Gave poster. Mop bucket in mop sink/washout, indicates employees are disposing of mopwater properly.
6/30/2009	Forbes Mill Steakhous	206 N. Santa Cruz Ave., L	No Action	6/30/09 Proactive Restaurant Inspection. Took look around dumpster area and tallow bin. Everything looked good.	6/30/09 Need to do a return visit. Employees do not arrive at Forbes Mill until after 4pm.
6/30/2009	Los Gatos High Schoo	20 High School Ct., Los Ga	No Action	6/30/09 Followup to FY07-08 ICID re: Accidental Chlorine spill. 6/30/09 Everyhting good. No more incidents.	6/30/09 Talked with John Guerra (maint. Supervisor), has talked with employees about how to prevent accidental spills in the future.

IND: Inspection Table

West Valley Sanitation District

October 28, 2008

Los Gatos Brewing Co.
130 N. Santa Cruz Avenue
Los Gatos, CA 95030

Dear Business Owner:

West Valley Sanitation District is implementing a regional program to control the discharge of fats, oils and grease (FOG) to the sanitary sewer system. The purpose of the Regional FOG Program is to ensure that the District and our commercial and residential customers are in compliance with state and federal requirements to prevent sewage overflows caused by fat, oil, and grease blockages in our sanitary sewer collection system. If overflowing sewage makes its way into the storm drain system, it could end up contaminating local creeks and the San Francisco Bay. In addition, these blockages could have a direct impact to you should a back-up of sewage occur at your place of business.

As part of the FOG Program, a representative from the Environmental Services Department, Watershed Protection Division of the City of San Jose will be contacting you to arrange a meeting and inspection of your facility within the next month or two. The meeting will focus heavily upon education and use of FOG Best Management Practices. During this visit they will walk through your facility, inspect your grease trap or interceptor, and review associated grease pumping and trap maintenance records.

We appreciate your cooperation in making the Regional FOG Program successful and look forward to working with you to help keep our environment pollution free. For additional information regarding the FOG Program, please visit the District website at www.westvalleysan.org, or call our office at (408) 378-2407.

Sincerely,

Robert R. Reid
General Manager and District Engineer

100 East Sunnyoaks Ave.
Campbell, CA 95008-6608
408.378.2407 • fax 408.364.1821
www.westvalleysan.org

West Valley Sanitation District of Santa Clara County
Serving: City of Campbell • Town of Los Gatos • City of Monte Sereno • City of Saratoga • Unincorporated Areas

Business List for Regional FOG Program Inspection Letter Mailings (October - December 2008)

List of Courtesy Letters Sent

Jonel Porta	Pruneyard Shopping Center	1740 Technology Dr	San Jose	CA	95110
Bill Bruckart	City of Campbell, Building Department	70 N. First Street	Campbell	CA	95008
Kelly Carroll	West Valley Clean Water Program	18041 Saratoga-Los Gatos Rd.	Monte Sereno	CA	95030
Todd Capurso	Town of Los Gatos	110 E. Main Street	Los Gatos	CA	95030
Joe Denk	City of San Jose, Environmental Services Dept.	170 W. San Carlos St	San Jose	CA	95113

043638

Business List for Regional FOG Program Inspection Letter Mailings (October - December 2008)

Name	Name of Facility	Street Address	City	State	ZIP
	Los Gatos Brewing Co	130 N Santa Cruz Ave	Los Gatos	CA	95030
	TCBY/Mrs. Fields	13 N Santa Cruz Ave	Los Gatos	CA	95030
	180 Restaurant & Lounge	15 1/2 N Santa Cruz Ave	Los Gatos	CA	95030
	Mountain Charley's Saloon	15 N Santa Cruz Ave	Los Gatos	CA	95030
	Great Bear Coffee Company	19 N Santa Cruz Ave	Los Gatos	CA	95030
	Andale Taqueria	21 N Santa Cruz Ave	Los Gatos	CA	95030
	Vittoria	27 N Santa Cruz Ave	Los Gatos	CA	95030
	Powell's Sweet Shoppe of Los Gatos	35 N Santa Cruz Ave	Los Gatos	CA	95030
	Fleur De Cocoa	39 N Santa Cruz Ave	Los Gatos	CA	95030
	Los Gatos Cinema Ltd	41 N Santa Cruz Ave	Los Gatos	CA	95030
	Gilley's Coffee Shoppe	47 N Santa Cruz Ave	Los Gatos	CA	95030
	Gardino Fresco	51 N Santa Cruz Ave	Los Gatos	CA	95030
	Round Table Pizza #10	57 N Santa Cruz Ave	Los Gatos	CA	95030
	Andale Taqueria	6 N Santa Cruz Ave	Los Gatos	CA	95030
	Carry Nations	8 N Santa Cruz Ave	Los Gatos	CA	95030
	Pizza My Heart	9 N Santa Cruz Ave	Los Gatos	CA	95030
	Sushi On The Run	114 N Santa Cruz Ave	Los Gatos	CA	95030
	Trevese Restaurant & Lounge	115 N Santa Cruz Ave	Los Gatos	CA	95030
	Williams-Sonoma #528	122 N Santa Cruz Ave	Los Gatos	CA	95030
	Tandoori Oven	133 N Santa Cruz Ave	Los Gatos	CA	95030
	Kamakura	135 N Santa Cruz Ave	Los Gatos	CA	95030
	The Green Papaya	137 N Santa Cruz Ave	Los Gatos	CA	95030
	The Black Watch	141 1/2 N Santa Cruz Ave	Los Gatos	CA	95030
	Mr Pickle's Sandwich Shop	151 N Santa Cruz Ave	Los Gatos	CA	95030
	Forbes Mill Steakhouse	206 N Santa Cruz Ave	Los Gatos	CA	95030
	Shish Kebobs	217 N Santa Cruz Ave	Los Gatos	CA	95030
	Dolce Spazio Gelato	221 N Santa Cruz Ave	Los Gatos	CA	95030
	Restaurant James Randall	303 N Santa Cruz Ave	Los Gatos	CA	95030
	Pedro's Restaurant	316 N Santa Cruz Ave	Los Gatos	CA	95030
	Transilvania	330 N Santa Cruz Ave	Los Gatos	CA	95030
	Yokohama Bistro	336 N Santa Cruz Ave	Los Gatos	CA	95030
	Thai Spice of Los Gatos	337 N Santa Cruz Ave	Los Gatos	CA	95030
	Los Gatos Cafe	340 N Santa Cruz Ave	Los Gatos	CA	95030
	Double D's Sports Grill	354 N Santa Cruz Ave	Los Gatos	CA	95030

1

043639

Business List for Regional FOG Program Inspection Letter Mailings (October - December 2008)

Starbucks Coffee #10343	442 N Santa Cruz Ave	Los Gatos	CA	95030
T Bird's Pizza of Los Gatos	444 N Santa Cruz Ave	Los Gatos	CA	95030
Sweet Pea's Cafe	453 N Santa Cruz Ave	Los Gatos	CA	95030
Yumi Yogurt	464 N Santa Cruz Ave	Los Gatos	CA	95030
Safeway #915	470 N Santa Cruz Ave	Los Gatos	CA	95030
Mama's Bakery	473 N Santa Cruz Ave	Los Gatos	CA	95030
Jos Northend Restaurant	532 N Santa Cruz Ave	Los Gatos	CA	95030
Maple Leaf Donut	540 N Santa Cruz Ave #J	Los Gatos	CA	95030
Just Dinners	540 N Santa Cruz Ave #F	Los Gatos	CA	95030
Subway #34096	540 N Santa Cruz Ave #B-1	Los Gatos	CA	95030
La Esquina	551 N Santa Cruz Ave	Los Gatos	CA	95030
7-Eleven Food Store #14221D	657 N Santa Cruz Ave	Los Gatos	CA	95030
Camera 7 Cinema	1875 S Bascom Ave #100	Campbell	CA	95008
Boswell's	1875 S Bascom Ave #105	Campbell	CA	95008
Coffee Society @ The Pruneyard	1875 S Bascom Ave #112	Campbell	CA	95008
Togo's Eatery	1875 S Bascom Ave #113	Campbell	CA	95008
Sugar Butter Flour	1875 S Bascom Ave #152	Campbell	CA	95008
Buca Di Beppo	1875 S Bascom Ave #155	Campbell	CA	95008
Cold Stone Creamery	1875 S Bascom Ave #160	Campbell	CA	95008
Lisa's Tea Treasures	1875 S Bascom Ave #165	Campbell	CA	95008
Hobee's Restaurant	1875 S Bascom Ave #190	Campbell	CA	95008
Barnes & Noble Booksellers #2752	1875 S Bascom Ave #240	Campbell	CA	95008
Tandoori Oven	1875 S Bascom Ave #250	Campbell	CA	95008
Kyoto Palace	1875 S Bascom Ave #2500	Campbell	CA	95008
Cafe Artemis	1875 S Bascom Ave #300	Campbell	CA	95008
Mojo Burger	1875 S Bascom Ave #405	Campbell	CA	95008
Trader Joe's #73	1875 S Bascom Ave #420	Campbell	CA	95008
Le Boulanger #16	1875 S Bascom Ave #440	Campbell	CA	95008
Left At Albuquerque	1875 S Bascom Ave #550	Campbell	CA	95008
El Burro	1875 S Bascom Ave #570	Campbell	CA	95008
Rock Bottom Brewery	1875 S Bascom Ave #700	Campbell	CA	95008
Outback Steakhouse	1887 S Bascom Ave	Campbell	CA	95008
Pruneyard Plaza Hotel	1995 S Bascom Ave	Campbell	CA	95008

Businesses were sent FOG letter on October 29, 2008 for November and December Inspections
Businesses highlighted are to receive FOG letter in late November or early December (January Inspections)

043640

THIS PAGE INTENTIONALLY LEFT BLANK

Public Agency Activities

Annual Report:

City of Campbell

Town of Los Gatos

City of Monte Sereno

City of Saratoga

West Valley Clean Water Program

THIS PAGE INTENTIONALY LEFT BLANK

PUBLIC AGENCY ACTIVITIES: Operations and Maintenance
Town of Los Gatos

Santa Clara Valley Urban Runoff Pollution Prevention Program

FY 2008-2009 ANNUAL REPORT

FY 2008-2009 Work Plan Self Evaluation Matrix

Source	Task Source	FY08-09 Work Plan Tasks	FY 08-09 Accomplishments	Responsible Party
Storm Drain Operations and Maintenance				
	2004 URMP	Annual Storm Drain Cleaning Continue contract w/ WVSD (two year cycle for residential & one year cycle for commercial & industrial); Public Works staff will clean high leaf drop and other noted areas more frequently and as needed. Examine storm drain inspection & cleaning reports from previous years to determine areas where annual cleaning would be beneficial. Inlets with any record of debris will be inspected and cleaned once or twice annually.	LOS GATOS: West Valley Sanitation District (WVSD) performs systematic storm drain cleaning and inspection annually. Half of the Town's storm drains in residential areas are cleaned and inspected each year. Arterials and commercial/industrial areas are done annually. Town maintenance staff provides additional cleaning in high leaf drop areas and to remove storm debris from all inlets and grates as needed.	Public Works Director coord with WVSD per contract; Street Maint. Supt coord in-field operations; WVCWP Mgr to assist
	Trash Reduction Activities On-going	Trash Reduction Public Works Division will implement management actions (extra cleanup of littered catch basin inlets and surrounding areas, public outreach, and/or assessments) to address litter problem areas.	LOS GATOS: During inspections and cleaning of storm drain structures, WVSD staff notes catch basins that require additional cleaning. The data provides indications of trash problem areas by storm drain locations. Reports for the Town of Los Gatos included 71 structures that received additional cleaning.	PW Dir. Coord in-field operations w/ PW staff
	Training (Rural PW activities)	Training - Annual WVSD/ Oper. & Maint. Meeting WVSD & WVCWP Storm Drain and Street Maintenance Operation & Maintenance Supervisors meeting. - evaluate status of annual storm drain cleaning and provide training on maintenance issues. Rural public works BMPs and Street Sweeping BMPs may be included in this workshop.	The annual WV Storm Drain Op & Maintenance Supervisor's workshop was held on May 14th, 2009 at Campbell Community Center. See Training Table for staff attendance. Staff from WVSD, WVCWP, and the other WV Communities also participated. Topics included: • A speaker from the regional program presented on the current NPDES Permit requirements and BMP's, and the possible future requirements of the MRP. • A speaker from Toyota Materials Handling also presented on products which would help the	Mtg lead by WVSD; Attend by Pub Works Supvsrs/ Supt. Hosted by WVCWP

PUBLIC AGENCY ACTIVITIES: Operations and Maintenance
Town of Los Gatos

Santa Clara Valley Urban Runoff Pollution Prevention Program

FY 2008-2009 ANNUAL REPORT

Source	Task Source	FY08-09 Work Plan Tasks	FY 08-09 Accomplishments	Responsible Party
			municipalities reduce trash in downtown/high traffic areas. *Note The WVSD Storm Drain structure cleaning & debris findings for each city were presented at the June WVCWP meeting and will be used to help identify additional trash problem areas.	
	C/I item -Source Control Measure	Storm Drain Stencils or Signage Continue to replace and/or upgrade storm drain stencils or signage on storm drains or catch basins, as needed. Stencils will be replaced with the type of stencil most appropriate for the location.	LOS GATOS: The number of storm drains inlets in the Town is approximately 1,200. Signage is replaced when no longer legible or bent when metal signs are used. Thermoplastic storm drain stencils are being applies selectively.	Public Works Maintenance Division; Maint Worker II for signs & Lead Maint Worker for stencils
Street Sweeping/ Pavement Management				
	URMP - Street Sweeping	a. Street Sweeping Program Examine MRP to determine whether existing street sweeping schedule meets MRP requirements. Update sweeping contract as needed. FY08-09 schedule – residential swept twice monthly; downtown every week; arterials and commercial/industrial areas once weekly. High leaf drop and other noted areas cleaned more frequently and as needed (i.e., construction zones - swept by responsible party).	WVCWP Staff met with Town of Los Gatos Staff in Dec. 08 and Jan. 09 to review the proposed street sweeping requirements of the Draft MRP, and the Town's ability to meet those requirements. The MRP has not been issued to date.	PW Dir. Coord. Street Sweeping Staff
		b. Street Sweeping Data Collection		

PUBLIC AGENCY ACTIVITIES: Operations and Maintenance
Town of Los Gatos

Santa Clara Valley Urban Runoff Pollution Prevention Program

FY 2008-2009 ANNUAL REPORT

Source	Task Source	FY08-09 Work Plan Tasks	FY 08-09 Accomplishments	Responsible Party
	NPDES Permit	b. Street Sweeping Data Collection Collect and review street sweeping data for the Town and provide WVCWP with number of curb miles swept and cubic yards of debris. Separate totals by categories for residential and commercial/ industrial. Solicit feedback from Street Sweeping staff on effectiveness of the program.	LOS GATOS: Street Sweeping data was collected and provided to the SCVURPPP at the end of the fiscal year. See the three year comparison table in the evaluation section (below), for curb miles swept, debris collected and yard waste recycled.	PW Dir. Coord w/ Public Works Specialist to collect - report data to WVCWP
		c. Street Sweeping Training		
	CI item	c. Training As needed for improvement and new requirements, provide training meetings for street sweepers (municipal staff or contractor) on required methods and equipment for sweeping. Provide instruction for data collection staff regarding street sweeping reporting.	**TOWN OF LOS GATOS:** Training for municipal staff on street sweeping data collection requirements and preferred sweeping methods conducted by WVCWP at the Streets & Storm Drain Operation and Maintenance Workshop on May 14th, 2009.	PW Dir. Coord w/ WVCWP to assist Public Works staff
Corporation Yard				
	URMP	a. SWPPP Review As needed, review and update the municipal Storm Water Management Pollution Protection Plan (SWPPP).	The WVCWP Inspector conducted a corporation yard walk-thru and reviewed SWPPP with municipal staff on June 2nd, 2009.	PW Dir coord w/ PW staff
	URMP	b. Staff Training Provide annual training on BMPs in Storm Water Pollution Prevention Plan w/ Corp-Yard walk-thru	The West Valley Clean Water Program Inspector/Assistant & Program Manager met with Los Gatos Staff on June 2nd, 2009 for the Annual Corp Yard Walk-Through Training. The WVCWP Inspector & WVCWP Manager conducted a corporation yard walk-thru and reviewed Los Gatos' SWPPP. Topics Covered Included: Review of SWPPP, Proper Spill	PW Dir coord. Staff training

PUBLIC AGENCY ACTIVITIES: Operations and Maintenance
Town of Los Gatos

Santa Clara Valley Urban Runoff Pollution Prevention Program

FY 2008-2009 ANNUAL REPORT

Source	Task Source	FY08-09 Work Plan Tasks	FY 08-09 Accomplishments	Responsible Party
			Handling/Cleanup, Secondary Containment, Vehicle Washing, Training, Record Keeping, and Storage of Pesticides, Street Sweeping Data, E-waste Drop-off Sites, Requirements concerning Disposal and Record Keeping for Products Containing Mercury, and pesticides.	

Public Agency Activities: Operations and Maintenance Evaluation

Storm Drain Maintenance

In FY08-09, West Valley Sanitation District (WVSD) provided its fourth enhanced annual report to the cities on storm drain cleaning. Since June 2008 the reports have listed the structures that were inspected and cleaned with the maintenance crew's findings. A total of 1,576 structures were inspected.

- Of those inspected, 1442 were found without any debris and were noted as "clean."
- Of those inspected, 134 had some visible debris upon inspection.

Crews noted the weight and type of debris removed. Descriptors for solids removed are: leaves/paper, mud/dirt, foreign object, rocks/stone, sand/gravel, oil/soap and roots etc. The reports are generated from a database of numbered storm drain locations with the street names. The WVSD reports were distributed at the June 23rd WVCWP Meeting and will be reviewed by WV cities as they determine future management actions for trash problem areas.

Storm Drain Stencils:

The Town's decision to go back to using painted stencils for most applications, and using thermoplastic storm drain stencils in selected areas, is working very well. The Town decided to use thermoplastic stencils in selected areas because they are reflective, they adhere well to coarse and uneven surfaces and can withstand heavy traffic. The downside of using thermoplastic stencils is the cost (about $250 per stencil, installed) and they must be applied to a horizontal surface. West Valley reported that municipal staff have discontinued application of the metal plaques because the sharp edges have a potential to get caught in street sweepers and bend, creating a potential to injure pedestrians or bicyclists. Replacing the plaques was also a problem. When plaques came loose or were removed, concrete chunks crumbled from the curb with the screws (used for attaching the plaques) making replacement in the same spot impossible.

Street Sweeping:

Town staff modified its sweeping routes to increase efficiency. Because of the change in routes, staff revaluated the Town zoning map to determine which streets are residential or commercial streets. The miles swept in each area may vary due to the change in routes. During the three month period, from October to December, there is generally more debris on the roadways. In some instances, staff has had to drive over the area more than once in order to collect all the debris. This explains the higher volume of debris and curb miles shown on this report.

Yard Waste - Curbside Collection and Recycling:

The West Valley yard waste recycling program reduces the amount of debris that gets into the storm drain, since leaves are collected in oversized bins rather than being stored in the street. In FY 08-09, the totals were given for all diverted waste. Totals for yard waste recycled were not provided.

Training Evaluation:

PUBLIC AGENCY ACTIVITIES: Operations and Maintenance
Town of Los Gatos

Santa Clara Valley Urban Runoff Pollution Prevention Program

FY 2008-2009 ANNUAL REPORT

Source	Task Source	FY08-09 Work Plan Tasks	FY 08-09 Accomplishments	Responsible Party
The WVCWP Storm Drain Maintenance Workshop was held on 5/14/09 this year at the Campbell Community Center. Municipal staff generally felt that the Workshop helped them to understand the possible requirements of the future MRP. Municipal Staff also discussed the pros and cons of current BMP's and how they could address these issues in the future. It was evident that BMPs are being used by municipal staff but there was some frustration among street and park maintenance workers because they don't have enough authority to convince residents and private contractors to keep pollutants from reaching the storm drain system. The WVCWP Inspector offered his card to all attendees and requested that they report any incidents to him for immediate follow-up. One challenge is to catch the violator in the act of allowing pollutants into the storm drain system. By the time the incident, or the result of the incident, is seen it is often too late to stop it. The maintenance crews are generally called to clean up spills. Attendees requested continued updates on the MRP requirements for storm drain maintenance and street sweeping practices. Several of the attendees stayed after the workshop for additional discussion among the cities **Corporation Yard SWPPPs:** Los Gatos Corp Yard Walk-Thru June 2nd, 2009 Attendance: (1) Town of Los Gatos Public Works Staff and (2) WVCWP Staff Leader: WVCWP Inspector/Assistant & WVCWP Manager Topics: ▪ Review SWPPP ▪ Proper Spill Handling/Cleanup ▪ Secondary Containment ▪ Vehicle Washing ▪ Disposal of and Record Keeping of Products Containing Mercury (Mercury Booklet) ▪ Pesticides; Training, Record Keeping, and Storage ▪ Street Sweeping Data ▪ E-Waste Drop Off now at Goodwill Drop Off Sites ▪ Sign In Log; including name and job title				
Rural Public Works Activities				
Rural Public Works Perf Std	Rural Public Works Perf Std	Performance Standards Implementation Evaluate the effectiveness of Rural Public Works BMPs used on applicable	During the 2008-2009 reporting year, the Town of Los Gatos completed the resurfacing of the roadways in the hillside areas of College Avenue and Reservoir Road.	Maint Supt and staff, Report to WVCWP for annual report

PUBLIC AGENCY ACTIVITIES: Operations and Maintenance
Town of Los Gatos

Santa Clara Valley Urban Runoff Pollution Prevention Program

FY 2008-2009 ANNUAL REPORT

Source	Task Source	FY08-09 Work Plan Tasks	FY 08-09 Accomplishments	Responsible Party
		maintenance activities (if any) regarding: a) management and/or removal of large woody debris and live vegetation from stream channels; b) stream bank stabilization projects; c) road construction, maintenance, and repairs in rural areas to prevent and control road-related erosion; and d) environmental permitting for rural public works activities. Report on these activities in the Annual Rpt.	Completed culvert reconstruction at the intersection of Highland Av and Jackson St.	
Training	FY08-09 Work Plan	Appropriate municipal staff or contracted staff will receive annual training on the use of current BMPs and SOPs, as noted in the performance standard. BMPs and SOPs may be reviewed as part of the annual WVCWP Street Maintenance Supervisors meeting.	All Rural Public Works efforts performed in 2008-2009 were performed by licensed contractors who by contract met and conformed to all BMP's and SOPs noted in the performance standards. BMPs and SOPs were reviewed as part of the annual WVCWP Street Maintenance Supervisors meeting and two (2) Los Gatos maintenance staff attended. **Rural Roads Maintenance BMP Workshop** Santa Clara Valley Water District Headqaurters Jill Bicknell (SCVURPP), Tyler Ledwith (Ledwith Watershed Services) Topics: Effects of Roads on Watershed and Salmon Habitat, Regulations and Permitting, Best Management Practices for Road Maintenance, Best Management for Working Near Waterways **Rural Roads BMP Installation Training Workshop** Santa Clara Valley Water District (Camden Yard) Tyler Ledwith (Ledwith Watershed Services) and Craig Benson Topics: Proper Installation of wattles, mats, living fences, silt fences, and check damns, for construction site erosion	PW Dir coord. w/ Maint Supt and Maint Staff

PUBLIC AGENCY ACTIVITIES: Operations and Maintenance
Town of Los Gatos

Santa Clara Valley Urban Runoff Pollution Prevention Program

FY 2008-2009 ANNUAL REPORT

Source	Task Source	FY08-09 Work Plan Tasks	FY 08-09 Accomplishments	Responsible Party
			control. (See Training Evaluation for more information)	
Rural Public Works Activities Program Evaluation				
Stormwater BMPs are discussed in pre-construction meetings with contractors; the Town inspects all contracted rural public works work in its jurisdiction and ensures the use of stormwater quality and erosion control BMPs. No CIPs involving Rural Public Works were conducted this year. Maintenance work included clearing of shoulders to prevent erosion and debris runoff during the rainy season. When future construction of Rural Public Works takes place, measures will be implemented for erosion prevention. All CIP projects involving rural road work includes specific guidelines on stormwater BMP's as a part of the bid package and construction documents.				

PUBLIC AGENCY ACTIVITIES: Operations and Maintenance
Town of Los Gatos

Santa Clara Valley Urban Runoff Pollution Prevention Program

FY 2008-2009 ANNUAL REPORT

Street Sweeping Totals for FY05-06 through FY08-09		
Curb Miles Swept		
FY06-07	**FY07-08**	**FY08-09**
Residential 7,150 curb miles swept Commercial & Arterials 2,175 curb miles swept Annual Combined Total 9,325 miles curb miles swept	Residential 6,772 curb miles Commercial & Arterials 1523.5 curb miles Annual Combined Total 8,295.5 miles curb miles	Residential 6,925 curb miles swept Commercial & Arterials 2,505 curb miles swept 312 miles of other areas Annual Combined Total 9,742 curb miles swept
Debris Collected		
FY06-07	**FY0708**	FY08-09
Residential 3,837 cubic yards of debris collected Commercial & Arterials 1,118 cubic yards of debris collected Annual Combined Total 5,005 cubic yards of debris collected	Residential 3,279.5 cubic yards Commercial & Arterials 717 cubic yards Annual Combined Total 3,996.5 cubic yards	Residential 2,368 cubic yards Commercial & Arterials 812 cubic yards 214 cubic yards of other debris Annual Combined Total 3,394 cubic yards
Yard Waste Recycled		

FY06-07 Residents and businesses recycled 4,052.4 tons of yard waste using Waste Management garbage collection service from July '06 to the end of January '07. In March the West Valley Cities changed contractors; the total amount of yard waste recycled using West Valley Collection and Recycling from 3/1 to 6/30 2007 was reported as 2,046 tons for a combined **total of 6,098.4 tons.**

FY07-08: An annual total of **19,236 tons** of diverted waste was picked up by garbage collection service. *

* Diverted waste totals are not representative of yard waste collected. Diverted waste totals include all waste that is diverted from landfills.

FY08-09 An annual total of **12,692 tons** of diverted waste was picked up by garbage collection service. *

* Diverted waste totals are not representative of yard waste collected. Diverted waste totals include all waste that is diverted from landfills.

Storm Drain Program Summary
For The
Town of Los Gatos

FY2008-2009

Period of PM Cleaning:		3/09/09 - 3/23/09
Pounds of Debris Removed:		64351bs
By Type -	Leaves/Paper:	2850lbs
	Mud/Dirt:	23251bs
	Sand/Gravel:	0
	Rocks/Stone:	60lbs
	Roots:	100lbs

Structures Requiring Repair:		211
By Type -	Paved Over/Buried:	56
	Broken Grate/Frame:	10
	Broken Collar:	4
	Bikestraps Missing:	138
	Broken curb/gutter:	2
	Inactive/Abandoned:	1

THIS PAGE INTENTIONALLY LEFT BLANK

Planning Procedures & New Development

Annual Report:

City of Campbell

Town of Los Gatos

City of Monte Sereno

City of Saratoga

West Valley Clean Water Program

THIS PAGE INTENTIONALY LEFT BLANK

PLANNING PROCEDURES

Los Gatos

Santa Clara Valley Urban Runoff Pollution Prevention Program

FY 2008-2009 ANNUAL REPORT

FY 2008-2009 Work Plan Self Evaluation Matrix

Source	Task Source	Work Plan Tasks	Accomplishments	Responsible Party
Planning Procedures				
	Provision C.3	Review the Town's Urban Runoff Management Plan. Update contact information and responsible parties for standard operating procedures. Initiate updated SOP's to meet requirements in the Municipal Regional Permit. Participate in Provision C.3 Oversight Ad Hoc Task Group (C3PO AHTG) to stay updated on current issues, respond to Program or RWQCB requests, and exchange questions, ideas or experiences, related to C.3 implementation with other Co-permittees.	WVCWP Manager participated in the C3PO AHTG meetings in order to present summarized information at West Valley monthly meetings and encourage feedback, as appropriate, from West Valley Co-permittee's.	Town's WV Rep, WVCWP Mgr
	Municipal Regional Permit (MRP)	Provide municipal training as needed, to prepare for implementation of Municipal Regional Permit (MRP) requirements.	WVCWP Manager, Town of Los Gatos Building Official, and Town of Los Gatos Engineer attended an MRP Workshop put on by the Countywide SCVURPPP Program in February, 2009. WVCWP Manager met with Town of Los Gatos CDD Staff in FY08-09 to discuss the requirements of the upcoming Municipal Regional Permit.	Town's WV Rep, WVCWP Mgr

PLANNING PROCEDURES

Los Gatos

Santa Clara Valley Urban Runoff Pollution Prevention Program

FY 2008-2009 ANNUAL REPORT

Source	Task Source	Work Plan Tasks	Accomplishments	Responsible Party
C.3.c. Requirements for Group 1 and Group 2 Projects				
Devlopmt Project Implement-ation	C.3.c.	As appropriate, revise guidance, website, procedures, and/or conditions of approval to facilitate implementation of development project requirements per the MRP.	C.3 guidance for all WV cities was revised and posted prior to 8/15/06 to include Group 2b projects. The Town's Notice to Developers an Contractors may be viewed electronically at: http://www.town.los-gatos.ca.us/index.asp?NID=953 In FY08-09 the Town of Los Gatos added the Blueprint For a Clean Bay to the Town's Website: http://www.losgatosca.gov/documents/Community%20Development/Building/BASMAA%20plan%20sheet.PDF	Assoc. Planner, Civil Engineers, Town's WV Rep
C.3.e Operation and Maintenance of Treatment BMPs				
BMP Inspection Program O&M Verification	Permit C.3.e.iii	Provide details of O&M verification program in each annual report. Note organizational structure, evaluation of effectiveness, and proposed improvements. List or summarize treatment BMPs inspected during the year, inspection results, and required follow-up through resolution.	The Town of Los Gatos did not keep files or records of BMP's that we inspected in FY08-09. However, each project was inspected prior to the beginning of the wet season and occasionally during the dry season by our field inspectors. The Town will be implementing the reporting process for this coming wet season in FY09-10.	Public Works Engineering staff
Training & Evaluation	Work Plan	Training & Evaluation Continue to provide training to inspectors and data managers on O&M verification program requirements. Discuss evaluation of effectiveness and planned improvement to the program	**Annual C3 Workshop (SCVURPPP) "Stormwater Management for New and Redevelopment Projects: New Challenges, New Tools and New Ideas"** Roosevelt Community Center, San Jose See Also: Training Table below for list of Workshops, Training, seminars or meetings which municipal staff attended	Town's WV Rep, WVCWP

PLANNING PROCEDURES

Los Gatos

Santa Clara Valley Urban Runoff Pollution Prevention Program

FY 2008-2009 ANNUAL REPORT

Source	Task Source	Work Plan Tasks	Accomplishments	Responsible Party
C.3.f Hydromodification Management Plan				
HMP – Hydrograph Modification Mngmt Plan	C.3.f	Town staff will continue to track HMP progress and implement its requirements for qualified Group 1 projects that may cause increased erosion or other related impacts.	The Town of Los Gatos did not have any HMP Projects in FY08-09.	Civil Engineer staff
Training		Continue to provide incremental training on HMP requirements to City staff after adoption of the MRP via SCVURPPP workshops and/or WVCWP in-house staff training.	To stay informed of the most recent HMP developments, the WVCWP Mgr participates in the C3PO AHTG meetings. Proposed revisions to the HMP were reviewed during the West Valley Clean Water Program's Meetings in FY08-09.	SCVURPPP/ Eng Div / Plan. Div.— WVCWP to coordinate
HMP Reporting	C.3.f.viii	Summarize development and implementation status for projects incorporating HMP measures and provide details to WVCWP staff for Annual Report.	The Town of Los Gatos did not have any HMP Projects in FY08-09.	Town's WV Rep & Assoc. Civil Engineer
C.3.g Waiver and Compensatory Mitigation Program				
Waiver Program or Alternate Compliance	Permit C.3.g.	Currently, **WV Communities** do not offer an alternate compliance option to developers of Group 1 or Group 2 projects. No changes are expected to this approach in FY 08-09 unless regional watershed projects become available to support.	Currently, the Town of Los Gatos does not offer an alternate compliance option to developers of Group 1 or Group 2 projects. No changes are expected to this approach in FY 09-10 unless regional watershed projects become available to support.	Eng Div
C.3.h Alternate Certification				
Alternate Certification reporting	Permit C.3.h	Report on all projects that are certified by someone other than municipal staff and the mechanism for ensuring outside certifiers are qualified.	Currently, the Town of Los Gatos does not offer an alternate compliance option to developers of Group 1 or Group 2 projects. No changes are expected to this approach in FY 09-10 unless regional watershed projects become available to support.	

PLANNING PROCEDURES

Los Gatos

Santa Clara Valley Urban Runoff Pollution Prevention Program

FY 2008-2009 ANNUAL REPORT

Source	Task Source	Work Plan Tasks	Accomplishments	Responsible Party
C.3.j Site Design Guidance				
Site Design Guidance	Permit C.3.j	Summarize the status of revision and implementation of site design measures guidance and standards.	Town is currently going through the general plan update process, anticipated completion date is 2010. Site design measures guidance and standards will be addressed.	Assoc Planner & Town's WV Rep, PPW staff Engineer
C.3.l General Plan Update				
General Plan	Permit C.3.l	At next planned update, revise General Plan to reflect principles and policies to address requirements for development projects.	Town is currently going through the general plan update process, anticipated completion date is 2010	Assoc Planner & Town's WV Rep
C.3.n Reporting Requirements				
C3 Project Reporting	Permit C.3.n.i.	Report details required by the Permit for all Group 1 and Group 2 projects that received final approval for construction during FY08-09. E.g. list project name, location, type, deemed complete date, final approval date prior to grading, project size, amt impervious surface, watershed, developer name and S/W measures and treatments used.	See the attached table, Part 1 of the Los Gatos New and Redevelopment Projects Reporting Forms.	PW Engr. Div. Staff to collect data
C3 Project Reporting	Permit C.3.n.ii.	For "regulated" projects provide details in the annual report on the S/W treatments used, the sizing criteria, O&M verification status, any follow-up action, site design measures used, source control measures used and pesticide reduction measures	See the attached table, Part 2 of the Los Gatos New and Redevelopment Projects Reporting Forms.	Town's WV Rep provide data to WVCWP staff

PLANNING PROCEDURES

Los Gatos

Santa Clara Valley Urban Runoff Pollution Prevention Program

FY 2008-2009 ANNUAL REPORT

Source	Task Source	Work Plan Tasks	Accomplishments	Responsible Party
		required.		
Report Pesticide Reduction Measures	NPDES Permit Provision C.3.n.iii	For "regulated" projects, report on the percentage of projects for which pesticide reduction measures were required.	Los Gatos has an irrigation efficiency ordinance to promote use of less water and minimize runoff that can carry pesticides/fertilizers into local waterways. Town Code 26.40.030– encourages protection and preservation of native species, natural areas, and designs to minimize irrigation runoff. The Town's "Hillside Design Guidelines' limit the amount of non-native plants that can be used in new developments. A pesticide reduction fact sheet is given to all project applicants.	Civil Engr. & Assoc Planner provide info to WVCWP staff

Planning Procedures Evaluation

Town Public Works staff continues to coordinate reviews with the Community Development Department to ensure that all development projects have written conditions to meet storm water quality requirements. In addition, Public Works staff assists developers and their design team members with C.3 technical and legal issues (specifically the BMP O&M agreement).

The Town's Public Works Director has followed the development of proposed MRP requirements with assistance and analysis by the Sr. Engineering Technician and the Public Works Analyst. Town staff, as part of West Valley monthly meetings, continues to examine and discuss feasible ways to implement some of the more challenging C.3 requirements proposed in the draft MRP.

In FY08-09 the Town of Los Gatos participated in the Water Resources Protection Collaborative. The Collaborative was enacted in an effort to clarify and streamline local permitting for streamside activities, representatives from the water district, cities, the county and business, agriculture, streamside property owner and environmental interests created a partnership known as the Water Resources Protection Collaborative. The approach makes a clear distinction regarding governance. Municipal organizations will continue to exercise their land use authority. The Collaborative developed model Guidelines and Standards which will serve as a basis for the District and municipal organizations to implement as appropriate. Each municipal organization will develop and apply these standards as needed for their jurisdiction. The Town of Los Gatos adopted these guidelines in early 2008.

Los Gatos

Reporting Form for Planning Procedures Performance Standard

and Provision C.3.n.i. Reporting Requirements

Part 1
New Development and Significant Redevelopment Projects[1]
Reviewed and/or Approved During FY 08-09

Project Name	Project Type[1]	Site Size (ac. or s.f.)	New Impervious Surface (s.f.)[1]	Area of Land Disturbed (Ac.) [1]	Project Status	Storm Water Control Measures Included in Project
Private Projects						
Alberto Way – 475-485 (PD-07-144) 529-21-042 & 043	Group 2B Modify existing PD to allow for new office building	1.47 acres	4,334 sf	1.47 acres	Current Status: In entitlement process	Stormwater Treatment BMPs. Hydrodynamic Separator Unit, Stormwater BMP inspection and maintenance obligations Agreement
Arnerich Road – 14300 A&S S-08-068 (537-11-017)	Group 1 Single Family Residential Reconstruction	5.42 acres	650 sf		Current Status: In Process	Splash blocks, bioswale
Blackberry Hill Road - 15401 A&S S-08-075 532-25-010	Group 1 Single Family Residential Reconstruction	44,135 sf	2975 sf		Current Status: In Entitlement Process	Splash blocks, bioswale
Camino Del Cerro 16035 - A&S S-04-15, ND-08-007 (527-07-009)	Group 1 Single Family Residential Reconstruction				Current Status: In Entitlement Process	Splash blocks, bioswale, gravel swale detention area
Francis Oaks Way 15500 Subdivision Application M-06-04, ND-06-04	Group 1-2 lot Subdivision	7.53 acres	Existing house remain.		Current Status: In Entitlement Process	Splash blocks, bioswale, pervious pavement
Kennedy Rd @ Forrester PD-06-03 (537-29-007 &008)	Group 1: Planned Development for	15 acres	40,000 sf	5 acres	Status: Under construction. Approved by TC 5/5/2008.	Bioswale, Splash block, Pervious pavement, Detetion pond

[1] List all projects with new impervious surface area greater than 10,000 s.f.

[1] Describe project type, as defined in Provision C.3.c.

[1] "New" is defined as impervious surface created, added or replaced.

[1] If the site is a "significant redevelopment", list the area of land disturbance, if information is readily available.

Los Gatos

Reporting Form for Planning Procedures Performance Standard

and Provision C.3.n.i. Reporting Requirements

Part 1
New Development and Significant Redevelopment Projects[1]
Reviewed and/or Approved During FY 08-09

Project Name	Project Type[1]	Site Size (ac. or s.f.)	New Impervious Surface (s.f.)[1]	Area of Land Disturbed (Ac.) [1]	Project Status	Storm Water Control Measures Included in Project
	One Single Family Unit					
Linda Avenue 15881 and Stephenie Lane 15950 PD-05-02 (523-25-020 & 036)	Group 1-Seven (7) SFU Subdivision	3.25	40,000	3	Deemed Complete: No	Splash block, Bioswale, Pervious pavement, infiltration structures
Los Gatos Bl 371 PD-07-143 (529-22-044)	Group 1: Twenty (20) SFU Subdivision	< 1ac			Deemed Complete: No	Pervious Pavement, Splash block
Los Gatos Bl 15400 PD-07-146, ND-08-06	Group 1: Two story commercial building				Deemed Complete: No	Hydrodynamic Separator Unit, Stormwater BMP inspection and maintenance obligations Agreement
National Ave 15344 M-07-142 (421-13-032)	Group 1 Seven (7) SFU Subdivision	1.83 acres			Deemed Complete:	Splash block, bioswale, mechanical system
National Ave 14881 & Los Gatos Blvd 14830 - ND-07-150, GP-07-003, Z-07-002, S-07-212 (424-10-017, 064, 065)	Group 2 - New office building	0.85 acres	18,000 sf	0.63 ac	Deemed Complete: ND, GP and Z 06/24/2008 - Current Status: A&S - in plan check	Mechanical Storm Filtration Devices

[1] List all projects with new impervious surface area greater than 10,000 s.f.

[1] Describe project type, as defined in Provision C.3.c.

[1] "New" is defined as impervious surface created, added or replaced.

[1] If the site is a "significant redevelopment", list the area of land disturbance, if information is readily available.

Los Gatos

Reporting Form for Planning Procedures Performance Standard

and Provision C.3.n.i. Reporting Requirements

Part 1
New Development and Significant Redevelopment Projects[1]
Reviewed and/or Approved During FY 08-09

Project Name	Project Type[1]	Site Size (ac. or s.f.)	New Impervious Surface (s.f.)[1]	Area of Land Disturbed (Ac.) [1]	Project Status	Storm Water Control Measures Included in Project
Placer Oaks Road - GP-07-001, PD-07-142, ND-07-143 (529-16-073, 529-14, 012, 067)	Group 1 Nine (9) single family unit (townhouses)				Deemed Complete: No	
Reservoir Rd 10, M-07-10, ND-07-06 (529-29-038, 040, 061)	Group 1- Lot line Adjustment between four parcels				Deemed Complete: Yes	
University Avenue 930 - PD-08-001, ND-08-05	Group 2- Commercial building				Deemed Complete: No	Mechanical Storm Filtration Devices
Public Projects	None					

[1] List all projects with new impervious surface area greater than 10,000 s.f.

[1] Describe project type, as defined in Provision C.3.c.

[1] "New" is defined as impervious surface created, added or replaced.

[1] If the site is a "significant redevelopment", list the area of land disturbance, if information is readily available.

Los Gatos

Reporting Form for Planning Procedures Performance Standard and Provision C.3.n.ii. & iii. Reporting Requirements

Part 2
Stormwater Control Measures[1]
Reviewed and/or Approved During FY 08-09

Project Name	Treatment BMPs	Numeric Sizing Criteria Used	O&M Responsibility Mechanism and Responsible Party	Site Design Measures	Source Control Measures	Pesticide Reduction Measures
Private Projects						
Alberto Way – 475-485 (PD-07-144) 529-21-042 & 043	Hydrodynamic Separator Unit, Stormwater BMP inspection and maintenance obligations Agreement	Flow and Volume based	Stormwater BMP inspection and maintenance obligations Agreement	None		Landscape Maintenance Techniques for Pest Reduction provided to Applicant/Developer
Arnerich Road – 14300 A&S S-08-068 (537-11-017)	Splash blocks, bioswale	Exempt, single family unit	Homeowner	None		Landscape Maintenance Techniques for Pest Reduction provided to Applicant/Developer
Blackberry Hill Road - 15401 A&S S-08-075 532-25-010	Splash blocks, bioswale	Exempt, single family unit	Homeowner	None		Landscape Maintenance Techniques for Pest Reduction provided to Applicant/Developer
Camino Del Cerro 16035 - A&S S-04-15, ND-08-007 (527-07-009)	Splash blocks, bioswale, gravel swale detention area	Exempt, single family unit	Homeowner	None		Landscape Maintenance Techniques for Pest Reduction provided to Applicant/Developer
Francis Oaks Way	Splash blocks,	Exempt, single	Homeowner	None		Landscape

[1]List all projects with new impervious surface area greater than 10,000 s.f.

See SCVURPP "C.3. Handbook: Guidance for Implementation of Stormwater Requirements for New and Redevelopment Projects".

*Projects that do not require stormwater treatment because they fall under the Alternative Compliance Program must be reported as per Provision C.3.g.v. (see Reporting Form Part 3).

Los Gatos

Reporting Form for Planning Procedures Performance Standard and Provision C.3.n.ii. & iii. Reporting Requirements

Part 2
Stormwater Control Measures[1]
Reviewed and/or Approved During FY 08-09

Project Name	Treatment BMPs	Numeric Sizing Criteria Used	O&M Responsibility Mechanism and Responsible Party	Site Design Measures	Source Control Measures	Pesticide Reduction Measures
15500 Subdivision Application M-06-04, ND-06-04	bioswale, pervious pavement	family unit				Maintenance Techniques for Pest Reduction provided to Applicant/Developer
Kennedy Rd @ Forrester PD-06-03 (537-29-007 &008)	Bioswale, Splash block, Pervious pavement, Detetion pond	Flow and Volume based	Homeowner	None		Landscape Maintenance Techniques for Pest Reduction provided to Applicant/Developer
Linda Avenue 15881 and Stephenie Lane 15950 PD-05-02 (523-25-020 & 036)	Splash block, Bioswale, Pervious pavement, infiltration structures	Flow and Volume based	Homeowner Owner Association (HOA)	None		Landscape Maintenance Techniques for Pest Reduction provided to Applicant/Developer
Los Gatos Bl 371 PD-07-143 (529-22-044)	Pervious Pavement, Splash block		Homeowner Owner Association (HOA)	None		Landscape Maintenance Techniques for Pest Reduction provided to Applicant/Developer
Los Gatos Bl 15400 PD-07-146, ND-08-06	Mechanical System: Hydrodynamic Separator Unit	Flow and Volume based	Stormwater BMP inspection and maintenance obligations Agreement	None		Landscape Maintenance Techniques for Pest Reduction provided to

[1]List all projects with new impervious surface area greater than 10,000 s.f.

See SCVURPP "C.3. Handbook: Guidance for Implementation of Stormwater Requirements for New and Redevelopment Projects".

*Projects that do not require stormwater treatment because they fall under the Alternative Compliance Program must be reported as per Provision C.3.g.v. (see Reporting Form Part 3).

Los Gatos

Reporting Form for Planning Procedures Performance Standard and Provision C.3.n.ii. & iii. Reporting Requirements

Part 2
Stormwater Control Measures[1]
Reviewed and/or Approved During FY 08-09

Project Name	Treatment BMPs	Numeric Sizing Criteria Used	O&M Responsibility Mechanism and Responsible Party	Site Design Measures	Source Control Measures	Pesticide Reduction Measures
						Applicant/Developer
National Ave 15344 M-07-142 (421-13-032)	Splash block, bioswale, mechanical system	Flow and Volume based	Homeowner	None		Landscape Maintenance Techniques for Pest Reduction provided to Applicant/Developer
National Ave 14881 & Los Gatos Blvd 14830 - ND-07-150, GP-07-003, Z-07-002, S-07-212 (424-10-017, 064, 065)	Mechanical Storm Filtration Devices	Flow and Volume based	Stormwater BMP inspection and maintenance obligations Agreement			Landscape Maintenance Techniques for Pest Reduction provided to Applicant/Developer
Placer Oaks Road - GP-07-001, PD-07-142, ND-07-143 (529-16-073, 529-14, 012, 067)	Splash blocks, bioswale	Exempt, single family unit	Homeowner	None		Landscape Maintenance Techniques for Pest Reduction provided to Applicant/Developer
Reservoir Rd 10, M-07-10, ND-07-06 (529-29-038, 040, 061)	Splash blocks, bioswale	Exempt, single family unit	Homeowner	None		Landscape Maintenance Techniques for Pest Reduction provided to Applicant/Developer
University Avenue 930 - PD-08-001,	Mechanical Storm Filtration Devices	Flow and Volume based	Stormwater BMP inspection and	None		Landscape Maintenance

[1]List all projects with new impervious surface area greater than 10,000 s.f.

See SCVURPP "C.3. Handbook: Guidance for Implementation of Stormwater Requirements for New and Redevelopment Projects".

*Projects that do not require stormwater treatment because they fall under the Alternative Compliance Program must be reported as per Provision C.3.g.v. (see Reporting Form Part 3).

Los Gatos

Reporting Form for Planning Procedures Performance Standard and Provision C.3.n.ii. & iii. Reporting Requirements

Part 2
Stormwater Control Measures[1]
Reviewed and/or Approved During FY 08-09

Project Name	Treatment BMPs	Numeric Sizing Criteria Used	O&M Responsibility Mechanism and Responsible Party	Site Design Measures	Source Control Measures	Pesticide Reduction Measures
ND-08-05			maintenance obligations Agreement			Techniques for Pest Reduction provided to Applicant/Developer
Public Projects	None					

[1]List all projects with new impervious surface area greater than 10,000 s.f.

See SCVURPP "C.3. Handbook: Guidance for Implementation of Stormwater Requirements for New and Redevelopment Projects".

*Projects that do not require stormwater treatment because they fall under the Alternative Compliance Program must be reported as per Provision C.3.g.v. (see Reporting Form Part 3).

Construction Inspections

Annual Report:

City of Campbell

Town of Los Gatos

City of Monte Sereno

City of Saratoga

West Valley Clean Water Program

THIS PAGE INTENTIONALY LEFT BLANK

West Valley Communities

CONSTRUCTION INSPECTIONS
Los Gatos
Santa Clara Valley Urban Runoff Pollution Prevention Program

FY 2008-2009 ANNUAL REPORT

FY 2008-2009 Work Plan Self Evaluation Matrix

Source	WP Task	Work Plan Tasks	Accomplishments	Responsible Party
	URMP	Staff Training Participate in and support RWQCB and Program- sponsored workshops on erosion control and construction BMPs; support distribution of related materials. Construction inspectors must attend Erosion Control and Site Inspection Meeting every two years.	**TOWN OF LOS GATOS: Construction Stormwater Management Compliance Workshops** Thursday November 20th and Friday November 21st Quinlan Community Center, 10185 N. Stelling Road, Cupertino, CA, 95014 8:00 am – 3:00 pm (Attendees: Town of Los Gatos Engineering Inspector, Town of Los Gatos Assistant Civil Engineer, WVCWP Manager, WVCWP Assistant) **Construction General Permit Workshop** May 27, 2009 (WVCWP Manager Attended)	WVCWP to coord w/ SCVURPPP; inspectors to attend training
	URMP	Construction Inspections Continue construction site inspections and follow-up for stormwater issues (i.e., mud tracking, mat'l storage, housekeeping, etc.). Document sites inspected and note any violations through final resolution. Report violations to WVCWP for Annual Report.	Town Code Sec. 12.20.010 et seq., requires erosion and sediment control materials to be onsite by October 1st and in place before October 15th. Once-a-week inspections, and additional inspections during and after every major storm, are carried out by Town Engineering staff on all sites with active grading permits. During FY08-09 the Town had 23 active grading permits. Engineering Inspectors check for erosion control, proper materials storage and disposal and other construction-related Best Management Practices. The Town of Los Gatos Building Inspectors handle storm water issues as they come up, but have no procedure currently for documenting violations or the compliance method. Only sites that do not comply in a reasonable time are cited and documented	Eng & Bldg Inspectors WV Inspector by referral

CONSTRUCTION INSPECTIONS
Los Gatos
Santa Clara Valley Urban Runoff Pollution Prevention Program

FY 2008-2009 ANNUAL REPORT

Construction Inspection Evaluation

FY 08-09

Mudtracking	30
Erosion/sedimentation BMP's not functioning	25
Trash/housekeeping	14
Vehicle/equipment leaking	1
	70*

*Totals provided are estimates from the Town of Los Gatos Construction Site Inspection Records

FY 07-08

Complaint not found	1
Non-Haz Mat'l - uncovered	1
Grey water/washwater	3
Water Line	1
BMP Maint	1
	7

The Construction Inspection Program currently works well due to coordinated efforts between the Town's engineering inspectors and the WVCWP Inspector. Potential incidents reported by other agencies or citizens, are inspected and re-inspected until resolution is achieved.

The Town of Los Gatos noted an estimated 70 stormwater violations during construction site inspections in FY08-09. The totals for stormwater violations in FY08-09 are higher because the totals came directly from the Town of Los Gatos construction site inspection reports. In previous years the number of stormwater violation came only from incidents that were reported to the WVCWP Inspector. Construction related incidents the WVCWP Inspector reported to in FY08-09 can be found in the ICID section of this report.

In FY07-08 Six ICID reports were found to be at construction sites during FY0708, and this is comparable to last year, when the WVCWP Inspector responded to six (6) construction-related incident calls for the Town. Both of the dirt tracking sites were revisited in FY-07-08. The number of incidents in Los Gatos has dropped from seventeen (17) in FY04-05 to seven (7) in FY05-06 and then to (4) in FY06-07 (within the Town's jurisdiction). Two incidents in FY06-07 were outside the Town's jurisdiction, totaling six incident calls for FY06-07. However, the number of reported incidents may increase when WVCWP's half-time Inspector has time for drive-by inspections to watch for minor remodeling jobs, which do not require a permit. Smaller home improvement jobs i.e. painting, landscaping, re-flooring, re-tiling and concrete replacement, etc. can go unnoticed, but do contribute to stormwater violations. In FY06-07 the WVCWP inspector spent most of his time responding to incident calls and conducting pro-active inspections of restaurants and vehicle maintenance facilities.

043672

TOWN OF LOS GATOS
STORMWATER INSPECTION REPORT

Date: Nov 10, 2008

Facility Name: Los Gatos Motor Inn

Address: 55 Los Gatos-Saratoga Rd

Responsible Party: San Jose Construction

Phone: 408.986 8711

Residential/Industrial/Commercial Inspections

FACILITY TYPE

Describe the Facility Type.

- ☐ Automotive
- ☐ Food Service
- ☐ Paint Facilities
- ☐ Dry Cleaners
- ☐ Cleaning Services
- ☐ Pesticide Facilities
- ☐ Machine Shops
- ☐ Metal Manufacturing
- ☐ Electric/Electrical Components
- ■ Construction/Building
- ☐ Local Transit/Highway Transport
- ☐ Recycling Yards
- ☐ Auto Dismantlers
- ☐ Concrete/Stone/Clay Products
- ☐ Corporation Yards
- ☐ Landfills
- ☐ Other* _____

☐ **No Violations Observed**

ENFORCEMENT ACTIONS

Describe Enforcement Action

- ☐ No Action
- ☐ Level I—(Warnings)
- ☐ Level II—(Administrative Actions)
- ☐ Level III—(Enforcement Actions)
- ☐ Follow-up Required Y ☐ N ☐

COMMENTS

Contractor broke 24" waterline that was not correctly marked by USA. Water flowed for nearly 2 hrs before shut-off. Significant silt was washed from site

Illicit Connection/Illegal Dumping Incidents

ORIGIN OF REPORT

Describe reason for conducting the investigation.

- ☐ Illicit Discharge Inspection (Routine)
- ☐ Other Agency Referral
- ☐ Citizen Complaints
- ■ Other Contractor Notified Town
- ☐ Interdepartmental Referral

SOURCE OF INCIDENT

Describe Source of Incident

- ☐ Residential
- ☐ Food Facilities
- ☐ Industrial
- ■ Construction Sites
- ☐ Commercial
- ☐ Public Facilities/Utilities
- ☐ Automotive Facilities
- ☐ Other/Unknown

TYPE OF INCIDENT

Illegal Dumping—Describe Material Discharged:

- ☐ Sanitary Spill or Leak
- ☐ Unhardened Cement Discharge
- ☐ Pools/Spas/Fountains Discharge
- ☐ Tracking Soil
- ☐ Surface Cleaning Discharge
- ☐ Saw Cutting Slurry Discharge
- ☐ Vehicle/Equipment Leaking
- ☐ Vehicle Washing
- ☐ Vehicle Repair
- ☐ Equipment Cleaning
- ☐ Used Oil Dumping
- ☐ Landscape Material Dumping
- ☐ Accidental Spills
- ☐ Paint Discharge
- ☐ Carpet Cleaning Discharge
- ☐ Food Facility Oil & Grease Discharge
- ☐ Grey Water Discharge
- ☐ Dewatering
- ☐ RV Waste Discharge
- ■ Water Line Breaks
- ☐ Dumping (Hazardous)
- ☐ Dumping (Non-hazardous)
- ☐ Abandoned Drums Discharge
- ☐ Dumpster Discharge
- ☐ Cooling Water Discharge
- ☐ Allowable Discharge
- ☐ Miscellaneous Incidents
- ☐ Other (describe): _____

Other Sources:

- ☐ Illicit Connection
- ☐ Storm Water Infiltration Devices
- ☐ Other _____

Complaint Not Found (Circle)

FOLLOW-UP AND ENFORCEMENT ACTIONS

Describe Enforcement Action

- ■ None (Incident Resolved)
- ☐ Administrative Action (AA)
- ☐ Verbal Notice
- ☐ AA with Penalty/Fine
- ☐ Warning Notice
- ☐ Criminal Action
- ☐ Referral for Enforcement
- ☐ Stop Work Notice

COMMENTS

Contractor has cleaned up silt washed from site

Inspector(s): Fletcher Pan 11/10/2008

SANTA CLARA VALLEY URBAN RUNOFF POLLUTION PREVENTION PROGRAM — WEST VALLEY CLEAN WATER PROGRAM

THIS PAGE INTENTIONALLY LEFT BLANK

Public Information and Participation

Annual Report:

City of Campbell

Town of Los Gatos

City of Monte Sereno

City of Saratoga

West Valley Clean Water Program

THIS PAGE INTENTIONALY LEFT BLANK

PUBLIC INFORMATION/PARTICIPATION

West Valley Communities: Campbell, Los Gatos, Monte Sereno, Saratoga

Santa Clara Valley Urban Runoff Pollution Prevention Program

FY 2008-2009 ANNUAL REPORT

Work Plan Self Evaluation Matrix

Source	WP Task	FY08-09 Work Plan Tasks	FY 08-09 Accomplishments	Responsible Party
A. SCV PROGRAM - PROJECTS/SUPPORT				
	NPDES Permit, Provision C.4, C.9 & Pest Mgt Plan (PMP)	a. Watershed Education and Outreach Campaign Help to develop/implement ongoing watershed education and outreach campaign. WVCWP Mgr assists via WEO Ad hoc Task Group. Participate in campaign development and special projects, e.g. community events. Campaign will include funding for educational programs at the Alviso Ed Center and funding for ZunZun performances in local schools. See SCVURPPP FY 08-09 Watershed Watch Work Plan for details.	WVCWP staff participates in WEO AHTG meetings. In late FY 08-09, WVCWP staff was selected to serve as Chairperson of the WEO AHTG for FY 09-10. WVCWP staff has accepted the position. Activities include development and review of outreach and survey materials. WVCWP Staff participated in FY08-09 WW Survey Task Group: reviewed goals, scope & questions in survey against past surveys; reviewed preliminary results and draft report for submittal to AHTG and MC. **Mission College's Eco Day Event** 4/22/09 - Mission Community College, Santa Clara WVCWP staff supported Program activities by working at the Watershed Watch booth, handing out stormwater outreach material, including Watershed Watch brochures and Discount Cards.	WVCWP Staff
	NPDES Permit, Provision C.4, C.9 & Pest Mgt Plan (PMP)	b. Pesticide User Outreach Project Continue to provide funding and to participate in Our Water Our World IPM Store Partnership. Project scope will include items in Program's Pesticide Management Plan based on provision c.9.d of the Permit for outreach to residents, commercial businesses, and pest control operators.	SCVURPPP Co-permittees received CA DPR/ EPA "IPM Innovator Award". Details are available in SCVURPPP "Program" report. Award was presented to the WVC Council members at Council meetings in February (presented to Saratoga City Council in May). **IPM Store Partnership** Within the West Valley Communities, there are 3 garden centers which have elected to participate in the Store Partnership Program:	WVCWP Staff

			- Summerwinds – Campbell - Home Depot – Campbell - Ace Hardware – Los Gatos There are also 4 participating stores which border Saratoga (including 1 also bordering Campbell); these stores are patronized by WVC residents, and are supported by overall funding that WVC contribute to. These additional stores are: - Summerwinds – Cupertino - Home Depot – San Jose – (De Anza Blvd.) - Yamagami's – Cupertino - Orchard Supply Hardware – San Jose (Prospect Rd. – bordered by Saratoga & Campbell) WVCWP provides funding to support ongoing maintenance and training needs for this program. WVCWP provided IPM Fact Sheets to Home Depot in Campbell in June 09. Material was delivered to Home Depot by Program staff as part of the Pesticide User Outreach Project. Fact Sheets Delivered for Display/Distribution: 100 – Wonderful Roses 200 – Safe Use & Disposal of Pesticides 200 – Naturally Managing Pests 100 – Tips for a Healthy Beautiful Lawn 200 – Keeping Cockroaches Out of Your House 200 – Keeping Fleas Off Pets & Out of Yards 100 – *Spanish* – Fleas 500 – Controlling Ants 100 – Controlling Yellowjackets	

			300 – Controlling Aphids in Your Garden 200 – Growing a Healthy Garden to Naturally Manage Pests	
	NPDES Permit, Provision C.9.c.	c. Mercury Pollution Prevention Outreach Participate in the Program's Mercury Pollution Prevention Outreach Work Group and conduct local implementation of the Program's Mercury Pollution Prevention Plan including public education on: 1) negative health and environmental impacts of mercury, and 2) proper disposal of products containing mercury.	WVCWP staff focus in FY 08-09 was on local implementation, since the Program's Mercury PP Outreach Work Group has not been meeting. Local implementation included outreach for free E-waste Recycling Events, mercury-free thermometer distribution, mercury outreach material distribution, and articles on mercury in municipal newsletters. **FREE E-WASTE RECYCLING EVENTS** Recycling of TVs, monitors and all office electronics. These events were organized by the waste contractor for the four WV Communities. **July 2008** CAMPBELL: July 19, 2008 Campbell United Church of Christ, Campbell, CA LOS GATOS: July 19, 2008 Los Gatos United Methodist Church, Los Gatos, CA SARATOGA: July 26, 2008 City of Saratoga North Campus, Saratoga, CA **April 2009** CAMPBELL: April 18th, 2009 Campbell United Church of Christ, Campbell, CA LOS GATOS: April 25th, 2009 Los Gatos United Methodist Church, Los Gatos, CA SARATOGA: April 25th, 2009 City of Saratoga North Campus, Saratoga, CA See "Mercury" section of this AR for details on results	WVCWP Staff

			of these E-waste events. EVENT OUTREACH: During Winter/early Spring of 2008/2009, WVCWP submitted articles which ran in the WVC municipal newsletters, concerning E-waste. This helped publicize the need to make use of use E-waste events. For the July 2008 events, WVCWP publicized E-waste disposal on the front page of the cleancreeks.org website. WVC advertise E-waste events in their municipal newsletters when possible. Campbell Profile – Winter 09 – Campbelll Historical Society E-Waste event **THERMOMETERS** **Audubon Wildlife Fair** Cupertino (bordering Saratoga) 10/25/08 Mercury-free thermometers, along with mercury outreach materials, were provided to parents attending WVCWP Enviroscape presentations at the Fair. **Thermometer Exchange at LG Farmers Market** Los Gatos – 5/3/09 WVCWP coordinated an exchange which was staffed by Town of LG and City of San Jose Environmental Services Dept. See "Evaluation - *SCV Program Projects/Support* " section (below) for details and see "Mercury" section of this AR for details on results of these Thermometer events.	

			Mercury Outreach - Newsletters In Winter 2009, prior to the nationwide switch to digital television, WVCWP provided an article to all WVC municipal newsletters on proper TV disposal, and environmental impacts of mercury. The article was printed in the municipal newsletters for Campbell, Monte Sereno and Saratoga. (See 'Press Releases' row, below, for details) **Outreach Materials & Thermometers** Mercury outreach materials and solar and mercury-free thermometers were distributed at community events. See "Materials Distribution" below (B. 'General Outreach', a.) Mercury Informational Material was handed out to Corp Yard Staff in July 2008; along with a flyer reminding staff to properly dispose of mercury containing thermostats/ switches. See "Mercury" section of this report for additional details	

Public Information/Participation Program EVALUATION - *SCV Program Projects/Support*

Mercury Outreach – Local Implementation of Mercury Pollution Prevention Plan

WVCWP with Sierra Club at Audubon Wildlife Fair:

Sierra Club members in attendance expressed strong interest in helping to distribute these thermometers; however the Club does not have funding to purchase these themselves for distribution. If mercury-free thermometers could be made available to the local Sierra Club group (Guadalupe Group of the Loma Prieta chapter) they would distribute them at a variety of events: Earth Day booth, travel presentations (usually held at Saratoga Library), and club events, such as Annual Group Awards & Wine-Tasting event. This initiates the question of whether it would be effective to recruit stakeholder groups to help at thermometer exchange events, or to distribute mercury-related (i.e fluorescent bulb recycling) information at stakeholder activities/events.

WVCWP with Town of Los Gatos: Thermometer Exchange at Los Gatos Farmer's Market

Residents attending the Farmer's Market were pleased to learn the Town was collaborating with the City of San Jose for this event.

WVCWP has coordinated with the other participants to hold this event again in FY 09-10. It will be held in conjunction with "Keep Los Gatos Beautiful" month in April 2010; this will allow for better outreach opportunities to publicize the event and encourage increased participation.

Based upon positive response from residents, WVCWP, WVC and San Jose Environmental Services Dept. have coordinated additional events in FY 09-10 at various venues. Efforts will be made to increase publicity for these events; some will be held mid-week and increased publicity may be needed in order to generate a turnout. Effectiveness of holding mid-week events will be evaluated.

B. WVCWP PROJECTS

GENERAL OUTREACH

General	NPDES Permit, Provision C.4 and C.9	a. Distribute Materials. Distribute public information materials at civic centers, libraries, building and planning department counters and similar venues. Maintain a website (and phone request line) for public requests and distribution of materials.	**DISTRIBUTION AT MUNICIPAL FACILITIES** CAMPBELL • 25 Grow It Guides • 50 Pool & Spa Brochures LOS GATOS • 25 Grow It Guides • 50 Pool & Spa Brochures • 100 Watershed Watch brochures MONTE SERENO • 15 Grow It Guides • 25 Pool & Spa Brochures • 25 Watershed Watch brochures • 25 Beneficial Bugs brochures with native seed packets attached SARATOGA	WVCWP Staff

			• 25 Grow It Guides • 25 Pool & Spa Brochures **<u>'Car Wash Kit' flyers at Municipal Facilities</u>** June 2009 (updating previous flyers) • Campbell (Planning Counter) • LG City Hall (2x: 1 @ Public Works, 1 @ Planning Counter) • MS City Hall (2x: 1 @ Front Counter, 1 @ Post Office) • Saratoga City Hall (1 @ Planning Counter) **<u>Town of Los Gatos Public Works Open House</u>** <u>Town Corp Yard – May 2009</u> -----<u>St. Mary's School 3rd & 4th grade</u> 51 - Watershed Watch Brochures 9 - Anti-Litter Mugs (to adults/teachers), -----<u>Evergreen Elementary 3rd grade</u> 20 - Watershed Watch Brochures 5 - Anti-Litter Mugs (to adults/teachers) -----Town of Los Gatos and WV Sanitation District staff 10 - Anti-Litter Mugs **<u>City of Saratoga Municipal Facilities</u>** <u>January 2009</u> 80 - Anti-Litter Mugs to City of Saratoga staff. (For details on WVCWP-created **Anti-Litter Mugs**, see "WVCWP PROJECTS – Targeted Outreach – n.	

			Outreach Activities for Specific Pollutants - Additional Task – Create Outreach Materials - Mugs" below). **WV Communities E-Waste Recycling Outreach Materials Distributed** **7/19/08 & 7/26/08 E-waste Events:** Flyers were distributed by the waste contractor in all Campbell, Los Gatos, Monte Sereno, and Saratoga resident's monthly bills. **4/18/09 & 4/25/09 E-waste Events** E-Waste Events were advertised in the WV Collection & Recycling (waste contractor) newsletter, distributed to all WV Communities households. **DISTRIBUTED VIA COMMUNITY EVENTS** **LG Presbyterian Summer Camp** Los Gatos July 23rd 25 stormdrain message 'recycled' pencils were given to children & teachers **Coastal Cleanup Day – Volunteer Appreciation Party** 9/20/08 Vasona County Park – Los Gatos 5 - WVCWP Copper flyers with Car Wash Discount Card **9/20/08 WVCWP Creek Cleanup** 15 re-usable grocery bags (purchased from Safeway using their donated gift card for Coastal Cleanup Day)	

			Audubon Wildlife Education Fair 10/25/08 - Audubon McClellan Ranch site, Cupertino, (bordering Saratoga) 30 - Solar Thermometers (mercury-free) 30 - Mercury Brochures 30 - Flyers for Mercury thermometer drop-off locations **Great American Litter Clean up** Los Gatos Creek Park, Campbell 4/18/09 100 - Junk Mail Reduction Kits 100 – 'Oil Rag' printed with oil recycling and HHW info 100 – HHW brochures 100 – E-Waste/cell phone recycling brochures 100 – Mercury brochures 100 – Watershed Watch brochures (watershed pollution around your house) 100 – Beneficial Bug brochures *with* 100 – Calif. native wildflower seed packets (attract beneficial bugs - WV assembled seed packets) 100 – Re-usable Canvas Shopping Bags ("City of Campbell") **Arbor Day Celebration** Saratoga 4/24/09 6 - Watershed Watch Brochures 25 - Beneficial Bug Brochures *with* 25 - Calif native seed packets 31 - Watershed Watch Discount Cards	

			St Thomas of Canterbury Vacation Bible School SJ (between Campbell & Saratoga City boundaries) June 18, 2009 18 - "Pest or Pal?" Activity/ Coloring books **DISTRIBUTION at SCHOOLS** **St. Mary's School** Los Gatos January 15, 2009 35 - Beneficial Bug Brochures *with* 35 - Native Seed Packets 35 - WVCWP Stormwater message 'recycled' pencils, 3 - WVCWP Stainless Mugs 3 - WVCWP Cartoon T-Shirts. **Sedgwick Elementary School "Discovery Day"** Cupertino March 31, 2009 90 - Beneficial Bug Brochures *with* 90 - Native Seed Packets 50 - WVCWP Stormwater message 'recycled' pencils, 40 – Watershed Watch notepads **St. Mary's School** Los Gatos May 21, 2009 35 - Beneficial Bug Brochures *with* 35 - Native Seed Packets	

			3 - WVCWP Stainless Mugs **DISTRIBUTION at RETAIL FACILITIES** **Yamagami's Nursery** May 2009 Cupertino (bordering Saratoga) 50 – Beneficial Bug Brochures *with* 50 -- Calif native seed packets **Leslie Pools – Los Gatos** 30 -- Pool & Spa Brochures **Tradewind Spas – Los Gatos** 20 – Pool & Spa Brochures **DISTRIBUTION to/for STAKEHOLDERS** **Santa Clara County Chapter, Sierra Club** 50 – Beneficial Bug Brochures *with* 150 -- Calif native seed packets (4 different varieties) **San Francisco Estuary Project Art Contest** As requested by the SF Estuary Project, WVCWP staff helped to publicize the San Francisco Estuary Project Art Contest. The contest will provide SF Bay/wetlands-related artwork for use in outreach material and websites. The Contest Flyer, and details, were e-mailed to Recreation Depts. for distribution to art classes: -City of Campbell, -Town of Los Gatos	

			-City of Saratoga Flyer + info were sent to WV Community College, and were distributed to summer art classes at the college. Flyer + info were sent to the art teacher for Canyon Heights Academy, who has expressed interest in environmental art. The flyer was posted at: • Campbell Cmmty Ctr • Campbell Library • Los Gatos Library • Monte Sereno Post Office • Saratoga Library	
			CAMPBELL Distribution of Seed Packets 1set of seed packets mailed 4/7/09, per telephone request.	
			LOS GATOS Distribution of Seed Packets In response to a WVCWP article on Beneficial Bugs, printed in the Los Gatos “Vista” newsletter, WVCWP received calls for seeds which attract Beneficial Bugs. Calls began immediately after the newsletter was received in Los Gatos households. Seed packets for 4 different plant species were available. 1 set of packets mailed 4/7/09, per telephone request 1 set of packets mailed 4/8/09, per telephone request 1 set of packets mailed 4/9/09, per telephone request	

			2 sets of packets mailed 4/10/09, per telephone requests 2 sets of packets mailed 4/13/09, per telephone requests 1 set of packets mailed 4/15/09, per telephone request	
			MONTE SERENO Distribution of Seed Packets 1set of packets mailed 4/3/09, per telephone request 1set of packets mailed 4/7/09, per telephone request A Monte Sereno Master Gardener teaches gardening classes at the Saratoga Library. The Master Gardener distributed 30 Grow-It Guides to her class members.	
			SARATOGA Saratoga Rec. Dept offers a gardening class, including instruction on organic and low-maintenance gardening. WVCWP distributed to the classes: 100 - Beneficial Bugs Brochures *with* 100 - Calif native seed packets, (beneficial bug attractants) put together by WVCWP staff Distributed to all Saratoga City Council members during IPM Innovator Award presentation – May 2009 5 – Healthy Gardening IPM Facts sheets *with* 5 - Calif native seed packets, (beneficial bug attractants) put together by WVCWP staff Gardening Classes taught by a Master Gardener (Monte Sereno resident) are held at the Saratoga	

			Library. The Master Gardener distributed 30 Grow-It Guides to her class members.	
General	NPDES Permit, Provision C.4 and C.9	b. Participate in Local Community Events Promote watershed messages by participating in local community events (e.g., farmers market, festivals, creeks clean-ups, etc.).	**LG Presbyterian Summer Camp Enviroscape Presentation** Los Gatos July 23rd An Enviroscape watershed presentation was given for 21 children, ages 2nd – 5th grade. The presentation covered behavior change information for: Trash, Car-washing, Pesticide Use, Pet Waste, Vehicle Fluids 25 stormdrain message 'recycled' pencils were given to children & teachers. **Audubon Wildlife Education Fair – Enviroscape Presentations –** 10/25/08 at Audubon Society McClellan Ranch, Cupertino (bordering Saratoga) Partnered with local stakeholders: SC Valley Sierra Club Chapter and Audubon Society. Audubon sponsors this event, which is held at their facility. Sierra Club shares a table with WVCWP and Sierra Club volunteers assist WVCWP staff. WVCWP gave 10-12 Enviroscape watershed presentations to groups of 4-8 children (ages appx 4-10) throughout the day. Approximately 70-80 children (total) participated in, and watched, the Enviroscape activity. Presentations were also seen by parents, who attended with their children. Presentations covered behavior change information for: Trash, Car-washing, Pesticide Use, Pet Waste, Vehicle Fluids Distributed 30 Mercury Brochures, 30 Solar	WVCWP Staff and available Municipal Staff

			Thermometers (mercury-free), and 30 Flyers for Mercury thermometer drop-off locations to the adults. **Arbor Day Celebration** Saratoga 4/24/09 4/24/09 – Beauchamps Park WVCWP staff was introduced to the attendees (appx. 40 people). Attendees visited WVCWP display where staff discussed runoff issues (including pesticides) and distributed material. Staff also circulated and distributed material. **Town of Los Gatos Public Works Open House** Town Corp Yard – May 2009 WVCWP staff and Town of Los Gatos staff participated in this annual event which helps inform the public, especially students, of the Town's Public Works activities and responsibilities (such as street sweeping). WVCWP presented stormwater-related information, including distributing materials, and answering questions for attendees. Attendees included: St. Mary's School 3rd & 4th grade, 51 students plus 9 parents and teachers. Evergreen Elementary 3rd grade, 20 students plus 5 parents and teachers. **St Thomas of Canterbury Vacation Bible School Enviroscape Presentation** SJ (between Campbell & Saratoga City boundaries) June 18, 2009	

			An Enviroscape watershed presentation was given for 18 children, ages appx. 7-10. The presentation covered behavior change information for: Trash, Car-washing, Pesticide Use, Pet Waste, Vehicle Fluids Each child received a "Pest or Pal" activity/ coloring book.	
			CAMPBELL **Arbor Day** The City of Campbell held it's Arbor Day event on April 21 at Foresthill Elementary School. A tree was planted, and gardening-related material was distributed. The City included IPM and Less Toxic Pest Control in materials that were available for attendees to take home. These included: Pests Bugging You? Grow It Guides The Bay Begins at Your Front Door! IPM Fact Sheets: Tips for a Beautiful Lawn Controlling Ants in Your House Controlling Aphids in Your Garden Keeping Cockroaches Out of Your House **Great American Pick Up** The major community event organized by City of Campbell is its "Great American Pick Up". This year, the City was able to generate attendance by 160 volunteers. The City assembles a re-usable grocery bag full of stormwater/ litter-related materials for distribution to each participating family. 100 of these bags were given out (see "Materials Distributed" row – above).	

			Details of the event are in the Creek Cleanups row of this PI/P section (below) and in the "Trash - Evaluation" section of this AR.	
			LOS GATOS **Town of Los Gatos Public Works Open House** Town Corp Yard – May 2009 Town of Los Gatos staff organized its Annual Public Works Open House for 2009. This event helps inform the public, especially students, of the Town's Public Works activities and responsibilities (such as street sweeping). In addition, the Town invites WVCWP to help insure that information related to stormwater issues is distributed.	
			SARATOGA **Arbor Day Celebration** Saratoga 4/24/09 4/24/09 – Beauchamps Park City of Saratoga staff organized this event, which was held at a neighborhood park. The event was publicized in the municipal newsletter, and included information on trees as a means of preventing runoff and erosion, especially along creekbanks. City staff introduced WVCWP to the attendees (appx. 40 people). Attendees visited the WVCWP display where staff discussed runoff issues (including pesticides) and distributed material. **Creek Cleanups** City staff organized 2 Creek Cleanups (Calabazas Creek and Saratoga Creek). See Creek Cleanups row	

			(below) for details.	
General	NPDES Permit, Provision C.4 and C.9	c. Prepare Newsletter Articles/ Press Releases Prepare and contribute articles/ press releases of interest to the City newsletter and/or local media. Topics such as HHW disposal, pesticides, mercury, trash and copper/nickel will be promoted.	**COMMERCIAL WEEKLY NEWSPAPERS** **News Articles** In FY 08-09 WVCWP worked steadily on developing a good working relationship with the 3 weekly newspapers which cover the 4 WVC. These efforts resulted in 2 effective articles published in FY 2008-2009, and 1 article which was initiated in June 2009 and appeared in July 2009. Articles were printed in the: **Campbell Reporter** (circ. 15,550), the **Los Gatos Weekly** (circ. 41,050) the **Saratoga News** (circ. 13,240). **Creek Cleanup article** In Sept. 2008, WVCWP prepared a press release for California Coastal Cleanup Day and submitted it to the 3 local weekly newspapers. WVCWP worked closely with reporters for all 3 papers to develop articles tailored to each City/Town. WVCWP provided photos and interviews. Articles discussed the Stormwater Permit and the implications of trash in the creeks. Numbers were provided on lbs of trash and recycling collected at the WVCWP site (San Tomas Aquino Creek) and 2 sites in Los Gatos. The Saratoga article also publicized the upcoming Cleanup event in Saratoga Village, sponsored by WVCWP & City of Saratoga. **IPM/ "Green Gardeners" article + Car Wash Kit**	WVCWP Staff

			In February 2009, WVCWP developed a Press Release covering upcoming IPM awards presentations for the 4 WVC, including information and photos on the Green Gardeners program. The article included information on the class series (for anyone interested in enrolling). It also promoted local companies which employ Green Gardeners graduates – so that residents could contact and utilize these graduates. In addition, in the context of describing WVCWP, the article promoted use of the Car Wash Kit for fundraising events. **<u>Car Wash Kit for fundraising events</u>** In June 2009, WVCWP initiated correspondence with the 3 weekly newspapers concerning the need to promote the Car Wash Kit during the summer months. Correspondence continued into July 2009, and resulted in a 'brief', printed in the 3 newspapers, alerting fundraising groups about the need to use the Car Wash Kit. The article generated a number of calls with questions to the WVCWP office. **COMMERCIAL WEEKLY NEWSPAPERS** **Paid Advertising** WVCWP contributed funds to the SCVURPPP's Pollutants of Concern ad campaign. This allowed ads to appear in the three (3) weekly community newspapers for a total of ten (10) weeks in FY 08-09. (Campbell Reporter, Los Gatos Weekly, Saratoga News). In addition, all ads also appeared a 2nd time in the Los	

			Gatos Weekly "Weekend Edition", so that ads appeared a total of twenty (20) times in WV newspapers. September 08: IPM/weeds October 08: Mercury/HHW November 08: Mercury/HHW Dec/January (week of 12/30): Litter Jan 09: Litter February 09: Litter March 09: Litter April 09: IPM/snails June 09 (week of 6/1): IPM/Roses June 09: IPM/Yellow Jackets <u>Recap:</u> IPM 4x Mercury 2x Litter 4x **MUNICIPAL NEWSLETTERS** WVCWP prepared a variety of news articles for use by municipal newsletters in FY 08-09. Articles shared with muni newsletters included: **<u>- Car Washing</u>** An article on Car Washing & Car Wash Kit, along with a WVCWP car washing cartoon, was submitted to *The Saratogan* municipal newsletter for Summer 08. The Car Washing cartoon strip, along with brief text, was printed (July/Aug 08).	

			- **Keep Leaves And Landscaping Material Out Of The Drain** An article was prepared alerting residents that leaves and dirt, although 'organic', should be kept away from gutter, curbs and stormdrains. Graphics included a WVCWP cartoon illustrating construction materials near the gutter. This was submitted to the muni newsletters, and also the WVC waste collection contractor, for their newsletter. The article was printed in: - The Campbell Profile - The Monte Sereno Newsletter - The Saratogan **- Proper TV Disposal** (E-waste & Mercury) An article was written covering the issue of proper TV disposal (with the upcoming digital TV changeover), along with concerns about mercury. The article included details on proper disposal options. This was submitted to the muni newsletters, and also the WVC waste collection contractor, for their newsletter. The article was printed in: - The Campbell Profile - The Monte Sereno Newsletter - The Saratogan **- Arbor Day** – Trees prevent creekbank erosion At the request of the City of Saratoga, an article was developed addressing the subject of how trees help prevent creekbank erosion.	

			Portions of the article were printed in The Saratogan as part of the effort to highlight Arbor Day. **- Less Toxic Pest Control –** Attracting Beneficial Bugs WVCWP prepared an article highlighting the dangers of pesticide use in home gardens, with details and graphics on using 'beneficial bugs' as an alternative to pesticides, and on properly identifying helpful vs harmful bugs. The article and graphics were printed in: - The Campbell Profile - The Los Gatos Vista - The Monte Sereno Newsletter - The Saratogan West Valley Communities' Solid Waste Franchisor (garbage & recycle hauler) publishes a quarterly newsletter and distributes to all households. Topics in Summer 2008: Curbside collection of used motor oil, proper disposal of sharps, universal waste, e-waste, water based paints.	
			CAMPBELL The City of Campbell publicizes "Bike to Work Day" and has a good turnout of employees who participate. This generated a 400 word article on "Bike to Work Day" and City staff, in the Campbell Reporter weekly newspaper (May 27, 2009). The article was titled "City Employees Leave Cars at Home and Pedal to Work". See Attachments *(Bike to Work article)*	

			SARATOGA City of Saratoga was able to generate publication of 2 constructive articles in the local weekly newspaper (The Saratoga News). One article covered Saratoga Mayor Chuck Page's campaign to get businesses to halt use of Styrofoam containers. The article ran on April 28, 2009, and covered issues related to getting Styrofoam out of the trash stream, it's lack of biodegradability, etc. Another article targeted the subject of greener building, and covered a variety of issues, including: -the benefits of green roofs, -recycling construction materials, and -residential 'rain harvesting' systems (which reduce runoff). See Attachments ("Happy Earth Day" & "Mayor Styrofoam") Saratoga Annual Cleanup The City was able to obtain publicity in the weekly 'Saratoga News' promoting the West Valley Collection & Recycling cleanup occurring July 21st through September 26th and to encourage citizens of Saratoga to hold a garage sale to prepare for the annual cleanup. MUNICIPAL NEWSLETTER The City's municipal newsletter, "The Saratogan" makes a consistent effort to include articles related to stormwater issues. The City has included articles generated by WVCWP, and has also used the newsletter to proactively teach	

			residents about issues such as reducing pesticide use in City Parks, encouraging residents to walk and bike using city pathways - rather than driving, etc. In FY 08-09, "**The Saratogan**" municipal newspaper carried articles on: • Trails & Bike Paths: • Less-Toxic Pest Control in City parks • Planting/Preserving Trees to prevent Creekbank Erosion • E-Waste (general) • E-Waste and Mercury (digital TV transisition) • Keeping Leaves and Dirt away from Strormdrains • Beneficial Bugs/ Less Toxic Pest Control/ Proper Pesticide Disposal • Car Washing – proper Residential Washing + Car Wash Kit	
General	CI Item	d. WVCWP Web-Site Maintain and promote cleancreeks.org website; continue to expand and update the site with new educational material and up-to-date topics for the public on HHW, pest management, and other pollutant reduction activities, e.g. for mercury, trash, & copper /nickel	**E-Waste Event** WVCWP updated their website <www.cleancreeks.org> to advertise for the E-Waste event. A thumbnail link to the flyers handed out throughout the cities was posted from 7-14-08 through 7-27-08. **Waste Collection Contractor** Strengthened relationship with WV Collection & Recycle – the waste collection contractor for the WV Communities. WVCR now includes a link to the WVCWP website on the "Links" page of their website. **Car Wash Kit** Worked with Town of Los Gatos to update Car Wash Kit contact information and details on the Town's	WVCWP Staff

			website. All WVC prepared and forwarded municipal seal/logo graphics to WVCWP for use on Watershed Watch website. Received inquiry about Car Wash Kit from Incline Village, NV (Lake Tahoe) – Car Wash Kit info on cleancreeks.org website (WVCWP site) was found via a Google search. In response to inquiry, WVCWP forwarded numerous materials to help NE Lake Tahoe area start a Car Wash Kit program.	
		Municipal Web-Sites	See Sections 7 through 10 of this report for details on municipal website information related to specific pollutants of concern.	

GENERAL OUTREACH EVALUATION

Press Releases/ Media Coverage

WVCWP has been working to re-establish connections with the 3 local weekly papers which are distributed to all WV households (due to a buyout several years ago, these papers had experienced re-organization).

Creek Cleanup Coverage

For FY 08-09, WVCWP staff were able to arrange for coverage of the Coastal Cleanup Day event in all 3 papers. The articles were each tailored to the community covered by that paper. Articles included photos, interviews with staff and volunteers, data on trash collected, and coverage of the Stormwater Permit and water pollution issues related to trash.

The articles reached a total of **69,840 households**, or, all the adult population of the WV Communities (each household may include several adults, older children, etc).

IPM/ Less Toxic Pest Control Coverage

To promote use of the trainees from the Green Gardeners program, WVCWP sent a Press Release to local newspapers in Campbell, Los Gatos & Saratoga. A 630 word article, including a photo, about the Green Gardeners program was published.

The article promoted both the classes (for anyone interested in enrolling) and promoted local companies which employ Green Gardeners graduates – so that residents could contact and utilize these graduates.

This was exactly the type of coverage that WVCWP was looking to secure, because it is hoped that publicity will inspire residents to hire Landscape Design & Maintenance contractors who have been trained in IPM. Since the article included interviews with Green Gardeners graduates, and owners of participating Landscaping firms, the article will make it easy for residents to contact these companies and graduates, and hopefully make a change to less-toxic pest control at their homes.

CITIZEN PARTICIPATION

Public Partici-pation	Trash Monitoring Work Plan	e. Creek Clean-ups Continue implementation of trash monitoring activity during Creek Clean-ups. Conduct a minimum of two clean-up events per yr (i.e. on Coastal Clean-up Day and National River Cleanup Day).	**Coastal Cleanup Day** *San Tomas Aquino Creek @ Westmont High 9/20/08* WVCWP hosted a Cleanup Event at the site where it has regularly hosted this event. Volunteers were instructed in use of Tally sheets, and were provided with clipboards, etc. Working in groups, volunteers were able to pick up trash and carry out trash monitoring. 15 Volunteers attended along with WVCWP and City of Saratoga staff. Details are listed in the Evaluation section (below). The Cleanup Event was covered in articles appearing in 3 weekly newspapers; details are listed in the Newsletter/Press Release section (above). Distributed 15 reusable bags (purchased from Safeway with gift card they donated to WVCWP) **National River Cleanup Day** *San Tomas Aquino Creek @ Westmont High 5/09* WVCWP hosted a Cleanup Event at the site where it has regularly hosted this event.	WVCWP Staff

			Volunteers were instructed in use of Tally sheets, and were provided with clipboards, etc. Working in groups, volunteers were able to pick up trash and carry out trash monitoring. Details are listed in the Evaluation section (below). **Sacred Heart Schoolyard Cleanup** *Schoolyard overlooking Wildcat Creek in Saratoga 4/29/09* Sacred Heart School organized the cleanup, based upon previous events held in partnership with WVCWP. Details are listed in the "Evaluation" row at the end of this table (below).	
			CAMPBELL **Great American Litter Pickup** 4/18/09 - City of Campbell, 5 different cleanup sites Volunteers were instructed in use of Tally sheets, and were provided with clipboards, etc. Working in groups, volunteers were able to pick up trash and carry out trash monitoring. 160 Volunteers participated, working for four hours. Litter was picked up from 5 sites, including the Los Gatos Creek Trail and the Los Gatos Creek County Park. Publicizing done for the event was very successful, as shown by the fact that 160 volunteers participated. Details are listed in the "Evaluation" row at the end of this table (below).	

			SARATOGA **Calabazas Creek Cleanup** *Saratoga-3/22/09* 17 Volunteers from a local church group in Saratoga attended along with The Mayor of Saratoga, Saratoga and WVCWP Staff. **Saratoga Creek at Big Basin Way Cleanup** *Saratoga – 5/26/09* Saratoga staff organized a cleanup at this site which is has been cleaned annually. 9 volunteers from Saratoga Elementary school participated (8 students and 1 teacher). Volunteers were instructed in use of Tally sheets, and were provided with clipboards, etc. Working in groups, volunteers were able to pick up trash and carry out trash monitoring. Details are listed in the "Evaluation" row at the end of this table (below).	
Public Partici-pation	Creek Keepers Campaign started FY00-01	f. "Creek Keepers" Program training Provide training on trash tallying and highlight current trash pollution issues for students and volunteers when they participate in a cleanup event.	See preceding row (above)	WVCWP Staff
TARGETED OUTREACH & SCHOOLS				
Target Schools	Expand Outreach to Teachers and	g. Schools Outreach: Watershed Ed. Curriculum Conduct outreach to K-8 teachers to	WVCWP Staff e-mailed to a number of schools which have hosted Enviroscape presentations in past years. Only 1 school responded – they requested 2 different	WVCWP Staff

	Students	solicit invitations for classroom presentations. Develop presentations as needed based upon grade levels. Presentations will cover watershed concepts, strategies for changing behaviors which affect stormwater pollution, and related concepts and vocabulary.	Enviroscape presentations. Since this does not appear to be the most effective means of outreach, staff will investigate other methods in FY 09-10. 5 schools were contacted – Canyon Heights, Foothill, Sacred Heart, St. Mary's, Lexington WVCWP was successful in outreach to 2 Summer Camp programs held at local churches. Almost 40 students were reached through presentations at these venues. See "Community Events"	
Target Schools	Based on feedback from Teachers and Students	h. Provide Watershed Education in classrooms Conduct water quality protection education or presentations in local schools, using *Enviroscape* and/or other methods to engage students in Watershed campaign messages. Improve presentation format based on teacher/student feedback. * Please note that this section was inadvertently omitted from the FY08/09 work plan and needs to be included in this report.	**St. Mary's School** Los Gatos January 15, 2009 Enviroscape Presentation to 35 Fifth graders. WVCWP Assistant gave a watershed pollution presentation using the Enviroscape to 35 Fifth graders at St. Mary's School in Los Gatos. Topics covered included: Definition of Watershed, Storm Drain Vs. Sewer, Water Cycle, Urban Run-off, and pollutants of concern. Distributed 35 beneficial bug brochures w/native seed packets, 35 WVCWP pencils made from recycled materials, 3 WVCWP Stainless Mugs, 3 WVCWP Cartoon T-Shirts. **Sedgwick Elementary School "Discovery Day"** Cupertino March 31, 2009 4 Enviroscape Presentations WVCWP gave 4 Enviroscape Presentations to approximately 90 students in the 2nd, 3rd, 4th, and 5th grades.	WVCWP Staff by arrangement w/ Teachers

			Topics covered included: Definition of watershed, Storm Drain Vs. Sewer, Water Cycle, Urban Run-off, pollutants of concern and "How to help reduce watershed pollution". Distributed 90 beneficial bug brochures w/native seed packets, 50 WVCWP Pencils made from recycled materials, and 40 Watershed watch notepads. **St. Mary's School** Los Gatos May 21, 2009 Enviroscape Presentations WVCWP Assistant gave watershed pollution presentations, using the Enviroscape, to 30 Kindergarteners (2 classes – 15/ class) at St. Mary's School in Los Gatos. Topics covered included: Definition of watershed, Storm Drain Vs. Sewer, Water Cycle, Urban Run-off, and pollutants of concern. Groups of students were rotated through the presentations. For those not in the rotation, a "Litter Pickup" activity was supervised by the teachers. WVCWP provided litter grabbers, gloves & trash bags. Students spread throughout the school grounds, picking up litter. The school grounds were generally very clean -- hardly any litter was found and students were not able to fill 1 trash bag. Teachers pointed out storm drains, explained how litter gets into them, and flows to creeks. Distributed 35 beneficial bug brochures w/ native seed packets, 3 WVCWP Stainless Mugs,	

		Additional Outreach to Schools	**Car Wash Kit for fundraising events** Since Car Wash fundraisers are frequently held at school sites, or sometimes by school-based groups using other sites, in FY 08-09 WVCWP pursued a concentrated outreach effort to schools on this subject. A flyer (specific to each municipality, and listing the relevant muni ordinance) and a letter, were e-mailed for dissemination to all schools in the WVC. Via correspondence with 2 High School District Offices and 3 Elementary School District Offices, the flyers and letters were sent to Facilities Maintenance staff and front office staff at: **High Schools** CAMPBELL – 6 HS school sites LG-STGA – 3 HS school sites **Elementary Schools** CAMPBELL – 12 Elementary & Middle School Sites LOS GATOS – 5 Elementary & Middle School Sites SARATOGA - 4 Elementary & Middle School Sites See Attachments – (*Car Wash Flyer* and *Car Wash Letter*)	
TARGETED OUTREACH				
Targeted Business	Permit Provision C.4	i. Education – Businesses Distribute BMP materials during WVCWP inspections of food facilities and automotive businesses. Discuss relevant educational material with businesses cited for potential stormwater violations.	The WVCWP Inspector distributed BMP materials to all restaurants and food facilities that were included in pro-active IND inspections in FY 08-09. **Good Cleaning Practices' (poster & packet)** Poster depicts proper mat washing techniques,	WVCWP Inspector

			Materials distributed at other inspections (IND and IC/ID and follow-ups) included: - Vacu-Boom flyer - Watershed Watch brochures - Construction sites – "Blueprint for a Clean Bay" – BMPs for Construction Sites - Preventing Stormdrain Pollution: Guidelines for Commercial & Light Industrial Facilities" booklet (SCVURPPP) – covers painting, car-washing, chemicals, etc. WV Inspector distributed 50 Pool & Spa BMP brochures to retail outlets during FY 08-09. These will help educate retail staff, and are for distribution to retail customers. **Leslie Pools – Los Gatos** 30 -- Pool & Spa Brochures **Tradewind Spas – Los Gatos** 20 – Pool & Spa Brochures	
Reporting	NPDES Permit, Provision C.4	j. Evaluation/ Reporting Document or estimate (as feasible) numbers of residents, students, municipal staff etc. reached by outreach efforts. Provide anecdotal feedback from audiences. Report number of calls, website hits and circulation or readership for newspapers or newsletters.	**Residents Reached via Articles** **COMMERCIAL NEWSPAPERS** Creek Cleanup articles were printed in the Sept 30, 2008 issues of the 3 local weekly newspapers. An article covering Green Gardeners, how to hire graduates trained in Less Toxic Pest Control, and info on the WVCWP Car Wash Kit was printed in the Feb. 17, 2009 issue of the 3 local weekly newspapers. Circulation for local weeklies: **Campbell Reporter** (circ. 15,500) **Los Gatos Weekly** (circ. 41,050)	WVCWP Staff

			Saratoga News (circ. 13,240) WVCWP paid for ads to run in these papers as part of the SCVURPP media campaign. Campbell Reporter & Saratoga News: 1x / mo for 10 months Los Gatos Weekly: 2x/mo for 10 months **MUNICIPAL NEWSLETTERS** Circulation numbers for municipal newsletters are: 23,000 Campbell households 15,208 Los Gatos residents and businesses 1,225 Monte Sereno households 12,600 Saratoga households **WASTE CONTRACTOR** West Valley Collection & Recycling is contracted to provide waste collection services for the West Valley Communities. The contractor has been proactive in providing free E-waste recyling events and in publicizing those events through their quarterly newsletter and through bill inserts. The newsletter also include additional in on the importance of recycling batteries and e-waste and similar subjects. The newsletters and bill inserts are sent to appx. **27,000** WV households. **Students Reached via Enviroscape Presentations** WVCWP staff gave Enviroscape presentations in classrooms, at summer 'church camps', and at community events. Appx. **274 students** learned about	

			watersheds and the need for behavior changes related to water pollution via this medium.	
Training	FY 08-09 Work Plan	k. Staff Training Conduct or provide WVCWP staff training/meetings to prepare for school presentations, community events & responses to public requests.	**Enviroscape** A new WVCWP staff member was trained on use of the Enviroscape. Training covered set-up and breakdown of the watershed model, use of several curriculums and associated visuals on the Enviroscape. A similar training was provided to City of Cupertino staff. **Car Wash Kit** WVCWP provided training to City of Monte Sereno front office staff on the Car Wash Kit program, so that staff will be able to handle public inquiries on the program.	WVCWP staff
Training	Additional Task – not in Work Plan	k. Staff Training Obtain staff training on effective outreach methods and materials	2 WVCWP staff attended the EPA's National Conference for Non-Point Source & Stormwater Outreach Portland OR – May 2009. WVCWP Program Manager attended a full day of training on "An Evaluation Primer for Stormwater Programs" and "Overview of Social Indicators Evaluation System and Applied Survey Development Skills". WVCWP Program Assistant provided a training for Conference attendees, and attended 2 ½ days of training on a variety of subjects. See Training Table for details	
Training	Additional Task – not in Work Plan	k. Staff Training Provide staff training on public education to a national audience of stormwater	EPA's National Conference for Non-Point Source & Stormwater Outreach Portland OR – May 2009	

		professionals	WVCWP responded to a request for abstracts showcasing successful, low-budget public education campaigns. EPA requested that WVCWP address the conference with their presentation showcasing use of cartoons for dissemination of stormwater messages. WVCWP staff created and delivered the PowerPoint presentation, which was very well-received. It is anticipated that this method of outreach will definitely be initiated in over 6 programs throughout the country. See Evalution Section (below) for details on positive feedback, and potential implementation of presentation concepts by programs throughout the U.S.	
Target Small gardening businesses	NPDES Permit, Provision C.4, C.9 & Pest Mgt Plan (PMP)	I. Training staff of small gardening businesses (Work within Program's Watershed Education and Outreach group and sub-groups)[1] Continue to assist with development of strategy started in FY06-07 to implement a campaign & training program (in Spanish & English) designed to elicit participation of staff from very small landscape businesses (typically 1-8 employees) often serving homeowners. Help fund and/or support campaign locally.	WVCWP staff participates in WEO. WVCWP Program Manager participates in the IPM Ad Hoc Task Group on behalf of the WVC. Project implementation and projects for consideration, which are discussed in the AHTG, are presented to WVC staff for appropriate follow-through. In FY 08-09, WVCWP staff were involved in meetings aimed at developing coordination between the "Bay Friendly" program, and the "Green Gardeners" program. In FY 08-09, WVCWP offered funding for 6 scholarships to reduce the cost of the Green Gardener class to attendees (enough for 6 reduced fee scholarships). To promote use of the trainees from the Green Gardeners program, WVCWP sent a Press Release to local newspapers in Campbell, Los Gatos & Saratoga.	WVCWP Mgr in cooperation with SCVURPPP's Pi/P sub-groups

[1] Funded by all Co-permittees each year.

			A 630 word article, including a photo, about the Green Gardeners program was published. The article promoted both the classes (for anyone interested in enrolling) and promoted local companies which employ Green Gardeners graduates – so that residents could contact and utilize these graduates.	
Target 16-24 yr-olds for Anti-litter messages & behavior changes	Trash Advisory Committee	m. Trash Advisory Committee (TAC) Continue to participate in development and implementation of a campaign targeting 16 to 24 yr-olds for anti litter messages to elicit changes in behaviors. Support and implement campaign locally. (Ref Section 7 of this work plan; Watershed Education & Outreach Campaign)	The "TAC" was renamed 'Silicon Valley Anti Litter Campaign (SVALC). WVCWP staff attended "General Core Group" and the "Education Sub-Group". In early FY 08-09, WVCWP staff were involved in developing a slogan and website for this campaign. WVCWP staff researched slogans in other states & programs, interviewed males in the target age group, and researched web site options. Notes were presented to group. A subset of the SVALC/ WMI Trash Sub-Group has been meeting to try and begin a new 'trash action group'. WVCWP staff have started attending these meetings; current goals are to develop a focus and action plan.	WVCWP staff in cooperation with SJ & SCC Trash Advisory Committee
			CAMPBELL Campbell Public Works Director has been meeting with a subset of the SVALC/ WMI Trash Sub-Group to try and begin a new 'trash action group'. City of Campbell staff attends the Great American Pick Up Implementation Group. Meetings are held leading up to the Great American Pick Up event, which Campbell participates in.	
Additional Outreach	Cross Ref. Sections 7-10 of this Work	n. Outreach Activities for Specific Pollutants See Sections 7 through 10 of this Work	**HIGHLIGHTS** **PESTICIDES** WVCWP staff developed and put together packets of	WVCWP Staff

	Plan	Plan, for additional Public Education and Outreach activities related to specific pollutants of concern.	native seeds for beneficial bugs, to partner with IPM printed material. See below: "Additional Task". Articles on elimination and disposal of diazinon/ chlorpyriphos and on less-toxic pest management were printed in the municipal newsletters for each WVC. A press release on the Green Gardeners program was submitted to local weekly papers and resulted in a 630 word article promoting less-toxic pest control. WVCWP contributed funding for IPM-message ads which ran in the weekly papers. **COPPER** Car Wash Kit flyers, and information on the need to use a Kit for car wash fundraisers, was distributed to staff at 31 schools. A pilot piece with Car Wash Discount Card was developed for residents. See below: "Additional Task". The Car Wash Kit was publicized in the context of a WVCWP article in the 3 weekly newspapers (Feb. 09). Further discussion with the paper in June 09 resulted in a short article on the Kit in July 09. **MERCURY** An article on proper TV disposal was developed and published in several of the municipal newsletters, prior to the switch to digital TV. **TRASH** WVCWP staff developed graphics and messages for an "Anti-Litter" mug. 230 mugs were purchased; 80 of these were for the City of Saratoga which distributed them to staff to help reduce litter, and to publicize the anti-litter message. The remaining 150 mugs were distributed by WVCWP through various events and outreach activities. (see Trash, "Additional Task"	

			below) WVCWP gave out 15 re-usable grocery bags, and began researching the possibility of purchasing re-usable bags, with an anti-litter message, for use as outreach pieces in FY 09-10.	
Additional Outreach	Cross Ref. Sections 7-10 of this Work Plan	n. Outreach Activities for Specific Pollutants Additional Task – Create Outreach Materials	**NEW IPM Outreach Material** In FY 08-09, WVCWP devoted staff time to a new campaign: creation and promotion of a new outreach product with the intent of providing material that would be desirable to residents, and which could be attached to printed information, to encourage residents to pick up and read the printed info. Staff purchased seeds of pest-resistant CA Native plants, which attract "Beneficial Bugs". Staff created envelope labels with graphics, planting information, and pest info for the seeds seeds – Attachments – *Seed Labels*). WVCWP partnered with stakeholders (local Sierra Club members) to apply the labels to envelopes, and fill them with the bulk seeds. A total of **599 seed** packets were distributed via WVCWP in FY 08-09. The seeds were promoted via articles in WVC municipal newsletters, including photos of beneficial bugs. The articles resulted in a total of 24 seed packets sent out due to resident requests. At events, the seed envelope/printed material packets appeared to be popular. Distribution was as follows: Sierra Club: 150 (will be distributed at events, such as Earth Day)	

			Campbell's Great American Litter Pickup: 100 Saratoga Rec Dept. Gardening Class: 100 City of Saratoga Arbor Day: 25 Yamagami's Garden Center: 50 St Mary's School (Enviroscape Presentation) 1/09: 35 St Mary's School (Enviroscape Presentation) 5/09: 30 Sedgwick School "Discovery Day" Enviroscape: 90 Calls from residents: 24 **Total: 599** Details are listed in the "Evaluation" row at the end of this table (below).	
Additional Outreach	Cross Ref. Sections 7-10 of this Work Plan	n. Outreach Activities for Specific Pollutants Additional Task – Create Outreach Materials	**NEW Copper Outreach Material** A pilot piece with Car Wash Discount Card was developed for residents. The Car Wash/ Copper brochure contained a Car Wash Discount Card (developed by Watershed Watch) and a list of participating commercial Car Washes, along with info about copper and toxicity. However, the piece was developed shortly before that particular Car Wash Discount Card was due to expire, so a minimal number were produced (via inkjet printer). WVCWP will evaluate whether to update and re-print the piece. The goal is to provide residents with printed materials that involve a useful item (such as the discount card) which will encourage people to read the attached stormwater pollution messages.	
		n. Outreach Activities for Specific Pollutants Additional Task – Create Outreach	**NEW Anti-Litter Outreach Material** WVCWP staff developed graphics and messages for an "Anti-Litter" mug. Graphics including representation	

		Materials	of a creek, and the message "Clean Creeks… It's In Our Hands – Save a Cup". WVC and WVCWP were listed on the mug, with WVCWP logo and web site address. (See Attachment – Mug Graphics) 230 mugs were purchased; 80 of these were paid for and used by the City of Saratoga which distributed them to staff to help reduce litter, and to publicize the anti-litter message. The remaining 150 mugs proved to be very popular and were distributed by WVCWP through various events and outreach activities. <u>MUGS DISTRIBUTED</u> *ICID Training March 9th- 11 mugs given to municipal staff *WVCWP hosted a SCVURPPP Training - 10 mugs given to attendees <u>*Los Gatos Open House May 2009</u> - St. Mary's School: 9 Mugs to parents & teachers -Evergreen Elementary: 5 mugs to parents & teachers - Approx. 10 mugs to Los Gatos and WV Sanitation District staff * Calabazas Creek Cleanup March 2009 (Saratoga) - 18 mugs to volunteers *5 mugs to City of Monte Sereno Employees *WVCWP Annual Streets and Storm Drains Training- 8 mugs to attendees and presenters. *National Rivers Cleanup Day- approx 18 mugs to volunteers *Watershed Presentation at Vacation Bible Camp in Campbell June 2009 - 5 mugs to teachers/ counselors	

			*St. Mary's School Enviroscape presentations – 6 mugs to teachers	

Public Information/Participation Program EVALUATION – WVCWP PROJECTS

RESULTS for WVCWP PRESENTATION "A Stormwater Campaign in Cartoons" at EPA NT'L CONFERENCE – MAY 2009

EPA's National Conference for Non-Point Source & Stormwater Outreach - Portland OR

WVCWP responded to a request for abstracts presenting successful, low-budget public education campaigns.

WVCWP's presentation showcasing use of cartoons for dissemination of stormwater messages was accepted as a training session at the conference. WVCWP staff created and delivered the PowerPoint presentation.

Attendees: Appx 80-90 stormwater professionals from around the US and US Territories chose to attend this presentation.

No feedback was solicited by, or was provided by EPA to, WVCWP – however, a number of participants made the effort to contact WVCWP and provide positive feedback:

Feedback: 11 people took the initiative to approach WVCWP staff in the 24 hours after the presentation and expressed appreciation for the information conveyed.

Implementation: 6 stormwater programs approached WVCWP staff later in the conference, and declared that they **will** try this concept in their own outreach efforts

Areas which plan on following concepts outlined in WVCWP's presentation:

- Sustainable Business Coordinator *for* Environmental Coalition of South Seattle (NGO which is contracted by municipalities to work with businesses and schools -- distributes spill kits, provides public education, etc. throughout western Washington)
- Stormwater Educator *for* Muncie Sanitary District, Delaware County Stormwater Management, IN
- Water Resource Educator *for* East Metro Water Resource Education Program (Eastern Minnesota)
- Surface Water Plan Educator *for* Washington State Univ. Extension, Jefferson County, WA
- Stormwater Education Coordinator *for* State of KY MS4s Kentucky Environmental Education Council & Kentucky Transportation Cabinet
- Community Relations Specialist *for* City and County of Honolulu, Department of Environmental Services

****

RESULTS for CREEK CLEANUPS

SAN TOMAS AQUINO CREEK CLEANUP @ WESTMONT HIGH SCHOOL EVENT SUMMARY

Saturday September 20th, 2008: In conjunction with International Coastal Cleanup Day

Summary of Survey Completed by Volunteers

(Based on 15 volunteer response sheets)

Most common pieces of trash collected: Cans, bottles, cigarette butts, paper, and food wrappers.

Least common pieces of trash collected: Plastic, rubber.

Most unusual pieces of trash collected: Home-made rocket from plastic bottles, dollar bills.

WVCWP Contributions:

WVCWP provided Trash Tally Sheets with clipboards, Litter Grabbers, and gloves & trash bags (via the Clean A Creek Action Group)

Approximately: 15 recycled shopping bags , juice drinks, and snacks (donated by Whole Foods of Campbell) 10 T-shirts (donated by WVCWP)

Results:

16 volunteers worked at the cleanup for 4 hours each. At a minimum wage of $8.00 an hour this would have cost $512 in temporary labor.

120 lbs of Trash was collected

170 lbs of Recyclables were collected

Total Collected= 290 lbs

Volunteer Feedback:

The Girl Scout troop which volunteered was made up of Scouts from other communities outside the WV area; the troop leader expressed appreciation that this site was very well-organized (compared to other sites where the troop has volunteered).

The Troop Leader stated that they hope to participate in WVCWP cleanups in the future.

CALABAZAS CREEK CLEANUP IN SARATOGA

March 22nd, 2009

A Church group approached the City, asking to do a Clean-up

WVCWP arranged the site for them w/ SCVWD, and provided litter grabbers, trash bags and gloves

WVCWP & City of Staff supervised – Saratoga's Mayor also participated

17 volunteers attended

Summary of Survey Completed by volunteers.

Most common pieces of trash collected: Plastic bottles, food wrappers, paper.

Least common pieces of trash collected: Plastic, rubber.

Most unusual pieces of trash collected: Orange construction cone, part of a car's exhaust.

WVCWP contributions: 18 Stainless WVCWP Mugs

Results: Approximately 15 bags of Trash.

Total: estimated 500lbs – includes several heavy metal objects

SACRED HEART SCHOOL CLEAN UP (K-8) – Saratoga (the school includes students from all WVC)

April 29, 2009

The cleanup took place on school grounds, inside the cyclone fencing, overlooking Wildcat Creek

Sacred Heart School organized the cleanup, based upon previous events held together with WVCWP.

WVCWP contributions: WVCWP staff provided litter grabbers, gloves and trash bags.

Results: Appx 60 lbs of trash were collected.

GREAT AMERICAN LITTER PICKUP - CITY OF CAMPBELL

April 18, 2009

Volunteers were instructed in use of Tally sheets, and were provided with clipboards, etc. Working in groups, volunteers were able to pick up trash and carry out trash monitoring.

160 Volunteers participated, working for four hours.

PW figures that at at minimum wage of $8.00 per hour that works out to $5,120 worth of temporary labor.

Litter was picked up from 5 sites, including the Los Gatos Creek Trail and the Los Gatos Creek County Park.

Results:

35 Bags of recyclables (cans/plastic/glass & paper) were collected

145 Bags of trash were collected

Publicizing done for the event was very successful, as shown by the fact that 160 volunteers participated.

SARATOGA CREEK AT BIG BASIN WAY CLEANUP – CITY OF SARATOGA

May 26, 2009

This Cleanup was organized by City of Saratoga staff

WVCWP contributions: WVCWP staff provided litter grabbers, gloves & bags.

The Cleanup involved parking lots between Big Basin Way businesses and the creek, and the top of the creekbank along Saratoga Creek

Participants included City of Saratoga Staff with the Saratoga Elementary School Student Council and a teacher (9 volunteers).

Results: 10 bags of garbage were collected; City staff evaluated the area as much cleaner than in previous years.

SAN TOMAS AQUINO CREEK CLEANUP @ WESTMONT HIGH SCHOOL EVENT SUMMARY

Saturday May 16, 2009: In conjunction with National River Cleanup Day

WVCWP hosted a Cleanup Event at the site where it has regularly hosted this event.

Volunteers were instructed in use of Tally sheets, and were provided with clipboards, etc. Working in groups, volunteers were able to pick up trash and carry out trash monitoring.

Distance cleaned was appx. 1.5 miles

Summary of Surveys Completed by Volunteers

(Based on 15 volunteer response sheets)

Most common pieces of trash collected: Plastic/styrofoam, bottles, cigarette butts, paper, and food wrappers.

Most unusual items found: Baseball glove in good condition, Tires

WVCWP Contributions:

WVCWP provided Trash Tally Sheets with clipboards, Litter Grabbers, and gloves & trash bags (via the Clean A Creek Action Group)

Results:

15 volunteers worked at the cleanup for 4 hours each.

400 lbs of Trash was collected

80 lbs of Recyclables were collected

Total Collected= 480 lbs

PUBLIC INFORMATION/PARTICIPATION

West Valley Communities: Campbell, Los Gatos, Monte Sereno, Saratoga

Santa Clara Valley Urban Runoff Pollution Prevention Program

FY 2008-2009 ANNUAL REPORT

CREATE NEW OUTREACH MATERIALS

Due to problems with persuading residents to pick up printed material, WVCWP has searched for means of attracting interest in printed materials. An effort was made to find "desirable" items to incorporate with printed materials, which would encourage residents to pick up and read the information when they pick up the item.

New efforts with this theme included:

--Staff created a Car Wash/ Copper brochure, with Car Wash Discount Card and list of participating commercial Car Washes

--Staff developed graphics for, and ordered, 230 mugs with an anti-litter message: "Save a Cup – Clean Creeks, It's In Our Hands"

--Staff developed graphics for, ordered and packaged a set of seeds for 4 different pest resistant native plants, to attach to "less toxic" gardening materials and to encourage residents to take the printed information.

Response to these items has been much better than trying to distribute printed materials alone. WVCWP will continue to investigate means of incorporating this concept into outreach materials.

Following this theme, in FY 08-09, WVCWP also investigated the feasibility of purchasing re-usable grocery bags, for use in conveying information about litter/ trash problems. Minimum order requirements for this type of item are fairly large, so purchasing these bags will take a large budget commitment, or cooperation with other entities. WVCWP has been looking into cooperation with other entities, and will see whether this bears any results in FY 09-10.



Stormwater Pollution

Everyday activities can pollute stormwater. Have you ever done any of the following?

Washed cars in streets or driveways?

Soapy water is not absorbed by paved surfaces. It flows along the curb to the storm drain and into local creeks and San Francisco Bay. Even soaps labeled nontoxic or biodegradable are harmful to the environment.

Instead: Use a commercial car wash service that recycles water or, if you continue to wash your car at home, direct water onto a lawn or unpaved surface and minimize the amount of soap you use. Find out how to receive a Watershed Watch discount card for car wash discounts.

For information about how to safety conduct an environmentally-friendly car washing event, contact the West Valley Clean Water Program (WVCWP) to receive a free Car Wash Kit and training at office@wvcwp.org.

Hosed off driveways and sidewalks?

Water used for hose-downs takes particles of motor oil, other automotive fluids, grime, trash, leaves, and other pollutants into the storm drain system.

Instead: Regularly sweep driveways, sidewalks, and curbside gutters. Clean oil and grease spots off the driveway by applying a dry absorbent such as kitty litter, corn meal or sawdust to the spot. Let it sit for several hours, then sweep into a plastic bag and place in the garage.

Emptied buckets of dirty cleaning water into the gutter?

Liquids poured into the gutter flow into the storm drain system. There is no treatment or creening of materials in the storm drain system. They flow directly into local creeks and San Francisco Bay.

Instead: Put dirty cleaning water into a sink or toilet where it will be "cleaned up" during the wastewater treatment process.

Left pet waste on the lawn?

Pet wastes can be washed into the storm drain system by rain or irrigation watering. Pet waste adds hazardous bacteria and organic compounds that can alter a creek's water chemistry and can lead to the death of plants and fish.

Instead: Dispose of pet waste in the garbage.

Overused garden chemicals?

Pesticides and hebicides can wash or be blown by the wind into the storm drain system where they are hazardous to aquatic life.

Instead: Use garden chemicals according to label instructions. Never use garden chemical when rain is forecast for the next 24 hours. Consider organic gardening methods.

Over-watered your landscaping or garden?

Excess water from too much irrigation will pick up pollutants onthe way into the storm drain.

Instead: Water only your lawn and garden - not the sidewalk.

Allowed car to leak oil, antifreeze, or other liquids?

Automotive liquids allowed to drip on driveways and roads turns into an oily residue that is washed into the storm drain system by rainwater or runoff from landscape watering or sidewalk/driveway hose-downs

Instead: Have leaks repaired as soon as you notice a spot on the driveway or in the garage.

Drained pool, spa, hot tub, or fountain water into the storm drains?

The chemicals used in pools, spas, hot tubs and fountains can be toxic to aquatic life in local streams and the San Francisco Bay Area.

Instead: When cleaning out your pool, spa, hot tub, or fountain, discharge the water into a sewer line after obtaining permission from the local sewage treatment plant.

Dumped anything into the storm drains?

Instead: Use motor oil recycling programs, household hazardous waste collection programs, composting, and other recycling and or garbage disposal services. Contact the Community Services Recycling Program at (408) 399-5796.

Remember, what is dumped into the storm drain flows directly into local creeks and San Francisco Bay without filtering or treatment.

Copyright Notices | Powered by CivicPlus



Stormwater System

The Stormwater Drainage System is not the Sanitary Sewer System

The Storm Water System is a series of underground drains to direct rainwater (stormwater runoff) to the creeks and tributaries that flow to the bay. The **Stormwater Drainage System (also known as the Storm Drain System) is completely separate from the Sewer System** which links home plumbing (sinks and toilets) to the sewage treatment system processing plants.

It is very important to keep these two systems separated, and to manage what goes in each system. For instance, it is **OK to drain pools and spas into the sewer system** (hook up to your clean-out or washer outlet) but **absolutely do not drain spa or pool water into the curb/storm drain system** as the treated water contaminates creek and bay water. Also, to help keep the storm drains clear and flowing, please do not sweep leaves from sidewalks into gutters (use your yard waste bin provided by Green Valley Waste Disposal. To download a brochure on proper method to drain your pool or spac, please click on Draining Pools & Spas

Stormwater Pollution Information

Unfortunately, our everyday activities can pollute stormwater. Click on Stormwater Pollution for information on what you can do to prevent stormwater pollution.

Carwash Fundraisers

As part of the Town's permit from the San Francisco Bay Regional Water Quality Control District to discharge water into creeks that flow to San Francisco Bay, only storm water can be discharged into the Town's drainage system. Water that contains soap and other contaminants from washing many cars is a violation of Town Code Section 22.30.015(a) & (b). If proper procedures aren't followed, you or organization may be cited and fined.

Thanks to our partners in the fight against water pollution, the West Valley Clean Water Program, a fund-raiser car-wash kit has been put together. The kit has plugs that will block the storm drain inlet and a submersible pump to pump the contaminated water on to a landscape area, where natural biological action will rid the water of contaminants before it is absorbed by the ground or flows to another storm drain inlet.

The kit is available free of charge to organizations planning a fundraiser. Please contact the West Valley Clean Water Program at (408) 354-4734.

West Valley Clean Water Program

WARMTH WITHOUT WASTE

Keep warm this winter while reducing your energy consumption.

AT WORK

- Use a reusable coffee mug to enjoy your coffee, tea or cocoa at work. Sipping a hot beverage helps keep us feeling warm while eliminating disposable cups reduces our impact on the environment. Did you know that many cafés in Town even offer a discount to customers that bring in their own beverage container? Check with your favorite location for participation.

- Instead of turning up the thermostat, put on an extra layer. Keep a sweater or coat in your office to warm up when needed.

SOMETHING TO THINK ABOUT

According to PG&E, lowering the thermostat in your home to at least 68 degrees can save your household from annually emitting an average of 282 pounds of CO_2 and has a cost savings of $23-$38. If every household in the Town of Los Gatos made this thermostat adjustment, together we could save over 3.4 million pounds of CO_2 from being emitted annually. That's more CO_2 than 150 average homes emit all year!

AT HOME

- Setting the thermostat at 68 degrees or lower can greatly reduce energy consumption. If you are feeling chilly, put on warm clothing or bundle up on the couch with a blanket and a loved one.

- Invite your friends and family over for dinner. Filling your home with people is a natural way for everyone to keep warm, while having a great time, without turning on the heater.

- Check your home for energy inefficiencies including windows and doors with faulty seals that are allowing the cold outside air in, and air filters that need to be replaced. Make the appropriate repairs. PG&E offers helpful energy saving tips on their website.

- Let the sunshine in! Open the curtains and blinds on windows that receive direct sunlight to heat the room naturally.

RESOURCE LINKS

PG&E has several energy saving tips, programs and money saving rebates available to customers. There are also online tools available to help you analyze your home's energy use. For more information, visit http://pge.com/myhome/

Visit the links below for more energy saving tips and ideas:
http://www.ehow.com/how_1244_save-energy-winter.html

http://www.energystar.gov/index.cfm?c=heat_cool.pr_winter

LOS GATOS
growing greener together

TOWN OF LOS GATOS

February 2009

Children's Programs at the Library

With generous support from the Friends of the Los Gatos Library, an excellent group of volunteers, and community partnerships, the Los Gatos Library continues to offer many youth-centered programs. This January, the Library partnered with Los Gatos-Saratoga Recreation to host a series of collaborative programs, including Music Together, a pony presentation, Parent and Me Kidz Yoga, and more. Together, we were able to bring a greater variety of programming and a wider range of educational content to the community. Based upon positive feedback from our attendees, we look forward to continued programming and collaboration efforts with the Recreation Department.

The children's room is a community hub with something for everyone. In 2008 we were fortunate to launch two new volunteer-led programs. Homework Together is a drop-in homework help program for children of all ages. Offered on Mondays and Wednesdays, this program is organized and run by a group of fantastic teenagers. Our new bilingual (Spanish/English) storytime is led by Karen McVay, a wonderful volunteer and teacher for Spanish for Little Hands. Karen offers this program the first Thursday of each month. With the continued support of our talented volunteers, both the Children's Knitting Group and Books Together had another successful year. It is the dynamic combination of staff expertise and volunteer dedication that make Los Gatos Library great.

If you have not come by the Library recently, stop by and check out some of our upcoming programs:

Keep Los Gatos Beautiful Family Concert and Picnic
Thursday, April 30, 2009
6:00 pm

Families are invited to join us in celebrating Keep Los Gatos Beautiful month. Bring a picnic dinner in re-useable containers and a picnic blanket and enjoy the fun, unstoppable, eco-friendly music of Lori and RJ (aka Cotton Candy Express) on the Civic Center lawn. This event is free and open to all ages.

Summer Reading Kick Off – Get Creative @ Your Library
Thursday, June 4, 2009
4:00 pm

Come to the Library and sign up for a summer of reading fun. Summer reading is open to everyone, from babies to adults. This event is free and open to all ages.

Sing Along with Andy Z
Friday, June 12, 2009
10:30 am

Andy Z is a children's performer, singer/songwriter and educator from the San Francisco Bay Area whose music touches the hearts of all ages. Andy will have your children smiling, singing and dancing. This event is free and open to preschool-aged children (ages 5 and under) and their parents/guardians.

Drummm
Thursday, June 18, 2009
4:00 pm

Drummm provides a hands-on, interactive, group music-making experience in a fun, playful environment. This event is free and open to all ages.

Save the date for some Middle School FUN at the Library.
Thursday, June 25, 2009
4:00 pm

This event is free and open to students in grades 6–8.

Charles the Clown
Thursday, July 9, 2009
6:30 pm

Charles begins the program as an ordinary, everyday man (except for the red pants and colorful shirt). After discussing costumes with the children, he starts to become a clown. Everything goes wrong! This event is free and open to all ages.

Ventriloquist Steve Chaney & Corny Crow
Thursday, July 16, 2009
6:30 pm

Be prepared to laugh as Steve Chaney and his partner Corny Crow juggle, perform magic, and act silly. This event is free and open to all ages.

Save the date for some Middle School FUN at the Library.
Thursday, July 23, 2009
4:00 pm

This event is free and open to students in grades 6–8.

Big Truck Day
Saturday, August 1, 2009
10:00 am – 12:00 pm

Come and see some of our big trucks in the Library parking lot — fire trucks, police cars, and more! This event is free and open to all ages.

P&T Puppets present "Pirates! The Pie Rats of Penn's Aunt"
Thursday, August 6, 2009
6:30 pm

P&T Puppet Theater offers a wonderful assortment of puppets and a brilliant script. Be prepared to get involved! This event is free and open to all ages.

Summer Reading Finale & Carnival
Thursday, August 13, 2009
4:00 pm

Come collect your summer reading prize and join in the carnival fun. This event is free and open to all ages.

Weekly Storytimes

In addition to our special programs, there are several ongoing programs that liven up the Children's Room each week, including weekly storytimes. Storytimes are a balance of participatory and listening activities for children and their parents/guardians. These activities include story-reading, story-telling, music, fingerplays, and movement arranged by the Children's Librarian for each age group.

Toddler Storytime
Mondays, 10:30 am
Ages 24–36 months

Preschool Storytime
Tuesdays, 10:30 am
Ages 3–5 years

Wonderful Ones
Fridays, 10:30 am
Ages 12–24 months

Bouncing Babies
Fridays, 11:30 am
Ages 0 –12 months

continued on page 5

Los Gatos Library Unveils Green Section

Now you can get all your "green" information in one convenient area at the Los Gatos Library. Located upstairs near the circulation desk, the Green Section showcases books about solar power, composting, green living, and much, much more. There is even a section of green fiction featuring such green classics as *Ecotopia* by Ernst Callenbach, and *All Over Creation* by Ruth Ozeki. In addition, prominently displayed is a demonstration of Kill-A-Watt® meters. The display shows how compact fluorescent bulbs use less than half as much energy as traditional incandescent bulbs. A limited number of these Kill-A-Watt® meters are available for checkout at the circulation desk. Also featured are tips for green living and samples of reusable shopping bags from West Valley Green Leaf Committee and the Town .

It Pays to Shop Los Gatos!

Did you know that every time you shop at stores or dine out in Los Gatos, the Town receives 1 cent of the 8.25 cents of sales tax per dollar that is collected? Sales Tax and Use Tax revenues account for approximately 28% of the revenue received by the Town's General Fund.

The General Fund supports the majority of the basic services and programs local residents and businesses rely on, including police, parks, streets, and the library. Every time you shop locally or dine out in town, you help support and maintain the quality of Town services that residents have come to expect and that make Los Gatos such a desirable place to live.

It Saves to Shop Los Gatos!

The Town prides itself on its efforts to lessen the impacts its operations may have on the environment. You too can make a difference and help to save the environment! By shopping locally you choose to help reduce carbon impacts created by traveling to other communities. Local stores help to sustain vibrant, compact, and walkable town centers which in turn are essential to reducing sprawl, automobile use, and air pollution.

It Nourishes to Shop Los Gatos!

Support local prosperity by choosing to shop in town. Not only will that choice support local businesses that call Los Gatos their home, but it celebrates the small-town character that has made our community a desirable place to live, work, and play. Help keep Los Gatos' small town character with a big town heart!

Los Gatos: Growing Greener Together

The Los Gatos: Growing Greener Together program provides education, tips, and green practices that can be used at home, at work, and at play. Each month, the Growing Greener website, **www.LosGatosCA.gov/growinggreener**, spotlights a different green theme and provides information, links, and green practices that relate to the theme. The April theme for Los Gatos: Growing Greener Together is Keep Los Gatos Beautiful; Keeping Our Community Clean, Green, and Beautiful. Consider implementing these green practices at your home or office:

- Add a plant to your office or work space. Live plants not only brighten a room and improve air quality, they have also been linked with stress reduction in the work place.
- Just say "No" to junk mail! Remove your name from those pesky mailing lists. You know…the ones that send you magazines and envelopes full of unwanted paper that immediately go from your mail box to the recycle bin? Contact the source and ask to be put on an email-only mailing list or to be removed from their list altogether.
- Challenge yourself to do a little extra this month. Maybe that means arranging a new carpool for work or walking to a local eatery for lunch instead of driving.
- Visit the Farmers Market! Every Sunday, the Farmers Market is held on Montebello Way near Town Plaza Park. Here you can enjoy live entertainment and purchase many local products including fresh produce, organic options, tasty treats, and more. By buying local, we can decrease our environmental impact and support local farmers and businesses.

This April is also the first anniversary of Los Gatos: Growing Greener Together, and to celebrate we have introduced a "Notify Me" feature to the program. To receive the monthly Growing Greener information via email, visit **www.LosGatosCA.gov/notifyme**, and subscribe to the Los Gatos: Growing Greener Together email list.

A Safe Garden

If you use pesticides in your yard, it may not be the healthy green oasis that you have in mind. Children and pets can absorb pesticide residues while playing in the grass and landscaping. Pesticides may also get tracked inside onto the carpet, where children and pets play. Pesticide residue can even end up on children's toys. In addition, pesticides are carried by water runoff into our creeks, where they can affect local wildlife and enter our water supply.

Who are these bugs?

One point to keep in mind is that you may not need to be spraying for pests. Many of the bugs you see in your garden are harmless, or even beneficial and can help you to control the harmful bugs. These helpful bugs are often killed when gardeners mistake them for pests. For example, this Ladybug larva (shown below) will eat aphids, but might not be recognized as a ladybug. If you saw this Lacewing (shown at right) in your garden, would you know it was eating aphids and mealybugs? To see more photos of beneficial insects, visit the UC Davis IPM website, **http://www.ipm.ucdavis.edu**.

Attracting "Good Bugs"

One alternative to pesticides is to utilize beneficial insects to kill your garden pests. Beneficial insects can be attracted to your garden by planting foliage that they like. The West Valley Clean Water Program has free seed packets available, which come with a full-color brochure showing photos of the "good bugs." To request a seed packet, call the West Valley Clean Water Program at (408) 354-4734, or send an email to: **info.westvalley@comcast.net**.

Dispose of Banned Pesticides

Some pesticides have been taken off the market as unsafe and should be disposed of. All pesticides containing DIAZINON or CHLORPYRIFOS have been banned from residential use. Check your storage shelves for products with these chemicals, and take them to a free Household Hazardous Waste drop-off site; visit **www.hhw.org** for details.

Ladybug Larva

Lacewing

Photos courtesy of the University of California

Keep Los Gatos Beautiful

April is Keep Los Gatos Beautiful Month. Every year during April, the Town supports events dedicated to the beautification of Los Gatos and to our commitment to living and growing greener as a community. This year's events promise to provide a variety of educational and entertaining celebrations for all ages. From booths at the Farmers Market to the Town's Arbor Day event, there is something for everyone. This year's events will include:

Plant Swap

The 55+ Program will be hosting a plant swap for adults age 55 and over on Wednesday, April 22 from 9:00 am to 2:30 pm at the Los Gatos Neighborhood Center, 208 East Main Street. You are invited to share or swap plant starts, seeds, and bulbs with other gardening enthusiasts. For more information, call the 55+ Program at (408) 354-2360.

Farmers Market Exhibits

On April 5, 19, and 26, special exhibits will be held at the Los Gatos Farmers Market, including information on the local Master Gardener Program and the Santa Clara County Composting Education Program. The Farmers Market is held each Sunday from 9:00 am to 12:30 pm on Montebello Way at the corner of Main Street and South Santa Cruz Avenue.

Arbor Day Celebration

The Town has been named a "Tree City USA" by the National Arbor Day Foundation for the 29th year in a row! Join us as we celebrate Arbor Day and this special recognition with a tree planting ceremony at La Rinconada Park on Friday, April 24 at 10:00 am.

Our annual Keep Los Gatos Beautiful newsletter, which includes detailed information about these and other planned events, is available at **www.LosGatosCA.gov/keeplosgatosbeautiful**.

General Plan and Housing Element Update

Continued from page 6

to detailed statutory requirements regarding its content and is subject to mandatory review by the California Department of Housing and Community Development. One of the first parts of updating the Housing Element will be to update its Technical Appendix, which will include such information as:

- Needs Assessment
- Projected Housing Needs
- Constraints to Housing Development

Comprehensive information about the General Plan update process is available on the Town's General Plan Update website, **www.lggeneralplanupdate.org**. There, you can view the General Plan Update Background Report and Housing Element Technical Appendix, read the agendas and minutes of the General Plan Update Committee, and keep up to date with all process and milestone announcements. You can also sign up to receive email updates about the process; just visit **www.LosGatosCA.gov/notifyme.**

Subject: Public Works Week Open House May 19
Date: Tuesday, January 27, 2009 11:38 AM
From: Tim Kawasaki <tkawasaki@losgatosca.gov>
To: <kelly.westvalley@comcast.net>

Hi Kelly:

The Town of Los Gatos will be celebrating Public Works Week on Tuesday, May 19, from 9-12 noon with an Open House. Right now we have about 75 elementary students signed up to attend the event. We will be holding one hour tours of the corporation yard and setting up booths/stations to do some simulation exercises with the kids. The event is also open to the public.

We would love it if West Valley Clean Water Program could join us by setting up a table at this event. This would be a perfect opportunity to educate the public about your programs. Please let me know if your staff could attend this event.

If you have any specific questions about the event, let me know. Thanks, and we hope you can join us!

TIMK.

March 24, 2009

Kelly Carroll
West Valley Clean Water Program
18041 Saratoga - Los Gatos Road
Monte Sereno, CA 95030
Phone: 408-354-4734; E-mail: kelly.westvalley@comcast.net

Dear Ms. Carroll:

On behalf of the Conference Steering Committee, thank you for agreeing to make the presentation, ***A Stormwater Campaign in Cartoons,*** at the upcoming ***5th National Conference on Nonpoint Source and Stormwater Outreach,*** May 11-14, 2009 at the Doubletree Hotel in Portland, Oregon. The Steering Committee, as well as the expected attendees, looks forward to a productive exchange of information and ideas on developing and implementing nonpoint source and stormwater outreach strategies.

Conference Format

The conference will run for three days: Tuesday through Thursday, May 12-14. In addition, four optional pre-conference workshops will be held Monday, May 11. A draft agenda is now available on the conference Web site at www.epa.gov/nps/outreach2009/agenda.html.

Your presentation is scheduled for:

Date: Wednesday, May 13

Time: 10:30 - 12:00 p.m.

Session Title: Pictures, Toons & Beyond

Presentation Title: A Stormwater Campaign in Cartoons

The amount of time allotted for your presentation (including any co-presenters you might have) is 30 minutes. Your presentation should be no longer than **20 minutes** so that there is adequate time for speaker introductions and audience questions.

Wednesday, May 13, 2009

7:30 a.m. – 4:00 p.m. **Conference Registration**

8:15 a.m. – 9:45 a.m. **Session A4: Programs Promoting Green Development** ..... Broadway Room

Moderator: Kathy Shay, City of Austin, Texas

— **Blue Thumb—Planting for Clean Water: Using Social Marketing Techniques to Promote Native Gardens, Rain Gardens and Shoreline Plantings within Priority Watershed Areas**
Angie Hong, East Metro Water Resource Education Program, Minnesota

— **Lake Clarity Crediting Program for Lake Tahoe**
Jeremy Sokulsky, Environmental Incentives, LLC, California

— **RiverSmart Homes**
Shelby Laubhan, District of Columbia Department of the Environment

Session B4: Reaching Our Audiences Through University-Based Outreach Programs ..... Multnomah Room

Moderator: Rebecca Power, Wisconsin Cooperative Extension

— **Stormwater Management in Your Backyard: An Extension Education Initiative**
Dr. Christopher Obropta, Rutgers Agricultural Experiment Station, New Jersey

— **Changing Public Behavior: Addressing the Challenges of Applying Social Assessment to Water Management Strategies**
Elaine Andrews and Kate Reilly, Environmental Resources Center, University of Wisconsin, Madison

9:45 a.m. – 10:15 a.m. **Break**

10:15 a.m. – 11:45 a.m. **Session A5: Pictures, Toons & Beyond** ..... Broadway Room

Moderator: Jennifer McDonnell, Tetra Tech, Inc., Virginia

— **Say It with Pictures: Training Kentucky Construction Site Workers in Erosion and Sediment Control**
Barry Tonning, Tetra Tech, Inc., Kentucky

— **A Stormwater Campaign in Cartoons**
Kathy Ottenberg and Kelly Carroll, West Valley Clean Water Program, California

— **Developing and Implementing a Comprehensive Surface Water Education and Outreach Plan for a Rural County**
Pat Pearson, Washington State University Jefferson County Extension

A Stormwater Campaign in Cartoons

Small Agency Uses Cartoons for Adding
Low-Budget Fun
to the Stormwater Message

1

Why Cartoons Appealed to Us

- *BUDGET:*
  We needed a low-budget 'BRAND' image, which could be used in a variety of media
- *COMMUNITY NEWSPAPERS:*
  We wanted to use our community Weekly Newspapers -- which are mailed to every household
- *BROAD AUDIENCE:*
  We wanted an image which would appeal to residents of all types: Parents, Young Adults, Seniors, Students, Teachers, etc.

6

Making it Work: 2 Characters

- *2 Characters works well*
  --2 characters allows for information through dialogue
  --2 characters allows for one to model "WRONG" behavior, & one to model "RIGHT" behavior

Modeling 'Wrong' & 'Right'

Dialogue = "Punch line"

20

Benefits - Brand Recognition

Cartoon characters present a consistent "brand" throughout a variety of **MESSAGES**

- *VARIATION among the STRIPS*
  The strip/characters will be recognized as your "BRAND" yet, they can convey a different message, by varying:
  --the background
  and
  --the "accessories"

12

Benefits - Big Message/ Small Size

- SPEND LESS ON AD SPACE
  --When buying ad space, you need only a small area = LESS COST
- FITS EASILY INTO 8" X 11" MUNICIPAL NEWSLETTERS
  Newsletter are on a tight budget, with limited page space
  They tend to have space for a cartoon, even if not for an article

cartoon in → Municipal Newsletter



10

Benefits - Eye-Catching & Fun

Cartoons draw an audience to look at them.

- *DESIRABLE TO EDITORS:* They add Graphic Interest
  -- Various newspapers have given a 50% PSA discount, in order to include these cartoons in their papers
  -- Municipal newsletters enjoy including the cartoons

15

043731

Photograph courtesy of Patrick Hansen

Volunteers look for trash in San Tomas Aquino Creek on International Coastal Cleanup day Sept. 20. The West Valley Clean Water Program organized the creek cleanup.

Creek gets a cleanup, thanks to volunteers

WV Clean Water organizes the day

By CHRIS VONGSARATH

Ava Hansen wasn't so much worried about why she was out picking up trash along San Tomas Aquino Creek as she was how much trash she could pick up. The 9-year-old Junior Girl Scout from Troop 60043 learned quickly the importance of keeping the environment clean and in its natural state.

"Lots of people pollute, and they don't care if they cause global warming or not," Ava said.

While not exactly reversing global warming, Ava and a handful of other scouts and volunteers did their part in an international effort to prevent trash from ending up in the planet's oceans.

As part of the International Coastal Cleanup, volunteers from around the world pitched in to pick up trash. Last year, almost 380,000 volunteers from 75 countries netted 6,075,698 pounds of trash.

Closer to home, volunteers cleared trash from Lexington Reservoir, Vasona Lake County Park and San Tomas Aquino Creek on Sept. 20.

Ava said she had a fun time learning about the creek. The scouts challenged each other to see who could find the weirdest thing, which turned out to be a live pig.

The West Valley Clean Water Program, which provides stormwater pollution prevention for Campbell, Saratoga, Los Gatos and Monte Sereno, organized the cleanup at San Tomas Aquino Creek.

Program assistant Kathy Ottenberg said cleaning up the creek goes past mere aesthetics. In addition to having an impact on wildlife, a polluted creek could directly impact residents.

Part of the group's mission is to make sure the municipalities it serves are in compliance with state-administered stormwater discharge permits, which are intended to keep California's waterways clear.

Too much pollution could prove costly to taxpayers because municipalities would have to pay to install inserts to trap trash at stormwater gutters, Ottenberg said.

"It can have a major impact on everybody, even in terms of taxes," Ottenberg said.

About 16 volunteers collected 120 pounds of trash and another 170 pounds of recyclables at San Tomas Aquino Creek, program assistant Patrick Hansen said.

Though the creek is closed off to the public, some people frequently trespass through the area, resulting in the litter. The city of Campbell and Santa Clara Valley

☛ **Creek,** *page 11*

ADVERTISEMENT

Most Viewed Most Emailed

(From the last 12 hours) RSS

1. Woman struck and killed by Caltrain in Mountain View
2. Couple's 150-year-old tortoise missing from Cupertino yard
3. Santa Cruz park rangers did not know about cave
4. San Jose crash kills driver, 18, passenger, 12, and injures four...
5. Angel Island fire 75 percent contained; 380 acres burned
6. Killion: Too much evidence to refute Nolan's 'not my fault' refrain

Top Classifieds

RENTALS JOBS REAL ESTATE AUTOS

Apartment Manager / Maintenance Team
Click for Details

Engineer
JohnsonDiversey Equipment

ACCOUNTANT
Click for Details

Technical Support
Zoom Imaging Solutions

CASHIERS
Click for Details

CUSTOMER SERVICE REPS
Click for Details

Carpenter
Click for Details

Technician
Shax Engineering

ALL LISTINGS

Reprint BOOKMARK Print Email Font Resize

San Tomas Aquino Creek cleaned up by volunteers

By Chris Vongsarath
Campbell Reporter
Article Launched: 09/25/2008 02:26:24 PM PDT

Ava Hansen wasn't so much worried about why she was out picking up trash along San Tomas Aquino Creek as she was how much trash she could pick up. The 9-year-old Junior Girl Scout from Troop 60043 learned quickly the importance of keeping the environment clean and in its natural state.

"Lots of people pollute, and they don't care if they cause global warming or not," Ava said.

While not exactly reversing global warming, Ava and a handful of other scouts and volunteers did their part in an international effort to prevent trash from ending up in the planet's oceans.

As part of the International Coastal Cleanup, volunteers from around the world pitched in to pick up trash. Last year, almost 380,000 volunteers from 75 countries netted 6,075,698 pounds of trash.

Closer to home, volunteers cleared trash from Lexington Reservoir, Vasona Lake County Park and San Tomas Aquino Creek on Sept. 20.

Click photo to enlarge

Volunteers look for trash in San Tomas Aquino Creek on... (Photograph courtesy of Patrick Hansen)

My City
Campbell: News, reader photos, forums & more
Other My City pages

Ava said she had a fun time learning about the creek. The scouts challenged each other to see who could find the weirdest thing, which turned out to be a live pig.

The West Valley Clean Water Program, which provides stormwater pollution prevention for Campbell, Saratoga, Los Gatos and Monte Sereno, organized the cleanup at San Tomas Aquino Creek.

Program assistant Kathy Ottenberg said cleaning up the creek goes past mere aesthetics. In addition to having an impact on wildlife, a polluted creek could directly impact residents.

Part of the group's mission is to make sure the municipalities it serves are in compliance with state-administered stormwater discharge permits, which are intended to keep California's waterways clear.

Too much pollution could prove costly to taxpayers because municipalities would have to pay to install inserts to trap trash at stormwater gutters, Ottenberg said.

Advertisement

ADVERTISEMENT

"It can have a major impact on everybody, even in terms of taxes," Ottenberg said.

About 16 volunteers collected 120 pounds of trash and another 170 pounds of recyclables at San Tomas Aquino Creek, program assistant Patrick Hansen said.

Though the creek is closed off to the public, some people frequently trespass through the area, resulting in the litter. The city of Campbell and Santa Clara Valley Water District are installing a passive-use trail.

Hansen said opening up the creek to the public could present a hidden benefit.

"If there is a lot of trash out there, they'll notice it and want to do something about it," he said.

Sunnyvale resident Grace Siu, Ava's mother and leader of the troop, said her scouts have participated in creek cleanups before, but never as part of an international campaign. She said the scouts were up to the task.

Advertisement

ADVERTISEMENT

ADVERTISEMENT

ADVERTISEMENT

Downtown Saratoga gives visitors to Big Basin Way a choice. Elia Betbadal puts his empty soda can in one of the recyling containers rather in the garbage.

Happy Earth Day

We're celebrating another one on April 22

Photographs by GEORGE SAKKESTAD

Earth Day was something of an enigma when it was first discussed at a conference in the fall of 1969.

What was the point of this special day designated for April 22 that would "inspire awareness and appreciation for the Earth's environment?" Back in 1969, it seemed to just follow the beat of the hippie generation and the Summer of Love.

Nearly 40 years later, though, we know better.

Earth Day, first celebrated on April 22, 1970, has grown to become a time when we collectively treasure our planet and share ideas for sustaining our resources.

In the West Valley, we are thinking about the Earth in our homes and schools, in our businesses and local governments.

It starts at home

Los Gatos homeowner P.K. Karnik believes in recycling, but when it came to remodeling his home, he took the concept to another level.

"I look at recycling in a different light," Karnik said. "My whole notion is reuse."

Karnik used Craig's List to unload many of the things he no longer wanted, but thought other people could use. "I advertised free windows to a needy home," he said. "This church contacted me saying they had a home in East San Jose in shambles that they wanted to turn into a daycare center, so I gave them all to them."

He did the same thing with faucets, sinks, chandeliers, mirrors, blinds, cabinets and toilets. "The toilets were 4 years old, and they probably would have ended up in a landfill," Karnik said. "They were picked up by a gentleman that remodeled his rental homes in San Jose. Normally, the faucets would have gone to a scrap yard and melted in a furnace. They were put into the rental houses, along with the sinks."

Karnik also found new homes for his old water heater, plus 14 doors and a lot of lumber. Some of the lumber was recycled to make wooden pellets, but much of it will be reused. "Some large timber was given to my construction crew," he said. "They plan to haul the load to Mexico and assist their poor relatives to build homes."

In explaining his preference to reuse things instead of recycling them, Karnik says, "I save a lot of energy in the crushing process. And there are so many places that need to get fixed. I feel very good about it."

Saratoga resident Hari Sripadanna is also feeling good about

A rain harvesting system can provide water for landscaping and vegetable gardens. At right, Monte Sereno resident Jerry Block talks to John Lewis of Rain Harvesting Systems about the installation of a harvesting system in his back yard. Above, Lewis installs water filtering rain gutter guards at Block's home.

his new home. The architect is waiting for an important piece of paper that says his house is certified LEED Gold—meaning it shows Leadership in Energy and Environmental Design. LEED is a point system developed by the U.S. Green Building Council.

Among other things, Sripadanna installed low-flow showerheads and faucets. A typical shower can use as much as 3 gallons of water a minute, while Sripadanna's use 1.75 gallons.

"What really surprised me was the faucets because they actually feel more forceful than a regular faucet," he said.

Sripadanna also says it has become much easier to build a green home today because the industry has caught up with people's ideas. "Architects have always talked sustainability, but now a lot of things have come together and it's become easier for us to do," he said. "What I want to share with everyone is it's in economic reach for everybody."

One of the more unusual things Sripadanna did was to install a "live" roof that is planted with succulents. It helps keep the house cool in the summer and warm in the winter.

Sripadanna said things like that can quickly add to the points needed for LEED certification.

Sripadanna also designed his home to take advantage of natural sunlight. "There's a quality of ambiance," he said. "You can't describe how it feels when the sun warms the house naturally. It gets low-angle winter sun but not summer sun."

One thing Sripadanna did not do is install solar panels. "If you do small things across the plain, you can get (LEED) credit quite easily without going to solar panels," Sripadanna said. "My house is so energy efficient that it beats the California energy code by 50 percent."

Even so, Kurt Newick of Campbell is a firm believer in solar. He is a solar salesman who is also the founder of the local chapter of the Sierra Club's Global Warming Committee.

"Solar electric panels are far and away the most popular technology," Newick said. "I sell about three or four systems a month."

He said homeowners who are thinking about going solar need to select a company that is both licensed and bonded. "The main thing is for the homeowner to feel comfortable with the person they select," he said. "If the contractor can't answer questions in a timely way, that's a red flag."

Newick also praised a new program started by San Jose-based Renewable Power Solutions that certifies solar installers. "A certification program is critical, especially since solar is pretty new," he said, "And it's a big expenditure."

Newick has just completed an analysis of the fees municipalities charge for permits for solar installations and the subsequent inspections.

"Los Gatos is one of the highest in the Bay Area," he said. Newick's analysis shows that Los Gatos charges $511, while Campbell comes in at $225 and Saratoga charges $92.

"Campbell and Los Gatos are pretty easy to deal with," Newick said. "Saratoga is probably the best. They're pretty easygoing."

Newick also said that perhaps the most important thing a homeowner can do before installing a solar system is to have a roof inspection and a shading analysis done. "This is where you separate the men from the boys. In Los Gatos and Saratoga you have a lot of mature trees. Solar needs sun, and even the wispiest amount of shade impacts the system," Newick said. "A sunny location now may not be sunny later on. And you have no legal recourse if a neighbor's tree grows and shades your array if the tree was there first."

The word sustainability has become interchangeable with green building practices, and Monte Sereno's Jerry Block has taken the concept to heart.

He just installed a 20,000-gallon rain harvesting system that will water his landscaping and vegetable garden.

But Block says being able to store that much water on his property could easily serve other purposes. "In an emergency it can be used for firefighting," he said, "and it could supply the whole neighborhood if there's an earthquake."

Block's system was installed by Fremont-based Rain Harvesting Systems.

Special eaves along the front and sides of his house capture the rain, which then flows through a series of pipes and into four tanks that can hold 5,000 gallons each.

Except for the tanks, the system is invisible.

If the tanks get too full, Block can release the excess and replenish groundwater supplies.

Right now, Block doesn't plan to use the water for drinking, washing or showering because he says there are too many hoops to go through to get approval for that.

However, installing a special filter and ultraviolet light could easily purify the rainwater.

Block also has an extensive solar installation, so he uses very little power from PG&E.

Coupled with his solar panels, Block's rainwater collection system is the next step in his quest to find independence. "This is a way for the everyday American to be a hero," he said. "Make a sacrifice to free us from foreign dependency and invest in your country's infrastructure."

—Judy Peterson

☛ *page 20*

Coulomb Technologies president Praveen Mandal charges his car at a station in front of the company's Campbell headquarters.

Continued from page 19

Government does its part

In the past the onus was put on individuals and big businesses to help shape a more environmentally friendly future by recycling more and conserving energy and water.

But as the "going green" phenomena has sunk deeper into the consciousness of American culture, public agencies, including the cities of Campbell and Saratoga and the town of Los Gatos, have begun to do their part in the creation of a more sustainable future.

Each of the three municipalities has been certified as a green business by the Bay Area Green Business Program, which verifies and motivates businesses to meet higher standards of environmental performance. More than 1,600 businesses and public agencies have been certified since the program's inception in 1997.

The town of Los Gatos was certified as a green business two years ago but has been working steadily toward adopting greener practices for more than a decade.

The town council adopted a water efficiency ordinance in 1992 to promote the conservation and efficient use of water. Guidelines were approved in 2004 for voluntary green building standards on new construction; and in 2008, Los Gatos became the first municipality in Santa Clara County to enroll in the PG&E Climate Smart program, which will help the town offset all of its identified carbon emissions.

Just last year Los Gatos began the "Growing Green Together" campaign in an effort to educate the town's employees to be more environmentally conscious while at work. Each month has a different theme that offers tips for creating a greener workplace and home. Residents can also sign up to receive the same newsletter employees obtain.

Los Gatos High School students Olivia Warne (left) and McKenna Everett look over photographs on display at a show focused on sustainability. Los Gatos Mayor Mike Wasserman (second from right) and Los Gatos High assistant principal Scott Downs also check out the show held in conjunction with Earth Day.

"It's very important for businesses and residents to take personal responsibility. Individual action is going to be key to reducing our carbon footprint," said Regina Falkner, community services director for the town of Los Gatos.

Saratoga Mayor Chuck Page agreed and added that local governments need to do their fair share in creating positive change.

"It's important that governments show leadership and do what it's asking its citizens to do," he said.

The city of Saratoga has taken many steps to become a better steward of the environment, including going to "paperless" Saratoga City Council meetings, using biodegradable utensils and cups at city hall, replacing older light bulbs with more energy-efficient models and buying two hybrid cars to replace aging city vehicles.

This month the council approved an ordinance that amends the city code to include a compilation of existing "green" laws that promote sustainability through the reduction of greenhouse gases. Putting all the laws in one section makes it easier for residents to find out what ordinances the city has passed that promotes a greener Saratoga, Page said.

But no matter what efforts cities try to make to be better stewards of the environment, they will inevitably be constrained by time and money.

But, thanks to the federal stimulus package, the city of Campbell is entitled to a $163,000 grant that must go toward energy-efficient programs. The money could go toward a number of things, but the city might look into using the funds for a solar panel analysis, said Dan Rich, city manager for Campbell.

Like Saratoga, the city of Campbell also plans on going to "paperless" city council meetings. Many other city commissions have already gone paperless.

Although city council and staff are currently looking into what the city can do in the future to reduce its carbon footprint, the city has always been "pretty aggressive" about looking into greener programs before it became fashionable, Rich said.

Rich said there has always been a desire by elected officials and residents to look into creating green policies and adopting environmentally friendly business practices. Not only have the greener policies helped out the environment, they have also helped Campbell's bottom line.

"It also made good business sense," Rich said.

—Brian Babcock

A photograph of bicycles by Fisher Middle School seventh-grader Natasha Cougoule is part of the Earth Day photo show in Los Gatos.

Education is the key

Community members realize that teaching the youth of today is an important part of shaping the leaders of tomorrow. Educators, parents and students from around the West Valley used their own skills, expertise and passion to coordinate a number of different activities on and around April 22 with one shared goal—to promote the understanding and protection of Mother Earth.

From kindergarten to college, no grade level went unnoticed.

A used book sale was scheduled April 22 to emphasize going green through recycling in and around the campus center at West Valley College, 14000 Fruitvale Ave.

"Whether you call it reducing your carbon imprint or just saving a tree, the idea is there are many popular books that trade hands anyway," said George Mageles, community resource coordinator for student health services at West Valley College.

There will be hard- and soft-bound books for sale throughout the day, and the funds raised will benefit the school's classified staff scholarship.

Mageles anticipates selling the books will be a success because faculty and administration offered such generous support preparing for the event. They offered a wide array of donations after clearing bookshelves in their homes and offices.

Students and parents from Louise Van Meter Elementary School also used a book setting as inspiration for a project.

Third-graders from the school worked on art pieces from April 14 to 16, using objects they found while spring cleaning in their homes earlier this month, including VHS tapes and old toys.

"It was junk, but all of a sudden it was shiny and new. It was just a major shift of perspective," said Daniella Simon, a parent of a student attending Van Meter. "The whole idea was don't look at things in terms of throwaway."

The students will dedicate their eco-art projects on April 22 to the Los Gatos Library's Green Section. Simon said this is a natural setting to display the work since "the library is all about the three Rs—reduce, reuse, recycle."

Simon was inspired to lead the project a year ago after first reading about eco-artists who use such materials as bottle caps to make beautiful mosaics.

The project grew into a collaboration of Art Docents of Los Gatos, Los Gatos Library, the West Valley Green Leaf Committee and Van Meter.

Simon said there were different benefits in working on the artwork.

"There seems to be gap in terms of getting information to kids," Simon said, "and this is one of the big issues that is driving me at this point. They're inheriting everything. We have a very short period of time to retrain ourselves and retrain our children."

Students from Los Gatos High School, Fisher Middle School, Blossom Hill and Lexington elementary schools are also putting their artwork on display during a photography show focused on sustainability. The exhibit is scheduled for April 25 at the Los Gatos Civic Center, 110 E. Main St., from noon to 4 p.m.

The idea was for students to take pictures to "show us the world through their eyes," said Nate Donovan, Los Gatos High photography teacher. Students ventured into different parts of the community, including local businesses, to capture the environmental effects we all have during our day-to-day lives.

No matter who you are, eventu-

ally "we are going to run out of resources," said freshman McKenna Everett.

She took 200 photos for the project, one she said is important to raise community awareness. The photographs submitted varied in styles, from scenic to abstract to photojournalism.

A picture alone is worth 1,000 words, but the photos displayed together will allow residents to "see how it all feeds into the story," said Nicole Williams, a parent volunteer for the event. "When you look at them all collectively, it makes a fantastic impact."

—Shannon Barry

Green means business

Ungdo Shin cares about what he puts in his customers, so much so that he is willing to pay more for it.

The owner of Big Basin Café in Saratoga runs an all-organic shop, meaning everything from the products to how they are served come naturally from the earth.

"In order to serve organic coffee, the delivery system also has to be non-chemical," Shin says. "We couldn't use a so-called recyclable cup, which is cost-effective but is chemically infested. So, we use a biodegradable cup instead, or else there is no use in serving organic coffee."

The cost of using biodegradable materials can be up to three times more expensive, Shin says, but it allows him to be able to call his café a truly organic coffee shop. Biodegradable—as opposed to recyclable—materials can be mixed in with other waste without contaminating the soil. Recyclable materials, meanwhile, can only be recycled, as the chemicals to make them are not natural.

For its efforts, Big Basin Café, 14471 Big Basin Way, received high marks on ecovian.com, a site featuring green business reviews and topics. The coffee shop earned five-star ratings in both organic coffee and tea served and biodegradable containers used.

In addition to tasting better, the organic coffee and natural foods at Big Basin Café, as well as the containers they're served in, benefit the customers in the long run, too. Biodegradable means all-natural, and that reduces the amount of dioxins, known to be cancer causing agents, the body absorbs, Shin said.

"Some customers are aware of what organic really means and some customers just like the taste of our coffee. But knowledgeable people know about the advantages of having biodegradable coffee and materials," Shin said.

While some businesses are going green themselves, others are helping people become more eco-friendly. Campbell-based Coulomb Technologies has been quickly rising as the leading producer of electric vehicle charging stations.

A construction worker sorts through the lumber at the home of Los Gatos resident P.K. Karnik. The lumber will be recycled to make wooden pellets, or re-used on homes in Mexico.

A mattress floats in Lexington Reservoir. It's just one of the many such items volunteers will target at a Lexington cleanup day on May 16.

Many drivers of electric vehicles can only charge their cars at home, but Coulomb allows them to refuel at the workplace or when they're out and about. The company has stations up and running in San Jose and San Francisco and as far away as Amsterdam.

And with just about every major automaker shifting toward more fuel-efficient and eco-friendly cars, Coulomb's smart-charging stations may be popping up in more cities.

"All of the automakers are doing electric cars, and we'll see them emerge between now and 2012," said Richard Lowenthal, Coulomb's founder and CEO. "So, we're out there selling stations and creating interest, and it's a worldwide thing."

Because it takes anywhere from four to eight hours to fully charge a vehicle, stations must be strategically placed. Right now, Coulomb is targeting the workplace and downtown areas, places where people tend to be for an extended period of time. But as more electric vehicles begin to hit the road, Coulomb may be looking to add stations at recreational venues, such as ballparks and arenas, Lowenthal said.

Lowenthal projects that in the next five years there will be remarkable advances in the industry, with more electric cars, charging stations and technology streamlining the two. Electric vehicles could be charging in a matter of minutes and drivers could be recharging at service stations, the way how most people do now at gas stations.

Most of these initiatives, Lowenthal says, will be made possible through the stimulus package.

"It's a good time to be doing green programs, especially green transportation," Lowenthal said. "It's good for cities to say, 'We're going to be electric vehicle-welcoming.' "

Also getting a boost from the stimulus package is Akeena Solar in Los Gatos. It may be nothing new to see solar panels on residential and commercials roofs these days, as property owners are beginning to invest in renewable energy. But Akeena is preparing for the next phase of clean technology: mixing aesthetics with being eco-friendly.

The latest solar panel from Akeena comes with a non-bulky, sleek design, but still has the reliability to last over time. The jet-black panels can be installed closer to the surface of the roof, limiting their visibility to onlookers.

When consumers begin looking for beauty to go with the brains, it's a sign that new technology has caught on.

"Without a doubt, as solar becomes more mainstream, you see that families are looking for panels that will reduce electricity bills and plus will also look well on a person's home," said Jose Tengco of Akeena Solar. "We've worked hard to ensure that we can provide the best looking and most reliable panels on the market."

The hardest part for those thinking about going solar is making the investment, but even that is starting to change. With solar power becoming more available, the price to make the switch is getting cheaper, Tengco said.

According to a study by the California Public Utilities Commission, Californians in 2008 "installed twice as many megawatts of solar power than the year before, and demand for new solar projects continues to hit record levels." Moreover, the California Solar Initiative led to more than $5 billion worth of private investment in solar projects.

"Clearly, with the going green movement and climate change, people are turning to renewable energy. And from an economic view, they find they are getting a strong return on the money invested today, so it becomes a win-win," Tengco said. "Families get to reduce electricity costs and at the same time address climate change."

—Chris Vongsarath

Series of local events related to Earth Day

Although Earth Day is officially April 22, many Earth Day-related activities will be held throughout the week and are listed below:

Life lab—On April 22 staff and students from Saratoga Elementary School will honor Earth Day with the official opening of their Life Lab Garden. There will be different displays and presentations from 9 a.m. to 2:30 p.m. in the outdoor classroom of the school, 14592 Oak St., including water filtration systems, insects of the garden, worm composting and solar cooking.

Used book sale—A used book sale is being held April 22 to emphasize going green through recycling in and around the campus center at West Valley College, 14000 Fruitvale Ave. in Saratoga. The event is a fundraiser for the school's classified staff scholarship.

Arbor Day—A tree-planting ceremony takes place April 24 at 10 a.m. at La Rinconada Park, Wedgewood Drive and Granada Way.

Another Arbor Day celebration— The city of Saratoga will celebrate trees on Arbor Day with a community gathering at Beauchamps Park, between Beauchamps Lane and Bowhill Court. The event will be held on April 24 at 3:30 p.m. Residents can help plant a tree, learn more about the trees in Saratoga and can take a seedling home that they can plant themselves.

Highway 9 clean-up—Five local Rotary Clubs, including those from Saratoga, Los Gatos, Campbell and Cupertino, are sponsoring the "Great Highway 9 Cleanup" on April 25. Volunteers for the cleanup are asked to meet at the La Hacienda Inn, 18840 Los Gatos-Saratoga Blvd., at 9 a.m. for a free breakfast. Volunteers and Rotarians will then pick up trash along Highway 9 for a couple of hours before being treated to a barbecue.

043737

TOWN NEWS

E-MAIL US AT:
lgwt@community-newspapers.com

VOLUME 126, NUMBER 7 | LOS GATOS, CALIFORNIA | FEBRUARY 17, 2009

Photograph by Neal Waters

Gardener Arthur Ragan, raking leaves in front of the Wells Fargo building on N. Santa Cruz Avenue in downtown Los Gatos, is among the Allied Landscape Services employees to be certified a Green Gardener in the West Valley Clean Water Program. The program serves Los Gatos, Monte Sereno, Saratoga and Campbell.

Class helps gardeners join the green team

Program has been winning awards

By JUDY PETERSON

A green gardening program that was developed in part by the West Valley Clean Water Program has been winning awards for its innovative ideas.

The clean water program, which serves Los Gatos, Monte Sereno, Saratoga and Campbell, was created to control pollution being dumped into creeks, streams and stormwater drains.

Recently, the California Stormwater Quality Association honored the Green Gardener program with an outreach award for the work it has done with small landscaping contractors.

"It was a 10-week course to educate landscape professionals on what type of environmentally safe practices are out there in place of the norm," Tito Fonseca of Allied Landscape Services said.

Fonseca and two other Allied employees were among the first to become certified Green Gardeners.

"It taught us simple gardening practices like pruning techniques, composting and minimizing water use," he said.

The latter will become even more important as water rationing is expected to be mandated in Santa Clara County beginning next month.

"We learned to use mulch over bare soil to keep water in the ground," Fonseca said.

The program also focused on minimizing the use of herbicides. "The chemical industry does a very good job advertising their products," he added, "but they don't touch on the environmental impact chemicals have."

Fonseca works with clients in both Los Gatos and Campbell.

"Green gardening is becoming more and more important to clients. Customers want to see that contractors are educated and doing what we can to preserve, protect and not pollute their property," Fonseca said.

Solutions Gardening Service owner Abel Yanez agrees.

"We wanted to separate ourselves from regular gardeners to see how we could help customers save water," Yanez said.

Yanez is using his newfound skills at customers' properties in Campbell, Saratoga and elsewhere.

"We're trying to re-layout sprinkler systems, and we're changing to organic fertilizer to help with the environment," he said.

One of the important things Yanez learned was how to test soil so that the right plants are properly placed. "You plant here and there," he said. "Now we know exactly what to do."

Yanez described the Green Gardener program as very beneficial. "We are planning to send five more people," he added.

☛ *Page 15*

Distinguished, Detailed & Innovative
CAL HORT
Full Service, Creative Landscape Design & Construction
...on Time and on Budget. Since 1983.
California Horticulture Landscape Construction Incorporated
753 Camden Avenue, Campbell, CA 95008
(408) 364-3190
www.calhort.com

Best Burger • Best New Restaurant
JOIN US FOR...
CUSTOM BUILT BURGERS
PALO ALTO 369 California Avenue 650 321 3900
SANTANA ROW 3055 Olin Avenue Suite 1039 408 423 9200
THE COUNTER

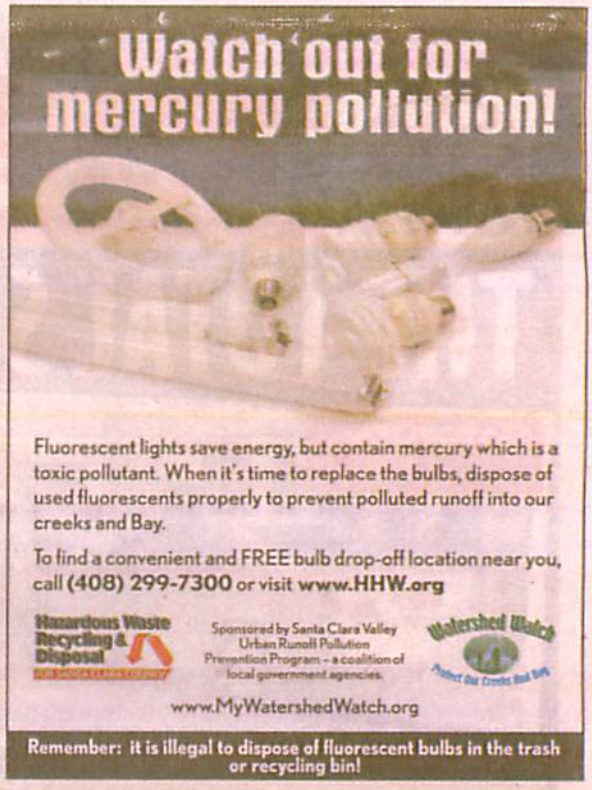
Watch out for mercury pollution!
Fluorescent lights save energy, but contain mercury which is a toxic pollutant. When it's time to replace the bulbs, dispose of used fluorescents properly to prevent polluted runoff into our creeks and Bay.
To find a convenient and FREE bulb drop-off location near you, call (408) 299-7300 or visit www.HHW.org
Hazardous Waste Recycling & Disposal
Sponsored by Santa Clara Valley Urban Runoff Pollution Prevention Program – a coalition of local government agencies.
Watershed Watch
www.MyWatershedWatch.org
Remember: it is illegal to dispose of fluorescent bulbs in the trash or recycling bin!

BLACKWELL HOMES
A Tradition of Excellence
CUSTOM HOMES · REMODELING
408.369.9402
www.BlackwellHomes.com
Lic. 766856


Laurel & Nick could not have imagined their wedding day more perfect than it was.
Portraits that remember.
PhotoSmith, llc.
Now booking weddings for 2009
Call to set up a complimentary consultation.
408.460.3309
www.photosmithllc.com
www.photosmithweddings.com

Litter is Water Pollution

Rain carries litter into storm drains that flow directly to our local creeks and the Bay without any treatment. Keep streets and gutters clean to protect our creeks and Bay.

What's your Pollution Personality Profile? Take our quiz to find out. Visit www.myWatershedWatch.org

Watershed Watch
Protect Our Creeks And Bay

Sponsored by the Santa Clara Valley Urban Runoff Pollution Prevention Program – a coalition of local government agencies.



Open Weekends 10:00AM to 5:00PM, Mondays, Tuesdays, Fridays 12:00 noon to 5:00PM.
Come see the neighborhood decorated in holiday splendor.

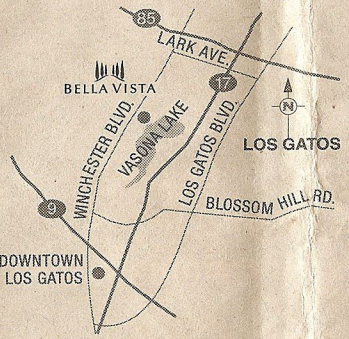

Welcome to Bella Vista, where refined details come together to create a singular street of dreams. Located in the renowned Town of Los Gatos, set above Vasona Lake and just minutes from the downtown, this neighborhood of new homes is truly something to be experienced. Carefully selected materials, sophisticated design and historic architectural detailing create a living space that is as tranquil as it is impressive. With artful touches and purposeful designs, the homes feature up to four bedrooms and three baths. Prices start in the upper $1 millions.

Call (408)399-1199 or visit
www.RobsonHomes.com

BELLA VISTA
LOS GATOS

DECEMBER 30, 2008 SARATOGA NEWS

043739

FY0809 Annual Report 123 September 2009



Hobee's Back to School Special

2 FOR 1 Dinner Entreé

Buy one sensational dinner entreé, get the second of equal or lesser value absolutely FREE! Dinner served after 5:00 pm. Limit 1 coupon per table. Not valid with other offers. Expires 10/15/08.

www.hobees.com

HOBEE'S

Fast, Fresh and Friendly Since 1974

*S. PALO ALTO 4224 El Camino Real • 650-856-6124
PALO ALTO 67 Town & Country Village • 650-327-4111
*SUNNYVALE 800 Ahwanee Avenue • 408-524-3580
CAMPBELL 1875 S. Bascom Avenue • 408-369-0575
LOS GATOS Coming Soon! Highway 9 & University Ave.

*(S. Palo Alto & Sunnyvale closed Sun & Mon nights)

Tech CU TECHNOLOGY CREDIT UNION Mortgage

Hermelinda Negrete
Mortgage Consultant
(408) 487-7525
hnegrete@techcu.com
www.techcu.com

Ask about our 10 day close guarantee!

Tech CU—A great place for home loans



Watch Out For Toxic Pesticides

Weed Worries?

Use less toxic ways to control pests and prevent polluted runoff from entering our creeks and the Bay.

Applying thick mulch blocks light to help prevent weed growth. And it saves water, too!

Find more tips and FREE fact sheets at

www.MyWatershedWatch.org

1-866-WATERSHED (928-3774)

Watershed Watch
Protect Our Creeks And Bay

Sponsored by Santa Clara Valley Urban Runoff Pollution Prevention Program – a coalition of local government agencies.

BOX OFFICE 408 280-2000 X 25
or ticketmaster
ticketmaster.com

Supported in part, by a Cultural Affairs grant from the City of San Jose.

City of SAN JOSE CAPITAL OF SILICON VALLEY

GuarantyBank.com
800-288-8822
Guaranty BANK

*The Annual Percentage Yield (APY) is accurate as of the date of the publication. $1,000 minimum balance required. Penalty for early withdrawal. Conditions and limitations apply.

Member FDIC

043740

"inadequate community facilities: e.g. the lack of a performing arts center and an inadequate library." This was 18 years ago.

Redevelopment money has funded a wide variety of improvements, including the town plaza, street reconstruction and a contribution to the high school pool.

We support the use of redevelopment funds for a new library.

ANN ROBERTS, PRESIDENT
LWV of Southwest Santa Clara Valley

More support for a library in Los Gatos

I support Los Gatos building a new public library. I *do not* support cleverly worded, misleading petitions.

ALICE H. HANSEN
Los Gatos

Blanket ban at concerts is ridiculous

Banning blankets at the local summer concerts—now I have heard everything. You either have concerts and have a fun atmosphere or you don't. The grass recovers after the concert season. It has looked fine for months.

this town that I would fight for their park.

It was another member of the skateboard park committee who decided to use paid petitioners and paid them. Steve Glickman did not hire the petitioners. They got the job done. Yes, we were beaten in the election due to dirty politics and a dirtier press. I would be happy to expound upon that at another time. The residents voted, and for whatever reason, they voted against building the park.

You talk about money wasted on elections. The town council spent more than $500,000 on surveys that concluded if the construction of a new library went to a vote, it would be turned down. Don't get me wrong; I am in support of a new library. However, there are more efficient plans and ideas that will cost far less. That is why it is so important to allow the voters to decide how the town spends taxpayer money on major projects. Why have this and other extreme expenditures pushed down our collective throats?

If you, the voter, decide to spend $18 million on a library, then I'm all for it. We have been told that the money is coming from redevelopment funds, but that is only $12 million. The rest will come out of the town gener-

worked with the developer on the First Republic building was interesting. Look at the building. It has Tuscan columns holding up arches here, Mission-like but fake Corbel-looking shapes holding up straight openings over there, windows with wood shutters, palladium windows with and without columns, straight windows without adornment, Craftsman-style exposed knee braces and an oversized tile roof. That it came out OK is testament to the developer, but stylistically it's a Tuscan, Mission, Monterey, Craftsman mess—definitely the kind of thing a committee would produce.

Let's let some originality happen. Look at what's going on in other places, countries, cities. Curious juxtapositions of color, shape and style create visual interest, not discord. Designing harmonious sameness will give us a look that one can understand easily in one pass. Los Gatos can be a much more interesting place than that. Let's allow some creativity, expressiveness, even oddness to happen here. We don't want to be known as a city of conformity, do we?

GEORGE HAVELKA
Los Gatos

Yellowjackets?

Use less toxic ways to control pests and prevent polluted runoff from entering our creeks and the Bay.

Fill yellowjacket traps with apple juice.

Find more tips and FREE fact sheets at

www.MyWatershedWatch.org

1-866-WATERSHED (928-3774)

Watershed Watch
Protect Our Creeks And Bay

Sponsored by Santa Clara Valley Urban Runoff Pollution Prevention Program – a coalition of local government agencies.

FY0809 Annual Report 124 September 2009

043742

IMPROVE YOUR SPEAKING SKILLS AT TOASTMASTERS

Switch-On Toastmasters club is one of the Bay Area's finest speaking/leadership clubs

Switch-On Toastmasters is a diverse club that meets every Monday night from 7:00 to 8:45 pm in the banquet room of Carrow's Restaurant, 910 Saratoga Avenue, in San Jose.

Guests are welcome anytime! Email membership@switchon.freetoasthost.us for more info.

Be part of the solution to creek pollution!

Join us for

National River Cleanup Day!

Saturday, May 16, 2009 — 9 a.m. to noon

Visit us at www.cleanacreek.org **OR call** (408) 265-2600, ext. 2739

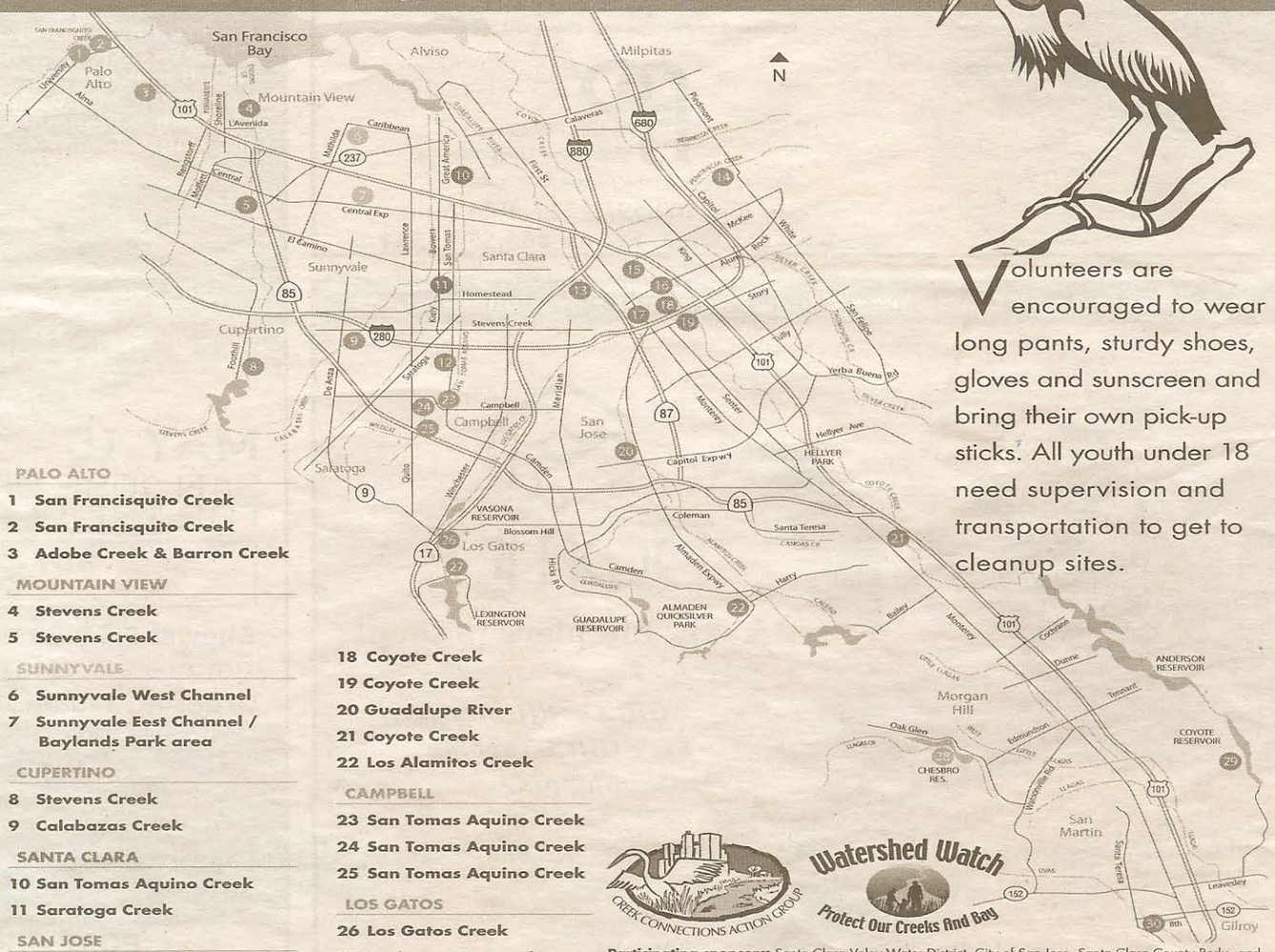

Volunteers are encouraged to wear long pants, sturdy shoes, gloves and sunscreen and bring their own pick-up sticks. All youth under 18 need supervision and transportation to get to cleanup sites.

PALO ALTO

1 **San Francisquito Creek**
2 **San Francisquito Creek**
3 **Adobe Creek & Barron Creek**

MOUNTAIN VIEW

4 **Stevens Creek**
5 **Stevens Creek**

SUNNYVALE

6 **Sunnyvale West Channel**
7 **Sunnyvale Eest Channel / Baylands Park area**

CUPERTINO

8 **Stevens Creek**
9 **Calabazas Creek**

SANTA CLARA

10 **San Tomas Aquino Creek**
11 **Saratoga Creek**

SAN JOSE

12 **San Tomas Creek**
13 **Guadalupe River**
14 **Upper Penitencia Creek**
15 **Coyote Creek**
16 **Coyote Creek**
17 **Guadalupe River**
18 **Coyote Creek**
19 **Coyote Creek**
20 **Guadalupe River**
21 **Coyote Creek**
22 **Los Alamitos Creek**

CAMPBELL

23 **San Tomas Aquino Creek**
24 **San Tomas Aquino Creek**
25 **San Tomas Aquino Creek**

LOS GATOS

26 **Los Gatos Creek**
27 **Lexington Reservoir**

MORGAN HILL

28 **Chesboro Reservoir**

GILROY

29 **Coyote Reservoir**
30 **Uvas Creek**

CREEK CONNECTIONS ACTION GROUP

Watershed Watch
Protect Our Creeks And Bay

Participating sponsors: Santa Clara Valey Water District, City of San Jose, Santa Clara County Parks, and Watershed Watch.
Participating agencies: Lockheed Martin SSC Leadership Association, San Francisquito Watershed Council, San Francisquito Watershed Project, Santa Clara Valley Urban Runoff Pollution Prevention Program, West Valley Clean Water Program, and the cities of Cupertino, Gilroy, Mountain View, Palo Alto and Sunnyvale.
Participating groups: Apollo High School, Blackford Neighborhood Action Coalition, Forest Hills Elementary School, Friends of Los Alamitos Watershed, San Tomas West Neighborhood Association, Save the Bay, and Silicon Valley NAACP.
Participating companies: Bianchi-Amaker Construction, Callahan Real Estate Group - Coldwell, and Intel Corporation.
Participating donors: Children's Discovery Museum of San Jose, City of San Jose Parks, Recreation, and Neighborhood Services (Happy Hollow Park and Zoo), Classic Carwash, Hobee's California Restaurants, In-N-Out Burger, San Jose Repertory Theatre, San Francisco 49ers

Subject: "Enviroscape" at Audubon Society Wildlife Education Day
Date: Tuesday, October 28, 2008 10:52 AM
From: Marj Ottenberg <marjott@yahoo.com>
To: <kelly.westvalley@comcast.net>

Kelly Carroll
West Valley Clean Water Program,
18041 Saratoga-Los Gatos Rd., Monte Sereno, CA 95030

Dear Ms. Carroll--first, let me say I wanted to send this by U.S. Mail--and have been trying for 3 days--but my printer refuses to accept my requests! So, I fall back on electronic mail!

Our Sierra Club group was THRILLED to have Patrick Hansen bring your Enviro-scape to share our space at Santa Clara Valley Audubon Society's annual Wildlife Education Day! It was the HIT of our corner of the affair! We especially appreciate the fact that it educates parents along with the kids-- who are enjoying squirting and sprinkling the various "contaminants" on the "environment"--and watching it wash into gutter to creek to Bay. Hopefully, these kids will CONTINUE to prod parents and friends, NOT to thoughtlessly discard stuff, because they now KNOW what harm such actions can cause! Patrick did an outstanding job, relating to the kids and "telling his story". I don't have a count of attendees--but everyone had to park at Monte Vista High School, about a mile up McClellan Road, and SCVAS hired school buses to ferry people from parking lot to the "party", and back again throughout the day (no cost to riders!); that parking lot was almost
completely full all day--so we know LOTS of people came! SCVAS covers the south half (and perhaps more) of Santa Clara County; they have active programs for kids as well as adults, including classroom sessions in local schools; (their monthly lecture meetings--in Palo Alto and Campbell-- draw several hundred members! I wish our Sierra Club Group could do as well!)
I was quite interested in your "mercury-free" thermometers--FAR superior to the old glass ones in many ways! I'd like to buy a few of them, to show to Sierra Club trip leaders--who are responsible for health care for trip participants. Next time I'm in Monte Sereno, I may stop by----
meanwhile, you and Patrick have our sincere THANKS! for helping us educate (and entertain) a LOT of local residents!
Marjorie Ottenberg, Program Chair, Guadalupe Regional Group, Loma Prieta Chapter, Sierra Club.

Birdhouse Building!

Santa Clara Valley Audubon Society

presents the

Raffle Prizes!

17TH ANNUAL WILDLIFE EDUCATION DAY!

Nature Arts and Crafts!

Environmental Presentations!

Saturday, October 25, 2008
10am–2pm
McClellan Ranch Park in Cupertino

Live Animals - Birds of Prey, Snakes, Insects, and more!

"Early Bird" Shorebird Walk

8:00 am @ Charleston Slough
RSVP Required (for walk only)

For details call (408) 252-3740
or visit www.scvas.org

Environmental Groups from around the Bay Area!

Annual Wildlife Poster Contest

Winners & Awards announced @ 1:00 pm
Submission deadline 10/6

MAP & DIRECTIONS on Back

General Parking @ Monta Vista High School w/ FREE SHUTTLE SERVICE,
Disabled Parking ONLY @ McClellan Ranch Park

HEAVY RAIN Cancels

Discovery Day Enviroscape Presentation Outline

Intro: Hello My name is…

Background on the West Valley Clean Water Program….

Questions:

1. What is nonpoint source pollution?
2. What is point source pollution?
3. What is a watershed and water cycle?
4. What is the difference between a sanitary sewer system and a storm drain system?

Provide background information to audience:

What is a coastal zone? Answer Page 7. Give examples of local SF bay.

Importance of coastal wetlands.

How coastal zones are affected by water pollution.

a. Car Washing (Talk about Car Wash Kit)
b. Pet Waste
c. Hazardous Materials
d. Paint
e. Swimming Pools
f. Trash
g. Pesticides

What the West Valley Clean Water Program does and how you can help.

a. Take car to carwash, or ask about carwash kit for fundraisers
b. Reuse mugs, canvas bags etc., wrapping paper..
c. Participate in creek cleanups, pick up trash if you see it.

Play on Enviroscape model.

Dear Patrick, Kelly, and Christine,

The Sedgwick PTA, Sedgwick Staff, students and parents would like to say "Thank You" for participating in Discovery Day 2009! The students thoroughly enjoyed your presentation on Preventing Watershed Pollution. This important presentation made an impact on the students, including my 3rd grader who came home talking about how he can keep the waterways cleaner by picking up garbage by the drains and by the sidewalks.

Discover Day is a proud Sedgwick tradition that our children enjoy very much. We sincerely appreciate you taking time out of your schedule to help educate our kids. I am enclosing thank-you letters written by the children of Sedgwick Elementary.

Sincerely,
Tracey Trimeloni
PTA volunteer

7/23/08 PCLG

WVCWP School Presentation Feedback

Thank you for inviting the West Valley Clean Water Program to give our watershed presentation. We ask you to please take the time to fill out this form. Your feedback will help us to deliver better presentations in the future. Please circle the number that corresponds with your opinion for each category. Circle 5 if you strongly agree with the statement, 4 if you agree, 3 if you are neutral, 2 if you disagree, and 1 if you strongly disagree.

A. OVERALL	Strongly Disagree	Disagree	Neutral	Agree	Strongly Agree
1. Setting/Room was pleasant	1	2	3	4	5
2. Materials used were useful	1	2	3	4	5
3. Content was interesting	1	2	3	4	5
4. Participants learned a lot	1	2	3	4	5
B. Speakers					
1. Speakers were knowledgeable	1	2	3	4	5
2. Speakers able to answer questions	1	2	3	4	5
3. Speakers kept audience interested/engaged	1	2	3	4	5
C. Results					
1. Presentation improved the students understanding of watersheds and urban run-off	1	2	3	4	5
2. I would consider having the WVCWP present at future events.	1	2	3	4	5

Comments:

Patrick was good with kids. He was on time and even got through everything he needed to do with the kids with the shorter time frame. The kids really enjoyed the hands on. Thank you so much. Sincerely Chris Daly

Created 7/23/08 PH

Annual Cleanup Program

West Valley Collection & Recycling (WVC&R) will collect an unlimited number of items from your curb at no additional cost for one day only.

Please have your items, containers and bundles curbside by

6 AM on Wednesday, August 27, 2008

WVC&R will collect:

- Items weighing up to 70 pounds (except as described below)
- Garbage in 32 gallon plastic bags, 32 gallon cans, and sturdy cardboard boxes (all small items must be contained)
- Tree prunings, branches and scrap wood up to 3" in diameter and 3' long in tied bundles weighing up to 70 pounds

WVC&R will not collect:

- 35, 65 or 95 gallon wheeled carts (they are awkward to lift manually)
- Concrete or Dirt (call Guadalupe Landfill 408.268.1670)
- Tires (call Guadalupe Landfill 408.268.1670)
- Items containing CFC's such as refrigerators (call WVC&R 408.283.9250)
- Household Hazardous Waste (call 408.299.7300 or visit www.hhw.org)
- E-Waste, Universal Waste, Motor Oil and Water Based Paints:
    - You can drop off TV's, Computers, household batteries, motor oil and water based paints at WVC&R's processing facility by appointment. For more information call customer service at 408.283.9250 or visit www.westvalleyrecycles.com
- Large items or containers over 70 pounds:
    - WVC&R will collect large items such as sofas and refrigerators for a fee. To schedule an appointment please call customer service at 408.283.9250

WVC&R makes it easy for you to donate your reusable items. For assistance locating local charitable organizations, visit www.westvalleyrecycles.com or call 408.283.9250.

Please remember to place recyclables in your recycling cart for your regular weekly collection.

To learn more about any of these programs visit www.westvalleyrecycles.com or call customer service at 408.283.9250.

WEST VALLEY
COLLECTION & RECYCLING, LLC.

392

WEST VALLEY
COLLECTION & RECYCLING, LLC.

FREE AND EASY E-WASTE DROP OFF EVENTS
(3 Locations)

ELECTRONICS ACCEPTED FOR FREE:

TVs, Computers, Monitors, Fax Machines, Printers, Copiers, DVDs, Stereos, Video Cameras, Phones, Cameras
(No household appliances accepted)

9:00 AM - 2:00 PM / Rain or Shine

For more information call WVC&R at (408) 283-9250

Date: July 19th, 2008
Los Gatos United Methodist Church
111 Church Street
Los Gatos, CA
From Hwy 17 to E. Main, then left on Church Street



Date: July 19th, 2008
Campbell United Church of Christ
400 West Campbell Ave
Campbell, CA
Between Winchester and San Tomas

Date: July 26th, 2008
City of Saratoga North Campus
19848 Prospect Rd.
Saratoga, CA
Located between Miller Road and Saratoga-Sunnyvale Road

SIERRA at tahoe Snowsport Resort

043749

West Valley Collection & Recycling & Sierra at Tahoe Snowsport Resort, will reward people that bring their E-waste to the following events with a $30 annual ski pass discount coupon for 2008/2009 season (1 per person – first 1000).

FREE AND EASY E-WASTE DROP OFF EVENTS

(Los Gatos, Saratoga, Campbell locations)

9:00 AM - 2:00 PM / Rain or Shine

Please fill out the following when bringing your items to the event.
Information is used to dispose of your E-waste, at no cost, with the State California. This information will be kept confidential.

Name: _____

Address: _____

_____

_____

SIERRA at tahoe Snowsport Resort

WEST VALLEY COLLECTION & RECYCLING, LLC.

04375027

BRIEFS

Free e-waste recycling drop-off

Los Gatos, Monte Sereno, Saratoga and Campbell residents with old TVs, VCRs, phones, radios and other electronic devices can drop them off at one of three upcoming recycling events sponsored by West Valley Collection and Recycling.

Two events are July 19, 9 a.m. to 2 p.m., at Los Gatos United Methodist Church, 111 Church St., and Campbell United Church of Christ, 400 W. Campbell Ave.

Another event is July 26, 9 a.m. to 2 p.m., at the city of Saratoga North Campus, 19848 Prospect Road.

Computers, monitors, fax machines and electronic toys will also be accepted.

WEST VALLEY CLEAN WATER PROGRAM

CAMPBELL LOS GATOS MONTE SERENO SARATOGA

.....

Thank you to all our Volunteers!

408-354-4734

E-Waste Events

Car Washing Pollutes Creeks

About WVCWP

West Valley Watersheds

Stormwater Pollution

Take Action

Program Materials

Report Illegal Discharge

Mercury

Links

West Valley Recycles! Summer 2008

BILL PAY THE EASY WAY

West Valley Collection & Recycling has made it easier than ever to pay your bill. Choose the method that works best for you.

Mail it: Make your check payable to West Valley Collection & Recycling. Be sure to include the payment stub to get credit for your payment right away. Use the pre-addressed envelope included with your bill.

Drop it off: We accept payments at our office Monday through Friday from 8 AM – 4:30 PM

Deliver checks to:
West Valley
Collection & Recycling
1333 Oakland Road,
San Jose, CA 95112

Pay / View Your Bill Online: Visit our new online payment system at www.wasteconnections.com; click on "Online Bill-Pay" and follow a few simple instructions. You must have your current invoice and credit card or debit card information available.

Home banking customers continue to use the remit address:

West Valley
Collection & Recycling
Dept. 1433
Los Angeles, CA 90084-1433

You must have your current invoice available.

Have questions about your recycling service?

Ask Randy

Q: What do I do with my used charcoal?

A: You can recycle charcoal. When you finish cooking, pour water on the briquettes. Let them dry thoroughly. Next time you grill, mix half new charcoal with half used.

The absolute safest way to dispose of ashes, regardless of whether they're red-hot or seemingly stone-cold, is to put them in a small, galvanized metal trash can that is dedicated to the purpose of ash storage. Keep the can away from any flammable materials, like your house, wood pile, dry grass, or weeds. Once ashes are completely cold bag them before placing into your garbage cart. If a dedicated ash container is not an option, stir through the ashes to make sure they are absolutely cold before placing them in the your garbage cart.

Remember, even ashes that seem cold on the surface may still be hot deep inside, even after sitting for two days, so wait at least 48 hours before disposing of them in the garbage.

AT YOUR SERVICE: Curbside Collection for Used Motor Oil

Summer's here and time to get the car in tip-top shape. West Valley Collection & Recycling provides FREE containers for your used motor oil so you can keep your car running smoothly, and help our collection go smoothly, too.

Call customer service at **(408) 283-9250** to order your FREE OIL JUGS AND OIL FILTER BAGS and WVC&R will deliver them curbside on your next collection day.

Schedule a drop off appointment for the items listed below by calling (408) 283-9250:

- ✓ Used motor oil and oil filters
- ✓ Water based paints
- ✓ Universal Waste = batteries, fluorescent tubes and bulbs and other mercury containing lamps, thermostats, electronic devices, electrical switches and relays, pilot light sensors, mercury gauges, mercury added novelties, mercury thermostats and non-empty aerosol cans that contained hazardous materials.
- ✓ E-Waste = televisions and computer monitors, CPUs, laptop computers, external computer hard drives, computer keyboards, computer mice, computer printers, DVDs and VCRs.

IMPORTANT TO NOTE:

WEST VALLEY
COLLECTION & RECYCLING, LLC.

1333 Oakland Road
San Jose CA 95112-9894
(408) 283-9250
www.westvalleyrecycles.com
customerservice@westvalleyrecycles.com

E-Waste Drop Off Event

E-Waste Drop Off Events will be taking place in West Valley cities soon. Please go to www.westvalleyrecycles.com to find the event in your community. Drop off E-waste such as computers, computer monitors, hard drives, TV's and VCR's absolutely FREE.

Clean Yard Trimmings

Keep your yard trimmings "Green" and your recyclables clean by keeping all garbage out of your yard trimmings and recycling cart. Garbage contaminates recyclable materials.

RESIDENTIAL

West Valley Recycles! Summer 2008

SPLIT BODY TRUCKS: Keeping Your Yard Trimmings and Garbage Separate

It's been more than a year since West Valley Collection & Recycling began the single-stream recycling program and rolled out our new split body trucks.

Our split body trucks have made a big difference in the neighborhoods they serve on trash day, because now in most neighborhoods one truck collects all garbage and yard trimmings, where previously two were needed.

Look for new labels on the back of the trucks identifying the material in each side. The collection compartment of these trucks are completely separate with garbage occupying 40% of the capacity, and yard waste filling the other 60%. The driver maneuvers the hydraulic arm to lift and empty the contents of your garbage and yard waste cart into the chute. After tipping the cart, the driver uses a toggle switch to direct the flow of material into the appropriate chamber, keeping the two materials completely separate. The result of using split body trucks: fewer trucks moving through our neighborhoods on collection day, fewer trips to the landfill, less wear and tear on our roads, less pollution, and fewer greenhouse gasses. Next time you see these trucks on collection day, they may appear to be white, but now you know, they are really pretty green.

Remember, Keep your yard trimmings "Green" and your recyclables clean by keeping all garbage out of your yard trimmings and recycling cart. Garbage contaminates recyclable materials.

KEEP UP THE GOOD WORK!

West Valley Collection & Recycling customers are loving single-stream recycling. The use of split body trucks mean less noise and pollution and the single-stream system means more efficient collection. Everyone is doing a great job.

Here are a few reminders to ensure collection days keep running smoothly and our neighborhood streets stay clean and neat too. Remember:

- Place carts with the wheels against the curb, at least two feet apart.
- Situate carts at least five feet away from vehicles and other obstructions such as basketball hoops.
- Secure light items such as plastic grocery bags and packing peanuts in bags to eliminate litter.
- Flatten and breakdown all cardboard. This will maximize the capacity available in your recycling carts.
- Do NOT overstuff carts.
- Please be sure lids are closed.
- Keep Recycling.

Don't Get Stuck with Your Sharps–Dispose of Them Properly

PROPERLY AND SAFELY DISPOSE OF YOUR SHARPS–HERE'S HOW:

✦ **Pharmacies, Doctor's Offices or Clinics:** Place your used home-generated sharps in a biohazard commercial sharps container and contact your Pharmacist, Clinic Administrator, or personal Physician, and ask if they have a take back program in effect. Sharps containers can be purchased at your local pharmacy.

✦ **Mail Back Services:** If you purchase sharps on-line, please remember to request a pre-addressed, prepaid mail-back box for your used sharps. A list of mail back services approved by the California Department of Public Health can be found at the following website: www.cdph.ca.gov/certlic/medicalwaste

✦ **Santa Clara County Household Hazardous Waste (HHW) Program:** The HHW Program accepts sharps waste, pharmaceuticals (No Controlled Substances), and other household hazardous waste from Santa Clara County residents (except Palo Alto residents). For more information on pharmacies and other locations that accept used sharps or to make an appointment to dispose of your sharps, visit **www.hhw.org** or call **(408) 299-7300**. Remember, residents must place their used sharps in a biohazard commercial sharps container.

Home generated sharps are needles, syringes, and lancets that assist people who use sharps or syringes at home to manage an illness. When sharps are improperly disposed of they pose a threat to sanitation workers, adults, children, and even pets with needle-stick injuries. Because of the high risk to the community and environment, Senate Bill 1305 was passed and will take effect on September 1, 2008. This law makes it illegal to place home generated sharps in the trash or recyclable containers.

WEST VALLEY
COLLECTION & RECYCLING, LLC

FREE AND EASY
E-WASTE DROP OFF EVENTS
(3 Locations)

ELECTRONICS ACCEPTED FOR FREE:
TVs, Monitors, Computers, Laptops, DVD, and CD Players, Printers, Scanners, Vacuum cleaners, Electronic toys and games
(No kitchen appliances or light bulbs)

9:00 AM - 2:00 PM / Rain or Shine
For more information
call WVC&R at (408) 283-9250

Date: October 11th, 2008
City of Saratoga
North Campus:
19848 Prospect Road
Saratoga, CA
Located between Miller Road and Saratoga-Sunnyvale Road

Date: October 18th, 2008
Los Gatos United Methodist Church
111 Church Street
Los Gatos, CA
From Hwy 17 to E. Main, then left on Church Street

Date: October 18th, 2008
Campbell United Church of Christ
400 West Campbell Ave
Campbell, CA
Between Winchester and San Tomas

00062314-4

West Valley Collection & Recycling
presents

FREE AND EASY E-WASTE DROP OFF EVENTS

(Los Gatos, Saratoga, Campbell locations)
9:00 AM - 2:00 PM / Rain or Shine

October 18th, 2008
9:00 AM - 2:00 PM
Los Gatos United Methodist Church
111 Church Street
Los Gatos, CA

WEST VALLEY
COLLECTION & RECYCLING, LLC

October 18th, 2008
9:00 AM - 2:00 PM
Campbell United Church of Christ
400 West Campbell Ave
Campbell, CA

October 11th, 2008
9:00 AM - 2:00 PM
City of Saratoga North Campus
19848 Prospect Road
Saratoga, CA

00062314 808

RESIDENTIAL

West Valley Recycles!

Spring 2009

THEY'RE COMING, THEY'RE FREE!

Electronic Waste Drop-off Events are the Place to Be

West Valley Collection & Recycling is sponsoring three FREE e-Waste Drop Off Events this spring.

HERE'S WHY:

Toxic substances in electronic waste include lead, mercury, and cadmium. A typical computer monitor may contain more than 6% lead by weight. Capacitors, transformers, PVC-insulated wires, and PVC-coated components are loaded with toxins and carcinogens. In the U. S., an estimated 70% of heavy metals in landfills come from discarded electronics. Electronics do not belong in the trash!

HERE'S WHERE & WHEN:

April 25th, 2008 9:00 AM - 2:00 PM
City of Saratoga, North Campus
19848 Prospect Road, Saratoga, CA

April 25th, 2008 9:00 AM - 2:00 PM
Los Gatos United Methodist Church
111 Church Street, Los Gatos, CA

April 18th, 2008 9:00 AM - 2:00 PM
Campbell United Church of Christ
400 West Campbell Ave, Campbell, CA

HERE'S WHAT:

Unlimited amount of TVs, Computers, Monitors, Electronic Toys, Fax Machines, Phones, Copiers, HDTVs, LCDs, typewriters and Stereos including speakers will be accepted at these events.

However, we do *not* accept light bulbs, kitchen appliances or hazardous waste.

Congratulations, 2008 E-Waste Recyclers!

COLLECTIONS WERE A SMASHING SUCCESS.

Last year, a total of 169,776 pounds of E-Waste was collected from Campbell, Los Gatos, Saratoga and Monte Sereno residents who participated in our E-Waste Drop Off events. That's 169,776 pounds of dead monitors, outdated cellphones and ancient fax machines. This year, let's work together to set a new standard for the collection of Electronic waste.

Clutter Busting

Here comes spring! Let's enjoy the many reasons to get outside and enjoy the outdoors: great weather, flowering trees, tulip bulbs pushing their way towards the sun. The fact that our houses are filled to the brim with clutter—the aftermath of a long, cold, winter is another reason to get out of the house. Here are some ideas to de-clutter the house and enjoy the outdoors too. These tips make the job easy. First, organize what is not trash into three labeled piles: sell, donate, or recycle. Next, get to work:

Have a garage sale or even better, organize a neighborhood garage sale. Better yet, get your *neighbor* to organize it!.

Donate your gently used clothing, books, furniture and working appliances to a local thrift store benefiting charity. Some organizations provide pick-up service, and all of them should provide you with a donation receipt to use as a write off on your income taxes.

Create a compost pile with your tree trimmings and lawn clippings. (Remember, May flowers are right around the corner-this compost will come in handy later.)

Participate in the West Valley Collection and Recycling Clean Up Event. It's free and it's easy. We'll collect an unlimited amount of your items at the curb on your neighborhood's designated day. Items weighting over 70 pounds will not be accepted. Look for our flyer in the mail two weeks prior to the event.

Request a bulky item pick-up. We'll pick things up from your curb for a small fee. Just call customer service at **(408) 283-9250**, we'll be right over.

Recycle items that can't be reused.

Put hazardous waste in its place. Batteries, light bulbs and water based paints do not belong in our landfill. They can be dropped off along with electronic devices at our facility. Check out www.westvalleyrecycles.com ewaste and universal drop off for more information.

Drop off your e-waste. The televisions, computers stuff, and vintage VCRs that didn't get picked up at the big garage sale can be dropped at the ewaste events coming up. Check out the e-waste article in this issue for what to bring, our hours and directions.

RESIDENTIAL

West Valley Recycles! | Spring 2009

BILL PAY THE EASY WAY

West Valley Collection & Recycling has made it easier than ever to pay your bill. Choose the method that works best for you.

Mail it. Make your check payable to West Valley Collection & Recycling. Be sure to include the payment stub to get credit for your payment right away. Use the pre-addressed envelope included with your bill.

Drop it off. We accept payments at our office Monday through Friday from 8 AM – 4:30 PM

Deliver checks to:
West Valley
Collection & Recycling
1333 Oakland Road,
San Jose, CA 95112

Pay / View Your Bill Online. Visit our new online payment system at www.wasteconnections.com; click on "Online Bill-Pay" and follow a few simple instructions. You must have your current invoice and credit card or debit card information available.

Home banking customers continue to use the remit address:

West Valley
Collection & Recycling
PO BOX 60248
Los Angeles CA 90060-0248

You must have your current invoice available.

Have questions about your recycling service?

Ask Randy

Q: I am going to bring my old video cameras to an e-waste drop-off location this spring. May I also bring my bottles of pesticides that I no longer use?

A: No. The Electronic Waste Events are computers, monitors, mice, keyboards, cellphones, cameras, old fax machines, and the like, not hazardous materials. Automotive fluids, lawn and garden chemicals, and household cleaners and poisons, can be disposed through the Santa Clara County Hazardous Waste Recycling and Disposal Program. For details, call **(408) 299-7300** or visit **www.hhw.org**. *To submit a question for "Ask Randy" send him an e-mail at customerservice@westvalleyrecycles.com with "Ask Randy" in the subject line.*

Greening your Cleaning

Get all of the dirt on how to clean your home in a planet-friendly way. Just in time for spring! Make your mother proud. Mother Earth, that is.

Floors: Vinegar is an excellent cleaner for ceramic tile or linoleum. Used straight or mixed with water, vinegar and a sturdy mop are all you need for a green, squeaky-clean kitchen floor.

Sinks: One part vinegar, four parts baking soda and several drops of your favorite essential oil(s) makes for a pleasant, earth-friendly sink scrub. Just like the store bought kind, apply the paste with a sponge, let sit for a few minutes then rinse for a sparkling clean sink.

Windows: Vinegar again, this time in a spray bottle. Wiping vinegar-sprayed glass with crumpled newspaper will make your windows shine bright. Don't clean windows when they're in direct sunlight, because they will dry too fast and look "streaky."

Rugs: Shake baking soda over the carpeting before vacuuming to help to absorb odors. For spot cleaning, rely on your old friend, vinegar. Spray it on, scrub out the spot with a clean cloth. Don't worry; the vinegar smell is gone in no time.

Furniture: Sprinkle stale cushions and chairs with baking soda, then vacuum after letting it sit for a while.

Toilet and Tub: Spray with vinegar first, then sprinkle on baking soda for natural, fizzy cleaning power. Scrub with a sponge or toilet brush, then rinse clean or flush.

Garbage cans: Borax is a mineral that will prevent mold and fungus, and keep away insects. Just sprinkle on the bottom of your carts or household cans.

Bad Smells: Zeolite* is a natural mineral that absorbs odors and also controls excess moisture in the air. Use it as a general deodorizer and to combat mildew or mold.

***Bonus!** When used in refrigerators and freezers, Zeolite can reduce electricity cost by up to 12% by maintaining optimum humidity, and it helps keep food fresher.

More Green Cleaning is Just a Click Away

Environmental Home Center is an online source for green building supplies, including people-friendly cleaning supplies, non-toxic paint, natural carpets, sustainable wood products, and energy-efficient insulation. (www.environmentalhomecenter.com).

Seventh Generation (www.seventhgeneration.com), the leading seller of green cleaning products in North America, offers tips on green cleaning.

The Green Guide (www.thegreenguide.com) provides consumers with practical, everyday household- and market-level actions that can yield system-wide environmental, health, and social change.

IMPORTANT TO NOTE:

WEST VALLEY
COLLECTION & RECYCLING, LLC

1333 Oakland Road
San Jose CA 95112-9894
(408) 283-9250
www.westvalleyrecycles.com
customerservice@westvalleyrecycles.com

How To Eliminate Litter

Remember to place all loose light items such as shredded paper, plastic grocery bags, styrofoam packing peanuts and any other items in a tied plastic bag before placing in your cart.

Cart Labeling

You may see WVC&R supervisors in specific neighborhoods labeling garbage, recycling, and yard waste carts with address numbers. This will help differentiate your cart from your neighbors.

RESIDENTIAL

West Valley Recycles!

Fall 2008

DON'T GET STUCK WITH YOUR SHARPS: Dispose Of Them Properly!

On September 1, 2008, a new law has taken effect, which will make it illegal to place home generated sharps in trash or recycling receptacles. Home generated sharps are needles, syringes, and lancets that assist people who use sharps or syringes at home to manage an illness. When sharps are improperly disposed of they pose a threat to children, adults, sanitation workers, and even pets. Here's how to properly and safely dispose of your sharps:

Note: Residents MUST place sharps in a biohazard sharps container, which are available for purchase at your local pharmacy, before bringing to any of the approved sharps drop-off locations.

✦ **Pharmacies, Doctor's Offices or Clinics:** Contact your local Pharmacy, Medical Clinic, or personal Physician and ask if they can start a take back program.

✦ **Mail Back Services:** If you purchase sharps on-line, please remember to request a pre-addressed, prepaid mail-back box for your used sharps. A list of mail back services can be found at **http://www.cdph.ca.gov/certlic/medicalwaste**

✦ **Santa Clara County Household Hazardous Waste (HHW) Program:** For more information on pharmacies and other locations that accept used sharps, or if there is not a location near you to take back your sharps, contact The Household Hazardous Waste Program at **www.hhw.org** or call 408-299-7300.

SHARPS TAKE-BACK LOCATIONS IN THE WEST VALLEY AREA

Call for packaging requirements before you bring used household syringes, needles, and lancets to the following drop off locations:

CAMPBELL

Kaiser Permanente
Campbell Medical Offices
220 E. Hacienda Avenue, Campbell
(408) 871-6500
(for Kaiser Members only)

LOS GATOS

Shannon Road Fire Station
16565 Shannon Rd, Los Gatos
Biohazard Sharps Container Size Requirement: One quart or one and half quart size for drop off box

Community Hospital, Los Gatos
815 Pollard Road, Los Gatos
(408) 378-6131

B M A Dialysis
14651 S. Bascom, Los Gatos
(408) 358-3791
(for B M A Patients only)

Mission Oaks Campus of Good Samaritan
15891 Los Gatos Almaden Rd
Los Gatos **(408) 356-4111**

SARATOGA

West Valley Fire Station
19800 Cox Avenue, Saratoga
Biohazard Sharps Container Size Requirement: One quart or one and half quart size for drop off box

COUNTY OF SANTA CLARA, HOUSEHOLD HAZARDOUS WASTE (HHW) PROGRAM

Deposit used home-generated sharps into a biohazard sharps container, when the container is ¾ full permanently seal shut and make an appointment through our website at **www.hhw.org** or call **(408)-299-7300**

HOLIDAY SCHEDULE

Collection occurs on all holidays except December 25th and January 1st.

Both December 25th 2008 and January 1st 2009 fall on Thursday. During these weeks, if your regular collection day is Thursday collection will occur on Friday. If your regular collection day is Friday collection will occur on Saturday. No other collection days will be affected.

HOLIDAY TREE COLLECTION

Beginning December 26th 2008 and continuing through January 25th 2009, WVC&R will collect up to two Holiday trees per residence as part of your regular collection.

- Undecorated natural or flocked holiday trees are acceptable.
- Please remove stands, tinsel and decorations.
- All trees must be cut into 5-foot or preferably shorter lengths.
- Place the tree at least one foot away from WVC&R carts.

To receive your FREE recycling "How-to Guide," call Customer Service at (408) 283-9250 or visit www.westvalleyrecycles.com

HOLIDAY TREE SETOUT

West Valley Recycles! | Fall 2008

BILL PAY THE EASY WAY

West Valley Collection & Recycling has made it easier than ever to pay your bill. Choose the method that works best for you.

Mail it. Make your check payable to West Valley Collection & Recycling. Be sure to include the payment stub to get credit for your payment right away. Use the pre-addressed envelope included with your bill.

Drop it off. We accept payments at our office Monday through Friday from 8 AM – 4:30 PM

Deliver checks to:
West Valley
Collection & Recycling
1333 Oakland Road,
San Jose, CA 95112

Pay / View Your Bill Online. Visit our new online payment system at www.wasteconnections.com; click on "Online Bill-Pay" and follow a few simple instructions. You must have your current invoice and credit card or debit card information available.

Home banking customers continue to use the remit address:

West Valley
Collection & Recycling
PO BOX 60248
Los Angeles CA 90060-0248

You must have your current invoice available.

Have questions about your recycling service?

Ask Randy

Q: With the Holidays around the corner, I'm very interested in finding a way to eliminate waste and complete the recycling loop by giving to others. I just don't know where to begin.

A: Re-using an item is far better than recycling. Donating heavy coats, sweatshirts, beanies or blankets can make for a warm Holiday to a family in need. Also, if you have household electronics such as TVs, phones or computers you don't want to go to waste check out donation alternatives before you recycle using the links below.

Goodwill: **http://www.goodwill.org**
Salvation Army: **http://www.salvationarmyusa.org**
RecycleWorks Reuse Center: **http://www.recycleworks.org**

If you have clothing that is shredded or not in "wearable" condition, you can always recycle them! Tie fabrics in a clear plastic bag and place in your recycling cart for collection. We'll do the rest. **Acceptable Items:** Clean cotton, linen, polyester, rayon and wool fabrics (e.g. blankets, clothes, cloth diapers, rags, sheets) **NO** rags or textiles soiled with chemicals, oil or paint. NO Shoes, Carpets, Disposable diapers, Down-filled items, Leather, Nylon, Pillows, Rubber, Stuffed animals, Vinyl.

MAKE IT A GREEN HOLIDAY

Thinking green begins long before you determine which item goes into your garbage cart and which one goes in your recycling cart. It starts with knowing which materials to buy at the store that reduce waste in your household. So remember to always look for the recycle triangle when you buy.

When picking up gift-wrap this Holiday season remember to buy wrapping paper made from recyclable materials. YOU CANNOT RECYCLE METALLIC OR FOIL GIFT-WRAP.

For those of you that want to get really creative. You can use recyclable materials to wrap and personalize a gift using old magazines, sections of the newspaper and even a brown grocery bag. Wrapping and decorating giftsusing a grocery bag only takes a few minutes of your time to better the environment and make a memory.

Follow these easy steps:

- You will need a brown grocery bag, scissors, colorful pens or markers and tape.
- Cut down the seam of the bag from top to bottom.
- Turn inside out to hide all store advertisements and give yourself a blank canvas.
- Wrap gift.
- Decorate with personalized greetings and drawings of your choice.

IMPORTANT TO NOTE:

WEST VALLEY
COLLECTION & RECYCLING, LLC.

1333 Oakland Road
San Jose CA 95112-9894
(408) 283-9250
www.westvalleyrecycles.com
customerservice@westvalleyrecycles.com

E-Waste Drop Off Event

E-Waste Drop Off Events will be taking place in West Valley cities soon. Please go to **www.westvalleyrecycles.com** to find the event in your community. Drop off E-waste such as computers, computer monitors, hard drives, TVs and VCRs absolutely FREE.

Clean Yard Trimmings

Keep your yard trimmings "Green" and your recyclables clean by keeping all garbage out of your yard trimmings and recycling cart. Garbage contaminates recyclable materials.

Old Pills Piling Up?

No Drugs Down the Drain Please!

UNUSED MEDICINE THAT IS FLUSHED OR PUT DOWN THE DRAIN CAN END UP IN OUR WATERWAYS AND POLLUTES THE ENVIRONMENT.

You can make a world of difference by following prescriptions as directed, and then disposing of your unused portions properly.

Dispose of medications properly

Bring your unused and expired medications to one of the following **free upcoming collections** — and help to prevent pollution and keep our waterways clean.

Saturday, October 4, 9 a.m. to 1 p.m.
Kaiser Permanente Medical Center San Jose
Parking lot at the corner of Camino Verde and Santa Teresa Blvd., San Jose

Monday, October 6, 7 a.m. to 1 p.m.
Cypress Senior Center
403 S Cypress Avenue, San Jose

Tuesday, October 7, 10 a.m. to 2 p.m.
Willows Senior Center
2175 Lincoln Avenue, San Jose

Wednesday, October 8, 9 a.m. to 1 p.m.
Santa Clara Senior Center
1303 Fremont Street, Santa Clara

Thursday, October 9, 2 p.m. to 6 p.m.
Berryessa Community Center
3050 Berryessa Road, San Jose

Saturday, October 11, 10 a.m. to 2 p.m.
Camden Community Center
3369 Union Avenue, San Jose

CITY OF SAN JOSE
CAPITAL OF SILICON VALLEY
Environmental Services
A Certified Green Business

SAN JOSE/ SANTA CLARA WATER POLLUTION CONTROL PLANT

www.NoDrugsDownTheDrain.org

State of California Home Page

Governor's Home Page

CALIFORNIA COASTAL COMMISSION
PUBLIC EDUCATION PROGRAM

About Us
Programs & Contests
Coastal Cleanup Day
Adopt-A-Beach
Coastweeks
Boating Clean & Green
Resource Directory
For Educators
For Youth
How can I help?

WHALE TAIL[SM] Grants

WHALE TAIL[SM] License Plate
Coastal Stewardship Pledge
Community-Based Habitat Restoration
Coastal Careers
Event Calendars
Coastal Government Links
Shop for the Coast

Recursos en Español

Site Index
CCC Home Page

Coastal Art and Poetry Contest

By encouraging youth to reflect on the beauty and spirit of California's beaches and ocean, we hope to inspire a greater sense of stewardship for these natural places. A population that cares about the coast is more likely to work to conserve and protect it.

View winning artwork and poetry from previous contests (some of which will open in a new window): 2008, 2007, 2006, 2005, 2004, 2003, 2002, 2001, 2000, and 1999.

A selection of Coastal Art & Poetry Contest winners and honorable mentions will be on exhibit at the following locations during 2008:

- Coyote Point Museum of Environmental Education in San Mateo, May 6 through June 15, 2008.
- Peter and Mary Muth Interpretive Center, Newport Beach, September 2 through September 30, 2008
- Cabrillo Marine Aquarium, San Pedro, October 21, 2008 through January 11, 2009

2009 California Coastal Art & Poetry Contest

WHO: All California residents in kindergarten through 12th grades are invited to participate. There are four categories for awards in both art and poetry: K-3rd, 4th-6th, 7th-9th, and 10th-12th grade.

WHAT: Entries must have a **California** coastal or **California** marine theme. (For help with California species, click here.) Poetry and artwork must be original. Art should be no larger than 11 inches by 17 inches. Acceptable art media are paint, pencil, markers, ink, crayon, chalk or pastel (fixed), and collage. Three-dimensional pieces, computer printouts, or photocopies are not eligible. All entries must include a completed contest Entry Form.

Winners will be selected in each of four grade-level categories (K-3rd, 4th-6th, 7th-9th, and 10th-12th) in both art and poetry to receive a gift certificate for $100 to an art supply store (for winners in art, courtesy of Blick Art Materials) or book store (for winners in poetry). Each sponsoring teacher will receive a gift certificate for $40 for educational materials. Winners and honorable mentions will also receive tickets to the Aquarium of the Pacific in Long Beach, courtesy of the Aquarium.

WHEN: Entries must be postmarked by January 31, 2009.

HOW: Review and complete the Guidelines and Entry Form and submit it with your art or poetry to:

COASTAL ART AND POETRY CONTEST

PUBLIC EDUCATION PROGRAM

2009 Coastal Art & Poetry Contest Honorable Mentions

GRADES K-3

"Sea Urchins"
Caitlin Archdeacon, kindergarten, San Jose

Canyon Heights Academy iin Campbell

"On the Beach"

On the beach
Do you see what I see?

I see the waves.

JURIED ART CONTEST:

Your View of The Estuary

How do you see the San Francisco Bay Estuary, that unique place where land, ocean, and fresh waters meet? Do you have a favorite view or scene that "means" the estuary to you? The San Francisco Estuary Project is seeking art for possible use in a postcard, our web site, and other materials depicting the San Francisco Estuary—we are looking for scenes or impressions of the Bay, its marshes, and/or streams or rivers entering the Bay. All media are acceptable—oil, water color, pastel, pen and ink, block prints of all types, and photos. A $1,000 cash prize will be awarded to the first prize winner, $500 to the second place winner, and $250 to the third. The Estuary Project retains the right to use the artwork (credited) in print and on-line.

Please submit your entry either as a slide labled with title of piece and your name (to the address below) or as a jpg—no larger than 2 MB—emailed to lowensvi@sbcglobal.net no later than August 1, 2009. Slides cannot be returned.

For more information, contact:
Lisa Owens Viani
San Francisco Estuary Project
1515 Clay Street, 14th Floor
Oakland, CA 94612
(510) 622-2337



Courtesy of Hiroko Kusuda

We will contact the top 20 winners for possible use in a display at this year's State of the Estuary Conference at the downtown Oakland Marriott, Sept. 29-Oct. 1. No more than three entries per artist, please. Original art pieces must be no larger than 24" by 36"; artists will be responsible for delivering and retrieving their art. Digital entries may also appear on our web site, and contest submission is considered permission to use.

6/09: Posted and Distributed by WV CWP

Pesticide Management Activities

Annual Report:

City of Campbell

Town of Los Gatos

City of Monte Sereno

City of Saratoga

West Valley Clean Water Program

THIS PAGE INTENTIONALY LEFT BLANK

West Valley Communities

PESTICIDE MANAGEMENT ACTIVITES
Los Gatos

Santa Clara Valley Urban Runoff Pollution Prevention Program

FY 2008-2009 ANNUAL REPORT

FY 2008-2009 Work Plan Self Evaluation Matrix				
Source	**Task Source**	**Work Plan Tasks**	**Accomplishments**	**Responsible Party**
	SCVURPPP PMP (I.A.1.)	Summary of Use Track and report use of pesticides on municipally owned property. *Municipal Staff* to report to WVCWP for: 1) pesticides applied by staff 2) pesticides applied by contractors *Reports to include:* -name of pesticide used -active chemical in pesticide -purpose of pesticide -amount used in each application -date of each application WVCWP to present pesticide use data in Annual Report.	Pesticides applied by municipal staff are reported monthly to the State of CA Dept. of Pesticide Regulation with copies of monthly reports forwarded to WVCWP for tracking purposes. Pesticide use by the municipal Pest Control contractor (PCO) have also been forwarded to WVCWP. Per Annual Report Guidance from Water Board, actual pesticide use data is not included in this Annual Report, but is on file for future reference and analysis as needed.	
			TOWN OF LOS GATOS: Town of Los Gatos Parks Maintenance staff is applying only Roundup, Garlon, and occasionally Surflan. No organophosphates (diazinon, chlorpyrifos) were applied by Town staff or Town's Pest Control contractor.	Parks Maint Supt & Facilities Mgr
	SCVURPPP PMP (I.A.3.) PS #3	Implement BMPS Continue to Implement IPM practices as Best Management Practices (BMPs) for any pesticide used by staff or contractors. Report on use of IPM practices on municipal property.	During FY 08-09, the WVC continued to implement the Pest Management Performance Standard (PMPS). "IPM Policy" and "Standard Operating Procedures for Pesticide Management" are being followed by staff and contractors. BMPs in general continue to be effective. WVC work with contractors to find the least-toxic method to treat resistant pest problems.	WVCWP & Town's WV Rep coord w/ Parks Supt & Facilities Mgr

			The WVC use less-toxic pest management methods in municipal facilities (parks & buildings) whenever practicable, based upon budget and effectiveness. *See "Evaluation" section below for details on IPM implementation.*	
	SCVURPPP PMP (I.A.6.)	Banned Pesticides Inventory If any pesticides have been banned w/in the past FY (per EPA, State &/or local requirements), conduct an agency-wide search of chemical for these pesticides. Properly dispose of these banned substances pursuant to appropriate waste disposal regulations.	**TOWN OF LOS GATOS:** Staff reviewed the list of banned pesticides for the FY and found none of the pesticides used by the Town were identified on the list. No further action was required.	PW Supt/ Parks Supt
	SCVURPPP PMP (I.B.1.) PS#5.a	Training for Applicators Ensure that employees who apply pesticides for the agency obtain the appropriate training as required by the County Agricultural Commissioner and the State Department of Pesticide Regulation (DPR)	**TOWN OF LOS GATOS:** The Annual Pesticide Safety Training was held on April 14, 2009. Dennis Merrill, president of *Killroy/ Sensitive Solutions Pest Control* gave the presentation. 11 Town of Los Gatos Parks & Public Works staff attended. The Training stressed Safety, Environmental Hazards and Drift – if winds are 5 mph or more, the Town will not spray any pesticide. The Safety Training covered 9 different pesticides. Topics related to runoff issues included: • Labeling • Hazards • Routes pesticides can enter the human body • Drift • Runoff • Wildlife Hazards • Laws & Regulations Proper Disposal	Parks Supt

PESTICIDE MANAGEMENT ACTIVITES
Los Gatos

Santa Clara Valley Urban Runoff Pollution Prevention Program

FY 2008-2009 ANNUAL REPORT

	SCVURPPP PMP (I.B.2.) PS#5.b	Staff Training for Applicators Attend and/or conduct annual training which reviews appropriate portions of the IPM Policy, BMPs, and relevant IPM techniques for employees within departments responsible for pesticide application.	**TOWN OF LOS GATOS:** Town of LG staff have regularly attended locally available IPM trainings in past years. A Tailgate Training on use of broadleaf control pesticides was held in June 2009 (Roundup, Garlon, Surflan) with emphasis on avoiding spraying (applying granules when possible), applying only on days when there will be no runoff (no rain predicted, no irrigation scheduled), and avoiding use of pesticides when possible (ie using hoes instead). The Interim Parks Supervisor is a certified Arborist, with training in a variety of controls for insect infestations. Due to a number of changes in staff (Parks & Forestry Supervisor, Parks & Public Works Director, WVCWP Stormwater Representative, etc.), and delays in replacement of staff, IPM training dates have been extended into FY 09-10. Town of Los Gatos maintenance staff basically deal only with control of broadleaf weeds. Each year the Town is able to implement increased mechanical control (hoeing, mulching, etc.) and prevention, and to cut back on any broadleaf weed control via pesticides – thereby reducing staff involvement in pesticide use. This results in less necessity for IPM training.	Parks Maint Supt/ Parks Maint staff WVCWP to provide training
	SCVURPPP PMP (I.B.3.) PS#5.c	Municipal Staff Education Inform employees who are not authorized and trained to apply pesticides that they cannot use over-the-counter pesticides in or around the workplace.	**TOWN OF LOS GATOS:** Entire City staff received this information via e-mail in June 2009. The notification letter included details on: • NPDES Stormwater Permit • Contact info for appropriate staff to request pest removal • Contact info for appropriate staff for disposal of any pesticides found	Town's WV Rep; WVCWP to provide notice

			• Reminder of City IPM Policy and Pest Specific IPM Plans • Reminder of goal to reduce pesticide use • Notification that only designated staff may order, purchase and apply pesticides for use on City property. • Reminder that this restriction includes over-the-counter pesticides	
	SCVURPPP PMP (II.A.1.)	Watershed Ed. & Outreach Campaign (WE&O)[1] Attend WEO and IPM work groups. Continue to assist with development of strategy for a campaign and training program (in Spanish & English) designed for staff of very small landscape businesses (typically 1-8 employees) mainly serving homeowners.	WVCWP staff participate in WEO. WVCWP Program Manager participates in the IPM Ad Hoc Task Group on behalf of the WVC. Project implementation and projects for consideration, which are discussed in the AHTG, are presented to WVC staff for appropriate follow-through. In FY 08-09, WVCWP staff were involved in meetings aimed at developing coordination between the "Bay Friendly" program, and the "Green Gardeners" program (Green Gardeners – see below). WVCWP contributed funds to the SCVURPPP's IPM ad campaign. This allowed the IPM ad to appear in the three (3) weekly community newspapers for four (4) weeks in the spring. (Campbell Reporter, Los Gatos Weekly, Saratoga News). In addition, all ads also appeared a 2nd time in the Los Gatos Weekly "Weekend Edition", so that IPM ads appeared a total of sixteen (16) times in WV newspapers in 08-09. September 08: IPM/weeds April 09: IPM/snails June 09 (week of 6/1): IPM/Roses June 09: IPM/Yellow Jackets	WVCWP Staff

[1] Funded by all Co-permittees each year.

			WVCWP was very involved with the development of the "Green Gardeners" training program for small landscape businesses --from concept, to grant proposal, to implementation of several successful class series. (See Program Report for details.) In FY 08-09, WVCWP contributed funds for 6 scholarships to reduce the cost of the Green Gardener class to attendees (enough for 6 reduced fee scholarships). Since many WV residents employ small landscape contracting firms, it is hoped that these classes will have an impact on reducing residential pesticide use in the WVC. To promote use of the trainees from the Green Gardeners program, WVCWP sent a Press Release to local newspapers in Campbell, Los Gatos & Saratoga. A 630 word article, including a photo, about the Green Gardeners program was published. The article promoted both the classes (for anyone interested in enrolling) and promoted local companies which employ Green Gardeners graduates – so that residents could contact and utilize these graduates. See "PI/P Section", including "Attachments" for details. XREF PIP	
	SCVURPPP PMP (II.A.4.)	Community & School Opportunities Identify opportunities and attend community events/school classrooms to demonstrate reasons for, and methods of, less toxic pest control.	Information on the importance of reducing pesticide use, and the toxic effects of pesticide runoff, is included in all WVCWP Enviroscape presentation. This includes presentations at schools and at community events. Events in FY 08-09 included: **LG Presbyterian Summer Camp** Los Gatos July 23rd Enviroscape presentation to 21 children, ages 2nd5th grade	WVCWP Staff

			Audubon Wildlife Fair Cupertino (bordering Saratoga) 10/25/08 Enviroscape presentations to appx. 70 – 80 children, and their parents. **St. Mary's School** Los Gatos January 15, 2009 Enviroscape Presentation to 35 Fifth graders. **Sedgwick Elementary School "Discovery Day"** Cupertino March 31, 2009 WVCWP gave 4 Enviroscape Presentations to approximately 90 students in the 2nd, 3rd, 4th, and 5th grades. **Arbor Day Celebration** Saratoga 4/24/09 4/24/09 – Beauchamps Park WVCWP was introduced to the attendees (appx. 40 people). Attendees visited WVCWP display where staff discussed runoff issues (including pesticides) and distributed material. Staff also circulated and distributed material. **St. Mary's School** Los Gatos May 21, 2009 Enviroscape Presentation to 30 Kindergartners (2 classes)	

			St Thomas of Canterbury Vacation Bible School SJ (between Campbell & Saratoga City boundaries) June 18, 2009 Enviroscape presentation to 18 children, ages appx. 7-10 Each child received a "Pest or Pal" activity/ coloring book IPM information, and HHW brochures detailing proper pesticide disposal, are distributed at a variety of venues. See following row, and "PI/P Section" for further details on outreach for less toxic pest control.	
	SCVURPPP PMP (II.A.5.)	Community Material Distribution Participate in public sale events at local hardware store(s). Provide watershed protection information and reminders (gifts) to community by walking aisles of the gardening center with gift basket full of handouts during the sales.	In FY 08-09, WVCWP devoted staff time to a new campaign: creation and promotion of a new outreach product with the intent of providing material that would be desirable to residents, and which could be attached to printed information, to encourage residents to pick up and read the printed info. Envelopes of pest-resistant CA Native Seeds, which attract "Beneficial Bugs", were created to use as give-aways, and to encourage residents to pick up (and read) the attached printed info on 'less toxic' gardening. WVCWP staff purchased 4 different types of seeds in bulk. Staff created labels with graphics, planting information, and pest info for the seed envelopes (see PI/P section – Attachments). WVCWP partnered with stakeholders (local Sierra Club members) to fill the packets with the bulk seeds. A total of **600 seed** packets were distributed via WVCWP in FY 08-09. The seeds were promoted via articles in WVC municipal newsletters, including photos of beneficial bugs. The articles resulted in a total of 24 seed packets sent out due to resident requests.	WVCWP Staff

			At events, the seed envelope/printed material packets appeared to be popular. Distribution was as follows: Sierra Club: 150 (will be distributed at events, such as Earth Day) Campbell's Great American Litter Pickup: 100 Saratoga Rec Dept. Gardening Class: 100 City of Saratoga Arbor Day: 25 Yamagami's Garden Center: 50 St Mary's School (Enviroscape Presentation) 1/09: 35 St Mary's School (Enviroscape Presentation) 5/09: 30 Sedgwick School "Discovery Day" Enviroscape: 90 Citizen Calls: 24 Total: 599 In addition, IPM/ Less Toxic Pest Control info is distributed at a variety of community events, school events and via displays at municipal facilities. See PI/P Section: "Materials Distribution" for details	
	SCVURPPP PMP (II.A.6.)	Web Site As new information is available, update web site to provide easy access to information on IPM and reduction of pesticide use.	WVCWP staff have been working on plans for a major web site update. Plans are not currently solidified to the point of instituting web site revisions.	WVCWP Staff
			TOWN OF LOS GATOS: The Town website specifically addresses pesticides on it's Stormwater Pollution page: http://www.town.los-gatos.ca.us/index.aspx?NID=922 "Have you ever: Overused garden chemicals? Pesticides and herbicides can wash or be blown by the wind into the storm drain system where they are hazardous	

			to aquatic life. Instead: Use garden chemicals according to label instructions. Never use garden chemical when rain is forecast for the next 24 hours. Consider organic gardening methods."	
	SCVURPPP PMP (II.A.13.)	Special Districts Invite neighboring special districts (e.g. sanitary, open space districts, and school districts) to attend WVCWP sponsored IPM workshops, when workshops are offered.	Due to resources being directed to numerous trainings/meeting for municipal staff concerning the Municipal Regional Permit, WVCWP was not able to sponsor an IPM training this year.	WVCWP Staff
	SCVURPPP PMP (II.A.14.)	Conduct internal IPM outreach Provide all City/ Town staff with information on environmentally safer, integrated pest management to encourage employees to use IPM methods away from work. Email announcements as appropriate & display IPM materials at City/ Town Hall.	A new e-mail notice covering this subject was created by WVCWP staff. The notice contains links to "Our Water, Our World"; "UC Davis IPM" site; "Universities' Pesticide Info Network"; and "Pesticide Action Network" database. It was e-mailed to all municipal employees in August 2008 (see Attachment). In addition, IPM material is on display & available for pick-up by employees at Municipal Offices.	
	SCVURPPP PMP (II.B.2)	Participate in continuing implementation of IPM Store Partnership Program through funding and through staff assistance in contact with stores & providing IPM materials.	Within the West Valley Communities, there are 3 garden centers which have elected to participate in the Store Parnership Program: Summerwinds – Campbell Home Depot – Campbell Ace Hardware – Los Gatos There are also 4 participating stores which border Saratoga (including 1 also bordering Campbell) which are patronized by WVC residents. These are: Summerwinds – Cupertino Home Depot – San Jose – (De Anza Blvd.) Yamagami's – Cupertino Orchard Supply Hardware – San Jose (Prospect Rd. –	WVCWP Staff

			bordered by Saratoga & Campbell) WVCWP provides funding to support ongoing maintenance and training needs for this program. In addition, in FY 08-09, WVCWP provided IPM Fact Sheets for distribution at Home Depot – Campbell: <u>Fact Sheets Delivered for Display/Distribution:</u> 100 – Wonderful Roses 200 – Safe Use & Disposal of Pesticides 200 – Naturally Managing Pests 100 – Tips for a Healthy Beautiful Lawn 200 – Keeping Cockroaches Out of Your House 200 – Keeping Fleas Off Pets & Out of Yards 100 – *Spanish* – Fleas 500 – Controlling Ants 100 – Controlling Yellowjackets 300 – Controlling Aphids in Your Garden 200 – Growing a Healthy Garden to Naturally Manage Pests	
	SCVURPPP PMP (III.A.1)	<u>Pest Control Operators</u> Maintain database of licensed structural and landscape maintenance PCOs within WVC for outreach purposes.	In FY 08-09, WVCWP staff developed a list of Landscape Maintenance companies and individuals with staff trained at the 'Green Gardeners' program, including a listing of those who are operating in the WV Communities. This can be used for outreach to these contractors who have already demonstrated an interest in Less Toxic Pest Control. The list includes landscaping companies, and also staff, such as landscaping staff at a Senior Citizen residential facility.	WVCWP staff

PESTICIDE MANAGEMENT ACTIVITES
Los Gatos

Santa Clara Valley Urban Runoff Pollution Prevention Program

FY 2008-2009 ANNUAL REPORT

	SCVURPPP PMP (III.A.4)	Track and Report PCO Use of Pesticides Require PCOs contracted by municipality to implement BMPs through contract specifications and track and report PCO use of pesticides on municipal property.		
			TOWN OF LOS GATOS: The Town requires its contractor for Pesticide application, Killroy, to follow all required application BMPs as a term in their contract. Killroy provides the Town with all required documentation of pesticide application performed by Killroy. Invoices for all pesticides applied by PCOs have been provided to WVCWP for tracking purposes.	Parks Supt / Facility Mgr / PW Dir assist w/ contracts
	SCVURPPP PMP (IV.A.2.)	Commercial Business Education Continue ICID Inspector's education program targeting retail food facilities through distribution of "Don't Set a Table for Pests".	In FY08-09 Santa Clara County DEH distributed the "Don't Set a Table for Pests" brochures to restaurants during routine inspections.	WVCWP Inspector
	SCVURPPP PMP (V.A.3.)	Promote HHW Collection Work with HHW collection agencies to support, enhance, and help publicize programs for proper pesticide disposal.	All WVC contribute funds to the County HHW disposal program, enabling residents and small businesses to drop off pesticides at HHW sites.	WVCWP / PW & Community Services Dept. staff to assist
	NPDES Permit Provision C.3.n	1. New Development/ IPM Planning Procedures 2. New Development/ Reporting 3. New Development Training for staff responsible for Environmental Reviews	See Planning Procedures Section 4 Pesticide Management measures related to New Development (C.3) have been incorporated into the Planning Procedures element of the Work Plan in order to facilitate delegation of responsibilities to appropriate departments and staff.	Town's WV Rep, PW Dir, Comm Dev Dir and Planners

West Valley Communities

PESTICIDE MANAGEMENT ACTIVITES
Los Gatos

Santa Clara Valley Urban Runoff Pollution Prevention Program

FY 2008-2009 ANNUAL REPORT

Pesticide Management Activities Evaluation

PESTICIDE USAGE REDUCTION MEASURES

Last year, Town of Los Gatos invested in an Irrigation Upgrade Project at Bachman Park to replace its outdated irrigation system. The new irrigation system has been designed with input from the Santa Clara Valley Water District, and has water-saving devices to irrigate the lawn in a much more efficient manner. The previous irrigation system's efficiency rating was 5%. The new system is closer to 100% efficient.
New system has gone online & is working well; it has cut down on water use and runoff. Visual inspections show a definite reduction in runoff; when runoff is observed, watering is adjusted accordingly to eliminate runoff, thereby helping to avoid any possible problems of fertilizers and pesticides running off into nearby creeks.
In addition, a similar upgrade was installed in the Los Gatos Town Plaza area. New irrigation heads heads were installed, based on the same principles as the Bachman Park project. Again, the project has been successful in eliminating runoff which could carry pollutants in the nearby creek.

Los Gatos is implementing IPM in the following situations:
YELLOWJACKETS:
• Los Gatos uses traps as the main means of control.
• Parks staff uses steam cleaning on picnic tables to prevent attracting wasps & ants.

WEEDS:

- Each year the Town has been able to obtain, and use, more & more mulch. The mulch is used for both weed control and also to cut down on watering, reducing potential runoff problems. Mulch is used to reduce weed growth on roadsides, median islands, parking lot landscaping and in parks, tree plantings.
  - Los Gatos continues to arrange to receive free wood chippings from PG&E tree-trimming contractor and others (currently using at least 200 cu yds of chips every year from a variety of contractors).
  - The Town uses a chipper to create mulch from green waste; this mulch is used for weed control wherever possible.
- Staff hand-pull weeds where feasible, and they are moving to more hoeing of weeds.
- The Town continues to use Corrections Dept inmates for weed control. Inmates are utilized for both hoeing and pulling of weeds. The Corrections Dept. provides inmates on every weekend day, on each weekend that weather conditions allow.
- Los Gatos purchased a flail mower to mow weeds in large areas. The mower is working well; it was used in an additional area this year. It is used on appx 10 acres total of weeds.

RODENTS:
• Rats & mice are trapped by contractor (baits used as last resort).

West Valley Communities

PESTICIDE MANAGEMENT ACTIVITES
Los Gatos

Santa Clara Valley Urban Runoff Pollution Prevention Program

FY 2008-2009 ANNUAL REPORT

INVASIVE SPECIES:
• Various species along Los Gatos Creek are hand-pulled by Native Plant Society volunteers.
• Scotch Broom is cut down by Parks staff and volunteers supervised by staff.

SCALE INFESTATION ON TULIP TREES:
• Insecticidal soap: Parks staff sprays trees with low concentration insecticidal soap & water.
• Tree replacement: Insecticidal soap has not been proving very effective. The next step has been to start removing Tulip Trees and begin replacing them with trees that are more pest resistant – London Plane trees. These trees have low water requirements, and are more resistant to local pests.

PYLLID INFESTATION ON EUCALYPTUS TREES:

- Parasitic wasps, rather than pesticides, have been used to control this insect infestation.
- Over the last 2 years Lerp Psyllids infested Eucalyptus globulus trees in the Town. The Parks Dept. called UC Davis IPM for assistance in controlling the pest. Staff was able to arrange for drops of parastic wasps at specified sites, to control the infestations. The wasps did seem to help resolve the problem.
- If a similar problem arises in the future, Parks Dept. will try using the same protocol.

RESULTS OF PESTICIDE USE REVIEW FY 08-09:

Los Gatos staff has eliminated the use of any OP pesticides for the past 7 years (and in preceding years minimal OPs were used: such as .475 oz of diazinon for ant control in FY 01-02). Avoidance of OP use has been achieved through use of IPM practices and through seeking out less-toxic pesticides.

- The Town is making an effort to stress prevention (prevent weed growth through use of mulch; prevent pest infestations through replacing susceptible trees, etc.) where possible.
- Los Gatos is moving into use of IPM and engineered, rather than chemical, controls as much as possible given budget and staff limitations.
- Over the past several years, the Public Works Dept. has instituted improved methods of weed control in some parks and roadsides, such as:
    - the continuous increase in the arrangements for free wood chips which are used as mulch to prevent weed growth and reduce watering and runoff
    - the use of Corrections Dept. labor for hand-control of weeds
    - the purchase of a flail mower for mechanical weed removal
- In Town facilities, sanitation is being stressed as a means to prevent pest infestations (ants, mice, etc.) so that chemical controls will not be needed.

Overall analysis

Due to implementation of all of the above IPM techniques, much less staff time is now involved in actual application of pesticides. The balance of manpower hours is shifting from pesticide applications to other methods of weeds and insect controls.

To: All Town of Los Gatos Staff

From: Todd Capurso

Re: USE OF PESTICIDES ON TOWN PROPERTY – Annual Reminder

Date: June 10, 2009

This notice is distributed to remind Town staff that only staff specifically designated through the Parks and Public Works Department management may order, purchase and apply pesticides for use on Town property. THIS RESTRICTION INCLUDES OVER-THE-COUNTER PESTICIDES.

Pesticide use by the Town of Los Gatos is tracked by the California Water Board as part of the Town's Stormwater Permit requirements. This message is required annually by the permit. It is important that all Town staff be informed of, and comply with, the permit's requirements concerning pesticide use.

To help meet this goal, staff members should:

1) Remember that only staff designated through the Parks and Public Works Department management may order, purchase and apply pesticides on Town property, including over-the-counter pesticides.

2) To request removal of pests (such as mice, ants, wasps, etc.) from Town property, please contact the Facilities Division at 399-5770 to initiate a work request.

3) Responsibly dispose of any existing pesticide containers found on Town property through the Town's Hazardous Waste program. Contact Bruce Smith at 399-5778.

4) If any pesticides are currently stored in any Town facilities (such as ant sprays, wasp sprays, etc.) and you are not a designated Parks and Public Works Department Pesticide Applicator, discontinue any further pesticide applications and dispose of the containers as outlined above in Step #3.

Thank you for your help in our efforts to protect employee health and local water quality.

USE OF PESTICIDES

The Town of Los Gatos adopted an Integrated Pest Management (IPM) Policy and IPM Plans to address removing various pests from Town property. The IPM Plans include strategies for removing pests (such as ants and wasps) using the least toxic methods possible.

The California Water Board's Stormwater Discharge Permit requires municipalities to reduce pesticide use. One goal of the policy is to ensure that pesticides which are applied are handled only by staff who have received training in pesticide use and 'less toxic' pest control. By adhering to these plans, we meet the permit requirements, and help provide a healthier environment for staff and the public.

If there are any questions about this procedure or the NPDES Stormwater Permit, please call: Trang Tu-Nguyen at 399-5771.

Mercury Pollution Prevention Activities

Annual Report:

City of Campbell

Town of Los Gatos

City of Monte Sereno

City of Saratoga

West Valley Clean Water Program

THIS PAGE INTENTIONALY LEFT BLANK

MERCURY POLLUTION PREVENTION ACTIVITES

LOS GATOS

Santa Clara Valley Urban Runoff Pollution Prevention Program

FY 2008-2009 ANNUAL REPORT

FY 2008-2009 Work Plan Self Evaluation Matrix

Source	WP Task	Work Plan Tasks	Accomplishments	Responsible Party
	Mercury Plan (I.E.)	Reduction of Hg Containing Products Continue implementing phase-out of mercury-containing products (MCPs). Phase-out will coincide with replacement of MCPs on an as-needed basis.	**TOWN OF LOS GATOS:** Los Gatos adopted a mercury elimination policy during FY 03-04 and has continued to phase out Mercury Containing Products, with the exception of fluorescent bulbs. Reduction of mercury-containing products is being implemented. Research on alternative products has been conducted through the WVCWP. Non-mercury or low-mercury replacements are being used wherever feasible e.g., thermostats and fluorescent bulbs. A training on phase-out and proper disposal was held in FY 07-08 for Municipal staff involved in work related to Corporation Yard activities. Mercury Informational Material was also handed out to Corp Yard Staff in July 2008; along with a flyer reminding staff to properly dispose of mercury containing thermostats/ switches.	WVCWP & Town's WV Rep; Street Maint Supt & Facilities Mgr to report data
	Mercury Plan (II.B.)	Mercury Containing Product Disposal Services Provide funding and participate in County HHW collection program for residents and small businesses	The WVC support the County HHW collection program through funding, outreach activities (material distribution, website notices, etc.). All WVC adopted an Extended Producer Responsibility Resolution during FY 07-08. The waste collection contractor for the WVC has been supporting HHW collection through sponsorship of free E-waste events. The WVC support this through fees to the contractor, and	

MERCURY POLLUTION PREVENTION ACTIVITES

LOS GATOS

Santa Clara Valley Urban Runoff Pollution Prevention Program

FY 2008-2009 ANNUAL REPORT

Source	WP Task	Work Plan Tasks	Accomplishments	Responsible Party
			through outreach efforts to support the collection events. Local implementation also included coordinating and participating in mercury thermometer collection events, and distribution of mercury-free thermometers, mercury outreach material distribution, and articles on mercury in municipal newsletters. **FREE E-WASTE RECYCLING EVENTS** Recycling of TVs, monitors and all office electronics. These events were organized by the waste contractor for the four WV Communities. **July 2008** CAMPBELL: July 19, 2008 Campbell United Church of Christ, Campbell, CA LOS GATOS: July 19, 2008 Los Gatos United Methodist Church, Los Gatos, CA SARATOGA: July 26, 2008 City of Saratoga North Campus, Saratoga, CA **RESULTS FOR 3 JULY EVENTS:** A total of **169,776 pounds** of E-Waste was collected from Campbell, Los Gatos, Saratoga and Monte Sereno residents who participated in the West Valley Collections & Recycling E-Waste Drop Off events. **April 2009** CAMPBELL: April 18th, 2009 Campbell United Church of Christ, Campbell, CA LOS GATOS: April 25th, 2009 Los Gatos United Methodist Church, Los Gatos, CA	

MERCURY POLLUTION PREVENTION ACTIVITES

LOS GATOS

Santa Clara Valley Urban Runoff Pollution Prevention Program

FY 2008-2009 ANNUAL REPORT

Source	WP Task	Work Plan Tasks	Accomplishments	Responsible Party
			SARATOGA: April 25th, 2009 City of Saratoga North Campus, Saratoga, CA **RESULTS FOR 3 APRIL EVENTS:** weight totals for each city Los Gatos – 12,533 lbs. Campbell – 9070 lbs. Saratoga – 14,966 lbs. **OUTREACH** During Winter/early Spring of 2008/2009, WVCWP submitted articles which ran in the WVC municipal newsletters, concerning E-waste. This helped publicize the need to make use of use E-waste events. For the July 2008 events, WVCWP publicized E-waste disposal on the front page of the cleancreeks.org website.	
			TOWN OF LOS GATOS: The Town of Los Gatos has been able to continue its commitment to funding for County HHW. The Town of Los Gatos website includes extensive information on HHW for residents. In addition, the site posts timely information related to HHW and MCP disposal. The site gives phone contact info and a website link for HHW. The page was updated in March 2009. http://www.town.los-gatos.ca.us/index.aspx?NID=331 In May 2009, Town of Los Gatos staff worked with WVCWP and City of San Jose Environmental Services Dept. to provide a booth for a Mercury Thermometer	Pub Works Director/ Town Manager

MERCURY POLLUTION PREVENTION ACTIVITES

LOS GATOS

Santa Clara Valley Urban Runoff Pollution Prevention Program

FY 2008-2009 ANNUAL REPORT

Source	WP Task	Work Plan Tasks	Accomplishments	Responsible Party
			Exchange at the Town of Los Gatos Farmer's Market. 13 mercury thermometers were collected for proper disposal. See "Evaluation" section below for details.	
	Mercury Plan (II.C.)	Track Disposal of Mercury Containing Products Continue documenting the quantities of mercury-containing fluorescent bulbs disposed from City/ Town buildings and departments at hazardous waste collection facilities. The quantities of disposed product will be reported in annual report	**TOWN OF LOS GATOS:** The Town Facilities Manager continued documenting and reporting quantities of mercury-containing products disposed of by the Town as hazardous waste in FY 08-09. Mercury-containing products (primarily fluorescent bulbs) are returned bulb for bulb to the lighting vendor. In FY 08-09, the Town disposed of: • 126x - U-shaped and compact lamps • 612x - 4-ft lamps • 15x - 8-ft lamps Bins for recycling used batteries are distributed throughout Town departments so that batteries don't end up in the trash. All battery bins are disposed of through HHW.	Facilities Manager & Streets Maint Supt
	Mercury Plan (II.F)	Fluorescent Light Recycling Campaign Continue participation in the Mercury Ad Hoc Task Group and support ongoing implementation of an outreach program to about recycling fluorescent bulbs.	Mercury AHTG has now been disbanded. The Mercury AHTG developed the Mercury Plan , the Mercury Virtual Elimination Policy etc. (see http://www.scvurppp-w2k.com/mercury.htm for the list of products). The Mercury P2 Outreach Work Group was formed to implement the outreach requirements in the Mercury Plan. These included developing fact sheets, newsletter articles and media advertising. WVC support ongoing implementation by distributing info on fluorescent bulb recycling, and teaching about the issue presentations at schools and public events. The Town of Los Gatos website HHW page includes a link	SCVURPPP & WVCWP to coordinate w/ HHW staff

MERCURY POLLUTION PREVENTION ACTIVITES

LOS GATOS

Santa Clara Valley Urban Runoff Pollution Prevention Program

FY 2008-2009 ANNUAL REPORT

Source	WP Task	Work Plan Tasks	Accomplishments	Responsible Party
			to the County HHW website, with a pdf listing drop-off locations for fluorescent bulbs.	

Mercury Pollution Prevention Activities Evaluation

MERCURY AHTG

WVCWP staff focus in FY 08-09 was on local implementation, since the Program's Mercury PP Outreach Work Group has not been meeting.

Local implementation included outreach for free E-waste Recycling Events, mercury-free thermometer distribution, mercury outreach material distribution, and articles on mercury in municipal newsletters.

THERMOMETERS

Residents have responded well to thermometer exchange events, and to receiving Mercury-free thermometers.

WVCWP, WVC and San Jose Environmental Services Dept. have begun coordinating additional events in FY 09-10 at various venues. Efforts will be made to increase publicity for these events; some will be held mid-week and increased publicity may be needed in order to generate a turnout. Staff will attempt to evaluate effectiveness of holding mid-week events.

Thermometer events in FY 08-09 included:

Audubon Wildlife Fair

Cupertino (bordering Saratoga) 10/25/08

Mercury-free thermometers, along with mercury outreach materials, were provided to parents accompanying their children to the WVCWP Enviroscape presentations at the Fair. **30** thermometers were distributed.

Residents were very pleased with the opportunity to receive a mercury-free, solar thermometer. Sierra Club member in attendance expressed strong interest in these thermometers, and an interest in distributing them, but the Club does not have funding to purchase these themselves.

Thermometer Exchange at LG Farmers Market

Los Gatos – 5/3/09

WVCWP coordinated an exchange which was staffed by Town of LG and City of San Jose Environmental Services Dept. A booth was set up at the weekly LG

MERCURY POLLUTION PREVENTION ACTIVITES

LOS GATOS

Santa Clara Valley Urban Runoff Pollution Prevention Program

FY 2008-2009 ANNUAL REPORT

Source	WP Task	Work Plan Tasks	Accomplishments	Responsible Party

Farmer's Market. Residents were asked to bring in mercury thermometers, and were given mercury-free thermometers in exchange.

13 mercury thermometers were collected for proper disposal. City of SJ was impressed with the turnout by Los Gatos residents, since outreach materials had not been completed yet, so little outreach had been done. Residents attending the Farmer's Market were pleased to learn the Town was collaborating with the City of San Jose for this event.

WVCWP has coordinated with the other participants to hold this event again in FY 09-10. It will be held in conjunction with "Keep Los Gatos Beautiful" month in April 2010; this will allow for better outreach opportunities to publicize the event and encourage increased participation.

MERCURY OUTREACH - NEWSLETTERS

In Winter 2009, prior to the nationwide switch to digital television, WVCWP provided an article to all WVC municipal newsletters on proper TV disposal, and environmental impacts of mercury.

The article was printed in the municipal newsletters for Campbell, Monte Sereno and Saratoga.

For additional details on outreach related to Mercury, see "Public Information/ Participation" section of this report.

Copper Action Plan/ Nickel Action Plan

Annual Report:

City of Campbell

Town of Los Gatos

City of Monte Sereno

City of Saratoga

West Valley Clean Water Program

THIS PAGE INTENTIONALY LEFT BLANK

COPPER ACTION PLAN/NICKEL ACTION PLAN
LOS GATOS
FY 2008-2009 ANNUAL REPORT

FY 2008-2009 Work Plan Self Evaluation Matrix

Activity	Source	Work Plan Tasks	Accomplishments	Responsible Party
Vehicle Washing Operations	CB-1	As part of the West Valley Industrial Commercial Inspection Program, promote improved car washing methods at auto businesses. Provide info on alternative arrangements for businesses with possible compliance problems. (Section 2.i of this work plan - Industrial Inspection Program)	The Stormwater Discharge Inspector distributes vehicle washing outreach materials during pro-active inspections and in relation to any actual or suspected vehicle washing incident. The Inspector is able to answer questions and offer suggestions with the help of visuals. A WVCWP-created fact sheet provides information on wastewater capture systems for automotive facilities. The fact sheet was designed to provide small-scale automotive facilities (those that find installing a full-fledged wash rack cost-prohibitive) with examples of inexpensive treatment technologies and distributor information. This method of outreach has been very effective.	WVCWP Inspector
Vehicle Washing Operations	CB-1	Place outreach material on proper vehicle/equipment washing at municipal counters, post offices, libraries and public events. Update WVCWP website to include copper information.	• WVCWP updated the "Car Wash Kit" flyer for car wash fund-raising events. The updated version was re-posted at City Halls • Car washing information is contained in the "Watershed Watch" brochure was has been distributed widely. • The WVCWP website home page (www.cleancreeks.org) features a graphic highlighting car washing, and a link to a printable PDF with information on proper car washing, and water quality degradation from improper washing: http://www.cleancreeks.org/images_new/carwashweb.pdf WVCWP also created a new brochure with info on copper and car washing, and with a Discount Card for use at local commercial car washes. The brochure included a list of participating car wash businesses. The brochure was distributed in Fall of 2008; the Discount Card expired as of	WVCWP staff

COPPER ACTION PLAN/NICKEL ACTION PLAN
LOS GATOS
FY 2008-2009 ANNUAL REPORT

Activity	Source	Work Plan Tasks	Accomplishments	Responsible Party
			Dec. 2008. WVCWP will discuss creation of an updated version for FY 09-10. See PI/P section for details.	
			LOS GATOS The Town of Los Gatos website includes a "Stormwater Pollution" page, which has a CAR WASHING section. In FY 08-09, the Town added a **link to the WVCWP Car Wash Kit flyer**, and a **link to the Watershed Watch Discount Card for car washes.** The Town also updated contact info for borrowing WVCWP Car Wash Kit.	
Vehicle Washing Operations & Pool/ Spa Maint.	CB-1 & CB-12	In classroom presentations, introduce impacts of copper on aquatic life; teach proper methods of car washing and pool & spa drainage using the Enviroscape watershed model.	WVCWP's classroom presentations are scripted to include hands-on activities so that students can watch pollutants, such as copper from car-washing activities & pool draining, flow directly to waterways. In addition to recommending the use of commercial carwash facilities, WVCWP encourages washing on a gravel or lawn area where wash water is captured and infiltrated. Students also learn about runoff from car wash fundraisers and the need to borrow the WVCWP Car-Wash Kit for any such event. Proper Pool Draining instruction includes photos of a Sanitary Sewer Cleanout, and other graphics about pool & spa drainage. School presentations in FY 08-09 included: St. Mary's School, Los Gatos – Presentation for 5th graders on 1-15- 09 Sedgewick Elementary, Cupertino 3-31-09 – Presentations for 2nd, 3rd, 4th, and 5th grades.	WVWCP staff

Activity	Source	Work Plan Tasks	Accomplishments	Responsible Party
			St. Mary's School, Los Gatos – Presentations for Kindergartners graders on 5-21-09 In addition, children of various ages viewed Enviroscape presentations at various community events. See PI/P section for details.	
Vehicle Washing Operations	CB-1	Promote use of Car Wash Kit. Provide kit; provide training to charity car wash organizers. Document use in A/R. Solicit feedback from participants.	**PROMOTING USE OF CAR WASH KIT** **Car Washing Advertising/Articles** An short article on Car Washing & the Car Wash Kit was submitted to the 3 local weekly newspapers in late June 2009. The article was printed in July 2009. Car Wash Kit info was also included in a separate article which covered WVCWP projects; this article ran in the 3 local weekly papers in Feb 2009. WVCWP participated in a Car Washing media campaign, developed and run by SCVURPPP. In addition, WVCWP provided extra funding for the ads to run in the 3 local weekly papers, with a total combined circulation of 69,840. **New Car Wash Outreach Material** WVCWP developed a tri-fold size flyer on the subject of car washing. The flyer features info on copper, right and wrong ways to wash a car in terms of protecting creeks, a 'commercial car wash discount card', a list of participating local commercial car washes, and information on using the WVCWP Car Wash Kit. Car Wash Kit **Training** was given to Monte Sereno office staff (3) 7/25/08 by WVCWP Program Assistant. Topics: ▪ Runoff as Illegal Discharge – Municipal Ordinance	WVWCP staff

COPPER ACTION PLAN/NICKEL ACTION PLAN
LOS GATOS
FY 2008-2009 ANNUAL REPORT

Activity	Source	Work Plan Tasks	Accomplishments	Responsible Party
			▪ Car Wash Fundraisers need to use free Car Wash Kit ▪ How kit works **Expanded Car Wash Kit Program** WVCWP worked to develop an expanded Car Wash Kit program. Staff solicited feedback from other successful programs in 3 states. A new Car Wash Kit program was developed, which would allow loaning of Kits to more users, with less need for direct WVCWP staff involvement (due to limited staff time). The new program will allow WVCWP to more heavily promote the use of the Car Wash Kit, because staff time will not be such a limiting factor if demand for the kit(s) increases. The new Car Wash Kit Program includes: • A set of photo instructions for Kit set-up, and link to an internet video of Kit set-up • Written program procedures • Budgeting to acquire a new part for the Kit, to facilitate ease of use (rubber mat to cover storm drain grate) • Budgeting to acquire another Kit, if demand justifies this **Promotion of Car Wash Kit to WVC Schools:** In FY 08-09, the Kit was promoted to ALL schools within the WVC jurisdictions. Facilities managers and front office staff were notified that anyone holding a Car Wash Event on school grounds, or students groups holding Car Wash Events at other sites, MUST use the Car Wash Kit. See PI/P section for details.	
Vehicle Washing	CB-1	Within the development project permit process for Group 2 projects, require	**LOS GATOS:** Los Gatos did not have any regulated projects in FY 08-09	Comm. Dev. Dir, Assoc. Civil Eng, and

COPPER ACTION PLAN/NICKEL ACTION PLAN
LOS GATOS
FY 2008-2009 ANNUAL REPORT

Activity	Source	Work Plan Tasks	Accomplishments	Responsible Party
Operations		source control measures at facilities that will conduct vehicle/ equipment washing and maintenance activities (consistent with Permit requirements).	that would conduct vehicle/equipment washing and maintenance activities.	Town'sWV Rep
Vehicle Washing Operations	CB-1	Include recommended source controls for vehicle washing in the City's corporation yard SWPPP and continue to train staff to use BMPs.	**LOS GATOS:** Source control BMPs are included in the SWPPP. Corp Yards BMP training is covered annually in the Corp Yard Walk Through (see Public Agency Activities section). Municipal staff follow best management practices and continue to ensure that vehicle wash systems in the Corp Yards prevent wash water runoff. Municipal staff viewed the BASMAA training video in 2006. Public Works Maintenance Staff viewed the video as part of a Tailgate discussion on the topic in October 2007.	Town's WV Rep and Public Works staff
Industrial Copper Control	CB-3	Continue joint Inspections with Fire Dept., targeting industrial sources for copper, e.g. metal plating and metal finishing facilities.	The Town has an agreement with the SCC Fire Dept to conduct urban runoff inspections for machine shops and metal manufacturing facilities. Annual meetings are held between the WVCWP Manager and Inspector and the Fire Dept Haz Mat Specialist to ensure excellent communication and prompt follow-up to potential and actual violations. For Los Gatos inspection data, **see IND section** of this report.	SCVC Fire Dept.
Reducing Traffic Congestion	CB-6/7	Within the development permit process, encourage pedestrian oriented design practices (trails) and planning that will accommodate bicyclists (paths).	The West Valley communities encourage best design practices wherever practicable. These small communities tend not to have large developments conducive to requiring alternative transportation within the permitting process. However, the cities and the Town encourage alternatives transportation through other means: For several years, the cities of Monte Sereno and Saratoga, and Town of Los Gatos, have been working with CalTrans on improving bicycle and walking features along	Comm. Dev. Dir, Assoc. Civil Eng, and Town's WV Rep

WEST VALLEY COMMUNITIES

COPPER ACTION PLAN/NICKEL ACTION PLAN
LOS GATOS
FY 2008-2009 ANNUAL REPORT

Activity	Source	Work Plan Tasks	Accomplishments	Responsible Party
			the stretch of Hwy 9 that links these 3 municipalities. The stretch is heavily used by bikers and walkers, and improvements would overcome current safety problems, thereby encouraging greater pedestrian/bicycle use of this transportation corridor. Hwy 9 – Phase II – in FY 08-09, work was conducted on planning of this phase to include pedestrian improvements along the corridor. Plan calls for filling in missing walkway gaps starting at Village in Saratoga and continuing through Monte Sereno and into Los Gatos. Upgrades in FY 08-09 involved completion of a lighted crosswalk across Highway 9, built with grant money.	
			LOS GATOS:	
Water-shed assessm't and protection	CB-8	Consider watershed protection in all CEQA actions.	All WVC have adopted the CEQA review guidance from SCVURPPP, as documented in the June 2004, *C.3 Stormwater Handbook*, to address water quality as part of the C.3.m implementation.	
			LOS GATOS: Projects that require CEQA are reviewed by Consultants; their review process includes watershed issues.	Assoc Planner, Assoc. Civil Eng, and Town's WV Rep
Water-shed assessm't and protection	CB-8	Continue to receive training and develop understanding of the Hydromodification Management Plan (HMP) and implement HMP Permit requirements on qualifying projects.	WVCWP Program Manager attended May 19th & May 20th -- Water Board Workshop. See 'Watershed Mgmt Section' of this report for details.	
			LOS GATOS:	Town's WV Rep and

COPPER ACTION PLAN/NICKEL ACTION PLAN
LOS GATOS
FY 2008-2009 ANNUAL REPORT

Activity	Source	Work Plan Tasks	Accomplishments	Responsible Party
				Eng Division
Water-shed assessm't and protection	CB-8	Continue to Implement Guidelines & Standards developed by the Water Resources Protection Collaborative for watershed protection. Support new Collaborative issues for watershed protection as they arise.	Campbell, Los Gatos and Saratoga have participated in, and invested significant staff time in, the Water Resources Protection Collaborative. WVCWP members received training on this topic from a WMI Land Use Subgroup member at a WVCWP meeting. Topics included implementation of the Guidelines and Standards, and the 'top ten development tips' WVCWP Program Manager reviewed the WMI/ Collaborative's beta watershed resource website for each city.	
Street sweeping	CB-11	Conduct regular street sweeping, evaluate efforts and collect data for Annual Report. Ref. Street Sweeping (Section 3.B of this work plan).	See 'Public Agency Activities' section for details on Street Sweeping, including data.	
		Additionally: Los Gatos has its own Street Sweeper – Continue to maintain effective street sweeping equipment.	**LOS GATOS:** The West Valley communities conduct street sweeping in residential areas and more frequent sweeping in commercial areas. Sweeping data is collected and noted in Public Agency Activities (Section # 3) of this report. The Town of Los Gatos is using a new regenerative air sweeper which it purchased several years ago. The regenerative sweeper has proven to be an effective vehicle for the sweeping of streets in the Town of Los Gatos. Due to the increased capacity (from the previous vehicle) it requires fewer trips to dump debris and has required significantly less maintenance to operate.	St. Sweepg staff; P W Specialist to collect data Pub Works Maint Supt
Outreach on Pool, Spa	CB-12	Continue to distribute Pool & Spa maintenance brochure via agency counters, website and during IC/ID	Pool and Spa brochures distributed in FY 08-09: **RETAIL FACILITIES** 30 pool brochures were placed on display at to Leslie's	WVCWP with Municipal Staff

WEST VALLEY COMMUNITIES

COPPER ACTION PLAN/NICKEL ACTION PLAN
LOS GATOS
FY 2008-2009 ANNUAL REPORT

Activity	Source	Work Plan Tasks	Accomplishments	Responsible Party
maint'nce		inspections.	Pools In Los Gatos 20 pool brochures were placed on display at Tradewind Spas in Los Gatos on 3/27/09. **MUNICIPAL FACILITIES** CAMPBELL • 50 Pool & Spa Brochures LOS GATOS • 50 Pool & Spa Brochures MONTE SERENO • 25 Pool & Spa Brochures SARATOGA • 25 Pool & Spa Brochures	
			LOS GATOS: Town website features complete information on pool & spa draining via a link to the Pool & Spa brochure, and information on its Stormwater page "it is OK to drain pools and spas into the sewer system (hook up to your clean-out or washer outlet) but **absolutely do not drain spa or pool water into the curb/storm drain system** as the treated water contaminates creek and bay water" http://www.town.los-gatos.ca.us/index.asp?NID=176	WVCWP & Town's WV Rep
Use of copper architecture	CB-21	Within the development permit process, continue to limit and discourage use of copper architecture. Inform applicants about the negative water quality impacts related to the use of copper roofing, rain gutters and other copper architecture.	n FY 08-09, WVC discussed possibilities related to having an alternative BMP for copper architecture: to have runoff from these items be directed to landscape (i.e., use of an LID measure to help mitigate any use of copper architecture).	

WEST VALLEY COMMUNITIES

COPPER ACTION PLAN/NICKEL ACTION PLAN
LOS GATOS
FY 2008-2009 ANNUAL REPORT

Activity	Source	Work Plan Tasks	Accomplishments	Responsible Party
			LOS GATOS: Los Gatos drafted new "Residential Design Guidelines" that seek to discourage architects and homeowners from using copper by informing them of its environmental implications. The Guidelines include some recommendations for reducing copper and alternatives to copper are suggested (Section 3.8 of Guidelines). The new Residential Design Guidelines were adopted in October 2008.	Community Dev Dir & Planning Commission, Assoc. Planner
Green Building	CB-21	Provide information about negative impacts of copper architecture and alternative materials via link on West Valley Clean Water website.	A tri-fold which includes info on impacts of copper architecture is being developed by WVCWP, and a pdf will be uploaded when the piece is completed in FY 09-10.	WVCWP staff
Nickel Action Plan Tasks				
Control Measures for Constr Sites	NB-1	Continue to implement Construction Inspection Performance Standards (Section 5, Construction Inspection section of this work plan).	See Construction Inspection (Section #5) of this report.	Engineering Inspectors WV Inspector to assist
Training on Control Measures for Constr sites & New Dev	NB-1	Attend Construction site management workshops sponsored by Water Board and SCVURPPP for latest erosion/sediment control techniques and continue to attend workshops on post development Stormwater treatment BMPs.	See Construction Inspection Training (Section #5T) of this report.	Comm Dev & Engineering staff and Inspectors
Copper/Nickel Action Plan Evaluation				

Car Wash Outreach Evaluation:

WVCWP initiated several new Car Wash outreach efforts this year:

-- Outreach to schools via letters and flyers to Facilities Maintenance Supervisors and Front Desk staff. This outreach was aimed at covering all schools in the

WEST VALLEY COMMUNITIES

COPPER ACTION PLAN/NICKEL ACTION PLAN
LOS GATOS
FY 2008-2009 ANNUAL REPORT

Activity	Source	Work Plan Tasks	Accomplishments	Responsible Party

WVC. The main focus was on any car wash fundraising events that might take place on school property. However, it is hoped that the information will also reach school-based groups which might initiate car wash fundraisers (such as Band, Athletics, etc.) even if they choose to hold the car wash at a non-school site.

Any chance to evaluate results of this outreach is not expected to materialize until after school starts in Fall 2009. Results will be evaluated based upon determining whether there is an increase in calls requesting the Car Wash Kit.

-- WVCWP staff created a new outreach piece concerning residential car washing. This was a double-sided piece, with info on copper and car washing, and with a Discount Card for use at local commercial car washes. The brochure included a list of participating car wash businesses which accept the Discount Card.

The Card is available on the Watershed Watch website at http://www.mywatershedwatch.org/WW_Discount.pdf, but WVCWP staff anticipated that residents would appreciate:

--being made aware of the discount card, by picking up the outreach piece

--having the card printed out, in an easy-to-use format (just cut off the top part of the flyer, in order to have a wallet-sized card.

--seeing the card alongside a list of local, participating commercial car washes.

The brochure was distributed in Fall of 2008; however, the Discount Card expired as of Dec. 2008. Since the piece was created shortly before the Discount Car expired, it was not distributed widely, and so it was not possible to evaluate how well-received it was. WVCWP will discuss creation of an updated version for FY 09-10.

-- A short article on the necessity of using the Car Wash Kit for car wash fundraising events was initiated with the 3 local weekly newspapers in late June 2009. The article ran in the papers in July 2009. The articles in the 3 newspapers did generate a number of calls to the WVCWP office to discuss the Car Wash Kit. It appears that getting information on car washing into the local weekly papers is an effective means of disseminating car wash information.

Pool and Spa Maintenance:

In FY 07-08, WVCWP initiated outreach to residents via placing literature displays in a retail pool and spa store. When WVCWP staff returned to the store in FY 08-09, it was found that this type of outreach was well-received by the store, and a number of brochures had been picked up by residents.

In March 2009, an additional 30 brochures were placed at this retailer, and a new retailer was also approached; 20 Pool & Spa brochures were placed with the new retailer (Tradewind) for pickup by residents.

Educational Outreach Evaluation:

WEST VALLEY COMMUNITIES

COPPER ACTION PLAN/NICKEL ACTION PLAN
LOS GATOS
FY 2008-2009 ANNUAL REPORT

Activity	Source	Work Plan Tasks	Accomplishments	Responsible Party
Both Pool & Spa draining and Car Washing are covered thoroughly during Enviroscape presentations at schools and at community events. Children appear to clearly understand the messages being conveyed. They actively learn about copper and brake pads by sprinkling powder which represents copper around a toy car on the Enviroscape. They then watch the copper being washed into the 'creek' and down to the 'Bay' when the car is washed, and when 'rain' creates runoff on the watershed model. A number of Enviroscape presentations were given during FY 08-09. See PI/P section for details. **SARATOGA, MONTE SERENO, LOS GATOS:** **Highway 9 upgrade (Encouraging pedestrian- and bike-oriented transportation (trails, bike lanes and paths):** Phase I has been completed (bicycle improvements). Phase II – is in preliminary design (pedestrian improvements), and Phase III – is waiting for startup (bicycle loop installation and improvements to Austin Way intersection).				

Hello,
I'm writing to you from the West Valley Clean Water Program (WVCWP).

We are the stormwater/ runoff pollution prevention agency for the Cities of Campbell, Monte Sereno, Saratoga and the Town of Los Gatos.

We're writing to you concerning any **Car Wash Events** (i.e. fundraisers) that might be held on school grounds.

Please forward this e-mail to any appropriate staff who might handle approval, scheduling, etc. for Car Wash Events -- including staff at each different school site.

Attached is a flyer that can be posted in relevant offices, detailing requirements for Car Wash Events.

For any questions about this e-mail, contact me at:

kottenberg@wvcwp.org

Here are points related to this issue:

1) Runoff from Car Wash Events is prohibited from entering stormdrains by Municipal Ordinance, pursuant to CA State Water Board regulations.

2) Runoff can be diverted from stormdrains by use of our agency's FREE Car Wash Kit.

3) In order to hold a Car Wash Event, the school should direct event organizers that they **MUST** contact WVCWP and schedule use of the Car Wash Kit.

4) Contact the WVCWP Inspector at: 408. 354. 4734 or by e-mail at office@wvcwp.org

Thank you for your cooperation in complying with this Municipal Ordinance.

Kathy Ottenberg
Program Assistant
West Valley Clean Water Program
18041 Saratoga-Los Gatos Rd.
Monte Sereno, CA 95030
408. 354. 4734

Protect Our Creeks during your next

Car Wash

Fundraising Event

Anyone organizing a **Car Wash Event**
in *Campbell, Los Gatos, Monte Sereno or Saratoga*
MUST borrow the **FREE Car Wash Kit** from
West Valley Clean Water Program *(WVCWP)*

The *State Water Board* requires municipalities to prevent Car Wash Event runoff from flowing into Storm Drains.

Town Code Section 22.30.015(a) & (b)

All Car Wash Events MUST use the ***Car Wash Kit***, which keeps runoff out of Storm Drains.

To schedule use of the Car Wash Kit,
West Valley Clean Water Program at **408-354-4734** *or* **office@wvcwp.org**

- Copper washes off of car brake pads – and it's toxic to aquatic life
- Oil, coolant & other pollutants are also carried in car wash runoff
- Without the Car Wash Kit runoff flows straight into our creeks. With a Kit, dirty water is sent to the Wastewater Treatment plant.

WEST VALLEY CLEAN WATER PROGRAM

Honorable Christine Kehoe
State Capitol, Room 5050
Sacramento, CA 95814

March 30, 2009

Subject: Support of Senate Bill 346

Dear Senator Kehoe:

The West Valley Clean Water Program (WVCWP) strongly supports Senate Bill 346, which would restrict the use of copper and other toxic materials in vehicle brake pads.

WVCWP's member agencies, the Cities of Campbell, Monte Sereno, Saratoga and Town of Los Gatos, are required to control copper discharges to creeks, estuaries and the ocean under its National Pollutant Discharge Elimination System (NPDES) Stormwater Permit. Copper, an identified pollutant of San Francisco Bay, is toxic to phytoplankton, the base of the aquatic food chain, and has been shown to adversely impact salmon sensory organs, potentially compromising their ability to return to spawning streams and avoid predators. Through work completed by the Brake Pad Partnership, we now identify brake pads to be the largest single source of copper to waterways, and estimate they contribute as much as 35% of the copper reaching San Francisco Bay. Individually, or even collaboratively, local governments under NPDES Stormwater Permits are not able to effectively control brake dust, leaving legislative action as the only viable alternative to reduce the copper loadings at its source – brake pads.

As members of the Santa Clara Valley Urban Runoff Pollution Prevention Program (SCVURPPP), we are proud to be one of the original founding supporters of the Brake Pad Partnership, and have continually supported their efforts for over 15years. The Partnership is a collaborative group comprised of government staff, brake pad manufacturers and environmentalists, working together for a solution to this issue. The problem has been studied, quantified, and all participants now agree that an orderly phase-out of copper is in everyone's best interest. The Partnership garnered support of brake pad manufacturers for legislative action because without more definitive restrictions, less responsible manufacturers could continue to sell high copper content brake pads in California. The Partnership also has support of environmentalists because of impacts copper has on ecosystems, and because the bill would also address lead and asbestos which still appear in brake pads sold by less responsible manufacturers.

We are encouraged by the Partnership's ability to build consensus among its stakeholders and together with them, we strongly support Senate Bill 346 going forward to the Environmental Quality Committee. Controlling this key source of copper is of critical importance.

Thank you for your energetic leadership on so many important environmental issues like this one!

Sincerely,

Kelly J. Carroll

Kelly J. Carroll, PE
West Valley Clean Water Program

cc:
Senator Joe Simitian, Chair, Environmental Quality Committee

CAMPBELL • LOS GATOS • MONTE SERENO • SARATOGA

18041 Saratoga-Los Gatos Road • Monte Sereno, California 95030 • Tel: 408-354-4734 • Fax: 408-354-6284

Trash Management

Annual Report:

City of Campbell

Town of Los Gatos

City of Monte Sereno

City of Saratoga

West Valley Clean Water Program

THIS PAGE INTENTIONALY LEFT BLANK

TRASH INVENTORY & MANAGEMENT
LOS GATOS

FY 2008-2009 ANNUAL REPORT

FY 2008-2009 Work Plan Self Evaluation Matrix

Source	WPActivity	Work Plan Tasks	Accomplishments	Responsible Party
	Program's Trash Work Plan	Long-Term Management Strategy Participate in Trash Ad Hoc Task Group and assist Program staff in developing (and revising per the MRP) long-term trash management strategy for reducing trash in urban streams and waterways and other potential sources that may contribute trash to those areas.	The West Valley Clean Water Program Mgr attended the Trash AHTG meetings and provided feedback from West Valley cities on implementation strategy and tools. Program Mgr participated in SCBWMI Trash Summit (Oct 2009), and began participating in SCBWMI Trash Subgroup. See PI/P section for details.	WVCWP Mgr to participate in AHTG and coordinate WVC efforts
	Program's Trash Work Plan	Additional Task – not in 08-09 Work Plan Participate in Creek Connection Action Group developing long-term trash management strategy for reducing trash in waterways. Address other potential sources which may contribute trash to waterways.	These meetings were discontinued due to staff changes at Creek Connections Action Group.	WVCWP staff attends meetings
	Program's Trash Mgmt Strategy	Update Trash Management Strategy Revise and implement trash management strategy based on storm drain inlet inspection and cleaning reports from the WV Sanitation District. Work with SCVURPPP (Program) staff to identify the high trash impact areas within the City's jurisdiction which likely discharge trash and litter to receiving waters.	WVCWP staff, and municipal reps, met with West Valley Sanitation District to review current program status and discuss anticipated Storm Drain Cleaning Program adjustments anticipated in MRP.	
			LOS GATOS: Town of Los Gatos Public Works staff continues to devote time to monitoring high trash impact areas, and collecting any trash found during monitoring activities. See "Trash	WVCWP and Town's WV Rep coordinate with Parks and Pub Works staff

TRASH INVENTORY & MANAGEMENT
LOS GATOS

FY 2008-2009 ANNUAL REPORT

Source	WPActivity	Work Plan Tasks	Accomplishments	Responsible Party
			Work Plan: Evaluations" row below.	
	Program's Trash Work Plan	Pilot Demonstration Support Program in implementing Pilot Demonstration Projects which focus on assessing control measure effectiveness.	WVCWP submitted letter of support for SFEP grant application for trash capture device implementation; WVCWP is optimistic that WV Communities will be included in the final distribution pool for the capture devices, however at this time, the intended distribution scheme among Bay Area entities remains unknown and solely within the control of SFEP. At the annual WVCWP Street Maintenance Supervisors Storm drain meeting, all attendees viewed a presentation on a possible pilot program: a solar-powered trash-compacting trash can system.	Public Works Dir, Town's WV Rep & WVCWP Mgr
	Trash Work Plan	Evaluations Continue to conduct trash evaluations in a subset of local trash problem areas using the Programs Urban Rapid Trash Assessment (RTA) protocol and/or the KAB Litter index.	WVCWP staff used SCVURPPP's standardized reporting forms to assess trash problems. Trash evaluations have been carried out by WVCWP staff during Creek Cleanup events and during independent visits to trash problem area sites. Trash assessment forms were completed. WVCWP staff used SCVURPPP's standardized reporting forms to assess trash problems. WVCWP staff conducted **20** assessments at the identified sites and listed problem areas in West Valley communities. The number of assessments included: Campbell **4 --** Los Gatos **3** -- Monte Sereno **5** and Saratoga **4.**	WVCWP Staff
			LOS GATOS: Town Public Works Maintenance Staff continue to monitor for trash by conducting windshield surveys of all identified hot spots (Shannon Road, Santa Rosa Drive, Hicks, and Blossom Hill Road) in the Town of Los Gatos**.** All trash visible during the windshield surveys was	

TRASH INVENTORY & MANAGEMENT
LOS GATOS

FY 2008-2009 ANNUAL REPORT

Source	WPActivity	Work Plan Tasks	Accomplishments	Responsible Party
			collected and properly disposed of.	
	Trash Work Plan	Identify and Prioritize Problem Areas Continue to identify and prioritize trash problem areas based on criteria provided by Program staff during FY 08-09.	Identification & prioritization are determined by: • monitoring previously identified problem areas • using volunteer monitoring during cleanup events at problem sites • keeping records of areas where Trash has been noted, or illegal dumping has been noted. If the site is noted repeatedly, then identifying it as a Problem Area will be considered.	WVCWP staff, Town's WV Rep and Parks & Pub Works staff
	Technical Memo: *Trash Mgmt Effective-ness Strategy (FY06-07)*	Evaluate Trash Management Measures Evaluate and report on existing trash management practices. Evaluation methods may include using Urban Rapid Trash Assessments and/or the KAB Litter Index in priority trash problem areas.	WVCWP staff used SCVURPPP's standardized reporting forms to identify trash problems. When completed by staff, these forms provide data on trash monitoring and management activities at the listed problem sites.	WVCWP staff
	Program's Trash Work Plan	Management Practices Continue to identify and implement trash control measures, where practical and feasible, to reduce trash and debris.	Control measures in addition to scheduled/systematic control measures • notify Caltrans when exceptional litter or debris problems are noticed along highways/freeways and around on-ramps • conduct removal of trash and litter as needed at sites within municipal jurisdiction • remove trash (where feasible) at some sites in Caltrans' jurisdiction • monitor identified problem areas • hold volunteer cleanup events at problem sites, when feasible • highlight litter problems during classroom presentations • WVC inspectors for industrial/commercial and	Town's WV Rep, Parks & Maint Superintendents & WVCWP staff

TRASH INVENTORY & MANAGEMENT
LOS GATOS

FY 2008-2009 ANNUAL REPORT

Source	WPActivity	Work Plan Tasks	Accomplishments	Responsible Party
			• construction sites watch for litter and illegal dumping. Inspectors will consider an accumulation of debris at a site to be a stormwater violation and refer such sites to the Stormwater Discharge Inspector. • Systematic Control Measures • Trash collection is mandatory for WV residents - via WV Collection & Recycling (WVC&R) • WVC&R holds free, curbside Waste Collection days for items weighing up to 70 lbs, wood scraps and other items (i.e. items not usually allowed under weekly collection guidelines).	
	Trash Problem Area Activity Report	Provide City/ Town Specific Information Provide Program staff with specific information on trash management practices implemented within the City's jurisdiction using program-wide standardized reporting forms.	WVCWP staff used SCVURPPP's standardized reporting forms to provide data on trash monitoring and management activities at the listed problem sites. Details can be found in the Program report.	Town's WV Rep & WVCWP staff
	Program's Trash Work Plan	Submit Annual Report Data Submit Urban Rapid Trash Assessment Surveys, Trash Item Tally Sheets and any other data collection tool to Program staff for the annual rpt	Trash Assessment forms for WV cities were submitted to SCVURPPP in July 2009 for Program-wide analysis and reporting.	WVCWP staff
	SCC Trash Advisory Committee – Education sub-group	Support (TAC) Trash Advisory Committee Continue to attend Santa Clara County TAC meetings with SC County, City of San Jose and the Office of Education. Assist in development and implementation of a five-year outreach plan targeting 16 – 24 yr-olds.	WVCWP Program Manager attends General meetings and Education sub-groups meetings. The group and sub-groups are going forward with parallel objectives: • Host clean-up events in support of 'Keep America Beautiful' campaign • Design, purchase & distribute window clings reminding drivers to report 'litterbug' sightings (SC County)	WVCWP Staff

TRASH INVENTORY & MANAGEMENT
LOS GATOS

FY 2008-2009 ANNUAL REPORT

Source	WPActivity	Work Plan Tasks	Accomplishments	Responsible Party
			• Host telephone hotline & website to accept litterbug sightings and generate a letter to vehicle owner stating their vehicle was reported as creating litter on the streets (roads & highways, parking lots, etc) • Fund/ solicit support for purchase & distribution of tarps to vehicles w/ uncovered solid waste; distribution is mainly at landfills w/ their cooperation • Begin work on 5-year plan/ strategies, including a request for needed & desired funding In Summer 2008, WVCWP staff researched a variety of topics for the TAC. Researched anti-litter logos, slogans, potential website/domain names and related web sites from similar campaigns. Surveyed teenage boys from target age-group (informal). WVCWP Program Manager provided research results to TAC.	
Citizen Participation	See PI/P – Citizen Participation	Monitoring/Citizen Participation Continue to promote citizen participation program to monitor trash near local creeks. Transfer data to trash tally sheets (element of Creek Keeper's Program). See PI/P (Section 6 of this Work Plan)	WVCWP staff conducted 2 trash monitoring / Cleanup events with student and citizen volunteers. The volunteers at all clean-up events were taught to participate in groups and learned how to use the WVCWP trash tally forms to collect the data which helps identify trash sources. WVCWP Management attended a Training Workshop sponsored by Keep America Beautiful on March 19, 2008. Topics included "Planning for 2009 California Statewide Litter Collection, Enforcement and Beautification Day", "New Community Appearance Index", and others.	WVCWP Staff
			LOS GATOS: Town of Los Gatos continues its ongoing volunteer	Public Works staff

TRASH INVENTORY & MANAGEMENT
LOS GATOS

FY 2008-2009 ANNUAL REPORT

Source	WPActivity	Work Plan Tasks	Accomplishments	Responsible Party
			program of quarterly creekside cleanups along the Los Gatos Creek Trail. This is an "Adopt-a-Trail" program supervised by Parks & Public Works Dept. Volunteers for this program are drawn from the "American Association of University Women" organization. Volunteer programs like this are promoted through the "Community Unity" page on the Town website: http://ca-losgatos.civicplus.com/documents/Community%20Services/Volunteer%20Services/Town-%20ongoing%20opportunities%206-25-09.PDF	

Trash Inventory & Management Evaluation

General Evaluation of Trash Problems

TRASH MONITORING

After several years of monitoring trash sites, WVCWP staff is familiar with the sites and the problems that need to be addressed. Two leading trash sources in West Valley communities are "Illegal dumping" and "vehicular litter" (found along highways, freeway-on-and-off-ramps, and smaller arterial roads). The type of litter that is retrieved is predominantly snack, food, beverage and other product packaging and cigarette butts.

WVCWP staff have found that having Creek Cleanup volunteers use 'Tally Sheets' is helpful. However, it has been noted that having volunteers compute TOTAL TRASH at the end of an event tends to overstate the amount of trash collected. Perhaps due to the 'sense of accomplishment' at the end of their efforts, volunteers seem to inflate the amount of trash per bag.

Therefore, a 1/3 or 1/2 full bag becomes 'a bag', as if it is a full bag. So, for example, an event with 10 bags that are 1/2 full, plus 6 bags that are actually full, could become "16 bags of trash collected" – rather than the more accurate **5 bags** (10 bags x 0.5 – half full = **5 full bags**) + **6** full bags = **11 bags**.

Staff will make an effort to convey the importance of accurate totals to volunteers in the future.

SCHOOL INVOLVEMENT

School lunch yards can be another source of trash, and WVCWP regularly holds outreach activities at schools, including cleanups, to address this issue. However, recent litter pickup events at schools have found relatively little trash. WVCWP has found that it is more effective to have 1 class work on litter pickup (such as during an Enviroscape presentation rotation) than to have a whole school turn out – because the school yard may be too clean to generate much litter

Source	WPActivity	Work Plan Tasks	Accomplishments	Responsible Party

pick-up activity for a large group of students. This approach was tried at St. Mary's Elementary School (Los Gatos) in FY 08-09 and it worked well.

WVCWP TRASH ACTIVITIES EVALUATION

Creek Keeper Events – Volunteer Participation - Trash Identification, Tallying & Pick-up

WVCWP hosted 2 Clean-up events, with Trash Monitoring training and completion of tally sheets.

Coastal Cleanup Day

San Tomas Aquino Creek @ Westmont High 9/20/08

WVCWP hosted a Cleanup Event at the site where it has regularly hosted this event.

Volunteers were instructed in use of Tally sheets, and were provided with clipboards, etc. Working in groups, volunteers were able to pick up trash and carry out trash monitoring.

15 Volunteers attended along with WVCWP and City of Saratoga staff.

Distributed 15 reusable bags (purchased from Safeway with gift card donated by Safeway to WVCWP).

Trash Totals from all events are found in Attachments (Trash Summaries)

The Cleanup Event was covered in articles appearing in 3 weekly newspapers; details are listed in the Newsletter/Press Release section (above; also see PI/P Section Attachments *(Coastal Cleanup Day article)*.

National River Cleanup Day

San Tomas Aquino Creek @ Westmont High 5/09

WVCWP hosted a Cleanup Event at the site where it has regularly hosted this event.

15 Volunteers participated in this event. Volunteers were instructed in use of Tally sheets, and were provided with clipboards, etc. Working in groups, volunteers were able to pick up trash and carry out trash monitoring.

Volunteers cleaned 1.5 miles of creek. Appx. 400 lbs of trash (including heavy metal objects) were picked up, along with appx. 80 lbs of recyclables. Most unusual items found were tires, and a baseball glove in good condition.

Trash Totals from all events are found in Attachments (Trash Summaries)

West Valley Communities

TRASH INVENTORY & MANAGEMENT
LOS GATOS

FY 2008-2009 ANNUAL REPORT

Source	WPActivity	Work Plan Tasks	Accomplishments	Responsible Party

CREEK CLEANUP EVALUATION

The site usually used by WVCWP site for Creek Cleanups is being evaluated by staff. It appears that there is less trash to be picked up at the September event than at the May event. This is possibly due to the fact that a Cleanup is held in May, then school is out for 3 months; the weather during this period is not windy & rainy, so trash isn't being carried into creek – in Sept. school has just started up. This may result in there being less trash in May than in Sept.

WVCWP will investigate the possibility of hosting a Cleanup at a different site in September, where lots of summertime activity would be taking place, which might be more likely to have trash built up in Sept. Cleanup at such a site would help prevent trash from entering the creeks when rains start later in the Fall.

TOWN OF LOS GATOS

Town of Los Gatos continues its ongoing volunteer program of quarterly creekside cleanups along the Los Gatos Creek Trail. This is an "Adopt-a-Trail" program supervised by Parks & Public Works Dept.

Currently, volunteers for this program are drawn from the "American Association of University Women" organization, but "Los Gatos Creek Trail litter cleanup" is listed on the Town website as a 'volunteer opportunity', so it is possible that additional volunteers will join the activity in the future. The regular cleanup has proven to be an effective means of helping keep litter off the trail, and therefore out of the adjoining Los Gatos Creek.

Information on the LG Creek Trail can be found on the Town website at:

http://www.town.los-gatos.ca.us/index.aspx?NID=907

The Trail is 10 miles long from its southernmost end in Los Gatos (at Lexington Reservoir) to its northern end in San Jose. Los Gatos cleanup efforts cover the approximately 5 miles of Trail which run through Los Gatos.

Trash Problem Area Evaluation Results by Copermittee & Watershed

ID #	Date	Location	Assessment Tool	Score	Existing Management Actions	Recommended Management Actions and/or Future Evaluations
Campbell						
				Guadalupe River		
CA08a	6/12/2009	Hwy. 17(Fwy 880) exit northbound at White Oaks Rd.	KAB	3	Assess once a year and notify Caltrans when litter is excessive.	Continue to assess once a year, when feasible. Notify Caltrans when debris is excessive.
CA04	6/12/2009	White Oaks Rd. (west side of street) from Redding to Shelley Ave. near water ditch and Hwy 17 off-ramp	KAB	3	Assess once or twice a year. City has regular maintenance schedule.	City conducts regular maintenance. Continue to assess once or twice pear year with additional cleanup, if feasible.
				San Tomas Aquino Creek		
CA11	5/13/2009	4805 Westmont Ave. behind Westmont High School along San Tomas Aquino Creek	RTA	54	Conduct volunteer creek cleanup events twice a year (i.e., fall and spring).	Continue to assess and hold creek cleanups twice a year.
CA11	2/5/2009	4805 Westmont Ave. behind Westmont High School along San Tomas Aquino Creek	RTA	87	Conduct volunteer creek cleanup events twice a year (i.e., fall and spring).	Continue to assess and hold creek cleanups twice a year.
Los Gatos						
				Guadalupe River		
LG06	6/15/2009	Monte Bello Way at Main St. near downtown parking at Town Plaza (park)	KAB	1	Conduct KAB assessments once or twice a year. Town has a regular maintenance schedule	Continue to assess and provide outreach to residents and businesses. Town will keep a regular maintenance schedule.
				San Tomas Aquino Creek		
LG07	6/15/2009	Quito Rd from Old Adobe Rd. to Pollard Rd.	KAB	2	Conduct KAB assessments once or twice a year.	Continue to assess once or twice per year and pickup trash as needed.
LG08	6/15/2009	Quito Rd. on both sides of Mt. Claire Rd.	KAB	1.5	Conduct KAB assessments once or twice a year.	Continue to assess once or twice per year and clean creek banks when trash becomes excessive.
Monte Sereno						
				Guadalupe River		
MS05	6/15/2009	Hwy 9 (Ridgecrest Ave to Rose Ave)	KAB	2	Assess once or twice a year. Try to arrange a day to pick up litter. This area is in Caltrans jurisdiction along Hwy 9.	Assess once or twice a year. Conduct cleanup once a year if feasible. Notify Caltrans if litter is excessive.
MS01	6/15/2009	Hwy. 9 (Rose Ave. to Grandview Dr) including medians	KAB	1	Assess once or twice a year. Try to arrange a day to pick up litter. This area is in Caltrans jurisdiction along Hwy 9.	Assess once or twice a year. West Valley staff will cleanup once a year if feasible. Notify Caltrans when litter is excessive.
				San Tomas Aquino Creek		
MS04	6/15/2009	Hwy 9 (Blythswood Dr. to Ridgecrest Ave.)	KAB	2	Assess once or twice a year. Try to arrange a day to pick up litter. This area is in Caltrans jurisdiction along Hwy 9.	Assess once or twice a year. Conduct cleanup once a year if feasible. Notify Caltrans if litter is excessive.

Trash Problem Area Evaluation Results by Copermittee & Watershed

ID #	Date	Location	Assessment Tool	Score	Existing Management Actions	Recommended Management Actions and/or Future Evaluations
MS02	6/15/2009	Hwy. 9 (Grandview Dr. to Daves Ave.)	KAB	2	Assess once or twice a year. Try to arrange a day to pick up litter. This area is in Caltrans jurisdiction along Hwy 9.	Assess once or twice a year. West Valley staff will cleanup once a year if feasible. Notify Caltrans when litter is excessive.
MS03	6/15/2009	Hwy. 9 (Daves Ave. to Quito Rd)	KAB	1.5	Asses once or twice a year. Try to arrange a day to pick up litter. This area is in Caltrans jurisdiction along Hwy. 9	Continue to monitor and try to arrange a WVCWP cleanup. Site is in Caltrans jurisdiction.
Saratoga						
				San Tomas Aquino Creek		
SA03	6/15/2009	First 200' stretch of creek behind Big Basin Way. Represents the gas station and commercial parking lot area behind Big Basin Way along the top bank of Saratoga Creek.	KAB	3	This site is located behind restaurants and commercial establishments. Most of the litter is from pedestrians and trash that is left at the edge of the parking lot near the guardrail at the top of the creek bank. Current practice includes assessment at least once a year.	Creek access is limited due to steep slopes and dense vegetation. WVCWP staff will continue to monitor trash and work with Saratoga staff and volunteers to hold cleanups when feasible. Provide additional outreach to businesses and continue to assess annually.
SA05	6/15/2009	125' stretch of Quito Rd. from Sobey Rd. (near Hwy 9) extending toward Bicknell Rd.	KAB	2	Conduct assessment once or twice a year.	Quito Rd. is in Caltrans Jurisdiction. WVCWP staff will provide cleanup as time permits due to the potential for trash entering nearby San Tomas Aquino Creek.
SA02	4/29/2009	A 400' stretch of Wildcat Creek behind Sacred Heart School.	KAB	1.5	This site is on property by a private school. Cleanups are conducted annually when feasible. There are a few residential homes nearby, but the site is not easily accessed because it is fenced off and locked.	Continue to work with teachers on presentations to promote anti-litter and anti-dumping activities. Coordinate annual cleanups with urban RTA as feasible.

Urban Rapid Trash Assessment Worksheet

Santa Clara Valley Urban Runoff Pollution Prevention Program

WATERSHED/STREAM: San Tomas Aquino
MONITORING GROUP, STAFF: WVCWP
STATION NAME /LOCATION: Westmont

DATE/TIME: 2/5/09
STATION ID

Trash Assessment Parameter	CONDITION CATEGORY: Least Disturbed (Optimal Urban)	Sub optimal Urban	Marginal Urban	Poor
1. Level of Trash	On first glance, little or no trash visible. Little or no trash evident when streambed and stream banks are closely examined for litter and debris, for instance by looking under leaves.	On first glance, trash is evident in low levels. After close inspection small levels of trash evident in stream bank and streambed.	Trash is evident in medium on first glance. Stream, bank surfaces, and riparian zone contain litter and debris. Evidence of site being used by people: scattered cans, bottles, food wrappers, blankets, clothing.	Trash distracts the eye on first glance. Stream, bank surfaces, and immediate riparian zone contain substantial levels of litter and debris Evidence of site being used frequently by people: many cans, bottles, and food wrappers, blankets, clothing.
SCORE	20 19 18 17 16	15 14 13 12 11	10 9 8 7 6	5 4 3 2 1 0
2. Actual Number of Trash Items Found	0 to 100 trash items found based on a trash assessment of a 100-foot stream reach.	101 to 250 trash items found based on a trash assessment of a 100-foot stream reach.	251 to 500 trash items found based on a trash assessment of a 100-foot stream reach.	Over 500 trash items found based on a trash assessment of a 100-foot stream reach.
SCORE	20 19 18 17 16	15 14 13 12 11	10 9 8 7 6	5 4 3 2 1 0
3. Transportable, Persistent, Buoyant Litter	Little or no (< 25 pieces) transportable, persistent, buoyant litter such as: hard or soft plastics, styrofoam, balloons, cigarette butts.	Low to medium presence (26-75 pieces) of transportable, persistent, buoyant litter such as: hard or soft plastics, styrofoam, balloons, cigarette butts.	Medium prevalence (76-200 pieces) of transportable, persistent, buoyant litter such as: hard or soft plastics, styrofoam, balloons, cigarette butts.	Large amount (>200 pieces) of transportable, persistent, buoyant litter such as: hard or soft plastics, balloons, styrofoam, cigarette butts;
SCORE	20 19 18 17 16	15 14 13 12 11	10 9 8 7 6	5 4 3 2 1 0
4. Biohazard, Toxic and Sharp Objects	B: Trash contains no medical waste, diapers, pet or human waste. No evidence of toxic substances such as chemical containers or batteries. Only 1 piece of broken glass or metal debris, if any, is present.	B: No toxic substances, but small presence (2-10 pieces) of sharp objects such as broken glass and metal debris.	Presence of **any one** of the following: hypodermic needles or other medical waste; used diaper, pet waste, or human feces; any toxic substance such as chemical containers, batteries, or fluorescent light bulbs. Medium to high prevalence (11-50 pieces) sharp objects.	Presence of **more than one** of the items described in the marginal condition category, and/or high prevalence of (> 50) sharp objects.
Site Accessibility	A: Access is difficult, restricted by locked gate or some other physical barrier like steep banks or thick riparian veg. Site reach does not appear to be used by people. Might be private property or protected watershed.	A: Access is limited and site reach does not appear to be used by people. No trails down to creek.	A: Public access to reach is fair to good but site does not appear to be used frequently, **or** private access is good without any public access.	A: Excellent reach access including trails down to and adjacent creek and creekside space for sitting down. Some evidence that reach is used frequently by the public (e.g. rope swings, many beer/soda cans and food wrappers left on the banks, etc.).
B SCORE	10 9	8 7 6	5 4 3	2 1 0
A SCORE	10 9	8 7 6	5 4 3	2 1 0

1 *Urban Rapid Trash Assessment Protocol, SCVURPPP (Version 1)*

Urban Rapid Trash Assessment Worksheet

Santa Clara Valley Urban Runoff Pollution Prevention Program

	CONDITION CATEGORY			
Trash Assessment Parameter	**Least Disturbed (Optimal Urban)**	**Sub optimal Urban**	**Marginal Urban**	**Poor**
5. Illegal Dumping	D: No evidence of illegal dumping. No bags of trash, no yard waste, no household items placed at site to avoid proper disposal, no shopping carts.	D: Some evidence of illegal dumping. Limited vehicular access limits the amount of potential dumping, or material dumped is diffuse paper-based debris.	D: Presence of **one** of the following: furniture, appliances, shopping carts, bags of garbage or yard waste, coupled with vehicular access that facilitates in-and-out dumping of materials to avoid landfill costs.	D: Evidence of chronic dumping, with **more than one** of the following items: furniture, appliances, shopping carts, bags of garbage, or yard waste. Easy vehicular access for in-and-out dumping of materials to avoid landfill costs.
Illegal Littering	L: Any trash is incidental litter or carried downstream from another location.	L: Some evidence of litter within creek and banks originating from adjacent land uses	L: Prevalent in-stream or shoreline littering that appears to originate from adjacent land uses.	L: Large amountof litter within creek and on banks that appears to originate from adjacent land uses.
D-SCORE	10 9	8 7 6	5 4 3	2 1 0
L-SCORE	10 9	8 7 6	5 4 3	2 1 0
6. Accum-ulation of Trash	There does not appear to be a problem with trash accumulation from downstream transport. Trash, if any, appears to have been directly deposited at the stream location.	Some evidence that litter and debris have been transported from upstream areas to the location, based on evidence such as silt marks, faded colors or location near high water line.	Evidence that trash is carried to the location from upstream, as evidenced by its location near high water line, siltation marks on the debris, or faded colors.	Trash appears to have accumulated in substantial quantities at the location based on delivery from upstream areas, and is in various states of degradation based on its persistence in the waterbody. A large percentage of trash items have been carried to the location from upstream.
SCORE	20 19 18 17 16	15 14 13 12 11	10 9 8 7 6	5 4 3 2 1 0

Total Score 87

SITE DEFINITION:

UPPER/LOWER BOUNDARIES OF REACH: _____

HIGH WATER LINE: _____

UPPER EXTENT OF BANKS OR SHORE: _____

NOTES:

Urban Rapid Trash Assessment Worksheet

Santa Clara Valley Urban Runoff Pollution Prevention Program

WATERSHED/STREAM: San Tomas Aquino Creek DATE/TIME: 5/13/09 3:30pm
MONITORING GROUP, STAFF: WVCWP Assistant STATION ID
STATION NAME /LOCATION: Behind Westmont High

	CONDITION CATEGORY			
Trash Assessment Parameter	**Least Disturbed (Optimal Urban)**	**Sub optimal Urban**	**Marginal Urban**	**Poor**
1. Level of Trash	On first glance, little or no trash visible. Little or no trash evident when streambed and stream banks are closely examined for litter and debris, for instance by looking under leaves.	On first glance, trash is evident in low levels. After close inspection small levels of trash evident in stream bank and streambed.	Trash is evident in medium on first glance. Stream, bank surfaces, and riparian zone contain litter and debris. Evidence of site being used by people: scattered cans, bottles, food wrappers, blankets, clothing.	Trash distracts the eye on first glance. Stream, bank surfaces, and immediate riparian zone contain substantial levels of litter and debris Evidence of site being used frequently by people: many cans, bottles, and food wrappers, blankets, clothing.
SCORE	20 19 18 17 16	15 14 13 12 11	10 9 8 7 (6)	5 4 3 2 1 0
2. Actual Number of Trash Items Found	0 to 100 trash items found based on a trash assessment of a 100-foot stream reach.	101 to 250 trash items found based on a trash assessment of a 100-foot stream reach.	251 to 500 trash items found based on a trash assessment of a 100-foot stream reach.	Over 500 trash items found based on a trash assessment of a 100-foot stream reach.
SCORE	20 19 18 17 16	15 14 13 (12) 11	10 9 8 7 6	5 4 3 2 1 0
3. Transportable, Persistent, Buoyant Litter	Little or no (< 25 pieces) transportable, persistent, buoyant litter such as: hard or soft plastics, styrofoam, balloons, cigarette butts.	Low to medium presence (26-75 pieces) of transportable, persistent, buoyant litter such as: hard or soft plastics, styrofoam, balloons, cigarette butts.	Medium prevalence (76-200 pieces) of transportable, persistent, buoyant litter such as: hard or soft plastics, styrofoam, balloons, cigarette butts.	Large amount (>200 pieces) of transportable, persistent, buoyant litter such as: hard or soft plastics, balloons, styrofoam, cigarette butts;
SCORE	20 19 18 17 16	15 14 13 12 11	10 9 (8) 7 6	5 4 3 2 1 0
4. Biohazard, Toxic and Sharp Objects	B: Trash contains no medical waste, diapers, pet or human waste. No evidence of toxic substances such as chemical containers or batteries. Only 1 piece of broken glass or metal debris, if any, is present.	B: No toxic substances, but small presence (2-10 pieces) of sharp objects such as broken glass and metal debris.	Presence of **any one** of the following: hypodermic needles or other medical waste; used diaper, pet waste, or human feces; any toxic substance such as chemical containers, batteries, or fluorescent light bulbs. Medium to high prevalence (11-50 pieces) sharp objects.	Presence of **more than one** of the items described in the marginal condition category, and/or high prevalence of (> 50) sharp objects.
Site Accessibility	A: Access is difficult, restricted by locked gate or some other physical barrier like steep banks or thick riparian veg. Site reach does not appear to be used by people. Might be private property or protected watershed.	A: Access is limited and site reach does not appear to be used by people. No trails down to creek.	A: Public access to reach is fair to good but site does not appear to be used frequently, **or** private access is good without any public access.	A: Excellent reach access including trails down to and adjacent creek and creekside space for sitting down. Some evidence that reach is used frequently by the public (e.g. rope swings, many beer/soda cans and food wrappers left on the banks, etc.).
B SCORE	10 9	8 (7) 6	5 4 3	2 1 0
A SCORE	10 9	8 7 6	5 4 (3)	2 1 0

1 *Urban Rapid Trash Assessment Protocol, SCVURPPP (Version 1)*

Urban Rapid Trash Assessment Worksheet

Santa Clara Valley Urban Runoff Pollution Prevention Program

	CONDITION CATEGORY			
Trash Assessment Parameter	**Least Disturbed (Optimal Urban)**	**Sub optimal Urban**	**Marginal Urban**	**Poor**
5. Illegal Dumping	D: No evidence of illegal dumping. No bags of trash, no yard waste, no household items placed at site to avoid proper disposal, no shopping carts.	D: Some evidence of illegal dumping. Limited vehicular access limits the amount of potential dumping, or material dumped is diffuse paper-based debris.	D: Presence of **one** of the following: furniture, appliances, shopping carts, bags of garbage or yard waste, coupled with vehicular access that facilitates in-and-out dumping of materials to avoid landfill costs.	D: Evidence of chronic dumping, with **more than one** of the following items: furniture, appliances, shopping carts, bags of garbage, or yard waste. Easy vehicular access for in-and-out dumping of materials to avoid landfill costs.
Illegal Littering	L: Any trash is incidental litter or carried downstream from another location.	L: Some evidence of litter within creek and banks originating from adjacent land uses	L: Prevalent in-stream or shoreline littering that appears to originate from adjacent land uses.	L: Large amountof litter within creek and on banks that appears to originate from adjacent land uses.
D-SCORE	10 9	8 7 6	5 4 3	2 1 0
L-SCORE	10 9	8 7 6	5 4 3	2 1 0
6. Accum-ulation of Trash	There does not appear to be a problem with trash accumulation from downstream transport. Trash, if any, appears to have been directly deposited at the stream location.	Some evidence that litter and debris have been transported from upstream areas to the location, based on evidence such as silt marks, faded colors or location near high water line.	Evidence that trash is carried to the location from upstream, as evidenced by its location near high water line, siltation marks on the debris, or faded colors.	Trash appears to have accumulated in substantial quantities at the location based on delivery from upstream areas, and is in various states of degradation based on its persistence in the waterbody. A large percentage of trash items have been carried to the location from upstream.
SCORE	20 19 18 17 16	15 14 13 12 11	10 9 8 7 6	5 4 3 2 1 0

Total Score 54

SITE DEFINITION:

UPPER/LOWER BOUNDARIES OF REACH: _____

HIGH WATER LINE: _____

UPPER EXTENT OF BANKS OR SHORE: _____

NOTES:

National Rivers Cleanup Day 5/16/09
Westmont High
Creek Monitoring Summary

Use tick marks in the Category that the trash belongs in (i.e. plastic bag goes in PLASTIC).
At the end of the cleanup, total the tallies, & write the **total** next to the heading.

PLASTIC 27
- bags 10
- bottles 5
- buckets 2
- caps, lids 6
- milk jugs
- pieces 6
- rope
- 6-pack holders
- toys

STYROFOAM Ø
- cups, spoons, forks, straws
- egg cartons
- fast food containers
- meat trays
- pieces

METAL 11
- bottle caps 2
- cans 4
- pieces
- wire 5

CIGARETTE BUTTS 106

PAPER 19
- bags 4
- cardboard
- cartons
- cups
- newspaper 3
- pieces 12

RUBBER Ø
- balloons
- gloves
- tires

GLASS Ø
- bottles
- light bulbs

WOOD Ø
- broken pieces
- pallets/large items

CLOTH Ø
- clothing
- rugs

OTHER

Dave Lane

End of Day Totals

Estimate Length of creek section in miles, i.e. 1/10 mile, 1/8 mile: 1/10 mile

Number of bags of trash collected: 1

Weight of recyclable trash: 3 lbs

Weight of non-recyclable trash: 2 lbs

Questionnaire

1. Describe the stretch of creek monitored using descriptors of boundaries such as landmarks or cross streets. San Tomas Square near Westmont High
2. What types of trash were most commonly found? Cigarette butts
3. List the most unusual items found. None found
4. Rate from one to five how dirty or clean the creek was, with one being pristine clean.

(Circle one) 1 2 3 4 5

National Rivers Cleanup Day 5/16/09
Westmont High
Creek Monitoring Summary

Use tick marks in the Category that the trash belongs in (i.e. plastic bag goes in PLASTIC).
At the end of the cleanup, total the tallies, & write the **total** next to the heading.

PLASTIC	63
bags	10
bottles	12
buckets	
caps, lids	10
milk jugs	
pieces	30
rope	
6-pack holders	
toys	1
STYROFOAM	10
cups, spoons, forks, straws	10
egg cartons	
fast food containers	
meat trays	
pieces	
METAL	25
bottle caps	1
cans	4
pieces	20
wire	
CIGARETTE BUTTS	6

PAPER	35
bags	10
cardboard	4
cartons	2
cups	5
newspaper	2
pieces	10
RUBBER	3
balloons	2
gloves	1
tires	
GLASS	10
bottles	10
light bulbs	
WOOD	5
broken pieces	5
pallets/large items	
CLOTH	3
clothing	3
rugs	
OTHER	20

End of Day Totals

Estimate Length of creek section in miles, i.e. 1/10 mile, 1/8 mile: 1/2 mi.

Number of bags of trash collected: 2

Weight of recyclable trash: 10

Weight of non-recyclable trash: 20

Questionnaire

1. Describe the stretch of creek monitored using descriptors of boundaries such as landmarks or cross streets. BETWEEN CREEK & WESTMONT H.S. FENCE FROM WESTMONT AVE. TO FOOTBALL FIELD
2. What types of trash were most commonly found? SINGLE SERVING LUNCH PACKAGING
3. List the most unusual items found. DREIDEL
4. Rate from one to five how dirty or clean the creek was, with one being pristine clean.

(Circle one) 1 2 3 4 5

Great American Litter Pickup 4/18/09
Los Gatos Creek Park, Campbell
Creek Monitoring Summary

Use tick marks in the Category that the trash belongs in (i.e. plastic bag goes in PLASTIC).
At the end of the cleanup, total the tallies, & write the **total** next to the heading.

PLASTIC 52
- bags 30
- bottles 10
- buckets
- caps, lids 10
- milk jugs
- pieces
- rope 1
- 6-pack holders 1
- toys

STYROFOAM 13
- cups, spoons, forks, straws 8
- egg cartons — 4
- fast food containers —
- meat trays 1
- pieces —

METAL 12
- bottle caps 10
- cans 2
- pieces —
- wire —

CIGARETTE BUTTS 0

PAPER 27
- bags —
- cardboard 5
- cartons —
- cups 3
- newspaper 2
- pieces 17

RUBBER 3
- balloons —
- gloves 3
- tires —

GLASS 5
- bottles 5
- light bulbs —

WOOD 0
- broken pieces —
- pallets/large items —

CLOTH 0
- clothing —
- rugs —

OTHER — 0

End of Day Totals

Estimate Length of creek section in miles, i.e. 1/10 mile, 1/8 mile: 1/8

Number of bags of trash collected: 4

Weight of recyclable trash: 0.5#

Weight of non-recyclable trash: 7.0#

Questionnaire

1. Describe the stretch of creek monitored using descriptors of boundaries such as landmarks or cross streets. Rail Road tracks Hacienda – Camden
2. What types of trash were most commonly found? Plastic bags
3. List the most unusual items found. Silicone chip, CD, Umbrella coat,
4. Rate from one to five how dirty or clean the creek was, with one being pristine clean.

(Circle one) 1 2 3 4 5

Great American Litter Pickup 4/18/09
Los Gatos Creek Park, Campbell
Creek Monitoring Summary

Use tick marks in the Category that the trash belongs in (i.e. plastic bag goes in PLASTIC).
At the end of the cleanup, total the tallies, & write the **total** next to the heading.

PLASTIC 20
bags
bottles
buckets
caps, lids
milk jugs
pieces
rope
6-pack holders
toys

STYROFOAM 10
cups, spoons, forks, straws
egg cartons
fast food containers
meat trays
pieces

METAL 10
bottle caps
cans
pieces
wire

CIGARETTE BUTTS 50

PAPER 20
bags
cardboard
cartons
cups
newspaper
pieces

RUBBER 5
balloons
gloves
tires

GLASS 5
bottles
light bulbs

WOOD 2
broken pieces
pallets/large items

CLOTH 4
clothing
rugs

OTHER

End of Day Totals

Estimate Length of creek section in miles, i.e. 1/10 mile, 1/8 mile: 3/4

Number of bags of trash collected: 1

Weight of recyclable trash: 15

Weight of non-recyclable trash: 30

Questionnaire

1. Describe the stretch of creek monitored using descriptors of boundaries such as landmarks or cross streets. Straight railroad track
2. What types of trash were most commonly found? Cigarette butts, newspaper, gum, candy wrappers,
3. List the most unusual items found. yellow bones?, dead bird & cat
4. Rate from one to five how dirty or clean the railroad creek was, with one being pristine clean.

(Circle one) 1 2 3 4 5

Great American Litter Pickup 4/18/09
Los Gatos Creek Park, Campbell
Creek Monitoring Summary

Use tick marks in the Category that the trash belongs in (i.e. plastic bag goes in PLASTIC).
At the end of the cleanup, total the tallies, & write the **total** next to the heading.

PLASTIC [illegible]
bags
bottles
buckets
caps, lids
milk jugs
pieces
rope
6-pack holders
toys

STYROFOAM about 5
cups, spoons, forks, straws
egg cartons
fast food containers
meat trays
pieces

METAL 5-10
bottle caps
cans
pieces
wire

CIGARETTE BUTTS Too many to count.

PAPER
bags
cardboard
cartons
cups
newspaper
pieces

RUBBER
balloons
gloves
tires

GLASS
bottles
light bulbs

WOOD
broken pieces
pallets/large items

CLOTH 1
clothing
rugs

OTHER

End of Day Totals

Estimate Length of creek section in miles, i.e. 1/10 mile, 1/8 mile: around 2?

Number of bags of trash collected: 2

Weight of recyclable trash: 2 lbs / not estimate

Weight of non-recyclable trash: —

Questionnaire

1. Describe the stretch of creek monitored using descriptors of boundaries such as landmarks or cross streets. walked around entire creek.

2. What types of trash were most commonly found? Alot that I found consisted of plastic's, food/food lids, Bags etc. And lots of cigarettes

3. List the most unusual items found. I found a pair of Boxers

4. Rate from one to five how dirty or clean the creek was, with one being pristine clean.

(Circle one) 1 2 3 4 5

Great American Litter Pickup 4/18/09
Los Gatos Creek Park, Campbell
Creek Monitoring Summary

Use tick marks in the Category that the trash belongs in (i.e. plastic bag goes in PLASTIC).
At the end of the cleanup, total the tallies, & write the **total** next to the heading.

PLASTIC 135
- bags
- bottles
- buckets
- caps, lids
- milk jugs
- pieces (100)
- rope
- 6-pack holders
- toys

STYROFOAM 80
- cups, spoons, forks, straws
- egg cartons
- fast food containers
- meat trays
- pieces (50)

METAL 29
- bottle caps
- cans
- pieces ✓BED FRAME ✓CARBURETOR
- wire

CIGARETTE BUTTS 300

300

PAPER 192
- bags
- cardboard
- cartons
- cups
- newspaper
- pieces (150)

RUBBER 2
- balloons
- gloves
- tires

GLASS 10
- bottles
- light bulbs

WOOD 1
- broken pieces
- pallets/large items

CLOTH 1
- clothing
- rugs

OTHER 15

FISHING LINE

End of Day Totals

Estimate Length of creek section in miles, i.e. 1/10 mile, 1/8 mile _____

Number of bags of trash collected 4

Weight of recyclable trash _____

Weight of non-recyclable trash _____

Questionnaire

1. Describe the stretch of creek monitored using descriptors of boundaries such as landmarks or cross streets. ALL AROUND 3 PONDS AT LOS GATOS CREEK PARK
2. What types of trash were most commonly found? CIGARETTE BUTTS + FISHING LINE
3. List the most unusual items found. 4 BARREL CARBURETOR + BED FRAME
4. Rate from one to five how dirty or clean the creek was, with one being pristine clean.

(Circle one) 1 2 (3) 4 5

Great American Litter Pickup 4/18/09
Los Gatos Creek Park, Campbell
Creek Monitoring Summary

Use tick marks in the Category that the trash belongs in (i.e. plastic bag goes in PLASTIC).
At the end of the cleanup, total the tallies, & write the **total** next to the heading.

PLASTIC 32
- ✓ bags
- ✓ bottles
- buckets
- ✓ caps, lids
- milk jugs
- ✓ pieces
- ✓ rope
- 6-pack holders
- toys

STYROFOAM 8
- cups, spoons, forks, straws
- egg cartons
- fast food containers
- meat trays
- ✓ pieces

METAL 32
- ✓ bottle caps
- cans
- ✓ pieces
- ✓ wire

✓✓ **CIGARETTE BUTTS** 286

PAPER 65
- bags
- ✓ cardboard
- cartons
- cups
- newspaper
- ✓ pieces

RUBBER 3
- balloons
- gloves
- tires
- ✓ piece

GLASS BITS
- bottles
- light bulbs

WOOD 10
- ✓ broken pieces
- pallets/large items

CLOTH 1
- ✓ clothing
- rugs

OTHER 207
FOAM INSULATION, YELLOW, LIGHT & AIRY

End of Day Totals

Estimate Length of ~~creek~~ RR section in miles, i.e. 1/10 mile, 1/8 mile: 1/2 mi

Number of bags of trash collected: 5

Weight of recyclable trash: Ø

Weight of non-recyclable trash: 30 lb

Questionnaire

1. Describe the stretch of ~~creek~~ RR monitored using descriptors of boundaries such as landmarks or cross streets. HACIENDA TO CAMDEN OVERPASS
2. What types of trash were most commonly found? CIGARETTE BUTTS & FOAM INSULATION.
3. List the most unusual items found. DEAD BIRD, LOTTO TICKET
4. Rate from one to five how dirty or clean the creek was, with one being pristine clean.

(Circle one) 1 2 (3) 4 5

Creek Cleanup
Big Basin Way, Saratoga

Creek Monitoring Summary

Use tick marks in the Category that the trash belongs in (i.e. plastic bag goes in PLASTIC).
At the end of the cleanup, total the tallies, & write the **total** next to the heading.

PLASTIC
- bags ✓
- bottles ✓
- buckets
- caps, lids ✓
- milk jugs
- pieces ✓
- rope
- 6-pack holders ✓
- toys

STYROFOAM
- cups, spoons, forks, straws ✓
- egg cartons ✓
- fast food containers ✓
- meat trays ✓
- pieces ✓
- packing material ✓

METAL
- bottle caps ✓
- cans ✓
- pieces ✓
- wire ✓

CIGARETTE BUTTS ✓

PAPER
- bags ✓
- cardboard ✓
- cartons ✓
- cups ✓
- newspaper ✓
- pieces ✓

RUBBER
- balloons
- gloves ✓
- tires

GLASS
- bottles ✓
- light bulbs

WOOD
- broken pieces ✓
- pallets/large items

CLOTH
- clothing ✓
- rugs

OTHER

End of Day Totals

Estimate Length of creek section in miles, i.e. 1/10 mile, 1/8 mile _____

Number of bags of trash collected 10

Weight of recyclable trash _____

Weight of non-recyclable trash _____

Questionnaire

1. Describe the stretch of creek monitored using descriptors of boundaries such as landmarks or cross streets. parking lot behind Big Basin Way from Hwy 9 to 4th Street (approx ½ mi
2. What types of trash were most commonly found? cigarette butts
3. List the most unusual items found. battery, shoes, medicine bottle.
4. Rate from one to five how dirty or clean the creek was, with one being pristine clean.

(Circle one) 1 (2) 3 4 5

WEST VALLEY
CLEAN WATER PROGRAM

Charles R. Hoppin, Chair
State Water Resources Control Board
1001 I Street
Sacramento, CA 95814

June 3, 2009

Re: Support for Expanded Use Proposal No. 16877-Bay Area-wide Trash Capture Demonstration Project

Dear Mr. Hoppin,

The West Valley Clean Water Program (WVCWP) supports proposal No. 16877-Bay Area-wide Trash Capture Demonstration Project submitted by San Francisco Estuary Project (SFEP) and Association of Bay Area Governments (ABAG) for installation of trash capture devices in catch basins in Bay Area cities and counties. WVCWP represents the urban runoff program for four small south San Francisco Bay communities: Campbell, Los Gatos, Monte Sereno and Saratoga.

Over the past year we have been closely tracking the Trash Capture Pilot Demonstration Project by our county-wide urban runoff program (aka: SCVURPPP), and have contemplated, given our limited and scarce local resources, how our communities might also install such capture devices in selected areas. By funding this project and including our smaller agencies in the proposed Bay-Area Project, we could have a visible and tangible effect on reducing trash entering waterways through storm drains.

Furthermore, being at the top of the watershed, we know that even if only a few devices are installed within our communities, they will have a significant impact on trash and litter in waters downstream. We are committed to watershed approaches and support this project's effort to embrace and further watershed based solutions.

Respectfully,

Kelly Carroll
Program Manager

cc: Christopher Stevens, Manager Loans and Grants Branch [stevens@waterboards.ca.gov]
Jule Rizzardo, Program Manager SWRCB [jrizzardo@waterboards.ca.gov]
Dorothy Rice, Executive Director SWRCB [drice@waterboards.ca.gov]
Chris Sommers, SCVURPPP [csommers@eoainc.com]

18041 Saratoga-Los Gatos Road, Monte Sereno, CA 95070
Tel (408) 345-4734 • Fax (888) 545-6297

THIS PAGE INTENTIONALLY LEFT BLANK

Watershed Management

Annual Report:

City of Campbell

Town of Los Gatos

City of Monte Sereno

City of Saratoga

West Valley Clean Water Program

THIS PAGE INTENTIONALY LEFT BLANK

West Valley Communities

Water Quality Monitoring & Watershed Management

Los Gatos

FY 2008-2009 ANNUAL REPORT

FY 2008-2009 Work Plan Self Evaluation Matrix

Source	Work Plan Activity	Work Plan Tasks	Accomplishments	Responsible Party
	NPDES Permit ProvisionC.9.f	Watershed Analysis Through SCVURPPP, participate in the Watershed Analysis AHTG and fund or support future studies to understand location and extent of potential sediment sources. Support appropriate management actions to address those sources. See SCVURPPP work plan for detailed activities.	WVCWP Manager reviewed beta 'watershed resource pages' put together by SCVWD as a part of the Collaborative's deliverables. WVCWP Manager and WVCWP Assistant attended Watershed Analysis AHTG meetings in FY08-09 topics included: Upcoming water monitoring through SCVURPPP; review ongoing studies	SCVURPPP coordinate w/ WVCWP; Campbell Community Dev Dir attends AHTG
	NPDES Permit Provision C.10	South Bay Watershed Management Initiative Through SCVURPPP, support and participate in development of Core Group activities and the WMI Watershed Action Plan[1]. See SCVURPPP work plan for detailed activities.	WVCWP Manager and Campbell PW Director participated in WMI's Trash Summit in October 15, 2008.**(see Trash Summit Invitation attached for more information)** Campbell PW Director participated in 2 WMI Trash Subgroup since Oct 2008; WVCWP Manager attended WMI Trash Subgroup (6-25-09) which was hosted by Campbell Dir of PW **(see attached SCVRUPPP Mtg Summary for more info)** WVCWP Manager attended a Creek Workshop in Roseville, CA FY08-09 (See Training Tables for more information)	SCVURPPP coordinate w/ WVCWP

[1] On behalf of the City of Campbell, SCVURPPP is signatory to the WMI and participates in the Core Group and subgroups.

THIS PAGE INTENTIONALLY LEFT BLANK

Staff Training

Annual Report:
City of Campbell
Town of Los Gatos
City of Monte Sereno
City of Saratoga

West Valley Clean Water Program

THIS PAGE INTENTIONALLY LEFT BLANK

West Valley Communities

Campbell, Los Gatos, Monte Sereno and Saratoga

Santa Clara Valley Urban Runoff Pollution Prevention Program

FY 08-09 ANNUAL REPORT

Training Summary: ICID

Conducting Illicit Discharge Detection and Elimination Investigations (EPA) Broadcast WVCWP Inspector watched two-part series in February, 2009	February, 2009	WVCWP (1)
Field Techniques for Illicit Connection and Illegal Discharge Connection Patrick Hansen WVCWP Topics: Introduction of typical field techniques used to detect illicit connections and illegal discharges, Experiences in ICID detection, Field Trip/Demonstration on TV'ing lines for ICID detection	March 9, 2009	WVCWP(1) Campbell (5) Los Gatos(2) Monte Sereno (1) Saratoga (3)
Emergency & Enforcement Response Plan Meeting April 16, 2009 WVCWP Inspector met with representatives from the four West Valley Cities, Santa Clara County Fire, and the West Valley Sanitation District to discuss current ERP response protocols and their effectiveness.	April, 2009	WVCWP(2) West Valley Sanitation (2) SCC Fire (2) Campbell (3) Los Gatos (2) City of Saratoga (2)
Annual DEH Meeting Held Annual Urban Runoff Food Facility Inspection Training/Meeting with Santa Clara County DEH supervisors and inspectors, WVCWP staff, and City of Cupertino staff on May 7th, 2009. 8 attendees. Topics included: Review DEH inspection reports from FY07-08 and discuss the inspection reports for FY08-09, Review coordination and responses to incidents, and update contact lists, Discuss new inspection requirements under the future MRP.	May 7th, 2009	WVCWP (2) SCC DEH (4) City of Cupertino (2)

West Valley Communities

Campbell, Los Gatos, Monte Sereno and Saratoga

Santa Clara Valley Urban Runoff Pollution Prevention Program

FY 08-09 ANNUAL REPORT

Training Summary: IND

Workshop on Fats, Oils, and Grease Program San Jose/Santa Clara Water Pollution Control Plant Topics: Proposed requirements , Who will be affected , Proposed timeline	Thursday, November 6, 2008 9:00 to 10:30 a.m.	WVCWP (1) Program Manager WVSD (1) Director of Engineering and Operations
Annual SCC Fire Meeting On February 18th, 2009 WVCWP staff and SCC Fire staff met for the annual review of the joint inspection program, contract, and training topics. Possible changes to the program based on requirements under the future MRP were also discussed. WVCWP Need to ask SCC FIRE about their annual inspection training***	February 18th, 2009	WVCWP (2) SCC FIRE (1)
Annual DEH Meeting Held Annual Urban Runoff Food Facility Inspection Training/Meeting with Santa Clara County DEH supervisors and inspectors, WVCWP staff, and City of Cupertino staff on May 7th, 2009. 8 attendees. Topics included: Review DEH inspection reports from FY07-08 and discuss the inspection reports for FY08-09, Review coordination and responses to incidents, and update contact lists, Discuss new inspection requirements under the future MRP.	May 7th, 2009	WVCWP (2) City of Cupertino (2) SCC DEH (4)

West Valley Communities

Campbell, Los Gatos, Monte Sereno and Saratoga

Santa Clara Valley Urban Runoff Pollution Prevention Program

FY 08-09 ANNUAL REPORT

Training Summary: Public Agency

Roads and Maintenance Training Workshop Quinlan Community Center 10185 N. Stelling Road, Cupertino Speakers: *Tyler Ledwith* *Topics:* Fish & Roads, Routine Road Maintenance, Sediment Control, Working Near Streams, Culvert Cleaning, Woody Material Management, Emergency Work	September 25th, 2008	Campbell (3) 1. Lisa Petersen - Senior Civil Engineer - Public Works 2. Fred Ho - Senior Civil Engineer - Public Works 3. Al Oxonian - Senior Civil Engineer - Public Works Saratoga (6 from PW & Street Maint.)
Rural Roads Maintenance BMP Workshop Santa Clara Valley Water District Headqaurters Jill Bicknell (SCVURPP), Tyler Ledwith (Ledwith Watershed Services) Topics: Effects of Roads on Watershed and Salmon Habitat, Regulations and Permitting, Best Management Practices for Road Maintenance, Best Management for Working Near Waterways	Monday, March 23, 2009 8:00am-12:00pm	WVCWP (2) Program Manager, Program Assistant
Rural Roads BMP Installation Training Workshop Santa Clara Valley Water District (Camden Yard) Tyler Ledwith (Ledwith Watershed Services) and Craig Benson Topics: Proper Installation of wattles, mats, living fences, silt fences, and check damns, for construction site erosion control.	Wednesday, March 25, 2009 8:00am-12:00pm	WVCWP (2) Program Manager, Program Assistant Saratoga (6) (1)Street Maintenance Worker I, (3) Street Maintenance Worker II, (1) Lead Street Maintenance Worker, and (1) Street Maintenance Specialist.

West Valley Communities

Tailgate Training- City of Saratoga Corp Yard Rick Torres (PW Manager – Streets & Fleet) and Kevin Meek (PW Manager – Parks) held a SWPPP training with their crews on 5/21/09, where they reviewed the Corpyard SWPPP.	May 21, 2009	Saratoga (17) 7 Street Maintenance workers 8 Park Maintenance workers 2 Managers
Annual Streets and Storm Drains Meeting **Speakers: John Fusco (EOA) & Rich Nelson (Toyota Materials Handling)** Topics: Best Management Practices in Streets and Storm Drains Operations and Maintenance & Requirements of the New Municipal Regional Permit Trash Reduction Devices: Big Belly Solar Compaction System	Thursday May 14th, 2009	WVCWP (2) Program Manager, Program Assistant Campbell (1) Title Los Gatos (2) Title Saratoga (2) Title WVSD (1)

West Valley Communities

Campbell, Los Gatos, Monte Sereno and Saratoga

Santa Clara Valley Urban Runoff Pollution Prevention Program

FY 08-09 ANNUAL REPORT

Training Summary: Planning

Bioretention Sizing Methodology Mini-Workshop by SCVURPPP Mountain View City Hall Plaza Conference Room Speakers: Jill Bicknell (EOA), Eric Anderson (City of Mountain View) Topics: BASMAA BMP Sizing Tool, Review of Sizing Methodology for Bioretention Areas, Demonstration of Sizing Spreadsheet, Case Study, Design Considerations for Bioretention.	February 4, 2009	WVCWP (2) Program Manager, WVCWP Assistant
Hydromodification 101 workshop DAY 1 Hydromod 101 – Chris Bowles, Source Control Mitigation Approaches – Eric Mosolgo, Flow Duration Control Approaches – Jill Bicknell, In-stream approaches – Andy Collison, Riparian buffer approaches to aid hydromod management – Eric Berntsen, Hydromodification Analysis Tools – Chris Bowles, DAY 2 Field assessment techniques – introduction to field site – Ann Riley, Chris Bowles Roseville, CA	May 19-20, 2009	WVCWP (1) Program Manager
Sustainable Streets Workshop: Using the San Mateo County Sustainable Green Streets and Parking Lots Design Guidebook Speakers: Jill Bicknell (SCVURPPP), Kevin Robert Perry (Nevue Ngan Associates), Robert Dusenbury (Sherwood Design Engineers)	**Friday, May 29, 2009**	WVCWP (2) Program Manager, Program Assistant
Annual C3 Workshop (SCVURPPP) "Stormwater Management for New and	**June 17th,**	WVCWP (2)

West Valley Communities

Redevelopment Projects: New Challenges, New Tools and New Ideas" Roosevelt Community Center, San Jose	**2009**	Los Gatos (4) Saratoga (2)

West Valley Communities

Campbell, Los Gatos, Monte Sereno and Saratoga

Santa Clara Valley Urban Runoff Pollution Prevention Program

FY 08-09 ANNUAL REPORT

Training Summary: Const Inspector

Construction Stormwater Management Compliance Workshops Thursday November 20th and Friday November 21st Quinlan Community Center, 10185 N. Stelling Road, Cupertino, CA, 95014 8:00 am – 3:00 pm By: SCVURPP, SFEP, SF RWQCB and Friends of the Estuary **Speakers:** Scott Taylor, RBF Consulting Regional Water Quality Control Board Staff **Topics included:** How to comply with the Statewide General Construction Stormwater Permit. Simple and effective stormwater BMPs (Best Management Practices) for construction projects. Selecting, installing and maintaining effective erosion control during construction. The need for monitoring and documentation Post construction/stormwater management techniques	November 20th and 21st, 2008	**WVCWP (2)** WVCWP Manager and Program Assistant **Campbell (2)** Public Works **Los Gatos (2)** Engineering Inspector & Assistant Civil Engineer **Saratoga (1)** Senior Engineer
5th National Conference for Nonpoint Source & Stormwater Outreach **Portland, Oregon** **<u>Say it With Pictures: Training Kentucky Construction Site Workers in Erosion & Sediment Control</u>** Portland, Oregon	**May 13, 2009**	**WVCWP (1)**

West Valley Communities

Barry Tonning, Tetra Tech, Inc., Kentucky TOPICS • Development of several iterations of a Field Guide • Book • Pocket guide • Pictures of good and bad BMP installations		
Construction General Permit Workshop May 27, 2009 (WVCWP Manager Attended)	**May 27, 2009**	**WVCWP (1)**

West Valley Communities

Campbell, Los Gatos, Monte Sereno and Saratoga

Santa Clara Valley Urban Runoff Pollution Prevention Program

FY 08-09 ANNUAL REPORT

Training Summary: PIP

Enviroscape A new WVCWP staff member was trained on use of the Enviroscape. Training covered set-up and breakdown of the watershed model, use of several curriculums and associated visuals on the Enviroscape.		WVCWP (1)
5th National Conference for Nonpoint Source & Stormwater Outreach **Portland, Oregon** An Evaluation Primer for NPS & Stormwater Programs & Overview of Social Indicators Evaluation System & Applied Survey Development Skills <u>Presenters:</u> Rebecca Power, Jennifer Kushner, Ken Genskow, and Linda Prokopy – University of Wisconsin-Extension	May 11, 2009	WVCWP (2)
5th National Conference for Nonpoint Source & Stormwater Outreach **Portland, Oregon** <u>N. Virginia Clean Water Partners Use Radio to Influence Resident Behavior</u> Aileen Winquist, Arlington County Dept of Env. Services, Virginia TOPICS • Campaign initiated in 2003 to address fertilizer & pesticide use, pet waste, and oil recycling • Surveys conducted before and after radio ad campaigns • Radio ad had impact on improving awareness	May 12, 2009	WVCWP (1)
5th National Conference for Nonpoint Source & Stormwater Outreach **Portland, Oregon**	May 12,	WVCWP (1)

Spend Less, Teach More: A Model for Collaborative Stormwater Outreach & Education Angie Hong, East Metro Water Resource Education Program, Minnesota TOPICS • 17 partners contribute to hire 1 educator • Benefits of using a shared educator • Successful educational programs (training Master Gardeners, Rain Garden Design, Storm Pond Management, etc.)	2009	
Integrating New Technology into an Effective Nonpoint Source Outreach Program John Rozum and Dave Dickson, Center for Land Use Education & Research, CT TOPICS • Using websites for NPS – keep it simple, keep it focused • Image map tools • ARC Interactive mapping system	May 12, 2009	WVCWP (1)
Research Perspectives into Greener Residential Yards Residential Lawn Fertilizer Audiences Leesa Souto, University of Central Florida Mary Collins, UC Santa Barbara TOPICS • Understand common landscape practices in the study area • Telephone surveys and homeowner interviews • As much as 42 percent of nitrogen inputs are contributed by residential fertilizer applications	May 12, 2009	WVCWP (1)

West Valley Communities

Campbell, Los Gatos, Monte Sereno and Saratoga

Santa Clara Valley Urban Runoff Pollution Prevention Program

FY 08-09 ANNUAL REPORT

Training Summary: Pesticide

City of Campbell: All parks staff who hold "Qualified Applicator Certificates (QAC) or higher from the CA Dept. of Pesticide Regulation, pursue the necessary CEUs to maintain their certificates, and are currently up-to-date. Annual Department of Agriculture Pesticide Safety Training for all Parks Maintenance crew was held on June 4, 2009 at the City's Corporation yard.	June 4, 2009	City of Campbell (33) Parks and Maintenance Crews
Town of Los Gatos: The Annual Pesticide Safety Training was held on April 14, 2009. Dennis Merrill, president of *Killroy/ Sensitive Solutions Pest Control* gave the presentation. 11 Town of Los Gatos Parks & Public Works staff attended. The Training stressed Safety, Environmental Hazards and Drift – if winds are 5 mph or more, the Town will not spray any pesticide. The Safety Training covered 9 different pesticides. Topics related to runoff issues included: • Labeling • Hazards • Routes pesticides can enter the human body • Drift • Runoff • Wildlife Hazards • Laws & Regulations	April 14, 2009	Town of Los Gatos (11) Parks and Public Works Staff

Town of Los Gatos: A Tailgate Training on use of broadleaf control pesticides was held in June 2009 (Roundup, Garlon, Surflan) with emphasis on avoiding spraying (applying granules when possible), applying only on days when there will be no runoff (no rain predicted, no irrigation scheduled), and avoiding use of pesticides when possible (ie using hoes instead). .	June 2009	Town of Los Gatos Maintenance Staff (11)
CITY OF SARATOGA: The Annual Pesticide Safety Training was held on July 25, 2008. It was held at Saratoga Corp yard and all of the Parks and Streets Maintenance staff attended. The training was given by Pete Howes, Horticulturist, and covered long & short-term effects of pesticides and environmental concerns.	July 25, 2009	City of Saratoga Parks and Street Maintenance Staff
CITY OF SARATOGA: All Parks staff received IPM training in June 2009 All 9 Parks Dept employees have Qualified Applicator Certificates, and have been attending seminars for their Continuing Education hours. Some seminars include topics related to IPM and Less Toxic Pest Control.	June 2009	City of Saratoga Parks Staff (9)

West Valley Communities

Campbell, Los Gatos, Monte Sereno and Saratoga

Santa Clara Valley Urban Runoff Pollution Prevention Program

FY 08-09 ANNUAL REPORT

Training Summary: Mercury

Campbell Corp Yard Walk-Thru April 28th, 2009 Attendance: (2) City of Campbell Public Works Staff and (2) WVCWP Staff Leader: WVCWP Inspector/Assistant & WVCWP Manager Topics: ▪ Disposal of and Record Keeping of Products Containing Mercury (Mercury Booklet)	April 28th, 2009	WVCWP (2) Campbell (2)
Saratoga Corp Yard Walk-Thru May 5th, 2009 Attendance: (1) City of Saratoga Public Works Maintenance Staff and (2) WVCWP Staff Leader: WVCWP Inspector/Assistant & WVCWP Manager Topics: ▪ Disposal of and Record Keeping of Products Containing Mercury (Mercury Booklet)	May 5th, 2009	WVCWP(2) Saratoga (1)
Los Gatos Corp Yard Walk-Thru June 2nd, 2009 Attendance: (1) Town of Los Gatos Public Works Staff and (2) WVCWP Staff Leader: WVCWP Inspector/Assistant & WVCWP Manager Topics: ▪ Disposal of and Record Keeping of Products Containing Mercury (Mercury Booklet)	June 2nd, 2009	WVCWP (2) Los Gatos (1)

West Valley Communities	**Campbell, Los Gatos, Monte Sereno and Saratoga** Santa Clara Valley Urban Runoff Pollution Prevention Program **FY 08-09 ANNUAL REPORT**

Training Summary: Copper & Nickel

Portland Low Impact Development Tour Presenters: City of Portland staff Topics: Bus & walking tour of sites in Portland: --streetside bioswales --school parking lot bioswale --condo development incorporating runoff mitigation measures --green roof	May 15, 2009	WVCWP (1)
See Construction Training Summary for Nickel-related trainings attended		

West Valley Communities

Campbell, Los Gatos, Monte Sereno and Saratoga

Santa Clara Valley Urban Runoff Pollution Prevention Program

FY 08-09 ANNUAL REPORT

Training Summary: Trash Inventory & Management

Trash Summit Sponsored by the Santa Clara Catch Basin Watershed Management Initiative Location: Emma Prusch Park, San Jose	October, 15 2008	WVCWP (1) Campbell (1)
Coastal Cleanup Day Site Coordinator Training Hosted by the Creek Connections Action Group Vasona Park, Los Gatos Topics: How to perform trash monitoring evaluations for creek cleanups, managing volunteers on cleanups, reporting trash and recycling totals to the regional program.	September, 2008	WVCWP (1)
Enviroscape Training Provided training on Enviroscape presentations to WVCWP employee. Topics covered: watersheds, water cycle, pollutants of concern, and trash.	March, 2009	WVCWP (1)
National Rivers Cleanup Day Site Coordinator Training Hosted by the Creek Connections Action Group Vasona Park, Los Gatos Topics: How to perform trash monitoring evaluations for creek cleanups, managing volunteers on cleanups, reporting trash and recycling totals to the regional program.	April, 2008	WVCWP (1)

West Valley Communities

Campbell, Los Gatos, Monte Sereno and Saratoga

Santa Clara Valley Urban Runoff Pollution Prevention Program

FY 08-09 ANNUAL REPORT

Training Summary: Watershed Management

CASQA 2008 4th Annual Conference Oakland Marriot Center, Oakland CA Topics: Regulations, Permits, and Policies, Sustainable Development, True Source Control, Stormwater Treatment, Pollutants of Concern, Modifying Public Behavior, Program Assessment, Scientific Advances	September 22nd, 23rd, and 24th, 2008	**WVCWP (2)** Program Manager, Program Assistant **Campbell (1)** Senior Civil Engineer
Trash Summit Sponsored by the Santa Clara Catch Basin Watershed Management Initiative Location: Emma Prusch Park, San Jose	October, 15 2008	WVCWP (1) Campbell (1)
Santa Clara County Creeks Coalition: Creeks and Watershed Conference 2008. **Topics: Environmental Projects, Erosive Forces, Water and the Amah, Historical Ecology of Southern Santa Clara County.**	November 15, 2008	WVCWP (1)
Hydromodification 101 workshop **Roseville, CA** Topics: Potential impacts of hydromodification – channel, flow, sediment, ecology/habitats, water quality Field assessment exercise at site in Sacramento County – Dry Creek or Laguna	May 19-20, 2009	WVCWP (1) Program Manager

THIS PAGE INTENTIONALLY LEFT BLANK

CITY OF MILPITAS

455 EAST CALAVERAS BOULEVARD, MILPITAS, CALIFORNIA 95035-5479 • www.ci.milpitas.ca.gov

September 15, 2009

Mr. Bruce Wolfe
California Regional Water Quality Control Board
San Francisco Bay Region
1515 Clay St., Suite 1400
Oakland, CA 94612

Subject: Milpitas Urban Runoff Program
FY 08-09 Annual Report

Dear Mr. Wolfe:

This report is submitted by the City of Milpitas, in conjunction with the Santa Clara Valley Urban Runoff Pollution Prevention Program's Annual Report, pursuant to provision C.6.a. of the Program's reissued municipal storm water National Pollutant Discharge Elimination System (NPDES) Permit (Order No. 01-024). The report summarizes activities performed during FY 08-09 in accordance with the Milpitas Urban Runoff Management Plan (URMP) submitted to the Regional Water Quality Control Board (RWQCB) on March 1, 2008, and the performance standards contained therein. There were no comments issued by the RWQCB on FY 06-07, FY 07-08, FY 07-08, FY 08-09 URMPs or FY 05-06, FY 06-07 and FY 07-08 Annual Reports.

Contents of Report

The goals of this Annual Report are to: 1) document implementation of our FY 08-09 Work Plan during the past fiscal year, 2) evaluate program results for continuous improvement, and 3) share this information with other Co-permittees, municipal decision-makers, and the public. To accomplish these goals, the report contains the following sections:

1. Certification Statement
2. Acronyms
3. IC/ID Elimination Activities
4. Industrial/Commercial Discharge Control Program
5. Public Agency Activities
    - Public Streets, Roads & Highways O & M
    - Rural Roads Public Works O & M
    - Storm Drain O & M
    - Water Utility O & M
    - Other Public Agency Activities (Corp Yard, Parks, Ponds etc.)
6. New Development Planning Procedures
7. New Development Construction Activities
8. Public Information and Participation
9. Pest Management Activities
10. Mercury Pollution Prevention Activities
11. Copper Action Plan
12. Nickel Action Plan

13. Trash Inventory and Management
14. Staff Training Summary Table

Thank you for your review of this Annual Report. If you have any questions regarding the materials submitted, please contact Paramjit Uppal at (408) 586-3351 or me at (408) 586-3345.

Sincerely,

Kathleen Phalen

Kathleen Phalen, PE
Utility Engineer

Enclosures

cc: Shin-Roei Lee, Chief - South Bay Watershed Management Division - RWQCB
City Manager
City Engineer/Public Works Director
Chief Building Official
Fire Marshal
Planning Manager
Utility Engineering File - 70.6.1-2009

City of Milpitas
FY 2008-2009 Annual Report

Certification Statement

"I certify, under penalty of law, that this document and all attachments were prepared under my direction or supervision in accordance with a system designed to ensure that qualified personnel properly gather and evaluate the information submitted. Based on my inquiry of the person or persons who manage the system, or those persons directly responsible for gathering the information, the information submitted, is, to the best of my knowledge and belief, true, accurate, and complete. I am aware that there are significant penalties for submitting false information, including the possibility of fine and imprisonment for knowing violations."

Name: _____ Date: 9/1/09
Thomas C. Williams
City Manager

City of Milpitas
FY 2008-2009
Annual Report
Table of Contents

1. **Acronyms** 6

2. **IC/ID Elimination Activities**
   - A. Self-Evaluation Matrix 7
   - B. Evaluation 9
   - C. Additional Information
     - Enhanced Reporting 10

3. **Industrial/Commercial Discharger Control Program**
   - A. Self-Evaluation Matrix 11
   - B. Evaluation 12
   - C. Additional Information
     - Enhanced Reporting – Inspection Frequency Summary 13
     - Enhanced Reporting – Detailed Summary 14

4. **Public Agency Activities**
   - o Public Streets, Roads & Highways O & M (including Street Sweeping Data)
     - A. Self-Evaluation Matrix 24
     - B. Evaluation 25
     - C. Summary of Street Sweeping Data 26
   - o Rural Roads Public Works O & M
     - A. Self-Evaluation Matrix 27
     - B. Evaluation 29
   - o Storm Drain O & M
     - A. Self-Evaluation Matrix 30
     - B. Evaluation 31
   - o Water Utility O & M
     - A. Self-Evaluation Matrix 32
     - B. Evaluation 33
   - o Other Public Agency Activities (Corp Yard, Parks, Ponds etc.)
     - A. Self-Evaluation Matrix 34
     - B. Evaluation 36

5. **New Development Planning Procedures**
   - A. Self-Evaluation Matrix 37
   - B. Evaluation 47
   - C. Additional Information
     - BMP O & M Verification Program - C3.e 53

- Site Design Measures Guidance & Standards Development – C3.j.2 57
- General Plan – C3.l 57
- Reporting – C3.n.1 58

6. **New Development Construction Activities**
   A. Self-Evaluation Matrix 68
   B. Evaluation 69

7. Public Information and Participation
   A. Self-Evaluation Matrix 70
   B. Evaluation 73

8. Pest Management Activities
   A. Self-Evaluation Matrix 77
   B. Evaluation 80

9. Mercury Pollution Prevention Activities
   A. Self-Evaluation Matrix 81

10. Copper Action Plan
   A. Self-Evaluation Matrix 86

11. Nickel Action Plan
   A. **Self-Evaluation Matrix** 89

12. Trash Inventory and Management
   A. Self-Evaluation Matrix 90
   B. Evaluation 93

13. Staff Training Summary Table
   A. Self-Evaluation Matrix 94

ACRONYMS

BASMAA	Bay Area Stormwater Management Agencies Association
BAAQMD	Bay Area Air Quality Management District
BMP	Best Management Practice
BOMA	Building Owners and Managers Association
CC&R	Covenants, Conditions and Restrictions
CEQA	California Environmental Quality Act
COA	Condition of Approval
HMP	Hydromodification Management Plan
HHW	Household Hazardous Waste
ICID	Illicit Connection & Illegal Dumping
KAB	Keep America Beautiful
MEP	Maximum Extent Practicable
MUSD	Milpitas Unified School District
NPDES	National Pollutant Discharge Elimination System
NOI	Notice of Intent
O & M	Operation and Maintenance
OSH	Orchard Supply Hardware
PIP	Public Information/Participation
PW	Public Works
RB	Regional Board
RWQCB	Regional Water Quality Control Board
SCVURPPP	Santa Clara Valley Urban Runoff Pollution Prevention Program
SCVWD	Santa Clara Valley Water District
SOP	Standard Operating Procedure
SWID	Storm Water Infiltration Device
SWMP	Storm Water Management Plan
SWPPP	Storm Water Pollution Prevention Plan
TMDL	Total Maximum Daily Load
WMI	Watershed Management Initiative
WUPPP	Water Utility Pollution Prevention plan

CITY OF MILPITAS
Illicit Connection & Illegal Dumping Elimination (ICID) Activities – Self-evaluation Matrix

Implem. Id.	Activity	Item Source	Tasks Identified in FY 2008-2009 Work Plan	Status / Comments	Due Date (mo/yr)	Responsible Party (Lead)/ Coordinator
H-1	Service Requests	URMP page H-6	Review existing service requests (SOP 7-1)	This SOP will be reviewed as required.	Ongoing	Code Enforcement (Gloria Anaya)/ Utility Engineering (Paramjit Uppal)
H-2	Record Tracking	URMP page H-6	Hand-held devices to record inspection in the field.	Data from paper inspection forms is entered into the database. This practice will continue for the foresceeable future due to budget constrains.	Ongoing	Fire Department (Patti Joki) & Information Services Utility Engineering (Paramjit Uppal)
H-3	Utility Maintenance SOP on storm drain inspections	URMP page H-7	Revise and finalize Utility Maintenance SOP	SOP remains in draft format. Public Works Dept. staff routinely inspects all the storm water catch basins in 18 month cycles. In 08-09, a total of 3120 catch basins were inspected and 2492 of these were cleaned. Completion of the Utility Maintenance SOP (for storm drain and outfall inspection, coordination and referral activities if suspicious materials are found) is deferred due to lack of resources.	Ongoing	Utility Maintenance (Steve Smith)/ Utility Engineering (Paramjit Uppal)
H-4	Field Investigation, reporting and recording of Storm Water Infiltration Devices (SWIDs)	URMP page H-7	Train staff, document SWID locations, implement SWID inspection, and develop process for reporting and record keeping.	To date, no SWIDs are documented in City's or SCVWD's records. In the future, City will report any SWIDs that are found within the City to SCVWD using referral cards.	Ongoing	Utility Engineering (Paramjit Uppal)

H-5	Additional efforts with restaurants	URMP page H-7	Develop pollution prevention partnership with owners of food facilities to educate operators.	A special Task Force was convened a few years ago to inspect and meet major retail food stores and restaurants in shopping centers. The Task Force has been successful and has moved into a second phase, which is periodic inspection and handing out outreach materials as needed. The Fire Department Inspectors continue to inspect restaurants with grease interceptors every 3 years.	Ongoing	Utility Engr., Code Enforcement (Gloria Anaya), Fire Dept. (Patti Joki))
H-6	Effectiveness Evaluation	URMP page H-7	Conduct annual evaluation of the effectiveness of the program.	See evaluation text.	Ongoing	Fire Department (Patti Joki)/ Paramjit Uppal
H-7	Record Keeping/Reporting	URMP page H-7	Document and report IC/ID incidents using descriptive categories. Maintain records for reporting.	Staff maintains records by completing the Standard Incident Reporting Form. ICID incident reports were submitted electronically to the Program. Reports are also submitted to the RWQCB with the Annual Reports.	Ongoing	Fire Department (Patti Joki)/ Paramjit Uppal
H-8	Staff training	URMP page H-7	Staff will attend training sessions organized by the SCVURPP program	See Staff training Table at the end of this Report.	Ongoing	

Evaluation - ICID Elimination Activities

City staff, including the Fire Department, Building and Safety, and Engineering Divisions, responded to all reported ICID incidents. A summary of ICID incidents is provided in the attached ICID Enhanced Reporting Form. It categorizes each incident under the standard incident types.

All restaurants in Milpitas are inspected once every three years by the Fire Department. Every year, a portion of the total number of sites is inspected based upon the year they entered into business. Restaurants may also be inspected on a complaint driven basis, including spills and referrals from other agencies. The next inspection cycle will be calendar year 2010.

The City of Milpitas responds to all the incidents that are reported. Outreach for proper disposal of applicable materials, including vehicle fluids, is provided to the business community in all appropriate circumstances. The annual HazMat and Industrial/Commercial inspections, coupled with education and outreach has led to better understanding of ICID elimination activities.

There were no specific comments from the Regional Board on the Milpitas FY 05-06, FY 06-07 or FY 07-08 Annual Reports. The Regional Board has not provided comments on the FY06-07, FY 07-08, FY 08-09 or FY 09-10 Work Plans.

City of Milpitas
FY 2008-2009 Illicit Connection and Illegal Discharge Report Summary (a) and (c)

ICID Incident Type (b)	Reporting Source					Incident Source								Location Date and Responsible Party	Enforcement Action						Comments
	City Inspector	Inter-Department	Other Agency	Citizen	Other	Resi.	Ind.	Com.	Auto Facility	Food Facility	Const. Site	Public Facility	Other/ Unknown		Verbal (d)	Warning (e)	Adm. (f)	Adm. W/ Penalty or Fine (g)	Criminal (h)	Referral for Enforcement (i)	
Tracking Soil	Mike Marino										X			1666 S. Main St., 11/3/2008; 11/5/2008, 11/21/2008, Aspen Project		X					Instructed contractor to remove mud from sidewalk near middle gate and put more rock at construction entrance.
Tracking Soil	Mike Mariano										X			1666 S. Main St., 10/28/08 and 10/30/2008; Aspen Project		X					Instructed contractor to comply with SWPPP & grading plan so no dirt is tracked to the street.
Accidental Spills	Paul Inouye				X		X							3/10/2009; 233 S. Hillview Dr; Kovio				X			Sodium Hydroxide spilled from secondary containment and about 35 gallons discharged into storm drain. Customer ordered to provide additional spill control detection for pumps; review & modify emergency plan and provide additional employee training
Tracking Soil	Erik Forstreuter	X									X			2/9/2009; BART Extension Project at Hanson Ct; J. Fletrcher Creamer & Son Inc.		X					Mud tracked into the street on Hanson Ct. Customer ordered to establish 50' entry / exit 6" thick with filter fabric at the base & 3" + clean drain to clean exiting truck tires.
Tracking Soil	Erik Forstreuter	X									X			2/9/2009; BART Extension Project at Hanson Ct; A.R.B. Inc.		X					Mud tracked into the street on Hanson Ct. Customer ordered to establish 50' entry / exit 6" thick with filter fabric at the base & 3" + clean drain to clean exiting truck tires.
Water Line Breaks	Steve Smith													Throughout the City on various dates in FY 08-09							A total of 62 potable water service line breaks and 32 main line breaks happen during FY 08-09. In cases where discharge occurred, we followed procedure to capture and dechlorinate to protect creeks.

All violations were corrected in timely manner and work was performed satisfaction to City inspectors.
(a) Categories conform to those requested by Program
(b) Incident types include only those which were reported for this period
(c) Reporting person's identity is not provided to protect confidentiality
d) Verbal warning providing information for corrective action
e) Written letter providing information for corrective action
f) Official letter describing requirements and consequences
g) Administrative Action with assessment of fines
h) Legal Action
i) Refer case to agency with enforcement powers

CITY OF MILPITAS
Industrial/Commercial Discharger Control Programs – Self-evaluation Matrix

Implem. Id.	Activity	Item Source	Tasks Identified in FY 2008-2009 Work Plan	Status / Comments	Due Date (mo/yr)	Responsible Party (Lead)/ Coordinator
B-1	Field Inspection / Reporting of SWIDs	URMP page B-6	Determine known SWID locations, develop process for reporting, train staff, and implement.	There are no SWIDs documented in City's or SCVWD's records. In the future, City will report any SWIDs found within the City to SCVWD using standard Referral cards.	Ongoing	URMP Coordinator (Paramjit Uppal)
B-2	Violation documentation	URMP page B-6	Review of existing SOP to determine if additional elements should be incorporated.	Staff completed review. Urban Runoff Enforcement Process Flowchart was created by Utility Engineering in September 2003.	Completed	Fire Department (Patti Joki)/
B-3	Training in Enforcement	URMP page B-6	Staff to be trained in enforcement mechanisms.	Staff from Fire Dept.'s Haz Mat Unit routinely attend training sessions	Ongoing	Fire Department (Patti Joki)/ Paramjit Uppal (Utility Engineering)
B-4	Effectiveness evaluation	URMP page B-6	Conduct annual evaluation of the effectiveness of the program.	Done. See Evaluation text.	Ongoing	Fire Department (Patti Joki)/

Evaluation - Industrial Commercial Discharge Control Program

During the past reporting period, the Hazardous Materials and Environmental Services Unit continued to implement its comprehensive inspection program. A total of 407 inspections were completed in FY 08-09. The inspection reports are summarized in the two attached Enhanced Reporting Forms. There are 464 permitted facilities that are included in the Fire Department's annual HazMat inspection program. Some of these facilities, such as the badminton court or cell phone towers, generally do not have urban runoff issues to report, and are inspected mainly for safety purposes. Fire Department's HazMat inspectors try to inspect most of the listed HazMat facilities at least once a year. However, due to staffing shortage and the steady increase in the number of new facilities every year, it is not always possible to complete the inspections strictly within the one-year time frame. Restaurants are inspected every three years.

The program's main emphasis is that of education and outreach to prevent illegal discharge. The Fire Department has been inspecting businesses for hazardous material code compliance since the early 1980's. Thus, businesses have been educated to use best management practices for many years. Owing to annual inspections, education and outreach, we have seen an increase in awareness regarding proper storage, transportation, use and disposal of applicable materials. There is also a growing awareness of the importance of protecting the Bay from unauthorized releases.

The inspection process identifies best management practice violations and allows time for compliance. All violations are followed up and resolved. When the responsible business fails to comply, enforcement action such as issuance of administrative, civil or criminal citations is taken. If a severe violation is observed, such as material disposal into a storm drain, then a higher level of enforcement action, such as referral to the City or District Attorney, may be taken. For this past fiscal year, no referrals were necessary.

There were no specific comments from the Regional Board on the Milpitas FY 05-06, FY 06-07 or FY 07-08 Annual Reports. The Regional Board has not provided comments on the FY 06-07, FY 07-08, FY 08-09, or FY 09-10 Work Plans.

City of Milpitas
FY 2008-2009 Industrial/Commercial Inspection Frequency Information

Category	Facility Type [1]	Inspection Frequency Planned	Number of Sites	Actual # of Inspections in 08-09
1	Auto Dismantler	once per year	2	2
2	Automotive	once per year	47	45
3	Cleaning Services	once per year	0	0
4	Concrete/Stone/Clay Products	once per year	3	3
5	Construction/Building	once per year	18	18
6	Corporation Yard	once per year	4	4
7	Dry Cleaner	once per year	9	7
8	Electric/Electrical Components	once per year	84	77
9	Food Service [2]	once in three years	75	56
10	Landfills	once per year	0	0
11	Local Transit; Highway Transport	once per year	5	5
12	Machine Shop	once per year	6	5
13	Paint Facilities	once per year	0	0
14	Pesticide Facilities	once per year	0	0
15	Recycling Yards	once per year	0	0
16	Other - Agricultural Production Crops	once per year	1	1
	Other - Amusement & Recreational Services	once per year	2	2
	Other - Building Materials & Garden Supply	once per year	3	3
	Other - Business Services	once per year	13	10
	Other - Cabinetry	once per year	1	1
	Other - Chemicals & Allied Products	once per year	2	2
	Other - Communications	once per year	28	23
	Other - Construction/Building	once per year	0	0
	Other - Educational Services	once per year	1	1
	Other - Electric, Gas & Sanitary Services	once per year	2	2
	Other - Electrical Fabricated Metal Products	once per year	0	0
	Other - Engineering & Management Services	once per year	3	3
	Other - Environmental Quality & Housing	once per year	14	12
	Other - Executive, Legislative & General	once per year	2	2
	Other - Fabricated Metal Products	once per year	5	4
	Other - Food Stores	once per year	5	4
	Other - Hazardous Waste	once per year	0	0
	Other - Health Services	once per year	28	24
	Other - Hotels and Lodging Places	once per year	5	5
	Other - Industrial Machining & Equipment	once per year	5	5
	Other - Instruments & Related Products	once per year	8	8
	Other - Justice, Public Order and Safety	once per year	4	4
	Other - Laboratory	once per year	4	4
	Other - Lumber & Wood Products	once per year	1	1
	Other - Metal Manufacturing	once per year	0	0
	Other - Miscellaneous Manufacturing	once per year	26	23
	Other - Miscellaneous Retail	once per year	14	8
	Other - Paper & Allied Products	once per year	2	2
	Other - Photographic/Printing	once per year	6	5
	Other - Plastics Manufacturing	once per year	0	0
	Other - Special Trade Contractor	once per year	0	0
	Other - Storage	once per year	5	5
	Other - Underground Storage Tank	once per year	13	13
	Other - U.S. Postal Service Underground Storage Tank	once per year	0	0
	Other - Veterinarian	once per year	5	5
	Other - Welding/Iron Works	once per year	2	2
	Other - Wholesale Trade, Durable Goods	once per year	1	1
	Other - Not categorized	once per year		
	TOTAL		**464**	**407**

(1) These include only permitted hazmat facilities under Fire Code.
(2) Includes restaurants with grease traps, water clarifiers and assembly permits issued occupancies greater than 50.

FY 08-09 Enhanced Reporting - Detailed Industrial / Commerical Dischargers

Business Name	Street Address					NOI	Violations	Facility Type	Facility Sub-Type	Inspection Date
P & C AUTO WRECKERS	00573		TRADE ZONE	BLVD	A	Yes	No	Auto Dismantler		10/6/2008
PICK YOUR PART AUTO WRECKING	00595		TRADE ZONE	BLVD		No	No	Auto Dismantler		2/26/2009
ABBOTT AUTO SERVICE	01432	S	MAIN	ST		No	No	Automotive		9/5/2008
PIERCEY TOYOTA	00950		THOMPSON	ST		No	No	Automotive		10/16/2008
ALLIED AIRE SERVICE	00470	S	HILLVIEW	DR		No	No	Automotive		10/22/2008
USA GAS #68162	01885	N	MILPITAS	BLVD		No	No	Automotive		10/22/2008
FIRESTONE COMPLETE AUTO CARE	01379	S	PARK VICTORIA	DR		No	No	Automotive		11/7/2008
B & K UNION 76	00027	S	PARK VICTORIA	DR		No	No	Automotive		11/18/2008
LANDESS AUTO SERVICE	01749		HOURET	CT		No	No	Automotive		12/2/2008
M & S COLLISION	00107		MINNIS	CIR		No	No	Automotive		1/9/2009
TC DESIGN	00253		HOURET	DR		No	No	Automotive		1/20/2009
MILPITAS AUTO REPAIR	01634	S	MAIN	ST		No	No	Automotive		3/18/2009
AAMCO TRANSMISSIONS	01652	S	MAIN	ST		No	No	Automotive		6/30/2009
CROWN AUTO BODY & PAINT	01365		MINNIS	CIR		No	No	Automotive		
MR. BRAKE & CLUTCH	00312	S	MAIN	ST	C	No	No	Automotive		7/25/2008
KRAGEN AUTO	01350	S	PARK VICTORIA	DR	20	No	No	Automotive		7/31/2008
ALVIN'S AUTO CENTER	01349		MINNIS	CIR		No	No	Automotive		9/5/2008
MILPITAS GARAGE	00312	S	MAIN	ST		No	No	Automotive		9/23/2008
TIRES BY WHEEL WORKS	00022	N	ABEL	ST		No	No	Automotive		9/25/2008
FIL-AM AUTO REPAIR	00135		MINNIS	CIR		No	No	Automotive		10/3/2008
LIBERTI'S AUTO ELECTRIC	01476	S	MAIN	ST		No	No	Automotive		10/3/2008
MILPITAS AUTO BODY	01488	S	MAIN	ST		No	No	Automotive		10/6/2008
A PLUS AUTO REPAIR SPECIALISTS	00036		WINSOR	ST		No	No	Automotive		10/9/2008
CALIFORNIA AUTO TECH	01885	N	MILPITAS	BLVD	A	No	No	Automotive		10/10/2008
BLACKTRAX PERFORMANCE	01819		HOURET	CT		No	No	Automotive		10/28/2008
LAGUNA AUTO BODY	01351		MINNIS	CIR		No	No	Automotive		10/28/2008
CALTECH AUTO BODY	00095		MINNIS	CIR		No	No	Automotive		10/30/2008
FCC COLLISION CENTER	01416	S	MAIN	ST		No	No	Automotive		10/30/2008
OLSON BROTHERS	00328		SANGO	CT		No	No	Automotive		11/20/2008
ALL-CAL REPAIR & TRUCK SALES	01045		MONTAGUE	EXPY		No	No	Automotive		11/25/2008
SOUTH BAY CYCLES	00096	S	MAIN	ST		No	No	Automotive		12/11/2008
YIP'S AUTO REPAIR	01335		MINNIS	CIR		No	No	Automotive		12/11/2008
PRECISION TUNE AUTO CARE OF MILPTIAS	01630	S	MAIN	ST		No	No	Automotive		12/12/2008
LANDESS ARCO SERVICE STATION	01575		LANDESS	AVE		No	No	Automotive		1/8/2009
EXCLUSIVELY GERMAN	01345		MINNIS	CIR		No	No	Automotive		1/30/2009
KRAGENS AUTO SUPPLY	00046	S	ABBOTT	AVE		No	No	Automotive		2/5/2009
COURTESY AUTO SERVICE	00300		SANGO	CT	A	No	No	Automotive		2/11/2009
DOMINIC'S AUTO SERVICE	01452	S	MAIN	ST	C	No	No	Automotive		2/26/2009
ENTERPRISE MOTORWORKS	01538		GLADDING	CT	B	No	No	Automotive		3/10/2009
PRO STAR AUTO SERVICE	00355		SANGO	CT	B	No	No	Automotive		3/19/2009
PACIFIC TIRE OUTLET	00100	S	MAIN	ST		No	No	Automotive		5/15/2009
PRECISION TRANSMISSION/MUFFLER	01343		MINNIS	CIR		No	No	Automotive		5/20/2009
A B W AUTO SERVICE / AUTO SALES	00065		MINNIS	CIR		No	No	Automotive		6/11/2009
BAY CITY AUTOMOTIVE	00075		MINNIS	CIR		No	No	Automotive		6/18/2009
QUALITY TUNE-UP	00092		SERRA	WAY		No	No	Automotive		6/24/2009
SPEEDEE OIL CHANGE & TUNE UP	00635		TRADE ZONE	BLVD		No	No	Automotive		6/26/2009
JOE'S TUNE UP & AUTO SERVICE CENTER	00400	S	MAIN	ST		No	No	Automotive		6/30/2009
ARCO OIL - ABBOTT AVE	00043	S	ABBOTT	AVE		No	No	Automotive		7/9/2009
TRI-VALLEY TRUCK SERVICES	00349		SANGO	CT		No	No	Automotive	Hazardous Waste	6/25/2009

FY 08-09 Enhanced Reporting - Detailed Industrial / Commerical Dischargers

Business Name	Street Address				NOI	Violations	Facility Type	Facility Sub-Type	Inspection Date
MILPITAS MATERIALS CO.	01125	N	MILPITAS	BLVD	No	No	Concrete/Stone/Clay Products		7/7/2008
LIGHTWAVES 2020	01323		GREAT MALL	DR	No	No	Concrete/Stone/Clay Products		8/20/2008
ADVANTEK CERAMICS	00795		AMES	AVE	No	No	Concrete/Stone/Clay Products		6/17/2009
BLUE'S ROOFING	00182		TOPAZ	ST	No	No	Construction/Building		12/23/2008
B.T. MANCINI COMPANY	00876	S	MILPITAS	BLVD	No	No	Construction/Building		8/21/2008
TUBE SERVICE CO.	00666	S	MILPITAS	BLVD	No	No	Construction/Building		9/18/2008
MY BEST HOME CARE / NGUYEN CHIROPRACTIC	00511		MONTAGUE	EXPY	No	No	Construction/Building		10/3/2008
THE HOME DEPOT # 1041	01177		GREAT MALL	DR	No	No	Construction/Building		10/23/2008
APPIAN ENGINEERING, INC.	00760	E	CAPITOL	AVE	No	No	Construction/Building		10/31/2008
WELKER BROTHERS	01390		PIPER	DR	No	No	Construction/Building		12/11/2008
TRI-AMERICAN, INC.	00980		AMES	AVE B	No	No	Construction/Building		3/18/2009
DEVCON	00690		GIBRALTAR	DR	No	No	Construction/Building		4/1/2009
DEVCON CONSTRUCTION	00100		RAILROAD	AVE	No	No	Construction/Building		4/1/2009
LOS GATOS CONSTRUCTION	00500	S	HILLVIEW	DR	No	No	Construction/Building		4/2/2009
CUSTOM DRYWALL	01570		GLADDING	CT	No	No	Construction/Building		5/7/2009
PRESTON-HOLMES	00970	S	MILPITAS	BLVD	No	No	Construction/Building		5/11/2009
PRESTON PIPELINES	00133		BOTHELO	AVE	No	No	Construction/Building		5/13/2009
SUPERIOR AUTOMATIC SPRINKLER CORP.	00308		SANGO	CT	No	No	Construction/Building		5/14/2009
ANDY'S ROOFING	00897		AMES	AVE	No	No	Construction/Building		11/25/2008
FLOORSEAL TECHNOLOGY	01005		AMES	AVE	No	No	Construction/Building	Building Materials & Garden Supplies	6/25/2009
TUFF SHED	00410	S	ABBOTT	AVE	No	No	Construction/Building	Fabricated Metal Products	5/11/2009
MILPITAS SCHOOL DISTRICT	01585		ROGER	ST	No	No	Corporation Yard		10/15/2008
MILPITAS - CORPORATION	01265	N	MILPITAS	BLVD	No	No	Corporation Yard		11/19/2008
SUMMIT POINTE COUNTRY CLUB & GOLF COURSE	01500		COUNTRY CLUB	DR	No	No	Corporation Yard	Amusement & Recreational Services	9/3/2008
CALTRANS	00115		DEMPSEY	RD	No	No	Corporation Yard Local Transit; Highway Transport		10/17/2008
888 CLEANER	01773		LANDESS	AVE	No	No	Dry Cleaner		10/30/2007
7 STAR CLEANERS	01481		LANDESS	AVE	No	No	Dry Cleaner		5/2/2008
MICHAEL'S CLEANERS	01309		JACKLIN	RD	No	No	Dry Cleaner		8/8/2008
SAVING CLEANERS	01241		JACKLIN	RD	No	No	Dry Cleaner		9/17/2008
FORD CLEANERS	01822		MILMONT	DR	No	No	Dry Cleaner		9/26/2008
J C CLEANERS	00076	S	PARK VICTORIA	DR	No	No	Dry Cleaner		10/3/2008
PRUDENTIAL CLEANROOM SERVICES	01437	N	MILPITAS	BLVD	No	No	Dry Cleaner		10/29/2008
PRUDENTIAL OVERALL SUPPLY	01429	N	MILPITAS	BLVD	No	No	Dry Cleaner		10/29/2008
VICTORIA SQUARE CLEANERS	01285	E	CALAVERAS	BLVD	No	No	Dry Cleaner		5/6/2009
LSI LOGIC	01621		BARBER	LANE	No	No	Electric/Electrical Components		8/1/2007
MISSION TECHNOLOGY	01080	S	MILPITAS	BLVD	No	No	Electric/Electrical Components		6/12/2008
VALLEY EXCHANGE	01656		MC CARTHY	BLVD	No	No	Electric/Electrical Components		6/19/2008
FLEXTRONICS INTERNATIONAL USA	01007		GIBRALTAR	DR	No	No	Electric/Electrical Components		8/1/2008
FLEXTRONICS INTERNATIONAL USA	00727		GIBRALTAR	CT	No	No	Electric/Electrical Components		8/1/2008
FLEXTRONICS INTERNATIONAL USA	00677		GIBRALTAR	CT	No	No	Electric/Electrical Components		8/1/2008
FLEXTRONICS INTERNATIONAL USA	00777		GIBRALTAR	DR	No	No	Electric/Electrical Components		8/1/2008
FLEXTRONICS INTERNATIONAL USA / DBA FINEPITCH	01077		GIBRALTAR	DR	No	No	Electric/Electrical Components		8/1/2008
FLEXTRONICS INTERNATIONAL USA / DBA FINEPITCH	01177		GIBRALTAR	DR	No	No	Electric/Electrical Components		8/1/2008
KOVIO, INC.	00233	S	HILLVIEW	DR	No	No	Electric/Electrical Components		8/19/2008
LASER ALLIANCE LLC	00464	S	HILLVIEW	DR	No	No	Electric/Electrical Components		8/19/2008
GLOBALSTAR	00461	S	MILPITAS	BLVD #1	No	No	Electric/Electrical Components		8/27/2008
MAGIC TECHNOLOGIES INC.	00463	S	MILPITAS	BLVD	No	No	Electric/Electrical Components		9/10/2008
IXYS CORPORATION	01590		BUCKEYE	DR	No	No	Electric/Electrical Components		9/11/2008
SPECTRA LABS	00525		SYCAMORE	DR	No	No	Electric/Electrical Components		9/24/2008

FY 08-09 Enhanced Reporting - Detailed Industrial / Commerical Dischargers

Business Name	Street Address					NOI	Violations	Facility Type	Facility Sub-Type	Inspection Date
DYNAMIC DETAILS	01992		TAROB	CT		No	No	Electric/Electrical Components		10/21/2008
FLEXTRONICS INTERNATIONAL USA	00927		GIBRALTAR	DR		No	No	Electric/Electrical Components		10/29/2008
JC MANUFACTURING	01490		GLADDING	CT		No	No	Electric/Electrical Components		10/30/2008
EWD SOLUTIONS	01586		CENTRE POINTE	DR		No	No	Electric/Electrical Components		11/7/2008
INFINEON TECHNOLOGIES NORTH AMERICA CORP.	00640	N	MC CARTHY	BLVD		No	No	Electric/Electrical Components		11/7/2008
APPLIED LASER SOLUTIONS, INC.	01405	S	MILPITAS	BLVD		No	No	Electric/Electrical Components		11/19/2008
SANDISK CORPORATION	01101		SANDISK	DR		No	No	Electric/Electrical Components		11/24/2008
SYSTEMS SERVICES INC.	01029		MONTAGUE	EXPY		No	No	Electric/Electrical Components		11/25/2008
FLEXTRONICS INTERNATIONAL USA, INC.	00847		GIBRALTAR	DR		No	No	Electric/Electrical Components		12/2/2008
GRANDIS, INC.	01123		CADILLAC	CT		No	No	Electric/Electrical Components		12/9/2008
LENTHOR ENGINEERING, INC.	01514		GLADDING	CT		No	No	Electric/Electrical Components		12/10/2008
INTERSIL	01001		MURPHY RANCH	RD		No	No	Electric/Electrical Components		12/11/2008
CISCO BLDG 3	00155	N	MC CARTHY	BLVD		No	No	Electric/Electrical Components		12/12/2008
CISCO SYSTEMS, INC.	00115	N	MC CARTHY	BLVD		No	No	Electric/Electrical Components		12/12/2008
GLIDE WRITE	00304		TURQUOISE	ST		No	No	Electric/Electrical Components		12/12/2008
SEAGATE TECHNOLOGY, LLC	01140		TECHNOLOGY	DR		No	No	Electric/Electrical Components		1/21/2009
IMPACT ENGINEERING	01090	S	MILPITAS	BLVD		No	No	Electric/Electrical Components		2/20/2009
TEAM ONE INDUSTRIES	01200		AMES	AVE		No	No	Electric/Electrical Components		3/25/2009
NANOGRAM	00165		TOPAZ	ST		No	No	Electric/Electrical Components		3/26/2009
LINEAR TECHNOLOGY	00790		SYCAMORE	DR		No	No	Electric/Electrical Components		4/16/2009
OPTOMA CORPORATION	00715		SYCAMORE	DR		Yes	No	Electric/Electrical Components		6/1/2009
ANDREW WIRELESS SOLUTIONS	01940		MILMONT	DR		No	No	Electric/Electrical Components		6/3/2009
CISCO BLDG. 2	00135	N	MC CARTHY	BLVD		No	No	Electric/Electrical Components		6/11/2009
CISCO SYSTEMS	01545		BARBER	LANE		No	No	Electric/Electrical Components		6/11/2009
AMO MANUFACTURING USA	00510		COTTONWOOD	DR		No	No	Electric/Electrical Components		6/23/2009
CERMETEK MICROELECTRONICS, INC.	00374		TURQUOISE	ST		No	No	Electric/Electrical Components		
SOLADIGM, INC.	00195		MILPITAS			No	No	Electric/Electrical Components		
SOLEXEL	01532		MC CARTHY	BLVD		No	No	Electric/Electrical Components		
INTEL CORPORATION	00551		LUNDY	PL		No	No	Electric/Electrical Components		6/11/2008
LINEAR TECHNOLOGY	00275	S	HILLVIEW	DR		No	No	Electric/Electrical Components		7/31/2008
FLEXTRONICS AMERICA, LLC	00637		GIBRALTAR	CT		No	No	Electric/Electrical Components		8/1/2008
MAGIC TECHNOLOGIES INC.	00463	S	MILPITAS	BLVD		No	No	Electric/Electrical Components		9/10/2008
LSI LOGIC CORPORATION	01501		MC CARTHY	BLVD		No	No	Electric/Electrical Components		9/12/2008
PHOENIX TECHNOLOGIES	00915		MURPHY RANCH	RD		No	No	Electric/Electrical Components		10/1/2008
AMERICAN SKYNET ELECTRONIC CO. LTD	01474		GLADDING	CT		No	No	Electric/Electrical Components		10/2/2008
QUALITY TRANSFORMER ELECTRIC	00963		AMES	AVE		No	No	Electric/Electrical Components		10/7/2008
CBR CIRCUITS	00116		MINNIS	CIR		Yes	No	Electric/Electrical Components		10/15/2008
VECTOR FABRICATION, INC.	01629		WATSON	CT		No	No	Electric/Electrical Components		10/27/2008
ADVANCED ELECTROPOLISHING	00398		RAILROAD	CT		No	No	Electric/Electrical Components		10/29/2008
SEAGATE TECHNOLOGY, LLC	00195	S	MILPITAS	BLVD		Yes	No	Electric/Electrical Components		10/31/2008
SEAGATE TECHNOLOGY, LLC	00311		TURQUOISE	ST		Yes	No	Electric/Electrical Components		10/31/2008
SEAGATE TECHNOLOGY, LLC	00155	S	MILPITAS	BLVD		No	No	Electric/Electrical Components		10/31/2008
HUSKO	00100	S	MILPITAS	BLVD		Yes	No	Electric/Electrical Components		11/5/2008
FLEXTRONICS	00260	S	MILPITAS	BLVD		No	No	Electric/Electrical Components		11/6/2008
SEMICONDUCTOR ENGINEERING GROUP, INC.	01004		HANSON	CT	A	No	No	Electric/Electrical Components		11/14/2008
SILICON VALLEY ELECTROPLATING CORP.	01486		GLADDING	CT		No	No	Electric/Electrical Components		11/14/2008
THAT INTREGRATED SYSTEMS CORPORATION	00505		FAIRVIEW	WAY		No	No	Electric/Electrical Components		11/19/2008
SANDISK CORPORATION	00901		SANDISK	DR		No	No	Electric/Electrical Components		11/24/2008
SANDISK CORPORATION	01001		SANDISK	DR		No	No	Electric/Electrical Components		11/24/2008

FY 08-09 Enhanced Reporting - Detailed Industrial / Commerical Dischargers

Business Name	Street Address				NOI	Violations	Facility Type	Facility Sub-Type	Inspection Date
SANDISK CORPORATION	00601		MC CARTHY	BLVD	No	No	Electric/Electrical Components		11/24/2008
JDS UNIPHASE	00345		LOS COCHES	ST	No	No	Electric/Electrical Components		12/4/2008
GOLDEN ALTOS CORPORATION	00402	S	HILLVIEW	DR	No	No	Electric/Electrical Components		12/5/2008
LENTHOR ENGINEERING	01478		GLADDING	CT	No	No	Electric/Electrical Components		12/10/2008
LENTHOR ENGINEERING	01498		GLADDING	CT	No	No	Electric/Electrical Components		12/10/2008
FAIRCHILD IMAGING, INC.	01801		MC CARTHY	BLVD	Yes	No	Electric/Electrical Components		12/11/2008
INTERSIL CORPORATION	00933		MURPHY RANCH	RD	No	No	Electric/Electrical Components		12/11/2008
JDS UNIPHASE	00400		MC CARTHY	BLVD	No	No	Electric/Electrical Components		12/11/2008
AVAYA COMMUNICATIONS	01011		MC CARTHY	BLVD	No	No	Electric/Electrical Components		3/5/2009
AVAYA, INC.	01033		MC CARTHY	BLVD	No	No	Electric/Electrical Components		3/5/2009
SYMPROTEK CORPORATION	00950		YOSEMITE	DR	No	No	Electric/Electrical Components		3/11/2009
LINEAR TECHNOLOGY	01610		MC CARTHY	BLVD	No	No	Electric/Electrical Components		4/16/2009
LINEAR TECHNOLOGY	01630		MC CARTHY	BLVD	No	No	Electric/Electrical Components		4/16/2009
HEADWAY TECHNOLOGIES, INC.	00497	S	HILLVIEW	DR	No	No	Electric/Electrical Components		4/30/2009
SIX SIGMA	00905		MONTAGUE	EXPY	No	No	Electric/Electrical Components		5/11/2009
BLUE SKY RESEARCH	01537		CENTRE POINTE	DR	No	No	Electric/Electrical Components		5/27/2009
BRANDT ELECTRONICS, INC.	01971		TAROB	CT	No	No	Electric/Electrical Components		5/29/2009
ADAPTEC, INC. BLDG. #2	00698		GIBRALTAR	CT	Yes	No	Electric/Electrical Components		6/3/2009
HEADWAY TECHNOLOGIES	00678	S	HILLVIEW	DR	No	No	Electric/Electrical Components		6/5/2009
CORDOVA CIRCUITS INC.	01648		WATSON	CT	Yes	No	Electric/Electrical Components		6/16/2009
DAVE & BUSTERS	00940		GREAT MALL	DR	No	No	Food Service		5/8/2007
OUTBACK STEAKHOUSE	01246		GREAT MALL	DR	No	No	Food Service		12/1/2008
COCONUT GROVE RESTAURANT	00129		GREAT MALL	DR	No	No	Food Service		12/2/2008
FRESH CHOICE	00248		GREAT MALL	DR	No	No	Food Service		12/2/2008
GREAT MALL FUJISAN RESTAURANT	00123		GREAT MALL	DR	No	No	Food Service		12/2/2008
LIFESCAN CAFETERIA	01051	S	MILPITAS	BLVD	No	No	Food Service		12/2/2008
CHILI GARDEN	00210		BARBER	CT	No	No	Food Service		12/5/2008
CHILI PALACE	00177	W	CALAVERAS	BLVD	No	No	Food Service		12/5/2008
H & K RESTAURANT	01678	N	MILPITAS	BLVD	No	No	Food Service		12/5/2008
KING CRAB RESTAURANT	00269	W	CALAVERAS	BLVD	No	No	Food Service		12/5/2008
LOVING HUT	00516		BARBER	LANE	No	No	Food Service		12/5/2008
ARBY'S ROAST BEEF	00604		GREAT MALL	DR	No	No	Food Service		
CAJUN GRILL	00609		GREAT MALL	DR	No	No	Food Service		
CINNABON	00175		GREAT MALL	DR	No	No	Food Service		
GREAT KHAN'S MONGOLIAN FESTIVAL	00171		GREAT MALL	DR	No	No	Food Service		
HOT DOG ON A STICK	00610		GREAT MALL	DR	No	No	Food Service		
LA SALSA	00602		GREAT MALL	DR	No	No	Food Service		
LITTLE TOKYO	00605		GREAT MALL	DR	No	No	Food Service		
LITTLE TOKYO & MR. WU'S CHINESE GOURMET	00606		GREAT MALL	DR	No	No	Food Service		
MAGIC THAI RESTAURANT	00603		GREAT MALL	DR	No	No	Food Service		
MCDONALD'S	00614		GREAT MALL	DR	No	No	Food Service		
SAM'S MEDITENANEAN KEBAB & GYROS	00172		GREAT MALL	DR	No	No	Food Service		
SBARRO	00611		GREAT MALL	DR	No	No	Food Service		
SUBWAY SANDWICHES	00607		GREAT MALL	DR	No	No	Food Service		
SURF CITY SQUEEZE	00661		GREAT MALL	DR	No	No	Food Service		
SURF CITY SQUEEZE	00653		GREAT MALL	DR	No	No	Food Service		
TCBY TREATS	00173		GREAT MALL	DR	No	No	Food Service		
VOLCANO TEA HOUSE	00601		GREAT MALL	DR	No	No	Food Service		
VUNG TAU II RESTAURANT	01750	N	MILPITAS	BLVD	No	No	Food Service		8/7/2006

FY 08-09 Enhanced Reporting - Detailed Industrial / Commerical Dischargers

Business Name	Street Address	NOI	Violations	Facility Type	Facility Sub-Type	Inspection Date
OMEGA RESTARAUNT	00090 S PARK VICTORIA DR	No	No	Food Service		10/2/2008
CHEZ CHRISTINA	01339 JACKLIN RD	No	No	Food Service		11/3/2008
ASSOCIATED SERVICES COMPANY	00893 AMES AVE	No	No	Food Service		11/20/2008
HAPPY BUFFET	00024 S ABBOTT AVE	No	No	Food Service		11/26/2008
CARL'S JR.	01890 MC CANDLESS DR	No	No	Food Service		12/1/2008
MCDONALD'S	01249 GREAT MALL DR	No	No	Food Service		12/1/2008
JOY CUPS, LLC	00279 JACKLIN RD	No	No	Food Service		12/2/2008
ABC SEAFOOD RESTAURANT	00768 BARBER LANE	No	No	Food Service		12/5/2008
ASIANA GARDEN	00775 E CAPITOL AVE A	No	No	Food Service		12/5/2008
CASA AZTECA RESTAURANT	00020 N ABEL ST	No	No	Food Service		12/5/2008
COM TAM THANH RESTARAUNT	00082 S ABEL ST	No	No	Food Service		12/5/2008
PHO HUNG	01203 E CALAVERAS BLVD	No	No	Food Service		12/5/2008
BURGER KING	01475 DEMPSEY RD	No	No	Food Service		12/16/2008
CARL'S JR.	00120 W CALAVERAS BLVD	No	No	Food Service		12/16/2008
CHILI'S	00300 W CALAVERAS BLVD	No	No	Food Service		12/16/2008
DENNY'S	00442 W CALAVERAS BLVD	No	No	Food Service		12/16/2008
MCDONALD'S	01795 LANDESS AVE	No	No	Food Service		12/16/2008
GOLDEN RIBBON BAKERY	00380 S MAIN ST	No	No	Food Service		12/18/2008
JACK IN THE BOX	01700 S MAIN ST	No	No	Food Service		12/18/2008
MCDONALD'S	00099 N MILPITAS BLVD	No	No	Food Service		12/18/2008
MCDONALD'S	00041 RANCH DR	No	No	Food Service		12/18/2008
MCDONALD'S	00301 RANCH DR B	No	No	Food Service		12/18/2008
TACO BELL	00774 S MAIN ST	No	No	Food Service		12/18/2008
BURGER KING #975	00175 W CALAVERAS BLVD	No	No	Food Service		12/22/2008
EL TORITO RESTAURANT	00477 E CALAVERAS BLVD	No	No	Food Service		12/22/2008
MARIE CALLENDER'S PIE SHOP	00333 S ABBOTT AVE	No	No	Food Service		12/22/2008
NEW TUNG KEE NOODLE HOUSE	00481 E CALAVERAS BLVD	No	No	Food Service		12/22/2008
RED LOBSTER	00503 E CALAVERAS BLVD	No	No	Food Service		12/22/2008
ROYAL TEE CLUB	01500 COUNTRY CLUB DR A	No	No	Food Service		12/22/2008
APPLEBEE'S	00084 RANCH DR	No	No	Food Service		12/23/2008
BANANA LEAF RESTARAUNT	00182 RANCH DR	No	No	Food Service		12/23/2008
BLACK ANGUS	00275 RANCH DR	No	No	Food Service		12/23/2008
HOMETOWN BUFFET	00212 RANCH DR	No	No	Food Service		12/23/2008
ON THE BORDER	00260 RANCH DR	No	No	Food Service		12/26/2008
ROMANO'S MACARONI GRILL	00110 RANCH DR	No	No	Food Service		12/26/2008
TACO BELL	00081 RANCH DR	No	No	Food Service		12/26/2008
THE POOLSIDE GRILL	01811 BARBER LANE A	No	No	Food Service		12/26/2008
TUNGKEE NOODLE HOUSE	01792 N MILPITAS BLVD	No	No	Food Service		12/26/2008
WON KEE SEAFOOD RESTAURANT	00206 BARBER CT	No	No	Food Service		12/26/2008
KOONG'S	00103 N MILPITAS BLVD	No	No	Food Service		12/29/2008
LA MILPA	00107 N MILPITAS BLVD	No	No	Food Service		12/29/2008
STRAW HAT PIZZA	01350 S PARK VICTORIA DR 46	No	No	Food Service		12/29/2008
SOUTH LEGEND RESTAURANT	01720 N MILPITAS BLVD	No	No	Food Service		12/30/2008
BAJA CACTUS	00338 S MAIN ST	No	No	Food Service		3/23/2009
T. MARZETTI COMPANY - WEST	00876 YOSEMITE DR	Yes	No	Food Service		4/21/2009
GREAT MALL OF THE BAY AREA	01100 S MAIN ST	No	No	Food Service		6/10/2009
PACIFIC MOTOR TRUCKING CO.	00650 HAMMOND WAY	Yes	No	Local Transit; Highway Transport		9/17/2008
DOUDELL TRUCKING	00555 E CAPITOL AVE A	Yes	No	Local Transit; Highway Transport		12/19/2008
GRAEBEL	01001 MONTAGUE EXPY	No	No	Local Transit; Highway Transport		2/25/2009

FY 08-09 Enhanced Reporting - Detailed Industrial / Commerical Dischargers

Business Name	Street Address	NOI	Violations	Facility Type	Facility Sub-Type	Inspection Date
UNION PACIFIC RAILROAD	00224 CURTIS AVE B	No	No	Local Transit; Highway Transport		5/13/2009
PACIFIC GAS & ELECTRIC CO.	00066 RANCH DR	No	No	Local Transit; Highway Transport		6/9/2009
P.P.M.	01518 GLADDING CT	No	No	Machine Shop		9/25/2008
K A TOOL & SUPPLY	01700 SANGO CT	No	No	Machine Shop		9/30/2008
APPRO INTERNATIONAL, INC.	00446 S ABBOTT AVE	No	No	Machine Shop		12/4/2008
NICHOLS MANUFACTURING	00913 HANSON CT	No	No	Machine Shop		3/12/2009
RAPID PROTOTYPE MACHINING CORPORATION	00747 AMES AVE	No	No	Machine Shop		3/16/2009
ALL WELD MACHINE & FABRICATION	01031 PECTEN CT	No	No	Machine Shop		7/1/2009
MCCARTHY RANCH	00625 N MC CARTHY BLVD	No	No	Other	Agricultural Production Crops	6/23/2009
FITNESS USA HEALTH SPA	01800 CLEAR LAKE AVE A	No	No	Other	Amusement & Recreational Services	12/3/2008
MILPITAS - SPORTS CENTER	01325 E CALAVERAS BLVD	No	No	Other	Amusement & Recreational Services	12/10/2008
ORCHARD SUPPLY	00125 N MILPITAS BLVD	No	No	Other	Building Materials & Garden Supplies	9/2/2008
TRUGREEN CHEMLAWN	00422 S HILLVIEW DR	No	No	Other	Building Materials & Garden Supplies	9/23/2008
SILICON MICROSTRUCTURES, INC.	01701 MC CARTHY BLVD	No	No	Other	Building Materials & Garden Supplies	10/20/2008
SMASH CITY	01191 MONTAGUE EXPY	No	No	Other	Business Services	6/23/2005
RENAISSANCE BUSINESS CENTER	01851 MC CARTHY BLVD 101	No	No	Other	Business Services	6/13/2008
MILPITAS MOWERS	00051 MINNIS CIR	No	No	Other	Business Services	9/29/2008
CLARK PEST CONTROL	00193 TOPAZ ST	No	No	Other	Business Services	10/30/2008
LOOMIS FARGO & COMPANY	00897 WRIGLEY WAY	No	No	Other	Business Services	10/31/2008
COPTECH WEST, INC.	01600 MC CANDLESS DR	No	No	Other	Business Services	11/12/2008
BLISS INDUSTRIES, INC.	00386 RAILROAD CT	No	No	Other	Business Services	11/19/2008
SEARS LOGISTICS	01021 CADILLAC CT	No	No	Other	Business Services	12/11/2008
EDC BIOSYSTEMS, INC.	01804 MC CARTHY BLVD	No	No	Other	Business Services	5/27/2009
A TOOL SHED, INC.	01300 S MAIN ST	No	No	Other	Business Services	5/28/2009
BEST MARINE	00542 S MAIN ST	No	No	Other	Business Services	6/4/2009
EXACT MOTORSPORTS, INC.	00907 HANSON CT	No	No	Other	Business Services	6/18/2009
SFTC, INC.	00605 VISTA WAY	No	No	Other	Business Services	7/10/2009
RDM INDUSTRIAL PRODUCTS, INC.	01652 WATSON CT	No	No	Other	Cabinetry	10/15/2008
VALLEY TOOLS & SUPPLY COMPANY, INC.	01827 HOURET CT	No	No	Other	Chemicals & Allied Products	9/18/2008
HISCO, INC.	00468 VISTA WAY	No	No	Other	Chemicals & Allied Products	10/22/2008
NEXTEL COMMUNICATIONS CA-0266	00980 LOS COCHES ST	No	No	Other	Communications	7/30/2008
NEXTEL COMMUNICATIONS CA-0425	00990 AMES AVE	No	No	Other	Communications	7/30/2008
NEXTEL COMMUNICATIONS CA-1096	01101 CADILLAC CT	No	No	Other	Communications	7/30/2008
NEXTEL COMMUNICATIONS CA-2026	00500 E CALAVERAS BLVD	No	No	Other	Communications	7/30/2008
NEXTEL COMMUNICATIONS CA-2027	00300 MONTAGUE EXPY	No	No	Other	Communications	7/30/2008
NEXTEL COMMUNICATIONS CA-2028	00668 BARBER LANE	No	No	Other	Communications	7/30/2008
NEXTEL COMMUNICATIONS CA-2042	01000 JACKLIN RD	No	No	Other	Communications	7/30/2008
NEXTEL SITE ID: CA 2959	00420 RAILROAD CT	No	No	Other	Communications	7/30/2008
SPRINT NEXTEL COMMUNICATIONS CA-1097	01900 MC CARTHY BLVD	No	No	Other	Communications	7/30/2008
SPRINT NEXTEL OF CALIFORNIA CA-0885	00066 RANCH DR	No	No	Other	Communications	7/30/2008
MCI TRANSMITTER STATION	00324 S MAIN ST	No	No	Other	Communications	12/4/2008
SPRINT PCS	00777 BELLEW DR	No	No	Other	Communications	3/10/2009
VERIZON WIRELESS	01601 DIXON LANDING RD	No	No	Other	Communications	4/20/2009
AT&T CALIFORNIA	00076 CARLO ST	No	No	Other	Communications	4/22/2009
VERIZON WIRELESS	00341 GREAT MALL DR	No	No	Other	Communications	6/29/2009
VERIZON WIRELESS/ BATTERY ROOM	00200 SERRA WAY 39A	No	No	Other	Communications	6/29/2009
VERIZON WIRELESS HWY 680/JACKLIN	00996 JACKLIN RD	No	No	Other	Communications	6/29/2009
VERIZON WIRELESS	01010 AMES AVE	No	No	Other	Communications	7/7/2009
AT&T MOBILITY	00115 DEMPSEY RD	No	No	Other	Communications	7/1/2008

FY 08-09 Enhanced Reporting - Detailed Industrial / Commerical Dischargers

Business Name	Street Address				NOI	Violations	Facility Type	Facility Sub-Type	Inspection Date
AT&T MOBILITY	00066		RANCH	DR	No	No	Other	Communications	7/1/2008
AT&T MOBILITY	01250		PIPER	DR	No	No	Other	Communications	7/1/2008
AT&T MOBILITY	00500	E	CALAVERAS	BLVD	No	No	Other	Communications	7/1/2008
AT&T MOBILITY	01102		PECTEN	CT	No	No	Other	Communications	7/1/2008
BAVARIAN MOTORSPORT	00247		HOURET	DR	No	No	Other	Communications	8/1/2008
VERIZON WIRELESS (HWY 680 CALAVERAS)	01325	E	CALAVERAS	BLVD	No	No	Other	Communications	7/7/2009
A T & T MOBILITY -HWY 880 AND REDWOOD (13316)	00931		CADILLAC		No	No	Other	Communications	
A T & T MOBILITY -HWY 880 AND SYCAMORE (26442)	01545		BARBER		No	No	Other	Communications	
A T & T MOBILITY - MILPITAS 4 (26449)	01000		JACKLIN		No	No	Other	Communications	
MILPITAS HIGH SCHOOL	01285		ESCUELA	PKWY	No	No	Other	Educational Services	10/15/2008
SFPUC - SCVWD INTERTIE PIPELINE PUMP STATION	00350		TURQUOISE	ST	No	No	Other	Electric, Gas & Sanitary Services	5/20/2009
PG & E	01455	S	MILPITAS	BLVD	No	No	Other	Electric, Gas & Sanitary Services	6/8/2009
LEGACY PARTNERS COMMERCIAL	00915		MURPHY RANCH	RD	No	No	Other	Engineering & Management Services	8/14/2008
PARIKH CONSULTANTS, INC.	00356	S	MILPITAS	BLVD	No	No	Other	Engineering & Management Services	11/19/2008
STATSCHIPSPAC TEST SERVICES, INC.	01768		MC CANDLESS	DR	No	No	Other	Engineering & Management Services	1/14/2009
MILPITAS CITY PUMP STATION	01425	N	MC CARTHY	BLVD	No	No	Other	Environmental Quality & Housing	5/21/2008
MILPITAS - WRIGLEY/FORD PUMP STA.	00075		MARYLINN	DR	No	No	Other	Environmental Quality & Housing	6/16/2008
MILPITAS - CALIFORNIA CIRCLE PUMP STA	01735		CALIFORNIA	CIR	No	No	Other	Environmental Quality & Housing	6/1/2009
MILPITAS PUMP STATION - MANOR	00349		MARYLINN	DR	No	No	Other	Environmental Quality & Housing	6/1/2009
MILPITAS - ZONE 2 PUMP STATION	01429	E	CALAVERAS	BLVD	No	No	Other	Environmental Quality & Housing	6/1/2009
MILPITAS - MCCARTHY PUMP STATION	01001	N	MC CARTHY	BLVD	No	No	Other	Environmental Quality & Housing	6/2/2009
MILPITAS - MURPHY RANCH PUMP STA.	00801		MURPHY RANCH	RD	No	No	Other	Environmental Quality & Housing	6/2/2009
MILPITAS - OAK CREEK PUMP STA.	01521		MC CARTHY	BLVD	No	No	Other	Environmental Quality & Housing	6/2/2009
MILPITAS - BERRYESSA PUMP STA.	00731		FOLSOM	CIR	No	No	Other	Environmental Quality & Housing	6/17/2009
MILPITAS - GIBRALTAR PUMP STATION	00641		GIBRALTAR	CT	No	No	Other	Environmental Quality & Housing	6/17/2009
MILPITAS - PENNITENCIA PUMP	00944		LA HONDA	DR	No	No	Other	Environmental Quality & Housing	6/17/2009
MILPITAS - BELLEW PUMP STA.	00481		MURPHY RANCH	RD	No	No	Other	Environmental Quality & Housing	6/18/2009
MILPITAS - PINEWOOD WELL	00227		LONETREE	CT	No	No	Other	Environmental Quality & Housing	6/18/2009
MILPITAS - JURGENS PUMP STA	00345		JURGENS	ST	No	No	Other	Environmental Quality & Housing	6/22/2009
MILPITAS - CITY HALL	00455	E	CALAVERAS	BLVD	No	No	Other	Executive, Legislative & General	8/6/2008
MILPITAS - HIGUERA ADOBE PARK	00823		WESSEX	PL	No	No	Other	Executive, Legislative & General	12/10/2008
DYNAMIC DETAILS, INC.	01831		TAROB	CT	Yes	No	Other	Fabricated Metal Products	10/21/2008
LENTHOR ENGINEERING, INC.	01506		GLADDING	CT	No	No	Other	Fabricated Metal Products	12/10/2008
LENTHOR ENGINEERING, INC.	01520		GLADDING	CT	No	No	Other	Fabricated Metal Products	12/10/2008
INNOVATIVE MACHINING	00845		YOSEMITE	WAY	No	No	Other	Fabricated Metal Products	1/21/2009
ALL WELD MACHINE & FABRICATION	01011		PECTEN	CT	Yes	No	Other	Fabricated Metal Products	7/1/2009
LUCKY 7 SUPER MARKET	00777	E	CAPITOL	AVE	No	No	Other	Food Stores	12/23/2008
SAVE MART	00215	W	CALAVERAS	BLVD	No	No	Other	Food Stores	1/15/2009
LION FOOD CENTER	01838	N	MILPITAS	BLVD	No	No	Other	Food Stores	7/1/2009
LUCKY'S	01350	S	PARK VICTORIA	DR	No	No	Other	Food Stores	6/12/2009
RANCH 99 MARKET	00338		BARBER	LANE	No	No	Other	Food Stores	3/12/2009
SATELLITE DIALYSIS	01860		MILMONT	DR	No	No	Other	Health Services	11/15/2006
CHUNG K. YEN D.D.S.	00856	N	HILLVIEW	DR	No	No	Other	Health Services	7/31/2008
BENJAMIN CHO D.D.S. A.P.C.	00468	E	CALAVERAS	BLVD	No	No	Other	Health Services	8/13/2008
DIXON LANDING FAMILY DENTAL	01786		MILMONT	DR	No	No	Other	Health Services	9/9/2008
MILPITAS CARE CENTER	00120		CORNING	AVE	No	No	Other	Health Services	9/26/2008
THUY-MAI NGUYEN D.D.S.	01418		DEMPSEY	RD	No	No	Other	Health Services	10/2/2008
EDMOND DE ST. GEORGES, D.D.S., INC.	00452	E	CALAVERAS	BLVD	No	No	Other	Health Services	10/8/2008
JERRY H. GLASS, DDS	00151	S	MAIN	ST	No	No	Other	Health Services	12/18/2008

FY 08-09 Enhanced Reporting - Detailed Industrial / Commerical Dischargers

Business Name	Street Address						NOI	Violations	Facility Type	Facility Sub-Type	Inspection Date
MADHVI DESAI, D.D.S.	00040	N	PARK VICTORIA	DR	D		No	No	Other	Health Services	3/11/2009
RANDY T. LEE D.D.S.	00822	N	HILLVIEW	DR			No	No	Other	Health Services	3/12/2009
LARRY NAPOLITANO D.D.S.	00454	E	CALAVERAS	BLVD			No	No	Other	Health Services	5/7/2009
LYNN, EDWARD A. D.D.S.	00466	E	CALAVERAS	BLVD			No	No	Other	Health Services	5/8/2009
CALAVERAS FAMILY DENTISTRY	00079		DEMPSEY	RD			No	No	Other	Health Services	5/12/2009
DR. GRIMM, D.D.S.	00460	E	CALAVERAS	BLVD			No	No	Other	Health Services	5/12/2009
PARK VICTORIA DENTAL	00033	S	PARK VICTORIA	DR			No	No	Other	Health Services	5/19/2009
TOWN CENTER DENTAL CARE	00491	E	CALAVERAS	BLVD			No	No	Other	Health Services	5/19/2009
ORAL CARE ASSOCIATES	00075	S	MILPITAS	BLVD	103		No	No	Other	Health Services	5/21/2009
CARRIGAN, JAMES D.D.S.	00444	E	CALAVERAS	BLVD			No	No	Other	Health Services	6/4/2009
ABBOTT DENTAL CENTER	00040	S	ABBOTT	AVE			No	No	Other	Health Services	6/9/2009
KOSICH & HOLDER, DDS	00420	E	CALAVERAS	BLVD			No	No	Other	Health Services	6/10/2009
ENDODONTIC ASSOCIATES	00442	E	CALAVERAS	BLVD			No	No	Other	Health Services	6/25/2009
MILPITAS DENTAL CENTER	01213	E	CALAVERAS	BLVD			No	No	Other	Health Services	6/26/2009
MILPITAS SMILE DESIGN	00414	S	MAIN	ST			No	No	Other	Health Services	6/26/2009
KAISER	00770	E	CALAVERAS	BLVD			No	No	Other	Health Services	7/10/2009
KAISER PERMANENTE MEDICAL OFFICES	00611	S	MILPITAS	BLVD			No	No	Other	Health Services	7/10/2009
NEAL P. SWANN, D.D.S., INC.	00464	E	CALAVERAS	BLVD			No	No	Other	Health Services	7/14/2009
HUMANE SOCIETY SILICON VALLEY	00901		AMES	AVE			No	No	Other	Health Services	3/5/2009
DR. NGUYEN ORAL SURGERY	00991		MONTAGUE	EXPY	102		No	No	Other	Health Services	6/10/2009
BEVERLY HERITAGE HOTEL	01820		BARBER	LANE			No	No	Other	Hotel Business Services	11/25/2008
SHERATON	01801		BARBER	LANE	A		No	No	Other	Hotel Hotels & Lodging Places	10/3/2008
EMBASSY SUITES HOTEL #9526	00901	E	CALAVERAS	BLVD			No	No	Other	Hotel Hotels & Lodging Places	11/25/2008
CROWNE PLAZA	00777		BELLEW	DR	A		No	No	Other	Hotel Hotels & Lodging Places	5/13/2009
TERRACE GARDENS MAIN OFFICE	00186		BERESFORD	CT			No	No	Other	Hotels & Lodging Places	12/1/2008
CISCO SYSTEMS	00755		SYCAMORE	DR			No	No	Other	Industrial Machinery & Equipment	4/8/2009
CISCO SYSTEMS (BLDG. 20)	00725		ALDER	DR			No	No	Other	Industrial Machinery & Equipment	4/8/2009
CISCO SYSTEMS (BLDG. 21)	00771		ALDER	DR			No	No	Other	Industrial Machinery & Equipment	4/8/2009
CISCO SYSTEMS (BLDG. 22)	00821		ALDER	DR			No	No	Other	Industrial Machinery & Equipment	4/8/2009
SIEMENS WATER TECHNOLOGIES CORP	00960		AMES	AVE			No	No	Other	Industrial Machinery & Equipment Special Trade Contractor	4/23/2009
KLA TENCOR	00001		TECHNOLOGY	DR			No	No	Other	Instruments & Related Products	3/26/2009
KLA TENCOR	00003		TECHNOLOGY	DR			No	No	Other	Instruments & Related Products	3/26/2009
KLA TENCOR	00005		TECHNOLOGY	DR			No	No	Other	Instruments & Related Products	3/26/2009
KLA TENCOR	00007		TECHNOLOGY	DR			No	No	Other	Instruments & Related Products	3/26/2009
LIFESCAN	00909	S	MILPITAS	BLVD			No	No	Other	Instruments & Related Products	4/15/2009
LIFESCAN, INC.	01000		GIBRALTAR	DR			No	No	Other	Instruments & Related Products	4/15/2009
NANOMETRICS	01550		BUCKEYE	DR			No	No	Other	Instruments & Related Products	6/8/2009
MICRO SCIENTIFIC GLASS BLOWING	00883		AMES	AVE			No	No	Other	Instruments & Related Products Miscellaneous Manufacturing	5/28/2009
MAIN FIRE STATION 1	00777	S	MAIN	ST			No	No	Other	Justice, Public Order & Safety	12/1/2008
MILPITAS - FIRE STATION #2	01263		YOSEMITE	DR			No	No	Other	Justice, Public Order & Safety	12/1/2008
MILPITAS - FIRE STATION #3	00045		MIDWICK	DR			No	No	Other	Justice, Public Order & Safety	12/1/2008
MILPITAS - FIRE STATION #4	00775		BARBER	LANE			No	No	Other	Justice, Public Order & Safety	12/1/2008
MEDAREX, INC.	00521		COTTONWOOD	DR			No	No	Other	Laboratory	9/24/2008
FIB LAB, INC.	01514		CENTRE POINTE	DR			No	No	Other	Laboratory	12/5/2008
TORRENT LABS	00483		SINCLAIR FRONTAGE	RD			No	No	Other	Laboratory	3/19/2009
SHAW ENVIRONMENTAL	00767		AMES	AVE			No	No	Other	Laboratory	5/20/2009
LARSON PALLET COMPANY	01000		YOSEMITE	DR			No	No	Other	Lumber & Wood Products	6/24/2009
MARKETSHARE GROUP	02001		TAROB	CT			No	No	Other	Miscellaneous Manufacturing	9/2/2008
BIT SHOP	01646		WATSON	CT			No	No	Other	Miscellaneous Manufacturing	9/5/2008

FY 08-09 Enhanced Reporting - Detailed Industrial / Commerical Dischargers

Business Name	Street Address	NOI	Violations	Facility Type	Facility Sub-Type	Inspection Date
MAZAK SALES & SERVICE	01497 N MILPITAS BLVD	No	No	Other	Miscellaneous Manufacturing	9/23/2008
FLEX INTERCONNECT TECHNOLOGIES, INC.	01603 WATSON CT	Yes	No	Other	Miscellaneous Manufacturing	10/16/2008
CRAIN CUTTER COMPANY	01155 WRIGLEY WAY	No	No	Other	Miscellaneous Manufacturing	1/22/2009
PFEIFFER VACUUM, INC.	00568 GIBRALTAR DR	No	No	Other	Miscellaneous Manufacturing	1/22/2009
ACCRETECH USA, INC.	01765 S MAIN ST 121	No	No	Other	Miscellaneous Manufacturing	3/5/2009
WONIK QUARTZ INTERNATIONAL	01181 CADILLAC CT	No	No	Other	Miscellaneous Manufacturing	3/10/2009
CISCO SYSTEMS, INC. (BLDG. 23)	00560 N MC CARTHY BLVD	No	No	Other	Miscellaneous Manufacturing	4/8/2009
CISCO SYSTEMS, INC. (BLDG. 24)	00510 N MC CARTHY BLVD	No	No	Other	Miscellaneous Manufacturing	4/8/2009
CREDENCE SYSTEM	01355 CALIFORNIA CIR	No	No	Other	Miscellaneous Manufacturing	5/6/2009
CREDENCE SYSTEMS	01421 CALIFORNIA CIR	No	No	Other	Miscellaneous Manufacturing	5/6/2009
SIERRA MONITOR CORPORATION	01991 TAROB CT	No	No	Other	Miscellaneous Manufacturing	5/29/2009
WINTEC INDUSTRIES	00675 SYCAMORE DR	No	No	Other	Miscellaneous Manufacturing	1/9/2009
RUCKER & KOLLS, INC.	01064 YOSEMITE DR	No	No	Other	Miscellaneous Manufacturing	1/12/2009
VALLEY OXYGEN	00753 AMES AVE	No	No	Other	Miscellaneous Manufacturing	1/12/2009
U-TECH MEDIA	01105 MONTAGUE EXPY	No	No	Other	Miscellaneous Manufacturing	1/13/2009
STANDARDS OF EXCELLENCE	00230 RAILROAD AVE	No	No	Other	Miscellaneous Manufacturing	1/20/2009
PRECISION SWISS PRODUCTS	01911 TAROB CT	No	No	Other	Miscellaneous Manufacturing	3/9/2009
SOLYNDRA	01210 CALIFORNIA CIR	No	No	Other	Miscellaneous Manufacturing	
MEDIUS	01103 MONTAGUE EXPY	No	No	Other	Miscellaneous Manufacturing	9/2/2008
BLAZER EXHIBITS & GRAPHICS	00418 S ABBOTT AVE	No	No	Other	Miscellaneous Manufacturing	10/3/2008
TOK AMERICA	00190 TOPAZ ST	No	No	Other	Miscellaneous Manufacturing	10/28/2008
PACIFIC CONVENIENCE & FUELS LLC	01640 N MILPITAS BLVD	No	No	Other	Miscellaneous Manufacturing	5/12/2009
COMMERCIAL MILL & BUSINESS SUPPLY	01210 AMES AVE	No	No	Other	Miscellaneous Manufacturing	7/2/2009
AIRCOM MECHANICAL, INC.	00340 S MILPITAS BLVD	No	No	Other	Miscellaneous Manufacturing	
LESLIE'S POOL SUPPLIES	01261 E CALAVERAS BLVD	No	No	Other	Miscellaneous Retail	10/2/2008
STUART RENTAL COMPANY	00454 S ABBOTT AVE	No	No	Other	Miscellaneous Retail	2/3/2009
WAL-MART STORE #2119	00301 RANCH DR	No	No	Other	Miscellaneous Retail	3/10/2009
AN-JAN FEED & PET SUPPLY	00111 S MAIN ST	No	No	Other	Miscellaneous Retail	5/28/2009
SPORTS AUTHORITY	01200 GREAT MALL DR	No	No	Other	Miscellaneous Retail	6/23/2009
SPORT AUTHORITY	00111 RANCH DR	No	No	Other	Miscellaneous Retail	7/10/2009
PARTY CITY	00311 W CALAVERAS BLVD	No	No	Other	Miscellaneous Retail	7/15/2009
MISSION WEST PROPERTIES	01375 MC CANDLESS BLVD	No	No	Other	Miscellaneous Retail	11/25/2008
ALHAMBRA WATER / SIERRA SPRINGS	00485 VISTA WAY	No	No	Other	Miscellaneous Retail	4/9/2009
DF VENTURE, INC.	01551 CALIFORNIA CIR	No	No	Other	Miscellaneous Retail	4/9/2009
AYALAFIL U.S. COMPANY, INC.	01535 LANDESS AVE	No	No	Other	Miscellaneous Retail	
DURAN & VENABLES	00748 S HILLVIEW DR	No	No	Other	Miscellaneous Retail	
NATHANSON & SON	00309 SANGO CT	No	No	Other	Miscellaneous Retail	
R + L CARRIERS	00730 E CAPITOL AVE	No	No	Other	Miscellaneous Retail	
CHICK PACKAGING	00212 RAILROAD AVE	No	No	Other	Paper & Allied Products	7/30/2008
SMURFIT STONE CONTAINER CORPORATION	00201 S HILLVIEW DR	No	No	Other	Paper & Allied Products	12/1/2008
TEK LABELS AND PRINTING	00472 VISTA WAY	No	No	Other	Photographic/Printing	7/25/2008
HIGH TECH PRINTING	00511 LOS COCHES ST	No	No	Other	Photographic/Printing	10/1/2008
HUNTFORD PRINTING	00275 DEMPSEY RD	No	No	Other	Photographic/Printing	12/17/2008
ABC PRINTING	01090 S MILPITAS BLVD	No	No	Other	Photographic/Printing	2/4/2009
EXCEL SIGN & DECAL	01509 N MILPITAS BLVD	No	No	Other	Photographic/Printing	5/14/2009
Q PHOTO DIGITAL LAB	00111 N MILPITAS BLVD	No	No	Other	Photographic/Printing	
CONTRACT OFFICE GROUP	00931 CADILLAC CT	No	No	Other	Storage	8/19/2008
AMB DESIGNS	00891 AMES AVE	No	No	Other	Storage	9/10/2008
CAMP PAPER	00986 S MILPITAS BLVD	No	No	Other	Storage	11/25/2008

FY 08-09 Enhanced Reporting - Detailed Industrial / Commerical Dischargers

Business Name	Street Address				NOI	Violations	Facility Type	Facility Sub-Type	Inspection Date
IRON MOUNTAIN	00565		SINCLAIR FRONTAGE	RD	No	No	Other	Storage	1/28/2009
PW SUPERMARKET	01141		MONTAGUE	EXPY	No	No	Other	Storage	3/17/2009
MC CARTHY RANCH CHEVRON & CAR WASH	00367		CYPRESS	DR	No	No	Other	Underground Storage Tank	10/16/2008
SHELL OIL - CALAVERAS BL.	00950	E	CALAVERAS	BLVD	No	No	Other	Underground Storage Tank	11/24/2008
MAIN STREET GAS	00010	N	MAIN	ST	No	No	Other	Underground Storage Tank	12/10/2008
BOTTOMLEY DISTRIBUTORS	00755		YOSEMITE	DR	Yes	No	Other	Underground Storage Tank	12/11/2008
CHEVRON PARKTOWN PLAZA	01490	S	PARK VICTORIA	DR	No	No	Other	Underground Storage Tank	12/15/2008
SHELL OIL	00012	N	PARK VICTORIA	DR	No	No	Other	Underground Storage Tank	2/13/2009
CHEVRON STATION #207673	01249		GREAT MALL	DR	No	No	Other	Underground Storage Tank	3/17/2009
SHELL OIL - MAIN ST.	01780	S	MAIN	ST	No	No	Other	Underground Storage Tank	4/7/2009
NELLA OIL COMPANY	00800		AMES	AVE	No	No	Other	Underground Storage Tank	4/16/2009
BALCH PETROLEUM	00930		AMES	AVE	No	No	Other	Underground Storage Tank	4/28/2009
CONOCO PHILLIPS	00097	S	ABBOTT	AVE	No	No	Other	Underground Storage Tank	5/19/2009
SHELL OIL - JACKLIN RD	00990		JACKLIN	RD	No	No	Other	Underground Storage Tank	5/26/2009
SHAPELL	00100	N	MILPITAS	BLVD A	No	No	Other	Underground Storage Tank	12/4/2008
PARKTOWN VETERINARY CLINIC	01393	S	PARK VICTORIA	DR	No	No	Other	Veterinarian	3/16/2009
ANIMAL MEDICAL CLINIC	01405	N	MILPITAS	BLVD	No	No	Other	Veterinarian	5/13/2009
CALAVERAS VETERINARY CLINIC	00140	W	CALAVERAS	BLVD	No	No	Other	Veterinarian	5/14/2009
MILPITAS ANIMAL HOSPITAL	01316	S	MAIN	ST	No	No	Other	Veterinarian	5/18/2009
BAY CITIES VET CLINIC	00016		CORNING	AVE 136	No	No	Other	Veterinarian	6/17/2009
NUNEZ PRECISION WELDING	01763		HOURET	CT	No	No	Other	Welding/Iron Works	10/1/2008
UNI-FAB INDUSTRIES	01465	N	MILPITAS	BLVD	Yes	No	Other	Welding/Iron Works	3/19/2009
ONE WORKPLACE L. FERRARI LLC	01065		MONTAGUE	EXPY	No	No	Other	Wholesale Trade, Durable Goods	3/16/2009

CITY OF MILPITAS
Public Streets, Roads, and Highways Operation and Maintenance – Self-evaluation Matrix

Implem. Id.	Activity	Item Source	Tasks Identified in FY 2008-2009 Work Plan	Status / Comments	Due Date (mo/yr)	Responsible Party (Lead)/ Coordinator
G-1-1	Street sweeping records	URMP page G-1-8	Maintain street sweeping records including miles swept and volume of debris collected.	This is an on-going practice. City maintains records of miles swept and volume of debris collected. This data is submitted to the RQWCB and included with this Annual Report.	Ongoing	Public Works (David Gordillo) /Utility Engineering (Paramjit Uppal)
G-1-2	Staff training	URMP page G-1-8	Conduct annual training on BMPs.	Conducted annually.	Ongoing	Public Works (David Gordillo) /Utility Engineering (Paramjit Uppal)
G-1-3	Effectiveness Evaluation	URMP page G-1-8	Perform annual effectiveness and evaluation.	See Evaluation text.	Ongoing	Public Works (David Gordillo) /Utility Engineering (Paramjit Uppal)

EVALUATION – PUBLIC STREETS, ROADS AND HIGHWAYS O& M

The City's contract street sweeping program is managed by the Maintenance Division of the Public Works Department and funded by the Solid Waste collection program. Allied Waste Industries performs the street sweeping as part of its municipal solid waste services contract. In FY 08-09, a total of more than 8,841 miles were swept and 3,915 cubic yards of debris was collected. The volume of debris did not include leaves removed. Leaf removal program is implemented in the fall and winter months only.

Each established sweeping route is swept on the same day of the week. Residential, arterial, and commercial street sweeping is conducted two times a month. Industrial street sweeping is conducted four times a month. Open space areas and mountain roads that have no curb and gutter are not scheduled for routine sweeping, but are swept on an as-needed basis. On Monday and Friday, debris from the rural roads and the main arterial roads are collected.

The City conducts additional street sweeping in the period from early fall into the winter months until leaf fall has been completed. During November and December, three primary areas are swept weekly to remove leaves. This practice effectively removes leaves, debris, and other pollutants, which would otherwise be washed into the storm drain system. Additional City crews are called upon to assist in the fall cleanup.

The City's contractor promptly removes street sweeping material and disposes of nearly all the materials at the Newby Island landfill. A significant amount of this material is taken to the compost area for beneficial reuse.

Milpitas has a highly effective street maintenance program. There are very few complaints. Complaints are promptly responded to ensure customer and community satisfaction. The City's field crews are trained annually to look for street sweeping BMP deficiencies in the field on a daily basis. Training is provided through Public Works Maintenance's Safety Program. Quarterly meetings are held to discuss BMP deficiencies and safety issues. BMP deficiencies are forwarded to the field employee's immediate supervisor and a service request is generated (record keeping and documentation) and directed to the appropriate department for resolution.

There were no specific comments from the Regional Board on the Milpitas FY 05-06, FY 06-07 or FY 07-08 Annual Reports. The Regional Board has not provided comments on the FY 06-07, FY 07-08, FY 08-09 or FY 09-10 Work Plans.

City of Milpitas
FY 2008-2009 Street Sweeping Data Summary

Months	Residential*		Commercial/Industrial/ Municipal Parking Lots		Leaf Removal***
	Volume of Collected** (cubic yards)	Miles Swept (curb miles)	Volume of Collected** (cubic yards)	Miles Swept (curb miles)	Volume of Collected** (cubic yards)
July	125	403	144	415	
August	95	287	93	331	
September	84	335	85	405	
October	114	402	103	401	
November	168	288	176	334	270
December	200	355	316	497	420
January	241	547	375	467	
February	160	316	216	286	
March	152	343	163	322	
April	149	318	149	320	
May	170	366	160	385	
June	140	350	137	368	
Total	**1798**	**4310**	**2117**	**4531**	**690**

Total miles swept 8841

Total volume of debris collected** 3915 cu. Yds

Total volume of leaves removed 690 cu. Yds

* Quarterly advertisements in the Milpitas Post and door hangers notifying each residential home of sweeping day.

** Volume does not include leaves.

*** Leaves are picked by Allied Waste Industries. Leaf removal program is effective during the winter months. Leaf removal operation officially started on November 14, 2005.

CITY OF MILPITAS
Rural Public Works Operation and Maintenance – Self-Evaluation Matrix

Implem. Id.	Activity	Item Source	Tasks Identified in FY 2008-2009 Work Plan	Status / Comments	Due Date (mo/yr)	Responsible Party (Lead)/ Coordinator
G-2-4	Adopt rural roads performance standard	URMP page G-2-7	City to review and adopt rural roads performance standard based on Program's model performance standard.	PS was adopted in 04-05 Work Plan. We note that rural roads comprise about 1% of the total roads and are limited to the area in and around Ed Levin Park. The impact from Rural Roads to Milpitas Urban Runoff Program is limited.	Completed	Public Works (Dennis Cuciz) /Utility Engineering (Paramjit Uppal)
G-2-5	Responsible Department & staff leads	URMP page G-2-7	Identify responsible department and staff leads.	Staff from Public Works Dept. picks up debris from rural roads twice a week.	Ongoing	Public Works (David Gordillo) /Utility Engineering (Paramjit Uppal)
G-2-6	Ensure legal authority	URMP page G-2-8	Ensure adequate legal authority, including chain of command, in order to conduct and enforce the use of rural public works maintenance BMPs by others.	City has legal authority. Public works Dept. is responsible for performing rural public works maintenance BMPs.	Completed	Public Works (David Gordillo) /Utility Engineering (Paramjit Uppal)
G-2-7	Develop SOPs	URMP page G-2-8	Develop SOPs based on guidelines provided by the Program.	City follows a standard procedure for O & M. Supervisor continues to monitor effectiveness.	Ongoing	Public Works (David Gordillo) /Utility Engineering (Paramjit Uppal)
G-2-8	Develop BMPs	URMP page G-2-8	Develop BMPs based on guidelines provided by the Program.	City follows BMPs developed by SCVURPPP.	Ongoing	Public Works (David Gordillo)

Implem. Id.	Activity	Item Source	Tasks Identified in FY 2008-2009 Work Plan	Status / Comments	Due Date (mo/yr)	Responsible Party (Lead)/ Coordinator
						/Utility Engineering (Paramjit Uppal)
G-2-9	Develop educational material	URMP page G-2-8	Develop education materials for training maintenance staff and for outreach to contractors.	City staff use material developed by SCVURPPP.	Ongoing	Public Works (David Gordillo) /Utility Engineering (Paramjit Uppal)
G-2-10	Develop training program	URMP page G-2-8	Develop annual training program for maintenance staff.	City staff takes part in SCVURPPP trainings provided by SCVURPPP.	Ongoing	Public Works (David Gordillo) /Utility Engineering (Paramjit Uppal)
G-2-11	Effectiveness Evaluation	URMP page G-2-8	Conduct annual evaluate of effectiveness of the rural public works program, report results in Annual Report and identify items for continuous improvement.	See Evaluation text.	On-going	Public Works (David Gordillo) /Utility Engineering
G-2-12	Identify rural PW facilities	URMP page G-2-8	Identify rural PW facilities under the City's jurisdiction.	Completed. Rural facilities include the streets and roads in the undeveloped or low density Hillside Area east of Piedmont Road including the Ed Levin County Regional Park.	Ongoing	Public Works (David Gordillo) /Utility Engineering

EVALUATION – RURAL PUBLIC WORKS MAINTENANCE AND OPERATION

The rural roads are located in the part of City designated "Hillside." The City's General Plan designates the hilly undeveloped area east of Piedmont Road to be rural and recreational. There are 139 miles of City streets, of which rural roads are only 2 miles. Typically, open space areas and mountain roads that have no curb and gutter are not scheduled for routine sweeping, but are swept on an as-needed basis. Twice a week, Mondays and Fridays, debris is picked up by hand from the rural roads. These roads are not in the proximity of creeks. The dust swept by wind from these areas would typically accumulate in the City's valley floor areas, and would be removed during routine street sweeping.

The SCVURPP Program has established a definition for rural roads and provided guidelines on performance standards, BMPs and SOPs. The City's maintenance activities produce results consistent with the program guidelines. The public has long valued the natural ambience of the rural Hillside area and fully supports efforts to keep the area pristine.

There were no specific comments from Regional Board on the Milpitas FY 05-06, FY 06-07 or FY 07-08 Annual Reports. The Regional Board has not issued comments on the FY 06-07, FY 07-08, FY 08-09 or FY 09-10 Work Plans.

CITY OF MILPITAS
Storm Drain O & M – Self Evaluation Matrix

Implem. Id.	Activity	Item Source	Tasks Identified in FY 2008-2009 Work Plan	Status / Comments	Due Date (mo/yr)	Responsible Party (Lead)/ Coordinator
Added in 2000	Report observed ICID Evidence	Program	Develop and implement a process for maintenance staff to advise ICID inspectors of observed evidence of ICIDs.	City SOP 8-6 (Discharge of Pollutants into Storm Drains and Watercourses) addresses citywide response and clean-up guidelines for various scenarios. Staff conducted reporting and referral as needed. The process has been used many times and is effective.	ongoing	Public Works Maintenance (Steve Smith)/ Marilyn Nickel
C-1	Routine Inspection	URMP page C-5	Develop SOPs for Routine Inspection & Cleaning.	City staff performed routine inspections and cleaning as needed.	ongoing	Public Works Maintenance (Steve Smith)/ Marilyn Nickel
C-2	Solid Waste	URMP page C-5	Develop SOPs for Solid Waste handling and disposal.	Solid waste is collected, and disposed of at the landfill.	ongoing	Public Works Maintenance (Steve Smith)/ Marilyn Nickel
C-3	Staff/Contractor Training and Coordination	URMP page C-5	1. Develop BMPs for Staff/Contractor Training and Coordination 2. Develop SOPs for Staff/Contractor Training and Coordination	All maintenance and cleaning was performed by City staff. Staff received annual training. BMPs and SOPs are about 80% complete.	omgoing	Public Works Maintenance (Steve Smith)/ Marilyn Nickel
C-4	Record Keeping and coordination	URMP page C-5	1. Develop BMPs for Record Keeping & Evaluation 2. Develop SOPs for Record Keeping & Evaluation	Records documenting the amount of material removed are kept. BMPs and SOPs are about 80% complete.	ongoing	Public Works Maintenance (Steve Smith)/ Marilyn Nickel
C-5	Operational Improvement, Structural Retrofit and Design	URMP page C-5	Develop SOPs for Operational Improvement, Structural Retrofit and Design.	SOP is scheduled to be developed in the future.	ongoing	Public Works Maintenance (Steve Smith)/ Marilyn Nickel

Evaluation - Storm Drain Operations and Maintenance

- Staff from police, fire, and public works continued to implement the City's SOP 8-6 titled "Response and Clean-up Guidelines for Hazardous and Non-Hazardous Material Releases including Discharges of Pollutants into Storm Drains and Water Courses (Urban Runoff Pollution Prevention)."

- In FY 08-09 City staff inspected all 78 outfalls and found five that need repair. Three of these five have been repaired and other two at California Circle Pump Station need repair.

- City staff performed the operation and maintenance tasks of the storm drain system; contractors were not used.

- Staff has not reported any problems with BMPS; no updates are planned at this time.

There were no specific comments from the Regional Board on the Milpitas FY 05-06 or 06-07 Annual Reports. The Regional Board has not issued comments on the FY 06-07, FY07-08, FY08-09 or FY 09-10 Work Plans.

CITY OF MILPITAS
Water Utility Operation and Maintenance – Self Evaluation Matrix

Implem. Id.	Activity	Item Source	Tasks Identified in FY 2008-2009 Work Plan	Status / Comments	Due Date (mo/yr)	Responsible Party (Lead)/ Coordinator
D-1	Inventory	URMP page D-5	Conduct Inventory of all key O & M activities, and identify routine and unplanned non-storm water discharges from these activities.	Last inventory was completed on 9/99. No new facilities or activities have been added. An updated inventory is scheduled for the future.	6/10	Public Works Maintenance (Steve Smith)/ Marilyn Nickel
D-4	WUPPP Utility Maintenance SOP	URMP page D-5	Develop WUPPP Utility Maintenance SOP.	Staff performed routine maintenance as needed. SOP is about 75% complete.	ongoing	Public Works Maintenance (Steve Smith)/ Marilyn Nickel
D-6	Individualized Training Plan	URMP page D-5	Develop Individualized Training Plan.	Staff received annual training. Plan is about 75% complete.	ongoing	Public Works Maintenance (Steve Smith)/ Marilyn Nickel
D-7	Training	URMP page D-5	Develop training program.	Staff was trained quarterly on Water Utility O & M.	ongoing	Public Works Maintenance (Steve Smith)/ Marilyn Nickel
D-8	WUPPP	URMP page D-5	Implement pollution control measures identified in the WUPPP to manage chlorine, biocides, and algaecides and prevent erosion and sediments.	Staff has implemented pollution control measures.	ongoing	Public Works Maintenance (Steve Smith)/ Marilyn Nickel

Evaluation - Water Utility Operations and Maintenance

- Due to a shortage of staffing resources, we did not update the inventory of key discharges. However, no new facilities or activities have been incorporated and the previous inventory remains applicable.
- Contractors are typically utilized to fix major water line breaks and 3 water lines breaks were contracted out in FY 08-09. There were no complaints about contractors not following BMPs to fix water line breaks.
- The first priority is to stop the flow of water.
- Staff has not reported any problems with BMPS; no updates are planned at this time.

There were no specific comments from the Regional Board on the Milpitas FY 05-06, FY 06-07 or FY 07-08 Annual Reports. The Regional Board has not issued comments on the FY 06-07, FY 07-08, FY 08-09 or 09-10 Work Plans.

CITY OF MILPITAS
Other Public Agency Activities (Parks, Ponds etc.) – Self Evaluation Matrix

Implem. Id.	Activity	Item Source	Tasks Identified in FY 2008 - 2009 Work Plan	Status / Comments	Due Date (mo/yr)	Responsible Party (Lead)/ Coordinator
Corporation Yards Operation and Maintenance (Activities not listed here have been completed)						
J-2	Training	URMP Section J – Exhibit 'b', page 1	Hold routine training sessions.	Staff was trained on Corp Yard BMPs.	Ongoing	Public Works Maintenance (Carol Randisi)/ Marilyn Nickel/ Paramjit Uppal
J-3	Inspection/records	URMP Section J – Exhibit 'b', page 1	1. Conduct periodic inspections 2. Maintain records [as part of the Hazardous Materials Business Plan]	Site inspections were conducted and corrective actions were taken as needed.	Ongoing	Public Works Maintenance (Carol Randisi)/ Marilyn Nickel
Other Program Elements (Activities not listed here have been completed)						
K-6	Facility discharge	URMP page K.a-4	Develop SOP.	Routine maintenance and cleaning of City grounds were performed in accordance with BMPS.	ongoing	Public Works Maintenance (Eddie Loredo)/ Marilyn Nickel
K-7	Pond maintenance	URMP page K.a-4	Develop SOP.	Routine pond maintenance was performed.	ongoing	Public Works Maintenance (Eddie Loredo)/ Marilyn Nickel
K-8	Fountain maintenance	URMP page K.a-4	Develop SOP.	The City Hall fountain is plumbed to the sanitary sewer system.	ongoing	Public Works Maintenance (Eddie Loredo)/ Marilyn Nickel
K-10	Record keeping	URMP page K.a-4	Develop BMP.	The Corp Yard SWPPP Record Keeping BMP was evaluated and determined to be applicable to this task.	Ongoing	Public Works Maintenance

Implem. Id.	Activity	Item Source	Tasks Identified in FY 2008 - 2009 Work Plan	Status / Comments	Due Date (mo/yr)	Responsible Party (Lead)/ Coordinator
			Develop SOP.			(Carol Randisi)/ Marilyn Nickel
K-11	Effective evaluation	URMP page K.a-4	Develop BMP. Develop SOP.	The Corp Yard SWPPP Effectiveness Evaluation BMP was reviewed and determined to be applicable to this task.	Ongoing	Public Works Maintenance (Carol Randisi)/ Marilyn Nickel
K-12	Annual review	URMP page K. a-4	Develop BMP. Develop SOP.	BMPs were effective and modifications are not needed.	Ongoing	Public Works Maintenance (Carol Randisi)/ Marilyn Nickel

Evaluation – Other Public Agency Activities

Corporation Yard: Staff received training on Corporation Yard SWPPP BMPs. The Safety Committee inspected the Corporation Yard and corrective actions were taken as needed.

Parks: Staff has not reported any problems with BMPs; no updates are planned at this time.

Ponds: Staff has not reported any problems with BMPs; no updates are planned at this time.

Public Facilities: Staff has not reported any problems with BMPs; no updates are planned at this time.

There were no specific comments from the Regional Board on the Milpitas FY 05-06, FY 06-07 or FY 07-08 Annual Reports. The Regional Board has not issued comments on the FY 06-07, FY 07-08, FY 08-09 or FY 09-10 Work Plans.

CITY OF MILPITAS
New Development Planning Procedures – Self Evaluation Matrix

Implem. Id.	Activity	Item Source	Tasks Identified in FY 2008-2009 Work Plan	Status / Comments	Due Date (mo/yr)	Responsible Party (Lead)/ Coordinator
E-C.3b.1	Project approval process	URMP page E17	Assess current stormwater-related requirements in City's development review process for public and private projects, and identify additional steps or tools required at each stage of the process to meet C.3. Provisions for permanent BMPs, tracking and documentation, inspection, and others.	• Consultant has updated planning intake forms for private projects to reflect C.3 provisions. • The Milpitas C3 Guidebook 3rd Edition was adopted on October 6, 2005. • City has been implementing requirements for NOI and SWPPP on project size one acre or more since March 2003. • City has a C.3 Guidebook for Project Applicants and brings a copy to the planning kick-off meetings. • City has developed and implemented a process for entering Group 1 and Group 2 projects into tracking database.	Completed Completed Completed and Ongoing Completed and Ongoing Completed	Planning, Engineering Building Inspection
E-C.3b.2 and E-C.3c.2	Develop new or modify existing review procedures for Group1	URMP page E17 and E18	Develop new or modify existing review policies, procedures, and/or conditions of approval to incorporate Group 1 requirements (based on results of tasks under C.3.c. through C.3.m.)	City is implementing C3 requirements for Group 1, Group 2A and Group 2B.	Completed	Planning, Engineering
E-C.3b.3	Train staff	URMP page E17 and E18	Train City staff in planning, building, and engineering departments on the C3 provisions and goals, the required changes in the approval process, and the use of appropriate tools.	Training sessions were held for relevant staff for the updated Milpitas Stormwater C.3 Guidelines after they were adopted in October 2005. A training session was held for all relevant staff for the amended General Plan reflecting the Milpitas Stormwater C.3 Guidelines on January 10, 2007. Staff from	Completed and Ongoing	Planning, Engineering, Building Inspection & Fire Department

Implem. Id.	Activity	Item Source	Tasks Identified in FY 2008-2009 Work Plan	Status / Comments	Due Date (mo/yr)	Responsible Party (Lead)/ Coordinator
				Planning, Building, and Engineering attended Annual C3 Training coordinated by SCVURPPP. See Staff Training Summary Table for details at the end of this Report.		
E-C.3b.4 and E-C.3c.3	Develop project approval process workplan and report progress	URMP page E18	Submit work plan for completion of Provision C.3.b. requirements. Identify incremental progress made toward completion of Actions b.1., b.2., and b.3. above in FY 02-03 Work Plan. (For example, completion of "Development Policies Comparison" work sheet.)	Existing policies, ordinances, guidelines have been reviewed to see what C.3 provisions are already covered. The 3rd Edition of the C.3 Guidebook was adopted in October 2005.	Completed	Planning & Engineering
E-C.3.c.1	Develop Log form to identify Group 1 and Group 2 projects	URMP page E18	Develop and implement a procedure to request and log the type, size, and impervious area of every project (and extent of redevelopment if applicable) for determination of applicability of Group 1 (and later Group 2) requirements.	• City has been collecting impervious surface data from incoming projects since 4/02. • The City has a procedure to maintain a record of every Group 1 and Group 2 project. City uses CRW Permit Tracking System to track new developments.	Completed Completed and Ongoing	Planning & Engineering
E-C.3.c.2	Define "deemed complete"	URMP page E18	Develop a method for determining whether a private project was "deemed complete" by 7/15/03, or documenting that a public project was funded and scheduled for construction by 10/15/03. Required by C.3.c (first paragraph)	City is implementing requirements using "deemed complete" trigger.	Completed	Planning Engineering
E-C.3.c.3	Develop Group 1 workplan and report progress	URMP page E18	Submit work plan for completion of Provision C.3.c. requirements. Identify incremental progress made toward completion of Actions c.1. and c.2. above, and other actions related to Group 1 implementation, in FY 02-03 Work Plan and Group 2 implementation, in FY 03-04 Work Plan. Required by C.3.c.i	The 3rd Edition of the C.3 Guidebook which outlines procedures for City staff and developers was adopted in October 2005.	Completed	Planning, Engineering, & Building Inspection
E-C.3.c.4	Site design	URMP	Compile guidance being developed under	The 3rd Edition of the C.3 Guidebook was	Completed	Planning &

Implem. Id.	Activity	Item Source	Tasks Identified in FY 2008-2009 Work Plan	Status / Comments	Due Date (mo/yr)	Responsible Party (Lead)/ Coordinator
	guidance	page E19	other elements (i.e., project review procedures, site design measures, source control measures, numeric design criteria, O&M verification, etc.) into one guidance manual for implementation of Group 1 project requirements.	adopted in October 2005 which included requirements for Group 2A and Group 2B. The Guidebook assists developers and the City to conform projects to the C.3 requirements.		Engineering
E-C.3.c.5	Revise model Planning Procedures Performance Standards (PS)	URMP page E19	Revise portions of the model Planning Procedures Performance Standards to incorporate the Group 1 requirements and other C.3. requirements.	No changes were necessary to PS.	Completed	Program, Planning & Engineering
E-C.3.c.6	Incorporate PS	URMP page E19	Incorporate revised model Planning Procedures Performance Standards in to local urban runoff management plans.	No changes were necessary to PS.	Completed	Planning & Engineering
E-C.3.c.7	Approach for evaluating an alternative Project size	URMP page E19	Develop approach for evaluating an alternative project size and identify data needs from Co-permittees.	Completed by the Program which resulted in Group 2 projects.	Completed	Program, Planning & Engineering
E-C.3.c.8	Analysis of alternative project size	URMP page E20	Conduct analysis of alternative project size and prepare proposal for submittal to Regional Board.	Completed by the Program which resulted in Group 2 projects.	Completed	Program & Planning
E-C.3.c.9	Develop work plan for Group 2	URMP page E20	Update guidance manual and performance standards for Group 2 projects as needed.	C.3 Guidebook was updated in October 2005 to include Group 2 requirements.	Completed	Program, Planning & Engineering
E-C.3.d.1	Analyze Rainfall data	URMP page E20	Analyze local rainfall data and develop area-specific volume and flow based design criteria (Program with assistance from SCVWD).	Provided support to Program as needed.	Completed	Program & Engineering
E-C.3.d.2	Develop guidance	URMP page E20	Develop guidance on appropriate criteria to use for each BMP type.	City has incorporated guidance on BMPs in C.3 Guidebook.	Completed	Program
E-C.3.e.1	Develop logging procedure for O & M verification	URMP page E20	Develop and implement a procedure for logging information about treatment BMPs installed at approved Group 1 projects, and for maintaining a list or database of properties, treatment BMPs, and responsible operators	A city-wide computer database (CRW) Permit Tracking System to track C.3 activities including O & M has been developed and is in use. Meanwhile, Staff continues using Access database, which went online in October 2005. Staff is using this database to log information about treatment BMPs installed for both Group 1	Completed	Planning, Engineering, Building Inspection & Fire Department

Implem. Id.	Activity	Item Source	Tasks Identified in FY 2008-2009 Work Plan	Status / Comments	Due Date (mo/yr)	Responsible Party (Lead)/ Coordinator
				and Group 2 projects. As needed, revisions may be made to the database throughout the year to enhance effectiveness.	Ongoing	
E-C.3.e.2	Develop model language for O & M verification	URMP page E21	Develop model language for documents assigning responsibility to the developer/owner of private projects for O&M of treatment BMPs, or to the appropriate agency for O&M of treatment BMPs at public projects. These documents may include O&M responsibility agreements, written conditions in sales/ lease agreements, use permit conditions, provisions in CC&Rs, etc.	O & M Agreements are addressed in the updated version of the City's Stormwater C.3 Guidebook. The Guidebook is available from the Planning Division, the Engineering Division, or via the City's website.	Completed	Program, Planning & Engineering
E-C.3.e.3	Adopt model O & M verification procedure	URMP page E21	Adopt model O&M agreement language to meet agency-specific needs and requirements and incorporate into the project review and approval process.	O & M Agreements are addressed in the updated version of the City's Stormwater C.3 Guidebook. The Guidebook is available from the Planning Division, the Engineering Division, or via the City's website.	Completed	Planning & Engineering
E-C.3.e.4	Develop O & M requirements	URMP page E21	Develop fact sheets on the O&M requirements and frequencies for various BMP types that can be used to educate parties responsible for O&M and attached to O&M agreements. Include fact sheets for pesticide reduction measures related to landscape maintenance.	The City's updated Stormwater C.3 Guidebook references fact sheets contained in the Program's C.3 Stormwater Handbook. The 3rd Edition of the C.3 Guidebook was adopted in October 2005. The Guidebook assists developers and the City to conform their projects to the C.3 requirements. The Guidebook establishes BMP O&M requirements and verification procedures. The Guidebook is available from the Planning Division, the Engineering Division, or via the City's website.	Completed	Program
E-C.3.e.5	Develop inspection program for O & M verification	URMP page E21	Develop local programs for inspection of a subset of prioritized treatment BMPs to verify that proper O&M is being performed by the responsible party (Program to assist	Developed in tandem with O&M data management effort. See E-C3.e.1. Planning Staff has developed a list of all	FY 06/07 Completed	Engineering and Planning

Implem. Id.	Activity	Item Source	Tasks Identified in FY 2008-2009 Work Plan	Status / Comments	Due Date (mo/yr)	Responsible Party (Lead)/ Coordinator
			in defining which BMPs are priority for inspection.)	pre C.3 permanent BMP installations for use in a future inspection program.	8/06	
E-C.3.e.6		URMP page E21	Report on the Co-permittee's treatment BMPs O&M verification program in each annual report, including organizational structure, evaluation of effectiveness, and planned improvement to the program. Include a list or summary of treatment BMPs inspected during the year, inspection results, and any required follow-up and correction.	To date, City has six sites, with permanent BMP (Humane Society of Silicon Valley, Piercey Toyota, Main Sewage Pump Station, East Centria, Devries, and City Library). All sites were inspected by City staff in June 2009 and were found to be in compliance. The database has a reporting component which summarizes treatment BMPs inspected during the year, inspection results, and any follow-up and correction.	FY 08/09 Completed and Ongoing	Engineering & Building
E-c.3.f.1	Prepare HMP	URMP page E22	Complete the HMP and required interim products (Program, SCVWD, and City of San Jose have lead role)	The Regional Board adopted the SCVURPPP HMP in July 2005.	Completed	Engineering
E-c.3.f.2	Guidance to implement HMP	URMP page E22	Develop guidance to the Co-permittees on implementation of the HMP as part of requirements for Group 1 projects that may cause increased erosion or other related impacts.	Program to develop guidance (see f.1) City adopted its own C3 Guidebook on September 24, 2003 and updated it in October 2005 to add HMP requirements.	Completed	Program
E-c.3.f.3	Adopt HMP	URMP page E22	Upon adoption by the Regional Board, begin implementation of HMP requirements for Group 1 projects that may cause increased erosion or other related impacts. Before adoption, encourage early implementation of likely elements of the HMP where possible.	City updated its C3 Guidebook in October 2005 to include HMP requirements. HMP workgroup was reformed into a HMP Implementation Phase (HMI) in October 2005. Workgroup focuses on issues and needs of co-permittees and developers for implementing the HMP. City is participating as required.	Completed Ongoing	Engineering
E-c.3.f.4	Peak runoff limitation	URMP page E22	Evaluate potential regional treatment and/or flow control projects	Water District to conduct this task with Program and City of San Jose assistance. City completed a preliminary feasibility evaluation of its existing stormwater lagoons to determine if treatment capacities	Completed. Further review will be needed if City	*SCVWD, Program & Engineering

Implem. Id.	Activity	Item Source	Tasks Identified in FY 2008-2009 Work Plan	Status / Comments	Due Date (mo/yr)	Responsible Party (Lead)/ Coordinator
				could be made available.	elects to proceed.	
E-c.3.g.1	Model Waiver program	URMP page E23	Develop a model waiver program that includes (Required by C.3.g.iii): - the legal requirements and mechanisms for implementing the waiver program - criteria for determining impracticability or unfeasibility (technical and financial) - method for evaluating the equivalency of the proposed mitigation criteria for participation in regional facilities requirements for logging project information for reporting purposes	City developed a local waiver program that was approved by the RWQCB in June 2005.	Completed	Program, Planning, Engineering
E-c.3.g.2	Local waiver program	URMP page E23	Develop local waiver program, perform legal review, and incorporate waiver provisions in project review process. (If model program has not been adopted by Regional Board, develop interim waiver program per C.3.g.vi.)	City developed a local waiver program that was approved by the RWQCB in June 2005.	Completed	City Attorney, Engineering, Planning
E-c.3.g.3	Track information for granted waivers	URMP page E23	Begin tracking information for reporting on waivers granted, including project name, location, type, percent impervious surface, reasons for and terms of waiver, and the alternative benefit project and completion date.	No waivers were requested or granted in FY 07-08. Waivers, if granted, would be tracked in CRW Permit Software database.	Completed.	Planning, Engineering
E-c.3.h.1	Alternate compliance	URMP page E24	Develop an internal procedure to allow alternative compliance.	Requirements for alternative compliance have been included in Stormwater C.3 Guidebook. Consultant has prepared a procedure for alternative compliance.	Completed.	Planning, City Attorney, Engineering
E-C.3.j.1	Develop site design guidance	URMP page E24	Develop and submit a detailed work plan and schedule for review, revision, and implementation of revised site design standards and guidance.	City staff participated on Ad-Hoc committee to develop Site Design Guidance. The 3rd Edition of the C.3 Guidebook was adopted in October 2005. Step 3 of Chapter 3 of the Guidebook addresses Design to Minimize Imperviousness through cluster development, optimizing the site layout, minimizing directly	Completed	Program, Planning Engineering

Implem. Id.	Activity	Item Source	Tasks Identified in FY 2008-2009 Work Plan	Status / Comments	Due Date (mo/yr)	Responsible Party (Lead)/ Coordinator
				connected impervious area, detaining and retaining runoff throughout the site and through documentation of design.		
E-C.3.j.2	Adopt site design guidance locally	URMP page E24	Review existing local design standards and guidance, and compare them to the list of areas to address in Provision C.3.j. and other references such as "Start at the Source" and the "Development Policies Comparison" work sheet. Prepare and submit an analysis of local standards, identified opportunities for revision, and proposed revisions.	The 3rd Edition of the C.3 Guidebook was adopted in October 2005. Step 3 of Chapter 3 of the Guidebook addresses Design to Minimize Imperviousness through cluster development, optimizing the site layout, minimizing directly connected impervious area, detaining and retaining runoff throughout the site and through documentation of design.	Completed	Planning, Engineering
E-C.3.j.3	Site design guidance	URMP page E25	Oversee completion of and work with the BASMAA work group on the BASMAA project "Using Start at the Source to Comply with Development Standards," which will evaluate how site design measures can be used to meet the numeric design standards in Provision C.3.d.	City staff participated on Ad-Hoc committee to develop model documents. The analysis of the City design standards were submitted to the Program in September of 2003. The 3rd Edition of the C.3 Guidebook was adopted in October 2005. Step 3 of Chapter 3 of the Guidebook addresses Design to Minimize Imperviousness through cluster development, optimizing the site layout, minimizing directly connected impervious area, detaining and retaining runoff throughout the site and through documentation of design.	Completed	Program
E-C.3.j.4	Incorporate Site design guidance into local project approval process	URMP page E25	Incorporate any revised standards and guidance into local project approval process and "fully implement" the revised standards and guidance.	The results of b.2, together with b.1, c.4, c.7 & j.2 were incorporated into the 3rd Edition of the C.3 Guidebook, which was adopted in October 2005.The Guidebook, in Step 3 of Chapter 3 addresses Design to Minimize Imperviousness through cluster development, optimizing the site layout, minimizing directly connected impervious area, detaining and retaining runoff throughout the site and through documentation of design.	Completed	Planning, Engineering

Implem. Id.	Activity	Item Source	Tasks Identified in FY 2008-2009 Work Plan	Status / Comments	Due Date (mo/yr)	Responsible Party (Lead)/ Coordinator
E-C.3.k.1	Revise existing PS to include Source Controls requirements	URMP page E26	Revise the current Planning Procedures Performance Standard to include source control requirements (complete as part of Action c.5.). Develop a model list of source control measures (in the form of conditions of approval), based on existing lists used by Co-permittees, examples in Provisions C.3.k. and other references, and include the list as an attachment to the revised performance standard. Products, Required by C.3.k (last paragraph): -- Draft conditions of approval for source control measures - 9/15/02 -- Model revised performance standard – 3/1/03	The revised Guidebook addresses source control requirements in Chapter 3, Step 6 and provides a model list of source control measures in Appendix C including those that must be designed into the project at the outset, and those that comprise operational BMPs activities to be conditioned upon project approval.	Completed	Program
E-C.3.k.2	Revise existing PS	URMP page E26	Incorporate model revised Planning Procedures Performance Standard into local urban runoff management plans including effectiveness & evaluation.	Adopted above PS, and Source Control Measures are being implemented.	Completed	Planning
E-C.3.k.3	Develop work plan to include Source Control	URMP page E27	Develop a work plan for and begin implementation of source control measures requirements by including appropriate conditions of approval in Group 1 projects. Report status and provide examples of application of conditions in annual reports.	• Began including Conditions of approval (COA) for "Source Control" (City already picks from BMP matrix for all projects). Also included in City's C-3 Guidebook. • Source Control Measures are being implemented and included in Special Conditions of Approval. Also included in City's C.3 Guidebook. • The 3rd Edition of the C.3 Guidebook was adopted in October 2005. The guidebook outlines requirements for submittal of a Stormwater Control Plan with Group 1 and Group 2 projects. Development proposals must incorporate BMPs into project design at the outset, instead of conditioning the project approval after basic project design was already completed.	Completed Completed Completed	Planning & Engineering

Implem. Id.	Activity	Item Source	Tasks Identified in FY 2008-2009 Work Plan	Status / Comments	Due Date (mo/yr)	Responsible Party (Lead)/ Coordinator
				• Beginning 10/6/05, City started requiring submittal of a Stormwater Control Plan with planning application submittal for Group 2A projects, such as plan to incorporate BMPs into project design. In August 2006, City will impose same requirements for Group 2B projects as identified in the C.3 Guidebook. • City staff continues to include conditions of approval, including a condition that project construction plans incorporate the BMPs in the approved Stormwater Control Plan.	Completed Completed and Ongoing	
E-C.3.l.1	Review General Plan (GP)	URMP page E28	Review current GP policies related to water quality and watershed protection and incorporate additional policies as needed to implement C.3 requirements. Refer to Provision C.3.l. for examples.	City updated its GP on January 17, 2006 to better implement the provisions of C3.	Completed	Planning & Engineering
E-C.3.m.1	Review CEQA checklist	URMP page E28	Review CEQA initial study checklists and other environmental review documents and modify documents as needed to include questions that sufficiently address water quality impacts of projects (see example questions in Provision C.3.m.)	City, with consultant, reviews CEQA checklist to address stormwater concerns; no revisions were needed.	Ongoing as CEQA review is needed.	Planning
E-C.3.n.1	Reporting	URMP page E28	Provide information described in Table 1 of Provision C.3. in annual reports	The City's C.3 Guidebook incorporates the Table 1 (of Permit) requirements.	Provided in Annual Reports	Planning, Engineering Fire
E-C.3.n.2	Data management	URMP page E29	Prepare summary of data to be collected to meet C.3. requirements and recommendations for data management (data base fields, stage in review process to request data, etc.)	The database is operational and staff has been trained. See Staff Training Summary Table for details.	Completed	Program
E-C.3.n.3	Reporting	URMP page E29	Collect and report the following for all new and redevelopment projects that are required to meet C.3. Required by C.3.n.1 -- project name, location, type (per C.3.c.), size (ac. or sq. ft.), and impervious surface	These projects are shown on the Reporting Form for Significant Development (included in this section).	Completed	Planning & Engineering

Implem. Id.	Activity	Item Source	Tasks Identified in FY 2008-2009 Work Plan	Status / Comments	Due Date (mo/yr)	Responsible Party (Lead)/ Coordinator
			area. For redevelopment projects, include area of land disturbance.			
E-C.3.n.4	Reporting	URMP page E29	Collect and report the following for all projects that must implement treatment measures: BMPs, site design, and source control measures used, sizing criteria, O&M responsibility mechanism and responsible party for C.3 projects.	These projects are shown on the Reporting Form for Significant Development (included in this section).	Completed	Planning & Engineering
E-C.3.n.5	Effectiveness Evaluation	URMP page E30	Collect information and report a summary of types of pesticide reduction measures required for C.3 development projects, and the percentage of projects for which pesticide reduction measures were required. (Model conditions of approval for pest resistant landscaping features and practices and a reporting format for pesticide reduction measures are being prepared as part of Actions VII.A.1. and VII.A.4. of the Program's Pesticide Management Plan. Co-permittees are to begin to consider pest-resistant landscaping and design features in the design, landscaping and environmental reviews of development projects in FY 02-03, per Pesticide Management Plan Action VII.A.2.) Required by C.3.n.iii (Model COA 6/02)	Started collecting data – 7/02 Group 1 and Group 2A projects are reported in Significant Development Projects Table.	Ongoing	Engineering

Evaluation – New Development Planning Procedures

The Planning, Engineering (Land Development, Design and Construction, Utility Engineering), and Building Divisions have coordinated to integrate the C.3 provisions into the City development approval procedures. The City updated its Stormwater C.3 Guidebook in October 2005 to update O & M verification, Hydromodification, Group 2 definition and the waiver program.

General Plan Amendment: Staff updated the Open Space and Environmental Conservation Element of the General Plan as follows:

4.4 Water Quality and Conservation

For water supply, see Section 2.6: Public Utilities and Services.

Urban Runoff (Stormwater) Pollution Prevention

Urban runoff to Bay area creeks and San Francisco Bay contains pollutants that impair aquatic life. Bay fish contain elevated concentrations of mercury, PCBs, and other pollutants harmful to human health.

The California Regional Water Quality Control Board for the San Francisco Bay Region (Water Board) is responsible for enforcing the state's Porter-Cologne Water Quality Act and portions of the Federal Clean Water Act. The Water Board's *Water Quality Control Plan* (Basin Plan) identifies beneficial uses of San Francisco Bay and its tributaries and sets forth criteria and programs for protection of beneficial uses.

The Water Board has issued Municipal Stormwater Runoff National Pollutant Discharge Elimination System (NPDES) permits to Bay Area counties, water districts and municipalities. The permits mandate comprehensive programs to reduce urban runoff pollutants to the maximum extent practicable.

Milpitas, 12 other cities and towns in northern Santa Clara County, Santa Clara County, and the Santa Clara Valley Water District are Co-permittees under a single stormwater NPDES permit. The NPDES permit was issued in 1990 and reissued, with additional requirements, in 1995 and 2001.

Milpitas' *Urban Runoff Management Plan* details the City's comprehensive urban runoff pollution prevention program. To implement the plan, the City:

- Inspects municipal storm drains to eliminate illicit discharges and prevent illegal dumping.
- Inspects private industrial and commercial facilities and enforces requirements to implement Best Management Practices (BMPs) to reduce stormwater pollutants.
- Educates the public about stormwater pollution and prevention methods, and encourages public participation in program planning.
- Inspects construction sites and enforces requirements to implement BMPs to control erosion, sedimentation, and pollutants from construction activities.
- Requires applicants for development approvals to incorporate permanent pollution prevention measures into development projects.
- Advocates and employs Integrated Pest Management, an approach to pest management that relies on information about the life cycles of pests and their interaction with the environment.

Pest control methods are applied with the most economical means and with the least possible hazard to people, property, and the environment.

- In cooperation with other agencies, monitors the occurrence and effects of stormwater pollutants in receiving waters.

The City has adopted Performance Standards for its pollution prevention activities. These Performance Standards are continuously improved, with an updated Performance Standard, or new Performance Standard, adopted each year.

Milpitas' *Urban Runoff and Watercourse Protection Ordinance* (Title XI, Chapter 16 of the Milpitas Municipal Code) expresses the City's authority to prohibit non-stormwater discharges to storm drains and to require residents and businesses to implement BMPs.

The 2001 reissued permit added more stringent requirements (Provision "C.3") to control runoff and runoff pollutants from new development. Applicable projects[1] must include facilities to treat runoff before it is discharged from the site. The City is required to inspect these facilities and ensure that they are operated and maintained in perpetuity.

In addition, the reissued permit requires the City to manage increases in peak runoff flow and increased runoff volume where necessary to prevent accelerated erosion of creek beds and banks.

In September 2005, the Milpitas Planning Commission agenda included the revision of the *Stormwater C.3 Guidebook* (adopted in September of 2003) to guide staff and applicants when implementing the new requirements.

Water Conservation

Prompted by the recent drought and water shortages, the City in 1993 adopted a Water Efficient Landscapes Ordinance and in 1994 adopted the Water Conservation Ordinance. The Ordinance seeks to promote conservation and efficient use of water by restricting new and rehabilitated landscaping for public agency projects, private commercial and industrial projects, and common-area landscaping in single-family and multifamily subdivisions and planned unit developments to maximum applied water allowances. It also requires preparation of landscape documentation packages for new and rehabilitated landscapes.

Recycled Water

---

[1] Beginning October 15, 2003, the C.3 requirements are applied to projects that add or replace one acre or more of impervious surface. On or before October 20, 2005, the City will implement Group 2A which consists of an impervious area of 10,000 square feet on sites with a gas station, auto wrecking yard, loading docks and surface parking lots containing more than 10,000 square feet or more of impervious surface area, and vehicle or equipment maintenance areas, outdoor handling or storage of waste or hazardous materials, outdoor animal care, outdoor horticultural activities, and various other industrial and commercial uses where potential pollutant loading cannot be satisfactorily mitigated through other post-construction source control and site design practices. All other developments with impervious areas of 10,000 square feet or more will be required to implement C.3 requirements in accordance with the City's NPDES Permit. On or before August 15, 2006, this threshold is reduced to 10,000 square feet of impervious surface for all sites.

The City of Milpitas desires to conserve potable water supplies and encourages the use of recycled water for appropriate uses. Potable water shall not be used for irrigation if recycled water is available except as specified in the City Municipal Code.

Chapter 4.9
d. Water Quality and Conservation

Guiding Principles

4.d-G-1. Assure reasonable protection of beneficial uses of creeks and South San Francisco Bay, and protect environmentally sensitive areas.

4.d-G-2. Comply with regulatory requirements pertaining to water quality.

4.d-G-3. Continuously improve implementation of stormwater pollution-prevention activities.

4.d-G-4. Mitigate the effects that land development can have on water quality.

4.d-G-5. Protect and enhance the quality of water resources in the Planning area.

4.d-G-6. Promote conservation and efficiency in the use of water.

Implementing Policies

4.d-P-1. Implement a comprehensive municipal stormwater pollution-prevention program in compliance with requirements of the Water Board's stormwater NPDES permit.

4.d-P-2. Minimize the use of pesticides that may effect water quality.

4.d-P-3. Work cooperatively with other cities, towns, and the Santa Clara Valley Water District to comply with regulations, reduce pollutants in runoff, and protect and enhance water resources in the Santa Clara Basin.

4.d-P-4. Where consistent with other policies, preserve, create, or restore riparian corridors and wetlands. Where possible, set back development from these areas sufficiently to maximize habitat values.

4.d-P-5. Where feasible, conform developments to natural landforms, avoid excessive grading and disturbance of vegetation and soils, retain native vegetation and significant trees, and maintain natural drainage patterns.

4.d-P-6. Where possible, avoid new outfalls to natural or earthen channels.

4.d-P-7. Applicable projects shall minimize directly connected impervious area by limiting the overall coverage of paving and roofs, directing runoff from

impervious areas to adjacent pervious areas, and selecting permeable pavements and surface treatments.

4.d-P-8. Applicable projects shall incorporate facilities (BMPs) to treat stormwater before discharge from the site. The facilities shall be sized to meet regulatory requirements.

4.d-P-9. Applicable projects shall control peak flows and duration of runoff where required to prevent accelerated erosion of downstream watercourses.

4.d-P-10. Projects accommodating outdoor activities, including work areas, storage areas or other areas that are potential sources of stormwater pollutants, shall incorporate measures to control those pollutant sources to the maximum extent practicable.

4.d-P-11. Owners and operators of stormwater treatment facilities shall maintain those facilities and ensure they continue to be effective.

4.d-P-12. Construction sites shall incorporate measures to control erosion, sedimentation, and the generation of runoff pollutants to the maximum extent practicable. The design, scope and location of grading and related activities shall be designed to cause minimum disturbance to terrain and natural features. (Title II, Chapter 13 of the Municipal Code includes requirements for control of erosion and sedimentation during grading and construction.)

Required Actions

Milpitas Urban Runoff Management Program
(Details of implementation are in Title XI, Chapter 16 of the Municipal Code and in the Milpitas Urban Runoff Management Plan.)

4.d-A-1. Inspect commercial and industrial facilities and require BMPs.

4.d-A-2. Conduct surveillance and enforcement to reduce illegal dumping to storm drains.

4.d-A-3. Implement BMPs to minimize runoff pollutants during operation and maintenance of streets, roads, storm drains, and water supply mains and facilities.

4.d-A-4. Inspect construction sites and require erosion and sedimentation control and pollution-prevention BMPs.

4.d-A-5. Publicize and promote Integrated Pest Management and use Integrated Pest Management in maintenance of City parks and other facilities.

4.d-A-6. Update the Urban Runoff Management Plan as required in accordance with the Water Quality Control Board's Stormwater NPDES Permit.

Cooperative Efforts to Protect and Enhance Water Quality

4.d-A-7. Support and participate in the Santa Clara Valley Urban Runoff Pollution Prevention Program (SCVURPPP). Through SCVURPPP, support regional organizations and efforts, including the Bay Area Stormwater Management Agencies Association, to monitor and protect water quality in San Francisco Bay and its tributaries.

4.d-A-8. Coordinate with the Santa Clara Valley Water District to plan and implement multi-objective projects to reduce flood hazards, restore stream functions, and provide recreational resources along Berryessa Creek and other Milpitas creeks.

Development Requirements
(Details of implementation are in Title XI, Chapter 16 of the Municipal Code, the Milpitas Urban Runoff Management Plan, and the Milpitas Stormwater C.3 Guidebook.)

4.d-A-9. Provide guidelines to help applicants comply with stormwater requirements for new development.

4.d-A-10. Require developers of applicable projects to submit, with application for planning and zoning approval, a Stormwater Control Plan detailing the required stormwater pollution prevention and flow control measures incorporated into the project.

4.d-A-11. Require developers of applicable projects to prepare and submit, prior to final approval of construction, a Stormwater Control Operation and Maintenance Plan detailing maintenance requirements and methods for the stormwater treatment and flow control facilities incorporated into the project.

4.d-A-12. When conducting environmental reviews of proposed projects, evaluate water quality effects and identify appropriate mitigation measures.

4.d-A-13. Adopt and revise public works standards to minimize the impacts of development on water quality, provided that the new standards would also be consistent with other City policies.

4.d-A-14. Allow access to sites for City inspection of stormwater treatment and flow control facilities.

Other Activities: Staff has inspected all sites with permanent BMPs in the City and all are in compliance.

City management has worked with other Co-permittees in the development of a Waiver Program to address site impracticability, smart growth projects, and redevelopment areas pursuant to the Community Redevelopment Law (Health & Safety Code 330000 et. seq.), affordable and senior housing projects and brownfields that were approved by the RWQCB in June 2005. A Smart Growth Project pursued by the City is the adopted Milpitas Transit Area Specific Plan. The plan consist of a mixed-use Transit Oriented Development in close proximity to the future Montague BART Station and two light rail stations. The project will consist of 7,185 dwelling units, 800,000 square feet of office, 175,000 square feet of hotel and 500,000 square feet of retail.

The City has developed a database to incorporate the O & M verification program. With this database, the City will be able to track all projects with permanent BMPs and their status including an inspection schedule. City staff have been trained to use this database.

A City consultant has also reviewed and provided guidance for preliminary identification and analysis of stormwater management options for the City's Library expansion project in November 2004.

The City is diligently working on meeting C3 requirements.

There were no specific comments from the Regional Board on the Milpitas FY 05-06, FY 06-07 or FY07-08 Annual Reports. The Regional Board has not issued comments on the FY 06-07, FY07-08, FY 08-09 or FY 09-10 Work Plans.

Additional Information – New Development Planning Procedures

BMP O & M Verification Program – C.3.e: As part of developing and implementing a program to verify that required treatment BMPs are properly maintained over the life of the project, the City has developed a database to track C.3 activities including the Operation and Maintenance Program. In this database, project information such as property address, contact person, responsible party, BMPs installed, BMPs maintenance and inspection frequency required etc. will be entered. The City will also develop criteria to inspect a subset of prioritized treatment measures for appropriate operation and maintenance on an annual basis.

The City has reviewed Program-provided examples of operation and maintenance-related ordinance, policy and agreement language and had formulated language for special conditions, O & M plans and agreements for incorporation into the City's project approval process. The approval process (for Private and Public Projects) is shown below:

C3 Procedure – Private Projects

Function	#	Activity	Description	Lead Section
Planning Approval	1	Inform applicants of C3 requirements	Provide forms: • C3 Data Form • C3 Waiver Form, if applicable. • C3 Alternative Compliance Form, if applicable.	**Planning**
	2	Receive application	Assign entitlement Project # in database.	**Planning***
	3	Review applications for completeness and applicability of C3 requirements	For projects with more than 10,000 SF of new impervious surface area (created, added, or replaced impervious surface, including roof area, streets, and sidewalk). Threshold of 10,000 SF became effective April 15, 2005.	**Planning*** **Land Development Engineering***
	4	Assign conditions of approval for permanent urban runoff controls	Permanent controls to manage storm water peak volume and quality are mandated. Site Design Measures guidelines are used to determine the appropriate BMP for the specific site conditions. BMPs may include vegetative swales, detention basins etc. In accordance with Hydromodification Management Plan, BMPs will be selected to control peak discharges.	**Land Development Engineering***
	5	Assign conditions of approval for long-term O&M of permanent controls	a. City oversight to insure proper operation and maintenance occurs is mandated. b. Approve O&M Plan. (O&M Plan not required if project has received C3 waiver.)	**Land Development Engineering***

	6	Assign conditions of approval for other C3 elements	a. Pesticide reduction (choose plantings and design landscape to minimize use and runoff of pesticides) b. Source control (includes plumbing several areas to sanitary such as restaurant mat washing, trash enclosures, swimming pools, vehicle wash areas, fire sprinkler test water, etc) c. Site design (includes minimize land disturbance, minimize impervious surface area, minimum impact street and parking lot designs, downspouts to bubble-ups, microdetention at landscapes).	**a. Planning*** **b. Land Development Engineering*** **c. Land Development Engineering* Planning***
	7	Plan check proposed permanent controls	Perform detailed plan check for hydrology, hydraulically-sized detention basins, and vegetative swales, etc. Coordinate with SWPPP, erosion control plan and grading plan. Verify conditions of approval in #4 are met. Plan check for conditions of approval in #5. May include review and recordation of CC&Rs for O&M responsibility. Plan check for conditions of approval #6a - pesticide reduction measures. Plan check conditions of approval #6b - site design measures. Plan check for conditions of approval #6c - source control measures.	**Land Development Engineering***
Construction & Inspection	8	Inspect and accept installation of permanent controls	Inspect construction of detention basins, swales, fossil filter inserts, etc. in accordance with plans. Grading, landscape and site drainage would also be inspected.	**Public Works Inspection***
Post-Construction	9	Long-term Permanent Controls O&M	Oversee and administer program to ensure that controls are annually maintained. Develop and maintain a database, coordinate inspection, and follow up with enforcement issues.	**Utility Engineering***
	10	Perform annual inspections of permanent controls	Inspect a subset annually to insure they are operated and maintained appropriately. (Annual inspection not required if project has received C3 waiver.)	**Public Works Inspection***

	11	Enforce O&M of permanent controls	Notify responsible City Department of needed O & M actions. Monitor for compliance. Elevate continuing noncompliance to City Manager if necessary.	**Public Works Inspection***
	12	Reporting	Report program status to RWQCB.	**Utility Engineering**

* Requires input into CRW database.

C3 Procedure – Public Projects

Function	**#**	**Activity**	**Description**	**Lead Section**
Planning Approval	1	Establish project requirements as part of project scope.		
	1a	Assign conditions for design including permanent urban runoff controls to project.	Permanent controls to manage storm water volume and quality are mandated. These controls might include detention basins, infiltration areas such as swales, fossil filter inserts at catch basins, etc. or offsite treatment. Hydromodification Management Plan.	**Design & Construction Engineering***
	1b	Assign conditions for long-term O&M of permanent controls to project.	c. City oversight to ensure proper operation and maintenance occurs is mandated. d. Develop O&M Plan. (O&M Plan not required if project has received C3 waiver.)	**Design & Construction Engineering***
	1c	Assign conditions for other C3 elements to project.	a. Pesticide reduction (choose plantings and design landscape to minimize use and runoff of pesticides) b. Source control (includes plumbing several areas to sanitary such as restaurant mat washing, trash enclosures, swimming pools, vehicle wash areas, fire sprinkler test water, etc) c. Site design (includes minimize land disturbance, minimize impervious surface area, minimum impact street and parking lot designs, downspouts to bubble-ups, microdetention at landscapes and cisterns).	**Design & Construction Engineering*** **Planning***

	2	Complete application upon CIP approval by City Council	For projects with more than 10,000 SF of new impervious surface area (created, added, or replaced impervious surface, including roof area, streets, and sidewalk). Review for Waiver and Alternative Compliance. Include C3 provisions even if waiver applies. Assign Urban Runoff Certification # in database. Complete forms: • C3 Data Form • C3 Waiver Form, if applicable. • C3 Alternative Compliance Form, if applicable.	**Design & Construction Engineering***
	3	Plan check proposed permanent controls	Perform detailed plan check for hydrology, hydraulically-size detention basins and vegetative swales etc. Coordination with SWPPP, erosion control plan, and grading plan. Verify scope of work items are met. Plan check for conditions of approval. Plan check for conditions of approval - pesticide measures. Plan check conditions of approval - site design measures. Plan check for conditions of approval - source control measures.	**Design & Construction Engineering***
Construction & Inspection	4	Inspect and accept installation of permanent controls	Inspect construction of detention basins, swales, etc in accordance with plans. Grading, landscape and site drainage would also be inspected.	**Public Works Inspection***
Post Construction	5	Long-term Permanent Controls O&M	Oversee and administer program to insure that controls are annually maintained. Develop and maintain a database, coordinate inspection, and follow up with enforcement issues.	**Land Development Engineering***
	6	Perform annual inspections of permanent controls	Inspect a subset annually to insure they are operated and maintained appropriately.	**Public Works Inspection***

	7	Enforce O&M of permanent controls	Notify responsible City Department of needed O & M actions. Monitor for compliance. Elevate continuing noncompliance to City Manager if necessary.	**Public Works Inspection***
	8	Reporting	Report program status to RWQCB.	**Utility Engineering***

* Requires input into CRW database.

Alternative Certification of Adherence to Design Criteria for Stormwater Treatment Measures – C.3.h: No alternative certification was approved in FY 07-08.

Site Design Measures Guidance & Standards Development – C.3.j: The City of Milpitas adopted a C.3 Guidebook in 2003 and updated it in 2005. The Stormwater C.3 Guidebook is designed for staff and developer use, outlining planning application submittal requirements, including Site Design Measures, to meet development standards for stormwater quality. This Guidebook, which is placed on the city web site, references other standard supporting documents such as BAASMA's design guidance manual for stormwater quality protection, "Start at the Source."

This Guidebook, in Step 3 of Chapter 3 addresses Design to Minimize Imperviousness through cluster development, optimizing the site layout, minimizing directly connected impervious area, detaining and retaining runoff throughout the site and through documentation of design.

General Plan – C.3.l: The General Plan was amended on January 17, 2006 to better implement the provisions of C.3.

Reporting – C.3.n: Please see attached "Development Projects Table."

Reporting Form for Planning Procedures Performance Standard – Summary Tables / Additional Information

All Significant Development Projects Reviewed and/or Approved

Private Projects

Project Name – D.R. Horton "Centria" condominium development	**Project Description -** Multi – Story condominium building with internal parking structures	**Project Type -** Residential	**Site Size (AC) -** 8.2 acres	**New Impervious Surface (AC)** – 6.09 acres	**Project Status** (Approval Date) – Approved by the Planning Commission on May 10, 2006. Completed and occupied.
Site Design: Clustering of buildings, landscape swales in open space	**Source Control**: Covered trash areas, parking structure, street sweeping by the HOA, sanitary sewer drains for swimming pools. Storm drain system stenciling, landscaped infiltration areas.	**Treatment BMPs:** Landscape infiltrating BMPs, landscape swales adjacent to pedestrian trails, structural storm water treatment units, oil-grease separators in parking structures	**Numeric Criteria:** Flow-based criteria is used to design BMPs	**O&M Responsibility:** Property owner, O & M Agreement required.	**Pesticide Reduction Meas**: Pesticide and fertilizer usage will be controlled through usage of a licensed landscape maintenance company. Pest resistance plant material will be used.
Project Name – Piercey Toyota	**Project Description -** Automobile Dealership	**Project Type -** Commercial	**Site Size (AC) –** 10 acres	**New Impervious Surface (AC) –** 8.12 acres	**Project Status** (Approval Date) – Approved by the City Council on March 21, 2006. Completed and occupied.
Site Design: The automobile dealership will consist of two buildings and concrete and asphalt paving.	**Source Control:** -Area drains in parking areas have been fitted with filter inserts. -Drains marked with "No Dumping-Drains to Creek" or similar message. -Interior floor drains and car lifts drains plumbed to the sanitary sewer. -Refuse area is covered to prevent rainwater from entering dumpsters.	**Treatment BMPs:** Vegetated swales and catch basin filter inserts.	**Numeric Criteria:** Flow-based and Volume-based criteria is used to design BMPs	**O&M Responsibility:** Property owner, O & M Agreement required.	**Pesticide Reduction Meas:** -Pest-resistant plants selected, especially for locations adjacent to hardscape. -Landscaping designed to minimize required irrigation and runoff, to promote surface infiltration, and to minimize the use of fertilizers and pesticides

	-No outdoor storage of equipment or materials allowed at this facility. -All vehicle equipment and maintenance is indoors. -Covered trash area. -Sanitary sewer connections provided to drain fire sprinkler test water. -Condensate drain lines discharge to the sanitary sewer system or to landscaped areas. -New hardscape areas drain to drain inlets with filter inserts. -Pavement is concrete and the car washing area is contained so water cannot drain into this area.				that can contribute to storm water pollution.
Project Name – D.R. Horton, The Paragon	**Project Description -** 147 unit residential condominium development	**Project Type -** Residential	**Site Size (AC) –** 4.6 acres	**New Impervious Surface (AC)** – 3.87 acres	**Project Status:** (Approval Date) – Approved by the City Council on December 15, 2005. Grading in fall 2006 and occupancy expected in 2009/10.
Site Design: Residential Planned Unit Development with a maximum density of 216 senior and multifamily units, including two, 5-story buildings for the senior development with associated site improvements which	**Source Control:** -Mark all inlets with the words 'NO DUMPING – DRAINS TO THE BAY'. -Plumb all parking garage floor drains to the sanitary sewer. -Prohibit car washing on site and use an automatic shut off on house to	**Treatment BMPs:** Grassy swales and landscaping. Two vortex hydrodynamic separators.	**Numeric Criteria**: Flow-based criteria is used to design BMPs	**O&M Responsibility:** Property owner, O & M Agreement required.	**Pesticide Reduction Meas:** -Landscaping will be designed to minimize required irrigation and runoff, to promote surface infiltration, and to minimize the use of fertilizers and pesticides that can contribute to

include development standard deviations and a use permit for a parking reduction	discourage such use. -Avoid roofing, gutter and trim made of copper or other unprotected metals that may leach into runoff. -Plaza, sidewalk and parking lots shall be swept regularly to prevent the accumulation of litter and debris. -Debris from pressure washing shall be collected to prevent entry into the storm drain system. -Wash water containing any clearing agent or degreaser shall be collected and discharged to the sanitary sewer and shall not be discharged to a storm drain.				storm water pollution. -Where possible, pest-resistant plants will be selected, especially for locations adjacent to hardscape. -Plants will be selected appropriate to site soils, slopes, climate, sun, wind, rain, land use, air movement, ecological consistency, use of recycled water (where applicable), and plant interactions.
Project Name **Venture Corporation**	**Project Description -** Demolish 125,000 + sq ft industrial building and construct 10 industrial R&D condominium buildings	**Project Type –** Industrial	**Site Size (AC) –** 12.02 acres	**New Impervious Surface (AC)** 0.1668 acres (7,269sf)	**Project Status** (Approval Date) – March 22, 2006. Grading in fall 2006, completed Phase I. Phase II being contemplated.
Site Design: The site design consists of 12 industrial buildings, driveways and 47% of the site (including the lagoon) will be pervious.	**Source Control:** -All storm drain inlets on the site painted with "NO DUMPING – DRAINS TO BAY". -All trash storage areas enclosed in a concrete paved enclosure and designed to prohibit run-on from adjoining areas. -All trash containers	**Treatment BMPs:** Filtered drain inlets and landscape areas	**Numeric Criteria:** Flow-based criteria is used to design BMPs	**O&M Responsibility:** Property Owner, O & M Agreement required.	**Pesticide Reduction Meas:** -Landscaping designed to minimize required irrigation and runoff, to promote surface infiltration, and to minimize the use of fertilizers and pesticides that can contribute to storm water pollution.

	include attached lids that exclude rain. -The timing and application methods of irrigation have been designed so as to minimize the runoff of excess irrigation water into the storm water conveyance system.				-Pest-resistant plants selected, especially for locations adjacent to hardscape.
Project Name - Humane Society of Silicon Valley	**Project Description –** New 47,990 sq. ft. multi-purpose animal facility with associated site improvements including ancillary retail shop, dog park, parking modifications & compact parking, located in the Ames Industrial Park at 901 Ames Ave	**Project Type - Commercial**	**Site Size (AC) -** 4.86 acres	**New Impervious Surface (AC) -** 148,975 sq. ft.	**Project Status** (Approval Date) – September 27, 2004. Completed and occupied.
Site Design: Reduced impermeable surface area through provision of a major vegetative filter area in the dog park in the southeast portion of the project. Decomposed granite portions of parking areas provide infiltration in parking areas. Roof downspouts drain to landscape areas to greatest extent possible. All roof drainage and parking lot drainage treated in BMPs located in multiple bio-	**Source Control:** -Covered trash containers. -Stenciled inlets. -Street sweeping. -Landscaping with native and drought tolerant species. -Irrigations systems that utilize automatic controllers to prevent over watering.	**Treatment BMPs:** -Catchment areas and treatment areas. -Landscaping curb cuts -Vegetated swales.	**Numeric Criteria:** Flow-based criteria is used to design BMPs	**O&M Responsibility:** Humane Society of Silicon Valley, O & M Agreement required.	**Pesticide Reduction Meas:** Landscape maintenance minimize use of pesticides to maximum extent practical.

swales around the site at ground elevation.					
Project Name – Aspen Family Apartments	**Project Description –** Affordable multifamily residential development with 101 units and associated site improvements located at 1666 S. Main Street	**Project Type –** Residential- 101 affordable apartments	**Site Size (AC) –** 2.69 AC	**New Impervious Surface (AC)** 117,206 sq. ft.	**Project Status:** (Approval Date) – March 28, 2007. Submitted for building permits. Expected Construction Completion and occupancy by 2009/2010.
Site Design: All building downspouts will be connected to landscaping.	**Source Control:** All locations where landscape maintenance and maintenance/washing of residents' cars (car washing is prohibited on-site), will drain to storm water treatment facilities. -On-site drain inlets have been reduced except for area drains in the landscaped area and overflows in the storm water treatment BMPs. -Interior floor drains and elevator shaft sump pumps will be plumbed to the sanitary sewer. - Refuse areas in the residential building with floors sloped to prevent drainage to exterior. -Paved parking areas drain to sewer rather than directly to storm drains.	**Treatment BMP's:** Facilities will be designed and constructed with a minimum 18" depth of sandy loam (minimum infiltration rate specified to be 5" per hour).	**Numeric Criteria:** Flow-based criteria is used to design BMPs	**O&M Responsibility:** Property owner, O & M Agreement required.	**Pesticide Reduction Meas:** All site landscaping is to be maintained by a professional landscaping contractor. Contract to state that landscaping is to be maintained using Integrated Pest Management (IPM) principles, with minimal or no use of pesticides.
Project Name – Murphy Ranch Fairfield Residential, LLC	**Project Description –** 659 residential units located on the southwest corner of Murphy Ranch	**Project Type –** Multi-Family Very High Density Residential	**Site Size (AC) –** 21.73 AC	**New Impervious Surface (AC) –**	**Project Status** Approved Fall 2007. Construction expected in FY09-10.

	Road and Technology Drive.				
Site Design: The site has been divided into five principle drainage areas. Currently storm water runoff on the site flows overland towards Murphy Ranch Road to five existing storm drain inlets located along the eastern boundary of the project site.	**Source Control:** -Area drains marked "No Dumping – Drains to Bay". -Covered trash enclosures.	**Treatment BMP's:** -Vegetated swales and landscaping areas -On-site storm drain system -Structural storm water treatment units -Oil-grease separators in the parking structure	**Numeric Criteria:** Flow-based criteria is used to design BMP's	**O&M Responsibility:** Property Owner, O & M Agreement required.	**Pesticide Reduction Meas:** Limit the use of fertilizers and/or pesticides.
Project Name - The Campus at McCarthy Ranch	**Project Description --** Adding 752,500 s.f. to existing 469,400 s.f. campus along McCarthy Boulevard, north of State Route 237.	**Project Type --** Multi-story office building campus	**Site Size (AC) --** 65 AC	**New Impervious Surface (AC) --49.96 AC**	**Project Status** Approved Spring 2009 with Development Agreement (new project).
Site Design: The project will incorporate the same stormwater treatment concepts as the existing office complex, utilizing biorention cells to treat parking lot runoff. Vault, manhole and catch basin-configured media filter devices will be used in areas that cannot drain to parking lot median or perimeter bioretention cells. The project proposes other landscaped open spaces and recreation areas that can also be used for stormwater treatment. The landscaped open spaces surrounding the	**Source Control:** -Drains will be marked with "No Dumping-Drains to Creek." -Parking garage floor drains will be plumbed to the sanitary sewer. -Interior floor drains will be plumbed to the sanitary sewer. -Landscaping will be designed to minimize required irrigation and runoff, to promote surface infiltration, and to minimize the use of fertilizers and pesticides that can contribute to stormwater pollution. - Loading docks shall be covered and/or graded to	**Treatment BMPs:** -Vegetated swales and landscaped areas. -Vault, manhole and catch basin configured media filter devices in areas that cannot drain to swales or medians. -Roof runoff will drain to landscaping or other pervious surfaces through the use of disconnected downspouts and/or splash blocks and pop-up emitters.	**Numeric Criteria:** Flow-based criteria is used to design BMP's	**O&M Responsibility:** Property owner, O & M agreement required.	**Pesticide Reduction Meas:** -Property owner will receive integrated pest management information from the City. -Minimize the use of pesticides and fertilizers.

proposed buildings will provide opportunities for treatment of roof runoff with bioretention cells.	minimize run-on to and runoff from the loading area. Roof downspouts shall be positioned to direct stormwater away from the loading area.				
Project Name-- Piper Citation Condominiums	**Project Description --** 639 residential units located at the termination of Piper Drive.	**Project Type --** Multi-Family Very High Density Residential	**Site Size (AC)** 16 AC	**New Impervious Surface (AC) --** 11.8 AC	**Project Status** Approved in Spring 2009 (new project).
Site Design: The site is divided into seven drainage areas with discharge into existing city storm drain system. Landscaped and easement areas will provide pervious surface opportunities.	**Source Control:** -Drains will be marked with "No Dumping-Flows to Creek". -Litter waste- provide trash bins. - Landscaping will be designed to minimize required irrigation and runoff, to promote surface infiltration, and to minimize the use of fertilizers and pesticides that can contribute to stormwater pollution. Where possible, pest-resistant plants will be selected, especially for locations adjacent to hardscape. Plants will be selected appropriate to site soils, slopes, climate, sun, wind, rain, land use, air movement, ecological consistency, use of recycled water and plant interactions.	**Treatment BMPs:** -Landscape areas used as bioretention. - Swales along northern boundary of site and along EVA within pedestrian corridor will be incorporated. -Structural stormwater treatment unit will be installed at the point of connection to the public storm drain system. -An oil-grease separator in the parking garage structure, which connects to the sanitary sewer system will be installed.	**Numeric Criteria:** Flow-based criteria is used to design BMP's	**O&M Responsibility:** Property owner, O & M agreement required.	**Pesticide Reduction Meas:** -All on site landscaping is to be maintained by a professional landscaping contractor. Contract to state that landscaping is to be maintained using Integrated Pest Management (IPM) principle, with minimal or not use of pesticides.
Project Name: Milpitas Station	**Project Description:** Redevelopment of	**Project Type:** Multi-Family Residential,	**Site Size (AC)** 9.40 AC	**New Impervious Surface (AC)**	**Project Status:** Approved Fall 2008

	industrial site for 318 residential units located along Milpitas Boulevard near Montague Expressway	High Density		0 AC	(new project).
Site Design: Landscape planters and landscaped areas between the buildings and paved areas help reduce impervious area.	**Source Control:** -Drains will be marked with "No Dumping-Drains to Bay." -Parking garage floor drains will be plumbed to the sanitary sewer. -If dumpsters or other receptacles are outdoors, grade and pave designated area to prevent run-on to the area and berm to prevent runoff from the area. -Prohibit car washing on site and use an automatic shut off on hose to discourage such use. -Avoid roofing, gutter and trim made of copper or other unprotected metals that may leach into runoff. -Minimize irrigation water use. -Minimize the need for fertilizers and pesticides. - Plants will be selected appropriate to site soils, slopes, climate, sun, wind, rain, land use, air movement, ecological consistency, use of recycled water and plant	**Treatment BMPs:** -Structural stormwater treatment unit will be installed at the point of connection to the public storm drain system.	**Numeric Criteria:** Flow-based criteria is used to design BMP's	**O&M Responsibility:** Property owner, O & M agreement required.	**Pesticide Reduction Meas:** Physical and mechanical horticultural measures.

	interactions.				
Project Name: **Sinclair Renaissance**	**Project Description:** 80 Single Family Residential Units adjacent to I-680	**Project Type:** Single-Family Residential	**Site Size (AC):** 9.65 AC	**New Impervious Surface (AC):** 0 AC	**Project Status:** Approved in Summer 2008 (new project).
Site Design: The site includes a single drainage area that would discharge into the existing storm drain inlet located at the southwest corner of the site. Landscaped areas include lawn, shrub, trees and swales.	**Source Control:** -Drains will be marked with "No Dumping-Flow to Creek." -Provide trash bins. - Landscaping will be designed to minimize required irrigation and runoff, to promote surface infiltration, and to minimize the use of fertilizers and pesticides that can contribute to stormwater pollution. Where possible, pest-resistant plants will be selected, especially for locations adjacent to hardscape. Plants will be selected appropriate to site soils, slopes, climate, sun, wind, rain, land use, air movement, ecological consistency, use of recycled water and plant interactions.	**Treatment BMPs:** - Vegetated buffer strip. - Structural stormwater treatment unit (media filter).	**Numeric Criteria:** Flow-based criteria is used to design BMP's	**O & M Responsibility:** Property owner, O & M agreement required.	**Pesticide Reduction Meas:** All site landscaping is to be maintained by a professional landscaping contractor. Contract to state that landscaping is to be maintained using Integrated Pest Management (IPM) principles, with minimal or use of pesticides.

Project Name – Senior Center **40 N. Milpitas Blvd**	**Project Description -** Redevelopment – Library (18,000 SF) to Senior Center (22,000)	**Project Type –** CIP – Building Construction	**Site Size (AC)** – 22,000 SF	**New Impervious Surface (AC)** – 4,000 SF	**Project Status** Funding approved – September 20, 2005 Project currently under construction. Completion expected in Aug 2010.
Site Design: Bicycle parking provided, adjacent to public transportation	**Source Control**: Trash enclosure plumbed to sanitary sewer	**Treatment BMPs:** Roof drains plumbed to the City Hall landscape area, since Senior Center does not have its own landscape area. Curb cuts in parking lot to landscaping.	**Numeric Criteria:** No	**O&M Responsibility:** City of Milpitas	**Pesticide Reduction Meas**: Plants selected from Planning Department approved list.
Project Name – Milpitas Main Sewage Pump Station **1425 N. McCarthy Blvd**	**Project Description -** Redevelopment – New sewage pump station	**Project Type –** CIP – Building Construction	**Site Size (AC)** – 134,204 SF	**New Impervious Surface (AC)** – 50,664 SF	**Project Status** Funding approved – November 21, 2006 Completed.
Site Design: Minimum land disturbed, preserved open space of 83,540 SF	**Source Control**: Wash area/racks drains into sanitary sewer	**Treatment BMPs:** Vegetated swale surrounds the site. There will be no runoff that is not captured by this swale.	**Numeric Criteria:** Flow-based criteria is used to design BMPs	**O&M Responsibility:** City of Milpitas	**Pesticide Reduction Meas**: Through education. Native grass mix for vegetated swale for minimal maintenance.

CITY OF MILPITAS
New Development Construction Activities – Self –Evaluation Matrix

Implem. Id.	Activity	Item Source	Tasks Identified in FY 2008-2009 Work Plan	Status / Comments	Due Date (mo/yr)	Responsible Party (Lead)/ Coordinator
F-6.B	Annual training	URMP page F-11	Provide annual training.	An Enforcement Response Plan was developed. City staff trained on revised Enforcement Response Plan in March 2006 and this is an on going effort.	Annually or more frequently	Engineering and Building Division
F-6.C	Effective BMP and stormwater regulations	URMP page F-11	Train and educate inspectors on effective BMPs and stormwater regulations through workshops, literature reviews on environmental regulations, seminars and conferences conducted by State, and Local environmental organizations.	See Staff Training Summary at the end of this Report for information.	Ongoing - Program has scheduled info-sharing & training workshops	Engineering and Building Division
F-7.B	Distribution of new requirements	URMP page F-11	Develop and distribute new materials when changes are made to the City's ordinances, conditions of approval, or other requirements for construction and post-construction BMPs.	C3 requirements were developed and information was provided to developers and contractors.	Ongoing	Engineering and Building Division

Evaluation - New Development Construction Procedures

City has been using a Construction Inspection Enforcement Response Plan since March 2006. This Plan includes newly developed documents such as Process Flow Chart, Urban Runoff Contractor Acknowledgement, Notice of Non-Compliance, Stop Work Notice, emergency Contractor Time and Materials Form, Deficiency Notice, updated SWPPP Checklist, and an updated City code.

City staff has been trained on this new Response Plan and other C3 requirements. City staff has also attended various training classes and workshops for these requirements. regulations.

The Engineering Design and Construction Section also held meetings to review the requirements and recommendations of preventing pollution from entering the storm water system, and to revise the City's "front end" specifications to reflect those principles, along with other construction practices. To that end the City's front-end specifications were revised to strengthen contractor requirements to perform in compliance with proper urban runoff practices, and to allow the City better tools to enforce contractor compliance with the specifications.

Public Works and Building inspectors coordinate to inspect and enforce construction related BMPs. They continue to improve developer and contractor understanding of requirements through education and staff's persistence. As noted on the ICID table, staff issued three citations with financial penalties to contractors. Developers and contractors have been increasingly more responsive to Storm Water Pollution Prevention Plan compliance.

There were no specific comments from the Regional Board on the Milpitas FY 05-06, FY06-07 or FY 07-08 Annual Reports. The Regional Board has not issued comments on the FY 06-07, FY 07-08, FY 08-09 or FY 09-10 Work Plans.

CITY OF MILPITAS
PUBLIC INFORMATION/PARTICIPATION-SELF-EVALUATION MATRIX

Implem. Id.	Activity	Item Source	Tasks Identified in FY 2008-2009 Work Plan	Status / Comments	Due Date (mo/yr)	Responsible Party (Lead)/ Coordinator
Public Information / Participation						
I-1	Outreach distribution	URMP Page I-4	Use of reply card on utility bills and Consumer Confidence Report as mechanism to reach residential audience for outreach material. Media advertisements, stencil storm drains, slides at movie theaters.	Pollution prevention literature was distributed at City events and made available at the following City facilities: City Hall, Senior Center, Community Center, Sports Center, Library, Police Department and Fire Department. Consumer Confidence Report was mailed to every water customer in City. In 08/09 public service announcements were continuously aired on the City's Cable TV (CTV 15 and CTV 26) stations. Staff updated announcements frequently. Stormwater pollution prevention videos were aired on CTV 26 daily.	Ongoing	Utility Engineering (Vency Woo)
I-2	Targeted Outreach	URMP Page I-5	Continue education efforts targeted towards residential customers, retail outlets, restaurants, commercial and industrial customers, new development and special interest groups.	Information provided to residential customers based on reply card requests, hotline requests, water bill messages and direct mailing of City publications including the Annual Consumer Confidence Report and the Milpitas Yellow Pages. Information is also provided at City sponsored events. The Fire Department Inspectors distribute outreach materials at the time of inspection. Construction BMPs are provided to contractors and developers by the Building Division. The Milpitas Stormwater C.3 Guidebook was distributed to developers on as needed basis. The guidebook is also available on City website.	Ongoing	Utility Engineering (Vency Woo)

Implem. Id.	Activity	Item Source	Tasks Identified in FY 2008-2009 Work Plan	Status / Comments	Due Date (mo/yr)	Responsible Party (Lead)/ Coordinator
				A letter was sent to all developers and contractors in September notifying them about measures to be taken to prevent sediment erosion into storm drains prior to the rainy season. *Keep Your Pool, Spa and Fountain Copper Free* was distributed to all pool permit applicants.		
I-3	School Education General Public Outreach	URMP Page I-5	Coordinate School volunteers for annual Creek Clean Up event, and Kids in Creeks event.	Staff coordinated the September 2008 Creek Clean Up Event. Volunteers from various schools removed a total of 1,820 pounds of debris and 430 pounds of recyclables from Coyote, Tularcitos, and Berryessa Creek. Approximately 270 students from Burnett Elementary School participated in "Kids in Creeks," a hands-on program where kids perform water quality tests in Berryessa Creek.	Ongoing	Public Works (Steve Smith)/Utility Engineering (Vency Woo)
I-4	Citizen Participation (General Public)	URMP Page I-5	Coordinate for more citizen involvement on City events such as Creek Clean Up and Household Hazardous Waste Collection, and Global Village.	Recruited volunteers using developed contact list. Coordinated with schools for volunteers for Creek Clean Up event and Make A Difference Day. Volunteers in large numbers joined in the Creek Clean Up events at Coyote, Tularcitos, and Berryessa Creeks. The June 2009 HHW event was promoted to Milpitas residents through newspaper advertisements, public service announcement, web advertisements and a citywide distribution of a door hanger.	Ongoing	Utility Engineering (Vency Woo)
I-5	Training (Municipal Employee)	URMP Page I-5	Continue employees yearly training on runoff pollution prevention. Maintain employee's awareness through workshops, newsletters and meetings.	Employees attended a variety of workshops. See Staff Training Table for more details.	Ongoing	Utility Engineering (Vency Woo)

Implem. Id.	Activity	Item Source	Tasks Identified in FY 2008-2009 Work Plan	Status / Comments	Due Date (mo/yr)	Responsible Party (Lead)/ Coordinator
I-6	Integrated Pest Management`	URMP Page I-6	Develop partnership with local hardware stores to education staff & public on less toxic choices.	IPM information is available on our website. Public Service Announcements were aired on 1620 AM and CTV 15 and CTV 26.	Ongoing	Utility Engineering (Vency Woo)
I-7	Watershed Education and Outreach	URMP Page I-6	Materials to be distributed as necessary. Pollution prevention videos to be shown on local TV channel.	Milpitas helped staff Watershed Watch outreach events whenever possible.	Ongoing	Utility Engineering (Vency Woo)
I-8	Effectiveness Evaluation	URMP Page I-6	Develop an evaluation procedure to gauge public (contractors, developers) knowledge of program goals, and effectiveness of PIP activities.	See Evaluation text.	Ongoing	Utility Engineering (Vency Woo)

Evaluation of Public Information / Participation Program Effectiveness

The City measures its outreach effectiveness by the number of outreach activities performed, the quality and quantity of materials distributed, and level of business and citizen participation in city sponsored special events.

In fiscal year 08/09, staff continued to distribute BMP guidelines to residents, developers and contractors during project planning and construction. In addition, staff performed outreach activities by means of direct mailings (such as Annual Recycling Residential Newsletter and Annual Consumer Confidence Report), literature distribution at City owned facilities, announcements through city media such as the City website, television, and placing periodic advertisements in the Milpitas Yellow Pages, Milpitas City Information Guide, and the Milpitas Post, (a local newspaper published weekly). As a result, we continued to receive a high number of literature request forms and hotline phone calls.

City sponsored events such as the Family Day, the Milpitas Art & Wine Festival, the Annual Creek Clean Up event, field trip and the County Household Hazardous Waste drop off event continued to draw exceptional public participation and were excellent opportunities to educate and interact with a large number of residents.

The Kids in Creeks program was offered to MUSD science specialists. The program provides tours of Berryessa Creek. Materials to test water samples, check water flow rates and learn about wildlife are provided by the City.

Summary of Evaluation of Public Information / Participation Program Effectiveness

Activity	Type of Outreach	Level of Implementation	Evaluation of Effectiveness
1. City facility literature distribution	General	Clean It, Grow It, Home Maintenance Tips, Keep Your Pool, Spa and Fountain Copper-free, Help Prevent Pollution of Our Creeks and Bay, Pests Bugging You, and Keeping it All in Tune	➢ 100 of each of these brochures were distributed at City facilities: City Hall, Senior Center, Community Center, Sports Center, Library, Police Department, and Fire Department. ➢ Materials available to all permanent and temporary municipal employees.
2. City Cable TV Channel 15 and 26 and Radio 1620 AM	General	Aired public service announcements on the City's Cable TV (CTV 15 and CTV 26). Topics covered include: Mercury, IPM, Copper, HHW Recycling, Car Care Tips, and Volunteer Opportunities.	➢ 10,000 households subscribe to CTV 15 and CTV 26. Each TV PSA aired an average of 30 times per day. Announcements are periodically revised throughout the year. ➢ This year we continued airing pollution prevention videos. 15-30 second spots run in normal rotation at a frequency of 30x/day. The 10-15 minute videos air daily.
3. City of Milpitas Web site	General	Provide information on Urban Runoff, pollution prevention tips and programs	➢ The website was updated in 08/09 to include information about retail outlets accepting motor oils, safe disposal for sharps & medicines, e-waste recycling centers, bottles & cans recycling center, curbside recycling with HHW referrals. This website is accessible to all City

Activity	Type of Outreach	Level of Implementation	Evaluation of Effectiveness
			employees and 69,000 Milpitas residents as well as the general public. Information is made available throughout the year.
4. City sponsored events	General	Literature distribution and promotional products; pencils, decal calendars, sponges as well as educational displays	➢ Milpitas attended the following events, staffed the URO diorama exhibit & distribute SCVURPPP materials; Celebrate Milpitas on August 16 & 17; Spooktacular on October 25; and Family Day on May 16.
5. Welcome to Milpitas-City of Milpitas City Information Catalog/ Magazine	General	Pollution Prevention Tips	➢ Placed advertisements in the Welcome to Milpitas (City Information Magazine) promoting proper disposal of fluorescent light bulbs.
6. Urban Runoff Hotline	General	Maintain hotline # (408) 586-2605 to provide pollution prevention tips and receive request for information.	➢ Staff checked the hotline periodically and responded to questions and literature requests immediately.
7. Newsletters and Newspapers	General	Milpitas Post (A local newspaper published weekly), provide advertisements on special topic issues-automotive care, home repair, gardening, street sweeping etc.	➢ Advertisements were placed in the Milpitas Post announcing volunteer opportunities and special events such as Pollution Prevention Week, and the HHW drop off event. All advertisements included pollution prevention messages. ➢ Placed advertisements in the Milpitas Yellow Pages promoting proper disposal of fluorescent light bulbs.
8. Coordinate National Pollution Prevention Week	General	Distribute literature to the general public, display pollution prevention messages on City's web page, school outreach, residential door-hangers.	➢ Aired public service announcements on the City's cable television and radio stations. ➢ Placed advertisements in the local newspaper. ➢ Distributed a door hanger containing pollution prevention messages with focus on litter prevention and recycling of mercury containing products, pesticides and other HHW items.
9. Solid Waste Activities	General	Joint effort with Solid Waste (Household Hazardous Waste Programs), messages in newsletters, etc.	➢ Combined outreach efforts with other departments whenever possible
10. Outreach Distribution	General	Use of reply card on Annual Consumer Confidence Report for residential customers, distribute BMP material and stormwater pollution prevention material to City owned facilities,	➢ The City received approximately 50 reply cards or information request forms. All calls and information request were answered expeditiously.

Activity	Type of Outreach	Level of Implementation	Evaluation of Effectiveness
		place and distribute BMP materials at Household Hazardous Waste Collection Event and the Pollution Prevention Week events.	
11. Residential	Targeted	Mass mailings, City sponsored events	➢ The City's Annual Consumer Confidence Report, including pollution prevention articles and a brochure request from, was mailed to all postal accounts in the City. ➢ Single Family residents were again advised to keep leaves out of the storm drains during fall season via mail in October 2008. ➢ Residents were mailed a newsletter in May 2009, which contained messages: about used motor oil, brake and anti-freeze recycling, both curbside and referrals to local certified businesses; help keep street and the Bay clean; use the Yard Trimming Recycling Program to keep tree and brush debris of storm drains etc.
12. Retail Outlets	Targeted	Regional IPM Store Partnership Program	➢ The local Orchard Supply Hardware Store is participating in the IPM store partnership program. IPM brochures are available in a brochure rack.
13. Commercial/ Industrial Customers	Targeted	Target mailings to vehicle service shops, restaurants etc.	➢ Information was provided on request, during inspections or on as-needed basis. ➢ Hazardous Materials inspectors distribute information in the field.
14. Special Interest Groups	Targeted	Provide information on request to target groups (garden clubs, auto enthusiasts, pool owners, handymen, construction workers, etc.)	➢ Information was provided on request, during inspections or on as-needed basis. ➢ Mailed Rainy Season letter to developers. ➢ Keep your Pool, Spa, or Fountain Copper-Free was distributed to all pool permit applicants.
15. Industrial / Commercial Discharges	Targeted	'Industrial BMPs', 'Mobile Cleaner BMPs', 'Preventing Storm Drain Pollution' and other program material	➢ Information was provided on request, during inspections or on as-needed basis.
16. New Development and Construction	Targeted	'Blueprint for a Clean Bay', 'BASMAA Recyclers and Disposal Services', 'BMPs for the construction industry (8 pamphlets)	➢ Information was provided on request, during inspections or on as-needed basis. ➢ The Milpitas Stormwater C.3 guidebook was distributed to developers as needed. It is also located on the City's website. ➢ Distributed a 24X36 blueprint with construction BMPs with all public and private project applications.
17. Illicit connection and illegal dumping	Targeted	IC/ID cards to be distributed to industrial and commercial facilities	➢ Information was provided on request, during inspections or on as-needed basis

Activity	Type of Outreach	Level of Implementation	Evaluation of Effectiveness
elimination			
18. Pesticide Discharges	Targeted	Training programs for municipal employees, public education and outreach programs for residential and commercial pesticide users and pest control operators	➢ IPM messages were placed on our website, Radio and CTV. ➢ See Staff Training Table. ➢ IPM articles were placed in various newsletters and newspapers. See numbers 5 and 8 above.
19. Municipal Employee Training	Targeted	Continue employee yearly training on runoff pollution prevention. Maintain Employee awareness through workshops, newsletters and meetings	➢ See Staff Training Table at the end of this Report.
20. School outreach program	Educational	Involve schools in creek clean up event and the Kids in Creeks education program; stipends to encourage teacher participation in Watershed Education Workshops	➢ 270 students participated in the Kids in Creeks program and were escorted on field trips to Berryessa creek where they performed water quality tests. ➢ Volunteers from various schools participated in the annual Creek Clean Up event. A total of 1,820 pound of debris and 430 pound of recyclables were removed from Coyote, Tularcitos, and Berryessa Creek.
21. Coordinate creek clean up and Household Hazardous Waste disposal events	General	Advertise in Milpitas Post, schools, jointly with Santa Clara Valley Water District Coordinate for more citizen involvement on City events	➢ Articles were placed in the Milpitas Post. The event announcements also received priority placement on our website.
22. Watershed outreach and education	Watershed Outreach and Education	Materials will be distributed as necessary	➢ The City's website contains a link to the Watershed Watch website. ➢ The City of Milpitas helped staff Watershed Watch outreach events whenever possible.

There were no specific comments from Regional Board on the Milpitas FY 05-06, FY 06-07 or FY 07-08 Annual Reports. The Regional Board has not issued comments on the FY 06-07, FY 07-08, FY 08-09 or FY 09-10 Work Plans.

CITY OF MILPITAS
Pest Management Activities– Self Evaluation Matrix

Implem. Id.	Activity	Item Source	Tasks Identified in FY 2008 - 2009 Work Plan	Status / Comments	Due Date (mo/yr)	Responsible Party (Lead)/ Coordinator
L-1 Pest Management						
L-1 I.A.6	Inventory	URMP L-1 Exhibit 'a' Page 3	Conduct periodic search for pesticides	Storage areas were checked for pesticide inventory.	Annually	PW Maint Supervisors/ Marilyn Nickel
L-1 I.B.1	Training	URMP L-1 Exhibit 'a' Page 3	Train employees	See Staff Training Summary at the end of this Report.	Annually	PW Maint Supervisors/ Marilyn Nickel
L-1 I.B.2	Training	URMP L-1 Exhibit 'a' Page 3	Provide training on Integrated Pest Management Plan.	See Staff Training Summary at the end of this Report.	Annually	PW Maint Supervisors/ Marilyn Nickel
L-1 I.B.3	Unauthorized Employees	URMP L-1 Exhibit 'a' Page 5	Annually inform employees not authorized or trained to apply pesticides that they cannot use over-the-counter pesticides at the workplace.	City staff contacted Facility Maintenance for pest problems as needed.	Annually	PW Maint Supervisors/ Marilyn Nickel
L-1 II.A.1	Watershed Education and Outreach Campaign	URMP L-1 Exhibit 'a' Page 9	Implement outreach to general public about less-toxic pest control and proper disposal	See PIP Table for details.	Ongoing	Outreach Coordinator/ Marilyn Nickel/ Paramjit Uppal
L-1 II.A.9	BASMAA Regional Media Relations Campaign	URMP L-1	Program funds BASMAA baseline projects, including Regional Media Relations Campaign.	As part of SCVURPPP, we supported BASMAA projects.	Ongoing	SCVURPPP/ Marilyn Nickel
L-1 II.A 10	Integrated Pest Management stories and press releases	URMP L-1	Program and BASMAA to assist with releases.	As part of SCVURPPP, we supported BASMAA projects.	As appropriate	SCVURPPP/ Marilyn Nickel
L-1 II.A.12	Outreach	URMP L-1 Exhibit 'a' Page 9	Provide outreach	We provided outreach materials at events and through variety of media. See PIP Table for details.	Ongoing	Outreach Coordinator/ Marilyn Nickel
L-1	Outreach to special	URMP	Provide information on less toxic pest	We provided support to the program.	Ongoing	Outreach

Implem. Id.	Activity	Item Source	Tasks Identified in FY 2008 - 2009 Work Plan	Status / Comments	Due Date (mo/yr)	Responsible Party (Lead)/ Coordinator
II.A. 13	districts	L-1	control to neighboring special districts.			Coordinator/ Marilyn Nickel
L-1 II.A. 14	Municipal Employee Outreach	URMP L-1 Exhibit 'a' Page 6 & 9	Conduct internal outreach on less toxic pest control to employees who do not necessary purchase or apply pesticides during the course of their work.	Employees had access to brochures on pest control.	Ongoing	Outreach Coordinator/ Marilyn Nickel
L-1 II.B.1	BASMAA IPM Partnership	URMP L-1	Continue to fund and participate in the BASMAA Regional IPM Partnership	We supported SCVURPPP efforts on BASMAA projects.	Ongoing	SCVURPPP/ Marilyn Nickel
L-1 II.B.2	IPM Store Partnership	URMP L-1 Exhibit 'a' Page 9	Continue to implement cost-effective elements of the IPM Store Partnership Program. Create and provide fact sheets and other materials to pesticide retailers to facilitate point-of-purchase outreach. Visit stores as necessary to ensure ongoing participation.	We supported Program's efforts; see PIP Table for details.	As needed	Outreach Coordinator/ Marilyn Nickel
L-1 II.B.3	Pesticide retailer employees training	URMP L-1	Assist Program to offer IPM training opportunities to pesticide retailer employees through coordination with Master Gardener-taught educational programs.	We supported SCVURPPP's efforts.	As needed	Outreach Coordinator/ Marilyn Nickel
L-1 IV.A.1	Commercial Business Outreach	URMP L-1 Exhibit 'a' Page 9	Develop and implement education programs that target commercial businesses	See PIP table for details.	Assist Program as needed	Outreach Coordinator/ Marilyn Nickel
L-1 V.A.3	Household Hazardous Waste Collection	URMP L-1 Exhibit 'a' Page 9	Work with HHW collection agencies to support, enhance, and help publicize disposal programs.	City maintained an agreement with County for Milpitas participation in County programs. Attended County HHW subcommittee meetings. Coordinated with solid waste program to continue support.	Ongoing	Util Engr Leslie Stobbe/ Marilyn Nickel
L-1 V.A.5	Household Hazardous Waste outreach	URMP L-1 Exhibit 'a' Page 9	Provide hazardous waste disposal information to residents, through distribution of materials	See PIP table for details.	Annually	Util Engr Leslie Stobbe/ Marilyn Nickel
L-1	Minimize pesticide	URMP	Have appropriate municipal staff	Requirements are incorporated into the	Ongoing	Planning

Implem. Id.	Activity	Item Source	Tasks Identified in FY 2008 - 2009 Work Plan	Status / Comments	Due Date (mo/yr)	Responsible Party (Lead)/ Coordinator
VII. A.1	use at new and redevelopment sites	L-1 Exhibit 'a' Page 7	coordinate with Program to identify landscaping techniques less likely to attract pests, including a list of pest-resistant plants, and develop model conditions of approval for pest resistant landscaping features, and practices. (Required to meet NPDES Permit Provision C.9.d.ii and C.3.k)	City's C3 Guidebook in Appendices J, K, and L.		Tiffany Kunsman / Marilyn Nickel
L-1 VII. A.2	Pest-Resistant Landscape Design	URMP L-1 Exhibit 'a' Page 7	Consider pest-resistant landscaping and design features in the design, landscaping, and environmental reviews of proposed development projects.	Requirements are incorporated into the City's C3 Guidebook in Appendices J, K, and L.	Ongoing	Planning Tiffany Kunsman / Marilyn Nickel
L-1 VII.A.4	Enhanced reporting	URMP L-1 Exhibit 'a' Page 8	Develop and propose enhanced reporting for documenting use of pesticide reduction measures at development sites.	Completed. This information is included in our C3 database.	Completed and ongoing	Planning Tiffany Kunsman / Marilyn Nickel
L-1 VIII.A.1	Regional Monitoring program	URMP L-1	Continue financial support for the Regional Monitoring Program	Provided support through the Program budget.	Annually	SCVURPPP/ Marilyn Nickel
L-1 X.A.1	Continuos improvement	URMP L-1	Review and continuously improve the goals, actions, and monitoring mechanisms of the workplan, considering results of self-evaluation, comments from Regional Board, and other interested parties.	No changes are recommended at this time.	Annually	PW Maint Supervisors/ Marilyn Nickel

Evaluation – Pest Management

In FY 08-09 the City addressed pest management issues with an integrated approach. Pesticide use was incorporated as one management tool along with the application of cultural and mechanical control practices.

City staff licensed by the State as pesticide applicators have applied pesticides for the control of weeds and insects in landscaped areas around city buildings, in parks, in street medians, right-of-way areas, and in city street trees.

The City operates a Dog Park on leased land within Ed Levin County Park. The lease prohibits the use of pesticides and herbicides.

There were no specific comments from the Regional Board on the Milpitas FY 05-06, FY 06-07 or 07-08 Annual Reports. The Regional Board has not issued comments on the FY 06-07, FY 07-08, FY 08-09 or FY 09-10 Work Plans.

CITY OF MILPITAS
Mercury Management Activities – Self Evaluation Matrix

Implem. Id.	Activity	Item Source	Tasks Identified in FY 2008-2009 Work Plan	Status / Comments	Due Date (mo/yr)	Responsible Party (Lead)/ Coordinator
L-2 Mercury Management						
L-2 I.A	Survey	URMP L-2 Exhibit 'a', pg 1	Develop a process to survey the types of mercury-containing products used by the municipalities. Identify appropriate municipal personnel to conduct survey. For those products with a potential to enter stormwater runoff, identify possible alternatives or proper disposal procedures.	The surveys were completed and results were collected in February 2003.	Completed	PW Maint Loredo/ Marilyn Nickel
L-2 I.B	Survey	URMP L-2 Exhibit 'a', pg 1	Complete and report results of survey of mercury-containing products used by the municipalities.	The surveys were completed and results were collected in February 2003.	Completed	PW Maint Loredo/ Marilyn Nickel
L-2 I.C	Mercury Policy	URMP L-2 Exhibit 'a', pg 1	Develop guidelines for mercury policy requiring the virtual elimination of mercury from controllable sources in urban runoff from agency operations.	Final draft of model policy was approved in April 2003.	Completed	PW Maint Loredo/ Marilyn Nickel
L-2 I.D	Mercury Policy	URMP L-2 Exhibit 'a', pg 1	Adopt a mercury policy or ordinance requiring the virtual elimination of mercury from controllable sources in urban runoff from agency operations.	Final draft of model policy was approved in April 2003.	Completed	PW Maint Loredo/ Marilyn Nickel
L-2 I.E	Guidelines	URMP L-2 Exhibit 'a', pg 2	Develop guidelines for mercury-containing products reduction and management. These guidelines will include a schedule for the timely phase-out of mercury-containing products identified for virtual elimination as well as reporting requirements, possibly to track recycling, replacement, and reduction in use of mercury-containing products.	Final draft of guidelines was submitted in March 2003.	Completed	PW Maint Loredo/ Marilyn Nickel
L-2 I.F	Guidelines	URMP L-2 Exhibit 'a', pg 2	Implement guidelines developed under Action I.E	Staff followed mercury disposal guidelines.	Ongoing	PW Maint Loredo/ Marilyn Nickel
L-2 II.A	Technical assistance to HHW	URMP L-2	Assist HHW collection agencies with preparation of a technical memorandum	Coordinated with County HHW Program and completed the technical memorandum	Completed	Util Engr Marilyn

Implem. Id.	Activity	Item Source	Tasks Identified in FY 2008-2009 Work Plan	Status / Comments	Due Date (mo/yr)	Responsible Party (Lead)/ Coordinator
	for Mercury disposal	Exhibit 'a', pg 2	summarizing infrastructure and budgetary concerns regarding the anticipated increase in fluorescent bulbs and other mercury-containing products to be recycled.	in June 2002.		Nickel
L-2 II.B	Mercury disposal service	URMP L-2 Exhibit 'a', pg 2	Ensure that adequate funding mechanisms exist to maintain mercury-containing product disposal services for residents and small businesses.	Financially supported the County HHW program via agreement.	Ongoing	Util Engr Marilyn Nickel
L-2 II.C	Guidelines	URMP L-2 Exhibit 'a', pg 3	Develop guidelines for documenting and reporting quantities of mercury-containing products disposed of by city.	Final draft of the guidelines was completed in March 2003.	Completed	Util Engr Marilyn Nickel
L-2 II.D	Guidelines	URMP L-2 Exhibit 'a', pg 3	Implement guidelines developed under Action II.C	Followed procedures.	Ongoing	Util Engr Marilyn Nickel
L-2 II.E	Grant Proposal	URMP L-2 Exhibit 'a', pg 3	Assist HHW collection agencies in developing a Prop 13 Program grant proposal for a HHW fluorescent light recycling program (Action II.F).	The work was completed in prior years. The grant proposal was submitted in February 2002. However, the proposal was not selected to receive grant funding. A grant proposal was submitted for 2003 funding and was approved in September 2003.	Completed Ongoing	Util Engr Marilyn Nickel
L-2 II.F	Outreach	URMP L-2 Exhibit 'a', pg 3	Work with HHW collection agencies to develop and help publicize fluorescent light recycling program.	Continued to support outreach program. Materials were developed and distributed.	Completed Ongoing	Util Engr Marilyn Nickel
L-2 III.A	Regional Monitoring Program	URMP L-2 Exhibit 'a', pg 4	Continue financial support of the Regional Monitoring Program (RMP), including the Mercury Deposition Network Pilot Study. Continue to actively participate in the RMP steering committee and technical review committee. • Supported completion of the San Francisco Bay Atmospheric Deposition	Provided support as necessary.	Ongoing Submitted 8/01	Util Engr Marilyn Nickel

Implem. Id.	Activity	Item Source	Tasks Identified in FY 2008-2009 Work Plan	Status / Comments	Due Date (mo/yr)	Responsible Party (Lead)/ Coordinator
			Pilot Study Part 1: Mercury • The City of San Jose will continue to provide in-kind services for the maintenance of the Mercury Deposition Network site near San Jose.		Ongoing	
L-2 III.B	Mercury TMDL	URMP L-2 Exhibit 'a', pg 4	Provide financial and staff support for a coordinated regional plan to collect data for the mercury TMDL.	Provided staff support to the SCVURPPP program on the TMDL effort.	Ongoing As needed	Util Engr Marilyn Nickel
L-2 III.C	Urban Sources of Mercury	URMP L-2 Exhibit 'a', pg 4 & 5	Continue financial support for the Joint stormwater Agency Project to study Urban Sources of Mercury. • Completed the Work Plan Joint Stormwater Agency Project – Year Two Investigation of Urban Sources of Mercury, PCBs and Organochlorine Pesticides • Preparing the Joint Stormwater Agency Project to Study Urban Sources of Mercury, PCBs and Organochlorine Pesticides - Year Two Report	Provided support to the SCVURPPP program.	Completed	Util Engr Marilyn Nickel
L-2 III.D	5-Year monitoring Program	URMP L-2 Exhibit 'a', pg 5	Develop and implement a five-year program of monitoring efforts	Provided support to the SCVURPPP program. Attended the Ad Hoc Monitoring Committee meetings.	Completed	Util Engr Marilyn Nickel
L-2 IV.A	BASMAA	URMP L-2 Exhibit 'a', pg 5	Participate in the BASMAA efforts.	Provided support to the SCVURPPP program.	Ongoing	Util Engr Marilyn Nickel
L-2 IV.B	WMI TMDL	URMP L-2 Exhibit 'a', pg 6	Collaborate in technical studies to support TMDL development and implementation including the WMI Guadalupe River Mercury TMDL Workgroup.	Provided support to the SCVURPPP program.	Ongoing	Util Engr Marilyn Nickel
L-2 IV.C	WMI Watershed Action Plan	URMP L-2 Exhibit 'a', pg 6	Support and participate in development of the WMI Watershed Action Plan.	The final WMI Watershed Action Plan was approved in August 2003. No further actions needed.	Completed	Util Engr Marilyn Nickel

Implem. Id.	Activity	Item Source	Tasks Identified in FY 2008-2009 Work Plan	Status / Comments	Due Date (mo/yr)	Responsible Party (Lead)/ Coordinator
L-2 IV.D	Draft Mercury Plan	URMP L-2 Exhibit 'a', pg 6	Submit the SCVURPPP draft Mercury Pollution Prevention Plan to the WMI to ensure that efforts are coordinated.	The final Mercury Pollution Prevention Plan was submitted in July 2002. No further actions needed.	Completed	Util Engr Marilyn Nickel
L-2 IV.E	Regional Collaboration	URMP L-2 Exhibit 'a', pg 6	Support, participate in, and advocate increased regional collaboration with the RWQCB and BAAQMD.	Provided support to the SCVURPPP program.	Ongoing As needed	Util Engr Marilyn Nickel
L-2 IV.F	Vision 2020 Lighting Technology Roadmap	URMP L-2 Exhibit 'a', pg 6	Support and track progress of the US dept of Energy Vision 2020 Lighting Technology Roadmap.	Provided support to the SCVURPPP program as needed.	As needed	Util Engr Marilyn Nickel
L-2 V.A	Outreach	URMP L-2 Exhibit 'a', pg 7	Develop various outreach programs to educate target audiences about proper disposal of mercury-containing products and alternative non-mercury containing products. Outreach programs will include, but may not be limited to, the following: • Develop and begin to implement a fluorescent light recycling outreach program to educate residential users and encourage proper disposal of fluorescent lights. • Develop and begin to implement a fluorescent light recycling outreach program to educate small businesses and conditionally exempt small quantity generators and encourage proper disposal of fluorescent lights. (For example, the small business outreach program might include coordination with local chapters of the Building Owners and Managers Association [BOMA] or the National Association of Industrial and Office Properties [NAIOP]). • Coordinate with municipal inspectors	See PIP Table for outreach efforts.	Ongoing Ongoing Ongoing	Util Engr Stobbe/ Marilyn Nickel

Implem. Id.	Activity	Item Source	Tasks Identified in FY 2008-2009 Work Plan	Status / Comments	Due Date (mo/yr)	Responsible Party (Lead)/ Coordinator
			to integrate mercury outreach to industrial businesses into their existing routine pretreatment, source control, and/or hazardous materials inspection processes. • Develop and distribute "tailgate safety meeting cards" about mercury to inspectors and other municipal employees. (The Program will first review the product developed by the Fairfield-Suisin Sewer District when it is made available to the Bay Area Pollution Prevention Group [BAPPG]).			
L-2 V.B	Outreach	URMP L-2 Exhibit 'a', pg 8	Develop or adapt existing mercury outreach materials.	Provided support to the program as needed.	As needed	Util Engr Stobbe/ Marilyn Nickel
L-2 V.C	Community events	URMP L-2 Exhibit 'a', pg 8	Attend community events and distribute outreach materials.	Provided support to the program as needed	As needed	Util Engr Stobbe/ Marilyn Nickel

CITY OF MILPITAS
Copper Action Plan – Self Evaluation Matrix

Implem. Id.	Activity	Item Source	Tasks Identified in FY 2008 - 2009 Work Plan	Status / Comments	Due Date (mo/yr)	Responsible Party (Lead)/ Coordinator
L-3 Copper Action Plan						
CB-1	Vehicle washing	URMP L-3 & L-4 Page 1	• Continue to distribute outreach materials on proper vehicle/equipment washing at City department counters and public events.	• Provided support to the Watershed Watch campaign. Provided a storm drain protection kit for use at car-wash fund raisers.	Ongoing	Util Engr Outreach Coordinator/ Nickel
			• Submit data regarding vehicle washing outreach activities. Provide an effectiveness evaluation in Annual Reports.	• See PIP Table for information on outreach activities.	Ongoing	Util Engr Outreach Coordinator
			• Require source control measures for group 1 new development and redevelopment projects that will conduct vehicle/equipment washing and maintenance activities (consistent with Permit Provision C.3.k)	• See New Development Planning Section for documents related to source control measures.	Ongoing	Senior Planner Ah Sing/ Marilyn Nickel Fire Marshal Joki
			• Continue to inspect industrial/commercial facilities which conduct vehicle/equipment washing activities on-site (this includes auto-related businesses). Ensure that BMPs for vehicle/equipment washing are implemented. Provide an effectiveness evaluation of inspection/compliance with BMPs (consistent with enhances reporting requirements).	• See Industrial Commercial Inspection Section for tasks related to Industrial/Commercial site inspections.	Ongoing	Maint Loredo/ Marilyn Nickel PW Maint Loredo/ Marilyn Nickel
			• Continue to maintain and inspect car wash systems for City vehicles at the corporation yard.	• The carwash area and system were maintained and inspected. See Other Public Agency Activities (Parks, Ponds etc.) and Corp.Yard for tasks.	Ongoing	
			• Encourage municipal staff to use certified mobile cleaners when contracting cleaning services.			
CB-3	Targeted Industrial Sources	URMP L-3 & L-4	Continue Industrial Inspection Program, including NOI sites and other identified industrial facilities. These may include	Please refer to Industrial Commercial Inspection Section for tasks relating to commercial/industrial inspections.	Ongoing	Fire Marshal Joki/Nickel

Implem. Id.	Activity	Item Source	Tasks Identified in FY 2008 - 2009 Work Plan	Status / Comments	Due Date (mo/yr)	Responsible Party (Lead)/ Coordinator
		Page 1	plating and metal finishing facilities, vehicle service facilities and other permitted sites (consistent with enhanced reporting requirements).			
CB-6/7	Reducing Traffic Congestion/Promoting Alternative Transportation	Added March 2004	Complete revision of and implement revised development site design standards related to transportation per Permit Provision C.3.j.	Development site design standards are shown in the City's stormwater C.3 Guidebook.	Completed	Senior Planner Ah Sing /Nickel
CB-8	Watershed Protection	URMP L-3 & L-4 Page 1	• Revise General Plan, as needed, at next scheduled update, based upon recommendations from the development Policies Comparison Project and Provision C.3.I. • Continue to implement guidance from SCVURPPP on addressing water quality in the CEQA review process, as part of C.3.m implementation. • Participate in the Water Resources Protection Collaborative and implement any agreed upon guidelines and standards for watershed protection.	• No General Plan revisions relating to urban runoff were required. • The CEQA checklist did not require any updates during this period. • Ordinance 06-1 was adopted by the SCVWD Board on October 24, 2006. In response, the Guidelines and Standards developed by the Collaborative were adopted by the Milpitas City Council by resolution.	As needed As needed As needed	Senior Planner Ah Sing /Nickel Planning Dir Lindsay/Nickel Planning Dir Lindsay/Nickel
CB-11	Public Agency Activities	URMP L-3 & L-4 Page 1	• Continue following Program guidance regarding the collection and reporting of street sweeping data. Provide data in accordance with schedule for Annual Report. • Implement (as appropriate) identified improvements to current street sweeping and storm drain system O&M programs (within available budgets). Provide effectiveness evaluation.	• Refer to Public Streets, Roads, & Highway O & M Section of the workplan for information on data collection. • Refer to Storm Drain O & M and Public Streets, Roads, & Highway O & M Sections for tasks relating to these activities.	Ongoing Ongoing	Senior Maintenance Supervisors Gordillo and Smith
CB-12	Pools and Spas	URMP L-3 & L-4	Continue to distribute outreach materials at local events; brochures at agency department counters and public places; and	Refer to PIP Section for tasks relating to this activity.	Ongoing	Util Engr Outreach Coordinator/

Implem. Id.	Activity	Item Source	Tasks Identified in FY 2008 - 2009 Work Plan	Status / Comments	Due Date (mo/yr)	Responsible Party (Lead)/ Coordinator
		Page 1	placement on City websites.			Nickel
CB-21	Architectural Use of Copper	URMP L-3 & L-4 Page 1	Continue to prohibit, limit, or strongly discourage use of copper on roofs, nickel roof shingles, and for gutters.	Source Control guidelines are shown in the City's stormwater C.3 Guidebook and applied as Standard Conditions of Approval. Refer to New Development Planning Section for more details.	Completed	Planning Director Lindsay /Nickel

CITY OF MILPITAS
Nickel Action Plan – Self Evaluation Matrix

Implem. Id.	Activity	Item Source	Tasks Identified in FY 2008 - 2009 Work Plan	Status / Comments	Due Date (mo/yr)	Responsible Party (Lead)/ Coordinator
L-4 Nickel Action Plan						
NB-1	Control nickel discharges from construction sites	URMP L-3 & L-4 Page 1 & 2	• Continue to implement Construction Inspection Performance Standards (see Construction Inspection Workplan section). • Continue to have inspectors attend regional Board/Program workshops on construction site management and learn latest erosion/sediment control techniques. • Continue to attend Program-sponsored or other workshops on post-development stormwater BMPs (c.3).	• Milpitas staff implemented the construction inspection performance standard. Primary discussion of this item is found in New Development Construction Inspection Section of the Workplan. • Staff attended construction site management workshops whenever possible. See the training schedule for details. • Staff attended post-development stormwater BMPs workshops whenever possible. See the training schedule for details.	Ongoing	Util Engr Outreach Coordinator/ Nickel Util Engr Outreach Coordinator/ Nickel Util Engr Outreach Coordinator/ Nickel

City of Milpitas
Trash Inventory and Management – Self-Evaluation Matrix

Implem. Id.	Activity	Item Source	Tasks Identified in FY 2008-2009 Work Plan	Status / Comments	Due Date (mo/yr)	Responsible Party (Lead)/ Coordinator
T-1	Revise and document existing trash problem areas list	URMP L-5 Page 1	Annually revise trash problem areas list on an as-needed basis. Revisions should be based on trash problem areas surveys and other relevant information.	Staff in Utility Engineering works with Public Works Dept., Neighborhood Services, and Solid Waste Sections to update and maintain a list of trash problem areas in the City. The 12 trash problem areas were inspected in 08-09 and were evaluated and reported to SCVURPPP in June 2009. As new information becomes available, staff will add to the list of trash problem areas.	Ongoing	David Gordillo, Steve Smith (Public Works), Ralph Campa (Allied Waste), Gloria Anaya (Neighborhood Services), Paramjit Uppal (Utility Engineering)
T-2	Trash evaluations using RWQCB tools	URMP L-5 Page 1	Conduct trash evaluations using RWQCB's Rapid Trash Assessment protocol (Version 1.0) and/or the KAB litter index in a subset of trash problem areas	Staff evaluated 12 trash problem areas using the KAB Litter Index. Results were submitted to SCVURPP in June 2009.	Ongoing	Dave Gordillo, Steve Smith (Public Works), Paramjit Uppal (Utility Engineering)
T-3	Identify and prioritize trash problem areas and sources	URMP L-5 Page 1	Continue identifying and prioritizing trash problem areas in urban streams and waterways and other potential sources that may contribute trash to those areas.	No new trash problem areas were identified in FY 08-09. Previously, staff has submitted information on the trash problem areas to SCVURPP. The Program has documented and converted the locations into spatial coordinates using a GIS. Maps were generated showing the distribution of trash problem areas across major Santa Clara Basin Watersheds. Utility Engineering staff is working with Public Works, Solid Waste and Neighborhood Services to continue to identify high priority trash problem areas.	Ongoing	Dave Gordillo, Steve Smith (Public Works), Ralph Campa (Allied Waste), Gloria Anaya (Neighborhood Services), Paramjit Uppal (Utility Engineering)

Implem. Id.	Activity	Item Source	Tasks Identified in FY 2008-2009 Work Plan	Status / Comments	Due Date (mo/yr)	Responsible Party (Lead)/ Coordinator
T-4	Identify and implement potential control measures	URMP L-5 Page 2	Continue identifying and implementing trash control measures, where practical and feasible, to reduce trash.	Staff is continuing identification efforts and is implementing control measures.	Ongoing	David Gordillo, Steve Smith (Public Works), Leslie Stobbe (Solid Waste), Gloria Anaya (Neighborhood Services), Paramjit Uppal (Utility Engineering)
T-5	Standardized Reporting on trash management practices	URMP L-5 Page 2	Provide specific information on trash management practices implemented within the City, using standardized reporting format (to be used for program-wide reporting)	Staff in Public Works, Neighborhood Services, and Solid Waste Sections maintains their own record system that enables them to track trash problems throughout the City.	Ongoing	David Gordillo, Steve Smith (Public Works), Leslie Stobbe (Solid Waste), Gloria Anaya (Neighborhood Services), Paramjit Uppal (Utility Engineering)
T-6	Develop long-term strategy	URMP L-5 Page 2	Assist Program staff in developing an effective strategy for reducing trash conditions in urban streams and waterways.	Staff continued to work with the SCVURPPP Program to develop an effective strategy.	Ongoing	David Gordillo, Steve Smith (Public Works), Leslie Stobbe (Solid Waste), Gloria Anaya (Neighborhood Services), Paramjit Uppal (Utility Engineering)

Implem. Id.	Activity	Item Source	Tasks Identified in FY 2008-2009 Work Plan	Status / Comments	Due Date (mo/yr)	Responsible Party (Lead)/ Coordinator
T-7	Pilot Demonstration Project	1-6-06 SCVURPP Memo	Assist SCVURPPP in implementing a Pilot Demonstration Project focusing on documenting type and volume of trash that can potentially be conveyed through the storm drain system.	Staff continued to support the SCVURPPP Program.	Ongoing	Dave Gordillo, Steve Smith (Public Works), Paramjit Uppal (Utility Engineering)
T-8	Survey forms and Tally sheets	1-6-06 SCVURPP Memo	Submit Urban Rapid Trash Assessment Survey Forms, Trash Item Tally Sheets and any other data collection tool to SCVURPPP program staff.	Staff gathered data from the different sections and submitted the information as well as results of evaluation using KAB Litter Index to SCVURPPP in a standardized format in June 2009.	Ongoing	Paramjit Uppal (Utility Engineering)
T-9	Trash Fact Sheets	1-6-06 SCVURPP Memo	Assist SCVURPPP to develop appropriate Trash Fact Sheets.	Staff worked with the SCVURPPP on this activity last year and will continue to support the Program.	Ongoing	Paramjit Uppal (Utility Engineering)

Evaluation – Trash Inventory and Management

This year, City of Milpitas continued the trash management activities developed in previous years. The City identified 12 trash problem areas in FY 03-04 by conducting the Identification and Documentation of Known Trash Problem Areas Survey for problem areas in creeks, streets, parks and other land uses within urban areas. Data sources included trash complaint databases, maintenance and operation records, and existing lists of trash hot spots, employees' knowledge, and creek clean-up locations. The Program mapped these locations into GIS to facilitate future evaluations.

In June 2009, Utility Engineering staff visited the 12 identified trash problem areas to assess the current status and extent of the problem. Staff used the Keep America Beautiful (KAB) Litter Index tool kit survey and checklists, including the Windshield Survey, the Trash Item Tally Worksheet, and Neighborhood Spotters Checklist to characterize the quality and quantity of trash. Four sites had KAB Index ratings of 1 (no litter), four sites had ratings between 1 and 2 (less than slightly littered), three sites had ratings between 2 and 3 (less than littered) and one site reached the top level of 4 (extremely littered).

City of Milpitas trash reduction and abatement programs and services are effectively controlling trash. City services include:

- unlimited trash collection for single family residents,
- single-stream curbside recycling and no-cost recycling for businesses,
- neighborhood clean-up events each spring and summer,
- free disposal of household items, remodeling debris, yard trims at Newby Island landfill;
- free household hazardous waste collection program;
- biweekly street sweeping;
- annual volunteer creek clean-up events;

City programs include:

- Utility Engineering - solid waste and yard waste recycling public outreach including annual promotional campaigns and school projects
- Public Works - litter control in parks, streets and right-of-way, landscaped areas, storm drain and catch basin cleaning,
- Planning - incentive programs such as the Annual Neighborhood Beautification Awards Program for residential and non-residential properties,
- Police - Abandoned Vehicle Abatement Program.
- Code enforcement - response to private property trash complaints,

The City values its neighborhood beautification efforts for their positive impacts on quality of life for the residents will continue its trash abatement efforts in the future.

There were no specific comments from Regional Board on the Milpitas FY 05-06 or FY 06-07 Annual Reports. The Regional Board has not issued comments on the FY 06-07, FY 07-08 or FY 08-09 Work Plans.

City of Milpitas
FY 08-09 Staff Training Summary Table

Training	Location	Date	Employee/Department
Rural Roads Maintenance BMP Workshop	Emma Prusch Farm Park Meeting Room 647 South King Road (at Story Road, San Jose	September 26, 2008 7:30 – 11:30 am	David Gordillo and Jim Gonzales – Public Works
Construction Site Management Workshop	Quinlan Community Center, 10185 N. Stelling Road, Cupertino	November 20, 2008 8:00 am – 3:00 pm	Mike Mariano, Will Hanson, Eric Mitsch – All building inspectors; Steve Erickson, Fariborz Heydari, Elizabeth Rica-Johnson, Kathleen Phalen, Fernando Bravo – All Engineers
Construction Site Management Workshop	Quinlan Community Center, 10185 N. Stelling Road, Cupertino	November 21, 2008 8:00 am – 3:00 pm	Manuel Cabrera, David Newton – **B**uilding inspectors; Babak Kaderi, Jorge Bermudez – Engineers; Lucinda Kraynick, – Public Works Inspector
Construction General Permit Workshop	City Hall - San Jose	May 27, 2009 1:00 pm – 5:00 pm	Babak Kaderi - Engineer
Stormwater Management for New Development and Redevelopment Projects: New Challenges, New Tools and New Ideas	Roosevelt Community Center, San Jose	June 17, 2009	Sheldon S. Ah Sing – Sr. Planner
Herbicide Use & Safety In The Landscape Volume I Video	Corp Yard	January 22, 2009	Frank Garcia, Mike Serpa, Ronnie Ranger, John McCarthy, Jimmy DeRosa, Sunny Gallegos, Jason Garcia, Gilbert Morin, Jay Miller, Don Caruso, Jerry Guting, Mark Schneider, Santos Fuentes – Public Works
Herbicide Use & Safety In The Landscape Volume II Video	Corp Yard	February 11, 2009	Frank Garcia, Mike Serpa, John McCarthy, Jimmy DeRosa, Sunny Gallegos, Jason Garcia, Gilbert Morin, Don Caruso, Mark Schneider, Pete Scrempos – Public Works
Pesticide Safety Training	Corp Yard	March 12, 2009	Jimmy DeRosa, Jason Garcia, Gilbert Morin, Don Caruso, Mark Schneider,

City of Milpitas
FY 08-09 Staff Training Summary Table

			Pete Scrempos, Ronnie Ranger, Santos Fuentes, Jay Miller
Respirator Training & Fit Test	Corp Yard	April 2 2009	Jimmy DeRosa, Don Caruso, Pete Scrempos, Ronnie Ranger, Santos Fuentes, Jay Miller, Mike Serpa, John McCarthy, Sunny Gallegos, Gilbert Morin, Jerry Guting, Frank Garcia, Judy Ward – Public Works
Annual Pesticide Safety Training	Corp Yard	January 29, 2009	Paul Mullett, Warren Antida, Nick Caruso, Anthony Gularte, Eric Hinkley, Norman Garcia, Mike Clark, James Akino, Bill Elliott, Abel Zaragoza – Public Works
SWPPP Training	Public Works Conference Room	October 8, 2008	Keith Dills, Roberto Herrera, Daniel Cademas, Penny Dean, Jorge Diaz, Raul Garcia, Gregario Jimenez, Richard House, James Sharp, Eduardo Mosqueda, Jose Lajes, Ladondi Ceasar – Public Works

CITY OF MONTE SERENO
ANNUAL REPORT
FY 2008-2009

SUBMITTED SEPTEMBER 2009

WEST VALLEY CLEAN WATER PROGRAM

THIS PAGE INTENTIONALY LEFT BLANK

City of Monte Sereno

FY 2008-2009 ANNUAL REPORT

Table of Contents

Transmittal Letter iii

Certification Statement iv

List of Acronyms vi

Program Elements

1. IC/ID Elimination Activities 1
2. Industrial/Commercial Discharger Control Program (N/A) 9
3. Public Agency Activities 13
   - Storm Drain Operation and Maintenance 15
   - Street Sweeping 16
   - Corporate Yards 16
   - Rural Roads 18
4. Planning Procedures & New Development 21
5. Construction Inspection 31
6. Public Information and Participation 35
7. Pesticide Management Activities 119
8. Mercury Pollution Prevention Activities 133
9. Copper Action Plan/Nickel Action Plan 141
10. Trash Management 155
11. Water Quality Monitoring and Watershed Management 179
12. Training Table Summaries 183

This Page Intentionally Left Blank

043950

WEST VALLEY CLEAN WATER PROGRAM

September 15, 2009

Mr. Bruce Wolfe
Regional Water Quality Control Board
San Francisco Bay Region
1515 Clay St., Suite 1400
Oakland, CA 94612

Subject: FY2008-2009 Annual Report for
West Valley Communities Urban Runoff Management Program

Dear Mr. Wolfe:

This report is submitted by the West Valley Cities of Campbell, Monte Sereno, Saratoga, and the Town of Los Gatos, in conjunction with the Santa Clara Valley Urban Runoff Pollution Prevention Program's Annual Report, pursuant to provision C.6.a. of the Program's reissued municipal storm water NPDES Permit (Order No. 01-024). The report summarizes activities performed during FY2008-2009 in accordance with the West Valley Communities' Urban Runoff Management Plan (URMP) submitted to the Regional Board on September 1, 2004 and the performance standards contained therein.

Contents of Report

The goals of this Annual Report are to: 1) concisely document implementation of URMP and FY08-09 Workplan; 2) evaluate program results for continuous improvement; 3) comply with permit requirements; and 4) share this information with other Co-permittees, municipal decision-makers, and the public. This report includes the following sections:

I. Preface
   - Table of Contents
   - Transmittal Letter with Program Highlights
   - Certification Statement
   - List of Acronyms

II. Program Elements
   1. IC/ID Elimination Activities
   2. Industrial / Commercial Discharger Control Program
   3. Public Agency Activities
      - Storm Drain O & M
      - Street Sweeping
      - Corporation Yard
      - Rural Public Works
   4. New Development: Planning Procedures
   5. Construction Inspection
   6. Public Information & Participation
   7. Pesticide Management Activities
   8. Mercury Pollution Prevention Activities
   9. Copper Action Plan / Nickel Action Plan
   10. Trash Inventory and Management
   11. Water Quality Monitoring and Watershed Management

   Training Summaries are provided at the end of each element

CAMPBELL • LOS GATOS • MONTE SERENO • SARATOGA

18041 Saratoga-Los Gatos Road • Monte Sereno, California 95030 • Tel: 408-354-4734 • Fax: 408-354-6284

PROGRAM HIGHLIGHTS AND ACCOMPLISHMENTS

During FY08-09, the West Valley Communities of Campbell, Los Gatos, Monte Sereno, and Saratoga continued efforts to implement their URMP to the maximum extent practicable. The West Valley Communities also continue to benefit from its collaborative efforts through West Valley Clean Water Program (WV CWP).

- WV CWP continues to receive annual requests for in-class stormwater pollution prevention presentations with its 3-D interactive 'Enviroscape' model. In addition to school presentations, this year WV CWP was invited to the Audubon Society's Annual Event, and was a big hit among both children and adults, where more than 70 people stopped to listen, play and learn ways they can help prevent stormwater pollution.
- WV CWP's Seed Packet Distribution – specifically five varieties of CA native plants which attract *beneficial bugs* listed in '10 Most Wanted: Beneficial Bug Brochure,' turned out to be a big hit. Because these particular seeds are available for purchase only in, WV CWP purchased the loose seeds, designed labels, and engaged Sierra Club volunteers to assemble seed packets. Packets were attached to the Beneficial Bug Brochures, as well as other IPM handout materials, and distributed to students at the Enviroscape presentation, through gardening classes, at a local garden center, and given to participants in creek clean up, Arbor Day and Earth Day events. Availability of seeds was also published in four City Newsletters, generating many phone and email requests from residents. Over 600 packets were distributed in less than 3 months!
- WV Communities and WV CWP hosted six clean up events, which were well attended. Three events were conducted in conjunction with well advertised national and international namesakes – International Coastal Clean-up Day, National Rivers Clean-up and Great American Litter Pick Up (GAPU), and benefitted from collaborative event advertising. WV CWP also helped secure donations from local retailers to provide Coastal Clean-up and Rivers Day Clean-up supplies and volunteer appreciation give-away items for events held in Santa Clara County.
- WV CWP responded to and followed through to resolution over 50 phone, email and inter-agency referrals for discharge incidents. Facilities which have and incident reported or an inter-agency stormwater inspection referral (SCC FD, SCC DEH, and SJ POTW/FOG programs) are placed upon a pro-active inspection list, and re-inspected within the next year.
- WV CWP continued to support SCVURPPP's Green Gardener program, promote classes and was instrumental in providing information for local newspaper coverage of recent Green Gardener Graduates working within the WV Communities.

The West Valley Communities remain committed to a watershed approach for preventing urban runoff pollution. Through the WV CWP, the WV Communities actively participate in SCVURPPP's many task groups, including Watershed Education and Outreach (WEO), C3PO and Trash Task Groups. WV CWP also participated in the SCB WMI's Trash Summit, held last October. Finally, the proposed MRP continues as a topic of discussion and staff participates in SCVURPPP update meetings regarding MRP.

Thank you in advance for your review of this Annual Report. Should there be any questions regarding the materials submitted, please contact me at (408) 354-4734.

Respectfully,

Kelly Carroll

Kelly Carroll
West Valley Clean Water Program Manager

cc: Sue Ma, RWQCB
Alberto Oxonion, City of Campbell
Todd Capurso, Town of Los Gatos
Anthony Ghiossi, Town of Los Gatos
Brian Loventhal, City of Monte Sereno
John Cherbone, City of Saratoga
Adam Olivieri, SCVURPPP
Jill Bicknell, SCVURPPP
Attachments

Councilmember: Marshall Anstandig
Councilmember: Susan Garner
Councilmember: Lana Malloy
Councilmember: Don Perry
Councilmember: A. Curtis Wright

City of Monte Sereno

City Manager: Brian Loventhal
City Clerk: Andrea Chelemengos
Finance Officer: Sue L'Heureux
Building Official: Howard T. Bell

City of Monte Sereno
FY 2008-2009 ANNUAL REPORT
ATTACHMENT A

Certification Statement

"I certify, under penalty of law, that this document and all attachments were prepared under my direction or supervision in accordance with a system designed to ensure that qualified personnel properly gather and evaluate the information submitted. Based on my inquiry of the person or persons who manage the system, or those persons directly responsible for gathering the information, the information submitted, is, to the best of my knowledge and belief, true, accurate, and complete. I am aware that there are significant penalties for submitting false information, including the possibility of fine and imprisonment for knowing violations."

Signature by Duly Authorized Representative:

9/15/09

Brian Loventhal
City Manager

Date

18041 Saratoga-Los Gatos Road • Monte Sereno, California 95030-4299 • Telephone: 408.354.7635 • Fax: 408.395.7653 • http://www.montesereno.org

THIS PAGE INTENTIONALY LEFT BLANK

List of Acronyms

THIS PAGE INTENTIONALLY LEFT BLANK

West Valley Acronyms/Abbreviations

CEUs **Continuing Education Units** – Issued by Dept. of Pesticide Regulation or California Nursery Professionals Assn.

CIP **Capital Improvement Project**

EC Erosion Control

IC/ID Inspector West Valley Storm Water Discharge Inspector

PW **Public Works**

QAC **Qualified Applicator Certificate**. A category of the DPR licensing and certification Program. To be certified, the applicant must demonstrate specific knowledge on topics such as pesticide application drift problems and prevention, soil and water problems resulting from restricted use pesticides, phytotoxicity, potential for environmental contamination, etc.

Stormwater Reps Municipal Staff Representatives to the WWCWP from each participating WVC

UCCE **University of California Cooperative Extension Service** (conducts outreach for UC Davis IPM program; oversees Master Gardeners program)

WV **West Valley**

WVC **West Valley Communities** – Cities & Town which are members of the West Valley Clean Water Program: City of Campbell, Town of Los Gatos, City of Monte Sereno, City of Saratoga

WVCWP **West Valley Clean Water Program**: Stormwater Program for Campbell, Los Gatos, Monte Sereno, Saratoga

WVCWP Inspector **W**est **V**alley **C**lean **W**ater **P**rogram **I**nspector

WV Inspector **W**est **V**alley **Inspector**

THIS PAGE INTENTIONALLY LEFT BLANK

SCVURPPP Acronyms/Abbreviations

AB	Assembly Bill
ABAG	Association of Bay Area Governments
ABC	Annual Budget Review Compilation
ACCWP	Alameda Countywide Clean Water Program
ACOE	U.S. Army Corps of Engineers
AHTG	Ad Hoc Task Group
AR	Annual Report
ASCE	American Society of Civil Engineers
BAAQMD	Bay Area Air Quality Management District
BART	San Francisco Bay Area Rapid Transit
BATG	Budget Ad Hoc Task Group
Basin	Santa Clara Basin
Basin Plan	Water Quality Control Plan for the San Francisco Basin
BACWA	Bay Area Clean Water Agencies
BAHM	Bay Area Hydrology Model
BAMBI	Bay Area Macroinvertebrate Bioassessment Information
BASMAA	Bay Area Stormwater Management Agencies Association
Bay	San Francisco Bay
Bay Area	San Francisco Bay Area
BMI	Benthic Macroinvertebrate
BMM	Lower South Bay Monitoring and Modeling Subgroup
BMP	Best Management Practice
BOMA	Building Owners and Managers Association
BPP	Brake Pad Partnership
BU	beneficial use
C	Celsius
C.3	Permit Provision C.3
C3PO	C.3 Provision Oversight
CA	California
Cal-EPA	California Environmental Protection Agency
Caltrans	California Department of Transportation
CAMLnet	California Aquatic Macroinvertebrate Laboratory Network
Campaign	Watershed Watch Campaign
CAP	Copper Action Plan
CASQA	California of Stormwater Quality Association
CB	Copper Baseline
CCC	Continuous Concentration Criterion
CD-ROM	Compact Disk-Read Only Memory
CDS	Continuous Deflective Separation
CEP	Clean Estuary Partnership
CEUs	Continuing Education Units
CESQG	Conditionally Exempt Small Quantity Generator
CEQA	California Environmental Quality Act
CFR	Code of Federal Regulations
cfs	cubic feet per second
CI	Continuous Improvement
CIWMB	California Integrated Waste Management Board
CMIA	Conceptual Model Impairment Assessment
CMS	Copper Management Strategy
COA	Condition of Approval
CoHHW	Santa Clara County Household Hazardous Waste Program
CoHHW Program	Santa Clara County Household Hazardous Waste Program
COLD	cold freshwater habitat
CRMP	Coordinated Resources Management and Planning
CSBP	California Stream Bioassessment Procedures
CTR	California Toxic Rule
Cu	Copper
CWA	Clean Water Act
DDD	Dichlorodiphenyldichloroethane
DDE	Dichlorodiphenyldichloroethylene
DDT	Dichlorodiphenyltrichloroethane
DEH	Santa Clara County Department of Environmental Health
District	Santa Clara Valley Water District
DO	Dissolved Oxygen
DOE	Department of Energy
DPR	Department of Pesticide Regulation
DWR	Department of Water Resources
E. Coli	Enterococus Coli
EEC	SF Bay Wildlife Refuge Environmental Education Center
EEDMS	Environmental Enforcement Data Management System
EEPS	Exposure and Effects Pilot Study
e.g.	for example
EMAP	Environmental Monitoring Program
EMB	Executive Management Board
EOA	Eisenberg, Olivieri, and Associates
EPA	U.S. Environmental Protection Agency
Estuary	San Francisco Bay Estuary
F	Fahrenheit

SCVURPPP Acronyms/Abbreviations

FLT	Fluorescent Light Tube
FY	Fiscal Year
GCRCD	Guadalupe-Coyote Resource Conservation District
GIASP	General Industrial Activities Stormwater Permit
GIS	Geographic Information System
GRTS	Generalized Random Tessellation Stratified
HBANC	Home Builders Association of Northern California
Hg	Mercury
HMP	Hydromodification Management Plan
HHW	Household Hazardous Waste
HVAC	Heating, Ventilation and Air Conditioning
IBI	Index of Biotic Integrity
IC/ID	Illicit Connection and Illegal Dumping
ID	Identification
IND	Industrial/Commercial
i.e.	that is
IPM	Integrated Pest Management
JPA	Joint Powers Authority
K	Kindergarten
KAB	Keep America Beautiful
kg	Kilogram
L	Liter
Lb	Pound
LA	load allocation
LFA	Limiting Factors Analysis
LID	Low Impact Development
LSSB	Lower South San Francisco Bay
LUS	Land Use Subgroup
MC	Management Committee
MCMP	Metals Control Measures Plan
MCTT	Multi-Chambered Treatment Train
MDDB	Metadata Database
MDL	Most Downstream Location
MEP	Maximum Extent Practicable
Mercury Plan	Mercury Pollution Prevention Plan
Mg	milligram
mgd	million gallons per day
MIGR	fish migration
MOA	Memorandum of Agreement
MOFO	Morrison & Foerster
MOU	Memorandum of Understanding
MP	Monitoring Priority
MROSD	Mid-Peninsula Regional Open Space District
MYRWMP	Multi-Year Receiving Waters Monitoring Plan
NAP	Nickel Action Plan
NEMA	National Electrical Manufacturers Association
NAIOP	National Association of Industrial and Office Properties
NEPA	National Environmental Policy Act
ng	Nanogram
Ni	Nickel
NOI	Notice of Intent
NPDES	National Pollutant Discharge Elimination System
OC	Organochlorine
O&M	Operation and Maintenance
OP	Organophosphate
OWOW	Our Water Our World
P2	Pollution Prevention
PAHs	Polynuclear Aromatic Hydrocarbons
PBDE	Polybrominated Diphenyl Ether
Pb	Lead
PCBs	Polychlorinated Biphenyls
PCDD	Polychlorinated Dibenzo-p-Dioxins
PCDF	Polychlorinated Dibenzofurans
PCO	Pest Control Operator
pg	Picogram
PHAB	Physical Habitat Assessments
PIP	Public Information and Participation
PI/P	Public Information and Participation
PIPP	Public Information and Participation Program
PMPS	Pest Management Performance Standard
POC	Pollutant of Concern
POTW	Publicly Owned Treatment Works
PPPS	Planning Procedures Performance Standard
Program	Santa Clara Valley Urban Runoff Pollution Prevention Program
PS	Performance Standard
PVC	Polyvinyl Chloride
Q	Quarter
QAPP	Quality Assurance Project Plan
RAC	Regional Ad Campaign
RARE	preservation of rare and endangered species
RCRA	Resource Conservation and Recovery Act
REC- 1	water contact recreation

SCVURPPP Acronyms/Abbreviations

REC-2 non-contact water recreation

Regional Board San Francisco Bay Regional Water Quality Control Board

RFP Request for Proposal

RMAS Regional Monitoring and Assessment Strategy

RMP Regional Monitoring Program

RPT Report Preparation Team

RS Regulatory Subgroup

RTA Rapid Trash Assessment

RWQCB San Francisco Bay Regional Water Quality Control Board

SC Steering Committee

SCC Santa Clara County

SCBWM1 Santa Clara Basin Watershed Management Initiative

SCVURPPP Santa Clara Valley Urban Runoff Pollution Prevention Program

SCVWD Santa Clara Valley Water District

SF San Francisco

SFEI San Francisco Estuary Institute

SFEP San Francisco Estuary Project

SIC Standard Industrial Classification

SMaRT® Sunnyvale Materials Recovery and Transfer

SOP Standard Operating Procedures

South Bay Lower South San Francisco Bay

SPLWG Sources, Pathways and Loadings Work Group (RMP)

SPWN fish spawning

SSC Suspended Sediment Concentration

SSI Inventory of Santa Clara Basin Stream Studies

SSO Water Quality Site-Specific Objective

State Board State Water Resources Control Board

STOPPP San Mateo Countywide Stormwater Pollution Prevention Program

SWAMP Surface Waters Ambient Monitoring Program

SWANA Solid Waste Association of North America

SWMP Stormwater Management Plan

SWPPP Stormwater Pollution Prevention Plan

SWRCB State Water Resources Control Board

TAC Technical Advisory Committee

TMDL Total Maximum Daily Load

TO Tentative Order

TP Total Phosphorus

TPH Total Petroleum Hydrocarbons

TRC Technical Review Committee

ug Microgram

UPC Urban Pesticide Committee

URMP Urban Runoff Management Plan

URQM Urban Runoff Quality Management

USA Unified Stream Assessment

USEPA U. S. Environmental Protection Agency

USFWS U.S. Fish and Wildlife Service

USGS U.S. Geological Survey

VTA Santa Clara Valley Transportation Authority

WAC Watershed Assessment Consultant

WAMS Watershed Assessment and Monitoring Subgroup

WAR Watershed Assessment Report

WARM warm freshwater habitat

Water Board San Francisco Bay Regional Water Quality Control Board

Water District Santa Clara Valley Water District

WEF Water Environment Federation

WEO Watershed Education and Outreach

WE&O Watershed Education and Outreach

WERF Water Environment Research Foundation

WG Work Group

WILD wildlife habitat

WLA Waste Load Allocation

WMI Watershed Management Initiative

Work Group "I" SCBWMI Phase I Indicators Work Group

WP Work Plan

WRPC Water Resources Protection Collaborative

WVC West Valley Communities - members of the West Valley Clean Water Program: **Campbell, Los Gatos, Monte Sereno, Saratoga**

WVCWP West Valley Clean Water Program

WW Watershed Watch

WWTP Wastewater Treatment Plant

WY Water Year

YSI Youth Science Institute

Zn Zinc

THIS PAGE INTENTIONALLY LEFT BLANK

IC/ID Elimination Activities

Annual Report:

City of Campbell

Town of Los Gatos

City of Monte Sereno

City of Saratoga

West Valley Clean Water Program

THIS PAGE INTENTIONALY LEFT BLANK

ILLICIT CONNECTION & ILLEGAL DUMPING ELIMINATION ACTIVITIES

Monte Sereno

Santa Clara Valley Urban Runoff Pollution Prevention Program

FY 2008-2009 ANNUAL REPORT

FY 2008-2009 Work Plan Self Evaluation Matrix

Source	Task Source	Work Plan Tasks	Accomplishments	Responsible Party
	Program	a. ICID Standard Operating Procedure Updates Update SOPs and BMPs as changes occur per the Municipal Regional Permit and effectiveness evaluation. Provide staff training on revisions.	During FY 08-09, the MRP was not finalized to the extent that it was possible to make definite changes in SOPs and BMPs. Updates were proposed and evaluated during meetings, including an Enforcement Response Flow Chart.	WVCWP Manager
	URMP 2004	b. Response Program Implement IC/ID Stormwater Discharge Inspector response program and evaluate for continuous improvement.	Updates were proposed and evaluated during meetings, including an Enforcement Response Flow Chart; a final chart will be implemented inn FY 09-10.	WV Inspector
	IC/ID Perf Std	c. Standardized Reporting Report on incidents using enhanced reporting categories consistent with SCVURPPP Program. Document follow-through to point of resolution or referral for enforcement action (penalty or fine).	All incidents are entered into the SCVURPPP Standard Database. Each incident is given a tracking number for documentation purposes. Multiple entries are made under the same tracking number to document all follow-up visits and actions.	WV Inspector
	WVCWP Inspector Training	d. Inspector Training IC/ID Inspector will attend workshops on various measures and methods to improve water quality and protect watersheds from negative urban effects.	**CASQA 2008** 4th Annual Conference September 23rd, 24th, & 25th. **Construction Stormwater Management Compliance Workshops** Thursday November 20th and Friday November 21st Quinlan Community Center, 10185 N. Stelling Road, Cupertino, CA, 95014 8:00 am – 3:00 pm By: SCVURPP, SFEP, SF RWQCB and Friends of the Estuary Speakers: Scott Taylor, RBF Consulting Regional Water Quality Control Board Staff Topics included: How to comply with the Statewide General Construction Stormwater Permit. Simple and effective stormwater BMPs (Best Management	WV Inspector

FY 2008-2009 Work Plan Self Evaluation Matrix

Source	Task Source	Work Plan Tasks	Accomplishments	Responsible Party
			Practices) for construction projects. Selecting, installing and maintaining effective erosion control during construction. The need for monitoring and documentation Post construction/stormwater management techniques **Conducting Illicit Discharge Detection and Elimination Investigations (EPA) Broadcast** WVCWP Inspector watched two-part series in February, 2009 **Rural Roads Maintenance BMP Workshop Santa Clara Valley Water District Headquarters** Monday, March 23, 2009 Speakers: Jill Bicknell (SCVURPP), Tyler Ledwith (Ledwith Watershed Services) Topics: Effects of Roads on Watershed and Salmon Habitat, Regulations and Permitting, Best Management Practices for Road Maintenance, Best Management for Working Near Waterways **Rural Roads BMP Installation Training Workshop** March 25th, 2009 Santa Clara Valley Water District (Camden Yard) Tyler Ledwith (Ledwith Watershed Services) and Craig Benson Topics: Proper Installation of wattles, mats, living fences, silt fences, and check damns, for construction site erosion control. **Emergency & Enforcement Response Plan Meeting** April, 2009 WVCWP Inspector met with representatives from the four West Valley Cities, Santa Clara County Fire, and the West	

FY 2008-2009 Work Plan Self Evaluation Matrix				
Source	**Task Source**	**Work Plan Tasks**	**Accomplishments**	**Responsible Party**
			Valley Sanitation District to discuss current ERP response protocols and their effectiveness.	
	Municipal Staff Training	e. Municipal staff Training Conduct training & evaluation meeting between Storm Water Discharge Inspector and Town staff, to improve interdepartmental procedures.	Provided Annual Street Maintenance and Storm Drain Supervisor Training on May 14th, 2009. Topics covered included the Current Municipal NPDES Permit Requirements, and current Best Management Practices for Streets and Storm Drains Operations and Maintenance, possible requirements under the future MRP, and contacting and working with the WV Inspector on ICID calls, and the Municipalities' responsibility for following up with clean up of pollution to the SD system. Held Annual Urban Runoff Food Facility Inspection Training/Meeting with Santa Clara County DEH supervisors and inspectors, WVCWP staff, and City of Cupertino staff on May 7th, 2009. 8 attendees. Topics included: Review DEH inspection reports from FY07-08 and discuss the inspection reports for FY08-09, Review coordination and responses to incidents, and update contact lists, Discuss new inspection requirements under the future MRP.	WV Inspector to co-ord with Public Works staff

West Valley Communities

ILLICIT CONNECTION & ILLEGAL DUMPING ELIMINATION ACTIVITIES
Monte Sereno
Santa Clara Valley Urban Runoff Pollution Prevention Program
FY 2008-2009 ANNUAL REPORT

FY 08-09 IC/ID Report Data

Type of Incident	Miscellaneous Incidents	Incident Source	Report Source	Follow-up Action
ICID Incident Type / Number of Incidents	Misc. incidents 5	**Incident Source / Number of Incidents**	**Report Source / # of Incidents**	**Enforcement Action / Total**
Dewatering 1		Residential 4	Interdepartmental 2	No Action 2
Pools/Spas/Fountains discharge		Public facilities and Utilities 1	Citizen Complaints 7	Verbal Notice 1
Tracking soil 1		Other/unknown 2		Warning Notice 1
*See Note in ICID Program Evaluation				Referral for Enforcement 3

IC/ID Program Evaluation

IC/ID Training

The multiple trainings that the WVCWP staff, and the municipal staff, attended have been quite effective in building relationships with the Fire Dept., DEH, and the Municipalities. Inspectors from the Fire Dept., DEH, and the Municipalities, continue to look for possible stormwater violations while they are on their field inspections. If the Inspectors from the Fire Dept., DEH, and the Municipalities, observe any potential stormwater violations they immediately contact the WVCWP Inspector. All interagency referrals are documented in the IC/ID reporting section.

IC/ID Program Background

Monte Sereno is a strictly residential city with about 3,700 residents. It covers 1.5 square miles and is surrounded by the Town of Los Gatos. The only non-residential sites in the City are a public elementary school and City Hall.

The IC/ID reports in the City are primarily related to new or re-development of single family homes and landscaping projects or pool discharges. The Construction Inspection Engineer note that developers and contractors are very eager to maintain a good reputation both with municipal staff and with the residents. If an incident occurs, it is often the result of an accident or it is related to a construction site. The City Engineering Inspector says that all it generally takes is one word

from municipal staff and the problem is addressed and resolved immediately.

Trend Analysis

In FY04-05 four (4) potential violations were investigated. Residential and construction sites were the incident sources for three (3) of the reported incidents. One (1) dumping report was not actually in the City's jurisdiction; it was trash noted on a median on Hwy 9, which is in Caltrans jurisdiction, although the City monitors the area because it does not have any other problem trash areas to address. The remaining three incidents were construction related. One involved a painter washing brushes where the runoff flowed to the street. Another was a result of pumping water from a hole dug for a swimming pool after it rained. Finally, a pile of dirt was left in the street during a landscaping job.

In FY05-06 the West Valley IC/ID inspector responded to eleven (11) reports of potential violations in Monte Sereno. Six (6) were considered non-incidents because one (1) was an allowable discharge and five (5) were complaints not found (although one of those was categorized as a miscellaneous incident). One miscellaneous incident was due to a broken sprinkler, which was fixed immediately. Finally the four violations that were given a verbal notice were, two (2) grey water discharges, one (1) landscape material dumping; and one (1) tracking soil discharge.

In FY06-07 the West Valley IC/ID inspector responded to five (5) reports of potential violations in Monte Sereno, of which, two (2) were considered non-incidents as they were proactive inspections where no violations were observed. Of the three remaining incidents, two active incidents were stopped and given verbal notices. For the other incident, the source could not be determined. All proactive inspections included outreach which WVCWP counts as verbal notice.

In FY07-08 the West Valley IC/ID inspector responded to seven (7) reports of potential violations in Monte Sereno. Three (3) of these were Residential, three (3) Construction Site, and one (1) Public Facility. The West valley inspector provided outreach and educational materials during each of the 7 incident responses.

Under the heading Incident Status one (1) remains open to be resolved in FY08-09. This incident, which was a house remodel project, has been resolved by the time of this report, July 2008.

In FY08-09 the West Valley IC/ID inspector responded to nine (9) reports of potential violations in Monte Sereno. Four (4) of these were Residential, one (1) Public Facility/Utility, and Two (2) other or unknown sources. The West valley inspector provided outreach and educational materials during each of the 9 incident responses.
*Note
The West Valley Clean Water Program only gave completely new incidents ICID numbers, therefore, follow-up inspections to original ICID's were not given new ICID numbers. This is the reason for the dramatic decline in ICID's for FY08-09.

ICID Date	Contact Name (Resp Party)	Facility Address	ICID Incident Report Source (Origin)	ICID Incident Source	ICID Incident Type	ICID Enforcement Action	Findings (Comments)	Status	Compliance Date
9/9/2008		15200 Villa Pinto, Monte Sereno	Citizen Complaints	Other/unknown	Misc. incidents	None	Re: Green algae in creek behind house.	Referred to Agency for Action	
12/11/2008		15116 Via Lomita, Monte Sereno	Citizen Complaints	Residential	Dewatering	Verbal Notice	12/11/08 3:30pm- Received call about large amounts of water being discharged from a residence. Talked with contractor. He was draining a Koi pond. He immediately stopped and hooked the house up to the sewer. Very cooperative. Took pics.	Incident - Resolved	12/11/2008
2/13/2009		End of Vineland Ave, Monte Sereno	Citizen Complaints	Other/unknown	Misc. incidents	Referral for Enforcement	2/13/09 Received call from resident re: runoff/erosion coming from Loma Serena Stables. Could not determine whether or not runoff/erosion was active because of private property. Referred to Monte Sereno to determine if action is necessary.	Incident - Resolved	3/16/2009
2/13/2009		18157 HWY 9, Monte Sereno	Interdepartmental	Residential	Tracking soil	Referral for Enforcement	2/13/09 WVCWP Manager reported dirt tracking on Hwy. 9 originating from the above address. WVCWP inspector went to the residence, nobody was home. Took pics. Referred to Monte Sereno to determine if action is necessary.	Referred to Agency for Action	
2/27/2009		15298 Via Palomino, Monte Sereno	Citizen Complaints	Other/unknown	Complaint not found	None	2/27/09 Responded to complaint, could not find address. Talked with Engineer at Monte Sereno. Address does not exist. Discovered complaint is actually the same location of ICID 23/0809 (refer back to ICID 23/0809 for more info)	Incident - Resolved	3/16/2009
3/17/2009		15195 Becky Lane	Interdepartmental	Residential	Pools/Spas/Fountains discharge	Warning Notice	3/17/2009 Responded to referral from WVSD. Pool water was being drained from 15195 Becky Ln. Took pics. Drove into driveway. Discharge suddenly stopped. Knocked on door, no answer. Looked around side of house, no answer. Left info/referred to MS.	Referred to Agency for Action	3/17/2009
4/20/2009		1830 Daves Ave., Monte Sereno	Citizen Complaints	Residential	Pools/Spas/Fountains discharge	Referral for Enforcement	4/20/09 Received call from City of Monte Sereno regarding a citizen complaint of water being discharged down Daves Ave., near Villa Caballero. WVCWP responded to call. Observed water being discharged from drain at 1830 Daves ave. took pics.	Referred to Agency for Action	
5/6/2009		16290 Oakhurst, Monte Sereno	Citizen Complaints	Residential	Misc. incidents	Referral for Enforcement	5/6/09 Received report from City of Monte Sereno Engineer Re: Complaint about a fence that was constructed across creek in two locations. Took pics. Fence may cause debris backup and cause erosion. City of Monte Sereno will send resident letter.	2nd Inspection Required	
5/20/2009		15162 & 15120 Alma Joe Ct., Monte Sereno	Citizen Complaints	Public facilities and Utilities	Misc. incidents	None	5/20/09 Received citizen call re: white substance in street. Talked with City of Monte Sereno Engineer, who also responded to the incident, he said it is the residue of the street base coming up through the cracks in the asphalt. Took pics	Referred to Agency for Action	

ICID: Incident Table

Industrial Commercial Discharger Control Program

Annual Report:

City of Campbell

Town of Los Gatos

City of Monte Sereno

City of Saratoga

West Valley Clean Water Program

THIS PAGE INTENTIONALY LEFT BLANK

Monte Sereno

Santa Clara Valley Urban Runoff Pollution Prevention Program

FY 2008-2009 ANNUAL REPORT

INDUSTRIAL/COMMERCIAL DISCHARGER CONTROL PROGRAMS

Annual Report FY 2008-2009 Self Evaluation Matrix

Source	Task Source	Work Plan Tasks	Accomplishments	Responsible Party
MONTE SERENO: Monte Sereno is a strictly residential City. **MONTE SERENO** has NO zoning for Industrial or Commercial facilities **MONTE SERENO** therefore will **NOT** be covered in this Self-Evaluation section of the Annual Report.				

THIS PAGE WAS INTENTIONALLY LEFT BLANK

Public Agency Activities

Annual Report:

City of Campbell

Town of Los Gatos

City of Monte Sereno

City of Saratoga

West Valley Clean Water Program

THIS PAGE INTENTIONALY LEFT BLANK

PUBLIC AGENCY ACTIVITIES: Operations and Maintenance

Monte Sereno

Santa Clara Valley Urban Runoff Pollution Prevention Program

FY 2008-2009 ANNUAL REPORT

FY 2008-2009 Work Plan Self Evaluation Matrix

Source	Task Source	FY08-09 Work Plan Tasks	FY 08-09 Accomplishments	Responsible Party
Storm Drain Operations and Maintenance				
	2004 URMP	Annual Storm Drain Cleaning Continue contract w/ WVSD. Continue schedule/cycle for inspection and cleaning of storm drain system.	WVSD performs systematic storm drain cleaning and inspection of storm drains annually. Because Monte Sereno is much smaller than the other 3 West Valley cities, and is strictly residential, all of the City's storm drain systems are inspected and cleaned each year (approximately 417 structures). The City's contractor will clean high leaf drop as called upon when needed.	City Manager & City Engineer to coordinate with WVSD per Agreement
	2004 URMP	Training - Annual WVSD/ Oper. & Maint. Meeting Annual WVSD & WVCWP / Operations & Maintenance. Supervisors meeting: evaluate status of annual storm drain cleaning and provide training on maintenance issues. Rural public works BMPs & SOPs may be reviewed as part of the annual WVCWP Street Maintenance Supervisors meeting.	The annual WV Storm Drain Op & Maintenance Supervisor's workshop was held on May 14th, 2009 at Campbell Community Center. See Training Table for staff attendance. Staff from WVSD, WVCWP, and the other WV Communities also participated. Topics included: • A speaker from the regional program presented on the current NPDES Permit requirements and BMP's, and the possible future requirements of the MRP. • A speaker from Toyota Materials Handling also presented on products which would help the municipalities reduce trash in downtown/high traffic areas. *Note The WVSD Storm Drain structure cleaning & debris findings for each city were presented at the June WVCWP meeting and will be used to help identify additional trash problem areas.	Mtg lead by WVSD; Attend by Pub Works Supt/Supvrs; Hosted by WVCWP City Engineer/Staff to attend
	C/I item -Source Control Measure	Storm Drain Stencils or Signage Continue to replace and/or upgrade storm drain stencils or signage on storm drains or catch basins, as needed. Stencils will be replaced with the type of stencil most appropriate for the location.	Monte Sereno's storm drain signage is replaced if it becomes worn, or bent (if it is metal). The City uses thermoplastic stencils on all curb-less inlets.	City Engineer

PUBLIC AGENCY ACTIVITIES: Operations and Maintenance

Monte Sereno

Santa Clara Valley Urban Runoff Pollution Prevention Program

FY 2008-2009 ANNUAL REPORT

Street Sweeping/ Pavement Management				
	URMP - Street Sweeping	a. Street Sweeping Program Examine MRP to determine whether existing street sweeping schedule meets MRP requirements. Update sweeping contract as needed. High leaf drop and other noted areas cleaned more frequently and as needed (i.e., construction zones - swept by responsible party).	Monte Sereno hired a new sweeping contractor in FY07-08. The contracted street sweeper for the City of Monte Sereno uses a PM10-certified regenerative air sweeper to sweep Monte Sereno's residential streets quarterly. All residents and businesses are required to utilize large recycling bins for leaves and other yard waste as part of their trash collection service.	By Contract
		b. Street Sweeping Data Collection		
	NPDES Permit	b. Street Sweeping Data Collection Collect and review street sweeping data as required per the MRP; provide WVCWP with number of curb miles swept and cubic yards of debris collected. Solicit feedback from Sweeping contractor on effectiveness of program.	The City of Monte Sereno contracted with a new Street Sweeper during FY 07-08. Street sweeping data was collected from sweeping contractors and provided to the SCVURPPP at the end of the fiscal year. See three-year comparison table in the evaluation section (below), for curb miles swept, debris collected and yard waste recycled.	Contractor
		c. Street Sweeping Training		
	FY07-08 Work Plan, RWQCB comments	c. Training As needed for improvement and new requirements, provide training meetings for street sweeping contractor on required methods and equipment for sweeping. Provide instruction for data collection regarding street sweeping reporting.	Training for municipal staff on street sweeping data collection requirements and preferred sweeping methods, was provided at WVCWP's May 14th, 2009, Storm Drain Operation and Maintenance workshop. WVCWP Assistant informed, and provided additional Street Sweeping Data Collection Forms for the new contractor to the City of Monte Sereno's Engineer.	WVCWP to coord. w/City Engineer
Corporation Yard				
	URMP	a. SWPPP Review As needed, review and update the municipal Storm Water Management Pollution Protection Plan (SWPPP).	The City of Monte Sereno does not have a corporation yard. The City does not have any City-owned vehicles.	

	URMP	b. Staff Training Provide annual training on BMPs in Storm Water Pollution Prevention Plan w/ Corp-Yard walk-thru	The City of Monte Sereno does not have a corporation yard. The City does not have any City-owned vehicles.	

Public Agency Activities: Operations and Maintenance Evaluation

Storm Drain Maintenance In FY08-09, West Valley Sanitation District (WVSD) provided its fourth enhanced annual report to the cities on storm drain cleaning. Since June 2007 the reports have listed the structures that were inspected and cleaned with the maintenance crew's findings. A total of 417 structures were inspected.

- Of those inspected, 326 were found without any debris and were noted as "clean."
- Of those inspected, 91 had some visible debris upon inspection.
- Of the 91 storm drains that had visible debris, 5 required excessive/additional (50Lbs+) cleaning

Storm Drain Stencils: The engineering staff has continued to share feedback with the other WV cities regarding the most effective way to mark storm drain basins. All storm drain catch basins within Monte Sereno are appropriately signed for the inlet location. Because the number of storm drain inlets in Monte Sereno is small, the City was able to apply the more expensive thermoplastic stencils to all curbless drain inlets after a successful pilot was conducted. Thermoplastic signage was found to be more durable than painted stencils and it holds its color. Staff have also noted that thermoplastic stencils have endured a few years of street sweeping passes. The best feature of the thermoplastic stencils is that they are visible at night. The downside of using thermoplastic stencils is the cost (about $250 per stencil, installed) and they must be applied to a horizontal surface, preventing their visibility from a distance. Santa Clara County staff asked the WVCs for a recommendation on where to purchase metal plaques similar to those previously installed by the West Valley Cities. West Valley reported that municipal staff have discontinued application of the metal plaques because the sharp edges have a potential to get caught in street sweepers and bend, creating possible injury to pedestrians or bicyclists. Replacing the plaques was also a problem. When plaques came loose or were removed, concrete chunks crumbled from the curb with the screws (used for attaching the plaques) making replacement in the same spot impossible. If signage in Monte Sereno becomes worn, or bent (if it is metal), it is replaced with thermoplastic stencils or painted stencils depending on the location of the inlet.

Street Sweeping: The City collected **102.65** cubic yards of debris in FY08-09.

Yard Waste - Curbside Collection and Recycling: The West Valley yard waste recycling program reduces the amount of debris that gets into the storm drain, since leaves are collected in oversized bins rather than being stored in the street. In FY 08-09, the totals were given for all diverted waste. Totals for yard waste recycled were not provided.

Training Evaluation: The WVCWP Storm Drain Maintenance Workshop was held on 5/14/09 this year at the Campbell Community Center. Municipal staff generally felt that the Workshop helped them to understand the possible requirements of the future MRP. Municipal Staff also discussed the pros and cons of current BMP's and how they could address these issues in the future. It was evident that BMPs are being used by municipal staff but there was some frustration among street and park maintenance workers because they don't have enough authority to convince residents and private contractors to keep pollutants from reaching the storm drain system. The WVCWP Inspector offered his card to all attendees and requested that they report any incidents to him for immediate follow-

up. One challenge is to catch the violator in the act of allowing pollutants into the storm drain system. By the time the incident, or the result of the incident, is seen it is often too late to stop it. The maintenance crews are generally called to clean up spills. Attendees requested continued updates on the MRP requirements for storm drain maintenance and street sweeping practices. Several of the attendees stayed after the workshop for additional discussion among the cities.

Rural Public Works Activities

Rural Public Works Perf Std	Rural Public Works Perf Std	Performance Standards Implementation Evaluate the effectiveness of Rural Public Works BMPs used on applicable maintenance activities (if any) regarding: a) management and/or removal of large woody debris and live vegetation from stream channels; b) stream bank stabilization projects; c) road construction, maintenance, and repairs in rural areas to prevent and control road-related erosion; and d) environmental permitting for rural public works activities. Report on these activities in the Annual Rpt.	The model performance standard has been adopted. There were no rural public works projects (RPW) in FY 07-08. WVCWP staff developed a short PowerPoint presentation consisting of Rural Public Works (RPW) standards and BMPs for staff training. The presentation slides are sufficient at this time. The West Valley Cities have very few rural public works projects. If staff or municipal contractors begin to construct more RPW projects, WVCWP staff will take photographs of the sites and the BMPs to include in training presentations.	City Engineer
Training	FY07-08 Work Plan	Appropriate municipal staff or contracted staff will receive annual training on the use of current BMPs and SOPs, as noted in the performance standard. BMPs and SOPs may be reviewed as part of the annual WVCWP Street Maintenance Supervisors meeting.	WVCWP Assistant attended and reviewed the Rural Public Works standards at the annual Streets and Storm Drains Workshop June 20th, 2008. The WVCWP Assistant reported back to Monte Sereno's Engineer on June 25th, 2008. The City Engineer oversees all contracted rural public works and is knowledgeable about BMP's and erosion procedures for RPW; therefore, specific training on this topic was not conducted in FY07-08.	City Engineer

Rural Public Works Activities Program Evaluation

Stormwater BMPs are currently discussed in pre-construction meetings with contractors; the City inspects all contracted work for rural public works in its jurisdiction and ensures the use of stormwater quality and erosion control BMPs. The rural public works project (RPW), on Withey Rd in Monte Sereno, was contracted out to McKenna Landscaping. McKenna has been a contractor for the City of Monte Sereno for several years and is familiar with the City's stormwater requirements for RPW. The City Engineer was on-site to further discuss the stormwater BMPs and erosion control measures. The project consisted of replacing a small area of eroded soil under a pipe and covering the area with netting for vegetation. Erosion control and RPW BMPs were implemented.

PUBLIC AGENCY ACTIVITIES: Operations and Maintenance
Monte Sereno
Santa Clara Valley Urban Runoff Pollution Prevention Program
FY 2008-2009 ANNUAL REPORT

Curb Miles Swept	Monte Sereno	
FY06-07	**FY07-08**	**FY08-09**
Monte Sereno does not have any commercial streets or arterials. The City is strictly Residential **Annual Residential Total** **183 curb miles swept**	**Residential: 28* curb miles** **Commercial & Arterials:** Monte Sereno does not have any commercial or industrial areas * Monte Sereno contracted with a new street sweeping contractor after July 2007. The new contractor did not report the curb miles swept. The City of Monte Sereno was asked to have their contract report this in the next fiscal year.	**Residential: 116 Curb Miles*** **Commercial & Arterials:** Monte Sereno does not have any commercial or industrial areas *The city of Monte Sereno's street sweeping contractor sweeps all 29 curb miles quarterly. No additional sweeping was performed in FY08-09.

Debris Collected		
FY06-07	**FY07-08**	**FY08-09**
Monte Sereno does not have any commercial streets or arterials. The City is strictly Residential **Annual Residential Total** **154 cubic yards** of debris collected	**Residential: 11.9 tons*** **Commercial & Arterials:** Monte Sereno does not have any commercial or industrial areas * Monte Sereno contracted with a new street sweeping contractor after July 2007. The new contractor did not report the cubic yards collected. The City of Monte Sereno was asked to have their contract report this in the next fiscal year.	**Residential: 102.65 Cubic Yards** **Commercial & Arterials:** Monte Sereno does not have any commercial or industrial areas *The city of Monte Sereno's street sweeping contractor sweeps all 29 curb miles quarterly. No additional sweeping was performed in FY08-09

Yard Waste Recycled

FY06-07: An annual total of **778.85 tons** of yard waste was picked up by garbage collection service during FY 06-07.

FY07-08: An annual total of **1,887 tons** of diverted waste was picked up by garbage collection service. *

*Diverted waste totals are not representative of yard waste collected. Diverted waste totals include all waste that is diverted from landfills.

FY08-09: An annual total of **1,305 tons** of yard waste was picked up by garbage collection service during FY08-09.

Storm Drain Program Summary
For
Monte Sereno

FY2008-2009

Period of PM Cleaning: 12/16/09

Pounds of Debris Removed: 350lbs

By Type -	Leaves/Paper:	0
	Mud/Dirt:	350lbs
	Sand/Gravel:	0
	Rocks/Stone:	0
	Roots:	0

Structures Requiring Repair: 17

By Type -	Paved Over/Buried:	3
	Broken Grate/Frame:	2
	Broken Collar:	1
	Bikestraps Missing:	10
	Unable to Locate:	1
	Inactive/Abandoned:	0
	Missing/Removed:	0

Planning Procedures & New Development

Annual Report:

City of Campbell

Town of Los Gatos

City of Monte Sereno

City of Saratoga

West Valley Clean Water Program

THIS PAGE INTENTIONALY LEFT BLANK

PLANNING PROCEDURES
Monte Sereno
Santa Clara Valley Urban Runoff Pollution Prevention Program
FY 2008-2009 ANNUAL REPORT

FY 2008-2009 Work Plan Self Evaluation Matrix				
Source	**Task Source**	**Work Plan Tasks**	**Accomplishments**	**Responsible Party**
Planning Procedures				
	Provision C.3	Review the City's Urban Runoff Management Plan. Update contact information and responsible parties for standard operating procedures. Initiate updated SOP's to meet requirements in the Municipal Regional Permit. Participate in Provision C.3 Oversight Ad Hoc Task Group (C3PO AHTG) to stay updated on current issues, respond to Program or RWQCB requests, and exchange questions, ideas or experiences, related to C.3 implementation with other Co-permittees.	WVCWP Manager participated in the C3PO AHTG meetings in order to present summarized information at West Valley monthly meetings and encourage feedback, as appropriate, from West Valley Co-permittee's.	WVCWP Mgr, for City of Monte Sereno
	Municipal Regional Permit (MRP)	Provide municipal training as needed, to prepare for implementation of Municipal Regional Permit (MRP) requirements.	WVCWP Manager attends C3PO AHTG which addresses proposed MRP requirements. WVCWP manager attended MRP Workshop to discuss the proposed requirements and prepare for implementation in the Spring of 2009. WVCWP presented/discussed guidance from the regional SCVURPPP Program with municipal staff at WV meetings in FY08-09.	City Mgr/ WVCWP Mgr
C.3.c. Requirements for Group 1 and Group 2 Projects				
Devlopmt Project Implement-ation	C.3.c.	As appropriate, revise guidance, website, procedures, and/or conditions of approval to facilitate implementation of development project requirements per the MRP.	No actions taken at this time	City Mgr

		Municipal staff will receive training and/or attend Program workshops on applicable requirements for new development projects.	**Bioretention Sizing Methodology Mini-Workshop by SCVURPPP** Mountain View City Hall Plaza Conference Room February 4, 2009 **Hydromodification 101 workshop** May 19-20, 2009 **Sustainable Streets Workshop:** Using the San Mateo County Sustainable Green Streets and Parking Lots Design Guidebook Friday, May 29, 2009 **Annual C3 Workshop (SCVURPPP) "Stormwater Management for New and Redevelopment Projects: New Challenges, New Tools and New Ideas"** June 17, 2009	City Engineer; SCVURPPP or WVCWP to provide training
C.3.e Operation and Maintenance of Treatment BMPs				
BMP Inspection Program O&M Verification	Permit C.3.e.iii	Provide details of O&M verification program in each annual report. Note organizational structure, evaluation of effectiveness, and proposed improvements. List or summarize treatment BMPs inspected during the year, inspection results, and required follow-up through resolution.	The City has not had any Group 1 or Group 2 projects to inspect. However, Monte Sereno has implemented standard operating procedures for ongoing BMP O&M inspections. The procedures are documented in the City's URMP and were attached to the City's previous annual report	Engineering staff
Training & Evaluation	Work Plan	Training & Evaluation Continue to provide training to inspectors and data managers on O&M verification program requirements. Discuss evaluation of effectiveness and planned improvement to the program	Annual C3 Workshop (SCVURPPP) "Stormwater Management for New and Redevelopment Projects: New Challenges, New Tools and New Ideas" June 17th, 2009 WVCWP Inspector met with City of Monte Sereno Engineer in June 2009, and reported on O&M verification program requirements. See Also: Training Table below for list of Workshops, Training, seminars or meetings which municipal staff attended	WVCWP to coordinate training; City Mgr to inform City Engineer

PLANNING PROCEDURES
Monte Sereno
Santa Clara Valley Urban Runoff Pollution Prevention Program
FY 2008-2009 ANNUAL REPORT

C.3.f Hydromodification Management Plan				
HMP – Hydrograph Modification Mngmt Plan	C.3.f	City staff will continue to track HMP progress and implement its requirements as applicable for qualified Group 1 projects that may cause increased erosion or other related impacts.	There were no HMP-regulated projects in Monte Sereno in FY 08-09. Due to the nature of expected developments, the City does not expect many projects will be subject to these requirements over the next several years. However, with assistance from the WVCWP, City staff will continue to track regional implementation of the HMP.	City Engineer
		Implement any revisions to the HMP requirements per the Municipal Regional Permit, for applicable projects.	There were no HMP-regulated projects in Monte Sereno in FY 08-09.	City Engineer
Training		Continue to provide incremental training on HMP requirements to City staff after adoption of the MRP via SCVURPPP workshops and/or WVCWP in-house staff training.	To stay informed of the most recent HMP developments, the WVCWP Mgr participates in the C3PO AHTG meetings. Proposed revisions to the HMP were reviewed during the West Valley Communities' round table discussions regarding the draft MRP in FY08-09. To stay informed of the most recent HMP developments, the WVCWP Manager attended the Hydromodification 101 workshop in Roseville, CA on May 19-20, 2009	SCVURPPP & WVCWP to coord; City Eng to attend
HMP Reporting	C.3.f.viii	Provide development and implementation status and a summary of projects incorporating HMP measures to WVCWP staff for Annual Report.	The City of Monte Sereno did not have any projects which meet the criteria required for HMP implementation during FY08-09.	City Engineer
C.3.g Waiver and Compensatory Mitigation Program				
Waiver Program or Alternate Compliance	Permit C.3.g.	Currently, **WV Communities** do not offer an alternate compliance option to developers of Group 1 or Group 2 projects. No changes are expected to this approach in FY 08-09 unless regional watershed projects become available to support.	All applicable projects are required to implement C3 requirements without using alternative or off-site compliance measures. The City does not foresee using a Waiver Program.	City Engineer & City Manager
C.3.h Alternate Certification				
Alternate Certification reporting	Permit C.3.h	Report on all projects that are certified by someone other than municipal staff and the mechanism for ensuring outside certifiers	Monte Sereno did not approve any Group 1 or Group 2 projects in FY08-09. The City has a consulting civil engineering company on retainer to act as its City Engineer.	City Engineer

		are qualified.	Civil engineers from this company are required to periodically attend SCVURPPP C.3 training events and perform C.3 compliance reviews for the City. They are responsible for evaluating Group 1 or Group 2 Project designs to ensure they meet C.3 requirements.	
		Monte Sereno's City Engineer (contractor) will provide all new and redevelopment project certification. The City does not plan to use Alternate Certification.	MONTE SERENO: Monte Sereno did not approve any Group 1 or 2 projects during FY 08-09.	City Engineer
C.3.j Site Design Guidance				
Site Design Guidance	Permit C.3.j	Summarize the status of revision and implementation of site design measures guidance and standards.	The City of Monte Sereno revised the site design measures guidance and standards in the Fall of 2008.	City Engineer/ City Planner
C.3.l General Plan Update				
General Plan	Permit C.3.l	At next planned update, revise General Plan to reflect principles and policies to address requirements for development projects.	The City of Monte Sereno updated the Genral Plan to reflect the principles and policies to address requirements for development projects in the Fall of 2008.	City Planner
C.3.n Reporting Requirements				
C3 Project Reporting	Permit C.3.n.i.	Report details required by the Permit for all Group 1 and Group 2 projects that received final approval for construction during FY08-09. E.g. list project name, location, type, deemed complete date, final approval date prior to grading, project size, amt impervious surface, watershed, developer name and S/W measures and treatments used.	MONTE SERENO: Monte Sereno did not approve any Group 1 or 2 projects during FY 08-09.	City Engineer to provide data to WVCWP staff

PLANNING PROCEDURES
Monte Sereno
Santa Clara Valley Urban Runoff Pollution Prevention Program
FY 2008-2009 ANNUAL REPORT

C3 Project Reporting	Permit C.3.n.ii.	For "regulated" projects provide details in the annual report on the S/W treatments used, the sizing criteria, O&M verification status, any follow-up action, site design measures used, source control measures used and pesticide reduction measures required.	MONTE SERENO: Monte Sereno did not approve any Group 1 or 2 projects during FY 08-09.	City Engineer provide data to WVCWP staff
Report Pesticide Reduction Measures	NPDES Permit Provision C.3.n.iii	For "regulated" projects, report on the percentage of projects for which pesticide reduction measures were required.	MONTE SERENO: Monte Sereno did not approve any Group 1 or 2 projects during FY 08-09.	City Engineer provide data to WVCWP staff

Planning Procedures Evaluation

Site Design and Source Control measures are being required on all new development projects via Monte Sereno's "Residential Design Guidelines" and Monte Sereno's Site Development Permit requirements. The City continues to encourage stormwater measure, including flow controls, on all projects. Developers and property owners are receptive to the suggestions, making the process run very smoothly. BMPs most often required include the following, all are for single-family residential projects:

1. Rocky swales to energy dissipaters
2. Permeable pavement
3. Drywells, which overflow to vegetated area, were required (per City Engineer) on all residential development projects, where feasible (except where the ground water levels are too high).
4. Design to show post development flow does not exceed pre-development flow.

In FY 08-9 the City of Monte Sereno participated in the Water Resources Protection Collaborative. The Collaborative was enacted in an effort to clarify and streamline local permitting for streamside activities, representatives from the water district, cities, the county and business, agriculture, streamside property owner and environmental interests created a partnership known as the Water Resources Protection Collaborative. The approach makes a clear distinction regarding governance. Municipal organizations will continue to exercise their land use authority. The Collaborative developed model Guidelines and Standards which will serve as a basis for the District and municipal organizations to implement as appropriate. Each municipal organization will develop and apply these standards as needed for their jurisdiction. In early 2008 the City of Monte Sereno adopted these guidelines.

Monte Sereno

Reporting Form for Planning Procedures Performance Standard

and Provision C.3.n.i. Reporting Requirements

Part 1
New Development and Significant Redevelopment Projects[1]
Reviewed and/or Approved During FY08-09

Project Name	Project Type[1]	Site Size (ac. or s.f.)	New Impervious Surface (s.f.)[2]	Area of Land Disturbed (Ac.)[3]	Project Status	Storm Water Control Measures Included in Project
Private Projects						
	NONE					
Public Projects	NONE					

[2] List all projects with new impervious surface area greater than 10,000 s.f.

[2] Describe project type, as defined in Provision C.3.c.

[2] "New" is defined as impervious surface created, added or replaced.

[2] If the site is a "significant redevelopment", list the area of land disturbance, if information is readily available.

Monte Sereno

Reporting Form for Planning Procedures Performance Standard and Provision C.3.n.ii. & iii. Reporting Requirements

Part 2
Stormwater Control Measures[1]
Reviewed and/or Approved During FY08-09

Project Name	Treatment BMPs	Numeric Sizing Criteria Used	O&M Responsibility Mechanism and Responsible Party	Site Design Measures	Source Control Measures	Pesticide Reduction Measures
Private Projects	NONE					
Public Projects	NONE					

[1]List all projects with new impervious surface area greater than 10,000 s.f.
See SCVURPP "C.3. Handbook: Guidance for Implementation of Stormwater Requirements for New and Redevelopment Projects".

*Projects that do not require stormwater treatment because they fall under the Alternative Compliance Program must be reported as per Provision C.3.g.v. (see Reporting Form Part 3).

THIS PAGE INTENTIONALLY LEFT BLANK

Construction Inspections

Annual Report:

City of Campbell

Town of Los Gatos

City of Monte Sereno

City of Saratoga

West Valley Clean Water Program

THIS PAGE INTENTIONALY LEFT BLANK

CONSTRUCTION INSPECTIONS
Monte Sereno
FY 2008-2009 ANNUAL REPORT

FY 2008-2009 Work Plan Self Evaluation Matrix				
Source	**WP Task**	**Work Plan Tasks**	**Accomplishments**	**Responsible Party**
	URMP	Staff Training Participate in and support RWQCB and Program- sponsored workshops on erosion control and construction BMPs; support distribution of related materials. Construction inspectors must attend Erosion Control and Site Inspection Meeting every two years.	**Construction Stormwater Management Compliance Workshops** Thursday November 20th and Friday November 21st Quinlan Community Center, 10185 N. Stelling Road, Cupertino, CA, 95014 8:00 am – 3:00 pm (Attendees: City of Campbell Senior Public Works Inspector, City of Campbell Public Works Inspector, WVCWP Manager, WVCWP Assistant) **Construction General Permit Workshop** May 27, 2009 (WVCWP Manager Attended)	WVCWP to coord w/ SCVURPPP; inspectors to attend training
	URMP	Construction Inspections Continue construction site inspections and follow-up for stormwater issues (i.e., mud tracking, mat'l storage, housekeeping, etc.). Document sites inspected and note any violations through final resolution. Report violations to WVCWP for Annual Report.	Monte Sereno inspected approximately 38 sites with active grading permits from October 1, 2008 to April 15, 2009 (all single-family dwellings not part of a larger common development). Municipal Code Section 9.04.120 requires erosion and sediment control materials to be onsite by October 1st and in place before October 15th or a “stop work order” will be issued. Periodic inspections are conducted by the City engineering staff including inspections before, during, and after every major storm event. Sites with potential problems are inspected at least once a week but not more than twice a week. Residents usually call to report an issue if erosion control is not installed correctly. See the construction inspection incident spreadsheet (following this table) for details.	Eng Inspectors & Bldg Official shall maintain data & report to WVCWP

West Valley Communities

CONSTRUCTION INSPECTIONS
Monte Sereno
FY 2008-2009 ANNUAL REPORT

Construction Inspection Evaluation			
*FY08-09**		**FY 07-08**	
Erosion/sedimentation BMP's not functioning	9	Tracking Soil	1
		Grey Water Discharge	1
		Landscape Material Dumping	1
		Total Number of Incidents	3
Total Number of Incidents	*9*		
**issues observed and resolved by Municipal Inspectors.*			

Reported Incidents:
In FY08-09 The City of Monte Sereno Engineer observed and resolved nine (9) stormwater violations at construction sites. All violations were related to erosion and sedimentation BMP's. The Construction Inspection Evaluation totals do not include incidents observed by the WVCWP Inspector. Incidents observed and resolved by the WVCWP Inspector can be found in the ICID section of this report.

In FY07-08 the WVCWP Inspector responded to three (3) construction-related incident calls for Monte Sereno. All three of the incidents were proactive inspections by the WVCWP Inspector. The number of incidents in Monte Sereno has remained about the same since FY04-05 if you exclude the complaints that were not found in FY 05-06. There were three (3) incidents in FY04-05 and four (4) in FY05-06, four (4) again in FY06-07, and only three (3) in FY 07-08. Coordinated efforts between the City's Building and Engineering Inspectors and the WVCWP Inspector are working well. Engineering/erosion control inspectors have informed WVCWP staff that developers and contractors in the City are very eager to protect their good reputation with local residents and City staff. Any mention of a potential violation (verbal notice) from an inspector results in immediate action to comply. Monte Sereno, having a population of about 3,800 in a strictly residential community, has construction sites that are closely scrutinized by neighbors and inspectors. In addition, the WVCWP office is in Monte Sereno, which makes it easy for Clean Water Program staff to watch for potential problems on the way to and from work. Potential incidents are inspected and re-inspected (if necessary) until final resolution is achieved.

Construction Site Erosion Control Inspector Training:
Monte Sereno's Engineering Inspector meets annually with the WVCWP Manager to review NPDES permit requirements, the City's Construction Inspection Performance Standard, and the WVCWP IC/ID Inspection Program procedures.

Construction Inspection Program Evaluation:
Monte Sereno construction activities are well monitored and developers generally act responsibly and are aware of stormwater issues. No changes are planned for this program. Continued public outreach efforts and further training and communication between municipal inspection staff and the WV Stormwater Inspector will help maintain Mont Sereno's success in this area.

Public Information and Participation

Annual Report:

City of Campbell

Town of Los Gatos

City of Monte Sereno

City of Saratoga

West Valley Clean Water Program

THIS PAGE INTENTIONALY LEFT BLANK

PUBLIC INFORMATION/PARTICIPATION

West Valley Communities: Campbell, Los Gatos, Monte Sereno, Saratoga

Santa Clara Valley Urban Runoff Pollution Prevention Program

FY 2008-2009 ANNUAL REPORT

Work Plan Self Evaluation Matrix

Source	WP Task	FY08-09 Work Plan Tasks	FY 08-09 Accomplishments	Responsible Party
A. SCV PROGRAM - PROJECTS/SUPPORT				
	NPDES Permit, Provision C.4, C.9 & Pest Mgt Plan (PMP)	a. Watershed Education and Outreach Campaign Help to develop/implement ongoing watershed education and outreach campaign. WVCWP Mgr assists via WEO Ad hoc Task Group. Participate in campaign development and special projects, e.g. community events. Campaign will include funding for educational programs at the Alviso Ed Center and funding for ZunZun performances in local schools. See SCVURPPP FY 08-09 Watershed Watch Work Plan for details.	WVCWP staff participates in WEO AHTG meetings. In late FY 08-09, WVCWP staff was selected to serve as Chairperson of the WEO AHTG for FY 09-10. WVCWP staff has accepted the position. Activities include development and review of outreach and survey materials. WVCWP Staff participated in FY08-09 WW Survey Task Group: reviewed goals, scope & questions in survey against past surveys; reviewed preliminary results and draft report for submittal to AHTG and MC. **Mission College's Eco Day Event** 4/22/09 - Mission Community College, Santa Clara WVCWP staff supported Program activities by working at the Watershed Watch booth, handing out stormwater outreach material, including Watershed Watch brochures and Discount Cards.	WVCWP Staff
	NPDES Permit, Provision C.4, C.9 & Pest Mgt Plan (PMP)	b. Pesticide User Outreach Project Continue to provide funding and to participate in Our Water Our World IPM Store Partnership. Project scope will include items in Program's Pesticide Management Plan based on provision c.9.d of the Permit for outreach to residents, commercial businesses, and pest control operators.	SCVURPPP Co-permittees received CA DPR/ EPA "IPM Innovator Award". Details are available in SCVURPPP "Program" report. Award was presented to the WVC Council members at Council meetings in February (presented to Saratoga City Council in May). **IPM Store Partnership** Within the West Valley Communities, there are 3 garden centers which have elected to participate in the Store Partnership Program:	WVCWP Staff

			- Summerwinds – Campbell - Home Depot – Campbell - Ace Hardware – Los Gatos There are also 4 participating stores which border Saratoga (including 1 also bordering Campbell); these stores are patronized by WVC residents, and are supported by overall funding that WVC contribute to. These additional stores are: - Summerwinds – Cupertino - Home Depot – San Jose – (De Anza Blvd.) - Yamagami's – Cupertino - Orchard Supply Hardware – San Jose (Prospect Rd. – bordered by Saratoga & Campbell) WVCWP provides funding to support ongoing maintenance and training needs for this program. WVCWP provided IPM Fact Sheets to Home Depot in Campbell in June 09. Material was delivered to Home Depot by Program staff as part of the Pesticide User Outreach Project. Fact Sheets Delivered for Display/Distribution: 100 – Wonderful Roses 200 – Safe Use & Disposal of Pesticides 200 – Naturally Managing Pests 100 – Tips for a Healthy Beautiful Lawn 200 – Keeping Cockroaches Out of Your House 200 – Keeping Fleas Off Pets & Out of Yards 100 – *Spanish* – Fleas 500 – Controlling Ants 100 – Controlling Yellowjackets	

			300 – Controlling Aphids in Your Garden 200 – Growing a Healthy Garden to Naturally Manage Pests	
	NPDES Permit, Provision C.9.c.	c. Mercury Pollution Prevention Outreach Participate in the Program's Mercury Pollution Prevention Outreach Work Group and conduct local implementation of the Program's Mercury Pollution Prevention Plan including public education on: 1) negative health and environmental impacts of mercury, and 2) proper disposal of products containing mercury.	WVCWP staff focus in FY 08-09 was on local implementation, since the Program's Mercury PP Outreach Work Group has not been meeting. Local implementation included outreach for free E-waste Recycling Events, mercury-free thermometer distribution, mercury outreach material distribution, and articles on mercury in municipal newsletters. **FREE E-WASTE RECYCLING EVENTS** Recycling of TVs, monitors and all office electronics. These events were organized by the waste contractor for the four WV Communities. **July 2008** CAMPBELL: July 19, 2008 Campbell United Church of Christ, Campbell, CA LOS GATOS: July 19, 2008 Los Gatos United Methodist Church, Los Gatos, CA SARATOGA: July 26, 2008 City of Saratoga North Campus, Saratoga, CA **April 2009** CAMPBELL: April 18th, 2009 Campbell United Church of Christ, Campbell, CA LOS GATOS: April 25th, 2009 Los Gatos United Methodist Church, Los Gatos, CA SARATOGA: April 25th, 2009 City of Saratoga North Campus, Saratoga, CA See "Mercury" section of this AR for details on results	WVCWP Staff

			of these E-waste events. EVENT OUTREACH: During Winter/early Spring of 2008/2009, WVCWP submitted articles which ran in the WVC municipal newsletters, concerning E-waste. This helped publicize the need to make use of use E-waste events. For the July 2008 events, WVCWP publicized E-waste disposal on the front page of the cleancreeks.org website. WVC advertise E-waste events in their municipal newsletters when possible. Campbell Profile – Winter 09 – Campbelll Historical Society E-Waste event **THERMOMETERS** **Audubon Wildlife Fair** Cupertino (bordering Saratoga) 10/25/08 Mercury-free thermometers, along with mercury outreach materials, were provided to parents attending WVCWP Enviroscape presentations at the Fair. **Thermometer Exchange at LG Farmers Market** Los Gatos – 5/3/09 WVCWP coordinated an exchange which was staffed by Town of LG and City of San Jose Environmental Services Dept. See "Evaluation - *SCV Program Projects/Support* " section (below) for details and see "Mercury" section of this AR for details on results of these Thermometer events.	

			Mercury Outreach - Newsletters In Winter 2009, prior to the nationwide switch to digital television, WVCWP provided an article to all WVC municipal newsletters on proper TV disposal, and environmental impacts of mercury. The article was printed in the municipal newsletters for Campbell, Monte Sereno and Saratoga. (See 'Press Releases' row, below, for details) **Outreach Materials & Thermometers** Mercury outreach materials and solar and mercury-free thermometers were distributed at community events. See "Materials Distribution" below (B. 'General Outreach', a.) Mercury Informational Material was handed out to Corp Yard Staff in July 2008; along with a flyer reminding staff to properly dispose of mercury containing thermostats/ switches. See "Mercury" section of this report for additional details	

Public Information/Participation Program EVALUATION - *SCV Program Projects/Support*

Mercury Outreach – Local Implementation of Mercury Pollution Prevention Plan

WVCWP with Sierra Club at Audubon Wildlife Fair:

Sierra Club members in attendance expressed strong interest in helping to distribute these thermometers; however the Club does not have funding to purchase these themselves for distribution. If mercury-free thermometers could be made available to the local Sierra Club group (Guadalupe Group of the Loma Prieta chapter) they would distribute them at a variety of events: Earth Day booth, travel presentations (usually held at Saratoga Library), and club events, such as Annual Group Awards & Wine-Tasting event. This initiates the question of whether it would be effective to recruit stakeholder groups to help at thermometer exchange events, or to distribute mercury-related (i.e fluorescent bulb recycling) information at stakeholder activities/events.

WVCWP with Town of Los Gatos: Thermometer Exchange at Los Gatos Farmer's Market

Residents attending the Farmer's Market were pleased to learn the Town was collaborating with the City of San Jose for this event.

WVCWP has coordinated with the other participants to hold this event again in FY 09-10. It will be held in conjunction with "Keep Los Gatos Beautiful" month in April 2010; this will allow for better outreach opportunities to publicize the event and encourage increased participation.

Based upon positive response from residents, WVCWP, WVC and San Jose Environmental Services Dept. have coordinated additional events in FY 09-10 at various venues. Efforts will be made to increase publicity for these events; some will be held mid-week and increased publicity may be needed in order to generate a turnout. Effectiveness of holding mid-week events will be evaluated.

B. WVCWP PROJECTS

GENERAL OUTREACH

General	NPDES Permit, Provision C.4 and C.9	a. Distribute Materials. Distribute public information materials at civic centers, libraries, building and planning department counters and similar venues. Maintain a website (and phone request line) for public requests and distribution of materials.	**DISTRIBUTION AT MUNICIPAL FACILITIES** CAMPBELL • 25 Grow It Guides • 50 Pool & Spa Brochures LOS GATOS • 25 Grow It Guides • 50 Pool & Spa Brochures • 100 Watershed Watch brochures MONTE SERENO • 15 Grow It Guides • 25 Pool & Spa Brochures • 25 Watershed Watch brochures • 25 Beneficial Bugs brochures with native seed packets attached SARATOGA	WVCWP Staff

			• 25 Grow It Guides • 25 Pool & Spa Brochures **<u>'Car Wash Kit' flyers at Municipal Facilities</u>** June 2009 (updating previous flyers) • Campbell (Planning Counter) • LG City Hall (2x: 1 @ Public Works, 1 @ Planning Counter) • MS City Hall (2x: 1 @ Front Counter, 1 @ Post Office) • Saratoga City Hall (1 @ Planning Counter) **<u>Town of Los Gatos Public Works Open House</u>** <u>Town Corp Yard – May 2009</u> -----<u>St. Mary's School 3rd & 4th grade</u> 51 - Watershed Watch Brochures 9 - Anti-Litter Mugs (to adults/teachers), -----<u>Evergreen Elementary 3rd grade</u> 20 - Watershed Watch Brochures 5 - Anti-Litter Mugs (to adults/teachers) -----Town of Los Gatos and WV Sanitation District staff 10 - Anti-Litter Mugs **<u>City of Saratoga Municipal Facilities</u>** <u>January 2009</u> 80 - Anti-Litter Mugs to City of Saratoga staff. (For details on WVCWP-created **Anti-Litter Mugs**, see "WVCWP PROJECTS – Targeted Outreach – n.	

			Outreach Activities for Specific Pollutants - Additional Task – Create Outreach Materials - Mugs" below). **WV Communities E-Waste Recycling Outreach Materials Distributed** **7/19/08 & 7/26/08 E-waste Events:** Flyers were distributed by the waste contractor in all Campbell, Los Gatos, Monte Sereno, and Saratoga resident's monthly bills. **4/18/09 & 4/25/09 E-waste Events** E-Waste Events were advertised in the WV Collection & Recycling (waste contractor) newsletter, distributed to all WV Communities households. **DISTRIBUTED VIA COMMUNITY EVENTS** **LG Presbyterian Summer Camp** Los Gatos July 23rd 25 stormdrain message 'recycled' pencils were given to children & teachers **Coastal Cleanup Day – Volunteer Appreciation Party** 9/20/08 Vasona County Park – Los Gatos 5 - WVCWP Copper flyers with Car Wash Discount Card **9/20/08 WVCWP Creek Cleanup** 15 re-usable grocery bags (purchased from Safeway using their donated gift card for Coastal Cleanup Day)	

			Audubon Wildlife Education Fair 10/25/08 - Audubon McClellan Ranch site, Cupertino, (bordering Saratoga) 30 - Solar Thermometers (mercury-free) 30 - Mercury Brochures 30 - Flyers for Mercury thermometer drop-off locations **Great American Litter Clean up** Los Gatos Creek Park, Campbell 4/18/09 100 - Junk Mail Reduction Kits 100 – 'Oil Rag' printed with oil recycling and HHW info 100 – HHW brochures 100 – E-Waste/cell phone recycling brochures 100 – Mercury brochures 100 – Watershed Watch brochures (watershed pollution around your house) 100 – Beneficial Bug brochures *with* 100 – Calif. native wildflower seed packets (attract beneficial bugs - WV assembled seed packets) 100 – Re-usable Canvas Shopping Bags ("City of Campbell") **Arbor Day Celebration** Saratoga 4/24/09 6 - Watershed Watch Brochures 25 - Beneficial Bug Brochures *with* 25 - Calif native seed packets 31 - Watershed Watch Discount Cards	

			St Thomas of Canterbury Vacation Bible School SJ (between Campbell & Saratoga City boundaries) June 18, 2009 18 - "Pest or Pal?" Activity/ Coloring books **DISTRIBUTION at SCHOOLS** **St. Mary's School** Los Gatos January 15, 2009 35 - Beneficial Bug Brochures *with* 35 - Native Seed Packets 35 - WVCWP Stormwater message 'recycled' pencils, 3 - WVCWP Stainless Mugs 3 - WVCWP Cartoon T-Shirts. **Sedgwick Elementary School "Discovery Day"** Cupertino March 31, 2009 90 - Beneficial Bug Brochures *with* 90 - Native Seed Packets 50 - WVCWP Stormwater message 'recycled' pencils, 40 – Watershed Watch notepads **St. Mary's School** Los Gatos May 21, 2009 35 - Beneficial Bug Brochures *with* 35 - Native Seed Packets	

			3 - WVCWP Stainless Mugs **DISTRIBUTION at RETAIL FACILITIES** **Yamagami's Nursery** May 2009 Cupertino (bordering Saratoga) 50 – Beneficial Bug Brochures *with* 50 -- Calif native seed packets **Leslie Pools – Los Gatos** 30 -- Pool & Spa Brochures **Tradewind Spas – Los Gatos** 20 – Pool & Spa Brochures **DISTRIBUTION to/for STAKEHOLDERS** **Santa Clara County Chapter, Sierra Club** 50 – Beneficial Bug Brochures *with* 150 -- Calif native seed packets (4 different varieties) **San Francisco Estuary Project Art Contest** As requested by the SF Estuary Project, WVCWP staff helped to publicize the San Francisco Estuary Project Art Contest. The contest will provide SF Bay/wetlands-related artwork for use in outreach material and websites. The Contest Flyer, and details, were e-mailed to Recreation Depts. for distribution to art classes: -City of Campbell, -Town of Los Gatos	

			-City of Saratoga Flyer + info were sent to WV Community College, and were distributed to summer art classes at the college. Flyer + info were sent to the art teacher for Canyon Heights Academy, who has expressed interest in environmental art. The flyer was posted at: • Campbell Cmmty Ctr • Campbell Library • Los Gatos Library • Monte Sereno Post Office • Saratoga Library	
			CAMPBELL Distribution of Seed Packets 1set of seed packets mailed 4/7/09, per telephone request.	
			LOS GATOS Distribution of Seed Packets In response to a WVCWP article on Beneficial Bugs, printed in the Los Gatos “Vista” newsletter, WVCWP received calls for seeds which attract Beneficial Bugs. Calls began immediately after the newsletter was received in Los Gatos households. Seed packets for 4 different plant species were available. 1 set of packets mailed 4/7/09, per telephone request 1 set of packets mailed 4/8/09, per telephone request 1 set of packets mailed 4/9/09, per telephone request	

			2 sets of packets mailed 4/10/09, per telephone requests 2 sets of packets mailed 4/13/09, per telephone requests 1 set of packets mailed 4/15/09, per telephone request	
			MONTE SERENO Distribution of Seed Packets 1set of packets mailed 4/3/09, per telephone request 1set of packets mailed 4/7/09, per telephone request A Monte Sereno Master Gardener teaches gardening classes at the Saratoga Library. The Master Gardener distributed 30 Grow-It Guides to her class members.	
			SARATOGA Saratoga Rec. Dept offers a gardening class, including instruction on organic and low-maintenance gardening. WVCWP distributed to the classes: 100 - Beneficial Bugs Brochures *with* 100 - Calif native seed packets, (beneficial bug attractants) put together by WVCWP staff Distributed to all Saratoga City Council members during IPM Innovator Award presentation – May 2009 5 – Healthy Gardening IPM Facts sheets *with* 5 - Calif native seed packets, (beneficial bug attractants) put together by WVCWP staff Gardening Classes taught by a Master Gardener (Monte Sereno resident) are held at the Saratoga	

			Library. The Master Gardener distributed 30 Grow-It Guides to her class members.	
General	NPDES Permit, Provision C.4 and C.9	b. Participate in Local Community Events Promote watershed messages by participating in local community events (e.g., farmers market, festivals, creeks clean-ups, etc.).	**LG Presbyterian Summer Camp Enviroscape Presentation** Los Gatos July 23rd An Enviroscape watershed presentation was given for 21 children, ages 2nd – 5th grade. The presentation covered behavior change information for: Trash, Car-washing, Pesticide Use, Pet Waste, Vehicle Fluids 25 stormdrain message 'recycled' pencils were given to children & teachers. **Audubon Wildlife Education Fair – Enviroscape Presentations –** 10/25/08 at Audubon Society McClellan Ranch, Cupertino (bordering Saratoga) Partnered with local stakeholders: SC Valley Sierra Club Chapter and Audubon Society. Audubon sponsors this event, which is held at their facility. Sierra Club shares a table with WVCWP and Sierra Club volunteers assist WVCWP staff. WVCWP gave 10-12 Enviroscape watershed presentations to groups of 4-8 children (ages appx 4-10) throughout the day. Approximately 70-80 children (total) participated in, and watched, the Enviroscape activity. Presentations were also seen by parents, who attended with their children. Presentations covered behavior change information for: Trash, Car-washing, Pesticide Use, Pet Waste, Vehicle Fluids Distributed 30 Mercury Brochures, 30 Solar	WVCWP Staff and available Municipal Staff

			Thermometers (mercury-free), and 30 Flyers for Mercury thermometer drop-off locations to the adults. **Arbor Day Celebration** Saratoga 4/24/09 4/24/09 – Beauchamps Park WVCWP staff was introduced to the attendees (appx. 40 people). Attendees visited WVCWP display where staff discussed runoff issues (including pesticides) and distributed material. Staff also circulated and distributed material. **Town of Los Gatos Public Works Open House** Town Corp Yard – May 2009 WVCWP staff and Town of Los Gatos staff participated in this annual event which helps inform the public, especially students, of the Town's Public Works activities and responsibilities (such as street sweeping). WVCWP presented stormwater-related information, including distributing materials, and answering questions for attendees. Attendees included: St. Mary's School 3rd & 4th grade, 51 students plus 9 parents and teachers. Evergreen Elementary 3rd grade, 20 students plus 5 parents and teachers. **St Thomas of Canterbury Vacation Bible School Enviroscape Presentation** SJ (between Campbell & Saratoga City boundaries) June 18, 2009	

			An Enviroscape watershed presentation was given for 18 children, ages appx. 7-10. The presentation covered behavior change information for: Trash, Car-washing, Pesticide Use, Pet Waste, Vehicle Fluids Each child received a "Pest or Pal" activity/ coloring book.	
			CAMPBELL **Arbor Day** The City of Campbell held it's Arbor Day event on April 21 at Foresthill Elementary School. A tree was planted, and gardening-related material was distributed. The City included IPM and Less Toxic Pest Control in materials that were available for attendees to take home. These included: Pests Bugging You? Grow It Guides The Bay Begins at Your Front Door! IPM Fact Sheets: Tips for a Beautiful Lawn Controlling Ants in Your House Controlling Aphids in Your Garden Keeping Cockroaches Out of Your House **Great American Pick Up** The major community event organized by City of Campbell is its "Great American Pick Up". This year, the City was able to generate attendance by 160 volunteers. The City assembles a re-usable grocery bag full of stormwater/ litter-related materials for distribution to each participating family. 100 of these bags were given out (see "Materials Distributed" row – above).	

			Details of the event are in the Creek Cleanups row of this PI/P section (below) and in the "Trash - Evaluation" section of this AR.	
			LOS GATOS **Town of Los Gatos Public Works Open House** Town Corp Yard – May 2009 Town of Los Gatos staff organized its Annual Public Works Open House for 2009. This event helps inform the public, especially students, of the Town's Public Works activities and responsibilities (such as street sweeping). In addition, the Town invites WVCWP to help insure that information related to stormwater issues is distributed.	
			SARATOGA **Arbor Day Celebration** Saratoga 4/24/09 4/24/09 – Beauchamps Park City of Saratoga staff organized this event, which was held at a neighborhood park. The event was publicized in the municipal newsletter, and included information on trees as a means of preventing runoff and erosion, especially along creekbanks. City staff introduced WVCWP to the attendees (appx. 40 people). Attendees visited the WVCWP display where staff discussed runoff issues (including pesticides) and distributed material. **Creek Cleanups** City staff organized 2 Creek Cleanups (Calabazas Creek and Saratoga Creek). See Creek Cleanups row	

			(below) for details.	
General	NPDES Permit, Provision C.4 and C.9	c. Prepare Newsletter Articles/ Press Releases Prepare and contribute articles/ press releases of interest to the City newsletter and/or local media. Topics such as HHW disposal, pesticides, mercury, trash and copper/nickel will be promoted.	**COMMERCIAL WEEKLY NEWSPAPERS** **News Articles** In FY 08-09 WVCWP worked steadily on developing a good working relationship with the 3 weekly newspapers which cover the 4 WVC. These efforts resulted in 2 effective articles published in FY 2008-2009, and 1 article which was initiated in June 2009 and appeared in July 2009. Articles were printed in the: **Campbell Reporter** (circ. 15,550), the **Los Gatos Weekly** (circ. 41,050) the **Saratoga News** (circ. 13,240). **Creek Cleanup article** In Sept. 2008, WVCWP prepared a press release for California Coastal Cleanup Day and submitted it to the 3 local weekly newspapers. WVCWP worked closely with reporters for all 3 papers to develop articles tailored to each City/Town. WVCWP provided photos and interviews. Articles discussed the Stormwater Permit and the implications of trash in the creeks. Numbers were provided on lbs of trash and recycling collected at the WVCWP site (San Tomas Aquino Creek) and 2 sites in Los Gatos. The Saratoga article also publicized the upcoming Cleanup event in Saratoga Village, sponsored by WVCWP & City of Saratoga. **IPM/ "Green Gardeners" article + Car Wash Kit**	WVCWP Staff

			In February 2009, WVCWP developed a Press Release covering upcoming IPM awards presentations for the 4 WVC, including information and photos on the Green Gardeners program. The article included information on the class series (for anyone interested in enrolling). It also promoted local companies which employ Green Gardeners graduates – so that residents could contact and utilize these graduates. In addition, in the context of describing WVCWP, the article promoted use of the Car Wash Kit for fundraising events. **<u>Car Wash Kit for fundraising events</u>** In June 2009, WVCWP initiated correspondence with the 3 weekly newspapers concerning the need to promote the Car Wash Kit during the summer months. Correspondence continued into July 2009, and resulted in a 'brief', printed in the 3 newspapers, alerting fundraising groups about the need to use the Car Wash Kit. The article generated a number of calls with questions to the WVCWP office. **COMMERCIAL WEEKLY NEWSPAPERS** **Paid Advertising** WVCWP contributed funds to the SCVURPPP's Pollutants of Concern ad campaign. This allowed ads to appear in the three (3) weekly community newspapers for a total of ten (10) weeks in FY 08-09. (Campbell Reporter, Los Gatos Weekly, Saratoga News). In addition, all ads also appeared a 2nd time in the Los	

			Gatos Weekly "Weekend Edition", so that ads appeared a total of twenty (20) times in WV newspapers. September 08: IPM/weeds October 08: Mercury/HHW November 08: Mercury/HHW Dec/January (week of 12/30): Litter Jan 09: Litter February 09: Litter March 09: Litter April 09: IPM/snails June 09 (week of 6/1): IPM/Roses June 09: IPM/Yellow Jackets <u>Recap:</u> IPM 4x Mercury 2x Litter 4x **MUNICIPAL NEWSLETTERS** WVCWP prepared a variety of news articles for use by municipal newsletters in FY 08-09. Articles shared with muni newsletters included: **<u>- Car Washing</u>** An article on Car Washing & Car Wash Kit, along with a WVCWP car washing cartoon, was submitted to *The Saratogan* municipal newsletter for Summer 08. The Car Washing cartoon strip, along with brief text, was printed (July/Aug 08).	

			- **Keep Leaves And Landscaping Material Out Of The Drain** An article was prepared alerting residents that leaves and dirt, although 'organic', should be kept away from gutter, curbs and stormdrains. Graphics included a WVCWP cartoon illustrating construction materials near the gutter. This was submitted to the muni newsletters, and also the WVC waste collection contractor, for their newsletter. The article was printed in: - The Campbell Profile - The Monte Sereno Newsletter - The Saratogan **- Proper TV Disposal** (E-waste & Mercury) An article was written covering the issue of proper TV disposal (with the upcoming digital TV changeover), along with concerns about mercury. The article included details on proper disposal options. This was submitted to the muni newsletters, and also the WVC waste collection contractor, for their newsletter. The article was printed in: - The Campbell Profile - The Monte Sereno Newsletter - The Saratogan **- Arbor Day** – Trees prevent creekbank erosion At the request of the City of Saratoga, an article was developed addressing the subject of how trees help prevent creekbank erosion.	

			Portions of the article were printed in The Saratogan as part of the effort to highlight Arbor Day. **- Less Toxic Pest Control –** Attracting Beneficial Bugs WVCWP prepared an article highlighting the dangers of pesticide use in home gardens, with details and graphics on using 'beneficial bugs' as an alternative to pesticides, and on properly identifying helpful vs harmful bugs. The article and graphics were printed in: - The Campbell Profile - The Los Gatos Vista - The Monte Sereno Newsletter - The Saratogan West Valley Communities' Solid Waste Franchisor (garbage & recycle hauler) publishes a quarterly newsletter and distributes to all households. Topics in Summer 2008: Curbside collection of used motor oil, proper disposal of sharps, universal waste, e-waste, water based paints.	
			CAMPBELL The City of Campbell publicizes "Bike to Work Day" and has a good turnout of employees who participate. This generated a 400 word article on "Bike to Work Day" and City staff, in the Campbell Reporter weekly newspaper (May 27, 2009). The article was titled "City Employees Leave Cars at Home and Pedal to Work". See Attachments *(Bike to Work article)*	

			SARATOGA City of Saratoga was able to generate publication of 2 constructive articles in the local weekly newspaper (The Saratoga News). One article covered Saratoga Mayor Chuck Page's campaign to get businesses to halt use of Styrofoam containers. The article ran on April 28, 2009, and covered issues related to getting Styrofoam out of the trash stream, it's lack of biodegradability, etc. Another article targeted the subject of greener building, and covered a variety of issues, including: -the benefits of green roofs, -recycling construction materials, and -residential 'rain harvesting' systems (which reduce runoff). See Attachments ("Happy Earth Day" & "Mayor Styrofoam") Saratoga Annual Cleanup The City was able to obtain publicity in the weekly 'Saratoga News' promoting the West Valley Collection & Recycling cleanup occurring July 21st through September 26th and to encourage citizens of Saratoga to hold a garage sale to prepare for the annual cleanup. MUNICIPAL NEWSLETTER The City's municipal newsletter, "The Saratogan" makes a consistent effort to include articles related to stormwater issues. The City has included articles generated by WVCWP, and has also used the newsletter to proactively teach	

			residents about issues such as reducing pesticide use in City Parks, encouraging residents to walk and bike using city pathways - rather than driving, etc. In FY 08-09, "**The Saratogan**" municipal newspaper carried articles on: • Trails & Bike Paths: • Less-Toxic Pest Control in City parks • Planting/Preserving Trees to prevent Creekbank Erosion • E-Waste (general) • E-Waste and Mercury (digital TV transisition) • Keeping Leaves and Dirt away from Strormdrains • Beneficial Bugs/ Less Toxic Pest Control/ Proper Pesticide Disposal • Car Washing – proper Residential Washing + Car Wash Kit	
General	CI Item	d. WVCWP Web-Site Maintain and promote cleancreeks.org website; continue to expand and update the site with new educational material and up-to-date topics for the public on HHW, pest management, and other pollutant reduction activities, e.g. for mercury, trash, & copper /nickel	**E-Waste Event** WVCWP updated their website <www.cleancreeks.org> to advertise for the E-Waste event. A thumbnail link to the flyers handed out throughout the cities was posted from 7-14-08 through 7-27-08. **Waste Collection Contractor** Strengthened relationship with WV Collection & Recycle – the waste collection contractor for the WV Communities. WVCR now includes a link to the WVCWP website on the "Links" page of their website. **Car Wash Kit** Worked with Town of Los Gatos to update Car Wash Kit contact information and details on the Town's	WVCWP Staff

			website. All WVC prepared and forwarded municipal seal/logo graphics to WVCWP for use on Watershed Watch website. Received inquiry about Car Wash Kit from Incline Village, NV (Lake Tahoe) – Car Wash Kit info on cleancreeks.org website (WVCWP site) was found via a Google search. In response to inquiry, WVCWP forwarded numerous materials to help NE Lake Tahoe area start a Car Wash Kit program.	
		Municipal Web-Sites	See Sections 7 through 10 of this report for details on municipal website information related to specific pollutants of concern.	

GENERAL OUTREACH EVALUATION

Press Releases/ Media Coverage

WVCWP has been working to re-establish connections with the 3 local weekly papers which are distributed to all WV households (due to a buyout several years ago, these papers had experienced re-organization).

Creek Cleanup Coverage

For FY 08-09, WVCWP staff were able to arrange for coverage of the Coastal Cleanup Day event in all 3 papers. The articles were each tailored to the community covered by that paper. Articles included photos, interviews with staff and volunteers, data on trash collected, and coverage of the Stormwater Permit and water pollution issues related to trash.

The articles reached a total of **69,840 households**, or, all the adult population of the WV Communities (each household may include several adults, older children, etc).

IPM/ Less Toxic Pest Control Coverage

To promote use of the trainees from the Green Gardeners program, WVCWP sent a Press Release to local newspapers in Campbell, Los Gatos & Saratoga. A 630 word article, including a photo, about the Green Gardeners program was published.

The article promoted both the classes (for anyone interested in enrolling) and promoted local companies which employ Green Gardeners graduates – so that residents could contact and utilize these graduates.

This was exactly the type of coverage that WVCWP was looking to secure, because it is hoped that publicity will inspire residents to hire Landscape Design & Maintenance contractors who have been trained in IPM. Since the article included interviews with Green Gardeners graduates, and owners of participating Landscaping firms, the article will make it easy for residents to contact these companies and graduates, and hopefully make a change to less-toxic pest control at their homes.

CITIZEN PARTICIPATION

Public Partici-pation	Trash Monitoring Work Plan	e. Creek Clean-ups Continue implementation of trash monitoring activity during Creek Clean-ups. Conduct a minimum of two clean-up events per yr (i.e. on Coastal Clean-up Day and National River Cleanup Day).	**Coastal Cleanup Day** *San Tomas Aquino Creek @ Westmont High 9/20/08* WVCWP hosted a Cleanup Event at the site where it has regularly hosted this event. Volunteers were instructed in use of Tally sheets, and were provided with clipboards, etc. Working in groups, volunteers were able to pick up trash and carry out trash monitoring. 15 Volunteers attended along with WVCWP and City of Saratoga staff. Details are listed in the Evaluation section (below). The Cleanup Event was covered in articles appearing in 3 weekly newspapers; details are listed in the Newsletter/Press Release section (above). Distributed 15 reusable bags (purchased from Safeway with gift card they donated to WVCWP) **National River Cleanup Day** *San Tomas Aquino Creek @ Westmont High 5/09* WVCWP hosted a Cleanup Event at the site where it has regularly hosted this event.	WVCWP Staff

			Volunteers were instructed in use of Tally sheets, and were provided with clipboards, etc. Working in groups, volunteers were able to pick up trash and carry out trash monitoring. Details are listed in the Evaluation section (below). **Sacred Heart Schoolyard Cleanup** *Schoolyard overlooking Wildcat Creek in Saratoga 4/29/09* Sacred Heart School organized the cleanup, based upon previous events held in partnership with WVCWP. Details are listed in the "Evaluation" row at the end of this table (below).	
			CAMPBELL **Great American Litter Pickup** 4/18/09 - City of Campbell, 5 different cleanup sites Volunteers were instructed in use of Tally sheets, and were provided with clipboards, etc. Working in groups, volunteers were able to pick up trash and carry out trash monitoring. 160 Volunteers participated, working for four hours. Litter was picked up from 5 sites, including the Los Gatos Creek Trail and the Los Gatos Creek County Park. Publicizing done for the event was very successful, as shown by the fact that 160 volunteers participated. Details are listed in the "Evaluation" row at the end of this table (below).	

			SARATOGA **Calabazas Creek Cleanup** *Saratoga-3/22/09* 17 Volunteers from a local church group in Saratoga attended along with The Mayor of Saratoga, Saratoga and WVCWP Staff. **Saratoga Creek at Big Basin Way Cleanup** *Saratoga – 5/26/09* Saratoga staff organized a cleanup at this site which is has been cleaned annually. 9 volunteers from Saratoga Elementary school participated (8 students and 1 teacher). Volunteers were instructed in use of Tally sheets, and were provided with clipboards, etc. Working in groups, volunteers were able to pick up trash and carry out trash monitoring. Details are listed in the "Evaluation" row at the end of this table (below).	
Public Partici-pation	Creek Keepers Campaign started FY00-01	f. "Creek Keepers" Program training Provide training on trash tallying and highlight current trash pollution issues for students and volunteers when they participate in a cleanup event.	See preceding row (above)	WVCWP Staff
TARGETED OUTREACH & SCHOOLS				
Target Schools	Expand Outreach to Teachers and	g. Schools Outreach: Watershed Ed. Curriculum Conduct outreach to K-8 teachers to	WVCWP Staff e-mailed to a number of schools which have hosted Enviroscape presentations in past years. Only 1 school responded – they requested 2 different	WVCWP Staff

	Students	solicit invitations for classroom presentations. Develop presentations as needed based upon grade levels. Presentations will cover watershed concepts, strategies for changing behaviors which affect stormwater pollution, and related concepts and vocabulary.	Enviroscape presentations. Since this does not appear to be the most effective means of outreach, staff will investigate other methods in FY 09-10. 5 schools were contacted – Canyon Heights, Foothill, Sacred Heart, St. Mary's, Lexington WVCWP was successful in outreach to 2 Summer Camp programs held at local churches. Almost 40 students were reached through presentations at these venues. See "Community Events"	
Target Schools	Based on feedback from Teachers and Students	h. Provide Watershed Education in classrooms Conduct water quality protection education or presentations in local schools, using *Enviroscape* and/or other methods to engage students in Watershed campaign messages. Improve presentation format based on teacher/student feedback. * Please note that this section was inadvertently omitted from the FY08/09 work plan and needs to be included in this report.	**St. Mary's School** Los Gatos January 15, 2009 Enviroscape Presentation to 35 Fifth graders. WVCWP Assistant gave a watershed pollution presentation using the Enviroscape to 35 Fifth graders at St. Mary's School in Los Gatos. Topics covered included: Definition of Watershed, Storm Drain Vs. Sewer, Water Cycle, Urban Run-off, and pollutants of concern. Distributed 35 beneficial bug brochures w/native seed packets, 35 WVCWP pencils made from recycled materials, 3 WVCWP Stainless Mugs, 3 WVCWP Cartoon T-Shirts. **Sedgwick Elementary School "Discovery Day"** Cupertino March 31, 2009 4 Enviroscape Presentations WVCWP gave 4 Enviroscape Presentations to approximately 90 students in the 2nd, 3rd, 4th, and 5th grades.	WVCWP Staff by arrangement w/ Teachers

			Topics covered included: Definition of watershed, Storm Drain Vs. Sewer, Water Cycle, Urban Run-off, pollutants of concern and "How to help reduce watershed pollution". Distributed 90 beneficial bug brochures w/native seed packets, 50 WVCWP Pencils made from recycled materials, and 40 Watershed watch notepads. **St. Mary's School** Los Gatos May 21, 2009 Enviroscape Presentations WVCWP Assistant gave watershed pollution presentations, using the Enviroscape, to 30 Kindergarteners (2 classes – 15/ class) at St. Mary's School in Los Gatos. Topics covered included: Definition of watershed, Storm Drain Vs. Sewer, Water Cycle, Urban Run-off, and pollutants of concern. Groups of students were rotated through the presentations. For those not in the rotation, a "Litter Pickup" activity was supervised by the teachers. WVCWP provided litter grabbers, gloves & trash bags. Students spread throughout the school grounds, picking up litter. The school grounds were generally very clean -- hardly any litter was found and students were not able to fill 1 trash bag. Teachers pointed out storm drains, explained how litter gets into them, and flows to creeks. Distributed 35 beneficial bug brochures w/ native seed packets, 3 WVCWP Stainless Mugs,	

		Additional Outreach to Schools	**Car Wash Kit for fundraising events** Since Car Wash fundraisers are frequently held at school sites, or sometimes by school-based groups using other sites, in FY 08-09 WVCWP pursued a concentrated outreach effort to schools on this subject. A flyer (specific to each municipality, and listing the relevant muni ordinance) and a letter, were e-mailed for dissemination to all schools in the WVC. Via correspondence with 2 High School District Offices and 3 Elementary School District Offices, the flyers and letters were sent to Facilities Maintenance staff and front office staff at: **High Schools** CAMPBELL – 6 HS school sites LG-STGA – 3 HS school sites **Elementary Schools** CAMPBELL – 12 Elementary & Middle School Sites LOS GATOS – 5 Elementary & Middle School Sites SARATOGA - 4 Elementary & Middle School Sites See Attachments – (*Car Wash Flyer* and *Car Wash Letter*)	
TARGETED OUTREACH				
Targeted Business	Permit Provision C.4	i. Education – Businesses Distribute BMP materials during WVCWP inspections of food facilities and automotive businesses. Discuss relevant educational material with businesses cited for potential stormwater violations.	The WVCWP Inspector distributed BMP materials to all restaurants and food facilities that were included in pro-active IND inspections in FY 08-09. **Good Cleaning Practices' (poster & packet)** Poster depicts proper mat washing techniques,	WVCWP Inspector

			Materials distributed at other inspections (IND and IC/ID and follow-ups) included: - Vacu-Boom flyer - Watershed Watch brochures - Construction sites – "Blueprint for a Clean Bay" – BMPs for Construction Sites - Preventing Stormdrain Pollution: Guidelines for Commercial & Light Industrial Facilities" booklet (SCVURPPP) – covers painting, car-washing, chemicals, etc. WV Inspector distributed 50 Pool & Spa BMP brochures to retail outlets during FY 08-09. These will help educate retail staff, and are for distribution to retail customers. **Leslie Pools – Los Gatos** 30 -- Pool & Spa Brochures **Tradewind Spas – Los Gatos** 20 – Pool & Spa Brochures	
Reporting	NPDES Permit, Provision C.4	j. Evaluation/ Reporting Document or estimate (as feasible) numbers of residents, students, municipal staff etc. reached by outreach efforts. Provide anecdotal feedback from audiences. Report number of calls, website hits and circulation or readership for newspapers or newsletters.	**Residents Reached via Articles** **COMMERCIAL NEWSPAPERS** Creek Cleanup articles were printed in the Sept 30, 2008 issues of the 3 local weekly newspapers. An article covering Green Gardeners, how to hire graduates trained in Less Toxic Pest Control, and info on the WVCWP Car Wash Kit was printed in the Feb. 17, 2009 issue of the 3 local weekly newspapers. Circulation for local weeklies: **Campbell Reporter** (circ. 15,500) **Los Gatos Weekly** (circ. 41,050)	WVCWP Staff

			Saratoga News (circ. 13,240) WVCWP paid for ads to run in these papers as part of the SCVURPP media campaign. Campbell Reporter & Saratoga News: 1x / mo for 10 months Los Gatos Weekly: 2x/mo for 10 months **MUNICIPAL NEWSLETTERS** Circulation numbers for municipal newsletters are: 23,000 Campbell households 15,208 Los Gatos residents and businesses 1,225 Monte Sereno households 12,600 Saratoga households **WASTE CONTRACTOR** West Valley Collection & Recycling is contracted to provide waste collection services for the West Valley Communities. The contractor has been proactive in providing free E-waste recyling events and in publicizing those events through their quarterly newsletter and through bill inserts. The newsletter also include additional in on the importance of recycling batteries and e-waste and similar subjects. The newsletters and bill inserts are sent to appx. **27,000** WV households. **Students Reached via Enviroscape Presentations** WVCWP staff gave Enviroscape presentations in classrooms, at summer 'church camps', and at community events. Appx. **274 students** learned about	

			watersheds and the need for behavior changes related to water pollution via this medium.	
Training	FY 08-09 Work Plan	k. Staff Training Conduct or provide WVCWP staff training/meetings to prepare for school presentations, community events & responses to public requests.	**Enviroscape** A new WVCWP staff member was trained on use of the Enviroscape. Training covered set-up and breakdown of the watershed model, use of several curriculums and associated visuals on the Enviroscape. A similar training was provided to City of Cupertino staff. **Car Wash Kit** WVCWP provided training to City of Monte Sereno front office staff on the Car Wash Kit program, so that staff will be able to handle public inquiries on the program.	WVCWP staff
Training	Additional Task – not in Work Plan	k. Staff Training Obtain staff training on effective outreach methods and materials	2 WVCWP staff attended the EPA's National Conference for Non-Point Source & Stormwater Outreach Portland OR – May 2009. WVCWP Program Manager attended a full day of training on "An Evaluation Primer for Stormwater Programs" and "Overview of Social Indicators Evaluation System and Applied Survey Development Skills". WVCWP Program Assistant provided a training for Conference attendees, and attended 2 ½ days of training on a variety of subjects. See Training Table for details	
Training	Additional Task – not in Work Plan	k. Staff Training Provide staff training on public education to a national audience of stormwater	EPA's National Conference for Non-Point Source & Stormwater Outreach Portland OR – May 2009	

		professionals	WVCWP responded to a request for abstracts showcasing successful, low-budget public education campaigns. EPA requested that WVCWP address the conference with their presentation showcasing use of cartoons for dissemination of stormwater messages. WVCWP staff created and delivered the PowerPoint presentation, which was very well-received. It is anticipated that this method of outreach will definitely be initiated in over 6 programs throughout the country. See Evalution Section (below) for details on positive feedback, and potential implementation of presentation concepts by programs throughout the U.S.	
Target Small gardening businesses	NPDES Permit, Provision C.4, C.9 & Pest Mgt Plan (PMP)	I. Training staff of small gardening businesses (Work within Program's Watershed Education and Outreach group and sub-groups)[1] Continue to assist with development of strategy started in FY06-07 to implement a campaign & training program (in Spanish & English) designed to elicit participation of staff from very small landscape businesses (typically 1-8 employees) often serving homeowners. Help fund and/or support campaign locally.	WVCWP staff participates in WEO. WVCWP Program Manager participates in the IPM Ad Hoc Task Group on behalf of the WVC. Project implementation and projects for consideration, which are discussed in the AHTG, are presented to WVC staff for appropriate follow-through. In FY 08-09, WVCWP staff were involved in meetings aimed at developing coordination between the "Bay Friendly" program, and the "Green Gardeners" program. In FY 08-09, WVCWP offered funding for 6 scholarships to reduce the cost of the Green Gardener class to attendees (enough for 6 reduced fee scholarships). To promote use of the trainees from the Green Gardeners program, WVCWP sent a Press Release to local newspapers in Campbell, Los Gatos & Saratoga.	WVCWP Mgr in cooperation with SCVURPPP's Pi/P sub-groups

[1] Funded by all Co-permittees each year.

			A 630 word article, including a photo, about the Green Gardeners program was published. The article promoted both the classes (for anyone interested in enrolling) and promoted local companies which employ Green Gardeners graduates – so that residents could contact and utilize these graduates.	
Target 16-24 yr-olds for Anti-litter messages & behavior changes	Trash Advisory Committee	m. Trash Advisory Committee (TAC) Continue to participate in development and implementation of a campaign targeting 16 to 24 yr-olds for anti litter messages to elicit changes in behaviors. Support and implement campaign locally. (Ref Section 7 of this work plan; Watershed Education & Outreach Campaign)	The "TAC" was renamed 'Silicon Valley Anti Litter Campaign (SVALC). WVCWP staff attended "General Core Group" and the "Education Sub-Group". In early FY 08-09, WVCWP staff were involved in developing a slogan and website for this campaign. WVCWP staff researched slogans in other states & programs, interviewed males in the target age group, and researched web site options. Notes were presented to group. A subset of the SVALC/ WMI Trash Sub-Group has been meeting to try and begin a new 'trash action group'. WVCWP staff have started attending these meetings; current goals are to develop a focus and action plan.	WVCWP staff in cooperation with SJ & SCC Trash Advisory Committee
			CAMPBELL Campbell Public Works Director has been meeting with a subset of the SVALC/ WMI Trash Sub-Group to try and begin a new 'trash action group'. City of Campbell staff attends the Great American Pick Up Implementation Group. Meetings are held leading up to the Great American Pick Up event, which Campbell participates in.	
Additional Outreach	Cross Ref. Sections 7-10 of this Work	n. Outreach Activities for Specific Pollutants See Sections 7 through 10 of this Work	**HIGHLIGHTS** **PESTICIDES** WVCWP staff developed and put together packets of	WVCWP Staff

	Plan	Plan, for additional Public Education and Outreach activities related to specific pollutants of concern.	native seeds for beneficial bugs, to partner with IPM printed material. See below: "Additional Task". Articles on elimination and disposal of diazinon/ chlorpyriphos and on less-toxic pest management were printed in the municipal newsletters for each WVC. A press release on the Green Gardeners program was submitted to local weekly papers and resulted in a 630 word article promoting less-toxic pest control. WVCWP contributed funding for IPM-message ads which ran in the weekly papers. **COPPER** Car Wash Kit flyers, and information on the need to use a Kit for car wash fundraisers, was distributed to staff at 31 schools. A pilot piece with Car Wash Discount Card was developed for residents. See below: "Additional Task". The Car Wash Kit was publicized in the context of a WVCWP article in the 3 weekly newspapers (Feb. 09). Further discussion with the paper in June 09 resulted in a short article on the Kit in July 09. **MERCURY** An article on proper TV disposal was developed and published in several of the municipal newsletters, prior to the switch to digital TV. **TRASH** WVCWP staff developed graphics and messages for an "Anti-Litter" mug. 230 mugs were purchased; 80 of these were for the City of Saratoga which distributed them to staff to help reduce litter, and to publicize the anti-litter message. The remaining 150 mugs were distributed by WVCWP through various events and outreach activities. (see Trash, "Additional Task"	

			below) WVCWP gave out 15 re-usable grocery bags, and began researching the possibility of purchasing re-usable bags, with an anti-litter message, for use as outreach pieces in FY 09-10.	
Additional Outreach	Cross Ref. Sections 7-10 of this Work Plan	n. Outreach Activities for Specific Pollutants Additional Task – Create Outreach Materials	**NEW IPM Outreach Material** In FY 08-09, WVCWP devoted staff time to a new campaign: creation and promotion of a new outreach product with the intent of providing material that would be desirable to residents, and which could be attached to printed information, to encourage residents to pick up and read the printed info. Staff purchased seeds of pest-resistant CA Native plants, which attract "Beneficial Bugs". Staff created envelope labels with graphics, planting information, and pest info for the seeds seeds – Attachments – *Seed Labels*). WVCWP partnered with stakeholders (local Sierra Club members) to apply the labels to envelopes, and fill them with the bulk seeds. A total of **599 seed** packets were distributed via WVCWP in FY 08-09. The seeds were promoted via articles in WVC municipal newsletters, including photos of beneficial bugs. The articles resulted in a total of 24 seed packets sent out due to resident requests. At events, the seed envelope/printed material packets appeared to be popular. Distribution was as follows: Sierra Club: 150 (will be distributed at events, such as Earth Day)	

			Campbell's Great American Litter Pickup: 100 Saratoga Rec Dept. Gardening Class: 100 City of Saratoga Arbor Day: 25 Yamagami's Garden Center: 50 St Mary's School (Enviroscape Presentation) 1/09: 35 St Mary's School (Enviroscape Presentation) 5/09: 30 Sedgwick School "Discovery Day" Enviroscape: 90 Calls from residents: 24 **Total: 599** Details are listed in the "Evaluation" row at the end of this table (below).	
Additional Outreach	Cross Ref. Sections 7-10 of this Work Plan	n. Outreach Activities for Specific Pollutants Additional Task – Create Outreach Materials	**NEW Copper Outreach Material** A pilot piece with Car Wash Discount Card was developed for residents. The Car Wash/ Copper brochure contained a Car Wash Discount Card (developed by Watershed Watch) and a list of participating commercial Car Washes, along with info about copper and toxicity. However, the piece was developed shortly before that particular Car Wash Discount Card was due to expire, so a minimal number were produced (via inkjet printer). WVCWP will evaluate whether to update and re-print the piece. The goal is to provide residents with printed materials that involve a useful item (such as the discount card) which will encourage people to read the attached stormwater pollution messages.	
		n. Outreach Activities for Specific Pollutants Additional Task – Create Outreach	**NEW Anti-Litter Outreach Material** WVCWP staff developed graphics and messages for an "Anti-Litter" mug. Graphics including representation	

		Materials	of a creek, and the message "Clean Creeks… It's In Our Hands – Save a Cup". WVC and WVCWP were listed on the mug, with WVCWP logo and web site address. (See Attachment – Mug Graphics) 230 mugs were purchased; 80 of these were paid for and used by the City of Saratoga which distributed them to staff to help reduce litter, and to publicize the anti-litter message. The remaining 150 mugs proved to be very popular and were distributed by WVCWP through various events and outreach activities. <u>MUGS DISTRIBUTED</u> *ICID Training March 9th- 11 mugs given to municipal staff *WVCWP hosted a SCVURPPP Training - 10 mugs given to attendees <u>*Los Gatos Open House May 2009</u> - St. Mary's School: 9 Mugs to parents & teachers -Evergreen Elementary: 5 mugs to parents & teachers - Approx. 10 mugs to Los Gatos and WV Sanitation District staff * Calabazas Creek Cleanup March 2009 (Saratoga) - 18 mugs to volunteers *5 mugs to City of Monte Sereno Employees *WVCWP Annual Streets and Storm Drains Training- 8 mugs to attendees and presenters. *National Rivers Cleanup Day- approx 18 mugs to volunteers *Watershed Presentation at Vacation Bible Camp in Campbell June 2009 - 5 mugs to teachers/ counselors	

			*St. Mary's School Enviroscape presentations – 6 mugs to teachers	

Public Information/Participation Program EVALUATION – WVCWP PROJECTS

RESULTS for WVCWP PRESENTATION "A Stormwater Campaign in Cartoons" at EPA NT'L CONFERENCE – MAY 2009

EPA's National Conference for Non-Point Source & Stormwater Outreach - Portland OR

WVCWP responded to a request for abstracts presenting successful, low-budget public education campaigns.

WVCWP's presentation showcasing use of cartoons for dissemination of stormwater messages was accepted as a training session at the conference. WVCWP staff created and delivered the PowerPoint presentation.

Attendees: Appx 80-90 stormwater professionals from around the US and US Territories chose to attend this presentation.

No feedback was solicited by, or was provided by EPA to, WVCWP – however, a number of participants made the effort to contact WVCWP and provide positive feedback:

Feedback: 11 people took the initiative to approach WVCWP staff in the 24 hours after the presentation and expressed appreciation for the information conveyed.

Implementation: 6 stormwater programs approached WVCWP staff later in the conference, and declared that they **will** try this concept in their own outreach efforts

Areas which plan on following concepts outlined in WVCWP's presentation:

- Sustainable Business Coordinator *for* Environmental Coalition of South Seattle (NGO which is contracted by municipalities to work with businesses and schools -- distributes spill kits, provides public education, etc. throughout western Washington)
- Stormwater Educator *for* Muncie Sanitary District, Delaware County Stormwater Management, IN
- Water Resource Educator *for* East Metro Water Resource Education Program (Eastern Minnesota)
- Surface Water Plan Educator *for* Washington State Univ. Extension, Jefferson County, WA
- Stormwater Education Coordinator *for* State of KY MS4s Kentucky Environmental Education Council & Kentucky Transportation Cabinet
- Community Relations Specialist *for* City and County of Honolulu, Department of Environmental Services

****

RESULTS for CREEK CLEANUPS

SAN TOMAS AQUINO CREEK CLEANUP @ WESTMONT HIGH SCHOOL EVENT SUMMARY

Saturday September 20th, 2008: In conjunction with International Coastal Cleanup Day

Summary of Survey Completed by Volunteers

(Based on 15 volunteer response sheets)

Most common pieces of trash collected: Cans, bottles, cigarette butts, paper, and food wrappers.

Least common pieces of trash collected: Plastic, rubber.

Most unusual pieces of trash collected: Home-made rocket from plastic bottles, dollar bills.

WVCWP Contributions:

WVCWP provided Trash Tally Sheets with clipboards, Litter Grabbers, and gloves & trash bags (via the Clean A Creek Action Group)

Approximately: 15 recycled shopping bags , juice drinks, and snacks (donated by Whole Foods of Campbell) 10 T-shirts (donated by WVCWP)

Results:

16 volunteers worked at the cleanup for 4 hours each. At a minimum wage of $8.00 an hour this would have cost $512 in temporary labor.

120 lbs of Trash was collected

170 lbs of Recyclables were collected

Total Collected= 290 lbs

Volunteer Feedback:

The Girl Scout troop which volunteered was made up of Scouts from other communities outside the WV area; the troop leader expressed appreciation that this site was very well-organized (compared to other sites where the troop has volunteered).

The Troop Leader stated that they hope to participate in WVCWP cleanups in the future.

CALABAZAS CREEK CLEANUP IN SARATOGA

March 22nd, 2009

A Church group approached the City, asking to do a Clean-up

WVCWP arranged the site for them w/ SCVWD, and provided litter grabbers, trash bags and gloves

WVCWP & City of Staff supervised – Saratoga's Mayor also participated

17 volunteers attended

Summary of Survey Completed by volunteers.

Most common pieces of trash collected: Plastic bottles, food wrappers, paper.

Least common pieces of trash collected: Plastic, rubber.

Most unusual pieces of trash collected: Orange construction cone, part of a car's exhaust.

WVCWP contributions: 18 Stainless WVCWP Mugs

Results: Approximately 15 bags of Trash.

Total: estimated 500lbs – includes several heavy metal objects

SACRED HEART SCHOOL CLEAN UP (K-8) – Saratoga (the school includes students from all WVC)

April 29, 2009

The cleanup took place on school grounds, inside the cyclone fencing, overlooking Wildcat Creek

Sacred Heart School organized the cleanup, based upon previous events held together with WVCWP.

WVCWP contributions: WVCWP staff provided litter grabbers, gloves and trash bags.

Results: Appx 60 lbs of trash were collected.

GREAT AMERICAN LITTER PICKUP - CITY OF CAMPBELL

April 18, 2009

Volunteers were instructed in use of Tally sheets, and were provided with clipboards, etc. Working in groups, volunteers were able to pick up trash and carry out trash monitoring.

160 Volunteers participated, working for four hours.

PW figures that at at minimum wage of $8.00 per hour that works out to $5,120 worth of temporary labor.

Litter was picked up from 5 sites, including the Los Gatos Creek Trail and the Los Gatos Creek County Park.

Results:

35 Bags of recyclables (cans/plastic/glass & paper) were collected

145 Bags of trash were collected

Publicizing done for the event was very successful, as shown by the fact that 160 volunteers participated.

SARATOGA CREEK AT BIG BASIN WAY CLEANUP – CITY OF SARATOGA

May 26, 2009

This Cleanup was organized by City of Saratoga staff

WVCWP contributions: WVCWP staff provided litter grabbers, gloves & bags.

The Cleanup involved parking lots between Big Basin Way businesses and the creek, and the top of the creekbank along Saratoga Creek

Participants included City of Saratoga Staff with the Saratoga Elementary School Student Council and a teacher (9 volunteers).

Results: 10 bags of garbage were collected; City staff evaluated the area as much cleaner than in previous years.

SAN TOMAS AQUINO CREEK CLEANUP @ WESTMONT HIGH SCHOOL EVENT SUMMARY

Saturday May 16, 2009: In conjunction with National River Cleanup Day

WVCWP hosted a Cleanup Event at the site where it has regularly hosted this event.

Volunteers were instructed in use of Tally sheets, and were provided with clipboards, etc. Working in groups, volunteers were able to pick up trash and carry out trash monitoring.

Distance cleaned was appx. 1.5 miles

Summary of Surveys Completed by Volunteers

(Based on 15 volunteer response sheets)

Most common pieces of trash collected: Plastic/styrofoam, bottles, cigarette butts, paper, and food wrappers.

Most unusual items found: Baseball glove in good condition, Tires

WVCWP Contributions:

WVCWP provided Trash Tally Sheets with clipboards, Litter Grabbers, and gloves & trash bags (via the Clean A Creek Action Group)

Results:

15 volunteers worked at the cleanup for 4 hours each.

400 lbs of Trash was collected

80 lbs of Recyclables were collected

Total Collected= 480 lbs

PUBLIC INFORMATION/PARTICIPATION

West Valley Communities: Campbell, Los Gatos, Monte Sereno, Saratoga

Santa Clara Valley Urban Runoff Pollution Prevention Program

FY 2008-2009 ANNUAL REPORT

CREATE NEW OUTREACH MATERIALS

Due to problems with persuading residents to pick up printed material, WVCWP has searched for means of attracting interest in printed materials. An effort was made to find "desirable" items to incorporate with printed materials, which would encourage residents to pick up and read the information when they pick up the item.

New efforts with this theme included:

--Staff created a Car Wash/ Copper brochure, with Car Wash Discount Card and list of participating commercial Car Washes

--Staff developed graphics for, and ordered, 230 mugs with an anti-litter message: "Save a Cup – Clean Creeks, It's In Our Hands"

--Staff developed graphics for, ordered and packaged a set of seeds for 4 different pest resistant native plants, to attach to "less toxic" gardening materials and to encourage residents to take the printed information.

Response to these items has been much better than trying to distribute printed materials alone. WVCWP will continue to investigate means of incorporating this concept into outreach materials.

Following this theme, in FY 08-09, WVCWP also investigated the feasibility of purchasing re-usable grocery bags, for use in conveying information about litter/ trash problems. Minimum order requirements for this type of item are fairly large, so purchasing these bags will take a large budget commitment, or cooperation with other entities. WVCWP has been looking into cooperation with other entities, and will see whether this bears any results in FY 09-10.

044043

PRSRT STD
U.S. POSTAGE
PAID
LOS GATOS, CA
PERMIT NO. 9

Monte Sereno City Newsletter

18041 SARATOGA-LOS GATOS ROAD, MONTE SERENO, CA 95030 April Issue, 2009

TELEVISION AS WE KNOW IT CHANGES ON JUNE 12 ARE YOU READY?

THE DIGITAL TV SWITCH

If you watch TV at all, you should be aware by now that on June 12th old analog TVs will no longer accept a signal from an antenna. Some viewers will buy a TV with a "digital tuner" which will allow them to receive the new signal through their antenna. Viewers who use cable, satellite or other pay TV service may not be affected by this changeover. **In addition to the FCC transition, Comcast is updating their equipment. If you are a Comcast subscriber you will need to receive a digital converter box to ensure reception of channels above number 34. The date of this transition varies depending on customer location. Comcast can provide a date upon request. Please contact Comcast directly at 1.877.634.4444 for up to 3 free converter boxes. Or register online at www.comcast.com/digitalnow.** The company will send a technician to install the boxes.

What's Inside

- Save Water & Money, Too.....2
- A Safe Garden.....3
- Claire Water (Pesticides).....3
- Save the Date for Fun Run.....4
- Vacation House Check Service.....4
- Who to Call at City Hall.....4

City Web Site: www.montesereno.org
City Email: Cityhall@montesereno.org

Disposal of old TVs

If you've decided to buy a new TV for this Digital TV Transition, what will you do with your old television? Everyone should be aware that it's **illegal to just throw out a TV.** California law designates televisions as hazardous waste; they cannot be disposed of with regular trash. The television needs to be recycled, and that means dropping it off at an E-waste facility or special event.

This is illegal. You can't just toss old TV sets away.

Why?

About 40% of the heavy metals in landfills come from previous dumping of electronic items. These metals include lead, mercury and cadmium. Over time, waste leaks from landfills, and then these metals can enter our water systems.

Mercury is already an issue in the SF Bay, so local agencies are making special efforts to prevent release of mercury into our environment.

Where?

Where can you go in order to do the right thing and give your TV to a responsible recycler? Your local waste collection service will accept TVs for **no charge** at their drop-off facility. **West Valley Collection & Recycling will be hosting FREE and Easy E-Waste Drop OFF Events at three nearby locations in April.**

Electronics accepted will be TVs, monitors, laptops, DVD and CD players, printers, scanners, vacuum cleaners, electronic toys and games. (No kitchen appliances or light bulbs.)

April 18th (Saturday): Campbell United Church of Christ, 400 West Campbell Avenue, between Winchester and San Tomas.

April 25th (Saturday): City of Saratoga North Campus, 19848 Prospect Road. Located between Miller Road and Saratoga-Sunnyvale Road.

April 25th (Saturday): Los Gatos United Methodist Church, 111 Church Street off Main.

You will need a photo ID with your home address to prove that you are a West Valley Resident. Please call **408.283.9250** for directions and additional information. See information on additional free drop off events at **www. westvalleyrecycles.com**

Thanks for helping to keep Santa Clara Valley healthy!

A SAFE GARDEN: PROTECTING KIDS & PETS

If you use pesticides in your yard, it may not be the healthy green oasis that you have in mind. Children and pets can absorb pesticide residues while playing in the grass and landscaping. Pesticides also get tracked inside to the carpet, where children and pets play. Pesticide residue can even end up on children's toys. In addition, pesticides are carried by rain and yard runoff into our creeks, where they affect local wildlife and enter our water supply.

Who are these Bugs?

One point to keep in mind is that you may not need to be spraying for pests. Many of the bugs you see in your garden are harmless, or even 'beneficial bugs', which can help you control the harmful bugs. These helpful bugs are often killed when gardeners mistake them for pests. For example, this Ladybug larva will eat aphids, but might not be recognized as a ladybug.

If you saw this Lacewing in your garden, would you know it was eating aphids and mealybugs?

To see photos of all forms of various beneficial bugs, visit the UC Davis IPM website at **http://www.ipm.ucdavis.edu/**

One alternative to pesticides is to utilize these beneficial bugs to kill your garden pests. Beneficial bugs can be attracted to your garden by planting foliage that they like such as White Yarrow.

West Valley Clean Water Program (WVCWP) has free seed packets for some of this foliage. The seeds come with a full-color brochure showing photos of the 'good' bugs that you want in your garden.

Free Seeds & Brochure

For your free seeds e-mail WVCWP at: **info.westvalley@comcast.net** or call **408.354.4734.**

Dispose Of Banned Pesticides

And, a last word about Pesticides. Sometimes pesticides are taken off the market as unsafe, and should be properly disposed of. All pesticides containing DIAZINON or CHLORPYRIFOS have been banned from residential use. Check your storage shelves for products with these chemicals, and take them to a Household Hazardous Waste (HHW) site.

For additional information, please check out these websites:

- UC Davis – Beneficial Bugs **http://www.ipm.ucdavis.edu/PMG/NE/index.html**
- Our Water Our World **http://www.ourwaterourworld.org/**

From West Valley Clean Water Program.
Photos © University of California

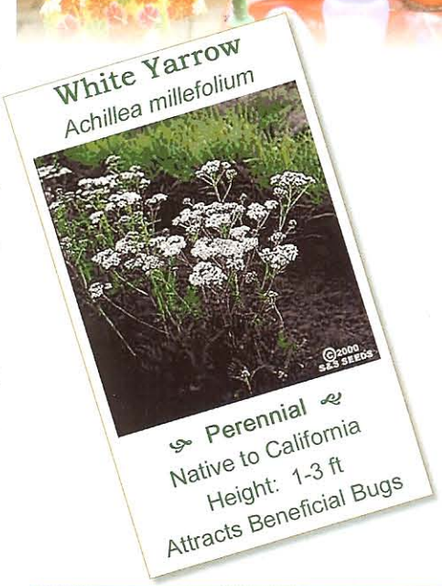

Monte Sereno Newsletter
18041 Saratoga-Los Gatos Rd.
Monte Sereno, CA 95030
Phone: 354-7635
Fax: 395-7653
Email: cityhall@montesereno.org

March 24, 2009

Kelly Carroll
West Valley Clean Water Program
18041 Saratoga - Los Gatos Road
Monte Sereno, CA 95030
Phone: 408-354-4734; E-mail: kelly.westvalley@comcast.net

Dear Ms. Carroll:

On behalf of the Conference Steering Committee, thank you for agreeing to make the presentation, ***A Stormwater Campaign in Cartoons,*** at the upcoming ***5th National Conference on Nonpoint Source and Stormwater Outreach,*** May 11-14, 2009 at the Doubletree Hotel in Portland, Oregon. The Steering Committee, as well as the expected attendees, looks forward to a productive exchange of information and ideas on developing and implementing nonpoint source and stormwater outreach strategies.

Conference Format

The conference will run for three days: Tuesday through Thursday, May 12-14. In addition, four optional pre-conference workshops will be held Monday, May 11. A draft agenda is now available on the conference Web site at www.epa.gov/nps/outreach2009/agenda.html.

Your presentation is scheduled for:

Date: Wednesday, May 13

Time: 10:30 - 12:00 p.m.

Session Title: Pictures, Toons & Beyond

Presentation Title: A Stormwater Campaign in Cartoons

The amount of time allotted for your presentation (including any co-presenters you might have) is 30 minutes. Your presentation should be no longer than **20 minutes** so that there is adequate time for speaker introductions and audience questions.

Wednesday, May 13, 2009

7:30 a.m. – 4:00 p.m. **Conference Registration**

8:15 a.m. – 9:45 a.m. **Session A4: Programs Promoting Green Development** ..... Broadway Room

Moderator: Kathy Shay, City of Austin, Texas

— **Blue Thumb—Planting for Clean Water: Using Social Marketing Techniques to Promote Native Gardens, Rain Gardens and Shoreline Plantings within Priority Watershed Areas**
Angie Hong, East Metro Water Resource Education Program, Minnesota

— **Lake Clarity Crediting Program for Lake Tahoe**
Jeremy Sokulsky, Environmental Incentives, LLC, California

— **RiverSmart Homes**
Shelby Laubhan, District of Columbia Department of the Environment

Session B4: Reaching Our Audiences Through University-Based Outreach Programs ..... Multnomah Room

Moderator: Rebecca Power, Wisconsin Cooperative Extension

— **Stormwater Management in Your Backyard: An Extension Education Initiative**
Dr. Christopher Obropta, Rutgers Agricultural Experiment Station, New Jersey

— **Changing Public Behavior: Addressing the Challenges of Applying Social Assessment to Water Management Strategies**
Elaine Andrews and Kate Reilly, Environmental Resources Center, University of Wisconsin, Madison

9:45 a.m. – 10:15 a.m. **Break**

10:15 a.m. – 11:45 a.m. **Session A5: Pictures, Toons & Beyond** ..... Broadway Room

Moderator: Jennifer McDonnell, Tetra Tech, Inc., Virginia

— **Say It with Pictures: Training Kentucky Construction Site Workers in Erosion and Sediment Control**
Barry Tonning, Tetra Tech, Inc., Kentucky

— **A Stormwater Campaign in Cartoons**
Kathy Ottenberg and Kelly Carroll, West Valley Clean Water Program, California

— **Developing and Implementing a Comprehensive Surface Water Education and Outreach Plan for a Rural County**
Pat Pearson, Washington State University Jefferson County Extension

A Stormwater Campaign in Cartoons

Small Agency Uses Cartoons for Adding
Low-Budget Fun
to the Stormwater Message

1

Why Cartoons Appealed to Us

- *BUDGET:*
  We needed a low-budget 'BRAND' image, which could be used in a variety of media
- *COMMUNITY NEWSPAPERS:*
  We wanted to use our community Weekly Newspapers -- which are mailed to every household
- *BROAD AUDIENCE:*
  We wanted an image which would appeal to residents of all types: Parents, Young Adults, Seniors, Students, Teachers, etc.

6

Making it Work: 2 Characters

- *2 Characters works well*
  --2 characters allows for information through dialogue
  --2 characters allows for one to model "WRONG" behavior, & one to model "RIGHT" behavior

Modeling 'Wrong' & 'Right'

Dialogue = "Punch line"

20

Benefits - Brand Recognition

Cartoon characters present a consistent "brand" throughout a variety of **MESSAGES**

- *VARIATION among the STRIPS*
  The strip/characters will be recognized as your "BRAND" yet, they can convey a different message, by varying:
  --the background
  and
  --the "accessories"

12

Benefits - Big Message/ Small Size

- SPEND LESS ON AD SPACE
  --When buying ad space, you need only a small area = LESS COST
- FITS EASILY INTO 8" X 11" MUNICIPAL NEWSLETTERS
  Newsletter are on a tight budget, with limited page space
  They tend to have space for a cartoon, even if not for an article

cartoon in → Municipal Newsletter



10

Benefits - Eye-Catching & Fun

Cartoons draw an audience to look at them.

- *DESIRABLE TO EDITORS:* They add Graphic Interest
  -- Various newspapers have given a 50% PSA discount, in order to include these cartoons in their papers
  -- Municipal newsletters enjoy including the cartoons

15

044048

Photograph courtesy of Patrick Hansen

Volunteers look for trash in San Tomas Aquino Creek on International Coastal Cleanup day Sept. 20. The West Valley Clean Water Program organized the creek cleanup.

Creek gets a cleanup, thanks to volunteers

WV Clean Water organizes the day

By CHRIS VONGSARATH

Ava Hansen wasn't so much worried about why she was out picking up trash along San Tomas Aquino Creek as she was how much trash she could pick up. The 9-year-old Junior Girl Scout from Troop 60043 learned quickly the importance of keeping the environment clean and in its natural state.

"Lots of people pollute, and they don't care if they cause global warming or not," Ava said.

While not exactly reversing global warming, Ava and a handful of other scouts and volunteers did their part in an international effort to prevent trash from ending up in the planet's oceans.

As part of the International Coastal Cleanup, volunteers from around the world pitched in to pick up trash. Last year, almost 380,000 volunteers from 75 countries netted 6,075,698 pounds of trash.

Closer to home, volunteers cleared trash from Lexington Reservoir, Vasona Lake County Park and San Tomas Aquino Creek on Sept. 20.

Ava said she had a fun time learning about the creek. The scouts challenged each other to see who could find the weirdest thing, which turned out to be a live pig.

The West Valley Clean Water Program, which provides stormwater pollution prevention for Campbell, Saratoga, Los Gatos and Monte Sereno, organized the cleanup at San Tomas Aquino Creek.

Program assistant Kathy Ottenberg said cleaning up the creek goes past mere aesthetics. In addition to having an impact on wildlife, a polluted creek could directly impact residents.

Part of the group's mission is to make sure the municipalities it serves are in compliance with state-administered stormwater discharge permits, which are intended to keep California's waterways clear.

Too much pollution could prove costly to taxpayers because municipalities would have to pay to install inserts to trap trash at stormwater gutters, Ottenberg said.

"It can have a major impact on everybody, even in terms of taxes," Ottenberg said.

About 16 volunteers collected 120 pounds of trash and another 170 pounds of recyclables at San Tomas Aquino Creek, program assistant Patrick Hansen said.

Though the creek is closed off to the public, some people frequently trespass through the area, resulting in the litter. The city of Campbell and Santa Clara Valley

☛ **Creek,** *page 11*

ADVERTISEMENT

Most Viewed Most Emailed

(From the last 12 hours) RSS

1. Woman struck and killed by Caltrain in Mountain View
2. Couple's 150-year-old tortoise missing from Cupertino yard
3. Santa Cruz park rangers did not know about cave
4. San Jose crash kills driver, 18, passenger, 12, and injures four...
5. Angel Island fire 75 percent contained; 380 acres burned
6. Killion: Too much evidence to refute Nolan's 'not my fault' refrain

Top Classifieds

RENTALS JOBS REAL ESTATE AUTOS

Apartment Manager / Maintenance Team
Click for Details

Engineer
JohnsonDiversey Equipment

ACCOUNTANT
Click for Details

Technical Support
Zoom Imaging Solutions

CASHIERS
Click for Details

CUSTOMER SERVICE REPS
Click for Details

Carpenter
Click for Details

Technician
Shax Engineering

ALL LISTINGS

Reprint BOOKMARK Print Email Font Resize

San Tomas Aquino Creek cleaned up by volunteers

By Chris Vongsarath
Campbell Reporter
Article Launched: 09/25/2008 02:26:24 PM PDT

Ava Hansen wasn't so much worried about why she was out picking up trash along San Tomas Aquino Creek as she was how much trash she could pick up. The 9-year-old Junior Girl Scout from Troop 60043 learned quickly the importance of keeping the environment clean and in its natural state.

"Lots of people pollute, and they don't care if they cause global warming or not," Ava said.

While not exactly reversing global warming, Ava and a handful of other scouts and volunteers did their part in an international effort to prevent trash from ending up in the planet's oceans.

As part of the International Coastal Cleanup, volunteers from around the world pitched in to pick up trash. Last year, almost 380,000 volunteers from 75 countries netted 6,075,698 pounds of trash.

Closer to home, volunteers cleared trash from Lexington Reservoir, Vasona Lake County Park and San Tomas Aquino Creek on Sept. 20.

Click photo to enlarge

Volunteers look for trash in San Tomas Aquino Creek on... (Photograph courtesy of Patrick Hansen)

My City
Campbell: News, reader photos, forums & more
Other My City pages

Ava said she had a fun time learning about the creek. The scouts challenged each other to see who could find the weirdest thing, which turned out to be a live pig.

The West Valley Clean Water Program, which provides stormwater pollution prevention for Campbell, Saratoga, Los Gatos and Monte Sereno, organized the cleanup at San Tomas Aquino Creek.

Program assistant Kathy Ottenberg said cleaning up the creek goes past mere aesthetics. In addition to having an impact on wildlife, a polluted creek could directly impact residents.

Part of the group's mission is to make sure the municipalities it serves are in compliance with state-administered stormwater discharge permits, which are intended to keep California's waterways clear.

Too much pollution could prove costly to taxpayers because municipalities would have to pay to install inserts to trap trash at stormwater gutters, Ottenberg said.

Advertisement

ADVERTISEMENT

"It can have a major impact on everybody, even in terms of taxes," Ottenberg said.

About 16 volunteers collected 120 pounds of trash and another 170 pounds of recyclables at San Tomas Aquino Creek, program assistant Patrick Hansen said.

Though the creek is closed off to the public, some people frequently trespass through the area, resulting in the litter. The city of Campbell and Santa Clara Valley Water District are installing a passive-use trail.

Hansen said opening up the creek to the public could present a hidden benefit.

"If there is a lot of trash out there, they'll notice it and want to do something about it," he said.

Sunnyvale resident Grace Siu, Ava's mother and leader of the troop, said her scouts have participated in creek cleanups before, but never as part of an international campaign. She said the scouts were up to the task.

Advertisement

ADVERTISEMENT

ADVERTISEMENT

ADVERTISEMENT

Downtown Saratoga gives visitors to Big Basin Way a choice. Elia Betbadal puts his empty soda can in one of the recyling containers rather in the garbage.

Happy Earth Day

We're celebrating another one on April 22

Photographs by GEORGE SAKKESTAD

Earth Day was something of an enigma when it was first discussed at a conference in the fall of 1969.

What was the point of this special day designated for April 22 that would "inspire awareness and appreciation for the Earth's environment?" Back in 1969, it seemed to just follow the beat of the hippie generation and the Summer of Love.

Nearly 40 years later, though, we know better.

Earth Day, first celebrated on April 22, 1970, has grown to become a time when we collectively treasure our planet and share ideas for sustaining our resources.

In the West Valley, we are thinking about the Earth in our homes and schools, in our businesses and local governments.

It starts at home

Los Gatos homeowner P.K. Karnik believes in recycling, but when it came to remodeling his home, he took the concept to another level.

"I look at recycling in a different light," Karnik said. "My whole notion is reuse."

Karnik used Craig's List to unload many of the things he no longer wanted, but thought other people could use. "I advertised free windows to a needy home," he said. "This church contacted me saying they had a home in East San Jose in shambles that they wanted to turn into a daycare center, so I gave them all to them."

He did the same thing with faucets, sinks, chandeliers, mirrors, blinds, cabinets and toilets. "The toilets were 4 years old, and they probably would have ended up in a landfill," Karnik said. "They were picked up by a gentleman that remodeled his rental homes in San Jose. Normally, the faucets would have gone to a scrap yard and melted in a furnace. They were put into the rental houses, along with the sinks."

Karnik also found new homes for his old water heater, plus 14 doors and a lot of lumber. Some of the lumber was recycled to make wooden pellets, but much of it will be reused. "Some large timber was given to my construction crew," he said. "They plan to haul the load to Mexico and assist their poor relatives to build homes."

In explaining his preference to reuse things instead of recycling them, Karnik says, "I save a lot of energy in the crushing process. And there are so many places that need to get fixed. I feel very good about it."

Saratoga resident Hari Sripadanna is also feeling good about

A rain harvesting system can provide water for landscaping and vegetable gardens. At right, Monte Sereno resident Jerry Block talks to John Lewis of Rain Harvesting Systems about the installation of a harvesting system in his back yard. Above, Lewis installs water filtering rain gutter guards at Block's home.

his new home. The architect is waiting for an important piece of paper that says his house is certified LEED Gold—meaning it shows Leadership in Energy and Environmental Design. LEED is a point system developed by the U.S. Green Building Council.

Among other things, Sripadanna installed low-flow showerheads and faucets. A typical shower can use as much as 3 gallons of water a minute, while Sripadanna's use 1.75 gallons.

"What really surprised me was the faucets because they actually feel more forceful than a regular faucet," he said.

Sripadanna also says it has become much easier to build a green home today because the industry has caught up with people's ideas. "Architects have always talked sustainability, but now a lot of things have come together and it's become easier for us to do," he said. "What I want to share with everyone is it's in economic reach for everybody."

One of the more unusual things Sripadanna did was to install a "live" roof that is planted with succulents. It helps keep the house cool in the summer and warm in the winter.

Sripadanna said things like that can quickly add to the points needed for LEED certification.

Sripadanna also designed his home to take advantage of natural sunlight. "There's a quality of ambiance," he said. "You can't describe how it feels when the sun warms the house naturally. It gets low-angle winter sun but not summer sun."

One thing Sripadanna did not do is install solar panels. "If you do small things across the plain, you can get (LEED) credit quite easily without going to solar panels," Sripadanna said. "My house is so energy efficient that it beats the California energy code by 50 percent."

Even so, Kurt Newick of Campbell is a firm believer in solar. He is a solar salesman who is also the founder of the local chapter of the Sierra Club's Global Warming Committee.

"Solar electric panels are far and away the most popular technology," Newick said. "I sell about three or four systems a month."

He said homeowners who are thinking about going solar need to select a company that is both licensed and bonded. "The main thing is for the homeowner to feel comfortable with the person they select," he said. "If the contractor can't answer questions in a timely way, that's a red flag."

Newick also praised a new program started by San Jose-based Renewable Power Solutions that certifies solar installers. "A certification program is critical, especially since solar is pretty new," he said, "And it's a big expenditure."

Newick has just completed an analysis of the fees municipalities charge for permits for solar installations and the subsequent inspections.

"Los Gatos is one of the highest in the Bay Area," he said. Newick's analysis shows that Los Gatos charges $511, while Campbell comes in at $225 and Saratoga charges $92.

"Campbell and Los Gatos are pretty easy to deal with," Newick said. "Saratoga is probably the best. They're pretty easygoing."

Newick also said that perhaps the most important thing a homeowner can do before installing a solar system is to have a roof inspection and a shading analysis done. "This is where you separate the men from the boys. In Los Gatos and Saratoga you have a lot of mature trees. Solar needs sun, and even the wispiest amount of shade impacts the system," Newick said. "A sunny location now may not be sunny later on. And you have no legal recourse if a neighbor's tree grows and shades your array if the tree was there first."

The word sustainability has become interchangeable with green building practices, and Monte Sereno's Jerry Block has taken the concept to heart.

He just installed a 20,000-gallon rain harvesting system that will water his landscaping and vegetable garden.

But Block says being able to store that much water on his property could easily serve other purposes. "In an emergency it can be used for firefighting," he said, "and it could supply the whole neighborhood if there's an earthquake."

Block's system was installed by Fremont-based Rain Harvesting Systems.

Special eaves along the front and sides of his house capture the rain, which then flows through a series of pipes and into four tanks that can hold 5,000 gallons each.

Except for the tanks, the system is invisible.

If the tanks get too full, Block can release the excess and replenish groundwater supplies.

Right now, Block doesn't plan to use the water for drinking, washing or showering because he says there are too many hoops to go through to get approval for that.

However, installing a special filter and ultraviolet light could easily purify the rainwater.

Block also has an extensive solar installation, so he uses very little power from PG&E.

Coupled with his solar panels, Block's rainwater collection system is the next step in his quest to find independence. "This is a way for the everyday American to be a hero," he said. "Make a sacrifice to free us from foreign dependency and invest in your country's infrastructure."

—Judy Peterson

☛ *page 20*

Coulomb Technologies president Praveen Mandal charges his car at a station in front of the company's Campbell headquarters.

Continued from page 19

Government does its part

In the past the onus was put on individuals and big businesses to help shape a more environmentally friendly future by recycling more and conserving energy and water.

But as the "going green" phenomena has sunk deeper into the consciousness of American culture, public agencies, including the cities of Campbell and Saratoga and the town of Los Gatos, have begun to do their part in the creation of a more sustainable future.

Each of the three municipalities has been certified as a green business by the Bay Area Green Business Program, which verifies and motivates businesses to meet higher standards of environmental performance. More than 1,600 businesses and public agencies have been certified since the program's inception in 1997.

The town of Los Gatos was certified as a green business two years ago but has been working steadily toward adopting greener practices for more than a decade.

The town council adopted a water efficiency ordinance in 1992 to promote the conservation and efficient use of water. Guidelines were approved in 2004 for voluntary green building standards on new construction; and in 2008, Los Gatos became the first municipality in Santa Clara County to enroll in the PG&E Climate Smart program, which will help the town offset all of its identified carbon emissions.

Just last year Los Gatos began the "Growing Green Together" campaign in an effort to educate the town's employees to be more environmentally conscious while at work. Each month has a different theme that offers tips for creating a greener workplace and home. Residents can also sign up to receive the same newsletter employees obtain.

Los Gatos High School students Olivia Warne (left) and McKenna Everett look over photographs on display at a show focused on sustainability. Los Gatos Mayor Mike Wasserman (second from right) and Los Gatos High assistant principal Scott Downs also check out the show held in conjunction with Earth Day.

"It's very important for businesses and residents to take personal responsibility. Individual action is going to be key to reducing our carbon footprint," said Regina Falkner, community services director for the town of Los Gatos.

Saratoga Mayor Chuck Page agreed and added that local governments need to do their fair share in creating positive change.

"It's important that governments show leadership and do what it's asking its citizens to do," he said.

The city of Saratoga has taken many steps to become a better steward of the environment, including going to "paperless" Saratoga City Council meetings, using biodegradable utensils and cups at city hall, replacing older light bulbs with more energy-efficient models and buying two hybrid cars to replace aging city vehicles.

This month the council approved an ordinance that amends the city code to include a compilation of existing "green" laws that promote sustainability through the reduction of greenhouse gases. Putting all the laws in one section makes it easier for residents to find out what ordinances the city has passed that promotes a greener Saratoga, Page said.

But no matter what efforts cities try to make to be better stewards of the environment, they will inevitably be constrained by time and money.

But, thanks to the federal stimulus package, the city of Campbell is entitled to a $163,000 grant that must go toward energy-efficient programs. The money could go toward a number of things, but the city might look into using the funds for a solar panel analysis, said Dan Rich, city manager for Campbell.

Like Saratoga, the city of Campbell also plans on going to "paperless" city council meetings. Many other city commissions have already gone paperless.

Although city council and staff are currently looking into what the city can do in the future to reduce its carbon footprint, the city has always been "pretty aggressive" about looking into greener programs before it became fashionable, Rich said.

Rich said there has always been a desire by elected officials and residents to look into creating green policies and adopting environmentally friendly business practices. Not only have the greener policies helped out the environment, they have also helped Campbell's bottom line.

"It also made good business sense," Rich said.

—Brian Babcock

A photograph of bicycles by Fisher Middle School seventh-grader Natasha Cougoule is part of the Earth Day photo show in Los Gatos.

Education is the key

Community members realize that teaching the youth of today is an important part of shaping the leaders of tomorrow. Educators, parents and students from around the West Valley used their own skills, expertise and passion to coordinate a number of different activities on and around April 22 with one shared goal—to promote the understanding and protection of Mother Earth.

From kindergarten to college, no grade level went unnoticed.

A used book sale was scheduled April 22 to emphasize going green through recycling in and around the campus center at West Valley College, 14000 Fruitvale Ave.

"Whether you call it reducing your carbon imprint or just saving a tree, the idea is there are many popular books that trade hands anyway," said George Mageles, community resource coordinator for student health services at West Valley College.

There will be hard- and soft-bound books for sale throughout the day, and the funds raised will benefit the school's classified staff scholarship.

Mageles anticipates selling the books will be a success because faculty and administration offered such generous support preparing for the event. They offered a wide array of donations after clearing bookshelves in their homes and offices.

Students and parents from Louise Van Meter Elementary School also used a book setting as inspiration for a project.

Third-graders from the school worked on art pieces from April 14 to 16, using objects they found while spring cleaning in their homes earlier this month, including VHS tapes and old toys.

"It was junk, but all of a sudden it was shiny and new. It was just a major shift of perspective," said Daniella Simon, a parent of a student attending Van Meter. "The whole idea was don't look at things in terms of throwaway."

The students will dedicate their eco-art projects on April 22 to the Los Gatos Library's Green Section. Simon said this is a natural setting to display the work since "the library is all about the three Rs—reduce, reuse, recycle."

Simon was inspired to lead the project a year ago after first reading about eco-artists who use such materials as bottle caps to make beautiful mosaics.

The project grew into a collaboration of Art Docents of Los Gatos, Los Gatos Library, the West Valley Green Leaf Committee and Van Meter.

Simon said there were different benefits in working on the artwork.

"There seems to be gap in terms of getting information to kids," Simon said, "and this is one of the big issues that is driving me at this point. They're inheriting everything. We have a very short period of time to retrain ourselves and retrain our children."

Students from Los Gatos High School, Fisher Middle School, Blossom Hill and Lexington elementary schools are also putting their artwork on display during a photography show focused on sustainability. The exhibit is scheduled for April 25 at the Los Gatos Civic Center, 110 E. Main St., from noon to 4 p.m.

The idea was for students to take pictures to "show us the world through their eyes," said Nate Donovan, Los Gatos High photography teacher. Students ventured into different parts of the community, including local businesses, to capture the environmental effects we all have during our day-to-day lives.

No matter who you are, eventu-

ally "we are going to run out of resources," said freshman McKenna Everett.

She took 200 photos for the project, one she said is important to raise community awareness. The photographs submitted varied in styles, from scenic to abstract to photojournalism.

A picture alone is worth 1,000 words, but the photos displayed together will allow residents to "see how it all feeds into the story," said Nicole Williams, a parent volunteer for the event. "When you look at them all collectively, it makes a fantastic impact."

—Shannon Barry

Green means business

Ungdo Shin cares about what he puts in his customers, so much so that he is willing to pay more for it.

The owner of Big Basin Café in Saratoga runs an all-organic shop, meaning everything from the products to how they are served come naturally from the earth.

"In order to serve organic coffee, the delivery system also has to be non-chemical," Shin says. "We couldn't use a so-called recyclable cup, which is cost-effective but is chemically infested. So, we use a biodegradable cup instead, or else there is no use in serving organic coffee."

The cost of using biodegradable materials can be up to three times more expensive, Shin says, but it allows him to be able to call his café a truly organic coffee shop. Biodegradable—as opposed to recyclable—materials can be mixed in with other waste without contaminating the soil. Recyclable materials, meanwhile, can only be recycled, as the chemicals to make them are not natural.

For its efforts, Big Basin Café, 14471 Big Basin Way, received high marks on ecovian.com, a site featuring green business reviews and topics. The coffee shop earned five-star ratings in both organic coffee and tea served and biodegradable containers used.

In addition to tasting better, the organic coffee and natural foods at Big Basin Café, as well as the containers they're served in, benefit the customers in the long run, too. Biodegradable means all-natural, and that reduces the amount of dioxins, known to be cancer causing agents, the body absorbs, Shin said.

"Some customers are aware of what organic really means and some customers just like the taste of our coffee. But knowledgeable people know about the advantages of having biodegradable coffee and materials," Shin said.

While some businesses are going green themselves, others are helping people become more eco-friendly. Campbell-based Coulomb Technologies has been quickly rising as the leading producer of electric vehicle charging stations.

A construction worker sorts through the lumber at the home of Los Gatos resident P.K. Karnik. The lumber will be recycled to make wooden pellets, or re-used on homes in Mexico.

A mattress floats in Lexington Reservoir. It's just one of the many such items volunteers will target at a Lexington cleanup day on May 16.

Many drivers of electric vehicles can only charge their cars at home, but Coulomb allows them to refuel at the workplace or when they're out and about. The company has stations up and running in San Jose and San Francisco and as far away as Amsterdam.

And with just about every major automaker shifting toward more fuel-efficient and eco-friendly cars, Coulomb's smart-charging stations may be popping up in more cities.

"All of the automakers are doing electric cars, and we'll see them emerge between now and 2012," said Richard Lowenthal, Coulomb's founder and CEO. "So, we're out there selling stations and creating interest, and it's a worldwide thing."

Because it takes anywhere from four to eight hours to fully charge a vehicle, stations must be strategically placed. Right now, Coulomb is targeting the workplace and downtown areas, places where people tend to be for an extended period of time. But as more electric vehicles begin to hit the road, Coulomb may be looking to add stations at recreational venues, such as ballparks and arenas, Lowenthal said.

Lowenthal projects that in the next five years there will be remarkable advances in the industry, with more electric cars, charging stations and technology streamlining the two. Electric vehicles could be charging in a matter of minutes and drivers could be recharging at service stations, the way how most people do now at gas stations.

Most of these initiatives, Lowenthal says, will be made possible through the stimulus package.

"It's a good time to be doing green programs, especially green transportation," Lowenthal said. "It's good for cities to say, 'We're going to be electric vehicle-welcoming.' "

Also getting a boost from the stimulus package is Akeena Solar in Los Gatos. It may be nothing new to see solar panels on residential and commercials roofs these days, as property owners are beginning to invest in renewable energy. But Akeena is preparing for the next phase of clean technology: mixing aesthetics with being eco-friendly.

The latest solar panel from Akeena comes with a non-bulky, sleek design, but still has the reliability to last over time. The jet-black panels can be installed closer to the surface of the roof, limiting their visibility to onlookers.

When consumers begin looking for beauty to go with the brains, it's a sign that new technology has caught on.

"Without a doubt, as solar becomes more mainstream, you see that families are looking for panels that will reduce electricity bills and plus will also look well on a person's home," said Jose Tengco of Akeena Solar. "We've worked hard to ensure that we can provide the best looking and most reliable panels on the market."

The hardest part for those thinking about going solar is making the investment, but even that is starting to change. With solar power becoming more available, the price to make the switch is getting cheaper, Tengco said.

According to a study by the California Public Utilities Commission, Californians in 2008 "installed twice as many megawatts of solar power than the year before, and demand for new solar projects continues to hit record levels." Moreover, the California Solar Initiative led to more than $5 billion worth of private investment in solar projects.

"Clearly, with the going green movement and climate change, people are turning to renewable energy. And from an economic view, they find they are getting a strong return on the money invested today, so it becomes a win-win," Tengco said. "Families get to reduce electricity costs and at the same time address climate change."

—Chris Vongsarath

Series of local events related to Earth Day

Although Earth Day is officially April 22, many Earth Day-related activities will be held throughout the week and are listed below:

Life lab—On April 22 staff and students from Saratoga Elementary School will honor Earth Day with the official opening of their Life Lab Garden. There will be different displays and presentations from 9 a.m. to 2:30 p.m. in the outdoor classroom of the school, 14592 Oak St., including water filtration systems, insects of the garden, worm composting and solar cooking.

Used book sale—A used book sale is being held April 22 to emphasize going green through recycling in and around the campus center at West Valley College, 14000 Fruitvale Ave. in Saratoga. The event is a fundraiser for the school's classified staff scholarship.

Arbor Day—A tree-planting ceremony takes place April 24 at 10 a.m. at La Rinconada Park, Wedgewood Drive and Granada Way.

Another Arbor Day celebration— The city of Saratoga will celebrate trees on Arbor Day with a community gathering at Beauchamps Park, between Beauchamps Lane and Bowhill Court. The event will be held on April 24 at 3:30 p.m. Residents can help plant a tree, learn more about the trees in Saratoga and can take a seedling home that they can plant themselves.

Highway 9 clean-up—Five local Rotary Clubs, including those from Saratoga, Los Gatos, Campbell and Cupertino, are sponsoring the "Great Highway 9 Cleanup" on April 25. Volunteers for the cleanup are asked to meet at the La Hacienda Inn, 18840 Los Gatos-Saratoga Blvd., at 9 a.m. for a free breakfast. Volunteers and Rotarians will then pick up trash along Highway 9 for a couple of hours before being treated to a barbecue.

044054

TOWN NEWS

E-MAIL US AT:
lgwt@community-newspapers.com

VOLUME 126, NUMBER 7 LOS GATOS, CALIFORNIA FEBRUARY 17, 2009

Photograph by Neal Waters

Gardener Arthur Ragan, raking leaves in front of the Wells Fargo building on N. Santa Cruz Avenue in downtown Los Gatos, is among the Allied Landscape Services employees to be certified a Green Gardener in the West Valley Clean Water Program. The program serves Los Gatos, Monte Sereno, Saratoga and Campbell.

Class helps gardeners join the green team

Program has been winning awards

By JUDY PETERSON

A green gardening program that was developed in part by the West Valley Clean Water Program has been winning awards for its innovative ideas.

The clean water program, which serves Los Gatos, Monte Sereno, Saratoga and Campbell, was created to control pollution being dumped into creeks, streams and stormwater drains.

Recently, the California Stormwater Quality Association honored the Green Gardener program with an outreach award for the work it has done with small landscaping contractors.

"It was a 10-week course to educate landscape professionals on what type of environmentally safe practices are out there in place of the norm," Tito Fonseca of Allied Landscape Services said.

Fonseca and two other Allied employees were among the first to become certified Green Gardeners.

"It taught us simple gardening practices like pruning techniques, composting and minimizing water use," he said.

The latter will become even more important as water rationing is expected to be mandated in Santa Clara County beginning next month.

"We learned to use mulch over bare soil to keep water in the ground," Fonseca said.

The program also focused on minimizing the use of herbicides. "The chemical industry does a very good job advertising their products," he added, "but they don't touch on the environmental impact chemicals have."

Fonseca works with clients in both Los Gatos and Campbell.

"Green gardening is becoming more and more important to clients. Customers want to see that contractors are educated and doing what we can to preserve, protect and not pollute their property," Fonseca said.

Solutions Gardening Service owner Abel Yanez agrees.

"We wanted to separate ourselves from regular gardeners to see how we could help customers save water," Yanez said.

Yanez is using his newfound skills at customers' properties in Campbell, Saratoga and elsewhere.

"We're trying to re-layout sprinkler systems, and we're changing to organic fertilizer to help with the environment," he said.

One of the important things Yanez learned was how to test soil so that the right plants are properly placed. "You plant here and there," he said. "Now we know exactly what to do."

Yanez described the Green Gardener program as very beneficial. "We are planning to send five more people," he added.

☛ *Page 15*

Distinguished, Detailed & Innovative
CAL HORT
Full Service, Creative Landscape Design & Construction
...on Time and on Budget. Since 1983.
California Horticulture Landscape Construction Incorporated
753 Camden Avenue, Campbell, CA 95008
(408) 364-3190
www.calhort.com

Best Burger • Best New Restaurant
JOIN US FOR...
CUSTOM BUILT BURGERS
PALO ALTO 369 California Avenue 650 321 3900
SANTANA ROW 3055 Olin Avenue Suite 1039 408 423 9200
THE COUNTER

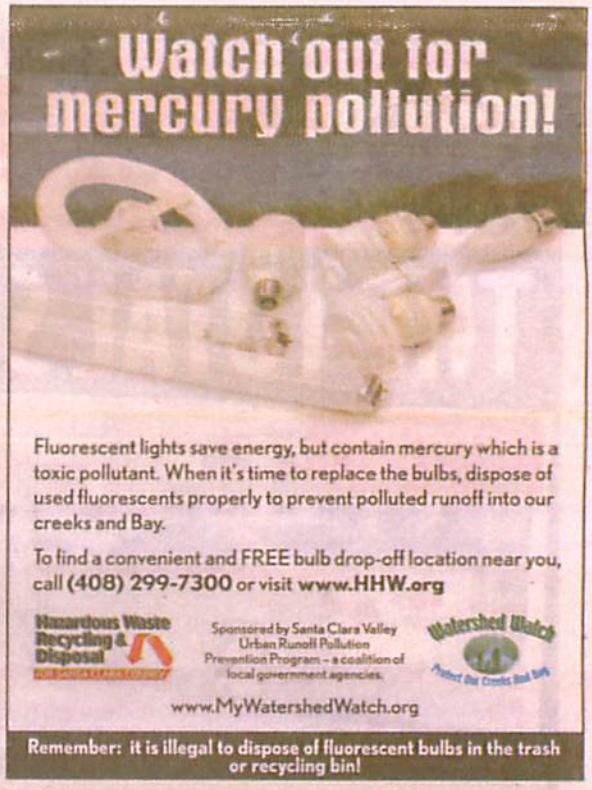
Watch out for mercury pollution!
Fluorescent lights save energy, but contain mercury which is a toxic pollutant. When it's time to replace the bulbs, dispose of used fluorescents properly to prevent polluted runoff into our creeks and Bay.
To find a convenient and FREE bulb drop-off location near you, call (408) 299-7300 or visit www.HHW.org
Hazardous Waste Recycling & Disposal
Sponsored by Santa Clara Valley Urban Runoff Pollution Prevention Program – a coalition of local government agencies.
Watershed Watch
www.MyWatershedWatch.org
Remember: it is illegal to dispose of fluorescent bulbs in the trash or recycling bin!

BLACKWELL HOMES
A Tradition of Excellence
CUSTOM HOMES · REMODELING
408.369.9402
www.BlackwellHomes.com
Lic. 766856


Laurel & Nick could not have imagined their wedding day more perfect than it was.
Portraits that remember.
PhotoSmith, llc.
Now booking weddings for 2009
Call to set up a complimentary consultation.
408.460.3309
www.photosmithllc.com
www.photosmithweddings.com

Litter is Water Pollution

Rain carries litter into storm drains that flow directly to our local creeks and the Bay without any treatment. Keep streets and gutters clean to protect our creeks and Bay.

What's your Pollution Personality Profile? Take our quiz to find out. Visit www.myWatershedWatch.org

Watershed Watch
Protect Our Creeks And Bay

Sponsored by the Santa Clara Valley Urban Runoff Pollution Prevention Program – a coalition of local government agencies.



Open Weekends 10:00AM to 5:00PM, Mondays, Tuesdays, Fridays 12:00 noon to 5:00PM.
Come see the neighborhood decorated in holiday splendor.

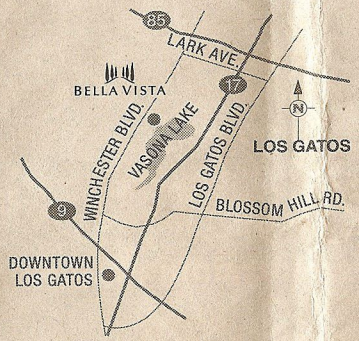

Welcome to Bella Vista, where refined details come together to create a singular street of dreams. Located in the renowned Town of Los Gatos, set above Vasona Lake and just minutes from the downtown, this neighborhood of new homes is truly something to be experienced. Carefully selected materials, sophisticated design and historic architectural detailing create a living space that is as tranquil as it is impressive. With artful touches and purposeful designs, the homes feature up to four bedrooms and three baths. Prices start in the upper $1 millions.

Call (408)399-1199 or visit
www.RobsonHomes.com

BELLA VISTA
LOS GATOS

044056

FY0809 Annual Report 96 September 2009



Hobee's Back to School Special

2 FOR 1 Dinner Entreé

Buy one sensational dinner entreé, get the second of equal or lesser value absolutely FREE! Dinner served after 5:00 pm. Limit 1 coupon per table. Not valid with other offers. Expires 10/15/08.

www.hobees.com

HOBEE'S

Fast, Fresh and Friendly Since 1974

*S. PALO ALTO 4224 El Camino Real • 650-856-6124
PALO ALTO 67 Town & Country Village • 650-327-4111
*SUNNYVALE 800 Ahwanee Avenue • 408-524-3580
CAMPBELL 1875 S. Bascom Avenue • 408-369-0575
LOS GATOS Coming Soon! Highway 9 & University Ave.

*(S. Palo Alto & Sunnyvale closed Sun & Mon nights)

Tech CU TECHNOLOGY CREDIT UNION Mortgage

Hermelinda Negrete
Mortgage Consultant

(408) 487-7525
hnegrete@techcu.com
www.techcu.com

Ask about our 10 day close guarantee!

Tech CU—A great place for home loans



Watch Out For Toxic Pesticides

Weed Worries?

Use less toxic ways to control pests and prevent polluted runoff from entering our creeks and the Bay.

Applying thick mulch blocks light to help prevent weed growth. And it saves water, too!

Find more tips and FREE fact sheets at

www.MyWatershedWatch.org

1-866-WATERSHED (928-3774)

Watershed Watch
Protect Our Creeks And Bay

Sponsored by Santa Clara Valley Urban Runoff Pollution Prevention Program – a coalition of local government agencies.

BOX OFFICE 408 280-2000 X 25
or ticketmaster
ticketmaster.com

Supported in part, by a Cultural Affairs grant from the City of San Jose.

City of SAN JOSE CAPITAL OF SILICON VALLEY

GuarantyBank.com
800-288-8822
Guaranty BANK

*The Annual Percentage Yield (APY) is accurate as of the date of the publication. $1,000 minimum balance required. Penalty for early withdrawal. Conditions and limitations apply.

Member FDIC

0440057

"inadequate community facilities: e.g. the lack of a performing arts center and an inadequate library." This was 18 years ago.

Redevelopment money has funded a wide variety of improvements, including the town plaza, street reconstruction and a contribution to the high school pool.

We support the use of redevelopment funds for a new library.

ANN ROBERTS, PRESIDENT
LWV of Southwest Santa Clara Valley

More support for a library in Los Gatos

I support Los Gatos building a new public library. I *do not* support cleverly worded, misleading petitions.

ALICE H. HANSEN
Los Gatos

Blanket ban at concerts is ridiculous

Banning blankets at the local summer concerts—now I have heard everything. You either have concerts and have a fun atmosphere or you don't. The grass recovers after the concert season. It has looked fine for months.

this town that I would fight for their park.

It was another member of the skateboard park committee who decided to use paid petitioners and paid them. Steve Glickman did not hire the petitioners. They got the job done. Yes, we were beaten in the election due to dirty politics and a dirtier press. I would be happy to expound upon that at another time. The residents voted, and for whatever reason, they voted against building the park.

You talk about money wasted on elections. The town council spent more than $500,000 on surveys that concluded if the construction of a new library went to a vote, it would be turned down. Don't get me wrong; I am in support of a new library. However, there are more efficient plans and ideas that will cost far less. That is why it is so important to allow the voters to decide how the town spends taxpayer money on major projects. Why have this and other extreme expenditures pushed down our collective throats?

If you, the voter, decide to spend $18 million on a library, then I'm all for it. We have been told that the money is coming from redevelopment funds, but that is only $12 million. The rest will come out of the town gener-

worked with the developer on the First Republic building was interesting. Look at the building. It has Tuscan columns holding up arches here, Mission-like but fake Corbel-looking shapes holding up straight openings over there, windows with wood shutters, palladium windows with and without columns, straight windows without adornment, Craftsman-style exposed knee braces and an oversized tile roof. That it came out OK is testament to the developer, but stylistically it's a Tuscan, Mission, Monterey, Craftsman mess—definitely the kind of thing a committee would produce.

Let's let some originality happen. Look at what's going on in other places, countries, cities. Curious juxtapositions of color, shape and style create visual interest, not discord. Designing harmonious sameness will give us a look that one can understand easily in one pass. Los Gatos can be a much more interesting place than that. Let's allow some creativity, expressiveness, even oddness to happen here. We don't want to be known as a city of conformity, do we?

GEORGE HAVELKA
Los Gatos

Yellowjackets?

Use less toxic ways to control pests and prevent polluted runoff from entering our creeks and the Bay.

Fill yellowjacket traps with apple juice.

Find more tips and FREE fact sheets at

www.MyWatershedWatch.org

1-866-WATERSHED (928-3774)

Watershed Watch
Protect Our Creeks And Bay

Sponsored by Santa Clara Valley Urban Runoff Pollution Prevention Program – a coalition of local government agencies.

FY0809 Annual Report 97 September 2009
044058

044059

IMPROVE YOUR SPEAKING SKILLS AT TOASTMASTERS

Switch-On Toastmasters club is one of the Bay Area's finest speaking/leadership clubs

Switch-On Toastmasters is a diverse club that meets every Monday night from 7:00 to 8:45 pm in the banquet room of Carrow's Restaurant, 910 Saratoga Avenue, in San Jose.

Guests are welcome anytime! Email membership@switchon.freetoasthost.us for more info.

Be part of the solution to creek pollution!

Join us for

National River Cleanup Day!

Saturday, May 16, 2009 — 9 a.m. to noon

Visit us at www.cleanacreek.org **OR call** (408) 265-2600, ext. 2739

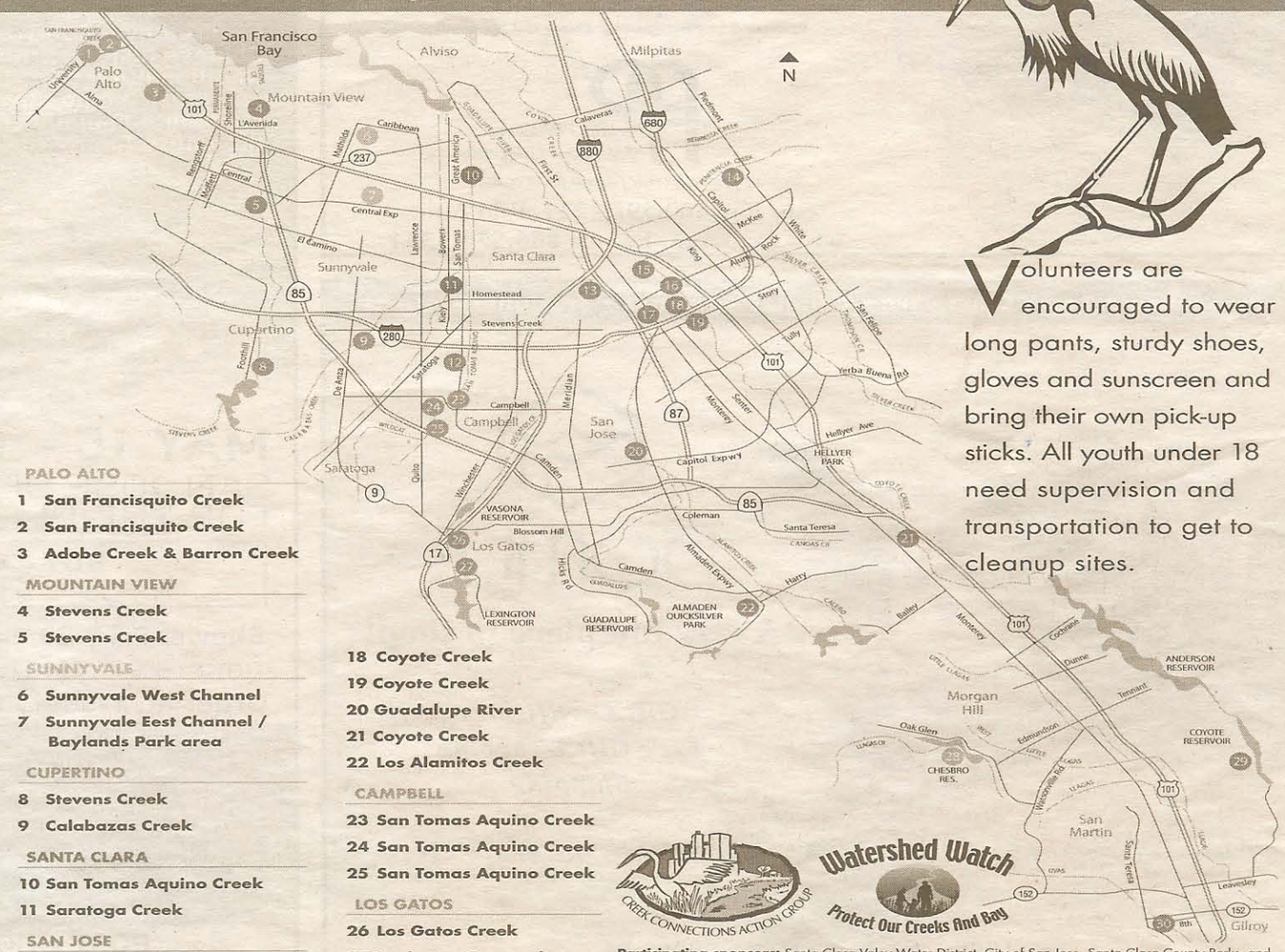

Volunteers are encouraged to wear long pants, sturdy shoes, gloves and sunscreen and bring their own pick-up sticks. All youth under 18 need supervision and transportation to get to cleanup sites.

PALO ALTO

1 San Francisquito Creek
2 San Francisquito Creek
3 Adobe Creek & Barron Creek

MOUNTAIN VIEW

4 Stevens Creek
5 Stevens Creek

SUNNYVALE

6 Sunnyvale West Channel
7 Sunnyvale Eest Channel / Baylands Park area

CUPERTINO

8 Stevens Creek
9 Calabazas Creek

SANTA CLARA

10 San Tomas Aquino Creek
11 Saratoga Creek

SAN JOSE

12 San Tomas Creek
13 Guadalupe River
14 Upper Penitencia Creek
15 Coyote Creek
16 Coyote Creek
17 Guadalupe River
18 Coyote Creek
19 Coyote Creek
20 Guadalupe River
21 Coyote Creek
22 Los Alamitos Creek

CAMPBELL

23 San Tomas Aquino Creek
24 San Tomas Aquino Creek
25 San Tomas Aquino Creek

LOS GATOS

26 Los Gatos Creek
27 Lexington Reservoir

MORGAN HILL

28 Chesboro Reservoir

GILROY

29 Coyote Reservoir
30 Uvas Creek

CREEK CONNECTIONS ACTION GROUP

Watershed Watch
Protect Our Creeks And Bay

Participating sponsors: Santa Clara Valey Water District, City of San Jose, Santa Clara County Parks, and Watershed Watch.
Participating agencies: Lockheed Martin SSC Leadership Association, San Francisquito Watershed Council, San Francisquito Watershed Project, Santa Clara Valley Urban Runoff Pollution Prevention Program, West Valley Clean Water Program, and the cities of Cupertino, Gilroy, Mountain View, Palo Alto and Sunnyvale.
Participating groups: Apollo High School, Blackford Neighborhood Action Coalition, Forest Hills Elementary School, Friends of Los Alamitos Watershed, San Tomas West Neighborhood Association, Save the Bay, and Silicon Valley NAACP.
Participating companies: Bianchi-Amaker Construction, Callahan Real Estate Group - Coldwell, and Intel Corporation.
Participating donors: Children's Discovery Museum of San Jose, City of San Jose Parks, Recreation, and Neighborhood Services (Happy Hollow Park and Zoo), Classic Carwash, Hobee's California Restaurants, In-N-Out Burger, San Jose Repertory Theatre, San Francisco 49ers

Subject: "Enviroscape" at Audubon Society Wildlife Education Day
Date: Tuesday, October 28, 2008 10:52 AM
From: Marj Ottenberg <marjott@yahoo.com>
To: <kelly.westvalley@comcast.net>

Kelly Carroll
West Valley Clean Water Program,
18041 Saratoga-Los Gatos Rd., Monte Sereno, CA 95030

Dear Ms. Carroll--first, let me say I wanted to send this by U.S. Mail--and have been trying for 3 days--but my printer refuses to accept my requests! So, I fall back on electronic mail!

Our Sierra Club group was THRILLED to have Patrick Hansen bring your Enviro-scape to share our space at Santa Clara Valley Audubon Society's annual Wildlife Education Day! It was the HIT of our corner of the affair! We especially appreciate the fact that it educates parents along with the kids-- who are enjoying squirting and sprinkling the various "contaminants" on the "environment"--and watching it wash into gutter to creek to Bay. Hopefully, these kids will CONTINUE to prod parents and friends, NOT to thoughtlessly discard stuff, because they now KNOW what harm such actions can cause! Patrick did an outstanding job, relating to the kids and "telling his story". I don't have a count of attendees--but everyone had to park at Monte Vista High School, about a mile up McClellan Road, and SCVAS hired school buses to ferry people from parking lot to the "party", and back again throughout the day (no cost to riders!); that parking lot was almost
completely full all day--so we know LOTS of people came! SCVAS covers the south half (and perhaps more) of Santa Clara County; they have active programs for kids as well as adults, including classroom sessions in local schools; (their monthly lecture meetings--in Palo Alto and Campbell-- draw several hundred members! I wish our Sierra Club Group could do as well!)
I was quite interested in your "mercury-free" thermometers--FAR superior to the old glass ones in many ways! I'd like to buy a few of them, to show to Sierra Club trip leaders--who are responsible for health care for trip participants. Next time I'm in Monte Sereno, I may stop by----
meanwhile, you and Patrick have our sincere THANKS! for helping us educate (and entertain) a LOT of local residents!
Marjorie Ottenberg, Program Chair, Guadalupe Regional Group, Loma Prieta Chapter, Sierra Club.

Birdhouse Building!

Santa Clara Valley Audubon Society

presents the

Raffle Prizes!

17TH ANNUAL WILDLIFE EDUCATION DAY!

Nature Arts and Crafts!

Environmental Presentations!

Saturday, October 25, 2008
10am–2pm
McClellan Ranch Park in Cupertino

Live Animals - Birds of Prey, Snakes, Insects, and more!

"Early Bird" Shorebird Walk

8:00 am @ Charleston Slough
RSVP Required (for walk only)

For details call (408) 252-3740
or visit www.scvas.org

Environmental Groups from around the Bay Area!

Annual Wildlife Poster Contest

Winners & Awards announced @ 1:00 pm
Submission deadline 10/6

MAP & DIRECTIONS on Back

General Parking @ Monta Vista High School w/ FREE SHUTTLE SERVICE,
Disabled Parking ONLY @ McClellan Ranch Park

HEAVY RAIN Cancels

Discovery Day Enviroscape Presentation Outline

Intro: Hello My name is…

Background on the West Valley Clean Water Program….

Questions:

1. What is nonpoint source pollution?
2. What is point source pollution?
3. What is a watershed and water cycle?
4. What is the difference between a sanitary sewer system and a storm drain system?

Provide background information to audience:

What is a coastal zone? Answer Page 7. Give examples of local SF bay.

Importance of coastal wetlands.

How coastal zones are affected by water pollution.

a. Car Washing (Talk about Car Wash Kit)
b. Pet Waste
c. Hazardous Materials
d. Paint
e. Swimming Pools
f. Trash
g. Pesticides

What the West Valley Clean Water Program does and how you can help.

a. Take car to carwash, or ask about carwash kit for fundraisers
b. Reuse mugs, canvas bags etc., wrapping paper..
c. Participate in creek cleanups, pick up trash if you see it.

Play on Enviroscape model.

Dear Patrick, Kelly, and Christine,

The Sedgwick PTA, Sedgwick Staff, students and parents would like to say "Thank You" for participating in Discovery Day 2009! The students thoroughly enjoyed your presentation on Preventing Watershed Pollution. This important presentation made an impact on the students, including my 3rd grader who came home talking about how he can keep the waterways cleaner by picking up garbage by the drains and by the sidewalks.

Discover Day is a proud Sedgwick tradition that our children enjoy very much. We sincerely appreciate you taking time out of your schedule to help educate our kids. I am enclosing thank-you letters written by the children of Sedgwick Elementary.

Sincerely,
Tracey Trimeloni
PTA volunteer

7/23/08 PCLG

WVCWP School Presentation Feedback

Thank you for inviting the West Valley Clean Water Program to give our watershed presentation. We ask you to please take the time to fill out this form. Your feedback will help us to deliver better presentations in the future. Please circle the number that corresponds with your opinion for each category. Circle 5 if you strongly agree with the statement, 4 if you agree, 3 if you are neutral, 2 if you disagree, and 1 if you strongly disagree.

A. OVERALL	Strongly Disagree	Disagree	Neutral	Agree	Strongly Agree
1. Setting/Room was pleasant	1	2	3	4	5
2. Materials used were useful	1	2	3	4	5
3. Content was interesting	1	2	3	4	5
4. Participants learned a lot	1	2	3	4	5
B. Speakers					
1. Speakers were knowledgeable	1	2	3	4	5
2. Speakers able to answer questions	1	2	3	4	5
3. Speakers kept audience interested/engaged	1	2	3	4	5
C. Results					
1. Presentation improved the students understanding of watersheds and urban run-off	1	2	3	4	5
2. I would consider having the WVCWP present at future events.	1	2	3	4	5

Comments:

Patrick was good with kids. He was on time and even got through everything he needed to do with the kids with the shorter time frame. The kids really enjoyed the hands on. Thank you so much. Sincerely Chris Daly

Created 7/23/08 PH

Annual Cleanup Program

West Valley Collection & Recycling (WVC&R) will collect an unlimited number of items from your curb at no additional cost for one day only.

Please have your items, containers and bundles curbside by

6 AM on Wednesday, August 27, 2008

WVC&R will collect:

- Items weighing up to 70 pounds (except as described below)
- Garbage in 32 gallon plastic bags, 32 gallon cans, and sturdy cardboard boxes (all small items must be contained)
- Tree prunings, branches and scrap wood up to 3" in diameter and 3' long in tied bundles weighing up to 70 pounds

WVC&R will not collect:

- 35, 65 or 95 gallon wheeled carts (they are awkward to lift manually)
- Concrete or Dirt (call Guadalupe Landfill 408.268.1670)
- Tires (call Guadalupe Landfill 408.268.1670)
- Items containing CFC's such as refrigerators (call WVC&R 408.283.9250)
- Household Hazardous Waste (call 408.299.7300 or visit www.hhw.org)
- E-Waste, Universal Waste, Motor Oil and Water Based Paints:
    - You can drop off TV's, Computers, household batteries, motor oil and water based paints at WVC&R's processing facility by appointment. For more information call customer service at 408.283.9250 or visit www.westvalleyrecycles.com
- Large items or containers over 70 pounds:
    - WVC&R will collect large items such as sofas and refrigerators for a fee. To schedule an appointment please call customer service at 408.283.9250

WVC&R makes it easy for you to donate your reusable items. For assistance locating local charitable organizations, visit www.westvalleyrecycles.com or call 408.283.9250.

Please remember to place recyclables in your recycling cart for your regular weekly collection.

To learn more about any of these programs visit www.westvalleyrecycles.com or call customer service at 408.283.9250.

WEST VALLEY
COLLECTION & RECYCLING, LLC.

392

WEST VALLEY
COLLECTION & RECYCLING, LLC.

FREE AND EASY E-WASTE DROP OFF EVENTS
(3 Locations)

ELECTRONICS ACCEPTED FOR FREE:

TVs, Computers, Monitors, Fax Machines, Printers, Copiers, DVDs, Stereos, Video Cameras, Phones, Cameras
(No household appliances accepted)

9:00 AM - 2:00 PM / Rain or Shine

For more information call WVC&R at (408) 283-9250

Date: July 19th, 2008
Los Gatos United Methodist Church
111 Church Street
Los Gatos, CA
From Hwy 17 to E. Main, then left on Church Street



Date: July 19th, 2008
Campbell United Church of Christ
400 West Campbell Ave
Campbell, CA
Between Winchester and San Tomas

Date: July 26th, 2008
City of Saratoga North Campus
19848 Prospect Rd.
Saratoga, CA
Located between Miller Road and Saratoga-Sunnyvale Road

SIERRA at tahoe Snowsport Resort

044066

West Valley Collection & Recycling & Sierra at Tahoe Snowsport Resort, will reward people that bring their E-waste to the following events with a $30 annual ski pass discount coupon for 2008/2009 season (1 per person – first 1000).

FREE AND EASY E-WASTE DROP OFF EVENTS

(Los Gatos, Saratoga, Campbell locations)

9:00 AM - 2:00 PM / Rain or Shine

Please fill out the following when bringing your items to the event.
Information is used to dispose of your E-waste, at no cost, with the State California. This information will be kept confidential.

Name: _____

Address: _____

_____

_____

SIERRA at tahoe Snowsport Resort

WEST VALLEY COLLECTION & RECYCLING, LLC.

044067

BRIEFS

Free e-waste recycling drop-off

Los Gatos, Monte Sereno, Saratoga and Campbell residents with old TVs, VCRs, phones, radios and other electronic devices can drop them off at one of three upcoming recycling events sponsored by West Valley Collection and Recycling.

Two events are July 19, 9 a.m. to 2 p.m., at Los Gatos United Methodist Church, 111 Church St., and Campbell United Church of Christ, 400 W. Campbell Ave.

Another event is July 26, 9 a.m. to 2 p.m., at the city of Saratoga North Campus, 19848 Prospect Road.

Computers, monitors, fax machines and electronic toys will also be accepted.

WEST VALLEY CLEAN WATER PROGRAM

CAMPBELL LOS GATOS MONTE SERENO SARATOGA

.....

Thank you to all our Volunteers!

408-354-4734

E-Waste Events

Car Washing Pollutes Creeks

About WVCWP

West Valley Watersheds

Stormwater Pollution

Take Action

Program Materials

Report Illegal Discharge

Mercury

Links

West Valley Recycles! Summer 2008

BILL PAY THE EASY WAY

West Valley Collection & Recycling has made it easier than ever to pay your bill. Choose the method that works best for you.

Mail it: Make your check payable to West Valley Collection & Recycling. Be sure to include the payment stub to get credit for your payment right away. Use the pre-addressed envelope included with your bill.

Drop it off: We accept payments at our office Monday through Friday from 8 AM – 4:30 PM

Deliver checks to:
West Valley
Collection & Recycling
1333 Oakland Road,
San Jose, CA 95112

Pay / View Your Bill Online: Visit our new online payment system at www.wasteconnections.com; click on "Online Bill-Pay" and follow a few simple instructions. You must have your current invoice and credit card or debit card information available.

Home banking customers continue to use the remit address:

West Valley
Collection & Recycling
Dept. 1433
Los Angeles, CA 90084-1433

You must have your current invoice available.

Have questions about your recycling service?

Ask Randy

Q: What do I do with my used charcoal?

A: You can recycle charcoal. When you finish cooking, pour water on the briquettes. Let them dry thoroughly. Next time you grill, mix half new charcoal with half used.

The absolute safest way to dispose of ashes, regardless of whether they're red-hot or seemingly stone-cold, is to put them in a small, galvanized metal trash can that is dedicated to the purpose of ash storage. Keep the can away from any flammable materials, like your house, wood pile, dry grass, or weeds. Once ashes are completely cold bag them before placing into your garbage cart. If a dedicated ash container is not an option, stir through the ashes to make sure they are absolutely cold before placing them in the your garbage cart.

Remember, even ashes that seem cold on the surface may still be hot deep inside, even after sitting for two days, so wait at least 48 hours before disposing of them in the garbage.

AT YOUR SERVICE: Curbside Collection for Used Motor Oil

Summer's here and time to get the car in tip-top shape. West Valley Collection & Recycling provides FREE containers for your used motor oil so you can keep your car running smoothly, and help our collection go smoothly, too.

Call customer service at **(408) 283-9250** to order your FREE OIL JUGS AND OIL FILTER BAGS and WVC&R will deliver them curbside on your next collection day.

Schedule a drop off appointment for the items listed below by calling (408) 283-9250:

- ✓ Used motor oil and oil filters
- ✓ Water based paints
- ✓ Universal Waste = batteries, fluorescent tubes and bulbs and other mercury containing lamps, thermostats, electronic devices, electrical switches and relays, pilot light sensors, mercury gauges, mercury added novelties, mercury thermostats and non-empty aerosol cans that contained hazardous materials.
- ✓ E-Waste = televisions and computer monitors, CPUs, laptop computers, external computer hard drives, computer keyboards, computer mice, computer printers, DVDs and VCRs.

IMPORTANT TO NOTE:

WEST VALLEY
COLLECTION & RECYCLING, LLC.

1333 Oakland Road
San Jose CA 95112-9894
(408) 283-9250
www.westvalleyrecycles.com
customerservice@westvalleyrecycles.com

E-Waste Drop Off Event

E-Waste Drop Off Events will be taking place in West Valley cities soon. Please go to www.westvalleyrecycles.com to find the event in your community. Drop off E-waste such as computers, computer monitors, hard drives, TV's and VCR's absolutely FREE.

Clean Yard Trimmings

Keep your yard trimmings "Green" and your recyclables clean by keeping all garbage out of your yard trimmings and recycling cart. Garbage contaminates recyclable materials.

West Valley Recycles! Summer 2008

SPLIT BODY TRUCKS: Keeping Your Yard Trimmings and Garbage Separate

It's been more than a year since West Valley Collection & Recycling began the single-stream recycling program and rolled out our new split body trucks.

Our split body trucks have made a big difference in the neighborhoods they serve on trash day, because now in most neighborhoods one truck collects all garbage and yard trimmings, where previously two were needed.

Look for new labels on the back of the trucks identifying the material in each side. The collection compartment of these trucks are completely separate with garbage occupying 40% of the capacity, and yard waste filling the other 60%. The driver maneuvers the hydraulic arm to lift and empty the contents of your garbage and yard waste cart into the chute. After tipping the cart, the driver uses a toggle switch to direct the flow of material into the appropriate chamber, keeping the two materials completely separate. The result of using split body trucks: fewer trucks moving through our neighborhoods on collection day, fewer trips to the landfill, less wear and tear on our roads, less pollution, and fewer greenhouse gasses. Next time you see these trucks on collection day, they may appear to be white, but now you know, they are really pretty green.

Remember, Keep your yard trimmings "Green" and your recyclables clean by keeping all garbage out of your yard trimmings and recycling cart. Garbage contaminates recyclable materials.

KEEP UP THE GOOD WORK!

West Valley Collection & Recycling customers are loving single-stream recycling. The use of split body trucks mean less noise and pollution and the single-stream system means more efficient collection. Everyone is doing a great job.
Here are a few reminders to ensure collection days keep running smoothly and our neighborhood streets stay clean and neat too. Remember:

- Place carts with the wheels against the curb, at least two feet apart.
- Situate carts at least five feet away from vehicles and other obstructions such as basketball hoops.
- Secure light items such as plastic grocery bags and packing peanuts in bags to eliminate litter.
- Flatten and breakdown all cardboard. This will maximize the capacity available in your recycling carts.
- Do NOT overstuff carts.
- Please be sure lids are closed.
- Keep Recycling.

Don't Get Stuck with Your Sharps–Dispose of Them Properly

PROPERLY AND SAFELY DISPOSE OF YOUR SHARPS–HERE'S HOW:

✦ **Pharmacies, Doctor's Offices or Clinics:** Place your used home-generated sharps in a biohazard commercial sharps container and contact your Pharmacist, Clinic Administrator, or personal Physician, and ask if they have a take back program in effect. Sharps containers can be purchased at your local pharmacy.

✦ **Mail Back Services:** If you purchase sharps on-line, please remember to request a pre-addressed, prepaid mail-back box for your used sharps. A list of mail back services approved by the California Department of Public Health can be found at the following website: www.cdph.ca.gov/certlic/medicalwaste

✦ **Santa Clara County Household Hazardous Waste (HHW) Program:** The HHW Program accepts sharps waste, pharmaceuticals (No Controlled Substances), and other household hazardous waste from Santa Clara County residents (except Palo Alto residents). For more information on pharmacies and other locations that accept used sharps or to make an appointment to dispose of your sharps, visit **www.hhw.org** or call **(408) 299-7300**. Remember, residents must place their used sharps in a biohazard commercial sharps container.

Home generated sharps are needles, syringes, and lancets that assist people who use sharps or syringes at home to manage an illness. When sharps are improperly disposed of they pose a threat to sanitation workers, adults, children, and even pets with needle-stick injuries. Because of the high risk to the community and environment, Senate Bill 1305 was passed and will take effect on September 1, 2008. This law makes it illegal to place home generated sharps in the trash or recyclable containers.

WEST VALLEY
COLLECTION & RECYCLING, LLC

FREE AND EASY
E-WASTE DROP OFF EVENTS
(3 Locations)

ELECTRONICS ACCEPTED FOR FREE:
TVs, Monitors, Computers, Laptops, DVD, and CD Players, Printers, Scanners, Vacuum cleaners, Electronic toys and games
(No kitchen appliances or light bulbs)

9:00 AM - 2:00 PM / Rain or Shine
For more information
call WVC&R at (408) 283-9250

Date: October 11th, 2008
City of Saratoga
North Campus:
19848 Prospect Road
Saratoga, CA
Located between Miller Road and Saratoga-Sunnyvale Road

Date: October 18th, 2008
Los Gatos United Methodist Church
111 Church Street
Los Gatos, CA
From Hwy 17 to E. Main, then left on Church Street

Date: October 18th, 2008
Campbell United Church of Christ
400 West Campbell Ave
Campbell, CA
Between Winchester and San Tomas

00062314-4

West Valley Collection & Recycling
presents

FREE AND EASY E-WASTE DROP OFF EVENTS

(Los Gatos, Saratoga, Campbell locations)
9:00 AM - 2:00 PM / Rain or Shine

October 18th, 2008
9:00 AM - 2:00 PM
Los Gatos United Methodist Church
111 Church Street
Los Gatos, CA

WEST VALLEY
COLLECTION & RECYCLING, LLC

October 18th, 2008
9:00 AM - 2:00 PM
Campbell United Church of Christ
400 West Campbell Ave
Campbell, CA

October 11th, 2008
9:00 AM - 2:00 PM
City of Saratoga North Campus
19848 Prospect Road
Saratoga, CA

00062314 808

RESIDENTIAL

West Valley Recycles!

Spring 2009

THEY'RE COMING, THEY'RE FREE!

Electronic Waste Drop-off Events are the Place to Be

West Valley Collection & Recycling is sponsoring three FREE e-Waste Drop Off Events this spring.

HERE'S WHY:

Toxic substances in electronic waste include lead, mercury, and cadmium. A typical computer monitor may contain more than 6% lead by weight. Capacitors, transformers, PVC-insulated wires, and PVC-coated components are loaded with toxins and carcinogens. In the U. S., an estimated 70% of heavy metals in landfills come from discarded electronics. Electronics do not belong in the trash!

HERE'S WHERE & WHEN:

April 25th, 2008 9:00 AM - 2:00 PM
City of Saratoga, North Campus
19848 Prospect Road, Saratoga, CA

April 25th, 2008 9:00 AM - 2:00 PM
Los Gatos United Methodist Church
111 Church Street, Los Gatos, CA

April 18th, 2008 9:00 AM - 2:00 PM
Campbell United Church of Christ
400 West Campbell Ave, Campbell, CA

HERE'S WHAT:

Unlimited amount of TVs, Computers, Monitors, Electronic Toys, Fax Machines, Phones, Copiers, HDTVs, LCDs, typewriters and Stereos including speakers will be accepted at these events.

However, we do *not* accept light bulbs, kitchen appliances or hazardous waste.

Congratulations, 2008 E-Waste Recyclers!

COLLECTIONS WERE A SMASHING SUCCESS.

Last year, a total of 169,776 pounds of E-Waste was collected from Campbell, Los Gatos, Saratoga and Monte Sereno residents who participated in our E-Waste Drop Off events. That's 169,776 pounds of dead monitors, outdated cellphones and ancient fax machines. This year, let's work together to set a new standard for the collection of Electronic waste.

Clutter Busting

Here comes spring! Let's enjoy the many reasons to get outside and enjoy the outdoors: great weather, flowering trees, tulip bulbs pushing their way towards the sun. The fact that our houses are filled to the brim with clutter—the aftermath of a long, cold, winter is another reason to get out of the house. Here are some ideas to de-clutter the house and enjoy the outdoors too. These tips make the job easy. First, organize what is not trash into three labeled piles: sell, donate, or recycle. Next, get to work:

Have a garage sale or even better, organize a neighborhood garage sale. Better yet, get your *neighbor* to organize it!.

Donate your gently used clothing, books, furniture and working appliances to a local thrift store benefiting charity. Some organizations provide pick-up service, and all of them should provide you with a donation receipt to use as a write off on your income taxes.

Create a compost pile with your tree trimmings and lawn clippings. (Remember, May flowers are right around the corner-this compost will come in handy later.)

Participate in the West Valley Collection and Recycling Clean Up Event. It's free and it's easy. We'll collect an unlimited amount of your items at the curb on your neighborhood's designated day. Items weighting over 70 pounds will not be accepted. Look for our flyer in the mail two weeks prior to the event.

Request a bulky item pick-up. We'll pick things up from your curb for a small fee. Just call customer service at **(408) 283-9250**, we'll be right over.

Recycle items that can't be reused.

Put hazardous waste in its place. Batteries, light bulbs and water based paints do not belong in our landfill. They can be dropped off along with electronic devices at our facility. Check out www.westvalleyrecycles.com ewaste and universal drop off for more information.

Drop off your e-waste. The televisions, computers stuff, and vintage VCRs that didn't get picked up at the big garage sale can be dropped at the ewaste events coming up. Check out the e-waste article in this issue for what to bring, our hours and directions.

RESIDENTIAL

West Valley Recycles! | Spring 2009

BILL PAY THE EASY WAY

West Valley Collection & Recycling has made it easier than ever to pay your bill. Choose the method that works best for you.

Mail it. Make your check payable to West Valley Collection & Recycling. Be sure to include the payment stub to get credit for your payment right away. Use the pre-addressed envelope included with your bill.

Drop it off. We accept payments at our office Monday through Friday from 8 AM – 4:30 PM

Deliver checks to:
West Valley
Collection & Recycling
1333 Oakland Road,
San Jose, CA 95112

Pay / View Your Bill Online. Visit our new online payment system at www.wasteconnections.com; click on "Online Bill-Pay" and follow a few simple instructions. You must have your current invoice and credit card or debit card information available.

Home banking customers continue to use the remit address:

West Valley
Collection & Recycling
PO BOX 60248
Los Angeles CA 90060-0248

You must have your current invoice available.

Have questions about your recycling service?

Ask Randy

Q: I am going to bring my old video cameras to an e-waste drop-off location this spring. May I also bring my bottles of pesticides that I no longer use?

A: No. The Electronic Waste Events are computers, monitors, mice, keyboards, cellphones, cameras, old fax machines, and the like, not hazardous materials. Automotive fluids, lawn and garden chemicals, and household cleaners and poisons, can be disposed through the Santa Clara County Hazardous Waste Recycling and Disposal Program. For details, call **(408) 299-7300** or visit **www.hhw.org**. *To submit a question for "Ask Randy" send him an e-mail at customerservice@westvalleyrecycles.com with "Ask Randy" in the subject line.*

Greening your Cleaning

Get all of the dirt on how to clean your home in a planet-friendly way. Just in time for spring! Make your mother proud. Mother Earth, that is.

Floors: Vinegar is an excellent cleaner for ceramic tile or linoleum. Used straight or mixed with water, vinegar and a sturdy mop are all you need for a green, squeaky-clean kitchen floor.

Sinks: One part vinegar, four parts baking soda and several drops of your favorite essential oil(s) makes for a pleasant, earth-friendly sink scrub. Just like the store bought kind, apply the paste with a sponge, let sit for a few minutes then rinse for a sparkling clean sink.

Windows: Vinegar again, this time in a spray bottle. Wiping vinegar-sprayed glass with crumpled newspaper will make your windows shine bright. Don't clean windows when they're in direct sunlight, because they will dry too fast and look "streaky."

Rugs: Shake baking soda over the carpeting before vacuuming to help to absorb odors. For spot cleaning, rely on your old friend, vinegar. Spray it on, scrub out the spot with a clean cloth. Don't worry; the vinegar smell is gone in no time.

Furniture: Sprinkle stale cushions and chairs with baking soda, then vacuum after letting it sit for a while.

Toilet and Tub: Spray with vinegar first, then sprinkle on baking soda for natural, fizzy cleaning power. Scrub with a sponge or toilet brush, then rinse clean or flush.

Garbage cans: Borax is a mineral that will prevent mold and fungus, and keep away insects. Just sprinkle on the bottom of your carts or household cans.

Bad Smells: Zeolite* is a natural mineral that absorbs odors and also controls excess moisture in the air. Use it as a general deodorizer and to combat mildew or mold.

***Bonus!** When used in refrigerators and freezers, Zeolite can reduce electricity cost by up to 12% by maintaining optimum humidity, and it helps keep food fresher.

More Green Cleaning is Just a Click Away

Environmental Home Center is an online source for green building supplies, including people-friendly cleaning supplies, non-toxic paint, natural carpets, sustainable wood products, and energy-efficient insulation. (www.environmentalhomecenter.com).

Seventh Generation (www.seventhgeneration.com), the leading seller of green cleaning products in North America, offers tips on green cleaning.

The Green Guide (www.thegreenguide.com) provides consumers with practical, everyday household- and market-level actions that can yield system-wide environmental, health, and social change.

IMPORTANT TO NOTE:

WEST VALLEY
COLLECTION & RECYCLING, LLC

1333 Oakland Road
San Jose CA 95112-9894
(408) 283-9250
www.westvalleyrecycles.com
customerservice@westvalleyrecycles.com

How To Eliminate Litter

Remember to place all loose light items such as shredded paper, plastic grocery bags, styrofoam packing peanuts and any other items in a tied plastic bag before placing in your cart.

Cart Labeling

You may see WVC&R supervisors in specific neighborhoods labeling garbage, recycling, and yard waste carts with address numbers. This will help differentiate your cart from your neighbors.

RESIDENTIAL

West Valley Recycles!

Fall 2008

DON'T GET STUCK WITH YOUR SHARPS: Dispose Of Them Properly!

On September 1, 2008, a new law has taken effect, which will make it illegal to place home generated sharps in trash or recycling receptacles. Home generated sharps are needles, syringes, and lancets that assist people who use sharps or syringes at home to manage an illness. When sharps are improperly disposed of they pose a threat to children, adults, sanitation workers, and even pets. Here's how to properly and safely dispose of your sharps:

Note: Residents MUST place sharps in a biohazard sharps container, which are available for purchase at your local pharmacy, before bringing to any of the approved sharps drop-off locations.

✦ **Pharmacies, Doctor's Offices or Clinics:** Contact your local Pharmacy, Medical Clinic, or personal Physician and ask if they can start a take back program.

✦ **Mail Back Services:** If you purchase sharps on-line, please remember to request a pre-addressed, prepaid mail-back box for your used sharps. A list of mail back services can be found at **http://www.cdph.ca.gov/certlic/medicalwaste**

✦ **Santa Clara County Household Hazardous Waste (HHW) Program:** For more information on pharmacies and other locations that accept used sharps, or if there is not a location near you to take back your sharps, contact The Household Hazardous Waste Program at **www.hhw.org** or call 408-299-7300.

SHARPS TAKE-BACK LOCATIONS IN THE WEST VALLEY AREA

Call for packaging requirements before you bring used household syringes, needles, and lancets to the following drop off locations:

CAMPBELL

Kaiser Permanente
Campbell Medical Offices
220 E. Hacienda Avenue, Campbell
(408) 871-6500
(for Kaiser Members only)

LOS GATOS

Shannon Road Fire Station
16565 Shannon Rd, Los Gatos
Biohazard Sharps Container Size Requirement: One quart or one and half quart size for drop off box

Community Hospital, Los Gatos
815 Pollard Road, Los Gatos
(408) 378-6131

B M A Dialysis
14651 S. Bascom, Los Gatos
(408) 358-3791
(for B M A Patients only)

Mission Oaks Campus of Good Samaritan
15891 Los Gatos Almaden Rd
Los Gatos **(408) 356-4111**

SARATOGA

West Valley Fire Station
19800 Cox Avenue, Saratoga
Biohazard Sharps Container Size Requirement: One quart or one and half quart size for drop off box

COUNTY OF SANTA CLARA, HOUSEHOLD HAZARDOUS WASTE (HHW) PROGRAM

Deposit used home-generated sharps into a biohazard sharps container, when the container is ¾ full permanently seal shut and make an appointment through our website at **www.hhw.org** or call **(408)-299-7300**

HOLIDAY SCHEDULE

Collection occurs on all holidays except December 25th and January 1st.

Both December 25th 2008 and January 1st 2009 fall on Thursday. During these weeks, if your regular collection day is Thursday collection will occur on Friday. If your regular collection day is Friday collection will occur on Saturday. No other collection days will be affected.

HOLIDAY TREE COLLECTION

Beginning December 26th 2008 and continuing through January 25th 2009, WVC&R will collect up to two Holiday trees per residence as part of your regular collection.

- Undecorated natural or flocked holiday trees are acceptable.
- Please remove stands, tinsel and decorations.
- All trees must be cut into 5-foot or preferably shorter lengths.
- Place the tree at least one foot away from WVC&R carts.

To receive your FREE recycling "How-to Guide," call Customer Service at (408) 283-9250 or visit www.westvalleyrecycles.com

HOLIDAY TREE SETOUT

RESIDENTIAL

West Valley Recycles! | Fall 2008

BILL PAY THE EASY WAY

West Valley Collection & Recycling has made it easier than ever to pay your bill. Choose the method that works best for you.

Mail it. Make your check payable to West Valley Collection & Recycling. Be sure to include the payment stub to get credit for your payment right away. Use the pre-addressed envelope included with your bill.

Drop it off. We accept payments at our office Monday through Friday from 8 AM – 4:30 PM

Deliver checks to:
West Valley
Collection & Recycling
1333 Oakland Road,
San Jose, CA 95112

Pay / View Your Bill Online. Visit our new online payment system at www.wasteconnections.com; click on "Online Bill-Pay" and follow a few simple instructions. You must have your current invoice and credit card or debit card information available.

Home banking customers continue to use the remit address:

West Valley
Collection & Recycling
PO BOX 60248
Los Angeles CA 90060-0248

You must have your current invoice available.

Have questions about your recycling service?

Ask Randy

Q: With the Holidays around the corner, I'm very interested in finding a way to eliminate waste and complete the recycling loop by giving to others. I just don't know where to begin.

A: Re-using an item is far better than recycling. Donating heavy coats, sweatshirts, beanies or blankets can make for a warm Holiday to a family in need. Also, if you have household electronics such as TVs, phones or computers you don't want to go to waste check out donation alternatives before you recycle using the links below.

Goodwill: **http://www.goodwill.org**
Salvation Army: **http://www.salvationarmyusa.org**
RecycleWorks Reuse Center: **http://www.recycleworks.org**

If you have clothing that is shredded or not in "wearable" condition, you can always recycle them! Tie fabrics in a clear plastic bag and place in your recycling cart for collection. We'll do the rest. **Acceptable Items:** Clean cotton, linen, polyester, rayon and wool fabrics (e.g. blankets, clothes, cloth diapers, rags, sheets) **NO** rags or textiles soiled with chemicals, oil or paint. NO Shoes, Carpets, Disposable diapers, Down-filled items, Leather, Nylon, Pillows, Rubber, Stuffed animals, Vinyl.

MAKE IT A GREEN HOLIDAY

Thinking green begins long before you determine which item goes into your garbage cart and which one goes in your recycling cart. It starts with knowing which materials to buy at the store that reduce waste in your household. So remember to always look for the recycle triangle when you buy.

When picking up gift-wrap this Holiday season remember to buy wrapping paper made from recyclable materials. YOU CANNOT RECYCLE METALLIC OR FOIL GIFT-WRAP.

For those of you that want to get really creative. You can use recyclable materials to wrap and personalize a gift using old magazines, sections of the newspaper and even a brown grocery bag. Wrapping and decorating giftsusing a grocery bag only takes a few minutes of your time to better the environment and make a memory.

Follow these easy steps:

- You will need a brown grocery bag, scissors, colorful pens or markers and tape.
- Cut down the seam of the bag from top to bottom.
- Turn inside out to hide all store advertisements and give yourself a blank canvas.
- Wrap gift.
- Decorate with personalized greetings and drawings of your choice.

IMPORTANT TO NOTE:

WEST VALLEY
COLLECTION & RECYCLING, LLC.

1333 Oakland Road
San Jose CA 95112-9894
(408) 283-9250
www.westvalleyrecycles.com
customerservice@westvalleyrecycles.com

E-Waste Drop Off Event

E-Waste Drop Off Events will be taking place in West Valley cities soon. Please go to **www.westvalleyrecycles.com** to find the event in your community. Drop off E-waste such as computers, computer monitors, hard drives, TVs and VCRs absolutely FREE.

Clean Yard Trimmings

Keep your yard trimmings "Green" and your recyclables clean by keeping all garbage out of your yard trimmings and recycling cart. Garbage contaminates recyclable materials.

Old Pills Piling Up?

No Drugs Down the Drain Please!

UNUSED MEDICINE THAT IS FLUSHED OR PUT DOWN THE DRAIN CAN END UP IN OUR WATERWAYS AND POLLUTES THE ENVIRONMENT.

You can make a world of difference by following prescriptions as directed, and then disposing of your unused portions properly.

Dispose of medications properly

Bring your unused and expired medications to one of the following **free upcoming collections** — and help to prevent pollution and keep our waterways clean.

Saturday, October 4, 9 a.m. to 1 p.m.
Kaiser Permanente Medical Center San Jose
Parking lot at the corner of Camino Verde and Santa Teresa Blvd., San Jose

Monday, October 6, 7 a.m. to 1 p.m.
Cypress Senior Center
403 S Cypress Avenue, San Jose

Tuesday, October 7, 10 a.m. to 2 p.m.
Willows Senior Center
2175 Lincoln Avenue, San Jose

Wednesday, October 8, 9 a.m. to 1 p.m.
Santa Clara Senior Center
1303 Fremont Street, Santa Clara

Thursday, October 9, 2 p.m. to 6 p.m.
Berryessa Community Center
3050 Berryessa Road, San Jose

Saturday, October 11, 10 a.m. to 2 p.m.
Camden Community Center
3369 Union Avenue, San Jose

CITY OF SAN JOSE
CAPITAL OF SILICON VALLEY
Environmental Services
A Certified Green Business

SAN JOSE/ SANTA CLARA WATER POLLUTION CONTROL PLANT

www.NoDrugsDownTheDrain.org

State of California Home Page

Governor's Home Page

CALIFORNIA COASTAL COMMISSION
PUBLIC EDUCATION PROGRAM

About Us
Programs & Contests
Coastal Cleanup Day
Adopt-A-Beach
Coastweeks
Boating Clean & Green
Resource Directory
For Educators
For Youth
How can I help?

WHALE TAIL[SM] Grants

WHALE TAIL[SM] License Plate
Coastal Stewardship Pledge
Community-Based Habitat Restoration
Coastal Careers
Event Calendars
Coastal Government Links
Shop for the Coast

Recursos en Español

Site Index
CCC Home Page

Coastal Art and Poetry Contest

By encouraging youth to reflect on the beauty and spirit of California's beaches and ocean, we hope to inspire a greater sense of stewardship for these natural places. A population that cares about the coast is more likely to work to conserve and protect it.

View winning artwork and poetry from previous contests (some of which will open in a new window): 2008, 2007, 2006, 2005, 2004, 2003, 2002, 2001, 2000, and 1999.

A selection of Coastal Art & Poetry Contest winners and honorable mentions will be on exhibit at the following locations during 2008:

- Coyote Point Museum of Environmental Education in San Mateo, May 6 through June 15, 2008.
- Peter and Mary Muth Interpretive Center, Newport Beach, September 2 through September 30, 2008
- Cabrillo Marine Aquarium, San Pedro, October 21, 2008 through January 11, 2009

2009 California Coastal Art & Poetry Contest

WHO: All California residents in kindergarten through 12th grades are invited to participate. There are four categories for awards in both art and poetry: K-3rd, 4th-6th, 7th-9th, and 10th-12th grade.

WHAT: Entries must have a **California** coastal or **California** marine theme. (For help with California species, click here.) Poetry and artwork must be original. Art should be no larger than 11 inches by 17 inches. Acceptable art media are paint, pencil, markers, ink, crayon, chalk or pastel (fixed), and collage. Three-dimensional pieces, computer printouts, or photocopies are not eligible. All entries must include a completed contest Entry Form.

Winners will be selected in each of four grade-level categories (K-3rd, 4th-6th, 7th-9th, and 10th-12th) in both art and poetry to receive a gift certificate for $100 to an art supply store (for winners in art, courtesy of Blick Art Materials) or book store (for winners in poetry). Each sponsoring teacher will receive a gift certificate for $40 for educational materials. Winners and honorable mentions will also receive tickets to the Aquarium of the Pacific in Long Beach, courtesy of the Aquarium.

WHEN: Entries must be postmarked by January 31, 2009.

HOW: Review and complete the Guidelines and Entry Form and submit it with your art or poetry to:

COASTAL ART AND POETRY CONTEST

PUBLIC EDUCATION PROGRAM

2009 Coastal Art & Poetry Contest Honorable Mentions

GRADES K-3

"Sea Urchins"
Caitlin Archdeacon, kindergarten, San Jose

Canyon Heights Academy iin Campbell

"On the Beach"

On the beach
Do you see what I see?

I see the waves.

JURIED ART CONTEST:

Your View of The Estuary

How do you see the San Francisco Bay Estuary, that unique place where land, ocean, and fresh waters meet? Do you have a favorite view or scene that "means" the estuary to you? The San Francisco Estuary Project is seeking art for possible use in a postcard, our web site, and other materials depicting the San Francisco Estuary—we are looking for scenes or impressions of the Bay, its marshes, and/or streams or rivers entering the Bay. All media are acceptable—oil, water color, pastel, pen and ink, block prints of all types, and photos. A $1,000 cash prize will be awarded to the first prize winner, $500 to the second place winner, and $250 to the third. The Estuary Project retains the right to use the artwork (credited) in print and on-line.

Please submit your entry either as a slide labled with title of piece and your name (to the address below) or as a jpg—no larger than 2 MB—emailed to lowensvi@sbcglobal.net no later than August 1, 2009. Slides cannot be returned.

For more information, contact:
Lisa Owens Viani
San Francisco Estuary Project
1515 Clay Street, 14th Floor
Oakland, CA 94612
(510) 622-2337



Courtesy of Hiroko Kusuda

We will contact the top 20 winners for possible use in a display at this year's State of the Estuary Conference at the downtown Oakland Marriott, Sept. 29-Oct. 1. No more than three entries per artist, please. Original art pieces must be no larger than 24" by 36"; artists will be responsible for delivering and retrieving their art. Digital entries may also appear on our web site, and contest submission is considered permission to use.

6/09: Posted and Distributed by WV CWP

THIS PAGE INTENTIONALLY LEFT BLANK

Pesticide Management Activities

Annual Report:

City of Campbell

Town of Los Gatos

City of Monte Sereno

City of Saratoga

West Valley Clean Water Program

THIS PAGE INTENTIONALY LEFT BLANK

PESTICIDE MANAGEMENT ACTIVITES
City of Monte Sereno
Santa Clara Valley Urban Runoff Pollution Prevention Program
FY 2008-2009 ANNUAL REPORT

FY 2008-2009 Work Plan Self Evaluation Matrix

Source	Task Source	Work Plan Tasks	Accomplishments	Responsible Party
	SCVURPPP PMP (I.A.1.)	Summary of Use Track and report use of pesticides on municipally owned property. *Municipal Staff* to report to WVCWP for: 1) pesticides applied by staff 2) pesticides applied by contractors *Reports to include:* -name of pesticide used -active chemical in pesticide -purpose of pesticide -amount used in each application -date of each application WVCWP to present pesticide use data in Annual Report.	Monte Sereno did not apply ANY pesticides on municipal property in FY 08-09, so no usage reports were filed.	City Manager/ Facility Mgr
	SCVURPPP PMP (I.A.3.) PS #3	Implement BMPS Continue to Implement IPM practices as Best Management Practices (BMPs) for any pesticide used by staff or contractors. Report on use of IPM practices on municipal property.	During FY 08-09, the WVC continued to implement the Pest Management Performance Standard (PMPS). "IPM Policy" and "Standard Operating Procedures for Pesticide Management" are being followed by staff and contractors. BMPs in general continue to be effective. WVC work with contractors to find the least-toxic method to treat resistant pest problems. The WVC use less-toxic pest management methods in municipal facilities (parks & buildings) whenever practicable, based upon budget and effectiveness. *See "Evaluation" section below for details on IPM implementation.*	

PESTICIDE MANAGEMENT ACTIVITES

City of Monte Sereno

Santa Clara Valley Urban Runoff Pollution Prevention Program

FY 2008-2009 ANNUAL REPORT

			Monte Sereno did not apply ANY pesticides on municipal property in FY 08-09. See "Evaluation" row at end of this table for details on IPM methods used by the City.	City Manager/ Facility Mgr
	SCVURPPP PMP (I.A.6.)	Banned Pesticides Inventory If any pesticides have been banned w/in the past FY (per EPA, State &/or local requirements), conduct an agency-wide search of chemical for these pesticides. Properly dispose of these banned substances pursuant to appropriate waste disposal regulations.	City Of Monte Sereno does not purchase or store its own pesticides.	City Manager/ Facility Mgr
	SCVURPPP PMP (I.B.1.) PS#5.a	Training for Applicators Ensure that employees who apply pesticides for the agency obtain the appropriate training as required by the County Agricultural Commissioner and the State Department of Pesticide Regulation (DPR)	No employees apply pesticides. In case of the need for pest control, a licensed Pest Control Operator will be called in.	City Manager
	SCVURPPP PMP (I.B.2.) PS#5.b	Staff Training for Applicators Attend and/or conduct annual training which reviews appropriate portions of the IPM Policy, BMPs, and relevant IPM techniques for employees within departments responsible for pesticide application.	Monte Sereno has limited staff (9 including part-time personnel). Other than 2 buildings for City Hall, Monte Sereno does not have public buildings or parks. The City does not regularly use pesticides, and no pesticides are ever applied by staff. In case of the need for pest control, a licensed Pest Control Operator will be called in. Staff responsible for dealing with contractors are careful to follow the City's IPM Policy. In FY 08-09, no staff or contractors applied any pesticides.	WVCWP to coord with Facilitiy Mgr

PESTICIDE MANAGEMENT ACTIVITES

City of Monte Sereno

Santa Clara Valley Urban Runoff Pollution Prevention Program

FY 2008-2009 ANNUAL REPORT

	SCVURPPP PMP (I.B.3.) PS#5.c	Municipal Staff Education Inform employees who are not authorized and trained to apply pesticides that they cannot use over-the-counter pesticides in or around the workplace.	Entire City staff received this information via e-mail in June 2009. The notification letter included details on: • NPDES Stormwater Permit • Contact info for appropriate staff to request pest removal • Contact info for appropriate staff for disposal of any pesticides found • Reminder of City IPM Policy and Pest Specific IPM Plans • Reminder of goal to reduce pesticide use • Notification that only designated staff may order, purchase and apply pesticides for use on City property. • Reminder that this restriction includes over-the-counter pesticides	City Mgr to deliver/ WVCWP to provide notice
	SCVURPPP PMP (II.A.1.)	Watershed Ed. & Outreach Campaign (WE&O)[1] Attend WEO and IPM work groups. Continue to assist with development of strategy for a campaign and training program (in Spanish & English) designed for staff of very small landscape businesses (typically 1-8 employees) mainly serving homeowners.	WVCWP staff participate in WEO. WVCWP Program Manager participates in the IPM Ad Hoc Task Group on behalf of the WVC. Project implementation and projects for consideration, which are discussed in the AHTG, are presented to WVC staff for appropriate follow-through. In FY 08-09, WVCWP staff were involved in meetings aimed at developing coordination between the "Bay Friendly" program, and the "Green Gardeners" program (Green Gardeners – see below). WVCWP contributed funds to the SCVURPPP's IPM ad campaign. This allowed the IPM ad to appear in the three (3) weekly community newspapers for four (4) weeks in the spring. (Campbell Reporter, Los Gatos Weekly, Saratoga News).	WVCWP Staff

[1] Funded by all Co-permittees each year.

PESTICIDE MANAGEMENT ACTIVITES

City of Monte Sereno

Santa Clara Valley Urban Runoff Pollution Prevention Program

FY 2008-2009 ANNUAL REPORT

			In addition, all ads also appeared a 2nd time in the Los Gatos Weekly "Weekend Edition", so that IPM ads appeared a total of sixteen (16) times in WV newspapers in 08-09. September 08: IPM/weeds April 09: IPM/snails June 09 (week of 6/1): IPM/Roses June 09: IPM/Yellow Jackets WVCWP was very involved with the development of the "Green Gardeners" training program for small landscape businesses --from concept, to grant proposal, to implementation of several successful class series. (See Program Report for details.) In FY 08-09, WVCWP contributed funds for 6 scholarships to reduce the cost of the Green Gardener class to attendees (enough for 6 reduced fee scholarships). Since many WV residents employ small landscape contracting firms, it is hoped that these classes will have an impact on reducing residential pesticide use in the WVC. To promote use of the trainees from the Green Gardeners program, WVCWP sent a Press Release to local newspapers in Campbell, Los Gatos & Saratoga. A 630 word article, including a photo, about the Green Gardeners program was published. The article promoted both the classes (for anyone interested in enrolling) and promoted local companies which employ Green Gardeners graduates – so that residents could contact and utilize these graduates. WVCWP also distributed "Green Gardener" class flyers to the WVC. City of Saratoga placed flyers at municipal counters. See "PI/P Section", including "Attachments" for details. XREF PIP	

PESTICIDE MANAGEMENT ACTIVITES

City of Monte Sereno

Santa Clara Valley Urban Runoff Pollution Prevention Program

FY 2008-2009 ANNUAL REPORT

	SCVURPPP PMP (II.A.4.)	Community & School Opportunities Identify opportunities and attend community events/school classrooms to demonstrate reasons for, and methods of, less toxic pest control.	Information on the importance of reducing pesticide use, and the toxic effects of pesticide runoff, is included in all WVCWP Enviroscape presentation. This includes presentations at schools and at community events. Events in FY 08-09 included: **LG Presbyterian Summer Camp** Los Gatos July 23rd Enviroscape presentation to 21 children, ages 2nd – 5th grade **Audubon Wildlife Fair** Cupertino (bordering Saratoga) 10/25/08 Enviroscape presentations to appx. 70 – 80 children, and their parents. **St. Mary's School** Los Gatos January 15, 2009 Enviroscape Presentation to 35 Fifth graders. **Sedgwick Elementary School "Discovery Day"** Cupertino March 31, 2009 WVCWP gave 4 Enviroscape Presentations to approximately 90 students in the 2nd, 3rd, 4th, and 5th grades. **St. Mary's School** Los Gatos May 21, 2009 Enviroscape Presentation to 30 Kindergartners (2 classes).	WVCWP Staff

PESTICIDE MANAGEMENT ACTIVITES

City of Monte Sereno

Santa Clara Valley Urban Runoff Pollution Prevention Program

FY 2008-2009 ANNUAL REPORT

			Arbor Day Celebration Saratoga 4/24/09 4/24/09 – Beauchamps Park WVCWP was introduced to the attendees (appx. 40 people). Attendees visited WVCWP display where staff discussed runoff issues (including pesticides) and distributed material. Staff also circulated and distributed material. IPM information, and HHW brochures detailing proper pesticide disposal, are distributed at a variety of venues. See following row, and "PI/P Section" for further details on outreach for less toxic pest control.	
	SCVURPPP PMP (II.A.5.)	Community Material Distribution Participate in public sale events at local hardware store(s). Provide watershed protection information and reminders (gifts) to community by walking aisles of the gardening center with gift basket full of handouts during the sales.	In FY 08-09, WVCWP devoted staff time to a new campaign: creation and promotion of a new outreach product with the intent of providing material that would be desirable to residents, and which could be attached to printed information, to encourage residents to pick up and read the printed info. Envelopes of pest-resistant CA Native Seeds, which attract "Beneficial Bugs", were created to use as give-aways, and to encourage residents to pick up (and read) the attached printed info on 'less toxic' gardening. WVCWP staff purchased 4 different types of seeds in bulk. Staff created labels with graphics, planting information, and pest info for the seed envelopes (see PI/P section – Attachments). WVCWP partnered with stakeholders (local Sierra Club members) to fill the packets with the bulk seeds. A total of **600 seed** packets were distributed via WVCWP in FY 08-09. The seeds were promoted via articles in WVC municipal	WVCWP Staff

PESTICIDE MANAGEMENT ACTIVITES

City of Monte Sereno

Santa Clara Valley Urban Runoff Pollution Prevention Program

FY 2008-2009 ANNUAL REPORT

			newsletters, including photos of beneficial bugs. The articles resulted in a total of 24 seed packets sent out due to resident requests. At events, the seed envelope/printed material packets appeared to be popular. Distribution was as follows: Sierra Club: 150 (will be distributed at events, such as Earth Day) Campbell's Great American Litter Pickup: 100 Saratoga Rec Dept. Gardening Class: 100 City of Saratoga Arbor Day: 25 Yamagami's Garden Center: 50 St Mary's School (Enviroscape Presentation) 1/09: 30 St Mary's School (Enviroscape Presentation) 5/09: 30 Sedgwick School "Discovery Day" Enviroscape: 90 Citizen Calls: 24 Total: 599 In addition, IPM/ Less Toxic Pest Control info is distributed at a variety of community events, school events and via displays at municipal facilities. See PI/P Section: "Materials Distribution" for details	
	SCVURPPP PMP (II.A.6.)	Web Site As new information is available, update web site to provide easy access to information on IPM and reduction of pesticide use.	WVCWP staff have been working on plans for a major web site update. Plans are not currently solidified to the point of instituting web site revisions.	WVCWP Staff
			The City's municipal newsletter is posted at the City website. The Spring 2009 issue (still available online) contained information about: Beneficial Bugs, Pictures to help identify common useful bugs, such as	

PESTICIDE MANAGEMENT ACTIVITES

City of Monte Sereno

Santa Clara Valley Urban Runoff Pollution Prevention Program

FY 2008-2009 ANNUAL REPORT

			Ladybug nymphs and Green Lacewings Links to IPM websites Information on Diazinon & Chlorpyrifos Proper pesticide disposal	
	SCVURPPP PMP (II.A.13.)	Special Districts Invite neighboring special districts (e.g. sanitary, open space districts, and school districts) to attend WVCWP sponsored IPM workshops, when workshops are offered.	Due to resources being directed to numerous trainings/meeting for municipal staff concerning the Municipal Regional Permit, WVCWP was not able to sponsor an IPM training this year.	WVCWP Staff
	SCVURPPP PMP (II.A.14.)	Conduct internal IPM outreach Provide all City/ Town staff with information on environmentally safer, integrated pest management to encourage employees to use IPM methods away from work. Email announcements as appropriate & display IPM materials at City/ Town Hall.	A new e-mail notice covering this subject was created by WVCWP staff. The notice contains links to "Our Water, Our World"; "UC Davis IPM" site; "Universities' Pesticide Info Network"; and "Pesticide Action Network" database. It was e-mailed to all municipal employees in August 2008 (see Attachment). In addition, IPM material is on display & available for pick-up by employees at Municipal Offices.	City Manager/ WVCWP Staff
	SCVURPPP PMP (II.B.2)	Participate in continuing implementation of IPM Store Partnership Program through funding and through staff assistance in contact with stores & providing IPM materials.	Within the West Valley Communities, there are 3 garden centers which have elected to participate in the Store Parnership Program: Summerwinds – Campbell Home Depot – Campbell Ace Hardware – Los Gatos There are also 4 participating stores which border Saratoga (including 1 also bordering Campbell) which are patronized by WVC residents. These are: Summerwinds – Cupertino Home Depot – San Jose – (De Anza Blvd.) Yamagami's – Cupertino Orchard Supply Hardware – San Jose (Prospect Rd. –	WVCWP Staff

PESTICIDE MANAGEMENT ACTIVITES
City of Monte Sereno

Santa Clara Valley Urban Runoff Pollution Prevention Program

FY 2008-2009 ANNUAL REPORT

			bordered by Saratoga & Campbell) WVCWP provides funding to support ongoing maintenance and training needs for this program. In addition, in FY 08-09, WVCWP provided IPM Fact Sheets for distribution at Home Depot – Campbell: Fact Sheets Delivered for Display/Distribution: 100 – Wonderful Roses 200 – Safe Use & Disposal of Pesticides 200 – Naturally Managing Pests 100 – Tips for a Healthy Beautiful Lawn 200 – Keeping Cockroaches Out of Your House 200 – Keeping Fleas Off Pets & Out of Yards 100 – *Spanish* – Fleas 500 – Controlling Ants 100 – Controlling Yellowjackets 300 – Controlling Aphids in Your Garden 200 – Growing a Healthy Garden to Naturally Manage Pests	
	SCVURPPP PMP (III.A.1)	Pest Control Operators Maintain database of licensed structural and landscape maintenance PCOs within WVC for outreach purposes.	In FY 08-09, WVCWP staff developed a list of Landscape Maintenance companies and individuals with staff trained at the 'Green Gardeners' program, including a listing of those who are operating in the WV Communities. This can be used for outreach to these contractors who have already demonstrated an interest in Less Toxic Pest Control. The list includes landscaping companies, and also staff, such as landscaping staff at a senior citizen residential facility.	WVCWP staff
	SCVURPPP PMP (III.A.4)	Track and Report PCO Use of Pesticides Require PCOs contracted by municipality to implement BMPs through contract	Monte Sereno did not have ANY pesticides applied on municipal property in FY 07-08, so no usage reports were filed.	City Manager/ Facility Mgr

PESTICIDE MANAGEMENT ACTIVITES

City of Monte Sereno

Santa Clara Valley Urban Runoff Pollution Prevention Program

FY 2008-2009 ANNUAL REPORT

		specifications and track and report PCO use of pesticides on municipal property.		
	SCVURPPP PMP (IV.A.2.)	Commercial Business Education Continue ICID Inspector's education program targeting retail food facilities through distribution of "Don't Set a Table for Pests".	City of Monte Sereno is strictly residential. There are no retail food facilities for inspectors to visit.	WVCWP Inspector
	SCVURPPP PMP (V.A.3.)	Promote HHW Collection Work with HHW collection agencies to support, enhance, and help publicize programs for proper pesticide disposal.	All WVC contribute funds to the County HHW disposal program, enabling residents and small businesses to drop off pesticides at HHW sites.	City Manager; WVCWP to assist
	NPDES Permit Provision C.3.n	1. New Development/ IPM Planning Procedures 2. New Development/ Reporting 3. New Development Training for staff responsible for Environmental Reviews	See Planning Procedures Section 4 Pesticide Management measures related to New Development (C.3) have been incorporated into the Planning Procedures element of the Work Plan in order to facilitate delegation of responsibilities to appropriate departments and staff.	City Engineer City Manager

Pesticide Management Activities Evaluation

PESTICIDE USAGE REDUCTION MEASURES – Pest Specific

Monte Sereno is implementing IPM in the following situations:

The City of Monte Sereno has extremely limited Municipal facilities (2 small buildings with 1 parking lot in back and landscaping in front) – less than ¼ acre total of landscaped area.

A landscaping contractor cares for City property, and is instructed to avoid use of pesticides. When gopher damage appears, the gophers are trapped.

Weeds are hand-pulled.

Ants which may appear in the City buildings are cleaned up by wiping with Lysol.

NO PESTICIDES WERE USED IN FY 08-09 or FY 07-08.

To: All City of Monte Sereno Staff

From: Sue L'Heureux, Facilities Manager

Re: USE OF PESTICIDES ON CITY PROPERTY – Annual Reminder

Date: June 10, 2009

This notice is distributed to remind City staff that ONLY staff specifically designated through Public Works Dept. management may order, purchase and apply pesticides for use on City property.
THIS RESTRICTION INCLUDES OVER-THE-COUNTER PESTICIDES

Pesticide use by the City of Monte Sereno is tracked by the California Water Board as part of the City's Stormwater Permit requirements. This message is required annually by the Permit. It is important that all City staff be informed of, and comply with, the Permit's requirements concerning pesticide use.

To help meet this goal, staff members should:

1) Remember that ONLY staff designated through Public Works Dept. management may order, purchase and apply pesticides on City property, including over-the-counter pesticides.

2) To request removal of pests (such as mice, ants, wasps, etc.) from City property, please contact the Sue L'Heureux at 408-354-7635 to initiate a work request.

3) Responsibly dispose of any existing pesticide containers found on City property through the City's Hazardous Waste program. Contact Sue L'Heureux at 408-354-7635.

4) If any pesticides are currently stored in any City facilities (such as ant sprays, wasp sprays, etc.) and you are NOT a designated Public Works Dept. Pesticide Applicator, DISCONTINUE any further pesticide applications and dispose of the containers as outlined above (3)

Thank you for your help in our efforts to protect employee health and local water quality.

USE OF PESTICIDES
The City of Monte Sereno adopted an Integrated Pest Management (IPM) Policy and IPM Plans to address removing various pests from City property. The IPM Plans include strategies for removing pests (such as ants and wasps) using the least toxic methods possible.

The Calif. Water Board's Stormwater Discharge Permit requires municipalities to reduce pesticide use. One goal of the policy is to ensure that pesticides which are applied are handled only by staff who have received training in pesticide use and 'less toxic' pest control. By adhering to these plans, we meet the Permit requirements, and help provide a healthier environment for staff and the public.

If there are any questions about this procedure or the NPDES Stormwater Permit, please call:
Sue L'Heureux at 408-354-7635

THIS PAGE INTENTIONALLY LEFT BLANK

Mercury Pollution Prevention Activities

Annual Report:

City of Campbell

Town of Los Gatos

City of Monte Sereno

City of Saratoga

West Valley Clean Water Program

THIS PAGE INTENTIONALY LEFT BLANK

MERCURY POLLUTION PREVENTION ACTIVITES
Monte Sereno

Santa Clara Valley Urban Runoff Pollution Prevention Program

FY 2008-2009 ANNUAL REPORT

FY 2008-2009 Work Plan Self Evaluation Matrix

Source	WP Task	Work Plan Tasks	Accomplishments	Responsible Party
	Mercury Plan (I.E.)	Reduction of Hg Containing Products Continue implementing phase-out of mercury-containing products (MCPs). Phase-out will coincide with replacement of MCPs on an as-needed basis.	Reduction of mercury-containing products is being implemented. The City's contractor is knowledgeable about replacement and safe disposal of mercury containing products. Research on alternative products has been conducted through WVCWP. Non-mercury or low-mercury replacements are being used wherever feasible e.g., thermostats and fluorescent bulbs.	City Mgr/ Facilities Mgr WVCWP to send notice
	Mercury Plan (II.B.)	Mercury Containing Product Disposal Services Provide funding and participate in County HHW collection program for residents and small businesses	The City of Monte Sereno has been able to commit the same level of funding for the County HHW program as in past years. The WVC support the County HHW collection program through funding and outreach activities (material distribution, website notices, etc.). All WVC adopted an Extended Producer Responsibility Resolution during FY 07-08. The waste collection contractor for the WVC has been supporting HHW collection through sponsorship of free E-waste events. The WVC support this through fees to the contractor, and through outreach efforts to support the collection events. Local implementation also included coordinating and participating in mercury thermometer collection events, and distribution of mercury-free thermometers, mercury outreach material distribution, and articles on mercury in municipal newsletters.	City Mgr

			FREE E-WASTE RECYCLING EVENTS Recycling of TVs, monitors and all office electronics. These events were organized by the waste contractor for the four WV Communities. **July 2008** CAMPBELL: July 19, 2008 Campbell United Church of Christ, Campbell, CA LOS GATOS: July 19, 2008 Los Gatos United Methodist Church, Los Gatos, CA SARATOGA: July 26, 2008 City of Saratoga North Campus, Saratoga, CA **RESULTS FOR 3 JULY EVENTS:** A total of **169,776 pounds** of E-Waste was collected from Campbell, Los Gatos, Saratoga and Monte Sereno residents who participated in the West Valley Collections & Recycling E-Waste Drop Off events. **April 2009** CAMPBELL: April 18th, 2009 Campbell United Church of Christ, Campbell, CA LOS GATOS: April 25th, 2009 Los Gatos United Methodist Church, Los Gatos, CA SARATOGA: April 25th, 2009 City of Saratoga North Campus, Saratoga, CA **RESULTS FOR 3 APRIL EVENTS:** weight totals for each city Los Gatos – 12,533 lbs. Campbell – 9070 lbs. Saratoga – 14,966 lbs.	

MERCURY POLLUTION PREVENTION ACTIVITES
Monte Sereno

Santa Clara Valley Urban Runoff Pollution Prevention Program

FY 2008-2009 ANNUAL REPORT

			OUTREACH During Winter/early Spring of 2008/2009, WVCWP submitted articles which ran in the WVC municipal newsletters, concerning E-waste. This helped publicize the need to make use of use E-waste events. For the July 2008 events, WVCWP publicized E-waste disposal on the front page of the cleancreeks.org website.	
	Mercury Plan (II.C.)	Track Disposal of Mercury Containing Products Continue documenting the quantities of mercury-containing fluorescent bulbs disposed from City/ Town buildings and departments at hazardous waste collection facilities. The quantities of disposed product will be reported in annual report	26 x - 4 ft fluorescent lamps were collected from the City's building and taken to HHW for disposal in FY 08-09. Employees store used batteries in the City's file room for later drop-off at HHW.	City Mgr/ Facilities Mgr
	Mercury Plan (II.F)	Fluorescent Light Recycling Campaign Continue participation in the Mercury Ad Hoc Task Group and support ongoing implementation of an outreach program to about recycling fluorescent bulbs.	Mercury AHTG has now been disbanded. The Mercury AHTG developed the Mercury Plan , the Mercury Virtual Elimination Policy etc. (see http://www.scvurppp-w2k.com/mercury.htm for the list of products). The Mercury P2 Outreach Work Group was formed to implement the outreach requirements in the Mercury Plan. These included developing fact sheets, newsletter articles and media advertising. WVC support ongoing implementation by distributing info on fluorescent bulb recycling, and teaching about the issue presentations at schools and public events.	SCVURPPP & WVCWF to coordinate w/ HHW staff

MERCURY POLLUTION PREVENTION ACTIVITES
Monte Sereno

Santa Clara Valley Urban Runoff Pollution Prevention Program

FY 2008-2009 ANNUAL REPORT

Mercury Pollution Prevention Activities Evaluation

MERCURY AHTG

WVCWP staff focus in FY 08-09 was on local implementation, since the Program's Mercury PP Outreach Work Group has not been meeting.

Local implementation included outreach for free E-waste Recycling Events, mercury-free thermometer distribution, mercury outreach material distribution, and articles on mercury in municipal newsletters.

THERMOMETERS

Residents have responded well to thermometer exchange events, and to receiving Mercury-free thermometers.

WVCWP, WVC and San Jose Environmental Services Dept. have begun coordinating additional events in FY 09-10 at various venues. Efforts will be made to increase publicity for these events; some will be held mid-week and increased publicity may be needed in order to generate a turnout. Staff will attempt to evaluate effectiveness of holding mid-week events.

Thermometer events in FY 08-09 included:

Audubon Wildlife Fair

Cupertino (bordering Saratoga) 10/25/08

Mercury-free thermometers, along with mercury outreach materials, were provided to parents accompanying their children to the WVCWP Enviroscape presentations at the Fair. **30** thermometers were distributed.

Residents were very pleased with the opportunity to receive a mercury-free, solar thermometer. Sierra Club member in attendance expressed strong interest in these thermometers, and an interest in distributing them, but the Club does not have funding to purchase these themselves.

Thermometer Exchange at LG Farmers Market

Los Gatos – 5/3/09

WVCWP coordinated an exchange which was staffed by Town of LG and City of San Jose Environmental Services Dept. A booth was set up at the weekly LG Farmer's Market. Residents were asked to bring in mercury thermometers, and were given mercury-free thermometers in exchange.

13 mercury thermometers were collected for proper disposal. City of SJ was impressed with the turnout by Los Gatos residents, since outreach materials had not been completed yet, so little outreach had been done. Residents attending the Farmer's Market were pleased to learn the Town was collaborating with the City of San Jose for this event.

WVCWP has coordinated with the other participants to hold this event again in FY 09-10. It will be held in conjunction with "Keep Los Gatos Beautiful" month in April 2010; this will allow for better outreach opportunities to publicize the event and encourage increased participation.

MERCURY POLLUTION PREVENTION ACTIVITES
Monte Sereno

Santa Clara Valley Urban Runoff Pollution Prevention Program

FY 2008-2009 ANNUAL REPORT

MERCURY OUTREACH - NEWSLETTERS

In Winter 2009, prior to the nationwide switch to digital television, WVCWP provided an article to all WVC municipal newsletters on proper TV disposal, and environmental impacts of mercury.

The article was printed in the municipal newsletters for Campbell, Monte Sereno and Saratoga.

For additional details on outreach related to Mercury, see “Public Information/ Participation” section of this report.

THIS PAGE INTENTIONALLY LEFT BLANK

Copper Action Plan/ Nickel Action Plan

Annual Report:

City of Campbell

Town of Los Gatos

City of Monte Sereno

City of Saratoga

West Valley Clean Water Program

THIS PAGE INTENTIONALY LEFT BLANK

COPPER ACTION PLAN/NICKEL ACTION PLAN
Monte Sereno
Santa Clara Valley Urban Runoff Pollution Prevention Program
FY 2008-2009 ANNUAL REPORT

FY 2008-2009 Work Plan Self Evaluation Matrix

Activity	Source	Work Plan Tasks	Accomplishments	Responsible Party
Vehicle Washing Operations	CB-1	As part of the West Valley Industrial Commercial Inspection Program, promote improved car washing methods at auto businesses. Provide info on alternative arrangements for businesses with possible compliance problems. (Section 2.i of this work plan - Industrial Inspection Program)	City of Monte Sereno is strictly residential –does not have any commercial/ industrial facilities subject to these inspections.	WVCWP Inspector
Vehicle Washing Operations	CB-1	Place outreach material on proper vehicle/equipment washing at municipal counters, post offices, libraries and public events. Update WVCWP website to include copper information.	• WVCWP updated the "Car Wash Kit" flyer for car wash fund-raising events. The updated version was re-posted at City Halls • Car washing information is contained in the "Watershed Watch" brochure was has been distributed widely. • The WVCWP website home page (www.cleancreeks.org) features a graphic highlighting car washing, and a link to a printable PDF with information on proper car washing, and water quality degradation from improper washing: http://www.cleancreeks.org/images_new/carwashweb.pdf In July 2008, WVCWP trained Monte Sereno office staff on use of the Car Wash Kit, so that staff would be well-informed in order to deal with inquiries regarding the Kit. Staff learned about contents of the Kit, how the Kit is used, and check-out procedures from WVCWP. WVCWP also created a new brochure with info on copper and car washing, and with a Discount Card for use at local commercial car washes. The brochure included a list of participating car wash businesses. The brochure was distributed in Fall of 2008; the Discount Card expired as of Dec. 2008.	WVCWP staff

			WVCWP will discuss creation of an updated version for FY 09-10. See PI/P section for details.	
Vehicle Washing Operations & Pool/ Spa Maint.	CB-1 & CB-12	In classroom presentations, introduce impacts of copper on aquatic life; teach proper methods of car washing and pool & spa drainage using the Enviroscape watershed model.	WVCWP's classroom presentations are scripted to include hands-on activities so that students can watch pollutants, such as copper from car-washing activities & pool draining, flow directly to waterways. In addition to recommending the use of commercial carwash facilities, WVCWP encourages washing on a gravel or lawn area where wash water is captured and infiltrated. Students also learn about runoff from car wash fundraisers and the need to borrow the WVCWP Car-Wash Kit for any such event. Proper Pool Draining instruction includes photos of a Sanitary Sewer Cleanout, and other graphics about pool & spa drainage. School presentations in FY 08-09 included: St. Mary's School, Los Gatos – Presentation for 5th graders on 1-15- 09 Sedgewick Elementary, Cupertino 3-31-09 – Presentations for 2nd, 3rd, 4th, and 5th grades. St. Mary's School, Los Gatos – Presentations for Kindergartners graders on 5-21-09 In addition, children of various ages viewed Enviroscape presentations at various community events. See PI/P section for details.	WVWCP staff
Vehicle Washing Operations	CB-1	Promote use of Car Wash Kit. Provide kit; provide training to charity car wash organizers. Document use in A/R. Solicit feedback from participants.	**PROMOTING USE OF CAR WASH KIT** **Car Washing Advertising/Articles** A short article on Car Washing & the Car Wash Kit was submitted to the 3 local weekly newspapers in late June 2009. The article was printed in July 2009.	WVWCP staff

			Car Wash Kit info was also included in a separate article which covered WVCWP projects; this article ran in the 3 local weekly papers in Feb 2009. WVCWP participated in a Car Washing media campaign, developed and run by SCVURPPP. In addition, WVCWP provided extra funding for the ads to run in the 3 local weekly papers, with a total combined circulation of 69,840. **New Car Wash Outreach Material** WVCWP developed a tri-fold size flyer on the subject of car washing. The flyer features info on copper, right and wrong ways to wash a car in terms of protecting creeks, a 'commercial car wash discount card', a list of participating local commercial car washes, and information on using the WVCWP Car Wash Kit. Car Wash Kit **Training** was given to Monte Sereno office staff (3) 7/25/08 by WVCWP Program Assistant. Topics: ▪ Runoff as Illegal Discharge – Municipal Ordinance ▪ Car Wash Fundraisers need to use free Car Wash Kit ▪ How kit works **Expanded Car Wash Kit Program** WVCWP worked to develop an expanded Car Wash Kit program. Staff solicited feedback from other successful programs in 3 states. A new Car Wash Kit program was developed, which would allow loaning of Kits to more users, with less need for direct WVCWP staff involvement (due to limited staff time). The new program will allow WVCWP to more heavily promote the use of the Car Wash Kit, because staff time will not be such a limiting factor if demand for the kit(s) increases. The new Car Wash Kit Program includes: • A set of photo instructions for Kit set-up, and link to an internet video of Kit set-up	

			• Written program procedures • Budgeting to acquire a new part for the Kit, to facilitate ease of use (rubber mat to cover storm drain grate) • Budgeting to acquire another Kit, if demand justifies this **Promotion of Car Wash Kit to WVC Schools:** In FY 08-09, the Kit was promoted to ALL schools within the WVC jurisdictions. Facilities managers and front office staff were notified that anyone holding a Car Wash Event on school grounds, or students groups holding Car Wash Events at other sites, MUST use the Car Wash Kit. See PI/P section for details.	
Vehicle Washing Operations	CB-1	Within the development project permit process for Group 2 projects, require source control measures at facilities that will conduct vehicle/ equipment washing and maintenance activities (consistent with Permit requirements).	Monte Sereno is strictly residential – will not have any commercial facilities conducting vehicle washing/maintenance.	
Vehicle Washing Operations	CB-1	Include recommended source controls for vehicle washing in the City's corporation yard SWPPP and continue to train staff to use BMPs.	Monte Sereno has no Corp Yard.	
Industrial Copper Control	CB-3	Continue joint Inspections with Fire Dept., targeting industrial sources for copper, e.g. metal plating and metal finishing facilities.	Monte Sereno is strictly residential –does not have any commercial/ industrial facilities subject to these inspections.	
Reducing Traffic Congestion	CB-6/7	Within the development permit process, encourage pedestrian oriented design practices (trails) and planning that will accommodate bicyclists (paths).	The West Valley communities encourage best design practices wherever practicable. These small communities tend not to have large developments conducive to requiring alternative transportation within the permitting process. However, the cities and the Town encourage alternatives transportation through other means: For several years, the cities of Monte Sereno and	

			Saratoga, and Town of Los Gatos, have been working with CalTrans on improving bicycle and walking features along the stretch of Hwy 9 that links these 3 municipalities. The stretch is heavily used by bikers and walkers, and improvements would overcome current safety problems, thereby encouraging greater pedestrian/bicycle use of this transportation corridor. Hwy 9 – Phase II – in FY 08-09, work was conducted on planning of this phase to include pedestrian improvements along the corridor. Plan calls for filling in missing walkway gaps starting at Village in Saratoga and continuing through Monte Sereno and into Los Gatos	
			The Engineering Department worked with the Los Gatos/Monte Sereno Police, Daves Avenue School and Los Gatos Union School District to improve traffic safety and pedestrian crossings at the Daves School location. Mid-block bulb-outs were installed on Daves Ave along with a new crosswalk to facilitate safe crossing and encourage pedestrian and bicycle traffic. Construction has been completed.	City Mgr / City Planner
Water-shed assessm't and protection	CB-8	Consider watershed protection in all CEQA actions.	All WVC have adopted the CEQA review guidance from SCVURPPP, as documented in the June 2004, *C.3 Stormwater Handbook*, to address water quality as part of the C.3.m implementation.	City Mgr / City Planner/ Asst City Engr
Water-shed assessm't and protection	CB-8	Continue to receive training and develop understanding of the Hydromodification Management Plan (HMP) and implement HMP Permit requirements on qualifying projects.	WVCWP Program Manager attended May 19th & May 20th -- Water Board Workshop. See 'Watershed Mgmt Section' of this report for details.	City Engineer
Water-shed assessm't and	CB-8	Continue to Implement Guidelines & Standards developed by the Water Resources Protection Collaborative for	WVCWP members received training on this topic from a WMI Land Use Subgroup member at a WVCWP meeting. Topics included implementation of the Guidelines and Standards, and the 'top ten development tips'.	

protection		watershed protection. Support new Collaborative issues for watershed protection as they arise.	WVCWP Program Manager reviewed the WMI/ Collaborative's beta watershed resource website for each city.	
			Monte Sereno adopted the "Guidelines and Standards" in FY07-08. They are currently being incorporated into the City's new *Residential Design Guidelines.*	City Mgr
Street sweeping	CB-11	Conduct regular street sweeping, evaluate efforts and collect data for Annual Report. Ref. Street Sweeping (Section 3.B of this work plan).	See 'Public Agency Activities' section for details on Street Sweeping, including data.	
		Provide quarterly street sweeping by contract w/ the Town of Los Gatos, evaluate efforts and collect data for Annual Report. Ref. Street Sweeping (Section 3.B of this work plan).	The West Valley communities conduct street sweeping in residential areas and more frequent sweeping in commercial areas. Sweeping data is collected and noted in Public Agency Activities (Section # 3) of this report. The West Valley cities do not hesitate to change sweeping contractors if the equipment being used does not measure up to municipal standards. The City's contract with the new street sweeper is working well. All streets continue to be swept on a quarterly basis. The current contractor uses a PM10-certified regenerative air sweeper.	Facility Mgr/ LG PW Specialist for Monte Sereno
Outreach on Pool, Spa maint'nce	CB-12	Continue to distribute Pool & Spa maintenance brochure via agency counters, website and during IC/ID inspections.	Pool and Spa brochures distributed in FY 08-09: **RETAIL FACILITIES** 30 pool brochures were placed on display at to Leslie's Pools In Los Gatos 20 pool brochures were placed on display at Tradewind Spas in Los Gatos on 3/27/09. **MUNICIPAL FACILITIES** <u>CAMPBELL</u> • 50 Pool & Spa Brochures	WVCWP with Municipal Staff

			LOS GATOS • 50 Pool & Spa Brochures MONTE SERENO • 25 Pool & Spa Brochures SARATOGA • 25 Pool & Spa Brochures	
			MS featured proper pool & spa drainage as a front-page article in its municipal newsletter in 07-08.	WVCWP Staff
Use of copper architecture	CB-21	Within the development permit process, continue to limit and discourage use of copper architecture. Inform applicants about the negative water quality impacts related to the use of copper roofing, rain gutters and other copper architecture.	In FY 08-09, WVC discussed possibilities related to having an alternative BMP for copper architecture: to have runoff from these items be directed to landscape (i.e., use of an LID measure to help mitigate any use of copper architecture).	City Mgr / City Planner/ City Engr
Green Building	CB-21	Provide information about negative impacts of copper architecture and alternative materials via link on West Valley Clean Water website.	A tri-fold which includes info on impacts of copper architecture is being developed by WVCWP, and a pdf will be uploaded when the piece is completed in FY 09-10.	WVCWP staff
Nickel Action Plan Tasks				
Control Measures for Constr Sites	NB-1	Continue to implement Construction Inspection Performance Standards (Section 5, Construction Inspection section of this work plan).	See Construction Inspection (Section #5) of this report.	Engineering Inspectors WV Inspector to assist
Training on Control Measures for Constr sites & New Dev	NB-1	Attend Construction site management workshops sponsored by Water Board and SCVURPPP for latest erosion/sediment control techniques and continue to attend workshops on post development Stormwater treatment BMPs.	See Construction Inspection Training (Section #5T) of this report.	Comm Dev & Engineering staff and Inspectors

Copper/Nickel Action Plan Evaluation

Car Wash Outreach Evaluation:

WVCWP initiated several new Car Wash outreach efforts this year:

-- Outreach to schools via letters and flyers to Facilities Maintenance Supervisors and Front Desk staff. This outreach was aimed at covering all schools in the WVC. The main focus was on any car wash fundraising events that might take place on school property. However, it is hoped that the information will also reach school-based groups which might initiate car wash fundraisers (such as Band, Athletics, etc.) even if they choose to hold the car wash at a non-school site.

Any chance to evaluate results of this outreach is not expected to materialize until after school starts in Fall 2009. Results will be evaluated based upon determining whether there is an increase in calls requesting the Car Wash Kit.

-- WVCWP staff created a new outreach piece concerning residential car washing. This was a double-sided piece, with info on copper and car washing, and with a Discount Card for use at local commercial car washes. The brochure included a list of participating car wash businesses which accept the Discount Card.

The Card is available on the Watershed Watch website at http://www.mywatershedwatch.org/WW_Discount.pdf, but WVCWP staff anticipated that residents would appreciate:

--being made aware of the discount card, by picking up the outreach piece

--having the card printed out, in an easy-to-use format (just cut off the top part of the flyer, in order to have a wallet-sized card.

--seeing the card alongside a list of local, participating commercial car washes.

The brochure was distributed in Fall of 2008; however, the Discount Card expired as of Dec. 2008. Since the piece was created shortly before the Discount Car expired, it was not distributed widely, and so it was not possible to evaluate how well-received it was. WVCWP will discuss creation of an updated version for FY 09-10.

-- A short article on the necessity of using the Car Wash Kit for car wash fundraising events was initiated with the 3 local weekly newspapers in late June 2009. The article ran in the papers in July 2009. The articles in the 3 newspapers did generate a number of calls to the WVCWP office to discuss the Car Wash Kit. It appears that getting information on car washing into the local weekly papers is an effective means of disseminating car wash information.

Pool and Spa Maintenance:

In FY 07-08, WVCWP initiated outreach to residents via placing literature displays in a retail pool and spa store. When WVCWP staff returned to the store in FY 08-09, it was found that this type of outreach was well-received by the store, and a number of brochures had been picked up by residents.

In March 2009, an additional 30 brochures were placed at this retailer, and a new retailer was also approached; 20 Pool & Spa brochures were placed with the new retailer (Tradewind) for pickup by residents.

Educational Outreach Evaluation:

Both Pool & Spa draining and Car Washing are covered thoroughly during Enviroscape presentations at schools and at community events. Children appear to clearly understand the messages being conveyed. They actively learn about copper and brake pads by sprinkling powder which represents copper around a toy car on the Enviroscape. They then watch the copper being washed into the 'creek' and down to the 'Bay' when the car is washed, and when 'rain' creates runoff on the watershed model. A number of Enviroscape presentations were given during FY 08-09. See PI/P section for details.

SARATOGA, MONTE SERENO, LOS GATOS:

Highway 9 upgrade (Encouraging pedestrian- and bike-oriented transportation (trails, bike lanes and paths):

Phase I has been completed (bicycle improvements).

Phase II – is in preliminary design (pedestrian improvements), and Phase III – is waiting for startup (bicycle loop installation and improvements to Austin Way intersection).

Councilmember: Susan Garner
Councilmember: Lana Malloy
Councilmember: Don Perry
Councilmember: A. Curtis Wright
Councilmember: Vacant

City of Monte Sereno

City Manager: Brian Loventhal
City Clerk: Andrea Chelemengos
Finance Officer: Sue L'Heureux
Building Official: Howard T. Bell

Honorable Christine Kehoe
State Capitol, Room 5050
Sacramento, CA 95814

March 30, 2009

Subject: Support of Senate Bill 346

Dear Senator Kehoe:

The City of Monte Sereno strongly supports Senate Bill 346 which would restrict the use of copper and other toxic materials in vehicle brake pads. Copper is toxic to phytoplankton, the base of the aquatic food chain, and has been shown to adversely impact salmon sensory organs, potentially compromising their ability to return to spawning streams and avoid predators.

The City of Monte Sereno and other local governments are required by National Pollutant Discharge Elimination System (NPDES) Stormwater Permits to control copper discharges to creeks, estuaries and the ocean. Through the work completed by the Brake Pad Partnership, we now identify brake pads to be the largest single source of copper to waterways, and estimate they contribute as much as 35% of the copper reaching San Francisco Bay. Local governments under NPDES Stormwater Permits are not able to effectively control brake dust and legislative action is the only viable alternative to reduce the copper loading at its source – brake pads.

The City of Monte Sereno, through its membership in the Santa Clara Valley Urban Runoff Pollution Prevention Program (SCVURPPP), is an original founding supporter of the Brake Pad Partnership, and has continually supported their efforts for over 15years. The Partnership is a collaborative group of government staff, brake pad manufacturers and environmentalists, who have been working together for a solution to this issue. The problem has been studied, quantified, and all participants now agree that an orderly phase-out of copper is in everyone's best interest. The Partnership has garnered support of brake pad manufacturers for legislative action because without more definitive restrictions, less responsible manufacturers could continue to sell high copper content brake pads in California. The Partnership also has support of environmentalists because of impacts copper has on ecosystems, and because the bill would also address lead and asbestos which still appear in brake pads sold by less responsible manufacturers.

We are encouraged by the Partnership's ability to build consensus among its stakeholders and with them strongly support Senate Bill 346 going forward to the Environmental Quality Committee. Controlling this key source of copper is of critical importance.

Thank you for your energetic leadership on so many important environmental issues like this one!
Sincerely,

Brian Loventhal
City Manager

cc:
Senator Joe Simitian, Chair, Environmental Quality Committee

18041 Saratoga-Los Gatos Road • Monte Sereno, California 95030-4299 • Telephone: 408.354.7635 • Fax: 408.395.7653 • http://www.montesereno.org

WEST VALLEY CLEAN WATER PROGRAM

Honorable Christine Kehoe
State Capitol, Room 5050
Sacramento, CA 95814

March 30, 2009

Subject: Support of Senate Bill 346

Dear Senator Kehoe:

The West Valley Clean Water Program (WVCWP) strongly supports Senate Bill 346, which would restrict the use of copper and other toxic materials in vehicle brake pads.

WVCWP's member agencies, the Cities of Campbell, Monte Sereno, Saratoga and Town of Los Gatos, are required to control copper discharges to creeks, estuaries and the ocean under its National Pollutant Discharge Elimination System (NPDES) Stormwater Permit. Copper, an identified pollutant of San Francisco Bay, is toxic to phytoplankton, the base of the aquatic food chain, and has been shown to adversely impact salmon sensory organs, potentially compromising their ability to return to spawning streams and avoid predators. Through work completed by the Brake Pad Partnership, we now identify brake pads to be the largest single source of copper to waterways, and estimate they contribute as much as 35% of the copper reaching San Francisco Bay. Individually, or even collaboratively, local governments under NPDES Stormwater Permits are not able to effectively control brake dust, leaving legislative action as the only viable alternative to reduce the copper loadings at its source – brake pads.

As members of the Santa Clara Valley Urban Runoff Pollution Prevention Program (SCVURPPP), we are proud to be one of the original founding supporters of the Brake Pad Partnership, and have continually supported their efforts for over 15years. The Partnership is a collaborative group comprised of government staff, brake pad manufacturers and environmentalists, working together for a solution to this issue. The problem has been studied, quantified, and all participants now agree that an orderly phase-out of copper is in everyone's best interest. The Partnership garnered support of brake pad manufacturers for legislative action because without more definitive restrictions, less responsible manufacturers could continue to sell high copper content brake pads in California. The Partnership also has support of environmentalists because of impacts copper has on ecosystems, and because the bill would also address lead and asbestos which still appear in brake pads sold by less responsible manufacturers.

We are encouraged by the Partnership's ability to build consensus among its stakeholders and together with them, we strongly support Senate Bill 346 going forward to the Environmental Quality Committee. Controlling this key source of copper is of critical importance.

Thank you for your energetic leadership on so many important environmental issues like this one!

Sincerely,

Kelly J. Carroll

Kelly J. Carroll, PE
West Valley Clean Water Program

cc:
Senator Joe Simitian, Chair, Environmental Quality Committee

CAMPBELL • LOS GATOS • MONTE SERENO • SARATOGA

18041 Saratoga-Los Gatos Road • Monte Sereno, California 95030 • Tel: 408-354-4734 • Fax: 408-354-6284

THIS PAGE INTENTIONALLY LEFT BLANK

Trash Management

Annual Report:

City of Campbell

Town of Los Gatos

City of Monte Sereno

City of Saratoga

West Valley Clean Water Program

THIS PAGE INTENTIONALY LEFT BLANK

TRASH INVENTORY & MANAGEMENT
MONTE SERENO
Santa Clara Valley Urban Runoff Pollution Prevention Program
FY 08-09 ANNUAL REPORT

FY 2008-2009 Work Plan Self Evaluation Matrix

Source	WPActivity	Work Plan Tasks	Accomplishments	Responsible Party
	Program's Trash Work Plan	Long-Term Management Strategy Participate in Trash Ad Hoc Task Group and assist Program staff in developing (and revising per the MRP) long-term trash management strategy for reducing trash in urban streams and waterways and other potential sources that may contribute trash to those areas.	The West Valley Clean Water Program Mgr attended the Trash AHTG meetings and provided feedback from West Valley cities on implementation strategy and tools. Program Mgr participated in SCBWMI Trash Summit (Oct 2009), and began participating in SCBWMI Trash Subgroup. See PI/P section for details.	WVCWP Mgr to participate in AHTG and coordinate WVC efforts
	Program's Trash Work Plan	Additional Task – not in 08-09 Work Plan Participate in Creek Connection Action Group developing long-term trash management strategy for reducing trash in waterways. Address other potential sources which may contribute trash to waterways.	These meetings were discontinued due to staff changes at Creek Connections Action Group.	WVCWP staff attends meetings
	Program's Trash Mgmt Strategy	Update Trash Management Strategy Revise and implement trash management strategy based on storm drain inlet inspection and cleaning reports from the WV Sanitation District. Work with SCVURPPP (Program) staff to identify the high trash impact areas within the City's jurisdiction which likely discharge trash and litter to receiving waters.	WVCWP staff, and municipal reps, met with West Valley Sanitation District to review current program status and discuss anticipated Storm Drain Cleaning Program adjustments anticipated in MRP.	WVCWP staff
	Program's Trash Work	Pilot Demonstration Support Program in implementing Pilot	WVCWP submitted letter of support for SFEP grant application for trash capture device implementation;	WVCWP Mgr to coordinate WVC

	Plan	Demonstration Projects which focus on assessing control measure effectiveness.	WVCWP is optimistic that WV Communities will be included in the final distribution pool for the capture devices, however at this time, the intended distribution scheme among Bay Area entities remains unknown and solely within the control of SFEP. At the annual WVCWP Street Maintenance Supervisors Storm drain meeting, all attendees viewed a presentation on a possible pilot program: a solar-powered trash-compacting trash can system.	efforts
	Trash Work Plan	<u>Evaluations</u> Continue to conduct trash evaluations in a subset of local trash problem areas using the Programs Urban Rapid Trash Assessment (RTA) protocol and/or the KAB Litter index.	WVCWP staff used SCVURPPP's standardized reporting forms to assess trash problems. Trash evaluations have been carried out by WVCWP staff during Creek Cleanup events and during independent visits to trash problem area sites. Trash assessment forms were completed. WVCWP staff used SCVURPPP's standardized reporting forms to assess trash problems. WVCWP staff conducted **20** assessments at the identified sites and listed problem areas in West Valley communities. The number of assessments included: Campbell **4 --** Los Gatos **3** -- Monte Sereno **5** and Saratoga **4.**	WVCWP staff
	Trash Work Plan	<u>Identify and Prioritize Problem Areas</u> Continue to identify and prioritize trash problem areas based on criteria provided by Program staff during FY 08-09.	Identification & prioritization are determined by: • monitoring previously identified problem areas • using volunteer monitoring during cleanup events at problem sites • keeping records of areas where Trash has been noted, or illegal dumping has been noted. If the site is noted repeatedly, then identifying it as a Problem Area will be considered.	WVCWP staff

	Technical Memo: *Trash Mgmt Effective-ness Strategy (FY06-07)*	Evaluate Trash Management Measures Evaluate and report on existing trash management practices. Evaluation methods may include using Urban Rapid Trash Assessments and/or the KAB Litter Index in priority trash problem areas.	WVCWP staff used SCVURPPP's standardized reporting forms to identify trash problems. When completed by staff, these forms provide data on trash monitoring and management activities at the listed problem sites.	WVCWP staff
	Program's Trash Work Plan	Management Practices Continue to identify and implement trash control measures, where practical and feasible, to reduce trash and debris.	Control measures in addition to scheduled/systematic control measures • notify Caltrans when exceptional litter or debris problems are noticed along highways/freeways and around on-ramps • conduct removal of trash and litter as needed at sites within municipal jurisdiction • remove trash (where feasible) at some sites in Caltrans' jurisdiction • monitor identified problem areas • hold volunteer cleanup events at problem sites, when feasible • highlight litter problems during classroom presentations • WVC inspectors for industrial/commercial and • construction sites watch for litter and illegal dumping. Inspectors will consider an accumulation of debris at a site to be a stormwater violation and refer such sites to the Stormwater Discharge Inspector. Systematic Control Measures • Trash collection is mandatory for WV residents - via WV Collection & Recycling (WVC&R) • WVC&R holds free, curbside Waste Collection days for items weighing up to 70 lbs, wood scraps and other items (i.e. items not usually allowed under weekly collection guidelines).	

			The City is contacted by residents to remove debris or other HHW from residential neighborhoods or the public right-of-way. The City's contractor removes items for appropriate disposal (FY 08-09: discarded couch on roadside). In recent years, the City of Monte Sereno had received grant money to put trash cans at bus stops. However, in FY 08-09, the Valley Transporation Authority discontinued their routes in Monte Sereno, so the bus stops are not being used currently. The City is making efforts to reduce the overall level of trash generated by residents. In conjunction with the Town of Los Gatos and the Santa Clara County Recycling and Waste Reduction Program the City conducts an annual "Community Garage Sale" aimed at reducing trash by promoting the theme of reuse. The event scheduled for May 2009 had to be cancelled; however the event will be held again in 2010.	
	Trash Problem Area Activity Report	Provide City/ Town Specific Information Provide Program staff with specific information on trash management practices implemented within the City's jurisdiction using program-wide standardized reporting forms.	WVCWP staff used SCVURPPP's standardized reporting forms to provide data on trash monitoring and management activities at the listed problem sites. Details can be found in the Program report.	WVCWP staff
	Program's Trash Work Plan	Submit Annual Report Data Submit Urban Rapid Trash Assessment Surveys, Trash Item Tally Sheets and any other data collection tool to Program staff for the annual rpt	Trash Assessment forms for WV cities were submitted to SCVURPPP in July 2009 for Program-wide analysis and reporting.	WVCWP staff
	SCC Trash Advisory Committee –	Support (TAC) Trash Advisory Committee	WVCWP Program Manager attends General meetings and Education sub-groups meetings. The group and sub-groups are going forward with parallel objectives:	WVCWP Staff

	Education sub-group	Continue to attend Santa Clara County TAC meetings with SC County, City of San Jose and the Office of Education. Assist in development and implementation of a five-year outreach plan targeting 16 – 24 yr-olds.	• Host clean-up events in support of 'Keep America Beautiful' campaign • Design, purchase & distribute window clings reminding drivers to report 'litterbug' sightings (SC County) • Host telephone hotline & website to accept litterbug sightings and generate a letter to vehicle owner stating their vehicle was reported as creating litter on the streets (roads & highways, parking lots, etc) • Fund/ solicit support for purchase & distribution of tarps to vehicles w/ uncovered solid waste; distribution is mainly at landfills w/ their cooperation • Begin work on 5-year plan/ strategies, including a request for needed & desired funding In Summer 2008, WVCWP staff researched a variety of topics for the TAC. Researched anti-litter logos, slogans, potential website/domain names. Researched related web sites from similar campaigns. Surveyed teenage boys from target age-group (informal). WVCWP Program Manager provided research results to TAC.	
Citizen Participation	See PI/P – Citizen Participation	<u>Monitoring/Citizen Participation</u> Continue to promote citizen participation program to monitor trash near local creeks. Transfer data to trash tally sheets (element of Creek Keeper's Program). See PI/P (Section 6 of this Work Plan)	WVCWP staff conducted 2 trash monitoring / Cleanup events with student and citizen volunteers. The volunteers at all clean-up events were taught to participate in groups and learned how to use the WVCWP trash tally forms to collect the data which helps identify trash sources. WVCWP Management attended a Training Workshop sponsored by Keep America Beautiful on March 19, 2008. Topics included "Planning for 2009 California Statewide Litter Collection, Enforcement and Beautification Day", "New Community Appearance Index", and others.	WVCWP Staff

TRASH INVENTORY & MANAGEMENT
MONTE SERENO

Santa Clara Valley Urban Runoff Pollution Prevention Program

FY 08-09 ANNUAL REPORT

Trash Inventory & Management Evaluation

General Evaluation of Trash Problems

TRASH MONITORING

After several years of monitoring trash sites, WVCWP staff is familiar with the sites and the problems that need to be addressed. Two leading trash sources in West Valley communities are "Illegal dumping" and "vehicular litter" (found along highways, freeway-on-and-off-ramps, and smaller arterial roads). The type of litter that is retrieved is predominantly snack, food, beverage and other product packaging and cigarette butts.

WVCWP staff have found that having Creek Cleanup volunteers use 'Tally Sheets' is helpful. However, it has been noted that having volunteers compute TOTAL TRASH at the end of an event tends to overstate the amount of trash collected. Perhaps due to the 'sense of accomplishment' at the end of their efforts, volunteers seem to inflate the amount of trash per bag.

Therefore, a 1/3 or 1/2 full bag becomes 'a bag', as if it is a full bag. So, for example, an event with 10 bags that are 1/2 full, plus 6 bags that are actually full, could become "16 bags of trash collected" – rather than the more accurate **5 bags** (10 bags x 0.5 – half full = **5 full bags**) + **6** full bags = **11 bags**.

Staff will make an effort to convey the importance of accurate totals to volunteers in the future.

SCHOOL INVOLVEMENT

School lunch yards can be another source of trash, and WVCWP regularly holds outreach activities at schools, including cleanups, to address this issue. However, recent litter pickup events at schools have found relatively little trash. WVCWP has found that it is more effective to have 1 class work on litter pickup (such as during an Enviroscape presentation rotation) than to have a whole school turn out – because the school yard may be too clean to generate much litter pick-up activity for a large group of students. This approach was tried at St. Mary's Elementary School (Los Gatos) in FY 08-09 and it worked well.

WVCWP TRASH ACTIVITIES EVALUATION

Creek Keeper Events – Volunteer Participation - Trash Identification, Tallying & Pick-up

WVCWP hosted 2 Clean-up events, with Trash Monitoring training and completion of tally sheets.

Coastal Cleanup Day

San Tomas Aquino Creek @ Westmont High 9/20/08

WVCWP hosted a Cleanup Event at the site where it has regularly hosted this event.

Volunteers were instructed in use of Tally sheets, and were provided with clipboards, etc. Working in groups, volunteers were able to pick up trash and carry out

trash monitoring.

15 Volunteers attended along with WVCWP and City of Saratoga staff.

Distributed 15 reusable bags (purchased from Safeway with gift card donated by Safeway to WVCWP).

Trash Totals from all events are found in Attachments (Trash Summaries)

The Cleanup Event was covered in articles appearing in 3 weekly newspapers; details are listed in the Newsletter/Press Release section (above; also see PI/P Section Attachments *(Coastal Cleanup Day article)*.

National River Cleanup Day

San Tomas Aquino Creek @ Westmont High 5/09

WVCWP hosted a Cleanup Event at the site where it has regularly hosted this event.

15 Volunteers participated in this event. Volunteers were instructed in use of Tally sheets, and were provided with clipboards, etc. Working in groups, volunteers were able to pick up trash and carry out trash monitoring.

Volunteers cleaned 1.5 miles of creek. Appx. 400 lbs of trash (including heavy metal objects) were picked up, along with appx. 80 lbs of recyclables. Most unusual items found were tires, and a baseball glove in good condition.

Trash Totals from all events are found in Attachments (Trash Summaries)

CREEK CLEANUP EVALUATION

The site usually used by WVCWP site for Creek Cleanups is being evaluated by staff. It appears that there is less trash to be picked up at the September event than at the May event. This is possibly due to the fact that a Cleanup is held in May, then school is out for 3 months; the weather during this period is not windy & rainy, so trash isn't being carried into creek – in Sept. school has just started up. This may result in there being less trash in May than in Sept.

WVCWP will investigate the possibility of hosting a Cleanup at a different site in September, where lots of summertime activity would be taking place, which might be more likely to have trash built up in Sept. Cleanup at such a site would help prevent trash from entering the creeks when rains start later in the Fall.

Trash Problem Area Evaluation Results by Copermittee & Watershed

ID #	Date	Location	Assessment Tool	Score	Existing Management Actions	Recommended Management Actions and/or Future Evaluations
Campbell						
				Guadalupe River		
CA08a	6/12/2009	Hwy. 17(Fwy 880) exit northbound at White Oaks Rd.	KAB	3	Assess once a year and notify Caltrans when litter is excessive.	Continue to assess once a year, when feasible. Notify Caltrans when debris is excessive.
CA04	6/12/2009	White Oaks Rd. (west side of street) from Redding to Shelley Ave. near water ditch and Hwy 17 off-ramp	KAB	3	Assess once or twice a year. City has regular maintenance schedule.	City conducts regular maintenance. Continue to assess once or twice pear year with additional cleanup, if feasible.
				San Tomas Aquino Creek		
CA11	5/13/2009	4805 Westmont Ave. behind Westmont High School along San Tomas Aquino Creek	RTA	54	Conduct volunteer creek cleanup events twice a year (i.e., fall and spring).	Continue to assess and hold creek cleanups twice a year.
CA11	2/5/2009	4805 Westmont Ave. behind Westmont High School along San Tomas Aquino Creek	RTA	87	Conduct volunteer creek cleanup events twice a year (i.e., fall and spring).	Continue to assess and hold creek cleanups twice a year.
Los Gatos						
				Guadalupe River		
LG06	6/15/2009	Monte Bello Way at Main St. near downtown parking at Town Plaza (park)	KAB	1	Conduct KAB assessments once or twice a year. Town has a regular maintenance schedule	Continue to assess and provide outreach to residents and businesses. Town will keep a regular maintenance schedule.
				San Tomas Aquino Creek		
LG07	6/15/2009	Quito Rd from Old Adobe Rd. to Pollard Rd.	KAB	2	Conduct KAB assessments once or twice a year.	Continue to assess once or twice per year and pickup trash as needed.
LG08	6/15/2009	Quito Rd. on both sides of Mt. Claire Rd.	KAB	1.5	Conduct KAB assessments once or twice a year.	Continue to assess once or twice per year and clean creek banks when trash becomes excessive.
Monte Sereno						
				Guadalupe River		
MS05	6/15/2009	Hwy 9 (Ridgecrest Ave to Rose Ave)	KAB	2	Assess once or twice a year. Try to arrange a day to pick up litter. This area is in Caltrans jurisdiction along Hwy 9.	Assess once or twice a year. Conduct cleanup once a year if feasible. Notify Caltrans if litter is excessive.
MS01	6/15/2009	Hwy. 9 (Rose Ave. to Grandview Dr) including medians	KAB	1	Assess once or twice a year. Try to arrange a day to pick up litter. This area is in Caltrans jurisdiction along Hwy 9.	Assess once or twice a year. West Valley staff will cleanup once a year if feasible. Notify Caltrans when litter is excessive.
				San Tomas Aquino Creek		
MS04	6/15/2009	Hwy 9 (Blythswood Dr. to Ridgecrest Ave.)	KAB	2	Assess once or twice a year. Try to arrange a day to pick up litter. This area is in Caltrans jurisdiction along Hwy 9.	Assess once or twice a year. Conduct cleanup once a year if feasible. Notify Caltrans if litter is excessive.

Trash Problem Area Evaluation Results by Copermittee & Watershed

ID #	Date	Location	Assessment Tool	Score	Existing Management Actions	Recommended Management Actions and/or Future Evaluations
MS02	6/15/2009	Hwy. 9 (Grandview Dr. to Daves Ave.)	KAB	2	Assess once or twice a year. Try to arrange a day to pick up litter. This area is in Caltrans jurisdiction along Hwy 9.	Assess once or twice a year. West Valley staff will cleanup once a year if feasible. Notify Caltrans when litter is excessive.
MS03	6/15/2009	Hwy. 9 (Daves Ave. to Quito Rd)	KAB	1.5	Asses once or twice a year. Try to arrange a day to pick up litter. This area is in Caltrans jurisdiction along Hwy. 9	Continue to monitor and try to arrange a WVCWP cleanup. Site is in Caltrans jurisdiction.
Saratoga						
				San Tomas Aquino Creek		
SA03	6/15/2009	First 200' stretch of creek behind Big Basin Way. Represents the gas station and commercial parking lot area behind Big Basin Way along the top bank of Saratoga Creek.	KAB	3	This site is located behind restaurants and commercial establishments. Most of the litter is from pedestrians and trash that is left at the edge of the parking lot near the guardrail at the top of the creek bank. Current practice includes assessment at least once a year.	Creek access is limited due to steep slopes and dense vegetation. WVCWP staff will continue to monitor trash and work with Saratoga staff and volunteers to hold cleanups when feasible. Provide additional outreach to businesses and continue to assess annually.
SA05	6/15/2009	125' stretch of Quito Rd. from Sobey Rd. (near Hwy 9) extending toward Bicknell Rd.	KAB	2	Conduct assessment once or twice a year.	Quito Rd. is in Caltrans Jurisdiction. WVCWP staff will provide cleanup as time permits due to the potential for trash entering nearby San Tomas Aquino Creek.
SA02	4/29/2009	A 400' stretch of Wildcat Creek behind Sacred Heart School.	KAB	1.5	This site is on property by a private school. Cleanups are conducted annually when feasible. There are a few residential homes nearby, but the site is not easily accessed because it is fenced off and locked.	Continue to work with teachers on presentations to promote anti-litter and anti-dumping activities. Coordinate annual cleanups with urban RTA as feasible.

Urban Rapid Trash Assessment Worksheet

Santa Clara Valley Urban Runoff Pollution Prevention Program

WATERSHED/STREAM: San Tomas Aquino
MONITORING GROUP, STAFF: WVCWP
STATION NAME /LOCATION: Westmont

DATE/TIME: 2/5/09
STATION ID

Trash Assessment Parameter	CONDITION CATEGORY: Least Disturbed (Optimal Urban)	Sub optimal Urban	Marginal Urban	Poor
1. Level of Trash	On first glance, little or no trash visible. Little or no trash evident when streambed and stream banks are closely examined for litter and debris, for instance by looking under leaves.	On first glance, trash is evident in low levels. After close inspection small levels of trash evident in stream bank and streambed.	Trash is evident in medium on first glance. Stream, bank surfaces, and riparian zone contain litter and debris. Evidence of site being used by people: scattered cans, bottles, food wrappers, blankets, clothing.	Trash distracts the eye on first glance. Stream, bank surfaces, and immediate riparian zone contain substantial levels of litter and debris Evidence of site being used frequently by people: many cans, bottles, and food wrappers, blankets, clothing.
SCORE	20 19 18 17 16	15 14 13 12 11	10 9 8 7 6	5 4 3 2 1 0
2. Actual Number of Trash Items Found	0 to 100 trash items found based on a trash assessment of a 100-foot stream reach.	101 to 250 trash items found based on a trash assessment of a 100-foot stream reach.	251 to 500 trash items found based on a trash assessment of a 100-foot stream reach.	Over 500 trash items found based on a trash assessment of a 100-foot stream reach.
SCORE	20 19 18 17 16	15 14 13 12 11	10 9 8 7 6	5 4 3 2 1 0
3. Transportable, Persistent, Buoyant Litter	Little or no (< 25 pieces) transportable, persistent, buoyant litter such as: hard or soft plastics, styrofoam, balloons, cigarette butts.	Low to medium presence (26-75 pieces) of transportable, persistent, buoyant litter such as: hard or soft plastics, styrofoam, balloons, cigarette butts.	Medium prevalence (76-200 pieces) of transportable, persistent, buoyant litter such as: hard or soft plastics, styrofoam, balloons, cigarette butts.	Large amount (>200 pieces) of transportable, persistent, buoyant litter such as: hard or soft plastics, balloons, styrofoam, cigarette butts;
SCORE	20 19 18 17 16	15 14 13 12 11	10 9 8 7 6	5 4 3 2 1 0
4. Biohazard, Toxic and Sharp Objects	B: Trash contains no medical waste, diapers, pet or human waste. No evidence of toxic substances such as chemical containers or batteries. Only 1 piece of broken glass or metal debris, if any, is present.	B: No toxic substances, but small presence (2-10 pieces) of sharp objects such as broken glass and metal debris.	Presence of **any one** of the following: hypodermic needles or other medical waste; used diaper, pet waste, or human feces; any toxic substance such as chemical containers, batteries, or fluorescent light bulbs. Medium to high prevalence (11-50 pieces) sharp objects.	Presence of **more than one** of the items described in the marginal condition category, and/or high prevalence of (> 50) sharp objects.
Site Accessibility	A: Access is difficult, restricted by locked gate or some other physical barrier like steep banks or thick riparian veg. Site reach does not appear to be used by people. Might be private property or protected watershed.	A: Access is limited and site reach does not appear to be used by people. No trails down to creek.	A: Public access to reach is fair to good but site does not appear to be used frequently, **or** private access is good without any public access.	A: Excellent reach access including trails down to and adjacent creek and creekside space for sitting down. Some evidence that reach is used frequently by the public (e.g. rope swings, many beer/soda cans and food wrappers left on the banks, etc.).
B SCORE	10 9	8 7 6	5 4 3	2 1 0
A SCORE	10 9	8 7 6	5 4 3	2 1 0

1 *Urban Rapid Trash Assessment Protocol, SCVURPPP (Version 1)*

Urban Rapid Trash Assessment Worksheet

Santa Clara Valley Urban Runoff Pollution Prevention Program

	CONDITION CATEGORY			
Trash Assessment Parameter	**Least Disturbed (Optimal Urban)**	**Sub optimal Urban**	**Marginal Urban**	**Poor**
5. Illegal Dumping	D: No evidence of illegal dumping. No bags of trash, no yard waste, no household items placed at site to avoid proper disposal, no shopping carts.	D: Some evidence of illegal dumping. Limited vehicular access limits the amount of potential dumping, or material dumped is diffuse paper-based debris.	D: Presence of **one** of the following: furniture, appliances, shopping carts, bags of garbage or yard waste, coupled with vehicular access that facilitates in-and-out dumping of materials to avoid landfill costs.	D: Evidence of chronic dumping, with **more than one** of the following items: furniture, appliances, shopping carts, bags of garbage, or yard waste. Easy vehicular access for in-and-out dumping of materials to avoid landfill costs.
Illegal Littering	L: Any trash is incidental litter or carried downstream from another location.	L: Some evidence of litter within creek and banks originating from adjacent land uses	L: Prevalent in-stream or shoreline littering that appears to originate from adjacent land uses.	L: Large amountof litter within creek and on banks that appears to originate from adjacent land uses.
D-SCORE	10 9	8 7 6	5 4 3	2 1 0
L-SCORE	10 9	8 7 6	5 4 3	2 1 0
6. Accum-ulation of Trash	There does not appear to be a problem with trash accumulation from downstream transport. Trash, if any, appears to have been directly deposited at the stream location.	Some evidence that litter and debris have been transported from upstream areas to the location, based on evidence such as silt marks, faded colors or location near high water line.	Evidence that trash is carried to the location from upstream, as evidenced by its location near high water line, siltation marks on the debris, or faded colors.	Trash appears to have accumulated in substantial quantities at the location based on delivery from upstream areas, and is in various states of degradation based on its persistence in the waterbody. A large percentage of trash items have been carried to the location from upstream.
SCORE	20 19 18 17 16	15 14 13 12 11	10 9 8 7 6	5 4 3 2 1 0

Total Score 87

SITE DEFINITION:

UPPER/LOWER BOUNDARIES OF REACH: _____

HIGH WATER LINE: _____

UPPER EXTENT OF BANKS OR SHORE: _____

NOTES:

Urban Rapid Trash Assessment Worksheet

Santa Clara Valley Urban Runoff Pollution Prevention Program

WATERSHED/STREAM: San Tomas Aquino Creek DATE/TIME: 5/13/09 3:30pm
MONITORING GROUP, STAFF: WVCWP Assistant STATION ID
STATION NAME /LOCATION: Behind Westmont High

	CONDITION CATEGORY			
Trash Assessment Parameter	**Least Disturbed (Optimal Urban)**	**Sub optimal Urban**	**Marginal Urban**	**Poor**
1. Level of Trash	On first glance, little or no trash visible. Little or no trash evident when streambed and stream banks are closely examined for litter and debris, for instance by looking under leaves.	On first glance, trash is evident in low levels. After close inspection small levels of trash evident in stream bank and streambed.	Trash is evident in medium on first glance. Stream, bank surfaces, and riparian zone contain litter and debris. Evidence of site being used by people: scattered cans, bottles, food wrappers, blankets, clothing.	Trash distracts the eye on first glance. Stream, bank surfaces, and immediate riparian zone contain substantial levels of litter and debris Evidence of site being used frequently by people: many cans, bottles, and food wrappers, blankets, clothing.
SCORE	20 19 18 17 16	15 14 13 12 11	10 9 8 7 (6)	5 4 3 2 1 0
2. Actual Number of Trash Items Found	0 to 100 trash items found based on a trash assessment of a 100-foot stream reach.	101 to 250 trash items found based on a trash assessment of a 100-foot stream reach.	251 to 500 trash items found based on a trash assessment of a 100-foot stream reach.	Over 500 trash items found based on a trash assessment of a 100-foot stream reach.
SCORE	20 19 18 17 16	15 14 13 (12) 11	10 9 8 7 6	5 4 3 2 1 0
3. Transportable, Persistent, Buoyant Litter	Little or no (< 25 pieces) transportable, persistent, buoyant litter such as: hard or soft plastics, styrofoam, balloons, cigarette butts.	Low to medium presence (26-75 pieces) of transportable, persistent, buoyant litter such as: hard or soft plastics, styrofoam, balloons, cigarette butts.	Medium prevalence (76-200 pieces) of transportable, persistent, buoyant litter such as: hard or soft plastics, styrofoam, balloons, cigarette butts.	Large amount (>200 pieces) of transportable, persistent, buoyant litter such as: hard or soft plastics, balloons, styrofoam, cigarette butts;
SCORE	20 19 18 17 16	15 14 13 12 11	10 9 (8) 7 6	5 4 3 2 1 0
4. Biohazard, Toxic and Sharp Objects	B: Trash contains no medical waste, diapers, pet or human waste. No evidence of toxic substances such as chemical containers or batteries. Only 1 piece of broken glass or metal debris, if any, is present.	B: No toxic substances, but small presence (2-10 pieces) of sharp objects such as broken glass and metal debris.	Presence of **any one** of the following: hypodermic needles or other medical waste; used diaper, pet waste, or human feces; any toxic substance such as chemical containers, batteries, or fluorescent light bulbs. Medium to high prevalence (11-50 pieces) sharp objects.	Presence of **more than one** of the items described in the marginal condition category, and/or high prevalence of (> 50) sharp objects.
Site Accessibility	A: Access is difficult, restricted by locked gate or some other physical barrier like steep banks or thick riparian veg. Site reach does not appear to be used by people. Might be private property or protected watershed.	A: Access is limited and site reach does not appear to be used by people. No trails down to creek.	A: Public access to reach is fair to good but site does not appear to be used frequently, **or** private access is good without any public access.	A: Excellent reach access including trails down to and adjacent creek and creekside space for sitting down. Some evidence that reach is used frequently by the public (e.g. rope swings, many beer/soda cans and food wrappers left on the banks, etc.).
B SCORE	10 9	8 (7) 6	5 4 3	2 1 0
A SCORE	10 9	8 7 6	5 4 (3)	2 1 0

1 *Urban Rapid Trash Assessment Protocol, SCVURPPP (Version 1)*

Urban Rapid Trash Assessment Worksheet

Santa Clara Valley Urban Runoff Pollution Prevention Program

	CONDITION CATEGORY			
Trash Assessment Parameter	**Least Disturbed (Optimal Urban)**	**Sub optimal Urban**	**Marginal Urban**	**Poor**
5. Illegal Dumping	D: No evidence of illegal dumping. No bags of trash, no yard waste, no household items placed at site to avoid proper disposal, no shopping carts.	D: Some evidence of illegal dumping. Limited vehicular access limits the amount of potential dumping, or material dumped is diffuse paper-based debris.	D: Presence of **one** of the following: furniture, appliances, shopping carts, bags of garbage or yard waste, coupled with vehicular access that facilitates in-and-out dumping of materials to avoid landfill costs.	D: Evidence of chronic dumping, with **more than one** of the following items: furniture, appliances, shopping carts, bags of garbage, or yard waste. Easy vehicular access for in-and-out dumping of materials to avoid landfill costs.
Illegal Littering	L: Any trash is incidental litter or carried downstream from another location.	L: Some evidence of litter within creek and banks originating from adjacent land uses	L: Prevalent in-stream or shoreline littering that appears to originate from adjacent land uses.	L: Large amountof litter within creek and on banks that appears to originate from adjacent land uses.
D-SCORE	10 9	8 7 6	5 4 3	2 1 0
L-SCORE	10 9	8 7 6	5 4 3	2 1 0
6. Accum-ulation of Trash	There does not appear to be a problem with trash accumulation from downstream transport. Trash, if any, appears to have been directly deposited at the stream location.	Some evidence that litter and debris have been transported from upstream areas to the location, based on evidence such as silt marks, faded colors or location near high water line.	Evidence that trash is carried to the location from upstream, as evidenced by its location near high water line, siltation marks on the debris, or faded colors.	Trash appears to have accumulated in substantial quantities at the location based on delivery from upstream areas, and is in various states of degradation based on its persistence in the waterbody. A large percentage of trash items have been carried to the location from upstream.
SCORE	20 19 18 17 16	15 14 13 12 11	10 9 8 7 6	5 4 3 2 1 0

Total Score 54

SITE DEFINITION:

UPPER/LOWER BOUNDARIES OF REACH: _____

HIGH WATER LINE: _____

UPPER EXTENT OF BANKS OR SHORE: _____

NOTES:

National Rivers Cleanup Day 5/16/09
Westmont High
Creek Monitoring Summary

Use tick marks in the Category that the trash belongs in (i.e. plastic bag goes in PLASTIC).
At the end of the cleanup, total the tallies, & write the **total** next to the heading.

Jane Jane

PLASTIC 27
- bags 10
- bottles 5
- buckets 2
- caps, lids 6
- milk jugs
- pieces 6
- rope
- 6-pack holders
- toys

STYROFOAM Ø
- cups, spoons, forks, straws
- egg cartons
- fast food containers
- meat trays
- pieces

METAL 11
- bottle caps 2
- cans 4
- pieces
- wire 5

CIGARETTE BUTTS 106

PAPER 19
- bags 4
- cardboard
- cartons
- cups
- newspaper 3
- pieces 12

RUBBER Ø
- balloons
- gloves
- tires

GLASS Ø
- bottles
- light bulbs

WOOD Ø
- broken pieces
- pallets/large items

CLOTH Ø
- clothing
- rugs

OTHER

End of Day Totals

Estimate Length of creek section in miles, i.e. 1/10 mile, 1/8 mile: 1/10 mile

Number of bags of trash collected: 1

Weight of recyclable trash: 3 lbs

Weight of non-recyclable trash: 2 lbs

Questionnaire

1. Describe the stretch of creek monitored using descriptors of boundaries such as landmarks or cross streets. San Tomas Square near Westmont High
2. What types of trash were most commonly found? Cigarette butts
3. List the most unusual items found. None found
4. Rate from one to five how dirty or clean the creek was, with one being pristine clean.

(Circle one) 1 2 3 4 5

National Rivers Cleanup Day 5/16/09
Westmont High
Creek Monitoring Summary

Use tick marks in the Category that the trash belongs in (i.e. plastic bag goes in PLASTIC).
At the end of the cleanup, total the tallies, & write the **total** next to the heading.

PLASTIC	63
bags	10
bottles	12
buckets	
caps, lids	10
milk jugs	
pieces	30
rope	
6-pack holders	
toys	1
STYROFOAM	10
cups, spoons, forks, straws	10
egg cartons	
fast food containers	
meat trays	
pieces	
METAL	25
bottle caps	1
cans	4
pieces	20
wire	
CIGARETTE BUTTS	6

PAPER	35
bags	10
cardboard	4
cartons	2
cups	5
newspaper	2
pieces	10
RUBBER	3
balloons	2
gloves	1
tires	
GLASS	10
bottles	10
light bulbs	
WOOD	5
broken pieces	5
pallets/large items	
CLOTH	3
clothing	3
rugs	
OTHER	20

End of Day Totals

Estimate Length of creek section in miles, i.e. 1/10 mile, 1/8 mile: 1/2 mi.

Number of bags of trash collected: 2

Weight of recyclable trash: 10

Weight of non-recyclable trash: 20

Questionnaire

1. Describe the stretch of creek monitored using descriptors of boundaries such as landmarks or cross streets. BETWEEN CREEK & WESTMONT H.S. FENCE FROM WESTMONT AVE. TO FOOTBALL FIELD
2. What types of trash were most commonly found? SINGLE SERVING LUNCH PACKAGING
3. List the most unusual items found. DREIDEL
4. Rate from one to five how dirty or clean the creek was, with one being pristine clean.

(Circle one) 1 2 3 4 5

Great American Litter Pickup 4/18/09
Los Gatos Creek Park, Campbell
Creek Monitoring Summary

Use tick marks in the Category that the trash belongs in (i.e. plastic bag goes in PLASTIC).
At the end of the cleanup, total the tallies, & write the **total** next to the heading.

PLASTIC 52
- bags 30
- bottles 10
- buckets
- caps, lids 10
- milk jugs
- pieces
- rope 1
- 6-pack holders 1
- toys

STYROFOAM 13
- cups, spoons, forks, straws 8
- egg cartons — 4
- fast food containers —
- meat trays 1
- pieces —

METAL 12
- bottle caps 10
- cans 2
- pieces —
- wire —

CIGARETTE BUTTS 0

PAPER 27
- bags —
- cardboard 5
- cartons —
- cups 3
- newspaper 2
- pieces 17

RUBBER 3
- balloons —
- gloves 3
- tires —

GLASS 5
- bottles 5
- light bulbs —

WOOD 0
- broken pieces —
- pallets/large items —

CLOTH 0
- clothing —
- rugs —

OTHER — 0

End of Day Totals

Estimate Length of creek section in miles, i.e. 1/10 mile, 1/8 mile: 1/8

Number of bags of trash collected: 4

Weight of recyclable trash: 0.5#

Weight of non-recyclable trash: 7.0#

Questionnaire

1. Describe the stretch of creek monitored using descriptors of boundaries such as landmarks or cross streets. Rail Road tracks Hacienda – Camden
2. What types of trash were most commonly found? Plastic bags
3. List the most unusual items found. Silicone chip, CD, Umbrella coat,
4. Rate from one to five how dirty or clean the creek was, with one being pristine clean.

(Circle one) 1 2 3 4 5

Great American Litter Pickup 4/18/09
Los Gatos Creek Park, Campbell
Creek Monitoring Summary

Use tick marks in the Category that the trash belongs in (i.e. plastic bag goes in PLASTIC).
At the end of the cleanup, total the tallies, & write the **total** next to the heading.

PLASTIC 20
bags
bottles
buckets
caps, lids
milk jugs
pieces
rope
6-pack holders
toys

STYROFOAM 10
cups, spoons, forks, straws
egg cartons
fast food containers
meat trays
pieces

METAL 10
bottle caps
cans
pieces
wire

CIGARETTE BUTTS 50

PAPER 20
bags
cardboard
cartons
cups
newspaper
pieces

RUBBER 5
balloons
gloves
tires

GLASS 5
bottles
light bulbs

WOOD 2
broken pieces
pallets/large items

CLOTH 4
clothing
rugs

OTHER

End of Day Totals

Estimate Length of creek section in miles, i.e. 1/10 mile, 1/8 mile: 3/4

Number of bags of trash collected: 1

Weight of recyclable trash: 15

Weight of non-recyclable trash: 30

Questionnaire

1. Describe the stretch of creek monitored using descriptors of boundaries such as landmarks or cross streets. Straight railroad track
2. What types of trash were most commonly found? Cigarette butts, newspaper, gum, candy wrappers,
3. List the most unusual items found. yellow bones?, dead bird & cat
4. Rate from one to five how dirty or clean the ~~creek~~ railroad was, with one being pristine clean.

(Circle one) 1 2 3 4 5

Great American Litter Pickup 4/18/09
Los Gatos Creek Park, Campbell
Creek Monitoring Summary

Use tick marks in the Category that the trash belongs in (i.e. plastic bag goes in PLASTIC).
At the end of the cleanup, total the tallies, & write the **total** next to the heading.

PLASTIC [ ]
bags
bottles
buckets
caps, lids
milk jugs
pieces
rope
6-pack holders
toys

STYROFOAM [about 5]
cups, spoons, forks, straws
egg cartons
fast food containers
meat trays
pieces

METAL [5-10]
bottle caps
cans
pieces
wire

CIGARETTE BUTTS [Too many to count.]

PAPER [ ]
bags
cardboard
cartons
cups
newspaper
pieces

RUBBER [ ]
balloons
gloves
tires

GLASS [ ]
bottles
light bulbs

WOOD [ ]
broken pieces
pallets/large items

CLOTH [1]
clothing
rugs

OTHER [ ]

End of Day Totals

Estimate Length of creek section in miles, i.e. 1/10 mile, 1/8 mile: around 2?

Number of bags of trash collected: 2

Weight of recyclable trash: 2 lbs / rough estimate

Weight of non-recyclable trash: —

Questionnaire

1. Describe the stretch of creek monitored using descriptors of boundaries such as landmarks or cross streets. walked around entire creek.

2. What types of trash were most commonly found? Alot that I found consisted of plastic's, food/food lids, Bags etc. And lots of cigarettes

3. List the most unusual items found. I found a pair of Boxers

4. Rate from one to five how dirty or clean the creek was, with one being pristine clean.

(Circle one) 1 2 3 4 5

Great American Litter Pickup 4/18/09
Los Gatos Creek Park, Campbell
Creek Monitoring Summary

Use tick marks in the Category that the trash belongs in (i.e. plastic bag goes in PLASTIC).
At the end of the cleanup, total the tallies, & write the **total** next to the heading.

PLASTIC 135
- bags
- bottles
- buckets
- caps, lids
- milk jugs
- pieces (100)
- rope
- 6-pack holders
- toys

STYROFOAM 80
- cups, spoons, forks, straws
- egg cartons
- fast food containers
- meat trays
- pieces (50)

METAL 29
- bottle caps
- cans
- pieces ✓BED FRAME ✓CARBURETOR
- wire

CIGARETTE BUTTS 300

300

PAPER 192
- bags
- cardboard
- cartons
- cups
- newspaper
- pieces (150)

RUBBER 2
- balloons
- gloves
- tires

GLASS 10
- bottles
- light bulbs

WOOD 1
- broken pieces
- pallets/large items

CLOTH 1
- clothing
- rugs

OTHER 15

FISHING LINE

End of Day Totals

Estimate Length of creek section in miles, i.e. 1/10 mile, 1/8 mile _____

Number of bags of trash collected 4

Weight of recyclable trash _____

Weight of non-recyclable trash _____

Questionnaire

1. Describe the stretch of creek monitored using descriptors of boundaries such as landmarks or cross streets. ALL AROUND 3 PONDS AT LOS GATOS CREEK PARK
2. What types of trash were most commonly found? CIGARETTE BUTTS + FISHING LINE
3. List the most unusual items found. 4 BARREL CARBURETOR + BED FRAME
4. Rate from one to five how dirty or clean the creek was, with one being pristine clean.

(Circle one) 1 2 (3) 4 5

Great American Litter Pickup 4/18/09
Los Gatos Creek Park, Campbell
Creek Monitoring Summary

Use tick marks in the Category that the trash belongs in (i.e. plastic bag goes in PLASTIC).
At the end of the cleanup, total the tallies, & write the **total** next to the heading.

PLASTIC 32
- ✓ bags
- ✓ bottles
- buckets
- ✓ caps, lids
- milk jugs
- ✓ pieces
- ✓ rope
- 6-pack holders
- toys

STYROFOAM 8
- cups, spoons, forks, straws
- egg cartons
- fast food containers
- meat trays
- ✓ pieces

METAL 32
- ✓ bottle caps
- cans
- ✓ pieces
- ✓ wire

✓✓ **CIGARETTE BUTTS** 286

PAPER 65
- bags
- ✓ cardboard
- cartons
- cups
- newspaper
- ✓ pieces

RUBBER 3
- balloons
- gloves
- tires
- ✓ piece

GLASS BITS
- bottles
- light bulbs

WOOD 10
- ✓ broken pieces
- pallets/large items

CLOTH 1
- ✓ clothing
- rugs

OTHER 207
FOAM INSULATION, YELLOW, LIGHT & AIRY

End of Day Totals

Estimate Length of ~~creek~~ RR section in miles, i.e. 1/10 mile, 1/8 mile: 1/2 mi

Number of bags of trash collected: 5

Weight of recyclable trash: Ø

Weight of non-recyclable trash: 30 lb

Questionnaire

1. Describe the stretch of ~~creek~~ RR monitored using descriptors of boundaries such as landmarks or cross streets. HACIENDA TO CAMDEN OVERPASS
2. What types of trash were most commonly found? CIGARETTE BUTTS & FOAM INSULATION.
3. List the most unusual items found. DEAD BIRD, LOTTO TICKET
4. Rate from one to five how dirty or clean the creek was, with one being pristine clean.

(Circle one) 1 2 (3) 4 5

Creek Cleanup
Big Basin Way, Saratoga

Creek Monitoring Summary

Use tick marks in the Category that the trash belongs in (i.e. plastic bag goes in PLASTIC).
At the end of the cleanup, total the tallies, & write the **total** next to the heading.

PLASTIC
- bags ✓
- bottles ✓
- buckets
- caps, lids ✓
- milk jugs
- pieces ✓
- rope
- 6-pack holders ✓
- toys

STYROFOAM
- cups, spoons, forks, straws ✓
- egg cartons ✓
- fast food containers ✓
- meat trays ✓
- pieces ✓
- packing material ✓

METAL
- bottle caps ✓
- cans ✓
- pieces ✓
- wire ✓

CIGARETTE BUTTS ✓

PAPER
- bags ✓
- cardboard ✓
- cartons ✓
- cups ✓
- newspaper ✓
- pieces ✓

RUBBER
- balloons
- gloves ✓
- tires

GLASS
- bottles ✓
- light bulbs

WOOD
- broken pieces ✓
- pallets/large items

CLOTH
- clothing ✓
- rugs

OTHER

End of Day Totals

Estimate Length of creek section in miles, i.e. 1/10 mile, 1/8 mile _____

Number of bags of trash collected 10

Weight of recyclable trash _____

Weight of non-recyclable trash _____

Questionnaire

1. Describe the stretch of creek monitored using descriptors of boundaries such as landmarks or cross streets. parking lot behind Big Basin Way from Hwy 9 to 4th Street (approx ½ mi
2. What types of trash were most commonly found? cigarette butts
3. List the most unusual items found. battery, shoes, medicine bottle.
4. Rate from one to five how dirty or clean the creek was, with one being pristine clean.

(Circle one) 1 (2) 3 4 5

WEST VALLEY
CLEAN WATER PROGRAM

Charles R. Hoppin, Chair
State Water Resources Control Board
1001 I Street
Sacramento, CA 95814

June 3, 2009

Re: Support for Expanded Use Proposal No. 16877-Bay Area-wide Trash Capture Demonstration Project

Dear Mr. Hoppin,

The West Valley Clean Water Program (WVCWP) supports proposal No. 16877-Bay Area-wide Trash Capture Demonstration Project submitted by San Francisco Estuary Project (SFEP) and Association of Bay Area Governments (ABAG) for installation of trash capture devices in catch basins in Bay Area cities and counties. WVCWP represents the urban runoff program for four small south San Francisco Bay communities: Campbell, Los Gatos, Monte Sereno and Saratoga.

Over the past year we have been closely tracking the Trash Capture Pilot Demonstration Project by our county-wide urban runoff program (aka: SCVURPPP), and have contemplated, given our limited and scarce local resources, how our communities might also install such capture devices in selected areas. By funding this project and including our smaller agencies in the proposed Bay-Area Project, we could have a visible and tangible effect on reducing trash entering waterways through storm drains.

Furthermore, being at the top of the watershed, we know that even if only a few devices are installed within our communities, they will have a significant impact on trash and litter in waters downstream. We are committed to watershed approaches and support this project's effort to embrace and further watershed based solutions.

Respectfully,

Kelly Carroll
Program Manager

cc: Christopher Stevens, Manager Loans and Grants Branch [cstevens@waterboards.ca.gov]
Jule Rizzardo, Program Manager SWRCB [jrizzardo@waterboards.ca.gov]
Dorothy Rice, Executive Director SWRCB [drice@waterboards.ca.gov]
Chris Sommers, SCVURPPP [csommers@eoainc.com]

18041 Saratoga-Los Gatos Road, Monte Sereno, CA 95070
Tel (408) 345-4734 ♦ Fax (888) 545-6297

Watershed Management

Annual Report:

City of Campbell

Town of Los Gatos

City of Monte Sereno

City of Saratoga

West Valley Clean Water Program

THIS PAGE INTENTIONALY LEFT BLANK

FY 2008-2009 Work Plan Self Evaluation Matrix

Water Quality Monitoring & Watershed Management

Source	Work Plan Activity	Work Plan Tasks	Accomplishments	Responsible Party
	NPDES Permit ProvisionC.9.f	Watershed Analysis Through SCVURPPP, participate in the Watershed Analysis AHTG and fund or support future studies to understand location and extent of potential sediment sources. Support appropriate management actions to address those sources. See SCVURPPP work plan for detailed activities.	WVCWP Manager reviewed beta 'watershed resource pages' put together by SCVWD as a part of the Collaborative's deliverables. WVCWP Manager and WVCWP Assistant attended Watershed Analysis AHTG meetings in FY08-09 topics included: Upcoming water monitoring through SCVURPPP; review ongoing studies	SCVURPPP coordinate w/ WVCWP; Campbell Community Dev Dir attends AHTG
	NPDES Permit Provision C.10	South Bay Watershed Management Initiative Through SCVURPPP, support and participate in development of Core Group activities and the WMI Watershed Action Plan[1]. See SCVURPPP work plan for detailed activities.	WVCWP Manager and Campbell PW Director participated in WMI's Trash Summit in October 15, 2008.**(see Trash Summit Invitation attached for more information)** Campbell PW Director participated in 2 WMI Trash Subgroup since Oct 2008; WVCWP Manager attended WMI Trash Subgroup (6-25-09) which was hosted by Campbell Dir of PW **(see attached SCVRUPPP Mtg Summary for more info)** WVCWP Manager attended a Creek Workshop in Roseville, CA FY08-09 (See Training Tables for more information)	SCVURPPP coordinate w/ WVCWP

THIS PAGE INTENTIONALLY LEFT BLANK

Staff Training

Annual Report:
City of Campbell
Town of Los Gatos
City of Monte Sereno
City of Saratoga

West Valley Clean Water Program

West Valley Communities

Campbell, Los Gatos, Monte Sereno and Saratoga

Santa Clara Valley Urban Runoff Pollution Prevention Program

FY 08-09 ANNUAL REPORT

Training Summary: ICID

Conducting Illicit Discharge Detection and Elimination Investigations (EPA) Broadcast WVCWP Inspector watched two-part series in February, 2009	February, 2009	WVCWP (1)
Field Techniques for Illicit Connection and Illegal Discharge Connection Patrick Hansen WVCWP Topics: Introduction of typical field techniques used to detect illicit connections and illegal discharges, Experiences in ICID detection, Field Trip/Demonstration on TV'ing lines for ICID detection	March 9, 2009	WVCWP(1) Campbell (5) Los Gatos(2) Monte Sereno (1) Saratoga (3)
Emergency & Enforcement Response Plan Meeting April 16, 2009 WVCWP Inspector met with representatives from the four West Valley Cities, Santa Clara County Fire, and the West Valley Sanitation District to discuss current ERP response protocols and their effectiveness.	April, 2009	WVCWP(2) West Valley Sanitation (2) SCC Fire (2) Campbell (3) Los Gatos (2) City of Saratoga (2)
Annual DEH Meeting Held Annual Urban Runoff Food Facility Inspection Training/Meeting with Santa Clara County DEH supervisors and inspectors, WVCWP staff, and City of Cupertino staff on May 7th, 2009. 8 attendees. Topics included: Review DEH inspection reports from FY07-08 and discuss the inspection reports for FY08-09, Review coordination and responses to incidents, and update contact lists, Discuss new inspection requirements under the future MRP.	May 7th, 2009	WVCWP (2) SCC DEH (4) City of Cupertino (2)

West Valley Communities

Campbell, Los Gatos, Monte Sereno and Saratoga

Santa Clara Valley Urban Runoff Pollution Prevention Program

FY 08-09 ANNUAL REPORT

Training Summary: IND

Workshop on Fats, Oils, and Grease Program San Jose/Santa Clara Water Pollution Control Plant Topics: Proposed requirements , Who will be affected , Proposed timeline	Thursday, November 6, 2008 9:00 to 10:30 a.m.	WVCWP (1) Program Manager WVSD (1) Director of Engineering and Operations
Annual SCC Fire Meeting On February 18th, 2009 WVCWP staff and SCC Fire staff met for the annual review of the joint inspection program, contract, and training topics. Possible changes to the program based on requirements under the future MRP were also discussed. WVCWP Need to ask SCC FIRE about their annual inspection training***	February 18th, 2009	WVCWP (2) SCC FIRE (1)
Annual DEH Meeting Held Annual Urban Runoff Food Facility Inspection Training/Meeting with Santa Clara County DEH supervisors and inspectors, WVCWP staff, and City of Cupertino staff on May 7th, 2009. 8 attendees. Topics included: Review DEH inspection reports from FY07-08 and discuss the inspection reports for FY08-09, Review coordination and responses to incidents, and update contact lists, Discuss new inspection requirements under the future MRP.	May 7th, 2009	WVCWP (2) City of Cupertino (2) SCC DEH (4)

West Valley Communities

Campbell, Los Gatos, Monte Sereno and Saratoga

Santa Clara Valley Urban Runoff Pollution Prevention Program

FY 08-09 ANNUAL REPORT

Training Summary: Public Agency

Roads and Maintenance Training Workshop Quinlan Community Center 10185 N. Stelling Road, Cupertino Speakers: *Tyler Ledwith* *Topics:* Fish & Roads, Routine Road Maintenance, Sediment Control, Working Near Streams, Culvert Cleaning, Woody Material Management, Emergency Work	September 25th, 2008	Campbell (3) 1. Lisa Petersen - Senior Civil Engineer - Public Works 2. Fred Ho - Senior Civil Engineer - Public Works 3. Al Oxonian - Senior Civil Engineer - Public Works Saratoga (6 from PW & Street Maint.)
Rural Roads Maintenance BMP Workshop Santa Clara Valley Water District Headqaurters Jill Bicknell (SCVURPP), Tyler Ledwith (Ledwith Watershed Services) Topics: Effects of Roads on Watershed and Salmon Habitat, Regulations and Permitting, Best Management Practices for Road Maintenance, Best Management for Working Near Waterways	Monday, March 23, 2009 8:00am-12:00pm	WVCWP (2) Program Manager, Program Assistant
Rural Roads BMP Installation Training Workshop Santa Clara Valley Water District (Camden Yard) Tyler Ledwith (Ledwith Watershed Services) and Craig Benson Topics: Proper Installation of wattles, mats, living fences, silt fences, and check damns, for construction site erosion control.	Wednesday, March 25, 2009 8:00am-12:00pm	WVCWP (2) Program Manager, Program Assistant Saratoga (6) (1)Street Maintenance Worker I, (3) Street Maintenance Worker II, (1) Lead Street Maintenance Worker, and (1) Street Maintenance Specialist.

West Valley Communities

Tailgate Training- City of Saratoga Corp Yard Rick Torres (PW Manager – Streets & Fleet) and Kevin Meek (PW Manager – Parks) held a SWPPP training with their crews on 5/21/09, where they reviewed the Corpyard SWPPP.	May 21, 2009	Saratoga (17) 7 Street Maintenance workers 8 Park Maintenance workers 2 Managers
Annual Streets and Storm Drains Meeting **Speakers: John Fusco (EOA) & Rich Nelson (Toyota Materials Handling)** Topics: Best Management Practices in Streets and Storm Drains Operations and Maintenance & Requirements of the New Municipal Regional Permit Trash Reduction Devices: Big Belly Solar Compaction System	Thursday May 14th, 2009	WVCWP (2) Program Manager, Program Assistant Campbell (1) Title Los Gatos (2) Title Saratoga (2) Title WVSD (1)

West Valley Communities

Campbell, Los Gatos, Monte Sereno and Saratoga

Santa Clara Valley Urban Runoff Pollution Prevention Program

FY 08-09 ANNUAL REPORT

Training Summary: Planning

Bioretention Sizing Methodology Mini-Workshop by SCVURPPP Mountain View City Hall Plaza Conference Room Speakers: Jill Bicknell (EOA), Eric Anderson (City of Mountain View) Topics: BASMAA BMP Sizing Tool, Review of Sizing Methodology for Bioretention Areas, Demonstration of Sizing Spreadsheet, Case Study, Design Considerations for Bioretention.	February 4, 2009	WVCWP (2) Program Manager, WVCWP Assistant
Hydromodification 101 workshop DAY 1 Hydromod 101 – Chris Bowles, Source Control Mitigation Approaches – Eric Mosolgo, Flow Duration Control Approaches – Jill Bicknell, In-stream approaches – Andy Collison, Riparian buffer approaches to aid hydromod management – Eric Berntsen, Hydromodification Analysis Tools – Chris Bowles, DAY 2 Field assessment techniques – introduction to field site – Ann Riley, Chris Bowles Roseville, CA	May 19-20, 2009	WVCWP (1) Program Manager
Sustainable Streets Workshop: Using the San Mateo County Sustainable Green Streets and Parking Lots Design Guidebook Speakers: Jill Bicknell (SCVURPPP), Kevin Robert Perry (Nevue Ngan Associates), Robert Dusenbury (Sherwood Design Engineers)	**Friday, May 29, 2009**	WVCWP (2) Program Manager, Program Assistant
Annual C3 Workshop (SCVURPPP) "Stormwater Management for New and	**June 17th,**	WVCWP (2)

Redevelopment Projects: New Challenges, New Tools and New Ideas" Roosevelt Community Center, San Jose	**2009**	Los Gatos (4) Saratoga (2)

West Valley Communities

Campbell, Los Gatos, Monte Sereno and Saratoga

Santa Clara Valley Urban Runoff Pollution Prevention Program

FY 08-09 ANNUAL REPORT

Training Summary: Const Inspector

Construction Stormwater Management Compliance Workshops Thursday November 20th and Friday November 21st Quinlan Community Center, 10185 N. Stelling Road, Cupertino, CA, 95014 8:00 am – 3:00 pm By: SCVURPP, SFEP, SF RWQCB and Friends of the Estuary **Speakers:** Scott Taylor, RBF Consulting Regional Water Quality Control Board Staff **Topics included:** How to comply with the Statewide General Construction Stormwater Permit. Simple and effective stormwater BMPs (Best Management Practices) for construction projects. Selecting, installing and maintaining effective erosion control during construction. The need for monitoring and documentation Post construction/stormwater management techniques	November 20th and 21st, 2008	**WVCWP (2)** WVCWP Manager and Program Assistant **Campbell (2)** Public Works **Los Gatos (2)** Engineering Inspector & Assistant Civil Engineer **Saratoga (1)** Senior Engineer
5th National Conference for Nonpoint Source & Stormwater Outreach **Portland, Oregon** **<u>Say it With Pictures: Training Kentucky Construction Site Workers in Erosion & Sediment Control</u>** Portland, Oregon	**May 13, 2009**	**WVCWP (1)**

West Valley Communities

Barry Tonning, Tetra Tech, Inc., Kentucky TOPICS • Development of several iterations of a Field Guide • Book • Pocket guide • Pictures of good and bad BMP installations		
Construction General Permit Workshop May 27, 2009 (WVCWP Manager Attended)	**May 27, 2009**	**WVCWP (1)**

West Valley Communities

Campbell, Los Gatos, Monte Sereno and Saratoga

Santa Clara Valley Urban Runoff Pollution Prevention Program

FY 08-09 ANNUAL REPORT

Training Summary: PIP

Enviroscape A new WVCWP staff member was trained on use of the Enviroscape. Training covered set-up and breakdown of the watershed model, use of several curriculums and associated visuals on the Enviroscape.		WVCWP (1)
5th National Conference for Nonpoint Source & Stormwater Outreach **Portland, Oregon** An Evaluation Primer for NPS & Stormwater Programs & Overview of Social Indicators Evaluation System & Applied Survey Development Skills <u>Presenters:</u> Rebecca Power, Jennifer Kushner, Ken Genskow, and Linda Prokopy – University of Wisconsin-Extension	May 11, 2009	WVCWP (2)
5th National Conference for Nonpoint Source & Stormwater Outreach **Portland, Oregon** <u>N. Virginia Clean Water Partners Use Radio to Influence Resident Behavior</u> Aileen Winquist, Arlington County Dept of Env. Services, Virginia TOPICS • Campaign initiated in 2003 to address fertilizer & pesticide use, pet waste, and oil recycling • Surveys conducted before and after radio ad campaigns • Radio ad had impact on improving awareness	May 12, 2009	WVCWP (1)
5th National Conference for Nonpoint Source & Stormwater Outreach **Portland, Oregon**	May 12,	WVCWP (1)

Spend Less, Teach More: A Model for Collaborative Stormwater Outreach & Education Angie Hong, East Metro Water Resource Education Program, Minnesota TOPICS • 17 partners contribute to hire 1 educator • Benefits of using a shared educator • Successful educational programs (training Master Gardeners, Rain Garden Design, Storm Pond Management, etc.)	2009	
Integrating New Technology into an Effective Nonpoint Source Outreach Program John Rozum and Dave Dickson, Center for Land Use Education & Research, CT TOPICS • Using websites for NPS – keep it simple, keep it focused • Image map tools • ARC Interactive mapping system	May 12, 2009	WVCWP (1)
Research Perspectives into Greener Residential Yards Residential Lawn Fertilizer Audiences Leesa Souto, University of Central Florida Mary Collins, UC Santa Barbara TOPICS • Understand common landscape practices in the study area • Telephone surveys and homeowner interviews • As much as 42 percent of nitrogen inputs are contributed by residential fertilizer applications	May 12, 2009	WVCWP (1)

West Valley Communities

Campbell, Los Gatos, Monte Sereno and Saratoga

Santa Clara Valley Urban Runoff Pollution Prevention Program

FY 08-09 ANNUAL REPORT

Training Summary: Pesticide

City of Campbell: All parks staff who hold "Qualified Applicator Certificates (QAC) or higher from the CA Dept. of Pesticide Regulation, pursue the necessary CEUs to maintain their certificates, and are currently up-to-date. Annual Department of Agriculture Pesticide Safety Training for all Parks Maintenance crew was held on June 4, 2009 at the City's Corporation yard.	June 4, 2009	City of Campbell (33) Parks and Maintenance Crews
Town of Los Gatos: The Annual Pesticide Safety Training was held on April 14, 2009. Dennis Merrill, president of *Killroy/ Sensitive Solutions Pest Control* gave the presentation. 11 Town of Los Gatos Parks & Public Works staff attended. The Training stressed Safety, Environmental Hazards and Drift – if winds are 5 mph or more, the Town will not spray any pesticide. The Safety Training covered 9 different pesticides. Topics related to runoff issues included: • Labeling • Hazards • Routes pesticides can enter the human body • Drift • Runoff • Wildlife Hazards • Laws & Regulations	April 14, 2009	Town of Los Gatos (11) Parks and Public Works Staff

Town of Los Gatos: A Tailgate Training on use of broadleaf control pesticides was held in June 2009 (Roundup, Garlon, Surflan) with emphasis on avoiding spraying (applying granules when possible), applying only on days when there will be no runoff (no rain predicted, no irrigation scheduled), and avoiding use of pesticides when possible (ie using hoes instead). .	June 2009	Town of Los Gatos Maintenance Staff (11)
CITY OF SARATOGA: The Annual Pesticide Safety Training was held on July 25, 2008. It was held at Saratoga Corp yard and all of the Parks and Streets Maintenance staff attended. The training was given by Pete Howes, Horticulturist, and covered long & short-term effects of pesticides and environmental concerns.	July 25, 2009	City of Saratoga Parks and Street Maintenance Staff
CITY OF SARATOGA: All Parks staff received IPM training in June 2009 All 9 Parks Dept employees have Qualified Applicator Certificates, and have been attending seminars for their Continuing Education hours. Some seminars include topics related to IPM and Less Toxic Pest Control.	June 2009	City of Saratoga Parks Staff (9)

West Valley Communities

Campbell, Los Gatos, Monte Sereno and Saratoga

Santa Clara Valley Urban Runoff Pollution Prevention Program

FY 08-09 ANNUAL REPORT

Training Summary: Mercury

Campbell Corp Yard Walk-Thru April 28th, 2009 Attendance: (2) City of Campbell Public Works Staff and (2) WVCWP Staff Leader: WVCWP Inspector/Assistant & WVCWP Manager Topics: ▪ Disposal of and Record Keeping of Products Containing Mercury (Mercury Booklet)	April 28th, 2009	WVCWP (2) Campbell (2)
Saratoga Corp Yard Walk-Thru May 5th, 2009 Attendance: (1) City of Saratoga Public Works Maintenance Staff and (2) WVCWP Staff Leader: WVCWP Inspector/Assistant & WVCWP Manager Topics: ▪ Disposal of and Record Keeping of Products Containing Mercury (Mercury Booklet)	May 5th, 2009	WVCWP(2) Saratoga (1)
Los Gatos Corp Yard Walk-Thru June 2nd, 2009 Attendance: (1) Town of Los Gatos Public Works Staff and (2) WVCWP Staff Leader: WVCWP Inspector/Assistant & WVCWP Manager Topics: ▪ Disposal of and Record Keeping of Products Containing Mercury (Mercury Booklet)	June 2nd, 2009	WVCWP (2) Los Gatos (1)

West Valley Communities	**Campbell, Los Gatos, Monte Sereno and Saratoga** Santa Clara Valley Urban Runoff Pollution Prevention Program **FY 08-09 ANNUAL REPORT**

Training Summary: Copper & Nickel

Portland Low Impact Development Tour Presenters: City of Portland staff Topics: Bus & walking tour of sites in Portland: --streetside bioswales --school parking lot bioswale --condo development incorporating runoff mitigation measures --green roof	May 15, 2009	WVCWP (1)
See Construction Training Summary for Nickel-related trainings attended		

West Valley Communities

Campbell, Los Gatos, Monte Sereno and Saratoga

Santa Clara Valley Urban Runoff Pollution Prevention Program

FY 08-09 ANNUAL REPORT

Training Summary: Trash Inventory & Management

Trash Summit Sponsored by the Santa Clara Catch Basin Watershed Management Initiative Location: Emma Prusch Park, San Jose	October, 15 2008	WVCWP (1) Campbell (1)
Coastal Cleanup Day Site Coordinator Training Hosted by the Creek Connections Action Group Vasona Park, Los Gatos Topics: How to perform trash monitoring evaluations for creek cleanups, managing volunteers on cleanups, reporting trash and recycling totals to the regional program.	September, 2008	WVCWP (1)
Enviroscape Training Provided training on Enviroscape presentations to WVCWP employee. Topics covered: watersheds, water cycle, pollutants of concern, and trash.	March, 2009	WVCWP (1)
National Rivers Cleanup Day Site Coordinator Training Hosted by the Creek Connections Action Group Vasona Park, Los Gatos Topics: How to perform trash monitoring evaluations for creek cleanups, managing volunteers on cleanups, reporting trash and recycling totals to the regional program.	April, 2008	WVCWP (1)

West Valley Communities

Campbell, Los Gatos, Monte Sereno and Saratoga

Santa Clara Valley Urban Runoff Pollution Prevention Program

FY 08-09 ANNUAL REPORT

Training Summary: Watershed Management

CASQA 2008 4th Annual Conference Oakland Marriot Center, Oakland CA Topics: Regulations, Permits, and Policies, Sustainable Development, True Source Control, Stormwater Treatment, Pollutants of Concern, Modifying Public Behavior, Program Assessment, Scientific Advances	September 22nd, 23rd, and 24th, 2008	**WVCWP (2)** Program Manager, Program Assistant **Campbell (1)** Senior Civil Engineer
Trash Summit Sponsored by the Santa Clara Catch Basin Watershed Management Initiative Location: Emma Prusch Park, San Jose	October, 15 2008	WVCWP (1) Campbell (1)
Santa Clara County Creeks Coalition: Creeks and Watershed Conference 2008. **Topics: Environmental Projects, Erosive Forces, Water and the Amah, Historical Ecology of Southern Santa Clara County.**	November 15, 2008	WVCWP (1)
Hydromodification 101 workshop **Roseville, CA** Topics: Potential impacts of hydromodification – channel, flow, sediment, ecology/habitats, water quality Field assessment exercise at site in Sacramento County – Dry Creek or Laguna	May 19-20, 2009	WVCWP (1) Program Manager

CITY OF MOUNTAIN VIEW

Fire Department • Fire and Environmental Protection Division • 500 Castro St., City Hall – 4th Floor
Mountain View, CA 94041-2010 • 650-903-6378 • FAX 650-903-6101

September 15, 2009

Mr. Bruce Wolfe, RWQCB Executive Officer
Regional Water Quality Control Board
San Francisco Bay Region
1515 Clay St., Suite 1400
Oakland, CA 94612

Subject: City of Mountain View's Urban Runoff Management Program
FY 2008-2009 Annual Report

Dear Mr. Wolfe:

This report is submitted by the City of Mountain View, in conjunction with the Santa Clara Valley Urban Runoff Pollution Prevention Program's Annual Report, pursuant to provision C.6.a. of the Program's reissued municipal storm water NPDES Permit (Order No. 01-024). The report summarizes activities performed during FY 2008-2009 in accordance with the City of Mountain View's Urban Runoff Management Plan (URMP) submitted to the Regional Board on September 1, 1997 and updated in September 2004, and the performance standards contained therein.

Contents of Report

The goals of this Annual Report are to: 1) concisely document implementation of our URMP and FY 08-09 work plan during the past fiscal year; 2) evaluate program results for continuous improvement; 3) comply with permit requirements; and 4) share this information with other Co-permittees, municipal decision-makers, and the public. To accomplish these goals, the report contains the following sections:

I. Contents of report;
II. Program highlights and accomplishments;
III. Summary of continuous improvement activities;
IV. Attachments:
   A. Certification Statement
   B. Self-Evaluation and Work Plan Completion Matrix
      - ICID
      - IND/COMM Inspections
      - Street, Roads, and Highways
      - Corporation Yards
      - Rural Public Works
      - Storm Drain O&M
      - Water Operations
      - New Development Planning Procedures

- New Development Construction Inspection
- Pest Management
- Mercury Pollution Prevention
- Copper/Nickel
- Trash Inventory and Management
- Water Quality Monitoring
- PIP
- Staff Training
- Annual Reports and Work Plans

C. List of Acronyms, Abbreviations, and Definitions
D. Treatment BMPs Inspection Activity Report for FY 08-09
E. Pesticide Use Evaluation for FY 08-09

Program Highlights and Accomplishments

The City's Urban Runoff Management Plan URMP describes activities that are implemented to control storm water runoff pollution. During FY 08-09, the City continued efforts to implement its URMP to the maximum extent practicable. Attachment B provides self-evaluation for each element in the City's URMP. Highlights of the City's FY 08-09 URMP accomplishments are listed below:

- The City responded to 69 ICID incidents, which resulted in the issuance of 8 warning notices, and 2 administrative actions with penalties. The penalties amounted to $1,500.
- The City continued its restaurant inspection and outreach program, conducting 86 restaurant inspections, which was an increase from last year. The City recently hired an inspector, primary responsibility will be to perform the restaurant inspections, which also include fire and life safety inspections.
- The City implemented the enhanced data collection and reporting requirements for the ICID and Industrial inspection programs.
- In addition to the restaurant inspections, the City conducted 205 industrial/commercial inspections and re-inspections (this figure does not include restaurants and hazardous materials facilities) during FY 08-09.
- The City conducted training for streets, parks, water, wastewater, fleet services, and facilities personnel, as well as Planning Division staff, and managers from Public Works, Community Development, City Manager's Office, and the City Attorney's office.
- The City implemented its PIP program, which included school outreach, publications, and public events, and multi-cultural outreach.
- The City reviewed 114 projects for storm water related items.
- The City implemented its C.3 requirements, which included approval of 5 new projects, which included bioswales, infiltration systems, tree well systems, and media filtration.
- The City implemented its treatment BMP inspection program.
- The City implemented its database that will be used to permit stormwater treatment BMPs, as well as track inspection and maintenance activities for those BMPs.
- The City conducted 109 construction site inspections, and issued 18 written notices.
- The City implemented its IPM Policy and IPM Plan.
- The City utilized a database for tracking pesticide use.

Continuous Improvement Activities

The City is committed to seeking URMP areas for improvement. The current continuous improvement items are listed below:

- The City will continue to implement its enhanced restaurant inspection program.
- The City will continue to work to improve implementation of the C.3 requirements, including use of the database to issue permits for operating and maintaining stormwater treatment BMPs.
- The City will closely monitor development of the Municipal Regional Permit to identify areas that may need to be modified to comply with any new requirements.
- The City will continue to evaluate and implement improvements to the IPM Plan, and pesticide management program.

Thank you for your review of this Annual Report. If you have any questions regarding the materials submitted, please contact me at (650) 903-6225.

Sincerely,

Eric Anderson, Urban Runoff Coordinator

Cc. Sue Ma, RWQCB

Attachments

CITY OF MOUNTAIN VIEW
FY 2008-2009 ANNUAL REPORT
ATTACHMENT A

Certification Statement

"I certify, under penalty of law, that this document and all attachments were prepared under my direction or supervision in accordance with a system designed to ensure that qualified personnel properly gather and evaluate the information submitted. Based on my inquiry of the person or persons who manage the system, or those persons directly responsible for gathering the information, the information submitted, is, to the best of my knowledge and belief, true, accurate, and complete. I am aware that there are significant penalties for submitting false information, including the possibility of fine and imprisonment for knowing violations."

Signature by Duly Authorized Representative:

Jaymae Wentker 8/21/09

Jaymae Wentker — Date
Fire Marshal

ATTACHMENT B

SANTA CLARA VALLEY URBAN RUNOFF POLLUTION PREVENTION PROGRAM

FY 2008-2009 ANNUAL REPORT

Municipality: City of Mountain View

ILLICIT CONNECTION & ILLEGAL DUMPING ELIMINATION ACTIVITIES

FY 2008-2009 Work Plan Self Evaluation Matrix

Item No.	Activity	FY 08-09 Work Plan Tasks	FY 08-09 Accomplishments	Responsible Party
ICID – 6	Reporting and Record Keeping	Revise ICID database to implement enhanced reporting and record keeping requirements.	City's ICID database includes the required enhanced reporting and record keeping requirements. The City submitted ICID data to SCVURPPP for Program-wide data reporting. A summary generated by the ICID database for FY 08-09 is available for review upon request.	FD
ICID - 7	Review and Evaluate Effectiveness	Continue ICID program review and effectiveness evaluation.	Effectiveness evaluation is on-going. See evaluation below.	FD

ICID Report Data

Type of Pollutants	Number of Incidents	General Location	Reports by citizens or employees	Follow-up action
See attached summary report	See attached summary report	See attached summary report	See attached summary report.	FD

Regional Board Comments on ICID in FY 2007-2008 Annual Report

Item	RWQCB Comment	City of Mountain View Response
	No improvement or compliance actions were required.	

ATTACHMENT B

SANTA CLARA VALLEY URBAN RUNOFF POLLUTION PREVENTION PROGRAM

FY 2008-2009 ANNUAL REPORT

Municipality: City of Mountain View

ICID Program Evaluation

During FY 08-09, the City responded to 69 ICID incidents, which are comparable to past years' results (92 incidents in FY 02-03, 89 incidents in FY 03-04, 74 incidents in FY 04-05, 80 incidents in FY 05-06, 68 in FY 06-07, and 70 in FY 07-08). The breakdown of the types of incidents, potential source, sources of reports, and follow-up and enforcement actions are summarized in the attachment to this section of the annual report. During FY 08-09 the City responded to 1 fewer incident than during FY 07-08. Evaluation of the "Incident Type" data showed that the City responded to7 fewer "sanitary sewer spill," 9 fewer Vehicle/equipment leaking," 4 more "accidental spill," 4 more "abandoned drum," and 3 more "Food facility" incidents.

During FY 08-09, the City continued its restaurant inspection program to address restaurant-related ICID incidents. This will be discussed further in the IND section of the annual report.

During FY 08-09, the City continued using a data management system called Firehouse. Use of this new database has enabled the Environmental Protection Division to have greater access to incident records.

Review of the data does not provide useful information regarding the distribution of ICID incidents. The incidents appear to be randomly occurring throughout the City.

ATTACHMENT B

SANTA CLARA VALLEY URBAN RUNOFF POLLUTION PREVENTION PROGRAM

FY 2008-2009 ANNUAL REPORT

Municipality: City of Mountain View

FY 08-09
ICID Incident Summary Report

ICID Incident Report Source	Number of Incidents
Illicit discharge inspectors	1
Interdepartmental	20
Citizen complaints	43
Business contact	2
Other Agency	2
Total	**69**

ICID Incident Source	Number of Incidents
Residential	26
Industrial	3
Commercial	28
Automotive Facilities	1
Construction Sites	1
Public facilities and Utilities	8
Other/unknown	2
Total	**69**

ICID Incident Type	Number of Incidents
Abandoned drums discharge	9
Accidental spills	5
Allowable discharge	3
Carpet Cleaning	1
Complaint not found	3
Cooling Tower Discharges	0
Dewatering	1

ATTACHMENT B

SANTA CLARA VALLEY URBAN RUNOFF POLLUTION PREVENTION PROGRAM

FY 2008-2009 ANNUAL REPORT

Municipality: City of Mountain View

Dumping – hazardous	1
Dumping - non-hazardous	1
Dumpster discharge	0
Equipment Cleaning	4
Food Facility Oil and grease discharge	7
Grey water	1
Misc. incidents	1
Paint discharge	1
Pools/Spas/Fountains discharge	3
RV waste	0
Sanitary spill or leak	9
Saw cutting slurry discharges	1
Surface Cleaning	0
Un-hardened cement discharge	0
Used oil dumping	1
Vehicle and equipment leaking	18
Vehicle repair	1
Vehicle washing	1
Total	**69**

ICID Enforcement Action	**Number of Incidents**
No Action	32
Verbal Notice	27
Warning Notice	8
Administrative Action	0
Administrative Action w/Penalty	2
Referral to Enforcement	0
Total	**69**

Total Penalties Collected: $1,500

ATTACHMENT B

SANTA CLARA VALLEY URBAN RUNOFF POLLUTION PREVENTION PROGRAM

FY 2008-2009 ANNUAL REPORT

Municipality: City of Mountain View

FY 08-09

ICID Enforcement Action Summary by Incident Source

ICID Incident Source	No Action	Verbal Notice	Warning Notice	Administrative Action	Administrative Action with Penalty	Referral to Enforcement	Criminal Action	Total
Automotive Facilities	1							**1**
Commercial	11	13	3		1			**28**
Construction Sites		1						**1**
Food Facilities								**0**
Industrial	1	1	1					**3**
Other/unknown	1				1			**2**
Public facilities and Utilities	8							**8**
Residential	10	12	4					**26**
Total:	**32**	**27**	**8**	**0**	**2**	**0**	**0**	**69**

ATTACHMENT B

SANTA CLARA VALLEY URBAN RUNOFF POLLUTION PREVENTION PROGRAM

FY 2008-2009 ANNUAL REPORT

Municipality: City of Mountain View

FY 08-09

ICID Enforcement Action Summary by Incident Type

ICID Incident Type	No Action	Verbal Notice	Warning Notice	Administrative Action	Administrative Action with Penalty	Referral to Enforcement	Criminal Action	Total
Abandoned drums discharge	6	2	1					9
Accidental spills	3	1			1			5
Allowable discharge	2	1						3
Carpet Cleaning					1			1
Complaint not found	3							3
Construction			1					1
Dewater		1						1
Dumping - hazardous	1							1
Dumping - non-hazardous	1							1
Dumpster								0
Equipment Cleaning discharges								0
Food Facility Oil and grease discharge	1	3	3					7
Grey water		1						1
Misc. incidents		1						1
Paint discharge		1						1
Pools/Spas/Fountains discharge		3						3
RV Waste Discharge								0
Sanitary spill or leak	4	2	3					9
Saw cutting slurry discharge		1						1

ATTACHMENT B

SANTA CLARA VALLEY URBAN RUNOFF POLLUTION PREVENTION PROGRAM

FY 2008-2009 ANNUAL REPORT

Municipality: City of Mountain View

Surface Cleaning								**0**
Un-hardened cement discharge								**0**
Used oil dumping	1							**1**
Vehicle and equipment leaking	10	8						**18**
Vehicle repair		1						**1**
Vehicle washing		1						**1**
Total:	**32**	**27**	**8**	**0**	**2**	**0**	**0**	**69**

ATTACHMENT B

SANTA CLARA VALLEY URBAN RUNOFF POLLUTION PREVENTION PROGRAM

FY 2008-2009 ANNUAL REPORT

Municipality: City of Mountain View

INDUSTRIAL/COMMERCIAL DISCHARGER CONTROL PROGRAMS

FY 2008-2009 Work Plan Self Evaluation Matrix

Item No.	Activity	FY08-09 Work Plan Tasks	FY 08-09 Accomplishments	Responsible Party
IND – 4	Performance Standard	Update URMP to include enhanced reporting requirements.	Enhanced reporting implemented.	FD
IND – 3	Commercial Facility Inspections – Food Service Facilities	Continue restaurant outreach/inspection program.	During FY 08-09, the City conducted 86 restaurant inspections. Restaurant inspections for environmental issues focus on outdoor housekeeping, grease handling, grease removal device maintenance, and providing BMPs and the poster to facilities. See the self-evaluation for more details.	FD
IND – 4	Reporting and Record Keeping	Use the revised IND inspection database to implement enhanced reporting requirements.	City's IND database includes the required enhanced reporting and record keeping requirements. The City submitted IND data to SCVURPPP for Program-wide data reporting. A summary of inspections for FY 08-09 is attached. The City experienced technical difficulties with the database during the past year and upgrades to the database are underway.	FD
IND - 6	Review and Evaluate Effectiveness	Review and evaluate Program effectiveness.	Effectiveness evaluation is on-going. See evaluation below.	FD

ATTACHMENT B

SANTA CLARA VALLEY URBAN RUNOFF POLLUTION PREVENTION PROGRAM

FY 2008-2009 ANNUAL REPORT

Municipality: City of Mountain View

Industrial/Commercial Inspection Report Data					
Category	**Number of Inspections**	**Problems found**	**Reports by citizens or employees**	**Follow-up action**	**How many were resolved**
Automotive	138	24	0	24	24
Hospital,	2	0	0	0	0
Manufacturing	5	0	0	0	0
Machine Shop	7	2	0	2	2
Metal Finisher	1	0	0	0	0
Metal Mftg.	0	0	0	0	0
Cooling tower	1	0	0	0	0
Electrical and Electronic Components	2	0	0	0	0

ATTACHMENT B

SANTA CLARA VALLEY URBAN RUNOFF POLLUTION PREVENTION PROGRAM

FY 2008-2009 ANNUAL REPORT

Municipality: City of Mountain View

Construction Facility	0	0	0	0	0
Corporation Yard	1	0	0	0	0
Laboratory	18	3	0	3	3
Pesticide Facility	0	0	0	0	0
Photographic	4	1	0	1	1
Restaurant	86	21	0	21	21
School	3	2	0	2	2
Other	24	9	0	9	9

Regional Board Comments on Industrial/Commercial Inspection in FY 2007-2008 Annual Report

Item	RWQCB Comment	City of Mountain View Response
No Items	No improvement or compliance actions were required.	NA

ATTACHMENT B

SANTA CLARA VALLEY URBAN RUNOFF POLLUTION PREVENTION PROGRAM

FY 2008-2009 ANNUAL REPORT

Municipality: City of Mountain View

Industrial/Commercial Program Evaluation

During FY 08-09, the City implemented its Industrial/Commercial inspection program. The data above summarizes the City's actions. Common types of problems found are spills and leaks, housekeeping, training requirements, secondary containment needs, and equipment washing.

The City's auto facility inspection program evaluates sanitary sewer discharges and stormwater issues at these facilities. During FY 07-08, 143 automotive facility inspections were completed. During FY 08-09, City staff conducted 138 auto facility inspections.

During FY 08-09, the City conducted 86 restaurant inspections. The restaurant inspections include Fire and Life Safety as well as Environmental inspection items. Combining the fire and environmental inspection items was implemented to provide more efficient inspection service, but requires more time to complete each inspection. The City has hired an inspector, whose primary responsibility will be to conduct restaurant inspections.

The City also conducted storm water inspections at a number of other industrial facilities, including machine shops, laboratories, and metal finishers. The types of industrial facilities in the City have changed during the past few years, and during FY 08-09, the last remaining electroplating facility in the City ceased operations and is currently going through the closure process.

During FY 08-09, The City did not collect penalties related to commercial and industrial inspections.

ATTACHMENT B

SANTA CLARA VALLEY URBAN RUNOFF POLLUTION PREVENTION PROGRAM

FY 2008-2009 ANNUAL REPORT

Municipality: City of Mountain View

PUBLIC AGENCY ACTIVITIES
PUBLIC STREETS, ROADS & HIGHWAY O & M

FY 2008-2009 Work Plan Self Evaluation Matrix

Item No.	Activity	FY08-09 Work Plan Tasks	FY 08-09 Accomplishments	Responsible Party
PSR - 1	Clean Sweep Program	Continue to implement the "Clean Sweep" program.	Clean Sweep program was implemented during FY 08-09. Clean Sweep provides sweeper access to streets that are heavily impacted with parked cars.	PSD, Streets Section
PSR - 3	Employee Training	Train employees regarding stormwater pollution prevention.	Training conducted by the Safety and Training Manager and Urban Runoff Coordinator on March 26, 2009 reviewed the Environmental Compliance Plan for the Operations and Maintenance Divisions. This training covered incident response (including spills), chemical handling, emergency response, and handling abandoned waste.	FD PSD
PSR - 5	Review and Evaluate Effectiveness	City will continue to review and evaluate effectiveness.	See evaluation below.	PSD

Regional Board Comments on Public Streets, Roads & Highway O&M in FY 2007-2008 Annual Report

Item	RWQCB Comment	City of Mountain View Response
No comment	NA	NA

ATTACHMENT B

SANTA CLARA VALLEY URBAN RUNOFF POLLUTION PREVENTION PROGRAM

FY 2008-2009 ANNUAL REPORT

Municipality: City of Mountain View

Public Streets, Roads & Highway O&M Program Evaluation
During FY 08-09, the City's sweeping totals were comparable to the totals for FY 07-08. A summary of the City's sweeping totals is included with this report. The City also continued to implement the Clean Sweep program, which provides access to streets that are impacted with parked cars, and the annual leaf removal program. Training during FY 08-09 (March 26, 2009) focused on incident response, preventing spills from reaching the storm drain or the sanitary sewer drain, chemical handling, and how to handle abandoned wastes. The Public Services Department's Safety and Training Manager coordinated the training, and the Urban Runoff Coordinator participated in the training presentation. Training in conjunction with the Safety and Training Manager is a good way to present multiple topics to the employees without impacting operations.

ATTACHMENT B

SANTA CLARA VALLEY URBAN RUNOFF POLLUTION PREVENTION PROGRAM

FY 2008-2009 ANNUAL REPORT

Municipality: City of Mountain View

City of Mountain View
FY 2008-2009 Annual Report

Street Sweeping Data

Month	Travel Miles	Residential Miles Swept	Commercial Miles Swept	Industrial Miles Swept	Material Swept (cubic yards)
July	293	500	197	113	270
August	317	561	219	127	317
September	306	510	199	126	306
October	368	559	223	149	368
November	431	624	252	145	431
December	430	592	244	168	430
January	338	522	226	142	338
February	294	488	174	115	294
March	342	555	231	153	342
April	342	561	227	142	342
May	323	504	151	100	323
June	320	473	193	136	320
Total	**4,104 miles**	**6,450 miles**	**2,537 miles**	**1,618 miles**	**4,791 cu. yds.**

Total Miles Swept	**10,605 miles**
Total Leaves Removed	**1,185 cu. yds.**

ATTACHMENT B

SANTA CLARA VALLEY URBAN RUNOFF POLLUTION PREVENTION PROGRAM

FY 2008-2009 ANNUAL REPORT

Municipality: City of Mountain View

PUBLIC AGENCY ACTIVITIES
CORPORATION YARDS O & M

FY 2008-2009 Work Plan Self Evaluation Matrix

Item No.	Activity	FY 08-09 Work Plan Tasks	FY 08-09 Accomplishments	Responsible Party
PF-5	Review and evaluate effectiveness	City will continue to review and evaluate effectiveness.	See evaluation below.	PSD, FD

Regional Board Comments on Corporation Yard O&M in FY 2007-2008 Annual Report

Item	RWQCB Comment	City of Mountain View Response
No comments	NA	NA

Corporation Yard O&M Program Evaluation

During FY 08-09, the City conducted training (March 26, 2008) for all MOC operations and maintenance employees regarding the Environmental Compliance Plan. The training mostly covered hazardous materials issues, such as storage, and incident response, spill mitigation, and reporting.

The City continued its contract for SWPPP inspections and monitoring for the MOC. Quarterly dry weather inspections and monthly wet weather inspections did not result in discoveries of new pollutant sources or new BMPs that may be needed. The project to construct a roof over the bulk storage area was completed in FY 07-08. The Annual Report for the MOC SWPPP is available for review upon request.

ATTACHMENT B

SANTA CLARA VALLEY URBAN RUNOFF POLLUTION PREVENTION PROGRAM

FY 2008-2009 ANNUAL REPORT

Municipality: City of Mountain View

PUBLIC AGENCY ACTIVITIES
RURAL PUBLIC WORKS ACTIVITIES

FY 2008-2009 Work Plan Self Evaluation Matrix

Item No.	Activity	FY 08-09 Work Plan Tasks	FY 08-09 Accomplishments	Responsible Party
RPW - All	Rural Public Works Performance Standards	Review the final model Rural Public Works Performance Standard, and adopt the Performance Standard, if acceptable.	The model Rural Public Works Performance Standards are adopted and are included in the City's URMP.	PW FD

Regional Board Comments on Rural Public Works in FY 2007-2008 Annual Report

Item	RWQCB Comment	City of Mountain View Response
No comments	NA	NA

Rural Public Works Program Evaluation

The City of Mountain View is urbanized, so most of the Rural Public Works Performance Standards do not apply. The standards describing work performed along or across stream channels may be applicable depending on the project. The City's Public Works specifications require contractors to install erosion controls, and City contacts require contractor to obtain the necessary permits for working in and along watercourses.

ATTACHMENT B

SANTA CLARA VALLEY URBAN RUNOFF POLLUTION PREVENTION PROGRAM

FY 2008-2009 ANNUAL REPORT

Municipality: City of Mountain View

PUBLIC AGENCY ACTIVITIES
STORM DRAIN SYSTEM O & M

FY 2008-2009 Work Plan Self Evaluation Matrix

Item No.	Activity	FY 08-09 Work Plan Tasks	FY 08-09 Accomplishments	Responsible Party
SD - 4	Employee Training	Train employees regarding stormwater pollution prevention.	Training conducted by the Safety and Training Manager and the Urban Runoff Coordinator on March 26, 2009 reviewed the Environmental Compliance Plan for the Operations and Maintenance Divisions. This training covered incident response (including spills), chemical handling, emergency response, and handling abandoned waste.	FD PSD
SD - 5	Review and Evaluate Effectiveness	City will continue to review and evaluate effectiveness.	See evaluation below.	PSD

Regional Board Comments on Storm Drain System O&M in FY 2007-2008 Annual Report

Item	RWQCB Comment	City of Mountain View Response
No comments	NA	NA

ATTACHMENT B

SANTA CLARA VALLEY URBAN RUNOFF POLLUTION PREVENTION PROGRAM

FY 2008-2009 ANNUAL REPORT

Municipality: City of Mountain View

Storm Drain System O&M Program Evaluation
During FY 08-09, the City's Wastewater Section continued to maintain storm drains by cleaning catch basins using a vacuum truck. The Wastewater Section also stencils storm drains throughout the City. Wastewater conducts preventative maintenance on the City's sanitary sewer system, which reduces sewer overflow incidents. In cases where sewer overflows occur, Wastewater will unplug the sewer, and vacuum the spilled sewage. These incidents are reported in the ICID data. During FY 08-09, the City reports a decreased number of sewage overflows from 16 to 9 incidents. Wastewater also responds to other types spill incidents, when needed. Training during FY 08-09 focused on incident response, preventing spills from reaching the storm drain or the sanitary sewer drain, chemical handling, and how to handle abandoned wastes. The Public Services Department's Safety and Training Manager coordinated the training, and the urban runoff Coordinator assisted with the training presentation. Training in conjunction with the Safety and Training Manager is a good way to present multiple topics to the employees without impacting operations.

ATTACHMENT B

SANTA CLARA VALLEY URBAN RUNOFF POLLUTION PREVENTION PROGRAM

FY 2008-2009 ANNUAL REPORT

Municipality: City of Mountain View

PUBLIC AGENCY ACTIVITIES
WATER SYSTEM O & M

FY 2008-2009 Work Plan Self Evaluation Matrix

Item No.	Activity	FY0 08-09 Work Plan Tasks	FY 08-09 Accomplishments	Responsible Party
WU-1	WUPPP Inventory	Using the Program WUPPP, the City will develop a WUPPP specific to Mountain View operations.	The City uses the SCVURPPP Water Utility Pollution Prevention Plan as guidance for Water Utility O&M BMPs.	PSD
WU - 3	Employee Training	Train employees regarding stormwater pollution prevention.	Training conducted by the Safety and Training Manager on March 26, 2009 reviewed the Environmental Compliance Plan for the Operations and Maintenance Divisions. This training covered incident response (including spills), chemical handling, emergency response, and handling abandoned waste.	FD PSD
WU - 4	Review and Evaluate Effectiveness	City will continue to review and evaluate effectiveness.	See evaluation below.	PSD

Regional Board Comments on Water System O&M in FY 2007-2008 Annual Report

Item	RWQCB Comment	City of Mountain View Response
No comments	NA	NA

ATTACHMENT B

SANTA CLARA VALLEY URBAN RUNOFF POLLUTION PREVENTION PROGRAM

FY 2008-2009 ANNUAL REPORT

Municipality: City of Mountain View

Water System O&M Program Evaluation
During FY 08-09, the City's Water System maintenance section implemented BMPs during operations. The City will continue to evaluate Water Utility operations. The City converted to using chloramines as the disinfectant, and will incorporate BMPs for mitigating chloramines when those BMPs are developed. The City also worked with a private water supply company, Cal Water, to evaluate the need for BMPs during well operations. Cal Water provides water to a small area of the City and the operations were reviewed on a case-by-case basis.

ATTACHMENT B

SANTA CLARA VALLEY URBAN RUNOFF POLLUTION PREVENTION PROGRAM

FY 2008-2009 ANNUAL REPORT

Municipality: City of Mountain View

NEW DEVELOPMENT PLANNING PROCEDURES (C.3)

FY 2008-2009 Work Plan Self Evaluation Matrix

Item No.	Activity	FY0 08-09 Work Plan Tasks	FY 08-09 Accomplishments	Responsible Party
C.3.a Performance Standard Implementation Goal: To modify Mountain View's URMP to include revised model Planning Procedures Performance Standards that incorporate Provision C.3 requirements.				
NDP - all	**a.1.** Incorporate revised model Planning Procedures Performance Standards into local urban runoff management plans.	The City will review the Program-developed model Planning Procedures Performance Standards when completed. If acceptable, the City will incorporate the model Planning Procedures Performance Standard into its Urban Runoff Management Plan.	The Program's model Performance Standard and Supporting Documents for Planning Procedures for New Development and Redevelopment are adopted and included in the City's URMP.	FD
C.3.b Development Project Approval Process Goal: To modify Mountain View's development project approval processes, for both private and public development project, to incorporate the requirement of Provision C.3				
NDP – 1	**b.1.** Assess current stormwater-related requirements in Co-	1) Conditions of Approval will be revised to list Group 2 projects when the deadlines are determined.	1. The City's Conditions of Approval require stormwater treatment controls for Group 2B projects.	FD CDD PW

	permittee's development review process, for public and private projects, and identify additional steps or tools required at each stage of the process to meet C.3. requirements.	2) Develop guidance document to assist developers and City staff implement the C.3 requirements.	2. The City's guidance document outlining the C.3 requirements is updated to describe the threshold for Group 2B projects.	
NDP – 1	**b.2.** Develop new or modify existing review policies, ordinances, procedures, and/or conditions of approval to incorporate Group 1 requirements (based on results of tasks under C.3.c. through C.3.m.)	Policies, ordinances, procedures, and/or conditions of approval are required to implement the C.3 requirements. Revisions are incorporated as necessary to reflect changing requirements.	In October 2004, the Mountain View City Council adopted a new section (Sec. 35.32.23) of the ordinance, titled "Permanent stormwater pollution prevention measures." This ordinance section requires implementation of the C.3 requirements, the City's Stormwater Quality Guidelines, and inspection and maintenance responsibilities. Standard Operating Procedures are included in the URMP. The conditions of approval require C.3 controls for Group 2B projects. The guidance document outlines C.3 requirements for developers. The City's guidance document was revised to include Group 2B requirements.	FD CDD PW
NDP - 10	**b.3.** Train Co-permittee staff in planning, building, and engineering departments on the	The City will train Planning, Building, and Engineering staff on all changes to the development review process, and the use of tools, such as check sheets and updated materials. Staff training will be performed either in-house, or as	City staff attended SCVURPPP C.3 training workshops – see Staff Training Table. In March 2009, the Urban Runoff Coordinator met with Directors and Managers from Community Development Department and Public Works to discuss proposed Municipal Regional Permit requirements that may change implementation of the	FD CDD PW

	C.3. provisions and goals, the required changes in the approval process, and the use of appropriate tools.	part of a Program-wide effort.	C.3 provision. Urban Runoff Coordinator provided a C.3 training presentation to Planning division staff.	
C.3.c Requirements for Group 1 and Group 2 Projects Goal: Prepare to require proponents of Group 1 projects to design and implement stormwater treatment BMPs or reduce stormwater pollution to the maximum extent practicable. Participate in development of the proposal for an alternative Group 2 project definition and prepare to implement C.3 requirements for Group 2 projects as needed				
NDP – 12	**c.1.** Develop and implement a procedure to request and log the type, size, and impervious area of every project (and extent of redevelopment if applicable) for determination of applicability of Group 1 (and later Group 2) requirements.	1. An impervious surface data sheet was developed for preliminary information about the types of projects that occur in Mountain View. 2. The impervious surface data collection sheet may be modified for use in the guidance document as a way to determine applicability of the C.3 requirements.	Impervious surface data collection sheets are required to be submitted with the Stormwater Management Plan required by the City's guidance document. Impervious surface calculation sheets may also be required during the Planning review process to determine if the project meets the C.3 threshold.	FD CDD PW
NDP – 12	**c.2.** Develop a method for determining	1. For Group 1 projects, Community Development Applications received on or after October 15, 2003 will be	1. The City determined that group 1 project applications received on or after October 15, 2003 were subject to C.3 requirements. For	FD CDD PW

	whether a private project was "deemed complete" by 7/15/03, or documenting that a public project was funded and scheduled for construction by 10/15/03.	subject to the City's C.3 implementation program outlined in the guidance document. 2. For public projects, the City will document projects funded and scheduled for construction by 10/15/03, which will be exempted from C.3 requirements.	Group 2A, the date was October 2005, and for Group 2B, the date was August 2006. 2. For Group 1, C.3 requirements were included on public projects funded and scheduled for construction by 1/15/2004. For Group 2A, the date was October 2005, and for Group 2B, the date was August 2006.	

ATTACHMENT B

SANTA CLARA VALLEY URBAN RUNOFF POLLUTION PREVENTION PROGRAM

FY 2008-2009 ANNUAL REPORT

Municipality: City of Mountain View

Item No.	Activity	FY 08-09 Work Plan Tasks	FY 08-09 Accomplishments	Responsible Party
C.3.e. Operation and Maintenance of Treatment BMPs				
Goal: To develop and implement local agency operation and maintenance (O&M) verification programs to help ensure the proper maintenance of stormwater treatment measures on public and private property.				
NDP – 8	**e.1.** Develop and implement a procedure for logging information about treatment BMPs installed at approved Group 1 projects, and for maintaining a list or database of properties, treatment BMPs, and responsible operators.	The City's Fire and Environmental Protection Division currently maintains a database of facilities that have stormwater treatment BMPs. The database is set up to print out annual letters requiring the facility contact to submit proof of BMP maintenance.	During FY 08-09, the City continued to use its BMP O&M tracking database. The database is used to track BMP inspection information and maintenance verification. Annual letters are sent requiring submittal of maintenance records, where required. The City has issued permits and tracks inspection and maintenance activities for 13 sites.	FD RBF
NDP – 8	**e.2.** Adapt model O&M agreement language to meet agency-specific needs and requirements and incorporate into the project review and	The City will review the model O&M agreement language that will be developed by the Program, and is due 12/02. If acceptable, the O&M agreement language will be incorporated into the project review and approval process as appropriate.	A final O&M agreement has been developed. Completed O&M agreements are required as part of the Stormwater Management Plan review and approval.	FD

	approval process.			
NDP – 8	**e.3.** Develop local programs for inspection of a subset of prioritized treatment BMPs to verify that the responsible party is performing required O&M.	The City will utilize the O&M verification system that is currently in place for treatment BMPs. The current system is to send annual maintenance letters to all facilities with treatment BMPs requiring submittal of maintenance certification. Additionally, treatment BMPs that are considered to be a priority for inspections will be inspected annually.	During FY 08-09, the City conducted 11 stormwater treatment BMP inspections. The results from these inspections were submitted to SCVURPPP for reporting. During FY 09-10, the City will continue inspecting stormwater treatment facilities and the inspection results will be entered into the C.3 database.	FD
NDP - 12	**e.4.** Report on BMP O&M verification program.	The City will report on the progress of the BMP O&M verification program during the Annual Reporting process. The annual reports will include effectiveness evaluation and planned program improvements.	As previously stated, the City developed a new permitting, maintenance tracking, inspection tracking, and reporting database that started implementation in FY 07-08. The City will continue to utilize the BMP tracking program during FY 09-10.	FD
C.3.f. Hydromodification Management Plan (HMP) Goal: To manage increases in runoff peak flow and volume for Group1 projects, where such increases may cause increases erosion of creek beds and banks or related impacts, through implementation of a HMP.				
NDP – 1	**f.1.** Upon adoption by the Regional Board, begin implementation of HMP requirements for Group 1 projects that may cause	The City will review the HMP requirements. If acceptable, the HMP requirements will be implemented	HMP requirements have been incorporated into the City's C.3 implementation process and into the guidance document.	FD CDD PW

	increased erosion of other related impacts.			
C.3.h. Alternative Certification Goal: To allow a professionally qualified person to certify the adequacy of design of stormwater treatment measures.				
NDP	**h.1.** Alternative certification	The City will develop an internal procedure to allow alternative certification of the adequacy of design of stormwater treatment measures.	The City requires an engineer's certification stating that the treatment controls designed for the project meet the City's Guidelines and requirements. For larger, complex projects, the City has required 3rd party engineer's certifications for plan approvals.	FD CDD PW
C.3.g. Waiver and Compensatory Mitigation Program Goal: Establish a program under which a project proponent may request a waiver from treatment BMP requirements due to impracticability, with a provision to provide an equivalent water quality benefit to the same receiving water (that allows participation in regional solutions).				
NDP – 1	**g.1.** Develop local waiver program, perform legal review, and incorporate provisions in project review process	The City will review the model waiver and compensatory mitigation program that will be developed by the Program, and is due 3/03. If acceptable, the waiver and compensatory mitigation program will be incorporated into the project review and approval process as appropriate.	At this time, the City does not have a waiver and compensatory mitigation program since there is not a system to allow for participation in regional solutions. The City will consider a waiver and compensatory mitigation program if a viable opportunity becomes available.	
NDP - 12	**g.2.** Tracking information for reporting on waivers granted, including project data, reasons for and terms of the waiver, and the	If an acceptable waiver and compensatory mitigation program is adopted, the City's Fire and Environmental Protection Division will update the new development tracking database to include the requested waiver information.	Waiver tracking program is not applicable at this time.	

	alternative benefit project and completion date.			
C.3.j. Site Design Measures Guidance and Standards Development				
Goal: To incorporate site design measures that reduce water quality impacts into local design standards and encourage their use in project designs to meet C.3. requirements.				
NDP – 4	**j.1.** Review existing local design standards and guidance, and compare them to the list of areas to address in Provision C.3.j. and other references such as "Start at the Source" and the "Development Policies Comparison" work sheet. Prepare and submit an analysis of local standards, identified opportunities for revision, and proposed revisions.	1. Review list of recommended site design measures to reduce water quality impacts using references, including the NPDES Permit and "Start at the Source." 2. Compare the list of recommended site design measures with existing City standards and guidance. 3. Identify opportunities for revisions to City standards that will incorporate site design measures to reduce water quality impacts. 4. Prepare and submit an analysis of the revisions proposed to be incorporated into the City's project review process, including schedule for revisions and implementation	The City's C.3 guidance document references site design measures. The City's C.3 guidance document also provides reference to the SCVURPPP C.3 Handbook, and the Start at the Source" Design Guidance Manual.	CDD FD

NDP – 4	**j.2.** Incorporate the revised standards and guidance into local project approval process and "fully implement" site design measures and guidance.	Site design measures are incorporated into the project design and review process.	Site design measures are encouraged during review and comments on project Stormwater Management Plans.	CDD FD
C.3.k. Source Control Measures				
Goal: Require source control measures for new redevelopment projects to limit pollutant generation, discharge and runoff to the maximum extent practicable.				
NDP – 4	**k.1.** Revise conditions of approval to include the source control measures recommended in Provision C.3.k.	The City will review the model list of source control measures that will be developed by the Program. If acceptable, the City's Conditions of Approval will be revised to include the required source control measures.	Source control measures are required in Project Planning Conditions of Approval, and are also included in plan check review sheets that are required to be completed and submitted for review during the plan review process.	FD

Item No.	Activity	FY 08-09 Work Plan Tasks	FY 08-09 Accomplishments	Responsible Party
C.3.l. Update General Plans				
Goal: Include water quality and watershed protection principles and policies in General Plans to the extent necessary to provide the basis for implementation of the measures required by Provision C.3.				
NDP - 1	**I.1.** Review current	The current City General Plan Policy has been reviewed, and pursuant to	During FY 07-08, the City started its "General Plan Visioning" process, which included public workshops to	CA FD

ATTACHMENT B

SANTA CLARA VALLEY URBAN RUNOFF POLLUTION PREVENTION PROGRAM

FY 2008-2009 ANNUAL REPORT

Municipality: City of Mountain View

	General Plan policies related to water quality and watershed protection, and incorporate additional policies as shown in C.3.I. as appropriate.	Goal F, Policy 16 of the Environmental Management Chapter is shown to adequately address the principles and policies that are needed to implement Provision C.3.	obtain public input on revisions to the General Plan. The General Plan revision process is on-going. Consideration will be given to low impact development in the General Plan.	
C.3.m. Water Quality Review Processes Goal: To ensure that water quality impacts and appropriate mitigation measures are identified as part of environmental review of proposed projects.				
NDP - 3	**m.1.** Review CEQA initial study checklists and other environmental review documents and modify documents as needed to include questions that sufficiently address water quality impacts of projects.	1. Review and evaluate the examples of CEQA Water Quality Review questions that are listed in C.3.m. 2. Compare the examples in C.3.m. to the City's existing CEQA and other environmental review documents. 3. Revise CEQA and other environmental review documents as necessary.	The City reviewed the example Water Quality Review questions listed in C.3.m, and determined that the City's existing CEQA check list adequately addresses the questions in a manner that is consistent with the SCVURPPP memo, dated October 17, 2003.	FD CDD
C.3.n. Reporting Requirements Goal: To meet the Provision C.3. reporting requirements, and plan for anticipated data needs, and begin collecting and tracking required data on development projects as needed.				

ATTACHMENT B

SANTA CLARA VALLEY URBAN RUNOFF POLLUTION PREVENTION PROGRAM

FY 2008-2009 ANNUAL REPORT

Municipality: City of Mountain View

NDP – 12	**n.1.** Provide information from Table 1 of Provision C.3 in Annual Reports	Tables will be included in Annual Reports.	See project reporting tables (Part 1 and Part 2) that are included in this report.	CDD PW
NDP - 8	**n.3.** Collect information and report a summary of types of pesticide reduction measures required for development projects, and the percentage of projects for which pesticide controls were required.	The City will continue to review and evaluate pesticide reduction measures for possible implementation. The City currently requires the following pesticide reduction measures for landscaping on new projects: • No steep slopes (>10%) • Use of mulches • Selecting plants appropriate for the climate zone • Irrigation systems that reduce runoff	No new pesticide reduction measures were added during FY 08-09. The Fire and Environmental Protection Division placed the pesticide reduction conditions on 21 Development Review Plans during FY 08-09.	FD CDD

ATTACHMENT B

SANTA CLARA VALLEY URBAN RUNOFF POLLUTION PREVENTION PROGRAM

FY 2008-2009 ANNUAL REPORT

Municipality: City of Mountain View

Regional Board Comments on New Development-Planning Procedures in FY 2007-2008 Annual Report		
Item	**RWQCB Comment**	**City of Mountain View Response**
No comment	NA	NA

New Development-Planning Procedures Program Evaluation

During FY 08-09, the City implemented the C.3 requirements using its existing development review process. Information regarding the requirements is provided to applicants early in the planning process. The City implements the requirement using Conditions of Approval, and the C.3 guidance document, titled "Stormwater Quality Guidelines Development Project," which reflect Group 2B requirements. The Fire and Environmental Protection Division places conditions of approval on projects requiring applicants to prepare and submit a Stormwater Management Plan for applicable projects. The information required in the Stormwater Management Plan is listed in the City's Stormwater Quality Guidelines document. The Stormwater Management Plan includes information about the treatment controls that will be installed or used to comply with the requirements. The Plan also describes the O&M requirements. During the plan review phase of the process, building plans and the Stormwater Management Plan are checked to verify that the conditions and requirements are met. Plans are approved and a building permit will be issued when the conditions and requirements are met.

During FY 08-09, the City placed the C.3 Planning Condition on 19 projects. Most of the projects that had the C.3 condition are still in the Planning phase and have not submitted building plans to the City. The City approved five private projects that included stormwater treatment controls. Controls for these projects included bioswales, mechanical treatment devices, bioretention, infiltration chambers, and tree wells. No public projects requiring stormwater treatment controls were formally approved in FY 08-09, though significant planning for a new Fire Station did take place, which included providing for stormwater treatment BMPs. Additionally, the City met with developers to discuss the stormwater treatment requirements for four significant projects that will most likely be formally submitted in FY 09-10. Conditions were placed on all projects that Maintenance Agreements would be entered and recorded prior to final occupancy.

Two previously reported projects were completed during FY 08-09 and the City initiated its inspections and O&M verification program. A summary of the BMP inspections is included in Attachment D. During FY 08-09, the City implemented its database that is used to issue permits to BMP operators, and to track inspection and maintenance activities.

The City reviewed 114 projects for potential stormwater related impacts and requirements.

ATTACHMENT B

SANTA CLARA VALLEY URBAN RUNOFF POLLUTION PREVENTION PROGRAM

FY 2008-2009 ANNUAL REPORT

Municipality: City of Mountain View

The Tables below provide information on the three projects that were approved during FY 08-09.

Part 1 – Group 1 New Development and Significant Redevelopment Projects							
Submittal Date	**Project Name**	**Project Type**	**Site Size (a. or s.f.)**	**New Impervious Surface (s.f.)**	**Project Status**	**Stormwater Control Measures included in the Project**	**Requirement Mechanism**
Private Projects – Approved							
July 2007	Classic Communities – SFR project	Residential	285,261 sq. ft.	185,787 sq. ft.	Stormwater Management Plan approved August 2007 (under construction)	Vegetated swales and CDS units.	Development Review conditions
February 2008	Saint Francis High School	Theatre building and parking area	1,079,852 sq. ft.	74,487 sq. ft. (replaced)	Project completed	CDS treatment unit and disconnected downspouts	Development Review conditions
April 2008	KFC/Long John Silver	Commercial	43,650 sq. ft.	31,659 sq. ft.	Project completed.	Bioretention	Development Review conditions
April 2008	Mozart Car Museum	Commercial	77,260 sq. ft.	52,700	Stormwater Management Plan	Filterra tree wells	Development Review conditions

ATTACHMENT B

SANTA CLARA VALLEY URBAN RUNOFF POLLUTION PREVENTION PROGRAM

FY 2008-2009 ANNUAL REPORT

Municipality: City of Mountain View

					approved April 2008 (under construction)		
April 2008	Wonder Years Daycare	Child care facility – building and parking lot	21,847 s.f.	16,907 s.f.	SWMP approved September 2008 (under construction)	Swale and tree well	Development Review conditions
February 2009	Adobe Animal Hospital	Veterinary hospital – building and parking lot	39,982 s.f.	31,055 s.f.	SWMP approved April 2009 (project has been cancelled)	Bioswale and media filtration system	Development review conditions
September 2009	Parking lot re-construction	Parking lot	62,770 s.f.	49,968 s.f.	SWMP approved April 2009	Bioswale	Development review conditoins
March 2009	Medical Office Building	Building and parking lot	23,682 s.f.	17,045 s.f.	SWMP approved May 2009	Planters, bioretention	Development review conditions
October 2008	Assisted living facility	New building and parking area	169,013 s.f.	52,300 s.f.	SWMP approved June 2009	Infiltration system	Development review conditions
Public Project - Approved							
June 2009 (50% plan	Fire Station #5	New Fire Station	1 acre	Approx. 0.5 acre	Design stage	bioretention	Conditions

stage)							

Part 2 – Stormwater Control Measures for Group 1 and 2 Projects						
Project Name	**Treatment BMPs**	**Numeric Sizing Criteria Used**	**O&M Responsibility Mechanism and Responsible Party**	**Site Design Measures**	**Source Control Measures**	**Pesticide Reduction Measures**
Private Projects - Approved						
Wonder Years Daycare	Vegetated swales and Filterra	Flow based – Uniform Intensity Approach	Maintenance Agreement and permit to be completed.	Roof drain to landscape swale.	Street Sweeping; Storm Drain Stenciling	Landscape conditions; Efficient irrigation;
Adobe Pet Hospital (approved but project cancelled)	Bioswale and media filtration system	Flow based – Uniform Intensity Approach	Maintenance Agreement and permit to be completed.	Garage drains to sanitary sewer. Storage controls.	Sweeping and storm drain stenciling	Minimal landscaping; landscape conditions; efficient irrigation
Ellis St. Parking Lot Renovation	Bioswale	Flow based – Uniform Intensity Approach	Maintenance Agreement and permit to be completed	Impervious areas drain to landscape controls	Bioswale treatment.	Landscape conditions; Efficient irrigation
ECH Medical Office Bldg.	Planters, and bioretention pond	Flow based – Uniform Intensity Approach and	Maintenance Agreement and permit to be	Impervious areas drain to landscape	street sweeping; drain stenciling	Landscape conditions; Efficient irrigation

ATTACHMENT B

SANTA CLARA VALLEY URBAN RUNOFF POLLUTION PREVENTION PROGRAM

FY 2008-2009 ANNUAL REPORT

Municipality: City of Mountain View

		Volume calculation	completed			
Villa Sienna	Infiltration system	Volume calculation	Maintenance agreement and permit to be completed.	Include pump access to drain contained water onto landscape	Sweeping	Landscape conditions; Efficient irrigation
Public Projects - Approved						
NA	NA	NA	NA	NA	NA	NA

ATTACHMENT B

SANTA CLARA VALLEY URBAN RUNOFF POLLUTION PREVENTION PROGRAM

FY 2008-2009 ANNUAL REPORT

Municipality: City of Mountain View

NEW DEVELOPMENT CONTRUCTION INSPECTION

FY 2008-2009 Work Plan Self-Evaluation Matrix

Item No.	Activity	FY 08-09 Work Plan Tasks	FY 08-09 Accomplishments	Responsible Party
CIPS - All	Performance Standards	Adopt and implement the Construction Inspection Performance Standards.	Model Construction Inspection Performance Standard was adopted and is included in the City's URMP. The Performance Standard is implemented.	FD
CIPS-2	Construction Inspections	During FY 08-09, the City will conduct inspections in accordance with the Performance Standards.	During FY 08-09, the City conducted 109 construction inspections, and issued 18 written notices for corrective actions. See the self-evaluation for more details.	FD
CIPS - 6	Training	Attend inspector training urban runoff BMPS.	Two construction site inspectors attended construction site BMP training during FY 08-09 (November 2008).	FD
CIPS - 8	Review and Evaluate Effectiveness	The City will continue to review and evaluate its Program effectiveness.	See evaluation below.	FD

Regional Board Comments on New Development-Construction Inspection in FY 2007-2008 Annual Report

Item	RWQCB Comment	City of Mountain View Response
No comments	NA	NA

ATTACHMENT B

SANTA CLARA VALLEY URBAN RUNOFF POLLUTION PREVENTION PROGRAM

FY 2008-2009 ANNUAL REPORT

Municipality: City of Mountain View

New Development-Construction Inspection Program Evaluation
During FY 08-09, the City continued to implement an effective construction inspection program. The City conducted 109 construction site inspections and issued 18 written notices. Most notices were for minor violations with corrective actions. The majority of the inspections were conducted at small project sites. Construction on most projects was slowed significantly due to economic factors. The City currently has a few moderately sized projects, which are the priority sites for inspections. Most of the construction inspection items identified were housekeeping issues that were corrected, such as sweeping, replacing filters, and adding rock to the construction driveway. Pre-winter inspections were conducted and information was distributed, which seemed to help maintain compliance throughout the winter. The City also developed and distributed a fact sheet to construction site supervisors describing SWPPP requirements and the major items that State staff stated that are expected to be in place at sites that are covered by the General Construction NPDES Permit. The City will continue to implement its construction inspection program. Pre-winter inspection and information distribution is important for achieving compliance, and will be conducted again in FY 09-10.

ATTACHMENT B

SANTA CLARA VALLEY URBAN RUNOFF POLLUTION PREVENTION PROGRAM

FY 2008-2009 ANNUAL REPORT

Municipality: City of Mountain View

PEST MANAGEMENT
(Provision C.9.d of the Permit)

FY 2008-2009 Work Plan Self Evaluation Matrix

Item No.	Activity	FY 08-09 Work Plan Tasks	FY 08-09 Accomplishments	Responsible Party
Municpal Pesticide Use				
Goal 1.A. Eliminate all unnecessary municipal pesticide use (particularly organophoshate (OP) pesticide use) and implement Integrated Pest Management (IMP) techniques.				
I.A.1	Record Keeping and Tracking	Develop and implement a process for tracking pesticide use on municipally owned property (PS #8). Include in the process reporting and justification for the use of OP pesticides and BMPs employed during OP pesticide use.	Pesticide use tracking database was used during FY 08-09. Pesticide use data for FY 08-09 is available on request.	FD, CSD, SGL, and PCO
I.A.2	IPM Policy	Adopt an IPM policy and/or ordinance requiring the use of IPM techniques in the agency's operations, minimization of pesticide use, and the restricted use of organophosphate pesticides only when their use is justified and adverse water quality impacts are minimized (PS #2).	City's IPM Policy was adopted by the City Council on September 10, 2002.	FD, CSD, SGL
I.A.3	IPM Plan	Develop and implement standard operating procedures (SOPs) and best management practices (BMPs) for implementing the IPM policy. (PS #3).	Final IPM Plan was completed in June 2003. IPM Plan includes SOPs and BMPs. The Plan was implemented during FY 08-09.	FD, CSD, SGL, CM

		BMPs will include special precautions to reduce water quality impacts when applying pesticides.		
I.A.4	Performance Standards	Update local URMPs to incorporate/adapt the model Pest Management Performance Standard, including a description of the legal authority (IPM policy/ordinance, contract language), work plan elements, BMPs, and SOPs needed for implementation. (Program FY 01-02 Work Plan)	Program's Model PS is adopted and included in the City's URMP.	FD
I.A.5	Contract PCOs	Develop and implement a process to ensure that any contractor employed to conduct pest control and pesticide application on municipal property engages in pest control methods consistent with the IPM policy adopted by the agency (PS #5).	City's PCO contract did not go for bid during FY 08-09. City's purchasing Division was notified of the IPM Policy and will be informed that future IPM requirements will be included when new PCO Contract is solicited. IPM Policy and Plan have been provided to the City's PCO contractor.	FD, purchasing
I.A.6	Chemical storage area inspection	Conduct a periodic agency-wide search of chemical storage areas for pesticides no longer legal for application per EPA, State, and/or local requirements, and properly dispose of any such pesticides pursuant to appropriate waste disposal regulations.	During FY 08-09, the Fire Department evaluated Citywide chemical inventories. No OP pesticides were identified.	FD
MM I.A.1	Annual report	Document completion of tasks in annual reports. Use pesticide-tracking process to document pesticide use.	Pesticide use data will be used in the effectiveness evaluation section of the annual report.	FD

ATTACHMENT B

SANTA CLARA VALLEY URBAN RUNOFF POLLUTION PREVENTION PROGRAM

FY 2008-2009 ANNUAL REPORT

Municipality: City of Mountain View

Goal 1.B. Raise awareness of all municipal employees and train employees who apply pesticides for the municipality about the municipality's IPM Policy and/or IPM techniques as appropriate.

I.B.1	Employee Training	Ensure that employees who apply pesticides for the agency obtain the appropriate training as required by the County Agricultural Commissioner and the State Department of Pesticide Regulation (DPR) (PS #4a).	All City pesticide applicators receive training required by the County and State.	CSD, SGL
I.B.2	IPM Training	Provide annual training on the appropriate portions of the IPM Policy, SOPs, and BMPs, and the latest IPM techniques to employees within departments responsible for pesticide application (PS #4b).	During FY 08-09, the City's pest control operators attended various training courses as part of job requirement for continuing education. IPM techniques are included in these continuing education courses. In past years, City staff attended the regional IPM training conference, which was not offered in FY 08-09.	FD. CSD, SGL
I.B.3	Training	Periodically (at least annually) inform employees who are not authorized and trained to apply pesticides that they cannot use over-the-counter pesticides in or around the workplace, consistent with the IPM Policy (PS #4c).	Departments have been informed to contact the PCO for pest problems. Training conducted by the Safety and Training Manager and the Urban Runoff Coordinator on March 26, 2009 reviewed the Environmental Compliance Plan for the Operations and Maintenance Divisions. This training covered incident response (including spills), chemical handling, emergency response, and handling abandoned waste. The over-the-counter pesticide prohibition was also discussed.	FD, CSD, PS
I.B.4	Training Workshop	Assist with and send staff to a workshop on least-toxic pest control methods and pesticide management BMPs. (Program FY 01-02 Work Plan)	Regional IPM workshop was not held during FY 08-09.	NA

ATTACHMENT B

SANTA CLARA VALLEY URBAN RUNOFF POLLUTION PREVENTION PROGRAM

FY 2008-2009 ANNUAL REPORT

Municipality: City of Mountain View

Item No.	Activity	FY08-09 Work Plan Tasks	FY 08-09 Accomplishments	Responsible Party
Public Education and Outreach				
Goal II.A. Increase awareness of IPM so target audiences recall less toxic pest management messages and adopt IPM behaviors. Target audiences include residential and commercial users, pesticide retailers, municipal employees, and special districts (PS #6)				
II.A.1	WE&O Outreach	Assist with local implementation of the Watershed Education & Outreach (WE&O) Campaign[1], which will target the general public and include messages about less-toxic pest control and proper disposal (Program FY 01-02 Work Plan).	The City supports WE&O Outreach through Program participation. The City distributed IPM and less toxic pest control information at various public events, such as the Art and Wine Festival, Arbor Day Fair, and downtown Thursday Night Live. The Community Outreach Coordinator also distributed Pest control fact sheets in English and Spanish.	FD, CM
II.A.10	Local Outreach	Prepare and pitch IPM stories and press releases to local media.	During FY 08-09, the City did not prepare IPM articles.	FD
II.A.12	IPM Outreach	Assist with implementation of local components of a "Pesticide User Outreach" project[2] targeting residential and commercial users (see Program FY 01-02 Work Plan).	City supports this item through Program Participation.	FD
II.A.13	IPM Outreach	Provide information on less toxic pest control (e.g., IPM techniques, municipal IPM policies, model contract language, training opportunities, etc.) to neighboring special districts (e.g., open space districts, vector control districts,	The City did not provide information to neighboring special districts. City supports outreach through regional effort.	FD

[1] Funded by all Co-permittees in FY 01-02.
[2] Funded by all Co-permittees in FY 01-02.

		and school districts) as appropriate		
MM II.A.1	Annual report	Document or estimate numbers of residents reached by outreach efforts and media advertising	Through distribution of IPM materials at community events, the City educated approximately 2,500 residents.	FD
Goal II.B. Educate pesticide retailers and consumers about less toxic pest control products and promote the sale of such projects.				
II.B.1	IPM Outreach	Continue to fund and participate in the BASMAA Regional IPM Partnership[3]. (Program FY 01-02 Work Plan)	City addressed this item through Program participation.	FD
II.B.2	IPM Outreach	Continue to implement cost-effective elements of the IPM Store Partnership Program. Create and provide fact sheets and other materials to pesticide retailers to facilitate point-of-purchase outreach. Visit stores as necessary to ensure ongoing participation. (Program FY 01-02 Work Plan)	The City continued its support of the Our Water Our World program during FY 08-09. Three stores in Mountain View participated in the program.	FD
II.B.3	IPM Outreach	Assist Program to offer IPM training opportunities to pesticide retailer employees through coordination with Master Gardener-taught educational programs.	This item addressed through Program participation.	FD
MM II.B.1	IPM Outreach	Document number of participating stores, materials distributed and employees trained. Evaluate the cost-effectiveness of the IPM Store	Three stores continued participation in the OWOW program. Pest fact sheets, and shelf talkers provided at the stores.	FD

[3] Funded by all Co-permittees in FY 01-02.

		Partnership Program each year		
Pest Control Operators (PCOs) **Goal III.A.** Minimize pesticide use by PCOs contracted for structural pest control and landscape maintenance.				
III.A.4	PCO operations	Require PCOs contracted for municipal applications to use pest control methods consistent with the municipality's IPM policy (through contract specifications). Specifically, require contractors to: a) follow the agency's IPM policy, BMPs, and SOPs; b) provide evidence of current IPM training, when feasible; and c) provide documentation of pesticide use on agency property to the agency in a timely manner (PS#5).	IPM Policy and Plan was provided to the City's contract PCO, Bay Valley Pest. Bay Valley submits records of pesticide applications to the City. Another landscape contractor applies small amounts of category III herbicides in accordance with the City's IPM policy. The contractor has been notified of the IPM policy.	FD
MM III.A.1	Record keeping and tracking	Document pesticide use by PCOs on municipal property	During FY 08-09, records of pesticide applications by Bay Valley were submitted to the City. These records were included in the pesticide database. Pesticide use data for FY 08-09 is available on request. Pesticide use by a landscaping company contracted by the City to perform minor work at public Parks had not been tracked in earlier years of pesticide use tracking. The City's pesticide use tracking process has been updated to include pesticides applied by the contractor. This is a small amount of pesticide use, and is included in the FY 08-09 pesticide summary.	

ATTACHMENT B

SANTA CLARA VALLEY URBAN RUNOFF POLLUTION PREVENTION PROGRAM

FY 2008-2009 ANNUAL REPORT

Municipality: City of Mountain View

Goal III.B. Require all PCOs to implement Best Management Practices (BMPs)				
III.B.2	PCO Contracts	Require PCOs contracted by municipalities to implement BMPs through contract specifications (see Action III.A.4., PS #5)	PCO contract was not up for renewal during FY 08-09. IPM Policy was provided to City's purchasing Division for inclusion in future contracts.	
MM III.B.1	Reporting	Document efforts to complete the above actions	Purchasing Division was advised of requirement to include IPM in City pest control operations.	FD, FASD

Commercial Businesses **Goal IV.A.** Determine the extent of commercial business employees use of pesticides (I.E., pesticide applications not performed by a licensed PCO) and conduct appropriate outreach regarding less toxic pest management.				
IV.A. 1	Commercial Outreach	Develop and implement education programs that target commercial businesses, per recommendations developed in Program work plan.	No commercial outreach regarding IPM was conducted in FY 08-09. City supports regional outreach efforts.	NA
MM IV.A. 1	Commercial Outreach	Document outreach efforts targeting businesses, as recommended in the work plan to be developed by the Program	No commercial outreach regarding IPM was conducted in FY 08-09. City supports regional outreach efforts.	NA
Household Hazardous Waste Collection **Goal V.A.** Provide pesticide disposal services through household hazardous waste (HHW) collection programs for all residents and small businesses, and encourage use of these programs.				
V.A.1	HHW	Ensure that adequate pesticide disposal services exist for residents and conditionally exempt small quantity	The City participates in the Santa Clara County HHW Program. Businesses are also eligible to participate in the Palo Alto small quantity program.	PW – Solid Waste

		commercial generators.		
V.A.3	HHW	Work with HHW collection agencies to support, enhance, and help publicize programs for proper pesticide disposal (PS #7).	The Public Works Department, Solid Waste Division publicizes HHW information in the Resource newsletter.	PW – Solid Waste
V.A.5	HHW Outreach	Provide hazardous waste disposal information to residents, through distribution of materials (e.g., utility bill insert, city newsletter, community events, etc.) or advertising in local media	HHW information included in the City's Resource newsletter.	PW- Solid Waste
MM V.A.1	Reporting	Document that household hazardous waste collection programs adequately serve residents and businesses and that any exchange programs do not exchange organophosphate or banned pesticides.	The City participates in the Santa Clara County HHW Program. Documentation regarding the ability to serve the residents and the prohibition against exchanging OP pesticides or banned pesticides is available from the County HHW Program.	SC County HHW
New Development **Goal VI.A.** Minimize pesticide use at new and redevelopment sites.				
VII.A.1	New Development	Have appropriate municipal staff coordinate with Program to identify landscaping techniques less likely to attract pests, including a list of pest-resistant plants, and develop model conditions of approval for pest resistant landscaping features and practices. (Required to meet NPDES Permit Provision C.9.d.ii. and Draft Permit	During FY 08-09, the City used planning conditions to minimize irrigation runoff, which also reduces pesticide runoff. Standard condition also directs developers to select appropriate plants for the location and in accordance with the appropriate climate zones.	FD

		Provision C.3.k.)		
VII.A.2	New Development Review	Consider pest-resistant landscaping and design features in the design, landscaping, and environmental reviews of proposed development projects. (NPDES Permit Provision C.9.d.ii.)	During FY 08-09, the City used planning conditions to minimize irrigation runoff, which also reduces pesticide runoff. Standard condition also directs developers to select appropriate plants for the location and in accordance with the appropriate climate zones.	FD
VII.A.3	Training	Train staff responsible for design review on pest-resistant landscaping techniques and model conditions of approval and the importance of minimizing pesticide use in runoff from development sites (NPDES Permit Provision C.9.d.ii.).	No new pesticide reduction conditions were added, so no additional training was conducted.	FD
VII.A.4	Tracking	Develop and propose enhanced reporting format for documenting use of pesticide reduction measures at development sites. (Draft Permit Provision C.3.n.)	No action on this item during FY 08-09.	FD
MM VII.A.1	Reporting	Summarize types of pesticide reduction measures required (such as by conditions of approval) for new development and significant redevelopment projects, and the percentage of new development and significant redevelopment projects for which pesticide reduction measures were required (Draft Permit Provision C.3.n.).	During FY 08-09, the following conditions were required to control irrigation runoff, which also reduces pesticide runoff: 1. Require no steep slopes exceeding 10%; use mulch as cover; plants with low water requirements; appropriate plants for climate zone. 2. Efficient irrigation systems, including; multiprogramable timers; rain shutoff devices; drip irrigation, and flow reducers.	FD

ATTACHMENT B

SANTA CLARA VALLEY URBAN RUNOFF POLLUTION PREVENTION PROGRAM

FY 2008-2009 ANNUAL REPORT

Municipality: City of Mountain View

Item No.	Activity	FY 08-09 Work Plan Tasks	FY 08-09 Accomplishments	Responsible Party
Monitoring and Science				
Goal VII.A. Participate in coordinated monitoring efforts to support pesticide TMDL development and implementation.				
VII.A.1	Monitoring	Continue financial support of the Regional Monitoring Program (RMP)	Item addressed through Program participation.	FD
Review and Revision of Work Plan				
Goal X.A. Implement a Work Plan that includes appropriate goals, actions and monitoring mechanisms to reduce pesticide-related toxicity in urban runoff.				
X.A.1	Work Plan	Review and continuously improve the goals, actions, and monitoring mechanisms of the work plan considering results of self-evaluations, comments from Regional Board staff and other interested parties, and results of local performance review meetings if any.	City's Work Plan was submitted to the Regional Board.	FD
X.A.1	Work Plan	Revise work plan and add continuous improvement items.	No actions for this item.	FD

Regional Board Comments on Pest Management in FY 2007-2008 Annual Report

Item	RWQCB Comment	City of Mountain View Response
No Comments	No Comments	NA

ATTACHMENT B

SANTA CLARA VALLEY URBAN RUNOFF POLLUTION PREVENTION PROGRAM

FY 2008-2009 ANNUAL REPORT

Municipality: City of Mountain View

Pest Management Program Evaluation
The City's Pest Management Program evaluation is provided in the memo included with this report as Attachment E. The Memo will also be included in the City's IPM Plan.

ATTACHMENT B

SANTA CLARA VALLEY URBAN RUNOFF POLLUTION PREVENTION PROGRAM

FY 2008-2009 ANNUAL REPORT

Municipality: City of Mountain View

MERCURY POLLUTION PREVENTION PROGRAM (Provision C.9.c of the Permit)

FY 2008-2009 Work Plan Self Evaluation Matrix

Item No.	Activity	FY 08-09 Work Plan Tasks	FY 08-09 Accomplishments	Responsible Party
MPP Pro-gram	Adoption of City mercury reduction policy.	The City adopted a mercury policy in FY 03-04, requiring the virtual elimination of mercury from controllable sources in urban runoff from agency operations.	In June 2004, the City finalized Administrative Instruction No: 16-01, which established a Mercury Control Program. The Mercury Control Program includes: a procedure for the elimination of mercury-containing products to the maximum extent practicable; maximum recycling of fluorescent lights; participation in a household hazardous waste collection program for residential disposal of mercury-containing products; and public outreach.	FD
MP Task I.F	Implement guidelines for mercury-containing products reduction and management	The City will implement measures to reduce the quantity of mercury-containing products, and manage essential mercury-containing products.	During FY 08-09, the City investigated using LED lights and some longer life bulbs for outdoor lighting, such as street lights and tennis court lights. Mercury-containing switches will be removed at the time of replacement. Fluorescent lights are hauled for disposal.	PW
MP Task II.D	Documentation and reporting of mercury-containing products disposal	The City will implement measures for documenting and reporting quantities of mercury-containing products disposed.	The City maintained fluorescent light disposal records. During FY 08-09, the City recycled: 85 – 2 ft tubes, 48 – 3 ft tubes, 203 – 4 ft tubes, 53 – 8 ft tubes, 502 U-tube lamps, and 311 compact lights	PW

ATTACHMENT B

SANTA CLARA VALLEY URBAN RUNOFF POLLUTION PREVENTION PROGRAM

FY 2008-2009 ANNUAL REPORT

Municipality: City of Mountain View

MP Task V.A	Mercury Disposal Outreach	The City will assist with program efforts to provide outreach to educate small business and small quantity generators about fluorescent light recycling programs.	Information about HHW and small business waste disposal programs is included in the City's Resource newsletter, which is mailed to all residents and businesses three times a year.	
MPP Pro-gram	HHW Collection	No specific tasks. City to continue HHW efforts through participation in the Santa Clara County HHW Collection Program.	City continued participation in the Santa Clara County HHW collection program. The City of Mountain View collaborated with the City of Palo Alto to offer fluorescent light and mercury thermometer drop-off services to residents.	PW

Regional Board Comments on Mercury Pollution Prevention Program in FY 2007-2008 Annual Report

Item	RWQCB Comment	City of Mountain View Response
No Comments.	NA	NA

Mercury Pollution Prevention Program Evaluation

During FY 08-09, the City implemented its Mercury Control Program. The Mercury Control Plan establishes a policy for reducing mercury-containing products at City facilities, through identification of mercury-containing parts and devices at City facilities, and the gradual phase-out of those parts and devices. The City's Facilities Division has made a number of changes to outdoor lighting to eliminate some mercury-containing bulbs with LED bulbs, and replace some bulbs with bulbs that have a longer life, which will reduce the number of bulbs for disposal. The City supports the County-wide HHW and small quantity generators programs.

ATTACHMENT B

SANTA CLARA VALLEY URBAN RUNOFF POLLUTION PREVENTION PROGRAM

FY 2008-2009 ANNUAL REPORT

Municipality: City of Mountain View

COPPER ACTION PLAN/NICKEL ACTION PLAN

FY 2008-2009 Work Plan Self Evaluation Matrix

Item No.	Activity	FY 08-09 Work Plan Tasks	FY 08-09 Accomplishments	Responsible Party
CB-1	Vehicle Washing Operations	• Public outreach and education efforts to reduce vehicle wash discharges, including brochure distribution, and mobile cleaners information • Provide car wash kit to charity car wash organizers and educate on the use of the kits. • Inspect auto businesses regarding car wash requirements, and prohibited storm drain discharge. • Continue to maintain car wash systems for City vehicles at the Corp yard and Fire Stations. • Require vehicle wash systems draining to the sanitary sewer as source control measures for projects, where the control is applicable. • Submit data regarding vehicle washing outreach activities and	During FY 08-09, the City provided a car wash kit to local charities conducting car washes. The car wash kit is used to divert car wash water from storm drains. The City also maintained 7 City car wash facilities (2 at the Corporation Yard, 1 at the Golf Course Maintenance facility, and 4 at Fire Stations). The vehicle service facility inspection program verifies that fleet washing water is not draining into the storm drain system. Vehicle facility operators are also notified about vehicle washing requirements, including rental operations. Vehicle BMP information is provided to residents at City outreach facilities, including the Art and Wine Festival, and Arbor Day.	FD

		effectiveness evaluation in annual reports.		
CB-3	Industrial Copper Control	Continue Industrial Inspection program, including NOI sites such as plating and metal finishing facilities, vehicle service facilities, and other permitted sites.	The City conducted its industrial facility inspection program. Details are provided in the Industrial/Commercial Discharges Control Program section of this report. Inspections involve observing outdoor areas where spills or equipment discharges could release pollutants including copper and nickel into the storm drain system. The City's Environmental Protection Division also provided oversight of a metal plating facility closure. The facility had operated in Mountain View for a number of years and discontinued operations. This closure reflects a steady change in the land use and industrial community make up within the City.	FD
CB-6/7	Reducing Traffic Congestion/Promoting Alternative Transportation	Review the results of the Development Policies Comparison Project Report, particularly Section VI., Policies to Limit Auto Use/Promote Alternative Transportation, in the Policy, Code, and Ordinance Worksheet, and investigate updating local development rules to promote better transportation-related design practices and alternative modes of transportation.	The City of Mountain View has actively supported public transportation projects including and extensive bike trail system, light rail station, and promotion of transit-oriented development. During FY 08-09, the City completed another expansion of its Stevens Creek Trail system.	Community Development Department
CB-8	Watershed Protection Measures	• General Plan revisions will be considered during the next City-wide GP revision, which currently is not scheduled.	During FY 08-09, the City continued theGeneral Plan revision process.	

		• CEQA revisions related to stormwater are currently being evaluated as described in the C.3 Work Plan. Guidance from SCVURPPP and the City of San Jose addressing water quality review in CEQA will be reviewed and implemented, if acceptable. • HMP implementation will be incorporated upon completion of the document. • Continue C.3 implementation efforts	The City's existing CEQA document adequately addresses water quality review issues. The City has a condition requiring eligible projects to comply with HMP requirements. The City does not expect HMP projects to be submitted for review. See New Development – Planning Procedures.	
CB-11	Street Sweeping	• City will continue to implement street sweeping program. • City will continue "Clean Sweep" program designed to secure access to heavily impacted streets that have a lot of cars typically parked throughout the day. • Maintain effective street sweeping equipment. • Continue to collect and report street sweeping information including mile swept and material removed for annual reports. • Continue to manage street	See Streets and Roads Maintenance Section for more details.	

		sweeping solids. • Continue to maintain storm drain catch basins • Attend SCVURPPP training workshops, if provided. • Evaluate need for improvement in FY 03-04 annual report.		
CB-12	Copper from Pools and Spas	• City will respond to complaints of pool/spa discharges. • Assist Program development of pool brochure. • City will distribute outreach materials.	The City responded to 3 pool discharge incidents. The City supports regional outreach efforts. The Program completed mailing of the new Program pool brochure.	FD
CB-21	Architectural Copper	Review study and ordinance from Palo Alto and consider feasibility of limiting the use of these materials.	The City does not currently limit the use of architectural copper materials.	
NB-1	Discharges from Construction Sites	Continue to implement Construction Inspection Performance Standards and other tasks in Construction Inspection element of the Work Plan.	See the Construction Inspection section of this report for more details.	FD

Regional Board Comments on Copper Action Plan/Nickel Action Plan Requirements in FY 2007-2008 Annual Report

Item	RWQCB Comment	City of Mountain View Response
No comments	NA	NA

ATTACHMENT B

SANTA CLARA VALLEY URBAN RUNOFF POLLUTION PREVENTION PROGRAM

FY 2008-2009 ANNUAL REPORT

Municipality: City of Mountain View

Copper Action Plan/Nickel Action Plan Programs Evaluation
The City continued copper and nickel control efforts through implementation of vehicle washing controls, vehicle service facility inspections, industrial inspections, and construction site inspections.

ATTACHMENT B

SANTA CLARA VALLEY URBAN RUNOFF POLLUTION PREVENTION PROGRAM

FY 2008-2009 ANNUAL REPORT

Municipality: City of Mountain View

TRASH INVENTORY AND MANAGEMENT

FY 2008-2009 Work Plan Self Evaluation Matrix

Item No.	Activity	FY 08-09 Work Plan Tasks	FY 08-09 Accomplishments	Responsible Party
Water Quality and Water-shed Mgt.	Trash Investigations and Plan Development	The City will support the Program's effort to develop a Trash Work Plan. The Work Plan will characterize the trash problem, identify trash hot spots, identify on-going efforts to reduce trash, and provide documentation regarding trash complaints/incidents.	The City conducted trash abatement activities, including sponsoring two creek cleanups, and maintenance of parks, roadways, and the Stevens Creek Trail. City Public Services employees also respond to trash dumping incidents, and coordinated cleanup of a homeless encampment along Stevens Creek. The City also worked with the Santa Clara Valley Water District to clean a trash dumping location along Stevens Creek that was identified during a trash assessment by EOA staff. EOA staff conducted a comprehensive assessment of Stevens Creek during FY 08-09, and City staff attended a portion of that effort.	FD PW

Regional Board Comments on Trash Inventory and Management Requirements in FY 2007-2008 Annual Report

Item	RWQCB Comment	City of Mountain View Response
No comments	NA	NA

ATTACHMENT B

SANTA CLARA VALLEY URBAN RUNOFF POLLUTION PREVENTION PROGRAM

FY 2008-2009 ANNUAL REPORT

Municipality: City of Mountain View

Other Water Quality & Watershed Management Programs Evaluation

Current trash control efforts include two City-sponsored creek cleanups a year. These cleanup events occurred on Stevens Creek and Permanente Creek. A local organization, Friends of Stevens Creek Trail, with some support from the City also conducted creek cleanups throughout the year. City Community Services Department personnel and Shoreline Park Rangers also patrol Stevens Creek Trail and remove trash as needed. After conducting volunteer creek clean-ups for a number of years, it appears that the amount of trash removed during these events is decreasing.

During FY 08-09, the City continued expansion of the Stevens Creek Trail system. During construction of the extended trail, some homeless encampments were removed from the bank of Stevens Creek.

City Community Services Department employees maintain City parks, including litter removal. City Public Services Department personnel also respond to trash dumping incidents that may occur throughout the City.

The City did not participate in trash assessments during FY 08-09.

ATTACHMENT B

SANTA CLARA VALLEY URBAN RUNOFF POLLUTION PREVENTION PROGRAM

FY 2008-2009 ANNUAL REPORT

Municipality: City of Mountain View

WATER QUALITY MONITORING

FY 2008-2009 Work Plan Self Evaluation Matrix

Item No.	Activity	FY 08-09 Work Plan Tasks	FY 08-09 Accomplishments	Responsible Party
NA	NA	NA	NA	NA

Regional Board Comments on Water Quality Monitoring in FY 2007-2008 Annual Report

Item	RWQCB Comment	City of Mountain View Response
No comments	NA	NA

Other Water Quality & Watershed Management Programs Evaluation

The City did not conduct water quality monitoring during FY 07-08. The City's water quality monitoring activities are performed through participation in SCVURPPP.

ATTACHMENT B

SANTA CLARA VALLEY URBAN RUNOFF POLLUTION PREVENTION PROGRAM

FY 2008-2009 ANNUAL REPORT

Municipality: City of Mountain View

PUBLIC INFORMATION/PARTICIPATION (Provision C.4)

FY 2008-2009 Work Plan Self Evaluation Matrix

Item No.	Activity	FY 08-09 Work Plan Tasks	FY 08-09 Accomplishments	Responsible Party
General Outreach				
PIP – 1-4	PIP Master Plan – General Outreach	Continue to conduct PIP General Outreach activities.	General outreach activities conducted during FY 08-09 include maintaining brochure stands at City facilities, participating in HHW program, storm drain stenciling, and articles in local publications.	FD
Targeted Outreach				
PIP – 1-4	PIP Master Plan – Targeted Outreach	Continue to conduct PIP targeted outreach activities.	Targeted outreach activities conducted during FY 08-09 include participation in the Clean Bay Business Program and continuing restaurant outreach. Targeted outreach to restaurants is explained in the Industrial/Commercial section of this report. Three Mountain View stores also participated in the Our Water, Our World Program designed to distribute pesticide alternatives. This is further explained in the Pest Management Section of the report. The City also participated hosted pharmaceutical take-back events in FY 08-09. Participation included promoting the event and staffing a drop-off location for	FD

			residents to dispose of unwanted pharmaceutical products.	
PIP – 1-4	Targeted Outreach – Multicultural Outreach	Continue to support the City's multicultural outreach program, which is designed to provide information regarding various topics to non-English speaking people.	During FY 08-09, the multicultural outreach program distributed pollution prevention information at public events. Spanish brochures and fact sheets for vehicle BMPs and pesticide information are distributed through the multi-cultural outreach program.	CM
Educational Programs				
PIP – 1-4	PIP Master Plan – Education Activities	Continue to conduct PIP education activities.	During FY 08-09, the City sponsored a school education and outreach program along with the City of Palo Alto. In total, 25 school presentations were made to 595 students in Mountain View. The presentations were made to 3rd-8th grade groups. A summary of the school outreach program is available upon request. Additionally, City staff met with a group of second grade students from Castro Middle School to talk about trash in the environment and things that kids can do to control trash. The City also conducted employee training activities, which are summarized in the Staff Training Table.	FD
Citizen Participation				
PIP – 1-4	PIP Master Plan – Citizen Participation	Continue to conduct PIP citizen participation activities.	During FY 08-09, the City sponsored two creek cleanup events, where citizens removed trash and debris from local creeks. The City also staffed information booths at the Mountain View Art and Wine Festival, the Arbor	FD

			Day Fair, and 4 downtown Thursday Night Live events. The primary messages at those events were IPM and pesticide reduction, pharmaceutical disposal, Mercury reduction, and vehicle sources.	

Regional Board Comments on Public Information/Participation Requirements in FY 2007-2008 Annual Report		
Item	**RWQCB Comment**	**City of Mountain View Response**
No Comments	NA	NA

Public Information/Participation Program Evaluation

General Outreach:

During FY 08-09, articles in the Resource newsletter advertised HHW, creek clean-up, pharmaceutical disposal, and mercury thermometer drop-off events. The City continued storm drain stenciling activities. The City also displayed BMP brochures at City facilities.

Targeted Outreach:

Three hardware and garden stores in Mountain View participated in the Our Water, Our World program, which promotes use of less toxic pesticides. The City also participated in a pharmaceutical take-back program, which allowed residents to drop off unwanted pharmaceutical products. The City also distributed information at public events, such as the Art and Wine Festival, the Arbor Day Fair, and 4 summer downtown Thursday Night Live events, which is one night per month when Castro St. in Mountain View is closed for entertainment. Stormwater pollution prevention information was also displayed at a City-wide Safety Fair, which was for City employees. City staff also worked at the Program booth for the Home Show.

The multicultural outreach program seems to be an effective method to provide information in different languages. However, limited multi-language outreach materials are available. The City supports regional efforts to produce multi-language materials.

The City also continued distribution of a fact sheet describing oil recycling options for apartment tenants. This piece was translated into a Spanish language version.

Education Activities:

The City's participation in the school education program was conducted through funding the Palo Alto Program. Mountain View commends the education consultant, and the City of Palo Alto for developing and implementing an outstanding program, and for educating students in Mountain View about water pollution issues.

A summary of employee training efforts is listed below.

Citizen Participation:

During FY 08-09, the City sponsored two volunteer creek cleanups and supported other cleanup efforts. These events successfully removed litter and debris from local waterways. The City also distributed information at public events. The effectiveness of information distribution at these public events is difficult to describe because a lot of people who visit the information booth are already informed about the issues, and some visitors seem to randomly collect free materials without considering the message.

ATTACHMENT B

SANTA CLARA VALLEY URBAN RUNOFF POLLUTION PREVENTION PROGRAM

FY 2008-2009 ANNUAL REPORT

Municipality: City of Mountain View

STAFF TRAINING

Training Title	Attendee(s)	Department of Attendee	Date(s) of Training	Location of Training	Contents of Training
C.3 – Treatment BMP selection	Community Development Department	CDD (Planning and Building)	September 2008	Mountain View	Review of the C.3 requirement and description of BMP types and BMP selection.
Rural Roads Maintenance	FEPD – Urban Runoff Coordinator	Fire Dept.	September 2008	Cupertino	Maintenance BMPs for rural roads.
APWA Webcast – Porous Paving	Public Works Engineers Urban Runoff Coordinator	Public Works Fire - FEPD	October 2008	Los Altos	Webcast explaining porous paving applications and case studies.
Construction Site Planning	FEPD and Public Works	Fire Department and Public Works	November 2008	Cupertino	Annual construction site training.
US EPA Webcast – using Rain Gardens to Reduce Runoff	Urban Runoff Coordinator City Planner Public Works Enigineers	Fire Department Community Development Public Works	December 2008	Public Works	EPA webcast on use of rain gardens for site drainage controls.
Bioretention Sizing	Engineering staff from multiple	Fire Department	February 2009	Mountain View	Workshop describing methodology for sizing bioretention and using the BASMAA sizing calculator.

ATTACHMENT B

SANTA CLARA VALLEY URBAN RUNOFF POLLUTION PREVENTION PROGRAM

FY 2008-2009 ANNUAL REPORT

Municipality: City of Mountain View

Methodology Workshop	municipal agencies Private engineers responsible for designing C.3 controls	Public Works Community Development Various agencies			
Environmental Compliance Plan, Spill and Emergency Incident Response, Stormwater Pollution Prevention	City staff members from various Divisions	Public Services (water, wastewater, streets, facilities, and fleet services) Community Services (Parks, Forestry, Golf Links)	March 2009	Municipal Operations Center	Spill and Emergency Incident Response. Handling Hazardous Materials and Waste. Stormwater pollution prevention.
MRP – Update to Departments	City staff members from various Departments	Fire Department Public Works/ Public Services Community Development City Attorney City Manager	March 2009	Mountain View	Meeting to provide an update on the proposed requirements in the Municipal Regional NPDES Permit.

ATTACHMENT B

SANTA CLARA VALLEY URBAN RUNOFF POLLUTION PREVENTION PROGRAM

FY 2008-2009 ANNUAL REPORT

Municipality: City of Mountain View

CWEA Annual Pretreatment, Pollution Prevention, and Stormwater training conference	FEPD inspectors Utilities Manager	Fire Department Public Services	March 2009	Monterey	Various sessions, including consturction Permit, MRP, EPA stormwater update, LID, stormwater inspection, stormwater treatment.
Sustainable Streets	FEPD – Urban Runoff Coordinator Public Works Engineers	Fire Department Public Services	May 2009	Cupertino	Workshop about sustainable street design.
Construction Permit Workshop	FEPD Staff	Fire Department	May 2009	San Jose	Updates regarding the proposed General Construction NPDES permit requirements.
Stormwater Management for New Development and Redevelopment Projects: New Challenges, New Tools and New Ideas	FEPD staff Public Works Engineers	Fire Department Public Works.	June 2009	San Jose	Workshop to discuss C.3 requirements and provide examples of innovation.

ATTACHMENT B

SANTA CLARA VALLEY URBAN RUNOFF POLLUTION PREVENTION PROGRAM

FY 2008-2009 ANNUAL REPORT

Municipality: City of Mountain View

Staff Training Evaluation
During FY 08-09, staff received training on a number of topics, including spill response, storm drain pollution prevention, industrial inspections, construction inspections, and C.3 topics. The City strongly supports regional training efforts for IPM-related issues. The City continued to train employees about stormwater pollution prevention. Stormwater pollution prevention training is coordinated and conducted with safety training assemblies, which seems to be a great method for streamlining different training requirements.

Attachment C

Acronyms/Abbreviations/Definitions

AB	Assembly Bill
ABAG	Association of Bay Area Governments
ABC	Annual Budget Review Compilation
ACCWP	Alameda Countywide Clean Water Program
ACOE	U.S. Army Corps of Engineers
AHTG	Ad Hoc Task Group
AR	Annual Report
ASCE	American Society of Civil Engineers
BAAQMD	Bay Area Air Quality Management District
BART	San Francisco Bay Area Rapid Transit
BATG	Budget Ad Hoc Task Group
Basin	Santa Clara Basin
Basin Plan	Water Quality Control Plan for the San Francisco Basin
BACWA	Bay Area Clean Water Agencies
BAHM	Bay Area Hydrology Model
BAMBI	Bay Area Macroinvertebrate Bioassessment Information
BASMAA	Bay Area Stormwater Management Agencies Association
Bay	San Francisco Bay
Bay Area	San Francisco Bay Area
BMI	Benthic Macroinvertebrate
BMM	Lower South Bay Monitoring and Modeling Subgroup
BMP	Best Management Practice
BOMA	Building Owners and Managers Association
BPP	Brake Pad Partnership
BU	beneficial use
C	Celsius
C.3	Permit Provision C.3
C3PO	C.3 Provision Oversight
CA	California
Cal-EPA	California Environmental Protection Agency
Caltrans	California Department of Transportation
CAMLnet	California Aquatic Macroinvertebrate Laboratory Network

Acronyms/Abbreviations/Definitions

Campaign	Watershed Watch Campaign
CAP	Copper Action Plan
CASQA	California of Stormwater Quality Association
CB	Copper Baseline
CCC	Continuous Concentration Criterion
CD-ROM	Compact Disk-Read Only Memory
CDS	Continuous Deflective Separation
CEP	Clean Estuary Partnership
CESQG	Conditionally Exempt Small Quantity Generator
CEQA	California Environmental Quality Act
CFR	Code of Federal Regulations
cfs	cubic feet per second
CI	Continuous Improvement
CIWMB	California Integrated Waste Management Board
CMIA	Conceptual Model Impairment Assessment
CMS	Copper Management Strategy
COA	Condition of Approval
CoHHW	Santa Clara County Household Hazardous Waste Program
CoHHW Program	Santa Clara County Household Hazardous Waste Program
COLD	cold freshwater habitat
CRMP	Coordinated Resources Management and Planning
CSBP	California Stream Bioassessment Procedures
CTR	California Toxic Rule
Cu	copper
CWA	Clean Water Act
DDD	Dichlorodiphenyldichloroethane
DDE	Dichlorodiphenyldichloroethylene
DDT	Dichlorodiphenyltrichloroethane
DEH	Santa Clara County Department of Environmental Health
District	Santa Clara Valley Water District
DO	Dissolved Oxygen
DOE	Department of Energy
DPR	Department of Pesticide Regulation

Acronyms/Abbreviations/Definitions

DWR	Department of Water Resources
E. Coli	Enterococcus Coli
EEC	SF Bay Wildlife Refuge Environmental Education Center
EEDMS	Environmental Enforcement Data Management System
EEPS	Exposure and Effects Pilot Study
e.g.	for example
EMAP	Environmental Monitoring Program
EMB	Executive Management Board
EOA	Eisenberg, Olivieri, and Associates
EPA	U.S. Environmental Protection Agency
Estuary	San Francisco Bay Estuary
F	Fahrenheit
FLT	Fluorescent Light Tube
FY	Fiscal Year
GCRCD	Guadalupe-Coyote Resource Conservation District
GIASP	General Industrial Activities Stormwater Permit
GIS	Geographic Information System
GRTS	Generalized Random Tessellation Stratified
Group 1	C.3 compliance threshold – 1 acre of impervious surface
Group 2A	C.3 compliance threshold – 10,000 sq. ft. of impervious surface at specific land use areas
Group 2B	C.3 compliance threshold – 10,000 sq. ft.
HBANC	Home Builders Association of Northern California
Hg	Mercury
HMP	Hydromodification Management Plan
HHW	Household Hazardous Waste
HVAC	Heating, Ventilation and Air Conditioning
IBI	Index of Biotic Integrity
IC/ID	Illicit Connection and Illegal Dumping
ID	Identification
IND	Industrial/Commercial
i.e.	that is
IPM	Integrated Pest Management

Acronyms/Abbreviations/Definitions

JPA	Joint Powers Authority
K	Kindergarten
KAB	Keep America Beautiful
kg	Kilogram
L	Liter
Lb	Pound
LA	load allocation
LFA	Limiting Factors Analysis
LID	Low Impact Development
LSSB	Lower South San Francisco Bay
LUS	Land Use Subgroup
MC	Management Committee
MCMP	Metals Control Measures Plan
MCTT	Multi-Chambered Treatment Train
MDDB	Metadata Database
MDL	Most Downstream Location
MEP	Maximum Extent Practicable
Mercury Plan	Mercury Pollution Prevention Plan
mg	milligram
mgd	million gallons per day
MIGR	fish migration
MOA	Memorandum of Agreement
MOFO	Morrison & Foerster
MOU	Memorandum of Understanding
MP	Monitoring Priority
MROSD	Mid-Peninsula Regional Open Space District
MYRWMP	Multi-Year Receiving Waters Monitoring Plan
NAP	Nickel Action Plan
NEMA	National Electrical Manufacturers Association
NAIOP	National Association of Industrial and Office Properties
NEPA	National Environmental Policy Act
ng	Nanogram
Ni	Nickel

Acronyms/Abbreviations/Definitions

NOI	Notice of Intent
NPDES	National Pollutant Discharge Elimination System
OC	Organochlorine
O&M	Operation and Maintenance
OP	Organophosphate
OWOW	Our Water Our World
P2	Pollution Prevention
PAHs	Polynuclear Aromatic Hydrocarbons
PBDE	Polybrominated Diphenyl Ether
Pb	Lead
PCBs	Polychlorinated Biphenyls
PCDD	Polychlorinated Dibenzo-p-Dioxins
PCDF	Polychlorinated Dibenzofurans
PCO	Pest Control Operator
pg	Picogram
PHAB	Physical Habitat Assessments
PIP	Public Information and Participation
PI/P	Public Information and Participation
PIPP	Public Information and Participation Program
PMPS	Pest Management Performance Standard
POC	Pollutant of Concern
POTW	Publicly Owned Treatment Works
PPPS	Planning Procedures Performance Standard
Program	Santa Clara Valley Urban Runoff Pollution Prevention Program
PS	Performance Standard
PVC	Polyvinyl Chloride
Q	Quarter
QAPP	Quality Assurance Project Plan
RAC	Regional Ad Campaign
RARE	preservation of rare and endangered species
RCRA	Resource Conservation and Recovery Act
REC- 1	water contact recreation
REC-2	non-contact water recreation

Acronyms/Abbreviations/Definitions

Regional Board	San Francisco Bay Regional Water Quality Control Board
RFP	Request for Proposal
RMAS	Regional Monitoring and Assessment Strategy
RMP	Regional Monitoring Program
RPT	Report Preparation Team
RS	Regulatory Subgroup
RTA	Rapid Trash Assessment
RWQCB	San Francisco Bay Regional Water Quality Control Board
SC	Steering Committee
SCC	Santa Clara County
SCBWM1	Santa Clara Basin Watershed Management Initiative
SCVURPPP	Santa Clara Valley Urban Runoff Pollution Prevention Program
SCVWD	Santa Clara Valley Water District
SF	San Francisco
SFEI	San Francisco Estuary Institute
SFEP	San Francisco Estuary Project
SIC	Standard Industrial Classification
SMaRT®	Sunnyvale Materials Recovery and Transfer
SOP	Standard Operating Procedures
South Bay	Lower South San Francisco Bay
SPLWG	Sources, Pathways and Loadings Work Group (RMP)
SPWN	fish spawning
SSC	Suspended Sediment Concentration
SSI	Inventory of Santa Clara Basin Stream Studies
SSO	Water Quality Site-Specific Objective
State Board	State Water Resources Control Board
STOPPP	San Mateo Countywide Stormwater Pollution Prevention Program
SWAMP	Surface Waters Ambient Monitoring Program
SWANA	Solid Waste Association of North America
SWMP	Stormwater Management Plan (C.3 compliance document)
SWPPP	Stormwater Pollution Prevention Plan
SWRCB	State Water Resources Control Board
TAC	Technical Advisory Committee

Acronyms/Abbreviations/Definitions

TMDL	Total Maximum Daily Load
TO	Tentative Order
TP	Total Phosphorus
TPH	Total Petroleum Hydrocarbons
TRC	Technical Review Committee
ug	Microgram
UPC	Urban Pesticide Committee
URMP	Urban Runoff Management Plan
URQM	Urban Runoff Quality Management
USA	Unified Stream Assessment
USEPA	U. S. Environmental Protection Agency
USFWS	U.S. Fish and Wildlife Service
USGS	U.S. Geological Survey
VTA	Santa Clara Valley Transportation Authority
WAC	Watershed Assessment Consultant
WAMS	Watershed Assessment and Monitoring Subgroup
WAR	Watershed Assessment Report
WARM	warm freshwater habitat
Water Board	San Francisco Bay Regional Water Quality Control Board
Water District	Santa Clara Valley Water District
WEF	Water Environment Federation
WEO	Watershed Education and Outreach
WE&O	Watershed Education and Outreach
WERF	Water Environment Research Foundation
WG	Work Group
WILD	wildlife habitat
WLA	Waste Load Allocation
WMI	Watershed Management Initiative
Work Group "I"	SCBWMI Phase I Indicators Work Group
WP	Work Plan
WRPC	Water Resources Protection Collaborative
WUPPP	Water Utility Pollution Prevention Plan
WVCWP	West Valley Clean Water Program

Acronyms/Abbreviations/Definitions

WW	Watershed Watch
WWTP	Wastewater Treatment Plant
WY	Water Year
YSI	Youth Science Institute
Zn	Zinc

Attachment D

Treatment BMPs Inspection Activity Report
FY 08-09

044243

Date	City	Site	Inspection Type	Site Type	Facility Type	Problem Type	Problem Type	Problem Type	Problem Type	Problem Type	Enforcement Action	Comments
10/7/2008	Mountain View	147-02-016	Documentation Submitted	Commercial	Hydrodynamic Separators	5. Trash/Debris Accumulation or Dumping					None	Annual maintenance records submitted
2/17/2009	Mountain View	147-02-016	Routine	Commercial	Vegetated Swale	1. No Visible/Apparent Problems					None	Storm inspection - minor standing water at two curb cuts.
1/22/2009	Mountain View	161-01-009	Routine	Commercial	Hydrodynamic Separators	1. No Visible/Apparent Problems					None	System looks good.
5/14/2009	Mountain View	161-01-009	Routine	Commercial	Hydrodynamic Separators	5. Trash/Debris Accumulation or Dumping					None	System pumped out
7/28/2008	Mountain View	116-14-118	Routine	Commercial	Hydrodynamic Separators	1. No Visible/Apparent Problems					None	Maitnenance
9/16/2008	Mountain View	116-14-118	Follow-up	Commercial	Vegetated Swale	1. No Visible/Apparent Problems					None	Valve installed to prevent by-pass.
2/17/2009	Mountain View	116-14-118	Routine	Commercial	Vegetated Swale	1. No Visible/Apparent Problems					None	Storm inspection - minor standing water at east curb cut.
10/29/2008	Mountain View	198-01-001	Documentation Submitted	Institutional	Hydrodynamic Separators	5. Trash/Debris Accumulation or Dumping					None	Maintenance records submitted.
12/22/2008	Mountain View	160-55-019	Documentation Submitted	Commercial	Hydrodynamic Separators	5. Trash/Debris Accumulation or Dumping					None	Maintenance records submitted.
10/20/2008	Mountain View	150-22-018	Routine	Residential	Hydrodynamic Separators	5. Trash/Debris Accumulation or Dumping					None	Inspection and maintenance
11/5/2008	Mountain View	150-22-018	Documentation Submitted	Residential	Hydrodynamic Separators	1. No Visible/Apparent Problems					None	Maintenance records submitted
5/7/2009	Mountain View	160-80- 1 to 58	Routine	Commercial	Hydrodynamic Separators	1. No Visible/Apparent Problems					None	Separator pumped out
2/17/2009	Mountain View	147-03-046	Routine	Commercial	Bioretention	1. No Visible/Apparent Problems					None	Storm inspection - 2-3 inches of standing water during heavy rain drained down during follow-up 4 hour later.
4/21/2009	Mountain View	147-03-046	Routine	Commercial	Bioretention	1. No Visible/Apparent Problems					None	Basin looks good. Vegetation is healthy.
6/16/2009	Mountain View	125-31-25 to 27	Routine	Residential	Hydrodynamic Separators	1. No Visible/Apparent Problems					None	Maitnenance observed.

Attachment E

Pesticide Use Evaluation for FY 08-09

CITY OF MOUNTAIN VIEW
MEMORANDUM

DATE: August 15, 2009

TO: City of Mountain View's IPM Plan

FROM: Eric Anderson, Urban Runoff Coordinator

SUBJECT: Pesticide Use Evaluation for FY 08-09

The purpose of this memo is to provide an evaluation of the City of Mountain View's pesticide use data for the Fiscal Year 2008-2009 (FY 08-09). The City's FY 08-09 pesticide use data will be compared to pesticide use data from Fiscal Year 2002-2003 (FY 02-03), Fiscal Year 2003-2004 (FY 03-04), Fiscal Year 2004-2005 (FY 04-05), Fiscal Year 2005-2006 (FY 05-06), Fiscal Year 2006-2007 (FY 06-07), and Fiscal Year 2007-2008 (FY 08-09) to identify possible trends in the City's pesticide use practices. The comparison and evaluation involve both the types and quantities of pesticides used at City facilities.

The pesticide use data is used to evaluate the City's implementation of its Integrated Pest Management (IPM) Policy, and IPM Plan. The City's IPM Policy was adopted by the City Council on September 10, 2002. The IPM Plan, which outlines the method for implementing the IPM Policy, was completed in June 2003.

The result of this evaluation will be to make recommendations for implementation of the IPM Plan during fiscal Year 2009-2010. This evaluation may also identify barriers to implementation of the IPM Policy and Plan. Pesticide use reports and evaluations are conducted annually. The pesticide use data and the evaluation will be included in Appendix 4 of the IPM Plan. The evaluation will also be included in the City's annual report to the Regional Water Quality Control Board. The annual report describes the City's Urban Runoff Management Program activities, and is required in the City's NPDES storm water permit.

The evaluation includes the following sections:

1. Description of the pesticide use tracking and reporting procedure and an evaluation of the procedure.
2. An evaluation of the use of prohibited pesticides at City facilities during FY 08-09 in comparison to past years.
3. A summary of the pesticide use data for FY 02-03, FY 03-04, FY 04-05, FY 05-06, FY 06-07, FY 07-08, and FY 08-09.
4. A discussion of the pesticide use data for FY 02-03, FY 03-04, FY 04-05, FY 05-06, FY 06-07, FY 07-08, and FY 08-09.

5. A summary and evaluation of overall pesticide use at City facilities.

Pesticide Use Tracking and Reporting Procedure

Data was collected from the Forestry and Roadway Landscaping Division (FRL), Shoreline Golf Links (SGL), and the City's contract pest control operators, Bay Valley Pest Control and TruGreen Landcare. FRL monitors and administers pesticide use for both FRL and the Parks Division. FRL and Shoreline Golf Links data were tracked using the required monthly report to the State Department of Pesticide Regulation, which includes the product name, registration number, quantity used, and a general description of the area where the application occurred. Bay Valley Pest Control's use data is tracked using the service invoices, which include the application date, product used, quantity used, target pest, and location. TruGreen Landcare submits its pesticide use data to FRL for collection and tracking.

All of the data is routed to the City's Fire and Environmental Protection Division, where the data is entered into the pesticide use tracking database. The database tracks products, date of application, quantities, and active ingredients applied. A comprehensive summary of pesticide use at City facilities during FY 08-09 was produced and is included in the City's IPM Plan.
Since FY 06-07, two products that are exempt from pesticide registration requirements were used at City facilities. The system to track and report pesticide use was slightly modified to distinguish the use of this product. Tracking of this exempt product was continued during FY 08-09.

Prohibited Pesticides

The City's IPM Plan specifically prohibits use of the following pesticides: diazinon, chlorpyrifos, chlordane, dieldrin, and DDT. During FY 08-09, the City did not use or store prohibited pesticide products.

Summary of Pesticide Use Data

Summaries of pesticide use for FY 02-03, FY 03-04, FY 04-05, FY 05-06, FY 06-07, FY 07-08, and FY 08-09 are shown in the tables below. Table 1 shows a comparison of the number of different Category I, II, and III pesticides that were used during the past reporting years. Summaries of pesticide use quantities are listed in Tables 2 and 3, which are shown on pages 4 and 5 of this report. Table 2 shows a comparison of the quantity of Category I, II, III, and non-regulated pesticides that were applied during the past six reporting years. The quantities shown in Table 2 include active and inert ingredients. Inert ingredients are typically emulsifiers or carriers that aid in delivery of the active ingredient, which is the material in a pesticide formulation that destroys the target pest or performs the desired function. Table 3 shows a comparison of the quantity of Category I, II, III, and non-regulated active ingredients that were applied during the past six reporting years.

Additionally, narrative analysis of the pesticide use data is provided for Category I, II, III, and non-regulated products, as well as an analysis of overall pesticide use trends.

Table 1 - Number of Different Pesticides Used:

Pesticide Category	Number of Different Pesticides Used					
	FY 03-04	FY 04-05	FY 05-06	FY 06-07	FY 07-08	FY 08-09
I	0	0	1	0	0	0
II	8	6	5	7	5	5
III	22	22	25	29	35	38
None	0	0	0	1	1	2
Total	**30**	**28**	**31**	**37**	**41**	**45**

NOTE: "None" indicates a pesticide used that is exempt from pesticide registration requirements

Category I Pesticide Use:

The IPM Plan bans the use of Category I pesticides at City facilities, except in cases where a pest outbreak poses an immediate threat to public health or significant economic loss will result if the banned product is not applied. Use of a Category I pesticide must be approved by the Community Services Director, or his/her designee. During FY 08-09, no Category I pesticides were used at City facilities.

Category II Pesticide Use:

The IPM Plan limits the use of Category II pesticides at City facilities. Category II pesticides may be used when a Pest Control Advisor recommends their use after non-chemical controls and Category III pesticides have been ineffective, or when Category II pesticides may be needed to prevent an outbreak that may cause a threat to public health or significant economic loss.

During FY 08-09, five Category II pesticides were applied at City facilities. A discussion of the Category II pesticide use is provided below:

Forestry and Roadway Landscaping Division

- During FY 08-09, the Forestry and Roadway Landscaping Division (FRL) applied 73 pounds of the insecticide "m-pede," which is an increase from the 37 pounds applied during FY 07-08. This product is used to treat aphid infestations, primarily in trees, so amounts used will depend on yearly fluctuations in aphid populations.

Table 2 - Quantity of Pesticides Applied:

Pesticide Category	Quantity of Pesticides Applied (pounds) and Percent Change Compared to FY 08-09 and 6-Year Average									
	FY 02-03	FY 03-04	FY 04-05	FY 05-06	FY 06-07	FY 07-08	6-Year Average	FY 08-09	% Change to Previous Year	% Change to 6-Year Average
I	144	0	0	340	0	0	81	0	0	-100%
II	556	512	265	373	452	147	384	284	93%	-26%
III	1,777	2,155	3,310	5,420	3,287	3,658	3,268	3,946	8%	21%
None	0	0	0	0	47	136	30	198	46%	560%
Total 1*	**2,477**	**2,667**	**3,575**	**6,133**	**3,786**	**3,941**	**3,763**	**4,427**	**12%**	**18%**
Total 2 **	**2.477**	**2,667**	**3,575**	**6,133**	**3,739**	**3,805**	**3,732**	**4,229**	**11%**	**13%**

**Total 1 includes use of non-regulated, exempt Clove Oil product.*
*** Total 2 evaluates use not including non-regulated, exempt Clove Oil product.*

Table 3 - Quantity of Active Ingredients Applied:

Pesticide Category	Quantity of Active Ingredients Applied (Pounds) and Percent Change Compared to FY 07-08 and 6-year Average									
	FY 02-03	FY 03-04	FY 04-05	FY 05-06	FY 06-07	FY 07-08	6-Year Average	FY 08-09	% Change to Previous Year	% Change to 6-Year Average
I	88	0	0	29	0	0	20	0	0	-100%
II	235	222	87	244	140	48	163	92	92%	-44%
III	853	704	990	1,228	875	1,225	979	1,349	10%	38%
None	0	0	0	0	3	8	2	12	50%	500%
Total 1*	**1,176**	**927**	**1,078**	**1,588**	**1,018**	**1,281**	**1,178**	**1,453**	**13%**	**23%**
Total 2 **	**1,176**	**927**	**1,078**	**1,588**	**1,015**	**1,273**	**1,176**	**1,441**	**13%**	**23%**

**Total 1 includes use of non-regulated, exempt Clove Oil product.*
*** Total 2 evaluates use not including non-regulated, exempt Clove Oil product.*

Shoreline Golf Links

- During FY 08-09, SGL applied 167 pounds of the algaecide "Symmetry," which is a product that had not been used in past years, and replaced a different Category II product called K-Tea. Symmetry is used to control algae growth on golf course ponds. 83 pounds of K-tea algaecide were applied the previous year. The amount of product that is used depends on the algae growth conditions and the amount of algae production in the ponds. During FY 08-09, maintenance of the golf course ponds required recirculation pumps to be shut down which caused excessive algae blooms and resulted in an increased use of algaecide.
- During FY 07-08, SGL applied 22 pounds of the herbicide "Reward", which is a decrease from the 17 pounds applied in FY 07-08. Increased weed growth due to damage and seed dispersal by an increased population of geese and coots has led to a historical increase in demand for the use of Reward.
- During FY 08-09, Category II fungicide, Hoist, was used to control fungus on the golf course greens. SGL applied 10 pounds of the product, which is an increase from 6 pounds of Hoist applied during FY 07-08. Hoist is a product that is used in place of the Category III formulation of Eagle which was discontinued.
- During FY 08-09, SGL also applied 12.5 pounds of Category II pesticide, Buctril, to control fungus on the golf course greens.

In past years, annual variations in the use of the Category II products Banner Maxx, Reward, Buctril, Daconil, Trimec Plus, and Eagle have occurred due to the practice of rotating pesticide use over an annual or multi-year frequency. The City has made strides towards reducing use of these category II products. First, the product Banner Maxx has not been used since 2005. Also, two Category III products have replaced the product Trimec Plus. Lastly, the Category II formulations of the fungicides, Daconil and Eagle, have been replaced by Category III formulations of the same products, though the Category III formulation of Eagle has been discontinued.

Category III Pesticide Use:

Public Services and Community Services Departments

The IPM Plan promotes the use of less toxic methods for controlling pests at City facilities. If pesticides are needed, Category III pesticides should be used, unless these pesticides are ineffective, or Category I or Category II pesticides are needed to prevent an outbreak that may cause a threat to public health or significant economic loss. During FY 08-09, 38 different Category III pesticides were used at City facilities to address specific problems or situations. Five of the Category III pesticides had not been used at City facilities in the past.

Non-regulated/Exempt Products:

Bay Valley Pest Control

During FY 08-09, the City's contract pest control operator, Bay Valley Pest Control, used 197 pounds of 2 non-regulated and exempt products to control ants at City facilities, which is an increase from 136 pounds used in FY 07-08. The products are clove oil and cedar oil based chemicals, respectively, that replaced a category III product that was previously used. Use of this exempt product is consistent with the reduced-risk pesticide use goals included in the City's IPM Plan. Although this is a non-regulated product, use of this product was tracked in the pesticide use database, as reflected in summary Tables 2 and 3. Analysis of total pesticide use in Tables 2 and 3 reflect: 1) totals including use of the non-regulated products; and 2) totals not including use of the non-regulated product.

Discussion of Pesticide Use Data

Total Pesticide Applications

For the purpose of the total pesticide use evaluation, the "Total 1" and "Total 2" in Tables 2 and 3 will be discussed. "Total 1" reflects all pest control applications, including non-regulated products. "Total 2" reflects only regulated pest control product applications, and excludes applications of exempt products. "Total 2" is the most important data set for evaluation because it reflects the amount of regulated pesticides applied during FY 07-08.

The "Total 1" amount of pesticides applied during FY 08-09 increased by 12% compared to FY 07-08, and increased 18% compared to the 6-year average. The "Total 2" amount of pesticides applied during FY 07-08 increased by 11% compared to FY 07-08, and increased 13% compared to the 6-year average. The amount of Category III pesticides applied during FY 07-08 increased by 8% compared to FY 07-08, and increased 21% compared to the 5-year average. The amount of Category II pesticides applied during FY 08-09 increased by 93% compared to FY 07-08, and decreased 26% compared to the 6-year average. No Category I pesticides were used in FY 08-09, nor were Category I pesticides used in FY 07-08. Lastly, 198 pounds of non-regulated exempt pest control product were used at City facilities in FY 08-09, which is a 46% increase compared to FY 07-08.

Active Ingredient Applications

The "Total 1" amount of active ingredient applied during FY 08-09 increased by 13% compared to FY 07-08, and increased 23% compared to the 6-year average. The "Total 2" amount of active ingredient applied during FY 08-09 increased by 13% compared to FY 07-08, and increased 23% compared to the 5-year average. The amount of Category III active ingredient applied during FY 08-09 increased 10% compared to FY 07-08, and increased 38% compared to the 6-year average. The amount of Category II active ingredient applied during FY 08-09 increased by 98% compared to FY 07-08, and decreased 44% compared to the 6-year average. No Category I pesticides were used in

FY 08-09, nor were Category I pesticides used in FY 07-08. Lastly, 12 pounds of active ingredients from a non-regulated and exempt pest control product were used at City facilities in FY 08-09, which is a 50% increase compared to FY 07-08.

Analysis of Pesticide Use Data

Review of the data for FY 08-09 shows an increase in total pesticide use and a total active ingredient applied, when compared to FY 07-08 and the average use over the past 6 years. Comparison of the pesticide use data from the past two years shows increases in Category II, Category III, and total amounts, as well as increases in the use of exempted products. The primary reason for the increased amount of total pesticide use was increased herbicide applications. Two primary causes of the increased use of herbicides were: 1) imported soils onto the portions of Shoreline Park resulted in significant growth of a thistle, and 2) new park and trail areas that are now maintained by the Community Services Department. The City attempted to control thistle at Shoreline Park mechanically but the thistle re-established to an infestation level, and the Shoreline biologist was concerned that the thistle would spread to other areas of the park, so herbicides were applied. The increased amount of Category II pesticides used related to an aphid infestation and the demand for increased use of algaecide at the golf course lakes due to algae blooms that were associated with shutdown of the pumps due to maintenance.

Comparison of the past year's pesticide use with an average of the use during the past 6 year period shows a trend of decreased use of Category II pesticides, and increased use of Category III, and total amounts, as well as increased use of exempted materials. The trend indicates that greater amounts of lower risk products are needed to control pests at the City's facilities. It is also important to note that the City has increased added new parks and median service areas over the 6-year period that is used for the evaluation.

During FY 08-09, the City's Category III and exempt pesticide use was 94% of the total pesticide use for the year, which is consistent with FY 07-08, when the City's Category III and exempt pesticide use was 96% of the total pesticide use for the year. The percentages for FY 06-07, FY 05-06, FY 04-05, and FY 03-04 had Category III percentages of 86%, 88%, 93%, and 82%, respectively. Increased use of Category III and exempt, non-regulated products data shows that the City has accomplished goals in the IPM Plan to utilize a reduced-risk pesticide use procedure.

The volume of pesticide use is heavily dependent on seasonal variations in pest and weed populations. When pesticides are needed, the City will continue to evaluate and consider the least toxic pesticide solutions. The City will also continue to seek non-chemical solutions to pest incidents. The City's primary IPM technique is to maintain healthy landscape and turf through implementation of effective cultural practices. City staff also utilizes biological and organic controls, such as nematodes in turf areas and mulch around tree basins and planting beds, as well as physical and mechanical controls to help control pest problems.

An on-going condition that has resulted in damage to Shoreline Golf Links as well as increased pesticide use is the increased bird population inhabiting the course. Geese and coots populations at the golf course have steadily increased in recent years, and have presented a management problem for the City. To address this condition, the City is investigating measures to reduce these populations, including modifications to management of the golf course ponds, which would minimize habitat for these birds.

Recommendations to address pesticide use at City facilities are listed below:

1. Continue to train employees regarding the IPM Plan requirements for using Category I and Category II pesticides.
2. Continue to seek less toxic alternatives to the Category I and Category II pesticides that may be considered for use, although the alternatives are potentially more expensive and/or labor intensive.
3. Continue to use less toxic products to control pests. If less toxic alternatives are ineffective and the pest outbreak poses a public health or economic threat, propose use of a Category II pesticide, or lastly, a Category I pesticide.
4. Continue to track regional efforts to develop a list of approved pesticides that not only considers acute toxicity, but other factors such as carcinogenicity, reproductive toxicity, and potential groundwater contaminants.

Summary

This report has provided an evaluation of the City of Mountain View's pesticide use data for FY 08-09. Data from FY 08-09 was compared to data from previous years. The comparison and evaluation involved both the types and quantities of pesticides used at City facilities. While the total amount of pesticide application increased, trends indicate that the amounts of Category II pesticide applications are decreasing. During FY 08-09, use of an exempt, non-regulated pest control product was increased City facilities to control ants. Use of this type of exempt product is an example of reduced risk chemical use that is an important component of the City's IPM program. Staff will continue to evaluate and consider alternative or least toxic pesticide solutions for application whenever possible.

City of Palo Alto
Public Works Department

September 15, 2009

Mr. Bruce Wolfe
Regional Water Quality Control Board
San Francisco Bay Region
1515 Clay St., Suite 1400
Oakland, CA 94612

Subject: City of Palo Alto Urban Runoff Management Program
FY 2008-2009 Annual Report

Divisions

Administration
650.329.2373
650.329.2299 fax

Engineering
650.329.2151
650.329.2299 fax

Environmental Compliance
650.329.2598
650.494.3531 fax

Equipment Management
650.496.6922
650.496.6958 fax

Facilities Management
650.496.6900
650.496.6958 fax

Operations
650.496.6974
650.852.9289 fax

Regional Water Quality Control
650.329.2598
650.494.3531 fax

Dear Mr. Wolfe:

This report is submitted by the City of Palo Alto, in conjunction with the Santa Clara Valley Urban Runoff Pollution Prevention Program's Annual Report, pursuant to provision C.6.a. of the Program's municipal storm water NPDES Permit (Order No. 01-024). The report summarizes activities performed during FY 2008-2009 in accordance with the City of Palo Alto's Urban Runoff Management Plan (URMP) submitted to the Regional Board on September 1, 2004 and the performance standards contained therein.

Contents of Report

The goals of this Annual Report are to: 1) concisely document implementation of our URMP and FY 08-09 work plan during the past fiscal year; 2) evaluate program results for continuous improvement; 3) comply with permit requirements; and 4) share this information with other Co-permittees, municipal decision-makers, and the public. To accomplish these goals, the report contains the following sections:

I. Contents of report;
II. Program highlights and accomplishments;
III. Summary of continuous improvement activities;
IV. Attachments:

A. Certification Statements
B. List of Abbreviations and Acronyms
C. Annual Report

- IC/ID Elimination Activities
- Industrial/Commercial Discharger Control Program

P.O.Box 10250
Palo Alto, CA 94303

Printed with soy-based inks on 100% recycled paper processed without chlorine.

- Public Agency Activities
  - Public Streets, Roads, and Highways O & M
  - Corporation Yard O & M
  - Rural Public Works O & M
  - Storm Drain O & M
  - Water Utility O & M
- New Development Planning Procedures
- Construction Inspection
- Public Information and Participation
- Pest Management Activities
- Mercury Pollution Prevention Activities
- Copper Action Plan/Nickel Action Plan
- Trash Inventory and Management
- Water Quality Monitoring
- Watershed Management Measures
- Staff Training Summary Table

Program Highlights and Accomplishments

The City of Palo Alto's Urban Runoff Pollution Prevention Program for FY 2008-09 included several notable accomplishments. The following programs and activities are described in the body of this Annual Report:

- Palo Alto has demonstrated continued leadership in the area of land development review. Staff in the Public Works, Utilities, and Planning Departments have been briefed on the C.3 requirements by the Management Committee representative and have attended Program training workshops. Presentations on C.3 design concepts and requirements have been made to the land development decision makers (Planning Commission, Architectural Review Board, City Council).

  The City of Palo Alto was the recipient of a **2009 Site Design Award** for an exemplary development project built in our jurisdiction. The Rosenberg residence features a 14,000 gallon underground rainwater cistern that harvests storm runoff from the building roof and a portion of the yard for reuse as landscape irrigation water; landscaping with native, drought-tolerant plants that minimize irrigation demand; and site grading, mulching, and an extensive tree canopy that retains rainfall on-site to recharge groundwater and minimize site storm water runoff.

The City implemented a storm water rebate program in 2008-09 which provides financial incentives for the installation of measures that reduce storm water runoff. Eligible measures include rain barrels, cisterns, permeable pavement, and green roofs. Rebates are available up to $1000 per measure for single-family residential projects, and up to $10,000 for commercial, multi-family, or industrial projects.

- Trash management was and will continue to be another high-priority area for City storm water staff. Environmental Compliance staff spent a substantial amount of time during the year implementing a single-use plastic bag ban for grocery stores and styrofoam control regulations, including extensive outreach to and coordination with the entities to be regulated. These regulations were approved by the City Council in spite of legal challenges by representatives of the plastics industry, demonstrating the Council's strong commitment to this issue. This regulatory effort is designed to reduce one of the primary sources of trash in the community. Staff also worked with the Santa Clara Valley Water District to install a trash boom across the lower reach of Matadero Creek. Installation of the boom will provide valuable information regarding the effectiveness of this trash control measure and will help staff to determine the source of trash in the downstream Flood Basin. Another recently implemented trash control measure is the City's policy of requiring truck owners to purchase tarps if they bring refuse material to the City's landfill in an uncovered vehicle.

- The City continues to implement a strong pest management program throughout varied elements of the community. Staff has a strong outreach program promoting the use of integrated pest management by City departments, residents, and businesses. Staff actively supports the EcoWise Certified, Bay Friendly Gardening, Green Gardener, and *Our Water, Our World* programs. City purchasing policies require the use of EcoWise Certified firms for City pest control contracts, and the Community Services staff initiated the City's first pesticide-free park.

- City staff has actively participated in many of the Program's Ad Hoc Task Groups (including Watershed Education & Outreach, Trash Management, and C.3 Provision Oversight (C3PO), and the Watershed Management Initiative, providing valuable input to Program endeavors and keeping informed of the current issues and policies relevant to storm water pollution prevention.

Continuous Improvement Activities

The following is a summary of the key continuous improvement activities to be pursued in the coming year:

Identified Improvement	**Status**	**Schedule for Completion**
Conduct water quality monitoring of the effluent from the San Francisquito Creek Storm Water Pump Station during dry weather, first flush, and wet weather conditions in order to characterize the quality of the water being discharged to the creek.	The pump station came online in Summer 2009. Water quality monitoring will start prior to the 2009-10 wet season.	Ongoing in FY 2009-10
Expand the single-use plastic bag ban to facilities beyond large grocery stores.	Per the terms of a settlement agreement with the plastics industry, the City must conduct a full Environmental Impact Report prior to expanding the scope of the ban to other facilities.	June 2010
Implement the new requirements in the Municipal Regional Permit and revised SWRCB General Permit for Construction Activities	Implementation of revised requirements is subject to the adoption date for the new permits and the specific deadlines contained in the permits.	Upon adoption of new permits
Consider implementation of the Water Resources Protection Collaborative's Guidelines and Standards (G&S) for Land Uses Near Streams for ministerial projects	The G&S have been incorporated into the zoning ordinance for discretionary projects; next step is to consider applying the G&S to ministerial projects.	June 2010

Thank you for your review of this Annual Report. If you have any questions regarding the materials submitted, please contact me at (650) 329-2129.

Very truly yours,

Joe Teresi

Joe Teresi
City of Palo Alto Management Committee Representative
Senior Engineer
Engineering Division

cc: Glenn Roberts
Phil Bobel
Mike Sartor
Paul Dornell
Ken Torke
Chris Fujimoto
Brad Eggleston
Sean Kennedy
Jon Hospitalier
Steve Banks
Javad Ghaffari
Rajeev Hada

Attachments

LIST OF ABBREVIATIONS/ACRONYNS USED IN CITY OF PALO ALTO'S STORM WATER ANNUAL REPORT

BASMAA	Bay Area Stormwater Management Agencies Association
BMP	Best Management Practice
C.3	Permit Provision C.3
CEQA	California Environmental Quality Act
EOA	Eisenberg, Olivieri, and Associates
FOG	Fats, Oils, and Grease
FY	Fiscal Year
GIS	Geographic Information System
G&S	Guidelines and Standards
HHW	Household Hazardous Waste
HIP	Hydromodification Implementation Phase
HMP	Hydromodification Management Plan
HVAC	Heating, Ventilation, and Air Conditioning
IC/ID	Illegal Connection/Illicit Dumping
IND	Industrial/Commercial
IPM	Integrated Pest Management
KAB	Keep America Beautiful
Lbs.	Pounds
Lf.	Linear Feet
MS	Microsoft Corporation
MSC	Municipal Service Center
N/A	Not Applicable
NOI	Notice of Intent
NPDES	National Pollutant Discharge Elimination System
O&M	Operations and Maintenance
OP	Organophosphate
OSH	Orchard Supply Hardware
OWOW	Our Water, Our World

PCO	Pest Control Operator
PI/P	Public Information/Participation
POTW	Publicly Owned Treatment Works
PS	Performance Standard
PW	Public Works
QTR	Quarter
RFP	Request for Proposals
RWQCB	Regional Water Quality Control Board
RWQCP	Regional Water Quality Control Plant
SCVURPPP	Santa Clara Valley Urban Runoff Pollution Prevention Program
SCVWD	Santa Clara Valley Water District
SD	Storm Drain
Sf.	Square Feet
SFWD	San Francisco Water Deprtment
SOP	Standard Operating Procedure
SSO	Sanitary Sewer Overflow
SWPPP	Storm Water Pollution Prevention Plan
TMDL	Total Maximum Daily Load
TRC	Thermostat Recycling Corporation
UP3	Urban Pesticide Pollution Prevention
URMP	Urban Runoff Management Plan
UWR	Universal Waste Rule
VTA	Valley Transportation Authority
WE&O	Watershed Education and Outreach
WGW	Water, Gas, and Wastewater
WMI	Watershed Management Initiative
WU	Water Utility
ZOU	Zoning Ordinance Update

CITY OF PALO ALTO
FY 2008-2009 ANNUAL REPORT
ATTACHMENT A

Certification Statement

"I certify, under penalty of law, that this document and all attachments were prepared under my direction or supervision in accordance with a system designed to ensure that qualified personnel properly gather and evaluate the information submitted. Based on my inquiry of the person or persons who manage the system, or those persons directly responsible for gathering the information, the information submitted, is, to the best of my knowledge and belief, true, accurate, and complete. I am aware that there are significant penalties for submitting false information, including the possibility of fine and imprisonment for knowing violations."

Signature by Duly Authorized Representative:

Joe Teresi

Joe Teresi
Senior Engineer

August 25, 2009

CITY OF PALO ALTO
FY 2008-2009 ANNUAL REPORT
ATTACHMENT A

Performance Standard Completion Certification Statement

"I certify, under penalty of law, that the City of Palo Alto has implemented all elements of the following performance standards, except as described in the Self-Evaluation Matrix in Attachment B of this FY 08-09 Annual Report, according to the policies and procedures described in the City of Palo Alto's Urban Runoff Management Plan dated September 1, 2004:

- Illicit Connection/Illegal Dumping Elimination Activities
- Industrial/Commercial Discharger Control Program
- Public Streets, Roads, and Highways O & M
- Rural Public Works O & M
- Storm Drain System O & M
- Water Utility O & M
- New Development Planning Procedures
- Construction Inspection
- Pest Management

Based on my inquiry of the person or persons who manage the system, or those persons directly responsible for gathering the information, this information is, to the best of my knowledge and belief, true, accurate, and complete. I am aware that there are significant penalties for submitting false information, including the possibility of fine and imprisonment for knowing violations."

Signature by Duly Authorized Representative:

Joe Teresi

Joe Teresi
Senior Engineer

August 25, 2009

Santa Clara Valley Urban Runoff Pollution Prevention Program
FY 2008-2009 ANNUAL REPORT

Municipality: City of Palo Alto

ILLICIT CONNECTION & ILLEGAL DUMPING ELIMINATION ACTIVITIES

FY 2008-2009 Work Plan Self Evaluation Matrix

Item No.	Activity	FY08-09 Work Plan Tasks	FY 08-09 Accomplishments	Responsible Party
	Education and Outreach	Refer mobile cleaners to BASMAA's online training module for education and certification.	1. We have not had any requests for training since the online program was established at http://www.basmaa.org/. We will continue to offer personalized instruction as an option. 2. We continue to support BASMAA and the online training program.	Public Works Environmental Compliance
	Reporting and Record Keeping	Prepare Annual Report using enhanced reporting procedures adopted in December 2001.	Done.	Public Works Environmental Compliance
	Effectiveness Evaluation	Review and evaluate effectiveness of ICID program as part of Annual Report.	See effectiveness evaluation discussion below.	Public Works Environmental Compliance

ICID Report Data

See attached IC/ID reporting data for Palo Alto.

Regional Board Comments on IC/ID in FY 2007-2008 Annual Report

Item	RWQCB Comment	City Of Palo Alto Response
N/A	N/A	N/A

Santa Clara Valley Urban Runoff Pollution Prevention Program
FY 2008-2009 ANNUAL REPORT

Municipality: City of Palo Alto

IC/ID Program Evaluation

We continue to receive illegal dumping reports from the public, other agencies, and City employees. Proactive members of the fire department, building inspection, planning code enforcement, street maintenance, storm water collection maintenance, utilities, and wastewater field operations crews have been a consistent source of referrals. We encourage these work groups to be active observers out in the field each day beyond those employed directly within our program. Improved cooperative relationships and continued open communication with other Public Works and Utilities Department inspectors ensures that construction sites are inspected with the goal of preventing illegal discharges.

Construction activities still dominate the IC/ID incidents and continue to require outreach, education, and enforcement efforts. A large percentage of construction personnel appear to comprehend the rules and regulations about pollution to the storm water system. Aggressive monitoring and enforcement as well as information provided during the planning and permitting process appear to be effective. Problems and issues with dewatering of excavations at construction sites have improved as a result of recent modifications to the public works engineering, planning and building policies and permitting processes that require effective best management practices to be implemented. Of particular note, permit applicants are no longer able to dewater basement excavations during the rainy season when groundwater levels are elevated, resulting in a marked reduction in such discharges.

ICID Incident Summary Report

Palo Alto

ICID Incident Report Source	Number of Incidents
Illicit Discharge Inspectors	334
Interdepartmental	13
Citizen Complaints	11
Total:	**358**

ICID Incident Source	Number of Incidents
Residential	20
Commercial	8
Food Facilities	6
Construction Sites	304
Public facilities and Utilities	2
Other/unknown	18
Total:	**358**

ICID Incident Type	Number of Incidents
Complaint not found	12
Dewatering	11
Equipment cleaning	1
Illicit connections	1
Landscape material dummping	4
Misc. incidents	320
Pool/Spas/Fountains discharge	1
Sanitary Spill	5
Saw cutting slurry discharge	2
Water Line Breaks	1
Total:	**358**

ICID Enforcement Action	Number of Incidents
No Action	325
Verbal Notice	4
Warning Notice	29
Total:	**358**

ICID Enforcement Action Summary by Incident Source

Palo Alto

ICID Incident Source	No Action	Verbal Notice	Warning Notice	Administrative Action	Administrative Action with Penalty	Referral to Enforcement	Criminal Action	Total
Commercial	5	1	2					**8**
Construction Sites	288	2	14					**304**
Food Facilities	1	1	4					**6**
Other/unknown	16		2					**18**
Public facilities and Utilities	1		1					**2**
Residential	14		6					**20**
Total:	**325**	**4**	**29**	**0**	**0**	**0**	**0**	**358**

ICID Enforcement Action Summary by Incident Type

Palo Alto

ICID Incident Type	No Action	Verbal Notice	Warning Notice	Administrative Action	Administrative Action with Penalty	Referral to Enforcement	Criminal Action	Total
Complaint not found	12							**12**
Dewatering	9		2					**11**
Equipment cleaning			1					**1**
Illicit connections			1					**1**
Landscape material dummping	2		2					**4**
Misc. incidents	302	2	16					**320**
Pool/Spas/Fountains discharge			1					**1**
Sanitary Spill		1	4					**5**
Saw cutting slurry discharge		1	1					**2**
Water Line Breaks			1					**1**
Total:	**325**	**4**	**29**	**0**	**0**	**0**	**0**	**358**

Santa Clara Valley Urban Runoff Pollution Prevention Program
FY 2008-2009 ANNUAL REPORT

Municipality: City of Palo Alto

INDUSTRIAL/COMMERCIAL DISCHARGER CONTROL PROGRAMS

FY 2008-2009 Work Plan Self Evaluation Matrix

Item No.	Activity	FY08-09 Work Plan Tasks	FY 08-09 Accomplishments	Responsible Party
	Food Service Facility Inspections	1. Continue to work with Statewide Fat-Oils-Grease (FOG) work group to develop measures to prevent sanitary sewer blockages caused by FOG discharges by food service facilities. 2. Share information/recommendations from FOG with Program co-permittees. 3. Continue to implement a rigorous FOG/restaurant program, including inspections, outreach and recordkeeping programs. 4. Distribute regionally-generated FOG control posters. 5. Continue to inspect food service establishments. Each inspection includes review of tallow bins, trash and outdoor cleaning, as they pertain	1. The Environmental Compliance Division continues to perform FOG program investigations, notifying operators of violations, and to report findings with regard to storm water issues. 2. Environmental Compliance Division continues to host and maintain the Cal FOG website (http://www.calfog.org), which includes a collection of superior outreach materials from around the country. 3. Environmental Compliance Division did not develop a discharge permitting program for food service facilities due to resistance from the local Chamber of Commerce and resource constraints. Business licenses have been proposed for the City and will help with the tracking of food service facilities. However, the FOG Program includes a substantial number of restaurant inspections regardless of the status of a business license program. 4. Environmental Compliance Division continues to review planning-stage documents and building permit plans for compliance with storm	Public Works Environmental Compliance

		to potential storm drain violations.	water requirements and conditions of approval. 5. Conducted 29 full initial FOG inspections at food service establishments (FSE). 6. Conducted 379 stormwater inspections during full initial and follow-up FOG inspections at FSEs.	
	Inspection of Facilities	Continue enforcement of the Sewer Use Ordinance, last updated in 2004.	Ongoing.	Public Works Environmental Compliance
	Enhanced Reporting Procedures	1. Prepare Annual Report using enhanced reporting procedures adopted in December 2001. 2. Continue to utilize the updated reporting/database programs developed by RWQCP consultant for IND incident data entry and reporting.	Ongoing.	Public Works Environmental Compliance
	Effectiveness Evaluation	Review and evaluate effectiveness of IND program as part of Annual Report.	See effectiveness evaluation discussion below.	Public Works Environmental Compliance

Industrial/Commercial Inspection Report Data

See attached Industrial/Commercial reporting data for Palo Alto.

Regional Board Comments on Industrial/Commercial Inspection in FY 2007-2008 Annual Report

Item	RWQCB Comment	City Of Palo Alto Response
N/A	N/A	N/A

Santa Clara Valley Urban Runoff Pollution Prevention Program
FY 2008-2009 ANNUAL REPORT

Municipality: City of Palo Alto

Industrial/Commercial Program Evaluation

In FY 08-09 the automotive program conducted 102 inspections and the compliance rate for storm water BMPs for this category was 100%. The Automotive category ("Vehicle Service Facilities") has been very thoroughly addressed by the City's Clean Bay Business Program through outreach, positive incentives, inspections, sampling, and enforcement.

The Fats-Oils- Grease (FOG) program is in its third year of significantly expanded format with more frequent and more rigorous inspections with the use of enforcement tools to change attitudes and behaviors. Restaurants continue to be one of the more difficult facilities to educate and bring into compliance due to the high employee turnover rates and the lack of employee training. City activities included conducting 29 full inspections 379 storm water and follow-up inspections and 64 enforcement responses. The wastewater operations group has also become more proactive in sewer line cleaning and videotaping and regularly shares gathered information with the FOG program to drive inspections, corrective actions and enforcement.

The storm water inspection of industrial facilities continues to be a solid integrated part of the wastewater program with 103 inspections in FY 08-09. These inspections help increase awareness at the facilities and are an expectation of their operations. As a result, there is relatively few significant storm water issues found during inspections at permitted facilities.

IND Inspection Summary Report

Palo Alto

IND Facility Category	Number of Inspections
Automotive	102
Electric/Electrical Components	6
Food Service	366
Landfills	1
Metal Manufacturing	13
Other	92
Total:	**580**

IND Enforcement Action	Number of Inspections
No Action	436
Level 1	141
Level 2	3
Total:	**580**

IND Inspection Summary Report

CoPermittee	Category	# Inspections	No Action	Level 1	Level 2	Level 3
Palo Alto						
	Automotive	102	102			
	Electric/Electrical Components	6	6			
	Food Service	366	236	127	3	
	Landfills	1	1			
	Metal Manufacturing	13	12	1		
	Other	92	79	13		
	Total:	**580**	**436**	**141**	**3**	**0**

Santa Clara Valley Urban Runoff Pollution Prevention Program
FY 2008-2009 ANNUAL REPORT

Municipality: City of Palo Alto

PUBLIC AGENCY ACTIVITIES
PUBLIC STREETS, ROADS & HIGHWAY O & M
FY 2008-2009 Work Plan Self Evaluation Matrix

Item No.	Activity	FY08-09 Work Plan Tasks	FY 08-09 Accomplishments	Responsible Party
	Public Streets, Roads, and Highways Operations and Maintenance	Palo Alto Public Works Operations staff is continuing to implement all the elements of the Public Streets and Highways Operations and Maintenance Performance Standard, as contained in the City's Urban Runoff Management Plan, on an ongoing basis.	Public Works Operations staff has been successful in implementing all elements of the Public Streets and Highways Operations and Maintenance Performance Standard as it applies to projects conducted in FY08-09. Maintenance projects have been completed on time and all appropriate documentation has been prepared. Any storm water pollution violations observed by field crews during the course of their work are reported to the Environmental Compliance staff for enforcement action.	Public Works Operations
	Staff Training	Provide annual training to Public Works Operations street maintenance crews.	Staff has attended training on Rural Roads BMP's and the Regional Water Quality Control Board's Construction Site Compliance for Water Quality Protection. In addition, all Public Works Operations staff has received annual training on BMPs and storm water pollution prevention from Environmental Compliance staff and Technical Services staff. On-going training and feedback also takes place at crew tailgate meetings every two weeks.	Public Works Operations
	Effectiveness Evaluation	Review and evaluate effectiveness of PW operations and maintenance program as part of Annual Report.	See effectiveness evaluation discussion below.	Public Works Operations

Santa Clara Valley Urban Runoff Pollution Prevention Program
FY 2008-2009 ANNUAL REPORT

Municipality: City of Palo Alto

Regional Board Comments on Public Streets, Roads & Highway O&M in FY 2007-2008 Annual Report

Item	RWQCB Comment	City Of Palo Alto Response
N/A	N/A	N/A

Public Streets, Roads & Highway O&M Program Evaluation

See attached sheet for annual street sweeping data.

Public Works Operations staff reports storm water pollution violations to Environmental Compliance staff when violations are observed by field crews in the course of our daily operations or reported by residents. Environmental Compliance staff responds when violations are reported and takes appropriate steps to follow-up with the responsible party to promote future compliance with storm water discharge regulations and BMPs. Field crews are familiar with source control BMPs described in the "California Stormwater BMP Handbook --Municipal" that are kept in the Palo Alto Municipal Services Center Storm Water Pollution Prevention Plan (SWPPP). Ongoing BMPs are reviewed by individual work crews at bi-weekly tailgate meetings and evaluated for effectiveness and potential modification. This past year, modifications have been made to the type of products the street and sidewalk crews use for BMPs. The street maintenance crews' use of saws has been drastically reduced by the acquisition of a new asphalt planer. The planer eliminates the saw cutting for most pavement base failure repairs.

044278

Santa Clara Valley
Urban Runoff
Pollution Prevention Program

FY 2008-2009 Monthly Record Keeping Form

Month and Year: 7/01/08 – 6/30/09

Agency: City of Palo Alto

Completed by: Steve Banks – Manager, Maintenance Operations **Date**: 7/01/09

STREET SWEEPING	Volume of material collected (cubic yards)	Miles swept* (curb miles)
1. Sweeping		
Residential Areas:		
Broom	1308	1625
Regenerative Air	9239	12684
Vacuum	0	0
Commercial Areas:		
Broom	0	0
Regenerative Air	1302	3113
Vacuum	0	0
Industrial Areas:		
Broom	255	426
Regenerative Air	2201	1875
Vacuum	0	0
Other Areas Swept: (e.g., parking lots, major arterials)		
Broom	144	183
Regenerative Air	1200	1790
Vacuum	0	0
TOTAL	15,649	21,696

2. Have there been any changes in your street sweeping program?
(efforts to have parked cars removed, changed sweeping frequency, new equipment, significant downtime, etc.)
NO

LEAF REMOVAL

Volume of leaves removed by City/Town crews: 17,149 cubic yards

Leaves bagged by residents and picked up by your City/Town: N/A bags

Check box if you have a yard waste collection program: **X** Volume of yard waste collected: 20,800 **tons**.

Check box if you do not have a leaf removal program other than routine street sweeping or yard waste collection: ☐

* Report total miles covered by sweepers including areas operated in tandem or repeated.

Santa Clara Valley Urban Runoff Pollution Prevention Program
FY 2008-2009 ANNUAL REPORT

Municipality: City of Palo Alto

PUBLIC AGENCY ACTIVITIES
CORPORATION YARDS O & M

FY 2008-2009 Work Plan Self Evaluation Matrix

Item No.	Activity	FY08-09 Work Plan Tasks	FY 08-09 Accomplishments	Responsible Party
	Staff Training	Conduct annual staff training for Municipal Service Center (MSC) employees.	Conducted training on 9/23/08 for all Public Works Operations crews for hazardous waste spills and uncontained materials, procedures, defensive actions (i.e. keeping the material out of storm drains), communications, etc. Also prepared a similar presentation that was given to Parks crews by Todd Macpherson (Leadman) in March of 2009.	Public Works Environmental Compliance & MSC staff.
	Facility inspection	Conduct annual inspection of Municipal Service Center facility to identify any remedial actions required to protect storm water quality.	A comprehensive stormwater inspection was conducted at all areas of the MSC on March 4, 2009. The inspection focused on stormwater issues such as cleared catch basins, improper hazardous material storage, and other BMPs. Issues were identified and all corrected by the date of re-inspection (April 7, 2009).	Public Works Engineering & Environmental Compliance & MSC staff.
	Facility upgrades	New fueling station, incorporating recommended best management practices, is scheduled for completion in mid-2009. Development of an updated MSC Master Plan, which includes new buildings and bulk material storage areas, is continuing into 2009-10.	New fueling station construction is near completion. When this station is operational, staff shall monitor area to ensure that discharges do not travel to the local storm drain system. Comments have been provided regarding optional and required design elements for the MSC upgrades. Most construction-related activities are currently on hold.	Public Works Environmental Compliance

Santa Clara Valley Urban Runoff Pollution Prevention Program
FY 2008-2009 ANNUAL REPORT

Municipality: City of Palo Alto

	SWPPP	Continue to refine and implement the MSC corporation yard SWPPP, last updated in 2006.	A review of the SWPPP indicated that no significant refinements were needed at this time.	MSC Staff

Regional Board Comments on Corporation Yard O&M in FY 2007-2008 Annual Report

Item	RWQCB Comment	City Of Palo Alto Response
N/A	N/A	N/A

Corporation Yard O&M Program Evaluation

The MSC inspection during the third quarter of FY 2008-2009 revealed some minor areas of concern with respect to compliance with the SWPPP. Concerns were expressed regarding proper maintenance of filter fabric placed in storm drain inlets to capture fine sediments during construction activities. Public Works Environmental Control Hazardous Waste Division coordinated efforts to correct all concerns from the inspection for total compliance. The MSC will be inspected again in the second and third quarters of FY 2009-10.

Santa Clara Valley Urban Runoff Pollution Prevention Program
FY 2008-2009 ANNUAL REPORT

Municipality: City of Palo Alto

PUBLIC AGENCY ACTIVITIES
RURAL PUBLIC WORKS ACTIVITIES
FY 2008-2009 Work Plan Self Evaluation Matrix

Item No.	Activity	FY08-09 Work Plan Tasks	FY 08-09 Accomplishments	Responsible Party
	Rural Public Works Construction	Utilities Department will consider purchase of rubber construction mats to be used for equipment access in order to minimize damage to environmentally-sensitive areas during construction.	The construction mats have not yet been purchased. The purchase will be considered for FY 2009-10.	Utilities Department
	Site Inspections	1. Staff will periodically inspect problematic rural roads to check for erosion. 2. Staff will more aggressively monitor utilities construction/maintenance projects in foothills in order to prevent erosion and sedimentation problems.	Environmental Compliance Staff inspected rural roads throughout the year to check for erosion problems and illegal dumping. No problems were observed during these inspections and no problems were reported to Environmental Compliance Division. Staff will continue to monitor rural roads for FY 2009-10.	Public Works Environmental Compliance
	Staff Training	Provide annual training to Public Works Operations, Utilities Operations, and Community Services Open Space crews.	Public Works Operations and Community Services Open Space staff have attended training on Rural Public Works BMPs and the Regional Water Quality Control Board's Construction Site Compliance for Water Quality Protection. Utilities staff still need to receive rural public works training.	Public Works Operations, Utilities Operations, & Community Services Open Space

Santa Clara Valley Urban Runoff Pollution Prevention Program
FY 2008-2009 ANNUAL REPORT

Municipality: City of Palo Alto

	Effectiveness Evaluation	Review and evaluate effectiveness of rural public works maintenance activities as part of Annual Report.	See effectiveness evaluation discussion below.	Public Works Operations, Utilities Operations, and Community Services Open Space

Regional Board Comments on Rural Public Works in FY 2007-2008 Annual Report

Item	RWQCB Comment	City Of Palo Alto Response
N/A	N/A	N/A

Rural Public Works Program Evaluation

Compliance with required rural public works best management practices has continued to improve since Open Space and Environmental Compliance staff met with Utilities management to review the requirements of the Performance Standard and to solicit their cooperation. Open Space staff will continue to monitor the performance of the Utilities crews when they work in the open space preserves. Public Works and Utilities staff will review the Performance Standard and the appropriate BMPs during annual staff training prior to the 2009-10 rainy season.

Santa Clara Valley Urban Runoff Pollution Prevention Program
FY 2008-2009 ANNUAL REPORT

Municipality: City of Palo Alto

PUBLIC AGENCY ACTIVITIES
STORM DRAIN SYSTEM O & M

FY 2008-2009 Work Plan Self Evaluation Matrix

Item No.	Activity	FY08-09 Work Plan Tasks	FY 08-09 Accomplishments	Responsible Party
	Storm Drain System Operations and Maintenance	1. Begin maintenance of new storm water pump station at San Francisquito Creek.	The new storm water pump station became operational in spring 2009. Maintenance activities shall include removing debris from the trash rack prior to the start of the rainy season and on an as-needed basis.	Public Works Operations
		2. Conduct water sampling program to characterize the influent to the pump station.	Per Regional Water Quality Control Board permit requirements, the Environmental Compliance Division shall collect between 6 and 10 grab samples of the pump station effluent to characterize 1) dry weather flows, 2) first flush flows, and 3) wet weather flows from the station for FY 09-10.	Public Works Environmental Compliance
		3. Investigate the feasibility of discharging limited amount of pump station influent to the sanitary sewer for treatment prior to discharge (if warranted by water quality testing results).	Public Works Operations will coordinate with Environmental Compliance to control pump station discharges during sampling events. A sanitary sewer clean-out was constructed adjacent to the pump station wet well in order to facilitate pumping a limited volume (limited by the capacity of the sanitary sewer main) of influent to the sanitary sewer for treatment, if necessary.	Public Works Operations & Environmental Compliance

Santa Clara Valley Urban Runoff Pollution Prevention Program
FY 2008-2009 ANNUAL REPORT

Municipality: City of Palo Alto

	Staff Training	Provide annual training to Public Works Operations storm drain maintenance crews.	Staff members have received training in emergency response, hydro-flushing operations, catch basin maintenance, pump operations, hazardous waste spill clean up, and use of BMPs on construction sites. Staff also received annual pollution prevention training from Environmental Compliance managers.	Public Works Operations
	Effectiveness Evaluation	Review and evaluate effectiveness of SD operations and maintenance program as part of Annual Report.	See effectiveness evaluation discussion below.	Public Works Operations

Regional Board Comments on Storm Drain System O&M in FY 2007-2008 Annual Report

Item	RWQCB Comment	City Of Palo Alto Response
N/A	N/A	N/A

Santa Clara Valley Urban Runoff Pollution Prevention Program
FY 2008-2009 ANNUAL REPORT

Municipality: City of Palo Alto

Storm Drain System O&M Program Evaluation

STORM DRAIN MAINTENANCE DATA

Number of catch basins cleaned –2810 each
Weight of debris removed from catch basins (using hand tools) – 65580 lbs.
Weight of debris removed by vactor truck – 45832 lbs.
Linear feet of pipeline cleaned by vactor truck – 107223 lf.
Hours of maintenance on storm water pump stations –578 hours

A large percentage of street flooding complaints received during storm events continue to be generated by filter fabric or sand/aggregate-filled bags used by contractors as a construction BMP and then abandoned in-place. The abandoned materials block catch basins or cause obstructions downstream inside the pipeline. Staff must then remove filter fabric and sand bags from blocked inlets and clean sand/aggregate out of the catch basins. Contractors are being advised to use on-site BMPs such as perimeter straw wattles and stabilized construction entrances that keep sediment on site (rather than trying to capture sediment in the gutter with sand bags). A concerted effort was made in the fall to have all filter fabric and sand bags removed from the gutter unless adjacent to current construction activity. Public Works Operations staff has been successful in removing several large sediment obstructions from a large diameter storm drain leading to Matadero Pump Station, improving the flow capacity of our drainage system. A contractor was hired to remove accumulated sediment from the main line leading to the new storm water pump station on San Franciscito Creek. Staff is currently researching new pressure nozzles for the hydro-flush truck that will assist with sediment removal from large diameter storm drain pipelines.

Santa Clara Valley Urban Runoff Pollution Prevention Program
FY 2008-2009 ANNUAL REPORT

Municipality: City of Palo Alto

PUBLIC AGENCY ACTIVITIES
WATER SYSTEM O & M

FY 2008-2009 Work Plan Self Evaluation Matrix

Item No.	Activity	FY08-09 Work Plan Tasks	FY 08-09 Accomplishments	Responsible Party
	Water System Operations and Maintenance	Implement practices described in revised Water Utility Pollution Prevention Plan.	Serviced air relief valves, operated key valves in distribution system, flushed hydrants and blow-offs using standard de-chlorination procedures.	Utilities-WGW Division
	Staff Training	Provide annual training to Water Utility Operations crews.	Water Utility crews received annual storm water BMP training from Public Works Environmental Compliance staff.	Utilities-WGW Division
	Effectiveness Evaluation	Review and evaluate effectiveness of WU operations and maintenance program as part of Annual Report.	See effectiveness evaluation discussion below.	Utilities-WGW Division

Regional Board Comments on Water System O&M in FY 2007-2008 Annual Report

Item	RWQCB Comment	City Of Palo Alto Response
N/A	N/A	N/A

Water System O&M Program Evaluation

Water crews continue to employ best management practices to de-chlorinate potable water prior to discharge to gutters and storm drains and to control pollutant discharges during construction/maintenance activities. During routine tailgate meetings and prior to hydrant flushing, operators are reminded to employ storm water pollution prevention measures at each job site. In addition, the daily operation worksheet contains specific instructions on the use of the de-chlorinator. The Water Operations group also uses large filter bags to filter pumped discharges from excavations that need to be dewatered during water main breaks.

Santa Clara Valley Urban Runoff Pollution Prevention Program
FY 2008-2009 ANNUAL REPORT

Municipality: City of Palo Alto

NEW DEVELOPMENT
PLANNING PROCEDURES (C.3)

FY 2008-2009 Work Plan Self Evaluation Matrix

Item No.	Activity	FY08-09 Work Plan Tasks	FY 08-09 Accomplishments	Responsible Party
	Permit Provision C.3.e	1. Continue inspection of BMP controls to verify maintenance at Group 1 & 2 projects on an annual basis. 2. Report on BMP maintenance inspections. 3. Utilize the tracking system for ongoing C.3.e inspections.	1. All four (4) completed Group 1 project sites were inspected to verify adequate maintenance in FY 2008-2009. Group 2 projects have now been incorporated into the City's maintenance verification inspection process. 2. The C.3 Treatment BMPs Inspection Activity Report for FY 2008-09 was submitted to SCVURPPP. 3. Submittal of C.3e inspections completed using Excel sheet as provided by SCURVPPP.	Public Works Environmental Compliance
	Permit provision C.3.f	Continue implementation of HMP requirements for applicable projects.	No projects were required to comply with the HMP requirements during the fiscal year. Public Works staff worked with SCVURPPP to submit a revised HMP applicability map to the Water Board for incorporation into the Municipal Regional Permit.	Public Works Engineering
	Permit Provision C.3.n	Report on new development and redevelopment projects for which C.3 requirements apply, as part of Annual Report.	See attached matrix. NOTE: Some of the projects have submitted complete planning applications, but lack specific details on the exact amount of new impervious surface, land area to be disturbed, and specific storm water treatment BMPs to be utilized. Matrix contains as much information as is currently available.	Public Works Engineering

Santa Clara Valley Urban Runoff Pollution Prevention Program
FY 2008-2009 ANNUAL REPORT

Municipality: City of Palo Alto

	Staff Training	Provide annual training to Planning and Public Works Engineering staff.	Provided training to applicable work groups on the storm water regulations as follows: • Planning: 10/08/08 PW Engineering: 10/15/08	Planning & Public Works Engineering Divisions
	Effectiveness Evaluation	Review and evaluate effectiveness of planning procedures as part of Annual Report.	See effectiveness evaluation discussion below.	Planning & Public Works Engineering Divisions

Regional Board Comments on New Development-Planning Procedures in FY 2007-2008 Annual Report

Item	RWQCB Comment	City Of Palo Alto Response
N/A	N/A	N/A

New Development-Planning Procedures Program Evaluation

No major changes to the development review process for FY 2008-09. The City of Palo Alto was recognized by the Santa Clara Valley Urban Runoff Pollution Prevention Program as a recipient of a **2009 Site Design Award** for an exemplary development project within the City (see attached fact sheet). The underground rainwater cistern at the Rosenberg residence was recognized as an innovative measure that reduces storm water runoff and conserves potable water.

Description of the Organizational Structure of the City of Palo Alto's Operation and Maintenance Verification Program

Legal authority for the City of Palo Alto's Operation and Maintenance (O&M) Verification Program is contained in the Palo Alto Municipal Code. The program is implemented by staff in the Engineering and Environmental Compliance Divisions of the Public Works Department. The enforcement mechanism is a written maintenance agreement, signed by the City and the party responsible for maintenance and then recorded with the Santa Clara County Recorder's Office.

The C.3 maintenance inspection verification program continues to expand. Seven (7) additional sites may be added to list when Public Works Engineering coordinates the execution of maintenance agreements with property representatives in FY 2009-10.

2009 Site Design for Storm Water Pollution Prevention Awards Program

Project: **Rosenberg residence rainwater cistern and site landscaping**
Private Project – Residential

Project Owner:
Susan Rosenberg

Project Location:
1425 Stanford Avenue, Palo Alto, CA 94306

Completion Date:
Fall 2008

Innovations in the project:

- 14,000 gallon underground rainwater cistern harvests storm runoff from building roof and portion of yard for reuse as landscape irrigation water.
- Use of native, drought-tolerant plants minimizes irrigation needs.
- Site grading, mulching, and extensive tree canopy retains rainfall on-site to recharge groundwater and minimize site storm water runoff.

Storm water quality protection and runoff reduction benefits of the project:

- Volume of site storm water runoff is reduced significantly by 1) routing roof and site drainage to an underground cistern for reuse as landscape irrigation water, 2) using site grading and mulching techniques to retain rainfall on-site, 3) using permeable materials for site pathways, and 4) using tree canopy coverage to intercept rainfall.

Additional environmental benefits of the project:

- Rainwater harvesting conserves potable water by providing adequate water supply for site landscape irrigation needs for four to five months.
- Use of native, drought-tolerant plant materials throughout the yard reduces the landscaping irrigation demand.

Regulatory compliance:

None of the storm water runoff reduction/water conservation measures incorporated into the project was required by local ordinances. The homeowner voluntarily installed the rainwater cistern and other water-saving measures for their inherent environmental benefits.

Applicability of project design for similar developments:

As a member of the City of Palo Alto Storm Drain Blue Ribbon Committee appointed by the Mayor in 2002, Ms. Rosenberg was instrumental in advocating for a City rebate program for storm water reduction measures such as rain barrels, cisterns, permeable pavement, and vegetated (green) roofs. Although she proactively installed the cistern prior to the implementation of the City's Storm Water Rebate Program, her project serves as an example of the storm water reduction and water conservation benefits of rainwater cisterns. The cistern concept is directly applicable to any residential or commercial site in the Santa Clara Valley.

Project operation and maintenance:

The cistern is maintained by Ms. Rosenberg. There are no ongoing maintenance requirements for the installation. The cistern provides annual savings due to reduced use of potable water for landscape irrigation. The cistern was filled to capacity from this winter's rather meager rainfall.

Project photographs and site plans

The cistern was constructed using the Atlantis Rain Tank Water Storage System (www.ecosvs.com/UG_Detention_Resources/UG_Detention_Brochures/RainTank%20Brochure.pdf), a modular system for underground water storage, using plastic cubes made of recycled plastic material assembled into a matrix with a 95% void/volume ratio. After excavating the required volume of soil to accommodate the desired cistern volume, the excavation was lined with a watertight liner, and the modular units were assembled within the liner. The liner was then wrapped over the top of the assembled units to create the water storage system. The remaining excavation was filled with gravel and topsoil up to the original ground surface. The cistern is equipped with a pump to pressurize the collected water for use in the automatic landscape irrigation system. A backflow device was installed to prevent cross-contamination with the potable water system.

Measures were employed throughout the site to encourage on-site retention of storm water. For example, soil was graded to develop a wide berm around mature

trees , a mounded labyrinth was constructed to act as a swale (see attached photo), mulch was applied to more than 75% of the yard area, and porous decomposed granite was used for site pathways.

Rosenberg residence, 1425 Stanford Avenue, Palo Alto

Excavation for cistern

Installation of cistern liner

Atlantis Rain Tank Water Storage System plastic modular units

Site grading to promote on-site retention of storm water

Municipal Contact:

Joe Teresi
Senior Engineer
City of Palo Alto
Public Works Engineering
(650) 329-2129
Joe.teresi@cityofpaloalto.org

Project Designer & Contractor:

Bob Waterman
Principal
Waterman & Sun
(650) 321-9640
bobwaterman@earthlink.net

Owner:

Susan Rosenberg
(650) 424-1448
susanpa@sonic.net

Santa Clara Valley Urban Runoff Pollution Prevention Program
FY 2008-2009 ANNUAL REPORT

Municipality: City of Palo Alto

City of Palo Alto
Reporting Form for Planning Procedures Performance Standard
and Provision C.3.n.i. Reporting Requirements

Part 1

Group 1 and Group 2 New Development and Significant Redevelopment Projects[1]
Approved During FY 2008-09

Project Name	Project Type[2]	Site Size (ac. or s.f.)	New Impervious Surface (s.f.)[3]	Area of Land Disturbed (Ac.)[4]	Project Status	Storm Water Control Measures Included in Project
Private Projects						
3750 Fabian Way	Redevelopment, private gym	29,621 sf	25,858 sf	29,621 sf	Under construction	Manufactured storm water treatment device
3981 El Camino Real	Redevelopment, private school	71,173 sf	54,940 sf	65,220 sf	Under construction	Manufactured storm water treatment device
Mayfield subdivision @ 200 San Antonio	Redevelopment, multi-family residential subdivision	3.4 acres in Palo Alto	>10,000 sf, exact amt TBD	3.4 acres	Tentative map approved.	TBD
488 W Charleston	Redevelopment, multi-family res.	30,312 sf	>10,000 sf, exact amt TBD	TBD	Appling for building permit	Manufactured storm water treatment device

[1] List all projects with new impervious surface area greater than 10,000 square feet.
[2] Describe project type, as defined in Provision C.3.c.
[3] "New" is defined as impervious surface created, added or replaced.
[4] If the site is a "significant redevelopment", list the area of land disturbance, if information is readily available.

Santa Clara Valley Urban Runoff Pollution Prevention Program
FY 2008-2009 ANNUAL REPORT

Municipality: City of Palo Alto

310 University	Redevelopment, downtown commercial	12,500 sf	12,500 sf	12,500 sf	Under construction	Manufactured storm water treatment device
332/350 Forest	Redevelopment, multi-family residential subdivision	25,000 sf	>10,000 sf, exact amt TBD	TBD	Planning application under review	TBD
855 El Camino Real (Town & Country)	Redevelopment, commercial/retail	11.2 acres	4.61 acres	5.22 acres	Under construction	Manufactured storm water treatment device
3000 Alexis (Palo Alto Hills Golf and Country Club)	New building & pool. Redo driving range	3.2 acres	2.24 acres	3.2 acres	Under construction	Wet pond, vegetated swale
195 Page Mill (Park Plaza)	Redevelopment, mixed-use of R&D and multi-family residential	106,000 sf	106,000 sf	106,000 sf	Received Planning approval	Manufactured storm water treatment device
3401, 3415, 3445 Alma (Alma Plaza)	Redevelopment, single-family homes & retail buildings	183,512 sf	122,967 sf	183,512 sf	Final map approved	Manufactured storm water treatment device
3270 & 3290 W Bayshore (Sterling Park)	Redevelopment, single-family home subdivision	282,329 sf	188,599 sf	282,329 sf	Under construction	Manufactured storm water treatment device and bio-swale
1700 Embarcadero (Ming's)	Redevelopment, hotel	110,433 sf	TBD	110,433 sf	Applied for Planning approval	Manufactured storm water treatment device

Santa Clara Valley Urban Runoff Pollution Prevention Program
FY 2008-2009 ANNUAL REPORT

Municipality: City of Palo Alto

3251 Hanover	Redoing buildings and parking lots	23 acres	>10,000 sf, exact amt TBD	TBD	Applied for Planning approval	Bio-swales
998 San Antonio	Redevelopment; mosque	25,542 sf	>10,000 sf, exact amt TBD	25,542 sf	Received Planning approval	Bio-swale & retention basin
1001 San Antonio	Redevelopment; garden supply center	80,254 sf	>10,000 sf, exact amount TBD	80,254 sf	Applied for building permit	TBD
385-399 Sherman	Redevelopment; mixed-use	27,740 sf	27,740 sf	27,740 sf	Applied for Planning approval	Manufactured storm water treatment device
49 Wells	Redevelopment, medical office	19,981 sf	16,038 sf	0.39 ac	Under construction	Flow through planter system
433 W. Meadow	Redevelopment, 6 lot (condo) subdivision	25,014 sf	>10,000 sf TBD	0.57 ac	Completed but not yet finaled	Manufactured storm water treatment device – Filterra
2805 El Camino Real	Redevelopment, office	16,988 sf	14,372 sf	0.39 ac	Under construction	Manufactured storm water treatment device – Filterra, bioswales – rain gardens
265 Lytton	Redevelopment, office	32,427 sf	>30,000 sf, TBD	0.74 ac	ARB process	Manufactured storm water treatment device
801 Alma	Redevelopment, Affordable housing	31,560 sf	>30,000 sf, TBD	0.72 ac	ARB-EIR process	Manufactured storm water treatment device, flow through planters
4301 & 4329 El Camino Real	Redevelopment, hotel/housing	158,994 sf	>100,000 sf, TBD	3.65 ac	ARB process	Manufactured storm water treatment device, bioswales

Santa Clara Valley Urban Runoff Pollution Prevention Program
FY 2008-2009 ANNUAL REPORT

Municipality: City of Palo Alto

4249 El Camino Real	Redevelopment, Elks Lodge	133,000 sf	>80,000	3 ac	Building permit issued	Manufactured storm water treatment device, bioswales
Public Projects						
No projects to report.						

Santa Clara Valley Urban Runoff Pollution Prevention Program
FY 2008-2009 ANNUAL REPORT

Municipality: City of Palo Alto

City of Palo Alto
Reporting Form for Planning Procedures Performance Standard
and Provision C.3.n.ii. & iii. Reporting Requirements

Part 2

Stormwater Control Measures for Group 1 and Group 2 Projects[5]
Approved During FY 2008-09

Project Name	Treatment BMPs	Numeric Sizing Criteria Used	O&M Responsibility Mechanism and Responsible Party	Site Design Measures	Source Control Measures	Pesticide Reduction Measures
Private Projects						
3750 Fabian Way	Manufactured storm water treatment device	Flow-based sizing	Future recorded maintenance agreement with owner		Stenciled catch basin, covered trash enclosure	Vegetation selected for water conservation and pest resistance
3981 El Camino Real	Manufactured storm water treatment device	Flow-based sizing	Future recorded maintenance agreement with owner		Stenciled catch basin, covered trash enclosure	Vegetation selected for water conservation and pest resistance
Mayfield subdivision @ 200 San Antonio	TBD	TBD	Future recorded maintenance agreement with owner	TBD	Stenciled catch basin	Vegetation selected for water conservation and pest resistance

[5] Beginning October 15, 2005, list all* projects with new impervious surface area greater than 10,000 square feet. See SCVURPP "C.3. Handbook: Guidance for Implementation of Stormwater Requirements for New and Redevelopment Projects".

*Projects that do not require stormwater treatment because they fall under the Alternative Compliance Program must be reported as per Provision C.3.g.v. (see Reporting Form Part 3).

Santa Clara Valley Urban Runoff Pollution Prevention Program
FY 2008-2009 ANNUAL REPORT

Municipality: City of Palo Alto

488 W Charleston	Manufactured storm water treatment device	Flow-based sizing	Future recorded maintenance agreement with owner	TBD	Stenciled catch basin, covered trash enclosure	Vegetation selected for water conservation and pest resistance
310 University	Manufactured storm water treatment device	Flow-based sizing	Future recorded maintenance agreement with owner		Stenciled catch basin, covered trash enclosure	No vegetation
332/350 Forest	TBD	TBD	Future recorded maintenance agreement with owner		Stenciled catch basin, covered trash enclosure	Vegetation selected for water conservation and pest resistance
855 El Camino Real (Town & Country)	Manufactured storm water treatment device	Flow-based sizing	Future recorded maintenance agreement with owner		Stenciled catch basin, covered trash enclosure	Vegetation selected for water conservation and pest resistance
3000 Alexis (Palo Alto Hills Golf and Country Club)	Wet pond, vegetated swale, vegetated buffer strip	Flow-based sizing	Future recorded maintenance agreement with owner		Stenciled catch basin, covered trash enclosure	Vegetation selected for water conservation and pest resistance
195 Page Mill (Park Plaza)	Manufactured storm water treatment device	Flow-based sizing	Future recorded maintenance agreement with owner		Stenciled catch basin, covered trash enclosure	Vegetation selected for water conservation and pest resistance
3445 Alma (Alma Plaza)	Manufactured storm water treatment device	Flow-based sizing	Future recorded maintenance agreement with owner		Stenciled catch basin, covered trash enclosure	Vegetation selected for water conservation and pest resistance

Santa Clara Valley Urban Runoff Pollution Prevention Program
FY 2008-2009 ANNUAL REPORT

Municipality: City of Palo Alto

3270 & 3290 W Bayshore (Sterling Park)	Manufactured storm water treatment device and bio-swale	Flow-based sizing	Future recorded maintenance agreement with owner		Stenciled catch basin, covered trash enclosure	Vegetation selected for water conservation and pest resistance
1700 Embarcadero (Ming's)	Manufactured storm water treatment device	Flow-based sizing	Future recorded maintenance agreement with owner		Stenciled catch basin, covered trash enclosure	Vegetation selected for water conservation and pest resistance
3251 Hanover	Bio-swales	Flow-based sizing	Future recorded maintenance agreement with owner		Stenciled catch basin, covered trash enclosure	Vegetation selected for water conservation and pest resistance
998 San Antonio	Bio-swale & retention basin	Flow-based sizing	Future recorded maintenance agreement with owner		Stenciled catch basin, covered trash enclosure	Vegetation selected for water conservation and pest resistance
1001 San Antonio	TBD		Future recorded maintenance agreement with owner			
385-399 Sherman	Manufactured storm water treatment device	Flow-based sizing	Future recorded maintenance agreement with owner			Vegetation selected for water conservation and pest resistance
49 Wells	Flow through planter system.	Flow-based sizing	Future recorded maintenance agreement with owner		Stenciled catch basin	Vegetation selected for water conservation and pest resistance
433 W. Meadow	Manufactured storm water treatment device – Filterra	Flow-based sizing	Future recorded maintenance agreement with	Permeable pavers	Stenciled catch basin	Vegetation selected for water conservation and pest resistance

Santa Clara Valley Urban Runoff Pollution Prevention Program
FY 2008-2009 ANNUAL REPORT

Municipality: City of Palo Alto

			owner			
2805 El Camino Real	Manufactured storm water treatment device – Filterra, bioswales – rain gardens	Flow-based sizing	Future recorded maintenance agreement with owner	Permeable pavers	Stenciled catch basin	Vegetation selected for water conservation and pest resistance
265 Lytton	Manufactured storm water treatment device	TBD	Future recorded maintenance agreement with owner	TBD – permeable pavers	Stenciled catch basin	Vegetation selected for water conservation and pest resistance
801 Alma	Manufactured storm water treatment device, flow through planters	TBD	Future recorded maintenance agreement with owner	TBD – permeable pavers	Stenciled catch basin	Vegetation selected for water conservation and pest resistance
4301 & 4329 El Camino Real	Manufactured storm water treatment device, bioswales	TBD	Future recorded maintenance agreement with owner	TBD – permeable pavers, turf block	Stenciled catch basin	Vegetation selected for water conservation and pest resistance
4249 El Camino Real	Manufactured storm water treatment device, bioswales	Flow-based sizing	Future recorded maintenance agreement with owner	Permeable pavers	Stenciled catch basin	Vegetation selected for water conservation and pest resistance
Public Projects						
No projects to report.						

Santa Clara Valley Urban Runoff Pollution Prevention Program
FY 2008-2009 ANNUAL REPORT

Municipality: City of Palo Alto

NEW DEVELOPMENT
CONSTRUCTION INSPECTION

FY 2008-2009 Work Plan Self Evaluation Matrix

Item No.	Activity	FY08-09 Work Plan Tasks	FY 08-09 Accomplishments	Responsible Party
	Site Inspections	1. Inspect construction sites before, and during the rainy season, in compliance with adopted schedule in URMP. 2. Continue inspections of sites covered by permit provision C.3 to ensure appropriate installation of permanent storm water BMPs. 3. Complete project to add construction project-related service calls and complaints to the City's Geographic Information System in order to evaluate data for patterns.	1. All construction sites with required SWPPP's were regularly inspected before, during, and after major storm events in the rainy season in compliance with adopted schedule in the URMP. 2. Four C.3 facilities were formally inspected this year. There are another 5 to 10 C.3 facilities that will finalize construction in FY 09-10 and be added to the annual inspection list. 3. This project to be developed in FY 09-10.	Public Works Environmental Compliance
	Staff Training	Provide annual training to storm water and building inspectors.	The Stormwater Investigator attended multiple training sessions during the year. Staff proposes to provide enhanced training to building inspectors and Public Works Engineering Division staff in FY 2009-10.	Public Works Environmental Compliance
	Effectiveness Evaluation	Review and evaluate effectiveness of construction inspection program as part of Annual Report.	See effectiveness evaluation discussion below.	Public Works Environmental Compliance

Santa Clara Valley Urban Runoff Pollution Prevention Program
FY 2008-2009 ANNUAL REPORT

Municipality: City of Palo Alto

Regional Board Comments on New Development-Construction Inspection in FY 2007-2008 Annual Report		
Item	**RWQCB Comment**	**City Of Palo Alto Response**
N/A	N/A	N/A

New Development-Construction Inspection Program Evaluation
The continuing efforts of the storm water program investigator have improved the organization, inspection, and enforcement of new development construction locations. Job experience and knowledge of the city, City procedures, and code enforcement activities are vital to the success of the program. Further investigator and staff training will enable city personnel to continually improve the program. Proactive inspection levels are back to normal, as well as the effective response to complaints and interdepartmental referrals during the non-rainy season. Reports generated by the Building Division's Accela Permits program are an essential tool used to find all large sites over 10,000 square feet with substantial earth disturbance work as well as construction sites with approved dewatering permits. This resource is also important in the identification of the date when a permit was issued as well as the status of the permit. Public Works Engineering Division developed an Accela Permits Report to identify dewatering sites for the purpose of the storm water investigations. The rainy season was very short during this reporting period. All large construction sites were inspected on a regular basis during the year to ensure compliance with storm water regulations. The City of Palo Alto will address and respond to the new inspection and reporting aspects of the upcoming Municipal Regional Permit and SWRCB General Construction Permit.

Santa Clara Valley Urban Runoff Pollution Prevention Program
FY 2008-2009 ANNUAL REPORT

Municipality: City of Palo Alto

PUBLIC INFORMATION/PARTICIPATION (Provision C.4)

FY 2008-2009 Work Plan Self Evaluation Matrix

Item No.	Activity	FY 08-09 Work Plan Tasks	FY 08-09 Accomplishments	Responsible Party
	Pesticide Outreach	1. Develop, prepare, and distribute appropriate outreach materials (fact sheets, brochures, etc.) regarding proper pesticide use and disposal and IPM techniques.	1. Actively participated in the IPM Regional Partnership program, including funding the BASMAA project lead. Supported local hardware stores by stocking *Our Water Our World* fact sheets and shelf talkers for less-toxic products. Locally ran print ads, movie ads and utility inserts regarding pesticide use.	Public Works Environmental Compliance
		2. Attend community events and coordinate with local gardening and environmental groups to distribute materials.	2. Set up display boards and provided handouts at numerous Earth Day fairs and similar events. Provided information on participating stores that sell and promote less toxic pesticides.	
		3. Locally promote EcoWise certified Pest Control Operators (PCOs) and work with the Program to encourage regional promotion.	3. Ran ads in early summer 2009 encouraging use of EcoWise Certified companies.	
		4. Contribute to BASMAA Regional Media Relations Campaign and pitch IPM stories to local media.	4. Monitored BASMAA Media Relations meetings contributing as appropriate and aligning local and BASMAA regional messages.	

Santa Clara Valley Urban Runoff Pollution Prevention Program
FY 2008-2009 ANNUAL REPORT

Municipality: City of Palo Alto

		5. Conduct outreach to employees who do not apply pesticides during the course of their work.	5. This was not addressed in 2008-09 given other project priorities but will be considered in 2009-10.	
		6. Continue to implement IPM Partnership with hardware garden supply stores in POTW service area.	6. Stocked *Our Water Our World* fact sheets and shelf talkers for less-toxic products at all participating local stores.	
		7. Offer training to employees of IPM Partnership stores in POTW service area.	7. Training given to Palo Alto Ace Hardware and SummerWinds Garden Center stores. Rollout of a new training program from Annie Joseph given to the staff at the SummerWinds store.	
		8. Conduct one residential IPM workshop.	8. One residential IPM class was offered through the Bay Friendly program. Staff is considering if they want to rely on the Bay Friendly IPM workshop model or provide their own workshops.	
		9. Work with the Program and the regional effort to expand Bay Friendly Gardening (stopwaste.org program) to provide regionally coordinated IPM training to residents and PCOs.	9. Bay Friendly Gardening is expanding regionally. Staff has participated in Santa Clara and regional discussions regarding expansion and has held one IPM workshop.	
		10. Document and report on number of residents reached through outreach and level of IPM Partnership participation.	10. Given the variety of ways in which outreach is conducted (print ads, movie theater ads, website, newspaper articles, outreach events, etc.), the number of residents reached is not known but can be estimated to be in the thousands. Palo Alto staff participated intensively in the IPM Partnership.	

Santa Clara Valley Urban Runoff Pollution Prevention Program
FY 2008-2009 ANNUAL REPORT

Municipality: City of Palo Alto

	Mercury Outreach	1. Continue to publicize the fluorescent bulb, thermometer, and thermostat drop-off programs through utility bill inserts, newspaper advertising, etc. 2. Provide digital thermometer to all residents who recycle mercury thermometers. 3. Support the Program's efforts to provide outreach and assistance regarding Universal Waste Rule (UWR) to conditionally-exempt small quantity generators. 4. Support County's program for fluorescent bulb drop-off at hardware stores and recycling centers.	1. Ongoing: • Done in partnership with SCVURPP outreach. • As part of School Outreach Campaign, 336 students in 14 fourth grade classes were reached with a presentation specific to mercury. 2. Ongoing at RWQCP and at special events. 3. RWQCP staff support outreach to small quantity generators through participation in the SCVURPPP WE&O Subgroup. The information is currently provided on the Watershed Watch website. 4. The original RWQCP program was adopted and expanded by Santa Clara County. Currently five stores and the Palo Alto Recycling Center accept fluorescent bulbs in the RWQCP service area.	Public Works Environmental Compliance
	Copper Outreach	Conduct outreach to Building/Planning staff and to developers on ban of copper roofs and gutters implemented in January 2003.	Continued using a stamp on building permit plan sets approved by the Development Center to notify residents regarding the ban on copper roofs and gutters.	Public Works Environmental Compliance
	School Outreach	Continue outreach to elementary, middle, and high schools, focusing on pesticides, mercury, and other pollutants of concern (school programs include "What's Bugging You?" and "Mercury: Past and Present")	In 2008-09, the RWQCP School Outreach Program reached 3,356 students throughout the service area. All programs include a discussion of storm water and pollution prevention. • 65 elementary school presentations • 68 middle school hands-on labs • 4 high school hands-on labs Of the 137 total presentations, 70 were conducted in Palo Alto; 67 in RWQCP partner cities.	Public Works Environmental Compliance

Santa Clara Valley Urban Runoff Pollution Prevention Program
FY 2008-2009 ANNUAL REPORT

Municipality: City of Palo Alto

	Vehicle Service Facility Recognition	Continue periodic recognition (newspaper advertisement and promotional materials) of vehicle service facilities that qualify for designation as Clean Bay Businesses.	Vehicle service facilities that qualify as "Clean Bay Businesses" receive promotional materials and are listed in full-page newspaper ads paid for by the RWQCP. Shops that have been Clean Bay Businesses for 5, 10, or 15 consecutive years receive a special "Outstanding Achievement" plaque and other recognition materials.	Public Works Environmental Compliance
	Watershed Education and Outreach	1. Develop City PI/P workplan that is coordinated with the Program's Watershed Education and Outreach Campaign. 2. Implement City PI/P work plan.	Done annually and in alignment with BASMAA, BAPPG projects, and other regional outreach efforts as feasible.	Public Works Environmental Compliance & Engineering

Regional Board Comments on Public Information/Participation Requirements in FY 2007-2008 Annual Report

Item	RWQCB Comment	City Of Palo Alto Response
N/A	N/A	N/A

Santa Clara Valley Urban Runoff Pollution Prevention Program
FY 2008-2009 ANNUAL REPORT

Municipality: City of Palo Alto

Public Information/Participation Program Evaluation

Pesticide Outreach: See evaluation in Pest Management Program Section

Mercury Outreach: See evaluation in Mercury Program Section

Copper Outreach: The ordinance banning copper architectural materials has been effective at eliminating the installation of new copper roofs.

School Outreach: 78% of teachers returned a postage-paid evaluation postcard, with a cumulative rating of 5.0 out of 5.0 in both quality of program and clarity of presenter. 98% stated students' understanding of water pollution prevention increased, and 100% stated that students' understanding of the difference between storm drain/sewer systems increased.

Vehicle Service Facilities: Since inception of this program, the participation has increased to 98% of eligible facilities. Eighty-eight shops have participated in the Clean Bay program for at least 10 years.

Public education challenges include finding new and compelling messages to inspire the public to use less-toxic do-it-yourself and contracted pest control methods, and to recycle mercury-containing items. RWQCP will continue identifying strategies with partner agencies and its communications consultant for effective outreach via local traditional and new media. Staff also plans to provide additional funds to expand run time of ads produced by the WEO campaign that focus on mercury and pesticides. Staff continues to participate in expansion plans for the Bay Friendly Garden Project.

Santa Clara Valley Urban Runoff Pollution Prevention Program
FY 2008-2009 ANNUAL REPORT

Municipality: City of Palo Alto

PEST MANAGEMENT
(Provision C.9.d of the Permit)

FY 2008-2009 Work Plan Self Evaluation Matrix

Item No.	Activity	FY08-09 Work Plan Tasks	FY 08-09 Accomplishments	Responsible Party
	Municipal Pesticide Use	1. Provide annual *Less Toxic Pest Management and Pesticide Use* report. 2. Provide annual training on SOPs, BMPs, and IPM techniques to employees responsible for pesticide application. 3. Identify least toxic controls for pest management challenges identified in Annual Report.	1. Report was completed in January 2009. 2. Two multi-jurisdictional training sessions for gophers and ground squirrels were offered in December 2008. 3. Completed. This year's focus was on gophers and ground squirrels. Palo Alto began reducing pesticide use at city-owned parks, buildings and other properties in 2001 and has announced a 77% reduction in it use of insecticides and a 75% reduction in the use of herbicides since 2003. It has also initiated the City's first pesticide-free park.	Public Works Environmental Compliance
	Public Education and Outreach	Public Education and Outreach are a major focus of Palo Alto's Pest Management Program. Work Plan tasks for this program are detailed in the Public Information/Participation section.		Public Works Environmental Compliance

Santa Clara Valley Urban Runoff Pollution Prevention Program
FY 2008-2009 ANNUAL REPORT

Municipality: City of Palo Alto

	Pest Control Operators	1. Support EcoWise certification program through advertising and inclusion of their suggested contract specs into City IPM PCO contracts. Coordinate with the Program for additional regional ads. 2. Require PCO's contracted for City pest control to comply with City IPM Policy. 3. Document and report on City use of PCO's and their pesticide use.	1. Reported on in PI/P section. EcoWise Certified standing is a requirement for the current City of Palo Alto pest control contract. 2. Ongoing. 3. Completed in the City's Annual Pest Management and Pesticide Use Report.	Public Works Environmental Compliance
	New Development	Document and report on pest-resistant landscaping measures incorporated into land development projects.	Landscape design that discourages structural pests is being discussed as new municipal buildings and remodels are planned; information on landscape pest control strategies is made available to building permit applicants during the permit process.	Public Works Engineering and Utilities Water Conservation
	Regional, State, and Federal Coordination	Continue active participation in the Urban Pesticide Committee, UP3 Committee (and related programs) CASQA, and IPM Partnership to provide input and keep informed on latest pesticide management issues.	Staff currently participate in the UPC, CASQA, and IPM Partnership. UP3 has not been active.	Public Works Environmental Compliance

Regional Board Comments on Pest Management in FY 2007-2008 Annual Report

Item	RWQCB Comment	City Of Palo Alto Response
N/A	N/A	N/A

Santa Clara Valley Urban Runoff Pollution Prevention Program
FY 2008-2009 ANNUAL REPORT

Municipality: City of Palo Alto

Pest Management Program Evaluation
The City's use of pesticides associated with ecotoxicity has been reduced over time through the use of IPM strategies. Palo Alto has made significant strides in targeting the source of pollution stemming from staff and contractor structural pest control activities currently most associated with impaired water quality. Future efforts will continue to target landscape pest control problems that lead to use of ecotoxic fungicides and rodenticides, which are currently the greatest source of ecotoxicity in City operations. For residential and business use, Palo Alto will continue to promote new and existing programs locally and regionally, such as EcoWise Certified, Bay Friendly, Green Gardener and *Our Water, Our World*. These programs are effective in providing education to non-municipal audiences that contribute to urban pesticide pollution.

2008 City of Palo Alto Pesticide Use Information

Summary Excerpt from 2008 Annual Pest Management and Pesticide Use Report

1. **Total Active Ingredient Use Trends**

   Total active ingredient use decreased by 153 pounds (36%) in 2008 due primarily to decreased fungicide applications of mancozeb and thiophanate-methyl. Smaller reductions in use of the herbicides imazypyr and oryzalin also contributed to the decrease.

Figure 1: Total Pesticide Active Ingredient Use by Year (2001 – 2008)

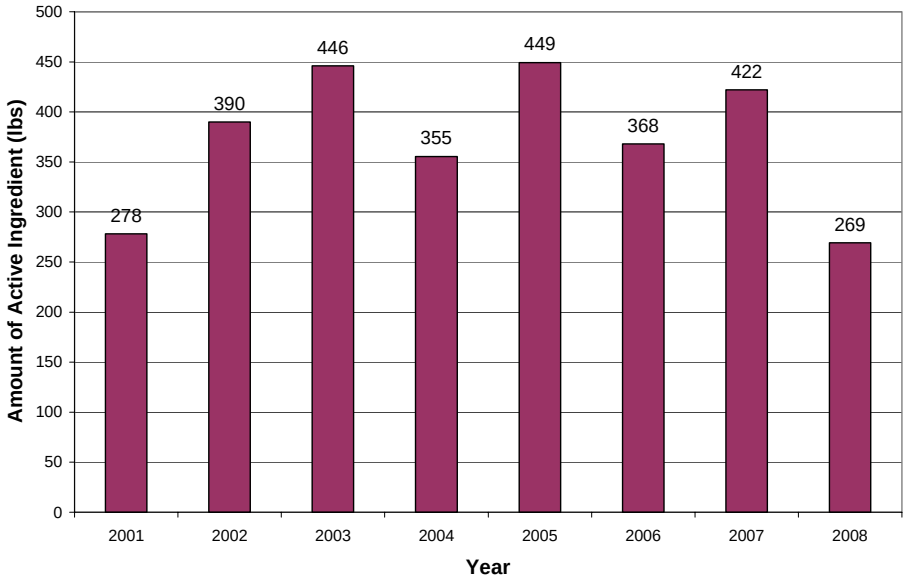

2. **Tier 1-3 Pesticide Use**

   The City's use of Tier 1, 2, and 3 pesticides for calendar years 2001 through 2008 is displayed in Figure 2. Figures 3 through 6 provide annual pesticide use, by tier, for controlling fungus, rodents, weeds, and insects, respectively.

   Tier 1 Pesticide Use

   In 2008, the City's total Tier 1 pesticide use decreased by 150 pounds (48%), which is attributed to:

   - A 117 pound decrease in mancozeb (fungicide)
   - A 31 pound decrease in thiophanate-methyl (fungicide)
   - A combined total decrease of 12 pounds of imazapyr and oryzalin (herbicides).

   Note that other individual Tier 1 product use increased. This accounts for the difference between the total of the individual product reductions listed above and the total Tier 1 reduction.

Of the total amount of Tier 1 active ingredient that was used, fifty-five percent was applied at the golf course to control fungus. The remainder was applied at the golf course and open space for ground squirrel and gopher control and at various City locations for weeds, grubs, and root control in sewers.

The dramatic reduction in golf course fungicide use is attributed to several factors: a cold, dry 2008 winter; a successful fall aeration; and increased cultural practices including de-thatching, topdressing, hand watering, and reel sharpening.

Figure 2: Tier 1, 2, and 3 Pesticide Use by Year (2001 – 2008)

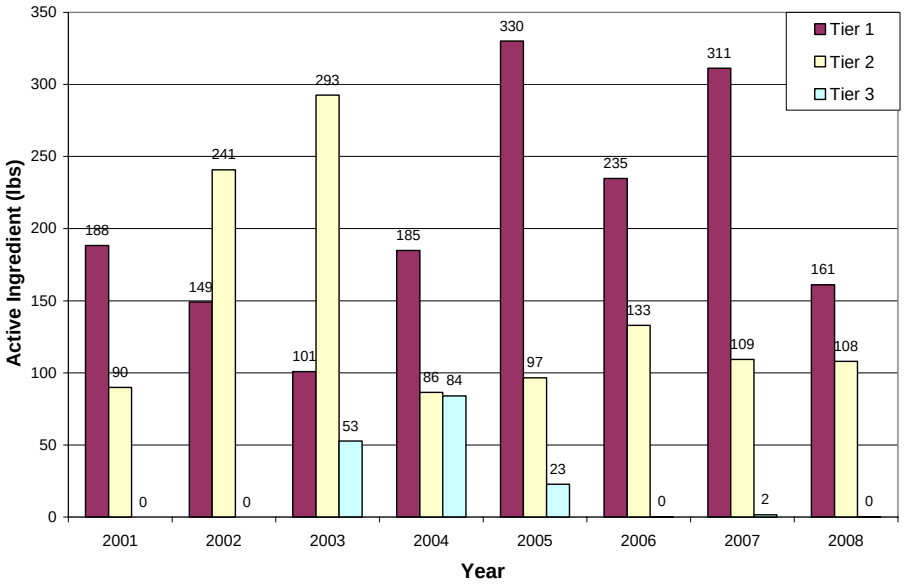

Tier 2 Pesticide Use

Tier 2 pesticide use remained about the same in 2008 as compared to 2007. The Tier 2 fungicides Medallion (fludioxonil) and ProStar (flutolanil), and Roundup herbicide (glyphosate) comprised 98% of the Tier 2 pesticides used in 2008. The use of Roundup herbicide has decreased about 75% from the peak level of 2003 due to heavy mulching and mechanical weed removal. This reduction in Roundup use was accompanied by decreased Tier 1 herbicide use.

Tier 3 Pesticide and non-chemical controls

Tier 3 products, the least toxic category, remained at about the same levels as previous years. Non-toxic pest control measures, such as exclusion and non-chemical control measures, are difficult to quantify although their use has increased over time. Examples include increased trapping for gophers, the use of goats to consume weeds, and structural repairs that reduce ant and rodent infestations. Chemical controls may have been used if these non-chemical strategies were not used. It should be noted that higher Tier 3 pesticide use in some previous years was primarily due to the use of a glyphosate herbicide product that was reclassified to Tier 2 in 2006.

Santa Clara Valley Urban Runoff Pollution Prevention Program
FY 2008-2009 ANNUAL REPORT

Municipality: City of Palo Alto

MERCURY POLLUTION PREVENTION PROGRAM
(Provision C.9.c of the Permit)

FY 2008-2009 Work Plan Self Evaluation Matrix

Item No.	Activity	FY08-09 Work Plan Tasks	FY 08-09 Accomplishments	Responsible Party
	Municipal Use of Mercury-Containing Products	1. Continue to implement the City's Mercury Elimination Policy. 2. Continue recycling of fluorescent bulbs used in City facilities and purchase of low-mercury bulbs. 3. Regional Water Quality Control Plant will continue to replace mercury switches with non-mercury alternatives (typically upon failure).	1. In 2008, the RWQCP substituted a mercury-free Chemical Oxygen Demand test for the prior test method that used mercury. 2. Ongoing 3. Since 2002, RWQCP has replaced or removed 42 mercury switches (approximately 2.3 pounds of mercury). Many of the switches that were recycled were not in service but were in warehouse inventory.	Public Works Environmental Compliance
	Household Hazardous Waste Collection	1. Support the County's program to provide fluorescent bulb drop-off and recycling for residents at local hardware stores. 2. Continue thermometer and thermostat drop-off and recycling program for residents at the POTW. 3. Continue collection of fluorescent bulbs, thermometers, and thermostats from residents and small quantity commercial generators at	1. The original RWQCP program was adopted and expanded by Santa Clara County. Currently five stores and the Palo Alto Recycling Center accept fluorescent bulbs in the RWQCP service area. 2. Digital thermometer program continues at the RWQCP and via special events. 3. Ongoing. The City's HHW Program also added an option to residents to make appointments to drop off HHW if they cannot attend regularly scheduled events.	Public Works Environmental Compliance

Santa Clara Valley Urban Runoff Pollution Prevention Program
FY 2008-2009 ANNUAL REPORT

Municipality: City of Palo Alto

		Household Hazardous Waste collection events in Palo Alto and at the Palo Alto Recycling Center. 4. Document and report on collection of mercury-containing products. 5. Actively support the California Product Stewardship Council which seeks to expand manufacturer responsibility for the life cycle of their products. Key interests for this group include universal waste and pharmaceuticals.	4. The most recent data available for the City of Palo Alto HHW program indicate that19,603 lbs of fluorescent bulbs were collected at the Recycling Center drop-off site and 71 pounds of thermometers were collected at monthly Palo Alto HHW events. Thermostats are now collected by the Thermostat Recycling Corporation (TRC). (Data from HHW 303a Form, 2007-08 as listed in the 2009 RWQCP Clean Bay Plan). 5. Continued to encourage California Product Stewardship Council (CPSC) participation regionally through interaction with water quality groups.	
	Regional, State, and Federal Coordination	Support and participate in development by BASMAA and the Bay Area Pollution Prevention Group to control mercury.	Palo Alto staff regularly participate in regional mercury collection efforts.	Public Works Environmental Compliance
	Public Outreach and Education	Public Education and Outreach is a major focus of Palo Alto's Mercury Pollution Prevention Program. Work Plan tasks for this program are detailed in the Public Information/Participation section.	See Public Information/Participation section.	Public Works Environmental Compliance

Regional Board Comments on Mercury Pollution Prevention Program in FY 2007-2008 Annual Report

Item	RWQCB Comment	City Of Palo Alto Response
N/A	N/A	N/A

Santa Clara Valley Urban Runoff Pollution Prevention Program
FY 2008-2009 ANNUAL REPORT

Municipality: City of Palo Alto

Mercury Pollution Prevention Program Evaluation
The City actively participates in SCVURPPP pollution prevention activities, diverts thermostats and thermometers for recycling, and provides extensive outreach to schools in its service area. City staff believe there is a need for regional coordination on product stewardship issues for mercury-containing products. Mercury pollution prevention programs continue to be good vehicles for engaging the public.

Santa Clara Valley Urban Runoff Pollution Prevention Program
FY 2008-2009 ANNUAL REPORT

Municipality: City of Palo Alto

COPPER ACTION PLAN/NICKEL ACTION PLAN
(Provision C.9.a & b of the Permit)

FY 2008-2009 Work Plan Self Evaluation Matrix

Item No.	Activity	FY08-09 Work Plan Tasks	FY 08-09 Accomplishments	Responsible Party
CB-1	Vehicle Washing Operations	• Distribute outreach materials on proper vehicle/equipment washing at City department counters and public events, and post on City web site. • Provide car wash kit to charity car wash organizers and educate on the use of the kits. • Submit data regarding vehicle washing outreach activities and effectiveness evaluation in annual reports. • Require source control measures for Group 1 new development and redevelopment projects that will conduct vehicle/equipment washing and maintenance activities (consistent with Permit Provision C.3.k). • Inspect auto businesses regarding car wash requirements, and prohibited storm drain discharge.	Within CB-1, Paragraphs 1, 2, 5, 6, 7, 8, & 9 are ongoing programs which have been run by Palo Alto for a number of years, and which were run again successfully in FY 2008-09. Paragraph 3 calls for an effectiveness evaluation regarding vehicle washing outreach Utility bill stuffers, fliers, and special event displays have been used successfully to promote changes in vehicle washing practices as a means to protect storm water quality. Awareness of this issue has grown over the years, serving as a testament to the outreach program. Palo Alto does not do its own public opinion surveys, but rather relies on regional surveys to quantify and confirm the success of this and other behavior modifications. With respect to Paragraph 4, two recent multi-family residential developments constructed in Palo Alto include covered vehicle wash areas that are plumbed to the sanitary sewer.	Public Works Environmental Compliance Public Works Environmental Compliance Public Works Environmental Compliance Public Works Engineering Public Works Environmental Compliance

		• Inspect vehicle washing facilities as part of stormwater inspections for industrial and commercial businesses. • Continue to maintain car wash systems for City vehicles at the corporation yard and fire stations. • Encourage municipal staff to use certified mobile cleaners when contracting cleaning services. • Refer mobile cleaners to BASMAA's online training module for education and certification.		Public Works Environmental Compliance Public Works Fleet Mgmt. & Fire Dept. Public Works Operations & Facilities Mgmt. Public Works Environmental Compliance
CB-3	Industrial Copper Control	Continue Industrial Inspection program, including NOI sites such as plating and metal finishing facilities, vehicle service facilities, and other permitted sites.	All inspections completed in FY 2008-09.	Public Works Environmental Compliance
CB-4	Quantify Source Loadings of Copper	• Collect data on potential indicators of copper. • Prepare and submit report on potential indicators as part of Clean Bay Plan.	This item was completed again this year and submitted to the Regional Board as part of the Palo Alto Clean Bay Plan in February 2009.	Public Works Environmental Compliance
CB-6/7	Reducing Traffic Congestion/	Continue updating the City's Zoning Ordinance, based on the results of the	No changes to report.	Public Works Engineering &

Santa Clara Valley Urban Runoff Pollution Prevention Program
FY 2008-2009 ANNUAL REPORT
Municipality: City of Palo Alto

	Promoting Alternative Transportation	Development Policies Comparison Project Report (particularly Section VI, Policies to Limit Auto Use/Promote Alternative Transportation) to promote better transportation-related design practices and alternative modes of transportation.		Planning
CB-8	Watershed assessment and protection	Revise City's General Plan, as needed, at next scheduled update, based on recommendations from the *Development Policies Comparison Project* and Provision C.3.l.	No changes to report.	Planning
CB-11	Street sweeping and storm drain O&M	• Follow Program guidance regarding the collection and reporting of street sweeping data. Provide data for Annual Report. • Evaluate need for improvement of current street sweeping and storm drain system O&M programs (within available budget) in Annual Report.	Street sweeping data submitted as required. No changes to report.	Public Works Operations
CB-12	Outreach on pool, spa maintenance	• Distribute outreach materials at agency department counters and public places; and placement on City website.	Due to the high percentage of pools serviced by professionals, the best approach is briefing pool service professionals. This will be done again in 2010 via their local professional association.	Public Works Environmental Compliance
CB-21	Use of architectural copper	• Perform plan checks for compliance with existing ban on copper on roofs, in roof shingles, and for gutters.		Public Works Environmental Compliance

		• Distribute fact sheet on copper ban at building counter and on web site.	Informational material is provided through the Planning and Building Inspection departments.	
NB-1	Measures to control nickel discharges from construction sites	• Continue to implement Construction Inspection Performance Standards (see Construction Inspection work plan section). • Continue to have inspectors attend Regional Board/Program workshops on construction site management and learn latest erosion/sediment control techniques • Continue to attend Program workshops on post-development stormwater BMPs (C.3.)	All components of this program continued to be implemented this year.	Public Works Environmental Compliance Public Works, Utilities, and Community Services

Regional Board Comments on Copper Action Plan/Nickel Action Plan FY 2007-2008 Annual Report

Item	RWQCB Comment	City Of Palo Alto Response
N/A	N/A	N/A

Copper Action Plan/Nickel Action Plan Program Evaluation

The Action Plans are now mature program elements that do not change from one year to the next. They have succeeded in preventing violations of the Site Specific Limits in San Francisco Bay. The "Trigger" system has not been activated by exceedances, and the control programs have been successful. The exception is the brake pad situation, in which this source remains uncontrolled. Palo Alto continues to work through the Brake Pad Partnership to bring about copper reductions from brake pads. Legislation to reduce copper in brake pads was introduced in 2009 and carried forward to 2010. Palo Alto actively supported the legislation, and local state senator Joe Simitian became a co-author of the legislation.

Santa Clara Valley Urban Runoff Pollution Prevention Program
FY 2008-2009 ANNUAL REPORT

Municipality: City of Palo Alto

TRASH INVENTORY & MANAGEMENT PROGRAM

FY 2008-2009 Work Plan Self Evaluation Matrix

Item No.	Activity	FY08-09 Work Plan Tasks	FY 08-09 Accomplishments	Responsible Party
	Trash Investigations and Plan	1. Assist Program in implementing Pilot Demonstration Projects which focuses on assessing control measure effectiveness. 2. Continue identifying and prioritizing trash problem areas in urban streams and waterways and other potential sources that may contribute trash to those areas. Identification and prioritization based on criteria provided by Program staff during FY 06-07. 3. Continue trash evaluations using the Program's Urban Rapid Trash Assessment protocol (Version 1.0) and/or the KAB Litter index in a subset of trash problem areas.	1. The new installation of a trash boom on Matadero Creek at West Bayshore Road will provide data on the trash types and sources at this location. 2. Joint efforts with EOA, San Francisquito Watershed Project, Santa Clara Valley Water District, and private interested parties help the City of Palo Alto program identify and prioritize problem areas. 3. Environmental Compliance Division completed two formal trash evaluations in Fall 2008 and Spring 2009. Multiple informal inspections conducted year-round.	Public Works Environmental Compliance

Santa Clara Valley Urban Runoff Pollution Prevention Program
FY 2008-2009 ANNUAL REPORT

Municipality: City of Palo Alto

		4. Continue implementing trash control measures, where practical and feasible, to reduce trash.	4. Installation of trash boom across Matadero Creek downstream of Palo Alto Pump Station is complete.	
		5. Provide co-permittee specific information on trash management practices implemented in Palo Alto using standardized reporting format (to be used for Program –wide reporting).	5. Results posted and forwarded to program staff as required and on-time	
		6. Assist Program in developing Trash Fact Sheets, as appropriate.	6. New fact sheets on Trash were not needed this year.	
		7. Submit Urban Rapid Trash Assessment Survey Forms, Trash Item Tally Sheets and any other data collection tool to Program staff.	7. Results posted and forwarded to program staff as required and on-time.	
		8. Assist Program staff in developing an effective strategy for reducing trash in urban streams and waterways.	8. Palo Alto chaired a new WMI Subgroup on Trash to identify new control measures and coordinated a “Trash Summit” in October 2009.	
		9. Annually revise trash problems areas list on an as needed basis. Revisions should be based on trash problem area surveys and other relevant information.	9. Results posted and forwarded to program staff as required and on-time	

Santa Clara Valley Urban Runoff Pollution Prevention Program
FY 2008-2009 ANNUAL REPORT

Municipality: City of Palo Alto

		10. Begin implementation of long-term trash management strategy for each high priority watershed within Palo Alto identified as likely to discharge trash and litter to receiving waters.	10. Currently, a single strategy is applied to all trash hot spots within the City of Palo Alto. These sites are formally reviewed twice per year using KAB and RTA Assessment Scores which is reported back to EOA for on-going data collection and analysis. Program will create individual long-term trash management strategies for required sites based on pending implementation of MRP.	

Regional Board Comments on Trash Inventory & Management Program in FY 2007-2008 Annual Report

Item	RWQCB Comment	City Of Palo Alto Response
N/A	N/A	N/A

Santa Clara Valley Urban Runoff Pollution Prevention Program
FY 2008-2009 ANNUAL REPORT

Municipality: City of Palo Alto

Trash Inventory & Management Program Evaluation
The program continues to make significant progress. Continual inspections of "hot spots" have allowed staff to remove sites that are no longer considered a threat to waterways. Additional sites have been added to address new areas of concern for the City of Palo Alto. The creation of the Trash BMP Tool Box Pamphlet as provided by SCVURPPP provides technical information to resolve future trash problems. The effort to coordinate City of Palo Alto Environmental Compliance Division, Public Works Engineering, Public Works Operations, Palo Alto Police Department, San Francisquito Watershed Project, and other interested environmental persons and groups will improve reporting accuracy and help increase the total number of trash items removed from local creeks and waterways. In FY 2009-10, staff shall monitor, identify sources, and remove trash items that have been captured by new boom across Matadero Creek at West Bayshore Road. This will help to identify the most effective method for screening trash and may lead to modifications to the trash racks at the Matadero Pump Station and other City pump stations that will increase the level of trash removal prior to discharge of pump effluent to local creeks. This proposal to study pump stations as trash removal devices may be the first in the region.

Santa Clara Valley Urban Runoff Pollution Prevention Program
FY 2008-2009 ANNUAL REPORT

Municipality: City of Palo Alto

WATER QUALITY MONITORING PROGRAM
(Provision C.7 of the Permit)

FY 2008-2009 Work Plan Self Evaluation Matrix

Item No.	Activity	FY08-09 Work Plan Tasks	FY 08-09 Accomplishments	Responsible Party
	Water Quality Monitoring Program	Palo Alto staff will submit copies of its creek water quality monitoring data to the Program for inclusion in Program-wide monitoring reports.	FY 2008-09 monitoring data for San Francisquito Creek and Matadero Creek was submitted to the Program in June 2009.	Public Works Environmental Compliance

Regional Board Comments on Water Quality Monitoring Program in FY 2007-2008 Annual Report

Item	RWQCB Comment	City Of Palo Alto Response
N/A	N/A	N/A

Water Quality Monitoring Program Evaluation

Santa Clara Valley Urban Runoff Pollution Prevention Program
FY 2008-2009 ANNUAL REPORT

Municipality: City of Palo Alto

WATERSHED MANAGEMENT MEASURES
(Provision C.10 of the Permit)

FY 2008-2009 Work Plan Self Evaluation Matrix

Item No.	Activity	FY08-09 Work Plan Tasks	FY 08-09 Accomplishments	Responsible Party
	Watershed Management Measures	Continue to participate in the SCB WMI through membership on the Core Group, Communications Subgroup, Permits/Regulatory Subgroup, Emerging Contaminants Workgroup, and WE&O Workgroup; house the WMI's data repository (hard copy and electronic form) for the 3 pilot watersheds.	Palo Alto continues to play a lead role in the Watershed Management Initiative. Palo Alto staff also led the Emerging Contaminant Subgroup and is chairing the new Subgroup on Trash.	Public Works Environmental Compliance

Regional Board Comments on Watershed Management Measures in FY 2007-2008 Annual Report

Item	RWQCB Comment	City Of Palo Alto Response
N/A	N/A	N/A

Santa Clara Valley Urban Runoff Pollution Prevention Program
FY 2008-2009 ANNUAL REPORT

Municipality: City of Palo Alto

Watershed Management Measures Program Evaluation
The WMI Trash Subgroup held a very successful Trash Summit late in 2009, and is now planning a second one focused on a new Trash initiative for Santa Clara County. It is envisioned that the proposed trash 303(d) listings and the proposed Municipal Regional Permit will help drive this initiative.

Santa Clara Valley Urban Runoff Pollution Prevention Program
FY 2008-2009 ANNUAL REPORT

Municipality: City of Palo Alto

STAFF TRAINING

Training Title	Attendee	Department of Attendee	Date(s) of Training	Location of Training	Contents of Training
Annual staff training		Public Works Engineering staff	10/15/08	Palo Alto	Construction BMPs State General Permit for Construction Activities C.3 provisions for new development Dewatering procedures
Annual staff training		Utilities Dept. Water-Gas-Wastewater & Electric Engineering	10/23/08	Palo Alto	Construction BMPs State General Permit for Construction Activities C.3 provisions for new development Dewatering procedures
Annual staff training		Utilities Operations staff	10/08	Palo Alto	Construction and maintenance BMPs Reporting procedures for illegal dumping incidents Rural Public Works BMPs
Annual staff training		Planning staff	10/08/08	Palo Alto	C.3 provisions for new development Site design, source control, and treatment BMPs
Annual staff training		Building inspection staff	10/21/08	Palo Alto	Construction BMPs State General Permit - Construction Activities Reporting procedures for illegal dumping incidents/poor construction site conditions

Santa Clara Valley Urban Runoff Pollution Prevention Program
FY 2008-2009 ANNUAL REPORT

Municipality: City of Palo Alto

CASQA Annual Conference	Joe Teresi	Public Works Engineering	9/22-24/ 2008	Oakland	General Water Quality workshops Joe Teresi was trainer for "Enhanced Street Sweeping" presentation
Rural Public Works BMPs	Richard Bicknell Curt Dunn Chris Fujimoto Roberto Marquez Don Piana Mark Ribeiro Dave Scott Ken Torke Robert Ward	Open Space Open Space PW Env Compl Parks Parks Parks Open Space PW Env Compl Parks	9/25/08	Cupertino	Overview of best management practices for maintenance of rural roads and drainage
Rural Public Works BMPs	Joe Teresi	Public Works Engineering	9/26/08	San Jose	Overview of best management practices for maintenance of rural roads and drainage
Rural Public Works BMPs	Oscar Godinez Jon Hospitalier Sean Kennedy	PW Operations PW Operations PW Operations	3/23/09	Cupertino	Overview of best management practices for maintenance of rural roads and drainage
Rural Public Works BMPs	Chris Fujimoto Oscar Godinez Jon Hospitalier	PW Env Compl PW Operations PW Operations	3/24/09	Cupertino	Field demonstration of Rural Public Works BMPs
Construction Site Management	Chris Fujimoto Robert Hara Ryan Harrison Jon Hospitalier Gary Kunsman Rosemary Morse James Stuart	PW Env Compl PW Env Compl PW Env Compl PW Operations Utilities Electric PW Engineering PW Env Compl	11/20/08	Cupertino	Construction BMPs State General Permit for Construction Activities
Construction Site Management	Luz Cortes Rajeev Hada Hung Nguyen	PW Engineering PW Engineering PW Engineering	11/21/08	Cupertino	Construction BMPs State General Permit for Construction Activities

Santa Clara Valley Urban Runoff Pollution Prevention Program
FY 2008-2009 ANNUAL REPORT

Municipality: City of Palo Alto

Bioretention Workshop	Bob Morris	Public Works Engineering	2/4/09	Mountain View	Overview of bioretention design techniques
General Construction Permit Update	Chris Fujimoto Rajeev Hada Bob Morris Joe Teresi	PW Env Compl PW Engineering PW Engineering PW Engineering	5/27/09	San Jose	Update on the proposed changes to the State General Permit for Construction Activities
Sustainable Streets Workshop	Clare Campbell Dave Dockter Rajeev Hada Lee Mei Joe Teresi	Planning Planning PW Engineering Planning PW Engineering	5/29/09	Cupertino	Interactive workshop on San Mateo County's sustainable streets program
Annual C.3 Workshop	Chris Fujimoto Rajeev Hada Hung Nguyen Joe Teresi		6/17/09	San Jose	Update on the latest changes and practices related to the Permit Section C.3 regulations Joe Teresi was presenter for City of Palo Alto stormwater rebate program

City of San José Urban Runoff Management Plan Annual Report 2008-2009

September 2009

Acknowledgements

This report was prepared by the City of San José

Environmental Services Department
Watershed Protection Division
Urban Runoff Program Section

In partnership with:

Environmental Services Department: Watershed Enforcement
Environmental Services Department: Water Resources
Department of Parks, Recreation, & Neighborhood Services
Department of Planning, Building & Code Enforcement
Department of Public Works
Department of Transportation
General Services Department
San José Redevelopment Agency

TABLE OF CONTENTS

EXECUTIVE SUMMARY I

CERTIFICATION STATEMENT XIV

1. ICID: ILLICIT CONNECTION / ILLEGAL DISCHARGE INSPECTION . 1

1.A ICID WORK PLAN SELF EVALUATION MATRIX 1
1.B ICID PROGRAM EVALUATION 3
1.C ICID RESPONSE TO WATER BOARD COMMENTS 4
1.D ICID SUMMARY TABLES / ADDITIONAL INFORMATION 5
Figure 1: Number of Incidents by Facility 5
Figure 2: Number of Incidents by Type 6
Incident Types by Potential Source of Incident 7
Workload Summary 8
Complainant Source Summary 8
Enforcement Summary 9

2. IND: INDUSTRIAL & COMMERCIAL DISCHARGES 11

2.A IND WORK PLAN SELF EVALUATION MATRIX 11
2.B IND PROGRAM EVALUATION 15
2.C IND RESPONSE TO WATER BOARD COMMENTS 16
2.D IND SUMMARY TABLES / ADDITIONAL INFORMATION 16
IND Summary Tables 16
GIASP Implementation Status 16
Enforcement Actions Summary 17
Companies Requiring NOI Based on Exposure But Have Not Filed 18
Companies Requiring NOI Based on SIC But Have Not Filed 19
IND Facility Categories for the City of San José 21

3. NRD: NEW AND REDEVELOPMENT 23

3.A NRD WORK PLAN SELF EVALUATION MATRIX 23
3.B NRD PROGRAM EVALUATION 32
3.C NRD RESPONSE TO WATER BOARD COMMENTS 35
3.D NRD SUMMARY TABLES / ADDITIONAL INFORMATION 36
Applicable Projects Reviewed and/or Approved During July 1, 2008 – June 30, 2009 36
Private Projects Map 73
Public Projects Map 74
BMP O&M Verification Program Map 79

4. CON: CONSTRUCTION INSPECTION 81

4.A CON WORK PLAN SELF EVALUATION MATRIX 81
4.B CON PROGRAM EVALUATION 86
4.C CON RESPONSE TO WATER BOARD COMMENTS 87
4.D CON SUMMARY TABLES / ADDITIONAL INFORMATION 87
Permits for Significant Development Projects Reviewed and/or Approved July 1, 2008 – June 30, 2009 87

5. PSR: PUBLIC STREETS, ROADS, & HIGHWAYS 99

5.A PSR WORK PLAN SELF EVALUATION MATRIX 99
5.B PSR PROGRAM EVALUATION 104
5.C PSR RESPONSE TO WATER BOARD COMMENTS 105
5.D PSR SUMMARY TABLES / ADDITIONAL INFORMATION 105
Parks Included in the Rural Public Works Performance Standard 105
Rural Roads within the City of San José 105

6. SDO: STORM DRAIN SYSTEM OPERATION & MAINTENANCE 107

6.A SDO WORK PLAN SELF EVALUATION MATRIX 107
6.B SDO PROGRAM EVALUATION 111
6.C SDO RESPONSE TO WATER BOARD COMMENTS 112
6.D SDO SUMMARY TABLES / ADDITIONAL INFORMATION 113
FY 08-09 Storm Inlet Cleaning Program – IMSPAR (Reports by Problem Type) 113

7. WUOM: WATER UTILITIES OPERATIONS & MAINTENANCE ... 115

7.A WUOM WORK PLAN SELF EVALUATION MATRIX 115
7.B WUOM PROGRAM EVALUATION 116
7.C WUOM RESPONSE TO WATER BOARD COMMENTS 116
7.D WUOM SUMMARY TABLES / ADDITIONAL INFORMATION 116
Inventory of Potential Water Utility Discharges 116

8. PM: PESTICIDE MANAGEMENT 125

8.A PM WORK PLAN SELF EVALUATION MATRIX 125
8.B PM PROGRAM EVALUATION 131
8.C PM RESPONSE TO WATER BOARD COMMENTS 134
8.D PM SUMMARY TABLES / ADDITIONAL INFORMATION 135
IPM Pilot Programs Map 135
Pesticide Use at City Facilities 136

9. M: MERCURY 143

9.A M WORK PLAN SELF EVALUATION MATRIX 143
9.B M PROGRAM EVALUATION 146
9.C M RESPONSE TO WATER BOARD COMMENTS 146
9.D M SUMMARY TABLES / ADDITIONAL INFORMATION 147
Mercury-Containing Product Management Practices 147

10. CNAP: COPPER / NICKEL ACTION PLANS 149

10.A CNAP WORK PLAN SELF EVALUATION MATRIX 149
10.B CNAP PROGRAM EVALUATION 152
10.C CNAP RESPONSE TO WATER BOARD COMMENTS 152
10.D CNAP SUMMARY TABLES / ADDITIONAL INFORMATION 152

11. TRA: TRASH 153

11.A TRA WORK PLAN SELF EVALUATION MATRIX 153
11.B TRA PROGRAM EVALUATION 156
11.C TRA RESPONSE TO WATER BOARD COMMENTS 157
11.D TRA SUMMARY TABLES / ADDITIONAL INFORMATION 157
Trash Prevention and Removal Activities Undertaken by the City of San José *157*

12. MON: MONITORING 161

12.A MON WORK PLAN SELF EVALUATION MATRIX 161
12.B MON PROGRAM EVALUATION 162
12.C MON RESPONSE TO WATER BOARD COMMENTS 162
12.D MON SUMMARY TABLES / ADDITIONAL INFORMATION 162

13. MC: MUNICIPAL COMPLIANCE 163

13.A MC WORK PLAN SELF EVALUATION MATRIX 163
13.B MC PROGRAM EVALUATION 164
13.C MC RESPONSE TO WATER BOARD COMMENTS 165
13.D MC SUMMARY TABLES / ADDITIONAL INFORMATION 165
Municipal Employee Training Summary for FY 08-09 *165*

14. PIP: PUBLIC INFORMATION / PUBLIC PARTICIPATION 171

14.A PIP WORK PLAN SELF EVALUATION MATRIX 171
14.B PIP PROGRAM EVALUATION 174
14.C PIP RESPONSE TO WATER BOARD COMMENTS 176
14.D PIP SUMMARY TABLES / ADDITIONAL INFORMATION 176
PIP Activities Table *176*
FY 08-09 San José School Outreach *192*
Outreach Materials Distributed *194*

15. PERMIT REAPPLICATION 201

15.A PERMIT REAPPLICATION PREPARATION SELF EVALUATION MATRIX 201
15.B PERMIT REAPPLICATION PREPARATION EVALUATION 201
15.C PERMIT REAPPLICATION PREPARATION RESPONSE TO WATER BOARD COMMENTS 201
15.D PERMIT REAPPLICATION PREPARATION SUMMARY TABLES / ADDITIONAL INFORMATION 201

GLOSSARY 203

CITY OF SAN JOSE
CAPITAL OF SILICON VALLEY

CITY OF SAN JOSE, CALIFORNIA
ENVIRONMENTAL SERVICES DEPARTMENT
Watershed Protection
170 W. San Carlos Street • San José, California 95113
Telephone: (408) 277-5700/(408) 945-3000 • Fax: (408) 277-5775

September 4, 2009

Mr. Bruce Wolfe
Executive Officer
San Francisco Bay Regional Water Quality Control Board
1515 Clay Street, Suite 1400
Oakland, CA 94612

Subject: City of San José Urban Runoff Management Plan
Fiscal Year 2008-2009 Annual Report

Dear Mr. Wolfe:

Enclosed is the City of San José Urban Runoff Management Plan Annual Report, pursuant to provision C.6.a. of the municipal storm water NPDES Permit (Order No. 01-024). The report was approved by the City Council on August 25, 2009, without changes. The report summarizes activities performed during FY 2008-2009 in accordance with the City of San Jose's Urban Runoff Management Plan (URMP) submitted to the Regional Board in September 2004, and the performance standards contained therein.

If you have questions regarding the Annual Report, please contact Michael Rhoades of my staff at 408-277-2773.

Sincerely,

Melody Tovar

Melody Tovar, P.E.
Deputy Director
Environmental Services Department
Watershed Protection Division

cc. Jill Bicknell, Santa Clara Valley Urban Runoff Pollution Prevention Program

Attachment: Annual Report

Executive Summary

The City is required to submit to the San Francisco Bay Regional Water Quality Control Board (Water Board) an Annual Report that documents the progress of the Urban Runoff Management Plan for the previous fiscal year (FY). The Annual Report is prepared pursuant to provision C.6 of the City's National Pollutant Discharge Elimination System (NPDES) permit for stormwater discharge through the City's storm sewer system to waters of the United States.

Functional and aesthetic stormwater artwork at the Roosevelt Community Center

The Report includes sections for each of the program elements included in the Urban Runoff Management Plan as required in the NPDES permit (Permit). Each section is comprised of an update on the status of the work plan, an evaluation of various performance elements, responses to Water Board feedback received during the past year, and additional tables or information to demonstrate success in implementing the program element. Summaries are also provided for the array of outreach activities and municipal training sessions that are included in various program elements.

Most program elements contain components carried out by more than one City department. The strategy for attaining compliance focuses on three different types of activities that the City conducts:

- Enforcement and monitoring to prevent, detect, and respond to incidents of illegal discharge to the storm sewer system;
- Modification of structural and business processes to implement best practices in all municipally managed projects, operations, and services; and
- Outreach and education of municipal employees, as well as the community at large, to reduce stormwater pollution, ensure that developments comply with local stormwater regulations, and provide businesses and residents with information on best management practices that can be incorporated into their daily activities to protect stormwater quality.

Although the City also contributes to activities undertaken by the Santa Clara Valley Urban Runoff Pollution Prevention Program (Program) and the Bay Area Stormwater Management Agencies Association (BASMAA), this report includes only those activities that were performed by the City. The following report provides an overview of the past year's progress toward addressing each program element.

Illicit Connection / Illegal Discharge Inspection (ICID)

The City's Environmental Services Department (ESD) responds to complaints regarding illegal discharges or threats of discharge to the storm sewer system. The City received 537 ICID complaints in FY 08-09, which was a 23 percent decrease over last fiscal year and the lowest number of complaints received since FY 92-93. This decrease in complaints may have been due to multiple years of targeted outreach in high incident areas. ESD staff have been attending Strong Neighborhood Initiative (SNI) Neighborhood Action Committee meetings for the last three years and providing pollution prevention information directly to the neighborhoods where reports of illegal discharge have been high. The increased awareness of those residents may have contributed to positive behavior changes, which in turn has led to fewer ICID complaints.

Vehicle and equipment leakage again made up the largest category of cases, representing approximately 14 percent of the ICID caseload. The City will continue to target pollution prevention outreach to neighborhoods that have had high incidents of these cases. The number of greywater (non-sewage polluted water) cases increased in FY 08-09, and the City is analyzing this trend to determine if follow-up actions will be needed.

Watershed Enforcement Inspector dye testing for illicit connections

Complaints involving residential properties have continued to be among the highest number of cases that ESD investigates, representing approximately half of the total caseload. The number of construction ICID cases has continued to decline, representing only 2 percent of the total ICID caseload in FY 08-09. The City's construction inspection program has worked proactively with construction site managers to correct site issues before they become significant problems.

In October 2008, unusual odors were identified at the pump stations in Alviso, triggering concerns about possible illegal dumping. ESD inspectors investigated the collection system to determine the problem source, but no single source could be identified. Department of Transportation (DOT) staff took corrective actions to prevent further discharge of poor quality runoff and performed extensive cleaning of the system. Traffic patterns in Alviso had worn and faded the existing painted "no dumping" inlet markings, so the City installed 181 thermoplastic storm drain markings to help increase local awareness. The new markings are highly visible and are expected to be more durable than the traditional painted stencils.

Industrial & Commercial Discharges (IND)

The goal of the IND program is to protect the storm sewer system from polluted discharges originating from commercial and industrial facilities. ESD inspected more than 4,900 facilities in FY 08-09, an eight percent increase over the previous fiscal year. Forty-seven percent of

those facilities were food service establishments. Inspections were prioritized based on a facility's potential to discharge polluted runoff. Inspections followed the protocols of the City's Enforcement Response Plan, which allowed the City to focus resources in areas with the greatest potential to discharge pollutants to the storm sewer system. While there was only an eight percent increase in facilities inspected, City Inspectors issued over thirty percent more enforcement actions. This increase is due in part to a larger number of initial inspections at new food service establishments, which are prone to have more areas of concern identified.

Watershed Enforcement Inspector speaking with a chemical manufacturing facility manager

When issues are identified at a facility, the City uses both enforcement and education to promote compliance and to protect stormwater quality. Thirty-one percent of inspections resulted in an enforcement action, which is an approximately five percent increase from last fiscal year. The remaining sixty-nine percent of facilities inspected did not require enforcement action and only received educational materials. Education is the first step in the City's Enforcement Response Plan, and the City attributes its high compliance rate to this practice.

New and Redevelopment (NRD)

This program element is driven by the New and Redevelopment (C.3) provision of the Permit, which was amended in October 2001 and most recently in July 2005. This provision requires that development projects include controls to minimize stormwater pollutants and manage the release of storm flows from a project site.

In FY 08-09, the City continued to make strides toward integrating stormwater controls into development projects. Of the sixty-two private development projects that incorporated hydraulically-sized stormwater management measures, over half used landscape-based treatment controls, either as the sole treatment or paired with mechanical treatment. The increased use of Low Impact Development (LID) stormwater management practices, such as using permeable pavement in parking areas indicates the program's success in providing outreach to and collaboration with the development community.

The City of San José has strong goals and policies that encourage Smart Growth development and redevelopment. The City has continuously strived to offer a mixture of housing densities, supportive businesses and services, jobs, community facilities, parks, and public transit, while emphasizing pedestrian and transit-oriented development. Site design, source control, and Low Impact Development (LID) have all been utilized to minimize stormwater pollution and help achieve the City's broader goals and policies. Development projects in FY 08-09 incorporated a wide range of LID strategies and, consistent with the City's Smart Growth policies, over half of

the reportable projects (regulated projects per City Policy 6-29) in FY 08-09 were located in transit-oriented development areas. Additionally, residential projects in FY 08-09 had an average of approximately 41 dwelling units per acre (DU/AC) and 68 DU/AC in transit-oriented development areas. These development patterns have a broad water quality benefit as they reduce traffic congestion and the associated air pollution.

The City conducted inspections of projects that completed construction in FY 08-09 and were subject to C.3 of the Permit. City staff inspected fourteen different project sites utilizing the Program's standard inspection data collection form. Approximately 200 approved private projects now fall under the City's BMP O&M Verification Program, and as development continues throughout the City, more resources will be needed for project tracking, initial site inspections, and re-inspections. Improvements to the City's Operation and Maintenance (O&M) Verification Program in FY 09-10 will focus on improving procedures to ensure post-construction BMPs are correctly installed and property owners and managers are maintaining BMPs.

Treatment swale between buildings of an apartment complex: a stormwater treatment control measure

With the intent of advancing greenhouse gas reduction and other sustainable strategies outlined in the City's Green Vision, the City Council adopted the Green Building Policy for New Private Sector Construction (Policy) on October 7, 2008. The Policy calls for green building certification in specified private sector development projects. There is an amendment pending before the City Council to add a new Chapter 17.84 Green Building Regulations for Private Development Establishment of the U.S. Green Building Council's (USGBC), Leadership in Energy and Environmental Design (LEED) and Build it Green's (BIG) Green Point Rated rating systems as the mandatory green building standards for the City of San Jose. The ordinance is anticipated to go into effect in September 2009.

The City continues its commitment to educating staff and increasing developers' awareness of C.3 stormwater management techniques, numeric-sizing treatment criteria, and hydromodification measures. During FY 08-09, City staff attended and sponsored a wide variety of trainings related to NRD, including Low Impact Development practices and "green" street design. Additionally, the City continued the revision process for its General Plan. Titled "Envision San José 2040," the revision provides a unique opportunity to update General Plan policies and goals, including water quality protection, as they relate to environmental protection and sustainability.

Construction Inspection (CON)

The City inspects activities at construction sites to prevent sediment and other pollutants from entering the storm sewer system, pursuant to provision C.6 of the Permit. Inspectors from Environmental Services, Public Works, and the Building Division coordinate inspections, enforcement, and outreach to the development community on BMPs, City policies addressing erosion and sediment control, and NPDES Permit requirements.

Construction activity in San José continued to slow in FY 08-09, as evidenced by a reduction in the number of grading permits issued. As a result, the City conducted 10 percent fewer inspections than the previous year. Additionally, inspectors discovered numerous inactive sites that had postponed construction activity. Still, the City continued to implement a vigilant construction site monitoring program and, in fact, documented more violations than the previous year and escalated enforcement accordingly.

Contractor installing protective BMPs around a storm drain inlet at the Edenvale Community Center

In addition to inspection and enforcement, the City focused on training and professional development for staff. In October, the City sponsored a comprehensive, two-day training on construction site management that was attended by 103 staff. An evaluation of the class indicated that the training was well received and useful. Other trainings completed by City inspectors included the Program's Annual Construction Site Management training in November; focused "refresher" trainings conducted by ESD Urban Runoff staff for 50 inspectors at their staff meetings throughout the rainy season; Stormwater Pollution Prevention Plan (SWPPP) training to 52 capital improvement project staff in May; and "Stormwater 101" training to 31 Redevelopment Agency staff in July and September that covered regulatory requirements, BMPs, and Permit updates.

San José also coordinated with the California Stormwater Quality Association and the Program to review the revised Draft State Construction General Permit, which was issued in April, and provide comments to the Board. In addition, the City hosted a regional workshop for staff, co-permittees, and developers to discuss impacts of the Draft State Construction General Permit.

Public Streets, Roads, & Highways (PSR)

This program element is pursuant to provision C.2.a of the Permit and is one of several that address municipal activities. These program elements essentially consist of incorporating BMPs into City operations, such as street repair. Training plays a key role in ensuring that staff uses the proper techniques to protect water quality. For FY 08-09, this training was completed in June 2009. Session content centered on review of the Department of Transportation's BMPs and Standard Operating Procedures (SOPs) for O&M activities. Corporation Yard Stormwater Pollution Prevention Plan training was integrated into the training in FY 08-09 for all crews utilizing the City's corporations yards. Training content was tailored to focus on the specific work groups present at each training session. Participant evaluation of the training was very

positive with an average score at 4.51 on a 5 point scale. Revisions to the training curriculum occur, as needed, to reflect new practices.

Training was also conducted for Rural Public Works BMPs in accordance with provision C.5, which requires that the City employ proper techniques when conducting maintenance activities in rural areas. This standard is integrated as part of the PSR program element. The City's Departments of Parks, Recreation, and Neighborhood Services; General Services; and Transportation are responsible for managing rural public works maintenance and support activities.

Parks, Recreation, and Neighborhood Services and Department of Transportation staff demonstrate stormwater BMPs in Alum Rock Park

The City conducted an extensive street sweeping program, involving the sweeping of the central business district; neighborhood business districts; arterials, collectors, and bicycle lanes; and residential streets. The City sent a calendar listing the annual residential street sweeping schedule to each single-family dwelling and asked the City's neighborhood associations to include reminders in their newsletters about moving parked vehicles on street sweeping days. The City expanded the areas in which parking restrictions were required and enforced to improve the effectiveness of the street sweeping program. In FY 08-09, the enforcement area increased from 266.5 to 288.5 curb miles.

Storm Drain System Operation & Maintenance (SDO)

Department of Transportation Maintenance Worker services a catch basin on El Dori Drive

Storm Drain System Operation and Maintenance is another program element implemented in accordance with provision C.2.a of the Permit. SDO includes key maintenance activities conducted to ensure the proper function of the storm sewer system to collect and convey storm runoff.

The Department of Transportation successfully implemented its annual storm drain inlet inspection and cleaning program, cleaning approximately 29,800 inlets. Data collected during inlet cleaning identified problems associated with approximately 2,200 of the City's storm drain inlets and catch basins. Review of the data indicated that approximately 1,200 of the reported problems were operational challenges, such as access to storm inlets, while only approximately 530 problems were associated with different types of debris. The fewest number of problems

(approximately 450) arose from various types of construction activities.

Water Utilities Operations & Maintenance (WUO&M)

Pumps at the Rincon II pump station

This program addresses O & M activities at the City's Municipal Water System and is implemented in accordance with provision C.2.a. The key tool for implementing this program is the Water Utility Operation and Maintenance Discharge Pollution Prevention Plan. Per the plan, water utility staff were trained to employ proper techniques to prevent stormwater pollution during maintenance activities. The annual training program covered common SOPs and BMPs and included an evaluation of current SOPs. In FY 08-09, 87 percent of staff participating in the evaluation found the current SOPs to be effective. Additionally, the evaluation found that staff regarded the current SOPs and BMPs to be clear, adequate, workable, and effective.

Pesticide Management (PM)

This program element was developed to reduce the amount of pesticides in urban runoff and is implemented in accordance with provision C.9.d. of the Permit. Activities include setting municipal policy, implementing Integrated Pest Management (IPM), training staff, providing public education, tracking City pesticide use, and City participation in regional efforts to influence regulations that affect pesticide management.

San José has incorporated the use of IPM techniques for several years. The City Council formally adopted an IPM Policy in 2003, which called for municipal operations to implement IPM techniques and to reduce, phase-out, and ultimately eliminate the use of pesticides that impair surface waters. In August 2008, San José became the first government agency to adopt a "Cities Keep it Clean" resolution, committing to work cooperatively with Save the Bay and other programs to implement an array of actions, including the use of IPM techniques to significantly reduce city use of pesticides that pollute local waterways.

San José continues to apply proven and innovative IPM techniques to address municipal pest problems. The City's current IPM methods include applying mulch in landscapes as a water-saving weed barrier, selection of native and disease-resistant plants, power washing moth cocoons from trees, release of parasitic wasps to control moths, manually trapping and removing squirrels and other rodents, and favoring tree injections over broadcast spraying when pesticides are needed.

In FY 08-09, San José expanded its weed control grazing program from 67 acres to nearly 600 acres in an effort to reduce pesticide use. Approximately 77 pounds of pesticides were avoided by using goats and sheep to graze City lands. The San José/Santa Clara Water Pollution Control Plant (WPCP) implemented a year-round grazing in an effort to reduce mowing and maintain

landscape in sensitive habits (including burrowing owl habitat). The grazing program received coverage from local and regional media and the USA Today newspaper.

Goat grazing at Zone 3 Reservoir, a chemical-free pest management strategy

San José participates in regional collaborative efforts to provide educational outreach to residential and commercial pesticide users and pesticide retailers. Our Water, Our World and the Program's Watershed Watch campaign continued to increase pesticide awareness of target audiences regarding less toxic pesticide use. Watershed Watch continued facilitating the Santa Clara Valley Green Gardener training program and received statewide awards from CASQA and the California Department of Pesticide Regulation.

Tracking of Citywide pesticide use in FY 08-09 showed significant decreases in the use of pesticides of concern that pose the most significant threat to surface water quality. However, total pesticide use increased by 3.5 percent, which is likely attributable to the addition of new City property requiring maintenance, more comprehensive tracking of pesticide use, and an increase in the use of chemicals that are used in large quantities but pose little threat to surface water quality. The City will continue to collect and evaluate pesticide use data as part of its PM program.

Mercury (M)

This program element is implemented pursuant to provision C.9.c of the Permit. The City has continued its efforts to reduce or eliminate potential mercury discharges from municipal operations. The City purchases low mercury content fluorescent lamps, and spent lamps are recycled properly. In FY 08-09, the City recycled more than 5,237 pounds of spent mercury-containing lamps. The City supports the Santa Clara County Household & Small Business Hazardous Waste Program to provide fluorescent lamp recycling services to residents.

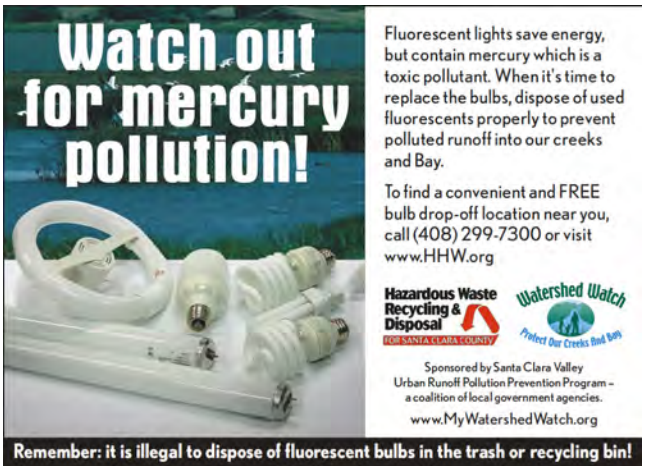

The City also continues its support of the San Francisco Bay Regional Monitoring Program and the WMI Guadalupe River Mercury TMDL Workgroup. The City continues its commitment to work with the Water Board and stakeholders toward TMDLs that are technically defensible and feasible for implementation.

Copper & Nickel Action Plans (CNAP)

This program element is implemented pursuant to provisions C.9.a and C.9.b of the Permit, which incorporate Action Plans for copper and nickel to be implemented based on water quality monitoring results in the South Bay. The action plans include activities for which various agencies or entities assume responsibility. Only activities undertaken at the municipal level for stormwater are included in this report. Such activities have largely been integrated into other ongoing program elements but are reported as a summary for clarity. Copper and Nickel remain among the list of pollutants addressed by general and targeted outreach regarding stormwater pollution prevention.

Outreach table at a half-off car wash event. Encouraging the public to use commercial car washes instead of washing at home may reduce copper pollution in creeks.

This year, the City submitted a letter of support for AB 346 (Kehoe), sponsored by Sustainable Conservation for the Brake Pad Partnership. The City has supported the Brake Pad Partnership, a collaborative multi-stakeholder organization formed to address copper from brake pads, for many years. The bill, drafted with unanimous agreement among the Partnership's industry, stormwater agency, and environmental members would effectively eliminate copper from all automobile brakes sold in California.

In the City's Industrial and Commercial Inspection program, key activities have been implemented to address copper, either exclusively or among the array of potential pollutants. A fact sheet regarding rooftop sources of copper pollution was again distributed to select industrial facilities. The City also continued its "NOI Filers" project. This activity aimed to increase awareness among industrial facilities of their obligations under the State's General Industrial Activities Stormwater Permit (GIASP) by providing them with BMPs and information alerting them to the requirements. The City has already successfully incorporated review of this information into routine inspections and provides the Water Board with a list of facilities that have not yet filed under the GIASP.

The City provides BMP information for its residential and commercial constituents on various actions they can take to reduce or eliminate the exposure and discharge of copper from their activities. Materials were distributed during inspections, at the City's planning and permitting offices, at outreach events, and on the City's website.

Trash (TRA)

This program element is implemented pursuant to the Program's Trash Work Plan and provision C.1 of the Permit. The purpose of the Trash program is to address litter and illegal dumping that threaten to pollute urban waterways. Activities associated with the Trash program relate to prevention, removal, and pilot studies.

Volunteers removed debris from Coyote Creek at Roosevelt Park on National River Cleanup Day

The City of San José strongly advocates litter reduction and dumping prevention. In FY 08-09, the City maintained programs promoting proper disposal of waste and explored policies that could curtail the use of specific items that frequently contribute to litter. In partnership with the County Waste Reduction Commission, the City is promoting reusable bags to reduce plastic bag litter in creeks and conducting outreach to neighborhood groups and public forums. The City is also actively participating in the development of BASMAA's upcoming Regional Advertising Campaign that will focus on litter prevention.

The City of San José and the Santa Clara Valley Water District (District) continue efforts under the Memorandum of Agreement for Trash Prevention and Removal (Trash MOA). The Trash MOA includes weekly encampment cleanup activities on waterways in the City, up to ten monthly cleanups of large and active illegal encampments, as well as up to five cleanups in partnership with the District each year. In total, 190 tons of debris was removed through the Trash MOA cleanup activities. In addition to the cleanup efforts with the District, the City conducted five independent clean-ups that removed over 60 tons of debris from large illegal encampments along creekside parcels in the City.

The City has continued its collaboration with the City of Sunnyvale and the Program to pilot the use of catch basin inserts (screens) as a structural control to prevent trash and other debris from entering the City's stormwater conveyance system. Preliminary results indicate that the screens are effective at preventing material from entering the stormwater conveyance system without significantly affecting catch basin function and capacity. A more detailed report on the progress of the pilot studies is available in the Program's annual report.

Monitoring (MON)

Monitoring activities required in the stormwater permit are generally implemented at the Program level. However, the City also participates directly in region-wide monitoring activities, including the San Francisco Bay Regional Monitoring Program, through participation in the Sources, Pathways and Loadings Workgroup and Technical Committee; SCVURPPP Multi-year Monitoring Program; various regional and Program-focused investigations of pollutants and sources to the storm drain system; and special studies in support of TMDLs.

Environmental Specialist monitoring in the Guadalupe River near Trimble Road

This year, City staff actively participated in planning and review activities for the Regional Monitoring Program (RMP), serving on the RMP Technical Committee and as members of the Sources, Pathways and Loadings workgroup. Financial support for the RMP has continued since its inception. City staff also serves on the Guadalupe Mercury TMDL Workgroup, representing the City and the Watershed Management Initiative's Watershed Assessment and Monitoring Subgroup. In FY 08-09, The City reviewed RMP study reports, participated actively on RMP committees and workgroups, and participated in WMI core and subgroups.

Municipal Compliance (MC)

This program element trains City staff on pollution prevention practices to ensure that City facilities comply with stormwater requirements. In FY 08-09, the City held over seventy sessions on various topics to provide pertinent City Staff with training on procedures and issues related to stormwater programs. In March 2009, the City engaged a consultant to conduct a two-day class addressing water quality impacts resulting from public works maintenance and support activities in rural areas. Classroom training included a review of practical and effective BMPs for road maintenance to protect riparian habitat, aquatic species, and water quality. In-field training demonstrated the proper use and installation of BMPs such as inlet covers, erosion control blankets, turf reinforcement mats, silt fences, straw wattles, straw bales, and re-vegetation.



Parks, Recreation, and Neighborhood Services and Department of Transportation staff at the Rural Roads Workshop field training at Alum Rock Park

To ensure stormwater compliance at priority City properties, Corporation Yards were routinely inspected for stormwater practices by Yard staff. These were in addition to the annual inspections that ESD staff conducted at each of the five Corp Yards during February and March 2009. The Corporation Yard Stormwater Pollution Prevention Plans (SWPPPs) were revised as necessary during FY 08-09 and will be sent out for review and comment. More than 350 employees received training regarding stormwater BMPs/SOPs and were asked to evaluate the training. Out of 291 evaluations that were completed and returned, the training sessions received an overall rating of 4.51 on a scale of 1 to 5 (4 = Good, 5 = Excellent). Similar scores were received for the training's success at explaining the relevance of the BMPs/SOPs to the employees' work practices, the relationship between the BMPs/SOPs and compliance with the City's Stormwater NPDES permit, and the ways in which the employee can help the City comply with the Stormwater NPDES permit.

Public Information / Participation (PIP)

This program is implemented in accordance with provision C.4 and includes general outreach, targeted outreach, educational programs, and public participation activities. The City has a robust and broad-based public information and public participation program, utilizing many different methods to best deliver stormwater pollution prevention and watershed protection messages to a wide array of audiences. Conducting outreach to the community and providing opportunities for participation in water quality protection activities are critical to evoking the behavior changes needed to manage stormwater quality. They are also important for garnering the support needed to continue and expand services and programs.

ESD Intern demonstrating the effects of pollution on stormwater to third graders at the Water Wizards Festival at Guadalupe River Park

The City participates in and supports a wide variety of stormwater outreach and education activities, including many in collaboration with other local and regional agencies. Highlights for FY 08-09 include: participating in the expanded Go Green Schools Conference; providing access and supplies for multiple creek clean-up sites; participating in dozens of community events, partnering with retail stores to provide point-of-sale information about IPM; hosting green gardening and composting workshops, and providing training sessions for contractors and developers on construction requirements. Outreach continues to be a vital tool for inspectors, allowing for direct education of polluters and potential polluters. Education is the first step in the City's Enforcement Response Plan. Educating the youth of San José continues to be a priority, with multiple programs targeting students, teachers, administrators, and school communities with watershed education and green practices.

The City also actively supports Program-wide and Bay Area-wide outreach and education activities, including IPM outreach, mercury outreach, regional media relations, and the Watershed Watch campaign. Coordinating outreach activities with the Program and Bay Area-wide efforts enables the City to deliver pollution prevention messages more effectively, frequently and at reduced cost.

Permit Reapplication

The City's current NPDES permit was adopted in February 2001 for a five-year period. The Permit was amended in October 2001 and July 2005, with both amendments relating to the New and Redevelopment stormwater treatment and hydromodification provision, also known as Provision C.3. The Permit has been administratively extended since February 2006, pending the adoption of the Bay Area-wide Municipal Regional Permit.

In late 2005, the Water Board embarked on a multi-stakeholder process to craft an NPDES permit, called the Municipal Regional Permit (MRP), which would apply to all municipal stormwater dischargers in the Bay Area. In the past, NPDES permits have been issued separately to Bay Area stormwater programs with staggered adoption dates that often resulted in uneven and inequitable requirements.

In preparation for the MRP, City staff has dedicated numerous hours to analyzing Permit drafts, briefing stakeholders, and preparing responses to the drafts. Staff has also participated in the steering and stakeholder meetings convened by Water Board staff and will continue to participate in the MRP process through the Program, BASMAA, and individually as a City. The Water Board is expected to adopt the MRP in fall 2009.

Vertical trickling filter: a stormwater treatment control measure and art exhibit at the Roosevelt Community Center

Conclusion

With the Council-adopted Green Vision, the City of San José is a leader in promoting bold, proactive environmental policies and continues to meet or exceed its Permit-mandated obligations. The City is committed to managing and protecting stormwater quality and actively participates in many local and regional efforts designed to leverage the most value for its resources and citizens. San José is striving to position itself to swiftly implement the Municipal Regional Permit once it is adopted and will continue to focus resources to best protect water quality for the benefit of our citizens, businesses, and future generations.

Certification Statement

City of San José
FY 2008-2009 ANNUAL REPORT

Certification Statement

"I certify, under penalty of law, that this document and all attachments were prepared under my direction or supervision in accordance with a system designed to ensure that qualified personnel properly gather and evaluate the information submitted. Based on my inquiry of the person or persons who manage the system, or those persons directly responsible for gathering the information, the information submitted, is, to the best of my knowledge and belief, true, accurate, and complete. I am aware that there are significant penalties for submitting false information, including the possibility of fine and imprisonment for knowing violations."

Signature by Duly Authorized Representative:

MELODY TOVAR, P.E.
Deputy Director
Environmental Services
Watershed Protection

Date: **August 25, 2009**

1. ICID: Illicit Connection / Illegal Discharge Inspection

1.A ICID Work Plan Self Evaluation Matrix

ITEM NO.	ACTIVITY	COMPLIANCE DATE	FY 08-09 STATUS	RESPONSIBLE PARTY
ICID 1	**Response to Complaints** The City of San José will respond to complaints regarding ICID dumping activities into the storm drain system and will ensure that the activity has ceased or is on a time schedule to cease.			
ICID 1.A	Update database system to track ICID complaint information.	Done FY 02-03	Done FY 02-03.	ESD-WE
ICID 1.B.1	Document complaint activity, the number of ICID complaints that the City received, and that the activity has ceased or is an allowable discharge.	Annually	Done FY 08-09. See 1.D: ICID *Summary Tables/ Additional Information.*	ESD-WE
ICID 1.B.2	Prepare draft complaint activity data tables to review trends and to facilitate timely evaluation of the data.	Annually, Q3	Done FY 08-09.	ESD-WE
ICID 1.C	Document to the Water Board annually follow-up activities from each ICID complaint response.	Annually	Done FY 08-09. See 1.D: *ICID Summary Tables/ Additional Information.*	ESD-WE
ICID 1.D.1	Review effectiveness of standard operating procedures for responding to ICID complaints.	Ongoing	Done FY 08-09. New database was finalized in FY 07-08. Procedures were updated to reflect the new database.	ESD-WE
ICID 1.D.2	Refine and implement standard operating procedures for responding to ICID complaints/referrals.	As Needed	Done FY 08-09. All complaints responded to within five business days, per the Performance Standard.	ESD-WE
ICID 1.E	Work with SCVURPPP to refine administrative procedure for providing referrals to the Regional Board.	Pending Implementation by Program	Pending activity by Program ICID AHTG.	ESD-WE, Program
ICID 1.F	Revise standard operating procedures to incorporate results of ICID 1E.	Pending Implementation by Program	Pending completion of ICID 1E.	ESD-WE, Program
ICID 2	**Investigations** The City of San José will conduct investigations of high priority areas. High Priority is defined as areas with a high potential for non-stormwater discharges to the City's collection system.			
ICID 2.A	Target areas for monitoring by identifying high priority areas, primary types and sources of ICID pollution based on complaints, historical inspection records, inspector knowledge, and monitoring information.	Annually	Done FY 08-09. Priority areas based on complaints received. All complaints are investigated.	ESD-WE

ITEM NO.	ACTIVITY	COMPLIANCE DATE	FY 08-09 STATUS	RESPONSIBLE PARTY
ICID 2.A.1	Perform GIS analysis on frequently occurring ICID sources and/or types.	Done FY 03-04	Done FY 03-04 through FY 07-08. With the majority of ICID calls coming from residential areas, the City is focusing outreach efforts on SNI Neighborhood Action Committee groups throughout the City, as well as in areas with historically high ICID cases.	ESD-UR
ICID 2.A.2	Perform outreach in targeted areas based on GIS analysis and other analyses as available. See PIP 2 for details.	Annually	Done FY 08-09. Outreach was performed in six SNI areas. See 1.B: *ICID Program Evaluation Targeted Outreach*.	ESD-UR, ESD-WE
ICID 2.B	Conduct investigations of high priority areas based on ICID 2A.	Ongoing	Done FY 08-09. See 1.D: *ICID Summary Tables/ Additional Information.*	ESD-WE
ICID 2.C	Document to the RWQCB that high priority areas have been conducted, per Table 2 in revised reporting format.	Annually	Done FY 08-09. See 1.D: *ICID Summary Tables/ Additional Information.*	ESD-WE
ICID 3	**Inspector Training** The City of San José will ensure that ICID inspectors are adequately trained in inspection procedures, documentation, and enforcement related to stormwater pollution prevention.			
ICID 3.A	Conduct annual training for ICID inspectors.	Annually, Q1	Done FY 08-09. See 13.D: *Municipal Employee Training Summary* for details.	ESD-WE
ICID 3.B	Provide and document on-the-job training and other training opportunities, such as inspection workshops.	Ongoing	Done FY 08-09. See 13.D*: Municipal Employee Training Summary* for details.	ESD-WE
ICID 3.C	Review inspection training protocols to identify new training opportunities, approaches, and materials.	Annually	Done FY 08-09.	ESD-WE
ICID 4	**Outreach and Technology Transfer** The City of San José will distribute outreach and technology transfer material containing applicable control measures and/or BMPs to target parties responsible for ICID activities.			
ICID 4.A	Determine need for new and/or revised outreach and technology transfer material by getting feedback from inspectors regarding 1) continuing problem activities; 2) discharge types; 3) monitoring and complaint data; and 4) usefulness of existing outreach and technology transfer material.	Ongoing	Done FY 08-09. See 14.D: *PIP Activities Table* for details on ICID outreach.	ESD-CommDiv ESD-UR
ICID 4.B	Develop, audit and/or modify existing outreach material, as needed, based on report developed under ICID 4A.	As Needed	Done FY 08-09. Feedback from inspectors collected during regular staff meetings. Needs are identified and prioritized as part of outreach program implementation.	ESD
ICID 4.C	Document to Water Board that outreach and technology	Annually	Done FY 08-09. See 14.D: *PIP Activities Table* for a count	ESD-UR

ITEM NO.	ACTIVITY	COMPLIANCE DATE	FY 08-09 STATUS	RESPONSIBLE PARTY
	transfer material and/or BMPs have been distributed.		of outreach and technology transfer materials distributed as part of inspection activities.	
ICID 4.D	Develop and implement standard operating procedures to gather customer feedback on ICID services.	Development Done FY 02-03 Implementation Ongoing	Done FY 08-09. Customer feedback cards are distributed to ICID complainants. 98 ICID Complaint feedback cards were distributed to complainants in FY 08-09. At the time of this report, responses were still being received.	ESD-WE
ICID 5	**SOPs Effectiveness Evaluation** The City of San José's Watershed Enforcement staff will review and evaluate the effectiveness of its SOPs in responding to complaints regarding illicit connections and illegal discharge dumping activities into the storm drain system.			
ICID 5.A	Document and evaluate effectiveness of SOPs.	Annually	Done FY 08-09 and ongoing. SOPs are reviewed annually for effectiveness, and modified as needed. No SOP modifications were made in FY 08-09, pending MRP approval.	ESD-WE
ICID 5.B	In Annual Report, document and evaluate what worked well and what needs improvement.	Annually	Done FY 08-09. See 1.B: *ICID Program Evaluation*.	ESD-WE

1.B ICID Program Evaluation

The City's Environmental Services Department (ESD) responds to complaints regarding illegal discharges or threats of discharge to the storm sewer system. The City received 537 ICID complaints in FY 08-09, which is a 23 percent decrease over last fiscal year and the lowest number of complaints received since FY 92-93. This decrease in complaints may be due to multiple years of targeted outreach in high incident areas. ESD staff have been attending SNI Neighborhood Action Committee meetings for the last three years and providing pollution prevention information directly to the neighborhoods where ICID cases are high. The increased awareness of those residents may have contributed to positive behavior changes, which in turn leads to fewer ICID complaints. See *Targeted Outreach* below for more information.

Figure 1: *Number of Incidents by Category* illustrates the distribution of cases according to category type. Complaints about residential areas continue to be the highest number of cases ESD investigates, representing roughly half of the total caseload. Construction ICID cases continue to decline, representing only 2 percent of the total ICID caseload in FY 08-09. The City's proactive construction inspection program works with construction sites to correct areas of concern before they are noticed and called in as a complaint.

Figure 2: *Number of Incidents by Type* illustrates the distribution of cases by the type of pollutant or pollutant source. Vehicle and equipment leakage is again the largest category of cases, representing approximately 14 percent of the ICID caseload. The City will continue to target pollution prevention outreach to neighborhoods with high incidents of these cases, as well as to the general residential audience in the City. The number of grey water cases increased in FY 08-09, and the City is analyzing this trend to determine if follow-up actions are needed.

To make it easier to file a complaint, the City accepts illegal stormwater discharge complaints via the City's stormwater internet site at http://www.sanjoseca.gov/esd/stormwater/storm drain-complaint.asp. Complaints received from this form are entered into the system and responded to by ESD-WE Inspectors, in a way similar to phoned-in complaints. The City continues to promote this means of registering complaints through existing outreach and training programs.

Targeted Outreach

In FY 08-09, City staff conducted outreach to six neighborhoods by attending community meetings in the following Strong Neighborhood Initiative (SNI) areas: Winchester, Mayfair, Brookwood Terrace / Five Wounds, Blackford, Hoffman Via Monte, and Edenvale / Great Oaks. The SNI areas represent a partnership between the City and its

communities providing a venue for both parties to address issues and provide information important to developing and sustaining healthy neighborhoods. Staff provides outreach materials and discusses various stormwater topics such as fats oils and grease, trash, and ICID with an opportunity for Q&A during the discussion. Information about the City's SNI program can be found at http://www.strongneighborhoods.org.

Illegal Dumping Incident

In October 2008, unusual odors were identified at the pump stations in the community of Alviso in north San José that generated suspicion of illegal dumping into the storm sewer system. Extensive investigative and corrective work was done, but no definitive source was found. ESD inspectors investigated the collection system to determine the problem source, but no single source could be identified. The City's Department of Transportation took corrective actions to prevent further discharge of poor quality runoff to the Bay and performed extensive cleaning of the system. ESD conducted focused outreach to the local residential and commercial community. Letters were sent to area septic haulers, reminding them that discharges and dumping into storm drains are illegal and warning them of the consequences of any illegal discharges. Traffic patterns in Alviso had worn and faded the existing painted "no dumping" inlet markings, so the City installed 181 thermoplastic storm drain markings to help increase local awareness. The new markings are highly visible and are expected to be more durable than the traditional painted stencils.

Cross-Connection near Mabury

A City employee at the Mabury Corporation Yard reported a strong raw sewage odor in nearby Coyote Creek in October 2008. ESD investigated this complaint and discovered a sewer line plumbed to a storm drain catch basin in a residential county pocket on Mabury Road. Both DOT and ESD responded by investigating twenty-one homes and performing dye tests to determine where their sanitary waste was discharging. Two homes were identified to have been illegally plumbed to the storm sewer line. DOT then temporarily diverted the 6" PVC storm pipe to a sanitary manhole to prevent further illegal discharge to the storm system and cleaned the storm sewer line. ESD issued Official Warning Notices to the two homeowners to cease discharging and to disconnect their sanitary lines from the storm sewer. The homeowners complied, and the illegal connections were removed and repaired.

1.C ICID Response to Water Board Comments

No comments received from Water Board on this Program Element.

1.D ICID Summary Tables / Additional Information

Figure 1: Number of Incidents by Facility

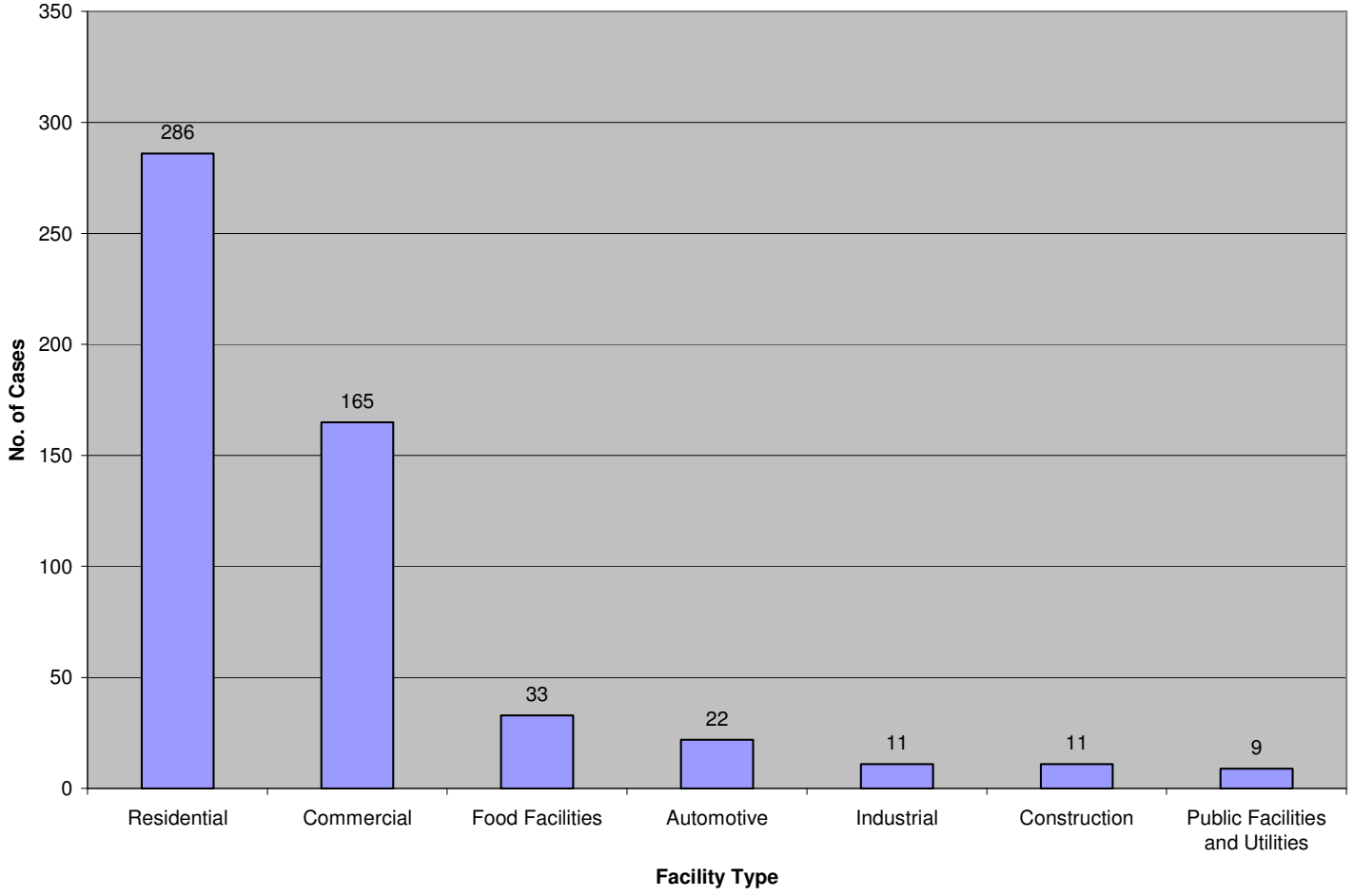

Figure 2: Number of Incidents by Type

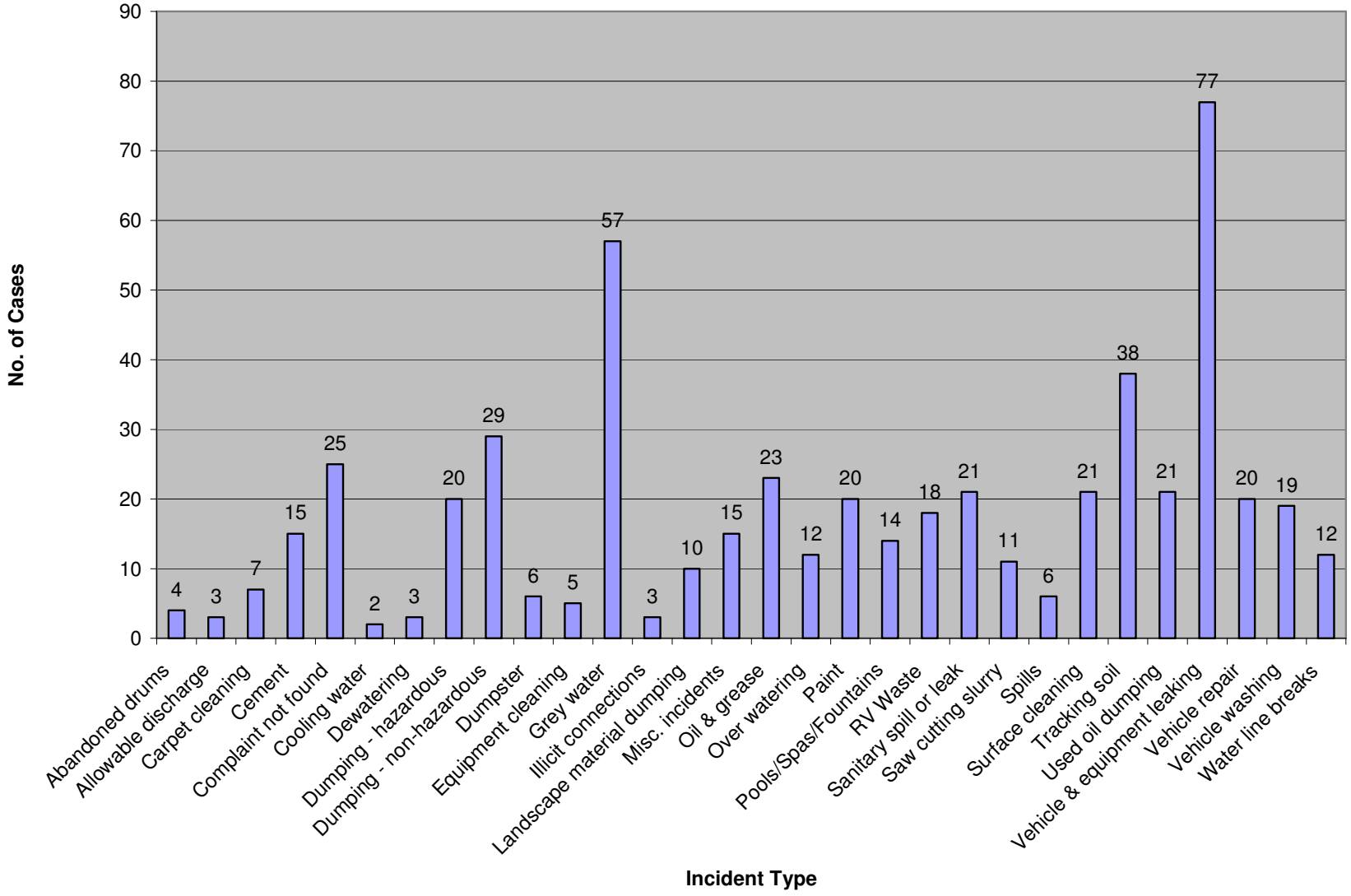

Incident Types by Potential Source of Incident

Incident Type	Residential	Commercial	Industrial	Automotive	Food Facilities	Construction	Public Facilities and Utilities	Totals
Abandoned drums	3	0	1	0	0	0	0	4
Allowable discharge	2	1	0	0	0	0	0	3
Carpet cleaning	5	2	0	0	0	0	0	7
Cement	11	3	1	0	0	0	0	15
Complaint not found	13	5	0	2	2	1	2	25
Cooling water	0	2	0	0	0	0	0	2
Dewatering	1	1	0	0	0	0	1	3
Dumping - hazardous	11	7	1	0	1	0	0	20
Dumping - non-hazardous	13	13	0	0	2	1	0	29
Dumpster	1	5	0	0	0	0	0	6
Equipment cleaning	3	1	0	1	0	0	0	5
Grey water	12	29	3	2	9	1	1	57
Illicit connections	1	1	1	0	0	0	0	3
Landscape material dumping	9	1	0	0	0	0	0	10
Misc. incidents	8	6	0	0	1	0	0	15
Oil & grease	2	11	0	0	10	0	0	23
Over watering	8	4	0	0	0	0	0	12
Paint	18	2	0	0	0	0	0	20
Pools/Spas/Fountains	11	2	0	0	0	0	1	14
RV Waste	10	7	1	0	0	0	0	18
Sanitary spill or leak	13	4	1	0	2	0	1	21
Saw cutting slurry	3	7	1	0	0	0	0	11
Spills	2	4	0	0	0	0	0	6
Surface cleaning	3	14	0	0	4	0	0	21
Tracking soil	22	8	0	0	0	8	0	38
Used oil dumping	13	4	0	3	1	0	0	21
Vehicle & equipment leaking	67	4	1	4	0	0	1	77
Vehicle repair	12	0	0	8	0	0	0	20
Vehicle washing	4	12	0	2	0	0	1	19
Water line breaks	5	5	0	0	1	0	1	12
Totals	**286**	**165**	**11**	**22**	**33**	**11**	**9**	**537**

Workload Summary

Workload	08-09	07-08	06-07	05-06	04-05	03-04	Definitions
Total Cases Received	537	706	672	792	829	716	ICID complaints received in FY. Effective FY 04-05, this category excludes complaints redirected to other agencies.
Investigations	835	1049	1,024	1,359	1,359	939	Total number of inspections for cases received in FY, including initial and follow up inspections
Total Cases Investigated	542	650	711	--	--	--	Cases investigated and closed in FY including 18 carry-over cases from FY 07-08
Total Investigations	868	962	1,097	--	--	--	Total number of inspections for cases investigated in FY, including initial and follow up inspections, and 33 inspections and follow-ups from cases carried over from FY 07-08.
Carry-Over Cases	13	18	0	57	53	102	The number of cases still open at the end of FY. (FY 07-08 was reported erroneously as 55 last year. It is correctly shown here as 18.)

Complainant Source Summary

# Cases Received in 08-09 by Complainant Source	08-09	07-08	06-07	05-06	04-05	03-04	Definitions
ICID Inspections	1	9	4	25	123	243	Any Environmental Services Department Inspector
City Staff	238	270	249	281	114	176	Any employee of the City of San José
Other Agency	13	38	39	46	33	19	Any government agency other than the City of San José
Citizen Complaints	279	369	362	436	434	359	Any person residing or working in the City of San José
Other	6	20	18	2	56	101	Any complainant that is not included in the above source types.
Total	**537**	**705**	**672**	**792**	**829**	**716**	
How Complainants Heard about Program (PIP)	**08-09**	**07-08**	**06-07**	**05-06**	**04-05**	**03-04**	**Definitions**
City Operator/411	61	47	35	44	25	21	
Complainant is a City Employee	244	286	262	312	311	202	
Have filed complaint before	19	46	36	56	41	50	
N/A	122	199	172	130	197	211	
Other	58	91	107	171	187	169	
Outside Agency	10	21	37	38	25	20	
Preprinted Literature	0	1	2	4	0	0	
Storm Drain Stencil	12	15	21	37	43	43	
CSJ Website	11	--	--	--	--	--	
Total	**537**	**706**	**672**	**792**	**829**	**716**	

ICID: Illicit Connection / Illegal Discharge Inspection

Enforcement Summary

Total Enforcement Actions Taken for ALL investigated cases*	08-09	07-08	06-07	05-06	04-05	03-04	Definitions
Total BMPS	861	728	1,109	1,730	1,054	1,061	Total Number of BMPs Distributed
Verbal Notice	121	214	309	230	285	173	Verbal warning providing information for corrective actions
Warning Notice	265	258	297	510	357	234	Written letter providing information for corrective actions (In San José this is an Official Warning Notice)
Administrative Action with Penalty and/or Fine	28	14	13	24	12	6	Administrative actions, including fines (In San José this is an Administrative Citation.)
Criminal Action	0	0	0	0	0	0	Legal actions
Referral for Enforcement	0	0	0	0	0	0	Refer case to agency with enforcement powers
Referral for other reason	1	0	0	0	24	1	Refer case to internal or external agency for clean-up, information or jurisdictional reasons
Cases by #Inspections*	**08-09**	**07-08**	**06-07**	**05-06**	**04-05**	**03-04**	**Definitions**
One Inspection	342	418	443	405	485	530	Number of Cases requiring one total inspection to achieve compliance
Two Inspections	141	174	190	259	241	160	Number of Cases requiring two total inspections to achieve compliance
Three Inspections	37	44	55	101	62	17	Number of Cases requiring three total inspections to achieve compliance
Four Inspections	8	9	10	14	27	2	Number of Cases requiring four total inspections to achieve compliance
Five or More Inspections	9	5	13	13	14	6	Number of Cases requiring five or more total inspections to achieve compliance
Cases by Highest Level of Enforcement Action*	**08-09**	**07-08**	**06-07**	**05-06**	**04-05**	**03-04**	**Definitions**
No Enforcement Action	182	288	212	175	279	83	Cases with no Enforcement Action taken
BMP Distribution	75	49	58	67	93	129	Cases with BMPs Distributed as the highest Enforcement Action to achieve compliance
Verbal Notice	64	125	196	125	155	310	Cases with Verbal Notice as the highest Enforcement Action to achieve compliance
Warning Notice	193	177	234	408	290	190	Cases with Warning Notice as the highest Enforcement Action to achieve compliance
Administrative Citation	23	11	11	17	12	4	Cases with Administrative Citation as the highest Enforcement Action to achieve compliance
Criminal Action	0	0	0	0	0	0	Cases with Criminal Action as the highest Enforcement Action to achieve compliance
Total	**537**	**650**	**711**	**792**	**829**	**716**	
* Beginning in 06-07 these numbers are reflective of the total number of cases investigated and closed during the FY							

This page intentionally left blank.

2. IND: Industrial & Commercial Discharges

2.A IND Work Plan Self Evaluation Matrix

ITEM NO.	ACTIVITY	COMPLIANCE DATE	FY 08-09 STATUS	RESPONSIBLE PARTY
IND 1	**Notice of Intent (NOI) Filers** The City of San José will conduct inspections of those facilities that have filed an NOI with the State and appear on a list provided by the State. An NOI is required to be filed with the State by companies that are considered to have a high potential to contaminate stormwater and are classified under certain standard industrial classification (SIC) codes.			
IND 1.A	Annually, obtain NOI filer database from State with annual information, review information and identify new NOI facilities for inspection the following year.	Annually	Done FY 08-09. New facilities that file NOI with the State are inspected within one FY of their filing. If the facility is already in the City's database, then it is inspected based on the Inspection Frequency Schedule detailed in IND 3.	ESD-WE
IND 1.B	Conduct and document initial inspections of NOI Filers within one year using the inspector checklist form to determine exposure and assign a future inspection frequency to each facility accordingly. Document whether the facility had submitted an NOI, and whether a SWPPP and a SWMP were on site.	Ongoing	Done FY 08-09 and ongoing. See 2.D: *IND Summary Tables/Additional Information*.	ESD-WE
IND 1.C	Conduct and document annual inspections of facilities determined to have exposure in accordance with inspection frequency schedule.	Ongoing	Done FY 08-09 and ongoing. See 2.D: *IND Summary Tables/Additional Information.*	ESD-WE
IND 1.D	Conduct and document inspections of facilities that need to file an NOI at least once every five years and in accordance with the inspection frequency schedule identified in IND 3.	Ongoing	Done FY 08-09 and ongoing. See 2.D: *IND Summary Tables/Additional Information.*	ESD-WE
IND 1.E	Maintain the database to track the inspection information from the inspector checklist and to include all NOI filer SIC codes required by the Industrial Activities Stormwater General Permit.	Ongoing	Done FY 08-09 and ongoing.	ESD-WE
IND 2	**Non-Filer Investigations** The City of San José will inspect industrial facilities that may be subject to general permit requirements but are not found on the NOI filer list provided by the State.			
IND 2.A	Identify industrial facilities that conduct activities with the SIC codes listed in the IND SOPs.	Annually	Done FY 08-09. Determined the Inspection schedule for the year based on the IND SOP.	ESD-WE
IND 2.B	Develop a list of facilities targeted for inspection during upcoming year that may be subject to general permit	Annually	Done FY 08-09. Determined the Inspection schedule for the year based on the IND SOP.	ESD-WE

ITEM NO.	ACTIVITY	COMPLIANCE DATE	FY 08-09 STATUS	RESPONSIBLE PARTY
	requirements for NOI based on business licenses, etc.			
IND 2.C	Conduct and document initial inspections of industrial facilities with the SIC codes listed referenced in IND 2A, using the inspector checklist form to document whether the facility constituted a potential threat to discharge pollutants to the storm drain collection system, whether the facility had submitted an NOI, and whether a SWPPP and a SWMP were on site. Maintain database.	Ongoing	Done FY 08-09 and ongoing. See 2.D: *IND Summary Tables/Additional Information.*	ESD-WE
IND 2.D	Conduct and document annual inspections of facilities determined to have exposure in accordance with implementation schedule. Add the facility to appropriate database(s) and assign an inspection frequency. If the facility inspected is determined to need to file an NOI and is not able to provide an NOI, SWPPP or SWMP, refer to the Water Board.	Ongoing	Done FY 08-09 and ongoing. See 2.D: *IND Summary Tables/Additional Information.*	ESD-WE
IND 2.E	Work with the Program's Industrial Inspection Ad Hoc TG on an Administrative procedure for providing referrals to the Regional Board and document providing referrals to the Regional Board for facilities with significant problems.	Pending Implementation by Program	Pending activity by Program IND AHTG.	ESD-WE, ESD-UR
IND 3	**City Regulated Facilities** The City of San José will conduct inspections of City Regulated commercial facilities as identified below: Food service facilities: 2 or more AOCs* over a rolling three year time period - Every year; 1 AOC over a rolling three year time period - Every two (2) years; 0 AOCs over a rolling three year time period - Every three (3) years All Other City Regulated facilities: 2 or more AOCs* over a rolling five year time period - Every year; 1 AOC over a rolling five year time period - Every two (2) years; 0 AOCs over a rolling five year time period but have exposure - Every five (5) years; 0 AOCs over a rolling five year time period with no exposure or potential for exposure - No further inspections Facilities for which a referral or ICID complaint is received: As soon as practicable for violations and every year until they meet the above criteria. *Area of Concern (AOC) = A violation based on the San José Municipal Code 15.14.530 issued to a facility during a stormwater inspection.			
IND 3.A	Determine industrial/commercial facilities identified in the IND SOPs for inspection in each FY.	Annually, Q1	Done, July 2008: Determined the inspection schedule for the year based on the IND SOP.	ESD-WE
IND 3.B	Conduct and document inspections of City Regulated facilities, other than food service facilities, at least once every five (5) years in accordance with the inspection	Ongoing	Done FY 08-09 and ongoing. See 2.D: *IND Summary Tables/Additional Information.*	ESD-WE

ITEM NO.	ACTIVITY	COMPLIANCE DATE	FY 08-09 STATUS	RESPONSIBLE PARTY
	frequency schedule. If determined to have no impact or no potential for pollution, will not be scheduled for future inspection.			
IND 3.C	Conduct and document inspections of City Regulated food service facilities at least once every three (3) years. Initial approved performance standards require inspections every three years	Ongoing	Done FY 08-09 and ongoing. See 2.D: *IND Summary Tables/Additional Information.*	ESD-WE
IND 3.D	Conduct and document inspections for which a referral or complaint was received within five days of complaint received and second inspection within one year.	Ongoing	Done FY 08-09 and ongoing. See 2.D: *IND Summary Tables/Additional Information.*	ESD-WE
IND 3.E	Develop a database to track the inspection information from the inspector facility inspection report.	Done FY 02-03	Done FY 02-03.	ESD-WE
IND 3.E.1	Implement new Environmental Enforcement Data Management System.	Done FY 03-04	Done FY 03-04.	ESD-WE
IND 3.E.2	Prepare draft data inspection tables to review data trends and to facilitate timely evaluation of the data.	Annually, Q3	Done FY 08-09.	ESD-WE
IND 3.F	Maintain database to track inspection information from inspector facility inspection report and to include new industrial program categories.	Ongoing	Done FY 08-09.	ESD-WE
IND 3.G	For B, C, D, and E, collect information during inspections on the potential for stormwater pollution at City Regulated facilities in order to determine the appropriate inspection frequency for the various facilities.	Ongoing	Done FY 08-09 and ongoing. AOCs determine inspection frequency. AOCs are identified during inspection.	ESD-WE
IND 3.H	Develop an inspection frequency plan to track frequency of inspections. Implement and update, as needed, the inspection frequency plan.	Development: Done FY 01-02 Ongoing, Updated As Needed	Done FY 01-02 and ongoing. AOCs determine inspection frequency. AOCs are identified during inspection.	ESD-WE
IND 4	**Compliance** The City of San José will conduct industrial/commercial inspections to determine the existence of discharges or potential discharges which are illegal under local ordinances. The facility operator will be notified of observed areas of concern to be corrected and/or if official action on violations is necessary, it will take place under local enforcement procedures.			
IND 4.A	Document facilities that have enforcement actions and the type of enforcement actions conducted for the existence of discharges or threatened discharges that are illegal under local ordinances.	Ongoing	Done FY 08-09 and ongoing. See 2.D: *IND Summary Tables/Additional Information.*	ESD-WE

ITEM NO.	ACTIVITY	COMPLIANCE DATE	FY 08-09 STATUS	RESPONSIBLE PARTY
IND 5	**Training** The City of San José will ensure that industrial/commercial inspectors are adequately trained in inspection procedures, documentation, and enforcement related to stormwater pollution prevention.			
IND 5.A	Conduct annual training for IND inspectors.	Annually Q1	Done FY 08-09. See 13.D: *Municipal Employee Training Summary* for details.	ESD-WE
IND 5.B	Maintain a training plan and provide and document on-the-job training and other training opportunities such as industrial/commercial inspection workshops.	Ongoing	Done FY 08-09 and ongoing. See 13.D: *Municipal Employee Training Summary* for details.	ESD-WE
IND 5.C	Review inspection training protocols to identify new training opportunities, approaches, and materials.	Annually	Done FY 08-09. See 13.D: *Municipal Employee Training Summary* for details.	ESD-WE
IND 6	**Outreach** The City of San José will help develop and distribute outreach and technology transfer material containing applicable control measures and/or BMPs to industrial/commercial facility operators responsible for IND activities.			
IND 6.A	Identify and list existing outreach and technology transfer material.	Annually	Done FY 08-09. Outreach materials are listed in Appendix A of the City's URMP.	ESD-UR
IND 6.B	Distribute applicable outreach and technology transfer material to industrial/commercial facility operators. Document to the Water Board that outreach and technology transfer material and/or BMPs have been distributed, as needed, to industrial/commercial facility operators.	Distribution: Ongoing See PIP Program Element in Annual Report	Done FY 08-09 and ongoing. See 14.D: *Outreach Materials Distributed* for a count of outreach and technology transfer materials distributed as part of Inspection activities.	ESD-UR
IND 6.C	Determine usefulness of outreach and technology transfer materials by obtaining feedback from industrial/commercial facilities. Obtain feedback from inspectors about the effectiveness of existing outreach and technology transfer material and develop and/or modify existing outreach material.	As Needed	Done FY 08-09. Feedback from inspectors collected during regular staff meetings. Needs are identified and prioritized as part of outreach program implementation.	ESD-UR
IND 7	**NOI Filers Effectiveness Evaluation** The City of San José's Watershed Enforcement staff will review and evaluate the effectiveness of its inspections procedures and database tracking system.			
IND 7.A	Document and evaluate the effectiveness of NOI Filers inspections procedures.	Annually	Done FY 08-09. NOI filers are inspected in a similar manner as all facilities. These procedures were updated in FY 04-05 to include a better mechanism for determining whether a facility needs to file for an NOI if conditional.	ESD-WE
IND 7.B	Document and evaluate the effectiveness of the NOI Filers database tracking system.	Annually	Done FY 08-09. The NOI filer database tracking system identifies whether facilities are conditional or not and includes a special button for indicating if there is any	ESD-WE

ITEM NO.	ACTIVITY	COMPLIANCE DATE	FY 08-09 STATUS	RESPONSIBLE PARTY
			potential for exposure.	
IND 7.C	Document and evaluate what worked well and what needs improvement.	Annually	Done FY 08-09. See 2.D: *IND Summary Tables/Additional Information.*	ESD-WE

2.B IND Program Evaluation

The goal of the IND Program is to protect the storm sewer system from polluted discharges originating from commercial and industrial facilities. Facilities are selected for inspection and prioritized based on their potential to discharge polluted runoff and inspected using the protocols of the City's Enforcement Response Plan. The City has two sections of environmental inspectors who perform stormwater inspections: the Watershed Enforcement and Fats, Oils, and Grease (FOG) sections. The City increased the number of facilities inspected by 8 percent over last year, inspecting more than 4,900 businesses in San José in FY 08-09.

Facilities Subject to Inspection

The total inventory of facilities in the City subject to inspection in FY 08-09 continues to grow, increasing from 13,034 in FY 07-08 to 15,404 in FY 08-09. These numbers are identified at the end of the fiscal year and include new businesses imported into the database for the next year. Approximately 3,100 facilities are no longer subject to inspection as of the end of FY 08-09, due to facilities going out of business and by determination through inspection that no future inspections are required based on no areas of concern identified and no potential for exposure from those facilities. Approximately 5,300 new facilities subject to inspection will be added into the database for FY 09-10, and the City will target inspection resources at facilities with the greatest potential exposure.

Education and Enforcement

While there was only an eight percent increase in facilities inspected, City Inspectors completed over thirty percent more enforcement actions. This increase is due in part to a larger number of initial inspections at new food service establishments (FSEs) undertaken by the FOG section. New FSEs are prone to have more AOCs identified, and the City utilizes both education and enforcement tools to bring these facilities into compliance and to protect stormwater quality.

Education is the first step in the City's Enforcement Response Plan. City Inspectors distributed 13,635 pieces of education materials during facility inspections, which is an eight percent increase over last fiscal year. This coincides with the eight percent increase in facilities inspected in the fiscal year.

In addition to distributing materials, City staff hosted a training workshop and gave presentations on watershed enforcement issues at various venues in FY 08-09. The City held a workshop for FSEs in November 2008 and gave multiple presentations at the California Water Environment Association's Pretreatment, Pollution Prevention, and Stormwater (CWEA P3S) conference in Monterey, CA, and the CWEA Annual conference in Palm Springs, CA.

Fats, Oils and Grease (FOG) Inspection Program

The City's FOG section has staff dedicated to inspecting grease-generating FSEs to comply with both stormwater and sanitary NPDES permits, as well as the Sewer System Management Plan (SSMP) created in response to Board requirements issued under Waste Discharge Regulations. This report details work done to comply with the NPDES Stormwater Permit.

The FOG section nearly doubled its cases, inspecting 2,300 FSEs in San José, compared to approximately 1,300 last fiscal year. In addition to regular FSE inspections, FOG inspectors conducted 10 investigations involving 15 facilities that were potential contributors to partial sewer blockages or sanitary sewer overflows. These investigations were done at the request of the City's Department of Transportation sewer crews, or via ICID complaints at food service facilities. These investigations identified 54 AOCs. The resolution of partial sewer blockages and sanitary sewer overflows ensures that wastewater does not enter the storm sewer system.

ESD staff conducted 189 plan check reviews for FSEs in FY 08-09. In the plan check role, staff reviewed plans of proposed food service facilities submitted to the Building Division of the Planning, Building and Code Enforcement Department. ESD staff checked the plans to determine the size and type of grease control device required for the facility to capture FOG and help prevent sewer blockages and overflows which could cause pollutants to enter the storm sewer system.

The City created new and updated previous ordinances related to FSEs and FOG control, which took effect in June 2009. These ordinances apply to work done under the auspices of the WPCP's NPDES permit and the SSMP; preventing problems in the sanitary sewer system keeps them from becoming problems for the storm sewer system. These new and updated ordinances include: updated definitions in the ordinances, specific cleaning requirements, design criteria for grease interceptors, prohibition of discharging yellow grease to the sanitary sewer, and specific requirements for on-site records retention.

2.C IND Response to Water Board Comments

No comments received from Water Board on this Program Element.

2.D IND Summary Tables / Additional Information

IND Summary Tables

Facility Inspection Totals	08-09	07-08	06-07	05-06	04-05	Description of item
Facilities Subject to Inspection	15,404	13,034	8,936	9,229	6,164	All facilities in the database at the end of the fiscal year that require inspections to meet the performance standard, whether or not they are inspected in the reporting year. This includes both city-regulated and GIASP facilities, as well as new facilities imported for inspection in future fiscal years; and excludes facilities that the City has determined are not subject to future inspection based on a determination that there was no exposure, incorrect SIC, closed, etc.
Facilities Scheduled for Inspection in reporting year	4,885	4,538	3,929	3,490	3,020	All facilities that were determined to need inspection by existing schedule date and imports from the business license database, new NOI filers per State listing for reporting year.
Facilities Inspected in FY 08-09	4,912	4,551	3,930	3,506	3,029	All facilities subject to inspection that were inspected. Also described as number of cases.
Other City Regulated Facilities	69	82	67	85	51	These facilities have had an Illicit Connection/Illegal Dumping complaint filed against them, so now are scheduled to receive an industrial/commercial inspection as per IND 3D.
Facilities Scheduled for Inspection next FY	5,450	4,550	4,469	4,000	3,237	Facilities scheduled for inspection in the following FY. Includes new facilities, facilities deferred from previous FYs, reinspections per the Inspection Frequency Schedule detailed in IND 3, and facilities that have had an ICID complaint filled within the last FY per IND 3D.

GIASP Implementation Status

GIASP Implementation	08-09	07-08	06-07	05-06	04-05	Description of item
Board Referrals						
New NOI Filers	12	10	14	13	4	Total industrial facilities in San José with new NOI filed according to Water Board Database as of July 2008.

GIASP Implementation	08-09	07-08	06-07	05-06	04-05	Description of item
New NOI Filers Inspected	10	10	14	7	4	Of the facilities referred to the City by the Water Board, the number inspected during FY 08-09. Two facilities were inspected in FY 07-08, and are now inspected per the Inspection Frequency Schedule detailed in IND 3.
Inspections						
Potential NOI Facilities	1,092	902	864	840	746	Of the facilities scheduled for inspection during the FY, the number that may be subject to GIASP provisions
Have filed	123	64	45	52	96	Of the facilities inspected, the number that have filed.
SWPPP or SWMP on-site	134	81	82	81	87	Per IND 1B and IND 2C, the number of facilities having a SWPPP or SWMP on-site. Facilities may have a formal SWPPP or informal plan, even though they aren't required to file NOI.
Need to file	62	24	35	59	90	Of the facilities inspected, the number determined to need to file in accordance with the GIASP. These facilities are listed in 2.D: *Companies Requiring NOI Based on SIC But Have Not Filed* and 2.D: *Companies Requiring NOI Based on Exposure But Have Not Filed.*
Do Not Need to File (No Permit Required)	542	635	508	451	560	All facilities that were determined to need an inspection per the GIASP with findings of no NOI required.
Closed/Moved Facilities	365	179	276	278	248	NOI-potential facilities no longer in operation.

Enforcement Actions Summary

Total Enforcement Actions Taken	08-09	07-08	06-07	05-06	04-05	Description of item
AOCs	2,927	2,254	2,263	1,821	2,591	Area of concern with a compliance date and any enforcement action activity
BMPs	13,635	12,684	10,655	8,912	6,890	Number of BMPs issued as part of Enforcement
Verbal Warning	1,821	1,384	1,402	1,070	1,280	Verbal warning providing information for corrective actions. Issued as Inspection Report to facilities
Official Warning Notice	542	440	500	366	384	Written letter providing information for corrective actions (In San José this is an Official Warning Notice, the second level of enforcement.)
Administrative Action	13	18	9	0	15	Administrative actions, including fines (In San José this is an Administrative Citation.)
Criminal Action	0	0	0	0	0	Legal actions
Referral for Enforcement	0	0	0	0	0	Refer case to agency with enforcement powers

Highest Enforcement Action Taken	08-09	07-08	06-07	05-06	04-05	Description of item
No Enforcement Action	1,860	1,243	1,438	1,169	703	Cases with no Enforcement Action taken (e.g.: no AOCs, out of business, etc.)
BMPs Distributed	1,544	2,126	1,216	1,342	758	Cases with BMPs Distributed as the highest Enforcement Action to achieve compliance

Highest Enforcement Action Taken	08-09	07-08	06-07	05-06	04-05	Description of item
Verbal Warning	1,064	826	858	686	1,013	Cases with Verbal Notice as the highest Enforcement Action to achieve compliance
Warning Notice	431	341	410	306	589	Cases with Warning Notice as the highest Enforcement Action to achieve compliance
Administrative Citation	13	15	8	3	0	Cases with Administrative Citation as the h ighest Enforcement Action to achieve compliance
Criminal Action	0	0	0	0	0	Cases with Criminal Action as the highest Enforcement Action to achieve compliance
Total	**4,912**	**4,551**	**3,930**	**3,506**	**3,063**	All facilities subject to inspection that were inspected. Also described as number of cases.

Inspections Required for Compliance	08-09	07-08	06-07	05-06	04-05	Description of item
One Inspection	3,381	3,376	2,907	2,807	2,055	Number of Cases requiring one inspection to achieve compliance
Two Inspections	1,075	848	779	571	681	Number of Cases requiring two inspections to achieve compliance
Three Inspections	323	229	192	96	204	Number of Cases requiring three inspections to achieve compliance
Four Inspections	99	69	39	18	77	Number of Cases requiring four inspections to achieve compliance
Five Inspections or More	34	29	13	14	46	Number of Cases requiring five inspections or more to achieve compliance
Total	**4,912**	**4,551**	**3,930**	**3,506**	**3,063**	All facilities subject to inspection that were inspected. Also described as number of cases

Companies Requiring NOI Based on Exposure But Have Not Filed

Facility Number	SIC	Business Name	St Num	Dir	Street Name	Type		Bldg
51441	2434	DECO	950		McLaughlin	Ave		
15230	4212	CARAVAN R V STORAGE	33		Lewis	Rd		
38825	2700	IBEXA PRESS	1933		Grosvenor	Dr		
12047	3540	RICHARDS MACHINING	370	S	22nd	St		
40892	4119	BLACK YOGI BEAR LIMO SERVICE	198		Coy	Dr		
38351	4212	COR-O-VAN MOVING & STORAGE	450		CHARCOT	Ave	Suite	B
37567	3679	AMTECH MICROELECTRONICS, INC	6541		VIA DEL ORO		Suite	D
39874	4121	SAHOTA, SEWA SINGH	1594		REDFIELD	Ct		
11805	4119	NEW CENTURY TRANSPORTATION	645		HORNING	St		
17335	3549	ACI ALLOYS	1985		LAS PLUMAS	Ave		

Facility Number	SIC	Business Name	St Num	Dir	Street Name	Type		Bldg
22158	3674	C & D SEMICONDUCTOR	2210		LUNDY	Ave		
14562	4212	PIEDMONT MOVING SYSTEMS	1555	S	7TH	St		
29833	3999	STOROPACK/FOAM PAC INDUSTRIA	2210		JUNCTION	Ave		
14561	2434	AMBERWOOD PRODUCTS	1555	S	7TH	St		
13559	4225	HILLSDALE SELF STORAGE	3510		CHARTER PARK	Dr		
29863	3672	EAGLE TECH INC	2299		RINGWOOD	Ave	Unit	C-3
43446	4119	AMERICA BUS LINES	326		PHELAN	Ave	Suite	1A
12747	4151	FRANKLIN MCKINLEY DISTRICT CORP YARD	400		TULLY	Rd		
47574	3500	NGUYEN, KEO	136		ROSE	Ln		
16590	4120	CALIFORNIA CAB CO	505		ASBURY	St		
13821	4225	POOL WATER PRODUCTS	2170		DEL FRANCO	St		
12116	3444	O C MCDONALD CO INC	1150	W	SAN CARLOS	St		
44779	3446	CENTRAL FENCE CO	1304		WHITTON	Ave		

Companies Requiring NOI Based on SIC But Have Not Filed

Facility Number	SIC	Business Name	St Num	Dir	Street Name	Type		Bldg
12867	3273	STAR CONCRETE	1510	S	7TH	St		
17767	4953	ALL CHEMICAL DISPOSAL INC.	21		GREAT	Blvd		
29064	3281	SERRA TILE & STONE INC	183		RYLAND	St	Suite	B
48510	3200	M & E TILE	2332		RICHLAND	Ave		
16835	2821	BAY FIBERGLASS & PRECAST	738		CHESTNUT	St		
17581	3281	MARBLED ELEGANCE, INC.	2008		MARTIN	Ave		
17155	3269	SJSU CERMAIC ARTIST'S GUILD	1		WASHINGTON	Sq		
12063	2441	TRANS-PAK INC	520		MARBURG	Way		
44499	3281	BETTENCOURT MARBLE & GRANITE	2107	S	10TH	St		
16874	5093	MONTEZUMA TRADING CO	4939		COLLOMIA	Ct		
47407	3751	FERAL INNOVATIONS	1187		COOPER RIVER	Dr		
44527	3281	TOP MODELS M & G INC.	701		KINGS ROW		#	9A
44515	3281	CR MARBLE & GRANITE	1250		YARD	Ct		
44500	3281	CASTRO MARBLE & TILE	420		REYNOLDS	Cir		
43385	3200	HUBBELL LENOIR CITY, INC	615	N	KING	Rd		

Facility Number	SIC	Business Name	St Num	Dir	Street Name	Type		Bldg
12957	3441	METRO STEEL FAB	701		KINGS ROW			
51393	5093	PRISM ELECTRONICS	1260	N	13TH	St		
12671	5093	METALS WEST	1436		STATE	St		
48359	3200	MAYCO CONCRETE	1802		CUNNINGHAM	Ave		
48228	4955	T N T HAULING	3029		NURIA	Ct	Suite	A
17416	3341	COMMODITY RESOURCE & ENVIRONMENTAL, INC.	493		REYNOLDS	Cir		
16848	2400	NEVES CUSTOM CABINETS, INC	1320	E	SAN FERNANDO	St		
18108	2951	REED & GRAHAM LABORATORY	550		SUNOL	St		
16053	5093	CHARRON METALS	1675		POMONA	Ave		
40292	2400	EXTREME WOODWORKING	2894		AIELLO	Dr	Suite	C
44510	3281	MARBLE MASTER, THE	432		REYNOLDS	Cir		
44927	2499	AZTEC PRECISION INC	2038		CONCOURSE	Dr	UNIT	A
47449	4955	KEETON'S LOAM & GRAVEL SERV	14938		REYNAUD	Dr	Suite	A
17138	3441	BENCHMARK STEEL	701		KINGS ROW			
14533	3281	MARBLE BROTHERS, THE	1347	E	TAYLOR	St		
44507	3281	MARBLE & STONE SOLUTIONS	1495		INDUSTRIAL	Ave		
38916	2400	ADVANCED CAINETERY	1525		MARTIN	Ave	Suite	A
48711	3269	RANDOM POTS	7180		WOODED LAKE	Dr		
15670	3441	LORD & SONS	1085	N	7TH	St		
17196	3363	TRIAD TOOL & ENGINEERING, INC.	1750		ROGERS	Ave		
34336	4953	PIONEER LIQUID TRANSPORT	251	E	EMPIRE	St		
1300	4911	SAN JOSÉ STATE UNIVERSITY COGEN PLANT	260	S	9TH	St		
44526	3281	VENICE TILE & MARBLE	1720		ROGERS	Ave		
12305	3281	THE BARRAGANS	1761		JUNCTION	Ave		
44506	3281	CALIFORNIA HOME & KITCHEN DESIGN CENTER	1775		JUNCTION	Ave		

IND Facility Categories for the City of San José

(Developed by AHTG to use for Program-wide Reporting, September 7, 2001 Memo's 17 categories + 4 City categories)

Cat	Program Category	Current AHTG Municipal Category	Scheduled	Actual
1	Automotive	Automotive sales, engine and body repair, gas stations, car washes, parking, vehicle services	783	792
2	Food Service	Eating and drinking establishments, including cafeterias, delis, bakeries, mobile food	2,285	2,262
3	Paint Facilities	Manufacturing and retailing	4	4
4	Dry Cleaners	Dry cleaners	0	0
5	Cleaning Services	Mobile washers, building cleaning, carpet cleaning	42	44
6	Pesticide Facilities	Manufacturing and retailing; pesticide applicators	11	11
7	Machine Shops	Industrial machinery and equipment	116	119
8	Metal Manufacturing	Metal fabricating, finishing, plating, metal work (40 CFR 413, 433)	125	129
9	Electric/Electrical Components	Manufacturing (40 CFR 469)	247	254
10	Construction/ Building	Retail, trade contractors, construction, landscape and garden businesses	328	328
11	Local Transit; Highway Transport	Electric, Gas and Sanitary Services, Trucking Industries	225	229
12	Recycling yards	Assembling, breaking up, sorting and wholesale distribution of scrap and waste materials. This includes auto wreckers engaged in dismantling automobiles for scrap.	21	25
13	Auto Dismantlers	Dismantling motor vehicles for the purpose of selling parts.	15	15
14	Concrete/Stone/Clay Products	Manufacturing cement, structural clay products, pottery, concrete and gypsum products, cut stone, abrasive and asbestos products, and other products from materials taken principally from the earth in the form of stone, clay and sand.	63	65
15	Corporation Yards	PG&E, Caltrans, School bus, VTA, Municipal	0	0
16	Landfills	Dumps; Garbage collecting, destroying and processing; Landfill; Rubbish collection and disposal.	13	14
17	Wood Furniture and Other Products	Manufacturing finished articles made entirely or mainly of wood or related materials.	39	42
18	Chemical Manufacturing	Manufacturing/producing basic chemicals, chemical products to be used in further manufacture (synthetic fibers, etc.) and finished chemical products to be used for ultimate consumption or as materials or supplies in other industries (such as cosmetics, soaps, fertilizers)	5	5
19	Misc. Manufacturing	Caskets, Furniture, Glass, Jewelry/Precious Metal, Manufacturing Industries-NEC, Medical, Office and Store Fixtures, Paper, Petroleum and Coal, Pharmaceuticals, Rubber and Plastics, Signs, Toys and Sports	164	166
20	Other	Other includes: Air Conditioning Services, Amusement Parks, Chiropractors, Commercial Areas, Florist, Hazardous Waste, Laboratories, Laundries, Medical and Dental Labs, Miscellaneous, Petroleum Pipelines, Petroleum Refining, Photographic/Printing, Property Management, Radiologists, Steam Electric Power Generation (per permit), Storage, Veterinarians, Welding/Iron Works, Welding Repair, Winery, and Underground Storage Tanks and unspecified SIC Code.	394	402
21	Airport		5	6
		TOTAL	**4,885**	**4,912**

This page intentionally left blank.

3. NRD: New and Redevelopment

3.A NRD Work Plan Self Evaluation Matrix

ITEM NO.	ACTIVITY	COMPLIANCE DATE	FY 08-09 STATUS	RESPONSIBLE PARTY
NRD 1	**Legal Authority** The City of San José will have adequate legal authority to implement new development control measures, including all applicable requirements of Provision C.3, as part of its development plan review and approval procedures and other appropriate new development and redevelopment permitting procedures (Provision C.3.a.i).			
NRD 1.A	Revise Municipal Code to ensure adequate legal authority to implement new development control measures (C.3.a.i).	As Needed	The City currently has adequate legal authority to implement new development control measures.	PBCE, ESD, PW
NRD 2	**Guidance to Developers** The City will provide developers with information and guidance materials on site design guidelines, building permit requirements, and BMPs for stormwater pollution prevention, as appropriate for the type of project and location.			
NRD 2.A.1	Draft necessary revisions to Guidance Manual on Selection of Stormwater Quality Control Measures to allow incorporation of hydraulic sizing design criteria and provide to developers.	Done FY 02-03 Ongoing	Done FY 02-03 and ongoing. Beginning in FY 06-07 the City contracted with RBF Consulting to develop a C.3 Stormwater Control Plan Design Guidelines Manual. The intent of this manual is to provide more detailed guidance to developers, project managers, and project engineers working in San José's jurisdiction on the selection, design, implementation, and maintenance of stormwater treatment BMPs. Once the MRP is approved, this manual will be revised and distributed for use.	PBCE, ESD, PW, RDA
NRD 2.A.2	Refine Guidance Manual on Selection of Stormwater Quality Control Measures to incorporate HMP measures, as necessary.	Done FY 05-06	Done FY 05-06.	PBCE, ESD, PW, RDA, Program
NRD 2.B	Provide development community with revised information and guidance materials concerning any adopted on site design, building permit requirements, hydraulic sizing design criteria and HMP criteria, and maintenance requirements for BMPs for stormwater treatment measures.	Done FY 02-03 Ongoing	Done FY 02-03 and ongoing. In FY 08-09, revised information was provided by 1) printed status bulletin information sheets distributed by e-mail to the development community, as handouts at public information counter and at Developer's Roundtable Meetings; and 2) inviting the developement community to attend Program workshops and City sponsored Developers' Roundtable meetings. In addition, PBCE revised and updated stormwater requirements and data collection on all its applications.	PBCE, ESD, PW, RDA
NRD 2.B.1	Coordinate w/development community on proposed hydraulic sizing criteria for structural stormwater	Done FY 02-03	Done FY 02-03. See *NRD 2.B.* above.	PBCE, ESD, PW, RDA

ITEM NO.	ACTIVITY	COMPLIANCE DATE	FY 08-09 STATUS	RESPONSIBLE PARTY
	treatment measures, HMP criteria and any proposed revisions to Guidance Manual and policy through workshops and regular meetings.			
NRD 2.B.2	Update guidance material regarding maintenance responsibilities for any HMP measures.	Done FY 05-06	Done FY 05-06.	PBCE, ESD, PW, RDA, Program
NRD 3	**CEQA Requirements** The City will ensure that environmental documents required for those projects that fall under CEQA and NEPA review address both significant and cumulative stormwater quality impacts during the life of the project, and relevant permit requirements. These documents include EIRs, negative declarations and initial study checklists (C.3.m).			
NRD 3.A	Review and evaluate the City's Environmental Review procedures to improve the review for water quality impacts and identification of mitigation measures. (Provision C.3.m.)	Done FY 02-03	Done FY 02-03.	PBCE, ESD, PW, RDA
NRD 3.A.1	Identify areas where new or additional water quality review processes and related documents or checklist questions are needed and propose schedule for revision.	Done FY 02-03	Done FY 02-03. See NRD 3.A.	PBCE, ESD, PW, RDA
NRD 3.A.2	Refine and update areas where new or additional water quality related mitigation measures may be needed.	Done FY 05-06	Done FY 05-06.	PBCE, ESD, PW, RDA
NRD 3.B.	Report on revisions made to environmental review process.	Done FY 02-03	Done FY 02-03. See NRD 3.A.	PBCE, ESD, PW, RDA
NRD 4	**Project Mitigation Measures and Design Requirements** The City will encourage developers of all projects subject to design review under its development plan review and approval procedures to consider incorporating appropriate source control and site design measure that minimize stormwater pollutant discharges to the maximum extent practicable.			
NRD 4.A	Revise current Policy on Post-Construction Urban Runoff Management as necessary to incorporate minimum BMP requirements for all projects.	Done FY 03-04 Ongoing	Done FY 03-04 and FY 07-08. Ongoing.	PBCE, ESD, PW, RDA
NRD 4.B.	Review and modify development permit approval procedures for adopted revisions as necessary.	Done FY 03-04	Done FY 03-04.	PBCE, ESD, PW, RDA
NRD 4.C	Review the design standards and guidance for opportunities to make revisions that would result in reduced impacts to water quality and summarize how they were incorporated into approval procedures.	Done FY 03-04	Done FY 03-04.	PBCE, ESD, PW, RDA
NRD 4.D	Review the existing source control measures contained in site design standards, guidance documents and conditions of approval for opportunities to limit	Done FY 03-04	Done FY 03-04 in coordination with the Program.	PBCE, ESD, PW, RDA

ITEM NO.	ACTIVITY	COMPLIANCE DATE	FY 08-09 STATUS	RESPONSIBLE PARTY
	stormwater pollution. (Provision C.3.k.)			
NRD 4.E	Review General Plan and revise as necessary to incorporate water quality and watershed protection principles and policies, and summarize revisions made.	Done FY 02-03 Ongoing	Done FY 03-04 and ongoing. In FY 08-09, the City continued the revision process for its General Plan. Titled "Envision San José 2040," the update will incorporate environmental protection and sustainability into all the elements of the General Plan.	PBCE
NRD 4.F	Review the design standards and guidance for opportunities to make revisions as necessary that would result in reduced impacts to water quality and summarize how they were incorporated into approval procedures. Such revisions are listed in Provision C.3.j.	Done FY 03-04	Done FY 03-04.	PBCE, ESD, PW, RDA
NRD 4.F.1	Identify and document existing site design standards and guidance documents and policies.	Done FY 03-04	Done FY 03-04.	PBCE, ESD, PW, RDA
NRD 4.F.2	Revise Site Design Measures and Standards, as necessary.	Done FY 03-04 Ongoing	Done FY 03-04 and ongoing. In FY 08-09, Council amended Title 17 of the San José Municipal Code to add a new Chapter 17.84 *Green Building Regulations for Private Development* to implement Council Policy 6-32, which establishes green building standards for private development.	PBCE, ESD, PW, RDA
NRD 5	**Group 1, 2 and HMP Project Requirements** On October 15, 2003, the City began phased implementation of hydraulically-sized stormwater treatment measures in conformance with Policy 6-29, beginning with projects that created or replaced one acre or more of impervious surface area and were considered Land Uses of Concern. On February 15, 2005, all projects that created or replaced one acre or more of impervious surface were required to hydraulically size stormwater treatment measures. On May 17, 2005, the threshold changed to include all projects that created or replaced 10,000 square feet of impervious surface and were a Land Use of Concern. Effective August 15, 2006, all projects that created or replaced 10,000 square feet or more of impervious surface were required to include hydraulically-sized stormwater treatment measures in each project. Since October 18, 2005, all projects that meet the criteria described in Policy 8-14 have been required to manage increases in runoff flow, volume, and duration. The following is a brief summary of the Best Management Practices that are required in all development projects: • Site design shall include measures to minimize impervious land coverage, maximize infiltration (where appropriate and designed to protect groundwater quality), and provide detention or retention as part of landscaping where feasible (C3.b.i and C.3.j); • Source controls shall be required to limit pollution generation, discharge, and runoff as appropriate (C.3.k), including measures to discourage pesticide use (C.9.d.ii); • Stormwater treatment measures shall be designed in accordance with the numeric design criteria in Policy 6-29 (Provision C.3.d); and • Increases in runoff flow, volume and duration shall be managed in accordance with Policy 8-14 (Provision C.3.f).			
NRD 5.A.1	Propose revisions to current Policy 6-29 on Post-	Done FY 03-04	Done FY 03-04 and FY 06-07.	PBCE, ESD, PW, RDA

ITEM NO.	ACTIVITY	COMPLIANCE DATE	FY 08-09 STATUS	RESPONSIBLE PARTY
	Construction Urban Runoff Management as necessary to incorporate hydraulic sizing design criteria.	Ongoing		
NRD 5.A.2	Revise current Policy 6-29 on Post-Construction Urban Runoff Management as necessary to incorporate hydraulic sizing design criteria.	Done FY 03-04 Ongoing	Done FY 03-04.	PBCE, ESD, PW, RDA
NRD 5.A.3	Revise policy as needed for Group 2 implementation	Done FY 04-05	Done FY 04-05 and FY 06-07.	PBCE, ESD, PW, RDA
NRD 5.A.4	Revise policy as needed for HMP implementation.	Done FY 05-06 & FY 06-07	Done FY 05-06.	PBCE, ESD, PW, RDA
NRD 5.B	Develop a list of Annual Reporting requirements from Provision C.3 Design data tracking needs and protocols.	Done FY 02-03	Done FY 02-03.	PBCE, ESD, PW, RDA
NRD 5.B.1	Compile a list of new development and redevelopment projects by name, type of project, site acreage or square footage, square footage of new impervious surface, treatment BMPs and numeric sizing criteria used for applicable projects. Also, the source control measures required and pesticide reduction measures.	Annually	Done FY 08-09. See Section 3.D: *Applicable Projects Reviewed and/or Approved During July 1, 2008 – June 30, 2009.*	PBCE, ESD, PW, RDA
NRD 5.B.2	Update existing data collection software for private projects to enable tracking of all projects with treatment or HMP measures.	Done FY 07-08	Continued progress during FY 08-09. Final changes to database will be made after MRP is approved.	PBCE, ESD, PW, RDA
NRD 5.C	Revise and update permitted alternatives to numeric sizing through Alternative Measures Program in Policy 6-29.	Done FY 04-05	Done FY 04-05.	PBCE, ESD, PW, RDA
NRD 5.C.1	Report to City Council on Alternative Measures Program revisions in Policy 6-29. (Provision C.3.g.)	Done FY 04-05	Done FY 04-05.	PBCE, ESD, PW, RDA
NRD 5.C.2	Track name and location of projects in the Alternative Measures Program, project type and size, percent impervious surface, reason for granting waiver, terms of waiver, equivalent benefit provided, alternative treatment project or regional project receiving the benefit and date of completion of the alternative treatment project or regional project (Provision C.3.g).	Annually	None submitted in FY 08-09.	PBCE, ESD, PW, RDA
NRD 5.C.3	Report to City Council on projects approved with numeric sizing alternatives through Alternative Measures Program. (Provision C.3.g.)	Annually	N/A in FY 08-09.	PBCE, ESD, PW, RDA
NRD 5.D	Draft post-construction treatment BMP certification	Done FY 02-03	Done FY 02-03.	PBCE, ESD, PW, RDA

ITEM NO.	ACTIVITY	COMPLIANCE DATE	FY 08-09 STATUS	RESPONSIBLE PARTY
	procedures. (Provision C.3.h)			
NRD 5.D.1	Track name and location of projects subject to certification (Provision C.3.h)	Annually	Done FY 08-09. See Section 3.D: *Applicable Projects Reviewed and/or Approved During July 1, 2007 – June 30, 2008.*	PBCE, ESD, PW, RDA
NRD 5.E	Participate on SCVURPPP's Hydromodification Management Plan work group and develop procedures for limiting peak stormwater runoff discharge rates from development projects. (Provision C.3.f.)	Done FY 04-05 Ongoing	Done FY 04-05 and ongoing.	PBCE, ESD, PW, RDA
NRD 5.F.1	Review and modify development permit approval procedures and standard operating procedures as necessary to incorporate requirements for:			PBCE, ESD, PW, RDA
NRD 5.F.1	a. Group 1	Done FY 03-04	Done FY 03-04.	
NRD 5.F.1	b. Group 2	Done FY 04-05	Done FY 04-05.	
NRD 5.F.1	c. HMP	Done FY 05-06	Done FY 05-06.	
NRD 5.F.2	Update and refine criteria and checklist to aid Department of Planning, Building & Code Enforcement and Department of Public Works planners and engineers in determining whether a development project should be required to incorporate post-construction treatment control measures and their related operation and maintenance requirements.			PBCE, ESD, PW, RDA
NRD 5.F.2	a. Group 1	Done FY 03-04	Done FY 03-04.	
NRD 5.F.2	b. Group 2	Done FY 04-05	Done FY 04-05.	
NRD 5.F.2	c. HMP	Done FY 05-06	Done FY 05-06.	
NRD 5.F.3	Update and refine standard conditions of approval as necessary to ensure proper selection, design of and installation of structural stormwater treatment measures per Provision C.3.b., c., d., as necessary.	Done FY 02-03	Done FY 02-03.	PBCE, ESD, PW, RDA
NRD 5.F.3	a. Group 1	Done FY 03-04	Done FY 03-04.	
NRD 5.F.3	b. Group 2	Done FY 04-05	Done FY 04-05.	
NRD 5.F.3	c. HMP	Done FY 05-06	Done FY 05-06.	
NRD 5.G	Develop and propose enhanced reporting format for documenting use of pesticide reduction measures at development sites. (Provision C.3.n. & C.9.ii.)	Done FY 02-03	Done FY 02-03.	PBCE, ESD, PW, RDA
NRD 5.G.1	Based on City's Pesticide Management Plan, establish criteria for tracking percentage of new development projects for which pesticide reduction measures were required and begin tracking. (Provision C.3.n. & C.9.d.ii)	Done FY 03-04 Ongoing	Done FY 08-09 and ongoing. See 3.D*: NRD Summary Tables / Additional Information.*	PBCE, ESD, PW, RDA

ITEM NO.	ACTIVITY	COMPLIANCE DATE	FY 08-09 STATUS	RESPONSIBLE PARTY
NRD 5.h	Implement any new adopted development conditions of approval, and procedures to developments with significant stormwater pollution potential. (Provision C.3.b.)	Done FY 02-03	Done FY 02-03.	PBCE, ESD, PW, RDA
NRD 6	**Developer Conformance with State Requirements** The City will require developers of projects that disturb a land area of one acre or more to demonstrate conformance with the State General Construction Activity Storm Water Permit including filing of NOI, development of a SWPPP, et al.			
NRD 6.A	Include as condition of approval for projects that disturb a land area of one acre or more, a requirement to demonstrate coverage under the State General Construction Activity Storm Water Permit.	Done FY 02-03	Done FY 02-03.	PBCE, PW, RDA
NRD 6.B	Track the projects that contained above condition of approval.	Done FY 02-03	Done FY 02-03. See CON Program Element in Annual Report.	PBCE, PW, RDA
NRD 7	**Developer Erosion Control Plans** The City will require developers of projects with potential for significant erosion and planned construction activity during the wet season to prepare and implement an effective erosion and/or sediment control plan or similar document prior to the start of the wet season.			
NRD 7.A	Include as a condition of approval for applicable projects a requirement to prepare and implement an erosion and sediment control plan.	Done FY 02-03	Done FY 02-03.	PBCE, PW, RDA
NRD 7.B	Track the projects that contained above condition of approval.	Done FY 02-03	Done FY 02-03. See CON Program Element in Annual Report.	PBCE, PW, RDA
NRD 8	**Operation and Maintenance for Structural Stormwater Controls** The City will implement an Operations and Maintenance (O&M) verification program that includes (C.3.e): • Compiling a list of private and public properties and responsible operators for all stormwater treatment measures; • Inspecting a subset of prioritized treatment measures for appropriate O&M, on an annual basis, with appropriate follow-up and correction; • Requiring legally enforceable agreements or other mechanisms assigning responsibility for O&M of treatment measures.			
NRD 8.A	Work with SCVURPPP to develop guidance for implementing O&M Program.	Done FY 02-03	Done FY 02-03.	PBCE, ESD, PW, RDA
NRD 8.B.1.a	Draft summary of details of operation and maintenance verification program: organizational structure, evaluation, proposed improvements, inspections and follow-up, including criteria for setting priorities. (Provision C.3.e.)	Done FY 03-04	Done FY 03-04.	PBCE, ESD, PW, RDA

ITEM NO.	ACTIVITY	COMPLIANCE DATE	FY 08-09 STATUS	RESPONSIBLE PARTY
NRD 8.B.1.b	Conduct pilot inspection program to inspect treatment BMPs that were constructed prior to numeric sizing requirements. The intention of the pilot program is to assess workload impacts, data tracking and collection methods, and funding for O&M programs and to use this information to revise the O&M program.	Done FY 05-06 Ongoing	Done FY 05-06 and ongoing. Pilot is complete and work has been incorporated into overall BMP O&M Verification Program.	ESD
NRD.8.B.2	Revise and update draft summary of details of operation and maintenance verification program: organizational structure, evaluation, proposed improvements, inspections and follow-up, including criteria for setting priorities as necessary. (Provision C.3.e.)	Done FY 05-06	Done FY 05-06.	PBCE, ESD, PW, RDA
NRD 8.C.1	Include as a condition of approval a requirement that developers of projects that include installation of permanent structural stormwater controls are required to establish and provide proof of operation and maintenance of such structural controls.	Done FY 03-04	Done FY 03-04.	PBCE, ESD, PW, RDA
NRD 8.C.2	Revise and update condition of approval requirement that developers of projects that include installation of permanent structural stormwater controls are required to establish and provide proof of operation and maintenance of such structural controls as necessary.	Done FY 05-06 Ongoing	Done FY 05-06 and FY 07-08. Ongoing.	PBCE, ESD, PW, RDA
NRD 8.C.3	Develop model permit conditions with BMP fact sheets to include in use permits where appropriate.	Done FY 02-03	Done FY 02-03. In coordination with the Program.	PBCE, ESD, PW, RDA
NRD 8.C.4	Compile a list of projects and responsible operators subject to C.3.e. provision.	Done FY 03-04 Annually	Done FY 03-04 and annually.	PBCE, ESD, PW, RDA
NRD 8.D	Track and compile a list of priority properties inspected and inspection results. (Provision C.3.e.iii.)	Done FY 03-04 Annually	Done FY 03-04 and annually.	PBCE, ESD, PW, RDA
NRD 8.D.1	Determine criteria for setting priorities for inspection of structural stormwater treatment measures and inspection frequency	Done FY 02-03	Done FY 02-03.	PBCE, ESD, PW, RDA
NRD 8.D.2	Update and revise criteria for setting priorities for inspection of structural stormwater treatment measures and inspection frequency as necessary.	Done FY 05-06	Done FY 05-06.	PBCE, ESD, PW, RDA
NRD 8.D.3	Develop local inspection program for verification of proper O&M.	Done FY 02-03	Done FY 02-03.	PBCE, ESD, PW, RDA

ITEM NO.	ACTIVITY	COMPLIANCE DATE	FY 08-09 STATUS	RESPONSIBLE PARTY
NRD 8.D.4	Update and revise local inspection program for verification of proper O&M as necessary.	Done FY 05-06	Done FY 05-06.	PBCE, ESD, PW, RDA
NRD 8.E.	Update inspection software to track and schedule inspections for the number of sites that installed treatment and/or HMP measures.	FY 06-07 Ongoing	Continued progress during FY 08-09. Finalization of EEDMS software updates to be completed following MRP adoption.	ESD-WE
NRD 9	**Applicability to Public Projects** The City will ensure municipal capital improvement projects include stormwater quality control measures during and after construction, appropriate for each project, and that contractors comply with stormwater quality control requirements during construction activities and maintenance activities.			
NRD 9.A	Develop and implement a process to ensure that municipal capital improvement projects install structural stormwater quality control measures as necessary.	Done FY 02-03 Ongoing	Done FY 02-03 and ongoing. In FY 08-09, ESD Urban Runoff continued to review and provide input regarding the installation of stormwater quality control measures on municipal capital improvement projects (CIP).	PBCE, ESD, PW, RDA
NRD 9.A.1	Participate on SCVURPPP work group tasked with developing a technical guidance document for use by municipal staff to ensure that the document includes standard specifications and details, sizing methodologies, and model conditions of approval acceptable for use in City projects as necessary. (Provision C.3.b. & d.)	Done FY 02-03	Done FY 02-03.	PBCE, ESD, PW, RDA
NRD 9.A.2	Review and revise Redevelopment Agency Project Request for Proposal procedures as necessary to comply with revised Provision C.3. requirements. (Provision C.3.c.)	Done FY 03-04	Done FY 03-04.	ESD,PBCE, RDA
NRD 9.A.3	Review and Revise Public Works Capital Improvement Project approval procedures and Road Improvement Project approval procedures as necessary to comply with revised Provision C.3. requirements. (Provision C.3.c.)	Done FY 02-03	Done FY 02-03.	PBCE, ESD, PW, RDA
NRD 9.B	Review, evaluate, and modify the procedures, as necessary.	Done FY 03-04	Done FY 03-04.	PBCE, ESD, PW, RDA
NRD 9.C	Begin tracking required data on public projects subject to Provision C.3. hydraulic sizing criteria requirements for Annual Report.	Done FY 03-04 Ongoing	Done FY 03-04 and ongoing.	PBCE, PW, RDA
NRD 9.C.1	Modify the existing data collection software for public projects to track new capitol improvement projects with stormwater treatment and/or HMP measures.	Done FY 07-08	Done FY 07-08. In FY 07-08, the City implemented a stormwater data tracking feature in the data collection software used by CIP project managers. Finalization of software updates to be completed following MRP	PW

ITEM NO.	ACTIVITY	COMPLIANCE DATE	FY 08-09 STATUS	RESPONSIBLE PARTY
			adoption.	
NRD 9.D	Monitor development of City's Green Building program for opportunities to discourage architectural use of copper in development projects (Prov. C.9.a.) and to incorporate urban runoff considerations.	Done FY 02-03 Ongoing	Done FY 02-03 and ongoing. The City has several LEED accredited staff members who review projects and advise developers on Green Building materials and techniques, including discouraging architectural use of copper.	PBCE, ESD, PW, RDA
NRD 10	**City Staff Training** The City will provide training at least annually to its planning, building, and public works staff on planning procedures, policies, design guidelines, and BMPs for stormwater pollution prevention (C.3.a.vi).			
NRD 10.A	Provide training to Planning and Public Works staff on planning procedures, policies, design guidelines, and BMPs for stormwater pollution prevention. (Provision C.3.a.vi.)	Ongoing	Done FY 08-09 and ongoing. In FY 08-09, City staff met regularly to share information and resources on planning procedures, policies, design guidelines, and BMPs for stormwater pollution prevention. In addition, a variety of training events were conducted to educate staff on site design techniques, alternative materials, and treatment control measures. See 13.D: *Municipal Employee Training Summary* and 3.B: *NRD Program Evaluation* for details.	PBCE, ESD, PW, RDA
NRD 10.B	Provide training to Redevelopment Agency and Department of Transportation staff on planning procedures, policies, design guidelines, and BMPs for stormwater pollution prevention. (Provision C.3.a.vi.)	Ongoing	Done FY 08-09 and ongoing. In FY 08-09, City staff met regularly to share information and resources on planning procedures, policies, design guidelines, and BMPs for stormwater pollution prevention. In addition, several training events were conducted to educate staff on how to meet requirements by implementing stormwater pollution prevention strategies. See 13.D: *Municipal Employee Training Summary* and 3.B: *NRD Program Evaluation* for details.	PBCE, ESD, PW, RDA, DOT
NRD 10.C	Revise the training protocol to incorporate any newly adopted Provision C.3. permit requirements and related revised procedures.	As Needed	As needed. In coordination with the Program.	PBCE, ESD, PW, RDA
NRD 10.D	Train staff responsible for design review on pest-resistant landscaping techniques and model conditions of approval and the importance of minimizing pesticide use in runoff from development sites. (Provision C.3.n. and Provision C.9.d.ii)	Ongoing	Ongoing. Training for NRD 10.D will be provided within the first two quarters of FY 09-10.	PBCE, ESD, PW, RDA, DOT
NRD 11	**Development Plan Review and Approval Procedures Effectiveness Evaluation** The City of San José will review and evaluate the effectiveness of its development plan review and approval procedures.			

ITEM NO.	ACTIVITY	COMPLIANCE DATE	FY 08-09 STATUS	RESPONSIBLE PARTY
NRD 11.A	Evaluate and incorporate any needed improvements in review and approval process.	Annually	Annually. See 3.B: *NRD Program Evaluation.*	PBCE, ESD, PW, RDA
NRD 11.B	Document and evaluate what worked well and what needs improvement.	Annually	Annually. See 3.B: *NRD Program Evaluation.*	PBCE, ESD, PW, RDA

3.B NRD Program Evaluation

The City continued to make considerable strides in implementing the NRD program in FY 08-09. Primarily due to the economic recession, the number of private NRD projects dropped from seventy-five in FY 07-08 to sixty-two in FY 08-09. The sixty-two projects were comprised of 17 residential, 37 non-residential (commercial or industrial), 7 mixed-use, and 1 public infrastructure project. Overall, this resulted in the approval of 5,149 housing units (including 320 affordable units), 951,990 square feet of commercial space, and 1,094,000 square feet of industrial/office space. Approximately 30 percent of all reportable private projects had a net reduction of impervious area, for a total of more than 670,500 square feet (15.39 acres). It is notable that out of the sixty-two projects, one large mixed-use project (Project Number PD08-001, Pepper Lane) made up almost 20 percent of the total new net impervious surface.

There was an approximately 40 percent decrease in the number of housing units approved in FY 08-09 from FY 07-08. Reportable residential projects for FY 08-09 included 4 low density (72 units averaging 2.38 Dwelling Units per Acre (DU/AC)), 13 high density (3,033 units averaging 61.16 DU/AC), and 7 mixed use projects (2,044 units averaging 45.75 DU/AC), for an overall average of 40.92 DU/AC. Consistent with the City's Smart Growth goals and policies, almost half of *all* reportable projects approved in FY 08-09 were located in Transit-Oriented Development (TOD) areas. Sixty-six percent of the residential units in reportable projects were located in TOD areas. Residential projects in TOD areas averaged 68 DU/AC. Among other benefits, Transit-Oriented Development helps to reduce the number of auto-related trips and air and water pollution associated with car travel.

The North San José Area Development Policy guides the ongoing growth and development of the North San José (NSJ) area. This primarily industrial area is home to many of the City's high-tech companies and is a very important employment center for the region. Previous NSJ policies and regulations have resulted in development patterns characterized by low-to-mid-rise office buildings, one- or two- story light manufacturing, and research and development facilities, all accompanied by large surface parking lots. The current NSJ Development Policy (adopted in 2005) encourages a higher density mix of commercial, industrial, and residential land uses. Fourteen projects approved in FY 08-09, comprising 2,888 new units of housing (averaging 70.81 DU/AC), 338,813 square feet of commercial space, and 1,088,000 square feet of office space were located within the NSJ Development Policy boundary (see North SJ Development Policy boundary on the Private Development Map). Development under the NSJ Development Policy continued to benefit water quality in FY 08-09 by locating jobs and housing together at higher densities, thereby reducing automobile trips and using land more efficiently. The projects approved in FY 08-09 in the NSJ Development Policy area yielded a net reduction of approximately 319,000 square feet (7.32 acres) of impervious surface area.

Implementing stormwater treatment and hydromodification controls on smaller, infill sites within the City's developed areas continued to present challenges. Nevertheless, over 50 percent of all projects approved in FY 08-09 used landscape-based treatment control measures. Projects relying solely on proprietary mechanical treatment devices were typically sites where the infrastructure footprint made sizing landscaped based treatment unfeasible, sites with high-water tables and/or clay soils, or where other site constraints (such as unusual topography or utility conflicts) precluded landscape-based treatment measures. Overall, development continued to use site design techniques to reduce impervious surfaces and use landscape-based treatment control measures.

Additional achievements discussed below include expansion of the C.3 O&M Verification Program, updates to the City's Municipal Code, continued training of City staff, continued coordination with the development community and City departments, and the receipt of two site design awards for exemplary development projects.

O&M Verification Program

The City conducted inspections of projects subject to provision C.3 of the Permit that completed construction in FY 08-09. The City also re-inspected projects that were classified as Land Uses of Concern or were flagged for reinspection during last year's O&M inspections due to performance and/or maintenance issues. City staff

inspected fourteen sites utilizing the Program's standard inspection data collection form. As stated in the FY 07-08 Annual Report, the increasing number of numerically-sized BMPs installed in San José has necessitated the need for additional resources and coordination among City departments to ensure appropriate installation, operation, and maintenance of BMPs. Changes to the City's Operation and Maintenance (O&M) Verification Program in FY 09-10 will focus on improving internal procedures to ensure that post-construction BMPs are correctly installed and property owners and/or managers are maintaining BMPs. See 3.D.: *BMP O&M Verification Program* and 3.D.: *BMP O&M Verification Program Map*.

Municipal Code Update

In June, 2009, the City Council amended the San José Municipal Code to establish green building standards for new private sector construction. The new ordinance (Ordinance No. 28622, *Green Building Regulations for Private Development*) implements the green building standards adopted by Council in October, 2008 through Council Policy 6-32. The City's green building standards advance the greenhouse gas reduction goal and other sustainable strategies outlined in San José's Green Vision, a ten-point strategy to make San José a sustainable city.

San José's green building standards will yield water quality benefits since the Leadership in Energy and Environmental Design (LEED) and Build it Green rating systems that are referenced offer points for stormwater management as part of each program's credit system. LEED's objective, for example, is to limit disruption of natural hydrology by encouraging projects to minimize impervious cover, increase on-site infiltration, and manage stormwater runoff through landscape-based measures.

Training

The City continues its commitment to educate staff and increase developers' awareness of C.3 numeric sizing treatment criteria and hydromodification measures. During FY 08-09, City staff attended and sponsored a wide variety of trainings related to NRD.

C.3 Post Construction Site Design Techniques and Operation and Maintenance

The City strives toward being a Smart Growth city that discourages sprawl and encourages effective and efficient development/redevelopment. Implementing site design techniques to reduce impervious surface, including the use of landscape-based treatment control measures, contributes towards the achievement of this broader goal. The City continues to emphasize landscape-based treatment control measures over proprietary mechanical units and staff recognizes the importance of training to help achieve these goals. A variety of trainings focusing on post-construction site design techniques were attended by staff from various departments. Additionally, FY 08-09 was the second year of implementing the O&M Verification Program, as described above. To support the continued development of the program, City staff attended trainings that focused on O&M and inspections of stormwater BMPs. Staff from the following departments attended the trainings:

- Environmental Services Department (ESD)
- Department of Planning, Building and Code Enforcement (PBCE)
- Public Works (PW)—this includes the Airport, Development Services, Roads and Bridges, and City Facilities Architectural Services (CFAS)
- Department of Transportation (DOT)
- Parks, Recreation and Neighborhood Services (PRNS)
- Redevelopment Agency (RDA)
- Fire Department (Fire)

The following are highlights from the various trainings in FY 08-09:

- Two sessions of ***Stormwater 101: Construction & Post Construction Stormwater Management Regulations*** for 31 staff provided background and regulatory training (C.3 provisions) on stormwater as it relates to new/redevelopment projects.

- One session of ***Stormwater 101: Stormwater Management for Surface Parking Lots*** provided staff background LID techniques and C.3 regulation as it relates to parking lots, as well as detailed site-specific examples of how landscape-based treatment control measures can be used for parking lot development.
- A webcast, ***Inspection & Maintenance of Stormwater BMPs,*** was attended by ESD staff. The training provided guidance on inspection and maintenance of stormwater best management practices and a range of strategies to implement inspection and maintenance programs.
- Twenty-one ESD staff attended the ***California Water Environment Association Annual Pretreatment, Pollution Prevention and Stormwater Conference & Exhibition*** in Monterey, California. The conference provided training on a variety of subjects relating to stormwater including policy updates and design and maintenance and inspection of post-construction BMPs.
- ***EPA's Green Infrastructure Webcast*** was attended by staff from ESD, PBCE, and PW. The training provided strategies for managing wet weather with green infrastructure and an overview of cost-estimating tools for LID BMPs.
- Staff from ESD, PBCE, and PW attended a CASQA meeting focusing on ***Stormwater Harvesting and Reuse*** via webcast. The full day training provided an overview of stormwater policy issues and regulatory barriers relating to rain water harvesting, as well as numerous case studies on successful stormwater harvesting projects.
- Fourteen staff from ESD, PBCE, and PW attended a ***Sustainable Streets Workshop***. The workshop included a presentation on the San Mateo County Sustainable Green Streets and Parking Lots Design Guidebook and a session where guidebook concepts were applied to example sites.
- Thirty-one staff from ESD, PBCE, and PW attended and/or participated in the ***Annual SCVURPPP C.3 Workshop*** held in San José. The annual conference focused on stormwater management for new and redevelopment projects and included a wide range of presentations and breakout sessions, including topics on design, maintenance and inspection of BMPs, as well as rain water harvesting and green building as it relates to stormwater.

Recurring Meetings

The foundation of information sharing in the City is the six regular monthly meeting forums. Two of these forums involve the private development and consultant communities. The focus of these interdepartmental meetings is the review and critique of current development projects for compliance with stormwater policies and policy updates. Integrating compliance review for conformance with stormwater policy as part of the comprehensive review of current development projects is the key to developing successful stormwater management plans. To do this successfully requires the regular attendance by staff from multiple departments at weekly, bi-weekly, and monthly meetings to review both public and private development projects. The six regular monthly meetings are described below:

- *Development Services Staff Review: Review and Critique of Recently Submitted Private NRD Projects* is held weekly and attended by approximately 20 staff from PBCE, PW, Fire, ESD, RDA, Police, and the Santa Clara Valley Water District. Planning project managers present project plan sets that have been submitted for development permits two weeks prior and each staff member comments verbally on behalf of their respective department or agency. Each department representative puts this information in a letter that becomes part of the initial response package due to the applicant within 30 days of application submittal. This meeting has provided countless opportunities to resolve conflicts between stormwater policy and regulations including Building Code, Fire Code, or ADA compliance.
- *Citywide Stormwater NPDES Coordination* is a bi-weekly meeting used to discuss challenges, successes, and concerns regarding the implemention of all provisions of the NPDES permit. An average of ten staff attend this meeting, which is also used to provide trainings and review particularly challenging development projects.
- *Safety Bond Program Coordination, Review, and Critique of Fire and Police Station and Other Community Building Projects* is a monthly meeting dedicated to public projects. These projects, though exempt from treatment control measure numeric-sizing requirements (funded prior to October 15, 2003), strive to provide BMPs and TCMs to act as an example for private development. Constructed Bond projects have provided useful information as the review of these projects has been the cornerstone of the City's O&M Verification Pilot Program.

- *Public and Turnkey Parks Coordination, Review, and Critique* is a monthly meeting dedicated to the review of public parks and turnkey parks, which are fully constructed before legal ownership is turned over to the City. Many of these parks are on constrained sites with limited funding for maintenance so proper design, selection, and construction of BMPs and TCMs is critical.
- *Developers' Roundtable for Design, Development, and Construction Firms* continues to serve as an important venue to provide policy updates, discuss new procedures, and answer questions related to implementation of stormwater policy. Approximately 25 people attend this meeting.
- *Developers' Industry Representative Roundtable for Civil Engineering Firms* serves as an important venue to provide BMP- and TCM-specific training, discuss the pros and cons of landscape-based and propriety treatment measures, and answer questions from the private sector firms that work with developers to design stormwater management plans. Approximately 25 people attend this meeting.

Other

- A *Residential Post-Construction Stormwater BMP Site Tour* was organized by ESD for City staff. Staff from ESD and PBCE toured residential development projects in San José that successfully implemented landscape-based stormwater BMPs. Engineers who designed the post-construction BMPs spoke about the challenges of designing the LID facilities, and answered questions on design, construction, and maintenance.
- Eleven staff from ESD, PW, PBCE, and DOT attended a tour of a residential development project featuring a bioretention system.

Awards

The City received two awards and one honorable mention from the Santa Clara Valley Urban Runoff Pollution Prevention Program (SCVURPPP) in June 2009:

- Exemplary Private Project, Residential: Casa Feliz, San José
- Exemplary Public Project: Roosevelt Community Center, San José
- Honorable Mention Private Project, Commercial: Hampton Park Phase I, San José

Summary and Implications of C.3 Implementation

Although the number of private projects implementing numerically-sized stormwater BMPs and TCMs dropped from seventy-five projects in FY 07-08 to sixty-two projects in FY 08-09, BMP inspection and O&M Verification continues to be a challenge. There are now approximately 200 approved private projects in the City's BMP O&M Verification Program, and as construction is completed and development continues throughout the City, more resources will be needed for project tracking, initial site inspections, and re-inspections. Additionally, a number of new public projects will require inspection and maintenance.

In FY 08-09, ESD staff continued to participate in the General Plan Update process through coordination with PBCE and attendance at Envision San José 2040 Task Force meetings. The General Plan Update process is a unique opportunity to update General Plan policies and goals as they relate to water quality protection.

The City of San José has ambitious goals and strong policies that encourage effective, efficient development and redevelopment with the objective of being a Smart Growth city. Site design and source control techniques continue to be important tools for reducing the impacts of development on stormwater, as well as implementing the City's goals and policies. In FY 09-10, the City will continue to emphasize Low Impact Development (LID) and effective operation and maintenance of BMPs. The City will also continue to meet the terms of the current Stormwater Permit and ensure compliance of the pending MRP through appropriate policy/code updates and ample outreach and training.

3.C NRD Response to Water Board Comments

No comments received from Water Board on this Program Element.

3.D NRD Summary Tables / Additional Information

Applicable Projects[1] Reviewed and/or Approved During July 1, 2008 – June 30, 2009

Private Development Projects							
PROJECT NAME: Story Road Retail Center PROJECT DESCRIPTION: Permit includes revisions to the Site Plan, Grading & Drainage Plan, Stormwater Control Plan and Landscape Plan as required with permit file number H08-016. The project includes the construction of 4,545 square-foot addition to an existing 10,743 square foot retail building and other site improvements.	PROJECT FILE NO. & MAP NO.: AD09-118 (See Private Projects Map, No. 56)	PROJECT LOCATION: North side of Story Road, approximately 310 feet south west of Jackson Avenue WATERSHED: Coyote		PROJECT TYPE: Commercial	SITE SIZE (AC): 1.16	NEW IMPERV. AREA (SQFT): 43,987	NET IMPERV. AREA (SQFT.): 16,254
SITE DESIGN: Perimeter landscape area.	SOURCE CONTROL: Regular sweeping of hardscape areas, covered trash enclosure plumbed to the sanitary system, stenciled inlets.	TREATMENT BMPS: Bioretention cell, media filtration system.	NUMERIC CRITERIA: Flow HMP: N/A DEEMED COMPLETE: 2/9/09 APPROVED: 5/13/09	O&M RESPONSIBILITY: The Property Owner or Site Manager shall maintain all treatment control measures in conformance with Section 20.95.120 of the Zoning Ordinance.		PESTICIDE REDUCTION MEASURES: Pesticide reduction is done through education and outreach. The SCVURPPP C3 Handbook and the Landscape Maintenance Techniques for Pest Reduction Fact Sheet are posted on the City website.	
PROJECT NAME: Tully Road Chevron PROJECT DESCRIPTION: Conditional Use Permit to allow demolition of an existing gas station and the construction of a new gas station with car wash facility.	PROJECT FILE NO. & MAP NO.: CP06-069 (See Private Projects Map, No. 1)	PROJECT LOCATION: Northwest corner of McLaughlin Avenue and Tully Road WATERSHED: Coyote		PROJECT TYPE: Commercial	SITE SIZE (AC): 0.90	NEW IMPERV. AREA (SQFT): 31,645	NET IMPERV. AREA (SQFT.): -1,761
SITE DESIGN: Project decreases the amount of impervious surface by 1,761 square feet, groundwater is present within 13', site is	SOURCE CONTROL: Car wash is plumbed to the sanitary system, fueling area is covered, covered trash enclosure is plumbed to the	TREATMENT BMPS: Media filtration system.	NUMERIC CRITERIA: Flow HMP: N/A DEEMED COMPLETE: 12/12/06	O&M RESPONSIBILITY: The developer and site manager shall install, operate and maintain the treatment control		PESTICIDE REDUCTION MEASURES: Pesticide reduction is done through education and outreach. The SCVURPPP C3 Handbook and the Landscape Maintenance	

[1] Projects that create or replace 10,000 square feet or more of impervious surface area.

Private Development Projects							
graded to have runoff to drain away from the fueling area, perimeter landscaping, covered fueling area and trash enclosure, tree planting.	sanitary system, regular site maintenance, stenciled inlets.		APPROVED: 10/9/08	measure in conformance with Section 20.95.120 of the Zoning Ordinance.		Techniques for Pest Reduction Fact Sheet are posted on the City website.	
PROJECT NAME: ARCO at 3147 Senter Road PROJECT DESCRIPTION: Conditional Use Permit to allow the demolition and reconstruction of a gasoline service stationstation.	PROJECT FILE NO. & MAP NO.: CP07-084 (See Private Projects Map, No. 2)	PROJECT LOCATION: Northwesterly corner of East Capitol Expressway and Senter Road WATERSHED: Coyote		PROJECT TYPE: Commercial	SITE SIZE (AC): 0.40	NEW IMPERV. AREA (SQFT): 21,134	NET IMPERV. AREA (SQFT.): -275
SITE DESIGN: Covered fueling area, fueling area graded flow away from pumps, project reduces amount of impervious surface by 275 square feet.	SOURCE CONTROL: Covered trash enclosure plumbed to the sanitary system, regular dry sweeping of fueling area, spill clean up plan, stenciled inlets.	TREATMENT BMPS: Media filtration system.	NUMERIC CRITERIA: Flow HMP: N/A DEEMED COMPLETE: 10/24/07 APPROVED: 4/22/09	O&M RESPONSIBILITY: The developer and/or site manager shall install the treatment control measures and site manager shall maintain source and treatment control measures in conformance with Section 20.95.120 of the Zoning Ordinance.		PESTICIDE REDUCTION MEASURES: Pesticide reduction is done through education and outreach. The SCVURPPP C3 Handbook and the Landscape Maintenance Techniques for Pest Reduction Fact Sheet are posted on the City website.	
PROJECT NAME: Almaden Expressway ARCO PROJECT DESCRIPTION: Conditional Use Permit to allow the construction of a gasoline service station with 24-hour operation and the off-sale of alcoholic beverages.	PROJECT FILE NO. & MAP NO.: CP08-005 (See Private Projects Map, No. 4)	PROJECT LOCATION: Northwest corner of Cherry Avenue and Almaden Expressway WATERSHED: Guadalupe		PROJECT TYPE: Commercial	SITE SIZE (AC): 0.55	NEW IMPERV. AREA (SQFT): 19,594	NET IMPERV. AREA (SQFT.): -1,375
SITE DESIGN: Land use of concern, groundwater within ten feet of surface, runoff from all impervious areas, roofs and fueling island canopies conveyed to treatment system, fueling area paved with impervious surface graded to flow away from the pumps, perimeter landscape	SOURCE CONTROL: Regular dry sweeping, stenciled inlets, spill clean up plan, interior floor drains plumbed to the sanitary system, pest resistant landscaping, covered refuse area, refuse area plumbed to sanitary system.	TREATMENT BMPS: Media filtration system.	NUMERIC CRITERIA: Flow HMP: N/A DEEMED COMPLETE: 1/9/08 APPROVED: 9/25/08	O&M RESPONSIBILITY: The Property Owner or Site Manager shall maintain all treatment control measures in conformance with Section 20.95.120 of the Zoning Ordinance.		PESTICIDE REDUCTION MEASURES: Pesticide reduction is done through education and outreach. The SCVURPPP C3 Handbook and the Landscape Maintenance Techniques for Pest Reduction Fact Sheet are posted on the City website.	

Private Development Projects							
area, amount of impervious surface decreased by 6.5%.							
PROJECT NAME: Smart Center for Smart Car PROJECT DESCRIPTION: Conditional Use Permit to demolish existing structures, construct two buildings for automobile dealership uses and other site improvements.	PROJECT FILE NO. & MAP NO.: CP08-011 (See Private Projects Map, No. 5)	PROJECT LOCATION: South side of Stevens Creek Boulevard, approximately 300 feet easterly of Loma Linda Drive WATERSHED: Guadalupe		PROJECT TYPE: Commercial	SITE SIZE (AC): 0.96	NEW IMPERV. AREA (SQFT): 38,775	NET IMPERV. AREA (SQFT.): 2,096
SITE DESIGN: Transit-oriented development area, perimeter landscape areas, pervious outdoor vehicle display areas, disconnected downspouts, enclosed vehicle repair and washing, tree planting.	SOURCE CONTROL: Stenciled inlets, interior floor drains plumbed to sanitary system, pest resistant landscaping, covered trash area connected to sanitary system, indoor vehicle repairs, detailing and servicing, service building connected to sanitary system, secondary containment areas for hazardous materials, disconnected roof downspouts, regular dry sweeping of parking lot and inventory parking lot.	TREATMENT BMPS: Bioswales, infiltration below pervious paving.	NUMERIC CRITERIA: Flow HMP: N/A DEEMED COMPLETE: 1/30/08 APPROVED: 06/26/08	O&M RESPONSIBILITY: The Property Owner or Site Manager shall maintain all treatment control measures in conformance with Section 20.95.120 of the Zoning Ordinance.		PESTICIDE REDUCTION MEASURES: Pesticide reduction is done through education and outreach. The SCVURPPP C3 Handbook and the Landscape Maintenance Techniques for Pest Reduction Fact Sheet are posted on the City website.	
PROJECT NAME: McKee McDonalds PROJECT DESCRIPTION: Conditional Use Permit to allow the demolition of an existing building and the construction of a new 5,167 square foot restaurant with a drive-through.	PROJECT FILE NO. & MAP NO.: CP08-014 (See Private Projects Map, No. 61)	PROJECT LOCATION: Northwest corner of McKee Road and Highway 680 WATERSHED: Coyote		PROJECT TYPE: Commercial	SITE SIZE (AC): 1.15	NEW IMPERV. AREA (SQFT): 66,706	NET IMPERV. AREA (SQFT.): -677
SITE DESIGN: Project reduced total amount of impervious surface by 667 square feet, transit-oriented development area, preservation of existing mature landscape area and trees, tree plantings, shared	SOURCE CONTROL: Covered trash/recycling enclosure plumbed to sanitary system, regular site maintenance, stenciled inlets.	TREATMENT BMPS: Grassy swale.	NUMERIC CRITERIA: Flow HMP: N/A DEEMED COMPLETE: 2/7/08 APPROVED: 6/24/09	O&M RESPONSIBILITY: The Property Owner and/or Site Manager shall maintain all treatment control measures in conformance with		PESTICIDE REDUCTION MEASURES: Pesticide reduction is done through education and outreach. The SCVURPPP C3 Handbook and the Landscape Maintenance Techniques for Pest Reduction Fact Sheet are posted on the	

Private Development Projects							
driveway and parking lot with existing shopping center.				Section 20.95.120 of the Zoning Ordinance.		City website.	
PROJECT NAME: ARCO on Capitol Avenue at Berryessa PROJECT DESCRIPTION: Conditional Use Permit to allow the demolition of an existing gas station and the construction of a gas station with a car wash.	PROJECT FILE NO. & MAP NO.: CP08-020 (See Private Projects Map, No. 6)	PROJECT LOCATION: Northwest corner of Capitol Avenue and Berryessa Road WATERSHED: Coyote		PROJECT TYPE: Commercial	SITE SIZE (AC): 0.80	NEW IMPERV. AREA (SQFT): 30,945	NET IMPERV. AREA (SQFT.): 0
SITE DESIGN: Transit-oriented development area, fueling area is graded to drain away from pumps, covered fueling area and trash enclosure, perimeter landscaping.	SOURCE CONTROL: Car wash is plumbed to the sanitary system, covered fueling areas, regular site maintenance, efficient irrigation system, stenciled inlets.	TREATMENT BMPS: Media filtration system.	NUMERIC CRITERIA: Flow HMP: N/A DEEMED COMPLETE: 3/10/08 APPROVED: 10/24/08	O&M RESPONSIBILITY: The developer and site manager shall install, operate and maintain the treatment control measure in conformance with Section 20.95.120 of the Zoning Ordinance.		PESTICIDE REDUCTION MEASURES: Pesticide reduction is done through education and outreach. The SCVURPPP C3 Handbook and the Landscape Maintenance Techniques for Pest Reduction Fact Sheet are posted on the City website.	
PROJECT NAME: Monterey Retail PROJECT DESCRIPTION: Conditional Use Permit to construct a 4,588 square foot retail commercial building with a drive-through use at a previously approved pad location. The project, including the Stormwater Control Plan, is part of a previously approved shopping center consisting of 40,118 square feet of commercial uses (File No. CP06-011).	PROJECT FILE NO. & MAP NO.: CP08-023 (See Private Projects Map, No. 7)	PROJECT LOCATION: East side of Monterey Road, approximately 500 feet southerly of Tully Road WATERSHED: Coyote		PROJECT TYPE: Commercial	SITE SIZE (AC): 6.05	NEW IMPERV. AREA (SQFT): 220,487	NET IMPERV. AREA (SQFT.): 64,748
SITE DESIGN: Clustered development, perimeter landscaping, tree plantings, covered trash enclosure.	SOURCE CONTROL: Covered trash enclosure plumbed to sanitary system, stenciled inlets.	TREATMENT BMPS: Media filtration system, grassy swales.	NUMERIC CRITERIA: Flow HMP: N/A DEEMED COMPLETE: 3/17/08 APPROVED: 10/9/08	O&M RESPONSIBILITY: The developer and site manager shall install, operate and maintain the treatment control measure in conformance with Section 20.95.120 of the Zoning Ordinance.		PESTICIDE REDUCTION MEASURES: Pesticide reduction is done through education and outreach. The SCVURPPP C3 Handbook and the Landscape Maintenance Techniques for Pest Reduction Fact Sheet are posted on the City website.	

Private Development Projects							
PROJECT NAME: Valero Gas Station San Felipe Road PROJECT DESCRIPTION: Conditional Use Permit to allow the renovation and expansion of an existing gasoline station, including a car wash facility.	PROJECT FILE NO. & MAP NO.: CP08-032 (See Private Projects Map, No. 8)	PROJECT LOCATION: Southwest corner of San Felipe Road and Aborn Road WATERSHED: Coyote		PROJECT TYPE: Commercial	SITE SIZE (AC): 0.78	NEW IMPERV. AREA (SQFT): 29,115	NET IMPERV. AREA (SQFT.): -1,304
SITE DESIGN: Project decreases the amount of impervious surface by 1,304 square feet, site is graded to have runoff to drain away from the fueling area, perimeter landscaping, covered fueling area and trash enclosure, new tree plantings.	SOURCE CONTROL: Canopy over fueling areas, regular maintenance of catch basins, covered trash enclosures plumbed to the sanitary system, indoor hazardous waste storage that drains to sanitary system, water from car wash plumbed to sanitary, rooftop equipment plumbed to sanitary system, on site storm drain signage, regular sweeping of fueling area, parking lot and sidewalks, spill clean up plan.	TREATMENT BMPS: Media filtration system, grassy swale.	NUMERIC CRITERIA: Flow HMP: N/A DEEMED COMPLETE: 4/8/08 APPROVED: 10/9/08	O&M RESPONSIBILITY: The developer and site manager shall install, operate and maintain the treatment control measure in conformance with Section 20.95.120 of the Zoning Ordinance.		PESTICIDE REDUCTION MEASURES: Pesticide reduction is done through education and outreach. The SCVURPPP C3 Handbook and the Landscape Maintenance Techniques for Pest Reduction Fact Sheet are posted on the City website.	
PROJECT NAME: McDonald's on Blossom Hill PROJECT DESCRIPTION: Conditional Use Permit to demolish an existing restaurant and to construct a new 3,677 square foot restaurant and a 975 square foot play land area.	PROJECT FILE NO. & MAP NO.: CP08-037 (See Private Projects Map, No. 9)	PROJECT LOCATION: South side Blossom Hill Road, approximately 300 feet west of Snell Avenue WATERSHED: Guadalupe		PROJECT TYPE: Commercial	SITE SIZE (AC): 0.53	NEW IMPERV. AREA (SQFT): 20,364	NET IMPERV. AREA (SQFT.): -2,796
SITE DESIGN: Project decreased the amount of impervious surface by -2,796 square feet, transit-oriented development area, disconnected directly connected impervious areas by closing driveways, drought tolerant planting, drip	SOURCE CONTROL: Covered trash enclosure plumbed to sanitary system, stenciled inlets.	TREATMENT BMPS: Media filtration system.	NUMERIC CRITERIA: Flow HMP: N/A DEEMED COMPLETE: 4/24/08 APPROVED: 12/12/08	O&M RESPONSIBILITY: The developer and site manager shall install, operate and maintain the treatment control measure in conformance with Section 20.95.120 of the Zoning Ordinance.		PESTICIDE REDUCTION MEASURES: Pesticide reduction is done through education and outreach. The SCVURPPP C3 Handbook and the Landscape Maintenance Techniques for Pest Reduction Fact Sheet are posted on the City website.	

Private Development Projects							
irrigation, covered trash enclosure, clay soils, ground water table is within 10 feet of the surface.							
PROJECT NAME: Brokaw Commons North PROJECT DESCRIPTION: Conditional Use Permit to demolish existing buildings, to construct 101,985 square feet for commercial uses and to allow a drive-through lane.	PROJECT FILE NO. & MAP NO.: CP08-057 (See Private Projects Map, No. 10)	PROJECT LOCATION: Northwest corner of Brokaw Road and Oakland Road WATERSHED: Coyote		PROJECT TYPE: Commercial	SITE SIZE (AC): 8.19	NEW IMPERV. AREA (SQFT): 306,263	NET IMPERV. AREA (SQFT.): 31,650
SITE DESIGN: 14% of the site is landscape area, clustered buildings, bicycle parking, pedestrian connections between buildings.	SOURCE CONTROL: Stenciled inlets.	TREATMENT BMPS: Grassy swales, public-right-of-way treated by a continuous deflection separator.	NUMERIC CRITERIA: Flow HMP: N/A DEEMED COMPLETE: 6/26/08 APPROVED: 10/22/08	O&M RESPONSIBILITY: The developer and site manager shall install, operate and maintain the treatment control measure in conformance with Section 20.95.120 of the Zoning Ordinance. The City of San José shall maintain the treatment system in the public right-of-way.		PESTICIDE REDUCTION MEASURES: Pesticide reduction is done through education and outreach. The SCVURPPP C3 Handbook and the Landscape Maintenance Techniques for Pest Reduction Fact Sheet are posted on the City website.	
PROJECT NAME: Umbarger Square Monterey Road Retail PROJECT DESCRIPTION: Site Development Permit to demolish an existing commercial building, to construct three commercial buildings (29,000 square feet total) and to complete other associated site improvements.	PROJECT FILE NO. & MAP NO.: H07-045 (See Private Projects Map, No. 12)	PROJECT LOCATION: Northeast corner of Monterey Road and Umbarger Road WATERSHED: Coyote		PROJECT TYPE: Commercial	SITE SIZE (AC): 2.70	NEW IMPERV. AREA (SQFT): 96,177	NET IMPERV. AREA (SQFT.): 14,690
SITE DESIGN: Transit-oriented development area, perimeter landscape areas, tree plantings, motorcycle and bicycle parking spaces.	SOURCE CONTROL: Disconnected roof downspouts drain to landscape areas, indoor storage of hazardous materials, spill clean up plan, spill response plan, outdoor	TREATMENT BMPS: Grassy swales.	NUMERIC CRITERIA: Flow HMP: N/A DEEMED COMPLETE: 11/6/07 APPROVED: 7/3/08	O&M RESPONSIBILITY: The Property Owner or Site Manager shall maintain all treatment control measures in conformance with Section 20.95.120 of the		PESTICIDE REDUCTION MEASURES: Pesticide reduction is done through education and outreach. The SCVURPPP C3 Handbook and the Landscape Maintenance Techniques for Pest Reduction Fact Sheet are posted on the	

Private Development Projects							
	storage prohibited, stenciled inlets.			Zoning Ordinance.		City website.	
PROJECT NAME: 1493 West San Carlos Street PROJECT DESCRIPTION: Site Development Permit to construct a 5,746 square foot building for commercial uses.	PROJECT FILE NO. & MAP NO.: H07-051 (See Private Projects Map, No. 13)	PROJECT LOCATION: North side of West San Carlos Street, approximately 100 feet east of Willard Avenue WATERSHED: Guadalupe		PROJECT TYPE: Commercial	SITE SIZE (AC): 0.30	NEW IMPERV. AREA (SQFT): 11,352	NET IMPERV. AREA (SQFT.): 1,392
SITE DESIGN: Transit-oriented development area , multi-story building, tree plantings, perimeter landscape area.	SOURCE CONTROL: Covered trash enclosure plumbed to sanitary system, stenciled inlets.	TREATMENT BMPS: Media filtration system.	NUMERIC CRITERIA: Flow HMP: N/A DEEMED COMPLETE: 12/13/07 APPROVED: 6/20/08	O&M RESPONSIBILITY: The Property Owner or Site Manager shall maintain all treatment control measures in conformance with Section 20.95.120 of the Zoning Ordinance.		PESTICIDE REDUCTION MEASURES: Pesticide reduction is done through education and outreach. The SCVURPPP C3 Handbook and the Landscape Maintenance Techniques for Pest Reduction Fact Sheet are posted on the City website.	
PROJECT NAME: 1656 Foxworthy Avenue PROJECT DESCRIPTION: Site Development Permit to construct a 4,137 square foot building for commercial uses.	PROJECT FILE NO. & MAP NO.: H08-008 (See Private Projects Map, No. 16)	PROJECT LOCATION: Southwest corner of Meridian Avenue and Foxworthy Avenue WATERSHED: Guadalupe		PROJECT TYPE: Commercial	SITE SIZE (AC): 0.35	NEW IMPERV. AREA (SQFT): 12,723	NET IMPERV. AREA (SQFT.): 12,723
SITE DESIGN: Disconnected downspouts, hardscape areas graded to allow runoff to flow to landscape area, street tree installation.	SOURCE CONTROL: Covered trash enclosure plumbed to sanitary system, regular cleaning and inspection of the parking lot, landscape areas and trash enclosure.	TREATMENT BMPS: Sand infiltration trench.	NUMERIC CRITERIA: Volume HMP: N/A DEEMED COMPLETE: 2/13/08 APPROVED: 3/6/09	O&M RESPONSIBILITY: The developer, site manager and/or property manager shall install, operate and maintain the source and treatment control measures in conformance with Section 20.95.120 of the Zoning Ordinance.		PESTICIDE REDUCTION MEASURES: Pesticide reduction is done through education and outreach. The SCVURPPP C3 Handbook and the Landscape Maintenance Techniques for Pest Reduction Fact Sheet are posted on the City website.	
PROJECT NAME: New Senter Plaza PROJECT DESCRIPTION: Site Development Permit to construct a 10,883 square foot building for commercial uses.	PROJECT FILE NO. & MAP NO.: H08-039 (See Private Projects Map, No. 57)	PROJECT LOCATION: West side of Senter Road, approximately 550 feet north of Umbarger Road WATERSHED: Coyote		PROJECT TYPE: Commercial	SITE SIZE (AC): 0.60	NEW IMPERV. AREA (SQFT): 22,796	NET IMPERV. AREA (SQFT.): 10,657
SITE DESIGN: Perimeter landscape area, multi-story	SOURCE CONTROL: Covered trash enclosure plumbed to	TREATMENT BMPS: Continuous deflector separator.	NUMERIC CRITERIA: Flow	O&M RESPONSIBILITY: The Property Owner or		PESTICIDE REDUCTION MEASURES: Pesticide reduction is done	

Private Development Projects							
building.	sanitary system, stenciled inlets.		HMP: N/A DEEMED COMPLETE: 10/7/08 APPROVED: 5/22/09	Site Manager shall maintain all treatment control measures in conformance with Section 20.95.120 of the Zoning Ordinance.		through education and outreach. The SCVURPPP C3 Handbook and the Landscape Maintenance Techniques for Pest Reduction Fact Sheet are posted on the City website.	
PROJECT NAME: Golf Cart Facility for the Villages Golf and Country Club PROJECT DESCRIPTION: Permit Amendment to construct a detached golf cart storage and battery charging facility and associated parking lot in an area south of the existing golf clubhouse at the Villages Golf and Country Club.	PROJECT FILE NO. & MAP NO.: PDA95-027-01 (See Private Projects Map, No. 54)	PROJECT LOCATION: Southeast corner of The Villages Fairway and The Villages Parkway WATERSHED: Coyote		PROJECT TYPE: Commercial	SITE SIZE (AC): 2.11	NEW IMPERV. AREA (SQFT): 61,400	NET IMPERV. AREA (SQFT.): 42,070
SITE DESIGN: Infill development within an existing country club, preservation of existing mature landscape area, shared driveway, tree planting.	SOURCE CONTROL: Automatically controlled irrigation system, stenciled inlets.	TREATMENT BMPS: Infiltration basin.	NUMERIC CRITERIA: Volume HMP: N/A DEEMED COMPLETE: 3/28/07 APPROVED: 9/5/08	O&M RESPONSIBILITY: The Property Owner or Site Manager shall maintain all treatment control measures in conformance with Section 20.95.120 of the Zoning Ordinance.		PESTICIDE REDUCTION MEASURES: Pesticide reduction is done through education and outreach. The SCVURPPP C3 Handbook and the Landscape Maintenance Techniques for Pest Reduction Fact Sheet are posted on the City website.	
PROJECT NAME: Lowe's on Cottle PROJECT DESCRIPTION: Planned Development Permit to allow the construction of a 201,000 square feet of commercial space (four buildings).	PROJECT FILE NO. & MAP NO.: PD07-063 (See Private Projects Map, No. 23)	PROJECT LOCATION: Northeast corner of Cottle Road and Poughkeepsie Road WATERSHED: Coyote		PROJECT TYPE: Commercial	SITE SIZE (AC): 17.50	NEW IMPERV. AREA (SQFT): 614,460	NET IMPERV. AREA (SQFT.): 74,444
SITE DESIGN: Clustered development, perimeter and parking lot median island landscape areas, preservation of existing mature landscape area and trees, tree planting.	SOURCE CONTROL: Stenciled inlets, fire sprinkler test water plumbed to sanitary, covered garden center, rooftop equipment shall be covered or shall have secondary containment, avoidance of using building materials made	TREATMENT BMPS: Bioswales, flow through planter box.	NUMERIC CRITERIA: Flow HMP: N/A DEEMED COMPLETE: 7/10/07 APPROVED: 9/19/08	O&M RESPONSIBILITY: The Property Owner or Site Manager shall maintain all treatment control measures in conformance with Section 20.95.120 of the Zoning Ordinance.		PESTICIDE REDUCTION MEASURES: Pesticide reduction is done through education and outreach. The SCVURPPP C3 Handbook and the Landscape Maintenance Techniques for Pest Reduction Fact Sheet are posted on the City website.	

Private Development Projects							
	of copper or other unprotected metals, regular dry sweeping of the impervious areas, wash water containing any cleaning agent or degreaser shall be collected and discharged to sanitary system.						
PROJECT NAME: Silicon Valley Club PROJECT DESCRIPTION: Planned Development Permit to allow the construction of a 60,000 square foot indoor recreation and banquet facility and associated outdoor recreation areas.	PROJECT FILE NO. & MAP NO.: PD07-085 (See Private Projects Map, No. 25)	PROJECT LOCATION: Southwest corner of Union Pacific rail road right-of-way and the Guadalupe River, west of Gold Street in Alviso WATERSHED: Guadalupe		PROJECT TYPE: Commercial	SITE SIZE (AC): 6.72	NEW IMPERV. AREA (SQFT): 238,136	NET IMPERV. AREA (SQFT.): 238,136
SITE DESIGN: Perimeter landscape areas, preservation of existing landscape area, new trail connection, motorcycle and bicycle parking.	SOURCE CONTROL: Stenciled inlets.	TREATMENT BMPS: Grassy swales.	NUMERIC CRITERIA: Flow HMP: N/A DEEMED COMPLETE: 10/1/07 APPROVED: 2/13/09	O&M RESPONSIBILITY: The developer, site manager and/or property manager shall install, operate and maintain the source and treatment control measures in conformance with Section 20.95.120 of the Zoning Ordinance.		PESTICIDE REDUCTION MEASURES: Pesticide reduction is done through education and outreach. The SCVURPPP C3 Handbook and the Landscape Maintenance Techniques for Pest Reduction Fact Sheet are posted on the City website.	
PROJECT NAME: Bellarmine Humanities Building PROJECT DESCRIPTION: Planned Development Permit to construct a 50,000 square foot building for theater and classroom uses.	PROJECT FILE NO. & MAP NO.: PD07-105 (See Private Projects Map, No. 32)	PROJECT LOCATION: Area bounded by West Hedding Street, the Cal Train right-of-way, Stockton Avenue, Emory Street, and Elm Street WATERSHED: Guadalupe		PROJECT TYPE: Commercial	SITE SIZE (AC): 15.80	NEW IMPERV. AREA (SQFT): 230,223	NET IMPERV. AREA (SQFT.): 17,680
SITE DESIGN: Infill development, multi-story building, high groundwater table, less than 50% of the site will be redeveloped, however, a mechanical device will provide treatment for	SOURCE CONTROL: Stenciled inlets.	TREATMENT BMPS: Media filtration system.	NUMERIC CRITERIA: Flow HMP: N/A DEEMED COMPLETE: 12/20/07 APPROVED: 7/11/08	O&M RESPONSIBILITY: The Property Owner or Site Manager shall maintain all treatment control measures in conformance with Section 20.95.120 of the		PESTICIDE REDUCTION MEASURES: Pesticide reduction is done through education and outreach. The SCVURPPP C3 Handbook and the Landscape Maintenance Techniques for Pest Reduction Fact Sheet are posted on the	

Private Development Projects							
approximately one third of the campus, disconnected downspouts, tree planting.				Zoning Ordinance.		City website.	
PROJECT NAME: Wachovia at Coleman and Taylor PROJECT DESCRIPTION: Planned Development Permit to construct a 3,926 square foot retail building with a drive-through window for a financial institution.	PROJECT FILE NO. & MAP NO.: PD08-014 (See Private Projects Map, No. 34)	PROJECT LOCATION: Southwest corner of Coleman Avenue and West Taylor Street WATERSHED: Guadalupe		PROJECT TYPE: Commercial	SITE SIZE (AC): 1.10	NEW IMPERV. AREA (SQFT): 30,843	NET IMPERV. AREA (SQFT.): 30,564
SITE DESIGN: Infill development on existing shopping center site, perimeter landscape areas, shared driveway, tree planting.	SOURCE CONTROL: Spill management plan, inlets inspected monthly and kept clean of trash, oils spills absorbed (rather than washed away), landscape areas thoroughly planted to discourage erosion, indoor storage of hazardous materials, limited use of pesticides and fertilizers, monthly inspection and clean up of landscape areas, plant selections require limited pesticides, regular irrigation maintenance, site managers will be provided with Integrated Pest Management instructions, stenciled inlets.	TREATMENT BMPS: Bioswales, bioretention cells.	NUMERIC CRITERIA: Flow and Volume HMP: N/A DEEMED COMPLETE: 2/6/08 APPROVED: 7/10/08	O&M RESPONSIBILITY: The Property Owner or Site Manager shall maintain all treatment control measures in conformance with Section 20.95.120 of the Zoning Ordinance.		PESTICIDE REDUCTION MEASURES: Pesticide reduction is done through education and outreach. The SCVURPPP C3 Handbook and the Landscape Maintenance Techniques for Pest Reduction Fact Sheet are posted on the City website.	
PROJECT NAME: OSH at Hacienda Gardens PROJECT DESCRIPTION: Planned Development Permit to demolish an existing 31,502 square foot building and to construct a new 41,241 square foot commercial building.	PROJECT FILE NO. & MAP NO.: PD08-018 (See Private Projects Map, No. 35)	PROJECT LOCATION: East side of Yucca Avenue, approximately 250 feet southerly of Foxworthy Avenue WATERSHED: Guadalupe		PROJECT TYPE: Commercial	SITE SIZE (AC): 1.50	NEW IMPERV. AREA (SQFT): 65,743	NET IMPERV. AREA (SQFT.): 0
SITE DESIGN: Infill development on existing shopping center	SOURCE CONTROL: Stenciled inlets.	TREATMENT BMPS: Media filtration system.	NUMERIC CRITERIA: Flow	O&M RESPONSIBILITY: The Property Owner or		PESTICIDE REDUCTION MEASURES: Pesticide reduction is done	

Private Development Projects							
site, perimeter landscape areas, shared driveway, tree planting.			HMP: N/A DEEMED COMPLETE: 2/20/08 APPROVED: 8/14/08	Site Manager shall maintain all treatment control measures in conformance with Section 20.95.120 of the Zoning Ordinance.		through education and outreach. The SCVURPPP C3 Handbook and the Landscape Maintenance Techniques for Pest Reduction Fact Sheet are posted on the City website.	
PROJECT NAME: Pacific Car Wash PROJECT DESCRIPTION: Planned Development Permit to construct a full service car wash facility.	PROJECT FILE NO. & MAP NO.: PD08-019 (See Private Projects Map, No. 36)	PROJECT LOCATION: North side of East Santa Clara Street, approximately 360 feet east of 21st Street WATERSHED: Coyote		PROJECT TYPE: Commercial	SITE SIZE (AC): 0.50	NEW IMPERV. AREA (SQFT): 20,541	NET IMPERV. AREA (SQFT.): 20,541
SITE DESIGN: Infill development, transit-oriented development area, car vacuum area and trash enclosure area is covered, tree plantings.	SOURCE CONTROL: Regular site maintenance, regular maintenance and cleaning of equipment, regular training of employees, signage prohibiting wastewater discharge, spill control and prevention, spill clean up kit, proper storage of hazardous materials, stenciled inlets, annually clean storm drain catch basins, recycling of waste water, car wash tunnel plumbed to the sanitary system.	TREATMENT BMPS: Media filtration system.	NUMERIC CRITERIA: Flow HMP: N/A DEEMED COMPLETE: 2/21/08 APPROVED: 10/23/08	O&M RESPONSIBILITY: The developer and site manager shall install, operate and maintain the treatment control measure in conformance with Section 20.95.120 of the Zoning Ordinance.		PESTICIDE REDUCTION MEASURES: Pesticide reduction is done through education and outreach. The SCVURPPP C3 Handbook and the Landscape Maintenance Techniques for Pest Reduction Fact Sheet are posted on the City website.	
PROJECT NAME: Skyport Plaza Phase Two PROJECT DESCRIPTION: Planned Development Permit to demolish existing buildings and to construct three buildings for research and development offices (555,000 total square feet) and retail uses (3,000 square feet) and to construct two free-standing parking structures.	PROJECT FILE NO. & MAP NO.: PD08-030 (See Private Projects Map, No. 39)	PROJECT LOCATION: Southeast corner of Skyport Drive and Highway 87 WATERSHED: Guadalupe		PROJECT TYPE: Commercial	SITE SIZE (AC): 9.70	NEW IMPERV. AREA (SQFT): 281,951	NET IMPERV. AREA (SQFT.): -76,469
SITE DESIGN: Project decreases amount of	SOURCE CONTROL: Routine dry sweeping of the	TREATMENT BMPS: Bioswales, media filtration system.	NUMERIC CRITERIA: Flow	O&M RESPONSIBILITY: The Property Owner or		PESTICIDE REDUCTION MEASURES: Pesticide reduction is done	

Private Development Projects							
impervious surface by 76,469 square feet (20%), infill development, transit-oriented development area, clustered multi-story buildings, two parking garages, perimeter landscape areas, tree planting.	pavement, stenciled inlets, parking garage drains to the sanitary system, roof top equipment to drain to sanitary, covered trash enclosures.		HMP: N/A DEEMED COMPLETE: 4/22/08 APPROVED: 8/8/08	Site Manager shall maintain all treatment control measures in conformance with Section 20.95.120 of the Zoning Ordinance.		through education and outreach. The SCVURPPP C3 Handbook and the Landscape Maintenance Techniques for Pest Reduction Fact Sheet are posted on the City website.	
PROJECT NAME: Santana Row Redwood Avenue Parking Garage PROJECT DESCRIPTION: Planned Development Permit to construct a three-story parking garage within an existing shopping center.	PROJECT FILE NO. & MAP NO.: PD08-035 (See Private Projects Map, No. 41)	PROJECT LOCATION: West side of South Redwood Avenue, approximately 200 feet south of Stevens Creek Boulevard WATERSHED: Coyote		PROJECT TYPE: Commercial	SITE SIZE (AC): 1.11	NEW IMPERV. AREA (SQFT): 48,460	NET IMPERV. AREA (SQFT.): 13,380
SITE DESIGN: Infill development within an existing shopping center, transit-oriented development area, multi-story parking garage.	SOURCE CONTROL: Stenciled inlets, covered parking.	TREATMENT BMPS: Continuous deflection separation device.	NUMERIC CRITERIA: Flow HMP: N/A DEEMED COMPLETE: 5/9/08 APPROVED: 8/22/08	O&M RESPONSIBILITY: The Property Owner or Site Manager shall maintain all treatment control measures in conformance with Section 20.95.120 of the Zoning Ordinance.		PESTICIDE REDUCTION MEASURES: Pesticide reduction is done through education and outreach. The SCVURPPP C3 Handbook and the Landscape Maintenance Techniques for Pest Reduction Fact Sheet are posted on the City website.	
PROJECT NAME: Lowe's on Coleman PROJECT DESCRIPTION: Planned Development Permit to allow the demolition of existing buildings and the construction of 25,300 square feet of commercial space in five separate buildings.	PROJECT FILE NO. & MAP NO.: PD08-040 (See Private Projects Map, No. 44)	PROJECT LOCATION: Northwest corner of Coleman Avenue and Newhall Street WATERSHED: Guadalupe		PROJECT TYPE: Commercial	SITE SIZE (AC): 3.44	NEW IMPERV. AREA (SQFT): 114,115	NET IMPERV. AREA (SQFT.): -12,643
SITE DESIGN: Project decreases amount of impervious surface by 12,643 square feet, clay soils, high ground water table, perimeter landscaping, tree plantings.	SOURCE CONTROL: Trash enclosure drains to sanitary system, disconnected down spouts, stenciled inlets, waste water drains to sanitary system.	TREATMENT BMPS: Catch basin media inlet filters.	NUMERIC CRITERIA: Flow HMP: N/A DEEMED COMPLETE: 7/1/08 APPROVED: 10/23/08	O&M RESPONSIBILITY: The developer and site manager shall install, operate and maintain the treatment control measure in conformance with Section 20.95.120 of the Zoning Ordinance.		PESTICIDE REDUCTION MEASURES: Pesticide reduction is done through education and outreach. The SCVURPPP C3 Handbook and the Landscape Maintenance Techniques for Pest Reduction Fact Sheet are posted on the City website.	

Private Development Projects							
PROJECT NAME: Bellarmine Parking Lot PROJECT DESCRIPTION: Planned Development Permit to demolish existing structures and to construct a surface parking lot for a private secondary school.	PROJECT FILE NO. & MAP NO.: PD08-043 (See Private Projects Map, No. 45)	PROJECT LOCATION: North side of West Hedding Street, approximately 250 feet easterly of Elm Street WATERSHED: Guadalupe		PROJECT TYPE: Commercial	SITE SIZE (AC): 0.85	NEW IMPERV. AREA (SQFT): 28,202	NET IMPERV. AREA (SQFT.): 15,107
SITE DESIGN: 24% of the site will be perimeter landscape area, tree planting.	SOURCE CONTROL: Stenciled inlets.	TREATMENT BMPS: Bioswales.	NUMERIC CRITERIA: Flow HMP: N/A DEEMED COMPLETE: 7/3/08 APPROVED: 9/5/08	O&M RESPONSIBILITY: The Property Owner or Site Manager shall maintain all treatment control measures in conformance with Section 20.95.120 of the Zoning Ordinance.		PESTICIDE REDUCTION MEASURES: Pesticide reduction is done through education and outreach. The SCVURPPP C3 Handbook and the Landscape Maintenance Techniques for Pest Reduction Fact Sheet are posted on the City website.	
PROJECT NAME: Beshoff Motors Infiniti Parking Lot PROJECT DESCRIPTION: Planned Development Permit to allow a 60,000 square foot surface parking lot for inventory storage and employee parking for an existing automobile dealership located on the adjacent site.	PROJECT FILE NO. & MAP NO.: PD08-047 (See Private Projects Map, No. 46)	PROJECT LOCATION: South side of Tully Road, approximately 700 feet west of Capitol Expressway WATERSHED: Coyote		PROJECT TYPE: Commercial	SITE SIZE (AC): 5.50	NEW IMPERV. AREA (SQFT): 86,500	NET IMPERV. AREA (SQFT.): 51,200
SITE DESIGN: Transit-oriented development area, 64% of the entire site will be a 'no build' preserved landscape area, additional perimeter landscape areas, tree planting.	SOURCE CONTROL: Stenciled inlets.	TREATMENT BMPS: Grassy swales, bioretention cell, media filtration system.	NUMERIC CRITERIA: Flow HMP: N/A DEEMED COMPLETE: 7/17/08 APPROVED: 10/1/08	O&M RESPONSIBILITY: The Property Owner or Site Manager shall maintain all treatment control measures in conformance with Section 20.95.120 of the Zoning Ordinance.		PESTICIDE REDUCTION MEASURES: Pesticide reduction is done through education and outreach. The SCVURPPP C3 Handbook and the Landscape Maintenance Techniques for Pest Reduction Fact Sheet are posted on the City website.	
PROJECT NAME: Good Samaritan PROJECT DESCRIPTION: Planned Development Permit to allow the construction of 74,800 square feet of new buildings for medical office	PROJECT FILE NO. & MAP NO.: PD08-054 (See Private Projects Map, No. 48)	PROJECT LOCATION: Northeast corner of Samaritan Drive, South Bascom Avenue and State Route 85 WATERSHED: Guadalupe		PROJECT TYPE: Commercial	SITE SIZE (AC): 5.40	NEW IMPERV. AREA (SQFT): 177,970	NET IMPERV. AREA (SQFT.): 1,476

Private Development Projects							
uses and the expansion of an existing five story parking garage.							
SITE DESIGN: Clustered development, multi-story buildings, parking garage, perimeter landscape areas, tree plantings, street tree installation, pervious paving.	SOURCE CONTROL: Stenciled inlets, covered trash enclosure and parking structure plumbed to the sanitary system.	TREATMENT BMPS: Bioretention cells, media filtration system.	NUMERIC CRITERIA: Flow and Volume HMP: N/A DEEMED COMPLETE: 8/12/08 APPROVED: 3/24/09	O&M RESPONSIBILITY: The developer, site manager and/or property manager shall install, operate and maintain the source and treatment control measures in conformance with Section 20.95.120 of the Zoning Ordinance.		PESTICIDE REDUCTION MEASURES: Pesticide reduction is done through education and outreach. The SCVURPPP C3 Handbook and the Landscape Maintenance Techniques for Pest Reduction Fact Sheet are posted on the City website.	
PROJECT NAME: Marriott Residence Inn PROJECT DESCRIPTION: Planned Development permit to construct a 215,828 square foot hotel.	PROJECT FILE NO. & MAP NO.: PD08-062 (See Private Projects Map, No. 51)	PROJECT LOCATION: Southwest corner of North 1st Street and Skyport Drive WATERSHED: Guadalupe		PROJECT TYPE: Commercial	SITE SIZE (AC): 2.77	NEW IMPERV. AREA (SQFT): 109,697	NET IMPERV. AREA (SQFT.): 67,880
SITE DESIGN: Multi--story buildings, clustered development, transit-oriented development area, street tree installation, clay soils, groundwater is present within seven feet.	SOURCE CONTROL: Stenciled inlets, isolate and plug illicit connections to the storm drain, regular inspection and cleaning of inlets and discharge areas, waste handling and disposal plan, post 'No Littering' signs, regular cleaning of waste collection areas, regular building and grounds maintenance, spill clean up plan that includes a prevention plan, regular sweeping and cleaning of parking lot, track illegal dumping hot spots and install "No Dumping" signs, train staff in pollution prevention, maintenance plan for the swimming pool and fountains.	TREATMENT BMPS: Media filtration systems.	NUMERIC CRITERIA: Flow HMP: N/A DEEMED COMPLETE: 10/10/08 APPROVED: 2/10/09	O&M RESPONSIBILITY: The developer, site manager and/or property manager shall install, operate and maintain the source and treatment control measures in conformance with Section 20.95.120 of the Zoning Ordinance.		PESTICIDE REDUCTION MEASURES: Pesticide reduction is done through education and outreach. The SCVURPPP C3 Handbook and the Landscape Maintenance Techniques for Pest Reduction Fact Sheet are posted on the City website.	

Private Development Projects							
PROJECT NAME: Campus at North First Street PROJECT DESCRIPTION: This is a Master Planned Development Permit to facilitate the grading and subdivision of the subject site. No additional construction is included in this permit.	PROJECT FILE NO. & MAP NO.: PD08-064 (See Private Projects Map, No. 53)	PROJECT LOCATION: Northeast and southeast corners of Component Drive and Orchard Parkway WATERSHED: Guadalupe		PROJECT TYPE: Commercial	SITE SIZE (AC): 42.95	NEW IMPERV. AREA (SQFT): Unknown	NET IMPERV. AREA (SQFT.): Unknown
SITE DESIGN: Transit-oriented development area. Site Design measures will be reviewed and are subject to approval by the Director of Planning through a subsequent Planned Development Permit process.	SOURCE CONTROL: Source control measures will be reviewed and are subject to approval by the Director of Planning through a subsequent Planned Development Permit process..	TREATMENT BMPS: Treatment control measures will be reviewed and are subject to approval by the Director of Planning through a subsequent Planned Development Permit process..	NUMERIC CRITERIA: To be determined HMP: N/A DEEMED COMPLETE: 11/3/08 APPROVED: 3/23/09	O&M RESPONSIBILITY: The developer, site manager and/or property manager shall install, operate and maintain the source and treatment control measures in conformance with Section 20.95.120 of the Zoning Ordinance.		PESTICIDE REDUCTION MEASURES: Pesticide reduction is done through education and outreach. The SCVURPPP C3 Handbook and the Landscape Maintenance Techniques for Pest Reduction Fact Sheet are posted on the City website.	
PROJECT NAME: Hitachi- 3100 North First Street PROJECT DESCRIPTION: Site Development Permit Amendment to construct one level of parking above an existing ground level open parking lot and to restripe the surface of the unaffected portions of the remaining parking lot at an existing research and development office facility.	PROJECT FILE NO. & MAP NO.: HA91-046-01 (See Private Projects Map, No. 18)	PROJECT LOCATION: Northeast corner Montague Expressway and North 1st Street WATERSHED: Guadalupe		PROJECT TYPE: Industrial Park	SITE SIZE (AC): 4.75	NEW IMPERV. AREA (SQFT): 157,361	NET IMPERV. AREA (SQFT.): -8,828
SITE DESIGN: Project decreases amount of impervious areas by -8,828 square feet, transit-oriented development area, efficient irrigation, covered parking, disconnected downspouts.	SOURCE CONTROL: Covered trash and parking areas, stenciled inlets, tree plantings.	TREATMENT BMPS: Grassy swale.	NUMERIC CRITERIA: Flow HMP: N/A DEEMED COMPLETE: 9/18/2008 APPROVED: 2/13/09	O&M RESPONSIBILITY: The developer, site manager and/or property manager shall install, operate and maintain the source and treatment control measures in conformance with Section 20.95.120 of the		PESTICIDE REDUCTION MEASURES: Pesticide reduction is done through education and outreach. The SCVURPPP C3 Handbook and the Landscape Maintenance Techniques for Pest Reduction Fact Sheet are posted on the City website.	

Private Development Projects							
				Zoning Ordinance.			
PROJECT NAME: CSJ Airside Refueler Loading Facility PROJECT DESCRIPTION: Site Development Permit to construct a jet fuel loading facility at the San José International Airport.	PROJECT FILE NO. & MAP NO.: H07-044 (See Private Projects Map, No. 11)	PROJECT LOCATION: Near the northeast corner of Airport, along Highway 101 WATERSHED: Guadalupe		PROJECT TYPE: Industrial	SITE SIZE (AC): 0.80	NEW IMPERV. AREA (SQFT): 27,578	NET IMPERV. AREA (SQFT.): 6,692
SITE DESIGN: Land use of concern, site is paved with impervious surface, covered fueling area drains to sanitary system, fueling area separated from the rest of the site by a grade break to drain runoff away from the pumps, preservation of existing mature landscape area, tree planting.	SOURCE CONTROL: Fuel storage facility and fueling area plumbed to sanitary system, regular dry sweeping of impervious areas, stenciled inlets, spill clean up and prevention plan.	TREATMENT BMPS: Media filtration system.	NUMERIC CRITERIA: Flow HMP: N/A DEEMED COMPLETE: 11/2/07 APPROVED: 7/25/08	O&M RESPONSIBILITY: The Site Manager shall maintain all treatment control measures in conformance with Section 20.95.120 of the Zoning Ordinance.		PESTICIDE REDUCTION MEASURES: Pesticide reduction is done through education and outreach. The SCVURPPP C3 Handbook and the Landscape Maintenance Techniques for Pest Reduction Fact Sheet are posted on the City website.	
PROJECT NAME: Safetrans PROJECT DESCRIPTION: Site Development Permit to allow two 4,000 square foot structures for vehicle maintenance and other site improvements.	PROJECT FILE NO. & MAP NO.: H07-052 (See Private Projects Map, No. 14)	PROJECT LOCATION: North side of Burke Street, approximately 350 feet east of South 10th Street WATERSHED: Coyote		PROJECT TYPE: Industrial	SITE SIZE (AC): 1.87	NEW IMPERV. AREA (SQFT): 73,107	NET IMPERV. AREA (SQFT.): -6,070
SITE DESIGN: Project decreases the amount of impervious surface by 6,070 square feet (7.7%), perimeter landscaping, disconnected downspouts.	SOURCE CONTROL: Stenciled inlets, interior drains and outdoor trash enclosure plumbed to sanitary, minimal irrigation, fertilizers, pesticides, extra trash receptacles on site, fire sprinkler test water and condensate lines plumbed to sanitary, covered roof top equipment, drainage sumps regularly cleaned of accumulated debris, architectural details shall not be cooper or other	TREATMENT BMPS: Grassy swales.	NUMERIC CRITERIA: Flow HMP: N/A DEEMED COMPLETE: 12/20/07 APPROVED: 1/20/09	O&M RESPONSIBILITY: The developer, site manager and/or property manager shall install, operate and maintain the source and treatment control measures in conformance with Section 20.95.120 of the Zoning Ordinance.		PESTICIDE REDUCTION MEASURES: Pesticide reduction is done through education and outreach. The SCVURPPP C3 Handbook and the Landscape Maintenance Techniques for Pest Reduction Fact Sheet are posted on the City website.	

Private Development Projects							
	unprotected metals, hardscape areas drain to landscape area, regular sweeping of hardscape areas, waste water collected and sent to the sanitary system.						
PROJECT NAME: NSJ: 3200 Zanker Road Phase I & II PROJECT DESCRIPTION: Site Development Permit to construct two buildings for research and development (533,000 square feet total) and to construct two free-standing garages.	PROJECT FILE NO. & MAP NO.: H08-002 (See Private Projects Map, No. 15)	PROJECT LOCATION: Northeast corner of Zanker Road and Montague Expressway WATERSHED: Guadalupe		PROJECT TYPE: Industrial	SITE SIZE (AC): 25.54	NEW IMPERV. AREA (SQFT): 691,563	NET IMPERV. AREA (SQFT.): -439,493
SITE DESIGN: Infill development, clustered development, project decreases amount of impervious surface by 439,493 square feet, multi-story buildings, parking garage, motorcycle and bicycle parking.	SOURCE CONTROL: Covered parking and trash enclosures, stenciled inlets.	TREATMENT BMPS: Grassy swales, public-right-of-way treated by a continuous deflection separator.	NUMERIC CRITERIA: Flow HMP: N/A DEEMED COMPLETE: 1/8/08 APPROVED: 1/14/09	O&M RESPONSIBILITY: The developer and site manager shall install, operate and maintain the treatment control measure in conformance with Section 20.95.120 of the Zoning Ordinance. The City of San José shall maintain the treatment system in the public right-of-way.		PESTICIDE REDUCTION MEASURES: Pesticide reduction is done through education and outreach. The SCVURPPP C3 Handbook and the Landscape Maintenance Techniques for Pest Reduction Fact Sheet are posted on the City website.	
PROJECT NAME: 597 Taylor Auto Body Shop PROJECT DESCRIPTION: Site Development Permit to construct a 2,400 square foot metal building that will house an automobile body repair shop.	PROJECT FILE NO. & MAP NO.: H08-009 (See Private Projects Map, No. 17)	PROJECT LOCATION: Northeast corner of Taylor and Chestnut WATERSHED: Guadalupe		PROJECT TYPE: Industrial	SITE SIZE (AC): 0.50	NEW IMPERV. AREA (SQFT): 19,160	NET IMPERV. AREA (SQFT.): -1,611
SITE DESIGN: Project decreases amount of impervious surface by 1,611 square feet, existing site is paved, project only includes	SOURCE CONTROL: Work areas swept three times a day, indoor sanding operation stations, exhaust from painting and sanding	TREATMENT BMPS: Infiltration basin.	NUMERIC CRITERIA: Volume HMP: N/A DEEMED COMPLETE: 2/13/08	O&M RESPONSIBILITY: The developer and site manager shall install, operate and maintain the treatment control		PESTICIDE REDUCTION MEASURES: Pesticide reduction is done through education and outreach. The SCVURPPP C3 Handbook and the Landscape Maintenance	

Private Development Projects							
minimal grading and paving at the site of the new building, project does not include significant changes to existing impervious areas and runoff flows.	flow through filtered exhaust system, regular dry sweeping of parking lot, indoor hazardous waste storage, hazardous material collection service, no auto repair complete on the site, engine fluids are collected by an offsite auto repair service, residual fluids are collected and recycled, plastics are recycled daily, metals are recycled weekly, all recyclable materials are stored indoors.		APPROVED: 12/22/08	measure in conformance with Section 20.95.120 of the Zoning Ordinance.		Techniques for Pest Reduction Fact Sheet are posted on the City website.	
PROJECT NAME: Stucco Supply PROJECT DESCRIPTION: Site Development Permit to construct a canopy to cover an outdoor storage area within an existing corporation yard.	PROJECT FILE NO. & MAP NO.: H09-009 (See Private Projects Map, No. 60)	PROJECT LOCATION: West side of Little Orchard Street, approximately 300 feet northerly of San José Avenue WATERSHED: Guadalupe		PROJECT TYPE: Existing Industrial	SITE SIZE (AC): 4.47	NEW IMPERV. AREA (SQFT): 10,000	NET IMPERV. AREA (SQFT.): 10,000
SITE DESIGN: Transit-oriented development area, canopy will cover existing previously approved outdoor storage area that drains to a grassy swale.	SOURCE CONTROL: Covered outdoor storage area, stenciled inlets.	TREATMENT BMPS: Grassy swale and media filtration system.	NUMERIC CRITERIA: Flow HMP: N/A DEEMED COMPLETE: 4/21/09 APPROVED: 6/24/09	O&M RESPONSIBILITY: The Property Owner and/or Site Manager shall maintain all treatment control measures in conformance with Section 20.95.120 of the Zoning Ordinance.		PESTICIDE REDUCTION MEASURES: Pesticide reduction is done through education and outreach. The SCVURPPP C3 Handbook and the Landscape Maintenance Techniques for Pest Reduction Fact Sheet are posted on the City website.	
PROJECT NAME: Green Waste Recovery PROJECT DESCRIPTION: Special Use Permit Amendment to allow: 1) processing of 2,000 tons per day of any type of material; 2) 24 hour operations; and 3) increasing the holding time of materials from 24 hours to 48 hours, consistent with California Code of Regulations Title 14.	PROJECT FILE NO. & MAP NO.: SPA06-094-01 (See Private Projects Map, No. 62)	PROJECT LOCATION: North side of Charles Street, approximately 750 feet westerly of Oakland Road WATERSHED: Guadalupe		PROJECT TYPE: Industrial	SITE SIZE (AC): 6.05	NEW IMPERV. AREA (SQFT): N/A	NET IMPERV. AREA (SQFT.): N/A

Private Development Projects							
SITE DESIGN: The project is a land use of concern and does not include any new impervious surface or site improvements. This permit allows an increase in the amount of receivable items, no restrictions against the types of materials processed at the site and 24-hour a day operation. This project will conform to stormwater control plan approved with the original permit, file no. SP06-094.	SOURCE CONTROL: All sorting and vehicle maintenance areas are confined in enclosed buildings, dust and odor minimization plan, all loads entering and exiting the site will be covered, regular sweeping of parking lot and drive aisles.	TREATMENT BMPS: Continuous deflective separator.	NUMERIC CRITERIA: Flow HMP: N/A DEEMED COMPLETE: 7/28/08 APPROVED: 6/11/09	O&M RESPONSIBILITY: The Property Owner and/or Site Manager shall maintain all treatment control measures in conformance with Section 20.95.120 of the Zoning Ordinance.		PESTICIDE REDUCTION MEASURES: Pesticide reduction is done through education and outreach. The SCVURPPP C3 Handbook and the Landscape Maintenance Techniques for Pest Reduction Fact Sheet are posted on the City website.	
PROJECT NAME: Piercy Road PROJECT DESCRIPTION: Planned Development Permit to allow the construction of 40 single family detached residences.	PROJECT FILE NO. & MAP NO.: PD07-054 (See Private Projects Map, No. 21)	PROJECT LOCATION: Southeast corner of Piercy Road and Tennant Avenue WATERSHED: Coyote		PROJECT TYPE: Low Density Residential (2.80 DU/AC)	SITE SIZE (AC): 14.27	NEW IMPERV. AREA (SQFT): 168,559	NET IMPERV. AREA (SQFT.): 120,434
SITE DESIGN: Clustered infill development, preservation of 4.6 acre open space/mature landscape areas, public park, disconnected downspouts, tree plantings, The project includes the construction of 40 single-family detached residences, public park.	SOURCE CONTROL: Stenciled inlets.	TREATMENT BMPS: Continuous deflection separation system.	NUMERIC CRITERIA: Flow HMP: N/A DEEMED COMPLETE: 5/30/07 APPROVED: 9/30/08	O&M RESPONSIBILITY: The City of San José shall maintain the treatment device located in the public-right-of-way.		PESTICIDE REDUCTION MEASURES: Pesticide reduction is done through education and outreach. The SCVURPPP C3 Handbook and the Landscape Maintenance Techniques for Pest Reduction Fact Sheet are posted on the City website.	
PROJECT NAME: White Road Planned Development PROJECT DESCRIPTION: Planned Development Permit to construct seven single-family detached residences.	PROJECT FILE NO. & MAP NO.: PD07-059 (See Private Projects Map, No. 22)	PROJECT LOCATION: East side of North White Road, approximately 100 feet southerly of Kentridge Drive WATERSHED: Coyote		PROJECT TYPE: Low Density Residential (7 DU/AC)	SITE SIZE (AC): 0.98	NEW IMPERV. AREA (SQFT): 25,307	NET IMPERV. AREA (SQFT.): 25,307
SITE DESIGN: Perimeter landscaping, street tree installation, disconnected downspouts, shared driveways, narrow streets, on site tree plantings, new street	SOURCE CONTROL: Stenciled inlets.	TREATMENT BMPS: Media filtration system.	NUMERIC CRITERIA: Flow HMP: N/A DEEMED COMPLETE: 6/18/07	O&M RESPONSIBILITY: Homeowners Association shall maintain treatment control measures in conformance with		PESTICIDE REDUCTION MEASURES: Pesticide reduction is done through education and outreach. The SCVURPPP C3 Handbook and the Landscape Maintenance Techniques for Pest Reduction	

Private Development Projects							
trees will be planted.			APPROVED: 11/14/08	Section 20.95.120 of the Zoning Ordinance.		Fact Sheet are posted on the City website.	
PROJECT NAME: Oyama Family & Town home Development PROJECT DESCRIPTION: Planned Development Permit to construct three single-family detached residences.	PROJECT FILE NO. & MAP NO.: PD08-063 (See Private Projects Map, No. 52)	PROJECT LOCATION: Southwest corner of Murphy Avenue and Oyama Drive WATERSHED: Coyote		PROJECT TYPE: Low Density Residential (2.94 DU/AC)	SITE SIZE (AC): 1.02	NEW IMPERV. AREA (SQFT): 27,789	NET IMPERV. AREA (SQFT.): 26,917
SITE DESIGN: Disconnected downspouts, perimeter landscape area, clustered building, pervious parking stalls, area between units will be covered with pervious pavers over a sand bed, hardscape areas drain to landscape area, street tree installation.	SOURCE CONTROL: Roof runoff to drain to river rock beds, tree plantings, stenciled inlets.	TREATMENT BMPS: Bioretention cells, vegetated swales.	NUMERIC CRITERIA: Flow and Volume HMP: N/A DEEMED COMPLETE: 10/29/08 APPROVED: 1/28/09	O&M RESPONSIBILITY: The developer, site manager and/or property manager shall install the treatment control measures. The Homeowners Association and site manager shall maintain source and treatment control measures in conformance with Section 20.95.120 of the Zoning Ordinanc		PESTICIDE REDUCTION MEASURES: Pesticide reduction is done through education and outreach. The SCVURPPP C3 Handbook and the Landscape Maintenance Techniques for Pest Reduction Fact Sheet are posted on the City website.	
PROJECT NAME: Lands of Dal PROJECT DESCRIPTION: Planned Development Permit to construct 22 single-family detached residences.	PROJECT FILE NO. & MAP NO.: PD07-047 (See Private Projects Map, No. 20)	PROJECT LOCATION: East side of San Felipe Road, approximately 700 feet northerly of Silver Creek Road WATERSHED: Coyote		PROJECT TYPE: Low Density Residential (1.43 DU/AC)	SITE SIZE (AC): 15.30	NEW IMPERV. AREA (SQFT): 161,989	NET IMPERV. AREA (SQFT.): 100,800
SITE DESIGN: Clustered development, 75' - 100' riparian setbacks, riparian restoration, perimeter landscaping, disconnected downspouts, pervious paving.	SOURCE CONTROL: Stenciled inlets.	TREATMENT BMPS: Roof runoff drains to disconnected downspouts that flow to landscape 50% of the size of the roof area, continuous deflective separator will treat runoff from the public street.	NUMERIC CRITERIA: Flow HMP: N/A DEEMED COMPLETE: 5/16/09 APPROVED: 4/27/09	O&M RESPONSIBILITY: The developer shall install the treatment control measures. The Homeowners Association and site manager shall maintain source and treatment control measures in conformance with Section 20.95.120 of the Zoning Ordinance.		PESTICIDE REDUCTION MEASURES: Pesticide reduction is done through education and outreach. The SCVURPPP C3 Handbook and the Landscape Maintenance Techniques for Pest Reduction Fact Sheet are posted on the City website.	
PROJECT NAME: Sunrise Senior	PROJECT FILE NO. & MAP NO.:	PROJECT LOCATION: Southwest corner of Bascom		PROJECT	SITE SIZE	NEW IMPERV.	NET IMPERV.

Private Development Projects							
Living Facility PROJECT DESCRIPTION: Conditional Use Permit to construct a four-story 69-unit residential care and service facility (senior assisted living) with a below grade parking garage.	CP07-101 (See Private Projects Map, No. 3)	Avenue and Surrey Place WATERSHED: Guadalupe		TYPE: High Density Residential (138 DU/AC)	(AC): 0.50	AREA (SQFT): 19,437	AREA (SQFT.): 19,437
SITE DESIGN: Infill development, perimeter landscape areas, reduced parking requirement, tandem parking, multi-story building, parking garage.	SOURCE CONTROL: Parking garage is plumbed to the sanitary system, covered trash enclosure, stenciled inlets.	TREATMENT BMPS: Media filtration system.	NUMERIC CRITERIA: Flow HMP: N/A DEEMED COMPLETE: 12/6/07 APPROVED: 6/12/08	O&M RESPONSIBILITY: The Property Owner, Site Manager or Home Owners Association shall maintain all treatment control measures in conformance with Section 20.95.120 of the Zoning Ordinance.		PESTICIDE REDUCTION MEASURES: Pesticide reduction is done through education and outreach. The SCVURPPP C3 Handbook and the Landscape Maintenance Techniques for Pest Reduction Fact Sheet are posted on the City website.	
PROJECT NAME: McCreery Affordable Housing PROJECT DESCRIPTION: Planned Development Permit to demolish three single-family detached residences and to construct 93 single-family attached residences on top of a podium.	PROJECT FILE NO. & MAP NO.: PD04-071 (See Private Projects Map, No. 19)	PROJECT LOCATION: West side of McCreery Avenue, approximately 230 feet southerly of Alum Rock Avenue WATERSHED: Coyote		PROJECT TYPE: High Density Residential (64.58 DU/AC)	SITE SIZE (AC): 1.44	NEW IMPERV. AREA (SQFT): 39,674	NET IMPERV. AREA (SQFT.): 38,796
SITE DESIGN: Multi-story building, transit-oriented development area, lot line to lot line infill project, parking garage, public park, within 1/4 mile of a neighborhood business district, tree plantings.	SOURCE CONTROL: Stenciled inlets, indoor trash enclosure, bicycle parking, parking garage drains to sanitary system.	TREATMENT BMPS: Media filtration system.	NUMERIC CRITERIA: Flow HMP: N/A DEEMED COMPLETE: 5/30/08 APPROVED: 9/09/08	O&M RESPONSIBILITY: The Property Owner or Homeowners Association shall maintain all treatment control measures in conformance with Section 20.95.120 of the Zoning Ordinance.		PESTICIDE REDUCTION MEASURES: Pesticide reduction is done through education and outreach. The SCVURPPP C3 Handbook and the Landscape Maintenance Techniques for Pest Reduction Fact Sheet are posted on the City website.	
PROJECT NAME: Charities Housing Apartments and Family Supportive Housing Project PROJECT DESCRIPTION:	PROJECT FILE NO. & MAP NO.: PD07-067 (See Private Projects Map, No. 24)	PROJECT LOCATION: Northeasterly side of North King Road, approximately 400 feet south of Mabury Road WATERSHED: Coyote		PROJECT TYPE: High Density Residential (75.58	SITE SIZE (AC): 1.72	NEW IMPERV. AREA (SQFT): 50,914	NET IMPERV. AREA (SQFT.): 11,709

Private Development Projects							
Planned Development Permit for the construction of two apartment buildings. One building is a 36-unit family shelter. The second building has 94 affordable units.				DU/AC)			
SITE DESIGN: High density infill project, transit-oriented development area, lot line to lot line development, multi-story building, parking garage, motorcycle and bicycle parking, reduced parking requirement, pervious paving, disconnected downspouts.	SOURCE CONTROL: Stenciled inlets, indoor trash enclosure, parking garage plumbed to sanitary system.	TREATMENT BMPS: Media filtration system.	NUMERIC CRITERIA: Flow HMP: N/A DEEMED COMPLETE: 7/23/07 APPROVED: 10/22/08	O&M RESPONSIBILITY: The Property Owner or Site Manager shall maintain all treatment control measures in conformance with Section 20.95.120 of the Zoning Ordinance.		PESTICIDE REDUCTION MEASURES: Pesticide reduction is done through education and outreach. The SCVURPPP C3 Handbook and the Landscape Maintenance Techniques for Pest Reduction Fact Sheet are posted on the City website.	
PROJECT NAME: Morrison Park PROJECT DESCRIPTION: Planned Development Permit to demolish existing structures, to relocate and rehabilitate a historic gas station and to construct 250 single-family attached residences.	PROJECT FILE NO. & MAP NO.: PD07-088 (See Private Projects Map, No. 26)	PROJECT LOCATION: Southwest corner of Cinnabar Street and Stockton Avenue WATERSHED: Guadalupe		PROJECT TYPE: High Density Residential (56.43 DU/AC)	SITE SIZE (AC): 4.43	NEW IMPERV. AREA (SQFT): 178,578	NET IMPERV. AREA (SQFT.): -293
SITE DESIGN: Project decreases amount of impervious area by 293 square feet, high density infill project, transit-oriented development area, multi-story buildings, parking garage, motorcycle and bicycle parking, shared driveway, gas station converted to a post office, ground water present within 10 feet of surface, tree planting.	SOURCE CONTROL: Stenciled inlets, covered trash enclosures.	TREATMENT BMPS: Media filtration systems.	NUMERIC CRITERIA: Flow HMP: N/A DEEMED COMPLETE: 10/9/07 APPROVED: 7/28/08	O&M RESPONSIBILITY: Homeowners Association shall maintain all treatment control measures in conformance with Zoning Ordinance Section 20.95.		PESTICIDE REDUCTION MEASURES: Pesticide reduction is done through education and outreach. The SCVURPPP C3 Handbook and the Landscape Maintenance Techniques for Pest Reduction Fact Sheet are posted on the City website.	
PROJECT NAME: First Community Housing: Leigh Avenue Senior Apartments PROJECT DESCRIPTION:	PROJECT FILE NO. & MAP NO.: PD07-089 (See Private Projects Map, No. 27)	PROJECT LOCATION: Southeast corner of Southwest Expressway and Leigh Avenue WATERSHED: Guadalupe		PROJECT TYPE: High Density Residential	SITE SIZE (AC): 0.96	NEW IMPERV. AREA (SQFT): 35,487	NET IMPERV. AREA (SQFT.): -916

Private Development Projects							
Planned Development Permit to construct 64 multi-family residential units for senior affordable housing over a 7,500 square feet of dental offices and a podium garage.				(67 DU/AC)			
SITE DESIGN: Project reduces amount of impervious surface by 916 square feet, high density infill project, multi-story building, perimeter landscape areas, bicycle parking, transit-oriented development area, disconnected downspouts, reduced parking requirement.	SOURCE CONTROL: Stenciled inlets, regular inspection, cleaning and replacement of inlets, tenant leases include a clause prohibiting dumping into storm drains, employee and tenant education of pollution prevention measures, regular inspection and repair of sumps, integrated pest management training and implementation, minimal or no use of pesticides, all landscape area maintained by a professional landscape contractor, covered parking and trash enclosures plumbed to the sanitary system, all dumpsters marked with 'No Dumping' signage, outdoor storage prohibited, vehicle maintenance, repair and washing prohibited, condensate lines drain to sanitary system, covered rooftop equipment, building materials will not be copper or other unprotected metal, regular sweeping of all hardscape areas, regular collection of on site debris.	TREATMENT BMPS: Grassy swales, flow-through planter boxes.	NUMERIC CRITERIA: Flow HMP: N/A DEEMED COMPLETE: 10/10/07 APPROVED: 2/9/09	O&M RESPONSIBILITY: The developer, site manager and/or property manager shall install, operate and maintain the source and treatment control measures in conformance with Section 20.95.120 of the Zoning Ordinance.		PESTICIDE REDUCTION MEASURES: Pesticide reduction is done through education and outreach. The SCVURPPP C3 Handbook and the Landscape Maintenance Techniques for Pest Reduction Fact Sheet are posted on the City website.	
PROJECT NAME: NSJ: Equity Partners Vista Montana PROJECT DESCRIPTION: Planned Development Permit	PROJECT FILE NO. & MAP NO.: PD07-091 (See Private Projects Map, No. 28)	PROJECT LOCATION: North west corner of Vista Montana and West Tasman Drive WATERSHED: Guadalupe		PROJECT TYPE: High Density Residential	SITE SIZE (AC): 8.68	NEW IMPERV. AREA (SQFT): 268,198	NET IMPERV. AREA (SQFT.): 32,764

Private Development Projects							
to demolish existing buildings, to construct four buildings that consist of 554 multi-family attached residential units and to build a 1.02 acre public park.				(64 DU/CA)			
SITE DESIGN: Redeveloped brownfield site, high density infill development, multi-story building, parking garage, transit-oriented development area, within 1/4 mile of neighborhood services, permeable paving, perimeter landscaping, motorcycle and bicycle parking.	SOURCE CONTROL: Drought resistant and native landscaping, low flow drip irrigation, stenciled inlets.	TREATMENT BMPS: Media filtration systems and flow-though planter boxes.	NUMERIC CRITERIA: Flow HMP: N/A DEEMED COMPLETE: 10/11/07 APPROVED: 10/23/08	O&M RESPONSIBILITY: Homeowners Association shall maintain treatment control measures in conformance with Section 20.95.120 of the Zoning Ordinance		PESTICIDE REDUCTION MEASURES: Pesticide reduction is done through education and outreach. The SCVURPPP C3 Handbook and the Landscape Maintenance Techniques for Pest Reduction Fact Sheet are posted on the City website.	
PROJECT NAME: Newbury Park - Block C - Belovida PROJECT DESCRIPTION: Planned Development Permit to construct 185 affordable senior housing units.	PROJECT FILE NO. & MAP NO.: PD07-099 (See Private Projects Map, No. 31)	PROJECT LOCATION: North side of Newbury Park Drive, approximately 500 feet easterly of North King Road WATERSHED: Coyote		PROJECT TYPE: High Density Residential (94 DU/AC)	SITE SIZE (AC): 1.97	NEW IMPERV. AREA (SQFT): 76312	NET IMPERV. AREA (SQFT.): 6,109
SITE DESIGN: High density infill development, transit-oriented development area, multi-story buildings, parking garage, shared parking with adjacent properties, polluted soils and high ground water table.	SOURCE CONTROL: Stenciled inlets, covered trash enclosures.	TREATMENT BMPS: Media filtration systems.	NUMERIC CRITERIA: Flow HMP: N/A DEEMED COMPLETE: 11/19/07 APPROVED: 8/29/08	O&M RESPONSIBILITY: The Homeowner Association or Site Manager shall maintain all treatment control measures in conformance with Section 20.95.120 of the Zoning Ordinance.		PESTICIDE REDUCTION MEASURES: Pesticide reduction is done through education and outreach. The SCVURPPP C3 Handbook and the Landscape Maintenance Techniques for Pest Reduction Fact Sheet are posted on the City website.	
PROJECT NAME: Virginia Terrace PROJECT DESCRIPTION: Planned Development Permit to construct 258 single-family attached residential units, 240 of which are over an at-grade podium parking garage and 18 of which are town homes with attached two-car garages.	PROJECT FILE NO. & MAP NO.: PD08-029 (See Private Projects Map, No. 38)	PROJECT LOCATION: Area generally bounded by East Virginia Street, Martha Street, South 5th Street, and South 6th Street WATERSHED: Guadalupe		PROJECT TYPE: High Density Residential (62 DU/AC)	SITE SIZE (AC): 3.86	NEW IMPERV. AREA (SQFT): 146,314	NET IMPERV. AREA (SQFT.): -5,038

Private Development Projects							
SITE DESIGN: High density infill clustered development, project decreases amount of impervious area by 5,038 square feet, 13% of the site is pervious area, perimeter landscaping, transit-oriented development area, multi-story buildings, ground level covered parking.	SOURCE CONTROL: Stenciled inlets, covered parking and trash areas, parking garage drains to sanitary system, organic pesticides.	TREATMENT BMPS: Flow-through planter boxes, media filtration systems.	NUMERIC CRITERIA: Flow HMP: N/A DEEMED COMPLETE: 4/16/08 APPROVED: 10/23/08	O&M RESPONSIBILITY: Homeowners Association shall maintain treatment control measures in conformance with Section 20.95.120 of the Zoning Ordinance.		PESTICIDE REDUCTION MEASURES: Pesticide reduction is done through education and outreach. The SCVURPPP C3 Handbook and the Landscape Maintenance Techniques for Pest Reduction Fact Sheet are posted on the City website.	
PROJECT NAME: Sobrato on Campbell PROJECT DESCRIPTION: Planned Development Permit to construct 245 single-family and multi-family attached residences over a podium garage.	PROJECT FILE NO. & MAP NO.: PD08-039 (See Private Projects Map, No. 43)	PROJECT LOCATION: East side of Campbell Avenue, approximately 2,000 feet northwesterly of Newhall Street WATERSHED: Guadalupe		PROJECT TYPE: High Density Residential (48 DU/AC)	SITE SIZE (AC): 5.11	NEW IMPERV. AREA (SQFT): 191,264	NET IMPERV. AREA (SQFT.): 1,172
SITE DESIGN: High density infill development, transit-oriented development area, multi-story building, clay soils, high ground water table, connection to existing storm system is very shallow and required mechanical treatment to provide an invert-in and invert-out system to be at the same levels. A media filtration system could not be used because the isolation weir would cause runoff to exceed rim elevations. Landscape based treatment measures were not feasible due to preservation of existing paved and landscape areas and high ground water table.	SOURCE CONTROL: Pool, spa, fountains and parking garage drain to sanitary system, regular on-site maintenance, disconnected downspouts, waste water to be drained to sanitary, stenciled inlets.	TREATMENT BMPS: Continuous deflection separator device.	NUMERIC CRITERIA: Flow HMP: N/A DEEMED COMPLETE: 6/16/08 APPROVED: 12/12/08	O&M RESPONSIBILITY: Homeowners Association shall maintain treatment control measures in conformance with Section 20.95.120 of the Zoning Ordinance.		PESTICIDE REDUCTION MEASURES: Pesticide reduction is done through education and outreach. The SCVURPPP C3 Handbook and the Landscape Maintenance Techniques for Pest Reduction Fact Sheet are posted on the City website.	
PROJECT NAME: Rosemary Housing PROJECT DESCRIPTION: Planned Development Permit	PROJECT FILE NO. & MAP NO.: PD08-053 (See Private Projects Map, No. 47)	PROJECT LOCATION: Southeast corner of North First Street and Rosemary Street WATERSHED: Guadalupe		PROJECT TYPE: High Density Residential	SITE SIZE (AC): 4.04	NEW IMPERV. AREA (SQFT): 135,300	NET IMPERV. AREA (SQFT.): 15,900

Private Development Projects							
to remove existing structures and to construct 290 multi-family residential units over a podium garage.				(62 DU/AC)			
SITE DESIGN: High density infill project, transit-oriented development area, multi-story buildings arranged in a cluster, perimeter landscaping, pedestrian connections, street tree installation, pervious paving, close proximity to public transit, bicycle parking, groundwater within 8' -10'.	SOURCE CONTROL: Covered trash and parking areas, parking garage is plumbed to sanitary system, stenciled inlets, tree plantings.	TREATMENT BMPS: Infiltration basins, bioretention under pervious materials, media filtration systems.	NUMERIC CRITERIA: Flow and Volume HMP: N/A DEEMED COMPLETE: 8/19/08 APPROVED: 1/30/09	O&M RESPONSIBILITY: The developer, site manager and/or property manager shall install the treatment control measures. The Homeowners Association and site manager shall maintain source and treatment control measures in conformance with Section 20.95.120 of the Zoning Ordinanc		PESTICIDE REDUCTION MEASURES: Pesticide reduction is done through education and outreach. The SCVURPPP C3 Handbook and the Landscape Maintenance Techniques for Pest Reduction Fact Sheet are posted on the City website.	
PROJECT NAME: Cadence Campus PROJECT DESCRIPTION: Planned Development permit to construct 769 multi-family residential apartments and condominiums.	PROJECT FILE NO. & MAP NO.: PD08-056 (See Private Projects Map, No. 49)	PROJECT LOCATION: Southeast corner of River Oaks Parkway and Seeley Avenue WATERSHED: Guadalupe		PROJECT TYPE: High Density Residential (74.5 DU/AC)	SITE SIZE (AC): 14.30	NEW IMPERV. AREA (SQFT): 425,669	NET IMPERV. AREA (SQFT.): -100,402
SITE DESIGN: Project decreases amount of impervious area by 100,402 square feet, high density infill, multi-story buildings arranged in a cluster, public park dedication, pervious emergency vehicle access, street tree installation, groundwater within 0'-10', clay soils.	SOURCE CONTROL: Covered trash and parking areas, parking garage is plumbed to sanitary system, stenciled inlets, tree plantings.	TREATMENT BMPS: Media filtration systems for private development, continuous deflection separator for the public streets.	NUMERIC CRITERIA: Flow HMP: N/A DEEMED COMPLETE: 9/4/08 APPROVED: 1/23/09	O&M RESPONSIBILITY: The developer, site manager and/or property manager shall install the source and treatment control measures. The Homeowners Association and site manager shall maintain treatment control measures in conformance with Section 20.95.120 of the Zoning Ordinanc		PESTICIDE REDUCTION MEASURES: Pesticide reduction is done through education and outreach. The SCVURPPP C3 Handbook and the Landscape Maintenance Techniques for Pest Reduction Fact Sheet are posted on the City website.	
PROJECT NAME: 90 Archer Street	PROJECT FILE NO. & MAP NO.: PD08-058 (See Private	PROJECT LOCATION: Southwest corner of Archer Street and Kerley Drive		PROJECT TYPE: High	SITE SIZE (AC):	NEW IMPERV. AREA (SQFT):	NET IMPERV. AREA (SQFT.):

Private Development Projects							
PROJECT DESCRIPTION: Planned Development Permit for the demolition of one building and the construction of one residential apartment building consisting of 42 units.	Projects Map, No. 50)	WATERSHED: Guadalupe		Density Residential (64.6 DU/AC)	0.66	21,336	-2,457
SITE DESIGN: High density infill development, multi-story building, transit-oriented development area, reduced parking requirement, project decreases amount of impervious surface by 2,457 square feet, motorcycle and bicycle parking, decomposed granite parking stalls, high ground water table, clay soils.	SOURCE CONTROL: Stenciled inlets, covered parking area and trash enclosure, disconnected downspouts.	TREATMENT BMPS: Media filtration systems.	NUMERIC CRITERIA: Flow HMP: N/A DEEMED COMPLETE: 9/15/08 APPROVED: 12/5/08	O&M RESPONSIBILITY: The developer and site manager shall install, operate and maintain the treatment control measure in conformance with Section 20.95.120 of the Zoning Ordinance.		PESTICIDE REDUCTION MEASURES: Pesticide reduction is done through education and outreach. The SCVURPPP C3 Handbook and the Landscape Maintenance Techniques for Pest Reduction Fact Sheet are posted on the City website.	
PROJECT NAME: Brookwood Terrace Apartments PROJECT DESCRIPTION: Planned Development Permit to construct one multi-family building (84 single-family units).	PROJECT FILE NO. & MAP NO.: PD09-001 (See Private Projects Map, No. 59)	PROJECT LOCATION: South side of East San Antonio Street, approximately 950 feet east of South 24th Street WATERSHED: Coyote		PROJECT TYPE: High Density Residential (43.75 DU/AC)	SITE SIZE (AC): 1.92	NEW IMPERV. AREA (SQFT): 61,706	NET IMPERV. AREA (SQFT.): 49,727
SITE DESIGN: High density infill development, transit-oriented development area, multi-story buildings, clustered structures, below grade parking structure, perimeter landscaping, emergency vehicle access easement installed with turf block.	SOURCE CONTROL: Parking garage and trash/recycle room plumbed to sanitary system, stenciled inlets.	TREATMENT BMPS: Media filtration system.	NUMERIC CRITERIA: Flow HMP: N/A DEEMED COMPLETE: 6/29/09 APPROVED: 6/10/09	O&M RESPONSIBILITY: The Property Owner, Site Manager and/or Homeowners Association shall maintain all treatment control measures in conformance with Section 20.95.120 of the Zoning Ordinance.		PESTICIDE REDUCTION MEASURES: Pesticide reduction is done through education and outreach. The SCVURPPP C3 Handbook and the Landscape Maintenance Techniques for Pest Reduction Fact Sheet are posted on the City website.	
PROJECT NAME: NSJ: Irvine Crescent Park PROJECT DESCRIPTION: Planned Development Permit Amendment to allow the construction of three four-story residential buildings (669 total	PROJECT FILE NO. & MAP NO.: PDA07-006-01 (See Private Projects Map, No. 55)	PROJECT LOCATION: Easterly terminus of Zanker Road and Innovation Drive WATERSHED: Guadalupe		PROJECT TYPE: Mixed Use: High Density Residential (70 DU/AC) and	SITE SIZE (AC): 9.98	NEW IMPERV. AREA (SQFT): 404,400	NET IMPERV. AREA (SQFT.): 112,700

Private Development Projects							
units) over a subterranean parking garage. One of the buildings includes 10,500 square feet of commercial retail space and residential amenities.				Commercial			
SITE DESIGN: High density infill development, multi-story building, parking garage, transit-oriented development area, green roof, covered trash enclosures, raised planter boxes, high efficiency irrigation system, drought resistant native plants.	SOURCE CONTROL: Covered parking areas, covered trash enclosures, stenciled inlets.	TREATMENT BMPS: Bioretention cells, flow-through planter boxes, media filtration systems, public right-of-way treated by a continuous deflection separator.	NUMERIC CRITERIA: Flow HMP: N/A DEEMED COMPLETE: 3/28/08 APPROVED: 10/24/08	O&M RESPONSIBILITY: Homeowners Association and site manager shall maintain treatment control measures in conformance with Section 20.95.120 of the Zoning Ordinance. The City of San José shall maintain the treatment system in the public right-of-way.		PESTICIDE REDUCTION MEASURES: Pesticide reduction is done through education and outreach. The SCVURPPP C3 Handbook and the Landscape Maintenance Techniques for Pest Reduction Fact Sheet are posted on the City website.	
PROJECT NAME: FCH - South 2nd Street Studios PROJECT DESCRIPTION: Planned Development Permit to demolish existing structures, to construct 135 attached affordable housing units over 11,101 square feet of ground floor retail and parking and one level of below-grade residential parking garage.	PROJECT FILE NO. & MAP NO.: PD07-094 (See Private Projects Map, No. 29)	PROJECT LOCATION: Southeast corner of South 2nd Street and Keyes Street WATERSHED: Guadalupe		PROJECT TYPE: Mixed Use: High Density Residential (117 DU/AC) and Commercial	SITE SIZE (AC): 1.16	NEW IMPERV. AREA (SQFT): 27,553	NET IMPERV. AREA (SQFT.): 22,749
SITE DESIGN: High density infill development, multi-story building, parking garage, transit-oriented development area, green roof, covered trash enclosures, raised planter boxes.	SOURCE CONTROL: Covered parking trash enclosure areas, tree preservation and plantings, stenciled inlets.	TREATMENT BMPS: Green roof, bioswales.	NUMERIC CRITERIA: Flow HMP: N/A DEEMED COMPLETE: 10/23/07 APPROVED: 11/14/08	O&M RESPONSIBILITY: The developer and site manager shall install, operate and maintain the treatment control measure in conformance with Section 20.95.120 of the Zoning Ordinance.		PESTICIDE REDUCTION MEASURES: Pesticide reduction is done through education and outreach. The SCVURPPP C3 Handbook and the Landscape Maintenance Techniques for Pest Reduction Fact Sheet are posted on the City website.	
PROJECT NAME: Pepper Lane PROJECT DESCRIPTION: Planned Development Permit	PROJECT FILE NO. & MAP NO.: PD08-001 (See Private Projects Map, No. 33)	PROJECT LOCATION: East corner of Berryessa and Jackson Avenue		PROJECT TYPE: Mixed Use: Medium	SITE SIZE (AC): 20.52	NEW IMPERV. AREA (SQFT): 593,287	NET IMPERV. AREA (SQFT.): 555,826

Private Development Projects							
to allow the construction of 371 residential units, 30,000 square feet of retail space and to allow a drive-thru pharmacy use.		WATERSHED: Coyote		High Density Residential (18 DU/AC) and Commercial			
SITE DESIGN: Infill development, mixed use clustered development, within a 1/4 mile of neighborhood services, pedestrian connections throughout site, perimeter landscaping, tree plantings.	SOURCE CONTROL: Stenciled inlets, disconnected downspouts, regular dry sweeping of parking lot and sidewalks, spill clean up plan, regular site maintenance, covered trash enclosure that drains to the sanitary system.	TREATMENT BMPS: Bioswale, infiltration trenches, media filtration system.	NUMERIC CRITERIA: Flow and Volume HMP: N/A DEEMED COMPLETE: 1/7/08 APPROVED: 10/10/08	O&M RESPONSIBILITY: Homeowners Association shall maintain treatment control measures in conformance with Section 20.95.120 of the Zoning Ordinance.		PESTICIDE REDUCTION MEASURES: Pesticide reduction is done through education and outreach. The SCVURPPP C3 Handbook and the Landscape Maintenance Techniques for Pest Reduction Fact Sheet are posted on the City website.	
PROJECT NAME: 166 Baypointe Parkway PROJECT DESCRIPTION: Planned Development Permit to demolish an existing industrial office building and to construct 229 multi-family attached residences and approximately 6,000 square feet of commercial space.	PROJECT FILE NO. & MAP NO.: PD08-023 (See Private Projects Map, No. 37)	PROJECT LOCATION: Northeast corner of Baypointe Parkway and Tasman Drive WATERSHED: Guadalupe		PROJECT TYPE: Mixed Use Commercial & High Density Residential (80.07 DU/AC)	SITE SIZE (AC): 2.86	NEW IMPERV. AREA (SQFT): 107,960	NET IMPERV. AREA (SQFT.): -7,752
SITE DESIGN: Project decreases amount of impervious area by 7,752 square feet, infill development, transit-oriented development area, LEED certified multi-story buildings, parking garage, bicycle parking, groundwater present within 10 feet of surface, tree planting.	SOURCE CONTROL: Parking garage plumbed to sanitary system, indoor trash enclosures, stenciled inlets.	TREATMENT BMPS: Media filtration systems.	NUMERIC CRITERIA: Flow HMP: N/A DEEMED COMPLETE: 3/11/08 APPROVED: 8/1/08	O&M RESPONSIBILITY: The Property Owner or Site Manager shall maintain all treatment control measures in conformance with Section 20.95.120 of the Zoning Ordinance.		PESTICIDE REDUCTION MEASURES: Pesticide reduction is done through education and outreach. The SCVURPPP C3 Handbook and the Landscape Maintenance Techniques for Pest Reduction Fact Sheet are posted on the City website.	
PROJECT NAME: 2112 Monterey Road PROJECT DESCRIPTION: Planned Development Permit to subdivide one previously developed parcel into two lots. The project includes improvements to the landscape plan and	PROJECT FILE NO. & MAP NO.: PD08-031 (See Private Projects Map, No. 40)	PROJECT LOCATION: East side of Monterey Road, approximately 700 feet northerly of Tully Road WATERSHED: Coyote		PROJECT TYPE: Existing Mixed Use Residential and Commercial	SITE SIZE (AC): 2.88	NEW IMPERV. AREA (SQFT): 117,468	NET IMPERV. AREA (SQFT.): -485

Private Development Projects							
reconfiguration of the existing parking lot.							
SITE DESIGN: Project decreases amount of impervious area by 485 square feet, preservation of existing mature landscape areas and trees.	SOURCE CONTROL: Stenciled inlets, covered trash enclosures, regular dry sweeping of parking lot and drive aisles, integrated pest management.	TREATMENT BMPS: Media filtration system.	NUMERIC CRITERIA: Flow HMP: N/A DEEMED COMPLETE: 5/5/08 APPROVED: 7/28/08	O&M RESPONSIBILITY: The Property Owner or Site Manager shall maintain all treatment control measures in conformance with Section 20.95.120 of the Zoning Ordinance.		PESTICIDE REDUCTION MEASURES: Pesticide reduction is done through education and outreach. The SCVURPPP C3 Handbook and the Landscape Maintenance Techniques for Pest Reduction Fact Sheet are posted on the City website.	
PROJECT NAME: NSJ: River Oaks Parkway PROJECT DESCRIPTION: Planned Development Permit to demolish an existing industrial/office building and to construct 297 multi-family attached residences and 1,500 square feet of retail space.	PROJECT FILE NO. & MAP NO.: PD08-036 (See Private Projects Map, No. 42)	PROJECT LOCATION: Northeast corner of River Oaks Parkway and Zanker Road WATERSHED: Guadalupe		PROJECT TYPE: Mixed Use Commercial & Residential (80.49 DU/AC)	SITE SIZE (AC): 3.69	NEW IMPERV. AREA (SQFT): 126,562	NET IMPERV. AREA (SQFT.): 28,557
SITE DESIGN: High density infill development, mixed use development, development, transit-oriented development area, clustered multi-story buildings, LEED certified buildings, pedestrian paths, parking garage, reduced parking requirement, tandem parking spaces, preservation of existing mature landscape area, perimeter landscape areas, tree planting.	SOURCE CONTROL: Stenciled inlets, covered parking, indoor trash enclosures.	TREATMENT BMPS: Media filtration systems, continuous deflection separator, flow-through planter boxes.	NUMERIC CRITERIA: Flow HMP: N/A DEEMED COMPLETE: 5/22/08 APPROVED: 8/28/08	O&M RESPONSIBILITY: The Property Owner or Site Manager shall maintain all treatment control measures in conformance with Section 20.95.120 of the Zoning Ordinance.		PESTICIDE REDUCTION MEASURES: Pesticide reduction is done through education and outreach. The SCVURPPP C3 Handbook and the Landscape Maintenance Techniques for Pest Reduction Fact Sheet are posted on the City website.	
PROJECT NAME: West San Carlos Mixed Use PROJECT DESCRIPTION: Planned Development Permit to demolish existing commercial and residential structures and to construct 218 attached multi-family	PROJECT FILE NO. & MAP NO.: PD09-006 (See Private Projects Map, No. 58)	PROJECT LOCATION: Southwest corner of West San Carlos Street and Meridian Avenue WATERSHED: Guadalupe		PROJECT TYPE: Mixed Use: Commercial and High Density Residential (52 DU/AC)	SITE SIZE (AC): 3.59	NEW IMPERV. AREA (SQFT): 136,001	NET IMPERV. AREA (SQFT.): 27,938

Private Development Projects							
residences above 22,600 square feet of ground level commercial space.							
SITE DESIGN: High density mixed use lot-line-to-lot-line infill development, transit-oriented development area, multi-story building, parking garage, reduced parking requirement, 0.64 gross acre private park.	SOURCE CONTROL: Indoor trash and parking garage plumbed to the sanitary system, stenciled inlets, regular cleaning of on site inlets.	TREATMENT BMPS: Media filtration system.	NUMERIC CRITERIA: Flow HMP: N/A DEEMED COMPLETE: 2/27/09 APPROVED: 5/27/09	O&M RESPONSIBILITY: The Property Owner, Site Manager and/or Homeowners Association shall maintain all treatment control measures in conformance with Section 20.95.120 of the Zoning Ordinance.		PESTICIDE REDUCTION MEASURES: Pesticide reduction is done through education and outreach. The SCVURPPP C3 Handbook and the Landscape Maintenance Techniques for Pest Reduction Fact Sheet are posted on the City website.	
PROJECT NAME: Newbury Park Planned Development Permit PROJECT DESCRIPTION: Master Planned Development Permit to construct a public road and other associated public improvements.	PROJECT FILE NO. & MAP NO.: PD07-098 (See Private Projects Map, No. 30)	PROJECT LOCATION: Northeast corner of North King Road and Dobbin Drive WATERSHED: Coyote		PROJECT TYPE: Public Infrastructure	SITE SIZE (AC): 0.72	NEW IMPERV. AREA (SQFT): 31,020	NET IMPERV. AREA (SQFT.): 2,260
SITE DESIGN: This permit allows the construction of a new public street that will provide access to the surrounding properties. Runoff from the public street will be treated via a mechanical treatment device. Transit-oriented development area.	SOURCE CONTROL: Stenciled inlets.	TREATMENT BMPS: Continuous deflection separation device.	NUMERIC CRITERIA: Flow HMP: N/A DEEMED COMPLETE: 11/19/07 APPROVED: 7/3/08	O&M RESPONSIBILITY: The City of San José shall maintain the treatment device located in the public-right-of-way.		PESTICIDE REDUCTION MEASURES: Pesticide reduction is done through education and outreach. The SCVURPPP C3 Handbook and the Landscape Maintenance Techniques for Pest Reduction Fact Sheet are posted on the City website.	

Public Development Projects						
PROJECT NAME: Albertson Parkway Trail PROJECT DESCRIPTION: New multiuse trail, including site preparation, asphalt paving, replacement of concrete curb, ramps and gutter, planting, irrigation, signage and entry	PROJECT FILE NO. & MAP NO.: CIP 3762, (See Public Projects Map, No. 1)	PROJECT LOCATION: Trail is located between Curie Drive and Dondero Way WATERSHED: Coyote	PROJECT TYPE: Recreational	SITE SIZE (AC): 3.30	NEW IMPERV. AREA (SQFT): 14,375	NET IMPERV. AREA (SQFT): 7,841

Public Development Projects							
enhancements.							
SITE DESIGN: Preserve natural areas and trees, native plantings, efficient irrigation including use of recycled water, irrigation backflow prevention devise, flow sensor, and remote control valve.	SOURCE CONTROL: Stenciled inlets.	TREATMENT BMPS: Bioretention units.	NUMERIC CRITERIA: Flow and volume based. HMP: N/A DEEMED COMPLETE: 10/22/08 APPROVED: 09/06/08	O&M RESPONSIBILITY: Treatment measures are maintained by City during routine maintenance.		PESTICIDE REDUCTION MEASURES: Pesticide reduction is done through education and outreach. The SCVURPPP C.3 Handbook and the Landscape Maintenance Techniques for the Pest Reduction Fact Sheet are posted on the City website.	
PROJECT NAME: Watson Park Remediation and Phase I Improvements PROJECT DESCRIPTION: Reconfiguration of an existing park consisting of site demolition, remediation of contaminated soils, and earthwork. Installation of underground utilities and park features, including , restrooms, areas, soccer field, dog park, pathways, parking lot, picnic areas,etc.	PROJECT FILE NO. & MAP NO.: CIP 4949, (See Public Projects Map, No. 2)	PROJECT LOCATION: N. 22nd Street and Jackson Street WATERSHED: Coyote		PROJECT TYPE: Recreational	SITE SIZE (AC): 34.00	NEW IMPERV. AREA (SQFT): 174,240	NET IMPERV. AREA (SQFT): 97,240
SITE DESIGN: Surface runoff directed to landscaped buffer strips and vegetated swales, demolition materials are recycled and used on site as fill. water-effecient landscaping including the use of recycled water and high-efficiency irrigation technology, native plantings.	SOURCE CONTROL: Stenciled inlets.	TREATMENT BMPS: Vegetated swales.	NUMERIC CRITERIA: Flow based. HMP: N/A DEEMED COMPLETE: 6/13/2008 APPROVED: 4/28/2009	O&M RESPONSIBILITY: Treatment measures are maintained by City during routine maintenance.		PESTICIDE REDUCTION MEASURES: Pesticide reduction is done through education and outreach. The SCVURPPP C.3 Handbook and the Landscape Maintenance Techniques for the Pest Reduction Fact Sheet are posted on the City website.	
PROJECT NAME: Bascom Library & Community Center PROJECT DESCRIPTION: Joint facility consisting of a public	PROJECT FILE NO. & MAP NO.: CIP 1439, (See Public Projects Map, No. 3)	PROJECT LOCATION: 1000 S. Bascom Avenue WATERSHED: Guadalupe		PROJECT TYPE: Institutional	SITE SIZE (AC): 1.98	NEW IMPERV. AREA (SQFT):	NET IMPERV. AREA (SQFT): 65,776

Public Development Projects							
library and community center. The 40,513 square foot, two-story building was designed as a LEED Silver Cbuilding. Project includes a library, gym, classrooms, community room, kitchen, fitness center and game room.						73,635	
SITE DESIGN: Zero discharge areas using pervious concrete in parking lot, disconnected downspouts that drain to landscaping, alternative building materials, efficient irrigation.	SOURCE CONTROL: Stenciled inlets, covered material storage.	TREATMENT BMPS: Pervious concrete with perforated subdrains.	NUMERIC CRITERIA: Exempt, but sized to include volume based treatment. HMP: N/A DEEMED COMPLETE: Funded prior to 10/15/03 APPROVED: 8/26/08	O&M RESPONSIBILITY: Treatment measures are maintained by City during routine maintenance.		PESTICIDE REDUCTION MEASURES: Pesticide reduction is done through education and outreach. The SCVURPPP C.3 Handbook and the Landscape Maintenance Techniques for the Pest Reduction Fact Sheet are posted on the City website.	
PROJECT NAME: Fire Station No. 2 Rebuild PROJECT DESCRIPTION: Replacement of an existing fire station. The new fire station will be a two-story, 12,456 square foot facility.	PROJECT FILE NO. & MAP NO.: CIP 3338, (See Public Projects Map, No. 4)	PROJECT LOCATION: 2933 Alum Rock Avenue WATERSHED: Penitencia		PROJECT TYPE: Institutional	SITE SIZE (AC): 1.07	NEW IMPERV. AREA (SQFT): 41,382	NET IMPERV. AREA (SQFT): 41,382
SITE DESIGN: Infill development, mulit-story building, disconnected roof downspouts drain to landscaping, curb cuts allow runoff to enter landscaped areas, efficient landscaping.	SOURCE CONTROL: Covered maintenance areas, stenciled inlets, direct wash area plumbed to underground filter.	TREATMENT BMPS: Mechanical unit.	NUMERIC CRITERIA: Flow based. HMP: N/A DEEMED COMPLETE: 12/16/2008 APPROVED: 8/15/2008	O&M RESPONSIBILITY: Treatment measures are maintained by City during routine maintenance.		PESTICIDE REDUCTION MEASURES: Pesticide reduction is done through education and outreach. The SCVURPPP C.3 Handbook and the Landscape Maintenance Techniques for the Pest Reduction Fact Sheet are posted on the City website.	
PROJECT NAME: Educational Park Branch Library PROJECT DESCRIPTION: Demolition of an existing parking lot and construction of a new 18,000 square foot, one-story library building.	PROJECT FILE NO. & MAP NO.: CIP 1319, (See Public Projects Map, No. 5)	PROJECT LOCATION: 1772 Educational Park Drive WATERSHED: Coyote		PROJECT TYPE: Institutional	SITE SIZE (AC): 2.80	NEW IMPERV. AREA (SQFT): 78,155	NET IMPERV. AREA (SQFT): -5,675

Public Development Projects							
SITE DESIGN: Preservation of natural areas and existing trees, efficient landscaping, runoff from impervious areas directed to vegeted basins and landscaped areas.	SOURCE CONTROL: Stenciled inlets.	TREATMENT BMPS: Extended detention basins with raised inlets and mechanical unit.	NUMERIC CRITERIA: Exempt, but sized to include flow and volume based treatment. HMP: N/A DEEMED COMPLETE: Funded Prior to 10/15/03 APPROVED: 6/16/2009	O&M RESPONSIBILITY: Treatment measures are maintained by City during routine maintenance.		PESTICIDE REDUCTION MEASURES: Pesticide reduction is done through education and outreach. The SCVURPPP C.3 Handbook and the Landscape Maintenance Techniques for the Pest Reduction Fact Sheet are posted on the City website.	
PROJECT NAME: San José Environmental Innovation Center - Phase I PROJECT DESCRIPTION: Site improvements for an environmental education center and household hazardous waste facility.	PROJECT FILE NO. & MAP NO.: CIP 4311, (See Public Projects Map, No. 6)	PROJECT LOCATION: 1608 Las Plumas Avenue WATERSHED: Silver		PROJECT TYPE: Industrial	SITE SIZE (AC): 2.80	NEW IMPERV. AREA (SQFT): 69,220	NET IMPERV. AREA (SQFT): -53,931
SITE DESIGN: Use of alternative building materials such as pervious concrete, pervious pavers, turf pavers, and recylced rubber concrete panels, disconnected downspouts drain to adjacent landscaping, tree root growth enhancment cells and structural soil, high-efficiency irrigation, project will be submitted for LEED certification.	SOURCE CONTROL: Canopy over hazardous materials drop off area, porous paving along sidewalk and interior parking area, stenciled inlets.	TREATMENT BMPS: Mechanical unit with media filter, vegetated swale, and pervious pavement.	NUMERIC CRITERIA: Flow and volume based treatment. HMP: N/A DEEMED COMPLETE: 5/21/2009 APPROVED: 6/23/2009	O&M RESPONSIBILITY: Treatment measures are maintained by City during routine maintenance.		PESTICIDE REDUCTION MEASURES: Pesticide reduction is done through education and outreach. The SCVURPPP C.3 Handbook and the Landscape Maintenance Techniques for the Pest Reduction Fact Sheet are posted on the City website.	
PROJECT NAME: Roosevelt Skate Park PROJECT DESCRIPTION: Installation of an in-ground concrete skate park including bowls, ramps, surrounding concrete deck	PROJECT FILE NO. & MAP NO.: CIP 4211, (See Public Projects Map, No. 7)	PROJECT LOCATION: 901 E. Santa Clara Street WATERSHED: Guadalupe		PROJECT TYPE: Recreational	SITE SIZE (AC): 0.67	NEW IMPERV. AREA (SQFT): 17,190	NET IMPERV. AREA (SQFT): 17,190
SITE DESIGN:	SOURCE CONTROL:	TREATMENT BMPS:	NUMERIC CRITERIA:	O&M RESPONSIBILITY:		PESTICIDE REDUCTION	

Public Development Projects							
Surface runoff directed to landscaping, bicycle racks, beneficial landscaping.	Stenciled inlets.	Mechanical unit.	Flow based. HMP: N/A DEEMED COMPLETE: 9/13/07 APPROVED: 11/21/2007	Treatment measures are maintained by City during routine maintenance.		MEASURES: Pesticide reduction is done through education and outreach. The SCVURPPP C.3 Handbook and the Landscape Maintenance Techniques for the Pest Reduction Fact Sheet are posted on the City website.	
PROJECT NAME: Happy Hollow Park & Zoo Parking Lot PROJECT DESCRIPTION: Construction of a new parking lot, entrance, picnic facilities, and miscelllaneous improvements.	PROJECT FILE NO. & MAP NO.: CIP 2919, (See Public Projects Map, No. 8)	PROJECT LOCATION: Intersection of Story and Senter Road WATERSHED: Coyote		PROJECT TYPE: Recreational	SITE SIZE (AC): 15.90	NEW IMPERV. AREA (SQFT): 108,900	NET IMPERV. AREA (SQFT): 108,900
SITE DESIGN: Preserve natural areas by protecting Coyote Creek riparian corridor, surface runoff directed to landscaping, native plantings, high-efficiency irrigation, bicycle racks.	SOURCE CONTROL: Stenciled inlets, educational signage.	TREATMENT BMPS: Vegetated swales with curb cuts and perforated subdrains. Extended detention basin with raised inlet protected by gravel stone.	NUMERIC CRITERIA: Exempt, but sized to include flow and volume based treatment. HMP: N/A DEEMED COMPLETE: Funded Prior to 10/15/03 APPROVED: 5/28/2009	O&M RESPONSIBILITY: Treatment measures are maintained by City during routine maintenance.		PESTICIDE REDUCTION MEASURES: Pesticide reduction is done through education and outreach. The SCVURPPP C.3 Handbook and the Landscape Maintenance Techniques for the Pest Reduction Fact Sheet are posted on the City website.	
PROJECT NAME: Happy Hollow Park & Zoo Pedestrian Bridge Project PROJECT DESCRIPTION: Construction of a pedestrian bridge across Coyote Creek linking a new parking lot to the Zoo. The bridges are a network of tied arches encompassing steel frame cable ties and post tensioned concrete deck.	PROJECT FILE NO. & MAP NO.: CIP 5834, (See Public Projects Map, No. 9)	PROJECT LOCATION: Happy Hollow Park and Zoo at Kelly Park off of Senter Road WATERSHED: Coyote		PROJECT TYPE: Recreational	SITE SIZE (AC): 0.1717	NEW IMPERV. AREA (SQFT): 7,170	NET IMPERV. AREA (SQFT): 7,170
SITE DESIGN:	SOURCE CONTROL:	TREATMENT BMPS:	NUMERIC CRITERIA:	O&M RESPONSIBILITY:		PESTICIDE REDUCTION MEASURES:	

Public Development Projects						
Preserve natural areas by protecting Coyote Creek riparian corridor, stormwater runoff directed to vegetated swales and detention basin.	Alternative building materials that do not require painting or maintenance, handrails constructed of plastic lumber, concrete bridge deck will prevent stormwater runoff into creek.,	Infiltration basin and vegetated swale.	Exempt, but sized to include flow and volume based treatment. HMP: N/A DEEMED COMPLETE: Funded Prior to 10/15/03 APPROVED: 5/19/2009	Treatment measures are maintained by City during routine maintenance.		Pesticide reduction is done through education and outreach. The SCVURPPP C.3 Handbook and the Landscape Maintenance Techniques for the Pest Reduction Fact Sheet are posted on the City website.
PROJECT NAME: Coyote Creek Trail (Tully Road to Los Lagos Golf Course) PROJECT DESCRIPTION: Construction of half-mile, 12 foot wide asphalt trail with compacted base rock shoulders.	PROJECT FILE NO. & MAP NO.: CIP 1433, (See Public Projects Map, No. 10)	PROJECT LOCATION: North side of Coyote Creek from Tully Road to the Los Lagos Golf Course WATERSHED: Coyote		PROJECT TYPE: Recreational	SITE SIZE (AC): 1.06	NEW IMPERV. AREA (SQFT): 31,680 NET IMPERV. AREA (SQFT): 31,680
SITE DESIGN: Stormwater runoff directed to existing vegetated landscape areas.	SOURCE CONTROL: N/A	TREATMENT BMPS: Beneficial landscaping.	NUMERIC CRITERIA: Exempt. HMP: N/A DEEMED COMPLETE: Funded prior to 10/15/03 APPROVED: 6/26/2008	O&M RESPONSIBILITY: N/A		PESTICIDE REDUCTION MEASURES: Pesticide reduction is done through education and outreach. The SCVURPPP C.3 Handbook and the Landscape Maintenance Techniques for the Pest Reduction Fact Sheet are posted on the City website.

RDA PROJECTS							
PROJECT NAME: Edenvale Community Center PROJECT DESCRIPTION: Construction of a 20,204 square foot community center, which includes a 9,000 sq. ft. gymnasium, 1,000 sq. ft. computer lab, 1,000 sq. ft. multipurpose room, two early childhood recreation rooms with an adjoining outdoor play area, dance/fitness room and a 250 sq. ft. kitchen.	PROJECT FILE NO. & MAP NO.: RDA Project (See Public Projects Map, No. 11)	PROJECT LOCATION: 330 Branham Lane East at Edenview Drive WATERSHED: Coyote		PROJECT TYPE: Public – Community Center	SITE SIZE (AC): 2.32	NEW IMPERV. AREA (SQFT): 68,389	NET IMPERV. AREA (SQFT.): 43,124
SITE DESIGN: Disconnected downspouts drain to landscaped areas, minimal parking lot size, pervious asphalt in parking stalls, pervious pavers in pedestrian areas, bicycle parking.	SOURCE CONTROL: Stenciled inlets and other signage, covered trash enclosure.	TREATMENT BMPS: Vegetated bio-swale, bio-retention planters, pervious asphalt and pavers.	NUMERIC CRITERIA: Flow HMP: N/A DEEMED COMPLETE: N/A APPROVED: 9/23/08	O&M RESPONSIBILITY: Treatment measures are maintained by City during routine maintenance.		PESTICIDE REDUCTION MEASURES: Pesticide reduction is done through education and outreach. The SCVURPPP C3 Handbook and the Landscape Maintenance Techniques for Pest Reduction Fact Sheet are posted on the City website.	

Private Projects Map

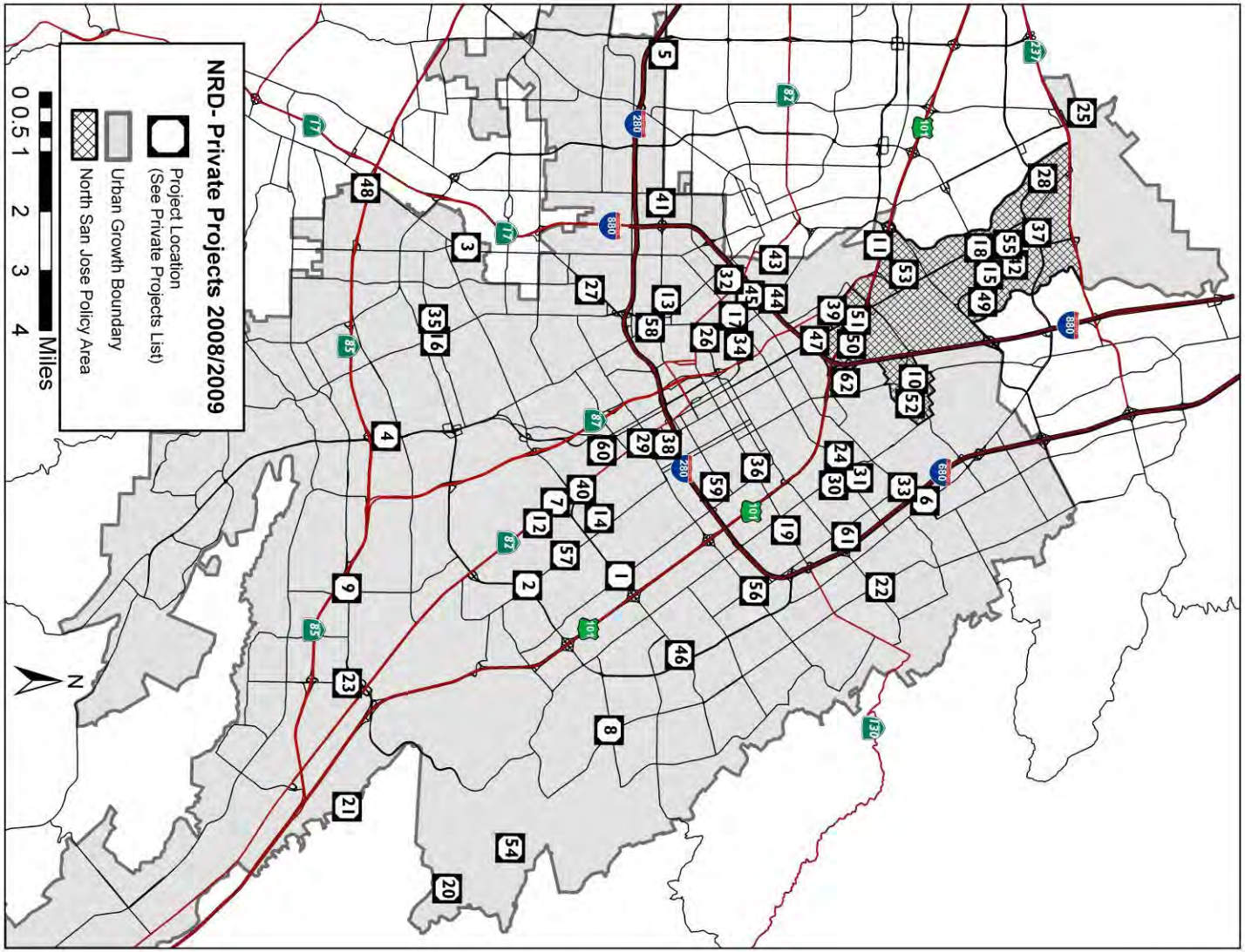

Public Projects Map

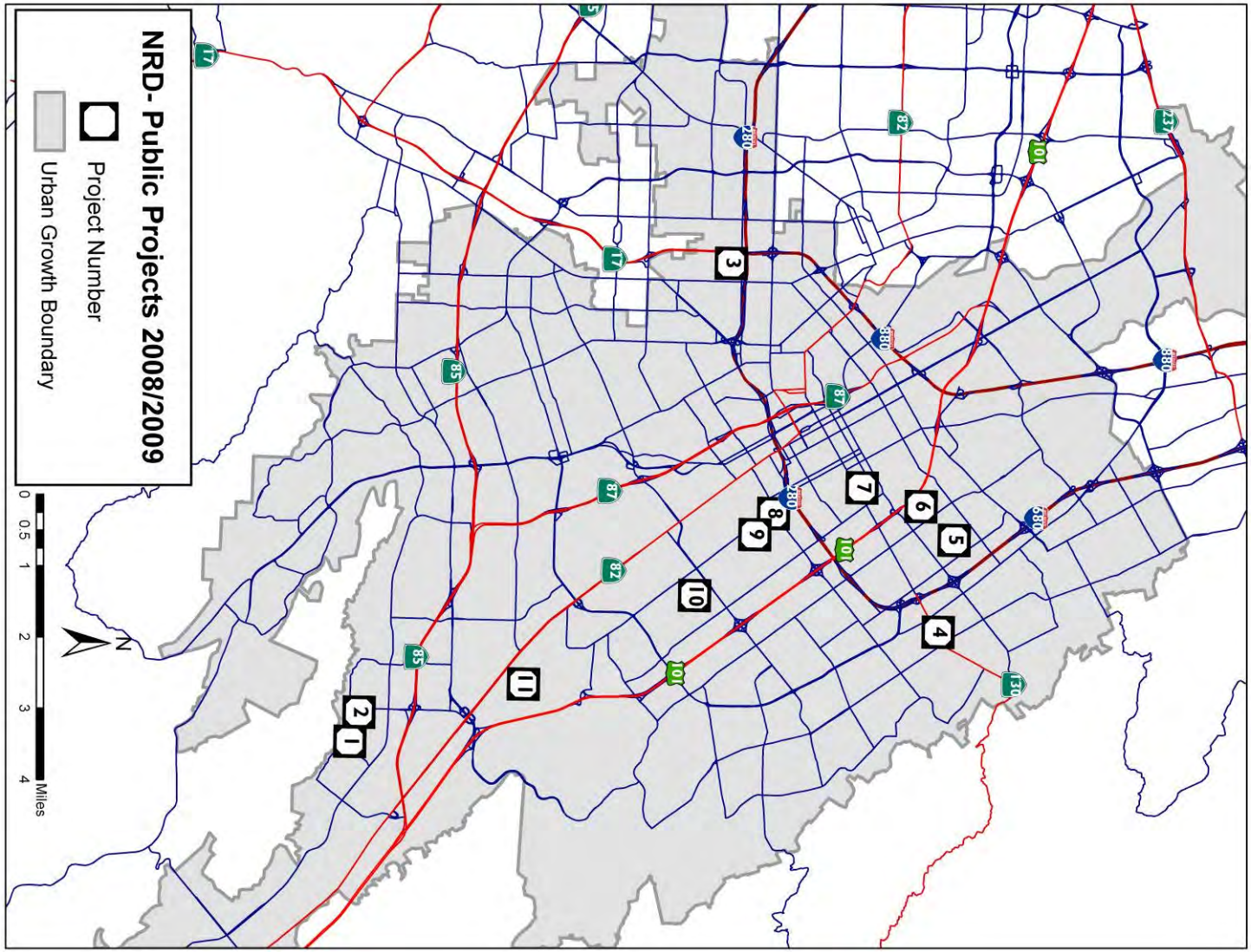

BMP O&M Verification Results

PROJECT NAME: Stevens Creek European (File # PD06-023) APN: 303-33-067 BMP O&M Map # 1	DATE: 5/1/09	LOCATION: Southwest corner of Ardis Avenue and Stevens Creek Boulevard	PROJECT TYPE: Commercial	BMP TYPE: Mechanical unit.	REASON FOR INSPECTION: Follow-up
INSPECTION RESULTS/AREAS OF CONCERN (AOC): 1) 1. No Visible/Apparent Problems 2) 62. Other		ENFORCEMENT ACTION: Warning Notice	COMMENTS: Owner/operator of Stevens Creek European Car Dealership addressed two of the three areas of concern from the 6/12/08 inspection. 1) A runoff capture insert was installed in the storm drain inlet in the vehicle washing area. Water captured in the insert is pumped to sanitary. 2) The media filter was accessible and in working order. 3) The owner was not able to locate O&M records for the media filter (#62). City staff will follow-up with the operations manager regarding O&M records for the media filter. Priority for re-inspection is medium.		
PROJECT NAME: Story Road Home Depot (File # CP05-034) APN: 484-33-057 BMP O&M Map # 2	DATE: 5/13/09	LOCATION: Northeast corner of Story Road and McGinness Avenue	PROJECT TYPE: Commercial	BMP TYPE: Vegetated swale, mechanical unit, tree planting, and beneficial landscaping.	REASON FOR INSPECTION: Initial
INSPECTION RESULTS/AREAS OF CONCERN (AOC): 1) 1. No Visible/Apparent Problems 2) 5. Trash/Debris Accumulation 3) 15. Poor Vegetation Coverage		ENFORCEMENT ACTION: Verbal Notice	COMMENTS: Vegetation was sparse or bare on all of the swales, and trash was prevalent in the swales located between the parking isles. Vegetation damage to the swales in between the parking isles appeared to be partially due to heavy foot-traffic. The two hydrodynamic separators had no visible or apparent problems. Priority for re-inspection is high. Follow-up inspection should occur before the wet season.		
PROJECT NAME: Greenwaste Recovery Recycling Center (File # SP06-094) APN: 237-06-088 BMP O&M Map # 3	DATE: 5/21/09	LOCATION: 625 Charles Street (North side of Charles Street approximately 750 feet westerly of Oakland Road)	PROJECT TYPE: Recycling Facility	BMP TYPE: Media filtration unit.	REASON FOR INSPECTION: Routine
INSPECTION RESULTS/AREAS OF CONCERN (AOC): 1) 1. No Visible/Apparent Problems 2) 62. Other		ENFORCEMENT ACTION: Verbal Notice	COMMENTS: The media filter appeared clean and functioning. The operations manager was not able to locate the operation and maintenance records for the media filter (#62). City staff will follow-up with the operations manager regarding O&M records for the media filter. Because the facility is a greenwaste recovery recycling center the priority for re-inspection is high. The site will continue to be inspected annually.		
PROJECT NAME: Bonsai Nursery/Bollinger Retail (File # H06-077) APN: 372-26-010 BMP O&M Map # 4	DATE: 5/1/09	LOCATION: 966 S. De Anza Blvd. (Southeast corner of South De Anza Boulevard and Bollinger Road)	PROJECT TYPE: Retail commercial development	BMP TYPE: Vegetated swales.	REASON FOR INSPECTION: Initial
INSPECTION RESULTS/AREAS OF CONCERN (AOC): 1) 1. No Visible/Apparent Problems 2) 18. Standing Water/Excessive Ponding/Soggy Soil		ENFORCEMENT ACTION: Warning Notice	COMMENTS: The project incorporated pervious pavement in a majority of the parking stalls, and it appeared in good working order. The bottom of the vegetated swale was excessively soggy, particularly near the inlet from the parking lot. The soggy conditions may have been due to irrigation runoff from the parking lot. The grass at the bottom of the swale should be replanted or replaced with cobble. Priority for re-inspection is medium.		

BMP O&M Verification Results

PROJECT NAME: Cadence Seely Campus (Building 10) (File # H05-053) APN: 097-66-008 BMP O&M Map # 5	DATE: 5/21/09	LOCATION: Northerly corner of Montague Expressway and Trimble Road (2655 Seely)	PROJECT TYPE: Industrial/R&D	BMP TYPE: Mechanical unit, vegetated swales, and an infiltration trench.	REASON FOR INSPECTION: Initial
INSPECTION RESULTS/AREAS OF CONCERN (AOC): 1) 1. No Visible/Apparent Problems		ENFORCEMENT ACTION: None	COMMENTS: The infiltration trench and swales both had sufficient, lush vegetation. The hydrodynamic separator appeared clean and in working order. Priority for re-inspection is low.		
PROJECT NAME: Alma-Almaden Retail Center (File # H06-036) APN: 434-21-020 BMP O&M Map # 6	DATE: 6/25/09	LOCATION: Southeast corner of West Alma Avenue and Almaden Expressway (226 W. Alma)	PROJECT TYPE: Commercial	BMP TYPE: Vegetated swale.	REASON FOR INSPECTION: Initial
INSPECTION RESULTS/AREAS OF CONCERN (AOC): 1) 2. Significant Engineering/Design Flaws 2) 15. Poor Vegetation Coverage		ENFORCEMENT ACTION: Verbal Notice	COMMENTS: The bio-swale was not constructed as per the approved plans. Vegetation in the swale was sparse and it appeared the grade would not allow storm runoff to flow down the swale. No tenants had occupied the building at the time of inspection and the parking was vacant of automobile traffic. Priority for re-inspection is medium.		
PROJECT NAME: Kim's Plaza (File # H05-042) APN: 472-11-080 BMP O&M Map # 7	DATE: 5/13/09	LOCATION: Northwest corner of Story Road and McLaughlin Avenue	PROJECT TYPE: Commercial	BMP TYPE: Two infiltration ponds and inlet filters with oil separators.	REASON FOR INSPECTION: Initial
INSPECTION RESULTS/AREAS OF CONCERN (AOC): 1) 15. Poor Vegetation Coverage		ENFORCEMENT ACTION: Verbal Notice	COMMENTS: The vegetation in the two infiltration ponds was bare. The two infiltration ponds should be revegetated as as per approved plans or equivelant. Priority for re-inspection is medium.		
PROJECT NAME: The Plant (File # PDA05-058-01) APN: 455-05-015 BMP O&M Map # 8	DATE: 5/13/09	LOCATION: Northwest corner of the intersection of Monterey Road and Curtner Avenue	PROJECT TYPE: Commercial	BMP TYPE: Vegetated bioswales, bioretention areas, and a mechanical unit.	REASON FOR INSPECTION: Initial
INSPECTION RESULTS/AREAS OF CONCERN (AOC): 1) 1. No Visible/Apparent Problems 2) 15. Poor Vegetation Coverage 3) 52. Sediment Accumulation		ENFORCEMENT ACTION: Verbal Notice	COMMENTS: In general, the vegetated swales throughout the project site appeared to be properly constructed, operable and maintained. However, vegetation had died in some of the swales. Also, several swales had poor vegetation coverage from inadequate vegetation installation. The media filters appeared to be in working order, although there was some sediment accumulation in several of the vaults. Swales with poor vegetation cover should be vegetated appropriately. Verification of maintenance for the media filters will be requested from property management. Priority for re-		

BMP O&M Verification Results

			inspection is medium.		
PROJECT NAME: Encanto (File # PD05-013) APN: 230-14-007 BMP O&M Map # 9	DATE: 6/26/09	LOCATION: Campbell Avenue/Dahlia Loop (North side of Campbell Avenue approximately 1,000 feet east of Newhall Street)	PROJECT TYPE: Residential	BMP TYPE: Vegetated swales, tree planting, and beneficial landscaping.	REASON FOR INSPECTION: Initial
INSPECTION RESULTS/AREAS OF CONCERN (AOC): 1) 1. No Visible/Apparent Problems		ENFORCEMENT ACTION: None	COMMENTS: The landscaped treatment areas appeared to be well constructed and maintained. Priority for re-inspection is low.		
PROJECT NAME: Pestana Homes/Hampton I (File # PD05-044) APN: 237-25-038 BMP O&M Map # 10	DATE: 5/21/09	LOCATION: Northwest corner of Old Oakland Road and Rock Avenue	PROJECT TYPE: Residential	BMP TYPE: Vegetated swales, infiltration basin, interlocking unit pavers, turf track grass road pavers, bioretention filters, and infiltration basin.	REASON FOR INSPECTION: Initial
INSPECTION RESULTS/AREAS OF CONCERN (AOC): 1) 1. No Visible/Apparent Problems		ENFORCEMENT ACTION: None	COMMENTS: Vegetated swales and pervious paving appeared to be properly constructed, operable and well maintained. Priority for re-inspection is low.		
PROJECT NAME: St. Elizabeth Park Condominiums (File # PD05-062) APN: 284-03-033 BMP O&M Map # 11	DATE: 5/6/09	LOCATION: Southeast corner of Curci Drive and St Elizabeth Drive	PROJECT TYPE: Residential	BMP TYPE: Tree planting, interlocking unit pavers, bioretention filter, beneficial landscaping, mechanical units, and inlet filters.	REASON FOR INSPECTION: Initial
INSPECTION RESULTS/AREAS OF CONCERN (AOC): 1) 1. No Visible/Apparent Problems		ENFORCEMENT ACTION: None	COMMENTS: Media filter unit appeared clean and functioning, and pervious paving appeared to be properly constructed. Priority for re-inspection is low.		

BMP O&M Verification Results					
PROJECT NAME: "Wind Rose" Single Family Homes (File # PD05-067) APN: 601-15-038 BMP O&M Map # 12	DATE: 6/25/09	LOCATION: South side of Fleming Avenue, approximately 1,032 feet southeast of Alum Rock Avenue	PROJECT TYPE: Residential	BMP TYPE: Mechanical unit.	REASON FOR INSPECTION: Initial
INSPECTION RESULTS/AREAS OF CONCERN (AOC): 1) 1. No Visible/Apparent Problems		ENFORCEMENT ACTION: None	COMMENTS: Hydrodynamic Separator appeared clean and functioning. Priority for re-inspection is low.		
PROJECT NAME: La Astrada (File # PD06-061) APN: 237-01-050 BMP O&M Map # 13	DATE: 6/26/09	LOCATION: North side of Rock Avenue, approximately 450 feet westerly of Oakland Road	PROJECT TYPE: Residential	BMP TYPE: Media filtration unit.	REASON FOR INSPECTION: Initial
INSPECTION RESULTS/AREAS OF CONCERN (AOC): 1) 1. No Visible/Apparent Problems		ENFORCEMENT ACTION: None	COMMENTS: Media filter unit appeared clean and functioning. Priority for re-inspection is low.		
PROJECT NAME: Merrill Gardens at Willow Glen (File # PD06-070) APN: 284-03-050 BMP O&M Map # 14	DATE: 5/6/09	LOCATION: Along the southern side of Curci Drive and at the intersection of Curci Drive and Meridian Avenue (993 Meridian Avenue)	PROJECT TYPE: Residential	BMP TYPE: Mechanical unit.	REASON FOR INSPECTION: Initial
INSPECTION RESULTS/AREAS OF CONCERN (AOC): 1) 7. BMP Access Obstructed		ENFORCEMENT ACTION: Verbal Notice	COMMENTS: Access to the Hydrodynamic Separator was obstructed by a large bolted manhole cover. City staff will contact property management to gain access and verify structural unit is clean and functioning. Priority for re-inspection is medium.		

BMP O&M Verification Program Map

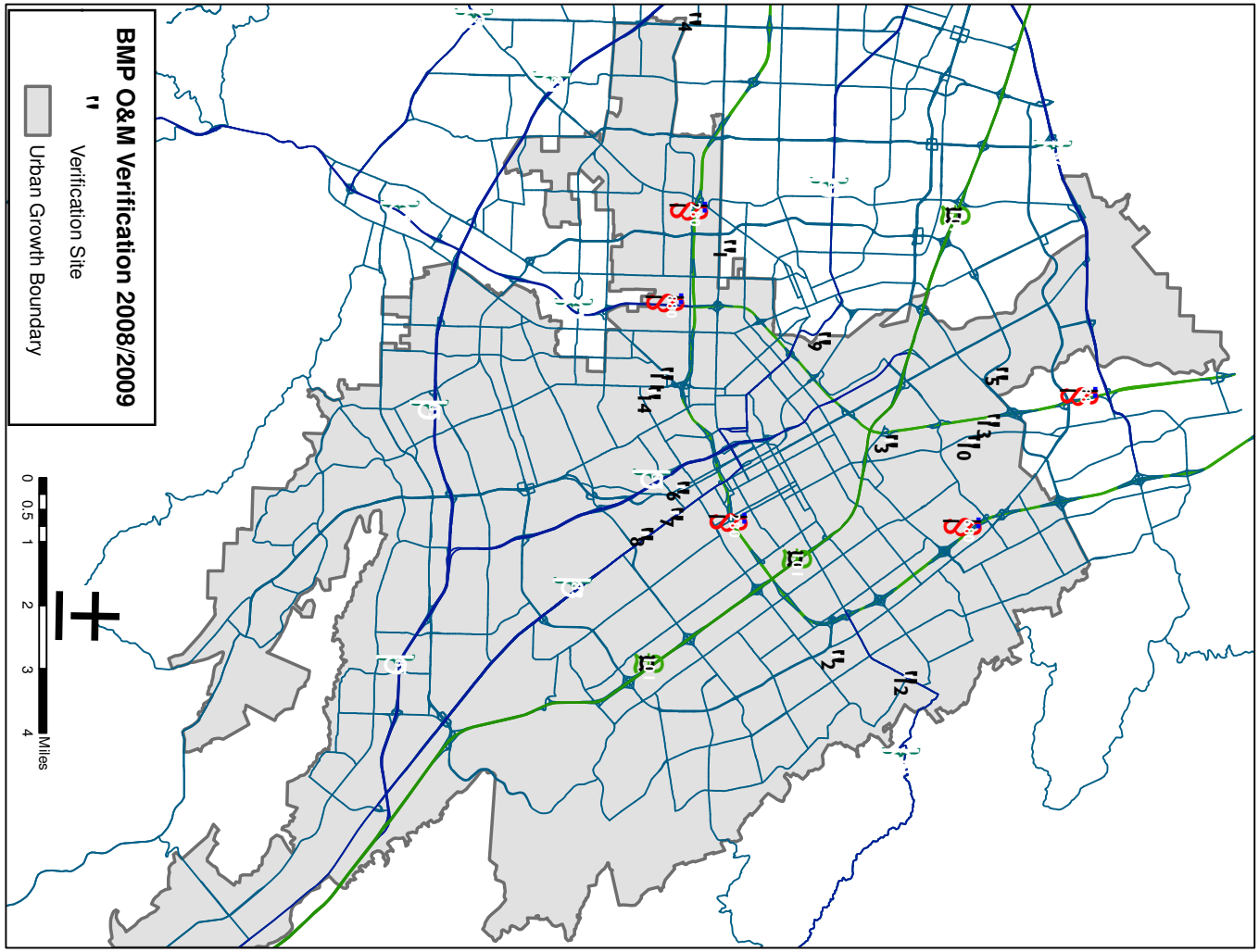

This page intentionally left blank.

4. CON: Construction Inspection

4.A CON Work Plan Self Evaluation Matrix

ITEM NO.	ACTIVITY	COMPLIANCE DATE	FY 08-09 STATUS	RESPONSIBLE PARTY
CON 1	**Site Housekeeping** The City ensures through a construction inspection program that construction contractors properly store, use, and dispose of construction materials, chemicals, and wastes at construction sites and prevent illicit discharges to storm drains and watercourses.			
CON 1.A	Track and document incidents of housekeeping issues at construction sites	Ongoing	Done FY 08-09 and ongoing. City inspectors tracked and documented incidents of housekeeping issues at construction sites and these records are on file for review. Housekeeping issues were documented at 170 sites, compared to 144 last year, representing an 18 percent increase. A total of 323 housekeeping issues were documented, compared to 285 last year, representing a 13 percent increase. The majority of housekeeping issues identified by inspectors focused on erosion control, BMP maintenance, site entrance/exit stabilization, stockpile storage, street cleaning, and storm drain inlet protection.	PBCE-Bldg, PW, ESD-WE
CON 2	**Local Ordinance** For development projects with significant erosion potential and planned construction activity during the wet season, the City ensures, through a construction inspection program, that erosion and/or sediment control measures are implemented in accordance with local ordinances and project conditions of approval and maintained as needed during construction.			
CON 2.A	Maintain a program for identifying and conditioning projects with significant erosion potential and planned wet season activity.	Ongoing	Done FY 08-09 and ongoing. ESD-WE, PW, and PBCE-Building continued to implement a construction inspection program for identifying and conditioning projects with significant erosion potential and planned wet season activity. Records are on file for review.	PW, PBCE-Bldg
CON 2.B	Identify ordinance changes needed to conduct inspections.	As Needed	Done FY 08-09. No changes to existing ordinances were required.	PW, ESD-WE, PBCE-Bldg
CON 3	**Construction Inspection Frequency** The City inspects construction sites for adequacy of stormwater control measures. The frequency of inspections for active sites is at least once per month, or more frequently based on size of project, site conditions, precipitation, and project's potential impact on stormwater quality.			

ITEM NO.	ACTIVITY	COMPLIANCE DATE	FY 08-09 STATUS	RESPONSIBLE PARTY
CON 3.A	Maintain and update SOPs for construction inspection program.	As Needed	Done FY 08-09. SOPs for construction inspection were maintained and implemented. No updates were required.	PW, ESD-WE, PBCE-Bldg
CON 3.B	Document inspections of active construction sites.	Ongoing	Done FY 08-09 and ongoing. The City documented inspections of active construction sites in San José that were subject to inspection during FY 08-09. These records are on file for review. 938 inspections were conducted, compared to 1039 last year (including repeat inspections of the same site), representing a 10 percent decrease. Fewer inspections can be attributable to fewer active grading permits. In addition, inspection staff capacity in PCBE-Building and PW was adjusted in response to less industry demand. ESD-WE inspection staff, however, conducted more inspections (605 in FY 08-09 compared to 359 in FY 07-08) as a result of full implementation of monthly, year round inspections.	PW, ESD-WE, PBCE-Bldg
CON 3.C	Evaluate the effectiveness of the construction inspection program and make improvements, as necessary.	Annually	Done FY 08-09. See 4.B: *CON Program Evaluation*.	PW, ESD-WE, PBCE-Bldg
CON 4	**Wet Season Preparation** Prior to the beginning of the wet season each year, the City inspects all sites requiring erosion and/or sediment control plans, to ensure that measures have been taken to minimize erosion and discharges of sediment from disturbed areas.			
CON 4.A	Review and revise procedures for construction inspection staff regarding wet season construction requirements.	As Needed	Done FY 08-09. Procedures for wet season preparation were reviewed and found to be adequate. A pre-wet season meeting was held on 9/29 amongst citywide construction inspection supervisors. In addition, inspection staff discussed wet season procedures during annual training on 10/21 and 10/22.	PW-CFAS, PW-ECS, PW-TDS, PBCE-Bldg, ESD
CON 4.B	Document pre-season inspection of construction sites to ensure adequate implementation of winterizing BMPs prior to the wet season.	Annually	Done FY 08-09 and ongoing. The City documented pre-season inspection of construction sites to ensure adequate implementation of winterizing BMPs. 172 pre-wet season inspections were conducted, compared to 111 last year, representing a 28 percent increase. This increase is attributable to more ESD-WE pre-wet season inspections, including repeat visits to the same site prior to October 15.	PW-CFAS, PW-ECS, PW-TDS

ITEM NO.	ACTIVITY	COMPLIANCE DATE	FY 08-09 STATUS	RESPONSIBLE PARTY
CON 5	**Inspection and Site Evaluation Follow-up** Construction sites with inadequate erosion/sediment controls are given verbal and/or written notice of the inadequacies, according to the City's enforcement procedures, and followed up with action(s) commensurate with the risk of pollutants entering City storm drains or waterways. Written notices and follow-up actions are tracked and summarized in the City's Annual Report to the Water Board.			
CON 5.A	Implement SOPs for follow-up actions and graduated levels of enforcement for construction sites.	Ongoing	Done FY 08-09 and ongoing.	PW-CFAS, PW-ECS, PW-TDS, PBCE-Bldg, ESD
CON 5.B	Track and summarize notices and follow-up actions for annual reports.	Annually	Done FY 08-09. The City issued 481 verbal warnings, (compared to 357 last year), 50 official warning notices (compared to 23 last year), and 5 administrative actions with fines (compared to 0 last year). This increase in escalation of enforcement may be attributable to an increase in inspections performed by ESD-WE.	PW-CFAS, PW-ECS, PW-TDS, PBCE-Bldg, ESD
CON 5.B.1	Use revised erosion and sediment control checklist to better track warnings and required corrections given to construction site managers.	Done FY 06-07 Annually	Done FY 08-09. The form was developed by PW in FY 05-06 to address issues related to construction site inspections and was last revised in FY 07-08 to collect additional data and provide more guidance on tracking BMPs.	PW-TDS
CON 6	**Municipal Training** The City provides training annually to its construction inspection staff on inspection procedures, documentation, and enforcement related to stormwater pollution prevention. All inspectors receive training on the latest construction-related stormwater pollution prevention techniques and appropriate follow up actions at least once every two years. The City keeps documentation that inspectors have received training.			
CON 6.A	Develop an annual training plan for construction inspection program.	Annually, Q1	Done FY 08-09. See 13.D: *Municipal Employee Training Summary*.	ESD, PW, PBCE-Bldg
CON 6.B	Conduct annual training	Annually	Done FY 08-09. 103 staff attended annual training on October 21-22. See 13.D: *Municipal Employee Training Summary.*	ESD, PW, PBCE-Bldg
CON 6.C	Track and document that inspectors have received training.	Annually	Done FY 08-09. See 13.D: *Municipal Employee Training Summary*.	ESD-UR
CON 6.D	Evaluate the training curriculum and frequency, and improvements, as necessary.	Annually	Done FY 08-09. Written evaluations were conducted at every training event to help gauge effectiveness and target future training needs.	ESD, PW, PBCE-Bldg
CON 6.D.1	Conduct additional stormwater BMP training for all inspection groups during section meetings throughout FY 06-07 to supplement the main Fall training.	FY 06-07 Ongoing	Done FY 08-09. Focused "refresher" trainings were held at inspection group's staff meetings. 50 PW inspectors attended the training sessions. See 13.D: *Municipal Employee Training Summary.*	ESD-UR, ESD-WE

ITEM NO.	ACTIVITY	COMPLIANCE DATE	FY 08-09 STATUS	RESPONSIBLE PARTY
CON 6.E	Hold coordination meetings for Building, ESD, and Public Works	Ongoing	Done FY 08-09 and ongoing. See 13.D: *Municipal Employee Training Summary.*	PW-CFAS, PW-ECS, PW-TDS, PBCE-Bldg, ESD-WE, ESD-UR
CON 6.F	City allocated funds in FY 08-09 for contractual support for two Construction Stormwater BMP Training Workshops for City staff. Ensure staff attends two funded Construction Stormwater BMP Training Workshops.	FY 08-09	Done FY 08-09. See CON 13.D *Municipal Employee Training Summary.*	ESD-UR, ESD-WE
CON 7	**Outreach** The City provides outreach materials to contractors, developers, and municipal staff on construction BMPs and compliance with the State General Construction Activity Stormwater Permit.			
CON 7.A	Review outreach and technology transfer materials and make improvements, as necessary	Annually, Q4	Done FY 08-09. Construction BMP information blueprints and tri-folds in English, Spanish, and Vietnamese were distributed as needed at trainings, inspections, and are on permanent display in City Hall. See 14.D: *Outreach Materials Distributed* for details.	ESD, PW, PBCE-Bldg
CON 7.A.1	Reprint revised Dewatering from Construction Sites and In-Ground Utilities Maintenance Projects brochure.	Pending MRP	Deferred to include any additional requirements from the MRP.	ESD-UR
CON 7.B	Conduct outreach sessions to development community.	Annually	Done FY 08-09. See 14.D: *PIP Activities Table* for details.	ESD, PW, PBCE-Bldg, Program
CON 7.C	Document outreach to development community.	Annually	Done FY 08-09. PW and ESD-WE inspectors continued to distribute BMP handouts to the development community during construction site inspections. Outreach materials were also provided to development community representatives at training sessions and at permit service counters. See 14.D: *PIP Activities Table* and 14.D: *Outreach Materials Distributed* for details.	ESD-UR
CON 7.D	Evaluate outreach program and make improvements, as necessary.	Annually	Done FY 08-09. The City's outreach program continues to make improvements as needed. With inspections, meetings, and training sessions, the outreach for this program element includes significant face-to-face contact. Inspectors also distribute materials to developers and contractors as part of inspection.	ESD, PW, PBCE-Bldg
CON 7.D.1	Print and distribute revised "Clean Bay Blueprint" to developers and City inspectors.	Done FY 06-07 As Needed	Done FY 08-09. See 14.D: *Outreach Materials Distributed* for details.	ESD, PW, PBCE-Bldg
CON 7.D.2	Explore the use of construction site signs to alert site	Done FY 06-07	Done FY 06-07.	ESD, PW, PBCE-Bldg

ITEM NO.	ACTIVITY	COMPLIANCE DATE	FY 08-09 STATUS	RESPONSIBLE PARTY
	employees and the public of stormwater pollution prevention message and 945-3000 hotline information.			
CON 7.D.3	Implement, if feasible, the use of construction site signs to alert site employees and the public of stormwater pollution prevention message and 945-3000 hotline information, if feasible.	Done FY 07-08 As needed	Done FY 07-08 and ongoing. Signs were provided to PW-CFAS for public projects and ESD-WE inspectors distributed signs to projects with significant violations.	ESD, PW, PBCE-Bldg
CON 7.D.4	Evaluate use of construction site signs program and possibly expand it to other municipal construction project sites during FY 07-08.	Deferred	Deferred to FY 09-10. Not enough signs were distributed to evaluate their use. Sign distribution will be refined and increased in FY 09-10.	ESD, PW, PBCE-Bldg
CON 8	**Public Works Projects** The City will develop and implement a process to ensure that contractors hired to construct public works projects have adequate erosion control plans and use appropriate Best Management Practices (BMPs) adopted by the Department of Public Works.			
CON 8.A	Conduct training for Public Works capital improvement project staff (Architectural Engineering Design & Construction and Streets, Bridges and Sewers Design and Construction) on contract language, standard specifications, & enforcement.	Annually	Done FY 08-09. Training was developed and conducted for 52 staff on 5/18/09. See 13.D: *Municipal Employee Training Summary.*	PW-CFAS, PW-ECS, PW-TDS, ESD
CON 8.B	Track the number of Public Works projects with these requirements.	Annually	Done FY 08-09. Records are on file.	PW-CFAS, PW-ECS, PW-TDS
CON 9	**Construction Inspection Effectiveness Evaluation** The City of San José will review and evaluate effectiveness of its construction inspection SOPs and BMPs.			
CON 9.A	Evaluate and incorporate any needed improvements in construction inspection SOPs and BMPs.	Annually	Done FY 08-09. No changes required for FY 08-09.	PW-CFAS, PW-ECS, PW-TDS, PBCE-Bldg, ESD-WE, ESD-UR
CON 9.B	Document and evaluate what worked well and what needs improvement.	Annually	Done FY 08-09. See 4.B: *CON Program Evaluation.*	PW-CFAS, PW-ECS, PW-TDS, PBCE-Bldg, ESD-WE, ESD-UR
CON 9.B.1	Expand the number of sites with an inspector of record to capture more of the Type 1 and Type 2 sites (per Public Work's designation)	Ongoing	Done FY 08-09. 119 construction sites were assigned an ESD-WE inspector compared to 50 sites last year. The ESD inspection database was updated throughout the year with project data from PW to ensure that all Type 1 and Type 2 projects had an environmental inspector assigned.	PW, ESD-WE

4.B CON Program Evaluation

Construction activity continued to slow over the last year as evidenced by fewer active grading permits. As a result, the City conducted fewer construction site inspections and inspectors discovered numerous inactive projects that had postponed construction activity. Still, San José continued to implement a vigilant construction site monitoring program focused on staff training, inspection of construction sites, outreach to developers, and enforcement. In FY 08-09, ESD-WE inspectors began to monitor inactive sites monthly to ensure they were secured and maintained appropriately.

Monitoring erosion and sediment controls is part of the routine inspections of PW and PBCE-Building inspectors. ESD-WE supplements this effort with stormwater specific inspections and escalated enforcement when necessary. The "hand-off" system developed and implemented by the three inspection groups in 2004 has provided effective monitoring of construction sites. However, inspection staff capacity in PBCE-Building and PW decreased this year in response to a steep decline in development activity. To maintain an effective level of monitoring, ESD-WE fully implemented monthly, year-round inspection of all sites posing a significant threat to surface water quality (including inactive sites). More violations were documented and more verbal warnings, official warning notices, and administrative actions with fines were issued compared to last year, as shown below. This increase in enforcement activity is likely attributable to the increase in inspections performed by ESD-WE.

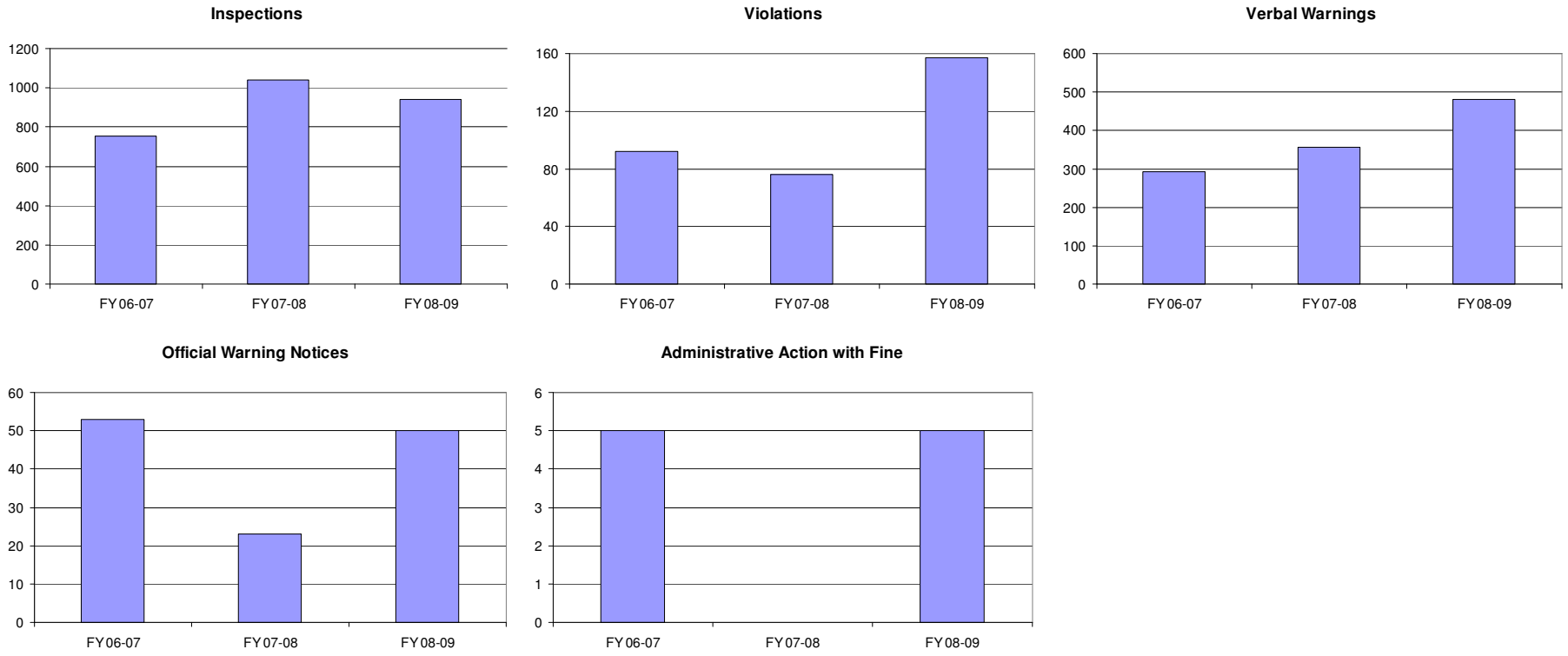

In FY 08-09, seven construction sites in San José were identified by the Water Board for not complying with the State Construction General Permit. ESD-WE reviewed inspection records and enforcement actions for each site. San José had issued warnings or notices to four of the seven sites. Of the remaining sites, one was inactive and

two were not on San José's inspection list because they had not received grading permits. Following the Water Board's action, San José conducted inspections, escalated enforcement as needed, and placed each project on a monthly inspection schedule.

Highlights from FY 08-09 municipal staff training include:

- 31 Redevelopment Agency project management staff attended "Stormwater 101" training facilitated by ESD-Urban Runoff July 23 and September 6;
- 103 staff attended Construction Site Management training by Scott Taylor of RBF October 21-22;
- 16 staff attended the Program's annual Construction Site Compliance Workshop for Contractors and Inspectors November 21-22;
- 54 staff attended Sediment and Erosion Control Training for Capital Improvement Project Staff May 18;
- 50 staff received a focused "refresher" training on construction site management at their respective staff meetings throughout the rainy season; and
- 21 staff attended a workshop facilitated by the Program on the revised Draft Construction General Permit May 27.

San José hosted a workshop on May 27 for staff, co-permittees, and developers to learn more about the revised Draft State Construction General Permit and discuss impacts. In addition, the City coordinated with CASQA and the Program to review the draft Permit and provide comments to the State Water Resources Control Board.

4.C CON Response to Water Board Comments

No comments received from Water Board on this Program Element.

4.D CON Summary Tables / Additional Information

Permits for Significant Development Projects[1] Reviewed and/or Approved July 1, 2008 – June 30, 2009

Project Name & Location	Project Type	Site Size (Ac)	Area of Land Disturbed (Ac)	Project Status	Stormwater Control Measures Included in Project	Requirement Mechanism
Department of Public Works, Airport Division						
Public Projects						
North Concourse Project 1661 Airport Boulevard	Airport terminal	7.5	3.9	Ongoing	Standard BMPs	SWPPP
Terminal Area Improvement Program (TAIP) 1661 Airport Boulevard	Airport terminals/roadways, utilities, bridges, parking garage	28.0	24.5	Ongoing	Standard BMPs	SWPPP
Department of Public Works, Transportation & Development Services Division						
Private Projects						

[1] Projects that have conditions created by land disturbance activities that require a grading permit, as defined by local ordinance, or by discharges of stormwater runoff over areas with erodable soils.

Project Name & Location	Project Type	Site Size (Ac)	Area of Land Disturbed (Ac)	Project Status	Stormwater Control Measures Included in Project	Requirement Mechanism
77 N. BASCOM AV (AT BAILEY AV) RETAIL: TO ALLOW GRADING FOR NEW RETAIL BUILDING AND PARKING LOT (PW # 3-18032 - Issued 07/11/08) SOUTHWEST CORNER OF NORTH BASCOM AVENUE AND BAILEY AVENUE, APPROXIMATELY 520 FEET NORTH OF WEST SAN CARLOS STREET	Non-Residential	0.16	0.16	Completed	Standard BMPs	Planning / Grading Permits. Follow BMPs
TRACT NO. 9985: TRACT NO. 9985 - GRADING PLAN FOR 4 UNIT SUBDIVISION (PW # 3-18112 - Issued 07/21/08) EAST SIDE OF BOYNTON AVENUE, APPROXIMATELY 350 FEET NORTHERLY OF WILLIAMS ROAD	Residential	0.26	0.26	Not Started	Standard BMPs	Planning / Grading Permits. Follow BMPs
HUMANITIES BLDG.: GRADING FOR BELLARMINE HUMANITIES BUILDING (PW # 3-04527 - Issued 07/22/08) AREA BOUNDED BY W HEDDING ST, CALTRAIN RIGHT-OF-WAY, STOCKTON AV, EMORY ST, AND ELM ST	Non-Residential	15.93	1.53	Under Construction (Grading Complete)	Standard BMPs	Planning / Grading Permits. Follow BMPs
3-06815G(J) - 3B PARKING GARAGE: (PW # 3-06815 - Issued 07/23/08) EAST SIDE OF WINCHESTER BOULEVARD, APPROXIMATELY 360 FEET SOUTHERLY OF STEVENS CREEK BOULEVARD	Non-Residential	3.9	0.11	Under Construction (Grading Complete)	Fiber Rolls, Inlet Protection	Planning / Grading Permits. Follow BMPs
1265 ECHO VALLEY DR: TO ALLOW GRADING FOR AN ADDITION TO EXISTING SFR (PW # 3-18378 - Issued 07/29/08) 1265 ECHO VALLEY DR	Residential	0.41	0.02	Inactive	Standard BMPs	Planning / Grading Permits. Follow SWPPP and/or Erosion Control Plan. Applicant / Developer / Consultant / Contractor attend PW Erosion and Sediment Control Training within past 2 years
TRACT NO. 9995: GRADING FOR OAK GROVE GARDEN TOWNHOMES - 1566 DUCKETT WAY (PW # 3-18090 - Issued 08/12/08) TERMINUS OF DUCKETT WAY, APPROXIMATELY 420 FEET EAST OF SOUTH DE ANZA BOULEVARD	Residential	1.8	1.2	Under Construction (Grading Complete)	Gravel Pit Entrance, Truck Washout, Silt Fence, Fiber Rolls, Gravel Inlet Protection, Straw Inlet Protection	Planning / Grading Permits. Follow SWPPP and/or Erosion Control Plan. Applicant / Developer / Consultant / Contractor attend PW Erosion and Sediment Control Training within past 2 years

Project Name & Location	Project Type	Site Size (Ac)	Area of Land Disturbed (Ac)	Project Status	Stormwater Control Measures Included in Project	Requirement Mechanism
CP07-072 - WHOLE FOODS: (PW # 3-00952 - Issued 08/13/08) GENERALLY BOUND BY BLOSSOM HILL ROAD ON THE NORTH, GALLUP DRIVE TO THE WEST, MESA DRIVE TO THE SOUTH, AND ALMADEN EXPRESSWAY TO THE EAST	Non-Residential	10	10	Under Construction (Grading Complete)	Stabilized Construction Entrance, Fiber Rolls, Gravel Bags, Sediment Filter	Planning / Grading Permits. Follow BMPs
TRACT NO. 9743 : GRADING PLANS FOR SPRINGBROOK SUBDIVISION (PW # 3-15303 - Issued 08/21/08) NORTHERLY CORNER OF SPRINGBROOK AVENUE AND CANYON RIDGE DRIVE	Residential	25.69	0.6	Inactive	Stabilized Construction Entrance, Silt Fencing, Storm Drain Inlet Protection, Flow Diversion Berm, Sediment Basin, Erosion Control Blankets, Straw Rolls	Planning / Grading Permits. Follow SWPPP and/or Erosion Control Plan
GRADING - RADIO AVENUE: ONE PARCEL INTO 15 LOTS FOR 13 ATTACHED SINGLE-FAMILY HOUSES AND 1 SINGLE-FAMILY DETACHED RESIDENCE ON A 0.71 GROSS ACRE SITE. (PW # 3-16987 - Issued 08/22/08) EAST SIDE OF RADIO AVENUE, APPROXIMATELY 160 FEET NORTH OF LINCOLN COURT,	Residential	0.71	0.71	Under Construction (Grading Complete)	Stabilized Construction Entrance, Fiber Rolls, Inlet Protection, Concrete Washout Area, Gravel Bags, Sediment Trap Filter	Planning / Grading Permits. Follow BMPs
3-16048: GRADING PERMIT FOR SBIA EVERGREEN CENTER (PW # 3-16048 - Issued 08/26/08) EAST SIDE OF RUBY AVENUE APPROXIMATELY 250 FEET NORTHERLY OF MURILLO AVENUE	Non-Residential	2.17	2.11	Not Started	Stabilized Construction Entrance, Concrete Wash-out Area, Inlet Protection, Fiber Roll, Temporary Cover on Stockpile	Planning / Grading Permits. Follow SWPPP and/or Erosion Control Plan
THE BERRY BUILDING: GRADING FOR NEW COMMERCIAL BUILDING (PW # 3-14506 - Issued 08/27/08) NORTHEAST CORNER OF WINCHESTER BOULEVARD AND WILLIAMS ROAD	Non-Residential	0.38	0.35	Under Construction (Grading Complete)	Stabilized Construction Entrance, Inlet Protection, Fiber Rolls, Concrete Washout	Planning / Grading Permits. Follow BMPs
TRACT NO. 9978: (PW # 3-16847 - Issued 08/29/08) NORTHEAST CORNER OF EAST TAYLOR STREET AND NORTH SIXTH STREET	Residential	0.26	0.26	Not Started	Standard BMPs	Planning / Grading Permits. Follow BMPs
3-02626: TO ALLOW STOCKPILING OF IMPORTED MATERIAL FOR LOWE'S @ ARCADIA (PW # 3-02626 - Issued 09/02/08) NORTHWEST CORNER OF COLEMAN AVENUE AND NEWHALL STREET	Non-Residential	20.68	20.68	Under Construction	Standard BMPs	Planning / Grading Permits. Follow BMPs

Project Name & Location	Project Type	Site Size (Ac)	Area of Land Disturbed (Ac)	Project Status	Stormwater Control Measures Included in Project	Requirement Mechanism
SMART CENTER: TO CONSTRUCT A 8,108 SF AUTO DEALERSHIP (PW # 3-18346 - Issued 09/12/08) SOUTH SIDE OF STEVENS CREEK BOULEVARD, APPROXIMATELY 300 FEET EASTERLY OF LOMA LINDA DRIVE	Non-Residential	0.94	0.94	Not Started	Standard BMPs	Planning / Grading Permits. Follow SWPPP and/or Erosion Control Plan. Applicant / Developer / Consultant / Contractor attend PW Erosion & Sediment Control Training within past 2 years
3-07005GR(B) PHASE 2 FOR CP06-011 - GROCERY OUTLET: TO ALLOW GRADING FOR PHASE 2 OF CP06-011, INCLUDING DEMOLITION OF REMAINDER OF OLD GROCERY OUTLET BUILDING, AND INSTALLATION OF ADDITIONAL PARKING LOT AREA (PW # 3-07005 - Issued 09/23/08) NORTHEAST CORNER OF OLD TULLY ROAD AND MONTEREY HIGHWAY	Non-Residential	3.26	1.2	Completed	Stabilized Construction Entrance, Straw Wattles, Dandy Curb Inlet Sack, Gravel Back Drop Inlet Sediment Barrier	Planning / Grading Permits. Follow SWPPP and/or Erosion Control Plan. Applicant / Developer / Consultant / Contractor attend PW Erosion and Sediment Control Training within past 2 years
7265 BARK LANE: TO ALLOW GRADING FOR CONSTRUCTION OF A NEW 12,290 COMMERCIAL BUILDING ON A 0.5 GROSS ACRE SITE. (PW # 3-16875 - Issued 09/24/08) NORTH SIDE OF BARK LANE, APPROXIMATELY 150 FEET EASTERLY OF SOUTH DE ANZA BOULEVARD	Non-Residential	0.52	0.52	Not Started	Stabilized Construction Entrance, Inlet Protection, Fiber Rolls	Planning / Grading Permits. Follow BMPs
TRACT NO. 9955: TO ALLOW GRADING FOR FIVE NEW SINGLE FAMILY DETACHED RESIDENCES ALONG TAFT DRIVE ON A 1.15 GROSS ACRE SITE. (PW # 3-18064 - Issued 09/30/08) EAST SIDE OF TAFT DRIVE, APPROXIMATELY 200 FEET NORTHERLY OF BLOSSOM VALLEY DRIVE	Residential	1.15	1.15	Under Construction (Grading Complete)	Stabilized Construction Entrance, Inlet Protection, Fiber Rolls, Concrete Washout	Planning / Grading Permits. Follow BMPs
3-02626G: GRADING FOR LOWE'S @ ARCADIA (PW # 3-02626 - Issued 09/30/08) NORTHWEST CORNER OF COLEMAN AVENUE AND NEWHALL STREET	Non-Residential	20.68	20.68	Under Construction	Stabilized Construction Entrance, Stone Laydown Area, Straw Rolls, Fiber at Inlets for Existing Inlets, New Inlet Protection, Concrete Wash-out Area	Planning / Grading Permits. Follow SWPPP and/or Erosion Control Plan. Applicant / Developer / Consultant / Contractor attend PW Erosion and Sediment Control Training within past 2 years

Project Name & Location	Project Type	Site Size (Ac)	Area of Land Disturbed (Ac)	Project Status	Stormwater Control Measures Included in Project	Requirement Mechanism
EXTRA SPACE SELF STORAGE - SOIL REMEDIATION: GRADING FOR APPROXIMATELY 600 CY EXCAVATION/FILL SITE SOIL REMEDIATION.... (PW # 3-16978 - Issued 10/15/08) NORTHWESTERLY CORNER OF CURTNER AVENUE AND STONE AVENUE	Non-Residential	4.4	0.5	Completed	Standard BMPs	Planning / Grading Permits. Follow BMPs
TRACT NO. 9986: NORTHPOINTE APARTMENTS: TO ALLOW GRADING FOR THE CONSTRUCTION OF 498 APARTMENTS ON A 6.71 GROSS ACRE SITE (TASMAN DR AND ZANKER RD FRONTAGES) (PW # 3-05887 - Issued 10/15/08) NORTHWEST CORNER OF ZANKER ROAD AND TASMAN DRIVE	Residential	6.71	6.71	Inactive	Stabilized Construction Entrance, Fiber Rolls, Concrete Washout, Inlet Protection, Gravel Bags in Gutter, Inlet Filter Bag, Sediment Basin, Drainage Swale. SWPPP (WDID# 243C350279)	Planning / Grading Permits. Follow SWPPP and/or Erosion Control Plan. Applicant / Developer / Consultant / Contractor attend PW Erosion & Sediment Control Training within past 2 years
GRADING FOR GLENVIEW DRIVE PATIO (PDA91-006-81) : GRADING PERMIT TO ALLOW UNCOVERED PATIO, RETAINING WALLS, AND GAZEBO TO AN EXISTING SINGLE-FAMILY RESIDENCE ON A 2.56 GROSS ACRES SITE (PW # 3-18374 - Issued 10/15/08) EAST SIDE OF GLENVIEW DRIVE APPROXIMATELY FEET 1,650 FEET FROM HOLLOW LAKE WAY	Residential	2.5	0.12	Completed	Standard BMPs	Planning / Grading Permits. Follow BMPs
TRACT NO. 10014: MORRISON PARK - EXCAVATION AND GRADING IN SUPPORT OF 250 SINGLE FAMILY ATTACHED UNITS (PW # 3-18129 - Issued 11/07/08) SOUTHWEST CORNER OF CINNABAR STREET AND STOCKTON AVENUE	Residential	4.43	4.43	Not Started	Stabilized Construction Entrance, Entrance/Outlet Tire Wash, Fiber Rolls, Concrete Washout, Inlet Protection SWPPP (WDID# 243C353465)	Planning / Grading Permits. Follow SWPPP and/or Erosion Control Plan. Applicant / Developer / Consultant / Contractor attend PW Erosion and Sediment Control Training within past 2 years
WACHOVIA BANK GRADING: GRADING FOR WACHOVIA BANK. (PW # 3-12873 - Issued 11/07/08) SOUTHERLY CORNER OF COLEMAN STREET AND WEST TAYLOR STREET	Non-Residential	1.1	1.1	Inactive	Stabilized Construction Entrance, Inlet Protection, Fiber Rolls	Planning / Grading Permits. Follow BMPs

Project Name & Location	Project Type	Site Size (Ac)	Area of Land Disturbed (Ac)	Project Status	Stormwater Control Measures Included in Project	Requirement Mechanism
GRADING MCEVOY H07-015 - AUTUMN LLC : TO DEMOLISH EXISTING BUILDINGS AND CONSTRUCT APPROXIMATELY 25,198 SQUARE FEET OF INDUSTRIAL BUILDINGS ON A 1.4 GROSS ACRES SITE (PW # 3-18139 - Issued 11/17/08) SOUTHEAST CORNER OF MCEVOY STREET AND PARK AVENUE.	Non-Residential	1.42	1.35	Under Construction (Grading Complete)	Stabilized Construction Entrance, Inlet Protection, Fiber Rolls, Gravel Bags	Planning / Grading Permits. Follow BMPs
CHURCH EXPANSION: CP07-085 ST. JULIE BILLIART PARISH: TO GRADING FOR CONSTRUCTION OF A 2,950 SF CHURCH EXPANSION (PW # 3-02268 - Issued 11/21/08) SOUTHEAST CORNER OF COTTLE ROAD AND CURIE DRIVE	Non-Residential	3.19	0.11	Not Started	Standard BMPs	Planning / Grading Permits. Follow BMPs
BESHOFF INFINITI - PARKING LOT: GRADING OF PARKING LOT FOR NEW BESHOFF INFINITI DEALERSHIP (PW # 3-06839 - Issued 12/08/08) SOUTH SIDE OF TULLY ROAD, APPROXIMATELY 700 FEET WESTERLY OF CAPITOL EXPRESSWAY	Non-Residential	5.5	1.4	Completed	Standard BMPs	Planning / Grading Permits. Follow BMPs
UMBARGER SQUARE - MONTEREY ROAD RETAIL: GRADING FOR THE RETAIL SITE (PW # 3-18253 - Issued 12/11/08) NORTHEAST CORNER OF MONTEREY ROAD AND UMBARGER ROAD	Non-Residential	2.7	2.7	Under Construction (Grading Complete)	Stabilized Construction Entrance, Fiber Rolls, Inlet Protection	Planning / Grading Permits. Follow SWPPP and/or Erosion Control Plan. Applicant / Developer / Consultant / Contractor attend PW Erosion and Sediment Control Training within past 2 years
TRACT NO. 9981: TO ALLOW GRADING FOR 9 SINGLE-FAMILY ATTACHED RESIDENCES ON 0.34 ACRE SITE. (PW # 3-18116 - Issued 12/19/08) THE NORTHEAST CORNER OF WILLOW GLEN WAY AND CROSS WAY	Residential	0.31	0.31	Inactive	Stabilized Construction Entrance, Fiber Rolls, Concrete Washout, Inlet Protection, Standard BMPs	Planning / Grading Permits. Follow BMPs
3-17335 GR - FOR T06-099: TO ALLOW GRADING FOR 4-UNIT CONDO PROJECT (PW # 3-17335 - Issued 01/07/09) WEST SIDE OF N. 2ND STREET, APPROXIMATELY 350 FEET NORTHERLY OF JACKSON STREET	Residential	0.14	0.14	Not Started	Standard BMPs	Planning / Grading Permits. Follow BMPs

Project Name & Location	Project Type	Site Size (Ac)	Area of Land Disturbed (Ac)	Project Status	Stormwater Control Measures Included in Project	Requirement Mechanism
956 THE ALAMEDA: TO CONSTRUCT A PARKING LOT (PW # 3-18316 - Issued 01/07/09) SOUTHWEST CORNER OF THE ALAMEDA AND MORRISON AVE	Non-Residential	0.38	0.26	Under Construction (Grading Complete)	Fiber Rolls, Stabilized Construction Entrance, Inlet Protection	Planning / Grading Permits. Follow BMPs
1075 S WHITE RD: GRADING PERMIT TO ALLOW CONSTRUCION OF 7821 SQ. FT. COMMERCIAL ON A 1.0 GROSS ACRE SITE (PW # 3-16795 - Issued 01/13/09)	Non-Residential	0.53	0.53	Grading On-going	Stabilized Construction Entrance, Fiber Rolls, Inlet Protection	Planning / Grading Permits. Follow BMPs
CIC RETAIL FRONTAGE: TO ALLOW GRADING FOR THE CIC RETAIL@ FIRST STREET, WHICH CONSISTS OF 72,772 SQUARE FLOOR SHOPPING CENTER AND A 164 ROOM HOTEL. (PW # 3-11445 - Issued 01/22/09) SOUTHEAST CORNER OF STATE ROUTE 237 AND NORTH FIRST STREET	Non-Residential	10.11	10.11	Grading On-going	Stabilized Construction Entrance, Inlet Protection, Fiber Rolls, Concrete Washout, Gravel Bags in Gutter, Filter Fabric Under Grate SWPPP (WDID# 243C348285)	Planning / Grading Permits. Follow SWPPP and/or Erosion Control Plan. Applicant / Developer / Consultant / Contractor attend PW Erosion and Sediment Control Training within past 2 years
HILLSDALE AVE (6 SFR UNITS): GRADING FOR 7 LOTS FOR 6 SINGLE FAMILY RESIDENTIAL UNITS AND ONE COMMON OPEN SPACE ON A 0.448 GROSS ACRE SITE. (PW # 3-18192 - Issued 01/23/09) 866 HILLSDALE AVENUE ON THE SOUTH SIDE OF HILLSDALE AVENUE APPROXIMATELY 600 FEET EAST OF PEARL AVENUE	Residential	0.45	0.40	Inactive	Stabilized Construction Entrance, Fiber Rolls, Inlet Protection, Concrete Washout Area, Gravel Bags, Sediment Trap Filter	Planning / Grading Permits. Follow BMPs
PG&E GRADING: REGRADE SITE TO ACCOMODATE NEW ELECTRICAL EQUIPMENT AND STRUCTURESON THE APPROX. 1.48 AC. SITE. REGRADE WILL ALSO BUILD A NEW 16 FOOT ACCESS ROAD AROUND THE INTERIOR OF THE SITE (PW # 3-00454 - Issued 01/28/09) (NE/O) BRANHAM LANE AND JARVIS AVE.	Non-Residential	1.48	1.48	Under Construction (Grading Complete)	Stabilized Construction Entrance, Concrete Wash-out Area, Drain Inlet Protection	Planning / Grading Permits. Follow SWPPP and/or Erosion Control Plan. Applicant / Developer / Consultant / Contractor attend PW Erosion and Sediment Control Training within past 2 years
SJC AIRSIDE REFUELER LOADING FACILITY: TO ALLOW GRADING FOR THE CONSTRUCTION OF A JET FUEL TRUCK LOADING FACILITY ON A 0.80 ACRE SITE. (PW # 3-07072 - Issued 01/30/09) NEAR THE NORTHEAST CORNER OF AIRPORT, AGAINST HIGHWAY 101 AND GUADALUPE RIVER	Non-Residential	0.80	0.80	Inactive	Stabilized Construction Entrance, Block and Gravel Drop Inlet Sediment Filter, Soil Binders, Fiber Rolls, Concrete Washout, Gravel Bag Berm	Planning / Grading Permits. Follow BMPs

Project Name & Location	Project Type	Site Size (Ac)	Area of Land Disturbed (Ac)	Project Status	Stormwater Control Measures Included in Project	Requirement Mechanism
WESTGATE CHURCH CLASSROOM BUILDING : GRADING FOR NEW CLASSROOM BUILDING AT WESTGATE CHURCH (PW # 3-03636 - Issued 02/18/09) WEST SIDE OF SARATOGA AVENUE, 500 FEET SOUTHERLY OF CAMPBELL AVENUE	Non-Residential	3.38	0.39	Not Started	Fiber Rolls, Standard BMPs	Planning / Grading Permits. Follow BMPs
3916 MARS CT: REMOVE EXISTING UNPERMITTED RETAINING WALLS AND CONSTRUCT NEW PERMITTED RETAINING WALLS (PW # 3-03383 - Issued 02/18/09) 3916 MARS COURT	Residential	0.16	0.02	Completed	Standard BMPs	Planning / Grading Permits. Follow BMPs
LANDS OF TANOTO: TO ALLOW GRADING FOR ONE SINGLE FAMILY HOME. (PW # 3-12142 - Issued 02/25/09)	Residential	1.42	0.6	Under Construction (Grading Complete)	Stabilized Construction Entrance, Fiber Rolls, Inlet Protection Bag	Planning / Grading Permits. Follow SWPPP and/or Erosion Control Plan
EMPIRE CHILD CARE: GRADING PERMIT FOR EMPIRE CHILD CARE (PW # 3-18363 - Issued 03/03/09) SOUTHWEST CORNER OF NORTH 11TH AND EAST EMPIRE STREETS	Non-Residential	0.25	0.25	Not Started	Stabilized Construction Entrance, Fiber Rolls, Concrete Washout, Inlet Protection, Standard BMPs	Planning / Grading Permits. Follow BMPs
STORY/KING RETAIL: TO ALLOW GRADING FOR TO COMMERCIAL BUILDINGS ON A 0.69 GROSS ACRE SITE. (PW # 3-05576 - Issued 03/18/09) SOUTHWEST CORNER OF STORY AND SOUTH KING ROADS	Non-Residential	0.7	0.7	Completed	Stabilized Construction Entrance, Fiber Roll, Drain Inlet Protection	Planning / Grading Permits. Follow BMPs
CARRERA RETAINING WALLS: TO CONSTRUCT RETAINING WALLS OF VARIOUS HEIGHTS AND REAR YARD WORK CONSISTING OF A PLAYGROUND OF APPROXIMATELY 330 SQUARE FEET, A GAZEBO OF 1,735 SQUARE FEET, A TRELLIS OF 1075 SQUARE FEET, 2 STORAGE STRUCTURES OF LESS THAN 150 SQUARE FEET EACH, AND A SPA,ON A 0.67 GROSS ACRE SITE (PW # 3-18391 - Issued 03/30/09) NORTH SIDE OF ABORN ROAD, 1950 FEET EAST OF VINE AVENUE	Residential	0.67	0.13	Not Started	Standard BMPs	Planning / Grading Permits. Follow BMPs
TRACT NO. 10023 (MARBELLA): GRADING FOR 40 SFR UNITS (PW # 3-16811 - Issued 04/02/09) SOUTHEAST CORNER OF PIERCY ROAD AND TENNANT AVENUE	Residential	14.3	9.5	Grading On-going	Stabilized Construction Entrance, Drainage Swales, Fiber Rolls, Concrete Washout, Inlet Protection, Sediment Trap	Planning / Grading Permits. Follow SWPPP and/or Erosion Control Plan

Project Name & Location	Project Type	Site Size (Ac)	Area of Land Disturbed (Ac)	Project Status	Stormwater Control Measures Included in Project	Requirement Mechanism
GRADING FOR 2230 ALUM ROCK AVENUE: (PW # 3-18315 - Issued 04/02/09) SOUTHWEST CORNER OF ALUM ROCK AVENUE AND SCHARFF AVENUE	Non-Residential	0.4	0.4	Not Started	Stabilized Construction Entrance Detail, Fiber Roll Detail, Standard BMPs	Planning / Grading Permits. Follow BMPs
HITACHI 3100 NORTH FIRST STREET: TO ALLOW GRADING ON 0.70 ACRES FOR A 2-LEVEL DETACHED PARKING STRUCTURE ON A 4.8 GROSS ACRE SITE. (PW # 3-09906 - Issued 04/20/09) N/E CORNER MONTAGUE EXPY & N. 1ST ST.	Non-Residential	4.75	0.7	Grading On-going	Stabilized Construction Entrance, Fiber Rolls, Concrete Washout, Inlet Protection	Planning / Grading Permits. Follow BMPs
WORLD OIL GAS STATION: GRADING FOR GAS STATION REMODELING AND EXPANSION (PW # 3-00825 - Issued 05/08/09) NORTHERLY CORNER OF SENTER ROAD AND E. CAPITOL EXPRESSWAY	Non-Residential	0.47	0.47	Under Construction (Grading Complete)	Standard BMPs	Planning / Grading Permits. Follow BMPs
3-03940: TO ALLOW GRADING FOR PROPOSED RITE AID RETAIL BUILDING LOCATED ON 0.85 GROSS ACRE SITE AT CAPITOL EXPY/MCLAUGHLIN (PW # 3-03940 - Issued 05/20/09) NORTHEAST CORNER OF E CAPITOL EXPRESSWAY AND TUERS ROAD (RITE AID)	Non-Residential	10	.85	Not Started	Standard BMPs	Planning / Grading Permits. Follow BMPs
Department of Public Works, Transportation & Development Services Division						
Public Projects						
Silver Creek Valley Road Pavement Resurfacing/ Rehab Project	Non-Residential	24.1	0*	Substantial Completion scheduled by March 2009	Standard BMPs	SWPPP
E. Julian Street Bridge at Coyote Creek Seismic Retrofit	Non-Residential	0.16	0.05	Construction Completed	Standard BMPs	SWPPP
E. William Street Bridge at Coyote Creek Seismic Retrofit	Non-Residential	0.08	0*	Construction Completed	Standard BMPs	SWPPP
Southwest Expressway Bridge over Meridian Avenue Seismic Retrofit	Non-Residential	0.26	0.26	Construction Completed	Standard BMPs	SWPPP
G-79 Sidewalk Installation Low-Income SNI Areas (Forestdale Avenue- From Melbourne Blvd to Jeanne Avenue)	Residential	0.13	0.13	Construction Completed	Standard BMPs	SWPPP
Hamilton Avenue Improvement Project – From Meridian Avenue to Hamilton Way	Residential	0.89	0.89	Construction Completed	Standard BMPs	SWPPP
Leigh Avenue and Story Road Resurfacing Project (Concrete work only)	Non-Residential	16.06	16.06	Under Construction	Standard BMPs	SWPPP

Project Name & Location	Project Type	Site Size (Ac)	Area of Land Disturbed (Ac)	Project Status	Stormwater Control Measures Included in Project	Requirement Mechanism
Hanchett Avenue Pillar Project	Non-Residential	.025	.025	Under Construction	Standard BMPs	SWPPP
Bird Avenue Sidewalk Improvement	Residential	.045	.045	Under Construction	Standard BMPs	SWPPP
Eden Avenue Streetscape Project	Residential	0.05	0.05	Substantial Completion by October 2008	Standard BMPs	SWPPP
Woodard at Farnham Improvement Project (Farnham Elem. School)	Residential	0.12	0.12	Construction Completed	Standard BMPs	SWPPP
TDA 3: Hedding Street Improvement Project	Non-Residential	0.32	0.32	Construction Completed	Standard BMPs	SWPPP
STP Street Resurfacing/Rehab Project – Round 2	Non-Residential	44.85	0*	Substantial Completion by November 2008	Standard BMPs	SWPPP
STP Street Resurfacing/Rehab Project - Round 3	Non-Residential	53.81	53.81	Substantial Completion by December 2008	Standard BMPs	SWPPP
*Land disturbed is zero because no work was done below existing pavement.						
Department of Public Works, Engineering and Construction Services Division						
Public Projects						
Dent Avenue Strom Drain Improvement	Non-Residential	0.04	0.01	Construction Completed	Standard BMPs	BMP Implementation
Chateau Phase II	Non-Residential	0.92	0.31	Construction Completed	Standard BMPs	BMP Implementation
Albany- Kiely Phase III-IV	Non-Residential	1.59	0.53	Construction Completed	Standard BMPs	BMP Implementation
Department of Public Works, City Facilities Architectural Services Division						
Public Projects						
Hitachi Turnkey Parks	Recreation	140	140	Construction Complete	Stormwater controls, material protection, storage, cleaning, erosion and sediment controls, soil stabilization, post construction water management, waste management, maintenance, training	SWPPP
Lundy Turnkey Park	Recreation	17.38	17.38	Under Construction	Stormwater controls, material protection, storage, cleaning, erosion and sediment controls, soil stabilization, post construction water management, waste management, maintenance, training	SWPPP

Project Name & Location	Project Type	Site Size (Ac)	Area of Land Disturbed (Ac)	Project Status	Stormwater Control Measures Included in Project	Requirement Mechanism
Luna Turnkey Park Old Berryessa and Oakland Road	Recreation	9.6	7.2	Under Construction	Stormwater controls, material protection, storage, cleaning, erosion and sediment controls, soil stabilization, post construction water management, waste management, maintenance, training	SWPPP
Almaden Lake Park, Phase 2 Project Almaden Expressway and Coleman Road	Recreational	69.4	0.96	Construction Completed	Stormwater controls, material protection, storage, cleaning, erosion and sediment controls, soil stabilization, post construction water management, waste management, maintenance, training.	SWPPP
Mayfair Community Center 2039 Kammerer Avenue	Community Center	4.56	1.2	Construction Complete	Stormwater controls, material protection, storage, cleaning, erosion and sediment controls, soil stabilization, post construction water management, waste management, maintenance, training	SWPPP
Fire Station No. 34	Government	1.03	1.03	Construction Complete	Stormwater controls, material protection, storage, cleaning, erosion and sediment controls, soil stabilization, post construction water management, waste management, maintenance, training	SWPPP
Fire Station No. 35	Government	0.91	0.91	Construction Complete	Stormwater controls, material protection, storage, cleaning, erosion and sediment controls, soil stabilization, post construction water management, waste management, maintenance, training	SWPPP
Santa Teresa Branch Library 290 International Circle	Library	1.6	1.1	Construction Complete	Stormwater controls, material protection, storage, cleaning, erosion and sediment controls, soil stabilization, post construction water management, waste management, maintenance, training	SWPPP
Roosevelt Community Center 901 E. Santa Clara Street	Community Center	13.15	3.86	Construction Complete	Stormwater controls, material protection, storage, cleaning, erosion and sediment controls, soil stabilization, post construction water management, waste management, maintenance, training	SWPPP
South San José Police Substation	Governmental	10.49	10.49	Under Construction	Stormwater controls, material protection, storage, cleaning, erosion and sediment controls, soil stabilization, post construction water management, waste management, maintenance, training	SWPPP
Happy Hollow Park & Zoo – Zoo and Attractions Package	Recreation	40	16.5	Under construction	Stormwater controls, material protection, storage, cleaning, erosion and sediment controls, soil stabilization, post construction water management, waste management, maintenance, training	SWPPP

Project Name & Location	Project Type	Site Size (Ac)	Area of Land Disturbed (Ac)	Project Status	Stormwater Control Measures Included in Project	Requirement Mechanism
7 Trees Joint Use Facility	Library and Community Center	12.0	8.0	Under Construction	Stormwater controls, material protection, storage, cleaning, erosion and sediment controls, soil stabilization, post construction water management, waste management, maintenance, training	SWPPP
Bascom Library	Library	2.0	2.0	Under Construction	Stormwater controls, material protection, storage, cleaning, erosion and sediment controls, soil stabilization, post construction water management, waste management, maintenance, training	SWPPP
Coyote Creek Trail	Recreation	1.06	1.06	Under Construction	Stormwater controls, material protection, storage, cleaning, erosion and sediment controls, soil stabilization, post construction water management, waste management, maintenance, training	SWPPP
Albertson Trail	Recreation	3.3	3.3	Under Construction	Stormwater controls, material protection, storage, cleaning, erosion and sediment controls, soil stabilization, post construction water management, waste management, maintenance, training	SWPPP
Watson Park	Recreation	34.7	34.7	Under Construction	Stormwater controls, material protection, storage, cleaning, erosion and sediment controls, soil stabilization, post construction water management, waste management, maintenance, training	SWPPP
San José Environmental Innovation Center - Phase I	Government	2.8	2.8	Construction Start 8/09	Stormwater controls, material protection, storage, cleaning, erosion and sediment controls, soil stabilization, post construction water management, waste management, maintenance, training	SWPPP
Edenvale Community Center	Community Center	2.0	2.0	Construction Complete	Stormwater controls, material protection, storage, cleaning, erosion and sediment controls, soil stabilization, post construction water management, waste management, maintenance, training	SWPPP
San José Redevelopment Agency						
Public Projects						
Redevelopment Agency projects are reported by PW-CFAS.						

5. PSR: Public Streets, Roads, & Highways

5.A PSR Work Plan Self Evaluation Matrix

ITEM NO.	ACTIVITY	COMPLIANCE DATE	FY 08-09 STATUS	RESPONSIBLE PARTY
PSR 1	**Implementation of BMPs** The City of San José will implement Best Management Practices (BMPs) for street, road, and highway operation and maintenance (O&M) activities to reduce pollutants in stormwater and eliminate illicit discharges to the maximum extent practicable.			
PSR 1.A	Develop additional BMPs, as needed, when new O&M tasks are instituted.	As Needed	Not needed in FY 08-09.	DOT, ESD
PSR 1.B	Develop SOPs based on BMPs.	As Needed	Not needed in FY 08-09.	DOT, ESD
PSR 1.C	When new BMPs and SOPs are developed, integrate BMPs and standard operating procedures (SOPs) into training program.	As Needed	Not needed in FY 08-09.	DOT, ESD
PSR 1.C.1	Include SOPs listed in PSR 1.D.1 and developed in FY 05-06 into the FY 06-07 training program.	Done FY 06-07	Done FY 06-07.	ESD
PSR 1.D	Staff will review current PSR and SDO BMPs and SOPs. The annual training sessions with staff will be used as an opportunity to evaluate the effectiveness of BMPs and SOPs. BMPs and SOPs will be updated as indicated by the review.	Done FY 04-05 Annually	Done FY 08-09. The current review in the annual training indicated that no new SOPs are necessary. The street sweeping SOPs were reviewed as part of the annual training and evaluation. No revision was needed.	DOT, ESD
PSR 1.D.1	Revise or write the following SOPs: • Sidewalk/Plaza Maintenance: Cleaning, concrete installation and replacement, surface removal and repair; • Bridge and Structure Maintenance: Painting and paint removal, repair work, and graffiti removal; • Median and Road Embankment Maintenance; • Storm Drain Inlet Cleaning; • Storm Drain Line Cleaning; • Management of Storm Drain System Solid Waste; • Pump Station Inspection and Cleaning; • Drainage Ditch Cleaning.	Done FY 05-06	Done FY 05-06.	DOT, ESD, PRNS

ITEM NO.	ACTIVITY	COMPLIANCE DATE	FY 08-09 STATUS	RESPONSIBLE PARTY
PSR 1.D.2	Include a check box on the WE ICID inspection report form to indicate whether the responsible party in a stormwater complaint is a City employee.	FY 08-09 Ongoing	Due to technical requirements, it was not feasible to include a check box in the WE ICID inspection report form in FY 08-09. A change order for the database WE ICID inspection report form is in the process of being written. This task will be re-evaluated based on the review of the database and carried over into the FY 09-10 work plan if applicable. Inspectors will track this information manually and forward the information to the ESD-UR section for appropriate action.	ESD
PSR 1.D.3	In response to stormwater complaints involving a City employee conducting PSR and SDO O&M activities, the supervisor for the City employee involved in the complaint will be notified.	FY 07-08 Ongoing	Done FY 08-09. The City did not receive any complaints regarding City employees conducting PSR O&M activities for the City. See 5.B*: PSR Program Evaluation* for summary of complaint.	DOT, GS, PRNS, ESD
PSR 1.D.4	Review the existing street sweeping SOP	FY 08-09	Done FY 08-09.	DOT, ESD
PSR 2	**Contractor Use of BMPs** The City of San José will develop and implement a process to ensure that contractors employed to perform street, road, and highway O&M activities use appropriate BMPs per Urban Runoff Management Plan (URMP).			
PSR 2.A	Train contract managers for public street, road, and highway O&M contracts on related stormwater BMPs annually.	Annually	Done FY 08-09. Contract manager training occurred on 06/02/09, 06/04/09, and 06/05/09.	DOT, ESD
PSR 2.A.1	Include a check box on the WE ICID inspection report form to indicate whether the responsible party in a stormwater complaint is a City contractor.	FY 08-09 Ongoing	Due to technical requirements, it was not feasible to include a check box in the WE ICID inspection report form in FY 08-09. A change order for the database WE ICID inspection report form is in the process of being written. This task will be re-evaluated based on the review of the database and carried over into the FY 09-10 work plan if applicable. Inspectors will track this information manually and forward the information to the ESD-UR section for appropriate action.	ESD
PSR 2.A.2	In response to stormwater complaints involving City contractors conducting PSR and SDO O&M activities, the contract manager for the City contract involved in the complaint will be notified.	FY 07-08 Ongoing	Done FY 08-09. The City did not receive any complaints regarding contractors conducting PSR O&M activities for the City.	DOT, GS, PRNS, ESD
PSR 2.B	Develop standard contract language for PSR maintenance activities.	Done FY 05-06	Done FY 05-06.	DOT, ESD
PSR 2.B.1	Send letters to City contractors conducting PSR and SDO O&M activities with a reminder to use appropriate	Done FY 07-08	Done FY 07-08.	DOT, GS, PRNS, ESD

ITEM NO.	ACTIVITY	COMPLIANCE DATE	FY 08-09 STATUS	RESPONSIBLE PARTY
	BMPs while conducting their work.			
PSR 3	**City Staff Annual Training** The City of San José will provide annual training to its municipal staff in the use of appropriate BMPs. The City will also provide a mechanism for obtaining feedback from staff on the implementation and effectiveness of the BMPs and Control Measures.			
PSR 3.A	Identify training goals, such as improving the focus of the training on the specific BMPs used by a section; integrating new BMPs, if any; etc.	Annually, Q4	Done FY 08-09. Training goals were identified.	DOT, ESD
PSR 3.B	Identify training opportunities (which could include tailgate meetings and other existing training).	Annually	Done FY 08-09. Training opportunities were identified throughout the year for various City departments.	DOT, ESD
PSR 3.C	Create or revise training modules for affected City staff and contractors.	As needed	Done FY 07-08.	DOT, ESD
PSR 3.C.1	Add specific components from DOT Electrical Crew training module to the general DOT Street Crew training module. These components include: asphalt/concrete removal, concrete installation and repair, and mercury lamp recycling and/or disposal.	Done FY 05-06	Done FY 05-06.	ESD
PSR 3.D	Create or revise collateral material based on training modules.	As needed	Done FY 08-09. Presentations were revised as necessary.	DOT, ESD
PSR 3.E	Schedule training with affected supervisors.	Annually	Done FY 08-09. Training for DOT inlet cleaning, DOT Street Maintenance, RPW, and PRNS crews and rangers was scheduled with supervisors for the months of March, May, and June of 2009.	DOT, ESD
PSR 3.E.1	Develop and implement a new training module specifically for DOT electrician staff.	Done FY 04-05	Done FY 04-05.	DOT, ESD
PSR 4	**Notification of Public Agencies** The City of San José will inform other parties (e.g., CalTrans, the County of Santa Clara, and public utilities) conducting street, road, and highway O&M activities within its jurisdiction of the requirements to implement pollutant reduction BMPs and Control Measures in stormwater to the maximum extent practicable and eliminate illicit discharges.			
PSR 4.A	Identify conditions under which another agency will be notified regarding relevant stormwater requirements.	Done FY 02-03	Done prior to FY 02-03. The City notifies other agencies conducting street, road, and highway O&M activities within its jurisdiction of the requirements to implement BMPs and Control Measures on a complaint driven basis. When a complaint is received, a Watershed Enforcement Inspector investigates the complaint and educates the agency on proper BMPs and Control Measures; a citation is issued if necessary. For each complaint the City received involving	ESD

ITEM NO.	ACTIVITY	COMPLIANCE DATE	FY 08-09 STATUS	RESPONSIBLE PARTY
			other agencies in FY 08-09, Watershed Enforcement investigated the complaint and educated the agency contacts on proper BMPs and control measures to be used when conducting PSR O&M activities within the City.	
PSR 4.A.1	Include a check box on the WE ICID inspection report form to indicate whether the responsible party in a stormwater complaint is another agency.	FY 08-09 Ongoing	Due to technical requirements, it was not feasible to include a check box in the WE ICID inspection report form in FY 08-09. A change order for the database WE ICID inspection report form is in the process of being written. This task will be re-evaluated based on the review of the database and carried over into the FY 09-10 work plan if applicable. Inspectors will track this information manually and forward the information to the ESD-UR section for appropriate action.	ESD
PSR 4.A.2	The City will send letters to other agencies that conduct PSR O&M activities within its jurisdiction informing them of the requirement to implement appropriate BMPs and control measures while conducting their work.	Done FY 06-07	Done FY 06-07.	ESD-WE
PSR 5	**BMP Effectiveness Reviews** As part of the annual review process, the City of San José will review and evaluate the effectiveness of its BMPs in reducing pollutants in stormwater and eliminating illicit discharges. The review and evaluation will include input from the municipal maintenance staff that implement the BMPs.			
PSR 5.A	Draft procedure for annual effectiveness reporting, including sub-procedures for gathering feedback from affected supervisors and for modifications to BMPs and SOPs as necessary.	Done FY 01-02	Done FY 01-02.	DOT, ESD
PSR 5.A.1	Review procedures for annual effectiveness evaluation. Consider obtaining feedback from supervisors on how to assess BMP effectiveness and the use of training sessions with staff as an opportunity to evaluate BMPs and SOPs.	Annually	Done FY 08-09. The annual DOT Stormwater BMP and SOP training was conducted in May and June 2009. Both DOT crews and supervisors attended the training. PSR & SDO BMPs and SOPs were reviewed and feedback was requested during the training sessions. Written evaluations for the training were also distributed. Feedback received in FY 08-09 indicated the existing BMPs and SOPs are effective. See 5.B PSR Program Evaluation for the summary of training evaluation data.	DOT, ESD
PSR 5.B	Conduct evaluation of BMPs and SOPs.	Annually	Done FY 08-09.	DOT, ESD
PSR 5.B.1	Revise the eight SOPs reviewed in FY 06-07 according to comments received during the review process.	Done FY 07-08	Done FY 07-08.	ESD
PSR 5.C	Expand parking restriction signage and enforcement for	Done FY 07-08	Done FY 07-08. The parking restriction signage and	DOT

ITEM NO.	ACTIVITY	COMPLIANCE DATE	FY 08-09 STATUS	RESPONSIBLE PARTY
	street sweeping by 20 curb miles.		enforcement for street sweeping also expanded in FY 08-09 by 22 curb miles.	
PSR 5.D	Collect street sweeping data: volume and/or weight of debris collected, curb miles swept, and estimated percentage of leaves in yard trimmings collection program.	Ongoing	Done FY 08-09 and ongoing. The volume and/or weight of street sweeping debris collected, curb miles swept, and estimated percentage of leaves in yard trimmings collection program were collected. [See CNAP CB-11]	DOT, ESD
PSR 6	**Rural Public Works Maintenance and Support Activities** The City will extend its control measure strategy for PSR to address water quality impacts resulting from public works maintenance and support activities in rural areas.			
PSR 6.A	Identify City-owned properties that are applicable (under the RPW performance standard).	Ongoing	Done FY 08-09. No new City-owned properties were identified.	ESD, PRNS, DOT, GS
PSR 6.A.1	Re-evaluate the feasibility of using GIS information to identify additional applicable properties, if any.	Done FY 05-06	Done FY 05-06.	PRNS, GS, DOT, ESD
PSR 6.A.2	Some of the roads on the rural roads list compiled in FY 06-07 have portions that are within City limits and portions that are within Unincorporated Areas. Determine exactly which portions of these roads fall within the City's limits.	Done FY 07-08	Done FY 07-08.	DOT. ESD
PSR 6.B	Develop or adapt Standard Operating Procedures (SOPs) and Best Management Practices (BMPs) for rural public works activities.	Done FY 03-04	Done FY 03-04.	PRNS, GS, DOT, ESD
PSR 6.C	Provide annual training on appropriate SOPs/BMPs to City staff that perform rural public works operations and maintenance activities. Incorporate SOPs/BMPs evaluation into annual training.	Annually	Done FY 08-09. RPW training was conducted for PRNS staff in March, May, and June 2009.	PRNS, GS, DOT, ESD
PSR 6.C.1	Evaluate the RPW training schedule in order to coordinate more efficiently with PRNS staff schedules.	Done FY 06-07	Done FY 06-07.	PRNS, ESD
PSR 6.D	Through contract specifications, require contractors hired by the City to use appropriate SOPs/BMPs when performing rural public works construction or maintenance.	Done FY 05-06	Done FY 05-06.	PRNS, GS, DOT, ESD
PSR 6.E	Annually conduct an evaluation of the effectiveness of the rural public works program, report the results in the Urban Runoff Annual Report. Identify items for continuous improvement.	Annually	Done FY 08-09. The RPW BMP and SOP training was conducted in March, May and June 2009. Feedback was requested during the training, and evaluations were distributed. The feedback indicated no modifications to the BMPs and SOPs were necessary. See 5.B: *PSR*	PRNS, GS, DOT, ESD

ITEM NO.	ACTIVITY	COMPLIANCE DATE	FY 08-09 STATUS	RESPONSIBLE PARTY
			Program Evaluation for the summary of training evaluation data.	

5.B PSR Program Evaluation

Training

The City of San José provides annual training to its municipal staff in the use of appropriate BMPs. The City also provides a mechanism for obtaining feedback from staff on the implementation and effectiveness of the BMPs and control measures. Annual municipal staff training was held between May and June 2009 for the PSR and SDO program elements. Participants completed an evaluation form. Below is a summary of the evaluations based on a 5-point scale with 1 equal to a rating of poor and 5 equal to a rating of excellent:

- Subject Appropriateness – Participants responded with an average rating of 4.40 when asked if the training subjects taught are appropriate to their work.
- BMPs/SOPs Corresponds to work practices – Participants responded with an average rating of 4.41 when asked if current BMPs/SOPs presented correspond to work practices.
- Maintains NPDES Compliance – Participants responded with an average rating of 4.53 when asked if the training adequately explained how City staff help maintain compliance with the Stormwater NPDES permit.
- BMP/SOP Relationship to NPDES – Participants responded with an average rating of 4.49 when asked if the training adequately described the relationship of BMPs/SOPs to compliance with the City's Stormwater NPDES permit.
- Material Organization – Participants responded with an average rating of 4.48 when asked if the training materials were well organized.

The City's control measure strategy for PSR also addresses water quality impacts resulting from public works maintenance and support activities in rural areas. A two-day training was held in March 2009 providing the combination of classroom and field application. Participants were positive about the content and relevance of the training session to their work and particularly appreciated the field exercises.

Classroom training included a review of practical and effective BMPs for road maintenance to protect riparian habitat, aquatic species, and water quality. Field application demonstrated the correct way to properly use and install BMPs such as inlet protection, erosion control blankets, turf reinforcement mats, silt fence, straw wattles, straw bales, and re-vegetation.

Contractor Use of BMPs

In FY 08-09, no complaints were received involving a City of San José contractor conducting PSR or SDO O&M activities. The City includes language in all contracts between the City and contractors conducting PSR and SDO O&M activities requiring the use of BMPs.

Informing Other Agencies

The City of San José makes available to other parties (e.g., San José Water Company, CalTrans, the County of Santa Clara) conducting street, road, and highway O&M activities within its jurisdiction information concerning stormwater requirements for pollutant reduction BMPs and control measures. The City's Watershed Enforcement Division investigates complaints against other agencies and provides the necessary education on proper BMPs and control measures, and issues a citation when necessary.

BMP Effectiveness Review

As part of the annual review process, the City of San José reviews and evaluates the effectiveness of its BMPs in reducing pollutants in stormwater and eliminating illicit discharges. The review and evaluation includes input from the municipal maintenance staff that implements the BMPs. BMP effectiveness is evaluated using staff feedback gathered from training sessions. See training evaluation above.

Street Sweeping Program

The City conducts an extensive Street Sweeping program, involving the sweeping of the central business district; neighborhood business districts; arterials, collectors, and bicycle lanes; and residential streets. Annually, the City sends out a calendar of the residential street sweeping schedule to each single-family dwelling, and asks neighborhood associations within the City to include reminders in their association newsletters for moving parked vehicles on street sweeping days. The City is continuing to expand the areas in which parking restrictions are required and enforced to improve the effectiveness of the street sweeping program. In FY 08-09, the enforcement area broadened from 266.5 to 288.5 curb miles. Due to the budgetary constraints, there is no plan for expansion of the areas in which parking restrictions are required and enforced for street sweeping in FY 09-10. In FY 08-09, an estimated 27,751 cubic yards of debris were collected during all street-sweeping operations. Along with street sweeping, the City has a Yard Trimmings Collection Program. The total amount of yard trimmings collected in FY 08-09 was 131,145 tons of which approximately 44,710 tons were leaves.

5.C PSR Response to Water Board Comments

No comments received from Water Board on this Program Element.

5.D PSR Summary Tables / Additional Information

Parks Included in the Rural Public Works Performance Standard

Name of Park	Location	Acreage	Type of Park
Almaden Lake Park	Almaden Expwy & Coleman	64.9	Regional
Alum Rock Park	Alum Rock & Penitencia Creek	718.0	Regional
Emma Prusch Farm Park	Story & King	43.5	Regional
Guadalupe River Park	Between Hwy 880 and 280 along Guadalupe River in downtown San José	205.0	Regional
Kelley Park	Senter & Story	138.0	Regional
Lake Cunningham Park/Raging Waters	Capitol & Tully	202.0	Regional
Montgomery Hill Park	Yerba Buena & Murillo	59.6	Neighborhood
Overfelt Gardens	Education Park & McKee	32.6	Regional

Rural Roads within the City of San José

Name of Road	Comments
Bailey Avenue	Only a portion of Bailey Road is rural - west of Santa Teresa Avenue to McKean Road.
Casa Loma Road	Casa Loma Road starts at McKean Road and heads west to Rancho Canada del Oro Open Space Preserve. It has no curbs, gutters, or storm drains. A small creek is in the vicinity of the road.
Coyote Creek Golf Course Drive	Coyote Creek Golf Course Drive is a small portion of road leading from the Hwy 101 west bound off ramp to the Coyote Creek Golf

NAME OF ROAD	COMMENTS
	Course. It has no curbs, gutters, or storm drains.
Fleming Avenue	Only a portion of Fleming Avenue is rural - east of Morrie Drive. No curb, gutter, or storm drain is on the end portion of the avenue.
Grand Boulevard	Only a portion of Grand Boulevard is rural - at Los Esteros Road (north of Spreckles Avenue) as it goes to the Don Edwards San Francisco Bay National Wildlife Refuge Environmental Education Center.
Hicks Road	Most of Hicks Road south of Guadalupe Mines Road to City limits has no curbs, gutters or storm drains. Hicks Road meanders in and out of the City limits.
Los Esteros Road	Most of Los Esteros Road has no curbs, gutters, or storm drains. Curbs and gutters are on the road in front of the San José/Santa Clara Water Pollution Control Plant Administration Building.
McKean Road	Only a portion of McKean Road is rural - south of Bailey Avenue to City limits.
Metcalf Road	East of Hwy 101 as the road goes up into the hills. Small portions of Metcalf Road have an asphalt curb. Portions of Metcalf Road are in the City limits and portions are in Unincorporated Area.
Monterey Road	Only portions of Monterey Road are rural. Most of Monterey Road between Live Oak Avenue and Forsum Road has no curbs, gutters, or storm drains. There are some curbs, gutters and storm drains at the intersection of Palm Avenue and also at the Bailey Avenue interchange.
San Felipe Road	Only portions of San Felipe Road are rural. San Felipe Road between Aborn Road and Early Morning Court has curbs, gutters and storm drains. Portions of San Felipe Road after Early Morning Court and to the City limits have an asphalt curb on one side and no curb, gutter or storm drains on the other side.
Santa Teresa Boulevard	Only a portion of Santa Teresa Boulevard is rural - south of Bailey Avenue to City limits.
Sierra Road	Only a portion of Sierra Road is rural – as the road goes up into the east hills. Portions of Sierra Road are in the City limits and portions are in Unincorporated Area.
Sweigert Road	Only a portion of Sweigert Road is rural - northeast of Geist Road there is no curb, gutter, or storm drain as Sweigert Road goes up hill toward private drives.
Zanker Road	Only a portion of Zanker Road is rural - north of the Hwy 237 off ramp to Los Esteros Road has no curbs and gutters except in front of the San José/Santa Clara Water Pollution Control Plant Environmental Services Building.

6. SDO: Storm Drain System Operation & Maintenance

6.A SDO Work Plan Self Evaluation Matrix

ITEM NO.	ACTIVITY	COMPLIANCE DATE	FY 08-09 STATUS	RESPONSIBLE PARTY
SDO 1	**O&M BMP Implementation** The City of San José will implement best management practices (BMPs) for the storm drain system operation and maintenance (O&M) to reduce pollutants in stormwater to the maximum extent practicable. Specific BMPs for each type of O&M activity are those listed in the City's Urban Runoff Management Plan (URMP).			
SDO 1.A	Develop additional BMPs, as needed, when new O&M tasks are instituted (including structural controls if necessary).	As Needed	Not needed in FY 08-09.	DOT, ESD
SDO 1.B	Develop SOPs based on BMPs.	As Needed	Not needed in FY 08-09.	DOT, ESD
SDO 1.C	When new BMPs and SOPs are developed, integrate BMPs and SOPs into training program.	As Needed	Not needed in FY 08-09.	DOT, ESD
SDO 1.C.1	Include SOPs listed in SDO 1.D.1 and developed in FY 05-06 into the FY 06-07 training program.	Done FY 06-07	Done FY 06-07.	ESD
SDO 1.D	Staff will review current PSR and SDO BMPs and SOPs. The annual training sessions with staff will be used as an opportunity to evaluate the effectiveness of BMPs and SOPs. BMPs and SOPs will be updated as indicated by the review.	Done FY 04-05 Annually	Done FY 08-09. The review in the annual training indicated that no new SOPs are necessary for SDO O&M.	DOT, ESD
SDO 1.D.1	Revise or write the following SOPs: Sidewalk/Plaza Maintenance: Cleaning, concrete installation and replacement, surface removal and repair; Bridge and Structure Maintenance: Painting and paint removal, repair work, and graffiti removal; Median and Road Embankment Maintenance; Storm Drain Inlet Cleaning; Storm Drain Line Cleaning; Management of Storm Drain System Solid Waste; Pump Station Inspection and Cleaning; Drainage Ditch Cleaning. See *PSR 1.D.1*.	Done FY 05-06	Done FY 05-06.	DOT, ESD, PRNS
SDO 1.D.2	Include a check box on the WE ICID inspection report form to indicate whether the responsible party in a	FY 08-09	Due to technical requirements, it was not feasible to include a check box in the WE ICID inspection report form	ESD

ITEM NO.	ACTIVITY	COMPLIANCE DATE	FY 08-09 STATUS	RESPONSIBLE PARTY
	stormwater complaint is a City employee.	Ongoing	in FY 08-09. A change order for the database WE ICID inspection report form is in the process of being written. This task will be re-evaluated based on the review of the database and carried over into the FY 09-10 work plan if applicable. Inspectors will track this information manually and forward the information to the ESD-UR section for appropriate action.	
SDO 1.D.3	In response to stormwater complaints involving a City employee conducting PSR and SDO O&M activities, the supervisor for the City employee involved in the complaint will be notified.	FY 08-09 Ongoing	Done FY 08-09. The City did not receive any complaints involving City employees conducting PSR and SDO O&M activities.	DOT, GS, PRNS, ESD
SDO 2	**Problem Tracking and Process Improvement** The City of San José will develop and implement processes for tracking problem areas and ensuring that appropriate BMPs and SOPs will be implemented for storm drain operation and maintenance activities.			
SDO 2.A	Implement an annual inspection and cleaning work plan to achieve a Tier II level review.	Ongoing	Done FY 08-09. The FY 08-09 Storm Inlet Cleaning Program was conducted October 2008 – February 2009. For inlet cleaning, DOT schedules and implements the inspection and cleaning on an annual basis. The City achieved a Tier 2 level review for FY 08-09 including follow up inspections for the Alviso area located in north San José. In FY 08-09, a total of 29,823 inlets were inspected and cleaned as needed.	DOT
SDO 2.B	Evaluate criteria for collecting data from City field personnel for the purposes of determining Problem Areas.	As Needed	Not needed FY 08-09.	DOT, ESD
SDO 2.C	Revise documentation and problem area reporting procedure, if necessary, to improve reporting performance. Documentation to include frequency, nature, and type of recurring problem. Include coordination of data from ICID and Storm Drain Management System data sources. Include analysis of data to identify trends for targeting solutions.	As Needed	Not needed FY 08-09.	DOT, ESD
SDO 2.D	Produce Problem Area report.	Annually	Done FY 08-09. FY 08-09 Storm Inlet Cleaning Program Problem Area Report was produced by DOT staff in May 2009.	DOT
SDO 2.E	Address Problem Areas through ICID enforcement/	As Needed	Not needed in FY 08-09.	DOT, ESD

ITEM NO.	ACTIVITY	COMPLIANCE DATE	FY 08-09 STATUS	RESPONSIBLE PARTY
	education activities, additional BMP development, program development or retrofit.			
SDO 2.E.1	Explore purchasing additional vactor trucks.	Done FY 06-07	Done FY 06-07.	DOT
SDO 3	**Contractor Use of BMPs** The City will develop and implement, as needed, a process to ensure that contractors employed to perform storm drain O&M activities use the appropriate BMPs.			
SDO 3.A	Train contract managers for SDO O&M contracts on related stormwater BMPs.	Annually	Done FY 08-09. Contract manager training occurred on 06/02/09, 06/04/09, and 06/05/09.	DOT, ESD
SDO 3.A.1	Include a check box on the WE ICID inspection report form to indicate whether the responsible party in a stormwater complaint is a City contractor.	FY 08-09 Ongoing	Due to technical requirements, it was not feasible to include a check box in the WE ICID inspection report form in FY 08-09. A change order for the database WE ICID inspection report form is in the process of being written. This task will be re-evaluated based on the review of the database and carried over into the FY 09-10 work plan if applicable. Inspectors will track this information manually and forward the information to the ESD-UR section for appropriate action.	ESD
SDO 3.A.2	In response to stormwater complaints involving City contractors conducting PSR and SDO O&M activities, the contract manager for the City contract involved in the complaint will be notified.	FY 07-08 Ongoing	Done FY 08-09. The City did not receive any complaints regarding contractors conducting PSR O&M activities for the City. See 5.B: PSR Program Evaluation for summary of complaint.	DOT, GS, PRNS, ESD
SDO 4	**Staff Training and BMP Feedback** The City of San José will provide annual training to its municipal staff in use of appropriate BMPs and/or Control Measures. The City will also provide a mechanism for obtaining feedback from staff on implementation and effectiveness of BMPs and Control Measures.			
SDO 4.A	Provide training prior to the rainy season.	Annually, Q4	Done FY 08-09. Training conducted in May and June 2009 for Inlet Cleaning, DOT, and PRNS crews.	DOT, ESD
SDO 4.B	Create or revise training modules for affected City staff.	As Needed	Done FY 07-08. The DOT crew training was revised to reflect the closure of the Main Corp Yard and the new operations located at the Central Service Corp Yard.	DOT, ESD
SDO 4.B.1	Improve the focus of the training on the specific BMPs used by a section.	As Needed	Done FY 08-09.	DOT, ESD
SDO 4.B.2	Provide specific training to inlet cleaning crews on IMSPAR data collection in advance of inlet cleaning program implementation.	Annually	Done FY 08-09. DOT Storm Inlet Cleaning Program crew training was conducted in May and June 2009.	DOT, ESD
SDO 4.B.3	Add specific components from DOT Electrical Crew training module to the general DOT Street Crew training module. These components include: asphalt/concrete	Done FY 05-06	Done FY 05-06.	ESD

ITEM NO.	ACTIVITY	COMPLIANCE DATE	FY 08-09 STATUS	RESPONSIBLE PARTY
	removal, concrete installation and repair, and mercury lamp recycling and/or disposal.			
SDO 4.C	Produce schedule for training.	Annually	Done FY 08-09. Training for DOT inlet cleaning, DOT Street Maintenance, RPW, and PRNS crews and rangers was scheduled with supervisors for the months of March, May, and June of 2009.	DOT, ESD
SDO 5	**Data Analysis** As part of the annual review process, the City of San José will evaluate data regarding cleaning activities and unusual flows observed during inspection. The review and evaluation will include consideration of storm drain structural retrofit.			
SDO 5.A	Draft procedure for annual review and evaluation of data.	Done FY 01-02	Done FY 01-02.	DOT, ESD
SDO 5.A.1	Collect data on the amount of materials removed during inlet cleaning.	Done FY 04-05 Annually	Done FY 08-09. Data was collected, by DOT crews, on the amount and type of materials removed during the FY 08-09 Storm Inlet Cleaning Program.	DOT, ESD
SDO 5.B	Implement annual data review and identify follow-up actions as appropriate.	Annually	Done FY 08-09. Storm Inlet Cleaning Program Problem Area data was reviewed and possible follow-up actions were identified. See 6.B: *SDO Program Evaluation.*	DOT, ESD
SDO 5.B.1	Re-evaluate how follow-up is conducted by crews when "cars on catch basins" is identified on the IMSPAR report, in order to better understand to what extent parked cars are a barrier to cleaning.	Done FY 06-07	Done FY 06-07.	DOT, ESD
SDO 5.B.2	Evaluate "cars on catch basins" data to see if it can be used as one of the factors in determining where future posted signage for street sweeping restrictions will be installed.	Done FY 06-07	Done FY 06-07.	DOT, ESD
SDO 5.B.3	Evaluate how to integrate the results of the IMSPAR report, regarding garbage and high debris, into scheduling additional cleaning.	Annually	Done FY 08-09. No additional cleaning was conducted in FY 08-09.	DOT, ESD
SDO 5.B.4	Re-evaluate use of hand held devices to collect data during storm drain inlet cleaning and potentially other maintenance activities.	Done FY 07-08	Done FY 07-08.	DOT, ESD
SDO 6	**BMP Effectiveness Reviews** As part of the annual review process, the City of San José will review and evaluate the effectiveness of its BMPs in reducing pollutants in stormwater and eliminating illicit discharges.			
SDO 6.A	Review with supervisors to get feedback and	As Needed	Done FY 08-09. DOT supervisors attended annual training. Evaluations were distributed to elicit information	DOT, ESD

ITEM NO.	ACTIVITY	COMPLIANCE DATE	FY 08-09 STATUS	RESPONSIBLE PARTY
	information on how to assess BMP effectiveness.		on BMP and SOP effectiveness. Feedback received indicates that the BMPs and SOPs are effective.	
SDO 6.B	Use annual training sessions with staff as an opportunity to evaluate the effectiveness of BMPs and SOPs.	Annually	Done FY 08-09. The annual DOT Stormwater BMP and SOP training was conducted in May and June 2009. Both DOT crews and supervisors attended the training. PSR & SDO BMPs and SOPs were reviewed and feedback was requested during the training sessions. Written evaluations for the training were also distributed. Feedback received indicated that the existing BMPs and SOPs are effective and no modifications to SDO SOPs were necessary in FY 08-09. See 6.B: *SDO Program Evaluation* for the summary of training evaluation data.	DOT, ESD

6.B SDO Program Evaluation

Training

The City of San José provides annual training to its municipal staff in the use of appropriate BMPs. The City also provides a mechanism for obtaining feedback from staff on the implementation and effectiveness of the BMPs and control measures. Annual municipal staff training was held in May and June 2009 for the Storm Drain Inlet Cleaning program. Participants completed an evaluation form. Below is a summary of the evaluations based on a 5-point scale with 1 equal to a rating of poor and 5 equal to a rating of excellent:

- Subject Appropriateness – Participants responded with an average rating of 4.40 when asked if the training subjects taught are appropriate to their work.
- BMPs/SOPs Corresponds to work practices – Participants responded with an average rating of 4.41 when asked if current BMPs/SOPs presented correspond to work practices.
- Maintains NPDES Compliance – Participants responded with an average rating of 4.53 when asked if the training adequately explained how City staff help maintain compliance with the Stormwater NPDES permit.
- BMP/SOP Relationship to NPDES – Participants responded with an average rating of 4.49 when asked if the training adequately described the relationship of BMPs/SOPS to compliance with the City's Stormwater NPDES permit.
- Material Organization – Participants responded with an average rating of 4.48 when asked if the training materials were well organized.

Storm Inlet Cleaning Program Data Review

The City reviews data on cleaning activity via the Infrastructure Maintenance Division Storm Drain System Problem Area Report (IMSPAR), developed in FY 04-05 for the Storm Inlet Cleaning program. IMSPAR tracks inlet and catch basin problems associated with debris, access, and construction. IMSPARs increased about 4.5 percent from last year, accounting for approximately 2,200 or about 7 percent of the City's storm drain inlets and catch basins.

Review of the data indicated more than 1,200 or about 55 percent of the reported problems were operational challenges such as access to storm inlets, while only 537 or 24 percent of the problems are associated with different types of debris. Construction activities make up the fewest reported problems at 452 or 21 percent.

Key problems included:

- Vehicles parked over catch basins (41.3 percent) – Over 900 of the problems reported were attributed to access caused by vehicle obstruction. During review, the City considered options for minimizing parked cars but concluded that sign posting would be cost prohibitive at this time. Currently, staff returns to these catch basins at least once for subsequent cleaning attempts.
- Abandoned silt sacks (18.5 percent) – Construction issues related to abandoned silt sacks accounted for the second most frequent problem encountered by cleaning crews.
- Natural debris (15.5 percent) – natural debris such as leaves, roots, lawn clippings, and dirt in excess of 3 feet deep in catch basin accounted for the third most reported problems.
- Cannot locate (9.8 percent) – crews unable to locate catch basin accounted for nine percent of the reported problems.
- Garbage (7.3 percent) – crews reported 115 incidents were the volume of garbage (paper, bottles, cans, and other man-made waste) was in excess of a full grocery bag.
- Other (7.6 percent) – crews reported 84 occurrences in which they were unable to open an inlet, 44 occurrences related to various types of construction activity, and 39 combined occurrences of other types of issues reported by cleaning crews.

The City assessed nearly 30,000 inlets in FY 08-09 and removed an estimated 430 cubic yards of debris. The City has removed on average about 400 cubic yards per year over the past three years.

DOT acquired funding in FY 07-08 for the purchase of four (4) combination cleaner trucks. Combination cleaner trucks can both vacuum out and water jet catch basins and sewer lines. The order of four combination cleaner trucks was placed and received in FY 07-08. DOT ordered and received two (2) additional combination cleaner trucks in FY 08-09, increasing the total to six (6) new vehicles over the past two years.

BMP Effectiveness

As part of the annual review process, the City of San José reviews and evaluates the effectiveness of its BMPs in reducing pollutants in stormwater and eliminating illicit discharges. BMP effectiveness is evaluated using staff feedback gathered from training sessions. See 6.B PSR Program Evaluation, BMP Effectiveness Review for results.

6.C SDO Response to Water Board Comments

No comments received from Water Board on this Program Element.

6.D SDO Summary Tables / Additional Information

FY 08-09 Storm Inlet Cleaning Program – IMSPAR
(Reports by Problem Type)

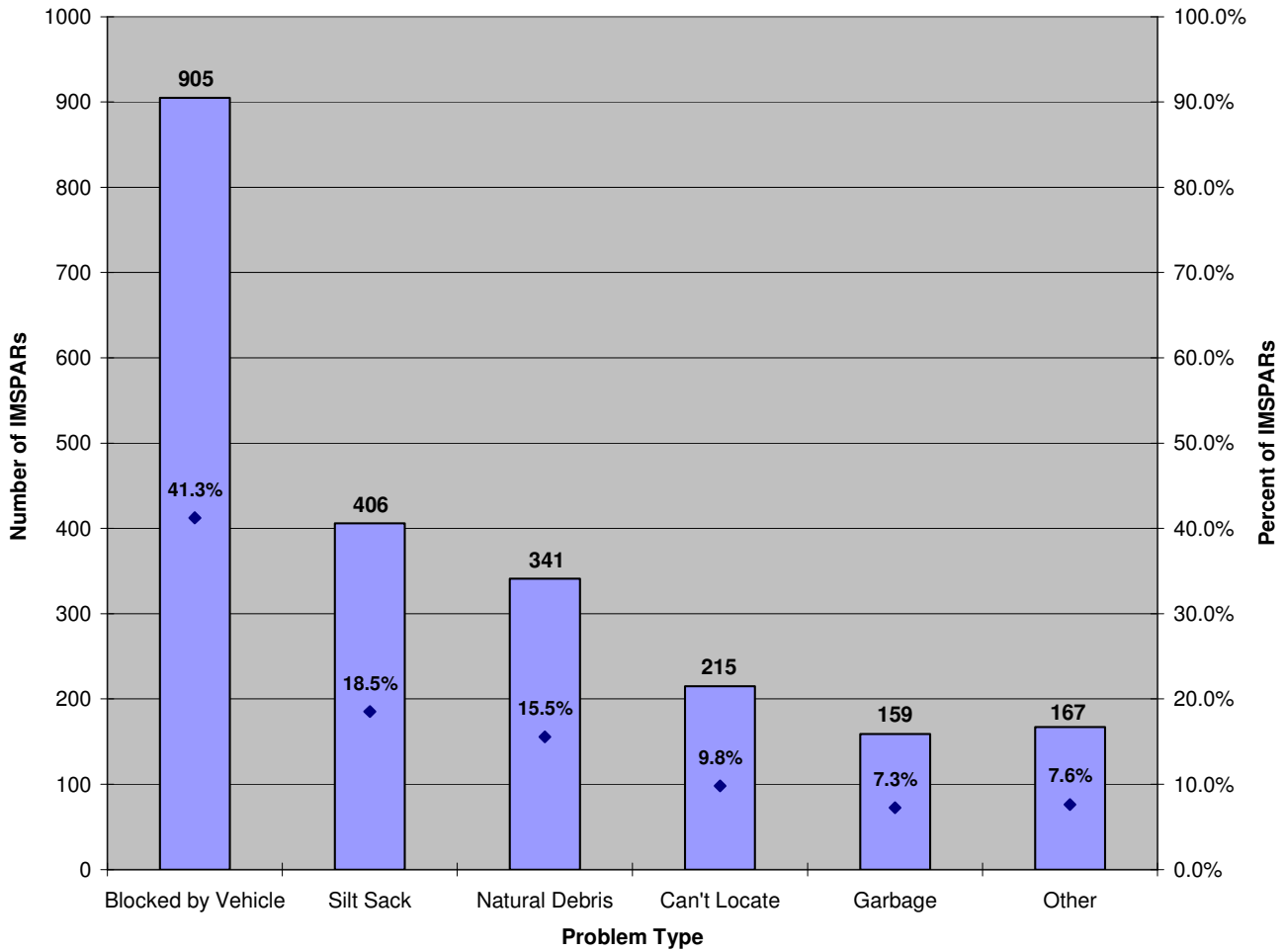

This page intentionally left blank.

7. WUOM: Water Utilities Operations & Maintenance

7.A WUOM Work Plan Self Evaluation Matrix

ITEM NO.	ACTIVITY	COMPLIANCE DATE	FY 08-09 STATUS	RESPONSIBLE PARTY
WUOM 1	**Inventory of O&M Activities** The City of San José's Municipal Water System will conduct an inventory of all-key operations and maintenance activities, and identify routine and unplanned non-stormwater discharges from these activities. This inventory will be conducted every three years and evaluated at least once a year.			
WUOM 1.A	Review current procedures for operations and maintenance.	Annually	Done FY 08-09. The current procedures have been reviewed and no change is recommended at this time.	ESD-Muni
WUOM 1.B	Three-year update of list.	Done 3/31/06 03/31/09	Done 3/09. Next inventory due date contingent on pending MRP.	ESD-Muni
WUOM 2	**Implementation of WUPPP** The City of San José's Municipal Water System will implement the pollution control measures identified in the Water Utility Pollution Prevention Plan (WUPPP) to manage chlorine, biocides, and algaecides and prevent erosion and sedimentation.			
WUOM 2.A	Implement WUPPP/Report on activities	Ongoing	Done FY 08-09. WUPPP was implemented in 2000. Municipal Water staff and their contractors comply with the BMPs and SOPs included in the WUPPP.	ESD-Muni
WUOM 3	**Staff Training and Contractor WUPPP Compliance** The City of San José's Municipal Water System will conduct annual training for municipal staff and coordinate WUPPP elements with water utility project planning, including WUPPP elements (BMPs, conditions, specifications, etc., in contract and services agreements).			
WUOM 3.A	Implement training program.	Annually, Q2	Done December 2008. See 13.D: *Municipal Employee* Training Summary.	ESD-Muni
WUOM 4	**WUPPP Effectiveness Evaluation** The City of San José's Municipal Water System will evaluate the effectiveness of the WUPPP annually. Maintain accurate documentation and revise the WUPPP as necessary.			
WUOM 4.A	Evaluation effectiveness of program.	Annually, Q4	Done FY 08-09. Municipal Water evaluates BMPs and SOPs annually. See 7.B: *WUOM Program Evaluation*.	ESD-Muni

7.B WUOM Program Evaluation

The City's Municipal Water System evaluation process consists of reviewing BMPs and SOPs on an annual basis. Processes for BMPs and SOPs were reviewed and discussed during the annual training held in December 2008. Staff found the procedures to be satisfactory and effective for meeting the goals of the URMP. No changes were recommended at this time. Surveys conducted at the annual training indicate current BMPs and SOPs are clear, adequate, workable, and effective.

In addition to the annual BMP review and training, staff from both Municipal Water System and Environmental Services conducted a review of the City's Water Utility Operations and Maintenance Discharge Pollution Prevention Plan (WUDPPP) with that of the Santa Clara Valley Urban Runoff Pollution Prevention Program WUDPPP. It was determined that the City's WUDPPP is consistent with the guidance provided in the Santa Clara Valley Urban Runoff Pollution Prevention Program's WUDPPP.

7.C WUOM Response to Water Board Comments

No comments received from Water Board on this Program Element.

7.D WUOM Summary Tables / Additional Information

Inventory of Potential Water Utility Discharges

Instructions: This inventory is to be performed by the Municipal Water System Division at least once every three years, as required by the Water Utility O&M Discharge Performance Standard. It is modeled on the Santa Clara Valley Urban Runoff Pollution Prevention Program's model inventory. A separate inventory shall be performed in each service zone (North S.J., Evergreen, Edenvale, Coyote, South Bay Water Recycling). Not all discharge and information categories will apply (such as raw water discharges and the locations of hydrant flushing). For additional guidance on completing this inventory, see the inventory given in Appendix C-1 of the San José Water Utility Operation and Maintenance Discharge Pollution Prevention Plan.

Discharge Activity	Discharge Location	Estimated Quantity	Estimated Rate (g.p.m.)	Estimated Frequency (per year)	Planned / Unplanned	Known Chemical Additives
SJMWS – COYOTE						
I. Un-Treated Groundwater						
1.Hydrant flushing	Throughout System	12,000 gal	1000	Every 3 years	Planned	None
2.Fire flow testing	N/A					
3.Main line breaks	System	Varies	Varies	Varies	Unplanned	None
4.Service line breaks	System	Varies	Varies	Varies	Unplanned	None
5.Reservoir tank cleaning	Reservoir Site	58,000 gal	240	Every 5 years	Planned	None
6.Reservoir tank draining	N/A					
7. Sheared hydrants	N/A					
8. Meter testing in the field	N/A					
9. Backflow testing	N/A					
10. Pump station operation discharge	N/A					

Discharge Activity	Discharge Location	Estimated Quantity	Estimated Rate (g.p.m.)	Estimated Frequency (per year)	Planned / Unplanned	Known Chemical Additives
11. Mainline cleaning (pigging)	N/A					
12. Exercising interconnection valves	N/A					
13. Blow offs	N/A					
14. Pressure release valve blow offs	N/A					
15. Air release valve blow offs	N/A					
16. Water quality sampling	Blanchard sampling site	100 gal	10	1 per week	planned	none
17. Facility landscape irrigation	N/A					
18. WTP filter bank inspection	N/A					
19. WTP filter turbidimeter	N/A					
20. WTP chlorine analyzer	N/A					
21. Elect. Generator cooling water	N/A					
22. Pumping out sumps, vaults, etc., for maintenance	N/A					
II. Raw (untreated) Water						
1. In stream recharge program	N/A					
2. Pipeline modification or maintenance	N/A					
3. Meter testing facility	N/A					
4. Percolation ponds maint. activities	N/A					
III. Groundwater						
1. Artesioning wells	N/A					
2. Well sampling	Well Sites 21,22,23	54,000 gal	1200 gpm	once per year/varies	Planned	none
3. Well rehabilitation/ maintenance	Well Sites	7.2 MG	2500	One time only	Planned	none
4. Well first-flush-to-waste cycle at startup	Well Sites 21,22,23	4500 gal	1500 gpm	Varies 1/3 days	Planned	none
5. Well chlorination (disinfection) and flushing	N/A					
6. Well destruction	N/A					
7 Excavation dewatering	N/A					
IV. Non Potable						
1. Main line breaks	N/A					
2. Service line breaks	N/A					
6. Mainline cleaning (pigging)	N/A					

Discharge Activity	Discharge Location	Estimated Quantity	Estimated Rate (g.p.m.)	Estimated Frequency (per year)	Planned / Unplanned	Known Chemical Additives
7. Pump station operation discharges	N/A					
9. Blow offs	N/A					
10. Air release valve blow offs	N/A					
VI. Other						
1. Dust Control	N/A					
2. Excessive landscape irrigation	N/A					
South Bay Water Recycling						
V. Recycled (reclaimed) Water						
1. Main line breaks	System	Varies	Varies	Varies	Unplanned	Chlorine
2. Service line breaks	System	Varies	Varies	Varies	Unplanned	Chlorine
3. Reservoir tank overflow	N/A					
4. Meter testing in the field	Various	1000 gal	100	Every 2 years	Planned	Chlorine
5. Backflow testing						
6. Mainline cleaning (pigging)						
7. Pump station operation discharge						
8. Blow offs						
SJMWS - EDENVALE						
I. Un-Treated Groundwater						
1. Hydrant flushing	Throughout System	400,000 gal	1000	Every 3 years	Planned	None
2. Fire flow testing	Varies	50,000 gal	5000	As required	Planned	None
3. Main line breaks	System	Varies	Varies	Varies	Unplanned	None
4. Service line breaks	System	Varies	Varies	Varies	Unplanned	None
5. Reservoir tank cleaning	Reservoir Site	58,000 gal	240	Every 5 years	Planned	None
6. Reservoir tank draining	N/A					
7. Sheared hydrants	N/A					
8. Meter testing in the field	Various	1000 gal	100	Every two years	Planned	None
9. Backflow testing	N/A					
10. Pump station operation discharge	N/A					
11. Mainline cleaning (pigging)	N/A					

Discharge Activity	Discharge Location	Estimated Quantity	Estimated Rate (g.p.m.)	Estimated Frequency (per year)	Planned / Unplanned	Known Chemical Additives
12. Exercising interconnection valves	N/A					
13. Blow offs	N/A					
14. Pressure release valve blow offs	N/A					
15. Air release valve blow offs	N/A					
16. Water quality sampling	Various	50 gal	10	2/week	Planned	None
17. Facility landscape irrigation	N/A					
18. WTP filter bank inspection	N/A					
19. WTP filter turbidimeter	N/A					
20. WTP chlorine analyzer	N/A					
21. Elect. Generator cooling water	N/A					
22. Pumping out sumps, vaults, etc., for maintenance	N/A					
II. Raw (untreated) Water						
1. In stream recharge program	N/A					
2. Pipeline modification or maintenance	N/A					
3. Meter testing facility	N/A					
4. Percolation ponds maint. activities	N/A					
III. Groundwater						
1. Artesioning wells	N/A					
2. Well sampling	Well Sites 11,12,13	154,000 gal	1200 gpm	once a year/varies	Planned	none
3. Well rehabilitation/ maintenance	N/A					
4. Well first-flush-to-waste cycle at startup	Well Sites 11,12,13	4,500 gal	1500 gpm	Varies 1/3 days	Planned	none
5. Well chlorination (disinfection) and flushing	N/A					
6. Well destruction	N/A					
7. Excavation dewatering	N/A					
IV. Non Potable						
1. Main line breaks	N/A					
2. Service line breaks	N/A					
6. Mainline cleaning (pigging)	N/A					
7. Pump station operation discharges	N/A					
9. Blow offs	N/A					

Discharge Activity	Discharge Location	Estimated Quantity	Estimated Rate (g.p.m.)	Estimated Frequency (per year)	Planned / Unplanned	Known Chemical Additives
10. Air release valve blow offs	N/A					
VI. Other						
1. Dust Control	N/A					
2. Excessive landscape irrigation	N/A					
SJMWS - EVERGREEN						
I. Treated Water						
1. Hydrant flushing	Throughout System	10 MG	1000	Every 3 years	Planned	Fluoride/ Chloramines
2. Fire flow testing	Varies	30,000 gal	3000	1-3 years	Planned	Fluoride/ Chloramines
3. Main line breaks	System	Varies	Varies	Varies	Unplanned	Fluoride/ Chloramine
4. Service line breaks	System	Varies	Varies	Varies	Unplanned	Fluoride/ Chloramines
5. Reservoir tank cleaning	13 Sites	.74 MG	240	Every 5 years	Planned	Fluoride/ Chloramines
6. Reservoir tank draining	N/A					
7. Sheared hydrants	N/A					
8. Meter testing in the field	Various	0.5 MG	100	Every two years	Planned	Fluoride/ Chloramines
9. Backflow testing	N/A					
10. Pump station operation discharge	N/A					
11. Mainline cleaning (pigging)	N/A					
12. Exercising interconnection valves	N/A					
13. Blow offs	N/A					
14. Pressure release valve blow offs	N/A					
15. Air release valve blow offs	N/A					
16. Water quality sampling	Various	1,150 gal	10	23 per week	Planned	Fluoride/ Chloramine
17. Facility landscape irrigation	7 Sites	1,400 gal	10	Once per week	Planned	Fluoride / Chloramines
18. WTP filter bank inspection	N/A					

Discharge Activity	Discharge Location	Estimated Quantity	Estimated Rate (g.p.m.)	Estimated Frequency (per year)	Planned / Unplanned	Known Chemical Additives
19. WTP filter turbidimeter	N/A					
20. WTP chlorine analyzer	N/A					
21. Elect. Generator cooling water	N/A					
22. Pumping out sumps, vaults, etc., for maintenance	N/A					
II. Raw (untreated) Water						
1. In stream recharge program	N/A					
2. Pipeline modification or maintenance	N/A					
3. Meter testing facility	N/A					
4. Percolation ponds maint. activities	N/A					
III. Groundwater						
1. Artesioning wells	N/A	Discharge only as shown below				
2. Well sampling	Loupe Tuers 2,3,4,5	90,000 gal	1500	once a year/varies	Planned	none
3. Well rehabilitation/ maintenance	None					
4. Well first-flush-to-waste cycle at startup	Loupe Tuers 2,3,4,5	4,500 gal	1500 gpm	As needed	Unplanned emergency	none
5. Well chlorination (disinfection) and flushing	N/A					
6. Well destruction	N/A					
7 Excavation dewatering	N/A					
IV. Non Potable						
1. Main line breaks	N/A					
2. Service line breaks	N/A					
6. Mainline cleaning (pigging)	N/A					
7. Pump station operation discharges	N/A					
9. Blow offs	N/A					
10. Air release valve blow offs	N/A					
VI. Other						
1. Dust Control	N/A					
2. Excessive landscape irrigation	N/A					
SJMWS – NORTH SAN JOSE/ALVISO						
I. Treated Water						

Discharge Activity	Discharge Location	Estimated Quantity	Estimated Rate (g.p.m.)	Estimated Frequency (per year)	Planned / Unplanned	Known Chemical Additives
1. Hydrant flushing	Throughout System	3 MG	1000	Every 3 years	Planned	Fluoride/ Chloramines
2. Fire flow testing	Varies	75,000 gal	5000	1-3 years	Planned	Fluoride/ Chloramines
3. Main line breaks	System	Varies	Varies	Varies	Unplanned	Fluoride/ Chloramines
4. Service line breaks	System	Varies	Varies	Varies	Unplanned	Fluoride/ Chloramines
5. Reservoir tank cleaning	Reservoir Sites	115,000 gal	240	Every 5 years	Planned	Fluoride/ Chloramines
6. Reservoir tank draining	N/A					
7. Sheared hydrants	N/A					
8. Meter testing in the field	Various	1000 gal	100	Every two years	Planned	Fluoride/ Chloramines
9. Backflow testing	N/A					
10. Pump station operation discharge	N/A					
11. Mainline cleaning (pigging)	N/A					
12. Exercising interconnection valves	N/A					
13. Blow offs	N/A					
14. Pressure release valve blow offs	N/A					
15. Air release valve blow offs	N/A					
16. Water quality sampling	Various	200 gal	10	4 per week	Planned	Fluoride/ Chloramines
17. Facility landscape irrigation	Trimble	200 gal	10	Once per week	Planned	Fluoride/ Chloramines
18. WTP filter bank inspection	N/A					
19. WTP filter turbidimeter	N/A					
20. WTP chlorine analyzer	N/A					
21. Elect. Generator cooling water	N/A					
22. Pumping out sumps, vaults, etc., for maintenance	N/A					
II. Raw (untreated) Water						
1. In stream recharge program	N/A					
2. Pipeline modification or maintenance	N/A					

Discharge Activity	Discharge Location	Estimated Quantity	Estimated Rate (g.p.m.)	Estimated Frequency (per year)	Planned / Unplanned	Known Chemical Additives
3. Meter testing facility	N/A					
4. Percolation ponds maint. activities	N/A					
III. Groundwater						
1. Artesioning wells	NSJ Wells 1,2	unknown	unknown	unknown	Unplanned	
2. Well sampling	NSJ Wells 1,2,3,4	90,000 gal	1000	Once a year	Planned	none
3. Well rehabilitation/ maintenance	N/A					
4. Well first-flush-to-waste cycle at startup	NSJ Wells 1,2,3,4	4,500 gal	1500	As needed	Unplanned emergency	none
5. Well chlorination (disinfection) and flushing	N/A					
6. Well destruction	N/A					
7 Excavation dewatering	N/A					
IV. Non Potable						
1. Main line breaks	N/A					
2. Service line breaks	N/A					
6. Mainline cleaning (pigging)	N/A					
7. Pump station operation discharges	N/A					
9. Blow offs	N/A					
10. Air release valve blow offs	N/A					
VI. Other						
1. Dust Control	N/A					
2. Excessive landscape irrigation	N/A					

This page intentionally left blank.

8. PM: Pesticide Management

8.A PM Work Plan Self Evaluation Matrix

ITEM NO.	ACTIVITY	COMPLIANCE DATE	FY 08-09 STATUS	RESPONSIBLE PARTY
PM 1	**Integrated Pest Management** The City will adopt an Integrated Pest Management (IPM) policy and/or ordinance requiring use of IPM techniques in the agency's operations, and, minimization of pesticide use, particularly organophosphate and copper-based pesticides, by agency staff and contractors.			
PM 1.A	Develop a City IPM policy for inclusion in Pesticide Management Plan.	Done FY 02-03	Done FY 02-03	ESD
PM 2	**Pesticide Management Plan** The City will develop and implement a Pesticide Management Plan with the goals of minimizing pesticide use and reducing the amount of pesticides in stormwater and landscape runoff to the maximum extent practicable.			
PM 2.A	Draft a City of San José Pesticide Management Plan.	Done FY 01-02	Done FY 01-02	ESD
PM 2.B	Publish City Pesticide Management Plan in URMP.	Done FY 01-02	Done FY 01-02.	ESD
PM 3	**IPM SOPs and BMPs** The City will develop and implement standard operating procedures (SOPs) and best management practices (BMPs) for implementing the IPM Policy			
PM 3.A	Develop SOPs and BMPs for implementing IPM policy with provisions that will reduce water quality impacts from pesticide use.	Done FY 01-02	Done FY 01-02	GS, DOT, ESD, PRNS
PM 3.B	For each type of pest problem identified, seek model SOPs and BMPs from published literature.	Done FY 01-02	Done FY 01-02	GS, DOT, ESD, PRNS
PM 3.C	Incorporate or develop appropriate IPM measures into City SOPs and BMPs.	Done FY 02-03	Done FY 02-03.	GS, DOT, ESD, PRNS
PM 3.C.1	Pilot the use of additional IPM techniques, e.g., for weed control.	FY 06-07 Ongoing	Done FY 08-09 and ongoing. See 8.B: *PM Program Evaluation*	GS, DOT, ESD, PRNS
PM 3.D	Update City URMP to incorporate model Pest Management Performance Standard, including description of legal authority (IPM policy and contract language), work plan elements, BMPs, and SOPs needed for implementation.	Done FY 02-03	Done FY 02-03	ESD
PM 3.E	Review and update City SOPs and BMPs as appropriate.	As Needed	The Pesticide Management Committee determined that no updates were required for FY 08-09	GS, DOT, ESD, PRNS

ITEM NO.	ACTIVITY	COMPLIANCE DATE	FY 08-09 STATUS	RESPONSIBLE PARTY
PM 3.F	Develop Approved Pesticide List for applications on City property.	FY 06-07 Ongoing	Done FY 08-09 and ongoing. The PMC developed a list in draft form and will revise as needed.	PRNS, DOT, GS, ESD
PM 3.F.1	Revise SOPs and BMPs to reflect use of Approved Pesticide List.	FY 06-07 Ongoing	Done FY 08-09 and ongoing. The PMC determined that no updates were required for FY 08-09, pending revisions to Approved Pesticide List.	PRNS, DOT, GS, ESD
PM 4	**City Employee Training** The City will ensure that employees receive pest management training by implementing the following: • Employees who apply pesticides for the City will obtain the appropriate training as required by County Agricultural Commissioner and State Department of Pesticide Regulation (DPR); • Employees within departments responsible for pesticide application will receive annual training on appropriate portions of City IPM Policy, SOPs, and BMPs, and latest IPM techniques; • Employees who are not authorized to apply pesticides will be annually trained not to use over-the-counter pesticides at workplace, consistent with IPM Policy. • Annual internal outreach will be conducted to employees, who do not necessarily purchase or apply pesticides during their course of work, on less toxic pest control and to encourage employees to use IPM techniques away from work.			
PM 4.A	Ensure that employees who apply pesticides for the agency obtain appropriate training required by County Agricultural Commissioner and State Department of Pesticide Regulation.	Annually	Done FY 08-09. Employees received training on January 27, 2009 on the specific types of pesticides used by the City. Training is provided annually and meets State DPR requirements. Additional training is done throughout the year for new employees prior to using pesticides or if new pesticides, which were not covered in the annual training, are introduced. See 13.D: *Municipal Employee Training Summary* for summary of attendance.	GS, DOT, PRNS
PM 4.B	Provide annual training on IPM Policy, SOPs and BMPs, and latest IPM techniques to employees within departments responsible for pesticide application.	Annually	Done FY 08-09. Employees received training on January 27, 2009. Training topics included safety, City IPM Policy, SOPs and BMPs, IPM techniques, and IPM pilot projects. This material was also communicated in the SWPPP, PSR/SDO, and RPW municipal compliance trainings. See 13.D: *Municipal Employee Training Summary* for summary of attendance.	GS, DOT, ESD, PRNS
PM 4.C	Annually inform employees who are not authorized/ trained to apply pesticides not to use over-the-counter pesticides at the workplace, consistent with IPM Policy.	Ongoing	Done FY 08-09. Notification that untrained staff are not to utilize over-the-counter pesticides in the workplace was provided at trainings and in a notice e-mailed to all City staff from the Director of Communications in June 2009.	GS, DOT, ESD, PRNS
PM 4.D	Monitoring Mechanism I.B.1. Document and evaluate	Annually	Done FY 08-09. The training required for certificates and	GS, DOT, ESD, PRNS

ITEM NO.	ACTIVITY	COMPLIANCE DATE	FY 08-09 STATUS	RESPONSIBLE PARTY
	effectiveness of staff training conducted each year in annual report.		licenses is reviewed and approved for continuing education units by the DPR. This ensures that it is valuable and effective for applicators. The City also evaluated the effectiveness of the annual training with a post-class evaluation/survey. The results were compiled and discussed amongst training organizers and will be used to implement improvements for the next training. See 8.B: *PM Program Evaluation* for a summary of evaluation results.	
PM 4.D.1	Update class evaluation/survey for IPM training classes conducted by City staff.	As Needed	Done FY 08-09. The appropriate updates were made to the evaluation form to reflect content of training.	GS, DOT, ESD, PRNS
PM 4.E	Public Education and Outreach Task II.A.14 Conduct internal outreach on less toxic pest control to employees who do not necessarily purchase or apply pesticides during the course of their work (to encourage employees to use IPM techniques away from work).	Annually	Done FY 08-09. The annual IPM Policy notice sent to all City employees in June 2009 included less toxic pest control information. Additionally, a Stormwater/Pesticide Management page is located on the City's new Intranet site for employees.	ESD
PM 5	**Contractor Pesticide Management Requirements** The City will develop and implement a process to ensure that contractors employed to conduct pest control and pesticide application on municipal property engage in pest control methods consistent with City IPM Policy. Specifically, the City will require contractors to: • follow City IPM policy, BMPs, and SOPs; • provide evidence of current IPM training, when feasible; and • provide documentation of pesticide use on City property to the City in a timely manner.			
PM 5.A	Ensure that contractors employed to conduct pest control/pesticide application on municipal property engage in methods consistent with City IPM policy.	Ongoing	Done FY 08-09.	GS, DOT, ESD, PRNS, PW, RDA
PM 5.B	Review and update a list of all contractors employed by the City who perform pesticide application work.	Annually	Done FY 08-09.	GS, DOT, ESD, PRNS, PW, RDA
PM 5.C	Implement a procedure to provide to each contractor a copy of the City's IPM policy.	Done FY 02-03	Done FY 02-03.	GS, DOT, ESD, PRNS, PW
PM 5.D	City will supply copies of pest specific BMPs and SOPs to contractors. Contractors will self certify their compliance with the City SOPs and BMPs.	Ongoing	Done FY 08-09.	GS, DOT, ESD
PM 5.E	Require through contract specifications that PCOs contracted for municipal applications use pest control	Ongoing	Done FY 08-09.	GS, DOT, ESD, PRNS,

ITEM NO.	ACTIVITY	COMPLIANCE DATE	FY 08-09 STATUS	RESPONSIBLE PARTY
	methods consistent with City's IPM Policy. Specifically, require contractors to: a) follow City IPM policy, BMPs and SOPs; b) provide evidence of current IPM training, when feasible; and c) provide documentation of pesticide use on City property to the City in a timely manner.			
PM 5.E.1	City will develop standard content for PCO contracts.	Done FY 04-05	Done FY 04-05.	GS, DOT, ESD, PRNS
PM 5.E.2	City will implement standard content for PCO contracts.	Done FY 05-06 Ongoing	Done FY 08-09.	GS, DOT, ESD, PRNS
PM 5.F	Invite contractors to participate in City training sessions on pesticide management.	FY 05-06 Ongoing	Done FY 08-09.	GS, DOT, PRNS
PM 5.G	Monitoring Mechanism III.A.1. Document number of PCOs receiving presentations and/or training on pesticide use by PCOs on municipal property.	Annually	Done FY 08-09.	GS, ESD
PM 6	**Pesticide Management Outreach** The City will identify in annual work plan outreach activities it will conduct consistent with Program Pesticide Management Plan. Work plan elements will address outreach to residential and commercial pesticide users, pesticide retailers, and special districts. Information will be provided on less-toxic pest control practices, proper disposal of pesticides, and the City's own IPM practices, as applicable.			
PM 6.A	Increase awareness of target audiences regarding proper pesticide use, disposal methods, water quality impacts, and less toxic pest management messages. Target audiences include commercial and residential pesticide users, pesticide retailers, municipal employees, and special districts.	Ongoing	Done FY 08-09. The City participates in the Our Water Our World (OWOW) campaign, and the Program's Watershed Watch campaign. Both campaigns deliver IPM messages. See 14.D: *PIP Activities Table* and Outreach Materials Distributed Table for more details.	ESD
PM 6.B	Prepare IPM stories and press releases to local media.	As Needed	Done FY 08-09. Media advisories were issued regarding IPM grazing projects. The story received coverage by local and national media. In addition, OWOW ads were placed in multiple publications. See Program Annual Report and 14.D: *PIP Activities Table* for details.	ESD
PM 6.C	In conjunction with Program, City will provide information on less toxic pest control (e.g., IPM techniques, municipal IPM policies, model contract language, training opportunities, etc.) to neighboring special districts (e.g., VTA, sanitary and utility districts, open space districts, vector control districts, and school districts) as appropriate.	As Needed	See Program Annual Report.	ESD

ITEM NO.	ACTIVITY	COMPLIANCE DATE	FY 08-09 STATUS	RESPONSIBLE PARTY
PM 6.D	Create and provide fact sheets and materials to pesticide retailers to facilitate point-of-purchase outreach to support IPM Store Partnership Program.	Ongoing	Done FY 08-09 through Program and BASMAA's OWOW Campaign. See Program Annual Report and 14.D: *PIP Activities Table* for details.	ESD
PM 6.E	Monitoring Mechanism: Document or estimate numbers of residents reached by outreach efforts, including events, web promotion, municipal employee outreach, and media advertising. Monitor responses to outreach efforts by documenting calls to the Program's general and watershed campaign hotlines.	Annually	Done FY 08-09. See Program Annual Report and 14.D: *PIP Activities Table* for evaluation of outreach activities.	ESD
PM 6.F	Co-host regional IPM conference to promote implementation of IPM practices in municipal operations in the City and Bay Area region.	Done FY 06-07	Done FY 06-07.	ESD, PRNS, DOT, GS
PM 6.G	Monitoring Mechanism IV.A.1. Document outreach efforts targeting businesses, recommended in the work plan, to be developed by the Program. Implement evaluation component of the work plan.	Annually	Done FY 08-09. See Program Annual Report and 14.D: *PIP Activities Table* for evaluation of outreach activities.	ESD
PM 7	**HHW Pesticide Disposal** The City will coordinate with household hazardous waste (HHW) collection agencies to support, enhance, and help publicize programs for proper pesticide disposal.			
PM 7.A	Work with HHW collection agencies to support, enhance, and publicize programs for pesticide disposal.	Ongoing	Done FY 08-09 and ongoing. This work is done at the Program level. See Program Annual Report for details.	ESD
PM 7.B	Ensure that adequate pesticide disposal services exist for residents and conditionally exempt small quantity commercial generators.	Annually	Done FY 08-09. Adequate pesticide disposal services exist through the County's Household Hazardous Waste and Conditionally Exempt Small Quantity Generators programs. The programs collected over 283,000 pounds of poison liquids, solids, and diazinon/dursban.	ESD
PM 7.C	Provide hazardous waste disposal information to residents, through distribution of materials (e.g., utility bill insert, city newsletter, community events, etc.) or advertising in local media.	Ongoing	Done FY 08-09 and ongoing. Hazardous waste disposal information is provided on the City's website along with a link to the Santa Clara County HHW Program's website. The City's Integrated Waste Management (IWM) outreach includes the Santa Clara County HHW Program's hotline. ESD-WP staff also distributed materials on HHW at community events. See 14.D: *PIP Activities Table*	ESD
PM 7.D	Monitoring Mechanism V.A.1. Document that HHW collection programs adequately serve residents and businesses and that exchange programs do not exchange organophosphate or banned pesticides.	Annually	Done FY 08-09. The HHW Program does not exchange organophosphate or banned pesticides.	ESD
PM 8	**City Pesticide Use Tracking**			

ITEM NO.	ACTIVITY	COMPLIANCE DATE	FY 08-09 STATUS	RESPONSIBLE PARTY
	The City will develop and implement a process for tracking pesticide use on municipally-owned property.			
PM 8.A	Develop and implement a pilot pesticide tracking process for Diazinon and Chlorpyriphos products.	Done FY 01-02	Done FY 01-02.	GS, DOT, ESD
PM 8.B	Track pesticide use on municipally owned property. Include reporting and justification for use of OP pesticides and BMPs employed during OP pesticide use.	Ongoing	Done FY 07-08 and ongoing. Neither the City nor its contractors purchased, used, or wrote recommendations for the use of OP pesticides on municipal property. Contracts for structural pest control include requirements for reporting and justification of use of OP pesticides and BMPs employed during OP pesticide use in the contract specifications.	GS, DOT, ESD, PRNS
PM 8.B.1	Evaluate feasibility of implementing electronic data management system for pesticide use.	Done FY 04-05	Done FY 04-05.	GS, DOT, ESD
PM 8.B.2	Implement electronic data management system for tracking pesticide use on City property.	Done FY 04-05 and Ongoing	Done FY 08-09. A database was used to track pesticide use on municipal property by City staff and contractors.	GS, DOT, ESD, PRNS
PM 8.C	Monitoring Mechanism I.A.1. Document completion of tasks in annual reports. Use pesticide tracking process to document pesticide use.	Annually	Done FY 08-09. Monthly pesticide use reports submitted by contractors were compiled and reviewed. See 8.B: *PM Program Evaluation*.	GS, DOT, ESD, PRNS, PW
PM 9	**City Pesticide Inventory Search** The City will conduct periodic Citywide search of its chemical inventory for pesticides no longer legal for application per EPA, State, and/or local requirements. These pesticides, if found, will be properly disposed pursuant to appropriate waste disposal regulations.			
PM 9.A	Conduct Citywide search of chemical storage areas for pesticides no longer legal for application per EPA, State, and/or local requirements. Properly dispose of any such pesticides pursuant to appropriate waste disposal regulations.	Annually	Done FY 08-09. Searches were conducted and no expired or illegal pesticides were found.	GS, DOT, PRNS
PM 10	**Pesticide Management Plan / IPM Policy Review** As part of annual reporting process, the City will review and evaluate, with input from municipal staff, the effectiveness of its Pest Management Plan and IPM Policy in achieving the goals of the Plan to the maximum extent practicable.			
PM 10.A	Review and continuously improve goals, actions, and monitoring mechanisms of the work plan considering results of self-evaluations, comments from Water Board staff and other interested parties, and results of local performance review meetings, if any.	Annually	Done FY 08-09. See 8.B: *PM Program Evaluation*.	GS, DOT, ESD, PRNS, PW
PM 10.B	**Monitoring Mechanism IX.A.1.** Complete revised work plan that incorporates continuous improvement items, and report on completion of work plan tasks.	Annually	Done FY 08-09.	GS, DOT, ESD, PRNS, PW

ITEM NO.	ACTIVITY	COMPLIANCE DATE	FY 08-09 STATUS	RESPONSIBLE PARTY
PM 10.C	**Monitoring Mechanism VII.A.1.** Summarize types of pesticide reduction measures required (such as by conditions of approval) for new development and significant redevelopment projects, and percentage of new development/ significant redevelopment projects for which pesticide reduction measures were required. (Draft Permit Provision C.3.n.)	Annually	Done FY 08-09. See NRD 5.G in *Work Plan Self Evaluation Matrix*.	PW, ESD

8.B PM Program Evaluation

Integrated Pest Management

San José continued to apply proven and innovative IPM techniques to address municipal pest problems in FY 08-09. In August 2008, San José became the first government agency to adopt a "Cities Keep it Clean" Resolution, committing to work cooperatively with Save the Bay and other programs to implement IPM techniques to significantly reduce City use of pesticides that pollute local waterways. IPM methods employed included the application of mulch to landscapes as a water-saving weed barrier, the selection of native and disease-resistant plants, the use of power washing to remove moth cocoons from trees, the release of parasitic wasps to control moths, manually trapping and removing squirrels and other rodents, and favoring tree injections over broadcast spraying when feasible. In many instances, cosmetic pest problems were tolerated rather than addressed with pesticides. The decision to use a pesticide was determined by several factors, including: site evaluation; identification of pest; monitoring; development of threshold and tolerance level to pest; review of alternative means of control; and when necessary, selection of the least-toxic and effective pesticide.

In FY 08-09, San José expanded its grazing program from 67 acres to nearly 600 acres in an effort to avoid the use of pesticides. The use of approximately 77 pounds of pesticides was avoided in FY 08-09 by using goats and sheep to graze City lands. The San José/Santa Clara Water Pollution Control Plant (WPCP) implemented ongoing, year-round grazing in an effort to also reduce mowing and maintain landscape in sensitive habits (including burrowing owl habitat). Other grazing sites included Zone 3 Municipal Water Reservoir, three areas within Alum Rock Park, three DOT sites in the Evergreen area, and Guadalupe River Park and Gardens. See 8D: *IPM Pilot Programs Map*. Grazing efforts in FY 08-09 were estimated to cost approximately 45 percent more than traditional land management methods (herbicide application and/or mowing), but San José is committed to investing in sustainable efforts that result in water quality benefit and the City will continue to monitor and evaluate grazing as a viable strategy for maintaining property. San José's grazing projects were featured by eleven different media outlets, ranging from newspapers (the Mercury News, Sacramento Bee, Santa Cruz Sentinel, Miami Herald, and USA Today) to local television (KPIX, KRON, KTVU, and KNTV) and various internet sites.

In FY 07-08, the City installed 30 barn owl boxes and 8 bat boxes in parks and community gardens in an effort to encourage natural predation of pests. Staff continued to monitor the boxes throughout FY 08-09, documenting limited usage to date. Since the best available information recommends allowing a few years for the intended species to become accustomed to utilizing the boxes, staff will continue monitoring at least through FY 09-10 before consideration to relocate boxes. See 8D: *IPM Pilot Programs Map*.

Data Tracking

The City's pesticide tracking database was developed and implemented in FY 04-05. Pesticide use reporting is organized into four categories: City Applications; Golf Courses; Facilities; and DOT Special Districts. Since FY 04-05, the City has improved data collection methods every year to provide a more complete picture of pesticide use. For that reason, usage for some years is not directly comparable to usage for previous years, as described below:

- City Applications usage is directly comparable from FY 06-07 to FY 08-09;
- Pesticide tracking for golf courses has remained consistent since FY 04-05 and data from each FY is directly comparable;
- Facilities usage is directly comparable from FY 07-08 to FY 08-09 (chemicals used to treat fountains and pools in relatively large doses were not captured prior to FY 07-08); and
- Special Districts tracking has remained consistent since FY 06-07 and data from each FY is directly comparable.

San José will continue collecting pesticide use data from all City sources, which will increase the availability of accurate and comparable data.

Pesticide Use

While notable decreases were documented in the use of pesticides of concern (pesticides with known carcinogenic effects, reproductive toxicity, and/or CA Prop 65 listed), total Citywide pesticide use increased by 3.5 percent (211 pounds) in the last year. Utilizing total pesticide use as a pollution prevention indicator is problematic for a number of reasons. An increase in use is likely attributable to the addition of City property requiring maintenance (new parks and facilities) and more comprehensive reporting of pesticide use in FY 08-09. In addition, the City recently started tracking calcium hypochlorite and sodium hypochlorite, which are applied in large quantities (1,248 pounds in FY 08-09) to disinfect fountains and swimming pools. These chemicals pose little-to-no risk to surface water quality since they are contained in facilities that are plumbed to the sanitary sewer system. Tracking these chemicals as a part of total pesticide use complicates analysis since pesticides of greatest concern to surface water quality are used in quite small quantities.

Pesticide use highlights include:

- San José continues to avoid the use of organophosphates;
- Use of pyrethroids decreased by 78 percent in FY 08-09 in large part to the stocking of less-toxic, organic alternatives at the Central Service Warehouse;
- San José has traditionally used very limited quantities of Fipronil and use continued to decrease (by 59 percent) in FY 08-09;
- Use of glyphosphate herbicides (Roundup, Rodeo, and Aquamaster) decreased by 5 percent in FY 08-09;
- San José used Carbaryl (14 ounces) for the first time in FY 08-09 to effectively manage wasp and hornet nests.

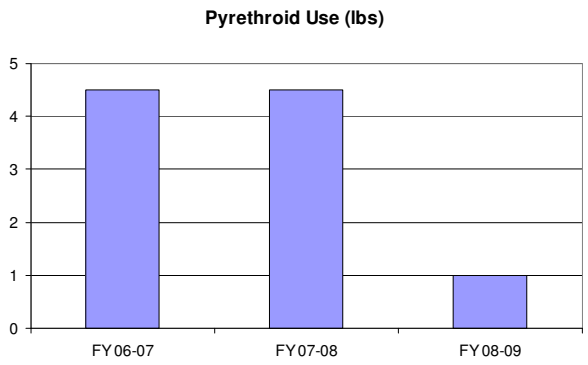

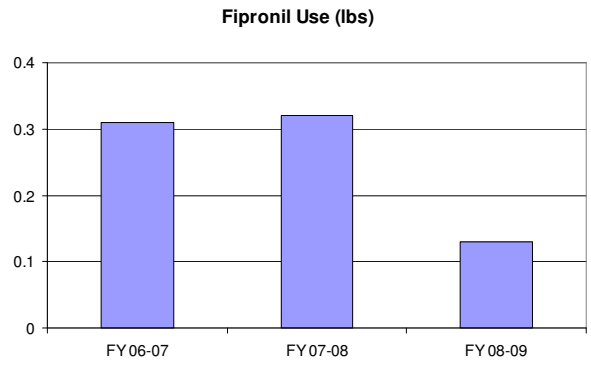

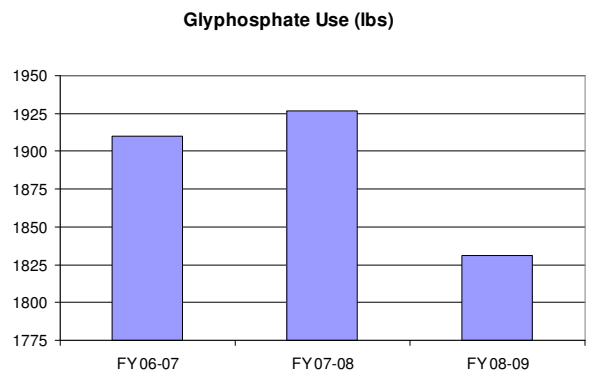

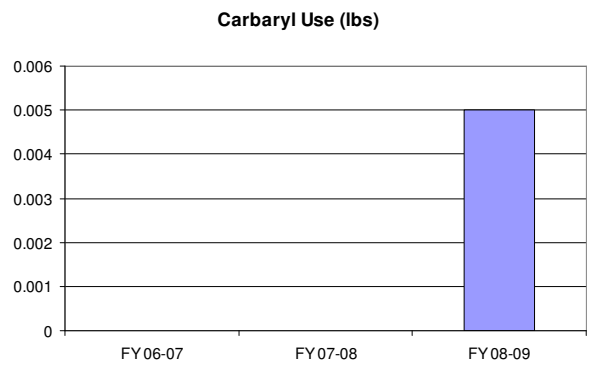

Outreach

San José participates in regional collaborative efforts to provide educational outreach to residential and commercial pesticide users and pesticide retailers. BASMAA's OWOW campaign continued to increase pesticide awareness of target audiences regarding proper pesticide use, water quality impacts, and less-toxic pest management methods. Additionally, the Program's Watershed Watch campaign was recognized for its efforts to provide pesticide user outreach with a CASQA award and an IPM Innovator Award from the California Department of Pesticide Regulation.

The Program's Watershed Watch campaign continued facilitating the Santa Clara Valley Green Gardener training program to provide education on resource conservation, pollution prevention, and waste reduction to landscape maintenance professionals. Last year, four Green Gardener courses were offered (two English and two Spanish), with 51 participants graduating from the program. In addition, the IPM Store Partnership Program celebrated its 10th year of coordination with Orchard Supply Hardware providing point-of-purchase outreach to help customers chose less-toxic home and garden supplies. Home Depot signed on to the IPM Store Partnership Program this fiscal year and will begin providing IPM outreach to customers next fiscal year. See the Program's Annual Report for details.

Training

In January, San José held its annual pesticide safety and IPM training, which was attended by 110 staff. Evaluations, completed by 102 participants, provided the following assessment of the program:

- 91 percent indicated the overall training experience was good or excellent;
- 94 percent indicated the training adequately described the City's IPM policy;
- 87 percent indicated the BMPs/SOPs presented match their work practices;
- 87 percent indicated the training adequately described the relationship of BMPs/SOPs to compliance with the City's Stormwater NPDES permit; and
- 87 percent indicated the training adequately explained how they, as City staff, could help the City maintain compliance with the Stormwater NPDES permit.

The overall training rating continued to improve this year and additional IPM training materials, including a video, were well received. However, participants gave slightly lower scores to the segment of the training that focused on the NPDES Stormwater permit and its relation to IPM policy. This evaluation will help staff develop future trainings.

8.C PM Response to Water Board Comments

No comments received from Water Board on this Program Element.

8.D PM Summary Tables / Additional Information

IPM Pilot Programs Map

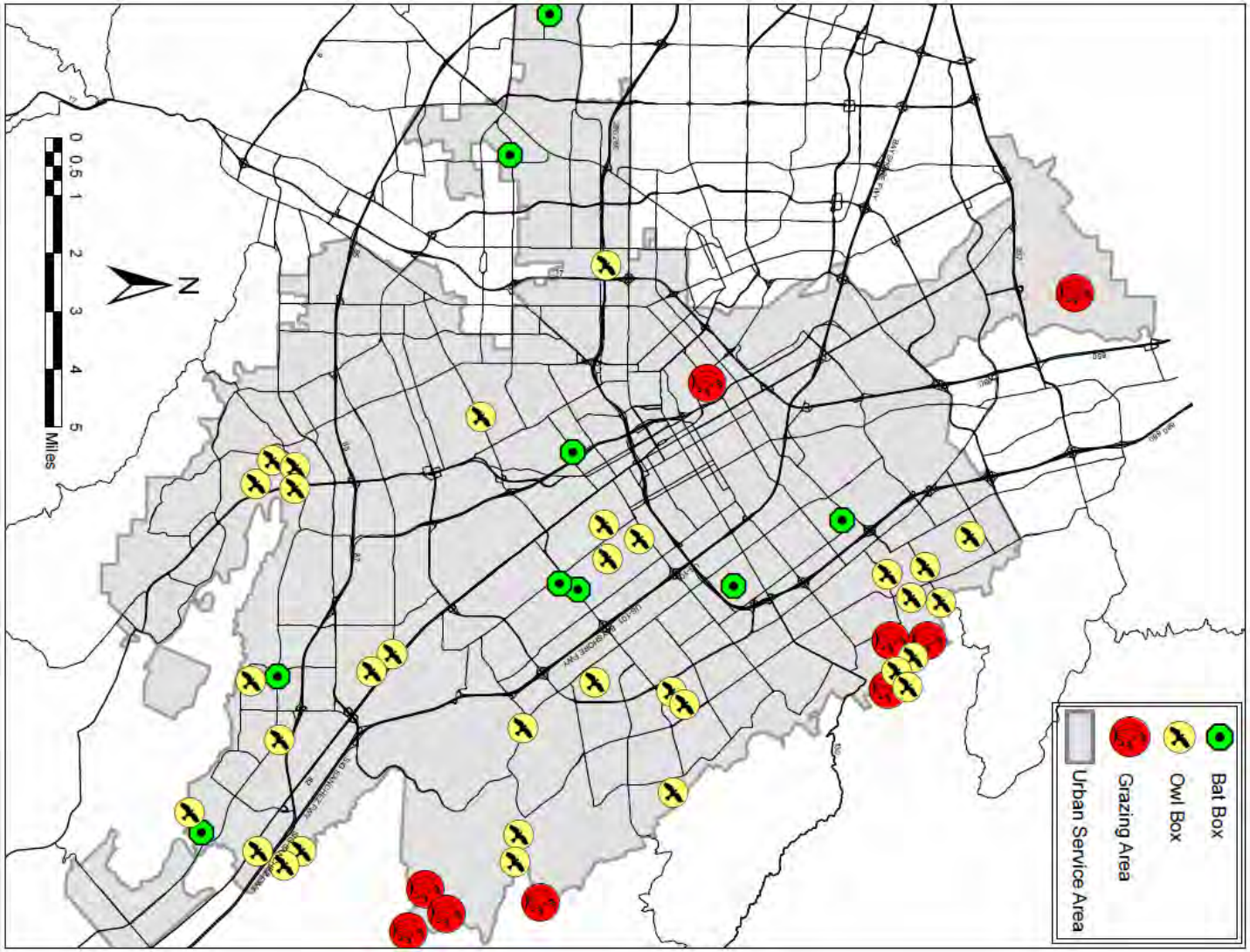

Pesticide Use at City Facilities

Active Ingredient (lbs)	FY 03-04	FY 04-05	FY 05-06	FY 06-07	FY 07-08	FY 08-09	Difference FY 07-08 to FY 08-09
CITY APPLICATIONS							
2,4-D, 2-Ethylhexyl Ester	13.85	0	74.24	0.08	102.96	0	-102.96
2,4-D, Isooctyl Ester	0	0	0	207.59	0	8.72	8.72
Abamectin	0	0	0	0.02	0	0.0009	0
Acephate	0	0	0	0.09	0	1.16	1.16
Aluminum Phosphide	0.1	0	0	80.65	19.77	28.15	8.38
Azadirachtin	0	0	0	0	0	.02	0.02
Bifenthrin	0	0	0	0.03	0.68	.02	-0.66
Boric Acid	0	0	0	0.06	0	0	0
Bromadiolone	0	0	0	0.01	0.01	0.00004	-0.01
Calcium Hypochorite	0	0	0	0	0	61.88	61.88
Carbaryl	0	0	0	0	0	0.003	.003
Carfentrazone-Ethyl	0.71	0	3.82	10.69	5.3	0.44	-4.86
Chlorfenapyr	0	0	0	0.03	0.06	0.04	-0.02
Chlorophacinone	0	0	0	0.03	0.01	0.003	-0.01
Chlorothalonil	0	0	0	90.1	0	0	0
Copper Ethanolamin Complexes, Mized	0	0	0	0	0	0.91	0.91
Copper Sulfate (Pentahydrate)	0	0	0	0	0	49.5	49.50
Cyfluthrin	0	0.0002	0	0.08	0	0	0
Deltamethrin	0	0	0	0.07	0	0	0
Dicamba	0.88	0	4.74	13.26	6.58	0.56	-6.02
Dikegulac Sodium	0	0	0	0.95	0	0	0
Diphacinone	0	0	0	0.01	0	0.01	0.01
Diquat Dibromide	6.6	0.4	3.79	8.23	0.35	179.22	178.87
Diuron	424	874.19	408	209.8	400	35.48	-364.52
D-trans Allethrin	0	0	0	0.01	0.01	0.28	0.27
Ethephon	0	0.07	0	0	0	0	0
Fipronil	0	0	0	0.31	0.04	0.05	0.01
Fluazifop-P-Butyl	0	0.12	0	0.25	0	0	0

Active Ingredient (lbs)	FY 03-04	FY 04-05	FY 05-06	FY 06-07	FY 07-08	FY 08-09	Difference FY 07-08 to FY 08-09
Flutolanilt	0	0	0	7	0	0	0
Fosetyl-Al	0	0	0	44	0	0	0
Flumioxazin	0	0	0	0	5.31	0	-5.31
Gluphosinate-Ammonium	0	0	0	0	0	7.90	7.90
Glyphosate, Isopropylamine Salt	1857.16	1474.34	1225.22	1525.87	1583.72	1534.54	-49.18
Glyphosate, Monoammonium Salt	0	22.82	130.3	292.74	3.49	3.09	-0.40
Halosulfuron	0.02	0.04	0.06	0	0	0	0
Hydramethylnon	0	0	0	0.01	0.01	.008	0
Imidacloprid	0	0.23	0	0	0	0	0
Isoxaben	73.31	178.59	275.87	73.2	169.13	163.88	-5.25
Mancozeb	0	0	0	0	0	144	144.00
Mecoprop-P	3.51	0	18.82	52.66	26.11	2.20	-23.91
Mefenoxam	0	0	0	0.03	0	0	0
Mefanoxam, other related	0	0	0	0.01	0	0	0
Metaldehyde	0	0.2	4	8.64	0	0	0
MSMA	0.95	0	0	0	0	0	0
Myclobutanil	0	0	0	8.4	0	0	0
Nonanoic Acid	0	24.76	11.54	35.27	1	.87	-0.13
Nonanoic Acid, Other Related	0	1.3	0.61	1.86	0.05	.05	0
Nonylphenoxy polyethoxy ethanols, isopropanol and fatty acids	29.81	0	0	0	0	0	0
Oryzalin	112.95	86.29	1244.61	1045.83	1378.69	1008.11	-370.58
Oxadiazon	82.18	59.14	97.94	50	40.04	82.04	42.00
Pelargonic Acid	41.56	0	0	0	0	0	0
Pendimethalin	1603.68	818.38	651.42	562.91	514.51	577.47	62.96
Permthrin	0	0	0	2.52	0.87	.17	-0.70
Petroleum Distillates	0	0	0	0.12	0.03	0	-0.03
Phenothrin	0	0	0	0.01	0.01	.26	.25
Piperonyl Butoxide	0	0	0	0.03	5.49	.001	-5.49
Piperonyl Butoxide, other related	0	0	0	0.01	0.16	.00002	-0.16
Prodiamine	0	0	0	5.34	0	0	0

Active Ingredient (lbs)	FY 03-04	FY 04-05	FY 05-06	FY 06-07	FY 07-08	FY 08-09	Difference FY 07-08 to FY 08-09
Propiconazole	0	0	0	2.6	0	0	0
Pyraclostrobin	0	0	0	1.44	0	1.44	1.44
Pyrethrins	0	0	0	0.01	0.49	.0005	-0.49
Quinclorac	0	0	3.75	0.11	0	4.5	4.50
Related Fatty Acids (C-6, C-12)	2.19	0	0	0	0	0	0
Sethoxydim	3.35	0	0	0	0	0	0
Sodium Hypochlorite	0	0	0	0	0	139.87	139.87
Silica Aerogel	0	0	0	0.1	0.03	0	-0.03
Sulfometuron methyl	0	0	0	0	2.91	0	-2.91
Tetramethrin	0	0	0	0	0.15	0	-0.15
Triclopyr, Butoxyethyl Ester	20.57	2.13	0	1.88	0	.17	0.17
Trifloxystrobin	0	0	0	0	0	2	2.00
Trifluralin	18	0	40	43.2	0	0	0
Total	**4295.38**	**3543**	**4198.73**	**4388.15**	**4267.97**	**4039**	**-228.97**

Active Ingredient (lbs)	FY 04-05	FY 05-06	FY 06-07	FY 07-08	FY 08-09	Difference FY 07-08 to FY 08-09
Golf Courses						
2,4-D	21.88	0	0.02	56.38	100.11	43.73
2,4-D, Dimethylamine Salt	0	1.55	0	0	0	0
Acid Blue 9, Diammonium Salt	8.74	0	8.74	0	0	0
Azoxystrobin	1.63	1.5	0	0	1.38	1.38
Chlorothalonil	462.53	60.07	75.26	0	150.17	150.17
Clopyralid, Monoethanolamine Salt	0.16	0	0.31	0.06	.12	0.06
Clopyralid,Triethylamine Salt	18	22.46	17.28	5.4	0	-5.4
Copper	39.41	47.89	39.91	0	0	0
Copper Carbonate, Basic	4.2	0	0	0	4.20	4.2
Copper Ethanolamine Complexes, Mixed	20.89	2.71	1.81	1.81	.90	-0.91
Copper Sulfate (Pentahydrate)	629.24	247.5	0	0	0	0

Active Ingredient (lbs)	FY 04-05	FY 05-06	FY 06-07	FY 07-08	FY 08-09	Difference FY 07-08 to FY 08-09
Copper Sulfate (Basic)	0	0.5	0	0	0	0
Deltamethrin	0.28	0.3	0	0	0	0
Dicamba	2.06	0.14	0.002	5.31	9.44	4.13
Diquat Dibromide	0.38	0.21	0.1	0.06	0	-0.06
Dithiopyr	32.3	26	33.25	25.75	33.75	8
Fluazifop-P-Butyl	0.13	0	0	0.13	.06	-0.07
Fludioxonil	0	0	0	0	5.63	5.63
Flutolanil	8.4	7	7	0	0	0
Fosetyl-AL	16.8	17.6	0	0	26.4	26.4
Glyphosate, Isopropylamine Salt	28.68	9.39	10.02	29.97	64.93	34.96
Glyphosate, Monoammonium Salt	20.37	44.88	7.52	1.44	2.97	1.53
Imidacloprid	0.9	0	0	0	0	0
Iprodione	0	10.01	0	0	20.04	20.04
Mancoebz	261.6	97.6	44.8	177.6	96	-81.6
Maneb	80.09	0	0	0	0	0
MCPP	9.79	0	0.01	25.23	44.80	19.57
MCPP, Dimethylamine Salt	0	0.41	0	0	0	0
Mefenoxam	0	0	0.09	0	0	0
Oryzalin	2.35	0	0	1	0	-1
PCNB	110.15	160.89	45.34	51.98	90	38.02
Propiconazole	5.21	2.6	2.6	0	0	0
Pyraclostrobin	3.96	20.8	2.88	2.88	1.44	-1.44
Quinclorac	6.28	2.25	13.13	0	.77	0.77
Tartrazine	0.88	0	0.88	0	0	0
Thiophanate-Methyl	23.45	0	0	24.69	24.68	-0.01
Triadimefon	0	0.71	0.59	0.5	.35	-0.15
Triclopyr, Triethylamine Salt	50	62.4	48	15	0	-15
Trifloxystrobin	1.5	0	0	3	1	-2
Trinexapac-Ethyl	0	0	0	0.38	0	-0.38
Total	**1872.24**	**847.37**	**359.542**	**428.57**	**679.14**	**250.57**

Active Ingredient (lbs)	FY 06-07	FY 07-08	FY 08-09	Difference FY 07-08 to FY 08-09
FACILITIES				
Abamectin	0.02	0.01	3.70	3.69
Acephate	0.09	0	0	0
Aluminum Phosphide	75.69	20.32	45.44	25.12
Bifenthrin	0.03	0	.01	0.01
Boric Acid	0.06	0	.0001	0.0001
Brodifacoum	0	0	.0005	0.0005
Bromadiolone	0.01	0.01	6.69	6.68
Calcium Hypochlorite	0	238.35	204.68	-33.67
Carbaryl	0	0	.001	0.001
Chlorfenapyr	0.03	0.24	.06	-0.18
Chlorophacinone	0.02	0.01	.0009	-0.0091
Cyfluthrin	0.08	0.01	.007	-0.003
Deltamethrin	0.07	0.03	.01	-0.02
Diphacinone	0.01	0.01	.0006	-0.0094
Diquat Dibromide	0.04	0	0	0
D-trans Allethrin	0.01	0.02	0	-0.02
Ethephon	0	2	0	-2
Fipronil	0.31	0.24	.08	-0.16
Glyphosate, Isopropylamine Salt	13.46	0	.08	0.08
Glyphosate, Monoammonium Salt	1.03	0	0	0
Hydramethylnon	0.01	0.04	.008	-0.032
N-Octyl Bicycloheptene Dicarboximide	0	0	.002	0.002
Oryzalin	21.83	0	0	0
Permethrin	2.24	2.04	.19	-1.85
Petroleum Distillates	0.12	0	0	0
Phenothrin	0.01	0.02	0	-0.02
Piperonyl Butoxide	0.03	0.01	.01	0
Piperonyl Butoxide, other related	0.01	0.01	.003	-0.007
Pyrethrins	0.01	0.01	.002	-0.008

Active Ingredient (lbs)	FY 06-07	FY 07-08	FY 08-09	Difference FY 07-08 to FY 08-09
Silica Aerogel	0.1	0	0	0
Sodium Hypochlorite	0	602.42	526.04	-76.38
Warfarin	4.7	0.01	1.11	1.1
Total	**120.02**	**865.81**	**788.13**	**-77.68**

Active Ingredient (lbs)	FY 06-07	FY 07-08	FY 08-09	Difference FY 07-08 to FY 08-09
SPECIAL DISTRICTS				
2,4-D	0	0	3.28	3.28
2,4-D, 2-Ethylhexyl Ester	0.08	0	1.24	1.24
Bifenthrin	0	0.17	0	-0.17
Calcium Hypochlorite	0	0	99.62	99.62
Carfentrazone-Ethyl	0.01	0	.03	0.03
Clopyralid, Triethylamine Salt	0	0	.29	0.29
Dicamba	0.01	0	.38	0.38
Dikegulac Sodium	0.95	0	0	0
Diquat Dibromide	7.93	5.42	.46	-4.96
Dithiopyr	0	0	2.15	2.15
Fluazifop-P-Butyl	0.25	0	.007	0.007
Glyphosate, Isopropylamine Salt	209.34	204.26	148.007	-56.253
Glyphosate, Monoammonium Salt	201.91	104.09	77.60	-26.49
Hydramethylnon	0.01	0	0	0
Imidacloprid	0	0.13	.40	0.27
Isoxaben	20.76	2.75	10.89	8.14
MCPP	0	0	1.47	1.47
Mecoprop-P	0.02	0	.27	0.27
Metaldehyde	8.64	0	18	18
Myclobutanil	8.4	0	0	0
Nonanoic Acid	35.27	0	0	0
Nonanoic Acid, Other Related	1.86	0	0	0
Oryzalin	0	0	7.76	7.76

Active Ingredient (lbs)	FY 06-07	FY 07-08	FY 08-09	Difference FY 07-08 to FY 08-09
Oxadiazon	0.14	0	0	0
Pendimethalin	90.99	10.23	0	-10.23
Prodiamine	5.34	9.62	8.15	-1.47
Sodium Hypochlorite	0	0	216.31	216.31
Triclopyr, Butoxyethyl Ester	1.88	5.45	8.11	2.66
Triclopyr, Triethylamine Salt	0	0	.79	0.79
Trifluralin	43.2	5	9	4
Total	**636.99**	**347.12**	**614.21**	**267.09**

9. M: Mercury

9.A M Work Plan Self Evaluation Matrix

ITEM NO.	ACTIVITY	COMPLIANCE DATE	FY 08-09 STATUS	RESPONSIBLE PARTY
M 1	**Municipal Use of Mercury –Containing Products** The City will eliminate all unnecessary municipal use of mercury-containing products and establish proper disposal methods for products that cannot be eliminated.			
M 1.A	Implement SCVURPPP guidelines for mercury-containing product reduction and management. These guidelines include a schedule for the timely phase-out of mercury-containing products identified for virtual elimination as well as reporting requirements, possibly to track recycling, replacement, and reduction in use of mercury-containing products.	Ongoing	Done FY 08-09 and ongoing. See 9.D: *Mercury-Containing Product Management Practices* for a listing of the City's management strategies. The City continued its municipal alkaline and rechargeable battery recycling program in all City facilities. Ten major facilities have collection directly from the vendor; the remainder deliver collected batteries to a central collection point. City facilities collected 7,852 pounds of batteries for proper disposal. See 9.B. *Program Evaluation* for details.	ESD, GS
M 1.A.1	Collect and dispose of mercury-containing lamps generated in City-owned facilities	Ongoing	Done FY 08-09 and ongoing. The City purchases low mercury fluorescent lamps, and recycled 5,237 pounds of mercury-containing lamps in FY 08-09 through its Lamp Recycling Program.	ESD, GS
M 1.A.2	Identify other mercury-containing products for virtual elimination, phase-out and/or proper disposal.	Annually, As Needed	Done FY 08-09. The City has an Environmentally Preferable Procurement Policy which guides City purchasing towards environmentally-friendly products, such as those with no mercury or with viable mercury recycling options. The City is in the process of reassessing its mercury-containing products and will identify virtual elimination practices where appropriate. See 9.D: *Mercury Containing Product Management Practices* for a listing of actions the City is taking.	ESD, GS
M 1.B	Monitoring Mechanism I. Document completion of tasks in annual reports. Use mercury-containing product reporting guidelines.	Annually	Done FY 08-09. See 9.D*: Mercury Containing Product Management Practices* for a summary of management options identified and/or implemented to date.	ESD
M 2	**Household Hazardous Waste Collection** The City will provide mercury-containing product disposal services through household hazardous waste (HHW) collection programs for residents and small businesses and encourage the use of these programs.			
M 2.A	Provide mercury-containing product disposal services for residents and small businesses.	Ongoing	Done FY 08-09 and ongoing. The City supports the County of Santa Clara Department of Environmental	ESD-IWM

ITEM NO.	ACTIVITY	COMPLIANCE DATE	FY 08-09 STATUS	RESPONSIBLE PARTY
			Health's (DEH) Household and Small Business Hazardous Waste program and the in-store take-back program for Universal Wastes. These programs collected 570 pounds of elemental mercury, and 104,549 pounds of fluorescent lamps in FY 08-09. County DEH hosts weekly household and small business hazardous waste collection events. This service allows residents and small businesses in the county to properly dispose of their hazardous wastes, including mercury-containing products. See the County Annual Report for details.	
M 2.B	Work with Program and HHW collection agencies to develop and help publicize the fluorescent light recycling program.	Ongoing	Done FY 08-09 and ongoing. The City supports the County of Santa Clara Department of Environmental Health's (DEH) Household and Small Business Hazardous Waste Program. See the County's Annual Report for collection numbers and other details. The City and the Program also worked with the County to publicize its fluorescent tube drop-off program. The Program developed and implemented the "Watch Out for Mercury Pollution!" media campaign designed to encourage residents to take their spent fluorescent lamps to any of 45 official drop-off locations in Santa Clara County (up from 32 last FY), eighteen of which are in San José. The City has also begun work on a major multi-purpose facility on Las Plumas Avenue that among other things will house an additional HHW facility for Santa Clara County. Progress will continue on the facility in FY 09-10.	ESD, Program
M.2.C	Host a mercury fever thermometer exchange event for residents in San José and the Water Pollution Control Plant service area.	Done 6/30/08	Done FY 08-09. See 14.D: *PIP Activities Table* for details.	ESD
M 3	**Monitoring and Science** The City will participate in coordinated monitoring efforts to support mercury TMDL development and implementation, including assessment of air pollution sources of mercury and concentrations of mercury in sediment.			
M 3.A	Continue financial support of the Regional Monitoring Program (RMP), including the Mercury Deposition Network Pilot Study. Continue to actively participate in the RMP steering committee and technical review	Ongoing	Done FY 08-09 and ongoing. The City continues to support the RMP financially. The City provided in-kind services from December 2000 through December 2006, operating the Mercury Deposition Network station #CA72. (See M 3.B). The City continues to participate on the RMP	ESD

ITEM NO.	ACTIVITY	COMPLIANCE DATE	FY 08-09 STATUS	RESPONSIBLE PARTY
	committee.		steering committee; technical committee; and the Sources, Pathways, and Loadings workgroup.	
M 3.B	Examine feasibility of enhancing stormwater pollution prevention and control activities on a watershed or sub watershed basis to focus activities in those parts of the Guadalupe River Watershed enriched in mercury from natural or mining-related causes.	Done FY 07-08	Done FY 07-08. The City used GIS to compare sensitive areas from the Guadalupe River Watershed Mercury TMDL with areas designated to receive the most stringent hydromodification management plan requirements. Generally, erosional areas within the Guadalupe River watershed within the City's jurisdiction are required to fully implement HMP requirements.	ESD
M 4	**Regional, State, and Federal Coordination** Actively participate in regional, state, and federal coordination efforts to achieve a reduction in the amount of mercury in urban runoff and air emissions.			
M 4.A	Collaborate in technical studies to support TMDL development and implementation including the Santa Clara Basin WMI Guadalupe River Mercury TMDL Workgroup, RMP, and the CEP.	Ongoing	Done FY 08-09 and ongoing. The City participates in and supports programs to reduce mercury in stormwater runoff and air emissions, including the San Francisco Bay Regional Monitoring Program, National Mercury Deposition Network, AB 982 TMDL Public Advisory Group, and the WMI Guadalupe River Mercury TMDL Workgroup.	ESD
M 4.B	Support and participate in WMI Watershed Action Plan implementation.	Ongoing	Done FY 08-09 and ongoing. The Watershed Management Initiative (WMI) continues to implement the Watershed Action Plan through the actions of its subgroups and cooperative efforts with other collaborative groups and programs, such as the Water Resources Protection Collaborative, the Habitat Conservation Plan, and the Fisheries and Aquatic Habitat Conservation Effort. City staff participates in most of the subgroups and chairs the Communications, Land Use, Product Stewardship, and the Watershed Education and Outreach Subgroups. The City continues to support the WMI through the contribution of staff time for the positions of WMI Coordinator and co-Chair as well as Steering Committee chair.	ESD
M 5	**Public Education and Outreach** Increase awareness of proper disposal of mercury-containing products and available non-mercury containing alternatives. Target audiences include residential, commercial, and industrial users and municipal employees.			
M 5.A	Coordinate with Program and HHW collection agencies to develop and implement a mercury-containing product outreach program to educate a selected target audience as well as encourage the proper use of the disposal of mercury-containing products.	Ongoing	Done FY 08-09 and ongoing. The Program maintains mercury-related information for residents on the www.MyWatershedWatch.org website. See Program Annual Report for details. Mercury and Household Hazardous Waste messages were also included at pertinent outreach events. See 14.D: *PIP Activities Table.*	ESD, Program, County HHW

ITEM NO.	ACTIVITY	COMPLIANCE DATE	FY 08-09 STATUS	RESPONSIBLE PARTY
M 5.B	Coordinate with municipal inspectors to integrate mercury outreach into the existing routine pretreatment, source control, and/or hazardous materials inspection processes of industrial businesses.	Ongoing	Done FY 08-09 and ongoing. Provided proper handling and disposal information for mercury-containing products to businesses attending the Industrial Users Academy. See 14.D: *PIP Activities Table.* Inspectors also distribute the County's Universal Waste brochure for businesses as needed.	ESD
M 5.C	Attend community events and distribute outreach materials. (See Attachment A: Outreach Activities Summary)	Ongoing	Done FY 08-09 and ongoing. Messages regarding proper disposal of fluorescent tubes are included whenever the Household Hazardous Waste program is promoted. See 14.D: *PIP Activities Table* for details.	ESD
M 5.D	Monitoring Mechanism V.B. document and evaluate each outreach activity, including the target audience and number of residents and/or businesses reached.	Annually	See Program report and 14.D: *PIP Activities Table* for evaluation of outreach activities.	ESD, Program

9.B M Program Evaluation

In FY 08-09, the City focused its virtual elimination policy activities on the collection and disposal of batteries and mercury-containing lamps, with the goal of reducing the impact of mercury from City operations. The City purchases and encourages the use of low mercury fluorescent lamps in City facilities. The City recycled 5,237 pounds of mercury-containing lamps in FY 08-09 through its recycling programs. Questions regarding mercury content and alternative products are part of the City's Request for Quotation (RFQ) forms.

The City also worked to expand battery recycling in City facilities. Battery recycling is implemented at all facilities (approximately 100), making it easier for municipal employees to properly dispose of spent batteries. The batteries are collected as Universal Waste and hauled offsite by an outside contractor. Ten facilities have collection directly from the vendor; the rest bring batteries collected at their site to a central collection point. From June 2008 through May 2009, 7,343 pounds of alkaline, lithium, and rechargeable batteries were collected and recycled.

In addition to activities meant to prevent mercury from contaminating stormwater runoff, the City engages in efforts to prevent mercury from entering the sanitary sewer system. The City of San José and tributary agencies to the San José/Santa Clara Water Pollution Control Plant hosted 16 mercury thermometer take-back events for in 2008. A total of 775 mercury-containing thermometers were collected at these events and disposed of appropriately. More thermometer exchange events will take place in San José as well as at the Water Pollution Control Plant Service Area in 2009.

The City continues its commitment to work with the Water Board and stakeholders toward TMDLs that are technically defensible and feasible for implementation. City staff provided comments to Water Board staff on mercury related provisions in drafts of the upcoming Municipal Regional Permit, and serves as the WMI Watershed Assessment and Monitoring Subgroup representative to the Guadalupe Mercury TMDL project. The City expects to actively participate in the adaptive implementation of both the Baywide and Guadalupe mercury TMDLs in FY 09-10. In addition, the City supports SCVURPPP, RMP, BASMAA, and BACWA as these agencies conduct technical studies to address uncertainties regarding mercury in the watershed.

9.C M Response to Water Board Comments

No comments received from Water Board on this Program Element.

9.D M Summary Tables / Additional Information

Mercury-Containing Product Management Practices

Mercury-Containing Products	Not Found	MO #1: Replace with Alternative	MO #2: Replace upon Failure	MO #3: Reduce Use	MO #4: Recycle	MO #5: Hazardous Waste	Comments
LAMPS:							
Compact source lamp					I		Recycled through City's Lamp Recycling Program
Spectral lamp	NF						
Fluorescent lamp (tubes, CFLs)		I	I		I		Recycled through City's Lamp Recycling Program
Metal halide Lamp					I		Recycled through City's Lamp Recycling Program
High pressure sodium lamp					I		Recycled through City's Lamp Recycling Program
Mercury Vapor lamps					I		Recycled through City's Lamp Recycling Program
Cold Cathode lamp	NF						
Neon lamp	NF						
Ultra-violet lamp					I		
THERMOSTAT PROBES (ALSO KNOWN AS FLAME SENSORS OR GAS SAFETY VALVES):							
Furnaces					B		Implementation in progress
Water heaters					B		Implementation in progress
Ranges, ovens					B		Implementation in progress
Space heaters					B		Implementation in progress
TILT SWITCHES AND RELAYS:							
Tilt Switches at WPCP					I		
Tilt-switches in City vehicles			ID	I	ID		Currently being explored
Public Works Material Testing Lab							
Thermometers					B		Implementation in progress
Other mercury-containing materials					B		Implementation in progress
WPCP LAB MATERIALS							
Thermometers	NF						Using alcohol thermometers, other traditionally Hg-containing apparatus
Mercury-containing samples						I	Spent samples treated as Hazardous Waste; hauled off as needed.

Status Key:
No Action: No action identified for implementation
ID: Actions have been identified; implementation has not begun
B: Began process of implementation
I: Management option identified has been fully implemented
NF: Product was not found in municipal inventory to date

Management Options Key:
MO #1: Replace with an alternative product when the product is identified, if an alternative exists.
MO #2: Replace upon failure, with an alternative product if an alternative exists.
MO #3: Reduce the use where possible
MO #4: Recycle when no longer in use
MO #5: When appropriate, dispose of as hazardous waste

This page intentionally left blank.

10. CNAP: Copper / Nickel Action Plans

10.A CNAP Work Plan Self Evaluation Matrix

ITEM NO.	ACTIVITY	COMPLIANCE DATE	FY 08-09 STATUS	RESPONSIBLE PARTY
CB-1	**Vehicle Washing Operations**			
CB-1.A	Have member of San José team trained to lead mobile cleaners certification seminar.	As needed	Done FY 07-08 and ongoing. City staff available to train as needed.	ESD
CB-1.B	Support Program in hosting mobile cleaners certification seminar.	Done FY 06-07	Done FY 06-07. Companies desiring training are directed to the BASMAA online training program, and offered a live training if they desire one.	ESD
CB-1.B.1	Promote list of certified mobile cleaning service providers.	Ongoing	Done FY 08-09 and ongoing. A link to the database of BASMAA-trained Recognized Mobile Surface Cleaners is posted on the City's website.	ESD
CB-1.C	Offer discount car washes through the Watershed Watch Campaign.	Annually as needed	Done FY 08-09. The Watershed Watch campaign partnered with Classic Car Wash and Capitol Premier Car Wash to offer discounted car wash services thru the end of December 2008 to customers using their Watershed Watch card, which is available for free download on www.MyWatershedWatch.org. In May 2009 this partnership restarted, and will run through December 2009. See Program Annual Report for details.	Program, ESD
CB-3	**Industrial Discharges**			
CB-3.A	Continue Distribution of information regarding copper from roof vents.	Ongoing	Done FY 08-09 and ongoing. Information is available on ESD website, and for Watershed Inspectors to distribute. The Roof Vent BMP was also distributed to 55 pertinent Industrial Users in San José, along with a cover letter informing businesses of the potential for roof runoff at their facilities. See 14.D: *PIP Activities Table* for details.	ESD
CB-3.A.1	Continue rooftop inspections. Evaluate efforts and need for any additional effort.	Done FY 05-06	Done FY 05-06.	ESD
CB-3.B	Mail NOI Package: information on the GIASP and how to comply, to targeted industrial facilities.	Done FY 05-06 Annually as needed	Done FY 07-08. See CB-3.A.	ESD
CB-8	**Watershed Assessments and New Development**			
CB-8.A	Review new and redevelopment project review procedures and update or refine procedures to minimize copper pollution. See NRD sections 3, 4, and 9 for	Done FY 02-03	See NRD sections 3, 4, and 9 for details on San José's implementation of C.3 permit provisions.	ESD, PBCE, PW, RDA

ITEM NO.	ACTIVITY	COMPLIANCE DATE	FY 08-09 STATUS	RESPONSIBLE PARTY
	details on San José's implementation of C.3 permit provisions.			
CB-11	**Street Sweeping and Storm System O&M**			
CB-11.A	Track quantitative data on the tons of material removed and disposed and other relevant street sweeping program data.	Annually	Done FY 08-09. The City conducts an extensive Street Sweeping program, involving the sweeping of the central business district; neighborhood business districts; arterials, collectors, and bicycle lanes; and residential streets. Annually, the City sends out a calendar of the residential street sweeping schedule to each single-family dwelling, and asks neighborhood associations within the City to include reminders in their association newsletters to move parked vehicles on street sweeping days. The City is continuing to expand the areas in which parking restrictions are required and enforced to improve the effectiveness of the street sweeping program. In FY 08-09, the enforcement area broadened from 266.5 to 288.5 curb miles. In FY 08-09, an estimated 27,751 cubic yards of debris were collected during all street-sweeping operations. See 5.B*: PSR Program Evaluation* for details. The City also has a comprehensive storm catch basin cleaning program, where a vactor truck removes debris from all of the City's inlets. In FY 08-09, approximately 430 cubic yards of debris were removed. See 6.B*: SDO Program Evaluation* for details.	ESD-IWM, DOT
CB-12	**Pools and Spas**			
CB-12.A	Distribute outreach materials at events, public counters, and post on City website.	Ongoing	Done FY 07-08 See 14.D: *PIP Activities Table* for details.	ESD
CB-12.B	Provide guidance to residents on disposal alternatives for pool and spa water.	Ongoing	Done FY 08-09. Residents who call for guidance are directed to dispose of their pool and spa water in their sanitary sewer clean-out.	ESD
CB-21	**Architectural use of copper**			
CB-21.A	Continue to discourage architectural use of copper during Planning application review.	Ongoing	Done FY 08-09 and ongoing. As projects undergo review, comments discouraging architectural use of copper in development projects are given where appropriate. See NRD 9.	PBCE-Planning
CB-21.B	Continue to monitor progress of San José Green Building program to identify opportunities for discouraging architectural use of copper.	Ongoing	Done FY 08-09 and ongoing. San José City Council approved the Private Sector Green Building Policy (Council Policy 6-32) on October 7, 2008 and approved	PBCE-Planning ESD-UR

ITEM NO.	ACTIVITY	COMPLIANCE DATE	FY 08-09 STATUS	RESPONSIBLE PARTY
			the Green Building Ordinance for New Private Sector Construction (added Article 17.84 to the San José Municipal Code) on June 23, 2009. Together the policy and ordinance establish thresholds, mandatory certification levels, and enforceable regulation for new private sector buildings in San José. In combination with the municipal Green Building Policy (effective June 9, 2001, updated March 6, 2007), these efforts have the goal of ensuring San José achieves its Green Vision Goal 4, to build or retrofit 50 million square feet of green building. The City will begin working on a policy to green existing buildings and buildings going threw minor renovations in FY 09-10. As of June 30, 2009, ESD and PBCE each have one U.S. Green Building Council LEED Accredited Professional dedicated to the development, implementation and determination of applicability of green building policies and ordinances for public and private projects in San José. These staff, along with other City staff responsible for the review and permitting of projects in San José, offer advice on building materials and techniques, including discouraging architectural use of copper. Internal green building stakeholders continue to meet monthly to discuss projects and share information.	
NB-1	**Discharges from Construction Sites**			
NB-1.A	Implement performance standards for construction inspection.	See NRD 6 and CON program element for activities that address erosion control.	See NRD 6 and CON program element for activities that address erosion control.	ESD, PBCE, PW
NB-1.B	Participate in the Water Board's regional training of construction site inspectors.	See NRD 6 and CON program element for activities that address erosion control.	See NRD 6 and CON program element for activities that address erosion control.	ESD, PBCE, PW

10.B CNAP Program Evaluation

Measures to control copper discharges at the municipal level have been integrated into ongoing City activities identified in the IND and NRD sections of the URMP. Copper and Nickel also remain among the list of pollutants addressed by general and targeted outreach regarding stormwater pollution prevention. Additionally, the City provided the monitoring and data analysis used to evaluate water quality trigger levels associated with the Copper and Nickel Action Plans for the South Bay. The City's South Bay Monitoring Program collected samples from 12 stations monthly in the Lower South San Francisco Bay to compare dry season indicator station means to trigger levels originally set out in the Copper/Nickel action plan. To date, the project has collected 1,785 samples for analysis of dissolved copper and nickel. Due to Basin Plan changes regarding the requirements for copper, the sampling plan for the San José's South Bay Studies program will be substantially modified and streamlined for FY 09-10.

The City continued its NOI Filers Project in FY 08-09. Select facilities were contacted and encouraged to comply with the State's General Industrial Activities Stormwater Permit (GIASP). The contact letter included a checklist to help determine if the facility needed to be covered by the GIASP, a flow chart detailing the development and implementation of a SWPPP, and a reprint of a previously published Tributary Tribune article with information about the GIASP and the Stormwater Enforcement Act of 1998 (AB 2019). The City sent the contact package to 55 facilities in San José. These facilities were selected based on the following criteria:

- Facilities listed in Watershed Enforcement's Industrial and Commercial database (EEDMS),
- Facilities with a GIASP Category of 8 or 10 (Based on SIC Code), and
- Facilities which fall under the SIC codes identified in the 1998 *Industrial Stormwater Quality Monitoring Pilot Project*.

Watershed Enforcement Inspectors are trained annually in GIASP requirements. They evaluate each facility for applicability of the GIASP and make recommendations to the facility owners/operators based upon their findings. These activities are fully integrated into the standard operating procedures for Watershed Enforcement inspections. Facilities found to need to file are reported to the Water Board annually in the City's URMP Annual Report. See 2.D: *Companies Requiring NOI Based on SIC But Have Not Filed* and 2.D: *Companies Requiring NOI Based on Exposure But Have Not Filed* for this information.

The City directs Mobile Cleaners to the BASMAA online Mobile Surface Cleaner Training to educate themselves on cleaning BMPs. The City promotes the list of trained service providers on the website. Live trainings are available upon request. No requests were made in FY 08-09.

10.C CNAP Response to Water Board Comments

No comments received from Water Board on this Program Element.

10.D CNAP Summary Tables / Additional Information

No additional information for this Program Element.

11. TRA: Trash

11.A TRA Work Plan Self Evaluation Matrix

ITEM NO.	ACTIVITY	COMPLIANCE DATE	FY 08-09 STATUS	RESPONSIBLE PARTY
TRA 1	**Inventory, Document and Evaluate Trash Management Practices**			
TRA 1.A	Complete Program survey of existing trash management practices.	Done FY 02-03	Done FY 02-03.	ESD
TRA 2	Document and Map Known Trash Problem Areas			
TRA.2.A	Identify data sources and information showing the location of known trash problem areas (e.g., trash complaints/incidents and eradication efforts).	Done FY 03-04	Done FY 03-04.	ESD
TRA 2.B	Compile trash problem location data/information and submit to Program for conversion to coordinates for GIS mapping.	Done FY 03-04	Done FY 03-04.	ESD
TRA 2.C	Revise and update documentation (list of locations, maps, etc.) of known trash problem areas.	As Needed	Done FY 08-09. Known trash problem areas along creeks are documented as part of the Trash Prevention and Removal MOA. Areas where the trash is a result of illegal encampment activities are referred to the MOA's weekly and monthly cleanup programs.	ESD
TRA 2.D	Continue identifying and prioritizing trash problem areas in urban streams and waterways and other potential sources that may contribute trash to those areas.	Annually	Done FY 08-09. Known trash problem areas along creeks are documented as part of the Trash Prevention and Removal MOA. Areas where the trash is a result of illegal encampment activities are referred to the MOA's weekly and monthly cleanup programs.	ESD, PRNS, DOT, PD
TRA 3	**Conduct Trash Evaluations**			
TRA 3.A	Work with Program to select trash evaluation methodology.	Done FY 03-04	Done FY 03-04.	ESD
TRA 3.B	Assist Program with planning and organizing of training workshop for municipal staff.	Done FY 03-04	Done FY 03-04.	ESD
TRA 3.C	Participate in the trash evaluation methodology training workshop.	Done FY 04-05	Done FY 04-05.	ESD
TRA 3.D	Conduct trash evaluations and submit to Program staff:	--	--	ESD
TRA 3.D.1	Coyote Watershed	Done FY 04-05	Done FY 04-05.	ESD

ITEM NO.	ACTIVITY	COMPLIANCE DATE	FY 08-09 STATUS	RESPONSIBLE PARTY
TRA 3.D.2	Remaining San José locations	Done FY 05-06	Done FY 05-06.	ESD
TRA 3.E	Continue trash evaluations in high-priority areas to track changes over time.	Ongoing	Done FY 08-09. Modifications on hold pending MRP approval.	ESD
TRA 4	**Develop Standardized Documentation and Reporting Format**			
TRA 4.A	Work with Program to develop a reporting format to document trash management activities in Annual Reports.	Done FY 03-04	Done FY 03-04.	ESD
TRA 5	**Document and Analyze Evaluation Results; Identify and Prioritize Trash Problem Areas**			
TRA 5.A	Assist Program staff with the documentation and analysis of trash evaluation results.	Ongoing	Done FY 07-08. Modifications on hold pending MRP approval.	ESD
TRA 5.B	Identify high-priority trash areas using trash evaluation results:	Ongoing	Done FY 08-09. Known trash problem areas along creeks are documented as part of the Trash Prevention and Removal MOA. Areas where the trash is a result of illegal encampment activities are referred to the MOA's weekly and monthly cleanup programs.	ESD
TRA 5.B.1	Coyote Watershed	Done FY 04-05	Done FY 04-05.	ESD
TRA 5.B.2	Remaining San José locations	Done FY 05-06	Done FY 05-06.	ESD
TRA 6	**Identify and Implement Trash Management Practices**			
TRA 6.A	Identify reasonable trash management practices to address high-priority areas (in TRA 5B).	Ongoing	Done FY 08-09 and ongoing. See 11.D: *Trash Prevention and Removal Activities Undertaken by the City of San José*	ESD, PRNS, GS, DOT
TRA 6.B	Implement or refine trash management practices at high-priority areas to the maximum extent practicable.	Ongoing	Done FY 08-09 and ongoing. The City partnered with the Water District to clean up four locations with significant trash accumulations: 3 on Coyote Creek and 1 on Guadalupe River this FY as part of the Trash MOA. The City funded an additional five cleanups of sites with large encampments adjacent to creeks. The City's Anti-Litter Program has approximately 3,899 volunteers participating in litter removal throughout the City, a 13% increase over FY 07-08. See 14.D*: PIP Activities Table* for more information on litter-related Citizen Involvement activities.	ESD, PRNS, GS, DOT
TRA 6.C	Document and evaluate implementation of trash management actions.	Ongoing	Done FY 08-09 and ongoing. See 11.D: *Trash Prevention and Removal Activities undertaken by the City of San José.*	ESD

ITEM NO.	ACTIVITY	COMPLIANCE DATE	FY 08-09 STATUS	RESPONSIBLE PARTY
TRA 6.D	Provide Program with information on trash management practices implemented on standardized reporting format.	Annually	Done FY 08-09. See 11 D. *Trash Prevention and Removal Activities Undertaken by the City of San José.*	ESD
TRA 6.E	Provide Program with trash assessment data forms.	Annually	Done FY 07-08. Modifications on hold pending MRP approval.	ESD
TRA 6.F	Assist Program in developing Trash Fact Sheets.	Done FY 07-08	Done FY 07-08.	ESD
TRA 7	**Review and Update Performance Standards and Develop Long-Term Strategy for Trash Management**			
TRA 7.A	Assist with the review and update of existing standards that address BMPs or control measures relevant to trash management.	Done FY 07-08	Done FY 07-08.	ESD
TRA 7.B	Assist Program staff in developing a long-term strategy for trash conditions in urban streams and waterways.	Ongoing	Done FY 08-09 and ongoing. Staff participated in Trash Ad Hoc Task Group meetings in which discussions began regarding a long-term strategy. Future developments are on hold, pending approval of the MRP.	ESD
TRA 8	**Implement a Pilot Demonstration Project**			
TRA 8.A	Assist Program in implementing a pilot project to address trash conveyed through the storm drain system.	Done FY 07-08 Ongoing as necessary	Done FY 08-09 and ongoing. The City has worked closely with the Program and other co-permittees to coordinate structural trash pilot projects in the Santa Clara Basin. The pilot began in FY 07-08 and continued into FY 08-09. See 11.B: *TRA Program Evaluation* for details.	ESD, DOT, PW
TRA 8.B	Begin piloting the use of structural controls to prevent trash from entering the storm sewer system.	Done FY 07-08	Done FY 07-08 and ongoing.	ESD, DOT, PW
TRA 8.C	Pursue grant funding to support installation of structural controls for trash management.	As Needed	Done FY 08-09. Researched NOAA Coastal and Marine Habitat Restoration Project grants under the American Recovery and Reinvestment Act and SFEP Estuary 2100 grant funding for structural trash controls, but the project funding was not pursued due to qualification and timeline constraints. Currently pursuing the EPA Bay Area Water Quality Improvement Fund grant opportunities.	ESD, DOT, PW
TRA 8.D	Evaluate the effectiveness of the pilot structural controls.	Ongoing as necessary	The evaluation of the pilot structural controls is being done in coordination with the co-permittees through the Program. See Program Annual Report for details.	Program, ESD, DOT, PW

11.B TRA Program Evaluation

Prevention

The City strongly advocates litter and illegal dumping prevention, and actively participates in efforts that promote prevention. In FY 08-09, the City maintained programs that promote proper disposal of waste, and explored policies, which could curtail specific items that frequently result in litter. The City continued its popular Neighborhood Clean-Up program that allows residents to dispose of unwanted items and provides information of proper disposal of hazardous waste. In 2008 the City approved an ordinance banning smoking in all areas owned, leased, or occupied by the City which should reduce cigarette butt litter around these facilities. Also, the City's Integrated Waste Management-Zero Waste staff has been conducting stakeholder outreach regarding a County-wide effort to address plastic bag litter, and promote reusable bags. An ordinance regarding single use shopping bags is under consideration. The City continues to be actively involved in BASMAA's upcoming Regional Advertising Campaign focusing on litter prevention.

Removal

The City has several litter removal programs, as detailed in 11.D: *Trash Prevention and Removal Activities Undertaken by the City of San José*. In FY 08-09, the City expanded on the previous year's efforts in regard to trash removal by performing five additional clean-ups that were outside of the Trash MOA with the District. These cleanups removed debris from large illegal encampments along creekside parcels in the City. The additional City clean-ups removed over 60 tons of debris from the Coyote Creek and the Guadalupe River watersheds.

The City of San José and the Santa Clara Valley Water District (District) continued efforts associated with the Memorandum of Agreement for Trash Prevention and Removal (Trash MOA), which began in FY 04-05. The Trash MOA includes weekly encampment cleanup activities on waterways in the City, up to 10 monthly cleanups of large and active illegal encampments, as well as up to five City-District partnered cleanups per year. During this reporting period, partnered clean-up projects on the Coyote Creek and the Guadalupe River removed over 5.5 tons of debris from these waterways. The weekly and monthly encampment clean-ups removed 184.6 tons of debris.

The City's Anti-litter Program has 3,899 Pick Up San José volunteers, a 13 percent increase from last FY in the number of volunteers cleaning litter from City streets, parks, and waterways. Pick Up San José volunteers collected 1,415 bags of litter in FY 08-09. The Anti-litter program also has 104 of its 150 Litter Hot Spots 'adopted.' In addition, the Anti-litter Program eliminated seven illegal dumpsites, using clean-up and enforcement to discourage additional dumping at these sites.

Structural Trash Management Pilot

The City continued its collaboration with the City of Sunnyvale and the Program to pilot the use of catch basin inserts (screens) as a structural control to prevent trash and other debris from entering the City's stormwater conveyance system and, ultimately, local creeks. Eight-four catch basin inserts were installed in FY 07-08 as part of a multi-year structural trash management pilot study. Finding inlets the screens would fit into was problematic. Many of the City's inlets are less than 24 inches wide, long, and deep, meaning that they are too small for the screens without significantly impairing their flood control capacity. City staff inspected hundreds of inlets to find 84 suitable for the pilot. Consequently, the screens could be a useful, but not universal, device for preventing litter from entering the stormwater conveyance system.

Preliminary results indicate the screens are effective at preventing material from entering the stormwater conveyance system without significantly effecting catch basin function and capacity. However, the past two winters have been relatively dry. Preliminary results also indicate the vast majority of material captured is leaves, grass, and similar debris. The City will continue to monitor the effectiveness of the inserts during a more typical wet season and how weather patterns may affect operations and maintenance. A more complete report on the progress of the pilot studies is included in the Program's annual report.

Stakeholder Involvement

On October 15, 2008, the Trash Subgroup of the Watershed Management Initiative (WMI) coordinated and hosted a one-day Trash Summit. The Trash Summit brought together over 30 participants from different agencies and organizations concerned about trash and litter issues. Participants evaluated the myriad of activities underway in

the Santa Clara Basin in response to the issue of trash in waterways, identified gaps, and considered new proposals and promoting existing initiatives to address those gaps. A group continues to meet and is planning for a mult-agency collareabation on trash control efforts and a follow-up Summit in FY 09-10.

The WMI's newly established Product Stewardship Subgroup advanced pollution prevention initiatives by encouraging local agency involvement in the California Product Stewardship Council (CPSC), a non-profit corporation supported by local governments and government entities who promote CPSC's goal of aligning public and private sectors through information, advocacy and legislation to ensure ongoing product responsibility from design to disposal. The subgroup is currently supporting product actions such as pharmaceutical take-backs and reducing the use of single-serve water bottles.

11.C TRA Response to Water Board Comments

No comments received from Water Board on this Program Element.

11.D TRA Summary Tables / Additional Information

Trash Prevention and Removal Activities Undertaken by the City of San José

Program & Description	Participating Departments/ Agencies	Details
Encampment & Illegal Dumping Activities		
Trash Prevention & Removal MOA Agreement between the City of San José and the Water District to remove illegal encampments from creekside parcels, and address up to 5 difficult-to-address sites impacted by trash.	CSJ: ESD, PD, PRNS, Housing, DOT SCVWD	Original agreement formed in 2004, revised in 2008.
Trash MOA Monthly Encampment Cleanup Program City and District cooperate to perform cleanup of homeless encampments along creeks on a monthly basis, up to 10 times per year.	CSJ – Metro PD SCVWD	Work performed under the auspices of the Trash Prevention and Removal MOA
Trash MOA Weekly Cleanup Program District uses either in-house or SJCC labor to clean up small and/or abandoned illegal homeless encampments and litter accumulations on City or District Right-of-Way creek parcels.	SCVWD Guadalupe Watershed, Coyote Watershed	Work performed under the auspices of the Trash Prevention and Removal MOA
Trash MOA Partnered Cleanups City-District partnered cleanup on up to five creek parcels that are impacted by trash and not covered by an existing O&M or cleanup program. Each agency brings specialized services and supplies to the cleanup.	CSJ SCVWD	In FY 08-09, four sites were cleared in partnership with the SCVWD under the auspices of the Trash Prevention and Removal MOA.
Expanded Trash Encampment Cleanups City provided one time fund to perform a minimum of four cleanups of large encampments along creeks.	CSJ – Metro PD CSJ – ESD	Five cleanups (instead of four) completed in the Guadalupe River and Coyote Creek watersheds. 60.07 tons removed.
Alternate Work Program City staff supervises Santa Clara County Department of Corrections labor for cleanup of encampments, illegal dumping on City parcels, as well as weed, litter, and illegal dumping removal along roadsides, vacant lots, landscaped areas, and	CSJ – DOT CSJ –- PRNS	Program goals are similar to landscaping, as AWP is responsible for a subset of the City's responsibility.

Program & Description	Participating Departments/ Agencies	Details
alleyways within the City limits.		
Illegal Dump Site Correction Corrections are made to eliminate illegal dumpsites.	CSJ-PRNS (Anti-Litter Program), ESD	In FY 08-09, eliminated seven illegal dumpsites.
Operations & Maintenance Activities		
General Complaint Trucks Crews collect illegal dumping, debris and other hazards found in or along the City streets in response to calls from the public. They also respond to requests for accident and spill cleanups in City streets.	CSJ-DOT	The primary goal is to respond to the highest percentage of calls within a stated time period.
Code Enforcement Response Debris dumped on private property is the responsibility of the property owner, even if it was not generated by the property owner. Code Enforcement inspectors direct the property owner to clean up the debris.	CSJ-PBCE-Code Enforcement	For hazardous waste dumping, it's still the property owner's responsibility. But if it's identifiable, the property owner has recourse by filing suit with the District Attorney's office.
Neighborhood Clean-ups Scheduled throughout the year, every neighborhood in the City is cycled through within three years.	PBCE-Code Enforcement, ESD	Residents can dispose of common household debris and unwanted items. Space is limited, and always reaches capacity. Information on proper hazardous waste disposal and other City resources are made available. This is a very popular program.
Storm drain Inlet Cleaning Program Between mid September and the end of the calendar year, all inlets in the City are inspected and cleaned out to remove collected debris.	CSJ-DOT CSJ-ESD	The program's goal is to prevent both fine and bulky pollutants from traveling further down the storm system.
Street Sweeping Using both contractual and City personnel, the City provides sweeping at least once per month on all streets. Arterials, collectors and selected business districts receive sweeping at least twice per month. Outreach through the City's Recycle Plus Program includes messaging to residents on the importance of moving vehicles on sweep day.	CSJ-DOT Contracts managed by ESD-IWM	The goal of the program is to reduce the impact of pollution common to city streets such as brake dust, vehicle fluids, and other forms of residue.
SJ Parks Maintenance Crews provide maintenance services and respond to illegal dumping in City parks and along trails in seven Park Maintenance Districts, with six Regional Park Facilities (Alum Rock, Almaden Lake/Edenvale, Lake Cunningham, Prusch/Overfelt, Guadalupe River Park/ Downtown Core, and Kelley Parks) within them.	CSJ-PRNS	Supplies include vehicles (for city staff), litter sticks, plastic trash bags, leather gloves (the SJCC usually bring their own supplies). Training includes protecting back, avoiding sharps, avoiding dangerous situations or confrontations.
Landscape Maintenance Crews remove litter and debris from City landscaped medians and backups.	CSJ-DOT	Primary goal is to maximize number of landscape parcels in good or better condition.
Weekend Youth Juvenile Offender Program Two vans of Youth Juvenile Offenders remove debris from Litter Hot Spots.	CSJ-PRNS (Anti-Litter Program)	In FY 08-09 The Juvenile Offenders Program performed over 4,500 hours or service and picked up 562 bags of litter.
Volunteer Clean-up Activities		
Adopt-A-Hotspot	CSJ-PRNS (Anti-Litter	See 14.D.: *PIP Activities Table for details*

Program & Description	Participating Departments/ Agencies	Details
Volunteers "adopt" and clean one or more of 150 identified Litter Hotspots a minimum of once a month.	Program)	
Adopt-A-Park Recruits and trains residents to assist in the general care and maintenance of parks and other open spaces in San José.	CSJ-PRNS	See 14.D.: *PIP Activities Table for details*
Adopt-A-Trail Recruits and trains volunteers to support management of trails, including litter removal.	CSJ-PRNS	See 14.D.: *PIP Activities Table for details*
Adopt-A-Street Recruits and trains volunteers to remove litter in City vacant lots and other properties. Focused on City-owned landscaped areas, so it is more about maintenance than just litter removal.	CSJ-DOT	City supplies vests, gloves, bags, and any equipment required for the area to maintain it, such as litter sticks, rakes, brooms, etc.
Creek Connections Action Group Volunteers remove trash from creeks, rivers and lakes in Santa Clara County twice each year on National River Cleanup Day (May) and Coastal Cleanup Day (September).	CSJ-PRNS, ESD, County Parks, SCVWD	See 14.D.: *PIP Activities Table for details*
Pick Up San José Volunteers are recruited at fairs, festivals, community meetings and other miscellaneous group meetings to pick up litter whenever they are able. Training and supplies are given to the volunteers.	CSJ-PRNS (Anti-Litter Program)	Volunteers recruited: FY 05-06: 2,859, FY 06-07: 3,143, FY 07-08: 3,426, FY 08-09 3,899
Shed Program Volunteer groups borrow anti-litter supplies from an AGLP shed and conduct a neighborhood cleanup.	CSJ-PRNS (Anti-Litter Program)	Supplies loaned to groups to conduct neighborhood cleanups: FY 06-07: 32 groups;; FY 07-08: 43 groups, FY 08-09: 40 groups.
Great American Litter Pick-up Annual volunteer clean-up at 10 locations within the City, and various locations in the County based on other agency's participation	CSJ, City of Campbell, VTA, County	See 14.D.: *PIP Activities Table for details*
Other Activities		
Ordinance Banning Smoking in City Parks. Ordinance bans smoking in any area owned leased or occupied by the City including; sidewalks, trails and pathways in or around park facilities, park strips and other grounds of any park and within twenty-five (25) feet of any entrance, exit, operable window, or intake opening of any golf course, community center or library. As per municipal codes and park ordinances, violators may be subject to citation or fine.	CSJ-PRNS	As of October 2007, smoking is banned in all San José Parks per San José Municipal Ordinance 9.44.030F and 9.44.010A and Parks Ordinance 13.44.130.
WMI Trash Subgroup Subgroup of the Santa Clara Basin Watershed Management Initiative with the following goals: 1. Bring people together who are working on the trash issue.	WMI agencies	Formed in 2008

Program & Description	Participating Departments/ Agencies	Details
2. Share information on current activities. 3. Determine what additional activities would help reduce trash in creeks. 4. Make recommendations for action by the WMI and other entities.		
WMI Product Stewardship Subgroup Subgroups of the Santa Clara Basin Watershed Management Initiative, formed to promote, implement, and track local agency activities that advance the responsible management and reduction of product-associated waste streams that can affect watershed health. Goals of this subgroup are: 1. Coordinate pilot product disposal / take back programs for pharmaceuticals. 2. Promote local agency involvement in the California Product Stewardship Council and support of relevant legislation that furthers EPR. 3. Collaborate/Coordinate on product "actions" (for example, reducing single-use shopping bags and reducing or eliminating agency use of triclosan)	WMI agencies	Formed in FY 07-08. 11 local agencies have signed the CPSC Pledge of Support (Goal 2).
BASMAA Regional Ad Campaign on Trash Media campaign targeting 18-29 yr old males who litter, with the goal of reducing littering behaviors in this audience.	Stormwater Programs in Alameda, Contra Costa, Santa Clara, San Mateo, Marin Counties, as well as the Vallejo and Fairfield/Suisun sanitary districts	Currently in development. Implementation pending MRP Adoption.

12. MON: Monitoring

12.A MON Work Plan Self Evaluation Matrix

ITEM NO.	ACTIVITY	COMPLIANCE DATE	FY 08-09 STATUS	RESPONSIBLE PARTY
PCB	**PCB Control Program** Analytical characterization work to support the PCB Control Program, required under provision C.9.e, has been completed. The Program is currently working on next steps with BASMAA. Initial PCB analysis was performed on sediments found in selected urban storm drain systems. At this point, no known controllable sources of PCBs have been identified. Results of the follow-up analytical work have been reviewed and further sampling work to identify controllable sources was undertaken in October and November of 2002. The SCVURPPP Program submitted the final PCB Control Plan March 1, 2002, and the Control Program Work Plan July 1, 2002. In addition, the City continues to implement activities described in "Next Steps" from the Year Two PCB Case Study Report submitted to the Water Board in July 2003.			
PCB.A	Sample, analyze, and report on PCBs in storm drain sediments to characterize potential sources and implement controls.	Done, 6/00 through FY 01-02	Done, prior to FY 01-02.	Program, ESD
PCB.B	Begin implementation of final PCB Control Plan upon approval.	Done FY 02-03 Ongoing	Done, prior to FY 01-02. Program level activity.	ESD
Dioxin	**Dioxin-like Compound Control Program** Characterization of dioxins based on existing data has begun Program-wide. The Program is now collaborating with BASMAA and CEP to develop a conceptual model/impairment assessment document. City Staff provide comments to the Program and directly to CEP in support of this process. This Dioxin-like Compound Control Program will develop procedures to identify, assess, and manage controllable sources of Dioxin-like compounds found in urban runoff.			
Dioxin.A	Characterize distribution of Dioxin-like compounds in the urban runoff system based on existing data.	Done FY 01-02	Program level activity.	Program
Dioxin.B	Begin implementation of SCVURPPP plan to characterize distribution of Dioxins.	In Progress at Program Level	Program level activity.	Program
Dioxin.C	Submit plan that identifies control measures / management practices to eliminate or reduce discharges of Dioxins, if needed.	TBD	Program submitted draft Control Plan separately 3/1/02.	Program
Dioxin D	Explore, and implement if feasible, efforts to move toward alternative fuels for diesel vehicles in City fleet.	Done FY 06-07 & Ongoing	Done FY 06-07 and ongoing. In FY 07-08 the City's Diesel fleet switched to using B20 biodiesel from B5 in all highway diesel vehicles including fire vehicles. No significant operational problems were encountered in FY 08-09 as a result of the switch to B20.	ESD, DOT, GS
MON 1	**Industrial Stormwater Monitoring Pilot Program**			

ITEM NO.	ACTIVITY	COMPLIANCE DATE	FY 08-09 STATUS	RESPONSIBLE PARTY
MON 1.A	Design and execute a sampling program to meet the project objectives, analyze results, develop guidance for industry to improve SWPPP implementation, and provide technology transfer information to industry and inspectors.	Done, FY 96-97 through 01-02 Ongoing as part of IND	Done, prior to FY 01-02.	ESD
MON 3	**First Flush Monitoring Program**			
MON 3.A	Conduct multi-year First Flush study sampling, analyze data and provide data to Program as part of Multi-year Monitoring Program.	Done, FY 96-97 through 02-03	Done, prior to FY 02-03.	ESD, Program

12.B MON Program Evaluation

Monitoring activities are conducted effectively at the Program level with participation from City staff to support collaboration with the Water Board and to provide technical review of Program products.

In FY 07-08, the City transitioned its entire highway diesel fleet to B20 biodiesel blend including fire vehicles. Among other benefits, this serves to reduce the potential for dioxin emissions from the City's diesel fleet. These efforts also further the City's Green Vision goal of ensuring that 100 percent of public fleet vehicles run on alternative fuels by 2022. No significant operational problems were encountered in FY 08-09 as a result of the use of B20 biodiesel blend.

The City continues to participate actively in SCVURPPP monitoring program field activities whenever they are conducted within the City's jurisdiction. Moreover, City staff assists in studies such as the Guadalupe loads study and portions of those regional studies conducted within the City's jurisdiction.

12.C MON Response to Water Board Comments

No comments received from Water Board on this Program Element.

12.D MON Summary Tables / Additional Information

No additional information for this Program Element.

13. MC: Municipal Compliance

13.A MC Work Plan Self Evaluation Matrix

ITEM NO.	ACTIVITY	COMPLIANCE DATE	FY 08-09 STATUS	RESPONSIBLE PARTY
MC 1	**Municipal Training** Municipal Training is a critical function of the City's NPDES Permit. Municipal compliance is dependent on the level and quality of the training provided.			
MC 1.A	Identify training needs.	Annually	Done FY 08-09. No new training needs were identified in FY 08-09 in anticipation of the new Municipal Regional Permit. Only ongoing training needs were addressed.	ESD-UR
MC 1.A.1	Conduct training for City staff and City contractors that perform surface cleaning at City facilities.	Done FY 06-07 As Needed	Done FY 07-08. No additional surface cleaning training was needed in FY 08-09.	DOT, GS, ESD
MC 1.B	Develop curricula.	As Needed	Done FY 07-08. No significant changes to the curriculum were needed in FY 08-09.	ESD-UR
MC 1.C	Conduct training.	Ongoing	Done FY 08-09. See 13.D: Municipal Employee Training Summary.	ESD-UR
MC 1.D	Evaluate municipal training program and make improvements as needed.	Annually	Done FY 08-09. The City conducted municipal training for all required Program Elements. Evaluation forms were handed out, collected and reviewed by instructors. This information will be used to make improvements as needed.	ESD-UR
MC 2	**Municipal Facilities Assessment and Compliance** Municipal facilities are required to comply with stormwater regulations. Efforts to reduce contaminated discharges from City facilities must be similar to those required of private businesses. While many elements for permit compliance are in place, the City requires a systematic approach to City facilities compliance at the level of effort required in the URMP.			
MC 2.A	Conduct Corp Yard assessments and inspections.	Annually	Done FY 08-09. Annual Corporation Yard inspections were conducted in February and March 2009.	ESD-UR, GS, DOT
MC 2.A.1	Conduct Citywide meeting to discuss Hazardous Material, Safety, and Stormwater issues for City corporation yards (up to two times per year).	Annually	Done FY 08-09. A Citywide Hazardous Materials, Safety, and Stormwater Management meeting was conducted on June 29, 2009.	GS, ESD, DOT, Fire, Police, PRNS
MC 2.A.2	Revise Corporation Yard inspection form.	Done FY 05-06 As Needed	Done FY 05-06. No revisions to the form were necessary in FY 08-09.	ESD-UR
MC 2.B	Review Municipal Facilities SWPPPs.	Annually	Done FY 08-09. Municipal Facility SWPPPs were reviewed and updated as necessary.	ESD-UR, GS, DOT

ITEM NO.	ACTIVITY	COMPLIANCE DATE	FY 08-09 STATUS	RESPONSIBLE PARTY
MC 2.B.1	Fully revise the five (5) remaining Corporation Yard SWPPPs (using the Main Yard revised SWPPP pilot process as a template).	Done FY 06-07	Done FY 08-09. Revisions to all five Corp Yard SWPPPs were drafted in FY 08-09 and will be sent out for review and comment.	ESD-UR, GS, DOT
MC 2.C	Conduct SWPPP training at City corporation yards.	Annually	Done FY 08-09. SWPPP training sessions were conducted at the Corp Yards in May and June 2009.	ESD-UR, GS, DOT

13.B MC Program Evaluation

Training

During FY 08-09, the City conducted municipal training for all required Program Elements. See 13.D: *Municipal Employee Training Summary*. Those who attended these trainings completed evaluation forms, and the resulting data was tracked by the City and used by the instructors to generate program improvements.

Highlights of FY 08-09 trainings included:

- DOT Inlet Cleaning and Data Collection Training on 10/3/08;
- Construction Site Management training for City inspectors held 10/21/08 & 10/22/08;
- Future Hydro Modification Management Plan (HMP) Requirements on 11/13/08;
- WUOM BMP/SOP Discharge Training on 12/19/09;
- IPM and Pesticide Safety training held 1/27/09;
- Rural Roads Maintenance BMP Workshop and Field Training on 3/26/09 and 3/27/09;
- Erosion & Sediment Control training for capital improvement project staff on 5/18/09;
- Stormwater BMP/SOP/Corporation Yard SWPPP Training on 5/26/09, 5/27/09, 5/28/09, 6/2/09, 6/3/09, 6/4/09, 6/5/09, & 6/9/09; and
- Cal/EPA Basic Inspector Academy on 6/16/09 – 6/19/09.

Municipal Facilities

Annual Corporation Yard stormwater inspections were completed in February and March 2009.

A Citywide meeting to discuss hazardous materials, safety, and stormwater issues in the corporation yards was held on June 29, 2009. These regular meetings have proven to be effective in improving the coordination between GS staff, ESD staff, and Corp Yard representatives and have provided a venue for discussing the annual stormwater assessment inspections. The concerns in the Corp Yard inspection reports have typically been minor and swiftly resolved; the frequency of more significant concerns has lessened as the program has matured at the Corp Yards.

Corp Yard SWPPP Training was included in the PSR, RPW, and SDO Stormwater BMP/SOP Training for DOT, GS, and PRNS staff that was held in May and June 2009. Of the 323 staff that participated in the training, 291 completed and returned evaluations. An additional 33 staff received training during this time on Stormwater BMPs/SOPs related to contract management and SDO. They returned 30 evaluations. The evaluations for both groups were identical and scored the training on a scale of 1 to 5 (1 = Needs Improvement, 2 = Poor, 3 = Fair, 4 = Good, and 5 = Excellent). The overall rating from 321 evaluations was 4.51. Highlights of the ratings of individual topics are summarized below:

- 4.60 out of 5 – The speakers' knowledge and response to questions;
- 4.43 out of 5 – The relevance of the BMPs/SOPs to the employees' work practices;
- 4.50 out of 5 – The explanation of the relationship between the BMPs/SOPs and compliance with the City's Stormwater NPDES permit; and
- 4.54 out of 5 – The explanation of how the employee can help the City to maintain compliance with the Stormwater NPDES permit.

SWPPP revisions for the five Corp Yards were drafted in FY 08-09 and will be sent out for review and comment.

13.C MC Response to Water Board Comments

No comments received from Water Board on this Program Element.

13.D MC Summary Tables / Additional Information

Municipal Employee Training Summary for FY 08-09

PS ID #	Date of Training	Topic	Sponsored or Held By	Division/Section Attending	# Attended	Tentative FY 09-10 Schedule
ICID 3A & 3B, IND 5A & 5B, CON 6	7/23/08	USEPA Stormwater Program's Webcast: Stormwater 101: The Basics	USEPA's NPDES Stormwater Program	ESD-WSP, ESD-Admin, ESD-EE, ESD-FOG, ESD-SC, ESD-UR, ESD-WE, ESD-IWM	18	N/A
ICID 3B	8/28/08	San José Water Co – BMP Training	SJWC	ESD-WE	3	N/A
ICID 3B	9/9/08	Erosion and Sediment Control training	ESD	ESD-WE	3	Oct. 2009
ICID 3B	9/23/08	CASQA conference, Oakland	CASQA	ESD-WE	2	N/A
ICID 3B, NRD 10A	1/8/09	EPA Webcast: Inspection and Maintenance of Storm Water BMPs	USEPA	ESD-WSP-UR, ESD-WE	5	N/A
ICID 3B, IND 5B, CON 6	3/19/09	Fundamental Inspector Academy (Online Training)	Cal/EPA, ARB	ESD-WE	8	N/A
ICID 3B, IND 5B, CON 6	6/16/09 – 6/19/09	Cal/EPA Basic Inspector Academy	Cal/EPA	ESD-WE, ESD-FOG, ESD-SC	8	N/A
IND 5B	7/01/08	New Inspectors - Field "on the job" Training	ESD	ES-WE	5	Sept. 2009 – June 2010
IND 5B	8/21/08	Hydrojetting	BACWA-BACSA (consultant)	ESD-WE	1	N/A
IND 5B	8/27/08	Hazwoper 8 hour	ESD; Safety Unlimited	ESD-WE	4	Oct. 2009
IND 5B	10/7/08	Hazwoper Refresher	ESD-WPCP	ESD-WE	3	Oct. 2009

PS ID #	Date of Training	Topic	Sponsored or Held By	Division/Section Attending	# Attended	Tentative FY 09-10 Schedule
IND 5B	10/23/08	Industrial Users Academy	ESD-WPCP	ESD-WE	2	May 2010
IND 5B	11/5/08	FOG Workshop presentation	ESD-WSP	ESD-WE	1	N/A
IND 5B	2/19/09	Sanitary Sewer Overflow Training	CWEA	ESD-WE	1	N/A
IND 5B, ICID 3B	3/17/09	CWEA – Conference Summary	ESD-WE	ESD-WSP, ESD-WE, ESD-EE	20	Apr. 2010
IND 5B, ICID 3B	3/2/09 – 3/4/09	Monterey – P3S Conference	CWEA	ESD-WE, ESD-WSP	21	Mar. 2010
IND 5B	4/1/09	Cal/EPA Fundamental Inspector Academy (Online Training)	Cal/EPA, ARB	ESD-WE	1	N/A
IND 5B	6/25/09	Thermaco Grease Removal Device Presentation	Northstar Environmental	ESD-WE, ESD-FOG	14	N/A
NRD 10A, 10B, 10D	11/05/08	Stormwater Treatment RDA	ESD	RDA	2	Nov. 2009
NRD 10A	2/4/09	Bioretention Mini-Workshop	SCVURPPP	PW	3	NA
NRD 10A	4/29/09	Site Tour of HMP Facilities at Hitachi Park Site	SCVURPPP	PW	2	NA
NRD 10A, 10B, & 10D	11/13/08	Future Hydro modification Management Plan (HMP) Requirements and Bay Area Hydrology Model (BAHM) Applications	ESD	ESD, PW	15	N/A
NRD 10A	3/20/09	Residential Post Construction Stormwater BMP Site Tour	ESD	ESD, Planning	7	N/A
NRD 10A, 10B, & 10D	4/01/09	CDS Units-Roosevelt Skate Park	ESD	ESD, PW, DOT	7	N/A
NRD 10A, 10B, 10D	4/03/09	Filtera Units-Fremont	ESD	ESD, PW, Planning, DOT	11	N/A
NRD 10A, 10B, & 10D	5/13/09	EPA's Green Infrastructure Webcast: Site Planning and Design Considerations and WERF Cost Tool	ESD, Planning	ESD, PW, Planning	6	N/A
NRD 10A, 10B, & 10D	5/15/09	CASQA Quarterly Meeting "Stormwater Harvesting and Reuse: A New Component of	ESD	ESD, PW, Planning	5	N/A

PS ID #	Date of Training	Topic	Sponsored or Held By	Division/Section Attending	# Attended	Tentative FY 09-10 Schedule
		Stormwater Permitting"				
NRD 10A, 10B, & 10D	5/27/09	Scourstop Products and Presentation	ESD	PW-CFAS, ESD	6	N/A
NRD 10A, 10B, & 10D	5/29/09	Sustainable Streets Workshop: Using the San Mateo County Sustainable Green Streets and Parking Lots Design Guidebook	SCVURPPP	ESD, PW, Planning, DOT	14	N/A
NRD 10A, 10B, & 10D	6/17/09	SCVURPPP C.3. Workshop "Stormwater Management for New and Redevelopment Projects: New Challenges, New Tools and New Ideas"	SCVURPPP	ESD, PW, Planning	33	N/A
CON 6, NRD 10B	7/23/08	Stormwater 101 for RDA: Construction & Post Construction	ESD	RDA	20	N/A
CON 6, NRD 10B	9/6/08	Stormwater 101 for RDA: Construction and Post Construction	ESD	RDA	11	N/A
CON 6	11/21/08 – 11/22/08	Construction Site Compliance Workshop for Contractors and Inspectors – Training for Stormwater Inspectors inspecting construction sites	SCVURPPP, SFEP, Friends of the Estuary, Water Board	ESD-WSP-WE, RDA, PW-Airport, PW-THS, PW-ESS	16	Nov. 2009
CON 6	11/24/08	Construction Site Safety Training	Hansel Phelps	ESD-WSP	2	N/A
CON 6	5/27/09	Construction General Permit Workshop	SCVURPPP	PW-CFAS, PW-THS, ESD-WSP	21	N/A
CON 6C	10/21/08	Annual Construction Site Management Training for City Inspectors	ESD & RBF Consulting	PW-Airport, PW-THS, PW-ESS, ESD-WSP	19	Sept. 2009
CON 6C	10/21/08	Annual Construction Site Management Training for City Inspectors	ESD & RBF Consulting	PW-Airport, PW-THS, PW-ESS, PW-CFAS, ESD-WSP	22	Sept. 2009
CON 6C	10/22/08	Annual Construction Site Management Training for City Inspectors	ESD & RBF Consulting	PBCE-Building	62	Sept. 2009
CON 6C	12/3/08	Annual Construction Site Management Training for City Inspectors	ESD	PW-CAT	10	N/A

PS ID #	Date of Training	Topic	Sponsored or Held By	Division/Section Attending	# Attended	Tentative FY 09-10 Schedule
CON 6D1	2/13/09	Construction Site Inspection Wet Season Refresher	ESD	PW-THS, PW-CFAS, PW-ESS, PW-CAT	43	Feb. 2010
CON 6D1	4/3/09	Construction Site Inspection Wet Season Refresher	ESD	PW-Airport	7	Apr. 2010
CON 6E	2/3/09	Construction Inspection Supervisors Coordination Meeting	ESD	PW-Airport, PW-THS, PW-ESS, PW-CFAS, ESD-WSP	8	Feb. 2010
CON 8A	5/18/09	Sediment and Erosion Control and SWPPP Training for Capital Improvement Staff	ESD & PW	PW-CFAS, PW-THS, PW-ESS, GS-Contracts, RDA	54	May 2010
PSR 3A & 3B, SDO 4A & 4B, MC 1C	5/26/09	Stormwater BMP/SOP/Corporation Yard SWPPP Training	ESD	DOT, PRNS	43	Apr. 2010
PSR 3A & 3B, SDO 4A & 4B, MC 1C	5/27/09	Stormwater BMP/SOP/Corporation Yard SWPPP Training	ESD	DOT, GS-Finance, PRNS	56	Apr. 2010
PSR 3A & 3B, SDO 4A & 4B, MC 1C	5/28/09	Stormwater BMP/SOP/Corporation Yard SWPPP Training	ESD	PRNS, GS-Fleet, DOT	43	Apr. 2010
PSR 3A & 3B, SDO 4A & 4B	5/29/09	Stormwater BMP/SOP/Corporation Yard SWPPP Training	ESD	GS-Contracts, DOT	33	Apr. 2010
PSR 3A & 3B, SDO 4A & 4B, MC 1C	6/2/09	Stormwater BMP/SOP/Corporation Yard SWPPP Training	ESD	DOT, PRNS	39	Apr. 2010
PSR 3A & 3B, SDO 4A & 4B, MC 1C	6/3/09	Stormwater BMP/SOP/Corporation Yard SWPPP Training	ESD	DOT	19	Apr. 2010
PSR 3A & 3B, SDO 4A & 4B, MC 1C	6/4/09	Stormwater BMP/SOP/Corporation Yard SWPPP Training	ESD	PRNS	38	Apr. 2010
PSR 3A & 3B, SDO 4A & 4B, MC 1C	6/5/09	Stormwater BMP/SOP/Corporation Yard SWPPP Training	ESD	DOT	31	Apr. 2010
PSR 3A & 3B, SDO 4A & 4B, MC 1C	6/9/09	Stormwater BMP/SOP/Corporation Yard SWPPP Training	ESD	PRNS, DOT	26	Apr. 2010
PSR 3A &	6/11/09	Stormwater	ESD	DOT	28	Apr. 2010

PS ID #	Date of Training	Topic	Sponsored or Held By	Division/Section Attending	# Attended	Tentative FY 09-10 Schedule
3B, SDO 4A & 4B, MC 1C		BMP/SOP/Corporation Yard SWPPP Training				
PSR 6C	3/26/09 – 3/27/09	Rural Roads Maintenance BMP Workshop: 2-day course providing classroom and field training	ESD	ESD-WSP, DOT, PRNS	23	N/A
SDO 4.B.2	10/3/08	DOT Inlet Cleaning and Data Collection Training	DOT, ESD	DOT	15	Apr. 2009
WUOM 3A	12/19/08	WUOM Annual WUPPP (BMP/SOP) Training	ESD-Muni & ESD-UR	ESD-Muni, ESD-Muni Contractor	25	Dec. 2009
PM 4B	1/27/09	Integrated Pest Management and Urban Runoff Training	ESD & PRNS	PRNS, DOT	110	Jan. 2010
MC 1C	5/21/09	Hazardous Waste Management Training	City of San José	PBCE, DOT, GS, ESD, Police, Airport	19	N/A
PIP 1 & 3	5/28/09	EPA Watershed Academy Webcast: Wetlands – Reconnecting Youth with Nature	USEPA	ESD	1	NA
	5/11/09 – 5/13/09	5th National Conference for Nonpoint Source and Stormwater Outreach	USEPA	ESD-UR	1	NA

This page intentionally left blank.

14. PIP: Public Information / Public Participation

14.A PIP Work Plan Self Evaluation Matrix

ITEM NO.	ACTIVITY	COMPLIANCE DATE	FY 08-09 STATUS	RESPONSIBLE PARTY
PIP 1	**General Outreach** The City of San José will promote general citizen awareness of what a watershed is, the functions of the storm drain system, pathways and sources of urban runoff pollution to the South Bay watershed, and behaviors that adversely affect water quality.			
PIP 1.A	Participate in WMI Outreach, and coordinate WMI outreach with Watershed Watch and Program efforts.	Ongoing	Done FY 08-09 and ongoing. City staff supported the coordination of WMI and Program messages in the Watershed Watch campaign through the WEO AHTG. See 14.D: *PIP Activities Table.*	ESD, WMI, Program
PIP 1.A .1	Participate in Watershed Watch campaign.	Ongoing	Done FY 08-09 and ongoing. City staff assists with planning and implementation through WEO AHTG and serves as the AHTG's chair. See the Program Annual Report for complete campaign annual report.	ESD, Program
PIP 1.B	Identify, support, and participate in appropriate community events to increase general public awareness.	Ongoing	Done FY 08-09 and ongoing. See 14.D: *PIP Activities Table.*	ESD
PIP 1.B.1	Work with the Watershed Watch Events work group.	Ongoing	Done FY 08-09 and ongoing. Watershed Watch events are discussed and coordinated through the WEO AHTG. City staff assists with staffing tables at events. See the Program Annual Report for details concerning Watershed Watch events.	ESD, Program
PIP 1.C	Give presentations upon request that focus on stormwater messages to elementary through college grade levels, neighborhood groups, etc.	As Needed	Done FY 08-09 and ongoing. See 14.D: *PIP Activities Table.*	ESD
PIP 2	**Targeted Outreach** The City of San José will develop and implement targeted residential outreach and education campaigns based on high priority pollutants to effectively reduce pollutant-causing behaviors and promote Best Management Practices.			
PIP 2.A	Identify general residential practices that contribute to stormwater pollution. Identify reasonable alternatives to pollutant causing behavior.	N/A	Done FY 08-09. Messages are addressed at the Program level through the Watershed Watch Campaign, and locally through events, direct outreach, and education via inspectors. See 14.D: *PIP Activities Table.*	ESD, Program
PIP 2.A.1	Review surveys and applicable reports.	Ongoing	Done FY 08-09 and ongoing. The City has participated with the regional media and outreach campaign through	ESD

ITEM NO.	ACTIVITY	COMPLIANCE DATE	FY 08-09 STATUS	RESPONSIBLE PARTY
			the Program. The Program performed a survey to gather information on the effectiveness of the ongoing media campaign and measuring outcomes of survey results against the 10-year target performance measures. See the Program Annual Report for details.	
PIP 2.A.2	Meet with inspectors to discuss and document residential outreach needs.	Ongoing	Done FY 08-09 and ongoing. Staff involved in outreach attend Inspectors' meetings and trainings and keep in contact with Inspectors on a regular basis. Outreach needs are identified and incorporated into work plans accordingly.	ESD
PIP 2.A.3	Prepare reports identifying residential outreach needs and tasks.	Annually	Done FY 08-09. Outreach staff submits a report to Watershed Protection management on projected outreach needs and recommendations.	ESD
PIP 2.B	Identify ICID practices and target audience(s) contributing to pollution.	Ongoing	Done FY 08-09. ICID Feedback cards are regularly distributed to complainants who provide contact information. How complainants hear about ICID services is also tracked.	ESD
PIP 2.B.1	Review ICID reports.	Ongoing	Done FY 08-09 and ongoing. 98 ICID Complaint feedback cards were distributed to complainants. Of 98 cards mailed, 18 have been returned. This number is insufficient for full analysis; however, the large majority have provided favorable feedback. More thorough analysis will be conducted in FY 09-10.	ESD
PIP 2.B 2	Meet with ICID inspectors to discuss and document outreach needs.	Ongoing	Done FY 08-09 and ongoing. Staff involved in outreach attend Inspectors' meetings and trainings and keep in contact with Inspectors on a regular basis. Outreach needs are identified and incorporated into work plans accordingly.	ESD
PIP 2.B.3	Prepare reports identifying ICID outreach needs and tasks.	Annually	Done FY 08-09. Outreach staff submits a report on projected outreach needs and recommendations and incorporate report findings into work plans accordingly.	ESD
PIP 2.C	Promote selected residential and ICID messages through local and regional activity (e.g. Program PIP, BASMAA PIP, BAPPG, Media Relations, etc).			
PIP 2.C.1	Report targeted residential and ICID outreach activity.	Annually	Done FY 08-09. See 14.D: *PIP Activities Table.*	ESD
PIP 2.C.2	Participate in the Program's Pesticide and Mercury ad hoc task groups.	Ongoing	Done FY 08-09 and ongoing. City staff participated in AHTG and collaborated with regional Household Hazardous Waste efforts that focused on reducing pesticide use and the proper disposal of spent fluorescent	ESD, Program

ITEM NO.	ACTIVITY	COMPLIANCE DATE	FY 08-09 STATUS	RESPONSIBLE PARTY
			lamps. See the Program Annual Report for details.	
PIP 3	**Educational Programs** The City of San José will support and/or develop and implement educational programs designed to increase youth understanding and appreciation of the South Bay watershed.			
PIP 3.A.	Support, develop and implement school and youth education programs.	N/A	Done FY 08-09 and ongoing. See 14.D: *FY 08-09 San José School Outreach* for details.	
PIP 3.A.1	Participate in the WEO programs and Schools and Youth Work Groups.	Ongoing	Done FY 08-09 and ongoing. City staff participated in developing school work plans and activities for the Urban Runoff Program and Watershed Watch campaign. City Staff participated in both the WEO Ad Hoc Task Group and Schools and Youth work group meetings, serving as Chair of both groups. Direct implementation takes place through the Program staff and the Watershed Watch contractor.	ESD, Program
PIP 3.A.2	Participate in the Alviso Education Center work group.	Ongoing	Done FY 08-09 and ongoing. City staff participated in work group meetings. Program Staff administered the SCVURPPP Ed Center Grant. See the Program Annual Report for details.	ESD, Program
PIP 3.A.3	Participate in City Education programs such as the Youth Watershed Education Team, Rangers in Schools, Go Green Initiative, etc.	Ongoing	Done FY 08-09 and ongoing. See 14.D: *FY 08-09 San José School Outreach* for details.	ESD
PIP 4	**Citizen Participation** The City of San José will support and/or develop and implement citizen involvement programs designed to increase citizen understanding and appreciation of the South Bay watershed.			
PIP 4.A	Support and/or develop involvement opportunities for San José residents			
PIP 4.A.1	Participate in creek Clean-ups on a bi-annual basis through in-kind staff support for the Creek Connections Action Group.	N/A	Done FY 08-09. Coordinated internally with PRNS, and externally with the Creek Connections Action Group.	ESD, PRNS
PIP 4.A.1.a	Fall creek Clean-up.	Annually, Q1	Done FY 08-09. See 14.D: *PIP Activities Table.*	ESD, PRNS
PIP 4.A.1.b	Spring creek Clean-up.	Annually, Q4	Done FY 08-09. See 14.D: *PIP Activities Table.*	ESD, PRNS
PIP 5	**Outreach Evaluation** The City of San José will evaluate its Outreach efforts for effectiveness.			
PIP 5.A	Implement selected evaluation tools.	N/A	See 14.B: *PIP Program Evaluation.*	ESD

ITEM NO.	ACTIVITY	COMPLIANCE DATE	FY 08-09 STATUS	RESPONSIBLE PARTY
PIP 5.A.1	Work with Program, WMI, and Watershed Watch AHTG to Plan for the Program's Watershed Watch campaign follow–up survey.	Triennially	Done FY 08-09. See Program Annual Report for details.	ESD, Program
PIP 5.A.2	Report on survey and evaluation activity during the report period	Annually	Done FY 08-09. See Program Annual Report for details.	ESD
PIP 5.B	Annually review, modify and report on outreach plans based on effectiveness results.	N/A	Done FY 08-09. Work plans are evaluated and modified as needed based on evaluation results.	ESD
PIP 5.B 1	Produce a written report on the effectiveness of outreach activities conducted in the prior FY.	Annually	Done FY 08-09. *See 14.D: PIP Activities Table.*	ESD

14.B PIP Program Evaluation

Outreach Strategy

San José's outreach strategy is implemented on three levels: Local (City-wide), Program (County-wide), and Regional (Bay Area-wide).

Local target audiences are based on program, survey, and focus group work conducted by the City and the Program. Local outreach is conducted to address time-constrained and/or local (San José only) issues. Local strategies and tactics are documented in the Outreach Strategies submitted annually to the City's budget office. When possible, San José tailors its local outreach to compliment/coordinate with Program (countywide) and regional outreach efforts. Short-term tactic and strategy success is evaluated case-by-case using a variety of mechanisms, such as questionnaires for the students who participated in Water Wizards Festival. Public opinion surveys evaluate long-term outcomes in attitudes and behavior.

County-wide target audiences are based on survey and focus group work conducted through the Program and, when appropriate, the City. The City's County-wide outreach delivers stormwater and watershed messages to residential and business audiences in the Santa Clara Basin. Strategies and tactics are documented in the Watershed Watch strategy. The City advocates for and facilitates the coordination of Countywide outreach with Regional outreach workgroups. Short-term tactic and strategy success is evaluated case-by-case using a variety of mechanisms, such as feedback from workshop attendees or number of participants. Public opinion surveys evaluate long-term outcomes in attitudes and behavior.

Regional target audiences, messages, and projects are identified through a variety of processes conducted by the various regional workgroups. San José's regional audiences are specific subsets of the general business and residential audiences that occur in San José, but may also be universal in the Bay Area. Messages focus on specific behaviors or increasing awareness related to stormwater and watershed issues (e.g., Pest Control Operators for IPM messages; restaurants for FOG). Strategies and tactics for these audiences are proposed and implemented through the Regional workgroups, and they are documented in the work plans of the various groups. Short–term tactic and strategy success is evaluated and reported case-by-case using a variety of mechanisms (e.g. the Regional Media Relations workgroup's measures). For some projects (e.g., Our Water Our World Campaign, Regional Ad Campaign) public opinion surveys evaluate long-term outcomes in attitudes and behavior.

General Outreach

San José's General Outreach focused on attending community events, and maintaining up-to-date information on the City's website. There was a substantial increase in the overall distribution of materials this fiscal year compared to last, and the City attended a wider variety of community events this fiscal year, including farmer's markets and Cinco de Mayo celebrations. The City continues to reach out to the general public at selected community events that the Watershed Watch Campaign does not attend. These events are good venues to reach San José citizens, providing more extensive outreach to residents. San José's Green Vision and the outreach and media attention

it generated has provided an excellent opportunity to connect watershed and pollution prevention messages into other environmental messages such as Zero Waste and Sustainability. The residential and commercial sectors seem to be more accepting of environmental messages and behavior changes than they have in previous years.

The City works though a variety of mediums to distribute outreach materials to residents and business owners. The number of outreach materials distributed in FY 08-09 exceeded 345,000, which is comprised of BMPs disseminated by ICID, IND, and CON inspectors; City staff at outreach events; and self-serve BMPs downloaded from the City's website. Distribution of materials benefited from collaborating with other ESD divisions with intersecting interests, attending more local events than the previous year, and increased internet traffic.

The City also supported the Watershed Watch campaign by participating in the development of a new general residential stormwater and watershed brochure titled *You Are the Solution to Water Pollution*. The City also translated the piece into Spanish and Vietnamese for the Program to expand its reach to a wider array of audiences.

Targeted Outreach

FY 08-09's targeted efforts focused on reaching audiences with specific messages relating to their activities, location, or demographic. By conducting outreach to people where they were, and when they were primed to hear it – distributing tarps and explaining the importance of tarping loaded vehicles to customers hauling debris at the landfill – the message was more easily understood and the information applied to practical outcomes. At the local level, San José has successfully directed a variety of messages to a wide array of audiences through publishing articles in newsletters, hosting trainings and workshops, attending events targeting specific audiences, direct mailing, partnering with retailers for point-of-purchase education, and collaborative efforts at the regional level. Targeted outreach supplements tasks done in other elements of the URMP, such as Illicit Connection/Illegal Dumping, Industrial/Commercial Dischargers, Construction Inspection, Pesticide Management, Mercury, and the Copper and Nickel Action Plans.

Citizen Participation Activities

Citizen participation activities effectively get residents out into the Watershed to foster stewardship. The City participated in four Clean-up events, as well as two special events – Bike to Work Day and the Municipal Rose Garden Pruning – designed to promote civic participation and environmental stewardship by the citizens of San José. Tying clean-up events to pre-existing events such as Coastal Clean-up Day and the Great American Pick-up is a good way to maximize promotion. Regional promotional activities are useful for raising awareness locally. The City also organized regular participation activities through the Adopt-A-Park, Adopt-A-Trail, Anti-Litter Volunteers, and Volunteer San José programs. Through these programs, thousands of San José residents are taking an active role in watershed stewardship.

Education Outreach

Education continues to be a vital component of San José's pollution prevention plan. The City actively contributes to education both as a City and through the Program. San José commits significant resources to youth education with the goal of instilling a sense of stewardship for the environment. San José employs both in-class education and train-the-trainer approaches to Outreach. In-class presentations are more expensive per student reached, but lend themselves better to evaluation. Train-the-trainer has the potential to reach many more students, but it is extremely difficult to measure the effectiveness of this potential. Youth Watershed Education Grants provide funding for groups and educators to implement their own programs that accomplish the City's education goals.

FY 08-09 saw the continuation and expansion of the City's Go Green Schools Program. Go Green Schools fosters recycling and environmental stewardship in a parent and community-driven process, and supplies grants to schools to help them achieve their green goals. The City connects schools with free recycling supplies and other green resources, and encourages them implement the program at the level the school chooses, whether through recycling, environmental curriculum, green purchasing, or other green practices. This year the Go Green Schools Program hosted its third conference with four parallel tracks, which allowed for a wider range of topics and sessions for attendees.

Thermoplastic and Cast Metal Inlet Markers

With approximately 30,000 storm drain inlets and in anticipation of new inlet marking requirements in the future, the City piloted alternatives that could improve the longevity and legibility of painted stencil markings. In FY 08-09, the City continued to install thermoplastic inlet markers, which are more visible and durable than the traditional stencil-painted stormdrain markings. The City began installing thermoplastic markers in FY 07-08 as a pilot in areas of the City with higher incidences of ICID calls, and this

project continued in FY 08-09 with markings placed in Alviso. The pilot will track the durability of the thermoplastic stencils, to see if their longer life will offset the higher cost.

In collaboration with DOT, 180 metal inlet marker plates were installed in locations citywide where the ADA curb ramps were scheduled for replacement. Since the metal plates must be set in concrete, the ramp reconstruction provided an opportunity to test the markers with little increase in installation costs. One challenge was selecting a location to mount the plates that would result in a strong visual association between the plate and the storm drain while not obstructing the ramp. Given the logistical challenges, the City does not expect to continue the pilot but will continue to explore other options that increase the longevity and legibility of stormdrain markings.

14.C PIP Response to Water Board Comments

No comments received from Water Board on this Program Element.

14.D PIP Summary Tables / Additional Information

PIP Activities Table

Outreach Type: ❍ ***= General Outreach*** ◎ ***= Targeted Outreach*** ✋ ***= Citizen Involvement*** ✎ ***= Education***

Item No.	Activity	Outreach Type	FY 08-09 Status	Evaluation
Att. A.1	Storm Sewer Stenciling Pilot Program	❍	In FY 08-09 the City continued the pilot thermoplastic stenciling program in the Alviso neighborhood. Alviso was chosen due to reported high bacteria levels in the storm drain system. 180 thermoplastic stencils were installed in the area between June 8 and 22, 2009. All the stencils read “No Dumping Flows to Guadalupe River”.	In FY 08-09 the City continued the pilot thermoplastic stenciling program in the Alviso neighborhood. Alviso was chosen due to the combination of the potential for illegal dumping and traffic patterns that cause rapid wear and fading of the painted stencil markings. The pilot will track the durability of the thermoplastic stencils, to see if their longer life will offset the higher cost.
Att. A.1	Storm Sewer Metal Plate Pilot Program	❍	In collaboration with DOT 180 metal plates that read “No Dumping Flows to Bay” were installed in locations citywide where the ADA curb ramps were scheduled for replacement.	In collaboration with DOT, 180 metal inlet marker plates were installed in locations citywide where the ADA curb ramps were scheduled for replacement. Since the metal plates must be set in concrete, the ramp reconstruction provided an opportunity to test the markers with little increase in installation costs. One challenge was selecting a location to mount the plates that would result in a strong visual association between the plate and the storm drain while not obstructing the ramp. Given the logistical challenges, the City does not expect to continue the pilot but will continue to explore other options that increase the longevity and legibility of stormdrain markings.
PIP 1 Att. A.2 Att. A.18	Stormwater Website	❍	The website includes information on various stormwater permit elements, resources for businesses and residents, and links to key City	The site is updated on a regular basis with pertinent information for both residential and commercial audiences. See 14.D.: *Outreach Materials Distributed* for website downloads and page

Item No.	Activity	Outreach Type	FY 08-09 Status	Evaluation
			departments implementing stormwater requirements as well as local and regional pages of interest.	visits.
PIP 1.A.1 PIP 2.C PM 6.A Program	Watershed Watch Sign at Happy Hollow Park and Zoo	❍	An Interpretive Sign, installed in FY 03-04, features a photo montage of beneficial uses of creeks and the Bay, along with four pollution-prevention messages: keep your car tuned to avoid oil leaks, avoid pesticide use (especially before rains), proper disposal of household hazardous wastes, and no dumping into storm drains.	The sign is located at the bottom of the entrance walkway into the Zoo. Every visitor to the zoo passes by the sign entering and leaving. In the winter of 2007 the Park and Zoo began an expansive renovation project, which affected attendance numbers. The park and zoo both are currently closed, and are scheduled to reopen in the fall of 2009, when construction is complete.
TRA PIP1	Ordinance banning smoking in City parks.	❍	As of October 2007, smoking is banned in all San José Parks per San José Municipal Ordinance 9.44.030F and 9.44.010A and Parks Ordinance 13.44.130. The ordinance bans smoking in any area owned leased or occupied by the City including; sidewalks, trails and pathways in or around park facilities, park strips and other grounds of any park and within twenty-five (25) feet of any entrance, exit, operable window, or intake opening of any golf course, community center or library. As per municipal codes and park ordinances, violators may be subject to citation or fine.	Park signage had been installed in all San José parks citing the smoking ban. In addition, an educational program has been designed to utilize an informative strategy to induce compliance through positive approaches and interaction with the community. The program consists of series of televised public service announcements, radio public service announcements, billboards and educational cards, which are being used to help assist city staff in informing the public to enjoy smoke free parks in San José.
PIP 1 Att. A.4	Adventure on the Green	❍	July 18, 2008 at Arena Green Park. Watershed Protection hosted a booth with watershed information and water coloring activity for kids. Also gathered feedback on draft Watershed Watch Brochure.	Approximately 150 people attended, mostly parents with young children.
PIP 1	Roosevelt Community Center and Skate Park Grand Opening	❍	December 13, 2008. The Roosevelt Community Center officially opened to the public with an official ribbon cutting ceremony and information tables about the Center and its unique features. The Center features several aesthetically pleasing stormwater pollution prevention elements, including two art pieces on the exterior of the building that filter roof run-off. Other design features that naturally filter stormwater at the site are landscaped swales, detention basins, and porous asphalt. Inside the center an interpretive	Approximately 500 people attended the grand opening. ESD staff hosted a table and discussed the stormwater features of the center and the importance of litter clean-up.

Item No.	Activity	Outreach Type	FY 08-09 Status	Evaluation
			sign about Coyote Creek encourages visitors to learn more about their watershed and the things they can do to improve it. These and other green building elements are part of the new building's bid for LEED Gold certification.	
PIP 1.B	Local Foods, Community Gardens, and Urban Agriculture: Bringing Back the Valley of Heart's Delight	❍	December 13, 2008. Dr. Rachel O'Malley, Associate Professor and Chair, Department of Environmental Studies, San José State University, gave a presentation on the many opportunities to eat locally and grow our own food in Santa Clara County.	Dr. O'Malley described why "Silicon Valley" was recently known as the "Valley of Heart's Delight," because of its stunning climate, rich soils and bountiful harvests until the 1960's. She then related to the audience how the new millennium has seen a renewed interest in community gardens, backyard gardens, locally produced food, and healthy, sustainable living.
PIP 1.B	Community Input Meetings on Reducing Plastic and Paper Shopping Bags	❍	January 28-29, 2009. Meetings to collect public comment on a proposed fee designed to reduce single use bag consumption. Participants discussed concerns related to the fee amount, administration and enforcement of the fee, use of the funds, logistic for retailers and need for public outreach. Alternative ideas included instituting a ban on all single-use carry-out shopping bags, implementing a tiered-fee system with only larger stores needing to comply, and increasing public education and incentive programs for shoppers who bring their own bags.	Over 120 members from business, environmental, faith, and community based organizations and interested public attended. Gathering public input and stakeholder involvement is a key component in developing plans to reduce disposable shopping bags
PIP 2.C	Water Pollution Control Plant Tours	❍	Free tours of the San José/Santa Clara Water Pollution Control Plant, targeting residents and businesses in the treatment plant's tributary area.	A total of 2,378 people attended one of 106 public tours offered in FY 08-09. Another 300-400 persons are estimated to attend tours during the month of June. Information on watershed protection, stormwater pollution prevention, and how our everyday activities impact the Bay and its wetlands were given along with info about the Plant.
PIP 2.C	Water Pollution Control Plant Stakeholders Tours	❍	Tours of the San José/Santa Clara Water Pollution Control Plant for stakeholders and user groups. Tours were offered after the Plant Master Plan Community Meetings, BAPPG training, and IU Academy training.	Approximately 195 people attended one of four tours offered in conjunction with training and workshops in FY 08-09. Information on watershed protection, pollution prevention and the role and operation of the Plant was provided.
PIP 1.B Att. A.4	National Night Out	❍	August 5, 2008. Multiple locations throughout the City hosted community entertainment and resource fairs promoting public safety and other neighborhood issues.	ESD hosted one table at Emma Prusch Park. Provided general stormwater pollution prevention materials.

Item No.	Activity	Outreach Type	FY 08-09 Status	Evaluation
PIP 1A Att. A.4	West Coast Green	❍	September 24-27, 2008 at the San José Convention Center.	This event drew approximately 10,000 attendees.
PIP 1.A.1 PIP 1.B. Att. A.4	Pumpkins in the Park at Discovery Meadow	❍	October 11, 2008. Watershed Watch booth with games and Pollution Prevention information.	This event drew approximately 12,000 to 14,000 attendees. See the Program Annual Report for details.
PIP 1.A.1 PIP 1.B. Att. A.4	Haunt the Hollow	❍	October 26, 2008. Watershed Watch booth with Pollution Prevention information.	This event drew approximately 6,000 attendees. See the Program Annual Report for details.
PIP 1 Att. A.4	Santa Clara County Creeks Coalition Conference	❍	November 15, 2008. City booth with pollution prevention and City trash reduction information.	This event was sponsored by 31 organizations including local and regional governments, water utilities, businesses, environmental organizations and sport and recreation clubs.
PIP 1 Att. A.4	Christmas in the Park Watershed Protection Tree	❍	December 2008 in Plaza de Cesar Chavez. Sponsored a Christmas tree and decorated it with watershed and pollution prevention messages	Estimated 450,000 visitors.
PIP 1.A Att. A.4	Christmas in the Park Watershed Watch Tree	❍	December 2008 in Plaza de Cesar Chavez. Watershed Watch sponsored a Christmas tree and decorated it with watershed and pollution prevention messages	Estimated 450,000 visitors. See Program Annual Report for details.
PIP 1.A.1 PIP 1.B. Att. A.4	Spring Garden Market at History Park	❍	April 4, 2009. Plant sale and demonstration fair for homeowners and garden enthusiasts. Watershed Watch booth with IPM information.	This event drew approximately 4,000 people. See the Program Annual Report for details
TRA 6 PIP 1	Mayor's Breakfast and Pride of San José Awards	❍	January 14, 2009. The Trash Prevention and Removal MOA team won the Pride of San José award for collaboration, which involved a brief presentation on the nature of the MOA work and the program's on creeks.	Approximately 300 people attended this public breakfast and awards ceremony.
PIP 1.B PM 6.A Att. A.4	Tuesday Farmer's Market	❍	Farmer's Market held on Tuesdays from April 21-June 16 on 5th Street between San Fernando Street and City Hall. Watershed Protection had a booth at the market on April 21, May 5, May 12, May 19, June 2, and June 16, 2009. Staff provided information and answered questions about the wastewater paths and pollution prevention in the sanitary sewer and storm drains. Specific messages included IPM, HHW, Mercury and Litter.	Distributed urban runoff, and wastewater pollution prevention messages and information in English, Vietnamese and Spanish. Estimated 1,500-2,000 attendees per market day. Audience very receptive to information on IPM, less toxic home and garden products and proper disposal of HHW.

Item No.	Activity	Outreach Type	FY 08-09 Status	Evaluation
PIP 1.B Att. A.4	Children's Fair at Discovery Meadow	❍ & ✎	April 25, 2009. Park Rangers gave Creeks Come to Class presentations and utilized the EnviroScape model to teach fair participants about watersheds, stormwater, and pollution prevention.	Approximately 6000 families attended the event.
PIP 1.B Att. A.4	Spring in Guadalupe Gardens	❍	April 25, 2009. Watershed Watch had a table with information on HHW, IPM, and Green Gardening.	See Program Annual Report for additional information.
PIP 1.B Att. A.4	Univision Cinco De Mayo Festival	❍	May 3, 2009. Watershed Protection had a table at the Univision Cinco De Mayo Festival held at the Santa Clara Fairgrounds. Distributed general pollution prevention materials as well as the promotional reusable bags.	Approximately 16,000 attendees at the event. Bilingual staff answered questions and distributed materials in English and Spanish.
PIP 1.B Att. A.4	Thermometer Exchange Events	❍	Collection event for residents to exchange their mercury-containing fever thermometer for a digital thermometer free of charge. Information on safe methods for Household Hazardous Waste disposal and other related pollution prevention methods were provided. Thermometer Exchange Events in San José and WPCP tributary area: July 18, 2008, Plant Tour for Seniors August 9, 2008, Educational Park Branch Library August 23, 2008,Tully Community Branch Library September 11, 2008, Plant Tour for Seniors September 13, 2008, Cupertino Fall Festival (not in San José) September 15-19, 2008, P2 Week November 22, 2008, Blackford NAC Health Fair January 24, 2009, Vineland Branch Library February 7, 2009, Senator Alquist's Event: Women's Health Forum March 7, 2009, Shirakawa Community Center March 14, 2009, Tully Community Branch Library April 7, 2009, Barbara Lee Senior Center (not in San José) April 24, 2009, Kaiser Farmer's Market May 3, 2009, Los Gatos Farmer's Market May 20, 2009, Southside Community Center June 3, 2009, Children's Discovery Museum Employee Health Fair	861 mercury-containing thermometers were collected and disposed of appropriately. This resulted in almost one pound, 434.5 grams, of elemental mercury removed from the environment. In addition, 6 mercury containing thermostats, 3 blood pressure cuff and three candy thermometers were collected. More thermometer exchange events will take place in the WPCP service area and San José in FY 09-10.

Item No.	Activity	Outreach Type	FY 08-09 Status	Evaluation
			June 11, 2009, Northside Community Center	
PIP 1.B	A Plastic Ocean: The Hidden Cost of Plastics	❍	June 2, 2009. Marcus Eriksen PhD, Director of Research and Education of the Algalita Marine Foundation, gave a presentation on the Great Pacific Garbage Patch. Reusable bags were distributed to attendees to assist in reducing the amount of disposable plastic bags that they use.	Approximately 85 attendees. Two scientists from the Algalita Marine Foundation present their recent research on the amount of plastic debris in the North Pacific Gyre and the impacts that plastic is having on marine life and its entrance into the food chain.
Overall Evaluation of General Outreach Activities		❍	San José's General Outreach focused on attending community events and maintaining up-to-date information on the City's website. Both were used to disseminate information to the public. Downloads from the City's website increased substantially this FY compared to last, and the City attended a wider variety of community events compared to last FY. The City continues to reach out to the public at selected community events that the Watershed Watch Campaign does not attend, such as the downtown farmer's market and Univision Cinco de Mayo Festival. These events are good venues to reach San José citizens, providing more outreach to a wider variety of residents. Promoting San José's Green Vision also provided an excellent opportunity to connect watershed and pollution prevention messages into other environmental messages such as zero waste and sustainability. Residents and businesses seem to be more accepting of environmental messages and behavior changes than they have in previous years allowing outreach to build on prior knowledge.	
IND 6 CON 7	Storm Sewer Stenciling	◎: Commercial	The City provided approximately 35 "No Dumping! Flows to Neighborhood Creek" stencils to contractors and developers to stencil approximately 260 storm drain inlets. Private businesses received approximately 5 No Dumping English, and 4 No Dumping Flows to Neighborhood Creek stencils to stencil approximately 26 inlets. Santa Clara Valley Transportation Authority received approximately 8 No Dumping English stencils to stencil approximately 50 inlets at different light rail stops. Approximately 123 No Dumping stencils distributed to ESD inspectors to give to businesses and industries as follows: 85 No Dumping English, 27 No Dumping Spanish, 7 No Dumping Vietnamese, and 4 No Dumping listing the neighborhood creek.	Storm drain stencils are placed in locations that are highly visible to residents and customers of businesses. Including the neighborhood creek name gives residents and customers specific information about their connection to the local creeks. Developers are required as a condition of the permitting process to stencil all storm drain inlets on a development. ESD inspectors give out "No Dumping! Flows To Bay" stencils to commercial and industrial businesses so that they can stencil storm drain inlets on their property.
TRA 6 Att. A.9	Litterbug Hotline	◎: Littering Vehicles	Launched in September 2007 by the Silicon Valley Anti-Litter Campaign. The City's Anti-Graffiti and Litter Program sponsors the hotline, which allows people to report vehicle littering.	Calls to the hotline resulted in 688 reports in FY 08-09. The top three items reported were cigarette butts at 88%, food wrappers at 8%, and generic litter at 3%.

Item No.	Activity	Outreach Type	FY 08-09 Status	Evaluation
			Littering vehicles are then sent a letter indicating that their vehicle was spotted on a specific date littering at a specific location, details the cost of litter abatement activities, cites the California Penal Code for littering, and encourages the vehicle owner not to litter.	
PM 6 Att. A.3 Att. A.11	Green Gardener Training	◎: Landscape businesses	Winter-Spring 2009: 20-hour training course offered through Municipal Adult Education to train landscapers in watershed-friendly landscape management techniques.	See Program Annual Report for details.
CON 7.B. Att. A.6	Conduct outreach sessions to development community	◎: Contractors	Department of Public Works staffs hold meetings with developers to discuss construction project specifications, including erosion and sediment control. Five pre-construction meetings were held during FY 08-09 for municipal projects. ESD Watershed Enforcement construction inspectors were invited to discuss erosion and sediment controls required at these construction sites. The four sites and dates of the meetings were Edenvale Community Center on September 10, Evergreen Community Center on October 14, Gary Alberston Parkway on October 15, and Coyote Creek Trail on October 15 and 28, 2008.	These meetings were of extreme importance to the contractors present since ESD field inspectors provided the erosion and sediment control training.
PIP 1 PIP 2.C M 5.A PM 6.A TRA 6	Curbside Courier web page and newsletter	◎: Residential recycling customers	Web page and newsletter focused on solid waste issues. Newsletter mailed to city recycling customers in their bill. The Fall 2008 issue focused on gardening and yard maintenance practices that conserve resources and prevent water pollution. It also featured a sidebar on the importance of moving your car to allow for street sweeping to prevent stormwater pollution and advertized the Costal Clean Up Day. The Spring 2009 issue focused on the less toxic housekeeping. It listed non-toxic alternatives to using chemical cleaning products, pesticides and fertilizers and a reminder to drop off toxic house supplies at HHW sites. It also highlighted the environmental stewardship of the West Evergreen Neighborhood Action Collation for their efforts to use compost instead of herbicides to control	The curbside Courier published twice a year as a Recycle Plus utility bill insert. The Curbside Courier reaches approximately 185,000 single-family households. Additionally, the Curbside Courier was published online, with 3728 downloads in FY 08-09: 916 English versions, 1,691 Spanish versions, and 671 Vietnamese versions.

Item No.	Activity	Outreach Type	FY 08-09 Status	Evaluation
			weeds in their neighborhood.	
PIP 1.C PIP2.B	Evergreen Business Association Dinner Meeting	◎: Businesses in Evergreen	July 24, 2008. Attended and presented to the Evergreen business Association on watershed and pollution prevention information for businesses owners.	Approximately 25 businesses owners attended. The presentation was very well received, and the attendees were enthusiastic about incorporating pollution prevention into their businesses.
PIP 1.C PIP2.B	Rivera Villa Retirement Community Presentation	◎: Residents at Rivera Villa	July 31, 2008. Presented info on pollution prevention, specifically green automotive practices, to residents at the Rivera Villa retirement community	Approximately 10 people present. The group was interested in the concepts, but most do not drive or have polluting behaviors of concern. Recommend not doing presentations at this type of facility in the future.
PIP 1	Central YMCA newsletter article on permeable paving	◎: YMCA members	August 2008. E-newsletter informs readers about the Central YMCA's new parking lot, and explains how the stormwater BMPs will benefit the environment.	City staff worked with Central YMCA staff to design their renovated parking area to incorporate stormwater management BMPs such as permeable pavers and tree planting.
TRA 6 PIP 2.B Att. A.9	Tarp Giveaway	◎: Landfill customers	November 1, 2009. Coordinated with the Cities of Palo Alto, Santa Clara, Sunnyvale, Cupertino, and the Santa Clara Valley Water District to distribute tarps and anti-litter information to vehicles using one of nine landfills and transfer stations in the County. The event was publicized in the Roadshow column of the San José Mercury News.	395 tarps distributed at nine landfills and transfer stations in Santa Clara County. The heavy rain that day likely kept most people from going to the landfills.
TRA 6 PIP 2.B	Project: Homeless Connect	◎: Urban Campers	November 21, 2008. Hosted a table showing the negative environmental and health impacts of people living in the creeks.	Over 600 homeless residents received assistance and more than 300 community members volunteered their time. At the event, over 20 people were permanently housed.
PIP 1 Att. A.4	Rainbow West and Miller Neighborhood Associations Mini Green Fair	◎: Neighborhood Association and High School members	January 28, 2009. City staff and a representative from Horizon Energy Systems, a local solar installer, organized a mini-green fair. Attendees were provided information on the City's Green Vision, energy and water conservation programs, and green building. Horizon Energy Systems offered a neighborhood discount for solar installations.	Over 50 members of the Rainbow West and Miller Neighborhood Associations at Lynbrook High School attended. Approximately 10 households signed up for a solar installation evaluation for the neighborhood discount.
PM 6.D PIP 2.C Att. A.3 Att. A.8	Create and provide fact sheets and materials to pesticide retailers to facilitate point-of-purchase outreach to support IPM Store Partnership Program	◎: Consumers	There are nine stores in San José participating in the IPM store partnership. This work is done at the Program level. See the Program Annual Report for details.	This work is done at the Program level. See the Program Annual Report for details.

Item No.	Activity	Outreach Type	FY 08-09 Status	Evaluation
PM 6.A PIP 2.C	OWOW Fleas fact sheets at Animal Services Center	◎: Pet Owners	Started in April 2006, the OWOW Fact sheet for Fleas, in both English and Spanish, is available in the Animal Services Center's literature racks.	Center estimates 300 pet adoptions per month. The flea factsheets are available in a location that new pet owners are likely to see and be made aware of less toxic means to control fleas.
PIP 1 PM 6.B Att. A.11	IPM Goat and Sheep Weed Control Press Release	◎:Public via Media outlets	March 2009 ESD issued a press release detailing the use of sheep and goats to control weeds surrounding the San José/Santa Clara Water Pollution Control Plant. The article highlighted the effectiveness of the IPM method and the environmental value of avoiding thousands of pounds of herbicides to control weeds.	Ten different media outlets, ranging from newspapers (the Mercury News, Sacramento Bee, Santa Cruz Sentinel and Miami Herald) to local television (CBS 5, KRON 4, KTVU, and NBC) and various internet sites covered the press release.
PIP 1 PIP 2.C Att. A.3	Regional Media Relations	◎:Public via Media outlets	One media pitch on pharmaceuticals as a watershed pollution issue.	See Program Annual Report for details.
Att. A.4	Free E-waste drop-off event at Happy Hollow	◎: Residents	January 24, 2009. Free e-waste drop-off event	Free tickets to the upcoming grand reopening of the Zoo in Fall 2009 were offered to people bringing in monitors or televisions.
PIP 2 Att. A.4	Compost Bin Workshops and Sales	◎: Residents	Composting workshops were held on July 12, August 9, September 13, October 4 2008 and February 7, March 7, April 4, April 25, May 2, June 6 2009. Workshops teach residents how to compost. Compost bins are sold at a discount to City residents.	564 people attended the compost bin and worm composting workshops. In addition, Earth Machine Compost Bins were on sale by appointment and 125 bins were sold to San José residents.
ICID 2.A.2 ICID 4 PIP 2.C PM 6.A Att. A.9 Att. A.19	Outreach to SNI Neighborhood Action Committees	◎: Residents	Last FY the City reached out to eight SNI Neighborhood Action Committees (NACs) in regards to elevated ICID complaints for illegal dumping and vehicles dripping auto fluids. In FY 08-09, the City continued this effort in six more SNI NACs and included messages about car washing and volunteer opportunities to proactively protect the watershed.	See below
ICID 2.A.2 ICID 4 PIP 2.C PM 6.A Att. A.9 Att. A.19	Winchester SNI NAC Meeting	◎: Residents	April 15 2009. Presented and distributed info on pollution prevention, watershed awareness, the difference between storm and sanitary sewers. Explained importance of reporting dumping, preventing litter, car washing and auto maintenance, proper disposal HHW, proper disposal of thermometers and exchange opportunities, no FOG or pharmaceuticals down	Approximately 20 attendees. Community members were very receptive to the information presented and had a particular interest in FOG and car washing information.

Item No.	Activity	Outreach Type	FY 08-09 Status	Evaluation
			the drain.	
ICID 2.A.2 ICID 4 PIP 2.C PM 6.A Att. A.9 Att. A.19	Mayfair SNI NAC Meeting	◎: Residents	April 23, 2009. Presented and distributed info on pollution prevention, watershed awareness, and the difference between storm and sanitary sewers. Explained importance of reporting dumping and preventing litter, as well as recycling, proper disposal HHW, e-waste, mercury thermometers, FOG and pharmaceuticals.	56 attendees. Community was very engaged, in particular, they asked about disposal of pharmaceuticals.
ICID 2.A.2 ICID 4 PIP 2.C PM 6.A Att. A.9 Att. A.19	Brookwood Terrace/ Five Wounds SNI NAC Meeting	◎: Residents	April 28, 2009. Presented and distributed info on P2, watershed awareness, the difference between storm and sanitary sewers, whom to call if dumping occurs, proper disposal of thermometers and exchange opportunities, no FOG down the drain, and no pharmaceuticals down the drain.	31 attendees. Community members were very receptive to the information presented. The anti-dumping message was stressed.
ICID 2.A.2 ICID 4 PIP 2.C PM 6.A Att. A.9 Att. A.19	Hoffman Via Monte SNI NAC Meeting	◎: Residents	May 20, 2009. Presented and distributed info on P2, watershed awareness, the difference between storm and sanitary sewers, reporting dumping, proper disposal of HHW, IPM, car washing and auto maintenance, no FOG or pharmaceuticals down the drain, and volunteer opportunities.	15 attendees. Community members were very receptive to the information presented and had questions about less toxic home and gardening techniques, how to report clogged drains and dumping and proper disposal of pharmaceuticals.
ICID 2.A.2 ICID 4 PIP 2.C PM 6.A Att. A.9 Att. A.19	Blackford SNI NAC Meeting	◎: Residents	June 4, 2009 Presented and distributed info on P2, watershed awareness, the difference between storm and sanitary sewers, reporting dumping, proper disposal of HHW, IPM, car washing and auto maintenance, FOG or pharmaceuticals down the drain.	26 attendees. Community members were very receptive to the information presented. They were knowledgeable about the issues of litter from participating in the Adopt-A-Creek program, and were interested in the information on green gardening practices.
ICID 2.A.2 ICID 4 PIP 2.C PM 6.A Att. A.9 Att. A.19	Edenvale/ Great Oaks SNI NAC Meeting	◎: Residents	June 10, 2009. Presented and distributed info on P2, watershed awareness, the difference between storm and sanitary sewers. Gave information on reporting dumping, proper disposal of HHW, IPM, car washing and auto maintenance, no FOG or pharmaceuticals down the drain, and volunteer opportunities.	25 attendees. Community members were very receptive to the information presented and expressed that they previously were unaware of how to report storm drain pollution and were observing in their neighborhood improper waste disposal.
IND 6	FOG Presentation to Business Owners	◎: Commercial	November 6, 2008. City staff presented information on the changes to the City's FOG Ordinance to Business Owners.	70 attendees. Distributed FOG-related outreach materials.

Item No.	Activity	Outreach Type	FY 08-09 Status	Evaluation
PIP 2 Att. A.4	Earth Day at San José State	◎: SJSU Students	April 22, 2009 at San José State. Hosted an information table at Earth Day information and resource fair hosted by SJSU for their students, local residents, and local businesses.	Estimated 3,000 attendees.
PIP 1. A PIP 1.B Att. A.4	Carwash Promotion at Capital Premier Carwash	◎: Car Owners	May 6, 2009. Watershed Watch collaborated with Capital Premier Car Wash on a promotional event to encourage washing car at commercial carwashes instead of driveways. Staff discussed pollution prevention and distributed materials to car owners waiting for discount car washes.	See Program Annual Report for additional information.
IND 6 PM 6.A. M 5.B CB-3 PIP 2 Att. A.6	Industrial Users Academy	◎: Industrial	May 15, 2009. The Industrial User Academy is an all-day training workshop for permitted industrial users in the San José/Santa Clara Water Pollution Control Plant tributary area. Attendees received training on the Pretreatment Program, wastewater discharge permit applications, permit issuance and conditions, and the Inspection Program. They also completed Self Monitoring Reports, Enforcement, Sampling, and Storm-water Guidelines.	The academy was well attended by 34 representatives of 26 industrial users. An exit survey was administered and it showed that all of the attendees went away with greater knowledge of the subject matter, with 92% specifically having a better understanding of the stormwater inspection program. 100% agreed, or strongly agreed, that the workshop was useful to them
CON 7.B CON 7.C Att. A.7	Conduct outreach sessions to development community	◎: Developers	September 9, 2008. Department of Public Works and ESD staff conducted training on erosion and sediment control for private developers of type 2 projects. May 27, 2009. City hosted a workshop on the Revised Draft NPDES State Construction General Permit attended by 6 developers/contractors/engineers.	20 developers/contractors/engineers attended. Topics discussed City's Stormwater NPDES Permit, State NPDES Construction General Permit, Watershed Enforcement procedures, annual project review procedures timeline for Type 1, 2, and 3 construction projects, and stormwater management challenges and BMPs.
PIP 2.C M.5 Att. A.10	Mercury Outreach	◎	City and Program staff assisted County with Mercury-related outreach for the County's Universal Waste activities. City staff also distributed the County's 2 mercury/universal waste brochures in City literature racks, with CFL outreach, and at City events.	See Program Annual Report for details.
IND 6 ICID 4 CB-3.B Att. A.6	GIASP NOI Outreach	◎: High potential Cu and Ni dischargers	May 29, 2009. Distributed NOI Checklist, SWPPP Flow Chart, along with a contact letter informing select businesses that they may be subject to the State General Activities Stormwater Permit	Cover letter and General Industrial Activities Storm Water Permit fact sheet sent to 55 facilities, based upon their SIC code. Seven SIC codes were targeted based on the recommendations from the 1997 Industrial Stormwater Pollution Pilot.

Item No.	Activity	Outreach Type	FY 08-09 Status	Evaluation
			(GIASP.)	
IND 6 CB-1.B.	Mobile Surface Cleaner Training Workshops	◎: Commercial	Training available upon request. No requests received in FY 08-09.	Training available upon request. Companies requesting training are first referred to BASMAA's online training, and offered live training if the online version does not meet their needs.
Overall Evaluation of Targeted Outreach activities		◎	FY 08-09's targeted efforts focused on reaching audiences at the grass-roots level. By conducting outreach to people where they were, and when they were primed to hear it, the message was more easily understood and the information applied to practical outcomes. At the local level, San José has successfully directed a variety of messages to a wide array of audiences through publishing articles in newsletters, hosting trainings and workshops, attending events targeting specific audiences, direct mailing, and collaborative efforts at the Regional level. Targeted outreach supplement tasks have been done in other elements of the URMP, such as Illicit Connection/Illegal Dumping, the Industrial/Commercial Dischargers, Construction Inspection, Pesticide Management, Mercury, and the Copper and Nickel Action Plans.	
PIP 4.A.1.a Att. A.12	Coastal Clean-up Day	✋	September 20, 2008. Promoted event in the ESD newsletter, Green Schools ListServ, and on the City web site.	Approximately 1,813 volunteers countywide, a 109% increase from last year. Approximately 95,500 pounds of trash were removed, a 298% increase; and approximately 26,000 pounds of recyclables were removed, a 219% increase over last year's numbers. 11 out of 26 clean-up sites in Santa Clara County and 750 of the 1,813 volunteers were at San José sites. Volunteers were surveyed after the event. See the Santa Clara Valley Water District's Annual Report for details.
PM 6 PIP 4.A	Annual pruning of the Municipal Rose Garden	✋	January 10, 2009. Volunteers pruned the 2,700 rose bushes at the garden. PRNS staff, in collaboration with the Friends of the San José Rose Garden, provided training and demonstrations on proper rose pruning techniques, which can increase resistance to pests and prevent the need to apply pesticides.	Over 250 volunteers participated. This successful pruning event is part of the ongoing efforts between PRNS and the Friends of the San José Rose Garden to produce healthy, vibrant roses at the Municipal Rose Garden for everyone to enjoy.
PIP 4.A TRA 6	Illegal Sign Clean-up	✋	February 28, 2009. Volunteers removed illegally posted signs from streets in Council District 1. Illegal signs are a blight on neighborhoods, creating visual clutter and eventually winding up as litter on the streets	Over 80 volunteers participated. Over 300 signs were removed from District 1, as well as parts of Campbell and Cupertino that are adjacent to District 1. Due to the success of the event and the enthusiasm of its participants, future illegal sign clean-up events are being planned.
PIP 1.B PIP 4.A TRA 6	9th Annual Great American Pick Up	✋	April 25, 2009. ESD, PRNS, DOT, City Manager's Office, Mayor's Office, SJPD, City Attorney's Office, along with Caltrans, San José Conservation Corps, and the Department of Corrections planned and coordinated event in Santa Clara County	There were multiple clean-up sites in each council district in San José. 1,785 volunteers collected 634 bags of litter and 63 bags of recyclable materials, all of which are increases from the previous years. Additionally, Our City Forest planted 55 new trees at Mise Park and T.J. Martin Park.

Item No.	Activity	Outreach Type	FY 08-09 Status	Evaluation
PIP4.A.1.b Att. A.13	National River Clean-up Day	✋	May 16, 2009. Promoted event in the City employee newsletter, the Great American Litter Pick-up flyer, at community events, and on the City web site.	967 volunteers at 31 sites, a 40% increase from last year's event. Approximately 27,935 pounds of trash and 22,633 pounds of recyclables were removed from a distance 46.1 miles. Close to 60% more trash and 90% more recyclables were removed. 10 out of 31 clean-up sites in the County were in San José. Volunteers were surveyed after the event. See the Santa Clara Valley Water District's Annual Report for details.
PIP 1.B PIP 4.A Att. A.4	National Bike to Work Day (BTWD)	✋	May 14, 2009. The City hosted one "energizer station" with free food, drinks, bike helmets, bike tune-ups, promotional items and information to give out to bikers. Both stormwater and air quality benefit from the reduced number of cars on the road. Encouraging people to use alternative modes of transportation highlights this benefit and encourages public participation.	An estimated 230 bicyclists stopped at the City-sponsored energizer station. 100 of those bicyclists received helmet fittings and free bike helmets. With over 240 Energizer Stations strategically placed along major commute routes throughout the Bay Area, with 12 in San José, organizers estimate that participation numbers increased 36% from previous years.
PIP 1.B PIP 2.C PIP 4.A TRA 6 Att. A.9	Anti-Litter Program	✋	The purpose of the Anti-Litter Program (ALP) is to maintain the beauty of San José by preventing graffiti and litter through community involvement, eradication, and enforcement. ALP provides free clean-up supplies to volunteers, designates litter hot spots for adoption, does school outreach with anti-litter messages, and hosts special clean-up events like the Great American Pick-up.	In FY 08-09, the ALP has 3,899 Pick Up San José volunteers on the rolls, a 13% increase over last FY. Participants picked up 1,415 bags of litter removed from the City's streets, parks, creeks, and neighborhoods. As of June 2009, 104 of the 150 Litter Hot Spots have been adopted, and seven illegal dumpsites were eliminated.
PIP 1.B PIP 2.C PIP 4.A TRA 6 Att. A.9	Adopt-A-Park and Adopt-A-Trail	✋	Adopt-A-Park is citywide volunteer program that recruits and trains residents to assist in the general care and maintenance of neighborhood trails, neighborhood/regional parks, and open spaces in San José.	The City's Adopt-a-Park program has 187 parks eligible for adoption. The Adopt-a-Trail has 70 trail segments eligible for adoption. In FY 08-09 1,449 residents in 96 groups gave 9,284 hours to cleaning parks and trails.
PIP 1.B PIP 2.C PIP 4.A TRA 6 Att. A.9	Alum Rock Trail Days	✋	Monthly events where residents help maintain trails (e.g. weed abatement, trail repair, litter removal) in Alum Rock Park.	This program has been active for over 20 years. Average months see less than 10 volunteers showing up, but some months see dramatic turnouts of Scouts working on outdoor merit badges.

Item No.	Activity	Outreach Type	FY 08-09 Status	Evaluation
Overall Evaluation of Citizen Participation Outreach Activities			Citizen participation activities are a potent method for getting residents out into the Watershed and fostering environmental stewardship. The City participated in four Clean-up events, as well as two special events—Bike to Work Day and the Municipal Rose Garden Pruning—designed to promote participation and stewardship in the citizens of San José. Tying Clean-up events to pre-existing events such as Coastal Clean-up Day and the Great American Pick-up is a good way to maximize promotion. Advertising paid for by regional entities is useful for raising awareness locally. The City also organized regular participation activities through the Adopt-A-Park, Adopt-A-Trail, Anti-Litter Volunteers, and Volunteer San José programs. Through these programs, thousands of San José residents are taking an active role in watershed stewardship.	
PIP 3.A.3 Att. A.17	Youth Watershed Education Grants (YWEG)		Four grants were recommended to be awarded in FY 08-09 cycle, two to schools and two to non-profits working with youth. A total of $18,486 was given in grants ranging from $3000 to $5,000.	This year's cycle saw a decline in the number of proposals compared to the last three FYs. Four grants were awarded this year compared to the 10 grants awarded last FY, however this FY grants are larger in size, with the minimum being $3,000 compared to $900 last FY. An estimated 2,660 youth will be impacted by these grants, similar to last year's estimated 2,680. Grant Projects are ongoing, and are evaluated at the end of the grant cycle.
PIP 1.C PIP 3.A.3 Att. A.14	Wacky Watersheds Workshops		No workshops were held in FY 08-09 as the curriculum is under review.	Although no workshops were conducted, curriculum materials were still available by request via phone or the ESD website. Workshops will begin once the review and revision of curriculum is completed.
PIP 1.B PIP 3.A	School Worm Composting Bin and Presentation		Presentations on vermicomposting were given at 20 schools. Each school received a worm compost bin following the presentation. Presentations were made at elementary, middle and high schools. One teacher training on worm composting was held at RAFT.	951 students, teachers and staff attended the presentations and learned about the benefits and techniques of composting with worm bins. 21 teachers attended the special workshop on worm composting at RAFT.
PIP 3.A	San José Go Green Schools Program		The San José Go Green Schools Program fosters school recycling and environmental stewardship in a parent and community driven process based on the Go Green Initiative of Pleasanton. The City encourages schools to Go Green and connects them to free recycling supplies, mini-grants, site assessments, and other green resources.	The Go Green Schools steering committee has diverse members representing City, School, and Community organizations all dedicated to helping schools Go Green. To date 92 SJGGS grants have been received by schools in San José. In FY 08-09, the City awarded 28 grants totaling $47,249 to schools to help them get their Go Green Schools programs started.
PIP 3.A Att. A.4	Green Vision/Green Schools: City of San José 2009 Schools Environmental Conference		April 4, 2009. One-day workshop at the Fairmont Hotel with lectures and break-out sessions describing how schools can protect natural resources and foster environmental stewardship while saving money..	155 teachers, parents, students and other schools and community representatives from San José attended, which was double the attendance rate of the previous conference. 79 exhibitors, speakers, dignitaries contributed to the conference. Evaluations were submitted, with 96% of respondents rating the overall conference as good or excellent. The conference sessions

Item No.	Activity	Outreach Type	FY 08-09 Status	Evaluation
				reported as "most valued" were recycling 101, composting basics, and the exhibit halls.
PIP 1.B PIP 1.C PIP 3.A.3 Att. A.15	Creeks Come to Class (formerly the Water Awareness Program)		Presentations focusing on Pollution Prevention conducted in classrooms, and *It's Wet It's Wild It's Water!* curriculum distributed to teachers. See 14.D: *FY 08-09 San José School Outreach* for details.	62 class presentations were conducted, reaching 1,578 students. The number of presentations increased significantly this year and resulted in an over 200% increase in the number of students reached.
PIP 3.A.1	ZunZun Presentations of "The Musical Watershed"		See Program Annual Report for details.	See Program Annual Report for details.
PIP 3	Cupertino School District Field Trip Bussing		Paid for bussing for four San José schools in the Cupertino Union School District and to bus 3rd graders to local creeks as part of Cupertino's 3rd Grade Creek Education Program.	See Cupertino Annual Report for details.
PIP 1C	Presentation at Mission College		July 1, 2008. Gave watershed and stormwater pollution prevention presentation at Mission College Environmental Biology class.	25 students attended.
PIP 3	Job Shadow Day		February 13, 2009. Annual event during which City employees volunteer to host high school students at the work site. It is an opportunity to encourage high school students to consider a career in public service and educate them on the variety of positions within the City..	This year the City hosted over 200 high school students. ESD won the "Most Students Hosted" Award for having 13 employees, 2 from Watershed Protection, volunteer to mentor approximately 30 students. Among the projects that Watershed Staff presented to the students were the Guadalupe River Improvement Project, the Roosevelt Community Center and the Storm drain Stenciling Program. Students enjoyed spending a day shadowing City employees performing their duties, and most of the students expressed interest in joining a government agency. The event allowed employees to serve as role models to teenagers and encourage them to protect the environment and see the City responsibility to the environment that surrounds us.
PIP 3	River Glen Elementary School Earth Day Celebration		May 1, 2009. Responded to a request for water-themed activities for this school-wide event.	This request for a presentation came in too late to fill, so the City sent two educational activities for parent volunteers to lead at the event. River Glen is an English-Spanish immersion school with approximately 360 students.
PIP 1.B PIP 1.C PIP 3.A.3 Att. A.16	Slow the Flow		Grant to Don Edwards Environmental Education Center at Alviso to host 9 different types of events: special events, interpretive programs, teacher orientation, field trips, in-class presentations, outreach presentations, workshops, special visits and interpretive displays.	This program reached 6,337 residents in the SJ/SC WPCP Tributary area in FY 08-09. This was accomplished through special events (including a week-long summer camp), field trips, integrated experiences, weekend programs, offsite presentations, outreach events, workshops, and co-op programs. Additionally, visitors can view the interpretive displays at the Environmental Education Center (the number of people who do this is not

Item No.	Activity	Outreach Type	FY 08-09 Status	Evaluation
				tracked.).
PIP 1.B PIP 1.C PIP 3.A.	Water Wizards Festival		May 20, 2009. Water education festival for 3rd graders. The purpose of the festival was to increase the awareness of the importance of water and promote stewardship of water as a resource. ESD hosted three booths and taught activities related to the City's mission concerning water and watershed issues. The messages taught were pollution prevention, difference between storm and sanitary sewer systems, value of recycled water, and the value of Treatment Plant.	250 students from 2 San José public schools, and 1 Santa Clara public school. Pre- and post-testing of each student showed knowledge increases in most areas: Up 42% in knowing that we live in a watershed (32% to 74%) Up 12% in knowing that polluted water is not good to drink (77% to 89%) Up 11% in knowing that how we use water on land affects our rivers (64% to 75%) Up 3% in knowing that all living things need water (88% to 91%)
Overall Evaluation of Education Outreach Activities			Education continues to be a vital component of San José's pollution prevention plan. The City actively contributes to education both as a City and through the Program. San José commits significant resources to youth education with the goal of instilling a sense of stewardship for the environment. San José employs both in-class education and train-the-trainer approaches to Outreach. In-class presentations are more expensive per student reached, but lend themselves better to evaluation. Train-the-trainer has the potential to reach many more students, but it is extremely difficult to measure the effectiveness of this potential. Youth Watershed Education Grants provide funding for groups and educators to implement their own programs that accomplish the City's education goals. FY 08-09 saw the continuation and expansion of the City's Go Green Schools Program. Go Green Schools fosters recycling and environmental stewardship in a parent and community driven process, and supplies grants to schools to help them achieve their green goals. The City connects schools with free recycling supplies and other green resources, and encourages them to take up Go Green at the level the school chooses, whether it be recycling or environmental curriculum or green purchasing or other green practices. This year the Go Green Schools Program hosted its first full day conference, which allowed for a wider range of topics and sessions for attendees.	

FY 08-09 San José School Outreach

Program & Description	Contractor	Type of Program	Target Grade	Location	School Name	School Location	# events held	# students reached	Evaluation Included?
Youth Watershed Education Grant Grant program for the SJ/SC WPCP Tributary Area that focuses on: supporting watershed projects for youth education; curriculum development; field trips; adoption and implementation of watershed-based curricula; teacher or youth leader-training.	None	Grant	K-12	SJ/SC WPCP Tributary Area	Multiple schools	SJ/SC WPCP Tributary Area	4	2,660	Yes
School Worm Composting Bin and Presentation Presentations on vermicomposting were given at schools. Each school received a worm compost bin following the presentation.	None	Presentation	K-12	Throughout San José	Multiple schools	San José	20	951 students and school staff	No
San José Go Green Schools Program Mini-Grants	None	Grant	K-12	Throughout San José	Multiple schools (28 total)	San José	28	Unknown	Yes
Green Vision/Green Schools: City of San José 2009 Schools Environmental Conference One-day workshop at the Fairmont Hotel with lectures and break-out sessions describing how schools can protect natural resources and foster environmental stewardship while saving money.	None	Workshop	K-12	Fairmont Hotel	Multiple schools	San José	1	Unknown	Yes
Creeks Come to Class Classroom presentation and distribution of "It's Wet It's Wild It's Water!" curriculum. Presentations also done at selected community events.	San José Park Rangers	Presentation	5-7	Throughout San José	Multiple schools	San José	62	1578	No
Water Wizard Festival May 20, 2009. Water education festival for 3rd graders. The purpose of the festival was to increase the awareness of the importance of water and promote stewardship of water as a resource. ESD hosted three booths and taught activities	Friends of Guadalupe River Park and Gardens	Presentation	3	Guadalupe River Park and Gardens.	Montague Elementary, Santa Clara USD, Dahls Elementary, FMUSD, Meadows Elementary, FMUSD	San José, Santa Clara	1	250	Yes

Program & Description	Contractor	Type of Program	Target Grade	Location	School Name	School Location	# events held	# students reached	Evaluation Included?
related to the City's mission concerning water and watershed issues. The messages taught were pollution prevention, difference between storm and sanitary sewer systems, value of recycled water, and the value of Treatment Plant..									
Bussing for Creek Program Bussing for San José students participating in Cupertino's 3rd grade creek program.	City of Cupertino	Teacher Training, Field Trip	3	See Cupertino data for details	De Vargas Elementary, Dilworth Elementary, Meyerholz Elementary, and Murdock-Portal Elementary.	San José	4	316	See Cupertino data
Slow the Flow In-class presentations, field trips, teacher training, and more. Students explore the concepts of water use, wastewater treatment, and habitat protection using Zoology, Life Science, Integrated Science, Chemistry, Physical Science, Environmental Science, Biology, Engineering, and Marine Science.	Don Edwards SF Bay National Wildlife Refuge	Presentation , Field Trip, Teacher Training, and Other	5-12	Alviso Environmental Education Center	Not tracked by individual school.	n/a	73 (not counting display visits)	6,282 students and adults.	Yes
Special Events		Field Trip, Presentation , Other		EEC	Not tracked by individual school		3	1,064	
Weekend Interpretive Programs		Presentation		EEC	Not tracked by individual school		22	407	
Field Trips		Field Trip		EEC	Not tracked by individual school		30	1,060	
Integrated Experiences		Presentation Field Trip		Multiple locations	Not tracked by individual school		21	1,988	
Off-site Outreach Presentations		Presentation and program promotion at events		Various venues	Not tracked by individual school		7	155	
Outreach		Presentation		EEC	Not tracked by individual school		3	50	
Workshops		Other		EEC	Not tracked by individual school		10	20	
Co-op program with Wonders of our Water Works WPCP Tours		Presentation		EEC	Not tracked by individual school		1	155	

Outreach Materials Distributed

BMP Distributed	Inspector[2]	Web[3]	Other[4]	Total
A Clear Look at Our Water	90	0	14	104
Auto Dismantlers Best Management Practices	22	0	0	22
Auto Dismantlers Best Management Practices (Span)	28	0	0	28
Auto Dismantlers Best Management Practices (Viet)	12	0	0	12
Bay Area Pollution Prevention Group (BAPPG)	0	1,518	0	1,518
Best Management Practices to reduce pollution for Printing and Photoprocessing Operations	23	0	2	25
Blueprint for a Clean Bay booklet	66	787	0	853
Certified Wastewater Testing Labs	3	765	0	768
Clean Bay Blueprint poster	4	285	0	289
Clean-It!	0	221	0	221
Code Book Santa Clara	0	988	0	988
Code Book San José	3	957	0	960
Curbside Courier Spring/Fall	0	3,728	185,000	188,728
Best Management Practices for the Construction Industry: Earth-Moving and Dewatering Activities (Eng)	31	362	0	393
Best Management Practices for the Construction Industry: Earth-Moving and Dewatering Activities (Span)	11	286	0	297
Best Management Practices for the Construction Industry: Earth-Moving and Dewatering Activities (Viet)	1	275	0	276
Best Management Practices for the Construction Industry: General Construction and Site Supervision (Eng)	99	30	0	129
Best Management Practices for the Construction Industry: General Construction and Site Supervision (Span)	35	0	0	35
Best Management Practices for the Construction Industry: General Construction and Site Supervision (Viet)	13	0	0	13
Best Management Practices for the Construction Industry: Heavy Equipment Operation (Eng)	40	331	29	400
Best Management Practices for the Construction Industry: Heavy Equipment Operation (Span)	23	307	0	330
Best Management Practices for the Construction Industry: Heavy Equipment Operation (Viet)	4	277	0	281
Best Management Practices for the Construction Industry: Home Repair and Remodeling (Eng)	100	554	0	654
Best Management Practices for the Construction Industry: Home Repair and Remodeling (Span)	37	294	0	331
Best Management Practices for the Construction Industry: Home Repair and Remodeling (Viet)	19	174	0	193
Best Management Practices for the Construction Industry: Landscaping, Gardening, and Pool Maintenance (Eng)	12	436	0	448
Best Management Practices for the Construction Industry: Landscaping, Gardening, and Pool Maintenance (Span)	8	295	0	303
Best Management Practices for the Construction Industry: Landscaping, Gardening, and Pool Maintenance (Viet)	0	292	0	292
Best Management Practices for the Construction Industry: Fresh Concrete and Mortar Application (Eng)	37	344	32	413
Best Management Practices for the Construction Industry: Fresh Concrete and Mortar Application (Span)	19	291	0	310

[2] Outreach Materials Distributed by Inspectors (in accordance with IND 6.a.)
[3] Outreach Materials Distributed via website visit or download
[4] Outreach Materials distributed at events, permanent displays, trainings, and other City activities

BMP Distributed	Inspector[2]	Web[3]	Other[4]	Total
Best Management Practices for the Construction Industry: Fresh Concrete and Mortar Application (Viet)	3	280	0	283
Best Management Practices for the Construction Industry: Painting and Application of Solvents and Adhesives (Eng)	40	449	0	489
Best Management Practices for the Construction Industry: Painting and Application of Solvents and Adhesives (Span)	24	302	0	326
Best Management Practices for the Construction Industry: Painting and Application of Solvents and Adhesives (Viet)	5	279	0	284
Best Management Practices for the Construction Industry: Roadwork and Paving (Eng)	6	351	0	357
Best Management Practices for the Construction Industry: Roadwork and Paving (Span)	4	301	0	305
Best Management Practices for the Construction Industry: Roadwork and Paving (Viet)	0	273	0	273
Construction and Demolition Diversion Depot (CDDD)	31	0	0	31
Creeks and Storm drains: Facts and FAQs	214	576	140	930
Cyanide Factsheet	2	1,387	6	1,395
Development Site Design Guidebook	2	0	0	2
Do It Right poster (Span/Eng)	137	0	0	137
Do It Right poster (Viet/Eng)	45	0	0	45
Does Your Facility Need To Be Covered By The General Permit?	19	52	139	210
Draining Pools & Spas	9	2,301	142	2,452
Education Institutions BMP	1	0	0	1
Endocrine Disrupting Compounds and Potential Impact on Water Use in the Santa Clara Valley Watershed	0	605	0	605
Fat-Free Sewer	3	0	0	3
Fly Swatters - Watershed Watch	0	0	107	107
Get Mercury Wise and Protect the Bay	0	0	140	140
Get Rid of your HHW for Free (multi)	5	1,117	204	1,326
Get to the Root of the Problem	0	0	0	0
Good Cleaning Practices to Protect our Creeks and Bay (Chin)	72	0	0	72
Good Cleaning Practices to Protect our Creeks and Bay (Eng)	322	0	1	323
Good Cleaning Practices to Protect our Creeks and Bay (Kor)	40	0	0	40
Good Cleaning Practices to Protect our Creeks and Bay (Span)	330	0	0	330
Good Cleaning Practices to Protect our Creeks and Bay (Viet)	73	0	0	73
Good Plumbing Practices Protect San Francisco Bay	0	596	60	656
Grease Management: Grease Interceptor & Grease Trap Cleaning Services	350	992	28	1,370
Grease Management -CalFOG Poster	34	0	0	34
Grease Management -Chemicals (Eng)	614	391	8	1,013
Grease Management -Chemicals (Span)	121	358	5	484
Grease Management -Chemicals (Viet)	56	313	5	374
Grease Management –Managing Fats, Oils and Grease Poster	631	798	8	1,437
Grease Management –Good Cleaning Practices Folder	809	0	3	812

BMP Distributed	Inspector[2]	Web[3]	Other[4]	Total
Grease Management -Grease Interceptor Maintenance (Eng)	530	352	28	910
Grease Management -Grease Interceptor Maintenance (Span)	78	322	25	425
Grease Management -Grease Interceptor Maintenance (Viet)	37	310	20	367
Grease Management -Grease Trap Maintenance (Eng)	646	473	18	1,137
Grease Management -Grease Trap (Maintenance Span)	179	316	5	500
Grease Management -Grease Trap Maintenance (Viet)	64	352	10	426
Grease Management -Vapor and Ventilation Hood Cleaning (Eng)	678	374	3	1,055
Grease Management -Vapor and Ventilation Hood Cleaning (Span)	175	309	0	484
Grease Management -Vapor and Ventilation Hood Cleaning (Viet)	71	299	0	370
Grease Management -Log	874	377	8	1,259
Grease Management -Maintenance Documentation (Eng)	796	370	28	1,194
Grease Management -Maintenance Documentation (Span)	192	315	15	522
Grease Management -Maintenance Documentation (Viet)	87	348	10	445
Grease Management –Power Operated Grease Removal Devices (Eng)	60	357	3	420
Grease Mgmt- Power Operated Grease Removal Devices (Span)	4	339	0	343
Grease Mgmt- Power Operated Grease Removal Devices (Viet)	1	340	0	341
Grease Scrapers	0	0	149	149
Green Business Brochure	5	0	30	35
Green It Yourself: Smart Ideas for Home Improvement	0	1,264	0	1,264
Green Schools Directory (aggregate)	0	0	36	36
Grow-It!	0	0	201	201
Guidelines for Efficient Water Use	1	252	0	253
Guidelines for Industrial Wastewater Reuse	1	834	0	835
Guidelines for Managing Water in Cooling Systems	0	2,189	0	2,189
Guidelines for Vehicle Service Facilities - Body Work (Eng)	63	0	0	63
Guidelines for Vehicle Service Facilities - Body Work (Span)	29	0	0	29
Guidelines for Vehicle Service Facilities - Body Work (Viet)	15	0	0	15
Guidelines for Vehicle Service Facilities - Changing Oil	122	0	0	122
Guidelines for Vehicle Service Facilities - Engine & Cleaning and	42	0	0	42
Guidelines for Vehicle Service Facilities - Keeping a Clean Shop	145	0	0	145
Guidelines for Vehicle Service Facilities - Tips for Managers	158	0	0	158
Guidelines for Vehicle Service Facilities, Washing Cars and Other Vehicles (Eng)	94	0	1	95
Guidelines for Vehicle Service Facilities, Washing Cars and Other Vehicles (Spa)	30	0	0	30
Guidelines for Vehicle Service Facilities, Washing Cars and Other Vehicles (Viet)	13	0	0	13
Hazardous Waste Disposal for Small Businesses in Santa Clara County	58	0	5	63

BMP Distributed	Inspector[2]	Web[3]	Other[4]	Total
Home Maintenance Tips for a Cleaner Bay	91	177	0	268
Hospitals and Health Care BMPs	1	0	0	1
IC/ID Card for Concrete Work (multi)	15	0	0	15
IC/ID Card for Engine Degreasing (multi)	39	0	20	59
IC/ID Card for General Dumping Into Storm Drain (multi)	282	0	84	366
IC/ID Card for Grey Water (multi)	543	0	10	553
IC/ID Card for Landscape Maintenance (multi)	13	0	28	41
IC/ID Card for Overwatering (multi)	10	0	26	36
IC/ID Card for Painting (multi)	12	0	25	37
IC/ID Card for Recycling Used Motor Oil (multi)	5	0	50	55
IC/ID Card for Residential Car Washing (multi)	65	0	0	65
IC/ID Card for Saw Cut Slurry (multi)	24	0	0	24
IC/ID Card for Sediments (multi)	6	0	0	6
IC/ID Card for Storing Landscape Materials (multi)	336	0	25	361
IC/ID Card for Vehicle Fluids (multi)	5	0	27	32
Industrial Stormwater BMP	11	0	0	11
Is your roof runoff polluted?	1	2,866	1	2,868
Keeping It All In Tune (Eng)	32	0	106	138
Keeping It All In Tune (Span)	12	0	131	143
Machine Shops BMP	81	0	0	81
Managing Universal Waste in CA	6	0	0	6
Mobile Cleaner BMP CETA sheets	105	0	1	106
Mobile Food Vendors BMP (Eng)	1	396	9	406
New Rules for the Disposal of Universal Waste in California	0	0	0	0
OWOW Controlling Ants In Your House (Eng)	1	0	100	101
OWOW Controlling Ants In Your House (Spa)	0	0	85	85
OWOW Controlling Aphids In Your Garden (Eng)	0	0	0	0
OWOW Controlling Aphids In Your Garden (Spa)	0	0	0	0
OWOW How to Control Weeds (Eng)	0	0	0	0
OWOW How to Control Weeds (Malezas)	0	0	0	0
OWOW Keeping Cockroaches out of Your House	0	0	0	0
OWOW Keeping Cockroaches out of your house (Cucarachas)	0	0	0	0
OWOW Keeping Fleas Off Your Pets and Out of Your Yard	0	0	53	53
OWOW Keeping Fleas Off Your Pets and Out of Your Yard (Spanish)	0	0	100	100
OWOW Keeping Mosquitoes away from you and your yard	0	0	0	0

BMP Distributed	Inspector[2]	Web[3]	Other[4]	Total
OWOW Keeping Mosquitoes away from you and your yard (Mosquitoes)	0	0	0	0
OWOW Pesticides & Water Quality (Eng)	2	0	0	2
OWOW Pesticides & Water Quality (Span)	0	0	0	0
OWOW Pests Bugging You pocket card	0	0	36	36
OWOW Safe Use and Disposal of Pesticides	1	0	0	1
OWOW Safe Use and Disposal of Pesticides (Spa)	0	0	0	0
OWOW Controlling Snails and Slugs In Your Garden (Eng)	0	0	0	0
OWOW Controlling Snails and Slugs In Your Garden (Span)	0	0	0	0
OWOW Tips For A Healthy Beautiful Lawn (Eng)	0	0	0	0
OWOW Tips For A Healthy Beautiful Lawn (Spa)	0	0	0	0
OWOW Wonderful Roses! (Eng)	0	0	25	25
OWOW Wonderful Roses! (Spa)	0	0	27	27
OWOW Controlling Yellowjackets Around Your Home (Eng)	0	0	0	0
OWOW Controlling Yellowjackets Around Your Home (Span)	0	0	0	0
Pens: 6-message (erosion & sediment control)	0	0	72	72
Pollution From Surface Cleaning folder	45	0	1	46
Pollution Prevention Tips for Carpet Cleaners	26	0	0	26
Preventing Storm Drain Pollution (Eng)	669	1,017	3	1,689
Preventing Storm Drain Pollution (Span)	165	0	0	165
Preventing Storm Drain Pollution (Viet)	77	334	0	411
Resource Sheet for Storm Drain Protection	26	0	0	26
Reusable Shopping Bag	0	0	910	910
Spill Response Sheet	20	0	0	20
Spray Bottle – Garden	0	0	31	31
Storm drain inlet stenciling procedures (Eng)	3	0	0	3
Storm Drain Permit Requirements Checklist	1	0	0	1
Storm Drain Stencil (Eng)	99	0	159	258
Storm Drain Stencil (Span)	41	0	30	71
Storm Drain Stencil (Viet)	16	0	11	27
Switching to Water Solutions Parts Cleaning	2	0	0	2
Ten Things To Do At Construction Sites	0	164	0	164
The Bay Begins at Your Front Door (Eng)	1,029	0	0	1,029
The Bay Begins at Your Front Door (Spa)	315	0	61	376
The Bay Begins at Your Front Door (Viet)	133	0	51	184
Think, Build, Save Green: San José Green Building	0	0	0	0

BMP Distributed	Inspector[2]	Web[3]	Other[4]	Total
Tips on Starting a Recycling Program at Your School	0	0	0	0
Trash MOA Annual Reports	0	1,835	0	1,835
Wastewater Paths	13	496	19	528
Water Efficient Technologies	2	0	0	2
Watersheds of San José - Map	0	785	0	785
Website: Administrative Fines for Stormwater & other Ordinance Violations	0	3,001	0	3,001
Website: Annual Storm Sewer Service Charge	0	4,882	0	4,882
Website: BASMAA-Certified Surface Cleaners	0	1,798	0	1,798
Website: Cars and Water Pollution	0	4,108	0	4,108
Website: City of San José's Stormwater Permit & Regulations	0	2,466	0	2,466
Website: Construction Activities & Stormwater Pollution	0	3,782	0	3,782
Website: Creek Monitoring	0	807		807
Website: ESD stormwater	0	9,944	0	9,944
Website: Industrial, Commercial Activities & Stormwater Pollution	0	2,768	0	2,768
Website: New & Redevelopment Activities and Stormwater	0	2,086	0	2,086
Website: P2 tips for renters and homeowners	0	8,498	0	8,498
Website: Pesticides and Water Quality	0	3,720	0	3,720
Website: Resources for Educators: Curriculum	0	3,181	0	3,181
Website: Resources for Educators: Education Links	0	4,204	0	4,204
Website: Resources for Educators: Field Trips and Presentations	0	4,747	0	4,747
Website: Resources for Educators: South Bay Water Connections	0	944	0	944
Website: Resources for Educators: Teacher Training	0	1,761	0	1,761
Website: San José's Creeks and Rivers	0	3,461	0	3,461
Website: Storm drain Complaint Online Reporting Form	0	3,555	0	3,555
Website: Stormwater FAQs	0	5,747	154	5,901
Website: Street Sweeping	0	3,243	0	3,243
Website: Trash and Stormwater	0	2,799	0	2,799
Website: Universal Waste: New Rules for Disposing of Toxic Technology;	0	1,984	0	1,984
Website: URMP Report	0	9,195	0	9,195
Website: Water Awareness	0	765	0	765
Website: Watershed Protection	0	3,925	0	3,925
We're stenciling curbs! (Eng)	1	0	0	1
What Responsible Businesses need to know about Mercury and Universal Waste	4	0	6	10
Where does the water go (Outdoor Cleaning)	1	0	1	2
Why do people dump trash in creeks?	1	0	0	1

BMP Distributed	Inspector[2]	Web[3]	Other[4]	Total
You are the Solution to Water Pollution (Eng)	45	0	246	291
You are the Solution to Water Pollution (Span)	0	0	102	102
You are the Solution to Water Pollution (Viet)	0	0	47	47
Totals	14,424	14,1051	189,541	345,016

15. Permit Reapplication

15.A Permit Reapplication Preparation Self Evaluation Matrix

ITEM NO.	ACTIVITY	COMPLIANCE DATE	FY 08-09 STATUS	RESPONSIBLE PARTY
PRP A.	Compile all changes to URMP as part of reapplication for next permit (C.2.b)	Done FY 04-05	Done FY 04-05.	ESD
PRP B.	Participate in permit development and negotiation processes.	Ongoing	Done FY 08-09 and ongoing. San José staff have participated and will continue to participate in the MRP process through the Program, BASMAA, and individually as a City.	ESD
PRP C.	As required, develop new five-year work plan that starts the following FY upon adoption of MRP.	FY 08-09	Not required in FY 08-09 pending MRP adoption.	ESD

15.B Permit Reapplication Preparation Evaluation

The City's current NPDES permit was adopted in February 2001 for a five-year period. The Permit was amended in October 2001 and July 2005, with both amendments relating to the New and Redevelopment stormwater treatment and hydromodification provision, also known as Provision C.3. The Permit has been administratively extended since February 2006, pending the adoption of the Bay Area-wide MRP.

In late 2005, the Water Board embarked on a multi-stakeholder process to craft an NPDES permit, called the Municipal Regional Permit (MRP), that would apply to all municipal stormwater dischargers in the Bay Area. City staff has dedicated numerous hours analyzing MRP drafts, briefing stakeholders, and preparing responses to the drafts. Staff has also participated in the steering and stakeholder meetings convened by Water Board staff. City staff will continue to participate in the MRP process through the Program, BASMAA, and individually as a City.

15.C Permit Reapplication Preparation Response to Water Board Comments

No comments received from Water Board on this Program Element.

15.D Permit Reapplication Preparation Summary Tables / Additional Information

No additional information for this Program Element.

This page intentionally left blank.

Glossary

ABBREVIATION	DESCRIPTION
AHTG	Ad Hoc Task Group
ALP	Anti-Litter Program
AOC	Area of Concern
BACWA	Bay Area Clean Water Agencies
BAPPG	Bay Area Pollution Prevention Group
BASMAA	Bay Area Stormwater Management Agency Association
BMP	Best Management Practice
CEP	Clean Estuary Partnership
CEQA	California Environmental Quality Act
CETA	Cleaning Equipment Trade Association
CFAS	City of San José Public Works Department - City Facilities Architecture Services
CIP	Capital Improvement Program
City, The	The City of San José
CNAP	Copper & Nickel Action Plans
CON	Construction Inspection Program
Corp Yard	Corporation Yard
CSDC	Computer Systems Development Corporation
DEH	Santa Clara County Department of Environmental Health
DOT	City of San José Department of Transportation
DPR	Department of Pesticide Regulation
DU/AC	Dwelling Units per Acre
EE	Environmental Enforcement
EEC	Environmental Education Center at Don Edwards SF Bay Wildlife Refuge in Alviso
EEDMS	Environmental Enforcement Data Management System
EPA	Environmental Protection Agency
ESD	Environmental Services Department
ESD-Admin	Environmental Services Department - Administration
ESD-FOG	Environmental Services Department - Fats, Oils, and Grease
ESD-IWM	Environmental Services Department - Integrated Waste Management
ESD-MarComm	Environmental Services Department - Marketing and Communications
ESD-MUNI	Environmental Services Department - Municipal Water System
ESD-SC	Environmental Services Department - Source Control

ABBREVIATION	DESCRIPTION
ESD-UR	Environmental Services Department - Urban Runoff
ESD-WE	Environmental Services Department - Watershed Enforcement
ESD-WP	Environmental Services Department - Watershed Protection
ESD-WPCP	Environmental Services Department - Water Pollution Control Plan
ESD-WSP	Environmental Services Department - Watershed Protection
FOG	Fats, Oils, and Grease
FSE	Food Service Establishment
GIASP	General Industrial Activities Stormwater Permit
GIS	Geographic Information System
GS	City of San José General Services Department
HHW	Household Hazardous Waste
HMP	Hydromodification Management Plan
ICID	Illicit Connection/Illegal Discharge
IMSPAR	Infrastructure Maintenance Division Storm Drain System Problem Area Report
IND	Industrial/Commercial Discharger Inspection Program
IPM	Integrated Pest Management
IWM	Integrated Waste Management
KAB	Keep America Beautiful
LEED	Leadership in Energy and Environmental Design
LID	Low Impact Development
M	Mercury
Marcom	Marketing and Communications
MC	Municipal Compliance
MOA	Memorandum of Agreement
MON	Monitoring
MRP	Municipal Regional Permit
Muni Water	City of San José Municipal Water System
NRD	New and Redevelopment
NEPA	National Environmental Protection Act
NOI	Notice of Intent
NPDES	National Pollutant Discharge Elimination System
O&M	Operation and Maintenance
OP pesticide	Organophosphate pesticide
OWOW	Our Water Our World
PCB	Polychlorinated Biphenyl

ABBREVIATION	DESCRIPTION
PBCE	City of San José Department of Planning, Building and Code Enforcement
PBCE-Bldg	Planning, Building and Code Enforcement Department - Building
PBCE-Planning	Planning, Building and Code Enforcement Department - Planning
PCO	Pest Control Operator
Permit	Municipal Regional Permit
PIP	Public Information and Participation
PM	Pesticide Management
PRNS	City of San José Department of Parks, Recreation, and Neighborhood Services
Program	Santa Clara Valley Urban Runoff Pollution Prevention Program
PSR	Public Streets, Roads, and Highways
PW	City of San José Department of Public Works
PW-Airport	Public Works Department - Airport
PW-CAT	Public Works Department - Contracts and Technology
PW-CFAS	Public Works Department - City Facilities Architectural Services
PW-ECS	Public Works Department - Engineering Services (now PW-ES)
PW-ES	Public Works Department - Engineering Services
PW-ESS	Public Works Department - Engineering and Support Services
PW-TDS	Public Works Department - Transportation and Hydraulic Services (now PW-THS)
PW-THS	Public Works Department - Transportation and Hydraulic Services
RDA	Redevelopment Agency of the City of San José
RFQ	Requests for Quotation
RMP	San Francisco Bay Regional Monitoring Program
RPW	Rural Public Works
RWQCB	Regional Water Quality Control Board (Water Board)
SCBWMI	Santa Clara Basin Watershed Management Initiative
SCVURPPP	Santa Clara Valley Urban Runoff Pollution Prevention Program
SDO	Storm Drains Operation and Maintenance
SFEI	San Francisco Estuary Institute
SIC	Standard Industrial Classification
SJPD	San José Police Department
SNI	Strong Neighborhoods Initiative
SOP	Standard Operating Procedure
SWMP	Stormwater Management Plan
SWPPP	Stormwater Pollution Prevention Plan
TBD	To Be Determined

ABBREVIATION	DESCRIPTION
TCM	Treatment Control Measure
TMDL	Total Maximum Daily Load
TOD	Transit-Oriented Development
TRA	Trash
UR	Urban Runoff section of ESD
URMP	Urban Runoff Management Plan
URTA	Urban Rapid Trash Assessment
WE	Watershed Enforcement section of ESD
WEO	Watershed Education and Outreach
WMI	Watershed Management Initiative (see SCBWMI)
WPCP	Water Pollution Control Plant
WUOM	Water Utilities Operations and Maintenance
WUPPP	Water Utility Pollution Prevention Program
YWET	Youth Watershed Education Team

URBAN RUNOFF POLLUTION PREVENTION PROGRAM

FY 2008-09 ANNUAL REPORT

September 15, 2009

Santa Clara
All-America City
2001
Street Department

August 25, 2009

Mr. Bruce H. Wolfe, Executive Officer
Regional Water Quality Control Board
San Francisco Bay Region
1515 Clay Street, Suite 1400
Oakland, CA 94612

Subject: City of Santa Clara Urban Runoff Management Program
FY 2008–2009 Annual Report

Dear Mr. Wolfe:

This report is submitted by City of Santa Clara in conjunction with the Santa Clara Valley Urban Runoff Pollution Prevention Program's Annual Report, pursuant to provision C.6.a. of the Program's reissued municipal stormwater NPDES Permit (Order No. 01-024). The report summarizes activities performed during FY 2008-2009 in accordance with the City of Santa Clara's Urban Runoff Management Plan (URMP) submitted to the Regional Board on September 1, 1997 and updated in January 2004, and the performance standards contained therein.

Contents of Report

The goals of this Annual Report are to: 1) concisely document implementation of our URMP and FY 08-09 Work Plan during the past fiscal year; 2) evaluate program results for continuous improvement; 3) comply with permit requirements; and 4) share this information with other Co-permittees, municipal decision-makers, and the public. The FY 2008-09 Annual Report contains the following sections:

- Certification Statement
- IC/ID Elimination Activities
- Industrial/Commercial Discharger Control Program
- Public Agency Activities
    - Public Streets, Roads and Highways O&M (including Corporation Yards)
    - Rural Public Works O&M
    - Storm Drain O&M
    - Water Utility O&M
- New Development Planning Procedures
- Construction Inspection
- Public Information and Participation
- Pesticide Management Activities
- Mercury Pollution Prevention Activities
- Copper Action Plan/Nickel Action Plan
- Trash Inventory and Management
- Staff Training Summary Table
- Performance Standard Certification Statement

Corporation Yard
1700 Walsh Avenue
Santa Clara, CA 95050
(408) 615-3080
FAX (408) 988-0237
www.santaclaraca.gov

Program Highlights and Accomplishments

The City of Santa Clara has been active in the Program elements and very active at the Co-permittee element level. IC/ID activity reported 62 incidents. IND/COM inspections totaled 920. Construction inspections totaled 725 (17 SWPPP inspections and 701 windshield inspections with 7 re-inspections). There were 21 construction element violations as compared to 17 violations from the previous fiscal year

Analyzing and detection of trends at the Co-permittee level continues to improve with each Annual Report. The City is alert to the various reporting information that is collected and has developed a history of adapting its resources to minimize stormwater pollution.

The City continues to retain EOA Inc. to assist with the planning and implementation of the C.3. Provisions. The assistance provided by EOA has been valuable in supporting staff on site specific C.3. Provision questions.

Continuous Improvement Activities

The City of Santa Clara takes pride in our Urban Runoff Management Program and the quality of stormwater. The IND/COM element continues to be dynamic in identifying industries with reoccurring violations. To this end, the City has identified, as in past years, automotive and food service facilities. The City's goal is to reduce stormwater pollution to the maximum extent practicable through education, targeted inspection on identified hot spots and if necessary, through vigorous enforcement of our Storm Drain Ordinances.

The City has assumed an aggressive stance with repeat violation facilities by issuing Pre-Citation/ Administrative Citations instead of repetitive Violation Notices. Violation Notices and Administrative Citations are issued to persons and businesses that are polluting or storm drain system. The City is maintaining a data base of repeat offenders.

Thank you for your review of this FY 08-09 Annual Report. If you have any questions regarding the materials submitted, please contact Rick Mauck at 408-615-2099.

For Richard J. Mauck
Director of Streets and Automotive Services

DWS:klh

Attachments

City of Santa Clara

FY 08-09 Annual Report

Certification Statement

CITY OF SANTA CLARA
FY 2008-2009 ANNUAL REPORT

Certification Statement

"I certify, under penalty of law, that this document and all attachments were prepared under my direction or supervision in accordance with a system designed to ensure that qualified personnel properly gather and evaluate the information submitted. Based on my inquiry of the person or persons who manage the system, or those persons directly responsible for gathering the information, the information submitted, is, to the best of my knowledge and belief, true, accurate, and complete. I am aware that there are significant penalties for submitting false information, including the possibility of fine and imprisonment for knowing violations."

Signature by Duly Authorized Representative:

For Richard J. Mauck
Director of Street & Auto Service

August 25, 2009

CITY OF SANTA CLARA
FY 08-09 ANNUAL REPORT
RESPONSE TO SBRWQCB COMMENTS

The South Bay Regional Water Quality Control Board did not have any comments after the review of the City of Santa Clara's FY 07-08 Annual Report; therefore, there are no responses to comments included in the FY 08-09 Annual Report.

City of Santa Clara

FY 08-09 Annual Report

IC/ID Elimination Activities

CITY OF SANTA CLARA
FY 2008-09 ANNUAL REPORT
ICID ELIMINATION ACTIVITIES

1. **What type of incident causes the most problem?**

   The type of incident that causes the most compliance issues are cement related washouts from smaller concrete and masonry contractors. Cement related incidents totaled 15 out of 62 (refer to page 4 "breakdown of top six violators for level of enforcement action"). Enforcement actions and BMPs are continuously distributed to cement related contractors due to the high rate of violations. The potential reason for this problem is unlicensed contractors and the belief that these individuals do not stress to their employees stormwater protection.

2. **Is a particular location or source a large part of the problem?**

   The locations where most of these types of incidents occurred were in residential neighborhoods. Cement related incidents total 15 out of 62 total incidents (see attached chart titled "ICID Elimination Activities Violation Percentage").

3. **Might it be getting better or worse?**

   Cement related incidents totaled 15 in FY 08-09 compared to 18 in FY 07-08. It appears that the problem is improving somewhat. Increased contractor education is the main reason attributed for the improvement.

4. **What might be the causes?**

   Cement related incidents still continue to be the largest violation in terms of percentage, despite the improvement in FY 08-09. The cement related businesses, given their transient nature, are either not receiving the outreach or are not passing the information on to all their employees. Unlicensed contractors further compound the issue because the permit process is often not completed, circumventing the distribution of BMP material.

5. **What, if anything, will you do differently next year?**

   The City featured an article about construction waste in the Spring 2009 edition of Inside Santa Clara, a local paper mailed to all residents and businesses quarterly. The article was

designed to educate our residents who hire cement related contractors. It included information about how to hire a reputable contractor, specific best management practices to look for, and contact information for our Code Enforcement Technician in case a violation is noticed. It is unlikely that the additional effort, over what is already occurring, will better educate all cement related contractors. In spite of storm drain inlets having the "NO Dumping" stencils, and through word-of-mouth not to dump into storm drains, the best solution is to continue to educate our residents.

CITY OF SANTA CLARA
FY 2008-09 ANNUAL REPORT
ICID ELIMINATION ACTIVITIES

1. Number of incidents:
    - 62

    The number of violations encountered this year by category:

    - Tracking soil - 6
    - Saw cutting slurry discharge - 3
    - Surface cleaning discharge - 5
    - Vehicle & equipment leaking - 8
    - Dumping – non-hazardous - 1
    - Landscape material dumping- 2
    - Vehicle washing - 2
    - Carpet cleaning discharge - 2
    - Cement/plaster/tile - 15
    - Equipment cleaning - 1
    - Dumpster discharge - 1
    - Pool/spa/fountain discharge - 1
    - Accidental spills - 3
    - Sanitary spills - 2
    - Dumping - hazardous - 2
    - Food facility oil/grease discharge - 3
    - Complaint not found – 3
    - Vehicle Repair – 1
    - RV Waste – 1

2. The number of violations encountered this year by locations:
    - 39 Residential; 6 Industrial; 12 Commercial; 3 Food Facilities; 2 Public Facilities & Utilities; Construction sites; Other

CITY OF SANTA CLARA
FY 2008-09 ANNUAL REPORT
ICID ELIMINATION ACTIVITIES

3. How many incidents were reported by citizens or employees:
    - 6 by citizens; 40 by employees; 12 by illicit discharge inspectors; 1 by other agency; 3 by other

4. Follow up actions (how many incidents were investigated, how many enforcement actions of each level were taken):
    - 62 re-inspections
    - enforcement actions
        i. verbal notice – 13
        ii. warning notice – 16
        iii. administrative action – 17
        iv. administrative action with penalty and/or fine – 8
        v. criminal enforcement – 0
        vi. referral for enforcement – 0
        vii. N/A - 3

Breakdown of top four (4) violators for level of enforcement action:

- **Cement (15)**
    i. verbal notice – 3
    ii. warning notice – 2
    iii. administrative action – 10
    iv. administrative action with penalty and/or fine – 0
    v. criminal enforcement – 0
    vi. referral for enforcement – 0
    vii. N/A – 0

CITY OF SANTA CLARA
FY 2008-09 ANNUAL REPORT
ICID ELIMINATION ACTIVITIES

- **Vehicle & Equipment Leaking (8)**
  - i. verbal notice – 1
  - ii. warning notice – 4
  - iii. administrative action – 2
  - iv. administrative action with penalty and/or fine – 1
  - v. criminal enforcement – 0
  - vi. referral for enforcement – 0
  - vii. N/A - 0

- **Tracking Soil (6)**
  - i. verbal notice – 1
  - ii. warning notice – 2
  - iii. administrative action – 2
  - iv. administrative action with penalty and/or fine – 1
  - v. criminal enforcement – 0
  - vi. referral for enforcement – 0
  - vii. N/A - 0

- **Surface Cleaning Discharge (5)**
  - i. verbal notice – 1
  - ii. warning notice – 1
  - iii. administrative action – 2
  - iv. administrative action with penalty and/or fine - 1
  - v. criminal enforcement - 0
  - vi. referral for enforcement – 0
  - vii. N/A - 0

COMPARISON OF FY 2007-08 TO FY 2008-09 ICID VIOLATIONS

Illicit Connection Illegal Dumping Incident Types	FY 2007-08 Number of Violations	FY 2008-09 Number of Violations	% + -
Tracking soil sediments and erosion	7	6	-14%
Saw cut slurry discharge	8	3	-63%
Surface cleaning discharge	2	5	+150%
Vehicle & equipment leaking	4	8	+100%
Dewatering	1	0	-100%
Landscaping material dumping	1	2	+100%
SWIDs*	0	0	0%
Vehicle washing	4	2	-50%
Vehicle repair	0	1	+100%
Cement/plaster/tile cutting discharge	20	15	-25%
Equipment cleaning	1	1	0%
Dumpster discharge	2	1	-50%
Pool/spa discharge	3	1	-67%
Accidental spills	4	3	-25%
Sanitary Spill or Leak	2	2	0%
Dumping hazardous	1	2	+100%
Dumping non-hazardous	0	1	+100%
Grey water discharge	2	0	-200%
Carpet cleaning discharge	0	2	+200%
Paint discharge	3	0	-300%
Food facility oil and grease discharge	6	3	-50%
RV waste discharge	0	1	+100%
Misc. incidents	5	0	-500%
Used oil dumping	1	0	-100%
Complaint not found	1	3	+300%

*SWIDs - Stormwater Infiltration Device

CITY OF SANTA CLARA
FY 2008-09 ANNUAL REPORT
ICID ELIMINATION ACTIVITIES VIOLATION PERCENTAGE BY INCIDENT TYPE

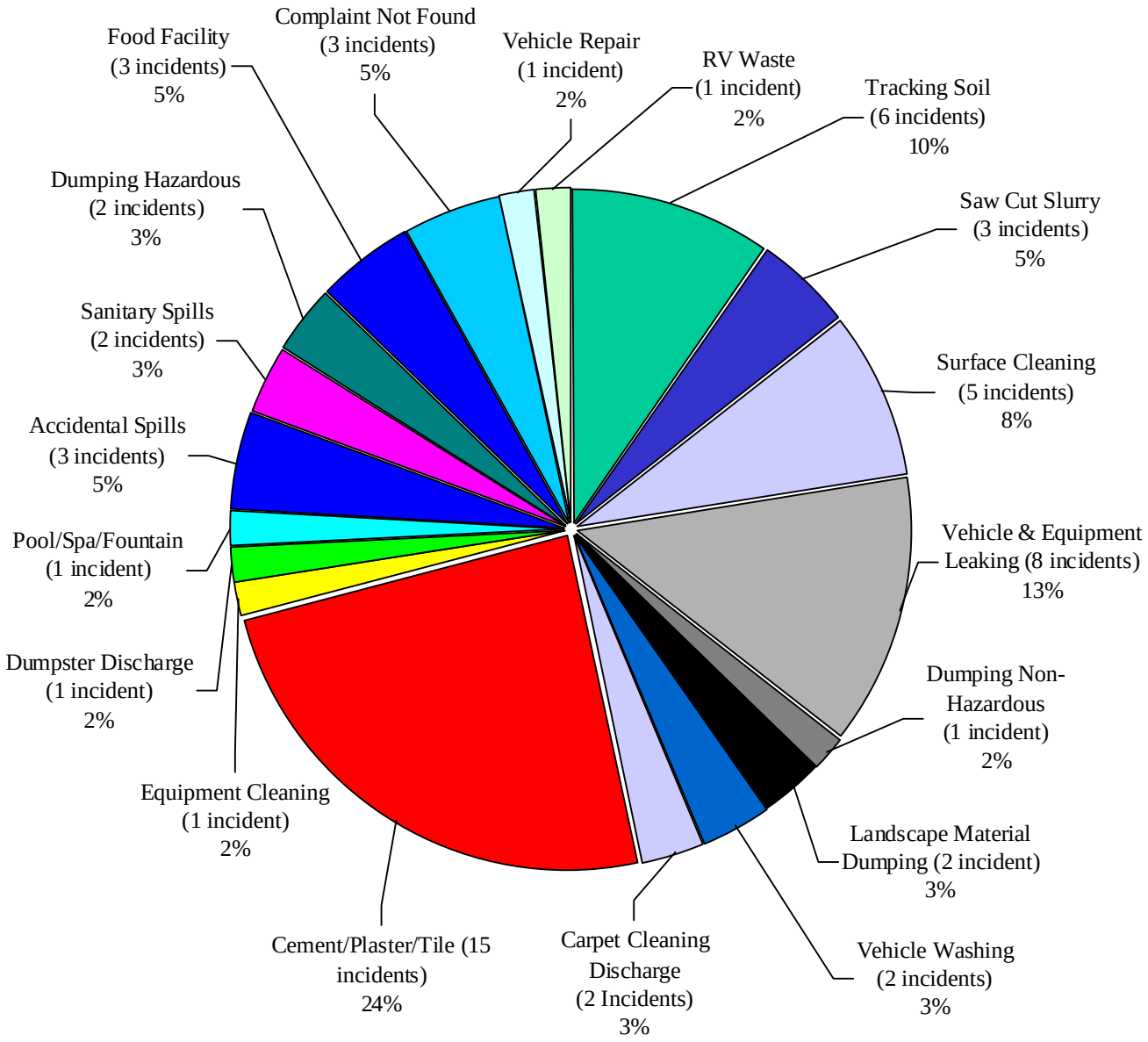

<u>Note:</u>
The majority of incidents were Cement/Plaster/Tile cutting discharge at 24% of the 62 total incidents.

CITY OF SANTA CLARA
FY2008-09 ANNUAL REPORT
ICID ELIMINATION ACTIVITIES SOURCE OF INCIDENTS

Total number of IC/ID incidents: 62

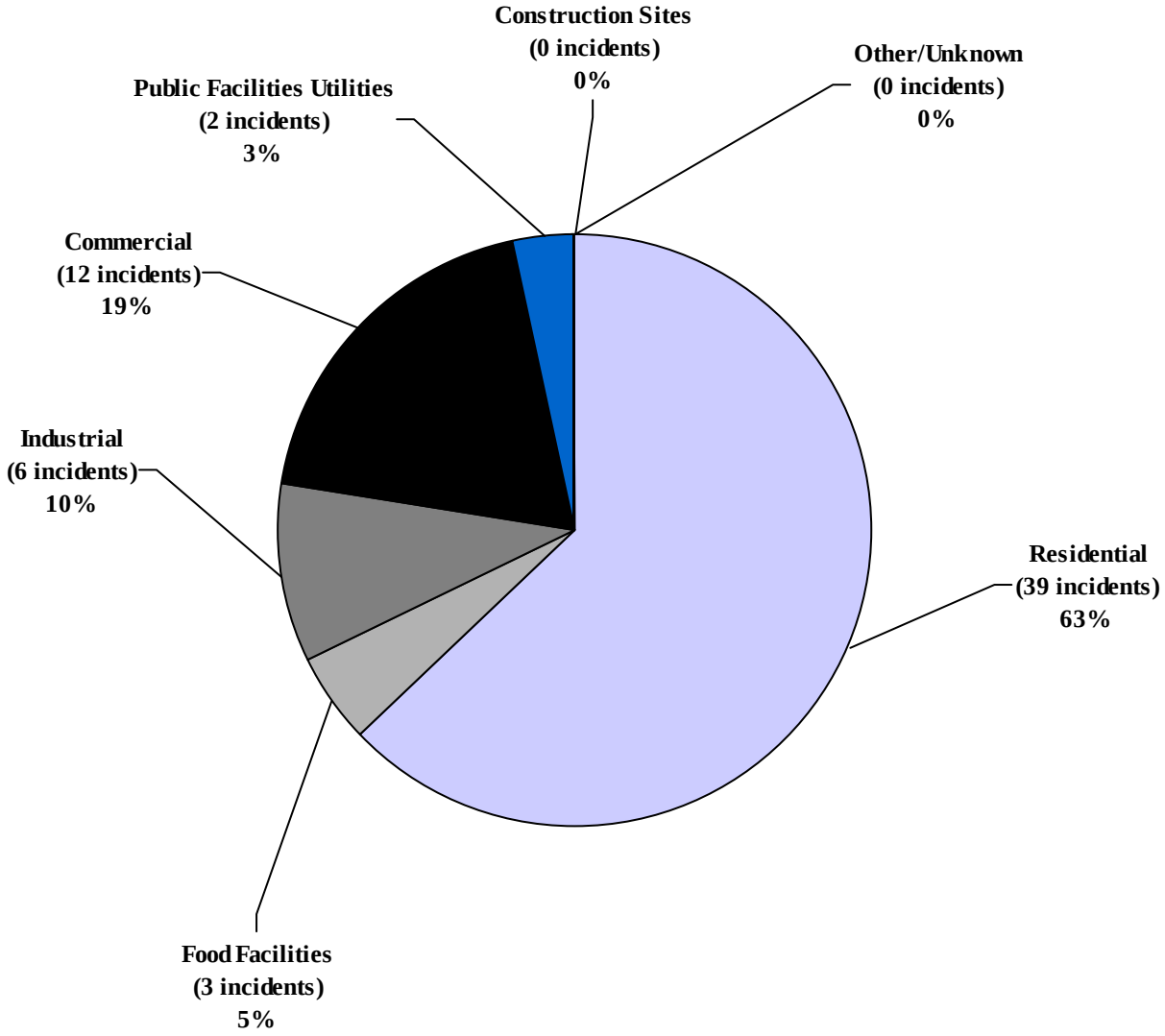

CITY OF SANTA CLARA URBAN RUNOFF POLLUTION PREVENTION PROGRAM
FY 2008-09 ANNUAL REPORT

ILLICIT CONNECTION AND ILLEGAL DUMPING ELIMINATION ACTIVITIES						
Performance Standard Identification	**Activity**	**Continuous Improvement Source Item**	**FY 2008-09 Tasks**	**Status / Comments**	**Due Date**	**Responsible Party**
IC/ID 1	Resource Commitment	2004 URMP	Identify Enforcement Responsibility	The Street Dept. has the lead role in IC/ID enforcement in the City. There are 3 personnel in the Street Dept. with Administrative Citation authority.	Ongoing	Street Dept.

CITY OF SANTA CLARA URBAN RUNOFF POLLUTION PREVENTION PROGRAM
FY 2008-09 ANNUAL REPORT

ILLICIT CONNECTION AND ILLEGAL DUMPING ELIMINATION ACTIVITIES						
Performance Standard Identification	**Activity**	**Continuous Improvement Source Item**	**FY 2008-09 Tasks**	**Status / Comments**	**Due Date**	**Responsible Party**
IC/ID 2	Training / Education/ Outreach	2004 URMP 2008-09 Workplan	Schedule/establish regular in- house staff training of field personnel in various departments.	The City employed one Inspector and one part-time A/N Inspector for FY 07-08. The main duties focus on IC/ID and IND/ICD activities. In addition, the Code Enforcement Technician takes the lead on all IC/ID events. This individual attended one training event. A total of 12 City employees attended one or more of 3 URPPP training events-This does not include employees from the Parks Department and Street Department, Parkways & Boulevards Division, who have obtained their QAC or PCA licenses (see IPM section for that information). All staff are aware of BMP/Outreach materials.	Ongoing	Street Dept. Planning Dept. Building Inspection Fire

CITY OF SANTA CLARA URBAN RUNOFF POLLUTION PREVENTION PROGRAM
FY 2008-09 ANNUAL REPORT

ILLICIT CONNECTION AND ILLEGAL DUMPING ELIMINATION ACTIVITIES						
Performance Standard Identification	**Activity**	**Continuous Improvement Source Item**	**FY 2008-09 Tasks**	**Status / Comments**	**Due Date**	**Responsible Party**
IC/ID 3	Complaint Referral/ Incident Response System	2004 URMP 2008-09 Workplan	Coordinate Response/Cleanup Efforts	Either the Street Dept. or Fire Dept., depending on hazard potential, responds to all IC/ID incidents. All other City depts. coordinate with Street and Fire Depts. on IC/ID events.	Ongoing	Street Dept. Fire Dept.
IC/ID 3	Complaint Referral/ Incident Response System	2004 URMP	Work with program to develop mobile pollution incident sheet that receives monthly input from co-permittees and when computed at the end of the month is forwarded in its entirety to co-permittees.	Task has been completed.	Ongoing	Street Dept. Program
IC/ID 4	Field Investigation	2004 URMP 2008-09 Workplan	Storm System Investigation/Complaint Response	The Storm Drain Division of the Street Dept. routinely investigates, cleans, or directs clean-up operations. IC/ID incidents under the direction of the Storm Drain Foreperson/Non-Point Source Fire Inspectors. High priority areas are closely monitored.	Ongoing	Street Dept.

CITY OF SANTA CLARA URBAN RUNOFF POLLUTION PREVENTION PROGRAM
FY 2008-09 ANNUAL REPORT

ILLICIT CONNECTION AND ILLEGAL DUMPING ELIMINATION ACTIVITIES						
Performance Standard Identification	**Activity**	**Continuous Improvement Source Item**	**FY 2008-09 Tasks**	**Status / Comments**	**Due Date**	**Responsible Party**
IC/ID 5	Enforcement / Follow Up	2004 URMP	Maintain additional personnel for IC/ID activities.	For FY 08-09, the Non-Point Source Inspector and Code Enforcement Technician have been working full to partial time on IC/ID incidents. In total, 64 BMPs have been distributed on 62 incidents.	Ongoing	Street Dept. Fire Dept.
IC/ID 6	Record Keeping / Recording	2004 URMP	Maintain data base system for IC/ID.	An Excel spreadsheet, created by the Non-Point Source Inspector and Code Enforcement Technician, is utilized to track IC/ID events. This coordinated effort insures that repeat offenders are noticed and educated/cited as appropriate.	Ongoing	Street Dept.

CITY OF SANTA CLARA URBAN RUNOFF POLLUTION PREVENTION PROGRAM
FY 2008-09 ANNUAL REPORT

ILLICIT CONNECTION AND ILLEGAL DUMPING ELIMINATION ACTIVITIES						
Performance Standard Identification	**Activity**	**Continuous Improvement Source Item**	**FY 2008-09 Tasks**	**Status / Comments**	**Due Date**	**Responsible Party**
IC/ID 7	Effectiveness Evaluation	2004 URMP 2008-09 Workplan	Review Effectiveness	The IC/ID element for the City is very effective. City staff are quick to notify of potential problems and response time is within minutes. Outreach/documentation of incidents are thorough, with history files extending back several years.	Ongoing	Street Dept.
IC/ID 7	Effectiveness Evaluation	2004 URMP	Continually analyze incidents by location, type, and frequency to determine trends, if any.	Outreach efforts should follow analysis.	Ongoing	Street Dept.

City of Santa Clara

FY 08-09 Annual Report

Industrial/Commercial Discharger Control Program

CITY OF SANTA CLARA
FY 2008-09 ANNUAL REPORT
INDUSTRIAL/COMMERCIAL DISCHARGE CONTROL PROGRAM

The City of Santa Clara's Industrial/Commercial Discharge element has become well-established and efficient in monitoring the businesses of concern within the City. The City's Code Enforcement Technician and Stormwater Inspector have several years experience working with the elements of the City's stormwater pollution prevention program. Continuity in this position has provided greater efficiency, better communication within other departments and the insight to identify trends over time.

During the FY 2008-09, the City's Code Enforcement Technician and Stormwater Inspector conducted a total of 920 IND/COM mandatory and non-mandatory inspections (see attached chart titled "FY 08/09 IND/COM Number of Inspections by Category") as compared to 1491 inspections in FY 07-08. Twenty-four mandated inspections including re-inspections were conducted for FY 2008-09. Mandated inspection facilities are typically inspected bi-annually or sooner, as determined by SIC code or previous compliance issues. Non-mandated inspections required in the FY 08-09 Work Plan vary from year to year. In the FY 08-09 Work Plan there were 12 facility categories inspected with 920 inspections. The inspections conducted at these facilities resulted in a total number of violations detailed in the following graph. Note that the total number of inspections includes both initial inspections and re-inspections as necessary to confirm compliance.

FY 08-09 IND/COM
MANDATED AND NON-MANDATED OCCURING VIOLATIONS AS COMPARED TO NO VIOLATIONS

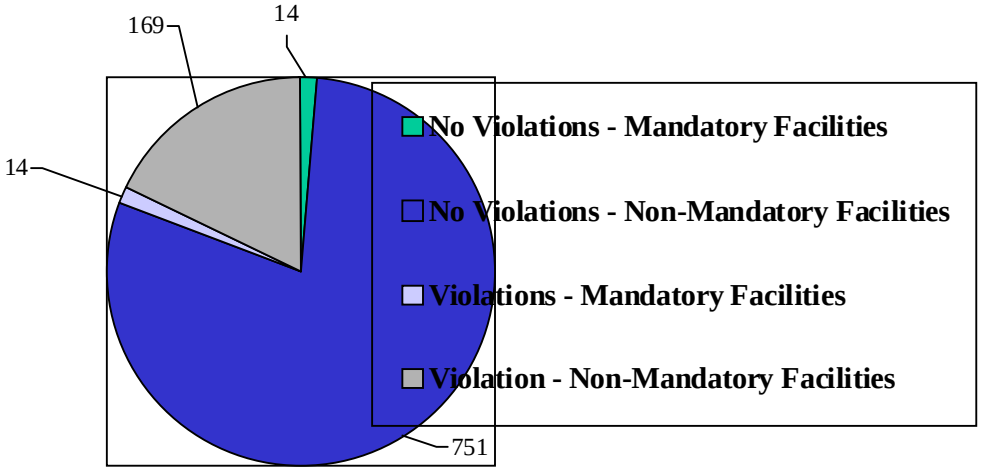

Note: A non-mandatory inspection is an inspection that occurs at a facility type designated in the current work plan. A mandatory inspection is the result of a pre-determined inspection frequency based upon SIC code.

A total of 169 violations were found in FY 08-09. Twelve of those violations were found during mandatory inspections and 157 violations during non-mandatory inspections.

All IND/COM violations in the City of Santa Clara received follow up inspections and were corrected timely as dictated by conditions. All IND/COM inspections conducted in the City are documented on a Non-Point Source IND/COM inspection sheet and kept on file.

When violations are found during inspections, proper BMPs are distributed and a follow up inspection is conducted. When a violation is minor, a letter stating that corrective action has been completed from the facility contact person with supporting dated pictures is an acceptable means of compliance.

Refer to the table on the following page for detail of the type of violations found for each respective category.

CITY OF SANTA CLARA URBAN RUNOFF POLLUTION PREVENTION PROGRAM FY 2008-09 ANNUAL REPORT

FY 2008-09
STATUS OF INSPECTIONS AND VIOLATIONS BY FACILITY CATEGORY (Includes Re-Inspections)

Mandatory Inspections

Category	Description	Status/Common Violations Found	# of Inspections	# of Violations
8	**Metal Manufacturing**	Roof equipment leaking	6	1
9	**Electric/Components:**	Swppp violation/ Wastewater disposal	3	2
11	**Local Transit/Highway Transport (NOI)**	Housekeeping	3	0
12	**Recycling Yards**	Swppp violations	4	2
13	**Auto Dismantlers:**	Parts storage	5	0
14	**Concrete Stone**	Housekeeping/ Hazmat Storage	3	7
17	**Other (NOI)**	Hazmat storage	8	6
Non Mandatory Inspections				
1	**Automotive Facilities**	Improper hazardous waste storage Housekeeping	13	9
2	**Food Facilities**	Roof equipment leaking/ Tallow	819	116
7	**Machine shops (Non NOI)**	Hazmat storage and spill kits	24	21
8	**Metal Manufacturing (Non NOI)**	Hazmat storage	5	2
17	**Other (Non NOI)**	Hazmat storage	27	8
		Total	**920**	**169**

Facilities that have had recurring stormwater related violations are issued Pre-Citation Notices and Administrative Citations. The Administrative Citations carry a penalty ranging from $50.00 to $1000.00, depending on the nature of the violation. City Staff believes that the Administrative Citation process is its best tool to ensure clean stormwater practices. The City will continue to target facilities that have the highest rate of violations with increased inspection frequency.

FY 2007- 08 IND/COM
Percentage of Facility Categories With Violations Requiring Re-Inspections

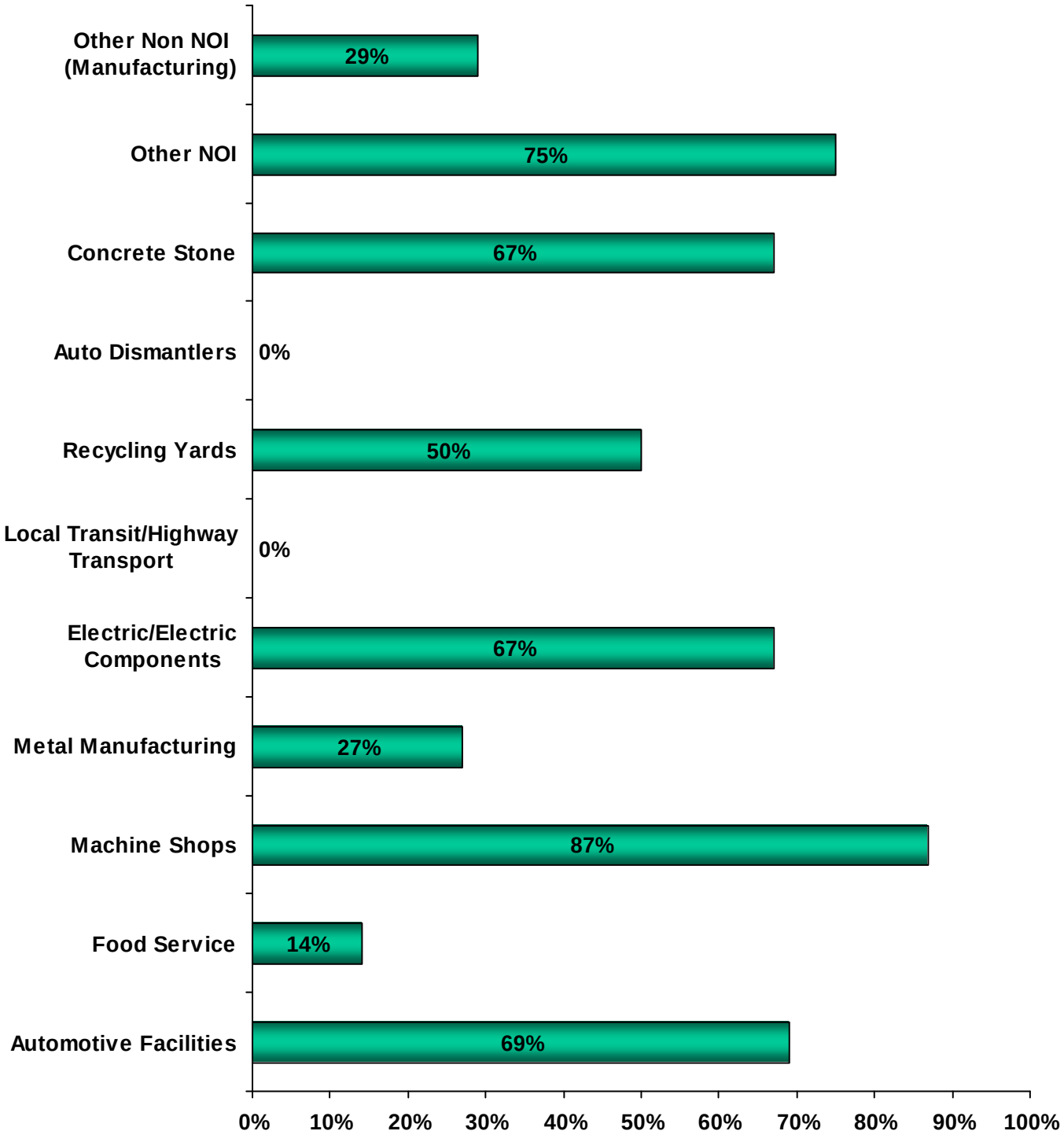

* Reflects facilities needing re-inspections. All re-inspections may not have been conducted.

FY 08-09 IND/COM
Number of Inspections by Facility Category (Includes Re-Inspections)

Total number of Industrial/Commercial Inspections: 920

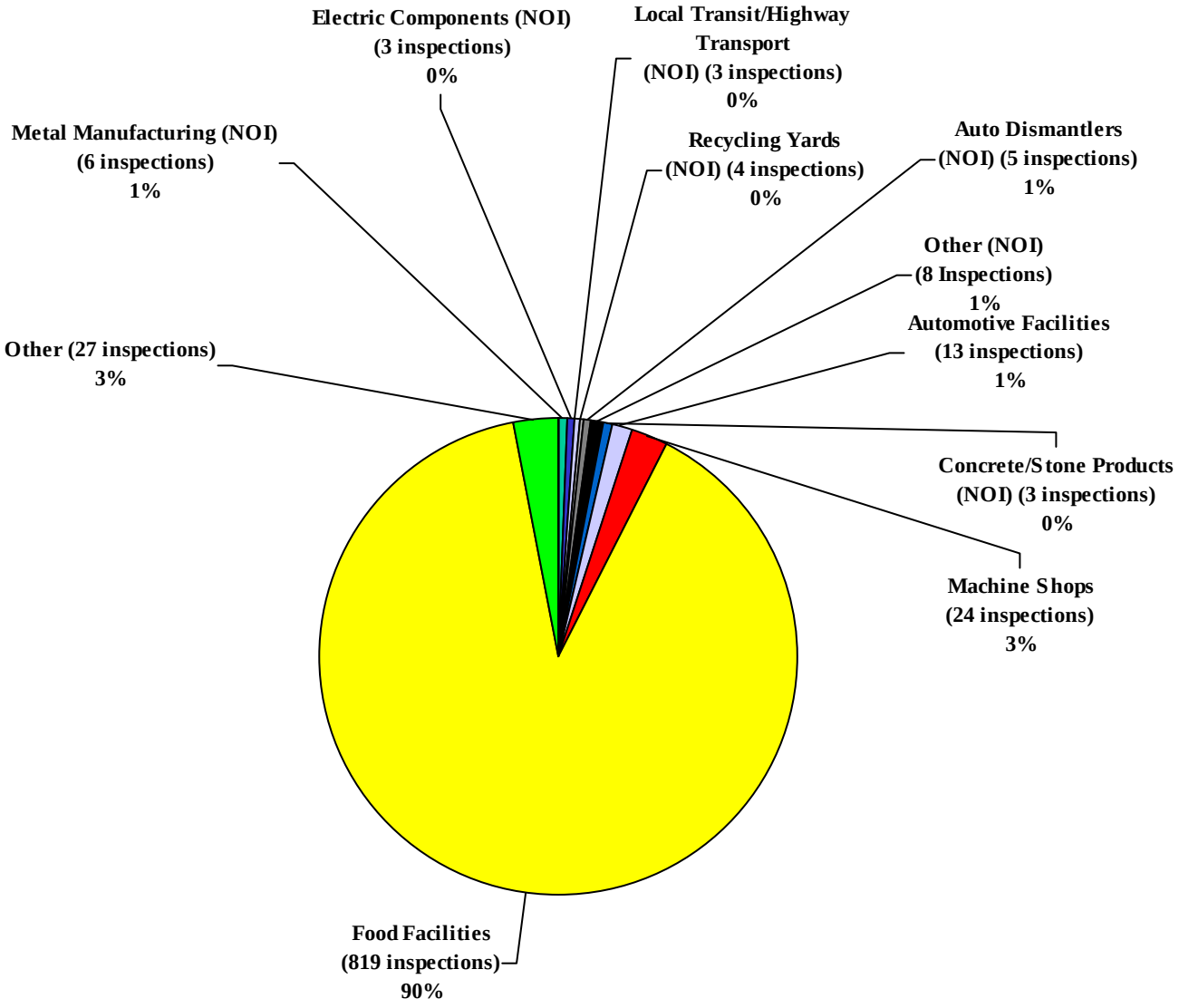

CITY OF SANTA CLARA URBAN RUNOFF POLLUTION PREVENTION PROGRAM
FY 2008-09 ANNUAL REPORT

INDUSTRIAL/COMMERCIAL DISCHARGE CONTROL PROGRAM						
Performance Standard Identification	**Activity**	**Continuous Improvement Source Item**	**FY 2008-09 Tasks**	**Status / Comments**	**Due Date**	**Responsible Party**
I/CD 1	NOI Filers	2004 URMP 2008-09 Workplan	Establish efficient and accurate system to update NOI / Non NOI listings.	The volatility of businesses coming and going continues. However, the Stormwater Inspector and Code Enforcement Technician are diligent in monitoring the industrial and commercial areas of the City for activity.	Ongoing	Street Dept.
I/CD 2	Non-Filer Investigations	2004 URMP 2008-09 Workplan	Maintain current list of Non- NOI filers (amended).	With the volatility in the economy and the nature of the businesses, it has been determined that the best way to maintain an accurate Non-NOI filer list is to conduct visual inspections of industrial/commercial areas and compare previous lists with the NOI filler database on the State Board's website. This is an ongoing activity done concurrently with scheduled NOI/Non-NOI inspections.	Ongoing	Street Dept.

CITY OF SANTA CLARA URBAN RUNOFF POLLUTION PREVENTION PROGRAM
FY 2008-09 ANNUAL REPORT

INDUSTRIAL/COMMERCIAL DISCHARGE CONTROL PROGRAM						
Performance Standard Identification	**Activity**	**Continuous Improvement Source Item**	**FY 2008-09 Tasks**	**Status / Comments**	**Due Date**	**Responsible Party**
I/CD 2	Non-Filer Investigations	2004 URMP 2008-09 Workplan	Amend business license applications to include SIC Codes as required information.		Complete	Street Dept. Finance Dept.
I/CD 3	Commercial Facilities	2004 URMP 2008-09 Workplan	Frequency of Inspections	The City is up to date on all required inspections. Food services, automotive facilities, carwashes, machine shops, photography stores and metal plating facilities have received inspections at a frequency greater than that required.	Ongoing	Street Dept.
I/CD 4	General Administration	2004 URMP 2008-09 Workplan	Improve filing/tracking system.	The tracking/filing system has been improved for IND/ICD inspections. An Excel spreadsheet, accessible to the Non-Point Source Inspector and Code Enforcement Technician is utilized and mutually updated.	Ongoing	Street Dept.

CITY OF SANTA CLARA URBAN RUNOFF POLLUTION PREVENTION PROGRAM
FY 2008-09 ANNUAL REPORT

INDUSTRIAL/COMMERCIAL DISCHARGE CONTROL PROGRAM						
Performance Standard Identification	**Activity**	**Continuous Improvement Source Item**	**FY 2008-09 Tasks**	**Status / Comments**	**Due Date**	**Responsible Party**
I/CD 5	Training	2004 URMP 2008-09 Workplan	Train Required Staff.	The Code Enforcement Technician and Stormwater Inspector each attended a training opportunity during FY 08-09 related to IND/ICD.	Ongoing	Street Dept.
I/CD 6	Effectiveness Evaluation	2004 URMP 2008-09 Workplan	Compare for significance I/CD data collected by facility/type/location/time to determine trends/outreach needed, etc.	This has been an active analysis ongoing for several years. In FY 08-09 this element focused discretionary inspections on food facilities, machine shops and manufacturing facilities.	Ongoing	Street Dept.

City of Santa Clara

FY 08-09 Annual Report

Public Agency Activities

City of Santa Clara

FY 08-09 Annual Report

Corporation Yard Inspections

CITY OF SANTA CLARA
URBAN RUNOFF POLLUTION PREVENTION PROGRAM
FY 2008-09 ANNUAL REPORT

PUBLIC AGENCY ACTIVITIES

Corporation Yard Inspections

The Storm Water Pollution Prevention Plans (SWPPP) have been updated for the various Corporation Yards throughout the City (Street, Electric, Water/Sewer and Parks). To confirm compliance with the SWPPP, Storm Water Inspectors inspected the various Corporation Yards once during FY 08-09.

CITY OF SANTA CLARA URBAN RUNOFF POLLUTION PREVENTION PROGRAM
FY 2008-09 ANNUAL REPORT

CORPORATION YARD AND FIRE STATION INSPECTIONS						
Performance Standard Identification	**Activity**	**Continuous Improvement Source Item**	**FY 2008-09 Tasks**	**Status / Comments**	**Due Date**	**Responsible Party**
N/A	General Activity	2004 URMP 2005 Performance Review	Maintain SWPPP's at City Yards (Electric, Water/Sewer, Parks and Streets). Review practices at fire stations to ensure BMPs/SOPs are being uniformly followed.	The Electric, Water/Sewer, Parks and Street SWPPP's conform to 2004 URMP and are being maintained in addition to having bi-annual inspections.	Complete	Street Dept. Water/Sewer Dept. Electric Dept. Parks Dept.
	General Activitiy	January 10, 2006 incident	Provide training and strict compliance to BMP's at City Central park and other similar facilities.	Department Heads of the Parks Department were trained in FY 08-09. All City operated fountains have been inspected with BMP's confirmed. Central Park installed a sanitary sewer drain for complete pond maintenance.	Complete Complete Complete	Street Dept. Parks Dept.

CITY OF SANTA CLARA URBAN RUNOFF POLLUTION PREVENTION PROGRAM
FY 2008-09 ANNUAL REPORT

CORPORATION YARD AND FIRE STATION INSPECTIONS						
Performance Standard Identification	**Activity**	**Continuous Improvement Source Item**	**FY 2008-09 Tasks**	**Status / Comments**	**Due Date**	**Responsible Party**
	General Activity	2008-09 Workplan	Review SWPPP's at City Yards (Electric, Water/Sewer, Parks and Streets) and update to conform with 2004 URMP as necessary. Review practices at fire stations to ensure BMP's/SOP's are being uniformly followed.	Storm drain check-valves at Fire Station #2 and at the Santa Clara Convention Center storm drains have been installed.	Complete	
				A stormdrain check valve has been installed at the Electric/Water/Sewer Department storage bunkers.	Complete	Street Dept.

City of Santa Clara

FY 08-09 Annual Report

Rural Public Works Operation and Maintenance

CITY OF SANTA CLARA
FY 2008-09 ANNUAL REPORT
PUBLIC AGENCY ACTIVITIES

Rural Public Works Operation and Maintenance

Rural roads within the City are the responsibility of the Parks Department. One exception is the creek trails that have been/are being constructed along San Tomas-Aquino Creek. Reach 1 (Hwy 237 to Agnew) was completed in early 2004 and Reach 2 (Agnew to Scott Blvd.) was completed in early 2006. Reach 3 (Scott Boulevard to Monroe Street) was completed in 2008. These improvements, are maintained by the Street Department.

As with other elements, City staff is knowledgeable of applicable BMP's and are educated on Storm Water Pollution Prevention BMP's as needed. For current and future contracted projects, BMP's are required and enforced by on-site inspectors and/or Storm Water Inspectors.

RURAL PUBLIC WORKS MAINTENANCE AND SUPPORT ACTIVITIES						
Performance Standard Identification.	**Activity**	**Continuous Improvement Source Item**	**FY 2008-09 Tasks**	**Status / Comments**	**Due Date**	**Responsible Party**
RPWM 1	Contractor Compliance	2004 URMP	Insure contractor compliance to BMPs.	When trails are constructed within the City, Storm Water Inspectors attend and have input to the pre-construction meeting. Requirements are enforced throughout the project.	Ongoing	Parks Dept. Street Dept.
RPW 1	Contractor BMP	2004 URMP	Require contract language specific to improvements or rural roads.	Standard City contract language prevents and prohibits stormwater pollution.	Complete	Street Dept. Parks Dept.
RPWM 2	Erosion Prevention	2004 URMP	Eliminate / reduce erosion potential.	The City is flat, paved trail widths are 8’ in parks, 12’ at golf course, 10’ on creek trails.	Ongoing	Parks Dept. Street Dept.
RPW 2	Design of Park Trails	2004 URMP	See above		Complete	Street Dept.

CITY OF SANTA CLARA URBAN RUNOFF POLLUTION PREVENTION PROGRAM
FY 2008-09 ANNUAL REPORT

RURAL PUBLIC WORKS MAINTENANCE AND SUPPORT ACTIVITIES						
Performance Standard Identification.	**Activity**	**Continuous Improvement Source Item**	**FY 2008-09 Tasks**	**Status / Comments**	**Due Date**	**Responsible Party**
RPWM 3	Construction BMP's	2004 URMP 2008-09 Workplan	Eliminate / reduce pollution potential caused by contractors.	Construction monitoring occurs as projects arise.	Ongoing	Parks Dept. Street Dept.
RPWM 3	Construction Inspection	2004 URMP 2008-09 Workplan	Inspect park improvements that have ability to affect stormwater quality.	All significant projects are inspected by Stormwater Inspectors.	Ongoing	Street Dept. Parks Dept.
RPWM 4	Equipment Use	2004 URMP	Proper storage of equipment and supplies.	Parks and Street Dept. staff are trained in stormwater BMPs and IPM policies.	Ongoing	Parks Dept. Street Dept.

CITY OF SANTA CLARA URBAN RUNOFF POLLUTION PREVENTION PROGRAM
FY 2008-09 ANNUAL REPORT

RURAL PUBLIC WORKS MAINTENANCE AND SUPPORT ACTIVITIES						
Performance Standard Identification.	**Activity**	**Continuous Improvement Source Item**	**FY 2008-09 Tasks**	**Status / Comments**	**Due Date**	**Responsible Party**
RPW 4	Storage of Materials	2004 URMP	Inspect Park Dept. storage areas for stormwater pollution prevention	Part of the Corporation Yard inspection.	Complete	Street Dept. Parks Dept.
RPWM 5	Training	2004 URMP	Training of staff.	Staff is regularly trained on BMPs/IPM. Refer to Staff Training Table.	Ongoing	Parks Dept. Street Dept.
RPWM 5	Training	2004 URMP	Inform/require Staff to attend available training and implement BMP's as applicable.	Coordinated with IPM element.	Complete	Street Dept. Parks Dept. Program
RPWM 6	Permits	2004 URMP	Obtain appropriate permits.	The City complies with all permit requirements.	Ongoing	Parks Dept. Street Dept.
RPWM 7	Outreach Materials	2004 URMP	Distribute Outreach materials.	Contract specifications require compliance to BMP materials. Inspectors review those materials at the pre-construction meeting and enforce throughout the project.	Ongoing	Parks Dept. Street Dept.

CITY OF SANTA CLARA URBAN RUNOFF POLLUTION PREVENTION PROGRAM
FY 2008-09 ANNUAL REPORT

RURAL PUBLIC WORKS MAINTENANCE AND SUPPORT ACTIVITIES						
Performance Standard Identification.	**Activity**	**Continuous Improvement Source Item**	**FY 2007-08 Tasks**	**Status / Comments**	**Due Date**	**Responsible Party**
RPWM 7	Outreach 2008-09 Workplan	2004 URMP	Refer to RPWM 1		Complete	Street Dept. Parks Dept.
RPWM 8	Evaluate Implementation 2008-09 Workplan	2004 URMP	Monitor Parks Dept. for RPW element requirements in daily operations.		Complete	Parks Dept. Street Dept.

General Comment: The City has a total park area of 187.5 acres, 39,375 linear feet of 8-foot wide trails, 21,600 linear feet of 12-foot wide golf trails, nearly 3 miles of paved creek trails and 1.25 acres of concrete lined ponds/fountains.

City of Santa Clara

FY 08-09 Annual Report

Public Streets, Roads, and Highways Operation and Maintenance

CITY OF SANTA CLARA
FY 2008-09 ANNUAL REPORT
PUBLIC AGENCY ACTIVITIES

Public Streets, Roads & Highways Operation and Maintenance

The Street Department is responsible for the maintenance of approximately 240 miles of streets within the City of Santa Clara. It should be noted that the following streets are not within the jurisdiction of the City:

- Central Expressway (County)
- Lawrence Expressway (County)
- San Tomas Expressway (County)
- El Camino Real (State)

In addition, some boundary streets are shared with other jurisdictions – most notably Stevens Creek Boulevard (primarily with San Jose). BMP's observed include, but are not limited to, protection of storm drain inlets, collection of sawcut slurry and routine sweeping of City streets. Contractors completing work within the City streets are contractually required to follow BMP's. Street Department staff is trained to report poor contractor activity to the Code Enforcement Technician and/or the Stormwater Inspector.

BMP effectiveness has been good due to a constant City presence and contractual responsibilities. Staff and City contractors are well educated on BMP use. The City policy on residential street sweeping is bi-weekly guaranteed (typically done every week), industrial/commercial sweeping is done every 18-20 days.

Sweeping

The City of Santa Clara employs (3) full-time Street Sweeper Operators to sweep all of its streets, which consist of 401 residential route miles and 181 industrial route miles. The City utilizes three Schwarze A7000 regenerative air sweepers as its front-line sweepers. A Schwarze

A4000 regenerative air sweeper and a Johnston suction sweeper serve as back-ups. The regenerative air sweepers are very effective at collecting fine sediments.

Residential streets are scheduled to be swept the day following the assigned garbage/recycling collection day. Residential streets are swept on a weekly basis about 80% of the time. The City guarantees bi-weekly residential street sweeping. Residential streets were swept on a bi-weekly basis 100% of the time in FY 2008-09. The City relies upon voluntary cooperation from residents to remove their vehicles from the street on their assigned street sweeping day. There are some areas in the City that are often parked in and cannot be swept. The Street Department posts temporary "No Parking" signs in these areas a few times a year to efficiently clean the gutterline.

The City has twenty-four (24) industrial routes that are swept on a continuous basis. Each Street Sweeper Operator is responsible for eight (8) routes. Each operator completes one industrial route, prior to sweeping the assigned residential route for the day. Industrial routes are typically swept 1.5 times per month. In total, 31,191 miles of sweeping occurred in fiscal year 2008-09 as compared to 28,792 miles in fiscal year 2007-08 and 7,601 yards of debris was collected. This included both residential and industrial sweeping. The industrial sweeping route map is attached for reference.

The City, beginning in fiscal year 2003-04, no longer hires contractors to perform street sweeping services during leaf season or to cover employee-scheduled absence due to budgetary constraints.

Leaf Collection

Typically, November marks the beginning of the Leaf Collection Program. For this program, the City utilizes two leaf vacuums (10 yard boxes) that are manned by a 2-man crew covering 10 routes. This program typically, depending on weather, operates for 2 months and is done in

conjunction to the normal street sweeping operation. For fiscal year 2008-09, this program collected 3,381 cubic yards as compared to 4,697 cubic yards in fiscal year 2007-08. Ground crews manually rake leaves around obstacles, allowing the leaf vacuums easier access to the leaves. Litter is generally removed prior to vacuuming. Leaves collected are treated as green waste at the landfill.

Residents also deposit leaves in their green waste container. It is not possible to distinguish between the types of green waste collected (branches, lawn clippings and leaves). For reference, 10,242 tons of green waste was picked up in fiscal year 2008-09.

Santa Clara Valley
Urban Runoff
Pollution Prevention Program

FY 2008-2009 Monthly Record Keeping Form

Month and Year: July 08 June 09

Agency: City of Santa Clara

Completed by: Ron Billingsley **Date**: 7-7-09

STREET SWEEPING	Volume of material collected (cubic yards)	Miles swept* (curb miles)
1. Sweeping		
Residential Areas:		
Broom		
Regenerative Air	5974	24,825
Vacuum	18	123
Commercial Areas:		
Broom		
Regenerative Air		
Vacuum		
Industrial Areas:		
Broom		
Regenerative Air	1391	5349
Vacuum	2	16
Other Areas Swept: (e.g., parking lots, major arterials)		
Broom		
Regenerative Air	213	869
Vacuum	3	9
TOTAL	7601	31,191

2. Have there been any changes in your street sweeping program?
(efforts to have parked cars removed, changed sweeping frequency, new equipment, significant downtime, etc.)

Leaf Vac Crews November/December 08
Clean Up Campaigns March 09

LEAF REMOVAL

Volume of leaves removed by City/Town crews: 3,381 cubic yards

Leaves bagged by residents and picked up by your City/Town: N/A bags

Check box if you have a yard waste collection program: X Volume of yard waste collected: 10,242 cubic yards

Check box if you do not have a leaf removal program other than routine street sweeping or yard waste collection: X

* Report total miles covered by sweepers including areas operated in tandem or repeated.

044603

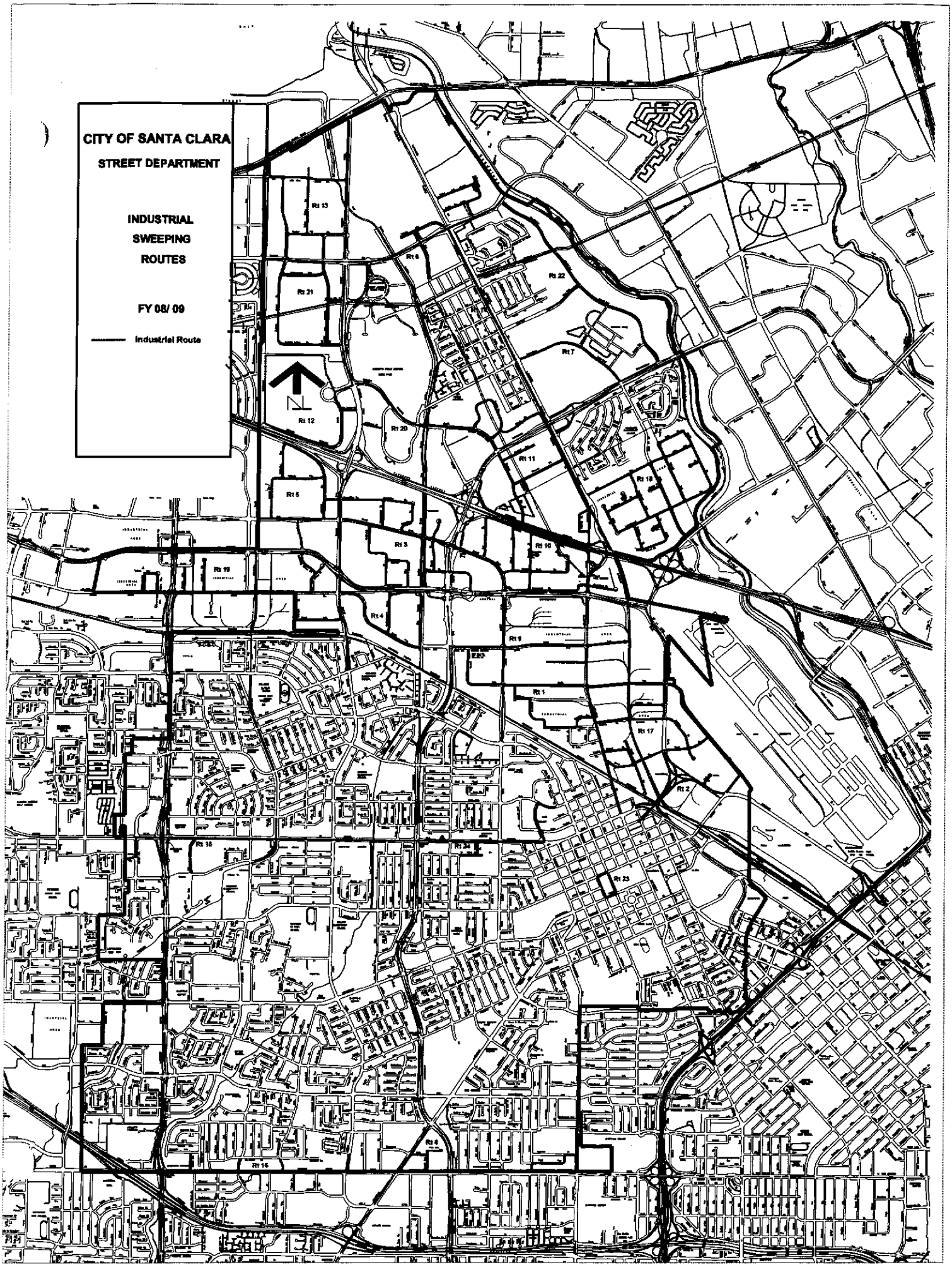
CITY OF SANTA CLARA
STREET DEPARTMENT
INDUSTRIAL
SWEEPING
ROUTES
FY 08/ 09
Industrial Route
Rt 13
Rt 6
Rt 22
Rt 21
Rt 7
Rt 12
Rt 20
Rt 11
Rt 10
Rt 5
Rt 3
Rt 19
Rt 4
Rt 9
Rt 1
Rt 17
Rt 2
Rt 15
Rt 24
Rt 23
Rt 16

CITY OF SANTA CLARA URBAN RUNOFF POLLUTION PREVENTION PROGRAM
FY 2008-09 ANNUAL REPORT

PUBLIC STREETS, ROADS, AND HIGHWAY OPERATION AND MAINTENANCE						
Performance Standard Identification.	**Activity**	**Continuous Improvement Source Item**	**FY 2008-09 Tasks**	**Status / Comments**	**Due Date**	**Responsible Party**
PSRH 1	Implementation of BMPs / SOPS	2004 URMP	Set standard for street Maintenance BMP implementation.	The Street Maintenance Division of the Street Dept. conducts all maintenance activities for the City's 240-mile road network. They follow all BMPs.	Ongoing	Street Dept.
PSRH 1	Implementation of BMPs / SOPS	2004 URMP 2008-09 Workplan	Consider alternate methods of maintenance/construction	Not all methods of construction have the same potential to cause stormwater pollution. Methods that reduce pollution potential are considered.	Ongoing	Street Dept.
PSRH 2	Agency Contractor Compliance	2004 URMP 2008-09 Workplan	Insure that City contractors follow BMPs.	City contract language requires Contractor compliance on BMPs. Most street improvement projects are coordinated through the Street Dept. – the responsible department for stormwater pollution prevention.	Ongoing	Street Dept.

CITY OF SANTA CLARA URBAN RUNOFF POLLUTION PREVENTION PROGRAM
FY 2008-09 ANNUAL REPORT

PUBLIC STREETS, ROADS, AND HIGHWAY OPERATION AND MAINTENANCE						
Performance Standard Identification.	**Activity**	**Continuous Improvement Source Item**	**FY 2008-09 Tasks**	**Status / Comments**	**Due Date**	**Responsible Party**
PSRH 3	Staff Training	2004 URMP	Provide in-house training to street maintenance personnel.	Use of BMPs have become well established and proven. Their use is routine and ongoing. Refer to Staff Training Table.	Ongoing	Street Dept.
PSRH 4	Third Party Contractor Compliance	2004 URMP	Improve education / compliance of BMP implementation by contractors.	City standard contract language requires contractors to reduce/eliminate stormwater pollution to the maximum extent practicable.	Ongoing	Street Dept. Water/Sewer Field Services Electrical Dept.

PUBLIC STREETS, ROADS, AND HIGHWAY OPERATION AND MAINTENANCE						
Performance Standard Identification.	**Activity**	**Continuous Improvement Source Item**	**FY 2008-09 Tasks**	**Status / Comments**	**Due Date**	**Responsible Party**
PSRH 6	Street Sweeping	2004 URMP 2008-09 Workplan	Sweep Residential Streets on a bi-weekly basis and commercial streets 1 to 2 times a month.	The City continues to have an aggressive Street Sweeping Division in the Street Department. In total they swept 31,191 miles in FY 08-09.	Ongoing	Street Dept.
	Repair & Maintenance	2004 URMP	Maintain a Minimum of a 80 Pavement Condition Index	The City has one of the best-maintained streets in the Bay Area. Our current PCI is 81 out of a possible 100 – indicating that our streets are well maintained, free of raveling.	Ongoing	Street Dept.
PSRH 7	Review and Evaluate Effectiveness	2004 URMP 2008-09 Workplan	Maintain Incident Log of NPS items on City projects.	Integrated with Construction Inspections/ICID Elements	Complete Ongoing	Street Dept.

City of Santa Clara

FY 08-09 Annual Report

Storm Drain Operation and Maintenance

CITY OF SANTA CLARA
FY 2008-09 ANNUAL REPORT
PUBLIC AGENCY ACTIVITIES

Storm Drain System Operation and Maintenance:

1. Which BMP's were evaluated formally or informally this year?

- BMP's for Storm Drain System Operation and Maintenance have become well established and are routinely used by the Storm Drain Division. Most efforts of the Storm Drain Division are focused on line/inlet cleaning and support of any clean-up efforts required of IC/ID and construction events. Placing of "No Dumping – Flows To Bay" identification markers are part of the Storm Drain Division responsibilities. For greater effectiveness, placards are enameled metal. This Division also is first response support for hazardous materials spills. For these efforts, BMP's to isolate the event may be unique for each situation. All Storm Drain Divison personnel are trained in confined space to implement BMP's as required.

2. Does your process for tracking hot spots appear to be working?

- Yes, Storm Drain personnel carry plat books that map out the entire City of Santa Clara's storm drainage system. Hot spots are indicated on these maps, periodically monitored and coordinated with the Fire Department (Hazardous Materials Unit) as events occur.

3. What were your major hot spots during the fiscal year, and how has that changed from previous years?

- The City's major hot spots were locations that received significant localized flooding during major storm events. Maintenance crews are well trained to respond and maintain those locations. There were a few areas of localized flooding for FY 2008-09, mainly due to a large volume of rainfall during a short period of time that caused surcharge.

4. What evidence do you have that contractors are/aren't fully implementing BMP's?

- Storm drain inlets and catch basins are cleaned at least twice yearly. In addition, some catch basins require clearing debris and leaves from the top of the grate on an as-needed basis. Debris collected from those structures indicates the type of activity causing the build-up. As indicated in the IC/ID element, cement contractors continue to be the major contractor causing violation. Overall, contractor violation events are recognized and cleaned up before entering the Storm Drain System. In instances where this is not the case, all efforts are made to track the debris back to the violator for enforcement action.

5. Which agencies and/or staff are receiving training and which are not?

- The City's Street Maintenance and Storm Drain Maintenance Divisions are trained on maintenance of the storm drain system and any illegal dumping into the storm drain. Please refer to the staff training summary table at the back of this report. City Utility Departments (Water, Sewer & Electric) have also been trained that only rainwater is to go down the drain. In addition, the Parks and Public Works Departments have also received stormwater related training. When a substance other than rainwater is observed, these departments are outstanding in reporting the event to the Storm Water Division.

6. What feedback has staff given about the effectiveness of BMP's?

- The implementation of BMP's has become standard operating procedure. Current efforts have been to increase effectiveness/ease of use for the BMP's. It has been noted that the most effective BMP's start at the source. Inspectors focus on these BMP's first and look at downstream BMP's as secondary protection – not as a substitution of a BMP upstream.

CITY OF SANTA CLARA URBAN RUNOFF POLLUTION PREVENTION PROGRAM
FY 2008-09 ANNUAL REPORT

STORM DRAIN SYSTEM OPERATION AND MAINTENANCE						
Performance Standard Identification	**Activity**	**Continuous Improvement Source Item**	**FY 2008-09 Tasks**	**Status / Comments**	**Due Date**	**Responsible Party**
SDOM 1	Implementation of BMPs / SOPS	2004 URMP 2008-09 Workplan	Set standard for storm drain BMP implementation.	All City Departments utilized BMPs for work they are conducting to reduce / eliminate stormwater pollution. Inlets are protected, pollutants are picked up at the source and measures are followed to reduce/eliminate activities that may cause stormwater pollution.	Ongoing	Street Dept.
SDOM 2	Tracking Hot Spots	2004 URMP 2008-09 Workplan	Coordinate with Fire Dept. a map indicating mandated industrial/commercial inspection sites to assist in evaluating pollution prevention in the event of a fire.	Fire Dept. maintains hazardous materials inventories and maps for all reportable quantities of all hazardous material wastes required by Federal and State law. Fire Dept. has the inventory on a secured database and a hard copy in the Fire Marshals offices.	Ongoing	Street Dept. Fire Dept.

CITY OF SANTA CLARA URBAN RUNOFF POLLUTION PREVENTION PROGRAM
FY 2008-09 ANNUAL REPORT

STORM DRAIN SYSTEM OPERATION AND MAINTENANCE						
Performance Standard Identification	**Activity**	**Continuous Improvement Source Item**	**FY 2008-09 Tasks**	**Status / Comments**	**Due Date**	**Responsible Party**
SDOM 3	Contractor Compliance	2004 URMP	Coordinate with Engineering and Building Inspection Departments to develop a system to notify Storm Drain Division of upcoming construction projects.	A system has been implemented with Planning and Engineering to notify inspectors of upcoming construction projects. Inspectors review BMPs with contractors at pre-con meetings and enforce throughout the project.	Ongoing	Street Dept. Eng. Dept. Build. Dept.
SDOM 4	Staff Training	Chapter 12 City of Santa Clara URMP (Revised 8/11/2000) 2008-09 Workplan	Provide in-house training to divisions other than Storm Drain. Including Water / Sewer Departments, Parks Department, Solid Waste Division, Street Division and Building Inspection.	Use of BMPs have become well established and proven. Their use is routine and ongoing. Refer to Staff Training Summary Table.	Ongoing	Street Dept.
SDOM 6	Notification between Maintenance Personnel and ICID Inspectors	2004 URMP	Formalize notification procedures as identified in SDOM 2 and SDOM 3.	Maintenance personnel have received training to notify IC/ID inspectors governing unlawful discharges.	Ongoing	Street Dept.

CITY OF SANTA CLARA URBAN RUNOFF POLLUTION PREVENTION PROGRAM
FY 2008-09 ANNUAL REPORT

STORM DRAIN SYSTEM OPERATION AND MAINTENANCE						
Performance Standard Identification	**Activity**	**Continuous Improvement Source Item**	**FY 2008-09 Tasks**	**Status / Comments**	**Due Date**	**Responsible Party**
SDOM 7 SDOM 7	Inlet / Catch Basin Maintenance	2004 URMP	Clean catch basins twice per year.	Routine 6,917 catch basins were cleaned in FY 08-09. In addition 4,603 catch basin tops were cleaned in FY 08-09.	Ongoing	Street Dept.
			Compare/contrast with monthly Street Dept. report.		Complete	
	Line / Manhole Maintenance	2004 URMP	Clean known problem areas once per year.	Routine	Ongoing	Street Dept.
			Compare/contrast with monthly Street Dept. report.		Complete	
SDOM 7	Pump Station Maintenance	2004 URMP	Clean pump station wet wells once per year.	Performed complete cleaning/removal of silt and debris from pump wet wells. Removed approx. 29 cubic yards of material for each of the 21 pump station locations.	Complete	Street Dept.
			Compare/contrast with monthly Street Dept. report.		Complete	

CITY OF SANTA CLARA URBAN RUNOFF POLLUTION PREVENTION PROGRAM
FY 2008-09 ANNUAL REPORT

STORM DRAIN SYSTEM OPERATION AND MAINTENANCE						
Performance Standard Identification	**Activity**	**Continuous Improvement Source Item**	**FY 2008-09 Tasks**	**Status / Comments**	**Due Date**	**Responsible Party**
SDOM 7	Creek Maintenance	2004 URMP	Walk creeks twice per year.	Communicate with SCVWD areas of concern.	Complete	Street Dept.
			Compare/contrast with monthly Street Dept. report.		Complete	
SDOM 7	New Device Testing	2004 URMP	Monitor project (Pump Station / Outfall) where an interceptor device would be practicable.	A Vactor Clean Out Station has been constructed at Highway 237 and Lafayette Street. The site has storm and sanitary clean out facilities. Each facility utilizes a sand/gravel media prior to a sedimentation tank for dewatering the debris bunker. This facility continues to work very well.	Complete	Street Dept.

City of Santa Clara

FY 08-09 Annual Report

Water Utility Operation and Maintenance

CITY OF SANTA CLARA
FY 2008-09 ANNUAL REPORT
PUBLIC AGENCY ACTIVITIES

Water Utility Operation and Maintenance

The Water/Sewer Department is responsible for maintenance of City's water distribution system. Key O&M activities, potentially affecting stormwater quality, include line flushing, hydrant exercising and water meter testing. These scheduled activities have all discharges tested and treated (if needed) prior to release. Contractors working for the Water Department are contractually required to follow BMP's. Water Department staff report poor contractor activity to the Code Enforcement Technician and/or the Street/Storm Drain Maintenance Foreperson.

The effectiveness of the Water Department in minimizing stormwater pollution is good. Required staff has been trained in testing/treating of planned discharges. Only emergency/unscheduled discharges go without treatment. For these events, the storm drains are protected as quickly as possible and the discharge stopped.

WATER UTILITY OPERATION AND MAINTENANCE PROGRAM						
Performance Standard Identification	**Activity**	**Continuous Improvement Source Item**	**FY 2008-09 Tasks**	**Status / Comments**	**Due Date**	**Responsible Party**
Water O & M Component 1	Inventory of Discharges	2004 URMP	Every (3) years, conduct an inventory of all key O & M activities and identify routine and unplanned non-stormwater discharges from these activities.	The Water Department had 260 routine discharges and 79 unplanned discharges during FY 08-09. Not all discharges can be controlled.	Ongoing	Water Dept.
Water O & M Component 2	Pollution Control (Line/Storage Mtce. Discharge)	2004 URMP	Control/treat planned discharges to reduce stormwater pollution to maximum extent practicable.	Routine. Discharging of mains has been curtailed due to recent water conservation efforts by the City.	Ongoing	Water Dept.
Water O & M Component 2	Pollution Control (Emergency Line Discharge)	2004 URMP	Control/treat unplanned discharges for chlorine products/sediment control.	Difficult to control in total. Promptness of Water Utility limits discharges to small volume.	Ongoing	Water Dept.

CITY OF SANTA CLARA URBAN RUNOFF POLLUTION PREVENTION PROGRAM
FY 2008-09 ANNUAL REPORT

WATER UTILITY OPERATION AND MAINTENANCE PROGRAM						
Performance Standard Identification	**Activity**	**Continuous Improvement Source Item**	**FY 2008-09 Tasks**	**Status / Comments**	**Due Date**	**Responsible Party**
Water O & M Component 3	Staff/Contractor training and coordination	2004 URMP	Conduct annual training, coordinate Water Utility Pollution Prevention Plan (WUPPP) elements with Water Utility Project Manager	Job training is constantly taking place. All Water Department field staff are aware of our responsibility to control discharges to storm drain system to the best of our ability. In FY 08-09 the water utility will continue training on dechlorination techniques and training on spill volume estimation.	Ongoing	Water Dept.
Water O & M Component 4	Review and Evaluate WUPPP	2004 URMP	Evaluate the effectiveness of the WUPPP annually.	The Water Department. is very effective in managing /treating discharges. Water conservation efforts are high. Once a month, the yard is street swept and the area adjacent to the storm drain is thoroughly cleaned.	Ongoing	Water Dept.
Water O & M Component 5	Self Evaluation Matrix Tasks	2004 URMP	Overall self-evaluation of WUPPP*.	The Water Department has been an innovator in water conservation and recycled water use, and continues to maintain BMP's for stormwater discharge.	Ongoing	Water Dept.

City of Santa Clara

FY 08-09 Annual Report

New Development Planning Procedures

City of Santa Clara
FY 2008-2009 Annual Report
NEW DEVELOPMENT PLANNING PROCEDURES

1. Self-Evaluation Matrix (based on C.3. FY 07-08 Work Plan) -- enclosed

2. NDC Summary Table – Mandatory C.3. Projects -- Significant Projects Reviewed and/or Approved During July 1, 2008 through June 30, 2009 -- enclosed

3. Response to Water Board Comments on the New Development Section of the FY 07-08 Annual Report: No comments received as of 9/15/09.

4. Evaluation of This Element

The focus of effort in this element of the City's urban runoff program during FY 08-09 included continued implementation of the C.3. provisions for Group 1 and 2 projects and the program for tracking and inspecting BMP operation and maintenance (O&M).

There were 5 Group 1 projects and 3 Group 2 projects approved this year. Description of the site design, source control and treatment control requirements for these projects are provided in the enclosed NDC Summary Tables. The City also encouraged site design measures (e.g., parking lot, driveway, and roof drainage routed to landscaping) at other sites that were below the Group 2 size threshold.

The City of Santa Clara is well prepared to implement C.3. site design, source control, and treatment requirements for Group 1 and 2 projects. Staff have implemented changes to the development application review process, and have incorporated these changes into the Standard Operating Procedures of the Planning Procedures Performance Standard in the City's URMP. A number of tools and forms have been developed to assist City staff with C.3. implementation.

In 2005, the City participated in an MS4 Program Evaluation conducted by Tetra Tech and Water Board staff that focused on implementation of the C.3. provisions and other program elements. For the New Development Program Element, there were no potential permit violations or major program deficiencies noted. The City was commended for:

1) Developing detailed guidance for developers and plan reviewers to implement the C.3. provisions;
2) Encouraging developers to consider alternatives to traditional stormwater management, such as low-impact development practices and reduction in impervious surfaces.

The City has addressed all recommendations from the evaluation, including developing a protocol to ensure that landscaped BMPs are being built and maintained as designed, and ensuring that the C.3. guidance materials are used for each project.

More detailed information about the City's accomplishments on C.3.-related tasks during FY 08-09 are provided in the Self-Evaluation Matrix.

CITY OF SANTA CLARA URBAN RUNOFF POLLUTION PREVENTION PROGRAM
FY 2008-09 ANNUAL REPORT

NEW DEVELOPMENT PLANNING PROCEDURES						
P.S. I.D.	**Activity**	**C.3. Work Plan Task**	**FY 2008-09 Tasks**	**Status / Comments**	**Due Date**	**Responsible Party**
PPPS 5.	Requirements for Group 1 and Group 2 Projects	c.9.	Continue to require proponents of Group 2 projects to design and implement stormwater treatment BMPs to reduce stormwater pollution to the maximum extent practicable.	**Completed/Ongoing –** The City has been implementing C.3. requirements for Group 2A projects since October 20, 2005 and for Group 2B projects since August 15, 2006, per the permit revisions dated July 20, 2005. There were 5 Group 1 and 3 Group 2 projects approved in FY 08-09.	Ongoing	Planning Dept.
PPPS 8.	BMP O&M Reporting	e.6.	Continue to report on the City's treatment BMPs O&M verification program in each annual report, including organizational structure, evaluation of effectiveness, and planned improvements to the program. Include a list or summary of treatment BMPs inspected during the year, inspection results, and any required follow-up and correction.	**Completed/Ongoing –** A description of the City's BMP O&M verification program is provided below: 1) Planning Dept. enters BMP information into City's Tidemark permit system. 2) Building Dept. conducts construction site inspections and verifies data in Tidemark. 3) Building Dept. generates a list from Tidemark of installed BMPs and addresses, and provides list to Street Dept.	Annually	Street Dept.

CITY OF SANTA CLARA URBAN RUNOFF POLLUTION PREVENTION PROGRAM
FY 2008-09 ANNUAL REPORT

NEW DEVELOPMENT PLANNING PROCEDURES						
P.S. I.D.	**Activity**	**C.3. Work Plan Task**	**FY 2008-09 Tasks**	**Status / Comments**	**Due Date**	**Responsible Party**
				4) Permit applicants are required to enter into a Stormwater Treatment Measures Inspection and Maintenance Agreement. Fully executed agreements are forwarded to the Street Dept. 5) Street Dept. (Code Enforcement Technician or Stormwater Inspector) conducts BMP O&M inspections on an annual basis. (Street Dept. also conducts construction site inspections and has enforcement authority.) No BMP O&M inspections were conducted in FY 08-09 due to the lack of installed BMPs required by C.3. It is too early to summarize inspection results, evaluate effectiveness, or plan improvements.		

CITY OF SANTA CLARA URBAN RUNOFF POLLUTION PREVENTION PROGRAM
FY 2008-09 ANNUAL REPORT

NEW DEVELOPMENT PLANNING PROCEDURES						
P.S. I.D.	**Activity**	**C.3. Work Plan Task**	**FY 2008-09 Tasks**	**Status / Comments**	**Due Date**	**Responsible Party**
PPPS 5.d.	HMP	f.3.	Continue to implement HMP requirements for Group 1 projects that may cause increased erosion or other related impacts.	**Completed/Ongoing As Needed –** Key provisions of the SCVURPPP HMP Report were adopted on July 20, 2005 (Order R2-2005-0035). The Order requires implementation of HMP requirements by October 20, 2005. HMP requirements for Group 1 projects will be applied, as appropriate, for City of Santa Clara situations (there were no projects subject to HMP requirements in FY 08-09). City is also encouraging site design and treatment measures that provide flow control.	Ongoing	Planning and Street Dept.
PPPS 5	Local Waiver Program	g.2	Develop a model under which a project proponent may request a waiver from treatment BMP requirements for a given project due to impracticability, with a provision to provide other equivalent water quality benefit or credits or treatment of an equivalent pollutant loading or quantity of stormwater (allowing participation in regional solutions).	**No Action Required** – This program is optional and has not been adopted in the City of Santa Clara.	N.A.	Planning and Street Dept.

CITY OF SANTA CLARA URBAN RUNOFF POLLUTION PREVENTION PROGRAM
FY 2008-09 ANNUAL REPORT

NEW DEVELOPMENT PLANNING PROCEDURES						
P.S. I.D.	**Activity**	**C.3. Work Plan Task**	**FY 2008-09 Tasks**	**Status / Comments**	**Due Date**	**Responsible Party**
PPPS 5	Local Waiver Program	g.3.	Begin tracking information for reporting on waivers granted, including project name, location, type, percent impervious surface, reasons for and terms of waiver, and the alternative benefit project and completion date.	**No Action Required –** Will track information if City decides to implement a local waiver program (see Task g.2.).	N.A.	Planning and Street Dept.
PPPS 4	Alternative Certification	h.1.	Develop a list of qualified consultants that can provide certification that a project meets C.3. requirements (optional).	**Completed** – SCVURPPP updated its list of qualified consultants in September 2008, and the City will use that list if needed. City staff are currently conducting the reviews with consultant assistance.	Ongoing	Planning
PPPS 4	Alternative Certification	h.1.	Develop internal procedure for alternative certification using list of qualified consultants and implement procedure if needed (optional).	**In Progress –** The requirement for an applicant to obtain third-party certification is under review as a potential condition of approval for some projects.	As needed	Planning
PPPS 4, 5.a.	Site Design Standards Analysis	j.4.	Continue to incorporate any revised design standards and guidance from the 9/15/03 submittal into local project approval process and "fully implement" the revised standards and guidance.	**In Progress** – The City is the process of implementing any revisions to its design standards and evaluating site design measures at specific projects during project reviews.	Ongoing	Planning

CITY OF SANTA CLARA URBAN RUNOFF POLLUTION PREVENTION PROGRAM
FY 2008-09 ANNUAL REPORT

NEW DEVELOPMENT PLANNING PROCEDURES						
P.S. I.D.	**Activity**	**C.3. Work Plan Task**	**FY 2008-09 Tasks**	**Status / Comments**	**Due Date**	**Responsible Party**
PPPS 4, 5.a.	Site Design Standards	j.5.	Educate staff regarding the availability of references such as SCVURPPP's "Manual of Better Site Design Examples" to help project proponents understand and see examples of better site design techniques from a water quality perspective.	**Completed/Ongoing –** Site design measures is a topic that is covered in staff training.	Ongoing	Planning
PPPS 4, 5.a.	Site Design Standards	j.6.	Summarize any revisions made to site design standards and guidance that has been incorporated into the local approval process in the Annual Report.	**In Progress –** The City has made sufficient changes to implement C.3. No revisions to site design standards were made in FY 08-09. City staff will review additional revisions that may be necessary during FY 09-10.	Annually	Planning
PPPS 4, 5..b.	Source Control Measures	k.2.	Implement activities to meet the revised Planning Procedures Performance Standard in the City's URMP.	**Completed/Ongoing –** The list of source controls is checked at Project Clearance Committee review and then checked again during Planning Department review of engineering drawings.	Ongoing	Planning
PPPS 4, 5..b.	Source Control Measures	k.3	Continue implementation of source control measures requirements by considering appropriate source controls for all projects and including appropriate conditions of approval in Group 1 and Group 2 projects.	**Completed/Ongoing** – The City has been requiring source control measures since 10/15/03. Source control measures required for projects approved in FY 08-09 are listed in the attached project tracking table.	Began 10/03; Ongoing	Planning

CITY OF SANTA CLARA URBAN RUNOFF POLLUTION PREVENTION PROGRAM
FY 2008-09 ANNUAL REPORT

NEW DEVELOPMENT PLANNING PROCEDURES						
P.S. I.D.	**Activity**	**C.3. Work Plan Task**	**FY 2008-09 Tasks**	**Status / Comments**	**Due Date**	**Responsible Party**
PPPS 1, 3	General Plan Review	l.1	Incorporate General Plan policies related to water quality and watershed protection as needed to implement C.3. requirements.	**In Progress** – The City reviewed its General Plan policies and concluded that the General Plan policies cover the basic goals of Provision C.3. and the Plan does not need modification to effectively implement C.3. However, City staff plan to add more specific language to several elements of the Plan at the next scheduled revision (to be completed in 2010). Work on the General Plan update began in FY 07-08.	[Next scheduled revision after 10/04]	Planning
PPPS 3	CEQA Review	m.2	Use the SCVURPPP CEQA guidance to evaluate projects during the Environmental Review Process to address water quality impacts of projects.	**Completed/Ongoing** – The City uses CEQA guidance in the SCVURPPP C.3. Handbook (May 2004) and staff have given direction to environmental review consultants to interpret the standard CEQA checklist to address water quality impacts for compliance with NPDES requirements.	Ongoing	Planning
PPPS Attach-ment 6	Reporting	n.1	Provide information described in Table 1 of Provision C.3. in annual reports (Program to provide guidance).	**Completed/Ongoing** – See attached City of Santa Clara NDC Summary Table – Mandatory C.3. Projects -- Significant Development Projects Approved During July 1, 2008 through June 30, 2009.	9/15/04 AR and ongoing	Planning and Street Depts.

CITY OF SANTA CLARA URBAN RUNOFF POLLUTION PREVENTION PROGRAM
FY 2008-09 ANNUAL REPORT

NEW DEVELOPMENT PLANNING PROCEDURES						
P.S. I.D.	**Activity**	**C.3. Work Plan Task**	**FY 2008-09 Tasks**	**Status / Comments**	**Due Date**	**Responsible Party**
PPPS Attach-ment 6	Reporting	n.3	Collect and report the following for all approved Group 1 and Group 2 new and redevelopment projects: --project name, location, type, size (ac. or sq.ft.), and impervious surface area.	**Completed/Ongoing** – See attached City of Santa Clara NDC Summary Table – Mandatory C.3. Projects -- Significant Development Projects Approved During July 1, 2008 through June 30, 2009.	9/15/04 AR and ongoing	Planning and Street Depts.
PPPS Attach-ment 6	Reporting	n.4.	Collect and report the following for all projects that must implement treatment measures: BMPs, site design, and source control measures used, sizing criteria, O&M responsibility mechanism and responsible party.	**Completed/Ongoing** – See attached City of Santa Clara NDC Summary Table – Mandatory C.3. Projects -- Significant Development Projects Approved During July 1, 2008 through June 30, 2009.	9/15/04 AR and ongoing	Planning and Street Depts.
PPPS Attach-ment 6	Pesticide Reduction Measures Reporting	n.5	Collect information and report a summary of types of pesticide reduction measures required for development projects and the percentage of projects for which pesticide reduction measures were required.	**Completed/Ongoing** – The City's arborist currently reviews landscape plans for pesticide reduction measures and selection of appropriate plants. The Landscape Maintenance BMP Fact Sheet is distributed to applicants as appropriate. See attached City of Santa Clara NDC Summary Table – Mandatory C.3. Projects --Significant Development Projects Approved During July 1, 2008 through June 30, 2009.	9/15/04 AR and ongoing	Planning and Street Depts.

City of Santa Clara - NDC Summary Tables / Additional Information– Mandatory C.3 Projects

Significant Development Projects Reviewed and/or Approved During July 1, 2008 – June 30, 2009

Project File Number	Project Description	Project Type	Site Size (Ac)	New Impervious Surface (Ac)	Project Status (Complete/ Approval)
PLN 2008-06863	2800 Mission College Blvd (APN 104-16-089) – Group 1 Parking Lot for Church	Institutional	5.785 acres	1.83 acres	Planning Commission (PC): 9/24/08 City Council (CC): 10/14/08
Site Design:	**Source Control:**	**Treatment BMPs:** Vegetated swales Media Filter	**Numeric Criteria:** Flow-based Vegetated Swales (0.013 – 0.040 cfs) Media Filter (0.027 cfs)	**O&M Responsibility:** **Owner**	**Pesticide Reduction Meas:** Use of landscape species that minimize irrigation, pesticide and fertilizer application.
PLN 2009-07477	4949 Centennial Blvd (APN 104-43-047) – Group 2 The project consists of expansion of locker room, cafeteria and offices, with a minor parking lot modification.	Commercial	11.23 acres	0.28 acres	Architectural Review: 2/18/09 PC or CC approval not required
Site Design: Permeable pavement Detention of runoff in landscaping	**Source Control:** Wash area/racks drain to sanitary sewer	**Treatment BMPs:** Pervious pavement with infiltration to soil Infiltration trench Underground detention Catch basin insert	**Numeric Criteria:** Volume based 0.0162 ac-ft Dry wells and infiltration trenches 707 cu.ft)	**O&M Responsibility:** Owner	**Pesticide Reduction Meas:** Use of landscape species that minimize irrigation, pesticide and fertilizer application.
PLN2008-06861	2735 Scott Blvd (APN 224-57-008) – Group 2 Retail development in industrial zone with two restaurants, coffee house and non-food retail	Commercial	0.70 acres	0.6 acres	PC: 5/28/08 CC: None required
Site Design: Clustered structures/pavement Disconnected downspouts Detention of runoff in landscaping	**Source Control:** Covered dumpster area, drains to sanitary sewer Pesticide reduction plan Beneficial landscaping Litter controls	**Treatment BMPs:** Biofilter (vegetated swale) Bioretention areas Media filter Storm drain inlet filter	**Numeric Criteria:** Volume based 0.0315 ac-ft. Vegetated Swales	**O&M Responsibility:** **Owner**	**Pesticide Reduction Meas:** Use of landscape species that minimize irrigation, pesticide and fertilizer application. Included in tenant lease agreement.

Project File Number	Project Description				Project Type	Site Size (Ac)	New Impervious Surface (Ac)	Project Status (Complete/ Approval)
PLN 2007-06379	2211-2213 Lawson Street (APNs 224-44-015, 016, 018) – Group 1 Two new office buildings and a garage				Commercial	8.81 acres	6.62 acres	PC: 3/12/08 CC: 4/15/08
Site Design:	**Source Control:**	**Treatment BMPs:** Biofilter (vegetated swale) Bioretention area Media filter Hydrodynamic device	**Numeric Criteria:** Flow based criteria Vegetated swale #1 = 0.03 cfs Vegetated swale #2 = 0.05 cfs Media filtration system = 0.52 cfs		**O&M Responsibility:** **Owner**		**Pesticide Reduction Meas**: Use of landscape species that minimize irrigation, pesticide and fertilizer application.	
PLN 2006-05939	2250 El Camino Real (APN 290-10-072) – Group 2 45 Condominium Units.				Residential	.987 acres	.987 acres	PC: 10/8/08 CC: 11/18/08
Site Design:	**Source Control:**	**Treatment BMPs:** CDS Unit	**Numeric Criteria:** Flow based 0.16 cfs CDS Unit		**O&M Responsibility:** **Owner**		**Pesticide Reduction Meas**: Use of landscape species that minimize irrigation, pesticide and fertilizer application.	
PLN2008-06858/59/60	2620, 2665, 2695, 2700, 2727 Augustine Drive, 3333, 3399, Bowers Avenue, 3285 Scott Blvd (APN 216-45-028, 031, 032, 027, 009, 019, 014, 011) – Group 1 Development of an industrial campus				Industrial	30.68 acres	18.47 acres	PC: 4/8/09 CC:5/5/09
Site Design: Pop-up roof drain emitters in landscape areas	**Source Control:**	**Treatment BMPs:** Seven media filters Bioretention cell	**Numeric Criteria:** Flow based 0.01 cfs to 0.16 cfs (media filters) Volume based 1381-5634 cu.ft (bioretention)		**O&M Responsibility:** **Owner**		**Pesticide Reduction Meas**: Use of landscape species that minimize irrigation, pesticide and fertilizer application.	
PLN 2008-07177	2600 San Tomas Expressway (APN 224-11-065 and -066, APN 216-28-128) – Group 1 Business park campus					35.6 acres	25.2 acres	PC: 11/19/08 CC:12/2/08
Site Design:	**Source Control:**	**Treatment BMPs:** Bioswales Bioretention areas Media filter Hydrodynamic separator	**Numeric Criteria:** Condition of Approval		**O&M Responsibility:** **Owner**		**Pesticide Reduction Meas**: Use of landscape species that minimize irrigation, pesticide and fertilizer application.	

City of Santa Clara

FY 08-09 Annual Report

Construction Inspection

CITY OF SANTA CLARA
FY 2008-09 ANNUAL REPORT
CONSTRUCTION INSPECTION

1. **Do pre-rainy season inspections appear effective in getting all construction sites to install proper BMP's before October 15?**

Pre-rainy season inspections have been effective in enforcing construction site SWPPP's prior to October 15 by insuring compliance before the first rain. The City inspected 16 sites both prior and after to October 15th. These 16 sites were the total number of sites under construction prior and after October 15 that were considered to have the greatest potential to pollute. Each site for these inspections was given a copy of the construction inspection form and proper/adequate BMP usage (see attached form) was confirmed. If a site had a violation, depending on prior enforcement, the most applicable notice was issued with a re-inspection for compliance occurring timely.

2. **Do you think your inspection coverage of construction sites is adequate: why or why not?**

The City has very adequate coverage of construction sites. All construction sites are inspected before, during and after the rainy season. In addition, due to the limited number of construction sites, each are inspected during and after major rain events. For FY 2008-09 there was a total of 725 inspections conducted at 16 sites. On average 45 inspections were completed per construction site.

Inspections include pre-rainy season SWPPP review, pre-rain event, rain event, and post rain event. All inspections are documented on an inspection form. Pre-rain SWPPP inspections include the review of site-specific SWPPP requirements. These inspections ensure that BMP's required of the SWPPP are implemented on site. Pre-rain event, rain event, and post rain event inspections are supplemented by windshield inspections. For windshield inspections the inspector drives through and around the site, already being knowledgeable of the SWPPP requirements and confirms BMP compliance. Typically, windshield survey inspections for proper BMP implementation are not documented on an inspection form unless a violation is found. Individual windshield surveys and inspections are recorded on a construction site spreadsheet. When no violations are discovered, only the date of the inspection is entered.

City employees not normally responsible for inspections, such as building inspectors, are knowledgeable of our stormwater program and report any violations they may see directly to the Code Enforcement Technician. City Building Department inspectors are trained regarding proper stormwater practices and contact the NPS Inspector as violations occur or most appropriately, prior to discharge. NPS inspectors also attend preconstruction meetings for City projects to inform the contractor that the City will be inspecting the site for proper stormwater BMP management.

3. Did your City take an unusually large or small number of enforcement actions this year, and what are the possible reasons?

In FY 2007-08 the City conducted 22 SWPPP inspections and 432 windshield inspections, for a total of 445 inspections. A SWPPP inspection is where the SWPPP site is reviewed and a walk-through inspection takes place. There were 17 violations in FY 07-08. In FY 2008-09 the City conducted 17 SWPPP inspections and 701 windshield inspections with 7 re-inspections, for a total of 718 inspections. There were 21 violations in FY 08-09. The number of violations was down slightly mainly due to a smaller number of inspections.

4. How are verbal warnings followed up to determine whether compliance is achieved?

Verbal and written warnings are given for all violations and are followed up by a re-inspection of the site. Any time a warning is given, a follow up inspection was always conducted. If the violation was not corrected, a written violation or pre-citation notice was issued. Weekly windshield inspections are conducted during the rainy season and include inspections of all areas of concern. If a violation was found, the site construction superintendent was notified immediately and a full SWPPP inspection was conducted. A total of 17 SWPPP inspections of 16 construction sites were conducted. For these 16 sites, a total of 7 re-inspections were required and completed.

5. Are there specific contractors who need repeated warnings?

Yes, there have been some contractors that have required repeated warnings. If a verbal warning was given to a contractor and the potential violation was not corrected, a violation notice was issued. If the violation was corrected and a different violation is found during a later inspection, a pre-citation notice was issued. If the contractor continues to be out of compliance, administrative citations are issued. Escalating enforcement occurred at the 555 Reed Street project. For this site, 1 administrative citation was issued. Both the administrative citation and one pre-citation were found during windshield inspections.

6. Are the contractors on Public Works projects doing a good job in erosion/sediment control?

Contractors engaged in public works projects are contractually required to follow all appropriate BMP's. Engineering Department-Field Services Division personnel are fully aware of our URMP program and do not hesitate to notify a Code Enforcement Technician as violations are seen. For most projects, inspectors are able to identify potential discharges prior to there being an event. The Code Enforcement Technician also attends pre-construction meetings with contractors to educate them on stormwater issues.

7. Are BMP's being used in your City adequately, or do you see a lot of substandard controls like sand bags and hay bails?

BMP's are being used adequately within the City. All 16 sites had the required BMP's in place either before or immediately after inspection per their approved Storm Water Pollution Prevention Plans. The prompt issuance of violations and reinspections for compliance has insured that all BMP's are in place. No hay bales or sand bags were used as a primary source of stormwater protection. The City is no longer using the "Earth-Moving Activities" brochures that advocate the use of hay bales (2002

Performance Review Comment). The type of BMP's the City encourages include those that stress controlling erosion at the source - for example, stabilizing dirt slopes, covering stockpiles of materials, proper storage of materials and education. Protection of inlets alone is not considered adequate.

8. Does outreach to contractors or City staff need to be improved?

The City continuously educates and monitors City staff and contractors regarding stormwater pollution prevention protection. This in part is completed by frequent inspections and distribution of BMP pamphlets specifying construction stormwater protection. Improvement can always be made and additional emphasis has been given to make sure contractors, when applying for permits, are given all applicable BMP information.

City of Santa Clara-Construction Storm Water Inspection Form

Santa Clara All-America City 2001

Project Name:	**Site Contact/Contractor:**
Telephone:	**Site Address:**
Date/Time:	**Inspector:**

Previous Enforcement Action (Refer to Table 2 on Back):

Previous Code Violation (Refer to Table 2 on Back):

Current Enforcement Action:

Current Code Violation (Refer to Table 2 on Back):

Inspection Type: ❑ Pre Rain Season ❑ Pre Rain Event ❑ Rain Event ❑ Post Rain Event ❑ Complaint

Site Size: ❑ Over 1 Acre ❑ Under 1 Acre

SWPPP On Site: ❑ yes ❑ no **Updated:**

VIOLATIONS

Erosion Control Plan On Site: ❑ **yes** ❑ **no** **Updated:**

- ❑ 1: Sediment Tracking
- ❑ 2: Sediment Discharge
- ❑ 3: Failure to Maintain BMPs
- ❑ 4: No BMP in place
- ❑ 5: Paint Washing
- ❑ 6: Concrete/stucco washing
- ❑ 7: Hazardous Material storage
- ❑ 8: Material Storage (dirt etc.)
- ❑ 9: Vehicle Washing
- ❑ 10: Vehicle Storage
- ❑ 11: Failure to Follow Erosion Control Plan/ SWPPP Violation
- ❑ 12: Illegal Discharge:
- ❑ 13: Other:

REQUIRED BMP'S & SWPPP UPDATES

SWPPP On Site: ❑ **yes** ❑ **no** **Updated:**

- ❑ 1: Stabilized Construction Entrance
- ❑ 2: Fiber Roll Perimeter
- ❑ 3: Check Dams/Sand or rock bags
- ❑ 4: Filter Fabric or Silt Bag
- ❑ 5: Street Sweeping
- ❑ 6: Paint/Concrete Wash Area
- ❑ 7: Hazardous Material Storage Area
- ❑ 8: Waste Collection/Litter
- ❑ 9: Slope/Sediment Stabilization (list):
- ❑ 10: Dewatering Tools (list):

Comments/Referrals/Actions Required (Refer to Table 1)

You are hereby notified to correct, or submit plans to correct, the violation(s) above within _____ hours/days from the date of service of this notice. Your cooperation is required and appreciated. Prompt correction will avoid the necessity for legal remedies.

Issuing Inspector:_____ **Date**_____ **Received By:**_____ **Date:** _____

Reinspection Date:_____ **Reinspection Date:** _____ **Reinspection Date:** _____ **Reinspection Date:** _____

Correction Date:_____ **Inspector Initials:** _____ **Received By Initials: 1st** _____ **2nd** _____

* See reverse for table reference descriptions and municipal code violations.

Original (white) to occupant, Copy (yellow) file, Copy (pink) file inspection book.

#80169

CITY OF SANTA CLARA
FY 2008-09 ANNUAL REPORT
CONSTRUCTION INSPECTION

FY 07-08 and 08-09 Construction Inspection Comparison

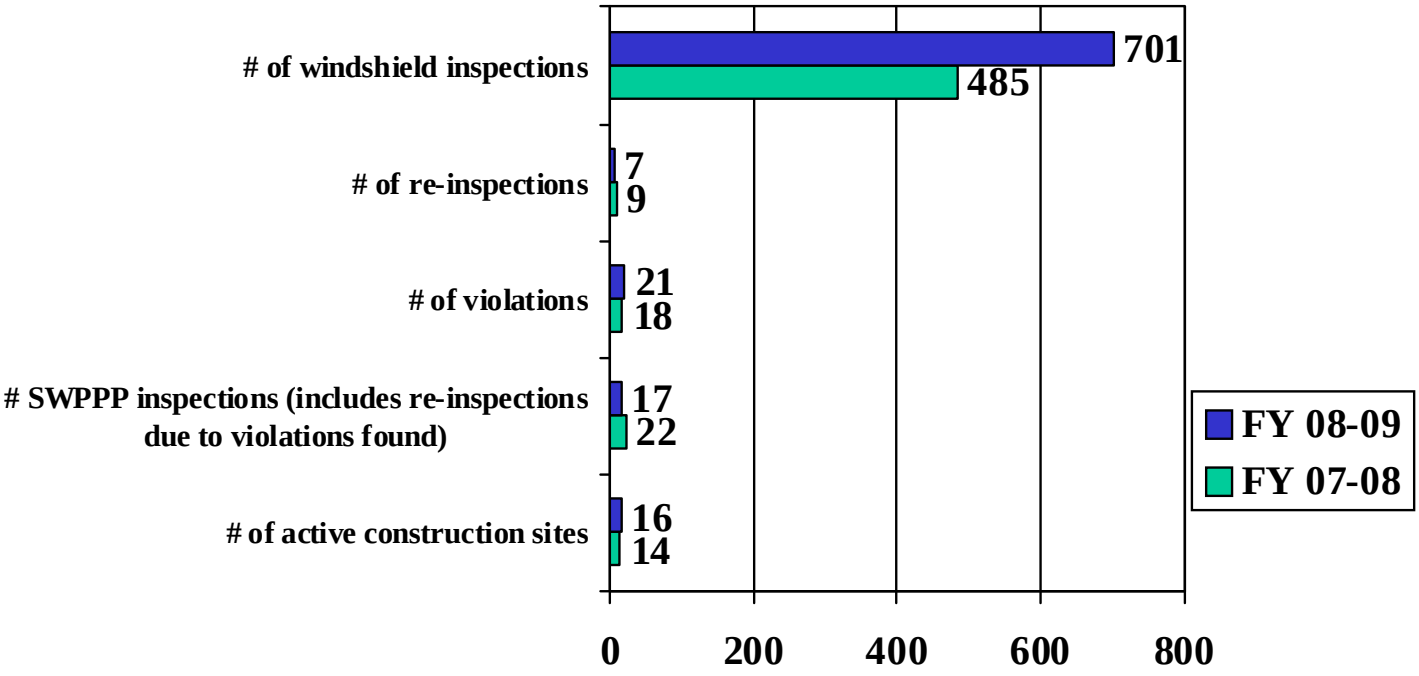

Initial inspections of construction sites are done with the site superintendent and the SWPPP is reviewed. If a violation is found, the appropriate enforcement action is given to the construction site superintendent and frequent re-inspections as are necessary are conducted to eliminate further violations. The City's Code Enforcement Technician or Stormwater Inspector performs at a minimum a windshield inspection before, during, and after a rain event. Any violations found are documented on an inspection form or the date is logged on an Excel spreadsheet if no violation is found.

CITY OF SANTA CLARA URBAN RUNOFF POLLUTION PREVENTION PROGRAM
FY 2008-09 ANNUAL REPORT

CONSTRUCTION INSPECTION – NEW DEVELOPMENT						
Performance Standard Identification	**Activity**	**Continuous Improvement Source Item**	**FY 2008-09 Tasks**	**Status / Comments**	**Due Date**	**Responsible Party**
CSI 1	Construction Inspections	2004 URMP	Develop and implement a Field Inspector checklist for inspection of stormwater pollution prevention requirements.	To date, Building Inspectors refer stormwater issues to the Code Enforcement Technician. The referral system is working well. Building Inspectors typically do not check for a SWPPP but will forward problems they see to the Street Dept. Prior/during construction the Street Dept. is inspecting the site for stormwater/SWPPP compliance.	Ongoing	Street Dept. Planning Dept. Building
CSI 1	Construction Inspections	2004 URMP 2008-09 Workplan	Improve coordination with Building Department to require efficient updating of active construction sites.	Some minor projects are ongoing without the knowledge of the Code Enforcement Technician and are found by chance. This is not acceptable to this element. A list of all sites is sent to Non-Point Source inspectors quarterly from Planning.	Ongoing	Street Dept. Planning Dept. Building
CSI 2	Wet Weather Inspection	2004 URMP	Inspect construction sites during weather events.	In FY 08-09 there were 17 SWPPP inspections made on 16 sites prior to the wet weather events, and 701 windshield inspections were conducted during wet weather events.	Ongoing	Street Dept.

CITY OF SANTA CLARA URBAN RUNOFF POLLUTION PREVENTION PROGRAM
FY 2008-09 ANNUAL REPORT

CONSTRUCTION INSPECTION – NEW DEVELOPMENT						
Performance Standard Identification	**Activity**	**Continuous Improvement Source Item**	**FY 2008-09 Tasks**	**Status / Comments**	**Due Date**	**Responsible Party**
CSI 2	Wet Weather Inspection	2004 URMP 2008-09 Workplan	Provide significant sites a copy of our inspection sheet to assist them in education/compliance.	Some Contractor's, despite considerable outreach efforts are surprised with stormwater requirements.	Ongoing	
CSI 3	Inspection Frequency	2004 URMP 2008-09 Workplan	Maintain inspection frequency.	A total of 725 inspections were completed with 17 SWPPP inspections and 7 re-inspections.	Ongoing	Street Dept. Building
CSI 4	Pre Wet Weather Inspections	2004 URMP	Inspect site prior to wet weather.	In FY 08-09 there were 16 sites the received pre-wet weather and post wet weather Inspections. Inspections were conducted by the Code Enforcement Technician.	Ongoing	Street Dept. Building Inspection
CSI 5	Enforcement of Inadequate Sites	2004 URMP 2008-09 Workplan	Follow enforcement procedures.	All pertinent sites inspected and enforced in FY 08-09.	Ongoing	Street Dept.

CITY OF SANTA CLARA URBAN RUNOFF POLLUTION PREVENTION PROGRAM
FY 2008-09 ANNUAL REPORT

CONSTRUCTION INSPECTION – NEW DEVELOPMENT						
Performance Standard Identification	**Activity**	**Continuous Improvement Source Item**	**FY 2008-09 Tasks**	**Status / Comments**	**Due Date**	**Responsible Party**
CSI 6	Staff Training	2004 URMP	Continue to improve building inspector knowledge of program goals, by providing training at least once every two years.	In FY 08-09, a total of 12 City staff members attended training events related to C-3 training and stormwater construction inspection.	Ongoing	Street Dept. Building
CSI 7	Outreach	2004 URMP	ROUTINE AND ONGOING			Street Dept.
CSI 8	Review and Evaluate Effectiveness	2004 URMP 2008-09 Workplan 2005 Performance Review	Determine/evaluate causes of incidents resulting in non-compliance of contractors following BMP's	Early Education/Outreach along with frequent inspections and increasing enforcement action have assisted with contractor compliance.	Complete Ongoing	Street Dept.

City of Santa Clara

FY 08-09 Annual Report

Public Information and Participation

CITY OF SANTA CLARA
FY 2008-09 ANNUAL REPORT
PUBLIC INFORMATION AND PARTICIPATION

The City of Santa Clara provides information to the public during mandatory and non-mandatory inspections, IC/ID events, public events and providing BMP literature for distribution at City facilities. Measuring the effectiveness of how this information is used by the public is difficult.

In past Annual Reports our IND/COM and IC/ID elements have analyzed the number of repeat violations. The City has seen repeat violations as an indicator of poor education (not utilizing BMP information). This is open to interpretation. Some industries/businesses are volatile by nature, have high employee turnover and/or are improperly managed. These are all considerations that affect BMP education effectiveness.

Public events are a great opportunity to distribute BMP literature and interact directly with citizens in an informal way. Although a large number of BMP pamphlets are distributed, they are received by a public that may or may not be a target audience. As a result, BMP effectiveness can only be inferred.

The City of Santa Clara is committed to educating its businesses and residents in stormwater pollution prevention. Our participation in program activities will continue, as will our commitment to identify problem businesses for specialized inspection/distribution of specific BMP's.

CITY OF SANTA CLARA
SCHEDULED PIP EVENTS*

EVENT	DATE
All City Picnic	July 4, 2008
Camellia Show	March 7 & 8, 2009
Citywide Clean Up Campaign	March 9 thru April 3, 2009
Art and Wine Festival	September 13 & 14, 2008
Free Disposal Days	September 14, 2008 & January 11, 2009
Arbor Day/Earth Day	April 24, 2009
Fish Derby	April 25, 2009
Household Hazardous Waste Events	Continuous (59 events held in FY 2008-09; 2,917 participants)

***Each event has a purpose separate than PIP, however many of the events produce an outstanding opportunity for Staff to set up interactive games for children, a visual computer display for adults and to distribute BMPs.**

CITY OF SANTA CLARA URBAN RUNOFF POLLUTION PREVENTION PROGRAM
FY 2008-09 ANNUAL REPORT

PUBLIC INFORMATION AND PARTICIPATION						
Performance Standard Identification.	**Activity**	**Continuous Improvement Source Item**	**FY 2008-09 Tasks**	**Status / Comments**	**Due Date**	**Responsible Party**
N/A	General Activity	FY 2008-09 Work Plan FY 02-03 RWQCB Work Plan	Continue general outreach activities at public events and targeted outreach during ICID and industrial / commercial discharge compliance monitoring.	Attachment A indicates the public activities that the City coordinates. Staff is present at these activities to promote general stormwater pollution prevention. General and industry specific BMPs are presented. Targeted outreach for FY 08-09 focused on food facilities, manufacturing, and machine shop facilities. Specific BMPs were distributed at each inspection. These targeted outreach efforts are substantially complete. Inspection numbers for these facilities, including reinspections, for FY 08-09 were: 819 – food facilities 27 – manufacturing 24 – machine shops	Ongoing	Street Dept Fire Dept.

CITY OF SANTA CLARA URBAN RUNOFF POLLUTION PREVENTION PROGRAM
FY 2008-09 ANNUAL REPORT

PUBLIC INFORMATION AND PARTICIPATION						
Performance Standard Identification.	**Activity**	**Continuous Improvement Source Item**	**FY 2008-09 Tasks**	**Status / Comments**	**Due Date**	**Responsible Party**
N/A	General Activity	2004 URMP	Evaluate the effectiveness of PI/P Projects by direct or indirect means as appropriate.	Often difficult to find direct relationship. Effort is put into analyzing IC/ID and other element data to find relationship, if any, of incidents versus outreach accomplished.	Ongoing	Street Dept.

CITY OF SANTA CLARA URBAN RUNOFF POLLUTION PREVENTION PROGRAM
FY 2008-09 ANNUAL REPORT

PIP ACTIVITY TABLE			
PI/P Activity	**Type of Outreach**	**Level of Implementation (Description/Dates)**	**Evaluation of Effectiveness**
Libraries: Central & Mission Branch, Community Centers & various locations throughout the City.	General / Educational	BMP's: Bay Begins at Your Front Door, Pest Bugging You?, Clean It!, Grow It!, Home Maintenance Tips, Home Repair & Maintenance, Pool/Spa, Painting, and Concrete and Mortar Application. Distribution continuously.	Works well in terms of numbers distributed; difficult to measure effectiveness. Provides good exposure to Storm Water Pollution Prevention, but does not provide the opportunity for interaction.
New Resident Information	General	City calendar and annual report distributed – contains information on City meetings and events for the year. Provided yearly.	Mailed to approx. 43,000 residents and businesses. 4,000 more were distributed in other ways. Well received for general information. Informs residents of upcoming events (Disposal Days, Household Hazardous Waste Drop Offs, etc.). Includes suggestion/comment card that allows for feedback, but very few returned last year.
Public Events	General	City staff helped staff a green event booth at Watt Stoppers, Santa Clara on July 25, 2008. City staff helped staff booth at the NVIDIA Earth Day event held on Wednesday, April 22, 2009.	Event provided an excellent opportunity to educate the public about the County-wide HHW program. Good match between message and event.

CITY OF SANTA CLARA URBAN RUNOFF POLLUTION PREVENTION PROGRAM
FY 2008-09 ANNUAL REPORT

PIP ACTIVITY TABLE			
PI/P Activity	**Type of Outreach**	**Level of Implementation (Description/Dates)**	**Evaluation of Effectiveness**
Household Battery Disposal Information on TV/computer monitor disposal Fluorescent bulbs and batteries	General	Fall 2008 issue articles in City newspaper, Inside Santa Clara, about the County HHW program, curbside battery pickup provided by Mission Trail Waste Systems and battery drop off locations at all City Fire Stations. Winter 2008 article in City newspaper listed frequently asked questions about fluorescent bulbs and their proper disposal. County based public education groups sponsored bus advertisements and a Comcast Cable television commercial that educated residents to use retail recycling partners to recycle their bulbs and batteries.	Well-received program. Residents comment on convenience factor Increased requests for "battery bucket" pickup at Fire Stations. Many requests for referrals to companies who will take monitors at televisions at no charge. SB20 monies have made the "covered electronic device" market lucrative, so there are plenty of recyclers in the area taking these items at no charge from residents. The retail recycling partner program is still expanding.
Storm Drain Maintenance update & URPPP tips, hints, offer for info.	General / Educational	Fall 2008 issue of Inside Santa Clara gave clear instructions on how to dispose of fall leaves. All raked leaves are to be placed in Clean Green containers provided by Mission Trail Waste Systems- leaving gutters/storm drains free of debris. Spring 2009 article in City newspaper, Inside Santa Clara, "Keep Construction Debris Out of Storm Drain"	Mission City Scenes sent to approx. 50,000 residents in their utility bill. Timed for wet weather. Does help reduce number of blocked storm drains due to clogged leaves, debris, etc. Phone number for the Street Department is listed to provide additional information. Many calls are received. Inside Santa Clara sent to approx 55,000 residents and businesses.

CITY OF SANTA CLARA URBAN RUNOFF POLLUTION PREVENTION PROGRAM
FY 2008-09 ANNUAL REPORT

PIP ACTIVITY TABLE			
PI/P Activity	**Type of Outreach**	**Level of Implementation (Description/Dates)**	**Evaluation of Effectiveness**
Camellia Show	General / Educational	Advertised February 2009 utility bill insert, Mission City Scenes and Winter 2009, Inside Santa Clara. March 7th & 8th, 2009	Approx. 380 attended. Article in Utility insert. Brochures "Grow It, Pests, Pool, Home Maintenance" distributed at show. Audience shows interest in the above BMPs –good match of PIP activity and information provided.
City Clean-Up Campaign	General / Educational	March 9 thru April 3, 2009 Spring 2009 article in City newspaper, Inside Santa Clara Distributed info regarding proper disposal & alternative uses to pesticides & household cleaners.	About 6,800 tons gross weight collected with a significant amount of hazardous materials also collected. Very effective in terms of removing potential stormwater pollution from the City and increasing awareness.
Free Disposal Days	General	September 14, 2008 and January 11, 2009	Total of 148 residents participated in the September event, and 160 in January. Effective in terms of removing potential stormwater pollution from the City. Very well received by residents.

CITY OF SANTA CLARA URBAN RUNOFF POLLUTION PREVENTION PROGRAM
FY 2008-09 ANNUAL REPORT

PIP ACTIVITY TABLE			
PI/P Activity	**Type of Outreach**	**Level of Implementation (Description/Dates)**	**Evaluation of Effectiveness**
Arbor Day	General / Educational	Article in March 2009 utility bill insert, Mission City Scenes and Spring 2009, Inside Santa Clara. April 24, 2009 Public presentation. Magician with environmentally based program along with school participation. School age related educational materials. Each student was provided with a reusable bag with the goal of reducing the number of single-use carryout bags.	Approximately 900 students, teachers & volunteers attended. URPPP display booth appropriate for this age group. The URPPP program hosted a "make your own visor" booth. Very well received. Great opportunity to reach large number of school-age children. Assembly and teacher packets are very well received. Reusable bags made of 100% post-consumer recycled content PET seem to be very popular.
Household Hazardous Waste Drop-off Events	General / Educational	Advertised in August 2008 and March 2009 utility bill insert, Mission City Scenes Summer 2008, Fall 2008 and Spring 2009 articles in City newspaper, Inside Santa Clara The City participates in the Santa Clara County Program which had 59 operating days in FY 2008-09. Distributed info regarding alternative uses to pesticides & household cleaners.	Over 2,917 residents used this program last year. Very effective at removing potential stormwater pollution from City.

CITY OF SANTA CLARA URBAN RUNOFF POLLUTION PREVENTION PROGRAM
FY 2008-09 ANNUAL REPORT

PIP ACTIVITY TABLE			
PI/P Activity	**Type of Outreach**	**Level of Implementation (Description/Dates)**	**Evaluation of Effectiveness**
Automotive Facilities Photo Facilities Local Transit Construction Sites Machine Shop Mandatory Industrial Inspections	Targeted	As needed – specific BMPs & literature Mandatory Industrial Inspections schedule defined by SIC code	Currently inspecting for compliance. Works well. Accelerated rate of administrative action has increased compliance.
Distribute existing Program Outreach materials & BMPs – construction specific.	General / Targeted	Planning/Permit Center, Utility billing, Licensing Continuing	Distributed at counter and available from two self-serve racks. Effectiveness is difficult to measure, but opportunity is available for resident interaction.
URPPP info City Web Page	General / Educational	www.santaclaraca.gov Information on the Fire Department's Hazardous Materials Division, Household Hazardous Waste Drop Off Days, Free Disposal Days, and Urban Runoff Pollution Prevention. Internet - Continuous	"Hits" continue but difficult to measure effectiveness.

CITY OF SANTA CLARA URBAN RUNOFF POLLUTION PREVENTION PROGRAM
FY 2008-09 ANNUAL REPORT

PIP ACTIVITY TABLE			
PI/P Activity	**Type of Outreach**	**Level of Implementation (Description/Dates)**	**Evaluation of Effectiveness**
Distributed via educational letters prompted by complaint	Targeted / Educational	Home Maintenance Tips; Home Repair & Remodeling; Pool/Spa Water; Landscape, Gardening, and Pool Maintenance; Painting & Application of Solvents & Adhesives; Roadwork & Paving; Earth Moving Activities; Heavy Equipment Operation; Fresh Concrete & Mortar Application; General Construction & Site Supervision; The Bay Begins at Your Front Door!; Blueprint for a Clean Bay; San Francisco Bay Area Recyclers & Disposal Services for Construction Sites Continuous	Distributed 64 + BMP's. Effectiveness is good – repeat offenders are greatly reduced. Information is directed to individual residents/contractors. This may have more of an impact. Accelerated rate of administrative action has increased compliance.

City of Santa Clara

FY 08-09 Annual Report

Pesticide Management Activities

PESTICIDE MANAGEMENT ACTIVITIES

The Parkways & Boulevards Division and the Parks Department staff have been using tighter matting mulches to prevent weeds in FY 08-09. In addition, better timing of pre-emergence application has occurred to achieve the goal of post-emergence herbicide reduction. Drip systems have been installed at various locations throughout the City. This improvement has improved water management and reduced the potential for weed growth.

The Parkways & Boulevards Division and the Parks Department staff have been trained to recognize plants that have become infested with pests and to trim off infected areas before a condition worsens to a point that requires chemical treatment. Pesticide application methods include soil drenching, soil injection, and fertilizing with fertilizers that contain systemic pesticides. These practices reduce the need for overhead spraying and keep the pesticide on site without the possibility of drift or run-off. We are always looking for safer, less toxic materials that are effective to replace more harmful chemicals. The City has encouraged all landscape personnel to participate in pesticide management activities by observing and contributing their thoughts with the goal to have a continuously improved pesticide management plan.

PESTICIDE MANAGEMENT ACTIVITIES

FY 08-09 PESTICIDE USE REPORTING

The Parkways & Boulevards/Tree Division is currently staffed with 19 full time employees. Of these employees, two are PCA certified (Pest Control Advisor) and 17 are QAC certified (Qualified Applicator Certificates). All full time employees are required to have a QAC card before the expiration of their probationary period (12 months). Personnel attend annual pesticide/IPM training and continuing education classes. The use of the least toxic solutions for treatment is standard operating procedure. All pesticide cardholders are required by the California Department of Pesticide Regulation to attend seminars at which they accumulate their continuing education units. PCA card holders are required to attend 40 hours of continuing education every 2 years, and our QAC card holders, 20 hours of continuing education. Both full time employees and seasonal employees receive our yearly pesticide/IPM training. The training includes all product labeling, MSDS, safety information leaflets, health safety issues, and City adopted procedures for their Integrated Pest Management Program.

Continued efforts were made in FY 08-09 evaluate the products and procedures used. This evaluation lead to the elimination of four chemicals from our yearly usage list. Of the 15 products currently being used, eight showed a decrease, and seven showed a slight increase. The Parkways and Boulevards Department has also continued to reduce the amount of large foliar spray applications. This year a new/less-toxic material for our olive fruit suppression was tested. This new bark banding applications has shown great results and has allowed the elimination of overhead spraying for this issue.

The Parkways and Boulevards/Tree/Stormdrain Divisions are continuing to expand the use of tree chippings produced by our own divisions and all of our contractors. This program has already shown a decrease in our herbicide/pre-emergent usage, along with the added benefits of water conservation.

The Tree Division is continuing to release beneficial insects (Parasitic wasps – Aphytis Melinis) to help combat tulip scale and aphids within our urban forest. This program has been in use for a couple of years and is currently being evaluated for its effectiveness.

CITY OF SANTA CLARA
FY 2008-09 ANNUAL REPORT
PESTICIDE MANAGE ACTIVITIES

Parkways & Boulevards Divison Monthly Pesticide Use
Fiscal Year 2008-09

	July	August	September	October	November	December	January	February	March	April	May	June	Total
Herbicides													
Round-Up	538.5oz	144oz	221oz	80.5oz	190oz	1,194oz	2,513oz	1,154oz	413oz	1,150oz	3,138oz	1,266oz	12,402 oz
Rodeo	768oz										5oz		773 oz
Turflon	.5oz				8oz				7oz				15.5 oz
Pre-emergents													
Ronstar	100lbs	5lbs	4lbs										109 lbs
Surflan		32oz				832oz	4,800oz	320oz	4oz			960oz	6,948 oz
Diuron						960 oz	640oz	96oz					1,120 oz
PGR													
Atrimec									450oz				450 oz
Maintain	136oz	116oz	3oz	80oz	40oz				2oz	128oz	32oz	48oz	549 oz
Insecticide													
Merit	25.6oz						12.8oz			9.6oz		32oz	80 oz
Mavrick		10oz											10 oz
Azatrol EC	16oz	192oz	96oz	48oz					96oz	4oz	8oz	240oz	700 oz
Supreme Oil	2gal	2gal											4 gal
Insecticide/Fungicide													
Subdue	2oz												2 oz
Adjuvents													
Pro-Spreader						10qts	4qts	1qt					15 qts
Penta-Bark									75oz				75 oz

g = gallons

oz = ounces

p = pints

qt = quarts

tsp = teaspoons

CITY OF SANTA CLARA
FY 2008-09 ANNUAL REPORT
PESTICIDE MANAGEMENT ACTIVITIES

PARKWAYS & BOULEVARDS DIVISION
PESTICIDE USE COMPARASON
FY 2007-08 TO FY 2008-09

HERBICIDES	2007-08	2008-09	DIFFERENCE
Round-Up Pro	89.76 gallons	96.89 gallons	up 7.13 gallons
Garlon	2 ounces	0 ounces	down 2 ounces
Turflon Ester	24 ounces	15.5 ounces	down 8.5 ounces
Fusilade 2000	0 ounces	0 ounces	N/A
Reward	1.5 ounces	0 ounces	down 1.5 ounces

PRE-EMERGENTS	2007-08	2008-09	DIFFERENCE
Barricade	1.5 pounds	0 pounds	down 1.5 pounds
Surflan AS	56.5 gallons	54.28 gallons	down 2.22 gallons
Diuron	13.87 gallons	8.75 gallons	down 5.12 gallons
Ronstar G	16 pounds	109 pounds	up 93 pounds

PLANT GROWTH REGULATORS	2007-08	2008-09	DIFFERENCE
Embark	208 ounces	0 ounces	down 208 ounces
Maintain	8.82 gallons	4.29 gallons	down 4.53 gallons
Atrimael	0 ounces	450 ounces	up 450 ounces

INSECTICIDES/FUNGICIDE	2007-08	2008-09	DIFFERENCE
Mavrik	0 ounces	10 ounces	up 10 ounces
Orthene	.5 pounds	0 pounds	down .5 pounds
Merit WSP	140.2 pounds	132 pounds	down 8.2 pounds
Azatrol EC	9.2 gallons	5.47 gallons	down 3.73 gallons
Subdue 2E	0 ounces	2.0 ounces	up 2.0 ounces
Orthenex	64 ounces	0 ounces	down 64 ounces
Supreme Oil	6 gallons	4 gallons	down 2 gallons
Zyban WSB	96 ounces	0 ounces	down 96 ounces

ADJUVENTS	2007-08	2008-09	DIFFERENCE
No Foam B	2 ounces	0 ounces	down 2 ounces
X-77	.375 ounces	0 ounces	down .375 ounces
No Foam B	576 ounces	0 ounces	down 576 ounces
Rodeo	0 ounces	773 ounces	up 773 ounces
Pro-Spreader	0 ounces	480 ounces	up 480 ounces

CITY OF SANTA CLARA
PARKS DEPARTMENT
YEARLY PESTICIDE USAGE
2008-2009

CHEMICAL NAME	AMOUNT USED
Atrimmec	330 ounces
Best 19-3-10 Fertilizer with 2% Dimension	950 pounds
Manage	.9 grams
Merit .5g	635 pounds
Surflan	13.2 gallons
Prospreader Activator	1 ounce
Revolver	187 ounces
Reward	4 ounces
Ronstar G	2 pounds
Round-Up	15.64 gallons
Sluggo	4 ounces
Turflon	2 quarts

CITY OF SANTA CLARA
FY 2008-09 ANNUAL REPORT
PESTICIDE MANAGEMENT ACTIVITIES

STATE PESTICIDE LICENSES
CITY OF SANTA CLARA PARKWAYS & BOULEVARDS DEPARTMENT

AGRICULTURAL PEST CONTROL ADVISOR			
NAME	NUMBER	CATEGORIES	EXPIRATION DATE
Mendoza	AA07554	A,B,E,G	12/09
Spearman	AA02420	G	12/09
QUALIFIED APPLICTOR CERTIFICATE			
NAME	NUMBER	CATEGORIES	EXPIRATION DATE
Banuelos	13935	B,C,F	12/2010
Brickman	14360	B,C,F	12/2010
Casas	116025	B,C,F	12/2010
Diaz	115593	B,C,F	12/2010
Faria	116753	F	12/2010
Genco	26572	B,C,F	12/2010
Germano	119608	B,C,F	12/2010
Guajardo	19711	B,C,F	12/2010
Hollywood	120870	B	12/2010
Ibarra	27682	B,C,F	12/2010
Janzing	25302	B,C	12/2010
Kodama	115720	C	12/2010
Means	22999	C	12/09
Mendoza	46608	B,C,F	12/09
Moreno		Passed Laws & Regs.	
Myers	25294	B,C,F	12/09
O'Dell	13001	B,C,F	12/09
Orendain	28395	B,C,F	12/09
Quanz	16559	B,C,F	12/09
Rivera	116602	B,C,F	12/09
Romagna	10986	B,C,F	12/09
Spearman	47385	B,C,F	12/09

CITY OF SANTA CLARA
FY 2008-09 ANNUAL REPORT
PESTICIDE MANAGEMENT ACTIVITIES

STATE PESTICIDE LICENSES
CITY OF SANTA CLARA PARKS DEPARTMENT

AGRICULTURAL PEST CONTROL ADVISOR			
NAME	NUMBER	CATEGORIES	EXPIRATION DATE
Kent	70811	A,B,C,D,E,F,G	12/2010
Nissen	07261	A,B,C,D,E,F,G	12/09
Solis	02688	A,D,E,G	12/09
QUALIFIED APPLICTOR CERTIFICATE			
NAME	NUMBER	CATEGORIES	EXPIRATION DATE
Aligo	88569	B,C,F	12/2010
Abernethy	84153	B,C,F	12/2010
Allan	82191	B,C,F	12/2010
Auerbach	88130	B,C,F	12/2010
Blevins	91097	B,C,F	12/2010
Castro P.	115735	B,C,F	12/2010
Castro R.	93567	B,C,F	12/2010
Curtis	78985	B,C,F	12/2010
Dean	116769	B,C,F	12/2010
DeShera	84436	B,C,F	12/2010
Faught	83604	B,C,F	12/2010
Fuente	115272	B,C,F	12/2010
Garcia	87588	B,C,F	12/2010
Gilpatrick	81503	B,C,F	12/2010
Hawkins	78301	B,C,F	12/2010
Heldt	81568	B,C,F	12/2010
Hoye	80972	B,C,F	12/2010
Kasper	81671	B,C,F	12/2010
Kent	106626	B,F	12/2010
Komenovich	85794	B,C,F	12/2010
Korn	88428	B,C,F	12/2010
Maniglia	14439	B,C,F	12/09
Martinez	115481	B,C,F	12/09
McDowell	13078	B,C,F	12/09
Monteiro	26721	C,F	12/09
Nissen	17683	A,B,C,E,F,H	12/09
Picard	10942	B,C,F	12/09
Placencia	166057	B,C,F	12/09
Ramos	21867	B,C,F	12/09
Rapisarda	14240	B,C,F	12/09
Rasul	12194	B,C,F	12/09

CITY OF SANTA CLARA
FY 2008-09 ANNUAL REPORT
PESTICIDE MANAGEMENT ACTIVITIES

STATE PESTICIDE LICENSES
CITY OF SANTA CLARA PARKS DEPARTMENT (CONTINUED)

QUALIFIED APPLICTOR CERTIFICATE			
NAME	NUMBER	CATEGORIES	EXPIRATION DATE
Resendez	24404	B,C,F	12/09
Reyes	25914	B,C,F	12/09
Rosa	115736	B,C,F	12/09
Selig	11400	B,C,F	12/09
Solis	11716	B,C,F	12/09
Thornton	16356	B,C,F	12/09
Tillman	48270	B,C,F	12/09
Valdez	120630	B,C,F	12/09
Valente	46828	B,C,F	12/09
Vergano	28538	B,C,F	12/09
QUALIFIED APPLICATOR LICENSE			
NAME	NUMBER	CATEGORIES	EXPIRATION DATE
Mitchell	31404	B,C,F	12/09

CITY OF SANTA CLARA URBAN RUNOFF POLLUTION PREVENTION PROGRAM
FY 2008-09 ANNUAL REPORT

PESTICIDE MANAGEMENT PLAN						
Performance Standard Identification	**Activity**	**Continuous Improvement Source Item**	**FY 2008-09 Tasks**	**Status / Comments**	**Due Date**	**Responsible Party**
P.S. #1	Overall Plan	2008-09 Workplan	Develop and Implement a Pesticide Management Plan	The City has developed an IPM plan and is implementing the requirements. Note that the City has been following IPM models for many years.	Complete	Street Dept.
P.S. #1	Overall Plan	2004 URMP 2008-09 Workplan	Coordinate with arborist or other relevant staff to identify landscaping techniques less likely to attract pests, including a list of pest-resistant plants, and develop model conditions of approval for pest resistant landscaping features and practices.		Ongoing	Planning Dept. Street Dept.

CITY OF SANTA CLARA URBAN RUNOFF POLLUTION PREVENTION PROGRAM
FY 2008-09 ANNUAL REPORT

PESTICIDE MANAGEMENT PLAN						
Performance Standard Identification	**Activity**	**Continuous Improvement Source Item**	**FY 2008-09 Tasks**	**Status / Comments**	**Due Date**	**Responsible Party**
P.S. #1	Overall Plan	2004 URMP 2008-09 Workplan	Consider pest-resistant landscaping and design features in the design, landscaping and environmental reviews of proposed development projects.		Ongoing	Planning Dept.
P.S. #1	Overall Plan	2004 URMP 2008-09 Workplan	Train staff responsible for design review on pest-resistant landscaping techniques and model conditions of approval and the importance of minimizing pesticide use in runoff from development sites.	General training has been conducted at a multi-department level. Additional training specific to the role of particular staff will be provided with the completion of work on techniques and conditions of approval.	Ongoing	Planning Dept.
P.S. #1	Overall Plan	2004 URMP 2008-09Workplan	Develop and propose enhanced reporting format for documenting use of pesticide reduction measures at development sites.		Ongoing	Planning Dept.

CITY OF SANTA CLARA URBAN RUNOFF POLLUTION PREVENTION PROGRAM
FY 2008-09 ANNUAL REPORT

PESTICIDE MANAGEMENT PLAN						
Performance Standard Identification	**Activity**	**Continuous Improvement Source Item**	**FY 2008-09 Tasks**	**Status / Comments**	**Due Date**	**Responsible Party**
P.S. #2	Legal Authority	2004 URMP 2008-09 Workplan	Adopt an IPM policy that utilizes IPM techniques and reduces the use of organophosphate and copper-based pesticides.	The City has an IPM policy in place that advocates the reduction of pesticide use that causes impairment of surface waters.		Ongoing
P.S. #4	Procedures for Municipal Staff	2004 URMP 2008-09 Workplan	Develop/implement SOPs and BMPs with appropriate outreach to municipal staff.	City employees who apply pesticides/herbicides are trained in the IPM policy procedures. All applications are conducted per the State Department of Pesticide Regulation (DPR).		Ongoing
P.S. #5	Procedures for Municipal Staff	2004 URMP 2008-09 Workplan	Conduct a workshop for municipal staff on least-toxic pest control methods and pesticide management BMPs .	**ROUTINE & ONGOING**		Street Dept.
P.S. #5	Procedures for Municipal Staff	2004 URMP 2008-09 Workplan	Ensure that employees who apply pesticides for the agency obtain the appropriate training as required by the County Agricultural Commissioner and the State Department of Pesticide Regulation (DPR).	**ROUTINE & ONGOING**		IPM #5a

CITY OF SANTA CLARA URBAN RUNOFF POLLUTION PREVENTION PROGRAM
FY 2008-09 ANNUAL REPORT

PESTICIDE MANAGEMENT PLAN						
Performance Standard Identification	**Activity**	**Continuous Improvement Source Item**	**FY 2008-09 Tasks**	**Status / Comments**	**Due Date**	**Responsible Party**
P.S. #5	Procedures for Municipal Staff	2004 URMP 2008-09 Workplan	Provide annual training on the appropriate portions of the IPM policy, SOPs, and BMPs, and the latest IPM techniques to employees within departments responsible for pesticide application.	**ROUTINE & ONGOING**		Street Dept. Parks Dept.
P.S. #5	Procedures for Municipal Staff	2004 URMP 2008-09 Workplan	Annually inform employees who are not authorized and trained to apply pesticides that they cannot use over-the-counter pesticides in or around the workplace, consistent with the IPM policy.	**ROUTINE & ONGOING**		Street Dept. Parks Dept.
P.S. #5	Procedures for Contractors	2004 URMP 2008-09 Workplan	Develop and implement a process to ensure that any contractor employed to conduct pest control and pesticide application on municipal property engages in pest control methods consistent with the IPM policy adopted.	**ROUTINE & ONGOING**		Street Dept Parks Dept. Bldg. Dept.

CITY OF SANTA CLARA URBAN RUNOFF POLLUTION PREVENTION PROGRAM
FY 2008-09 ANNUAL REPORT

PESTICIDE MANAGEMENT PLAN						
Performance Standard Identification	**Activity**	**Continuous Improvement Source Item**	**FY 2008-09 Tasks**	**Status / Comments**	**Due Date**	**Responsible Party**
P.S. #6	Procedures for Contractors	2004 URMP 2008-09 Workplan	Require PCOs contracted for municipal applications to use pest control methods consistent with the municipality's IPM policy (through contract specifications). Require contractors to: (a) follow the agency's IPM policy, BMPs, and SOPs; (b) provide evidence of current IPM training, when feasible; and (c) provide documentation of pesticide use on agency property to the agency in a timely manner.	All City Contractors are required to follow the IPM policy.	Ongoing	Street Dept. Parks Dept.
P.S. #7	Outreach to Other Users	2004 URMP 2008-09 Workplan	Work with Program on outreach efforts and with City newspaper / cable station to outreach IPM goals.	The City participates in Program efforts and actively collects/educates residents about pesticide collection during the Annual Cleanup Campaign and household hazardous waste collection events.	Ongoing	Street Dept.

CITY OF SANTA CLARA URBAN RUNOFF POLLUTION PREVENTION PROGRAM
FY 2008-09 ANNUAL REPORT

PESTICIDE MANAGEMENT PLAN						
Performance Standard Identification	**Activity**	**Continuous Improvement Source Item**	**FY 2008-09 Tasks**	**Status / Comments**	**Due Date**	**Responsible Party**
P.S. #7	Outreach to Other Users	2004 URMP 2008-09 Workplan	Continue to fund BASMA Regional Media Relations Campaign featuring pitches to Bay Area media and responses to breaking news on pesticide-related topics	**WORKING WITH PROGRAM**		Program Street Dept.
P.S. #7	Outreach to Other Users	2004 URMP 2008-09 Workplan	Develop and implement education programs that target commercial businesses, per recommendations from Action IV.A.1.	**WORKING WITH PROGRAM**		Program Street Dept.
P.S. #7	Outreach to Other Users	2004 URMP 2008-09 Workplan	Ensure that adequate pesticide disposal services exist for residents and conditionally exempt small quantity commercial generators.	**ROUTINE & ONGOING** *City of Santa Clara has a well-developed Household Hazardous Waste Program combined with the County.		Street Dept. Fire Dept.

CITY OF SANTA CLARA URBAN RUNOFF POLLUTION PREVENTION PROGRAM
FY 2008-09 ANNUAL REPORT

PESTICIDE MANAGEMENT PLAN						
Performance Standard Identification	**Activity**	**Continuous Improvement Source Item**	**FY 2008-09 Tasks**	**Status / Comments**	**Due Date**	**Responsible Party**
P.S. #7	Outreach to Other Users	2004 URMP 2008-09 Workplan	Work with HHW collection agencies to support, enhance, and help publicize programs for proper pesticide disposal.	**ROUTINE & ONGOING**		Street Dept. Fire Dept.
P.S. #8	Outreach to Other Users	2004 URMP 2008-09 Workplan	Provide hazardous waste disposal information to residents, through distribution on materials (e.g., utility bill insert, city newsletter, community events, etc.) or advertising in local media.	**ROUTINE & ONGOING**		Street Dept.
P.S. #9	Municipal Pesticide Use Evaluation and Reporting	2004 URMP 2008-09 Workplan	Tracking pesticide use on municipally owned property. Include in the process reporting and justification for the use of OP pesticides and BMPs employed during OP pesticide use.	Tracking of pesticide use currently being completed under the Department of Pesticide Regulation. Inventory Use Sheets are used to document specifics for every application.	Ongoing	Street Dept Parks Dept.

CITY OF SANTA CLARA URBAN RUNOFF POLLUTION PREVENTION PROGRAM
FY 2008-09 ANNUAL REPORT

PESTICIDE MANAGEMENT PLAN						
Performance Standard Identification	**Activity**	**Continuous Improvement Source Item**	**FY 2008-09 Tasks**	**Status / Comments**	**Due Date**	**Responsible Party**
P.S. #10	Evaluation and Reporting	2004 URMP 2008-09 Workplan	Conduct a periodic agency-wide search of chemical storage areas for pesticides no longer legal for application per EPA, state, and/or local requirements, and properly dispose of any such pesticides pursuant to appropriate waste disposal regulations.	**ROUTINE & ONGOING**		Street Dept Parks Dept.
P.S. #11	Evaluating and Reporting	2004 URMP 2008-09 Workplan	Review and evaluate effectiveness of IPM in achieving goals.	Please see narrative regarding effectiveness.	Complete	Street Dept.

City of Santa Clara

FY 08-09 Annual Report

Mercury/Copper/Nickel Pollution Prevention Activities

CITY OF SANTA CLARA
FY 2008-09 ANNUAL REPORT
MERCURY/COPPER/NICKEL POLLUTION PREVENTION ACTIVITIES

Copper

The City of Santa Clara has in previous workplans aggressively inspected automotive facilities and metal plating facilities. This occurred in FY 2001-02, FY 2002-03 and FY 2006-07 for automotive and FY 2002-03, FY 2004-05, and FY 2005-06 for metal plating. These facilities are inspected at least once every two years due to their SIC code but inspection frequencies are accelerated if repetitive violations are found. The targeted facility type for FY 08-09 was restaurants. In FY 09-10 the targeted facility type will be manufacturing. Our street sweeping program mandates bi-weekly sweeping of all residential streets. Industrial routes are swept on a continuous basis. Use of architectural copper is discouraged and is being eliminated from design in new public buildings.

Nickel

The City of Santa Clara, through our construction inspection element, has documented construction best management practices activity within the City for many years. In FY 2008-09, 725 construction inspections occurred on 16 sites. Inspectors also conducted 701 windshield inspections of all construction sites. Emphasis has been on increasing enforcement actions to gain compliance.

Mercury

The collection of thermostats, household batteries and fluorescent bulbs has skyrocketed since DTSC banned universal waste from landfills. The Countywide HHW Program has partnered

with several retail businesses to accept fluorescent bulbs and batteries from the public. The Countywide HHW Program then collects the bulbs and batteries from the retail establishments and recycles them along with waste collected at drop-off events. In addition, The City accepts household batteries at the curb through its single-family recycling program. The City is pursuing Extended Producer Responsibility (EPR) initiatives to remove mercury from the waste stream and to encourage producers to make a less toxic product.

CITY OF SANTA CLARA URBAN RUNOFF POLLUTION PREVENTION PROGRAM
FY 2008-09 ANNUAL REPORT

MERCURY / COPPER / NICKEL POLLUTION PREVENTION ACTIVITIES (MCNP)						
Performance Standard Identification	**Activity**	**Continuous Improvement Source Item**	**FY 2008-09 Tasks**	**Status / Comments**	**Due Date**	**Responsible Party**
MCNP P.S. #2	Municipal Use of Mercury Containing Products AKA- Prioritization of Mercury / Copper / Nickel Products	Order No. 01-024 2004 URMP 2008-09 Workplan	Develop a process to survey the types of mercury-containing products used by City departments. Identify appropriate municipal personnel to conduct survey. For those products with a potential to enter stormwater runoff, identify possible alternatives or proper disposal procedures.	Building Maintenance Department requires all mercury containing products to be properly disposed. Mercury containing products are stored in the Street Corporation Yard hazmat shed. The Countywide Household Hazardous Waste Program (CoHHWP) cleans the sheds on a quarterly basis.	Ongoing	Street Dept. Building Maintenance
MCNP P.S. #3	Municipal Use of Mercury Containing Products AKA- Identify Management Options	Order No. 01-024 2004 URMP 2008-09 Workplan	Follow Performance Standards in identifying management option for mercury-containing products reduction. These standards include a schedule for the timely phase-out of mercury-containing products identified for virtual elimination as well as reporting requirements, replacement, and reduction in use of mercury-containing products.		Ongoing	Street Dept.

CITY OF SANTA CLARA URBAN RUNOFF POLLUTION PREVENTION PROGRAM
FY 2008-09 ANNUAL REPORT

MERCURY / COPPER / NICKEL POLLUTION PREVENTION ACTIVITIES (MCNP)						
Performance Standard Identification	**Activity**	**Continuous Improvement Source Item**	**FY 2008-09 Tasks**	**Status / Comments**	**Due Date**	**Responsible Party**
MCNP P.S. #3 (CB-3)	Household Hazardous Waste Collection	Order No. 01-024 2004 URMP	Provide mercury-containing products disposal services for residents and small businesses. The City began collecting household batteries from single-family residences curbside on July 1, 2006 and has drop-off locations located at its 10 Fire Stations for multi-family residents.	There were 66 Household Hazardous Waste collection events in FY 2008-09. 2,917 Santa Clara residents attended HHW drop-off events in FY 08-09.	Ongoing	Street Dept. Fire Dept.
			The Countywide HHW Program has partnered with retailers to accept fluorescent bulbs and batteries from the public.	The Countywide HHW Program is continually working to bring more retail establishments into the program.	Ongoing	Street Dept.
			City will take compact fluorescent bulbs through its single family curbside recycling program starting in December 2009.	New recycling collection agreement to be implemented in 2009.	December 2009	Street Dept.

CITY OF SANTA CLARA URBAN RUNOFF POLLUTION PREVENTION PROGRAM
FY 2008-09 ANNUAL REPORT

MERCURY / COPPER / NICKEL POLLUTION PREVENTION ACTIVITIES (MCNP)						
Performance Standard Identification	**Activity**	**Continuous Improvement Source Item**	**FY 2008-09 Tasks**	**Status / Comments**	**Due Date**	**Responsible Party**
MCNP P.S. #3	Household Hazardous Waste Collection	Order No. 01-024 2004 URMP	Develop guidelines for documenting and reporting quantities of mercury-containing products disposed of by City.	Documentation is currently being conducted under Dept. of Toxic Substance Control Form 303, submitted annually by the County on behalf of the City.	Complete Ongoing	Street Dept.
MCNP P.S. #3	Public Education and Outreach AKA – Identify Management Options	Order No. 01-024 2004 URMP 2008-09 Workplan	Implement a fluorescent light recycling outreach program to educate residential users and encourage proper disposal of fluorescent lights.	Widely included in the outreach advising residents of the Household Hazardous Waste Collection events coordinated with the County. County has retail-recycling partners that accept fluorescent bulbs and batteries at no charge from residents. Television ads promoting the free drop-off were run in January 2009.	Ongoing	Street Dept.

CITY OF SANTA CLARA URBAN RUNOFF POLLUTION PREVENTION PROGRAM
FY 2008-09 ANNUAL REPORT

MERCURY / COPPER / NICKEL POLLUTION PREVENTION ACTIVITIES (MCNP)						
Performance Standard Identification	**Activity**	**Continuous Improvement Source Item**	**FY 2008-09 Tasks**	**Status / Comments**	**Due Date**	**Responsible Party**
MCNP P.S. #3	Identify Management Options	2004 URMP	Maintain/inspect carwash systems operated by City at Corporation Yard/Fire Stations.	Continue to emphasize Copper Pollution Reduction in the Construction Inspection element.	Complete & Ongoing	Street Dept.
			(CB-1) Provide bi-weekly street sweeping	Scheduled street sweeping on a weekly basis – bi-weekly guaranteed.	Complete & Ongoing	Street Dept. Fire Dept.
			(NB-1) Include control of nickel discharged in construction site inspections.	Construction site Storm Water Inspectors take nickel into account	Complete & Ongoing	Street Dept.
			(CB-12) Monitor/educate vehicle washing operations.	Construction site Storm Water Inspectors look at vehicle washing operations.	Complete & Ongoing	Street Dept.

CITY OF SANTA CLARA URBAN RUNOFF POLLUTION PREVENTION PROGRAM
FY 2008-09 ANNUAL REPORT

MERCURY / COPPER / NICKEL POLLUTION PREVENTION ACTIVITIES (MCNP)						
Performance Standard Identification	**Activity**	**Continuous Improvement Source Item**	**FY 2008-09 Tasks**	**Status / Comments**	**Due Date**	**Responsible Party**
MCNP P.S. #3	Vehicle Washing Operations	2004 URMP 2008-09 Workplan	Distribute outreach materials on proper vehicle/equipment washing at City department counters and public events, and post on City website. Inspect auto businesses regarding car wash requirements, and prohibited storm drain discharge. Inspect vehicle washing facilities as part of stormwater inspections for industrial and commercial businesses. Continue to maintain car wash systems for City vehicles at the corporation yard and fire stations.	Outreach materials are distributed by our Code Enforcement Technician and Stormwater Inspector during IC/ID inspections. City website and public events are also used to disseminate information. Automobile businesses have been a target industrial of our IND/ICD program. All City Corporation Yards are equipped with car wash systems that are closed looped. Visual inspections are done every other day, cleanings done once a week and repairs are done as needed. BMP's are being implemented in the construction of two new City Fire Stations. Permanent BMP's are being developed for our existing Fire Stations.	Complete and Ongoing	Street Dept.

CITY OF SANTA CLARA URBAN RUNOFF POLLUTION PREVENTION PROGRAM
FY 2008-09 ANNUAL REPORT

MERCURY / COPPER / NICKEL POLLUTION PREVENTION ACTIVITIES (MCNP)						
Performance Standard Identification	**Activity**	**Continuous Improvement Source Item**	**FY 2008-09 Tasks**	**Status / Comments**	**Due Date**	**Responsible Party**
MCNP P.S. #3	Industrial Copper Control	2004 URMP 2008-09 Workplan	Continue Industrial Inspection program, including NOI sites such as plating and metal finishing facilities, vehicle service facilities, and other permitted sites.	Metal Plating shops are inspected at the frequency determined by their SIC code.	Ongoing	Street Dept.
MCNP P.S. #3	Reducing Traffic Congestion/ Promoting Alternative Transportation	2004 URMP	Review the results of the Development Policies Comparison Project Report, particularly Section VI., Policies to Limit Auto Use/Promote Alternative Transportation, in the Policy, Code, and Ordinance Worksheet, and investigate updating local development rules to promote better transportation-related design practices and alternative modes of transportation.		Complete with program	Planning Dept. Street Dept.
MCNP P.S. #3	Street sweeping and storm drain O&M	2004 URMP	Follow Program guidance regarding the collection and reporting of street sweeping data. Provide data for Annual Report.	The City has approx. 582 combined residential and commercial route miles with approx. 29,000 combined miles swept per year.	Complete	Street Dept.

CITY OF SANTA CLARA URBAN RUNOFF POLLUTION PREVENTION PROGRAM
FY 2008-09 ANNUAL REPORT

MERCURY / COPPER / NICKEL POLLUTION PREVENTION ACTIVITIES (MCNP)						
Performance Standard Identification	**Activity**	**Continuous Improvement Source Item**	**FY 2008-09 Tasks**	**Status / Comments**	**Due Date**	**Responsible Party**
MCNP P.S. #3 CB-12	Outreach on pool, spa maintenance	2004 URMP	Assist Program develop and implement distribution plan for the updated pool brochure. Distribute outreach materials at local public events; brochures at agency department counters and public places; and placement on City website.	The City utilizes the City newspaper, cable station and website to routinely educate residents on stormwater pollution prevention efforts.	Complete	Street Dept.
MCNP P.S. #3	Measures to control nickel discharges from construction sites.	2004 URMP 2008-09 Workplan	Continue to implement Construction Inspection Performance Standards. Continue to have inspectors attend Regional Board/Program workshops on construction site management and learn latest erosion/sediment control techniques. Continue to attend Program workshops on post-development stormwater BMPs (C.3.).	Ongoing and Routine	Complete	Street Dept. Planning Dept.
MCNP P.S. #3	Control nickel discharges from construction sites.	2004 URMP 2008-09 Workplan	Prevent erosion from construction sites. Promote education of inspectors / contractors.	Concurrent with Construction Inspection Program.	Ongoing	Street Dept. Building Inspection

CITY OF SANTA CLARA URBAN RUNOFF POLLUTION PREVENTION PROGRAM
FY 2008-09 ANNUAL REPORT

MERCURY / COPPER / NICKEL POLLUTION PREVENTION ACTIVITIES (MCNP)						
Performance Standard Identification	**Activity**	**Continuous Improvement Source Item**	**FY 2008-09 Tasks**	**Status / Comments**	**Due Date**	**Responsible Party**
MCNP P.S. #3 CB-21	Use of architectural copper	2004 URMP 2007-08 Workplan	Discourage architectural use of copper. Review current ordinances.	The use of architectural copper is discouraged within the City.	Ongoing	Planning Dept. Street Dept.
MCNP P.S. #4	Municipal Use of Mercury-Containing Products AKA – Municipal Training & Outreach	Order No. 01-024 2004 URMP 2007-08 Workplan	Ensure that Municipal employees responsible for purchase / use / replacement of mercury-containing products receive information on City Mercury Prevention Plan (Mercury Plan).		Ongoing	Street Dept.
MCNP P.S. #4	Public Education and Outreach	Order No. 01-024 2004 URMP	Support various outreach programs to educate target audiences about proper disposal of mercury-containing products and alternative non-mercury containing products.	SCVURPPP ran a mercury recycling media campaign, as did the Recycling and Waste Reduction Commissions public education subcommittee, which partnered with PG& E to enhance its media buy.	Ongoing	Street Dept.

CITY OF SANTA CLARA URBAN RUNOFF POLLUTION PREVENTION PROGRAM
FY 2008-09 ANNUAL REPORT

MERCURY / COPPER / NICKEL POLLUTION PREVENTION ACTIVITIES (MCNP)						
Performance Standard Identification	**Activity**	**Continuous Improvement Source Item**	**FY 2008-09 Tasks**	**Status / Comments**	**Due Date**	**Responsible Party**
MCNP P.S. #5	Monitoring and Science AKA – Tracing / Reviewing and Reporting Effectiveness	Order No. 01-024 2004 URMP	Develop process to trace/review and report effectiveness of the Mercury Products Reduction and Management Practices in achieving the goals of the Mercury Plan.	Products containing mercury that are used by the City have a low potential to get in stormwater. Replacement is done at product failure. This process causes effectiveness to be difficult to measure. The Countywide HHW Program reported a spike in recycled mercury after the mercury recycling media campaigns were conducted.	Ongoing	Street Dept. Building Maintenance
MCNP P.S. #5	Monitoring Mechanism	Order No. 01-024	In the Annual Report document and evaluate each outreach activity, including the target audience and number of residents and/or businesses reached.	The CoHHWP tracks the amount of fluorescent lights and batteries that are taken in. These numbers are analyzed before and after an outreach activity to determine its effectiveness.	Ongoing	Street Dept.
MCNP P.S. #5	Monitoring	Order No. 01-024 2004 URMP	Update URMP to incorporate / adapt model Mercury Pollution Prevention Management Performance Standards.		Complete	Street Dept.
MCNP P.S. #6	Training	2004 URMP 2008-09 Workplan	Attend training events specific to Mercury, Copper and Nickel reduction.		Ongoing	Street Dept. Program

CITY OF SANTA CLARA URBAN RUNOFF POLLUTION PREVENTION PROGRAM
FY 2008-09 ANNUAL REPORT

MERCURY / COPPER / NICKEL POLLUTION PREVENTION ACTIVITIES (MCNP)						
Performance Standard Identification	**Activity**	**Continuous Improvement Source Item**	**FY 2008-09 Tasks**	**Status / Comments**	**Due Date**	**Responsible Party**
MCNP	Watershed assessment and protection	2004 URMP	Revise City's General Plan, as needed, at next scheduled update, based on recommendations from the *Development Policies Comparison Project* and Provision C.3.l. Review and implement guidance from SCVURPPP and San Jose on addressing water quality in the CEQA review process, as part of C.3.m. implementation.	Current general plan is effective with current language.	Complete	Planning Dept. Street Dept.
MCNP Overall Commitment	Monitoring and Science	Order No. 01-024 2004 URMP 2008-09 Workplan	Provide financial and staff support for a coordinated regional plan to collect data for the mercury TMDL, as defined in the RWQCB / BACWA / BASMAA.	Work with Program	Ongoing	Street Dept.

City of Santa Clara

FY 08-09 Annual Report

Trash Inventory and Management

CITY OF SANTA CLARA
FY 2008-09 ANNUAL REPORT
TRASH INVENTORY AND MANAGEMENT

In the City of Santa Clara the Code Enforcement Technician and Solid Waste Foreperson respond to trash complaints. Other City personnel may respond to initial response, depending on the nature of the event.

A trash "hot spot" list was generated based on the data received from complaints and catch basin cleaning crew findings. A survey was conducted using the KAB litter index and documented on a spreadsheet two times in FY 08-09. This information is updated every year. Locations that appear on our "hot spot" list on more than one occasion receive further investigation to find a source of the litter. Facilities and/or persons that can be found responsible for the trash receive a violation notice for a first violation, pre-citation notice for the second, and administrative citation for the third. If no source is found and the trash is on private property the property owner may be held responsible for clean up and the City will pick it up if its in the public right of way. Regardless of the source, trash is typically picked up within one week or sooner depending on the potential to enter the storm drain.

Attached is the table of the City's trash "hot spots" relative to the watershed affected if the trash entered the storm drain system.

Santa Clara Valley
Urban Runoff
Pollution Prevention Program

Trash Problem Area Activity Report
FY 07-08

ID	Date	Location	Assessment Score		Recent Cleanup[1]	Adjacent Land Use[2]		Trash Source[3]			Three Most Prevalent Trash Types[4]			Estimated Volume of Trash Removed (if any)	Existing Management Actions	Recommended Management Actions and/or Future Evaluations
			KAB	RTA		1	2	1	2	3	1	2	3			
SC01	3/3/2009	French Street and Agate Drive	2.5	N/A	Yes	Residential – home	Residential – apartments	Litter – vehicular	Illegal dumping		Plastic/styrofoam	Biodegradable/paper		Approx 1/2 C.Y. every month	Routine inspections are conducted on a regular basis.	Continue evaluating for trash.
SC02	3/3/2009	Alpine Alley between Kiely & Pomeroy	2.75	N/A	Yes	Commercial	Residential – home	Litter – commercial areas	Litter – pedestrian		Biodegradable/paper			N/A	Issue BMPs to local merchants when trash is present. Routine inspections are conducted on a regular basis.	Continue evaluating for trash.
SC03	3/3/2009	Bowers Alley behind Russell's Furnature.	3.5	N/A	Yes	Commercial	Residential – home	Litter – commercial areas	Litter – commercial areas		Plastic/styrofoam	Biodegradable/paper		Approx 5 C.Y. every 3-4 months	Issue BMPs to local merchants when trash is present. Routine inspections are conducted on a regular basis.	Continue evaluating for trash.
SC04	3/3/2009	Bellomy Street and Alviso	1	N/A	Yes	Residential – home	School	Litter – school/institution	Illegal dumping		Plastic/styrofoam	Biodegradable/paper		N/A	Clean up by City as needed	Continue evaluating for trash.
SC05	3/3/2009	Behind Parking lot at Ellena & Williams Streets	3	N/A	Yes	Residential – apartments	Roadway	Litter – vehicular	Litter – receptacles/ dumpsters		Plastic/styrofoam	Biodegradable/paper		N/A	Clean up by City as needed	Continue evaluating for trash.
SC06	3/3/2009	519 Saratoga Alley behind apartments	1	N/A	Yes	Residential – apartments		Litter – receptacles/ dumpsters	Illegal dumping		Biodegradable/paper			N/A	Continue to respond to overflowing dumpster complaints and illegal dumping calls.	Continue evaluating for trash.
SC08	3/3/2009	Lafayette Street at Memorex & DiGiulio	1	N/A	Yes	Residential – home	Residential – apartments	Litter – pedestrian	Illegal dumping		Plastic/styrofoam	Biodegradable/paper		N/A	Clean up by City as needed	Continue evaluating for trash.
SC09	3/3/2009	Lafayette Street & Basset Street, Cal Trans	1.75	N/A	Yes	Industrial	Railways	Litter – pedestrian	Litter – vehicular	Illegal dumping	Plastic/styrofoam	Biodegradable/paper		N/A	Notify Cal Trans if of major litter accumulation	Continue evaluating for trash.
SC10	3/3/2009	Pomeroy between Calabazas & Benton.	1	N/A	Yes	Residential – home	Residential – apartments	Litter – pedestrian	Litter – vehicular		Biodegradable/paper			N/A	Clean up by City as needed	Continue evaluating for trash.
SC11	3/3/2009	3700 El Camino Real	1.5	N/A	Yes	Commercial		Litter – commercial areas	Illegal dumping		Plastic/styrofoam	Biodegradable/paper		N/A	Violation notices are given to commercial stores if trash can be identified as theirs.	Continue to evaluate for trash.
SC12	3/3/2009	Clyde, Haig, Lafayette area.	1.75	N/A	Yes	Residential – apartments	Commercial	Litter – pedestrian	Litter – commercial areas		Plastic/styrofoam	Biodegradable/paper		N/A	Clean up by City as needed	Continue evaluating for trash.
SC13	3/3/2009	4767 Lafayette Street.	1	N/A	Yes	Commercial		Litter – pedestrian	Litter – commercial areas	Homeless encampments	Plastic/styrofoam	Biodegradable/paper		N/A	Pass out BMPs to local stores when trash problem is present.	Continue evaluating for trash.
SC14	3/3/2009	Lafayette & Yurba Buena Way.	2.75	N/A	Yes	Industrial	Railways	Litter – vehicular			Biodegradable/paper			Approx 15-20 C.Y. every 3-4 months	This site is subject to large illegal dumping. Routine inspections are conducted on a regular basis.	Continue evaluating for trash.
SC15	3/3/2009	Martin Avenue by train tracks.	2	N/A	Yes	Industrial	Railways	Other	Litter – vehicular		Biodegradable/paper			N/A	Inspect Paper Recycler and issue violations to recycler for paper products along their fence.	Continue evaluating for trash.
SC16	3/3/2009	Bowe Avenue alleyway next to creek	3	N/A	Yes	Commercial	Residential – apartments	Litter – commercial areas	Litter – pedestrian		Plastic/styrofoam	Biodegradable/paper		N/A	Pass out BMPs to local stores when trash problem is present.	Continue evaluating for trash.
SC17	3/3/2009	1995 Bellomy	1	N/A	Yes	Commercial	Residential – apartments	Litter – commercial areas			Biodegradable/paper			N/A	Pass out BMPs to local stores when trash problem is present.	Continue evaluating for trash.
SC18	3/3/2009	583 Saratoga	1	N/A	Yes	Commercial	Residential – apartments	Litter – vehicular			Biodegradable/paper			N/A	Pass out BMPs to local stores when trash problem is present.	Continue evaluating for trash.
SC19	3/3/2009	Martin & Richard	1	N/A	Yes	Industrial	Commercial	Litter – vehicular	Litter – pedestrian		Biodegradable/paper			N/A	Pass out BMPs to local stores when trash problem is present.	Continue evaluating for trash.

[1] Recent Cleanup
1. Yes
2. No
3. Unknown

[2] Land Use Types
1. Commercial
2. Industrial
3. Residential – home
4. Residential – apartments
5. Roadway
6. Park/Trail
7. School
8. Railways
9. Other

[3] Trash Source
1. Litter – vehicular
2. Litter – school/institution
3. Litter – pedestrian
4. Litter – commercial areas
5. Litter – restaurants/fast food/convenience stores
6. Litter – receptacles/dumpsters
7. Litter – recreational areas
8. Litter – special events (sports/concerts/fairs)
9. Homeless encampments
10. Illegal dumping
11. Upstream/stormdrain catchment
12. Other

[4] Trash Type
1. Plastic/styrofoam
2. Glass
3. Metal
4. Biodegradable/paper
5. Construction
6. Fabric/cloth
7. Biohazard
8. Toxic
9. Miscellaneous

Santa Clara Valley
Urban Runoff
Pollution Prevention Program

Trash Problem Area Activity Report
FY 07-08

ID	Date	Location	Assessment Score		Recent Cleanup[1]	Adjacent Land Use[2]		Trash Source[3]			Three Most Prevalent Trash Types[4]			Estimated Volume of Trash Removed (if any)	Existing Management Actions	Recommended Management Actions and/or Future Evaluations
			KAB	RTA		1	2	1	2	3	1	2	3			
SC01	4/14/2009	French Street and Agate Drive	2.75	N/A	Yes	Residential – home	Residential – apartments	Litter – vehicular	Illegal dumping		Plastic/styrofoam	Biodegradable/paper		Approx 1/2 C.Y. every month	Routine inspections are conducted on a regular basis.	Continue evaluating for trash.
SC02	4/14/2009	Alpine Alley between Kiely & Pomeroy	2.5	N/A	Yes	Commercial	Residential – home	Litter – commercial areas	Litter – pedestrian		Biodegradable/paper			N/A	Issue BMPs to local merchants when trash is present. Routine inspections are conducted on a regular basis.	Continue evaluating for trash.
SC03	4/14/2009	Bowers Alley behind Russell's Furnature.	2.5	N/A	Yes	Commercial	Residential – home	Litter – commercial areas	Litter – commercial areas		Plastic/styrofoam	Biodegradable/paper		Approx 5 C.Y. every 3-4 months	Issue BMPs to local merchants when trash is present. Routine inspections are conducted on a regular basis.	Continue evaluating for trash.
SC04	4/14/2009	Bellomy Street and Alviso	1.5	N/A	Yes	Residential – home	School	Litter – school/institution	Illegal dumping		Plastic/styrofoam	Biodegradable/paper		N/A	Clean up by City as needed	Continue evaluating for trash.
SC05	4/14/2009	Behind Parking lot at Ellena & Williams Streets	2.75	N/A	Yes	Residential – apartments	Roadway	Litter – vehicular	Litter – receptacles/ dumpsters		Plastic/styrofoam	Biodegradable/paper		N/A	Clean up by City as needed	Continue evaluating for trash.
SC06	4/14/2009	519 Saratoga Alley behind apartments	1	N/A	Yes	Residential – apartments		Litter – receptacles/ dumpsters	Illegal dumping		Biodegradable/paper			N/A	Continue to respond to overflowing dumpster complaints and illegal dumping calls.	Continue evaluating for trash.
SC08	4/14/2009	Lafayette Street at Memorex & DiGiulio	1	N/A	Yes	Residential – home	Residential – apartments	Litter – pedestrian	Illegal dumping		Plastic/styrofoam	Biodegradable/paper		N/A	Clean up by City as needed	Continue evaluating for trash.
SC09	4/14/2009	Lafayette Street & Basset Street, Cal Trans	1.5	N/A	Yes	Industrial	Railways	Litter – pedestrian	Litter – vehicular	Illegal dumping	Plastic/styrofoam	Biodegradable/paper		N/A	Notify Cal Trans if of major litter accumulation	Continue evaluating for trash.
SC10	4/14/2009	Pomeroy between Calabazas & Benton.	1	N/A	Yes	Residential – home	Residential – apartments	Litter – pedestrian	Litter – vehicular		Biodegradable/paper			N/A	Clean up by City as needed	Continue evaluating for trash.
SC11	4/14/2009	3700 El Camino Real	1.5	N/A	Yes	Commercial		Litter – commercial areas	Illegal dumping		Plastic/styrofoam	Biodegradable/paper		N/A	Violation notices are given to commercial stores if trash can be identified as theirs.	Continue to evaluate for trash.
SC12	4/14/2009	Clyde, Haig, Lafayette area.	1.25	N/A	Yes	Residential – apartments	Commercial	Litter – pedestrian	Litter – commercial areas		Plastic/styrofoam	Biodegradable/paper		N/A	Clean up by City as needed	Continue evaluating for trash.
SC13	4/14/2009	4767 Lafayette Street.	1	N/A	Yes	Commercial		Litter – pedestrian	Litter – commercial areas	Homeless encampments	Plastic/styrofoam	Biodegradable/paper		N/A	Pass out BMPs to local stores when trash problem is present.	Continue evaluating for trash.
SC14	4/14/2009	Lafayette & Yurba Buena Way.	3	N/A	Yes	Industrial	Railways	Litter – vehicular			Biodegradable/paper			Approx 15-20 C.Y. every 3-4 months	This site is subject to large illegal dumping. Routine inspections are conducted on a regular basis.	Continue evaluating for trash.
SC15	4/14/2009	Martin Avenue by train tracks.	3.25	N/A	Yes	Industrial	Railways	Other	Litter – vehicular		Biodegradable/paper			N/A	Inspect Paper Recycler and issue violations to recycler for paper products along their fence.	Continue evaluating for trash.
SC16	4/14/2009	Bowe Avenue alleyway next to creek	2	N/A	Yes	Commercial	Residential – apartments	Litter – commercial areas	Litter – pedestrian		Plastic/styrofoam	Biodegradable/paper		N/A	Pass out BMPs to local stores when trash problem is present.	Continue evaluating for trash.
SC17	4/14/2009	1995 Bellomy	1	N/A	Yes	Commercial	Residential – apartments	Litter – commercial areas			Biodegradable/paper			N/A	Pass out BMPs to local stores when trash problem is present.	Continue evaluating for trash.
SC18	4/14/2009	583 Saratoga	1.25	N/A	Yes	Commercial	Residential – apartments	Litter – vehicular			Biodegradable/paper			N/A	Pass out BMPs to local stores when trash problem is present.	Continue evaluating for trash.
SC19	4/14/2009	Martin & Richard	1.25	N/A	Yes	Industrial	Commercial	Litter – vehicular	Litter – pedestrian		Biodegradable/paper			N/A	Pass out BMPs to local stores when trash problem is present.	Continue evaluating for trash.

[1] Recent Cleanup
1. Yes
2. No
3. Unknown

[2] Land Use Types
1. Commercial
2. Industrial
3. Residential – home
4. Residential – apartments
5. Roadway
6. Park/Trail
7. School
8. Railways
9. Other

[3] Trash Source
1. Litter – vehicular
2. Litter – school/institution
3. Litter – pedestrian
4. Litter – commercial areas
5. Litter – restaurants/fast food/convenience stores
6. Litter – receptacles/dumpsters
7. Litter – recreational areas
8. Litter – special events (sports/concerts/fairs)
9. Homeless encampments
10. Illegal dumping
11. Upstream/stormdrain catchment
12. Other

[4] Trash Type
1. Plastic/styrofoam
2. Glass
3. Metal
4. Biodegradable/paper
5. Construction
6. Fabric/cloth
7. Biohazard
8. Toxic
9. Miscellaneous

CITY OF SANTA CLARA URBAN RUNOFF POLLUTION PREVENTION PROGRAM
FY 2008-09 ANNUAL REPORT

TRASH INVENTORY AND MANAGEMENT						
Performance Standard Identification	**Activity**	**Continuous Improvement Source Item**	**FY 2008-09 Tasks**	**Status / Comments**	**Due Date**	**Responsible Party**
TM 1	Resource Commitment	2004 URMP	Modify City map to show areas of City not under our maintenance for trash management.		Complete	Street Dept.
TM 2	Trash Evaluation	2004 URMP	Monitor known or suspected areas of trash problems.	Trash hot-spots have been inspected using the KAB Litter Index	Ongoing	Street Dept.
TM 3	Trash Control	2004 URMP	Implement trash control measures in areas of trash problems.		Ongoing	Street Dept.
TM 4	Record Keeping	2004 URMP	Create log of trash complaints.	Trash hot-spots are added to the Problem Activity Report as they arise.	Complete	Street Dept.
TM 5	Effectiveness Evaluation	2004 URMP 2008-09 Workplan	Analyze incidents of trash problems over FY 08-09.	Two KAB litter index inspections were done in FY 08-09.	Complete	Street Dept.
TM 6	Training	2004 URMP 2008-09 Workplan	Attend training in trash evaluation methodology.	Staff will attend training as it is offered.	Ongoing	Street Dept.

CITY OF SANTA CLARA URBAN RUNOFF POLLUTION PREVENTION PROGRAM
FY 2008-09 ANNUAL REPORT

TRASH INVENTORY AND MANAGEMENT						
Performance Standard Identification	**Activity**	**Continuous Improvement Source Item**	**FY 2007-08 Tasks**	**Status / Comments**	**Due Date**	**Responsible Party**
N/A	General Activity	Trash Ad Hoc Work Group	Trash hot spots are generated from complaints, cleaning crew findings, and prior lists. A KAB litter survey is conducted, a source is identified and enforcement action is taken. "Hot Spots" which have a low KAB score from FY to FY will be removed from the list.	KAB litter surveys were implemented in April 2005 and have subsequently been completed twice annually.	Ongoing	Street Dept./ Solid Waste

City of Santa Clara

FY 08-09 Annual Report

Staff Training Summary Table

Staff Training Summary

Fifty-three City employees attended stormwater pollution training in FY 08-09. The list of actual training events is contained in the legend of workshops in the notes section beneath the Staff Training Table.

Most employees felt that the trainings offered were relevant to their day-to-day jobs and were helpful. The City of Santa Clara will continue to provide stormwater pollution prevention training to its employees via seminars conducted by outside consultants and in-house training provided by Street Department personnel.

CITY OF SANTA CLARA
FY 2008-09 ANNUAL REPORT
STAFF TRAINING SUMMARY TABLE

Storm Water Pollution Prevention Training Table		
Department	**Employee Name**	**Training Workshop *See legend**
Engineering Department		
	Dulos, Blossom -Civil Engineer I	3
	Thach, Hoa - Civil Engineer I	3
	Tran, Benison - Civil Engineer II	3
Planning		
	Bhagat, Payal - Assistant Planner II	3
	Le, Ket - Plans Examiner	3
	Lee, Sheila - Building Official	3
	Oustinov, Andrei - Inspector Manager	3
	Sciara, Gloria - Development Review Officer	3
	Soumountha, Bounmy - Permit Center Manager	3
Street Department	See IPM section for list of employees who hold QAC and/or PCA licenses	
	Bashaw, Darin - Storm Water Inspector	2
	Staub, Dave - Solid Waste Superintendent	3
	Wier, Elliot - Code Enforcement Technician	1

***Legend of Workshops**

1. "Construction Workshop"; November 20, 2008; Quinlan Community Center, Cupertino

2. "Construction Workshop"; November 21, 2008; Quinlan Community Center, Cupertino

3. "'C.3 Workshop"; June 17, 2009; Roosevelt Community Center, San Jose

City of Santa Clara

FY 08-09 Annual Report

Acronyms

ACRONYMS

BASMA – Bay Area Stormwater Management Association

BMP – Best Management Practices

CEQA – California Environmental Quality Act

CoHHWP- Countywide Household Hazardous Waste Program

DPR – Department of Pesticide Regulation

EPA- Environmental Protection Agency

EPR – Extended Producer Responsibility

FY – Fiscal Year

HHW – Household Hazardous Waste

HMP – Hydromodification Plan

IC/ID – Illicit Connection/Illegal Discharge

IND/COM – Industrial/Commercial

IPM – Integrated Pest Management

KAB – Keep America Beautiful

N/A – Not Applicable

NOI – Notice of Intent

NPDES – National Pollution Discharge Elimination System

NPS – Nonpoint Source

O & M – Operation and Maintenance

P & B – Parkways and Boulevards

PCA – Pest Control Advisor

PCI – Pavement Condition Index

PI/P – Public Information and Participation

QAC – Qualified Applicator Certificate

RPW – Rural Public Works

RWQCB – Regional Water Quality Control Board

SCVURPPP – Santa Clara Valley Urban Run-Off Pollution Prevention Program

SCVWD – Santa Clara Valley Water District

ACRONYMS

SDOM – Storm Drain Operation and Maintenance

SIC – Standard Industrial Code

SOP – Standard Operating Procedure

SWIDS – Storm Water Infiltration Device System

SWPPP – Storm Water Pollution Prevention Program

URMP – Urban Runoff Management Plan

WUPPP – Water Utility Pollution Prevention Plan

City of Santa Clara

FY 08-09 Annual Report

Performance Standard Certification Statement

CITY OF SANTA CLARA
FY 2008-09 ANNUAL REPORT
ATTACHMENT

Performance Standard Completion Certification Statement

"I certify, under penalty of law, that the City of Santa Clara has implemented all elements of the following performance standard according to the policies and procedures described in the City of Santa Clara's Urban Runoff Management Plan dated January 2004.

Appendix C.1 - Industrial/Commercial Discharge
Appendix C.2 - Storm Drain Operations & Maintenance
Appendix C.3 - Water Operations & Maintenance
Appendix C.4 - New Development – Planning
Appendix C.5 - New Development – Construction Inspection
Appendix C.6 - Public Streets, Road and Highways
Appendix C.7 - Illicit Connection & Illegal Dumping Elimination Activities
Appendix C.8 - Rural Public Works Maintenance & Support
Appendix C.9 - Integrated Pest Management
Appendix C.10 - Mercury/Copper/Nickel Reduction Activities
Appendix C.11 - Trash Management

Based on my inquiry of the person or persons who manage the system, or those persons directly responsible for gathering the information, this information is, to the best of my knowledge and belief, true, accurate, and complete. I am aware that there are significant penalties for submitting false information, including the possibility of fine and imprisonment for knowing violations."

Signature by Duly Authorized Representative:

For Richard J. Mauck
Director of Streets and Auto Services

August 25, 2009

CITY OF SARATOGA
ANNUAL REPORT
FY 2008-2009

SUBMITTED SEPTEMBER 2009

WEST VALLEY CLEAN WATER PROGRAM

THIS PAGE INTENTIONALY LEFT BLANK

Saratoga

FY 2008-2009 ANNUAL REPORT

Table of Contents

Transmittal Letter iii

Certification Statement v

List of Acronyms vi

Program Elements

1. IC/ID Elimination Activities 1
2. Industrial/Commercial Discharger Control Program 9
3. Public Agency Activities 17
   - Storm Drain Operation and Maintenance 19
   - Street Sweeping 20
   - Corporate Yards 21
   - Rural Roads 24
4. Planning Procedures & New Development 29
5. Construction Inspection 41
6. Public Information and Participation 45
7. Pesticide Management Activities 139
8. Mercury Pollution Prevention Activities 157
9. Copper Action Plan/Nickel Action Plan 165
10. Trash Management 181
11. Water Quality Monitoring and Watershed Management 207
12. Training Tables 211

This Page Intentionally Left Blank

044703

WEST VALLEY CLEAN WATER PROGRAM

September 15, 2009

Mr. Bruce Wolfe
Regional Water Quality Control Board
San Francisco Bay Region
1515 Clay St., Suite 1400
Oakland, CA 94612

Subject: FY2008-2009 Annual Report for
West Valley Communities Urban Runoff Management Program

Dear Mr. Wolfe:

This report is submitted by the West Valley Cities of Campbell, Monte Sereno, Saratoga, and the Town of Los Gatos, in conjunction with the Santa Clara Valley Urban Runoff Pollution Prevention Program's Annual Report, pursuant to provision C.6.a. of the Program's reissued municipal storm water NPDES Permit (Order No. 01-024). The report summarizes activities performed during FY2008-2009 in accordance with the West Valley Communities' Urban Runoff Management Plan (URMP) submitted to the Regional Board on September 1, 2004 and the performance standards contained therein.

Contents of Report

The goals of this Annual Report are to: 1) concisely document implementation of URMP and FY08-09 Workplan; 2) evaluate program results for continuous improvement; 3) comply with permit requirements; and 4) share this information with other Co-permittees, municipal decision-makers, and the public. This report includes the following sections:

I. Preface
   - Table of Contents
   - Transmittal Letter with Program Highlights
   - Certification Statement
   - List of Acronyms

II. Program Elements
   1. IC/ID Elimination Activities
   2. Industrial / Commercial Discharger Control Program
   3. Public Agency Activities
      - Storm Drain O & M
      - Street Sweeping
      - Corporation Yard
      - Rural Public Works
   4. New Development: Planning Procedures
   5. Construction Inspection
   6. Public Information & Participation
   7. Pesticide Management Activities
   8. Mercury Pollution Prevention Activities
   9. Copper Action Plan / Nickel Action Plan
   10. Trash Inventory and Management
   11. Water Quality Monitoring and Watershed Management

   Training Summaries are provided at the end of each element

CAMPBELL • LOS GATOS • MONTE SERENO • SARATOGA

18041 Saratoga-Los Gatos Road • Monte Sereno, California 95030 • Tel: 408-354-4734 • Fax: 408-354-6284

PROGRAM HIGHLIGHTS AND ACCOMPLISHMENTS

During FY08-09, the West Valley Communities of Campbell, Los Gatos, Monte Sereno, and Saratoga continued efforts to implement their URMP to the maximum extent practicable. The West Valley Communities also continue to benefit from its collaborative efforts through West Valley Clean Water Program (WV CWP).

- WV CWP continues to receive annual requests for in-class stormwater pollution prevention presentations with its 3-D interactive 'Enviroscape' model. In addition to school presentations, this year WV CWP was invited to the Audubon Society's Annual Event, and was a big hit among both children and adults, where more than 70 people stopped to listen, play and learn ways they can help prevent stormwater pollution.
- WV CWP's Seed Packet Distribution – specifically five varieties of CA native plants which attract *beneficial bugs* listed in '10 Most Wanted: Beneficial Bug Brochure,' turned out to be a big hit. Because these particular seeds are available for purchase only in, WV CWP purchased the loose seeds, designed labels, and engaged Sierra Club volunteers to assemble seed packets. Packets were attached to the Beneficial Bug Brochures, as well as other IPM handout materials, and distributed to students at the Enviroscape presentation, through gardening classes, at a local garden center, and given to participants in creek clean up, Arbor Day and Earth Day events. Availability of seeds was also published in four City Newsletters, generating many phone and email requests from residents. Over 600 packets were distributed in less than 3 months!
- WV Communities and WV CWP hosted six clean up events, which were well attended. Three events were conducted in conjunction with well advertised national and international namesakes – International Coastal Clean-up Day, National Rivers Clean-up and Great American Litter Pick Up (GAPU), and benefitted from collaborative event advertising. WV CWP also helped secure donations from local retailers to provide Coastal Clean-up and Rivers Day Clean-up supplies and volunteer appreciation give-away items for events held in Santa Clara County.
- WV CWP responded to and followed through to resolution over 50 phone, email and inter-agency referrals for discharge incidents. Facilities which have and incident reported or an inter-agency stormwater inspection referral (SCC FD, SCC DEH, and SJ POTW/FOG programs) are placed upon a pro-active inspection list, and re-inspected within the next year.
- WV CWP continued to support SCVURPPP's Green Gardener program, promote classes and was instrumental in providing information for local newspaper coverage of recent Green Gardener Graduates working within the WV Communities.

The West Valley Communities remain committed to a watershed approach for preventing urban runoff pollution. Through the WV CWP, the WV Communities actively participate in SCVURPPP's many task groups, including Watershed Education and Outreach (WEO), C3PO and Trash Task Groups. WV CWP also participated in the SCB WMI's Trash Summit, held last October. Finally, the proposed MRP continues as a topic of discussion and staff participates in SCVURPPP update meetings regarding MRP.

Thank you in advance for your review of this Annual Report. Should there be any questions regarding the materials submitted, please contact me at (408) 354-4734.

Respectfully,

Kelly Carroll

Kelly Carroll
West Valley Clean Water Program Manager

cc: Sue Ma, RWQCB
Alberto Oxonion, City of Campbell
Todd Capurso, Town of Los Gatos
Anthony Ghiossi, Town of Los Gatos
Brian Loventhal, City of Monte Sereno
John Cherbone, City of Saratoga
Adam Olivieri, SCVURPPP
Jill Bicknell, SCVURPPP
Attachments

CITY OF SARATOGA

13777 FRUITVALE AVENUE · SARATOGA, CA 95070 · WWW.SARATOGA.CA.US

Incorporated October 22, 1956

COUNCIL MEMBERS:
Jill Hunter
Kathleen King
Howard Miller
Susie Nagpal
Chuck Page

City of Saratoga
FY 2008-2009 ANNUAL REPORT
ATTACHMENT A

Certification Statement

"I certify, under penalty of law, that this document and all attachments were prepared under my direction or supervision in accordance with a system designed to ensure that qualified personnel properly gather and evaluate the information submitted. Based on my inquiry of the person or persons who manage the system, or those persons directly responsible for gathering the information, the information submitted, is, to the best of my knowledge and belief, true, accurate, and complete. I am aware that there are significant penalties for submitting false information, including the possibility of fine and imprisonment for knowing violations."

Signature by Duly Authorized Representative:

John Cherbone
Public Works Director

9/15/09
Date

List of Acronyms

THIS PAGE INTENTIONALLY LEFT BLANK

West Valley Acronyms/Abbreviations

CEUs **Continuing Education Units** – Issued by Dept. of Pesticide Regulation or California Nursery Professionals Assn.

CIP **Capital Improvement Project**

EC Erosion Control

IC/ID Inspector West Valley Storm Water Discharge Inspector

PW **Public Works**

QAC **Qualified Applicator Certificate**. A category of the DPR licensing and certification Program. To be certified, the applicant must demonstrate specific knowledge on topics such as pesticide application drift problems and prevention, soil and water problems resulting from restricted use pesticides, phytotoxicity, potential for environmental contamination, etc.

Stormwater Reps Municipal Staff Representatives to the WWCWP from each participating WVC

UCCE **University of California Cooperative Extension Service** (conducts outreach for UC Davis IPM program; oversees Master Gardeners program)

WV **West Valley**

WVC **West Valley Communities** – Cities & Town which are members of the West Valley Clean Water Program: City of Campbell, Town of Los Gatos, City of Monte Sereno, City of Saratoga

WVCWP **West Valley Clean Water Program**: Stormwater Program for Campbell, Los Gatos, Monte Sereno, Saratoga

WVCWP Inspector **W**est **V**alley **C**lean **W**ater **P**rogram **I**nspector

WV Inspector **W**est **V**alley **Inspector**

THIS PAGE INTENTIONALLY LEFT BLANK

SCVURPPP Acronyms/Abbreviations

AB	Assembly Bill
ABAG	Association of Bay Area Governments
ABC	Annual Budget Review Compilation
ACCWP	Alameda Countywide Clean Water Program
ACOE	U.S. Army Corps of Engineers
AHTG	Ad Hoc Task Group
AR	Annual Report
ASCE	American Society of Civil Engineers
BAAQMD	Bay Area Air Quality Management District
BART	San Francisco Bay Area Rapid Transit
BATG	Budget Ad Hoc Task Group
Basin	Santa Clara Basin
Basin Plan	Water Quality Control Plan for the San Francisco Basin
BACWA	Bay Area Clean Water Agencies
BAHM	Bay Area Hydrology Model
BAMBI	Bay Area Macroinvertebrate Bioassessment Information
BASMAA	Bay Area Stormwater Management Agencies Association
Bay	San Francisco Bay
Bay Area	San Francisco Bay Area
BMI	Benthic Macroinvertebrate
BMM	Lower South Bay Monitoring and Modeling Subgroup
BMP	Best Management Practice
BOMA	Building Owners and Managers Association
BPP	Brake Pad Partnership
BU	beneficial use
C	Celsius
C.3	Permit Provision C.3
C3PO	C.3 Provision Oversight
CA	California
Cal-EPA	California Environmental Protection Agency
Caltrans	California Department of Transportation
CAMLnet	California Aquatic Macroinvertebrate Laboratory Network
Campaign	Watershed Watch Campaign
CAP	Copper Action Plan
CASQA	California of Stormwater Quality Association
CB	Copper Baseline
CCC	Continuous Concentration Criterion
CD-ROM	Compact Disk-Read Only Memory
CDS	Continuous Deflective Separation
CEP	Clean Estuary Partnership
CEUs	Continuing Education Units
CESQG	Conditionally Exempt Small Quantity Generator
CEQA	California Environmental Quality Act
CFR	Code of Federal Regulations
cfs	cubic feet per second
CI	Continuous Improvement
CIWMB	California Integrated Waste Management Board
CMIA	Conceptual Model Impairment Assessment
CMS	Copper Management Strategy
COA	Condition of Approval
CoHHW	Santa Clara County Household Hazardous Waste Program
CoHHW Program	Santa Clara County Household Hazardous Waste Program
COLD	cold freshwater habitat
CRMP	Coordinated Resources Management and Planning
CSBP	California Stream Bioassessment Procedures
CTR	California Toxic Rule
Cu	Copper
CWA	Clean Water Act
DDD	Dichlorodiphenyldichloroethane
DDE	Dichlorodiphenyldichloroethylene
DDT	Dichlorodiphenyltrichloroethane
DEH	Santa Clara County Department of Environmental Health
District	Santa Clara Valley Water District
DO	Dissolved Oxygen
DOE	Department of Energy
DPR	Department of Pesticide Regulation
DWR	Department of Water Resources
E. Coli	Enterococus Coli
EEC	SF Bay Wildlife Refuge Environmental Education Center
EEDMS	Environmental Enforcement Data Management System
EEPS	Exposure and Effects Pilot Study
e.g.	for example
EMAP	Environmental Monitoring Program
EMB	Executive Management Board
EOA	Eisenberg, Olivieri, and Associates
EPA	U.S. Environmental Protection Agency
Estuary	San Francisco Bay Estuary
F	Fahrenheit

SCVURPPP Acronyms/Abbreviations

FLT	Fluorescent Light Tube
FY	Fiscal Year
GCRCD	Guadalupe-Coyote Resource Conservation District
GIASP	General Industrial Activities Stormwater Permit
GIS	Geographic Information System
GRTS	Generalized Random Tessellation Stratified
HBANC	Home Builders Association of Northern California
Hg	Mercury
HMP	Hydromodification Management Plan
HHW	Household Hazardous Waste
HVAC	Heating, Ventilation and Air Conditioning
IBI	Index of Biotic Integrity
IC/ID	Illicit Connection and Illegal Dumping
ID	Identification
IND	Industrial/Commercial
i.e.	that is
IPM	Integrated Pest Management
JPA	Joint Powers Authority
K	Kindergarten
KAB	Keep America Beautiful
kg	Kilogram
L	Liter
Lb	Pound
LA	load allocation
LFA	Limiting Factors Analysis
LID	Low Impact Development
LSSB	Lower South San Francisco Bay
LUS	Land Use Subgroup
MC	Management Committee
MCMP	Metals Control Measures Plan
MCTT	Multi-Chambered Treatment Train
MDDB	Metadata Database
MDL	Most Downstream Location
MEP	Maximum Extent Practicable
Mercury Plan	Mercury Pollution Prevention Plan
Mg	milligram
mgd	million gallons per day
MIGR	fish migration
MOA	Memorandum of Agreement
MOFO	Morrison & Foerster
MOU	Memorandum of Understanding
MP	Monitoring Priority
MROSD	Mid-Peninsula Regional Open Space District
MYRWMP	Multi-Year Receiving Waters Monitoring Plan
NAP	Nickel Action Plan
NEMA	National Electrical Manufacturers Association
NAIOP	National Association of Industrial and Office Properties
NEPA	National Environmental Policy Act
ng	Nanogram
Ni	Nickel
NOI	Notice of Intent
NPDES	National Pollutant Discharge Elimination System
OC	Organochlorine
O&M	Operation and Maintenance
OP	Organophosphate
OWOW	Our Water Our World
P2	Pollution Prevention
PAHs	Polynuclear Aromatic Hydrocarbons
PBDE	Polybrominated Diphenyl Ether
Pb	Lead
PCBs	Polychlorinated Biphenyls
PCDD	Polychlorinated Dibenzo-p-Dioxins
PCDF	Polychlorinated Dibenzofurans
PCO	Pest Control Operator
pg	Picogram
PHAB	Physical Habitat Assessments
PIP	Public Information and Participation
PI/P	Public Information and Participation
PIPP	Public Information and Participation Program
PMPS	Pest Management Performance Standard
POC	Pollutant of Concern
POTW	Publicly Owned Treatment Works
PPPS	Planning Procedures Performance Standard
Program	Santa Clara Valley Urban Runoff Pollution Prevention Program
PS	Performance Standard
PVC	Polyvinyl Chloride
Q	Quarter
QAPP	Quality Assurance Project Plan
RAC	Regional Ad Campaign
RARE	preservation of rare and endangered species
RCRA	Resource Conservation and Recovery Act
REC- 1	water contact recreation

SCVURPPP Acronyms/Abbreviations

REC-2 non-contact water recreation

Regional Board San Francisco Bay Regional Water Quality Control Board

RFP Request for Proposal

RMAS Regional Monitoring and Assessment Strategy

RMP Regional Monitoring Program

RPT Report Preparation Team

RS Regulatory Subgroup

RTA Rapid Trash Assessment

RWQCB San Francisco Bay Regional Water Quality Control Board

SC Steering Committee

SCC Santa Clara County

SCBWM1 Santa Clara Basin Watershed Management Initiative

SCVURPPP Santa Clara Valley Urban Runoff Pollution Prevention Program

SCVWD Santa Clara Valley Water District

SF San Francisco

SFEI San Francisco Estuary Institute

SFEP San Francisco Estuary Project

SIC Standard Industrial Classification

SMaRT® Sunnyvale Materials Recovery and Transfer

SOP Standard Operating Procedures

South Bay Lower South San Francisco Bay

SPLWG Sources, Pathways and Loadings Work Group (RMP)

SPWN fish spawning

SSC Suspended Sediment Concentration

SSI Inventory of Santa Clara Basin Stream Studies

SSO Water Quality Site-Specific Objective

State Board State Water Resources Control Board

STOPPP San Mateo Countywide Stormwater Pollution Prevention Program

SWAMP Surface Waters Ambient Monitoring Program

SWANA Solid Waste Association of North America

SWMP Stormwater Management Plan

SWPPP Stormwater Pollution Prevention Plan

SWRCB State Water Resources Control Board

TAC Technical Advisory Committee

TMDL Total Maximum Daily Load

TO Tentative Order

TP Total Phosphorus

TPH Total Petroleum Hydrocarbons

TRC Technical Review Committee

ug Microgram

UPC Urban Pesticide Committee

URMP Urban Runoff Management Plan

URQM Urban Runoff Quality Management

USA Unified Stream Assessment

USEPA U. S. Environmental Protection Agency

USFWS U.S. Fish and Wildlife Service

USGS U.S. Geological Survey

VTA Santa Clara Valley Transportation Authority

WAC Watershed Assessment Consultant

WAMS Watershed Assessment and Monitoring Subgroup

WAR Watershed Assessment Report

WARM warm freshwater habitat

Water Board San Francisco Bay Regional Water Quality Control Board

Water District Santa Clara Valley Water District

WEF Water Environment Federation

WEO Watershed Education and Outreach

WE&O Watershed Education and Outreach

WERF Water Environment Research Foundation

WG Work Group

WILD wildlife habitat

WLA Waste Load Allocation

WMI Watershed Management Initiative

Work Group "I" SCBWMI Phase I Indicators Work Group

WP Work Plan

WRPC Water Resources Protection Collaborative

WVC West Valley Communities - members of the West Valley Clean Water Program: **Campbell, Los Gatos, Monte Sereno, Saratoga**

WVCWP West Valley Clean Water Program

WW Watershed Watch

WWTP Wastewater Treatment Plant

WY Water Year

YSI Youth Science Institute

Zn Zinc

THIS PAGE INTENTIONALLY LEFT BLANK

IC/ID Elimination Activities

Annual Report:

City of Campbell

Town of Los Gatos

City of Monte Sereno

City of Saratoga

West Valley Clean Water Program

THIS PAGE INTENTIONALY LEFT BLANK

ILLICIT CONNECTION & ILLEGAL DUMPING ELIMINATION ACTIVITIES

Saratoga

Santa Clara Valley Urban Runoff Pollution Prevention Program

FY 2008-2009 ANNUAL REPORT

FY 2008-2009 Work Plan Self Evaluation Matrix

Source	Task Source	Work Plan Tasks	Accomplishments	Responsible Party
	Program	a. ICID Standard Operating Procedure Updates Update SOPs and BMPs as changes occur per the Municipal Regional Permit and effectiveness evaluation. Provide staff training on revisions.	During FY 08-09, the MRP was not finalized to the extent that it was possible to make definite changes in SOPs and BMPs. Updates were proposed and evaluated during meetings, including an Enforcement Response Flow Chart.	Pub Works staff, WV Inspector and WVCWP staff
	URMP 2004	b. Response Program Implement IC/ID Stormwater Discharge Inspector response program and evaluate for continuous improvement.	Updates were proposed and evaluated during meetings, including an Enforcement Response Flow Chart; a final chart will be implemented inn FY 09-10.	WV Inspector
	IC/ID Perf Std	c. Standardized Reporting Report on incidents using enhanced reporting categories consistent with SCVURPPP Program. Document follow-through to point of resolution or referral for enforcement action (penalty or fine).	All incidents are entered into the SCVURPPP Standard Database. Each incident is given a tracking number for documentation purposes. Multiple entries are made under the same tracking number to document all follow-up visits and actions.	WV Inspector
	WVCWP Inspector Training	d. Inspector Training IC/ID Inspector will attend workshops on various measures and methods to improve water quality and protect watersheds from negative urban effects.	**CASQA 2008** 4th Annual Conference September 23rd, 24th, & 25th. **Construction Stormwater Management Compliance Workshops** Thursday November 20th and Friday November 21st Quinlan Community Center, 10185 N. Stelling Road, Cupertino, CA, 95014 8:00 am – 3:00 pm By: SCVURPP, SFEP, SF RWQCB and Friends of the Estuary Speakers: Scott Taylor, RBF Consulting Regional Water Quality Control Board Staff Topics included: How to comply with the Statewide General Construction	WV Inspector

ILLICIT CONNECTION & ILLEGAL DUMPING ELIMINATION ACTIVITIES

Saratoga

Santa Clara Valley Urban Runoff Pollution Prevention Program

FY 2008-2009 ANNUAL REPORT

Source	Task Source	Work Plan Tasks	Accomplishments	Responsible Party
			Stormwater Permit. Simple and effective stormwater BMPs (Best Management Practices) for construction projects. Selecting, installing and maintaining effective erosion control during construction. The need for monitoring and documentation Post construction/stormwater management techniques **Conducting Illicit Discharge Detection and Elimination Investigations (EPA) Broadcast** WVCWP Inspector watched two-part series in February, 2009 **Rural Roads Maintenance BMP Workshop Santa Clara Valley Water District Headquarters** Monday, March 23, 2009 Speakers: Jill Bicknell (SCVURPP), Tyler Ledwith (Ledwith Watershed Services) Topics: Effects of Roads on Watershed and Salmon Habitat, Regulations and Permitting, Best Management Practices for Road Maintenance, Best Management for Working Near Waterways **Rural Roads BMP Installation Training Workshop** March 25th, 2009 Santa Clara Valley Water District (Camden Yard) Tyler Ledwith (Ledwith Watershed Services) and Craig Benson Topics: Proper Installation of wattles, mats, living fences, silt fences, and check damns, for construction site erosion control. **Emergency & Enforcement Response Plan Meeting** April, 2009	

ILLICIT CONNECTION & ILLEGAL DUMPING ELIMINATION ACTIVITIES

Saratoga

Santa Clara Valley Urban Runoff Pollution Prevention Program

FY 2008-2009 ANNUAL REPORT

Source	Task Source	Work Plan Tasks	Accomplishments	Responsible Party
			WVCWP Inspector met with representatives from the four West Valley Cities, Santa Clara County Fire, and the West Valley Sanitation District to discuss current ERP response protocols and their effectiveness.	
	Municipal Staff Training	e. Municipal staff Training Conduct training & evaluation meeting between Storm Water Discharge Inspector and Town staff, to improve interdepartmental procedures.	**Field Techniques for Illicit Connection and Illegal Discharge Connection** Patrick Hansen WVCWP Topics: Introduction of typical field techniques used to detect illicit connections and illegal discharges, Experiences in ICID detection, Field Trip/Demonstration on TV'ing lines for ICID detection **Annual Street Maintenance and Storm Drain Supervisor Training** on May 14th, 2009. Topics covered included the Current Municipal NPDES Permit Requirements, and current Best Management Practices for Streets and Storm Drains Operations and Maintenance, possible requirements under the future MRP, and contacting and working with the WV Inspector on ICID calls, and the Municipalities' responsibility for following up with clean up of pollution to the SD system. Annual Urban Runoff Food Facility Inspection Training/Meeting with Santa Clara County DEH supervisors and inspectors, WVCWP staff, and City of Cupertino staff on May 7th, 2009. 8 attendees. Topics included: Review DEH inspection reports from FY07-08 and discuss the inspection reports for FY08-09, Review coordination and responses to incidents, and update contact lists, Discuss new inspection requirements under the future MRP.	WVCWP Inspector coord with PW staff

West Valley Communities

ILLICIT CONNECTION & ILLEGAL DUMPING ELIMINATION ACTIVITIES
Saratoga
Santa Clara Valley Urban Runoff Pollution Prevention Program
FY 2008-2009 ANNUAL REPORT

FY 08-09 IC/ID Report Data

Type of Incident		Miscellaneous Incidents	Incident Source		Report Source		Follow-up Action	
Saratoga	**Number of Incidents**	Misc. incidents 1	**Saratoga**	**Number of Incidents**	**Saratoga**	**Number of Incidents**	**Saratoga**	**Total**
Complaint not found	2		Residential	4	Interdepartmental	2	No Action	4
Grey water discharge	1		Commercial	1	Other agency	3	Verbal Notice	3
Sanitary spill or leak	1		Construction Sites	2	Citizen Complaints	4	Referral for Enforcement	2
Saw cutting slurry discharge	1		Other/unknown	1				
Tracking soil	1							
Vehicle & equipment leaking								
Water line breaks	1							

IC/ID Program Evaluation

IC/ID Training

The multiple trainings that the WVCWP staff, and the municipal staff, attended have been quite effective in building relationships with the Fire Dept., DEH, and the Municipalities. Inspectors from the Fire Dept., DEH, and the Municipalities, continue to look for possible stormwater violations while they are on their field inspections. If the Inspectors from the Fire Dept., DEH, and the Municipalities, observe any potential stormwater violations they immediately contact the WVCWP Inspector. All interagency referrals are documented in the IC/ID reporting section.

Trend Analysis

In FY06-07 the West Valley IC/ID inspector responded to sixteen (16) reports of potential violations in Saratoga. Out of the 16 reports, eight (8) were the result of interdepartmental referrals and three (3) were the result of citizen complaints. The trend in 06-07 did not indicate any commonly reported incident types. Two (2) incidents were not found and two (2) were allowable discharge. In FY 05-06, a notable trend in Saratoga was the substantial number of pool discharges (6) and construction related incidents (6). In 06-07, there was significant reduction in these types of incidents; only one (1) pool and spa discharge, and three (3) construction site related incidents.

In FY07-08 the West Valley IC/ID inspector responded to twenty (20) reports of potential violations in Saratoga and fifteen (15) follow up calls. Four (4) of these were in a Commercial area, three (3) Food Facility, eight (8) Construction Site, six (6) Residential, and fourteen (14) Public Facility. This is a slight increase in incident related violation calls, from sixteen (16) in FY06-07. The West Valley inspector provided outreach and educational materials as appropriate during each

incident response.

Enforcement action shows six (6) Referral for Enforcement. One incident was a mud slide on Hwy 9 which was referred to the SF Bay RWQCB. The other incident, raw sewage backing up into a parking garage behind a restaurant, has been referred to the City Attorney.

Under the heading Incident Status, the remaining thirty four (33) are Resolved/Closed.

In FY08-09 Nine (9) Incidents were reported to the WVCWP. Of those nine (9) incidents, two (2) complaints were not found. Incidents reported included: (1) Grey Water Discharge, (1) Sanitary Spill or Leak, (1) Saw cutting slurry discharge, (1) Soil Tracking, (1) vehicle & equipment leaking, (1) Water line break, (1) Misc. incident. The majority of the incidents were in residential areas (4), and construction sites (2). Incident reports came from a variety of sources including: interdepartmental referrals (2), other agencies (3), and citizen calls (4). Out of the nine (9) incidents in FY08-09 two (2) were referred for enforcement after the initial investigation, and three (3) were given verbal notices.

*Note

The West Valley Clean Water Program only gave completely new incidents ICID numbers, therefore, follow-up inspections to original ICID's were not given new ICID numbers. This is the reason for the dramatic decline in ICID's for FY08-09.

ICID Date	Contact Name (Resp Party)	Facility Address	ICID Incident Report Source (Origin)	ICID Incident Source	ICID Incident Type	ICID Enforcement Action	Findings (Comments)	Status	Compliance Date
8/6/2008	K. Andrew Constable	18930 Cabernet Dr., Saratoga	Citizen Complaints	Residential	Vehicle and equipment leaking	None	Resident emailed EOA complaining of oil stains in roadway in front of house. WVCWP inspector went out. No one home, left bus card. Slight stains in street. Appears to have been cleaned up. No SD problem.	Incident - Resolved	8/6/2008
12/22/2008		22217 Mt Eden Rd., Saratoga	Other Agency	Construction Sites	Tracking soil	Referral for Enforcement	12/22/08 Received referral from SCVWD re: property on Mt Eden Rd. with no erosion control. Private lot, did not appear to be currently under constrcution. Bare dirt on hillside,no vegatation. High Potential for erosion. Took pics.	Referred to Agency for Action	
3/3/2009		14831 Pierce Rd., Saratoga	Citizen Complaints	Commercial	Misc. incidents	Referral for Enforcement	3/3/09 Received call from resident re: runoff coming from Mt. Winery parking lot and flowing onto pierce rd. Took pics and referred to City of Saratoga. Discovered property was in the County's jurisdiction. 3/18/09 Referred to County.	Non-Incident	
4/15/2009		13899 & 13901 Upper Hill Dr., Saratoga	Citizen Complaints	Residential	Grey water discharge	Verbal Notice	4/15/09 Responded to email from Kristin Borel (City of Saratoga) re: citizen complaint of Landscaping runoff. WVCWP responded, did not see signs of landscape runoff. Left door hangers at 13899 & 13901 Upper Hill Dr.	2nd Inspection Required	
5/15/2009		12241 S. De Anza, Saratoga	Interdepartmental	Commercial	Water line breaks	Verbal Notice	5/15/09 Received call from WVCWP Manager re: broken sprinkler in landscaping and water being discharged into parking lot and storm drain. Talked with property owner (Kelly) said it will be fixed immediately.	Incident - Resolved	5/15/2009
5/20/2009		12874 Arroyo de Arguello, Saratoga (address does not exist)	Citizen Complaints	Residential	Complaint not found	None	5/20/09 Received email from Paul Thomas re: citizen complaint of a white, milky discharge that bubbles up from the lawn and a chalky substance remains in gutter. WVCWP Inspector could not find above address or substance in street. Took pics	Non-Incident	5/20/2009
5/29/2009		10600 Cuvilly, Saratoga	Other Agency	Residential	Sanitary spill or leak	None	5/29/09 West Valley Sanitation District responded to 500 Gallon sewage overflow at 10600 Cuvilly, Saratoga. Majority Percolated into dry creek bed, WVSD called EV Link to clean and disinfect. WVSD followed all appropriate protocol.	Incident - Resolved	5/29/2009
6/12/2009		Big Basin Way, Saratoga	Other Agency	Other/unknown	Complaint not found	None	6/12/09 Old Incident, not active, no incident observed	Non-Incident	6/12/2009
6/12/2009		Saratoga Ave. between Via Monte and 85 overpass	Interdepartmental	Construction Sites	Saw cutting slurry discharge	Verbal Notice	6/12/09 Received referral from WVCWP manager re: road construction/cutting on saratoga Ave. Sanco Pipelines was doing roadwork and did not have proper storm drain filters in place. Talked with foreman said he would put them in immediately.	Incident - Resolved	6/12/2009

Industrial Commercial Discharger Control Program

Annual Report:

City of Campbell

Town of Los Gatos

City of Monte Sereno

City of Saratoga

West Valley Clean Water Program

THIS PAGE INTENTIONALY LEFT BLANK

INDUSTRIAL/COMMERCIAL DISCHARGER CONTROL PROGRAMS
Saratoga
Santa Clara Valley Urban Runoff Pollution Prevention Program
FY 2008-2009 ANNUAL REPORT

Annual Report FY 2008-2009 Self Evaluation Matrix

Source	Task Source	Work Plan Tasks	Accomplishments	Responsible Party
	URMP	a. Joint Inspections of Retail Food Facilities Continue inspection program w/ DEH. All facilities will be inspected a minimum of once per year. Report inspection results in Annual Report. WVCWP IC/ID Inspector will conduct follow-up and distribute BMP materials per DEH referrals. Continue to evaluate data management for improvements.	In FY 08-09, all 97 food handling facilities in Saratoga were inspected; most of them were inspected 2 or 3 times by Santa Clara County Environmental Health Specialists (inspectors).	Insp'ns conducted by SCC DEH WVCWP Inspector by referral
	URMP	b. Training & Evaluation Conduct annual joint training meeting with Cupertino and SCC DEH to evaluate Inspection Program and make improvements. Annual meeting per agreement.	Held Annual Urban Runoff Food Facility Inspection Training/Meeting with Santa Clara County DEH supervisors and inspectors, WVCWP staff, and City of Cupertino staff on May 7th, 2009. 8 attendees. Topics included: Review DEH inspection reports from FY07-08 and discuss the inspection reports for FY08-09, Review coordination and responses to incidents, and update contact lists, Discuss new inspection requirements under the future MRP.	Annual Meeting WVCWP to coord. w/ Cupertino & DEH
	Continued from FY01-02 Pilot Program	c. WVCWP Restaurant Inspection Program Continue implementation of proactive inspection program targeting medium to large-scale restaurants. *Medium to large-scale* restaurants are defined as, restaurants with 6 or more employees and/or ones that routinely handle **large** quantities of grease.	Approx. 21 *medium to large-scale* restaurants in Saratoga. In FY 08-09 the Inspector's activities were aimed __4__ at follow-up inspections.	WV Inspector
	Continued from	d. Support West Valley Sanitation District's	FY08-09 WVCWP attended meetings with SJ POTW FOG	WV Inspector

INDUSTRIAL/COMMERCIAL DISCHARGER CONTROL PROGRAMS
Saratoga
Santa Clara Valley Urban Runoff Pollution Prevention Program
FY 2008-2009 ANNUAL REPORT

Source	Task Source	Work Plan Tasks	Accomplishments	Responsible Party
	Restaurant Inspection Pilot	Fats, Oils and Grease Program Expand scope of restaurant inspections to focus on grease trap maintenance. During pro-active visits, the WVCWP Inspector will look at grease trap cleaning records. Any food facility without records will be referred to the West Valley Sanitation District for follow up.	inspectors – one with WVSD; one where FOG Insp came to a WV Meeting; Pgm Manager went to SJ POTW FOG community meeting; WVSD is sending out pre-notification letters (we have a copy of a couple) and list of targeted facilities. Letters are intended Quarterly and generally group list of facilities by geography	
	URMP	e. Joint Inspections of Ind/Comm Facilities Based on agreement with Fire Dept. (thru 2011) Approximate number of facilities in Saratoga is 9. The inspection frequency goal is 100%. The total number of facilities by business category inspected will be included in the annual report	Renewed Joint inspection contract with the Santa Clara County Fire Department for a 5 year period, through July 2011. The SCCFD will inspect specific facilities, provide inspection forms, referrals for potential stormwater violations, and provide an annual inspection list. Approximate number of facilities in Saratoga is 9.	Inspections & data tracking conducted by SCC Fire WVCWP Inspector by referral
	URMP	g. Training & Evaluation Conduct annual joint meeting/training w/ SCC Fire to evaluate inspection reporting and confirm distribution of materials. Determine training topics, if needed, on the West Valley Fire Dept Inspection Agreement.	In February of 2009 WVCWP staff and SCC Fire staff met for the annual review of the joint inspection program, contract, and training topics. Possible changes to the program based on requirements under the future MRP were also discussed.	Annual Mtg w/ WVCWP & Sr Haz Mat Specialist/ IND Inspectors
	URMP	h. NOI Filers Provide updated list of NOI Filers to SCC Fire.	The list of NOI sites, 1 in Saratoga, was sent electronically to the Fire Dept in April of 2009.	WV Inspector
	Continued from Vehicle Shop Inspection Pilot	i. WVCWP Vehicle Shop Inspection Program Continue to pro-actively inspect vehicle maintenance and car wash facilities as part of IC/ID inspection program. Suggest	**SARATOGA:** In FY08-09 the West Valley Inspector conducted ___2____ pro-active inspections of vehicle shops in the City of Saratoga. He also followed up on automotive shop referrals from the Fire Dept's facility inspections.	WV Inspector

INDUSTRIAL/COMMERCIAL DISCHARGER CONTROL PROGRAMS
Saratoga
Santa Clara Valley Urban Runoff Pollution Prevention Program
FY 2008-2009 ANNUAL REPORT

Source	Task Source	Work Plan Tasks	Accomplishments	Responsible Party
		alternatives and promote improved car washing methods for auto businesses during IC/ID inspections. Document potential problems through resolution and submit to Program for Annual Report.		

Saratoga Industrial/Commercial Inspection Report Data FY08-09

DEH Inspections • 97 Food-Facilities • 150 Inspections* • 0 potential / actual violations **Fire Dept Inspections** • 5 by Fire District (See list at right) • 0 potential / actual violations ***Estimated Number of Inspections for FY08-09**	**Fire Dept Inspections** • **3 Automotive** • **1 Hazardous waste** • **1 Under Ground Storage**	**Fire Dept referred 0** **DEH referred 0**	**Fire Dept Report of Violations (0)** **Report from DEH (0)**	**(9) WVCWP** Pro-active Inspections • 2 Automotive • 1 Corp Yard • 4 Food Service • 2 Misc	**IND & Commercial # of Inspections** WVCWP 9 Fire Dept 5 DEH 150* **Total 159*** ***Estimated Number of Inspections for FY08-09**

INDUSTRIAL/COMMERCIAL DISCHARGER CONTROL PROGRAMS
Saratoga
Santa Clara Valley Urban Runoff Pollution Prevention Program
FY 2008-2009 ANNUAL REPORT

Industrial/Commercial Program Evaluation

Fire Dept Inspections of Industrial / Commercial Facilities:

Of the 5 facilities inspected by the Fire Dept., no potential or actual violations were found and reported to the WVCWP for follow up. The list of violations is provided to WVCWP at the end of each fiscal year. The West Valley Inspector will schedule a training meeting with the Fire Dept Haz Mat Specialist in FY 09-10 to discuss further inspections of sites with reported violations during FY 08-09. The sites with previous violations will be prioritized for inspections at the beginning of FY 09-10

When Saratoga was added to the Fire Dept Inspection Agreement for Campbell and Los Gatos (7/1/02), all West Valley facility inspections were coordinated under one umbrella. Monte Sereno does not conduct IND inspections because it has NO industrial or commercial facilities. Since 2001, WVCWP staff has met with Fire Dept staff at least twice a year to discuss standardized reporting, documentation and follow-up.

The West Valley Inspector's pro-active vehicle shop inspection program is designed to supplement Fire Dept facility inspections. Shop owners are made to realize the City's responsibility for making sure that the sites are in compliance with water quality requirements. The Inspector has made a positive impact with his visits and the distribution of educational materials depicting the right way to keep equipment, vehicle parts, and service areas covered, and all vehicle wash water managed properly. In a few cases the Inspector's meetings with vehicle shop owners have led to the facility's purchase of a wastewater capture system (noted in previous annual reports).

Annual Food Facility Inspection Training Meeting

Of the 97 facilities inspected by the DEH, no potential or actual violations were found and reported to the WVCWP for follow up. The Supervising Environmental Health Specialist at DEH had left and DEH was not always able to make the referrals to WVCWP due to staff shortage. However DEH has hired new staff and this will improve the coordination between DEH and WVCWP in FY 09-10.

Held Annual Urban Runoff Food Facility Inspection Training/Meeting with Santa Clara County DEH supervisors and inspectors, WVCWP staff, and City of Cupertino staff on May 7th, 2009. 8 attendees. Topics included: Review DEH inspection reports from FY07-08 and discuss the inspection reports for FY08-09, Review coordination and responses to incidents, and update contact lists, Discuss new inspection requirements under the future MRP

Date	Facility Name	Facility Address	Enforcement Action	Inspection Notes	Notes
8/21/2008	Saratoga School for D	14451 Fruitvale Av., Sarato	No Action	Clean operation, waste disposed of properly. No SDs on property.	No violations.
8/25/2008	Union 76 Gas Station	14395 Big Basin Wy., Sara	No Action	No violations. Gas and food only. No repair work. No washing vehicles. Spill kit OK. Clean, no litter.	
8/25/2008	Union 76 Gas Station	12015 Saratoga-Sunnyvale	No Action	No violations. Gas only. No repairs. No vehicle washing. Spill kit OK. Clean, no litter.	
8/25/2008	Madronia Cemetary	14766 Oak St., Saratoga	No Action	No violations. SDs are clear.	
5/5/2009	City of Saratoga Corp	13777 Fruitvale Avenue	No Action	Everything looked great. Extremely clean.	WVCWP Inspector and WVCWP Manager performed annual Corp Yard Walk Thru. Topics covered: Locations and updates to SWPPP, Dry cleanup methods, storage of chemicals, and other materials, spill log records, vehicle washing, trainings, flourescent bulbs
6/29/2009	Blue Rock Shoot	14523 Big Basin Way, Sara	No Action	6/29/09 Proactive restaruant inspection. Talked with manager on duty (Enasmo). Discussed proper restaurant BMP's. Gave poster.	
6/29/2009	Hong's Gourmet	14510 Big Basin Way, Sara	No Action	6/29/09 Proactive restaurant inspection. Looked in back around dumpster area. Tallow Bins and dumpsters were covered and clean. Everything looked good.	6/29/09 Talked with assistant manager about restaurant BMP's. Gave Poster
6/29/2009	Masu Sushi	14510 Big Basin Way, Sara	No Action	6/29/09 Proactive Restaurant Inspection. Talked with manager about proper house keeping, covering dumpsters, disposal of mop water, etc. Gave poster. Everything looked good.	
6/29/2009	Ristorante Da Mario	1441 Big Basin Way, Sarat	No Action	6/29/09 Proactive restaurant inspection. Talked with owner, Mario. Discussed proper house keeping, disposal of mopwater, covering tallow bins and dumpsters, etc. Gave poster. Everything looked good.	

THIS PAGE INTENTIONALY LEFT BLANK

Public Agency Activities

Annual Report:

City of Campbell

Town of Los Gatos

City of Monte Sereno

City of Saratoga

West Valley Clean Water Program

THIS PAGE INTENTIONALY LEFT BLANK

PUBLIC AGENCY ACTIVITIES: Operations and Maintenance
City of Saratoga
Santa Clara Valley Urban Runoff Pollution Prevention Program
FY 2008-2009 ANNUAL REPORT

FY 2008-2009 Work Plan Self Evaluation Matrix

Source	Task Source	FY08-09 Work Plan Tasks	FY 08-09 Accomplishments	Responsible Party
Storm Drain Operations and Maintenance				
	2004 URMP	Annual Storm Drain Cleaning Continue contract w/ WVSD (two year cycle for residential & one year cycle for commercial & industrial); Public Works staff will clean high leaf drop and other noted areas more frequently and as needed. Examine storm drain inspection & cleaning reports from previous years to determine areas where annual cleaning would be beneficial. Inlets with any record of debris will be inspected and cleaned once or twice annually.	West Valley Sanitation District (WVSD) performs systematic storm drain cleaning and inspection annually. Half the City's storm drains are cleaned and inspected each year. City crews assist contracted street sweeper by providing additional cleaning in high leaf drop areas and removal of storm debris from all inlets and grates as needed.	PW Analyst coord with WVSD per contract; Street Maint Spvsr coord in-field operations
	Trash Reduction Activities On-going	Trash Reduction Public Works Division will implement management actions (extra cleanup of littered catch basin inlets and surrounding areas, public outreach, and/or assessments) to address litter problem areas.	During inspection and cleaning of storm drain structures, WVSD staff notes catch basins that require additional cleaning. The data will be helpful in locating trash problem areas by storm drain location. Saratoga's report included 28 structures that received additional cleaning, totaling 2,750 Lbs., due excessive amounts of debris.	Streets Spvsr coord in-field operations; WVCWP staff
	Training (Rural PW activities)	Training - Annual WVSD/ Oper. & Maint. Meeting WVSD & WVCWP Storm Drain and Street Maintenance Operation & Maintenance Supervisors meeting. - evaluate status of annual storm drain cleaning and provide training on maintenance issues. Rural public works BMPs and Street Sweeping BMPs may be included in this workshop.	The annual WV Storm Drain Op & Maintenance Supervisor's workshop was held on May 14th, 2009 at Campbell Community Center. See Training Table for staff attendance. Staff from WVSD, WVCWP, and the other WV Communities also participated. Topics included: • A speaker from the regional program presented on the current NPDES Permit requirements and BMP's, and the possible future requirements of the MRP. • A speaker from Toyota Materials Handling also	Mtg lead by WVSD; Attend by Street Maint staff; Hosted by WVCWP

PUBLIC AGENCY ACTIVITIES: Operations and Maintenance
City of Saratoga
Santa Clara Valley Urban Runoff Pollution Prevention Program
FY 2008-2009 ANNUAL REPORT

Source	Task Source	FY08-09 Work Plan Tasks	FY 08-09 Accomplishments	Responsible Party
			presented on products which would help the municipalities reduce trash in downtown/high traffic areas. *Note The WVSD Storm Drain structure cleaning & debris findings for each city were presented at the June WVCWP meeting and will be used to help identify additional trash problem areas.	
	C/I item -Source Control Measure	Storm Drain Stencils or Signage Continue to replace and/or upgrade storm drain stencils or signage on storm drains or catch basins, as needed. Stencils will be replaced with the type of stencil most appropriate for the location.	Saratoga's storm drain signage is replaced if it becomes worn, or bent (if it is metal). The CIty primarily uses painted stencils. See evaluation at the end of this section.	Street Maint Division
Street Sweeping/ Pavement Management				
	URMP - Street Sweeping	a. Street Sweeping Program By contract – FY08-09 residential swept twice monthly; downtown every week; arterials and commercial areas once weekly. High leaf drop and other noted areas cleaned more frequently and as needed (i.e., construction zones - swept by responsible party).	**CITY OF SARATOGA:** The City has a contractor to conduct sweeping services. An Air Bear, vacuum type sweeper is used for areas that are conducive to picking up fine particulates and a broom type sweeper is used in other areas. All residents and businesses are required to utilize large recycling bins for leaves and other yard waste as part of their trash collection service. In Addition, city staff performs pro-active leaf pick up before and during storm season in high leaf drop areas. In FY 08-09 crews collected 240 cubic yards of yard waste. The sweeping services were increased from monthly to weekly sweeping for the 4 village parking lots and Big Basin. Sweeping Services increased in the El Quito Area from	Street Maint Supervisor Uses a Contractor – switched to a new contractor around 2006

PUBLIC AGENCY ACTIVITIES: Operations and Maintenance
City of Saratoga
Santa Clara Valley Urban Runoff Pollution Prevention Program
FY 2008-2009 ANNUAL REPORT

Source	Task Source	FY08-09 Work Plan Tasks	FY 08-09 Accomplishments	Responsible Party
			once a month to twice a month.	
		b. Street Sweeping Data Collection	Street Sweeping data was collected and provided to the SCVURPPP at the end of the fiscal year. See the three-year comparison table in the evaluation section (below), for curb miles swept, debris collected and yard waste recycled.	Public Works Analyst, Public Works Manager. WVCWP to coordinate.
	CI item	c. Training As needed for improvement and new requirements, provide training meetings for street sweepers (municipal staff or contractor) on required methods and equipment for sweeping. Provide instruction for data collection staff regarding street sweeping reporting.	**CITY OF SARATOGA:** Training for municipal staff on street sweeping data collection requirements and preferred sweeping methods conducted by WVCWP at the Streets & Storm Drain Operation and Maintenance Workshop on May 14th, 2009.	Street Maint Spvsr; WVCWP to assist
Corporation Yard				
	URMP	a. SWPPP Review As needed, review and update the municipal Storm Water Management Pollution Protection Plan (SWPPP).	The WVCWP Inspector conducted a corporation yard walk-thru and reviewed Saratoga's SWPPP on May 5th, 2009. Saratoga's SWPPP was revised in FY04-05. The City's current standard operating procedures and BMPs are working effectively.	Streets Maint Supervisor & WVCWP
	URMP	b. Staff Training Provide annual training on BMPs in Storm Water Pollution Prevention Plan w/ Corp-Yard walk-thru	The West Valley Clean Water Program Inspector/Assistant & Program Manager met with Saratoga Staff on May 5th, 2009 for the Annual Corp Yard Walk-Through Training. The WVCWP Inspector & WVCWP Manager conducted a corporation yard walk-thru and reviewed Campbell's SWPPP. Topics Covered Included: Review of SWPPP, Proper Spill Handling/Cleanup, Secondary Containment, Vehicle Washing, Training, Record Keeping, and Storage of Pesticides, Street Sweeping Data, E-waste Drop-off Sites, Requirements concerning Disposal and Record Keeping for Products Containing Mercury, and pesticides.	Streets Maint Supervisor

PUBLIC AGENCY ACTIVITIES: Operations and Maintenance
City of Saratoga
Santa Clara Valley Urban Runoff Pollution Prevention Program
FY 2008-2009 ANNUAL REPORT

Source	Task Source	FY08-09 Work Plan Tasks	FY 08-09 Accomplishments	Responsible Party
Public Agency Activities: Operations and Maintenance Evaluation				

Storm Drain Maintenance

In FY 08-09, West Valley Sanitation District (WVSD) provided its third enhanced annual report to the cities on storm drain cleaning. Since June 2008 the reports have listed the structures that were inspected and cleaned with the maintenance crew's findings. A total of 2,181 structures were inspected.

- Of those inspected, 1547 were found without any debris and were noted as "clean."
- Of those inspected, 634 had some visible debris upon inspection.
- Of those 634 that had visible debris, 28 required cleaning.
- Of the 28 storm drains that required cleaning, 27 were considered to have "Severe" amounts of debris (75 Lbs. +)

Storm Drain Stencils:

Saratoga's storm drain signage is replaced if it becomes worn, or bent (if it is metal). The City primarily uses painted stencils because they are easy to apply, they can be installed on horizontal surfaces (unlike the thermoplastic stencils) and the savings in staff time and cost of stencils is substantial. The metal plates, previously installed by the WV communities, are no longer applied because they were problematic. The Streets Supervisor considers new methods and materials for storm drain signage as they are introduced to the market. He is willing to pilot new plaques or signage materials if they are deemed practicable based on his experience and the results of previous West Valley pilots. Santa Clara County staff asked the WVCs for a recommendation on where to purchase metal plaques similar to those previously installed by the West Valley Cities. West Valley reported that municipal staff have discontinued application of the metal plaques because the sharp edges have a potential to get caught in street sweepers and bend, creating a potential to injure pedestrians or bicyclists. Replacing the plaques was also a problem. When plaques came loose or were removed, concrete chunks crumbled from the curb with the screws (used for attaching the plaques) making replacement in the same spot impossible.

Street Sweeping:

The City collected 929 cubic yards of debris in FY08-09. This total includes 717.5 cubic yards of material collected in residential areas, 171.5 cubic yards collected in commercial/arterial areas, and 40 cubic yards collected by additional City staff cleanup. All 214 curb miles of residential streets are swept every month, and all 65 curb miles of commercial/arterial streets are swept every month. The sweeping services were increased from monthly to weekly sweeping for the 4 village parking lots and Big Basin.

Sweeping Services increased in the El Quito Area from once a month to twice a month.

Yard Waste - Curbside Collection and Recycling:

The West Valley yard waste recycling program reduces the amount of debris that gets into the storm drain, since leaves are collected in oversized bins rather than being stored in the street. In FY 08-09, the totals were given for all diverted waste. Totals for yard waste recycled were not provided.

PUBLIC AGENCY ACTIVITIES: Operations and Maintenance
City of Saratoga
Santa Clara Valley Urban Runoff Pollution Prevention Program
FY 2008-2009 ANNUAL REPORT

Source	Task Source	FY08-09 Work Plan Tasks	FY 08-09 Accomplishments	Responsible Party

Training Evaluation:

The WVCWP Storm Drain Maintenance Workshop was held on 5/14/09 this year at the Campbell Community Center. Municipal staff generally felt that the Workshop helped them to understand the possible requirements of the future MRP. Municipal Staff also discussed the pros and cons of current BMP's and how they could address these issues in the future. It was evident that BMPs are being used by municipal staff but there was some frustration among street and park maintenance workers because they don't have enough authority to convince residents and private contractors to keep pollutants from reaching the storm drain system. The WVCWP Inspector offered his card to all attendees and requested that they report any incidents to him for immediate follow-up. One challenge is to catch the violator in the act of allowing pollutants into the storm drain system. By the time the incident, or the result of the incident, is seen it is often too late to stop it. The maintenance crews are generally called to clean up spills. Attendees requested continued updates on the MRP requirements for storm drain maintenance and street sweeping practices. Several of the attendees stayed after the workshop for additional discussion among the cities

Corporation Yard SWPPPs:
Saratoga Corp Yard Walk-Thru
May 5th, 2009
Attendance: (1) City of Saratoga Public Works Maintenance Staff and (2) WVCWP Staff
Leader: WVCWP Inspector/Assistant & WVCWP Manager
Topics:

- Review SWPPP
- Proper Spill Handling/Cleanup
- Secondary Containment
- Vehicle Washing
- Disposal of and Record Keeping of Products Containing Mercury (Mercury Booklet)
- Pesticides; Training, Record Keeping, and Storage
- Street Sweeping Data
- E-Waste Drop Off now at Goodwill Drop Off Sites
- Sign In Log; including name and job title

PUBLIC AGENCY ACTIVITIES: Operations and Maintenance
City of Saratoga
Santa Clara Valley Urban Runoff Pollution Prevention Program
FY 2008-2009 ANNUAL REPORT

Rural Public Works Activities				
Rural Public Works Perf Std	Rural Public Works Perf Std	Performance Standards Implementation Evaluate the effectiveness of Rural Public Works BMPs used on applicable maintenance activities (if any) regarding: a) management and/or removal of large woody debris and live vegetation from stream channels; b) stream bank stabilization projects; c) road construction, maintenance, and repairs in rural areas to prevent and control road-related erosion; and d) environmental permitting for rural public works activities. Report on these activities in the Annual Rpt.	No Rural Public Works construction took place this year. The model performance standard has been adopted. SOPs were updated as part of the Town's Urban Runoff Management Plan revision in 2004. WVCWP staff developed a short PowerPoint presentation consisting of Rural Public Works (RPW) standards and BMPs for staff training. The presentation slides are sufficient at this time. The West Valley Cities have very few rural public works projects. If staff or municipal contractors begin to construct more RPW projects, WVCWP staff will take photographs of the sites and the BMPs to include in training presentations.	Public Works Maint Div.
Training	FY08-09 Work Plan	Appropriate municipal staff or contracted staff will receive annual training on the use of current BMPs and SOPs, as noted in the performance standard. BMPs and SOPs may be reviewed as part of the annual WVCWP Street Maintenance Supervisors meeting.	City of Saratoga Staff attended the Streets and Storm Drains Maintenance Workshop on May 14th, 2009. Erosion control along roads was one of the topics covered. **Rural Roads Maintenance BMP Workshop** Santa Clara Valley Water District Headqaurters Jill Bicknell (SCVURPP), Tyler Ledwith (Ledwith Watershed Services) Topics: Effects of Roads on Watershed and Salmon Habitat, Regulations and Permitting, Best Management Practices for Road Maintenance, Best Management for Working Near Waterways **Rural Roads BMP Installation Training Workshop** Santa Clara Valley Water District (Camden Yard) Tyler Ledwith (Ledwith Watershed Services) and Craig Benson Topics: Proper Installation of wattles, mats, living fences, silt fences, and check damns, for construction site erosion control. (See Training Evaluation for more information)	PW Admin Analyst/ City Engineer / Streets Maint Spvsr

PUBLIC AGENCY ACTIVITIES: Operations and Maintenance
City of Saratoga
Santa Clara Valley Urban Runoff Pollution Prevention Program
FY 2008-2009 ANNUAL REPORT

Rural Public Works Activities Program Evaluation
Stormwater BMPs are currently discussed in pre-construction meetings with contractors; the City inspects all contracted rural public works in its jurisdiction and ensures the use of stormwater quality and erosion control BMPs. No capital improvement projects involving Rural Public Works were conducted this year. When future construction of Rural Public Works takes place, measures will be implemented for erosion prevention.

PUBLIC AGENCY ACTIVITIES: Operations and Maintenance
City of Saratoga
Santa Clara Valley Urban Runoff Pollution Prevention Program
FY 2008-2009 ANNUAL REPORT

Street Sweeping Totals for FY05-06 through FY08-09		
Curb Miles Swept		
FY06-07	**FY07-08**	**FY08-09**
Residential	**Residential**	**Residential**
2,520curb miles swept	**2,520 curb miles** swept	**2,568 curb miles** swept
Commercial & Arterials	**Commercial & Arterials**	**Commercial & Arterials**
780 curb miles swept	**780 curb miles** swept	**780 curb miles** swept
Annual Combined Total	**Annual Combined Total**	**Annual Combined Total**
3,300 curb miles swept	**3,300 curb miles swept**	**3,348 curb miles swept**
Debris Collected		
FY06-07	**FY07-08**	FY08-09
Residential	**Residential**	**Residential**
615 cubic yards of debris collected	**616.25 cubic yards**	**717.5 cubic yards**
Commercial & Arterials	**Commercial & Arterials**	**Commercial & Arterials**
160 cubic yards of debris collected	**153 cubic yards**	**171.5 cubic yards**
Annual Combined Total	**Annual Combined Total**	**40 cubic yards of other debris**
775 cubic yards of debris collected	**769.25 cubic yards**	**Annual Combined Total**
		929 cubic yards
Yard Waste Recycled		

FY06-07 Residents and businesses recycled 5,957.66 tons of yard waste using Waste Management garbage collection service from July '06 to the end of January '07. In March the West Valley Cities changed contractors; the total amount of yard waste recycled using West Valley Collection and Recycling from 3/1 to 6/30 2007 was reported as 3,924 tons for a combined **total of 9,881.66 tons.** City crews also picked up 240 cubic yards of leaves and tree debris.
FY07-08: An annual total of **24,898 tons** of diverted waste was picked up by garbage collection service. *

* Diverted waste totals are not representative of yard waste collected. Diverted waste totals include all waste that is diverted from landfills.

FY08-09: An annual total of **15,206 tons** of diverted waste was picked up by garbage collection service. *

* Diverted waste totals are not representative of yard waste collected. Diverted waste totals include all waste that is diverted from landfills.

Storm Drain Program Summary
For The
City of Saratoga

FY2008-2009

Period of **PM** Cleaning:		11/17/08 - 11/21/08
Pounds of Debris Removed:		2750lbs
By Type -	Leaves/Paper:	250lbs
	Mud/Dirt:	2400lbs
	Sand/Gravel:	0
	Rocks/Stone:	0
	Roots:	0
	Constr Debris:	100lbs

Structures Requiring Repair:		107
By Type -	Paved Over/Buried:	73
	Broken Grate/Frame:	17
	Broken Collar:	5
	Broken Curb/Gutter:	2
	Bikestraps Missing:	8
	Unable to Locate:	1
	Inactive/Abandoned:	0
	Missing/Removed:	0

THIS PAGE INTENTIONALY LEFT BLANK

Planning Procedures & New Development

Annual Report:

City of Campbell

Town of Los Gatos

City of Monte Sereno

City of Saratoga

West Valley Clean Water Program

THIS PAGE INTENTIONALY LEFT BLANK

PLANNING PROCEDURES
Saratoga
Santa Clara Valley Urban Runoff Pollution Prevention Program
FY 2008-2009 ANNUAL REPORT

FY 2008-2009 Work Plan Self Evaluation Matrix

Source	Task Source	Work Plan Tasks	Accomplishments	Responsible Party
Planning Procedures				
	Provision C.3	Review the City's Urban Runoff Management Plan. Update contact information and responsible parties for standard operating procedures. Initiate updated SOP's to meet requirements in the Municipal Regional Permit. Participate in Provision C.3 Oversight Ad Hoc Task Group (C3PO AHTG) to stay updated on current issues, respond to Program or RWQCB requests, and exchange questions, ideas or experiences, related to C.3 implementation with other Co-permittees.	WVCWP Manager participated in the C3PO AHTG meetings in order to present summarized information at West Valley monthly meetings and encourage feedback, as appropriate, from West Valley Co-permittee's. SARATOGA: WVCWP Manager participated in the C3PO AHTG meetings to present summarized information at West Valley monthly meetings and encourage feedback, as appropriate, from West Valley Co-permittee's.	WVCWP Mgr & City Eng
	Municipal Regional Permit (MRP)	Provide municipal training as needed, to prepare for implementation of Municipal Regional Permit (MRP) requirements.	WVCWP Manager, attended an MRP Workshop put on by the Countywide SCVURPPP Program in February, 2009. All other training postponed until the issuance of the MRP.	SCVURPPP, WVCWP, Municipal Staff Pub Works Analyst, City Eng; WVCWP Mgr to assist
C.3.c. Requirements for Group 1 and Group 2 Projects				
Devlopmt Project Implement-ation	C.3.c.	As appropriate, revise guidance, website, procedures, and/or conditions of approval to facilitate implementation of development project requirements per the MRP.	C.3 guidance for all WV cities was revised and posted prior to 8/15/06 to include Group 2b projects, based upon current requirements. Updates to guidance documents, conditions of approval or other procedures will occur as needed, when MRP is adopted.	SCVURPPP, WVCWP, Municipal Staff Pub Works Analyst, City Eng; WVCWP Mgr to assist

PLANNING PROCEDURES
Saratoga
Santa Clara Valley Urban Runoff Pollution Prevention Program
FY 2008-2009 ANNUAL REPORT

Source	Task Source	Work Plan Tasks	Accomplishments	Responsible Party
			In FY08-09 the City of Saratoga posted SCVURPPP's Top Ten Development Tips to Protect Creeks to the City's Website. In FY06-07 Saratoga created forms for the project applicant to complete and municipal planners or the City Engineer to verify. The City of Saratoga continued to use these forms in FY 08-09. The forms were updated in May 2008. Green Building Techniques Materials and Strategies, Green Points Checklist, and the Storm Water Checklist were all added to the form. The Stormwater Treatment Measure Details form includes a check box to indicate that the applicant has prepared, signed and recorded the necessary covenant for ongoing maintenance and operation of stormwater treatment measures. The check box also conveys that the applicant has ensured that responsible public agency staff will have access to inspect the structured stormwater measures in perpetuity.	
C.3.e Operation and Maintenance of Treatment BMPs				
BMP Inspection Program O&M Verification	Permit C.3.e.iii	Provide details of O&M verification program in each annual report. Note organizational structure, evaluation of effectiveness, and proposed improvements. List or summarize treatment BMPs inspected during the year, inspection results, and required follow-up through resolution.	SARATOGA: The City has not had any Group 1 or Group 2 projects to inspect FY 08-09. However, Saratoga has implemented standard operating procedures for ongoing BMP O&M inspections. The procedures are documented in the City's URMP and were attached to the City's previous annual report. The Stormwater Treatment Measure Details form includes a check box to indicate that the applicant has prepared, signed and recorded the necessary covenant for ongoing maintenance and operation of stormwater treatment measures. The check box also conveys that the applicant has ensured that responsible public agency staff will have access to inspect the structured stormwater measures in perpetuity.	Public Works Analyst and City Engineer

PLANNING PROCEDURES
Saratoga
Santa Clara Valley Urban Runoff Pollution Prevention Program
FY 2008-2009 ANNUAL REPORT

Source	Task Source	Work Plan Tasks	Accomplishments	Responsible Party
Training & Evaluation	Work Plan	Training & Evaluation Continue to provide training to inspectors and data managers on O&M verification program requirements. Discuss evaluation of effectiveness and planned improvement to the program	**Annual C3 Workshop (SCVURPPP) "Stormwater Management for New and Redevelopment Projects: New Challenges, New Tools and New Ideas"** Roosevelt Community Center, San Jose See Also: Training Table below for list of Workshops, Training, seminars or meetings which municipal staff attended	SCVURPPP and WVCWP to provide training or present Training Opportunities to Municipal Staff
C.3.f Hydromodification Management Plan				
HMP – Hydrograph Modification Mngmt Plan	C.3.f	City staff will continue to track HMP progress and implement its requirements as applicable for qualified Group 1 projects that may cause increased erosion or other related impacts.	SARATOGA: Saratoga implemented the HMP for Group 1 projects on Oct 20, 2005. In FY06-07 Saratoga's PW Analyst and the City Attorney's NPDES Specialist produced development worksheets for Planning, Engineering staff to review with private developers. The worksheets include the criteria for HMP requirements and the specifics for HMP implementation. The worksheets were updated in May, 2008. There were no HMP-regulated projects in Saratoga in FY 08-09.	City Engineer
Training		Continue to provide incremental training on HMP requirements to City staff after adoption of the MRP via SCVURPPP workshops and/or WVCWP in-house staff training.	To stay informed of the most recent HMP developments, the WVCWP Mgr participates in the C3PO AHTG meetings. Proposed revisions to the HMP were reviewed during the West Valley Clean Water Program's Meetings in FY08-09.	SCVURPPP/ City Engineer; WVCWP to coordinate
HMP Reporting	C.3.f.viii	Summarize development and implementation status for projects incorporating HMP measures and provide details to WVCWP staff for Annual Report.	City of Saratoga did not have any projects which meet the criteria for required HMP implementation during FY 07-08.	City Engineer
C.3.g Waiver and Compensatory Mitigation Program				
Waiver Program or Alternate Compliance	Permit C.3.g.	Currently, **WV Communities** do not offer an alternate compliance option to developers of Group 1 or Group 2 projects. No changes are expected to this approach	All Group 1 and Group 2 projects are required to implement C3 requirements. Currently, the City does not offer an alternate compliance option to developers.	City Engineer

PLANNING PROCEDURES
Saratoga
Santa Clara Valley Urban Runoff Pollution Prevention Program
FY 2008-2009 ANNUAL REPORT

Source	Task Source	Work Plan Tasks	Accomplishments	Responsible Party
		in FY 08-09 unless regional watershed projects become available to support.		
C.3.h Alternate Certification				
Alternate Certification reporting	Permit C.3.h	Report on all projects that are certified by someone other than municipal staff and the mechanism for ensuring outside certifiers are qualified.	The project applicant is responsible for having all stormwater measures certified for adequacy, according to the C.3 requirements. The City uses lists approved by the City of Sunnyvale and BASMAA to determine which civil engineers are qualified and allowed to certify C.3 compliance for private development projects. Saratoga did not approve any Group 1 or Group 2 projects for construction or grading in FY08-09.	City Engineer
C.3.j Site Design Guidance				
Site Design Guidance	Permit C.3.j	Summarize the status of revision and implementation of site design measures guidance and standards.		
C.3.l General Plan Update				
General Plan	Permit C.3.l	At next planned update, revise General Plan to reflect principles and policies to address requirements for development projects.	Saratoga's latest General Plan was approved on June 6, 2007. During FY06-07 the City completed approximately 18 months of research to prepare for updates to the City's General Plan. The City dedicated significant staff resources to include language in the General Plan that will clarify goals and guidance to attain water quality benefits as part of the development project approval process. No new revision is currently planned.	Comm. Dev. Dept.
C.3.n Reporting Requirements				
C3 Project Reporting	Permit C.3.n.i.	Report details required by the Permit for all Group 1 and Group 2 projects that received final approval for construction during FY08-09. E.g. list project name, location, type, deemed complete date, final approval date	No projects in the Group 1 or 2 categories were approved or submitted this year.	City Eng & PW Analyst to provide data

PLANNING PROCEDURES
Saratoga
Santa Clara Valley Urban Runoff Pollution Prevention Program
FY 2008-2009 ANNUAL REPORT

Source	Task Source	Work Plan Tasks	Accomplishments	Responsible Party
		prior to grading, project size, amt impervious surface, watershed, developer name and S/W measures and treatments used.		
C3 Project Reporting	Permit C.3.n.ii.	For "regulated" projects provide details in the annual report on the S/W treatments used, the sizing criteria, O&M verification status, any follow-up action, site design measures used, source control measures used and pesticide reduction measures required.	No projects in the Group 1 or 2 categories were approved or submitted this year.	City Eng & PW Analyst provide data to WVCWP staff
Report Pesticide Reduction Measures	NPDES Permit Provision C.3.n.iii	For "regulated" projects, report on the percentage of projects for which pesticide reduction measures were required.	As part of the Group 1 and Group 2 project approval process, a Planner informs applicants that the City is implementing a "Pesticide Management Plan." Applicants must review and comply with BMPs contained in the informational document 'Landscape Maintenance Techniques for Pest Reduction,' provided to them and reviewed as part of a check-off list within the City's new Development Worksheet. As a condition of approval, applicants must not allow fertilizers or pesticides to be washed to the storm drains or to be buried in soil during construction. Applicants must reuse, recycle or properly dispose of these products as hazardous waste. Saratoga's General Plan, approved 6-6-07, states that the use of native draught-tolerant vegetation will be a condition of approval for projects that include prospective landscaping, whenever feasible	City Eng & PW Analyst provide data to WVCWP staff

Planning Procedures Evaluation

Public Works staff continued to coordinate very closely with the Community Development Department to ensure that all development projects are conditioned properly for storm water quality requirements in FY08-09. In addition, Public Works staff assists developers and their design team members with C.3 technical and legal issues (specifically bio-swale design and the BMP O&M agreement). For projects requiring bio-swales, the Associate Engineer provides the developer with design drawings. The City has received positive feedback from developers, who appreciate knowing exactly what the City wants and seeing detailed examples. Public Works and Building staff made the decision to use City Engineering staff, instead of an outside consultant, to perform BMP O&M Verification inspections (to

PLANNING PROCEDURES
Saratoga
Santa Clara Valley Urban Runoff Pollution Prevention Program
FY 2008-2009 ANNUAL REPORT

Source	Task Source	Work Plan Tasks	Accomplishments	Responsible Party

date, none have been needed).

Group 1 and Group 2 Projects - The City of Saratoga requires developers to design and implement the following measures to reduce stormwater pollution to the maximum extent practicable.

Site design shall include measures to minimize impervious land coverage, maximize infiltration (where appropriate and designed to protect

a. groundwater quality), and provide detention or retention as part of landscaping where feasible;
b. Source controls shall be required to limit pollution generation, discharge, and runoff as appropriate, including measures to discourage pesticide use;
c. Stormwater treatment measures shall be designed in accordance with the numeric design criteria in Provision C.3.d;
d. Continued operation and maintenance of BMP treatments shall be ensured by the developer and future property owners by legal covenant and continued O&M of BMP treatments shall be inspected by Saratoga Engineering staff.
e. Increases in peak runoff flow and volume shall be managed for appropriate projects by implementing the guidance in the Program's Hydromodification Management Plan (HMP) for the specific stream receiving the discharge~~.~~

Pesticide Reduction

1. Where feasible, landscaping shall be designed and operated to treat storm water runoff by incorporating elements that collect, detain and infiltrate runoff. In areas that provide detention of water, plants that are tolerant of saturated soil conditions and prolong exposure to water shall be specified.
2. Pest resistant landscaping plants shall be considered for use throughout the landscaped area, especially along any "hardscaped" area.
3. Plant materials selected shall be appropriate to site specific characteristics such as soil type, topography, climate, amount and timing of sunlight, prevailing winds, rainfall, air movement, patterns of land use, ecological consistency and plant interactions to ensure successful establishment.
4. Existing native trees, shrubs, and ground cover shall be retained and incorporated into the landscape plan to the maximum extent possible.
5. Proper maintenance of landscaping, with minimal pesticide use, shall be the responsibility of the property owner.

In FY08-09 the City of Saratoga participated in the Water Resources Protection Collaborative. The Collaborative was enacted in an effort to clarify and streamline local permitting for streamside activities, representatives from the water district, cities, the county and business, agriculture, streamside property owner and environmental interests created a partnership known as the Water Resources Protection Collaborative. The approach makes a clear distinction regarding governance. Municipal organizations will continue to exercise their land use authority. The Collaborative developed model Guidelines and Standards which will serve as a basis for the District and municipal organizations to implement as appropriate. Each municipal organization will develop and apply these standards as needed for their jurisdiction. The City of Saratoga adopted these guidelines in May of 2008.

Saratoga

Reporting Form for Planning Procedures Performance Standard

and Provision C.3.n.i. Reporting Requirements

Part 1
New Development and Significant Redevelopment Projects[1]
Reviewed and/or Approved During FY08-09

Project Name	Project Type[1]	Site Size (ac. or s.f.)	New Impervious Surface (s.f.)[2]	Area of Land Disturbed (Ac.)[3]	Project Status	Storm Water Control Measures Included in Project
Private Projects						
NONE						
Public Projects						
NONE						

[1] Describe project type, as defined in Provision C.3.c.
[2] "New" is defined as impervious surface created, added or replaced.
[3] If the site is a "significant redevelopment", list the area of land disturbance, if information is readily available.

Saratoga

Reporting Form for Planning Procedures Performance Standard and Provision C.3.n.ii. & iii. Reporting Requirements

Part 2
Stormwater Control Measures[1]
Reviewed and/or Approved During FY08-09

Project Name	Treatment BMPs	Numeric Sizing Criteria Used	O&M Responsibility Mechanism and Responsible Party	Site Design Measures	Source Control Measures	Pesticide Reduction Measures
Private Projects						
NONE						
Public Projects						
NONE						

[1]List all projects with new impervious surface area greater than 10,000 s.f.

See SCVURPP "C.3. Handbook: Guidance for Implementation of Stormwater Requirements for New and Redevelopment Projects".

*Projects that do not require stormwater treatment because they fall under the Alternative Compliance Program must be reported as per Provision C.3.g.v. (see Reporting Form Part 3).

Santa Clara Valley
Urban Runoff
Pollution Prevention
Program
www.scvurppp.org

Top Ten Development Tips to Protect Creeks

The scenic creeks that meander through the Santa Clara Valley can be harmed by development – unless we take precautions. If loose soil is allowed to wash into creeks, it can lead to sedimentation that harms migratory fish. Development in or near "riparian corridors" can result in excessive erosion, increased pollution, and impacts to wildlife habitat. Municipalities may require permanent stormwater treatment measures to reduce impacts. Follow these "top ten" tips to help protect local creeks for our enjoyment, native fish and wildlife, and future generations.

A "riparian corridor" is the strip of land, centered on a stream, characterized by vegetation that grows adjacent to freshwater watercourses.

In the Site Layout…

Don't: ✓ Do:

1. Maintain setbacks. Reduce impervious surfaces and keep buildings, patios, decks and other structures at least 100 feet away from the riparian corridor edge (*clustering buildings away from streams and using pervious paving reduces impact on habitat and protects property).*

2. Preserve healthy native and non-invasive trees and protect the riparian habitat through creative site plan design (*the urban forest provides shade, improved air quality, site aesthetics, and reduces noise. Visit www.canopy.org/db/ for tree selection tips in the Bay Area.*)

3. Avoid intrusive activities. Balance the need to protect riparian habitat from intrusive activities with creek-friendly recreation. *(Any human activity may generate noise and trash, but recreation opportunities help people become "stakeholders" and promotes stewardship.)*

In the Project Design…

4. Avoid night lighting, bright colors, reflective surfaces and noise near the riparian corridor (*riparian and wildlife habitat protection.*)

Don't: ✓ Do:

5. Control pollutant sources on the site (*cover debris and material storage, specify roofed trash enclosures, dispose of waste properly, and implement an effective trash removal program).*

In Landscaping…

6. Use suitable California native and drought tolerant plants, and avoid the use of invasive species. *(Visit www.cal-ipc.org for a list of invasives, www.cdfa.ca.gov/phpps/ipc/encycloweedia/encycloweedia_hp.htm for plants defined as noxious weeds in California, and www.cnps.org/cnps/nativeplants for information on native plants.)*

7. Use Integrated Pest Management techniques in design and maintenance (*learn how to promote healthy soils, conserve water, and help avoid the use of pesticides and quick-release fertilizers at www.ourwaterourworld.org and www.mywatershedwatch.org).*

PESTICIDE FREE ZONE

8. Preserve, maintain, and restore the riparian setback area with native vegetation and non-invasive adapted plants to buffer the creek from development (*protects habitat and reduces erosion, sedimentation, and excessive runoff during storms*).

Throughout the Project…

9. Determine and address all project impacts on the creek and obtain appropriate regulatory permits (*site design, impervious surfaces, activity areas, site grading, filling in floodplain areas, pollution, landscaping, and stream crossings all affect habitat*).

10. Remember that every section of a stream contributes to the habitat value of the entire stream (*even channelized sections may connect better habitat areas*).

For More Information:

Contact the municipality and see the Santa Clara Valley Water District's Guidelines and Standards at www.valleywater.org/Water/Watersheds_-_streams_and_floods/Taking_care_of_streams/Creekside_property_owners.shtm#facts

Construction Inspections

Annual Report:

City of Campbell

Town of Los Gatos

City of Monte Sereno

City of Saratoga

West Valley Clean Water Program

THIS PAGE INTENTIONALY LEFT BLANK

CONSTRUCTION INSPECTIONS
SARATOGA
Santa Clara Valley Urban Runoff Pollution Prevention Program
FY 2008-2009 ANNUAL REPORT

FY 2008-2009 Work Plan Self Evaluation Matrix

Source	WP Task	Work Plan Tasks	Accomplishments	Responsible Party
	URMP	Staff Training Participate in and support RWQCB and Program- sponsored workshops on erosion control and construction BMPs; support distribution of related materials. Construction inspectors must attend Erosion Control and Site Inspection Meeting every two years.	**Construction Stormwater Management Compliance Workshops** Thursday November 20th and Friday November 21st Quinlan Community Center, 10185 N. Stelling Road, Cupertino, CA, 95014 8:00 am – 3:00 pm (Attendees: City of Saratoga Senior Engineer, City of Saratoga Assistant Planner, WVCWP Manager, WVCWP Assistant) **Construction General Permit Workshop** May 27, 2009 (WVCWP Manager Attended)	WVCWP to coord w/ SCVURPPP; Const & Bldg Inspctrs attend
	URMP	Construction Inspections Continue construction site inspections and follow-up for stormwater issues (i.e., mud tracking, mat'l storage, housekeeping, etc.). Document sites inspected and note any violations through final resolution. Report violations to WVCWP for Annual Report.	**SARATOGA:** During FY 08-09, Saratoga's Building Department issued 1257 permits for various construction activities. City Building Inspectors attempt to ensure that all construction projects are compliant with the BMPs and guidelines specified in the City's Construction Inspection Performance Standard. Of those 1257 construction permits, roughly 300 required close monitoring by City Inspectors. These included 12 stand alone grading projects, 25 new single family dwellings and 116 significant additions to single family dwellings, as well as swimming pools demolitions, basement additions and other significant remodeling/renovation projects. It should be noted that Saratoga Inspectors also pay close attention to projects that don't require City approved permits such as landscaping projects and driveway installations. Projects that were problematic received daily drive-by spot checks by City inspectors. Projects that were clearly well controlled were inspected at least every 2 weeks during the rainy season.	Const and Bldg Inspectors WV Inspector by referral

CONSTRUCTION INSPECTIONS
SARATOGA
Santa Clara Valley Urban Runoff Pollution Prevention Program
FY 2008-2009 ANNUAL REPORT

Construction Inspection Evaluation

Construction Site evaluation:

FY08-09

Erosion Control	10
Mud Tracking	9
Pool & Spa Discharge	1
Total Number of Incidents	20

*Note these totals come from City of Saratoga construction site inspections and are not included in the ICID section of this report.

Construction Site evaluation:

FY 07-08

Landscape	2
Slurry/Cement Discharge	5
Complaint Not Found	1
Pools & Spas Discharge	
Total number of incidents	8

The Construction Inspection Program is working well due to the continued, coordinated efforts between the City's building inspectors and the WVCWP Inspector and Manager. The City of Saratoga documented 20 stormwater violations during construction site inspections in FY08-09. The totals for stormwater violations in FY08-09 are higher because the totals came directly from the City of Saratoga construction site inspection reports. In previous years the number of stormwater violation came only from incidents that were reported to the WVCWP Inspector. Construction related incidents the WVCWP Inspector reported to in FY08-09 can be found in the ICID section of this report.

Potential incidents reported by other agency staff or citizens, are inspected and re-inspected until resolution is achieved. In FY0708, WVCWP Inspector responded to eight (8) construction-related incident calls for Saratoga. Saratoga's inspectors are always on the lookout for stormwater concerns and continue to education contractors and visit sites often. Public Outreach to residents and educational visits from the WVCWP Inspector appears to be helping to maintain a limited number of contractor violations. Generally the most common incident in Saratoga is not related to construction, but to pool drainage. However, the City made a concentrated effort in the past 3 years to distribute pool brochures to all new owners, including a mail-out to all pool owners in FY04-05. The pool brochure is also on display at the City's building counter. Building inspections also educate homeowners and contractors when issuing pool, or demo permits.

Public Information and Participation

Annual Report:

City of Campbell

Town of Los Gatos

City of Monte Sereno

City of Saratoga

West Valley Clean Water Program

THIS PAGE INTENTIONALY LEFT BLANK

PUBLIC INFORMATION/PARTICIPATION
West Valley Communities: Campbell, Los Gatos, Monte Sereno, Saratoga
Santa Clara Valley Urban Runoff Pollution Prevention Program
FY 2008-2009 ANNUAL REPORT

Work Plan Self Evaluation Matrix

Source	WP Task	FY08-09 Work Plan Tasks	FY 08-09 Accomplishments	Responsible Party
A. SCV PROGRAM - PROJECTS/SUPPORT				
	NPDES Permit, Provision C.4, C.9 & Pest Mgt Plan (PMP)	a. Watershed Education and Outreach Campaign Help to develop/implement ongoing watershed education and outreach campaign. WVCWP Mgr assists via WEO Ad hoc Task Group. Participate in campaign development and special projects, e.g. community events. Campaign will include funding for educational programs at the Alviso Ed Center and funding for ZunZun performances in local schools. See SCVURPPP FY 08-09 Watershed Watch Work Plan for details.	WVCWP staff participates in WEO AHTG meetings. In late FY 08-09, WVCWP staff was selected to serve as Chairperson of the WEO AHTG for FY 09-10. WVCWP staff has accepted the position. Activities include development and review of outreach and survey materials. WVCWP Staff participated in FY08-09 WW Survey Task Group: reviewed goals, scope & questions in survey against past surveys; reviewed preliminary results and draft report for submittal to AHTG and MC. **Mission College's Eco Day Event** 4/22/09 - Mission Community College, Santa Clara WVCWP staff supported Program activities by working at the Watershed Watch booth, handing out stormwater outreach material, including Watershed Watch brochures and Discount Cards.	WVCWP Staff
	NPDES Permit, Provision C.4, C.9 & Pest Mgt Plan (PMP)	b. Pesticide User Outreach Project Continue to provide funding and to participate in Our Water Our World IPM Store Partnership. Project scope will include items in Program's Pesticide Management Plan based on provision c.9.d of the Permit for outreach to residents, commercial businesses, and pest control operators.	SCVURPPP Co-permittees received CA DPR/ EPA "IPM Innovator Award". Details are available in SCVURPPP "Program" report. Award was presented to the WVC Council members at Council meetings in February (presented to Saratoga City Council in May). **IPM Store Partnership** Within the West Valley Communities, there are 3 garden centers which have elected to participate in the Store Partnership Program:	WVCWP Staff

			- Summerwinds – Campbell - Home Depot – Campbell - Ace Hardware – Los Gatos There are also 4 participating stores which border Saratoga (including 1 also bordering Campbell); these stores are patronized by WVC residents, and are supported by overall funding that WVC contribute to. These additional stores are: - Summerwinds – Cupertino - Home Depot – San Jose – (De Anza Blvd.) - Yamagami's – Cupertino - Orchard Supply Hardware – San Jose (Prospect Rd. – bordered by Saratoga & Campbell) WVCWP provides funding to support ongoing maintenance and training needs for this program. WVCWP provided IPM Fact Sheets to Home Depot in Campbell in June 09. Material was delivered to Home Depot by Program staff as part of the Pesticide User Outreach Project. Fact Sheets Delivered for Display/Distribution: 100 – Wonderful Roses 200 – Safe Use & Disposal of Pesticides 200 – Naturally Managing Pests 100 – Tips for a Healthy Beautiful Lawn 200 – Keeping Cockroaches Out of Your House 200 – Keeping Fleas Off Pets & Out of Yards 100 – *Spanish* – Fleas 500 – Controlling Ants 100 – Controlling Yellowjackets	

			300 – Controlling Aphids in Your Garden 200 – Growing a Healthy Garden to Naturally Manage Pests	
	NPDES Permit, Provision C.9.c.	c. Mercury Pollution Prevention Outreach Participate in the Program's Mercury Pollution Prevention Outreach Work Group and conduct local implementation of the Program's Mercury Pollution Prevention Plan including public education on: 1) negative health and environmental impacts of mercury, and 2) proper disposal of products containing mercury.	WVCWP staff focus in FY 08-09 was on local implementation, since the Program's Mercury PP Outreach Work Group has not been meeting. Local implementation included outreach for free E-waste Recycling Events, mercury-free thermometer distribution, mercury outreach material distribution, and articles on mercury in municipal newsletters. **FREE E-WASTE RECYCLING EVENTS** Recycling of TVs, monitors and all office electronics. These events were organized by the waste contractor for the four WV Communities. **July 2008** CAMPBELL: July 19, 2008 Campbell United Church of Christ, Campbell, CA LOS GATOS: July 19, 2008 Los Gatos United Methodist Church, Los Gatos, CA SARATOGA: July 26, 2008 City of Saratoga North Campus, Saratoga, CA **April 2009** CAMPBELL: April 18th, 2009 Campbell United Church of Christ, Campbell, CA LOS GATOS: April 25th, 2009 Los Gatos United Methodist Church, Los Gatos, CA SARATOGA: April 25th, 2009 City of Saratoga North Campus, Saratoga, CA See "Mercury" section of this AR for details on results	WVCWP Staff

			of these E-waste events. EVENT OUTREACH: During Winter/early Spring of 2008/2009, WVCWP submitted articles which ran in the WVC municipal newsletters, concerning E-waste. This helped publicize the need to make use of use E-waste events. For the July 2008 events, WVCWP publicized E-waste disposal on the front page of the cleancreeks.org website. WVC advertise E-waste events in their municipal newsletters when possible. Campbell Profile – Winter 09 – Campbelll Historical Society E-Waste event **THERMOMETERS** **Audubon Wildlife Fair** Cupertino (bordering Saratoga) 10/25/08 Mercury-free thermometers, along with mercury outreach materials, were provided to parents attending WVCWP Enviroscape presentations at the Fair. **Thermometer Exchange at LG Farmers Market** Los Gatos – 5/3/09 WVCWP coordinated an exchange which was staffed by Town of LG and City of San Jose Environmental Services Dept. See "Evaluation - *SCV Program Projects/Support* " section (below) for details and see "Mercury" section of this AR for details on results of these Thermometer events.	

			Mercury Outreach - Newsletters In Winter 2009, prior to the nationwide switch to digital television, WVCWP provided an article to all WVC municipal newsletters on proper TV disposal, and environmental impacts of mercury. The article was printed in the municipal newsletters for Campbell, Monte Sereno and Saratoga. (See 'Press Releases' row, below, for details) **Outreach Materials & Thermometers** Mercury outreach materials and solar and mercury-free thermometers were distributed at community events. See "Materials Distribution" below (B. 'General Outreach', a.) Mercury Informational Material was handed out to Corp Yard Staff in July 2008; along with a flyer reminding staff to properly dispose of mercury containing thermostats/ switches. See "Mercury" section of this report for additional details	

Public Information/Participation Program EVALUATION - *SCV Program Projects/Support*

Mercury Outreach – Local Implementation of Mercury Pollution Prevention Plan

WVCWP with Sierra Club at Audubon Wildlife Fair:

Sierra Club members in attendance expressed strong interest in helping to distribute these thermometers; however the Club does not have funding to purchase these themselves for distribution. If mercury-free thermometers could be made available to the local Sierra Club group (Guadalupe Group of the Loma Prieta chapter) they would distribute them at a variety of events: Earth Day booth, travel presentations (usually held at Saratoga Library), and club events, such as Annual Group Awards & Wine-Tasting event. This initiates the question of whether it would be effective to recruit stakeholder groups to help at thermometer exchange events, or to distribute mercury-related (i.e fluorescent bulb recycling) information at stakeholder activities/events.

WVCWP with Town of Los Gatos: Thermometer Exchange at Los Gatos Farmer's Market

Residents attending the Farmer's Market were pleased to learn the Town was collaborating with the City of San Jose for this event.

WVCWP has coordinated with the other participants to hold this event again in FY 09-10. It will be held in conjunction with "Keep Los Gatos Beautiful" month in April 2010; this will allow for better outreach opportunities to publicize the event and encourage increased participation.

Based upon positive response from residents, WVCWP, WVC and San Jose Environmental Services Dept. have coordinated additional events in FY 09-10 at various venues. Efforts will be made to increase publicity for these events; some will be held mid-week and increased publicity may be needed in order to generate a turnout. Effectiveness of holding mid-week events will be evaluated.

B. WVCWP PROJECTS

GENERAL OUTREACH

General	NPDES Permit, Provision C.4 and C.9	a. Distribute Materials. Distribute public information materials at civic centers, libraries, building and planning department counters and similar venues. Maintain a website (and phone request line) for public requests and distribution of materials.	**DISTRIBUTION AT MUNICIPAL FACILITIES** CAMPBELL • 25 Grow It Guides • 50 Pool & Spa Brochures LOS GATOS • 25 Grow It Guides • 50 Pool & Spa Brochures • 100 Watershed Watch brochures MONTE SERENO • 15 Grow It Guides • 25 Pool & Spa Brochures • 25 Watershed Watch brochures • 25 Beneficial Bugs brochures with native seed packets attached SARATOGA	WVCWP Staff

			• 25 Grow It Guides • 25 Pool & Spa Brochures **<u>'Car Wash Kit' flyers at Municipal Facilities</u>** June 2009 (updating previous flyers) • Campbell (Planning Counter) • LG City Hall (2x: 1 @ Public Works, 1 @ Planning Counter) • MS City Hall (2x: 1 @ Front Counter, 1 @ Post Office) • Saratoga City Hall (1 @ Planning Counter) **<u>Town of Los Gatos Public Works Open House</u>** <u>Town Corp Yard – May 2009</u> -----<u>St. Mary's School 3rd & 4th grade</u> 51 - Watershed Watch Brochures 9 - Anti-Litter Mugs (to adults/teachers), -----<u>Evergreen Elementary 3rd grade</u> 20 - Watershed Watch Brochures 5 - Anti-Litter Mugs (to adults/teachers) -----Town of Los Gatos and WV Sanitation District staff 10 - Anti-Litter Mugs **<u>City of Saratoga Municipal Facilities</u>** <u>January 2009</u> 80 - Anti-Litter Mugs to City of Saratoga staff. (For details on WVCWP-created **Anti-Litter Mugs**, see "WVCWP PROJECTS – Targeted Outreach – n.	

			Outreach Activities for Specific Pollutants - Additional Task – Create Outreach Materials - Mugs" below). **WV Communities E-Waste Recycling Outreach Materials Distributed** **7/19/08 & 7/26/08 E-waste Events:** Flyers were distributed by the waste contractor in all Campbell, Los Gatos, Monte Sereno, and Saratoga resident's monthly bills. **4/18/09 & 4/25/09 E-waste Events** E-Waste Events were advertised in the WV Collection & Recycling (waste contractor) newsletter, distributed to all WV Communities households. **DISTRIBUTED VIA COMMUNITY EVENTS** **LG Presbyterian Summer Camp** Los Gatos July 23rd 25 stormdrain message 'recycled' pencils were given to children & teachers **Coastal Cleanup Day – Volunteer Appreciation Party** 9/20/08 Vasona County Park – Los Gatos 5 - WVCWP Copper flyers with Car Wash Discount Card **9/20/08 WVCWP Creek Cleanup** 15 re-usable grocery bags (purchased from Safeway using their donated gift card for Coastal Cleanup Day)	

			Audubon Wildlife Education Fair 10/25/08 - Audubon McClellan Ranch site, Cupertino, (bordering Saratoga) 30 - Solar Thermometers (mercury-free) 30 - Mercury Brochures 30 - Flyers for Mercury thermometer drop-off locations **Great American Litter Clean up** Los Gatos Creek Park, Campbell 4/18/09 100 - Junk Mail Reduction Kits 100 – 'Oil Rag' printed with oil recycling and HHW info 100 – HHW brochures 100 – E-Waste/cell phone recycling brochures 100 – Mercury brochures 100 – Watershed Watch brochures (watershed pollution around your house) 100 – Beneficial Bug brochures *with* 100 – Calif. native wildflower seed packets (attract beneficial bugs - WV assembled seed packets) 100 – Re-usable Canvas Shopping Bags ("City of Campbell") **Arbor Day Celebration** Saratoga 4/24/09 6 - Watershed Watch Brochures 25 - Beneficial Bug Brochures *with* 25 - Calif native seed packets 31 - Watershed Watch Discount Cards	

			St Thomas of Canterbury Vacation Bible School SJ (between Campbell & Saratoga City boundaries) June 18, 2009 18 - "Pest or Pal?" Activity/ Coloring books **DISTRIBUTION at SCHOOLS** **St. Mary's School** Los Gatos January 15, 2009 35 - Beneficial Bug Brochures *with* 35 - Native Seed Packets 35 - WVCWP Stormwater message 'recycled' pencils, 3 - WVCWP Stainless Mugs 3 - WVCWP Cartoon T-Shirts. **Sedgwick Elementary School "Discovery Day"** Cupertino March 31, 2009 90 - Beneficial Bug Brochures *with* 90 - Native Seed Packets 50 - WVCWP Stormwater message 'recycled' pencils, 40 – Watershed Watch notepads **St. Mary's School** Los Gatos May 21, 2009 35 - Beneficial Bug Brochures *with* 35 - Native Seed Packets	

			3 - WVCWP Stainless Mugs **DISTRIBUTION at RETAIL FACILITIES** **Yamagami's Nursery** May 2009 Cupertino (bordering Saratoga) 50 – Beneficial Bug Brochures *with* 50 -- Calif native seed packets **Leslie Pools – Los Gatos** 30 -- Pool & Spa Brochures **Tradewind Spas – Los Gatos** 20 – Pool & Spa Brochures **DISTRIBUTION to/for STAKEHOLDERS** **Santa Clara County Chapter, Sierra Club** 50 – Beneficial Bug Brochures *with* 150 -- Calif native seed packets (4 different varieties) **San Francisco Estuary Project Art Contest** As requested by the SF Estuary Project, WVCWP staff helped to publicize the San Francisco Estuary Project Art Contest. The contest will provide SF Bay/wetlands-related artwork for use in outreach material and websites. The Contest Flyer, and details, were e-mailed to Recreation Depts. for distribution to art classes: -City of Campbell, -Town of Los Gatos	

			-City of Saratoga Flyer + info were sent to WV Community College, and were distributed to summer art classes at the college. Flyer + info were sent to the art teacher for Canyon Heights Academy, who has expressed interest in environmental art. The flyer was posted at: • Campbell Cmmty Ctr • Campbell Library • Los Gatos Library • Monte Sereno Post Office • Saratoga Library	
			CAMPBELL Distribution of Seed Packets 1set of seed packets mailed 4/7/09, per telephone request.	
			LOS GATOS Distribution of Seed Packets In response to a WVCWP article on Beneficial Bugs, printed in the Los Gatos “Vista” newsletter, WVCWP received calls for seeds which attract Beneficial Bugs. Calls began immediately after the newsletter was received in Los Gatos households. Seed packets for 4 different plant species were available. 1 set of packets mailed 4/7/09, per telephone request 1 set of packets mailed 4/8/09, per telephone request 1 set of packets mailed 4/9/09, per telephone request	

			2 sets of packets mailed 4/10/09, per telephone requests 2 sets of packets mailed 4/13/09, per telephone requests 1 set of packets mailed 4/15/09, per telephone request	
			<u>MONTE SERENO</u> <u>Distribution of Seed Packets</u> 1set of packets mailed 4/3/09, per telephone request 1set of packets mailed 4/7/09, per telephone request A Monte Sereno Master Gardener teaches gardening classes at the Saratoga Library. The Master Gardener distributed 30 Grow-It Guides to her class members.	
			<u>SARATOGA</u> Saratoga Rec. Dept offers a gardening class, including instruction on organic and low-maintenance gardening. WVCWP distributed to the classes: 100 - Beneficial Bugs Brochures *with* 100 - Calif native seed packets, (beneficial bug attractants) put together by WVCWP staff Distributed to all Saratoga City Council members during IPM Innovator Award presentation – May 2009 5 – Healthy Gardening IPM Facts sheets *with* 5 - Calif native seed packets, (beneficial bug attractants) put together by WVCWP staff Gardening Classes taught by a Master Gardener (Monte Sereno resident) are held at the Saratoga	

			Library. The Master Gardener distributed 30 Grow-It Guides to her class members.	
General	NPDES Permit, Provision C.4 and C.9	b. Participate in Local Community Events Promote watershed messages by participating in local community events (e.g., farmers market, festivals, creeks clean-ups, etc.).	**LG Presbyterian Summer Camp Enviroscape Presentation** Los Gatos July 23rd An Enviroscape watershed presentation was given for 21 children, ages 2nd – 5th grade. The presentation covered behavior change information for: Trash, Car-washing, Pesticide Use, Pet Waste, Vehicle Fluids 25 stormdrain message 'recycled' pencils were given to children & teachers. **Audubon Wildlife Education Fair – Enviroscape Presentations –** 10/25/08 at Audubon Society McClellan Ranch, Cupertino (bordering Saratoga) Partnered with local stakeholders: SC Valley Sierra Club Chapter and Audubon Society. Audubon sponsors this event, which is held at their facility. Sierra Club shares a table with WVCWP and Sierra Club volunteers assist WVCWP staff. WVCWP gave 10-12 Enviroscape watershed presentations to groups of 4-8 children (ages appx 4-10) throughout the day. Approximately 70-80 children (total) participated in, and watched, the Enviroscape activity. Presentations were also seen by parents, who attended with their children. Presentations covered behavior change information for: Trash, Car-washing, Pesticide Use, Pet Waste, Vehicle Fluids Distributed 30 Mercury Brochures, 30 Solar	WVCWP Staff and available Municipal Staff

			Thermometers (mercury-free), and 30 Flyers for Mercury thermometer drop-off locations to the adults. **Arbor Day Celebration** Saratoga 4/24/09 4/24/09 – Beauchamps Park WVCWP staff was introduced to the attendees (appx. 40 people). Attendees visited WVCWP display where staff discussed runoff issues (including pesticides) and distributed material. Staff also circulated and distributed material. **Town of Los Gatos Public Works Open House** Town Corp Yard – May 2009 WVCWP staff and Town of Los Gatos staff participated in this annual event which helps inform the public, especially students, of the Town's Public Works activities and responsibilities (such as street sweeping). WVCWP presented stormwater-related information, including distributing materials, and answering questions for attendees. Attendees included: St. Mary's School 3rd & 4th grade, 51 students plus 9 parents and teachers. Evergreen Elementary 3rd grade, 20 students plus 5 parents and teachers. **St Thomas of Canterbury Vacation Bible School Enviroscape Presentation** SJ (between Campbell & Saratoga City boundaries) June 18, 2009	

			An Enviroscape watershed presentation was given for 18 children, ages appx. 7-10. The presentation covered behavior change information for: Trash, Car-washing, Pesticide Use, Pet Waste, Vehicle Fluids Each child received a "Pest or Pal" activity/ coloring book.	
			CAMPBELL **Arbor Day** The City of Campbell held it's Arbor Day event on April 21 at Foresthill Elementary School. A tree was planted, and gardening-related material was distributed. The City included IPM and Less Toxic Pest Control in materials that were available for attendees to take home. These included: Pests Bugging You? Grow It Guides The Bay Begins at Your Front Door! IPM Fact Sheets: Tips for a Beautiful Lawn Controlling Ants in Your House Controlling Aphids in Your Garden Keeping Cockroaches Out of Your House **Great American Pick Up** The major community event organized by City of Campbell is its "Great American Pick Up". This year, the City was able to generate attendance by 160 volunteers. The City assembles a re-usable grocery bag full of stormwater/ litter-related materials for distribution to each participating family. 100 of these bags were given out (see "Materials Distributed" row – above).	

			Details of the event are in the Creek Cleanups row of this PI/P section (below) and in the "Trash - Evaluation" section of this AR.	
			LOS GATOS **Town of Los Gatos Public Works Open House** Town Corp Yard – May 2009 Town of Los Gatos staff organized its Annual Public Works Open House for 2009. This event helps inform the public, especially students, of the Town's Public Works activities and responsibilities (such as street sweeping). In addition, the Town invites WVCWP to help insure that information related to stormwater issues is distributed.	
			SARATOGA **Arbor Day Celebration** Saratoga 4/24/09 4/24/09 – Beauchamps Park City of Saratoga staff organized this event, which was held at a neighborhood park. The event was publicized in the municipal newsletter, and included information on trees as a means of preventing runoff and erosion, especially along creekbanks. City staff introduced WVCWP to the attendees (appx. 40 people). Attendees visited the WVCWP display where staff discussed runoff issues (including pesticides) and distributed material. **Creek Cleanups** City staff organized 2 Creek Cleanups (Calabazas Creek and Saratoga Creek). See Creek Cleanups row	

			(below) for details.	
General	NPDES Permit, Provision C.4 and C.9	c. Prepare Newsletter Articles/ Press Releases Prepare and contribute articles/ press releases of interest to the City newsletter and/or local media. Topics such as HHW disposal, pesticides, mercury, trash and copper/nickel will be promoted.	**COMMERCIAL WEEKLY NEWSPAPERS** **News Articles** In FY 08-09 WVCWP worked steadily on developing a good working relationship with the 3 weekly newspapers which cover the 4 WVC. These efforts resulted in 2 effective articles published in FY 2008-2009, and 1 article which was initiated in June 2009 and appeared in July 2009. Articles were printed in the: **Campbell Reporter** (circ. 15,550), the **Los Gatos Weekly** (circ. 41,050) the **Saratoga News** (circ. 13,240). **Creek Cleanup article** In Sept. 2008, WVCWP prepared a press release for California Coastal Cleanup Day and submitted it to the 3 local weekly newspapers. WVCWP worked closely with reporters for all 3 papers to develop articles tailored to each City/Town. WVCWP provided photos and interviews. Articles discussed the Stormwater Permit and the implications of trash in the creeks. Numbers were provided on lbs of trash and recycling collected at the WVCWP site (San Tomas Aquino Creek) and 2 sites in Los Gatos. The Saratoga article also publicized the upcoming Cleanup event in Saratoga Village, sponsored by WVCWP & City of Saratoga. **IPM/ "Green Gardeners" article + Car Wash Kit**	WVCWP Staff

			In February 2009, WVCWP developed a Press Release covering upcoming IPM awards presentations for the 4 WVC, including information and photos on the Green Gardeners program. The article included information on the class series (for anyone interested in enrolling). It also promoted local companies which employ Green Gardeners graduates – so that residents could contact and utilize these graduates. In addition, in the context of describing WVCWP, the article promoted use of the Car Wash Kit for fundraising events. **<u>Car Wash Kit for fundraising events</u>** In June 2009, WVCWP initiated correspondence with the 3 weekly newspapers concerning the need to promote the Car Wash Kit during the summer months. Correspondence continued into July 2009, and resulted in a 'brief', printed in the 3 newspapers, alerting fundraising groups about the need to use the Car Wash Kit. The article generated a number of calls with questions to the WVCWP office. **COMMERCIAL WEEKLY NEWSPAPERS** **Paid Advertising** WVCWP contributed funds to the SCVURPPP's Pollutants of Concern ad campaign. This allowed ads to appear in the three (3) weekly community newspapers for a total of ten (10) weeks in FY 08-09. (Campbell Reporter, Los Gatos Weekly, Saratoga News). In addition, all ads also appeared a 2nd time in the Los	

			Gatos Weekly "Weekend Edition", so that ads appeared a total of twenty (20) times in WV newspapers. September 08: IPM/weeds October 08: Mercury/HHW November 08: Mercury/HHW Dec/January (week of 12/30): Litter Jan 09: Litter February 09: Litter March 09: Litter April 09: IPM/snails June 09 (week of 6/1): IPM/Roses June 09: IPM/Yellow Jackets <u>Recap:</u> IPM 4x Mercury 2x Litter 4x **MUNICIPAL NEWSLETTERS** WVCWP prepared a variety of news articles for use by municipal newsletters in FY 08-09. Articles shared with muni newsletters included: **<u>- Car Washing</u>** An article on Car Washing & Car Wash Kit, along with a WVCWP car washing cartoon, was submitted to *The Saratogan* municipal newsletter for Summer 08. The Car Washing cartoon strip, along with brief text, was printed (July/Aug 08).	

			- **Keep Leaves And Landscaping Material Out Of The Drain** An article was prepared alerting residents that leaves and dirt, although 'organic', should be kept away from gutter, curbs and stormdrains. Graphics included a WVCWP cartoon illustrating construction materials near the gutter. This was submitted to the muni newsletters, and also the WVC waste collection contractor, for their newsletter. The article was printed in: - The Campbell Profile - The Monte Sereno Newsletter - The Saratogan **- Proper TV Disposal** (E-waste & Mercury) An article was written covering the issue of proper TV disposal (with the upcoming digital TV changeover), along with concerns about mercury. The article included details on proper disposal options. This was submitted to the muni newsletters, and also the WVC waste collection contractor, for their newsletter. The article was printed in: - The Campbell Profile - The Monte Sereno Newsletter - The Saratogan **- Arbor Day** – Trees prevent creekbank erosion At the request of the City of Saratoga, an article was developed addressing the subject of how trees help prevent creekbank erosion.	

			Portions of the article were printed in The Saratogan as part of the effort to highlight Arbor Day. **- Less Toxic Pest Control –** Attracting Beneficial Bugs WVCWP prepared an article highlighting the dangers of pesticide use in home gardens, with details and graphics on using 'beneficial bugs' as an alternative to pesticides, and on properly identifying helpful vs harmful bugs. The article and graphics were printed in: - The Campbell Profile - The Los Gatos Vista - The Monte Sereno Newsletter - The Saratogan West Valley Communities' Solid Waste Franchisor (garbage & recycle hauler) publishes a quarterly newsletter and distributes to all households. Topics in Summer 2008: Curbside collection of used motor oil, proper disposal of sharps, universal waste, e-waste, water based paints.	
			CAMPBELL The City of Campbell publicizes "Bike to Work Day" and has a good turnout of employees who participate. This generated a 400 word article on "Bike to Work Day" and City staff, in the Campbell Reporter weekly newspaper (May 27, 2009). The article was titled "City Employees Leave Cars at Home and Pedal to Work". See Attachments *(Bike to Work article)*	

			SARATOGA City of Saratoga was able to generate publication of 2 constructive articles in the local weekly newspaper (The Saratoga News). One article covered Saratoga Mayor Chuck Page's campaign to get businesses to halt use of Styrofoam containers. The article ran on April 28, 2009, and covered issues related to getting Styrofoam out of the trash stream, it's lack of biodegradability, etc. Another article targeted the subject of greener building, and covered a variety of issues, including: -the benefits of green roofs, -recycling construction materials, and -residential 'rain harvesting' systems (which reduce runoff). See Attachments ("Happy Earth Day" & "Mayor Styrofoam") Saratoga Annual Cleanup The City was able to obtain publicity in the weekly 'Saratoga News' promoting the West Valley Collection & Recycling cleanup occurring July 21st through September 26th and to encourage citizens of Saratoga to hold a garage sale to prepare for the annual cleanup. MUNICIPAL NEWSLETTER The City's municipal newsletter, "The Saratogan" makes a consistent effort to include articles related to stormwater issues. The City has included articles generated by WVCWP, and has also used the newsletter to proactively teach	

			residents about issues such as reducing pesticide use in City Parks, encouraging residents to walk and bike using city pathways - rather than driving, etc. In FY 08-09, "**The Saratogan**" municipal newspaper carried articles on: • Trails & Bike Paths: • Less-Toxic Pest Control in City parks • Planting/Preserving Trees to prevent Creekbank Erosion • E-Waste (general) • E-Waste and Mercury (digital TV transisition) • Keeping Leaves and Dirt away from Strormdrains • Beneficial Bugs/ Less Toxic Pest Control/ Proper Pesticide Disposal • Car Washing – proper Residential Washing + Car Wash Kit	
General	CI Item	d. WVCWP Web-Site Maintain and promote cleancreeks.org website; continue to expand and update the site with new educational material and up-to-date topics for the public on HHW, pest management, and other pollutant reduction activities, e.g. for mercury, trash, & copper /nickel	**E-Waste Event** WVCWP updated their website <www.cleancreeks.org> to advertise for the E-Waste event. A thumbnail link to the flyers handed out throughout the cities was posted from 7-14-08 through 7-27-08. **Waste Collection Contractor** Strengthened relationship with WV Collection & Recycle – the waste collection contractor for the WV Communities. WVCR now includes a link to the WVCWP website on the "Links" page of their website. **Car Wash Kit** Worked with Town of Los Gatos to update Car Wash Kit contact information and details on the Town's	WVCWP Staff

			website. _____ All WVC prepared and forwarded municipal seal/logo graphics to WVCWP for use on Watershed Watch website. _____ Received inquiry about Car Wash Kit from Incline Village, NV (Lake Tahoe) – Car Wash Kit info on cleancreeks.org website (WVCWP site) was found via a Google search. In response to inquiry, WVCWP forwarded numerous materials to help NE Lake Tahoe area start a Car Wash Kit program.	
		Municipal Web-Sites	See Sections 7 through 10 of this report for details on municipal website information related to specific pollutants of concern.	

GENERAL OUTREACH EVALUATION

Press Releases/ Media Coverage

WVCWP has been working to re-establish connections with the 3 local weekly papers which are distributed to all WV households (due to a buyout several years ago, these papers had experienced re-organization).

Creek Cleanup Coverage

For FY 08-09, WVCWP staff were able to arrange for coverage of the Coastal Cleanup Day event in all 3 papers. The articles were each tailored to the community covered by that paper. Articles included photos, interviews with staff and volunteers, data on trash collected, and coverage of the Stormwater Permit and water pollution issues related to trash.

The articles reached a total of **69,840 households**, or, all the adult population of the WV Communities (each household may include several adults, older children, etc).

IPM/ Less Toxic Pest Control Coverage

To promote use of the trainees from the Green Gardeners program, WVCWP sent a Press Release to local newspapers in Campbell, Los Gatos & Saratoga. A 630 word article, including a photo, about the Green Gardeners program was published.

The article promoted both the classes (for anyone interested in enrolling) and promoted local companies which employ Green Gardeners graduates – so that residents could contact and utilize these graduates.

This was exactly the type of coverage that WVCWP was looking to secure, because it is hoped that publicity will inspire residents to hire Landscape Design & Maintenance contractors who have been trained in IPM. Since the article included interviews with Green Gardeners graduates, and owners of participating Landscaping firms, the article will make it easy for residents to contact these companies and graduates, and hopefully make a change to less-toxic pest control at their homes.

CITIZEN PARTICIPATION

Public Partici-pation	Trash Monitoring Work Plan	e. Creek Clean-ups Continue implementation of trash monitoring activity during Creek Clean-ups. Conduct a minimum of two clean-up events per yr (i.e. on Coastal Clean-up Day and National River Cleanup Day).	**Coastal Cleanup Day** *San Tomas Aquino Creek @ Westmont High 9/20/08* WVCWP hosted a Cleanup Event at the site where it has regularly hosted this event. Volunteers were instructed in use of Tally sheets, and were provided with clipboards, etc. Working in groups, volunteers were able to pick up trash and carry out trash monitoring. 15 Volunteers attended along with WVCWP and City of Saratoga staff. Details are listed in the Evaluation section (below). The Cleanup Event was covered in articles appearing in 3 weekly newspapers; details are listed in the Newsletter/Press Release section (above). Distributed 15 reusable bags (purchased from Safeway with gift card they donated to WVCWP) **National River Cleanup Day** *San Tomas Aquino Creek @ Westmont High 5/09* WVCWP hosted a Cleanup Event at the site where it has regularly hosted this event.	WVCWP Staff

			Volunteers were instructed in use of Tally sheets, and were provided with clipboards, etc. Working in groups, volunteers were able to pick up trash and carry out trash monitoring. Details are listed in the Evaluation section (below). **Sacred Heart Schoolyard Cleanup** *Schoolyard overlooking Wildcat Creek in Saratoga 4/29/09* Sacred Heart School organized the cleanup, based upon previous events held in partnership with WVCWP. Details are listed in the "Evaluation" row at the end of this table (below).	
			CAMPBELL **Great American Litter Pickup** 4/18/09 - City of Campbell, 5 different cleanup sites Volunteers were instructed in use of Tally sheets, and were provided with clipboards, etc. Working in groups, volunteers were able to pick up trash and carry out trash monitoring. 160 Volunteers participated, working for four hours. Litter was picked up from 5 sites, including the Los Gatos Creek Trail and the Los Gatos Creek County Park. Publicizing done for the event was very successful, as shown by the fact that 160 volunteers participated. Details are listed in the "Evaluation" row at the end of this table (below).	

			SARATOGA **Calabazas Creek Cleanup** *Saratoga-3/22/09* 17 Volunteers from a local church group in Saratoga attended along with The Mayor of Saratoga, Saratoga and WVCWP Staff. **Saratoga Creek at Big Basin Way Cleanup** *Saratoga – 5/26/09* Saratoga staff organized a cleanup at this site which is has been cleaned annually. 9 volunteers from Saratoga Elementary school participated (8 students and 1 teacher). Volunteers were instructed in use of Tally sheets, and were provided with clipboards, etc. Working in groups, volunteers were able to pick up trash and carry out trash monitoring. Details are listed in the "Evaluation" row at the end of this table (below).	
Public Partici-pation	Creek Keepers Campaign started FY00-01	f. "Creek Keepers" Program training Provide training on trash tallying and highlight current trash pollution issues for students and volunteers when they participate in a cleanup event.	See preceding row (above)	WVCWP Staff
TARGETED OUTREACH & SCHOOLS				
Target Schools	Expand Outreach to Teachers and	g. Schools Outreach: Watershed Ed. Curriculum Conduct outreach to K-8 teachers to	WVCWP Staff e-mailed to a number of schools which have hosted Enviroscape presentations in past years. Only 1 school responded – they requested 2 different	WVCWP Staff

	Students	solicit invitations for classroom presentations. Develop presentations as needed based upon grade levels. Presentations will cover watershed concepts, strategies for changing behaviors which affect stormwater pollution, and related concepts and vocabulary.	Enviroscape presentations. Since this does not appear to be the most effective means of outreach, staff will investigate other methods in FY 09-10. 5 schools were contacted – Canyon Heights, Foothill, Sacred Heart, St. Mary's, Lexington WVCWP was successful in outreach to 2 Summer Camp programs held at local churches. Almost 40 students were reached through presentations at these venues. See "Community Events"	
Target Schools	Based on feedback from Teachers and Students	h. Provide Watershed Education in classrooms Conduct water quality protection education or presentations in local schools, using *Enviroscape* and/or other methods to engage students in Watershed campaign messages. Improve presentation format based on teacher/student feedback. * Please note that this section was inadvertently omitted from the FY08/09 work plan and needs to be included in this report.	**St. Mary's School** Los Gatos January 15, 2009 Enviroscape Presentation to 35 Fifth graders. WVCWP Assistant gave a watershed pollution presentation using the Enviroscape to 35 Fifth graders at St. Mary's School in Los Gatos. Topics covered included: Definition of Watershed, Storm Drain Vs. Sewer, Water Cycle, Urban Run-off, and pollutants of concern. Distributed 35 beneficial bug brochures w/native seed packets, 35 WVCWP pencils made from recycled materials, 3 WVCWP Stainless Mugs, 3 WVCWP Cartoon T-Shirts. **Sedgwick Elementary School "Discovery Day"** Cupertino March 31, 2009 4 Enviroscape Presentations WVCWP gave 4 Enviroscape Presentations to approximately 90 students in the 2nd, 3rd, 4th, and 5th grades.	WVCWP Staff by arrangement w/ Teachers

			Topics covered included: Definition of watershed, Storm Drain Vs. Sewer, Water Cycle, Urban Run-off, pollutants of concern and "How to help reduce watershed pollution". Distributed 90 beneficial bug brochures w/native seed packets, 50 WVCWP Pencils made from recycled materials, and 40 Watershed watch notepads. **St. Mary's School** Los Gatos May 21, 2009 Enviroscape Presentations WVCWP Assistant gave watershed pollution presentations, using the Enviroscape, to 30 Kindergarteners (2 classes – 15/ class) at St. Mary's School in Los Gatos. Topics covered included: Definition of watershed, Storm Drain Vs. Sewer, Water Cycle, Urban Run-off, and pollutants of concern. Groups of students were rotated through the presentations. For those not in the rotation, a "Litter Pickup" activity was supervised by the teachers. WVCWP provided litter grabbers, gloves & trash bags. Students spread throughout the school grounds, picking up litter. The school grounds were generally very clean -- hardly any litter was found and students were not able to fill 1 trash bag. Teachers pointed out storm drains, explained how litter gets into them, and flows to creeks. Distributed 35 beneficial bug brochures w/ native seed packets, 3 WVCWP Stainless Mugs,	

		Additional Outreach to Schools	**Car Wash Kit for fundraising events** Since Car Wash fundraisers are frequently held at school sites, or sometimes by school-based groups using other sites, in FY 08-09 WVCWP pursued a concentrated outreach effort to schools on this subject. A flyer (specific to each municipality, and listing the relevant muni ordinance) and a letter, were e-mailed for dissemination to all schools in the WVC. Via correspondence with 2 High School District Offices and 3 Elementary School District Offices, the flyers and letters were sent to Facilities Maintenance staff and front office staff at: **High Schools** CAMPBELL – 6 HS school sites LG-STGA – 3 HS school sites **Elementary Schools** CAMPBELL – 12 Elementary & Middle School Sites LOS GATOS – 5 Elementary & Middle School Sites SARATOGA - 4 Elementary & Middle School Sites See Attachments – (*Car Wash Flyer* and *Car Wash Letter*)	
TARGETED OUTREACH				
Targeted Business	Permit Provision C.4	i. Education – Businesses Distribute BMP materials during WVCWP inspections of food facilities and automotive businesses. Discuss relevant educational material with businesses cited for potential stormwater violations.	The WVCWP Inspector distributed BMP materials to all restaurants and food facilities that were included in pro-active IND inspections in FY 08-09. **Good Cleaning Practices' (poster & packet)** Poster depicts proper mat washing techniques,	WVCWP Inspector

			Materials distributed at other inspections (IND and IC/ID and follow-ups) included: - Vacu-Boom flyer - Watershed Watch brochures - Construction sites – "Blueprint for a Clean Bay" – BMPs for Construction Sites - Preventing Stormdrain Pollution: Guidelines for Commercial & Light Industrial Facilities" booklet (SCVURPPP) – covers painting, car-washing, chemicals, etc. WV Inspector distributed 50 Pool & Spa BMP brochures to retail outlets during FY 08-09. These will help educate retail staff, and are for distribution to retail customers. **Leslie Pools – Los Gatos** 30 -- Pool & Spa Brochures **Tradewind Spas – Los Gatos** 20 – Pool & Spa Brochures	
Reporting	NPDES Permit, Provision C.4	j. Evaluation/ Reporting Document or estimate (as feasible) numbers of residents, students, municipal staff etc. reached by outreach efforts. Provide anecdotal feedback from audiences. Report number of calls, website hits and circulation or readership for newspapers or newsletters.	**Residents Reached via Articles** **COMMERCIAL NEWSPAPERS** Creek Cleanup articles were printed in the Sept 30, 2008 issues of the 3 local weekly newspapers. An article covering Green Gardeners, how to hire graduates trained in Less Toxic Pest Control, and info on the WVCWP Car Wash Kit was printed in the Feb. 17, 2009 issue of the 3 local weekly newspapers. Circulation for local weeklies: **Campbell Reporter** (circ. 15,500) **Los Gatos Weekly** (circ. 41,050)	WVCWP Staff

			Saratoga News (circ. 13,240) WVCWP paid for ads to run in these papers as part of the SCVURPP media campaign. Campbell Reporter & Saratoga News: 1x / mo for 10 months Los Gatos Weekly: 2x/mo for 10 months **MUNICIPAL NEWSLETTERS** Circulation numbers for municipal newsletters are: 23,000 Campbell households 15,208 Los Gatos residents and businesses 1,225 Monte Sereno households 12,600 Saratoga households **WASTE CONTRACTOR** West Valley Collection & Recycling is contracted to provide waste collection services for the West Valley Communities. The contractor has been proactive in providing free E-waste recyling events and in publicizing those events through their quarterly newsletter and through bill inserts. The newsletter also include additional in on the importance of recycling batteries and e-waste and similar subjects. The newsletters and bill inserts are sent to appx. **27,000** WV households. **Students Reached via Enviroscape Presentations** WVCWP staff gave Enviroscape presentations in classrooms, at summer 'church camps', and at community events. Appx. **274 students** learned about	

			watersheds and the need for behavior changes related to water pollution via this medium.	
Training	FY 08-09 Work Plan	k. Staff Training Conduct or provide WVCWP staff training/meetings to prepare for school presentations, community events & responses to public requests.	**Enviroscape** A new WVCWP staff member was trained on use of the Enviroscape. Training covered set-up and breakdown of the watershed model, use of several curriculums and associated visuals on the Enviroscape. A similar training was provided to City of Cupertino staff. **Car Wash Kit** WVCWP provided training to City of Monte Sereno front office staff on the Car Wash Kit program, so that staff will be able to handle public inquiries on the program.	WVCWP staff
Training	Additional Task – not in Work Plan	k. Staff Training Obtain staff training on effective outreach methods and materials	2 WVCWP staff attended the EPA's National Conference for Non-Point Source & Stormwater Outreach Portland OR – May 2009. WVCWP Program Manager attended a full day of training on "An Evaluation Primer for Stormwater Programs" and "Overview of Social Indicators Evaluation System and Applied Survey Development Skills". WVCWP Program Assistant provided a training for Conference attendees, and attended 2 ½ days of training on a variety of subjects. See Training Table for details	
Training	Additional Task – not in Work Plan	k. Staff Training Provide staff training on public education to a national audience of stormwater	EPA's National Conference for Non-Point Source & Stormwater Outreach Portland OR – May 2009	

		professionals	WVCWP responded to a request for abstracts showcasing successful, low-budget public education campaigns. EPA requested that WVCWP address the conference with their presentation showcasing use of cartoons for dissemination of stormwater messages. WVCWP staff created and delivered the PowerPoint presentation, which was very well-received. It is anticipated that this method of outreach will definitely be initiated in over 6 programs throughout the country. See Evalution Section (below) for details on positive feedback, and potential implementation of presentation concepts by programs throughout the U.S.	
Target Small gardening businesses	NPDES Permit, Provision C.4, C.9 & Pest Mgt Plan (PMP)	I. Training staff of small gardening businesses (Work within Program's Watershed Education and Outreach group and sub-groups)[1] Continue to assist with development of strategy started in FY06-07 to implement a campaign & training program (in Spanish & English) designed to elicit participation of staff from very small landscape businesses (typically 1-8 employees) often serving homeowners. Help fund and/or support campaign locally.	WVCWP staff participates in WEO. WVCWP Program Manager participates in the IPM Ad Hoc Task Group on behalf of the WVC. Project implementation and projects for consideration, which are discussed in the AHTG, are presented to WVC staff for appropriate follow-through. In FY 08-09, WVCWP staff were involved in meetings aimed at developing coordination between the "Bay Friendly" program, and the "Green Gardeners" program. In FY 08-09, WVCWP offered funding for 6 scholarships to reduce the cost of the Green Gardener class to attendees (enough for 6 reduced fee scholarships). To promote use of the trainees from the Green Gardeners program, WVCWP sent a Press Release to local newspapers in Campbell, Los Gatos & Saratoga.	WVCWP Mgr in cooperation with SCVURPPP's Pi/P sub-groups

[1] Funded by all Co-permittees each year.

			A 630 word article, including a photo, about the Green Gardeners program was published. The article promoted both the classes (for anyone interested in enrolling) and promoted local companies which employ Green Gardeners graduates – so that residents could contact and utilize these graduates.	
Target 16-24 yr-olds for Anti-litter messages & behavior changes	Trash Advisory Committee	m. Trash Advisory Committee (TAC) Continue to participate in development and implementation of a campaign targeting 16 to 24 yr-olds for anti litter messages to elicit changes in behaviors. Support and implement campaign locally. (Ref Section 7 of this work plan; Watershed Education & Outreach Campaign)	The "TAC" was renamed 'Silicon Valley Anti Litter Campaign (SVALC). WVCWP staff attended "General Core Group" and the "Education Sub-Group". In early FY 08-09, WVCWP staff were involved in developing a slogan and website for this campaign. WVCWP staff researched slogans in other states & programs, interviewed males in the target age group, and researched web site options. Notes were presented to group. A subset of the SVALC/ WMI Trash Sub-Group has been meeting to try and begin a new 'trash action group'. WVCWP staff have started attending these meetings; current goals are to develop a focus and action plan.	WVCWP staff in cooperation with SJ & SCC Trash Advisory Committee
			CAMPBELL Campbell Public Works Director has been meeting with a subset of the SVALC/ WMI Trash Sub-Group to try and begin a new 'trash action group'. City of Campbell staff attends the Great American Pick Up Implementation Group. Meetings are held leading up to the Great American Pick Up event, which Campbell participates in.	
Additional Outreach	Cross Ref. Sections 7-10 of this Work	n. Outreach Activities for Specific Pollutants See Sections 7 through 10 of this Work	**HIGHLIGHTS** **PESTICIDES** WVCWP staff developed and put together packets of	WVCWP Staff

	Plan	Plan, for additional Public Education and Outreach activities related to specific pollutants of concern.	native seeds for beneficial bugs, to partner with IPM printed material. See below: "Additional Task". Articles on elimination and disposal of diazinon/ chlorpyriphos and on less-toxic pest management were printed in the municipal newsletters for each WVC. A press release on the Green Gardeners program was submitted to local weekly papers and resulted in a 630 word article promoting less-toxic pest control. WVCWP contributed funding for IPM-message ads which ran in the weekly papers. **COPPER** Car Wash Kit flyers, and information on the need to use a Kit for car wash fundraisers, was distributed to staff at 31 schools. A pilot piece with Car Wash Discount Card was developed for residents. See below: "Additional Task". The Car Wash Kit was publicized in the context of a WVCWP article in the 3 weekly newspapers (Feb. 09). Further discussion with the paper in June 09 resulted in a short article on the Kit in July 09. **MERCURY** An article on proper TV disposal was developed and published in several of the municipal newsletters, prior to the switch to digital TV. **TRASH** WVCWP staff developed graphics and messages for an "Anti-Litter" mug. 230 mugs were purchased; 80 of these were for the City of Saratoga which distributed them to staff to help reduce litter, and to publicize the anti-litter message. The remaining 150 mugs were distributed by WVCWP through various events and outreach activities. (see Trash, "Additional Task"	

			below) WVCWP gave out 15 re-usable grocery bags, and began researching the possibility of purchasing re-usable bags, with an anti-litter message, for use as outreach pieces in FY 09-10.	
Additional Outreach	Cross Ref. Sections 7-10 of this Work Plan	n. Outreach Activities for Specific Pollutants Additional Task – Create Outreach Materials	**NEW IPM Outreach Material** In FY 08-09, WVCWP devoted staff time to a new campaign: creation and promotion of a new outreach product with the intent of providing material that would be desirable to residents, and which could be attached to printed information, to encourage residents to pick up and read the printed info. Staff purchased seeds of pest-resistant CA Native plants, which attract "Beneficial Bugs". Staff created envelope labels with graphics, planting information, and pest info for the seeds seeds – Attachments – *Seed Labels*). WVCWP partnered with stakeholders (local Sierra Club members) to apply the labels to envelopes, and fill them with the bulk seeds. A total of **599 seed** packets were distributed via WVCWP in FY 08-09. The seeds were promoted via articles in WVC municipal newsletters, including photos of beneficial bugs. The articles resulted in a total of 24 seed packets sent out due to resident requests. At events, the seed envelope/printed material packets appeared to be popular. Distribution was as follows: Sierra Club: 150 (will be distributed at events, such as Earth Day)	

			Campbell's Great American Litter Pickup: 100 Saratoga Rec Dept. Gardening Class: 100 City of Saratoga Arbor Day: 25 Yamagami's Garden Center: 50 St Mary's School (Enviroscape Presentation) 1/09: 35 St Mary's School (Enviroscape Presentation) 5/09: 30 Sedgwick School "Discovery Day" Enviroscape: 90 Calls from residents: 24 **Total: 599** Details are listed in the "Evaluation" row at the end of this table (below).	
Additional Outreach	Cross Ref. Sections 7-10 of this Work Plan	n. Outreach Activities for Specific Pollutants Additional Task – Create Outreach Materials	**NEW Copper Outreach Material** A pilot piece with Car Wash Discount Card was developed for residents. The Car Wash/ Copper brochure contained a Car Wash Discount Card (developed by Watershed Watch) and a list of participating commercial Car Washes, along with info about copper and toxicity. However, the piece was developed shortly before that particular Car Wash Discount Card was due to expire, so a minimal number were produced (via inkjet printer). WVCWP will evaluate whether to update and re-print the piece. The goal is to provide residents with printed materials that involve a useful item (such as the discount card) which will encourage people to read the attached stormwater pollution messages.	
		n. Outreach Activities for Specific Pollutants Additional Task – Create Outreach	**NEW Anti-Litter Outreach Material** WVCWP staff developed graphics and messages for an "Anti-Litter" mug. Graphics including representation	

		Materials	of a creek, and the message "Clean Creeks… It's In Our Hands – Save a Cup". WVC and WVCWP were listed on the mug, with WVCWP logo and web site address. (See Attachment – Mug Graphics) 230 mugs were purchased; 80 of these were paid for and used by the City of Saratoga which distributed them to staff to help reduce litter, and to publicize the anti-litter message. The remaining 150 mugs proved to be very popular and were distributed by WVCWP through various events and outreach activities. <u>MUGS DISTRIBUTED</u> *ICID Training March 9th- 11 mugs given to municipal staff *WVCWP hosted a SCVURPPP Training - 10 mugs given to attendees <u>*Los Gatos Open House May 2009</u> - St. Mary's School: 9 Mugs to parents & teachers -Evergreen Elementary: 5 mugs to parents & teachers - Approx. 10 mugs to Los Gatos and WV Sanitation District staff * Calabazas Creek Cleanup March 2009 (Saratoga) - 18 mugs to volunteers *5 mugs to City of Monte Sereno Employees *WVCWP Annual Streets and Storm Drains Training- 8 mugs to attendees and presenters. *National Rivers Cleanup Day- approx 18 mugs to volunteers *Watershed Presentation at Vacation Bible Camp in Campbell June 2009 - 5 mugs to teachers/ counselors	

			*St. Mary's School Enviroscape presentations – 6 mugs to teachers	

Public Information/Participation Program EVALUATION – WVCWP PROJECTS

RESULTS for WVCWP PRESENTATION "A Stormwater Campaign in Cartoons" at EPA NT'L CONFERENCE – MAY 2009

EPA's National Conference for Non-Point Source & Stormwater Outreach - Portland OR

WVCWP responded to a request for abstracts presenting successful, low-budget public education campaigns.

WVCWP's presentation showcasing use of cartoons for dissemination of stormwater messages was accepted as a training session at the conference. WVCWP staff created and delivered the PowerPoint presentation.

Attendees: Appx 80-90 stormwater professionals from around the US and US Territories chose to attend this presentation.

No feedback was solicited by, or was provided by EPA to, WVCWP – however, a number of participants made the effort to contact WVCWP and provide positive feedback:

Feedback: 11 people took the initiative to approach WVCWP staff in the 24 hours after the presentation and expressed appreciation for the information conveyed.

Implementation: 6 stormwater programs approached WVCWP staff later in the conference, and declared that they **will** try this concept in their own outreach efforts

Areas which plan on following concepts outlined in WVCWP's presentation:

- Sustainable Business Coordinator *for* Environmental Coalition of South Seattle (NGO which is contracted by municipalities to work with businesses and schools -- distributes spill kits, provides public education, etc. throughout western Washington)
- Stormwater Educator *for* Muncie Sanitary District, Delaware County Stormwater Management, IN
- Water Resource Educator *for* East Metro Water Resource Education Program (Eastern Minnesota)
- Surface Water Plan Educator *for* Washington State Univ. Extension, Jefferson County, WA
- Stormwater Education Coordinator *for* State of KY MS4s Kentucky Environmental Education Council & Kentucky Transportation Cabinet
- Community Relations Specialist *for* City and County of Honolulu, Department of Environmental Services

****

RESULTS for CREEK CLEANUPS

SAN TOMAS AQUINO CREEK CLEANUP @ WESTMONT HIGH SCHOOL EVENT SUMMARY

Saturday September 20th, 2008: In conjunction with International Coastal Cleanup Day

Summary of Survey Completed by Volunteers

(Based on 15 volunteer response sheets)

Most common pieces of trash collected: Cans, bottles, cigarette butts, paper, and food wrappers.

Least common pieces of trash collected: Plastic, rubber.

Most unusual pieces of trash collected: Home-made rocket from plastic bottles, dollar bills.

WVCWP Contributions:

WVCWP provided Trash Tally Sheets with clipboards, Litter Grabbers, and gloves & trash bags (via the Clean A Creek Action Group)

Approximately: 15 recycled shopping bags , juice drinks, and snacks (donated by Whole Foods of Campbell) 10 T-shirts (donated by WVCWP)

Results:

16 volunteers worked at the cleanup for 4 hours each. At a minimum wage of $8.00 an hour this would have cost $512 in temporary labor.

120 lbs of Trash was collected

170 lbs of Recyclables were collected

Total Collected= 290 lbs

Volunteer Feedback:

The Girl Scout troop which volunteered was made up of Scouts from other communities outside the WV area; the troop leader expressed appreciation that this site was very well-organized (compared to other sites where the troop has volunteered).

The Troop Leader stated that they hope to participate in WVCWP cleanups in the future.

CALABAZAS CREEK CLEANUP IN SARATOGA

March 22nd, 2009

A Church group approached the City, asking to do a Clean-up

WVCWP arranged the site for them w/ SCVWD, and provided litter grabbers, trash bags and gloves

WVCWP & City of Staff supervised – Saratoga's Mayor also participated

17 volunteers attended

Summary of Survey Completed by volunteers.

Most common pieces of trash collected: Plastic bottles, food wrappers, paper.

Least common pieces of trash collected: Plastic, rubber.

Most unusual pieces of trash collected: Orange construction cone, part of a car's exhaust.

WVCWP contributions: 18 Stainless WVCWP Mugs

Results: Approximately 15 bags of Trash.

Total: estimated 500lbs – includes several heavy metal objects

SACRED HEART SCHOOL CLEAN UP (K-8) – Saratoga (the school includes students from all WVC)

April 29, 2009

The cleanup took place on school grounds, inside the cyclone fencing, overlooking Wildcat Creek

Sacred Heart School organized the cleanup, based upon previous events held together with WVCWP.

WVCWP contributions: WVCWP staff provided litter grabbers, gloves and trash bags.

Results: Appx 60 lbs of trash were collected.

GREAT AMERICAN LITTER PICKUP - CITY OF CAMPBELL

April 18, 2009

Volunteers were instructed in use of Tally sheets, and were provided with clipboards, etc. Working in groups, volunteers were able to pick up trash and carry out trash monitoring.

160 Volunteers participated, working for four hours.

PW figures that at at minimum wage of $8.00 per hour that works out to $5,120 worth of temporary labor.

Litter was picked up from 5 sites, including the Los Gatos Creek Trail and the Los Gatos Creek County Park.

Results:

35 Bags of recyclables (cans/plastic/glass & paper) were collected

145 Bags of trash were collected

Publicizing done for the event was very successful, as shown by the fact that 160 volunteers participated.

SARATOGA CREEK AT BIG BASIN WAY CLEANUP – CITY OF SARATOGA

May 26, 2009

This Cleanup was organized by City of Saratoga staff

WVCWP contributions: WVCWP staff provided litter grabbers, gloves & bags.

The Cleanup involved parking lots between Big Basin Way businesses and the creek, and the top of the creekbank along Saratoga Creek

Participants included City of Saratoga Staff with the Saratoga Elementary School Student Council and a teacher (9 volunteers).

Results: 10 bags of garbage were collected; City staff evaluated the area as much cleaner than in previous years.

SAN TOMAS AQUINO CREEK CLEANUP @ WESTMONT HIGH SCHOOL EVENT SUMMARY

Saturday May 16, 2009: In conjunction with National River Cleanup Day

WVCWP hosted a Cleanup Event at the site where it has regularly hosted this event.

Volunteers were instructed in use of Tally sheets, and were provided with clipboards, etc. Working in groups, volunteers were able to pick up trash and carry out trash monitoring.

Distance cleaned was appx. 1.5 miles

Summary of Surveys Completed by Volunteers

(Based on 15 volunteer response sheets)

Most common pieces of trash collected: Plastic/styrofoam, bottles, cigarette butts, paper, and food wrappers.

Most unusual items found: Baseball glove in good condition, Tires

WVCWP Contributions:

WVCWP provided Trash Tally Sheets with clipboards, Litter Grabbers, and gloves & trash bags (via the Clean A Creek Action Group)

Results:

15 volunteers worked at the cleanup for 4 hours each.

400 lbs of Trash was collected

80 lbs of Recyclables were collected

Total Collected= 480 lbs

PUBLIC INFORMATION/PARTICIPATION

West Valley Communities: Campbell, Los Gatos, Monte Sereno, Saratoga

Santa Clara Valley Urban Runoff Pollution Prevention Program

FY 2008-2009 ANNUAL REPORT

CREATE NEW OUTREACH MATERIALS

Due to problems with persuading residents to pick up printed material, WVCWP has searched for means of attracting interest in printed materials. An effort was made to find "desirable" items to incorporate with printed materials, which would encourage residents to pick up and read the information when they pick up the item.

New efforts with this theme included:

--Staff created a Car Wash/ Copper brochure, with Car Wash Discount Card and list of participating commercial Car Washes

--Staff developed graphics for, and ordered, 230 mugs with an anti-litter message: "Save a Cup – Clean Creeks, It's In Our Hands"

--Staff developed graphics for, ordered and packaged a set of seeds for 4 different pest resistant native plants, to attach to "less toxic" gardening materials and to encourage residents to take the printed information.

Response to these items has been much better than trying to distribute printed materials alone. WVCWP will continue to investigate means of incorporating this concept into outreach materials.

Following this theme, in FY 08-09, WVCWP also investigated the feasibility of purchasing re-usable grocery bags, for use in conveying information about litter/ trash problems. Minimum order requirements for this type of item are fairly large, so purchasing these bags will take a large budget commitment, or cooperation with other entities. WVCWP has been looking into cooperation with other entities, and will see whether this bears any results in FY 09-10.

The City of Saratoga invites you to attend the

Village Streetscape Improvement Meeting #2

Monday, February 2, 2009 @ 6:30 p.m.
Saratoga Senior Center – 19655 Allendale Avenue, Saratoga

The City has received a grant from the Santa Clara Valley Transportation Authority to improve patron safety along Big Basin Way, taking into account the unique and historic environment of the Village. Primarily, work will be focused on pedestrian safety improvements and beautification of the Village. This is the second meeting at which members of the public will get to share their thoughts on improvements to the Village Streetscape and review conceptual drawings developed by Gates & Associates.

Planned improvements include pedestrian bulb outs, crosswalk in-pavement lighting, hanging plant baskets, irrigation, sidewalk improvements, streetscape furniture, and more!

For more information, please contact Macedonio Nunez with the City of Saratoga at mnunez@saratoga.ca.us.

Digital Television Transition

It is hard to miss the many advertisements announcing the transition to digital television. This year, all broadcast television stations in the U.S. will switch from analog to digital broadcasts.

Residents opting to buy a new digital television rather than a converter should be aware that it is illegal to throw away a television in California. Televisions contain metals such as lead, mercury, and cadmium that leak from landfills to contaminate California's precious waterways.

Check for local E-waste events or take advantage of West Valley Collection & Recycling's (WVCR) free E-waste recycling service. For more information, call WVCR at (408) 283-9250.

Mobile Emergency Calls

Calls to 9-1-1 from mobile phones in Saratoga now go directly to the Sheriff's Office! Most 9-1-1 calls from mobile phones used to go to the California Highway Patrol emergency call center before getting routed to local law enforcement agencies, which occasionally caused delays in response times.

A Big Thank You to Monte Sereno

Saratoga residents have Monte Sereno to thank for some of the City's latest park improvements. On October 21st, the Monte Sereno City Council voted unanimously to give Saratoga $40,000 in State Park Bond funds to pay for the expense of installing a new bocce ball court at Kevin Moran Park and a petanque court at Azule Park. Local park lovers will appreciate this generous donation for years to come!

The Saratogan
13777 Fruitvale Avenue
Saratoga, CA 95070

Winter 2009

PRSRT STD
U.S. Postage
PAID
Saratoga, CA
Permit No. 136

ECRWSS

Postal Customer Local

044806

CITY of SARATOGA 1956 CALIFORNIA

The Saratogan

Spring 2009

Sustainable Saratoga

The City of Saratoga has made the urban canopy a top priority, which helps keep the community sustainable. Trees perform critical ecological functions, such as filtering storm water and breaking down harmful pollutants, that protect Saratoga's environment.

Last year, the City planted 50 trees and treated more than 400 trees. Additionally, Saratoga was recognized as a Tree City USA-a special award given to cities that have demonstrated dedication to the urban forest;

Trees are one of the many ways Saratoga is promoting sustainability. In this issue of *The Saratogan* learn more about what is beillg done to keep your City sustainable.

•• Garage Sale •• Residents playa critical role in diverting waste from landfills by recycling, composting, and other reduction techniques. This year, the City is making it easier to reduce waste through a community garage sale, which will help residents sell unwanted items instead of disposing them. Read more below .

•• Water Conservation •• Many California cities face the possibility of water rationing and the effects of below average rain levels. Conserving water now helps protect precious water resources. Read about water conservation tips on page 2.

•• Environmentally Friendly Park Management •• There are many ways to adopt environmentally friendly practices, including the ways in which landscaping is maintained. Turn to page 2 to see how Saratoga parks are sustainably managed.

C'ommUnity ~ Garage Sale

Springing into Summer Garage Sales

This summer residents have the opportunity to reduce waste and earn some spare change during the city-sponsored community garage sale. This event will take place on August 8, 2009 with registration starting in June 2009. The City will provide free citywide advertising, a listing of garage sale locations on the website, garage sale tips for those who register, and donation collection sites for unsold items and electronic waste.

93

The Saratoga annual cleanup is scheduled for July 13, 2009 - September 18, 2009. Specific dates and information will be mailed to residents.

Water Saving Tips



This marks the third consecutive year of drought conditions in California. Conserving water supplies is essential to the sustainability of Saratoga and other cities in the Bay Area, which is why the Santa Clara Valley Water District has called for mandatory water rationing this summer. Residents playa key role in this effort; here are a few simple changes residents can make to help preserve water resources:

- Installing water-efficient appliances and fixtures. Up to 18 gallons of water a day can be saved by using a high-efficiency washing machine.
- Replacing high-flow showerheads and toilets with low-flow fixtures will save as much as 16 gallons of water a day.
- Using drip irrigation and mulch around landscaping can save 40 - 55 gallons of water each day.

Visit http://www. valleywater.org/ conservation for more tips and information.

Savor Saratoga

Sustainability is about more than just the environment. It is important to ensure Saratoga has a sustainable business environment. Supporting the local economy is as easy as buying from Saratoga businesses. Remember—stop, shop, and savor Saratoga.

Keeping Green Parks "Green"

The City of Saratoga's Department of Public Works is doing its part to create a sustainable Saratoga. While many park management plans call for spraying entire parks with toxic chemicals, Saratoga uses less toxic products and minimizes their use by focusing control only in areas with weeds. This means residents can enjoy healthier parks throughout the City.

Azule Park in Saratoga

Grass requires constant maintenance, from regular mowing and watering to replacing worn areas with fresh turf. By replacing worn grass areas in El Quito and Congress Springs parks with decomposed granite paths, Saratoga is reducing its water usage by over 500,000 gallons a year! The new paths allow rainwater to soak through and do not require fertilizers, pesticides, weed control, or mowing.

044808

Photograph by Brian Babcock

Participating in the ceremonial planting of a tree on Arbor Day are (from left) Jim Stallman, a member of the pedestrian, equestrian, bicycle and trails committee; council members Jill Hunter, Howard Miller and Susie Nagpal; Tom Soukup, chairman of the parks and recreation commission; and Mayor Chuck Page.

City observes Arbor Day by planting a blue oak tree in Beauchamps Park

By BRIAN BABCOCK

Close to thirty small bells rang out as Saratoga residents, council members and city staff helped bless a blue oak tree, which was planted at Beauchamps Park as part of the city's Arbor Day celebration.

"My blessing for this tree is that it will receive all of the wonderful help and care and kindness from the community, so that it will grow to be a huge blue oak tree that we can dance and sing around," Saratogan Betty Peck said at the tree planting ceremony.

Guests watched as Saratoga City Council and Parks and Recreation Commission members "planted" the tree, which was donated to the city by PG&E.

This oak "is definitely a wonderful tree that will be good for many, many generations down the road," said PG&E forester Chris Hughes, adding that his company has a "love-hate" relationship with trees.

Mayor Chuck Page also unveiled a plaque that read, "Arbor Day 2009."

"One of the reasons I moved to Saratoga was because of the trees," said Page, who told a story about growing up in Oakland, N.J.

"We cherish our trees [in Saratoga]," said Page, adding that during his time on the Saratoga Planning Commission was spent at times protecting the trees that the city has. "So any chance we have to plant a new one is a wonderful thing," he told the crowd.

Those attending the event received a seedling that they could plant at home. PG&E also had a model showing what trees fit under power lines and what did not.

Councilwoman Jill Hunter, who said that people might know her as the "tree lady," said that when her children were young and had a nightmare she would calm them down by telling them to think of their grandfather's tree in Vermont that they would swing from.

"I'm so grateful for the trees we have and the joy that they bring us," Hunter said.

Fishing

Continued from page 10

What started 18 years ago as a way for youngsters to connect to an old pastime has turned into somewhat of a spectacle, Gates said.

"We're amazed at how many kids in Santa Clara County who have never fished, and that's partly because we don't really have a lot of access to fishing places," Gates said. "But now we have people coming back year in and year out."

The 18th annual Kids Free Fishing Days take place on May 2 and 3, from dawn to dusk, at the Campbell Percolation Ponds, 1250 Dell Ave. For more information, call 408.970.8578 or visit www.kidsfreefishing.com.

044809

Photograph by George Sakkestad

Saratoga Mayor Chuck Page (left) talks to Daryl Lupretta, owner of Lupretta's Delicatessen on Big Basin Way, about switching from Styrofoam takeout containers to something more environmentally friendly.

Mayor asks restaurant owners to get rid of all the Styrofoam

Page pushes the use of paper products

By Brian Babcock

Making a change for tomorrow means putting in the work today.

That's just what Saratoga Mayor Chuck Page has done as he has gone from restaurant to restaurant in the city asking businesses who use polystyrene containers to rethink their choice.

Polystyrene, better known as Styrofoam, is a popular choice for takeout containers and cups due to its cheap price. Polystyrene does not biodegrade, and most polystyrene products are not recycled due to a lack of places for consumers to discard them.

The substance has been banned in Oakland, San Francisco and Santa Cruz County. Page said he'd rather not have to put an ordinance through banning polystyrene because it can take up city staff's time and resources. He did say he will push for an ordinance in the future if he feels it's best for the city.

"It would be good to get that kind of stuff out of the waste stream," Page said. "If we don't use it at all, then we won't have to worry about it and it won't be a problem."

Page said he'll receive help from members of the West Valley Green Leaf Committee and the Saratoga Chamber of Commerce, who will assist in meeting with business owners and educating them on the negative effect the substance has on the environment.

Going from polystyrene to more environmentally friendly containers, such as those made with paper products, can cut somewhat into the businesses profits, Page said.

"It's a little difference in price, and that could mean a lot to a small business, especially today," Page said.

Daryl Lupretta, owner of Lupretta's Delicatessen on Big Basin Way, said that he will stop using Styrofoam containers once he uses up his inventory. Lupretta said he tries to keep the use of the product to a minimum and added that it would be too costly to change to another product if his restaurant used it more often.

"Going that route would mean passing that cost off to the consumer, and we don't want to do that," he said.

Tarek Eljarrari, owner of Planet Juice in the Village, said that the main thing keeping him and his business partner from switching to more "green" products is cost.

Planet Juice uses recyclable Styrofoam cups, and Eljarrari said that he lets customers know that they can bring in their own cups if they like. He said he has had only one customer refuse to use one of Planet Juice's cups.

"It was part of our plan to move away from Styrofoam," Eljarrari said. The problem is that the business is not in a financial position to make a change that would cut into its bottom line.

"We're a struggling business," he said. "We're in a survival mode right now."

Eljarrari said he is still open to speaking with Page and would try and see if there is a possibility that businesses and the city can work in collaboration on this issue.

sellers register today for the
ARATOGA COMMUNITY GARAGE SA

DATE: Saturday, August 8, 2009

TIME: 8:00 a.m. - 2:00 p.m.

- Free Advertising!
- Free Successful Garage Sale Tips!
- Online Listing of Saratoga Garage Sales!
- Meet Neighbors & Hold a Block Sale!
- Earn Extra Cash!



REGISTRATION CLOSES JULY 23, 2009

Register online at www.saratoga.ca.us

Y of SARATOGA
1956
CALIFORNIA

For more information:
Crystal Morrow • City of Saratoga
cmorrow@saratoga.ca.us • (408) 868-1275
www.saratoga.ca.us

044811

Get Ready for Saratoga's Annual Cleanup!

West Valley Collection & Recycling (WVCR) cleanups between July 21st – September 26th, hold a garage sale to prepare!

The annual cleanups are quickly approaching, so start planning now. Have items you don't want, but are still in good or usable condition? Hold a garage sale! Here are some tips:

- *Buddy Up*—hold a joint garage sale with neighbors
- *Spread the Word*—advertise in the local paper
- *Create Curb Appeal*—clean sale items & display attractively
- *Offer Incentives*—offer a free bottle of water with a purchase or 2-for-1 deal
- *Make it Easy*—organize items by sale price & clearly mark prices
- *Keep it Clean*—take down all garage sale signs when the sale is over

Garage sales help reduce the amount of materials sent to landfills and unsold items can be donated to a charitable organization for a tax deduction. Next year, keep an eye out for a citywide garage sale organized by the City of Saratoga before the next cleanup season!

Cleanups will be conducted on a neighborhood by neighborhood basis and notices will be sent 2 weeks in advance of cleanup date. For more information, call WVCR at (408) 283-9250.

CITY of SARATOGA 1956 CALIFORNIA

044812

The Saratogan
Winter 2009

Finding Renewal in Saratoga

In October 2008, the City of Saratoga celebrated the groundbreaking of Joe's Trail at Saratoga DeAnza. This new 1.6 mile pedestrian and bicycle trail will run between Saratoga-Sunnyvale Road and Saratoga Road on the PG&E right-of-way located adjacent to the railroad corridor in the City. For years, residents have enjoyed walking their dogs, bicycling, and running along the path next to the railroad tracks. Thanks to a generous donation from Saratoga resident Dee Sanfilippo, who provided funding for the trail on behalf of her late husband, Joe, an official trail will be built.

Development of the trail embodies a process of renewal. This path, once cherished by Sanfilippo's husband, will be transformed into a formal trail and added to the City's expansive trail network that helps to keep Saratoga residents active and connected.

Examples of renewal can be found throughout the City. Read more about them in this issue of *The Saratogan.*

Communi tv Event Calendar: Saratoga's community events are a great way to escape the daily grind and recuperate. These wonderful events, which keep the community unified, are now a little easier to find with the City's new online community calendar. Read about this new calendar below.

Kevin Moran Park: Since the 1970s, Kevin Moran Park has been one of Saratoga's most treasured parks and is now being renovated. Turn to page 2 for more!

Community Development Block Grant (CDBG) and Community Grant Programs: Each year, CDBG and community grants are allocated to organizations that offer a new beginning to Saratoga residents during times of need. More information is on page 2.

Groundbreaking at Joe's Trail at Saratoga DeAnza

Get Connected!

Need to know what's happening in Saratoga? Just visit www.saratoga.ca.us/events.html to get the latest information about public events.

The new community calendar is powered by Artsopolis, a regional non-profit established in 2000 to promote local arts and culture events. sinceA 2000, Artsopolis has become the most widely used online event calendar in Silicon Valley.'

Saratoga's community calendar will feature events that are open to the public (whether free or for a charge) which are located within the 95070 zip code. To add events to the calendar, simply fill out the online submission form that is available on the Saratoga calendar and at www.artsopolis.com. Visit the Saratoga community calendar today to get connected with the Saratoga community!

A Helping Hand in Saratoga

Each year, the City of Saratoga has the opportunity to provide funds to organizations that help the City's neediest residents through the Community Development Block Grant (CDBG) program. This program is funded by the U.S. Department of Housing and Urban Development to address the needs of lower income and special needs residents.

The City is expected to receive close to $133,000 in CDBG funds. Approximately $32,000 is available in the public service category, which is typically allocated to social services agencies. Last year's recipients included:

- Saratoga Area Senior Coordinating Council's adult day care program
- West Valley Community Services' community assistance program that offers low income residents food, rentals, and utility services in times of need
- Catholic Charities of San Jose's Long Term Ombudsman Program that aims to improve the quality of life for residents of assisted living facilities

Saratoga Area Senior Coordinating Council luncheon

Anoth~(portion ofthe CDBG funds, about $72,000, is set aside for the non-pUblic service category. This money is used by the City to upgrade facilities to meet accessibility requirements. In past years, the City has allocated the non-pUblic service category monies to equip traffic signals with audio cues for the visually impaired and install fully accessible seating in the Civic Theater.

In addition to the CBDG Program, the City has recently created a Community Grant Program. This year, $52,000 will be available for community based non-profit organizations that serve Saratoga.

Applications for both the CDBG and Community Grant programs were due by January 20, 2009. The Council will discuss the applications in February and make a decision in early March. For more information, contact Cynthia McCormick at cmccormick@saratoga.ca.us or (408) 868-1230.

~en:ovatlonS'"~Underway at Kevin Moran Par,l<

Kev,j.ri~Mon3rPark:ha~'held a special place in ~he h~~rts of many Sara~6~a residents sincejt w~s ~u~~hased ,}lll'1ddeveloped m Hie 1970s. To enhance thIS ch~rlShed park, renovatlo(1s are un<;f'erwaY,-andWIll mclude a newtter.:-i'hi: 60ur,~, b~ce ball court, picnic are~,., restroom; meditatiol'l garden; anGLa sma~l flat grass area

These improvements are the result of. a community developed tonsensu~ ~pta,nl"fj\l.(hile t:h~ plan permit?'Sarafoga youth sports groups to expand ttileir available ~pra.ctice a'rea1at the P.l1rk, no,games are allowed

The park is named in memory of Kevin Moran, a Saratoga resident and University~of California Santa Barbara student, who was killed during a riot in Isla Vista in April of 1970. Almost forty years later Saratoga residents honor his memory every day by playing and relaxing in the park that bears his name.

The renovations are expected to be complete by summer 2009. For more information about this project, please contact the Public Works Department at (408) 868-1239.

Meet the Youth Commission

Of the six commissions in the City of Saratoga, the Youth Commission is by far the largest and its members are the youngest. This sixteen-member commission is composed of teens from a wide range of backgrounds who share an interest in government and leadership. In their roles as commissioners, they advise the City Council on teen issues, represent the interests of Saratoga's youth, and work to get teens involved in the community.

Lett to right: Statt Liaison Adam Henig, Sangita Annamalai, Kayvon Rezaii, Sammy Rao, Kia Fariba, Natalie Tkalcevic, KaiWn Finch, Corey Rateau, Elena Rees, Tara Fatemi, Jacob Baker, Justin El-Diwany, Lauren Tang, Tittany Tseng, Aditya Dev, Cynthia Zhao, and Sameer Kausar.

The Youth Commission meets on the second Tuesday of every month at 7:00 p.m. at Saratoga City Hall, located at 13777 Fruitvale Avenue. Meetings are open to the public and teens interested in youth issues or in applying to join the commission are encouraged to attend. For more information, visit www.saratoga.ca.us/boards-commissions/youth/.

Ask Jana

Got Code Enforcement questions? Ask Jana! Send your questions to Jana Rinaldi at 13777 Fruitvale Avenue, Saratoga CA 95070 or by email to jrinaldi@saratoga.ca.us.

Dear Jana,

Every Saturday, my neighbor has his yard maintained by a landscape company. When the landscapers are done with their work, they leave the yard waste bin out on the street. Our garbage collection day isn't until Wednesday. Is my neighbor allowed to leave his yard clippings out from Saturday to Wednesday?

Grass Can Gran

Dear Grass Can Gran,

There are a couple of rules related to garbage, recycling, and yard waste containers that are important to remember.

- *Garbage cans be placed at the curbside after 12:00 p.m. on the day before your garbage collection day.*
- *Garbage cans must removed from the curbside by 12:00 p.m. on the day after your garbage collection day.*
- *At all other times, garbage, recycling, and yard waste containers may not be within public view. That means containers may not be stored in the front or side yard and need to be fully screened from public view by a fence, wall, landscaping, or some other structure.*

Jana

Dear Jana,

I was at Congress Springs Park on a Tuesday afternoon and noticed a woman with two dogs that were off-leash. I thought all dogs needed to be on a leash in the City's parks. Can you tell me what the Code says about off-leash dogs?

Day Tripper

Dear Day Tripper,

You're right, dogs must be on a leash that is no more than six feet in length while in a public place-including our parks. A $75 fine can be issued to owners who have their dogs off-leash in parks and other public places.

Jana

044815

Conceptual website design

New City Website Coming Soon!

Finding important information and conducting City business online will be even easier this summer! Earlier this year, the City began working with Civica Software to develop a new website with a focus on user convenience.

Residents can expect the new City website to reflect Saratoga's natural beauty, feature easy to use navigation tools, allow users to find needed information and resources more quickly, and offer interactive tools, such as email subscriptions.

For more information, contact Crystal Morrow at cmorrow@saratoga.ca.us or (408) 868-1275.

Ask Jana

Got Code Enforcement questions? Ask Jana! Send your questions to Jana Rinaldi at 13777 Fruitvale Avenue, Saratoga CA 95070 or by email to jrinaldi@saratoga.ca.us.

Dear Jana,

There is a car parked in front of my house, which has been there for three days. I am concerned the vehicle has been abandoned. Are there any City regulations that prohibit this car form being parked in front of my house?

Parking Problem Paul

Dear Paul,

Parking on the street is open to public use, unless marked as a special parking zone. If a vehicle has been parked on a street that is not marked as a special parking zone for more than 72 hours then it can be reported to me at (408) 868-1214 or jrinaldi@saratoga.ca.us. Be sure to report the vehicle location, make, model, color, and license plate number. I will then post a notice on the vehicle indicating that it will be towed in 72 hours if not moved.

Jana

Dear Jana,

I was driving down Saratoga Avenue on a Saturday afternoon and noticed a bunch of real estate signs at the signals. I thought it looked a little ridiculous and I would like to know if there are rules that regulate open house signs.

Sign Investigator

Dear Sign Investigator,

There are several rules in the City's Municipal Code that regulate real estate signs.

- *Real estate signs are not allowed on medians.*
- *The City allows up to one sign for an open house to be displayed in any given intersection.*
- *Open house signs can be displayed until 6:00 p.m. during winter and until 8:00 p.m. from spring to fall.*

If any sign is in violation of City regulations, then I will remove it. A $20 fee is charged for retrieval of the sign. If you see any signs that are not in compliance with our Municipal Code, you can contact me at (408) 868-1214 or jrinaldi@saratoga.ca.us to report the signs.

Jana

044816

The Saratogan
13777 Fruitvale Avenue
Saratoga, CA 95070

PRSRT STD
U.S. Postage
PAID
Saratoga, CA
Permit No. 136

ECRWSS

Postal Customer Local

City Business License Audit

Are you a business owner in Saratoga? Did you know Saratoga's Municipal Code requires companies doing business in Saratoga to register and obtain a business license from the City?

The City has hired MuniServices, a finance services firm, to conduct a comprehensive business license audit and contact unregistered businesses. The purpose of the audit is to apply the business license code equitably and educate business owners about the requirements of the City's ordinance.

For more information, contact the City's MuniServices representatives at their toll free number (800) 987-0999 or by fax at (559) 275-0289. Business license applications can be found on the City's website at www.saratoga.ca.us/onlineforms.html under "Business License Forms".



Attention Neighborhood Groups!

The City Council will hold the second annual Homeowner and NeighborhoodAssociations joint meeting on June 17, 2009 at 5:30 p.m. in the Joan Pisani Community Center. For more information or to register, contact Debbie Bretschneider at debbieb@saratoga.ca.us or (408) 868-1216.

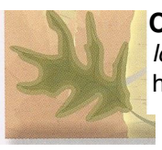

Celebrate Trees, Participate in ArbopDay :: *April 24, 2009 at 1:30 p.m. in Beauchamps Park, located at Beauchamps Lane and Bowhill Court* - Residents are invited to enjoy refreshments, help plant an oak tree, learn more about how trees keep Saratoga sustainable, and take a seedling to plant at home. For more information, visit www.saratoga.ca.us.

Summer Camps Get A New Look

Even though its only spring, it's not too early to start planning for Summer Camps! The Recreation Department is excited to present a re-vamped program that offers more flexibility, affordability, and increased activities for the participants. With a new weekly format, parents can sign up for a single week rather than a two-week session. Camps include a new Discovery Camp for older children (8-10 years) that focuses on science projects and will offer a weekly field trip (e.g. the new California Academy of Sciences). The popular Nature & Camp Caterpillar Camps will be returning and will include an array of eco-friendly activities. The Adventure Camp (8-10 yrs), Teen X-treme Adventures (11-14 yrs), and Leader-in-Training program (13-16 yrs) will also be held this summer. Sign up now at www.saratoga.ca.us/recreation or call (408) 868-1249 for more information.

Happy Saratoga Summer Campers

Got ideas for The Saratogan? Send story ideas or comments to Crystal Morrow at cmorrow@saratoga.ca.us or (408) 868-1275.

Claire Water

West Valley Clean Water Program

Stop by one of Saratoga's commercial car washes where dirty water is recycled and cleaned, visit www.mywatershedwatch.org for car wash coupons or information on keeping our water clean.

Ask Jana

Got Code Enforcement questions? Ask Jana! Send your questions to Jana Rinaldi at 13777 Fruitvale Avenue, Saratoga CA 95070 or by email at jrinaldi@saratoga.ca.us.

Dear Code Enforcement,

The other day I noticed my neighbor is putting up a new fence in her front yard. Does the City allow a fence to be built in a front yard? How tall can a front yard fence be?

Sincerely,
Fenceless Next Door

Dear Fenceless,

If your neighbor lives within the city limits of Saratoga, she can install a fence in the front set back area of her property, as long as it is no taller than three (3) feet. Permits are not required for front yard fences that meet these requirements.

Jana

Dear Jana,

I just moved to Saratoga and I have a wonderful dog who's been in our family for 5 years now. Am I required to license him? What about other pets?

Signed,
To License or Not

Dear License or Not,

Welcome to Saratoga! Here in the City of Saratoga we do require licenses for dogs and cats. There are some exceptions, including:

- *Dogs & cats that are less than 120 days old;*
- *Dogs & cats that were vaccinated and licensed in another jurisdiction and the license is still in effect;*
- *Dogs & cats owned by a nonresident who is in Saratoga not more than 30 days in a 12-month period;*
- *Dogs & cats temporarily in Saratoga for an event, show, or exhibition scheduled not more than 15 days after arrival;*
- *Dogs & cats for sale in a duly licensed pet shop or kennel;*
- *Dogs used for the purpose of leading persons with defective eyesight or hearing and dogs used by law enforcement agencies.*

Licensing applications are on the City's website at www.saratoga.ca.us. Fill out the application and return it to San Jose Animal Services, the agency Saratoga contracts with for our animal services.

Jana

March 24, 2009

Kelly Carroll
West Valley Clean Water Program
18041 Saratoga - Los Gatos Road
Monte Sereno, CA 95030
Phone: 408-354-4734; E-mail: kelly.westvalley@comcast.net

Dear Ms. Carroll:

On behalf of the Conference Steering Committee, thank you for agreeing to make the presentation, ***A Stormwater Campaign in Cartoons,*** at the upcoming ***5th National Conference on Nonpoint Source and Stormwater Outreach,*** May 11-14, 2009 at the Doubletree Hotel in Portland, Oregon. The Steering Committee, as well as the expected attendees, looks forward to a productive exchange of information and ideas on developing and implementing nonpoint source and stormwater outreach strategies.

Conference Format

The conference will run for three days: Tuesday through Thursday, May 12-14. In addition, four optional pre-conference workshops will be held Monday, May 11. A draft agenda is now available on the conference Web site at www.epa.gov/nps/outreach2009/agenda.html.

Your presentation is scheduled for:

Date: Wednesday, May 13

Time: 10:30 - 12:00 p.m.

Session Title: Pictures, Toons & Beyond

Presentation Title: A Stormwater Campaign in Cartoons

The amount of time allotted for your presentation (including any co-presenters you might have) is 30 minutes. Your presentation should be no longer than **20 minutes** so that there is adequate time for speaker introductions and audience questions.

Wednesday, May 13, 2009

7:30 a.m. – 4:00 p.m. **Conference Registration**

8:15 a.m. – 9:45 a.m. **Session A4: Programs Promoting Green Development** ..... Broadway Room

Moderator: Kathy Shay, City of Austin, Texas

— **Blue Thumb—Planting for Clean Water: Using Social Marketing Techniques to Promote Native Gardens, Rain Gardens and Shoreline Plantings within Priority Watershed Areas**
Angie Hong, East Metro Water Resource Education Program, Minnesota

— **Lake Clarity Crediting Program for Lake Tahoe**
Jeremy Sokulsky, Environmental Incentives, LLC, California

— **RiverSmart Homes**
Shelby Laubhan, District of Columbia Department of the Environment

Session B4: Reaching Our Audiences Through University-Based Outreach Programs ..... Multnomah Room

Moderator: Rebecca Power, Wisconsin Cooperative Extension

— **Stormwater Management in Your Backyard: An Extension Education Initiative**
Dr. Christopher Obropta, Rutgers Agricultural Experiment Station, New Jersey

— **Changing Public Behavior: Addressing the Challenges of Applying Social Assessment to Water Management Strategies**
Elaine Andrews and Kate Reilly, Environmental Resources Center, University of Wisconsin, Madison

9:45 a.m. – 10:15 a.m. **Break**

10:15 a.m. – 11:45 a.m. **Session A5: Pictures, Toons & Beyond** ..... Broadway Room

Moderator: Jennifer McDonnell, Tetra Tech, Inc., Virginia

— **Say It with Pictures: Training Kentucky Construction Site Workers in Erosion and Sediment Control**
Barry Tonning, Tetra Tech, Inc., Kentucky

— **A Stormwater Campaign in Cartoons**
Kathy Ottenberg and Kelly Carroll, West Valley Clean Water Program, California

— **Developing and Implementing a Comprehensive Surface Water Education and Outreach Plan for a Rural County**
Pat Pearson, Washington State University Jefferson County Extension

A Stormwater Campaign in Cartoons

Small Agency Uses Cartoons for Adding
Low-Budget Fun
to the Stormwater Message

1

Why Cartoons Appealed to Us

- *BUDGET:*
  We needed a low-budget 'BRAND' image, which could be used in a variety of media
- *COMMUNITY NEWSPAPERS:*
  We wanted to use our community Weekly Newspapers -- which are mailed to every household
- *BROAD AUDIENCE:*
  We wanted an image which would appeal to residents of all types: Parents, Young Adults, Seniors, Students, Teachers, etc.

6

Making it Work: 2 Characters

- *2 Characters works well*
  --2 characters allows for information through dialogue
  --2 characters allows for one to model "WRONG" behavior, & one to model "RIGHT" behavior

Modeling 'Wrong' & 'Right'

Dialogue = "Punch line"

20

Benefits - Brand Recognition

Cartoon characters present a consistent "brand" throughout a variety of **MESSAGES**

- *VARIATION among the STRIPS*
  The strip/characters will be recognized as your "BRAND" yet, they can convey a different message, by varying:
  --the background
  and
  --the "accessories"

12

Benefits - Big Message/ Small Size

- SPEND LESS ON AD SPACE
  --When buying ad space, you need only a small area = LESS COST
- FITS EASILY INTO 8" X 11" MUNICIPAL NEWSLETTERS
  Newsletter are on a tight budget, with limited page space
  They tend to have space for a cartoon, even if not for an article

cartoon in → Municipal Newsletter



10

Benefits - Eye-Catching & Fun

Cartoons draw an audience to look at them.

- *DESIRABLE TO EDITORS:* They add Graphic Interest
  -- Various newspapers have given a 50% PSA discount, in order to include these cartoons in their papers
  -- Municipal newsletters enjoy including the cartoons

15

044821

Photograph courtesy of Patrick Hansen

Volunteers look for trash in San Tomas Aquino Creek on International Coastal Cleanup day Sept. 20. The West Valley Clean Water Program organized the creek cleanup.

Creek gets a cleanup, thanks to volunteers

WV Clean Water organizes the day

By CHRIS VONGSARATH

Ava Hansen wasn't so much worried about why she was out picking up trash along San Tomas Aquino Creek as she was how much trash she could pick up. The 9-year-old Junior Girl Scout from Troop 60043 learned quickly the importance of keeping the environment clean and in its natural state.

"Lots of people pollute, and they don't care if they cause global warming or not," Ava said.

While not exactly reversing global warming, Ava and a handful of other scouts and volunteers did their part in an international effort to prevent trash from ending up in the planet's oceans.

As part of the International Coastal Cleanup, volunteers from around the world pitched in to pick up trash. Last year, almost 380,000 volunteers from 75 countries netted 6,075,698 pounds of trash.

Closer to home, volunteers cleared trash from Lexington Reservoir, Vasona Lake County Park and San Tomas Aquino Creek on Sept. 20.

Ava said she had a fun time learning about the creek. The scouts challenged each other to see who could find the weirdest thing, which turned out to be a live pig.

The West Valley Clean Water Program, which provides stormwater pollution prevention for Campbell, Saratoga, Los Gatos and Monte Sereno, organized the cleanup at San Tomas Aquino Creek.

Program assistant Kathy Ottenberg said cleaning up the creek goes past mere aesthetics. In addition to having an impact on wildlife, a polluted creek could directly impact residents.

Part of the group's mission is to make sure the municipalities it serves are in compliance with state-administered stormwater discharge permits, which are intended to keep California's waterways clear.

Too much pollution could prove costly to taxpayers because municipalities would have to pay to install inserts to trap trash at stormwater gutters, Ottenberg said.

"It can have a major impact on everybody, even in terms of taxes," Ottenberg said.

About 16 volunteers collected 120 pounds of trash and another 170 pounds of recyclables at San Tomas Aquino Creek, program assistant Patrick Hansen said.

Though the creek is closed off to the public, some people frequently trespass through the area, resulting in the litter. The city of Campbell and Santa Clara Valley

☛ **Creek,** *page 11*

ADVERTISEMENT

Most Viewed Most Emailed

(From the last 12 hours) RSS

1. Woman struck and killed by Caltrain in Mountain View
2. Couple's 150-year-old tortoise missing from Cupertino yard
3. Santa Cruz park rangers did not know about cave
4. San Jose crash kills driver, 18, passenger, 12, and injures four...
5. Angel Island fire 75 percent contained; 380 acres burned
6. Killion: Too much evidence to refute Nolan's 'not my fault' refrain

Top Classifieds

RENTALS JOBS REAL ESTATE AUTOS

Apartment Manager / Maintenance Team
Click for Details

Engineer
JohnsonDiversey Equipment

ACCOUNTANT
Click for Details

Technical Support
Zoom Imaging Solutions

CASHIERS
Click for Details

CUSTOMER SERVICE REPS
Click for Details

Carpenter
Click for Details

Technician
Shax Engineering

ALL LISTINGS

Reprint BOOKMARK Print Email Font Resize

San Tomas Aquino Creek cleaned up by volunteers

By Chris Vongsarath
Campbell Reporter
Article Launched: 09/25/2008 02:26:24 PM PDT

Ava Hansen wasn't so much worried about why she was out picking up trash along San Tomas Aquino Creek as she was how much trash she could pick up. The 9-year-old Junior Girl Scout from Troop 60043 learned quickly the importance of keeping the environment clean and in its natural state.

"Lots of people pollute, and they don't care if they cause global warming or not," Ava said.

While not exactly reversing global warming, Ava and a handful of other scouts and volunteers did their part in an international effort to prevent trash from ending up in the planet's oceans.

As part of the International Coastal Cleanup, volunteers from around the world pitched in to pick up trash. Last year, almost 380,000 volunteers from 75 countries netted 6,075,698 pounds of trash.

Closer to home, volunteers cleared trash from Lexington Reservoir, Vasona Lake County Park and San Tomas Aquino Creek on Sept. 20.

Click photo to enlarge

Volunteers look for trash in San Tomas Aquino Creek on... (Photograph courtesy of Patrick Hansen)

My City
Campbell: News, reader photos, forums & more
Other My City pages

Ava said she had a fun time learning about the creek. The scouts challenged each other to see who could find the weirdest thing, which turned out to be a live pig.

The West Valley Clean Water Program, which provides stormwater pollution prevention for Campbell, Saratoga, Los Gatos and Monte Sereno, organized the cleanup at San Tomas Aquino Creek.

Program assistant Kathy Ottenberg said cleaning up the creek goes past mere aesthetics. In addition to having an impact on wildlife, a polluted creek could directly impact residents.

Part of the group's mission is to make sure the municipalities it serves are in compliance with state-administered stormwater discharge permits, which are intended to keep California's waterways clear.

Advertisement

ADVERTISEMENT

Too much pollution could prove costly to taxpayers because municipalities would have to pay to install inserts to trap trash at stormwater gutters, Ottenberg said.

"It can have a major impact on everybody, even in terms of taxes," Ottenberg said.

About 16 volunteers collected 120 pounds of trash and another 170 pounds of recyclables at San Tomas Aquino Creek, program assistant Patrick Hansen said.

Though the creek is closed off to the public, some people frequently trespass through the area, resulting in the litter. The city of Campbell and Santa Clara Valley Water District are installing a passive-use trail.

Hansen said opening up the creek to the public could present a hidden benefit.

"If there is a lot of trash out there, they'll notice it and want to do something about it," he said.

Sunnyvale resident Grace Siu, Ava's mother and leader of the troop, said her scouts have participated in creek cleanups before, but never as part of an international campaign. She said the scouts were up to the task.

Advertisement

ADVERTISEMENT

ADVERTISEMENT

ADVERTISEMENT

Downtown Saratoga gives visitors to Big Basin Way a choice. Elia Betbadal puts his empty soda can in one of the recyling containers rather in the garbage.

Happy Earth Day

We're celebrating another one on April 22

Photographs by GEORGE SAKKESTAD

Earth Day was something of an enigma when it was first discussed at a conference in the fall of 1969.

What was the point of this special day designated for April 22 that would "inspire awareness and appreciation for the Earth's environment?" Back in 1969, it seemed to just follow the beat of the hippie generation and the Summer of Love.

Nearly 40 years later, though, we know better.

Earth Day, first celebrated on April 22, 1970, has grown to become a time when we collectively treasure our planet and share ideas for sustaining our resources.

In the West Valley, we are thinking about the Earth in our homes and schools, in our businesses and local governments.

It starts at home

Los Gatos homeowner P.K. Karnik believes in recycling, but when it came to remodeling his home, he took the concept to another level.

"I look at recycling in a different light," Karnik said. "My whole notion is reuse."

Karnik used Craig's List to unload many of the things he no longer wanted, but thought other people could use. "I advertised free windows to a needy home," he said. "This church contacted me saying they had a home in East San Jose in shambles that they wanted to turn into a daycare center, so I gave them all to them."

He did the same thing with faucets, sinks, chandeliers, mirrors, blinds, cabinets and toilets. "The toilets were 4 years old, and they probably would have ended up in a landfill," Karnik said. "They were picked up by a gentleman that remodeled his rental homes in San Jose. Normally, the faucets would have gone to a scrap yard and melted in a furnace. They were put into the rental houses, along with the sinks."

Karnik also found new homes for his old water heater, plus 14 doors and a lot of lumber. Some of the lumber was recycled to make wooden pellets, but much of it will be reused. "Some large timber was given to my construction crew," he said. "They plan to haul the load to Mexico and assist their poor relatives to build homes."

In explaining his preference to reuse things instead of recycling them, Karnik says, "I save a lot of energy in the crushing process. And there are so many places that need to get fixed. I feel very good about it."

Saratoga resident Hari Sripadanna is also feeling good about

A rain harvesting system can provide water for landscaping and vegetable gardens. At right, Monte Sereno resident Jerry Block talks to John Lewis of Rain Harvesting Systems about the installation of a harvesting system in his back yard. Above, Lewis installs water filtering rain gutter guards at Block's home.

his new home. The architect is waiting for an important piece of paper that says his house is certified LEED Gold—meaning it shows Leadership in Energy and Environmental Design. LEED is a point system developed by the U.S. Green Building Council.

Among other things, Sripadanna installed low-flow showerheads and faucets. A typical shower can use as much as 3 gallons of water a minute, while Sripadanna's use 1.75 gallons.

"What really surprised me was the faucets because they actually feel more forceful than a regular faucet," he said.

Sripadanna also says it has become much easier to build a green home today because the industry has caught up with people's ideas. "Architects have always talked sustainability, but now a lot of things have come together and it's become easier for us to do," he said. "What I want to share with everyone is it's in economic reach for everybody."

One of the more unusual things Sripadanna did was to install a "live" roof that is planted with succulents. It helps keep the house cool in the summer and warm in the winter.

Sripadanna said things like that can quickly add to the points needed for LEED certification.

Sripadanna also designed his home to take advantage of natural sunlight. "There's a quality of ambiance," he said. "You can't describe how it feels when the sun warms the house naturally. It gets low-angle winter sun but not summer sun."

One thing Sripadanna did not do is install solar panels. "If you do small things across the plain, you can get (LEED) credit quite easily without going to solar panels," Sripadanna said. "My house is so energy efficient that it beats the California energy code by 50 percent."

Even so, Kurt Newick of Campbell is a firm believer in solar. He is a solar salesman who is also the founder of the local chapter of the Sierra Club's Global Warming Committee.

"Solar electric panels are far and away the most popular technology," Newick said. "I sell about three or four systems a month."

He said homeowners who are thinking about going solar need to select a company that is both licensed and bonded. "The main thing is for the homeowner to feel comfortable with the person they select," he said. "If the contractor can't answer questions in a timely way, that's a red flag."

Newick also praised a new program started by San Jose-based Renewable Power Solutions that certifies solar installers. "A certification program is critical, especially since solar is pretty new," he said, "And it's a big expenditure."

Newick has just completed an analysis of the fees municipalities charge for permits for solar installations and the subsequent inspections.

"Los Gatos is one of the highest in the Bay Area," he said. Newick's analysis shows that Los Gatos charges $511, while Campbell comes in at $225 and Saratoga charges $92.

"Campbell and Los Gatos are pretty easy to deal with," Newick said. "Saratoga is probably the best. They're pretty easygoing."

Newick also said that perhaps the most important thing a homeowner can do before installing a solar system is to have a roof inspection and a shading analysis done. "This is where you separate the men from the boys. In Los Gatos and Saratoga you have a lot of mature trees. Solar needs sun, and even the wispiest amount of shade impacts the system," Newick said. "A sunny location now may not be sunny later on. And you have no legal recourse if a neighbor's tree grows and shades your array if the tree was there first."

The word sustainability has become interchangeable with green building practices, and Monte Sereno's Jerry Block has taken the concept to heart.

He just installed a 20,000-gallon rain harvesting system that will water his landscaping and vegetable garden.

But Block says being able to store that much water on his property could easily serve other purposes. "In an emergency it can be used for firefighting," he said, "and it could supply the whole neighborhood if there's an earthquake."

Block's system was installed by Fremont-based Rain Harvesting Systems.

Special eaves along the front and sides of his house capture the rain, which then flows through a series of pipes and into four tanks that can hold 5,000 gallons each.

Except for the tanks, the system is invisible.

If the tanks get too full, Block can release the excess and replenish groundwater supplies.

Right now, Block doesn't plan to use the water for drinking, washing or showering because he says there are too many hoops to go through to get approval for that.

However, installing a special filter and ultraviolet light could easily purify the rainwater.

Block also has an extensive solar installation, so he uses very little power from PG&E.

Coupled with his solar panels, Block's rainwater collection system is the next step in his quest to find independence. "This is a way for the everyday American to be a hero," he said. "Make a sacrifice to free us from foreign dependency and invest in your country's infrastructure."

—Judy Peterson

☛ *page 20*

Coulomb Technologies president Praveen Mandal charges his car at a station in front of the company's Campbell headquarters.

Continued from page 19

Government does its part

In the past the onus was put on individuals and big businesses to help shape a more environmentally friendly future by recycling more and conserving energy and water.

But as the "going green" phenomena has sunk deeper into the consciousness of American culture, public agencies, including the cities of Campbell and Saratoga and the town of Los Gatos, have begun to do their part in the creation of a more sustainable future.

Each of the three municipalities has been certified as a green business by the Bay Area Green Business Program, which verifies and motivates businesses to meet higher standards of environmental performance. More than 1,600 businesses and public agencies have been certified since the program's inception in 1997.

The town of Los Gatos was certified as a green business two years ago but has been working steadily toward adopting greener practices for more than a decade.

The town council adopted a water efficiency ordinance in 1992 to promote the conservation and efficient use of water. Guidelines were approved in 2004 for voluntary green building standards on new construction; and in 2008, Los Gatos became the first municipality in Santa Clara County to enroll in the PG&E Climate Smart program, which will help the town offset all of its identified carbon emissions.

Just last year Los Gatos began the "Growing Green Together" campaign in an effort to educate the town's employees to be more environmentally conscious while at work. Each month has a different theme that offers tips for creating a greener workplace and home. Residents can also sign up to receive the same newsletter employees obtain.

Los Gatos High School students Olivia Warne (left) and McKenna Everett look over photographs on display at a show focused on sustainability. Los Gatos Mayor Mike Wasserman (second from right) and Los Gatos High assistant principal Scott Downs also check out the show held in conjunction with Earth Day.

"It's very important for businesses and residents to take personal responsibility. Individual action is going to be key to reducing our carbon footprint," said Regina Falkner, community services director for the town of Los Gatos.

Saratoga Mayor Chuck Page agreed and added that local governments need to do their fair share in creating positive change.

"It's important that governments show leadership and do what it's asking its citizens to do," he said.

The city of Saratoga has taken many steps to become a better steward of the environment, including going to "paperless" Saratoga City Council meetings, using biodegradable utensils and cups at city hall, replacing older light bulbs with more energy-efficient models and buying two hybrid cars to replace aging city vehicles.

This month the council approved an ordinance that amends the city code to include a compilation of existing "green" laws that promote sustainability through the reduction of greenhouse gases. Putting all the laws in one section makes it easier for residents to find out what ordinances the city has passed that promotes a greener Saratoga, Page said.

But no matter what efforts cities try to make to be better stewards of the environment, they will inevitably be constrained by time and money.

But, thanks to the federal stimulus package, the city of Campbell is entitled to a $163,000 grant that must go toward energy-efficient programs. The money could go toward a number of things, but the city might look into using the funds for a solar panel analysis, said Dan Rich, city manager for Campbell.

Like Saratoga, the city of Campbell also plans on going to "paperless" city council meetings. Many other city commissions have already gone paperless.

Although city council and staff are currently looking into what the city can do in the future to reduce its carbon footprint, the city has always been "pretty aggressive" about looking into greener programs before it became fashionable, Rich said.

Rich said there has always been a desire by elected officials and residents to look into creating green policies and adopting environmentally friendly business practices. Not only have the greener policies helped out the environment, they have also helped Campbell's bottom line.

"It also made good business sense," Rich said.

—Brian Babcock

A photograph of bicycles by Fisher Middle School seventh-grader Natasha Cougoule is part of the Earth Day photo show in Los Gatos.

Education is the key

Community members realize that teaching the youth of today is an important part of shaping the leaders of tomorrow. Educators, parents and students from around the West Valley used their own skills, expertise and passion to coordinate a number of different activities on and around April 22 with one shared goal—to promote the understanding and protection of Mother Earth.

From kindergarten to college, no grade level went unnoticed.

A used book sale was scheduled April 22 to emphasize going green through recycling in and around the campus center at West Valley College, 14000 Fruitvale Ave.

"Whether you call it reducing your carbon imprint or just saving a tree, the idea is there are many popular books that trade hands anyway," said George Mageles, community resource coordinator for student health services at West Valley College.

There will be hard- and soft-bound books for sale throughout the day, and the funds raised will benefit the school's classified staff scholarship.

Mageles anticipates selling the books will be a success because faculty and administration offered such generous support preparing for the event. They offered a wide array of donations after clearing bookshelves in their homes and offices.

Students and parents from Louise Van Meter Elementary School also used a book setting as inspiration for a project.

Third-graders from the school worked on art pieces from April 14 to 16, using objects they found while spring cleaning in their homes earlier this month, including VHS tapes and old toys.

"It was junk, but all of a sudden it was shiny and new. It was just a major shift of perspective," said Daniella Simon, a parent of a student attending Van Meter. "The whole idea was don't look at things in terms of throwaway."

The students will dedicate their eco-art projects on April 22 to the Los Gatos Library's Green Section. Simon said this is a natural setting to display the work since "the library is all about the three Rs—reduce, reuse, recycle."

Simon was inspired to lead the project a year ago after first reading about eco-artists who use such materials as bottle caps to make beautiful mosaics.

The project grew into a collaboration of Art Docents of Los Gatos, Los Gatos Library, the West Valley Green Leaf Committee and Van Meter.

Simon said there were different benefits in working on the artwork.

"There seems to be gap in terms of getting information to kids," Simon said, "and this is one of the big issues that is driving me at this point. They're inheriting everything. We have a very short period of time to retrain ourselves and retrain our children."

Students from Los Gatos High School, Fisher Middle School, Blossom Hill and Lexington elementary schools are also putting their artwork on display during a photography show focused on sustainability. The exhibit is scheduled for April 25 at the Los Gatos Civic Center, 110 E. Main St., from noon to 4 p.m.

The idea was for students to take pictures to "show us the world through their eyes," said Nate Donovan, Los Gatos High photography teacher. Students ventured into different parts of the community, including local businesses, to capture the environmental effects we all have during our day-to-day lives.

No matter who you are, eventu-

ally "we are going to run out of resources," said freshman McKenna Everett.

She took 200 photos for the project, one she said is important to raise community awareness. The photographs submitted varied in styles, from scenic to abstract to photojournalism.

A picture alone is worth 1,000 words, but the photos displayed together will allow residents to "see how it all feeds into the story," said Nicole Williams, a parent volunteer for the event. "When you look at them all collectively, it makes a fantastic impact."

—Shannon Barry

Green means business

Ungdo Shin cares about what he puts in his customers, so much so that he is willing to pay more for it.

The owner of Big Basin Café in Saratoga runs an all-organic shop, meaning everything from the products to how they are served come naturally from the earth.

"In order to serve organic coffee, the delivery system also has to be non-chemical," Shin says. "We couldn't use a so-called recyclable cup, which is cost-effective but is chemically infested. So, we use a biodegradable cup instead, or else there is no use in serving organic coffee."

The cost of using biodegradable materials can be up to three times more expensive, Shin says, but it allows him to be able to call his café a truly organic coffee shop. Biodegradable—as opposed to recyclable—materials can be mixed in with other waste without contaminating the soil. Recyclable materials, meanwhile, can only be recycled, as the chemicals to make them are not natural.

For its efforts, Big Basin Café, 14471 Big Basin Way, received high marks on ecovian.com, a site featuring green business reviews and topics. The coffee shop earned five-star ratings in both organic coffee and tea served and biodegradable containers used.

In addition to tasting better, the organic coffee and natural foods at Big Basin Café, as well as the containers they're served in, benefit the customers in the long run, too. Biodegradable means all-natural, and that reduces the amount of dioxins, known to be cancer causing agents, the body absorbs, Shin said.

"Some customers are aware of what organic really means and some customers just like the taste of our coffee. But knowledgeable people know about the advantages of having biodegradable coffee and materials," Shin said.

While some businesses are going green themselves, others are helping people become more eco-friendly. Campbell-based Coulomb Technologies has been quickly rising as the leading producer of electric vehicle charging stations.

A construction worker sorts through the lumber at the home of Los Gatos resident P.K. Karnik. The lumber will be recycled to make wooden pellets, or re-used on homes in Mexico.

A mattress floats in Lexington Reservoir. It's just one of the many such items volunteers will target at a Lexington cleanup day on May 16.

Many drivers of electric vehicles can only charge their cars at home, but Coulomb allows them to refuel at the workplace or when they're out and about. The company has stations up and running in San Jose and San Francisco and as far away as Amsterdam.

And with just about every major automaker shifting toward more fuel-efficient and eco-friendly cars, Coulomb's smart-charging stations may be popping up in more cities.

"All of the automakers are doing electric cars, and we'll see them emerge between now and 2012," said Richard Lowenthal, Coulomb's founder and CEO. "So, we're out there selling stations and creating interest, and it's a worldwide thing."

Because it takes anywhere from four to eight hours to fully charge a vehicle, stations must be strategically placed. Right now, Coulomb is targeting the workplace and downtown areas, places where people tend to be for an extended period of time. But as more electric vehicles begin to hit the road, Coulomb may be looking to add stations at recreational venues, such as ballparks and arenas, Lowenthal said.

Lowenthal projects that in the next five years there will be remarkable advances in the industry, with more electric cars, charging stations and technology streamlining the two. Electric vehicles could be charging in a matter of minutes and drivers could be recharging at service stations, the way how most people do now at gas stations.

Most of these initiatives, Lowenthal says, will be made possible through the stimulus package.

"It's a good time to be doing green programs, especially green transportation," Lowenthal said. "It's good for cities to say, 'We're going to be electric vehicle-welcoming.' "

Also getting a boost from the stimulus package is Akeena Solar in Los Gatos. It may be nothing new to see solar panels on residential and commercials roofs these days, as property owners are beginning to invest in renewable energy. But Akeena is preparing for the next phase of clean technology: mixing aesthetics with being eco-friendly.

The latest solar panel from Akeena comes with a non-bulky, sleek design, but still has the reliability to last over time. The jet-black panels can be installed closer to the surface of the roof, limiting their visibility to onlookers.

When consumers begin looking for beauty to go with the brains, it's a sign that new technology has caught on.

"Without a doubt, as solar becomes more mainstream, you see that families are looking for panels that will reduce electricity bills and plus will also look well on a person's home," said Jose Tengco of Akeena Solar. "We've worked hard to ensure that we can provide the best looking and most reliable panels on the market."

The hardest part for those thinking about going solar is making the investment, but even that is starting to change. With solar power becoming more available, the price to make the switch is getting cheaper, Tengco said.

According to a study by the California Public Utilities Commission, Californians in 2008 "installed twice as many megawatts of solar power than the year before, and demand for new solar projects continues to hit record levels." Moreover, the California Solar Initiative led to more than $5 billion worth of private investment in solar projects.

"Clearly, with the going green movement and climate change, people are turning to renewable energy. And from an economic view, they find they are getting a strong return on the money invested today, so it becomes a win-win," Tengco said. "Families get to reduce electricity costs and at the same time address climate change."

—Chris Vongsarath

Series of local events related to Earth Day

Although Earth Day is officially April 22, many Earth Day-related activities will be held throughout the week and are listed below:

Life lab—On April 22 staff and students from Saratoga Elementary School will honor Earth Day with the official opening of their Life Lab Garden. There will be different displays and presentations from 9 a.m. to 2:30 p.m. in the outdoor classroom of the school, 14592 Oak St., including water filtration systems, insects of the garden, worm composting and solar cooking.

Used book sale—A used book sale is being held April 22 to emphasize going green through recycling in and around the campus center at West Valley College, 14000 Fruitvale Ave. in Saratoga. The event is a fundraiser for the school's classified staff scholarship.

Arbor Day—A tree-planting ceremony takes place April 24 at 10 a.m. at La Rinconada Park, Wedgewood Drive and Granada Way.

Another Arbor Day celebration— The city of Saratoga will celebrate trees on Arbor Day with a community gathering at Beauchamps Park, between Beauchamps Lane and Bowhill Court. The event will be held on April 24 at 3:30 p.m. Residents can help plant a tree, learn more about the trees in Saratoga and can take a seedling home that they can plant themselves.

Highway 9 clean-up—Five local Rotary Clubs, including those from Saratoga, Los Gatos, Campbell and Cupertino, are sponsoring the "Great Highway 9 Cleanup" on April 25. Volunteers for the cleanup are asked to meet at the La Hacienda Inn, 18840 Los Gatos-Saratoga Blvd., at 9 a.m. for a free breakfast. Volunteers and Rotarians will then pick up trash along Highway 9 for a couple of hours before being treated to a barbecue.

044827

TOWN NEWS

E-MAIL US AT:
lgwt@community-newspapers.com

VOLUME 126, NUMBER 7 LOS GATOS, CALIFORNIA FEBRUARY 17, 2009

Photograph by Neal Waters

Gardener Arthur Ragan, raking leaves in front of the Wells Fargo building on N. Santa Cruz Avenue in downtown Los Gatos, is among the Allied Landscape Services employees to be certified a Green Gardener in the West Valley Clean Water Program. The program serves Los Gatos, Monte Sereno, Saratoga and Campbell.

Class helps gardeners join the green team

Program has been winning awards

By JUDY PETERSON

A green gardening program that was developed in part by the West Valley Clean Water Program has been winning awards for its innovative ideas.

The clean water program, which serves Los Gatos, Monte Sereno, Saratoga and Campbell, was created to control pollution being dumped into creeks, streams and stormwater drains.

Recently, the California Stormwater Quality Association honored the Green Gardener program with an outreach award for the work it has done with small landscaping contractors.

"It was a 10-week course to educate landscape professionals on what type of environmentally safe practices are out there in place of the norm," Tito Fonseca of Allied Landscape Services said.

Fonseca and two other Allied employees were among the first to become certified Green Gardeners.

"It taught us simple gardening practices like pruning techniques, composting and minimizing water use," he said.

The latter will become even more important as water rationing is expected to be mandated in Santa Clara County beginning next month.

"We learned to use mulch over bare soil to keep water in the ground," Fonseca said.

The program also focused on minimizing the use of herbicides. "The chemical industry does a very good job advertising their products," he added, "but they don't touch on the environmental impact chemicals have."

Fonseca works with clients in both Los Gatos and Campbell.

"Green gardening is becoming more and more important to clients. Customers want to see that contractors are educated and doing what we can to preserve, protect and not pollute their property," Fonseca said.

114 Solutions Gardening Service owner Abel Yanez agrees.

"We wanted to separate ourselves from regular gardeners to see how we could help customers save water," Yanez said.

Yanez is using his newfound skills at customers' properties in Campbell, Saratoga and elsewhere.

"We're trying to re-layout sprinkler systems, and we're changing to organic fertilizer to help with the environment," he said.

One of the important things Yanez learned was how to test soil so that the right plants are properly placed. "You plant here and there," he said. "Now we know exactly what to do."

Yanez described the Green Gardener program as very beneficial. "We are planning to send five more people," he added.

☛ *Page 15*

Distinguished, Detailed & Innovative
CAL HORT
Full Service, Creative Landscape Design & Construction
...on Time and on Budget. Since 1983.
California Horticulture Landscape Construction Incorporated
753 Camden Avenue, Campbell, CA 95008
(408) 364-3190
www.calhort.com

Best Burger • Best New Restaurant
JOIN US FOR...
CUSTOM BUILT BURGERS
PALO ALTO 369 California Avenue 650 321 3900
SANTANA ROW 3055 Olin Avenue Suite 1039 408 423 9200
THE COUNTER

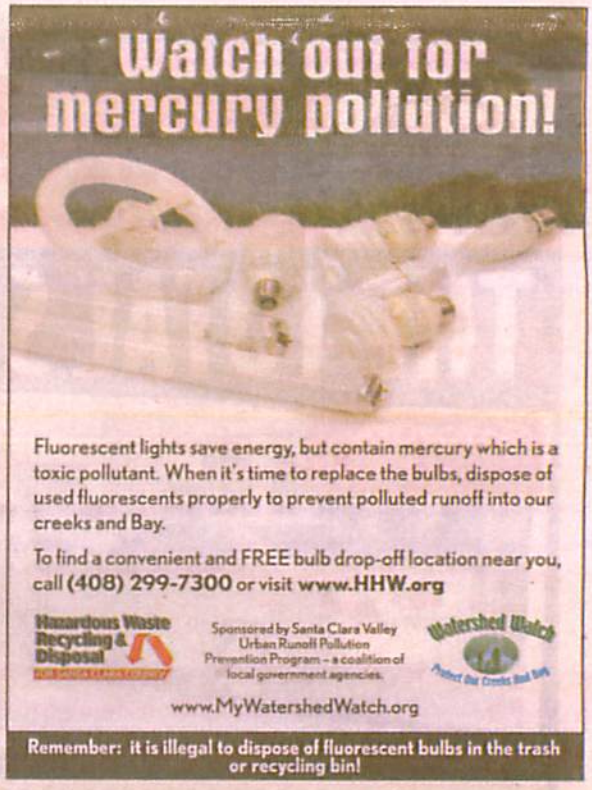
Watch out for mercury pollution!
Fluorescent lights save energy, but contain mercury which is a toxic pollutant. When it's time to replace the bulbs, dispose of used fluorescents properly to prevent polluted runoff into our creeks and Bay.
To find a convenient and FREE bulb drop-off location near you, call (408) 299-7300 or visit www.HHW.org
Hazardous Waste Recycling & Disposal
Sponsored by Santa Clara Valley Urban Runoff Pollution Prevention Program – a coalition of local government agencies.
Watershed Watch
www.MyWatershedWatch.org
Remember: it is illegal to dispose of fluorescent bulbs in the trash or recycling bin!

BLACKWELL HOMES
A Tradition of Excellence
CUSTOM HOMES · REMODELING
408.369.9402
www.BlackwellHomes.com
Lic. 766856


Laurel & Nick could not have imagined their wedding day more perfect than it was.
Portraits that remember.
PhotoSmith, llc.
Now booking weddings for 2009
Call to set up a complimentary consultation.
408.460.3309
www.photosmithllc.com
www.photosmithweddings.com

Litter is Water Pollution

Rain carries litter into storm drains that flow directly to our local creeks and the Bay without any treatment. Keep streets and gutters clean to protect our creeks and Bay.

What's your Pollution Personality Profile? Take our quiz to find out. Visit www.myWatershedWatch.org

Watershed Watch
Protect Our Creeks And Bay

Sponsored by the Santa Clara Valley Urban Runoff Pollution Prevention Program – a coalition of local government agencies.



Open Weekends 10:00AM to 5:00PM, Mondays, Tuesdays, Fridays 12:00 noon to 5:00PM.
Come see the neighborhood decorated in holiday splendor.

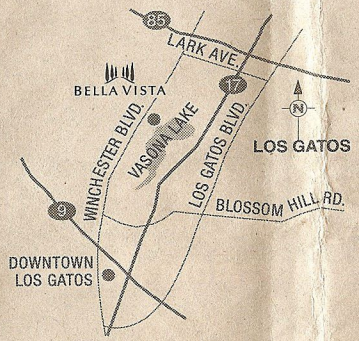

Welcome to Bella Vista, where refined details come together to create a singular street of dreams. Located in the renowned Town of Los Gatos, set above Vasona Lake and just minutes from the downtown, this neighborhood of new homes is truly something to be experienced. Carefully selected materials, sophisticated design and historic architectural detailing create a living space that is as tranquil as it is impressive. With artful touches and purposeful designs, the homes feature up to four bedrooms and three baths. Prices start in the upper $1 millions.

Call (408)399-1199 or visit
www.RobsonHomes.com

BELLA VISTA
LOS GATOS

044829



Hobee's Back to School Special

2 FOR 1 Dinner Entreé

Buy one sensational dinner entreé, get the second of equal or lesser value absolutely FREE! Dinner served after 5:00 pm. Limit 1 coupon per table. Not valid with other offers. Expires 10/15/08.

www.hobees.com

HOBEE'S

Fast, Fresh and Friendly Since 1974

*S. PALO ALTO 4224 El Camino Real • 650-856-6124
PALO ALTO 67 Town & Country Village • 650-327-4111
*SUNNYVALE 800 Ahwanee Avenue • 408-524-3580
CAMPBELL 1875 S. Bascom Avenue • 408-369-0575
LOS GATOS Coming Soon! Highway 9 & University Ave.
*(S. Palo Alto & Sunnyvale closed Sun & Mon nights)

Tech CU TECHNOLOGY CREDIT UNION Mortgage

Hermelinda Negrete
Mortgage Consultant
(408) 487-7525
hnegrete@techcu.com
www.techcu.com

Ask about our 10 day close guarantee!

Tech CU—A great place for home loans



Weed Worries?

Use less toxic ways to control pests and prevent polluted runoff from entering our creeks and the Bay.

Applying thick mulch blocks light to help prevent weed growth. And it saves water, too!

Find more tips and FREE fact sheets at

www.MyWatershedWatch.org
1-866-WATERSHED (928-3774)

Watershed Watch
Protect Our Creeks And Bay

Sponsored by Santa Clara Valley Urban Runoff Pollution Prevention Program – a coalition of local government agencies.

BOX OFFICE 408 280-2000 X 25
or ticketmaster
ticketmaster.com

Supported in part, by a Cultural Affairs grant from the City of San Jose.

CITY OF SAN JOSE CAPITAL OF SILICON VALLEY

GuarantyBank.com
800-288-8822
Guaranty BANK

*The Annual Percentage Yield (APY) is accurate as of the date of the publication. $1,000 minimum balance required. Penalty for early withdrawal. Conditions and limitations apply.

Member FDIC

117

044830

"inadequate community facilities: e.g. the lack of a performing arts center and an inadequate library." This was 18 years ago.

Redevelopment money has funded a wide variety of improvements, including the town plaza, street reconstruction and a contribution to the high school pool.

We support the use of redevelopment funds for a new library.

ANN ROBERTS, PRESIDENT
LWV of Southwest Santa Clara Valley

More support for a library in Los Gatos

I support Los Gatos building a new public library. I *do not* support cleverly worded, misleading petitions.

ALICE H. HANSEN
Los Gatos

Blanket ban at concerts is ridiculous

Banning blankets at the local summer concerts—now I have heard everything. You either have concerts and have a fun atmosphere or you don't. The grass recovers after the concert season. It has looked fine for months.

this town that I would fight for their park.

It was another member of the skateboard park committee who decided to use paid petitioners and paid them. Steve Glickman did not hire the petitioners. They got the job done. Yes, we were beaten in the election due to dirty politics and a dirtier press. I would be happy to expound upon that at another time. The residents voted, and for whatever reason, they voted against building the park.

You talk about money wasted on elections. The town council spent more than $500,000 on surveys that concluded if the construction of a new library went to a vote, it would be turned down. Don't get me wrong; I am in support of a new library. However, there are more efficient plans and ideas that will cost far less. That is why it is so important to allow the voters to decide how the town spends taxpayer money on major projects. Why have this and other extreme expenditures pushed down our collective throats?

If you, the voter, decide to spend $18 million on a library, then I'm all for it. We have been told that the money is coming from redevelopment funds, but that is only $12 million. The rest will come out of the town gener-

worked with the developer on the First Republic building was interesting. Look at the building. It has Tuscan columns holding up arches here, Mission-like but fake Corbel-looking shapes holding up straight openings over there, windows with wood shutters, palladium windows with and without columns, straight windows without adornment, Craftsman-style exposed knee braces and an oversized tile roof. That it came out OK is testament to the developer, but stylistically it's a Tuscan, Mission, Monterey, Craftsman mess—definitely the kind of thing a committee would produce.

Let's let some originality happen. Look at what's going on in other places, countries, cities. Curious juxtapositions of color, shape and style create visual interest, not discord. Designing harmonious sameness will give us a look that one can understand easily in one pass. Los Gatos can be a much more interesting place than that. Let's allow some creativity, expressiveness, even oddness to happen here. We don't want to be known as a city of conformity, do we?

GEORGE HAVELKA
Los Gatos

Yellowjackets?

Use less toxic ways to control pests and prevent polluted runoff from entering our creeks and the Bay.

Fill yellowjacket traps with apple juice.

Find more tips and FREE fact sheets at

www.MyWatershedWatch.org

1-866-WATERSHED (928-3774)

Watershed Watch
Protect Our Creeks And Bay

Sponsored by Santa Clara Valley Urban Runoff Pollution Prevention Program – a coalition of local government agencies.

044832

IMPROVE YOUR SPEAKING SKILLS AT TOASTMASTERS

Switch-On Toastmasters club is one of the Bay Area's finest speaking/leadership clubs

Switch-On Toastmasters is a diverse club that meets every Monday night from 7:00 to 8:45 pm in the banquet room of Carrow's Restaurant, 910 Saratoga Avenue, in San Jose.

Guests are welcome anytime! Email membership@switchon.freetoasthost.us for more info.

Be part of the solution to creek pollution!

Join us for

National River Cleanup Day!

Saturday, May 16, 2009 — 9 a.m. to noon

Visit us at www.cleanacreek.org **OR call** (408) 265-2600, ext. 2739

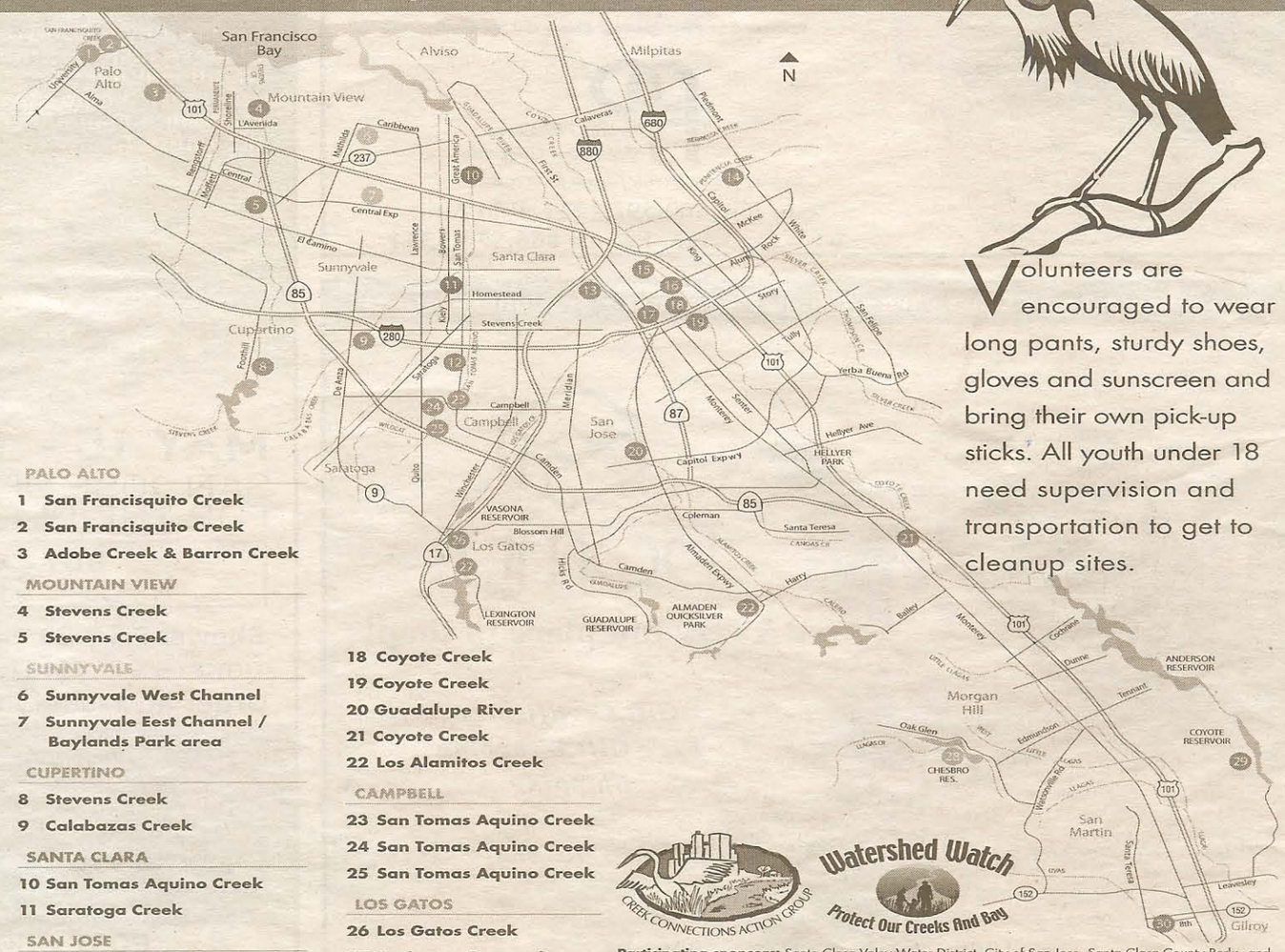

Volunteers are encouraged to wear long pants, sturdy shoes, gloves and sunscreen and bring their own pick-up sticks. All youth under 18 need supervision and transportation to get to cleanup sites.

PALO ALTO

1 **San Francisquito Creek**
2 **San Francisquito Creek**
3 **Adobe Creek & Barron Creek**

MOUNTAIN VIEW

4 **Stevens Creek**
5 **Stevens Creek**

SUNNYVALE

6 **Sunnyvale West Channel**
7 **Sunnyvale Eest Channel / Baylands Park area**

CUPERTINO

8 **Stevens Creek**
9 **Calabazas Creek**

SANTA CLARA

10 **San Tomas Aquino Creek**
11 **Saratoga Creek**

SAN JOSE

12 **San Tomas Creek**
13 **Guadalupe River**
14 **Upper Penitencia Creek**
15 **Coyote Creek**
16 **Coyote Creek**
17 **Guadalupe River**
18 **Coyote Creek**
19 **Coyote Creek**
20 **Guadalupe River**
21 **Coyote Creek**
22 **Los Alamitos Creek**

CAMPBELL

23 **San Tomas Aquino Creek**
24 **San Tomas Aquino Creek**
25 **San Tomas Aquino Creek**

LOS GATOS

26 **Los Gatos Creek**
27 **Lexington Reservoir**

MORGAN HILL

28 **Chesboro Reservoir**

GILROY

29 **Coyote Reservoir**
30 **Uvas Creek**

CREEK CONNECTIONS ACTION GROUP

Watershed Watch
Protect Our Creeks And Bay

Participating sponsors: Santa Clara Valey Water District, City of San Jose, Santa Clara County Parks, and Watershed Watch.
Participating agencies: Lockheed Martin SSC Leadership Association, San Francisquito Watershed Council, San Francisquito Watershed Project, Santa Clara Valley Urban Runoff Pollution Prevention Program, West Valley Clean Water Program, and the cities of Cupertino, Gilroy, Mountain View, Palo Alto and Sunnyvale.
Participating groups: Apollo High School, Blackford Neighborhood Action Coalition, Forest Hills Elementary School, Friends of Los Alamitos Watershed, San Tomas West Neighborhood Association, Save the Bay, and Silicon Valley NAACP.
Participating companies: Bianchi-Amaker Construction, Callahan Real Estate Group - Coldwell, and Intel Corporation.
Participating donors: Children's Discovery Museum of San Jose, City of San Jose Parks, Recreation, and Neighborhood Services (Happy Hollow Park and Zoo), Classic Carwash, Hobee's California Restaurants, In-N-Out Burger, San Jose Repertory Theatre, San Francisco 49ers

Subject: "Enviroscape" at Audubon Society Wildlife Education Day
Date: Tuesday, October 28, 2008 10:52 AM
From: Marj Ottenberg <marjott@yahoo.com>
To: <kelly.westvalley@comcast.net>

Kelly Carroll
West Valley Clean Water Program,
18041 Saratoga-Los Gatos Rd., Monte Sereno, CA 95030

Dear Ms. Carroll--first, let me say I wanted to send this by U.S. Mail--and have been trying for 3 days--but my printer refuses to accept my requests! So, I fall back on electronic mail!

Our Sierra Club group was THRILLED to have Patrick Hansen bring your Enviro-scape to share our space at Santa Clara Valley Audubon Society's annual Wildlife Education Day! It was the HIT of our corner of the affair! We especially appreciate the fact that it educates parents along with the kids-- who are enjoying squirting and sprinkling the various "contaminants" on the "environment"--and watching it wash into gutter to creek to Bay. Hopefully, these kids will CONTINUE to prod parents and friends, NOT to thoughtlessly discard stuff, because they now KNOW what harm such actions can cause! Patrick did an outstanding job, relating to the kids and "telling his story". I don't have a count of attendees--but everyone had to park at Monte Vista High School, about a mile up McClellan Road, and SCVAS hired school buses to ferry people from parking lot to the "party", and back again throughout the day (no cost to riders!); that parking lot was almost
completely full all day--so we know LOTS of people came! SCVAS covers the south half (and perhaps more) of Santa Clara County; they have active programs for kids as well as adults, including classroom sessions in local schools; (their monthly lecture meetings--in Palo Alto and Campbell-- draw several hundred members! I wish our Sierra Club Group could do as well!)
I was quite interested in your "mercury-free" thermometers--FAR superior to the old glass ones in many ways! I'd like to buy a few of them, to show to Sierra Club trip leaders--who are responsible for health care for trip participants. Next time I'm in Monte Sereno, I may stop by----
meanwhile, you and Patrick have our sincere THANKS! for helping us educate (and entertain) a LOT of local residents!
Marjorie Ottenberg, Program Chair, Guadalupe Regional Group, Loma Prieta Chapter, Sierra Club.

Santa Clara Valley Audubon Society

presents the

Birdhouse Building!

Raffle Prizes!

17TH ANNUAL WILDLIFE EDUCATION DAY!

Nature Arts and Crafts!

Environmental Presentations!

Saturday, October 25, 2008
10am–2pm
McClellan Ranch Park in Cupertino

Live Animals - Birds of Prey, Snakes, Insects, and more!

"Early Bird" Shorebird Walk

8:00 am @ Charleston Slough
RSVP Required (for walk only)

For details call (408) 252-3740
or visit www.scvas.org

Environmental Groups from around the Bay Area!

Annual Wildlife Poster Contest

Winners & Awards announced @ 1:00 pm
Submission deadline 10/6

MAP & DIRECTIONS on Back

General Parking @ Monta Vista High School w/ FREE SHUTTLE SERVICE,
Disabled Parking ONLY @ McClellan Ranch Park

HEAVY RAIN Cancels

Discovery Day Enviroscape Presentation Outline

Intro: Hello My name is…

Background on the West Valley Clean Water Program….

Questions:

1. What is nonpoint source pollution?
2. What is point source pollution?
3. What is a watershed and water cycle?
4. What is the difference between a sanitary sewer system and a storm drain system?

Provide background information to audience:

What is a coastal zone? Answer Page 7. Give examples of local SF bay.

Importance of coastal wetlands.

How coastal zones are affected by water pollution.

a. Car Washing (Talk about Car Wash Kit)
b. Pet Waste
c. Hazardous Materials
d. Paint
e. Swimming Pools
f. Trash
g. Pesticides

What the West Valley Clean Water Program does and how you can help.

a. Take car to carwash, or ask about carwash kit for fundraisers
b. Reuse mugs, canvas bags etc., wrapping paper..
c. Participate in creek cleanups, pick up trash if you see it.

Play on Enviroscape model.

Dear Patrick, Kelly, and Christine,

The Sedgwick PTA, Sedgwick Staff, students and parents would like to say "Thank You" for participating in Discovery Day 2009! The students thoroughly enjoyed your presentation on Preventing Watershed Pollution. This important presentation made an impact on the students, including my 3rd grader who came home talking about how he can keep the waterways cleaner by picking up garbage by the drains and by the sidewalks.

Discover Day is a proud Sedgwick tradition that our children enjoy very much. We sincerely appreciate you taking time out of your schedule to help educate our kids. I am enclosing thank-you letters written by the children of Sedgwick Elementary.

Sincerely,
Tracey Trimeloni
PTA volunteer

044837

7/23/08 PCLG

WVCWP School Presentation Feedback

Thank you for inviting the West Valley Clean Water Program to give our watershed presentation. We ask you to please take the time to fill out this form. Your feedback will help us to deliver better presentations in the future. Please circle the number that corresponds with your opinion for each category. Circle 5 if you strongly agree with the statement, 4 if you agree, 3 if you are neutral, 2 if you disagree, and 1 if you strongly disagree.

A. OVERALL	Strongly Disagree	Disagree	Neutral	Agree	Strongly Agree
1. Setting/Room was pleasant	1	2	3	4	5
2. Materials used were useful	1	2	3	4	5
3. Content was interesting	1	2	3	4	5
4. Participants learned a lot	1	2	3	4	5
B. Speakers					
1. Speakers were knowledgeable	1	2	3	4	5
2. Speakers able to answer questions	1	2	3	4	5
3. Speakers kept audience interested/engaged	1	2	3	4	5
C. Results					
1. Presentation improved the students understanding of watersheds and urban run-off	1	2	3	4	5
2. I would consider having the WVCWP present at future events.	1	2	3	4	5

Comments:

Patrick was good with kids. He was on time and even got through everything he needed to do with the kids with the shorter time frame. The kids really enjoyed the hands on. Thank you so much. Sincerely Chris Daly

Created 7/23/08 PH

Annual Cleanup Program

West Valley Collection & Recycling (WVC&R) will collect an unlimited number of items from your curb at no additional cost for one day only.

Please have your items, containers and bundles curbside by

6 AM on Wednesday, August 27, 2008

WVC&R will collect:

- Items weighing up to 70 pounds (except as described below)
- Garbage in 32 gallon plastic bags, 32 gallon cans, and sturdy cardboard boxes (all small items must be contained)
- Tree prunings, branches and scrap wood up to 3" in diameter and 3' long in tied bundles weighing up to 70 pounds

WVC&R will not collect:

- 35, 65 or 95 gallon wheeled carts (they are awkward to lift manually)
- Concrete or Dirt (call Guadalupe Landfill 408.268.1670)
- Tires (call Guadalupe Landfill 408.268.1670)
- Items containing CFC's such as refrigerators (call WVC&R 408.283.9250)
- Household Hazardous Waste (call 408.299.7300 or visit www.hhw.org)
- E-Waste, Universal Waste, Motor Oil and Water Based Paints:
    - You can drop off TV's, Computers, household batteries, motor oil and water based paints at WVC&R's processing facility by appointment. For more information call customer service at 408.283.9250 or visit www.westvalleyrecycles.com
- Large items or containers over 70 pounds:
    - WVC&R will collect large items such as sofas and refrigerators for a fee. To schedule an appointment please call customer service at 408.283.9250

WVC&R makes it easy for you to donate your reusable items. For assistance locating local charitable organizations, visit www.westvalleyrecycles.com or call 408.283.9250.

Please remember to place recyclables in your recycling cart for your regular weekly collection.

To learn more about any of these programs visit www.westvalleyrecycles.com or call customer service at 408.283.9250.

WEST VALLEY
COLLECTION & RECYCLING, LLC.

392

WEST VALLEY
COLLECTION & RECYCLING, LLC.

FREE AND EASY E-WASTE DROP OFF EVENTS
(3 Locations)

ELECTRONICS ACCEPTED FOR FREE:

TVs, Computers, Monitors, Fax Machines, Printers, Copiers, DVDs, Stereos, Video Cameras, Phones, Cameras
(No household appliances accepted)

9:00 AM - 2:00 PM / Rain or Shine

For more information call WVC&R at (408) 283-9250

Date: July 19th, 2008
Los Gatos United Methodist Church
111 Church Street
Los Gatos, CA
From Hwy 17 to E. Main, then left on Church Street



Date: July 19th, 2008
Campbell United Church of Christ
400 West Campbell Ave
Campbell, CA
Between Winchester and San Tomas

Date: July 26th, 2008
City of Saratoga North Campus
19848 Prospect Rd.
Saratoga, CA
Located between Miller Road and Saratoga-Sunnyvale Road

SIERRA at tahoe Snowsport Resort

044839

West Valley Collection & Recycling & Sierra at Tahoe Snowsport Resort, will reward people that bring their E-waste to the following events with a $30 annual ski pass discount coupon for 2008/2009 season (1 per person – first 1000).

FREE AND EASY E-WASTE DROP OFF EVENTS

(Los Gatos, Saratoga, Campbell locations)

9:00 AM - 2:00 PM / Rain or Shine

Please fill out the following when bringing your items to the event.
Information is used to dispose of your E-waste, at no cost, with the State California. This information will be kept confidential.

Name: _____

Address: _____

_____

_____

SIERRA at tahoe Snowsport Resort

WEST VALLEY COLLECTION & RECYCLING, LLC.

00061652 608

04484027

BRIEFS

Free e-waste recycling drop-off

Los Gatos, Monte Sereno, Saratoga and Campbell residents with old TVs, VCRs, phones, radios and other electronic devices can drop them off at one of three upcoming recycling events sponsored by West Valley Collection and Recycling.

Two events are July 19, 9 a.m. to 2 p.m., at Los Gatos United Methodist Church, 111 Church St., and Campbell United Church of Christ, 400 W. Campbell Ave.

Another event is July 26, 9 a.m. to 2 p.m., at the city of Saratoga North Campus, 19848 Prospect Road.

Computers, monitors, fax machines and electronic toys will also be accepted.

WEST VALLEY CLEAN WATER PROGRAM

CAMPBELL LOS GATOS MONTE SERENO SARATOGA

.....

Thank you to all our Volunteers!

408-354-4734

E-Waste Events

Car Washing Pollutes Creeks

About WVCWP

West Valley Watersheds

Stormwater Pollution

Take Action

Program Materials

Report Illegal Discharge

Mercury

Links

West Valley Recycles! Summer 2008

BILL PAY THE EASY WAY

West Valley Collection & Recycling has made it easier than ever to pay your bill. Choose the method that works best for you.

Mail it: Make your check payable to West Valley Collection & Recycling. Be sure to include the payment stub to get credit for your payment right away. Use the pre-addressed envelope included with your bill.

Drop it off: We accept payments at our office Monday through Friday from 8 AM – 4:30 PM

Deliver checks to:
West Valley
Collection & Recycling
1333 Oakland Road,
San Jose, CA 95112

Pay / View Your Bill Online: Visit our new online payment system at www.wasteconnections.com; click on "Online Bill-Pay" and follow a few simple instructions. You must have your current invoice and credit card or debit card information available.

Home banking customers continue to use the remit address:

West Valley
Collection & Recycling
Dept. 1433
Los Angeles, CA 90084-1433

You must have your current invoice available.

Have questions about your recycling service?

Ask Randy

Q: What do I do with my used charcoal?

A: You can recycle charcoal. When you finish cooking, pour water on the briquettes. Let them dry thoroughly. Next time you grill, mix half new charcoal with half used.

The absolute safest way to dispose of ashes, regardless of whether they're red-hot or seemingly stone-cold, is to put them in a small, galvanized metal trash can that is dedicated to the purpose of ash storage. Keep the can away from any flammable materials, like your house, wood pile, dry grass, or weeds. Once ashes are completely cold bag them before placing into your garbage cart. If a dedicated ash container is not an option, stir through the ashes to make sure they are absolutely cold before placing them in the your garbage cart.

Remember, even ashes that seem cold on the surface may still be hot deep inside, even after sitting for two days, so wait at least 48 hours before disposing of them in the garbage.

AT YOUR SERVICE: Curbside Collection for Used Motor Oil

Summer's here and time to get the car in tip-top shape. West Valley Collection & Recycling provides FREE containers for your used motor oil so you can keep your car running smoothly, and help our collection go smoothly, too.

Call customer service at **(408) 283-9250** to order your FREE OIL JUGS AND OIL FILTER BAGS and WVC&R will deliver them curbside on your next collection day.

Schedule a drop off appointment for the items listed below by calling (408) 283-9250:

- ✓ Used motor oil and oil filters
- ✓ Water based paints
- ✓ Universal Waste = batteries, fluorescent tubes and bulbs and other mercury containing lamps, thermostats, electronic devices, electrical switches and relays, pilot light sensors, mercury gauges, mercury added novelties, mercury thermostats and non-empty aerosol cans that contained hazardous materials.
- ✓ E-Waste = televisions and computer monitors, CPUs, laptop computers, external computer hard drives, computer keyboards, computer mice, computer printers, DVDs and VCRs.

IMPORTANT TO NOTE:

WEST VALLEY
COLLECTION & RECYCLING, LLC.

1333 Oakland Road
San Jose CA 95112-9894
(408) 283-9250
www.westvalleyrecycles.com
customerservice@westvalleyrecycles.com

E-Waste Drop Off Event

E-Waste Drop Off Events will be taking place in West Valley cities soon. Please go to www.westvalleyrecycles.com to find the event in your community. Drop off E-waste such as computers, computer monitors, hard drives, TV's and VCR's absolutely FREE.

Clean Yard Trimmings

Keep your yard trimmings "Green" and your recyclables clean by keeping all garbage out of your yard trimmings and recycling cart. Garbage contaminates recyclable materials.

00061674
044842

West Valley Recycles! Summer 2008

SPLIT BODY TRUCKS: Keeping Your Yard Trimmings and Garbage Separate

It's been more than a year since West Valley Collection & Recycling began the single-stream recycling program and rolled out our new split body trucks.

Our split body trucks have made a big difference in the neighborhoods they serve on trash day, because now in most neighborhoods one truck collects all garbage and yard trimmings, where previously two were needed.

Look for new labels on the back of the trucks identifying the material in each side. The collection compartment of these trucks are completely separate with garbage occupying 40% of the capacity, and yard waste filling the other 60%. The driver maneuvers the hydraulic arm to lift and empty the contents of your garbage and yard waste cart into the chute. After tipping the cart, the driver uses a toggle switch to direct the flow of material into the appropriate chamber, keeping the two materials completely separate. The result of using split body trucks: fewer trucks moving through our neighborhoods on collection day, fewer trips to the landfill, less wear and tear on our roads, less pollution, and fewer greenhouse gasses. Next time you see these trucks on collection day, they may appear to be white, but now you know, they are really pretty green.

Remember, Keep your yard trimmings "Green" and your recyclables clean by keeping all garbage out of your yard trimmings and recycling cart. Garbage contaminates recyclable materials.

KEEP UP THE GOOD WORK!

West Valley Collection & Recycling customers are loving single-stream recycling. The use of split body trucks mean less noise and pollution and the single-stream system means more efficient collection. Everyone is doing a great job.

Here are a few reminders to ensure collection days keep running smoothly and our neighborhood streets stay clean and neat too. Remember:

- Place carts with the wheels against the curb, at least two feet apart.
- Situate carts at least five feet away from vehicles and other obstructions such as basketball hoops.
- Secure light items such as plastic grocery bags and packing peanuts in bags to eliminate litter.
- Flatten and breakdown all cardboard. This will maximize the capacity available in your recycling carts.
- Do NOT overstuff carts.
- Please be sure lids are closed.
- Keep Recycling.

Don't Get Stuck with Your Sharps–Dispose of Them Properly

PROPERLY AND SAFELY DISPOSE OF YOUR SHARPS–HERE'S HOW:

✦ **Pharmacies, Doctor's Offices or Clinics:** Place your used home-generated sharps in a biohazard commercial sharps container and contact your Pharmacist, Clinic Administrator, or personal Physician, and ask if they have a take back program in effect. Sharps containers can be purchased at your local pharmacy.

✦ **Mail Back Services:** If you purchase sharps on-line, please remember to request a pre-addressed, prepaid mail-back box for your used sharps. A list of mail back services approved by the California Department of Public Health can be found at the following website: www.cdph.ca.gov/certlic/medicalwaste

✦ **Santa Clara County Household Hazardous Waste (HHW) Program:** The HHW Program accepts sharps waste, pharmaceuticals (No Controlled Substances), and other household hazardous waste from Santa Clara County residents (except Palo Alto residents). For more information on pharmacies and other locations that accept used sharps or to make an appointment to dispose of your sharps, visit **www.hhw.org** or call **(408) 299-7300**. Remember, residents must place their used sharps in a biohazard commercial sharps container.

Home generated sharps are needles, syringes, and lancets that assist people who use sharps or syringes at home to manage an illness. When sharps are improperly disposed of they pose a threat to sanitation workers, adults, children, and even pets with needle-stick injuries. Because of the high risk to the community and environment, Senate Bill 1305 was passed and will take effect on September 1, 2008. This law makes it illegal to place home generated sharps in the trash or recyclable containers.

WEST VALLEY
COLLECTION & RECYCLING, LLC

FREE AND EASY
E-WASTE DROP OFF EVENTS
(3 Locations)

ELECTRONICS ACCEPTED FOR FREE:
TVs, Monitors, Computers, Laptops, DVD, and CD Players, Printers, Scanners, Vacuum cleaners, Electronic toys and games
(No kitchen appliances or light bulbs)

9:00 AM - 2:00 PM / Rain or Shine
For more information
call WVC&R at (408) 283-9250

Date: October 11th, 2008
City of Saratoga
North Campus:
19848 Prospect Road
Saratoga, CA
Located between Miller Road and Saratoga-Sunnyvale Road

Date: October 18th, 2008
Los Gatos United Methodist Church
111 Church Street
Los Gatos, CA
From Hwy 17 to E. Main, then left on Church Street

Date: October 18th, 2008
Campbell United Church of Christ
400 West Campbell Ave
Campbell, CA
Between Winchester and San Tomas

00062314-4

West Valley Collection & Recycling
presents

FREE AND EASY E-WASTE DROP OFF EVENTS

(Los Gatos, Saratoga, Campbell locations)
9:00 AM - 2:00 PM / Rain or Shine

October 18th, 2008
9:00 AM - 2:00 PM
Los Gatos United Methodist Church
111 Church Street
Los Gatos, CA

WEST VALLEY
COLLECTION & RECYCLING, LLC

October 18th, 2008
9:00 AM - 2:00 PM
Campbell United Church of Christ
400 West Campbell Ave
Campbell, CA

October 11th, 2008
9:00 AM - 2:00 PM
City of Saratoga North Campus
19848 Prospect Road
Saratoga, CA

00062314 808

RESIDENTIAL

West Valley Recycles!

Spring 2009

THEY'RE COMING, THEY'RE FREE!

Electronic Waste Drop-off Events are the Place to Be

West Valley Collection & Recycling is sponsoring three FREE e-Waste Drop Off Events this spring.

HERE'S WHY:

Toxic substances in electronic waste include lead, mercury, and cadmium. A typical computer monitor may contain more than 6% lead by weight. Capacitors, transformers, PVC-insulated wires, and PVC-coated components are loaded with toxins and carcinogens. In the U. S., an estimated 70% of heavy metals in landfills come from discarded electronics. Electronics do not belong in the trash!

HERE'S WHERE & WHEN:

April 25th, 2008 9:00 AM - 2:00 PM
City of Saratoga, North Campus
19848 Prospect Road, Saratoga, CA

April 25th, 2008 9:00 AM - 2:00 PM
Los Gatos United Methodist Church
111 Church Street, Los Gatos, CA

April 18th, 2008 9:00 AM - 2:00 PM
Campbell United Church of Christ
400 West Campbell Ave, Campbell, CA

HERE'S WHAT:

Unlimited amount of TVs, Computers, Monitors, Electronic Toys, Fax Machines, Phones, Copiers, HDTVs, LCDs, typewriters and Stereos including speakers will be accepted at these events.

However, we do *not* accept light bulbs, kitchen appliances or hazardous waste.

Congratulations, 2008 E-Waste Recyclers!

COLLECTIONS WERE A SMASHING SUCCESS.

Last year, a total of 169,776 pounds of E-Waste was collected from Campbell, Los Gatos, Saratoga and Monte Sereno residents who participated in our E-Waste Drop Off events. That's 169,776 pounds of dead monitors, outdated cellphones and ancient fax machines. This year, let's work together to set a new standard for the collection of Electronic waste.

Clutter Busting

Here comes spring! Let's enjoy the many reasons to get outside and enjoy the outdoors: great weather, flowering trees, tulip bulbs pushing their way towards the sun. The fact that our houses are filled to the brim with clutter—the aftermath of a long, cold, winter is another reason to get out of the house. Here are some ideas to de-clutter the house and enjoy the outdoors too. These tips make the job easy. First, organize what is not trash into three labeled piles: sell, donate, or recycle. Next, get to work:

Have a garage sale or even better, organize a neighborhood garage sale. Better yet, get your *neighbor* to organize it!.

Donate your gently used clothing, books, furniture and working appliances to a local thrift store benefiting charity. Some organizations provide pick-up service, and all of them should provide you with a donation receipt to use as a write off on your income taxes.

Create a compost pile with your tree trimmings and lawn clippings. (Remember, May flowers are right around the corner-this compost will come in handy later.)

Participate in the West Valley Collection and Recycling Clean Up Event. It's free and it's easy. We'll collect an unlimited amount of your items at the curb on your neighborhood's designated day. Items weighting over 70 pounds will not be accepted. Look for our flyer in the mail two weeks prior to the event.

Request a bulky item pick-up. We'll pick things up from your curb for a small fee. Just call customer service at **(408) 283-9250**, we'll be right over.

Recycle items that can't be reused.

Put hazardous waste in its place. Batteries, light bulbs and water based paints do not belong in our landfill. They can be dropped off along with electronic devices at our facility. Check out www.westvalleyrecycles.com ewaste and universal drop off for more information.

Drop off your e-waste. The televisions, computers stuff, and vintage VCRs that didn't get picked up at the big garage sale can be dropped at the ewaste events coming up. Check out the e-waste article in this issue for what to bring, our hours and directions.

RESIDENTIAL

West Valley Recycles! | Spring 2009

BILL PAY THE EASY WAY

West Valley Collection & Recycling has made it easier than ever to pay your bill. Choose the method that works best for you.

Mail it. Make your check payable to West Valley Collection & Recycling. Be sure to include the payment stub to get credit for your payment right away. Use the pre-addressed envelope included with your bill.

Drop it off. We accept payments at our office Monday through Friday from 8 AM – 4:30 PM

Deliver checks to:
West Valley
Collection & Recycling
1333 Oakland Road,
San Jose, CA 95112

Pay / View Your Bill Online. Visit our new online payment system at www.wasteconnections.com; click on "Online Bill-Pay" and follow a few simple instructions. You must have your current invoice and credit card or debit card information available.

Home banking customers continue to use the remit address:

West Valley
Collection & Recycling
PO BOX 60248
Los Angeles CA 90060-0248

You must have your current invoice available.

Have questions about your recycling service?

Ask Randy

Q: I am going to bring my old video cameras to an e-waste drop-off location this spring. May I also bring my bottles of pesticides that I no longer use?

A: No. The Electronic Waste Events are computers, monitors, mice, keyboards, cellphones, cameras, old fax machines, and the like, not hazardous materials. Automotive fluids, lawn and garden chemicals, and household cleaners and poisons, can be disposed through the Santa Clara County Hazardous Waste Recycling and Disposal Program. For details, call **(408) 299-7300** or visit **www.hhw.org**. *To submit a question for "Ask Randy" send him an e-mail at customerservice@westvalleyrecycles.com with "Ask Randy" in the subject line.*

Greening your Cleaning

Get all of the dirt on how to clean your home in a planet-friendly way. Just in time for spring! Make your mother proud. Mother Earth, that is.

Floors: Vinegar is an excellent cleaner for ceramic tile or linoleum. Used straight or mixed with water, vinegar and a sturdy mop are all you need for a green, squeaky-clean kitchen floor.

Sinks: One part vinegar, four parts baking soda and several drops of your favorite essential oil(s) makes for a pleasant, earth-friendly sink scrub. Just like the store bought kind, apply the paste with a sponge, let sit for a few minutes then rinse for a sparkling clean sink.

Windows: Vinegar again, this time in a spray bottle. Wiping vinegar-sprayed glass with crumpled newspaper will make your windows shine bright. Don't clean windows when they're in direct sunlight, because they will dry too fast and look "streaky."

Rugs: Shake baking soda over the carpeting before vacuuming to help to absorb odors. For spot cleaning, rely on your old friend, vinegar. Spray it on, scrub out the spot with a clean cloth. Don't worry; the vinegar smell is gone in no time.

Furniture: Sprinkle stale cushions and chairs with baking soda, then vacuum after letting it sit for a while.

Toilet and Tub: Spray with vinegar first, then sprinkle on baking soda for natural, fizzy cleaning power. Scrub with a sponge or toilet brush, then rinse clean or flush.

Garbage cans: Borax is a mineral that will prevent mold and fungus, and keep away insects. Just sprinkle on the bottom of your carts or household cans.

Bad Smells: Zeolite* is a natural mineral that absorbs odors and also controls excess moisture in the air. Use it as a general deodorizer and to combat mildew or mold.

***Bonus!** When used in refrigerators and freezers, Zeolite can reduce electricity cost by up to 12% by maintaining optimum humidity, and it helps keep food fresher.

More Green Cleaning is Just a Click Away

Environmental Home Center is an online source for green building supplies, including people-friendly cleaning supplies, non-toxic paint, natural carpets, sustainable wood products, and energy-efficient insulation. (www.environmentalhomecenter.com).

Seventh Generation (www.seventhgeneration.com), the leading seller of green cleaning products in North America, offers tips on green cleaning.

The Green Guide (www.thegreenguide.com) provides consumers with practical, everyday household- and market-level actions that can yield system-wide environmental, health, and social change.

IMPORTANT TO NOTE:

WEST VALLEY
COLLECTION & RECYCLING, LLC

1333 Oakland Road
San Jose CA 95112-9894
(408) 283-9250
www.westvalleyrecycles.com
customerservice@westvalleyrecycles.com

How To Eliminate Litter

Remember to place all loose light items such as shredded paper, plastic grocery bags, styrofoam packing peanuts and any other items in a tied plastic bag before placing in your cart.

Cart Labeling

You may see WVC&R supervisors in specific neighborhoods labeling garbage, recycling, and yard waste carts with address numbers. This will help differentiate your cart from your neighbors.

RESIDENTIAL

West Valley Recycles!

Fall 2008

DON'T GET STUCK WITH YOUR SHARPS: Dispose Of Them Properly!

On September 1, 2008, a new law has taken effect, which will make it illegal to place home generated sharps in trash or recycling receptacles. Home generated sharps are needles, syringes, and lancets that assist people who use sharps or syringes at home to manage an illness. When sharps are improperly disposed of they pose a threat to children, adults, sanitation workers, and even pets. Here's how to properly and safely dispose of your sharps:

Note: Residents MUST place sharps in a biohazard sharps container, which are available for purchase at your local pharmacy, before bringing to any of the approved sharps drop-off locations.

✦ **Pharmacies, Doctor's Offices or Clinics:** Contact your local Pharmacy, Medical Clinic, or personal Physician and ask if they can start a take back program.

✦ **Mail Back Services:** If you purchase sharps on-line, please remember to request a pre-addressed, prepaid mail-back box for your used sharps. A list of mail back services can be found at **http://www.cdph.ca.gov/certlic/medicalwaste**

✦ **Santa Clara County Household Hazardous Waste (HHW) Program:** For more information on pharmacies and other locations that accept used sharps, or if there is not a location near you to take back your sharps, contact The Household Hazardous Waste Program at **www.hhw.org** or call 408-299-7300.

SHARPS TAKE-BACK LOCATIONS IN THE WEST VALLEY AREA

Call for packaging requirements before you bring used household syringes, needles, and lancets to the following drop off locations:

CAMPBELL

Kaiser Permanente
Campbell Medical Offices
220 E. Hacienda Avenue, Campbell
(408) 871-6500
(for Kaiser Members only)

LOS GATOS

Shannon Road Fire Station
16565 Shannon Rd, Los Gatos
Biohazard Sharps Container Size Requirement: One quart or one and half quart size for drop off box

Community Hospital, Los Gatos
815 Pollard Road, Los Gatos
(408) 378-6131

B M A Dialysis
14651 S. Bascom, Los Gatos
(408) 358-3791
(for B M A Patients only)

Mission Oaks Campus of Good Samaritan
15891 Los Gatos Almaden Rd
Los Gatos **(408) 356-4111**

SARATOGA

West Valley Fire Station
19800 Cox Avenue, Saratoga
Biohazard Sharps Container Size Requirement: One quart or one and half quart size for drop off box

COUNTY OF SANTA CLARA, HOUSEHOLD HAZARDOUS WASTE (HHW) PROGRAM

Deposit used home-generated sharps into a biohazard sharps container, when the container is ¾ full permanently seal shut and make an appointment through our website at **www.hhw.org** or call **(408)-299-7300**

HOLIDAY SCHEDULE

Collection occurs on all holidays except December 25th and January 1st.

Both December 25th 2008 and January 1st 2009 fall on Thursday. During these weeks, if your regular collection day is Thursday collection will occur on Friday. If your regular collection day is Friday collection will occur on Saturday. No other collection days will be affected.

HOLIDAY TREE COLLECTION

Beginning December 26th 2008 and continuing through January 25th 2009, WVC&R will collect up to two Holiday trees per residence as part of your regular collection.

- Undecorated natural or flocked holiday trees are acceptable.
- Please remove stands, tinsel and decorations.
- All trees must be cut into 5-foot or preferably shorter lengths.
- Place the tree at least one foot away from WVC&R carts.

To receive your FREE recycling "How-to Guide," call Customer Service at (408) 283-9250 or visit www.westvalleyrecycles.com

HOLIDAY TREE SETOUT

West Valley Recycles! | Fall 2008

BILL PAY THE EASY WAY

West Valley Collection & Recycling has made it easier than ever to pay your bill. Choose the method that works best for you.

Mail it. Make your check payable to West Valley Collection & Recycling. Be sure to include the payment stub to get credit for your payment right away. Use the pre-addressed envelope included with your bill.

Drop it off. We accept payments at our office Monday through Friday from 8 AM – 4:30 PM

Deliver checks to:
West Valley
Collection & Recycling
1333 Oakland Road,
San Jose, CA 95112

Pay / View Your Bill Online. Visit our new online payment system at www.wasteconnections.com; click on "Online Bill-Pay" and follow a few simple instructions. You must have your current invoice and credit card or debit card information available.

Home banking customers continue to use the remit address:

West Valley
Collection & Recycling
PO BOX 60248
Los Angeles CA 90060-0248

You must have your current invoice available.

Have questions about your recycling service?

Ask Randy

Q: With the Holidays around the corner, I'm very interested in finding a way to eliminate waste and complete the recycling loop by giving to others. I just don't know where to begin.

A: Re-using an item is far better than recycling. Donating heavy coats, sweatshirts, beanies or blankets can make for a warm Holiday to a family in need. Also, if you have household electronics such as TVs, phones or computers you don't want to go to waste check out donation alternatives before you recycle using the links below.

Goodwill: **http://www.goodwill.org**
Salvation Army: **http://www.salvationarmyusa.org**
RecycleWorks Reuse Center: **http://www.recycleworks.org**

If you have clothing that is shredded or not in "wearable" condition, you can always recycle them! Tie fabrics in a clear plastic bag and place in your recycling cart for collection. We'll do the rest. **Acceptable Items:** Clean cotton, linen, polyester, rayon and wool fabrics (e.g. blankets, clothes, cloth diapers, rags, sheets) **NO** rags or textiles soiled with chemicals, oil or paint. NO Shoes, Carpets, Disposable diapers, Down-filled items, Leather, Nylon, Pillows, Rubber, Stuffed animals, Vinyl.

MAKE IT A GREEN HOLIDAY

Thinking green begins long before you determine which item goes into your garbage cart and which one goes in your recycling cart. It starts with knowing which materials to buy at the store that reduce waste in your household. So remember to always look for the recycle triangle when you buy.

When picking up gift-wrap this Holiday season remember to buy wrapping paper made from recyclable materials. YOU CANNOT RECYCLE METALLIC OR FOIL GIFT-WRAP.

For those of you that want to get really creative. You can use recyclable materials to wrap and personalize a gift using old magazines, sections of the newspaper and even a brown grocery bag. Wrapping and decorating giftsusing a grocery bag only takes a few minutes of your time to better the environment and make a memory.

Follow these easy steps:

- You will need a brown grocery bag, scissors, colorful pens or markers and tape.
- Cut down the seam of the bag from top to bottom.
- Turn inside out to hide all store advertisements and give yourself a blank canvas.
- Wrap gift.
- Decorate with personalized greetings and drawings of your choice.

IMPORTANT TO NOTE:

WEST VALLEY
COLLECTION & RECYCLING, LLC.

1333 Oakland Road
San Jose CA 95112-9894
(408) 283-9250
www.westvalleyrecycles.com
customerservice@westvalleyrecycles.com

E-Waste Drop Off Event

E-Waste Drop Off Events will be taking place in West Valley cities soon. Please go to **www.westvalleyrecycles.com** to find the event in your community. Drop off E-waste such as computers, computer monitors, hard drives, TVs and VCRs absolutely FREE.

Clean Yard Trimmings

Keep your yard trimmings "Green" and your recyclables clean by keeping all garbage out of your yard trimmings and recycling cart. Garbage contaminates recyclable materials.

Old Pills Piling Up?

No Drugs Down the Drain Please!

UNUSED MEDICINE THAT IS FLUSHED OR PUT DOWN THE DRAIN CAN END UP IN OUR WATERWAYS AND POLLUTES THE ENVIRONMENT.

You can make a world of difference by following prescriptions as directed, and then disposing of your unused portions properly.

Dispose of medications properly

Bring your unused and expired medications to one of the following **free upcoming collections** — and help to prevent pollution and keep our waterways clean.

Saturday, October 4, 9 a.m. to 1 p.m.
Kaiser Permanente Medical Center San Jose
Parking lot at the corner of Camino Verde and Santa Teresa Blvd., San Jose

Monday, October 6, 7 a.m. to 1 p.m.
Cypress Senior Center
403 S Cypress Avenue, San Jose

Tuesday, October 7, 10 a.m. to 2 p.m.
Willows Senior Center
2175 Lincoln Avenue, San Jose

Wednesday, October 8, 9 a.m. to 1 p.m.
Santa Clara Senior Center
1303 Fremont Street, Santa Clara

Thursday, October 9, 2 p.m. to 6 p.m.
Berryessa Community Center
3050 Berryessa Road, San Jose

Saturday, October 11, 10 a.m. to 2 p.m.
Camden Community Center
3369 Union Avenue, San Jose

CITY OF SAN JOSE
CAPITAL OF SILICON VALLEY
Environmental Services
A Certified Green Business

SAN JOSE/ SANTA CLARA WATER POLLUTION CONTROL PLANT

www.NoDrugsDownTheDrain.org

State of California Home Page

Governor's Home Page

CALIFORNIA COASTAL COMMISSION
PUBLIC EDUCATION PROGRAM

About Us
Programs & Contests
Coastal Cleanup Day
Adopt-A-Beach
Coastweeks
Boating Clean & Green
Resource Directory
For Educators
For Youth
How can I help?

WHALE TAIL[SM] Grants

WHALE TAIL[SM] License Plate
Coastal Stewardship Pledge
Community-Based Habitat Restoration
Coastal Careers
Event Calendars
Coastal Government Links
Shop for the Coast

Recursos en Español

Site Index
CCC Home Page

Coastal Art and Poetry Contest

By encouraging youth to reflect on the beauty and spirit of California's beaches and ocean, we hope to inspire a greater sense of stewardship for these natural places. A population that cares about the coast is more likely to work to conserve and protect it.

View winning artwork and poetry from previous contests (some of which will open in a new window): 2008, 2007, 2006, 2005, 2004, 2003, 2002, 2001, 2000, and 1999.

A selection of Coastal Art & Poetry Contest winners and honorable mentions will be on exhibit at the following locations during 2008:

- Coyote Point Museum of Environmental Education in San Mateo, May 6 through June 15, 2008.
- Peter and Mary Muth Interpretive Center, Newport Beach, September 2 through September 30, 2008
- Cabrillo Marine Aquarium, San Pedro, October 21, 2008 through January 11, 2009

2009 California Coastal Art & Poetry Contest

WHO: All California residents in kindergarten through 12th grades are invited to participate. There are four categories for awards in both art and poetry: K-3rd, 4th-6th, 7th-9th, and 10th-12th grade.

WHAT: Entries must have a **California** coastal or **California** marine theme. (For help with California species, click here.) Poetry and artwork must be original. Art should be no larger than 11 inches by 17 inches. Acceptable art media are paint, pencil, markers, ink, crayon, chalk or pastel (fixed), and collage. Three-dimensional pieces, computer printouts, or photocopies are not eligible. All entries must include a completed contest Entry Form.

Winners will be selected in each of four grade-level categories (K-3rd, 4th-6th, 7th-9th, and 10th-12th) in both art and poetry to receive a gift certificate for $100 to an art supply store (for winners in art, courtesy of Blick Art Materials) or book store (for winners in poetry). Each sponsoring teacher will receive a gift certificate for $40 for educational materials. Winners and honorable mentions will also receive tickets to the Aquarium of the Pacific in Long Beach, courtesy of the Aquarium.

WHEN: Entries must be postmarked by January 31, 2009.

HOW: Review and complete the Guidelines and Entry Form and submit it with your art or poetry to:

COASTAL ART AND POETRY CONTEST

PUBLIC EDUCATION PROGRAM

2009 Coastal Art & Poetry Contest Honorable Mentions

GRADES K-3

"Sea Urchins"
Caitlin Archdeacon, kindergarten, San Jose

Canyon Heights Academy iin Campbell

"On the Beach"

On the beach
Do you see what I see?

I see the waves.

JURIED ART CONTEST:

Your View of The Estuary

How do you see the San Francisco Bay Estuary, that unique place where land, ocean, and fresh waters meet? Do you have a favorite view or scene that "means" the estuary to you? The San Francisco Estuary Project is seeking art for possible use in a postcard, our web site, and other materials depicting the San Francisco Estuary—we are looking for scenes or impressions of the Bay, its marshes, and/or streams or rivers entering the Bay. All media are acceptable—oil, water color, pastel, pen and ink, block prints of all types, and photos. A $1,000 cash prize will be awarded to the first prize winner, $500 to the second place winner, and $250 to the third. The Estuary Project retains the right to use the artwork (credited) in print and on-line.

Please submit your entry either as a slide labled with title of piece and your name (to the address below) or as a jpg—no larger than 2 MB—emailed to lowensvi@sbcglobal.net no later than August 1, 2009. Slides cannot be returned.

For more information, contact:
Lisa Owens Viani
San Francisco Estuary Project
1515 Clay Street, 14th Floor
Oakland, CA 94612
(510) 622-2337



Courtesy of Hiroko Kusuda

We will contact the top 20 winners for possible use in a display at this year's State of the Estuary Conference at the downtown Oakland Marriott, Sept. 29-Oct. 1. No more than three entries per artist, please. Original art pieces must be no larger than 24" by 36"; artists will be responsible for delivering and retrieving their art. Digital entries may also appear on our web site, and contest submission is considered permission to use.

6/09: Posted and Distributed by WV CWP

Pesticide Management Activities

Annual Report:

City of Campbell

Town of Los Gatos

City of Monte Sereno

City of Saratoga

West Valley Clean Water Program

THIS PAGE INTENTIONALY LEFT BLANK

PESTICIDE MANAGEMENT ACTIVITES
Saratoga
Santa Clara Valley Urban Runoff Pollution Prevention Program
FY 2008-2009 ANNUAL REPORT

FY 2008-2009 Work Plan Self Evaluation Matrix

Source	Task Source	Work Plan Tasks	Accomplishments	Responsible Party
	SCVURPPP PMP (I.A.1.)	Summary of Use Track and report use of pesticides on municipally owned property. *Municipal Staff* to report to WVCWP for: 1) pesticides applied by staff 2) pesticides applied by contractors *Reports to include:* -name of pesticide used -active chemical in pesticide -purpose of pesticide -amount used in each application -date of each application WVCWP to present pesticide use data in Annual Report.	Pesticides applied by municipal staff are reported monthly to the State of CA Dept. of Pesticide Regulation with copies of monthly reports forwarded to WVCWP for tracking purposes. Pesticide use reports by the municipal Pest Control contractor (PCO) have also been forwarded to WVCWP. Per Annual Report Guidance from Water Board, actual pesticide use data is not included in this Annual Report, but is on file for future reference and analysis as needed.	Parks, Facilities & Street Maint Supervisors
	SCVURPPP PMP (I.A.3.) PS #3	Implement BMPS Continue to Implement IPM practices as Best Management Practices (BMPs) for any pesticide used by staff or contractors. Report on use of IPM practices on municipal property.	During FY 08-09, the WVC continued to implement the Pest Management Performance Standard (PMPS). "IPM Policy" and "Standard Operating Procedures for Pesticide Management" are being followed by staff and contractors. BMPs in general continue to be effective. WVC work with contractors to find the least-toxic method to treat resistant pest problems. The WVC use less-toxic pest management methods in municipal facilities (parks & buildings) whenever practicable, based upon budget and effectiveness. *See "Evaluation" section below for details on IPM implementation.*	PW Analyst & WVCWP coord w/ Parks, Street, Facilities Maint Supervisors

PESTICIDE MANAGEMENT ACTIVITES
Saratoga
Santa Clara Valley Urban Runoff Pollution Prevention Program
FY 2008-2009 ANNUAL REPORT

Source	Task Source	Work Plan Tasks	Accomplishments	Responsible Party
	SCVURPPP PMP (I.A.6.)	Banned Pesticides Inventory If any pesticides have been banned w/in the past FY (per EPA, State &/or local requirements), conduct an agency-wide search of chemical for these pesticides. Properly dispose of these banned substances pursuant to appropriate waste disposal regulations.	**CITY OF SARATOGA:** All storage areas are cleaned annually, and any pesticides that are no longer legal or no longer used are disposed of according to State regulations. Staff reviewed the list of banned pesticides for the FY and found none of the pesticides used by the City were identified on the list. No further action was required.	Parks, Street, Facilities Maint Supervisors
	SCVURPPP PMP (I.B.1.) PS#5.a	Training for Applicators Ensure that employees who apply pesticides for the agency obtain the appropriate training as required by the County Agricultural Commissioner and the State Department of Pesticide Regulation (DPR)	**CITY OF SARATOGA:** All parks staff hold "Qualified Applicator Certificates (QAC) from the CA Dept. of Pesticide Regulation, and pursue the necessary CEUs to maintain their certificates. Knowledge required for the QAC includes: "Potential phytotoxicity due to: o A wide variety of plant material; o Drift; and o Persistence beyond intended period of pest control. Applicators must demonstrate competency, practical knowledge, and an understanding of application methods that will minimize or prevent hazards to: · Humans; · Pets; and · Other domestic animals" The Annual Pesticide Safety Training was held on July 25, 2008. It was held at Saratoga Corp yard and all of the Parks and Streets Maintenance staff attended. The training was given by Pete Howes, Horticulturist, and	Parks Supvr

PESTICIDE MANAGEMENT ACTIVITES
Saratoga
Santa Clara Valley Urban Runoff Pollution Prevention Program
FY 2008-2009 ANNUAL REPORT

Source	Task Source	Work Plan Tasks	Accomplishments	Responsible Party
			covered long & short-term effects of pesticides and environmental concerns.	
	SCVURPPP PMP (I.B.2.) PS#5.b	Staff Training for Applicators Attend and/or conduct annual training which reviews appropriate portions of the IPM Policy, BMPs, and relevant IPM techniques for employees within departments responsible for pesticide application.	**CITY OF SARATOGA:** All Parks staff received IPM training in June 2009 (see Pesticide Training Table for details). All 9 Parks Dept employees have Qualified Applicator Certificates, and have been attending seminars for their Continuing Education hours. Some seminars include topics related to IPM and Less Toxic Pest Control.	Parks Supvr
	SCVURPPP PMP (I.B.3.) PS#5.c	Municipal Staff Education Inform employees who are not authorized and trained to apply pesticides that they cannot use over-the-counter pesticides in or around the workplace.	Entire City staff received this information via e-mail in June 2009. The notification letter included details on: • NPDES Stormwater Permit • Contact info for appropriate staff to request pest removal • Contact info for appropriate staff for disposal of any pesticides found • Reminder of City IPM Policy and Pest Specific IPM Plans • Reminder of goal to reduce pesticide use • Notification that only designated staff may order, purchase and apply pesticides for use on City property. • Reminder that this restriction includes over-the-counter pesticides	PW Analyst; WVCWP to provide notice

PESTICIDE MANAGEMENT ACTIVITES
Saratoga
Santa Clara Valley Urban Runoff Pollution Prevention Program
FY 2008-2009 ANNUAL REPORT

Source	Task Source	Work Plan Tasks	Accomplishments	Responsible Party
	SCVURPPP PMP (II.A.1.)	Watershed Ed. & Outreach Campaign (WE&O)[1] Attend WEO and IPM work groups. Continue to assist with development of strategy for a campaign and training program (in Spanish & English) designed for staff of very small landscape businesses (typically 1-8 employees) mainly serving homeowners.	WVCWP staff participate in WEO. WVCWP Program Manager participates in the IPM Ad Hoc Task Group on behalf of the WVC. Project implementation and projects for consideration, which are discussed in the AHTG, are presented to WVC staff for appropriate follow-through. In FY 08-09, WVCWP staff were involved in meetings aimed at developing coordination between the "Bay Friendly" program, and the "Green Gardeners" program (Green Gardeners – see below). WVCWP contributed funds to the SCVURPPP's IPM ad campaign. This allowed the IPM ad to appear in the three (3) weekly community newspapers for four (4) weeks in the spring. (Campbell Reporter, Los Gatos Weekly, Saratoga News). In addition, all ads also appeared a 2nd time in the Los Gatos Weekly "Weekend Edition", so that IPM ads appeared a total of sixteen (16) times in WV newspapers in 08-09. September 08: IPM/weeds April 09: IPM/snails June 09 (week of 6/1): IPM/Roses June 09: IPM/Yellow Jackets WVCWP was very involved with the development of the "Green Gardeners" training program for small landscape businesses --from concept, to grant proposal, to	WVCWP Staff

[1] Funded by all Co-permittees each year.

PESTICIDE MANAGEMENT ACTIVITES
Saratoga
Santa Clara Valley Urban Runoff Pollution Prevention Program
FY 2008-2009 ANNUAL REPORT

Source	Task Source	Work Plan Tasks	Accomplishments	Responsible Party
			implementation of several successful class series. (See Program Report for details.) In FY 08-09, WVCWP contributed funds for 6 scholarships to reduce the cost of the Green Gardener class to attendees (enough for 6 reduced fee scholarships). Since many WV residents employ small landscape contracting firms, it is hoped that these classes will have an impact on reducing residential pesticide use in the WVC. To promote use of the trainees from the Green Gardeners program, WVCWP sent a Press Release to local newspapers in Campbell, Los Gatos & Saratoga. A 630 word article, including a photo, about the Green Gardeners program was published. The article promoted both the classes (for anyone interested in enrolling) and promoted local companies which employ Green Gardeners graduates – so that residents could contact and utilize these graduates. WVCWP also distributed "Green Gardener" class flyers to the WVC. City of Saratoga placed flyers at municipal counters. See "PI/P Section", including "Attachments" for details. XREF PIP	
	SCVURPPP PMP (II.A.4.)	<u>Community & School Opportunities</u> Identify opportunities and attend community events/school classrooms to demonstrate reasons for, and methods of, less toxic pest control.	Information on the importance of reducing pesticide use, and the toxic effects of pesticide runoff, is included in all WVCWP Enviroscape presentation. This includes presentations at schools and at community events. Events in FY 08-09 included:	WVCWP Staff

PESTICIDE MANAGEMENT ACTIVITES
Saratoga
Santa Clara Valley Urban Runoff Pollution Prevention Program
FY 2008-2009 ANNUAL REPORT

Source	Task Source	Work Plan Tasks	Accomplishments	Responsible Party
			LG Presbyterian Summer Camp Los Gatos July 23rd Enviroscape presentation to 21 children, ages 2nd – 5th grade **Audubon Wildlife Fair** Cupertino (bordering Saratoga) 10/25/08 Enviroscape presentations to appx. 70 – 80 children, and their parents. **St. Mary's School** Los Gatos January 15, 2009 Enviroscape Presentation to 35 Fifth graders. **Sedgwick Elementary School "Discovery Day"** Cupertino March 31, 2009 WVCWP gave 4 Enviroscape Presentations to approximately 90 students in the 2nd, 3rd, 4th, and 5th grades. **St. Mary's School** Los Gatos May 21, 2009 Enviroscape Presentation to 30 Kindergartners (2 classes). **Arbor Day Celebration** Saratoga 4/24/09	

PESTICIDE MANAGEMENT ACTIVITES
Saratoga
Santa Clara Valley Urban Runoff Pollution Prevention Program
FY 2008-2009 ANNUAL REPORT

Source	Task Source	Work Plan Tasks	Accomplishments	Responsible Party
			4/24/09 – Beauchamps Park WVCWP was introduced to the attendees (appx. 40 people). Attendees visited WVCWP display where staff discussed runoff issues (including pesticides) and distributed material. Staff also circulated and distributed material. IPM information, and HHW brochures detailing proper pesticide disposal, are distributed at a variety of venues. See following row, and "PI/P Section" for further details on outreach for less toxic pest control.	
	SCVURPPP PMP (II.A.5.)	Community Material Distribution Participate in public sale events at local hardware store(s). Provide watershed protection information and reminders (gifts) to community by walking aisles of the gardening center with gift basket full of handouts during the sales.	In FY 08-09, WVCWP devoted staff time to a new campaign: creation and promotion of a new outreach product with the intent of providing material that would be desirable to residents, and which could be attached to printed information, to encourage residents to pick up and read the printed info. Envelopes of pest-resistant CA Native Seeds, which attract "Beneficial Bugs", were created to use as give-aways, and to encourage residents to pick up (and read) the attached printed info on 'less toxic' gardening. WVCWP staff purchased 4 different types of seeds in bulk. Staff created labels with graphics, planting information, and pest info for the seed envelopes (see PI/P section – Attachments). WVCWP partnered with stakeholders (local Sierra Club	WVCWP Staff

PESTICIDE MANAGEMENT ACTIVITES
Saratoga
Santa Clara Valley Urban Runoff Pollution Prevention Program
FY 2008-2009 ANNUAL REPORT

Source	Task Source	Work Plan Tasks	Accomplishments	Responsible Party
			members) to fill the packets with the bulk seeds. A total of **600 seed** packets were distributed via WVCWP in FY 08-09. The seeds were promoted via articles in WVC municipal newsletters, including photos of beneficial bugs. The articles resulted in a total of 24 seed packets sent out due to resident requests. At events, the seed envelope/printed material packets appeared to be popular. Distribution was as follows: Sierra Club: 150 (will be distributed at events, such as Earth Day) Campbell's Great American Litter Pickup: 100 Saratoga Rec Dept. Gardening Class: 100 City of Saratoga Arbor Day: 25 Yamagami's Garden Center: 50 St Mary's School (Enviroscape Presentation) 1/09: 30 St Mary's School (Enviroscape Presentation) 5/09: 30 Sedgwick School "Discovery Day" Enviroscape: 90 Citizen Calls: 24 Total: 599 In addition, IPM/ Less Toxic Pest Control info is distributed at a variety of community events, school events and via displays at municipal facilities. See PI/P Section: "Materials Distribution" for details	
	SCVURPPP PMP (II.A.6.)	Web Site	WVCWP staff have been working on plans for a major web site update. Plans are not currently solidified to the	WVCWP Staff

PESTICIDE MANAGEMENT ACTIVITES
Saratoga
Santa Clara Valley Urban Runoff Pollution Prevention Program
FY 2008-2009 ANNUAL REPORT

Source	Task Source	Work Plan Tasks	Accomplishments	Responsible Party
		As new information is available, update web site to provide easy access to information on IPM and reduction of pesticide use.	point of instituting web site revisions.	
			CITY OF SARATOGA: The City's municipal newsletter is posted at the City website. The Spring 2008 issue (still available online) contained information about: Beneficial Bugs, Pictures to help identify common useful bugs, such as Ladybug nymphs and Green Lacewings Links to IPM websites Information on Diazinon & Chlorpyrifos Proper pesticide disposal	
	SCVURPPP PMP (II.A.13.)	Special Districts Invite neighboring special districts (e.g. sanitary, open space districts, and school districts) to attend WVCWP sponsored IPM workshops, when workshops are offered.	Due to resources being directed to numerous trainings/meeting for municipal staff concerning the Municipal Regional Permit, WVCWP was not able to sponsor an IPM training this year.	WVCWP Staff
	SCVURPPP PMP (II.A.14.)	Conduct internal IPM outreach Provide all City/ Town staff with information on environmentally safer, integrated pest management to encourage employees to use IPM methods away from work. Email	A new e-mail notice covering this subject was created by WVCWP staff. The notice contains links to "Our Water, Our World"; "UC Davis IPM" site; "Universities' Pesticide Info Network"; and "Pesticide Action Network" database. It was e-mailed to all municipal employees in August 2008 (see Attachment). In addition, IPM material is on display & available for pick-	PW Analyst to send email & WVCWP Staff to provide message

PESTICIDE MANAGEMENT ACTIVITES
Saratoga
Santa Clara Valley Urban Runoff Pollution Prevention Program
FY 2008-2009 ANNUAL REPORT

Source	Task Source	Work Plan Tasks	Accomplishments	Responsible Party
		announcements as appropriate & display IPM materials at City/ Town Hall.	up by employees at Municipal Offices.	
	SCVURPPP PMP (II.B.2)	Participate in continuing implementation of IPM Store Partnership Program through funding and through staff assistance in contact with stores & providing IPM materials.	Within the West Valley Communities, there are 3 garden centers which have elected to participate in the Store Parnership Program: Summerwinds – Campbell Home Depot – Campbell Ace Hardware – Los Gatos There are also 4 participating stores which border Saratoga (including 1 also bordering Campbell) which are patronized by WVC residents. These are: Summerwinds – Cupertino Home Depot – San Jose – (De Anza Blvd.) Yamagami's – Cupertino Orchard Supply Hardware – San Jose (Prospect Rd. – bordered by Saratoga & Campbell) WVCWP provides funding to support ongoing maintenance and training needs for this program. In addition, in FY 08-09, WVCWP provided IPM Fact Sheets for distribution at Home Depot – Campbell: <u>Fact Sheets Delivered for Display/Distribution:</u> 100 – Wonderful Roses 200 – Safe Use & Disposal of Pesticides 200 – Naturally Managing Pests 100 – Tips for a Healthy Beautiful Lawn 200 – Keeping Cockroaches Out of Your House	WVCWP Staff

PESTICIDE MANAGEMENT ACTIVITES
Saratoga
Santa Clara Valley Urban Runoff Pollution Prevention Program
FY 2008-2009 ANNUAL REPORT

Source	Task Source	Work Plan Tasks	Accomplishments	Responsible Party
			200 – Keeping Fleas Off Pets & Out of Yards 100 – *Spanish* – Fleas 500 – Controlling Ants 100 – Controlling Yellowjackets 300 – Controlling Aphids in Your Garden 200 – Growing a Healthy Garden to Naturally Manage Pests	
	SCVURPPP PMP (III.A.1)	Pest Control Operators Maintain database of licensed structural and landscape maintenance PCOs within WVC for outreach purposes.	In FY 08-09, WVCWP staff developed a list of Landscape Maintenance companies and individuals with staff trained at the 'Green Gardeners' program, including a listing of those who are operating in the WV Communities. This can be used for outreach to these contractors who have already demonstrated an interest in Less Toxic Pest Control. The list includes landscaping companies, and also staff, such as landscaping staff at a senior citizen residential facility.	WVCWP staff
	SCVURPPP PMP (III.A.4)	Track and Report PCO Use of Pesticides Require PCOs contracted by municipality to implement BMPs through contract specifications and track and report PCO use of pesticides on municipal property.	**CITY OF SARATOGA:** PCOs have received copies of municipal IPM Policies and Standard Operating Procedures. PCOs are required to operate according to the municipal Pesticide Management SOPs. In FY 07-08, the WVCWP Program Manager corresponded with Saratoga's Pest Control Contractor in order to clarify the City's IPM Policy and BMPs, and to answer any relevant questions.	Public Works Dir/ Parks, Street, Facilities Maint Supervisors

PESTICIDE MANAGEMENT ACTIVITES
Saratoga
Santa Clara Valley Urban Runoff Pollution Prevention Program
FY 2008-2009 ANNUAL REPORT

Source	Task Source	Work Plan Tasks	Accomplishments	Responsible Party
			Invoices for all pesticides applied by PCOs have been provided to WVCWP for tracking purposes. In addition, City of Saratoga also uses Landscaping Contractors. New maintenance contracts start in July 2009; the contracts specify that the City IPM Plan must be adhered to.	
	SCVURPPP PMP (IV.A.2.)	Commercial Business Education Continue ICID Inspector's education program targeting retail food facilities through distribution of "Don't Set a Table for Pests".	In FY08-09 Santa Clara County DEH distributed the "Don't Set a Table for Pests" brochures to restaurants during routine inspections.	WVCWP Inspector
	SCVURPPP PMP (V.A.3.)	Promote HHW Collection Work with HHW collection agencies to support, enhance, and help publicize programs for proper pesticide disposal.	All WVC contribute funds to the County HHW disposal program, enabling residents and small businesses to drop off pesticides at HHW sites.	PW Dir & Pub Works Analyst; WVCWP to assist
	NPDES Permit Provision C.3.n	1. New Development/ IPM Planning Procedures 2. New Development/ Reporting 3. New Development Training for staff responsible for Environmental Reviews	See Planning Procedures Section 4 Pesticide Management measures related to New Development (C.3) have been incorporated into the Planning Procedures element of the Work Plan in order to facilitate delegation of responsibilities to appropriate departments and staff.	PW Dir & Pub Works Analyst; WVCWP to assist

Pesticide Management Activities Evaluation
PESTICIDE USAGE REDUCTION MEASURES – Pest Specific

PESTICIDE MANAGEMENT ACTIVITES
Saratoga
Santa Clara Valley Urban Runoff Pollution Prevention Program
FY 2008-2009 ANNUAL REPORT

herbicides.

Hand hoeing/pulling of weeds is used where possible. Weekly walk-throughs with lots of hand weeding are done. Weeds are spot-sprayed, as opposed to blanket spraying of large areas; the emphasis is on catching the problem early in an attempt to avoid having to spray larger areas later.

RODENTS:

A contractor is engaged to trap rodents in order to avoid poisonous baits; this is done when there is an outbreak of a number of rodents at once.

MEDIAN LANDSCAPING:

Saratoga's policy is to install pest resistant shrubs and landscaping and avoid high-maintenance, low-pest resistance turf and greenery.

RESULTS OF PESTICIDE USE REVIEW

The City is making an effort to stress prevention (prevent weed growth, prevent pest infestations) where possible. Saratoga is using IPM and engineered, rather than chemical, controls as much as possible given budget and staff limitations.

Over the past several years, the Public Works Dept. has worked on landscape design and improved irrigation systems which will reduce need for pesticide/herbicide use, and reduce any potential runoff which could carry pesticides. Natural insect controls include use of traps for wasp control, and soapy water for ant control. Through these types of efforts, Saratoga is progressively reducing chemical pesticide use.

FACILITIES MAINTENANCE

The City's Facilities Maintenance Dept. continues to avoid use of any pesticides, through stressing sanitation (prevention).

From:	Kristin Borel
To:	DL - City Wide;
CC:	kelly.westvalley@comcast.net;
Subject:	Reminder about Pesticides
Date:	Monday, August 11, 2008 10:43:26 AM
Attachments:	image002.gif

Hi All,
Here is the yearly reminder about trying to use less toxic pesticides.
Kristin

TO ALL STAFF:

The City's Stormwater Permit with the State of California Water Board requires the City to encourage reductions in pesticide use, including informing employees about **less-toxic methods of pest control.**

As part of this effort, the City's Stormwater staff is sending you the following information:

It's Gardening Season !

Protect your family's health

Use Less Toxic Pest Control Methods

Many PESTICIDES have been shown to be harmful to our health.

CHILDREN & PETS **are especially at risk**
since they tend to have the closest contact with lawns and landscaping.

For information you can use, go to:

Our Water – Our World:
http://www.ourwaterourworld.org/

University of California Extension, Davis :
http://www.ipm.ucdavis.edu/PMG/menu.homegarden.html

Curious about the chemicals you use in your home & garden?

Universities' Pesticide Network:
http://extoxnet.orst.edu/pips/ghindex.html

Pesticides Action Network – Pesticides Database:
http://www.pesticideinfo.org/

To: City of Saratoga Staff
From: Kristin Borel
Re: USE OF PESTICIDES ON CITY PROPERTY – Annual Reminder
Date: June 2009

This notice is distributed to remind City staff that ONLY staff specifically designated through the Public Works Department or the Maintenance Department may order, purchase and apply pesticides for use on City property.

THIS RESTRICTION INCLUDES OVER-THE-COUNTER PESTICIDES

Pesticide use by the City of Saratoga is tracked by the California Water Board as part of the City's Stormwater Permit requirements. This message is required annually by the Permit. It is important that all City staff be informed of, and comply with, the Permit's requirements concerning pesticide use.

To help meet this goal, staff members should:

1) Remember that ONLY staff designated through Public Works or the Maintenance Department may order, purchase and apply pesticides on City property, including over-the-counter pesticides.

2) To request removal of pests (such as mice, ants, wasps, etc.) from City property, please contact the Francisco Alvarez at x293 to initiate a work request.

3) Responsibly dispose of any existing pesticide containers found on City's property through the City's Hazardous Waste program. Contact Francisco Alvarez at x293

4) If any pesticides are currently stored in any City facilities (such as ant sprays, wasp sprays, etc.) and you are NOT a designated Public Works Dept. Pesticide Applicator, DISCONTINUE any further pesticide applications and dispose of the containers as outlined above (3)

Thank you for your help in our efforts to protect employee health and local water quality.

USE OF PESTICIDES

The City of Saratoga adopted an Integrated Pest Management (IPM) Policy and IPM Plans to address removing various pests from City property. The IPM Plans include strategies for removing pests (such as ants and wasps) using the least toxic methods possible.

The Calif. Water Board's Stormwater Discharge Permit requires municipalities to reduce pesticide use. One goal of the policy is to ensure that pesticides which are applied are handled only by staff who have received training in pesticide use and 'less toxic' pest control. By adhering to these plans, we meet the Permit requirements, and help provide a healthier environment for staff and the public.

If there are any questions about this procedure or the NPDES Stormwater Permit, please call:
Kristin Borel x258.

Mercury Pollution Prevention Activities

Annual Report:

City of Campbell

Town of Los Gatos

City of Monte Sereno

City of Saratoga

West Valley Clean Water Program

THIS PAGE INTENTIONALY LEFT BLANK

MERCURY POLLUTION PREVENTION ACTIVITES
SARATOGA
Santa Clara Valley Urban Runoff Pollution Prevention Program
FY 2008-2009 ANNUAL REPORT

FY 2008-2009 Work Plan Self Evaluation Matrix

Source	WP Task	Work Plan Tasks	Accomplishments	Responsible Party
	Mercury Plan (I.E.)	Reduction of Hg Containing Products Continue implementing phase-out of mercury-containing products (MCPs). Phase-out will coincide with replacement of MCPs on an as-needed basis.	**CITY OF SARATOGA:** Saratoga will continue with phase out of MCP, as products in use need to be replaced, with the exception of fluorescent bulbs. Research on alternative products has been conducted through WVCWP. Non-mercury or low-mercury replacements are being used wherever feasible e.g., thermostats and fluorescent bulbs. A training on phase-out and proper disposal was held in FY 07-08 for Municipal staff involved in work related to Corporation Yard activities. Mercury Informational Material was also handed out to Corp Yard Staff in July 2008, along with a flyer reminding staff to properly dispose of mercury containing thermostats/ switches.	Facilities & Street Maint. Supervisors
	Mercury Plan (II.B.)	Mercury Containing Product Disposal Services Provide funding and participate in County HHW collection program for residents and small businesses	The City of Saratoga has been able to commit the same level of funding for the County HHW program as in past years. The WVC support the County HHW collection program through funding and outreach activities (material distribution, website notices, etc.). All WVC adopted an Extended Producer Responsibility Resolution during FY 07-08. The waste collection contractor for the WVC has been supporting HHW collection through sponsorship of free E-waste events. The WVC support this through fees to the contractor, and through outreach efforts to support the collection events. Local implementation also included coordinating and	

MERCURY POLLUTION PREVENTION ACTIVITES
SARATOGA
Santa Clara Valley Urban Runoff Pollution Prevention Program
FY 2008-2009 ANNUAL REPORT

Source	WP Task	Work Plan Tasks	Accomplishments	Responsible Party
			participating in mercury thermometer collection events, and distribution of mercury-free thermometers, mercury outreach material distribution, and articles on mercury in municipal newsletters. **FREE E-WASTE RECYCLING EVENTS** Recycling of TVs, monitors and all office electronics. These events were organized by the waste contractor for the four WV Communities. **July 2008** CAMPBELL: July 19, 2008 Campbell United Church of Christ, Campbell, CA LOS GATOS: July 19, 2008 Los Gatos United Methodist Church, Los Gatos, CA SARATOGA: July 26, 2008 City of Saratoga North Campus, Saratoga, CA **RESULTS FOR 3 JULY EVENTS:** A total of **169,776 pounds** of E-Waste was collected from Campbell, Los Gatos, Saratoga and Monte Sereno residents who participated in the West Valley Collections & Recycling E-Waste Drop Off events. **April 2009** CAMPBELL: April 18th, 2009 Campbell United Church of Christ, Campbell, CA LOS GATOS: April 25th, 2009 Los Gatos United Methodist Church, Los Gatos, CA SARATOGA: April 25th, 2009 City of Saratoga North Campus, Saratoga, CA **RESULTS FOR 3 APRIL EVENTS:** weight totals for each city	

MERCURY POLLUTION PREVENTION ACTIVITES
SARATOGA
Santa Clara Valley Urban Runoff Pollution Prevention Program
FY 2008-2009 ANNUAL REPORT

Source	WP Task	Work Plan Tasks	Accomplishments	Responsible Party
			Los Gatos – 12,533 lbs. Campbell – 9070 lbs. Saratoga – 14,966 lbs. **OUTREACH** During Winter/early Spring of 2008/2009, WVCWP submitted articles which ran in the WVC municipal newsletters, concerning E-waste. This helped publicize the need to make use of use E-waste events. For the July 2008 events, WVCWP publicized E-waste disposal on the front page of the cleancreeks.org website.	
			CITY OF SARATOGA: The City of Saratoga has been coordinating with West Valley Collection and Recycling and community groups to facilitate free E-waste recycling events at a City of Saratoga municipal site. Two events were held in FY 08-09: one in July 2008, and one in April 2009 at the City's "North Campus" site. In addition, the Saratoga helped to publicize these events by posting them on the "Community Calendar" on the City's website. Residents can find information on proper disposal of mercury-containing items (fluorescent bulbs, thermostats, etc.) on the City website at: http://www.saratoga.ca.us/recycling.htm	PW Dir; City Mgr
	Mercury Plan (II.C.)	Track Disposal of Mercury Containing Products Continue documenting the quantities of mercury-containing fluorescent bulbs disposed from City/ Town buildings and departments at hazardous waste collection	**CITY OF SARATOGA:** Saratoga uses VEOLIA Environmental Services as the contractor for HHW collection and recycling. In FY 08-09, the contractor picked up: • 42 x compact Fluorescent lamps:	Facilities and Streets Maint Spvsr; PW Analyst to coord

MERCURY POLLUTION PREVENTION ACTIVITES
SARATOGA
Santa Clara Valley Urban Runoff Pollution Prevention Program
FY 2008-2009 ANNUAL REPORT

Source	WP Task	Work Plan Tasks	Accomplishments	Responsible Party
		facilities. The quantities of disposed product will be reported in annual report	• 18 x U-shape Fluorescent lamps: • 47 x 4 ft Fluorescent lamps: • 12 x 8 ft Fluorescent lamps	
	Mercury Plan (II.F)	Fluorescent Light Recycling Campaign Continue participation in the Mercury Ad Hoc Task Group and support ongoing implementation of an outreach program to about recycling fluorescent bulbs.	Mercury AHTG has now been disbanded. The Mercury AHTG developed the Mercury Plan , the Mercury Virtual Elimination Policy etc. (see http://www.scvurppp-w2k.com/mercury.htm for the list of products). The Mercury P2 Outreach Work Group was formed to implement the outreach requirements in the Mercury Plan. These included developing fact sheets, newsletter articles and media advertising. WVC support ongoing implementation by distributing info on fluorescent bulb recycling, and teaching about the issue presentations at schools and public events.	SCVURPPP & WVCWP to coordinate w/ HHW staff

Mercury Pollution Prevention Activities Evaluation

MERCURY AHTG

WVCWP staff focus in FY 08-09 was on local implementation, since the Program's Mercury PP Outreach Work Group has not been meeting.

Local implementation included outreach for free E-waste Recycling Events, mercury-free thermometer distribution, mercury outreach material distribution, and articles on mercury in municipal newsletters.

THERMOMETERS

Residents have responded well to thermometer exchange events, and to receiving Mercury-free thermometers.

WVCWP, WVC and San Jose Environmental Services Dept. have begun coordinating additional events in FY 09-10 at various venues. Efforts will be made to increase publicity for these events; some will be held mid-week and increased publicity may be needed in order to generate a turnout. Staff will attempt to evaluate effectiveness of holding mid-week events.

Thermometer events in FY 08-09 included:

MERCURY POLLUTION PREVENTION ACTIVITES
SARATOGA
Santa Clara Valley Urban Runoff Pollution Prevention Program
FY 2008-2009 ANNUAL REPORT

Source	WP Task	Work Plan Tasks	Accomplishments	Responsible Party

Audubon Wildlife Fair

Cupertino (bordering Saratoga) 10/25/08

Mercury-free thermometers, along with mercury outreach materials, were provided to parents accompanying their children to the WVCWP Enviroscape presentations at the Fair. **30** thermometers were distributed.

Residents were very pleased with the opportunity to receive a mercury-free, solar thermometer. Sierra Club member in attendance expressed strong interest in these thermometers, and an interest in distributing them, but the Club does not have funding to purchase these themselves.

Thermometer Exchange at LG Farmers Market

Los Gatos – 5/3/09

WVCWP coordinated an exchange which was staffed by Town of LG and City of San Jose Environmental Services Dept. A booth was set up at the weekly LG Farmer's Market. Residents were asked to bring in mercury thermometers, and were given mercury-free thermometers in exchange.

13 mercury thermometers were collected for proper disposal. City of SJ was impressed with the turnout by Los Gatos residents, since outreach materials had not been completed yet, so little outreach had been done. Residents attending the Farmer's Market were pleased to learn the Town was collaborating with the City of San Jose for this event.

WVCWP has coordinated with the other participants to hold this event again in FY 09-10. It will be held in conjunction with "Keep Los Gatos Beautiful" month in April 2010; this will allow for better outreach opportunities to publicize the event and encourage increased participation.

MERCURY OUTREACH - NEWSLETTERS

In Winter 2009, prior to the nationwide switch to digital television, WVCWP provided an article to all WVC municipal newsletters on proper TV disposal, and environmental impacts of mercury.

The article was printed in the municipal newsletters for Campbell, Monte Sereno and Saratoga.

For additional details on outreach related to Mercury, see "Public Information/ Participation" section of this report.

THIS PAGE INTENTIONALY LEFT BLANK

Copper Action Plan/ Nickel Action Plan

Annual Report:

City of Campbell

Town of Los Gatos

City of Monte Sereno

City of Saratoga

West Valley Clean Water Program

THIS PAGE INTENTIONALY LEFT BLANK

WEST VALLEY COMMUNITIES
SARATOGA
COPPER ACTION PLAN/NICKEL ACTION PLAN
FY 2008-2009 ANNUAL REPORT

FY 2008-2009 Work Plan Self Evaluation Matrix

Activity	Source	Work Plan Tasks	Accomplishments	Responsible Party
Vehicle Washing Operations	CB-1	As part of the West Valley Industrial Commercial Inspection Program, promote improved car washing methods at auto businesses. Provide info on alternative arrangements for businesses with possible compliance problems. (Section 2.i of this work plan - Industrial Inspection Program)	The Stormwater Discharge Inspector distributes vehicle washing outreach materials during pro-active inspections and in relation to any actual or suspected vehicle washing incident. The Inspector is able to answer questions and offer suggestions with the help of visuals. A WVCWP-created fact sheet provides information on wastewater capture systems for automotive facilities. The fact sheet was designed to provide small-scale automotive facilities (those that find installing a full-fledged wash rack cost-prohibitive) with examples of inexpensive treatment technologies and distributor information. This method of outreach has been very effective.	WVCWP Inspector
Vehicle Washing Operations	CB-1	Place outreach material on proper vehicle/equipment washing at municipal counters, post offices, libraries and public events. Update WVCWP website to include copper information.	• WVCWP updated the "Car Wash Kit" flyer for car wash fund-raising events. The updated version was re-posted at City Halls. The Carwash Flyers were also posted on the City of Saratoga's website. • Car washing information is contained in the "Watershed Watch" brochure was has been distributed widely. • The WVCWP website home page (www.cleancreeks.org) features a graphic highlighting car washing, and a link to a printable PDF with information on proper car washing, and water quality degradation from improper washing: http://www.cleancreeks.org/images_new/carwashweb.pdf WVCWP also created a new brochure with info on copper and car washing, and with a Discount Card for use at local commercial car washes. The brochure included a list of participating car wash businesses. The brochure was distributed in Fall of 2008; the Discount Card expired as of Dec. 2008.	WVCWP staff

WEST VALLEY COMMUNITIES
SARATOGA
COPPER ACTION PLAN/NICKEL ACTION PLAN
FY 2008-2009 ANNUAL REPORT

Activity	Source	Work Plan Tasks	Accomplishments	Responsible Party
			WVCWP will discuss creation of an updated version for FY 09-10. See PI/P section for details.	
Vehicle Washing Operations & Pool/ Spa Maint.	CB-1 & CB-12	In classroom presentations, introduce impacts of copper on aquatic life; teach proper methods of car washing and pool & spa drainage using the Enviroscape watershed model.	WVCWP's classroom presentations are scripted to include hands-on activities so that students can watch pollutants, such as copper from car-washing activities & pool draining, flow directly to waterways. In addition to recommending the use of commercial carwash facilities, WVCWP encourages washing on a gravel or lawn area where wash water is captured and infiltrated. Students also learn about runoff from car wash fundraisers and the need to borrow the WVCWP Car-Wash Kit for any such event. Proper Pool Draining instruction includes photos of a Sanitary Sewer Cleanout, and other graphics about pool & spa drainage. School presentations in FY 08-09 included: St. Mary's School, Los Gatos – Presentation for 5th graders on 1-15- 09 Sedgewick Elementary, Cupertino 3-31-09 – Presentations for 2nd, 3rd, 4th, and 5th grades. St. Mary's School, Los Gatos – Presentations for Kindergartners graders on 5-21-09 In addition, children of various ages viewed Enviroscape presentations at various community events. See PI/P section for details.	WVWCP staff
Vehicle Washing	CB-1	Promote use of Car Wash Kit. Provide kit; provide training to charity car wash	**PROMOTING USE OF CAR WASH KIT** **Car Washing Advertising/Articles**	WVWCP staff

WEST VALLEY COMMUNITIES
SARATOGA
COPPER ACTION PLAN/NICKEL ACTION PLAN
FY 2008-2009 ANNUAL REPORT

Activity	Source	Work Plan Tasks	Accomplishments	Responsible Party
Operations		organizers. Document use in A/R. Solicit feedback from participants.	An short article on Car Washing & the Car Wash Kit was submitted to the 3 local weekly newspapers in late June 2009. The article was printed in July 2009. Car Wash Kit info was also included in a separate article which covered WVCWP projects; this article ran in the 3 local weekly papers in Feb 2009. WVCWP participated in a Car Washing media campaign, developed and run by SCVURPPP. In addition, WVCWP provided extra funding for the ads to run in the 3 local weekly papers, with a total combined circulation of 69,840. **New Car Wash Outreach Material** WVCWP developed a tri-fold size flyer on the subject of car washing. The flyer features info on copper, right and wrong ways to wash a car in terms of protecting creeks, a 'commercial car wash discount card', a list of participating local commercial car washes, and information on using the WVCWP Car Wash Kit. Car Wash Kit **Training** was given to Monte Sereno office staff (3) 7/25/08 by WVCWP Program Assistant. Topics: ▪ Runoff as Illegal Discharge – Municipal Ordinance ▪ Car Wash Fundraisers need to use free Car Wash Kit ▪ How kit works **Expanded Car Wash Kit Program** WVCWP worked to develop an expanded Car Wash Kit program. Staff solicited feedback from other successful programs in 3 states. A new Car Wash Kit program was developed, which would allow loaning of Kits to more users, with less need for direct WVCWP staff involvement (due to limited staff time). The new program will allow WVCWP to more heavily promote the use of the Car Wash Kit, because staff time will not be such a limiting factor if	

WEST VALLEY COMMUNITIES
SARATOGA
COPPER ACTION PLAN/NICKEL ACTION PLAN
FY 2008-2009 ANNUAL REPORT

Activity	Source	Work Plan Tasks	Accomplishments	Responsible Party
			demand for the kit(s) increases. The new Car Wash Kit Program includes: • A set of photo instructions for Kit set-up, and link to an internet video of Kit set-up • Written program procedures • Budgeting to acquire a new part for the Kit, to facilitate ease of use (rubber mat to cover storm drain grate) • Budgeting to acquire another Kit, if demand justifies this **Promotion of Car Wash Kit to WVC Schools:** In FY 08-09, the Kit was promoted to ALL schools within the WVC jurisdictions. Facilities managers and front office staff were notified that anyone holding a Car Wash Event on school grounds, or students groups holding Car Wash Events at other sites, MUST use the Car Wash Kit. See PI/P section for details.	
Vehicle Washing Operations	CB-1	Within the development project permit process for Group 2 projects, require source control measures at facilities that will conduct vehicle/ equipment washing and maintenance activities (consistent with Permit requirements).	**SARATOGA:** Saratoga did not have any regulated projects in FY07-08 that would conduct vehicle/equipment washing and maintenance activities.	City Engineer; Community Dev Dir & Assoc. Planner / Building Insp
Vehicle Washing Operations	CB-1	Include recommended source controls for vehicle washing in the City's corporation yard SWPPP and continue to train staff to use BMPs.	**SARATOGA:** Source control BMPs are included in the SWPPP. Corp Yard BMP training is covered annually in the Corp Yard Walk Through (see Public Agency Activities section). Municipal staff follow best management practices and continue to ensure that vehicle wash systems in the Corp Yard prevent wash water runoff.	Streets Maintenance Spvsr & staff

WEST VALLEY COMMUNITIES
SARATOGA
COPPER ACTION PLAN/NICKEL ACTION PLAN
FY 2008-2009 ANNUAL REPORT

Activity	Source	Work Plan Tasks	Accomplishments	Responsible Party
Industrial Copper Control	CB-3	Continue joint Inspections with Fire Dept., targeting industrial sources for copper, e.g. metal plating and metal finishing facilities. **Saratoga** does not have any industrial facilities subject to inspection for this pollutant.	**Saratoga** does not have any industrial facilities subject to inspection for this pollutant.	SCVC Fire Dept.
Reducing Traffic Congestion	CB-6/7	Within the development permit process, encourage pedestrian oriented design practices (trails) and planning that will accommodate bicyclists (paths).	The West Valley communities encourage best design practices wherever practicable. These small communities tend not to have large developments conducive to requiring alternative transportation within the permitting process. However, the cities and the Town encourage alternatives transportation through other means: For several years, the cities of Monte Sereno and Saratoga, and Town of Los Gatos, have been working with CalTrans on improving bicycle and walking features along the stretch of Hwy 9 that links these 3 municipalities. The stretch is heavily used by bikers and walkers, and improvements would overcome current safety problems, thereby encouraging greater pedestrian/bicycle use of this transportation corridor. Hwy 9 – Phase II – in FY 08-09, work was conducted on planning of this phase to include pedestrian improvements along the corridor. Plan calls for filling in missing walkway gaps starting at Village in Saratoga and continuing through Monte Sereno and into Los Gatos _____ In FY 07-08 Saratoga completed improvements to bike lanes on Herriman Ave. and created a pedestrian walkway for the length of this road. Planners and Engineers work with project owners during	

WEST VALLEY COMMUNITIES
SARATOGA
COPPER ACTION PLAN/NICKEL ACTION PLAN
FY 2008-2009 ANNUAL REPORT

Activity	Source	Work Plan Tasks	Accomplishments	Responsible Party
			the permitting process to encourage them to designate a portion of their site, if feasible and appropriate, for open space and walking trails. The City website encourages biking through its *Trail and Bike* maps, showing where striped bike lanes exist, and classifying bike routes according to safety. Pedestrian/equestrian trail maps are posted to encourage walking as an alternative means of transportation. In FY 08-09, the City of Saratoga developed a new walking trail through the Heritage Orchard and is redeveloping and improving the Parker Ranch Trail. See "Evaluation" section below for details on encouraging trails) and bike paths.	
			SARATOGA: The Summer 08 issue of "The Saratogan" municipal newsletter included an article encouraging Saratogans to use the City's trail/bike lane network for getting to school, going out to eat, etc. The article included info on where to get trail maps and information. For "Bike to Work Day", posters were hung around City Hall about event, employees were encouraged to participate – 3 employees participated.	City Eng, Community Dev Dir/ Planners
Water-shed assessm't and protection	CB-8	Consider watershed protection in all CEQA actions.	**SARATOGA:** All WVC have adopted the CEQA review guidance from SCVURPPP, as documented in the June 2004, *C.3 Stormwater Handbook*, to address water quality as part of the C.3.m implementation.	Planning staff

WEST VALLEY COMMUNITIES
SARATOGA
COPPER ACTION PLAN/NICKEL ACTION PLAN
FY 2008-2009 ANNUAL REPORT

Activity	Source	Work Plan Tasks	Accomplishments	Responsible Party
Water-shed assessm't and protection	CB-8	Continue to receive training and develop understanding of the Hydromodification Management Plan (HMP) and implement HMP Permit requirements on qualifying projects.	WVCWP Program Manager attended May 19th & May 20th -- Water Board Workshop. See 'Watershed Mgmt Section' of this report for details.	
			SARATOGA: City of Saratoga Sr. Engineer) and Assoc, Planner attended a training on June 17, 2009 – "Stormwater Management for New Development & Redevelopment Projects".	City Eng
Water-shed assessm't and protection	CB-8	Continue to Implement Guidelines & Standards developed by the Water Resources Protection Collaborative for watershed protection. Support new Collaborative issues for watershed protection as they arise.	Campbell, Los Gatos and Saratoga have participated in, and invested significant staff time in, the Water Resources Protection Collaborative. WVCWP members received training on this topic from a WMI Land Use Subgroup member at a WVCWP meeting. Topics included implementation of the Guidelines and Standards, and the 'top ten development tips' WVCWP Program Manager reviewed the WMI/ Collaborative's beta watershed resource website for each city.	
			SARATOGA Campbell, Los Gatos and Saratoga have participated in, and invested significant staff time in, the Water Resources Protection Collaborative. Saratoga adopted the "Guidelines and Standards" in FY06-07	Cmmty Dev Dir/ Planning staff / City Eng.
Street sweeping	CB-11	Conduct regular street sweeping, evaluate efforts and collect data for Annual Report. Ref. Street Sweeping (Section 3.B of this work plan).	See 'Public Agency Activities' section for details on Street Sweeping, including data.	

WEST VALLEY COMMUNITIES
SARATOGA
COPPER ACTION PLAN/NICKEL ACTION PLAN
FY 2008-2009 ANNUAL REPORT

Activity	Source	Work Plan Tasks	Accomplishments	Responsible Party
		Additionally: Saratoga contracts with a Street Sweeping Service – Ensure the contractor uses and maintains effective street sweeping equipment.	**SARATOGA:** The West Valley communities conduct street sweeping in residential areas and more frequent sweeping in commercial areas. Sweeping data is collected and noted in Public Agency Activities (Section # 3) of this report. The West Valley cities do not hesitate to change sweeping contractors if the equipment being used does not measure up to municipal standards. The City's contractor uses an "Air Bear", vacuum type sweeper for areas that are conducive to picking up fine particulates. A broom-type sweeper is used in other areas.	Streets Spvsr and Sweeping Contractor
Outreach on Pool, Spa maint'nce	CB-12	Continue to distribute Pool & Spa maintenance brochure via agency counters, website and during IC/ID inspections.	Pool and Spa brochures distributed in FY 08-09: **RETAIL FACILITIES** 30 pool brochures were placed on display at to Leslie's Pools In Los Gatos 20 pool brochures were placed on display at Tradewind Spas in Los Gatos on 3/27/09. **MUNICIPAL FACILITIES** CAMPBELL • 50 Pool & Spa Brochures LOS GATOS • 50 Pool & Spa Brochures MONTE SERENO • 25 Pool & Spa Brochures SARATOGA • 25 Pool & Spa Brochures –	WVCWP with Municipal Staff
			SARATOGA:	WVCWP/ PW Analyst

WEST VALLEY COMMUNITIES
SARATOGA
COPPER ACTION PLAN/NICKEL ACTION PLAN
FY 2008-2009 ANNUAL REPORT

Activity	Source	Work Plan Tasks	Accomplishments	Responsible Party
			Pool & Spa brochures are placed in the City Hall Lobby. In addition, Building Inspectors educate residents at the time pool permits or pool demo permits are issued	
Use of copper architecture	CB-21	Within the development permit process, continue to limit and discourage use of copper architecture. Inform applicants about the negative water quality impacts related to the use of copper roofing, rain gutters and other copper architecture.	In FY 08-09, WVC discussed possibilities related to having an alternative BMP for copper architecture: to have runoff from these items be directed to landscape (i.e., use of an LID measure to help mitigate any use of copper architecture).	Community Dev Dir, Planners and City Eng
Green Building	CB-21	Provide information about negative impacts of copper architecture and alternative materials via link on West Valley Clean Water website.	A tri-fold which includes info on impacts of copper architecture is being developed by WVCWP, and a pdf will be uploaded when the piece is completed in FY 09-10.	WVCWP staff
Nickel Action Plan Tasks				
Control Measures for Constr Sites	NB-1	Continue to implement Construction Inspection Performance Standards (Section 5, Construction Inspection section of this work plan).	See Construction Inspection (Section #5) of this report.	Engineering Inspectors WV Inspector to assist
Training on Control Measures for Constr sites & New Dev	NB-1	Attend Construction site management workshops sponsored by Water Board and SCVURPPP for latest erosion/sediment control techniques and continue to attend workshops on post development Stormwater treatment BMPs.	See Construction Inspection Training (Section #5T) of this report.	Comm Dev & Engineering staff and Inspectors
Copper/Nickel Action Plan Evaluation				

<u>Car Wash Outreach Evaluation:</u>

WVCWP initiated several new Car Wash outreach efforts this year:

-- Outreach to schools via letters and flyers to Facilities Maintenance Supervisors and Front Desk staff. This outreach was aimed at covering all schools in the

WEST VALLEY COMMUNITIES
SARATOGA
COPPER ACTION PLAN/NICKEL ACTION PLAN
FY 2008-2009 ANNUAL REPORT

Activity	Source	Work Plan Tasks	Accomplishments	Responsible Party

WVC. The main focus was on any car wash fundraising events that might take place on school property. However, it is hoped that the information will also reach school-based groups which might initiate car wash fundraisers (such as Band, Athletics, etc.) even if they choose to hold the car wash at a non-school site.

Any chance to evaluate results of this outreach is not expected to materialize until after school starts in Fall 2009. Results will be evaluated based upon determining whether there is an increase in calls requesting the Car Wash Kit.

-- WVCWP staff created a new outreach piece concerning residential car washing. This was a double-sided piece, with info on copper and car washing, and with a Discount Card for use at local commercial car washes. The brochure included a list of participating car wash businesses which accept the Discount Card.

The Card is available on the Watershed Watch website at http://www.mywatershedwatch.org/WW_Discount.pdf, but WVCWP staff anticipated that residents would appreciate:

--being made aware of the discount card, by picking up the outreach piece

--having the card printed out, in an easy-to-use format (just cut off the top part of the flyer, in order to have a wallet-sized card.

--seeing the card alongside a list of local, participating commercial car washes.

The brochure was distributed in Fall of 2008; however, the Discount Card expired as of Dec. 2008. Since the piece was created shortly before the Discount Car expired, it was not distributed widely, and so it was not possible to evaluate how well-received it was. WVCWP will discuss creation of an updated version for FY 09-10.

-- A short article on the necessity of using the Car Wash Kit for car wash fundraising events was initiated with the 3 local weekly newspapers in late June 2009. The article ran in the papers in July 2009. The articles in the 3 newspapers did generate a number of calls to the WVCWP office to discuss the Car Wash Kit. It appears that getting information on car washing into the local weekly papers is an effective means of disseminating car wash information.

Pool and Spa Maintenance:

In FY 07-08, WVCWP initiated outreach to residents via placing literature displays in a retail pool and spa store. When WVCWP staff returned to the store in FY 08-09, it was found that this type of outreach was well-received by the store, and a number of brochures had been picked up by residents.

In March 2009, an additional 30 brochures were placed at this retailer, and a new retailer was also approached; 20 Pool & Spa brochures were placed with the new retailer (Tradewind) for pickup by residents.

Educational Outreach Evaluation:

Both Pool & Spa draining and Car Washing are covered thoroughly during Enviroscape presentations at schools and at community events. Children appear to clearly understand the messages being conveyed. They actively learn about copper and brake pads by sprinkling powder which represents copper around a toy

WEST VALLEY COMMUNITIES
SARATOGA
COPPER ACTION PLAN/NICKEL ACTION PLAN
FY 2008-2009 ANNUAL REPORT

Activity	Source	Work Plan Tasks	Accomplishments	Responsible Party

car on the Enviroscape. They then watch the copper being washed into the 'creek' and down to the 'Bay' when the car is washed, and when 'rain' creates runoff on the watershed model. A number of Enviroscape presentations were given during FY 08-09. See PI/P section for details.

CITY OF SARATOGA:

Encouraging pedestrian- and bike-oriented transportation (trails, bike lanes and paths):

In FY 08-09, Saratoga created the "Oak Street Task Force" at which residents, parents and the administrators of Saratoga Elementary School are working to improve traffic flow around the school and on neighboring streets.

Bike rack installation – The City received 10 bicycle racks thru a grant program from VTA – The City installed them at Parks, trailheads and at bus stops in the City.

SARATOGA, MONTE SERENO, LOS GATOS:

Highway 9 upgrade (Encouraging pedestrian- and bike-oriented transportation (trails, bike lanes and paths):

Phase I has been completed (bicycle improvements).

Phase II – is in preliminary design (pedestrian improvements), and Phase III – is waiting for startup (bicycle loop installation and improvements to Austin Way intersection).

Hello,
I'm writing to you from the West Valley Clean Water Program (WVCWP).

We are the stormwater/ runoff pollution prevention agency for the Cities of Campbell, Monte Sereno, Saratoga and the Town of Los Gatos.

We're writing to you concerning any **Car Wash Events** (i.e. fundraisers) that might be held on school grounds.

Please forward this e-mail to any appropriate staff who might handle approval, scheduling, etc. for Car Wash Events -- including staff at each different school site.

Attached is a flyer that can be posted in relevant offices, detailing requirements for Car Wash Events.

For any questions about this e-mail, contact me at:

kottenberg@wvcwp.org

Here are points related to this issue:

1) Runoff from Car Wash Events is prohibited from entering stormdrains by Municipal Ordinance, pursuant to CA State Water Board regulations.

2) Runoff can be diverted from stormdrains by use of our agency's FREE Car Wash Kit.

3) In order to hold a Car Wash Event, the school should direct event organizers that they **MUST** contact WVCWP and schedule use of the Car Wash Kit.

4) Contact the WVCWP Inspector at: 408. 354. 4734 or by e-mail at office@wvcwp.org

Thank you for your cooperation in complying with this Municipal Ordinance.

Kathy Ottenberg
Program Assistant
West Valley Clean Water Program
18041 Saratoga-Los Gatos Rd.
Monte Sereno, CA 95030
408. 354. 4734

Protect Our Creeks during your next

Car Wash

Fundraising Event

Anyone organizing a **Car Wash Event**

in Campbell, Los Gatos, Monte Sereno or Saratoga

MUST borrow the **FREE Car Wash Kit** from

West Valley Clean Water Program *(WVCWP)*

The *State Water Board* requires municipalities to prevent Car Wash Event runoff from flowing into Storm Drains.

(Saratoga Municipal Code 6-15.070)

All Car Wash Events MUST use the ***Car Wash Kit***, which keeps runoff out of Storm Drains.

To schedule use of the Car Wash Kit, CONTACT

West Valley Clean Water Program at **408-354-4734** *or* **office@wvcwp.org**

- Copper washes off of car brake pads – and it's toxic to aquatic life
- Oil, coolant & other pollutants are also carried in car wash runoff
- Without the Car Wash Kit runoff flows straight into our creeks. With a Kit, dirty water is sent to the Wastewater Treatment plant.

WEST VALLEY CLEAN WATER PROGRAM

Honorable Christine Kehoe
State Capitol, Room 5050
Sacramento, CA 95814

March 30, 2009

Subject: Support of Senate Bill 346

Dear Senator Kehoe:

The West Valley Clean Water Program (WVCWP) strongly supports Senate Bill 346, which would restrict the use of copper and other toxic materials in vehicle brake pads.

WVCWP's member agencies, the Cities of Campbell, Monte Sereno, Saratoga and Town of Los Gatos, are required to control copper discharges to creeks, estuaries and the ocean under its National Pollutant Discharge Elimination System (NPDES) Stormwater Permit. Copper, an identified pollutant of San Francisco Bay, is toxic to phytoplankton, the base of the aquatic food chain, and has been shown to adversely impact salmon sensory organs, potentially compromising their ability to return to spawning streams and avoid predators. Through work completed by the Brake Pad Partnership, we now identify brake pads to be the largest single source of copper to waterways, and estimate they contribute as much as 35% of the copper reaching San Francisco Bay. Individually, or even collaboratively, local governments under NPDES Stormwater Permits are not able to effectively control brake dust, leaving legislative action as the only viable alternative to reduce the copper loadings at its source – brake pads.

As members of the Santa Clara Valley Urban Runoff Pollution Prevention Program (SCVURPPP), we are proud to be one of the original founding supporters of the Brake Pad Partnership, and have continually supported their efforts for over 15years. The Partnership is a collaborative group comprised of government staff, brake pad manufacturers and environmentalists, working together for a solution to this issue. The problem has been studied, quantified, and all participants now agree that an orderly phase-out of copper is in everyone's best interest. The Partnership garnered support of brake pad manufacturers for legislative action because without more definitive restrictions, less responsible manufacturers could continue to sell high copper content brake pads in California. The Partnership also has support of environmentalists because of impacts copper has on ecosystems, and because the bill would also address lead and asbestos which still appear in brake pads sold by less responsible manufacturers.

We are encouraged by the Partnership's ability to build consensus among its stakeholders and together with them, we strongly support Senate Bill 346 going forward to the Environmental Quality Committee. Controlling this key source of copper is of critical importance.

Thank you for your energetic leadership on so many important environmental issues like this one!

Sincerely,

Kelly J. Carroll

Kelly J. Carroll, PE
West Valley Clean Water Program

cc:
Senator Joe Simitian, Chair, Environmental Quality Committee

CAMPBELL • LOS GATOS • MONTE SERENO • SARATOGA

18041 Saratoga-Los Gatos Road • Monte Sereno, California 95030 • Tel: 408-354-4734 • Fax: 408-354-6284

Trash Management

Annual Report:

City of Campbell

Town of Los Gatos

City of Monte Sereno

City of Saratoga

West Valley Clean Water Program

THIS PAGE INTENTIONALY LEFT BLANK

TRASH INVENTORY & MANAGEMENT
Saratoga
Santa Clara Valley Urban Runoff Pollution Prevention Program
FY 2008-2009 ANNUAL REPORT

FY 2008-2009 Work Plan Self Evaluation Matrix

Source	WPActivity	Work Plan Tasks	Accomplishments	Responsible Party
	Program's Trash Work Plan	Long-Term Management Strategy Participate in Trash Ad Hoc Task Group and assist Program staff in developing (and revising per the MRP) long-term trash management strategy for reducing trash in urban streams and waterways and other potential sources that may contribute trash to those areas.	The West Valley Clean Water Program Mgr attended the Trash AHTG meetings and provided feedback from West Valley cities on implementation strategy and tools. Program Mgr participated in SCBWMI Trash Summit (Oct 2009), and began participating in SCBWMI Trash Subgroup. See PI/P section for details.	WVCWP Mgr to participate in AHTG and coordinate WVC efforts
	Program's Trash Work Plan	Additional Task – not in 08-09 Work Plan Participate in Creek Connection Action Group developing long-term trash management strategy for reducing trash in waterways. Address other potential sources which may contribute trash to waterways.	These meetings were discontinued due to staff changes at Creek Connections Action Group.	WVCWP staff attends meetings
	Program's Trash Mgmt Strategy	Update Trash Management Strategy Revise and implement trash management strategy based on storm drain inlet inspection and cleaning reports from the WV Sanitation District. Work with SCVURPPP (Program) staff to identify the high trash impact areas within the City's jurisdiction which likely discharge trash and litter to receiving waters.	WVCWP staff, and municipal reps, met with West Valley Sanitation District to review current program status and discuss anticipated Storm Drain Cleaning Program adjustments anticipated in MRP.	WVCWP coord w/ Public Works Analyst and Streets Maintenance Spvsr
	Program's Trash Work Plan	Pilot Demonstration Support Program in implementing Pilot Demonstration Projects which focus on assessing control measure effectiveness.	WVCWP submitted letter of support for SFEP grant application for trash capture device implementation; WVCWP is optimistic that WV Communities will be included in the final distribution pool for the capture devices, however at this time, the intended distribution scheme among Bay Area entities remains unknown and	WVCWP staff, Pub Work Director & Public Works Analyst

TRASH INVENTORY & MANAGEMENT
Saratoga
Santa Clara Valley Urban Runoff Pollution Prevention Program
FY 2008-2009 ANNUAL REPORT

Source	WPActivity	Work Plan Tasks	Accomplishments	Responsible Party
			solely within the control of SFEP. At the annual WVCWP Street Maintenance Supervisors Storm drain meeting, all attendees viewed a presentation on a possible pilot program: a solar-powered trash-compacting trash can system.	
	Trash Work Plan	Evaluations Continue to conduct trash evaluations in a subset of local trash problem areas using the Programs Urban Rapid Trash Assessment (RTA) protocol and/or the KAB Litter index.	WVCWP staff used SCVURPPP's standardized reporting forms to assess trash problems. Trash evaluations have been carried out by WVCWP staff during Creek Cleanup events and during independent visits to trash problem area sites. Trash assessment forms were completed. WVCWP staff used SCVURPPP's standardized reporting forms to assess trash problems. WVCWP staff conducted **20** assessments at the identified sites and listed problem areas in West Valley communities. The number of assessments included: Campbell **4 --** Los Gatos **3** -- Monte Sereno **5** and Saratoga **4.**	WVCWP Staff
	Trash Work Plan	Identify and Prioritize Problem Areas Continue to identify and prioritize trash problem areas based on criteria provided by Program staff during FY 08-09.	Identification & prioritization are determined by: • monitoring previously identified problem areas • using volunteer monitoring during cleanup events at problem sites • keeping records of areas where Trash has been noted, or illegal dumping has been noted. If the site is noted repeatedly, then identifying it as a Problem Area will be considered.	WVCWP staff; Parks & Streets Maintenance Supervisors
	Technical Memo: *Trash Mgmt Effective-ness Strategy (FY06-07)*	Evaluate Trash Management Measures Evaluate and report on existing trash management practices. Evaluation methods may include using Urban Rapid Trash Assessments and/or the KAB Litter Index in priority trash problem areas.	WVCWP staff used SCVURPPP's standardized reporting forms to identify trash problems. When completed by staff, these forms provide data on trash monitoring and management activities at the listed problem sites.	WVCWP staff

TRASH INVENTORY & MANAGEMENT
Saratoga
Santa Clara Valley Urban Runoff Pollution Prevention Program
FY 2008-2009 ANNUAL REPORT

Source	WPActivity	Work Plan Tasks	Accomplishments	Responsible Party
	Program's Trash Work Plan	Management Practices Continue to identify and implement trash control measures, where practical and feasible, to reduce trash and debris.	Control measures in addition to scheduled/systematic control measures • notify Caltrans when exceptional litter or debris problems are noticed along highways/freeways and around on-ramps • conduct removal of trash and litter as needed at sites within municipal jurisdiction • remove trash (where feasible) at some sites in Caltrans' jurisdiction • monitor identified problem areas • hold volunteer cleanup events at problem sites, when feasible • highlight litter problems during classroom presentations • WVC inspectors for industrial/commercial and construction sites watch for litter and illegal dumping. Inspectors will consider an accumulation of debris at a site to be a stormwater violation and refer such sites to the Stormwater Discharge Inspector. Systematic Control Measures • Trash collection is mandatory for WV residents - via WV Collection & Recycling (WVC&R) • WVC&R holds free, curbside Waste Collection days for items weighing up to 70 lbs, wood scraps and other items (i.e. items not usually allowed under weekly collection guidelines).	
			SARATOGA: • City of Saratoga now ensures that recycling bins are placed at (& picked up from) all events held in the City. • City crews cleaned up 6 trash situations which were found/reported (couch, refrigerator, TV, paint, car battery, trash)	Parks & Streets Spvsrs WVCWP staff to assist

TRASH INVENTORY & MANAGEMENT
Saratoga
Santa Clara Valley Urban Runoff Pollution Prevention Program
FY 2008-2009 ANNUAL REPORT

Source	WPActivity	Work Plan Tasks	Accomplishments	Responsible Party
			• Notified CalTrans 3 times in FY 08-09 concerning dumping of woods chips observed in CalTrans jurisdiction. • Two creekside clean-up events were sponsored by the City in FY 08-09: Calabazas Creek and Big Basin Way. See 'Evaluation' section for details. • WVC&R holds free, curbside Waste Collection days for items weighing up to 70 lbs, wood scraps and other items (i.e. items not usually allowed under weekly collection guidelines). The City is making efforts to reduce the overall level of trash generated by residents. In conjunction with the WVC&R 'extra collections' day (unlimited curbside pick-up for residents). the City is promoting 'garage sales' prior to waste collection event. The "Citywide Community Garage Sale" is promoted in the municipal newsletter (The Saratogan) which is delivered to all households.	
	Trash Problem Area Activity Report	Provide City/ Town Specific Information Provide Program staff with specific information on trash management practices implemented within the City's jurisdiction using program-wide standardized reporting forms.	WVCWP staff used SCVURPPP's standardized reporting forms to provide data on trash monitoring and management activities at the listed problem sites. Details can be found in the Program report.	WVCWP staff coord with PW Analyst
	Program's Trash Work Plan	Submit Annual Report Data Submit Urban Rapid Trash Assessment Surveys, Trash Item Tally Sheets and any other data collection tool to Program staff for the annual rpt	Trash Assessment forms for WV cities were submitted to SCVURPPP in July 2009 for Program-wide analysis and reporting.	WVCWP staff
	SCC Trash Advisory	Support (TAC) Trash Advisory Committee Continue to attend Santa Clara County	WVCWP Program Manager attends General meetings and Education sub-groups meetings. The group and sub-	WVCWP Staff

Source	WPActivity	Work Plan Tasks	Accomplishments	Responsible Party
	Committee – Education sub-group	TAC meetings with SC County, City of San Jose and the Office of Education. Assist in development and implementation of a five-year outreach plan targeting 16 – 24 yr-olds.	groups are going forward with parallel objectives: • Host clean-up events in support of 'Keep America Beautiful' campaign • Design, purchase & distribute window clings reminding drivers to report 'litterbug' sightings (SC County) • Host telephone hotline & website to accept litterbug sightings and generate a letter to vehicle owner stating their vehicle was reported as creating litter on the streets (roads & highways, parking lots, etc) • Fund/ solicit support for purchase & distribution of tarps to vehicles w/ uncovered solid waste; distribution is mainly at landfills w/ their cooperation • Begin work on 5-year plan/ strategies, including a request for needed & desired funding In Summer 2008, WVCWP staff researched a variety of topics for the TAC. Researched anti-litter logos, slogans, potential website/domain names. Researched related web sites from similar campaigns. Surveyed teenage boys from target age-group (informal). WVCWP Program Manager provided research results to TAC.	
Citizen Participation	See PI/P – Citizen Participation	<u>Monitoring/Citizen Participation</u> Continue to promote citizen participation program to monitor trash near local creeks. Transfer data to trash tally sheets (element of Creek Keeper's Program). See PI/P (Section 6 of this Work Plan)	WVCWP staff conducted 2 trash monitoring / Cleanup events with student and citizen volunteers. The volunteers at all clean-up events were taught to participate in groups and learned how to use the WVCWP trash tally forms to collect the data which helps identify trash sources.	WVCWP Staff
			<u>SARATOGA</u> City staff assisted WVCWP in training volunteers on monitoring methods during WVCWP-sponsored Creek Cleanup events.	Public Works Staff

TRASH INVENTORY & MANAGEMENT
Saratoga
Santa Clara Valley Urban Runoff Pollution Prevention Program
FY 2008-2009 ANNUAL REPORT

Source	WPActivity	Work Plan Tasks	Accomplishments	Responsible Party
			City of Saratoga sponsored 2 Creek Cleanups in FY 08-09. Volunteers were provided with tally sheets and were trained in trash monitoring at these events. See "Evaluation" section below for details.	

Trash Inventory & Management Evaluation

General Evaluation of Trash Problems

TRASH MONITORING

After several years of monitoring trash sites, WVCWP staff is familiar with the sites and the problems that need to be addressed. Two leading trash sources in West Valley communities are "Illegal dumping" and "vehicular litter" (found along highways, freeway-on-and-off-ramps, and smaller arterial roads). The type of litter that is retrieved is predominantly snack, food, beverage and other product packaging and cigarette butts.

WVCWP staff have found that having Creek Cleanup volunteers use 'Tally Sheets' is helpful. However, it has been noted that having volunteers compute TOTAL TRASH at the end of an event tends to overstate the amount of trash collected. Perhaps due to the 'sense of accomplishment' at the end of their efforts, volunteers seem to inflate the amount of trash per bag.

Therefore, a 1/3 or 1/2 full bag becomes 'a bag', as if it is a full bag. So, for example, an event with 10 bags that are 1/2 full, plus 6 bags that are actually full, could become "16 bags of trash collected" – rather than the more accurate **5 bags** (10 bags x 0.5 – half full = **5 full bags**) + **6** full bags = **11 bags**.

Staff will make an effort to convey the importance of accurate totals to volunteers in the future.

SCHOOL INVOLVEMENT

School lunch yards can be another source of trash, and WVCWP regularly holds outreach activities at schools, including cleanups, to address this issue. However, recent litter pickup events at schools have found relatively little trash. WVCWP has found that it is more effective to have 1 class work on litter pickup (such as during an Enviroscape presentation rotation) than to have a whole school turn out – because the school yard may be too clean to generate much litter pick-up activity for a large group of students. This approach was tried at St. Mary's Elementary School (Los Gatos) in FY 08-09 and it worked well.

WVCWP TRASH ACTIVITIES EVALUATION

Creek Keeper Events – Volunteer Participation - Trash Identification, Tallying & Pick-up

WVCWP hosted 2 Clean-up events, with Trash Monitoring training and completion of tally sheets.

TRASH INVENTORY & MANAGEMENT
Saratoga
Santa Clara Valley Urban Runoff Pollution Prevention Program
FY 2008-2009 ANNUAL REPORT

Source	WPActivity	Work Plan Tasks	Accomplishments	Responsible Party

Coastal Cleanup Day

San Tomas Aquino Creek @ Westmont High 9/20/08

WVCWP and City of Saratoga Staff hosted a Cleanup Event at the site where it has regularly hosted this event.

Volunteers were instructed in use of Tally sheets, and were provided with clipboards, etc. Working in groups, volunteers were able to pick up trash and carry out trash monitoring.

15 Volunteers attended along with WVCWP and City of Saratoga staff.

Distributed 15 reusable bags (purchased from Safeway with gift card donated by Safeway to WVCWP).

Trash Totals from all events are found in Attachments (Trash Summaries)

The Cleanup Event was covered in articles appearing in 3 weekly newspapers; details are listed in the Newsletter/Press Release section (above; also see PI/P Section Attachments *(Coastal Cleanup Day article)*.

National River Cleanup Day

San Tomas Aquino Creek @ Westmont High 5/09

WVCWP and City of Saratoga Staff hosted a Cleanup Event at the site where it has regularly hosted this event.

Volunteers were instructed in use of Tally sheets, and were provided with clipboards, etc. Working in groups, volunteers were able to pick up trash and carry out trash monitoring. Trash Totals from all events are found in Attachments (Trash Summaries)

CREEK CLEANUP EVALUATION

The site usually used by WVCWP site for Creek Cleanups is being evaluated by staff. It appears that there is less trash to be picked up at the September event than at the May event. This is possibly due to the fact that a Cleanup is held in May, then school is out for 3 months; the weather during this period is not windy & rainy, so trash isn't being carried into creek – in Sept. school has just started up. This may result in there being less trash in May than in Sept.

WVCWP will investigate the possibility of hosting a Cleanup at a different site in September, where lots of summertime activity would be taking place, which might be more likely to have trash built up in Sept. Cleanup at such a site would help prevent trash from entering the creeks when rains start later in the Fall.

TRASH INVENTORY & MANAGEMENT
Saratoga
Santa Clara Valley Urban Runoff Pollution Prevention Program
FY 2008-2009 ANNUAL REPORT

Source	WPActivity	Work Plan Tasks	Accomplishments	Responsible Party

CITY OF SARATOGA

Saratoga Creek at Big Basin Way and Sunnyvale-Saratoga Road is a heavily vegetated area with a steep bank that tends to be used for illegal dumping. Saratoga Creek lies adjacent to the parking lot of businesses along Big Basin Way; the buildings shield the parking lot from view, making it easy for perpetrators to dump into the creek without being seen. The Sheriff has been notified of the problem, and deputies patrol the area when possible.

This area of Saratoga Creek has received attention from the City of Saratoga and WVCWP, along with volunteers, for the past several years. Cleanups have been conducted along the parking lot and down the bank, where possible. The banks of the creek are very steep with litter lodged between trees and vegetation about 25 feet from the high-water line.

The City continues to work with the Sheriff's Dept to try to monitor Big Basin Way parking lots at night, for illegal dumping. During daylight hours, the City Code Enforcement Officer and Street crews are also driving through and monitoring for trash. The Code Enforcement Officer also monitors the dumpsters and makes sure that lids are on and no trash is being dumped at the sites.

These efforts appear to be having a positive impact on reducing trash in this area. A creekside cleanup held in May 2009 found the site to be noticeably cleaner that it has been during previous cleanup events.

City of Saratoga staff have been making a pro-active effort to organize, and to participate in, creek cleanup events. In FY 08-09, City staff organized 2 City of Saratoga events, and also served as sponsoring staff at 2 events organized by WVCWP.

City of Saratoga Creek Cleanup Events results:

City staff worked to organize and sponsor 2 Creek Cleanup events in FY 08-09. Staff worked with WVCWP to obtain gloves, trash bags, litter grabbers, etc. for the events. A local church, and a local elementary school were found to be good sources of volunteers for these events.

Calabazas Creek

3/22/09 - City of Saratoga

Volunteers were instructed in use of Tally sheets, and were provided with clipboards, etc. Working in groups, volunteers were able to pick up trash and carry out trash monitoring.

17 Volunteers participated (all from Saratoga Presbyterian Church)

Appx. 25 bags of trash were collected

Saratoga Creek at Big Basin Way

5/26/09 - City of Saratoga

Volunteers were instructed in use of Tally sheets, and were provided with clipboards, etc. Working in groups, volunteers were able to pick up trash and carry out trash monitoring.

TRASH INVENTORY & MANAGEMENT
Saratoga
Santa Clara Valley Urban Runoff Pollution Prevention Program
FY 2008-2009 ANNUAL REPORT

Source	WPActivity	Work Plan Tasks	Accomplishments	Responsible Party

9 Volunteers participated (all from Saratoga Elementary School)

Appx. 10 bags of trash were collected

City of Saratoga Trash Outreach/ Public Education

The City has attempted to provide public education through use of the local weekly newspaper (Saratoga News) and the municipal newsletter (The Saratogan).

Styrofoam Food Containers

The City was able to generate an article in the Saratoga News, covering Saratoga Mayor Chuck Page's campaign to get businesses to halt use of Styrofoam containers. The article ran on April 28, 2009, and covered issues related to getting Styrofoam out of the trash stream, it's lack of biodegradability, etc. The article may be viewed in the PI/P section, Attachments *(Styrofoam pdf)*.

Construction Waste Recycling

Another article, featuring topics for Earth Day (April 2009), covered the viability of recycling construction waste from home remodeling projects (which are numerous in the City of Saratoga). The article may be viewed in the PI/P section, Attachments *(Earth Day pdf)*.

Saratoga Annual Cleanup

The City was able to obtain publicity in the weekly 'Saratoga News' promoting the West Valley Collection & Recycling 'cleanup days' and encouraging residents to participate in the city-wide garage sale to prepare for the annual cleanup.

"The Saratogan" sent this information to all Saratoga households:
"This summer residents have the opportunity to reduce waste and earn some spare change during the city-sponsored community garage sale. This event will take place on August 8, 2009 with registration starting in June 2009. The City will provide free citywide advertising, a listing of garage sale locations on the website, garage sale tips for those who register, and donation collection sites for unsold items and electronic waste.

The Saratoga annual cleanup is scheduled for July 13, 2009 – September 18, 2009. Specifi c dates and information will be mailed to residents."

Trash Problem Area Evaluation Results by Copermittee & Watershed

ID #	Date	Location	Assessment Tool	Score	Existing Management Actions	Recommended Management Actions and/or Future Evaluations
Campbell						
				Guadalupe River		
CA08a	6/12/2009	Hwy. 17(Fwy 880) exit northbound at White Oaks Rd.	KAB	3	Assess once a year and notify Caltrans when litter is excessive.	Continue to assess once a year, when feasible. Notify Caltrans when debris is excessive.
CA04	6/12/2009	White Oaks Rd. (west side of street) from Redding to Shelley Ave. near water ditch and Hwy 17 off-ramp	KAB	3	Assess once or twice a year. City has regular maintenance schedule.	City conducts regular maintenance. Continue to assess once or twice pear year with additional cleanup, if feasible.
				San Tomas Aquino Creek		
CA11	5/13/2009	4805 Westmont Ave. behind Westmont High School along San Tomas Aquino Creek	RTA	54	Conduct volunteer creek cleanup events twice a year (i.e., fall and spring).	Continue to assess and hold creek cleanups twice a year.
CA11	2/5/2009	4805 Westmont Ave. behind Westmont High School along San Tomas Aquino Creek	RTA	87	Conduct volunteer creek cleanup events twice a year (i.e., fall and spring).	Continue to assess and hold creek cleanups twice a year.
Los Gatos						
				Guadalupe River		
LG06	6/15/2009	Monte Bello Way at Main St. near downtown parking at Town Plaza (park)	KAB	1	Conduct KAB assessments once or twice a year. Town has a regular maintenance schedule	Continue to assess and provide outreach to residents and businesses. Town will keep a regular maintenance schedule.
				San Tomas Aquino Creek		
LG07	6/15/2009	Quito Rd from Old Adobe Rd. to Pollard Rd.	KAB	2	Conduct KAB assessments once or twice a year.	Continue to assess once or twice per year and pickup trash as needed.
LG08	6/15/2009	Quito Rd. on both sides of Mt. Claire Rd.	KAB	1.5	Conduct KAB assessments once or twice a year.	Continue to assess once or twice per year and clean creek banks when trash becomes excessive.
Monte Sereno						
				Guadalupe River		
MS05	6/15/2009	Hwy 9 (Ridgecrest Ave to Rose Ave)	KAB	2	Assess once or twice a year. Try to arrange a day to pick up litter. This area is in Caltrans jurisdiction along Hwy 9.	Assess once or twice a year. Conduct cleanup once a year if feasible. Notify Caltrans if litter is excessive.
MS01	6/15/2009	Hwy. 9 (Rose Ave. to Grandview Dr) including medians	KAB	1	Assess once or twice a year. Try to arrange a day to pick up litter. This area is in Caltrans jurisdiction along Hwy 9.	Assess once or twice a year. West Valley staff will cleanup once a year if feasible. Notify Caltrans when litter is excessive.
				San Tomas Aquino Creek		
MS04	6/15/2009	Hwy 9 (Blythswood Dr. to Ridgecrest Ave.)	KAB	2	Assess once or twice a year. Try to arrange a day to pick up litter. This area is in Caltrans jurisdiction along Hwy 9.	Assess once or twice a year. Conduct cleanup once a year if feasible. Notify Caltrans if litter is excessive.

Trash Problem Area Evaluation Results by Copermittee & Watershed

ID #	Date	Location	Assessment Tool	Score	Existing Management Actions	Recommended Management Actions and/or Future Evaluations
MS02	6/15/2009	Hwy. 9 (Grandview Dr. to Daves Ave.)	KAB	2	Assess once or twice a year. Try to arrange a day to pick up litter. This area is in Caltrans jurisdiction along Hwy 9.	Assess once or twice a year. West Valley staff will cleanup once a year if feasible. Notify Caltrans when litter is excessive.
MS03	6/15/2009	Hwy. 9 (Daves Ave. to Quito Rd)	KAB	1.5	Asses once or twice a year. Try to arrange a day to pick up litter. This area is in Caltrans jurisdiction along Hwy. 9	Continue to monitor and try to arrange a WVCWP cleanup. Site is in Caltrans jurisdiction.
Saratoga						
				San Tomas Aquino Creek		
SA03	6/15/2009	First 200' stretch of creek behind Big Basin Way. Represents the gas station and commercial parking lot area behind Big Basin Way along the top bank of Saratoga Creek.	KAB	3	This site is located behind restaurants and commercial establishments. Most of the litter is from pedestrians and trash that is left at the edge of the parking lot near the guardrail at the top of the creek bank. Current practice includes assessment at least once a year.	Creek access is limited due to steep slopes and dense vegetation. WVCWP staff will continue to monitor trash and work with Saratoga staff and volunteers to hold cleanups when feasible. Provide additional outreach to businesses and continue to assess annually.
SA05	6/15/2009	125' stretch of Quito Rd. from Sobey Rd. (near Hwy 9) extending toward Bicknell Rd.	KAB	2	Conduct assessment once or twice a year.	Quito Rd. is in Caltrans Jurisdiction. WVCWP staff will provide cleanup as time permits due to the potential for trash entering nearby San Tomas Aquino Creek.
SA02	4/29/2009	A 400' stretch of Wildcat Creek behind Sacred Heart School.	KAB	1.5	This site is on property by a private school. Cleanups are conducted annually when feasible. There are a few residential homes nearby, but the site is not easily accessed because it is fenced off and locked.	Continue to work with teachers on presentations to promote anti-litter and anti-dumping activities. Coordinate annual cleanups with urban RTA as feasible.

Urban Rapid Trash Assessment Worksheet

Santa Clara Valley Urban Runoff Pollution Prevention Program

WATERSHED/STREAM: San Tomas Aquino
MONITORING GROUP, STAFF: WVCWP
STATION NAME /LOCATION: Westmont

DATE/TIME: 2/5/09
STATION ID

Trash Assessment Parameter	CONDITION CATEGORY: Least Disturbed (Optimal Urban)	Sub optimal Urban	Marginal Urban	Poor
1. Level of Trash	On first glance, little or no trash visible. Little or no trash evident when streambed and stream banks are closely examined for litter and debris, for instance by looking under leaves.	On first glance, trash is evident in low levels. After close inspection small levels of trash evident in stream bank and streambed.	Trash is evident in medium on first glance. Stream, bank surfaces, and riparian zone contain litter and debris. Evidence of site being used by people: scattered cans, bottles, food wrappers, blankets, clothing.	Trash distracts the eye on first glance. Stream, bank surfaces, and immediate riparian zone contain substantial levels of litter and debris Evidence of site being used frequently by people: many cans, bottles, and food wrappers, blankets, clothing.
SCORE	20 19 18 17 16	15 14 13 12 11	10 9 8 7 6	5 4 3 2 1 0
2. Actual Number of Trash Items Found	0 to 100 trash items found based on a trash assessment of a 100-foot stream reach.	101 to 250 trash items found based on a trash assessment of a 100-foot stream reach.	251 to 500 trash items found based on a trash assessment of a 100-foot stream reach.	Over 500 trash items found based on a trash assessment of a 100-foot stream reach.
SCORE	20 19 18 17 16	15 14 13 12 11	10 9 8 7 6	5 4 3 2 1 0
3. Transportable, Persistent, Buoyant Litter	Little or no (< 25 pieces) transportable, persistent, buoyant litter such as: hard or soft plastics, styrofoam, balloons, cigarette butts.	Low to medium presence (26-75 pieces) of transportable, persistent, buoyant litter such as: hard or soft plastics, styrofoam, balloons, cigarette butts.	Medium prevalence (76-200 pieces) of transportable, persistent, buoyant litter such as: hard or soft plastics, styrofoam, balloons, cigarette butts.	Large amount (>200 pieces) of transportable, persistent, buoyant litter such as: hard or soft plastics, balloons, styrofoam, cigarette butts;
SCORE	20 19 18 17 16	15 14 13 12 11	10 9 8 7 6	5 4 3 2 1 0
4. Biohazard, Toxic and Sharp Objects	B: Trash contains no medical waste, diapers, pet or human waste. No evidence of toxic substances such as chemical containers or batteries. Only 1 piece of broken glass or metal debris, if any, is present.	B: No toxic substances, but small presence (2-10 pieces) of sharp objects such as broken glass and metal debris.	Presence of **any one** of the following: hypodermic needles or other medical waste; used diaper, pet waste, or human feces; any toxic substance such as chemical containers, batteries, or fluorescent light bulbs. Medium to high prevalence (11-50 pieces) sharp objects.	Presence of **more than one** of the items described in the marginal condition category, and/or high prevalence of (> 50) sharp objects.
Site Accessibility	A: Access is difficult, restricted by locked gate or some other physical barrier like steep banks or thick riparian veg. Site reach does not appear to be used by people. Might be private property or protected watershed.	A: Access is limited and site reach does not appear to be used by people. No trails down to creek.	A: Public access to reach is fair to good but site does not appear to be used frequently, **or** private access is good without any public access.	A: Excellent reach access including trails down to and adjacent creek and creekside space for sitting down. Some evidence that reach is used frequently by the public (e.g. rope swings, many beer/soda cans and food wrappers left on the banks, etc.).
B SCORE	10 9	8 7 6	5 4 3	2 1 0
A SCORE	10 9	8 7 6	5 4 3	2 1 0

Urban Rapid Trash Assessment Worksheet

Santa Clara Valley Urban Runoff Pollution Prevention Program

	CONDITION CATEGORY			
Trash Assessment Parameter	**Least Disturbed (Optimal Urban)**	**Sub optimal Urban**	**Marginal Urban**	**Poor**
5. Illegal Dumping	D: No evidence of illegal dumping. No bags of trash, no yard waste, no household items placed at site to avoid proper disposal, no shopping carts.	D: Some evidence of illegal dumping. Limited vehicular access limits the amount of potential dumping, or material dumped is diffuse paper-based debris.	D: Presence of **one** of the following: furniture, appliances, shopping carts, bags of garbage or yard waste, coupled with vehicular access that facilitates in-and-out dumping of materials to avoid landfill costs.	D: Evidence of chronic dumping, with **more than one** of the following items: furniture, appliances, shopping carts, bags of garbage, or yard waste. Easy vehicular access for in-and-out dumping of materials to avoid landfill costs.
Illegal Littering	L: Any trash is incidental litter or carried downstream from another location.	L: Some evidence of litter within creek and banks originating from adjacent land uses	L: Prevalent in-stream or shoreline littering that appears to originate from adjacent land uses.	L: Large amountof litter within creek and on banks that appears to originate from adjacent land uses.
D-SCORE	10 9	8 7 6	5 4 3	2 1 0
L-SCORE	10 9	8 7 6	5 4 3	2 1 0
6. Accum-ulation of Trash	There does not appear to be a problem with trash accumulation from downstream transport. Trash, if any, appears to have been directly deposited at the stream location.	Some evidence that litter and debris have been transported from upstream areas to the location, based on evidence such as silt marks, faded colors or location near high water line.	Evidence that trash is carried to the location from upstream, as evidenced by its location near high water line, siltation marks on the debris, or faded colors.	Trash appears to have accumulated in substantial quantities at the location based on delivery from upstream areas, and is in various states of degradation based on its persistence in the waterbody. A large percentage of trash items have been carried to the location from upstream.
SCORE	20 19 18 17 16	15 14 13 12 11	10 9 8 7 6	5 4 3 2 1 0

Total Score 87

SITE DEFINITION:

UPPER/LOWER BOUNDARIES OF REACH: _____

HIGH WATER LINE: _____

UPPER EXTENT OF BANKS OR SHORE: _____

NOTES:

Urban Rapid Trash Assessment Worksheet

Santa Clara Valley Urban Runoff Pollution Prevention Program

WATERSHED/STREAM: San Tomas Aquino Creek DATE/TIME: 5/13/09 3:30pm
MONITORING GROUP, STAFF: WVCWP Assistant STATION ID
STATION NAME /LOCATION: Behind Westmont High

	CONDITION CATEGORY			
Trash Assessment Parameter	**Least Disturbed (Optimal Urban)**	**Sub optimal Urban**	**Marginal Urban**	**Poor**
1. Level of Trash	On first glance, little or no trash visible. Little or no trash evident when streambed and stream banks are closely examined for litter and debris, for instance by looking under leaves.	On first glance, trash is evident in low levels. After close inspection small levels of trash evident in stream bank and streambed.	Trash is evident in medium on first glance. Stream, bank surfaces, and riparian zone contain litter and debris. Evidence of site being used by people: scattered cans, bottles, food wrappers, blankets, clothing.	Trash distracts the eye on first glance. Stream, bank surfaces, and immediate riparian zone contain substantial levels of litter and debris Evidence of site being used frequently by people: many cans, bottles, and food wrappers, blankets, clothing.
SCORE	20 19 18 17 16	15 14 13 12 11	10 9 8 7 (6)	5 4 3 2 1 0
2. Actual Number of Trash Items Found	0 to 100 trash items found based on a trash assessment of a 100-foot stream reach.	101 to 250 trash items found based on a trash assessment of a 100-foot stream reach.	251 to 500 trash items found based on a trash assessment of a 100-foot stream reach.	Over 500 trash items found based on a trash assessment of a 100-foot stream reach.
SCORE	20 19 18 17 16	15 14 13 (12) 11	10 9 8 7 6	5 4 3 2 1 0
3. Transportable, Persistent, Buoyant Litter	Little or no (< 25 pieces) transportable, persistent, buoyant litter such as: hard or soft plastics, styrofoam, balloons, cigarette butts.	Low to medium presence (26-75 pieces) of transportable, persistent, buoyant litter such as: hard or soft plastics, styrofoam, balloons, cigarette butts.	Medium prevalence (76-200 pieces) of transportable, persistent, buoyant litter such as: hard or soft plastics, styrofoam, balloons, cigarette butts.	Large amount (>200 pieces) of transportable, persistent, buoyant litter such as: hard or soft plastics, balloons, styrofoam, cigarette butts;
SCORE	20 19 18 17 16	15 14 13 12 11	10 9 (8) 7 6	5 4 3 2 1 0
4. Biohazard, Toxic and Sharp Objects	B: Trash contains no medical waste, diapers, pet or human waste. No evidence of toxic substances such as chemical containers or batteries. Only 1 piece of broken glass or metal debris, if any, is present.	B: No toxic substances, but small presence (2-10 pieces) of sharp objects such as broken glass and metal debris.	Presence of **any one** of the following: hypodermic needles or other medical waste; used diaper, pet waste, or human feces; any toxic substance such as chemical containers, batteries, or fluorescent light bulbs. Medium to high prevalence (11-50 pieces) sharp objects.	Presence of **more than one** of the items described in the marginal condition category, and/or high prevalence of (> 50) sharp objects.
Site Accessibility	A: Access is difficult, restricted by locked gate or some other physical barrier like steep banks or thick riparian veg. Site reach does not appear to be used by people. Might be private property or protected watershed.	A: Access is limited and site reach does not appear to be used by people. No trails down to creek.	A: Public access to reach is fair to good but site does not appear to be used frequently, **or** private access is good without any public access.	A: Excellent reach access including trails down to and adjacent creek and creekside space for sitting down. Some evidence that reach is used frequently by the public (e.g. rope swings, many beer/soda cans and food wrappers left on the banks, etc.).
B SCORE	10 9	8 (7) 6	5 4 3	2 1 0
A SCORE	10 9	8 7 6	5 4 (3)	2 1 0

Urban Rapid Trash Assessment Worksheet

Santa Clara Valley Urban Runoff Pollution Prevention Program

	CONDITION CATEGORY			
Trash Assessment Parameter	**Least Disturbed (Optimal Urban)**	**Sub optimal Urban**	**Marginal Urban**	**Poor**
5. Illegal Dumping	D: No evidence of illegal dumping. No bags of trash, no yard waste, no household items placed at site to avoid proper disposal, no shopping carts.	D: Some evidence of illegal dumping. Limited vehicular access limits the amount of potential dumping, or material dumped is diffuse paper-based debris.	D: Presence of **one** of the following: furniture, appliances, shopping carts, bags of garbage or yard waste, coupled with vehicular access that facilitates in-and-out dumping of materials to avoid landfill costs.	D: Evidence of chronic dumping, with **more than one** of the following items: furniture, appliances, shopping carts, bags of garbage, or yard waste. Easy vehicular access for in-and-out dumping of materials to avoid landfill costs.
Illegal Littering	L: Any trash is incidental litter or carried downstream from another location.	L: Some evidence of litter within creek and banks originating from adjacent land uses	L: Prevalent in-stream or shoreline littering that appears to originate from adjacent land uses.	L: Large amountof litter within creek and on banks that appears to originate from adjacent land uses.
D-SCORE	10 9	8 7 6	5 4 3	2 1 0
L-SCORE	10 9	8 7 6	5 4 3	2 1 0
6. Accum-ulation of Trash	There does not appear to be a problem with trash accumulation from downstream transport. Trash, if any, appears to have been directly deposited at the stream location.	Some evidence that litter and debris have been transported from upstream areas to the location, based on evidence such as silt marks, faded colors or location near high water line.	Evidence that trash is carried to the location from upstream, as evidenced by its location near high water line, siltation marks on the debris, or faded colors.	Trash appears to have accumulated in substantial quantities at the location based on delivery from upstream areas, and is in various states of degradation based on its persistence in the waterbody. A large percentage of trash items have been carried to the location from upstream.
SCORE	20 19 18 17 16	15 14 13 12 11	10 9 8 7 6	5 4 3 2 1 0

Total Score 54

SITE DEFINITION:

UPPER/LOWER BOUNDARIES OF REACH: _____

HIGH WATER LINE: _____

UPPER EXTENT OF BANKS OR SHORE: _____

NOTES:

National Rivers Cleanup Day 5/16/09
Westmont High
Creek Monitoring Summary

Use tick marks in the Category that the trash belongs in (i.e. plastic bag goes in PLASTIC).
At the end of the cleanup, total the tallies, & write the **total** next to the heading.

Jane Jane

PLASTIC 27
- bags 10
- bottles 5
- buckets 2
- caps, lids 6
- milk jugs
- pieces 6
- rope
- 6-pack holders
- toys

STYROFOAM Ø
- cups, spoons, forks, straws
- egg cartons
- fast food containers
- meat trays
- pieces

METAL 11
- bottle caps 2
- cans 4
- pieces
- wire 5

CIGARETTE BUTTS 106

PAPER 19
- bags 4
- cardboard
- cartons
- cups
- newspaper 3
- pieces 12

RUBBER Ø
- balloons
- gloves
- tires

GLASS Ø
- bottles
- light bulbs

WOOD Ø
- broken pieces
- pallets/large items

CLOTH Ø
- clothing
- rugs

OTHER

End of Day Totals

Estimate Length of creek section in miles, i.e. 1/10 mile, 1/8 mile: 1/10 mile

Number of bags of trash collected: 1

Weight of recyclable trash: 3 lbs

Weight of non-recyclable trash: 2 lbs

Questionnaire

1. Describe the stretch of creek monitored using descriptors of boundaries such as landmarks or cross streets. San Tomas Square near Westmont High
2. What types of trash were most commonly found? Cigarette butts
3. List the most unusual items found. None found
4. Rate from one to five how dirty or clean the creek was, with one being pristine clean.

(Circle one) 1 2 3 4 5

National Rivers Cleanup Day 5/16/09
Westmont High
Creek Monitoring Summary

Use tick marks in the Category that the trash belongs in (i.e. plastic bag goes in PLASTIC).
At the end of the cleanup, total the tallies, & write the **total** next to the heading.

PLASTIC	63
bags	10
bottles	12
buckets	
caps, lids	10
milk jugs	
pieces	30
rope	
6-pack holders	
toys	1
STYROFOAM	10
cups, spoons, forks, straws	10
egg cartons	
fast food containers	
meat trays	
pieces	
METAL	25
bottle caps	1
cans	4
pieces	20
wire	
CIGARETTE BUTTS	6

PAPER	35
bags	10
cardboard	4
cartons	2
cups	5
newspaper	2
pieces	10
RUBBER	3
balloons	2
gloves	1
tires	
GLASS	10
bottles	10
light bulbs	
WOOD	5
broken pieces	5
pallets/large items	
CLOTH	3
clothing	3
rugs	
OTHER	20

End of Day Totals

Estimate Length of creek section in miles, i.e. 1/10 mile, 1/8 mile: 1/2 mi.

Number of bags of trash collected: 2

Weight of recyclable trash: 10

Weight of non-recyclable trash: 20

Questionnaire

1. Describe the stretch of creek monitored using descriptors of boundaries such as landmarks or cross streets. BETWEEN CREEK & WESTMONT H.S. FENCE FROM WESTMONT AVE. TO FOOTBALL FIELD
2. What types of trash were most commonly found? SINGLE SERVING LUNCH PACKAGING
3. List the most unusual items found. DREIDEL
4. Rate from one to five how dirty or clean the creek was, with one being pristine clean.

(Circle one) 1 2 3 4 5

044913

Great American Litter Pickup 4/18/09
Los Gatos Creek Park, Campbell
Creek Monitoring Summary

Use tick marks in the Category that the trash belongs in (i.e. plastic bag goes in PLASTIC).
At the end of the cleanup, total the tallies, & write the **total** next to the heading.

PLASTIC 52
- bags 30
- bottles 10
- buckets
- caps, lids 10
- milk jugs
- pieces
- rope 1
- 6-pack holders 1
- toys

STYROFOAM 13
- cups, spoons, forks, straws 8
- egg cartons — 4
- fast food containers —
- meat trays 1
- pieces —

METAL 12
- bottle caps 10
- cans 2
- pieces —
- wire —

CIGARETTE BUTTS 0

PAPER 27
- bags —
- cardboard 5
- cartons —
- cups 3
- newspaper 2
- pieces 17

RUBBER 3
- balloons —
- gloves 3
- tires —

GLASS 5
- bottles 5
- light bulbs —

WOOD 0
- broken pieces —
- pallets/large items —

CLOTH 0
- clothing —
- rugs —

OTHER — 0

End of Day Totals

Estimate Length of creek section in miles, i.e. 1/10 mile, 1/8 mile: 1/8

Number of bags of trash collected: 4

Weight of recyclable trash: 0.5#

Weight of non-recyclable trash: 7.0#

Questionnaire

1. Describe the stretch of creek monitored using descriptors of boundaries such as landmarks or cross streets. Rail Road tracks Hacienda – Camden
2. What types of trash were most commonly found? Plastic bags
3. List the most unusual items found. Silicone chip, CD, Umbrella coat,
4. Rate from one to five how dirty or clean the creek was, with one being pristine clean.

(Circle one) 1 2 3 4 5

Great American Litter Pickup 4/18/09
Los Gatos Creek Park, Campbell
Creek Monitoring Summary

Use tick marks in the Category that the trash belongs in (i.e. plastic bag goes in PLASTIC).
At the end of the cleanup, total the tallies, & write the **total** next to the heading.

PLASTIC 20
bags
bottles
buckets
caps, lids
milk jugs
pieces
rope
6-pack holders
toys

STYROFOAM 10
cups, spoons, forks, straws
egg cartons
fast food containers
meat trays
pieces

METAL 10
bottle caps
cans
pieces
wire

CIGARETTE BUTTS 50

PAPER 20
bags
cardboard
cartons
cups
newspaper
pieces

RUBBER 5
balloons
gloves
tires

GLASS 5
bottles
light bulbs

WOOD 2
broken pieces
pallets/large items

CLOTH 4
clothing
rugs

OTHER

End of Day Totals

Estimate Length of creek section in miles, i.e. 1/10 mile, 1/8 mile: 3/4

Number of bags of trash collected: 1

Weight of recyclable trash: 15

Weight of non-recyclable trash: 30

Questionnaire

1. Describe the stretch of creek monitored using descriptors of boundaries such as landmarks or cross streets. Straight railroad track
2. What types of trash were most commonly found? Cigarette butts, newspaper, gum, candy wrappers,
3. List the most unusual items found. yellow bones?, dead bird & cat
4. Rate from one to five how dirty or clean the ~~creek~~ railroad was, with one being pristine clean.

(Circle one) 1 2 3 4 5

044915

Great American Litter Pickup 4/18/09
Los Gatos Creek Park, Campbell
Creek Monitoring Summary

Use tick marks in the Category that the trash belongs in (i.e. plastic bag goes in PLASTIC).
At the end of the cleanup, total the tallies, & write the **total** next to the heading.

PLASTIC [illegible]
bags
bottles
buckets
caps, lids
milk jugs
pieces
rope
6-pack holders
toys

STYROFOAM about 5
cups, spoons, forks, straws
egg cartons
fast food containers
meat trays
pieces

METAL 5-10
bottle caps
cans
pieces
wire

CIGARETTE BUTTS Too many to count.

PAPER
bags
cardboard
cartons
cups
newspaper
pieces

RUBBER
balloons
gloves
tires

GLASS
bottles
light bulbs

WOOD
broken pieces
pallets/large items

CLOTH 1
clothing
rugs

OTHER

End of Day Totals

Estimate Length of creek section in miles, i.e. 1/10 mile, 1/8 mile: around 2?

Number of bags of trash collected: 2

Weight of recyclable trash: 2 lbs / rough estimate

Weight of non-recyclable trash: —

Questionnaire

1. Describe the stretch of creek monitored using descriptors of boundaries such as landmarks or cross streets. walked around entire creek.

2. What types of trash were most commonly found? Alot that I found consisted of plastic's, food/food lids, Bags etc. And lots of cigarettes

3. List the most unusual items found. I found a pair of Boxers

4. Rate from one to five how dirty or clean the creek was, with one being pristine clean.

(Circle one) 1 2 3 4 5

Great American Litter Pickup 4/18/09
Los Gatos Creek Park, Campbell
Creek Monitoring Summary

Use tick marks in the Category that the trash belongs in (i.e. plastic bag goes in PLASTIC).
At the end of the cleanup, total the tallies, & write the **total** next to the heading.

PLASTIC 135
- bags
- bottles
- buckets
- caps, lids
- milk jugs
- pieces (100)
- rope
- 6-pack holders
- toys

STYROFOAM 80
- cups, spoons, forks, straws
- egg cartons
- fast food containers
- meat trays
- pieces (50)

METAL 29
- bottle caps
- cans
- pieces ✓BED FRAME ✓CARBURETOR
- wire

CIGARETTE BUTTS 300

300

PAPER 192
- bags
- cardboard
- cartons
- cups
- newspaper
- pieces (150)

RUBBER 2
- balloons
- gloves
- tires

GLASS 10
- bottles
- light bulbs

WOOD 1
- broken pieces
- pallets/large items

CLOTH 1
- clothing
- rugs

OTHER 15

FISHING LINE

End of Day Totals

Estimate Length of creek section in miles, i.e. 1/10 mile, 1/8 mile _____

Number of bags of trash collected 4

Weight of recyclable trash _____

Weight of non-recyclable trash _____

Questionnaire

1. Describe the stretch of creek monitored using descriptors of boundaries such as landmarks or cross streets. ALL AROUND 3 PONDS AT LOS GATOS CREEK PARK
2. What types of trash were most commonly found? CIGARETTE BUTTS + FISHING LINE
3. List the most unusual items found. 4 BARREL CARBURETOR + BED FRAME
4. Rate from one to five how dirty or clean the creek was, with one being pristine clean.

(Circle one) 1 2 3 4 5

Great American Litter Pickup 4/18/09
Los Gatos Creek Park, Campbell
Creek Monitoring Summary

Use tick marks in the Category that the trash belongs in (i.e. plastic bag goes in PLASTIC).
At the end of the cleanup, total the tallies, & write the **total** next to the heading.

PLASTIC 32
- ✓ bags
- ✓ bottles
- buckets
- ✓ caps, lids
- milk jugs
- ✓ pieces
- ✓ rope
- 6-pack holders
- toys

STYROFOAM 8
- cups, spoons, forks, straws
- egg cartons
- fast food containers
- meat trays
- ✓ pieces

METAL 32
- ✓ bottle caps
- cans
- ✓ pieces
- ✓ wire

✓✓ **CIGARETTE BUTTS** 286

PAPER 65
- bags
- ✓ cardboard
- cartons
- cups
- newspaper
- ✓ pieces

RUBBER 3
- balloons
- gloves
- tires
- ✓ piece

GLASS BITS
- bottles
- light bulbs

WOOD 10
- ✓ broken pieces
- pallets/large items

CLOTH 1
- ✓ clothing
- rugs

OTHER 207
FOAM INSULATION, YELLOW, LIGHT & AIRY

End of Day Totals

Estimate Length of ~~creek~~ RR section in miles, i.e. 1/10 mile, 1/8 mile: 1/2 mi

Number of bags of trash collected: 5

Weight of recyclable trash: Ø

Weight of non-recyclable trash: 30 lb

Questionnaire

1. Describe the stretch of ~~creek~~ RR monitored using descriptors of boundaries such as landmarks or cross streets. HACIENDA TO CAMDEN OVERPASS
2. What types of trash were most commonly found? CIGARETTE BUTTS & FOAM INSULATION.
3. List the most unusual items found. DEAD BIRD, LOTTO TICKET
4. Rate from one to five how dirty or clean the creek was, with one being pristine clean.

(Circle one) 1 2 3 4 5

044918

Creek Cleanup
Big Basin Way, Saratoga

Creek Monitoring Summary

Use tick marks in the Category that the trash belongs in (i.e. plastic bag goes in PLASTIC).
At the end of the cleanup, total the tallies, & write the **total** next to the heading.

PLASTIC
- bags ✓
- bottles ✓
- buckets
- caps, lids ✓
- milk jugs
- pieces ✓
- rope
- 6-pack holders ✓
- toys

STYROFOAM
- cups, spoons, forks, straws ✓
- egg cartons ✓
- fast food containers ✓
- meat trays ✓
- pieces ✓
- packing material ✓

METAL
- bottle caps ✓
- cans ✓
- pieces ✓
- wire ✓

CIGARETTE BUTTS ✓

PAPER
- bags ✓
- cardboard ✓
- cartons ✓
- cups ✓
- newspaper ✓
- pieces ✓

RUBBER
- balloons
- gloves ✓
- tires

GLASS
- bottles ✓
- light bulbs

WOOD
- broken pieces ✓
- pallets/large items

CLOTH
- clothing ✓
- rugs

OTHER

End of Day Totals

Estimate Length of creek section in miles, i.e. 1/10 mile, 1/8 mile _____

Number of bags of trash collected 10

Weight of recyclable trash _____

Weight of non-recyclable trash _____

Questionnaire

1. Describe the stretch of creek monitored using descriptors of boundaries such as landmarks or cross streets. parking lot behind Big Basin Way from Hwy 9 to 4th Street (approx ½ mi
2. What types of trash were most commonly found? cigarette butts
3. List the most unusual items found. battery, shoes, medicine bottle.
4. Rate from one to five how dirty or clean the creek was, with one being pristine clean.

(Circle one) 1 (2) 3 4 5

WEST VALLEY
CLEAN WATER PROGRAM

Charles R. Hoppin, Chair
State Water Resources Control Board
1001 I Street
Sacramento, CA 95814

June 3, 2009

Re: Support for Expanded Use Proposal No. 16877-Bay Area-wide Trash Capture Demonstration Project

Dear Mr. Hoppin,

The West Valley Clean Water Program (WVCWP) supports proposal No. 16877-Bay Area-wide Trash Capture Demonstration Project submitted by San Francisco Estuary Project (SFEP) and Association of Bay Area Governments (ABAG) for installation of trash capture devices in catch basins in Bay Area cities and counties. WVCWP represents the urban runoff program for four small south San Francisco Bay communities: Campbell, Los Gatos, Monte Sereno and Saratoga.

Over the past year we have been closely tracking the Trash Capture Pilot Demonstration Project by our county-wide urban runoff program (aka: SCVURPPP), and have contemplated, given our limited and scarce local resources, how our communities might also install such capture devices in selected areas. By funding this project and including our smaller agencies in the proposed Bay-Area Project, we could have a visible and tangible effect on reducing trash entering waterways through storm drains.

Furthermore, being at the top of the watershed, we know that even if only a few devices are installed within our communities, they will have a significant impact on trash and litter in waters downstream. We are committed to watershed approaches and support this project's effort to embrace and further watershed based solutions.

Respectfully,

Kelly Carroll
Program Manager

cc: Christopher Stevens, Manager Loans and Grants Branch [cstevens@waterboards.ca.gov]
Jule Rizzardo, Program Manager SWRCB [jrizzardo@waterboards.ca.gov]
Dorothy Rice, Executive Director SWRCB [drice@waterboards.ca.gov]
Chris Sommers, SCVURPPP [csommers@eoainc.com]

18041 Saratoga-Los Gatos Road, Monte Sereno, CA 95070
Tel (408) 345-4734 Fax (888) 545-6297

Watershed Management

Annual Report:

City of Campbell

Town of Los Gatos

City of Monte Sereno

City of Saratoga

West Valley Clean Water Program

THIS PAGE INTENTIONALY LEFT BLANK

FY 2008-2009 Work Plan Self Evaluation Matrix

Source	Work Plan Activity	Work Plan Tasks	Accomplishments	Responsible Party
	NPDES Permit ProvisionC.9.f	Watershed Analysis Through SCVURPPP, participate in the Watershed Analysis AHTG and fund or support future studies to understand location and extent of potential sediment sources. Support appropriate management actions to address those sources. See SCVURPPP work plan for detailed activities.	WVCWP Manager reviewed beta 'watershed resource pages' put together by SCVWD as a part of the Collaborative's deliverables. WVCWP Manager and WVCWP Assistant attended Watershed Analysis AHTG meetings in FY08-09 topics included: Upcoming water monitoring through SCVURPPP; review ongoing studies	SCVURPPP coordinate w/ WVCWP; Campbell Community Dev Dir attends AHTG
	NPDES Permit Provision C.10	South Bay Watershed Management Initiative Through SCVURPPP, support and participate in development of Core Group activities and the WMI Watershed Action Plan[1]. See SCVURPPP work plan for detailed activities.	WVCWP Manager and Campbell PW Director participated in WMI's Trash Summit in October 15, 2008.**(see Trash Summit Invitation attached for more information)** Campbell PW Director participated in 2 WMI Trash Subgroup since Oct 2008; WVCWP Manager attended WMI Trash Subgroup (6-25-09) which was hosted by Campbell Dir of PW **(see attached SCVRUPPP Mtg Summary for more info)** WVCWP Manager attended a Creek Workshop in Roseville, CA FY08-09	SCVURPPP coordinate w/ WVCWP

.

			(See Training Tables for more information)	

Staff Training

Annual Report:

City of Campbell

Town of Los Gatos

City of Monte Sereno

City of Saratoga

West Valley Clean Water Program

THIS PAGE INTENTIONALLY LEFT BLANK

Training Summary: ICID

Conducting Illicit Discharge Detection and Elimination Investigations (EPA) Broadcast WVCWP Inspector watched two-part series in February, 2009	February, 2009	WVCWP (1)
Field Techniques for Illicit Connection and Illegal Discharge Connection Patrick Hansen WVCWP Topics: Introduction of typical field techniques used to detect illicit connections and illegal discharges, Experiences in ICID detection, Field Trip/Demonstration on TV'ing lines for ICID detection	March 9, 2009	WVCWP(1) Campbell (5) Los Gatos(2) Monte Sereno (1) Saratoga (3)
Emergency & Enforcement Response Plan Meeting April 16, 2009 WVCWP Inspector met with representatives from the four West Valley Cities, Santa Clara County Fire, and the West Valley Sanitation District to discuss current ERP response protocols and their effectiveness.	April, 2009	WVCWP(2) West Valley Sanitation (2) SCC Fire (2) Campbell (3) Los Gatos (2) City of Saratoga (2)
Annual DEH Meeting Held Annual Urban Runoff Food Facility Inspection Training/Meeting with Santa Clara County DEH supervisors and inspectors, WVCWP staff, and City of Cupertino staff on May 7th, 2009. 8 attendees. Topics included: Review DEH inspection reports from FY07-08 and discuss the inspection reports for FY08-09, Review coordination and responses to incidents, and update contact lists, Discuss new inspection requirements under the future MRP.	May 7th, 2009	WVCWP (2) SCC DEH (4) City of Cupertino (2)

Training Summary: IND

Workshop on Fats, Oils, and Grease Program San Jose/Santa Clara Water Pollution Control Plant Topics: Proposed requirements , Who will be affected , Proposed timeline	Thursday, November 6, 2008 9:00 to 10:30 a.m.	WVCWP (1) Program Manager WVSD (1) Director of Engineering and Operations
Annual SCC Fire Meeting On February 18th, 2009 WVCWP staff and SCC Fire staff met for the annual review of the joint inspection program, contract, and training topics. Possible changes to the program based on requirements under the future MRP were also discussed. WVCWP Need to ask SCC FIRE about their annual inspection training***	February 18th, 2009	WVCWP (2) SCC FIRE (1)
Annual DEH Meeting Held Annual Urban Runoff Food Facility Inspection Training/Meeting with Santa Clara County DEH supervisors and inspectors, WVCWP staff, and City of Cupertino staff on May 7th, 2009. 8 attendees. Topics included: Review DEH inspection reports from FY07-08 and discuss the inspection reports for FY08-09, Review coordination and responses to incidents, and update contact lists, Discuss new inspection requirements under the future MRP.	May 7th, 2009	WVCWP (2) City of Cupertino (2) SCC DEH (4)

Training Summary: Public Agency

Roads and Maintenance Training Workshop Quinlan Community Center 10185 N. Stelling Road, Cupertino Speakers: *Tyler Ledwith* *Topics:* Fish & Roads, Routine Road Maintenance, Sediment Control, Working Near Streams, Culvert Cleaning, Woody Material Management, Emergency Work	September 25th, 2008	Campbell (3) 1. Lisa Petersen - Senior Civil Engineer - Public Works 2. Fred Ho - Senior Civil Engineer - Public Works 3. Al Oxonian - Senior Civil Engineer - Public Works Saratoga (6 from PW & Street Maint.)
Rural Roads Maintenance BMP Workshop Santa Clara Valley Water District Headqaurters Jill Bicknell (SCVURPP), Tyler Ledwith (Ledwith Watershed Services) Topics: Effects of Roads on Watershed and Salmon Habitat, Regulations and Permitting, Best Management Practices for Road Maintenance, Best Management for Working Near Waterways	Monday, March 23, 2009 8:00am-12:00pm	WVCWP (2) Program Manager, Program Assistant
Rural Roads BMP Installation Training Workshop Santa Clara Valley Water District (Camden Yard) Tyler Ledwith (Ledwith Watershed Services) and Craig Benson Topics: Proper Installation of wattles, mats, living fences, silt fences, and check damns, for construction site erosion control.	Wednesday, March 25, 2009 8:00am-12:00pm	WVCWP (2) Program Manager, Program Assistant Saratoga (6) (1)Street Maintenance Worker I, (3) Street Maintenance Worker II, (1) Lead Street Maintenance Worker, and (1) Street Maintenance Specialist.

Tailgate Training- City of Saratoga Corp Yard Rick Torres (PW Manager – Streets & Fleet) and Kevin Meek (PW Manager – Parks) held a SWPPP training with their crews on 5/21/09, where they reviewed the Corpyard SWPPP.	May 21, 2009	Saratoga (17) 7 Street Maintenance workers 8 Park Maintenance workers 2 Managers
Annual Streets and Storm Drains Meeting **Speakers: John Fusco (EOA) & Rich Nelson (Toyota Materials Handling)** Topics: Best Management Practices in Streets and Storm Drains Operations and Maintenance & Requirements of the New Municipal Regional Permit Trash Reduction Devices: Big Belly Solar Compaction System	Thursday May 14th, 2009	WVCWP (2) Program Manager, Program Assistant Campbell (1) Title Los Gatos (2) Title Saratoga (2) Title WVSD (1)

Training Summary: Planning

Bioretention Sizing Methodology Mini-Workshop by SCVURPPP Mountain View City Hall Plaza Conference Room Speakers: Jill Bicknell (EOA), Eric Anderson (City of Mountain View) Topics: BASMAA BMP Sizing Tool, Review of Sizing Methodology for Bioretention Areas, Demonstration of Sizing Spreadsheet, Case Study, Design Considerations for Bioretention.	February 4, 2009	WVCWP (2) Program Manager, WVCWP Assistant
Hydromodification 101 workshop DAY 1 Hydromod 101 – Chris Bowles, Source Control Mitigation Approaches – Eric Mosolgo, Flow Duration Control Approaches – Jill Bicknell, In-stream approaches – Andy Collison, Riparian buffer approaches to aid hydromod management – Eric Berntsen, Hydromodification Analysis Tools – Chris Bowles, DAY 2 Field assessment techniques – introduction to field site – Ann Riley, Chris Bowles Roseville, CA	May 19-20, 2009	WVCWP (1) Program Manager
Sustainable Streets Workshop: Using the San Mateo County Sustainable Green Streets and Parking Lots Design Guidebook Speakers: Jill Bicknell (SCVURPPP), Kevin Robert Perry (Nevue Ngan Associates), Robert Dusenbury (Sherwood Design Engineers)	**Friday, May 29, 2009**	WVCWP (2) Program Manager, Program Assistant
Annual C3 Workshop (SCVURPPP) "Stormwater Management for New and	**June 17th,**	WVCWP (2)

Redevelopment Projects: New Challenges, New Tools and New Ideas" Roosevelt Community Center, San Jose	**2009**	Los Gatos (4) Saratoga (2)

Training Summary: Const Inspector

Construction Stormwater Management Compliance Workshops Thursday November 20th and Friday November 21st Quinlan Community Center, 10185 N. Stelling Road, Cupertino, CA, 95014 8:00 am – 3:00 pm By: SCVURPP, SFEP, SF RWQCB and Friends of the Estuary **Speakers:** Scott Taylor, RBF Consulting Regional Water Quality Control Board Staff **Topics included:** How to comply with the Statewide General Construction Stormwater Permit. Simple and effective stormwater BMPs (Best Management Practices) for construction projects. Selecting, installing and maintaining effective erosion control during construction. The need for monitoring and documentation Post construction/stormwater management techniques	November 20th and 21st, 2008	**WVCWP (2)** WVCWP Manager and Program Assistant **Campbell (2)** Public Works **Los Gatos (2)** Engineering Inspector & Assistant Civil Engineer **Saratoga (1)** Senior Engineer
5th National Conference for Nonpoint Source & Stormwater Outreach **Portland, Oregon** **<u>Say it With Pictures: Training Kentucky Construction Site Workers in Erosion & Sediment Control</u>** Portland, Oregon	**May 13, 2009**	**WVCWP (1)**

Barry Tonning, Tetra Tech, Inc., Kentucky TOPICS • Development of several iterations of a Field Guide • Book • Pocket guide • Pictures of good and bad BMP installations		
Construction General Permit Workshop May 27, 2009 (WVCWP Manager Attended)	**May 27, 2009**	**WVCWP (1)**

West Valley Communities

Campbell, Los Gatos, Monte Sereno and Saratoga

Santa Clara Valley Urban Runoff Pollution Prevention Program

FY 08-09 ANNUAL REPORT

Training Summary: PIP

Enviroscape A new WVCWP staff member was trained on use of the Enviroscape. Training covered set-up and breakdown of the watershed model, use of several curriculums and associated visuals on the Enviroscape.		WVCWP (1)
5th National Conference for Nonpoint Source & Stormwater Outreach **Portland, Oregon** An Evaluation Primer for NPS & Stormwater Programs & Overview of Social Indicators Evaluation System & Applied Survey Development Skills <u>Presenters:</u> Rebecca Power, Jennifer Kushner, Ken Genskow, and Linda Prokopy – University of Wisconsin-Extension	May 11, 2009	WVCWP (2)
5th National Conference for Nonpoint Source & Stormwater Outreach **Portland, Oregon** <u>N. Virginia Clean Water Partners Use Radio to Influence Resident Behavior</u> Aileen Winquist, Arlington County Dept of Env. Services, Virginia TOPICS • Campaign initiated in 2003 to address fertilizer & pesticide use, pet waste, and oil recycling • Surveys conducted before and after radio ad campaigns • Radio ad had impact on improving awareness	May 12, 2009	WVCWP (1)
5th National Conference for Nonpoint Source & Stormwater Outreach **Portland, Oregon**	May 12,	WVCWP (1)

Spend Less, Teach More: A Model for Collaborative Stormwater Outreach & Education Angie Hong, East Metro Water Resource Education Program, Minnesota TOPICS • 17 partners contribute to hire 1 educator • Benefits of using a shared educator • Successful educational programs (training Master Gardeners, Rain Garden Design, Storm Pond Management, etc.)	2009	
Integrating New Technology into an Effective Nonpoint Source Outreach Program John Rozum and Dave Dickson, Center for Land Use Education & Research, CT TOPICS • Using websites for NPS – keep it simple, keep it focused • Image map tools • ARC Interactive mapping system	May 12, 2009	WVCWP (1)
Research Perspectives into Greener Residential Yards Residential Lawn Fertilizer Audiences Leesa Souto, University of Central Florida Mary Collins, UC Santa Barbara TOPICS • Understand common landscape practices in the study area • Telephone surveys and homeowner interviews • As much as 42 percent of nitrogen inputs are contributed by residential fertilizer applications	May 12, 2009	WVCWP (1)

West Valley Communities

Campbell, Los Gatos, Monte Sereno and Saratoga

Santa Clara Valley Urban Runoff Pollution Prevention Program

FY 08-09 ANNUAL REPORT

Training Summary: Pesticide

City of Campbell: All parks staff who hold "Qualified Applicator Certificates (QAC) or higher from the CA Dept. of Pesticide Regulation, pursue the necessary CEUs to maintain their certificates, and are currently up-to-date. Annual Department of Agriculture Pesticide Safety Training for all Parks Maintenance crew was held on June 4, 2009 at the City's Corporation yard.	June 4, 2009	City of Campbell (33) Parks and Maintenance Crews
Town of Los Gatos: The Annual Pesticide Safety Training was held on April 14, 2009. Dennis Merrill, president of *Killroy/ Sensitive Solutions Pest Control* gave the presentation. 11 Town of Los Gatos Parks & Public Works staff attended. The Training stressed Safety, Environmental Hazards and Drift – if winds are 5 mph or more, the Town will not spray any pesticide. The Safety Training covered 9 different pesticides. Topics related to runoff issues included: • Labeling • Hazards • Routes pesticides can enter the human body • Drift • Runoff • Wildlife Hazards • Laws & Regulations	April 14, 2009	Town of Los Gatos (11) Parks and Public Works Staff

Town of Los Gatos: A Tailgate Training on use of broadleaf control pesticides was held in June 2009 (Roundup, Garlon, Surflan) with emphasis on avoiding spraying (applying granules when possible), applying only on days when there will be no runoff (no rain predicted, no irrigation scheduled), and avoiding use of pesticides when possible (ie using hoes instead). .	June 2009	Town of Los Gatos Maintenance Staff (11)
CITY OF SARATOGA: The Annual Pesticide Safety Training was held on July 25, 2008. It was held at Saratoga Corp yard and all of the Parks and Streets Maintenance staff attended. The training was given by Pete Howes, Horticulturist, and covered long & short-term effects of pesticides and environmental concerns.	July 25, 2009	City of Saratoga Parks and Street Maintenance Staff
CITY OF SARATOGA: All Parks staff received IPM training in June 2009 All 9 Parks Dept employees have Qualified Applicator Certificates, and have been attending seminars for their Continuing Education hours. Some seminars include topics related to IPM and Less Toxic Pest Control.	June 2009	City of Saratoga Parks Staff (9)

Training Summary: Mercury

Campbell Corp Yard Walk-Thru April 28th, 2009 Attendance: (2) City of Campbell Public Works Staff and (2) WVCWP Staff Leader: WVCWP Inspector/Assistant & WVCWP Manager Topics: ▪ Disposal of and Record Keeping of Products Containing Mercury (Mercury Booklet)	April 28th, 2009	WVCWP (2) Campbell (2)
Saratoga Corp Yard Walk-Thru May 5th, 2009 Attendance: (1) City of Saratoga Public Works Maintenance Staff and (2) WVCWP Staff Leader: WVCWP Inspector/Assistant & WVCWP Manager Topics: ▪ Disposal of and Record Keeping of Products Containing Mercury (Mercury Booklet)	May 5th, 2009	WVCWP(2) Saratoga (1)
Los Gatos Corp Yard Walk-Thru June 2nd, 2009 Attendance: (1) Town of Los Gatos Public Works Staff and (2) WVCWP Staff Leader: WVCWP Inspector/Assistant & WVCWP Manager Topics: ▪ Disposal of and Record Keeping of Products Containing Mercury (Mercury Booklet)	June 2nd, 2009	WVCWP (2) Los Gatos (1)

West Valley Communities	**Campbell, Los Gatos, Monte Sereno and Saratoga** Santa Clara Valley Urban Runoff Pollution Prevention Program **FY 08-09 ANNUAL REPORT**

Training Summary: Copper & Nickel

Portland Low Impact Development Tour Presenters: City of Portland staff Topics: Bus & walking tour of sites in Portland: --streetside bioswales --school parking lot bioswale --condo development incorporating runoff mitigation measures --green roof	May 15, 2009	WVCWP (1)
See Construction Training Summary for Nickel-related trainings attended		

West Valley Communities

Campbell, Los Gatos, Monte Sereno and Saratoga

Santa Clara Valley Urban Runoff Pollution Prevention Program

FY 08-09 ANNUAL REPORT

Training Summary: Trash Inventory & Management

Trash Summit Sponsored by the Santa Clara Catch Basin Watershed Management Initiative Location: Emma Prusch Park, San Jose	October, 15 2008	WVCWP (1) Campbell (1)
Coastal Cleanup Day Site Coordinator Training Hosted by the Creek Connections Action Group Vasona Park, Los Gatos Topics: How to perform trash monitoring evaluations for creek cleanups, managing volunteers on cleanups, reporting trash and recycling totals to the regional program.	September, 2008	WVCWP (1)
Enviroscape Training Provided training on Enviroscape presentations to WVCWP employee. Topics covered: watersheds, water cycle, pollutants of concern, and trash.	March, 2009	WVCWP (1)
National Rivers Cleanup Day Site Coordinator Training Hosted by the Creek Connections Action Group Vasona Park, Los Gatos Topics: How to perform trash monitoring evaluations for creek cleanups, managing volunteers on cleanups, reporting trash and recycling totals to the regional program.	April, 2008	WVCWP (1)

West Valley Communities

Campbell, Los Gatos, Monte Sereno and Saratoga

Santa Clara Valley Urban Runoff Pollution Prevention Program

FY 08-09 ANNUAL REPORT

Training Summary: Watershed Management

CASQA 2008 4th Annual Conference Oakland Marriot Center, Oakland CA Topics: Regulations, Permits, and Policies, Sustainable Development, True Source Control, Stormwater Treatment, Pollutants of Concern, Modifying Public Behavior, Program Assessment, Scientific Advances	September 22nd, 23rd, and 24th, 2008	**WVCWP (2)** Program Manager, Program Assistant **Campbell (1)** Senior Civil Engineer
Trash Summit Sponsored by the Santa Clara Catch Basin Watershed Management Initiative Location: Emma Prusch Park, San Jose	October, 15 2008	WVCWP (1) Campbell (1)
Santa Clara County Creeks Coalition: Creeks and Watershed Conference 2008. **Topics: Environmental Projects, Erosive Forces, Water and the Amah, Historical Ecology of Southern Santa Clara County.**	November 15, 2008	WVCWP (1)
Hydromodification 101 workshop **Roseville, CA** Topics: Potential impacts of hydromodification – channel, flow, sediment, ecology/habitats, water quality Field assessment exercise at site in Sacramento County – Dry Creek or Laguna	May 19-20, 2009	WVCWP (1) Program Manager

044942

September 15, 2009

Mr. Bruce H. Wolfe
Executive Officer
San Francisco Bay Region
Regional Water Quality Control Board
1515 Clay St., Suite 1400
Oakland, CA 94612

Subject: Sunnyvale Urban Runoff Management Program FY 2008-2009 Annual Report

Dear Mr. Wolfe:

This report is submitted by the City of Sunnyvale, in conjunction with the Santa Clara Valley Urban Runoff Pollution Prevention Program's Annual Report, pursuant to provision C.6.a. of the Program's municipal storm water NPDES Permit. The report summarizes activities performed during FY 2008-2009 in accordance with the City of Sunnyvale's Urban Runoff Management Plan (URMP) submitted on September 1, 2005, which contains modifications to the performance standards from the original URMP first submitted in 1997.

The goals of this Annual Report are to: 1) concisely document implementation of the URMP during the past fiscal year; 2) evaluate program results for continuous improvement; and 3) share this information with other Co-permittees, municipal decision-makers, and the public. To accomplish these goals, the report contains the following Attachments:

A. Certification statement
B. ICID Elimination Activities
C. Industrial/Commercial Discharger Control Program
D. Public Agency Activities
   1. Public Streets, Roads, and Highways O&M
   2. Rural Public Works O&M
   3. Storm Drain O&M
   4. Water Utility O&M
   5. Corp Yard O&M
E. New Development Planning Procedures
F. Construction Inspection
G. Public Information and Participation
   - General Outreach
   - Targeted Outreach
   - Educational Programs
   - Citizen Participation
H. Pesticide Management Activities
I. Mercury Pollution Prevention Activities
J. Copper Action Plan/Nickel Action Plan

ADDRESS ALL MAIL TO: P.O. BOX 3707 SUNNYVALE, CALIFORNIA 94088-3707
TDD (408) 730-7501
Printed on Recycled Paper

K. Trash Inventory and Management
L. Water Quality Monitoring
M. Staff Training Summary Table
N. Watershed Management Activities
O. PCB Plan Development
P. Watershed Measures: Sediment Impairment Studies
Q. Storm Water Permit Renewal Activities

No comments were received from Regional Water Quality Control Board Staff on the FY 07-08 annual report submitted by the City, consequently, the report is substantially the same format as past years.

A summary of the City of Sunnyvale's Urban Runoff Program highlights and accomplishments are described below:

1) A significant amount of staff time and effort is dedicated to implement the C.3 provisions of the permit for applicable projects (i.e., those that add or replace 10,000 square feet or more of impervious area), construction inspection, and implementation of post-construction inspections as C.3 applicable projects are completed. A number of initial projects approved under the C.3 requirements are now complete and have undergone post-construction inspections this year. Reports on the post-construction inspections of those projects are included in this report in Attachment E, Appendix 1 Table 2.

2) In previous years, Sunnyvale completed a number of trash assessments using both the Keep America Beautiful on a variety of land uses and the Urban Rapid Trash Assessment (URTA) methodology in several local waterways. Rather than continue devoting resources to assessing trash in areas around Sunnyvale using the URTA methods, more actions were initiated to help remove and prevent litter from entering waterways. Only two locations were assessed on the Sunnyvale East and West Channels in FY 08-09 using the URTA, which are storm water conveyances for a significant portion of the city.

The efforts that were initiated in FY 08-09 to address the trash/litter accumulation in storm drains and waterways issue were:

- Sunnyvale hosted a site for the Coastal Clean Up Day event in September 2009 along the Guadalupe Slough, where it surrounds the Sunnyvale Water Pollution Control Plant's oxidation ponds. The Slough receives flow from San Tomas Aquino Creek, Calabazas Creek, Sunnyvale East Channel and Sunnyvale West Channel, as well as being tidally influenced by South San Francisco Bay. The event was very successful and plans are underway to support the event at the same location again this September.
- Sunnyvale participated in the Great American Litter Pick Up event held in April 2009, that focused on removing litter from three Sunnyvale neighborhoods (approximately 3 square miles- an increase over last year's efforts)
- Sunnyvale participated in the National River Clean-Up Day in May 2009 coordinating volunteers who picked up litter and debris from banks of the Sunnyvale East Channel and one side of Calabazas Creek, where it surrounds Sunnyvale Baylands Park.

- In cooperation with SCVURPPP and the City of San Jose, Sunnyvale continued participating in the pilot storm drain retrofit project. A total of thirteen storm drain inlet inserts that have been certified to meet the "full capture" criteria established by the Los Angeles area Regional Board were installed in areas around the city. The sites selected were based on data collected from inlet cleaning and on observations of adjacent land uses that may contribute to accumulations of litter. Preliminary data regarding the types and quantities of materials captured by these devices are included in this report in Attachment K, Appendix 1. Operations and maintenance requirements for the units as well as costs associated with them will be a major focus of this pilot project, with the information to be reported at the end of the pilot which will be made available in the fall of 2009.

- Additional outreach efforts, including media litter pollution prevention messages and litter pollution prevention education in schools were accomplished in FY 08-09. See Attachment G for details.

3) The PI/P Program continued with its effective outreach to local residents at the Sunnyvale Farmer's Market, school presentations, neighborhood and corporate fairs, pancake breakfasts, and many other community events, providing a good venue for distribution of literature and 1:1 discussions with residents on the importance of and ways to prevent storm water pollution. A significant effort was made to successfully increase the number of presentations at schools, which has been very successful and well received by teachers. Descriptions of these activities and their effectiveness are included in Attachment G.

4) City staff continues to play a significant role in implementing the Santa Clara Valley Green Gardener Training/Certification program, in cooperation with other co-permittees, the Metropolitan Adult Education Program in San Jose, and the Santa Clara County Master Gardeners. Four classes of this training program for landscape maintenance workers, landscape contractors, and professional gardeners was held in FY 08-09, with over 50 individuals successfully completing the attendance and final exam requirements for the class.

The Green Gardener program originated in Santa Barbara and has been successfully implemented there, as well as in Monterey and Santa Cruz counties. The main focus of the training is to reduce urban stormwater pollution resulting from landscape management practices, to use resources wisely, and to practice the key principles of ecological landscaping. Students received 20 hours of training in the following topics: promoting healthy soils, Integrated Pest Management (IPM), fertilizer use and application, irrigation techniques, scheduling, and troubleshooting, selecting the right plants for the right place, proper pruning, the beneficial uses of mulch and compost, and issues related to air quality from maintenance equipment.

Two awards were received for Santa Clara Valley Green Gardener program's implementation in FY 08-09. One was received from the California Storm Water Quality Association for their 2008 Outstanding Regional Stormwater News, Information, Outreach and Media Project. The other award received was IPM Innovator Award for 2008 from the Department of Pesticide Regulation.

Thank you for your review of this Annual Report. We look forward to receiving any comments you may have. If you have any questions regarding the materials submitted, please contact Kristy McCumby Hyland at (408) 730-7274.

Sincerely,

Lorrie B. Gervin, P.E.
Environmental Division Manager

Enclosure: Attachments A-Q: City of Sunnyvale, Urban Runoff Pollution Prevention Program FY 08-09 Annual Report

City of Sunnyvale

FY 08 - 09 Annual Report

Attachment A

Certification Statement

Acronyms and Abbreviations Used – FY 08-09 Annual Report

AC	Acres
BASMAA	Bay Area Storm Water Management Agencies Association
BMP	Best Management Practice(s)
CAP	Copper Action Plan
CDD	Community Development Department
CEQA	California Environmental Quality Act
CESQG	Conditionally Exempt Small Quantity Generator
CEU	Continuing Education Unit
CI	Construction Inspection
CIP	Capital Improvement Project
COA	Condition of Approval
COS	Communications and Outreach Subgroup (WMI)
DSP	Downtown Specific Plan
Env. Spec.	Environmental Specialist
EOA	Eisenberg, Olivieri, and Associates
EPP policy	Environmentally Preferable Procurement policy
FS	Field Services
FSE	Food Service Establishment
FOG	Fats, Oils, and Grease
FY	Fiscal Year
GIS	Geographic Information Systems
Hg	Mercury
HHW	Household Hazardous Waste
HMP	Hydromodification Management Plan
HW policy	Hazardous Waste policy
ICD	Industrial Commercial Discharge
ICID	Illegal Connection, Illicit Discharge
IPM	Integrated Pest Management
KAB	Keep America Beautiful
Lab/Pretreat. Mgr	Laboratory/Pretreatment Manager
LUS	Land Use Subgroup (WMI)
LUTE	Land Use and Transportation Element (General Plan)
MEP	Maximum Extent Practicable
Mnt. Sup.	Maintenance Supervisor
MPW	Minimum Paved Width
MRP	Municipal Regional Permit
NAP	Nickel Action Plan
NPDES	National Pollutant Discharge Elimination System
O & M	Operation & Maintenance
OP pesticides	Organo-Phosphate pesticides
OWOW	Our Water Our World (campaign)
Parks and Rec.	Parks and Recreation Department
PCB	Poly-Chlorinated Biphenyl
PI/P	Public Information and Participation
PSA	Public Service Announcement
PW	Public Works
ROW	Right of Way
RWQCB	Regional Water Quality Control Board

Acronyms and Abbreviations Used – FY 08-09 Annual Report (Continued)

s.f. or sq. ft.	square feet
SCBWMI or WMI	Santa Clara Basin Watershed Management Initiative
SCVURPPP	Santa Clara Valley Urban Runoff Pollution Prevention Program
SCVWD	Santa Clara Valley Water District
SMC	Sunnyvale Municipal Code
SOP	Standard Operating Procedure
SV	Sunnyvale
SWID	Stormwater Infiltration Device
SWMP	Stormwater Management Plan
SWPPP	Stormwater Pollution Prevention Plan
URMP	Urban Runoff Management Plan
WAG	Wetlands Advisory Group (WMI)
WAMS	Watershed Assessment and Monitoring Subgroup (WMI)
WEO	Watershed Education and Outreach
wkplan	workplan
WUPPP	Water Utility Pollution Prevention Plan

City of Sunnyvale
FY 2008-2009 ANNUAL REPORT
ATTACHMENT A

Performance Standard Completion Certification Statement

"I certify, under penalty of law, that the City of Sunnyvale has implemented all elements of the following performance standards, except as described in the Self-Evaluation Matrix in Attachments B - Q of this FY 08-09 Annual Report, according to the policies and procedures described in the City of Sunnyvale's Urban Runoff Management Plan dated September 1, 2004:

- Illicit Connection and Illegal Discharge Elimination Activities
- Industrial/Commercial Discharger Control Program
- Public Streets and Roads Operations and Maintenance
- Storm Drain Operation and Maintenance
- Water Utility Operation and Maintenance
- Corporation Yard Operation and Maintenance
- Rural Public Works Operation and Maintenance
- New and Redevelopment Planning Procedures
- New and Redevelopment Construction Inspection Procedures
- Public Information and Participation
- Integrated Pest Management

Based on my inquiry of the person or persons who manage the system, or those persons directly responsible for gathering the information, this information is, to the best of my knowledge and belief, true, accurate, and complete. I am aware that there are significant penalties for submitting false information, including the possibility of fine and imprisonment for knowing violations."

Signature by Duly Authorized Representative:

Marvin A. Rose 8/25/09

Marvin A. Rose
Director of Public Works

Date

City of Sunnyvale

FY 08 - 09 Annual Report

Attachment B

IC/ID Elimination Activities

P.S. Id.	Activity	CI Item Source[1]	FY 08-09 Tasks	Status / Comments	Due Date (mo/yr)	Responsible Party
	Illicit Connection & Illegal Dumping Elimination Activities					
	Effectiveness Evaluation of Enhanced Illicit Connection/Illegal Discharge (ICID) Reporting	Permit Prov. c.6.a.ii	Compile results recorded on the IC/ID standard reporting form for Type of Incident and Source of Incident. Identify new public outreach efforts and improve on existing materials. Continue to collect data for enhanced IC/ID reporting.	• The Pretreatment Program continues to compile results on the IC/ID standard reporting form for the Type of Incident and Source of Incident. • Efforts to identify new public outreach materials and venues continue. Residential sources continue to be the most prevalent sources of incidents, and among those, pools / spas / and fountain discharges, along with leaky vehicles are the most common type of incident.. • These types of incidents are being reported at a higher frequency much in part due to outreach efforts including articles in the Sunnyvale Quarterly report, and utility bill inserts. The public is becoming increasingly aware of the potential threats from these types of discharges, and is reporting them more frequently.	Annually Report 09/09	Sarah Scheidt, Sr. Ind. Waste Insp. & Steve Schmidt, Laboratory/ Pretreatment Mgr.
ICID-3a	Annual Training	URMP	Continue annual training for staff regarding IC/ID storm water inspection procedures, enhanced reporting requirements for ICID incidents, effectiveness evaluation and public outreach.	• Five staff members attended the CWEA Annual P3S Conference in Monterey, March 2009. One session attended was how to measure effectiveness of a pollution prevention program. • ICID storm water inspection procedures and inspection / enforcement results are discussed during weekly tailgate meetings.	Annually Report 09/09	Steve Schmidt, Laboratory/ Pretreatment Mgr., Sarah Scheidt, Sr. Ind. Waste Insp. & Kristy McCumby.

[1] Place where continuous improvement item is identified: e.g. Urban Runoff Management Plan (URMP); **WP 08-09** (last year's Sunnyvale work plan); **Permit Provision** from Order No. 01-024 and Revised Order No. 01-119; Program Work Plan (**PWP**) task number submitted to the Regional Board and identified for inclusion into co-permitees in work plans; or **Program** (task approved by the Management Committee for all co-permittees). The **P.S. Id.** column refers to the specific performance standard in the Sunnyvale URMP.

P.S. Id.	Activity	CI Item Source[1]	FY 08-09 Tasks	Status / Comments	Due Date (mo/yr)	Responsible Party
				• Topics of discussion include proper categorization of source and types of incidents in accordance with enhanced reporting requirements, enforcement and consistency with our ERP, and potential outreach opportunities. • Annual staff training is provided to other city employees regarding the reporting of incidents observed as they perform their work in different locations within the city. The "Discharge Response Card" is provided to employees with instructions as to numbers to call the types of incidents that should be reported.		
Illicit Connection and Illegal Dumping Elimination Activities (cont.)						
ICID-3.b	Restaurant IC/ID Reporting	URMP	Continue to review the effectiveness of Restaurant BMP materials. Note problem practices observed. Follow up with appropriate changes to educational materials and/or enforcement actions, as needed.	• The Pretreatment Program continues to evaluate the effectiveness of Restaurant BMP materials in use. Participation in regional groups such as BAPPG has given additional insight to new educational materials that may benefit the City's program and be implemented within restaurants. • Problem practices within restaurants are recorded on inspection forms, and will be used to evaluate educational materials provided in the future; and are used to justify enforcement actions.	Annually Report 09/09	Sarah Scheidt, Sr. Ind. Waste Insp. & Steve Schmidt, Laboratory/ Pretreatment Mgr.

Illicit Connection and Illegal Dumping Elimination Activities (cont.)						
ICID-5a	Effectiveness Evaluation	URMP	Evaluate responses to reported incidents and complaints. Determine effectiveness of program through review of ICID incident responses and resolution efforts. Identify areas for improvement.	• All responses to reported incidents and complaints occur within the time allotted in our performance standard (5 business days), and in a majority of cases are responded to within one day of the complaint. • The program follows through with each incident until it is resolved, usually through education and communication, and rarely resulting in increased enforcement actions.	Annually Report 09/09	Sarah Scheidt, Sr. Ind. Waste Insp. & Steve Schmidt, Laboratory/ Pretreatment Mgr.
ICID-5b	Performance Standard revision	URMP	Review the IC/ID Performance Standards with staff. Draft new performance standards, as necessary, to meet the needs identified in the effectiveness evaluation of the enhanced IC/ID program. Implement changes, as needed.	In anticipation of the new Municipal Regional Permit, no new Performance Standards have been drafted. Sunnyvale staff is participating in a newly created ad-hoc committee to address specific local and regional approaches and program development for the IC / ID standards.	Annually Report 09/09	Sarah Scheidt, Sr. Ind. Waste Insp. & Steve Schmidt, Laboratory/ Pretreatment Mgr.

Response to Regional Water Quality Control Board Comments on ICD Activities Section to FY 07-08 Annual Report:
No comments were received from RWQCB2 on this section.

City of Sunnyvale

FY 08 - 09 Annual Report

Attachment C

Industrial/Commercial Discharger Control Program

044955

P.S. Id.	Activity	CI Item Source	FY 08-09 Tasks	Status / Comments	Due Date (mo/yr)	Responsible Party
Industrial/Commercial Discharger Control Programs						
ICD-3(a-d)	General Industrial Permit Facilities	URMP	Complete annual inspection of all industries regulated under Industrial Permit (NOI Filers).	• 96% of the current NOI filer list for Sunnyvale was inspected during FY 08/09. One facility not inspected because they recently filed for NOTs and do not have any outdoor process or storage that are exposed to stormwater. • The NOI list was reviewed and revised at the beginning of FY 08/09 and will be reevaluated for FY 09/10.	Annually Report 09/09	Sarah Scheidt / Senior Industrial Waste Insp. & Steve Schmidt,, Lab./ Pretreatment Mgr.
ICD-4	Field Investigation	URMP and Program Task	Review SWID location lists from SCVWD and facility inspections by Sunnyvale staff. Evaluate known SWIDs for potential pollutant sources that could impact groundwater.	There were no SWIDS identified during FY 08/09.	Annually Report 09/09	Sarah Scheidt / Senior Industrial Waste Insp. & Steve Schmidt,, Lab./ Pretreatment Mgr.
ICD-7.a	Record Keeping	URMP	Continue efforts to improve record keeping activities. Discuss progress at staff meetings.	• During each bi-weekly tailgate meeting, the Pretreatment Program addresses all threatened and actual discharge events to ensure that enforcement and related documentation is maintained and consistent. • The internally developed commercial database provides extensive capabilities for generating customized reports per inspector, street, facility type, or by inspection date. These features increase our capability to document effectiveness, trends and to fulfill the program standards.	Annually Report 09/09	Sarah Scheidt / Senior Industrial Waste Insp. & Steve Schmidt,, Lab./ Pretreatment Mgr.

Industrial/Commercial Discharger Control Programs (cont.)						
ICD-7.a	Performance Standard revision	URMP	Review existing performance standards and draft new performance standards, as necessary as a part of continuous improvement.	The Pretreatment Program did not make any changes to the Performance Standards in FY 08-09. The issuance of the new Municipal Regional Storm Water Permit will direct changes in future performance standards. Sunnyvale Pretreatment staff will be participating in a regional ad-hoc committee to address future ICD / IND permit requirements and program implementation through a consistent regional approach, yet specific to Sunnyvale's regulatory customers.	Annually Report 09/09	Sarah Scheidt / Senior Industrial Waste Insp. & Steve Schmidt,, Lab./ Pretreatment Mgr.
ICD-7.a	Annual Training	URMP	Continue annual training for staff regarding industrial/commercial storm water inspection procedures, enhanced reporting requirements for ICD inspections, effectiveness evaluation and public outreach.	Personnel attended the CWEA Annual P3S conference in Monterey. See Attachment M for specific training completed by City personnel.	Annually Report 09/09	Sarah Scheidt / Senior Industrial Waste Insp. & Steve Schmidt,, Lab./ Pretreatment Mgr.
	Enhanced Industrial/Commercial Discharger (ICD) Reporting	Permit Prov. C.6.a.i	Continue to collect data for enhanced ICD reporting. Coordinate with Program staff and share ICD information on a regular basis.	• Enhanced reporting data continues to be submitted to the SCVURPPP on a quarterly basis. IND report information is discussed at staff meetings to assess outreach or enforcement needed and program effectiveness. Communications with Public Works Sewer and Water Division includes sewer line blockage reporting for data input and related follow up. • See Appendix 1 of this Attachment for the IND/ICID Reporting tables.	Annually Report 09/09	Sarah Scheidt / Senior Industrial Waste Insp. & Steve Schmidt,, Lab./ Pretreatment Mgr.

Response to Regional Water Quality Control Board Comments on ICD Activities Section to FY 07-08 Annual Report:

No comments were received from RWQCB2 on this section.

City of Sunnyvale

FY 07 - 08 Annual Report

Attachment C

Industrial/Commercial Discharger Control Program

Appendix 1
IND/ICID Reporting Tables

ICID Incident Summary Report

Sunnyvale

ICID Incident Report Source	Number of Incidents
Illicit Discharge Inspectors	3
Interdepartmental	14
Other Agency	2
Citizen Complaints	15
Other	2
Total:	**36**

ICID Incident Source	Number of Incidents
Residential	17
Commercial	6
Automotive Facilities	2
Food Facilities	7
Construction Sites	2
Public facilities and Utilities	1
Other/unknown	1
Total:	**36**

ICID Incident Type	Number of Incidents
Accidental spills	1
Carpet cleaning discharge	2
Equipment cleaning	2
Food Facility Oil and grease discharge	4
Grey water discharge	2
Illicit connections	1
Misc. incidents	4
Pools/Spas/Fountains discharge	6
Sanitary spill or leak	4
Surface cleaning discharge	1
Tracking soil	1
Un-hardened cement discharge	1
Used oil dumping	1
Vehicle and equipment leaking	3
Vehicle washing	1
Water line breaks	2
Total:	**36**

ICID Enforcement Action	Number of Incidents
No Action	9
Verbal Notice	16
Warning Notice	6
Administrative Action	5
Total:	**36**

044959

ICID Enforcement Action Summary by Incident Source

Sunnyvale

ICID Incident Source	No Action	Verbal Notice	Warning Notice	Administrative Action	Administrative Action with Penalty	Referral to Enforcement	Criminal Action	Total
Automotive Facilities	1	1						2
Commercial	2	2	1	1				6
Construction Sites	2							2
Food Facilities		4	2	1				7
Other/unknown			1					1
Public facilities and Utilities			1					1
Residential	4	9	1	3				17
Total:	**9**	**16**	**6**	**5**	**0**	**0**	**0**	**36**

044960

ICID Enforcement Action Summary by Incident Type

Sunnyvale

ICID Incident Type	No Action	Verbal Notice	Warning Notice	Administrative Action	Administrative Action with Penalty	Referral to Enforcement	Criminal Action	Total
Accidental spills	1							1
Carpet cleaning discharge	1	1						2
Equipment cleaning		1		1				2
Food Facility Oil and grease discharge		2	1	1				4
Grey water discharge		2						2
Illicit connections			1					1
Misc. incidents	1	2	1					4
Pools/Spas/Fountains discharge	1	5						6
Sanitary spill or leak			1	3				4
Surface cleaning discharge			1					1
Tracking soil	1							1
Un-hardened cement discharge	1							1
Used oil dumping	1							1
Vehicle and equipment leaking		2	1					3
Vehicle washing		1						1
Water line breaks	2							2
Total:	**9**	**16**	**6**	**5**	**0**	**0**	**0**	**36**

IND Inspection Summary Report

Sunnyvale

IND Facility Category	Number of Inspections
Automotive	143
Construction/Building	4
Dry Cleaners	9
Electric/Electrical Components	21
Food Service	162
Landfills	1
Machine Shops	9
Metal Manufacturing	11
Other	122
Total:	**482**

IND Enforcement Action	Number of Inspections
No Action	431
Level 1	51
Total:	**482**

IND Inspection Summary Report

CoPermittee	Category	# Inspections	No Action	Level 1	Level 2	Level 3
Sunnyvale						
	Automotive	143	124	19		
	Construction/Building	4	3	1		
	Dry Cleaners	9	9			
	Electric/Electrical Components	21	20	1		
	Food Service	162	138	24		
	Landfills	1	1			
	Machine Shops	9	8	1		
	Metal Manufacturing	11	11			
	Other	122	117	5		
	Total:	**482**	**431**	**51**	**0**	**0**

City of Sunnyvale

FY 07 - 08 Annual Report

Attachment D-1

Public Streets, Roads, and Highways Operation and Maintenance

P.S. Id.	Activity	CI Item Source	FY 08-09 Tasks	Status / Comments	Due Date (mo/yr)	Responsible Party
Public Streets, Roads, and Highways Operation and Maintenance						
ST-1	Use of O&M Pollution Control Measures	URMP	Continue full implementation of O&M measures. Report on implementation in Annual Report.	Full implementation continues per the requirements in the City's URMP for SOPs and BMPs.	Annually Report 09/09	Tony Pineda, Street Mnt. Sup.
ST-2	Record Keeping	URMP	Continue to track incidents that Street Maintenance staff responds to. Notify Pre-treatment Program of ICID incidents that may impact storm drains or water quality. Include staff training on enhanced ICID reporting requirements.	Incident discussed at tailgate meetings as needed. Conducted annual training on incident reporting and ICID response card was distributed to staff with information needed for reporting incidents observed. See Attachment M for staff training information	Annually Report 09/09	Tony Pineda, Street Mnt. Sup. & Sarah Scheidt, Sr. Ind. Waste Inspec..
ST- 2	Streets and Roads O&M	URMP	Continue to track and report on the quantities of debris removed through street sweeping activities.	Data is collected from street sweeping activities and reported in Appendix 1 of this Attachment.	Annually Report 09/09	Tony Pineda, Street Mnt. Sup & Kristy McCumby PW Env. Spec.
ST – 4	Staff Training	URMP	Continue to train staff on requirements of Storm Water Permit and on BMPs for street sweeping effectiveness.	Annual staff training is provided on the requirements of the City's URMP and BMPs. Additional discussions on street sweeping effectiveness are included at staff tailgate meetings, as needed.	Annually Report 09/09	Tony Pineda, Street Mnt. Sup & Kristy McCumby/ PW Env. Spec.
ST-6	Streets and Roads O&M	URMP	Annually review and evaluate effectiveness of O&M pollution control measures and BMPs.	Streets and Roads O&M measures and BMP's for storm water pollution prevention are discussed at tailgate meetings. SOPs modified as needed. No modifications of SOPs were identified for this year.	Annually Report 09/09	Tony Pineda, Street Mnt. Sup.

Response to Regional Water Quality Control Board Comments on this Section for FY 07-08 Annual Report:
No comments were received from RWQCB2 on this section.

City of Sunnyvale

FY 08 - 09 Annual Report

Attachment D-1 – Appendix 1

Street Sweeping Data Collected for FY 08 - 09

Santa Clara Valley
Urban Runoff
Pollution Prevention Program

FY 2008-2009 Annual Record Keeping Form

Year: FY 08-09

Agency: City of Sunnyvale

Completed by: Brendan McCarthy, Administrative Aide **Date:** June 30, 2009

STREET SWEEPING	Volume of material collected (cubic yards)	Miles swept* (curb miles)
1. Sweeping		
Residential Areas:		
Broom		
Regenerative Air	6946	10,478
Vacuum		
Commercial Areas:		
Broom		
Regenerative Air	1966	(1) 4290
Vacuum		
Industrial Areas:		
Broom		
Regenerative Air		(1)
Vacuum		
Other Areas Swept: (e.g., parking lots, major arterials)		
Broom		
Regenerative Air		
Vacuum		(1)
TOTAL	8912	14,768

2. Have there been any changes in your street sweeping program?
(efforts to have parked cars removed, changed sweeping frequency, new equipment, significant downtime, etc.)
Sweeping is scheduled once per month in residential areas, more frequently in commercial areas. When requested, staff will post "No Parking" signs to remove parked cars in problem areas. Frequency is increased during heavy leaf drop season, and returned to reduced schedule during other seasons.

LEAF REMOVAL

Volume of leaves removed by City/Town crews: 994 **cubic yards**

Leaves bagged by residents and picked up by your City/Town: N/A bags

Check box if you have a yard waste collection program: X Volume of yard waste collected: 14,280 tons (2) ~~cubic yards~~

Check box if you do not have a leaf removal program other than routine street sweeping or yard waste collection: ☐

- Report total miles covered by sweepers including areas operated in tandem or repeated.

(1) These areas are all swept together (commercial, industrial, parking lots, arterials, no individual numbers are available.
(2) This is the total of yard waste trimmings collected from single family homes in FY 08-09

City of Sunnyvale

FY 08 - 09 Annual Report

Attachment D-2

Rural Public Works Operation and Maintenance

044968

P.S. Id.	Activity	CI Item Source	FY 08-09 Tasks	Status / Comments	Due Date (mo/yr)	Responsible Party
	Rural Public Works					
	Rural Public Works Activities	Permit Prov. C.5	Implement applicable Rural Public Works Performance standards and BMPs. Continue education of Parks and Rec. and Field Services staff regarding rural PW BMPs and performance standards.	• Rural PW Performance standards apply to limited areas within the Sunnyvale Baylands. No grading or maintenance work that required moving earth was performed this year. • Vegetation management was performed in this FY. Mechanical means were used for vegetation (weed) removal for trail maintenance needs and BMPs were followed. • Field Services staff maintains a log to have maintenance or corrective activities for rural areas separate from regular street or storm work. • A Parks staff representative attended the Rural Public Works training provided by SCVURPPP this year. Rural Public Works BMPs are covered as part of the training for Public Works Field Services staff annually. • Staff training on Rural PW Performance Standards and BMPs is included in Streets and Roads Division and Parks and Rec. Dept. annual training. See Attachment M for staff training information.	Ongoing Report 08/09	Kristy McCumby, Environmental Specialist, Parks / Rec. (Scott Russell) & Public Works (Tony Pineda)

Response to Regional Water Quality Control Board Comments on this Section for FY 07-08 Annual Report:
No comments were received from RWQCB2 on this section.

City of Sunnyvale

FY 08 - 09 Annual Report

Attachment D-3

Storm Drain Operation and Maintenance

P.S. Id.	Activity	CI Item Source	FY 08-09 Tasks	Status / Comments	Due Date (mo/yr)	Responsible Party
Storm Drain System Operation and Maintenance						
SD-1	Storm Drain O&M Pollution Control Measures	URMP	Continue program to re-label storm drain inlets with identification tags or stenciling with "No Dumping, Flows to Bay" messages.	A database was created in FY 06-07 and is the basis for ID tag replacement program. The tag replacement program continued in 08-09 with 100 SDI's labeled in the Moffett Park area of the City	Report in 09-09	Jim Craig/ Tony Pineda, PW/ Field Services
SD-2	Reporting of Observed ICID Evidence	URMP and Permit Prov. C.6.a.ii	Continue to train maintenance staff on procedures to notify Pretreatment Inspectors about observed ICID incidents and assist with the collection of data needed for enhanced reporting.	Training was provided to Field Services staff from October 6-8, 2008. Staff was provided with ICID response cards and contact information to report ICID incidents. Annual review of enhanced ICID reporting requirements was conducted involving Pretreatment Staff. ICID response card has instructions as to what problems to look for and who to call for a response.	Annually Report in 09/09	Steve Schmidt, Laboratory/ Pretreatment Mgr., Sarah Schiedt, Sr. Ind. Waste Insp. & Jim Craig, Superintendent of Field Services
SD-3	Effectiveness Evaluation	URMP	Include O&M Performance Standard Implementation discussion in staff training; summarizing feedback in written form.	Feedback is provided to URMP Coordinator, Lorrie Gervin. Staff discussed implementation of O&M during regular trainings.	Annually Report 09/09	Jim Craig, Superintendent of Field Services
SD-4	Structural Retrofit Evaluation	URMP	Participate with SCVURPPP in pilot project to identify effective methods of reducing litter from entering storm drain system through the use of catch basin screens or other mechanisms. Evaluate costs associated with operations and maintenance needed to maintain effectiveness of mechanisms.	Field Services staff provided support for retrofitted inlet clean out activities and O&M data related to the Pilot Trash Retrofit project with SCVURPPP. Costs and maintenance requirements are undergoing evaluation and will be provided in the Pilot project report being prepared by SCVURPPP with the assistance of Sunnyvale staff. See Attachment K for details on the pilot project.	Report in 09-09	Kristy McCumby/ PW/Env. Spec. & Jim Craig/ Tony Pineda, PW/ Field Services
SD-5	Storm Drain O&M	URMP	Annually review and evaluate effectiveness of O&M pollution control measures	Implementation of O&M measures: • Annual drain inlet and flap gate (outfall) inspections • Weekly storm pumping station inspections and maintenance	Annually Report 09/09	Jim Craig, Superintendent of Field Services

Response to Regional Water Quality Control Board Comments on this Section for FY 07-08 Annual Report:

No comments were received from RWQCB2 on this section.

City of Sunnyvale

FY 08 - 09 Annual Report

Attachment D-4

Water Utility Operation and Maintenance

P.S. Id.	Activity	CI Item Source	FY 08-09 Tasks	Status / Comments	Due Date (mo/yr)	Responsible Party
Water Utility Operation and Maintenance						
WU-1	Inventory of Key O&M Activities	URMP	Inventory all key water utility O&M activities to identify routine and unplanned non-storm water discharges every three years. Modify as needed, in alternate years.	Inventory is to be performed every three years. Inventory was performed in 08/09 and is scheduled to be performed again in 10/11. Any needed revisions made at that time. Staff documents/reports any planned or unplanned discharges in excess of 50,000 gallons	Ongoing Report O9/09	Jim Craig, Sup. of Field Services & Val Conzet, Water PW Supervisor
WU-2	Pollution Control Measures Implementation	URMP	Review and update SOPs	No SOPs were revised this year. SOPs will be updated to meet the requirements of the MRP, once issued.	Report 09/09	Val Conzet, Water PW Supervisor Support: Kristy McCumby, Env. Specialist.
WU-3	Staff Training	URMP	Provide staff training on the regulatory requirements of the URMP and the use of the WUPPP.	Annual staff training was conducted in October 2008. Additional training is provided as needed. See Attachment M for staff training details.	Ongoing Report 09/09	Jim Craig, Sup. of Field Services & Val Conzet, Water PW Supervisor
WU-5	WUPPP	URMP	• Annually review and evaluate effectiveness of Water Utility Pollution Prevention Plan. • Update contact lists in the plan. • Use both staff and contractor (if appropriate) feedback.	The WUPPP was reviewed and no changes were required. The contact list is still appropriate, with the addition of some minor staff title changes.	Annually Report 09/09	Jim Craig, Superintendent of Field Services & Val Conzet, Water PW Supervisor
	Performance Standard Review and Revision	URMP	Participate in SCVURPPP Work Group that will be formed to update the Water Utility Operation and Maintenance Performance Standards	No work group was formed in FY 08-09, due to the work on the MRP. It is anticipated that revisions to the Performance Standards will be needed to meet the requirements of theMRP, once issued.	TBD Report 09/09	Val Conzet, Water PW Supervisor Support: Kristy McCumby, Env. Specialist.

Response to Regional Water Quality Control Board Comments on this Section for FY 07-08 Annual Report:
No comments were received from RWQCB2 on this section.

City of Sunnyvale

FY 08 - 09 Annual Report

Attachment D-5

Public Agency Activities: Corp Yard

P.S. Id.	Activity	CI Item Source	FY 08-09 Tasks	Status / Comments	Due Date (mo/yr)	Responsible Party
Corporation Yards Operation and Maintenance (Including Parks Division)						
Corp Yard SWPP	Staff Training	URMP	Hold annual Public Works staff training regarding the SWPPP for Corporation Yard.	• Provided one-hour training sessions to all Corp. Yard employees (See Attachment M for details); • Reviewed operational improvements as needed based on facility inspections and updated Plan; • Implemented annual review session at tailgate meetings. • Staff will continue to have yearly training and SOPs will be reviewed and updated as needed going forward.	Annually Report 09-09	Jim Craig, Superintendent of Field Services
Corp Yard SWPP	Staff Training	URMP	Hold annual Parks and Recreation staff training regarding the SWPPP for the Corporation Yard	Annual staff training on the Corp Yard SWPPP requirements was held on 3/26/09. See Attachment M for details on numbers attending.	Annually Report 09/09	Scott Morton, Interim Parks Superintendent With assistance from the Environmental Division of Public Works
Corp Yard SWPP	Annual Meetings with O&M Supervisor	URMP	Meet annually with URMP Coordinator /staff and CY supervisors on progress and problems in implementing BMPs at the Corporation Yard.	Meeting was not held in FY 08-09 as no BMP issues were identified. Annual meeting will take place before FY 09-10 wet season starts (October) to discuss appropriate implementation measures and any potential changes as the MRP moves forward toward adoption.	Annually Report 09/09	Jim Craig, Superintendent of Field Services

Response to Regional Water Quality Control Board Comments on this Section for FY 07-08 Annual Report:
No comments were received from RWQCB2 on this section.

City of Sunnyvale

FY 08 - 09 Annual Report

Attachment E

New Development Planning Procedures

044976

P.S. Id.	Activity	CI Item Source	FY 08-09 Tasks	Status / Comments	Due Date (mo/yr)	Responsible Party
New Development and Construction Controls -- Planning Procedures						
PL-2	Site Design Guidance to Developers	URMP	Provide information and guidance material to developers early in the project development process regarding site design requirements for stormwater pollution prevention and treatment.	Information on the requirements for site designs to meet storm water permit C.3 provision requirements are provided either on CD or as hard copies to project proponents. The City's Stormwater BMP Guidance Manual was revised in January 2007 and continues to be provided upon request. Access to the manual is also available from the city's website in the Planning Department section at http://sunnyvale.ca.gov/Departments/Community+Development/Planning+Division/Commercial-Industrial+Planning/Stormwater.htm	Ongoing Report 09/09	Shaunn Mendrin, Senior Planner Support: Kristy McCumby, Env. Spec.
PL-10	Staff Training	URMP	Provide staff training (PW and CDD) on policies, design guidelines, and pre- and post construction BMPs and control measures.	• Staff is updated on a quarterly basis on any changes in the program and staff received annual refresher training September 10, 2008. • New staff members are provided with a one-on-one SWMP training as part of their orientation. • Staff training year included a refresher on the City's BMP Guidance Manual, as well as information on potential changes to the amount of impervious surface triggering the requirement for a SWMP. • Public Works staff attended the SCVURPPP C.3 workshop in June 2009 for post-construction inspection training. See Attachment M for training details.	Annually Report 09-09	Shaunn Mendrin, Senior Planner Support: Kristy McCumby, Env. Spec.

New Development and Construction Controls -- Planning Procedures (cont.)						
PL-11	Planning Procedure Performance Measures	URMP	Review performance measures in order to evaluate effectiveness and identify any changes that are needed.	Performance measures are reviewed on an annual basis to determine program effectiveness and opportunities from improvement. No changes were identified for this year.	Annually Report 09-09	Shaunn Mendrin, Senior Planner
PL-8b	Effectiveness Evaluation	URMP	Include Planning Procedures Performance Standard Implementation discussion in staff training; summarize feedback in written form.	Annual staff training includes information on any program changes related to enhancing program implementation. Feedback was received verbally and no changes were needed.	Annually Report 09-09	Shaunn Mendrin, Senior Planner
C.3 b Development Project Approval Process						
	Revise URMP Planning Procedures Perf. Standards	Order 01-119 PWP C.3 b.1	Review Program Guidance as it becomes available. Identify new Planning Procedures Performance Standards and/or revise existing standards as needed, based on Program guidance.	• New program guidance is reviewed when received, and the program procedures and materials are revised as appropriate. • SMWP manual was updated in 2007 to reflect changes in program and program improvements. No new guidance on the revision of existing performance standards was received in FY 08-09. • Current performance standards are being implemented.	Ongoing Report 09/09	Shaunn Mendrin, Senior Planner and Kristy McCumby, Env. Spec.
	Project Review Process Training	Order 01-119 PWP C.3 b.3	Annually train Planning and Public Project staff on C.3 provisions, goals, and changes in the approval process and use of appropriate tools.	Planning and Building staff, Public Works CIP staff, and Pretreatment inspectors who do post-construction BMP inspections received refresher training on the Sunnyvale Storm Water BMP Guidance manual. This included the C.3 provision requirements, the City's project approval process, HMP applicability areas, coordination between departments and divisions, and ways improve communication. Planning staff training occurred in September 2008. Pretreatment	Annually Report 09/09	Lead Shaunn Mendrin, Senior Planner & Gordon Blancher Bldg. Insp. Support: Nasser Fakih & Kristy McCumby

				staff received training through SCVURPPP in June 2009 (See Attachment M for details.) No changes to the approval process or the BMP Guidance Manual were identified for this fiscal year.		
C.3.c Requirements for Group 1 and Group 2 Projects						
	Collect information for "Enhanced Reporting"	Order 01-119 PWP C.3 c.1	Collect information on each project (both public and private projects) covered by the enhanced performance standard for enhanced annual reporting requirements. Projects that add or replace over 10,000 sq ft of impervious area are now reported.	Data is collected on projects covered by the enhanced performance standard for annual reporting requirements. All relevant projects (adding or replacing over 10,000 sq ft of impervious area) are reported. (See Table 1, Parts 1 and 2, of this Attachment for data collected in FY 08-09	Ongoing Report 09/09	Shaunn Mendrin, Senior Planner (Private Projects) & Nasser Fakih PW (Public Projects)
C.3.e Operation and Maintenance of Treatment BMPs						
	Operation and Maintenance of Treatment BMPs	Order 01-119 PWP C.3 e.1	Continue to track information about treatment BMPs installed at approved projects that add or replace 10,000 sq. ft. of impervious area. Lists of properties, type of treatment BMP, and operators responsible for BMP maintenance will be tracked.	• The required information is tracked for treatment BMPs installed on approved projects applicable projects. The FY 08-09 data is included in Attachment E, Appendix Table 1 of this report. Information is provided to Pretreatment staff to assist with post-construction inspections. • The Pretreatment Program finds this information most useful when determining when and where to perform O&M verification inspections. Continuing to have up to date and accurate information is beneficial.	Ongoing Report 09/09	Lead: Shaunn Mendrin, Senior Planner & Gordon Blancher Building Insp. Support: PW Env. Division

C.3.e Operation and Maintenance of Treatment BMPs (cont.)						
	Long-term Maintenance of Treatment BMPs	Order 01-119 PWP C.3 e.3	Implement model agreement language for O&M of treatment BMPs to meet Sunnyvale needs. Incorporate requirements for long-term maintenance for all applicable projects (those that add or replace more than 10,000 sq. ft of impervious area).	• SMC 12.60 was amended to include all projects that add or replace 10,000 square feet of impervious area for C.3 compliance in October 2005. • Long-term maintenance requirements are included as Conditions of Approval and will continue to be incorporated as part of the project approval process. • Continuing improvements may include revisions to current practices of ensuring the O&M responsibilities are clearly communicated during the transition from the developer to the responsible owner operator.	Ongoing Report 09/09	Lead: Steve Schmidt/Sarah Scheidt, Sr. Ind. Waste Insp., Support Shaunn Mendrin, Senior Planner & Gordon Blancher, Bldg Insp. Coord.
	Effectiveness Evaluation of Inspection of Treatment BMPs	Order 01-119 PWP C.3 e.4	Incorporate long term Operations and Maintenance requirements into project approval process per SMC12.60.200.	Community Development and the Environmental Division continue to require applicable projects to incorporate long term BMP Operations and Maintenance agreements per SMC 12.60.200. The long-term O&M requirements are incorporated through the Storm Water Management Plan review process.	Ongoing Report 09/09	Steve Schmidt, Laboratory/ Pretreatment Mgr./Sarah Scheidt/Sr. Ind. Waste Inspector
	Annual report of treatment BMPs and ongoing verification program	Order 01-119 PWP C.3 e.6	Review and evaluate the effectiveness of the Operations and Maintenance Verification Program. This includes evaluating O/M Verification procedures, BMP inspection procedures, and evaluating and summarizing any improvements to the Program.	• The Environmental Division continues to coordinate with CDD to ensure the most effective methods of incorporating long term maintenance agreement requirements into applicable projects. • We continue to work with the Program to revise information collected from post-construction inspections as needed. • A Development Process Improvement Committee Core Team has been developed that includes Planning, Building, Engineering, Environmental,	Ongoing Report 09/09	Sarah Scheidt, Sr. Ind. Waste Insp. & Steve Schmidt, Laboratory/ Pretreatment Mgr.

				and other departments. The Committee will focus on streamlining the development approval process within the City, and will include process improvements to enhance the C3 regulatory process.		
C.3.f Hydromodification Management Plan						
	Implementation of HMP as required for projects that add or replace one-acre or more of impervious surface.	Order 01-119 PWP C.3 f.3	Implement HMP requirements for projects located in the HMP applicability areas identified in Sunnyvale. Projects must meet the impervious surface size threshold of the HMP and have the potential to cause increased erosion or other related impacts to non-exempt waterways.	• The parcels that meet HMP implementation criteria within Sunnyvale's jurisdiction have been identified and are limited to two specific areas that drain into portions of Calabazas Creek or Stevens Creek. • HMP actions for these parcels will be applied, if the sites are redeveloped. • No HMP – applicable projects were identified in FY 08-09	Ongoing Report 09/09	Lead: Planning and PW/ PW Env. Division staff
C.3.g Waiver and Compensatory Mitigation Program						
	Local waiver program	Order 01-119 PWP C.3 g.2	Continue tracking information on any projects with a Compensatory Mitigation Program approved by the City. Include project name, location, type, percent impervious surface, reasons for and terms of the waiver, and the alternative benefit project and completion date	No waiver requests have been received to date. CDD Planning and PW Engineering will continue to track any approvals granted under this program and provide them to PW Environmental staff for inclusion in the Annual report.	Ongoing Report 09/09	Lead: Planning, and PW Staff (TBD) Support: Lorrie Gervin/PW Env. Div. staff
C.3.j Site Design Measures Guidance and Standards Development						
	Modify local project approval process	Order 01-119 PWP C.3 j.4	Report on the status of review, revision and implementation of site design guidance and standards changed as a part of the City's project approval process to address the Development Policy - Compare and Contrast document. The proposed changes submitted with September 2004 annual report are used as a guide.	Site design guidance from the Development Policy Review project document has been implemented and staff incorporated issues of environmental concern (e.g., avoiding the use of ornamental copper) into the information provided to developers and in the recommended Conditions of Approval attached to conditionally approved permits. Most of the guidance is already	Ongoing Report 09/09	Lead: Shaunn Mendrin, Senior Planner Support: PW engineering, PW Env. Div.

				formally included in the Zoning Code, General Plan Elements, and/or other City documents. However, the ornamental use of copper has not yet been formally incorporated. Staff will formally incorporate this when the relevant documents are next updated (expected early 2010). In the meantime, Planning staff practice is to prohibit ornamental use of copper in exterior applications.		
	C.3.h Alternate Certification					
	Identify projects that have been certified by other parties	Order 01-119 PWP C.3.h	Summarize those stormwater management plans certified by a firm listed on the Qualified Consultants List the City developed in the Annual Report.	• Qualified Consultant list was updated in FY 06-07 and is used for projects. The next scheduled update of the list will occur in FY 09-10, pending the adoption of the MRP. • Training was provided to new staff from Nolte & Assoc. who had not received the consultant training in FY 06-07. • All projects where C.3 requirements are applicable (as listed in Attachment E, Appendix Table 1) must prepare a Storm Water Management Plan (SWMP). All SWMPs must be certified as meeting the requirements of SMC 12.60 by a Qualified Consultant from the City's list.	Ongoing Report 09/09	Lead: Shaunn Mendrin, Senior Planner Support: Kristy McCumby, PW/Env.
	C.3.k Source Control Measures					
	Implement conditions of approval for source control measures for applicable projects.	Order 01-119 PWP C.3 k.3	Continue Implementation of source control measure requirements by including appropriate conditions for approval for projects that add or replace 10,000 sq ft. of impervious area. Report status and provide examples of the application of these conditions in annual reports.	The City adopted source control requirements for all projects that add or replace 10,000 sq .ft. of impervious area in October 2005. Conditions of approval are reported in Attachment E, Appendix Table 1; Parts 1 & 2.	Ongoing Report 09/09	Lead Shaunn Mendrin, Senior Planner Support: Hira Raina/Nasser Fakih

044982

C.3.l Update General Plans						
	Update General Plans	Order 01-119 PWP C.3 l.3	Review current General Plan policies regarding watershed protection and water quality. Identify changes or additional policies that need to be developed in order to implement the C.3 provisions of the permit.	• Current Surface Runoff Sub Element of the City's General Plan does not need any change in order to implement current C.3 provisions. • Council annually reviews and prioritizes potential study issue items. The Surface Water Sub-element has not received a high enough priority to be considered on their calendar over the last few years. Adoption of the Municipal Regional Permit may provide impetus to increase the priority of this item.	Revise after 10/15/04 at next scheduled time	General Plan Workgroup: Lead: Lorrie Gervin, Env. Div. Mgr. with assistance from Community Development, Public Works , and Office of the City Attorney staff to be determined as needed.
C.3.m Environmental Review Process						
	Environmental Review Process	Order 01-119 PWP C.3. m	Summarize revisions to the Environmental Review process, if any are made.	Legal review has not identified any changes needed to the existing process. No changes were made in FY 08-09	Annually Report 09/09	Lead: Shaunn Mendrin, Senior Planner Support: Hira Raina/Nasser Fakih
C.3.n Reporting Requirements						
	Reporting Requirements	Order 01-119 PWP C.3n.1	Provide information described in Table 1 in annual reports (Annual and One-time Reporting Requirements) of provision C.3) based on guidance from the Program.	This is an ongoing effort and will be continued annually, as required. This information is provided in Attachment E, Appendix Table 1.	Annually Report 09/09	Lead: , Shaunn Mendrin, Senior Planner (PW) Hira Raina/ Nasser Fakih
	Reporting Requirements	Order 01-119 PWP C.3 n.4	Collect and report the following for all projects that must implement treatment measures: -BMPs and Site Design -Source control measures used -sizing criteria -O&M responsibility mechanism -O&M responsible party	This is an ongoing effort. Information is collected by CDD and PW staff for projects implementing treatment BMPs. Information collected is reported in the Annual Report. This information is provided in Attachment E, Appendix Table 1. The post-construction inspection information is included in Appendix Table 2	Ongoing Report 09/09	Lead Shaunn Mendrin, Senior Planner Hira Raina/ Nasser Fakih Support: Public Works Env. Div. Staff (report writing)

C.3.n Reporting Requirements (cont.)						
	Reporting Requirements	Order 01-024 C.9.d.1 & Order 01-119 PWP C.3. n.5	- Ensure consideration of the use of pest-resistant landscaping and design features in the design, landscaping, and environmental review of development projects -Train staff on pest-resistant landscaping techniques and importance of minimizing pesticides in potential runoff from development sites -Collect and report a summary of pesticide reduction measures that are required for development projects and the percentage of projects that required pesticide reduction measures as conditions for their approval.	The IPM handout provided to all developers is used as an educational tool and summarizes the types of pesticide reduction measures required for new development and significant redevelopment projects. This is included in the Storm Water Management Plan development for the project. City staff receives training on the City's IPM policy and the importance of employing techniques that minimize impacts to storm water. All projects that must prepare a SWMP include pesticide reduction measures as COAs and are reported in Attachment E.	Ongoing Report 09/09	Lead: Shaunn Mendrin, Senior Planner Support: Kristy McCumby, Env. Spec.

Response to Regional Water Quality Control Board Comments on ICD Activities Section to FY 07-08 Annual Report:
No comments were received from RWQCB2 on this section.

City of Sunnyvale

FY 08 - 09 Annual Report

Attachment E –

Appendix 1 Table 1, Parts 1 & 2

Applicable Projects
Adding or replacing 10,000 sq ft of impervious area

New Development Planning Procedures

044985

Applicable Projects (Part 1)
Significant Development Projects[1]
Reviewed and/or Approved July 1, 2008 – June 30, 2009

Project Name	Project Type[1]	Site Size (sq. ft.)	New Impervious Surface (sq. ft.)[3]	Area of Land[2] Disturbed (sq. ft.)	Project Status (incl. Date Deemed Complete)	Project Storm Water Control Measures
Private Projects – Applicable Projects						
1. Industrial Project at 384 Santa Trinita Avenue. Project No.: 2008-0407 **Description:** Remove existing buildings and construct office building.	Significant Redevelopment (Total rebuild)	198,634	83,292 sq.ft. increased to 135,094 sq.ft.	198,634	Deemed complete 7/2/09, approved by City Council on 8/8/08.	SWMP in progress. Expected to include: - Storm Water Treatment Measures - Source Control Measures
2. Retail Project at 112 El Camino Real Project No.: 2008-0456 Description: Remove existing building and construct new retail building.	Significant Redevelopment (Total rebuild)	264,845 sq.ft. or 6.08 acres	751,670 sq.ft. increased to 758,730 sq.ft. (when combined with 2008-0457)	306,630 sq.ft. (when combined with 2008-0457)	Deemed complete 7/7/08, approved by Planning Commission on 8/25/08	SWMP in progress. Expected to include: - Storm Water Treatment Measures - Source Control Measures - Site Design Measures
3. Retail Project at 150 E El Camino Real Project No.: 2008-0457 Description: Remove existing building and construct new retail building.	Significant Redevelopment (Total rebuild)	446,925 sq.ft. or 10.2 acres	751,670 sq.ft. Increased to 758,730 sq.ft. (when combined with 2008-0456)	306,630 sq.ft. (when combined with 2008-0456)	Deemed complete 7/7/08, approved by Planning Commission on 8/25/08	SWMP in progress. Expected to include: - Storm Water Treatment Measures - Source Control Measures - Site Design Measures

[1] For projects approved as of October 15, 2005, applicable projects are those that add or replace 10,000 square feet of impervious area.
[2] As defined in C.3.c If the site is a "significant redevelopment", list the area of land disturbance.
[3] "New" is defined as impervious surface added, created, or replaced.

044986

Attachment E- Table 1. *Report Form for Planning Procedures Performance Standard and Provision C.3.n*
FY 2008-2009 Annual Report
Municipality: Sunnyvale

Project Name	Project Type[1]	Site Size (sq. ft.)	New Impervious Surface (sq. ft.)[3]	Area of Land[2] Disturbed (sq. ft.)	Project Status (incl. Date Deemed Complete)	Project Storm Water Control Measures
Private Projects – Applicable Projects						
4. Commercial Project at 399 W Java Drive. Project No.: 2008-0459 **Description:** Construction of new office building and parking structure.	Significant Redevelopment (Total rebuild)	143,269	108,134 sq.ft. increased to 217,004 sq.ft.	143,269	Deemed complete 5/5/08, approved by Planning Commission on 8/11/08	SWMP in progress. Expected to include: - Storm Water Treatment Measures - Source Control Measures
5. Commercial Project at 1010 Sunnyvale Saratoga Road. Project No.: 2007-0306 **Description:** Remove existing building and construct new retail building for Rite-Aid.	Significant Redevelopment (Total rebuild)	66,558	46,463 sq.ft. increased to 51,902 sq.ft.	66,558	Deemed complete 12/17/09, approved by City Council on 2/24/09.	SWMP in progress. Expected to include: - Storm Water Treatment Measures - Source Control Measures - Site Design Measures
6. Mixed Use Project at 401 Town and Country. Project No.: 2008-0399 **Description:** Remove existing buildings and construct new mixed use building.	Significant Redevelopment (Total rebuild)	360,223	333,556 sq.ft. increased to 345,113 sq.ft.	356,670	Deemed complete 5/27/09, denied by Planning Commission on 6/22/09. Appeal Filed 6/25/09, hearing will occur in FY 09-10.	SWMP in progress. Expected to include: - Storm Water Treatment Measures - Source Control Measures
7. Mixed Use Project at 1287 Lawrence Station Road. Project No.: 2006-0712 **Description:** Remove existing buildings and construct new mixed use buildings.	Significant Redevelopment (Total rebuild)	288,585	204,732 sq.ft. increased to 216,928 sq.ft.	288,585	Deemed complete 9/17/08, approved by City Council on 11/18/08.	SWMP in progress. Expected to include: - Storm Water Treatment Measures - Source Control Measures

044987

Santa Clara Valley Urban Runoff Pollution Prevention Program
Attachment E- Table 1. *Report Form for Planning Procedures Performance Standard and Provision C.3.n*
FY 2008-2009 Annual Report
Municipality: Sunnyvale

Project Name	Project Type[1]	Site Size (sq. ft.)	New Impervious Surface (sq. ft.)[3]	Area of Land[2] Disturbed (sq. ft.)	Project Status (incl. Date Deemed Complete)	Project Storm Water Control Measures
Private Projects – Applicable Projects						
8. Mixed Use Project at 660 S. Fairoaks Avenue. Project No.: 2008-1245 **Description:** Remove existing buildings and construct new residential buildings.	Significant Redevelopment (Total rebuild)	120,079	102,209 sq.ft. increased to 84,795 sq.ft.	88,210	Deemed complete 2/11/09, approved by City Council on 6/6/09.	SWMP in progress. Expected to include: - Storm Water Treatment Measures
9. Residential Project at 585 Old San Francisco Road. Project No.: 2008-1259 **Description:** Remove existing buildings and construct new residential building.	Significant Redevelopment (Total rebuild)	12,086	1,600 sq.ft. increased to 4,200 sq.ft.	12,086	Deemed complete 3/12/09, approved by City Council on 6/6/09.	SWMP in progress. Expected to include: - Storm Water Treatment Measures
10. Residential Project at 127 W. California Avenue. Project No.: 2008-0238 **Description:** Remove existing buildings and construct residential building.	Significant Redevelopment (Total rebuild)	12,280	10,011 sq.ft. decreased to 8,393 sq.ft.	12,280	Deemed complete 5/14/08, approved by City Council on 1/27/09.	SWMP in progress. Expected to include: - Storm Water Treatment Measures - Source Controls -Site Design

044988

Santa Clara Valley Urban Runoff Pollution Prevention Program
Attachment E- Table 1. *Report Form for Planning Procedures Performance Standard and Provision C.3.n*
FY 2008-2009 Annual Report
Municipality: Sunnyvale

Project Name	Project Type[1]	Site Size (sq. ft.)	New Impervious Surface (sq. ft.)[3]	Area of Land[2] Disturbed (sq. ft.)	Project Status (incl. Date Deemed Complete)	Project Storm Water Control Measures
Private Projects – Applicable Projects						
11. Commercial Project at 301 & 410 Old San Francisco Road. Project No.: 2007-1293 **Description:** Remove existing buildings and construct new medical facility.	Significant Redevelopment (Total rebuild)	213,444	181,457 sq.ft. decreased to 113,129 sq.ft.	213,444	Deemed complete 6/8/09, approved by City Council on 6/23/09.	SWMP in progress. Expected to include: - Storm Water Treatment Measures
12. Industrial Project at 1450 Kifer Road Project No.: 2008-0744 **Description:** Remove existing accessory buildings, add architectural elements and site modifications.	Significant Redevelopment (Total rebuild)	234,575	206,280 sq.ft. decreased to 202,950 sq.ft.	38,728	Deemed complete 8/13/08, approved by Community Development Director on 8/25/08.	SWMP in progress. Expected to include: - Storm Water Treatment Measures - Site Design Measures
Public Projects – Applicable projects						
1. Borregas Ave POCs at Routes 101 and 237 Bicycle/pedestrian overpass over Routes 101 and 237	New Construction	81,000	19,600	53,000	Project funding was approved by City Council in 1999, prior to current stormwater permit requirements.	Project is for non-motorized vehicles only (pedestrian and bicycle route) so provision C.3.(c) i. (2) did not apply to this project

044989

Applicable Projects (Part 2)
Significant Development Projects[2]
Reviewed and/or Approved July 1, 2008 – June 30, 2009

Project Name	Treat-ment BMPs	Numeric Sizing Criteria Used	O&M Responsibility Mechanism and Responsible Party	Site Design Measures	Source Control Measures	Pesticide Reduction Measures
Private Projects – Applicable projects						
1. Industrial Project at 384 Santa Trinita Avenue. Project No.: 2008-0407 **Description:** Remove existing buildings and construct office building.	Hydro-dynamic devices (CDS Unit)	Flow Hydraulic Design Basis using '03 CA Stormwater Quality BMP Handbook, and local rainfall data.	Formalized through Conditions of Approval, 3rd party certification, and recording SWMP with the Deed. Property owner responsible for O&M.	All runoff flows through site conveyance system to CDS unit.	Maintenance (street sweeping, catch-basin cleaning).	Education, COAs
2. Retail Project at 112 El Camino Real Project No.: 2008-0456 Description: Remove existing building and construct new retail building.	Hydro-dynamic devices (CDS Unit) & Biofilter	Flow Hydraulic Design Basis using '03 CA Stormwater Quality BMP Handbook, and local rainfall data.	Formalized through Conditions of Approval, 3rd party certification, and recording SWMP with the Deed. Property owner responsible for O&M.	SWMP is still in progress. Tentatively: All runoff either flows through Biofiltration or through site conveyance system to CDS unit.	SWMP is still in progress. Tentatively: Maintenance (street sweeping, catch-basin cleaning).	Education, COAs
3. Retail Project at 150 E El Camino Real Project No.: 2008-0457 Description: Remove existing building and construct new retail building.	Hydro-dynamic devices (CDS Unit) & Biofilter	Flow Hydraulic Design Basis using '03 CA Stormwater Quality BMP Handbook, and local rainfall data.	Formalized through Conditions of Approval, 3rd party certification, and recording SWMP with the Deed. Property owner responsible for O&M.	SWMP is still in progress. Tentatively: All runoff either flows through Biofiltration or through site conveyance system to CDS unit.	SWMP is still in progress. Tentatively: Maintenance (street sweeping, catch-basin cleaning).	Education, COAs

[1] For Projects approved as of October 15, 2005, reporting applicable projects – those that add or replace 10,000 square feet of impervious area.
[2] As defined in C.3.c If the site is a "significant redevelopment", list the area of land disturbance.
[3] "New" is defined as impervious surface added, created, or replaced.

044990

Project Name	Treat-ment BMPs	Numeric Sizing Criteria Used	O&M Responsibility Mechanism and Responsible Party	Site Design Measures	Source Control Measures	Pesticide Reduction Measures
Private Projects – Applicable projects						
4. Commercial Project at 399 W Java Drive. Project No.: 2008-0459 **Description:** Construction of new office building and parking structure.	Hydro-dynamic devices (CDS Unit) & Biofilter	Flow Hydraulic Design Basis using '03 CA Stormwater Quality BMP Handbook, and local rainfall data.	Formalized through Conditions of Approval, 3rd party certification, and recording SWMP with the Deed. Property owner responsible for O&M.	SWMP is still in progress. Tentatively: All runoff either flows through Biofiltration or through site conveyance system to CDS unit.	SWMP is still in progress. Tentatively: Maintenance (street sweeping, catch-basin cleaning).	Education, COAs
5. Commercial Project at 1010 Sunnyvale Saratoga Road. Project No.: 2007-0306 **Description:** Remove existing building and construct new retail building for Rite-Aid.	Biofilter	Flow Hydraulic Design Basis using '03 CA Stormwater Quality BMP Handbook, and local rainfall data.	Formalized through Conditions of Approval, 3rd party certification, and recording SWMP with the Deed. Property owner responsible for O&M.	SWMP is still in progress. Tentatively: All runoff flows through Biofiltration, disconnected downspouts, limited impervious surface, use of beneficial landscaping and covered dumpster area.	SWMP is still in progress. Tentatively: Maintenance (street sweeping, catch-basin cleaning).	Education, COAs
6. Mixed Use Project at 401 Town and Country. Project No.: 2008-0399 **Description:** Remove existing buildings and construct new mixed use building. **Denied pending appeal FY 09-10	Hydro-dynamic devices (CDS Unit)	Volume Hydraulic Design Basis using '03 CA Stormwater Quality BMP Handbook, and local rainfall data.	Formalized through Conditions of Approval, 3rd party certification, and recording SWMP with the Deed. Property owner responsible for O&M.	SWMP is still in progress. Tentatively: All runoff through site conveyance system to CDS unit.	SWMP is still in progress. Tentatively: Maintenance (street sweeping, catch-basin cleaning).	Education, COAs

044991

Project Name	Treat-ment BMPs	Numeric Sizing Criteria Used	O&M Responsibility Mechanism and Responsible Party	Site Design Measures	Source Control Measures	Pesticide Reduction Measures
Private Projects – Applicable projects						
7. Mixed Use Project at 1287 Lawrence Station Road. Project No.: 2006-0712 **Description:** Remove existing buildings and construct new mixed use buildings.	Hydro-dynamic devices (CDS Unit) & Biofilter	Flow Hydraulic Design Basis using '03 CA Stormwater Quality BMP Handbook, and local rainfall data.	Formalized through Conditions of Approval, 3rd party certification, and recording SWMP with the Deed. Property owner responsible for O&M.	SWMP is still in progress. Tentatively: All runoff either flows through Biofiltration or through site conveyance system to CDS unit.	SWMP is still in progress. Tentatively: Maintenance (street sweeping, catch-basin cleaning).	Education, COAs
8. Mixed Use Project at 660 S. Fairoaks Avenue. Project No.: 2008-1245 **Description:** Remove existing buildings and construct new residential buildings.	Hydro-dynamic devices (CDS Unit) & Biofilter	Flow Hydraulic Design Basis using '03 CA Stormwater Quality BMP Handbook, and local rainfall data.	Formalized through Conditions of Approval, 3rd party certification, and recording SWMP with the Deed. Property owner responsible for O&M.	SWMP is still in progress. Tentatively: All runoff either flows through Biofiltration or through site conveyance system to CDS unit.	SWMP is still in progress. Tentatively: Maintenance (street sweeping, catch-basin cleaning).	Education, COAs
9. Residential Project at 585 Old San Francisco Road. Project No.: 2008-1259 **Description:** Remove existing buildings and construct new residential building.	Biofilter & Hydro-dynamic devices (CDS Unit)	Flow Hydraulic Design Basis using '03 CA Stormwater Quality BMP Handbook, and local rainfall data.	Formalized through Conditions of Approval, 3rd party certification, and recording SWMP with the Deed. Property owner responsible for O&M.	SWMP is still in progress. Tentatively: All runoff either flows through Biofiltration or beneficial landscaping	SWMP is still in progress. Tentatively: Maintenance (street sweeping, catch-basin cleaning).	Education, COAs
10. Residential Project at 127 W. California Avenue. Project No.: 2008-0238 **Description:** Remove existing buildings and construct residential building.	Biofilter & Hydro-dynamic devices (CDS Unit)	Flow Hydraulic Design Basis using '03 CA Stormwater Quality BMP Handbook, and local rainfall data.	Formalized through Conditions of Approval, 3rd party certification, and recording SWMP with the Deed. Property owner responsible for O&M.	SWMP is still in progress. Tentatively: All runoff either flows through Biofiltration or beneficial landscaping	SWMP is still in progress. Tentatively: Maintenance (street sweeping, catch-basin cleaning).	Education, COAs

044992

Project Name	Treat-ment BMPs	Numeric Sizing Criteria Used	O&M Responsibility Mechanism and Responsible Party	Site Design Measures	Source Control Measures	Pesticide Reduction Measures
Private Projects – Applicable projects						
11. Commercial Project at 301 & 410 Old San Francisco Road. Project No.: 2007-1293 **Description:** Remove existing buildings and construct new medical facility.	Hydro-dynamic devices (CDS Unit) & Biofilter	Flow Hydraulic Design Basis using '03 CA Stormwater Quality BMP Handbook, and local rainfall data.	Formalized through Conditions of Approval, 3rd party certification, and recording SWMP with the Deed. Property owner responsible for O&M.	SWMP is still in progress. Tentatively: All runoff either flows through Biofiltration or through site conveyance system to CDS unit.	SWMP is still in progress. Tentatively: Maintenance (street sweeping, catch-basin cleaning).	Education, COAs
12. Industrial Project at 1450 Kifer Road Project No.: 2008-0744 **Description:** Remove existing accessory buildings; add architectural elements and site modifications.	Biofilter	Flow Hydraulic Design Basis using '03 CA Stormwater Quality BMP Handbook, and local rainfall data.	Formalized through Conditions of Approval, 3rd party certification, and recording SWMP with the Deed. Property owner responsible for O&M.	SWMP is still in progress. Tentatively: All runoff either flows through Biofiltration, planter boxes, minimize change in runoff and minimal land disturbance.	SWMP is still in progress. Tentatively: Maintenance (street sweeping, catch-basin cleaning).	Education, COAs
Public Projects – Applicable projects						
1. Borregas Ave POCs at Routes 101 and 237 **Description:** Bicycle/pedestrian overpass over CA Routes 101 and 237 connecting to North Borregas Ave bicycle lanes	Not ap-plicable to this project	Not applicable to this project	Not applicable to this project	Not applicable to this project	Litter control, street sweeping and catch-basin cleaning at access points to city streets.	Not applicable to this project.

City of Sunnyvale

FY 08 - 09 Annual Report

Attachment E –
New Development Planning Procedures

Appendix 1 Table 2

Post-Construction Inspections of Treatment BMPs

Santa Clara Valley
Urban Runoff
Pollution Prevention Program

Treatment BMPs Inspection Activity Report
FY 08-09
City of Sunnyvale

City of Sunnyvale

Date	APN	Reason for Inspection	Project Type	Treatment BMP Type	Inspection Results					Enforcement Action	Comments
					1	2	3	4	5		
4/21/2009	209-13-059 and 060	Initial	Residential	Vegetated Swale	1. No Visible/Apparent Problems					None	Britton Place -
4/21/2009	209-13-059 and 060	Initial	Residential	Bioretention	5. Trash/Debris Accumulation or Dumping					Verbal Notice	Britton Place -Trash and debris required cleaning and maintenance
4/21/2009	209-13-059 and 060	Initial	Residential	Bioretention	5. Trash/Debris Accumulation or Dumping					Verbal Notice	Britton Place -Trash and debris required cleaning and maintenance
4/21/2009	209-13-059 and 060	Initial	Residential	Bioretention	5. Trash/Debris Accumulation or Dumping					Verbal Notice	Britton Place -Trash and debris required cleaning and maintenance
4/21/2009	209-13-059 and 060	Initial	Residential	Vortex Separator	52. Sediment Accumulation					Verbal Notice	Britton Place -Maintenance procedures and documentation required.
4/21/2009	209-13-059 and 060	Initial	Residential	Vortex Separator	52. Sediment Accumulation					Verbal Notice	Britton Place -Maintenance procedures and documentation required.
4/21/2009	209-13-059 and 060	Initial	Residential	Vortex Separator	52. Sediment Accumulation					Verbal Notice	Britton Place -Maintenance procedures and documentation required.
6/18/2009	213-01-026	Initial	Residential	Vortex Separator	41. Sediment Accumulation	37. Mosquito Habitat				Verbal Notice	Aster Place - Maintenance to vortex separator needed, catch basin maintenance needed.
4/21/2009	110-14-101 & 085	Initial	Residential	Vortex Separator	1. No Visible/Apparent Problems					Verbal Notice	Parkside Villas - Maintenance procedures and documentation required prior to October 2009.
6/25/2009	110-14-170 & 129, & 194	Initial	Residential	Vortex Separator	5. Trash/Debris Accumulation or Dumping					Verbal Notice	Danbury Place - Maintenance procedures and documentation required prior to October 2009.
6/25/2009	110-14-170 & 129, & 194	Initial	Residential	Vortex Separator	5. Trash/Debris Accumulation or Dumping					Verbal Notice	Danbury Place - Maintenance procedures and documentation required prior to October 2009.
6/25/2009	110-14-170 & 129, & 194	Initial	Residential	Vortex Separator	10. BMP Cannot Be Located					Verbal Notice	Danbury Place - Maps with BMP location required. Maintenance procedures and documentation required prior to October 2009.
4/28/2009	110-01-025, 026, 209	Initial	Multi-use	Vegetated Swale	1. No Visible/Apparent Problems					None	Lockheed Martin
4/28/2009	110-01-025, 026, 209	Initial	Multi-use	Vegetated Buffer Strip	1. No Visible/Apparent Problems					None	Lockheed Martin
4/28/2009	110-01-025, 026, 209	Initial	Multi-use	Wet Pond	1. No Visible/Apparent Problems					None	Lockheed Martin
4/28/2009	110-01-025, 026, 209	Initial	Multi-use	Drain Insert	1. No Visible/Apparent Problems					None	Lockheed Martin
4/28/2009	110-01-025, 026, 209	Initial	Multi-use	Infiltration Trench	1. No Visible/Apparent Problems					None	Lockheed Martin
4/28/2009	110-01-025, 026, 209	Initial	Multi-use	Retention/Irrigation	1. No Visible/Apparent Problems					None	Lockheed Martin

City of Sunnyvale

FY 08 - 09 Annual Report

Attachment F

Construction Inspection

044996

P.S. Id.	Activity	CI Item Source	FY 08-09 Tasks	Status / Comments	Due Date (mo/yr)	Responsible Party
	New Development and Construction Controls – Construction Site Inspection					
CI-1-4	Construction Inspection Performance Standards	URMP	Conduct annual staff review of performance measures in order to evaluate their effectiveness.	CDD- Building Division: All performance standards are being implemented and are effective. Staff provides outreach materials to contractors and developers by attaching copies of construction tri-folds "Preventing Pollution, It's up to Us" or the "Sunnyvale Blueprint for a Clean Bay" to plans and/or job card before permits are issued. 48 written Erosion/sediment Control Correction Notices and Re-inspection Notices were issued this F Y for private projects.	08/09	Gordon Blancher, Building Inspector /Coordinator
CI-2 - CI-5	Inspection of sites with significant erosion potential and construction planned for the wet season	URMP	Conduct inspections of sites (public and private) with significant erosion potential and/or construction planned during the wet season. Ensure that erosion and sediment control measures are implemented in accordance with SMC, the SWPPP, and any conditions of approval for the project.	CDD- Building Division: Inspections of project were done to ensure that the projects erosion and sediment control measures are maintained, as needed during construction. Enforcement for compliance with SMC requirements was done, as needed. PW – Capital Projects: The inspection staff inspected capital projects and encroachment permit projects daily, before storms and after storms.	Ongoing Report 09/09	Gordon Blancher, Building Inspector /Coordinator Nasser Fakih, PW Inspector

	New Development and Construction Controls – Construction Site Inspection (cont.)					
CI-4	Effectiveness Evaluation: Private Development and Public Works Inspection Program	URMP	Annually review and evaluate effectiveness of inspection programs using staff and/or contractor feedback	CDD- Building Division: Staff and contractor feedback indicate that the inspection programs are effective and meeting goals. Using the "FIELD INSPECTION – BMP'S" notices helps with documenting violations and corrective actions. PW – Capital Projects: The evaluation and effectiveness of the inspections programs are being implemented without any problems.	Annually Report 09/09	Gordon Blancher, Building Inspector /Coordinator Nasser Fakih, PW Inspector
	Construction Inspection Performance Standards	Permit Prov. C.3.a. (vi)	• Annually train Construction Inspection staff (both Community Development and Public Works) on current Construction Inspection Performance Standards and any changes to BMPs and SOP's. Also include training on construction inspection procedures, documentation, and enforcement. • Every two years, all inspectors will receive training on the latest construction BMPs and techniques. Implementation of BMPs and SOP's will be discussed, as needed, at regular staff meetings.	CDD- Building Division: Information on training activities for all CDD-Building Division staff is presented in Attachment M of this report. Training DVD "Hold on to your Dirt" was used at one of the training sessions. PW – Capital Projects: The inspection staff has been undergoing inspection training at least once every 2 years. Staff viewed "Keep it Clean" training DVD at on of their sessions. See Attachment M for training details.	Annually, before October 1 Report 09/09	Gordon Blancher, Building Inspector /Coordinator Nasser Fakih, PW Inspector

	New Development and Construction Controls – Construction Site Inspection (cont.)					
	Erosion and Sediment Control Plans by Contractors for Public Projects	Permit Prov. C.3.a. (iv)	CDD Building Inspection staff and PW Construction staff to ensure that developers/contractors of projects with significant erosion potential and planned construction during the wet season have prepared an effective erosion and/or sediment control plan prior to the start of the wet season.	CDD- Building Division: Compliance with erosion and/or sediment control plans was required for projects prior to the start of the wet season. Inspectors checked to make sure the plans were done and BMPs in place. There was good cooperation from developers and contractors to meet these requirements. PW – Capital Projects: Construction inspection staff has complied with these requirements.	Ongoing Report 09/09	Gordon Blancher, Building Inspector /Coordinator Nasser Fakih, PW Inspector
	Municipal capital improvement project stormwater quality control measures	Permit Prov. C.3.a. (v)	Perform and document inspections of contractors on capital improvement projects to ensure their compliance with stormwater quality control requirements during construction and maintenance activities. Initiate enforcement actions, as needed. Report annually on results of inspection program.	Inspections are performed daily and reported in the inspector's daily reports. Enforcement actions and any violations observed are provided in Table 1 of this Attachment..	Ongoing Report 09/09	Hira Raina, Nasser Fakih

Response to Regional Water Quality Control Board Comments on this Section for FY 07-08 Annual Report:
No comments were received from RWQCB2 on this section.

City of Sunnyvale

FY 08 - 09 Annual Report

Attachment F

Construction Inspection

Appendix 1 Table 1 – Project Inspections

Table 1: Field Inspections – BMPs Correction Notices Enforcement Report – Building Division

LOCATION	Project Number	Date of Notice	Contractor/ Owner	Construction BMPs	Contractor Notified by Inspector	Contractor Complied at Time of Notice	Comments
Private Projects FY 08-09							
1659 Manitoba Dr	None	6/05/08	Unknown	Gravel on Street	Yes	No	Reinspection 6/12/08
2502 Town Center	2008-2489	10/7/08	Devcon	Install BMP's	Yes	No	Reinspection 10/9/08
2502 Town Center	2008-2489	10/9/08	Devcon	Checking BMP's	Yes	No	Reinspection 10/9/08
404 Tasman Dr	2006-2146	10/14/08	Todio	Storm Drains	Yes	No	Reinspection 10/14/08
Moffett Towers	Un-Known	10/14/08	R & S	Checking BMP's	Yes	Yes	No Reinspection Required
Moffett Towers	Un-Known	10/14/08	R & S	Checking BMP's	Yes	Yes	No Reinspection Required
Moffett Towers	Un-Known	10/14/08	R & S	Checking BMP's	Yes	Yes	No Reinspection Required
108 S Wolfe Rd	2006-4647	10/14/08	K.B. Homes	Checking BMP's	Yes	Yes	No Reinspection Required
1156 Aster	2006-2836	10/14/08	K.B. Homes	Checking BMP's	Yes	Yes	No Reinspection Required
495 E Java Dr	Un-Known	10/14/08	Devcon	Checking BMP's	Yes	Yes	No Reinspection Required
2502 Town Center	2008-2489	10/14/08	Devcon	Install BMP's	Yes	No	Reinspection 10/14/08
975 & 995 Benecia	2006-4803 & 4805	10/15/08	Vance Brown	Checking BMP's	Yes	No	Reinspection 10/15/08
111 Java Dr	2007-4766	10/15/08	Wentz Group	Checking BMP's	Yes	Yes	No Reinspection Required
920 E Duane Ave	2007-0795	10/15/08	John Homes	Install BMP's	Yes	No	Reinspection 10/15/08
805 W Fremont Ave	2007-5564	10/15/08	Classic Communitie s	Install BMP's	Yes	No	Reinspection 10/15/08
2502 Town Center	2008-2489	10/23/08	Devcon	Washing Equipmen t in storm	Yes	Yes	Corrected at time of notice
1110 Fairwood Ave	None	10/23/08	School Dis.	Install BMP's	Yes	No	Reinspection 10/24/08
629 N Mathilda Ave	2008-3118	10/24/08	Unknown	Cover dirt	Yes	No	Reinspection 10/24/08
Leota & Carson	None	10/29/08	School Dis.	Install BMP'S	Yes	No	Reinspection 10/30/08
805 W Freomnt Ave	2007-5564	10/29/08	Nexgen	Install BMP's	Yes	Yes	No Reinspection Required
Arroyo Tr	2007-5564	10/31/08	Nexgen	Extend Rock Driveway	Yes	Yes	No Reinspection Required

Table 1: Field Inspections – BMPs Correction Notices Enforcement Report

LOCATION	Project Number	Date of Notice	Contractor/ Owner	Construction BMPs	Contractor Notified by Inspector	Contractor Complied at Time of Notice	Comments
Private Projects FY 08-09 (cont.)							
1250 Kifer Rd	2008-1839	10/20/08	San Jose Const.	Install BMP's	Yes	No	Reinspection 10/21/08
550 W. Olive Ave	None	10/31/08	School Dis.	Install BMP's	Yes	No	Reinspection 10/31/08
573 Kirk	None	11/5/08	Unknown	Move Portable WC	Yes	No	Reinspection 11/6/08
1195 Sandia Ave	2007-4478	11/7/08	Corazon	Clean Street	Yes	Yes	No Reinspection Required
2502 Town Center	2007-5217	11/18/08	Devcon	Install BMP's	Yes	Yes	No Reinspection Required
733 Santa Paula	None	12/2/08	Unknown	Install BMP's	Yes	Yes	No Reinspection Required
Arroyo	2007-5564	13/3/08	Nexgen	Clean Street	Yes	Yes	No Reinspection Required
1003 E El Camino Real	2007-4538	12/22/08	RHL Design	Install BMP's	Yes	Yes	No Reinspection Required
330 S Murphy Ave	2008-2489	1/21/09	Devcon	Install BMP's	Yes	Yes	No Reinspection Required
2502 Town Center	2007-5217	1/23/09	Devcon	Install BMP's	Yes	Yes	No Reinspection Required
401 Paria Tr.	2006-3145	1/23/09	Toll Brothers	Install BMP's	Yes	Yes	No Reinspection Required
Arroya Tr	2008-2400	2/2/09	Nexgen	Install BMP's	Yes	Yes	No Reinspection Required
805 Fremont Ave	2008-2216	2/3/09	Classic Communities	Drains	Yes	No	Reinspection 2/6/09
2502 Town Center	2007-5217	2/4/09	Devcon	Install BMP's	Yes	Yes	No Reinspection Required
Arroya Tr	2008-2400	2/6/09	Classic Communities	Clean Streets	Yes	No	Reinspection 2/9/09
1489 Ramon Dr.	2008-4613	2/18/09	Earth Bonds Homes	Install BMP's	Yes	No	Reinspection 3/1/09
946 Marion	2008-2539	2/24/09	Unknown	Install BMP's	Yes	No	Reinspection 3/1/09
1183 Glin Tr	2006-3152	3/5/09	Toll Brothers	Install BMP's	Yes	No	Reinspection 3/10/09
805 W. Fremont Ave	2008-2216	3/6/09	Classic Communities	Install BMP's	Yes	Yes	No Reinspection Required
848 Corvallis Dr	2009-0001	3/17/09	Padmini Ranganathan	Dirt in Street	Yes	Yes	No Reinspection Required
840 Maria Ln	2007-3747	3/19/09	Bruce Paynian	Install BMP's	Yes	Yes	No Reinspection Required

Santa Clara Valley Urban Runoff Pollution Prevention Program
Attachment F – Table 1 – Private Projects and Public Projects Inspected
FY 2008-2009 Annual Report
Municipality: Sunnyvale

LOCATION	Project Number	Date of Notice	Contractor/ Owner	Construction BMPs	Contractor Notified by Inspector	Contractor Complied at Time of Notice	Comments
Private Projects FY 08-09 (cont.)							
550 E Olive Ave	None	4/15/09	Sunnyvale School Dis	Install BMP's	Yes	No	Reinspection 4/16/09
544 E Weddell	2009-0795	4/17/09	Aico	Install BMP's	Yes	No	Reinspection 4/20/09
298 W Mc Kinley Av	2008-1941	4/20/09	W.L. Butler	Install BMP's	Yes	No	Reinspection 4/22/09
1511 Lewistion Dr	2009-0029	5/11/09	Russun	Dirt in Street	Yes	No	Reinspection 5/12/09
805 W Fremont Ave	2008-2216	5/12/09	Classic Communities	Washing Street into Storm Drain	Yes	Yes	No Reinspection Required
1215 Borregas Ave	2009-1180	5/21/09	San Jose Const	Install BMP's	Yes	No	Reinspection 5/22/09

LOCATION	Project Number	Date of Notice	Contractor/ Owner	Construction BMPs	Contractor Notified by Inspector	Contractor Complied at Time of Notice	Comments
Public Projects FY 08-09							
Fremont & Mary Traffic Signal (West Side)	TR-05/01-08	10/21/08	Tennyson Electric	Install BMPs to protect storm drain	Yes	Yes	Re-inspection. Contractor complied on 10/23/09
Fremont & Mary Traffic Signal (East Side)	TR-05/01-08	10/22/08	Tennyson Electric	Install BMPs to protect storm drain	Yes	Yes	Re-inspection. Contractor complied on 10/23/09

City of Sunnyvale

FY 08 - 09 Annual Report

Attachment G

Public Information and Participation

	Activity	CI Item Source	FY 08-09 Tasks	Status / Comments	Due Date (mo/yr)	Responsible Party
Public Information / Participation						
PIP-1	Identification of pollution issues/problems	URMP	Continue to discuss water pollution prevention, conservation, and watershed education with regional co-permittees, pretreatment staff, and urban runoff staff to determine current issues and pollutants of concern.	Regional, local and internal discussions are centered on water pollution prevention, conservation, and watershed education. Projects implemented by Sunnyvale in FY 08-09 were consistent with the issues and pollutants of concern discussed. • See Attachment G Table 1 - Detailed Descriptions PIP Activities and Self-Evaluation Matrix for FY 08-09.	Ongoing Report 09/09	Jackie Besoyan, Environmental Outreach Coordinator
PIP-2	Implementation of strategy to address issues	URMP	In order to insure efficient and effective use of resources, we will continue to select projects that automatically send behavior change messages to the greatest number of people without requiring staff to be present. In addition, we will lend support to regional projects and events that endeavor to increase behavioral change thorough public education.	When large audience reach must be achieved, mass media can play a key role in its effectiveness. Sunnyvale successfully utilizes mass media to send public education and behavior change messages regarding water pollution prevention to our target audiences. Media projects implemented in FY 08-09 included on-screen theater ads, bus back ads, utility bill inserts, newspaper articles and ads, website postings, flyers, community cable TV, poster distributions and literature kiosks. • See Attachment G Table 1 - Detailed Descriptions PIP Activities and Self-Evaluation Matrix for FY 08-09.	Ongoing Report 09/09	Jackie Besoyan, Environmental Outreach Coordinator

Public Information / Participation (cont.)						
PIP-3	Dissemination of outreach/education materials	URMP	Continue to update and develop new materials and information, and disseminate material to targeted audiences through participation in school and youth programs, industry-related events, presentations, community requests, plant tours, Farmers' Markets, and regional events.	Outreach material is monitored for restock and edited for content as necessary. New materials are developed as needed (a new Green Gardener piece was developed in FY 08/09), and literature is disseminated as described in Attachment G Table 1 - Detailed Descriptions PIP Activities and Self-Evaluation Matrix for FY 08-09.	Ongoing Report 09/09	Jackie Besoyan Environmental Outreach Coordinator
PIP-4	Municipal Employee Training	URMP and Permit Prov. C.9	Provide annual training to Community Development, Parks and Recreation, and Public Works Department staff related to URMP Performance Standards, BMPs, and Watershed Outreach and Education campaign. (See IPM Policy and Hg Policy outreach sections for similar tasks)	Annual training as identified in the City's URMP is performed annually. See Attachment M for a list of training provided and numbers attending for CDD, Parks & Rec., and Public Works Field Services staff in FY 08-09. Additional city-wide staff training on specific issues is provided through staff newsletters and articles.	Ongoing Report 09/09	Kristy McCumby, Environmental Specialist & Steve Schmidt, Laboratory/ Pretreatment Mgr.
PIP-5	Evaluation of effort and strategy	URMP	Use various feedback methods to determine public evaluation of materials, events and workshops, and when possible, evaluate level of increased awareness of pollution prevention issues. In an ongoing effort, staff will use public feedback to evaluate strategies used in selected projects.	Evaluation forms are distributed and reviewed. The evaluation forms are not used to measure differences in usage patterns or behavior change, but to determine satisfaction with the presentation or activity. Feedback is used to modify and fine tune projects, presentations, and workshops. Currently, the level of increased awareness is chiefly established through the number of individuals reached.	Ongoing Report 09/09	Jackie Besoyan, Environmental Outreach Coordinator

Public Information / Participation (cont.)						
PIP-5	Work Plan Revision	URMP	As a result of ongoing evaluation and discussions as listed in PIP-1, determine projects to be continued, deleted or added.	Outreach provides a wide-range of education to targeted and general audiences through participation in various events and activities in Sunnyvale, through use of media, and in project collaborations with other agencies and partners both regional and local. Projects Added: Thermometer Exchanges, Bus Back Ads, Library Presentations, Community Kids Workshops, Muslim Green Team event Projects Deleted: Earth Day Event at Laurelwood School and Global Sunnyvale Projects Continued: for a listing of activities and events. • See Attachment G Table 1- Detailed Descriptions PIP Activities and Self-Evaluation Matrix for FY 08-09	Ongoing Report 09/09	Jackie Besoyan, Environmental Outreach Coordinator
	Mercury Outreach	Permit Prov. C.9.c	In coordination with the Program and County-wide efforts, develop and continue to implement an educational outreach program to residential audiences regarding recycling of fluorescent lights, the proper disposal of other mercury-containing products, and the availability of non-mercury containing alternatives. Monitor and document results in the Annual Report. (Also see Control Program for Mercury for additional Outreach tasks.)	Through ongoing collaboration and effort, Sunnyvale continues to develop and implement educational outreach to residential audiences regarding non-mercury alternative devices, recycling and proper disposal of mercury containing products, retail stores program for fluorescent disposal options, and water pollution prevention. • See Attachment G Table 1 - Detailed Descriptions PIP Activities and Self-Evaluation Matrix for FY 08-09.	Ongoing Report 09/09	Jackie Besoyan, Environmental Outreach Coordinator and HHW/SMaRT station staff

Public Information / Participation (cont.)						
	Integrated Pest Management Outreach	Permit Prov. C.9.d	Provide local public outreach on proper use and disposal of pesticide products and use of less toxic pest control methods. Support the Program on local IPM Store Partnership activities. Participate in Regional outreach events. (Also see Control Program for Pesticides for additional Outreach tasks.)	Sunnyvale supports the IPM store partnership program, participates in Regional outreach events, and consistently provides local public outreach on proper use and disposal of pesticides, and use of less toxic pest control methods. • See Attachment G Table 1 - Detailed Descriptions PIP Activities and Self-Evaluation Matrix for FY 08-09. • See Attachment H, Apdx. 2 for a discussion on Sunnyvale's participation in the Santa Clara Valley Green Gardener program and its outreach to both the public and to potential students for the training program.	Ongoing Report 09/09	Jackie Besoyan, Environmental Outreach Coordinator
	Trash Management	Program Task RWQCB Letter	Continue to promote litter reduction as a key pollution prevention element. Provide local education on what the public can do to reduce and eliminate litter. This includes outreach through articles and ads in newsletters, and presentations at local schools events. (Also see Control Program for Trash for additional outreach tasks.)	Sunnyvale's litter reduction and public awareness outreach promotes litter as a key source of water pollution. The focus of the program is to raise litter awareness through education and community events. Resources for our public education campaign include community newsletters, employee newsletters, theater billboard advertising, bus back ads, clean up events, as well as demonstrations in school classrooms and at community events. The message identifies litter as a key water pollution element, and provides education on what the public can do to reduce and eliminate litter. • See Attachment G Table 1 - Detailed Descriptions PIP Activities and Self-Evaluation Matrix for FY 08-09	Ongoing Report 09/09	Jackie Besoyan, Environmental Outreach Coordinator

Response to Regional Water Quality Control Board Comments on ICD Activities Section to FY 07-08 Annual Report:
No comments were received from RWQCB2 on this section.

City of Sunnyvale

FY 08 - 09 Annual Report

Attachment G
Table 1 – Detailed PI/P Activities and Evaluation of Effectiveness

Public Information and Participation

045009

Table 1. Detailed Description of FY 08- 09 PI/P Activities and Self Evaluation Matrix

PI/P Activity[1]	Type of Outreach [2]	Level of Implementation (Description/Dates)	Evaluation of Effectiveness
Community			
Health & Resources Fair - Thermometer Exchange	Event – Targeted	A bi-annual event sponsored by the City of Sunnyvale Community Services Department and is held at the Sunnyvale Senior Center. The focus is to connect the senior community with resources that can be of a benefit to them and to provide information on optimizing their health and well being. September 08	During this event, outreach staff hosted a thermometer exchange where 198 mercury-containing thermometers were collected for proper disposal.
Health & Resources Fair – Pharmaceutical Disposal Talk	Event – Targeted	A bi-annual event sponsored by the City of Sunnyvale Community Services Department and is held at the Sunnyvale Senior Center. The focus is to connect the senior community with resources that can be of a benefit to them and to provide information on optimizing their health and well being. September 08	Along with the above activity, outreach staff presented a talk on the correct way to dispose of pharmaceuticals. Approximately 25 individuals attended this discussion and Q & A session.
Coastal Clean Up	Event – Targeted	Sunnyvale participated in this annual event which focuses on cleaning up California's coasts and waterways. September 08	The event in Sunnyvale had 43 volunteers that collected approximately 1875 pounds of litter and 60 pounds of mostly plastic recyclable materials from Sunnyvale West Channel and approximately one mile of the bank along the Guadalupe Slough.
State of the City Event	Event – General	This is an annual one-day event sponsored by the City. The event features activities and exhibits providing community information for residents. September 08	The Outreach booth featured water pollution prevention information. Literature distributed included IPM information, less-toxic options for pest control, and proper disposal information on both pesticides and mercury. Approximately 100 individuals stopped by the booth to ask questions and/or receive information.

[1] Reference FY 08-09 PI/P Work Plan
[2] General, Targeted, Educational, or Citizen Participation types of outreach activities

PI/P Activity	Type of Outreach	Level of Implementation (Description/Dates)	Evaluation of Effectiveness
Community (cont.)			
Sunnyvale Pancake Breakfast	Event – Targeted	This event features a community breakfast, activities for kids, and exhibit booths providing public service information to the community. October 08	This event offers a venue for Outreach to focus on one of our short term goals - to inform individuals that indoor/outdoor daily activities impact the health of our watershed. Approx. 60 children/parents stopped by the booth for literature, information and/or to complete an art project on beneficial bugs for gardens.
Muslim Green Team Event	Event – General	This was the first time this event was held. The organization that hosted it extended an invitation to attend to SCVURPPP and Sunnyvale staff was able to fulfill the need. This event consisted of a variety of "green" exhibits and exhibitors. October 08	The Outreach exhibit highlighted the difference between sanitary sewers and storm drains, leading to information about water pollution prevention. This is primarily done through discussion, literature distribution, and presentations featuring the Enviroscape, which focuses on preventing water pollution from sources such as pesticides, fertilizers, dog waste, automotive fluids and car wash. Approx. 80 children/parents stopped by the booth for literature, information and/or to view an Enviroscape presentation.
Tarp Giveaway at the Landfill	Event - Targeted	This event was held in cooperation with the Silicon Valley Anti-Litter campaign, a collaborative effort for litter control in Santa Clara County. The event was conducted at the SMaRT Station in Sunnyvale November 08	A fact sheet, a free tarp and a brief reminder about litter prevention was given to drivers of vehicles arriving at the SMaRT Station with uncovered loads. At this event, 40 free tarps were given away.
Santa Clara County Creeks & Watershed Conference	Event – Targeted	This event was held by the Santa Clara County Creeks & Watershed Council and consisted of various booths and exhibits on related to county creeks, watershed issues and/or concerns and local government. November 08	This event offered a venue for Outreach to focus on how indoor/outdoor daily activities impact the health of our watershed. We used the exhibit that showed the difference between sanitary sewers and storm drains and handed out information on pollution prevention. During this event, we spoke to approximately 25 individuals.

PI/P Activity	Type of Outreach	Level of Implementation (Description/Dates)	Evaluation of Effectiveness
Community (cont.)			
SNAIL Neighborhood Association Meeting	Event – Targeted	Outreach staff was invited to speak at the monthly SNAIL Neighborhood Association meeting. March 09	Staff gave a presentation on the upcoming neighborhood litter clean up volunteer event and pollution prevention. Various brochures related to stormwater pollution prevention were distributed. Approximately 20 residents were in attendance.
Leadership Sunnyvale	Event – General	Leadership Sunnyvale is a community education program that provides it members with training on the fundamentals of leadership and classes in community awareness. The intention is to broaden participant awareness of complex community issues, strengthen leadership skills, and increase effectiveness in the community. During this annual event Public Works hosts an Environmental Awareness Day. April 09	This event presents a key opportunity to provide awareness to potential community leaders about watershed issues. Topics included wastewater treatment overview, a tour of the WPCP, and discussion on public outreach and education efforts regarding water pollution and its prevention. For this reporting year, 28 individuals participated in the event.
Earth Day Event – Thermometer Exchange	Event – Targeted	Sunnyvale hosted a week-long series of community events in celebration of Earth Day this year. Outreach staff participated in three events, which started on April 18 at the Farmers Market and concluded on April 25 with the Great American Litter Pick Up event. April 09	During the event at the Farmers Market, outreach staff hosted a Thermometer Exchange where 98 mercury containing thermometers were collected for proper disposal.
Great American Litter Pick Up	Event - Targeted	A county-wide event that focuses on cleaning up litter throughout Santa Clara County. This event wrapped up Sunnyvale's week on celebrating Earth Day. April 09	Nearly 60 volunteers participated and collected litter from neighborhoods within a one-mile radius of three different locations in Sunnyvale. Almost three cubic yards of trash and more than one-half cubic yard of recyclables were collected.
Columbia Health and Safety Fair	Event – General	Although the main emphasis is on fun, the city teams up once a year with local organizations to inform and educate area residents about health, safety, and community services. The event is held at the Columbia Neighborhood Center and provides opportunities for residents to educate and inform themselves about issues affecting their daily lives. May 09	The outreach exhibit highlighted the difference between sanitary sewers and storm drains. Literature about water pollution prevention was distributed and five Enviroscape demonstrations were presented during the event. Approximately 143 individuals (adults, students and children) visited the exhibit for information, literature and to view the presentations.

PI/P Activity	Type of Outreach	Level of Implementation (Description/Dates)	Evaluation of Effectiveness
Community (cont.)			
National River Clean Up Day	Event – Targeted	Sunnyvale participated in this annual event which focuses on cleaning up California's creeks and waterways. May 09	The event in Sunnyvale had 46 volunteers that cleaned 2.5 miles of Sunnyvale's East Channel and part of Calabazas Creek. Approximately 338 pounds of trash and 34 pounds of recyclables were collected in three hours.
Orchard Gardens Neighborhood Association Meeting	Event – Targeted	Outreach staff was invited to speak at the monthly Orchard Gardens Neighborhood Association meeting. June 09	Staff gave a half-hour presentation covering sustainable landscaping, including water conservation and IPM. Along with the presentation, various brochures and toilet tank leak detector tablets were distributed. Seventeen residents attended.
Compost workshops	Event - Targeted	Registrants learn that at-home composting turns organic material into valuable product for gardens and landscaping. Applying compost to gardens and landscaping reduces the need to apply fertilizer resulting in healthier plants, thus reducing the need for pesticide applications Ongoing	Workshops are held once per month, 10 times during the year. Attendance is sporadic, depending on the season. Generally, anywhere between 12 and 40 individuals attend each new workshop session.
Sunnyvale Farmers Market	Event - Targeted	The Sunnyvale Farmers Market is held every Saturday all year round. The Environmental Outreach exhibit promotes pesticide reduction through IPM practices during the Spring and Summer months, and highlights the difference between sanitary sewers and storm drains and pollution prevention during the Fall and Winter. Literature and fact sheets on less-toxic pest control are distributed. Other water pollution prevention literature is available, including the HHW mercury brochure and surplus utility bill inserts that target water pollution concerns. July – November 2008, February, March, and June 2009	The market draws 2-3000 people each Saturday and provides an effective way to interface with shoppers in a venue that promotes healthy food and pesticide free gardening. Everyone visiting the booth is in search of information about less-toxic pest control and/or water pollution prevention. For this reporting year, we spoke to approximately 253 individuals.

045013

PI/P Activity	Type of Outreach	Level of Implementation (Description/Dates)	Evaluation of Effectiveness
Community (cont.)			
Plant Tours	Event – Educational	Plant Tours are conducted year round. Treatment stages and processes are discussed, and attendees learn the function and importance of the wastewater treatment plant and its role of preventing water pollution from wastewater discharge. Both stormwater and wastewater pollution issues are discussed. Ongoing	The Plant conducted 7 adult tours in FY 08-09, reaching 91 individuals. Discussions about water pollution and issues impacting the watershed and the environment help tour attendees gain a better understanding of the problem. At the completion of the tour, attendees are given educational materials that promote environmentally responsible behaviors. Section for *Schools and Youth* lists additional outreach information. By the end of the tour, all participants know the difference between sanitary sewers and storm sewers.
Theater Billboards	Media – Targeted	Sunnyvale produced water pollution prevention advertising for on-screen viewing at the Mercado 20 and Cupertino 16 Theaters. Pollution prevention messages are selected according to priority and season. The advertisement for this FY focused on IPM and pesticides. April – May 2009	These 15-second animated/audio ads are viewed by movie audiences two times during a 15-minute timeframe prior to every movie shown in the theaters on a total of 36 screens. This is a beneficial method, albeit extremely expensive way to reach large groups of people with targeted pollution prevention messages.
Bus Back Ads	Media – Targeted	Sunnyvale produced water pollution prevention advertising for ads that were placed on the tail of a minimum of 50 VTA buses that have routes that are in Sunnyvale. The advertisement focused on the importance of keeping litter out of storm drains and was titled: *"If it flows down the street … it ends up in the creek".* May – June 2009	Sunnyvale received several positive comments on the ads from residents and others. The ads are viewed by many and encompassed most of the bus routes in Sunnyvale and Mountain View, along with areas in Santa Clara, Cupertino, Stanford, Los Altos and Loyola. Like theater ads, this is a beneficial yet expensive way to reach large groups with targeted messages.
Utility Bill Inserts	Media - General	Four pollution prevention advertisements were utilized as a bill inserts this reporting year. *How to Recycle Yard Trimmings (Sept-Oct 08)* *Have Fluorescent Bulbs or E-waste to Get Rid Of (Jan-Feb 09)* *Protect Our Waterways – Please Don't Litter (Mar-Apr 09)* *Keeping Our Creeks & Bay Clean (May-June 09)*	Stuffing utility bills with advertising inserts reaches approximately 30,000 account customers for each two-month mailing. This is an ongoing outreach effort, and we will continue to use this venue as a cost effective way to reach a large number of people.

PI/P Activity	Type of Outreach	Level of Implementation (Description/Dates)	Evaluation of Effectiveness
Community (cont.)			
Sunnyvale ReNews	Media – General	The Sunnyvale ReNews Newsletter is focused on reduce, reuse, recycle messages with a heavy focus on HHW. Articles and informational pieces relating to pollution prevention through proper disposal were published in the newsletter. *Household Hazardous Waste (Summer 08)* *Compost Workshop (Summer & Fall 08)* *Recycling Drop-Off Center (Summer 08)* *Thermometer Exchange (Fall 08)* *P2 Week Calendar Listing (Fall 08)* *Recycling at the SMaRT Station (Spring 09)* *Earth Day Events (Spring 09)* *Choice Collect (Spring 09)* *New! Med Drop Program (Spring 09)*	This newsletter is mailed quarterly to approximately 29,000 single family residents and 24,000 residents living in multi-family units. Copies are also available in key locations throughout the city. Considering the reach, we will continue to use this newsletter for outreach as it serves a productive method to continually remind the community about proper disposal of HHW products.
Quarterly Report Articles	Media - General	Pollution prevention articles targeting priority pollutants of concern and other messages were published in the city's quarterly community newsletter. *Compost Workshops (Summer 08)* *Plant Tours (Fall 08)* *Pollution Prevention Week (Fall 08)* *No Drugs Down the Drain (Fall 08)* *Did You Know ...(Fall 08)* *Trash & Recycling (Winter 09)* *Old Batteries Taking Over Your House? (Winter 09)* *Leaves, Leaves – Love Those Leaves (Winter 09)* *Plant Tours (under ongoing events) (Winter 09)* *Sunnyvale Celebrates Earth Day (Spring 09)* *We Must All Pitch in to Conserve Water (Spring 09)* *National River Cleanup Day (Spring 09)* *Thermometer Exchange Ad (Spring 09)* *Pilot Storm Drain Retrofit Project (Spring 09)*	The Quarterly Report is mailed to approx. 60,000 residents and businesses in Sunnyvale each every three months. In addition, 2000 copies of the report are distributed to reception and outreach areas around Sunnyvale. The Quarterly Report as it has proven to be a cost effective way to reach people who live, work and/or go to school in Sunnyvale with information on water pollution prevention.
Yahoo! Groups	Media – Targeted	Sunnyvale Cool City is group of Sunnyvale, California, residents and friends organized to act to reduce the emissions of greenhouse gases in their community.	This site calendared and promoted several of our events this year: Mercury Thermometer Exchange, Earth Week and Great American Litter Pickup.

PI/P Activity	Type of Outreach	Level of Implementation (Description/Dates)	Evaluation of Effectiveness
Community (cont)			
City of Sunnyvale Community e-News List	Media – General	Emails promoting the following events were sent out to a list of individuals interested in upcoming activities/events and City news: *Pollution Prevention Week (Aug 08)* *Mercury Thermometer Exchange (Aug 08)* *Coastal Cleanup Day (Aug-Sept 08)* *What Do You Do with Expired Meds (Jan 09)* *SV Urges Reduction in Water Use (Mar 09)* *Mercury Thermometer Exchange (Mar-Apr 09)* *Great American Litter Pick-up (Mar-Apr 09)* *National River Cleanup Event (Apr –May 09)*	These emails were sent to approximately 220 community members.
KSUN Community Cable TV	Media - General	Messages promoting certain events are developed and advertised on KSUN community cable TV. The following were ran during this FY: *Pollution Prevention Week Tips (Sept 08)* • *Tip #1 – Pesticides* • *Tip #2 – Auto Fluids* • *Tip #3 – Fluorescent Bulbs / Batteries* • *Tip #4 – Yard Waste* • *Tip #5 – Car Washes* *Mercury Thermometer Exchange (Sept 08)* *No Drugs Down the Drain (Oct 08)* *Mercury Thermometer Exchange (Apr 09)*	KSUN reaches approximately 20,000 Sunnyvale residents with cable TV of whom 20% watch KSUN at least once a month.
Flyers and Posters	Media - General	Posters were placed at various key locations throughout the city promoting the following events: *Coastal Cleanup Event (Sept 08)* *Mercury Thermometer Exchange (Sept 08)* *P2 Week Posters (Sept 08)* *No Drugs Down the Drain (Oct 08)* *Mercury Thermometer Exchange (Mar-Apr 09)* *Great American Litter Pick-up (Mar-Apr 09)* *Earth Week Activities (Apr 09)* *National River Cleanup (Apr-May 09)*	Any person living, working, going to school in Sunnyvale who used the library, community center, senior center or city hall could view the posters.

Santa Clara Valley Urban Runoff Pollution Prevention Program
Attachment G- Public Information and Participation (PI/P) Table 1
FY 2008-2009 Annual Report
Municipality: Sunnyvale

PI/P Activity	Type of Outreach	Level of Implementation (Description/Dates)	Evaluation of Effectiveness
Community (cont)			
Website	Media - General	Sunnyvale provides pollution prevention messaging on three different web sites in the City as well as on green.insunnyvale.com. - The Solid Waste and Recycling website provides HHW information regarding proper disposal of pesticides, fertilizers, and mercury containing products. - The Water Pollution Control Plant Pretreatment section includes specific business related BMPs for painting, concrete, facility, equipment, cleaning, and vehicle maintenance. The Water Pollution Control Plant web site has been revised and includes extensive water pollution prevention information and upcoming event information.	The City's website does not have the ability to count number of hits.
Press Releases – City of Sunnyvale	Media – General	Sunnyvale provided the following press releases on pollution prevention: *- Mercury Thermometer Exchange (Sept 08)* *- SV Fire Stations Provide Safe Disposal for Old Meds (Jan 09)* *- Earth Week Activities (Apr 09)*	All press releases are listed on the City's web site and may be picked up and run by other media agencies as well.
Sunnyvale Sun	Media – General & Targeted	Sunnyvale ran the following ads, articles and/or calendar listings in the Sunnyvale Sun during the last fiscal year: *Mercury Thermometer Exchange Print Ad & Calendar listing (Sept 08 & Apr 09)* *Watch Out for Toxic Pesticides (Sept 08 & Mar, Apr & June 09)Topics: Weeds, Roses, Snails & Yellowjackets* *Watch Out for Mercury Pollution (Sept & Nov 08)* *Litter is Water Pollution (Dec 08 & Jan-Feb 09)* *Fire Stations Will Collect Medicines (Jan 09)* *Earth Week Calendar of Activities/ Article (Apr 09)* *Reduce Water Usage Article (Apr 09)* *Compost Print Ad (Apr 09)* *National River Cleanup Day (May 09)*	The Sunnyvale Sun has a readership of approximately 36,824 and a circulation of 17,963. Several people who took part in the thermometer exchange event(s) brought a copy of the ad with them, indicating that was the source of their information about the event..

PI/P Activity	Type of Outreach	Level of Implementation (Description/Dates)	Evaluation of Effectiveness
Community (cont)			
San Jose Mercury News	Media – General & Targeted	The following ads and/or calendar listings(paper and/or zVents calendar) ran during FY 08/09: *Mercury Thermometer Exchange - print ad (BAPPG AD) & zVents listing (Sept 08)* *Coastal Cleanup (Sept 08) – countywide ad* *No Drugs Down the Drain (Oct 08) – BAPPG Ad* *Mercury Thermometer Exchange - zVents listing (Mar-Apr 09)* *Great American Litter Pickup - zVents listing (Mar-Apr 09)* *National River Cleanup Day - zVents listing (Mar-May 09)* *National River Cleanup Day – Sunnyvale site mentioned in article on event (May 09)*	An evaluation of media mentions is not feasible due to difficulties gathering data from widespread advertising.
San Francisco Chronicle	Media – Targeted	The following ads were developed by BAPPG and ran during FY 08/09: *Mercury Thermometer Exchange (Sept 08)* *No Drugs Down the Drain (Oct 08)*	An evaluation of media mentions is not feasible due to difficulties gathering data from widespread advertising.
Broadcast News Community Announcement	Media – Targeted	Thermometer Exchange –The morning show on KTVU (channel 2) announced the event and explained the dangers of mercury thermometers (Sept 08)	An evaluation of media mentions is not feasible due to difficulties gathering data from widespread advertising.
Employees			
Flyers & Posters	Media – General & Targeted	The following flyers & posted were posted in employee break rooms and/or building this FY: *Coastal Cleanup Event (Sept 08)* *Mercury Thermometer Exchange (Sept – Oct 08)* *P2 Week (Sept 08)* *No Drugs Down the Drain (Oct 08)* *Mercury Thermometer Exchange (Mar – Apr 09)* *Great American Litter Pick-Up (Mar – Apr 09)* *National River Clean-Up Event (Apr – May 09)*	Posters are distributed to city offices and displayed for employee viewing in the lunchrooms at city hall, library, corporation yard and community center. Reach cannot be determined.

045018

PI/P Activity	Type of Outreach	Level of Implementation (Description/Dates)	Evaluation of Effectiveness
Employees (cont)			
The Harbinger	Media – General	The Harbinger is the newsletter for employees of the city of Sunnyvale. The following water pollution prevention articles were published in reporting year 08/09: *Helping the Community to Protect the Environment (Jul-Aug 08)* *Coastal Cleanup (Sept-Oct 08)* *The Ants Come Marching In (Jan-Feb 09)* *Great American Litter Pick-up – calendar listing (Mar-Apr 09)* *National River Cleanup Day - Save the Date (Mar-Apr 09)* *Upcoming Events: National River Cleanup (May-Jun 09)* *Spring Cleaning (May-Jun 09)* *Tour the WPCP (May-Jun 09)*	Articles and information contained in the Harbinger reach approx. 900 municipal employees. This effort will be ongoing, as publishing in this newsletter provides a cost effective way to reach all employees with specific water pollution information and suggestions for behavioral change that could be useful both on the job and at home.
Poop Scoop	Media – General	Several articles targeting both general pollutants and specific pollutants of concern were published in this employee newsletter. *Pollution Prevention Week (Sept 08)* *Pilot Storm Drain Retrofit (Sept 08)* *As Rains Hit, Pollution Gets Swept Through Bay Area (June 09)*	Approximately 65 employees at the Water Pollution Control Plant read the Poop Scoop, the employee newsletter published periodically.
Water Conservation for Staff	Training – Targeted	An hour and a half workshop for employees on what actions one can take both at work and at home to conserve water. Sponsored through the citywide training program and presented by various city employees. Apr 09	Approximately 30 employees attended this training.
Environmental Procurement Policy for Staff	Training - Targeted	A 15 minute Power Point presentation is given at staff meetings throughout the city. Three presentations were held this year. Topics covered include purchasing recycled material, the City's IPM policy, and identification/proper disposal of mercury-containing products. May – June 09	Approximately 30 employees have received training in FY 08-09, with additional sessions planned for FY 09-10, pending staff meeting schedules. This is an effective way to provide 1:1 training and address staff questions about proper selection of materials, the IPM policy, and handling of wastes.

045019

PI/P Activity	Type of Outreach	Level of Implementation (Description/Dates)	Evaluation of Effectiveness
Business and Industry			
Sunnyvale Rotary Club	Event – General	Outreach staff was invited to speak at the Rotary Club's morning meeting during P2 Week. Sept 08	Staff spoke on the difference between and a sanitary sewer and a storm drain, the importance of pollution prevention and talked abut the Santa Clara Valley Green Gardener training program to approximately 10 members.
Life and Wellness Fairs Health and Safety Fairs	Event – General	Exhibitor booths offered free information to company employees that focused on helping them live a safer and healthier lifestyle. Business events attended this reporting year include: *Quicklogic Corporation (Aug 08)* *Lockheed (Sept 08)* *Aruba Networks (Apr 09)* *Network Appliances (Apr 09)* *Northrup Gruman (Apr 09)*	Staff attended Health and Safety Fairs at five Sunnyvale businesses this reporting year. The exhibit portrays the difference between sanitary sewer and storm drains and general water pollution prevention literature about mercury, pesticides, car wash, FOG, automotive fluids, etc is available. Approximately 600 company employees received water pollution prevention information at the events held this fiscal year.
Business E-Mail Blasts	Media - General	The following opportunities for community action/involvement was sent this FY: *Great American Litter Pickup (Apr 09)* *National River Cleanup Day (May 09)*	This e-mail blast goes out to businesses in Sunnyvale that have opted to receive messages from the Recycling division.
Schools and Youth			
Creek Education Program	Event – Targeted and Educational	Water and Structures of Life. After studying the course in class, students take a creek education trip to McClellan Ranch Park as a supplement to their water studies course. This program is produced in partnership with the Cupertino School District. School year 08-09	This reporting year, Sunnyvale provided funding to cover the transportation cost of (4) buses, reaching approximately 381 students.
Classroom Presentations	Event – Targeted and Educational	In this water pollution education program, staff provides and presentation and demonstration on water pollution and prevention. Students learn the forms of water, the water cycle, what a watershed is, how water pollution happens, how to prevent water pollution, and how to conserve water. School year 08-09	Outreach conducted 38 classroom presentations this school year, reaching approx. 886 children. These numbers reflect an increase of 130% in the number of students reached and an increase of 140% in the number of classrooms participating. Feedback from teachers indicated the information greatly improved student understanding of storm drains and water pollution caused by human activities. Teachers felt the program reinforced and supplemented their own curriculum.

045020

PI/P Activity	Type of Outreach	Level of Implementation (Description/Dates)	Evaluation of Effectiveness
Schools and Youth			
Plant Tours School Groups and Boy/Girl Scouts	Event – Educational	Students / scouts learn the stages of treatment by viewing the various processes, equipment, and tanks. Taking a tour of the plant helps students gain a better understanding of how human actions impact water in the sanitary sewer. School year 08-09	Outreach conducts student tours of the Water Pollution Control Plant to educate youth about how the treatment plant functions and the importance of providing wastewater treatment. Youth also learn the different between sanitary and storm drain collection systems. The plant hosted 19 youth tours this reporting year, reaching over 378 students/scouts.
Sunnyvale Farmers Market	Event - Targeted	At the market, staff from Environmental Outreach passed out water conservation stickers to children accompanied with a verbal reminder about how they should be careful not to waste water.	Approximately 200 children received the stickers with a brief, verbal water conservation message during this reporting year.
Community Kidz Workshop	Event – Targeted and Educational	Sponsored by the City twice a year during Winter and Spring school breaks. Through fun games and activities, camp participants learn about living a healthy lifestyle and how they can contribute to the welfare of the community they live in. Feb & Apr 09	This was the first year for outreach staff to participate in this program. Presentations focused on the difference between sanitary sewers and storm drains, leading to information about water pollution prevention. This was primarily done through discussion, student participation in an "Environmental Jeopardy" game, and a demonstration using the Enviroscape. In cooperation with Solid Waste staff who presented recycling information, Earth Care Kidz cards were given to participants. February's session had 28 children attending and April's had 50. We have been asked to participate in future workshops scheduled in FY 09-10.
Library Presentation	Event – General	A joint venture between Solid Waste and WPCP staff. This presentation was held during Earth Week, was titled Pollution Solutions and focused on water pollution prevention and recycling. The ages for the attendees were 3-5 years. Apr 09	This was a first time event. Presentations focused on the difference between sanitary sewers and storm drains, leading to information about water pollution prevention. This was primarily done through discussion and a presentation featuring the Enviroscape. Thee event was attended by 27 people (15 children and 12 adults). A presentation at another joint venture is planned for the Summer of 2009.

045021

Santa Clara Valley Urban Runoff Pollution Prevention Program
Attachment G- Public Information and Participation (PI/P) Table 1
FY 2008-2009 Annual Report
Municipality: Sunnyvale

PI/P Activity	Type of Outreach	Level of Implementation (Description/Dates)	Evaluation of Effectiveness
Regional (Events that Sunnyvale helped Staff)			
Spring Garden Market – Santa Clara County Master Gardeners event	Event - Targeted	A weekend event in San Jose related to gardening and sponsoring exhibits that educate the public on how to protect the environment using sustainable gardening practices. Various vendors participate, selling plants and offering gardening tips. Apr 09	Sunnyvale supported Program efforts by helping to staff the exhibit at this event. See SCVURPPP section for additional information.
Mission College Eco / Earth Day Fair	Event - Targeted	Inaugural event at Mission College in Santa Clara that featured Green community organizations, eco friendly vendors, interactive activities and demonstrations. Apr 09	Sunnyvale supported Program efforts by helping to staff the exhibit at this event. The goal of the outreach was to inform the public on watersheds and water pollution prevention.
Festival in the Park	Event – Targeted	A weekend event in San Jose related to health and wellness, sponsoring exhibits that educate the public on how to protect the environment. Various vendors participate, promoting health, wellness and sustainable environment practices June 09	Sunnyvale supported Program efforts by helping to staff the exhibit at this event. The goal of the outreach was to inform the public through interaction and providing literature and "fly swatter" give-aways to promote IPM practices. Outreach was provided on the Santa Clara Valley Green Gardener program for landscape maintenance needs for the public.
Ad Hoc Task Group Mercury	Targeted	SCVURPPP work plan activities include developing a mercury virtual elimination policy for the City, educating employees, public outreach to residents and commercial businesses on fluorescent light recycling and other mercury containing products, and working with the County Household Hazardous Waste Program.	Sunnyvale is a participating and contributing member of the Ad Hoc Task Group for Mercury, and will continue to work with co-permittees, SCVURPPP staff, and the consultant to approve region-wide campaign action plans, implement strategies and activities, and to develop promotional materials.
Ad Hoc Task Group Pesticides	Targeted	Sunnyvale is a participating and contributing partner in the IPM Pesticide Outreach Work Group.	The goal of the campaign is to educate residents of Santa Clara County about watershed protection through water pollution prevention awareness and appreciation, to promote public involvement in watershed stewardship through behavioral changes, and to change behaviors that negatively impact the watershed.

045022

PI/P Activity	Type of Outreach	Level of Implementation (Description/Dates)	Evaluation of Effectiveness
Regional (cont)			
Watershed Education and Outreach Workgroup Participation	Targeted	The goal of regional workgroup participation is to share information and discuss watershed education with co-permittees.	Several times a year, Sunnyvale attends meetings with regional co-permittees to discuss watershed issues and determine current workgroup issues. In an ongoing effort, Sunnyvale is a participating member of the following workgroups sponsored by SCVURPPP Alviso Ed Center, Schools Group and update of Public Participation list.
Our Water Our World	Targeted	Sunnyvale has been active in the OWOW campaign by writing and publishing articles in newsletters, editing and producing PSAs, organizing local events, participating in regional events and presenting classroom programs.	Outreach activities at local community and regional events promote less toxic alternatives to common pesticides. Outreach staff met with Management at Home Depot located at 690 Kifer Road in Sunnyvale in June to discuss and welcome them to the campaign.
Retail Stores Program	Targeted	Sunnyvale worked with the co-permittees to ensure that retail nurseries/hardware stores in Sunnyvale continue their participation in the IPM campaign at the point of sale.	The program works with retail hardware and nursery stores in a partnership effort to educate customers about the danger of pesticides, to offer, promote less toxic options for pest control and an agreement to display IPM literature. See the Program's section of this report for a region-wide evaluation of the program's effectiveness.

City of Sunnyvale

FY 08-09 Annual Report

Attachment G

Public Information and Participation

Appendix 1

Examples of Outreach Materials Developed for Sunnyvale

Index of Outreach Material

1. Quarterly Report Articles

   a. Pollution Prevention Week
   b. Old Batteries Taking Over Your House?
   c. Sunnyvale's Pilot Storm Drain Retrofit Project
   d. Mercury Thermometer Exchange Ad (same page as above)
   e. Sunnyvale Celebrates Earth Day

2. The Harbinger

   a. Helping the community to protect the environment
   b. 24th Annual California Coastal Clean-up Day
   c. The Ants Come Marching In
   d. Spring Cleaning

3. The Poop Scoop

   a. Pollution Prevention Week
   b. As Rains Hit, Pollution Gets Swept Through Bay Area Watersheds

4. KSUN – Community TV – Pollution Prevention Week

   a. Fluorescents
   b. Lawn & Garden
   c. Car Wash
   d. Pesticides
   e. Automotive Fluid

5. Flyers & Posters

   a. Mercury Thermometer Exchange
   b. Earth Week Activities

6. Bus Back Ad

Pollution Prevention Week

What Can you Do to Protect Your Bay Today?

This year, Sunnyvale will team up with state and federal agencies, businesses and communities nationwide to promote the benefits of pollution prevention during National Pollution Prevention Week, starting September 15. The Bay is closer than you think, since our City storm drains connect to outfalls in creeks and channels that flow directly to San Francisco Bay. Practicing pollution prevention in the garden or during indoor and outdoor chores can be easy. By simply adopting some of the alternative practices listed below you too can protect your bay today.

Gardening Tips

Various techniques can be used in your garden that will contribute to a cleaner, safer and pollution-free environment:

- Do not fertilize or apply pesticides when rain is forecast within 24 hours. Runoff from rain or over-watering can carry fertilizer and pesticide residues into the storm drain system, degrading water quality in local creeks and the Bay.
- To rid your garden of uninvited pests, consider including plants that attract beneficial insects and introduce "good bugs," such as ladybugs, that will consume insect pests. Visit *www.mywatershedwatch.org* and click on the *Got Bugs* tab for more information.
- Do not blow or rake leaves or lawn clippings into the street, or place yard waste in gutters. Use a broom or rake, not a hose, to clean up leaves, lawn and garden clippings and place them in your green yard waste container for recycling. This will protect storm drains from clogging and reduce the amount of pesticides and fertilizers that may be present on green waste from entering our creeks and the Bay.

Green Gardener Program

Is your gardener a Green Gardener? Started in spring 2008, the Santa Clara Valley Green Gardener training program offers education and training to landscape maintenance professionals in the key principles of ecological landscaping. In the 10-week, 20-hour series of classes, individuals are taught to conserve water through good irrigation practices, protect and nourish the soil, and to reduce the need for pesticide use through integrated pest management practices. For information on classes being offered or to find a trained Green Gardener visit *www.mywatershedwatch.org* and click on the Green Gardener logo.

Around the House

- Chores and activities around the house can cause water pollution. For a cleaner Bay and environment, try incorporating the following tips:
- Avoid using toxic chemicals to clear a drain. Instead, clear your drains by pouring 1/4 cup baking soda into the drain, followed by 1/4 cup vinegar. Later, flush the drain with boiling water.
- Repair leaking vehicles promptly to help keep auto fluids off the street. Soak up spills with an absorbent such as kitty litter or sand. If you change your own oil or antifreeze, recycle it. Never dump oil or any automotive fluid on the dirt or in the storm drain.
- House repairs? Keep all construction debris, materials, and dirt piles covered and away from the street, gutter and storm drain. If a dumpster is used, be sure it is securely covered with a lid or tarp when not in use.
- Encourage family and friends to try some of the above suggestions. Working together and incorporating pollution prevention techniques, we can protect our shared environments and the Bay.

DID YOU KNOW?

The City offers composting workshops to its residents so they can learn how to use their own yard trimmings to make compost at home.

The workshops are led by experienced gardeners and master composter volunteers. The events are held one Saturday per month from 10 a.m. to noon at the City's Orchard Heritage Center, next to the Sunnyvale Community Center at 550 E. Remington Drive. The next workshop is scheduled for October 18.

Registration is requested. Sign up online at *CompostWorkshop.InSunnyvale.com* or by phone at (408) 730-7262, TDD (408) 730-7501.

TAKE A TOUR OF THE PLANT

Want to learn what happens to the water after it's sent down the drain? Take a free tour of Sunnyvale's Water Pollution Control Plant. Tours are fun for kids and adults, and provide environmental education to help better understand the water we so often take for granted. During the 90-minute tour, visitors will learn the various stages of treatment, how the plant uses alternative fuel sources to conserve energy and how Sunnyvale conserves by using recycled water on the landscaping at corporate business parks and City facilities.

Tours can be adapted to meet specific curriculum needs and are conducted Monday through Friday between 9 a.m. and 3 p.m. Call (408) 730-7738, TDD (408) 730-7501, to make a reservation. For more information about the Water Pollution Control Plant, visit *wpcp.sunnyvale.ca.gov.*

FOR ALL CITY SERVICES, TDD ACCESS (408) 730-7501

City Of Sunnyvale Awarded Urban Forestry Management Grant

Volunteers Needed

Street trees are an important part of the character of our City. The state Department of Forestry and Fire Protection (CAL FIRE) has awarded a $33,000 grant to assist the City of Sunnyvale in developing an Urban Forestry Management Plan. The plan will include a community participation and education program, encouraging collaboration between City council, City staff, businesses and residents, as well as assistance from state and federal agencies to help manage our urban forest.

Sunnyvale is looking for volunteers to participate in this process. Community volunteers will evaluate the condition of our street trees and their impact on neighborhoods, as well as giving input to staff on the components of the proposed plan. Even if you think you know little about trees but are interested in our community trees, you are invited to participate.

For more information, or to volunteer, contact Leonard Dunn, Street Tree Services Manager, at *ldunn@ci.sunnyvale.ca.us* or call (408) 730-7505, TDD (408) 730-7501.

Old Batteries Taking Over Your House?

Don't put them in the trash. Recycle them.

Batteries from toys, games and other household cordless products contain hazardous materials that do not belong in the landfill.

If batteries are disposed of in the garbage, they end up in the landfill where the hazardous materials can eventually leak into and pollute our groundwater.

Here are some options for proper disposal:

- Residents with curbside collection service may put household batteries in a clear plastic bag and place it on top of the recycling cart on collection day.
- Recycle the rechargeable batteries that power most common household cordless products at your local Radio Shack, Orchard Supply Hardware or the SMaRT® Recycling Center Station.
- Bring batteries to a scheduled HHW drop-off event: the third Saturday of every month (except December), at 164 Carl Road, from 8 a.m. to 1 p.m.

For more information, contact the City of Sunnyvale Recycling Program (408) 730-7262, TDD (408) 730-7501 or visit *Recycling.inSunnyvale.com*.

SUNNYVALE CELEBRATES EARTH DAY

The community is invited to join Sunnyvale in celebrating Earth Day with community events and activities starting Saturday, April 18. Events planned for Earth Day week include:

- April 18 – Sunnyvale Farmers Market: exchange your old mercury thermometer, get bicycle and transit maps, and see how Sunnyvale is growing greener
- April 18 – Composting Workshop
- April 20 – Children's activities about water and recycling at the Library
- April 22 – The Future is Here! Featured Earth Day workshop on current and emerging green technologies developing right here in the Sunnyvale area
- April 25 – Citywide Garage Sale
- April 25 – Great American Litter Pick-up

For a complete list of Earth Week activities visit *Green.inSunnyvale.com* or call (408) 730-2783, TDD (408) 730-7501.

045028

Helping the community to protect the environment

Although community groups often use car washes to raise money, they can have a tremendous impact on water pollution and can negatively effect the environment. Washing cars on a paved surface can send pollution such as oil, grease, exhaust fume residue, rust, benzene and chromium through the storm drain system to our local creeks and Bay. That's why Sunnyvale's Environmental Services loans Sudsafe Car Wash kits to non-profit organizations. The kits prevent soapy, contaminated car wash water that can harm fish and other wildlife from entering the storm drain system and polluting our water.

If you receive a call from a member of the public looking for information on car wash events, refer the caller to Environmental Services at the Water Pollution Control Plant at (408) 730-7260. As you travel around the community on City business, be on the lookout for car wash events or other activities causing storm water pollution. To report incidents of water pollution, call (408) 730-7270 during normal business hours and an inspector will be dispatched to speak to the individual about water pollution prevention.

Mark Your Calendar

24th Annual California Coastal Clean-up Day

Mark your calendar for September 20 and take part in California Coastal Cleanup Day. Join together with others and take action in an effort to clean-up the environment. The best part is you don't have to travel to the coast to participate! Although events will take place at beaches and local waterways around the state, our local clean-up event will focus on Sunnyvale's West Channel waterway and a part of the Guadalupe Slough. Activities begin at 9 a.m. and the clean-up will continue until noon. Gloves, pick-up sticks, safety vests, trash and recycling bags will be distributed.

This event offers a great opportunity to support clean and healthy waterways in Sunnyvale by removing the debris that can threaten the marine environment in San Francisco Bay. For more details or to sign up to participate in Sunnyvale's California Coastal Cleanup Day, call Environmental Outreach at (408) 730-7717.



The Ants Come Marching In

Has the local ant colony invaded your office or break room this winter demanding food and shelter? Before you reach for that can of household pesticide to combat the armies of unwanted pests, remember the City of Sunnyvale has an Integrated Pest Management Policy for all City employees. The policy asks us to use less-toxic pest control methods and to leave the use of applying pesticides to specially trained city staff or contractors. A copy of this policy can be found at *http://jasmine/ipm-policy.pdf.*

To prevent ant invasions:

- Store food only in tightly sealed containers or in the refrigerator.
- Keep areas clean of food debris and wiped dry. Crumbs and open food or water containers are an invitation to these pests.

Quick fixes for ant invasions:

- Find out what the ants want and where they are entering into your space. Mark their entry area.
- Don't remove the food or water source they want until you have started the ant clean-up process. If you do, they will scatter and then become more difficult to clean up.
- Use a vacuum to clean up lines of ants or spray ants with soapy water and wipe them up with a sponge. Using soapy water has the advantage of washing away the chemical trail that other ants will follow.
- If possible, temporarily block their entryway using a smear of petroleum jelly or a piece of tape.
- If you can't find the exact entry point, clean up the ants the best you can to the area where you think they are coming from and one that is away from your immediate work area.
- If ants are nesting in a potted plant, move it outdoors. Water the pot thoroughly and place it in a bucket filled with water to an inch below the rim of the pot. Lean a stick or pencil from the edge of the pot and the rim of the bucket (like a drawbridge over the moat) so ants have an exit pathway without getting into the water. Ants will soon begin evacuating the pot, carrying their white-colored eggs to safety. When ants stop emerging, drain the pot and return it to your office.

If you continue to have ant or other insect or rodent problems, contact Facilities Management at ext. 7761 to arrange for a pest control contractor to apply the appropriate control measures.

Spring Cleaning

Litter in our creeks is not only unsightly – it also impacts water quality and harms local wildlife. You can join other City staff to participating in National River Cleanup Day 2009, Saturday, May 16, from 9 a.m. – noon.

National River Cleanup Day is sponsored by the Creek Connections Action Group, a consortium of public agencies and nonprofit organizations that share a common goal of protecting Santa Clara County's waterways. This year's event in will focus on picking up litter and debris from the Sunnyvale East Channel and areas around Baylands Park.

This event is open to everyone, but may not be suitable for young children. Youth under the age of 18 must have parental approval, and anyone age 16 and under must be accompanied by an adult. To find parental approval forms, visit *www.cleanacreek.org.*

Gloves, pickup sticks, safety vests and trash and recycling bags will be provided. Volunteers are encouraged to wear long pants, sturdy shoes, hats and lots of sunscreen. To register or receive further information, call the Environmental Outreach division at ext. 7717, or e-mail *wpcp@ci.sunnyvale.ca.us.* Registered participants will receive additional instruction on the morning of the event.

045032

VOLUME 8 ISSUE 12 THE POOP SCOOP

ENVIRONMENTAL OUTREACH

National Pollution Prevention Week
September 15-21

National Pollution Prevention Week originated in California in 1992, and as the name suggests, the goal of the program is to promote pollution prevention through public awareness.

This year, the theme for National Pollution Prevention Week is

Protect Your Bay – Today!

During this week especially, an opportunity exists for everyone to be more aware of their own habits and actions that may impact the environment in a negative way.

Did you know that in past studies the U.S. EPA determined that contaminants in urban runoff are the main reason that approximately ***40 percent*** of surveyed rivers, lakes, and estuaries in the U.S. are not clean enough for fishing or swimming?

Some of these contaminants include: garden and lawn chemicals, automobile fluids, pet waste, yard waste and litter. The Bay is closer than you think. By simply adopting some of the alternative practices listed below you can ***Protect Your Bay—Today!***

- Do not fertilize or apply pesticides when rain is forecast within 24 hours. Runoff from rain or over-watering can carry fertilizer and pesticide residues into the storm drain system, degrading water quality in local creeks and the Bay.

- Avoid using toxic chemicals to clear a drain. Instead, clear your drains by pouring ¼ cup baking soda into the drain, followed by ¼ cup vinegar. Later, flush the drain with boiling water.

- Repair leaking vehicles promptly to help keep auto fluids off the street. Soak up spills with an absorbent such as kitty litter or sand. If you change your own oil or antifreeze, recycle it. Never dump oil or any auto fluid on the dirt or in the storm drain.

Working together and incorporating pollution prevention techniques, we can protect our shared environments and the Bay.

If you'd like more information on water pollution prevention and solutions, please see Jackie.

045033

Page 4 **Environmental Outreach** Volume 9, Issue 13

As Rains Hit, Pollution Gets Swept Through Bay Area Watersheds

The rains of the season have hit the Bay Area, bringing more than just gloomy skies and traffic problems. Heavy rains also bring an upsurge in water pollution as trash and other pollutants that build up during the dry season are picked up from Bay Area watersheds and washed into storm drains and waterways.

As parking lots and houses increasingly replace vegetation and open space in the Bay Area, fast moving runoff from these water-resistant surfaces carries everything in its path into local storm drains, which flow directly to local waterways. During heavy storms, trash, organic matter, and automotive pollutants end up in creeks and the Bay, threatening water quality, recreation, and wildlife in our local watersheds.

Storms flush large amounts of pollutants from Bay Area watersheds down into creeks, destroying habitat, depleting oxygen levels, and poisoning fish. Even leaves and grass clippings carried into creeks with rainy weather can disrupt the ecological health of our waterways.

You can help protect the watershed by doing any or all of the following things:

-Set an example for others by not littering. If you do see litter, pick it up and put it in a trash can or recycling bin.

-Carry a litterbag in your car or on your bicycle.

-Keep trash containers covered securely to prevent wind or animals from spreading litter.

-Keep leaves and yard clippings picked up around your home and recycle as green waste.

-Regularly maintain your vehicle to avoid auto fluid leaks that build-up on roadway surfaces.

-Use non-toxic or less toxic methods of pest control in your yard and garden, and use only amounts recommended on the label.

If you'd like more information on how you can help prevent water pollution, please see Jackie.

Pollution Prevention Tip:

It's against the law to throw flourescent bulbs or batteries in the trash. Dispose of them properly at the Sunnyvale SMaRT Station or at a Household Hazardous Waste drop-off event.

LEARN HOW AT WPCP.SUNNYVALE.CA.GOV

NATIONAL POLLUTION PREVENTION WEEK SEPTEMBER 15 – 21

KSUN – Slide 1

Pollution Prevention Tip:

Prevent pollution going down the storm drain to our creeks and the Bay. Place leaves and yard trimmings in a compost bin or yard cart.



KSUN – Slide 2

KSUN – Slide 3

KSUN – Slide 4

Pollution Prevention Tip:

Never pour automotive fluids in the storm drain. Practice proper disposal by taking automotive fluids to the Sunnyvale SMaRT Station or to a Household Hazardous Waste drop-off event.

LEARN HOW AT WPCP.SUNNYVALE.CA.GOV

NATIONAL POLLUTION PREVENTION WEEK SEPTEMBER 15 – 21

KSUN – Slide 5

National Pollution Prevention Week

September 15-21

Mercury Fever Thermometer Exchange

Bring us your glass mercury fever thermometer and exchange it for a digital thermometer.* **FREE**

One easy way to prevent pollution!



Mercury is toxic and can cause damage to the nervous system, brain, kidneys, liver, and immune systems in humans and animals. One broken thermometer can pollute up to 5 million gallons of water.

Friday, September 19th at the Sunnyvale Senior Center's - Health & Resources Fair from 9:30 a.m. – 3:30 p.m.

For further info call 408-730-7738

CITY OF SUNNYVALE CALIFORNIA

SUNNYVALE WATER POLLUTION CONTROL PLANT

BAPPG

www.BayWise.org 1-888-BAYWISE (229-9473)

*Limit one free digital thermometer per household.

Mercury Thermometer Exchange Flyer

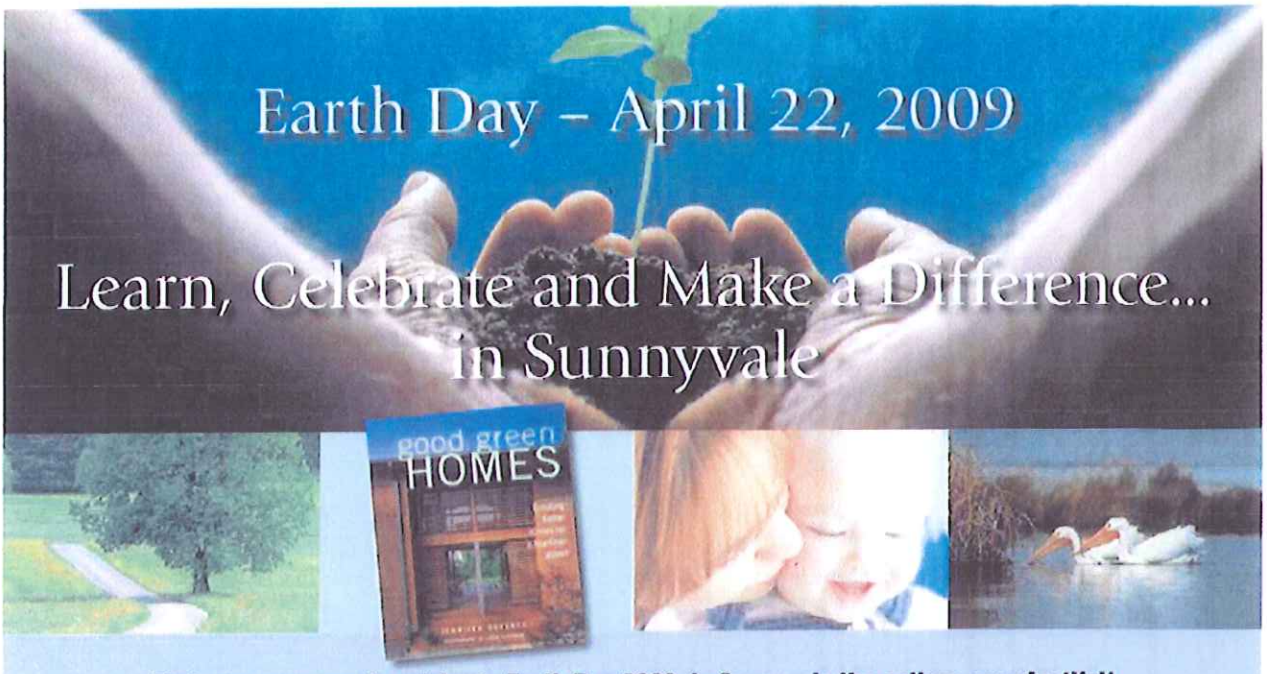

Find your own way to celebrate Earth Day 2009. In Sunnyvale the options are plentiful!
Have a waste-free lunch at a local park, use reusable grocery shopping bags, hold a sale or shop at the Sunnyvale Garage Sale, visit the Earth Day booths at the Sunnyvale Farmers' Market or attend a wonderful workshop!

EARTH WEEK ACTIVITIES (April 18 – April 25)

Farmers' Market

City Programs Going Green

Visit our booths and find out what the City is doing to achieve a sustainable future.

Mercury Thermometer Exchange

Trade in your old mercury thermometer for a non-toxic one.

Saturday, April 18
9 a.m. – 1 p.m.
Murphy Ave., Sunnyvale

Workshops and Programs

Home Composting

Saturday, April 18
10 a.m. – noon
Community Center
550 E. Remington Dr.
Register online

Wonderful Water – Let's Recycle!

An interactive presentation targeted to young children about protecting our water from pollution and how it works to reduce, reuse and recycle.

Monday, April 20
1 p.m. – 3 p.m.
Sunnyvale Library, Program Room
665 W. Olive Ave.

Your Home, Your Community, Your Environment

Community Conversation on Climate Change

Get a peek at some of the newest local technology, join an interactive discussion with industry leaders on why sustainability matters, and discover how you can get started getting green.

April 22
6:30 p.m. – 8:30 p.m.
City Council Chambers
456 W. Olive Ave.
For more information on this workshop, call (408) 730-2783, TDD (408) 730-7501 or e-mail *dclark@ci.sunnyvale.ca.us*

Greening Your Daily Life

Learn about easy, money-saving choices.

A panel of experts moderated by Ursula Syrova offer suggestions for easy, money-saving choices.

Thursday, April 23
7 p.m. – 8:30 p.m.
Community Center, 550 E. Remington Dr.

Citywide Garage Sale Day

Saturday, April 25
Shoppers: See Sunnyvale Sun newspaper and *www.sunnyvalerecycles.org* for listing of sales.

Great American Litter Pick-Up

Saturday, April 25
To volunteer, call (408) 730-7717 or *wpcp@ci.sunnyvale.ca.us.*

For more information, call (408) 730-7262, TDD (408) 730-7501 or visit *www.sunnyvalerecycles.org*

Earth Week 2009 Activities Flyer

If it flows down the street ... it ends up in the creek
NO DUMPING.
FLOWS TO BAY.
(408) 730-7717
WPCP.inSunnyvale.com
Keep pollutants out of creeks!
Sunnyvale Water Pollution Control Plant

Valley Transportation Authority
If it flows down the street ... it ends up in the creek
NO DUMPING.
FLOWS TO BAY.
(408) 730-7717
WPCP.inSunnyvale.com
Keep pollutants out of creeks!
CAUTION!
WIDE
TURNS
CA EXEMPT
1105430
www.vta.org

Bus Back Ads

22
Valley Transportation Authority
If it flows down the street ... it ends up in the creek
(408) 730-7717
WPCP.inSunnyvale.com
Keep pollutants out of creeks!
www.vta.org
1120584
CAUTION!
WIDE
TURNS

City of Sunnyvale

FY 08 - 09 Annual Report

Attachment H

Pesticide Management Activities

P.S. Id.	Activity	CI Item Source	FY 08-09 Tasks	Status / Comments	Due Date (mo/yr)	Responsible Party
	Control Program for Pesticides					
	Pest Management Plan/Policy Implementation	Permit Prov. C.9.d	Continue to track OP pesticide usage and other pesticides identified as creating potential water quality problems on City-owned property. Report types and quantities used in Annual Report for the previous calendar year. Track quantities of the top five pesticides by the City. Report quantities of active ingredients and locations used.	• All pesticides applied by City staff, including OP (Organophosphate Pesticides) to City-owned property are tracked via the monthly Summary Pesticide Use Report (Form PR-ENF-060) that are submitted to the County Agriculture Commissioner • The data from these forms as well as data provided by any contractors who apply pesticides to city-owned property are tracked in Excel tables • Reports on the top-five (greatest quantities of active ingredient) applied for both solid and liquid formulations are included in Appendix 1 of this Attachment.	Annually Report 09/09	Kristy McCumby Env. Spec.
	Pest Management Plan/Policy Implementation	Permit Prov. C.9.d	Hold an annual meeting for Department /Division staff involved in implementing the City's IPM Policy to identify issues and suggestions for enhancements to the current IPM practices.	Discussed possible changes to the City's current IPM policy, in light of potential MRP requirements. No changes in the current policy were identified for this time and once the MRP is adopted, the current policy will be reviewed and revised per the MRP requirements.	Report 09/09	Kristy McCumby Env. Spec. & Scott Morton, Parks Supervisor.
	Pest Management Plan/Policy Implementation	Permit Prov. C.9.d	Hold annual training for Parks Division to educate staff regarding pesticide and turf product applications, Integrated Pest Management Policy, and irrigation water run off	Annual Training was held on November 19, 2008 and on March 26, 2009 for Parks Division Staff. See Attachment M for details.	Annually Report 09-09	Scott Morton, Parks Supervisor
	Pest Management Plan/Policy Implementation	Permit Prov. C.9.d	Train other staff (e.g., Public Works) who apply pesticides as a regular part of their job duties as to the requirements of the Plan and Policy. Provide information and training on the contents of the plan to all City employees	Annual training for PW staff (Boulevard Landscaping was held on February 26, 2009. See Attachment M for details.	Annually Report 09/09	Kristy McCumby Env. Spec.

Control Program for Pesticides (cont.)						
	Pest Management Plan/Policy Implementation	Permit Prov. C.9.d	Modify Pest Control Vendor's contracts as they come up for renewal, to include requirements that they 1) Follow the City's IPM Plan/Policy, BMPs and SOPs. 2) Provide evidence of current IPM training for contractor employees working on City property. 3) Contractors to annually provide copies of State of California Monthly Summary Pesticide Use Report (Form PR-ENF-060 Rev. 4/92) or the equivalent to Environmental Division staff	• Standard language is included in contracts for firms providing pest control services to the city, requiring that they follow the city's IPM Policy and that they provide information as to the types, quantities and locations of the pesticide applications and any control measures that were needed. • This information is included in Appendix 1 of Attachment. This information is tracked in an Excel table based on Invoice Service slips provided by the contractors. • The City's structural pest control contractor provided copies of certifications for hours of training this FY, including training received on IPM practices. These are kept on file in the Environmental Division.	Annually Report 09/09	Kristy McCumby Env. Spec. and City Finance Manager (TBD)
	Pest Management Plan/Policy Implementation	Permit Prov. C.9.d	Inform new leaseholders of the City's IPM policy	The city's contractor for property management annually includes a flyer on the city's IPM policy that is mailed to the leaseholders.	Annually Report 09/09	Kristy McCumby, & Mike Chan, City Pro. Mgr.
	Pest Management Plan/Policy Implementation	Permit Prov. C.9.d	Document training city staff that applies pesticides to ensure compliance with training requirements established by the County Agriculture Commissioner and the State Dept. of Pesticide Regulation. Provide annual training to staff who apply pesticides on the City's Pest Management Plan, IPM Policy, SOPs, BMPs, and IPM techniques appropriate to the pests	• All city staff who apply pesticides as a regular part of their job duties hold all appropriate certifications from DPR. • Records of training and certification status are kept by the departments that those staff work in • Staff is provided annual training on the City's IPM Policy as part of their Pesticide Safety and Use Annual Training (See Attachment M for details).	Annually Report 09/09	Lead: Kristy McCumby Env. Spec. Support: Mike Eccles, Sr. PW Leader and Scott Morton, Parks Supervisor

Control Program for Pesticides (cont.)						
	Pest Management Plan/Policy Implementation	Permit Prov. C.9.d	Work with SCVURPPP IPM Pesticide Outreach Work Group to coordinate with regional efforts to provide training to small businesses that perform landscape maintenance to residences and commercial entities.	Staff continues to work with IPM Pesticide Outreach ad hoc work group of SCVURPPP. Staff continues to be significantly involved with the implementation of and teaching IPM topics for the Santa Clara Valley Green Gardener program, sponsored by SCVURPPP. Various outreach efforts were coordinated with SCVURPPP as well as providing information about the SV GG training program at events in Sunnyvale, encouraging residents to hire trained Green Gardeners. See the Program's section of the Annual Report for Details about the Green Gardener Training Program.	Annually Report 09/09	McCumby Env. Spec. and Jackie Besoyan, Environmental Outreach Coord.
	Pest Management Plan/Policy Implementation	Permit Prov. C.9.d	Document education provided on the City's IPM Plan/Policy for staff who do not apply pesticides and on the prohibition for use of over-the-counter pesticides by untrained staff in and around the workplace (consistent with the City's IPM Plan/Policy). Report on activities/ numbers reached in Annual Report.	• Information about the City's IPM Policy is available on the City's intranet Website, Jasmine, as well as published in the Administrative Policy Manual • The need for annual staff training has become less essential over the past 6 years, since the policy was first enacted. Employees have learned at part of their job, to utilize the City's Pest Control Contractor who follows the City's IPM Policy, to deal with pest issues that may arise in their work areas, rather than purchasing over-the-counter products for pest control and applying pesticides themselves. • An article was published In the Jan /Feb 09 issue of the employee newsletter, the Harbinger. The article, entitled *The Ants Come Marching In* reminded employees about the prohibition for use of over the counter pesticides , the Cities IPM policy and how coached employees on how to	Annually Report 09/09	Kristy McCumby Env. Spec. Support: Jackie Besoyan, Environmental Outreach Coord.

				use IPM and less toxic options for pest control in and around ones work area. See Attachment G, Table 1 for numbers reached through the Harbinger.		
Control Program for Pesticides (cont.)						
	Pest Management Plan/Policy Implementation	Permit Prov. C.9.d	Evaluate effectiveness of training. Report on progress in Annual Report.	The effectiveness of the training and information sharing on IPM practices as well as the City's policy can be shown by the positive changes in the continuing use of less toxic options for dealing with pest problems, significant reductions in the use of OP pesticides (rarely any used in the last 4 years), and the overall good management practices (e.g. proper irrigation and mulching) that help reduce the need for pesticide or herbicide use on city property. Also, the contractor for structural applications has also moved toward using reduced risk chemicals and baits versus more toxic options used in the past.	Annually Report 09/09	Kristy McCumby Env. Spec.
	Pest Management Plan/Policy Implementation	Permit Prov. C.9.d	Conduct annual citywide search of chemical storage areas for pesticides that are no longer legal for application per EPA, State, and/or local requirements. Properly dispose of any such pesticides pursuant to appropriate waste disposal regulations.	Public Works, Boulevard Landscaping inventoried the Public Works Chemical Storage Room in February 2009. No OP pesticides or other older "illegal" were found. There were some product found that are no longer used by the City and they will be disposed of by a hazardous waste contractor as funds become available. Parks Division staff inspected their chemical storage area and found no OP pesticides or other older "illegal" pesticides – completed on 5/1/09	Annually Report 09/09	(Report) Kristy McCumby, Env. Spec. (Support) Mike Eccles, PW, Scott Morton, Parks Supervisor

Control Program for Pesticides (cont.)						
	Pest Management Plan/Policy Implementation	Permit Prov. C.9.d	Continue to assist with local implementation of the Watershed Education and Outreach (WE&O) Campaign. Distribute literature and other outreach materials at sponsored events; disperse articles and ads about less-toxic pest control and proper disposal techniques to media venues such as newsletters, utility bills, and movie ads. Support Program events in coordination with Watershed Watch.	Sunnyvale has been active both in the local implementation of the WE&O Campaign and is a participating member of the Pesticides Ad Hoc task group. Outreach activities include distribution of literature at sponsored events, and classroom Enviroscape demonstrations explaining water pollution from pesticide and fertilizer runoff. Media sources for outreach include theater ads, newsletter articles, newspaper ads, community cable TV ads, and information provided to the public via the website. Subjects covered include prevention of water pollution from pesticides and fertilizers, integrated pest management, proper disposal of pesticide products, and sources of additional information. See Attachment G Table 1 – Detailed Descriptions PI/P Activities and Self-Evaluation Matrix for FY 08-09.	Annually Report 09/09	Jackie Besoyan, Environmental Outreach Coordinator
	Pest Management Plan/Policy Implementation	Permit Prov. C.9.d	Continue to help business and community members to say current with the City's IPM Policy by editing the document posted on the web page as updates become available. Include updates to IPM techniques for pests.	Information regarding the City's IPM Plan and Policy, general IPM techniques, and links to IPM fact sheets is posted for public review on the Water Pollution Control Plant web page and is reviewed and updated on an as needed basis.	Annually Report 09/09	Jackie Besoyan, Environmental Outreach Coordinator
	Pest Management Plan/Policy Implementation	Permit Prov. C.9.d	Continue to provide at least one story on IPM practices/ successes and/or the City's Pest Management Plan and IPM Policy to local newspapers and/or citywide newsletters.	Articles and/or ads regarding IPM, pesticide reduction and proper disposal of pesticides were published in a variety of newsletters and the local community paper. See Attachment G Table 1 – Detailed Descriptions PI/P Activities and Self-Evaluation Matrix for FY 08-09.	Ongoing Report 09/08	Jackie Besoyan, Environmental Outreach Coordinator

Control Program for Pesticides (cont.)						
	Pest Management Plan/Policy Implementation	Permit Prov. C.9.d	1) Continue to assist with the local components of a "Pesticide User Outreach" as proposed by the program. Target residential and commercial users. 2) Based on recommendations from the Program's research reports and surveys of business pesticide usage, develop and implement education that will target specific businesses.	The City of Sunnyvale continues to assist the Program by implementing pesticide user outreach components targeting residential and commercial users, by participating in business events, and by providing literature to retail stores and nurseries. • Sunnyvale's Pretreatment Program has pesticide BMP brochures which are regularly distributed during inspections to landscaping facilities, nurseries and home retail stores. • See Attachment G Table 1 – Detailed Descriptions PI/P Activities and Self-Evaluation Matrix for FY 08-09. • To target commercial pesticide use, Sunnyvale continues to participate in the Santa Clara Valley Green Gardener Training program to provide landscape maintenance workers and professionals with training to learn practices that conserve water, protect the soil, and reduce the need to use pesticides. See the Program's section of the annual report for a description of the class activities and Sunnyvale's participation.	Annually Report 09/09	Jackie Besoyan, Environmental Outreach Coordinator
	Pest Management Plan/Policy Implementation	Permit Prov. C.9.d	Continue work with the Program to provide information on less toxic pest control (e.g., IPM techniques, municipal IPM policies, model contract language, and training opportunities) to neighboring special districts (e.g., open space districts, vector control districts, and school districts) as appropriate.	Promotion to special districts in Sunnyvale (school districts) was conducted by the Program in FY04-05 and has not been repeated to date. The City Parks Division has maintenance agreements for outside grounds with some schools within the City's jurisdiction. All pertinent laws are followed regarding posting and public notification.	Annually Report 09/09	Jackie Besoyan, Environmental Outreach Coordinator

Control Program for Pesticides (cont.)						
	Pest Management Plan/Policy Implementation	Permit Prov. C.9.d	Track and/or estimate the numbers of Sunnyvale residents and staff reached through outreach efforts (including advertising) regarding the City's IPM policy, pesticide use reduction, and related topics.	Estimated numbers of Sunnyvale residents and staff reached through outreach efforts are recorded on Attachment G Table 1 – Detailed Descriptions PI/P Activities and Self-Evaluation Matrix for FY08-09 and Attachment H, Appendix 1, Table 2.	Annually Report 09/09	John Pilger, Com Officer & Jackie Besoyan, Environmental Outreach Coordinator

Response to Regional Water Quality Control Board Comments on ICD Activities Section to FY 07-08 Annual Report:
No comments were received from RWQCB2 on this section.

City of Sunnyvale

FY 08 - 09 Annual Report

Attachment H

Appendix 1

Table 1 a-v: Top Five Quantities of Pesticides Applied to City Property 2001 – 2008 and Discussion

Table 2: PI/P Pesticide Management Activities – Numbers Reached

045050

The tables below show the top five pesticides applied on City property from calendar year 2001 through 2008.

Table 1a. Top Five Pesticide Quantities Applied by City Staff in 2001 (liquid)

Product Name/Manufacturer	*Total Amount of Product Used*	*Unit of Measure*	*Active Ingredient Name*	*% Active Ingredient Present*	*Total Quantity of Active Ingredient Applied*	*Locations of Applications (By Division)*
Round up Pro/Monsanto Co.	40,980.7	OZ	Isopropylamine salt of glyphosate	41.0	16802.07 OZ (131.3 gal.)	Parks, Trees and Landscape, and Golf
Scythe Herbicide/Mycogen Corp.	5842.1	OZ	Nonanoic acid	57.0	3329.97 OZ (26.01 gal.)	Parks
Pendulum 3.3 E.C. /BASF Corp.	4780.8	OZ	Pendimethalin	37.4	1788.01 OZ (13.96 gal.)	Trees and Landscape
Garlon 4 Herbicide/Dow Agrosciences	1895.0	OZ	Trichlpyr/Butoxethyl Ester	61.6	1167.62 OZ (9.1 gal.)	Trees and Landscape
Surflan AS Herbicide/Elanco	2011.9	OZ	Oryzalin	40.4	812.8 OZ (6.35 gal.)	Parks, Golf

Table 1b. Top Five Pesticide Quantities Applied by City Staff in 2001 (solid)

Product Name/Manufacturer	*Total Amount of Product Used*	*Unit of Measure*	*Active Ingredient Name*	*% Active Ingredient Present*	*Total Quantity of Active Ingredient Applied*	*Locations of Applications (By Division)*
PCNB 10%/Turfgo/ Cleary	1350	lb.	Pentochloronitrobenzene	10	135 lb.	Golf
Aliette/RhonePoulenc AG Co.	85	lb.	Fosetyl - AL	80	68 lb.	Golf
Engage TM 10G/ United Horticultural Supply	650	lb	Pentachloronitrobenzene	10	65 lb.	Golf
Pendulum 2G/ BASF Corp	2484	lb	Pendimethalin	2.17	53.9 lb.	Trees and Landscaping
Fore/ Rome and Haas	31.25	lb	Mancozeb	80	25 lb.	Golf

045051

Table 1c. Top Five Pesticide Quantities Applied by City Staff in 2002 (liquid)

Product Name/Manufacturer	*Total Amount of Product Used*	*Unit of Measure*	*Active Ingredient Name*	*% Active Ingredient Present*	*Total Quantity of Active Ingredient Applied*	*Locations of Applications (By Division)*
Round up Pro/ Monsanto Co.	21,450	OZ	Isopropylamine salt of glyphosate	41	8,794 OZ (68.7 gal.)	Parks, Trees and Landscape, Golf
Pendulum 3.3 EC/BASF Co.	5,330	OZ	Pendimethalin	37.4	1,993 OZ (15.6 gal.)	Trees and Landscape
Scythe Herbicide/Mycogen Corp.	1,753	OZ	Nonanoic acid	57	999 OZ (7.8 gal.)	Parks
Aliette/Rhone Poulenc AG Co.	1,000	OZ	Fosetyl-al	80	800 OZ (6.3 gal.)	Golf
Fore/Rome and Haas	716	OZ	Mancozeb	80	573 OZ (4.5 gal.)	Golf

Table 1d. Top Five Pesticide Quantities Applied by City Staff in 2002 (solid)

Product Name/Manufacturer	*Total Amount of Product Used*	*Unit of Measure*	*Active Ingredient Name*	*% Active Ingredient Present*	*Total Quantity of Active Ingredient Applied*	*Locations of Applications (By Division)*
PCNB 10%/Turfgo	1318	lb	Pentochloronitrobenzene	10	138 lb.	Golf
Pendulum 3.3 E.C./BASF Corp	216	lb	Pendimethalin	37.4	129 lb.	Trees and Landscape
Fungicide X/ Scotts Co.	1243.6	lb	Iprodione	1.3	16 lb.	Golf
Dimension/J.R. Simplot	750	lb	Dithiopyr	0.2	15 lb.	Golf
Metaldehyde 3.5G/Platte Chemical Co.	136	lb	Metaldehyde	3.5	5 lb.	Parks

Table 1e. Top Five Pesticide Quantities Applied by City Staff in 2003 (liquid)

Product Name/Manufacturer	*Total Amount of Product Used*	*Unit of Measure*	*Active Ingredient Name*	*% Active Ingredient Present*	*Total Quantity of Active Ingredient Applied*	*Locations of Applications (By Division)*
Round up Pro/ Monsanto Co.	30064 (236 gal)	OZ	Isopropylamine salt of glyphosate	41	12326 oz (96 gal)	Parks, Trees and Landscape, Golf
Pendulum 3.3 EC/BASF Co.	8647 (66 gal)	OZ	Pendimethalin	37.4	3234 oz (25 gal)	Trees and Landscape & Parks
Scythe Herbicide/Mycogen Corp.	3950 (30 gal)	OZ	Nonanoic acid	57	2251 oz (17.5 gal)	Parks
Aquashade/Aquashade Corp	40	gal	Acid Blue 9-diammonium salt	23.63	9.5 gal	Golf, Parks
Chipco26GT flowable fungicide /Rhone-Poulenc AG Co.	960 (7.5 gal)	OZ	Iprodine	23.3	224 oz (1.7gal)	Golf

Table 1f. Top Five Pesticide Quantities Applied by City Staff in 2003 (solid)

Product Name/Manufacturer	*Total Amount of Product Used*	*Unit of Measure*	*Active Ingredient Name*	*% Active Ingredient Present*	*Total Quantity of Active Ingredient Applied*	*Locations of Applications (By Division)*
Turfgo Engage 10G	1600	Lb	PCNB	10	160 lb	Golf
Pendulum 3.3 E.C./BASF Corp	1033	lb	Pendimethalin	37.4	386 lb.	Parks
Turfcide PNCB 10%	900	lb	PCNB	10.0	90 lb.	Golf
Metaldehyde 3.5G/Platte Chemical Co.	580	lb	Metaldehyde	3.5	20.3lbs	Parks
Fungicide X/ Scotts Co.	407	lb	Iprodione	1.3	5.3 lb.	Golf

Table 1g. Pesticide Quantities Applied by Contractor on City Property in 2003 (July – December 2003)

Product Name/Manufacturer	*Total Amount of Product Used*	*Unit of Measure*	*Active Ingredient Name*	*% Active Ingredient Present*	*Total Quantity of Active Ingredient Applied*	*Locations of Applications (By Division)*
Demon WP	4040	gal	Cypermethrin	0.1	4.0 gal	All City buildings
Talstar Granular	180.2	lb	Bifenthrin	0.02	0.04 lb	All City buildings
Tempo	480	gal	Cyfluthrin	0.05	0.24 gal	All City buildings

045053

Table 1h. Top Five Pesticide Quantities Applied by City Staff in 2004 (liquid)

Product Name/Manufacturer	*Total Amount of Product Used*	*Unit of Measure*	*Active Ingredient Name*	*% Active Ingredient Present*	*Total Quantity of Active Ingredient Applied*	*Locations of Applications (By Division)*
Round up Pro/ Monsanto Co.	26,784	OZ	Isopropylamine salt of glyphosate	41	10,981 oz (85.8 gal)	Parks, Trees and Landscape, Golf
Pendulum WDG/ Monsanto Co.	4,445	OZ	Pendimethalin	60	2667 oz (20.8 gal)	Blvd. Landscaping
Pendulum Aqua Cap/BASF Co.	4400	OZ	Pendimethalin	38.7	1703 oz (13.3 gal)	Public Works/Trees & Landscaping
Quikpro/Monsanto Co.	1926	OZ	Glyphosate, monoamonium salt Diquat dibromide	73.3 2.9	1412 oz (11.0 gal) 55.9 oz (0.5 gal)	Parks
Pendulum 3.3 EC/BASF Co.	2954	OZ	Pendimethalin	37.4	1105 oz (8.6 gal)	Trees and Landscape & Parks

Table 1i. Top Five Pesticide Quantities Applied by City Staff in 2004 (solid)

Product Name/Manufacturer	*Total Amount of Product Used*	*Unit of Measure*	*Active Ingredient Name*	*% Active Ingredient Present*	*Total Quantity of Active Ingredient Applied*	*Locations of Applications (By Division)*
Turfcide PNCB 10%	1300	lb	PCNB	10.0	130 lbs	Golf
PCNB 10%/ AAMVAC	1295	lb	PCNB	10.0	130 lbs	Golf
Pendulum 2G./BASF Corp	1074	lb	Pendimethalin	2.0	21 lbs	Parks
Fungicide X/ Scotts Co.	1158	lb	Iprodione	1.3	15 lbs	Golf
Metaldehyde 3.5G/Platte Chem. Co.	335	lb	Metaldehyde	3.5	12 lbs	Parks

Table 1j. Pesticide Quantities Applied by Contractor on City Property in 2004 (liquids and solids)

Product Name/Manufacturer	*Total Amount of Product Used*	*Unit of Measure*	*Active Ingredient Name*	*% Active Ingredient Present*	*Total Quantity of Active Ingredient Applied*	*Locations of Applications (By Division)*
Talstar Granular	368.95	lb	Bifenthrin	0.02	.074lbs	All City buildings
Tempo	57.75	gal	Cyfluthrin	0.05	0.29 gal	All City buildings
Drion (dust)	2.0	lb	Pyrethrin Piperonyl Butoxide Amorphus silica gel	0.1 10.0 40.0	0.02 lbs 0.2 lbs 0.8 lbs	All City buildings
Demon WP	0.5	gal	Cypermethrin	0.1	0.005 gal	All City buildings
PT 565 Plus XLO	0.53	gal	Pyrethirn d-trans Alethrin Piperony Butoxide n-Octyl Bicycloheptene - Dicarboximide	0.25 0.25 1.0 1.0	.001 gal .001 gal .005 gal .005 gal	All City buildings

045055

Table 1 k. Top Five Pesticide Quantities Applied by City Staff in 2005 (solid)

Product Name/Manufacturer	*Total Amount of Product Used*	*Unit of Measure*	*Active Ingredient Name*	*% Active Ingredient Present*	*Total Quantity of Active Ingredient Applied*	*Locations of Applications (By Division)*
Pendulum/BASF	1824.5	lb	Pendimethalin	2%	36.49 lbs	Parks and Recreation
Metaldehyde 3.5 G	720.5	lb	Metaldehyde	3.5%	25.22 lbs	Parks and Recreation
Fungicide VII/OM/Scotts	678	lb	Triadmefon	59%	400.02 lbs	Golf
PCNB 10%/AAMVAC	2510	lb	PCNB	10%	251.0 lbs	Golf
Andersons 19-0-19 with Dimensions	8780	lb	Iprodione	0.25%	21.95 lbs	Golf

Table 1 l. Top Five Pesticide Quantities Applied by City Staff in 2005 (liquid)

Product Name/Manufacturer	*Total Amount of Product Used*	*Unit of Measure*	*Active Ingredient Name*	*% Active Ingredient Present*	*Total Quantity of Active Ingredient Applied*	*Locations of Applications (By Division)*
Round-up Pro/Monsanto	179.47	Gallons	Isopropylamine salt of glyphosate	41%	73.5 gallons	Golf, Parks and Recreation, and Public Works
Pendulum Aqua Cap/BASF	68.03	Gallons	Pendimethalin	38.7	14.54 gallons	Public Works
Gallery 75, dry, flowable/Dow Agroscience	16.48	Gallons	Isoxaben	75%	12.4 gallons	Public Works and PW/ Trees and Landscaping
Pendulum WGD/Cyanamid	14.29	Gallons	Pendamethalin	60%	8.8 gallons	Public Works and PW/ Boulevard Landscaping
Quick Pro	9.67	Gallons	Glyphosate, monoammonium salt	73.3%	7.3 gallons	Parks and Recreation

045056

Table 1 m Pesticide Quantities Applied by Contractor on City Property in 2005 (liquids and solids)

Product Name/Manufacturer	*Total Amount of Product Used*	*Unit of Measure*	*Active Ingredient Name*	*% Active Ingredient Present*	*Total Quantity of Active Ingredient Applied*	*Locations of Applications (By Division)*
Tempo/Bayer Health Care	82.9	Gallons	Cyfluthrin	1%	0.83 gallons	All City buildings
Talstar/ FMC Corp.	491.7	Pounds	Bifenthrin	0.2%	0.98 pounds	All City buildings
Talon/Syngenta Crop Pro. Inc.	15.5	Pounds	Brodifacoum	0.005%	0.0007 pounds	All City buildings
Termidor/BASF Corp	2.7	Gallons	Fipronil	9.1%	0.25 gallons	All City buildings
PT 565/Whitmire Microgen	1.1	Gallons	Piperonyl Butoxide, other related Pyrethrins Piperonyl Butoxide N-octyl bicycloheptene dicarboximide	0.2% 0.5% 0.8% 1.0%	.0022 gallons .0055 gallons .0088 gallons 0.11 gallons	All City buildings
Tengard/United Phosphorus	2.0	Gallons	Permethrin	36.8%	.74 gallons	All City buildings
Drion Dust	0.002	Pounds	Pyrethrin Piperonyl Butoxide, other related Piperonyl Butoxide Silica aerogel	1% 2% 8% 40%	0.00002 pounds 0.00004 pounds 0.00016 pounds 0.0008 pounds	All City buildings

Table 1 n - Top Five Pesticide Quantities Applied by City Staff in 2006 (liquid)

Product Name/Manufacturer	*Total Amount of Product Used*	*Unit of Measure*	*Active Ingredient Name*	*% Active Ingredient Present*	*Total Quantity of Active Ingredient Applied*	*Locations of Applications (By Division)*
Round Up Pro/Monsanto	186.2	Gal	Isopropylamine salt of glyphosate	41%	76.3 gallons	Parks and Public Works/ Blvd Landscaping
Pendulum AquaCap/ BASF	43.9	Gal	Pendimethalin	37.8%	16.6 gallons	PW/Blvd Landscaping
Quik Pro/Monsanto	24.6	Gal	Glyphosate monoammonium salt Diquat dibromide	73.3% 2.9%	18.0 gallons 0.71 gallons	Parks
Gallery 75 Dry/Dow Agroscience	9.7	Gal	Isoxaben	75%	7.3 gallons	PW/Blvd Landscaping
Aquashade/ Aquashade Co.	5.7	Gal	Acid Blue 9 Diammonium Salt Tartrazine	23.63% 2.39%	1.3 gallons 0.1 gallons	Golf

Table 1o – Top Five Pesticide Quantities Applied by City Staff in 2006 (solid)

Product Name/Manufacturer	*Total Amount of Product Used*	*Unit of Measure*	*Active Ingredient Name*	*% Active Ingredient Present*	*Total Quantity of Active Ingredient Applied*	*Locations of Applications (By Division)*
PCNB 10% AAMVAC	2140	lbs	PCNB	10%	214 lbs	Golf
Turfcide PCNB 10%	2040	lbs	PCNB	10%	204 lbs	Golf
Barricade DG/Andersons Lawn Fertilizer	2900	lbs	Prodiamine	0.48%	139.2 lbs	Parks
Drive 75-DF	80	lbs	Quinclorac	75%	60 lbs	Golf
Fungicide VII / OM Scotts	457	lbs	Triadmefon	0.59%	27 lbs	Golf

Table 1 p - Pesticide Quantities Applied by Contractor on City Property in 2006 (liquids and solids)

Product Name/Manufacturer	*Total Amount of Product Used*	*Unit of Measure*	*Active Ingredient Name*	*% Active Ingredient Present*	*Total Quantity of Active Ingredient Applied*	*Locations of Applications (By Division)*
Tenguard/United Phosphorus, Inc	2.0	Gal	Permethrin	36.8%	0.8 gallons	All City Buildings
Tempo/Bayer	50.7	Gal	Cyfluthrin	1%	0.51 gallons	All City Buildings
Drione Dust/Bayer	10.75	Oz	Permethirn Piperonyl butoxide Silicaareogel	1% 10% 40%	0.1 oz 1.0 oz 4.3 0z	All City Buildings
Termidor/BASF	0.75	Gal	Fipronil	9.1%	0.07 gallons	All City Buildings
Talon/Syngenta	2.0	Lbs	Bordifacoum	0.005%	.01 lbs	All City Buildings

045058

Table 1 q - Top Five Pesticide Quantities Applied by City Staff in 2007 (liquid)

Product Name/Manufacturer	*Total Amount of Product Used*	*Unit of Measure*	*Active Ingredient Name*	*% Active Ingredient Present*	*Total Quantity of Active Ingredient Applied*	*Locations of Applications (By Division)*
Round Up Pro/Monsanto	214.4	gallons	Glyphosate	41%	89.2 gal	PW/Parks &Rec/Golf
Pendulum AC/BASF	136.7	gallons	Pendamethalin	38.7%	52.9 gal	PW/ Parks& Rec/Parks
Quick Pro/Monsanto	11.6	gallons	Glyphosate Diquat bromide	73.3% 2.9%	8.5 gal 0.45 gal	Parks & Rec/Parks
Garlon 4/Dow Agro Science	12.3	gallons	Triclopyr	61.6%	7.6 gal	PW/Blvd Landscaping
GT Flo/Chipco/Bayer	18.4	gallons	Iprodione	23.3%	4.2 gal	Parks & Rec/Golf

Table 1r – Top Five Pesticide Quantities Applied by City Staff in 2007 (solid)

Product Name/Manufacturer	*Total Amount of Product Used*	*Unit of Measure*	*Active Ingredient Name*	*% Active Ingredient Present*	*Total Quantity of Active Ingredient Applied*	*Locations of Applications (By Division)*
Gallery 75 dry/ flowable / Dow	59	lbs	Isoxoben	75%	44.1 lbs	PW Blvd Landscaping.
Barricade DG/	7005	lbs	Prodiamine	0.48%	33.6 lbs	Parks & Rec/ Parks
Metaldehyde 3.5/Durham	757	lbs	metaldehyde	3.5%	31.0lbs	Parks & Rec/Parks
Drive 75/BASF	30	lbs	Quincorlac	75%	22.6	Parks & Rec/Golf
PCNB 10%/ AMVAC	162.5	lbs	Pentachloronitrobenzene	10%	16.3 lbs	Parks & Rec/Golf

Table 1 s - Pesticide Quantities Applied by Contractor on City Property in 2007 (liquids and solids)

Product Name/Manufacturer	*Total Amount of Product Used*	*Unit of Measure*	*Active Ingredient Name*	*% Active Ingredient Present*	*Total Quantity of Active Ingredient Applied*	*Locations of Applications (By Division)*
Tempo W P /Bayer	53.3	gal	Beta-Cyfluthirn	10%	5.4 gal	All City Buildings
Tenguard/ United Phosphorus	7.5	gal	Pemethrin	36.8%	2.8 gal	Corp Yard, Library, Baylands parks office
EcoExempt G/Ecosmart Tech.	377	lbs	Eugenol Thyme Oil	2.9 % 0.6%	10.9 lbs 2.3 lbs	All City Buildings (outside)
Talon –G/Syngenta	3.4	lbs (pellets)	Brodifacoum	.0005%	0.02 lbs (pellets)	All City Buildings
ExcitR/ Prentox / Prentiss Inc	0.5	gal	Pyrethrins Piperonyl Butoxide	6% 60%	0.03 gal 0.3 gal	Library

045059

Table 1 t - Top Five Pesticide Quantities Applied by City Staff in 2008 (liquid)

Product Name/Manufacturer	*Total Amount of Product Used*	*Unit of Measure*	*Active Ingredient Name*	*% Active Ingredient Present*	*Total Quantity of Active Ingredient Applied*	*Locations of Applications (By Division)*
Round Up Pro/Monsanto	245.3	gallons	Glyphosate	41%	101.38 gal.	PW/Parks &Rec/Golf
Pendulum AC/BASF	124.8	gallons	Pendamethalin	38.7%	48.31 gal	PW/ Parks& Rec/Parks
Turflon Ester/Monterey Chemical Co.	51.25	gallons	Triclopyr butoxyethyl ester	61.6%	31.49 gal	Parks & Rec /Golf
Mecomec 2.5/ Gordons	51.8	gallons	Potassium salt of prop ionic acid	15.55%	8.06 gal	Parks and Rec
Garlon 4/Dow Agro Science	5.9	gallons	Triclopyr	61.6%	2.25 gal	PW – Blvd Landscaping

Table 1u – Top Five Pesticide Quantities Applied by City Staff in 2008 (solid)

Product Name/Manufacturer	*Total Amount of Product Used*	*Unit of Measure*	*Active Ingredient Name*	*% Active Ingredient Present*	*Total Quantity of Active Ingredient Applied*	*Locations of Applications (By Division)*
Gallery 75 dry/ flowable / Dow	325.75	lbs	Isoxoben	75%	244.31 lbs	PW Blvd Landscaping.
Fungicide X/ Andersons	1897	lbs	Iprodione	1.3%	24.66 lbs	Parks & Rec/Golf
Fungicide VII/Scotts	456	lbs	Triadmefon	0.59%	2.69 lbs	Parks & Rec/Golf
Drive 75/BASF	15	lbs	Quincorlac	75%	11.35 lbs	Parks & Rec/Golf
Metaldehyde 3.5 G/Durham	265	lbs	Metaldehyde	3.5%	9.27 lbs	Parks & Rec/ Parks/Golf

Table 1 v - Pesticide Quantities Applied by Contractor on City Property in 2008 (liquids and solids)

Product Name/Manufacturer	*Total Amount of Product Used*	*Unit of Measure*	*Active Ingredient Name*	*% Active Ingredient Present*	*Total Quantity of Active Ingredient Applied*	*Locations of Applications (By Division)*
EcoExempt G/Ecosmart Tech.	222.4	lbs	Eugenol Thyme Oil	2.9 % 0.6%	6.5 lbs 1.34 lbs	All City Buildings (outside)
Tempo W P /Bayer	43.7	gal	Beta-Cyfluthirn	10%	4.37gal	All City Buildings
Tenguard/ United Phosphorus	7.5	gal	Pemethrin	36.8%	2.8 gal	All City Buildings
Talon –G/Syngenta	8.25	lbs (pellets)	Brodifacoum	0.005%	0.004 lbs (pellets)	All City Buildings
Contrac Blox Rodenticide/Bell Laboratories Inc.	8.5	lbs (blocks)	Bromadiolone	0.005%	0.004 lbs (blocks)	All City Buildings

Pesticide Use and Integrated Pest Management Policy Implementation in the City of Sunnyvale

Quantities of Diazinon and Chlopyrifos-Containing Compounds Applied:

- No pesticides containing Diazinon were applied on City of Sunnyvale Properties from 2001 through June 2009

- From 2001-2005, only a few applications of products that contained Chlorpyrifos were used by City staff in very small amounts. From 2006 through June 2009, no applications of Chlorpyrifos-containing products have occurred.

The use of chlorpyrifos-containing pesticides is very low and infrequent. The choice to use this pesticide is made only after the City's IPM policy is followed and there is specific written justification for its use by a Pest Control Advisor. The quantity and location of its use depends on the specific need to control an insect problem.

Pesticide Removals:

- Annual searches of pesticide storage areas in Public Works, Parks and Recreation, and the Golf Course have not turned up any pesticides that were prohibited for current use. In FY 04-05, some pesticides containing Diazinon, Dursban, and chlorpyrifos were found by Public Works staff during their storage area inventory. These were disposed of in FY 05-06 as hazardous wastes, following all appropriate state and federal regulations. Storage area searches in FY 08-09did not find any pesticides that were prohibited for current use and only a few that were identified as no longer being used by staff. Some were disposed of per State and Federal requirements in FY 08-09 and others will be disposed of in accordance with appropriate State and Federal law in FY 09-10.

Sunnyvale's IPM Policy:

- A copy of the IPM Policy that was placed in the City's Administrative Policy Manual (APM) – Chapter 6, Article 12. The public also has access to the policy through the Water Pollution Control Plant website at http://wpcp.sunnyvale.ca.gov The IPM Policy information is also available on the City's Intranet website for access by all City staff.

- Outreach to the City's trained/licensed pesticide application staff about the IPM policy continued in FY 08-09 (See Attachment M for staff training information.) Outreach to all other city staff (those who are not approved to apply pesticides) about the policy occurs through two mechanisms: articles in the city staff newsletter the Harbinger reminding them of the policy; and in targeted outreach with presentations on the Environmental Procurement Policy at staff meetings. A revises presentation on the policy was prepared and discussed at three different staff meetings in FY 08-09 with the presentations will continue through FY 09-10.

Contractors and the City's IPM Policy:

- Parks Division has engaged contractors since FY 06-07 for ground squirrel and gopher control. A total of 12 ounces of Aluminum phosphide Fumitoxin and 15 lbs of Rozol pocket gopher bait were used within the gopher/ground squirrel tunnels. Another contractor was also used for broadleaf weed control by the Parks Division since FY 07-08. These contractors are made aware of the City's IPM Policy and are required to follow it.

  No contractors were used by PW/Boulevard landscaping in FY 08-09.

  The Water Pollution Control Plant (WPCP) is in the process of selecting a contractor to perform aquatic weed management in the WPCP oxidation ponds as part of pond maintenance. The contractor selected will be following the City's IPM policy for work that will begin in FY 09-10 and the requirements to follow the policy are included in the Scope of Work.

- The City employs one structural pest control contractor, who is required to abide by the IPM policy since their contract that became effective July 1, 2003 and was renewed through 2009. Data on types and quantities of pesticides used in structural pest control activities from July 2003 – December 2003, and calendar years 2004 through 2008 are included in Table 1 above. The current structural pest control contractor uses a very limited number of "caution" labeled products and follows IPM practices such as monitoring and pest identification prior to application of a pesticide. Traps (e.g., glue boards) and bait stations are often used prior to any application of pest control sprays or granular materials to try to control a pest problem through less-toxic means.

- Copies of contractor IPM training received are kept on file and provided to the City upon request. Current copies of training in FY 08-09 were provided and showed that contractor staff attended on-line education courses entitled "IPM for the PMP" and "Going Green and Organic" in addition to pest specific, legal, and safety training required for their Structural Pest Control certifications.

IPM and City Property Leaseholders:

- Lease holders were notified of the City's IPM policy in June 2003 by the City's property manager. Periodic updated have been provided through a flyer that was prepared for distribution by the contract property manager since that time. This brochure is sent out to new tenants and leaseholders as needed.

045062

Santa Clara Valley Urban Runoff Pollution Prevention Program
Attachment H – Appendix 1 – Table 2
PI/P Pesticide Management Activities – Estimated Numbers Reached
FY 2008-2009 Annual Report
Municipality: Sunnyvale

Sunnyvale Targeted Outreach for the Pest Management Plan			
Pest Management Plan/Policy Implementation	Track and/or estimate the numbers of Sunnyvale residents and staff reached through outreach efforts (including advertising) regarding the City's IPM policy, pesticides use reduction, and related topics.	Media Sunnyvale Quarterly Report	The Quarterly Report is mailed to approximately 60,000 Sunnyvale residents and businesses each quarter. Additionally, 2000 copies of the report are distributed to the Library, City Hall, Community Center, Senior Center, Public Safety and Columbia Neighborhood Center. The Quarterly Report is also posted on the City's web page.
		Media Outreach to City staff through employee newsletters	The *Harbinger* is Sunnyvale's internal newsletter for employees. Articles and information contained in the *Harbinger* reach approximately 900 municipal employees. The *Poop Scoop* is the staff newsletter for the Water Pollution Control Plant and is read by approximately 65 employees.
		Media KSUN Community Cable TV Ads	KSUN advertising reaches about 13% of all cable subscribers in Sunnyvale, who say they tune in once or twice a month.
		Media Theater Billboards	These 15-second animated/audio ads are viewed by movie audiences two times during a 15-minute timeframe prior to every movie shown in the theaters on a total of 36 screens.
		Media IPM via Sunnyvale Website	Information regarding proper disposal of mercury containing products is listed on both the Solid Waste and Water Pollution Control Plant websites. Reach is unknown. The City of Sunnyvale does not have the ability to count number of hits to the website
		Media Sunnyvale ReNews Newsletter	This newsletter addresses pollution prevention concerns with a focus on reduce, reuse, and recycle and is mailed to approximately 29,000 single family residents and 24,000 multi-family residents quarterly. An additional 500 copies are printed and distributed from various locations.
		Media City of Sunnyvale Community e-News	This email list reaches approximately 220 community members.

Santa Clara Valley Urban Runoff Pollution Prevention Program
Attachment H – Appendix 1 – Table 2
PI/P Pesticide Management Activities – Estimated Numbers Reached
FY 2008-2009 Annual Report
Municipality: Sunnyvale

		Media Sunnyvale Sun	The Sunnyvale Sun has a readership of approximately 36,824 and a circulation of 17,963. Several ads titled *"Watch Out for Toxic Pesticides"* and focused on different pests ran in 08-09.
		Event – Community Sunnyvale Farmers Market	Outreach distributes IPM and less toxic pesticide information at the Sunnyvale Farmers Market each month. Approximately 253 individuals visited the booth in FY08-09 for general water pollution prevention information.
		Event - Community SC County Creeks and Watershed Conference	This event offered a venue for Outreach to focus on how indoor/outdoor daily activities impact the health of our watershed. We used the exhibit that showed the difference between sanitary sewers and storm drains and handed out information on pollution prevention, as well as literature. During this event, we spoke to 25 people.
		Event - Community Muslim Green Team Event	The Outreach exhibit highlighted the difference between sanitary sewers and storm drains, leading to information about water pollution prevention. This is primarily done through discussion, literature distribution, and presentations featuring the Enviroscape, which focuses on water pollution from pesticides, fertilizers, dog waste, automotive fluids and car wash. Approx. 80 children/parents stopped by the booth for literature, information and/or to view the Enviroscape presentation(s).
		Event – Schools/Youth Sunnyvale Schools Outreach	Sunnyvale uses the Enviroscape as a teaching tool for classroom presentations. The presentation focuses on watershed education and water pollution from urban runoff. Pesticides, beneficial insects, IPM and less-toxic lawn and garden care is introduced and discussed. Sunnyvale conducted 38 classroom presentations this school year, reaching a total of 886 students.
		Event – Community Compost Workshops	Workshops are held once per month 10 times during the year. Generally, approximately 12 to 40 individuals attend each new workshop session.

Attachment H – Appendix 1 – Table 2
PI/P Pesticide Management Activities – Estimated Numbers Reached
FY 2008-2009 Annual Report
Municipality: Sunnyvale

		Event – Business Corporate Health and Safety Fairs	Outreach exhibited at (5) corporate health and safety fairs this reporting year, reaching over 600 company employees.
		Event – Community Columbia Health and Safety Fair	The outreach exhibit highlighted the difference between sanitary sewers and storm drains. Literature about water pollution prevention was distributed and five Enviroscape demonstrations were presented during the event. Approximately 143 individuals (adults, students and children) visited the exhibit for information, literature and to view the presentations.
		Event – Schools/Youth Creek Education Program	This program is targeted to 3rd graders who attend Sunnyvale Schools located in the Cupertino School District. Approximately 381 Sunnyvale students participated in the program this reporting year.
		Event – Schools/Youth Community Kidz	Our portion focused on the difference between sanitary sewers and storm drains, leading to information about water pollution prevention. This was primarily done through discussion, student participation through Environmental Jeopardy, and a presentation featuring the Enviroscape. A total of 78 youth attended these sessions this year.
		Event – Schools/Youth Library Presentation	Our portion focused on the difference between sanitary sewers and storm drains, leading to information about water pollution prevention. This was primarily done through discussion and a presentation featuring the Enviroscape. Event was attended by 27 people (15 children and 12 adults).
		Event – Community State of the City	The Outreach booth featured water pollution prevention information and literature distributed included IPM activities, less-toxic pesticide use, and proper disposal information on both pesticides and mercury. Approximately 100 individuals stopped by the booth to ask questions and/or receive information.

Santa Clara Valley Urban Runoff Pollution Prevention Program
Attachment H – Appendix 1 – Table 2
PI/P Pesticide Management Activities – Estimated Numbers Reached
FY 2008-2009 Annual Report
Municipality: Sunnyvale

		Event – Community Orchard Gardens Neighborhood Assn Meeting	Sustainable landscaping and IPM were covered during this presentation. Along with the presentation, various brochures were distributed. Seventeen residents were in attendance.
		Event – Community SNAIL Neighborhood Association Meeting	Neighborhood litter clean up volunteer event discussed and various brochures related to stormwater pollution prevention were distributed. Approximately 20 residents attended.
		Event – Community Spring Garden Market – Kelley Park/San Jose	Sunnyvale staff assisted with SCVURPPP-sponsored booth at Santa Clara County Master Gardeners Event. See SCVURPPP section of annual report for details
		Event – Community Festival in the Park – San Jose	Sunnyvale staff assisted with SCVURPPP-sponsored booth at the event. See SCVURPPP section of annual report for details.
		Event – Community Sunnyvale Pancake Breakfast	City exhibit booths provided general and educational information. A craft promoting the importance of beneficial insects and how we should all work to protect them was provided for children attending the event. The art project is always a hit. Approximately 60 children/parents stopped by the booth.
		Event – Community & Schools / Youth Plant Tours	Discussions about water pollution and its issues impacting the watershed and the environment help tour attendees gain a better understanding of the problem. At the completion of the tour, attendees are given educational materials that promote environmentally responsible behaviors. Approximately 460 individuals took a tour of the plant this fiscal year.
		Event - Business Rotary Talk	Staff spoke on the difference between and a sanitary sewer and a storm drain, the importance of pollution prevention and talked abut the Santa Clara Valley Green Gardener training program to approximately 10 members.

City of Sunnyvale

FY 08 - 09 Annual Report

Attachment H

Appendix 2

Santa Clara Valley Green Gardener

Training Program

Santa Clara Valley Urban Runoff Pollution Prevention Program
FY 2009-2009 Annual Report
Municipality: Sunnyvale
Attachment H- Appendix 2

Santa Clara Valley Green Gardener Program Implementation

Introduction:

In FY 07-08, Sunnyvale staff and members of the SCVURPPP- PI/P Pesticide Outreach Ad Hoc Task Group and contacted the Metropolitan Adult Education Program in San Jose and the Master Gardeners of Santa Clara County to offer the first Green Gardener Training Program in the Santa Clara Valley. This program had been successfully implemented in Santa Barbara, Monterey, and Santa Cruz cities and counties, and was based on a 20-hour (10 classes, 2 hours each) curriculum that was developed and provided though Water Board grant funding.

The training and certification program covered topics related to promoting the principles of ecological/sustainable landscaping practices that reduce stormwater pollution resulting from landscape maintenance activities. Training was included on promoting healthy soils, integrated pest management approaches, appropriate fertilizer usage, irrigation system scheduling, maintenance, and troubleshooting, selecting the right plant for the right place, pruning techniques, the use of mulches and compost to reduce weeds and support good soil development, and the use of appropriate types of garden equipment to reduce impacts to air quality. Providing information and training on good management practices that promote and support the use of IPM techniques are an integral part of this training program.

Sunnyvale's Participation:

Two sessions were offered in the fall of 2008 and the spring of 2009, both in English and in Spanish, for a total of four classes in FY 08-09. Sunnyvale provided in-kind staff time to assist with the development, preparation and implementation of the classes. Sections of the curriculum and final examination were modified to reflect issues for the local climate and soils. Staff provided assistance with class operations, technical assistance, and promotion.

Sunnyvale staff time was also provided to assist with the preparation and grading of the final class exam and the preparation certificates of completion for those successful students who attended 80% of the classes and passed the final exam. Four different Sunnyvale staff members taught 2-hour sessions of the class in there particular areas of expertise.

Sunnyvale staff also assisted with the re-certification of students who had completed the first class of FY 07-08 in providing reviews of recertification information provided by the students and the renewal of their cards

Success of the Program:

A total of 53 individuals from small landscape maintenance businesses have received their Santa Clara Valley Green Gardener certification. Another 20 individuals who were private home owners or who work for municipalities have also successfully completed the class. These individuals are currently being promoted as "Santa Clara Valley Green Gardeners" though outreach efforts on the part of the Program, at events, and via the www.mywatershedwatch.org website.

The classes offered were successful, especially the Spanish language class.
Given that each individual trained in the Green Gardener program may provide services to between 10– 60 clients, outreach to this group of landscape maintenance professionals can have a significant impact on reducing the impacts to water quality from current landscaping practices. This includes reduction of pesticides and fertilizers in urban runoff and the wise use of existing resources to improve the health, appearance, and value of landscapes for their customers.

Also, approximately 50% of the FY 07-08 graduates submitted information needed for the renewal of their Green Gardener card in FY 08-09. Several more individuals have indicated that their renewal information is still forthcoming.

Outreach to the public, promoting the hiring of trained Green Gardeners was accomplished in Sunnyvale by including information about the GG program and the benefit of hiring a Green Gardener at all the community events attended by staff. In addition, staff included an article entitled *Pollution Prevention Week: What can you do to protect your bay today? - Green Gardener* in the Sunnyvale Fall Quarterly Report that is mailed to all City residents and businesses. A copy of this article is included in Attachment G, Appendix 1 of this report. See the Program's section on the Green Gardener for more details on the regional outreach efforts in its section of this report.

Preparations are underway to offer the English and Spanish introductory classes in the fall of 2009.

Spring 2009 Green Gardener students visiting Sunnyvale SMaRT Station compost/green waste processing area as part of their Compost and Mulch class

City of Sunnyvale

FY 08 - 09 Annual Report

Attachment I

Mercury Pollution Prevention Activities

FY 2008-2009 Annual Report
Municipality: Sunnyvale
Attachment I

P.S. Id.	Activity	CI Item Source	FY 08-09 Tasks	Status / Comments	Due Date (mo/yr)	Responsible Party
	Control Program for Mercury					
Hg Work Plan I.A	Mercury Plan Development	Permit Prov. C.9c	Sunnyvale staff to continue to work with SCVURPPP Mercury Pollution Prevention Plan work group	Staff continued to participate in the SCVURPPP Mercury outreach group and in the region-wide mercury product recycling and reduction outreach efforts. See Appendix 1, Table 2 for a listing of efforts in this FY.	Ongoing Report 09/09	Kristy McCumby Env. Specialist
I.D &, I.F	Mercury Plan Implementation	Permit' Prov. C.9c	Sunnyvale Mercury Work Group to continue to meet and determine how Program-provided guidelines for the "virtual" elimination of mercury in urban runoff will be implemented to address controllable City sources.	The Sunnyvale "Mercury Work Group" evolved into a work group to address product stewardship and environmentally preferable procurement practices. The "virtual elimination of mercury" program is addressed using the city's EPP - Environmental Procurement Policy.	Ongoing Report 09/09	K. McCumby & Sunnyvale Mercury Work Group (PW, Env., Sustainability & Solid Wst.)
I.F & MM 1	Mercury Plan Implementation	Permit Prov. C.9.c	Continue improving current recycling programs for fluorescent lamps and Hg-containing products, as needed. Other products (e.g., thermometers/thermostats) may be included as appropriate to a particular City Department.	Fluorescent, HID, and mercury vapor lamps generated by Public Works, Parks & Rec., and Facilities management continue to be collected and shipped off-site for recycling. As thermostats, switches, or other mercury-containing products become wastes, they are collected and shipped off for recycling, as well. See Appendix 1, Table 1 showing quantities of mercury-containing wastes that were shipped off for recycling in FY 08-09.	Ongoing Report 09/ 09	Kristy McCumby, Environmental Specialist & Sunnyvale Mercury Work Group
II.B	Mercury Plan Implementation	Permit Prov. C,9.c	Continue with existing Hg-containing product disposal services offered through the City's Household Hazardous Waste collection program, through support of the Santa Clara County HHW program.	Funding for the collection of Hg-containing wastes continued for the City's HHW collection program, in addition to the wastes collected during County HHW activities.	Ongoing Report 09/ 09	Kristy McCumby, Env. Spec.& Mark Bowers, Solid Waste Prog. Manager

Control Program for Mercury (Cont.)						
II.C	Mercury Plan Implementation	Permit Prov. C.9.c	Annually document quantities disposed or recycled by the City divisions/ departments.	See Appendix 1, Table 1 of this Attachment for information on the quantities of Hg-containing wastes that were collected and shipped for recycling or proper disposal by the various departments in the city in FY 80-09.	Ongoing, Report 09/09	Kristy McCumby Env. Spec. with support from Bob Van Heusen, Jim Craig, & Scott Morton
II.C	Mercury Plan Implementation	Permit Prov. C.9.c	Collect and report information on quantities of fluorescent lamps collected by City HHW collection program at the SMaRT Station from residential customers. Provide this information to the Program, as needed, to add to County data for HHW collected from residents and CESQG business collection programs.	Quantities of fluorescent lamps collected by the SMaRT Station are included in Appendix 1, Table 1 of this Attachment. All other data collected on quantities of Hg-containing waste collected at the HHW events are tabulated by the county and the information is not available for the individual cities.	Ongoing Report 09/09	Kristy McCumby Env. Spec. and Mark Bowers, Solid Waste Program Manager
II.F	Mercury Plan Implementation	Permit Prov. C.9.c	Continue working with regional HHW programs to develop and help publicize fluorescent lamp and other mercury-containing products recycling programs and efforts.	• Sunnyvale continues to support HHW programs that encourage proper disposal of fluorescent lamps and other mercury-containing devices through public education, outreach and participation programs designed to reach residential, commercial and industrial users. • Sunnyvale is a contributing member of the Mercury Ad Hoc Task Group. Activities include a media campaign through print, radio and transit ads that encourages residents to dispose of fluorescents at participating store locations. Task group members assist	Ongoing Report 09/09	Jackie Besoyan, Env. Outreach Coordinator & Rich Gurney, SW Recycling Coordinator

				in developing mercury work plans, budget review and activity planning and implementation. • Sunnyvale developed outreach material such as articles on mercury pollution prevention, and attended community and business events to educate individuals, distribute literature, and promote safe disposal of mercury containing devices. • For detailed information on mercury outreach see Attachment G Table 1 – Detailed Descriptions PI/P Activities and Self-Evaluation Matrix for FY 08-09.		
Control Program for Mercury (Cont.)						
III.A	Mercury Plan Implementation	Permit Prov. C.9.c	Continue financial support of Regional Monitoring Program through SCVURPPP funding.	Financial support of the Regional Monitoring Program continued through SCVURPPP via the city's assessment fees to the Program.	Ongoing Report 09/09	Lorrie Gervin, Env. Div. Mgr.
IV.C	Mercury Plan Implementation	Permit Prov. C.9.c	Support and participate in the implementation of the WMI Watershed Action Plan.	Staff continued participation in the WMI and the Action Plan implementation. The city continues to financially support the California Product Stewardship Council and its efforts to effect producer responsibility for the reuse or disposal of products that contain mercury or other potential environmental contaminants.	Ongoing Report 09/09	Lorrie Gervin, Env. Div. Manager

Control Program for Mercury (Cont.)						
V.A.3	Mercury Plan Implementation	Permit Prov. C.9.c	Pretreatment inspectors will continue to integrate distribution of Mercury Outreach materials and provide outreach to industries and businesses during routine inspections of facilities for source control measures.	The Pretreatment Program distributed Mercury Outreach materials during inspections of facilities that use mercury. The Pretreatment Program inspected and distributed Mercury Outreach materials and ADA Guidelines for Dental practices to 52 dental facilities during the timeframe of this reporting year. The Pretreatment Program will continue inspections of facilities with sources of mercury on site, to integrate the distribution of Mercury Outreach materials and brochures during inspections, and to update outreach materials when appropriate	Ongoing Activities Report 09/09	Sarah Scheidt, Senior Insp. Pretreatment Program
V.A.3	Mercury Plan Implementation	Permit Prov. C.9.c	Continue distribution of brochure "Is Mercury Hiding in Your Construction/ Demolition Project" by Building Division staff as requests for Building Demolition Permit are received.	The brochure is made available to those who apply for permits for demolition projects.	Ongoing Activities Report 09/09	Gordon Blancher, CDD/Building & Kristy McCumby, Env. Spec.
V.B	Mercury Plan Implementation	Permit Prov. C.9.c	Document and evaluate each outreach activity, including the target audience and number of businesses and/or residents reached.	The Pretreatment Program inspected and distributed Mercury Outreach materials and ADA Guidelines for Dental practices to 52 dental facilities during the timeframe of this reporting year. • For documentation of outreach activities, target audience and number of individuals reached please see Attachment H-Appendix 1-Table 2 for PI/P Mercury Management Activities	Annually Report 09/09	Jackie Besoyan, Env. Outreach Coord. & Sarah Scheidt Sr. Ind. Waste Insp.

Control Program for Mercury (Cont.)						
V.C	Mercury Plan Implementation	Permit Prov. C.9.c	Assist with the project to determine local attitudes and behaviors to evaluate the success of the outreach efforts and saturation of outreach messages in coordination with the Watershed Watch Campaign Survey	Under direction from the Program, Sunnyvale was an active participant in all activities related to the Watershed Watch campaign survey. See the Program's section of the annual report for Watershed Watch survey information.	To be deter-mined Report 09/09	Jackie Besoyan, Env. Outreach Coord.

Response to Regional Water Quality Control Board Comments on ICD Activities Section to FY 07-08 Annual Report:
No comments were received from RWQCB2 on this section.

City of Sunnyvale

FY 08 - 09 Annual Report

Attachment I

Mercury Pollution Prevention Activities

Appendix 1

Table 1 – Quantities of Mercury Recycled

Table 2 – Mercury Management Activities – Estimates of Numbers Reached

Table 1:
Quantities of Hg-containing wastes recycled from City Facilities in FY 08-09.

CITY DEPARTMENT/ LOCATION	TYPE OF WASTE	QUANTITY OF WASTE
SMaRT Station (Wastes from residences and small businesses)	Fluorescent Lamps (4 ft or less length) (> 4 ft length) Compact, Circ, U-tube Hg-containing wastes (e.g., thermometers and switches)	 9,886 units 1,458 units 4,038 units 15 lbs
Water Pollution Control Plant (City-owned property)	Fluorescent Lamps (4 ft length) Misc. shaped lamps and HID, Metal Halide Hg-containing wastes (e.g., thermometers and switches)	84 units 24 units 5 lbs
Corp Yard - Public Works (City-owned Property	HID, metal halide, & Mercury vapor lamps (shipped)	612 units
Parks and Recreation Dept.	Fluorescent Lamps HID, metal halide, & Mercury vapor lamps (shipped)	93 units 36 units
Facilities Management	Fluorescent Lamps (Tubes, U-bend, & compact fluorescent HID, Metal Halide, or mercury vapor lamps, Ballasts	4019 units 27 units

Total Fluorescent Recycled/collected (all sized tubes):
Approximately 15,540 fluorescent and compact fluorescent lamps were recycled from residents and city operations in FY 08-09

Total HID, Mercury Vapor, & Metal Halide:
Approximately 699 HID, Metal Halide and mercury vapor lamps were recycled from city operations in FY 09-08

Other Hg-containing wastes:
20 lbs of laboratory waste and x mercury switches from city operations were recycled or properly disposed of in FY 08-09

Santa Clara Valley Urban Runoff Pollution Prevention Program
Attachment I – Appendix 1 – Table 2
PI/P Mercury Management Activities – Estimated Numbers Reached
FY 2008-2009 Annual Report
Municipality: Sunnyvale

Sunnyvale Targeted Outreach for Mercury Pollution Prevention Activities			
Mercury Management Plan/Policy Implementation	Track and/or estimate the numbers of Sunnyvale residents, staff, and businesses reached through outreach efforts (including advertising) regarding mercury pollution prevention, proper disposal and other related topics.	Media Sunnyvale Quarterly Report	The Quarterly Report is mailed to approximately 60,000 Sunnyvale residents and businesses every three months. Several articles related to Mercury and safe disposal were published last fiscal year. Approximately 2000 additional copies of the report are provided to various public distribution points around the city. The newsletter is also posted on the City's web page.
		Media Outreach to City staff Harbinger newsletter	The Harbinger is Sunnyvale's internal newsletter for employees. Articles and information contained in the *Harbinger* reach approximately 900 municipal employees.
		Media Sunnyvale ReNews	This newsletter addresses pollution prevention concerns with a focus on reduce, reuse, and recycle and is mailed to approximately 29,000 single family residents and 24,000 multi-family residents quarterly. An additional 500 copies are printed and distributed from various locations.
		Media Flyers and Posters	Flyers for the Mercury Thermometer were distributed throughout the City at various locations as well as several Sunnyvale pharmacies. Any person living, working, going to school in Sunnyvale who used the library, community center, senior center or city hall could view the posters. The number of people whom viewed the flyers or posters at the various pharmacies is undetermined.
		Media KSUN Community Cable TV Ads	KSUN advertising reaches about 13% of all cable subscribers in Sunnyvale, who say they tune in once or twice a month.
		Media Websites	Information regarding proper disposal of mercury containing products is listed on both the Solid Waste and Water Pollution Control Plant websites. Reach is unknown. The City of Sunnyvale does not have the ability to count number of hits to the website.
		Media Utility Bill Inserts	Stuffing utility bills with advertising inserts reaches approximately 30,000 account customers for each two-month mailing.
		Media Sunnyvale Sun	The Sunnyvale Sun has a readership of approximately 36,824 and a circulation of 17,963

		Media City of Sunnyvale Community e-News	This email list reaches approximately 220 community members.
		Media Yahoo! Groups	The group has approximately 80 members that potentially viewed the information; however the actual number this reached is unknown as others passed the info onto others.
		Media City of Sunnyvale Press Releases	All press releases are listed on the City's web site and may be picked up and used by other media agencies as well.
		Media Broadcast News: KTVU (channel 2) Community Announcement San Jose Mercury News San Francisco Chronicle	An evaluation of media mentions is not feasible due to the difficulties in gathering data from widespread advertising.
		Event – Community Farmers Market	Outreach distributed the mercury brochure produced by HHW titled *What You Didn't Know….* at the Sunnyvale Farmers Market each month during FY 08-09. This popular brochure contains information regarding the location of retail stores where individuals can properly dispose of fluorescents. Approximately 253 individuals visited the booth in FY 08-09 for general water pollution prevention information.
		Event – Community State of the City	At this community event the Outreach exhibit distributed water pollution prevention information that also featured proper disposal of mercury containing devices as household hazardous waste. Approximately 100 individuals stopped by the booth to ask questions and/or receive information.
		Event - Community Sunnyvale Pancake Breakfast	This annual event features a community breakfast, activities for kids, and exhibits that provide community information. The mercury brochure is always a popular item. Approximately 60 children/parents stopped by the booth.
		Event - Community Columbia Health and Safety Fair	General water pollution prevention literature was distributed to approximately 75 community members attending the event.

		Event - Community SC County Creeks and Watershed Conference	This event offered a venue for Outreach to focus on how indoor/outdoor daily activities impact the health of our watershed. We used the exhibit that showed the difference between sanitary sewers and storm drains and handed out information on pollution prevention, as well as literature. During this event, we spoke to 25 people.
		Event - Community Mercury Thermometer Exchanges	Two events were hosted by outreach staff during FY08-09. A total of 296 mercury containing thermometers were collected.
		Event – Business Corporate Health and Safety Fairs	Outreach exhibited at (5) corporate health and safety fairs this reporting year, reaching over 600 company employees.

City of Sunnyvale

FY 08 - 09 Annual Report

Attachment J

Copper Action Plan/Nickel Action Plan

P.S. Id.	Activity	CI Item Source	FY 08-09 Tasks	Status / Comments	Due Date (mo/yr)	Responsible Party
	Copper/Nickel Baseline Activities					
CB-1 (1 &4)	Measures to reduce copper discharges from vehicle washing operations	Permit Prov. C.9.a (CAP)	• Continue to inform the public by distributing materials, brochures, and other information at city offices, public places, and events. • Promote methods to reduce copper discharges from vehicle washing by placing articles or ads in various media (e.g., the Quarterly, KSUN, websites, theater ads and utility bill inserts).	Sunnyvale continues to educate the public about water pollution caused by residential car wash activities. At the following annual events, car wash literature is always distributed, and at some events the Enviroscape is used to demonstrate how residential car wash activities cause pollution in creeks and the bay. EVENTS *Sunnyvale* • Columbia Health and Safety Fair • Farmers Markets • State of the City • Sunnyvale Pancake Breakfast • Plant Tours • Orchard Gardens Neighborhood Association Meeting *Business Environmental Fairs* • Quicklogic, Lockheed, Aruba Networks, NetApp and Northrop Grumman • Rotary Talk *Regional* • Car Wash Events (3 for FY08-09) MEDIA Outreach *Sunnyvale Quarterly Report articles* • Pollution Prevention Week *City of Sunnyvale Community e-News* • Pollution Prevention Week *KSUN Community Cable TV* • An advertisement advising residents	Ongoing Report 09/09	Jackie Besoyan, PW Env. Outreach Coord.

				about water pollution from residential car washing ran on KSUN during National Pollution Prevention Week *Harbinger* • Helping the Community to Protect the Environment *Regional* • Radio advertising on car wash events and live spots during events YOUTH Outreach *Schools* • Outreach presented the Enviroscape demonstration to 16 classes in Sunnyvale Elementary Schools. A large portion of the demonstration is storm drain pollution from washing vehicles in driveways. • During the Community Kidz workshops a portion of the presentation talks about storm drain pollution from washing vehicles in driveways. • During the library presentation a portion of the presentation talks about storm drain pollution from washing vehicles in driveways. *Creek Education Program* • This creek and storm drain education program teaches 3rd graders about pollution in creeks from urban runoff See Attachment G Table 1 PIP Activity details for more information.		

	Copper/Nickel Baseline Activities cont.					
CB-1 (1 &4)	Measures to reduce copper discharges from vehicle washing operations	Permit Prov. C.9.a (CAP)	Continue implementation of Charity Car Wash Kit program. • Expand on initial outreach on kit availability • Assess implementation of program – any issues with kit use and pollution prevention • Evaluate the success of the program by tracking frequency of use	• Outreach continued through articles in the Quarterly and Harbinger. • The number of requests to use the kits remains small, possibly due to the water conservation messages that promote taking vehicles to a car wash that recycles the wash water. • Those who have used the kits responded positively toward their use. • Outreach to local schools about the availability of the kits will continue, as these seem to have the greatest number of events planned for volunteer fund-raisers.	Ongoing Report 09/09	Kristy McCumby, PW, Env. Spec.
CB-1 (1 &4)	Measures to reduce copper discharges from vehicle washing operations	Permit Prov. C.9.a (CAP)	Require source control measures for new and redevelopment projects (those adding or replacing 10,000 sq ft of impervious area) that conduct vehicle/equipment washing and maintenance activities (Consistent with Provision C.3.k)	• As new and redevelopment projects are reviewed and vehicle washing facilities are identified on the project plans. If they are present, BMPs must be instituted that address the wash water. Depending on the circumstances, connection of a vehicle wash area to the sanitary sewer with appropriate pretreatment may be required. Otherwise, vehicle washing areas are not approved on the project plans. • The Environmental Division continues to review applicable projects and require source control measures for projects that conduct vehicle / equipment washing and maintenance activities.	Ongoing Report 09/09	Shaunn Mendrin & Sarah Scheidt, Sr. Ind. Waste Insp.

Copper/Nickel Baseline Activities cont.						
CB-1 (2 & 4)	Measures to reduce copper discharges from vehicle washing operations	Permit Prov. C.9.a (CAP)	• Continue to inspect commercial/ industrial facilities that have vehicle washing activities occurring on site (this includes auto-related businesses). • Ensure BMPs for vehicle washing are employed. • Distribute new vehicle washing BMP information that is available in three languages during inspections. • Provide an effectiveness evaluation of inspection/compliance with BMPs. • Continue to inspect vehicle-washing areas for City vehicles at the Corp Yard.	• 151 Automotive related facilities were inspected for BMP compliance during the reporting period including sales, repair, fleet, car washes, and gas stations. • In addition, the City Corp Yard was inspected this year and found to be in compliance. • Automotive BMPs, including washing BMP information, were distributed to all facilities that were inspected. • Sixteen verbal notices and 3 warning notices were issued for minor stormwater violations, all of which corrected the violations in compliance with required BMPS. • Facilities will continue to be inspected bi-annually	Ongoing Report 09/09	Sarah Scheidt, Sr. Ind. Waste Insp.
CB-1 (3 & 4)	Measures to reduce copper discharges from vehicle washing operations	Permit Prov. C.9.a (CAP)	• Encourage new mobile cleaners and those who are renewing their certification to use the BASMAA website for on-line mobile cleaner training and be recognized on the area wide certification list. • Continue to provide training (as requested) to new mobile cleaners and those seeking recertification in Sunnyvale. • Evaluate effectiveness of the training program and BASMAA on-line training. • Encourage municipal staff to use certified mobile cleaners when contracting for cleaning services Maintain records on who has been trained by City staff and report on numbers trained in the annual report.	• The Pretreatment Program continues to promote the use of the BASMAA on-line training program for Surface Cleaners. Additionally, we continue to utilize the Surface Cleaners Training Kit developed by the Program to provide training to new mobile cleaners, as needed. • The City did not certify or recertify any mobile cleaners during this reporting period.	Ongoing Report 09/09	Sarah Scheidt Sr. Ind. Waste Insp.

	Copper/Nickel Baseline Activities cont.					
CB-3	Measures to control copper discharges to storm water from targeted industrial sources	Permit Prov. C.9.a (CAP)	• Industrial Waste Inspection staff will continue specific outreach to all printed circuit board manufacturers and metal plating facilities using copper and having the potential to discharge copper into storm water. • Distribute and discuss BMPs/ Information to minimize copper discharges. • Continue inspections of all commercial/industrial facilities, including NOI sites using copper.	Industrial Waste Inspection staff continues to inspect and permit all metal plating facilities yearly based upon their regulatory category. During inspections BMP's are provided and a storm water inspection is conducted to identify any potential discharges. Staff inspects NOI filers on a yearly basis and is typically incorporated with the wastewater discharge permitting and inspection process.	Ongoing Report 09/09	Sarah Scheidt, Sr. Ind. Waste Insp.
CB-6/7	Reducing Traffic Congestion/ Promoting Alternative Transportation	Permit Prov. C.9.a (CAP)	• Continue implementation of site design standards related to transportation to meet the requirement of C.3.j of the permit. • Report on significant projects where traffic congestion reductions were included in design plans.	• In Attachment E, Appendix Table 1; Parts 1 & 2 projects #1, 4, 7, and 11 included requirements for Transportation Demand Management Plans as part of their conditions of approval as a means to reduce potential traffic congestion. Projects # 2 & 3 included pedestrian access improvements as part of the site design for the projects. Also, Project #11 was required to include traffic calming measures as part of the development. The following public projects were completed in FY 08-09 to help reduce traffic congestion through the promotion of alternative transportation: • Borregas Avenue Bicycle and Pedestrian bridges • Mary Avenue lighted crosswalk • Hollenbeck Road lighted crosswalk • Blair Avenue Traffic Calming • Kifer Road lighted cross walk • Arques Avenue lighted crosswalk	Ongoing Report 09//09	Lead: Jack Witthaus, Transportation Program Mgr, Support: Shaunn Mendrin, Sr. Planner

Copper/Nickel Baseline Activities cont.						
CB-8	Measures to classify and assess watersheds and to improve institutional arrangements for watershed protection	Permit Prov. C.9.a (CAP)	• Continue to implement HMP requirements for projects that meet the size threshold criteria in HMP applicability areas as identified by maps included in the City's BMP Guidance Manual. • Continue to review EIRs and complete CEQA reviews to ensure watershed protection is considered in CEQA actions. • Continue participation in SCBWMI activities as it implements the Watershed Action Plan. • Revise Sunnyvale's General Plan (Surface Water Sub Element), as needed, at the next scheduled update. Include recommendations based on the review of the Development Policies Comparison Project and Provision C.3.I of Order 01-119 as determined to be appropriate. • Continue participation in the Water Resources Protection Collaborative (WRPC). Council approved adoption of the Guidelines and Standards applicable to Sunnyvale in 2007.	• No projects that met the HMP thresholds in the HMP applicability areas identified by the City were submitted in FY 08-09 • As EIRs are submitted, they are reviewed to consider watershed protection, where needed. • Staff continues to participate in the SCBWMI as elements of the Watershed Action Plan are implemented. • The Surface Runoff Sub Element of the City's General Plan was not updated this year. Depending on the requirements that evolve from the Municipal Regional Permit when it is approved, the City will review this Sub-Element and determine changes that may need to be incorporated. The WRPC was not active in FY 08-09. The City adopted sections of the Guidelines and Standards that were applicable to Sunnyvale for development near creeks and waterways in May 2007. The Guidelines and Standards continue to be implemented as required.	Ongoing Report 09/09	Lead: Lorrie Gervin, Env. Div. Manager and Kristy McCumby, Env. Spec. Support for WRPC activities: Shaunn Mendrin, Sr. Planner

Copper/Nickel Baseline Activities cont.						
CB-11	Measures to improve street sweeping controls and storm water system operation and maintenance	Permit Prov. C.9.a, (CAP)	• Implement (as appropriate) improvements identified for current sweeping program and storm drain system O&M (within available City Budgets). • Evaluate the effectiveness of street sweeping and storm drain O&M in the annual report (See Streets and Roads and Storm Drain sections of this work plan).	• The street sweeping program continued this year as in past years, with no significant changes. There was no change in the funding available for street sweeping in FY 08/09. The regular schedule was maintained throughout the year. • Annual storm drain catch basin cleaning occurred and additional clean outs are done on an as-needed basis to prevent flooding. Collected debris is taken to the SMaRT Station for disposal. Better tracking of inlet cleaning activities through the use of an inlet cleaning form continues. Street sweeping data on curb miles swept and quantities of debris are reported in Attachment D-1, Appendix 1.	Ongoing Report 09/09	Tony Pineda Maintenance. Supervisor & Jim Craig, Field Services Superintendant.
CB-11	Measure to Track Street Sweeping Data	Permit Prov. C.9.a (CAP)	• Continue to follow Program guidance regarding the collection and reporting of street sweeping data. • Provide information periodically to the program. Information for reporting includes: quantity of waste collected (cubic yards), number of miles swept, and frequency of sweeping as required.	Data were tabulated from PW Streets maintenance daily logs and this information was reported to the Program, as requested. Street Sweeping data collected for this year are included in Attachment D-1, Appendix 1 of this report.	Ongoing Report 09/09	Tony Pineda, Maint. Supv. & Kristy McCumby, Env. Spec.

Copper/Nickel Baseline Activities cont.						
CB-12	Measures to Control Copper Discharges from Pools and Spas	Permit Prov. C.9.a, (CAP)	• Continue to inform the public by distributing materials, brochures, and other information at city offices, public places, and through on-site distribution at presentations and events. • Continue to provide proper pool and spa water discharge information to the public by placing ads in various media (e.g., The Quarterly, KSUN, City website, theater ads, and utility bill inserts.	Public outreach activities related to water pollution from pool and spa discharge is described below: Events *Community* At the following events, the *Draining Pools and Spas* brochure was distributed • Columbia Health and Safety Fair • Farmers Markets • State of the City • Sunnyvale Pancake Breakfast • Orchard Gardens Neighborhood Association Meeting *Business* At the following environmental events sponsored by Sunnyvale businesses, the *Draining Pools and Spas* brochure was distributed to employees: • Quicklogic, Lockheed, Aruba Networks, NetApp, and Northrup Gruman MEDIA OUTREACH *Sunnyvale Quarterly Report articles* • Pollution Prevention Week *WPCP Website* • The **Draining Pools and Spas** brochure is posted for viewing and downloading on the website at the Water Pollution Control Plant. See Attachment G Table 1 PIP Activity details for more information.	Ongoing Report 09/09	Jackie Besoyan, PW Env. Outreach Coord.

Copper/Nickel Baseline Activities cont.						
CB-21	Measures to Discourage the Architectural Use of Copper	Permit Prov. C.9.a (CAP)	• The ornamental/architectural use of copper in building designs is discouraged in practice, but not prohibited by Sunnyvale ordinance. • The City is in the process of changing its Design Guidelines to not allow the ornamental use of copper for roofs, cutters, or other architectural/ ornamental exterior uses.	Staff have incorporated issues of environmental concern (e.g., avoiding the use of ornamental copper) into the information provided to developers and into the recommended Conditions of approval attached to conditionally approved permits. The use of ornamental copper has not yet been formally incorporated. Staff will formally incorporate this when the relevant documents are next updated (expected in early 2010). In the mean time, Planning staff's practice is to prohibit the use of ornamental copper in exterior applications.	Ongoing Report 09/09	Shaunn Mendrin, Senior Planner & Kristy McCumby Env. Spec.
NB-1	Measures to Implement Metals Controls Measures: Erosion 1) Implement perf. Stds for Const. Inspect. Erosion 2) Participate in training & cert. of site inspectors	Permit Prov. C.9.b (NAP)	• Continue to implement Construction Inspection Performance Standards • Continue to have Inspectors attend Regional Board/Program workshops on Construction Site Management and erosion controls to learn erosion and sediment control techniques. • Continue to attend Program-sponsored workshops on post-development storm water control BMPs	Both Building Inspection staff and Capital Projects Administration staff implement the Construction Inspection Performance Standards in the City's URMP. See Attachment F, Appendix Table 1 for a list of inspections and corrective actions required. Staff attends training as it becomes available. See Attachment M for staff training details by division.	Ongoing Report 09/09	Gordon Blancher, Building Insp./ Coord. Hira Raina/ Nasser Fakih

Response to Regional Water Quality Control Board Comments on this Section for FY 07-08 Annual Report:
No comments were received from RWQCB2 on this section.

City of Sunnyvale

FY 08- 09 Annual Report

Attachment K

Trash Inventory and Management

P.S. Id.	Activity	CI Item Source	FY 08-09 Tasks	Status / Comments	Due Date (mo/yr)	Responsible Party
Trash Investigations and Plan Development						
	Trash Investigations and Plan Development	Program Task RWQCB Letter	Assist Program in implementing Pilot Demonstration Projects to focus on assessing trash control measures effectiveness.	13 inlets were retrofitted with full capture devices as part of the pilot project in Sunnyvale with SCVURPPP. See Appendix 1 of this Attachment for details on the pilot project and preliminary data discussions.	Report 09/09	Kristy McCumby/ Env. Specialist
	Trash Investigations and Plan Development	Program Task RWQCB Letter	• Continue to identify and prioritize actions for trash problem areas in urban streams and waterways. • Identify other potential sources of trash. • Use criteria provided by Program staff in FY 07-08 to identify and prioritize the areas.	Staff continues to work with SCVURPPP to identify problem areas in urban waterways. Staff assisted SCVURPP in performing an URTA in Stevens Creek near one Sunnyvale stormwater pipe outfall near Remington Drive in October 2008 and will continue to work with them as plans are developed to address litter issues in Stevens Creek with multiple city jurisdictions. This will likely become a priority area for the City to look for opportunities for enhanced litter control actions in the future, in addition to continuing on with current litter prevention actions in other areas of the city.	Ongoing Report 09/09	Kristy McCumby/ Env. Specialist
	Trash Investigations and Plan Development	Program Task RWQCB Letter	• Continue to identify and implement trash control measures, as appropriate, to address high priority trash problem areas within Sunnyvale's jurisdiction, • Provide specific information on trash management practices implemented.	A description of trash control measures and management efforts currently in place within Sunnyvale is provided in Appendix 1 of this Attachment. Actions included multiple volunteer clean up events as well as participation in the Pilot Trash Retrofit project.	Ongoing Report 09/09	Kristy McCumby/Env. Spec & community volunteers (TBD)

Trash Investigations and Plan Development (cont.)						
	Trash Investigations and Plan Development	Program Task RWQCB Letter	Track existing trash management practices used by the City and evaluate their effectiveness, based on guidance provided by SCVURPPP. The Effectiveness Evaluation may include the use of the Urban Rapid Trash Assessment protocol and/or the KAB litter index in a subset of the high priority trash problem areas.	A discussion of existing trash management practices and evaluations is included in Appendix 1 of this Attachment. The URTA was performed in two locations in FY 08-09 where there had been some efforts to removed trash through volunteer clean up events. URTA data is provided in Appendix 2 of this Attachment.	Report 09/09	Kristy McCumby, Env. Specialist
	Trash Investigations and Plan Development	Program Task RWQCB Letter	Provide Program staff with trash management practices information from within Sunnyvale's jurisdiction, using a standardized reporting format.	Program staff was provided with requested information using URTA data forms and providing information on the Pilot Trash Retrofit project. See Appendix 2 for data table.	Ongoing Report 09/09	Kristy McCumby/ Env. Specialist
	Trash Investigations and Plan Development	Program Task RWQCB Letter	Submit Urban Rapid Trash Assessment Survey Forms, Trash Item Tally Sheets, and any other data collected to the Program staff, as appropriate.	Program staff was provided with copies of the URTA forms, as requested. Copies of the URTA results for the two sites assessed are included in Appendix 2.	Ongoing Report 09/09	Kristy McCumby/ Env. Specialist
	Trash Investigations and Plan Development	Program Task RWQCB Letter	Continue to assist Program to develop Trash Fact Sheets, as appropriate.	Staff provided assistance in the review of trash fact sheets, when requested and in providing information/photos as needed.	Ongoing Report 09/09	Kristy McCumby/ Env. Spec.
	Trash Investigations and Plan Development	Program Task RWQCB Letter	Assist program staff in developing a long-term strategy for reducing trash in urban streams and waterways, and identify other sources that may contribute trash to those areas	Staff continues to participate in the SCVURPPP Trash Ad Hoc task group and provide input/information regarding strategies for trash reduction in creeks and waterways as requested.	Ongoing Report 09/09	Kristy McCumby/Env. Spec

Trash Investigations and Plan Development (cont.)						
	Trash Plan Implementation	Program Task RWQCB Letter	Continue to build trash awareness by providing outreach to residents and to students in Sunnyvale schools in an effort to increase behavioral changes through public education.	Sunnyvale continues to provide public outreach by publishing articles, by developing and advertising through bus back ads, by promoting litter pollution prevention at events, by hosting cleanup events, and by conducting demonstrations for residents and students in order to build trash and litter pollution prevention awareness. • For detailed information on trash outreach see Attachment G Table 1 – Detailed Descriptions PI/P Activities and Self-Evaluation Matrix for FY 08-09.	Ongoing Report 09/09	Jackie Besoyan, Env. Outreach Coordinator

Response to Regional Water Quality Control Board Comments on this Section for FY 07-08 Annual Report:
No comments were received from RWQCB2 on this section.

City of Sunnyvale

FY 08- 09 Annual Report

Attachment K

Trash Inventory and Management

Appendix 1

Trash Assessment Results, Pilot Project, and Management Actions Initiated

City of Sunnyvale
Attachment K, Appendix 1
Trash Assessment Results and Management Actions Initiated
FY 08-09

Introduction:

In FY 08-09 the City was not able to obtain a community volunteer to assist with Urban Rapid Trash Assessments (URTA), so only one assessment was done at the Sunnyvale East and Sunnyvale West Channel sites in February 2009. The URTAs were completed in locations had been previously assessed and where upstream trash management actions had been or would be implemented. Due to the lack of volunteer staff and the screening level nature of the Keep America Beautiful (KAB) assessment methodology, no further assessments using this approach were initiated. Resources were used to promote and accomplish volunteer clean up events instead.

Ongoing trash/litter pick up activities continue by both the Public Works and the Parks and Recreation Departments. Street-sweeping, litter pick up at parks and after city-sponsored events, and during landscape maintenance operations all help to reduce the accumulation of litter in storm drain inlets or that could be wind-blown into adjacent waterways.

Public outreach and education about litter and its impact to creeks and the Bay are included in classroom presentations about watersheds using the Enviroscape model. Litter prevention messages are included in local advertising efforts. The City also helped distribute tarps to cover loads and informational flyers to residents coming in to the SMaRT Station for waste disposal during the county-wide event. See Attachment G-P/IP for a description of outreach activities related to litter prevention.

The city completed three litter clean up events in FY 08-09, rather that conducting multiple URTAs and any KAB assessments. Sunnyvale sponsored sites for the Coastal Clean Up day along the Guadalupe Slough, an area that is tidally influenced from the Bay and that receives flow from San Thomas Aquino and Calabazas Creek, as well as the Sunnyvale East and West Channels. Sunnyvale sponsored three locations in neighborhoods around the city (approximately 1 square mile for each neighborhood site) as part of the Great American Litter Pick Up event. Portions of the Sunnyvale East Channel and Calabazas Creek were cleaned of litter as part of the National River Clean-Up Day event. See sections below for a description of the numbers of participants and quantities of debris removed during these events.

The city continued with the implementation of the Pilot Storm Drain Inlet (SDI) Retrofit project, in cooperation with San Jose and with the assistance of SCVURPPP. An analysis of the debris collected in each retrofitted inlet at the end of the rainy season was completed to identify the quantities and types of trash and leafy debris collected in each retrofitted inlet.

Results from these trash management initiatives are reported below, as well as an evaluation of their effectiveness.

Assessments:

URTA – Sunnyvale East and Sunnyvale West Channels

URTA assessments were performed on the Sunnyvale East and West Channels in February 2009. The SCVURPPP assessment reporting table, assessment forms, and photographs for these two sites are included at the end of this Appendix.

URTA scores for the Sunnyvale East Channel assessments have ranged from a low of 59 to a high of 98. Scores for the Sunnyvale West Channel ranged from a low of 81 to a high of 100. (See Table 1 below.)

Table 1: URTA scores for Sunnyvale East and West Channels FY 04-05 to FY 08-09

	FY 04-05 Fall	FY 05-06 Winter	FY 05-06 Spring	FY 06-07 Winter	FY 06-07 Spring	FY 07-08 Winter	FY 08-09 Winter
Sunnyvale East Channel	59	67	83	85	98	73	72
Sunnyvale West Channel	81	100	100	93	100	90	94

In general, scores are lower for assessments completed in the winter months after rain events during the wet season. Scores were higher in the spring, since the area had been cleaned up one time previously that year. The assessments completed this year had rankings very similar to those observed in FY 07-08.

The scores for the Sunnyvale East Channel, in general, are lower than those observed for the West Channel. This may partly be due to differences in the drainage area size for each channel. Sunnyvale West Channel drains 4.1 square miles and is 3.2 miles in length. Sunnyvale East Channel drains 6.35 square miles of Sunnyvale and part of Cupertino and is 6.4 miles in length. Trash that is conveyed to the Sunnyvale East Channel via the storm drain outfalls is coming from approximately a 35% larger drainage area than that of the Sunnyvale West Channel.

Also, there may be more litter entering the Sunnyvale East Channel from highway sources, as it is crossed by bridges for Highway 237. Litter pick up during the National River Clean-Up Event collected debris from the area adjacent to the bridge crossings over the East Channel in May 2009. The Sunnyvale West Channel is underground where Highway 237 crosses.

The majority of the trash observed at both channels appears to have been accumulated at the assessment location from upstream water transport sources. There is some wind blown accumulation from vehicles using Caribbean Drive and Highway 237 where

bridges or the roadways are adjacent to the channels and next to the URTA assessment area.

Both Sunnyvale East and West channels drain highly urbanized portions of the City with a mixture of residential, commercial, and industrial land uses. The impacts from land use activities directly adjoining the channels appear to be small. Walking surveys along the banks of the channels from Baylands to Mathilda Avenue for the Sunnyvale West Channel(where the channel undergrounds in a box culvert) and from Baylands to Fair Oaks/ Hetch-Hetchy Green Belt for the Sunnyvale East channel(where the channel undergrounds for a long distance) did not identify significant impacts from properties bordering the channels. The land use in these portions of the channel is predominantly industrial for technology-related businesses. Some minor "homeless" and "Graffiti" impacts on the Sunnyvale East Channel near the Hetch-Hetchy Green Belt crossing area were observed.

City Department Litter Control/Clean Up Activities in FY 08/09:

Public Works Department

The Street Maintenance Division continues to perform street sweeping on a monthly basis in residential areas (See street sweeping schedule with dates for each street on Sunnyvale's website at http://sunnyvale.ca.gov/Departments/Public+Works/Street+Maintenance/Street+Maint+Schedule.htm).

Weekly sweeping occurs for the downtown core area (Murphy Street) and the surrounding city-owned parking lots. Additional sweeping for leaf pick-up is done in the late fall, as well as extra sweeping for storm debris, as needed. (See Attachment D-1, Appendix 1 of this report for details on the quantity of materials collected during street sweeping activities and the number of curb miles swept.)

Public Works, Street Maintenance Division staff also assist the Public Safety Department on an as-needed basis to collect and dispose waste at homeless encampments at the City's solid waste facility. Although these encampments are not located on waterways, the collection and removal of this debris helped prevent resulting litter or small debris from entering any storm drain inlets near the encampment areas.

The Boulevard Landscaping Division is responsible for maintaining landscape along City-owned rights-of-way. In their landscape maintenance activities, they also collect litter that accumulates on street medians and roadsides that are maintained by these crews. The litter from these areas is removed 13 times per year (roughly on a monthly basis).

City of Sunnyvale
Attachment K, Appendix 1
Trash Assessment Results and Management Actions Initiated
FY 08-09

Solid Waste Division and Contractor: SMaRT Station litter control efforts along Caribbean Drive

Garbage transfer trucks hauling wastes to the SMaRT station in Sunnyvale use Caribbean Drive as their access to the City's materials recovery facility. As a result, windblown litter from the vehicles after they have off-loaded has been identified a chronic problem along the site access route. The contractor operating the SMaRT station is periodically reminded to ensure that drivers take necessary precautions to prevent litter from blowing out of trucks after having deposited their loads at the facility.

Two of the pilot SDI full capture devices identified in the SDI retrofit pilot project description below were installed along Caribbean Drive and will be monitored as one method determine the effectiveness of efforts to reduce the litter coming from solid waste transport vehicles utilizing the SMaRT Station.

Parks and Recreation Department

Parks and Recreation Department, Parks and Open Space Division staff perform weekly clean-ups of public parks and trails, as well as some school athletic facilities to prevent litter accumulations. Over 17,000 hours of staff time is used annually for litter control efforts at parks, school sports fields, and open spaces maintained by the City.

Litter Clean-up Events in FY 08-09:
The City coordinated sites for three litter clean up events in FY 08-09 and is planning to continue with these three events in FY 09-10.

Coastal Clean Up Day Event: September 20, 2008

A Coastal Clean Up Day Event location was sponsored by Sunnyvale in cooperation with the Creek Connections Action Group.. Approximately 1875 lbs of trash and 60 lbs of recyclables were collected by 43 volunteers from a 1-mile reach from one side of the Guadalupe Slough that was accessible from the Sunnyvale Water Pollution Control Plant oxidation ponds access road.

Great American Litter Pick-Up Event (GALP):
On April 25, 2009, the City coordinated three neighborhood locations for the county-wide Great American Litter Pick-up event sponsored by the Silicon Valley Anti-Litter Campaign. Neighborhoods were selected that drained into the Sunnyvale East and Sunnyvale West Channels with an area of approximately three square miles. Land use was mostly residential, with some commercial and public schools/parks. The City had 60 volunteers that picked up approximately three cubic yards of trash and one half cubic yard of recyclables from these neighborhoods before they entered the storm drain collection system.

National River Clean Up Day Event:
On May 16, 2009, in cooperation with the Creek Connections Action Group, the City coordinated a clean up of the Sunnyvale East Channel from the point where it enters the Guadalupe Slough near Baylands Park to the Highway 237 crossing. An additional area along Calabazas Creek north of Highway 237 and bordering Sunnyvale Baylands Park was also cleaned. Land use in the areas is a mixture of residential and industrial, with some public parks, trails, and rights-of-way near the channel. A total of 46 volunteers picked up approximately 338 pounds of trash and 34 pounds of recyclables from the channel banks and one side of the creek bank.

Litter Prevention Efforts

Tarp Give-Away: November 2008
At the November 1, 2008 event held at the Sunnyvale "SMaRT" station, 40 tarps were distributed to residents who brought in vehicle loads of waste for disposal. Flyers were also distributed to participants that reminded them of city ordinances and state laws regarding the transport of wastes or materials on public roads requiring that loads be covered and littering be prevented.

Public Education and Outreach Articles/Advertising
Sunnyvale continues to provide public outreach by publishing articles, theater ads, and bus-back ads promoting the prevention of litter pollution. Also, staff conducted demonstrations for residents and students at events and in schools using the Enviroscape to demonstrate sources of litter pollution and how it is transported to waterways to help increase litter prevention awareness.

For detailed information on trash outreach see Attachment G Table 1 – Detailed Descriptions PI/P Activities and Self-Evaluation Matrix for FY 08-09.

Pilot Studies Continued in FY 08-09

Pilot Trash Structural Treatment Control Study – With SCVURPPP and City of San Jose

As reported in our FY 07-08 Annual Report, thirteen storm drain inlets were selected for the installation of the StormTek ® full capture devices. Completion of the installation of the last two devices was completed in September 2008, so all units were operational at the beginning of the rainy season of FY 08-09.

All units were cleaned by Field Services staff prior to October 1, 2008. Staff inspected the units in mid-December after the first rain events to ensure the accumulation of debris would not cause overflows of the units or potential flooding. Five SDIs were identified as being approximately 50% full and Field Services was notified that clean out of the retrofitted units was required. Four of the units were cleaned in late December and the fifth was cleaned in early January.

In mid-February, two of the units along Maude Ave that had been cleaned in December had flooding incidents during a significant rainstorm that occurred on February 13 and 14. Emergency crews were dispatched and the units were removed and cleaned of debris. During the emergency removal, one of the units was damaged and had to be repaired before it could be replaced into the SDI. It was replaced into the unit the first week of March. Street flooding also occurred at the unit installed at the corner of Caribbean Drive and Borregas Ave after a storm on February 6, 2009. Approximately 11 cubic yards of leafy debris was removed from the SDI at that time.

Inspections of the all retrofitted SDIs occurred on February 26, 2009 and none were identified as needing to be cleaned out.

The 13 retrofitted inlets were cleaned on May 18, 2009 and June 5, 2009 after the end of the rainy season. All debris was removed with a clamshell shovel, bagged, labeled, and taken to a processing area where litter was sorted from the leaf debris, weighed (wet weight), and approximate volumes for both leaf debris and litter were measured. The process was similar to that which was done for the eleven units reported on in our FY 07-08 annual report. Table 2 below shows the weights and volumes of litter and leaf debris collected from each of the 11 retrofitted SDIs. Also, footnotes are provided showing the additional quantities of debris that were removed during the rainy season to prevent flooding or if there were emergency cleanings needed during flood events.

Of the 13 inlets cleaned in May 2009, a total 1601 pounds of leafy debris and approximately 38 pounds of trash were removed at that time. This was approximately 46.7 cubic ft of leafy debris and 5.5 cubic feet of litter. An additional 80 cubic ft of leafy debris and trash were removed from seven of the SDIs to prevent or as the result of street flooding before the annual clean out occurred in May 2009.

The leafy debris (deciduous leaves, conifer needles, and twigs) appeared to be from the local street trees and was not from material being dumped or discarded by residents or businesses. Sunnyvale requires the use of green-waste carts by residents for yard debris pick-up.

The most common types of litter categories observed in the retrofitted inlets were the plastics. Plastic food wrappers *(e.g., candy bar wrappers, chip bags, snack food wrappers) cellophane (cigarette packs and candy), plastic cups, lids and straws, and Styrofoam packing materials were frequently observed (especially at the two SDIs along Caribbean Drive). Paper was also very common, in some areas. Cigarette butts were frequently found, especially in inlets that were close to stop lights and on roadways with higher traffic flows. Very few glass or metal items were observed in the litter. A more detailed description of the types of trash observed will be available in the final report for the pilot project.

*Polyethylene tetraphthalate (PET) that is biaxially oriented or boPET film used for food packaging.

Table 2. Quantities of leaf debris and trash collected in Retrofitted SDIs at end of rainy season in 2009

Block Page #	452	75	193	193	432	432	489	470	629	652	398	470	75
Inlet #	307	314	320	321	302	301	311	303b	313	304	301	301	313
Total Debris Wt.(lbs)	102	230	4	16	68	228	86	106	240	63	344	69	45
Total Trash Wt. (lbs)	12	4	0.5	0.5	0.5	2	3	1.0	5	0.5	6	2	1.0
Total Debris Vol. (cu/ft)	3.3[1]	5.1[2]	1.0[3]	1.3[4]	2.1[5,6]	6.4[7,8]	2.4	2.5	6.3	1.8[9]	8.6	3.1	2.8
Total Trash Vol. (cu/ft)	.75	0.75	0.25	0.25	0.25	0.5	0.25	0.25	0.5	0.25	0.75	0.5	0.25

[1] Additional debris removed by Sunnyvale Field Services staff on Jan 7, 2009. (~10 cubic ft)
[2] Additional debris removed by Cupertino Field Services staff on 10/13 2009 (~5 cubic ft)
[3] Additional debris removed by Sunnyvale Field Services staff on Dec. 16, 2008 (~6 cubic ft)
[4] Additional debris removed by Sunnyvale Field Services staff on Dec. 16, 2008 (~10 cubic ft)
[5] Additional debris removed by Sunnyvale Field Services staff on Dec. 22, 2008 (~12 cubic ft)
[6] Additional debris removed during flood incident by Field Services staff on Feb, 16, 2009 (2 cubic ft)
[7] Additional debris removed by Sunnyvale Field Services staff on Dec. 22, 2008 (~12 cubic ft)
[8] Additional debris removed during flood event by Sunnyvale Field Services staff on Feb. 16, 2009 (~12 cubic ft)
[9] Additional debris removed during flood event by Sunnyvale Field Services staff on Feb. 6, 2009 (~11 cubic ft)

The final report on the pilot project will be produced in cooperation with SCVURPPP in the fall of 2009. More detailed information regarding the site selection and installation, including photographs of the installations is provided in the Program's section of the annual report regarding trash management actions.

Effectiveness Evaluations:

City Department Litter Clean Up and Prevention Efforts:
Both Public Works and Parks and Recreation Departments within the city continue with their efforts to control litter in public areas and rights-of-way. Litter/trash pick up is a normal part of the job for staff in both of these departments as they maintain public facilities. In areas that are known to be problematic (e.g., along routes to the SMaRT Station) the City requires contractors to pick up wind-blown debris from the truck routes. This is an effective method to help reduce litter from entering SDIs, but it is very labor intensive and can be expensive.

The City continues with street sweeping efforts to collect debris. Over 8912 cubic yards of litter, leaves, and street debris were collected in FY 08-09, which is a small increase previous years (FY 07-08 and FY 06-07), based on the same number of curb miles swept in residential, commercial, and industrial areas of the city. This number varies each year, partly due to quantities of leaves accumulating on streets. Street sweeping continues to be an effective means to help reduce leafy debris and trash from entering SDIs

Litter pick up after public events on city property is an integral part of the event planning effort. Litter remaining on-site after events has not been an issue in Sunnyvale.

Coastal Clean-Up Day, Great American Litter Clean-up and National River Clean–Up Day Events

All of these volunteer events were very successful. The number of volunteers needed for the event was met and the quantity of litter picked up, although not huge, was still proactive in keeping the wastes from entering the storm drain system (for the GALP) or into the Bay from the Coastal Clean Up Day and National Rivers Clean-up Day events. The events are popular for volunteers as they feel that they are doing something to help reduce visible pollution problems. It also provided an opportunity for outreach to the people in the neighborhoods who saw the volunteers picking up litter, helping make them more aware of litter issues. Participation by the public has continued to increase with each event.

Tarp Give-Away Event
This event was less effective this year, as it was not done on an "Extra Dump Day" event as it had been last year. However, it is still effective at providing the facility users with the appropriate covers for their loads coming in to the SMaRT Station for disposal,. It also provides them with education materials about the litter problems coming from uncovered loads and the legal requirements for covering their loads. Only 40 people received the tarp on the day of the event this year.

Public Education and Outreach Articles/Advertising
A combination of articles, theater advertisements, bus-back advertising, and promotion through demonstrations such as the Enviroscape continue to build trash and litter pollution prevention awareness levels with the public. See Attachment G, Table 1 for a detailed analysis of the effectiveness of the various outreach tools used for trash and litter outreach.

Pilot Trash Structural Treatment Control Study
The effectiveness of the pilot program is still being determined. Preliminary results indicate that the units work well as "full-capture" devices and collected significant amounts of leafy debris along with smaller quantities of litter.

Part of the pilot project was to determine the operational and maintenance costs for these units. Based on the flooding issues that occurred in some locations, despite the units being cleaned less than six weeks before the flood event occurred, it will be essential for Field Services staff to increase their inspection frequency of inlets in certain areas, due to the quantity of leafy debris that accumulates at those locations. This adds to the overall cost for maintenance of the units. In about half the units installed, the annual cleaning may be sufficient, due to the size of the SDI itself. The smaller SDIs fill up more quickly with leafy debris in some locations, whereas others, especially the larger units will only need their annual cleaning.

The maintenance and determination of the trash loading rates and costs per quantity of trash removed will not be available until the final report is prepared in the fall of 2009.

Potential Next Steps:

Caribbean Drive-

- Continue contractor efforts to collect windblown debris from trucks leaving the facility.
- Continue to work with contractor to minimize the amount of debris falling off the transport vehicles.
- Monitor full-capture, retrofitted SDIs to see if litter control efforts are helping reduce the amount of litter entering the inlets.

Sunnyvale East Channel-

- Plan for a clean-up event on National River Clean-Up day, spring 2010.
- Continue to expand number of Great American Litter Pick Up event sites for spring of 2010, pending volunteer availability and interest.

Sunnyvale West Channel-

- Plan for a clean-up event on Coastal Clean-Up Day, fall 2009
- Continue to expand the number of Great American Pick Up event sites for spring of 2010, pending volunteer availability and interest.

City Department Actions-

- Work with department staff to collect data on current level of litter control efforts, such as quantities of debris collected, to assist with effectiveness assessments of litter control efforts.
- Working with Neighborhood Preservation Division of Community Development, develop Neighborhood Litter Pick up kit (safety vests, litter grabbers, gloves, and bags) to loan out to neighborhood associations for local litter clean up efforts sponsored by residents/volunteers.

City of Sunnyvale

FY 08 - 09 Annual Report

Attachment K

Trash Inventory and Management

Appendix 2

Trash Problem Area Activity Report Table

Trash Problem Area Data Collection Forms

045108

Santa Clara Valley
Urban Runoff
Pollution Prevention Program

Trash Problem Area Activity Report
FY 07-08

ID	Date	Location	Assessment Score		Recent Cleanup[1]	Adjacent Land Use[2]		Trash Source[3]			Three Most Prevalent Trash Types[4]			Estimated Volume of Trash Removed (if any)	Existing Management Actions	Recommended Management Actions and/or Future Evaluations
			KAB	RTA		1	2	1	2	3	1	2	3			
SU16A	2/12/2009	Sunnyvale West Channel@ Caribbean Drive crossing		94	Yes	Industrial	Roadway	Upstream/stormdrain catchment	Litter – vehicular	Litter – recreational areas	Plastic/styrofoam	Biodegradable/paper	Miscellaneous	<1 cubic ft	Channel cleaned in May 2008 as part of National River Clean Up day On "adopt a creek" list with SCVWD	Continue to schedule for one of the Santa Clara County -Creek Connections Action Group annual clean-ups
SU16B	2/20/2009	Sunnyvale East Channel @ Caribbean Drive Crossing		72	Yes	Industrial	Roadway	Upstream/stormdrain catchment	Litter – vehicular	Litter – recreational areas	Plastic/styrofoam	Biodegradable/paper	Miscellaneous	1.5 cubic ft	Channel cleaned in September 2008 as part of Coastal Clean Up Day event Also on "adopt a creek" list with SCVWD	Continue to schedule for one of the Santa Clara County -Creek Connections Action Group annual clean-ups

[1] Recent Cleanup	[2] Land Use Types	[3] Trash Source	[4] Trash Type
1 Yes	1 Commercial	1 Litter – vehicular	1 Plastic/styrofoam
2 No	2 Industrial	2 Litter – school/institution	2 Glass
3 Unknown	3 Residential – home	3 Litter – pedestrian	3 Metal
	4 Residential – apartments	4 Litter – commercial areas	4 Biodegradable/paper
	5 Roadway	5 Litter – restaurants/fast food/convenience stores	5 Construction
	6 Park/Trail	6 Litter – receptacles/dumpsters	6 Fabric/cloth
	7 School	7 Litter – recreational areas	7 Biohazard
	8 Railways	8 Litter – special events (sports/concerts/fairs)	8 Toxic
	9 Other	9 Homeless encampments	9 Miscellaneous
		10 Illegal dumping	
		11 Upstream/stormdrain catchment	
		12 Other	

Santa Clara Valley
Urban Runoff
Pollution Prevention Program

Trash Problem Area Activity Data Collection Form

Date:2/12/2009 135

I. Site Information

1. **Site ID# SU16A** **Watershed: Sunnyvale West** **Location: Sunnyvale West @ Caribbean**

II. Assessment Information

1. Which assessment tool was used? (Check one)
   ☒**Creek**-RWQCB Version 7.0 ☐**Non-Creek**-Windshield Survey
   ☐**Non-Creek**-KAB Litter Index ☐Other _____
2. **Total Score** (RWQCB Version 7.0 or KAB Litter Index) 94
3. Windshield Survey Results-Trash Priority: ☐ **NA** ☐**High** ☐**Medium** ☐**Low**
4. What percentage or length of the area is impacted with trash (e.g. 5%, five feet, etc.)? <5%
5. This assessment is ☐ **Initial** ☒**Follow-up** (Check one)
6. If applicable, how many follow-up assessments have been conducted at this site?6

III. Trash Information

1. Describe trash type (Check five most prevalent types):

☐Rubber products	☐Metal products	☐Construction debris
☐Plastic bags	☒Cigarette butts	☐Fabric and cloth
☒Styrofoam products	☒Plastic/Synthetic items	☐Toxic substances
☐Aluminum cans	☐Tires	☐Appliances
☒Bottles (plastic and glass)	☐Woody debris	☐Furniture
☐Convenience/Fast Food wrappers	☐Yard waste	☐Biohazards
☐Man-made wood products	☐Batteries	☒Other paper

2. Potential trash source (Check all that apply):
   ☒Trash accumulation (water-borne) ☐Homeless encampments ☐Outfall _____
   ☒Trash accumulation (wind-borne) ☐Illegal dumping ☐Other _____
   ☒Litter-Vehicular ☐Litter-Dumpster/Receptacle (describe) _____
   ☐Litter-Commercial business (name)_____
   ☐Litter-School/Institution (name)_____
   ☒Litter-Other (describe) from upstream SDIs and land uses – pedestrian trails
3. Was trash observed near (Check one): ☐**Storm drain inlets** ☐**Storm drain outfalls** ☐**Creek** ☒**N/A**
4. Identify adjacent land uses to the trash areas assessed (if possible):Industrial, Public access trails

IV. Trash Management Actions

1a. Are trash management actions planned for the site? **Yes** ☒ **No** ☐
1b. If trash was removed, provide total weight or volume (if known): <1 lb
1c. Photographic documentation: ☒**Yes No**☐
2a. Other Trash Management Actions Taken (describe): Cleaned up as part of Coastal Clean Up day event in September 2008 and on "adopt a creek" list with SCVWD
3a. Follow-up action needed: **Yes** ☒ **No**☐
3b. Future trash management actions needed (Please describe): Keep on list for local creek clean up activities for a least an annual cleaning of accessible areas
3c. Is trash routinely removed from this site? **Yes**☒ **No** ☐ If yes, at what frequency annual- at least
3d. Is a future assessment needed? **Yes**☒ **No** ☐
3e. If Yes, which tool? ☒**Creek**-RWQCB Version 7.0 ☐**Non-Creek**-Windshield Survey ☐Other_____ ☐**Non-Creek**-KAB Litter Index

Notes: Vegetation growth on side banks makes debris pick up difficult. Most waste found appears to come from upstream sources. Keep on list for clean up for local annual creek and beach clean up events.

Santa Clara Valley
Urban Runoff
Pollution Prevention Program

Trash Problem Area Activity Data Collection Form

045111

Santa Clara Valley
Urban Runoff
Pollution Prevention Program

Trash Problem Area Activity Data Collection Form

Date:2/20/2009 137

I. Site Information

1. **Site ID#** SU16 B **Watershed:** Sunnyvale East Channel **Location:** SV East at Caribbean Drive

II. Assessment Information

1. Which assessment tool was used? (Check one)
   ☒**Creek**-RWQCB Version 7.0 ☐**Non-Creek**-Windshield Survey
   ☐**Non-Creek**-KAB Litter Index ☐Other _____
2. **Total Score** (RWQCB Version 7.0 or KAB Litter Index) 72
3. Windshield Survey Results-Trash Priority: ☐ **NA** ☐**High** ☐**Medium** ☐**Low**
4. What percentage or length of the area is impacted with trash (e.g. 5%, five feet, etc.)? 25%
5. This assessment is ☐ **Initial** ☒**Follow-up** (Check one)
6. If applicable, how many follow-up assessments have been conducted at this site? 6

III. Trash Information

1. Describe trash type (Check five most prevalent types):

☐Rubber products	☐Metal products	☐Construction debris
☒Plastic bags	☐Cigarette butts	☐Fabric and cloth
☒Styrofoam products	☐Plastic/Synthetic items	☐Toxic substances
☐Aluminum cans	☐Tires	☐Appliances
☒Bottles (plastic and glass)	☐Woody debris	☐Furniture
☒Convenience/Fast Food wrappers	☐Yard waste	☐Biohazards
☐Man-made wood products	☐Batteries	☒Other – Paper products

2. Potential trash source (Check all that apply):
   ☒Trash accumulation (water-borne) ☐Homeless encampments ☐Outfall _____
   ☒Trash accumulation (wind-borne) ☐Illegal dumping ☐Other _____
   ☒Litter-Vehicular ☐Litter-Dumpster/Receptacle (describe) _____
   ☐Litter-Commercial business (name)_____
   ☐Litter-School/Institution (name)_____
   ☒Litter-Other (describe) Litter from Storm Drain inlets upstream, nearby roadway, and
3. Was trash observed near (Check one): ☐**Storm drain inlets** ☒**Storm drain outfalls** ☐**Creek N/A**
4. Identify adjacent land uses to the trash areas assessed (if possible): Commercial/Industrial and recreation trail

IV. Trash Management Actions

1a. Are trash management actions planned for the site? **Yes** ☒ **No** ☐
1b. If trash was removed, provide total weight or volume (if known): ~5 lbs
1c. Photographic documentation: **Yes**☒ **No**☐
2a. Other Trash Management Actions Taken (describe): Cleaned in May 2008 during National River Clean Up day
3a. Follow-up action needed: **Yes** ☒ **No**☐
3b. Future trash management actions needed (Please describe): Continue public outreach on litter issues, check for upstream sources from land use, include on annual volunteer creek clean up efforts listing
3c. Is trash routinely removed from this site? **Yes** ☒ **No** ☐ If yes, at what frequency Annually during assessment and during National River Clean Up Day
3d. Is a future assessment needed? **Yes** ☒**No** ☐
3e. If Yes, which tool? ☒**Creek**-RWQCB Version7.0 ☐**Non-Creek**-Windshield Survey
☐**Non-Creek**-KAB Litter Index ☐Other_____

Notes: Approximately 35 items (mostly snack food wrappers) were in areas not accessible due to mud and steep slopes. Ot the plastic bags observed 7 of the 13 were single use grocery-type bags.

Santa Clara Valley
Urban Runoff
Pollution Prevention Program

Trash Problem Area Activity Data Collection Form

Santa Clara Valley
Urban Runoff
Pollution Prevention Program

Trash Problem Area Activity Data Collection Form

City of Sunnyvale

FY 08- 09 Annual Report

Attachment L

Water Quality Monitoring

045115

No Water Quality Monitoring Activities are identified in the FY 08 -09 work plan for the City of Sunnyvale to undertake on its own. The City funds, supports, and provides in-kind assistance as appropriate for activities identified in the Program's Water Quality Monitoring section of the FY 08-09 work plan. See the Program's report for water quality monitoring data related to any areas of Sunnyvale.

City of Sunnyvale

FY 08- 09 Annual Report

Attachment M

Staff Training Summary Table

STAFF TRAINING BY DEPARTMENT/DIVISION FOR FY 08-09

1) Staff Training Table

TRAINING DATE	SUBJECT	APPROXIMATE NUMBER OF STAFF ATTENDING
Public Works Field Services: Street Maintenance, Water, Sewer, Stormwater, and Boulevard Landscaping		
7/15/2008	Sunnyvale Trash SDI Retrofit Pilot Project	20
10/6/2008	Street Maintenance – URMP and Rainy Season BMPs for Preventing Pollution	38
10/7/2008	Storm Drain Maintenance - URMP and Rainy Season BMPs for Preventing Pollution	30
10/7/2008	Boulevard Landscaping - URMP and Rainy Season BMPs for Preventing Pollution	10
10/8/2008	Water Utility - URMP and Rainy Season BMPs for Preventing Pollution	12
10/8/2008	Street Trees & Concrete	6
2/26/2009	Boulevard Landscaping: Annual Pesticide Training Day, including legal, safety, and City's IPM policy	13
Public Works - Environmental Division		
Env. Division Manager, Outreach Coordinator and Env. Specialist		
11/21/2008	Creeks Coalition Conference - Stream stewardship and restoration	2
5/27/2009	Stormwater General Construction Permit training	2
5/29/2009	SCVURPPP – Sustainable Streets workshop/training	1
6/17/2009	SCVURPPP annual C.3 workshop/training	1
12/17/2008	Sustainability in Sunnyvale	1
3/220/09 – 3/42009	CWEA P3S Conference	1
4/29/2009	Water Conservation for Employees	1
Pretreatment Program		
3/2/09	P3S conference - Monterey	4
5/22/09	Hazwoper Refresher Awareness – 8 hr.	7
6/17/09	Annual C3 Training by SCVURPPP	7
January 2009	Environmentally responsible Dentistry	2
Public Works - Engineering Division and Project Administration		
Weekly	Discussed needed water pollution measures on construction projects during all conducted construction progress meetings. These meetings occurred weekly for each capital improvement project and one City inspector attended each progress meeting. For the whole year, SWPP was discussed for an approximate total of 13 hours (52 weeks x 3 progress meetings per week x 5 minutes per meeting)	4
9/24/2008	PW Project Administration – Construction Inspection and Compliance Notification	6
5/29/2009	SCVURPPP – Sustainable Green Streets and Parking Lots- workshop/training	1

6/17/2009	PW Project Administration – Construction Site BMPs – "Keeping it Clean" DVD presentation and discussion.	8
6/17/2009	SCVURPPP annual C.3 workshop/training - "Stormwater Management for New and Redevelopment Projects: New Challenges, New Tools and New Ideas	1
Parks and Rec. - Parks Division, Baylands Park, and Golf Services		
9/25/2008	Rural Roads/PW maintenance BMP training (SCVURPPP)	1
11/18/2008	Staff IPM training – City IPM policy and alternatives to herbicide use	55
3/26/2008	Staff stormwater pollution prevention training and Corp Yard SWPPP, Annual City IPM policy training, & annual training for pesticide applicators	55
Community Development Department (CDD) - Planning		
9/10/2008	Yearly stormwater permit update training – contents of BMP guidance manual and potential changes from MRP	11
12/10/2008	Quarterly update for planning staff	11
3/25/2009	Quarterly update for planning staff	11
6/10/2009	Quarterly update for planning staff	11
CDD - Building Inspection		
10/8/2008	Yearly Storm Water Training (City Staff Training)	9
2/18/2009	Construction Site BMPs – Hold on to your dirt.	9
5/27/2009	Stormwater General Construction Permit training	1
Training provided by City staff to contractors and others:		
2/17/2009	Qualified Consultant Training – 3rd Party Certification Process	3
3/25/2009	San Mateo County-wide Stormwater Program, Municipal Maintenance Subcommittee Presentation – Pilot Trash Retrofit project in Sunnyvale	40
6/3/2009	Alameda Co. Clean Water Program Training, Presentation – Pilot Trash Retrofit project in Sunnyvale	~50

Response to Regional Water Quality Control Board Comments on this Section for FY 07-08 Annual Report:

No comments were received from RWQCB2 on this section.

City of Sunnyvale

FY 08 - 09 Annual Report

Attachment N

Watershed Management Activities

P.S. Id.	Activity	CI Item Source	FY 08-09 Tasks	Status / Comments	Due Date (mo/yr)	Responsible Party
Watershed Management Activities						
	Watershed Management-Watershed Assessment	Permit Prov. C.10	City staff will continue to work with the Santa Clara Basin Watershed Management Initiative (SCBWMI) and participate in the assessment of watersheds in the Santa Clara Basin as they occur.	City staff continues to participate in the SCBWMI and the active subgroups or work groups. This year, staff participated in the following work groups/sub-groups: • Communications' • Watershed Assessment & Monitoring • Land Use • Watershed Education & Outreach • Product Stewardship No new watershed assessments have been initiated by the WMI, as the focus has been to work with other agencies to implement the elements of the Watershed Action Plan. Staff assist other agencies (Santa Clara Valley Water District and SCVURPPP in watershed assessment activities that occur within Sunnyvale's jurisdiction when requested.	Ongoing Report 09/09	Lorrie Gervin, Environmental Division Manager

Response to Regional Water Quality Control Board Comments on this Section for FY 07-08 Annual Report:
No comments were received from RWQCB2 on this section.

City of Sunnyvale

FY 08 - 09 Annual Report

Attachment O

PCB Plan Development Activities

P.S. Id.	Activity	CI Item Source	FY 08-09 Tasks	Status / Comments	Due Date (mo/yr)	Responsible Party
	PCB Plan Development					
	PCB Plan Development	Permit Prov. C.9.e	City staff will continue to work with Program Staff through the Monitoring Ad hoc committee as Program PCB plan is implemented and monitoring results are available for review.	No specific tasks were identified for Sunnyvale to participate in via the Monitoring Ad Hoc task group in FY 08-09.	Ongoing Report 09/09	Kristy McCumby, Env. Specialist
	PCB Monitoring Plan Actions	Permit Prov. C.9.e	City staff to review any new data results from any new PCB monitoring studies completed by SCVURPPP or other agencies. If study results indicate a need for case study development for sites within Sunnyvale, the City will initiate case studies, as needed.	No new data was provided in FY 08-09 for the City to review. No case study needs were identified for Sunnyvale in this reporting year.	If case study sites are identified Report 09/09	Lorrie Gervin, Environmental Division Manager

Response to Regional Water Quality Control Board Comments on this Section for FY 07-08 Annual Report:
No comments were received from RWQCB2 on this section.

City of Sunnyvale

FY 08- 09 Annual Report

Attachment P

Sediment Impairment Studies Activities

P.S. Id.	Activity	CI Item Source	FY 08-09 Tasks	Status / Comments	Due Date (mo/yr)	Responsible Party
Watershed Analysis -Sediment Control Plan Development						
	Sediment Impairment Studies	Permit Prov. C.9.f	City staff will work with SCVURPPP staff through the Monitoring Ad hoc committee to develop reports for creeks in the Santa Clara Basin that may be sediment impaired.	Staff continued participation in the Monitoring Ad Hoc task group and the Watershed Analysis Task Group of SCVURPPP. No specific work products were under development and address in creeks within Sunnyvale's jurisdiction in FY 08-09	Ongoing Report 09/ 09	Kristy McCumby, Env. Specialist
	Control Program for Sediment	Permit Prov. C.9.f (iii)	City staff will continue to work with SCVURPPP and the Watershed Analysis Work Plan Ad Hoc Task Group to coordinate any activities within Sunnyvale's jurisdiction.	Staff continued participation in the SCVURPPP Watershed Analysis Ad hoc Task Group. No projects were developed within Sunnyvale's jurisdiction in this reporting year.	Ongoing Report 09/09	Lorrie Gervin, Environmental Division Mgr. & Kristy McCumby/Env. Spec.
	Participate in Stevens Creek Watershed Council		City Staff will continue to participate in meetings of the Stevens Creek/Permanente Watershed Council to address actions identified within Sunnyvale's jurisdiction.	Staff attended three Watershed Council meetings and provided a meeting room for the group in FY 08-09. No specific actions related to Sunnyvale activities were identified in this reporting year. The City did provide financial support for another successful Santa Clara County Creeks Coalition and Watershed Conference in November 2008. City staff participated by staffing a table at the conference and providing pollution prevention information to participants. See Attachment G, Table 1 for a description of the event.	Ongoing Report 09/09	Kristy McCumby/Env. Spec.

Response to Regional Water Quality Control Board Comments on this Section for FY 07-08 Annual Report:
No comments were received from RWQCB2 on this section.

City of Sunnyvale

FY 08- 09 Annual Report

Attachment Q

Permit Renewal Activities

P.S. Id .	Activity	CI Item Source	Work Plan Tasks FY 08-09	Status / Comments	Due Date (mo/yr)	Responsible Party
	Permit Reapplication Process					
	Permit Negotiation		Participate in Municipal Regional Storm Water Permit (MRP) negotiation activities with Regional Board staff.	• Staff reviewed the February 11, 2009 revised Tentative Order and provided comments on behalf of the City. • City staff also provided testimony at the May 13, 2009 public hearing • City staff participated in SCVURPPP-sponsored meetings and discussions related to proposed permit language and issues in preparation for Bay Area-wide MRP discussions.	Ongoing Report 09/09	Lead: Lorrie Gervin, Env. Div. Manager
	New Permit Implementation		Modify 08-09 work plan as required, in order to implement phased or new priority tasks as identified in any newly issued NPDES Storm Water Discharge Permit issued by the RWQCB, Region 2	Since the MRP was not adopted in FY 08-09, no modification of the work plan was required. The FY 09-10 work plan will be modified, as needed to address new requirements once the MRP is adopted.	Report 09/09	Lead: Lorrie Gervin, Env. Div. Manager

Response to Regional Water Quality Control Board Comments on this Section for FY 07-08 Annual Report:
No comments were received from RWQCB2 on this section.

045127

Santa Clara Valley
Urban Runoff
Pollution Prevention Program

SCVURPPP

COUNTY OF SANTA CLARA

CLEAN WATER PROGRAM

ANNUAL REPORT

FY 09

Submittal date: 9/15/2009

Development Services Office
DEPARTMENT OF PLANNING AND DEVELOPMENT
70 West Hedding St., 7th Floor, E-Wing
San Jose, CA 95110

Phone: (408) 299-5737
Fax: (408) 279-8537

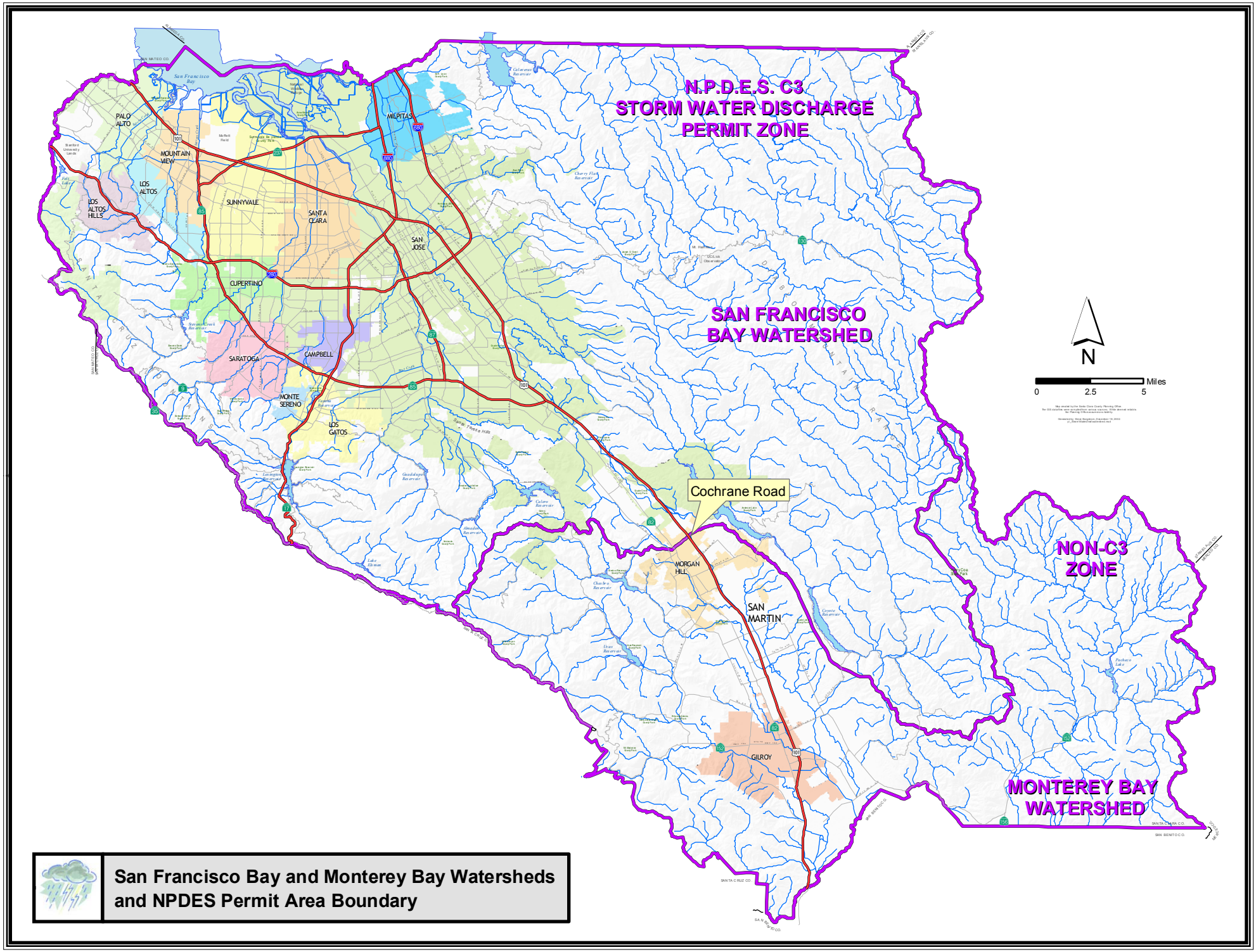

San Francisco Bay and Monterey Bay Watersheds and NPDES Permit Area Boundary

County of Santa Clara

Department of Planning and Development
County Government Center, East Wing
70 West Hedding Street, 7th Floor
San Jose, California 95110

	Administration	Development Services	Fire Marshal	Planning
Phone:	(408) 299-6740	(408) 299-5700	(408) 299-5760	(408) 299-5770
Fax:	(408) 299-6757	(408) 279-8537	(408) 287-9308	(408) 288-9198

September 15, 2009

Mr. Bruce H. Wolfe
Executive Officer
Regional Water Quality Control Board
San Francisco Bay Region
1515 Clay St., Suite 1400
Oakland, CA 94612

Subject: County Of Santa Clara Clean Water Program FY 09 Annual Report

Dear Mr. Wolfe:

This report is submitted by the County of Santa Clara, in conjunction with the Santa Clara Valley Urban Runoff Pollution Prevention Program's Annual Report, pursuant to provision C.6.(a) of its reissued municipal storm water discharge National Pollutant Discharge Elimination System Permit (Orders No. 01-024, 01-119, and R2-2005-0035).

This report summarizes activities performed during FY 09 in accordance with the County's Urban Runoff Management Plan (URMP), which was submitted to the Regional Board in September 1997 and updated subsequently, the performance standards contained therein, and the 2001 NPDES Storm Water Discharge Permit, as amended.

The County unincorporated area has a population of about 100,000 persons, with about 80,000 living within the Phase I NPDES Storm Water Discharge Permit jurisdiction. Community physical characteristics include mountains, forests, grasslands, chaparral, farms, suburbs, foothills, valley floor areas, watersheds, reservoirs, and bay frontage. There is no urban downtown core area; rather there is a large acreage of low-density land area surrounding existing suburbs and municipalities.

The County has a few urban pockets, few commercial sites, and few industrial sites. The County is pursuing a program of annexation, so that these urban pockets will become a part of the cities that surround them. The restrictive zoning and general plan policies for the unincorporated areas do not promote urban growth or subdivisions. In addition, the Parks and Recreation Department has obtained large land holdings that will never be developed, but rather will be used primarily for open space and for low impact recreation. The largest "commercial" site in the unincorporated area is Stanford University.

Board of Supervisors: Donald F. Gage, George Shirakawa, Dave Cortese, Ken Yeager, Liz Kniss
County Executive: Jeffrey V. Smith

Goals and Contents of the Report:

The goals of this Annual Report are to: 1) document implementation of the URMP and the FY 09 work plan during the past fiscal year; 2) evaluate program results for continuous improvement; 3) comply with NPDES Storm Water Discharge Permit requirements; and 4) share this information with other Co-permittees, jurisdiction decision-makers, and the public. A table of contents is included with the report.

Program Highlights:

1). The County's Clean Water Program continues to be funded directly from the County General Fund. As stated in previous annual reports, Proposition 218 eliminated the storm water fee that supported Clean Water Program activities in 1997. Additional tax funding can only be obtained by a 2/3 vote of the people. Last year, the Clean Water Program consisted of one full time junior civil (environmental) engineer with additional guidance from a senior civil engineer. In January of 2009 the senior civil engineer resumed his original duties and the program is now a staff of one. Staff members of the involved departments coordinate compliance and reporting activities as they relate to each involved department, with guidance from the Clean Water Program Coordinator as well as the Santa Clara Valley Urban Runoff Pollution Prevention (SCVURPPP) program staff.

2). The County is located within two regional water quality control boards. The northern portion of the County is under the San Francisco Bay Regional Water Quality Control Board and the southern portion is under the Central Coast Regional Water Quality Control Board (CCRWQCB). In December 2008, the County began the enrollment process to obtain coverage under the NPDES Storm Water Discharge Phase II Permit for the southern portion of the County. Since December, the County, Morgan Hill and Gilroy have been working together to develop and then revise the Draft Regional Storm Water Permit (SWMP). With only one staff member from the County devoted to the clean water program, drafting the SWMP was the primary focus for the program this year. For this reason, there were no significant changes made to the existing clean water program.

3). The County continues to move forward with implementation of the 2001 NPDES Permit, as amended. The County is interested in how the provisions of the proposed Municipal Regional Permit will affect the existing Clean Water Program functions.

4). The involved departments include Capital Programs (now a part of the Fleet and Facilities Department), Roads and Airports, Parks and Recreation, Planning and Development (Planning Office, Development Services Office, Clean Water Program, Surveyor), Agriculture and Environmental Management (Integrated Waste Management, Pollution Prevention, Graffiti and Litter Abatement, Green Business Program, Master Composter Education Project), Environmental Health (Consumer Protection, Hazardous Materials, Solid Waste, Household Hazardous Waste, Vector Control), the County Executive's Office (Special Construction Projects, and Integrated Pest Management).

5). County staff members from the various involved departments have continued to be active this fiscal year in attending informational presentations regarding implementing the requirements of the NPDES Permit and preventing nonpoint source pollution.

1). The County Department of Environmental Health continues to provide enhanced reporting for IC/ID and IND/COMM activities within the unincorporated area.

2). The involved County departments continue to take direct responsibility for implementation of performance standards and reporting on NPDES Permit compliance activities.

3). Training events have been well received by the involved departments.

4). The County's full time IPM Program Manager is continuing to work with the Department of Parks and Recreation pursuant to its new Pesticide Use Reduction Plan, and with Department of Roads and Airports to reduce and eliminate pesticides where practicable, including the new landscaping and roadside vegetation management plan. The County was the first jurisdiction in SCVURPPP to adopt an IPM ordinance. Also, the County IPM Program Manager now has the benefits of an online pesticide use requesting and reporting database on the County's intranet.

5). The Household Hazardous Waste, Green Business, Integrated Waste Management, Graffiti and Litter Abatement, and Master Composting Education Programs have all been active in spreading the pollution prevention message, including prevention of storm water pollution.

6). The Household Hazardous Waste (HHW) Program has been very active in the recycling of mercury containing materials, in the Mercury Education Project, and in promoting E-Waste recycling. The HHW Program supports legislation to require sellers of mercury containing products to provide for collection and recycling.

7) The Office of Planning has been putting together a BMP O&M Verification Program. The BMP O&M Agreement has been written and is currently awaiting approval from County council before asking the Board of Supervisors to authorize the program. Implementation is expected to begin in FY 10.

Thank you in advance for your review of this Annual Report for FY 09. If you or your staff members have any questions regarding the materials submitted, please contact me at (408) 299-5737.

Sincerely,

Clara Spaulding

Clara Spaulding
Clean Water Program Coordinator
Development Services Office
DEPARTMENT OF PLANNING AND DEVELOPMENT

CC: Jody Hall Esser, Director, Department of Planning and Development
Thomas P. Whisler, P.E., Manager, Development Services Office
Involved Department Head

Santa Clara Valley Urban Runoff Pollution Prevention Program

FY 09 Annual Report

Response to Comments on FY07-08 Annual Report

No comments regarding the County of Santa Clara's FY07-08 Annual Report require a response, as comments from the San Francisco Bay Regional Water Quality Control Board were not received during FY08-09.

County of Santa Clara
Clean Water Program
DEVELOPMENT SERVICES OFFICE
DEPT. OF PLANNING AND DEVELOPMENT
70 West Hedding St., 7th Floor East Wing
San Jose, CA 95110

COUNTY OF SANTA CLARA
CLEAN WATER PROGRAM
FY 08 ANNUAL REPORT

Contents

- Figure 1: Watershed Map
- Transmittal Letter
- Response to Water Board Comments
- Table of Contents
- Legend CWP
- Legend SCVURPPP

A. Certification Statement

B. Illicit Connection/Ilegal Dumping Elimination Activities

C. Industrial/Commercial Discharger Control Program
    - Industrial/Commercial Program (IND/COMM)
    - Household Hazardous Waste Program (HHW)

D. Public Agency Activities
    - C3. Reporting Forms for All Departments
    - Public Streets, Roads and Highways Operation and Maintenance
    - Rural Public Works Operation and Maintenance
    - Storm Drain Operation and Maintenance (refers to D.1)
    - Water Utility Operation and Maintenance (N/A)
    - Other Public Agency Activities (Dept. of Parks and Recreation)
    - Other Public Agency Activities (Capital Programs)

E. New Development Planning Procedures (Planning and Development)

F. Construction Inspection (Planning and Development

G. Public Information and Participation

H. Pesticide Management Activities (IPM Program)

I. Mercury Pollution Prevention Activities

J. Copper Action Plan/Nickel Action Plan

K. Trash Inventory and Management

L. Water Quality Monitoring (N/A)

M. Staff Training Summary Tables

N. Stanford University Activities Summary (from the City of Palo Alto)

SCVURPPP List of Acronyms/Abbreviations

AB	Assembly Bill
ABAG	Association of Bay Area Governments
ABC	Annual Budget Review Compilation
ACCWP	Alameda Countywide Clean Water Program
ACOE	U.S. Army Corps of Engineers
AHTG	Ad Hoc Task Group
AR	Annual Report
ASCE	American Society of Civil Engineers
BAAQMD	Bay Area Air Quality Management District
BART	San Francisco Bay Area Rapid Transit
BATG	Budget Ad Hoc Task Group
Basin	Santa Clara Basin
Basin Plan	Water Quality Control Plan for the San Francisco Basin
BACWA	Bay Area Clean Water Agencies
BAHM	Bay Area Hydrology Model
BAMBI	Bay Area Macroinvertebrate Bioassessment Information
BASMAA	Bay Area Stormwater Management Agencies Association
Bay	San Francisco Bay
Bay Area	San Francisco Bay Area
BMI	Benthic Macroinvertebrate
BMM	Lower South Bay Monitoring and Modeling Subgroup
BMP	Best Management Practice
BOMA	Building Owners and Managers Association
BPP	Brake Pad Partnership
BU	beneficial use
C	Celsius
C.3	Permit Provision C.3
C3PO	C.3 Provision Oversight
CA	California
Cal-EPA	California Environmental Protection Agency
Caltrans	California Department of Transportation
CAMLnet	California Aquatic Macroinvertebrate Laboratory Network

Acronyms/Abbreviations

Campaign	Watershed Watch Campaign
CAP	Copper Action Plan
CASQA	California of Stormwater Quality Association
CB	Copper Baseline
CCC	Continuous Concentration Criterion
CD-ROM	Compact Disk-Read Only Memory
CDS	Continuous Deflective Separation
CEP	Clean Estuary Partnership
CESQG	Conditionally Exempt Small Quantity Generator
CEQA	California Environmental Quality Act
CFR	Code of Federal Regulations
cfs	cubic feet per second
CI	Continuous Improvement
CIWMB	California Integrated Waste Management Board
CMIA	Conceptual Model Impairment Assessment
CMS	Copper Management Strategy
COA	Condition of Approval
CoHHW	Santa Clara County Household Hazardous Waste Program
CoHHW Program	Santa Clara County Household Hazardous Waste Program
COLD	cold freshwater habitat
CRMP	Coordinated Resources Management and Planning
CSBP	California Stream Bioassessment Procedures
CTR	California Toxic Rule
Cu	Copper
CWA	Clean Water Act
DDD	Dichlorodiphenyldichloroethane
DDE	Dichlorodiphenyldichloroethylene
DDT	Dichlorodiphenyltrichloroethane
DEH	Santa Clara County Department of Environmental Health
District	Santa Clara Valley Water District
DO	Dissolved Oxygen
DOE	Department of Energy
DPR	Department of Pesticide Regulation

Acronyms/Abbreviations

DWR	Department of Water Resources
E. Coli	Enterococus Coli
EEC	SF Bay Wildlife Refuge Environmental Education Center
EEDMS	Environmental Enforcement Data Management System
EEPS	Exposure and Effects Pilot Study
e.g.	for example
EMAP	Environmental Monitoring Program
EMB	Executive Management Board
EOA	Eisenberg, Olivieri, and Associates
EPA	U.S. Environmental Protection Agency
Estuary	San Francisco Bay Estuary
F	Fahrenheit
FLT	Fluorescent Light Tube
FY	Fiscal Year
GCRCD	Guadalupe-Coyote Resource Conservation District
GIASP	General Industrial Activities Stormwater Permit
GIS	Geographic Information System
GRTS	Generalized Random Tessellation Stratified
HBANC	Home Builders Association of Northern California
Hg	Mercury
HMP	Hydromodification Management Plan
HHW	Household Hazardous Waste
HVAC	Heating, Ventilation and Air Conditioning
IBI	Index of Biotic Integrity
IC/ID	Illicit Connection and Illegal Dumping
ID	Identification
IND	Industrial/Commercial
i.e.	that is
IPM	Integrated Pest Management
JPA	Joint Powers Authority
K	Kindergarten
KAB	Keep America Beautiful
kg	Kilogram

Acronyms/Abbreviations

L	Liter
Lb	Pound
LA	load allocation
LFA	Limiting Factors Analysis
LID	Low Impact Development
LSSB	Lower South San Francisco Bay
LUS	Land Use Subgroup
MC	Management Committee
MCMP	Metals Control Measures Plan
MCTT	Multi-Chambered Treatment Train
MDDB	Metadata Database
MDL	Most Downstream Location
MEP	Maximum Extent Practicable
Mercury Plan	Mercury Pollution Prevention Plan
Mg	milligram
mgd	million gallons per day
MIGR	fish migration
MOA	Memorandum of Agreement
MOFO	Morrison & Foerster
MOU	Memorandum of Understanding
MP	Monitoring Priority
MROSD	Mid-Peninsula Regional Open Space District
MYRWMP	Multi-Year Receiving Waters Monitoring Plan
NAP	Nickel Action Plan
NEMA	National Electrical Manufacturers Association
NAIOP	National Association of Industrial and Office Properties
NEPA	National Environmental Policy Act
ng	Nanogram
Ni	Nickel
NOI	Notice of Intent
NPDES	National Pollutant Discharge Elimination System
OC	Organochlorine
O&M	Operation and Maintenance

Acronyms/Abbreviations

OP	Organophosphate
OWOW	Our Water Our World
P2	Pollution Prevention
PAHs	Polynuclear Aromatic Hydrocarbons
PBDE	Polybrominated Diphenyl Ether
Pb	Lead
PCBs	Polychlorinated Biphenyls
PCDD	Polychlorinated Dibenzo-p-Dioxins
PCDF	Polychlorinated Dibenzofurans
PCO	Pest Control Operator
pg	Picogram
PHAB	Physical Habitat Assessments
PIP	Public Information and Participation
PI/P	Public Information and Participation
PIPP	Public Information and Participation Program
PMPS	Pest Management Performance Standard
POC	Pollutant of Concern
POTW	Publicly Owned Treatment Works
PPPS	Planning Procedures Performance Standard
Program	Santa Clara Valley Urban Runoff Pollution Prevention Program
PS	Performance Standard
PVC	Polyvinyl Chloride
Q	Quarter
QAPP	Quality Assurance Project Plan
RAC	Regional Ad Campaign
RARE	preservation of rare and endangered species
RCRA	Resource Conservation and Recovery Act
REC- 1	water contact recreation
REC-2	non-contact water recreation
Regional Board	San Francisco Bay Regional Water Quality Control Board
RFP	Request for Proposal
RMAS	Regional Monitoring and Assessment Strategy
RMP	Regional Monitoring Program

Acronyms/Abbreviations

RPT	Report Preparation Team
RS	Regulatory Subgroup
RTA	Rapid Trash Assessment
RWQCB	San Francisco Bay Regional Water Quality Control Board
SC	Steering Committee
SCC	Santa Clara County
SCBWM1	Santa Clara Basin Watershed Management Initiative
SCVURPPP	Santa Clara Valley Urban Runoff Pollution Prevention Program
SCVWD	Santa Clara Valley Water District
SF	San Francisco
SFEI	San Francisco Estuary Institute
SFEP	San Francisco Estuary Project
SIC	Standard Industrial Classification
SMaRT®	Sunnyvale Materials Recovery and Transfer
SOP	Standard Operating Procedures
South Bay	Lower South San Francisco Bay
SPLWG	Sources, Pathways and Loadings Work Group (RMP)
SPWN	fish spawning
SSC	Suspended Sediment Concentration
SSI	Inventory of Santa Clara Basin Stream Studies
SSO	Water Quality Site-Specific Objective
State Board	State Water Resources Control Board
STOPPP	San Mateo Countywide Stormwater Pollution Prevention Program
SWAMP	Surface Waters Ambient Monitoring Program
SWANA	Solid Waste Association of North America
SWMP	Stormwater Management Plan
SWPPP	Stormwater Pollution Prevention Plan
SWRCB	State Water Resources Control Board
TAC	Technical Advisory Committee
TMDL	Total Maximum Daily Load
TO	Tentative Order
TP	Total Phosphorus
TPH	Total Petroleum Hydrocarbons

Acronyms/Abbreviations

TRC	Technical Review Committee
ug	Microgram
UPC	Urban Pesticide Committee
URMP	Urban Runoff Management Plan
URQM	Urban Runoff Quality Management
USA	Unified Stream Assessment
USEPA	U. S. Environmental Protection Agency
USFWS	U.S. Fish and Wildlife Service
USGS	U.S. Geological Survey
VTA	Santa Clara Valley Transportation Authority
WAC	Watershed Assessment Consultant
WAMS	Watershed Assessment and Monitoring Subgroup
WAR	Watershed Assessment Report
WARM	warm freshwater habitat
Water Board	San Francisco Bay Regional Water Quality Control Board
Water District	Santa Clara Valley Water District
WEF	Water Environment Federation
WEO	Watershed Education and Outreach
WE&O	Watershed Education and Outreach
WERF	Water Environment Research Foundation
WG	Work Group
WILD	wildlife habitat
WLA	Waste Load Allocation
WMI	Watershed Management Initiative
Work Group “I”	SCBWMI Phase I Indicators Work Group
WP	Work Plan
WRPC	Water Resources Protection Collaborative
WVCWP	West Valley Clean Water Program
WW	Watershed Watch
WWTP	Wastewater Treatment Plant
WY	Water Year
YSI	Youth Science Institute
Zn	Zinc

COUNTY OF SANTA CLARA
FY 2008-2009 ANNUAL REPORT
ATTACHMENT A

Certification Statement

"I certify, under penalty of law, that this document and all attachments were prepared under my direction or supervision in accordance with a system designed to ensure that qualified personnel properly gather and evaluate the information submitted. Based on my inquiry of the person or persons who manage the system, or those persons directly responsible for gathering the information, the information submitted, is, to the best of my knowledge and belief, true, accurate, and complete. I am aware that there are significant penalties for submitting false information, including the possibility of fine and imprisonment for knowing violations."

Signature by Duly Authorized Representative:

Thomas P. Whisler 9/4/09

Thomas P. Whisler
Manager, Development Services Office
DEVELOPMENT SERVICES OFFICE

Date

Santa Clara Valley Urban Runoff Pollution Prevention Program

FY 09 Annual Report

Attachment B - Illicit Connection/Illegal Dumping Elimination Activities (IC/ID) (Summary Data Tables are located in Attachment C)

County of Santa Clara
Clean Water Program
DEVELOPMENT SERVICES OFFICE
DEPT. OF PLANNING AND DEVELOPMENT
70 West Hedding St., 7th Floor East Wing
San Jose, CA 95110

- **Solid Waste Local Enforcement Agency (SW-LEA)**

The Solid Waste Program supports and implements the storm water pollution prevention efforts to minimize impacts on our waterways in several of our countywide programs, including solid waste facility inspections, refuse vehicle and septage pumper vehicle inspections, and refuse accumulation and dumping cases. Every complaint received and investigated is approached with the consideration of what is needed to remove the threat of pollution. This sometimes leads to a referral to another agency having jurisdiction over the location or the actions of the responsible person for the run-off water degradation. Sometimes our actions directly reduce or eliminate threatened or actual pollution sources. Our staff continually look for and report potential polluting situations and conditions to the appropriate stormwater protection enforcement agencies for follow-up or directly enforces cases in our scope of authority.

In many cases, the solid waste program confirms the threat or actual pollution and issues written orders to abate the violation. Usually the threat of legal action leads to abatement of the violation, but occasionally cases are referred to the District Attorney's Environmental Crimes Unit for legal action.

The complaint investigations are widely varied in scope, but are nonetheless related to preventing pollution of the environment and are backed by the County Ordinances relating to waste and refuse accumulations, illegal dumping, refuse collection vehicles, and the septage or grease pumper vehicles. The renewed County refuse collection contract had a change and the yard waste is now collected from toters instead of on the streets as it had been allowed in the past. This change was significant in reducing organic debris potentially entering the storm drains.

Abatement of pollution threats at facilities that are routinely inspected, include solid waste collection and septage pumper vehicle storage yards. We also inspect and regulate solid waste facilities, operations such as landfills, transfer stations, composting facilities, and closed landfills. These facilities are under the jurisdiction of state laws and the state-designated local enforcement program. We work closely with the Regional Water Quality Control Board and forward our monthly inspection reports directly to them.

The program staff inspects all large or small facilities that generate medical or bio-hazardous wastes and ensure that their waste stream handling does not result in biohazardous or other waste contamination of the storm water systems. Program staff also conduct inspections of waste tire handling facilities to ensure proper handling, storage and manifesting of waste and used tires.

It is stressed at SW-LEA staff meetings and in training that one of the principal goals of our inspections is to identify and investigate any and all critical control points of the programs promoting clean water. The SW-LEA program is effective in reducing or

eliminating storm water pollution because it keeps illegally dumped materials out of the storm water system and watersheds.

Training: All staff are State Registered Environmental Health Specialists (REHS). Solid waste staff attended a CIWMB/LEA conference promoting coordination between various state oversight boards, such as air, water and solid waste. The topics centered on solid waste facilities and how the public and the environment can be better protected from the impacts of these facilities and the improper or illegal disposal of solid waste. There were presentations relating to illegal dumping abatement as well as coordinating efforts with the Water Boards or Fish and Game, since local inspectors are their eyes and ears out in the field. Additional training is received in hazardous waste recognition and load checking procedures at our solid waste facilities. Program staff also attend the Solid Waste Technical Advisory Committee meetings addressing a wide range of issues regarding solid waste and recycling including storm water run-off and public education. Also, Senior staff from DEH attend the DA Task Force for abating nuisance properties covering several jurisdictions.

Santa Clara Valley
Urban Runoff Pollution
Prevention Program

FY 09 Annual Report

Attachment C- Industrial/Commercial Discharger Control Program (IND/COMM)

Notes:

1) The County Department of Environmental Health provides industrial and commercial inspections as a component of its ongoing inspection programs.

2) The IC/ID data is presented here (for Attachment B) as well

County of Santa Clara
Clean Water Program
DEVELOPMENT SERVICES OFFICE
DEPT. OF PLANNING AND DEVELOPMENT
70 West Hedding St., 7th Floor East Wing
San Jose, CA 95110

Memorandum

July 28, 2009

To: Stormwater/Urban Runoff P2 Staff

From: Wendy Fong
Household Hazardous Waste Program
County of Santa Clara

Re: Fiscal Year 2008-2009 HHW Program Update

Participation
The HHW Program served 30,037 residents from July 1, 2008 through June 30, 2009. Over 3 million (3,243,242 lbs) pounds of hazardous waste was managed safely and legally. There were a total of 59 collection events: 43 at two permanent facilities and 16 at temporary sites strategically located throughout the County. In addition, the Program served 464 small business drop-offs including local governments, Goodwill Industries, and the Salvation Army.

Paint
Latex paint accounted for 1,093,060 pounds and other paint related materials (including oil paint) accounted for approximately 1,026,380 pounds. Together, paint represents 65% of the hazardous waste collected.

Pesticides
The HHW Program collected 170,250 pounds of poison liquids, and 112,250 pounds of poison solids, and 1,000 pounds of Diazinon/Durasban.

UNIVERSAL WASTE

The County of Santa Clara Department of Environmental Health Household Hazardous Waste Program provides residents with opportunities to recycle mercury-containing products (fluorescent lights, batteries, and thermometers) at retail locations, community centers and special outreach events. These products contain varying amounts of mercury, a heavy metal, which is a U.S. Environmental Protection Agency waste minimization priority chemical. A community-based collection system is convenient, cost-effective and combined with an aggressive educational outreach program, will increase awareness and participation. Outreach includes the use of consistent educational messages through the media and the development and distribution of brochures, flyers and posters as well as literature and event attendance.

Mercury containing products collected in FY 2008-2009

Recycling partners were established at retail and community drop-off locations. These partners agreed to allow customers to drop-off household batteries and fluorescent lamps. To date 32 retail stores serve

as fluorescent lamp drop-offs and 66 locations serve as battery drop-offs. The HHW Program picks up and recycles the waste.

Elemental Mercury—570 pounds (includes thermostats, thermometers and other products)
Fluorescent Lamps – 104,549 pounds
Household batteries –113,490 pounds

For more than half of FY 2008-2009, we piloted a project where the recycling partners recycled on their own the compact fluorescent lamps (CFLs) collected from residents. This may explain the drop in volume of fluorescent lamps collected and recycled through the HHW Program in FY 2008-2009

Public Outreach

A total of 362 thermometers were collected from 5 thermometer exchange events where residents exchanged their mercury-containing thermometer for a free mercury-free one.

Participated in 27 community events.

COUNTY OF SANTA CLARA
Category A Inspections -- Significant Industrial Facilities
FY 09

Facility Name	Inspection Date DEH--HMCD	Comments
West Coast Aggregates- Lexington Quarry	8/1/08	
Hanson Quarry and Cement	10/15/08	
United Technology - Pratt and Whitney	Closed	No routine inspection required by HMCD – remove from list
Raisch – Serpa Quarry	12/9/08	No hazardous materials being used, no inspection required by HMCD
Reid-Hillview Airport	4/7/09	
Stevens Creek Quarry	8/26/08	
Raisch – Azevedo Quarry	12/11/08	
Desilva Gates – Curtner Quarry	2/4/09	
Palo Alto Airport	4/7/09	
Elmwood Correctional Facility	5/22/08	
Valley Medical Center (County Hospital)	7/17/08	
Stanford University	Ongoing	Facility was inspected throughout the year

Santa Clara Valley Urban Runoff Pollution Prevention Program

FY 09 Annual Report

Category A: Significant Industrial Sites: Quarry Inspections by LDE

County of Santa Clara
Clean Water Program
DEVELOPMENT SERVICES OFFICE
DEPT. OF PLANNING AND DEVELOPMENT
70 West Hedding St., 7th Floor East Wing
San Jose, CA 95110

PMC™

December 30, 2008

Mr. Gary Rudholm
Senior Planner
SANTA CLARA COUNTY
70 West Hedding Street
San Jose, CA 95110

Re: 2008 SMARA Mine Inspection
Stevens Creek Quarry, #91-43-0007
Cupertino, California

Dear Mr. Rudholm:

This letter report summarizes the findings of Pacific Municipal Consultants' (PMC) annual SMARA site inspection of Stevens Creek Quarry, in Cupertino, CA Mine ID #91-43-0007 that was conducted on November 21, 2008. PMC was retained by Santa Clara County to assist County staff with the annual SMARA mine inspections, to provide written documentation of our observations, issues of concern and recommendations.

The 2008 annual SMARA inspection was conducted for 5 hours on the morning of November 21, 2008. In attendance along with myself were representatives of Stevens Creek Quarry and the Santa Clara County Planning and Engineering Departments. The disturbed acreage remained the same as before, approximately 47.8 acres on Parcel A and 75.3 acres on parcel B. The mine was active during the inspection (A). Reclamation (R) has begun in some areas. The weather during the inspection was clear (CR) and cool. The mine's office is located near latitude 37^0 17.785'N and longitude 122^0 05.071'W.

BACKGROUND

The Stevens Creek Quarry has operated since before the 1950's in the Stevens Canyon area to the southwest of the Town of Cupertino. The mine lies in a northwest trending canyon on the northeast of Monte Bello Ridge in the Santa Cruz Mountains. The access to the mine is off of Stevens Canyon Road, which runs along the west side of the Stevens Creek Reservoir and Stevens Creek County Park. Drainage from the mine flows east into Swiss Creek, which discharges into the reservoir.

The current mining operations encompasses two parcels, "Parcel A" on the southeast side and "Parcel B" on the northeast. In 1983 the County approved the Reclamation Plan that encompassed the mining areas on both Parcel A and Parcel B, this plan is still in effect. Most of the quarrying is now done on Parcel B where the crushing, screening and sorting operations occupy the floor of the pit. The land to the north, east and west side of Parcel B is undeveloped land owned by Lehigh (formerly Hanson) Cement's Permanente Quarry.

A recent amendment to the reclamation plan has been submitted and is still being processed by the County at the time of this 2008 annual inspection.

Parcel A is the southeastern portion of the mine and was the earliest mined portion and today contains most of the operations offices, shops and maintenance facilities. The County issued a Use Permit in 1990 for a concrete, asphalt, and soil recycling facility within Parcel A. The recycling operations are north of the main office.

A portion of the slopes along the northern mine boundary in Parcel A are cut to final grade consistent with the 1983 reclamation plan. These slopes have not been vegetated as required by the reclamation plan in part because stockpiles of recycled material are placed over the slope and partly because of the poor nutrient condition of the materials exposed in the cuts. Portions of the northern Parcel A slopes are vegetated with grasses for control of erosion. Active mining still takes place within Parcel A along with the approved recycling operations.

On October 10, 2006 the County issued a combined Notice of Violation/Order to Comply that required the operator address mining related disturbance outside the approved reclamation plan. This OTC required the operator to (1) provide the County with a plan drawn by a licensed surveyor or civil engineer identifying the boundaries of Parcels A and B; (2) begin the process of re-vegetating the 2.4-acre site referred to in a 15-day notice issued by the State's Office of Mine Reclamation; and (3) submit an application to amend its reclamation plan to incorporate all areas of disturbance.

The operator has submitted an amended reclamation plan that encompasses all currently disturbed areas, as well as addresses an apparent encroachment into the setback along the eastern boundary in Parcel B. This encroachment issue is being resolved in the amended reclamation plan through the incorporation of additional parcel of land which may be purchased from the adjacent property owner.

Re-vegetation of the 2.4 acre of slope along the northern boundary of Parcel A is ongoing. Two re-vegetation test plots are being established on the slopes to identify the most effective treatment for the soils and which plants will be most successful.

The boundaries of the mine operations in Parcels A and B have been identified and ground staked with flagging by a licensed surveyor.

SITE CONDITIONS

The northeastern portion of Parcel A is used for recycling concrete, asphalt and topsoil. Large stockpiles of these material are placed along the northern portion of the parcel boundary and partially bury the finished mine slope. A large stockpile of topsoil made from various soils brought onto the mine from offsite projects is being utilized at the northeast corner of Parcel A (Photo 1). The northern edge of the topsoil stockpile is naturally re-vegetated and partially overlies the edge of the previous Parcel A quarry (Photo 2).

The partially buried final cut slope along the northeastern boundary of Parcel A is exposed in the area adjacent to the gun club. The placement of recycled material against this slope has changed somewhat from the 2006 inspection, but still covers a portion of the toe (Photo 3). Seasonal grasses cover part of the exposed final slope and provide some erosion control. A small area at the west end of this slope has been disturbed and will require repair to create a finish grade (Photo 4). A recently set boundary marker can be seen near the post for the gate between the mine and the gun club (Photo 5).

There are a number of stormwater drains spaced throughout the recycling material operations area (Photo 6). These drains discharge into several small collection basins (Photos 7 and 9) and eventually discharge offsite from a southeastern basin adjacent to the mine entrance (Photo 8). A series of small stormwater basins runs along the northern edge of the main mine access road to collect and filter runoff from the road and western portions of Parcel A. These basins eventually drain into the southeastern basins shown in Photo 8. The southeastern basin discharges south off site into a small creek that drains directly into the Stevens Creek Reservoir (Photo 11).

Two re-vegetation test plots are being created in a 2.4 acre area of the northern finished slope northeast of the main lower lake in Parcel A (Photos 12, 13, 14 and 15). Process water for the operations is stored in a series of basins that run along the southern boundary of Parcel A and B. Two of these are in Parcel A, the lowermost lake being the largest (Photos 16 and 17).

The main active mining is being conducted in the western Parcel B in a northwest trending quarry that excavates bedrock. Most of the equipment for crushing and sorting rock materials is located on the floor of the quarry (Photos 18 and 29). Past annual inspections have noted a number of slope failures along the eastern highwall. Some of these failures have apparently encroached into the boundary setback (Photo 19). A recent purchase of a small parcel of land along the eastern boundary will alleviate this encroachment problem and will be included in the amended reclamation plan.

A thick layer of reddish brown overburden material is exposed in the upper slopes of the quarry (Photo 20). This material is less stable than the underlying bedrock

and is the source of many of the slope failures. Past inspections have noted placement of fill material in a drainage outside of the approved mine boundary above the western slope of the quarry (Photo 21). This fill material will be removed and the area re-vegetated as part of the amended reclamation plan.

To help alleviate the problem of overburden slope failures, the operator is removing the overburden soils in the northwest corner of the quarry and placing it in an engineered buttress that is being constructed in the northeastern corner of the quarry (Photos 22 and 23). This buttress will help support the quarry highwall and to provide temporary storage for the overburden materials. The final thickness of the buttress will be sufficient to meet stability requirements, but the amount of overburden available may require overbuilding this fill.

A perimeter road runs along the east and north edges of the Parcel B above the quarry highwall. This road provides access to the mining operations and also provides Pacific Gas and Electric Company access to its power lines. Maintenance of the road is jointly shared. The northern portion of the road running along the high tension tower lines appears to have been recently re-graded and the road now running on the east side of a small hill (Photo 28). This road is graveled and has high soil berms along the edges as a safety measure. A low point was made in the road just south of the small hill and a small break in the road berm allows runoff to drain to the east. This drainage runs down an unarmored slope and has caused slope erosion (Photos 24 and 25).

Past annual inspections noted offsite runoff over the northwestern slope in Parcel B. Recent grading of the perimeter road has corrected the offsite site runoff from the roadway (Photo 26). The small prism of road fill that has failed into the adjacent creek has not yet been mitigated due to the difficulty in getting equipment into the site (Photo 27). Removal of the overburden material in the northwest corner of the quarry will eventually lower the elevation of the perimeter road such that equipment can access the past slope failure.

VIOLATIONS

As discussed above in the background section, the October 10, 2006 Notice of Violation/Order to Comply identified four SMARA violations. At the time of this 2008 annual inspection three of the violations have been corrected to the County's satisfaction. The one outstanding violations is the continued disturbance outside of the approved mine boundary. This violation is being corrected through the operator's submittal of an amended reclamation plan and the purchase of an adjacent parcel of land that extends the mine lands further to the east. This SMARA violation will continue to be noted under the Other category of the annual inspection report until the amended reclamation plan is approved.

AREAS OF CONCERN AND ISSUES TO MONITOR

Re-vegetation of the final 2.4-acre slopes in Parcel A needs to be completed. The re-vegetation test plots should be monitored to evaluate what methods and which plants can be successfully established. Repair of the disturbed area in the northern Parcel A slope need to be undertaken.

Slope failures will likely continue in the upper portions of the quarry due to the overburden materials. Monitoring of the stability of the quarry highwalls should continue. The County should be notified immediately if new failures develop that might result in encroachment of the mining into or beyond the property line setback.

The County engineering department should inspect correction measures taken to control erosion from the runoff at the low point in the eastern perimeter/tower line road. Periodic inspection by the operator's representative should be done as part of the ongoing stormwater management plan.

FINANCIAL ASSURANCE

At the County's request, the mine operator submitted a revised financial assurance cost estimate (FACE) on December 17, 2008, following the 2008 annual field inspection. The FACE is under review. Following certification of the 2008 FACE the County will forward the calculations to OMR for review. The County expects this process to be complete by February 2009.

CONCLUSIONS AND RECOMMENDATIONS

Stevens Creek Quarry is in general compliance with SMARA, except for the ongoing disturbance of lands outside of the approved mine boundary. This issue is being addressed in the amended reclamation plan. The operator has taken steps to either correct the other violations (staking boundaries and revising FACE), or is beginning the process to remedy the violation (establishing re-vegetation test plots). The following tasks should be undertaken to control potential erosion on the site.

Erosion control mitigations are needed in the area where the runoff from the low point in the eastern perimeter road discharges. It is recommended that either (1) straw bale(s) be placed at the break in the east-side road berm in order to trap large size particles and a rock lined chute be constructed down the slope that direct runoff into a natural swale; or (2) a drainage structure, or similar device, be placed at the low point that directs runoff into the quarry taking care to prevent erosion of the quarry slope. In addition, silt fencing should be place at the base of the side cast material to trap raveling soils.

The buttress fill being placed in the northeast corner of the quarry should be hydroseeded as soon as possible to prevent erosion of the slope. The operator should also hydroseed the road berms along the eastern and northern perimeter road as well as any areas along the roadway that drain outward from the mine where bare sidecast soils still occur from re-grading of the road.

LIMITATIONS

Our services are limited to providing professional opinions and recommendations made in accordance with generally accepted engineering geology principles and practices. No warranty, expressed or implied, of merchantability or fitness, is made or intended in connection with out work, by our proposal for consulting or other services, or by our oral or written reports or findings. Our services have been limited to review of the reclamation plan as provided by the County, review of previous available annual SMARA inspection reports, visual field inspections, discussions with the County and operator staff, and the preparation of this letter report.

If you have any questions please feel free to contact me at (530) 750-7076 or e-mail me at kcustis@pmcworld.com.

PROFESSIONAL GEOLOGIST
KIT H. CUSTIS
CEG #1219
CERTIFIED ENGINEERING GEOLOGIST
STATE OF CALIFORNIA

Sincerely,
PMC

Kit H. Custis
Engineering Geologist – Hydrogeologist
CEG 1219, CHG 254
Expires on 2/28/2010

KHC: KC: BM

Enclosures/Attachments

2008 SMARA Inspection Photos

Cc: John Kolski, Stevens Creek Quarry

PMC™

December 31, 2008

Mr. Gary Rudholm
Senior Planner
SANTA CLARA COUNTY
70 West Hedding Street
San Jose, CA 95110

Re: 2008 SMARA Mine Inspection
Serpa Quarry, 91-43-0002
Milpitas, California

Dear Mr. Rudholm:

This letter report summarizes the findings of Pacific Municipal Consultants' (PMC) annual SMARA site inspection of Raisch Products' Serpa Quarry, CA Mine ID #91-43-0002 that was conducted on November 17, 2008. PMC was retained by Santa Clara County to assist County staff with the annual SMARA mine inspections, to provide written documentation of our observations, issues of concern and recommendations.

The 2008 annual SMARA inspection was conducted for 2.5 hours on morning of November 17, 2008. In attendance along with myself were representatives of Raisch Products and the Santa Clara County Planning and Engineering Departments. The disturbed acreage remained the same as before, approximately 51.8 acres. Mining has essentially been completed at the site and the site was not active during the inspection (AD), but stockpiled material will be sold if there is a need. Reclamation (R) has been ongoing for several years. The weather during the inspection was clear (CR) and cool. The mine is located around latitude 37^0 26.957'N and longitude 121^0 52.263'W.

BACKGROUND

This surface mine was operational prior to the 1970's, and mining has continued through 2006. It appears that the entire excavated portion of the site has been worked since 1976. The final grades shown in the approved Reclamation Plan (Ruth and Going, 1984) have not been achieved, and significant additional excavation would be required to achieve them. The operator advised the County that the property owner is preparing to shut the mine down in the near future to pursue other uses of the land. The current land use for the reclamation plan is open space.

The County issued a Use Permit to allow a recycling facility to process concrete, soil, asphalt, and glass on the site. Locating this type of recycling facility at existing quarries is in keeping with County policy and zoning regulations. The property abuts the western boundary of Ed Levin County Park.

SITE CONDITIONS

The mine site is located on the north side of Old Calaveras Road east of the Town of Milpitas. The entrance to the mine operations is near the nearly level southern portion of the operations with the office and two stormwater ponds (Photos 1 to 3). North of the mine entrance is a fill slope that has recently been graded and seeded for erosion control (Photo 1). The two stormwater ponds receive runoff from the northern portion of the mine through a series of drains, culverts and open ditches. The smaller final stormwater pond has recently been cleaned out (Photo 3). The primary stormwater pond receives periodic cleanouts and at the time of our inspection was adequately maintained (Photo 2). The primary stormwater pond is partially full and used as a water source for the water trucks. The final stormwater pond discharges to the south into an adjacent creek that runs between the south edge of the mine and the county road.

Reclamation of the mine has begun, but the final grade of the mine will be altered from the approved plan because much of the site will no longer be excavated. The two previous annual inspection reports noted over steepened slopes in the quarry. A geotechnical report by Cleary Consultants designed a buttress fill that will be placed to support the over steepened quarry slopes. The keyway for the fill has been placed (Photo 4). A back drain was placed behind the keyway and tied into an additional drain that extends uphill to the former spring area. Material being used to create the buttress consists of onsite stockpiles, some of which are mixed with broken recycled glass (Photo 5), and soils to be brought on site in the future. There is ongoing fill placement to create the final slopes as material becomes available along with engineering compaction testing. Both backdrains discharge into a storm water collection box that eventually leads to the primary stormwater pond (Photo 6). The mixed crushed recycled glass and soil is placed within the interior buttress.

The final grading of the mine will require that portion of the slopes along the northern boundary be graded back to a slope of 2H:1V (Photo 7), and compacted fill will be place between the two existing knobs to create a uniform slope face (Photo 8).

VIOLATIONS AND ISSUES OF CONCERN

No SMARA violations were noted during the 2008 annual site inspection, which is consistent with the 2007 and 2006 inspections.

AREAS OF CONCERN AND ISSUES TO MONITOR

Issues of concern from 2007 annual inspections have been either fully mitigated (sedimentation pond cleanout, haul road removed, mixing of recycled glass with soil) or mitigation is ongoing (placement of buttress fill).

The slope that runs along the southern boundary of the mine site and south of the office and stormwater ponds appears to be made of fill. The grade of the slope is steeper than 2H:1V, measure in one location at 1.5H:1V (Photo 9). The approximate date of placement of this slope should be determined to decide whether it is pre-SMARA or not. If it is not a pre-SMARA slope, the operator

should have their geotechnical consultant evaluate the stability of the slope and provide a report documenting that the long-term stability is suitable for the end land use.

FINANCIAL ASSURANCE

The mine operator submitted a FACE to the County on November 20, 2008. The calculations show the financial assurance should be $287,074.05, which is less than the amount currently provided through the mine operator's bond of $288,288,821.00. This FACE is under review and the County will consult with OMR regarding the adequacy of the calculations.

CONCLUSIONS AND RECOMMENDATIONS

The Raisch Products Serpa Quarry reclamation effort is ongoing. Oversight of the buttress construction should continue by the geotechnical consultant. Maintenance work on the stormwater ponds should continue as needed to maintain capacity and free flow. Research should be done by July 1, 2009 into the age of the fill slope adjacent to the office to determine whether the slope is pre-SMARA. If the slope is post-SMARA, then an analysis of the long-term stability should be conducted by the operator's geotechnical consultant and submitted to the County for review before the 2009 annual inspection.

LIMITATIONS

Our services are limited to providing professional opinions and recommendations made in accordance with generally accepted engineering geology principles and practices. No warranty, expressed or implied, of merchantability or fitness, is made or intended in connection with out work, by our proposal for consulting or other services, or by our oral or written reports or findings. Our services have been limited to review of the reclamation plan as provided by the County, review of previous available annual SMARA inspection reports, visual field inspections, discussions with the County and operator staff, and the preparation of this letter report.

If you have any questions please feel free to contact me at (530) 750-7076 or e-mail me at kcustis@pmcworld.com.

PROFESSIONAL GEOLOGIST
KIT H. CUSTIS
CEG #1219
CERTIFIED ENGINEERING GEOLOGIST
STATE OF CALIFORNIA

Sincerely,
PMC

Kit H. Custis

Kit H. Custis
Engineering Geologist – Hydrogeologist
CEG 1219, CHG 254
Expires on 2/28/2010

PMC™

January 2, 2009

Mr. Gary Rudholm
Senior Planner
SANTA CLARA COUNTY
70 West Hedding Street
San Jose, CA 95110

Re: 2008 SMARA Mine Inspection
Polak Serpa Quarry, 91-43-0005
Morgan Hill, California

Dear Mr. Rudholm:

This letter report summarizes the findings of Pacific Municipal Consultants' (PMC) annual SMARA site inspection of Graniterock Company's Polak Quarry, CA Mine ID #91-43-0005 that was conducted on November 20, 2008. PMC was retained by Santa Clara County to assist County staff with the annual SMARA mine inspections, and to provide written documentation of our observations, issues of concern and recommendations.

The 2008 annual SMARA inspection was conducted for two hours on morning of November 20, 2008. In attendance along with myself were representatives of Graniterock, Rand Creek Habitat Restoration, Santa Clara County Parks and Recreation and the Santa Clara County Planning Department. The disturbed acreage remained the same as before, approximately 64.9 acres. Mining has been completed at the site (MC) and reclamation (R) has been ongoing for several years. The weather during the inspection was clear and cool. The mine is located around latitude 37^0 10.585'N and longitude 121^0 41.093'W.

BACKGROUND

The Polak mine is located adjacent to Coyote Creek in the Coyote Valley area of southern Santa Clara County. The site has been mined since the 1950's. Santa Clara County Parks Department has purchased the property and leased the quarry to Graniterock. West side of the mine site, Phase I, was reclamation in 1992. The reclaimed area suffered damage by storm runoff on Coyote Creek in the late 1990's. Bank repairs, stabilization and re-vegetation to repair Phase I storm impacts were done under a FEMA grant.

The eastern area, Phase II, was mined until 1995. An amended reclamation plan for Phase II was approved in 2003. This amendment changed the mine's end use from recreational park land to primarily habitat preservation. The purpose of the ponds is to provide high quality wildlife habitat. Ongoing reclamation on the Phase II includes vegetation monitoring and site cleanup.

Reclamation of Phase II included re-grading of the site to create fill slopes along the edges of the eastern ponds, Ponds B, C, and D. The reclamation plan called for slopes to be 2H:1V, but actual grading created mostly 2.5H:1V, in according with a permit issued by the Army Corp of Engineers. At the water line of the ponds, which fluctuates with the amount of underflow, slopes are locally near vertical due to wave erosion. The reclamation of the pond shoreline slopes has placed vegetation that once mature will create a dense riparian barrier and prevent easy access to the shore. A wooden fence has also been placed along the visitor paths to help control access to the ponds.

SITE CONDITIONS

The Polak Quarry Phase II area appears ready to be beginning the approval process for being deemed reclaimed. Issues of concern raised during previous annual inspections have been mitigated. Specifically, the two open test pits in the seasonal wetlands area have been filled, the cracks in the bike trail are sealed and show no signs of widening (Photo 1), and all unnecessary equipment has been removed from the site.

As noted in previous site inspections, areas surrounding the Phase II mining operations have been previously mined, but they are being left to reclaim naturally in part because of environmental restrictions by the Army Corp of Engineers, Fish and Game and the County. These areas have in general re-vegetated naturally and now provide habitat for wildlife, some of which is endangered. Pond A on the west side of the access road was reclaimed by filling in the mined pit and re-vegetating (Photo 2). The other pits that were excavated below the level of the groundwater underflowing the Coyote Creek valley are now ponds providing habitat (Photos 3 and 4).

The inclination of the slopes surrounding the ponds above the waterline appears to conform to the specifications of reclamation plan, being 2H:1V or shallower. As noted in previous annual inspections, Fish and Game prohibited reducing the grade of slopes below the water line. The over steepened slopes present a minor erosion problem whenever the water level drops to expose the slopes due to wave erosion (Photo 5). As the shoreline willows mature they will eventually mitigate most of this erosion. Fencing now prevents public access to the shoreline (Photo 6) and eventually the mature willows will thicken creating a riparian barrier.

The vegetation established across the Phase II mining area and along the perimeter of Ponds B, C and D met the success criteria required by the 2002 Final Revegetation Plan according to a September 2, 2008, *Final Monitoring Report for the Polak Quarry Reclamation Site, San Jose, CA*, prepared by Rana Creek Habitat Restoration. The area northwest of Pond D was the borrow area for fill placed in Pond A and is re-vegetated with grasses and trees (Photo 7). The Rana Report recommends extending the irrigation of several plants through next summer, sycamores, and more recently planted oaks and many willows. The manifolds and belowground portions of the irrigation system will be left in place for future use by County Parks Department. Manifolds are marked with T-bar posts to prevent vehicle damage and ease of locating (Photo 8).

A seasonal wetlands area was created in the northeastern portion of the mine and several stockpiles were left in place rather than re-graded because they had become established habitat (Photo 9). Wetland flood seasonally as the level of groundwater rises and then dries out during the summer months.

The Rana Creek report notes that nearly all of the maintenance requirements have been met and provide recommendations for alternative maintenance procedures for those that can no longer be applied. Specifically, the control of yellow star-thistle that occurs within most of the planting areas. The initial proposal for control was to use recurring mowing during the summer, but due to a fire prevention agreement between Santa Clara County and the California Department of Forestry and Fire Protection, this practice was ceased. The Rana Creek report recommends as an alternative that the Graniterock work with the County Department of Parks and Recreation, the landowner, to include the site in their biological control program as control of star-thistle will be an ongoing maintenance requirement following completion of reclamation.

Graniterock has upgraded the wellhead on the site by improving the tanks and fencing (Photo 10). This equipment feeds the irrigation system that will be left in place for use by the County Department of Parks and Recreation, the landowner.

The larvae of a metallic wood-boring beetle are attacking willows and coyote brush in the reclaimed area (Photo 11). The damage is widespread and there is no practical chemical control at this time. A parasitic wasp that preys on the larvae may eventually provide control.

VIOLATIONS AND ISSUES OF CONCERN

No SMARA violations were noted during the annual site inspection, which is consistent with the 2007 and 2006 inspections. Issues of concern from previous inspections have been essentially mitigated.

FINANCIAL ASSURANCE

A 2008 financial assurance cost estimate (FACE) was submitted to the County on November 21, 2008 for the fifth and final year of reclamation. This FACE shows that reclamation tasks are complete and the cost estimate is zero dollars. Although the 2008 FACE is not yet certified, the County will schedule a field review with OMR staff in 2009 to discuss consideration of deeming the mine reclaimed. The 2008 FACE will be certified or revised following the County's meeting with OMR.

CONCLUSIONS AND RECOMMENDATIONS

The Graniterock's Phase II Polak Quarry reclamation effort appears to be nearing completion. Some additional maintenance work is needed in continuing the irrigation of some plant species. Coordination is needed with the County Parks and Recreation Department to include the site in their yellow star-thistle control program.

LIMITATIONS

Our services are limited to providing professional opinions and recommendations made in accordance with generally accepted engineering geology principles and practices. No warranty,

expressed or implied, of merchantability or fitness, is made or intended in connection with out work, by our proposal for consulting or other services, or by our oral or written reports or findings. Our services have been limited to review of the reclamation plan as provided by the County, review of previous available annual SMARA inspection reports, visual field inspections, discussions with the County and operator staff, and the preparation of this letter report.

If you have any questions please feel free to contact me at (530) 750-7076 or e-mail me at kcustis@pmcworld.com.



Sincerely,
PMC

Kit H. Custis
Engineering Geologist – Hydrogeologist
CEG 1219, CHG 254

KHC: KC: BM

Enclosures/Attachments

2008 SMARA Inspection Photos

Cc: Ben Licari, Graniterock Company

PMC™

January 15, 2009

Mr. Gary Rudholm
Senior Planner
SANTA CLARA COUNTY
70 West Hedding Street
San Jose, CA 95110

Re: 2008 SMARA Mine Inspection
Permanente Quarry, 91-43-0004
Cupertino, California

Dear Mr. Rudholm:

This letter report summarizes the findings of Pacific Municipal Consultants' (PMC) annual SMARA site inspection of the Permanente Quarry in Cupertino, CA Mine ID #91-43-0004 that was conducted on December 9, 2008. PMC was retained by Santa Clara County to assist County staff with the annual SMARA mine inspections, to provide written documentation of our observations, issues of concern and recommendations.

The 2008 annual SMARA inspection was conducted for 6 hours on the morning and afternoon of December 9, 2008. In attendance along with myself were representatives of Lehigh Southwest Cement Company (Lehigh) and the Santa Clara County Planning and Development Department. The disturbed acreage remained the same as the 2007 inspection, approximately 523.4 acres. The mine was active during the inspection (A). Reclamation (R) has begun in some areas. The weather during the inspection was clear (CR) and cool. The mine's office is located near latitude 37^0 18.945'N and longitude 122^0 05.454'W.

BACKGROUND

The Permanente Quarry is a limestone and aggregate mining operation located on the north side of Permanente Creek west of the Town of Cupertino. The Permanente Quarry is owned by Hanson Permanente Cement, Inc. (HPC) and operated under contract with HPC by Lehigh. Mining began in the area around 1903, with the most recent operations beginning in 1939 on a 1300-acre site by Kaiser Cement Corporation (then known as The Permanente Corporation), HPC's predecessor in interest. In 1987, Hanson PLC acquired Kaiser Cement Corporation. The name of the operating company was changed in 1999 from Kaiser Cement Corporation to Hanson Permanente Cement, Inc. HeidelbergCement Group acquired HPC and its affiliates in 2007, and in 2008 Lehigh assumed operational responsibilities for the Permanente Quarry and the associated cement plant.

The County adopted the currently approved reclamation plan for the quarry site in 1985. The reclamation plan covers the open pit and the material storage area, an area of approximately 330 acres. The approved reclamation plan does not include all areas of past mining disturbance. For example, the 1985 reclamation plan does not include a rock plant to the southeast of the mining pit or access roads throughout the site. The reclamation plan also does not extend to the nearby cement plant operations. The cement plant was, and continues to be, operated under a Use Permit originally issued on May 8, 1939 by the County that authorizes the "erection, construction and operation of a cement mill and the storage of cement… " The permit was issued consistent with 1937 zoning, under which commercial and manufacturing uses were allowed. The permit has no termination date. According to Lehigh, the cement plant has operated continuously since its inception and is estimated to account for approximately 70 percent of the cement used in Santa Clara County and 50 percent used in the San Francisco Bay Area. The County considers the exclusion of these areas to be consistent with SMARA's requirements as they were interpreted at the time the 1985 reclamation plan was approved. An August 23, 2007 letter from the Department of Conservation's Office of Mine Reclamation confirmed that the cement plant is not part of the Permanente mining.

In 1972, the County recorded a "Ridgeline Protection Easement" (RPE) along the ridgeline above the northern pit highwall to mitigate potential visual impacts by maintaining a natural slope appearance without disturbance of the natural vegetation. The operator at that time, Kaiser Cement, agreed that they "would not lower the ridgeline … for mining, quarrying or other purposes," and that they would install four fixed monuments on the ridgeline. The easement would also include a 25-foot wide planting strip.

The northern highwall of the open pit has developed three large rockslides. "Main Rockslide" the oldest area of slope instability is located on the northwest pit slope and is approximately 500 to 1000 feet wide. This rockslide was called the "1987 Rockslide" in the 2006 and 2007 annual SMARA inspection reports. Following a period of increased movement in 1987, this slide was considered a safety hazard for workers and threatened to disturb the RPE. The County has allowed corrective grading to remove material at the head of the slide. A second slide began in January 2001 with the failure of an approximately 350 foot wide section of the northwest pit slope to the east of the Main Rockslide. This slide is known as the "Scenic Easement Rockslide." A third slide occurred at the end of 2001 in the northeast portion of the pit slope that was approximately 400 to 500 feet wide and extended head ward into a portion of the adjoining Midpeninsula Regional Open Space District's Rancho San Antonio Preserve. According to the operator, a land swap has been negotiated (but not yet closed) that will allow the mine to take possession of the impacted land. This slide is known as the "Mid-Pen Rockslide."

In October 2006, the County issued an Order to Comply and Notice of Violation to the operator for mining related disturbances outside of the approved reclamation plan with the exception of the cement plant. The NOV required that the operator submit an amended reclamation plan that addresses the instability in the pit, encompasses all mining-related areas including the rock processing facility south of the cement plant. In January 2007, the operator submitted the required amendment to the County, which is being processed. The reclamation plan amendment is designed to address mining activity over the next 25-years. As part of this amendment, the operator's geotechnical consultant is evaluating the stability of the pit walls and the overburden disposal sites. The County has agreed to allow the operator's consultant 24 months to complete the geotechnical work. Parties anticipated that the amended reclamation plan would be approved in 2011. Until the CEQA process for the amended

reclamation plan is complete and the reclamation plan approved, SMARA violation for slope stability and disturbances outside of the reclamation plan will continue to be noted in the annual report.

SITE CONDITIONS

Overburden material from the quarry is being deposited in the western portion of the mine site on what is called the West Material Storage Area (WMSA), identified as Area A in the approved reclamation plan. The overburden slopes are undergoing re-grading to flatten their gradient to less than 2H:1V. The northern portions of the WMSA that are visible to the urban area below are being re-graded and re-vegetated (Photos 1 through 5). The easternmost portion of the northern slope has recently been re-graded and hydroseeded for erosion control. At the toe of this area there appears to be a small closed depression that may trap runoff. This depression should be evaluated and if necessary re-graded to prevent ponding. The portion of the overburden designated as the topsoil storage area has now been signed to warn drivers not to disturb the area, which corrects a previous violation.

The southern slopes of the WMSA abut a portion of the mine that is considered pre-SMARA (Photo 6). The operator's geotechnical consultant is evaluating the final slope configuration in this area and is aware that the post-SMARA stockpiles should not cause the pre-SMARA slopes to fail or erode. A horizontal setback from the top of the pre-SMARA slope will likely be needed to ensure their stability. Running across the pre-SMARA slopes is an old unpaved road that is not used in the current operations. A low point in this road causes runoff to discharge over the slope and appears to create a sedimentation problem for Permanente Creek (Photo 7).

In order to address the issue of the lack of topsoil for re-vegetation of the site, the operator is beginning a series of re-vegetation test plots to evaluate various soil treatments to determine what procedures are necessary for successful re-vegetation. One of these test plots is located in a flat area southeast of the WMSA (Photos 8 and 9). On the slope to the south of this flat test plot is a water distribution box and pipe that takes water pumped out of the pit and discharges it to a pond adjacent to Permanente Creek where it infiltrates (Photo 10). The infiltration pond is within an area of pre-SMARA disturbance. However, the current activities related to ongoing mining will bring a portion of this area into SMARA and this area is included in the amended reclamation plan, which is being processed by the County.

As discussed above, the northern highwall of the pit has had three large rockslides. The northeastern slide is called the Mid-Pen Rockslide and extends approximately half way down the highwall (Photo 11). The other slides are on the northwestern portion of the highwall. The easternmost slide, the Scenic Easement Rockslide, extends down slope approximately as far as the Mid-Pen Rockslide (Photo 12). This rockslide lowered the ridgeline contrary to the 1972 RPE and is being addressed in the reclamation plan amendment. The largest slide, the Main Rockslide, appears to extend across most of the current height of the northwestern highwall. During the 2008 inspection, the County geologist, James Baker, noted ongoing movement of a landslide on the western side of the pit. This area of movement was noted by Golder and Associates in their November 2007 Slope Stability Evaluation report and may extend below the toe of the eastern slope of the WMSA overburden stockpile (in the background area of Photo 9). Mr. Baker referred to this landslide as the "Haul Road Slide."

Rain that falls in the pit area collects in the bottom and is pumped out using a series of pumps, and this water is then used for dust control or discharged to the infiltration pond along the north side of Permanente Creek (Photos 13 and 10).

Past practices for handling overburden material included disposal in an area to the east of the pit that is outside of the reclamation plan boundary. This is called the East Material Storage Area (EMSA) and lies east of the previous Area C overburden area. The operator has created a lined drainage ditch to convey stormwater runoff into existing holding ponds in the cement plant site (Photos 14 and 15). A second re-vegetation test plot has been established on the north face of the EMSA to evaluate various soil treatments necessary for re-vegetation of slopes (Photo 16). Other slope areas of the EMSA have been recently hydroseeded for erosion control (Photo 17). The previous Area C overburden disposal site is visible to the west of the test plots and appears to have re-vegetated consistent with the surrounding native vegetation (Photo 18).

VIOLATIONS

As discussed above in the background section, violations of SMARA continue for slope stability, both the pit highwalls and the overburden stockpiles, and disturbances outside of the reclamation plan, the EMSA and the south rock processing area. At the time of this 2008 annual inspection, the violation for not signing the topsoil storage pile has been corrected to the County's satisfaction. The slope stability violation is partially being corrected through the re-grading of a portion of the WMSA slopes to a grade of approximately 3H:1V and re-vegetating. Re-grading of the slopes is ongoing. The operator's geotechnical consultant's study will address the final slope angle and stability of these fill slopes. Disturbances outside of the reclamation plan are being addressed in the amended reclamation plant, but until the amended plan is approved, these SMARA violations will continue to be noted.

AREAS OF CONCERN AND ISSUES TO MONITOR

Continue monitoring the WMSA for stability and erosion control. Evaluation of the potential ponding area at the toe of the easternmost portion of the WMSA's northern slope to ensure that it properly drains.

Monitor rockslides in pit's northern highwall, notify county if new landslides occur or the existing rockslides enlarge, particularly further into the RPE

Monitor re-vegetation test plots and report regularly to the County.

Evaluate runoff from the roadway running across the southern pre-SMARA area and implement mitigation measures, if necessary, under the mine's SWPPP to prevent sediment discharge to Permanente Creek.

FINANCIAL ASSURANCE

The operator submitted a financial assurance cost estimate (FACE) to the County in April 2008. The County certified this FACE and forwarded the calculations to the State Office of Mine Reclamation (OMR) for review. The County received an increased financial assurance (FA) from the operator for the amount of $9,208,771.00. In a letter dated June 27, 2008, the OMR determined the amount required under the FACE to be appropriate and requested a copy of the increased FA. The County forwarded a copy of the FA to OMR with a letter dated July 7, 2008. No further calculations are required of the operator at this time.

CONCLUSIONS AND RECOMMENDATIONS

Permanente Quarry is in general compliance with SMARA, except for the stability of the rockslides in the pit and rock storage piles, and disturbance of lands outside of the approved mine boundary. These issues are being addressed in the amended reclamation plan. The operator has taken steps to either correct the other violations (beginning the re-grading and re-vegetating the WMSA rock storage, signing the topsoil stockpile, and erosion control measures in EMSA), or is beginning the process to remedy the lack of topsoil by establishing re-vegetation test plots. The following tasks should be undertaken to control potential erosion and maintain slope stability on the site.

Re-grading and re-vegetation of the perimeter slope of the WMSA rock storage pile should continue.

Re-grading of the toe of the slope in the easternmost portion of the northern WMSA rock storage pile to prevent potential ponding of runoff.

The operator's geotechnical consultant should evaluate the long-term stability of the south side of the WMSA rock storage pile giving consideration the to presence of the pre-SMARA waste piles along the toe of the slope.

The potential sedimentation to Permanente Creek from the road across the southern pre-SMARA waste piles should be evaluated and mitigated if necessary. The operator should contact the California Department of Fish and Game for consultation, as well as the San Francisco Bay Regional Water Quality Control Board, to determine whether the issue falls under their jurisdictions.

The progress of the re-vegetation test plots should be regularly reported to the County.

The drainage ditches constructed in EMSA rock storage area should be monitored and repaired as necessary.

The operator's geotechnical consultant should provide a letter that evaluates the status of the Haul Road Slide, describes any future studies that will be undertaken to assess the extent and condition of the slide, and makes recommendations, as necessary, for modification of the slide mass or the WMSA to ensure long-term stability.

LIMITATIONS

Our services are limited to providing professional opinions and recommendations made in accordance with generally accepted engineering geology principles and practices. No warranty, expressed or implied, of merchantability or fitness, is made or intended in connection with out work, by our proposal for consulting or other services, or by our oral or written reports or findings. Our services have been limited to review of the reclamation plan as provided by the County, review of previous available annual SMARA inspection reports, visual field inspections, discussions with the County and operator staff, and the preparation of this letter report.

If you have any questions please feel free to contact me at (530) 750-7076 or e-mail me at kcustis@pmcworld.com.

PROFESSIONAL GEOLOGIST
KIT H. CUSTIS
CEG #1219
CERTIFIED ENGINEERING GEOLOGIST
STATE OF CALIFORNIA

Sincerely,
PMC

Kit H. Custis
Engineering Geologist – Hydrogeologist
CEG 1219, CHG 254
Expires on 2/28/2010

KHC: KC: BM

Enclosures/Attachments

2008 SMARA Inspection Photos

Cc: Henrik Wesseling, Lehigh Southwest Cement Company

PMC™

January 29, 2009

Mr. Gary Rudholm
Senior Planner
SANTA CLARA COUNTY
70 West Hedding Street
San Jose, CA 95110

Re: 2008 SMARA Mine Inspection
Lexington Quarry, 91-43-0006
Los Gatos, California

Dear Mr. Rudholm:

This letter report summarizes the findings of Pacific Municipal Consultants' (PMC) annual SMARA site inspection of West Coast Aggregates' Lexington Quarry, in Los Gatos, CA Mine ID #91-43-0006 that was conducted on November 20, 2008. PMC was retained by Santa Clara County to assist County staff with the annual SMARA mine inspections, and to provide written documentation of our observations, issues of concern and recommendations.

The 2008 annual SMARA inspection was conducted for 2.5 hours on the afternoon of November 20, 2008. In attendance along with myself were representatives of West Coast Aggregates, and the Santa Clara County Planning and Development Department. The disturbed acreage remained the same as before, approximately 47.6 acres. The mine was active during the inspection (A). Reclamation (R) has occurred in some areas. The weather during the inspection was cloudy (CL) and cool. The mine's scale house is located near latitude 37^0 12.125'N and longitude 121^0 57.821'W.

BACKGROUND

Lexington Quarry is located south of the town of Los Gatos and straddles a northeast tributary of Limekiln Creek in the Santa Cruz Mountains. Mining at the Lexington Quarry began in 1962 and has been operated continuously since then by several mining companies. West Coast Aggregates took over the operation in 1989. Mining started with the northwest side or "west face." The mine has expanded across the canyon to the "east face" creating benched highwalls on both sides. The mining is complete on the upper eight benches of the west face and the County accepted reclamation of this portion in 1995. Today mining is active only on the east face, although the lower two benches of the west face, 9 and 10, will be mined in the future as the depth of the pit progresses.

The California Department of Conservation's, Office of Mine Reclamation (OMR) identified in 2005 several SMARA violations and issues of concern regarding Lexington Quarry. OMR noted that the mine has disturbed areas outside of the reclamation plan boundaries, there might be a potential impact

1590 Drew Ave, Suite 120 • Davis, CA 95618 • P: (530) 750-7076 • F: (530) 750-2811

of mining on local groundwater supply, the financial assurances were inadequate, several slopes within the reclaimed and active mining areas appeared unstable, and poor re-vegetation in the reclaimed areas.

Following these findings by OMR, Santa Clara County issued an Order to Comply/Notice of Violation to West Coast Aggregates on October 10, 2006. In this order the operator was directed to complete the following:

1. Prepare and submit a revised, comprehensive, detailed, engineered reclamation plan.

2. Provide an engineered site plan with staking of the site to be monitored in future inspections.

3. Modify the Use Permit and Reclamation plan to address (a) potential impacts to ground water, (b) slope stability, and (c) an evaluation of the extent of reclamation on the west face.

4. Provide an increased Financial Assurance mechanism related to reclamation that includes financial assurances for mitigating the potential effect of mining on an adjacent property owner's domestic well.

The County of Santa Clara is processing an application for an amendment to the existing reclamation plan, along with renewal of the Lexington Quarry Use Permit. The permit and reclamation plan proposals include the existing and expanded mine area and evaluate the potential groundwater impacts from mining, stability of the mine slopes, evaluation of the extent of reclamation on the west face.

Increased Financial Assurances were submitted to the County prior to the 2007 annual inspection. The Financial Assurance Cost Estimate was revised to cover expansion of the mining area, and potential effects of mining on adjacent property owner's domestic well.

As part of the amended reclamation plan, the operator's engineering consultant, Ruth and Going, Inc., has provided an up to date site plan, dated August 2006, and staked the site's boundaries.

A geotechnical report was prepared by the operator's consultant, Cleary Consultants, dated August 2006, that addressed the issue of the mine's slopes. The report recommended that additional benches and a reduction in slope angle are necessary in the slope above drainage basin no. 2 at the southwest corner of the mine site to create a stable slope.

A "lot line adjustment" was required to move the existing mine boundary in order to obtain sufficient lands to allow for the required re-grading to the southwestern slope above basin no. 2. The process for making the lot line adjustment has been completed and a final action regarding the adjustment will be taken when a final action regarding the use permit is made.

The 2007 annual SMARA inspection report ordered the operator to stop moving loose, processed fines over the edge of the benches on the east face because this process is not part of the approved reclamation plan. During the 2008 annual inspection it appears that the operator has complied with this requirement, and has hydroseeded the slope surfaces as an erosion control measure.

The 2007 annual report also required that the operator's geotechnical consultant evaluate the stability of the loose, processed fines on the slopes and provide recommendations regarding this material. A report was submitted by Cleary Consultants, Inc., dated May 27, 2008, that stated the process fines were no longer being placed over the slopes, that a program for removal of material that slid down the slopes is being implemented, and will continue throughout and five years following cessation of active mining.

The 2007 annual report also noted that portions of the cut slopes in the east face area exceed the maximum slope angle specified in the approved reclamation plan and required that the operator's geotechnical consultant evaluate and provide recommendations for the portion of the east face that locally exceed the approved 1H:1V inter-bench slope angle, and to include recommendations for reducing the slope angles. Cleary Consultants submitted a geotechnical report, dated January 12, 2009, that evaluated the stability of the oversteepened east face slopes. Cleary's report concludes that the stability of these east face slopes has not been significantly affected and that the slopes meet the required minimum factors of safety. The County has review this report, and finds that it adequately addresses the issue and satisfies the 2007 annual inspection requirement.

SITE CONDITIONS

Lexington Quarry is sited in a northeast trending tributary canyon of Limekiln Canyon south of the town of Los Gatos. Mining on the northwest side of the canyon, called the "west face" is completed down to the current operating elevation. A series of benches with approximately 1H:1V inter-bench slopes have been cut into the west face bedrock. The upper eight benches on the west face are considered reclaimed by the County. The lower two benches, 9 and 10 are still considered part of the active mining operation. The main area of mining is on the southeast side, called the "east face" where quarrying above the upper three benches is complete and reclamation has begun (Photo 1).

The reclaimed slopes and benches of the west face appear to have remained grossly stable, but there are a number of localized slope failures that include rockfalls, wedge failures, topples and rock slides (Photo 2). The southwest portion of the west face is an over-steepened, un-benched slope that is outside of the currently approved mine boundary (Photo 3). Several patches of pampas grass, which should be considered a noxious weed, were observed on the west face slope. The amended reclamation plan provides additional measures that will be taken on the southwest portion of the west face and for the lower west face benches during final reclamation.

At the southwestern end of the west face the quarrying has extended outside of the approved mine area creating a high and steep cut in bedrock next to the three stormwater basins that are across from the scale house. Talus from small rockfalls and soil slips continues to build up at the toe of this slope (Photo 4), which is contained by the stormwater basins. Basin no. 2 was recently reconstructed using engineered fill (Cleary Consultants, September 6, 2007). Some distress in the re-constructed basin embankment was observed during the 2008 inspection. The embankment between basin no. 2 and the upper basin no. 1 has slid or washed out in several places on the basin no. 2 face, mostly on the west side nearest the cut slope (Photo 5). It does not appear that this is being caused by overtopping of the berm, but instead may be caused by runoff from the adjacent cut slope discharging over the face of the fill. Following the 2008 annual inspection, the operator took corrective measures to mitigate this erosion by placing a temporary diversion berm to control runoff and large stones around the overflow

pipe, see December 12, 2008 letter from R. DeAtley. This effort was overseen by the Cleary Consultants and documented in a January 12, 2009 letter.

The embankment on the east side of the basin no. 2 has a linear crack running along the top of the basin side suggesting that there has been some settlement or movement in the fill (Photo 6). This condition should be watched for sign of increased movement. The last of these three basins, no. 3, was dry during the site inspections with a minor amount of sediment deposited, but appears adequate for the current season.

On the east side of the quarry floor behind the scale house is another series of sediment control basins. The fill embankment between the uppermost and next basin shows signs of erosion and slips on the downstream embankment. (Photos 8 and 9). Following the 2008 annual inspection, the operator took corrective measures to mitigate this erosion and placed granular material on the damaged slopes, a clay slurry trench was created to stop seepage, and large stones around the overflow pipe, see December 12, 2008 letter from R. DeAtley. This effort was overseen by the Cleary Consultants and documented in a January 12, 2009 letter.

Fine-grained materials obtained from washing the crushed rock are deposited in the northern portion of the quarry floor around the south and east sides of a sedimentation basin (Photo 10). The material is placed in a wet condition and allowed to drain (Photo 11). This material was previously placed on the upper three benches and faces of the east slopes as they were being reclaimed. As a result of the 2007 annual inspection the practice of placing these fines on the face of the slopes has ceased.

The watershed that lies north of the quarry drains through the quarry floor through by way of buried culverts. At the north end of the quarry floor there is a stormwater basin that combines runoff from an eastern tributary and the main canyon channel. During the 2008 inspection, there was some standing water in this basin and a number of large and small branches and twigs (Photo 12). Some of this debris is sufficiently large in length and diameter that it may hang up on the entrance to the discharge culverts creating a potential that they might clog. This condition was mitigated by the operator with removal of all floating debris as documented in the December 12, 2008 letter by R. DeAtley.

Phased reclamation has begun on the upper benches of the east face and is extended as far down as the bench 3. Plants with deer cages were observed during the inspection on benches 2 and 3 (Photos 13 and 15). Plants on the benches and the slope faces are being irrigated. Inter-bench slopes have been recently hydroseeded in preparation for winter (Photo 14).

Previous annual inspections have noted that the toes of the cut slopes on the east face have been cut in places steeper than the 1H:1V gradient prescribed in the reclamation plan. The toe of the slope between east face bench 3 and 2 is over-steepened in places to a height of 5 to 6 feet and exposes both bedrock, weathered bedrock and soils (Photo 16). The toe of the slope above bench 2 is similarly over-steepened, but cut exposes mostly bedrock (Photo 17). There are areas in the slope above bench 2 that have had rockslides and wedge failures along bedding planes and fractures. These failures have been noted in previous annual inspections.

At the northern end of bench 3 there is a series of small cracks that suggest settlement or movement of the underlying fill (Photos 18 and 19). This condition should be monitored and mitigation measures developed if it expands. Also at the northern end of bench 3, runoff from the bench discharges over the face of the slope into the eastern tributary drainage below (Photo 20). During the 2008 inspection it did not appear that this runoff is concentrating and developing an erosion gully, but the condition at the edges of the benches should be monitored for erosion from runoff.

VIOLATIONS

Only one violation from the 2007 annual report continues, and there are no additional SMARA violations in 2008. The one ongoing violations include the disturbance outside of the approved mine boundary that is being corrected with the amended reclamation plan.

AREAS OF CONCERN AND ISSUES TO MONITOR

The embankments of the stormwater basins on both the west and east side of the quarry floor showed signs of excessive erosion and settlement in the embankment fill. Corrective measures have been taken, but the condition of the basins needs to be monitored. The County should re-inspect these basins by March 2009 to observe their condition and performance with winter runoff.

The wash fines that are stockpiled around the northwestern stormwater basin should be monitored to ensure that they do not erode. Cleary Consultants evaluated this material and provided a letter report, dated January 12, 2009, that recommended that plastic sheeting be placed over the material during the rainy season, and that in next year's dry season the plastic be removed to allow the material to dry out. Cleary recommended reworking the material once it is sufficiently dried out. The County has reviewed this letter and finds that it addresses the issue. The Counry should re-inspect this condition to ensure that the material will provide a stable embankment for the sediment basin.

The northeastern stormwater basin shown in Photo 11 should be periodically monitored for large debris that might clog the outlet culverts and cause overtopping of the basin. The large tree limbs and vegetation debris should be removed as needed to ensure free outflow of stormwater.

The operator's geotechnical consultant should continue to monitor the over-steepened toes of the east face cut slopes, and notify the County if there is any significant change in the stability of the slopes.

The operator's geotechnical consultant should monitor the cracks observed at the northern end of the east face bench 3 as well as inspect other benches for signs of settlement or instability. If the cracks expand or the condition otherwise deteriorates, the operator should notify the County and the geotechnical consultant should prepare a report documenting the conditions and make recommendations for mitigating the instability. This report should be made available to the County prior to the next annual SMARA inspection.

The operator's geotechnical consultant should monitor the slopes where stormwater runoff discharges from the benches to ensure that erosion of the slopes is prevented. If mitigation measures

are needed to correct slope erosion or instability, the operator shall submit them in writing to the County for review and approval.

FINANCIAL ASSURANCE

The financial assurance cost estimate (FACE) has not been formally submitted at the time of this report, but is in preparation.

CONCLUSIONS AND RECOMMENDATIONS

Lexington Quarry is in general compliance with SMARA except for the one ongoing violations noted in previous annual inspections. The County is processing an amended reclamation plan that will address the issues at the mine. A geotechnical report on the impact of the over-steepening of the toes of the east face cut slopes has been submitted and is acceptable to the County.

The operator has indicated that he has corrected the erosion and instability problems of the stormwater basins. A re-inspection by the County of these corrections should be done by March 2009 to confirm their condition.

The operator should take steps to eradicate the pampas grass that is beginning to take hold on the mine site. This plant is not native to North America and should be placed in the mine's noxious weed abatement program. This plant can be very difficult to control, once it gets established. Eradication is easiest and most cost effective if done at the first sign of that this plant.

LIMITATIONS

Our services are limited to providing professional opinions and recommendations made in accordance with generally accepted engineering geology principles and practices. No warranty, expressed or implied, of merchantability or fitness, is made or intended in connection with out work, by our proposal for consulting or other services, or by our oral or written reports or findings. Our services have been limited to review of the reclamation plan as provided by the County, review of previous available annual SMARA inspection reports, visual field inspections, discussions with the County and operator staff, and the preparation of this letter report.

If you have any questions please feel free to contact me at (530) 750-7076 or e-mail me at kcustis@pmcworld.com.

PROFESSIONAL GEOLOGIST
KIT H. CUSTIS
CEG #1219
CERTIFIED ENGINEERING GEOLOGIST
STATE OF CALIFORNIA

Sincerely,
PMC

Kit H. Custis
Engineering Geologist – Hydrogeologist
CEG 1219, CHG 254
Expires on 2/28/2010

PMC™

January 23, 2009

Mr. Gary Rudholm
Senior Planner
SANTA CLARA COUNTY
70 West Hedding Street
San Jose, CA 95110

Re: 2008 SMARA Mine Inspection
Freeman Quarry, 91-43-0010
Gilroy, California

Dear Mr. Rudholm:

This letter report summarizes the findings of Pacific Municipal Consultants' (PMC) annual SMARA site inspection of Granite Construction's Freeman Quarry, near Gilroy, CA Mine ID #91-43-0010 that was conducted on November 18, 2008. PMC was retained by Santa Clara County to assist County staff with the annual SMARA mine inspections, to provide written documentation of our observations, issues of concern and recommendations.

The 2008 annual SMARA inspection was conducted for 3 hours on the morning of November 18, 2008. In attendance along with myself were representatives of Granite Construction, and the Santa Clara County Planning and Development Department. The disturbed acreage remained the same as before, approximately 55 acres. The mine was active during the inspection (A). Reclamation (R) has occurred in some areas. The weather during the inspection was clear (CR) and cool. The mine is located near latitude 36^0 56.928'N and longitude 121^0 33.482'W.

BACKGROUND

The Freeman Quarry is located in the southern portion of Santa Clara County south of Gilroy. The mine site is a leased parcel that lies within the Castro Valley Ranch. The quarry is underlain by Franciscan assemblage bedrock including greenstone which is the primary material mined. The upper portions of the quarry slopes have a thick soil cover that's underlain by weathered and fractured bedrock while the lower slopes exposed relatively unfractured rock.

West Coast Aggregates originally operated the mine under the name of Blue Stone Quarry. West Coast Aggregates obtained a Use Permit and an approved Reclamation Plan in 1998, and began mining in 2000. In 2002, Granite Construction bought the lease and began operating the mine.

The County directed Granite Construction to file for an amendment of its reclamation plan to modify its boundaries and include the quarry access road and the office and scale house, making the

reclamation plan consistent with the Use Permit boundary. The operator submitted revised documents to its initial application in March 2008. After reviewing the proposed amendment the State Office of Mine Reclamation wrote to the County in April 2008, stating that the amendment was a minor revision to the approved reclamation plan, and that OMR had no further comments. The County subsequently approved the reclamation plan amendment in June 2008.

The 2008 Reclamation Plan amendment provides for placement of compacted fill against a portion of the southeastern highwall. Placement of this compacted fill is being observed by Cleary Consultants following recommendations made in their February 25, 2003 report that creates final 2H:1V slopes with 10-foot benches at 40-foot vertical intervals. A portion of this fill has been placed, but a wedge of loose material overlies the toe of the slope. This loose material will eventually be removed when the final slope grade is established.

The 1998 Reclamation Plan on page 22 states that the portions of the upper slope will be flattened to a 2H:1V gradient in areas of weathered greenstone. The Cleary Consultants' June 1997 report also notes that the upper portions of the quarry cut slopes may need to be flattened or rounded because of the weathered greenstone and soil materials. Mining has not yet reached the extent where this flattening requirement would be required, except in the southeastern portion of the quarry where 2H:1V compacted fill is being placed against the highwall.

SITE CONDITIONS

Fill has been placed north of the entrance road to provide a visual screen for the quarry (Photo 1). Additional fill will be placed in the area of this berm as per the design of Cleary Consultants in their June 30, 2004 report to increase the visual screen and store additional overburden material (Photo 2). The operations area of the mine is in the central and southern portion of the mine site where the stockpiles, crushing and screening equipment are placed. Stockpiles are also placed along the southwestern mine boundary (Photo 3).

Linear cracks were observed in the southern embankment of the stormwater sedimentation basin that lies east of the stockpiles along the southwestern boundary (Photos 5 and 6). This condition was also noted in previous annual inspections. The County required the operator to submit a report on these cracks. A letter by Granite Construction, dated June 13, 2007, was submitted that concludes the maximum water level in the basin is sufficiently low that the cracks do not present a problem for stability of the embankment. The County accepted this letter as sufficient response with the condition that the operator continues to monitor the embankment at least annually.

A 2H:1V engineered fill has been placed along the over-steepened cut slopes in the eastern central portion of the quarry. A road runs across this fill and provides perimeter access. Several small linear cracks approximately 1-inch wide were observed in this fill along the outside edge of the roadway (Photos 7 and 8), which suggests some settlement of the fill. The operator has indicated that this portion of the fill is loose material that is not at final grade and will eventually be removed when final grade of the fill slope is cut. There is a low point in the roadway near the northern edge of the engineered fill area that ponds runoff and then discharges it over the slope eroding a gully down the face of the fill (Photo 9).

Other tension cracks were observed at the top of the near vertical eastern highwall indicating potential instability (Photos 10 and 11). These slopes will be stabilized in the future by either reducing their angle or by placing engineered fill placed against them.

A previously noted area of disturbance outside the approved mine boundary was a prism of fill placed by the previous operator on the top of the hill east of the central mine area. Removal of the fill material began in October 2007. Jerry Guevara, Supervising Construction Inspector in Development Services Office of the County of Santa Clara, did a final inspection of the fill removal and reclamation on November 7, 2007. Mr. Guevara's inspection confirmed the removal of the material and that the original ground was re-established and re-vegetated (Photo 12).

The quarry limits are currently marked in the field with white stakes placed along the inside boundary of the twenty-foot wide setback zone between the mined area and the established quarry boundary. The current mining operations are contained within the marked setback line (Photo 13 and 14).

The previous operator placed fill in the drainage north of the mine pit outside of the approved mine boundary (Photo 15). This off-site fill was illegally placed over an existing wetland. Granite Construction has approval to mitigate this violation with work at the Pajaro Mitigation Bank under a U. S. Army Corps of Engineers 404 permit (No. 28591S), San Francisco District). According to the operator, approximately one-third of this mitigation work has been completed. In addition to the Pajaro mitigation effort, on-site wetlands mitigation was done in the area south of the mine boundary as per the requirements of a USFWS Biological Opinion (1-1-99-F-106) issued on September 14, 1999 and a DFG 1603 Permit (Notification Number #0858-99). These wetlands have been fenced to restrict livestock (Photo 4). The area of wetland mitigation achieved has exceeded that required, as described in the May 1, 2008 letter by ESR, Inc. This issue is not considered a SMARA violation because it was mitigated under a permit from a responsible federal agency.

Current operations have a series of ponds in the central portion of the pit that serve to provide dust control water and clarify process water (Photo 16).

VIOLATIONS

The inspection noted no SMARA violations.

AREAS OF CONCERN AND ISSUES TO MONITOR

The linear cracks in the southern embankment of the southwestern stormwater sedimentation basin should continue to be monitored and inspected as part of the annual report. If additional movement is observed, the operator's geotechnical consultant should evaluate and make additional written recommendations, and a copy of the evaluation submitted to the County.

Rock riprap should be placed in the gully being formed by drainage from the low point on the north side of the eastern-engineered fill in perimeter roadway to prevent erosion of the fill slope. This point of runoff should be monitored to ensure drainage and erosion control.

The area to the east where fill placed outside of the approved mine area was removed and re-vegetated should continue to be monitored to determine whether erosion is taking place and vegetation is becoming established.

FINANCIAL ASSURANCE

As part of the 2008 SMARA inspection the operator submitted a revised FACE, which the County received on December 1, 2008. This FACE is under review by the County. Following certification the County will forward the calculations to OMR for review and approval.

CONCLUSIONS AND RECOMMENDATIONS

The Freeman Quarry mining operation is in general conformance with SMARA. The operator's geotechnical engineer should continue to monitor the site and propose additional mitigations, if necessary, to address the cracking in the southern sedimentation basin embankment. Unstable, near vertical highwalls should also be monitored and measures taken to stabilize them if the instability increases. As the highwalls approach the mine boundary, the operator's geotechnical consultant should evaluate the condition of the uppermost slope and make recommendations, as necessary, to ensure a stable final slope.

LIMITATIONS

Our services are limited to providing professional opinions and recommendations made in accordance with generally accepted engineering geology principles and practices. No warranty, expressed or implied, of merchantability or fitness, is made or intended in connection with out work, by our proposal for consulting or other services, or by our oral or written reports or findings. Our services have been limited to review of the reclamation plan as provided by the County, review of previous available annual SMARA inspection reports, visual field inspections, discussions with the County and operator staff, and the preparation of this letter report.

If you have any questions please feel free to contact me at (530) 750-7076 or e-mail me at kcustis@pmcworld.com.

PROFESSIONAL GEOLOGIST
KIT H. CUSTIS
CEG #1219
CERTIFIED ENGINEERING GEOLOGIST
STATE OF CALIFORNIA

Sincerely,
PMC

Kit H. Custis
Engineering Geologist – Hydrogeologist
CEG 1219, CHG 254
Expires on 2/28/2010

KHC: KC: BM
Enclosures/Attachments

2008 SMARA Inspection Photos

Cc: John McCabe, Granite Construction

PMC™

December 30, 2008

Mr. Gary Rudholm
Senior Planner
SANTA CLARA COUNTY
70 West Hedding Street
San Jose, CA 95110

Re: 2008 SMARA Mine Inspection
Curtner Quarry, 91-43-0001
Milpitas, California

Dear Mr. Rudholm:

This letter report summarizes the findings of Pacific Municipal Consultants' (PMC) annual SMARA site inspection of Oliver DeSilva, Inc.'s Curtner Quarry, CA Mine ID #91-43-0001 that was conducted on November 17, 2008. PMC was retained by Santa Clara County to assist County staff with the annual SMARA mine inspections, to provide written documentation of our observations, issues of concern and recommendations.

The 2008 annual SMARA inspection was conducted for 3 hours on afternoon of November 17, 2008. In attendance along with myself were representatives of Oliver DeSilva, Inc., and Santa Clara County's Planning and Engineering Departments. The disturbed acreage remained the same as before, approximately 129 acres. Mining is ongoing and active during the past year, but was not active during the inspection (AD). Some areas of reclamation have occurred, primarily at the western edge of Phase 1 where the overburden stockpile was pulled back and re-graded (R). The weather during the inspection was clear (CR) but hazy, and cool. The mine is located near latitude 37^0 27.957'N and longitude 121^0 53.392'W.

BACKGROUND

The Curtner quarry has been operated since before 1976, beginning on the west side. Except for a small area near the mine entrance, mining in the pre-SMARA area continues. The mine has not achieved the final grades shown in the currently approved Reclamation Plan, a modified plan prepared by HMH, Inc. in 1997. Currently approved reclamation plan has a termination date of 2020. Two parks lie adjacent to the mine. The Ed Levin County Park to the east, and the Mission Peak Regional Park to the north. An easement for the South Bay Aqueduct pipeline runs along the western boundary of the mine. The Hayward fault lies near by to the west of the mine.

The mining operations are divided into two phases. The Phase 1 area in the western portion of the mine site was quarried out years ago and is now used for mine operations. Phase 2 is in the eastern

portion of the mine site and is divided into sub-areas. The westernmost area, also called Phase 2, was quarried out in the early 1980's and is now used along with Phase 1 area for mine operations. The second sub-area, Phase 2A, is the easternmost portion of the mine and is the current active quarrying area.

In 2006, the California Department of Conservation's Office of Mine Reclamation (OMR) conducted a site inspection and identified several issues of concern including: (1) the continued operations in what had been described as the reclaimed Phase 1 area; (2) failure to control noxious weeds; and (3) failure to properly maintain sedimentation basins.

The Director of the County's Dept. of Planning & Development issued a letter with a Notice of Violation (NOV) on September 1, 2006. The NOV was based on the operator not filing for an interim management plan for time during which the mine was idle. This NOV was withdrawn when it was determined the mine was idle less than 12 consecutive months the statutory timeframe that trigger idle mine status. To address the remaining violations the operator needed to: (1) modify the reclamation plan to indicate areas within Phase 1 that will remain an active part of the mine's operation; (2) provide a program for control of noxious weeds; and (3) provide a program for cleaning and maintaining the mine's sedimentation ponds. An amended reclamation plan was filed in August 2006. The amendment was approved by the County on August 14, 2008. A maintenance plan for the sedimentation ponds was submitted in August 2006 and a weed abatement program was submitted in September 2006, satisfying those violations.

During 2007 the operator's geotechnical consultant, Berlogar Geotechnical Consultants (BGC), investigated the stability of the large stockpile in the western portion of the Phase 1 area. They reported on February 12, 2007 that a portion of the western stockpile had been place on the head of a landslide that extends to the west off the mine site. BGC exploration work exposed landslide debris and found the basal rupture surface of the landslide at a depth of 15 feet. BGC recommended that the stockpile be set back 100 feet from the top of the mine boundary and that the west-facing slope of the stockpile be inclined at a maximum angle of 2H:1V. Re-grading work on the western stockpile was competed in time for the 2007 annual SMARA inspection and found to be incompliance with BGC's recommendations. BGC also issued a letter dated November 13, 2008 that states that the re-grading of the western stockpile's perimeter slope was performed in substantial conformance with their March 31, 2008 geotechnical report.

SITE CONDITIONS

There are four stormwater sedimentation basins on the Curtner Quarry site. The main pond, basin #1 is located in the northwest portion of the site east of the entrance road and drains northwest into smaller basin #4 before overflow is discharged to Scott Creek (Photos 1, 2 and 6). The other two stormwater sedimentation basins, basin #2 and #3, are at the southern boundary of the site and discharge to Calera Creek. Sediment basin #3 is inside of the elevated perimeter roadway (Photo 3) and discharges to basin #2 located outside of the roadway (Photo 4). The roadway fill has a slope that is steeper than 2H:1V and if this perimeter embankment will remain after reclamation it should be evaluated for its long-term stability.

In addition to the storm water basins, there are a series of cascading basins that run along the northern perimeter roadway (Photo 5). These basins are used to clarify the wash water from the operations area.

As noted above the mine is generally divided into two areas, the non-quarrying western operations area (Photos 6 and 7) and the active quarry in the east (Photos 8 through 12). The active quarrying area for the mine is in the eastern portion of the site where a highwall is present. Mined material is transported via conveyor down to the operations area for processing. Stockpiles of large rock are also maintained in the floor of the active quarrying area. Previous annual inspections noted an area on the northeastern slope of the active quarry where large rock and boulders have rolled downslope towards adjacent drainage (Photo 13). These boulder appear to have been dislodged during grading of a perimeter haul road. A tension crack was observed at the top of the side cast road fill suggesting that the slope is potentially unstable (Photo 14).

The western portion of the mine has the crushing and screening operations as well as equipment storage and maintenance (Photos 15 and 16). Re-vegetation test plots have been established on the southern perimeter of the western area (Photo 17). The western stockpile that was recently re-graded was observed to have been recently hydroseeded as an erosion control measure for this winter (Photo 18). The re-graded western toe of this stockpile was also hydroseeded and straw waddles installed for winterization (Photos 19 and 20).

VIOLATIONS

No SMARA violations were noted during the 2008 inspection. All previous violations were corrected by the mine operator to the satisfaction of the County.

AREAS OF CONCERN AND ISSUES TO MONITOR

Previous annual inspections noted that rocks and large boulders have rolled over the slope and down into the drainage that runs along the northeastern boundary of the mine site. The 2008 inspection also noted a tension crack in the fill prism that runs along the perimeter road above this area of rolled boulders. This tension crack indicates that the fill prism is unstable and mitigation measures to stabilize the slope are needed now to prevent any discharge of sediment to the adjacent drainage. The operator should have their geotechnical engineer investigate this area and submit to the County before the next annual inspection a mitigation plan for stabilizing the slope. This plan should consider the removal of the unstable fill prism as an option for stabilization, as well as the removal of any boulders that are reachable from the perimeter road with an excavator.

The mine operator has implemented a program for control of noxious weeds. The 2008 inspection noted a small clump of pampas grass in the active quarry area. This plant should be considered undesirable and eradicated as soon a possible before it becomes unmanageable. Removal of pampas grass should be incorporated in the mine's noxious weed program.

The fill that makes the southern perimeter roadway embankment is steeper than 2H:1V. If this perimeter embankment will remain after reclamation it should be evaluated and analyzed to

demonstrate that its long-term stability is acceptable for the end land use. If it will not remain in place following reclamation, then the slope should be inspected annually to document its temporary stability. If there is an indication of instability, mitigation measures should be implemented to prevent off site discharge of sediment.

FINANCIAL ASSURANCE

The financial assurance cost estimate (FACE) has not been formally submitted at the time of this report, but is in preparation.

CONCLUSIONS AND RECOMMENDATIONS

The Curtner Quarry mining operation is in general conformance with SMARA. Implementation of the noxious weed and sedimentation basin maintenance should be continued. The operator's geotechnical engineer should evaluate and propose mitigations for the unstable road fill along the northern boundary in the area where the boulders have rolled down to the adjacent drainage. The geotechnical engineer should also evaluate the stability of the fill embankment that underlies the southern perimeter roadway.

LIMITATIONS

Our services are limited to providing professional opinions and recommendations made in accordance with generally accepted engineering geology principles and practices. No warranty, expressed or implied, of merchantability or fitness, is made or intended in connection with out work, by our proposal for consulting or other services, or by our oral or written reports or findings. Our services have been limited to review of the reclamation plan as provided by the County, review of previous available annual SMARA inspection reports, visual field inspections, discussions with the County and operator staff, and the preparation of this letter report.

If you have any questions please feel free to contact me at (530) 750-7076 or e-mail me at kcustis@pmcworld.com.

PROFESSIONAL GEOLOGIST
KIT H. CUSTIS
CEG #1219
CERTIFIED ENGINEERING GEOLOGIST
STATE OF CALIFORNIA

Sincerely,
PMC

Kit H. Custis

Kit H. Custis
Engineering Geologist – Hydrogeologist
CEG 1219, CHG 254
Expires on 2/28/2010

PMC™

January 2, 2009

Mr. Gary Rudholm
Senior Planner
SANTA CLARA COUNTY
70 West Hedding Street
San Jose, CA 95110

Re: 2008 SMARA Mine Inspection
Calaveras Quarry, 91-43-0008
Milpitas, California

Dear Mr. Rudholm:

This letter report summarizes the findings of Pacific Municipal Consultants' (PMC) annual SMARA site inspection of C.W. Swenson, Inc.'s, Calaveras Quarry, CA Mine ID #91-43-0008 that was conducted on November 19, 2008. PMC was retained by Santa Clara County to assist County staff with the annual SMARA mine inspections, and to provide written documentation of our observations, issues of concern and recommendations.

The 2008 annual SMARA inspection was conducted for 2 hours on morning of November 19, 2008. In attendance along with myself were representatives of C.W. Swenson, and the Santa Clara County Planning and Engineering Departments. The disturbed acreage remained the same as before, approximately 46 acres. Mining has been completed at the site (MC). Reclamation (R) commenced in 2007. The weather during the inspection was clear (CR) to hazy, and cool. The mine is located around latitude 37^0 26.629'N and longitude 121^0 52.072'W.

BACKGROUND

Calaveras Quarry is located on the north side of Calaveras Road, between Evans Road and Ed Levin County Park in an unincorporated area of Santa Clara County near the City of Milpitas. The Calaveras Quarry began operations in 1955. The current owner, C.W. Swenson, Inc., operated the mine beginning in 1955 and extracted bedrock for use as fill for construction projects throughout the Bay Area.

In 1955 the Calaveras property was granted a Use Permit for a rock and aggregate quarry. At that time, the only reclamation requirement was the condition that 1H:1V slopes be maintained on the boundaries of the property. No mining occurred on the site from the early 1970's until 1984. In the early 1980's, the quarry owners developed a plan to extensively mine the property, and in 1984 submitted a reclamation plan developed by Ruth and Going, Inc. The reclamation plan was approval in April 1984.

Following the approval of the 1984 reclamation plan, the operator mined only small quantities of material and eventually halted operations in 1986. Most of the mining contemplated in the 1984 reclamation plan never occurred with some areas never being disturbed. Thus, the final grades shown in the 1984 reclamation plan were not achieved. The areas used or disturbed during the 1984 to 1986 period are now referred to as the "disturbed/reclamation area."

In 1986 the operator submitted an Interim Management Plan (IMP) as the mine had become idle as defined by SMARA. The IMP was approved by the County Planning Commission on July 1, 1993 and renewed five years later in 1998. The quarry has remained idle under the 1998 IMP until 2003 when the plan expired. When the 1998 IMP expired the original Use Permit also expired. The 2004 and 2005 annual SMARA inspection reports incorrectly identified the mine as "vested." This error in status has been corrected with the 2006 report. On May 25, 2006, the operator submitted a plan that revises the 1984 plan to reclaim the site given the existing conditions at the mine.

A wild fire in the summer of 2006 severely burned a large portion of the mine causing damage to vegetation within and outside the 1984 reclamation plan boundary. A post fire inspection by the County found, in the inspector's opinion, a danger of increased erosion on the hillside property, which might cause increased sediment transport to the downhill stream. A Notice of Violation (NOV) issued by the County on November 13, 2006 required an erosion control plan and determination of whether an increase in the financial assurance was necessary. In response to the NOV, the operator submitted and implemented an erosion control plan. The erosion control measures taken combined with natural re-vegetation successfully prevented erosion during the 2006-2007 winter.

To remedy the fact that the mine no longer had a valid Use Permit or IMP, the County issued an Order to Comply on October 12, 2007 that required the operator begin reclamation of the site. To date reclamation has been limited to removal of asphalt surface on the entrance road, installation of erosion control measures, removal of most of the scattered trash and debris, and re-grading of the central portion of the site to reduce the angle of the final slopes and collecting the larger rocks into one island to provide habitat.

SITE CONDITIONS

Access to the mine is through a southern entrance off of Calaveras Road on a now unpaved road that switch backs through the area mined during early operations up to the top of the ridge where the more recent mining took place (Photos 1, 2 and 3). About midway up the southern slope a second older access road breaks off to the north and eventually rejoins the newer road on the north side of a prominent knob shown in Photo 3. The newer, useable access road was once paved but this surface has been removed. As a result the road is now experiencing some areas of gullying (Photo 3). The grading of the new road created a gap in the knob shown in Photo 3 whose over-steepened slopes are now raveling and presents a potential for rock falls. West of the second switch back in the new road is a benched slope that is a repair to a previous landslide on the adjacent property. Drainage culverts from the benches run across portions of the Calaveras mine site and eventually discharge to the mine's lower stormwater basin that lies next to Calaveras Road.

At the western end of the ridge top where the most recent mining occurred is a small stormwater basin (Photo 4). This basin discharges through a 1-foot diameter culvert into the drainage that runs along the northern boundary of the mine. This drainage was noted in previous annual inspections because a number of large boulders have rolled down the northern mine slope and settled in the drainage (Photo 5).

The two previous annual inspection reports, 2006 and 2007, noted over-steepened slopes in the quarry pit that were out of compliance with the 1984 reclamation plan. The operator has recently re-graded these slopes to lower their angle to 2H:1V or less (Photo 6). A number of large boulders were generated during this recent grading and these rocks have been collected into a area in the center of the pit (Photo 6). This collection of boulders will become part of the amended reclamation plan to provide habitat. Similar older collections of boulders exist in the pit and appear to provide good habitat once vegetation matures within and around the rocks.

During the 2008 inspection, several areas of the upper northeastern portion of the quarry still had metal and trash debris (Photos 7 an 8). The operator's representative indicated that a contractor was suppose to have remove all of this material and would contact them again to compete the job. The recently active pit area and adjacent portions of the ridge appears to be re-vegetated well with grasses (Photos 4 through 8).

One of the outstanding issue with the reclamation of the Calaveras Quarry is determining what portion of the mined lands were mined before 1976, pre-SMARA, and therefore do not have to be reclaimed. This is particularly important along the southern portion of the mine where there is a steep, southwest facing slope that appears to be a cut. Whether this cut is pre-SMARA still needs to be determined. Talus from this over-steepened slope has piled up at the toe of the slope adjacent to the older, abandoned access road (Photo 9). Several of the larger rocks that fallen from the slope have come to rest on the older road whose outside berm now functions as a barrier to catch rock falls (Photo 10). The older, abandoned access road has naturally re-vegetated with chaparral except at the areas where it joins the newer access road (Photo 11).

VIOLATIONS

Two SMARA violations listed below are a continuation of those noted during the 2007 annual site inspection. The operator submitted an amended reclamation grading plan prepared by Ruth and Going, Inc., dated November 13, 2007, that reduced the grade of the final slopes in the central pit to 2H:1V. This re-grading within the pit area was implemented in 2007 along with re-vegetated (Photo 6), which has removed the over-steepened pit slopes as a violation. The remaining two violations occur in part because the mining as proposed in 1984 was not completed as planned, and because portions of the site were mined before 1976.

1. A portion of the slopes along the access roads continues with the over-steepened slopes that represent an ongoing potential for rock falls. Most of this area was apparently mined pre-SMARA, before 1976. The 2007 annual report required that the operator submit a geotechnical report on these slopes that provides recommendations for mitigations, if necessary. A geotechnical report by Cleary Consultants, Inc., dated November 19, 2007. Cleary recommends that the oversteepened cutslopes above the access road between stations 12+50 and 14+00 be flattened to 2H:1V as indicated on the

Ruth and Going November 13, 2007 plan. Cleary's report concluded that the overall mass stability of the steep slopes east of the access roads, which they indicated were pre-SMARA, is satisfactory based on the favorable bedding inclination, and that the 40 to 50 foot wide bench at the toe of the slope makes it unlikely that rocks that fall would reach Calaveras Road. Once the oversteppened access road slopes are re-graded this violation will cease.

2. Areas disturbed outside of the approved mine boundary were previously noted. These disturbances are of two types. The first is a large number of boulders outside of the northern edge of the mined area into the adjacent drainage. The second is the issue of identifying areas disturbed since 1976 from pre-SMARA disturbances.

a. The boulders in the drainage north of the mine have landed in an area that is environmentally sensitive. They have been in place for at least 20 years. Removal of this rock would likely create more environmental damage than improvement and would require a permit from at least Fish and Game. Some of the boulders sit on the slope adjacent to the mine. Based on field observations, some of these boulders may be unstable and will roll again, particularly during a large storm or earthquake event. The operator's geotechnical consultant should identify which of these boulders that may pose a hazard for rolling off site into inhabited areas and make recommendations for stabilizing them. Consideration should be given to breaking those boulders in place as to minimizing both the rock fall hazard and the potential environmental impact from any mitigation effort. Consideration should be given to using a non-explosive demolition agent such as Dexpan to break up the rocks.

b. The Cleary Consultants' November 19, 2007 report evaluated historic aerial photos from 1939 to 2002 and provides their determination of the areas disturbed only prior to the 1976 enactment of SMARA. The County is reviewing this determination and the findings will be included in the reclamation plan amendment. Stabilization of pre-SMARA disturbed lands will likely be limited to mitigating public safety hazards.

AREAS OF CONCERN AND ISSUES TO MONITOR

The current haul road shows evidence of erosion with the formation of gullies due to the removal in 2007 of the pavement. This impact was also noted in the 2007 annual inspection. The road way should be modified to prevent erosion and control the flow of runoff. A method that is commonly used on unpaved roads is strategic placement of rolling dips that redirect runoff into a non-eroding conveyance, such as an existing drainage or a lined inside road ditch (see http://oep.berkeley.edu/pdf/FireProjects/OtherDocs/RoadBMPs.pdf). As part of the amended reclamation plan the operator's geotechnical consultant should prepare an erosion control plan for the roadways in the mine site.

Abandonment of the current access road has not yet occurred because the reclamation is ongoing. The older, abandoned haul road has generally self re-vegetated except in areas where the two roads meet. The amended reclamation plan should address the scarification and re-vegetation of the short portions of the older haul road that have not yet re-vegetated as part of the mitigating potential surface erosion.

A small volume of scrap steel and trash still remain in the upper areas of the mine pit. This material should be removed before the next annual inspection.

The two sedimentation basins should be regularly inspected during the winter months to ensure that they are functioning properly. Maintenance cleanouts should be done as needed. Continued cleanout of the lower basin that takes runoff from the south side of the mine and apparently the adjacent lands will need to continue throughout the post-reclamation monitoring period.

FINANCIAL ASSURANCE

The financial assurance cost estimate (FACE) has not been formally submitted at the time of this report, but is in preparation.

CONCLUSIONS AND RECOMMENDATIONS

The C.W. Swenson's Calaveras Quarry reclamation effort is ongoing. There are two continuing violations of SMARA that the amended reclamation plan will address and remedy. The re-grading of the access road cutslopes should be done as recommended in the 2007 Cleary Consultant's geotechnical report with followup inspection by the County. Mitigation of the offsite boulders should be addressed as part of the amended reclamation plan. Maintenance of roads and stormwater basins should continue.

LIMITATIONS

Our services are limited to providing professional opinions and recommendations made in accordance with generally accepted engineering geology principles and practices. No warranty, expressed or implied, of merchantability or fitness, is made or intended in connection with out work, by our proposal for consulting or other services, or by our oral or written reports or findings. Our services have been limited to review of the reclamation plan as provided by the County, review of previous available annual SMARA inspection reports, visual field inspections, discussions with the County and operator staff, and the preparation of this letter report.

If you have any questions please feel free to contact me at (530) 750-7076 or e-mail me at kcustis@pmcworld.com.

PROFESSIONAL GEOLOGIST
KIT H. CUSTIS
CEG #1219
CERTIFIED ENGINEERING GEOLOGIST
STATE OF CALIFORNIA

Sincerely,
PMC

Kit H. Custis

Kit H. Custis
Engineering Geologist – Hydrogeologist
CEG 1219, CHG 254
Expires on 2/28/2010

PMC™

December 31, 2008

Mr. Gary Rudholm
Senior Planner
SANTA CLARA COUNTY
70 West Hedding Street
San Jose, CA 95110

Re: 2008 SMARA Mine Inspection
Azevedo Quarry, 91-43-0003
San Jose, California

Dear Mr. Rudholm:

This letter report summarizes the findings of Pacific Municipal Consultants' (PMC) annual SMARA site inspection of Raisch Products' Azevedo Quarry, CA Mine ID #91-43-0003 that was conducted on November 18, 2008. PMC was retained by Santa Clara County to assist County staff with the annual SMARA mine inspections, to provide written documentation of our observations, issues of concern and recommendations.

The 2008 annual SMARA inspection was conducted for 4 hours on the afternoon of November 18, 2008. In attendance along with myself were representatives of Raisch Products and the Santa Clara County Planning Department. The disturbed acreage remained the same as before, approximately 255 acres. Mining has essentially been completed at the site and the site was not active during the inspection (AD), but recycled material stockpiles are scattered throughout the industrial southeastern portion of the site and are part of the ongoing recycling operation. Reclamation (R) has been ongoing for several years. The weather during the inspection was clear (CR) to hazy and cool. The mine is located around latitude 37^0 17.398'N and longitude 121^0 51.034'W.

BACKGROUND

The Azevedo mine is located in the central portion of the Santa Clara Valley on the eastern flank of "Communications Hill." Mining began before 1976 and continued until 2006 processing serpentinite and ultramafic rock materials. The mine currently only recycles concrete, asphalt, and soil. This recycling operation is located in the flatter northern portion of mine which is consistent with the County's industrial policy and zoning regulations. At reclamation the recycling operation will be entirely in the southeast corner of the property on an industrial parcel. The operator submitted an amendment to the reclamation plan because the final slopes of the approved plan will not be achieved. This amendment is being processed.

The landowner (Bettencourt) intends to develop the property for residential and commercial use after reclamation and annexation by the City of San Jose. There is an existing residential development along the western boundary of the mine as well as communications tower facilities, for which the hill is named. HMH Engineers prepared a grading plan, dated October 28, 2008, for the Communication Hill Project that shows the general layout of this future development. These plans show the existing quarry elevations along with the proposed final developed grades for the Communication Hill Project.

SITE CONDITIONS

The two previous annual inspection reports noted over-steepened slopes in the quarry. One slope is the near vertical rock slope near the southeastern mine entrance behind the scale house (Photos 1 and 2), and two others are the slopes surrounding the rock columns supporting two utility poles within a PG&E easement running across the central portion of the mine site (Photos 3 and 4). In addition, linear cracks were found in the fill on the northeast side of the northern sedimentation pond and thought to indicate instability of the pond's berm. Most of the mine is now at the final reclamation grade and re-vegetation with grasses has been successful (Photos 5 through 8).

A geotechnical report by Cleary Consultants (Cleary), dated June 13, 2008, described the existing and likely final conditions of the quarry slopes. Cleary's report concluded that the final cut slopes along the south margin of the quarry are performing satisfactorily and do not show evidence of deep-seated instability. A small spring, 1 to 2 gallons per minute, was identified in a dormant landslide in the slope south of the northern sedimentation pond; see Cleary's Drawing 1. Several small active landslides and a half a dozen small dormant were also observed across the site.

Cleary found the northeast berm of the northern sedimentation pond had random oriented shrinkage crack and a shallow slump on the upper inside berm face near an area of rodent activity. During the 2008 inspection, the upper foot or so of the fill in the northeast berm of the northern sedimentation pond that was recently re-compacted by the operator did not show signs of linear or random cracks (Photos 9 and 10). It was noted that this side of the pond abuts the railroad grade that runs along the northeastern property boundary, and that a wide drainage swale lays between these two fills (Photo 11). Our inspection also observed the silt fencing that was installed east of the pond to control the migration of salamanders (Photo 12).

Cleary found that the over steepened slope behind the scale house at the southeastern mine entrance exposed altered silica-carbonate rock in a serpentinite matrix. The slope was not actively failing but did have small piles of talus at the base. Due to the slopes' steepness a rock fall hazard was present and larger slope failures might occur during a severe winter or seismic event.

The two PG&E utility poles that site on columns of bedrock in the central portion of site were found to have significantly over-steepened serpentinite bedrock slopes on three sides. Active landsliding is occurring along several areas of the slopes below these two utility poles.

Cleary's report also identified several areas where uncontrolled, non-engineered, fill have been placed on the mine site; see Cleary's Drawing 1.

During the 2008 annual site inspection, the slope in the southeastern mine entrance was observed as well as the slopes around the two PG&E utility poles. Our observations found that conditions of the over-steepened slopes had not changed significantly from those documented by the June 13, 2008 Cleary report.

Several areas of fill that were recently graded and re-vegetated were observed in the southern portion of the site (Photos 13 and 14). The fills appear to be performing satisfactorily and re-vegetation has begun to establish. Vegetation has become well established on other reclaimed areas of the quarry.

VIOLATIONS

No SMARA violations were noted during the 2008 annual site inspection, which is consistent with the 2007 and 2006 inspections.

AREAS OF CONCERN AND ISSUES TO MONITOR

Issues of concern from 2007 annual inspections that involve the over-steepened slopes continue during the 2008 annual inspection. There has been some discussion on how to mitigate the steepness of the slopes, either by re-grading, placing buttressing fills or in the case of the utility poles relocating them. However, what has yet to be considered is the impact of the proposed future development of the quarry on these slopes.

The intent of the reclamation plan is to leave the quarry in a condition that can be developed. The landowner, Bettencourt, has a development plan for the quarry that includes re-grading the southern hillside portion of the quarry to develop residential lots, parks and roadways. This development plan calls for the area surrounding the two utility poles to be filled, except that the higher existing grade of the bedrock columns surrounding these two utility poles will need to be lowered; see HMH Sheet 1 proposed grading plan. At the lower, northernmost pole it appears that the grade at the base of the pole will have to be dropped approximately 40 feet, from 310 to 272 feet. In addition, the pole's current location will be in the middle of a new road. Therefore, development of the site will require this pole be moved laterally. The grade at the base of the upper, southernmost pole will need to be lowered by approximately 17 feet and the current location will be at the base of a slope and just above a 5-foot high retaining wall. This pole will also likely have to be moved. A shift of 40 feet to the north would place the pole on the level surface of a new park. The operator indicates that PG&E is not concerned about the current stability of the utility poles. While the Cleary report indicates that the long-term stability of the slopes surrounding these utility poles is unsatisfactory, although temporary stability may be acceptable for the proposed end land use, that is the period of time needed to re-grade the site according to the development plan.

The Cleary report indicates that the near vertical bedrock cut slope at the southeastern entrance to the quarry presents a rock fall hazard although is not currently grossly unstable, but may have a problem with long-term stability. This slope is in a similar situation as those surrounding the utility poles. That is, the proposed development of the site will re-grade this slope according to the note on the October 4, 2007 version of the Reclamation Plan; see Nolte and Associates' Sheet 6 of 10

of job no. 0181-83-10. The current, temporary stability of this slope may be acceptable for the end land use, that is the period of time needed to re-grade the site according to the development plan.

The other areas of known or potential instability on the quarry, the small active and dormant landslides, will also be graded out during development because the placement of any new engineered fill requires that the base of the fills be placed on firm material. Likewise the area of uncontrolled fill noted by Cleary Consultants will likely be graded out during development.

Area of instability and potential erosion should continue to be monitored by the operator and their consultants.

FINANCIAL ASSURANCE

A revised financial assurance cost estimate (FACE) was submitted to the County on November 20, 2008. The County has not yet certified the revised FACE. When the 2008 cost estimate is certified it will be sent to OMR for review and approval. They anticipate that the 2008 FACE will be certified by February 2009.

CONCLUSIONS AND RECOMMENDATIONS

The Raisch Products Azevedo Quarry reclamation effort is ongoing. The future development of the southern portion of the quarry is also proceeding. Additional time is needed for the vegetation on the recently graded fill to mature, but the development of the site will likely remove and replace this fill so that full re-vegetation may not be necessary to achieve a productive end use of the site.

The issue of the acceptability of the areas of instability for the future development of the site should be resolved with the landowner. That is, are the over-steepened slopes, active and dormant landslides, and uncontrolled fills acceptable in their current condition to the landowner? If they are acceptable, then the operator should obtain a letter from the landowner acknowledging that the current conditions are acceptable for the quarry's future land use, and that if the land is not developed within a set period of time, perhaps 5 years, the over-steepened slopes will be brought to a condition of acceptable stability. In addition, the areas at the base of the over-steepened slopes should be temporarily fenced off to prevent anyone from standing there and signs placed to note the rock fall danger.

LIMITATIONS

Our services are limited to providing professional opinions and recommendations made in accordance with generally accepted engineering geology principles and practices. No warranty, expressed or implied, of merchantability or fitness, is made or intended in connection with out work, by our proposal for consulting or other services, or by our oral or written reports or findings. Our services have been limited to review of the reclamation plan as provided by the County, review of previous available annual SMARA inspection reports, visual field inspections, discussions with the County and operator staff, and the preparation of this letter report.

If you have any questions please feel free to contact me at (530) 750-7076 or e-mail me at kcustis@pmcworld.com.

Sincerely,
PMC

Kit H. Custis
Engineering Geologist – Hydrogeologist
CEG 1219, CHG 254
Expires on 2/28/2010

KHC: KC: BM

Enclosures/Attachments

2008 SMARA Inspection Photos

Cc: Rick Navarro, Raisch Products

IND and IC/ID Summary Tables

IND and IC/ID Summary Tables - FY 09

Summary of IC/ID Incidents and IND Inspections – FY 09

ICID Incident Summary Report

Santa Clara (County)

ICID Incident Report Source		Number of Incidents
Interdepartmental		3
Other Agency		2
Citizen Complaints		24
	Total:	**29**

ICID Incident Source		Number of Incidents
Residential		27
Commercial		2
	Total:	**29**

ICID Incident Type		Number of Incidents
Dumping - non-hazardous		24
Landscape material dumping		5
	Total:	**29**

ICID Enforcement Action		Number of Incidents
No Action		3
Verbal Notice		13
Warning Notice		11
Administrative Action		2
	Total:	**29**

ICID Enforcement Action Summary by Incident Source

Santa Clara (County)

ICID Incident Source	No Action	Verbal Notice	Warning Notice	Administrative Action	Administrative Action with Penalty	Referral to Enforcement	Criminal Action	Total
Commercial		1		1				2
Residential	3	12	11	1				27
Total:	**3**	**13**	**11**	**2**	**0**	**0**	**0**	**29**

ICID Enforcement Action Summary by Incident Type

Santa Clara (County)

ICID Incident Type	No Action	Verbal Notice	Warning Notice	Administrative Action	Administrative Action with Penalty	Referral to Enforcement	Criminal Action	Total
Dumping - non-hazardous	2	9	11	2				24
Landscape material dumping	1	4						5
Total:	**3**	**13**	**11**	**2**	**0**	**0**	**0**	**29**

IND Inspection Summary Report

Santa Clara (County)

IND Facility Category	Number of Inspections
Auto Dismantlers	2
Automotive	6
Cleaning Services	1
Concrete/Stone/Clay Products	3
Construction/Building	1
Corporation Yards	11
Food Service	138
Metal Manufacturing	1
Other	101
Total:	**264**

IND Enforcement Action	Number of Inspections
No Action	259
Level 1	5
Total:	**264**

IND Inspection Summary Report

CoPermittee	Category	# Inspections	No Action	Level 1	Level 2	Level 3
Santa Clara (County)						
	Auto Dismantlers	2	1	1		
	Automotive	6	6			
	Cleaning Services	1	1			
	Concrete/Stone/Clay Products	3	2	1		
	Construction/Building	1		1		
	Corporation Yards	11	11			
	Food Service	138	138			
	Metal Manufacturing	1	1			
	Other	101	99	2		
	Total:	**264**	**259**	**5**	**0**	**0**

COUNTY OF SANTA CLARA
INDUSTRIAL FACILITIES NOI FILER LIST AND CATAGORY "A" LIST
OF SIGNIFICANT INDUSTRIAL FACILITIES

SWRCB NOI LIST--Unincorporated Area (Twelve Sites)

					Dual Listing
Hanson (Kaiser) Quarry/Cement	24001 Stevens Creek Blvd.	Cupertino	CA	95014	*
Stevens Creek Quarry	12100 Stevens Canyon Rd	Cupertino	CA	95014	*
Santa Clara Co Reid Hillview A	2500 Cunningham Ave	San Jose	CA	95148	*
United Technologies Corp	600 Metcalf Rd	San Jose	CA	95138	*
Santa Clara Co Palo Alto Airport	1925 Embarcadero Rd	Palo Alto	CA	94303	*
Curtner Quarry	Scott Creek Road East	Milpitas	CA	95035	*
West Coast Agg. Lexington Quarry	18500 Limekiln Canyon Rd	Los Gatos	CA	95033	*
Raisch Products Serpa Pit	2122 Old Calaveras Rd	Milpitas	CA	95035	*
A 1 Auto Wreckers	200 Hillsdale Ave	San Jose	CA	95136	
Santa Clara Co Almaden Quicksilver Park	21785 Almaden Rd	San Jose	CA	95120	
Ridge Winery	18100 Montebello Rd	Cupertino	CA	95014	
MEV Winery (Mt. Eden Winery)	22020 Mt. Eden Road	Saratoga	CA	95071	

CATEGORY A LIST--Significant Facilities (Twelve Sites)

Hanson (Kaiser) Quarry/Cement	24001 Stevens Creek Blvd.	Cupertino	CA	95014	*
Stevens Creek Quarry	12100 Stevens Canyon Rd	Cupertino	CA	95014	*
Santa Clara Co Reid Hillview A	2500 Cunningham Ave	San Jose	CA	95148	*
United Technologies Corp	600 Metcalf Rd	San Jose	CA	95138	*
Santa Clara Co Palo Alto Airport	1925 Embarcadero Rd	Palo Alto	CA	94303	*
Curtner Quarry	Scott Creek Road East	Milpitas	CA	95035	*
West Coast Agg. Lexington Quarry	18500 Limekiln Canyon Rd	Los Gatos	CA	95033	*
Raisch Products Serpa Pit	2122 Old Calaveras Rd	Milpitas	CA	95035	*
Raisch Azevedo Quarry (non-NOI Filer)	Old Hillsdale Road	San Jose	CA	95136	
Stanford University	Stanford, CA	Stanford	CA	94305	
Valley Medical Center	751 S. Bascom Ave.	San Jose	CA	95128	
Elmwood Correctional Center	701 S. Abel	Milpitas	CA	95035	

MEMORANDUM

TO: **Clara Spaulding**
FROM: **Jim Blamey**
DATE: **July 2009**

SUBJECT: **Clean Water Program Annual Report (Non-Point Source Program)**

NOTE: *A majority of this report is identical to last years report.*

Training:

The Hazardous Materials Compliance Division did not receive any training directly related to the protection of surface water or storm water quality from the Clean Water Program during FY 09.

Hazardous Materials Specialists (HMS) receives on-going training in a variety of hazardous materials program areas that indirectly are related to the Clean Water Program. The first Tuesday of every month the Santa Clara County Fire Chief's Hazardous Materials Subcommittee provides a training forum for inspectors from different programs and geographic areas. In addition, HMS staff receives training from other sources (State, Local Agencies, private companies, etc.) as the training becomes available. Some of the training staff has received this year includes:

Hazwoper Refresher:	Required safety training	8 hours
Conducting Effective Interviews	Professional development	8 hours
Safety Seminar:	Variety of different safety subjects	4 hours
Hazardous Waste Laws	Review of new laws and regulations	4 hours
Bloodborne Pathogen	Required safety training	1.5 hours
Respiratory Protection	Required safety training	2 hours
Sub-atmospheric gas systems	Professional development	3 hours

Annually, the Hazardous Materials Specialist's attend the Certified Unified Program Agency (CUPA) conference. This conference is attended by jurisdiction from all over the State and is used to promote consistency, coordination and consolidation of regulatory matters related to hazardous materials and hazardous waste. This week long training typically has tracks/topics related to enforcement, underground storage tanks, hazardous materials/waste, and other relevant subjects. Staff also participated in roundtable discussions where state, federal and local regulators scrutinize current practices and propose improvement on how the laws and regulations can be implemented.

Program Evaluation:

The Department of Environmental Health, along with other County government agencies and the District Attorneys office have worked together in a task force to correct illegal activities (zoning, building, illegal disposal, etc.) that have occurred at particular sites throughout the county. This task force has been successful in correct many violations and protecting the environment from contamination. This task force meets monthly to discuss individual sites and methods for obtaining compliance. Although in the past many of the task force efforts were delegated to south county area, the task force focus has modified and we have worked on many cases in the northern part of the county, with great success (zoning issues, old build violations and other typical code violations)

Businesses that failed to comply with applicable environmental laws or regulations were prosecuted either through the Hazardous Materials Program - Administrative Enforcement program or the cases were referred to the District Attorneys Hazardous Materials Unit. Over the past year, the Department has successfully prosecuted several individuals or corporations for repeated violations of applicable laws or regulations.

The single biggest issue for the Hazardous Materials Program inspection staff continues to be adequate training in the issues, laws, regulations, etc. related to the Clean Water Program. The lack of training in this program continues to hamper the ability of the inspectors to provide the program with detailed inspection data and to assist the businesses in complying with program requirements.

P.S. Id.	*Activity*	*FY 09 Tasks*	*Status / Comments*	*Due Date*	*Responsible Party*
Illicit Connection & Illegal Dumping Elimination Activities					
ICID PS-2	Staff training	Document annual training for DEH inspectors	DEH receives training as appropriate for their postion. However, training on CWP and how to protect water quality was not provided last year. Additional training will be developed and offered in FY10.	6/30/09	DEH
ICID PS-4	Field Investigations	DEH will continue to respond to ICID Complaints	Ongoing. Results of complaints are located in Attachment C.	Ongoing	DEH
ICID PS-6	Enhanced reporting requirements	Provide quarterly reports to SCVURPPP.	Ongoing	Quarterly Ongoing	DEH
ICID PS-7	Effectiveness Evaluation	Review and evaluate the effectiveness of County efforts.	DEH continues to compile results on IC/ID using std reporting forms for the type of incident and the source. DEH has been successful at correcting violations. All responses to reported incidents have been responded to. How quickly each incident is responded to depend on the threat the incident has on the environment. All incidents are inspected immediate or within 3, 5, or 10 business days based on the priority. DEH follows through with each incident until it is resolved.	7/15/09	DEH
Industrial/Commercial Discharger Control Programs					
IND PS-3	Check for new industrial businesses.	Automatic, as part of regulatory pe process.	(1) Unincorporated area has few industrial facilities. (2) New facilities apply for County	Ongoing	DEH

P.S. Id.	*Activity*	*FY 09 Tasks*	*Status / Comments*	*Due Date*	*Responsible Party*
			Hazmat Storage Permits, and Hazmat Generator Permits. In that way they are automatically included in the inspection inventory. (3) SWRCB NOI List does not differentiate between unincorporated or incorporated areas, only by the city mailing address of the location. Therefore, the SWRCB NOI List of little use in uninc. area.		
IND PS-3	Commercial Inspections	Inspect 1/3 automotive and service stations in FY 08 • Inspect all facilities determined to be potentially significant contributors to stormwater pollution annually ("Category A" and "NOI Filers" List). • Inspect one-third of all non-significant facilities annually. • Review the lists of significant and non-significant facilities, and revise as necessary (NOI List not helpful in uninc. area). • Inspect (non-NOI filers) with SICs 5015 (auto dismantlers); 5093 (other recycling industries); 3200 (trucking facilities that repair, wash, or maintain vehicles), and state the frequency of these inspections in the Annual Report (1/3 annually).	• See attachment B and C for inspection results. There were 264 IND inspections. Five results in a level 1 enforcement. • There were no reported violations at any "Category A" and "NOI Filers" List" (which are not helpful). • All Category A facilities and "NOI Filers" are listed in Attachment C. • All complaints are prioritized and inspected based on the threat it has on the environment. Complaints are inspected either immediately or within 3,5 or 10 business days, depending on the priority.	During FY 09	DEH

P.S. Id.	*Activity*	*FY 09 Tasks*	*Status / Comments*	*Due Date*	*Responsible Party*
		• Inspect (1/3) of all vehicle service facilities annually (URMP-1997) • Inspect one-third or more of all food service facilities annually. • Inspect all facilities promptly for which a complaint is received. • Evaluate the effectiveness of the County's storm water inspection efforts and of its enforcement actions in correcting any problems found (see below).			
IND PS-4	Staff training	Document annual training for Hazmat and Food Facilities Inspectors.	See attachment B and C. Discussed training with DEH and they have indicated that additional training in reporting, enforcement and identifying violations for the CWP is needed. Training will be provided in the FY10.	6/30/09	DEH
IND PS-4	Enhanced reporting requirements	Continue to track all non-compliance, follow-up enforcement actions and final resolutions resulting from inspections. Submit data to the Program quarterly.	See attachment C.	Ongoing	DEH
IND PS-4	Effectiveness Evaluation	Review and evaluate the effectiveness of County efforts.	DEH continues to inspect Industrial/commercial facilities and to investigate incidents and follow through each incident until it is resolved.	7/15/09	DEH

Santa Clara Valley Urban Runoff Pollution Prevention Program

FY 09 Annual Report

Attachment D- Public Agency Activities

County of Santa Clara
Clean Water Program
DEVELOPMENT SERVICES OFFICE
DEPT. OF PLANNING AND DEVELOPMENT
70 West Hedding St., 7th Floor East Wing
San Jose, CA 95110

Santa Clara Valley Urban Runoff Pollution Prevention Program

FY 09 Annual Report

Attachment D1A – NPDES Permit section C.3 Reporting Forms for Involved County Departments and C.3 Maintenance Forms

FY 09 Summary

1. Private C.3 Group 1, 2A, and 2B Projects approved are reported on by the Department of Planning and Development in this section.

2. Two new Public C.3 Projects were approved and commenced construction for Parks.

3. No new private/public C.3 projects were approved for Capital Programs/Fleets and Facilities

4. No new private/public C.3 projects were approved for Roads and Airports.

5. No public or private Hydromodification Plan Projects were approved or constructed by any County department.

Note:

1) The BMP O&M Verification Program was developed and submitted to County Council for review before asking the Board of Supervisors to approve the Program. Currently, County Council is reviewing the Operation and Maintenance Agreement. It is expected to have the O&M program approved and implemented in 2010.

County of Santa Clara
Clean Water Program
DEVELOPMENT SERVICES OFFICE
DEPT. OF PLANNING AND DEVELOPMENT
70 West Hedding St., 7th Floor East Wing
San Jose, CA 95110

County of Santa Clara, Dept. of Planning and Development
Reporting Form for Planning Procedures Performance Standard
and Provision C.3.n.i. Reporting Requirements

Part 1

Group 1 and 2A New Development and Significant Redevelopment Projects[1]
Reviewed and Approved During FY 08

Project Name	Project Type[2]	Site Size (ac. or s.f.)	New Impervious Surface (sf)[3]	Area of Land Disturbed (Ac. Or sf) [4]	Project Status	Storm Water Control Measures Included in Project
Private Projects						
Camden Avenue Taco Bell, File 9164	Group 2b	24,400 sf	6,430 sq ft	24,400 sf	Completed	Hydrodynamic device
Munger Graduate Housing Project	Group 1	6.70 ac	217,000 sf	6.70 ac	In construction	Hydrodynamic device and Biofilter
ME Building, Lomita Mall File #9849	Group 2B	29,334 sf	13,862 sf	29,334 sf	In construction	Hydrodynamic device and biofilter
Automotive Innovation Facility, Oak Rd, Stanford File #9916	Group 2B	93210 sf	27,710 sf	60,000 sf	In construction	Bio-filter
Stanford Ave, Stanford File # 9792	Group 1	6.7 ac	166,000 sf	6.7 ac	In construction	Bio-filter
Olmsted Staff	Group 1	161,588 sf	61,619 sf	161,588sf	Approved	Bio-filter

[1] List all projects with new impervious surface area greater than 10,000 sf.
[2] Describe project type, as defined in Provision C.3.c.
[3] "New" is defined as impervious surface created, added or replaced.
[4] If the site is a "significant redevelopment", list the area of land disturbance, if information is readily available.

rental Housing, Olmsted Rd, Stanford File # 9923						
Learning and Knowledge Center Building Campus Dr, Stanford File#9626	Group 1	116,305 sf	71,874 sf	116,305 sf	In construction	Hydrodynamic Device
Stanford GSB Knight Management Center Serra, Stanford File# 9773	Group 1	538,600 sf	331,787 sf	538,600 sf	In construction	Biofilter
Practice Gym Campus dr, Stanford File # 9840	Group 2B	42,873 sf	7,352 sf	42,873 sf	Done	Hydrodynamic Device and Biofilter
Track Bleacer Expansion, Galvez St, Stanford File #9531	Group 1	94,038 sf	74,148 sf	74,148 sf	Done	Hydrodynamic Device and Biofilter
Public Projects						
N/A						

County of Santa Clara, Dept. of Planning and Development

Reporting Form for Planning Procedures Performance Standard and Provision C.3.n.ii. & iii. Reporting Requirements

Part 2

Stormwater Control Measures for Group 1 and 2A Projects[5] Reviewed and Approved During FY 08

Project Name	Treatment BMPs	Numeric Sizing Criteria Used	O&M Responsibility Mechanism and Responsible Party	Site Design Measures	Source Control Measures	Pesticide Reduction Measures
Private Projects						
Camden Avenue Taco Bell, File 9164	CDS unit	C.3d(ii)3	N/A	Pollution prevention-by site layout	Pollution prevention- by permanent BMPs	N/A
Munger Graduate Housing Project	CDS unit and vegetative swale	C.3d(ii)3	Stanford University Facilities Dept	Pollution prevention-by site layout	Pollution prevention- by permanent BMPs	Certified by lic. Landscape arch
ME Building, Lomita Mall File #9849	CDS unit and vegetative swale	C.3d(ii)3	Stanford University Facilities Dept	Pollution prevention-by site layout	Pollution prevention- by permanent BMPs	Certified by lic. Landscape arch
Automotive Innovation Facility, Oak Rd, Stanford File #9916	Vegetative Bioswale	C.3d(ii)3	Stanford University Facilities Dept	Pollution prevention-by site layout	Pollution prevention- by permanent BMPs	Certified by lic. Landscape arch
Stanford Ave, Stanford File # 9792	Bioretention	C.3d(ii)3	Stanford University Facilities Dept	Pollution prevention-by site layout	Pollution prevention- by permanent BMPs	Certified by lic. Landscape arch

[5] Beginning October 15, 2003, list all* projects with new impervious surface area greater than 43,560 s.f. (1 acre). See SCVURPP "C.3. Handbook: Guidance for Implementation of Stormwater Requirements for New and Redevelopment Projects".

*Projects that do not require stormwater treatment because they fall under the Alternative Compliance Program must be reported as per Provision C.3.g.v. (see Reporting Form Part 3).

Olmsted Staff rental Housing, Olmsted Rd, Stanford File # 9923	Vegetative swale	C.3d(ii)3	Stanford University Facilities Dept	Pollution prevention-by site layout	Pollution prevention- by permanent BMPs	Certified by lic. Landscape arch and project maintains existing vegetation without using pesticides.
Learning and Knowledge Center Building Campus Dr, Stanford File#9626	CDS unit	C.3d(ii)3	Stanford University Facilities Dept	Pollution prevention-by site layout	Pollution prevention- by permanent BMPs	Certified by lic. Landscape arch
Stanford GSB Knight Management Center Serra, Stanford File# 9773	Vegetated swale, rain gardens and rainwater harvesting storage tanks	C.3d(ii)3+ +	Stanford University Facilities Dept	Pollution prevention-by site layout	Pollution prevention- by permanent BMPs	Project maintains existing natural vegetation without using pesticides
Practice Gym Campus dr, Stanford File # 9840	CDS unit and vegetative swale	C.3d(ii)3	Stanford University Facilities Dept	Pollution prevention-by site layout	Pollution prevention- by permanent BMPs	Certified by lic. Landscape arch
Track Bleacer Expansion, Galvez St, Stanford File #9531	CDS unit and vegetative swale	C.3d(ii)3	Stanford University Facilities Dept	Pollution prevention-by site layout	Pollution prevention- by permanent BMPs	Project maintains existing natural vegetation without using pesticides.
Public Projects						
N/A						

County of Santa Clara, Dept. of Planning and Development

Reporting Form for Planning Procedures Performance Standard and Provision C.3.g.v. Reporting Requirements

Part 3

Alternative Compliance/Waiver Program Projects Reviewed and Approved During FY 08

Project Name and Location	Project Type	Final Percent Impervious Surface	Reasons for Allowing Alternative Compliance	Alternative Compliance Terms	Project Receiving Benefit (Date of Completion)
Private Projects					
N/A -- No Alternative Compliance Program					
Public Projects					
N/A -- No Alternative Compliance Program					

Santa Clara Valley Urban Runoff Pollution Prevention Program

FY 09 Annual Report

Attachment D2- Public Streets, Roads and Highways O&M

County of Santa Clara
Clean Water Program
DEVELOPMENT SERVICES OFFICE
DEPT. OF PLANNING AND DEVELOPMENT
70 West Hedding St., 7th Floor East Wing
San Jose, CA 95110

County of Santa Clara
Department of Roads and Airports

Information Certification for the
FY 2008-2009 NPS Program Annual Report

Certification Statement

"I certify, under penalty of law, that the Department of Roads and Airports information contained in this document was prepared under my direction or supervision in accordance with a system designed to ensure that qualified personnel properly gather and evaluate the information submitted. Based on my inquiry of the person or persons who manage the system, or those persons directly responsible for gathering the information, the information submitted, is, to the best of my knowledge and belief, true, accurate, and complete. I am aware that there are significant penalties for submitting false information, including the possibility of fine and imprisonment for knowing violations.

This department has received, reviewed, and accepted the 1997 County of Santa Clara Urban Runoff Management Plan (revised 2004) and the included Performance Standards."

Signature:

for **Michael Murdter**
Director
Department of Roads and Airports

7-23-09
Date

COUNTY OF SANTA CLARA
Department of Roads and Airports

Self-Evaluation Document for the FY09 NPS Program Annual Report

The County Department of Roads and Airports participates in the Nonpoint Source Pollution Control Program in a number of ways:

1) The Department follows Maintenance Yard and field work BMPs, and has adopted SOPs.

2) Storm Water Pollution Prevention Plans (SWPPPs) have been written and are referenced in the departmental maintenance yards. (The East and West Yards are within the NPDES Permit zone.)

3) The Department is using NPDES Permit C3 requirements to design storm water treatment for C3-eligible new and replacement impervious areas included in Department projects, such as expressway widening within the NPDES Permit area. Effective 8/15/06, the C3 requirements were reduced to 10,000 square feet of new or replacement impervious area for Group 2B projects. Projects vary, but each project is carefully evaluated as to whether or not C3 requirements apply.

4) The Department coordinates between design, construction, and maintenance staffs to ensure C3 mitigations are properly monitored and maintained. The first required C3 mitigation improvements for a Department project were accepted for completion and passed from the contractor to department maintenance in September 2007. The mitigations installed consist of bioswales along Montague Expressway. In addition, two vortex separators were installed upstream of pump stations along Central Expressway. The separators were not required for C3 compliance, but will provide additional water quality benefit. The Department inspected the bioswales along Montague Expressway in FY 09. The bioswales were found to be in good condition and no follow-up other than routine inspection is required.

5) The Department is utilizing additional water quality questions in CEQA review, as required by the NPDES Permit.

6) The Department is working with the County IPM Coordinator to reduce and eliminate pesticides where practicable, including in new landscaping and roadside vegetation management. No pesticides or herbicides are applied

without the prescription of a Licensed Pest Control Operator. None are purchased without approval of the County IPM Program Coordinator.

7) NOIs and SWPPPs are prepared and filed when the disturbed area of a proposed project will be 1 acre or more. Further, for those Group 1 projects in sensitive watersheds, hydrograph modification plan mitigations to control flow and prevent creek scour are included.

8) The Department is observing the Rural Public Works Performance Standards and with the assistance of the NPS Coordinator did develop specific SOPs.

9) Litter and trash are removed from public rights of way to a permitted sanitary landfill. Observed illegal dumping problems when not in the public right of way are referred to the DEH.

10) Street sweeping and storm drain maintenance records have been maintained for many years. These records are now made available annually in the form of a spread sheet.

11) The Department provides water quality related training for its employees.

Summary and Evaluation:

The Department of Roads and Airports believes that its staff members and their actions are effective in preventing storm water pollution in both the maintenance yard and construction site environments.

During FY08, the Department conducted an internal review of its procedures for addressing C3 requirements in Department projects and implemented improvements. The Department revised and clarified its design review process, updated its C3 data collection and certification forms, developed a customized version of the SCVURPPP Standard Storm Water Treatment BMP Inspection Data Collection Form, and improved coordination with its maintenance staff for implementing ongoing inspection and maintenance of installed C3 mitigations. In FY 09, the Department began using the customized versions of the C.3. Data Form and the BMP Inspection Data Collection Form. The latter form was used to inspect the bioswales along Montague Expressway.

Managers, engineers, and maintenance staff have an increasing awareness of the need to prevent storm water pollution, the BMPs necessary to support that goal, and also of the C3 requirements for storm water treatment for certain impervious areas. Procedures are in place to ensure permit compliance and to give full consideration to storm water elements in each individual project. On September

10, 2008, Department staff received the following trainings on the recent improvements in the C.3. certification process:

- "Project Development, Review and Design Certification for Compliance with Stormwater Treatment Requirements" – Planning and Engineering staff attended this training. The agenda is included later in this section.
- "Inspection and Maintenance of Stormwater Treatment Measures" – Maintenance staff attended this training. The agenda is included later in this section.

The Department is pleased to work cooperatively toward these goals with the County NPS Coordinator and the County IPM Coordinator. It is understood that continuous improvement in these areas is expected, to the maximum extent practicable.

The Department has benefited from a variety of training resources, but especially appreciates the SCVURPPP-sponsored workshops. In FY 09, Department staff attended the "Rural Roads Maintenance Workshop", the "Rural Roads BMP Installation Training Workshop", the "Construction Site Management Workshop", the "Sustainable Streets Workshop: Using San Mateo County Sustainable Green Streets & Parking Lots Design Guidebook", and the "Annual C.3 Workshop". The "Training Information" section of this Report includes training details and the list of staff that attended these trainings.

In FY10, the Department looks forward to the challenges that may be encountered, and the satisfaction of achieving full compliance with stormwater regulations.

County of Santa Clara Roads and Airports Department
Stormwater Pollution Prevention ("C.3.") Requirements

Project Development, Review, and Design Certification for Compliance with Stormwater Treatment Requirements

September 10, 2008, 1:30 – 4:00 p.m.
Agenda

1:30	Welcome and Introductions	*Tong Hong, County of Santa Clara*
1:35	Why are we doing this? • Regulatory background	*Jill Bicknell, EOA, Inc.*
1:50	How do we work together? • Department's internal process for development/road improvement projects	*Tong Hong*

2:05	What do we do?
	• C.3. data form
	  ○ Applications/exemptions
	  ○ Definitions: ROW vs. footprint
	  ○ Water Board Regions
	  ○ Impervious surface data
	  ○ Construction general permit
	• Design certification form
	• Overview of stormwater treatment BMPs
		Jill Bicknell

3:00	Break	
3:10	Example Project Certification	*Jill Bicknell*
3:45	Questions & Comments	
4:00	Adjourn	

County of Santa Clara Roads and Airports Department
Stormwater Pollution Prevention ("C.3.") Requirements

Inspection and Maintenance of Stormwater Treatment Measures

September 10, 2008, 9:00 – 10:30 a.m.
Agenda

9:00	Welcome and Introductions	*Tong Hong, County of Santa Clara*
9:05	Why are we doing this? • Regulatory background	*Jill Bicknell, EOA, Inc.*
9:20	How do we work together? • Department's internal process for development/road improvement projects	*Tong Hong*

9:30	What do we do?
	• BMP inspection requirements
	• BMP maintenance fact sheets
	• BMP inspection form
	• Example inspection/maintenance issues for three BMP types:
	  ○ Vegetated swales
	  ○ Hydrodynamic separators
	  ○ Bioretention areas
		Jill Bicknell

10:15	Questions & Comments	
10:30	Adjourn	

Training Information
Fiscal Year 2009

Training Course	Sponsored by/Location	Date(s)	Hours	Cost	Staff Attendance	Notes
Stormwater Pollution Prevention Requirements - Inspection & Maintenance of Stormwater Treatment Measures	County of Santa Clara Roads & Airports Department - Schallenberger Rd.	9/10/2008	9:00 -10:30AM	NC	Dan Collen Dave Gaska Jeff Mendes Jose Vega Rene Vargas Rick Armstrong Ron Jackson Ron Neal Shane Gore Steve Flemmer Steve Kline Tong Hong	
Stormwater Pollution Prevention Requirements - Project development, Review & Design Certification for Compliance with Stormwater Treatment	County of Santa Clara Roads & Airports Department - Skyport Dr.	9/10/2008	1:30-4:00 PM	NC	Aida Rivera Amir Douraghi Bernadine Caceres Bill Lee Christine Li Clarence Salim Craig Petersen Dan Collen David Boyd Faranak Madhavi Felix Lopez Gamini Rajapakse	

Training Information
Fiscal Year 2009

Training Course	Sponsored by/Location	Date(s)	Hours	Cost	Staff Attendance	Notes
					Greg Stutz Herbert Navaral Hosalli Gangadhara Jamil Salas Jim Schramm Khoa Vo Manuel Rivas Mike Griffis Nancy Puterbaugh Paul Pascoal Rikti Dalal Roy Cabaltera Tong Hong	
Rural Roads Maintenance Workshop	SCVURPPP, Quinlan Community Center, Cupertino	9/25/2008	7:30 AM to 11:30 AM	NC	Darcy Bettencourt Ed Vogel Hiram Don Jack Mendes Ken Marquis, Jr. Matt Angotti Mike Grant Ray Baeza Rory Pete	
Rural Roads Maintenance Workshop	SCVURPPP, Quinlan Community Center, Cupertino	9/26/2008	7:30 AM to 11:30 AM	NC	Amir Douraghi Danny Fortino Faranak Madhavi Isaac Serrano Tong Hong	

Training Information
Fiscal Year 2009

Training Course	Sponsored by/Location	Date(s)	Hours	Cost	Staff Attendance	Notes
Construction Site Management Workshop	SCVURPPP, Quinlan Community Center, Cupertino	11/20/2008	8:00 AM to 3:00 PM	NC	Bob Smith Christine Li Chuck Tucker David Melvin Debbie Burke Jim Schramm Mike Griffis Peter Cruz Phil Jones Rex Wonnell Tony Rittenhouse Tran Ho	
Construction Site Management Workshop	SCVURPPP, Quinlan Community Center, Cupertino	11/21/2008	8:00 AM to 3:00 PM	NC	Aida Rivera Amir Douraghi Khoa Vo Rikti Dalal	
Rural Roads BMP Installation Training Workshop	SCVURPPP, Valley Water District, San Jose	3/23/2009 (Classroom) & 3/24/2009 (Field)	8:00:00 AM to 12:00 Noon	NC	Christine Li Chuck Harris Dan Hernandez Dan Perez Jack Mendez Jeff Mendes	

Training Information
Fiscal Year 2009

Training Course	Sponsored by/Location	Date(s)	Hours	Cost	Staff Attendance	Notes
					John Campos Jose Vega Khoa Vo Lione Sifuentes Mike Forestieri Mike Grant Rikti Dalal Rory Pete Rowdy Pipkin Steve Parshall Ted Ellenberger Tong Hong Tony Alcantar Joseph Serano	
Rural Roads BMP Installation Training Workshop	SCVURPPP, Valley Water District, San Jose	3/23/2009 (Classroom) & 3/25/2009 (Field)	8:00 AM to 12:00 Noon	NC	Al Negrete Bruce Smith David Parks Ed Vogel Fritz Johnson Gabriel Gutierrez Hiram Don Ken Marquis Matt Angotti Nolverto Ojeda Rene Vargas Riccardo Masoni Steve Flemmer Ray Baeza	

Training Information
Fiscal Year 2009

Training Course	Sponsored by/Location	Date(s)	Hours	Cost	Staff Attendance	Notes
Sustainable Streets Workshop: Using San Mateo County Sustainable Green Streets & Parking Lots Design Guidebook	SCVURPPP, Quinlan Community Center, Cupertino	5/29/2009	8:00 AM to 12:30 PM	NC	Christine LI Jamil Salas Rikti Dalal Roy Cabaltera	
Annual C.3 Worshop	SCVURPPP, Roosevelt Community Center, San Jose	6/17/2009	9:00 AM to 3:00 PM	NC	Barni Roncal Bernadine Caceres Charles Tucker Craig Petersen David Melvin Debbie Burke Faranek Mahdavi Greg Stutz Jim Schramm Michael Hurley Paul Pascoal Peter Cruz Roy Cabaltera Tran Ho	

Santa Clara County Road Deptartment
FY09 Culvert,Drain and Ditch Cleaning

R205 - Drain & Culvert Cleaning - Hand

Number of Drains Cleaned

East:		West:		South:		Total
Area 1	2212		544		1178	
Area 2	3417.5		660		843	
	5629.5		1204		2021	8854.5

R206 - Drain & Culvert Cleaning - Mechanical

Number of Culverts Cleaned

East:		West:		South:	
Area 1	175		234		25
Area 2	65		0		5
	240		234		30	504

Grand Total Culvert & Di's Cleaned

9358.5

R208 - Ditch Cleaning

Lineal Feet of Ditches Cleaned

East:		West:		South:	
Area 1	1221		230		26450
Area 2	3200		50		33495.2
	4,421		280		59,945.2

Grand Total Lineal Feet of Ditch Cleaned

64,646

Material to Landfill: 643 cubic yards

Santa Clara County Road Department
FY09 Sweeping Summary

R308 - Sweeping Expressways

Miles

East:	Almaden	Capitol	Montague	
Area 1 & 2	980	838	38	**1856** *Expressway Miles*
Sweep Debris:				
Cubic Yards	266.5	180	8	**454.5** *Debris Collected*

West:	Central	San Tomas	Lawrence
Area 1 & 2	1372	2545.5	1073
Sweep Debris:			
Cubic Yards	432	664.5	291

	Montague	Foothill	Oregon/Page Mill	
Area 1 & 2	263	839	393	**6485.5** *Expressway Miles*
Sweep Debris:				
Cubic Yards	42	193	113	**1735.5** *Debris Collected*

Grand Total Expressway Miles
8341.5

Grand Total Debris Collected
2190

R309 - Sweeping Non- Expressway

Rural, Arterial & Residental

Miles

East:		West:	South:
Area 1	636.9	31.5	377.5
Area 2	101	73.4	60.6
	737.9	104.9	438.1
Sweep Debris:			
Cubic Yards	335	44	256.5

Grand Total Non- Expressway Miles
1280.9

Grand Total Debris Collected
635.5

SANTA CLARA COUNTY OWNED, OPERATED, AND MAINTAINED PUMP STATIONS

TOTAL NO. OF PUMP STATIONS : 6	Horse Power HP	Gallon/Min GPM	Operation	Discharge Location
Oregon / Alma				
at Oregon Expwy and Alma St., Palo Alto				
Storm Pump #1	30	1600	All Year	Matadero Creek
Storm Pump #2	30	1600	All Year	Matadero Creek
BFD Pump #1	9.5	1247	All Year	City treatment/sewer/storm
BFD Pump #2	9.5	1247	All Year	City treatment/sewer/storm
Central / FairOaks				
at Central Expwy and Fair Oaks, Sunnyvale				
Pump #1	30	3000	All Year	storm drain
Pump #2	30	3000	All Year	storm drain
Pump #3	30	3000	All Year	storm drain
Central / Lawrence				
at Central Expwy and Lawrence Expwy, Sunnyvalle				
Pump #1	7.5		All Year	storm drain
Pump #2	7.5		All Year	storm drain
Central / De La Cruz				
at Central Expwy and De La Cruz Blvd., Santa Clara				
Pump #1	15	850	All Year	storm drain
Pump #1	15	850	All Year	storm drain
Celeo				
at Celeo Lane, San Jose				
Pumps #1	1/2	735	All Year	storm drain
Pumps #2	1/2	735	All Year	storm drain
Pumps #3	1/2	735	All Year	storm drain
Pumps #4	3/4	875	All Year	storm drain
Chula Vis				
at Chula Vista Ct., San Jose				
Pumps #1	1/2	735	All Year	storm drain
Pumps #2	3/4	875	All Year	storm drain
Pumps #3	1/2	735	All Year	storm drain

County of Santa Clara, Dept. of Roads and Airports
Reporting Form for Planning Procedures Performance Standard
and Provision C.3.n.i. Reporting Requirements

Part 1

Group 1 and 2 New Development and Significant Redevelopment Projects[1]
Reviewed and Approved During FY 09

Project Name	Project Type[2]	Site Size (ac. or s.f.)	New Impervious Surface (s.f.)[3]	Area of Land Disturbed (Ac.)[4]	Project Status	Storm Water Control Measures Included in Project
Private Projects						
N/A						
Public Projects						
None of the projects submitted were subject to C.3. requirements						

[1] Beginning August 15, 2006, list all* projects that create or replace 10,000 s.f. or more of impervious surface.
[2] Describe project type, as defined in Provision C.3.c.
[3] "New" is defined as impervious surface created, added or replaced.
[4] If the site is a "significant redevelopment", list the area of land disturbance, if information is readily available.

County of Santa Clara, Department of Roads and Airports

Reporting Form for Planning Procedures Performance Standard and Provision C.3.n.ii. & iii. Reporting Requirements

Part 2

Stormwater Control Measures for Group 1 and 2 Projects[5] Reviewed and Approved During FY 09

Project Name	Treatment BMPs	Numeric Sizing Criteria Used	O&M Responsibility Mechanism and Responsible Party	Site Design Measures	Source Control Measures	Pesticide Reduction Measures
Private Projects						
N/A						
Public Projects						
None of the projects submitted were subject to C.3. requirements						

[5] Beginning August 15, 2006, list all* projects that create or replace 10,000 s.f. or more of impervious surface. See SCVURPP "C.3. Handbook: Guidance for Implementation of Stormwater Requirements for New and Redevelopment Projects".

*Projects that do not require stormwater treatment because they fall under the Alternative Compliance Program must be reported as per Provision C.3.g.v. (see Reporting Form Part 3).

County of Santa Clara, Dept. of Roads and Airports
Reporting Form for Planning Procedures Performance Standard
and Provision C.3.g.v. Reporting Requirements

Part 3

Alternative Compliance/Waiver Program Projects
Reviewed and Approved During FY 09

Project Name and Location	Project Type	Final Percent Impervious Surface	Reasons for Allowing Alternative Compliance	Alternative Compliance Terms	Project Receiving Benefit (Date of Completion)
Private Projects					
N/A -- No Alternative Compliance Program					
Public Projects					
N/A -- No Alternative Compliance Program					

Santa Clara Valley Urban Runoff Pollution Prevention Program

FY 09 Annual Report

Attachment D2A- Rural Public Works O&M

Note: A Sr. Civil Engineer from the Department of Roads and Airports and a Sr. Project Manager from the Department of Parks and Recreation both actively participated in the committee that wrote the SCVURPPP Rural Public Works Performance Standard.

The two involved departments, Roads and Parks, have since adopted and incorporated the Performance Standards into their maintenance routines.

The Standard Operating Procedures (SOPs) for this performance standard have been written by both of the involved departments, and submitted to SFB-RWQCB staff previously. The involved departments have reported no difficulties with implementing and observing the standards.

County of Santa Clara
Clean Water Program
DEVELOPMENT SERVICES OFFICE
DEPT. OF PLANNING AND DEVELOPMENT
70 West Hedding St., 7th Floor East Wing
San Jose, CA 95110

Santa Clara Valley Urban Runoff Pollution Prevention Program

FY 09 Annual Report

Attachment D3- Storm Drain O&M

Note: Please refer to Section D2. The Department of Roads and Airports is responsible for this activity, and this report is included with the Public Streets, Roads and Highways street sweeping and ditch/ culvert/ inlet cleaning data.

County of Santa Clara
Clean Water Program
DEVELOPMENT SERVICES OFFICE
DEPT. OF PLANNING AND DEVELOPMENT
70 West Hedding St., 7th Floor East Wing
San Jose, CA 95110

Santa Clara Valley Urban Runoff Pollution Prevention Program

FY 09 Annual Report

Attachment D4- Water Utility O&M

Note: This section is not applicable, since the County does not maintain any water utility systems.

County of Santa Clara
Clean Water Program
DEVELOPMENT SERVICES OFFICE
DEPT. OF PLANNING AND DEVELOPMENT
70 West Hedding St., 7th Floor East Wing
San Jose, CA 95110

Santa Clara Valley Urban Runoff Pollution Prevention Program
FY 09 Work Plan: GENERAL CWP PROGRAM RELATED TASKS

COUNTY OF SANTA CLARA

Public Streets, Roads, and Highways Operation and Maintenance and Rural Public Works PS					
PSR H PS-3	Staff training	Arrange annual training for Roads and Airports Staff and Maint. Yard Supervisors.	See attachment D 2	6/30/09	Roads and Airports Dept., CWP Prgm. Coord.
PSR H PS-5	Effectiveness Evaluation	Review and evaluate the effectiveness of R&A efforts.	See Attachment D 2	7/15/09	Roads and Airports Dept.
RPW -PS	Rural PW PS	Continue using the Rural Public Works-PS at Parks and Roads, and evaluate effectiveness	No problems reported regarding Public Works-PS and no changes are necessary at this time.	Ongoing	Parks, Roads and Airports
Storm Drain System Operation and Maintenance					
SD PS-1	Storm Drain Maintenance	All tasks are routine and on-going (URMP)	R&A continues to provide routine and on-going maintenance. No problems were reported.	Ongoing	Roads and Airports Dept.
SD-4	Annual training	Arrange for annual training for staff responsible for the maintenance of the storm drain system.	See attachment D2	6/30/09	Roads and Airports Dept., CWP Prgm. Coord., Roads Sr. Env. Compliance Spec.
SD PS-5	Effectiveness Evaluation	Review and evaluate the effectiveness of R&A efforts.	R&A continues to provide maintenance in a manner to prevent stormwater pollution. No improvements of the standards are needed at this time. With the pending MRP, O&M standards will be reviewed and revised as needed.	7/15/09	Roads and Airports Dept.

Maintenance Yards					
PSR H PS-3	Staff training	Arrange annual training for R&A maintenance yard staff and supervisors.	See attachment D2	6/30/09	Roads and Airports Dept, CWP Prgm. Coord.
PSR H PS-5	Effectiveness Evaluation	Review and evaluate the effectiveness of R&A efforts.	Efforts are focused on preventing storm water pollution. Maintenance yards continue to use the existing SWPPP established. There were no problems reported with implementing BMPs at Maintenance yards. Will reevaluate effectiveness throughout the coming year or when the MRP is adopted.	7/15/09	Roads and Airports Dept.

Santa Clara Valley Urban Runoff Pollution Prevention Program

FY 09 Annual Report

Attachment D5- Department of Parks and Recreation

County of Santa Clara
Clean Water Program
DEVELOPMENT SERVICES OFFICE
DEPT. OF PLANNING AND DEVELOPMENT
70 West Hedding St., 7th Floor East Wing
San Jose, CA 95110

County of Santa Clara

Parks and Recreation Department

298 Garden Hill Drive
Los Gatos, California 95032-7669
(408) 355-2200 FAX 355-2290
Reservations (408) 355-2201
www.parkhere.org

July 28, 2009

Subject: County Nonpoint Source Pollution Control Annual Report FY09
Parks and Recreation Department Self Evaluation

The County of Santa Clara Parks and Recreation Department (Department) is pleased to offer this brief summary of our progress toward the goal of stormwater pollution prevention as it has been implemented thus far in our operations.

In addition to extensive staff training some of which is detailed below, the Department has initiated and reinforced several program elements to assure that potential sources of stormwater pollution are reduced to the maximum extent possible.

Daily Maintenance Operations

All large-scale maintenance activities involving heavy equipment, parts cleaning and repairs are consolidated in the Department's Central Yard facility. There, most major activities take place indoors and every effort is made to eliminate any discharges to the environment that could reach or affect storm water. The equipment wash pad utilizes covered zero discharge wastewater recycling technology. Five storm drains at Central Yard are protected by oil ands sediment filters and these filters are inspected annually and changed if necessary and oil is skimmed and collected for recycling. The Department purchased a sweeping machine in FY07 which is in use both at Central Yard and on our paved trails. Central Yard parking lot is swept bi-weekly to prevent sediment runoff. The rock pad, installed to prevent mud from being tracked onto the hard surface was refreshed.

The parts washer is a closed loop, hot water and detergent based system, and solvents are eliminated from the parts cleaning process on a department wide basis. In addition, a large capacity spill cleanup station is located adjacent to the fuel dispensing inlands with a filter fabric on the storm drain that serves the central parking lot area of the facility. A new zero discharge wastewater recycling machine is being purchased as the current machine is malfunctioning and is in need of replacement. A CL-304B Waste Water Treatment System, capable of 5 gpm certified to UL-73 Safety Standard will replace the old machine.

An upgraded storage facility has also been completed and the Department is now able to store equipment and supplies in a secure facility. This facility will enable staff to collect any waste fluids that may weep from machinery effectively.

The Rural Public Works Performance Standards have been shared and embraced by

the Department's field staff, which now brings stormwater pollution prevention strategies to assigned tasks as one of the "tools of the trade" necessary for being a Parks professional.

Project Planning and Construction

Careful consideration is given to all environmental impacts that could be created or impacted by project related activities. As stewards of the land, the Department is serious about and proud of its roles related to resource conservation and preservation. In particular, efforts are made to minimize grading, integrate tree planting and seeding, preserving heritage trees, utilizing drip irrigation systems, and ensuring that remediation and new trail construction methodologies conform to modern standards. Some of the trails standards practiced by the Department include out sloping, rolling dips and use of bio-technical methods for erosion control.

During project construction, the Department complies with RWQCB guidelines for soil erosion and stability and continuously monitors all construction activities. The Department will complete a project identified in the 2004 Harvey Bear Ranch Coyote Lake Natural resource Management and Master Plan. The project was completed in April, 2008 under a Notice of Intent, issued by CRWQCB, Waste Discharger Identification # 3 43C347428, dated 06/07/2007, and a Notice of Termination was filed and certified on May 8, 2009.

A restoration of a national historic landmark, owned by Santa Clara County Parks, located in New Almaden, began in February 2009 and a Notice of Intent was filed for the Rehabilitation of the Casa Grande. The project is under construction and is to be completed in January 2010.

Community Involvement

The Department has a very active Volunteer Program which facilitates creek clean-up, watershed education and trail maintenance programs.

The Department's Volunteer Program works with other local agencies and volunteers for creek clean up activities, including garbage removal from parklands and streams, to enhance the natural experience and promote cleaner waterways. This past year, the Parks volunteer program participated in the National River Cleanup Day on May 18, 2009, drawing 884 volunteers, removing 25,505 lbs of trash and 22,540 lbs of recyclables along 39 miles of creek banks and shorelines.

The Parks Volunteer and Interpretive Programs also work with the California Department of Fish and Game in facilitating the Fishing in the City Program. The event includes a ten minute clinic station focusing on Watershed Education with a watershed diorama covering storm drainage, urban run-off, agriculture and man-made pollution. This past year, the program served approximately 1,200 children between the ages of 5 and 15.

As part of our Volunteer Program, the Department has instituted an "Adopt a Trail" program, which employs the aforementioned trail management techniques. For every

trail adopted under this program there is a "volunteer crew lead" assigned and as head volunteer must go through a rigorous training program to learn the proper techniques for trail building and maintenance. Careful attention is given in these training programs to learning about protection our waterways. These volunteer crew leads impart this information to the "Adopt-a-Trail" volunteers.

Staff Training

IPM: The Department held four training sessions on Integrated Pest Management (IPM): One was on 11/18/08, 11/19/08, 11/20/08 and 11/21/08 attended by 65 park maintenance workers and supervisors. Each training session involved 3 contact hours.

Natural Resource Management: The Department requires Pesticide Applicator Safety Training for all Maintenance Workers as part of the County's Integrated Pest Management Program. Between November 18th and 21st 57 Park Maintenance and four Natural Resource Technicians completed the 2008 Pesticide Applicator Safety Training refresher course.

Stormwater: Three Planners, two Park Development and two Park Maintenance staff attended the SCVURPPP Construction Site Management Workshops on November 20 and 21, 2008. The Park Development Manager also attended the Erosion and Sediment Control for Construction Projects Workshop in Pacific Grove on 3/25/09. Two Park Development staff attended the 5/27/09 Construction General Permit:Part2 "What are the Changes and Impacts on SCVURPPP Co-permitees?" workshop on 5/27/09, and the Park Development Manager attended the Sustainable Streets Workshop in Cupertino on 5/29/09 and Annual C.3 Stormwater Workshop on 6/17/09.

Park Acquisitions Fiscal Year 2008

Project Name: Town of Los Gatos Property Exchange
Recording Date: November 25, 2008
Address or APN: 529-12-005
Property Interest: Fee Title
Approximate Acreage: 13.3

Project Name: Lexington-Beatty Conservation Easement
Recording Date: *Note that recorded documents were not received in advance of 2008 reporting period, so acquisition is reported this year: 4/18/08
Address or APN: 558-35-001, 558-36-011, 558-36-012
Property Interest: Conservation Easement – MROSD Owner
Approximate Acreage: 56.88

Project Name: USFWS Easement
Project: Alviso Marina Phase 2
APN: 15-01-027
Property Interest: Easement (50 year)
Approximate Acreage: 0.9 acres

Closing

The Santa Clara County Parks and Recreation Department is an active partner in protecting streams, creeks and waterways. We are proud of the efforts we undertake on a daily basis to minimize impacts to the environment, while we protect and preserve the lands that the public entrusts us to maintain, on their behalf, for current and future enjoyment.

Should you have any additional comments or questions on this report, please feel free to contact me at (408) 355-2210 or Bill Grimes, Environmental Health & Safety Compliance Specialist, at (408) 355-2273.

Respectfully Submitted,

Mark Frederick.
Park Development Manager

Cc: Lisa Killough, Director, Parks and Recreation Department
Julie Mark, Deputy Director
Jim O'Connor, Maintenance Division Manager
Bill Grimes, Environmental Health & Safety Compliance Specialist

County of Santa Clara, Dept. of Parks and Recreation
Reporting Form for Planning Procedures Performance Standard
and Provision C.3.n.i. Reporting Requirements

Part 1

Groups 1 and 2A New Development and Significant Redevelopment Projects[1]
Reviewed and Approved During FY 09

Project Name	Project Type[2]	Site Size (ac. or s.f.)	New Impervious Surface (s.f.)[3]	Area of Land Disturbed (Ac.)[4]	Project Status	Storm Water Control Measures Included in Project
Private Projects						
N/A						
Public Projects						
Coyote Lake RV Campground	Park Campground	6 ac	New 48,790 Demo 10,560 Net 38,230	6 ac	NOT 5/8/09	Wattles, silt fences
Casa Grande Rehabilitation	Historic Bldg Restoration	1.1 ac	10,500sf	1.1 ac	Under Construction	Wattles, silt fences

[1] List all projects with new impervious surface area greater than 1 acre (43,560 s.f.).
[2] Describe project type, as defined in Provision C.3.c.
[3] "New" is defined as impervious surface created, added or replaced.
[4] If the site is a "significant redevelopment", list the area of land disturbance, if information is readily available.

County of Santa Clara, Department of Parks and Recreation

Reporting Form for Planning Procedures Performance Standard and Provision C.3.n.ii. & iii. Reporting Requirements

Part 2

Stormwater Control Measures for Groups 1 and 2A Projects[5] Reviewed and Approved During FY 09

Project Name	Treatment BMPs	Numeric Sizing Criteria Used	O&M Responsibility Mechanism and Responsible Party	Site Design Measures	Source Control Measures	Pesticide Reduction Measures
Private Projects						
N/A						
Public Projects						

[5] Beginning October 15, 2003, list all* projects with new impervious surface area greater than 43,560 s.f. (1 acre). See SCVURPP "C.3. Handbook: Guidance for Implementation of Stormwater Requirements for New and Redevelopment Projects".

*Projects that do not require stormwater treatment because they fall under the Alternative Compliance Program must be reported as per Provision C.3.g.v. (see Reporting Form Part 3).

Santa Clara Valley Urban Runoff Pollution Prevention Program

FY 09 Annual Report

Attachment D7- Capital Programs, Fleet and Facilities

County of Santa Clara
Clean Water Program
DEVELOPMENT SERVICES OFFICE
DEPT. OF PLANNING AND DEVELOPMENT
70 West Hedding St., 7th Floor East Wing
San Jose, CA 95110

045243

County of Santa Clara

Facilities and Fleet Department
Capital Programs Division

2310 North First Street, 2nd Floor, Suite 200
San Jose, California 95131-1011
Tele (408) 993-4600 FAX (408) 993-4695

DATE: July 31, 2009

TO: Clara Spaulding
Clean Water Coordinator
Office of Development Services

FROM: Ken Rado
Manager, Facilities and Fleet Capital Programs Division

SUBJECT: **NPS Annual Report**

This report is submitted to meet the annual reporting requirements of the County's Phase I NPDES Storm Water Discharge Permit.

In FY 2009 we initiated no new projects subject to NPDES permit.

Capital Programs Division continues to emphasize compliance with NPDES requirements, and the need to control storm water discharge from construction activity. Capital Programs currently has one project under construction which requires a SWPPP plan, the Valley Health Center at Milpitas. We have received and are monitoring the implementation of this plan.

With regards to Best Management Practices for storm water treatment, four projects have been completed within the past 12 months that implement BMPs: The New Crime Lab at Guadalupe Parkway; Valley Health Center at Gilroy; Valley Health Center at Sunnyvale; and Valley Specialty Center at Bascom Avenue in San Jose.

Board of Supervisors: Donald F. Gage, George Shirakawa, Dave Cortese, Ken Yeager., Liz Kniss
Acting County Executive: Gary A. Graves

County of Santa Clara, Department of Facilities and Fleet
Reporting Form for Planning Procedures Performance Standard
and Provision C.3.n.i. Reporting Requirements

Part 1

Groups 1 and 2A New Development and Significant Redevelopment Projects[1]
Reviewed and Approved During FY 09

Project Name	Project Type[2]	Site Size (ac. or s.f.)	New Impervious Surface (s.f.)[3]	Area of Land Disturbed (Ac.)[4]	Project Status	Storm Water Control Measures Included in Project
Private Projects						
N/A						
Public Projects						
N/A						

[1] List all projects with new impervious surface area greater than 1 acre (43,560 s.f.).
[2] Describe project type, as defined in Provision C.3.c.
[3] "New" is defined as impervious surface created, added or replaced.
[4] If the site is a "significant redevelopment", list the area of land disturbance, if information is readily available.

County of Santa Clara, Department of Facilities and Fleets

Reporting Form for Planning Procedures Performance Standard and Provision C.3.n.ii. & iii. Reporting Requirements

Part 2

Stormwater Control Measures for Groups 1 and 2A Projects[5] Reviewed and Approved During FY 09

Project Name	Treatment BMPs	Numeric Sizing Criteria Used	O&M Responsibility Mechanism and Responsible Party	Site Design Measures	Source Control Measures	Pesticide Reduction Measures
Private Projects						
N/A						
Public Projects						
N/A						

[5] Beginning October 15, 2003, list all* projects with new impervious surface area greater than 43,560 s.f. (1 acre). See SCVURPP "C.3. Handbook: Guidance for Implementation of Stormwater Requirements for New and Redevelopment Projects".

*Projects that do not require stormwater treatment because they fall under the Alternative Compliance Program must be reported as per Provision C.3.g.v. (see Reporting Form Part 3).

Santa Clara Valley Urban Runoff Pollution Prevention Program

FY 09 Annual Report

Attachment E- New Development Planning Procedures

County of Santa Clara
Clean Water Program
DEVELOPMENT SERVICES OFFICE
DEPT. OF PLANNING AND DEVELOPMENT
70 West Hedding St., 7th Floor East Wing
San Jose, CA 95110

Santa Clara Valley Urban Runoff Pollution Prevention Program
FY 09 Work Plan: NEW DEVELOPMENT AND REDEVELOPMENT REQUIREMENTS

COUNTY OF SANTA CLARA

Activity	Permit Item Source	FY 09 Tasks	Status / Comments	Due Date (mo/yr)	Responsible Party
C.3.b Development Project Approval Process -- Planning Procedures					
Ordinance Revision	C.3.b.2	Develop new ordinance incorporate C3. requirements	Wrote amendment to existing CWP ordinance to include Numeric Sizing Criteria requirements and maintenance for Group 1,2a, 2b. & HMP projects. and C3. Requirements.	C3/HMP ordinanc e adopted	CWP Prgm. Coord., Planning Office, County Counsel, Land Development Engineering.
Staff Training	C.3.b.3	Provide training opportunities for County staff in the planning office, building inspection office, and land development engineering with training on the C.3. provisions including SCVURPPP sponsored and RWQCB sponsored workshops	Provide Written guidance, and staff meetings as requested. Provide all departments with SCVURPPP workshops training information.	Ongoing	CWP Prgm. Coord., Planning, Building, FAF, LDE
C.3.c. Requirements for Group 1 and Group 2 Projects					
Guidance Manual	C.3.c.4	Review Guidance Manual developed by Program and, if needed, customize for Group 1 projects.	Updated Guidance Manual handouts written and supplied to Planning Office and LDE.	Routine	CWP Coord., Planning, Building, LDE
Group 2 Alternative Project Size	C.3.c.8	Conduct analysis of alternative project size and prepare proposal for submittal to Regional Board. (Initial submittal to be handled by SCVURPPP/EOA Inc.	Continue to assist Program with data collection and analysis, as requested. No Alt Proj Size is proposed by County.	Ongoing	Building Inspection, Planning Office, CWP Prgm. Coord.
Guidance Manual Update	C.3.c.9	Update Guidance Manual and Performance Standard for Group 2 projects as needed.	Assist Program with development and review, as requested.	As request-ed	CWP Coord., Planning, Building, LDE

Santa Clara Valley Urban Runoff Pollution Prevention Program
FY 08 Work Plan: New and Redevelopment Requirements

COUNTY OF SANTA CLARA

Activity	Permit Item Source	FY 09 Tasks	Status / Comments	Due Date (mo/yr)	Responsible Party
C.3.e Operation and Maintenance of Treatment BMPs					
Data Form and Staff Training	C.3.e.1	Log information about treatment BMPs installed at approved Group 1 projects and maintain a list or database of properties, treatment BMPs, and responsible operators.	There is a database for all projects. Once the O&M program is implemented a database will be developed to maintain a list of properties, treatment BMPs and responsible operators. At this time there is no need to modify data collection method or additional staff training on tracking information.	Ongoing	CWP Prgm. Coord., Planning, Building, LDE
BMP O&M Agreement Mechanism	C.3.e.2	Adapt model O&M agreement language to meet agency-specific needs and requirements and incorporate into the project review and approval process.	O&M maint. agreement is written and awaiting county council approval before Board of Supervisors can approve the program. Expecting implementation to begin in January 2010. The County sees mostly single-family homes that are exempted from C.3 requirements. Stanford projects are typically the only projects we see that need C.3 requirements. For public projects R&A, PARKS or F&F provide maintenance for BMPs installed.	2010.	CWP Program Coord., Planning, County Counsel
BMP Inspection Program	C.3.e.5	Develop local programs for inspection of a subset of prioritized treatment BMPs to verify that proper O&M is being performed by the responsible party (Program to assist in defining which BMPs are priority	For Group 1, 2a, 2b & HMP projects, County will develop written BMP inspection priority criteria and inspection and enforcement forms and procedures. (County will require private PE, RCE,	Now Planned for 2010.	LDE, CWP Prgm. Coord.

Santa Clara Valley Urban Runoff Pollution Prevention Program
FY 08 Work Plan: New and Redevelopment Requirements

COUNTY OF SANTA CLARA

Activity	Permit Item Source	FY 09 Tasks	Status / Comments	Due Date (mo/yr)	Responsible Party
		for inspection.)	maintenance inspection)		
Reporting	C.3.e.6	Report on the County's treatment BMPs O&M verification program in each annual report, including organizational structure, evaluation of effectiveness, and proposed improvement to the program. Include a list or summary of treatment BMPs inspected during the year, inspection results, and any required follow-up and correction.	Private PE or RCE inspection Written Agreement, future recorded agreement.	Now planned for FY 10 AR and ongoing.	CWP Prgm. Coord., Planning, Building, LDE
C.3.f Hydromodification Management Plan					
Staff training	C.3.f.3	Implementing HMP as part of requirements for Group 1 projects that may cause increased erosion or other related impacts.	Projects are reviewed for HMP requirements. Review for HMP requirements is integrated into existing programs for development, review, and construction inspection. BMP operations and maintenance will be incoprated once the program is implemented. County staff to receive incremental training in HMP requirements.	Ongoing (LDE section reviews projects for HMP applicability)	LDE, Building, Planning, FAF, Roads, Parks, CWP Prgm. Coord.
C.3.g (Waiver) Compensatory Mitigation Program					
Model Waiver Program	C.3.g.1	Develop a model waiver program.	Assist SCVURPPP by reviewing documents.	Ongoing No County Waiver Program is pro-	CWP Coord., Planning Dir., Building Official, County Counsel, FAF, Parks Dir.,

Santa Clara Valley Urban Runoff Pollution Prevention Program
FY 08 Work Plan: New and Redevelopment Requirements

COUNTY OF SANTA CLARA

Activity	Permit Item Source	FY 09 Tasks	Status / Comments	Due Date (mo/yr)	Responsible Party
				posed	Roads, Dir.,
Local Waiver Program (Compensatory Mitigation)	C.3.g.2	Consider developing local waiver program, perform legal review, and incorporate waiver provisions in project review process. (If model program has not been adopted by Regional Board, consider developing interim waiver program per C.3.g.vi.). Provide info on waivers granted, if any.	Currently this is a very low priority. With large lot and parcel sizes, there is currently no perceived need for a local alternative compliance program.	No County alternative compliance program is planned	CWP Coord., Planning Dir., Building Official, County Counsel, FAF, Parks Dir., Roads, Dir.
Staff training and reporting	C.3.g.3	Begin tracking information for reporting on waivers granted, including project name, location, type, percent impervious surface, reasons for and terms of waiver, and the alternative benefit project and completion date.	If County adopts Waiver Program, responsible County staff will be trained on its implementaion. Currently, developing a local Waiver program is a very low priority	As needed	CWP Coord., Planning Dir., Building Official, County Counsel, FAF, Parks Dir., Roads, Dir.,
C.3.j Site Design Measures Guidance and Standards Development					
Policy and standards review	C.3.j.2	Review existing local design standards and guidance, and compare them to the list of areas to address in provision C.3.j. and other references such as “Start at the Source” and the “Development Policies Comparison” work sheet. Prepare and submit an analysis of local standards, identified	County will focus on making sure BMP list is updated to be consistent with revised General Plan, any new ordinance requirements, C3. Numeric Sizing Criteria and the latest technical guidance documents such as the upcoming HMP, SCVURPPP “Guidance Manual,” the “Using Start at the	Ongoing Routine	CWP Prgm. Coord., LDE, Planning, Roads, Fire Marshall, Parks, FAF

Santa Clara Valley Urban Runoff Pollution Prevention Program
FY 08 Work Plan: New and Redevelopment Requirements

COUNTY OF SANTA CLARA

Activity	Permit Item Source	FY 09 Tasks	Status / Comments	Due Date (mo/yr)	Responsible Party
		opportunities for revision, and proposed revisions. (Program to prepare guidance for Co-permittees on this work product.)	Source" manual, and the revised California BMP Handbooks.		
Standards Revisions	C.3.j.4	Incorporate any revised standards and guidance into local project approval process and "fully implement" the revised standards and guidance.	Any modification to required design standards will be done with input from Planning, Fire Marshall's Office, and other affected local agencies. (Reduced road width and other design standards (pervious paving, etc) are not the highest priority on large parcel single site SFD development with ample existing infiltration area and BMP installation areas available.	Ongoing Routine	LDE, Fire Marshall, FAF, Roads, Parks
C.3.k Source Control Measures					
Reporting	C.3.k.3	Continue to Implement source control measures requirements by including appropriate conditions of approval. Report status and provide examples of application of conditions in annual reports.	Report on source control BMPs required for particular projects. (The NPDES Permit seems to indicate that C3. items apply only to Group 1 and Group 2 projects; however, use of source control BMPs is recommended for other projects).	Ongoing Routine	Planning, Building, CWP Coord., Roads, FAF, Parks, DEH
C.3.l Update General Plans					
General Plan Review	C.3.l.1	Review current General Plan policies related to water quality and watershed protection and incorporate additional policies as needed to implement C.3	No Changes are required at this time to implement the HMP Plan	Ongoing	Planning Office, CWP Prgm. Coord.

Santa Clara Valley Urban Runoff Pollution Prevention Program
FY 08 Work Plan: New and Redevelopment Requirements

COUNTY OF SANTA CLARA

Activity	Permit Item Source	FY 09 Tasks	Status / Comments	Due Date (mo/yr)	Responsible Party
C.3.m Water Quality Review Processes					
CEQA Review	C.3.m.1	Review CEQA initial study checklists and other environmental review documents and modify documents as needed to include questions that sufficiently address water quality impacts of projects.	Added Group 2b and HMP to CEQA document/checklist. Questions revised 11/02, Parks CEQA review also modified FAF & Capital Programs uses Planning Office for CEQA Review.	Ongoing	Planning Office, Parks, FAF, Roads
C.3.n Reporting Requirements					
Reporting	C.3.n.1	Provide information described in Table 1 of Provision C.3. in annual reports (SCVURPPP to provide guidance for each annual report).	Not all projects indicated that Source control and site design measures were used or what those measures were. More trainings on what needs to be include in C.3 forms will be provided.	Ongoing	CWP Prgm. Coord.
Reporting	C.3.n.3	Collect and report the following for all Gr 1,2 new and redevelopment projects: --project name, location, type (per C.3.c.), size (ac. or sq.ft.), and impervious surface area. For redevelopment projects, include area of land disturbance.	See C.3 reporting forms above	Ongoing	LDE, Planning, Building, CWP Prgm. Coord.
Reporting	C.3.n.4	Collect and report the following for all projects that must implement treatment measures: BMPs, site design, and source control measures used, sizing criteria, O&M responsibility mechanism and responsible party.	Training will be provided to both plan checkers and the public on what needs to be included on the C.3 questionnaire sheet. All know information was indicated in the report.	Ongoing	LDE, Planning, Building, CWP Prgm. Coord.

Santa Clara Valley Urban Runoff Pollution Prevention Program
FY 08 Work Plan: New and Redevelopment Requirements

COUNTY OF SANTA CLARA

Activity	Permit Item Source	FY 09 Tasks	Status / Comments	Due Date (mo/yr)	Responsible Party
Pesticide Control Measures	C.3.n.5	Collect information and report a summary of types of pesticide reduction measures required for development projects and the percentage of projects for which pesticide reduction measures were required.	Lic. Landscape Architect Certification for Grp. 1,2 Projects.	Ongoing informa-tion collection	Planning, Building, LDE, CWP Prgm. Coord.

Santa Clara Valley Urban Runoff Pollution Prevention Program

FY 09 Annual Report

Attachment F- Construction Inspection

County of Santa Clara
Clean Water Program
DEVELOPMENT SERVICES OFFICE
DEPT. OF PLANNING AND DEVELOPMENT
70 West Hedding St., 7th Floor East Wing
San Jose, CA 95110

COUNTY OF SANTA CLARA
CLEAN WATER PROGRAM
ANNUAL REPORT FY 09

CONSTRUCTION INSPECTION

The following report is based on the County Performance Standard for Construction Inspections:

1) The County ensures through a construction inspection program that construction contractors properly store, use, and dispose of construction materials, chemicals, and wastes at construction sites and prevent illicit discharges to storm drains and watercourses.

Building and Grading inspectors include these items in their inspection routine. If Building or Grading inspectors observed a violation outside of their jurisdiction the proper department is notified. Hazardous materials violation referrals are made to DEH--HMCD as appropriate.

2) For development projects with significant erosion potential and planned construction activity during the wet season the County ensures, through a construction inspection program, that erosion and/or sediment control measures are implemented in accordance with local ordinances and project conditions of approval and maintained as needed during construction.

The County Grading ordinance and Construction Inspectors require winterization and implementation of erosion control BMPs of projects that will continue into or start in the rainy season (after 10/15 through 4/15 each year). Ongoing inspections evaluate the effectiveness of control measures, and require changes and/or additions to BMPs where needed. Throughout the rainy season, inspectors continue to monitor construction sites, and shut down any projects where erosion control measures are inadequate. Grading Ordinance violators are also required to "winterize" their illegally graded sites.

3) The County inspects construction sites for adequacy of storm water quality control measures on a regular basis, with the frequency of inspections based on the size of the project and its potential impact on storm water quality.

Grading Inspectors continue to inspect all projects on a continuing basis, and endeavor to inspect sites with a high potential for erosion more frequently.

4) Prior to the beginning of the wet season each year, the County inspects all sites requiring erosion and/or sediment control plans, to ensure that measures have been taken to minimize discharges of sediment from disturbed areas.

This is the normal procedure for grading inspectors, and they have continued to require this throughout the past rainy season. Typically, in the beginning of September, verbal warnings are given to contractors informing them that all their erosion control measures should be in place. In October, if the contractor is not in

compliance a warning letter is sent. If the contactor continues to be out of compliance a stop-work order is issued.

5) During the wet season of each year, the County inspects all construction sites requiring erosion and/or sediment control plans following each major storm event or series of events.

Grading inspectors inspect each active approved grading site with high erosion potential frequently, which includes the days following any major storm. In cases where they cannot get to every site, they prioritize and inspect those sites with the greatest erosion potential as soon after the rain as possible. On sites that do not require a grading permit, Building inspectors inform grading inspectors if there is an erosion violation.

6) The County provides training annually to its construction inspection staff on inspection procedures, documentation, and enforcement related to storm water pollution prevention.

The County's Clean Water Program staff has worked closely with the grading inspectors and their supervisor, and problems are discussed as they arise. The inspectors are familiar with the goals of the NPS Program and refer problems to the NPS inspector when appropriate, and carry out enforcement action where necessary. The Construction Inspectors meet informally several times per week with the CWP Program Coordinator regarding enforcement needs and problems. Construction Inspectors have attended several erosion prevention and law enforcement classes.

7) The County provides outreach materials to contractors, developers, and County staff on construction BMPs and compliance with the State General Construction Activity Storm Water Permit.

Blueprint for a Clean Bay is available to applicants for building permits, and a county prepared handbook on erosion control measures is available from the CWP office. Trifolds for individuals and the construction trades are available near the building counter. NOI filing information and forms, as well as C3. and HMP handouts, are available at the Planning and Building Lobby.

8) The County investigates and follows up thoroughly on grading violations, especially the ones with a high potential for erosion and sediment transport.

The County of Santa Clara developed a code enforcement database that helps to keep track of complaints, investigations and grading violations. The database has significantly help to track, investigate and follow through with violation. In FY 09, twenty-one properties were cited with grading ordinance violations. Official notices were sent to the property owners as orders to abate the violation, and notices of grading ordinance violation were recorded with the County Recorder.

9) Official Notice Forms

Inspectors report no problems with the newly developed official notice forms for grading violations, grading warnings, and erosion violations. Typically these forms are laminated before being posted onsite.

Santa Clara Valley Urban Runoff Pollution Prevention Program

FY 09 Annual Report

Attachment G- Public Information and Participation (PI/P)

County of Santa Clara
Clean Water Program
DEVELOPMENT SERVICES OFFICE
DEPT. OF PLANNING AND DEVELOPMENT
70 West Hedding St., 7th Floor East Wing
San Jose, CA 95110

County Integrated Waste Management Division Activities Related to Reduction of Nonpoint Source Pollution FY 2009

Type of Activity	Description
Residential Garbage Collection Services	Weekly garbage collection services were provided to approximately 18,000 unincorporated area households and all unincorporated area businesses.
Residential Recycling Collection Services	Provided weekly (13,854 households) or bi-weekly (4,902 households) recycling collection services. Beginning 1/1/10, South Valley residents will change from source spearated recycling to single stream recycling bi-weekly in covered rolling carts. Recycling services provided to unincorporated area businesses vary per customer request.
Residential Yard Waste Services	Provided weekly yard waste collection services to 13,854 households and bi-weekly services to 1,691 households. In South County unincorporated area, 3,211 residences received yard waste vouchers to provide for monthly drop off of yard waste at a local Transfer Station. Beginning 1/1/2010 South County residents will receive 12 yard waste vouchers and have bi-weekly containerized yard waste collection.
Residential used oil & used oil filter and household battery collection	Collected used oil & used oil filters and household batteries at curbside on a weekly basis from all unincorporated area neighborhoods (18,000 households served).
Vouchers	Beginning 1/1/2010, Soutn County's 3,211 households will received two vouchers annually for no cost drop-off of large items at a local Transfer Station. These vouchers are in addition to the 12 annual yard waste vouchers
Special Cleanup Services and Events	6,021 households were served by special community cleanup events in their neighborhoods (different neighborhoods are served by this program each year). A total of 177.41 tons of waste and recyclable metals were collected.

Public Outreach Campaigns	A number of countywide public outreach campaigns were conducted through IWM including fluorescent bulb disposal education, "bring your own bag", reusable bag campaign and a source reduction, "Give the Experience" campaign encouraging people to reduce waste by giving tickets, gift cards, and experience type gifts for special occasions to reduce wrapping and other waste.
Public Outreach Events	Information on waste prevention, recycling, household hazardous waste management, home composting, and other environmental topics was provided at many local public events, fairs and home and garden shows.
Public Outreach Information	The Countywide Recycling Hotline (1-800-533-8414) and Recycling Website (ReduceWaste.org) provided a wide range of waste reduction and recycling information to the public. This Hotline and the website were upgraded in Fiscal Year 2008 to be more user friendly.
Newsletters	Unincorporated area residents received quarterly newsletters providing information on a variety of waste and recycling-related topics as well as bill inserts from haulers with pertinent information. The documents are produced collaboratively with hauler and IWM input.
Litter	Litter reduction and management information and tips are provided through various outreach materials. Additionally, IWM participates in the annual Great American Litter Pick Up which rotates annually through the Supervisorial districts. IWM is also addressing the issue of litter from single-use carryout bags through outreach and education and various reusable bag campaigns.

COUNTY OF SANTA CLARA
NONPOINT SOURCE POLLUTION CONTROL PROGRAM
ANNUAL REPORT FY 2008-09

This report summarizes Graffiti and Litter Abatement (GALA) Program activities from July 1, 2008 through June 30, 2009.

Eradication

The Sunday Route Program, a collaborative effort between Integrated Waste Management and the Juvenile Probation Department, has been successful this past year in both graffiti and litter removal. GALA Program staff administers the program. The Juvenile Probation Department provides a group counselor to supervise a team of probationers in the removal of graffiti and litter most Sundays. In FY 2008-09, the Sunday Route crew painted out a total of 98 graffiti tags, accounting for 6,535 square feet of graffiti removal. Additionally, the crew collected 877 bags of litter and 194 bags of recyclable materials from County roads. As a result of this program, 215 probationers were able to perform their community service hours. Due to budgetary constraints, the Sunday Route Program has been cut from the Juvenile Probation Department for the coming year. Staff will take a more active role in the recruitment of volunteers to assist in both graffiti and litter abatement.

Great American Litter Pick-Up

This year's Great American Litter Pick-Up took place April 25, 2009, and focused exclusively in the Burbank area. Fifty-three participants collected 30 bags of litter and 5 bags of recyclable items. The clean-up was followed by a celebratory pizza luncheon at Luther Burbank School. This successful event came together through the collaborative efforts of Integrated Waste Management staff, the Office of the District Attorney, Office of the Sheriff, Luther Burbank School and members from the Lions Club.

Clean-Up Events

There were seven hauler-sponsored clean-ups that took place in FY 2008-09. Following is a table showing the results of these clean-up events. All collected materials were taken back to the Materials Recovery Facility (MRF) and sorted, removing all recyclable materials before being landfilled.

Date	Garbage District/ Supervisorial District	Households Served	Tons Collected
September 20, 2008	3	450	21.82
November 8, 2008	3A	1180	31.14
May 2, 2009	1, 3	966	17.34
May 9, 2009	4, 4	741	27.86
May 16, 2009	3	720	14.12
June 6, 2009	1, 2	1304	45.54
June 13, 2009	3	660	19.59
	TOTAL	**6,021**	**177.41**

In FY 2009-2010, there are additional clean-up events scheduled for all Garbage Districts beginning in August and running through the spring. Staff continues to coordinate with Board offices to confirm clean-up dates, and will distribute information to residents at the bin sites.

Per the current franchise agreement, South County residents are provided with twelve yard waste vouchers and one disposal voucher per year. There is also an annual "recycling days" event in which residents may bring unlimited quantities of wood and metal items to be recycled.

Santa Clara County Litter Technical Advisory Committee (Litter TAC)

Staff attends quarterly meetings of the Santa Clara County Litter TAC and is a member of the Litter Control and Removal subcommittee. The members of the Litter TAC include multiple stakeholders and include representatives from local government and law enforcement, VTA, CalTrans, the District Attorney's Office, local media, school districts, Santa Clara Valley Water District, and more. The goals of the Litter TAC are:

- Establish Countywide goals to decrease the amount of litter
- Establish a communication framework amongst the cities within the County to address litter hot spots
- Establish uniform enforcement standards among law enforcement agencies
- Establish a Countywide education/media program
- Establish a communication framework with private companies (solid waste companies, Union Pacific, etc.)
- Establish a Countywide volunteer network

The Litter TAC rarely met in the past year and there has been some discussion that it may be dissolved. More information will be provided as it becomes available.

Enforcement

Staff continues to maintain a database of graffiti tags and shares information with the Sheriff's Office and the District Attorney's Office when requested.

Interagency Partnerships

IWM staff continues to work with the District Attorney's Office, the Probation Department and the Roads and Airports Department to address any litter and graffiti issues as they arise.

Staff serves on the Burbank Weed and Seed Steering Committee and attends monthly meetings. Weed and Seed is a federal grant for the Burbank community to weed out criminal activity and seed the area with resources and services that benefit the community.

The partnerships with the Probation Department and the Roads and Airports Department continue to be the most efficient way of abating graffiti and litter in unincorporated pocket areas. The Roads and Airports Department is responsive to calls for service, and the Sunday Route Program provides abatement services on a weekly basis when their schedule permits. As noted above, the Sunday Route Program will no longer be available to the Program.

Outcome of FY 2008-09 Performance Goals

Goal 1: Coordinate a minimum of five graffiti and litter abatement events.
Outcome: Coordinated eight events (including the Great American Litter Pick-Up).

Goal 2: Coordinate 450 participants for graffiti and litter abatement.
Outcome: Coordinated 268 participants

Goal 3: Abate 5,000 square feet of graffiti
Outcome: Abated 6,535 square feet

Goal 4: Abate 375 graffiti tags
Outcome: Abated 98 graffiti tags

Goal 5: Collect 1,500 bags of litter and recycled materials

Outcome: Collected 1,106 bags of litter and recycled materials

Performance Goals for FY 2009-10

Goal 1: Coordinate a minimum of five graffiti and litter abatement events.
This goal remains the same as last year.

Goal 2: Coordinate 50 volunteers for graffiti and litter abatement.
This goal has changed since the Probation Department had to cut the Sunday Route Program. Graffiti and litter abatement will utilize community volunteers for future activities.

Goal 3: Abate 500 square feet of graffiti.
This goal has decreased significantly due to the lack of the Sunday Route Program. Graffiti abatement will utilize community volunteers for future activities. Roads and Airports department staff will maintain county-owned roads, bridges and right-of-way, while Fleet and Facilities will respond to graffiti at County-owned/operated facilities.

Goal 4: Abate 100 graffiti tags.
This goal has decreased significantly due to the lack of the Sunday Route Program and based on the decrease of graffiti over the last fiscal year.

Goal 5: Collect 100 bags of litter and recycled materials.
This goal has decreased due to the lack of the Sunday Route Program.

COUNTY OF SANTA CLARA
NONPOINT SOURCE POLLUTION CONTROL PROGRAM
ANNUAL REPORT FY 2008-09

This report summarizes the Santa Clara County Green Business Program activities from July 2008 through June 30, 2009.

Partners
All fifteen cities within Santa Clara County, the Santa Clara Valley Water District (SCVWD), Pacific Gas & Electric (PG&E), Association of Bay Area Governments (ABAG), Department of Toxic Substance Control (DTSC) and the Bay Area Air Quality Management District (BAAQMD)

Noteworthy Accomplishments
- 147 businesses certified/recertified in FY 2008-09 bringing total certified to 411 in Santa Clara County
- 224 newly enrolled businesses in FY 2008-09
- Participants have undertaken numerous actions to reduce energy and water use and prevent waste and pollution

Local Accomplishments:
- Participating businesses are influencing employees, vendors and clients by demonstrating that businesses and consumers can make smart environmental choices in their everyday operations
- Public agencies certified: City of Saratoga, Congresswoman Anna Eshoo's Office, and the following County of Santa Clara departments: Parks and Recreation, Office of Human Relations, Environmental Health, Office of Planning and Development, Controller- Treasurer, ASAP-HARP, Office of Supervisor Liz Kniss, Office of Supervisor Ken Yeager and Office of Supervisor Dan Cortese
- Businesses certified in previous fiscal year were recognized by Board of Supervisors at recognition event held September 11, 2008

Regional Accomplishments:
- All nine counties in the Bay Area are now participating in the Bay Area Green Business Program
- More than 1,800 businesses have been certified in the Bay Area Green Business Program
- The Association of Bay Area Governments (ABAG) will recognize certified Public Agencies in the Bay Area on July 16, 2009
- The California Green Business Program Network received a grant from the Department of Toxics and Substance Control to develop a measurement tool to better quantify impact of program and collect more data. First phase is expected to be completed in Summer 2009
- Continue to update checklists as new rules and regulations arise and develop new industry-specific checklists

Pollution Prevention:
Assessments identified potential pollution sources and ways to reduce use of toxic materials. Businesses are now required to stencil "No Dumping - Flows to Bay" signage on storm drain inlets on their property.

Next Steps
- Develop Steering Committee for Santa Clara County Green Business Program
- Leverage regional resources to enhance local efforts
- Conduct research on factors motivating business participation to support development of outreach and recruitment strategies
- Enhance website resources

- Simplify/streamline Green Business certification process
- Continue to nurture partnerships with cities, regulatory agencies, etc. to assist in implementation and business certifications
- Develop a measurement tool to quantify the impacts of implementing Green Business measures

Implementation Priorities

1. Increase the number of certified businesses countywide
2. Continue to conduct local outreach to educate the public on the GBP and the importance of patronizing certified green businesses
3. Host a recognition event September 29, 2009

COUNTY OF SANTA CLARA

Home Composting Education Program (HCEP)

ANNUAL REPORT FY 09

This report summarizes the Home Composting Education Program activities from July 2008 through June 30, 2009.

Experts estimate that the average household that composts both yard and food waste will divert 579 pounds of waste per year. Home composting is a cost-effective way to recycle organic debris. We encourage participation in home composting with a flexible and diverse education program. The Master Composter volunteers share their knowledge to help residents be successful in making compost in their own yards.

Activities that have helped to prevent storm water pollution include:

- Distribution of *Bay-Friendly Homeowner Guide, Soil Matters, The Mulch Guide, Bay-Friendly Gardening Guides and Our Water Our World Publications.* These publications encourage sustainable landscapes which reduce the amount of water, pesticides and herbicides use. Grasscycling also keeps grass clippings from washing into storm drains.
- Began a new workshop series called "Bay-Friendly Gardening" which includes one Integrated Pest Management workshop.
- Distribution at compost workshops and table displays *basic composting* and *worm composting* brochures encourage healthy soils which reduce water runoff.
- At San Jose compost workshops the City of San Jose distributes the Bay-Friendly Gardening Guides to attendees.
- Compost use (commercially made and homemade) in the garden is encouraged to improve soil and less water and pesticide run-off.
- Worm composting classes encourage using redworms to recycle kitchen wastes instead of using the kitchen sink disposal or landfilling organics.
- School outreach program to encourage food waste recycling.

PROGRAM HIGHLIGHTS

- **Volunteers**
  To date, 329 Master Composter (MC) volunteers have been certified to teach home composting. About 65 volunteers are currently active contributing through workshops and monthly meetings. (The ten-week training consists of 50 hours of classroom time and field trips). MCs are asked to perform at least 50 hours of outreach and education within Santa Clara County within one year of graduation. Total reported volunteer hours to date since the program began in 1995 are 31,687 hours. 1,818 volunteer hours were reported in FY09. There was not a volunteer training in 2009.

- **Workshops and Other Outreach**
  Workshops, worm composting classes, and events such as fairs, garden shows, special lectures, table displays and City Compost Bin Sales. Presentations on worm composting have been given at schools. Each participating classroom received a pound of redworms, a worm bin, and educational materials. New in 2009 we trained Bay-Friendly Instructors to teach 3 Bay-Friendly workshop topics. The first 3 topics were: Bay-Friendly Basics, From the Ground Up and Gardening to Manage Pests Naturally. Nine classes were for scheduled for the calendar year 2009 in the Cities of San Jose, Palo Alto, Cupertino and Campbell.

  In FY09 there were participants at our events as follows:
  - 18 special lectures with attendance of 296
  - 110 school presentations with attendance of 2,531
  - 61 compost workshops with attendance of 1,586 (up 24% from FY08)
  - 1 teacher training with attendance of 21

- 39 table displays with attendance of 8,259
- 1,818 volunteer hours were donated during FY09

- **Rotline**
  One of the most important services that the program provides is staffing the compost rotline (408 918-4640) which is used to answer composting questions, troubleshooting with compost bins and worm bins, workshop registration, and Master Composter volunteer sign-ups. The Rotline takes on average 75 calls a week.

- **Compost Bin Sales**
  Earth Machine compost bins, kitchen containers, compost thermometers, worm bins, worms and wing-digger compost turning tools are for sale by appointment at the HCEP office at the County Service Center at 1553 Berger Drive and at most compost workshops.

  Master Composter Volunteers assist cities with their bin sales. The Cities of Sunnyvale and Palo Alto offer residents the *Bio Stack* compost bin at a reduced price. The City of San Jose sells the *Bio Stack* and *Home Composter* compost bins and the *Wriggly Wranch* worm bin at a reduced price.

- **Continuing Education for Master Composters**
  Education by expert guest speakers at Monthly Meetings
  Monthly Email/Print Newsletter
  Research / Resource Library
  Network with other counties programs
  Skills Survey

- **Demonstration Site**
  The MCs maintain a composting demonstration site at Prusch Park in San Jose with about a dozen different working compost bins that have been donated by manufacturers. MC volunteers also maintain a *Bio Stack* compost bin at the Sunnyvale Community Center.

- **Advertising / Public Relations**
  The ReduceWaste.org website lists upcoming workshops. City Contacts help to promote HCEP workshops by purchasing advertising space in local papers. The program buys some advertising.

Submitted by:

Sarah Smith
Management Analyst
1553 Berger Drive Building 1
San Jose CA 95112
408 918-4641

Santa Clara Valley Urban Runoff Pollution Prevention Program
FY 09 Work Plan: GENERAL CWP PROGRAM RELATED TASKS

COUNTY OF SANTA CLARA

Program Work Plan Task	Activity	CI Item Source[1]	*FY 09 Tasks*	Status / Comments	Due Date (mo/yr)	Responsible Party
Water Quality-Based Requirements						
Permit	PCBs/Dioxin Compounds	C.9.e	Support SCVURPPP staff to perform follow-up work on identifying and evaluating controllable sources.	As requested	Ongoing	CWP Prgm. Coord
Permit	Sediment	C.9.f.iii	Support SCVURPPP staff to conduct a watershed analysis and management practices assessment for uninc. area creeks to determine if creeks are impaired by sediment production from anthropogenic activities.	As requested	Ongoing	CWP Prgm. Coord.
Permit	Sediment	C.9.f.III	Continue to Monitor activities of the SFCrJPA	($8000 assessment was paid as County share of sediment study)	Ongoing	CWP Prgm. Coord.
Concerns Regarding Trash in Creeks						
Use SCVURPPP guidance for trash evaluations. Conduct trash evaluations when appropriate and requested. Assist SCVURPPP in developing strategies for reducing trash in streams and waterways				No trash evaluations conducted. However, GALA and the Parks department participated in other trash and litter pick-up events. Please See Attachment G for more information. Staff attends quarterly meetings with Santa Clara County Litter Technical Advisory	Ongoing and as it becomes available.	CWP Prgm. Coord., DEH, DEH-CPD, DEH-HMCD, DEH-SWLEA GALA Coord., IWM Coord.,

Program Work Plan Task	Activity	CI Item Source[1]	*FY 09 Tasks*	Status / Comments	Due Date (mo/yr)	Responsible Party
			Provide SCVURPPP staff with data and information as requested Assist SCVURPPP in implementing a Pilot Demonstration Project Identify and Implement trash control measures Continue to investigate and resolve illegal dumping on County Rights of Way Provide Co-permittee specific information as it becomes available on trash management practices implemented in their jurisdiction. Assist SCVURPPP in developing Trash Fact Sheets	Committee(TAC). Goals for the group are located in attachment G. Investigating every solid waste dumping and hazmat dumping complaint in the unincorporated area and following it to resolution (The Non-point Source Ordinance prohibits illegal discharges to the storm water system) DEH investigates all other cases on private property. Documenting Type and Volume of trash. See Attachment G. To be used for Program-wide reporting Most streams in unincorporated areas are not located in highly urbanized environments. The trash concerns for rural streams pertain more to illegal dumping, rather than littering or other forms of improper solid waste disposal. The county actively investigates and resolves all cases of illegal dumping that are identified through inspections or citizen complaints.		Dept. Roads and Airports

Program Work Plan Task	Activity	FY 08 Tasks	Status / Comments	Due Date (mo/yr)	Responsible Party
Watershed Management					
	ID trash hot spots	Continue to coordinate with and monitor SCVURPPP Trash activities	Staff attends Trash Adhoc meetings and ios involved in TAC meetings.	FY 09	DEH, GALA, IWM, CWP Prgm. Coord.
	Trash mgmt. practices	Continue to support SCVURPPP staff as requested in identifying existing trash management practices.	No trash management practices were changed in the past year.	FY 09	DEH, GALA Coord., IWM Coord., CWP Prgm. Coord.
	Trash documen-tation	Provide SCVURPPP staff with documentation regarding trash complaints/incidents as requested.	Attachment C.	FY 09	DEH
	Trash eval. workshop	Participate in trash workshops and training, when scheduled.	No trash workshops or training were available this year.	FY 09	CWP Prgm. Coord., Roads, Parks, DEH, GALA Coord., IWM Coord,
	Street sweeping data	Collect street sweeping data and provide data to Program for a street sweeping effectiveness evaluation as requested.	See Attachment D2	Ongoing	Roads and Airports Dept., CWP Prgm. Coord.
	WE&O Outreach	Support WE&O in SCVURPPP budget		Ongoing	CWP Prgm. Coord.
	WMI Core Group, LUSG	Monitor WMI meeting minutes and materials: Core Group, Land Use Sub-Group		Ongoing	CWP Prgm. Coord.; Planning Office

Program Work Plan Task	Activity	FY 08 Tasks	Status / Comments	Due Date (mo/yr)	Responsible Party
Public Information / Participation					
PI/P	On-going public Information program	Staff will continue to use a variety of outreach avenues to educate the variety of audiences in the County. See following PI/P table for detail of activities.	Green business program is ongoing. GBP and IWM and P2 and GALA have been included, as well as DEH, within the Dept. of Agriculture and Environmental Resource Management	Ongoing	IWM Coord., P2 Coord., GALA Coord., DEH, CWP Prgm. Coord.

General Outreach

Activity	Communication Vehicle	Goal
CWP literature distribution to the general public at County facilities: • Govt. Center • Planning/ Building Dept. counter • Events	**CWP Prgm. literature:** Pests Bugging You?, Home Maintenance Tips, eight construction tri-folds, Blueprint For a Clean Bay booklet, IPM pest-specific fact sheets, Grow-It!, pool water brochure. **HHW Prgm literature:** HHW brochures, small business hazardous waste brochure, (and any new Mercury-products literature as it becomes available)	Keep stocked in view of public
HHW Collection Events	Handouts	Ongoing throughout the year
Website: Include new information in County CWP Prgm. website. Include CWP Ordinance C3. changes when	County web site	On-going

adopted.		
Watershed Education & Outreach Campaign: Conduct or participate in local activities that are coordinated with the Watershed Education & Outreach campaign. Evaluate the effectiveness of PI/P projects by direct or indirect means as appropriate.	Any ed. materials developed by the WE&O campaign. Continue handing out Watershed Watch.	Educate public, especially school age children

Targeted Outreach

Activity	Communication Vehicle	Goal
County staff: • Building inspectors • Construction Inspectors and Engineer/Plan Checkers • Planning Office: Planners • Maint. Yard& Roads Maint. staff • Roads staff and GSA staff managing facilities pesticide spraying contract • County employees for general info on less-toxic alternatives for their own home use, and info on not using pesticides on the job, if unauthorized (detail in the Pesticide Workplan)	CWP literature, as appropriate In-house and Program trainings E-mails	Internal training at least once/yr, for each listed group of employees (except the general County employee info on IPM) In addition, building inspectors, construction inspectors, planners, and engineers are encouraged to attend SCVURPPP-sponsored training events.
County Contractors: Require PCOs, contracted for work on	Contract specifications. IPM Ordinance. SCVURPPP sponsored IPM workshops as	Adequate contract specifications. Appropriate contractor & GSA staff

County facilities, to use pest control methods consistent with our IPM policy and demonstrate adequate training (IPM Coord.) (See Pesticide workplan for details.)	they occur.	attendance at Program workshops. (IPM Coord., Parks, Roads, GSA)

Auto Repair Shops	Education of shop mgrs. during tri-annual inspections by DEH; use SCVURPPP lit., when necessary	Ongoing
Restaurant education	Restaurant poster distr. at inspections by County health inspectors as needed, when not present in facility, when wall space allows.	Posters left at restaurants at routine inspections by DEH as appropriate.
Development community	Literature distr. at Planning/Bldg Lobby *Blueprint for a Clean Bay* manual; eight construction tri-folds; storm drain stencils are available.	Restock as needed, check regularly
Problem contractors in the field	2nd Outreach letter to problem contractors (154 on database). Illegal dumping of soil: targeted letters to swimming pool contractors. Verbal and Written notices and follow up. Improve written notices for erosion problems.	Send to problem contractors when needed. Constr Insp. Perf. Std.
Residents living near creeks	Water District's Stream Care Guide	Display, restock as needed
Gardening community—IWM Coord. contacts and coordinates with local gardening clubs to provide them with IPM info. through composting program	IPM fact sheets from SCVURPPP and others	As opportunities arise. (IWM Coord.)

Outreach to local restaurants (working with DEH inspectors) to encourage less-toxic control (Program Pesticide Workplan for details.)		Arrange for distribution as the new materials become available. (DEH--CPD)

Public Participation

Activity	Communication Vehicle	Goal
Encourage participation in regional creek cleanup event. Help publicize cleanup.	Email, hang posters in Govt. Center	Involve public and county work force

School/Education Outreach

Activity	Communication Vehicle	Goal
Public Schools N/A [Students primarily attend schools within the incorporated cities; therefore this is not a priority for the County]	The Cities' existing and planned outreach programs.	Present storm water pollution prevention message to youth

Santa Clara Valley Urban Runoff Pollution Prevention Program

FY 09 Annual Report

Attachment H- Pesticide Management Activities (Integrated Pest Management Program)

Notes:

1) The County of Santa Clara was the first local jurisdiction to hire a full time IPM Program Manager, and the first local jurisdiction to adopt an IPM Ordinance

2) The IPM Program submits quarterly reports to the Housing Land use and Transportation (HLUET) subcommittee of the Board of Supervisors

3) The IPM Ordinance is available on the internet at

http://www.sccgov.org/SCC/docs/scc_ordinance/TOC074.HTM

4) The Abstract from the County of Santa Clara Integrated Pest Management Program Progress Report 2002-08 is include in this Annual Report, more information is available in the Progress Report.

5) In 2008, no pesticides use reported in fifteen regional parks(out of 27). Dependence upon and use of non-chemical alternatives has increased significantly since 2002. In effect this has also decreased the total application, volume and toxicity of pesticides used.

County of Santa Clara
Clean Water Program
DEVELOPMENT SERVICES OFFICE
DEPT. OF PLANNING AND DEVELOPMENT
70 West Hedding St., 7th Floor East Wing
San Jose, CA 95110

Abstract

Developing & managing a multijurisdictional sustainable pest management program requires an integrated operational management approach. Santa Clara County, the largest county in San Francisco Bay Area of California passed IPM & pesticide use ordinance in May 2002 and started the process of promoting reduced risk pest management practices. The multi-jurisdictional program has several components and implementation priority areas such as structural, turf & landscape, nuisance wildlife, right of way, aquatic and invasive vegetation management, development of IPM tool-kit and system automation, research, trials and demonstrations aiming at pesticide use reduction, training and outreach.

The report demonstrates how County's IPM program addressed wide spectrum program needs necessary for an effective, low-risk, sustainable and affordable outcome. The successful outcome, since 2002, not only reflects maintaining pest free status but also significant achievement in pesticide use reduction in all sectors of structural and non agricultural IPM projects. Total number of pesticides, applications, pesticide volume and toxicity pesticides has significantly reduced. Pesticide use in invasive weed management projects (~45,000 acres), urban turf and landscapes (~78 acres), recreational turf (~200 acres) and structures (~188 plus) can be stated as statistically insignificant. In right of way vegetation management, there is 80% reduction in acreage under herbicide management. Since 2002, no aquatic herbicides are used in ponds and lakes. In 2008, no pesticide use reported in fifteen regional parks (out of 27). Dependence upon and use of non-chemical alternatives have increased significantly. The management tool-kit, research and outreach components have also provided a foundation for continued success, improved employee and stakeholder participation, setting an example for other government/non-government agencies and industry.

Key Words Integrated Pest Management, IPM, Pest Control, Urban Pest Management, Urban IPM Systems, Non Ag Pest Management, Pesticide Use Reporting, IPM System Automation, Quality Management Systems, IPM Management Tool-kit, Pest management standards, IPM Evaluation, IPM Outreach

Santa Clara Valley Urban Runoff Pollution Prevention Program
FY 09 Work Plan—INTEGRATED PEST MANAGEMENT

COUNTY OF SANTA CLARA

Program Work Plan Task	Task Description	Status / Comments	Due Date (mo/yr)	Responsible Party
I. Municipal Pesticide Use ***Goal I.A.*** *Eliminate all unnecessary municipal pesticide use (particularly organophosphate (OP) pesticide use) and implement Integrated Pest Management (IPM) techniques.*				
I.A.1	Track pesticide use on County owned property. (PS #9). The results are reported in the AR.	County Of Santa Clara Integrated Pest Management Program Progress report 2002-08 reports on pesticide use on County owned property.	Ongoing	County IPM Program Coordinator in County Exec's Office, FAF
I.A.3	Continue to refine and implement SOPs and BMPs for implementing the IPM policy. (PS #3).	when necessary.	Ongoing	County IPM Coord., FAF
I.A.4	Update URMP with Pest Mgmt. changes	Done	IPM Ord.	CWP Prgm Coord., IPM Mgr.
I.A.5	Continue to ensure that any contractor employed to conduct pest control and pesticide application on County property engages in pest control methods consistent with the IPM policy adopted by the agency (PS #6).	ongoing	Ongoing	County IPM Coordinator, FAF
I.A.6	Arrange annual, County facility search of chemical storage areas for pesticides no longer legal for application, and properly dispose of them. (PS #10)	ALL pesticide purchase goes through IPM Coord.	Conducted once.	County IPM Coord.

Santa Clara Valley Urban Runoff Pollution Prevention Program
FY 09 Work Plan—INTEGRATED PEST MANAGEMENT

COUNTY OF SANTA CLARA

Program Work Plan Task	Task Description	Status / Comments	Due Date (mo/yr)	Responsible Party
MM I.A.1.	Document completion of tasks in annual reports. Use pesticide-tracking process to document pesticide use.	ongoing	Ongoing	County IPM Coord.

Program Work Plan Task	Task Description	Status / Comments	Due Date (mo/yr)	Responsible Party
Goal I.B. *Raise awareness of all municipal employees and train employees who apply pesticides for the jurisdiction about the IPM Policy and/or IPM techniques as appropriate.*				
I.B.1	Ensure that employees who apply pesticides for the agency continue to obtain the appropriate County Ag and DPR- required training (PS #5a).	Training included regional IPM conference, Green Gardener training program, bay friendly landscaping and gardening training, facility managers, safety coordinators, and building occupants education and awareness,IPM-pesticide applicator safety education, participate in workshops, symposiums, conferences, conventions and outreach materials.	Annually	County IPM Coord. FAF, Parks, Roads
I.B.2	Provide for annual training on the IPM Policy, SOPs, and BMPs, and the latest IPM techniques to employees within departments responsible for pesticide application (PS #5b).	The SCC Annual pesticide Applicator Safety Education (IPM-PASE) is designed to educate pesticide applicators. Training is focused on IPM policy, the Departments IPM Program and specific maintenance	Annually	County IPM Coordinator

Program Work Plan Task	Task Description	Status / Comments	Due Date (mo/yr)	Responsible Party
		standards and IPM strategies. The training strives to educate all pesticide applicators, maintenance workers, and users about pest management alternatives, including the safe, proper and legal use of pesticdes.		
I.B.3	Annually inform employees who are not authorized to apply pesticides, that they cannot use over-the-counter pesticides in the workplace (PS #5c)	Ongoing	Annually, by e-mail or county newsletter	County IPM Coordinator
MM I.B.1.	Document and evaluate effectiveness of annual staff training.	Quarterly HLUET Committee reports also.	Annually for AR	County IPM Coordinator
II. Public Education and Outreach *Goal II.A. Increase awareness of IPM so target audiences recall less toxic pest management messages and adopt IPM behaviors. Target audiences include residential pesticide users, professional pest control businesses, customers of professional pest control businesses, & pesticide retailers, school districts (PS # 7).*				
II.A.1	Support local implementation of the Watershed Education & Outreach (WE&O) Campaign[1], which will target the general public and include messages about less-toxic pest control and proper disposal. Support SCVURPPP as requested	Continue to support SCVURPP and WE&O.	Ongoing and as requested	CWP Prgm. Coord.

Santa Clara Valley Urban Runoff Pollution Prevention Program
FY 09 Work Plan—INTEGRATED PEST MANAGEMENT

COUNTY OF SANTA CLARA

Program Work Plan Task	Task Description	Status / Comments	Due Date (mo/yr)	Responsible Party
II.A.2	Assist SCVURPPP in developing targeted messages regarding proper pesticide use and disposal, effects on water quality, and IPM.	The County participates in SCVURPPP pesticide outreach committee, a diverse group that can collectively address all aspects of Green Gardener training (landscape maintenance worker and professionals IPM training and certification).	Review new pieces as developed by SCVURPPP	CWP Prgm. Coord.
II.A.4	Identify and attend local community events and distribute outreach material. Distribute literature at Backyard Compost or Master Composter workshops.	Besides the Green Gardener Training, the pesticide outreach group also promotes pesticide use reduction strategies through various outreach projects e.g. promoting IPM education at commercial nursery outlets, media campaigns etc.	ongoing	IWM Prgm. Coord., P2 Coord.
II.A.5	Maintain contact with local gardening groups and offer them literature.	ongoing	Ongoing	IWM Prgm Coord., P2
II.A.9	Continue to support BASMAA Regional Media Relations Campaign featuring pitches to Bay Area media and responses to breaking news on pesticide-related topics.	SCVURPPP funds BASMAA baseline projects, including Regional Media Relations Campaign.	Ongoing	CWP Prgm. Coord.
II.A.10	IPM coord. to provide IPM-related press releases to local media as appropriate—using SCVURPPP generated materials when appropriate	As appropriate.	Intermittently, as needed	IPM Coord.
II.A.12	Continue to assist with implementation of local components of a "Pesticide User Outreach" project targeting residential and commercial users	Will assist as needed.	As requested by SCVURPPP	CWP Prgm. Coor., IPM Coord.

COUNTY OF SANTA CLARA

Program Work Plan Task	Task Description	Status / Comments	Due Date (mo/yr)	Responsible Party
II.A.14	Internal outreach on IPM to encourage employees to use IPM techniques away from work: Distribute IPM fact sheets electronically to involved County employees through e-mail or web site or newsletter.	As needed.	Intermittently	IPM Prgm. Coord., IWM Coord.
MM II.A.1.	Document or estimate numbers of residents reached by outreach efforts and media advertising	More info in County of Santa Clara integrated pest management program	Annually, for AR	IPM Prgm. Coord., IWM Coord.
Goal II.B. *Educate pesticide retailers and consumers about less toxic pest control products and promote the sale of such products.*				
II.B.1	Continue to fund and participate in the BASMAA Regional IPM Partnership	SCVURPPP funds BASMAA baseline projects, including Regional IPM Partnership.	Ongoing	CWP Prgm. Coord.
II.B.2	Continue to support the IPM Store Partnership Program. (Nurseries)	Support through SCVURPPP	Ongoing	CWP Prgm. Coord.
MM II.B.1.	Assist Program when requested in documenting number of participating stores, materials distributed, employees trained, and cost-effectiveness of the IPM Store Partnership Program.	Few stores in uninc. area.	As requested.	SCVURPPP

Santa Clara Valley Urban Runoff Pollution Prevention Program
FY 09 Work Plan—INTEGRATED PEST MANAGEMENT

COUNTY OF SANTA CLARA

Program Work Plan Task	Task Description	Status / Comments	Due Date (mo/yr)	Responsible Party
III. Pest Control Operators (PCOs)				
Goal III.A. *Minimize pesticide use by PCOs contracted for structural pest control and landscape maintenance.*				
III.A.4	Require PCOs contracted for municipal applications to use pest control methods consistent with the County's IPM policy (through contract specifications). Specifically, require contractors to: a) follow the agency's IPM policy, BMPs, and SOPs; b) provide evidence of current IPM training, when feasible; and c) provide documentation of pesticide use on agency property to the agency in a timely manner (PS#6).	IPM-specific specifications are included in the contracts.	Ongoing	Maint. Yard Supervisor & Parks FAF IPM Prgm. Coord.
MM III.A.1.	Document pesticide use by PCOs on County property.	More info in County of Santa Clara integrated pest management program	Avail. on request	IPM Prgm. Coord., FAF
Goal III.B. *Require all PCOs to implement Best Management Practices (BMPs).*				
III.B.2	Require PCOs contracted by County to implement BMPs through contract specifications.	More info in County of Santa Clara integrated pest management program	Ongoing	Roads and Airports Fleet and Ops Mgr. Parks Sr. Env. Compliance Specialist Park & Rec

COUNTY OF SANTA CLARA

Program Work Plan Task	Task Description	Status / Comments	Due Date (mo/yr)	Responsible Party
				IPM Prgm. Coord.
MM III.B.1.	Document efforts to complete the above actions.	More info in County of Santa Clara integrated pest management program	In the Annual Report	Roads and Airports Fleet and Ops Mgr. Parks Sr. Env. Compliance Specialist Park & Rec IPM Prgm. Coord.

Program Work Plan Task	Task Description	Status / Comments	Due Date (mo/yr)	Responsible Party
IV. Commercial Businesses ***Goal IV.A.*** *Determine the extent of commercial business employees' use of pesticides (i.e., pesticide applications not performed by a Licensed PCO) and conduct appropriate outreach regarding less toxic pest management.*				
IV.A.2	Support implementation of education programs that target commercial businesses, per recommendations developed in SCVURPPP work plan. IPM Mgr. assists in area-wide IPM	Few commercial businesses in uninc. area.	Ongoing through SCVURPPP	SCVURPPP, DEH--CPD

Program Work Plan Task	Task Description	Status / Comments	Due Date (mo/yr)	Responsible Party
	conference, when scheduled			
MM IV.A.1.	Document outreach efforts targeting businesses.	Rely on SCVURPPP	Annually in AR	SCVURPPP , IPM Coord., DEH
V. Household Hazardous Waste Collection ***Goal V.A.*** *Provide pesticide disposal services through household hazardous waste (HHW) collection programs for all residents and small businesses, and encourage use of these programs.*				
V.A.1	Ensure that adequate pesticide disposal services exist for residents and conditionally exempt small quantity commercial generators.	HHW sites take pesticides.	Ongoing	DEH--HHW, Ag. Commis-sioner's Office
V.A.3	Support, enhance, and help publicize programs for proper pesticide disposal (PS #7).	These audiences include: • Inner-city residents- • Health care professionals-. • Garden center clientele at point of purchase • Children- Kindergarten to K interest and get the message across at "kid level". **Public Service Announcements (PSA)** - SCC IPM Program is working	Ongoing	DEH, Ag. Commis-sioner's Office

Santa Clara Valley Urban Runoff Pollution Prevention Program
FY 09 Work Plan—INTEGRATED PEST MANAGEMENT

COUNTY OF SANTA CLARA

Program Work Plan Task	Task Description	Status / Comments	Due Date (mo/yr)	Responsible Party
		on an IPM PSA project. The PSA will be packaged with cover letter, storyboard and background information and pitched to the top 20 radio stations across the Bay Area. Periodic promotions will follow an initial mailing in pursuit of continued usage. These PSA will run throughout Santa Clara County that describe simple IPM techniques public can use in their home and yard to manage common pests.		
V.A.5	Provide hazardous waste disposal information to residents through DEH website and handouts at collection centers.	ongoing	Ongoing	DEH— HMCD, DEH--HHW

Program Work Plan Task	Task Description	Status / Comments	Due Date (mo/yr)	Responsible Party
MM	Document that household hazardous waste collection programs adequately serve	See section on HHW.	Annually	DEH--HHW

Program Work Plan Task	Task Description	Status / Comments	Due Date (mo/yr)	Responsible Party
V.A.1.	residents and businesses and that any exchange programs do not exchange organophosphate or banned pesticides.			
VII. New Development ***Goal VII.A*** *Minimize pesticide use at new and redevelopment sites.*				
VII.A.2	Consider pest-resistant landscaping and design features in the design, landscaping, and environmental reviews of proposed development projects. (C.9.d.ii.)	Certification will required for Grp. 1 Projects	Ongoing	CWP Prgm. Coord., Planning Office, Development Services Office
VII.A.4	Collect information and report a summary of types of pesticide reduction measures required for development projects and the percentage of projects for which pesticide reduction measures were required. (C.3.n.5)	County to require LLA certification for Grp. 1 projects.	Ongoing	CWP Prgm. Coord., Planning Office, Development Services Office
MM VII.A.1.	Summarize types of pesticide reduction measures required (such as by conditions of approval) for new development and significant redevelopment projects, and the percentage of new development and significant redevelopment projects for which pesticide reduction measures were required. (C.3.n.)	See Attachment D for more information. Projects did not report on the specific pesticide reduction measures. Will need to revise C.3 Questionnaire and train staff and public on how to report this.	Annually, in AR	CWP Prgm. Coord., Planning Office, Development Services Office

Santa Clara Valley Urban Runoff Pollution Prevention Program
FY 09 Work Plan—INTEGRATED PEST MANAGEMENT

COUNTY OF SANTA CLARA

Program Work Plan Task	Task Description	Status / Comments	Due Date (mo/yr)	Responsible Party
VIII. Monitoring and Science				
Goal VII.A. *Participate in coordinated monitoring efforts to support pesticide TMDL development and implementation.*				
VIII.A.1	Continue financial support of the Regional Monitoring Program (RMP) through County contribution to SCVURPPP budget.	ongoing	Annually	CWP Prgm. Coord.
X. Review and Revision of Work Plan				
Goal X.A. *Implement a work plan that includes appropriate goals, actions, and monitoring mechanisms to reduce pesticide-related toxicity in urban runoff.*				
X.A.1.	Review and continuously improve the goals, actions, and monitoring mechanisms of the work plan considering results of self-evaluations, comments from Regional Board staff and other interested parties, and results of local performance review meetings, if any.	ongoing	Annually	CWP Prgm. Coord., IPM Prgm. Coord.
MM X.A.1.	Revise work plan to include any continuous improvement items. Report on completion of work plan tasks in Annual Report.	Ongoing.	Annually; submit work plan updates in March. AR submitted in Sept.	CWP Prgm. Coord.

Santa Clara Valley
Urban Runoff Pollution
Prevention Program

FY 09 Annual Report

Attachment I- Mercury Elimination Activities

The following departments provide Mercury Recycle report for the annual report. The Universal Waste Program reports for all projects except for the two other departments list, which keep their own records.

1) Roads and Airports

2) Health and Hospital

3) Universal Waste Program (Facilities and Fleets)

Note: The Household Hazardous Waste Program also provided Mercury elimination activities. More information on HHW program is located in Attachment c.

County of Santa Clara
Clean Water Program
DEVELOPMENT SERVICES OFFICE
DEPT. OF PLANNING AND DEVELOPMENT
70 West Hedding St., 7th Floor East Wing
San Jose, CA 95110

4/9/2009

FREE Fluorescent Lamp Drop-off Locations for Residents

(compact bulbs & straight, circular, spiral, & U-bent tubes)

Recycling partner drop-offs are for residents (households) ONLY. Businesses please call 408-299-7300 and ask for a business drop-off.

Recycle your fluorescent bulbs for free at these retail stores during their normal business hours

Name & Contact Information	Notes	Store Hours
Gilroy		
Ace Hardware of Gilroy 1260 1st St. Gilroy, CA 95020 (408) 847-5890	Leave lamps with employee at register	Mon-Fri: 8am-8pm Sat: 8am-6pm Sun: 8am-5pm
Orchard Supply Hardware 303 E. 10th St Gilroy, CA 95020 (408) 847-7767	Leave lamps with employee at Customer Service	Mon-Sat: 7am-9pm Sun: 8am-8pm
Campbell		
Ace Hardware 148 North San Tomas Aquino Rd. Campbell, CA 95008 (408) 866-5980	Contact Sales Associate	Mon- Fri: 8am-8pm Sat: 8am-6pm Sun: 9am-6pm
Los Altos		
Los Altos Hardware 441 1st St. Los Altos, CA 94022 (650) 941-8207	Leave lamps with employee at front counter	Mon-Fri: 8am-6pm Sat: 8:30am-6pm Sun: 9am-3pm
The Home Depot 480 E Hamilton Avenue Campbell, CA 95008 (408)8661900	**Compacts Only** Leave lamps with employee at customer service counter	Seasonal Call for Hours
Los Gatos		
Los Gatos Ace Hardware 15300 Los Gatos Blvd. Los Gatos, CA 95032 (408) 356-7103	Leave lamps with employee at any register	Mon-Fri: 8am-8pm Sat: 8am-6pm Sun: 9am-5pm
Rural Ace Hardware 110 S. Santa Cruz Ave. Los Gatos, CA 95030 (408) 354-3910	Leave lamps with employee at any register	Mon-Sat: 8am-6pm Sun: 9am-5pm
Milpitas		
Orchard Supply Hardware 125 N. Milpitas Blvd Milpitas, CA 95035 (408) 945-9555	Leave lamps with employee at Customer Service	Mon-Sat: 7am-9pm Sun: 8am-8pm
The Home Depot 1177 Great Mall Drive Milpitas, CA 95035 (408) 942-7301	**Compacts Only** Leave lamps with employee at customer service counter	Mon-Fri: 7am-9pm Sat: 7am-9pm Sun: 8am-8pm
Morgan Hill		
Johnson Lumber Ace Hardware 600 Tennant Ave Morgan Hill, CA 95037 (408) 778-1550	Leave lamps with employee at register	Mon-Fri: 7am-8pm Sat: 7am-8pm Sun: 8am-5pm
People and Planet 15750 Vineyard Boulevard, Suite 170 Morgan Hill, CA 95037 (408) 782-2700	Leave lamps with employee at register	Mon-Fri: 9am-6pm Sat: 10am-5pm Sun: Closed

4/9/2009

Name & Contact Information	Notes	Store Hours
Morgan Hill (CONT…)		
The Home Depot 860 E. Dunne Avenue Morgan Hill, CA 95037 (408)779-9755	**Compacts Only** Leave lamps with employee at customer service counter	Mon-Fri: 9am-6pm Sat: 10am-5pm Sun: Closed
Mountain View		
Orchard Supply Hardware 2555 Charleston Rd. Mountain View, CA 94043 (650) 691-2000	Leave lamps with employee at Customer Service	Mon-Sat: 7am-9pm Sun: 8am-8pm
Illuminations 2243 Old Middlefield Way Mountain View, CA 94043 (650) 940-1559	Leave lamps with an employee at front counter	Mon-Fri: 9am-5pm Sat: 10am-4pm Sun: Closed
Blossom True Value Hardware 1297 West El Camino Real Mountain View, CA 94040 (650) 964-7871	Leave lamps with employee at the front register	Mon-Fri: 9am-7pm Sat: 9am-6pm Sun: 10am-5pm
Palo Alto		
Palo Alto Ace Hardware 875 Alma St. Palo Alto, CA 94301 (650) 327-7222	Leave lamps with an employee at front counter	Mon-Fri: 7:30am-8pm Sat: 8am-6pm Sun: 8am-6pm
Peninsula Hardware 2676 Middlefield Rd. Palo Alto, CA 94306 (650) 325-3491	Leave lamps with employee at front counter	Mon-Fri: 8:30am-6pm Sat: 9am-5:30pm Sun: 9:30am-4:30pm
Recycling Center Palo Alto, CA Located at the east end of Embarcadero Road across from Byxbee Park www.city.palo-alto.ca.us/recycle/recyclectr.html#hours	Palo Alto residents only	Visit website for business hours
San Jose		
Almaden Ace Hardware 6469 Almaden Expwy San Jose, CA 95120 (408) 997-1784	Leave lamps with employee at the front register	Mon-Fri: 8am-8pm Sat: 8am-6pm Sun: 9am-6pm
Alum Rock Hardware 2243 Alum Rock Ave. San Jose, CA 95116 408-258-6084	Leave lamps with employee at the front register	Mon-Fri: 7:30am-6pm Sat: 8am-6pm Sun: Closed
Orchard Supply Hardware 5365 Prospect Rd. San Jose, CA 95129 (408) 446-0525	Leave lamps with employee at Customer Service	Mon-Sat: 7am-9pm Sun: 8am-8pm
Orchard Supply Hardware 3000 Alum Rock Ave. San Jose, CA 95127 (408) 259-5470	Leave lamps with employee at Customer Service	Mon-Sat: 7am-9pm Sun: 8am-8pm
Orchard Supply Hardware 5651 Cottle Rd. San Jose, CA 95123 (408) 578-0552	Leave lamps with employee at Customer Service	Mon-Sat: 7am-9pm Sun: 8am-8pm

4/9/2009

Name & Contact Information	Notes	Store Hours
San Jose (CONT…)		
Orchard Supply Hardware 1751 E. Capitol Expwy San Jose, CA 95121 (408) 270-2600	Leave lamps with employee at Customer Service **Does not accept 8 foot fluorescent lamps**	Mon-Sat: 7am-9pm Sun: 8am-8pm
Orchard Supply Hardware 1130 Branham Lane San Jose, CA 95118 (408) 267-6460	Leave lamps with employee at Customer Service	Mon-Sat: 7am-9pm Sun: 8am-8pm
Orchard Supply Hardware 720 W. San Carlos St. San Jose, CA 95126 (408) 297-7173	Leave lamps with employee at Customer Service	Mon-Sat: 7am-9pm Sun: 8am-8pm
Payless Ace Hardware and Rockery 2927 S. King Rd. San Jose, CA 95122 (408) 274-4922	Leave lamps with employee at front register	Mon-Sun:7am-6pm
Tadco Supply 568 S. Almaden Avenue San Jose, CA 95110 (408) 275-6994	Leave lamps with employee at front register	Mon- Thurs 7 am -7 pm Fri- 7am- 5 pm Sat 8 am- 5 pm
The Home Depot 2181 Monterey Road San Jose, CA 95125 (408) 971-4890	**Compacts Only** Leave lamps with employee at customer service counter	Seasonal Call for Hours
The Home Depot 2855 Story Road San Jose, CA 95127 (408) 926-1468	**Compacts Only** Leave lamps with employee at customer service counter	Seasonal Call for Hours
The Home Depot 635 W. Capitol Expressway San Jose, CA 95136 (408) 978-1099	**Compacts Only** Leave lamps with employee at customer service counter	Seasonal Call for Hours
The Home Depot 1855 Hillsdale Avenue San Jose, CA 995124 (408) 978-6807	**Compacts Only** Leave lamps with employee at customer service counter	Seasonal Call for Hours
The Home Depot 920 Blossom Hill Rd. San Jose, CA 95123 (408) 224-4900	**Compacts Only** Leave lamps with employee at customer service counter	Seasonal Call for Hours
The Home Depot 975 DE Anza Blvd San Jose, CA 95129 (408) 253-3537	**Compacts Only** Leave lamps with employee at customer service counter	Seasonal Call for Hours
Willow Glen Ace Hardware 2253 Lincoln Avenue San Jose, Ca 95125 (408) 267-0223	Contact sales associate	Monday - Sunday 8.00 am- 7:00 pm
Galaxy Lighting 1081 S. De Anza Blvd. San Jose, CA 95129 (408) 252-4060	Leave lamps with employee at front register	Mon-Fri: 8:30am-6pm Sat: 9am-5pm Sun: 11am-5pm

4/9/2009

Name & Contact Information	Notes	Store Hours
Santa Clara		
Bay Lighting 979 El Camino Real Santa Clara, CA 95050 (408)261-2199	Contact sales associate	
Orchard Supply Hardware 3615 El Camino Real Santa Clara, CA 95051 (408) 247-1915	Leave lamps with employee at Customer Service **Does not accept 8 foot fluorescent lamps**	Mon-Sat: 7am-9pm Sun: 8am-8pm
The Home Depot 2435 Lafayette St. Santa Clara, CA 95050 (408) 492-9600	**Compacts Only** Leave lamps with employee at customer service counter	Seasonal Call For Hours
Saratoga		
Blaine's Lighting 12312 Saratoga/Sunnyvale Rd. Saratoga, CA 95070 (408) 252-7400	Leave lamps with employee at the front register	Mon-Fri: 9:30-5:30pm Sat: 9:30am-5:30pm Sun: 12pm-5pm
Sunnyvale		
Batteries N' Bulbs 1111 W El Camino Real Ste 135 Sunnyvale, CA 94087 (408) 737-2852	Leave lamps with employee at the front register	Mon-Fri: 9am-5pm Sat: 10am-5pm Sun: Closed
Beacon Lighting 550 W El Camino Real Sunnyvale, CA 94087 (408) 736-4505	Leave lamps with employee at the front register	Tue-Sat: 9:30am-7pm Sun & Mon: Closed
Orchard Supply Hardware 777 Sunnyvale Saratoga Rd. Sunnyvale, CA 94087 (408) 732-7734	Leave lamps with employee at Customer Service	Mon-Sat: 7am-9pm Sun: 8am-8pm
Sunnyvale Smart Station 301 Carl Rd Sunnyvale, CA 94089 (408) 752-8530	Sunnyvale, Mountain View, and Palo Alto residents only. Leave lamps with employee at the Recycling Center.	Mon-Fri: 8am-5pm Sat: 8am-5pm Sun:8am-5pm
The Home Depot 680 Kifer Road Sunnyvale, CA 94086 (408) 245-3686	**Compacts Only** Leave lamps with employee at customer service counter	Seasonal Call For Hours

Updated 8/5/2009

Free Household Battery Drop- Locations

(Recycle your used AA, AAA, D, C, Rechargeable, or otherwise indicated household batteries at these locations, during business hours.
Recycling drop-offs are for residents (households) ONLY. Businesses please call 408-299-7300 and ask for a business drop-off.
Remember to tape the positive (+) terminal on your batteries before dropping them off (D.O.T Regulation)

(Lugares Gratuitos Donde Puede Llevar Sus Baterías)

COMPANY NAME & ADDRESS	RECHARGEABLE			OTHER		All Household Batteries (except automotive)	NOTES
	Ni-Cad	NiMH	Lithium Ion	Alkaline	Button Cell		
CAMPBELL							
Campbell Ace Hardware 148 North San Tomas Aquino Rd. Campbell, CA 95008 408-866-5980						X	Contact sales person on the floor
Whole Foods Market 1690 S. Bascom Avenue Campbell, Ca 95008 (408) 371-5000						X	Please contact any sales floor person
CUPERTINO							
Los Altos Garbage Co. (408) 725-4020						X	Put batteries inside a zip lock bag & place on top of recycling cart
Target 20745 Stevens Creek Blvd. Cupertino, CA 95014 (408) 725-2651	X	X	X				Drop off at electronics department
Radio Shack 10215 S. De Anza Rd. Cupertino, CA 95014 (408) 255-7900	X	X	X			X	Contact any sales floor person
Whole Foods Market 20955 Stevens Creek Blvd. Cupertino, CA 95014 (408) 257-7000						X	Contact any sales floor person
GILROY							
South Valley Disposal (408) 842-3358						X	Put batteries inside a zip lock bag & place on top of recycling cart
Ace Hardware of Gilroy 1260 1st St Gilroy, CA 95020 (408) 847-5890						X	Contact a store employee
Best Buy 7011 Camino Arroyo Gilroy, CA 95020 (408) 847-0325						X	Leave at customer service counter
Gilroy Senior Center 7371 Hanna St. Gilroy, CA 95020 (408) 846-0414						X	Leave batteries in bucket in office area
Orchard Supply Hardware 303 E. 10th Street Gilroy, CA 95020 (408) 847-7767						X	Contact customer service counter
LOS ALTOS							
Los Altos True Value Hardware 441 1st St Los Altos, CA 94022 (650) 941-8207						X	Contact any sales floor person
Whole Foods Market 4800 El Camino Real Los Altos, Ca 94022 (650) 559-0300						X	Contact any sales floor person

Updated 8/5/2009

COMPANY NAME & ADDRESS	RECHARGEABLE			OTHER		All Household Batteries (except automotive)	NOTES
	Ni-Cad	NiMH	Lithium Ion	Alkaline	Button Cell		
LOS ALTOS (CONT…)							
Wolfe Camera 398 Main Street Los Altos, Ca 94022 (650) 948-5628						X	Contact any sales floor person
LOS GATOS							
Los Gatos Ace Hardware 15300 Los Gatos Blvd. Los Gatos, CA 95032 (408) 356-7103						X	Contact any sales floor person
Radio Shack 15734 Los Gatos Blvd Los Gatos, CA 95032 (408) 358-3166						X	Contact any sales floor person
Happy Dragon Thirft Store 245 W. Main Street Los Gatos, CA 95030 (408) 354-4072						X	Contact any sales floor person
Rural Supply Ace Hardware 110 S. Santa Cruz Ave. (408) 354-3910 Los Gatos, CA 95030						X	Contact any sales floor person
The Terraces of Los Gatos 800 Blossom Hill Rd. Los Gatos, CA 95032 (408) 356-1006						X	Front Desk
Whole Foods Market 15980 Los Gatos Blvd. Los Gatos, CA 95032 (408) 358-4434						X	Contact any sales floor person
MILPITAS							
Savers 60 Dempsey Rd Milpitas, CA 95035 (408) 263-8338						X	Contact any sales floor person
Orchard Supply Hardware 125 N. Milpitas Blvd Milpitas, CA 95035 (408) 945-9555						X	Contact customer service counter NO 8 FOOTER LAMPS
MONTE SERENO							
Green Valley Disposal 573 University Ave. Los Gatos, CA 95032 (408) 354-2100						X	Call for curbside pickup
MORGAN HILL							
South Valley Disposal (408) 842-3358 (Bags provided to residents if needed)						X	Put batteries inside a zip lock bag & place on top of recycling tote
Booksmart 80 E. Second St. Morgan Hill, CA 95037 (408) 778-6467						X	Contact a store employee
People & Planet 15750 Vineyard Blvd. Morgan Hill, CA 95037 (408) 782-2700						X	Contact a store employee
Target 170 Cochrane Place Morgan Hill, CA 95037 (408) 778-1366	X	X	X	X			Drop off at electronics/photo area

Updated 8/5/2009

COMPANY NAME & ADDRESS	RECHARGEABLE			OTHER		All Household Batteries (except automotive)	NOTES
	Ni-Cad	NiMH	Lithium Ion	Alkaline	Button Cell		
MOUNTAIN VIEW							
Foothill Disposal (650) 967-3034 (Bags provided to residents if needed)						X	Put batteries inside a zip lock bag & place on top of recycling bin
Blossom True Value Hardware 1297 W El Camino Real Mountain View, CA 94040 (650) 964-7871						X	Contact any sales floor person
Radio Shack 530 Showers Dr. Mountain View, CA 94041 (650) 941-2320	X	X	X				Contact any sales floor person
Radio Shack 1350 Grant Rd. Mountain View, CA 94043 (650) 961-7964	X	X	X				Contact any sales floor person
Foothill Disposal (Curbside) 935 Terra Bella Ave Mountain View, CA 94043 (650) 967-3034						X	Please call for more information about the curbside program
Orchard Supply Hardware 2555 Charleston Rd. Mountain View, CA 94043 (650) 691-2000						X	Contact customer service counter
Verizon Wireless 1020 N. Rengstorff Ave. Suite D Mountain View, CA 94043 (650) 966-1441	X						Contact any sales floor person
Wolfe Camera 1898 W El Camino Real Mountain View, CA 94040 (650) 968-5666						X	Contact any sales floor person
PALO ALTO							
Palo Alto Sanitation Co. (650) 493-4894 (Bags provided to residents if needed)						X	Put batteries inside a zip lock bag & place on top of recycling bin
Palo Alto Hardware 875 Alma St. Palo Alto, CA 94301 (650) 327-7222						X	Contact any sales floor person
Peninsula Hardware 2676 Middlefield Rd. Palo Alto, CA 94303 (650) 325-3491						X	Contact any sales floor person
Williams Cutlery Company Inc. 15 Town and Country Village Palo Alto, CA 94301 (650) 322-5589	X	X	X	X			Contact any sales floor person
Palo Alto Recycling Center (650)858-1271 2380 Embarcadero Road Palo Alto, CA94303						X	Car batteries also accepted. Palo Alto residents only.
Whole Foods Market 774 Emerson St. Palo Alto, CA 94301 (650) 326-8676						X	Contact any sales floor person
SAN JOSE							
ASAP Photo - Plus 6501 crown Blvd #106 San Jose, CA 95120 (408) 997-2399						X	Contact customer service counter

Updated 8/5/2009

COMPANY NAME & ADDRESS	RECHARGEABLE			OTHER		All Household Batteries (except automotive)	NOTES
	Ni-Cad	NiMH	Lithium Ion	Alkaline	Button Cell		
SAN JOSE (CONT…)							
Batteries Plus 3410 Stevens Creek Blvd. San Jose, CA 95117 (408) 538-3333						X	Accepts all types Contact any sales floor person
Bobcat Batteries Co. 210 San Jose Ave., Unit #1 San Jose, CA 95125							**LEAD ACID only.** **From cars or UPS systems**
Cellular Repair Center 977 S. Bascom Ave. San Jose, CA 95128 (408) 289-9771	X	X	X				Small rechargeable batteries Small quantities only
Foothill Presbyterian Church 5301 McKee Road San Jose, CA 95127 (408) 258-8133						X	Go to the main office
Almaden Ace Hardware 6469 Almaden Expressway San Jose, CA 95120 (408) 997-1784						X	Contact any sales floor person
Foto Express 304 E. Santa Clara St, Suite C San Jose, CA 95113 (408) 971-3977						X	Contact any sales floor person
Payless Ace Hardware and Rockery 2927 South King Rd San Jose, CA 95122 (408) 274-4922						X	Contact any sales floor person
Orchard Supply Hardware 5365 Prospect Rd. San Jose, CA 95129 (408) 446-0525						X	Contact customer service counter
Orchard Supply Hardware 5651 Cottle Rd. San Jose, CA 95123 (408) 578-0552						X	Contact customer service counter
Orchard Supply Hardware 3000 Alum Rock Ave. San Jose, CA 95127 (408) 259-5470						X	Contact customer service counter
Orchard Supply Hardware 1751 E. Capitol Expwy San Jose, CA 95121 (408) 270-2600						X	Contact customer service counter
Orchard Supply Hardware 1130 Branham Lane San Jose, CA 95118 (408) 267-6460						X	Contact customer service counter
Orchard Supply Hardware 720 W. San Carlos St. San Jose, CA 95126 (408) 297-7173						X	Contact customer service counter
Radio Shack 3828 Stevens Creek Blvd. San Jose, CA 95117 (408) 249-1722	x	x	x				Contact any sales floor person
Radio Shack 1228 S. Bascom Ave. San Jose, CA 95128 (408) 295-6056						X	Contact any sales floor person
Radio Shack 2842 Story Rd. San Jose, CA 95127 (408) 929-0257	X	X	X				Contact any sales floor person

Updated 8/5/2009

COMPANY NAME & ADDRESS	RECHARGEABLE			OTHER		All Household Batteries (except automotive)	NOTES
	Ni-Cad	NiMH	Lithium Ion	Alkaline	Button Cell		
SAN JOSE (CONT…)							
Tadco Supply 568 S. Almaden Ave San Jose, CA 95110 (408) 275-6944						X	Contact any sales floor person
Radio Shack 1820 Saratoga Ave. San Jose, CA 95129 (408) 379-5826						X	Contact any sales floor person
Radio Shack 3145 Payne Ave San Jose, CA 95117 (408) 247-5300						X	Contact any sales floor person
Radio Shack Eastridge Shopping Center San Jose, CA 95122 (408) 274-6250	X	X	X				Contact any sales floor person
Alum Rock Hardware 2243 Alum Rock Avenue San Jose, CA 95116 (408) 258-6084						X	Contact any sales floor person
Radio Shack Northwood Shopping Center San Jose, CA 95132 (408) 262-1242						X	Contact any sales floor person
Radio Shack 311-M North Capitol Ave. San Jose, CA 95133 (408) 926-1155						X	Contact any sales floor person
Santa Clara County HouseholdHazardous Waste Program (408) 299-7300						X	Also accepts car batteries Call for an appointment More info at www.hhw.org
Target 1811 Hillsdale Ave. San Jose, CA 95124 (408) 267-7900	X	X	X				Contact any sales floor person
Willow Glen Hardware 2253 Lioncoln Avenue San Jose, Ca 95125 (408) 267-0223						X	Contact any sales floor person
Wolfe Camera 1410 El Paseo De Saratoga San Jose, CA 95130 (408) 871-1944						X	Contact any sales floor person
SAN MARTIN							
Santa Clara County Household Hazardous Waste Program (408) 299-7300						X	Also accepts car batteries. Call for an appointment. More info at www.hhw.org
SANTA CLARA							
City of Santa Clara 1500 Warburton Ave. Santa Clara, CA 95050 (408) 615-3080						X	City of Santa Clara residents only
Orchard Supply Hardware 3615 El Camino Real Santa Clara, CA 95051 (408) 247-1915						X	Contact customer service counter

Updated 8/5/2009

COMPANY NAME & ADDRESS	RECHARGEABLE			OTHER		All Household Batteries (except automotive)	NOTES
	Ni-Cad	NiMH	Lithium Ion	Alkaline	Button Cell		
SANTA CLARA (CONT…)							
Radio Shack 2770 El Camino Real Santa Clara, CA 95051 (408) 243-8050						X	Contact any sales floor person
Fire Station 1 777 Benton St Santa Clara, CA 95050 (408) 615-4900						X	**CITY OF SANTA CLARA RESIDENTS ONLY**
Fire Station 2 1900 Walsh Ave Santa Clara, CA 95050						X	**CITY OF SANTA CLARA RESIDENTS ONLY**
Fire Station 3 2821 Homestead Rd Santa Clara, CA 95051						X	**CITY OF SANTA CLARA RESIDENTS ONLY**
Fire Station 4 2323 Pruneridge Ave Santa Clara, CA 95050						X	**CITY OF SANTA CLARA RESIDENTS ONLY**
Fire Station 5 1912 Bowers Ave Santa Clara, CA 95051						X	**CITY OF SANTA CLARA RESIDENTS ONLY**
Fire Station 6 3575 De La Cruz Blvd Santa Clara, CA 95051						X	**CITY OF SANTA CLARA RESIDENTS ONLY**
Fire Station 7 3495 Benton St Santa Clara, CA 95051						X	**CITY OF SANTA CLARA RESIDENTS ONLY**
Fire Station 8 2400 Agnew Rd Santa Clara, CA 95054						X	**CITY OF SANTA CLARA RESIDENTS ONLY**
Fire Station 9 3011 Corvin Dr Santa Clara, CA 95051						X	**CITY OF SANTA CLARA RESIDENTS ONLY**
Fire Station 10 5111 Stars & Stripes Way Santa Clara, CA 95054						X	**CITY OF SANTA CLARA RESIDENTS ONLY**
Bay Lighting Supply 979 El Camino Real Santa Clara, Ca 95050 408-261-2199						X	
Santa Clara Senior Center 1303 Fremont St. Santa Clara, CA 95050 (408) 615-3170						X	Drop-off with receptionist
Santa Clara Recreational Center 969 Kiely Blvd Santa Clara, CA 95051 (408) 615-3179						X	Drop-off with receptionist
SARATOGA							
Saratoga Senior Center 19655 Allendale Ave Saratgoa, CA 95070 (408) 868-1257						X	Place inside battery bucket located at the entrance
Green Valley Disposal 573 University Ave. Los Gatos, CA 95032 (408) 354-2100						X	Call for battery bag and leave on top of your blue container
SUNNYVALE							
Specialty Solid Waste (408) 565-9900 ext. 800						X	Put batteries inside a zip lock bag & place on top of recycling cart

Updated 8/5/2009

COMPANY NAME & ADDRESS	RECHARGEABLE			OTHER		All Household Batteries (except automotive)	NOTES
	Ni-Cad	NiMH	Lithium Ion	Alkaline	Button Cell		
SUNNYVALE (CONT…)							
Batteries N' Bulbs 1111 W El Camino Real Ste 135 Sunnyvale, CA 94087 (408) 737-2852						X	Contact any sales floor person
PostNet 773 E. El Camino Real Sunnyvale, CA 94087 (408) 736-5838						X	Contact any sales floor person
Orchard Supply Hardware 777 Sunnyvale Saratoga Rd. Sunnyvale, CA 94087 (408) 732-9750						X	Contact customer service counter
Radio Shack 719 Sunnyvale Saratoga Rd Sunnyvale, CA 94087 (408) 732-9750	X	X	X				Contact any sales floor person
Santa Clara County Household Hazardous Waste Program (408) 299-7300						X	Also accepts car batteries. Call for an appointment. More info at www.hhw.org
SMART Station 301 Carl Rd. Sunnyvale, CA 94089 (408) 752-8530						X	Accept batteries from Mountain View, Palo Alto and Sunnyvale residents only.
Wolfe Camera 806 W. El Camino Real Sunnyvale, CA 94087 (408) 733-5865						X	Contact any sales floor person

Updated 8/5/2009

COMPANY NAME & ADDRESS	RECHARGEABLE			OTHER		All Household Batteries (except automotive)	NOTES
	Ni-Cad	NiMH	Lithium Ion	Alkaline	Button Cell		
OUT OF COUNTY							
BOULDER CREEK							
Scarborough Building Supply Inc. 12990 Highway 9 Boulder Creek, CA 95006 (831) 338-6467	X	X					Accepts rechargeable batteries from power tools only
FREMONT							
Dale Hardware 37100 Post St. Fremont, CA 94537 (510) 797-3700	X	X	X				Tool and Customer Service Departments
Radio Shack 39030 Paseo Padre Parkway Fremont, CA 94538 (510) 792-0811	X	X	X				
Radio Shack Fremont Hub Shopping Center Fremont, CA 94538 (510) 790-1112						X	
Radio Shack Warm Springs Plaza Fremont, CA 94539 (510) 770-9321	X	X	X				
Telepath Corporation 49111 Milmont Dr. Fremont, CA 94538 (510) 656-5600	X	X	X				Accepts batteries from customers only. 2 way batteries.
MENLO PARK							
Menlo Vacum & Fix-It 1179 El Camino Real Menlo Park, CA 94025 (650) 322-9333	X						
NEWARK							
Radio Shack 1143 Newpark Mall Newark, CA 94560 (510) 794-4558	X	X	X				
Radio Shack 6180-C Jarvis Ave. Newark, CA 94560 (510) 794-6544	X	X	X				
PORTOLA VALLEY							
Portola Valley Hardware 112 Portola Rd. Portola Valley, CA 94028 (650) 851-0116						X	
REDWOOD CITY							
Orchard Supply Hardware 2110 Middlefield Rd. Redwood City, CA 94063 (650) 365-7373	X						Contact customer service counter
Pro Group Cellular 1710 El Camino Real Redwood City, CA 94063 (650) 367-7600							Accepts cell phone batteries only
Radio Shack Woodside Shopping Center Redwood City, CA 94061 (650) 367-0622	X	X	X				

Updated 8/5/2009

COMPANY NAME & ADDRESS	RECHARGEABLE			OTHER		All Household Batteries (except automotive)	NOTES
	Ni-Cad	NiMH	Lithium Ion	Alkaline	Button Cell		
SCOTTS VALLEY							
Batteries Plus 101 Mount Hermon Rd Scotts Valley, CA 95066 1-800-MR-START	X	X	X				Also accepts rechargeable batteries from businesses
Radio Shack Scotts Valley Plaza Scotts Valley, CA 95066 (831) 438-1730	X	X	X				
SOQUEL							
San Lorenzo Lumber Company 2435 41st Ave. Soquel, CA 95073 (831) 475-6100							Accept rechargeable batteries for power tools under warranty only.

INFORMATION ON RECYCLERS OUTSIDE OF SANTA CLARA COUNTY IS NOT FREQUENTLY UPDATED

MEMO

DATE: July 30, 2009

TO: Clara Spalding, Clean Water Program Coordinator

FROM: Dave Jones, E.H. & S. Compliance Specialist
Occupational Safety and Environmental Compliance (OSEC)

SUBJECT: Universal Waste Recycling

Listed below are the Universal Waste recycling totals from County facilities for the past fiscal year (July 1, 2008 to June 30, 2009) :

Fluorescent Bulbs	4615 Pounds
Lighting Ballasts	3387 Pounds. All were non-PBC.
Batteries	5261 Pounds

The Universal Waste Program at Facilities and Fleet (FAF) is accomplished by having all Universal Waste lamps and ballasts returned from facilities maintained by FAF to the Berger Drive complex. From the period 7/1/2008 to 6/30/2009 these lamps were either delivered to, or picked up by AERC recycling in Hayward the County's Contractor for lamp and ballast disposal.

Batteries collected from all County Buildings excluding those in Parks and Recreation, Roads and Airports, and Health and Hospitals are picked up from multiple consolidation locations Countywide and brought to the Berger Complex for sorting and recycling in the following methods. All NiCad batteries are boxed and shipped for no cost to RBRC recycling. All lead acid batteries are inventoried and either taken to Bobcat Battery Recycling, or returned to the selling vendor. All non-NiCad non-lead acid batteries are sorted and packaged for disposal by Clean Harbors the County's Hazardous Waste Disposal Contractor.

All Universal Waste activities are accomplished as ancillary duties by the E.H. & S Compliance Specialist stationed at FAF.

Additionally, the Building Operations Division and Custodial and Grounds Department within the Facilities Department all received training on Storm Water Pollution Prevention Best Management Practices in the month of July.

MEMO

FROM: George Carson
Environmental Health and Safety Compliance Specialist
County of Santa Clara Roads and Airports Department
(408) 494-2719
FAX (408) 297-0530

TO: Clara Spaulding., Coordinator
Clean Water Program

DATE: 8/13/2009

SUBJECT: Universal Waste Recycling

Attached please find the data sheet for the fiscal year 2009 with totals for Roads and Airport's (RDA) Universal and E-waste recycling.

The Universal Waste Program at RDA is accomplished by having all Universal Waste lamps and ballasts returned from road-side dumping and facilities maintained by RDA to the Schallenberger Rd. (East Yard) complex. All lamps and ballasts are taken to AERC in Hayward for recycle except when a grant from Household Hazardous Waste (HHW) is available they are taken to a Generator event.

Batteries collected from all RDA Buildings are picked up from three airports and three service yards and brought to the Schallenberger Yard for sorting and recycling in the following methods. All NiCad batteries are boxed and shipped for no cost to RBRC recycling. All lead acid batteries are inventoried and either taken to Bobcat Battery Recycling, or returned to the selling vendor. All non-NiCad non-lead acid batteries are sorted and brought to Household Hazardous Waste events. All monitors and other CRT's as well as all E-waste scrap is consolidated at Schallenberger and is picked up by ECS Refining. All recyclers are certified with the State.

All Universal Waste activities are accomplished as regular duties by the RDA Environmental Compliance staff.

	Universal Waste FY 2009 Roads and Airport Department County of Santa Clara							
Date	Fluorescent Lamps		Other Hg Lamps	Mixed Batteries	Lead Batteries	E-Waste	CRT	CRT
	Pounds	Count	Count	Pounds	Count	Pounds	Count	Pounds
7/7/08						200	6	240
7/8/08							24	960
7/10/08							13	520
7/29/08	310	1240	16	174	12			
11/19/08							5	200
12/1/08				130	14			
12/5/08	501	598	32					
12/8/08						200	16	640
1/5/09							5	200
2/18/09						279		
2/19/09							3	120
3/13/09					6	85	33	1286
5/13/09						1475		
6/17/09						1537		
Total 2009	811	1838	48	304	32	3576	99	3926

Dedicated to the Health of the Whole Community

Santa Clara Valley Medical Center
Environmental Health & Safety Services
751 South Bascom Avenue
San Jose, California 95128
Tel. (408) 885-5564
Fax. (408) 885-3752

MEMORANDUM

DATE: August 14, 2009

TO: Clara Spaulding
Clean Water Program

FROM: Trinh Pham, Environmental Health and Safety Compliance Specialist
SCVHHS Environmental Health and Safety Services

SUBJECT: Universal Waste Recycling

Please find the following list of Universal Waste recycling totals from Santa Clara Valley Health and Hospital System (SCVHHS) facilities for the last fiscal year (July 1, 2008 to June 30, 2009):

Fluorescent Bulbs	2,600 lbs.
Batteries	6,243 lbs
Electronic waste: (Misc./non SB20)	1,089 lbs

The Universal Waste Program at SCVHHS is accomplished by having all Universal Waste lamps returned from Facilities and Environmental Services (Housekeeping) Departments, to be maintained at Santa Clara Valley Medical Center (SCVMC) at 751 South Bascom Ave. in San Jose. The lamp waste is picked up at SCVMC by AERC in Hayward for recycling.

Batteries collected from SCVHHS buildings are stored in a centralized location at SCVMC and picked up from AERC for recycling.

Universal Waste activities are accomplished by SCVHHS Environmental Health and Safety Services Department in conjunction with SCVMC Environmental Services, and other HHS departments.

Please contact me at 885-4160 if you have any questions.

Santa Clara Valley Urban Runoff Pollution Prevention Program
FY 09 Work Plan: MERCURY CONTROL PROGRAM

COUNTY OF SANTA CLARA

Program Work Plan Task	Activity	Contin-uous Improve-ment Item Source	FY 09 Tasks	Status / Comments	Due Date (mo/yr)	Responsible Party
Mercury Control Program						
I. Municipal Use of Mercury-Containing Products						
Goal I. Eliminate all unnecessary municipal use of mercury-containing products and establish proper disposal methods for products that cannot be eliminated.						
I.B	Mercury control program	C.9.c	Continue to handle mercury-containing products in accordance with Universal Waste Regulations. Participate in the Program ad hoc Task Group.	No changes were made regarding handling mercury containing products. There were no ad hoc meetings this year for Mercury.	Ongoing	FAF, DEH—HHW CWP Prgm. Coord.
I.D	Mercury Policy	C.9.c	Developed and implemented a mercury policy for controllable sources in urban runoff from county operations.	Continuing to implement guidelines provided by SCVURPPP FAF conducts mercury recycling, for lights, batteries, thermostats, etc.	Ongoing, In AR	CWP Prgm. Coord., FAF, DEH, IWM, DEH-HHW, HMCD
I.F	Implement guidelines for mercury reduction	C.9.c	Continue implementing guidelines for mercury-containing products reduction and mgmt	Program provided guidelines 3/03. Ongoing recycling program.	Ongoing	FAF
MMI	Mercury control program	C.9.c	Document completion of tasks in annual reports. Use mercury-	Ongoing recycling program.	Annually, In AR	FAF

Santa Clara Valley Urban Runoff Pollution Prevention Program
FY 09 Work Plan: MERCURY CONTROL PROGRAM

COUNTY OF SANTA CLARA

Program Work Plan Task	Activity	Contin-uous Improve-ment Item Source	FY 09 Tasks	Status / Comments	Due Date (mo/yr)	Responsible Party
			containing product reporting guidelines.			
II. Household Hazardous Waste Collection **Goal II.** Provide mercury-containing products disposal services through household hazardous waste (HHW) collection programs for residents and small businesses, and encourage use of these programs.						
II.B	Mercury control program	C.9.c	Provide mercury-containing products disposal services for residents and small businesses.	DEH--HHW Ongoing program.	Ongoing	DEH—HMCD, HHW

Program Work Plan Task	Activity	CI Item Source[1]	FY 09 Tasks	Status / Comments	Due Date (mo/yr)	Responsible Party
II.D	Document products disposed	C.9.c	Implement guidelines for documenting and reporting quantities of mercury-containing products recycled.	Reports from FAF, R&A and HHS contain information on Mercury containing products and how many pounds were recycled.	Ongoing	FAF DEH--HHW
III. Monitoring and Science **Goal III.** Participate in coordinated monitoring efforts to support mercury TMDL development and implementation, including assessment of air pollution sources of mercury and concentrations of mercury in sediment.						
III.A	Mercury		Assist SCVURPPP as requested,	Continued to financially support	Ongoing	CWP Prgm.

Santa Clara Valley Urban Runoff Pollution Prevention Program
FY 09 Work Plan: MERCURY CONTROL PROGRAM

COUNTY OF SANTA CLARA

Program Work Plan Task	Activity	CI Item Source[1]	FY 09 Tasks	Status / Comments	Due Date (mo/yr)	Responsible Party
	control program	C.9.c	County to continue to provide financial support for the Regional Monitoring Program (RMP) through annual SCVURPPP assessment. Support SCVURPPP's continued participation in the RMP steering committee and technical review committee.	SCVURPPP.		Coord., County Budget
III.B	Mercury control program	C.9.c	Assist SCVURPPP as requested by supporting a coordinated regional plan to collect data for the mercury TMDL.	Assist SCVURPPP as requested. No requests made in the last year.	Available	CWP Prgm. Coord.
III.C	Mercury control program	C.9.c	Assist SCVURPPP as requested in providing support for the Joint Storm Water Agency Project to Study Urban Sources of Mercury to assess sediment mercury concentrations and percentage of fine material.	Assist SCVURPPP as requested. No requests made in the last year	Available	CWP Prgm. Coord.
III.C.2	Mercury control program	C.9.c	Assist SCVURPPP as requested in preparing the Joint Stormwater Agency Project to Study Urban Sources of Mercury, PCBs and Organochlorine Pesticides	Assist SCVURPPP as requested. No requests made in the last year	Available	CWP Prgm. Coord.

Santa Clara Valley Urban Runoff Pollution Prevention Program
FY 09 Work Plan: MERCURY CONTROL PROGRAM

COUNTY OF SANTA CLARA

Program Work Plan Task	Activity	CI Item Source[1]	FY 09 Tasks	Status / Comments	Due Date (mo/yr)	Responsible Party
V. Public Education and Outreach **Goal V.** Increase awareness of proper disposal of mercury-containing products and available non-mercury containing alternatives. Target audiences include residential, commercial, and industrial users and municipal employees.						
V.A.	Mercury control program	C.9.c	Assist SCVURPPP when requested to develop various outreach programs to educate target audiences about proper disposal of mercury-containing products and alternative non-mercury containing products.	E-waste program starting, DEH-HHW working separately and with SCVURPPP	See below. DEH-HHW-HMCD coordinates with SCVURPPP	DEH—HHW, IWM Coord., CWP Prgm. Coord.
V.A.1	Fluorescent light recycling outreach—residential	C.9.c	Continue fluorescent light recycling program. Educate residential users and encourage proper disposal of fluorescent lights.	Ongoing COunty HHW program.	Ongoing	DEH--HHW
V.A.2	Fluorescent light recycling outreach—small businesses	C.9.c	Assist SCVURPPP when requested to develop and begin to implement a fluorescent light recycling outreach program for small businesses and encourage proper disposal of fluorescent lights.	Ongoing County HHW program	Grant funding depen-dant	DEH—HHW, P2, IWM
V.A 3	Outreach to auto shops	C.9.c	Coordinate with DEH--HMCD inspectors to integrate future mercury outreach into the routine	As material becomes available.	Grant funding depen-	DEH--HMCD

Santa Clara Valley Urban Runoff Pollution Prevention Program
FY 09 Work Plan: MERCURY CONTROL PROGRAM

COUNTY OF SANTA CLARA

Program Work Plan Task	Activity	CI Item Source[1]	FY 09 Tasks	Status / Comments	Due Date (mo/yr)	Responsible Party
			auto repair shops inspections		dent, also depend-ing on material availa-bility	
V.A.4	Mercury control program	C.9.c	Assisted SCVURPPP as requested to develop "tailgate safety meeting cards" about mercury.	Handouts has been developed and will be provided to staff when it becomes available	When handouts are available	CWP Prgm. Coord.
V.B	Mercury control program	C.9.c	Assist SCVURPPP as requested to develop or adapt existing mercury outreach materials, as needed, for outreach programs.	No request made.	Ongoing	
V.C	Mercury control program	C.9.c	Attend community events and distribute outreach materials, when available.	Ongoing HHW program.	Ongoing	P2, IWM, DEH--HHW
MM V.B	Mercury control program	C.9.c	**Monitoring Mechanism V.B.** In the Annual Report, document and evaluate each County outreach activity, including the target audience and estimated number of residents and/or businesses reached.	HHW served 30,037 residents . There were 59 collection events. 464 small business drop-offs. Collection events and small business drop-offs are working well and no changes will be made to their programs at this time.	Annually	DEH-HHW, HMCD, IWM, P2
MM V.C	Mercury control program	C.9.c	**Monitoring Mechanism V.C.** Assist SCVURPPP as requested to survey public attitudes and behavior.	No request made.	Available	CWP Prgm. Coord.

Santa Clara Valley Urban Runoff Pollution Prevention Program

FY 09 Annual Report

Attachment J- Copper/Nickel

County of Santa Clara
Clean Water Program
DEVELOPMENT SERVICES OFFICE
DEPT. OF PLANNING AND DEVELOPMENT
70 West Hedding St., 7th Floor East Wing
San Jose, CA 95110

Santa Clara Valley Urban Runoff Pollution Prevention Program
FY 09 Work Plan

Id.	Activity	CI Item Source	FY Tasks	Status / Comments	Due Date (mo/yr)	Responsible Party
Copper Action Plan Tasks						
CB-1	Vehicle Washing Operations	CAP	• Continue to distribute outreach materials on proper vehicle/equipment washing at department counters and public events.	• Brochures continue to be available at the counter and are passed out during public events.	Ongoing	CWP Coor., Roads
			• Submit data regarding vehicle washing outreach activities as requested.	• Continue to submit data when requested.	Ongoing	CWP Coord., R&A
			• Require source control measures for Group 1&2 new development and redevelopment projects that will conduct vehicle/equipment washing and maintenance activities (consistent with Permit Provision C.3.k).	• As new and redevelopment projects are reviewed, vehicle washing facilities are identified on the projects plans. If they are present, BMPS must be implemented to address the wash water. There were no new or redevelopment C.3 applicable projects approved during FY 08/09 with vehicle equipment washing or maintenance activities.	Ongoing	LDE, Roads, FAF
			• Continue to inspect industrial/ commercial facilities that conduct vehicle/equipment washing activities on-site (this includes auto-related businesses). Ensure that BMPs for vehicle/equipment washing are implemented. Provide an effectiveness evaluation of inspection/compliance with BMPs (consistent with enhanced reporting requirements).	• 2 Auto Dismatlers and 6 automotive facilities. There was one level 1 action level enforcement actions taken for a automotive facility. A third of facilities will continue to be inspected each year.	Ongoing	DEH-HMCD
			• Continue to maintain and inspect car wash systems for County vehicles at the corporation yard.	• 11 corporate yards were inspected. No enforcement actions were taken.	Ongoing	Roads &Airports
					Ongoing	CWP Coord., FAF

Id.	Activity	CI Item Source	FY Tasks	Status / Comments	Due Date (mo/yr)	Responsible Party
			• Encourage municipal staff to use certified mobile cleaners when contracting cleaning services. • Refer mobile surface cleaners who desire BASMAA surface cleaning certification and recertification to the BASMAA website (www.basmaa.org).	• Continue to encourage certified mobile cleans when contracting cleaning services. Continue to refer mobile surface cleaners to BASMAA wbsite.	Ongoing	
CB-3	Industrial Copper Control	CAP	• Continue Industrial Inspection program, including NOI sites and other identified industrial facilities. These may include plating and metal finishing facilities, vehicle service facilities and other permitted sites (consistent with enhanced reporting requirements).	There was one metal manufacturing facility inspected. No enforcement actions taken. No enforcement actions were taken at any of the "Category A" or "NOI List" Facilities.	Ongoing	DEH- HMCD
CB-6/7	Reducing Traffic Congestion/ Promoting Alternative Transportation	CAP	• Collaborate with the agencies and organizations (e.g., VTA) that are better poised to take the lead on transportation-related tasks. • Complete revision of and implement revised development site design standards related to transportation per Permit Provisions C.3.j	• CB-6&7 issues appear to have been adequately addressed SCVURPPP CAP purposes. This issue is now in the hands of municipal transportation planners and congestion management and transportation agencies (i.e., VTA) and is not a high priority. Rural and large lot areas are not conductive to such measures. The SCV Transp. Authority (VTA) handles transit services in the uninc. Area. Fifty year old land use policy and GP and Zoning direct urban style development to the city	Under Annual Considerati on	LDE, CWP Coord.
CB-8	Watershed assessment and protection	CAP	• Revise County's General Plan, as needed at next scheduled update based on recommendations from the *Development Policies Comparison*	Not necessary. Existing GP addresses water quality issues. County will review at the next scheduled update	At next schedule update	Planning Office

Id.	Activity	CI Item Source	FY Tasks	Status / Comments	Due Date (mo/yr)	Responsible Party
			Project and Provisions C.3.l • Continue to implement guidance from SCVURPPP on addressing water quality in the CEQA review process, as part of C.3.m. implementation. • Participate in the Water Resources Protection Collaborative and implement any agreed upon guidelines and standards for watershed protection.		Ongoing	Planning Office
CB-11	Street sweeping and storm drain O&M		• Continue following Program guidance regarding the collection and reporting of street sweeping data. Provide data for Annual Report. • Implement (as appropriate) identified improvements to current street sweeping and storm drain system O&M programs (within available budgets). Provide effectiveness evaluation in FY Annual Report.	See attachment D	Ongoing As scheduled	Roads Roads
CB-12	Outreach on pool, spa maintenance	CAP	• Continue to distribute outreach materials at local public events; brochures at department counters and public places	Rotating distribution	Ongoing	CWP Coord.
CB-21	Use of architectural copper	CAP	• Continue to strongly discourage use of copper on roofs, in roof shingles, and for gutters.	Low priority: The County will monitor other jurisdiction. Few such projects have been noted.	Ongoing	CWP Coord., PLN & DEV
Nickel Action Plan Tasks						
NB-1	Measures to control nickel discharges		• Continue to implement Construction Inspection Performance Standards	Grading inspection, Parks, Roads and FAF staff implement construction inspection	Ongoing	LDE, BIO, FAF

Id.	Activity	CI Item Source	FY Tasks	Status / Comments	Due Date (mo/yr)	Responsible Party
	from construction sites		(see Construction Inspection work plan section). • Continue to have inspectors attend Regional Board/Program workshops on construction site management and learn latest erosion/sediment control techniques • Continue to attend Program-sponsored or other workshops on post-development stormwater BMPs (C.3.)	performance standards. Staff attends workshops or training events when available. See Attachment M for more details.	As scheduled As Scheduled	CWP Coord. CWP Coord., FAF, PLN

Santa Clara Valley Urban Runoff Pollution Prevention Program

FY 09 Annual Report

Attachment K- Trash Inventory and Management

Note:

1) Please refer to Attachment B, for illegal dumping complaint resolution information, and to Attachment G (PI/P), for Graffiti and Litter Abatement Activities, and to the overall SCVURPPP Annual Report, Trash Inventory and Management Section

2) The County of Santa Clara is presently not using trash assessment to evaluate the effectiveness of trash management practices. In the past a trash assessment was report when another Co-Permittee conducted one upstream of their jurisdiction.

County of Santa Clara
Clean Water Program
DEVELOPMENT SERVICES OFFICE
DEPT. OF PLANNING AND DEVELOPMENT
70 West Hedding St., 7th Floor East Wing
San Jose, CA 95110

Santa Clara Valley Urban Runoff Pollution Prevention Program

FY 09 Annual Report

Attachment L- Water Quality Monitoring (not applicable)

Note: The County relies on the SCVURPPP water quality monitoring program, and contributes to its financial support.

County of Santa Clara
Clean Water Program
DEVELOPMENT SERVICES OFFICE
DEPT. OF PLANNING AND DEVELOPMENT
70 West Hedding St., 7th Floor East Wing
San Jose, CA 95110

Santa Clara Valley
Urban Runoff Pollution
Prevention Program

FY 09 Annual Report

Attachment M- Staff Training Information

Note:

1) Departments of Parks and Recreation Training is addressed in this section and in Attachment D5.

2) Department of Planning and Development (Planning Offices, Development Services Office) and DEH-CPD Training is addressed in this section, Attachment M.

3) Department of Roads and Airports (Public Works) Training is addressed in Attachment D2

4) DEH- Solid Waste/LEA Training is addressed in Attachment B

5) DEH- HMCD Training is addressed in Attachment C

County of Santa Clara
Clean Water Program
DEVELOPMENT SERVICES OFFICE
DEPT. OF PLANNING AND DEVELOPMENT
70 West Hedding St., 7th Floor East Wing
San Jose, CA 95110

Training Information- Fiscal Year 2009				
Training Course	**Sponsored by/Location**	**Date(s)**	**Hours**	**Staff Attendance**
Rural Roads	SCVURPPP at Quinlan Community Center, Cupertino.	9/25/08	4	Darrell Wong- Office of Development Services Shelly Theis- Office of Development Services Ed Duazo - Office of Development Services Darcy Bettencourt -Department of Roads and Airports Ed Vogel -Department of Roads and Airports Hiram Don-Department of Roads and Airports Jack Mendes-Department of Roads and Airports Ken Marrquis, Jr -Department of Roads and Airports Matt Angotti -Department of Roads and Airports Mike Grant -Department of Roads and Airports Ray Baeza -Department of Roads and Airports Rory Pete -Department of Roads and Airports
		9/26/08		Chris Freitas- Office of Development Services Clara Spaulding- Office of Development Services Amir Douraghi -Department of Roads and Airports Danny Fortino -Department of Roads and Airports Faranak Madhavi -Department of Roads and Airports Isaac Serrano -Department of Roads and Airports Ton Hong -Department of Roads and Airports
Construction Site Workshop	SCVURPPP at Quinlan Community Center, Cupertino.	11/20/08	6	Jerry Anderson-Department of Parks and Recreation Mark Fredrick -Department of Parks and Recreation Kimberly Brosseau -Department of Parks and Recreation John Patterson-Department of Parks and Recreation Annoinette Romeo-Department of Parks and Recreation George Santiago-Department of Parks and Recreation Darrell Wong- Office of Development Services Jerry Guevara- Office of Development Services Ryan Fong- Office of Development Services Shelly Theis- Office of Development Services Bob Smith -Department of Roads and Airports

Training Information- Fiscal Year 2009				
Training Course	**Sponsored by/Location**	**Date(s)**	**Hours**	**Staff Attendance**
				Christine Li -Department of Roads and Airports Chuck Tucker -Department of Roads and Airports David Melvin -Department of Roads and Airports Debbie Burke -Department of Roads and Airports Peter Cruz -Department of Roads and Airports Phil Jones -Department of Roads and Airports Rex Wonnell -Department of Roads and Airports Tony Rittenhouse -Department of Roads and Airports Tran Ho -Department of Roads and Airports
		11/21/08		Mohamed Assaf-Department of Parks and Recreation Jane Mark-Department of Parks and Recreation Chris Freitas- Office of Development Services Clara Spauding- Office of Development Services Aida Rivera -Department of Roads and Airports Amir Douraghi -Department of Roads and Airports Khoa Vo -Department of Roads and Airports Rikti Dalal -Department of Roads and Airports
Rural Roads BMP Workshop	SCVURPPP in San Jose (Classroom training)	3/23/09	4	Tom Whisler -Office of Development Services Greg Bringelson-Department of Parks and Recreation Don Rocha-Department of Parks and Recreation
	SCVURPPP in San Jose (class room training)	3/24/09		Greg Bringelson-Department of Parks and Recreation Don Rocha-Department of Parks and Recreation Christine Li -Department of Roads and Airports Chuck Harris -Department of Roads and Airports Dan Hernandez -Department of Roads and Airports Dan Perez -Department of Roads and Airports Jack Mendez -Department of Roads and Airports Jeff Mendes -Department of Roads and Airports

Training Information- Fiscal Year 2009				
Training Course	**Sponsored by/Location**	**Date(s)**	**Hours**	**Staff Attendance**
				John Campos -Department of Roads and Airports Jose Vega -Department of Roads and Airports Khoa Vo -Department of Roads and Airports Loine Sifuentes -Department of Roads and Airports Mike Forestieri -Department of Roads and Airports Mike Grant -Department of Roads and Airports Rikti Dalal -Department of Roads and Airports Rory Pete -Department of Roads and Airports Rowdy Pipkin -Department of Roads and Airports Steve Parshall -Department of Roads and Airports Ted Ellenberger -Department of Roads and Airports Tong Hong -Department of Roads and Airports Tony Alcantar -Department of Roads and Airports Joseph Serano -Department of Roads and Airports
	SCVURPPP in San Jose (Field training)	3/25/09		Christine Li -Department of Roads and Airports Chuck Harris -Department of Roads and Airports Dan Hernandez -Department of Roads and Airports Dan Perez -Department of Roads and Airports Jack Mendez -Department of Roads and Airports Jeff Mendes -Department of Roads and Airports John Campos -Department of Roads and Airports Jose Vega -Department of Roads and Airports Khoa Vo -Department of Roads and Airports Loine Sifuentes -Department of Roads and Airports Mike Forestieri -Department of Roads and Airports Mike Grant -Department of Roads and Airports Rikti Dalal -Department of Roads and Airports Rory Pete -Department of Roads and Airports Rowdy Pipkin -Department of Roads and Airports Steve Parshall -Department of Roads and Airports

Training Information- Fiscal Year 2009				
Training Course	**Sponsored by/Location**	**Date(s)**	**Hours**	**Staff Attendance**
				Ted Ellenberger -Department of Roads and Airports Tong Hong -Department of Roads and Airports Tony Alcantar -Department of Roads and Airports Joseph Serano -Department of Roads and Airports
Construction Permit Workshop	SCVURPPP in San Jose City Hall, San Jose	5/27/09	3	Mark Fredrick- Department of Parks and Recreation David Lake- Department of Parks and Recreation Jerry Guevara- Office of Development Services Clara Spaulding -Office of Development Services
Sustainable Streets Workshops	SCVURPPP at Quinlan Community Center, Cupertino.	5/29/09	4	Tom Whisler- Office of Development Services Shelly Thesis- Office of Development Services Clara Spaulding- Office of Development Services Mark Fredrick- Department of Parks and Recreation Christine Li - Department of Roads and Airports Jamil Salas -Department of Roads and Airports Rikti Dalal -Department of Roads and Airports Roy Cabaltera -Department of Roads and Airports
C.3 Workshop	SCVURPPP at Roosevelt Community Center, San Jose	6/17/09	5	Darrell Wong- Office of Development Services Shelly Theis- Office of Development Services Ed Duazo - Office of Development Services Chris Freitas- Office of Development Services Clara Spaulding- Office of Development Services Jerry Guevara- Office of Development Services Ryan Fong- Office of Development Services Mark Fredrick- Department of Parks and Recreation Barni Roncal -Department of Roads and Airports Bernadine Caceres -Department of Roads and Airports Charles Tucker -Department of Roads and Airports Craig Petersen -Department of Roads and Airports David Melvin -Department of Roads and Airports

Training Information- Fiscal Year 2009				
Training Course	**Sponsored by/Location**	**Date(s)**	**Hours**	**Staff Attendance**
				Debbie Burke -Department of Roads and Airports Faranek Mahdavi -Department of Roads and Airports Greg Stutz -Department of Roads and Airports Jim Schramm -Department of Roads and Airports Michael Hurley -Department of Roads and Airports Paul Pascoal -Department of Roads and Airports Peter Cruz -Department of Roads and Airports Roy Cabaltera -Department of Roads and Airports Tran Ho -Department of Roads and Airports

Santa Clara Valley Urban Runoff Pollution Prevention Program

FY 09 Annual Report

Attachment N- Stanford University Activities by the City of Palo Alto

County of Santa Clara
Clean Water Program
DEVELOPMENT SERVICES OFFICE
DEPT. OF PLANNING AND DEVELOPMENT
70 West Hedding St., 7th Floor East Wing
San Jose, CA 95110

045325

City of Palo Alto

Public Works Department

July 16, 2009

Clara Spaulding
Clean Water Program
County of Santa Clara
Development Services Office
County Government Center, East Wing
70 West Hedding Street, 7th Floor
San Jose, CA 95110

Divisions

Administration
650.329.2373
650.329.2299 fax

Engineering
650.329.2151
650.329.2299 fax

Environmental Compliance
650.329.2598
650.494.3531 fax

Equipment Management
650.496.6922
650.496.6958 fax

Facilities Management
650.496.6900
650.496.6958 fax

Operations
650.496.6974
650.852.9289 fax

Regional Water Quality Control
650.329.2598
650.494.3531 fax

Dear Ms. Spaulding,

The City of Palo Alto Regional Water Quality Control Plant hereby submits the 2008-2009 Annual Storm Water Review for Stanford University. The water oversight plan for Stanford University has been managed by the City of Palo Alto since February 13, 1996. The City of Palo Alto continues to monitor the areas of Stanford campus which are identified in the water oversight plan letter (Attachment 1) including the areas covered under the Industrial Waste program.

Stanford has been cooperative and responsive to all water related issues. The RWQCP and Stanford continue to meet every two months to discuss water issues.

Enclosed you will find a table of all inspections including dates, areas visited, findings, and the actions taken by Stanford (Attachment 2). The annual report covers the time period from July 2008 to June 2009. Please refer to attachment 1 which identifies the areas of the Stanford University campus specified for oversight.

No significant issues were observed during the 2008-2009 period.

If you would like to discuss this report further please call me at (650)329-2285 or Nina McNitzky at (650) 329-2518.

Sincerely,

Phil Bobel, Manager
Environmental Compliance Division

cc: Marty Laporte, Stanford

P.O.Box 10250
Palo Alto, CA 94303

Printed with soy-based inks on 100% recycled paper processed without chlorine

Attachment 1

Storm Water Pollution Prevention Inspection Plan
Stanford University, Stanford, California

Stanford University
Storm Water Pollution Prevention Inspection Plan

1. General Program Description

    a. Applicable Stanford University Storm Water Pollution Prevention Program (SWPPP) elements and relevant SWPPP BMPs will be reviewed annually. The focus of the review will shift from one year to the next as different problem areas are addressed.

    b. A separate binder will be maintained by the RWQCP in addition to the current industrial water permit binder. The binder will contain all storm water related information and correspondence.

    c. Bi-Monthly meetings will be held with Stanford to discuss inspection results and progress on any corrective actions needed. Action oriented minutes or agendas will be kept in the binder mentioned in (a) above.

    d. A running list of areas inspected, dates, problems identified, and status of resolution will be kept and submitted to the County on an annual basis just ahead of the County's Annual Report required by the Regional Water Quality Control Board.

    e. For Stanford lands within the City Limits of Palo Alto, appropriate enforcement action will be taken by the City of Palo Alto. For lands in the unincorporated areas (most of the campus), the City will advise Stanford of any problems both verbally and in writing. The County will be notified of all inspections and resolutions status via the annual report outlined in (d) above.

2. List of Key Facilities (to be inspected at least annually)

    a. Industrial Areas or Research Facilities (with loading docks and /or chemical deliveries) inspected as part of the semi-annual industrial waste inspections.
        i. Chemistry Buildings (e.g., Mudd)
        ii. Biology Buildings (e.g., Gilbert)
        iii. Engineering Buildings (e.g., CIS/X)
        iv. School of Medicine
        v. Central Energy Facility
        vi. Environmental Health and Safety

    b. Vehicle Service Facilities
        i. Fleet Services Garage
        ii. Golf Course Maintenance Facility

    c. Peninsula Sanitary Service Inc. (Household Recycling Facility)

d. Food Service Facilities (Inspected by County Program)

e. Equestrian Facilities (Red Barn)

f. Stanford University Maintenance Facilities
   i. Bonair Siding
   ii. Athletics
   iii. Housing and Dining
   iv. Water Department (Stock Farm Road)

3. Construction Sites

   a. Construction sites greater than one acre will be inspected by October 15 of each year and additionally on an as needed basis throughout the rainy season (October 1 – April 1).

   b. Construction site auxiliary yards will be inspected annually, including lay down yards used for equipment and material storage and temporary vehicle parking yards.

4. General Campus Grounds

   a. The campus will be divided into thirds (please see attached map).

   b. One third will be toured each year prior to the rainy season. This will include a visual inspection of catch basins, building perimeters, loading docks, storage areas, and other areas of storm water pollution potential.

Attachment 2

Stanford University Storm Water Review 2008-2009

Stanford University
Stormwater Review
2008-2009

Date	Event	Location	Report Source	Findings	Actions Taken	Date Resolved	Responsible Party
8/19/08	Bi-Monthly Meeting	RWQCP	Nina McNitzky	Update on sink signage required for laboratories.			
				Varian II sampling point update.			
				CEF cooling tower chemical feed system update.			
				Recycled water project status.			
				Water conservation and campus grease program efforts.			
				Campus construction update including status and planned occupancy of Y2E2 building.			
9/10/08	Construction Inspection	Stanford SOEC	Chris Fujimoto	Construction site SWPPP inspection.	No action required - All SWPPP's in working order.		Tracy Ingebrigtsen
9/10/08	Construction Inspection	PS6	Chris Fujimoto	Construction site SWPPP inspection.	No action required - All SWPPP's in working order.		Tracy Ingebrigtsen
9/10/08	Construction Inspection	Stanford NANO	Chris Fujimoto	Construction site SWPPP inspection.	No action required - All SWPPP's in working order.		Tracy Ingebrigtsen
9/10/08	Construction Inspection	Ford Center Addition	Chris Fujimoto	Construction site SWPPP inspection.	No action required - All SWPPP's in working order.		Tracy Ingebrigtsen
9/10/08	Construction Inspection	SIEPR	Chris Fujimoto	Construction site SWPPP inspection.	No action required - All SWPPP's in working order.		Tracy Ingebrigtsen
9/10/08	Construction Inspection	Stanford Daily Building	Chris Fujimoto	Construction site SWPPP inspection.	No action required - All SWPPP's in working order.		Tracy Ingebrigtsen
9/10/08	Construction Inspection	Stanford School of Medicine Loading Dock	Chris Fujimoto	Construction site SWPPP inspection.	No action required - All SWPPP's in working order.		Tracy Ingebrigtsen

Stanford University
Stormwater Review
2008-2009

Date	Event	Location	Report Source	Findings	Actions Taken	Date Resolved	Responsible Party
9/10/08	Construction Inspection	Stanford Munger Graduate Residences	Chris Fujimoto	Construction site SWPPP inspection.	No action required - All SWPPP's in working order.		Tracy Ingebrigtsen
9/10/08	Construction Inspection	Stanford Practice Gym	Chris Fujimoto	Construction site SWPPP inspection.	No action required - All SWPPP's in working order.		Tracy Ingebrigtsen
10/27/08	Bi-Monthly Meeting	RWQCP	Nina McNitzky	Update on sink signage required for laboratories-implementation almost complete campus-wide.			
				Varian II sampling point update-repairs completed and verified.			
				CEF cooling tower chemical feed system update.			
				Recycled water project status.			
				Discussed plan review process for Stanford and incorporating RWQCP design review comments.			
				Regulatory update on Fats, Oils, and Greases program.			
				Campus construction update including status/ occupancy of Y2E2 building and changes made to Medical School loading dock project.			
12/3/08	Construction Inspection	Track House	Chris Fujimoto	Construction site SWPPP inspection.	No action required - All SWPPP's in working order.		Tracy Ingebrigtsen
12/3/08	Construction Inspection	Stanford Daily Building	Chris Fujimoto	Construction site SWPPP inspection.	No action required - All SWPPP's in working order.		Tracy Ingebrigtsen
12/3/08	Construction Inspection	SIEPR	Chris Fujimoto	Construction site SWPPP inspection.	No action required - All SWPPP's in working order.		Tracy Ingebrigtsen

Stanford University
Stormwater Review
2008-2009

Date	Event	Location	Report Source	Findings	Actions Taken	Date Resolved	Responsible Party
12/3/08	Construction Inspection	Stockfarm Soil Pile	Chris Fujimoto	Construction site SWPPP inspection.	No action required - All SWPPP's in working order.		Tracy Ingebrigtsen
12/3/08	Construction Inspection	SOEC	Chris Fujimoto	Construction site SWPPP inspection.	No action required - All SWPPP's in working order.		Tracy Ingebrigtsen
12/3/08	Construction Inspection	Stanford Munger Graduate Residences	Chris Fujimoto	Construction site SWPPP inspection.	No action required - All SWPPP's in working order.		Tracy Ingebrigtsen
12/3/08	Construction Inspection	SCRA	Chris Fujimoto	Construction site SWPPP inspection.	No action required - All SWPPP's in working order.		Tracy Ingebrigtsen
12/3/08	Construction Inspection	Escondido Village Lay down Yard	Chris Fujimoto	Construction site SWPPP inspection.	No action required - All SWPPP's in working order.		Tracy Ingebrigtsen
12/4/08	Semi-annual Inspection	Falk School of Medicine Building	Nina McNitzky	No storm drain issues identified.			
12/4/08	Semi-annual Inspection	Hagey School of Medicine Building	Nina McNitzky	No storm drain issues identified.			
12/4/08	Semi-annual Inspection	Green Earth Building	Nina McNitzky	No storm drain issues identified.			
12/4/08	Semi-annual Inspection	Cummings Art Building	Nina McNitzky	No storm drain issues identified.			
12/4/08	Semi-annual Inspection	Art Gallery Building	Nina McNitzky	No storm drain issues identified.			
12/4/08	Semi-annual Inspection	Construction Lay down Yards	Nina McNitzky	No storm drain issues identified.			

Stanford University
Stormwater Review
2008-2009

Date	Event	Location	Report Source	Findings	Actions Taken	Date Resolved	Responsible Party
12/11/08	Construction Inspection	Stanford Munger Graduate Residences	Chris Fujimoto	Construction site SWPPP inspection.	No action required - All SWPPP's in working order.		Tracy Ingebrigtsen
12/11/08	Construction Inspection	Stanford NANO	Chris Fujimoto	Construction site SWPPP inspection.	No action required - All SWPPP's in working order.		Tracy Ingebrigtsen
12/11/08	Construction Inspection	SOEC	Chris Fujimoto	Construction site SWPPP inspection.	No action required - All SWPPP's in working order.		Tracy Ingebrigtsen
12/11/08	Construction Inspection	LKC	Chris Fujimoto	Construction site SWPPP inspection.	No action required - All SWPPP's in working order.		Tracy Ingebrigtsen
12/11/08	Construction Inspection	SIM 1	Chris Fujimoto	Construction site SWPPP inspection.	No action required - All SWPPP's in working order.		Tracy Ingebrigtsen
1/22/09	Bi-Monthly Meeting	RWQCP	Nina McNitzky	Update on sink signage required for laboratories-implementation complete campus-wide.			
				CEF cooling tower chemical feed system update.			
				Recycled water project status and water conservation update.			
				Discussed new construction groundwater discharges.			
				Industrial waste permit renewal due in October 2009.			
				Discussed recent Palo Alto metering study results.			
				Campus construction update including status/ occupancy of Y2E2 building and completion of Medical School loading dock project.			

Stanford University
Stormwater Review
2008-2009

Date	Event	Location	Report Source	Findings	Actions Taken	Date Resolved	Responsible Party
2/24/09	Site Inspection	Cardinal Cogen Energy Facility	Chris Fujimoto	Construction site SWPPP inspection.	No action required - All SWPPP's in working order.		Tracy Ingebrigtsen
3/20/09	Inspection	Stanford Golf Course	Margaret Zittle	No storm drain issues identified.			
3/20/09	Inspection	Stanford Utilities Garage	Margaret Zittle	No storm drain issues identified.			
3/25/09	Semi-annual Inspection	Grant School of Medicine Building	Nina McNitzky	No storm drain issues identified.			
3/25/09	Semi-annual Inspection	Alway School of Medicine Building	Nina McNitzky	No storm drain issues identified.			
3/26/09	Semi-annual Inspection	RAF 1	Nina McNitzky	No storm drain issues identified.			
3/26/09	Semi-annual Inspection	RAF 2	Nina McNitzky	No storm drain issues identified.			
3/26/09	Semi-annual Inspection	Stanford School of Medicine Loading Dock	Nina McNitzky	The storm drain catch basin stencils in the outdoor stairway exits were missing. In accordance with PAMC Section 16.09.106(g), storm drain catch basins shall be clearly marked with the words "No dumping! Flows to Bay" or equivalent.	Stanford response dated 5/15/09 stated that all storm drain inlets have been stenciled.		Tracy Ingebrigtsen
3/26/09	Semi-annual Inspection	Construction Lay down Yards	Nina McNitzky	No storm drain issues identified.			
3/27/09	Inspection	Valero Campus Service Station	Margaret Zittle	No storm drain issues identified.			

Stanford University
Stormwater Review
2008-2009

Date	Event	Location	Report Source	Findings	Actions Taken	Date Resolved	Responsible Party
3/27/09	Inspection	Peninsula Sanitary Service (PSSI)	Margaret Zittle	No storm drain issues identified.			
4/1/09	Bi-Monthly Meeting	RWQCP	Nina McNitzky	CEF cooling tower chemical feed system update and extension request for project completion date.			
				Recycled water project status and water conservation update.			
				Discussed new construction groundwater discharges and GSB well construction.			
				Industrial waste permit renewal status due in October 2009.			
				Roth Way sewer location and ownership.			
				Campus construction update.			
6/2/09	Bi-Monthly Meeting	RWQCP	Nina McNitzky	CEF cooling tower chemical feed system update.			
				Discussed alcohol wastewater discharge limit and possible Stanford pilot study.			
				Industrial waste permit renewal status due in October 2009.			
				Compost task force update.			
				RWQCP recycled water timeline and salinity studies.			
				Recycled water project status and water conservation update.			
				Discussed upcoming annual stormwater inspection.			
				Campus construction update.			

Stanford University
Stormwater Review
2008-2009

Date	Event	Location	Report Source	Findings	Actions Taken	Date Resolved	Responsible Party
6/3/09	Stormwater Inspection	Frances Arrillaga Alumni Center	Nina McNitzky	Observed one storm drain that was missing required signage in the dumpster area. The site shall place the storm drain signage so that it is clearly marked with the words "No dumping! Flows to Bay" or equivalent. The site shall use appropriate BMP's to protect the storm drains from garbage and proper management of dumpster area.	A work order has been submitted to the Stanford paint shop. The storm drain will be stenciled by July 31, 2009. Alumni Center kitchen both staff and managers receive annual training on stormwater and wastewater BMPs. The next training will occur in the Fall of 2009. Staff and mangers will be reminded to keep this area clean in order to protect the storm drain.		Tracy Ingebrigtsen
6/3/09	Stormwater Inspection	Ford-Burnham Buildings	Nina McNitzky	Observed two storm drains that were missing required signage in the adjoining parking lots on the Ford side of the building. The site shall place the storm drain signage so that it is clearly marked with the words "No dumping! Flows to Bay" or equivalent.	A work order has been submitted to the Stanford paint shop. The storm drains will be stenciled by July 31, 2009.		Tracy Ingebrigtsen
6/3/09	Stormwater Inspection	Corner of Galvez and Memorial Way	Nina McNitzky	Observed two storm drains that were missing required signage on the side walk on the Memorial Way side of the SIEPR Building. The site shall place the storm drain signage so that it is clearly marked with the words "No dumping! Flows to Bay" or equivalent.	A work order has been submitted to the Stanford paint shop. The storm drains will be stenciled by July 31, 2009.		Tracy Ingebrigtsen
6/3/09	Stormwater Inspection	SIEPR	Nina McNitzky	Observed one storm drain that was missing required signage in the handicapped parking spot (MW-20L). The site shall place the storm drain signage so that it is clearly marked with the words "No dumping! Flows to Bay" or equivalent.	A work order has been submitted to the Stanford paint shop. The storm drains will be stenciled by July 31, 2009.		Tracy Ingebrigtsen

Stanford University
Stormwater Review
2008-2009

Date	Event	Location	Report Source	Findings	Actions Taken	Date Resolved	Responsible Party
6/3/09	Stormwater Inspection	Memorial Hall	Nina McNitzky	Observed four storm drains that were missing required signage. The site shall place the storm drain signage so that it is clearly marked with the words "No dumping! Flows to Bay" or equivalent.	A work order has been submitted to the Stanford paint shop. The storm drains will be stenciled by July 31, 2009.		Tracy Ingebrigtsen
6/3/09	Stormwater Inspection	Memorial Hall/ SIEPR Driveway Ramp Areas	Nina McNitzky	Observed three storm drains that were missing required signage (one on Memorial Hall driveway ramp and two on SIEPR driveway ramp). The site shall place the storm drain signage so that it is clearly marked with the words "No dumping! Flows to Bay" or equivalent.	A work order has been submitted to the Stanford paint shop. The storm drains will be stenciled by July 31, 2009.		Tracy Ingebrigtsen
6/3/09	Stormwater Inspection	SIEPR Loading Dock Beside Ramp Area	Nina McNitzky	Observed an uncovered exterior drain at the below grade end of the loading dock- it is unclear if this is a storm drain or a sewer drain. There is also an unknown discharge pipe positioned to drain into this outdoor floor drain. Please confirm if this is a storm drain or a sewer drain and accordingly add signage. Please also confirm the contents of the discharge pipe going into the drain at this location.	The drain at the bottom of the loading dock is a storm drain, and the pipe plumbed to this drain is a condensate line that is connected to an air compressor. The drain will be re-plumbed by July 31st so that it is no longer draining to the storm drain.		Tracy Ingebrigtsen
6/3/09	Stormwater Inspection	Kresge Auditorium	Nina McNitzky	Observed two storm drains that were missing required signage along side of the building. The site shall place the storm drain signage so that it is clearly marked with the words "No dumping! Flows to Bay" or equivalent.	A work order has been submitted to the Stanford paint shop. The storm drains will be stenciled by July 31, 2009.		Tracy Ingebrigtsen
6/3/09	Stormwater Inspection	Lanea and Nathan Abbott Way	Nina McNitzky	Observed two storm drains that were missing required signage near the construction area. The site shall place the storm drain signage so that it is clearly marked with the words "No dumping! Flows to Bay" or equivalent.	A work order has been submitted to the Stanford paint shop. The storm drains will be stenciled by July 31, 2009.		Tracy Ingebrigtsen

Stanford University
Stormwater Review
2008-2009

Date	Event	Location	Report Source	Findings	Actions Taken	Date Resolved	Responsible Party
6/3/09	Stormwater Inspection	Post Office	Nina McNitzky	Observed one storm drain that was missing required signage beside the loading dock area. The site shall place the storm drain signage so that it is clearly marked with the words "No dumping! Flows to Bay" or equivalent.	A work order has been submitted to the Stanford paint shop. The storm drains will be stenciled by July 31, 2009.		Tracy Ingebrigtsen
6/3/09	Stormwater Inspection	Row Houses	Nina McNitzky	Observed containers of household flammable chemicals (lighter fluid, paints, etc.) without secondary containment at several row houses. The site shall immediately secondarily contain and properly store or dispose of the household flammable chemicals. The site shall use appropriate BMP's to protect the storm drain system and prevent a possible prohibited release from improper storage of chemicals.	This is a residential area. All materials have been disposed of properly.		Tracy Ingebrigtsen
6/3/09	Stormwater Inspection	Koret Pavilion	Nina McNitzky	Observed one storm drain that was missing required signage at the parking gate driveway. The site shall place the storm drain signage so that it is clearly marked with the words "No dumping! Flows to Bay" or equivalent.	A work order has been submitted to the Stanford paint shop. The storm drains will be stenciled by July 31, 2009.		Tracy Ingebrigtsen
6/3/09	Stormwater Inspection	Taube-Hillel House	Nina McNitzky	Observed one storm drain that was missing required signage at the driveway. The site shall place the storm drain signage so that it is clearly marked with the words "No dumping! Flows to Bay" or equivalent.	A work order has been submitted to the Stanford paint shop. The storm drains will be stenciled by July 31, 2009.		Tracy Ingebrigtsen
6/3/09	Stormwater Inspection	Faculty Club Driveway	Nina McNitzky	Observed one storm drain curb and cover broken and missing required signage. The site shall place the storm drain signage so that it is clearly marked with the words "No dumping! Flows to Bay" or equivalent.	A work order has been submitted to the Stanford paint shop. The storm drains will be stenciled by July 31, 2009.		Tracy Ingebrigtsen

Stanford University
Stormwater Review
2008-2009

Date	Event	Location	Report Source	Findings	Actions Taken	Date Resolved	Responsible Party
6/3/09	Stormwater Inspection	Tree House Restaurant	Nina McNitzky	Observed one storm drain that was missing required signage at the walk-way in front of the restaurant. The site shall place the storm drain signage so that it is clearly marked with the words "No dumping! Flows to Bay" or equivalent.	A work order has been submitted to the Stanford paint shop. The storm drains will be stenciled by July 31, 2009.		Tracy Ingebrigtsen
6/3/09	Stormwater Inspection	Florence Moore Hall	Nina McNitzky	Observed one storm drain that was missing required signage in the dumpster area. The site shall place the storm drain signage so that it is clearly marked with the words "No dumping! Flows to Bay" or equivalent. The site shall use appropriate BMP's to protect the storm drains from garbage and proper management of dumpster area.	A work order has been submitted to the Stanford paint shop. The storm drains will be stenciled by July 31, 2009. Florence Moore Hall kitchen both staff and managers receive annual training on stormwater and wastewater BMPs. The next training will occur in the Fall of 2009. Staff and mangers will be reminded to keep this area clean in order to protect the storm drain.		Tracy Ingebrigtsen
6/3/09	Stormwater Inspection	Florence Moore Halls	Nina McNitzky	Observed six storm drains that were missing required signage in the parking areas behind the building. The site shall place the storm drain signage so that it is clearly marked with the words "No dumping! Flows to Bay" or equivalent.	A work order has been submitted to the Stanford paint shop. The storm drains will be stenciled by July 31, 2009.		Tracy Ingebrigtsen
6/3/09	Stormwater Inspection	Lomita and Mayfield Ave	Nina McNitzky	Observed one storm drain that was missing required signage before the stop sign. The site shall place the storm drain signage so that it is clearly marked with the words "No dumping! Flows to Bay" or equivalent.	A work order has been submitted to the Stanford paint shop. The storm drains will be stenciled by July 31, 2009.		Tracy Ingebrigtsen

Stanford University
Stormwater Review
2008-2009

Date	Event	Location	Report Source	Findings	Actions Taken	Date Resolved	Responsible Party
6/3/09	Stormwater Inspection	Tresidder Union Loading Dock	Nina McNitzky	Observed an uncovered sewer drain in the loading dock next to the trash compactor with grease both inside and around the drain. Additionally, the loading dock does not have grading or berm to protect rain water run-on from entering the sanitary sewer at this location. The site shall use appropriate BMP's to protect the sanitary system and prevent a possible overflow or blockage from grease release into the sanitary sewer.	Tressider kitchen both staff and managers receive annual training on stormwater and wastewater BMPs. The next training will occur in the Fall of 2009. Staff and mangers will be reminded to keep this area clean in order to protect the sanitary sewer drain. Also, the University's Water Department has this location on a routine monthly monitoring schedule to ensure backups or blockages do not occur.		Tracy Ingebrigtsen
6/3/09	Stormwater Inspection	Tresidder Union Kiosk	Nina McNitzky	Observed one storm drain that was missing required signage at the kiosk behind Tresidder Union. The site shall place the storm drain signage so that it is clearly marked with the words "No dumping! Flows to Bay" or equivalent.	A work order has been submitted to the Stanford paint shop. The storm drains will be stenciled by July 31, 2009.		Tracy Ingebrigtsen
6/4/09	Stormwater Inspection	School of Education	Nina McNitzky	Observed an uncovered sewer drain in the bottom of the stairwell next to a tallow bin that was not secondarily contained. The site shall immediately secondarily contain or find an alternative location for proper storage of a tallow bin. The site shall use appropriate BMP's to protect the sanitary system and prevent a possible overflow or blockage from grease release into the sanitary sewer.	The tallow bin has been moved to a new location away from the sewer drain. Annual kitchen best management training has already been conducted for this facility as of March 17, 2009.		Tracy Ingebrigtsen

Stanford University
Stormwater Review
2008-2009

Date	Event	Location	Report Source	Findings	Actions Taken	Date Resolved	Responsible Party
6/4/09	Stormwater Inspection	Main Quad	Nina McNitzky	Observed three storm drains that were missing required signage in the area behind Memorial Church (one on the main curb, one on the sidewalk, and one at a downspout of Geology Corner building). The site shall place the storm drain signage so that it is clearly marked with the words "No dumping! Flows to Bay" or equivalent.	A work order has been submitted to the Stanford paint shop. The storm drains will be stenciled by July 31, 2009.		Tracy Ingebrigtsen
6/4/09	Stormwater Inspection	Moore Materials Research	Nina McNitzky	Observed one storm drain that was missing required signage. The site shall place the storm drain signage so that it is clearly marked with the words "No dumping! Flows to Bay" or equivalent.	A work order has been submitted to the Stanford paint shop. The storm drains will be stenciled by July 31, 2009.		Tracy Ingebrigtsen
6/4/09	Stormwater Inspection	Path between Moore and Physics Buildings	Nina McNitzky	Observed two storm drains that were missing required signage. The site shall place the storm drain signage so that it is clearly marked with the words "No dumping! Flows to Bay" or equivalent.	A work order has been submitted to the Stanford paint shop. The storm drains will be stenciled by July 31, 2009.		Tracy Ingebrigtsen
6/4/09	Stormwater Inspection	Varian II Building	Nina McNitzky	Observed two storm drains that were missing required signage at each stop sign in this lane beside Varian II Building. The site shall place the storm drain signage so that it is clearly marked with the words "No dumping! Flows to Bay" or equivalent.	A work order has been submitted to the Stanford paint shop. The storm drains will be stenciled by July 31, 2009.		Tracy Ingebrigtsen
6/4/09	Stormwater Inspection	Keck Building	Nina McNitzky	Observed two storm drains that were missing required signage near bike storage area and the dumpster area behind the Keck Building. The site shall place the storm drain signage so that it is clearly marked with the words "No dumping! Flows to Bay" or equivalent. The site shall use appropriate BMP's to protect the storm drains from garbage and proper management of dumpster area.	A work order has been submitted to the Stanford paint shop. The storm drains will be stenciled by July 31, 2009. Keck building staff have been reminded of the appropriate stormwater BMPs in order to keep the dumpster area clean, and to protect the nearby storm drain.		Tracy Ingebrigtsen

Stanford University
Stormwater Review
2008-2009

Date	Event	Location	Report Source	Findings	Actions Taken	Date Resolved	Responsible Party
6/4/09	Stormwater Inspection	North South Axis Road	Nina McNitzky	Observed one storm drain that was missing required signage at the T-crossing of this road. The site shall place the storm drain signage so that it is clearly marked with the words "No dumping! Flows to Bay" or equivalent.	A work order has been submitted to the Stanford paint shop. The storm drains will be stenciled by July 31, 2009.		Tracy Ingebrigtsen
6/4/09	Stormwater Inspection	Loading Docks	Nina McNitzky	Observed trench storm drains that were missing required signage. The site shall place the storm drain signage at each of these locations so that it is clearly marked with the words "No dumping! Flows to Bay" or equivalent.	A work order has been submitted to the Stanford paint shop. The storm drains will be stenciled by July 31, 2009.		Tracy Ingebrigtsen
6/4/09	Stormwater Inspection	HEPL Driveway Area	Nina McNitzky	Observed two storm drains that were missing required signage in this drive-through area along side the HEPL building. The site shall place the storm drain signage so that it is clearly marked with the words "No dumping! Flows to Bay" or equivalent.	A work order has been submitted to the Stanford paint shop. The storm drains will be stenciled by July 31, 2009.		Tracy Ingebrigtsen
6/4/09	Stormwater Inspection	Thornton and Storke Driveway Area	Nina McNitzky	Observed five storm drains that were missing required signage in this drive-through area between these buildings. The site shall place the storm drain signage so that it is clearly marked with the words "No dumping! Flows to Bay" or equivalent.	A work order has been submitted to the Stanford paint shop. The storm drains will be stenciled by July 31, 2009.		Tracy Ingebrigtsen
6/4/09	Stormwater Inspection	Mechanical Engineering Facility	Nina McNitzky	Observed a 55-gallon drum of oil without secondary containment in the outdoor equipment area. The site shall immediately secondarily contain and properly store or dispose of the hazardous materials. The site shall use appropriate BMP's to protect the storm drain system and prevent a possible prohibited release from improper storage of hazardous materials.	The 55-gallon drum has been secondarily contained.		Tracy Ingebrigtsen

Santa Clara Valley Water District

5750 ALMADEN EXPWY
SAN JOSE, CA 95118-3686
TELEPHONE (408) 265-2600
FACSIMILE (408) 266-0271
www.valleywater.org
AN EQUAL OPPORTUNITY EMPLOYER

September 10, 2009

Mr. Bruce H. Wolfe
Regional Water Quality Control Board
San Francisco Bay Region
1515 Clay Street, Suite 1400
Oakland, CA 94612

Subject: Santa Clara Valley Water District Urban Runoff Program
FY 2008--2009 Annual Report of Pollution Prevention Activities

Dear Mr. Wolfe:

This report is submitted by the Santa Clara Valley Water District (District), in conjunction with the Santa Clara Valley Urban Runoff Pollution Prevention Program's (SCVURPPP) Annual Report, pursuant to provision C.6.a of the Program's reissued municipal stormwater NPDES Permit (Order No. 01-024). The report summarizes activities performed during FY 2008-2009 (July 1, 2008 to June 30, 2009) in accordance with the Santa Clara Valley Water District's Urban Runoff Management Plan (URMP), and the performance standards contained therein, submitted to the Regional Board in September 1997, updated in October 2000, and again in September 2004.

Program Highlights and Accomplishments–Permit Required Activities

- The District's Emergency Response (ER) Program's performance was evaluated by three mechanisms during FY07-08. The results of these evaluations were as follows:
  - (1) The Clean, Safe Creeks key performance indicator was met;
  - (2) The ER Program received a "Superior" rating (the highest rating possible) on the total organizational performance report; and
  - (3) The ER Program passed the quality and environmental recertification audit according to ISO 9000 and 14000 standards.
- The District ER Program responded to 124 incidents reported to the District's 24 hour per day, 7 day per week pollution hotline.
- The District's School Outreach Program visited 109 public and private schools reaching 13,932 students and 1,019 educators. Staff conducted 3 Project Wet teacher workshops, presented sessions at 4 conferences, and conducted 2 teacher in-service days.
- Removed 4,571 cubic yards of trash and debris from local creeks through the various District trash removal programs.

The District and SCVURPPP sponsored Rural Public Works training on erosion reduction and sediment control practices on rural unimproved roads, storage yards and other unimproved facilities. This workshop consisted of one day of classroom lecture followed by two, one-day

field training exercises on appropriate installation and use of various Best Management Practices. The field training took place at the District's Camden large wood debris and rock storage yard.

Enhancements-Non Permit Required Activities

- Implemented and expanded pilot treatment systems to improve water quality and reduce methyl mercury in one lake and two reservoirs (Almaden and Guadalupe) in the Guadalupe River Watershed.

- The District participated in two countywide creek cleanup events: Coastal Cleanup Day on September 20, 2008 and the National River Cleanup Day on May 16, 2009. During Coastal Cleanup Day, 1,331 volunteers collected 95,656 pounds of trash and 16,327 pounds of recyclables at 26 sites. On National River Cleanup Day, 967 volunteers collected 27,935 pounds of trash and 22,633 pounds of recyclables (which included ½ of an automobile) at 30 sites. These numbers indicate more volunteers participated and were able to remove significantly more trash from the community than the previous year.

Annual Report

The attached Annual Report provides an accurate representation of the implementation efforts of the District's Urban Runoff Management Plan and FY 08-09 work plan during the past fiscal year. The information can be shared with other Co-permittees, municipal decision-makers, and the public.

The table of contents of this report provides the outline of the Annual Report.

We appreciate the opportunity to provide you with this information on our accomplishments, and we look forward to your comments. If you have any questions regarding the materials submitted, or need additional information, please feel free to contact us.

Sincerely,

Shree Dharasker
Engineering Unit Manager
Environmental Management Unit

Attachments
cc/enc: Sue Ma, RWQCB
Jill C. Bicknell, EOA, Inc.
Adam W. Olivieri, Dr. PH. P.E., EOA, Inc.
bc:mf
0910a-l.docx

Santa Clara Valley Water District

FISCAL YEAR 2008-2009

ANNUAL REPORT

OF

URBAN RUNOFF

POLLUTION PREVENTION ACTIVITIES

September 10, 2009

TABLE OF CONTENTS

Page

CERTIFICATION STATEMENT ii
PERFORMANCE STANDARD COMPLETION iii
CERTIFICATION STATEMENT iii
INTRODUCTION 1
PROGRAM HIGHLIGHTS AND ACCOMPLISHMENTS 3
C.2 Municipal Operations 3
C.3 New Development 4
C.5 Illicit Discharge Detection And Elimination 4
C.6 Construction Site Controls 5
C.7 Public Information And Outreach 5
C.8 Water Quality Monitoring 9
C.9 Pesticides Toxicity Control 10
C.10 Trash Program Evaluation\ 11
C.11 Mercury Controls 12
C.15 Exempted and Conditionally Exempted Discharges 14
SUMMARY OF PROPOSED CONTINUOUS IMPROVEMENT ACTIVITIES 15

ATTACHMENTS BY MRP SECTION

1.1 Water Quality Standards Exceedances
1.2 Municipal Operations
1.3 New Development and Redevelopment
1.5 Illicit Discharge Detection and Elimination
1.6 Construction Site Control
1.7 Public Information and Outreach
1.8 Water Quality Monitoring
1.9 Pesticides Toxicity Control
1.11 Mercury Controls
1.15 Exempted and Conditionally Exempted Discharges

ATTACHMENT A

CERTIFICATION STATEMENT

"I certify, under penalty of law, that this document and all attachments were prepared under my direction or supervision in accordance with a system designed to ensure that qualified personnel properly gather and evaluate the information submitted. Based on my inquiry of the person or persons who manage the system, or those persons directly responsible for gathering the information, the information submitted is, to the best of my knowledge and belief, true, accurate, and complete. I am aware that there are significant penalties for submitting false information, including the possibility of fine and imprisonment for knowing violations."

Signature by Duly Authorized Representative:

James Fiedler
Chief Operating Officer

Sept. 11, 2009
Date

ATTACHMENT B

PERFORMANCE STANDARD COMPLETION CERTIFICATION STATEMENT

"I certify, under penalty of law, that Santa Clara Valley Water District has implemented all elements of the following performance standards, except as described in the Self-Evaluation Matrix in Attachment B of this FY 08-09 Annual Report, according to the policies and procedures described in the Santa Clara Valley Water District's Urban Runoff Management Plan dated September 1, 2004:

Rural Public Works Maintenance and Support Activities
Storm Drain Operation and Maintenance
Water Utility Discharge
Illicit Connection and Illegal Discharge
New Development and Construction Planning
New Development and Construction Inspection
Pest Management

Based on my inquiry of the person or persons who manage the system, or those persons directly responsible for gathering the information, this information is, to the best of my knowledge and belief, true, accurate, and complete. I am aware that there are significant penalties for submitting false information, including the possibility of fine and imprisonment for knowing violations."

Signature by Duly Authorized Representative:

James Fiedler
Chief Operating Officer

Sept 11, 2009
Date

INTRODUCTION

This is the Santa Clara Valley Water District (District) Urban Runoff Program's Fiscal Year (FY) 08-09 Annual Report (Annual Report). This Annual Report is prepared to comply with section *C.6* of Regional Board Order 01-024 and section *n* of Regional Board Order 01-119[1]. In their entirety, these two Regional Board Orders comprise the Municipal Stormwater Permit (Permit). This Annual Report demonstrates and describes District compliance with the Permit.
The Annual Report is formatted to correlate with sections identified in the soon to be adopted Municipal Regional Permit (MRP) and its revised section numbers.

Annual Report (AR)

The Regional Board established a cycle of regulatory submittals that includes the District's annual Urban Runoff Work Plan (Work Plan) which is required to be submitted by March 1 of each year. The Work Plan describes planned urban runoff pollution prevention activities for the upcoming fiscal year. The Annual Report provides a description of completed Work Plan elements and must be submitted by September 15 each year.

The Santa Clara Valley Water District's (District) Urban Runoff Program (DURP) completed several vital tasks during the 2008-2009 fiscal year (FY 08-09). The District focused on four main objectives; (1) Continuing to update the Work Plan format to be compatible with the MRP; (2) Sampling of Lake Almaden, Coyote, Calero, Chesbro, Uvas, Guadalupe, Stevens Creek, Lexington, and Almaden Reservoirs for ammonia, sulfate, nitrate, phosphorous, mercury, and methyl mercury, and continuing the study of mercury and methyl mercury processes in the Guadalupe watershed; (3) Continuing participation in numerous pollution prevention outreach activities, and (4) Continuing development of a District Trash Work Group to coordinate various District trash removal and source abatement activities.

The DURP includes both an area-wide component and an agency specific component. The area wide component is achieved through participation in the Santa Clara Valley Urban Runoff Pollution Prevention Program (Program) which is a collaborative effort by 15 agencies, including the District. The agency specific component of the Urban Runoff Program targets District activities and facilities that are potential sources, or potential receptors, of non-point source pollution. These activities include construction of capital improvements for flood control and water supply, channel maintenance, facility maintenance, and water utility operation and maintenance. Other sources of stormwater pollution, which are not associated with District activities, include illicit connections to storm drains, and illegal or accidental dumping or discharges on District facilities and waterways.

[1] Regional Board Order 01-119 revises section *C.3* (regarding runoff from new and redevelopment projects) of Regional Board Order 01-024.

Santa Clara Valley Water District Organization

The mission of the District is a healthy, safe and enhanced quality of living in Santa Clara County through watershed stewardship and comprehensive management of water resources in a practical, cost-effective and environmentally sensitive manner.

Readers interested in further background about the District are encouraged to read the FY03-04 AR.

Structure of Report

The Annual Report follows the format of the draft Municipal Regional Permit. The report includes three sections that describe 1) Program Highlights and Accomplishments 2) a Summary of Continuous Improvement Activities and 3) a series of attachments. Each attachment is consistent with the Work Plan submitted in March, 2008.

Exclusions

Several sections of the MRP do not directly apply to the Santa Clara Valley Water District. Those sections are C.4 C.10 C.12 C.13 C.14 C.16-21. These sections are requirements directed to the municipalities that own and or operate the municipal separate storm sewer systems or MS4s.

PROGRAM HIGHLIGHTS AND ACCOMPLISHMENTS

The District's Urban Runoff Pollution Prevention Program (Program) completed numerous tasks during the 2008-2009 Fiscal Year. The details of these accomplishments are included in the attachments to this Annual Report. Some of the Program highlights are summarized below. The full description of the activities can be found by referencing the section numbers with the attachments portion of the report.

C.2 Municipal Operations

Storm drain inspections and cleaning work orders continue to be distributed via the District's Comcate (field maintenance work order software) Preventative Maintenance Program for the three Water Treatment Plants. Each month facility maintenance staff receive a computer generated work order to inspect all storm drains at their facility and have them cleaned as needed. The Environmental Management Unit has been performing storm drain inspections since FY 2005 at the Vasona Meter Shop, Corporation Yard, Headquarters and Administration Campus and the Blossom Hill Annex to ensure compliance with the Urban Runoff Management Plan and Storm Water Pollution Prevention Plans.

The water quality sampling at the Corporation Yard has continued. Pollution prevention and pollutant reduction has continued to be a focus of Corporation Yard staff training.

The stormwater quality BMPs such as vegetated swales, sand filters and storm drain inlet protection were visually inspected quarterly during non-stormwater observations at most District facilities except Coyote and Pacheco Pump Stations. The pump stations do not warrant non-stormwater observations due to the low potential for these types of discharges to occur. The Corporation Yard culvert inlet protection device (constructed of cinderblocks filter fabric and washed gravels) was inspected in September, 2008 and determined to be in need of reconstruction and cleaning which was completed later in the Fall, 2008. The Corporation Yard culvert inlet protection device was again inspected in June, 2009, and will be serviced in October, 2009, as it has collected sediment preventing this material from entering the Guadalupe River. Other BMPs are working effectively, as noted on the non-storm water observation forms submitted. The three Water Treatment Plants conducted the storm drain inspections required under this program.

During FY 08-09, the District removed approximately 8,845 cubic yards of sediment and completed bank protection projects totaling approximately 7,121 linear feet (1.35 miles).

Annual SMP archeology awareness and BMP training was conducted on June 5, 2008, and June 11, 2008, and 95 % of District employees from the Watershed Field Operations Units, Watershed Program Support Units, Vegetation Management Unit, and Regulatory Compliance Unit received the training (100 employees). BMP training evaluation forms were distributed during the training session and attendees were asked to complete them before leaving. All training sessions were rated excellent (38%) or good (55%) by the respondents. Suggestions for improving the training will be incorporated into next year's training. On-site training has also

been conducted for District contractors and day laborers. The training for the Stream Maintenance Project that took place in June of 2008 is for work that was conducted in the time frame addressed by this report.

C.3 New Development

The following stream function improvement activities are not part of the permit requirements. However, in the interest of natural channel/creek design, the District has been collecting geomorphic data and designing flood control projects in the upper watershed that incorporate various geomorphic features. Some of this work is overseen by the Office of Stewardship Planning's Watershed Planning and Asset Management Unit.

Adobe Creek

Construction began in early summer, 2008, and was completed in the fall of 2008. The design incorporated some fluvial geomorphic features that could be accommodated considering the residential encroachment.

Stevens Creek

The Blackberry farm project in Cupertino, which includes some District design features, was completed in the Spring of 2009.

C.5 Illicit Discharge Detection And Elimination

Emergency Response

The District addresses IC/ID incidents effectively through its watersheds' hazmat "Emergency Response" (ER) Program. This aggressive 24-7 program responds reactively to IC/ID incidents by providing referral and inter-agency cooperation and/or conducting field investigation and clean-up activities as appropriate. The ER Program may be contacted via the Pollution Hotline (1-888-510-5151) which is advertised on the District's internal and external websites, as well as in occasional fliers and memos. The Hotline is also advertised on the Santa Clara Valley Pollution Prevention Program's website. The ER Team routinely responds to over 100 reported incidents per year as reported by District field workers, staff from other agencies, and members of the general public.

The District received and responded to a total of 124 emergency response reports throughout Santa Clara County during fiscal year 2008-2009. This total increased 8% from the 115 reports in FY 07-08. Of the 124 total incidents reported during the last fiscal year, 115 were within the jurisdiction of the San Francisco Bay Regional Water Quality Control Board and the associated Santa Clara Municipal Stormwater Permit. 83 of the 124 required a field response by a team member or members for general investigation, source identification, multi-agency coordination, clean up, or evidence collection. The 124 total incidents were distributed among the District's five major watersheds as follows: Coyote (30), Guadalupe (55), West Valley (18), Lower Peninsula (12,) and Uvas/Llagas (8). The data from the emergency response reports indicates that the Guadalupe River was once again the waterway with the greatest number of incidents

with a total of 26 reports. Coyote Creek also had a relatively high number (13) of incidents reported. Los Gatos Creek had 8 incidents reported. Chemical incidents were the most predominate with a total of 24 followed by Fuel/Oil related incidents as the second most predominate. Trash (17) was the third most common complaint.

The majority of reports (66) this year again occurred within the limits of the City of San Jose. Seventeen (17) incidents occurred in unincorporated areas. The District records every response it receives. It is important for the District to be able to accurately track the number of reports. If the incident is outside of District jurisdiction (limited to its own lands and facilities – that being properties "owned, controlled, operated, or maintained by the District") the District may forward the report information to the appropriate public agency. The District does log those forwarded reports for our records - so it is important for the Regional Board to be aware that the total number of reports from all co-permittees as reported by the Program Manager may be artificially elevated due to double reporting of such cases (District + municipal). The District is one of the few Santa Clara County Municipal Permittees that has 24 hour availability to implement stormwater pollution prevention program investigations. District staff will occasionally investigate and collect evidence at a site that can later be transferred to the appropriate jurisdictional authority during the next regularly schedule business hours whether it be our co-permittees, or state and federal agencies. The District responded within the two hour target field response time 98.3% of the time in 2008-2009 for all in-County incidents.

C.6 Construction Site Controls

The District continued to use the monthly inspection sheet developed in FY 02-03 to facilitate compliance and follow up inspections. The Environmental Management Unit (EMU) continued to coordinate with the construction inspectors in the field to go over SWPPP implementation at the construction sites. This coordination proved beneficial, and EMU will continue providing monthly reminders to Construction Inspection Unit staff to complete SWPPP implementation paper work during FY 09-10.

The Construction Inspection Unit continues to use the Incident Response/Pollution Prevention Hotline to contact Environmental Management Unit staff to report construction sites that are creating discharges of concern.

In FY 08-09, the District had 11 Capital Improvement Projects (CIP) under construction that included flood protection/channel improvement projects. The Environmental Management Unit assisted with review of CIP SWPPPs as requested. A table showing the inspections completed is included with the C.6 Attachments.

C.7 Public Information and Outreach

The District serves a community of 1.7 million countywide and has excellent outreach programs to many sectors of the community. Key elements of the District's PIP Program include creek clean up events supporting citizen participation, attendance at community events targeting the general public, numerous workshops presented by the Water Conservation Unit, and the School Outreach Program.

General Outreach

The District attended 19 community events during FY 08-09. A listing of all events is included in this Section (C.7.e.i; C.7.e.ii; C.7.e.iii).

The District's website continues to provide regular updates to the community. During the winter season, the District's home page featured a link to flood-related information, the District's efforts to protect the waterways in the event of a flood, and sandbag distribution sites. Our on-line maintenance request form empowers citizens to report dumping or waterway-related problems, and allows them to send messages to the appropriate watershed staff. The site also includes a link to the Santa Clara Valley Urban Runoff Pollution Prevention Program.

The District includes a point of contact (phone number and website) to provide the public with information on watershed characteristics and stormwater pollution prevention alternatives through the Program. Please refer to the Program's Annual Report for details (C.7.d.i; C.7.d.ii; C.7.d.iii).

Targeted Outreach

Workshops

In May, 2008, the District's Water Quality, Groundwater Management, Vegetation Management and Water Use Efficiency Units worked together with the Loma Prieta Resource Conservation District, the University of California Cooperative Extension and the United States Department of Agriculture Natural Resource Conservation Service to conduct the seventh annual Stewardship for Small Acreages – A Series of Workshops on Land Management for Clean Water. The goal was to provide rural landowners with the resources needed to protect both surface and ground water quality on and off their property. The series took rural landowners through the steps of assessing their properties and developing action plans to address the highest priority items. The workshops were held at various small acreage homes. The four sessions included general topics such as watersheds and conservation plans, groundwater quality, wells, septic systems and hazardous household products; manure/waste management and composting; small vineyards; and fire safety, landscaping and erosion control. A total of 208 people attended the 4 sessions.

In March, 2009, the Water Use Efficiency Unit conducted a four-part Water Efficient Landscaping Workshop Series. A total of 208 people attended the four sessions: Designing and Selecting Plants for a Water-Wise Garden, Gardening with Natives, Water Efficient Irrigation Design, and Water Efficient and Sustainable Landscaping Techniques. Several Units came together to present two sessions of CreekWise Workshop for creekside owners on March, 1, and March, 15. The workshops included watershed education, water conservation, urban runoff and pollution prevention, invasive species, pest management, erosion control, and being a good creek neighbor. A total of 59 people attended the two sessions.

Media Campaign

The District carried active media outreach during the winter of 2008-09. The District took advantage of the winter storms to inform and educate the public about the importance of keeping our creeks clean.

In addition to the District's own campaign, the District participated in a regional water conservation campaign, funded by a state grant and led by San Francisco Public Utilities Commission and Bay Area Water Supply and Conservation Agency. The primary message of this regional campaign is that California is in a drought and everyone can take easy steps to save water now. The campaign includes a regional website that directs users to services and programs in their own service area.

The District participates in a countywide advertising campaign through the program. Please refer to the Program's Annual Report for details (C.7.b.i; C.7.b.ii; C.7.b.iii). The District participates in a Bay Area-wide Media Relations campaign through BASMAA via the program. Please refer to the Program's Annual Report for details (C.7.c.i; C.7.c.ii; C.7.c.iii).

Other Targeted Outreach

Flood Safety Notice 2008 was mailed in November, 2008, to 104,000 flood plain residents. Although the mailer's main focus is flood preparedness and safety, it also contained articles on healthy creek ecosystems, keeping debris out of creeks and illegal dumping. A copy is included in this section.

In January, 2009, the District mailed out more than 700,000 copies of Valley Water News, a Countywide newsletter, to residents and businesses in Santa Clara County. The newsletter included information emphasizing the need to keep our streams free of trash and chemicals. It also provided the 24-hour pollution prevention number to report illegal dumping.

AquaFacts, the District's employee newsletter, continued this year as an online publication. AquaFacts contained 10 articles relating to stormwater pollution prevention and watershed education during FY 08-09. Topics included "Got Bugs?-Be careful what you spray", "Bike-to-Work Day", "Algae harvesting at Los Capitancillos Groundwater Recharge Ponds", "District fleet observes Clean Air Month", "Two-wheeled inspections of levees and creek trails", and two creek cleanup events. The employee newsletter is an excellent and cost-effective method for delivering urban runoff, pollution prevention, and watershed messages to District employees. In addition to AquaFacts, several articles were included in the District's daily "News You Can Use" emails.

An all employee Pollution Prevention Week email campaign was conducted September 22 through 28, 2008. Five emails were sent providing pollution prevention tips. Topics included: general pollution prevention week information, fighting pollution on the road, proper pesticide use and disposal, proper disposal of fluorescent bulbs, batteries and cell phones and protecting your Watershed. Numerous requests for brochures were received from the employees, as well

as many comments on the campaign. This continues to be a good method to present pollution prevention ideas to District employees.

Neighborhood work notices are posted on the District's web site for all stream maintenance and capital projects. Most notices include watershed information.

Educational Outreach

The District's educational outreach program serves a diverse population and responds to the needs of the schools throughout the County. Programming is consistent with State standards and regularly integrates messages and issues of other District communication programs. The District's School Outreach Program visited 109 public and private schools reaching 13,932 students and 1,019 educators. Staff conducted 3 Project Wet teacher workshops, presented sessions at 4 conferences and conducted 2 teacher in-service days during FY 08-09. The District offers a comprehensive education outreach program for early childhood, elementary, middle school, high school, and college-aged students to establish a foundation for understanding and appreciation of water resources. The program provides age-appropriate classroom presentations, teacher in-service training in water education, and tours, in order to help children understand and appreciate their local water resources. Classroom presentations include hands-on experiments, information on watersheds, urban run-off, pollution prevention, flood plains, conservation tips, water awareness activities, flood management, and careers in the water industry. Scheduling is conducted on a first-come, first-served basis and provided free to schools in Santa Clara County. Number of students by watershed, city, grade, focus of presentation, and school district are included with this section. AquaDrops eNews, an electronic teacher's newsletter was sent out in September 2008 and January 2009 (C.7.h.i; C.7.h.ii; C.7.h.iii).

The Coyote Creek Outdoor classroom encompasses land alongside Coyote Creek and includes a covered gazebo classroom for students and teachers, as well as a platform overlooking the creek where students can study the stream's natural habitat. Groundwater monitoring wells on site enable students to observe and evaluate the groundwater table. Also the site is used to explain how surface and groundwater interact. The site features two planting areas – one site close to the creek planted with native trees and shrubs to improve the stream's wildlife habitat, and a "high terrace" or upland area landscaped with oaks, grasses and other native plants to demonstrate drought-tolerant gardens. During the 2008-09 school year, the program did not use the Coyote Creek Outdoor classroom.

Morley Park Outdoor Classroom in the City of Campbell provides the opportunity to teach students about the purpose of wetlands, urban runoff and the value of percolation ponds. During the 2008-09 school year, the program provided tours for 20 classes, 639 students and 20 teachers.

Citizen Participation

The District established the Adopt-A-Creek Program in 1994 to encourage residents of Santa Clara County to take an active role in helping to preserve the health and beauty of our local creeks. The Adopt-A-Creek program is currently has been resurrected by the Communications and Customer Relations Unit - In FY08-09, 10 new permits and 4 renewal permits were issued and 48 creek cleanup events were conducted. A list of cleanup events is included in this section (C.7.g.i; C.7.g.ii; C.7.g.iii).

The District participated in two countywide creek cleanup events: Coastal Cleanup Day on September 20, 2008 and the National River Cleanup Day on May 16, 2009. During Coastal Cleanup Day, 1,331 volunteers collected 95,656 pounds of trash and 16,327 pounds of recyclables at 26 sites. On National River Cleanup Day, 967 volunteers collected 27,935 pounds of trash and 22,633 pounds of recyclables (which included ½ of an automobile) at 30 sites (C.7.g.i; C.7.g.ii; C.7.g.iii).

C.8 Water Quality Monitoring

Monitoring

The District continued its monitoring program to evaluate water quality in Lake Almaden, Almaden Reservoir, Calero Reservoir, Guadalupe Reservoir and Stevens Creek Reservoir. The purpose of this monitoring is to establish existing water quality conditions and seasonal variability to evaluate the implementation of management changes to improve water quality. Depth profile measurements of temperature, pH, conductivity, and dissolved oxygen were conducted monthly. In addition, water samples were collected from the epilimnion and hypolimnion for analyses of total and dissolved mercury, total and dissolved methyl mercury, ammonia, nitrate/nitrite, sulfate and phosphorus at Lake Almaden, Almaden Reservoir, and Guadalupe Reservoir. Samples were also collected from the epilimnion for analyses for chlorophyll-a.

Coordinate Regional Monitoring Efforts of BASMAA, SCVURPPP, WMI, and District

The District Environmental Management Unit staff attended program and regional monitoring work group meetings including SCVURPPP Monitoring Ad-Hoc Work Group, BASMAA Monitoring Committee, WMI Assessment Subgroup meetings, and TMDL work group meetings (PCB, mercury, sediment), to identify opportunities for coordination and collaboration of monitoring activities. District staff participated in the Monitoring Ad Hoc Workgroup meetings and worked with the SCVURPPP Program to share monitoring data. District staff reviewed and commented on Program monitoring work plans, monitoring reports, and assessments. The District dedicated significant resources to work on the Guadalupe Watershed Mercury study and the TMDL. The District also dedicated staff time to collaborate on the San Francisco Bay Mercury TMDL.

C.9 Pesticides Toxicity Control

The District uses pesticides as one of the tools for pest management on its properties and facilities. The primary category of pesticides used is herbicides. Insecticides and rodenticides are used in small quantities. In all cases, pesticide products are used only after an assessment has been made regarding environmental, economical, and public health aspects of each of the alternatives. The District has always been proactive and conservative in the use of pesticides.

The District continues to implement a pesticide policy and an "Approved Pesticide List." Except for three products, the District's Approved Pesticide List met the criteria established in the District's Pesticide Policy for water quality, environmental and public health hazards. The District's policy states "Category I and II pesticides may only be used if required to meet health and safety concerns or if mandated to maintain regulatory compliance such as dam safety." The three "Toxicity Category I" products, one herbicide and two rodenticides were exempted from meeting the toxicity restriction due to the following factors:

1) They are integral in meeting the structural engineering requirements of the District's levee systems and dam safety program.
2) There are no practical alternatives at this time.
3) The toxicity and hazard exposure of these products applies only to the applicator at the time of application. These hazards are mitigated with protective clothing and eye protection which minimize the exposure hazard to the maximum extent.

The District believes that use of the less toxic products is beneficial to the environment and the health and safety of employees.

The District began implementation of the *arundo* mitigation program in 2002. The eradication program has increased the District's use of some pesticides. The cut stump method of application minimizes the potential for environmental impacts. The District currently has a program for monitoring the water quality impacts of this work type.

Alternate Pest Management Practices

With more than 25 acres of unwanted vegetation rising up and around the Santa Teresa Water Treatment Plant, the District used nearly 700 goats to remove dry brush that could have posed a fire hazard if left unchecked. Using the goats was a welcome alternative to chemicals or mowing, which proved difficult in the past because of uneven slopes around the plant. This innovative approach reflects that the District is doing things differently and certainly keeping the environment in mind.

The District continued to integrate mechanical harvesting and non-toxic dye colorants with the use of an herbicide known as "Control Weed" to manage algae at percolation ponds.

Training/Certification

Continuing education (CE) is required to maintain certification. Employees can obtain CEs through seminars sponsored by Pesticide Applicators Professional Association (PAPA),

California Association of Pest Control Advisors (CAPCA), manufacturers and universities. CEs are tracked by PAPA/CAPCA and records can be obtained from their websites. All District employees prepare an Employee Performance Plan and County Agricultural Commissioner and the State Department of Pesticide Regulations certification and training requirements are included in individual Performance Plans. Performance Plan evaluations are conducted every summer for all employees. Employees not meeting certification and training requirements contained in their Performance Plan may face disciplinary action or termination of employment.

Bi-weekly safety meetings are held that include IPM Policy, SOP and BMP training. Label training, hazardous spill response, and symptoms of pesticide poisoning were some of the topics covered this past year.

BMP inspection checklists continue to be completed for both chemical and non-chemical vegetation management activities.

C.10 Trash Program Evaluation

It continues to be very challenging for the District to identify individual responsible parties for many of the illegal dumping activities that occur in the creeks of the county. Since the District has no police powers and no land use authority, our ability to penalize polluters and protect the environment proactively, rather than retroactively, is very limited outside of our extensive public and educational outreach activities. Homeless encampments are one of the primary sources of trash being directly deposited to the riparian corridor. With these limitations in mind, the District dispatches maintenance crews to provide frequent and routine creek cleanup for trash and debris in District waterways. Some of this material is deposited in creek channels and constitutes illegal dumping but is not reported to District hazmat or code enforcement staff due to the inability to establish an individual source or responsible party. In the spring of 2006, the District formed an internal focus group made up of water quality and field maintenance staff, and various managers, to better strategize how to identify root causes and sources of trash and how to reduce the load of trash to the creeks. This group has since evolved into the District Trash Work Group which includes a broader scope of District employees from watershed managers to field maintenance staff planners, and intermediate managers. This group was formed to coordinate the District's internal and external trash related activities such as work with SCVURPPP, the San José/District Trash MOU, and non-governmental organizations. The group meets several times a year to discuss potential options and structure devices to capture trash, and also protect the various natural resources in our creeks.

The District maintains three trash cleanup programs:

1) The Clean Safe Creek Outcome 1.4 (aka the Good Neighbor Program) which states "Neighborhood creeks will be frequently inspected and cleaned of litter and graffiti;"
2) The Adopt-A-Creek program which allows individuals, service organizations or companies to adopt a section of creek and have their name posted along that section of creek; and
3) Unscheduled litter and debris removal associated with internal and external maintenance requests generated from the District's Internet website.

These three programs collected and disposed of approximately 4,571 cubic yards of trash and debris from county waterways in 08-09. This year's breakdown by watershed is as follows; Guadalupe watershed 841 cubic yards (18%), Coyote watershed 1,503 cubic yards (33%), West Valley watershed 877 cubic yards (34%), Lower Peninsula watershed 926 cubic yards (16%), and Uvas Llagas watershed had 621 cubic yards (14%). The Guadalupe watershed Good Neighbor Program continues to conduct monthly homeless encampment cleanup activities along both the Guadalupe River and Coyote Creek. The Good Neighbor Program coordinates with the Santa Clara County Department of Corrections to utilize inmate labor for some of the creek cleanup activities. Additionally, the San José Conservation Corp labor is also utilized extensively during many of the trash removal operations. The Adopt-A-Creek program also supports trash removal from adopted sections of various creeks and this program is highlighted in the PIP activities section of the Annual Report. The Adopt A Creek program is responsible for the removal of 231 cubic yards of trash from the various watersheds.

Blood Borne Pathogen Training

The District suspended trash assessments for 2007-2009 due to safety issues associated with working in proximity to homeless encampments and other potential blood born pathogen exposures. The Districts Urban Runoff Program has been working with the District's Industrial Hygienist to develop a suite of Best Management Practices to be implemented by staff conducting Rapid Trash Assessments in areas that could potentially expose employees to significant health hazards. These BMP's include the mandatory use of puncture resistant boots, a suite of vaccinations, and focused training on how to prevent exposure to blood borne pathogens and how to respond should an individual be exposed to blood borne pathogens.

The District's Industrial Hygienist indicated that vaccinations are available to District employees who perform field work that potentially exposes them to any of the following: used hypodermic needles, human excrement and/or bodily fluids, sharp objects contaminated with soil, and employees who could come into contact with wild animals or vicious dogs. The District Environmental Health and Safety Unit will consider these work activities in order to determine which of the following preventative vaccinations are recommended for each employee:

1) Hepatitis A
2) Hepatitis B
3) Tetanus
4) Rabies

Once District staff is safely prepared to continue conducting Rapid Trash Assessments, they will likely resume.

C.11 Mercury Controls

Stream Maintenance Program

In 2008, routine sediment removal maintenance resulted in the disposal 8,205 cubic yards of material, with 1,641 of this total from the creeks in the upper portion of the Guadalupe River

Watershed. The total mercury removed from the system was 46 kg, with 45 kg from the Guadalupe River Watershed.

Monitoring (as previously stated in C.8)

The District has undertaken a monitoring program to evaluate water quality in Lake Almaden, Almaden Reservoir, Calero Reservoir, Guadalupe Reservoir and Stevens Creek Reservoir. Depth profile measurements of temperature, pH, conductivity, and dissolved oxygen were conducted monthly. In addition, water samples were collected from the epilimnion and hypolimnion for analyses of total and dissolved mercury, total and dissolved methyl mercury, ammonia, nitrate/nitrite, sulfate and phosphorus at Lake Almaden, Almaden Reservoir, and Guadalupe Reservoir. Samples were also collected from the epilimnion for analyses for chlorophyll a. The purpose of this monitoring is to establish existing water quality conditions and seasonal variability to evaluate the implementation of management change to improve water quality.

Other Mercury Controls

In 2008, the District continued to implement three projects to control mercury in the Guadalupe River Watershed: Jacques Gulch Restoration, Lake Almaden Circulation, and Reservoir Circulation.

Jacques Gulch Restoration

Jacques Gulch is a tributary to Almaden Reservoir that drains approximately one-third of the reservoir watershed. A portion of this drainage includes a small tributary that drains a portion of the former New Almaden Mining District, which is now Almaden-Quicksilver County Park. The project will remove, cap, or control erosion of extensive mercury deposits in the tributary above its confluence with Jacques Gulch, and in Jacques Gulch above its confluence with Almaden Reservoir. This project is scheduled for completion in 2011. During the reporting period, the District accepted a bid for construction, which will begin July 1, 2009.

Lake Almaden Circulation

Lake Almaden is a former gravel quarry that lies at the confluence of Guadalupe Creek and Los Alamitos Creek that drain Guadalupe and Almaden Reservoirs, respectively. Below this confluence is the Guadalupe River. This lake provides recreational amenities to the community, including swimming, boating, and fishing. The Guadalupe River Watershed Mercury Study identified the lake as a significant source of methyl mercury that bio-accumulates in fish within the lake and in fish downstream. In 2008-09 two additional circulators were installed in the lake, providing full treatment.

Reservoir Circulation

The Guadalupe River Watershed Mercury Study identified reservoirs as a significant source of methyl mercury that bio-accumulates in fish within the reservoirs and in

downstream creeks. The study also demonstrated a correlation between the seasonal development of anoxia in the hypolimnion and increased methyl mercury concentrations. Building on the success of the Lake Almaden pilot project, the District installed three solar-powered circulators in Almaden Reservoir in April, 2007, and three solar-powered circulators were installed in Guadalupe Reservoir in July, 2007. -Monitoring of the performance was continued in 2008-09.

C.15 Exempted and Conditionally Exempted Discharges

The District owns, operates, and/or maintains 3 water treatment plants, 2 pumping and metering stations, 1 pump station, 11 reservoirs, percolation facilities, water wells, a recycled water facility (South County Regional Wastewater Authority Treatment Plant), and distribution pipelines. All of these water facilities have a potential for discharging non-stormwater to surface water bodies.

The District continued reporting on all water utility O&M discharges. Please see attached inventory table (Table 15.1). Typical District discharges include raw water from water quality testing devices at District plants, San Tomas Injection Well, and Vasona Meter Shop testing.

The District's water utility maintenance staff performs all discharges. District staff implemented BMPs after consultation with the Environmental Management Unit.

SUMMARY OF PROPOSED CONTINUOUS IMPROVEMENT ACTIVITIES

1. Provide training to Water Utility staff relevant to MRP BMP's and BMP's from and other District specific NPDES permits.

2. Increase awareness among District Employees of pollutant effects on San Francisco Bay and the Pacific Ocean.

045364

Attachment 1.1

Water Quality Standard Exceedances

Work Plan Task	Task Description	Status / Comments	Due Date (mo/yr)
C.1. Water Quality Standards Exceedances			
The Permittees shall comply with Receiving Water Limitations B.1 and B.2 through the timely implementation of control measures and other actions to reduce pollutants in the discharge of stormwater runoff. The Permittees shall implement control measures and Best Management Practices (BMPs) to reduce pollutants in stormwater discharges to the maximum extent practicable in accordance with the requirements of this permit, including any modifications. The performance standards specified in Provisions C.2 through C.15 are designed to achieve compliance with Receiving Water Limitations B.1 and B.2 through implementing management practices, specifying level of implementation, and requiring timely and complete reporting to enable determination of compliance with the specified performance standards. If exceedance(s) of water quality standards or water quality objectives (collectively, WQSs) persist in receiving waters, notwithstanding implementation of these Provisions, Permittees shall assure compliance with Discharge Prohibitions A.1 and A.2, and Receiving Water Limitations B.1 and B.2 by complying with the following procedure: **a.** Upon a determination by either the Permittee(s) or the Water Board that discharges are causing or contributing to an exceedance of an applicable WQS, the Permittee(s) shall promptly notify and thereafter submit a report to the Water Board that describes BMPs that are currently being implemented and the current level of implementation and additional BMPs that will be implemented, and/or an increased level of implementation, to prevent or reduce discharge of pollutants that are causing or contributing to the exceedance of WQSs. The report may be incorporated in the Annual Report, unless the Water Board directs an earlier submittal, and shall constitute a request to the Water Board for amendment of this NPDES Permit. The report and application for amendment shall include an implementation schedule. The Water Board may require modifications to the report and application for amendment; **b.** Submit any modifications to the report required by the Water Board within 30 days of notification; **c.** Within 30 days following adoption of the amendment to the Permit described above by the Water Board, the Permittees shall incorporate the approved modified control measures and levels of implementation, and any additional monitoring required; and, **d.** Implement the revised Permit requirements and monitoring program in accordance with the adopted schedule in C.1.a. As long as Permittees have complied with the procedures set forth above and are implementing the revised Permit, they do not have to repeat the same procedure for continuing or recurring exceedances of the same receiving water limitations unless directed by the Water Board to develop additional control measures and BMPs and reinitiate the Permit amendment process.			

Program Evaluation

This work plan component will be applicable once the Municipal Regional Permit is adopted and implemented.

Attachment 1.2

Municipal Operations

Santa Clara Valley Water District
Urban Runoff Annual Report For FY 2008-09
Municipal Operations

Work Plan Task	Task Description	Status / Comments	Due Date (mo/yr)
C.2. Municipal Operations			
C.2.e. Bridge and Structure Maintenance and Graffiti Removal			
C.2.e.i. Task Description			
C.2.e.i.1	Permittees shall implement appropriate BMPs to prevent pollutant discharge from bridges and structural maintenance activities directly over water or into storm drains.	Acknowledged as a SCVWD requirement for FY0910	
C.2.e.i.2	Permittees shall implement BMPs for graffiti removal that would prevent non-stormwater discharge, such as wash waters.	Acknowledged as a SCVWD requirement for FY0910	
C.2.e.ii. Implementation Levels			
C.2.e.ii.	(1) Permittees shall prevent concrete, steel, wood paint and paint chips, coating chips, or other pollutants generated in bridge and structure maintenance or graffiti removal from entering storm drains or water courses. (2) Permittees shall protect nearby storm drain inlets before removing graffiti from walls, signs, sidewalks or other structures needing graffiti abatement. Permittees shall prevent any discharge of debris, cleaning compound waste, paint waste or wash water due to graffiti removal from entering storm drains or watercourses.	Acknowledged as a SCVWD requirement for FY0910	
C.2.e.iii. Reporting			
C.2.e.iii.	Permittees shall report compliance with these BMPs in their Annual Reports.	Acknowledged as a SCVWD requirement for FY0910	
C.2.f. Catch Basin or Storm Drain Inlet Inspection and Cleaning			
C.2.f.i. Task Description			
C.2.f.i.	Permittees shall annually inspect, before the wet season, all catch basins or storm drain inlets, and clean them to remove sediment, trash, litter, and other pollutants from the catch basins and storm drain inlets	Ongoing	
C.2.f.ii. Implementation Levels			
C.2.f.ii.1	Maintain for inspection maps of all storm drain inlets, outfalls and drainage areas contributing to those outfalls within the Permittee's jurisdiction	Ongoing	

Work Plan Task	Task Description	Status / Comments	Due Date (mo/yr)
C.2.f.ii.2	Maintain storm drain inlets and stormwater collection systems in accordance with the following: (a) Inspect and clean storm drain inlets/catch basins, at least once per year before the rainy season. (b) Increase inspection and maintenance frequency in problem areas, such as those that accumulate excessive sediment, trash and debris, to twice a year, or as required for compliance with Provision C.10. (c) During inspections, check and implement corrective follow-up actions for the following: (i) Accumulation of trash, sediments and pollutants (e.g., oily sheen); (ii) Presence of illicit discharges; and (iii) Storm drain pollution prevention message legibility (See Provision C.7.a.).	Ongoing	
C.2.f.iii. Reporting			
C.2.f.iii.	Permittees shall keep and maintain available for inspection records of inspections, cleaning, and maintenance for all drain inlets/catch basins and shall report them in their Annual Reports	Ongoing	
C.2.i. Corporation Yard BMP Implementation			
C.2.i.i. Task Description			
C.2.i.i.1.	Permittees shall prepare, implement, and maintain specific Stormwater Pollution Prevention Plans (SWPPP) for corporation yards, including municipal vehicle maintenance, parking areas, and material storage facilities to comply with water quality standards.	Ongoing	
C.2.i.i.2.	The requirements in this provision shall apply only to facilities that are not already covered under the State Board's Statewide Industrial Stormwater NPDES General Permit		
C.2.i. ii. Implementation Levels			
C.2.i.ii.1.	Implement BMPs to minimize pollutant discharges in stormwater and prohibit non-stormwater discharges, such as wash waters and street sweeper, vactor, and other related equipment cleaning washwater. Pollution control actions shall include, but	Ongoing	

Work Plan Task	Task Description	Status / Comments	Due Date (mo/yr)
	not be limited to, good housekeeping practices, material and waste storage control, and vehicle leak and spill control.		
C.2.i.ii.2.	Routinely inspect corporation yards to ensure that no non-stormwater discharges are entering the storm drain system and that during storms, pollutant discharges are prevented to the maximum extent practicable. At a minimum, an inspection shall occur before the start of the rainy season.	Ongoing	
C.2.i.ii.3.	Plumb all vehicle and equipment wash areas to the sanitary sewer after coordination with local sewer agencies and equip with a pretreatment device (if necessary) in accordance with the requirements of the local sewer agency	Complete	
C.2.i.ii.4.	Use dry cleanup methods when cleaning debris and spills from corporation yards. If wet cleaning methods must be used (e.g., pressure washing), Permittees shall ensure that wash-water is collected and disposed in the sanitary sewer in accordance with the requirements of the local sewer agency. Any private companies hired by the Permittee to perform cleaning activities on Permittee-owned property shall follow the same requirements.	Ongoing	
C.2.i.ii.5.	Outdoor storage areas containing waste pollutants shall be covered and/or bermed to prevent pollution of stormwater runoff or run-on to storm drain inlets.	Needs to be done	
C.2.i.iii. Reporting			
C.2.i.iii.	Permittees shall annually report the results of inspections at all corporation yards.	Ongoing	

PROGRAM EVALUATION

Corporation Yards when poorly maintained can be the source of significant amounts of contamination. Over the last decade District Urban Runoff Program staff have been instrumental in developing a significantly improved appreciation by Corp Yard staff of the need for pollution prevention. The staff of the Corp Yard have dramatically reduced the volume of potential pollutants stored on site and have implemented a very affective good housekeeping strategy. A District wide Green Business Certification has also brought a heightened environmental awareness to all District staff regarding pollution prevention.

Corp Yard stormwater samples were collected in the fall both upstream and downstream of the Sediment control best management practice device.

The District owns and operates the stormwater drainage systems at its facilities, which includes storm drains, catch basins, vegetated swales, open drainage ditches, utility trenches, and storm drain lines. Storm drains from District facilities discharge to creeks, the Guadalupe River, and recharge ponds. Storm drains outside District facilities are owned and operated by the local (city or county) jurisdiction.

The District completed the following tasks:

1) Revised drafts of Stormwater Pollution Prevention Plans for the Corporation Yard, Headquarters Campus, Santa Teresa Water Treatment Plant.

2) Continued implementation of the storm drain inspection and cleaning program.

3) Continued street sweeping functions at facility parking areas.

BMPs were formally inspected quarterly during non-stormwater observations at most District facilities except Coyote and Pacheco Pump Stations. The pump stations do not warrant non-stormwater observations due to the low potential for these types of discharges to occur. The Corporation Yard culvert inlet protection device (constructed of cinderblocks filter fabric and washed gravels) was inspected in June of 2008 and determined to be in need of cleaning and repair. The Corporation Yard culvert inlet protection device was serviced in October of 2008 and functioned well through the winter of 2008 and 2009. Once again the device is in need of service and that will take place in the fall of 2009. Other BMPs are working effectively, as noted on the non-stormwater observation forms submitted. The three Water Treatment Plants conducted the storm drain inspections required under this program.

HIGHLIGHTS AND ACCOMPLISHMENTS

The Corp Yard sampling has continued. Pollution Prevention and pollutant reduction has continued to be a focus of Corp Yard staff.

Storm drain inspections and cleaning work orders continue to be distributed via the District's Comcate (field maintenance work order software) Preventative Maintenance Program for the three Water Treatment Plants. Each month facility maintenance staff receive a

computer generated work order to inspect all storm drains at their facility and have them cleaned as needed. The Environmental Management Unit has been performing storm drain inspections since FY 2005 at the Vasona Meter Shop, Corporation Yard, Headquarters and Administration Campus and the Blossom Hill Annex to ensure compliance with Urban Runoff Management Plan.

Attachment 1.3

New Development and Redevelopment

Santa Clara Valley Water District
Urban Runoff Annual Report For FY 2008-09
New Development and Redevelopment

Work Plan Task	Task Description	Status / Comments	Due Date (mo/yr)

C.3. New Development and Redevelopment	Requirements are in construction permitting agencies (NOT THE SCVWD)

PROGRAM EVALUATION

The Santa Clara Valley Water District(District) is not the local construction activities permitting agency. The District does incorporate LID principles in its own projects and at it facilities and as part of facility retrofits. As an example at the Administration Building outdoor classroom impermeable concrete was replaced with permeable concrete. In addition the Districts Headquarters and Administration Campus parking lots incorporate vegetated swales as part of the landscape and pollution prevention structures. The recently completed District Laboratory includes a storm water sand filter system for storm water treatment and it is also used example for interested parties to see what a storm water detention and treatment facility looks like and how they function.

Attachment 1.5

Illicit Discharge Detection and Elimination

Work Plan Task	Task Description	Status / Comments	Due Date (mo/yr)
C.5. Illicit Discharge Detection and Elimination			
C.5.a. Legal Authority		The Municipalities have jurisdiction over the storm drain systems	
C.5.a.i. Task Description			
C.5.a.i.	Permittees shall update ordinances and/or other relevant legal documents to the extent that is necessary to ensure adequate legal authority is available to fully implement an Enforcement Response Plan (ERP), defined in Provision C.5.b. below, that contains the following elements:	SCVWD Does not have police powers, citation authority or enforcement powers. All district property and facilities fall within the jurisdiction of local or county code enforcement regulations.	
C.5.a.i.1.	**Response Authority** – Permittees shall have the authority to effectuate cessation, abatement, and cleanup of polluted discharges, illegal dumping and significant trash/litter generating activities. **(a)** Permittees shall be able to legally require facilities, mobile sources, and responsible parties within their jurisdictions to terminate, abate, and cleanup non-exempted, non-stormwater discharges (including illicit connections and discharges), illegal dumping and significant trash/litter generating activities or other polluted discharges within the time frames specified in Provision C.5.b.i.(2). **(b)** If (a) is not possible, Permittees shall be able to take necessary cleanup and abatement actions within the time frames as specified in Provision C.5.b.i.(2), and recover costs from the responsible party.	SCVWD Does not have police powers, citation authority or enforcement powers. All district property and facilities fall within the jurisdiction of local or county code enforcement regulations. Though the SCVWD maintains a 24-7 365 pollution prevention hotline for reporting releases of hazardous materials to streams and reservoirs within Santa Clara County. a) Does not apply to SCVWD b) SCVWD maintains capability to effectuate cleanup	
C.5.b.i.1.	**Quick response** – Ability to bring about the cease and desist of a known or reported discharge and/or order the cleanup and abatement of the discharge or, if that is not possible, the Permittee performs the cleanup and/or abatement	Ability to bring about cease and desist and/or order the cleanup and abatement resides with the local law enforcement entity.	

	work and bills the responsible party, if necessary.	SCVWD maintains the ability to cleanup, abate and seek cost recovery for releases to SCVWD property.	
C.5.b.i.5.	**Appropriate Response** – Because illicit discharges, illegal dumping activities, and trash/litter generation are, by nature, highly variable in type of substance, level of seriousness, and intent of discharger, the appropriate responses (outreach, education, or enforcement) may vary case to case. The identification of the appropriate response shall ultimately be a function of the Permittee's best professional judgment.	Ongoing	
C.5.c. Spill and Dumping Response, Complaint Response, and Frequency of Inspections			
C.5.c.i. Task Description			
C.5.c.i.	Permittees shall have a central contact point, including phone numbers for complaints and spill reporting, and publicize to both internal Permittee staff and the public. If 911 is selected, also create and maintain and publicize a staffed, non-emergency phone number with voicemail, which is checked daily. Permittees shall develop a spill/dumping response flow chart and phone tree or list for internal use that shows the various responsible agencies and their contacts, who would be involved in illicit discharge incidence response that goes beyond the Permittees immediate capabilities. The list shall be maintained and updated as changes occur. Permittees shall conduct reactive inspections in response to complaints and follow-up inspections as needed to ensure that corrective measures have been implemented to achieve and maintain compliance.	Ongoing	
C.5.c.ii. Implementation Level			
C.5.c.ii.	Have the contact information available and integrated into training and outreach both to Permittee staff and the public by November 30, 2008.	Complete	
C.5.c.iii. Reporting			
C.5.c.iii.	Submit complaint and spill response number or list with October, 2009 Annual Report and update annually if changes occur.	Ongoing	
C.5.e. Tracking and Case Follow-up			
C.5.e.i. Task Description			
C.5.e.i.	All incidents or discharges reported to the complaint/spill system that might	Ongoing	

	pose a threat to water quality shall be logged to track follow-up and response through problem resolution. The data collected shall be sufficient to demonstrate escalating responses for repeated problems, and inter/intra-agency coordination, where appropriate.		
C.5.e.ii. Implementation Level			
C.5.e.ii.	Create and maintain a water quality and dumping complaint tracking and follow-up database system by November 30, 2008.	Ongoing	
C.5.e.iii. Reporting			
C.5.e.iii.	In the each Annual Report, Permittees shall report a cases/investigations conducted including types of violations and enforcement actions, through problem resolution as set forth in the Annual Report Template (Attachment L.). If the case is ongoing, report the status and ongoing activities with dates.	Ongoing	

RESPONSE TO REGIONAL BOARD COMMENTS FROM PREVIOUS YEAR'S ANNUAL REPORT

No comments from the Regional Board were received on this section of last year's annual report.

REPORTING DATA

- The ICID incident response/pollution prevention program received 124 reported incidents in Santa Clara County, 115 of which occurred in that portion of Santa Clara that lies within SF Bay Regional Board jurisdiction. Of those 115 incidents, 83 required a field response.
- Types of pollutants and pollutant sources encountered this year (see associated graphics)
- Locations: both by municipality and by watershed (see associated graphics)

PROGRAM EVALUATION

Emergency Response

The District continues to focus significant resources in support of the ICID program. Key elements of the District's ICID program include a 24-hour, 7-day per week Pollution Prevention Hotline (1-888-510-5151); Hazardous material removal; and staff training. On-call response duties are rotated weekly among a 4-person response team. All of the responses are due to some form of illegal dumping activity on District property.

Ordinance Enforcement

On 2-28-07 a new Water Resource Protection Ordinance (Ordinance 06-01) went into effect and simultaneously repealed Ordinance 83-2. The new Water Resource Protection Ordinance establishes District permitting authority only over lands and facilities "owned, controlled, operated, or maintained by the District" and requires outside parties to obtain an encroachment permit for any modification to District facilities including but not limited to development activities. The District may issue an encroachment permit if it finds, based on substantial evidence, that the proposed modification conforms to requirements of the District Water Resources Protection Manual such that, among other things, it will not pollute or erode waterways. Violators may be served a written "compliance order" delivered in person or by US Mail to the person responsible for the violation. Following prescribed hearings the District Chief Executive Officer (CEO) may impose administrative penalties up to $1000 per day (not to exceed $100,000 in total) for continuing violations. In addition to financial penalties the District may recoup administrative costs - potentially including any abatement costs - incurred by the District with regard to the violation. Additionally, violations of the Water Resource Protection Ordinance are punishable as a misdemeanor and may also be enjoined by civil action.

Utilization of enforcement components within the Water Resource Protection Ordinance is often either impractical or unnecessary when dealing with illegal dumping. This is because the parties responsible for illegal dumping can rarely be identified and sometimes the cost of enforcement may exceed the cost of simply absorbing the clean-up expense due to the limited labor resources available to develop a court case that will result in case that successfully allows the District to recovery its costs. In the case of significant spills the responsible party, if they can be identified, is usually eager to implement clean-up activities in order to avoid prosecution under more serious municipal, county, state, and federal codes. In instances where an uncooperative responsible party can be identified, the District will implement ordinance provisions such as compliance orders and administrative penalties and costs as appropriate. Additionally, District ordinance violation may be added to the list of violations prosecuted by the Santa Clara County District Attorney. During FY 08-09 no compliance orders, administrative penalties, administrative costs, civil actions, or misdemeanor prosecutions were brought against Ordinance 06-01 violators.

HIGHLIGHTS AND ACCOMPLISHMENTS

Emergency Response

The District addresses IC/ID incidents effectively through its hazardous materials "Emergency Response" (ER) Program. This aggressive 24-7 program responds reactively to IC/ID incidents by providing referral and inter-agency cooperation and/or conducting field investigation and clean-up activities as appropriate. The ER Program may be contacted via the Pollution Hotline (1-888-510-5151) which is advertised on the District's internal and external websites as well as in occasional fliers, county wide mailers and various memos. The Hotline is also advertised on the Santa Clara Valley Urban Runoff Pollution Prevention Program's website. The ER Team routinely responds to over 100 reported incidents per year as reported by District field workers, staff from other agencies, and members of the general public.

The ER Program is recognized as an effective and timely means of addressing acute contaminants that are illegally dumped or discharged to District lands and facilities. The Emergency Response Program's performance was evaluated by four mechanisms during FY09: (1) within the context of the District's Clean, Safe Creeks program (semi-annually); (2) by the District CEO's scorecard (quarterly); and (3) by an external ISO 9000/14000 recertification audit (December 2007). The results of these evaluations were as follows: (1) the Clean, Safe Creeks key performance indicator was met; (2) the program received a "Superior" rating (the highest rating possible) on the CEO scorecard based on phone and field response times; and (3) the ER Program passed the quality and environmental recertification audit of date according to ISO 9000 and 14000 standards.

The District received and responded to a total of 124 emergency response reports throughout Santa Clara County during fiscal year 2008-2009. This total is up 8% from the 115 reports in FY 07-08. Of the 124 total incidents reported during the last fiscal year, 115 were within the jurisdiction of the San Francisco Bay Regional Board and the associated Santa Clara Municipal Stormwater Permit. 83 of the 124 required a field response by a team member or members for general investigation, source identification, mulit-agency coordination, clean up or evidence collection. The 124 total incidents were distributed among the District's 5 major watersheds as follows: Coyote (30), Guadalupe (55), West Valley (18), Lower Peninsula (12), and Uvas/Llagas (8). The data from the emergency response reports indicates that the Guadalupe River was once again the waterway with the greatest number of incidents with a total of 26 reports. Coyote Creek also had a relatively high number (13) of incidents reported. Los Gatos Creek had 8 incidents reported. Chemical incidents were the most predominate with a total of 24 followed by Fuel/Oil related incidents as the second most predominate. Trash (17) was the third most common complaint.

The majority of reports (66) this year again occurred within the limits of the City of San Jose. 17 incidents occurred in unincorporated areas. The District records every response it receives. It is important for the District to be able to accurately track the number of reports. If the incident is outside of District jurisdiction (limited to its own lands and facilities – that being properties "owned, controlled, operated, or maintained by the District") the District may forward the report information to the appropriate public agency. The District does still log those forwarded reports for our records - so it is important for the Regional Board to be aware that the total number of reports from all co-permittees as reported by the Program Manager may be artificially elevated due to double reporting of such cases (District + municipal). The District is one of the few Santa Clara County Municipal Permitees that has 24 hour availability to implement a stormwater pollution prevention program investigation s. The District staff will occasionally as needed investigate and collect evidence at a site that can later be transferred to the appropriate jurisdictional authority during the next regularly schedule business hours for the jurisdictional authority whether it be our co-permittees, state or federal agencies. The District responded within the two hour target field response time, 98.3% of the time in 2008-2009 for all in-County incidents.

Included as part of this report are 4 charts for to help the reader visually evaluated the response sorted by various parameters. Water Within the graph that displays the type of pollutant, and its frequency the category "Other" means that the found pollutant did not fall under one of the pre approved 8 categories. The pollutant is known, but it just is not able to fit within a category. This is the major difference between the categories "Other", and "Unknown," that the pollutant itself is identified. Under the "Unknown" category there has not been any identification of what the pollutant is.

Water Resource Protection Ordinance Enforcement

As previously reported there were no compliance orders, administrative penalties, administrative costs, civil actions, or misdemeanor prosecutions brought against Ordinance 06-01 violators during FY 08-09. Additionally, District emergency responders continue to work cooperatively to assist investigations by law enforcement agents at the Department of Fish and Game and the District Attorney's Office, as well as municipal and Regional Board code enforcement staff.

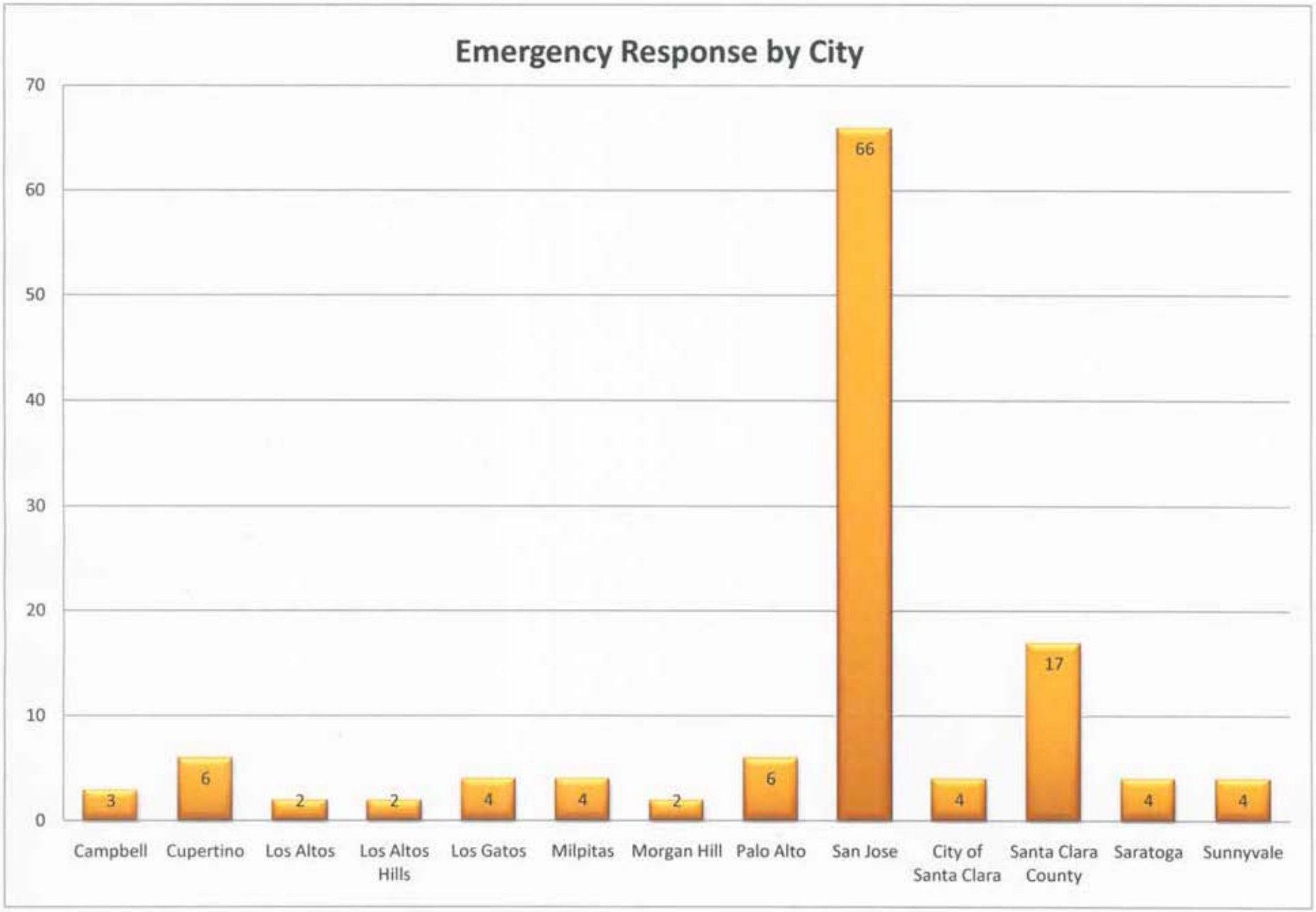
Emergency Response by City
70
60
50
40
30
20
10
0
3
6
2
2
4
4
2
6
66
4
17
4
4
Campbell
Cupertino
Los Altos
Los Altos Hills
Los Gatos
Milpitas
Morgan Hill
Palo Alto
San Jose
City of Santa Clara
Santa Clara County
Saratoga
Sunnyvale

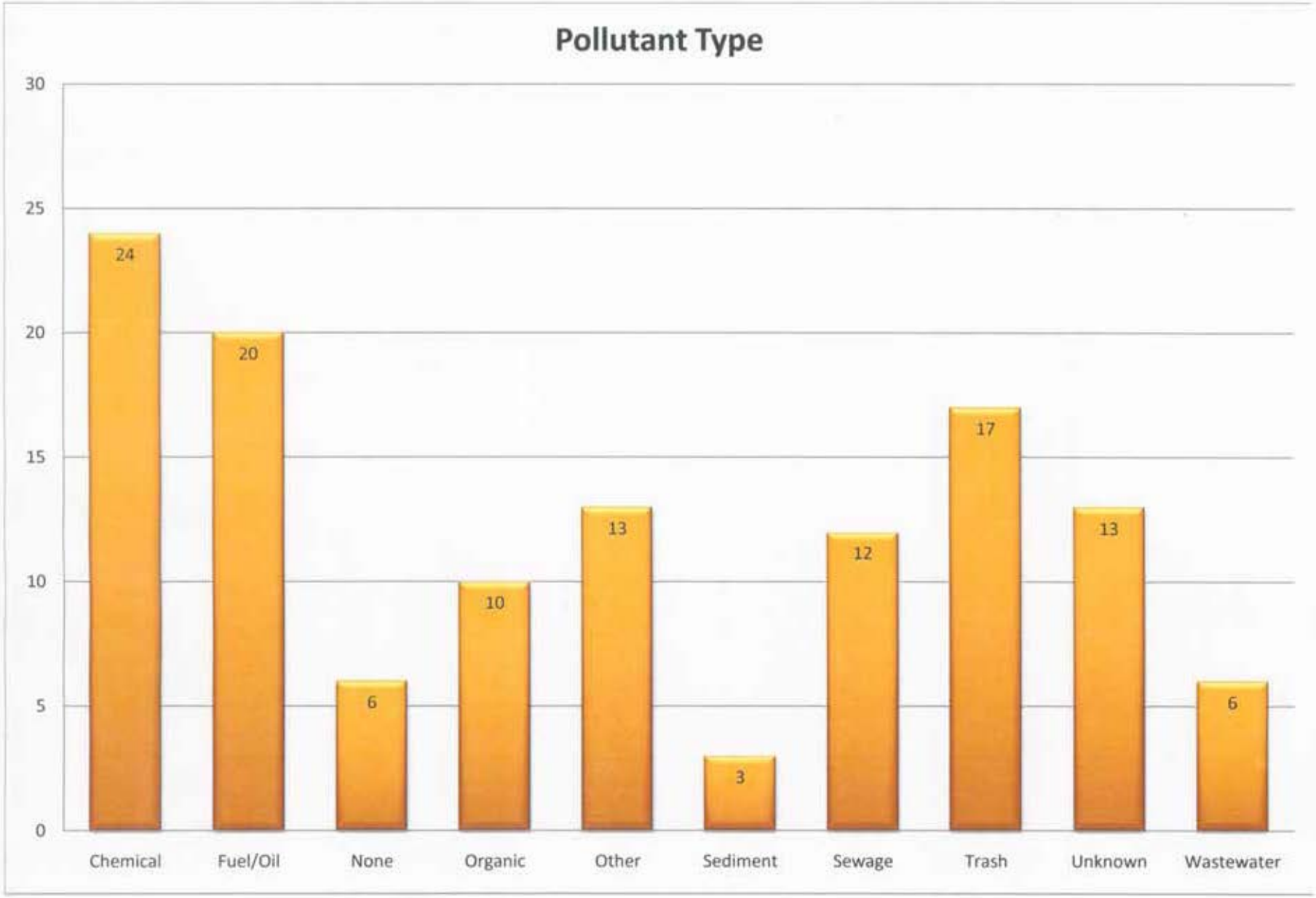
Pollutant Type
30
25
20
15
10
5
0
24
20
6
10
13
3
12
17
13
6
Chemical
Fuel/Oil
None
Organic
Other
Sediment
Sewage
Trash
Unknown
Wastewater

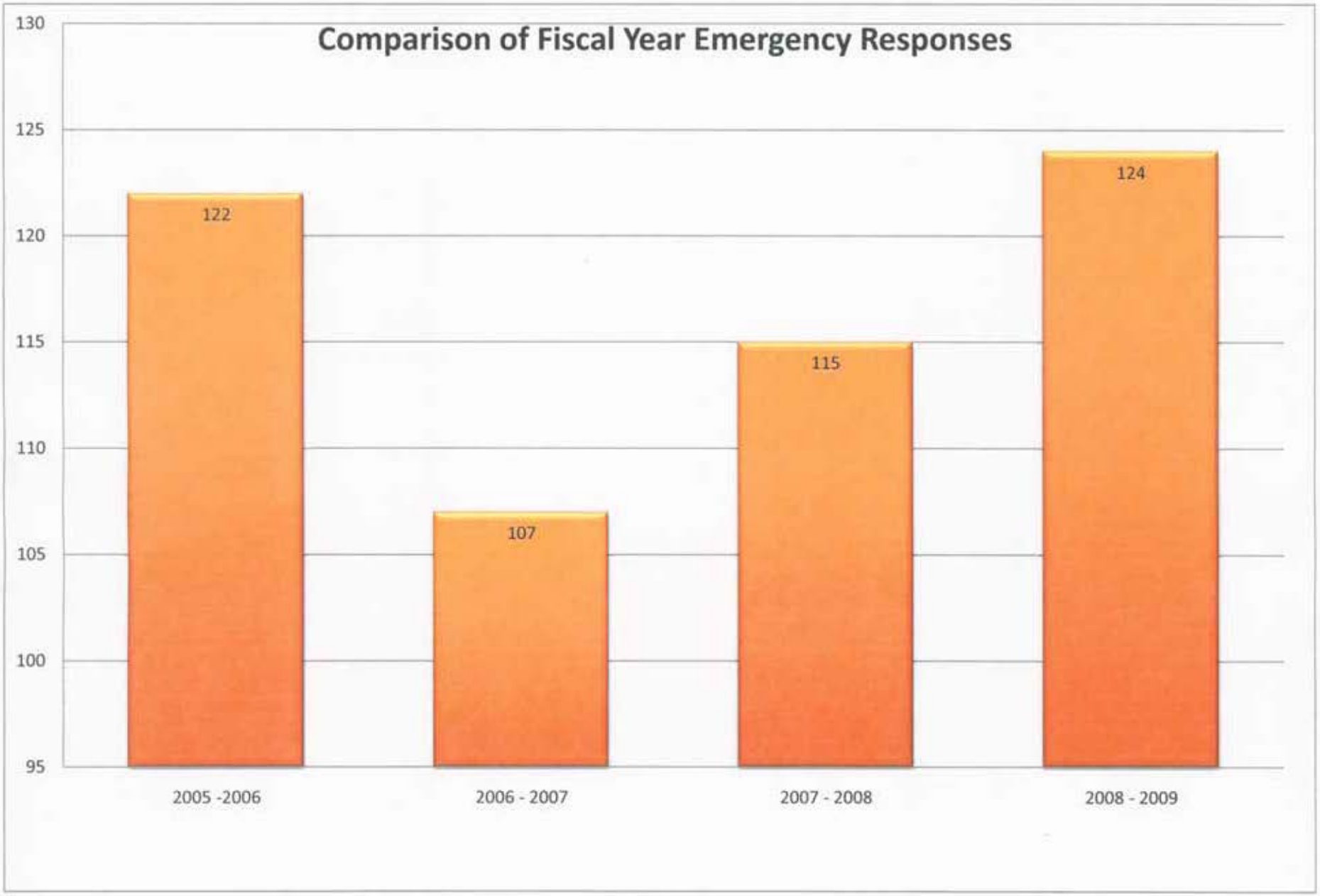
Comparison of Fiscal Year Emergency Responses
130
125
120
115
110
105
100
95
122
107
115
124
2005 -2006
2006 - 2007
2007 - 2008
2008 - 2009

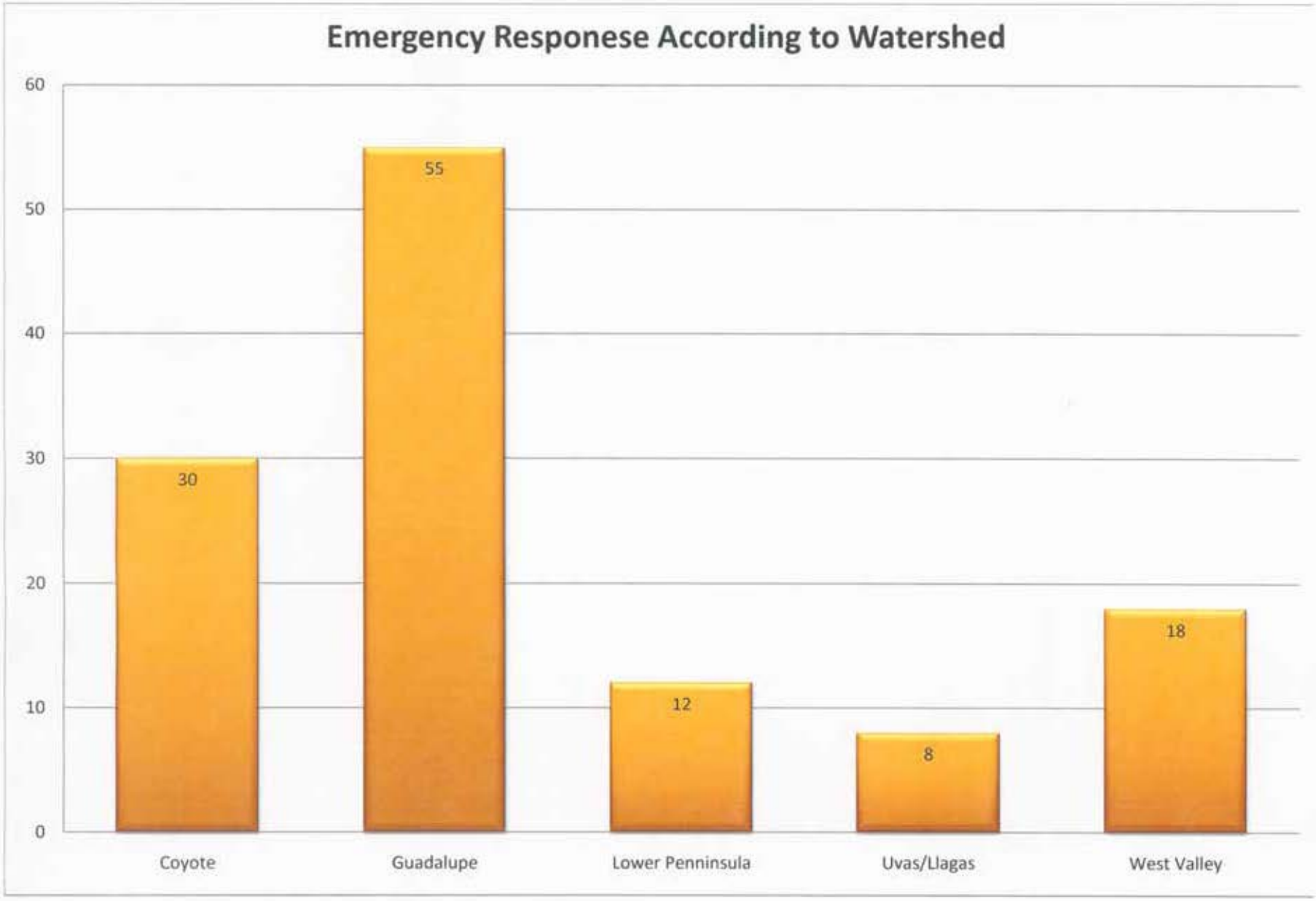
Emergency Responese According to Watershed
60
50
40
30
20
10
0
30
55
12
8
18
Coyote
Guadalupe
Lower Penninsula
Uvas/Llagas
West Valley

Attachment 1.6

Construction Site Control

Santa Clara Valley Water District
Urban Runoff Annual report For FY 2008-09
Construction Site Control

Work Plan Task	Task Description	Status / Comments	Due Date (mo/yr)
C.6. Construction Site Control			
C.6.f.iii. Reporting			
C.6.f. scvwd.	Continue to promote high frequency of construction site inspections. Maintain Training and Tracking tables.		Monthly
C.6.g. Staff Training			
C.6.g.i. Task Description			
C.6.g.i.	Permittees shall provide training or access to training for staff conducting construction stormwater inspections.	Ongoing	
C.6.g.ii. Implementation Level			
C.6.g.ii.	Permittees shall provide training at least every other year to municipal staff responsible for conducting construction site stormwater inspections. The training will cover updated information on BMPs' proper installation and maintenance, and implementation of ERP.	Ongoing	
C.6.g.iii. Reporting			
C.6.g.iii.	Each Annual Report shall include information on training topics covered, dates of training, and the percentage of Permittee inspectors attending.	Ongoing	

PROGRAM EVALUATION

The Environmental Management Unit continued to conduct pre-rainy season inspections to facilitate site compliance whenever it was requested by Construction Inspection Unit staff. The frequency of construction site inspection coverage continued to remain high this past year. This was facilitated by the Environmental Management Unit coordinating activities with the construction inspectors in the field and through the use of email reminders to construction inspectors to conduct SWPPP implementation evaluations.

The Lenihan Dam Outlet Modification Project had the site inspection responsibilities overseen by a construction inspection contractor. This agency conducted the SWPPP inspections at the site.

HIGHLIGHTS AND ACCOMPLISHMENTS

The District continued to use the monthly inspection sheet developed in FY 02-03 to facilitate compliance and follow up inspections. The Environmental Management Unit continued to coordinate with the construction inspectors in the field to go over SWPPP implementation at the construction sites. The Environmental Management Unit coordination proved beneficial, and will continue providing monthly reminders to Construction Inspection Unit staff to complete SWPPP implementation paper work during FY 09-10.

Construction Inspection Unit continues to use the Incident Response/Pollution Prevention Hotline to contact Environmental Management Unit staff to report construction sites that are creating exempted discharges.

In FY 08-09, the District had 11 Capital Improvement Projects (CIP) under construction that included flood protection/channel improvement projects. Environmental Management Unit assisted with review of CIP SWPPPs as requested. A table showing the inspections completed is included with this section.

All Steam Maintenance Program (SMP) work is reported by the Environmental Management Unit in the SMP annual SMP post-construction report due every January. This annual report is also submitted to the Regional Water Quality Control Board (RWQCB). The SMP report outlines activities completed to maintain the flood conveyance capacity and indicates what erosion repairs where implemented to reduce fine grained sediment availability, stabilize channel banks and protect property. The specific of each project are thoroughly described in the SMP Annual Report.

During the fiscal year of 2008-2009 3 key projects were completed by the District. They fall in different classifications, but show the Districts commitment to improved usage of their lands.

Lenihan Dam

1. Completed in Fiscal year 2009.
2. Work on this project lasted several years under the oversight of the California Department of Safety of Dams to upgrade the outlet works for the Lenihan Dam that controls water releases for Lexington Reservoir.

Adobe Creek

1. The Project was completed in fiscal year 2009
2. This creek restoration project was designed to replace some natural functions to the channel as well as improving the flood control capacity of the creek. The design incorporated fluvial geomorphic principles as could best be implemented considering the residential encroachment challenges of the creek corridor.
3. One of several geomorphic features was the addition of a low flow channel to maintain base flow conditions that provide habitat benefits for both riparian and aquatic species.
4. Several areas of the creek and various retaining walls were repaired as they had been damaged or degraded due to years of erosive forces which resulted in undercutting of retaining walls and the development of various problematic scour pools.
5. The planting phase of the project involved the installation of an irrigation system and installation of native vegetation along the mid bank and on the top of the creek banks. All disturbed areas were hydro-seeded with a native seed mix.

Bollinger Bridge Reconstruction

1. This project was completed in fiscal year 2009
2. Bollinger Bridge Reconstruction was a city/street improvement project over the Guadalupe River.
3. Improved Channel Capacity in the vicinity of the overcrossing and provided stream and slope stabilization.
4. Safety on the bridge was improved for both vehicles and pedestrians due to widening of the bridge itself..

045389

Attachment 1.7

Public Information and Outreach

Work Plan Task	Task Description	Status / Comments	Due Date (mo/yr)
C.7. Public Information and Outreach			
C.7.a. Storm Drain Inlet Marking			
C.7.a.i. Task Description			
C.7.a.i.	At least 90 percent of municipally-maintained storm drain inlets shall be marked with an appropriate stormwater pollution prevention message, such as "No dumping, drains to Bay" or equivalent. All existing stormdrain inlet markings shall be inspected and maintained at least once per 5-year permit cycle, consistent with Provision C.7.a.ii..	Storm drains at all District facilities will be marked with an appropriate stormwater pollution prevention message. All existing storm drain inlet markings shall be inspected and maintained as least once per 5-year permit cycle.	
C.7.a.ii. Implementation Level			
C.7.a.ii.	Inspect and maintain markings of at least 90 percent of municipally maintained inlets to ensure they are legibly labeled with a no dumping message or equivalent once per permit cycle. For the Permittees San Jose and Oakland, 80 percent of inlet markings shall be inspected and maintained.	Ongoing	
C.7.a.iii. Reporting			
C.7.a.iii.	In the October, 2012 Annual Report, report the percentage of municipally maintained inlet markings inspected and maintained as legible with a no dumping message or equivalent once per permit cycle.	Ongoing	
C.7.b. Advertising Campaign			
C.7.b.i. Task Description			
C.7.b.i.	Participate in or contribute to an advertising campaign with the goal of significantly increasing overall awareness of stormwater runoff pollution prevention messages and behavior changes in target audience.	Task to be completed through SCVURPPP and/or BASMAA.	

C.7.b.ii. Implementation Level			
C.7.b.ii.	Advertising campaigns/media buys, which may be coordinated regionally, shall target the two pollutants of concern, trash/litter in waterways and pesticides, with two separate media campaigns to target a broad audience. Permittees shall conduct survey assessments to measure the overall population awareness of the message and behavior change achieved by the two pollutants of concern media campaigns. The two survey assessments shall each consist of a pre-campaign survey, and one post-campaign survey. Surveys may be done regionally.	Task to be completed through SCVURPPP and/or BASMAA.	
C.7.b.iii. Reporting			
C.7.b.iii.	Results shall be reported in the Annual Report following completion of each survey.	Task to be completed through SCVURPPP and/or BASMAA.	
C.7.c. Media Relations – Use of Free Media			
C.7.c.i. Task Description			
C.7.c.i.	Participate in or contribute to a media relations campaign. Maximize use of free media/media coverage with the objective of significantly increasing overall awareness of stormwater pollution prevention messages and associated behavior change in target audiences, and to achieve public goals.	Task to be completed through SCVURPPP and/or BASMAA.	
C.7.b.ii. Implementation Level			
C.7.c.ii.	Conduct a minimum of six pitches (e.g., press releases, public service announcements, and/or other means) per year at the countywide, program, and/or regional level.	Task to be completed through SCVURPPP and/or BASMAA.	
C.7.c.iii. Reporting			
C.7.c.iii.	In each Annual Report, include the details of each media pitch, such as the medium, date, and content of the pitch.	Task to be completed through SCVURPPP and/or BASMAA.	
C.7.d. Stormwater Point of Contact			

C.7.d.i. Task Description			
C.7.d.i.	Permittees shall individually or collectively create and maintain a point of contact, e.g., phone number or website, to provide the public with information on watershed characteristics and stormwater pollution prevention alternatives.	Task to be completed through SCVURPPP and/or BASMAA.	
C.7.d.ii. Implementation Level			
C.7.d.ii.	Maintain and publicize one point of contact.	Task to be completed through SCVURPPP and/or BASMAA.	
C.7.d.iii. Reporting			
C.7.d.iii.	Describe in each Annual Report how this point of contact is publicized and maintained.	Task to be completed through SCVURPPP and/or BASMAA.	
C.7.e. Public Outreach Events			
C.7.e.i. Task Description			
C.7.e.i.	Participate in and/or host events such as fairs, shows, workshops, (e.g., community events, street fairs and farmers markets), to reach a broad spectrum of the community with both general and specific stormwater runoff pollution prevention messages.	SCVWD to support SCVURPPP efforts and attend additional events as applicable.	
C.7.e.ii. Implementation Level			
C.7.e.ii.	Each Permittee annually shall participate and/or host the number of events according to its population, as shown in the table below: (detailed in permit)	SCVWD to support SCVURPPP efforts and attend additional events as applicable.	
C.7.e.iii. Reporting			
C.7.e.iii.	Annual Reports shall state the number of events participated in and assess the effectiveness of efforts with appropriate measures (e.g., success at reaching a broad spectrum of the community, number of participants, post-event survey results, quantity/volume materials cleaned up and comparisons to previous efforts).	Ongoing	
C.7.f. Watershed Stewardship Collaborative Efforts			

C.7.f.i. Task Description			
C.7.f.i.	Permittees shall individually or collectively encourage and support watershed stewardship collaborative efforts of community groups such as the Contra Costa Watershed Forum, the Santa Clara Basin Watershed Management Initiative, and "friends of creek" groups. If no such organizations exist, encourage and support development of grassroots watershed groups or engagement of an existing group, such as a neighborhood association, in watershed stewardship activities. Coordinate with existing groups to further stewardship efforts.	SCVWD to continue limited participation in the SCB WMI	
C.7.f.ii. Implementation Level			
C.7.f.ii.	Annually demonstrate effort.	Ongoing	
C.7.f.iii. Reporting			
C.7.f.iii.	In each Annual Report, beginning October, 2009, state the level of effort; describe the support given; state what efforts were undertaken and the results of these efforts. Evaluate the effectiveness of these efforts.	Ongoing	
C.7.g. Citizen Involvement Events			
C.7.g.i. Task Description			
C.7.g.i.	Permittees shall individually or collectively, support citizen involvement events, which provide the opportunity for citizens to directly participate in water quality and aquatic habitat improvement, such as creek/shore clean-ups, adopt-a-creek/ beach programs, volunteer monitoring, service learning activities such as storm drain inlet marking, community riparian restoration activities, community grants, other participation and/or host volunteer activities.	SCVWD Adopt-A-Creek Program will continue at its current level. County-wide cleanup events (2 per year) will be completed through Creek Connections Action Group	
C.7.g.iii. Reporting			
C.7.g.iii.	Permittees shall include in each Annual Report the	Ongoing	

	number of events participated in and an assessment of the effectiveness of efforts with appropriate measures (e.g., success at reaching a broad spectrum of the community, number of participants, post-event survey results, number of creeks/shores/parks/and such adopted, quantity/volume materials cleaned up, data trends, and comparisons to previous efforts)		
C.7.h. School-Age Children Outreach			
C.7.h.i. Task Description			
C.7.h.i.	Permittees shall individually or collectively implement outreach activities designed to change specific behaviors and/or increase awareness in school-age children (K through 12), with the objective of significantly increasing their overall awareness of stormwater and/or watershed message(s) and to cause behavior change(s).	SCVWD will continue the School Outreach Program	
C.7.h.ii. Implementation Level			
C.7.h.ii.	Implement annually and demonstrate effectiveness of efforts through assessment.	Ongoing	
C.7.h.iii. Reporting			
C.7.h.iii.	In each Annual Report, starting October, 2009, state the level of effort, spectrum of children reached, methods, and an evaluation of the effectiveness of these efforts.	Ongoing	
C.7.i. General Outreach Materials			
C.7.i.i. Task Description			
C.7.i.i.	Prepare and use outreach materials, such as printed materials, newsletter/journal articles, videos, other. As needed, develop or acquire and use materials that contribute to an increase in overall awareness of stormwater quality issues. Provide information through a variety of means.	Task to be completed through SCVURPPP	
C.7.i.ii. Implementation Level			
C.7.i.ii.	As needed to support goals	Ongoing	

C.7.i.iii. Reporting			
C.7.i.iii.	Annually report what materials were used, which materials seem to be most effective, and which materials could be modified or discontinued in the upcoming year(s).	Ongoing	
C.7.j. Commercial/Industrial/Illicit Discharge-Related Outreach			
C.7.j.i. Task Description			
C.7.j.i.	Permittees shall conduct, or enhance existing, outreach to at least one of the following or similar categories each year, based on the most prevalent type of activities and discharges within their jurisdiction: • Contracting, concrete work, painting, remodeling/lot finishing activities • Washing activities, such as vehicle and pavement washing • Community car washes (fundraisers) • Dumping (roadside or directly to water body) • Mobile washers (including carpet cleaners, vent hood filter cleaners) • Restaurants • Door Hangers in areas where unidentified illicit discharges have occurred It is acceptable but not required for activities targeting the above areas to be organized on a countywide or regional level.	Task to be completed through SCVURPPP	
C.7.j.ii. Implementation Level			
C.7.j.ii.	Focus on one polluting illicit activity or targeted industrial/commercial activity per year for proactive outreach.	Task to be completed through SCVURPPP	
C.7.j.iii. Reporting			
C.7.j.iii.	In each Annual Report, beginning October, 2009 state the focus area, describe actions taken, and evaluation of	Ongoing	

	effectiveness.		
C.7.k. Outreach to Municipal Officials			
C.7.k.i. Task Description			
C.7.k.i.	Permittees shall conduct outreach to municipal officials. One alternative means of accomplishing this is through the use of the Nonpoint Education for Municipal Officials program (NEMO) to significantly increase overall awareness of storm water and/or watershed message(s) among regional municipal officials.	Task to be completed through SCVURPPP	
C.7.k.ii. Implementation Level			
C.7.k.ii.	At least once per permit cycle, or more often.	Task to be completed through SCVURPPP	
C.7.k.iii. Reporting			
C.7.k.iii.	In the Annual Reports, state the level of effort.	Ongoing	
C.7.l. Research Surveys, Studies, Focus Groups			
C.7.l.i. Task Description			
C.7.l.i.	Permittees shall conduct outreach to municipal officials. One alternative means of accomplishing this is through the use of the Nonpoint Education for Municipal Officials program (NEMO) to significantly increase overall awareness of storm water and/or watershed message(s) among regional municipal officials.	Task to be completed through SCVURPPP	
C.7.l.ii. Implementation Level			
C.7.l.ii.	In conjunction with implementing the advertising campaign required by Provision C.7.l, Permittees shall individually or collectively undertake research to identify and quantify audiences, knowledge, attitudes, practices, and trends (as compared to previous research).	Task to be completed through SCVURPPP	
C.7.l.iii. Reporting			
C.7.l.iii.	In the Annual Reports following the fiscal years the campaigns are implemented, report results and use the	Ongoing	

	results to do the following: • Plan/update outreach strategies; • Evaluate activities; and • Measure behavior change and changes in awareness.		

RESPONSE TO REGIONAL BOARD COMMENTS FROM PREVIOUS YEAR'S ANNUAL REPORT

No comments from the Regional Board were received on this section of last year's annual report.

HIGHLIGHTS AND ACCOMPLISHMENTS

The District serves a community of 1.7 million countywide and has excellent outreach programs to many sectors of the community. Key elements of the District's PIP Program include creek clean up events supporting citizen participation, attendance at community events targeting the general public, numerous workshops presented by the Water Conservation Unit, and the School Outreach Program.

GENERAL OUTREACH

The District attended 19 community events during FY 08-09. A listing of all events is included in this section (C.7.e.i; C.7.e.ii; C.7.e.iii).

The District's website continues to provide regular updates to the community. During the winter season, the District's home page featured a link to flood-related information, the District's efforts to protect the waterways in the event of a flood, and sandbag distribution sites. Our on-line maintenance request form empowers citizens to report dumping or waterway-related problems, and allows them to send messages to the appropriate watershed staff. The site also includes a link to the Santa Clara Valley Urban Runoff Pollution Prevention Program.

The District participates in a point of contact (phone number and website) to provide the public with information on watershed characteristics and stormwater pollution prevention alternatives through the program. Please refer to the Program's Annual Report for details (C.7.d.i; C.7.d.ii; C.7.d.iii).

TARGETED OUTREACH

Workshops

In May 2008, the District's Water Quality, Groundwater Management, Vegetation Management and Water Use Efficiency Units worked together with the Loma Prieta Resource Conservation District, the University of California Cooperative Extension and the United States Department of Agriculture Natural Resource Conservation Service to conduct the seventh annual Stewardship for Small Acreages – A Series of Workshops on Land Management for Clean Water. The goal was to provide rural landowners with the resources needed to protect both surface and ground water quality on and off their property. The series took rural landowners through the steps of assessing their properties and developing action plans to address the highest priority items. The workshops were held at various small acreage homes. The four sessions included: general topics such as watersheds and conservation plans, groundwater quality, wells, septic systems and hazardous household products; Manure/Waste Management and Composting; Small Vineyards; and Fire Safety, Landscaping and Erosion Control. A total of 208 people attended the 4 sessions.

In March 2009, the Water Use Efficiency Unit conducted a four-part Water Efficient Landscaping Workshop Series. A total of 208 people attended the four sessions: Designing and Selecting Plants for a Water-Wise Garden, Gardening with Natives, Water Efficient Irrigation Design, and Water Efficient and Sustainable Landscaping Techniques. Several Units came together to present two sessions of CreekWise Workshop for creekside owners on March 1 and March 15. The workshops included watershed education, water conservation, urban runoff and pollution prevention, invasive species, pest management and erosion control and being a good creek neighbor. A total of 59 people attended the two sessions.

Media Campaign

The District carried active media outreach during the winter of 2008-09. The District took advantage of the winter storms to inform and educate the public about the importance of keeping our creeks clean.

In addition to the District's own campaign, for the third year, we are participating in a regional water conservation campaign, funded by a state grant and led by San Francisco Public Utilities Commission and Bay Area Water Supply and Conservation Agency. The primary message of this regional campaign is that California is in a drought and everyone can take easy steps to save water now. The campaign includes a regional website that directs users to services and programs in their own service area.

The District participates in a countywide advertising campaign through the program. Please refer to the Program's Annual Report for details (C.7.b.i; C.7.b.ii; C.7.b.iii).

The District participates in a Bay Area-wide Media Relations campaign through BASMAA via the program. Please refer to the Program's Annual Report for details (C.7.c.i; C.7.c.ii; C.7.c.iii).

Other Targeted Outreach

Flood Safety Notice 2008 was mailed in November 2008 to 104,000 flood plain residents. Although the mailer's main focus is flood preparedness and safety, it also contained articles on healthy creek ecosystems, keeping debris out of creeks and illegal dumping. A copy is included in this section.

In January 2009, the District mailed out more than 700,000 copies of Valley Water News, a Countywide newsletter, to residents and businesses in Santa Clara County. The newsletter included information emphasizing the need to keep our streams free of trash and chemicals. It also provided the 24-hour pollution prevention number to report illegal dumping.

AquaFacts, the District's employee newsletter, continued this year as an online publication. AquaFacts contained 10 articles relating to stormwater pollution prevention and watershed education during FY 08-09. Topics included Got Bugs?-Be careful what you spray, Bike-to-Work Day, Algae harvesting at Los Capitancillos Groundwater Recharge Ponds, District fleet observes Clean Air Month, Two-wheeled inspections of levees and creek trails, and two creek cleanup events. The employee newsletter is an excellent and cost-effective method for delivering urban runoff, pollution prevention, and watershed messages to District employees. In addition to AquaFacts, several articles were included in the District's daily "New You Can Use" emails.

An all employee Pollution Prevention Week email campaign was conducted September 22 through 28, 2008. Five emails were sent providing pollution prevention tips. Topics included: general pollution prevention week information, fighting pollution on the road, proper pesticide use and disposal, proper disposal of fluorescent bulbs, batteries and cell phones and protecting your Watershed. Numerous requests for brochures were received from the employees, as well as many comments on the campaign. This continues to be a good method to present pollution prevention ideas to District employees.

Neighborhood work notices are posted on the District's web site for all stream maintenance and capital projects. Most notices include watershed information.

EDUCATIONAL OUTREACH

The District's educational outreach program serves a diverse population and responds to the needs of the schools throughout the County. Programming is consistent with State standards and regularly integrates messages and issues of other District communication programs. The District's School Outreach Program visited 109 public and private schools reaching 13,932 students and 1,019 educators and Staff conducted 3 Project Wet teacher workshops, presented sessions at 4 conferences and conducted 2 teacher in-service days during FY 08-09. The District offers a comprehensive education outreach program for early childhood, elementary, middle school, high school, and college-aged students to establish a foundation for understanding and appreciation of water resources. The program provides age-appropriate classroom presentations, teacher in-service training in water education, and tours in order to help children understand and appreciate their local water resources. Classroom presentations include hands-on experiments, information on watersheds, urban run-off, pollution prevention, flood plains, conservation tips, water awareness activities, flood management, and careers in the water industry. Scheduling is conducted on a first-come, first-served basis and provided free to schools in Santa Clara County. Number of students by watershed, city, grade, focus of presentation, and school district are included with this section. AquaDrops eNews, an electronic teacher's newsletter was sent out in September 2008 and January 2009 (C.7.h.i; C.7.h.ii; C.7.h.iii).

The Coyote Creek Outdoor classroom encompasses land alongside Coyote Creek and includes a covered gazebo classroom for students and teachers, as well as a platform overlooking the creek where students can study the stream's natural habitat. Groundwater monitoring wells on site enable students to observe and evaluate the underground water table and understand how surface and groundwater interact. The site features two planting areas – one site close to the creek planted with native trees and shrubs to improve the stream's wildlife habitat, and a "high terrace" or upland area landscaped with oaks, grasses and other

native plants to demonstrate drought-tolerant gardens. During the 2008-09 school year, the program did not use the Coyote Creek Outdoor classroom.

Morley Park Outdoor Classroom in the City of Campbell provides the opportunity to teach students about the purpose of wetlands, urban runoff and the value of percolation ponds. During the 2008-09 school year, the program provided tours for 20 classes, 639 students and 20 teachers.

Mapping History of the Santa Clara Valley demonstrates growth and change in our valley over the past 5,000 years and into the future. Participants listen to period music, share scripts that describe six time periods, and then place appropriate symbols of change on a 12' x 12' map of Santa Clara County. The activity begins with the Native American period, 3200 BC to 1750 AD, adding wildlife, vegetation and one figure to represent the 10,000 Native Americans in the entire Bay Area. By 2050, participants have added farm animals, orchards, railroads, cities, reservoirs, water and wastewater treatment plants, hi-tech businesses and 260 figures to represent a projected population of 2,624,670. The Mapping History program was presented to22 classes, reaching 1,115 students and 19 teachers.

CITIZEN PARTICIPATION

The District established the Adopt-A-Creek Program in 1994 to encourage residents of Santa Clara County to take an active role in helping to preserve the health and beauty of our local creeks. Staff was transferred to the Program in October 2008 and the Adopt-A-Creek Program is slowly getting back up to previous level of service. In FY08-09, 10 new permits and 4 renewal permits were issued and 48 creek cleanup events were conducted. A list of cleanup events is included in this section (C.7.g.i; C.7.g.ii; C.7.g.iii).

The District participated in two countywide creek cleanup events: Coastal Cleanup Day on September 20, 2008 and the National River Cleanup Day on May 16, 2009. During Coastal Cleanup Day, 1,331 volunteers collected 95,656 pounds of trash and 16,327 pounds of recyclables at 26 sites. On National River Cleanup Day, 967 volunteers collected 27,935 pounds of trash and 22,633 pounds of recyclables (which included ½ of an automobile) at 30 sites (C.7.g.i; C.7.g.ii; C.7.g.iii).

PROGRAM EVALUATION

The District uses numerous methods to conduct outreach, including written brochures, radio, newspaper, website, theater slides, bus back ads, community events and workshops. The wide variety of methods increases the probability that the messages are being received and understood. Combining all these different methods is very effective at meeting our public education goals. The variety of methods also ensures that many segments of the Santa Clara Valley population are being reached, including residents, businesses, students, as well as people from other locations. The District evaluates the different outreach methods and continuously seeks to improve messages and outreach methods. We work collaboratively with many other agencies and organizations to conduct outreach and will continue these partnerships in the future.

GENERAL OUTREACH

The District feels that attendance at community events is an effective public outreach method. The individual contact made at the events allows staff to answer specific questions and deliver more extensive messages. A wide variety of information can be distributed and the games and displays are a good way to attract event participants.

TARGETED OUTREACH

The District's targeted outreach efforts provide in-depth training and information to a small, targeted audience with the opportunity to answer specific questions from individuals in the group. This method allows the District to assist targeted groups to meet regulatory requirements, change behaviors that impact water quality, and provide the knowledge needed for the group to solve any water quality problems they may be experiencing. The District plans to continue this outreach method as we feel it is a valuable service to these targeted audiences and can positively impact water resources.

EDUCATIONAL OUTREACH

Teacher surveys were distributed again this year. Of the returned surveys, 98% of the teachers rated the program "helpful" to "extremely helpful" and would recommend the program to others. The District feels that the educational outreach program is a cost-effective method for educating children, teachers, and indirectly, parents. Based on the teacher's surveys, minor adjustments will be made to the program.

CITIZEN PARTICIPATION

The Adopt-A-Creek program and the creek cleanup events are very effective at creating and increasing stewardship and individual responsibility for the county's water resources.

Santa Clara Valley Water District
2008-09 PIP Activities/Community Events

PI/P Activity[1]	Type of Outreach [2]	Level of Implementation (Description/Dates)	Evaluation of Effectiveness [3]
National Night Out Emma Prusch Farm Park	General	8/5/08	1,000 people stopped by our booth. Promoted Water-Wise House Call Program, distributed water conservation and general District information.
Olinder Elementary School	General	8/22/08	400 attendees. Distributed information on water conservation, water supply and water pollution prevention.
26th Annual South Bay Home and Garden Show	General	9/5-7/08	2,000 attendees. Distributed urban runoff, water conservation, and general District information.
Children's Fun Fest Berryessa Flea Market	General	9/6-7/08	1,000 attendees. Performed 2 water magic shows and staffed 2 booths. Distributed information on water conservation, water supply and water pollution prevention.
Pioneer High School	General	9/17/08	500 attendees. Presented Mapping History of the Santa Clara Valley. Distributed information on water conservation, water supply and water pollution prevention.
Lockheed/Martin Environmental Fair "Go Green' Green Your Life"	General	9/24/08	200 attendees. Promoted Water-Wise House Call Program, distributed water conservation and general District information.
West Coast Green 2008	General	9/25-27/08	400 people stopped by our booth. Promoted Water-Wise House Call Program, distributed water conservation and general District information.
23rd Annual YSI Wildlife Festival	General	10/5/08	200 attendees. Staffed a booth with the urban runoff diorama and performed one water magic show. Distributed urban runoff and general District information.

[1] Reference FY 01-02 PI/P Work Plan
[2] Types include: General, targeted, educational and/or citizen participation.
[3] Include numbers of participants/audience reached, materials distributed, etc.

Santa Clara Valley Water District
2008-09 PIP Activities/Community Events

PI/P Activity[1]	Type of Outreach [2]	Level of Implementation (Description/Dates)	Evaluation of Effectiveness [3]
EcoFair 2008 Muslim Green Team	General	10/12/08	200 attendees. Promoted Water-Wise House Call Program, distributed water conservation and general District information.
Let's Go Green Event at the Tech Museum of Innovation	General	10/18/08	225 attendees. Promoted Water-Wise House Call Program, distributed water conservation and general District information.
St. Martin's School – Sunnyvale	General	2/23/09	100 attendees. Staffed a booth with the urban runoff diorama. Distributed urban runoff and general District information.
Fifteenth Annual Spring Garden Market Master Gardeners of Santa Clara County	General	4/4/09	250 attendees. Distributed urban runoff, water conservation, and general District information.
Earth Day 2009 - XenoPort	General	4/22/09	200 attendees. Distributed urban runoff, water conservation, and general District information.
Nvidia Earth Day Event	General	4/22/09	200 attendees. Distributed urban runoff, water conservation, and general District information.
Roche Sustainability Fair	General	4/23/09	200 attendees. Distributed urban runoff, water conservation, and general District information.
Earth Day at Hewlett Packard	General	4/23/09	100 attendees. Distributed urban runoff, water conservation, and general District information.
Creekwise Workshop	Targeted (Creekside Residents)	3/1/09	32 attendees. Topics included: watershed education, water conservation, urban runoff and pollution prevention, invasive species, pest management and erosion control and being a good creek neighbor.
Water Efficient Landscaping Workshop Series: Water Efficient Irrigation Design	Targeted	3/7/09	52 attendees. Distributed urban runoff, water conservation, and general District information.

Santa Clara Valley Water District
2008-09 PIP Activities/Community Events

PI/P Activity[1]	Type of Outreach [2]	Level of Implementation (Description/Dates)	Evaluation of Effectiveness [3]
Water Efficient Landscaping Workshop Series: Gardening with Natives	Targeted	3/14/09	55 attendees. Distributed urban runoff, water conservation, and general District information.
Creekwise Workshop	Targeted (Creekside Residents)	3/14/09	27 attendees. Topics included: watershed education, water conservation, urban runoff and pollution prevention, invasive species, pest management and erosion control and being a good creek neighbor.
Expanding Your Horizons	Targeted (7-9th Grade Students)	3/14/09	60 attendees. Presented Mapping History of the Santa Clara Valley. Distributed urban runoff, water conservation, and general District information.
Water Efficient Landscaping Workshop Series: Water Efficient & Sustainable Landscaping Techniques	Targeted	3/21/09	52 attendees. Distributed urban runoff, water conservation, and general District information.
Saratoga High School	Targeted (9-12th Grade Students)	3/25/09	200 attendees. Distributed urban runoff, water conservation, and general District information.
Water Efficient Landscaping Workshop Series: Designing and Selecting Plants for a Water-Wise Garden	Targeted	3/28/09	49 attendees. Distributed urban runoff, water conservation, and general District information.
Stewardship for Small Acreages Workshop: General Session	Targeted (Rural landowners)	4/29/09 Workshop in coordination with Loma Prieta RCD, UC-Cooperative Extension, and USDA-NRCS. Provided rural landowners with the resources needed to assess their properties and plan and implement improvements, if needed, to protect both surface and ground water quality on and off their property.	51 attendees. Topics covered included watersheds and conservation plans, groundwater quality and well maintenance, septic system maintenance and household hazardous waste disposal and alternatives. Distributed literature on well construction, use and maintenance, septic system design and maintenance, household hazardous waste alternatives and disposal locations, individual parcel maps with water and elevation features for conservation planning.

Santa Clara Valley Water District
2008-09 PIP Activities/Community Events

PI/P Activity[1]	Type of Outreach [2]	Level of Implementation (Description/Dates)	Evaluation of Effectiveness [3]
Stewardship for Small Acreages Workshop: Small Vineyard	Targeted (Rural landowners)	5/6/09 Workshop in coordination with Loma Prieta RCD, UC-Cooperative Extension, and USDA-NRCS. Provided rural landowners with the resources needed to assess their properties and plan and implement improvements, if needed, to protect both surface and ground water quality on and off their property.	42 attendees. Topics covered included conservation for the small vineyard, fertilizer and irrigation management, water quality protection, organic methods, and integrated pest management. Distributed literature on beneficial insects, less-toxic pest control, and composting.
Stewardship for Small Acreages Workshop: Fire Safety, Landscaping & Erosion Control	Targeted (Rural landowners)	5/13/09 Workshop in coordination with Loma Prieta RCD, UC-Cooperative Extension, and USDA-NRCS. Provided rural landowners with the resources needed to assess their properties and plan and implement improvements, if needed, to protect both surface and ground water quality on and off their property.	19 attendees. Topics covered included fire fuel load management, fire safe home site, native plant identification and uses in landscape, noxious weed identification and management, irrigation management and sudden oak death syndrome. Distributed literature on landscaping to reduce fire hazard, fire safety, noxious weeds, drainage and erosion control.
IFMA (Facility Managers) Meeting	Targeted (Facility Managers)	5/20/09	25 attendees. Distributed urban runoff, water conservation, and general District information.
Stewardship for Small Acreages Workshop: Manure Management, Composting, Pastures, Pens & Paddocks, and Livestock Health	Targeted (Rural landowners)	5/27/09 Workshop in coordination with Loma Prieta RCD, UC-Cooperative Extension, and USDA-NRCS. Provided rural landowners with the resources needed to assess their properties and plan and implement improvements, if needed, to protect both surface and ground water quality on and off their property.	37 attendees. Topics covered included manure, pest and pasture management, erosion control, animal health husbandry, landfills and waste recycling, portable garden, and conservation plan implementation. Distributed literature on manure management, composting, pasture management, and animal care.
23rd Annual California Coastal Cleanup Day	Citizen Participation	9/20/08	26 sites throughout Santa Clara County, 1,331 volunteers, 95,656 pounds of trash and 16,327 pounds of recyclables collected.

Santa Clara Valley Water District
2008-09 PIP Activities/Community Events

PI/P Activity[1]	Type of Outreach [2]	Level of Implementation (Description/Dates)	Evaluation of Effectiveness [3]
National Rivers Cleanup Day	Citizen Participation	5/16/09	30 sites throughout Santa Clara County, 967 volunteers, 27,635 pounds of trash and 22,633 pounds of recyclables collected.

		2008						2009							
Number of Students by:		July	Aug	Sept	Oct	Nov	Dec	Jan	Feb	Mar	Apr	May	June	Totals	% Coverage
Watershed	Adobe	0	0	0	0	0	0	0	0	0	0	0	0	0	0.00
	Calabazas	0	0	175	120	33	0	16	0	0	40	100	144	628	4.51
	Coyote	0	400	1,614	960	66	295	128	804	784	304	328	180	5,863	42.08
	Guadalupe	110	0	607	250	345	424	453	256	362	542	835	203	4,387	31.49
	Llagas	0	0	0	54	100	100	315	120	100	225	0	0	1,014	7.28
	Matadero	0	0	0	0	0	0	0	0	0	0	0	0	0	0.00
	Permanente	0	0	21	80	0	0	0	0	160	0	0	0	261	1.87
	San Tomas	14	0	72	0	414	0	128	0	380	192	0	0	1,200	8.61
	San Francisquito	0	0	0	0	0	0	0	0	0	0	0	0	0	0.00
	Stevens Creek	0	0	0	0	0	0	0	0	100	0	32	0	132	0.95
	Sunnyvale East	20	0	0	0	0	120	160	100	0	0	0	0	400	2.87
	Sunnyvale West	0	0	0	0	0	0	35	0	12	0	0	0	47	0.34
	Uvas	0	0	0	0	0	0	0	0	0	0	0	0	0	0.00
	Other	0	0	0	0	0	0	0	0	0	0	0	0	0	0.00
	Total Number of Students	144	400	2,489	1,464	958	939	1,235	1,280	1,898	1,303	1,295	527	13,932	

		2008						2009						
Number of Students by:		July	Aug	Sept	Oct	Nov	Dec	Jan	Feb	Mar	Apr	May	June	Totals
City	Alviso	0	0	0	0	0	0	0	0	0	100	0	0	100
	Campbell	0	0	62	0	120	0	0	0	0	0	40	0	222
	Cupertino	0	0	115	120	0	120	16	0	0	40	132	0	543
	Gilroy	0	0	0	0	100	100	0	120	100	225	0	0	645
	Los Altos	0	0	21	0	0	0	0	0	0	0	0	0	21
	Los Altos Hills	0	0	0	0	0	0	0	0	0	0	0	0	0
	Los Gatos	0	0	0	0	0	0	0	0	0	0	0	0	0
	Milpitas	0	0	0	343	66	0	0	399	279	0	0	0	1087
	Morgan Hill	0	0	0	54	0	0	0	0	0	0	0	0	54
	Mt. View	0	0	0	80	0	0	0	0	160	0	0	0	240
	Palo Alto	0	0	0	0	0	0	0	0	0	0	0	0	0
	San Jose	110	400	2221	807	505	719	581	599	1047	686	1043	383	9101
	San Martin	0	0	0	0	0	0	315	0	0	0	0	0	315
	Santa Clara	14	0	0	60	167	0	128	62	0	60	80	0	571
	Saratoga	0	0	70	0	0	0	0	0	200	192	0	0	462
	Sunnyvale	20	0	0	0	0	0	195	100	112	0	0	144	571
	Stanford	0	0	0	0	0	0	0	0	0	0	0	0	0
	Other	0	0	0	0	0	0	0	0	0	0	0	0	0
	Total School Visits	144	400	2,489	1,464	958	939	1,235	1,280	1,898	1,303	1,295	527	13,932

		2008						2009						
Number of Students by:		July	Aug	Sept	Oct	Nov	Dec	Jan	Feb	Mar	Apr	May	June	**Totals**
Grade	PreK	124	0	31	0	14	90	0	40	0	124	70	184	677
	Kindergarten	0	0	140	172	66	16	0	100	257	483	100	120	1,454
	First	0	0	80	198	325	100	256	300	823	120	280	0	2,482
	Second	0	0	100	240	100	0	435	0	180	105	160	120	1,440
	Third	0	0	215	404	140	535	205	100	180	25	418	0	2,222
	Fourth	0	0	97	30	180	0	32	132	0	85	99	0	655
	Fifth	0	0	259	150	93	198	183	359	70	361	128	91	1,892
	Sixth	0	0	0	30	0	0	96	99	128	0	40	12	405
	Seventh	0	0	0	0	0	0	0	0	0	0	0	0	0
	Eighth	0	0	0	0	0	0	0	0	0	0	0	0	0
	High School	0	0	0	0	0	0	28	0	0	0	0	0	28
	Teens	0	0	0	0	0	0	0	0	0	0	0	0	0
	Multi-Grade	20	400	1,567	240	0	0	0	100	260	0	0	0	2,587
	College	0	0	0	0	40	0	0	50	0	0	0	0	90
	Total Number of Students	144	400	2,489	1,464	958	939	1,235	1,280	1,898	1,303	1,295	527	13,932

		2008						2009						**Total # of Students**
Focus of Presentation:		July	Aug	Sept	Oct	Nov	Dec	Jan	Feb	Mar	Apr	May	June	
	Conservation	4	1	21	23	14	14	19	17	21	26	19	11	190
	NPS	3	1	17	14	9	13	7	12	0	22	13	9	120
	Stewardship	4	1	17	14	9	13	7	12	9	22	13	9	130
	Cycle	0	1	8	10	7	1	12	6	14	5	6	2	72
	Watershed	1	1	17	21	12	10	19	15	18	13	16	5	148
	States of Water	0	1	7	10	5	1	12	5	12	4	6	2	65
	H2O Sources	0	0	10	11	7	9	7	10	6	9	10	3	82
	History	0	0	10	11	7	9	7	10	6	9	10	3	82
	Water Quality	1	0	10	11	7	9	7	10	6	9	10	3	83

Total Students by School District:	2008						2009						Total # of Students
	July	Aug	Sept	Oct	Nov	Dec	Jan	Feb	Mar	Apr	May	June	
Alum Rock USD	0	0	165	0	0	175	0	225	70	104	128	60	927
Berryessa USD	0	0	100	92	0	0	0	0	100	100	0	0	392
Cambrian SD	0	0	0	0	0	0	0	0	0	0	0	0	0
Campbell UHSD	0	0	0	0	0	0	0	0	0	0	0	0	0
Campbell USD	0	0	62	0	280	0	0	0	0	0	0	0	342
College	0	0	0	0	40	0	0	50	0	0	0	0	90
Cupertino USD	0	0	115	120	120	120	260	0	180	40	100	0	1,055
East Side UHSD	0	0	0	0	0	0	0	0	0	0	0	0	0
Evergreen ESD	0	0	0	0	0	120	0	100	243	0	200	120	783
Franklin-McKinely SD	0	0	180	0	0	0	128	0	92	100	0	0	500
Fremont UHSD	20	0	0	0	0	0	0	0	0	0	0	0	20
Gilroy USD	0	0	0	0	100	100	0	120	100	225	0	0	645
Lakeside Joint SD	0	0	0	0	0	0	0	0	0	0	0	0	0
Loma Prieta USD	0	0	0	0	0	0	0	0	0	0	0	0	0
Los Altos SD	0	0	21	0	0	0	0	0	80	0	0	0	101
Los Gatos USD	0	0	0	0	0	0	0	0	0	0	0	0	0
Los Gatos-Saratoga JUHSD	0	0	0	0	0	0	0	0	200	0	0	0	200
Luther Burbank ESD	0	0	0	0	0	0	0	0	0	0	0	0	0
Milpitas USD	0	0	0	343	66	0	0	399	279	0	0	0	1,087
Montebello ESD	0	0	0	0	0	0	0	0	0	0	0	0	0
Moreland SD	0	0	0	0	0	0	0	0	100	0	0	0	100
Morgan Hill USD	0	0	0	0	0	0	423	0	0	0	0	0	423
Mount Pleasant SD	0	0	99	60	0	0	0	0	0	0	0	0	159
Mt View-Los Altos HUD	0	0	0	0	0	0	0	0	0	0	0	0	0
Mt View-Whisman SD	0	0	0	80	0	0	0	0	80	0	0	0	160
Oak Grove SD	0	0	0	190	105	0	225	20	0	0	96	0	636
Orchard School Dist	0	0	0	105	0	0	0	0	0	0	0	0	105
Palo Alto USD	0	0	0	0	0	0	0	0	0	0	0	0	0
Private	124	0	40	174	47	86	51	180	234	166	142	156	1,400
San Jose USD	0	400	567	40	60	338	120	124	80	216	549	191	2,685
Santa Clara USD	0	0	0	60	0	0	28	62	0	160	80	0	390
Saratoga UESD	0	0	60	0	0	0	0	0	0	192	0	0	252
Sunnyvale SD	0	0	0	0	0	0	0	0	0	0	0	0	0
Union SD	0	0	80	0	140	0	0	0	0	0	0	0	220
Other	0	0	0	0	0	0	0	0	0	0	0	0	0
Community Event	0	0	1000	200	0	0	0	0	60	0	0	0	1,260
Total Number of Students	144	400	2,489	1,464	958	939	1,235	1,280	1,898	1,303	1,295	527	13,932

045412

Santa Clara Valley Water District

17th Annual

FREE!

Water Efficient Landscaping Workshop Series

Learn how to beautify your garden and use water more efficiently in these four Saturday workshops. With landscape and irrigation experts as our guides, we'll discuss water-wise landscape design, gardening with California natives, water-efficient irrigation design, and selecting plants for a water-wise garden.

Saturday
March 7, 2009
9 a.m. to noon

Water Efficient Irrigation Design

Miguel Aspeitia, Irrigation Consultant, will demonstrate how to efficiently design/retrofit your landscape irrigation system using drip, micro and spray heads.

Saturday
March 14, 2009
9 a.m. to noon

Gardening with Natives

Landscape Architect Stephanie Morris will discuss the exciting topic of how to garden with native plants. Learn how to select native plants that do well in a garden setting. Planting techniques and irrigation strategies for the native plant garden will also be covered.

Saturday
March 21, 2009
9 a.m. to noon

Water Efficient & Sustainable Landscaping Techniques

Local landscape architect Stephanie Morris will discuss the many ways to 'green' your landscape, working with the garden's natural cycles for sustainability. Learn how to enjoy a beautiful yard that is water conserving, low-maintenance, and innovative.

Saturday
March 28, 2009
9 a.m. to noon

Designing & Selecting Plants for a Water-Wise Garden

Alrie Middlebrook will focus on Mediterranean, drought-tolerant, and native plants that can bring out sustainable beauty in the garden. Ms. Middlebrook is an expert with California native plants, but in this workshop she will share her full library of knowledge about water-wise plants for California.

For more information, visit us at **valleywater.org.**

Workshops will be held at:
Santa Clara Valley Water District
Headquarters boardroom
5700 Almaden Expressway
San Jose, CA 95118

045413

Santa Clara Valley Water District

CreekWise Workshop

FREE!

2nd Annual

Information

Learn how to protect your watershed, conserve water on your property, minimize urban runoff pollution and be a good neighbor to the creek adjacent to your property in just one three-hour session on either date below.

Date: Saturday, March 7, 2009 or Saturday, March 21, 2009

Time: 1 p.m. to 4 p.m.

Location: Santa Clara Valley Water District Headquarters boardroom
5750 Almaden Expressway
San Jose, CA 95118

Cost: Workshops are **free!** To reserve a space, call (408) 265-2607, ext. 2739. Call today as class size is limited!

Topics will include:

Watersheds: Kathy Machado, Education Outreach Coordinator, will define watershed and show how your landscape fits into the larger scheme of things.

Conservation: Karen Morvay, Water Conservation Specialist, will share best practices to conserve water in your home and garden.

Urban Runoff: Kate Slama, Water Quality Specialist, will define urban runoff and show what happens at home affects the creek. Her presentation will include home and auto runoff, pet waste and proper disposal of trash and household hazardous waste.

Gardening: Judy Ingols, Revegetation Supervisor, will discuss invasive species, pest management, drought-tolerant gardening, erosion control and irrigation.

Being a good creek neighbor: Denise Uriarte, Program Administrator, will conclude the workshop with ways to be a good neighbor to your local creek. Her content will include an overview of the creek ordinance for Santa Clara County, home improvements, what is and isn't allowed, permits, decks and fences, private access to public easement and how to protect the health and safety of the banks in your creek.

Santa Clara Valley Water District

Help clean up the environment on Coastal Cleanup Day!

By Employee Communications on September 18th, 2008

On Sept. 20, you can help clean up the environment for Coastal Cleanup Day. Check out the district press release for more information:

Volunteers Needed for Coastal Cleanup Day

SANTA CLARA COUNTY – California Coastal Cleanup Day is the nation's premier marine environment volunteer event and has been hailed by the Guinness Book of World Records as "the largest garbage collection" (1993).

Each year, the Santa Clara Valley Water District (Valley Water) joins the Creek Connections Action Group, which includes Santa Clara County Parks and Recreation and the City of San José, to host a Coastal Cleanup Day. Join us this year in our effort to remove trash, debris and recyclables that have collected and polluted local county waterways.

"Many people don't realize that improperly disposing of garbage can have a serious negative effect on our environment. When it rains, this waste ends up in the gutter, which drains into the nearest waterway and eventually into the bay," Valley Water Board Chair Rosemary Kamei said.

Since the program started in 1985, more than 800,000 Californians have removed more than 12 million pounds of debris from our state's shorelines and coast. Debris, such as:

- 1,102,042 bottle caps
- 5,066,669 cigarette butts
- 1,197,332 food wrappers

Just last year, 60,000 volunteers collected more than 900,000 pounds of trash and recyclables from beaches, lakes and creeks across California. In Santa Clara County alone, 865 volunteers joined together to collect more than 31,000 pounds of trash and over 12,000 pounds of recyclables. This year, organizers are hoping for even better results.

Individuals, clubs and classes are welcome to volunteer, as well as those looking to fulfill community service requirements. All youth under the age of 18 must have a parent/guardian signature on their Waiver of Liability and will also need adult supervision for the entire event.

This year's event details are as follows:

Date: Sept. 20, 2008

Time: 9 a.m. until noon

Where: 26 specified cleanup locations (visit www.cleanacreek.org for locations)

Volunteers are encouraged to wear long pants, sturdy shoes, gloves and sunscreen and to bring their own pick-up sticks. Trash bags, extra gloves, first-aid supplies, water and refreshments will be provided at no cost.

A volunteer appreciation party, hosted by Whole Foods, will be held at Vasona Park in Los Gatos, from

noon to 2 p.m. For more volunteer information, Waiver of Liability forms and specific cleanup locations, please visit www.cleanacreek.org.

Categories: News
Tags: Coastal Cleanup, environment

Tell us what you think

To share your thoughts on this topic with your co-workers, submit a comment using the form below. (Please keep comments on topic and business-related. All comments will be moderated; see commenting guidelines for details). To submit a comment directly to Internal Communications, send an e-mail to Employee Communications.

Name Required

Email (not published) Required

Submit Reset

You can use these XHTML tags: <a href="" title=""> <abbr title=""> <acronym title=""> <blockquote cite=""> <code>

Copyright © 2009 Aqua News | Login
Structure theme by Justin Tadlock

Coastal Cleanup Day targets area's dirtiest waterways

By Tony Mercado on September 23rd, 2008

Eager to remove three county creeks off the list of the trashiest waterways of the San Francisco Bay, volunteers turned out en masse at this weekend's Coastal Cleanup Day to spruce things up a bit.

All of which spelled good news for Coyote and Saratoga creeks and the Guadalupe River, which had the dubious distinction of landing #'s 2, 3 and 5, respectively, on the list.

"Getting on that list actually made people more aware that it's a problem," said Public Information Representative III Kathy Machado, who coordinated the event with Water Quality Specialist II Kate Slama. "I don't think people like having trashy creeks, and I think the cleanup helped."

Want proof?

Forty-two volunteers cleaned up a 1.5 mile stretch of Coyote, removing 3,000 pounds of trash, including five shopping carts and 30 pounds of recyclables. The Guadalupe's 65 volunteers cleaned 1 mile and removed 2,300 pounds of trash, including a bowling ball, couch and four shopping carts.

Statewide, volunteers covered more than 750 sites and gathered hundreds of tons of trash. Beach, inland waterway and community cleanups took place up and down the California coast, from the Mexican and Oregon borders, around San Francisco Bay and at sites as far inland as Lake Tahoe and the Salton Sea.

Each year, Valley Water joins the Creek Connections Action Group, which includes Santa Clara County Parks and Recreation and the City of San José, to host a Coastal Cleanup Day.

"Our cooperation this year is unprecedented, and we're seeing the results in the statewide turnout," said Eben Schwartz, Coastal Cleanup Day Director for the California Coastal Commission. "The Cleanup is really run by the hundreds of volunteers, non-profit groups and local government agencies that make up the heart and soul of the effort."

Categories: Aquafacts, News
Tags: Coastal Clean Up

Tell us what you think

To share your thoughts on this topic with your co-workers, submit a comment using the form below. (Please keep comments on topic and business-related. All comments will be moderated; see commenting guidelines for details). To submit a comment directly to Internal Communications, send an e-mail to Employee Communications.

Name Required

Two-wheeled inspections a "green" solution

By Tony Mercado on October 6th, 2008

Field Operations Administrator Dale Honda used to drive the oldest car in the fleet when doing levee and creek trail inspections, and boy, did he hate it.

Never mind how much space it takes on the levees or how it kicks up dust on people using the trails. There's also the time it takes to walk as many as three miles to get from one point to another.

"It takes us forever," he said.

There had to be a better way, right?

Enter the Equipment Management Unit's very own two-wheeled answer, expanded last month from two to four.

"It's a lot more convenient and we cover a lot of ground on these," said Engineering Technician I Patrick Fung, who's glad he won't have to lug around inspection sheets, water bottles, snacks and phones by hand anymore. "You can just get off and get on the trail, go to where we need to go and come back."

Art Taylor, manager of the Equipment Management Unit, also loves the bike as they promote a green message of saving gas and reducing the carbon footprint.

"Compared to a truck, the maintenance is nothing," he said.

The unit has four bikes available for business use available to employees. Add to that a fleet of six hybrid vehicles and a recent order to add 15 Ford Escape hybrids and you may have one of the organization's "greenest" units.

"We're trying," he said. "And employees can use the same process as checking out a motor pool vehicle. We're ready to serve our customers."

Using the bikes is also turning into a good marketing tool for the district.

Passers by on the trails notice the bright blue Valley Water placard as it whizzes by. Some stop Honda and ask about the kinds of things the district does and compliment them on using eco-friendly modes of transport.

"It all works out really well. We're outside, getting exercise and getting our job done. It doesn't get any better than this," Honda said.

Categories: Aquafacts
Tags: bikes, features

Got bugs? Be careful what you spray!

By Employee Communications on June 22nd, 2009

By Kate Slama, Customer Relations Unit

The district's approved Pesticide Policy defines pesticide use at district facilities. The purpose of the policy is to control pests while protecting employee health and the environment from chemicals.

We need to remind not only the official district employees who apply pesticides at district facilities, but those of us who wish to apply "lethal doses of life-ending bug stuff" on those pests we might encounter, that we are **all** required to adhere to the following as stated in the Pesticide Policy:

- Aerosol pesticides shall only be purchased or used by district staff licensed by the state in the appropriate categories for product application.
- A state-certified Qualified Applicator with the appropriate endorsements shall provide immediate oversight for application of all pesticides. (Certified staff must be on site at all times herbicides are applied.)

Keeping food, beverages, plants, and flowers out of buildings, cubicles, and conference rooms will greatly lower your chances of having a pest problem. If you do have a problem, please contact the **Facilities Help Desk** at ext. 3020 for tips in helping control the problem. Facilities staff use Orange Spray to control ants. Orange Spray can be used with no ill effects to employees, except for the strong orange smell.

For more information on minimizing pesticide use in your garden and at home, contact **Kate Slama**, Customer Relations Unit, ext. 2739, or visit MyWatershedWatch.org and check out the "Got Bugs?" section.

For **FREE** disposal of unwanted pesticides, contact the Santa Clara County Household Hazardous Waste Program at (408) 299-7300.

Categories: News
Tags: pesticides

One Response to "Got bugs? Be careful what you spray!"

1. Estela Tarano
   Jun 23rd, 2009 at 2:29 pm

   Kate:
   Thank you for the excellent information provided in the website. I visited it during my lunch hour and found it very helpful!
   Best regards,
   Estela

Tell us what you think

To share your thoughts on this topic with your co-workers, submit a comment using the form below. (Please keep comments on topic and business-related. All comments will be moderated; see commenting guidelines for details). To submit a comment directly to Internal Communications, send an

045419

Valley Water News

WATER SUPPLY, FLOOD PROTECTION AND STREAM STEWARDSHIP FOR SANTA CLARA COUNTY

ANNUAL ISSUE 2008

Santa Clara Valley Water District

Protecting Your Future

CALIFORNIA IS IN A DROUGHT. WE MUST SAVE WATER NOW.

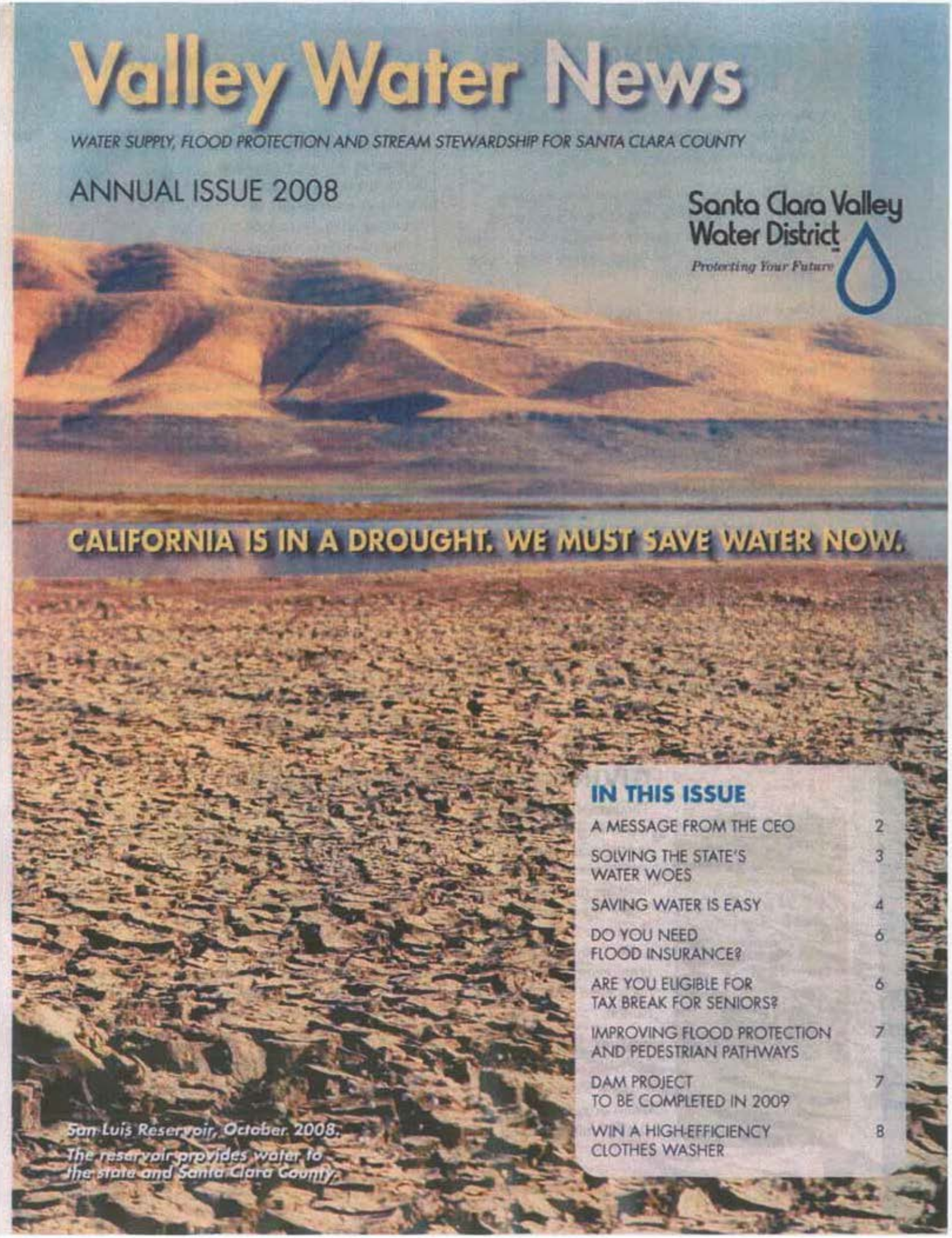

San Luis Reservoir, October 2008. The reservoir provides water to the state and Santa Clara County.

IN THIS ISSUE

A MESSAGE FROM THE CEO	2
SOLVING THE STATE'S WATER WOES	3
SAVING WATER IS EASY	4
DO YOU NEED FLOOD INSURANCE?	6
ARE YOU ELIGIBLE FOR TAX BREAK FOR SENIORS?	6
IMPROVING FLOOD PROTECTION AND PEDESTRIAN PATHWAYS	7
DAM PROJECT TO BE COMPLETED IN 2009	7
WIN A HIGH-EFFICIENCY CLOTHES WASHER	8

045420

MAINTAINING QUALITY SERVICE DURING ECONOMIC DOWNTURN—A message from Olga Martin Steele, CEO, Valley Water

The current economic downturn is impacting all of us in Silicon Valley with some of the most demanding and difficult circumstances in decades.

For Valley Water, our biggest test is maintaining excellent service levels in the face of rising costs, regulatory and water supply challenges, and a volatile economic climate, while trying to keep water charge increases to a minimum.

Like other public utilities, our fiscal challenges are further heightened by the pressing need to invest in protecting and maintaining Valley Water's aging infrastructure. Vital assets such as water pipelines, dams, treatment plants and levees are critical to public safety and reliable water service. Much of this infrastructure is decades old and needs to be rehabilitated or replaced sooner rather than later.

When I returned to Valley Water as CEO last January, my top priority was to increase efficiencies by making the best use of our limited resources. We began with constraining costs and reassessing the best way to carry out our business more effectively.

This year's rigorous budget process led to the Board of Directors eliminating 28 positions and significantly reducing overtime allowances. These cuts, along with the numerous operational changes I initiated, resulted in savings of nearly $11 million.

While tightening our belt, we continued to make great strides during the year, as exemplified by completing a new state-of-the-art water quality lab, breaking ground on a $256 million flood protection project to protect 7,500 homes and businesses along the Guadalupe River, opening new trails and restoring a nine-acre wetland south of Gilroy.

At Valley Water, we believe in a culture of continuous improvement. To this end, we earned agency wide ISO 9001:2000 and ISO 14001:2004 certifications this year, reflecting the highest standards of management excellence and confirming our status as a world-class organization.

We also work hard to provide and ensure a work environment where all employees, customers, suppliers and community partners feel welcome, valued and respected. We believe that workforce diversity and inclusion is essential to our long-term success.

You can be assured that Valley Water will continue to be a responsible fiscal and environmental steward as we carry out our mission into the future. For more information, contact Communications Manager Susan Siravo at 408.265.2607, ext. 2290, or e-mail ssiravo@valleywater.org.

GIVING NATURE A KICK-START

Pajaro Basin Freshwater Wetland

Thousands of acres of wetlands used to blanket the valley in the southern part of our county, but most are no longer present today. The Pajaro Basin Freshwater Wetland project, south of Gilroy, is an opportunity to bring back some of this valuable habitat.

Valley Water constructed and restored the nine-acre seasonal wetland west of Uvas-Carnadero Creek. The $4.7 million project improved the already favorable natural features of the site by re-contouring the land, increasing natural water availability and planting a variety of native wetland vegetation. The new wetland integrates with the surrounding streams and willow forests, expanding the habitat for a wide variety of wildlife including waterfowl, songbirds and amphibians.

The project site and adjacent area had historically been wetlands, and the water source was still present. Seasonally high groundwater, present near the surface of the field in the winter and spring seasons, is the water source for the wetland.

Now more than 30,000 new plants are thriving as part of this project. The plants were propagated from suitable native plant seeds collected from nearby wetlands.

045421

SOLVING THE STATE'S WATER WOES

Back in March 2008, headlines here and throughout California touted better than average rain and snowfall. Then it stopped. Today, California is in a drought after two of the overall driest years in history, back-to-back.

San Luis Reservoir, the world's largest off-stream reservoir and storage for normally about 25 percent of the district's water supplies, sat close to empty for months this summer, holding only a meager 10 percent of its capacity.

The state's water woes have been compounded by a 2007 court ruling requiring severe restrictions on pumping water from the Sacramento-San Joaquin Delta, which delivers about one-third of the Bay Area's annual water supplies and nearly half of ours in Santa Clara County. One result of this court action to help protect the endangered Delta smelt fish, was the loss to the state of enough water to serve all of Santa Clara County for more than a year and a half.

Diversified portfolio and infrastructure for reliability

Despite these difficult challenges, in Santa Clara County we have endured the reduction because of Valley Water's ongoing investments in our water system infrastructure and a diverse portfolio of water sources.

Our groundwater basins remain healthy. We replenish the groundwater basins with imported and local water through a network of percolation ponds. However, like a savings account that has seen decreased deposits and increased withdrawals, groundwater levels have dropped as a result of the two successive dry years and reductions in our imported and local water supplies.

Local water supplies alone are insufficient to meet the county's water demand. That is why resolving environmental and water management problems in the Delta is so critical to protecting our quality of life.

Conservation is key

In 2007, concerned about the prospects for natural drought conditions, combined with the court-imposed "regulatory drought," Valley Water urged the community to reduce water use by 10 percent. However by late 2008, we have only seen water savings of seven percent.



The water levels in San Luis Reservoir dropped so low in August that the lighter-colored area [illegible] water in Santa Clara County not left completely dry.

Even if it's a "normal" water year this year, the situation may not improve much because of the difficulties in the Delta. Consequently, requiring mandatory conservation is a very real possibility in 2009. Remember, when it comes to saving water, there is no time to waste.

KEEPING CREEKS FREE FROM TRASH

Creeks are natural drainage systems, carrying stormwater away from homes and businesses, and they are valuable natural resources that support wildlife and ecosystems. It is important that creeks are kept free of trash. While most people know that trash and chemicals should not go into a creek, many don't know that leaves and soil also pollute and obstruct flow, and may result in flooding. Soil is a problem because many pollutants bond to it and take a ride to pollute our rivers and bay.

It is illegal to dump anything into a creek or storm drain. Storm drains in your street flow directly to local creeks. To report illegal dumping in creeks, call Valley Water Pollution Prevention Hotline (24 hours) at 1.888.510.5151.

045422

save 10 percent water

SAVING WATER IS EASY

Valley Water has called on all residents and businesses for a 10 percent voluntary reduction in water use. It can start by simply turning off the faucet while brushing your teeth or using a broom instead of a garden hose to clean the driveway. Here are a few water-saving tips:

FOR RESIDENTS:

In the Kitchen

- *Fix the leaky faucet. This simple, inexpensive repair can save 15+ gallons per day per leak.*
- *Install a kitchen faucet aerator in your sink and save gallons of water every day.*
- *Only run your dishwasher with full loads; save 15-20 gallons per load.*
- *When washing dishes by hand, don't let the water run while rinsing. Fill one sink with wash water and the other with rinse water.*

In the Bathroom

- *Install a low-flow showerhead and faucet aerators and save 16 gallons per day per householdValley Water provides them for free upon request.*
- *Fix a leaky toilet. Add food coloring or dye tablets in your toilet tank. If the color shows in the bowl without flushing, you have a leak.*
- *Install a high-efficiency toilet and save 25 gallons per day per toilet.*
- *You can potentially save hundreds of gallons a month by timing your showers to be under five minutes at a time.*

Outdoors

- *Water in the early morning. You can save 20-25 gallons per day.*
- *Adjust your sprinklers so only your lawn is being watered. Check your sprinkler heads, valves and drip emitters once a month and save 15-25 gallons per day.*
- *Apply a layer of organic mulch around plants to reduce moisture loss and keep weeds down and save 20-30 gallons per day.*
- *Try planting a water-wise garden. Select plants that are appropriate for the site and create a landscape that can be maintained with little supplemental watering.*

SAVE WATER AND MONEY WITH VALLEY WATER PROGRAMS

Valley Water offers a number of rebates and services that will help you reduce water use.

FREE **Water-Wise House Call Program** – A trained technician will visit your home or apartment complex and survey sprinklers, toilets etc. to show where water savings can be made. To schedule an appointment, visit us at www.valleywater.org or call **1.800.548.1882.** Customers of San Jose Water Company: Call (408) 279-7900 to schedule an appointment.

Rebates of $100 to $1,000 for water-efficient equipment – These include high-efficiency toilets (up to $125), clothes washers ($125-$200), water softeners ($150), water-efficient landscape materials (up to $1,000) and efficient irrigation equipment (up to $1,000). Some restrictions apply.

In the Laundry Room

- *When shopping for a new washing machine, consider a high-efficiency model and receive a rebate.*
- *Wash clothes only when you have a full load; save 15-20 gallons per load.*

FOR BUSINESSES:

From $400 to $50,000 in rebates for water-efficient equipment – These include high-efficiency clothes washers ($400), cooling tower conductivity controllers ($900), weather-based irrigation controllers (up to $1,100), efficient irrigation equipment (up to $4,000), water-efficient landscape materials (up to $10,000) and various process and equipment upgrades (up to $50,000). Some restrictions apply.

High-Efficiency Toilet Installation Program – Includes FREE new toilets and installation for apartments and businesses throughout the county.

Water-Use Survey – A FREE onsite survey and recommendations on how to increase your facility's water efficiency.

Irrigation Technical Assistance Program – FREE site evaluations to assist property owners to better manage their landscape water use.

For more information call our conservation hotline at 408.265.2607, ext. 2554, or visit www.valleywater.org and use our online Access Valley Water customer service system.

Save water and money. Schedule a Water-Wise House Call

045424

Chynoweth Avenue Hill flooding from Valley Water Pagan Creek in January 2008

DO YOU NEED FLOOD INSURANCE?

Federal law requires flood insurance if you have a federally backed mortgage and your building is in an area shown on maps prepared by the Federal Emergency Management Agency (FEMA) as subject to flooding during a 100-year flood event, which has one percent chance of occurring in a year.

While lenders are legally responsible for determining if a flood insurance policy is required for a loan, your city provides assistance in reading and interpreting the FEMA Flood Insurance Rate Map. This assistance includes information on whether a property is in the 100-year floodplain, which zone, and elevation certificates, if available. Your city can also provide information about flood insurance purchase requirements. If you need a city contact number, call Valley Water at 408.265.2607, ext. 2650, or visit our website www.valleywater.org and use our Access Valley Water customer service system.

Boat inspection at Calero Reservoir

PROTECTING WATER SUPPLY, WHILE SUPPORTING RECREATION

To protect the drinking water supply of nearly two million people in Santa Clara County, Valley Water and Santa Clara County have instituted a boat inspection program to help prevent invasive zebra and quagga mussels from getting into local reservoirs.

Although the reservoirs were built for water supply purposes, Valley Water supports and allows these facilities to be used for limited recreational activities. Anderson, Calero, Coyote and Stevens Creek reservoirs continue to be open for boating.

The $560,000 jointly funded pilot inspection program was implemented in May this year, following the discovery of zebra mussels in San Justo Reservoir in neighboring San Benito County. The invasive mussels can be easily transported between reservoirs by recreational boats.

The spread of zebra and quagga mussels has created enormous problems for aquatic ecosystems and water utilities in other parts of the country and the state.

ARE YOU ELIGIBLE FOR TAX BREAK FOR SENIORS?

Valley Water offers qualifying low-income seniors an exemption from the Clean, Safe Creeks and Natural Flood Protection Plan Property Tax approved by county voters in 2000.

The exemption is available to Santa Clara County residents who meet these requirements:

- Own and occupy their single-family home, condominium or townhome, (mobile homes on rented spaces in parks are not eligible)
- 65 years of age or older by June 30, 2008
- Total household income of $42,484 or less for 2007

Seniors must apply for the exemption by filling out an application. The application is retro-active and seniors can claim exemption since 2001. To obtain an application or get more information, call 408.265.2607, ext. 2810, or send an e-mail to JulieWilson@valleywater.org.

PARTNERSHIP TO IMPROVE FLOOD PROTECTION AND PEDESTRIAN PATHWAYS

The Bollinger Road Bridge reconstruction project on Calabazas Creek is close to completion with Valley Water revegetation specialists beginning planting native species in December 2008.

The project, constructed at a cost of $2.7 million, is a joint effort with the City of Cupertino. It benefits the nearby Cupertino and San Jose neighborhoods by providing flood protection, as well as improving safety for bicyclists, pedestrians and vehicles. In addition, the partnership has helped reduce overall costs and minimize construction impacts.

Much of the project focused on the construction of two culverts—a new culvert in Cupertino and replacement of an existing culvert in San Jose. The culvert in Cupertino has widened the bridge over the creek by 21 feet.

Residents will now enjoy a full-sized pedestrian walkway and bicycle lane, as well as wider vehicle lanes on the bridge. Upstream, an older undersized culvert was demolished and replaced with a larger culvert that can safely convey floodwaters during a flood event that has one percent chance of occurring in a year.

LENIHAN DAM PROJECT ON SCHEDULE

This winter, commuters traveling along Highway 17 may have noticed the low water levels in the Lexington Reservoir. This is because Valley Water is replacing an aging outlet system at Lenihan Dam.

The outlet allows Valley Water to discharge water from the reservoir into Los Gatos Creek and a series of groundwater recharge ponds downstream. Buckling of the existing pipeline and operational restrictions limiting the rate at which water could be released from the reservoir necessitated the replacement of the entire outlet system.



The project, with a construction cost of $32.9 million, includes excavating a tunnel through the adjacent mountain (see picture on the right). The project is on schedule to be completed in the fall of 2009.



045426

SAVE WATER AND WIN A HIGH-EFFICIENCY CLOTHES WASHER

Valley Water offers a free Water-Wise House Call, where we'll come to your home and assess your water use, check for leaks, and optimize your irrigation schedule.

To find out more about the Water-Wise House Call Program and enter our drawing to win a clothes washer, go to www.valleywater.org and fill out an online form or the form below and mail it to:

Water-Wise and Win Drawing
Santa Clara Valley Water District
5750 Almaden Expressway
San Jose, CA 95118-3686

Yes, I wish to find out more about the Water-Wise House Call Program and enter the drawing to win a high-efficiency clothes washer.

Name: _____

Address: _____

Phone/email: _____ Water retailer: _____

No purchase necessary to win. To enter you must be a resident of Santa Clara County and at least 18 years of age as of Jan. 1, 2009. All qualified entrants will be eligible for a random drawing conducted by the Santa Clara Valley Water District. Mailed entries must be postmarked by 5 p.m. March 31, 2009. Limit, one entry per household. Other rules and restrictions apply. Official drawing rules may be obtained by sending a self-addressed stamped envelope to Drawing Rules, Santa Clara Valley Water District, 5750 Almaden Expressway, San Jose, CA 95118-3614.

Printed on recycled paper using soy-based inks.
700k 11/08 SDD

Santa Clara Valley Water District
Protecting Your Future

5750 ALMADEN EXPY
SAN JOSE, CA 95118

www.valleywater.org

PRESORT STANDARD
U.S. POSTAGE
PAID
SAN JOSE, CA
PERMIT NO. 1231

POSTAL CUSTOMER

Esta publicación contiene información sobre los recursos de agua, la administración del medio ambiente y protección contra inundaciones en el Condado de Santa Clara. Si desea recibir un ejemplar en español, por favor comuníquese con el Distrito de Aguas del Valle de Santa Clara (Santa Clara Valley Water District) al (408) 265-2607, ext. 2581.

Tập tài liệu này gồm có các tin tức về những nguồn cung cấp nước, sự quản lý môi trường và phòng ngừa lũ lụt trong Quận Santa Clara. Để nhận được bản sao của tập tài liệu này bằng tiếng Việt, xin liên lạc Ty Thủy Cục Thung Lũng Santa Clara (Santa Clara Valley Water District) ở số (408) 265-2607, số chuyển tiếp ext. 2488

Ang publikasyong ito ay naglalaman ng mga impormasyon tungkol sa mga pinagkukunan ng tubig, pangangasiwa ng kapaligiran at proteksiyong panlaban sa Santa Clara County. Para makatanggap ng kopya sito sa Tagalog, pakitawagan ang Santa Clara Valley Water District sa (408) 265-2607, ext. 2714.

此份刊物包含關於聖塔克拉拉縣境內的水源、環境管理及防洪資訊。若要取得此份刊物的中文版，請與聖塔克拉拉谷水利局聯絡，電話為 (408) 265-2607 轉分機 2631。

©2008 Santa Clara Valley Water District

Aquadrops... For Teachers

September 2008

Upcoming Events

Berryessa Flea Market Children's Summer Fun Fest

Date: September 6th and 7th 2008
Time: 10 a.m. to 5 p.m.
Location: 1590 Berryessa Rd.
San Jose, CA 95133

Join in on the 11th annual Fun Fest at the Berryessa Flea Market for a day full of arts and crafts, games, rides, animal exhibits, science experiments, and much more! For more information visit the Berryessa Flea Market website.

NASA Ames' Return to the Moon Family Night

Tell your students to bring their families to this free event!

Date: Saturday, September 6th from 3:00 p.m. to 10:00pm
Location: NASA Ames Research Center
Moffett Field, CA 94035

The Fun and Educational Event Features:

- Hands-on educational activities for children
- Hourly presentations with mission experts and scientists
- Moon rocks on display
- Animated videos
- Robotic rover demonstrations
- Telescope viewing of the lunar surface
- Food and Beverages will be sold

Learn how NASA's newest mission will be searching for water ice: Hear all about this exciting Lunar Crater Observation and Sensing Satellite (LCROSS) mission and for immediate details go to http://lcross.arc.nasa.gov/

Coastal Cleanup Day

Date: September 20, 2008
Time: 9 a.m. to noon

Last year, in just three hours, Coastal Cleanup Day volunteers removed more than 900,000

pounds of garbage from California shorelines and inland waterways. But the event did a whole lot more than help the marine ecosystem. It was also an important environmental lesson for thousands of kids across the state.

This year, as in every year, the California Coastal Commission is encouraging teachers to bring their classes to Coastal Cleanup Day. We have made participation easier than ever. On either Friday, September 19 or Saturday, September 20, you can conduct a "backyard cleanup" in your schoolyard or local creek. We will provide all the supplies you need and count your students among the tens of thousands that participate in this cleanup worldwide. You can help your students make the connection between the trash they remove and the trash in our oceans by using activities in our free curriculum in your Fall 2008 lesson plans.

For local information about cleanup sites in Santa Clara County go to: www.cleanacreek.org\ and to view cleanup locations view the Coastal Cleanup Map for Santa Clara County.

YSI Wildlife Festival

Date: October 5th 2008
Time: 11 a.m. to 4 p.m.
Location: YSI Alum Rock
16260 Penitencia Greek Rd.
San Jose, CA 95127

Wildlife Education Day Cupertino

Date: October 25th 2008
Time: 10 a.m. to 2 p.m.
Location: McClellan Ranch Park
22221 McClellan Rd.
Cupertino, CA

Project WET Workshop

Project WET is designed to help students, parents, educators, and communities of the world with water education. It contains websites of interest that may be useful, as well as information about Project WET teacher training in Santa Clara County through the Santa Clara Valley Water District. This day long training will introduce you to the Project WET curriculum and activities which you will receive. Kathy Machado will show you how the activities work, how they can be adapted to different grade levels, and provide supplementary material, all water related! The next project WET is scheduled for Friday, October 17, 2008 and is an all day event.

For more information about other upcoming Project WET trainings or to get some water based activities visit the Santa Clara Valley Water District website or contact Kathy Machado at kmachado@valleywater.org or (408) 265-2607, ext. 2331.

BAESI presents: Global Warming- Food Connections
A workshop for teachers

Date: Saturday, September 27, 2008
Time: 8:30 a.m. to 4:30 p.m.
Location: San Jose State University
Duncan Hall Rm 614

In this workshop keyed to the California Science Standards, you'll explore a variety of ways to help your students understand the science of global warming and the connections to the food we eat.

Presenters: Eugene Cordero (SJSU Dept. of Meteorology)
Richard Sedlock (SJSU Dept. of Geology)

Participants will receive stipend of $90, teaching materials, ready-to-use classroom activities, and (in combination with another full-day workshop), eligibility for 1 unit of Geology 104 ($44). If you do not need academic credit, the workshop is free.

Some of the workshop topics:

- The greenhouse effect
- Natural climate change and the role of the sun and volcanoes
- Climate models and forecasts for the future
- Energy and global warming
- How what we eat affects global warming

We hope you'll join us! Any and all applications received after September 15 are also welcome, and will be considered on a first-come, first-serve basis until capacity is reached. Questions? Call 408-924-5048. Or contact Ellen Metzger at metzger@geosun.sjsu.edu

California Science Teachers Association (CSTA) Conference

Date: October 30th to November 1st 2008
Location: San Jose Convention Center

The California Science Education Conference is the premier annual professional development event for science educators and science professionals. Conference events address all areas of science education, including life science, earth/space science, physical science, environmental science, literacy, English language development, and assessment.

Classroom Contests
We Can Change the World Competition
September 2008

NSTA, the Siemens Foundation, and Discovery Communications are launching a new sustainability education competition for middle school students to develop innovative green solutions for their schools, homes, and communities. This national middle school competition will involve a team of students identifying, researching, and recommending a solution to an environmental problem in their community. The competition will expand to kindergarten and elementary students in 2009 and to high school students in 2010.

http://eelink.net/cgi-bin/ee-link/newclick/8281575

Enter the California Coastal Art & Poetry Contest!

The California Coastal Commission invites California students in kindergarten through 12th grade to submit artwork or poetry with a California coastal or marine theme to the annual Coastal Art & Poetry Contest. Winners will receive $100 gift certificates to an art supply or book store, and each winner's sponsoring teacher will receive a $40 gift certificate for educational supplies. Students may have their work featured on Commission web pages and materials. Entries must be postmarked by January 31, 2009 to be eligible for this year's contest. For rules and entry form, visit the California Coastal Commission website, email coast4u@coastal.ca.gov, or call (800) Coast-4U.

River of Words Environmental Poetry and Art Contest K-12

Deadline: February 15, 2009
River of Words conducts a free international poetry and art contest for youth on the theme of watersheds and the environment. The contest helps youth explore the surroundings in which they live, and to express what they discover through poetry and art. It is held annually in affiliation with the Library of Congress Center for the book. The grand prize and international winners receive an all-expense paid trip to Washington, DC, to attend the awards ceremony at the Library of Congress.

http://eelink.net/cgi-bin/ee-link/newclick/8281573

Activities

Flood Game

A new online game lets you control U.K. flood policy for a year (and see what happens when cities flood). It's called FloodSim. Go to http://www.floodsim.com/
EPA Water Sense for kids: http://www.epa.gov/watersense/kids/games.htm

News Articles

BBC News The water debate - http://news.bbc.co.uk

Google News - The latest water news - news.google.com

WorldPress.org A global crisis - www.worldpress.org

Water is a human right commentary - www.mg.co.za

Courier Gazette - Trouble In Texas - http://www.courier-gazette.com

Reuters - Clashes over water http://today.reuters.com

Hindustan Times Water harvesting mandate in Rajasthan - www.hindustantimes.com

Pensacola News Florida interstate water wars looming - www.pensacolanewsjournal.com

NZ Herald - China's longest river "cancerous" with pollution - http://www.nzherald.co.nz

Snopes.com Water issues with the Pascua-Lama mining operation in Chile http://www.snopes.com

BBC News - Water in Iraq - http://news.bbc.co.uk

Iran-e-sabz.org - Report about Iranian water supplies - http://www.iran-e-sabz.org

SABC News The squeeze is on in South Africa - http://www.sabcnews.com

Lexington Herald Reader - Water ownership battles in the USA - http://www.kentucky.com

BBC News Water shortage in Sydney - http://news.bbc.co.uk

Energy Bulletin - Water in Africa - http://www.energybulletin.net

BBC News Court battle looming in Tanzania - http://news.bbc.co.uk

Indianz.com - Report on the Cheyenne River Sioux Tribe water crisis - http://www.indianz.com
L.A. Times - TCE in US water - http://www.latimes.com

VOA Finding solutions in India http://www.voanews.com

BBC News - Recycling water ideas for England - http://news.bbc.co.uk

World Wildlife Foundation - Himalayan glaciers shrinking - http://www.panda.org

China Daily - Water Forecast for China - http://www.chinadaily.com

American Water home page - http://www.amwater.com

BBC News the water crisis - http://news.bbc.co.uk

CSIS / Global Strategy Institute - global water futures - http://www.csis.org

Desert Research Institute Nevada research campus - http://www.dri.edu

Environmental News Network -www.enn.com

Friends of the Earth Middle East - grassroots environmental organization - http://www.foeme.org

Public Citizen - nonprofit consumer advocacy organization - http://www.citizen.org

RWE Thames Water - http://www.rwethameswater.com

Sandia National Laboratories - http://www.sandia.gov

The Pacific Institute - nonpartisan think-tank's home page - http://www.pacinst.org

United Nations Environment / Water Programme - http://www.unep.org

Voice Of America / Water For Life Special Report - http://www.voanews.com

WaterAid America - home page - www.wateraid.org

WaterConserve Water News - www.waterconserve.info

World Water - information web site about water - http://www.worldwater.org

Senator Paul Simon Water For The Poor Act Of 2005 (pdf file) - http://wwwc.house.gov

NRRI - The 2nd National Drinking Water Symposium (pdf file) - http://www.nawc.org

Running Dry - press kit (pdf file) - http://www.runningdry.org

C SPAN Interview with Jim Thebaut (DVD / VHS) - http://www.c-spanstore.org

Rainwater harvesting in Africa - http://www.alertnet.org

Water conservation eco-resource - http://www.biosanitiser.com

Attachment 1.8

Water Quality Monitoring

Work Plan Task	Task Description	Status / Comments	Due Date (mo/yr)
C. 8 Water Quality Monitoring			
C.8.e.iv. Geomorphic Project			
C.8.e.iv.	This monitoring is intended to answer the questions: How and where can our creeks be restored or protected to cost-effectively reduce the impacts of pollutants, increased flows and durations of urban runoff? Permittees shall select a waterbody/reach, preferably one that contains significant fish and wildlife resources, and conduct one of the following projects within each county: (1) Gather geomorphic data to support the efforts of a local watershed partnership31 to improve creek conditions; or (2) Inventory locations for potential retrofit projects in which decentralized, landscape-based stormwater retention units can be installed; or (3) Conduct a geomorphic study which will help in development of regional curves which help estimate equilibrium channel conditions for different sized drainages. Select a waterbody/reach that is not undergoing changing land use. Collect and report the following data: • Formally surveyed channel dimensions (profile), planform, and cross-sections. Cross-sections shall include the topmost floodplain terrace and be marked by a permanent, protruding (not flush with ground) monument; • Contributing drainage area; • Best available information on bankfull discharges and width and depth of channel formed by bankfull discharges; and • Best available information on average annual rainfall in the study area. Permittees shall complete the selected geomorphic project by June 30, 2012 so that project results are reported in the Integrated Monitoring Report (see Provision C.8.h.iii.).	Complete and/or ongoing	

C.8.f.i. Locations			
C.8.f.i.	Permittees shall conduct pollutant of concern load monitoring at stations listed below. Upon approval by the Executive Officer, and after conferring with the Regional SWAMP program, Permittees may use alternate pollutant of concern monitoring locations. Load monitoring stations established under the RMP and/or SWAMP may be substituted for the stations listed below on a one-to-one basis. • Guadalupe River • Calabazas Creek at Lakeside Drive in Sunnyvale, at border with Santa Clara	Guadalupe River Station is funded by the SCVWD. These additional parameters are paid for by the SCVURPPP. See C.8.d.	
C.8.g. Citizen Monitoring and Participation			
C.8.g.i.	Permittees shall encourage Citizen Monitoring.	Ongoing	
C.8.g.ii.	In developing Monitoring Projects and evaluating Status & Trends data, Permittees shall make reasonable efforts to seek out citizen and stakeholder information and comment regarding waterbody function and quality.	Ongoing	
C.8.g.iii.	Permittees shall demonstrate annually that they have encouraged citizen and stakeholder observations and reporting of waterbody conditions. Permittees shall report on these outreach efforts in the annual Urban Creeks Monitoring Report.	Ongoing	

PROGRAM EVALUATION

Water Quality Index pilot study ended in fall of 2007 due to inconclusive nature of the results due to poor QAQC practices at the laboratory and District funding challenges.

The District will share water quality monitoring data and information from capital improvement projects and stream maintenance projects with the Program.

HIGHLIGHTS AND ACCOMPLISHMENTS

Monitoring

The District has continued its monitoring program to evaluate water quality in Lake Almaden, Almaden Reservoir, Calero Reservoir, Guadalupe Reservoir and Stevens Creek Reservoir. Depth profile measurements of temperature, pH, conductivity, and dissolved oxygen were conducted monthly. In addition, water samples were collected from the epilimnion and hypolimnion for analyses of total and dissolved mercury, total and dissolved methyl mercury, ammonia, nitrate/nitrite, sulfate and phosphorus at Lake Almaden, Almaden Reservoir, and Guadalupe Reservoir. Samples were also collected from the epilimnion for analyses for chlorophyll- a. The purpose of this monitoring is to establish existing water quality conditions and seasonal variability to evaluate the implementation of management changes to improve water quality.

Coordinate Regional Monitoring Efforts of BASMAA, SCVURPPP, WMI, and District

The District Environmental Management Unit staff attended program and regional monitoring work group meetings including SCVURPPP Monitoring Ad-Hoc Work Group, BASMAA Monitoring Committee, WMI Assessment Subgroup meetings, and TMDL work group meetings (PCB, mercury, sediment), to identify opportunities for coordination and collaboration of monitoring activities. District staff participated in the Monitoring Ad Hoc Workgroup meetings and worked with the SCVURPPP Program to share monitoring data. District staff reviewed and commented on Program monitoring work plans, monitoring reports, and assessments. The District has dedicated significant resources to work on the Guadalupe Watershed Mercury study and proposed TMDL. The District has also dedicated staff time to comment on the San Francisco Bay Mercury TMDL.

Major accomplishments included:

1. Provided debriefing on Solar Bee Mercury Removal efforts to pave the road for future support letters for grant funding.
2. Provided debriefing to WMI Land Use Subgroup on Stewardship Planning efforts to advocate the visions for the watersheds and better use of the information contained in the District's stewardship plans.
3. Facilitated the removal of "silver wash" washing machines from the water conservation rebate program, prevented toxic chemicals from entering the wastewater stream right from the source.
4. Played an important role to encourage City of San Jose to conduct a more thorough review of the impacts on groundwater resources for its Household Hazardous Waste Collection Facility.

5. Led or supported several policy-level dialogues with the District Board of Directors, Environmental Advisory Committee and interested parties on Stream Protection, Restoration,

Attachment 1.9

Pesticides Toxicity Control

Santa Clara Valley Water District
Urban Runoff Annual Report FY 2008-09
Pesticides Toxicity Control

Work Plan Task	Task Description	Status / Comments	Due Date (mo/yr)
C.9. Pesticides Toxicity Control			
	To prevent the impairment of urban streams by pesticide-related toxicity, Permittees shall implement a pesticide toxicity control program that addresses their own use of pesticides that pose a threat to water quality and the use of such pesticides by other sources within their jurisdictions that have the potential to enter the municipal conveyance system. They may coordinate with BASMAA, the Urban Pesticide Pollution Prevention Project, the Urban Pesticide Committee, and other agencies and organizations.		
C.9.a. Adopt an Integrated Pest Management (IPM) Policy or Ordinance			
C.9.a.i. Task Description			
C.9.a.i.	Permittees shall include provisions to minimize reliance on pesticides that threaten water quality and require the use of IPM in municipal operations and on municipal property in their IPM policies or ordinances.	Complete	
C.9.a.ii. Implementation			
C.9.a.ii	If not already in place, Permittees shall adopt appropriate IPM policies or ordinances no later than July 1, 2009.	Complete	
C.9.a.iii. Reporting			
C.9.a.iii.	Permittees shall submit a copy of ordinances or policies to the Water Board in the October 2009 Annual Report after adoption of the IPM policy or ordinance.	SCVWD will comply with this task	
C.9.b. Implement IPM Policy or Ordinance			
C.9.b.i.	Permittees shall establish written standard operating procedures for pesticide use that ensure implementation of the IPM.	Complete	
C.9.b.ii.	Permittees shall require municipal employees and contractors to adhere to the standard operating procedures.	Complete	

C.9.b.iii. Reporting			
C.9.b.iii.	(1) Permittees shall report in their Annual Reports on IPM policy implementation and evaluate effectiveness and status and trends of quantity and type of pesticide use, and provide reasons for increases in use of pesticides that threaten water quality; (2) Permittees shall maintain pesticide application standard operating procedures available upon request.	Ongoing	
C.9.c. Training of Municipal Employees			
C.9.c.i.	Permittees shall ensure that all municipal employees who, within the scope of their duties, apply pesticides which threaten water quality (including over-the-counter pesticides) are appropriately oriented and/or trained in IPM practices and the Permittee's IPM policy.	Ongoing	
C.9.c.ii. Reporting			
C.9.c.ii.	(1) Permittees shall report the percentage of municipal employees who apply pesticides who have been trained in IPM policy and IPM standard operating procedures. (2) Permittees shall submit training materials upon request.	SCVWD will comply with this task	
C.9.d. Require Contractors to Implement IPM			
C.9.d.i.	Permittees shall hire IPM-certified contractors or include contract specifications requiring contractors to implement the IPM no later than November 30, 2009.	SCVWD will comply with this task through modification of contract language	
C.9.d.ii. Reporting			
C.9.d.ii.	In Annual Reports, Permittees shall submit documentation to confirm compliance.	Ongoing	
C.9.f. Interface with County Agricultural Commissioners			
C.9.f.i.	Permittees shall maintain regular communications with county agricultural commissioner's to get input and assistance on urban pest management practices and use of pesticides and to inform them of water quality issues related to pesticides and violations of pesticide regulations.	Ongoing	
C.9.f.ii. Reporting			

C.9.f.ii.	Permittees shall report violations of pesticides regulations (e.g., illegal handling) associated with stormwater management to county agricultural commissioners (or other appropriate State and/or local agencies) and report follow-up actions to correct violations in Annual Reports.	Ongoing	

HIGHLIGHTS AND ACCOMPLISHMENTS

The District uses pesticides as one of the tools for pest management on its properties and facilities. The primary category of pesticides used is herbicides. Insecticides and rodenticides are used in small quantities. In all cases, pesticide products are used only after an assessment has been made regarding environmental, economical, and public health aspects of each of the alternatives. The District has always been proactive and conservative in the use of pesticides.

The District continues to implement a pesticide policy and an "Approved Pesticide List." Except for three products, the District's Approved Pesticide List met the criteria established in the District's Pesticide Policy for water quality, environmental and public health hazards. The District's policy states "Category I and II pesticides may only be used if required to meet health and safety concerns or if mandated to maintain regulatory compliance such as dam safety." The three "Toxicity Category I" products, one herbicide and two rodenticides, were exempted from meeting the toxicity restriction due to the following factors:

1. They are integral in meeting the structural engineering requirements of the District's levee systems and dam safety program.
2. There are no practical alternatives at this time.
3. The toxicity and hazard exposure of these products applies only to the applicator at the time of application. These hazards are mitigated with protective clothing and eye protection which minimize the exposure hazard to the maximum extent.

The District believes that use of the less toxic products is beneficial to the environment and the health and safety of employees. The District's annual pesticide use summary report for calendar year 2007 is included in this section as Table 17.1.

The District began implementation of the arundo mitigation program in 2002. The eradication program has increased the District's use of some pesticides. The cut stump method of application minimizes the potential for environmental impacts. The District currently has a program for monitoring the water quality impacts of this work type.

Specifications were developed for Pest Control Operators (PCOs) contracted for District applications to use pest control methods consistent with the District's IPM Policy. PCOs are required to follow the District's IPM Policy, Best Management Practices, and Standard Operating Procedures; provide evidence of current IPM training, when requested; and provide monthly pesticide use reports. Implementation of the new specifications and a pesticide use tracking system began July 1, 2004.

ALTERNATIVE PEST MANAGEMENT PRACTICES

In 2007-2009 with more than 25 acres of unwanted vegetation rising up and around the Santa Teresa Water Treatment Plant, the District used nearly 700 goats to chew and munch away dry brush that could have posed a fire hazard if left unchecked. Using the goats was a welcome alternative to chemicals or mowing, which proved difficult in the past because of uneven slopes around the plant. This innovative approach reflects that the District is doing things differently and certainly keeping the environment in mind. Please keep in mind that goats are also not always the alternative of choice as some of our facilities are remote enough that the goats could susceptible to predation by mountain lions etc.

The District continued to integrate mechanical harvesting and non-toxic dye colorants with the use of algaecides and herbicides to manage algae at percolation ponds.

Attachment 1.11

Mercury Controls

Santa Clara Valley Water District
Urban Runoff Annual Report For FY 2008-09
Mercury Controls

Work Plan Task	Task Description	Status / Comments	Due Date (mo/yr)
C.11. Mercury Controls			
C.11.a. Mercury Collection and Recycling Implemented throughout the Region. Permittees shall promote, facilitate, and/or participate in collection and recycling			
C.11.a.i.	Permittees shall promote, facilitate, and/or participate in collection and recycling of mercury containing devices and equipment at the consumer level (e.g., thermometers, thermostats, switches, bulbs).	Ongoing	
C.11.a.ii. Reporting			
C.11.a.ii.	Report on these efforts in Annual Reports, including an estimate of the mass of mercury collected.	Ongoing	

RESPONSE TO REGIONAL BOARD COMMENTS FROM PREVIOUS YEAR'S ANNUAL REPORT

No comments from the Regional Board were received on this section of last year's annual report.

PROGRAM EVALUATION

District staff continued to purchase alternative products, where available, and to dispose of mercury-containing materials in accordance
with applicable regulations. The District also continued removing mercury containing sediment from the Guadalupe watershed.

HIGHLIGHTS AND ACCOMPLISHMENTS

Mercury Removal Projects and Programs Completed and Underway
Stream Maintenance Program

In 2008, routine sediment removal maintenance resulted in the disposal of 8,205 cubic yards of material, with 1,641 of this total from the creeks in the upper portion of the Guadalupe River Watershed. The total mercury removed from the system was 46 kg, with 45 kg from the Guadalupe River Watershed.

Monitoring

The District has undertaken a monitoring program to evaluate water quality in Lake Almaden, Almaden Reservoir, Calero Reservoir, Guadalupe Reservoir and Stevens Creek Reservoir. Depth profile measurements of temperature, pH, conductivity, and dissolved oxygen
were conducted monthly. In addition, water samples were collected from the epilimnion and hypolimnion for analyses of total and dissolved mercury, total and dissolved methyl mercury, ammonia, nitrate/nitrite, sulfate and phosphorus at Lake Almaden, Almaden Reservoir, and Guadalupe Reservoir. Samples were also collected from the epilimnion for analyses for chlorophyll a. The purpose of this
monitoring is to establish existing water quality conditions and seasonal variability to evaluate the implementation of management changes
to improve water quality.

Mercury Control Program

In 2008, the District continued to implement three projects to control mercury in the Guadalupe River Watershed: Jacques Gulch Restoration, Lake Almaden Circulation, and Reservoir Circulation.

Jacques Gulch Restoration

Jacques Gulch is a tributary to Almaden Reservoir that drains approximately one-third of the reservoir watershed. A portion of this drainage includes a small tributary that drains a portion of the former New Almaden Mining District, which is now Almaden-Quicksilver County Park. The project will remove, cap, or control erosion of extensive mercury deposits in the tributary above its confluence with Jacques Gulch, and in Jacques Gulch above its confluence with Almaden Reservoir. This project is scheduled for completion in 2011. During the reporting period, the District accepted a bid for construction, which will begin July 1, 2009.

Lake Almaden Circulation

Lake Almaden is a former gravel quarry that lies at the confluence of Guadalupe Creek and Los Alamitos Creek that drain Guadalupe and Almaden Reservoirs, respectively. Below this confluence is the Guadalupe River. This lake provides recreational amenities to the community, including swimming, boating, and fishing. The Guadalupe River Watershed Mercury Study identified the lake as a significant source of methyl mercury that bioaccumulates in fish within the lake and in fish downstream. In 2008-09 two additional circulators were installed in the lake, providing full treatment.

Reservoir Circulation

The Guadalupe River Watershed Mercury Study identified reservoirs as a significant source of methyl mercury that bioaccumulates in fish within the reservoirs and in downstream creeks. The study also demonstrated a correlation between the seasonal development of anoxia in the hypolimnion and increased methyl mercury concentrations. Building on the success of the Lake Almaden pilot project, the District installed three solar-powered circulators in Almaden Reservoir in April 2007, and three solar-powered circulators were installed in Guadalupe Reservoir in July 2007. Monitoring of the performance was continued in 2008-09.

Attachment 1.15

Exempted and Conditionally Exempted Discharges

Work Plan Task	Task Description	Status / Comments	Due Date (mo/yr)
C.15. Exempted and Conditionally Exempted Discharges			
C.15.b. Conditionally Exempted Non-Stormwater Discharges:			
C.15.b.i. Discharge Type - Pumped Groundwater, Foundation Drains, Water from Crawl Space Pumps and Footing Drains		Ongoing	
C.15.b.ii. Discharge Type - Air Conditioning Condensate			
C.15.b.iii. Discharge Types - Planned, Unplanned, and Emergency Discharges of the Potable Water System		Ongoing	
C.15.b.iv. Discharge Type – Individual Residential Car Washing			
C.15.b.v. Discharge Type - Swimming Pool, Hot Tub, Spa, and Fountain Water Discharges			
C.15.b.vi. Discharge Type - Irrigation Water, Landscape Irrigation, Lawn or Garden Watering			
C.15.b.vii. Additional Discharge Types		Ongoing	
C.15.b.viii. Permit Authorization for Exempted Non-Stormwater Discharges		Ongoing	

PROGRAM EVALUATION

The District owns, operates, and/or maintains 3 water treatment plants, 2 pumping and metering stations, 1 pump station, 11 reservoirs, percolation facilities, water wells, a recycled water facility (South County Regional Wastewater Authority Treatment Plant), and distribution pipelines. All of these water facilities have a potential for discharging non-stormwater to surface water bodies.

The District continued reporting on all water utility O&M discharges. Please see attached inventory table (Table 15.1). Typical District discharges include raw water from water quality testing devices at District plants, San Tomas Injection Well, and Vasona Meter Shop testing.

The District's water utility maintenance staff performs all discharges. District staff implemented BMPs after consultation with the Environmental Management Unit.

HIGHLIGHTS AND ACCOMPLISHMENTS

The District has been working with the Regional Water Quality Control Board staff to coordinate notification activities between various District units that conduct discharges. The District has also been coordinating internal notification discrepancies.

In addition the District provided both written and verbal comments on the latest draft of the MRP with a particular focus on exempted and conditionally exempted discharges.

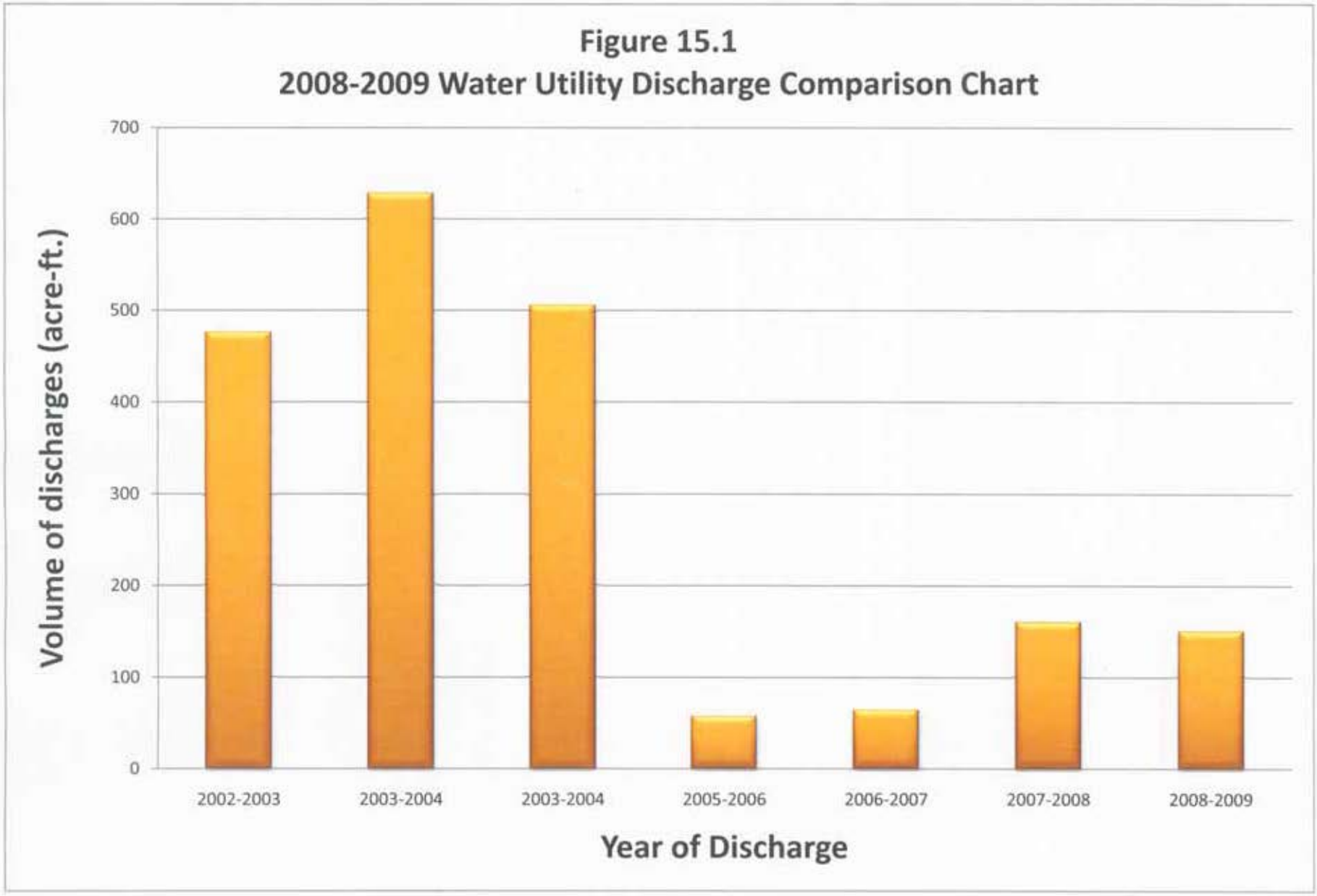
Figure 15.1
2008-2009 Water Utility Discharge Comparison Chart
Volume of discharges (acre-ft.)
700
600
500
400
300
200
100
0
2002-2003
2003-2004
2003-2004
2005-2006
2006-2007
2007-2008
2008-2009
Year of Discharge

045451

Ongoing	250,000	Cont.	P	Raw	Los Gatos Creek		Continual, regular meter testing of raw water.
Ongoing	Unknown	Random	P	Ground	Storm Drain System		Vault is pumped out occasionally and automatically. Not monitired. Has high level alarm. Ground and rain water.
Ongoing	325,000	Cont.	P	Raw	No Name Creek	None Implemented	Continuous discharge from water quality testing station of water delivered by DWR. Volume estimated.
Ongoing	325,000	Cont.	P	Raw	Storm Drain		Continuous dishcarge from water quality testing station of water delivered by DWR.
7-Jul-08	729,000	18	u	Treated	Norwood Creek	None Implemented	None.
7-Jul-08	540,000	4.5	u	Treated	South Babb Creek	None Implemented	None.
Ongoing	250,000	Cont.	P	Raw	Los Gatos Creek		Continual, regular meter testing of raw water.
Ongoing	Unknown	Random	P	Ground	Storm Drain System		Vault is pumped out occasionally and automatically. Not monitired. Has high level alarm. Ground and rain water.
Ongoing	325,000	Cont.	P	Raw	No Name Creek	None Implemented	Continuous discharge from water quality testing station of water delivered by DWR. Volume estimated.
Ongoing	325,000	Cont.	P	Raw	Storm Drain		Continuous dishcarge from water quality testing station of water delivered by DWR.
Ongoing	250,000	Cont.	P	Raw	Los Gatos Creek		Continual, regular meter testing of raw water.
Ongoing	Unknown	Random	P	Ground	Storm Drain System		Vault is pumped out occasionally and automatically. Not monitired. Has high level alarm. Ground and rain water.
Ongoing	325,000	Cont.	P	Raw	No Name Creek	None Implemented	Continuous discharge from water quality testing station of water delivered by DWR. Volume estimated.
Ongoing	325,000	Cont.	P	Raw	Storm Drain		Continuous dishcarge from water quality testing station of water delivered by DWR.
Ongoing	250,000	Cont.	P	Raw	Los Gatos Creek		Continual, regular meter testing of raw water.
Ongoing	Unknown	Random	P	Ground	Storm Drain System		Vault is pumped out occasionally and automatically. Not monitired. Has high level alarm. Ground and rain water.
Ongoing	325,000	Cont.	P	Raw	No Name Creek	None Implemented	Continuous discharge from water quality testing station of water delivered by DWR. Volume estimated.
Ongoing	325,000	Cont.	P	Raw	Storm Drain		Continuous dishcarge from water quality testing station of water delivered by DWR.
13-Oct-08	4,100,000	12	u	Raw	Los Gatos Creek	None Implemented	Failure of an appurtenant structure to the Central Pipeline (a blow-off valve)
Ongoing	250,000	Cont.	P	Raw	Los Gatos Creek		Continual, regular meter testing of raw water.
Ongoing	Unknown	Random	P	Ground	Storm Drain System		Vault is pumped out occasionally and automatically. Not monitired. Has high level alarm. Ground and rain water.
Ongoing	325,000	Cont.	P	Raw	No Name Creek	None Implemented	Continuous discharge from water quality testing station of water delivered by DWR. Volume estimated.
Ongoing	325,000	Cont.	P	Raw	Storm Drain		Continuous dishcarge from water quality testing station of water delivered by DWR.
Ongoing	250,000	Cont.	P	Raw	Los Gatos Creek		Continual, regular meter testing of raw water.
Ongoing	Unknown	Random	P	Ground	Storm Drain System		Vault is pumped out occasionally and automatically. Not monitired. Has high level alarm. Ground and rain water.
Ongoing	325,000	Cont.	P	Raw	No Name Creek	None Implemented	Continuous discharge from water quality testing station of water delivered by DWR. Volume estimated.
Ongoing	325,000	Cont.	P	Raw	Storm Drain		Continuous dishcarge from water quality testing station of water delivered by DWR.
17-Dec-08	600	0.05	p	Raw	Parking Lot Area	None Implemented	Accumulated rainwater pumped from containment area to parking lot for dust control.
29-Dec-08	400	0.07	p	Raw	Parking lot	None Implemented	Accumulated rainwater pumped from secondary containment pit to parking lot for dust control.
Ongoing	250,000	Cont.	P	Raw	Los Gatos Creek		Continual, regular meter testing of raw water.
Ongoing	Unknown	Random	P	Ground	Storm Drain System		Vault is pumped out occasionally and automatically. Not monitired. Has high level alarm. Ground and rain water.
Ongoing	325,000	Cont.	P	Raw	No Name Creek	None Implemented	Continuous discharge from water quality testing station of water delivered by DWR. Volume estimated.
Ongoing	325,000	Cont.	P	Raw	Storm Drain		Continuous dishcarge from water quality testing station of water delivered by DWR.
22-Jan-09	445	0.08	p	Raw	Parking Lot Area	Dust Suppression (resulting in no discharge to creek)	Pumped accumulated rainwater from secondary containment pit onto parking lot area.
26-Jan-09	200	0.03	p	Raw	Parking Lot Area		Accumulation of rainwater in concrete secondary containment pit was pumped onto parking lot.
Ongoing	250,000	Cont.	P	Raw	Los Gatos Creek		Continual, regular meter testing of raw water.
Ongoing	Unknown	Random	P	Ground	Storm Drain System		Vault is pumped out occasionally and automatically. Not monitired. Has high level alarm. Ground and rain water.
Ongoing	325,000	Cont.	P	Raw	No Name Creek	None Implemented	Continuous discharge from water quality testing station of water delivered by DWR. Volume estimated.
Ongoing	325,000	Cont.	P	Raw	Storm Drain		Continuous dishcarge from water quality testing station of water delivered by DWR.
16-Feb-09	2,500	0.65	p	Raw	Parking lot	None Implemented	Accumulated rainwater pumped from secondary containment area to parking lot for dust control.
19-Feb-09	720	0.13	p	Raw	Parking lot	None Implemented	Accumulated rainwater pumped from secondary containment area to parking lot for dust control.
Ongoing	250,000	Cont.	P	Raw	Los Gatos Creek		Continual, regular meter testing of raw water.
Ongoing	Unknown	Random	P	Ground	Storm Drain System		Vault is pumped out occasionally and automatically. Not monitired. Has high level alarm. Ground and rain water.
Ongoing	325,000	Cont.	P	Raw	No Name Creek	None Implemented	Continuous discharge from water quality testing station of water delivered by DWR. Volume estimated.
March	46,919,376		p	Raw	Tesquisquita Slough	Yes	Need to replace SV1 And SV2 valves so next time pipeline is shutdown there will be no leaking.
Ongoing	325,000	Cont.	P	Raw	Storm Drain		Continuous dishcarge from water quality testing station of water delivered by DWR.
4-Mar-09	1,700	10.27	p	Raw	Parking lot	None Implemented	Accumulated rainwater pumped from secondary containment area to parking lot for dust control.
Ongoing	250,000	Cont.	P	Raw	Los Gatos Creek		Continual, regular meter testing of raw water.
Ongoing	Unknown	Random	P	Ground	Storm Drain System		Vault is pumped out occasionally and automatically. Not monitired. Has high level alarm. Ground and rain water.
Ongoing	325,000	Cont.	P	Raw	No Name Creek	None Implemented	Continuous discharge from water quality testing station of water delivered by DWR. Volume estimated.
Ongoing	325,000	Cont.	P	Raw	Storm Drain		Continuous dishcarge from water quality testing station of water delivered by DWR.
il 13-14/ April 22	149,700	10	p	Treated	Storm Drain	Yes	Tie in 20"x20"x16" steel tie to an existing turnout facility. Discharge location at new contact point.
Ongoing	250,000	Cont.	P	Raw	Los Gatos Creek		Continual, regular meter testing of raw water.
Ongoing	Unknown	Random	P	Ground	Storm Drain System		Vault is pumped out occasionally and automatically. Not monitired. Has high level alarm. Ground and rain water.
Ongoing	325,000	Cont.	P	Raw	No Name Creek	None Implemented	Continuous discharge from water quality testing station of water delivered by DWR. Volume estimated.
Ongoing	325,000	Cont.	P	Raw	Storm Drain		Continuous dishcarge from water quality testing station of water delivered by DWR.
Ongoing	250,000	Cont.	P	Raw	Los Gatos Creek		Continual, regular meter testing of raw water.
Ongoing	Unknown	Random	P	Ground	Storm Drain System		Vault is pumped out occasionally and automatically. Not monitired. Has high level alarm. Ground and rain water.

Santa Clara Valley
Urban Runoff
Pollution Prevention Program

Campbell • Cupertino • Los Altos • Los Altos Hills • Los Gatos • Milpitas • Monte Sereno • Mountain View • Palo Alto
San Jose • Santa Clara • Saratoga • Sunnyvale • Santa Clara County • Santa Clara Valley Water District

Hand Delivered on September 15, 2010

September 15, 2010

Mr. Bruce H. Wolfe
Executive Officer
San Francisco Bay Region
Regional Water Quality Control Board
1515 Clay Street, Suite 1400
Oakland, CA 94612

Subject: Submittal of FY 2009-2010 Program Annual Report

Dear Mr. Wolfe:

I am pleased to submit the Santa Clara Valley Urban Runoff Pollution Prevention Program's *FY 09-10 Annual Report* documenting Program-wide activities conducted during FY 2009-2010. The Program's *FY 09-10 Annual Report* consists of 15 sections and an Appendix. Each section reports on Program activities and the Program's involvement in regional activities associated with a specific Permit Provision. Related tasks and activities not related to a specific Permit Provision (e.g., street sweeping, Santa Clara Basin Watershed Management Initiative (SCBWMI) activities, etc.) are placed in the most appropriate section. Section 15 contains the *Regional Supplement for Pollutants of Concern and Monitoring* developed by BASMAA member agencies. Please note that much of the information in Section 15 is a work-in-progress and is being submitted to illustrate the progress being made on numerous region-wide permit provisions.

Pursuant to Provision C.16.c., the Program's *FY 09-10 Annual Report* includes a certification statement signed by the Program Manager. The Program's Management Committee, at its September 2, 2010 meeting, authorized the Program Manager to submit the *FY 09-10 Annual Report* on its behalf.

This submittal was also provided electronically to the Water Board in accordance with the directions provided by Water Board staff in the document entitled *Guide for Submitting Electronic Documents*.

Please contact me if you have any comments or questions. We look forward to working with you to successfully address new challenges during FY 10-11.

Very truly yours,

Adam W. Olivieri, Dr. P.H., P.E.
Program Manager

111 West Evelyn Avenue, Suite 110 • Sunnyvale, CA 94086 • tel: (408) 720-8811 • fax: (408) 720-8812
1410 Jackson Street • Oakland, CA 94612 • tel: (510) 832-2852 • fax: (510) 832-2856
1-800-794-2482

CC: SCVURPPP Management Committee Members

Attachments: FY 2009-2010 Annual Report- Sections 1-15- one (1) hard copy
FY 2009-2010 Annual Report- Appendices- one (1) hard copy
FY 2009-2010 Annual Report- Sections 1-15 and Appendices- one (1) compact disc

** The Program's *FY 09-10 Annual Report* is also provided at www.scvurppp.org.

045454

Santa Clara Valley
Urban Runoff
Pollution Prevention Program

September 15, 2010

FY 2009-2010 Annual Report

Submitted in Compliance with NPDES Permit No. CAS612008 (Order R2-2009-0074)

Program Annual Report
Sections 1 - 15

Campbell • Cupertino • Los Altos • Los Altos Hills • Los Gatos • Milpitas • Monte Sereno • Mountain View • Palo Alto
San Jose • Santa Clara • Saratoga • Sunnyvale • Santa Clara County • Santa Clara Valley Water District

FY 09-10 Annual Report

Santa Clara Valley
Urban Runoff
Pollution Prevention Program

Campbell • Cupertino • Los Altos • Los Altos Hills • Los Gatos • Milpitas • Monte Sereno • Mountain View • Palo Alto
San Jose • Santa Clara • Saratoga • Sunnyvale • Santa Clara County • Santa Clara Valley Water District

Certification Regarding SCVURPPP Program Annual Report

"I certify, under penalty of law, that this document and all attachments were prepared under my direction or supervision in accordance with a system designed to ensure that qualified personnel properly gather and evaluate the information submitted.[1] Based on my inquiry of the person or persons who manage the system, or those persons directly responsible for gathering the information, the information submitted, is, to the best of my knowledge and belief, true, accurate, and complete.[2] I am aware that there are significant penalties for submitting false information, including the possibility of fine and imprisonment for knowing violations.[3]"

Submitted on behalf of the Santa Clara Valley Urban Runoff Pollution Prevention Program (per Management Committee Direction)

September 15, 2010

Adam W. Olivieri, Dr. P.H., P.E.
Program Manager

[1] Notwithstanding the above, certain attachments were prepared as regional submissions as part of BASMAA collaborative efforts on behalf of all MRP Co-permittees.

[2] Notwithstanding the above, some of the attachments are works-in-progress and are submitted only with the intent and for the purpose of illustrating progress.

[3] Even though the Program report contains and incorporates the individual Co-permittee annual reports as attachments, this certification is made only with respect to the former; separate Co-permittee certifications have been provided with the latter.

111 West Evelyn Avenue, Suite 110 • Sunnyvale, CA 94086 • tel: (408) 720-8811 • fax: (408) 720-8812
1410 Jackson Street • Oakland, CA 94612 • tel: (510) 832-2852 • fax: (510) 832-2856
1-800-794-2482

Table of Contents

Credits **i-3**

Section 1: Introduction **1-1**
- Background 1-1
- Organization of Report 1-2

Section 2: Municipal Operations **2-1**
- Introduction 2-1
- Program Activities 2-1
- Regional Activities 2-2

Section 3: New Development and Redevelopment **3-1**
- Introduction 3-1
- Program Activities 3-1
- Regional Activities 3-5

Section 4: Industrial and Commercial Site Controls **4-1**
- Introduction 4-1
- Program Activities 4-1
- Regional Activities 4-2

Section 5: Illicit Discharge Detection and Elimination **5-1**
- Introduction 5-1
- Program Activities 5-1
- Regional Activities 5-2

Section 6: Construction Site Controls **6-1**
- Introduction 6-1
- Program Activities 6-1
- Regional Activities 6-2

Section 7: Public Information and Outreach **7-1**
- Introduction 7-1
- Program Activities 7-2
- Regional Activities 7-9

Section 8: Water Quality Monitoring **8-1**
- Introduction 8-1
- Program Activities 8-1
- Regional Activities 8-4

Section 9: Pesticides Toxicity Control 9-1
- Introduction 9-1
- Program Activities 9-1
- Regional Activities 9-4

Section 10: Trash Controls 10-1
- Introduction 10-1
- Program Activities 10-2
- Regional Activities 10-5

Section11: Mercury and PCBs Controls 11-1
- Introduction 11-1
- Program Activities 11-1
- Regional Activities 11-3

Section 12: Copper Controls 12-1
- Introduction 12-1
- Program Activities 12-1
- Regional Activities 12-2

Section 13: PBDE, Legacy Pesticides and Selenium 13-1
- Introduction 13-1
- Program Activities 13-1
- Regional Activities 13-1

Section 14: Exempted and Conditionally Exempted Discharges 14-1
- Introduction 14-1
- Program Activities 14-1

Section 15: Regional Supplement for Pollutants of Concern and Monitoring 15-1

CREDITS

This Annual Report was a collaborative effort of the fifteen agencies participating in the Santa Clara Valley Urban Runoff Pollution Prevention Program (Program). EOA, Inc., as the Program management consultant, coordinated and compiled the Annual Reports submitted by the fifteen Co-permittees; and was responsible for the overall preparation of the Program's Annual Report. The Program expresses its appreciation to all those who contributed to this twentieth Annual Report.

Management Committee Voting Members

- Cupertino -- Cheri Donnelly
- Los Altos – Larry Lind
- Los Altos Hills – Richard Chiu
- Milpitas – Kathleen Phalen
- Mountain View -- Eric Anderson
- Palo Alto -- Joe Teresi
- San Jose – Melody Tovar, MC Vice Chair
- Santa Clara – Dave Staub
- Sunnyvale – Lorrie Gervin, Budget AHTG/Executive Committee Chair
- Santa Clara County – Clara Spaulding
- Santa Clara Valley Water District – Ann Draper, MC Chair
- West Valley Communities – Kelly Carroll
  - Campbell
  - Los Gatos
  - Monte Sereno
  - Saratoga

Santa Clara Valley
Urban Runoff
Pollution Prevention Program

Section 1

Introduction

September 15, 2010

Section 1 Introduction

Background

Program Description

The Santa Clara Valley Urban Runoff Pollution Prevention Program ("Program") is an association of thirteen cities and towns in Santa Clara Valley, the County of Santa Clara, and the Santa Clara Valley Water District ("Co-permittees") that share a common permit to discharge stormwater to South San Francisco Bay. The Program incorporates regulatory, monitoring and outreach measures aimed at reducing pollution in urban runoff to the "maximum extent practicable" to improve the water quality of South San Francisco Bay and the streams of Santa Clara Valley. The Program is organized, coordinated, and implemented in accordance with a Memorandum of Agreement (MOA) signed by the Co-permittees in 1990, 1999, 2005 and 2006. The MOA covers the responsibilities of each Co-permittee and a cost-sharing formula for joint expenditures.

In June 1990, the San Francisco Bay Regional Water Quality Control Board (Water Board or RWQCB) issued the Program its first NPDES permit.[1] The permit was reissued in 1995[2], 2001[3] (amended in 2001[4] and 2005[5]) and 2009[6]. The permit reissued in 2009 is referred to as the Municipal Regional Stormwater NPDES Permit (MRP). The MRP covers stormwater discharges from a total of 76 municipalities and local agencies in Alameda, Contra Costa, San Mateo, and Santa Clara Counties, and the cities of Fairfield, Suisun City, and Vallejo.

Program Management

At the inception of the Program, the Santa Clara Valley Water District took the lead responsibility for management of the Program. EOA, Inc. was later retained to provide Program management services, and the Program's Management Committee designated the District as the Program's fiscal agent. On July 1, 2005, the City of Sunnyvale became the Program's fiscal agent.

The Program's Management Committee (MC) is the official decision-making body for the Program. The MC consists of at least one person from each Co-permittee who is officially designated and duly authorized to vote in his/her capacity as representative to the Program. In most instances, Co-permittees have also designated and authorized alternative representatives to vote in the absence of the primary representative. In all cases, the person authorizing and designating the representative to the Program is a duly authorized representative of the principal executive officer or ranking official of the Co-permittee.

During the term of the Permit, the Program Manager will submit, on a "joint basis", certain permit-required reports and a certification statement on behalf of the Co-permittees to the Water Board. In

[1] NPDES Permit No. CAS029718, Order No. 90-094.
[2] NPDES Permit No. CAS029718, Order No. 95-180 (as amended 7/21/99).
[3] NPDES Permit No. CAS029718, Order No. 01-024 (2/21/01).
[4] NPDES Permit No. CAS029718, Order No. 01-119, Amendment Revising Provision C.3. (10/17/01).
[5] NPDES Permit No. CAS029718, Order No. R2-2005-0035, Amendment Revising Order 01-119 (7/20/05).
[6] NPDES Permit No. CAS612008, Order No. R2-2009-0074 (10/14/09).

August 2010, Co-permittees authorized the Program to continue submitting "joint reports" and a certification statement on their behalf. A signed confirmation statement from each Co-permittee designating a MC representative and/or alternate for their agency, and authorizing the Program Manager to submit certain reports to the Water Board on their behalf is included within Appendix 1-1.

Program Annual Report

Permit Provision C.16.a of the MRP requires each Co-permittee to submit an Annual Report by September 15 of each year. Program annual reports are not required in accordance with the MRP; however, the Program's Management Committee decided at its June 17, 2010 meeting that a Program Annual Report documenting Program-wide activities is useful and should be developed each year.

■ Organization of Report

The Program's *FY 09-10 Annual Report* consists of 15 sections, with relevant tables placed at the end of each section, and one Appendix. Each section reports on a specific Permit Provision. Related tasks and activities not related to a specific Permit Provision (e.g., street sweeping, Santa Clara Basin Watershed Management Initiative (SCBWMI) activities, etc.) are placed in the most appropriate section. The structure of each Annual Report section, in most cases, consists of the following:

- Introduction – provides brief background information about the specific Permit Provision and its requirements;
- Program Activities – provides Program accomplishments for specific sub-provisions and/or projects;
- Regional Activities – provides accomplishments conducted at the regional-level (e.g., BASMAA-related tasks) for specific sub-provisions and/or projects; and

Following Section 1, the Program *FY 09-10 Annual Report* volume consists of the following sections:

Program FY 09-10 Annual Report
Section 2- Provision C.2 Municipal Operations
Section 3- Provision C.3 New Development and Redevelopment
Section 4- Provision C.4 Industrial and Commercial Site Controls
Section 5- Provision C.5 Illicit Discharge Detection and Elimination
Section 6- Provision C.6 Construction Site Control
Section 7- Provision C.7 Public Information and Outreach
Section 8- Provision C.8 Water Quality Monitoring
Section 9- Provision C.9 Pesticides Toxicity Control
Section 10- Provision C.10 Trash Controls
Section 11- Provision C.11/12 Mercury and PCBs Controls
Section 12- Provision C.13 Copper Controls
Section 13- Provision C.14 PBDE, Legacy Pesticides and Selenium
Section 14- Provision C.15 Exempted and Conditionally Exempted Discharges
Section 15- Regional Supplement for Pollutants of Concern and Monitoring

The Appendix provides final work products and other relevant information relating to the completion of Program activities. Appendices have been developed for certain Program activities described within the following Annual Report sections:

Program FY 09-10 Annual Report Appendix
Section 1- Introduction
Section 3- Provision C.3 New Development and Redevelopment
Section 6- Provision C.6 Construction Site Control
Section 7- Provision C.7 Public Information and Outreach
Section 8- Provision C.8 Water Quality Monitoring
Section 9- Provision C.9 Pesticides Toxicity Control
Section 12- Provision C.13 Copper Controls
Section 15- Regional Supplement for Pollutants of Concern and Monitoring

Santa Clara Valley
Urban Runoff
Pollution Prevention Program

Section 2

Municipal Operations

September 15, 2010

Section 2 Municipal Operations

Introduction

Provision C.2 of the MRP requires Permittees to implement appropriate best management practices (BMPs) during operation, inspection and routine repair and maintenance activities of municipal facilities and infrastructure to control and reduce non-stormwater discharges and polluted stormwater to storm drains and watercourses. The provision identifies the following specific maintenance activities that require development and implementation of BMPs:

- Street and road repair maintenance (C.2.a.),
- Sidewalk/plaza maintenance and pavement washing (C.2.b.),
- Bridge and structure maintenance and graffiti removal (C.2.c.),
- Stormwater pump stations (C.2.d.),
- Rural public works construction and maintenance (C.2.e.), and
- Corporation yards (C.2.f.).

Program Activities

The SCVURPPP Municipal Operations Ad Hoc Task Group (AHTG) was formed and first met in October 2009 to assist Co-permittees with implementing the new requirements in Provision C.2. The AHTG met four additional times from January through June 2010. During this time, the AHTG provided the following guidance to assist with implementation of the MRP:

- Pump station inventory form for collecting pump station characteristics and other information as required in Provision C.2.d.ii.(1);
- Example stormwater pollution prevention plans (SWPPPs) for corporation yards (C.2.f.i.(3));
- Draft pump station dry weather sampling plan guidance (C.2.d.ii.(2)). This sampling guidance will be revised in FY 10-11 to include wet season inspections (C.2.d.ii (4)).

To ensure consistency with inspection and reporting, the Municipal Operations AHTG worked with the BASMAA Municipal Operations Committee to identify a set of criteria to be used when conducting stormwater pump station dry season inspection and monitoring. These criteria were incorporated into the Program guidance.

Regional Activities

Program staff participated in the BASMAA Municipal Operations Committee and helped identify several activities that will be conducted at the regional level:

- Expansion of the existing BASMAA Surface Cleaner Training and Recognition Program to include mobile automotive washing and carpet cleaning and add Spanish-language information for each business type;

- Development of common forms for pump station sampling and inspections; and
- Information sharing.

As stated above, Program staff is providing SCVURPPP AHTG input on the dry weather pump station sampling form and wet weather pump station inspection form.

Santa Clara Valley
Urban Runoff
Pollution Prevention Program

Section 3

New Development and Redevelopment

September 15, 2010

Section 3 New and Redevelopment Control Measures

Introduction

Provision C.3 contains the requirements for appropriate source control, site design, and stormwater treatment measures in new development and redevelopment projects to address stormwater runoff pollutant discharges and prevent increases in runoff flows, with emphasis on implementation of low impact development (LID) techniques. This section of the Annual Report describes the Program's efforts during FY 09-10 to assist Co-permittees to control the impacts of development on stormwater quality and flow through the development project planning, review and approval process.

Program Activities

During FY 09-10, Program efforts continued to focus on assistance to Co-permittees with C.3 and HMP implementation, conducting training workshops for municipal staff and the development community, and implementation of new requirements in the MRP. The Program continued to support the C3 Provision Oversight Ad Hoc Task Group (C3PO AHTG) and use it as a forum to discuss Co-permittee needs, C.3 implementation issues, and updates on regional activities. The C3PO AHTG met approximately bimonthly during the first half of the fiscal year (three times) and then began to meet monthly during the second half of the year (six times) to accomplish required tasks.

In December, 2009, Program staff prepared a memorandum entitled "Guidance on Key Actions and Due Dates for Meeting C.3. Requirements" to help Co-permittees prioritize actions for compliance with the MRP. Program staff then prepared a Work Plan to assist Co-permittees in implementing all C.3. requirements, which identified whether tasks will be implemented locally, at the Program level or regionally by BASMAA, and the time frame for completion. The C.3 Work Plan was provided to the C3PO AHTG in December 2009 and after incorporation of AHTG input, submitted to the Management Committee in February 2010.

C.3.a. New Development and Redevelopment Performance Standard Implementation

The provision requires Co-permittees to update legal authority and development review and permitting processes, and conduct training and outreach to address new C.3 requirements. It also requires Co-permittees to encourage all projects not regulated by Provision C.3, but that are subject to the Co-permittees' planning, building, development, or other comparable review, to include adequate source control and site design measures.

The Program implemented the following activities to help meet this requirement:

Municipal Staff Training

During FY 09-10, the Program conducted and/or co-sponsored five workshops to assist Co-permittees with implementation of Provision C.3 and requirements for construction site management and inspection (Provision C.6):

- Construction Site Inspection Trainings, October 21, 2009, 9:00 AM – 12:00 PM and 1:00 PM – 4:00 PM (San Jose);
- Webcast on "Engineered Rainwater Collection and Case Studies For Sustainable Water Management" by ASCE Continuing Education and ASCE's Environmental & Water Resources Institute (EWRI), October 27, 2009 (Cupertino);
- Construction Site Compliance Workshop, January 19, 2010 (Cupertino) and January 20, 2010 (San Jose), co-sponsored by the San Francisco Estuary Partnership;
- Construction Site Stormwater Compliance Workshop, May 19, 2010 (SCVWD, San Jose); and
- The Annual C.3. Workshop, entitled "Complying with New Stormwater Requirements for New and Redevelopment Projects", June 8, 2010 (Cupertino).

More information on the construction-related workshops is provided in Section 6.
The Annual C.3. Workshop attracted 108 participants. The workshop was designed to address topics of interest to municipal and private planning/engineering staffs related to the MRP and LID. The morning sessions featured updates on stormwater regulations; a presentation on performance of bioretention areas, and case studies of implementation of C.3. on a variety of projects. The afternoon session was split into two tracks: one track offered an introduction to hydromodification management requirements and the Bay Area Hydrology Model. The other track offered advanced training on low impact development topics including rainwater harvesting, green roofs, soil specifications, and retrofitting impervious areas with landscaping. The advanced track was planned in coordination with the SCBWMI Land Use Subgroup. The workshop also featured exhibits for four vendors of stormwater control measures and related products. The workshop flyer, agenda, evaluation summary, and attendance list for the workshop are presented within Appendix 3-1

Development of Guidance Materials

Program staff worked with the AHTG to develop and/or update the following guidance materials:

- "Model Conditions of Approval for Stormwater Quality" (Site Design, Source Control, and Pesticide Reduction), May 2010;
- Fact sheet entitled "Changes to Stormwater Quality Control Requirements - Information for Developers, Builders and Project Applicants", July 2010;
- Updated fact sheet entitled "Hydromodification Management Requirements: What Developers, Builders and Project Applicants Need to Know", July 2010;
- General Plan Guidance, July 2010;
- Revisions to Planning Procedures Performance Standards (in progress).

Site Design Awards

In 2006, the Program began an awards program for exemplary site designs to protect water quality. This awards program recognizes Santa Clara Valley's public agency and private development community leaders who are solving site design challenges, reducing stormwater pollution and runoff quantity, and meeting the requirements of the NPDES permit. Applications for the awards program also help provide

information on additional site design examples for updating the Program's Site Design Guidebook[1]. An Awards Committee consisting of Program staff, Co-permittee representative(s), local consultant(s), and an environmental group representative reviews the submittals and selects the winners.

The Program continued the awards program in 2010, and the following award winners were announced at the June 8, 2010 C.3. Workshop:

- Private Project, Residential: The Self-Watering House, Mountain View;
- Private Project, Commercial: VMware, Palo Alto;
- Public Project: Stevens Creek Corridor Park and Restoration Project, Cupertino;
- Honorable Mention, Private Project, Institutional: The Humane Society of Silicon Valley, Milpitas.

An awards ceremony is being planned for Fall 2010, and the Site Design Guidebook will be updated in FY 10-11 to include the award-winning projects from the last few years.

C.3.b. Regulated Projects

Development of Guidance Materials

Program staff developed the following guidance documents to help Co-permittees implement requirements for different categories of new development or redevelopment projects regulated under C.3.:

- Fact sheet entitled "Notice to Project Applicants: Additional, New Stormwater Use and Treatment Requirements Will Go Into Effect December 1, 2011", December 2009[2];
- Fact sheet entitled "Requirements for Road Projects in the Municipal Regional Permit", February 2010;
- Updated "Provision C.3 Data Form" to collect information required by the MRP for annual reporting, July 2010.

Green Streets Pilot Projects

Program and Co-permittee staff formed the Green Streets Work Group to discuss the requirements for green streets and potential green street projects. This Work Group held three meetings in FY 09-10.

The City of Campbell is considering developing Hacienda Avenue in Campbell as a Green Street. Program staff assisted Campbell staff in submitting an application to the Strategic Growth Council to receive grant funding for this project. The grant application is currently under review by the Strategic Growth Council.

[1] SCVURPPP, "Developments Protecting Water Quality: A Guidebook of Site Design Examples", February, 2007

[2] SCVURPPP acknowledges the Alameda Countywide Clean Water Program for the original content of this document. It was modified for SCVURPPP co-permittee use.

C.3.c. Low Impact Development

Participation in BASMAA Development Committee

Program staff is participating in the BASMAA Development Committee to implement the requirements under this provision, as most of the requirements will initially be met by the development of regional products. Highlights of the tasks implemented by the BASMAA Development Committee in FY 09-10 are presented under the Regional Activities section below.

Development of Guidance Materials

In coordination with the Alameda and San Mateo countywide stormwater programs, Program staff hired a consultant to develop a list of plants that can be used in LID treatment measures in Santa Clara Valley. The list is currently under review by the C3PO AHTG.

C.3.f. Alternative Certification of Stormwater Treatment Systems

To assist Co-permittees in identifying third parties to conduct alternative certification reviews of stormwater plans for proposed development projects, the Program has maintained a "List of Qualified Consultants" on its website. This is a list of licensed engineers who are qualified to design or review proposed storm water treatment control measures and hydromodification flow control facilities for new and redevelopment projects. During FY 09-10, Program staff began the bi-annual process of updating this list. A Request for Qualifications notice was sent out on July 19, and responses are required by August 16, 2010.

C.3.g. Hydromodification Management

With the adoption of the MRP, the hydromodification management (HM) requirements for SCVURPPP Co-permittees changed in two significant ways: 1) the project size threshold was lowered to 1 acre of impervious surface; and 2) the HM applicability map changed to include more areas of the County. As a result of these changes, more projects will need to meet the HM requirements. Program staff conducted the following tasks to assist Co-permittees to implement the new requirements:

- Updated the fact sheet entitled "Hydromodification Management Requirements: What Developers, Builders and Project Applicants Need to Know", July 2010;
- Conducted a 2.5-hour training on the hydromodification management requirements and the Bay Area Hydrology Model ("HMP 101" as part of the C.3 Workshop on June 8, 2010;
- Developed local HM applicability maps for each Co-permittee;
- Worked with the City of San Jose and other Co-permittees on a more refined impervious surface analysis of the "Areas Under Review" noted on the HM applicability map.

C.3.h. Operation and Maintenance of Stormwater Treatment Systems

The requirements for Co-permittees to conduct BMP Operation and Maintenance (O&M) Verification Programs in the MRP are similar to those in the previous permit, except for changes in inspection frequency and reporting. Program staff updated the "Standard Stormwater Treatment BMP Inspection Data Collection Form" to be consistent with the MRP requirements. Program staff will continue to

collect annual inspection data from Co-permittees for conducting internal analyses of common BMP O&M issues.

Regional Activities

Program staff is participating in the BASMAA Development Committee to implement the requirements under this provision, and the Assistant Program Manager is serving as Chair of the Committee. The Development Committee identified the following MRP requirements as regional tasks, and accomplished the following tasks in FY 09-10:

- Green Street Pilot Projects – Provision C.3.b.iii. requires Permittees to construct ten pilot green street projects throughout the region (a minimum of two in Santa Clara Valley) that incorporate LID site design and treatment techniques by December 2014. The Committee finalized a scope of work for hiring a consultant to prepare annual Green Street Projects Status Reports on behalf of all Permittees and conduct modeling of water quality benefits of Green Street Projects, per Provision C.3.b.iii. and C.3.b.v.(2). An RFP was issued in June 2010.
- LID Infeasibility Criteria – Provision C.3.c.i.(2)(b)(iv) requires Permittees to submit a report on the criteria and procedures that will be used to determine whether LID measures are infeasible on a project site by May 1, 2011. The Assistant Program Manager attended several meetings of the Orange County Land Development NPDES Technical Advisory Group, which has similar permit requirements and recently developed LID infeasibility criteria, and shared information about their approach and experience with the Development Committee and the C3PO AHTG. In addition, Geosyntec, consultant to Orange County, made several presentations to the Committee about their approach. Based on this information, the Committee is in the process of formulating an approach for the San Francisco Bay area.
- Model Biotreatment Soil Media Specifications – Provision C.3.c.i.(2)(b)(vi) requires Permittees to develop a proposed set of model biotreatment soil specifications and soil media testing methods for submittal to the Water Board by December 1, 2010. The Committee organized a Bay Area Soil Specification Roundtable on April 14, 2010 that included presentations on existing specifications and collected input from various soil and plant specialists. The Committee decided to base its proposal on an existing specification developed for the CCCWP, with some modifications. The Committee then decided to contract with CCCWP's consultant to make the modifications and prepare the submittal to the Water Board. Program staff participated in the Roundtable discussion, the review, and the decision-making process.
- Green Roof Specifications – Provision C.3.c.i.(2)(b)(vii) requires Permittees to develop proposed minimum specifications for green roofs that adequately treat roof runoff consistent with MRP requirements, for submittal to the Water Board by May 1, 2011. During FY 09-10, the Committee reviewed a draft memorandum on proposed specifications developed by the Contra Costa Clean Water Program (CCCWP) and is currently discussing the content of the submittal.
- Special Projects Proposal – Provision C.3.e.ii. recognizes that certain types of "smart growth" project have inherent environmental benefits and requires Permittees to submit a proposal to allow these projects to apply "credits" to reduce the amount of LID treatment required on the site, by December 1, 2010. The Committee formed a Special Projects Work Group to address this requirement. The Work Group has met approximately monthly to identify projects that may have difficulty implementing LID on-site, develop project type descriptions, and discuss how the credits would be applied. The Work Group met with Water Board staff on April 1, 2010 to present and obtain feedback on a preliminary list of projects. The group also met with

representatives of the Building Industry Association, local developers and engineers on July 27, 2010 to get their input on the project types and approach. Program staff participated in the Work Group and both meetings.

Santa Clara Valley
Urban Runoff
Pollution Prevention Program

Section 4

Industrial and Commercial Site Controls

September 15, 2010

Section 4 Industrial and Commercial Site Controls

Introduction

Provision C.4 requires Permittees to implement an industrial and commercial site inspection and control program at all sites which could reasonably be considered to cause or contribute to pollution of stormwater runoff, with follow-up and enforcement consistent with local Enforcement Response Plans (ERPs), to prevent discharges of pollutants and impacts on beneficial uses of receiving waters. The provision identifies specific elements of the program including identifying sites to inspect (C.4.b.ii.(1) and (2)), inspection frequency (C.4.b.ii.(3) and (5)), inspection content (C.4.b.ii.(4)), data tracking (C.4.b.ii.(6) and C.4.c.ii.(4)) and staff training. In addition, Permittees must report on the adequacy of their legal authority and implementation of their ERP in the FY 09-10 Annual Report.

Program Activities

The SCVURPPP Industrial and Commercial Business Inspection and Illicit Discharge Detection and Elimination (IND/IDDE) Ad Hoc Task Group (AHTG) was formed in September 2009 to assist Co-permittees with implementing new requirements in the MRP. The AHTG met again in December 2009, after the MRP was adopted, and another five times through June 2010. During that time, Program staff worked with the AHTG to develop the following guidance to assist with implementation of the MRP:

- Example ERPs from within and outside the Program were collected by Program staff and distributed to the AHTG. These examples were used as guides for Co-permittees to develop individual ERPs (distributed in December 2009);
- A standardized list of industrial and commercial business categories that should be considered for inspections in each agency's Business Inspection Plan was created by the AHTG and compiled by the City of San Jose staff (completed February 2010);
- Example procedures for prioritizing business inspections were provided by Program staff. The procedures were collected from within and outside the Program. These examples were used as guides for Co-permittees to develop individual Business Inspection priorities; and
- A template Business Inspection Plan was provided by Program staff (completed July 2010).

The AHTG also assisted BASMAA with input on the Pollutants of Concern Training Materials project and the annual report format.

Regional Activities

Program staff participated in the BASMAA Municipal Operations Committee and helped identify several activities that will be conducted at the regional level. For Provision C.4, the Committee decided that regional activities would be best focused on:

- Information sharing on legal authority and enforcement response plans for industrial and commercial business inspections;

- Providing input on the Pollutants of Concern Training Materials for Inspectors, being developed by the Monitoring/Pollutants of Concern Committee to address Provision C.12.a (see Section 11 of this Annual Report);
- Annual report format for C.4 inspection data reporting; and
- Potential regional inspector trainings.

Santa Clara Valley
Urban Runoff
Pollution Prevention Program

Section 5

Illicit Discharge Detection and Elimination

September 15, 2010

Section 5 Illicit Discharge Detection and Elimination

Introduction

Provision C.5 requires Permittees to implement an illicit discharge program that includes an active surveillance component, a centralized complaint collection component, and a follow-up component to target illicit discharge and non-stormwater sources. The provision identifies specific elements of the program including a central contact point for complaints and spill reporting (C.5.c.), mobile business program (C.5.d.), collection system screening program (C.5.e) and spill and discharge complaint tracking system (C.5.f). In addition, Permittees must report on the adequacy of their legal authority and implementation of their Enforcement Response Plans (ERPs) in the FY 09-10 Annual Report.

Program Activities

The SCVURPPP Industrial and Commercial Business Inspection and Illicit Discharge, Detection and Elimination (IND/IDDE) Ad Hoc Task Group (AHTG) was formed in September 2009 to assist Co-permittees with implementing new requirements in the MRP. The AHTG met again in December 2009, after the MRP was adopted, and another five times through June 2010. During that time, Program staff worked with the AHTG to provide examples and develop guidance to assist with implementation of the MRP:

- Example ERPs from within and outside the Program were collected by Program staff and distributed to the AHTG. These examples were used as guides for Co-permittees to develop individual ERPs;
- A template Spill and Dumping Response Plan with phone tree; and
- A template spill and discharge complaint tracking Excel Workbook.

The AHTG is working with the BASMAA Municipal Operations Committee to address the mobile cleaner control program requirements in Provision C.5.d. (see discussion under Regional Activities). The AHTG will follow the progress of the BASMAA Committee as new businesses under Provision C.5.d. are addressed.

The Provision C.5.e. requirement for a collection system screening program is being addressed by the SCVURPPP Municipal Operations AHTG. To ensure consistency with inspection and reporting, the Municipal Operations AHTG and BASMAA identified a set of criteria to be used by Co-permittees when conducting collection system screening. The AHTG also developed additional optional criteria for Co-permittees to consider when conducting screenings, and an inspection and monitoring template, available as guidance.

Provision C.5.e also requires that Co-permittees make maps of their municipal storm drain systems publicly available by July 1, 2010. Most Co-permittees have maps available to address this provision and some are providing plot books at the planning counter to satisfy this permit provision. Program staff also posted on the SCVURPPP website a link to the Oakland Museum Creek and Watershed Maps, which include storm drains 24 inches in diameter and larger, to help meet this requirement.

■ Regional Activities

Program staff participated in the BASMAA Municipal Operations Committee and helped identify several activities that will be conducted at the regional level. These include:

- Assistance with a program to reduce the discharge of pollutants from mobile businesses (C.5.d.);
- Development of a common collection system screening reporting form (C.5.e.); and
- Information sharing on legal authority, enforcement response, and collection system screening programs (C.5.a., b., and e.).

C.5.d. Control of Mobile Sources

This provision requires Permittees to develop and implement a program to reduce the discharge of pollutants from mobile businesses, including development and implementation of minimum standards and BMPs, and outreach to mobile businesses. BASMAA's long-standing Surface Cleaner Training and Recognition program addresses these aspects of the provision by focusing on the most common type of outdoor cleaning – cleaning of flat surfaces like sidewalks, plazas, parking areas, and buildings. Individual Permittees address the inspection and enforcement aspects of the provision.

Previously, BASMAA, the Regional Water Board, and mobile businesses jointly developed best management practices. The BMPs were packaged and delivered in training materials (e.g., *Pollution from Surface Cleaning* folder), and via workshops and training videos. The folder and the training video have since been translated into Spanish. Cleaners that take the training and a self-quiz are designated by BASMAA as Recognized Surface Cleaners. BASMAA also created and provides marketing materials for use by Recognized Surface Cleaners. Previously, BASMAA converted the delivery mechanism to being online so that mobile businesses would have on-demand access to the materials and the training. BASMAA continues to maintain the Surface Cleaner Training and Recognition Program. Cleaners can use the website to get trained and recognized for the first time or renew their training and recognition, as required annually. Recognized cleaners can also download marketing materials from the website. Potential customers, including Permittees can use the site to verify the recognition status of any cleaner, as can municipal inspectors.

For FY 10-11, BASMAA is planning to add materials and training for additional mobile business types to the Surface Cleaner Training and Recognition program.

Santa Clara Valley
Urban Runoff
Pollution Prevention Program

Section 6

Construction Site Controls

September 15, 2010

Section 6 Construction Site Controls

Introduction

Provision C.6 requires Permittees to implement a construction site inspection and control program at all construction sites, with follow-up and enforcement consistent with local Enforcement Response Plans, to prevent construction site discharges of pollutants and impacts on beneficial uses of receiving waters. The provision identifies specific elements of the program including six Best Management Practices (BMPs) categories (C.6.c), the plan approval process (C.6.d), inspection frequency (C.6.e.ii.(2)), inspection content (C.6.e.ii.(3)), data tracking and reporting (C.6.e.ii.(4) and iii.) and staff training (C.6.f). In addition, Permittees must report on the adequacy of their legal authority and implementation of their Enforcement Response Plan in the FY 09-10 Annual Report.

Program Activities

Co-permittee Guidance

The SCVURPPP Construction Inspection Ad Hoc Task Group (AHTG) was formed in September 2009 to assist Co-permittees with implementing the new requirements in the MRP. The AHTG met again in November 2009, after the MRP was adopted, and began developing tools to assist with implementation of the MRP, including an outline of an Enforcement Response Plan (ERP) and a model stormwater construction inspection form. In February 2010, the AHTG continued to work on developing ERPs, finalizing the model inspection form and discussed a draft Excel workbook template for construction inspection data tracking. In March 2010, the AHTG discussed guidance for identifying high priority construction sites for inspection during the wet season and reviewed the BASMAA draft reporting forms for Provision C.6. The template construction inspection Excel data tracking table was revised based on the BASMAA reporting forms and sent to the AHTG members in June 2010.

The following is a list of products developed by Program staff to assist AHTG members:

- ERP Outline (November 2009);
- Construction Inspection Form and memorandum on its use (November 2, 2009, revised November 18, 2009);
- Excel Workbook Template for Data Tracking and memorandum on its use (December 9, 2009);
- Memorandum entitled “Guidance on Identifying High Priority Construction Sites” (February 4, 2010);
- Excel Workbook Template for Data Tracking (revised June 2010).

Training

The Program conducted/co-sponsored the following construction trainings in FY 09-10:

- Construction Site Inspection Trainings, Wednesday, October 21, 2009, 9:00 AM – 12:00 PM and 1:00 PM – 4:00 PM (San Jose) – The training focused on the previous Construction General

Permit (CGP) which covered projects during the FY 09-10 wet season, inspection and enforcement procedures, and construction site management approaches. Approximately 117 municipal staff attended this training.

- Construction Site Compliance Workshop, January 19, 2010 (Cupertino) and January 20, 2010 (San Jose), co-sponsored by the San Francisco Estuary Partnership – The workshop focused on the requirements in the new CGP, stormwater BMPs for small and large construction projects, monitoring and reporting requirements and post construction stormwater management techniques. Approximately 172 municipal staff and contractors attended this training.
- Construction Site Stormwater Compliance Workshop, May 19, 2010 (SCVWD, San Jose) – The workshop focused on the requirements in the new CGP, with emphasis on the new monitoring and reporting requirements, linear utility projects and the SMARTS web tool for submitting permit-required documents. Approximately 62 municipal staff attended this training.

The agendas, attendance lists and evaluation summaries for these workshops are provided in Appendix 6-1. Presentations given at the workshops are available on the Program website www.scvurppp.org.

The Program also purchased subscriptions to the new CASQA Construction BMP Handbook portal for Co-permittees' use.

■ Regional Activities

Program staff participated in the BASMAA Development Committee, which identified the following regional activities related to Construction Site Control: 1) development of the annual reporting format for construction inspection data summaries required by the MRP; and 2) update of construction BMP outreach materials. Program staff developed the C.6. annual reporting format for the Committee's review and revised the format in response to Committee members' and Water Board staff's comments. The Committee determined that the existing regional outreach materials, including "Blueprint for a Clean Bay", BMP Plan Sheet and BMP tri-fold brochures, needed to be redone based on the intended audiences and the inspectors' needs. This task will be conducted in FY 10-11.

Santa Clara Valley
Urban Runoff
Pollution Prevention Program

Section 7

Public Information and Outreach

September 15, 2010

Section 7 Public Information and Outreach

Introduction

The goals of the Public Information and Outreach (Public Information and Participation or PI/P) element of the Program are to identify and change behaviors that adversely affect water quality, and to increase the understanding and appreciation of streams and the Bay. The Program's FY 09-10 PI/P Work Plan provided a strategy to achieve these education and public participation goals with specific projects funded in the Program's FY 09-10 budget.

Highlights of the accomplishments of FY 09-10 PI/P projects and ongoing projects from previous years are described in the sections below according to permit requirements.

FY 09-10 PI/P projects included the following:

- Program Activities
  - Advertising Campaign – Watershed Watch Campaign
  - Public Outreach Events
  - Citizen Involvement Events - Watershed Watchers Program at the Don Edwards San Francisco Bay National Wildlife Refuge, and funding for advertising the National River Cleanup Day.
  - School-Age Children Outreach - ZunZun School Assemblies and Watershed Watchers Program at the Don Edwards San Francisco Bay National Wildlife Refuge.
- Regional Activities
  - BASMAA Media Relations Project
  - BASMAA IPM Store Partnership Program
  - BASMAA Regional Advertising Campaign

FY 09-10 Program Activities

C.7.b. Advertising Campaigns

The cornerstone of the Program's outreach activities is the Watershed Watch Campaign (Campaign). The Watershed Watch Campaign completed 10 years of implementation (and 9 years of advertising) in FY 09-10. The Campaign implemented various outreach activities including media advertising.

A draft FY 09-10 Campaign Work Plan was submitted with the Program's FY 09-10 Work Plan on March 1, 2009 and is included within Appendix 7-1. The Watershed Watch Media Advertising Plan, completed in June 2009 is also included within Appendix 7-1.

The following describes tasks completed by the Program's consultant, with assistance from Program and Co-permittee staff, during FY 09-10. The detailed Watershed Watch Campaign and Media Report is included in Appendix 7-1.

- **Task 1: Creative Development** –Updated Spanish "Green Gardener" class radio spot with fall 2009 class date information. Developed new television and transit (bus back posters).
- **Task 2: Media Advertising** – Conducted a media promotion consisting of print, radio, television, and transit advertising. Advertisements ran from August 2009 to June 2010. Media buys included 27 (26 paid and one free) print advertisements, 722 (466 paid and 256 free) radio advertisements, 3,054 (1,456 paid and 1,598 free) television advertisements, and 50 (33 paid and 17 free) transit advertisements. The net advertising budget for media was $80,402. This includes$3,000 contributed by the cities of Sunnyvale, Milpitas and Cupertino transit advertising on litter. Media partners provided a total added value package of benefits and resources of $203,807.58. The Campaign also began using social networking media, i.e., Facebook and Twitter to conduct outreach. Additional details on the media campaign are in the Watershed Watch Campaign Annual Report included in Appendix 7-1.
- **Task 3: Partnership Development and Coordination** – Continued development of the partner database and conducted meetings with potential partners. Developed six new partnerships, including two community/business partners (Jiffy Lube and Happy Hollow) and three media partners (KBRG Spanish Radio, Yahoo.com/MercuryNews.com, Valley Transit Authority, and Lamar Transit). Jiffy Lube and Happy Hollow are offering discounts to customers using the Watershed Watch discount card. A list of current partners is provided in Appendix 7-2.
- **Task 4: Added Value Development** – As a result of media partnership negotiations and community partnership activities, the Campaign received significant added-value resources. These include free advertising, partnership discounts, live promotions, etc. The estimated total added-value to the FY 09-10 Campaign from partners (community and media) is $133,521. Additional details are included in the Watershed Watch Campaign Annual Report included in Appendix 7-1.
- **Task 5: Website Maintenance** – Implemented a major update of the Watershed Watch website. The updated website was launched on April 5, 2010. Continued to maintain the Watershed Watch website. The Watershed Watch Web Statistics Report is included in Appendix 7-3.
- **Task 6: Events Coordination** – Coordinated and attended community outreach events. The consultant staffed five outreach events including three promotional car wash events.
- **Task 7: Public Relations** – Pitched an article about the Santa Clara Valley Green Gardener Program to El Observador. It ran in the September 25, 2009 publication. Began using social networking sites (Facebook and Twitter) to promote Campaign messages.
- **Task 8: FY 10-11 Work Plan and FY 09-10 Annual Report Development** – Developed the FY 10-11 Work Plan and the FY 09-10 Campaign and Media Report. Submitted monthly Campaign reports to the Management Committee.

Evaluation of Effectiveness

Many factors indicate that the FY 09-10 Watershed Watch Campaign was a success (see the FY 09-10 Watershed Watch Campaign Report in Appendix 7-1). Some of these include:

- The continued successful partnership with Classic Car Wash and Premier Car Wash;
- Developed six new partnerships, KBRG Spanish Radio, Valley Transit Authority, Yahoo.com/MercuryNews.com, Lamar Transit, Happy Hollow Park and Zoo and Jiffy Lube. In addition, key contacts have been made for other potential new partners in the new fiscal year;

- The large number of gross impressions made by media advertising 23,193,670;
- Media partners provided $129,405 in added-value resources, which greatly supplemented the Campaign's total media buy of $80,402; and
- The completion of all tasks in the FY 09-10 scope of work, with active participation of Program and Co-permittee staff.

C.7.c. Media Relations – Use of Free Media

On February 6, 2010, the Action Line Column in the *San Jose Mercury News* included a letter about draining pool water. This letter offered a good opportunity to educate *San Jose Mercury News* readers about the proper draining of pools and spas. Program staff developed a response and emailed it to Action Line columnist Dennis Rockstroh. Mr. Rockstroh printed the Program's response in his column on February 24, 2010. It included links to the Watershed Watch website and the online version of "Draining Pools and Spas" brochure. A copy of the response is included in Appendix 7-8.

During FY 09-10, the Program also participated in the BASMAA Media Relations Project which conducted three pitches. The pitches were on pesticides, car washing, and litter, relating specifically to plastic bags.

Evaluation of Effectiveness

The pitches resulted in thirty-eight media placements: six in print; eleven on the radio; and twenty-one online (this included radio station and newspaper websites). Additional details are included in the BASMAA Media Relations Final Report included in Appendix 7-8.

C.7.d. Stormwater Point of Contact

Program's Toll-Free Telephone Numbers

The Program maintained two toll free telephone numbers, the Program's information number (800-794-2482) and the Watershed Watch hotline (866-WATERSHED), for calls from the general public and requests for information. Program and Watershed Watch consultant staff continued to maintain the Program and Watershed Watch websites respectively.

Individual agency points of contact are publicized on Program outreach materials and websites and the point of contact is maintained by the Program and their authorized agents. The Management Committee Contact List and the Construction-Illegal Discharge-Industrial Inspection Contact List are included in Appendix 7-4.

Evaluation of Effectiveness

The Watershed Watch website continued to receive a large number of visits this year. Program staff received 27 requests on the Watershed Watch website for outreach materials, and 18 requests for information. Program staff also responded to approximately 20 calls from the public in FY 09-10. Material requests were mailed to residents within the United States.

C.7.e. Public Outreach Events

Program staff, the Watershed Watch consultant, and Co-permittees staffed ten events at which IPM and storm water pollution prevention outreach was conducted. Events were selected based upon target audience and expected attendance. Outreach events in FY 09-10 included:

- Pumpkins in the Park, October 10, 2009
- Muslim Green Fair, October 18, 2009
- Haunted History, October 31, 2009
- Spring Garden Market, April 10, 2010
- NVIDIA Corp. Earth Day Event, April 22, 2010
- Spring in Guadalupe Gardens, April 24, 2010
- Robertsville Classic Car Wash, May 5, 2010
- Delta Queen Classic Car Wash, May 19, 2010
- Capitol Premier Car Wash, June 2, 2010
- Festival in the Park, June 26, 2010

Staff distributed the following brochures at the events: Less-Toxic Pest Management fact sheets, "10 Most Wanted Backyard Bugs" brochures, "You are the Solution to Water Pollution" brochures, "Clean Cars & Clean Creeks" brochures, and giveaways (e.g. flyswatters, OWOW magnets, notepads, and temporary tattoos). The flyswatters have the Watershed Watch website and hotline number and the words "The Original Earth-Friendly Pest Control" printed on them. The beanbag game for children was used at most of the outreach events.

Evaluation of Effectiveness

Event staff distributed approximately 5,176 fact sheets, brochures and giveaways. Additional details on each event are provided in Table C.7.e Outreach Events Reporting.

C.7.f. Watershed Stewardship Collaborative Efforts

Santa Clara Basin Watershed Management Initiative (SCBWMI)

During FY 09-10, the Program continued to participate in the Santa Clara Basin Watershed Management Initiative (SCBWMI). Program staff participated in the following activities:

- Core Group participation – Program staff participated in the WMI Core Group and reviewed work products as needed.
- Trash Summit – In FY 09-10, the WMI launched a "Zero Litter Initiative" (ZLI) to address litter problems in Santa Clara Valley. Program staff participated in ZLI meetings and helped plan the WMI Trash Summit held on May 10, 2010. The Program provided funding to purchase lunch for Summit participants. Additional information about the ZLI and its relationship to SCVURPPP trash control activities is presented in Section 10 of this Annual Report.
- Product Action Committee (earlier called Product Stewardship Committee) – Program staff participated in the WMI Product Action Committee. The Committee began planning a "Plastics

Summit", to be held in fall 2010. The Summit will bring together interested parties to talk about plastic litter issues at local, state, national and international levels. The Program also continued to financially support and track the efforts of the California Product Stewardship Council.

- SCBWMI Land Use Subgroup – Program staff participated in the SCBWMI Land Use Subgroup (LUS) and implemented the following activities:
  - Prepared meeting agendas and meeting summaries
  - LUS initiated collaboration with the Going Native Garden Tour (GNGT) to help incorporate gardens featuring watershed-friendly site designs into their 2011 tour. Program staff provided input for modifying the 2011 Garden Submission Form to capture information on watershed-friendly site designs. In addition, LUS began coordinating with Acterra to update the "Soak it Up!" brochure.
  - Assisted with developing the advanced track of the Program's annual C.3 Workshop held on June 8, 2010. Specific tasks included identifying and coordinating speakers for the advanced track which included low impact development topics such as rainwater harvesting, green roofs, soil specifications, and retrofitting impervious areas with landscaping.

Going Native Garden Tour

The Program provided funding to support the Going Native Garden Tour (GNGT) held on April 18, 2010. There were approximately 12,447 visits to the gardens. The tour featured 67 gardens that demonstrated environmentally sensitive gardening practices with an emphasis of reduced water use, reduced chemical and pesticide use and improved habitat using California native plants. The GNGT Summary Report is included in Appendix 7-5

C.7.g. Citizen Involvement Events

The Program provided funding for the following citizen involvement events:

1) Citizen involvement events at the Don Edwards San Francisco Bay Wildlife Refuge (Refuge) – A number of citizen involvement and stewardship programs were conducted as part of the Program funded Watershed Watchers Program at the Refuge. Participants worked in the Refuge gardens planting native plants, pulling non-native plants, and mulching. More details are included in the Watershed Watchers Report in the Program Annual Report Appendix 7-6.
2) National River Clean-up Day – The Program provided funding to conduct advertising to promote the National River Clean-up Day held on May 15, 2010.

Evaluation of Effectiveness

Citizen Involvement Events at the Refuge – Approximately 57 people participated in the citizen involvement events conducted at the Refuge.

Creek Clean-up Events - In FY 09-10, the Creek Connection Action Group sponsored two creek clean-up events: Coastal Clean-up Day on September 19, 2009 and National River Clean-up Day on May 15, 2010. The Program provided financial support for one of the events (National River Clean-up Day). During National River Clean-up Day, a total of 1,068 volunteers participated in cleaning 34 sites and removed approximately 29,098 pounds of trash and 6,394 pounds of recyclables. During the course of both

clean-up events, a total of 2,554 volunteers participated in cleaning 69 sites and removed approximately 66,164 pounds of materials (trash and recyclables) from local creeks.

Results by clean-up event for FY 09-10 are as follows:

	Coastal Clean-up Day September 19, 2009	National River Clean-up Day May 15, 2010	Total
Number of sites	35	34	69
Number of volunteers	1,486	1,068	2,554
Pounds of recyclables	7,499	6,394	13,893
Pounds of trash	23,173	29,098	52,271
Pounds of material (trash plus recyclables)	30,672	35,492	66,164

To evaluate the effectiveness of the two annual creek clean-up events, data from the past ten years of events were compiled and reviewed. The table below presents the total numbers of sites, numbers of volunteers, and pounds of materials collected each year.

Summary Results of Creek Clean-up Events, September 1998 – June 2010

	No. of sites	No. of volunteers	lbs. of recyclables	lbs. of trash	Total lbs. collected	Average lbs./site
FY 00-01	41	1,745	n/a	58,108	58,108	1,417
FY 01-02	37	1,742	13,750	59,340	73,090	1,975
FY 02-03	48	2,091	8,071	44,883	52,954	1,103
FY 03-04	56	1,943	6,537	36,718	43,255	778
FY 04-05	61	1,618	7,890	39,730	47,620	781
FY 05-06	55	1,458	4,110	29,248	33,358	607
FY 06-07	44	1,631	15,394	52,067	67,461	1,533
FY 07-08	51	1,534	23,570	49,194	72,764	1,427
FY 08-09	56	2,298	38,960	123,591	162,551	2,903
FY 09-10	69	2,554	13,893	52,271	66,164	958
Annual Average	52	1,861	14,686	54,515	67,733	1,348
Total	518	18,614	132,175	545,150	677,325	13,482

Beginning in FY 01-02, some site managers implemented a procedure for separating out recyclable materials from trash prior to weighing it. Thus, the total pounds of material collected are the sum of the recyclables and trash quantities. According to the Santa Clara Valley Water District, this procedure is done more frequently at Coastal Clean-up Event sites than at National River Day sites. Since this procedure is not done at all sites, it is more appropriate to compare the total quantities of materials collected rather than the individual components.

The total amount of trash and recyclables collected during the two creek cleanup events each year are plotted in the figure below:

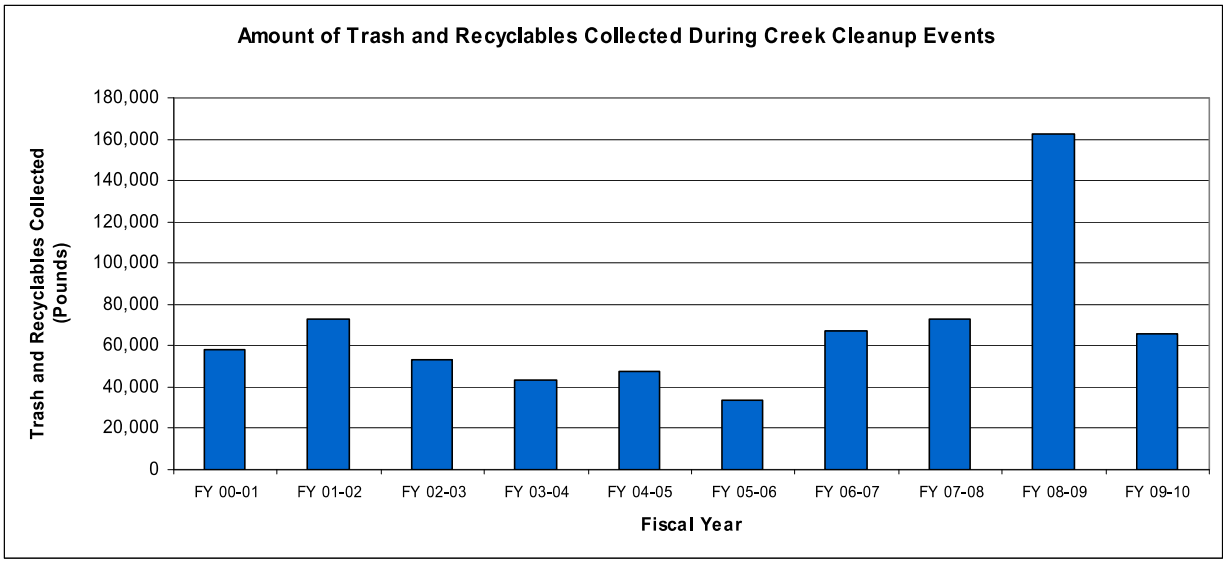

The average pounds of trash and recyclables collected at each site during the two creek cleanup events each year are plotted in the figure below:

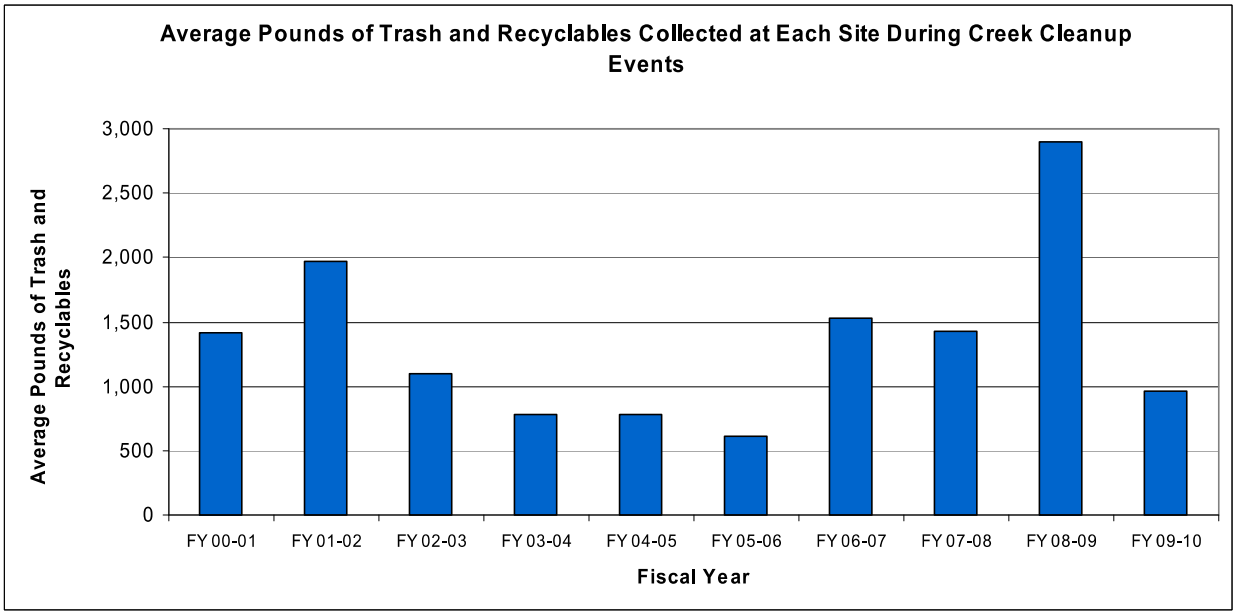

The data in the table and figures indicate that the total amount of trash and recyclables collected shows a decreasing trend from FY 00-01 to FY 05-06, but an increasing trend from FY 06-07 to the present. This increase is related to targeting and addressing the most problematic trash problem areas (not including homeless encampments) with significant amounts of trash. In the past, some sites were chosen due to their familiarity and close proximity to certain local organizations participating in the creek cleanup. In some instances, these sites did not have significant levels of trash. In addition, the number of sites and the number of volunteers increased in FY 09-10.

Volunteers are becoming more aware of current trash issues within local creeks and the San Francisco Bay. As a result, the level of effort of removing all observed trash and recyclables has increased

resulting in more thorough trash cleanups. Co-permittees intend to continue participating in future creek cleanups, as they provide a valuable opportunity for citizen participation as well as an important element of a trash management program.

Table C.7.g. describes the Program-funded FY 09-10 citizen involvement events including evaluation of effectiveness.

C.7.h. School-Age Children Outreach

ZunZun Musical Assembly

Each year the Program sponsors up to 50 ZunZun assemblies at elementary schools in the Santa Clara Valley. These bilingual musical assemblies educate elementary school students and their teachers on watersheds and urban runoff pollution prevention. ZunZun performances use physical comedy, audience participation and musical instruments to educate teachers and children about watersheds and stormwater pollution prevention.

The Program's Schools and Youth Education and Outreach Work Group provide a list of schools for ZunZun to contact. In addition to schools with high Hispanic populations, the list includes schools with high Asian/Pacific Islander populations. A list of 170 schools was provided to ZunZun in FY 09-10.

Evaluation of Effectiveness

In FY 09-10, ZunZun conducted 47 assemblies at elementary schools in Santa Clara Valley. In addition, two assemblies were conducted at the Pumpkins in the Park event and one at the Water Wizards festival. The assemblies reached approximately 14,161 students and their teachers in grades K-6.

ZunZun assemblies were evaluated using postage-paid evaluation cards that were distributed to all teachers present at the performances. The Program received completed evaluation cards from 130 teachers. Overall, the feedback has been very positive and indicates an increase in the students' knowledge about watersheds and pollution prevention. The FY 09-10 Teacher Evaluation Report and the FY 09-10 ZunZun School Assembly Report are included in Appendix 7-7.

Watershed Watchers Program at the Refuge

The Program funds an interpretive specialist position to conduct the Watershed Watchers Program at the Refuge. The Watershed Watchers program conducts numerous activities and sessions to educate children about watersheds and urban runoff pollution prevention. These include marsh walks, gardening events, bird watching, wildlife observation etc.

Evaluation of Effectiveness

In FY 09-10, Refuge staff conducted 104 educational activities and sessions, attracting a total of approximately 3,659 people. Participants included 80 pre-kindergarteners, 1,359 elementary school students, 33 middle school students, and 199 high school students. A copy of the Watershed Watchers Fourth Quarter Report is included in Appendix 7-5.

Additional details on the Program's schools outreach activities are included in Table C.7.h. School- Age Children Outreach.

■ FY 09-10 Regional Activities

The Program participated in the BASMAA PIP Committee which implemented the following projects:

Media Relations Campaign – The BASMAA Media Relations Project conducted three pitches in FY 09-10. The pitches were on pesticides, car washing, and litter caused by plastic bags. The pitches resulted in thirty-eight media placements: six in print; eleven on the radio; and twenty-one online (this included radio station and newspaper websites). More details are included in the BASMAA Media Relations Final Report included in Appendix 7-8.

Regional IPM Partnership Program – The Regional IPM Partnership Program (also known as *Our Water, Our World* program) implemented the following activities in FY 09-10.

- Coordinated program implementation with major chains Home Depot, Orchard Supply Hardware, and Ace Hardware National. OSH reported "natural insecticides" sales up 8.5% compared to previous year. Home Depot increased their less toxic offerings 17.2%.
- Coordinated a master print run of the following: fact sheets, shelf talkers, literature rack signage, banner, beneficial bug brochure, business card, magnet, Pest or Pal activity guide for kids, pocket guide, and Pests Bugging You? booklet.
- Updated less-toxic Product Lists: Master – by brand name version; by pest version, and OSH and Home Depot-specific lists/labels.
- Maintained the *Our Water, Our World* website , and provided the Ask-the-Expert service.
- Provided and staffed exhibitor booths at the following events:
  - Excel Gardens Dealer Show (August 2009)
  - Ace Hardware National Show (October 2009) (see attached photo)
  - L&L Dealer Show (October 2009)
  - NorCal trade show (February 2010)
- Provided on-call assistance (e.g., display set-up, training, IPM materials review) to specific stores (e.g., OSH, Walgreens).
- Conducted print advertising in the Green Zebra guide, Bay Nature magazine, and Bringing Back the Natives Garden Tour's garden guide.
- Provided assistance to supplier Excel Garden Products to identify all their less toxic products and to include mention of *Our Water, Our World* in their catalog.
- Made presentations at the following events:
  - Excel Gardens Dealer Show (August 2009)
  - Urban Pesticide Committee (September 2009)

Additional details and copies of advertisements are included in Appendix 9-3 Regional IPM Partnership Report.

Regional Advertising Campaign – Through the BASMAA Public Information / Participation (PI/P) Committee, Permittees decided in December 2009, shortly after the MRP took effect, to take a broader

view of some of its regional tasks (e.g., Regional Advertising Campaign, Regional Media Relations, *Our Water, Our World* program) to ensure that work on individual MRPprovisions was coordinated and part of an overall strategy. The broader strategy will include all audiences related to the MRP provisions and ways of reaching them (e.g., advertising, media relations, schools outreach, events). Although the scope of the strategy will be broad, the level of stormwater agency (regional, areawide program, city) implementing each part will vary (i.e., each part will not be implemented via BASMAA). The strategy will be multi-year and also include recommendations for creative, media placement, media relations, partnerships, and evaluation. During the remaining portion of FY 09-10, the PI/P Committee developed and released a Request for Qualifications, and interviewed and selected a firm to develop a Regional Outreach Strategic Plan.

Regional Point of Contact - BASMAA continued to maintain the Baywise website (www.Baywise.org) as a regional point of contact. In FY 09-10, BASMAA enhanced the website by listing and/or linking to member programs' lists of points of contact, and contact information for the stormwater agencies in the Bay Area.

C.7.e. ► Public Outreach Events - Outreach Events Reporting Table

Program staff, the Watershed Watch consultant, and Co-permittees staffed ten outreach events in FY 09-10. Events were selected based upon target audience and attendance. Materials distributed at the events included the following: Less Toxic Pest Management fact sheets, "10 Most Wanted Backyard Bugs" brochures, "Don't Plant a Pest" brochure, "You are the Solution to Water Pollution "brochures, "Clean Cars & Clean Creeks" brochure, and giveaways (e.g. flyswatters, OWOW magnets, notepads, and temporary tattoos). The flyswatters have the Watershed Watch website and hotline number and the words "The Original Earth-Friendly Pest Control" printed on them. The beanbag game for children was used at most of the events. Event staff distributed more than 5,000 outreach materials and giveaways.

Event Details	Focus & Short Description	Evaluation of Effectiveness
Name: Pumpkins in the Park Date: October 10, 2009 Location: Guadalupe River Park and Gardens, San Jose Region: Countywide	Type of Event: Community fair Audience: Families with children Message: Stormwater pollution prevention, less-toxic pest control and, proper disposal of household hazardous waste (HHW).	General Feed Back: The event was very well attended. A lot of attendees stopped at the booth to play the bean bag game and pick up brochures. This is a good event for educating families with children. Estimated Overall Event Attendance: 12,000-14,000. Number of Brochures Distributed: 432 Number of Giveaways Distributed: over 1,000
Name: Muslim Green Fair Date: October 18, 2009 Location: 3003 Scott Blvd., Santa Clara Region: Countywide	Type of Event: Community fair Audience: Families with children Message: Stormwater pollution prevention, less-toxic pest control and, proper disposal of HHW	General Feed Back: This is a good event for reaching members of the Muslim community. The bean bag game was used at this event. Estimated Overall Event Attendance: 1,000 Number of Brochures Distributed: 14 Number of Giveaways Distributed: 221
Name: Haunted History Date: October 31, 2009 Location: History Park at Kelley Park, San Jose Region: Countywide	Type of Event: Halloween Event Audience: Families Message: Stormwater pollution prevention.	General Feed Back: This event is good for getting the Program's name out, but not for educating attendees. Most children stop at the booth only for candies and are not receptive to information. Estimated Overall Event Attendance: 1,500 Number of Brochures Distributed: 12 Number of Giveaways Distributed: 267
Name: Spring Garden Market Date: April 10, 2010 Location: History Park at Kelley Park, San Jose Region: Countywide	Type of Event: Plant sale Audience: Home owners/gardeners Message: Stormwater pollution prevention, less-toxic pest control	General Feed Back: Most people came to the event to buy plants and did not want to pick up information. The Program will probably not attend this event next year. Estimated Overall Event Attendance: 3,000 Number of Brochures Distributed: 181 Number of Giveaways Distributed: 61
Name: NVIDIA Corp. Earth Day Event Date: April 22, 2010 Location: 2701 San Tomas Expwy, Santa Clara Region: Countywide	Type of Event: Corporate event Audience: Information Technology Professionals Message: Stormwater pollution prevention, less-toxic pest control	General Feed Back: The event was held during lunch hour in the cafeteria and very well attended. Most employees stopped at the booth to ask questions and take brochures. Estimated Overall Event Attendance: 500 Number of Brochures Distributed: 60 Number of Giveaways Distributed: 183

045493

C.7.e. ► Public Outreach Events - Outreach Events Reporting Table

Event Details	Focus & Short Description	Evaluation of Effectiveness
Name: Spring in Guadalupe Gardens Date: April 24, 2010 Location: Guadalupe River Park and Gardens, San Jose Region: Countywide	Type of Event: Community fair, plant sale. Audience: Families with children, homeowners and gardeners Message: Stormwater pollution prevention, less-toxic pest control and, proper disposal of HHW.	General Feed Back: Good attendance at booth. Most people were looking for specific pest control information. The bean bag toss game was used. Estimated Overall Event Attendance: 4,500 Number of Brochures Distributed: 423 Number of Giveaways Distributed: 797
Name: Watershed Watch Car Wash Event Date: May 5, 2010 Location: Robertsville Classic Car Wash, 5005 Almaden Expwy, San Jose Region: Countywide	Type of Event: Car Wash Audience: Car wash customers Message: Stormwater pollution prevention, proper car washing.	General Feed Back: Excellent turn-out, resulted in a 50% increase of business for the car wash during the 2-hour time period. Event staff spoke with customers and provided them information on proper car washing. Most people were interested in taking the Watershed Watch discount card. Estimated Overall Event Attendance: 150 Number of Brochures Distributed: 103 Number of Watershed Watch Discount Cards Distributed: 129
Name: Watershed Watch Car Wash Event Date: May 19, 2010 Location: Delta Queen Classic Car Wash, 981 E Hamilton Ave, Campbell Region: Countywide	Type of Event: Car Wash Audience: Car wash customers Message: Stormwater pollution prevention, proper car washing.	General Feed Back: Due to a rainy day forecast, attendance was low at this event. Estimated Overall Event Attendance: 45 Number of Brochures Distributed: 34 Number of Watershed Watch Discount Cards Distributed: 49
Name: Watershed Watch Car Wash Event, Date: June 2, 2010 Location: Capitol Premier Car Wash, 735 Capitol Expwy Auto Mall, San Jose Region: Countywide	Type of Event: Car Wash Audience: Car wash customers Message: Stormwater pollution prevention, proper car washing.	General Feed Back: Good turn-out. Car wash owner indicated there was an increase in business from their normal expectations. Estimated Overall Event Attendance: 100 Number of Brochures Distributed: 101 Number of Watershed Watch Discount Cards Distributed: 107
Name: Festival in the Park Date: June 26, 2010 Location: Hellyer County Park, San Jose Region: Countywide	Type of Event: Community Health Fair Audience: Families with children. Message: Stormwater pollution prevention, less-toxic pest control and, proper disposal of HHW.	General Feed Back: Good event for reaching the Hispanic community. The bean bag game drew a lot of families with children to the booth. Estimated Overall Event Attendance: 5,000 Number of Brochures Distributed: 418 Number of Giveaways Distributed: 365

045494

C.7.g. ►Citizen Involvement Events

The Program provided funding for the following citizen involvement events:

1) National River Clean up Day – The Program supports the involvement of Santa Clara County citizens by providing advertising support for the National River Clean-up Day.
2) Citizen involvement events at the Don Edwards San Francisco Bay Wildlife Refuge (Refuge) – A number of citizen involvement and stewardship programs are conducted as part of the Program funded Watershed Watchers Program at the Refuge. Participants usually work in the Refuge gardens planting native plants, pulling non-native plants, and mulching. More details are included in the Watershed Watchers Report in the Program Annual Report Appendix 7-5.

Event Details	Description	Evaluation of effectiveness
Name: Summer of Service Programs Date: 7/16/09, 7/30/09, 8/13/09 Location: Don Edwards Wildlife Refuge, Alviso Focus: Countywide	Partnership program between Santa Clara Valley youth groups and the Watershed Watchers program. Youth spend a day at the Refuge and they work in the gardens in the morning and explore the Refuge in the afternoon.	Number of attendees on 7/16/09: 2 elementary school students and 6 middle school students. Number of attendees on 7/30/09: 10 middle school students. Number of attendees on 8/13/09: 8 middle school students.
Name: Gardening at the Refuge Date: 11/21/09 Location: Don Edwards Wildlife Refuge, Alviso Focus: Countywide	Participants usually work in the Refuge gardens planting native plants, pulling non-native plants, and mulching.	Number of attendees: 4 elementary school students, 2 high school students, and 9 adults.
Name: Community Service Days Date: 1/16/10, 3/20/10, 4/17/10, 5/17/10 Location: Don Edwards Wildlife Refuge, Alviso Focus: Countywide	This is an open day for the general public. Participants work in the gardens planning native plants, puling non-native plants, and mulching.	Number of attendees on 1/16/10:1 elementary school student, 1 high school student, and 6 adults. Number of attendees on 3/20/10: 1 elementary school student and 6 adults. Number of attendees on 4/17/10: 4 elementary school students and 4 adults. Number of attendees on 5/17/10: 13 elementary school students and 7 adults.
Name: National River Cleanup Day Date: 5/15/10 Location: Various locations throughout the County Focus: Countywide	In FY 09-10, the Creek Connection Action Group sponsored two creek clean-up events: Coastal Clean-up Day on September 19, 2009 and National Rivers Clean-up Day on May 15, 2010. The Program provided funding for the National Rivers Clean-up Day advertising.	A total of 1,068 volunteers participated in cleaning 34 sites and removed approximately 29,098 pounds of trash and 6,394 pounds of recyclables from creeks.

045495

C.7.h. ►School-Age Children Outreach

Outreach to school-age children is implemented through ZunZun assemblies at local elementary schools and the "Watershed Watchers" program at the Environmental Education Center at the Don Edwards San Francisco Bay Wildlife Refuge (Refuge) in Alviso. The Program sponsors up to 50 ZunZun assemblies at elementary schools in Santa Clara Valley and funds an Interpretive Specialist position at the Refuge for conducting activities and programs about watershed and urban runoff pollution prevention. The Fourth Quarter "Watershed Watchers" Report including the End-of-Year summary is included in the Program Annual Report Appendix 7-5. The ZunZun Final Report is included in the Program Annual Report Appendix 7-7.

Program Details	Focus & Short Description	Number of Students/Teachers reached	Evaluation of Effectiveness
Name : ZunZun Musical Assembly Grade or level: elementary	Interactive, musical school assemblies educating K-6 children about watersheds and pollution prevention.	14,161 students	ZunZun assemblies were evaluated using postage-paid evaluation cards that were distributed to all teachers present at the performances. The Program received 130 completed evaluation cards from teachers. Overall, the feedback is positive and indicates an increase in the students' knowledge about watersheds and pollution prevention. A few highlights of the evaluations are: • Twenty-two teachers indicated that after the performance, 50% of their students knew what a watershed is; 51 teachers indicated that 75% of their students knew what a watershed is and 28 teachers indicated that 100% of their students knew what a watershed is. • Eight teachers indicated that after the performance, 50% of their students could name a way to prevent pollution in the watershed; 38 teachers indicated that 75% of their students could name a way to prevent pollution in the watershed; and 78 teachers indicated that 100% of their students could name a way to prevent pollution in the watershed. The Final Teacher Evaluation Report is included in the Program Annual Report Appendix 7-7.

045496

C.7.h. ►School-Age Children Outreach

Program Details	Focus & Short Description	Number of Students/Teachers reached	Evaluation of Effectiveness
Name: Watershed Watchers Program at Don Edwards Wildlife Refuge in Alviso Grade or level: elementary, middle, high school	The Refuge offers a number of interpretive programs to educate children and youth about preventing urban runoff pollution. These include: Bike the Levees; Discover Native Species; Habitat Exploration; Living Wetlands; Marshes, Mud and Plankton; Quackers and Honkers; and Water Water Everywhere.	80 pre-kindergarteners, 1,359 elementary school students, 33 middle school students, and 199 high school students	Visitor Surveys are used to determine visitor demographics, effectiveness of publicity, and the effectiveness or the Watershed Watchers Program. In addition, an "Urban Runoff Bead Drop" display is used to record actions (e.g., pick up litter, spread the word, take car to car wash) that children promise to do the help keep storm drains clean. Results of both these evaluation mechanisms are summarized in the Watershed Watchers Fourth Quarter Report included in the Program Annual Report Appendix 7-5.

045497

Santa Clara Valley
Urban Runoff
Pollution Prevention Program

Section 8

Water Quality Monitoring

September 15, 2010

Section 8 Water Quality Monitoring

Introduction

Since its inception, the Program has maintained an effective and scientifically sound water quality monitoring program that has provided Co-permittees, the Water Board and other stakeholders with invaluable information on the condition of water quality and associated beneficial uses in Santa Clara Basin creeks and the San Francisco Bay Estuary (Bay). Provision C.8 of the MRP requires Co-Permittees to continue conducting water quality monitoring and associated projects during the Permit term. Although monitoring requirements have become more prescriptive and expanded significantly under the MRP, the goal generally remains the same - develop high quality information on water quality in local creeks and the Bay that leads to effective municipal stormwater management.

Water quality monitoring activities were conducted at the Program and regional levels during FY 09-10. This section provides a summary of water quality monitoring activities/projects conducted at each level. Summaries of the following C.8 sub-provisions, organized by Permit provision or by major heading (both marked in bold), are included in this section:

- Compliance Options (C.8.a)
- San Francisco Estuary Receiving Water Monitoring (C.8.b)
- Creek Status Monitoring (C.8.c)
- Monitoring Projects (C.8.d)
- Pollutants of Concern and Long-Term Trends Monitoring (C.8.e)
- Citizen Monitoring and Participation (C.8.f)
- Reporting (C.8.g)
- Monitoring Protocols and Data Quality (C.8.h)

Program Activities

C.8.a. Compliance Options

Provision C.8.a allows Permittees to address monitoring requirements through a “regional collaborative effort”, their stormwater program and/or individually. On June 29, 2010, Co-permittees notified the Water Board in writing of their agreement to participate in a regional monitoring collaborative to address all requirements in Provision C.8. The regional monitoring collaborative is referred to as the BASMAA Regional Monitoring Coalition (RMC). The RMC is focused on providing a forum to implement regionally consistent creek monitoring approaches and designs in the Bay Area, through the improved coordination among existing Bay Area municipal stormwater monitoring programs; and, in turn stabilizing the costs of creek monitoring by reducing duplication of effort and streamlining reporting. Participation in the RMC is coordinated by stormwater program and/or Co-permittee representatives (or equivalent), and facilitated through the BASMAA Monitoring and Pollutants of Concern Committee (MPC), which meets monthly.

With notification of participation in the RMC, Co-permittees are required to commence water quality data collection by October 2011. Therefore, with the exception of monitoring described under Provision C.8.b (San

Francisco Estuary Receiving Water Monitoring), Co-permittee efforts in FY 09-10 were generally focused on the development of the RMC and associated near-term projects. To better define the scope of the RMC and its implementation over the term of the MRP, Program staff took the lead on developing a Draft RMC Work Plan (Draft RMC Work Plan), which includes over 30 RMC monitoring projects and associated project schedules. Many RMC monitoring tasks were approved by the BASMAA Board of Directors (BOD) and began in FY 09-10. Others are being considered for funding by the BOD in FY 10-11 and future fiscal years through annual planning.

Status reports for monitoring activities coordinated through the RMC are included in Section 15 – Regional Supplement for Pollutants of Concern (POCs) and Monitoring. Monitoring activities coordinated through the Program in FY 09-10 are further described in this section.

C.8.b. San Francisco Estuary Receiving Water Monitoring

In compliance with Provision C.8.b, Co-permittees are required to contribute their fair-share financially on an annual basis towards implementing an Estuary receiving water monitoring program that at a minimum is equivalent to the Regional Monitoring Program for Water Quality in the San Francisco Estuary (RMP). During FY 09-10, Co-permittees complied with this Provision by contributing a total of $178,000 to the RMP. In addition, Program and Co-permittee staff actively participated in RMP committees and work groups. Specifically, on behalf of all BASMAA member agencies, the Program Manager provides representation on the RMP Steering Committee and Program's watershed monitoring and assessment coordinator sits on the RMP's Technical Review Committee and a number of work groups and strategy teams. Additional information on the RMP, including monitoring results and conclusions, can be found on the San Francisco Estuary Institute's website (www.sfei.org/rmp/).

C.8.d. Monitoring Projects

Provision C.8.d.i requires Co-permittees (through the Program or RMC) to conduct stressor/source identification studies based on receiving water data conducted through creek status monitoring. In previous fiscal years, the Program collected status monitoring data in the mainstem of Coyote Creek. In FY 09-10, the Program began planning a monitoring project designed to better characterize water quality in the mainstem by conducting continuous water quality monitoring of pH, dissolved oxygen, conductivity, temperature and turbidity during the late summer and fall of 2010.

The monitoring project is intended to answer the following questions related to water quality in Coyote Creek, with a focus on dissolved oxygen and turbidity concentrations during the late summer season and the first runoff event of the wet weather season:

1. What is the diurnal variability in dissolved oxygen concentrations?
2. What is the spatial variability of dissolved oxygen and turbidity concentrations?
3. How does water quality change during and following the first runoff event of the season?
4. To what extent do monitoring results provide information to identify and prioritize potential stressors or sources?

The monitoring project will be implemented by the Program, the City of San Jose and the Santa Clara Valley Water District (SCVWD). The Program/agencies will collaborate together to calibrate, deploy and retrieve continuous monitoring equipment at nine locations in Coyote Creek. Monitoring equipment will

be deployed for three sampling events starting in August 2010. The last sampling event will target the first runoff event of the season. For each event, the equipment will be deployed over a roughly two-week period. Continuous monitoring equipment will be programmed to collect dissolved oxygen (DO), conductivity, pH, turbidity, and temperature at 15-minute intervals.

As part of the monitoring project plan development, Program staff developed Standard Operating Procedures (SOPs) for continuous water quality monitoring probes that will be utilized for this and future projects. Once data collection is completed, the Program will compile all water quality data and present the results in a summary report, which will likely be included in Program's FY 10-11 Annual Report.

Bay Area Macroinvertebrate Bioassessment Information Network (BAMBI)

The increased interest in bioassessment within the Bay Area spawned the formation of the Bay Area Macroinvertebrate Bioassessment Information Network (BAMBI) in February 2002. BAMBI is a network of scientists, watershed managers, regulators and community members interested in using biological communities (i.e., benthic macroinvertebrates or BMI) as indicators of stream health in the San Francisco Bay Area. The goal of BAMBI is to maximize the utility of aquatic bioassessment in the Bay Area by developing a programmatic and analytical framework for the collection, sharing, analysis and use of bioassessment data. Specific activities conducted by BAMBI in FY 09-10 are presented below. Additional information on BAMBI is provided at the following website: www.bayareabugs.org.

BAMBI 2010 Annual Meeting

Since 2002, Program staff has coordinated an Annual BAMBI meeting where bioassessment data and analyses can be presented from a local, regional or state perspective. On February 16, 2010, the eighth annual BAMBI meeting was held in Oakland. The agenda for the annual meeting is included within Appendix 8-1. Presentations can be found at www.bayareabugs.org.

Index of Biotic Integrity (IBI) for San Francisco Bay Area Creeks (SCVURPPP)

In collaboration with Alameda Countywide Clean Water Program and Water Board staff, Program staff began developing a Benthic Macroinvertebrate Index of Biotic Integrity (B-IBI) for creeks in the San Francisco Bay Area in FY 04-05. A B-IBI serves as an easy-to-use scorecard for determining the condition of water quality and stream habitat (i.e., stream health) using biological communities. The IBI approach is designed to maximize detection of degradation by controlling for natural variation in biological communities.

The development of a B-IBI for the Bay Area complements B-IBIs that were recently developed through a partnership between the State Water Resources Control Board (State Board) and the California Department of Fish and Game. Through that effort B-IBIs for southern and northern California coastal and Central Valley streams were developed. These B-IBIs will likely serve as the starting point for the development of biological objectives by the State Board (see summary later in this section).

To guide the development of the San Francisco Bay Area B-IBI, a Work Plan was created early in the development process (see Program's FY 04-05 Annual Report). The Work Plan has six main tasks listed in sequential order:

1. Form Technical Advisory Group;
2. Compile Existing BMI Data from Participating Agencies/Organizations;
3. Standardize Datasets and Import into Database;
4. Develop Reference Conditions;
5. Select Metrics for the IBI; and
6. Develop, Validate and Refine IBI.

Tasks 1 through 3 are complete. During FY 09-10, the Program continued to contribute substantial in-kind services towards the completion of Task 4 (Develop Reference Conditions), which is an integral step in completing the B-IBI. Reference conditions provide a way for comparing biological data from a potentially impacted site to a "least disturbed" site. They are also used to determine the degree of impact of a site. Program staff worked with Kevin Lundy, UC Berkeley PhD candidate, to conduct a GIS based land use analysis to define "least disturbed sites" that will form the pool of reference sites used to establish the B-IBI. The data from these reference sites were then evaluated to determine what factors may affect variability in BMI community assemblages. Results from these analyses suggest that flow regime (i.e., perennial versus intermittent) may be an important factor influencing natural variability.

Additional effort is needed to document flow regime for a large proportion of sites throughout the Bay Area that were sampled in previous years. In FY 10-11, Program staff plans to work with other BAMBI participants in developing and implementing a plan to characterize the flow regime for these sites. In addition, work will begin on Task 5 to conduct analyses to select, score and confirm metrics that will be used in the B-IBI for San Francisco Bay Area creeks.

Biological Objective Development for California Freshwater Creeks

In FY 09-10, the State Board initiated a process to develop biological objectives for assessing the health of creeks statewide. These objectives will supplement existing narrative and numeric chemical water quality objectives currently in place. The biological objectives will be in the form of a narrative statement that will be applied statewide, accompanied by a detailed implementation plan that, where possible, sets regionally appropriate numeric targets. Tools such as the B-IBI for San Francisco Bay Area Creeks described above will likely serve as one of the types of tools used to set and evaluate numeric target attainment.

Three oversight committees (Stakeholder, Scientific Steering and Regulatory Oversight) have been established for the development and public vetting of the regulatory and technical policy statements. Program staff was asked by the State Board staff to participate on the Stakeholder Committee, which had its first meeting on May 26, 2010. The Stakeholder Committee will continue to meet periodically during FY 10-11 and FY 11-12.

■ Regional Activities

Regional activities coordinated through the RMC in FY 09-10 are summarized in Section 15 - Regional Supplement for Pollutants of Concern and Monitoring. In combination with monitoring coordinated directly through the Program, these regional activities are intended to fully comply with Provision C.8.

Santa Clara Valley
Urban Runoff
Pollution Prevention Program

Section 9

Pesticides Toxicity Control

September 15, 2010

Section 9 Pesticides Toxicity Control

Introduction

Provision C.9 of the MRP requires Co-permittees to implement pesticide toxicity control programs that address their own and others use of pesticides within their jurisdictions that pose a threat to water quality and have a potential to enter the municipal stormwater conveyance system. Consistent with the requirements within Provision C.9, the Program's (and Co-permittees') approach to pesticide management focuses on the use of best management practices (BMPs) for source control and pollution prevention. Program BMPs for pesticide management include significant outreach efforts to residents, businesses, and municipal staff to provide education and achieve behavior changes relative to uses of pesticides and less toxic pest control methods. Outreach efforts have been supplemented by monitoring studies to define the problem; participation in regional monitoring and organizations to address pesticide regulations and other issues; and development of local pest management plans.

In FY 09-10, activities associated with Provision C.9 were conducted at the Co-permittee, Program and Regional levels. Local actions are documented in each Co-permittee's section of the annual report. This section highlights pesticide toxicity control activities conducted at the Program and/or Regional levels that are associated with the following sub-provisions of the C.9 Provision:

- Program Activities
  - Interface with County Agricultural Commissioner (C.9.f)
  - Public Outreach (C.9.h)
- Regional Activities
  - Track and Participate in Relevant Regulatory Processes (C.9.e)
  - Evaluate Implementation of Source Control Actions Relating to Pesticides (C.9.g)

These activities built upon a large body-of-knowledge gained through tasks completed in previous fiscal years.[1] Program and regional task highlights presented in this section are organized by Permit provision or by major heading (both marked in bold).

Program Activities

C.9.f. Interface with County Agricultural Commissioners

Program staff met with Kevin O'Day (Agricultural Commissioner, Santa Clara County Division of Agriculture) in April 2010 to update him on the MRP requirements for pesticide toxicity control. Program staff provided him with a Fact Sheet on the Program's pesticide control activities and updated him on the regulatory, outreach and monitoring activities implemented by the Program and Co-permittees to meet MRP requirements. Mr. O'Day provided the following feedback on the MRP requirements:

[1] Pesticide-related work products completed by the Program or through regional efforts in previous fiscal years, and associated task summaries of Program efforts can be found on the SCVURPPP website (www.scvurppp.org).

- Reporting Violations in Pesticide Use - The Division of Agriculture (DOA) receives about 20 pesticide related complaints (mostly illegal dumping) each year and has the authority to administer civil fines in response to complaints. Most complaints are received from residents. He suggested the Program publicize the DOA's phone number (408-918-4600) on the Watershed Watch website. Co-permittees should also make sure that their staff is aware of this number. The DOA website will also provide a link to the Watershed Watch website.
- Assemble and submit information (such as monitoring data) as needed to assist DPR and County Agricultural Commissioners in ensuring that pesticide applications comply with water quality standards – This requirement applies more to DPR than to the DOA.

The meeting resulted in the following action items:

- A link to the "less-toxic gardening" section of the Watershed Watch website has been posted on the DOA website.
- The pesticide violations reporting phone number has been posted on the Watershed Watch and SCVURPPP websites.
- Program staff contacted Ms. Michelle Thom (Deputy Agricultural Commissioner, County of Santa Clara) and obtained a copy of the database of pesticide violations reported to the DOA in FY 09-10. The violations were reported by private residents, employees of pesticide companies and health agencies. In a follow-up telephone conversation with Program staff, Ms. Thom said that she does not recall receiving any pesticide use complaints from municipal staff.

In future years, Program staff intends to continue interfacing with the County's Agricultural Commissioner through discussions and sharing of information.

C.9.h. Public Outreach

Point of Purchase Outreach to Consumers (C.9.h.i & ii)

The Program contributed funds to and actively participated in, the BASMAA IPM Store Partnership Program (also know as the *Our Water Our World Program*). The Program implemented the IPM Store Partnership Program in 38 stores locally. Program staff routinely visited the participating stores for restocking literature racks and updating shelf-talkers. A major success in FY 09-10 was the implementation of the program in all 10 Home Depot stores in the Program's jurisdiction.

The Program contracted with Ms. Ann Joseph for store employee training. Ms. Joseph trained approximately 99 employees representing 13 stores. She provided two hours of onsite training at 13 different stores in Santa Clara County and supplied attendees with handouts and store lists of less-toxic products. In addition, she worked with two participating stores, Summer Winds (Palo Alto) and Los Altos Garden Supply (Los Altos) to implement the "Increasing Shelf Space for Less-Toxic Products" projects. Her work included: 1) meeting with pesticide buyers at stores; and 2) motivating them to increase the store's inventory of less-toxic products. Appendix 9-1 includes the detailed Store Training Summary Report and the list of stores participating in the program in Santa Clara Valley.

Based on the Program's evaluation of effectiveness, the IPM Store Partnership Program continued to be a success in FY 09-10. The store managers and employees were enthusiastic about the program and extremely receptive to having the Our Water Our World (OWOW) display in stores. Feedback on the

trainings was also very positive, as indicated in the evaluation summary included in Appendix 9-1. Employees from Home Depot stores received the training for the first time this year. Their feedback indicates that, compared to employees from stores that have been in the program for a number of years, Home Depot employees are less aware of IPM issues. A few highlights of the evaluation are:

- 100% of Home Depot employees agreed that the training changed their attitude about pesticides; compared to 59% of employees from other stores.
- 43% Home Depot said information was new to them; compared to 33% of employees from other stores.
- 100% of Home Depot employees said that they would recommend the training to co-workers.

The Program intends to continue the local implementation of the IPM Store Partnership Program, including IPM training for store employees and the "Increasing Shelf Space for Less-Toxic Products" project.

Pest Control Contracting Outreach (C.9.h.iii)

As required by Provision C.9.h.iii., the Program conducted outreach about less-toxic pest control to residents who use or contract for structural or landscape pest control. Messages included proper use and disposal of pesticides, IPM, information about the *Green Gardener* Program, the list of trained *Green Gardeners*, and the OWOW Program. The Program conducted the following IPM outreach activities in FY 09-10 to meet this requirement:

- Media Advertising - Messages about less-toxic pest control were included within Watershed Watch advertising. Advertisements were placed in a Spanish community newspaper, local radio stations and online. Additional details on the media campaign are included in Appendix 7-1.
- Outreach at Events – Program, Co-permittee and Watershed Watch staff conducted IPM outreach at seven events. These were:
  - Pumpkins in the Park, October 10, 2009
  - Muslim Green Fair, October 18, 2009
  - Haunted History, October 31, 2009
  - Spring Garden Market, April 10, 2010
  - NVIDIA Corp. Earth Day Event, April 22, 2010
  - Spring in Guadalupe Gardens, April 24, 2010
  - Festival in the Park, June 26, 2010

Results from the media advertising and outreach events conducting in FY 09-10 by the Program yielded the following conclusions regarding the effectiveness of these activities:

- Media Advertising - The IPM outreach media campaign, which included free promotional ads, received a large number of gross impressions. Additional details are included in the FY 09-10 detailed Watershed Watch Campaign and Media Report within Appendix 7-1.
- Outreach at events - Overall, the seven outreach events were successful in providing opportunities for educating the public about less-toxic pest control methods. Event staff

distributed approximately 5,176 total IPM fact sheets, brochures and giveaways (e.g., activity books, magnets, flyswatters, notepads, etc.).

The Program also provided funding to support the Going Native Garden Tour held on April 18, 2010. There were approximately 12,447 visits to the gardens. The tour featured 67 gardens that demonstrated environmentally sensitive gardening practices with an emphasis of reduced water use, reduced chemical and pesticide use, and improved habitat using California native plants.

Outreach to Pest Control Operators (C.9.v)

In FY 07-08, the Program piloted the first Santa Clara Valley *Green Gardener* training which is an educational initiative that brings quality training to professional landscapers, gardeners and landscape maintenance workers on how to "garden green." Each training session consists of ten 2-hour classes, held once a week for ten weeks. The training is conducted in collaboration with the Metropolitan Adult Education Program (MAEP), and the Master Gardeners of Santa Clara County. The Program conducted two training sessions in FY 09-10, including one session conducted entirely in Spanish. The Program provided funds toward student fees, guest speaker fees, Spanish interpreter fees, and supplies (soil probes, magnifying lenses, and "Good Bug Bad Bug" Charts). In addition, the Program held four two-hour re-certification classes for *Green Gardeners*. The City of Sunnyvale provided staff support for coordinating and conducting the *Green Gardener* trainings, and provided space to host the re-certification classes. The West Valley Clean Water Program provided funds for mailing *Green Gardener* training announcement fliers.

A total of 22 individuals completed the *Green Gardener* training in FY 09-10 (12 took the training in English and 10 in Spanish). In addition, 30 individuals attended the re-certification classes. A summary of the evaluations from the *Green Gardener* training is included in Appendix 9-2. It indicates that attendees found the class very useful and will be making changes to their landscape management practices based on what they learned at the trainings. Attendees were required to take a final test to receive the certificate of completion. This ensured that they understood the curriculum and will be able to implement the practices at their client locations. Additional details on the FY 09-10 *Green Gardener* trainings are included in the *Green Gardener* Training report in Appendix 9-2.

Program and City of Sunnyvale staff also met with representatives from the California Landscape Contractors Association (CLCA) to update them on the Green Gardener training program. The CLCA will promote the training program to their membership.

The Program plans to continue implementing the Green Gardener training program in FY 10-11. Classes will be held at the Sunnyvale-Cupertino Adult Community Education (ACE) training center in Sunnyvale. Due to budget constraints, MAEP could no longer hold the classes at their facility in San Jose. The Program will also continue to work with the Santa Clara County Master Gardeners to receive their help in teaching the class and promoting the use of trained Green Gardeners through their hotline and other outreach venues.

■ Regional Activities

Regional activities conducted in FY 09-10 to address MRP C.9 Provisions are summarized in Section 15 (Regional Supplement for Pollutants of Concern and Monitoring). These include the status of projects to: 1) Track and Participate in Relevant Regulatory Processes (C.9.e), and 2) Evaluate Implementation of

Source Control Actions Relating to Pesticides (C.9.g). In addition, a copy of the Regional IPM Partnership (Our Water Our World) Program report is included in Appendix 9-3.

Santa Clara Valley
Urban Runoff
Pollution Prevention Program

Section 10

Trash Controls

September 15, 2010

Section 10 Trash Controls

Introduction

The goal of MRP Provision C.10 (Trash Load Reduction) is to implement control measures and other actions to reduce trash loads to local urban creeks by 40% by 2014, which will set the course for additional load reductions in future years. To achieve this goal, Co-permittees are required to develop and implement a Short-Term Trash Load Reduction Plan, which includes the installation and maintenance of trash full-capture devices, designed to treat a mandatory minimum level of land area, and implementation of other control measures and best management practices (i.e., trash reduction ordinances) to prevent or remove trash loads. To address longer-term goals of trash reduction, Co-permitees are also required to develop a Long-Term Trash Load Reduction Plan near the end of the Permit term in preparation for the next Permit.

Activities associated with Provision C.10 requirements were conducted at the Co-permittee, Program and Regional levels In FY 09-10. Local actions are documented in each Co-permittee's section of the annual report. This section highlights trash reduction activities conducted at the Program and/or Regional levels, including:

- Program Activities
  - Development and Testing of Draft Trash Baseline Load Estimation Methods
  - Prioritization of Potential Trash Generation Areas
  - Characterization of Catch Basin Trash and Debris
  - Trash Hot Spot Selection and Assessment Guidance and Reporting
  - Participation in Bay Area-wide Trash Capture Demonstration Project
  - Participation in Santa Clara County Zero Litter Initiative (ZLI)
  - Trash Ad hoc Task Group Meetings
- Regional Activities
  - BASMAA Trash Committee
  - Development of Trash Load Reduction Tracking Method

These activities built upon a large body-of-knowledge gained through tasks completed in previous fiscal years.[1] Program and regional task highlights presented in this section are organized by Permit provision or by major heading (both marked in bold).

[1] Trash-related work products completed by the Program in previous fiscal years and task summaries of Program efforts can be found on the "trash" section of the SCVURPPP website (http://www.scvurppp-w2k.com/poc_wp.shtml#trash).

■ Program Activities

C.10.a. Short-Term Trash Load Reduction

Development and Testing of Draft Trash Baseline Load Estimation Methods

Provision C.10.a.ii of the Municipal Regional Permit (MRP) requires Co-permittees to determine baseline trash loads from their municipal separate storm sewer systems (MS4s) to establish the basis for trash load reductions. Co-permittees are required to submit trash load levels to the Water Board by February 1, 2012.

Using information gained through trash characterization studies conducted by the Program during this and previous fiscal years, Program staff developed and tested preliminary methods to calculate baseline trash loads from MS4s in FY 09-10. Preliminary trash loading rates were derived from data collected at trash full capture devices installed at catch basins in the Cities of San Jose (n=35) and Sunnyvale (n=12). Trash and debris were periodically removed and measured at these catch basins during 2008 and/or 2009.

Through this exercise, Program staff identified and evaluated several factors that may influence trash loading rates from MS4s. These factors included:

- Season (wet versus dry) – based on very preliminary data, average daily loading rates during the wet season (Oct. 15 – May 15) are 4 times greater than the dry season;
- Drainage Area Size – although extremely difficult and cumbersome to predict, the estimated size of the area draining to a catch basin can affect loading rates. On a unit basis, loading rates to catch basins with larger drainage areas appear to be smaller than those from smaller drainage areas;
- Land Use – as expected, land uses within catch basin drainage areas appear to partially explain differences in loading rates; and,
- Road Density and Type - road type and density in the drainage area may affect loading rates, although preliminary data suggest that land use type and road type/density are highly correlated.

Methods, results and conclusions of the study are presented in the technical report entitled *Results and Lessons Learned from Pilot Implementation of Trash Full Capture Devices* (see www.scvurppp.org). Based on lessons learned to-date, plans are already underway in FY 10-11 to continue to refine loads estimation methods. Ideally, methods would be consistently applied throughout the region.

Prioritization of Potential Trash Generation Areas

Provision C.10.a.iii of the MRP requires all population-based Permittees to install and maintain a mandatory number of full capture devices by July 1, 2014, to treat runoff from an area equivalent to 30% of Retail/Wholesale Land that drains to MS4s within their jurisdictions. During FY 09-10, Program staff developed maps based on preliminary lessons learned from the loads methods development (see above) that show priority drainage areas for potential trash generation. The maps are intended to assist Co-permittees in identifying the most ideal locations to implement trash full capture devices or other control measures, based on predicted loading rates. Two types of maps were developed, depending upon the availability of existing GIS data sources for each Co-permittee. The first type of map prioritizes

catch basins and the second identified priority storm drain catchments. A technical memorandum describing the methods used to develop the maps is included on the SCVURPPP website (www.scvurppp.org).

C.10.b. Trash Hot Spot Selection and Cleanup

Provision C.10.b of the MRP requires each Co-permittee to identify and select a required number of trash hot spots in creeks or shorelines within their jurisdictions that will be the focus of required annual trash assessments and cleanups. To assist Co-permittees in meeting this requirement, Program staff developed the necessary tools (i.e., initial trash hot spot list and guidance memorandum) used to identify and select final trash hot spots; and developed and submitted (on the Co-permittees behalf) the report entitled *Trash Hot Spot Selection: Final Report* to the Water Board on June 29, 2010. The *Final Report* includes the final trash hot spot list, information sheets detailing the final trash hot spots and maps.[2] The trash hot spot selection process and timing of hot spot cleanups and assessments is detailed below.

Trash Hot Spot Selection Assistance and Reporting

To assist Co-permittees in developing the final trash hot spot list, Program staff compiled all readily available information on trash hot spots in the Santa Clara Valley. In December 2009, Program staff held two public meetings for Co-permittees and other interested stakeholders to discuss MRP trash hot spot requirements, gain additional information on known trash hot spots and document new hot spot locations within Santa Clara Valley creeks and shorelines. During January 2010, existing and new information gained through the December meetings were compiled to form the initial hot spots list. Approximately 150 potential trash hot spots were included on the initial list. To further assist Co-permittees in identifying and selecting their final trash hot spots, Program staff developed a guidance memorandum entitled *Permit Provision C.10.b - Trash Hot Spot Selection Guidance*(dated February 5, 2010) that included: 1) a step-by-step process for selecting and assessing final trash hot spots; 2) a list of considerations when selecting final trash hot spots; 3) required information needed for Program staff to develop the Trash Hot Spot Selection: Final Report; and 4) a schedule for completion of the Final Report. In addition, the initial hot spots list was distributed with the guidance memorandum. Each Co-permittee was requested to review the initial list and use this information as the starting point for identifying final trash hot spots. In spring 2010, Co-permittees selected their final trash hot spots for inclusion in the *Final Report*.

Trash Hot Spot Cleanup and Assessment Guidance

Provision C.10.b(ii) of the MRP requires Permittees to cleanup trash hot spots to a level of "no visual impact" at least one time per year for the term of the permit (December 1, 2009 through November 30, 2014). Based on discussions with lead Water Board staff[3], trash hot spot cleanups and assessments will be conducted each calendar year (CY) during the term of the permit (i.e., 2010 through 2014). Initial annual cleanups required by the MRP will occur by the end of CY 2010. The timing of annual cleanups will vary between hot spots. Timing will likely depend on the location of the hot spot, potential for natural resource impacts, crew availability and other site-specific factors. The schedule for reporting the results of hot spot cleanups and assessments which occurred during CY 2010 and future years is

[2] See http://www.scvurppp w2k.com/pdfs/0910/Trash_Hots_Spots_Selection_Final_Report_062910.pdf) for the full report.
[3] Program staff communications with Dr. Tom Mumley, Assistant Executive Officer of the Water Board, at multiple Board of Directors meetings of the Bay Area Stormwater Management Agencies Association (BASMAA).

currently being discussed with Water Board, Co-permittee and Program staff. As a result, CY 2010 cleanup and assessment results may not be reported as part of the Co-Permittees' FY 09-10 annual report submittal, but will be reported as part of the FY 10-11 Annual Report. In addition, reporting of future assessments will occur as part of annual reporting.

Bay Area-wide Trash Capture Demonstration Project

In October 2009, the San Francisco Estuary Partnership (SFEP) was awarded a $5 million grant to fund the San Francisco Bay Area-wide Trash Capture Demonstration Project ("Project"). This grant was funded through the State Water Resources Control Board's Clean Water State Revolving Fund using federal stimulus monies (American Recovery and Reinvestment Act of 2009). The 3-year project is primarily intended to provide preliminary resources to Bay Area municipalities in purchasing a limited number of the Permit-required trash full capture treatment devices for installation into municipally owned stormwater conveyance systems. All municipalities in the eight Bay Area counties (i.e., Marin, Sonoma, Napa, Solano, Contra Costa, Alameda, Santa Clara and San Mateo) that hold an NPDES Phase I or II permit may participate in the Project. Participating municipalities have been allocated a minimum dollar amount to fund the purchasing and installation of full-capture trash capture devices.

Project Oversight/Steering

During FY 09-10, Program staff worked closely with SFEP by participating in three groups/subgroups related to the Project. A description and the status of each group are provided below.

- Trash Advisory Group (TAG) – The TAG "kicked-off" the Project in October 2009 and has had subsequent meetings to guide the Project. TAG members serve as technical resources to the Project and include Co-permittee and Program staff.
- Trash Vendor/RFP Subgroup – Program and Co-permittee staff actively participated in the Trash Vendor and RFP Subgroup that assisted with: the Request for Proposal (RFP) process to select trash device vendors; planning of the trash vendor fair held May 4, 2010; development of "Fact Sheets" content and format for each device certified as full capture; and development of a list of frequently asked questions (FAQs) for municipalities to use at the vendor fair.
- Monitoring Subgroup – Program staff participated in this subgroup that is responsible for identifying the types of data needed to document siting and maintenance issues as well as assisting in the development of a reporting mechanism. It is anticipated that SFEP will develop a web-based database to store and maintain data.

In July 2010, SFEP sent the "Agreement for Local Agency Participation in Grant-Funded Bay Area-wide Trash Capture Demonstration Project", trash device ordering documents and a list of FAQs regarding the project to the stormwater contacts of each eligible municipality within the Bay area. Co-permittees are in the process of reviewing the "Agreement" and deciding whether to participate in the Project.

During FY 10-11, Program staff will continue to assist participating municipalities in deciding which small and/or large trash control devices are best suited for their local conditions and characteristics.

Participation in SCBWMI Zero Litter Initiative

The SCBWMI Zero Litter Initiative (ZLI) is a self-organized group of agencies that are impacted by litter issues or have an interest in reducing litter in Santa Clara County. The ZLI developed as an outgrowth of the Santa Clara Basin Watershed Management Initiative's Trash Subgroup.

In FY 09-10, the ZLI made considerable progress in: 1) developing a draft resolution for participating municipalities and agencies in Santa Clara County to adopt in support of the ZLI; 2) planning and holding the second Santa Clara Basin "Trash Summit"; and 3) establishing the ZLI's relationship to existing commissions, organizations, agencies and committees. The ZLI Steering Committee, which includes Co-permittee and Program staff, met monthly during FY 09-10 and will continue to meet monthly in FY 10-11.

Trash Ad hoc Task Group Meetings

The Program's Trash Ad hoc Task Group (Trash AHTG) meet a total of four times during FY 09-10 to discuss C.10 permit requirements and future implementation strategy, draft work products and the Bay Area-wide Trash Capture Demonstration Project. In addition, members of the Trash AHTG meet twice to discuss hot spot selection and once to discuss the development of the trash load reduction tracking method. During FY 10-11, the Trash AHTG plans to meet monthly to discuss the development of the trash baseline load and load reduction tracking method development, hot spot cleanup and assessments, and other permit-related requirements.

■ Regional Activities

BASMAA Trash Committee

The BASMAA Trash Committee was formed in FY 09-10 to provide a forum to discuss trash-related activities, projects and issues that have regional applicability. Program staff (Chris Sommers) serves as the Chairperson of the Committee, which meets monthly. Committee agendas in FY 09-10 included presentations, discussions and updates on hot spot selection, assessment and reporting tools and guidance, SCVURPPPP trash baseline load estimation methods, SFEP's Bay Area-wide Trash Capture Demonstration Project, and Clean Water Action's *Taking Out the Trash* Project. In addition, one regional project (Trash Load Reduction Tracking Method) was developed and is currently under the purview of the Trash Committee (see below for description).

C.10.a.ii Trash Load Reduction Tracking Method

During FY 09-10, BASMAA agreed that the development of a trash load reduction tracking method, as required by Provision C.10.a.ii, will be a regional project with the BASMAA Trash Committee providing project oversight. The project is being conducted through in-kind contributions from SCVURPPP and the San Mateo Countywide Water Pollution Prevention Program (SMCWPPP).

Based on the project scope of work, the project will include the development of a tracking method, including associated formulas, baseline formation and future data needs (i.e., identification of data needed to populate these formulas). In combination with the Baseline Trash Loading Estimate, the tracking method will assist MRP Permittees in demonstrating progress towards trash load reduction

goals (i.e., 40%, 70% and 100%) through quantification of the effectiveness of trash load reduction activities (i.e., BMPs and control measures).

To assist with this process, Program and Co-permittee staff from the Cities of San Jose and Cupertino identified a list of potential control measures that should be considered for loads reduction tracking methodology development. Once the list was developed, Program and Co-permittee staff conducted a literature review to evaluate quantification methods that have been used by others to assess trash control measure effectiveness or progress towards quantitative goals (e.g., TMDL allocations). Results of the literature review will be documented in Technical Memorandum scheduled for completion in fall 2010. During FY 10-11, Program and Co-permittee staff (through in-kind contributions) will assist in the development of recommended formulas to quantify load reductions for specific control measures; identify data required to populate formulas; and identify future data requirements.

Santa Clara Valley
Urban Runoff
Pollution Prevention Program

Section 11

Mercury and PCBs Controls

September 15, 2010

Section 11 Mercury and PCBs Controls

Introduction

Provisions C.11 and C.12 of the MRP require Co-permittees to implement control programs for mercury and Polychlorinated Biphenyls (PCBs). These pollutants are grouped into a single section of this report because many of the requirements in the two MRP Provisions are written identically, due to the similarities in the sediment-associated and legacy nature of their occurrence.

For mercury and PCBs, the Water Board has previously determined that the water quality objectives and associated beneficial uses of water bodies in the Bay Area are impacted as a result of these legacy pollutants. The Water Board adopted water quality attainment strategies called Total Maximum Daily Loads (TMDLs), which assign load reductions (through waste load allocations) to Bay Area municipal stormwater programs. Co-permittee control measures to address load reductions for mercury and PCBs are prescribed through Provisions C.11 and C.12 of the MRP.

In FY 09-10, nearly all requirements in Provisions C.11 and C.12 were addressed through regional projects coordinated through BASMAA. Summaries of all regional projects conducted in FY 09-10 are described in Section 15 – Regional Supplement for Pollutants of Concern and Monitoring of this report. Those requirements addressed directly by Co-permittees are included in Co-permittee annual reports, and those addressed through the Program are described below.

Program Activities

C.11.a. Mercury Collection and Recycling Implemented throughout the Region

Provision C.11.a requires Co-permittees to promote, facilitate, and/or participate in the collection and recycling of mercury-containing devices and equipment at the consumer level. During FY 09-10, Co-permittees continued to participate in Santa Clara County's Household Hazardous Waste (HHW) Program to meet this requirement. The HHW Program continued its retail store partnership program and partnered with approximately 48 retail stores to provide free fluorescent bulb drop-off locations for residents. The Program promoted these drop-off locations at outreach events and on the Watershed Watch website. In addition, the Program promoted mercury thermometer collection events on the Watershed Watch website and Watershed Watch social networking sites (Facebook and Twitter).

During FY 09-10, the HHW Program collected a total of 92,684 lbs[1] of fluorescent bulbs at 34 retail drop-off locations within Santa Clara County.[2] This equates to a substantial increase (52%) from FY 08-09. The reason for this increase could be the discontinuation of the HHW Program's pilot project where the retail partners were responsible for recycling the collected compact fluorescent bulbs. The goal was to transition some of the collection and recycling responsibilities to the partners. However, after some

[1] Since fluorescent light bulbs come in different sizes, quantities are reported in terms of the total pounds. A new conversion factor for fluorescent lamps is used in FY 09-10. The new conversion was established by the California Integrated Waste Management Board, now CalRecycle, in 2009, and is: 1 foot equals .125 lbs and 1 CFL equals .25lbs. Previously, the conversion used was: 1 foot equals .25lbs, and 1 CFL equals .0625lbs.

[2] Information regarding the collection of mercury containing products (e.g., fluorescent bulbs, thermostats, thermometers and other products) during FY09-10 was obtained from a memorandum *entitled Fiscal Year 2009-2010 HHW Program Update* (dated August 11, 2010). This memorandum was prepared by Wendy Fong, Household Hazardous Waste Program, County of Santa Clara.

time, many of the partners no longer wanted to participate in the pilot project because of the cost associated with recycling. Some stopped taking CFLs from residents. As a result, the pilot program ended in February 2009 and the County HHW Program now collects and recycles all universal wastes collected at the retail partners. The County HHW Program does not have plans to continue the pilot project.

In addition, the HHW Program also collected the following during FY 09-10:

- 178,602 pounds of household batteries; and,
- 580 pounds of elemental mercury (including thermostats, thermometers and other products).

Draft methods for quantifying the mercury loads reduced from urban stormwater due to control measures implemented by Co-permittees, like the HHW Program, are presented in Section 15. Once these methods are finalized, the loads of mercury reduced in urban stormwater, in comparison to those required by the Mercury TMDL, will be reported in future annual reports.

Program In-kind Contributions to Regional Projects

Regional PCB and mercury projects described in Section 15 were completed by either in-kind financial or staff support by Co-permittees and Programs, or by BASMAA-hired contractors under the direction of Programs and Co-permittees. For the following regional projects, the Program provided substantial in-kind services by developing project scopes of work and budgets, serving as the project officer, conducting the project, and developing project deliverables:

- Identification of PCBs and PCB-Containing Equipment During Industrial Inspections (C.12.a);
- Conduct Pilot Projects to Evaluate Managing PCB-Containing Materials and Wastes during Building Demolition and Renovation (e.g., Window Replacement) Activities (C.12.b);
- Monitor Stormwater Pollutant Loads and Loads Reduced (C.11/12.g); and,
- Develop Allocation Sharing Scheme with Caltrans (C.11.j).

In addition, Program staff managed and actively participated in regional tasks/projects that are included under the Clean Watersheds for a Clean Bay (CW4CB) project. The CW4CB project is a partnership of Bay Area municipalities and countywide municipal stormwater management agencies whose overarching objective is to implement priority actions called for by the San Francisco Bay PCBs and mercury TMDLs and Provisions C.11 and C.12 of the MRP. The $6.84 million CW4CB Project is funded through a combination of grant funding received by BASMAA from the USEPA ($5 million) and a $1.84 million match contributed by six Bay Area stormwater programs (including SCVURPPP).

Implementation of CW4CB addresses Co-permittee compliance with the following MRP provisions:

- C.11/12.c - Pilot Projects To Investigate and Abate Mercury/PCB Sources;
- C.11/12.d - Pilot Projects to Evaluate and Enhance Municipal Sediment Removal and Management Practices;
- C.11/12.e. - Conduct Pilot Projects to Evaluate On-Site Stormwater Treatment via Retrofit; and,
- C.11/12.i - Development of a Risk Reduction Program Implemented Throughout the Region.

045519

■ Regional Activities

Regional activities coordinated through BASMAA in FY 09-10 are summarized in Section 15 - Regional Supplement for Pollutants of Concern and Monitoring. In combination with projects and pollutant control activities coordinated directly by Co-permittees or through the Program, these regional activities are intended to fully comply with Provisions C.11 and C.12.

Santa Clara Valley
Urban Runoff
Pollution Prevention Program

Section 12

Copper Controls

September 15, 2010

Section 12 Copper Controls

Introduction

Provision C.13 of the MRP is intended to address copper control measures identified in the Basin Plan that the Water Board has deemed necessary to support copper site specific objectives in San Francisco Bay. Requirements in the MRP are included in the following sub-provisions:

- C.13.a. Manage waste generated from cleaning and treating copper architectural features, including copper roofs, during construction and post-construction;
- C.13.b. Manage discharges from pools, spas and fountains that contain copper-based chemicals;
- C.13. c. Vehicle Brake Pads;
- C.13.d. Industrial Sources;
- C.13.e. Studies to Reduce Copper Pollutant Impact Uncertainties

In FY 09-10, activities associated with Provision C.13 were conducted at the Co-permittee, Program and regional levels. Local actions are documented in each Co-permittee's section of the annual report. This section highlights copper control activities conducted at the Program and/or regional levels. These activities built upon a large body-of-knowledge gained through tasks completed in previous fiscal years.[1] Program and regional task highlights presented in this section are organized by Permit provision or by major heading (both marked in bold).

Program Activities

C.13.c. Vehicle Brake Pads

For many years, SCVURPPP has supported (directly or through BASMAA and CASQA) the Brake Pad Partnership, a voluntary partnership of brake pad manufacturers, government agencies and environmental organizations formed in 1999 to address the impacts of copper-containing brake pad wear debris on surface waters. Information on Brake Pad Partnership efforts during FY 09-10 are described in Section 15 (Regional Supplement). In addition to tasks completed by the Brake Pad Partnership, Program and Co-permittee staff continued to track the development of SB 346 (Kehoe) – Hazardous materials: motor vehicle brake friction materials – a bill to limit the amount of copper in brake pads. Tracking legislation focused on updating Co-permittees on the bill's status and current language; and preparing each to develop letters of support for the bill, if possible. The Program sent two letters of support for the bill, on June 11 and July 22, 2010, to assemblymembers on the committees approving the legislation. The Cities of Sunnyvale and Palo Alto and the West Valley Clean Water Program also sent letters of support.

[1] Copper-related work products completed by the Program or through regional efforts in previous fiscal years, and associated task summaries of Program efforts can be found on the SCVURPPP website (www.scvurppp.org).

Copper (and other pollutant) Loads Removed via Street Sweeping

Summary of Co-Permittee Street Sweeping Results

A summary of street sweeping activities conducted by Co-permittees is provided within the table entitled *Summary of Co-permittee Street Sweeping Activities- FY 2009-2010* (see Appendix 12-1). During FY 09-10, Co-permittees swept approximately 195,288 miles of paved streets and removed approximately 79,004 yd^3 or 51,313 tons of material[2]. Approximately 28,637 yd^3 of leaf litter was removed by Co-permittees who have leaf removal programs other than routine street sweeping. In addition, approximately 198,378 tons of yard waste (which includes large amounts of leaves) was routinely collected by Co-permittees.

One way to measure street sweeping effectiveness is to determine what solids and associated pollutants are collected within street sweeping debris. A typical unit of measure is the total volume of the pollutant removed by the sweeper relative to the curb length swept (e.g., yd^3/curb mile). This unit is typically referred as the removal rate. In the case of this effectiveness evaluation, the Program uses average removal rate to show the effectiveness of Co-permittee street sweeping activities within the Program's jurisdiction. The average Co-permittee removal rate during FY 09-10 was 0.40 yd^3/curb mile (see Appendix 12-1) with a range from 0.03 yd^3/curb mile (Town of Los Altos Hills) to 0.69 yd^3/curb mile (City of Palo Alto). In comparison, the average Co-permittee removal rate during FY 08-09 was 0.42 yd^3/curb mile.

The removal rate is influenced by a number of factors including accumulation rates of pollutants, the relationship between rainfall and sweeping frequencies, particle size, pavement condition and automobile parking controls[3]. As a result, effectiveness (i.e., removal rate) may vary each year depending on a change to any one of these factors. Many studies have shown that street sweeping removes significant quantities of dirt and debris from street surfaces[4]. However, results also demonstrate that the coefficient of variation of copper values and other metals (e.g., lead and zinc) in street sweeping debris is quite high[5]. In addition, the estimated pollutant load reduction is dependent on the volume of material collected (i.e., the more material collected, the greater the pollutant removal).

To illustrate the effectiveness of street sweeping activities for pollutant removal, Program staff estimated the mean pollutant reduction for the following four metals: copper, nickel, lead and zinc. These estimates are provided within the tables entitled *Summary of Co-permittee Street Sweeping Activities and estimated Mean Pollutant Load Reduction for Copper and Nickel- FY 2009- 2010* and *Summary of Co-permittee Street Sweeping Activities and estimated Mean Pollutant Load Reduction for Lead and Zinc- FY 2009- 2010*. Both tables are provided within Appendix 12-1.

---

2 To determine the total volume of material removed in tons, it is necessary to convert cubic yards to tons. It is estimated that the average density of street sweeping material is 1,299 pounds per cubic yard (0.6495 tons per cubic yard) (Source: EOA, Inc., October 1996, *Estimation of Copper Collected Through Street Sweeping Efforts*. Prepared for San Mateo Countywide Stormwater Pollution Prevention Program). A value of 51,313 tons is calculated when 79,004 cubic yards is converted over to tons (79,004 cubic yards* .6495 tons/cubic yard= 51,313 tons).

3 Woodward Clyde Consultants, December 1994. *Street Sweeping Literature Review/Storm Inlet Modification*, Prepared for Alameda County Urban Runoff Clean Water Program.

4 Sartor, J. and G. Boyd, 1972. *Water Pollution Aspects of Street Surface Contaminants*. Prepared for United States Environmental Protection Agency, Washington, DC.

5 EOA, Inc, October 1996. *Estimation of Copper Collected Through Street Sweeping Efforts: Final Report*. Prepared for San Mateo Countywide Stormwater Pollution Prevention Program.

To determine the estimated pollutant load reduction (in pounds), the volume of material collected (in cubic yards) for each Co-permittee land use type (i.e., residential, commercial and industrial) was determined. This value was then multiplied by the mean concentration of trace metal content for street sweeping samples collected in the study entitled *Chemical and Physical Characteristics of Street Sweeping Sediments in Tampa, Florida, May 1999* and converted to pounds of pollutant removed (mean concentration values and the algorithm used to calculate the pounds of pollutant removed are provided in Appendix 12-1). The estimated mean pollutant load reduction values for each land use type were then summed. Estimated pollutant load reductions for copper, nickel, lead and zinc via street sweeping in FY 09-10 are presented in Table 12-1. It is important to note that there is uncertainty with these estimates since certain assumptions were made regarding the exact volume of material collected from a particular land use type.

Table 12-1. Estimated average pollutant load reduction from street sweeping conducted by Co-permittees in FY 09-10.

Land Use Type	Estimated Mean Pollutant Load Reduction (Pounds)			
	Copper	Nickel	Lead	Zinc
Residential	1052	2078	1959	2637
Commercial	505	1000	2414	1710
Industrial	250	48	234	193
Total	**1807**	**3127**	**4607**	**4540**

It is estimated that street sweeping activities from FY 04-05 through FY 09-10 resulted in the following pollutant removals for copper, nickel, lead and zinc (see Figure 12-1). During FY 09-10, a decrease in pollutant removals was observed when compared to FY 08-09 totals. As mentioned above, this decrease is due to a decrease in the total volume of material collected (81,652 yd^3 in FY 08-09 and 79,004 yd^3 in FY 09-10).

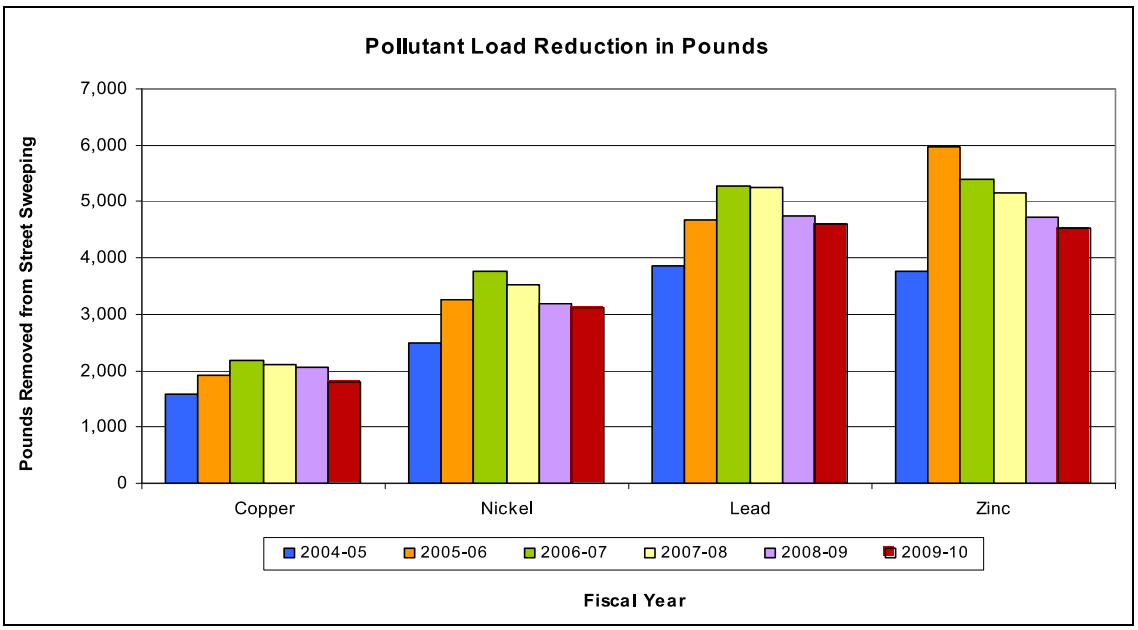

Figure 12-1. Estimated pollutant load reductions from Co-permittee street sweeping activities (in pounds) from FY 04-05 through FY 09-10.

■ Regional Activities

Regional activities conducted in FY 09-10 to address MRP C.13 Provisions are summarized in Section 15 - Regional Supplement for Pollutants of Concern and Monitoring. Summaries include the status of projects that comply with the following MRP Provisions:

- C.13.c. Vehicle Brake Pads – active engagement in legislation to reduce copper discharged from automobile brake pads to surface waters;
- C.13.d. Industrial Sources – development of educational tools to train industrial inspectors to identify facilities likely to use copper or have sources of copper and proper Best Management Practices (BMPs).
- C.13.e. Studies to Reduce Copper Pollutant Impact Uncertainties – planning of studies to investigate possible copper sediment toxicity and technical studies to investigate sub-lethal effects on salmonids.

In addition, the Program has supported CASQA efforts on the statewide level to engage in the legislative process to advance SB 346 (Kehoe). CASQA is serving as a technical resource in the bill negotiations, and significant efforts by the Executive Director and other CASQA members were expended during FY 09-10 to support and promote passage of the bill.

Santa Clara Valley
Urban Runoff
Pollution Prevention Program

Section 13

PBDE, Legacy Pesticides and Selenium

September 15, 2010

Section 13 PBDE, Legacy Pesticides and Selenium

Introduction

Based on the Water Board's determination, legacy organochlorine pesticides (e.g. DDT, dieldrin and chlordane), Polybromated Diphenyl Ethers (PBDEs), and selenium are either known to impair or potentially impair water quality in the San Francisco Bay. The Water Board is currently developing, or planning to develop Total Maximum Daily Loads (TMDLs) for each of these groups of pollutants.[1] Provision C.14 requires all MRP Co-permittees to work together to identify, assess, and manage controllable sources of these pollutants found in urban runoff. Therefore, all tasks associated with this Provision are regionally-coordinated and described below, or in Section 15 *(Regional Supplement for Pollutants of Concern and Monitoring)* of this report.

Regional Activities

Provision C.14 requires Co-permittees to collectively characterize the representative distribution of PBDEs, legacy pesticides, and selenium in the urban areas of the Bay Region to determine:

1. If PBDEs, legacy pesticides, and selenium are present in urban runoff;
2. If PBDEs, legacy pesticides, or selenium are distributed relatively uniformly in urban areas; and
3. Whether storm drains or other surface drainage pathways are, in themselves, sources of PBDEs, legacy pesticides, or selenium, or whether there are specific locations within urban watersheds where prior or current uses result in land sources contributing to discharges of these pollutants to San Francisco Bay via urban runoff conveyance systems.

As described in Section 15, Co-permittee and Program activities conducted in FY 09-10 to address this provision were focused on planning efforts for conducting characterizations in future years. Planning efforts included investigating the potential nexus between Provision C.14 requirements and characterization studies planned for implementation in fall 2010 by the Regional Monitoring Program for Water Quality in the Bay (RMP).

[1] Selenium in the North Bay and for PBDEs and legacy pesticides in all parts of the Bay.

Santa Clara Valley
Urban Runoff
Pollution Prevention Program

Section 14

Exempted and Conditionally Exempted Discharges

September 15, 2010

Section 14 Exempted and Conditionally Exempted Discharges

Introduction

Provision C.15 exempts unpolluted non-stormwater discharges from discharge prohibitions in the MRP (Provision A.1) and conditionally exempts non-stormwater discharges that are potential sources of pollutants. Per Provision C.15.b., the following categories of non-stormwater discharges are conditionally exempt from Provision A.1 if they are either identified as not being sources of pollutants or if appropriate control measures to eliminate adverse impacts are developed and implemented:

- Pumped groundwater from non-drinking water aquifers;
- Pumped groundwater, foundation drains, and water from crawl space pumps and footing drains;
- Air conditioning condensate;
- Planned, unplanned and emergency discharges of the potable water system;
- Individual residential car washing;
- Swimming pool, hot tub, spa and fountain water discharges;
- Irrigation water, landscape irrigation and lawn or garden watering.

Provision C.15.b.i.-viii. contains best management practices, monitoring and reporting requirements to allow these types of discharges to be conditionally exempt.

Program Activities

Potable Water System Discharges

The Water Utility Operation and Maintenance Pollution Prevention Ad Hoc Task Group (AHTG) was formed to evaluate and recommend Program strategies for meeting new requirements in Provision C.15.b.iii. for planned, unplanned and emergency discharges that apply to water utility operations. The AHTG met on March 2 and April 8, 2010. The AHTG began the task of updating the SCVURPPP *Water Utility Operation and Maintenance Discharge Model Pollution Prevention Plan* (WUDPPP) developed in June 1998. The focus of the WUDPPP update is to incorporate guidance for implementing the new, more prescriptive MRP-required BMPs, notification, monitoring and reporting requirements. A draft WUDPPP update was provided to the AHTG for review in June 2010.

Other Conditionally Exempted Discharges

Program staff reviewed Provision C.15.b. to identify any significant changes to existing Program elements that are needed to meet the requirements of C.15.b. not related to potable water discharges, and to prioritize Program work based on deadlines presented in the MRP[1]. Based on this review, there were no high priority tasks identified that needed to be addressed by the AHTG.

[1] Memorandum entitled *Recommendations for Addressing Requirements for Non-Potable Water Discharges in the MRP Provisions for Conditionally Exempted Discharges* (March 16, 2010).

Public outreach efforts that would benefit from Program-wide collaboration are being addressed in the Watershed Watch Campaign. The Watershed Watch Campaign Work Plan for FY 10-11 has incorporated elements to help the Program and Co-permittees comply with the outreach requirements of the following MRP Provisions:

- C.15.b.iv. Individual Residential Car Washing Discharge;
- C.15.b.iv. Swimming Pool, Hot Tub, Spa, and Fountain Water Discharges;
- C.15.b.vi.a. Irrigation Water, Landscape Irrigation, and Lawn or Garden Watering.

In addition, Program staff will be updating the SCVURPPP Conditionally Exempted Discharges (CED) Report (June 2000) for consistency with MRP Provision C.15 in FY10-11.

Santa Clara Valley
Urban Runoff
Pollution Prevention Program

Section 15

Regional Supplement for Pollutants of Concern and Monitoring

September 15, 2010

Section 15 Regional Supplement for Pollutants of Concern and Monitoring

This Section contains the *Regional Supplement for Pollutants of Concern and Water Quality Monitoring* (Regional Supplement) and associated appendices. It was prepared jointly by member agencies of the Bay Area Stormwater Management Agencies Association (BASMAA), on behalf of Municipal Regional Permit (MRP) Permittees and is intended to report compliance activities associated with Permit Provisions C.8 (Water Quality Monitoring), C.9 (Pesticides), C.11 (Mercury), C.12 (Polychlorinated Biphenyls), C.13 (Copper) and C.14 (Legacy Pesticides, Polybromated Diphenyl Ethers and Selenium) implemented through regional collaborative efforts.[1] Summaries of activities conducted in compliance with the following Permit Provisions are included in this Section:

- **Water Quality Monitoring (C.8)**
  - C.8.a Compliance Options
  - C.8.b San Francisco Estuary Receiving Water Monitoring
  - C.8.c Creek Status Monitoring
  - C.8.d Monitoring Projects
  - C.8.e Pollutants of Concern and Long-Term Trends Monitoring
  - C.8.f Citizen Monitoring and Participation
  - C.8.g Reporting
  - C.8.h Monitoring Protocols, Data Quality and Data Management
- **Pesticides Toxicity Control (C.9)**
  - C.9.e Track and Participate in Relevant Regulatory Processes
  - C.9.g Evaluate Implementation of Source Control Actions Relating to Pesticides
- **Joint Mercury and Polychlorinated Biphenyls (PCBs) Controls (C.11 and C.12)**
  - C.11/12.c Pilot Projects To Investigate and Abate Mercury/PCB Sources
  - C.11/12.d Pilot Projects to Evaluate and Enhance Municipal Sediment Removal and Management Practices
  - C.11/12.e - Conduct Pilot Projects to Evaluate On-Site Stormwater Treatment via Retrofit
  - C.11/12.i Development of a Risk Reduction Program Implemented throughout the Region
  - C.11/12.f Diversion of Dry Weather and First Flush Flows to POTWs
  - C.11/12.g Monitor Stormwater Pollutant Loads and Loads Reduced
- **Mercury Controls (C.11)**
  - C.11.b Monitor Methylmercury
  - C.11.h Fate and Transport Study of Mercury in Urban Runoff
  - C.11.j Develop Allocation Sharing Scheme with Caltrans
- **PCB Controls (C.12)**
  - C.12.a Identification of PCBs and PCB-Containing Equipment During Industrial Inspections
  - C.12.b Conduct Pilot Projects to Evaluate Managing PCB-Containing Materials and Wastes during Building Demolition and Renovation (e.g., Window Replacement) Activities
  - C.12.h Fate and Transport Study of PCBs in Urban Runoff

[1] Additional activities conducted independently by SCVURPPP Co-permittees or by SCVURPPP on behalf of Co-permittees are included within Sections 8, 9, 11, 12 and 13 of this Annual Report and in individual Co-permittee Annual Reports.

- **Copper Controls (C.13)**
  - C.13.c Vehicle Brake Pads
  - C.13.d. Industrial Sources
  - C.13.e Studies to Reduce Copper Pollutant Impact Uncertainties
- **PBDEs, Legacy Pesticides, and Selenium (C.14)**
  - C.14.a Control Program for PBDEs, Legacy Pesticides, and Selenium

The Regional Supplement is divided into two portions – the main body and appendices. The main body is included within this Section and provides the status of compliance activities associated with each Permit Provision listed above. Reports, technical memoranda and other related documents referenced in the main body are provided within the Appendix to Section 15. It is important to note that much of the information in Section 15 is a work-in-progress and is being submitted to illustrate the progress being made on numerous region-wide Permit Provisions.

Annual Reporting for FY 2009-2010

Regional Supplement for Pollutants of Concern and Monitoring

San Francisco Bay Area Municipal Regional Stormwater Permit

B A S M A A

Bay Area Stormwater Management Agencies Association

September 2010

Table of Contents Page

INTRODUCTION 1

POLLUTANTS OF CONCERN 2

Pesticides Toxicity Control (C.9) 2
- C.9.e Track and Participate in Relevant Regulatory Processes 2
- C.9.g Evaluate Implementation of Source Control Actions Relating to Pesticides 3

Joint Mercury and Polychlorinated Biphenyls (PCBs) Controls (C.11 and C.12) 3
- C.11/12.c Pilot Projects To Investigate and Abate Mercury/PCB Sources 4
- C.11/12.d Pilot Projects to Evaluate and Enhance Municipal Sediment Removal and Management Practices 5
- C.11/12.e - Conduct Pilot Projects to Evaluate On-Site Stormwater Treatment via Retrofit 5
- C.11/12.i Development of a Risk Reduction Program Implemented throughout the Region 5
- C.11/12.f Diversion of Dry Weather and First Flush Flows to POTWs 6
- C.11/12.g Monitor Stormwater Pollutant Loads and Loads Reduced 6

Mercury Controls (C.11) 7
- C.11.b Monitor Methylmercury 7
- C.11.h Fate and Transport Study of Mercury in Urban Runoff 7
- C.11.j Develop Allocation Sharing Scheme with Caltrans 8

PCB Controls (C.12) 9
- C.12.a Identification of PCBs and PCB-Containing Equipment During Industrial Inspections 9
- C.12.b Conduct Pilot Projects to Evaluate Managing PCB-Containing Materials and Wastes during Building Demolition and Renovation (e.g., Window Replacement) Activities 9
- C.12.h Fate and Transport Study of PCBs in Urban Runoff 11

Copper Controls (c.13) 11
- C.13.c Vehicle Brake Pads 11
- C.13.d. Industrial Sources 12
- C.13.e Studies to Reduce Copper Pollutant Impact Uncertainties 13

PBDEs, Legacy Pesticides, and Selenium (c.14) 13
- C.14.a Control Program for PBDEs, Legacy Pesticides, and Selenium. 13

WATER QUALITY MONITORING **15**
C.8.a Compliance Options 15
C.8.b San Francisco Estuary Receiving Water Monitoring 17
C.8.c Creek Status Monitoring 19
C.8.d Monitoring Projects 19
C.8.e Pollutants of Concern and Long-Term Trends Monitoring 20
C.8.f Citizen Monitoring and Participation 23
C.8.g Reporting 23
C.8.h Monitoring Protocols, Data Quality and Data Management 23

ACRONYMS AND ABBREVIATIONS **25**

LIST OF APPENDICES:

A. Pollutants of Concern

A1 Pesticide Regulation for Water Quality Protection - Annual BASMAA Participation Summary and Outcomes Assessment 2010. Prepared by TDC Environmental, LLC. August 30, 2010.

A2 Clean Watersheds for a Clean Bay - Implementing the San Francisco Bay PCBs and Mercury TMDLs with a Focus on Urban Runoff. Bay Area Stormwater Management Agencies Association (BASMAA). April 19, 2010.

A3 Clean Watersheds for a Clean Bay (CW4CB) Project Status. Memorandum prepared by Kristen Kerr and Jon Konnan, EOA, Inc., for the CW4CB Project Management Team. September 13, 2010.

A4 Draft Stormwater Pump Station Diversions Feasibility Evaluation. Prepared by Brown and Caldwell, Inc. September 13, 2010

A5 Methods for Quantifying Mercury and PCB Loads Reduced From Urban Stormwater Runoff. Working Draft Technical Memorandum prepared by EOA, Inc. September 10, 2010

A6 RMP Special Study Proposal: Synthesis of Information on Mercury

A7 Coversheet of the Pollutants of Concern Stormwater Inspectors' Guidance Manual

A8 PCBs in Caulk Project, Revised Workplan, Taking Action for Clean Water: Bay Area TMDL Implementation. Prepared by the San Francisco Estuary Partnership. December 2009.

A9 Field Sampling and Chemical Analysis Plan for the PCBs in Caulk Project (Taking Action for Clean Water Bay Area TMDL Implementation). Prepared by Susan Klosterhaus, San Francisco Estuary Institute. July 2010 (draft).

A10 Quality Assurance Project Plan for the PCBs in Caulk Project (Taking Action for Clean Water Bay Area TMDL Implementation). Prepared by Susan Klosterhaus, San Francisco Estuary Institute. July 2010 (draft).

A11 RMP Special Study Proposal: Synthesis of Information on PCBs

A12 Sustainable Conservation Investor's Circle Update, Fourth Quarter 2009
A13 SB 346 as amended June 21, 2010
A14 Fact Sheet "Reducing Water Pollution Caused by Vehicle Brake Pads"
A15 Fact Sheet on SB 346 as amended June 7, 2010
A16 BASMAA Support Letter for SB 346, June 3, 2010

A17 RMP Special Studies Proposal for 2011: Impact of dissolved copper on the olfactory system of seawater-phase juvenile salmon

B. Water Quality Monitoring

B1 Table of Contents from Draft BASMAA Regional Monitoring Coalition Multi-Year Work Plan

B2 RMP contributions by stormwater programs (2009 and 2010)

B3 RMP Small Tributaries Loading Strategy, Draft June 26, 2009

INTRODUCTION

This Regional Supplement has been prepared to report on regionally-implemented activities that comply with portions of the Municipal Regional Stormwater Permit (MRP), issued to 76 municipalities and special districts (Permittees) by the San Francisco Bay Regional Water Quality Control Board (Water Board). The Regional Supplement describes regionally-implemented activities conducted under the auspices of the Bay Area Stormwater Management Agencies Association (BASMAA)[1], in compliance with the following MRP provisions:

- Provision C.8 (Water Quality Monitoring); and
- Portions of Provisions C.9, C.11, C.12, C.13 and C.14, collectively referred to as "Pollutants of Concern" (POCs).

The 2010 annual reporting requirements for MRP Provisions covered in this Regional Supplement are completely met by BASMAA Regional Project activities, except where otherwise noted. Scopes, budgets and contracting or in-kind project implementation mechanisms for BASMAA Regional Projects follow BASMAA's Operational Policies and Procedures as approved by the BASMAA Board of Directors (BOD). MRP Permittees, through their program representatives on the BOD and its subcommittees, collaboratively authorize and participate in BASMAA Regional Projects or Regional Tasks. Regional Project costs are shared by either all BASMAA members or among those Phase I programs that are subject to the MRP[2][3].

This Regional Supplement does not include separate reporting products that will be required in future years by the following MRP provisions:

- C.8.g.ii Electronic Status Monitoring Data Reports;
- C.8.g.iii or v Urban Creeks Monitoring or Integrated Monitoring Reports; and
- C.8.g.iv Monitoring Project Reports.

The above Provision C.8.g reporting requirements cover most data collection activities required in C.8. While MRP C.8.g reporting is not required for the 2010 Annual Report, in Fiscal Year (FY) 2009-10 the Permittees initiated several Regional Projects for planning and development of tools needed to coordinate and support those data collection and reporting functions, described below in the section on Water Quality Monitoring.

---

[1] BASMAA is a 501(c)(3) non-profit organization comprised of the municipal stormwater programs in the San Francisco Bay Area.

[2] The BASMAA programs supporting MRP Regional Projects include all MRP Permittees as well as the cities of Antioch, Brentwood, and Oakley which are not named as Permittees under the MRP but have voluntarily elected to participate in MRP-related regional activities with the expectation that regionally coordinated activities undertaken by the Contra Costa Clean Water Program and other BASMAA partners will fulfill requirements that will be established by the Central Valley Regional Water Quality Control Board through its separate NPDES permit regulating stormwater discharges from eastern Contra Costa County.

[3] Additional activities related to the Pollutants of Concern or Water Quality Monitoring provisions reported here may have been conducted during FY 2009-10 by individual Permittees or groups of Permittees acting through a joint stormwater program. Summaries of these activities contained in annual reports submitted by Permittees or programs may include information that was not required by the MRP, or activities performed for regional compliance with MRP provisions but not approved as part of a Regional Project by the time this Regional Supplement was completed.

POLLUTANTS OF CONCERN

Provisions C.9 through C.14 of the MRP address pollutants that the Water Board has identified as potentially contributing to water quality concerns for the San Francisco Bay and/or local waterbodies. These pollutants are referred to as "pollutants of concern" (POCs). For some POCs, water quality attainment strategies have been adopted such as Total Maximum Daily Loads (TMDLs).

For mercury, polychlorinated biphenyls (PCBs) and other sediment-bound pollutants, the Water Board has proposed to implement control measures through MRP using four modes or levels described in the following framework:

1. Full-scale implementation throughout the region;
2. Focused implementation in areas where benefits are most likely to accrue;
3. Pilot-testing in a few specific locations; and
4. Other: This may refer to experimental control measures, Research and Development, desktop analysis, laboratory studies, and/or literature review.

Many Regional Projects reported in this section focus on MRP provisions relating to modes 3 and 4, which require studies or pilot projects intended to reduce uncertainties about the sources, occurrence or effectiveness of control measures for POCs. Other Tasks will be implemented through participation in regional or state-wide collaborative initiatives, such as:

- The Regional Monitoring Program for Water Quality in the San Francisco Estuary (RMP), described in more detail under Provision C.8.b below; and
- Initiatives to control sources of specific pollutants (e.g., Clean Watersheds for a Clean Bay project).

PESTICIDES TOXICITY CONTROL (C.9)

C.9.e Track and Participate in Relevant Regulatory Processes

The essential requirements of this provision are to track USEPA and DPR actions related to urban-use pesticides and actively participate in the shaping of regulatory efforts underway. This provision allows for cooperation among Permittees through the California Stormwater Quality Association (CASQA), BASMAA and/or the Urban Pesticide Pollution Prevention Project (UP3 Project). Recognizing that this approach is the most likely to result in meaningful changes in the regulatory environment, Permittees elected to take this route to achieve compliance with this provision. A project profile was developed by the BASMAA Monitoring and POCs Committee (MPC) to fund the reporting element of this task and the BASMAA Board of Directors (BOD) subsequently approved this Regional Project in May 2010.

The actual work of tracking and participating in the ongoing regulatory efforts related to pesticides was accomplished through BASMAA member participation in the UP3, as well the chairpersonship of the CASQA Pesticides Subcommittee. Permittees have been working with the UP3 project as well as the CASQA Pesticides Subcommittee for a number of years, so there was no lag time associated with compliance as the committee structures and membership were already fully engaged before the MRP was adopted. As a result, FY 2009-10 was very productive. Details of the specific achievements of this year can be found in the attached report, "Pesticide Regulation for Water Quality Protection, Annual BASMAA Participation Summary and Outcomes Assessment, 2010" prepared by TDC Environmental, LLC. (Appendix A1)

C.9.g Evaluate Implementation of Source Control Actions Relating to Pesticides

There are no Annual Reporting requirements for Provision C.9.g in 2010. In future years, additional information will be provided on the status of implementation activities designed to comply with this provision.

JOINT MERCURY AND POLYCHLORINATED BIPHENYLS (PCBS) CONTROLS (C.11 AND C.12)

Provisions C.11.c through Provision C.11.g for mercury are essentially identical to Provisions C.12.c through C.12.g for PCBs. This reflects similarities between the respective TMDLs for these pollutants, based on the legacy and sediment-associated nature of their occurrence. For Provisions C.11/12.c through C.11/12.f, MRP requirements focus on pilot studies; sites for these pilots will primarily be chosen on the basis of the potential for reducing PCB loads, but consideration will be given to mercury removal in the final design and implementation of the studies. Provisions C.11.i and C.12.i are also written identically, since fish consumption is a primary concern for both mercury and PCBs.

Clean Watersheds for a Clean Bay (CW4CB) is a new project funded by a grant to BASMAA from the US Environmental Protection Agency (USEPA). Implementation of the CW4CB project will result in Permittee compliance with the following MRP provisions:

- C.11/12.c - Pilot Projects To Investigate and Abate Mercury/PCB Sources;
- C.11/12.d - Pilot Projects to Evaluate and Enhance Municipal Sediment Removal and Management Practices;
- C.11/12.e. - Conduct Pilot Projects to Evaluate On-Site Stormwater Treatment via Retrofit; and
- C.11/12.i - Development of a Risk Reduction Program Implemented Throughout the Region.

The project is a partnership of Bay Area municipalities and countywide municipal stormwater management agencies. The CW4CB's overarching objective is to

implement priority actions called for by the San Francisco Bay PCBs and mercury Total Maximum Daily Load (TMDL) water quality restoration programs[4] including developing and pilot-testing a variety of methods to potentially reduce urban runoff loading of PCBs and mercury to the Bay. BASMAA will receive $5.0 million in funding from the USEPA's San Francisco Bay Area Water Quality Improvement Fund towards the $6.84 million total project cost. The remaining $1.84 million (about 27% of the total project cost) will be contributed by BASMAA and six of the Bay Area countywide stormwater management programs as a match to the funding received from the USEPA. In addition, in-kind assistance from participating Permittee staff will provide additional resources to leverage the project effort. Appendix A2 contains the CW4CB project work plan, which was approved by the USEPA on July 1, 2010.

The CW4CB project management team consisting of BASMAA's Executive Director and representatives from several BASMAA agencies and participating Permittees provides project oversight and coordination. The team meets monthly on second Wednesday of each month to discuss the status of the project, implementation of tasks, and coordination among project participants.

Appendix A3 is a memorandum describing the CW4CB project's current status. It should be noted that the project started significantly later than originally anticipated. USEPA's original Request for Proposal included an anticipated award date of February 2010. However, despite USEPA's and BASMAA's best efforts to expedite the process, USEPA was not able to provide BASMAA with an assistance agreement until June 2010 which resulted in a project start date of July 1, 2010. Thus project implementation is currently at a very early stage.

C.11/12.c Pilot Projects To Investigate and Abate Mercury/PCB Sources

Provisions C.11/12.c. require that Permittees work collaboratively to identify five Bay Area watershed areas that contain high levels of mercury and/or PCBs and conduct pilot projects to investigate and abate these high mercury and/or PCB concentrations. The CW4CB has developed proposed criteria to inform selection of the five watershed areas and is currently performing a comprehensive review of existing data relevant to the selection. Most of these data were originally compiled and made available by the Regional Stormwater Monitoring and Urban BMP Evaluation Project conducted by the San Francisco Estuary Institute (SFEI). The SFEI study investigated options for better managing mercury and PCBs in urban stormwater and was conducted in collaboration with BASMAA and the Water Board. It was funded through a grant from the State of California Proposition 13 stormwater non-point-source program. The SFEI recently completed the study and is currently updating a web site that will make the project data and results readily available. The memorandum in Appendix A3 provides additional details about the watershed selection process and status.

[4]The MRP implements those TMDL actions related to stormwater runoff.

C.11/12.d Pilot Projects to Evaluate and Enhance Municipal Sediment Removal and Management Practices

Provisions C.11/12.d of the MRP require that Permittees work collaboratively to develop and pilot-test methods to enhance removal of sediment with PCBs and mercury, mainly during existing municipal street and storm drain system operation and maintenance activities. Permittees are required to conduct this pilot work in the five pilot watersheds selected for Provisions C.11/12.c. The evaluation will include typical routine municipal operation and maintenance practices such as street sweeping, catch basin cleaning, and stormwater conveyance system cleaning, and will also include consideration of street flushing with routing of wash water to a sanitary sewer. Evaluation of existing information on high-efficiency street sweepers is also a specific C.11/12.d requirement. Permittees are required to submit a progress report on the results of these two evaluations in this 2010 Annual Report and the final evaluation results in the 2011 Annual Report. As described in the memorandum in Appendix A3, BASMAA agencies have initiated a comprehensive review of existing literature and other information relevant to the evaluations.

C.11/12.e - Conduct Pilot Projects to Evaluate On-Site Stormwater Treatment via Retrofit

Provisions C.11/12.e require that Permittees retrofit PCB and mercury treatment systems into existing storm drainage infrastructure at ten locations throughout the Permittees' jurisdictions and evaluate effectiveness. It is anticipated that some but not all of the retrofits will be sited within the five pilot watersheds identified through Provisions C.11/12.c. Permittees are required to install at least one retrofit in each of five major Bay Area counties covered by the MRP (Santa Clara, San Mateo, Alameda, Contra Costa, and Solano) and report on candidate locations with types of treatment retrofit for each location in the September 2011 Annual Report. This effort is at an early stage and has consisted to-date of initial conceptual discussions at project management team meetings. The project management team is also working with USEPA to better define procurement rules related to retention of consultants to assist with the project. The initial project need is to obtain a consultant to perform an initial conceptual screening of treatment retrofits potentially applicable to this project.

C.11/12.i Development of a Risk Reduction Program Implemented throughout the Region

Provisions C.11/12.i require that Permittees implement a regional program of risk communication activities to raise public awareness of fish contamination issues in San Francisco Bay and to encourage fish-consuming populations to reduce their exposure to pollutants in contaminated fish. These provisions require that Permittees submit in this 2010 Annual Report the specific manner in which these risk reduction activities will be accomplished and the associated schedule for their implementation. Task 6 of the CW4CB project work plan in Appendix A2 includes a description of the tasks that will be conducted via the project to raise public awareness and encourage reduction of exposure. Table 3 of the CW4CB project work plan includes the Task 6 schedule.

C.11/12.f Diversion of Dry Weather and First Flush Flows to POTWs

Provisions C.11.f and C.12.f are nearly identical provisions for control of mercury (C.11) and PCBs (C.12) requiring the evaluation of diversion of dry weather urban runoff and first flush events into publicly owned treatment works (POTWs). The first product required under these provisions is a feasibility evaluation to be included in the 2010 Annual Report. The feasibility evaluation is to include, but is not limited to, costs, benefits, and impacts on the stormwater and wastewater agencies and the receiving waters relevant to the diversion and treatment of the dry weather and first flush flows.
The report entitled "Stormwater Pump Station Diversions Feasibility Evaluation (AppendixA4) summarizes the feasibility evaluation including:

- Proposed selection criteria to inform the identification of five candidate and five alternate pump stations;
- Draft proposed time schedules for conducting pilot studies; and
- A draft proposed method for distributing mercury and PCBs load reductions to participating wastewater and stormwater agencies.

To comply with provisions C.11.f and C.12.f, BASMAA chose to approach this project as a Regional Project and a number of steps were taken to carry it out in FY 2009-10. A detailed scope of work was developed in the January – April 2010 time frame and the firm of Brown and Caldwell was retained to perform the work. Brown and Caldwell's work was directed and overseen by a Technical Oversight Committee (TOC) made up of BASMAA participants that recently began meeting on the afternoon of the second Wednesday of each month. This first TOC meeting was held July 14, 2010 during which a draft technical memorandum was reviewed that presented selection criteria for pump station projects. Data gathered to date were also reviewed by the TOC and direction was provided for completion of the feasibility evaluation report.

Following completion of the feasibility evaluation report, the oversight committee will identify how best to support programs and / or individual Permittees in using the report to scope out candidate pilot projects that are required to be completed during this permit term, for reporting in the 2014 Integrated Monitoring Report.

C.11/12.g Monitor Stormwater Pollutant Loads and Loads Reduced

Provisions C.11.g and C.12.g require Permittees to develop and implement a monitoring program to quantify mercury and PCB loads and loads reduced through source control, treatment and other management measures implemented by Permittees. Average annual mercury (160 kg/yr) and PCB (20 kg/yr) loads to the San Francisco Bay from urban (and non-urban) runoff discharges have been calculated by the Water Board through the development of Total Maximum Daily Loads (TMDLs) for these pollutants. Over the next five years, refinement of PCB and mercury loading estimates will occur through the implementation of POC Monitoring required by Provision C.8.e, and associated technical studies coordinated through the BASMAA Regional Monitoring Coalition (see Water Quality Monitoring Section) and the Regional Monitoring Program for Water Quality in the San Francisco Estuary (RMP). These loading

estimates provide a baseline to which compliance with TMDL Waste Load Allocations (WLAs) issued to Bay Area stormwater agencies can be determined.

Through a BASMAA Regional Project in FY 2009-10, preliminary draft methods to assess Permittee progress towards TMDL milestones and attainment of WLAs began to be developed. This project is intended to assist Permittees in calculating PCB and mercury loads reduced through stormwater management measures. The regional project entails the review of existing information on loads reduced methodologies developed through other recent efforts (e.g., SFEI Proposition 13 Urban Runoff BMP Project) and development of draft loads reduced formulas for specific stormwater management measures.

A Working Draft Technical Memorandum is provided in Appendix A5 that describes preliminary loads reduced methodologies for PCBs and mercury. This Technical Memorandum is a work-in-progress that requires additional feedback and revisions based upon Permittee review. During FY 2010-11, the Draft Technical Memorandum will be further developed and presented to Water Board staff for discussion and input. After further revisions, a Final Technical Memorandum will be developed and made available to Permittees to use as a tool to account for pollutant reductions that are attributable to specific stormwater management measures implemented by Permittees, and assess progress towards PCB and Mercury TMDL WLAs.

MERCURY CONTROLS (C.11)

This section describes regional activities designed to comply with specific requirements in MRP Provision C.11 that are not connected to parallel PCB provisions in C.12.

C.11.b Monitor Methylmercury

MRP Provision C.11.b duplicates the requirement in Provision C.8.g - to report results of methyl mercury monitoring required in Provision C.8.e. Per the schedule for commencement of monitoring described in the Water Quality Monitoring section of this report below, there is no data collection to report for FY 2009-10.

C.11.h Fate and Transport Study of Mercury in Urban Runoff

This MRP provision requires Permittees to conduct, or cause to be conducted, studies aimed at better understanding the fate, transport, and biological uptake of mercury discharged in urban runoff to San Francisco Bay and tidal areas. The 2010 annual reporting requirement includes a work plan describing the specific manner in which these information needs will be accomplished and describing the studies to be performed with a schedule.

This requirement is met through the RMP, which has approved a Mercury Synthesis project in 2011 (Appendix A6). The RMP Master Planning process incorporates several

Strategies to address pollutant-specific information needs and support management decisions through investigation of prioritized Management Questions. The RMP Mercury Strategy previously funded a multi-year suite of special studies being completed in 2010. The synthesis will combine results and noteworthy findings from recent Status and Trends monitoring to set the stage for a new multi-year plan for RMP studies in 2012 and beyond. Ongoing or projected future RMP efforts for the Mercury Strategy also include:

- Monitoring of mercury, PCBs and other pollutants in biota, both ongoing (Status & Trends) and in a special 3-year study of Small Fish living along the Bay margins that are an important link in the Bay food web (funded 2008-2010); and
- Development of conceptual models of transport and food web uptake for mercury and PCBs, and Bay Margin areas that will be incorporated with a planned water-sediment-contaminant model linking small tributary inputs to Bay processes.

In FY 2010-11, BASMAA representatives will continue participating in RMP Work Groups and committees to ensure future implementation of studies that meet the MRP's stated information needs, which include understanding the in-Bay transport of mercury discharged in urban runoff, the influence of urban runoff on the patterns of food web mercury accumulation, and the identification of drainages where urban runoff mercury is particularly important in food web accumulation.

C.11.j Develop Allocation Sharing Scheme with Caltrans

Wasteload allocations (WLAs) assigned to urban stormwater dischargers through the San Francisco Bay Mercury TMDL implicitly include California Department of Transportation (Caltrans) roadway and non-roadway facilities within the geographic boundaries of MRP Permittees. Provision C.11.j, requires Permittees to develop an equitable mercury allocation-sharing scheme in consultation with Caltrans to address the Caltrans facilities in the program area, and report the details to the Water Board.

In an effort to begin the development of an equitable mercury allocation-sharing scheme in FY 2009-10, the BASMAA regional technical lead for the mercury TMDL (on behalf of all Permittees) contacted lead Water Board and CalTrans staff to set a course for working collaboratively on this project. Based on these discussions, technical staff representing Permittees and CalTrans will meet in FY 10-11 to assess agency perspectives, potential methods for sharing allocations, and future collaborative efforts to reduce mercury impairment in San Francisco Bay. Additional information on the progress of collaboratively developing an allocation-sharing scheme between Permittees and CalTrans will be provided in the 2011 and subsequent Annual Reports.

PCB CONTROLS (C.12)

This section describes regional activities designed to comply with specific requirements in MRP Provision C.12 that are not connected to parallel mercury provisions in C.11.

C.12.a Identification of PCBs and PCB-Containing Equipment During Industrial Inspections

Provision C.12.a requires Permittees to develop training materials and train municipal industrial facility inspectors to identify, in the course of their existing inspections, PCBs or PCB-containing equipment. Additionally, Permittees are required to incorporate such PCB identification into existing industrial inspection programs. To assist Permittees in complying with this provision, the BASMAA Board of Directors (BOD) agreed to fund a regional project in FY 2009-10 to develop training material for stormwater inspectors. The scope of the project was to develop regional training and reporting materials to assist commercial/industrial facility stormwater inspectors in identifying PCBs, copper and mercury during their inspections, and provide inspectors with useful Best Management Practices (BMPs) and information materials for distribution to facility owners/operators. The draft training materials were completed in late FY 2009-10 and included a guidance manual for stormwater inspectors (see Appendix A7), inspection form templates, power point training presentation and example BMP materials. Results of training conducted by Permittees in FY 2009-10 are included in Permittee-specific Annual Reports.

C.12.b Conduct Pilot Projects to Evaluate Managing PCB-Containing Materials and Wastes during Building Demolition and Renovation (e.g., Window Replacement) Activities

Provision C.12.b requires that Permittees conduct pilot projects to evaluate managing PCB-containing materials and wastes during building demolition and renovation, including some activities that may not require permitting (e.g., replacement of window panes). Permittees are complying with Provision C.12.b via BASMAA's proactive participation in a project entitled "PCBs in Caulk." The project is administered by the San Francisco Estuary Partnership.[5] The project partners include BASMAA, the San Francisco Estuary Institute (SFEI), and a variety of consultants. Project funding was originally provided through a state Proposition 50 Coastal Nonpoint Source Pollution grant but was replaced by federal stimulus funds (American Recovery and Reinvestment Act of 2009 through the Clean Water State Revolving Fund). Consistent with the requirements of Provision C.12.b, the PCBs in Caulk project will:

- Evaluate PCB levels in caulk from at least 10 Bay Area sites to better understand which types/ages of buildings are most likely to have caulks with PCBs, so that management actions can be targeted effectively. Surveys previously conducted in Europe and other parts of North America have found sealants

[5]The San Francisco Estuary Partnership is a project of the Association of Bay Area Governments.

containing PCBs, sometimes in very high concentrations, in a large proportion of older buildings, particularly those built or renovated in the 1950's, 1960's and 1970's.

- Develop Best Management Practices (BMPs) and associated model policies or ordinances to prevent the release of PCBs from caulks into urban runoff during renovation, maintenance and demolition of Bay Area buildings. The project will build on work that was performed elsewhere and develop methods to identify, handle, contain, transport, and properly dispose of PCB-containing caulks.

- Test and evaluate the effectiveness of the proposed BMPs at three to five sites in the Bay Area and document which methods work best in our region and other lessons learned.

The long-term goal is for Bay Area municipalities to adopt policies or ordinances requiring construction sites to implement the management practices developed by this project, so that legacy caulks containing PCBs are prevented from polluting urban runoff and the Bay.

Appendix A8 contains the project work plan. BASMAA has approved a Regional Project that allows staff from member stormwater programs to dedicate time on behalf of all Permittees to working with the partnership's project team on implementing the project. The stormwater program staff report to and receive feedback and guidance from the BASMAA Monitoring and POCs Committee. The staff have fully participated in all facets of the project, including frequent project teleconferences, development of project work plans, review and commenting on all project deliverables (e.g., the Sampling and Analysis Plan described below), selection of a contractor to develop BMPs, a stakeholder meeting held July 15, 2010, and a public meeting held by EPA on July 22, 2010 on a proposed rulemaking related to relevant PCBs regulations.

Provision C.12.b's requirements include development of a Sampling and Analysis Plan (SAP) to evaluate PCBs at construction sites (including research on when, where, and which materials potentially contained PCBs). Submittal of the SAP is required in this 2010 Annual Report and Appendix A9 contains the SAP. It should be noted that the project has also prepared a Quality Assurance Project Plan (Appendix A10).

Provision C.12.b also requires that this 2010 Annual Report include a status report on the sampling and analysis along with whatever sampling results are available. The sampling and analysis has not yet commenced. Early in 2010 BASMAA representatives began attempting to obtain permission to access municipal properties to perform sampling and analysis and BMP implementation trials. This effort included contacting all Permittees through BASMAA e-mail distribution lists and speaking directly to individual representatives from a number of municipalities. In all cases the BASMAA representatives were informed that municipalities could not further consider providing access to their buildings and projects until they are provided with additional information, including the exact field methods that will be applied and the potential

consequences to municipal agencies that agree to participate in the field investigation. One particular concern is that EPA currently requires preparation of a cleanup plan and implementation of that plan if PCBs are found at a level exceeding 50 ppm in building materials such as caulks and sealants. The project is therefore preparing during the fall of 2010 a memorandum that will articulate the study methods and available information about potential consequences, including estimated costing information related to cleanup and proper disposal of PCB-laden materials. The sampling and analysis and BMP implementation trials are currently scheduled to commence in parallel near the end of calendar year 2010.

C.12.h Fate and Transport Study of PCBs in Urban Runoff

This MRP provision requires Permittees to conduct, or cause to be conducted, studies aimed at better understanding the fate, transport, and biological uptake of PCBs discharged in urban runoff. The 2010 reporting requirement includes a work plan describing the specific manner in which these information needs will be accomplished and describing the studies to be performed with a schedule. This requirement is met through participation in the RMP, which has approved a PCBs Synthesis project in 2011 (Appendix A11). The RMP Master Planning process incorporates several Strategies to address pollutant-specific information needs and support management decisions through investigation of prioritized Management Questions. The synthesis will combine noteworthy findings from recent Status and Trends monitoring and special studies to set the stage for a new multi-year plan for RMP studies in 2012 and beyond. Ongoing or projected future RMP efforts for the PCBs Strategy also include:

- Monitoring of mercury, PCBs and other pollutants in biota, both ongoing (Status & Trends) and in a special 3-year study of Small Fish living along the Bay margins that are an important link in the Bay food web (funded 2008-2010); and
- Development of conceptual models of transport and food web uptake for mercury and PCBs, and Bay Margin areas that will be incorporated with a planned water-sediment-contaminant model linking small tributary inputs to Bay processes.

BASMAA representatives will continue participating in RMP work groups and committees to ensure future implementation of studies that meet the MRP's stated information needs, which include understanding the in-Bay transport of PCBs discharged in urban runoff, the influence of urban runoff on the patterns of food web PCBs accumulation, and the identification of drainages where urban runoff PCBs are particularly important in food web accumulation.

COPPER CONTROLS (C.13)

C.13.c Vehicle Brake Pads

The MRP requires that Permittees report on legislation development and implementation status in Annual Reports during the permit term. Compliance is being

achieved through continued participation in the Brake Pad Partnership (BPP) process to develop California legislation phasing out copper from certain automobile brake pads sold in California.

Appendix A12, an "Investor's Circle Update" from Sustainable Conservation, provides a primer on the issue of copper from brake pad wear, the Brake Pad Partnership (BPP), and the control measure determined through the BPP to be the most appropriate for reducing copper emissions from brake pads: proposed legislation SB 346 (Kehoe) – Hazardous materials: motor vehicle brake friction materials. As described in the Update, SB 346 was introduced to the California legislature in early 2009 and, after passing out of the Senate and moving to the Assembly, was made a two-year bill in late June 2009.

In FY 2009-10, Permittees' efforts focused on:

1. Researching and providing information to assist with bill language;
2. Helping the bill's sponsors to further develop the bill language to address concerns raised by industry representatives from the auto and brake pad manufacturers, brake pad wholesalers and retailers, and car dealers; and
3. Advocating for passage of the bill by the Assembly Environmental Safety and Toxic Materials (Toxics) Committee.

The above activities were coordinated through the California Stormwater Quality Association (CASQA) BPP Team, a group of stormwater quality agencies affected by copper or metals listings, TMDLs, or permit requirements. Permittees participated in the process through BASMAA representation on the BPP team and supported SB346 with letters and lobbying efforts.

The language of SB 346 as of the end of FY 2009-10, two fact sheets on the bill, and BASMAA's letter of strong support for SB 346 to the Assembly Toxics Committee are provided in Appendices A13, A14, A15 and A16, respectively.

C.13.d. Industrial Sources

Provision C.13.d requires Permittees to identify facilities likely to use copper or have sources of copper (e.g., plating facilities, metal finishers, auto dismantlers) and include them in their inspection program plans. Additionally, Permittees are required to educate industrial inspectors on industrial facilities likely to use copper or have sources of copper and proper Best Management Practices (BMPs).

As part of the regional project described under Provision C.12.a, BASMAA developed training materials in FY 2009-10 to assist Permittees in complying with Provision C.13.d. Specifically, draft training materials were for developed to assist Permittees in training commercial/industrial facility stormwater inspectors to identify PCBs, copper and mercury during their inspections, and provide inspectors with useful BMPs and information materials for distribution to facility owners/operators. Results of training

conducted by Permittees in FY 2009-10 are included in Permittee-specific Annual Reports.

C.13.e Studies to Reduce Copper Pollutant Impact Uncertainties

This MRP provision requires Permittees to conduct, or cause to be conducted, technical studies to investigate possible copper sediment toxicity and technical studies to investigate sub-lethal effects on salmonids. These uncertainties regarding copper effects in the Bay are described in the amended Basin Plan's implementation program for copper site-specific objectives.

The MRP reporting requirement for 2010 includes description of the specific manner in which these information needs will be accomplished and of the studies to be performed with a schedule. The information needs will be filled by RMP studies coordinated through the Exposure Effect Work Group (EEWG). The RMP Master Plan (currently under development) lists EEWG priorities for the next 5 years, including effects on benthos and fish. EEWG efforts on benthos in 2011 will focus on completion of studies from prior years that include development of methods and tools for identifying the causes of sediment toxicity, followed by development of long-term plans for 2012 and beyond.

Copper impacts to the olfactory system of salmonids have been found in freshwater experiments, where short-term exposure to increased copper reduced response to alarm odors, and affected predator-avoidance behavior of young coho salmon. A special study approved for 2011 (Appendix A17) will use similar experimental methods on young Chinook salmon in saltwater.

BASMAA representatives will continue participation in the EEWG and the Benthos work groups as needed to ensure that the developing work plans include appropriate follow-up studies in these two areas.

PBDES, LEGACY PESTICIDES, AND SELENIUM (C.14)

C.14.a Control Program for PBDEs, Legacy Pesticides, and Selenium.

This MRP provision requires the Permittees to work with the other municipal stormwater management agencies in the Bay Region to identify, assess, and manage controllable sources of polybrominated diphenyl ethers (PBDEs), legacy pesticides, and selenium found in urban runoff. The reporting requirement for 2010 is to describe progress towards the following MRP implementation objectives:

C.14.a.ii. Implementation Level – The PBDEs/Legacy Pesticides/Selenium Plan shall include actions to do the following:
Characterize the representative distribution of PBDEs, legacy pesticides, and selenium in the urban areas of the Bay Region covered by this permit to determine:

(1) If PBDEs, legacy pesticides, and selenium are present in urban runoff;
(2) If PBDEs, legacy pesticides, or selenium are distributed relatively uniformly in urban areas; and
(3) Whether storm drains or other surface drainage pathways are sources of PBDEs, legacy pesticides, or selenium in themselves, or whether there are specific locations within urban watersheds where prior or current uses result in land sources contributing to discharges of PBDEs, legacy pesticides, or selenium to San Francisco Bay via urban runoff conveyance systems.

The 2012 Annual Report will provide the results of the above characterization and information necessary to calculate loads of these pollutants in stormwater. The 2013 Annual Report will Identify control measures and/or management practices to eliminate or reduce discharges of these pollutants from urban runoff conveyance systems.

Legacy organochlorine (OC) pesticides (e.g. DDT, dieldrin and chlordane), PBDEs, and selenium are either known to impair or potentially impair Bay and tributary beneficial uses. The Water Board is planning or developing TMDLs for each of these groups of pollutants: Selenium in the North Bay and for all parts of the Bay for PBDES and legacy OC pesticides.

The Permittees will address this provision through a BASMAA Regional Project that will compile existing monitoring data from multiple sources including:

- Reconnaissance characterization and Pollutant of Concern Loads Monitoring as described for Provision C.8.e under Water Quality Monitoring below.
- Local tributary monitoring by the RMP, including Coyote Creek and Guadalupe River, and more recent data on PBDEs and OC pesticides at Zone 4 Line A in Hayward; some samples were also analyzed for selenium in winter 2010.
- Previous BASMAA agency sampling for OC pesticides in storm drain sediments conducted through the Joint Stormwater Agency Project.

In FY 2009-10 BASMAA representatives participated in the RMP's Sources Pathways and Loadings Work Group and Small Tributaries Loading Strategy (STLS) Team to guide RMP sampling and to design future stormwater sampling for both the RMP and MRP Permittees under Provision C.8.e.

WATER QUALITY MONITORING

Provision C.8 of the MRP requires Permittees to conduct water quality monitoring and associated projects during the permit term. All water quality monitoring activities required by Provision C.8 are coordinated regionally through the BASMAA Regional Monitoring Coalition (RMC). Scopes and budgets for specific RMC monitoring projects are proposed for BASMAA Board of Directors (BOD) approval by the BASMAA Monitoring and Pollutants of Concern Committee (MPC). Many were approved as Regional Projects by the BOD during FY 2009-10. Others are planned to begin in FY 2010-11 or subsequent fiscal years based on schedules outlined in the MRP.

This portion of the Regional Supplement provides a status report on water quality monitoring activities/projects coordinated through the RMC in FY 2009-10 and briefly describes RMC projects planned to occur in future fiscal years. Activities described herein were conducted on behalf of all RMC participants, and in full compliance with Provision C.8 of the MRP. Summaries of the following C.8 sub-provisions are included in this section:

- Compliance Options (C.8.a)
- San Francisco Estuary Receiving Water Monitoring (C.8.b)
- Creek Status Monitoring (C.8.c)
- Monitoring Projects (C.8.d)
- Pollutants of Concern and Long-Term Trends Monitoring (C.8.e)
- Citizen Monitoring and Participation (C.8.f)
- Reporting (C.8.g)
- Monitoring Protocols and Data Quality (C.8.h)

C.8.a Compliance Options

Provision C.8.a (Compliance Options) of the MRP allows Permittees to address monitoring requirements through a "regional collaborative effort" (e.g., RMC), its' Stormwater Program, and/or individually. The regional collaborative effort option is only available if a majority of MRP Permittees agree to participate. If the regional monitoring collaborative option is selected, participants must formally notify to the Water Board in writing by July 1, 2010 and their water quality data collection required by Provision C.8 must commence by October 2011. If the stormwater program or Permittee option is selected, monitoring efforts are required to commence by October 2010. This one-year extension for the regional collaboration option is due to the time and resources needed to develop a regional monitoring collaborative.

In June 2010, Permittees notified the Water Board in writing of their agreement to participate in a regional monitoring collaborative to address requirements in Provision C.8[6]. The regional monitoring collaborative is referred to as the BASMAA Regional

[6] The Cities of Antioch, Brentwood and Oakley, although not named as Permittees under the MRP, have voluntarily elected to participate in the RMC.

Monitoring Coalition (RMC). With notification of participation in the RMC, participating Permittees are required to commence water quality data collection by October 2011. Therefore, with the exception of monitoring described in this section under Provision C.8.b (SF Bay Receiving Water Monitoring), Permittee efforts in FY 2009-10 described in this section were generally focused on the development of the RMC and associated near-term projects.

BASMAA Regional Monitoring Coalition (RMC)

The RMC is a collaboration of San Francisco Bay Area stormwater programs and associated Permittees focused on effectively and efficiently developing and implementing a regionally coordinated water quality monitoring program that will improve stormwater management in the region. The goals of the RMC are to:

- Assist Permittees in complying with requirements in MRP Provision C.8 (Water Quality Monitoring);
- Develop and implement regionally consistent creek monitoring approaches and designs in the Bay Area, through the improved coordination among RMC participants and other agencies (e.g., Water Board) that share common goals; and
- Stabilize the costs of creek monitoring by reducing duplication of effort and streamlining reporting.

Through its implementation, the RMC allows Permittees and the Water Board to effectively modify their existing creek monitoring programs, which improves their ability to collectively answer core management questions in a cost effective and scientifically rigorous way. Participation in the RMC is coordinated by stormwater program and or Permittee representatives (or equivalent), and facilitated through the BASMAA Monitoring and Pollutants of Concern Committee (MPC), which meets monthly.

To guide implementation of the RMC over the term of the MRP, stormwater program representatives developed a Draft RMC Work Plan (Draft RMC Work Plan) in FY 2009-10 (see Appendix B1). Applicable management questions, descriptions of over 30 RMC monitoring projects, and associated project schedules are included in the Draft RMC Work Plan. Monitoring projects described in the Draft RMC Work Plan that were approved by the BOD and begun in FY 2009-10 include:

- Creek Status and Long-Term Trends Monitoring Standard Operating and Data Quality Assurance Procedures
- Creek Status and Long-Term Trends Standard Contract Language and Reporting Formats
- Multi-Year Pollutants of Concern (POC) Sampling Plan
- POC Standard Operating and Quality Assurance Procedures
- POC Laboratory Standard Contract Language and Reporting Formats
- POC Monitoring Information Management System Development
- POC Information Management and Quality Control
- Sediment Estimate Budget Development

Additional RMC monitoring projects described in the Draft RMC Work Plan are being considered for approval as Regional Projects by the BOD in FY 2010-11 and for future fiscal years through annual planning. Status reports on RMC projects that began in FY 2009-10 are included under the applicable MRP C.8 provision in this report.

C.8.b San Francisco Estuary Receiving Water Monitoring

As described in Provision C.8.b, Permittees are required to contribute their fair-share financially on an annual basis towards implementing an Estuary receiving water monitoring program that at a minimum is equivalent to the Regional Monitoring Program for Water Quality in the San Francisco Estuary (RMP). During FY 2009-10, Permittees complied with this provision by making financial contributions to the RMP directly or through stormwater programs (Appendix B2). Additionally, Permittees actively participated in RMP committees and work groups through Permittee and/or stormwater program staff as described below. The following sections provide a brief description of the RMP, associated monitoring activities conducted in FY 2009-10, and Permittee participation RMP committees and work groups.

Regional Monitoring Program (RMP)
The Regional Monitoring Program for Water Quality in the San Francisco Estuary is a long-term monitoring program that shares financial support, direction, and participation by regulatory agencies and the regulated community with the goal of assessing water quality in the San Francisco Bay. The regulated community includes Permittees, publicly owned treatment works (POTWs), dredgers and industrial dischargers. The RMP is intended to answer the following core management questions:

- Are chemical concentrations in the Estuary potentially at levels of concern and are associated impacts likely?
- What are the concentrations and masses of contaminants in the Estuary and its segments?
- What are the sources, pathways, loadings, and processes leading to contaminant related impacts in the Estuary?
- Have the concentrations, masses, and associated impacts of contaminants in the Estuary increased or decreased?
- What are the projected concentrations, masses, and associated impacts of contaminants in the Estuary?

The RMP budget is generally broken into two major program elements: Status and Trends, and Pilot/Special Studies. The following paragraphs provide a brief overview of these programs.

RMP Status and Trends Monitoring Program
The Status and Trends Monitoring Program (S&T Program) is the long-term contaminant-monitoring component of the RMP. The S&T Program was initiated as a pilot study in 1989 and redesigned in 2007 based on a more rigorous statistical design that enables

the detection of trends. In FY 2009-10, the S&T Program was comprised of the following program elements that collect data to address RMP management questions described above:

- Water/Sediment/Biota Chemistry and Toxicity Monitoring
- Sediment Benthos Monitoring
- Small and Large Tributary Loading Studies
- Small Fish and Sport Fish Contamination Studies
- Studies to Determine the Causes of Sediment Toxicity
- Suspended Sediment, Hydrography and Phytoplankton Monitoring
- Bird Egg Monitoring

Additional information on the S&T Program and associated monitoring data are available for downloading via the RMP website using the Status and Trends Monitoring Data Access Tool at www.sfei.org/rmp/data.htm.

RMP Pilot and Special Studies
The RMP also conducts Pilot and Special Studies (P/S Studies) on an annual basis. Studies usually are designed to investigate and develop new monitoring measures related to anthropogenic contamination or contaminant effects on biota in the Estuary. Special Studies address specific scientific issues that RMP committees and standing workgroups identify as priority for further study. These studies are developed through an open selection process at the workgroup level and selected for funding through RMP committees. Results and summaries of the most pertinent P/S Studies can be found on the RMP website (www.sfei.org/rmp/).

Participation in Committees, Workgroups and Strategy Teams
In FY 2009-10, Permittees actively participated in the following RMP committees and work groups:

- Steering Committee (SC)
- Technical Review Committee (TRC)
- Sources, Pathways and Loadings Workgroup (SPLWG)
- Contaminant Fate Workgroup (CFWG)
- Exposure and Effects Workgroup (EEWG)
- Emerging Contaminant Workgroup (ECWG)
- Sport Fish Monitoring Workgroup
- Toxicity Workgroup
- Strategy Teams (e.g., PCBs, Mercury, Dioxins, Small Tributaries)

Committee and workgroup representation was provided by Permittee, stormwater program staff and/or designees that were agreeable to RMC participants and the BASMAA Board of Directors (BOD). Representation included participating in meetings, reviewing technical reports and work products, co-authoring articles included in the RMP's Pulse of the Estuary, and providing general program direction to RMP staff. Representatives of the RMC also provided timely summaries and updates to, and

received input from stormwater programs representative (on behalf of Permittees) during MPC and/or BOD meetings to ensure Permittees interests were adequately represented.

C.8.c Creek Status Monitoring

Provision C.8.c requires Permittees to conduct creek status monitoring that is intended to answer the following management questions:

1. Are water quality objectives, both numeric and narrative, being met in local receiving waters, including creeks, river and tributaries?
2. Are conditions in local receiving waters supportive of or like supportive of beneficial uses?

Creek status monitoring parameters, methods, occurrences, durations and minimum number of sampling sites for each stormwater program are described in Table 8.1 of the MRP. Based on the implementation schedule described in MRP Provision C.8.a(ii), Permittees were not required to conduct creek status monitoring in FY 2009-10. Alternatively, Permittee and stormwater program staff (on behalf of Permittees) spent considerable time identifying and scoping RMC projects included in the Draft RMC Work Plan. Planning efforts conducted in FY 2009-10 were intended to assist Permittees in designing and implementing a regional creek status monitoring program that will allow each stormwater program to assess the status of local water bodies, while contributing data to answering regional questions about water quality and beneficial use condition in all Bay Area creeks.

As described in the RMC Draft Work Plan, most creek status monitoring tasks will begin in FY 2010-11, with the exception of standard operating and data quality assurance procedure development, which is described under Provision C.8.h in this report. Additional information on the status of RMC tasks associated with Provision C.8.c (Creek Status Monitoring) will be included in future Annual Reports.

C.8.d Monitoring Projects

Three types of monitoring projects are required by Provision C.8.d of the MRP: 1) Stressor/Source Identification (C.8.d.i); 2) BMP Effectiveness Investigation (C.8.d.ii); and 3) Geomorphic Project (C.8.d.iii). Based on the compliance schedules described in the MRP for these provisions, in FY 2009-10 Permittees focused mostly on scoping future collaborative RMC projects associated with these requirements. These projects are generally described in the Draft RMC Work Plan (see Appendix B1) and will be implemented in future fiscal years.

C.8.e Pollutants of Concern and Long-Term Trends Monitoring

POC Loads Monitoring

Pollutants of Concern (POC) loads monitoring is required by Provision C.8.e (i) of the MRP. Loads monitoring is intended to assess inputs of POCs to the Bay from local tributaries and urban runoff, assess progress toward achieving wasteload allocations (WLAs) for TMDLs, and help resolve uncertainties associated with loading estimates for these pollutants. In particular, there are four priority management questions that need to be addressed though POC loads monitoring:

1. Which Bay tributaries (including stormwater conveyances) contribute most to Bay impairment from POCs;
2. What are the annual loads or concentrations of POCs from tributaries to the Bay;
3. What are the decadal-scale loading or concentration trends of POCs from small tributaries to the Bay; and
4. What are the projected impacts of management actions (including control measures) on tributaries and where should these management actions be implemented to have the greatest beneficial impact.

Based upon compliance schedules described in MRP Provision C.8.a(ii), participants of the RMC are required to begin POC loads monitoring in October 2011. Therefore, RMC participant activities associated with POC loads monitoring during FY 2009-10 were generally spent preparing for monitoring in future years. More specifically, Permittees continued to monitor POC loads via the RMP (i.e., Zone 4 – Line A) and began exploring alternative approaches to POC loads monitoring prescribed in Provision C.8.e. As described below, Permittee exploration of alternative approaches occurred through the RMP's Small Tributary Loading Strategy (STLS) Team, which includes RMC representatives, Water Board staff, RMP staff and technical advisors.

Small Tributaries Loading Strategy (STLS)

To assist Permittees in effectively and efficiently conducting POC loads monitoring required by the MRP and answer POC loads management questions , a draft Small Tributaries Loading Strategy (STLS) was developed in 2009 by the STLS Team (Appendix B3). The objective of the STLS is to develop a comprehensive planning framework for POC loads monitoring/modeling within which associated activities conducted via the RMP and monitoring by Permittees in compliance with the MRP will be complementary.

FY 2009-10 STLS Projects

Consistent with the STLS, POC loads monitoring continued at one station and special studies designed inform future loads monitoring were conducted via the RMP in FY 2009-10. More specifically, the following three RMP special studies related to POC loads monitoring began/continued in FY 2009-10:

- Small Tributaries Loads Monitoring – Loads monitoring continued in Zone 4-Line A, a small flood control channel located in Hayward that drains to the Bay. The watershed draining to the monitoring site is highly impervious and comprised of mostly industrial land use. Fiscal Year 2009-10 served as the fourth year of monitoring at this site.
- Watershed Categorization - The STLS Team conducted a desktop study in FY 2009-10 that categorized watersheds into different "types" based on a variety of watershed characteristics (e.g., land use, imperviousness, area, sediment loading, and contaminant history). The goal of this study was to assist the RMP and Permittees in selecting groups of tributaries where POC loads monitoring will occur.
- Sampling Methods Comparison - This study evaluated a variety of POC loads sampling methods, including currently employed RMP sampling methods (e.g., turbidity surrogate) and MRP default sampling methods (i.e., flow-weighted composite), in an effort to develop recommendations on the most cost effective methods that could be employed Permittees and still adequately address POC loads management questions.

Results of these studies are currently in draft form and will be finalized by early 2011. Additional STLS studies that began in FY 2009-10 include the initial development of a spreadsheet model designed to estimate POC loads from specific watersheds to the Bay, and scoping the need for the development of Event Mean Concentrations (EMCs) for specific POCs. These studies/projects are planned to be completed in FY 2010-11 via the RMP and intended to provide additional tools to assist Permittees in answering POC loads management questions.

FY 2010-11 Projects

In addition to STLS projects mentioned above that will continue in FY 2010-11, an additional related project will also begin in late 2010. As an alternative to conducting long-term POC loads monitoring at bottom of watershed locations (e.g., Zone 4 – Line A), the STLS Team agreed that the RMP should conduct a geographically broader study in FY 2010-11 to characterize POC concentrations in a number of small tributaries in the Bay Area. The STLS Team is currently developing the full scope of the study, but it will generally be designed to further assist Permittees in selecting POC loads monitoring sites. The project will occur early in the FY 2010-11 wet weather season (October 2010 – April 2011) and entail the collection and analysis of POCs in water from between 15 and 20 small tributaries during one or two storms. The proposed list of POC analytes for this reconnaissance includes PCBs, total mercury, PBDEs, and polycyclic aromatic hydrocarbons (PAHs). A report documenting the results of the characterization study is planned for completion in early 2011.

All FY 2009-10 and FY 2010-11 STLS studies described above are intended to assist Permittees in complying with Provision C.8.e through alternative approaches to those prescribed in the MRP. Based on the results of these studies and Permittee input, RMC participants may choose to propose an alternative approach to POC loads monitoring to the Water Board's Executive Officer (EO). If an alternative approach is agreed to

among RMC participants, an *RMC Multi-Year POC Loads Monitoring Plan* (POC Loads Monitoring Plan) documenting the alternative approach will be submitted to the Water Board EO for approval prior to commencement of POC loads monitoring required by the MRP (October 2011). The POC Loads Monitoring Plan will include the rationale for the choice of sampling locations and methods (i.e., number and type of samples, number of storms, and recurrence interval for sampling).

Long-Term Trends Monitoring

In addition to POC loads monitoring, Provision C.8.e requires Permittees to conduct long-term trends monitoring to evaluate if stormwater discharges are causing or contributing to toxic impacts on aquatic life. Required long-term monitoring parameters, methods, intervals and occurrences are included in Table 8.4 of the MRP and prescribed long-term monitoring locations are included in Table 8.3. Applying MRP Provision C.8.a in a manner similar to that described above for creek status and POC loads monitoring, long-term trends monitoring is scheduled to begin in October 2011 for RMC participants.

The State of California's Surface Water Ambient Monitoring Program (SWAMP) through its Statewide Stream Contaminant Trend Monitoring Program currently monitors the seven long-term monitoring sites required by Provision C.8.e.ii, at the sampling occurrence and interval described in Provision C.8.e.iii in the MRP. Although a long-term trends design for creeks will likely be included in the design of the RMC creeks monitoring design, at this time, RMC participants continue to assume that SWAMP will continue to conduct long-term monitoring at a level of effort necessary to comply with the long-term trends requirement in the MRP (as allowed by Provision C.8.e.ii). In FY 2010-11, RMC representatives will confirm that SWAMP will continue the current level of effort of this program in future years and plan accordingly.

Sediment Delivery Estimate/Budget

Provision C.8.e(vi) of the MRP requires Permittees to develop a design for a robust sediment delivery estimate/sediment budget in local tributaries and urban drainages, and implement the study by July 1, 2012. The purpose of the sediment delivery estimate is to improve the Permittees' ability to estimate urban runoff contributions to loads of POCs, which are generally closely associated with sediment. To determine a strategy for a robust sediment estimate/budget, the BASMAA Board of Directors (BOD) approved a Regional Project in FY 2009-10 to begin reviewing current sediment delivery estimates, better define the objectives for improvement and determine what additional work is needed in FY 2010-11. Tasks that may be coordinated through the RMC include: 1) updating sediment delivery estimates recently completed via the RMP by incorporating an improved watershed boundaries dataset, that will also be the basis for future spreadsheet modeling of POC loads under the STLS; 2) listing potential data needs and the extent to which they will be filled through the STLS and MRP creek monitoring; and 3) identifying methods and a schedule for incorporating the above to produce a robust estimate/budget. Additional information on the status of this project will be included in the FY 2010-11 Annual Report.

Emerging Pollutants Work Plan
In compliance with Provision C.8.e.v, Permittees are required by March 2014 to develop a work plan and schedule for initial loading estimates and source analyses for the following emerging pollutants: 1) endocrine-disrupting compounds; 2) PFOS/PFAS (Perfluorooctane Sulfonates (PFOS); 3) Perfluoroalkyl Sulfonates (PFAS); and 4) and NP/NPEs (nonylphenols/nonylphenol esters —estrogenlike compounds). The intent of the work plan is to begin planning for implementation during the next permit term (i.e., post December 2014). Because the compliance date for completion of this work plan is over four years into the future, only initial discussions of the scope of this project were discussed in FY 2009-10 by the MPC. BASMAA Representatives t the RMP will coordinate efforts with the Emerging Contaminants Strategy being developed by the RMP through the Master Planning process. Additional information on the status of this project will be provided in subsequent Annual Reports.

C.8.f Citizen Monitoring and Participation

Participants of the RMC, to varying degrees, currently coordinate with or support citizen monitors within their geographical areas. As a result, relationships have been developed between RMC participants and citizen monitors. In FY 2009-10, Permittees began to plan for future coordination with citizen monitors in their respective geographical areas. Information sharing among RMC participants about activities designed to encourage citizen monitoring is planned to occur in FY 2010-11 and future years at MPC meetings.

C.8.g Reporting

Provision C.8.g requires Permittees to report annually on water quality data collected in compliance with the MRP. Annual reporting requirements include: 1) water quality standard exceedances; 2) creek status monitoring electronic reporting; and 3) urban creeks monitoring reporting. For RMC participants, annual reporting requirements begin following monitoring which is scheduled to commence in October 2011. Therefore, reporting of water quality monitoring data collected in compliance with the Provision C.8 of the MRP is not required in this FY 2009-10 Annual Report.

In preparation for the development of future annual reports described above, and less frequent reporting requirements included in Provisions C.8.g.iv (Monitoring Project Reports) and C.8.g.v (Integrated Monitoring Report), the Draft RMC Work Plan describes projects planned for implementation in future fiscal years. These projects include: 1) standardized reporting templates for creek status electronic reporting; 2) model annual urban creeks monitoring report templates; and 3) reporting templates and outlines for the integrated monitoring report due near the end of the permit term.

C.8.h Monitoring Protocols, Data Quality and Data Management

Provision C.8.h requires that water quality data collected by Permittees in compliance with the MRP should be of a quality that is consistent with the State of California's Surface Water Ambient Monitoring Program (SWAMP) standards, set forth in the SWAMP

Quality Assurance Project Plan (QAPP). To assist Permittees in meeting SWAMP data quality standards and developing data management systems that allow for easy access of water quality monitoring data by Permittees, the RMC began scoping and/or implementing regional projects in FY 2009-10. These include:

- Standard Operating and Data Quality Assurance Procedures – Two projects designed to address monitoring protocols and data quality requirements described in Provision C.8.h were approved by the BOD in FY 2009-10. The first entails the development of a new field standard operating procedure (SOP) and quality assurance project plan (QAPP) for POC loads monitoring. The SOP and QAPP will be completed in FY 2010-11 once a final sampling methodology for POC loads monitoring is agreed to by RMC participants (see POC Loads Monitoring discussion). The second project entails the adaptation of existing creek status monitoring SOPs and QAPP developed by SWAMP or creation of new SOPs, as necessary, that document the field procedures necessary to maintain comparable and high quality data region-wide. The project is also scheduled for completion in FY 2010-11.
- Information Management System Development/Adaptation – As described in the Draft RMC Work Plan, participants would like to store and manage water quality data collected in compliance with Provision C.8 in a cost effective manner that allows data users to easily access and query data and information. Therefore, in FY 2009-10 the RMC began scoping a series of Regional Projects that are scheduled to begin in FY 2010-11 and designed to develop new or adapt existing Information Management Systems (IMSs) for use by the RMC. The goal of these projects is to provide standardized data storage formats, thus providing a mechanism for sharing data among RMC participants. MRP Provision C.8.e.vi requires Permittees to develop a design for a robust sediment delivery estimate/sediment budget in local tributaries and urban drainages, and implement the study by July 1, 2012. The purpose of the sediment delivery estimate is to improve the Permittees' ability to estimate urban runoff contributions to loads of Pollutants of Concern, which are generally closely associated with sediment.

ACRONYMS AND ABBREVIATIONS

BASMAA	Bay Area Stormwater Management Agencies Association
BMP	Best Management Practice
BOD	Board of Directors (of BASMAA)
CASQA	California Stormwater Quality Association
CW4CB	Clean Watersheds for a Clean Bay (BASMAA project)
MPC	Monitoring and Pollutants of Concern Committee (of BASMAA)
MRP	Municipal Regional Stormwater Permit (NPDES)
NPDES	National Pollutant Discharge Elimination System
PBDEs	Polybrominated Diphenyl Ethers
PCBs	Polychlorinated Biphenyls
POCs	Pollutants of Concern
POTWs	Publicly Owned Treatment Works
RMP	Regional Monitoring Program for Water Quality in the San Francisco Estuary
RMC	BASMAA Regional Monitoring Coalition
SFEI	San Francisco Estuary Institute
STLS	Small Tributaries Loading Strategy (of the RMP)
TMDL	Total Maximum Daily Load
Water Board	San Francisco Bay Regional Water Quality Control Board
WLAs	Wasteload Allocations (in TMDLs)

045562

Santa Clara Valley
Urban Runoff
Pollution Prevention Program

September 15, 2010

FY 2009-2010 Annual Report

Submitted in Compliance with NPDES Permit No. CAS612008 (Order R2-2009-0074)

Program Annual Report
Appendices

Campbell • Cupertino • Los Altos • Los Altos Hills • Los Gatos • Milpitas • Monte Sereno • Mountain View • Palo Alto
San Jose • Santa Clara • Saratoga • Sunnyvale • Santa Clara County • Santa Clara Valley Water District

Table of Contents Appendices

Section 1: Introduction

Appendix 1-1: Signed Confirmation Statements from each Co-permittee designating a MC representative and/or alternate

Section 3: New Development and Redevelopment

Appendix 3-1: "Complying with New Stormwater Requirements for New and Redevelopment Projects" Workshop - June 8, 2010

- Workshop Announcement
- Workshop Agenda
- Attendance List
- Workshop Evaluations Responses

Section 6: Construction Site Controls

Appendix 6-1: Construction - related Workshop Information – FY09-10

- "Construction Site Inspection Training" Workshop – October 21, 2009
  - Workshop Announcement
  - Workshop Agenda
  - Attendance List
  - Workshop Evaluations Responses
- "Construction Stormwater Management Compliance Workshop" – January 19 and 20, 2010
  - Workshop Announcement
  - Workshop Agenda
  - Attendance List
  - Workshop Evaluations Responses
- "Construction Site Stormwater Compliance Workshop" – May 19, 2010
  - Workshop Announcement
  - Workshop Agenda
  - Attendance List
  - Workshop Evaluations Responses

Section 7: Public Information and Outreach

Appendix 7-1: FY 09-10 Watershed Watch Campaign Annual Campaign Annual Report

- FY 09-10 Watershed Watch Campaign Work Plan
- FY 09-10 Watershed Watch Media Plan
- FY 09-10 Media Buy
- Watershed Watch Media Plan Calendar
- Bus Interior Cards Advertisement
- Bus Tails Advertisement
- FY 09-10 Watershed Watch Campaign Annual Campaign Report; July 2009 – June 2010

Appendix 7-2: FY 09-10 Watershed Watch Partner Report

Appendix 7-3: FY 09-10 Watershed Watch Web Statistics

Appendix 7-4: MC Contact List and Construction Inspection, IND and IDDE Contact List
- Management Committee Representatives/Attendees
- Construction, Illegal Discharge, and Industrial Inspection Contacts

Appendix 7-5: Going Native Garden Tour 2010- Summary Report

Appendix 7-6: Watershed Watchers: Keeping Out Waterways Clean: FY 09-10 Fourth Quarter Report including end-of-year Summary from Alviso

Appendix 7-7: Zun Zun School Assemblies for Watershed Watch – FY 09-10
- ZunZun Assemblies for Watershed Watch-FY 09-10 Academic Year Final Report
- Memorandum- Evaluation of the School Assembly Program for FY 09-10

Appendix 7-8: FY 09-10 Regional Media Relations Activities
- Mercury News Column
- Mercury News Response
- BASMAA Media Relations Campaign Final Report

Section 8: Water Quality Monitoring

Appendix 8-1: Bay Area Macroinvertebrate Bioassessment Information Network
- 9th Annual Bay Area Macroinvertebrate Bioassessment Information Network (BAMBI) Meeting Agenda – February 16, 2010

Section 9: Pesticides Toxicity Control

Appendix 9-1: IPM Store Partnership Program
- Store Employee Trainings and Increasing Shelf Space Projects – FY 09-10 Final Report
- List of Stores in the IPM Store Partnership Program and Training Dates
- SCVURPPP Pesticide User Outreach FY 09-10 Summary of Store Employee (not including Home Depot Employees) Training Evaluations
- SCVURPPP Pesticide User Outreach FY 09-10 Summary of Home Depot Employee Training Evaluations

Appendix 9-2: FY 09-10 Green Gardener Training Program
- Santa Clara Valley Green Gardener Training Program FY 09-10 Activities – Final Report
- List of Green Gardeners
- Fall 2009 Evaluations Summary – English
- Fall 2009 Evaluations Summary – Spanish
- Fall 2009 Basic Training Class Flyer – English
- Fall 2009 Basic Training Class Flyer – Spanish
- Spring 2010 Re-Certification Class Flyer – English

- Spring 2010 Re-Certification Class Flyer – Spanish
- Spring 2010 Re-Certification Reminder Postcard

Appendix 9-3: Regional IPM Partnership Program Report (Our Water, Our World)

Section 12: Copper Controls

Appendix 12-1: Collection of Street Sweeping Data- Co-permittees
- Summary of Street Sweeping Activities for FY 2009-2010
- Summary of Co-permittee Street Sweeping Activities and Estimated Mean Pollutant Load Reduction for Copper and Nickel - FY 2009-2010
- Summary of Co-permittee Street Sweeping Activities and Estimated Mean Pollutant Load Reduction for Lead and Zinc - FY 2009-2010

Section 15: Regional Supplement for Pollutants of Concern and Monitoring

Appendix A: Pollutants of Concern

A1 Pesticide Regulation for Water Quality Protection - Annual BASMAA Participation Summary and Outcomes Assessment 2010. Prepared by TDC Environmental, LLC. August 30, 2010.
A2 Clean Watersheds for a Clean Bay - Implementing the San Francisco Bay PCBs and Mercury TMDLs with a Focus on Urban Runoff. Bay Area Stormwater Management Agencies Association (BASMAA). April 19, 2010.
A3 Clean Watersheds for a Clean Bay (CW4CB) Project Status. Memorandum prepared by Kristin Kerr and Jon Konnan, EOA, Inc., for the CW4CB Project Management Team. September 13, 2010.
A4 Draft Stormwater Pump Station Diversions Feasibility Evaluation. Prepared by Brown and Caldwell, Inc. September 13, 2010
A5 Methods for Quantifying Mercury and PCB Loads Reduced From Urban Stormwater Runoff. Working Draft Technical Memorandum prepared by EOA, Inc. September 10, 2010
A6 RMP Special Study Proposal: Synthesis of Information on Mercury
A7 Coversheet of the Pollutants of Concern Stormwater Inspectors' Guidance Manual
A8 PCBs in Caulk Project, Revised Workplan, Taking Action for Clean Water: Bay Area TMDL Implementation. Prepared by the San Francisco Estuary Partnership. December 2009.
A9 Field Sampling and Chemical Analysis Plan for the PCBs in Caulk Project (Taking Action for Clean Water Bay Area TMDL Implementation). Prepared by Susan Klosterhaus, San Francisco Estuary Institute. July 2010 (draft).
A10 Quality Assurance Project Plan for the PCBs in Caulk Project (Taking Action for Clean Water Bay Area TMDL Implementation). Prepared by Susan Klosterhaus, San Francisco Estuary Institute. July 2010 (draft).
A11 RMP Special Study Proposal: Synthesis of Information on PCBs
A12 Sustainable Conservation Investor's Circle Update, Fourth Quarter 2009
A13 SB 346 as amended June 21, 2010
A14 Fact Sheet —Reducing Water Pollution Caused by Vehicle Brake Pads
A15 Fact Sheet on SB 346 as amended June 7, 2010
A16 BASMAA Support Letter for SB 346, June 3, 2010
A17 RMP Special Studies Proposal for 2011: Impact of dissolved copper on the olfactory system of seawater-phase juvenile salmon

Appendix B: Water Quality Monitoring

B1 Table of Contents from Draft BASMAA Regional Monitoring Coalition Multi-Year Work Plan
B2 RMP contributions by stormwater programs (2009 and 2010)
B3 RMP Small Tributaries Loading Strategy, Draft June 26, 2009

Santa Clara Valley
Urban Runoff
Pollution Prevention Program

Appendix 1-1

Signed Confirmation Statements from each Co-permittee designating a MC representative and/or alternate

September 15, 2010

CONFIRMATION OF AUTHORIZATION FOR NPDES PERMIT SUBMITTALS BY SCVURPPP PROGRAM MANAGER

Date: August 10, 2010

Name of Co-Permittee: City of Campbell

Name of Management Committee Representative: Bill Helms

Name of Management Committee Alternate (if any): Kelly Carroll

This is confirm that the above referenced individuals have been officially designated and duly authorized to vote in their capacities as representative and alternate representative to the Santa Clara Valley Urban Runoff Pollution Prevention Program (SCVUPPP) Management Committee, and that such prior designations and authorizations extend to casting votes to direct the SCVURPPP Program Manager to provide certain reports to the California Regional Water Quality Control Board, San Francisco Bay Region (Regional Water Board) on behalf of the above referenced co-permittee as required by NPDES permits adopted by the Regional Water Board and in compliance with the signatory and certification for such reports in the manner required as specified by the Regional Water Board with respect to municipal stormwater permit programs in the San Francisco Bay Area.

Signature of Appropriately Delegated Supervisor: [signature]

Title of Appropriately Delegated Supervisor: Executive Project Manager

CONFIRMATION OF AUTHORIZATION FOR NPDES PERMIT SUBMITTALS BY SCVURPPP PROGRAM MANAGER

Date: 8/5/10

Name of Co-Permittee: City of Cupertino

Name of Management Committee Representative: Cheri Donnelly

Name of Management Committee Alternate (if any): GLENN GOEPFERT

This is confirm that the above referenced individuals have been officially designated and duly authorized to vote in their capacities as representative and alternate representative to the Santa Clara Valley Urban Runoff Pollution Prevention Program (SCVUPPP) Management Committee, and that such prior designations and authorizations extend to casting votes to direct the SCVURPPP Program Manager to provide certain reports to the California Regional Water Quality Control Board, San Francisco Bay Region (Regional Water Board) on behalf of the above referenced co-permittee as required by NPDES permits adopted by the Regional Water Board and in compliance with the signatory and certification for such reports in the manner required as specified by the Regional Water Board with respect to municipal stormwater permit programs in the San Francisco Bay Area.

Signature of Appropriately Delegated Supervisor: [signature]

Title of Appropriately Delegated Supervisor: ASST. DIR. OF PUBLIC WORKS

045570

CONFIRMATION OF AUTHORIZATION FOR NPDES PERMIT SUBMITTALS BY SCVURPPP PROGRAM MANAGER

Date: August 23, 2010

Name of Co-Permittee: City of Los Altos

Name of Management Committee Representative: Larry Lind

Name of Management Committee Alternate (if any): Aida Fairman

This is to confirm that the above referenced individuals have been officially designated and duly authorized to vote in their capacities as representative and alternate representative to the Santa Clara Valley Urban Runoff Pollution Prevention Program (SCVUPPP) Management Committee, and that such prior designations and authorizations extend to casting votes to direct the SCVURPPP Program Manager to provide certain reports to the California Regional Water Quality Control Board, San Francisco Bay Region (Regional Water Board) on behalf of the above referenced co-permittee as required by NPDES permits adopted by the Regional Water Board and in compliance with the signatory and certification for such reports in the manner required as specified by the Regional Water Board with respect to municipal stormwater permit programs in the San Francisco Bay Area.

Signature of Appropriately Delegated Supervisor: Jim Gustafson

Title of Appropriately Delegated Supervisor: Engineering Services Manager

CONFIRMATION OF AUTHORIZATION FOR NPDES PERMIT SUBMITTALS BY SCVURPPP PROGRAM MANAGER

Date: 8/26/10

Name of Co-Permittee: TOWN OF LOS ALTOS HILLS

Name of Management Committee Representative: RICHARD CHIU

Name of Management Committee Alternate (if any): JOHN CHAU

This is confirm that the above referenced individuals have been officially designated and duly authorized to vote in their capacities as representative and alternate representative to the Santa Clara Valley Urban Runoff Pollution Prevention Program (SCVUPPP) Management Committee, and that such prior designations and authorizations extend to casting votes to direct the SCVURPPP Program Manager to provide certain reports to the California Regional Water Quality Control Board, San Francisco Bay Region (Regional Water Board) on behalf of the above referenced co-permittee as required by NPDES permits adopted by the Regional Water Board and in compliance with the signatory and certification for such reports in the manner required as specified by the Regional Water Board with respect to municipal stormwater permit programs in the San Francisco Bay Area.

Signature of Appropriately Delegated Supervisor: Richard Chiu

Title of Appropriately Delegated Supervisor: P.W. Director / City Engr.

CONFIRMATION OF AUTHORIZATION FOR NPDES PERMIT SUBMITTALS BY SCVURPPP PROGRAM MANAGER

Date: August 10, 2010

Name of Co-Permittee: Town of Los Gatos

Name of Management Committee Representative: Todd Capurso

Name of Management Committee Alternate (if any): Kelly Carroll

This is confirm that the above referenced individuals have been officially designated and duly authorized to vote in their capacities as representative and alternate representative to the Santa Clara Valley Urban Runoff Pollution Prevention Program (SCVUPPP) Management Committee, and that such prior designations and authorizations extend to casting votes to direct the SCVURPPP Program Manager to provide certain reports to the California Regional Water Quality Control Board, San Francisco Bay Region (Regional Water Board) on behalf of the above referenced co-permittee as required by NPDES permits adopted by the Regional Water Board and in compliance with the signatory and certification for such reports in the manner required as specified by the Regional Water Board with respect to municipal stormwater permit programs in the San Francisco Bay Area.

Signature of Appropriately Delegated Supervisor: Todd Capurso

Title of Appropriately Delegated Supervisor: Director of Parks and Public Works

CONFIRMATION OF AUTHORIZATION FOR NPDES PERMIT SUBMITTALS BY SCVURPPP PROGRAM MANAGER

Date: July 28, 2010

Name of Co-Permittee: City of Milpitas

Name of Management Committee Representative: Kathleen Phalen

Name of Management Committee Alternate (if any): Paramjit Uppal

This is to confirm that the above referenced individuals have been officially designated and duly authorized to vote in their capacities as representative and alternate representative to the Santa Clara Valley Urban Runoff Pollution Prevention Program (SCVUPPP) Management Committee, and that such prior designations and authorizations extend to casting votes to direct the SCVURPPP Program Manager to provide certain reports to the California Regional Water Quality Control Board, San Francisco Bay Region (Regional Water Board) on behalf of the above referenced co-permittee as required by NPDES permits adopted by the Regional Water Board and in compliance with the signatory and certification for such reports in the manner required as specified by the Regional Water Board with respect to municipal stormwater permit programs in the San Francisco Bay Area.

Signature of Appropriately Delegated Supervisor: _____
Thomas C. Williams

Title of Appropriately Delegated Supervisor: City Manager

CONFIRMATION OF AUTHORIZATION FOR NPDES PERMIT SUBMITTALS BY SCVURPPP PROGRAM MANAGER

Date: August 10, 2010

Name of Co-Permittee: City of Monte Sereno

Name of Management Committee Representative: Brian Loventhal

Name of Management Committee Alternate (if any): Kelly Carroll

This is confirm that the above referenced individuals have been officially designated and duly authorized to vote in their capacities as representative and alternate representative to the Santa Clara Valley Urban Runoff Pollution Prevention Program (SCVUPPP) Management Committee, and that such prior designations and authorizations extend to casting votes to direct the SCVURPPP Program Manager to provide certain reports to the California Regional Water Quality Control Board, San Francisco Bay Region (Regional Water Board) on behalf of the above referenced co-permittee as required by NPDES permits adopted by the Regional Water Board and in compliance with the signatory and certification for such reports in the manner required as specified by the Regional Water Board with respect to municipal stormwater permit programs in the San Francisco Bay Area.

Signature of Appropriately Delegated Supervisor:

Title of Appropriately Delegated Supervisor: City Manager

CONFIRMATION OF AUTHORIZATION FOR NPDES PERMIT SUBMITTALS BY SCVURPPP PROGRAM MANAGER

Date: August 23, 2010

Name of Co-Permittee: City of Mountain View

Name of Management Committee Representative: Eric Anderson

Name of Management Committee Alternate (if any): _____

This is confirm that the above referenced individuals have been officially designated and duly authorized to vote in their capacities as representative and alternate representative to the Santa Clara Valley Urban Runoff Pollution Prevention Program (SCVUPPP) Management Committee, and that such prior designations and authorizations extend to casting votes to direct the SCVURPPP Program Manager to provide certain reports to the California Regional Water Quality Control Board, San Francisco Bay Region (Regional Water Board) on behalf of the above referenced co-permittee as required by NPDES permits adopted by the Regional Water Board and in compliance with the signatory and certification for such reports in the manner required as specified by the Regional Water Board with respect to municipal stormwater permit programs in the San Francisco Bay Area.

Signature of Appropriately Delegated Supervisor: _____

Title of Appropriately Delegated Supervisor: Fire Marshal

Signature of Principal Executive Officer: _____

Kevin Duggan
City Manager

2871733

CONFIRMATION OF AUTHORIZATION FOR NPDES PERMIT SUBMITTALS BY SCVURPPP PROGRAM MANAGER

Date: 7/27/2010

Name of Co-Permittee: City of Palo Alto

Name of Management Committee Representative: Joe Teresi

Name of Management Committee Alternate (if any): Phil Bobel

This is confirm that the above referenced individuals have been officially designated and duly authorized to vote in their capacities as representative and alternate representative to the Santa Clara Valley Urban Runoff Pollution Prevention Program (SCVUPPP) Management Committee, and that such prior designations and authorizations extend to casting votes to direct the SCVURPPP Program Manager to provide certain reports to the California Regional Water Quality Control Board, San Francisco Bay Region (Regional Water Board) on behalf of the above referenced co-permittee as required by NPDES permits adopted by the Regional Water Board and in compliance with the signatory and certification for such reports in the manner required as specified by the Regional Water Board with respect to municipal stormwater permit programs in the San Francisco Bay Area.

Signature of Appropriately Delegated Supervisor: [signature]

Title of Appropriately Delegated Supervisor: Director of Public Works

CITY OF SAN JOSE
CAPITAL OF SILICON VALLEY

Environmental Services Department

CONFIRMATION OF AUTHORIZATION FOR NPDES PERMIT SUBMITTALS BY SCVURPPP PROGRAM MANAGER

Date: ***August 24, 2010***

Name of Co-permittee: ***City of San José***

Name of Management Committee Representative: ***Melody Tovar, Deputy Director***

Name of Management Committee Alternate (if any): ***Elaine Marshall, Environmental Program Manager***

This is confirm that the above referenced individuals have been officially designated and duly authorized to vote in their capacities as representative and alternate representative to the Santa Clara Valley Urban Runoff Pollution Prevention Program (SCVUPPP) Management Committee, and that such prior designations and authorizations extend to casting votes to direct the SCVURPPP Program Manager to provide certain reports to the California Regional Water Quality Control Board, San Francisco Bay Region (Regional Water Board) on behalf of the above referenced co-permittee as required by NPDES permits adopted by the Regional Water Board and in compliance with the signatory and certification for such reports in the manner required as specified by the Regional Water Board with respect to municipal stormwater permit programs in the San Francisco Bay Area.

Signature of Appropriately Delegated Supervisor:

Title of Appropriately Delegated Supervisor: ***John Stufflebean Director, Environmental Services***

200 E. Santa Clara Street, 10th Floor, San José, CA 95113-1905 tel (408) 535-8550 fax (408) 292-6212
www.sanjoseca.gov

CONFIRMATION OF AUTHORIZATION FOR NPDES PERMIT SUBMITTALS BY SCVURPPP PROGRAM MANAGER

Date: July 21, 2010

Name of Co-Permittee: City of Santa Clara

Name of Management Committee Representative: Dave Staub

Name of Management Committee Alternate (if any): Mark Gervacio

This is confirm that the above referenced individuals have been officially designated and duly authorized to vote in their capacities as representative and alternate representative to the Santa Clara Valley Urban Runoff Pollution Prevention Program (SCVUPPP) Management Committee, and that such prior designations and authorizations extend to casting votes to direct the SCVURPPP Program Manager to provide certain reports to the California Regional Water Quality Control Board, San Francisco Bay Region (Regional Water Board) on behalf of the above referenced co-permittee as required by NPDES permits adopted by the Regional Water Board and in compliance with the signatory and certification for such reports in the manner required as specified by the Regional Water Board with respect to municipal stormwater permit programs in the San Francisco Bay Area.

Signature of Appropriately Delegated Supervisor: [signature]

Title of Appropriately Delegated Supervisor: Acting Director of Streets and Automotive Services / City Arborist

CONFIRMATION OF AUTHORIZATION FOR NPDES PERMIT SUBMITTALS BY SCVURPPP PROGRAM MANAGER

Date: August 10, 2010

Name of Co-Permittee: City of Saratoga

Name of Management Committee Representative: John Cherbone

Name of Management Committee Alternate (if any): Kelly Carroll

Alternate#2: Kristin Borel

This is confirm that the above referenced individuals have been officially designated and duly authorized to vote in their capacities as representative and alternate representative to the Santa Clara Valley Urban Runoff Pollution Prevention Program (SCVUPPP) Management Committee, and that such prior designations and authorizations extend to casting votes to direct the SCVURPPP Program Manager to provide certain reports to the California Regional Water Quality Control Board, San Francisco Bay Region (Regional Water Board) on behalf of the above referenced co-permittee as required by NPDES permits adopted by the Regional Water Board and in compliance with the signatory and certification for such reports in the manner required as specified by the Regional Water Board with respect to municipal stormwater permit programs in the San Francisco Bay Area.

Signature of Appropriately Delegated Supervisor:

Title of Appropriately Delegated Supervisor: Director of Public Works

CONFIRMATION OF AUTHORIZATION FOR NPDES PERMIT SUBMITTALS BY SCVURPPP PROGRAM MANAGER

Date: August 25, 2010

Name of Co-Permittee: City of Sunnyvale

Name of Management Committee Representative: Lorrie Gervin

Name of Management Committee Alternate (if any): Kristy McCumby Hyland

This is confirm that the above referenced individuals have been officially designated and duly authorized to vote in their capacities as representative and alternate representative to the Santa Clara Valley Urban Runoff Pollution Prevention Program (SCVURPPP) Management Committee, and that such prior designations and authorizations extend to casting votes to direct the SCVURPPP Program Manager to provide certain reports to the California Regional Water Quality Control Board, San Francisco Bay Region (Regional Water Board) on behalf of the above referenced co-permittee as required by NPDES permits adopted by the Regional Water Board and in compliance with the signatory and certification for such reports in the manner required as specified by the Regional Water Board with respect to municipal stormwater permit programs in the San Francisco Bay Area.

Signature of Appropriately Delegated Supervisor: Mauri A Rao

Title of Appropriately Delegated Supervisor: Director of Public Works

CONFIRMATION OF AUTHORIZATION FOR NPDES PERMIT SUBMITTALS BY SCVURPPP PROGRAM MANAGER

Date: 8-12-10

Name of Co-Permittee: County of Santa Clara

Name of Management Committee Representative: Clara Spaulding

Name of Management Committee Alternate (if any): Gary Park

This is confirm that the above referenced individuals have been officially designated and duly authorized to vote in their capacities as representative and alternate representative to the Santa Clara Valley Urban Runoff Pollution Prevention Program (SCVUPPP) Management Committee, and that such prior designations and authorizations extend to casting votes to direct the SCVURPPP Program Manager to provide certain reports to the California Regional Water Quality Control Board, San Francisco Bay Region (Regional Water Board) on behalf of the above referenced co-permittee as required by NPDES permits adopted by the Regional Water Board and in compliance with the signatory and certification for such reports in the manner required as specified by the Regional Water Board with respect to municipal stormwater permit programs in the San Francisco Bay Area.

Signature of Appropriately Delegated Supervisor: Thomas P. Whisler

Title of Appropriately Delegated Supervisor: Thomas P. Whisler

CONFIRMATION OF AUTHORIZATION FOR NPDES PERMIT SUBMITTALS BY SCVURPPP PROGRAM MANAGER

Date: September 1, 2010

Name of Co-Permittee: Santa Clara Valley Water District

Name of Management Committee Representative: Ann Draper

Name of Management Committee Alternate (if any): Brett Calhoun

This is confirm that the above referenced individuals have been officially designated and duly authorized to vote in their capacities as representative and alternate representative to the Santa Clara Valley Urban Runoff Pollution Prevention Program (SCVUPPP) Management Committee, and that such prior designations and authorizations extend to casting votes to direct the SCVURPPP Program Manager to provide certain reports to the California Regional Water Quality Control Board, San Francisco Bay Region (Regional Water Board) on behalf of the above referenced co-permittee as required by NPDES permits adopted by the Regional Water Board and in compliance with the signatory and certification for such reports in the manner required as specified by the Regional Water Board with respect to municipal stormwater permit programs in the San Francisco Bay Area.

Signature of Chief Executive Officer:

Santa Clara Valley
Urban Runoff
Pollution Prevention Program

Appendix 3-1

"Complying with New Stormwater Requirements for New and Redevelopment Projects" Workshop – June 8, 2010

- Workshop Announcement
- Workshop Agenda
- Attendance List
- Workshop Evaluations Responses

Complying with New Stormwater Requirements for New and Redevelopment Projects Workshop

---

June 8, 2010

Santa Clara Valley
Urban Runoff
Pollution Prevention Program

American Planning Association
California Chapter
Northern
Making Great Communities Happen

WMI
WATERSHED MANAGEMENT INITIATIVE

Present

ANNUAL C.3. STORMWATER WORKSHOP:

"Complying with New Stormwater Requirements for New and Redevelopment Projects"

Tuesday, June 8, 2010
9:00 am – 3:30 pm
Quinlan Community Center
10185 North Stelling Road
Cupertino, CA 95014-5732

Who should attend this workshop: Stormwater program coordinators; planning and public works staff who select, review and approve development projects and design and construct public projects. Members of the development community are also welcome to attend.

Workshop agenda: This full-day workshop will include regulatory updates on the Municipal Regional Permit and a panel presentation on implementing stormwater requirements at local new and redevelopment projects. There will be two tracks in the afternoon session. One track will offer an introduction to hydromodification management requirements and the Bay Area Hydrology Model. The other track will offer advanced training on low impact development topics including rainwater harvesting, green roofs, soil specifications, and retrofitting impervious areas with landscaping.

The Workshop will also include vendor exhibits.

New this year: AICP Certification Maintenance Credits (Pending)

*There will be **no charge** for the workshop. Continental breakfast & box lunch will be served.*
Please pass this flyer to appropriate staff within your organization.

REGISTRATION FORM: **Date: June 8, 2010**

Name: _____

Title: _____

Agency/Company: _____

Phone: _____ **Email:** _____

Please complete and email to Miranda@eoainc.com or fax to the Santa Clara Valley Urban Runoff Program office (fax no. 408- 720-8812) no later than Friday, June 4, 2010.
Questions? Call Miranda at 408-720-8811

Santa Clara Valley
Urban Runoff
Pollution Prevention Program

WMI
WATERSHED

Campbell • Cupertino • Los Altos • Los Altos Hills • Los Gatos • Milpitas • Monte Sereno • Mountain View • Palo Alto
San Jose • Santa Clara • Saratoga • Sunnyvale • Santa Clara County • Santa Clara Valley Water District

ANNUAL C.3. STORMWATER WORKSHOP:

"Complying with New Stormwater Requirements for New and Redevelopment Projects"

Tuesday, June 8, 2010
Quinlan Community Center
10185 N. Stelling Road
Cupertino, CA 95116

WORKSHOP AGENDA

8:30 AM	Registration and Refreshments	
9:00 AM	Welcome and Introduction • Site Design for Protecting Water Quality – 2010 Award Winning Projects	Jill Bicknell *SCVURPPP*
9:10 AM	What's New in Stormwater Regulations? Challenges for Municipalities and the Development Community • Municipal Regional Permit • State Construction General Permit	Jill Bicknell *SCVURPPP*
9:40 AM	Performance of Bioretention Areas	
	Serramonte Library/Gellert Park Parking Lot – "Green Streets" Demonstration Project	Jonathan Buck *ENGEO*
	Green Infill for Clean Stormwater	Nicole David *San Francisco Estuary Institute*
10:20 AM	Overcoming Obstacles to LID Implementation – Tales from Silicon Valley	Mike Campbell *HMH*
10:50 AM	**Break**	
11:00 AM	Panel Discussion –Implementation of C.3. in Local Projects	
	Stevens Creek Corridor Park and Restoration Project	Gail Seeds *Cupertino*
	Mitchell Park Library & Community Center	Joe Teresi *Palo Alto*
	Happy Hollow Park and Zoo	Glenn Rock *San Jose*
	VMware Headquarters Building	Jacob Nguyen *BFK Engineers*
	The Self-Watering House	Forrest Linebarger

12:00 PM	**Lunch and Vendor Exhibits**	
	Track 1 – HMP 101 (Location: Social Room)	Jill Bicknell *SCVURPPP*
12:45 PM	Introduction, Overview of Requirements	
1:30 PM	HMP Applicability Maps	
2:15 PM	**Break, Vendor Exhibits, and Refreshments**	
2:30 PM	Case Studies	
3:00 PM	Bay Area Hydrology Model	
3:30 PM	Adjourn	
	Track 2 – Advanced C.3. Topics (Location: Cupertino Room)	
12:45 pm	Integrated Water Harvesting & Watershed- Based Stormwater Planning	Bill Wilson *Carlile Macy*
1:30 PM	Green Roofs: From Concept to Reality	Sarah Sutton *Design, Community & Environment*
2:15 PM	**Break, Vendor Exhibits, and Refreshments**	
2:30 PM	Using the Bay-Friendly Landscape Standards to Implement Low Impact Development in the San Francisco Bay Area	Teresa Eade *StopWaste.org*
3:00 PM	Retrofit Case Studies	
	Double Duty: Working Landscapes for Urban Settings	Jane Martin *PlantSF*
	San Jose Sidewalk Landscaping: Site #1	Carrie Jensen *H. T. Harvey Associates*
3:30 PM	Adjourn	

"Complying with New Stormwater Requirements for New and Redevelopment Projects"

	Last	First	Municipality	Phone/Fax	Email
1	Adrian	Shane	Los Gatos	408-395-3460	sadrian@losgatosca.gov
2	Alba	Roy	Los Gatos	408-399-5720	ralba@losgatosca.gov
3	Alvarez	Michael	Santa Clara Co	408-299-5738	michael.alvarez@pln.sccgov.org
4	Anderson	Eric	Mountain View	650-903-6225	eric.anderson@mountainview.gov
5	Angeles	Maria	San Jose	408-292-6054	maria.angeles@sanjoseca.gov
6	Apelo	Renee	San Jose		
7	Arango	Ed	Campbell	408-866-2166	EdwardA@cityofcampbell.com
8	Aslin	Akrista	WVCWP	408-354-4734	aaslin@wvcwp.org
9	Bhagat	Payal	Santa Clara	408-614-2450	PBhagat@santaclaraca.gov
10	Bocalan	Michelle	Los Altos	650-947-2602	mbocalan@losaltosca.gov
11	Borrelli	Juan	San Jose	408-277-8415	juan.borrelli@sanjoseca.gov
12	Buikema	Rich	San Jose		
13	Byrer	Quynh	Mountain View	650-903-6311	quynh.byrer@mountainview.gov
14	Caldwell	Marcum		949-677-6032	marcumcaldwell@yahoo.com
15	Caliva	Noren	Sunnyvale	408-730-7637	ncaliva@ci.sunnyvale.ca.us
16	Calnan	Ann	VTA	408-321-5976	ann.calnan@vta.org
17	Chan	Patrick	BKF Engineers	408-467-9188	pchan@bkf.com
18	Chapatte	Ryan	Ifland Engineers, Inc.	831-426-5313	ryanchapatte@iflandengineers.com
19	Chau	John	Los Altos Hills	650-941-7222	jchau@losaltoshills.ca.gov
20	Chen	Guixiang	San Jose	408-743-4108	guixiang.chen@sanjoseca.gov
21	Chen	Richard	Sunnyvale	408-730-7414	RChen@ci.sunnyvale.ca.us
22	Cheung	Ron	San Jose	408-535-8361	ron.cheung@sanjoseca.gov
23	Chiu	Richard	Los Altos Hills	650-941-7222	rchiu@losaltoshills.ca.gov
24	Chou	Jason	Mountain View	650-903-6311	jason.chou@mountainview.gov
25	Chun	Bennett	Sunnyvale	408-730-7636	bchun@ci.sunnyvale.ca.us
26	Cosentino	Marcelo	BKF Engineers		
27	Crawford	Renee	Nolte Associates, Inc.	408-392-7200	renee.crawford@nolte.com
28	Cutler	Jennifer	Palo Alto	650-329-2149	jennifer.cutler@cityofpaloalto.org
29	Dinwiddie-Moore	Jeanette	Dinwiddie & Associates	510-531-4150	dinwidd@attglobal.net
30	Donnelly	Cheri	Cupertino	408-777-3242	cherid@cupertino.org
31	Duazo	Ed	Santa Clara Co	408-299-5733	ed.duazo@pln.sccgov.org
32	Dyke	Joseph	San Jose	408-535-6821	joseph.dyke@sanjoseca.gov
33	Eduarte	Joy	San Jose	408-793-4112	joy.eduarte@sanjoseca.gov
34	Edwards	DJ	KPFF Engineers	415-989-1004	dj.edwards@kpff-sf.com
35	Fairman	Aida	Los Altos	650-947-2603	afairman@losaltosca.gov

045588

"Complying with New Stormwater Requirements for New and Redevelopment Projects"

	Last	First	Municipality	Phone/Fax	Email
36	Fire	Genevieve	Genevieve Fire	650-969-4386	gsfire@sbcglobal.net
37	Frederick	Mark	Santa Clara Co	408-355-2210	mark.frederick@prk.sccgov.org
38	Fujimoto	Chris	Palo Alto	650-329-2430	christopher.fujimoto@cityofpaloalto.org
39	Ghosal	Sanhita	San Jose	408-277-8420	sanhita.ghosal@sanjoseca.gov
40	Guevarra	Francis	San Jose	408-501-0936	francis.guevarra@sanjoseca.gov
41	Hada	Rajeev	Palo Alto	650-329-2469	rajeev.hada@cityofpaloalto.org
42	Halleck	Bill	San Jose	408-535-8375	Bill.Halleck@sanjoseca.gov
43	Halvorsen	Anne	Mountain View	650-903-6311	anne.halvorsen@mountainview.gov
44	Hart	Jared	San Jose	408-277-3575	jared.hart@sanjoseca.gov
45	Harvancik	Iveta	Saratoga	408-868-1274	iharvancik@saratoga.ca.us
46	Heinrichsen	David	Ifland Engineers, Inc.	831-426-5313	dh@iflandengineers.com
47	Heydari	Fariborz	Milpitas	408-586-3303	fheydari@ci.milpitas.ca.gov
48	Hoang-Mendoza	Catherine	San Jose	408-277-3993	catherine.hoang-mendoza@sanjoseca.gov
49	Hom	Alan	Campbell	408-866-2168	alanh@cityofcampbell.com
50	Honda Snelling	Aki	Cupertino	408-777-3313	akis@cupertino.org
51	Hovland	Christina	EOA Inc		
52	Huang	Jin	Sunnyvale		
53	Johns	Scott	ENGEO		
54	Johnson	Ron	Santa Clara Co	408-993-4630	ron.johnson@faf.sccgov.org
55	Johnson	Scott	Santa Clara Co	408-299-5706	scott.johnson@pln.sccgov.org
56	Jung	Colin	Cupertino	408-777-3257	colinj@cupertino.org
57	Kadkhodayan	Manny	Sunnyvale	408-730-7430	MKadkhodayan@ci.sunnyvale.ca.us
58	Koo	Michelle	Hayward	510-583-4732	michelle.koo@hayward-ca.gov
59	Krupp	Matt	San Jose	408-945-5182	mall.krupp@sanjoseca.gov
60	Kuzia	John	MacKay & Somps Civil Engineers, Inc.	925.416.1790	jkuzia@msce.com
61	Lear	Jim	Hayward	510-583-4785	Jim.Lear@hayward-ca.gov
62	Lee	Elena	Palo Alto	650-617-3196	elena.lee@cityofpaloalto.org
63	Lee	Eric	Mountain View	650-969-8567	el_7772000@yahoo.com
64	Lind	Larry	Los Altos	650-947-2624	llind@losaltosca.gov
65	Liw	Michael	San Jose	408-535-6835	michael.liw@sanjoseca.gov
66	Loatfi	Morgan	San Jose	408-535-8394	morgan.loatfi@sanjoseca.gov
67	Lunetta	John	Sunnyvale	408-730-2770	JLunetta@ci.sunnyvale.ca.us
68	Lynaugh	Carmen	Cupertino	408-777-3354	carmenl@cupertino.org
69	Marello	Jeremy	BKF Engineers	408-467-9157	jmarello@bkf.com

045589

"Complying with New Stormwater Requirements for New and Redevelopment Projects"

	Last	First	Municipality	Phone/Fax	Email
70	Marshall	Elaine	San Jose	408-277-5697	elaine.marshall@sanjoseca.gov
71	McCumby-Hyland	Kristy	Sunnyvale	408-730-7274	kmccumby@ci.sunnyvale.ca.us
72	Mendrin	Shaunn	Sunnyvale	408-730-7429	smendrin@ci.sunnyvale.ca.us
73	Moore	Steve	Saratoga	408-868-1228	smoore@saratoga.ca.us
74	Mosley	Chad	Cupertino	408-777-7604	ChadM@cupertino.org
75	Mu	Huimin	San Jose	408-535-6888	huimin.mu@sanjoseca.gov
76	Mulvey	Trish	CLEAN South Bay	650-326-0252	mulvey@ix.netcom.com
77	Murphy	Jared	Hatch Mott MacDonald	408-572-8798	jared.murphy@hatchmott.com
78	Nakagawara	Harry	Orsee Design Associates	408-283-2199	hnakagawara@orseedesign.com
79	Nakagawara	Arlene	San Jose	408-535-8403	arlene.nakagawara@sanjoseca.gov
80	Naraval	Herbert	Santa Clara Co	408-494-1308	herbert.naraval@rda.sccgov.org
81	Nguyen	John	Hayward	510-583-4111	John.Nguyen@hayward-ca.gov
82	Oxonian	Alberto	Campbell	408-866-2162	albertoo@cityofcampbell.com
83	Palajac	Jan	San Jose	408-535-8408	jan.palajac@sanjoseca.gov
84	Parineh	Kristin	Palo Alto	650-329-2189	kristin.parineh@cityofpaloalto.org
85	Park	Gary	Santa Clara Co	408-386-7068	gary.park@pln.sccgov.org
86	Price	Liliana	Sunnyvale	408-730-7543	lprice@ci.sunnyvale.ca.us
87	Rado	Ken	Santa Clara Co	408-993-4610	ken.rado@faf.sccgov.org
88	Ragan	Chris	MacKay & Somps Civil Engineers, Inc.	925-225-0690	cragan@msce.com
89	Ramsey	David	Ifland Engineers, Inc.	831-426-5313	davidramsey@iflandengineers.com
90	Reamey	Paul	Palo Alto	650-329-2189	paul.reamey@cityofpaloalto.org
91	Rei	Matt	Kister Savio Rei	510-222-4020	matt@ksrinc.net
92	Reich	Russ	Palo Alto	650-617-3119	russ.reich@cityofpaloalto.org
93	Reyes	Jhay Delos	BFK Engineers	925-396-7700	jdelosreyes@bkf.com
94	Rhoades	Michael	San Jose	408-277-2773	michael.rhoades@sanjoseca.gov
95	Ruiz	Ana	Midpeninsula Regional Open Space District	650-691-1200	aruiz@openspace.org
96	Salvador	Albert	Cupertino	408-777-3228	AlbertS@cupertino.org
97	Sandahl	Carrie	Mountain View	650-903-6224	carrie.sandahl@mountainview.gov
98	Sciara	Gloria	Santa Clara	408-614-2450	gsciara@santaclaraca.gov
99	Silva	Catherine	Robert A. Bothman, Inc.	408-279-2277-353	csilva@bothman.com
100	Silva	Jose	San Jose	408-277-4571	jose.silva@sanjoseca.gov
101	Smith	Karla	Stanford	650-725-9802	karlat@stanford.edu
102	Souza	Steve	Los Gatos	408-395-3430	ssouza@losgatosca.gov
103	Spaulding	Clara	Santa Clara Co	408-299-5737	clara.spaulding@pln.sccgov.org
104	Tanciangco	Jess	San Jose		jess.tanciangco@sanjoseca.gov
105	Tom	Vinan	San Jose		
106	Tovar	Melody	San Jose	408-277-3892	melody.tovar@sanjoseca.gov
107	Tsao	Danny	San Jose	408-535-8422	danny.tsao@sanjoseca.gov
108	Wilson	Jim	San Jose	408-535-8441	jim.wilson@sanjoseca.gov

045590

"Complying with New Stormwater Requirements for New and Redevelopment Projects"

	Last	First	Speakers	Phone	Email
1	Bicknell	Jill	SCVURPPP	408-720-8822	jcbicknell@eoainc.com
2	Campbell	Mike	HMH		mcampbell@hmhca.com
3	Buck	Jonathan	ENGEO		jbuck@engeo.com
4	David	Nicole	San Francisco Estuary Institute		nicoled@sfei.org
5	Teresi	Joe	Palo Alto		joe.teresi@CityofPaloAlto.org
6	Wilson	Bill	Carlile Macy		billwilsonwater@gmail.com
7	Sutton	Sarah	Design, Community & Environment		sarah@dceplanning.com
8	Martin	Jane	PlantSF		janemartin@shiftdesignstudio.com
9	Jensen	Carrie	H.T. Harvey Associates		cjensen@harveyecology.com
10	Rock	Glenn	San Jose		Glenn.Rock@sanjoseca.gov
11	Nguyen	Jacob	BFK Engineers		jnguyen@bkf.com
12	Linebarger	Forrest	Vox Design Group		Forrest@voxdesigngroup.com
13	Seeds	Gail	Cupertino		GailS@cupertino.org
	Last	**First**	**Staff**	**Phone**	**Email**
1	Melen	Miranda	SCVURPPP	408-720-8811	miranda@eoainc.com
2	Atre	Vishakha	SCVURPPP	408-720-8811	vatre@eoainc.com
3	Prickett	Laura	SCVURPPP		
	Last	**First**	**Vendors**	**Phone**	**Email**
1	Crump	Robbie	Pacific Interlock Pavingstone		rcrump@pacinterlock.com
2	Bauden	Nicholas	Pacific Interlock Pavingstone		
3	Kruger	Curt	CONTECH Stormwater Solutions	415-897-8587	krugerc@contech-cpi.com
4	Lillo	Sue	Kristar		slillo@kristar.com
5	Demarest	Chris	Filterra Bioretention Systems	925-667-7100	Chris.demarest@comcast.net

045591

Santa Clara Valley
Urban Runoff
Pollution Prevention Program

Evaluation Form
Summary

"Complying with New Stormwater Requirements for New and Redevelopment Projects"

Quinlan Community Center, Cupertino, CA -- Tuesday, June 8, 2010

Attendees: 108 **Evaluations: 65**

1. **What's New in Stormwater Regulations? Challenges for Municipalities and the Development Community** – Given by Jill Bicknell, *SCVURPPP*

   Very Useful 53 **Somewhat Useful 10** **Not useful 0**

   - This is always the most important part of the annual workshop.
   - Great comprehensive view of new regulations.
   - Thank you for the comparison between the C6 of MRP and the CGP.
   - Material is very dry.
   - Could have used more time on the subject – a lot of useful information.
   - I always learn something new from Jill.

2. **Overcoming Obstacles to LID Implementation – Tales from Silicon Valley** – Given by Mike Campbell, *HMH*

   Very Useful 40 **Somewhat Useful 22** **Not useful 0**

   - Good guidance for designers.
   - Potential solutions for different site constraints – this can help with multiple project types.

3. **Serramonte Library/Gellert Park Parking Lot – "Green Streets" Demonstration Project** – Given by Jonathan Buck, *ENGEO*

   Very Useful 38 **Somewhat Useful 26** **Not useful 0**

   - Retrofits of existing sites are useful to understand – potential use for regional treatment? Good info on the classification of the project (contractor interpretation of project type and how to advertise for more bid responses).
   - Good practical advice.

4. **Green Infill for Clean Stormwater** – Given by Nicole David, *San Francisco Estuary Institute*

   Very Useful 30 **Somewhat Useful 26** **Not useful 1**

   - Knowledgeable speaker, great data.
   - Good to see quantified results.
   - Great to see results of effectiveness of stormwater facilities.
   - Good to have numbers to back up a project.
   - Too much biological information – some information is needed showing data of pre and post project contaminants, which Nicole did provide.
   - Good information, but a little too technical for this audience.

5. **Stevens Creek Corridor Park and Restoration Project** – Given by Gail Seeds, *Cupertino*

Very Useful 37 **Somewhat Useful 24** **Not useful 1**

- Interesting and relevant project.
- Super project.
- Great project! The improvements were interesting – however, a little more detail of the design elements would also be quite useful.
- What an amazing site makeover, very inspirational.
- Beautiful creek presentation project.
- Great example of restoration.

6. **Mitchell Park Library & Community Center** – Given by Joe Teresi, *Palo Alto*

Very Useful 32 **Somewhat Useful 31** **Not useful 1**

- Interesting components.
- If anything happens through construction completion (i.e., lessons learned) would be nice to hear at a later workshop.
- Would like to see installed projects to get a better understanding of successes.
- What is the post construction information – how are various LID measures performing?

7. **Happy Hollow Park and Zoo** – Given by Glenn Rock, *San Jose*

Very Useful 17 **Somewhat Useful 40** **Not useful 6**

- Great presenter and presentation.
- Not enough specifics
- Info on cross sections?
- Good pictures. The swale bottom solution (spiral swale) would be nice to hear about later.

8. **VMware Headquarters Building**– Given by Jacob Nguyen, *BFK Engineers*

Very Useful 33 **Somewhat Useful 27** **Not useful 1**

- Interesting to see how these BMPs/site design retrofitted into an existing site.

9. **The Self-Watering House** – Given by Forrest Linebarger, *Vox Design Group*

Very Useful 27 **Somewhat Useful 28** **Not useful 5**

- Nice to see a small project so successful, very inspirational.
- Makes one think about what can be done at a home. Some of this could also be useful on a small site.

TRACK 1 – HMP 101

1. **Track 1 – HMP 101 Presentations** – Given by Jill Bicknell, *SCVURPPP*

Very Useful 22 **Somewhat Useful 4** **Not useful 0**

- Well organized, clear presentation, good selection of slides.

TRACK 2 – ADVANCED C.3. TOPICS

1. **Integrated Water Harvesting & Watershed-Based Stormwater Planning -** Given by Bill Wilson, *Carlile Macy*

   Very Useful 27 Somewhat Useful 11 Not useful 1

   - Would have liked a more concentrated view. He did not have enough time to present what he wanted to share.
   - Many interesting and innovative examples.
   - Good stories. Any lessons learned? Recommendation for one system over another?
   - Too general – showed examples of his design, but not much detail.

2. **Green Roofs: From Concept to Reality** – Given by Sarah Sutton, *Design, Community & Environment*

   Very Useful 24 Somewhat Useful 14 Not useful 0

   - Too much detail, tried to present her presentation with her original amount of time.
   - Lots of great detailed technical information.
   - Good to understand what goes into a green roof and what should be involved.
   - Needed more attention to sustainability and maintenance.

3. **Double Duty: Working Landscapes for Urban Settings** –Given by Jane Martin, *PlantSF*

   Very Useful 18 Somewhat Useful 13 Not useful 2

   - Good information, but didn't know target audience.
   - She is a great person for the community and helping neighbors get involved.
   - Interesting but not particularly applicable to Santa Clara Valley.
   - Love the retrofit-type projects! Analyzing what can be tracked into small spaces.
   - Needs to be more familiar with local Santa Clara County conditions.
   - The before and after photos were excellent.
   - Good number of pictures helped to explain her project.

4. **San Jose Sidewalk Landscaping: Site #1** –Given by Carrie Jensen, *H. T. Harvey Associates*

   Very Useful 18 Somewhat Useful 13 Not useful 5

   - Perfect last presenter – nice energy.
   - Fun, human-interest story.
   - The tip on planting a plus (planting something to break up the soil before planting "real" plants).
   - Interesting approach and some good ideas.
   - A light example of what a homeowner can do.

GENERAL COMMENTS

Did this workshop meet your expectations? Yes: 56 No: 1

- Got updates on new permits, and other ideas for site design/ BMPs and other potential ways to incorporate stormwater design into a site.
- Had expected more useful information on rainwater harvesting – cisterns – how to size, etc.
- Came to see Bay Friendly Landscaping - Please post a copy of the Bay Friendly Landscaping presentation online.

What parts of the workshop were most useful to you?

- Updates on MRP and general permit, examples of LID application.
- Lots of great case studies, lessons learned.
- Good background information for those new to this topic.
- Examples and thorough explanation about the topics were discussed.
- Review of regulations and HMP 101.
- Great workshop overall – I know lots of folks are annoyed with the new permit but it makes trainings like this one much more interesting.
- Green roof, SFEI test results, regulatory overview.
- Advanced topics.
- Jill's updates and changes to MRP, actual case studies of projects that worked.

What would have made this workshop more useful?

- More time for questions and answers.
- Better time management to allow case studies to be better explained.
- Some topics (HMP, LID) could be expanded on – possibly make the "annual" training a 2-day workshop with more specific topics explored.
- More short breaks – to stretch, get coffee, etc.
- Give presenters a realistic time – many presentations felt rushed.
- The video image and pointer system could work better to help with understanding the lecture.
- The morning sessions were more applicable to stormwater management – the afternoon sessions tended to be more specialized and therefore tended to be less useful if not applicable to one's area of work/interest.

What topics would you recommend for a future workshop?

- C.6. Workshop.
- Low cost measures to use given budget constraints.
- Case studies of retrofits.
- Opportunities for grant funding and/or partnerships.
- BAHM training.
- Practice design in urban areas – give a standard – streetscape and design landscaped areas like Jane and Carrie.
- Topics in Track 2 could be more interesting if time permits.
- Implementation of LID.
- Lessons learned (for more constructed projects) and how these unexpected conditions were retrofitted. Cost of BMPs (are they in line with info you find on-line?).

General Comments?

- Try to avoid vendors or venues that still use Styrofoam coffee cups.
- Great workshop all around.
- Please give presenters enough time – breaks are necessary.
- Best workshop over past several years on C.3 issues.
- Need a better laser pointer – it was very difficult to see where the presenter was pointing on the slides.
- Great venue – comfortable, good acoustics, and central.

Santa Clara Valley
Urban Runoff
Pollution Prevention Program

Appendix 6-1

Construction - related Workshop Information – FY09-10

- "Construction Site Inspection Training" Workshop – October 21, 2009
  - Workshop Announcement
  - Workshop Agenda
  - Attendance List
  - Workshop Evaluations Responses
- "Construction Stormwater Management Compliance Workshop" – January 19 and 20, 2010
  - Workshop Announcement
  - Workshop Agenda
  - Attendance List
  - Workshop Evaluations Responses
- "Construction Site Stormwater Compliance Workshop" – May 19, 2010
  - Workshop Announcement
  - Workshop Agenda
  - Attendance List
  - Workshop Evaluations Responses

Construction Site Inspection Training

October 21, 2009

Santa Clara Valley
Urban Runoff
Pollution Prevention Program

Presents

"Construction Site Inspection Training"

Wednesday, October 21, 2009
9:00 am – 12 noon
Roosevelt Community Center
901 E Santa Clara St
San Jose, CA 95116

Wednesday, October 21, 2009
1:00pm – 4:00 pm
Roosevelt Community Center
901 E Santa Clara St
San Jose, CA 95116

The same training will be offered in both sessions

Who should attend: This workshop is primarily for municipal inspectors who perform stormwater inspections of construction sites for their agency's stormwater program; staff responsible for public construction projects and local stormwater program coordinators are also welcome.

Workshop agenda will include information on: Current construction site regulations & responsibilities; effective erosion and sediment control BMPs, inspection procedures.

Workshop Benefits: Acquire or refresh your knowledge of current permit requirements; effective BMPs for your construction projects; inspection and enforcement procedures; and construction site management approaches to stay in compliance.

*There will be **no charge** to agency staff for the workshop. Refreshments will be served.*
Please pass this flyer to appropriate staff within your organization.

REGISTRATION FORM (Please indicate the session you would like to attend)

Name: _____

Title: _____

Agency/Company: _____

Phone: _____

Email: _____

☐ **Morning (9:00 am – 12:00 noon)**

☐ **Afternoon (1:00 pm – 4:00 pm)**

Please complete and email to vatre@eoainc.com or fax to the Santa Clara Valley Urban Runoff Program office (fax no. 408- 720-8812) no later than Monday, October 19, 2009. Questions? Call Vishakha Atre at 408-720-8811

Santa Clara Valley
Urban Runoff
Pollution Prevention Program

Campbell • Cupertino • Los Altos • Los Altos Hills • Los Gatos • Milpitas • Monte Sereno • Mountain View • Palo Alto
San Jose • Santa Clara • Saratoga • Sunnyvale • Santa Clara County • Santa Clara Valley Water District

CONSTRUCTION SITE INSPECTION TRAINING

Wednesday, October 21, 2009
9:00 AM – 12:00 PM

Roosevelt Community Center
901 E Santa Clara St, San Jose, CA 95116

WORKSHOP AGENDA

8:30 AM	Registration and Refreshments	
9:00 AM	Welcome and Introduction	Jill Bicknell *SCVURPPP*
9:10 AM	Construction Site Inspection and Enforcement Procedures	Cathy Hoang-Mendoza *San Jose*
9:40 AM	Stormwater Quality – Construction Site Compliance/Controls	Scott Taylor *RBF Consulting*
10:30 AM	Break	
10:45 AM	Stormwater Quality – Construction Site Compliance/Controls	Scott Taylor *RBF Consulting*
11:30 AM	Check-in with Water Board Construction Inspection Team	Christine Boschen *SF Bay Regional Water Quality Control Board*
12:00 PM	Adjourn	

Santa Clara Valley
Urban Runoff
Pollution Prevention Program

Campbell • Cupertino • Los Altos • Los Altos Hills • Los Gatos • Milpitas • Monte Sereno • Mountain View • Palo Alto
San Jose • Santa Clara • Saratoga • Sunnyvale • Santa Clara County • Santa Clara Valley Water District

CONSTRUCTION SITE INSPECTION TRAINING

Wednesday, October 21, 2009
1:00 PM – 4:00 PM

Roosevelt Community Center
901 E Santa Clara St, San Jose, CA 95116

WORKSHOP AGENDA

12:45 PM	Registration	
1:00 PM	Welcome and Introduction	Kristin Kerr *SCVURPPP*
1:10 PM	Check-in with Water Board Construction Inspection Team	Christine Boschen *SF Bay Regional Water Quality Control Board*
1:40 PM	Construction Site Inspection and Enforcement Procedures	Cathy Hoang-Mendoza *San Jose*
2:10 AM	Stormwater Quality – Construction Site Compliance/Controls	Scott Taylor *RBF Consulting*
3:00 PM	Break	
3:15 PM	Stormwater Quality – Construction Site Compliance/Controls	Scott Taylor *RBF Consulting*
4:00 PM	Adjourn	

SCVURPPP Construction Site Inspection Training

Morning Session: Attendance List

Roosevelt Community Center, San Jose

	Last Name	First Name	Agency
1	Acimento	Armand	City of San Jose
2	Alao	Scott	SCVWD
3	Alarcon	Mauro	City of San Jose
4	Alba	Roy	Town of Los Gatos
5	Anderson	Eric	City of Mountain View
6	Anderson	Jerry	Santa Clara County Parks and Rec.
7	Arevalo	Luis	City of San Jose
8	Arnold	Scott	City of San Jose
9	Avalos	Jaime	City of San Jose
10	Barnese	Vince	City of San Jose
11	Bashaw	Darin	City of Santa Clara
12	Blancher	Gordon	City of Sunnyvale
13	Borrew	Juan	City of San Jose
14	Brown	Brian	City of Mountain View
15	Buchanan	Nick	City of San Jose
16	Calhoun	Brett	SCVWD
17	Campbell	Mike	HMH
18	Castro	Ray	City of San Jose - Public Works
19	Chitwood	Ron	Santa Clara County
20	Colosky	Mike	City of San Jose
21	Curren	Tom	City of San Jose
22	De Castro	Fidel	City of San Jose
23	Decroix	Mike	City of San Jose
24	Dhillon	Harparilash	City of San Jose
25	Donohoe	Tim	City of San Jose
26	Ellenberger	Ted	County of Santa Clara - West Yard

SCVURPPP Construction Site Inspection Training
Morning Session: Attendance List
Roosevelt Community Center, San Jose

	Last Name	First Name	Agency
27	Fujimoto	Christopher	City Palo Alto
28	Ghofraniha	Bahar	City of San Jose
29	Guevara	Jerry	Santa Clara County
30	Halleck	Bill	City of San Jose
31	Hansen	Patrick	City of San Jose
32	Harrison	Ryan	City of San Jose
33	Hernandez	Jamie	City of San Jose
34	Hom	Alan	City of Campbell
35	Hughes	Don	Santa Clara County
36	Jackson	Kort	City of San Jose
37	Johnson	Michael	City of San Jose
38	Jones	Arion	City of San Jose Public Works
39	Kazemi	Jamal	City of San Jose
40	Kloster	Ted	Santa Clara County Parks and Rec.
41	Lake	David	Santa Clara Co. Parks
42	Lawrence	Greg	City of San Jose
43	Le	Alan	HMH
44	Macatiag	Angel	SCC
45	McCarthy	Joe	City of San Jose
46	McNitzky	Nina	City of San Jose
47	Mendes	Jeff	County of Santa Clara
48	Mendoza	Jose	City of San Jose
49	Miller	Craig	City of Santa Clara
50	Morse	Mary	City of San Jose
51	Nascimento	Armand	City of San Jose
52	Nguyen	Ted	County of Santa Clara

SCVURPPP Construction Site Inspection Training
Morning Session: Attendance List
Roosevelt Community Center, San Jose

	Last Name	First Name	Agency
53	Palajac	Jan	City of San Jose
54	Patterson	John	Santa Clara County Parks and Rec.
55	Perez	Ubaldo	County Parks
56	Rivero	Raul	City of San Jose
57	Romeo	Antoinette	SCC
58	Ruiz	Hipolito	City of San Jose
59	Ryan	Elish	Santa Clara County Parks Department
60	Sanchez	Anthony	Santa Clara County Parks and Rec.
61	Santiago	George	Santa Clara County Parks and Rec.
62	Sarmiento	Arnold	SCVWD
63	Schramm	Jim	Santa Clara County - Roads & Airports
64	Siordia	Jessie	City of San Jose
65	Stanton	David	HMH
66	Tarazon	Lisa	City of San Jose
67	Teixeira	Henry	Santa Clara County Parks Department
68	Territo	Chuck	City of San Jose
69	Thompson	Mitchell	Santa Clara County
70	Tott	Bill	City of Santa Clara
71	Viray	Jun	City of San Jose
72	Vo	Khoa	Santa Clara County Roads & Airports
73	Welch	Tom	City of San Jose
74	Zatkin	Gary	City of San Jose

SCVURPPP Construction Site Inspection Training
Afternoon Session: Attendance List
Roosevelt Community Center, San Jose

	Last Name	First Name	Agency
1	Alao	Bryan	City of San Jose
2	Assaf	Mohamed	County of Santa Clara
3	Avalos	Jose	City of San Jose
4	Baggese	David	City of San Jose
5	Britton	Jeffrey	City of Santa Clara
6	Carroon	Adelmo	City of San Jose
7	Clemmons	Deriek	City of San Jose
8	Dowgialo	Jim	City of San Jose
9	Duffy	Michael	City of San Jose
10	Erkel	Brent	City of San Jose
11	Fossati	Michael	City of Saratoga
12	Frederick	Mark	Santa Clara County Parks
13	Glendinning	Mark	Town of Los Gatos
14	Harrison	Jay	City of Santa Clara
15	Harrison	Michael	County of Santa Clara
16	Hart	Jared	City of San Jose
17	Hernandez	Chris	City of San Jose
18	Ho	Kevin	City of San Jose
19	Hoang-Mendoza	Cathy	City of San Jose
20	Ingebrigtsen	Tracy	Stanford University
21	Johnson	Susan	City of San Jose
22	Kanemoto	Keith	City of San Jose
23	Lacy	Susan	City of San Jose
24	Mark	Jane	Santa Clara County Parks
25	Mason	Tami	City of San Jose
26	Moreno	Frank	City of San Jose

SCVURPPP Construction Site Inspection Training
Afternoon Session: Attendance List
Roosevelt Community Center, San Jose

	Last Name	First Name	Agency
27	Munoz	Art	City of San Jose
28	Newton	Matt	City of San Jose
29	Nichols	Allen	City of San Jose
30	Nolte	Derek	City of Mountain View
31	Osborn	Steve	City of San Jose
32	Page	Les	City of San Jose
33	Prince	Donella	City of San Jose
34	Reynolds	Keith	SCVWD
35	Rodriguez	Ralph	City of San Jose
36	Ryan	Elish	Santa Clara County Parks
37	Sandahl	Carrie	Mountain View
38	Sedaghatpour	Shara	City of San Jose
39	Soltero	Paul	City of San Jose
40	Souza	Steve	Town of Los Gatos
41	Wahidi	Syed	City of Campbell
42	Welch	Tom	City of San Jose
43	Woodard	Denise	City of San Jose

Santa Clara Valley
Urban Runoff
Pollution Prevention Program

Evaluation Form Summary

CONSTRUCTION SITE INSPECTION TRAINING
Roosevelt Community Center, San Jose
Wednesday, October 21, 2009
9:00 AM – 12:00 noon

Attendees: **74** **Evaluations:** **39**

---

1. **Construction Site Inspection and Enforcement Procedures** – Given by Cathy Hoang-Mendoza, City of San Jose

   Very Useful 28 **Somewhat Useful 10** **Not useful 1**

   Comments:

   - Appreciate the practical examples.
   - Esp. good as substitute.
   - Good notes/pictures.
   - Cathy's presentation was great!
   - Not with a city (Not Useful)
   - Refresh city municipal-code.
   - I'm not sure how useful this information is to people from other jurisdictions who attended.

2. **Stormwater Quality – Construction Site Compliance/Controls -** Given by Scott Taylor, RBF Consulting

   Very Useful 30 **Somewhat Useful 7** **Not useful 0**

   Comments:

   - Very informative and a good heads up for what is coming.
   - Appreciate the practical examples.
   - Extremely qualified, good presentation.
   - Always great presentations.
   - Photo slides were helpful to help understand different BMPs.
   - Deeply knowledgeable.
   - One of the most knowledgeable people in the field and a good speaker.

3. **Check-in with Water Board Construction Inspection Team -** Given by Christine Boschen, SF Bay Regional Water Quality Control Board

   Very Useful 19 **Somewhat Useful 11** **Not useful 0**

   Comments:

- Interesting to see what the state considers a "violation"
- Knowledgeable/practical.
- Does not explain enough.
- It is good to know what the Board looks for and how strict they are.
- Pictures of violations give good idea of what Board is looking for – good insight into their philosophy.

Did this training meet your expectations? Yes: 38 No: 0

Comments:

- Always good to hear new ideas and products.

What parts of the training were most useful to you?

- Costs of EC measures and products.
- Photos of violations. Heads up on new GOP requirements.
- Procedures.
- Stormwater quality.
- All of them, but in particular, the City of San Jose presentation.
- Who is responsible for what activities.
- Photos. (2)
- Better management practices.
- Site containment.
- Construction site BMPs.
- BMPs. (2)
- Filter fabric should not be used during rain seasons.
- Examples.
- Method of control.
- Visual examples.
- All. (4)
- Keep refreshers coming and with some new info as available, we need the consistency and updates, esp. if we do not match these all the time (or if we do…)
- Example photos.
- Storm water quality notes and pictures.
- Best management practices. Best available technology.
- This is the most educated AND field educated group of speakers – I'm used to listening to people in their heads without field experience or that rare uncommon "common sense".
- Photo examples and some discussions of permit change for July 2010.
- Visual examples – right vs. wrong way to do it.
- Erosion control measures and examples of problems.
- Example (slides) of "Do's" and "Don'ts".
- Applicable examples in photographs with discussion of practices.
- Knowing what the water board is looking at.
- Recent examples/cases.
- Water Board presentation.

What would have made this training more useful?

- Better quality presentation from Regional Board – less repetitive, more informational regarding Board operations, regulations, etc.
- More handouts.
- Better explanation of upcoming permit requirements.
- Flow charts of responsibility.
- More time. (2)
- Information for prevention/implementation.
- Movies.
- Leave some type of org chart or chain of command and phone numbers to contact.
- More coffee.
- More time with the RWQCB rep.
- Can we have a class for inspectors only?
- Nothing.
- Show how these regulations can be monitored.
- Define acronyms – list on handout. List all websites on a single sheet/handout.
- Copy of BMP handbook.
- Starting on time.
- More examples/cases to review. Good vs. bad as class examples.
- If it can be geared to utility work in Public Right of Way

What topics would you recommend for a future training?

- New Permit. (2)
- How to take digital photos for best investigations.
- Encourage city staff to make habit to keep work site neat and clean/work with construction team.
- Demonstrations and examples.
- Utilities companies involved in construction.
- Negative aspects of over hill or erosion and sediment controls. E-training – do at own pace.
- Erosion control for utility permitted jobs/projects.
- Topics for enforcement were well covered.
- Storm water control on unregulated sites, i.e., Farms, Foothills, Construction Yards, to name a few.
- Case studies.
- Example of citing locally with steps of remediation by local agency and water board collaborating.
- Class exercise/group project planning exercise.
- Requirements of new construction permit and new MRP.

General Comments?

- Need a little more time.
- Good job.
- Great refresher, a must.
- Thank You. (4)

Santa Clara Valley
Urban Runoff
Pollution Prevention Program

Evaluation Form Summary

CONSTRUCTION SITE INSPECTION TRAINING
Roosevelt Community Center, San Jose
Wednesday, October 21, 2009

Attendees: 43 **Evaluations: 24**

---

1. **Check-in with Water Board Construction Inspection Team** - Given by Christine Boschen, SF Bay Regional Water Quality Control Board

   Very Useful 7 **Somewhat Useful 16** **Not useful 1**

Comments:

- Photos showed various violations but effect on environment not addressed and no consideration of effects of natural erosion vs. human causes.
- Pretty brief – would be helpful to have a little more time.
- Give more detail of the damage the creeks & bay has occurred due to violations.

2. **Construction Site Inspection and Enforcement Procedures** – Given by Cathy Hoang-Mendoza, City of San Jose

   Very Useful 7 **Somewhat Useful 14** **Not useful 2**

Comments:

- As a county agency, not so useful to us.
-

3. **Stormwater Quality – Construction Site Compliance/Controls -** Given by Scott Taylor, RBF Consulting

   Very Useful 17 **Somewhat Useful 6** **Not useful 0**

Comments:

- When considering types of erosion control, presented as if we had to decide what should be used. We are only inspectors, not to dictate what is used. Responsibility of property developer – City properties decided by higher ups.
- Most informative presentation – appreciate examples of real world construction problems and discussion (re: different BMP techniques).

- Who are you talking about? That needs to do the inspections? Contractors or CSJ Inspectors???

Did this training meet your expectations? Yes: 18 No: 1

Comments:

- Somewhat
- This should have been more specific to what we as inspectors for the City of San Jose are required to do – not what other entities are required to do.

What parts of the training were most useful to you?

- Examine if procedures used by developers are adequate. Cost of different products not our concern.
- Scott Taylor's presentation was excellent and look forward to attending his overview of the new 2009 General Permit. (Note: presentations with examples of bad practices should include examples how situations could be handled better.)
- Section 3 – I liked the ½ day.
- Enforcement procedures.
- Scott Taylor's talk.
- Scott's presentation is practical and although I've seen these measures before, it's good to be reminded.
- BMPs.
- Contacts that are available if violations exists.
- SWPPP requirements.
- Refresh info and update of new requirements coming.
- 2 and 3.
- All.
- The parts that were addressed to contractors and developers.
- Examples of what to do.

What would have made this training more useful?

- Morning training, not pm. (3)
- Be more specific for City of San Jose inspectors. Coffee and tea and water would have been nice. Not everyone drinks soda.
- More examples of what are the acceptable practices. Examples of fines given to contractors.

What topics would you recommend for a future training?

- New Permit requirements.
- Discuss specific responsibilities of inspection staff under the new Municipal Regional Permit. Contrast between current policy and upcoming policy.
- Contact phone numbers.
- Be more specific for CSJ inspectors. Who are you speaking to?
- Update the photo library. Some photos seen a few times.

General Comments?

- Dry

Construction Stormwater Management Compliance Workshop

January 19 and 20, 2010

Santa Clara Valley
Urban Runoff
Pollution Prevention Program

SAN FRANCISCO ESTUARY PARTNERSHIP

"Construction Stormwater Management Compliance Workshop"

Tuesday, January 19, 2010
8:30 am – 3:30 pm
Quinlan Community Center
10185 N. Stelling Road
Cupertino. CA 95014

Wednesday, January 20, 2010
8:30 am – 3:30 pm
Roosevelt Community Center
901 E. Santa Clara St.
San Jose, CA 95116

Same Workshop Will Be Offered On Both Days

Who should attend this workshop: Municipal inspectors who perform stormwater inspections for their agency's stormwater program; staff responsible for public construction projects; local stormwater program coordinators. **Contractors and others interested in attending are requested to sign up for the workshop at http://www.sfestuary.org/projects/detail.php?projectID=7**

Workshop agenda will include information on:

- How to comply with the New Statewide Construction General Permit
- Simple and effective stormwater BMPs (Best Management Practices) for small and large construction projects
- Selecting and maintaining BMPs during construction
- Monitoring and reporting requirements
- Post construction stormwater management techniques

*There will be **no charge** to municipal staff for the workshop. Breakfast & box lunch will be served.*
Please pass this flyer to appropriate staff within your organization.

REGISTRATION FORM (Please indicate the date you would like to attend)

Name: _____

Title: _____

Agency/Company: _____

Phone: _____

Email: _____

☐ **Tuesday, Jan 19, Cupertino Location**

☐ **Wednesday, Jan 20, San Jose Location**

Please complete and email to Miranda@eoainc.com or fax to the Santa Clara Valley Urban Runoff Program office (fax no. 408- 720-8812) no later than Wednesday, January 13, 2010 . Questions? Call Miranda at 408-720-8811

Santa Clara Valley Urban Runoff Pollution Prevention Program

San Francisco Estuary Project

Friends of the Estuary
PROTECTING • RESTORING • ENHANCING THE SAN FRANCISCO BAY-DELTA ESTUARY

California Water Boards
STATE WATER RESOURCES CONTROL BOARD
REGIONAL WATER QUALITY CONTROL BOARDS

Construction Site Compliance Workshop
January 19th, 2010

Quinlan Community Center
10185 N. Stelling Road
Cupertino, CA 95014

AGENDA

8:30 AM **Registration and Continental Breakfast**

9:00 AM **Welcome and Introduction**
Debbi Egter Van Wissekerke, San Francisco Estuary Project

9:05 AM **The Municipal Regional Permit (MRP) – What You Need to Know**
Jill Bicknell, Kristin Kerr, SCVURPPP

9:30 AM **Understanding the New State General Construction Permit**
Scott Taylor, RBF Consulting

10:30 AM **BREAK**

10:45 AM **The Water Board Inspection Program in Santa Clara County**
Christine Boschen, San Francisco Regional Water Quality Control Board

11:15 AM **Storm Water Pollution Prevention Programs, State and Municipal Requirements, Compliance**
Scott Taylor, RBF Consulting

11:45 AM **Lunch** (To be provided)

12:30 PM **Linear Utility Projects – Overview**
Tanya Bilezikjian, RBF Consulting

12:50 PM **Sediment, Erosion Control and Construction Site Pollution Prevention**
Scott Taylor, RBF Consulting

1:20 PM **Vendor Demonstration**

1:40 PM **Sediment, Erosion Control and Construction Site Pollution Prevention**
Scott Taylor, RBF Consulting

2:10 PM **Group Exercise – Developing a SWPPP Site Map and Erosion Control Plan**

3:45 PM **Adjourn**

Santa Clara Valley Urban Runoff Pollution Prevention Program

San Francisco Estuary Project

Friends of the Estuary
PROTECTING • RESTORING • ENHANCING THE SAN FRANCISCO BAY-DELTA ESTUARY

California Water Boards
STATE WATER RESOURCES CONTROL BOARD
REGIONAL WATER QUALITY CONTROL BOARDS

Construction Site Compliance Workshop
January 20th, 2010

Roosevelt Community Center
901 E Santa Clara St
San Jose, CA 95116

AGENDA

8:30 AM **Registration and Continental Breakfast**

9:00 AM **Welcome and Introduction**
Debbi Egter Van Wissekerke, San Francisco Estuary Project

9:05 AM **The Municipal Regional Permit (MRP) – What You Need to Know**
Jill Bicknell, Kristin Kerr, SCVURPPP

9:30 AM **Understanding the New State General Construction Permit**
Scott Taylor, RBF Consulting

10:30 AM **BREAK**

10:45 AM **The Water Board Inspection Program in Santa Clara County**
Christine Boschen, San Francisco Regional Water Quality Control Board

11:15 AM **Storm Water Pollution Prevention Programs, State and Municipal Requirements, Compliance**
Scott Taylor, RBF Consulting

11:45 AM **Lunch** (To be provided)

12:30 PM **Linear Utility Projects – Overview**
Tanya Bilezikjian, RBF Consulting

12:50 PM **Sediment, Erosion Control and Construction Site Pollution Prevention**
Scott Taylor, RBF Consulting

1:20 PM **Vendor Demonstration**

1:40 PM **Sediment, Erosion Control and Construction Site Pollution Prevention**
Scott Taylor, RBF Consulting

2:10 PM **Group Exercise – Developing a SWPPP Site Map and Erosion Control Plan**

3:45 PM **Adjourn**

Construction Stormwater Management Compliance Workshop
Sign In Sheet

	Last Name	First Name	Municpal	Initials
1	Barragan	Manuel	Cupertino	
2	Donnelly	Cheri	Cupertino	
3	Rieden	Kevin	Cupertino	
4	Greiner	Terry	Los Altos	
5	Small	Kathy	Los Altos	
6	Bermudez	Jorge	Milpitas	
7	Bravo	Fernando	Milpitas	
8	Dutton	Jim	Milpitas	
9	Hanson	William	Milpitas	
10	Kaderi	Babak	Milpitas	
11	Leung	Jeff	Milpitas	
12	Phalen	Kathleen	Milpitas	
13	Racca-Johnson	Elizabeth	Milpitas	
14	Uppal	Paramjit	Milpitas	
15	Waldron	Julie	Milpitas	
16	Anderson	Eric	Mountain View	
17	Nolte	Derek	Mountain View	
18	Sandahl	Carrie	Mountain View	
19	Boyd	Holly	Palo Alto	
20	Fujimoto	Chris	Palo Alto	
21	Hara	Robert	Palo Alto	
22	Jones	Brian	Palo Alto	
23	Nafziger	Mike	Palo Alto	
24	Tran	Young	Palo Alto	
25	Hoang-Mendoza	Cathy	San Jose	
26	Sabour	Fred	San Jose	
27	Thakare	Pradnya	San Jose	
28	Wilson	Jim	San Jose	
29	Staub	David	Santa Clara	
30	Wier	Elliot	Santa Clara	
31	Brosseau	Kim	Santa Clara County	
32	Caceres	Bernardine	Santa Clara County	
33	Cline	Tracy	Santa Clara County	
34	Cruz	Pete	Santa Clara County	
35	Dalal	Rikti	Santa Clara County	
36	Duazo	Ed	Santa Clara County	
37	Freitas	Chris	Santa Clara County	
38	Gangadhara	Hosalli	Santa Clara County	
39	Klett	Kelly	Santa Clara County	
40	Leung	Joseph	Santa Clara County	
41	Mahdavi	Faranak	Santa Clara County	
42	Melvin	David	Santa Clara County	
43	Parks	David	Santa Clara County	
44	Rivas	Manuel	Santa Clara County	
45	Romeo	Antoninette	Santa Clara County	
46	Roncal	Barni	Santa Clara County	
47	Shoffner	Dawn-Marie	Santa Clara County	
48	Spaulding	Clara	Santa Clara County	
49	Vo	Khoa	Santa Clara County	
50	Wong	Darrell	Santa Clara County	

Construction Stormwater Management Compliance Workshop
Sign In Sheet

	Last Name	First Name	Municpal	Initials
51	Yang	Jim	Santa Clara County	
52	Mark	Jane	Santa Clara County Parks	
53	Rocha	Don	Santa Clara County Parks	
54	Wang	James	SCVWD	
55	Ankeny	Randy	Sunnyvale	
56	Blancher	Gordon	Sunnyvale	
57	Fernandez	Toby	Sunnyvale	
58	Gonzales	Eric	Sunnyvale	
59	McCumby	Kristy	Sunnyvale	
60	Perking	Diana	Sunnyvale	
61	Serrano	Bob	Sunnyvale	
62	Stevenson	Daniel	Sunnyvale	
63	Bristow	Mark	West Valley Sanitation District	
64	Hatchett	Kelvin	West Valley Sanitation District	
65	Torres	Jess	West Valley Sanitation District	
66	Bicknell	Jill	SCVURPPP	Speaker
67	Bilezikjian	Tanya	RBF Consulting	Speaker
68	Boschen	Christine	SFRWQCB	Speaker
69	Taylor	Scott	RBF Consulting	Speaker
70	Atre	Vishakha	SCVURPPP	Staff
71	EgterVanWissekerke	Debbi	SFEP	Staff
72	Banks	Sterling	Rain For Rent	Vendor
73	Cazarez	Pablo	Rain For Rent	Vendor
74	Graham	Doug	Profile Products	Vendor
75	Hammer	Kristina	Rain For Rent	Vendor
76	Smith	Zachary	Rain For Rent	Vendor

Construction Stormwater Management Compliance Workshop
Sign In Sheet

	Last Name	First Name	Municpal	Initials
1	Huynh	David	Atherton	
2	Hom	Alan	Campbell	
3	Oxonian	Alberto	Campbell	
4	Apilado	Emil	Los Altos	
5	Bocalan	Michelle	Los Altos	
6	Fairman	Aida	Los Altos	
7	Harper	Robert	Los Gatos	
8	Boitnott	Michael	Milpitas	
9	Ezeokeke	Joe	Milpitas	
10	Heydari	Fariborz	Milpitas	
11	Nguyen	Jimmy	Milpitas	
12	Wiseman	Dorsey	Milpitas	
13	Yee	Poh	Milpitas	
14	Amores	Jim	Palo Alto	
15	Anderson	Daren	Palo Alto	
16	Arp	Ron	Palo Alto	
17	Bicknell	Richard	Palo Alto	
18	Carlet	Shari	Palo Alto	
19	Collie	Joe	Palo Alto	
20	Kim	Jay	Palo Alto	
21	Muir	Chuck	Palo Alto	
22	Nguyen	Hung	Palo Alto	
23	Perez	Guiselle	Palo Alto	
24	Torke	Ken	Palo Alto	
25	Roche	Anna	San Francisco Public Utilities Commission	
26	Weinand	Matthew	San Francisco Public Utilities Commission	
27	Murray	Kevin	San Francisquito Creek Joint Powers Authority	
28	Tsao	Danny	San Jose	
29	Aguilar	Mirabel	San Jose	
30	Aizumi	Susan	San Jose	
31	Alvarez	Adolfo	San Jose	
32	Angeles	Maria	San Jose	
33	Avalos	Jaime	San Jose	
34	Balingit	Jose	San Jose	
35	Banwait	Manjit	San Jose	
36	Barnese	Vince	San Jose	
37	Bhatnager	Suchet	San Jose	
38	Blum	Steve	San Jose	
39	Cheung	Ron	San Jose	
40	Croutch	Ellen	San Jose	
41	Grogan	Dale	San Jose	
42	Halleck	Bill	San Jose	
43	Hansen	Patrick	San Jose	
44	Harrison	Ryan	San Jose	
45	Hart	Jared	San Jose	
46	Johnson	Michael	San Jose	
47	Kumar	Sal	San Jose	
48	Loatfi	Morgan	San Jose	
49	Mastrodicasa	Chris	San Jose	
50	Morse	Mary	San Jose	
51	Mu	Huimin	San Jose	

Construction Stormwater Management Compliance Workshop
Sign In Sheet

	Last Name	First Name	Municpal	Initials
52	Nakagawara	Arlene	San Jose	
53	Palajac	Jan	San Jose	
54	Palomar	Stacey	San Jose	
55	Pruitt	Mike	San Jose	
56	Rapson	Rodney	San Jose	
57	Rivero	Raul	San Jose	
58	Rundle	Loren	San Jose	
59	Sawicki	Patty	San Jose	
60	Trinidad	Domingo	San Jose	
61	Valdes	Ricardo	San Jose	
62	Wilder	Gabrielle	San Jose	
63	Rodriguez	Ralph	San Jose	
64	Kazemi	Jamal	San Jose	
65	William	Yvonne	San Jose	
66	Smith	Al	San Jose	
67	Assaf	Mohamed	Santa Clara County	
68	Burke	Deborah	Santa Clara County	
69	Chitwood	Ron	Santa Clara County	
70	Contreras	Angelina	Santa Clara County	
71	Fong	Ryan	Santa Clara County	
72	Ho	Tran	Santa Clara County	
73	Hong	Tong	Santa Clara County	
74	Ikeda	Jim	Santa Clara County	
75	Li	Christine	Santa Clara County	
76	Nguyen	Ted	Santa Clara County	
77	Ojeda	Nolverto	Santa Clara County	
78	Patterson	John	Santa Clara County	
79	Phillips	Susan	Santa Clara County	
80	Pipkin	Rowdy	Santa Clara County	
81	Parks	David	Santa Clara County	
82	Schramm	Jim	Santa Clara County	
83	Shallenberger	Lincoln	Santa Clara County	
84	Stutz	Greg	Santa Clara County	
85	Theis	Shelly	Santa Clara County	
86	Trinh	Mai	Santa Clara County	
87	Tucker	Charles	Santa Clara County	
88	Pascoal	Paul	Santa Clara County	
89	Petersen	Craig	Santa Clara County	
90	Halepeska	Rex	Santa Clara County Parks	
91	Dharasker	Shree	SCVWD	
92	Gonzales	Nelson	SCVWD	
93	Mai	Cong	SCVWD	
94	Palafox	Felix	SCVWD	
95	Reynolds	Keith	SCVWD	
96	Ingebrigtsen	Tracy	Stanford University	
97	Kern	Adam	Stanford University	
98	Brown	Alan	Sunnyvale	
99	Chun	Bennett	Sunnyvale	

Construction Stormwater Management Compliance Workshop
Sign In Sheet

	Last Name	First Name	Municpal	Initials
100	Espinoza	Joe	Sunnyvale	
101	Fakih	Nasser	Sunnyvale	
102	Rojas	George	Sunnyvale	
103	Tripiano	Frank	Sunnyvale	
104	Williamson	Josh	Sunnyvale	
105	Carroll	Kelly	West Valley Communities	
106	Picado	Jorge	West Valley Sanitation District	
107	Campbell	Mike	HMH Inc	
108	Weis	Deric	Ruth & Going Inc	
109	Bilezikjian	Tanya	RBF Consulting	Speaker
110	Boschen	Christine	SFRWQCB	Speaker
111	Kerr	Kristin	SCVURPPP	Speaker
112	Taylor	Scott	RBF Consulting	Speaker
113	Atre	Vishakha	SCVURPPP	Staff
114	EgterVanWisseke rke	Debbi	SFEP	Staff
115	Fusco	John	SCVURPPP	Staff
116	Cazarez	Pablo	Rain For Rent	Vendor
117	Graham	Doug	Profile Products	Vendor
118	Hammer	Kristina	Rain For Rent	Vendor
119	Smith	Zachary	Rain For Rent	Vendor

Santa Clara Valley
Urban Runoff
Pollution Prevention Program

Construction Site Compliance Evaluation Summary

SAN FRANCISCO ESTUARY PARTNERSHIP

Location: Quinlan Community Center, Cupertino
Date: Tuesday, January 19, 2010

Attendees: 65 ***Evaluations: 43***

A. OVERALL	*Strongly Disagree*	*Disagree*	*Neutral*	*Agree*	*Strongly Agree*	**COMMENTS**
1. Room/Facility was pleasant	1	0	2	12	28	• Too cold
2. Materials were useful	1	0	3	14	23	• Some handouts were too small to see
3. Pacing was neither too quick nor to slow	1	1	10	20	9	
4. Content was interesting	1	0	6	24	13	• Some material was a repeat of previous workshops
5. I learned a lot	1	0	7	20	15	• Good slides, very informative

B. INSTRUCTORS						
1. Instructors were knowledgeable	1	0	0	14	27	• Helpful knowledge
2. Instructors answered my questions	1	0	5	15	20	• Good for staff engineers and inspectors
3. Instructors kept me interested	1	1	8	16	16	

C. RESULTS						
1. This course will improve the quality of my work	1	0	7	20	14	
2. I would recommend the course to others	1	1	2	21	17	
3. This training was a worthwhile investment of my time	1	2	4	19	16	

D. The most useful information for me was:

- Information about the new permit requirements
- How to carry out a thorough inspection – knowledge and awareness of new/upcoming regional permits
- Handouts and CD material
- New changes and new requirements in the new permit requirements and the exercise work plan
- Timeline implementation
- All the new requirements and explaining the differences between the MRP and GCP
- Viewing photos of BMP practices, both good and bad implementations
- Contacts for help with implementation
- Application of erosion control measures
- What cities are required to inspect
- Information on turbidity testing

E. **The least useful information for me was:**

- Water Board Inspection Program
- Vendor portion
- Municipal/residential inspections
- Too many details at once
- SWPPP drawing at end
- Redundant info from past 15 years

F. What type of additional information would you like to see presented in the class?

- It should be clarified what agencies are responsible for enforcing if not the owner of a project vs. if they own the project (public works/capital improvement project). Jill's talk should specify who is responsible (agency) & Scott's should say owner/builder is responsible.
- Provide more on biodegradable materials.
- Information for non-city agencies (counties and NPDES/permit requirements in rural, un-residential areas)
- If we could get computers for everyone when running through RL calculations
- Sampling equipment types
- More BMP practices for public-right-of-way facilities
- More practical experience
- Specific local case studies
- NPDES requirements related to parks and trails
- Streamlined forms specific to what the agencies want

G. **Additional Comments**

- This class was very useful to me, flowed well, and had a fair balance of construction site management protocols and actual site scenarios.
- Don't use the same site plan for the exercise every year.
- Scott was very knowledgeable and interesting. He kept the class engaged.
- More information on CD and websites would be helpful.
- Less theory and more hands-on
- Scott needs to develop a new/different group exercise for this presentation for a more experienced group.
- Although very technical, the acronym list was helpful when deciphering materials.
- I always enjoy how these workshops that are so technical can be so easy to understand. Great job by the presenters to make the content interesting and easy to understand!

Santa Clara Valley
Urban Runoff
Pollution Prevention Program

Construction Site Compliance Evaluation Summary

SAN FRANCISCO ESTUARY PARTNERSHIP

Location: Roosevelt Community Center, Cupertino
Date: Wednesday, January 20, 2010

Attendees: 107 ***Evaluations: 57***

A. OVERALL	*Strongly Disagree*	*Disagree*	*Neutral*	*Agree*	*Strongly Agree*	**COMMENTS**
1. Room/Facility was pleasant	2	9	13	19	13	• Room was uncomfortably cold • Next time have wifi • Great facility
2. Materials were useful	0	0	3	33	21	• Text on handouts difficult to read • Too many acronyms
3. Pacing was neither too quick nor to slow	0	3	10	29	14	• Too much over-lap
4. Content was interesting	0	0	8	33	15	• Organization was lacking
5. I learned a lot	0	1	13	28	13	

B. INSTRUCTORS						
1. Instructors were knowledgeable	0	0	1	26	30	
2. Instructors answered my questions	0	2	10	19	23	
3. Instructors kept me interested	0	2	7	31	16	• Less monotone to help keep people interested • Discouraged by lack of good outlines for procedures

C. RESULTS						
1. This course will improve the quality of my work	0	0	12	26	19	
2. I would recommend the course to others	0	2	5	26	24	
3. This training was a worthwhile investment of my time	0	0	9	27	21	

D. The most useful information for me was:

- Overview of requirements

- Inspection tips
- Actual situations
- The table summaries and the CD
- Photos of existing site, examples of good and bad

E. **The least useful information for me was:**

- Vendors
- New regulation explanation was inadequate and confusing
- Examples of various erosion and how it was resolved and cost estimating
- Review was too long
- Rain for Rent presentation

F. What type of additional information would you like to see presented in the class?

- A better handbook or guideline of procedures – not just PowerPoint handouts
- Stuff related to roadway construction – arterials
- Demo of gauges to use in field
- Better distinction between general construction permit and local municipal permits.
- What does and does not work in construction inspections.

G. **Additional Comments**

- If you have inspectors for each project, why are every simple BMP not being implemented? Make inspection staff responsible for making sure BMP's are on site. Designers are rarely in the field and inspectors are daily.
- Polyacrylamide pusher – if passive use puts high levels in the output, then why would we want to use it in any form?
- The backgrounds on some slides do not transfer well on photocopies – cannot see what was on the page.
- Course was too long and very repetitive
- PowerPoint allows printing of slide handouts without the background color resulting in a white slide background. Please take this step so that the slide handouts are more readable.
- Presentation flow by all was very productive. Going through the slides in a speedy manner kept presentations from being boring.
- Too much information to absorb and follow – can someone develop a flow chart or table summary that guides the field inspector to efficient evaluation and implementation?
- The exercise was very helpful to think about and apply what was learned.
- Go through risk levels, what they mean and how to calculate them first. This will help people understand if their projects generally fall into a particular risk level.
- Should require contractors to attend these workshops to give them heads up of what agencies will be looking for in regards to compliance.
- More photos and examples would be helpful when describing the general permit changes.
- Higher quality photos would be useful; the ones presented were hard to see.
- I don't think that it is appropriate for Scott Taylor, a private for-profit consultant, to be presenting to the level where he is setting the standards for municipal requirements. This level of material should be interpreted by a state employee, associated with that program. This is a conflict of interest.

Construction Site Stormwater Compliance Workshop

May 19, 2010

Construction Site Stormwater Compliance Workshop

Santa Clara Valley Water District
Headquarters' Boardroom
May 19, 2010

Agenda

9:00 **Registration and Continental Breakfast**

9:15 **Welcome and Introduction**
Brett Calhoun, Senior Water Quality Specialist

9:20 **Understanding the New State General Construction Permit**
Scott Taylor, RBF Consulting

- Understanding Qualified SWPPP Developer (QSD) and Qualified SWPPP Practitioner (QSP) Certification and Criteria
- Understanding Stormwater and Receiving Water Monitoring

11:15 **Linear Utility Projects**
Tanya Bilezikjian, RBF Consulting

12:00 Break

12:15 **SMARTS Web Tool**
Tanya Bilezikjian, RBF Consulting

1:00 **Questions/Wrapup**

1:10 **Adjourn**

Construction Site Stormwater Compliance Workshop

	Last	First	Municipality	Email
1	Aguilar	Mirabel	San Jose	Mirabel.Aguilar@sanjoseca.gov
2	Bramer	Tim	SCVWD	tbramer@valleywater.org
3	Butler	Debra	SCVWD	dbutler@valleywater.org
4	Calhoun	Brett	SCVWD	bcalhoun@valleywater.org
5	Chau	John	Los Altos Hills	jchau@losaltoshills.ca.gov
6	Chen	Ben	SCVWD	bchen@valleywater.org
7	Chevalier	Edward	Menlo Park	EBChevalier@menlopark.org
8	Cohn	Sandy	SCVWD	scohn@valleywater.org
9	Coleman	Michael	SCVWD	mcoleman@valleywater.org
10	Collins	Donna	SCVWD	dcollins@valleywater.org
11	Crowley	James	SCVWD	jcrowley@valleywater.org
12	Desai	Hemang	SCVWD	hdesai@valleywater.org
13	Dharasker	Shree	SCVWD	sdharasker@valleywater.org
14	Ferranti	Stephen	SCVWD	sferranti@valleywater.org
15	Flammer	Kurt	SCVWD	kflammer@valleywater.org
16	Gangadhara	Hosalli	Santa Clara	GSciara@santaclaraca.gov
17	Ganjoo	Bal	SCVWD	bganjoo@valleywater.org
18	Garcia	Marie	SCVWD	mgarcia@valleywater.org
19	Gharib	Pari	SCVWD	pgharib@valleywater.org
20	Griffiths	Ron	VTA	ron.griffiths@vta.org
21	Harris	Susan	SCVWD	sharris@valleywater.org
22	Heggarty	John	VTA	john.heggarty@vta.org
23	Hoa	LeeAnn	SCVWD	lhoa@valleywater.org
24	Hong	Tong	Santa Clara Co	Tong.Hong@rda.sccgov.org
25	Hosseini	Saeid	SCVWD	shosseini@valleywater.org
26	Ibarra	Ted	SCVWD	tibarra@valleywater.org
27	Idowu	Shola	SCVWD	sidowu@valleywater.org
28	Imamura	Scott	SCVWD	simamura@valleywater.org
29	Ingebrigtsen	Tracy	Stanford	tracyi@bonair.stanford.edu
30	Inman	Todd	SCVWD	tinman@valleywater.org
31	Julian	Sunshine	SCVWD	sjulian@valleywater.org
32	Lau	Gordan	SCVWD	glau@valleywater.org
33	Leal	Merna	SCVWD	mleal@valleywater.org
34	Lee	Youhan	SCVWD	ylee@valleywater.org
35	Lind	Larry	Los Altos	LLind@losaltosca.gov
36	Liu	Peter	SCVWD	pliu@valleywater.org
37	Lueneburger	Kurt	SCVWD	klueneburger@valleywater.org
38	Mason	Tami	San Jose	TMason@sjc.org
39	Munson	Mike	SCVWD	mmunson@valleywater.org
40	Ndah	Tony	SCVWD	tndah@valleywater.org
41	Neuman	Karl	SCVWD	kneuman@valleywater.org
42	Nguyen	Ngoc	SCVWD	nnguyen@valleywater.org

Construction Site Stormwater Compliance Workshop

	Last	First	Municipality	Email
43	Nguyen	Minh-Tri	SCVWD	mnguyen@valleywater.org
44	Okane	Kristen	SCVWD	kokane@valleywater.org
45	Ortiz	Luis	SCVWD	lortiz@valleywater.org
46	Palajac	Jan	San Jose	Jan.Palajac@sanjoseca.gov
47	Pan	Nancy	SCVWD	npan@valleywater.org
48	Parks	David	Santa Clara Co	David.Parks@rda.sccgov.org
49	Paunil	Marino	SCVWD	mpaunil@valleywater.org
50	Sarmiento	Arnold	SCVWD	asarmiento@valleywater.org
51	Scribner	Nathan	Menlo Park	NVScribner@menlopark.org
52	Shan	Zhen	SCVWD	zshan@valleywater.org
53	Strempel	Adam	SCVWD	astrempel@valleywater.org
54	Tailor	Arvind	SCVWD	atailor@valleywater.org
55	Tan	Bobby	SCVWD	btan@valleywater.org
56	Trinidad	Domingo	San Jose	domingo.trinidad@sanjoseca.gov
57	Tsou	Eric	SCVWD	etsou@valleywater.org
58	Tucker	Charles	Santa Clara Co	Charles.Tucker@rda.sccgov.org
59	Ujah	James	SCVWD	jujah@valleywater.org
60	Uyeda	Karen	SCVWD	kuyeda@valleywater.org
61	Yan	Allen	SCVWD	ayan@valleywater.org
62	Zozaya	Eric	SCVWD	ezozaya@valleywater.org

Santa Clara Valley
Urban Runoff
Pollution Prevention Program

Evaluation Form Summary

Construction Site Stormwater Compliance Workshop

SCVWD, San Jose, CA — Wednesday, May 19, 2010, 9:00 AM – 1:00 PM

Attendees: 60 — **Evaluations: 13**

1. **Understanding the New State General Construction Permit** – Given by Scott Taylor, RBF Consulting

   Very Useful 12 **Somewhat Useful 1** **Not useful 0**

   Comments:
   - Excellent delivery
   - Provide one sheet with all acronyms

2. **Linear Utility Projects -** Given by Tanya Bilezikjian, RBF Consulting

   Very Useful 10 **Somewhat Useful 3** **Not useful 0**

   Comments:
   - Eliminate the frequent "ums", "ahs", and "ands"
   - A bit too fast
   - Difficult to read slides on handout

3. **SMARTS Web Tool -** Given by Tanya Bilezikjian, RBF Consulting

   Very Useful 10 **Somewhat Useful 2** **Not useful 0**

   Comments:
   - Do not use power point slides with background color – makes handouts difficult to read
   - Number your slides

Did this training meet your expectations? Yes: 11 No: 0

What parts of the training were most useful to you?
- New permit regulations
- Smarts portion
- Presentation #1 and #3
- Charts and procedure
- Questions about grandfathering about existing projects

What would have made this training more useful?
- Handout readability
- Bring computer and run risk level assessment
- Legible handouts

What topics would you recommend for a future training?
- Preparing a SWPPP according to the new NPDES permits

General Comments?
- Great job!

Santa Clara Valley
Urban Runoff
Pollution Prevention Program

Appendix 7-1

FY 09-10 Watershed Watch Campaign Annual Campaign Annual Report

- FY 09-10 Watershed Watch Campaign Work Plan
- FY 09-10 Watershed Watch Media Plan
- FY 09-10 Media Buy
- Watershed Watch Media Plan Calendar
- Bus Interior Cards Advertisement
- Bus Tails Advertisement
- FY 09-10 Watershed Watch Campaign Annual Campaign Report; July 2009 – June 2010

September 15, 2010

FY 09-10 Watershed Watch Campaign Work Plan - DRAFT

BACKGROUND

The primary goals of the Watershed Watch Campaign are to:

1. Change behaviors that negatively impact the watershed.
2. Encourage behaviors that protect, preserve and restore the watershed.
3. Inform audiences about activities that impact the watershed.
4. Build awareness of watershed issues in general.

In fiscal year FY 08-09, the Watershed Watch consultant AdManor, Inc.:

- Implemented the FY 08-09 Watershed Watch Campaign work plan
- Maintained and developed partnership relationships that benefit the Program
- Maximized campaign resources through value-added development and effective media implementation
- Coordinated campaign activities in consultation with the Watershed Education and Outreach Ad Hoc Task Group (WEO AHTG)
- Developed new outreach collateral and litter messages

The Campaign's FY 08-09 media buys focused on community newspapers and South Bay radio stations. Messages included problem-specific IPM messages from FY 07-08, newly developed litter messages and Mercury pollution prevention messages.

Each year, the campaign effectiveness has been measured through

- Hits on the www.MyWatershedWatch.org website
- Inquiries on the phone hotline
- Requests for information on the hotline and website
- Quantity of fluorescent bulbs dropped off at participating hardware stores and household hazardous waste collection events.
- Media gross impressions
- Spot surveys conducted at community events
- Attendance at Watershed Watch promotional events

In February 2009, the Program is contracting with a research firm to conduct a public opinion survey to evaluate the effectiveness of the Campaign. The FY 09-10 media and creative plans will be refined based on the finding of the public opinion survey.

FY 09-10 Watershed Watch Campaign Work Plan

The FY 09-10 Work Plan is based on a campaign budget of $150,000. If additional funds become available, they will be allocated according to the prioritized needs of the campaign and feedback from the WEO AHTG.

Whenever possible, Watershed Watch Campaign activities will be coordinated with activities of other local and regional outreach programs (e.g., the BASMAA Regional Ad Campaign, HHW Program and the County Integrated Waste Management Program campaigns, and the BASMAA/BACWA Media Relations Committee). Campaign activities will be evaluated on an ongoing basis, and changes made as required for effectiveness.

In FY 09-10, AdManor Inc. ("consultant") will implement the following tasks to achieve the goals of the Campaign.

TASK 1: Creative Development

This task includes revisions to existing messages or the development of an additional message (e.g. automotive related message). Creative needs will be determined by results of evaluations and as dictated by the priorities of the Campaign (media selection, messages, and all applicable production).

TASK 1 DELIVERABLES:

Final deliverables are contingent upon media plans and WEO AHTG agreement about the message focus for each campaign flight. Deliverables may include creative materials for:

- Print media (newspaper, magazine, coupon ads)
- Transit media (bus board posters)
- Radio (recorded messages, public service announcements)
- Collateral (point-of-purchase displays/prompts, materials for distribution)
- New media (internet, social media, or other new media production)
- Cable television

A part of the budget will be used to develop and produce giveaways (e.g., flyswatter, pencils)

TASK 1 BUDGET: $8,500

TASK 2: Media Advertising

The FY 09-10 media plan will be reflective of the recommendations, evaluations and any trends found in the 2009 public opinion survey. For example, focus group research from 2003 and 2006 suggested that a top of mind awareness (TOMA) approach to media could be more effective than concentrated media campaigns, as a consistent reminder to "do the right thing." After two complete campaign years and media schedules with this approach, the public opinion survey may indicate whether TOMA is being achieved.

The consultant will develop media partnerships, schedules / flight plans and budget allocations in a comprehensive media plan. In developing these plans, the consultant will work with the WEO AHTG to clearly identify and define their media goals and preferences, and obtain their approval.

Requests for proposals will be developed to educate the media regarding the goals of the campaign, the prospective media schedule(s)/plan, budget, and the criteria on which proposals will be judged. RFPs will be distributed to media in the geographic target area, defined as Santa Clara County geographic area, also known as the area of dominant influence (ADI). San Francisco media may also be included with the instruction that comparative data is based on coverage of Santa Clara County audiences.

"New media" or online and mobile phone advertising messaging will be explored in

addition to traditional media.

Media Allocation

The consultant will allocate the media budget proportionate to language/population of the target audiences, and the media's effectiveness in delivering audiences and added-value to the campaign. The consultant will create an appropriate balance based on the goals, budget for the campaign, any timely circumstances and/or other campaign partner activities relevant to Watershed Watch goals and messages.

Media Selection

Media selection may be impacted by the outcome of the public opinion survey, and whether the TOMA approach is effective. The TOMA campaign has focused on delivering more consistent messages to a narrower, more targeted audience. The alternate is utilizing media with a broader reach and more "high-impact" short-term schedule.

Media will be evaluated for its: effective reach in the ADI (ratings); efficiency based on cost per point, reach & frequency to target audience(s), added value, and partnership opportunities.

Media will be selected to create a desirable balance of reach and frequency; limited duplication in programming and formats for maximum reach; maximum impact weighing rating points and impressions; and adequate frequency to create impact.

Selection will consider the proportion of media in English and Spanish relative to the population, effectiveness in delivery of the message, the messages the Campaign wants to deliver, partnerships and value-added media and promotions.

Media Schedule

The FY 09-10 media schedule will be reflective of the results of the public opinion survey (TOMA/ongoing vs. concentrated schedules) and in support of Campaign events and seasonal messages.

The consultant will present the recommended detailed media plan to the WEO AHTG for approval. The media plan will be revised as needed based on comments received.

Upon approval of the media plan, the consultant will confirm schedules with the media and secure contracts, including written commitments of added value and promotions. All creative materials and traffic instructions/insertion orders will be distributed to the media.

Task 2 DELIVERABLES:

- RFP to Media (Media Negotiation)
- Media Recommendations
- Media Plan
- Traffic (creative and scheduling instructions) / Distribution to Media
- Billing / Reconciliation / Documentation
- Media Campaign Summary (Report)

Task 2 BUDGET: $82,850

Task 3: Partner Development and Coordination

Developing partners has proven successful in augmenting campaign resources. Partners have distributed Watershed Watch materials through educational and promotional activities and events, offered web site links, sponsorship status for events, and shared other resources. The consultant will continue to work with past and existing partners so that the list of partners continues to grow each year.

The consultant will explore development of additional partnerships, such as:

- Additional or alternate media partners – Comcast Cable, VietUSA, Cinemas, Pennysaver, ValPak (direct mail media), movie theaters, etc.
- Water-related / outdoor activity businesses or sporting retailers – Fishing, boating, rafting, kayaking, parks and open space groups
- Hardware/garden/home improvement – OSH (currently through BASMAA), Ace Hardware.
- Educational - San Jose Tech Museum, San Jose State University Environmental Studies Department, Santa Clara University Environmental Sciences Institute; encourage student studies and projects focused on watershed protection and pollution prevention in cooperation with Watershed Watch.
- Automotive – dealers, oil change / service centers, auto parts / targeting do-it-yourself oil changes

The consultant will distribute a partnership kit to all new partners and potential partners, which presents partnership benefits and opportunities and tools for displaying their support of WW, and thanks them for their partnership. In pursuing new partners, when appropriate, the consultant will develop customized proposals with specific benefits and creative partnering opportunities, developing mutually beneficial relationships and activities. The consultant will continue to seek partners that provide discounts on products and services to patrons using the Watershed Watch card.

The support of these relationships includes coordinating outreach materials or messages, promoting the partner's interests that are shared with the Program, participating in key activities and events, and suggesting or developing win-win opportunities. A calendar of events will be maintained to keep all partnership activities "on the same page."

Changes and developments in media from the previous year may impact the availability or recommended change in partnership pursuits.

If needed, the consultant will help the WEO AHTG review other local and regional campaigns (e.g., the BASMAA Regional Ad Campaign), and provide feedback.

Task 3 DELIVERABLES:

- Ongoing contact with partners; work with existing partners and renew previous partners
- Partnership kits (ongoing)
- Maintain updated contact data and partnership details
- Development of new creative partnership opportunities / scenarios

- Monthly written report of results or activities
- 2 new community/business partnerships

Task 3 BUDGET: $5,000

Task 4: Development of Value-Added Resources

The media offers excellent value added opportunities. The consultant will negotiate media buys and partnerships for added media exposure, requesting innovative partnerships and sponsorship opportunities with the media and their advertisers. When media proposals lack relevance or inspiration, the consultant will develop and propose concepts, beginning with additional media.

Opportunities include but are not limited to:

- Contests to provide public awareness and incentive
- Donations of products or services to use as incentive
- Signage or space to provide prompts
- Public Service Announcements / donated airtime or space
- Sponsorships
- On-site events
- Cross-promotions with other media clients and with the stations/publications
- Web links, etc.

The consultant will also explore new methods and channels of distribution for campaign messages, as well as activities or opportunities to encourage desired outcome from the audience, and reinforce the positive impact of that action.

Events offering relevant opportunities may be:

- Earth Day events throughout the region
- Home & Garden Shows
- Garden Tours
- Santa Clara County Parks & Recreation events and venues
- Beach/Creek Clean-up days
- Outdoor events/activities that take place in a watershed recreation area
- “Green” living/sustainability or health-related events

Task 4 DELIVERABLES:

- Value-added as negotiated with media and partners
- Monthly written report of results or activities
- Two third-party promotions

Task 4 BUDGET: $5,000

Task 5: Website Maintenance

The consultant will maintain the Watershed Watch website on an ongoing basis, encouraging partners to provide news, and creating more ways and reasons for the public to use the site.

The consultant will edit the site to maximize the usability of the site and help people easily and quickly find the information they seek, and maximize the educational impact and effectiveness of the site. As budget allows, this will involve streamlining the functionality of the site to eliminate extraneous files, and translating more features of the site into Spanish (relevant Watershed Watch pages linked to the Spanish site).

The consultant will update it regularly with the latest news/ articles, creative, partnership links, and events/announcements, including removal of expired or past events and news in a timely manner.

The consultant will track web activity and comment on any potentially relevant trends observed.

Task 5 DELIVERABLES:

- Monthly/ongoing maintenance
- Monthly written report of results or activities

Task 5 BUDGET: $7,000

OPTIONAL: WEBSITE REDESIGN
Please see Addendum I with an optional website redesign proposal.

If the website redesign proposal is approved, the regular maintenance cost would be reduced to $6,000 and other changes will be completed within the scope of site redesign. Website redesign estimate: $11,500

TOTAL TASK 5 + Addendum I Budget: $17,500

Task 6: Outreach Events

The consultant will maintain a comprehensive calendar of events including:

- Partner events (car wash events, garden/gardening, HHW, etc.)
- Relevant holidays or observances (Earth Day, Arbor Day, etc.)
- Media schedules

The consultant will work with WEO AHTG to create an event plan for prioritizing events according to budget, resources and Campaign goals.

The consultant will evaluate and recommend relevant events in the FY 09-10 to reach greater numbers of people, support campaign partners, promote messages/areas of focus (litter, IPM, etc.), and take advantage of added-value / media opportunities when possible.

Task 6 DELIVERABLES:

- Event plan development and maintenance
- Coordination of events (applications, registration fees, materials, etc.)

- Participation / representation at events (equivalent to 5 days)
- Event survey / written report of results or activities

Task 6 BUDGET: $7,000

Task 7: Media and Public Relations

Public and press relations, both proactive and reactive, will be utilized to increase audience awareness and understanding of current events and activities that affect the watersheds.

News created by the actions of nature, politicians and local citizens, and BASMAA media outreach activities may be maximized to promote watershed awareness and public education opportunities. When appropriate, the consultant will craft a relevant news story based on general conditions, campaign events or partner events, or current trends.

Specifically, the recruitment and public awareness of Santa Clara Valley Green Gardeners will be promoted.

The consultant will pitch stories to the local press promoting the Program's perspective.

Materials will be emailed to partners and co-permittees for their approval, use and distribution, and/or loaded to the website for download.

The consultant will also utilize community calendars in internet, print, TV and radio for no-cost announcements of events, programs and activities.

Task 7 DELIVERABLES:

- PR plan development and execution (3 pitches/PSAs)
- Ongoing maintenance of press contact data
- Clippings when available

Task 7 BUDGET: $5,000

Task 8: FY 10-11 Work Plan Development

The consultant will compile and submit monthly, mid-year and year-end campaign activity reports for all applicable tasks. Details will include measurable results of campaign activities and estimated added-value amounts.

The consultant will develop the FY 10-11 Work Plan and Media Plan, consistent with the 3-year conceptual plan and adapting to the outcome of the FY 09-10 campaign.

Task 8 DELIVERABLES:

- FY 10-11 Work Plan
- FY 09-10 mid-year and year-end reports

- Monthly reports

Task 8 BUDGET: $5,500

BUDGET SUMMARY:

BUDGET SUMMARY:

TASK 1 Creative Development	$8,500
TASK 2 Media Advertising	$82,850
TASK 3 Partnership Development	$5,000
TASK 4 Added-Value Development	$5,000
TASK 5 Website Maintenance plus Redesign	$17,500
TASK 6 Event Coordination	$7,000
TASK 7 Media/Public Relations	$5,000
TASK 8 FY 10-11 Work Plan	$5,500
TOTAL CONSULTANT BUDGET	$136,350
EOA Mark Up	$13,635
TOTAL CAMPAIGN BUDGET	**$149,985**

Addendum I

SCVURPPP Watershed Watch Campaign Website Rejuvenation FY 09-10

Overview

The Watershed Watch website is of significant importance to the campaign, providing an affordable and customizable medium for disseminating watershed education and pollution prevention messages, and a method for measuring public response and interest.

The current website provides a wealth of information, but has room for improvement in evolving to meet new standards in user expectations and achieving better rankings in online searches.

Some changes are not possible based on the existing design, such as adding or deleting navigation buttons, so a new site design would allow more freedom and flexibility in what we can present to keep the site fresh and relevant.

The back end of the site is a complex web of content that requires review to ensure that only relevant content is linked to and contained in the site in order to streamline the function.

The top 600-1000 pixels of the current home page look unchanged to each visitor, every time. That is, when they open the site in their web browser, it always looks the same until they scroll down to see the newest additions to the home page (the most current events and features), and some visitors may not bother to do so.

A new home page design will allow the user to see more current news and relevant (desired) information at first glance. Ideally, this will encourage users to spend more time on the site and to visit more frequently.

Goals

- Function
  - Condense and streamline
    - More intuitive to the user's use of the site
    - Fewer clicks to find the data visitors seek; quick links from main page to most popular (frequently visited) items
  - Optimize for search engines with relevant information and key words
- Design / Appearance
  - Update visual and navigational style for a clean look that presents more current information in primary view with less scrolling
  - Contemporary look to appeal to an evolving and more savvy internet audience
- Content
  - Maintain the relevant information from the current site to minimize rewriting and translation
  - Develop (write) new content as needed to meet the needs of the site and user-desired content
- Completion / Work Plan
  - Complete English site prior to starting Spanish site
  - Upon approval of English site and all content, implement Spanish site

- Continue maintaining and updating data on existing site throughout production
- "Go live" upon approval

Scope of Work

1. Develop design style

- Develop and present several layout options.
- Maintain familiar elements of the existing site (e.g. images, colors) while implementing a more current presentation and streamlined navigation
- Revise as needed to achieve approval
- Implement all pages to approved/final style: Approximately 40 active pages (plus linked attachments and external links) for each English and Spanish (approximately 80 pages total)

Samples of modern sites that present a high quantity of content on the page without seeming too busy:

- City of Monterey recycling page www.montereyrecycles.org
- Monterey Regional Waste Management District - http://www.mrwmd.org

2. Content

- Utilize the site activity data (reporting) to determine which content should be featured most visibly and readily accessible, such as Definitions, Volunteer Opportunities, and Problems / Solutions.
- New technology / new media
  - Determine whether or not new technology such as RSS Feeds, blogging or other social networking tools can enrich the content and expand the use of the site
  - Determine how to maintain and maximize it
  - Integrate as deemed appropriate by the Program
- Outline the proposed site content / site map and organize all content
- Use existing messages / content where relevant
- Revise as needed to maximize the visible content for search engine optimization *(ensure the text has popular relevant search words appearing frequently and early as possible in the site content)*
- Develop new content as needed
- Translate into Spanish
  a. All new and revised content
  b. Any content currently linked to the Spanish site that is not yet provided in Spanish

3. Coding

- Code and link all pages
  - Site and page functionality
  - Internal and external page links
  - Link all downloadable attachments
- Search Engine Optimization (SEO)
  - Identify and integrate key words/meta tags *(words and short phrases that describe the content of the site – the more these words appear in the site – both visibly and on the back-end – the better chance the site has of*

ranking highly on search engines in relevant searches; words are strategically selected to address maximum users' searches)
    - Search engine registration
- Tracking / Evaluation
    - Google Analytics, other free web activity analysis tools – fully coded site to track all linked / downloaded documents and activity
- Load and test
- Go live upon approval

Estimate

Estimate is based on:

1. Design & Production
    - Design style (present up to 3; implement 1)
        - Includes up to 2 Revision cycles to achieve final design approval
    - Format content; implement content into approved layout
        - English and Spanish

    DESIGN & PRODUCTION TOTAL $5200

2. Content
    - Copy editing (review and revise existing copy)
    - Copy writing (develop new copy as needed)
    - Translation to Spanish

    CONTENT TOTAL $3250

3. Coding
    - Code and link
    - SEO and registration
    - Test

    CODING TOTAL $3040

TOTAL WEBSITE REDESIGN: $11,490

Work Plan

The proposed work plan is as follows:

PHASE I
Research & Development
- Meet with the Script Review Committee to determine any preferences, wants and needs for the site
- Review example sites (Committee can provide sites they like for example of function, features and layout)
- Compile data regarding popular search words and phrases

Design / Layout
- Design three different looks / layouts

- Present layouts and receive feedback
- Revise selected look to achieve approved design

Content
- Present outline for site (site map) including all linked files and resources
- Present new and revised content for review and approval
- Revise content as needed to achieve approval

Estimated time for Phase I = 1 month
Contingent upon review and approval

PHASE II
Design / Layout
- Implement approved content into English site
- Present and revise as needed to achieve approval

Content
- Translate approved content into Spanish

Estimated time for Phase II = 1 month
Contingent upon review and approval

PHASE III
- Code site as needed
- Implement Spanish site
- Present and revise as needed to achieve approval
- Test
- Register
- Go live

Estimated time for Phase III = 2 weeks
Contingent upon review and approval

FY 09-10 Watershed Watch Media Plan

REVISED 7-27-09

MEDIA OVERVIEW

Budget

The total FY 09-10 media budget is $82,850 in Watershed Watch Campaign funding.

To reflect target audience demographics, approximately 25% or $21,000 of the budget should be in Spanish-language media (per 2007 Census data for Santa Clara County, persons of Hispanic origin).

Co-permittees City of Sunnyvale and City of Cupertino to date have pledged combined $2,000 additional to be allocated to VTA Transit (Bus Tail) ads with a Litter message. This brings the total media budget to $84,850.

Audiences

All ratings/reach information is specifically for the Santa Clara County market.
For general market, efficiencies are based on reaching adults 25-54. When available, efficiencies for audiences 35+ have been provided to gauge the most efficient media for reaching the primary target audience. For Spanish language, the consultant focused on ratings in the 18-49 demographic, consistent with the population.

Messages

The media campaign will focus on pesticide, Green Gardener and litter messages, with car wash messages to promote promotional partnership events and awareness of automotive pollutants. Most messages for print and radio are produced and ready to air / publish.

New messages in the form of brief and frequent tips for pollution prevention and watershed education/trivia will be developed in order to take advantage of blogging, emailing and social networking opportunities. If television and/or online video applications will be utilized, new production will be developed accordingly.

Scheduling

Schedules will maintain a media presence throughout the year. IPM messages are timely in late spring, summer and early fall. Litter messages are especially timely during the rainy season early winter through the spring. Mercury (CFL as HHW) messages are timely outside of daylight savings hours when indoor lighting is used more. Green Gardener messages will be focused around the class schedules (student recruitment prior to registration deadlines, and promotion of Green Gardeners following graduations).

Car wash messages and events are ideal for late spring and throughout the summer and early fall when car washing is eminent. Media and carwash events with partners will be scheduled accordingly.

The following are the media plans for Spanish and English based on decisions/requests by the WEO AHTG. <u>All costs are contingent upon final negotiation with the media, after the plan is approved.</u>

SPANISH MEDIA - RADIO / PRINT / INTERNET

BUDGET: $21,330

Radio – *KSJO 92.3 FM*

- 12 weeks radio
  - Run 6 months; 2 weeks per month
- Provides targeted reach to the local audience
  - A top rated station in Santa Clara County market
  - KSJO mentioned as a preferrred station in Campaign focus groups
- Radio stations are promotions-oriented
  - Support for Campaign events
  - Sponsorship of station events (select or develop relevant events)
- Existing creative allows the Campaign to hit the ground running

Print - *El Observador*

- 26 insertions out of 52 weekly issues; run every-other-week for year-round campaign
- Provides small but targeted reach to the local audience (20K in Santa Clara County)
- ADDED-VALUE
  - ONLINE
    - Print ads will appear in *El Observador* electronic edition (online)
    - Website banner with a link to Campaign website year-round
  - EVENTS
    - Distribution of Watershed Watch marketing material/handouts and messages (e.g. Discount Cards) at local festivals and events where EO participates (long list of events throughout the South Bay)
  - TRANSLATION / CREATIVE
    - Translation provided for new messages
  - EDITORIAL
    - Editorial support (3 articles/press releases - 400 words per article)

Internet – *Google AdWords, KSJO.com*

- Google AdWords
  - 12 weeks Google AdWords based on estimated $0.50 cost per click and 150 clicks per week.
  - Actual costs will vary according to key words and competitive cost-per-click bids (likely lower costs will allow more clicks, and weeks will be added as they are afforded).
  - Target local audiences searching for solutions, events and education; use frequently searched key-words to guide local users to Watershed Watch website
- KSJO Online
  - 10-weeks banner ads
  - Combine on-air with online station media for synergy and added frequency
    - Ad content and on-air announcements invite site traffic
  - Relationship to favorite station provides good-will in Latino community

ENGLISH - CABLE TELEVISION / RADIO / OUTDOOR / INTERNET

BUDGET: $62,536

Television – *Comcast Spotlight Cable*

- 16 weeks of cable TV advertising; 2 weeks per month from November 2009-June 2010.
- Provides geographic targeting to San Jose Zone, Silicon Valley Zone and South Peninsula Zone to reach all jurisdictions with limited waste
- Scheduled to reach maximum viewers in prime access (4-7pm) and prime time (7pm-12mid)
- Builds frequency with audience over course of the campaign
- NETWORK SELECTION:

- Networks selected for ratings with primary target audience (college educated homeowners 35+) and rates to fit within the campaign budget
- Paid networks are all basic cable subscription channels
  - TNT "we know drama"
    - Features sports (golf, NASCAR, NBA), syndicated and original drama series, movies
  - TBS "very funny"
    - Features syndicated and original comedy programs, movies and Sunday MLB baseball
  - HISTORY
    - Features original programming and movies
  - ESPN
    - Features "SportsCenter," sports and games
  - COMEDY CENTRAL
    - Features movies, "Daily Show," "Colbert Report," original and syndicated comedy programming
  - COMCAST SPORTS BAY AREA
    - Features Sharks, 49ers, Raiders, A's, Giants, Kings, Warriors, Earthquakes
  - FX
    - Features original and syndicated programming, movies
- ADDED VALUE
  - Every paid spot is matched with a 6am – 12mid spot (no overnights) on the same channel as the paid spots
  - 500 additional spots on Planet Green, Comedy Central, True TV, Style TV, National Geographic (based on target audience and inventory availability)

Radio – *KBAY 94.5 FM*

- Budget allows 10 weeks of radio
- Recommend one station rather than several, toallow adequate frequency and impact with the listening audience and maximize added value opportunities
- KBAY provides large reach to the target audience on top-ranked station
- Added value:
  - PSAs
  - On-air announcements / tips
  - Online media
  - Promotional support for Campaign events
  - Community involvement in station-sponsored events

Internet – *Facebook, Yahoo, Google*

- *Yahoo.com to be determined: MercuryNews.com does not generally sell Yahoo.com independently.*
- Affords an estimated 16 weeks on Google and Facebook; 8 weeks on Yahoo.com
  - Google AdWords and Facebook based on estimated $0.50 cost per click and 150 clicks per week.
  - Actual costs will vary according to key words and competitive cost-per-click bids (likely lower costs will allow more clicks, and weeks will be added as they are afforded).
- Direct links to WW website, Facebook page, WW Quiz, Discount Card, etc.
- Target geographically, by interests, and key words
- Measurable response
- Effective to reach 18-34 audience
- 35+ audience use is growing

Outdoor / Transit – *VTA Bus Tails*

- Bus tails targeted in Santa Clara County

- High visibility position on back of bus
- 50 showing for one 4-week period in FY 09-10, pending final negotiation of VTA contract and final sum of Co-permittee funding contributions.
- Currently, two jurisdictions have pledged contributions toward VTA advertising with Litter messages. If additional funding is available, it may allow additional bus tails, and/or more weeks in FY 09-10.
- Planned for the end of FY 09-10 and will be carried into FY 10-11 media to allow a longer run and higher impact. This assumes approval of the FY 10-11 media budget for this purpose.

09-10 Fiscal Year

MEDIA

SPANISH	Radio / Print / Online												
Station		Weeks	Spots/ Week	Spons/ PSA's	Total Spots	Week Freq.	Total Freq.	Cost Week	Net Reach	GI's Week	GI's Total	CPM	Total Cost
Radio													
KSJO (15/30s)	92.3 FM	12	28	0	**336**	**2.0**		**$ 1,220**	**28,600**	**57,200**	**686,400**	**$ 21.33**	**$ 14,640**
Total Spanish Radio													**$ 14,640**
		weeks/mos	Ads per Mo.	Cost per Ad	Total Ads	Plus		Cost per week	Reach (Circ)		GI's	CPM	Total Cost
Print Media													
El Observador	2 col x 5" ROP	26	1	0	**26**	**online**		**$ 165**	**19,999**		**519,974**	**$ 8.25**	**$ 4,290**
Total Spanish Print													**$ 4,290**
Internet Media *(Besides offers as part of a package)*		Weeks											
Google AdWords	per click key words	12	150		1800			$ 75			1,800		$ 900
KSJO Online	728x90 Banner ads	10						$ 150					$ 1,500
Total Spanish Online													**$ 2,400**
SPANISH	**Radio / Print / Online Total**										1,208,174	$ 17.65	**$ 21,330**
ENGLISH MEDIA	**Cable Television / Radio / Internet / Outdoor**												
Station		Weeks	Spots/ Week	Spons/ PSA's	Total Spots	Week Freq.	Total Freq.	Cost Week	Net Reach	GI's Week	GI's Total	CPM	Total Cost
Cable Television										*HH Impressions*			
Comcast Cable TV	SV, SP + SJ Zones	16	81	81	2592	2.5	8.3	$ 1,846		147,989	2,367,824	$ 12.47	$ 29,536
Comcast Cable TV - BONUS	SV, SP + SJ Zones	16		500	500					26,634	426,144	$ -	$ -
Cable Television Total					3092					**174,623**	**2,793,968**	$ 10.57	**$ 29,536**
Station (KBAY, KRTY or KUFX for promotions)		Weeks	Spots/ Week	Spons/ PSA's	Total Spots	Week Freq.	Total Freq.	Cost Week	Net Reach	GI's Week	GI's Total	CPM	Total Cost
Radio													
KBAY (60/30/15s)	94.5 FM	10	25	9	340	2.0	13.4	$ 2,000	91,100	182,200	1,822,000	$ 10.98	$ 20,000
Total Radio											**1,822,000**		**$ 20,000**
Transit / Outdoor Media		*4-week*											
****CBS Outdoor**	**VTA Bus Tails**	**1**	**50**					**$ 7,000**		**0**	**1,256,000**	**$ 5.57**	**$ 7,000**
Transit Total													$ 7,000
Internet Media *(Besides offers as part of a package)*		Weeks											
Google AdWords	per click key words	16	250		4000			$ 125			4,000		$ 2,000
Yahoo.com	300x250 ads 35+SCC	8						$ 250		25,000	200,000	$ 10.00	$ 2,000
Facebook Ads	cost per click ads	16	250		4000			$ 125			4,000		$ 2,000
Total Online											208,000		**$ 6,000**
ENGLISH	**Television / Radio / Internet / Outdoor Total**										6,079,968	$ 10.29	**$ 62,536**

TOTAL MEDIA BUDGET		**$ 82,850**
***CO-PERMITTEE CONTRIBUTIONS**	**(Pledged from Sunnyvale and Cupertino for Transit ads, Litter message)**	**$ 2,000**
		$ 84,850
TOTAL MEDIA BUY		**$ 83,866**
BALANCE (OVER/UNDER0		**$ 984**

***Co-Permittee funding is allocated to VTA transit ads with a LITTER message. Additional contributions may allow earlier run, a longer run, or more bus tails (i.e. 75 showing)**

****To be scheduled for 8-week run June 2010-July 2010, assuming approval of FY 2010-2011 Media Budget.**

Costs/rates are contingent upon final contract negotiation with the media, after the plan is approved.

Adtaxonomy, Inc.
(866) 444-2623

Revised / Updated 7/31/09

045647

FY 08-09

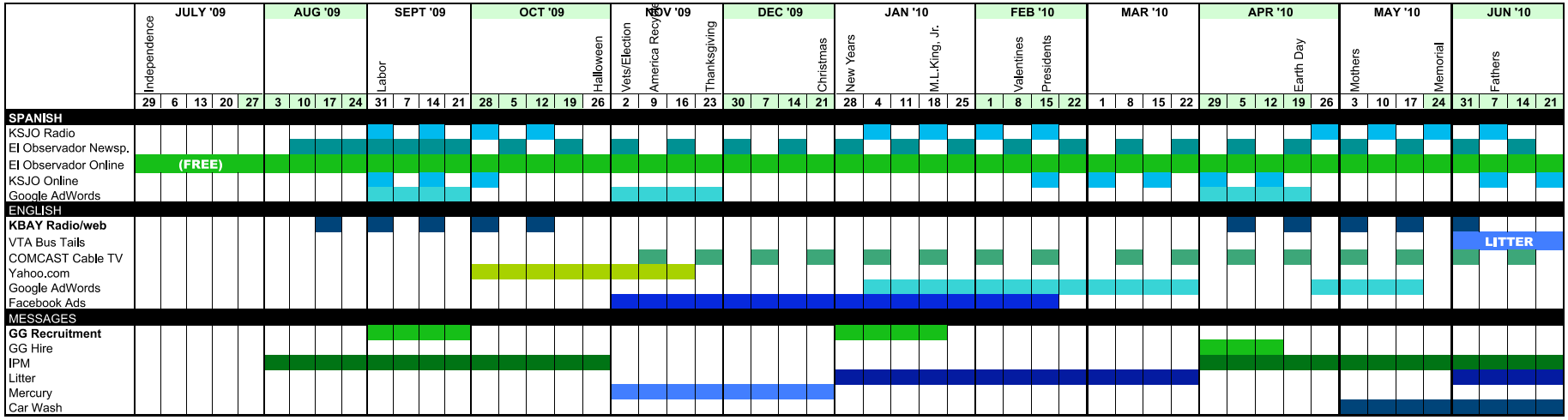

AdManor, Inc.
(866) 444-2623

DRAFT

7/31/0910:31 AM

045648

Watershed Watch
Protect Our Creeks And Bay

Prevent litter to protect our creeks and Bay | **www.MyWatershedWatch.org**

An initiative of Santa Clara Valley Urban Runoff Pollution Prevention Program – a coalition of local government agencies.

VTA Healthy plane
Healthy you

045649

Watershed Watch
Protect Our Creeks And Bay

***Prevent litter to protect our creeks and Bay* | www.MyWatershedWatch.org**

An initiative of Santa Clara Valley Urban Runoff Pollution Prevention Program – a coalition of local government agencies.

045650

AdManor Inc
Multimedia Marketing

July 15, 2010

To: **Jill Bicknell, SCVURPPP**
Vishakha Atre, SCVURPPP

From: **Sandi Manor**

Re: **FY 09-10 Watershed Watch Campaign**
Annual Campaign Report; July 2009 – June 2010

Campaign Summary
In the FY 09-10, the consultant worked with SCVURPPP to implement the FY 09-10 Work Plan. Highlights of this year included the development of television creative and new transit ad creative featuring anti-litter messages, participation in social networking, and Watershed Watch Campaign (Campaign) website redesign.

"Watch Out" message continued in print (only in Spanish), web and radio advertising in a frequency-based media plan to keep the Campaign messages continually present in the local media.

The consultant pursued partnerships and value-added development, creative support to update Campaign materials, provided event coordination and staffing, and maintained the website.

This report summarizes completion of tasks, activities, and effectiveness of the annual campaign.

Summary of Tasks

Task 1: Creative Development
Existing Spanish Integrated Pest Management (IPM) and Litter radio and print ads were utilized, as well as existing IPM and "Hire a Green Gardener" English radio spots. Spanish "Green Gardener" class radio spot was updated with fall 2009 class date information. New creative utilized existing/approved themes.

New creative was developed as follows:

<u>TELEVISION</u>
LITTER TV
A 30-second English spot was developed. Several creative concepts were presented and evaluated for their effectiveness and appropriateness in educating the public about the importance of litter prevention as it impacts storm water pollution. Existing creative developed by other storm water agencies were also considered.

The "Karma" concept (litter and it comes back to you) was selected and implemented, striving for a unique execution of a popular concept. The spot presents a variety of problem litter items and sources (auto litter, food wrappers, cigarette butts, uncovered truckloads), and their direct solutions (tarp your load, use a car litterbag, don't litter), as well as a direct storm drain

AdManor Inc
Multimedia Marketing

connection from curb to creek. Tagline for the message was "what happens here (storm drain) doesn't stay here."

RADIO

CAR WASH RADIO AD

A 60-second radio spot (English) was developed for the Capitol Premier Car Wash event to meet the needs of the KBAY radio schedule.

GREEN GARDENER CLASSES RADIO AD

The Spanish Green Gardener radio spot was updated with Fall 2009 class dates.

WEB/ONLINE ADS

IPM WEB ADS

Animated ads were developed in Spanish for ClearChannel KCNL web sponsorship and donated El-Observador.com web space. Ads implemented content from the four print ads featuring roses, yellowjackets, snails, and weeds into animated flash files.

CAR WASH WEB ADS

Car wash ads were developed for use on Yahoo.com to promote the spring car Wash Events at Classic Car Wash (2 locations/dates) and Capitol Premier Car Wash, using previous print ads as visual inspiration.

FACEBOOK FAN – WEB ADS

An ad promoting the Watershed Watch Facebook page was developed. The consultant also developed simple car wash event ads for Facebook.com.

PRINT and COLLATERAL

WW DISCOUNT CARDS

Watershed Watch Discount Cards were updated to include a 2010 expiration date and uploaded to the website. In Spring 2010, the card was redesigned to include a Jiffy Lube offer.

POOL BROCHURE

The consultant updated the online version of the pool/spa brochure to include the new website address and print date. The updated version was posted to the Campaign website.

CAR WASH BROCHURE

The consultant provided graphics and feedback regarding content for the car wash brochure. The brochure was posted on the Campaign website.

TEMPORARY TATTOOS

A new 2"x2" sized 2-color design was implemented into temporary tattoos for event giveaways.

TRANSIT/OUTDOOR

LITTER TRANSIT AD

A bus tail ad was developed to incorporate the litter message from the TV campaign utilizing the tagline "what happens here (storm drain), ends up here (in a creek)" with corresponding images.

This ad was also adapted for interior bus card use for a partnership with VTA to be implemented in Summer 2010, and provided in an editable format to the City of San Jose for use on trash/recycling receptacles in parks.

AdManor Inc
Multimedia Marketing

Task 2: Media
In 2009, some media prices had dropped to reflect the change in advertiser demand for airtime, and/or media companies were providing added value to campaign proposals to compete for the Campaign's business. The consultant recognized the opportunity to extend the Campaign's media by inviting a broader group of media to compete for the budget, while also addressing specific WEO AHTG media requests and preferences.

The approved FY 09-10 media campaign approach was a continuation of the frequency-based approach, utilizing: Spanish radio, print and online media; top-rated South Bay general market (English) radio; cable television targeting Santa Clara County; transit; and paid online advertising.

Campaign audiences include the primary target audience of college-educated Santa Clara County homeowners aged 25-54, with secondary audiences of Spanish adults aged 18-49, and general market audiences of all ages. To reflect the audience demographics, approximately 25% of the budget was allocated to Spanish-language media.

The consultant developed a media calendar to include planned events, media dates and corresponding creative messages; received and reviewed media proposals, ratings data and contracts; negotiated media buys and added-value; reacted to changes in the local media (Spanish radio station changing format[1]); sent traffic orders and creative (including copy points for live announcements and art direction for added-value web ads) to fulfill media buy according to the approved plan; coordinated and reconciled billing.

MEDIA BUDGET AND CONTRIBUTIONS
The total FY 09-10 media budget was $82,850 in Watershed Watch Campaign funding.

Additional media support funding was contributed by co-permittees specifically for the implementation of anti-litter messaging on transit (bus tail) advertising, bringing the total media budget to $85,850.

Co-permittee	Contribution
City of Sunnyvale	$1,000
City of Cupertino	$1,000
City of Milpitas	$1,000

MEDIA SELECTIONS
Program-funded media included:

- KBAY general market (English language) radio with added-value partnership support, event promotions, and Planet KBAY sponsorship during our paid schedule weeks, which included a daily 15-second recorded tip and refers the audience to the Planet KBAY page for more information where they find a Watershed Watch logo and link to the Watershed Watch website.

[1] La Preciosa radio maintained its format and parent company, while moving from one station/signal to another. It moved from KSJO 92.3 FM to KCNL 104.5 FM on September 18, 2009. At the end of February 2010, KCNL was sold and changed format. At that time, the Consultant cancelled the remaining KCNL contract, sent requests for proposals to several Spanish broadcast media companies and (in consultation with Program staff) selected the best replacement.

- KSJO/KCNL La Preciosa Spanish radio and online ads
- KBRG Spanish radio
- Comcast Cable TV in Santa Clara County (excluding Gilroy/Morgan Hill areas) including Comcast.net and prize donation added-value which will be utilized for contest incentives in FY 10-11
- Transit VTA bus tails in Santa Clara County
- Online ads on Facebook, Yahoo.com with MercuryNews.com as added-value, and Google AdWords
- Spanish weekly newspaper *El Observador* with online added-value

GREEN GARDENER ADVERTISING
"Hire a Green Gardener" Radio spots promoting the Green Gardener program, encouraging homeowners to hire a Green Gardener, ran August 24-30 and September 7-13, 2009 on KBAY radio.

GREEN GARDENER RECRUITMENT ADVERTISING
"Become a Green Gardener" Spanish radio spots promoting the Fall 2009 Green Gardener certification course program ran August 31-September 6 and September 14-18 on KSJO/KCNL.

IPM ADVERTISING
"Watch Out for Pesticides" radio ads promoting the use of IPM practices ran September and October 2009 and April through June 2010 on KBAY; Spanish language ads ran in October on KCNL and April through June on KBRG.

Print ads in *El Observador* featured IPM problems and solutions for snails/slugs, roses, yellow-jackets, and weeds July through November 2009, then April through June 2010.

Animated online ads reflecting print ad campaign (popular garden/pest problems) ran on El-Observador.com and KCNL LaPreciosa.com October and November 2009, and again on El-Observador.com April through June 2010.

LITTER ADVERTISING
Litter messages "Litter is Water Pollution" ran in *El Observador* print and online December 2009 through March 2010 informing audiences that litter is water pollution and making the storm drain connection to the Bay.

Spanish "Litter is Water Pollution" web message ran on KCNL LaPreciosa.com December 2009-February 2010.

Litter TV "Karma" ran on Comcast Spotlight February 2010 through June 2010 with accompanying online ads on Comcast.net March through June 2010.

"Watch Out for Water Pollution" litter radio ran January and February on KCNL Spanish La Preciosa.

Litter "What happens here…" bus tails were installed at the end of May 2010 and continued through June 2010.

Litter online ads ran on Yahoo.com in April, May, and June 2010.

CAR WASH ADVERTISING

Carwash online ads ran on Yahoo.com and Facebook.com in April, May, and June 2010 to promote the 50% off car wash events.

Radio ads ran on KBAY FM in May and June to promote the 50% off car wash events and educate about preventing runoff pollution from car washing.

SUMMARY OF MEDIA BUYS

The media schedule included:

27 print ads including:

- 26 ads in *El Observador* Spanish weekly newspaper
- Additional distribution of donated half-page ad in KBAY's "Summer Made Simple Guide"

722 radio ads including:

- 210 spots on KBAY 94.5 FM
- 71 PSAs on KBAY
- 100 30-second tips (provided by the consultant) on KBAY's "Planet KBAY" daily green living feature
- 40 15-second promotional announcements by KBAY promoting Summer Made Simple Guide with Watershed Watch mention
- 30 15-second KBAY promotional announcements for Car Wash events
- 208 spots on KSJO/KCNL (La Preciosa 92.3 / 104.9 FM)
- 48 spots on KBRG (Recuerdo 100.3 FM)
- 15 PSAs on KBRG, KSOL and KVVF

50 VTA bus tails:

- 33 paid bus tails in Santa Clara County
- 17 bonus bus tails in Santa Clara County
- 2 weeks early installation for bonus coverage of 50 bus tails

3,054 cable television ads:

- Comcast Spotlight in Silicon Valley Zone, San Jose Zone and South Peninsula Zone (covering entire SCVURPPP area without waste)
- Networks included:
    - TLC "The Learning Channel"
    - Comedy Central
    - Comcast Sports Bay Area
    - Discovery Channel
    - ESPN
    - FX
    - SYFY Science Fiction
    - TBS
    - TNT
- 1,456 paid spots
- 1,598 PSAs

Internet (purchased) media:

AdManor Inc
Multimedia Marketing

- 5 months site-wide rotation on KCNL www.LaPreciosa.com
- 11,344,625 impressions on Facebook.com
- 525,369 impressions on Google.com (AdWords)
- 200,000 impressions on Yahoo.com

Internet added-value ads that the Campaign received from media partners:

- 9 months banner ads on www.el-observador.com
- 10 weeks on www.kbay.com with tile ad on all pages
- 10 weeks on KBAY Cares page
- 52 weeks on KBAY Advertisers page
- 3 weeks on KBAY Event page (Car Wash events)
- 12 weeks on KBAY Summer Made Simple page (including the Watershed Watch ad in the online version of the Summer Made Simple guide)
- 1 email blast to KBAY.com e-newsletter subscribers for Earth Day
- 4 months banner and tile ads on Comcast.net (550,000 impressions)
- 50,000 impressions on MercuryNews.com, tile ad on Breaking News page April through June

The following shows estimated gross impressions during the fiscal year:

KBAY	Adults 35+	4,561,960
El Observador	Adults 25+	519,974
KSJO/KCNL	Hisp. Adults 18+	553,600
KBRG	Hisp. Adults 35+	210,174
VTA Bus Tails	Santa Clara County	1,884,000
Comcast Spotlight	Adults 35+	2,793,968
Comcast.net	Geo-targeted	550,000
Facebook.com	Persons 16+	11,344,625
Google.com	Geo-target/keyword	525,369
MercuryNews.com	All viewers	50,000
Yahoo.com	Homeowners 35+	200,000
Total Gross Impressions		***23,193,670**

** Figure does not include unverified gross impressions on California's Great America billboard (not confirmed for FY 09-10), or impressions on www.kbay.com, www.El-Observador.com, or www.lapreciosa.com*

The following table describes the media costs and estimated value-added obtained from media advertising.

Program Funded Media Buy

MEDIA	TOTAL COST	VALUE ADDED (minimum)	TOTAL VALUE
KBAY 94.5 FM	$ 19,950	$ 62,000	$ 81,950
KBRG FM	$ 5,280	$ 1,650	$ 6,930
KSJO 92.3 FM KCNL 104.9 FM	$9,760	$ 1,600	$ 11,360

AdManor Inc
Multimedia Marketing

LaPreciosa.com	$750	$ 750	$ 1,500
Comcast Spotlight	$ 28,713.79	$ 42,141.58	$ 70,855.37
VTA Transit/Lamar	$ 7,012.50*	$ 13,218.75	$ 17,231.25
Bay Area News Group (Yahoo.com + MercuryNews.com)	$ 2,000	$ 1,000	$3,000
Facebook.com	$ 1,948.91	$ 0	$ 1,948.91
Google AdWords	$ 697.05	$ 0	$ 697.05
El Observador	$ 4,290	$ 7,045	$ 11,335
TOTAL	**$ 80,402.25****	**$ 129,405.33**	**$ 209,807.58**

*Includes $3000 co-permittee contributions.
**Total amount is lower than the budgeted amount for media as some scheduled Comcast Spotlight did not run (pre-empted) during the political advertising period and could not be made up before the end of the fiscal year because inventory was not available. Additional budget was allocated to creative development for VTA bus tails and television production time and expenses that exceeded original estimates.

Creative messages breakdown (Program-funded media):

	IPM	Green Gardener	Litter	Car Wash Events	Tips/Promo General WW	Total
Radio - Paid	229	94	104	39		466
Radio - PSA	59	14		43	140	256
TV - Paid			1,456			1,456
TV - PSA			1,598			1,598
Transit - Paid			33			33
Transit - PSA			17			17
Print - Paid	17		9			26
Print - PSA	1					1
Total	**306**	**108**	**3,217**	**82**	**140**	**3,853**

Online ads are not included in ad count because they are actually purchased by month, clicks, and impressions rather than number of ads.

Task 4: Partner Development & Coordination
Existing partners were contacted and some new partnerships explored. The consultant worked at maintaining relationships with existing partners, creating new partnerships, and updated and maintained partner contact information.

Continuing Partners in the FY 09-10 included:

- City of San Jose/History San Jose (Haunted History)
- KBAY Radio
- Yamagami's Nursery
- Capitol Premier Car Wash
- Classic Car Wash (all 4 Santa Clara County locations)
- Creek Connections Action Group
- El Observador newspaper
- Comcast Spotlight Cable
- Mel Cotton's Sporting Goods
- Guadalupe River Park and Gardens
- KSJO/KCNL "La Preciosa" Radio

New or renewing Partners in the FY 09-10 included:

- KBRG Spanish Radio (New media partner)
- Yahoo.com/MercuryNews.com (New media partner)
- Valley Transit Authority (VTA) (New community partner)
- Lamar Transit (New media partner - advertising/media sales and production for VTA)
- Jiffy Lube (New community partner)
- Happy Hollow Park & Zoo (Renewing partner)

Partnerships currently under development:

- Aussie Rain Tanks – Rain collection tanks help to reduce household runoff; will offer a free gauge ($75 value) with purchase of new tanks with WW Discount Card (pending confirmation).
- Heavenly Greens - Referral from media partners; submitted proposal to the Heavenly Greens marketing agency.

Task 5: Added Value Development

As a result of media partnership negotiations and community partnership activities, the campaign received the following added value during the campaign year:

- City of San Jose, History Park –
  - Donated booth space for Haunted History event included Watershed Watch logo on all event media outreach
- Guadalupe River Park & Gardens –
  - Watershed Watch was credited as a sponsor in all Pumpkins in the Park event advertising: GRPG.org website and email newsletters; KNTV 11 NBC; KLIV/KRTY; KEZR; *San Jose Mercury News;* and 25,000 flyers distributed to school children
  - Provided survey services for ZunZun performances at Pumpkins in the Park
  - GRPG and Watershed Watch cross-promoted news and events on Facebook and Twitter (social networking)
- Capitol Premier Car Wash –
  - Ongoing discounts with Watershed Watch discount card; honored $4 discounts through the fiscal year (and committed through 12/31/10)
  - Supported June 2, 2010 Car Wash event with 50% off car washes and social networking promotion of the event
- Classic Car Wash –
  - Ongoing discounts with Watershed Watch discount card
  - 504 $4 WW discounts were redeemed, for a total of $2,016 in discount value

  - Supported May 5 and May 19 Car Wash events in which a combined 200 car washes were provided at 50% off, estimated $10 discount per vehicle for $2,000 value
  - Will honor $4 discounts through 12/31/10
- KBAY –
  - 10 weeks on www.kbay.com with tile ad on all pages
  - 10 weeks on KBAY Cares page
  - 52 weeks on KBAY Advertisers page
  - 3 weeks on KBAY Event page (Car Wash events)
  - 12 weeks on KBAY Summer Made Simple page (including the Watershed Watch ad in the online version of the Summer Made Simple guide)
  - 1 email blast to KBAY.com e-newsletter subscribers for Earth Day
  - 71 PSAs
  - 100 recorded tips (litter, Green Gardener and IPM messages provided by the Consultant) for KBAY Cares/Planet KBAY
  - Distribution of Watershed Watch discount cards on website and 1000+ cards at community events
  - Provided half-page full color ad in 2009 *Summer Made Simple Guide* distributed 600 per event throughout the summer 2009 and named Watershed Watch in 40 promotional announcements promoting the Guide
  - 3 staffed onsite events (car wash events) at no charge, supported by 30 promotional announcements plus live on-air DJ mentions. Provided giveaways and incentives at the events
  - Included Watershed Watch in Earth Day-themed email blast to 16,000 subscribers on April 7, 2010
  - Provided third-party partnership coordination with Yamagami's Nursery and Jiffy Lube
- KSJO/KCNL –
  - Provided discounted media rates and bonus rotation of WW ad on www.lapreciosa.com
- KBRG –
  - Provided 15 PSAs on KBRG, KSOL and KVVF in April 2010
  - Distributed 1,000 Spanish Discount Cards at their events
- Comcast Spotlight –
  - Matched paid spots with free spots
  - Discounted rates on media
  - Provided creative collaboration for TV concept development
  - $100 in Golfland Fun Money for use as prize incentive (will be used in FY 10-11)
  - Comcast.net ad production
  - 550,000 targeted impressions on Comcast.net
- *El Observador* Newspaper –
  - Donated online web ads 300x250 for 9 months
  - Upsized three ads, from 2x5" to 1/4 page
  - Upgraded two ads to full color
  - Published Green Gardener editorial feature
  - Distributed 1,500 Spanish Discount Cards at their events
  - Produced Litter tile ad for website rotation (under direction of Consultant)
  - Translated two IPM ads to Spanish
- Lamar Transit/VTA Bus Tails –
  - 17 bonus tails donated for 33 purchased

AdManor inc
Multimedia Marketing

    - Installed nearly all 50 bus tails 2-weeks early (bus ads entered rotation for 2 bonus weeks of media coverage)
- Yamagami's Nursery –
    - Offered 25% off featured "Green" gardening product each month with Watershed Watch discount card
    - Featured WW discount card offer on their website home page
- Creek Connections Action Group –
    - Campaign promoted the Cleanup Day events by posting information on the Watershed Watch website
    - Campaign promoted the National River Clean-up Day on the Campaign website, Facebook page and Twitter
- Mel Cotton's Sporting Goods –
    - Provided ongoing discounts to customers; 10% off total purchase with the WW Discount Card
- Yahoo.com/MercuryNews.com –
    - Provided production assistance for Yahoo.com (under direction from the Consultant)
    - Production of logo tile ad and 50,000 impressions on MercuryNews.com as added-value
- VTA –
    - Will donate part of their allocation of interior transit card space to WW (Campaign provides production) in Summer 2010
    - Coordinated approval of WW creative for production
- Jiffy Lube –
    - Offers a $10 discount on Signature Oil Change Service with WW Discount Card
- Happy Hollow Park & Zoo –
    - A previously existing partnership underwent hiatus during HHPZ closure for renovation. Partnership is back on track for 2010 with installation of the Watershed Watch interpretive display (following renovation) and other activities to be determined

Minimum estimated value-added provided to the Campaign from media and community partners July 2009 - June 2010 is $133,521.

Task 6: Website Maintenance & Development

Website Design
The original Campaign website had become outdated in style and function (especially navigation). The FY 09-10 work plan allowed for a new website design and development.

- Co-permittee volunteers formed a work group to suggest features, needs, functions, design aesthetics, and content.
- Page styles were designed, reviewed and revised to meet sub-committee approval.
- Site index (content outline) was developed, reviewed and revised to meet sub-committee approval.
- Existing content from Campaign website was copied, updated and adapted to fit the new site index, and implemented into the template page design.
- Upon completion, the new site was uploaded "live" on April 5, 2010 and re-registered with search engines.
- Continuing through April, pages were reviewed and edited as needed to meet approval.
- Upon completion of the English site, the Spanish site was developed and implemented to complement the English site. The Spanish site went live in May 2010.

AdManor Inc
Multimedia Marketing

- The resulting site has fewer pages, more features, and has eliminated redundant attachments for a more streamlined site with more direct navigation to frequently sought information.
- Ongoing adjustments continued through the campaign year, and regular updates were made to the new site to keep content current and correct.

Website Maintenance
Throughout the fiscal year, the consultant performed ongoing updates to the website to keep information current and applicable to the new creative, partnerships and Co-permittee news and events.

Website Activity
The website was promoted in print, radio, television and online, as well as on Campaign materials and promotional items handed out at community events.

The activity on the site has been tracked by page views, which are the total/gross number of hits to the site. The graph illustrates the average daily page views by month, July 1, 2009 through June 30, 2010, with a direct comparison against the previous year.

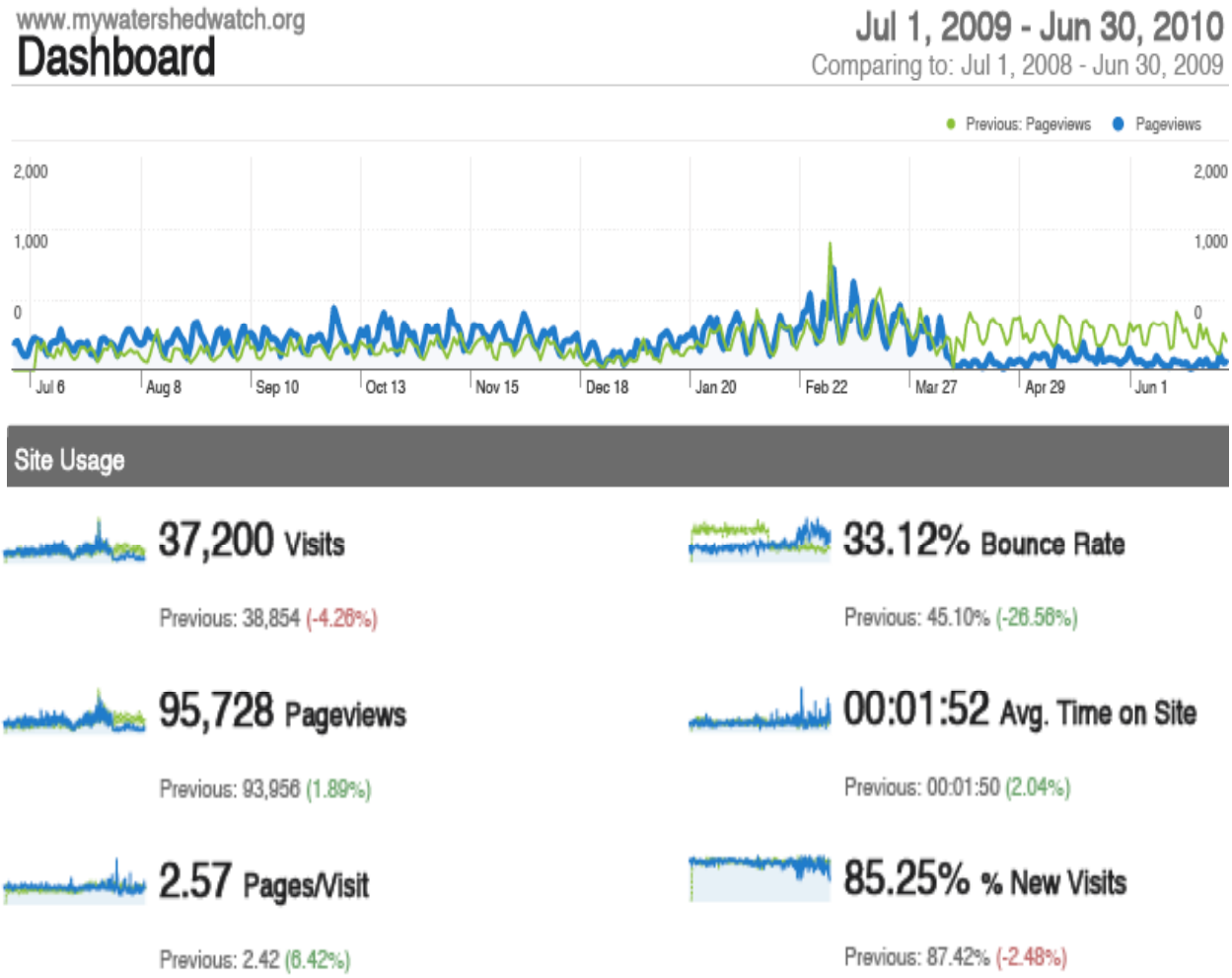

AdManor Inc
Multimedia Marketing

Traffic Sources
Visitors arrived at the site by way of:

- 8.14% direct traffic
  - 3,021 visitors typed in "mywatershedwatch.org" (#3 traffic source overall)
- 22.47% referring sites (other sites linked to mywatershedwatch.org)
  - learn.flvs.net (#2 traffic source overall)
  - paguito.com
  - facebook.com
- 69.38% search engines (organic searches)
  - Google (#1 traffic source overall)
  - Search.com
  - Bing
  - Yahoo

Top Content
Most frequently visited pages on the site:

1. **"/description_Spanish.html" –** Spanish "All About Watersheds" page
2. **"/description.html" –** English "All About Watersheds" page
3. **"/IPM_Problems_Solutions_Sp.htm" –** Spanish IPM Problems & Solutions page, linked from the main Spanish "Got Bugs" or IPM (MIP) page
4. **"/IPM_Index_Sp.htm" –** Spanish "Got Bugs" page, also known as "El Manejo Integrado de Plagas (MIP)"
5. **"/" –** Watershed Watch home page
6. **"/important_Spanish.htm" –** Spanish "Why watersheds are important"
7. **"/Education_Spanish.htm" –** Educators' page in Spanish
8. **"/important.htm" –** English "Why watersheds are important"
9. **"/index.htm" –** Watershed Watch home page (old site)
10. **"/aboutwatersheds.html" –** "About Watersheds" on the new site

Please note that some of these page names belonged to pages on the old site and those pages no longer exist, although the subject matter is available on the new site under new page names.

Key Words
During the April-June Google AdWords campaign, the following were the top-producing key words or phrases: Roses, free activities, car wash coupon, bugs, ants, fleas, weeds, green gardener, to prevent pollution, roaches, mosquitoes, aphids, pests, snails, slugs, and a variety of combinations that include the phrases "pest control" and "water pollution."

Key words (and phrases) in organic searches that resulted in the most visits to the site were also very consistent with the results in Top Content: cuencas hidrgraficas/cuenca hidrografica, mip, importancia de las cuencas hidrografica (several variations on this phrase), venero para hormigas, why watersheds are important, watershed pollution, watershed watch, and importance of watersheds.

Downloads

- Estimated number of downloads from July 2009 - June 2010 was 15,897, compared to 17,580 in FY 08-09.

- Average number of downloads per month was 1,325, compare to 1,465 in FY 08-09 and 1,290 in FY 07-08.
- The decline in downloads from the previous year is likely attributed to the period of time between launching the new English site and the new Spanish site (when Spanish was temporarily unavailable) and the period of time it takes for a new site to propagate the web for search engines to find it.
- Most popular downloads included Watershed Watch Discount Card, Public Participation/Volunteer Opportunities list, Thermometer Exchange Event Calendar, Spanish Roses fact sheet, Good Bug Tub fact sheet, Business Fluorescent Light article, Spanish Ants (Hormigas) fact sheet, Kids Guide to Backyard Bugs, and Zun Zun flyer.
- Other notable downloads in the top 20 are the WW Brochure in English and Vietnamese, the Pool Brochure, and IPM fact sheets.

Task 7: Outreach Events

The consultant researches and evaluates new event opportunities, registers for approved events, and maintains an events worksheet with general information for all scheduled events.

The consultant staffed five community outreach events: Haunted History in History Park San Jose, October 31, 2009; Classic Car Wash Events in San Jose and Campbell, May 5 and May 19, 2010; Capitol Premier Car Wash Event in San Jose on June 2, 2010; and Festival in the Park at Hellyer Park, San Jose on June 26, 2010. Co-permittee and Program staff provided additional staffing.

Materials distributed at these events included Our Water Our World fact sheets, Grow It Guides, flyswatters, note pads, temporary tattoos, “Pest or Pal” activity books, “10 Most Wanted” brochure, the new Watershed Watch “You are the Solution” brochures (English and Spanish), “Draining Pools and Spas” brochure, “Clean Cars & Clean Creeks” brochure, and Watershed Watch Discount Cards.

The Watershed Watch Campaign booth was present at the following events in July 2009 through June 2010:

Pumpkins in the Park, Guadalupe River Park & Gardens (GRPG), October 10, 2009

- The Program sponsored 2 ZunZun performances for the event
- Attendance was estimated at 12,000-14,000
- Audience was families with children
- GRPG staff conducted a survey at the event to evaluate the ZunZun performance. A total of 45 surveys were collected. After the ZunZun performance, 96% could understand the concept of watersheds
  - 64% had knowledge of watersheds prior to the performance
  - 80% felt they could name ways to prevent pollution in the watershed including:
    - Keep pesticides and household products from entering runoff
    - No soapy water in the street
    - No dumping in the storm drain
    - Use reusable bags (not plastic)
    - Recycle
    - Don’t litter
    - Save water (turn off while brushing teeth, use less bath water)

Muslim Green Fair – Muslim Community Center, Santa Clara, October 18, 2009

- Attendance at this event was estimated at 1,000
- Audience was families with children

Haunted History – History Park, San Jose (replaced Haunt the Hollow event during Happy Hollow Park & Zoo remodeling), October 31, 2009

- Attendance at this event was estimated at 1,500
- Audience was families with children
- 279 promotional outreach and informational items were distributed, along with a lot of Halloween candy

Spring Garden Market – History Park, San Jose, April 3, 2010

- Estimated attendance of event was 3,000
- Estimated that attendance was lower than previous years (around 4,000) because of inclement weather.
- Audience was gardening enthusiasts

NVIDIA Corp. Earth Day Event – NVIDIA, Santa Clara, April 22, 2010

- Estimated attendance of event was 500
- Audience was NVIDIA employees

Spring in Guadalupe Gardens – Guadalupe River Park and Gardens, San Jose, April 24, 2010

- Estimated attendance of event was 4,500
- Audience was gardening and outdoor enthusiasts

Robertsville Classic Car Wash – Almaden Expressway, San Jose, May 5, 2010

- Estimated attendance of event was 150
- Included an onsite promotion with KBAY radio

Delta Queen Classic Car Wash – Hamilton Avenue, San Jose, May 19, 2010

- Estimated attendance of event was 45
- Included an onsite promotion with KBAY radio

Capitol Premier Car Wash – Capitol Expressway Auto Mall, San Jose, June 2, 2010

- Estimated attendance of event was 100
- Included an onsite promotion with KBAY radio

Festival in the Park – Hellyer Park, San Jose, June 26, 2010

- Estimated attendance of event was 5000
- Audience was families with children (included a large number of Spanish-speaking residents).
- Event focused on health and wellness

Task 8: Public Relations

Public Relations (PR) efforts are described below:

- Santa Clara Valley *Green Gardener* Training Program Recruitment for fall classes; PR outreach
    - Media outreach to *El Observador*; announcement ran in September 25, 2009 publication
- BASMAA Pesticide Press Release
    - Reviewed and provided suggested edits
- Social networking media
    - Developed social networking strategy and recommendations
    - Established Twitter and Facebook accounts on behalf of Campaign
    - Researched and reported regarding Facebook Groups vs. Pages
    - Developed Facebook Page
    - Implemented Twitter and Facebook posts
    - Connected with Pages for Campaign partners and related Bay Area organizations
    - Implemented ongoing updates to Facebook page
    - Sought new Page fans through social networking and paid advertising on Facebook
    - Established personalized URLs for Campaign Facebook account and Facebook Page

Task 9: FY 10-11 Work Plan Development
The consultant developed the FY 10-11 work plan and media plan.

Reports & Meetings
The consultant attended WEO AHTG meetings as needed. Time was not billed for attendance or travel/expenses; participation was donated to the campaign as value-added.

The consultant developed a social networking overview presentation for the Management Committee.

The consultant provided monthly reports, invoices, partnership updates, and web statistics, and a mid-year campaign report with recommendations. In addition, the consultant developed social networking reports/recommendations including a social networking overview presentation to the management committee, and support for a media presentation was provided.

Evaluation of Effectiveness:
The following is a summary of the measurable results of the Campaign from July 2009 through June 2010:

- Established social networking presence and achieved 300 Facebook Fans and15 followers on Twitter.
    - Social networking is a public relations activity that provides an additional way to deliver direct messages to the target audience.
    - It resulted in just 277 visits to the Watershed Watch website (through ads and the Page), but the Campaign's Facebook Page itself received an estimated 4,500 visits.
    - Paid ads on Facebook resulted in the majority of the Fans who now follow the Page, since the primary focus of our paid ad campaign was to establish a relevant Fan base.
- Two new partnerships were added and one previous partner renewed after a hiatus. In addition, several key contacts have been made for other potential new partners.
- Media advertising delivered a minimum of 23,193,670 in targeted gross impressions.

- The media partners provided a minimum added value package of benefits and resources of $129,405 in addition to the $80,402 spent YTD on advertising.
- Total (measured/realized) Value Added Resources from media and community partners: $133,521.
- Number of web page views: 95,728
- Number of requests on the website for Watershed Watch brochure and other materials: 27
- Number of IPM or other queries: 18
- Hotline Calls: 20
- Number of WW Discount Cards used at Classic Car Wash:
    - 504 discounted car washes ($2,016 in value)
    - Compare to FY 08-09: $420 discount value; 105 total customer discounts (480% increase!)

Recommendations for the FY 10-11 Campaign

- Continue to maximize existing partnership opportunities with promotional and outreach events geared toward public participation and awareness, and for additional outreach and awareness.
- Continue developing new partnerships to increase resources and outreach opportunities, and to provide practical applications for the public to reduce urban runoff pollution.
- Promote website through online ads, social networking and paid media.
- Include Twitter and Facebook logo (and URL where space allows) in newly produced printed items to increase public awareness and participation in social networking with the Campaign.
- Implement direct messages to Facebook Fans, and directly to Watershed Watch email list through Constant Contact, a popular online contact management system that provides personalized and customized HTML emails without showing up as spam. Since the launch of the new site, the Campaign has received 13 requests for email updates through the "Contact" form, usually in concert with requests for a brochure and/or Discount Card.
- Future Facebook paid ad campaigns can promote more Watershed Watch direct calls to action such as downloading a Discount Card or other incentives to visit and interact with the Watershed Watch website (such as a contest or survey utilizing donated prizes as incentives).
- Ideally, other ads and outreach will also promote the Watershed Watch Facebook page as well, to build a larger Fan base to increase the Campaign's social networking influence. With more than a million Facebook users in proximity of Santa Clara County, there is a large potential audience. Frequent Facebook users may be more likely to respond to a call to action to "Find us on Facebook" than they would be to visit the Campaign website.
- Continue to develop media added-value in support of Campaign partner events (van stops and live broadcasting to promote Campaign activities, contests/prizes, web ads, e-newsletters/e-mails, twitter postings, etc.).
- Utilize donated prizes for incentives in direct-response campaigns such as surveys and general awareness contests. Promote results through Facebook and on Campaign website.
- Implement social networking media strategies utilizing pre-approved messages and timely news items.
- Evaluate and adjust social networking strategies as needed.

- Plan ahead (as far in advance as possible) the messages for Univision TV editorial features to tie in with paid campaign messages. Promote and use these productions in social networking and other outreach.

Santa Clara Valley
Urban Runoff
Pollution Prevention Program

Appendix 7-2

FY 09-10 Watershed Watch Partner Report

September 15, 2010

PARTNER	CONTACT	RESULTS
KUFX / KCNL / KSJO ClearChannel Radio	Kevin Kimerer 408-451-7663 kevinkimerer@clearchannel.com	Partnered through February 2010 on La Preciosa radio and web until station changed formats. Kevin provided contact information for potential partners, Heavenly Greens and Aussie Rain Tanks.
Capitol Premier Car Wash	Chuck Brassfield 408-979-7811x12	Capitol helped promote the June 2 event on Facebook and Twitter. Hosted the June 2 event with 50% off car wash services from 5-7 p.m. Provided $4 discounts on car washes on the Discount Card.
KRTY / KLIV Empire Broadcasting	Jan Bell 408-961-0443 jbell@empirebroadcasting.com	Previous media partner, provided FY 08-09 final report data and FY 10-11 media proposals.
KEZR / KBAY	Janna Hathaway janna@kbay-kezr.com	Media partner, provided added value in radio, print and web media, partnership coordination with Yamagami's Nursery and Jiffy Lube for Discount Cards. Presented Discount Card opportunity to entire sales team to solicit partners on our behalf. Distributed Discount Cards at events, and provided car wash event support.
Yamagami's Nursery	(Via KBAY)	Offered 25% off monthly featured "Green" product with WW Discount Card, and featured WW on their website home page.
Don Edwards SF Bay Wildlife Refuge at Alviso	Genie Moore 408-262-5513 x100 Genie_Moore@fws.gov	SCVURPPP supports education at the Wildlife Refuge. WW refers individuals to the Refuge for volunteer opportunities and promotes events and activities at the Refuge on the Campaign website. Recommended promotion of the Alviso Ed Center to EcoMetroGuide and KBAY's Summer Made Simple.
Guadalupe River Park & Gardens	Phil Cornish 408-298-7657 phil@grpg.org	Provides WW with sponsorship of Pumpkins in the Park event in exchange for ZunZun performances. WW also participates in Spring in Guadalupe Gardens, and cooperates with GRPG to promote these events on the website and through social networking.
El Observador Newspaper	Angelica Rossi	Media partner; provided discounted rates, upsized and added color as added value when possible; assisted with ad translation and provided basic web ad design services when needed. Ran WW ads on their website as added value, and distributed Spanish Discount Cards at community events.
Classic Car Wash (corporate)	Marty Jensen (408) 371-2414 x 216	Provided $4 discounts at all locations throughout the year, tracked responses and provided information to the Campaign. Hosted two Car Wash events 5/5 and 5/19 with 50% off car wash services from 7-9 a.m.
California's Great America	Jim Stellmack (408) 986-5841 jim.stellmack@cagreatamerica.com	Previous partner; did not respond to messages requesting rotation in Great America's electronic billboard or other requests for partnership opportunities.
Creek Connections Action Group	Kate Slama	Campaign supported outreach for Clean Up days / events on Campaign website and in social networking.
Santa Clara County HHW Program (co-permittee)	Rob D'Arcy (408) 918-1967 Rob.Darcy@deh.sccgov.org	Campaign promotes hhw.org for proper disposal of household hazardous waste.
BASMAA	Geoff Brosseau geoff@brosseau.us	Campaign reviewed and commented on media outreach for spring gardeners.
Childrens Discovery Museum	Sandy Derby (408) 298-5437x261 sderby@cdm.org	CDM has education program for watershed and water pollution prevention; sponsors teams for Creek Clean Up days. Campaign requested distribution of "Solution to Water Pollution" brochure and additional partnership activities but did not receive response to messages.
Santa Clara County Parks and Recreation Dept.	Tamara Clark-Shear (408) 355-2215 tamara.shear@park.sccgov.org	Campaign participated in Festival in the Park. Followed up with suggestions/queries for 2011 event.
Stevens & Permanente Creeks Watershed Council	Mondy Lariz (408) 356-8258 ed@spcwc.org	Websites linked; Campaign promotes volunteer opportunities through the website.
Happy Hollow Park & Zoo	Vanessa Rogier (408) 277-3065 vanessa@bayarea.net	Previous partner; Consultant and Vanessa had a dynamic meeting shortly after the reopening. Examined the condition of WW interpretive display, discussed rennovation and placement of sign in the Zoo, and other partnership opportunities including Discount Card, events, Green Gardener Program, Facebook, more.
Mel Cotton's Sporting Goods	China (Chris) (408) 287-5994 china@melcottons.com	Offers a 10% discount on purchases with the Discount Card.
Heavenly Greens	Troy Scott troy@heavenlygreens.com 866.518.7888	Potential partner; seemed interested in the partnership.
Comcast Spotlight Cable	Matthew Ryan (408) 291-3977	Media partner; provided discounted rates, PSAs, creative meeting, and online creative and media as added value. Provided $100 in GolfLand fun money ($10 x 10) to be used in FY 10-11 as an incentive.
MercuryNews.com **Yahoo.com**	Lauren Jacob Dody Gerick	Media partner; provided creative support for the car wash events. Ran Tile ads on mercurynews.com breaking news page as value-added to the Yahoo.com campaign.
Valley Transit Authority	Dino Guevarra (408) 321-5527	Lamar transit installed most of the bus tails 2 weeks early which delivered extra impressions at no extra cost to the campaign. Dino agreed to a 4-week full run of interior bus and lightrail cards in partnership with the Campaign (for FY 10-11)
KSOL / Univision Radio SF **KBRG**	Jose Serrano Marisa	Media partner; provided discounted rates and PSAs as added value. Distributed Spanish Discount Cards at community events in Spring 2010.
Aussie Rain Tanks	Bruce Hallinan bruce@aussieraintanks.com (408)796-7511	Potential partner; expressed he was very pleased to be part of the campaign but did not follow through. May offer a free wireless gauge with any installation as part of the Discount Card program for 2010.

Santa Clara Valley
Urban Runoff
Pollution Prevention Program

Appendix 7-3

FY 09-10 Watershed Watch Web Statistics

September 15, 2010

FY 09-10 Watershed Watch Website Statistics

Date	Avg. Page Views/ day	Top pages	No. of Top Pages	Top Search Engine Referrals	Most Downloaded Pages	Contact Form Requests	WW Brochure Requests	Comments
July 09	234	/description_Spanish.htm /IPM_Problems_Solutions_Sp.htm /description.htm /IPM_Index_Sp.htm /important_Spanish.htm /Education_Sp.HTM / (home page) /index_Spanish.htm /important.htm /Partners_Spanish.htm	English -3 Spanish -7	Google learn.flvs.net paguito.com 5.53% direct 21.14% referral 73.33% search engines	1. WW Discount Card 2. Good Bug Tub Fact Sheet 3. Public Participation Opportunities 4. Watershed solutions brochure 5. GG flyer in English 6. GG flyer in Spanish 7. Snails and Slugs Fact Sheet 8. "Got Bugs" archive ad 9. Roses Fact Sheet 10. Watershed Project Spring Workshop Brochure	English – 1 Spanish – 0	English - 0 Spanish - 0	
August 09	282	/description_Spanish.htm /description.htm /IPM_Problems_Solutions_Sp.htm /IPM_Index_Sp.htm / (home page) /important_Spanish.htm /Education_Sp.HTM /index.htm /index_Spanish.htm /FAQ.htm	English -4 Spanish -6	Google Yahoo Bing Ask 4.55% direct 21.68% referral 73.77% search engines	1. WW Discount Card 2. Public Participation Opportunities 3. Roses Fact Sheet 4. Thermometer calendar 5. Good Bug Tub Fact Sheet 6. Yellow Jackets Fact Sheet 7. Lawns Fact Sheet 8. Watershed Solutions Brochure 9. Mercury Article 10. Rats & Mice Fact Sheet	English – 0 Spanish – 0	English - 0 Spanish - 0	Peak activity 8/24-25 (446 and 461 page views) coinciding with start of KBAY radio campaign

Date	Avg. Page Views/ day	Top pages	No. of Top Pages	Top Search Engine Referrals	Most Downloaded Pages	Contact Form Requests	WW Brochure Requests	Comments
Sept 09	284	/description_Spanish.htm /IPM_Problems_Solutions_Sp.htm /description.htm /IPM_Index_Sp.htm /Education_Sp.HTM / (home page) /important_Spanish.htm /index_Spanish.htm /index.htm /important.htm	English -4 Spanish -6	Google Yahoo Bing 5.42% direct 17.24% referral 77.34% search engines	1. WW Discount Card 2. Public Participation Opportunities 3. Thermometer calendar 4. Roses Fact Sheet 5. Good Bug Tub Fact Sheet 6. Call for Field Testers 7. Watershed Solutions Brochure 8. Yellow Jackets Fact Sheet 9. Roaches Fact Sheet Spanish 10. Kids Guide to Backyard Bugs	English – 1 Spanish – 0	English - 0 Spanish - 0	
Oct 09	320	/description_Spanish.htm /description.htm /IPM_Problems_Solutions_Sp.htm /IPM_Index_Sp.htm /important_Spanish.htm /Education_Sp.HTM /important.htm / (home page) /index_Spanish.htm /index.htm	English -4 Spanish -6	Google Yahoo Bing 5.06% direct 15.85% referral 79.09% search engines	1. Public Participation Opportunities 2. WW Discount Card 3. Thermometer calendar 4. Good Bug Tub Fact Sheet 5. Business Mercury article 6. Roses Fact Sheet 7. Healthy Garden Fact Sheet 8. Litter Ad (old campaign) 9. IPM Newsletter Article 10. Watershed Solutions Brochure _ Spanish	English – 2 Spanish – 0	English - 1 Spanish - 0	

045672

Date	Avg. Page Views/ day	Top pages	No. of Top Pages	Top Search Engine Referrals	Most Downloaded Pages	Contact Form Requests	WW Brochure Requests	Comments
Nov 09	343	/description_Spanish.htm /description.htm /IPM_Problems_Solutions_Sp.htm /IPM_Index_Sp.htm /important_Spanish.htm /Education_Sp.HTM /important.htm / (home page) /FAQ.htm /index_Spanish.htm	English -4 Spanish -6	Google Bing Yahoo Ask 4.86% direct 19.45% referral 75.64% search engines	1. Lawns Fact Sheet 2. Public Participation Opportunities 3. WW Discount Card 4. Roses Fact Sheet 5. ZunZun flyer 6. Good Bug Tub Fact Sheet 7. WWBrochure_Vietnamese 8. Thermometer Calendar 9. Hormigas (Ants) SP Fact Sheet 10. Kids Guide	English – 3 Spanish – 0	English - 1 Spanish - 0	
Dec 09	235	/description_Spanish.htm /description.htm /IPM_Problems_Solutions_Sp.htm /IPM_Index_Sp.htm / (home page) /important.htm /important_Spanish.htm /Education_Sp.HTM /index.htm (home page) /downloads/map	English -5 Spanish -5	Google Search Yahoo Bing 4.74% direct 29.66% referral 65.6% search engines	1. WW Discount Card 2. Public Participation Opportunities 3. ZunZun flyer 4. Thermometer Calendar 5. WWBrochure_Vietnamese 6. Roses Fact Sheet 7. Good Bug Tub Fact Sheet 8. Pests IPM Fact Sheet 9. Hormigas (Ants) SP Fact Sheet 10. WW Brochure low res	English – 0 Spanish – 0	English - 0 Spanish - 0	Activity notably slowed as the holidays neared, and through the holidays (Christmas to New Years Day)

045673

Date	Avg. Page Views/ day	Top pages	No. of Top Pages	Top Search Engine Referrals	Most Downloaded Pages	Contact Form Requests	WW Brochure Requests	Comments
Jan 10	275	/description_Spanish.htm /IPM_Problems_Solutions_Sp.htm /description.htm /IPM_Index_Sp.htm /important_Spanish.htm / (home page) /Education_Sp.HTM /important.htm /Downloads_Sp.HTM /FAQ.htm	English -4 Spanish -6	Google Search Yahoo Bing 6.19% direct 24.91% referral 68.87% search engines	1. Public Participation Opportunities 2. WW Discount Card 3. ZunZun flyer 4. Roses Fact Sheet (SP) 5. Good Bug Tub Fact Sheet 6. Hormigas (Ants) SP Fact Sheet 7. Pests IPM Fact Sheet 8. Fluorescent light disposal 9. WWBrochure_Vietnamese 10. Cars pollute ad	English – 1 Spanish – 0	English - 0 Spanish - 0	Increasing activity from the beginning of the month to the end of the month (trending upward)
Feb'10	390	/description_Spanish.htm /description.htm /IPM_Problems_Solutions_Sp.htm /important_Spanish.htm /IPM_Index_Sp.htm / (home page) /important.htm /Education_Sp.HTM /index.htm /news.htm	English -5 Spanish -5	Google Search Yahoo Bing 6.2% direct 18.39% referral 75.41% search engines	1. WW Discount Card 2. Public Participation Opportunities 3. Roses Fact Sheet (SP) 4. ZunZun flyer 5. Green Gardener Spring Class Flyer 6. Good Bug Tub Fact Sheet 7. Pools Brochure 8. Green Gardener Spring Class Flyer (SP) 9. Litter ad 10. Car Wash Brochure	English – 0 Spanish – 0	English - 1 Spanish - 0	Most site activity in the year so far. Highest levels during week of 2/22 which coincides with the posting of our TV spot on GRPG's Facebook page. 732 page views on Thurs. 2/25.

045674

Date	Avg. Page Views/ day	Top pages	No. of Top Pages	Top Search Engine Referrals	Most Downloaded Pages	Contact Form Requests	WW Brochure Requests	Comments
Mar'10	470	/description_Spanish.htm /description.htm /IPM_Problems_Solutions_Sp.htm /important_Spanish.htm /index.htm /IPM_Index_Sp.htm / (home page) /important.htm /Education_Sp.HTM /watershed/index.htm	English -5 Spanish -5	Google Yahoo Bing Ask 13.92% direct 14% referral 72.08% search engines	1. WW Discount Card 2. Roses Fact Sheet (SP) 3. Public Participation Opportunities 4. Green Gardener Spring Class Flyer 5. Pools Brochure 6. Green Gardener Spring Class Flyer (SP) 7. ZunZun flyer 8. Good Bug Tub Fact Sheet 9. Fleas Fact Sheet (SP) 10. Car Wash Brochure	English – 4 Spanish – 0	English - 0 Spanish - 0	Another good month for web activity. Notable increase in direct site activity, possibly a result of TV campaign.
April 10	124	/ (home page) /description_Spanish.htm /IPM_Problems_Solutions_Sp.htm /description.htm /index.htm /aboutwatersheds.htm /events.html /form/contact/contactform.htm /whyimportant.html /watershed/index.htm	English -8 Spanish -2	Google MasterGardeners Google CPC Search Comcast.net 27.17% direct 24.72% referral 48.11% search engines	1. Roses Fact Sheet (SP) 2. Good Bug Tub Fact Sheet 3. WW Solutions Brochure Vietnamese 4. Public Participation Opportunities 5. ZunZun Flyer 6. WW Solutions Brochure Spanish 7. Pools Brochure 8. Roses Ad 9. Weeds Fact Sheet 10. Kids Guide	English – 1 Spanish – 0	English - 6 Spanish - 0	Launched newly designed site April 5, without Spanish, impacting site activity for the month.

045675

Date	Avg. Page Views/ day	Top pages	No. of Top Pages	Top Search Engine Referrals	Most Downloaded Pages	Contact Form Requests	WW Brochure Requests	Comments
May 10	120	/ (home page) /aboutwatersheds.htm /events.html /index.htm /whyimportant.html /discountcard.html /findgardener.html /form/contact/contactform.htm /lesstoxicgarden.html /faqs.html	English -10 Spanish -0	Google Yahoo Search 57.72% referral 24.24% search engines 18.04% direct	1. Discount Card 2. Roses Fact Sheet (SP) 3. WW Solutions Brochure Vietnamese 4. Good Bug Tub Fact Sheet 5. Car Wash Brochure 6. Public Participation Opportunities 7. WW Solutions Brochure Spanish 8. Aphids Fact Sheet 9. WW Solutions Brochure 10. ZunZun Flyer	English – 1 Spanish – 0	English - 7 Spanish - 0	Spanish launched mid-month. Checking to determine cause of drop in Google search activity, which accounts for nearly all decrease in site activity.
June 10	73	/aboutwatersheds.htm / (home page) /whyimportant.html /findgardener.html /faqs.html /events.html /discountcard.html /Sppollutiontips.html /index.html /4residents.html	English -9 Spanish -1	Google Yahoo (learn.flvs.net, facebook.com & mercurynews.com for referrals) 55.97% referral 30.35% search engines 13.68% direct	1. IPM Product List 2. Roses Fact Sheet (SP) 3. Good Bug Tub Fact Sheet 4. WW Solutions Brochure Vietnamese 5. WW Discount Card 6. WW Solutions Brochure Spanish 7. WW Solutions Brochure 8. Public Participation (Volunteer) Opportunities 9. Roaches Fact Sheet (SP) 10. Fleas Fact Sheet	English – 4 Spanish – 0	English - 11 Spanish - 1	Re-registering withe search engines to be sure we're listed properly.

045676

Santa Clara Valley
Urban Runoff
Pollution Prevention Program

Appendix 7-4

MC Contact List and Construction Inspection, IND and IDDE Contact List

- Management Committee Representatives/Attendees
- Construction, Illegal Discharge, and Industrial Inspection Contacts

Santa Clara Valley Urban Runoff Pollution Prevention Program (Management Committee Representatives/Attendees)

Organization	Contact	Address	Phone/Fax	E-mail
Campbell	*Bill Helms	70 North First Street Campbell, CA 95008-1423	tel 408-866-2153 fax 408-376-0958	billh@cityofcampbell.com
Cupertino	*Cheri Donnelly	10300 Torre Avenue Cupertino, CA 95014	tel 408-777-3242 fax 408-777-3333	cherid@cupertino.org
Los Altos	*Larry Lind	One North San Antonio Road Los Altos, CA 94022-3087	tel 650-947-2624 fax 650-947-2732	llind@losaltosca.gov
Los Altos Hills	*Richard Chiu John Chau	26379 Fremont Road Los Altos Hills, CA 94022	tel 650-941-7222 fax 650-941-3160	rchiu@losaltoshills.ca.gov jchau@losaltoshills.ca.gov
Los Gatos	*Todd Capurso	41 Miles Ave or P.O. Box 949 Los Gatos, CA 95031	tel 408-399-5770 fax 408-354-8529	tcapurso@losgatosca.gov
Milpitas	*Kathleen Phalen Paramjit Uppal	455 East Calaveras Boulevard Milpitas, CA 95035	tel 408 586-3345 tel 408-586-3351 fax 408-586-3305	kphalen@ci.milpitas.ca.gov puppal@ci.milpitas.ca.gov
Monte Sereno	*Brian Loventhal	18041 Saratoga-Los Gatos Rd. Monte Sereno, CA 95030	tel 408-354-7635 fax 408-395-7653	bloventhal@montesereno.org
Mountain View	*Eric Anderson	500 Castro Street, City Hall, 4th Floor Mountain View, CA 94303	tel 650-903-6225 fax 650-903-6122	eric.anderson@mountainview.gov
Palo Alto	*Joe Teresi Phil Bobel	250 Hamilton Ave., 6th Fl Palo Alto, CA 94301 City of Palo Alto, PO Box 10250, Palo Alto, 94303	tel 650-329-2129 fax 650-329-2299 tel 650-329-2285 fax 650-494-3531	joe.teresi@cityofpaloalto.org phil.bobel@cityofpaloalto.org
San José	*Melody Tovar Elaine Marshall James Downing	Environmental Services Department Watershed Protection, City of San Jose 170 West San Carlos Street San José, CA 95113	tel 408-277-3892 tel 408-277-5697 tel 408-277-2765 fax 408-277-5775	melody.tovar@sanjoseca.gov elaine.marshall@sanjoseca.gov james.downing@sanjoseca.gov
Santa Clara	*Dave Staub	CSC Street Corp. Yard 1700 Walsh Avenue Santa Clara, CA 95052	tel 408-615-3086 fax 408-988-0237	dstaub@santaclaraca.gov
Santa Clara County	*Clara Spaulding	Santa Clara Co. Development Services Office 70 West Hedding, East Wing, 7th Floor San José, CA 95110	tel 408-299-5737 fax 408-279-8537	clara.spaulding@pln.sccgov.org
Santa Clara Valley Water District	*Ann Draper Brett Calhoun	5750 Almaden Expressway San José, CA 95118	tel 408-265-2607 Ann X2665; Brett X2653 fax 408-979-5618	adraper@valleywater.org jcalhoun@valleywater.org
Saratoga	*John Cherbone Kristen Borel	13777 Fruitvale Avenue Saratoga, CA 95070	tel 408-868-1244 tel 408-868-1253 fax 408-868-1281	jcherbone@saratoga.ca.us kborel@saratoga.ca.us
Sunnyvale	*Lorrie Gervin Kristy McCumby-Hyland	City of Sunnyvale P.O. Box 3707 Sunnyvale, CA 94088	tel 408-730-7268 tel 408-730-7274 fax 408-747-1139	lgervin@ci.sunnyvale.ca.us kmccumby@ci.sunnyvale.ca.us
West Valley Communities	*Kelly Carroll	West Valley Clean Water Program 18041 Saratoga Los Gatos Road Monte Sereno, CA 95030	tel 408-354-4734 cell 408-318-4093 fax 888-5456-6297	kcarroll@wvcwp.org
CLEAN South Bay	Trish Mulvey	527 Rhodes Drive Palo Alto, CA 94303	tel 650-326-0252 fax 650-326-8919	mulvey@ix.netcom.com
SCVURPPP	Adam Olivieri Chris Sommers John Fusco	1410 Jackson Street Oakland, CA 94612	tel 510-832-2852 Adam X115; Chris X109; John X130 fax 510-832-2856	awo@eoainc.com csommers@eoainc.com jrfusco@eoainc.com
SCVURPPP	Jill Bicknell Vishakha Atre	111 W. Evelyn Avenue Sunnyvale, CA 94086	tel 408-720-8811 fax 408-720-8812 1-800-794-2482	jcbicknell@eoainc.com vatre@eoainc.com

* Current Voting Members

045678

SCVURPPP Construction, Illegal Discharge, and Industrial Inspection Contacts

Agency	Construction Inspection	Illegal Discharge	Industrial Inspection
Campbell	**Alan Hom** 408-866-2168 alanh@ci.campbell.ca.us **Bill Helms** (Susan Morgado-Gray) 408-866-2153 billh@cityofcampbell.com	**Akrista Aslin** West Valley Clean Water Program 408-354-5386 office 408-828-4658 cell aaslin@wvcwp.org **Bill Helms** (Susan Morgado-Gray) 408-866-2153 billh@cityofcampbell.com	**Akrista Aslin** West Valley Clean Water Program 408-354-5386 office 408-828-4658 cell aaslin@wvcwp.org **Lorenzo Perez** SCC FD, Haz Mat 408-378-4010 lorenzo.perez@cnt.sccgov.org **Michael Cervantes** Food Facilities – West Valley 408-918-3455 michael.cervantes@deh.sccgov.org
Cupertino	**Kevin Rieden** 408-777-3104 kevinr@cupertino.org **Cheri Donnelly** 408-777-3242 cherid@cupertino.org	**Manuel Barragan** 408-472-9907 **Cheri Donnelly** 408-777-3242 cherid@cupertino.org	**Larry Squarcia** 408-777-3228 larrys@cupertino.org **Cheri Donnelly** 408-777-3242 cherid@cupertino.org
Los Altos Hills	**John Chau** 650-941-7222 jchau@losaltoshills.ca.gov	**John Chau** 650-941-7222 jchau@losaltoshills.ca.gov	**Los Altos Hills does not have any industrial or commercial sites**

045679

SCVURPPP Construction, Illegal Discharge, and Industrial Inspection Contacts

Agency	Construction Inspection	Illegal Discharge	Industrial Inspection
Los Altos	**Kirk Ballard** 650-947-2634 kirk.ballard@losaltosca.gov **Larry Lind** 650-947-2624 larry.lind@losaltos.ca.gov	**Larry Lind** 650-947-2624 larry.lind@losaltos.ca.gov	**Larry Lind** 650-947-2624 larry.lind@losaltos.ca.gov
Los Gatos	**Mike Machado** CBO 408-354-6815 mmachado@losgatosca.gov **Mark Glendinning** Building Inspector 408-354-6870 mglendinning@losgatosca.gov **Steve Souza** Engineering Inspector 408-395-3430 ssouza@losgatosca.gov	**Akrista Aslin** West Valley Clean Water Program 408-354-5386 office 408-828-4658 cell aaslin@wvcwp.org **Steve Souza** Engineering Inspector 408-395-3430 (M-F) ssouza@losgatosca.gov *Parks & Public Works General Line* 7am-4pm Mon thru Fri 408-399-5770	**Akrista Aslin** West Valley Clean Water Program 408-354-5386 office 408-828-4658 cell aaslin@wvcwp.org **Michael Benjamin** SCC FD, Haz Mat 408-378-4010 benjamin@cnt.sccgov.org **Michael Cervantes** Food Facilities – West Valley 408-918-3455 michael.cervantes@deh.sccgov.org
Milpitas	**Shelton Sawyer** 408-586-3407 ssawyer@ci.milpitas.ca.gov **Dorsey Wiseman** 408-586-3246 dwiseman@ci.milpitas.ca.gov.	**Paramjit Uppal** 408-586-3351 puppal@ci.milpitas.ca.gov	**Albert Zamora** 408-586-3371 azamora@ci.milpitas.ca.gov

045680

SCVURPPP Construction, Illegal Discharge, and Industrial Inspection Contacts

Agency	Construction Inspection	Illegal Discharge	Industrial Inspection
Monte Sereno	**Mo Sharma** City Engineer & PW Director 408-354-7635 **Sindhi Mekala** Grading & Drainage Inspections; PW 408-354-7635 (Mon & We Only) sindhi@montesereno.org **Howard Bell** Building Official 408-354-2805	**Akrista Aslin** West Valley Clean Water Program 408-354-5386 office 408-828-4658 cell aaslin@wvcwp.org **Mo Sharma** City Engineer & PW Director 408-354-7635 **Sindhi Mekala** Grading & Drainage Inspections; PW 408-354-7635 (Mon & We Only) sindhi@montesereno.org	**City of Monte Sereno does not have any industrial or commercial sites**
Mountain View	**Eric Anderson** 650-903-6378 main 650-903-6225 direct eric.anderson@mountainview.gov **Carrie Sandahl** 650-903-6378 main 650-903-6224 direct carrie.sandahl@mountainview.gov	**Eric Anderson** 650-903-6378 main 650-903-6225 direct eric.anderson@mountainview.gov **Carrie Sandahl** 650-903-6378 main 650-903-6224 direct carrie.sandahl@mountainview.gov	**Eric Anderson** 650-903-6378 main 650-903-6225 direct eric.anderson@ci.mtnview.ca.us **Carrie Sandahl** 650-903-6378 main 650-903-6224 direct carrie.sandahl@mountainview.gov **Scott Heyworth** 650-903-6378 scott.heyworth@mountainview.gov
Palo Alto	**Chris Fujimoto** 650-329-2430 christopher.fujimoto@cityofpaloalto.org	**Chris Fujimoto** 650-329-2430 christopher.fujimoto@cityofpaloalto.org	**Chris Fujimoto** 650-329-2430 christopher.fujimoto@cityofpaloalto.org
San Jose	**Steven Osborn** 408-277-5635 steven.osborn@sanjoseca.gov	**Steven Osborn** 408-277-5635 steven.osborn@sanjoseca.gov	**Steven Osborn** 408-277-5635 steven.osborn@sanjoseca.gov

045681

SCVURPPP Construction, Illegal Discharge, and Industrial Inspection Contacts

Agency	Construction Inspection	Illegal Discharge	Industrial Inspection
	Jared Hart 408-277-3595 jared.hart@sanjoseca.gov **Cathy Hoang-Mendoza** 408-277-3993 catherine.hoang-mendoza@sanjoseca.gov	**Cathy Hoang-Mendoza** 408-277-3993 catherine.hoang-mendoza@sanjoseca.gov **No Dumping Hotline** 408-945-3000 http://www.sanjoseca.gov/esd/stormwater/stormdrain-complaint.asp	**Mary Morse** 408-277-2767 mary.morse@sanjoseca.gov **Josef Denk (restaurants only)** 408-277-4818 joe.denk@sanjoseca.gov
Santa Clara	**Elliot Wier** 408-615-3092 ewier@ci.santa-clara.ca.us	**Elliot Wier** 408-615-3092 ewier@ci.santa-clara.ca.us	**Elliot Wier** 408-615-3092 ewier@ci.santa-clara.ca.us
Santa Clara County	**Clara Spaulding** 408-299-5737 clara.spaulding@pln.sccgov.org	**DEH/Solid/Medical Waste:** 408-918-3400 **Chris Rummel** 408-918-3400 chirs.rummel@deh.sccgov.org (refuse collection & pumper vehicles, biohaz & medical waste, body art & recycling facilities) **Clara Spaulding** Department of Planning & Developement 408-299-5737 clara.spaulding@pln.sccgov.org	**DEH, Hazardous Materials Control Division:** 408-918-3400 **Jim Blamey** HMCD Program Manager 408-918-3400 jim.blamey@deh.co.santa-clara.ca.us **Vicki Everly** Food Facilities – North County 408 918-3490 vicki.everly@deh.sccgov.org everly.vicki@deh.sccgov.org **Michael Cervantes** Food Facilities – South West 408-918-3455 michael.cervantes@deh.sccgov.org **Rochelle Gaddi** Food Facilities, Pools – Central District 408 918-3479 rochelle.gaddi@deh.sccgov.org

045682

SCVURPPP Construction, Illegal Discharge, and Industrial Inspection Contacts

Agency	Construction Inspection	Illegal Discharge	Industrial Inspection
SCVWD	**Denise Uriarte** 408-265-2607, X2909 duriarte@valleywater.org **Pollution Hotline** 1-888-510-5151	**Denise Uriarte** 408-265-2607, X2909 duriarte@valleywater.org **Pollution Hotline** 1-888-510-5151	**Not Applicable**
Saratoga	**Brad Lind** 408-868-1224 bradlind@saratoga.ca.us **Skylar McLean** Grading / Land Development Inspections 408-868-1237 skyelarm@saratoga.ca.us	**Akrista Aslin** West Valley Clean Water Program 408-354-5386 office 408-828-4658 cell aaslin@wvcwp.org **Kristin Borel** 408-868-1258 kborel@saratoga.ca.us **Rick Torres** Streets Maintenance Supervisor 408-857-6545 cell rtorres@saratoga.ca.us	**Akrista Aslin** West Valley Clean Water Program 408-354-5386 office 408-828-4658 cell aaslin@wvcwp.org **Richard Baker** SCC FD, Haz Mat 408-378-4010 richard.baker@cnt.sccgov.org **Michael Cervantes** Food Facilities – West Valley 408-918-3455 michael.cervantes@deh.sccgov.org
Sunnyvale	**Gordon Blancher** 408-730-7448 gblancher@ci.sunnyvale.ca.us	**Sarah Scheidt** 408-730-7267 sscheidt@ci.sunnyvale.ca.us **Kristy McCumby Hyland** 408-730-7274 kmccumby@ci.sunnyvale.ca.us	**Sarah Scheidt** 408-730-7267 sscheidt@ci.sunnyvale.ca.us
Caltrans	**Dragomir Bogdanic** 510-622-0716 510-867-6007 dragomir_Bogdanic@dot.ca.gov	**Hardeep Takhar** 510-286-7182 hardeep_s_takhar@dot.ca.gov	**Not Applicable**

045683

Santa Clara Valley
Urban Runoff
Pollution Prevention Program

Appendix 7-5

Going Native Garden Tour 2010- Summary Report

September 15, 2010

Going Native
Garden Tour

GOING NATIVE GARDEN TOUR 2010
SUMMARY REPORT

June 30, 2010

Highlights

This report describes the GNGT committee's efforts during the past year (July 2009 through June 2010). The document also provides details about tour day, when hundreds of volunteers share their time, expertise and gardens to ensure that the thousands of tour visitors enjoy the day and receive inspiration for their own gardens. Table 1 lists some tour highlights.

Date	**April 18, 2010**
Time	**10am-4pm**
Number of gardens	**67**
Number of registrants	**4673**
Number of garden visits	**12447**
Number of volunteers	**262**
Volunteer-hours on tour day	**1163**
Number of Sponsors	**16**
Number of Supporters	**22**
Ongoing efforts to ensure a quality tour	• **Volunteer orientation meeting** • **Web-based volunteer signup** • **Enhanced web-based registration to cooperate with ISP anti-Spam filters.** • **Custom designed t-shirts for volunteers.** • **Plant labeling info on website** • **Invasive plants list on website** • **On-line survey, with a prize drawing to encourage participation.**
New initiatives	• **Native plant sales were expanded and featured nine nurseries at ten gardens.**

Table 1: Tour Highlights

The eighth annual Going Native Garden Tour took place on April 18, 2010 from 10AM to 4PM. The 4673 registrants who signed up for the tour made 12447 visits to the open gardens. There were 262 volunteers participating on tour day, serving as docents and greeters at the 67 open gardens.
Once again this year, various initiatives enhanced the tour experience for registrants and volunteers. Volunteers received a custom-designed organic cotton t-shirt. An on-line survey was conducted after the tour, and prize drawing offered to encourage people to input their comments. Our nine nursery sponsors conducted native plant sales at selected tour gardens. We received many positive comments about the tour and the plant sales.

New Presenting Organization

The Going Native Garden Tour Steering Committee is now a recognized part of the California Native Plant Society, Santa Clara Chapter.

California Native Plant Society, Santa Clara Chapter, a non-profit 501(c)(3), is the tour's fiscal agent. They provide insurance and administrative support for the tour, and their non-profit status makes donations to the tour tax deductible.

Sponsors and Supporters

This year's tour was sponsored by the following 16 organizations:
Acterra
Almaden Valley Nursery
Azureheart Structural Integration
Bay Area Water Supply & Conservation Agency
Bay Natives
Central Coast Wilds Nursery
East Bay Wilds
Friends of Master Gardeners of Santa Clara County
Gold Rush Nursery
Mediterranean Garden Society
Middlebrook Gardens
Native Revival Nursery
Santa Clara Valley Urban Runoff Pollution Prevention Program
Santa Clara Valley Water District
Watershed Watch
Yerba Buena Nursery
Sponsors paid for the following: garden signs, fliers, copying, orientation meeting and website expenses, and volunteer t-shirts.

The tour was supported by the following 22 organizations:
Bay Nature Magazine
California Native Plant Society, Santa Clara Valley Chapter
Capitol Wholesale Nursery
Conexions
Cory Neighborhood Association
Don Edwards San Francisco Bay National Wildlife Refuge
Expert Support, Inc.
Gardening With Natives
Guadalupe River Park and Gardens
Japantown Neighborhood Association
Larner Seeds
National Wildlife Federation
Neighborhood Development Center (City of San Jose)
Old Mountain View Neighborhood Association
Our City Forest
Rainbow West Neighborhood Association
Santa Clara Valley Audubon Society
Sierra Club (Loma Prieta Chapter)
Shasta/Hanchett Park neighborhood Association
Sunnyvale Garden Club

UCCE Master Gardeners
Western Horticultural Society
Supporters provided assistance in the following areas:
- Soliciting gardens and volunteers
- Publicizing the tour to their members
- Linking their website to the tour website
- Distributing tour fliers at events

Sponsor and supporter information was publicized through tour literature, fliers, and press releases. The garden signs featured logos and graphics of sponsors and supporters, as shown in Figure 1.

Figure 1: Garden sign graphic

In addition to the listed sponsors and supporters, four designers volunteered to contribute their time in one-hour consultations, serving as the grand prizes for the on-line survey drawing: Fran Adams(*Sense of Place*), Stephanie Curtis(*Curtis Horticulture*), Agi Kehoe(*Agnes Kehoe Landscaping*), and Deva Luna(*EarthCare Landscaping*). The steering committee appreciated their contribution

Steering Committee

Table 2 lists the steering committee members and their roles.

Role	**Core Member**	**Additional Contributors**
Garden Selection/Descriptions/-Directions	Renate Kempf, Madeline Morrow , Diana Stanley, Ginny Veach	Peigi Duvall, Agi Kehoe, Deva Luna
Website	Krzysztof Kozminski, Diana Stanley, Bob Weissman,	Jan Clayton
Volunteer Coordination	Nella Henninger	
Garden Previews	Ingrid Graeve	Rhonda Kutche
Publicity	Kay Gutknecht, Arvind Kumar	
Sponsor Liaison/Development	Arvind Kumar	Ginny Veach
Fiscal Agent	CNPS: Julie Scherer, treasurer	
Visitor Materials (maps, descriptions, etc.)	Krzysztof Kozminski	
Coordination	Ginny Veach	

Table 2: Steering Committee members

The steering committee itself logged more than 800 volunteer-hours during the past year. The *Don Edwards San Francisco Bay National Wildlife Refuge* at the Environmental Education Center in Alviso (San Jose) provided meeting space. Some meetings occurred at committee members' homes. The committee met on the first Sunday of each month (varied as necessary).

Volunteers

This year the tour drew a total of 262 volunteers who logged 1163 volunteer-hours working at gardens on tour day. Some volunteers worked as docents who were knowledgeable about native plants and conducted guided tours of gardens. Others worked as greeters who welcomed visitors, encouraged them to sign the guest book, and answered general questions. In addition to contributing their time on tour day, garden owners worked hard readying their gardens for the tour.

The tour has been designated a project by UCCE Master Gardeners of Santa Clara County so that volunteer hours for the tour would count toward the Master Gardener volunteer service requirement. As a result, eighty-one of the tour day volunteers were Master Gardeners.

Funding

Our sponsors supplied both monetary donations and donations of signage and flyer production.
The primary tour expense is production of volunteer t-shirts. Minor expenses included supplies for the Orientation Meeting and the fiscal agent fee.

Garden Selection

This year's tour featured 67 gardens. Of these, 26 gardens (39%) were on the tour for the first time. This year, 9 public native gardens and 3 school gardens were included in the tour. Most of the gardens were located in Santa Clara County, and a few gardens were in southern San Mateo County. The southernmost garden was in Morgan Hill. The Garden Selection Committee evaluated a total of 78 submitted gardens and prepared garden descriptions and plant listings for the gardens selected.

Figures 2 and 3 depict area maps showing the approximate locations of gardens selected for the 2010 tour.

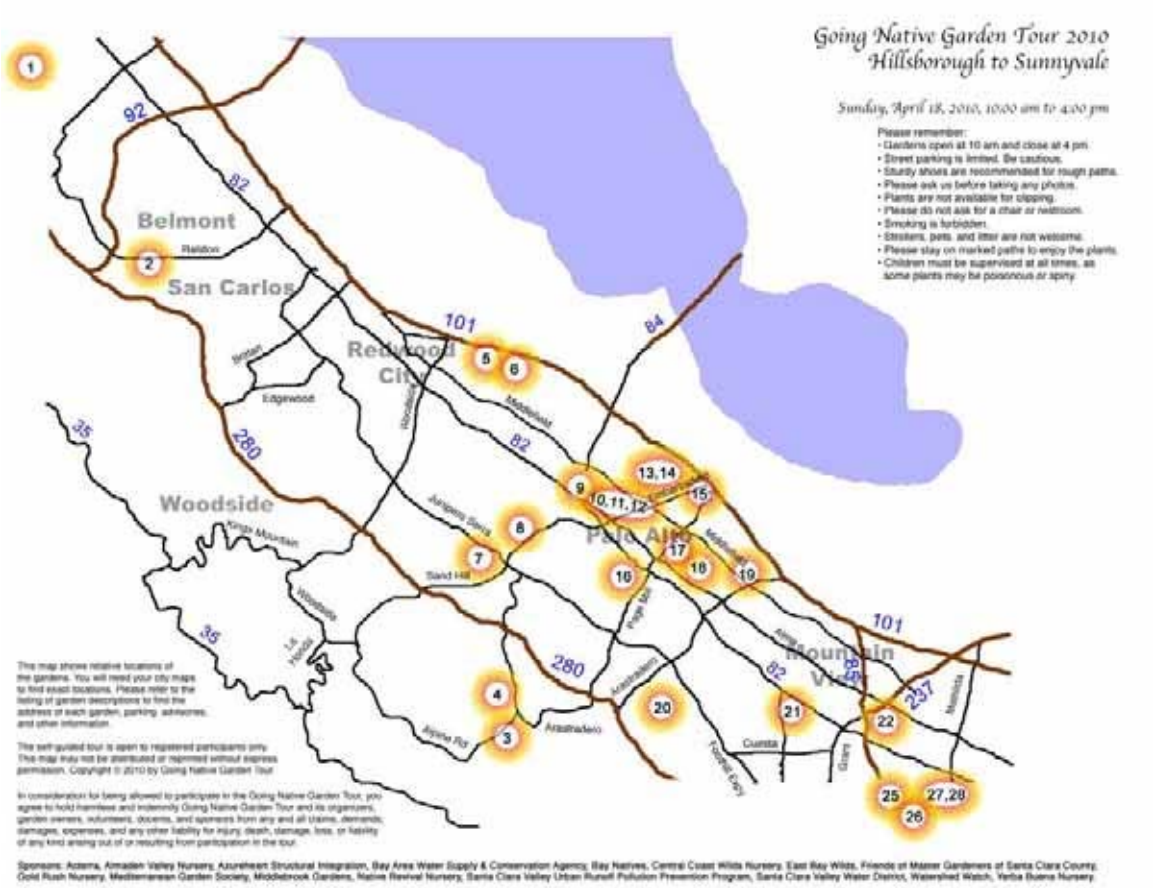

Figure 2: Gardens in the northwestern part of the tour area

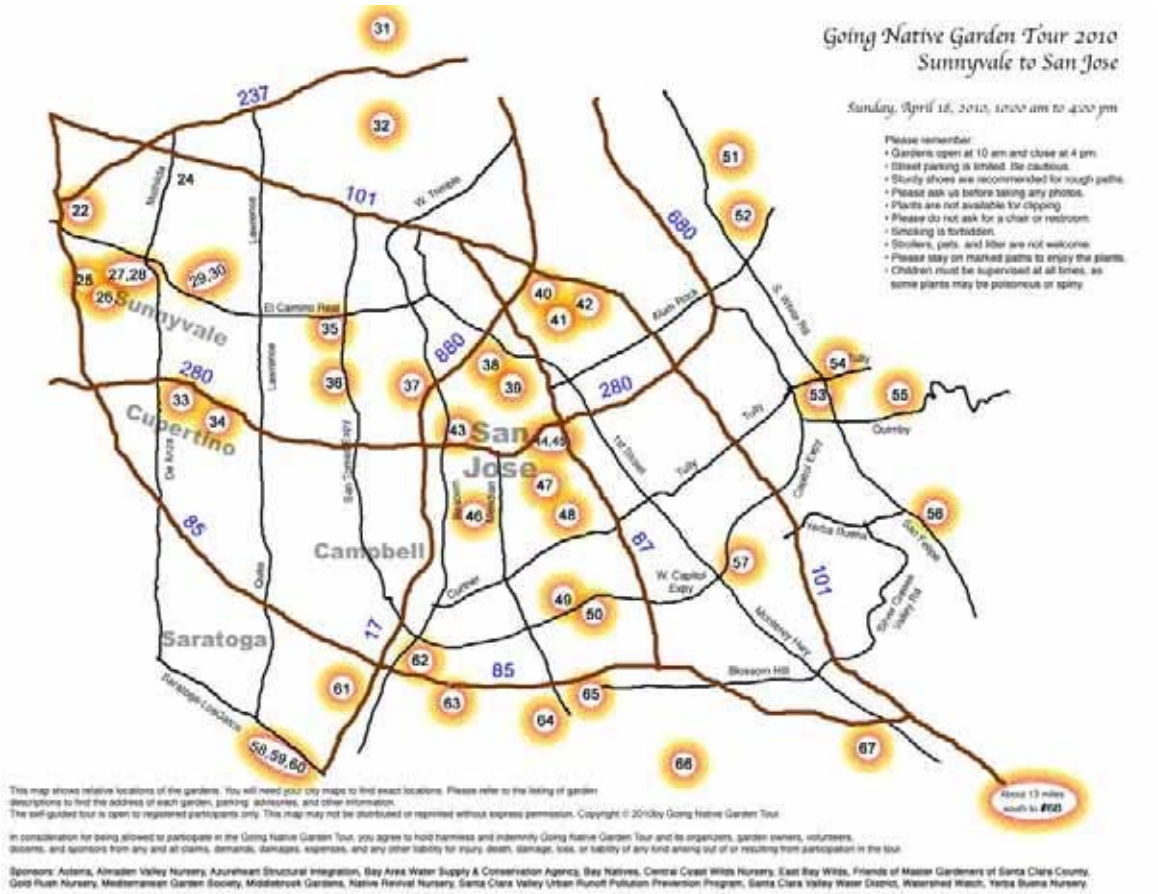

Figure 3: Gardens in the southeastern part of the tour area

Garden Previews

As a way to attract and retain volunteers, the tour committee offers a Garden Preview program for volunteers (inspired by the Garden Soirees organized by the East Bay Bringing Back the Natives Tour). Under this program, volunteers receive invitations to visit private native gardens throughout the year. This is a reward for their volunteer efforts, and a chance to see gardens they otherwise miss due to their volunteer duties on tour day. Many appreciate the opportunity to see native gardens at different times of the year. Under this program, a total of 7 garden previews were arranged between July 2009 and June 2010, attracting from 6 to 20 volunteers to any one garden visit.

Other Volunteer Benefits

This year all volunteers received custom designed t-shirts. Myra Saylor designed the T-shirt art. She is an artist on paper, canvas and gourds and lives part time in Yuma, AZ and part time in California. She is a Master Gardener in Arizona and a great proponent of native landscaping. Her design for this year's shirt, featuring toyon leaves, is on the front page of this report. GNGT sponsor Azureheart supplied additional funds to enable the purchase of organic cotton shirts.

Tour Orientation

Tour organizers once again offered a well-received volunteer orientation program two weeks before tour day. All volunteers and garden hosts were invited to attend an evening meeting; a short presentation covered greeter, docent, and garden owner tasks and benefits followed by a question and answer session. Tour materials and signs were distributed and refreshments were served. The meeting also provided the opportunity for attendees to talk with members of the steering committee and meet other like-minded volunteers.

Publicity

The publicity this year targeted print media, gardening and environmental groups, colleges/academics, broadcast media, city business bureaus, water companies, nurseries, special interest groups and neighborhood associations

Hard copy press releases were mailed to selected media outlets. Five thousand color fliers were distributed to libraries, nurseries, Water District, CNPS meetings, Master Gardener meetings, and other locations. This year, the majority of the fliers were mailed to these locations.

The tour received coverage in the following publications:

Western Horticulture
Yerba Buena Nursery newsletter
Gilroy Dispatch
Santa Clara County Master Gardener newsletter
Avocet (Santa Clara County Audubon newsletter)
CNPS Yerba Buena chapter newsletter
Pacific Horticulture
Palo Alto Weekly
San Jose Mercury News
San Francisco Chronicle

Registrants identified many varied sources for learning about the GNGT. Registrants who completed the on-line survey indicated that most obtained information from the San Jose Mercury News and via email. Now entering its ninth year, the tour has established a loyal base of adherents, and a reputation and following among the gardening public.

Website

The tour website is located at www.goingnativegardentour.org and features a number of significant enhancements. This same site can be accessed using www.gngt.org.

The garden submission form is online. All gardens featured this year came through this automated form, which is live 365 days of the year. The registration system is also online.

Jan Clayton from Expert Support came up with a new design for the Garden Tour landing pages. The design has a modern look and feel, condenses the information, and makes it easier to find the information. The design was implemented just in time for the main sign-up time (last month before the tour). Jan has volunteered to help with the design of the rest of the website so we can have a consistent, easy to use, and informative web site for all our users year round.

The number of web pages increased with the addition of information about this year's gardens. The showcase feature of each garden is described along with other garden attractions, wildlife value, years gardening at this location, and lot size. Up to four pictures from each garden allows website visitors to see the actual garden. Where available, plant lists are provided online. Garden addresses are not given. These web pages, along with pages from previous years' tours, are available year-round, serving as a valuable resource for people searching for great native garden ideas.

Descriptions for making various styles of labels are on the website, as an aid for the garden owner. Clear labeling helps answer many of the garden visitors questions, so that docents have more time to discuss other aspects of the garden with visitors.

With the permission of Cal-IPC, a summary list of plants considered invasive in California natural areas was extracted from their documents (California Invasive Plant Inventory, Feb. '06, and Cal-IPC News Spring 2007). This list is available on the GNGT website. A link to their full database allows interested browsers to access more details about these invasive plants. Note that this list focuses on plants that imperil natural areas – there are other cultivated plants that can be quite invasive in the home garden.

Volunteer signups are now automated on the website, with information going directly to a database that allows for easier coordination on tour day.

A new "GNGT store" link on the website provides a shopping opportunity! This year's custom t-shirt design is available on various products –sweatshirts, mugs, bags – with some of the proceeds benefiting the Going Native Garden Tour.

2010 Registration

Table 3 shows that San Jose supplied 1233 (26% of the total) registrants, followed by Palo Alto, Sunnyvale, Los Altos, Mountain View and Redwood City.
Santa Clara County supplied 3316 registrations (71% of the total), and San Mateo County supplied 888 registrations (19% of the total).

City	Total
San Jose	1233
Palo Alto	409
Sunnyvale	317
Los Altos	283
Mountain View	233
Redwood City	174
Menlo Park	157
Los Gatos	156
Santa Clara	154
Cupertino	144
San Mateo	115
Campbell	113
Saratoga	112
Portola Valley	110
Burlingame	92
San Carlos	77
Morgan Hill	71
San Francisco	51
Fremont	50
Gilroy	44
Oakland	38
Milpitas	32
Belmont	31
Santa Cruz	30
Pacifica	29
Watsonville	20

Table 3: Number of registrants by city

Tour Materials

Links to web-based tour materials were emailed to all registrants two weeks before the tour. These materials were designed to allow tour visitors to plan out their route and which gardens to visit. The tour materials consisted of:

Garden addresses and detailed descriptions and directions
Area maps showing the approximate locations of gardens

Each garden received the following materials:
Guest book for visitor sign-in
Tour Garden Sign (durable, weather-proof, and should last for a long time) and 2 stakes
Garden Etiquette (description of procedures on tour day)
Small sign requesting donations

Gardens received brochures and literature to distribute, and some gardens provided plant lists and garden write-ups.

Tour Day

Tour day weather was warm and sunny. The tour traffic was reasonably well distributed. In general, the southeastern locations received fewer visitors than the gardens that are further up the peninsula. A total of 12447 visits were logged, which is an underestimate as not every visitor signs the guest book. Also, most public gardens did not return a visitor count, so total number of visits during the tour actually exceeded the number quoted above. A garden in Palo Alto logged the tour record: 665 visitors.

Chart 2 shows the attendance at the gardens on this year's tour, arranged in order by garden number. Lower garden numbers tend to be located to the northwest (Belmont, Redwood City), and higher garden numbers southeast (Evergreen area in San Jose). Garden #1 is in Hillsborough and Garden #68 is in Morgan Hill.

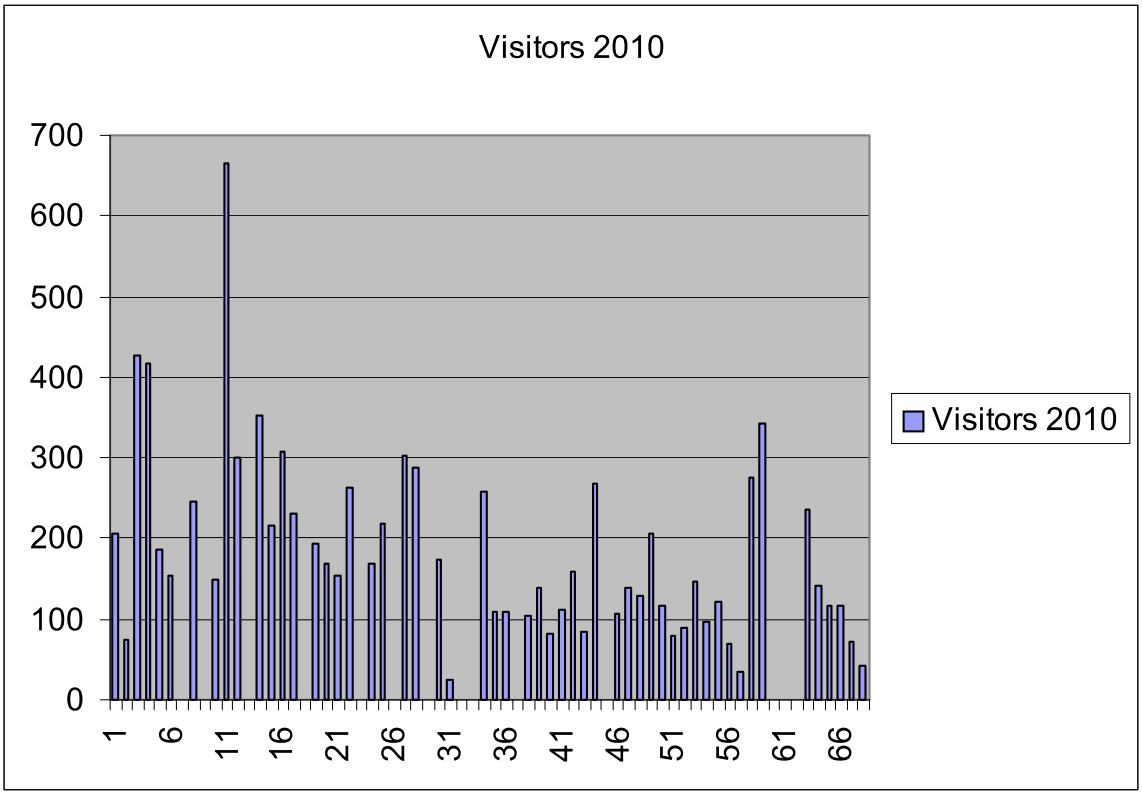

Chart 2: number of visitors by garden number

Visitor Feedback – Guest Books

Here are a few of the comments entered in the guest books by visitors. It's not surprising few comments are written in the guest books, as the visitors are rushing to see gardens in the time allowed.

Garden	Comments
5	This has got to be the best organized garden we've seen in 4 or 5 years of taking this tour. I enjoyed your sense of humor in the rock sculpture garden. To me, the back yard captures the sense of being in the mountains. It must be a peaceful place to sit. Thanks.
10	Nice to see a native garden at something other than a private home.
16	The meadow in back was beautiful. Thank you for sharing.
30	Your garden has evolved into a wonderful place. Do you rent out the hammock by the day?
45	Love show of small space usage, combination edibles, natives, continuation of neighbor's native garden. Could use more plant signs/labels.
50	Very educated tour. We got more information here than other places. Our student tour guide was really good.
51	First stop – don't have to see more! Can I take it all home?
65	Great job. Good alternative to a front lawn.

Visitor Feedback – On-Line Survey

For the third time, the GNGT conducted an on-line survey, patterned after the *Bringing Back the Natives Garden Tour* organized by Kathy Kramer. A random drawing was offered for participation in the survey, with t-shirts and four 1-hour design consultations offered as 'grand' prizes. More than 600 people submitted the survey, rating various aspects of the tour and supplying many detailed comments. About half of the respondents had attended a previous GNGT, and party size was mostly one or two people. Here are some of the ratings and feedback supplied by survey participants:
Overall rating of tour: 68% Excellent, 30% Good
Familiarity with native plant gardening: 34% beginner, 58% some knowledge

Garden Comments
Most respondents supplied detailed and frank comments regarding the gardens they toured – for example:

Garden #3: Fantastic, owner gave us printed layouts of the garden and was so friendly and helpful and her sons had hot coffee or lemonade for sale which was most appreciated as we were there at 10:00 a.m wanting to also purchase plants from Acterra.
Garden #11: Charming vignettes and intimate seating areas in front. In rear, the combination of design areas, existing landscaping, mature trees and native themes weaves a harmonious and welcoming whole.
Garden #18: The courtyard was the most successful part of this newly planted garden. The back yard was not filled in much yet, but we noticed that even when filled in, there was not much variety in the height of plants to break the intense heat of the afternoon sun.
Garden #32: Wonderful park, great examples of full size shrubs and small trees that would have needed to be cut back in a garden setting. looks like it's size makes it hard to keep free of weeds
Garden #59: Beautiful combination of plants and art; I especially loved the waterfall mural and the dry creekbed. Nice combination of natives and nonnatives; a very controlled garden.
Garden #66: Good collection, but random placement of material. No sense of direction of design.

Suggestions for Improvement
Respondents supplied more than 372 suggestions for improving the tour, which the Steering Committee will review while preparing for next years tour – for example:

We visited about 6 gardens in our neighborhood. The map was a little difficult to navigate - it would help if you could enlarge it more. Everyone was very gracious and it inspired us to get after it in our own yard.

On the description of plants that are included in the gardens, having a link (or a picture) of the plant with its size when mature, color, purpose (good for bees, butterflies...) etc. can help identify them quickly.

Include the numbers of the sites on the list with links, so that gardens can be easily cross referenced to map and other material. the maps and Google links were great.

It was all very wonderful! I had problems figuring out which gardens to go to. I was only able to go to 10 in the 6 hours since I'm new to this and asked a lot of questions. Maybe having the tour on 2 separate days, split by the Northern cities, then the Southern the next day or weekend.

Identify gardens that are open to public so that one can choose the ones that are private and see the ones open to public later.

It would be nice to have the list of gardens earlier.
Also - more info on deer resistant plants.

Table 4 lists 14 garden management practices and survey respondents' strategy regarding them. Note that most have already reduced insecticide and herbicide use, and many plan to increase planting density, reduce lawn size, group plants with similar water needs, and encourage birds and butterflies.

Will tour influence you to do this?	already doing this	I began doing after Tour	I plan to do this	I have no plans to do this	Response Count
1. Mulch with wood chips, leaves, etc.	69.0% (372)	1.9% (10)	24.1% (130)	5.0% (27)	539
2. Increase planting density to out-compete weeds.	33.3% (164)	3.7% (18)	45.3% (223)	17.7% (87)	492
3. Encourage birds, butterflies, etc. with plant choices, food, shelter, and water.	55.7% (298)	3.4% (18)	34.6% (185)	6.4% (34)	535
4. Tolerate some insect damage to plants.	72.0% (368)	4.7% (24)	18.2% (93)	5.1% (26)	511
5. Reduce/eliminate insecticide/herbicide use.	76.6% (402)	4.0% (21)	17.0% (89)	2.5% (13)	525
6. Include water-wise plants in the garden.	63.5% (346)	4.6% (25)	31.0% (169)	0.9% (5)	545
7. Include native plants in the garden.	57.7% (318)	7.4% (41)	33.9% (187)	0.9% (5)	551
8. Group plants of similar water needs.	52.1% (267)	5.7% (29)	39.1% (200)	3.1% (16)	512
9. Install efficient irrigation (e.g., drip, timers, soaker hoses).	57.0% (297)	2.7% (14)	28.4% (148)	11.9% (62)	521
10. Reduce the size of the lawn.	49.7% (257)	1.4% (7)	38.7% (200)	10.3% (53)	517
11. Leave grass clippings on the lawn.	45.5% (197)	2.1% (9)	12.5% (54)	40.0% (173)	433
12. Compost yard waste and kitchen scraps.	62.7% (328)	1.3% (7)	18.2% (95)	17.8% (93)	523
13. Amend soil with compost.	73.0% (382)	2.3% (12)	17.2% (90)	7.5% (39)	523
14. Minimize hardscape (patios, decks).	37.0% (183)	1.4% (7)	20.2% (100)	41.3% (204)	494

Table 4: On-line survey results regarding garden management practices.

Host Gardener Feedback

Here is a sample of host gardener feedback:

Lots of inspired people, lots of people planning to convert their lawns into native gardens. Many thanks to our greeters Sandy and Jan who were helping with everything what was needed, even with our young children.

We had 90 people visit our garden. The experience was wonderful and the day could not have been more beautiful!

We had 231 visitors, including 4 neighbors who had not signed up in advance. I'm not sure we got absolutely everybody to sign in. A lot of people arrived at the same time to attend the talks.

We had lots of intelligent questions and very positive comments about the yard.

The weather was great and the visitors very interested in the use of water and how plants can grow in the shade.

Future Plans

Steering Committee volunteers are tackling the task to automatically build garden web pages by using information supplied by garden owners and stored in a common database. They are also trying to develop a cross-reference system to supply website links to various gardens based on topics of interest. For example, a website visitor could find and browse all gardens that have rain capture/containment features, or all gardens with meadows.

Summary

Table 5 compares some key statistics for the last four tours.

Year of Tour	**2006**	**2007**	**2008**	**2009**	**2010**
Number of gardens	46	45	42	53	67
Number of registrants	3,656	3,120	3523	5090	4673
Number of garden visits	7,606	6,688	7,137	12,824	12447
Number of volunteers	147	200	220	265	262
Volunteer hours on tour day	660	690	741	800	1163

Table 5: Tour statistics, 2006 through 2010

This year's Going Native Garden Tour featured 26% more gardens than last year. There were 8% fewer registrants and 3% fewer garden visits.

The tour received grants that enabled the purchase of organic t-shirts for the volunteers. There was a slightly different mix of sponsors and supporters this year, with more nursery sponsors and more neighborhood association supporters.

The on-line survey was used for the third time this year and supplied lots of informative feedback and some great suggestions. The steering committee will find this very helpful for future planning.

The continued success of the Going Native Garden Tour demonstrates that our community has a sustained interest in growing California native plants in home gardens and in environmentally conscious gardening practices.

Santa Clara Valley
Urban Runoff
Pollution Prevention Program

Appendix 7-6

Watershed Watchers: Keeping Out Waterways Clean: FY 09-10 Fourth Quarter Report including end-of-year Summary from Alviso

September 15, 2010

WATERSHED WATCHERS:
Keeping Our Waterways Clean

FY09-10
4th Quarter Report
April - June 2010

Intern Jennifer Nielsen cheerfully poses with the Blue Goose at South Bay Bird Fest on May 1st, 2010.

Prepared for:
Santa Clara Valley Urban Runoff Pollution Prevention Program
San Francisco Bay Wildlife Society
Don Edwards San Francisco Bay National Wildlife Refuge

A. Program Title and General Focus:

This partnership program between the Santa Clara Valley Urban Runoff Pollution Prevention Program (SCVURPPP), the U.S. Fish and Wildlife Service's Don Edwards San Francisco Bay National Wildlife Refuge Environmental Education Center (EEC), and the San Francisco Bay Wildlife Society (SFBWS) provides services and programming that interpret the message of the Watershed Watchers program. The purpose of the Watershed Watchers program is to increase the surrounding communities' knowledge of urban runoff pollution and how to reduce its harmful effects through personal behavior changes.

B. Program Team:

•Debra King has been the Interpretive Specialist and Watershed Watchers Program Coordinator as of March 2009. Debra studied at the University of California, Berkeley, and graduated with a B.S. in Environmental Sciences and a Minor in Music. After finishing college, Debra worked at the East Bay Humane Society Hospital and taught at various non-profit education organizations (including Giraffe Learning Center and World Culture and Education Organization). She also worked in the Education Department at the San Francisco Zoo, coordinating volunteers, working with animals, and developing interpretive programs, before she landed at the EEC in Alviso in September as the Slow the Flow Intern.

•Genie Moore is the Environmental Education Center Director. She brings her experiences of coordinating the "Wetland Round-Up" and "Trekking the Refuge" field trip programs, and the Common Murre Restoration Project for the Visitor Center in Fremont.

•Renee' Maningding is the Watershed Watchers Intern for the San Francisco Bay Wildlife Society. She graduated from the University of California, Santa Cruz, with a B. A. in Environmental Studies and Anthropology. Renee' is also actively involved with her Filipino folkdance group, and has volunteered with Happy Hollow Park and Zoo.

•San Francisco Bay Wildlife Society, established in 1987, is a non-profit cooperating association that has supported education, interpretation and other public use programs at the Don Edwards San Francisco Bay National Wildlife Refuge. The San Francisco Bay Wildlife Society administers the Watershed Watchers Program.

•Volunteers are vital and are often very involved with the Watershed Watchers Program by assisting with interpretive programs, field trips, and special events.

C. Highlights

Earth Day Community Service

This quarter's Earth Day Community Service was composed of a small but very energetic group of volunteers. We first discussed the importance of wildlife refuges and conservation. We then talked about invasive species and the significance of removing invasive species and planting native ones. The participants were all hard working, lively, and cleared a huge amount of mustard in our restoration area. We then went on a short hike to discuss the different habitats here at the Don Edwards San Francisco Bay National Wildlife Refuge, and learned about how urban runoff pollution not only affects wildlife, but also people.

Our awesome Earth Day Community Service group poses in front of the Pavilion on April 18th, 2010.

A volunteer: hard at work removing mustard.

Scout Programs

Scouts have been consistently enthusiastic about our Watershed Watchers programs. In addition to satisfying badge requirements, scouts enjoy learning all about the habitats here at the Environmental Education Center while practicing their binocular skills. They make their own wetland bird guides, pinecone bird feeders, and write journals about the wildlife they observe. The word is definitely out, and each quarter we field more and more calls about people wanting to participate in our scout programs.

Scouts brave the cold and rain during one of our Junior Girl Scout Wildlife Badge programs in May.

South Bay Bird Fest

Another year, another great event! For this year's South Bay Bird Fest, we partnered with the Santa Clara Valley Audubon Society, Wildlife Center of Silicon Valley, Los Gatos Birdwatcher, and, of course, the San Francisco Bay Wildlife Society. The Wildlife Society donated funds to keep our volunteers well fed, happy and energized, and the Los Gatos Birdwatcher donated program supplies and raffle prizes. As in previous years, the SCV Audubon Society brought out their "bird popsicles" and helped participants make their very own binoculars. We were also very excited to have the Wildlife Center of Silicon Valley bring out two of their education birds – a Red-shouldered hawk and an albino American crow.

Participants loved all the games, hikes, live birds, the puppet show, our new magic show, as well as all the other fun activities going on at the Environmental Education Center, and by the end of the day, we had 330 smiling faces walk through our doors.

D. Fouth Quarter Summary (April-June)

Total Number of Programs Summary

Program Type	# of Programs Proposed	# of Programs Offered	# of Programs Conducted	Proposal Met?
Public Programs	7	13	12	Exceeded
Group Programs	5	8	8	Exceeded
Stewardship Programs	2	3	2	Met
Outreach Programs	1	6	6	Exceeded
Summer Camp	n/a	n/a	n/a	Met
Special Events	1	1	1	Met
TOTAL	16	31	29	

Total Number of Participants Summary

Program Type	Pre K	Elem	Middle	High	Adult	Total #
Public Programs		111		1	146	258
Group Programs		101	7		69	177
Stewardship Programs		17			11	28
Outreach Programs	23	217		4	88	332
Summer Camp						n/a
Special Events						330
TOTAL	23	446	7	5	314	1125

E. Program Details:

Public Program – Wildlife in Our Watershed Depends on You
A series of guided nature walk, hands-on science, and/or nature activities that focus on how individual behaviors cause or prevent urban runoff pollution and affect wildlife habitat in the watershed. (See Appendix A for programs offered this quarter)

Goal – 7 programs

Date	Programs	Pre K	Elem	Middle	High	Adult	Total # of Attendee
4/3/10	Beginning Bird Photography		4			8	12
4/10/10	Monster Bacteria		10			19	29
4/11/10	Drawbridge					4	4
4/24/10	All About Owls		14			15	29
4/24/10	Habitat Exploration		11			13	24
5/8/10	Beginning Bird Photography		14				14
5/9/10	Beginning Bird Watching		7			7	14
5/15/10	Bike the Levees				1	4	5
5/21/10	Night Sky Party!		38			36	74
5/22/10	Advanced Bird Photography						vol. cancel
6/19/10	Wetland Safari		6			14	20
6/19/10	Salt Marsh Life…Food Chain		6			10	16
6/26/10	Advanced Bird Photography		1			16	17
Offered: Conducted:	13 12		111		1	146	258

Proposal: ___Met ___Not Met _X_Exceeded

Many programs wouldn't be possible without the help of our wonderful interns and amazing volunteers.

Group Programs – Our Role in Preventing Urban Runoff Pollution
Presentation and walk focusing on each individual's role in preventing urban runoff pollution, including examples of alternative behaviors. (See Appendix A for program descriptions)

Goal – 5 programs

Date	Programs	Pre K	Elem	Middle	High	Adult	Total # of Attendee
4/3/10	Brownie Eco-Explorer Patch		12			10	22
4/23/10	Private Brownie Scouts		12			6	18
5/4/10	Private Monster Bacteria		6	7		6	19
5/15/10	Lyceum Mysteries…Marsh		5			4	9
5/22/10	Webelos Naturalist Badge		20			14	34
5/25/10	Private Girl Scouts		10			4	14
6/5/10	Private Wolf Scouts		18			15	33
6/5/10	Private Brownie Scouts		18			10	28
Offered: Conducted:	8 8		101	7		69	177

Proposal: ___Met ___Not Met _X_Exceeded

Stewardship Programs – Gardening Without Chemicals
Workshops and garden workdays are both included in this category. Workshops highlight California native plans, emphasizing their benefits to native animals and demonstrate how to garden without chemicals. The workshops focus on how chemicals entering the watershed compromise the integrity of our waterways and are harmful to wildlife. Garden workdays illustrate chemical-free gardening techniques. (See Appendix A for specific program details)

Stewardship – Gardening Without Chemicals
Goal – 2 programs

Date	Programs	Pre K	Elem	Middle	High	Adult	Total # of Attendee
4/17/10	Community Service		4			4	8
5/8/10	Community Service						cancelled
5/14/10	Scout Community Service		13			7	20
Offered: Conducted:	3 2		17			11	28

Proposal: _X_Met ___Not Met ___Exceeded

Outreach Programs
Take information about the program to offsite events in order to attract new participants to weekend programs and special events.

Outreach
Goal – 1 program

Date	Programs	Pre K	Elem	Middle	High	Adult	Total # of Attendee
4/8/10	Alum Rock Library		22			15	37
4/10/10	Willow Glen Library	6	19			13	38
5/19/10	Santa Teresa Library	10	25			19	54
5/26/10	GRPG Water Wizards		97			20	117
5/28/10	Evergreen Library	7	29		4	18	58
3/19/10	Wisdom Education Org.		25			3	28
Offered: Conducted:	6 6	23	217		4	88	332

Proposal: ___Met ___Not Met _X_Exceeded

Summer Camp
Marsh-In Summer Camp is offered for elementary school-age children, for one week in August. Participate as a camp coordinator and activity leader. Assist in program development, implementation, execution, and cleanup.

Summer Camp
Goal – n/a

Proposal: _X_Met ___Not Met ___Exceeded

Special Events
Special events are offered twice a year and are designed to attract at least 200 people to the EEC for various activities educating participants about urban runoff pollution prevention.

Special Events
Goal – 1

Date	Programs	Pre K	Elem	Middle	High	Adult	Total # of Attendee
5/1/10	South Bay Bird Fest!						330*
Offered: Conducted:	1 1						330

*specific ages were not recorded

Proposal: _X_Met ___Not Met ___Exceeded

F. Public Outreach – The Audience and How it was Reached

This project involves public outreach encompassing a wide variety of groups and individuals in Santa Clara County. The audience varies in age, ethnicity, interest, occupations, and income levels. The following programs offer an opportunity for public outreach:

•The Environmental Education Center in Alviso offers trails and access to wildlife viewing for the public to gain first-hand knowledge of the value of our Bay habitats. Visitors who tour the Environmental Education Center have an opportunity to use the storm drain model, speak with the interpretive specialist about the salt marsh, have access to "things to see," as well as learn about current threats to wildlife of the salt marsh. The "audience" is as diverse as the population in the Bay Area, including people from varied ethnic backgrounds and socioeconomic status.

•The Watershed Watchers programs are primarily held on the weekend at the Environmental Education Center. *Bay Area Parent* continues to send numerous new visitors to the EEC. Santa Clara County residents attending these weekend programs are given informational flyers produced by SCVURPPP, including "Grow-It" and "You are the Solution to Water Pollution". The program is continually trying to reach new and different audiences, and goals for the next quarter involve doing programs at more libraries in Santa Clara County, and reaching out to more high school students.

G. Outreach Materials Produced

Quarterly fliers for weekend programs are attached. These materials are distributed at outreach opportunities and they are distributed as noted below:

H. Making the Project Known to the Community at Large

Programs are advertised in the following media:

Tideline (the Refuge newsletter with over 17,000 subscribers)
Don Edwards San Francisco Bay National Wildlife Refuge website
Bay Area Parent publication
Flyers (located at the Refuge, schools, and South Bay libraries, Central YMCA, Learning Rainbow Teacher Supply Store, Hicklebee's Children's Bookstore)
Lyceum publication and website
Bay Nature Magazine
Bay Area Publications
Active Days website
Los Gatos Birdwatcher
Santa Clara Valley Unified School District Middle and High Schools
San Jose Unified School District Middle and High Schools
Tri-City Voice

I. Coordinating Refuge Volunteers

Contact volunteers to lead programs, training, and maintaining relationships with volunteers. Schedule volunteers to work on special events. Volunteers are instrumental in providing programs at the EEC.

J. Project Feedback

How the project has changed specific behaviors which adversely affect water quality and increase the understanding and appreciation of streams and the Bay.

Participants in the Watershed Watchers programs provided feedback as to how the program has increased their awareness of urban runoff pollution. The following statements are actual written comments taken from surveys and represent behavioral changes survey respondents are willing to make to minimize storm drain pollution:

- save garbage for trash bins
- don't pour chemicals (paint, soap, motor oil) down storm drains
- don't litter/ dispose of trash properly
- pick up dog poo
- use environmentally-friendly soap and chemicals
- will save water, use less during showers
- will improve my habits

The following are general comments that visitors made about the Refuge and programs:

- projector needs to be fixed
- excellent
- fantastic!
- This is a wonderful resource - thank you!
- We wanted to walk further!

K. Visitor Survey

A Visitor Survey is used to determine visitor demographics, effectiveness of publicity, and effectiveness of the Watershed Watchers programs. Each survey represents an entire family, typically composed of 2 adults and 2 children. The current quarter survey results are summarized below for the Watershed Watchers: Keeping Our Waterways Clean program (Survey is attached in appendix).

Number of Surveys Completed in the 4th Quarter = 91
59% were first time visitors
27% were repeat visitors

Visitors rate programs on a scale of 1 to 5, 5 being highest

1% rated programs 1-3
11% rated programs 4
54% rated programs 5

After visiting the EEC, 80% of the visitors knew that storm water flows into storm drains and then directly to creeks and the bay. As a result of their visit, 79% listed a behavioral change they are willing to make to keep their storm drains clean.

83% of visitors learned about urban runoff
80% of visitors learned about preserving and protecting South Bay habitats
69% of visitors learned something about watersheds

Visitor Demographics

Alviso	Campbell	Cupertino	Gilroy	Fremont	Los Altos	Los Gatos	Milpitas
1%	1%	9%	0%	4%	1%	1%	10%

Mtn. View	Morgan Hill	Santa Clara	San Jose	Saratoga	Sunnyvale	Other
1%	0%	21%	30%	0%	2%	17%

Bead Drop Display

The Urban Runoff Bead Drop Display records things children promise to do to help keep storm drains clean.

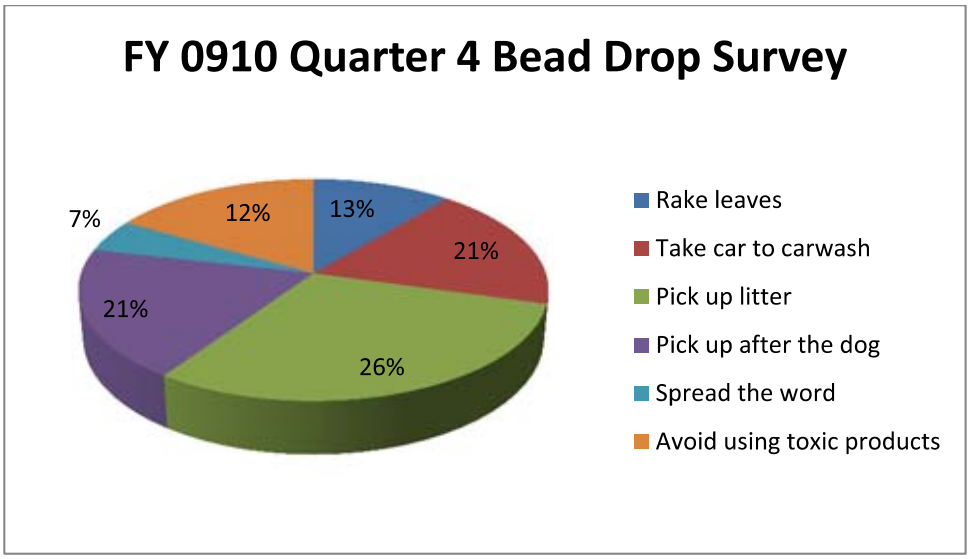

L. Grant Year in Review

July 1, 2009 – June 30, 2010

Program Numbers

Program	# Proposed	# Conducted	# of Participants
Wildlife in Our Watershed	25	40	673
Our Role in Preventing Urban Runoff Pollution	21	33	827
Gardening Without Chemicals	8	12	118
Outreach	4	12	794
Summer Camp	4	4	229
Special Events	2	3	1018
TOTAL	64	104	3659

Participant Numbers

Quarter	Pre K	Elem	Middle	High	Adult	Total #
Quarter 1	41	418	25	188	244	924
Quarter 2	1	122	1	4	141	(+688) = 957
Quarter 3	15	373	0	2	263	653
Quarter 4	23	446	7	5	314	(+330) = 1125
TOTAL	80	1359	33	199	962	3659

Note: numbers in parentheses are from special events, where ages of participants are not recorded.

Number of Surveys Completed in FY0910 = 386
63% were first time visitors
33% were repeat visitors

<u>Visitors rate programs on a scale of 1 to 5, 5 being highest</u>
1% rated programs 1-3
8% rated programs 4
51% rated programs 5

80% of visitors learned about urban runoff
80% of visitors learned about preserving and protecting South Bay habitats
73% of visitors learned something about watersheds

Visitor Demographics

Alviso	Campbell	Cupertino	Gilroy	Fremont	Los Altos	Los Gatos	Milpitas
1%	2%	6%	0%	5%	4%	3%	3%

Mtn. View	Morgan Hill	Santa Clara	San Jose	Saratoga	Sunnyvale	Other
2%	1%	10%	45%	1%	7%	10%

Bead Drop Display FY0910

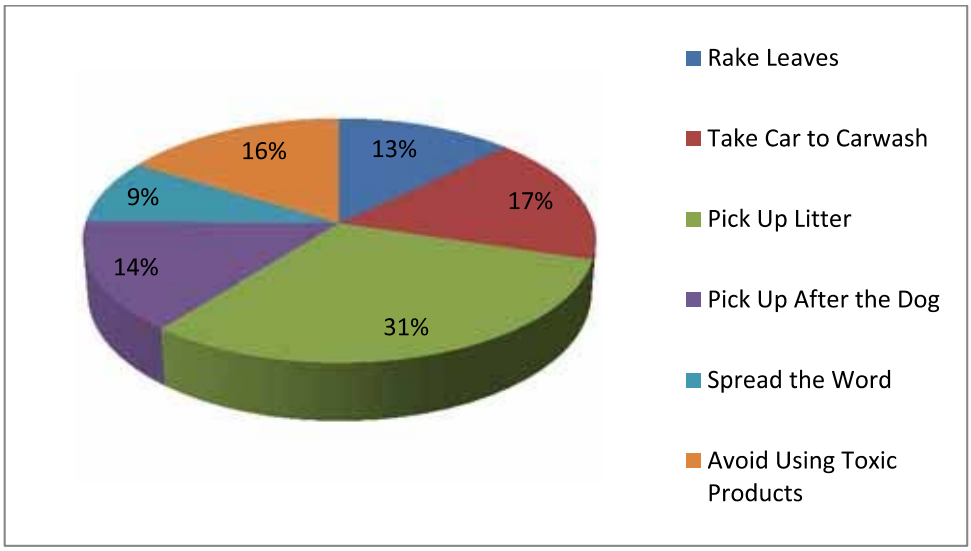

2009 – 2010 Highlights

■ Participants really enjoyed our Earth Day Community Service project, clearing mustard from our native plant garden and restoration areas, while enjoying the beautiful weather and good company.

■ Shark Day was a great success, with over 500 participants enjoying the live leopard shark, games, mud lab, walks, story time, and making their own shark tooth necklaces. We even had a visit from Sharkie, the San José Sharks' mascot.

■ South Bay Bird Fest was another hit this year! About 330 participants enjoyed the live bird show, magic show, puppet show, face painting, and arts and crafts, which wouldn't have been possible without the 45 volunteers who helped out that day.

■ There was a significant increase in outreach events with the San José Public Library system that encouraged participants to visit the Refuge.

■ The smaller number of participants in relation to the previous fiscal year is due in part to attending less large-scale outreach events (USGS Open House).

■ The Children's Discovery Museum Summer of Service program has continued to help out at the Refuge by doing a tremendous amount of weeding, while still enjoying themselves by taking hikes and coloring their own tote bags to take home.

■ Summer camp was enjoyed by over 60 students this year, as they participated in fun activities, enjoyed healthy snacks, went out an urban runoff related scavenger hunt, and sang along to mucky marsh music at the overnight.

M. Attachments:

- Appendix A: Program Descriptions
- Appendix B: Watershed Watchers Proposed Work Plan for July 2009 – June 2010
- Weekend Program Flyers
- Event Flyers
- Tideline
- Visitor Survey

Appendix A: Program Descriptions

ABC's of Raptors
Participants learn all about raptors! The program begins with a slideshow that defines what a raptor is and what types of behavior raptors typically portray. Then the slideshow shows images of local or regularly spotted raptors and their physical characteristics are discussed. Participants learn how to identify raptors and learn about how humans impact raptors, especially how urban runoff pollution makes its way up the food chain. Finally, participants make a raptor ID guide by cutting and pasting local raptors into a book they can take home.

Advanced Bird Photography Workshop
Volunteer Paul Bridges takes over when Jen Woo left off. This 3-hour workshop will first address aesthetic issues (e.g., advanced composition) and nature (animal behavior, seasons, tides). Then the focus is on photography topics (exposure, depth of field, flash, etc.). Urban runoff pollution solutions are discussed at the beginning of the program, and "You are the Solution to Water Pollution" is distributed to all class participants.

All About Owls
Kids learn about owls through an interactive presentation and then dissect owl pellets. At the conclusion of the program, kids learn that owls can be adversely affected by urban runoff pollution and toxins that enter the food chain at lower levels.

An Eye for the Butterfly
Volunteer Intern Renee' Maningding leads participants in a discovery of all things related to butterflies: their life cycles, places in culture, habitats, etc. Participants can go on a walk through the Butterfly Garden and make their own Butterfly Life Cycle mobile. Urban runoff and how it affects butterflies is discussed.

Beginning Bird Photography Workshop
Jennifer Woo, a refuge volunteer, puts on a photography workshop for visitors interested in wildlife photography. A slide show is followed by a walk outside for practical application of skills. Urban runoff pollution solutions are discussed at the beginning of the program, and "You are the Solution to Water Pollution" is distributed to all class participants.

Beginning Bird Watching
Visitors start with a slide show to get to know the most typical birds spotted along the boardwalk trail. Methods of identifying birds in the field are discussed. Human impact on local birds through urban

runoff is explained and visitors are asked to name actions they could take at home to reduce storm drain pollution. The group then takes a bird walk around the EEC. Conducted by volunteer Ceal Craig.

Bike the Levees
Ed Kantack leads visitors on a bird spotting bike ride around the salt ponds. Prior to departure, participants received an interpreter-led session of the storm drain model and bioaccumulation simulator to learn about the consequences of urban runoff pollution.

Brownie Eco-Explorer Patch
The girls get a chance to go on a walk where they learn about Refuge habitats and its inhabitants. They fill out an "Explore Nature" sheet where the scouts mark off a checklist of living and non-living things found in the marsh. Then the girls come inside and learn about food chains and the bio-accumulation of toxins that enter the food chain through storm drain pollution. They make their own food paper ring salt marsh food chains. Finally, the girls get a chance to make bird feeders for the birds in their backyards.

Butterflies, Etc.
Children take an informal guided tour of the Butterfly Garden looking for butterflies or larva. Chemical free gardening is explained, along with benefits to butterflies and other living things.

Community Service
This is an open day for the general public. The audience usually consists of high school students who need to fulfill community service requirements. The groups are introduced to chemical-free gardening and its impact on aquatic environments, including salt marshes. Participants then work in the gardens planting native plants, pulling non-native plants, and mulching.

Discover Native Species
June Smith from the Native Plant Nursery takes visitors on a tour through the EEC's chemical-free native plant gardens. The program includes a discussion about designing a habitat for birds in your backyard, emphasizing the use of native plants, as well as detailed information about all the plants. Participants also learn how using chemical-free gardening methods protects wildlife in their neighborhood as well as wildlife throughout the watershed.

Drawbridge
Ceal Craig, a volunteer, gives a presentation about the historic town of Drawbridge. Urban runoff pollution is mentioned as one reason people abandoned the town. On a drive out to the viewing point, Refuge wildlife and habitats are discussed. People are reminded that urban runoff starts at their homes and techniques to reduce runoff pollution are suggested.

Exploring the Weep!
Volunteer Dr. Wayne Lanier leads a bike ride from the Marina to the research site of the Weep, a biologically rich site with a myriad of bacteria and algae growing. Bacteria, algae and water samples are taken, and participants get to look through field microscopes to get a closer look. The topic of urban runoff is discussed, as these organisms are easily affected by the actions of humans.

Habitat Exploration
Volunteer Ed Kantack leads a leisurely walk around the marsh at the EEC, looking for birds and other wildlife. Urban runoff pollution impacts and solutions are discussed at various stops along the way.

Junior Girl Scout Wildlife Badge
Girl Scouts earn their Wildlife Badge by visiting the Refuge and learning about food chains, wildlife specific to their local area, and using binoculars to study a wild animal. This is accomplished through the use of several games, hands on activities, taking a hike around the EEC studying habitats and looking for animals. The program also covers actions they can take at home to prevent urban runoff. Each participant states to the group an action they will take to help protect wildlife.

Lazy Days of Summer
Seasonal marsh walk around the EEC lets participants look for young wildlife and their families. Walk is led by wildlife enthusiast Ed Kantack. Urban runoff pollution impacts and solutions are discussed at various stops along the way.

Living Wetlands
Participants can learn about all the different habitats here are the Refuge, including salt marshes, former salt ponds, tidal and non-tidal sloughs. They also learn about human and wildlife dependence on wetlands. Urban runoff pollution impacts and solutions are discussed at various stops along the way. Program is led by Ed Kantack.

Making Tracks
This program teaches about animal tracks. At the start of the activity, each person makes their own animal track guide, then they take their guides outside to see what they can identify. All participants watch a watershed demonstration to illustrate how preventing urban runoff can protect the animals that make the tracks they have just studied.

Marshes, Mud and Plankton
Participants examine mud and salt pond water samples looking for macro invertebrates. The importance of mud creatures and plankton in the food chain is illustrated with food pyramids and a flannel banner activity. A Marsh walk follows the labs. Urban runoff pollution is identified as the culprit in unhealthy sloughs. People are asked to name actions they can take at home to protect macro invertebrates around the bay.

Monster Bacteria and Other Suspicious Critters
During this program, participants get a chance to step into the shoes of a scientist by exploring one of the salt marsh's hidden habitats. Dr. Wayne Lanier, a scientist for the San Francisco Exploratorium, starts with a short hike where participants take samples from the marsh waters and then participants examine these samples with field microscopes. Urban runoff effects on the bay habitats are discussed.

Night Sky Party
Amateur astronomers come to the EEC to educate and entertain visitors with a casual astronomy talk, fun activities, and a telescope viewing of the night sky. During the program, hot chocolate is served and the urban runoff pollution prevention box is discussed.

Ohlone Uses of Plants
During this program, volunteer Pat Hartinger discusses the plants that were traditionally used by the Ohlone Indians. She takes them on a guided tour through the native plant garden and discusses the importance of planting native plants.

Seasons and Weather

This is a new program developed by volunteer Ed Kantack, which talks about seasons and weather as related to the sun, the water, and everything else around us! He uses demonstrations to illustrate the tilt of the poles, how clouds are formed, as well as many other topics. Urban runoff material is handed out to participants.

Shorebirds

Participants learn all about shorebirds. Ed Kantack leads with a short slide show and then takes participants out on a hike to observe these interesting and sometimes comical Refuge visitors. Urban runoff plays a huge part in how well the animals survive, and methods for how humans can help are discussed.

Summer of Service

Partnership program between various youth groups and SCVURPPP position at the EEC. Kids spend a day at the EEC; they work in the gardens in the morning and explore the Refuge in the afternoon. Urban runoff pollution prevention ideas are discussed. They finish up by designing their own environmentally friendly tote to take home.

Quackers and Honkers

Visitors learn to identify the different ducks and geese that visit the refuge with an informative slide show. The difference between diving and dabbling ducks is discussed. Human impact on local birds through urban runoff is explained and visitors are asked to name actions they could take at home to reduce storm drain pollution. The group then takes a bird walk around the EEC. Conducted by volunteer Ed Kantack.

Water Water Everywhere

Ed Kantack's program is all about H_2O. This program covers the water cycle, including a working model used to demonstrate evaporation, condensation, precipitation, and runoff. Next, watersheds are addressed and participants get to observe the watershed model and learn about sources of urban runoff pollution. Everyone gets to make their own watershed model to take home.

Webelos Naturalist Badge

Webelos earn their Naturalist Badge by visiting the Refuge and learning about food chains, wildlife specific to their local area, and using binoculars to study wild animals. This is accomplished through the use of several games, hands on activities, taking a hike around the EEC studying habitats and looking for birds. Prior to the walk, the scouts make bird field guides which they use on their walk. The program also covers actions they can take at home to prevent urban runoff. Each participant states to the group an action they will take to help protect wildlife.

Appendix B: Watershed Watchers Proposed Work Plan for July 2009 – June 2010

WATERSHED WATCHERS PROGRAM TITLE AND GOALS JULY 2009 – JUNE 2010	METHODS AND OBJECTIVES OF PROGRAMS
Public Programs at the EEC- Wildlife in our Watershed Depends on You **Goal:** Interpretive programs offered to the public, focusing on how individual behaviors cause urban runoff pollution and affect wildlife habitat in our watershed.	Offer a variety of programs for adults, children, and families. These programs can include but are not limited to nature walks, hands-on activities, puppet shows, holiday programs, and other interpretive programs. These programs change frequently. **Objective:** Participants will state various ways they can protect the refuge
Group Programs at the EEC- Our Role in Preventing Urban Runoff Pollution **Goal:** Interpretive programs focusing on each individual's role in preventing urban runoff pollution, including examples of alternate behaviors.	These programs will be conducted for senior groups, youth groups, birthday parties, special interest clubs, college groups, day care, after school programs, and other local organizations. These programs will be reserved in advance by the group. **Objective:** Participants will state two examples of actions they will try at home to prevent urban runoff pollution
Special Events **Goal:** These all day events are designed to attract at least 200 people to the EEC for various activities educating about urban runoff pollution prevention.	These two events include Shark Day in October and International Migratory Bird Day (IMBD) in May. Planning for these two events begins 3-6 months in advance. Thus much of the prep work for Shark Day will be in the first Quarter and prep work for IMBD will be in the third Quarter.
Outreach **Goal:** Participating in outreach activities helps spread the word about the urban runoff pollution prevention program and provides opportunities for people to learn about how to prevent urban runoff pollution in the watershed.	Outreach activities include festivals, fairs, watershed clean-ups, or off site interpretive programs.

WATERSHED WATCHERS PROGRAM TITLE AND GOALS JULY 2009 – JUNE 2010	METHODS AND OBJECTIVES OF PROGRAMS
Stewardship at the EEC- Gardening without chemicals and Coastal Cleanup **Goal:** Stewardship activities encourage and inspire visitors to create wildlife habitats and use chemical-free garden techniques in their own backyards. Coastal Cleanup also helps participants connect their trash habits with the effects on the environment and wildlife.	These stewardship activities include garden work days emphasizing chemical-free gardening techniques and garden workshops that guide visitors through various native plant demonstration gardens around the EEC, while discussing chemical-free gardening techniques used in the gardens and implementation methods for the home garden. Coastal cleanup involves volunteers seeing the effects of urban runoff trash on coastal environments and wildlife. Trash is now the largest source of urban runoff pollution.
Informal Indoor Visitor Contact **Goal:** Includes interaction with visitors at the EEC, answering questions over the phone and in person.	Assist visitors over the telephone and in person. Provide excellent customer service to all visitors.
Distribution of Specified Programs to Local Media **Goal:** Contact and distribute informational fliers, press releases, and other programmatic information about the urban runoff pollution prevention program to local media such as, Bay Area Parent, Mercury News, as well as local newsletters and websites.	Create and distribute a listing of programs on a regular basis to provide to Bay Area Parent, online calendars, websites, local newsletters and newspapers. Write press releases and informational fliers to distribute for special events. Conduct follow-up calls to ensure information is posted.
Developing and Maintaining Partnerships with Local Community Organizations **Goal:** Maintain and create partnerships with local community organizations via phone calls, emails, and in person meetings to groups such as San Jose Community Gardens, the San Francisco Bay Bird Observatory, Audubon, Guadalupe River Parks and Gardens, Nortel Networks, Intel, etc.	This takes place throughout the year, however, the key time for working directly with these groups is for International Migratory Bird Day (IMBD) in May and for the chemical-free garden stewardship projects. During the rest of the year, relationships are maintained through the exchange of information and collaboration on issues related to urban runoff pollution prevention and wildlife.
Coordinating Refuge Volunteers for Interpretive Programs/ Gardens **Goal:** Work with and maintain ongoing relationships with volunteers at the Refuge. Work with volunteers that: lead programs; maintain the chemical – free gardens; and assist with special events.	Work with the Volunteer Coordinator to recruit, meet with and provide on the job training for volunteers that have an interest in leading programs and working to maintain the chemical-free gardens. Work directly with and maintain relationships with long-term volunteers who lead programs and work in the gardens.

WATERSHED WATCHERS PROGRAM TITLE AND GOALS JULY 2009 – JUNE 2010	METHODS AND OBJECTIVES OF PROGRAMS
Marsh-In Summer Camp **Goal:** This week long camp is designed to provide opportunities for young campers to learn about and connect with the wetland habitats, animals and plants, and to introduce them to how individual behaviors cause urban runoff pollution and affect wildlife habitat in our watershed.	This includes acting as a leader and assisting in program planning for the one week annual summer camp that encourages participation of students from the local elementary school in Alviso.
Program Activity Kits **Goal:** Continue to develop self contained Activity Kits in durable plastic storage containers to improve overall program efficiency.	Many programs and activities have been developed over the years and they are offered on a regular basis. The supplies and equipment used for each program are gathered each time the program is offered. This takes time. It would improve overall efficiency to have all supplies and equipment needed for each program or activity stored in a labeled plastic storage tub. These programs and activities are used for Public Programs, Group Programs, Special Events, Outreach, Volunteers, and Summer Camp. **Objective:** For each activity, determine equipment and materials needed, acquire storage tubs and necessary supplies so each activity is completely self-contained and ready to go off the shelf. Develop scripts as needed.
Program Research and Development **Goal:** Research and development time necessary for the creation of new urban runoff pollution prevention programs and learning new information to supplement and expand existing programs. This also includes time spent planning and scheduling future programs.	Time spent reviewing historical program offerings and analyzing the results of evaluations to plan future programs to maximize attendance and the variety of programs. This includes researching programs, and participating in free program development trainings (in house or local) to expand knowledge of the subject, create and develop new ideas for programs. As well as time spent learning information for specific programs by reading and researching topics, and communicating with knowledgeable staff and volunteers for additional information related to the program topic.

PROGRAM TITLE AND GOALS	QUARTER 1 JULY – SEPTEMBER 2009 OBJECTIVES	QUARTER 2 OCTOBER - DECEMBER 2009 OBJECTIVES	QUARTER 3 JANUARY - MARCH 2010 OBJECTIVES	QUARTER 4 APRIL - JUNE 2010 OBJECTIVES
Public Programs at the EEC - Wildlife in our Watershed Depends on You	7 programs	6 programs	5 programs	7 programs
Group Programs at the EEC - Our Role in Preventing Urban Runoff Pollution	7 programs	5 programs	4 programs	5 programs
Special Events	Conduct planning for special event	1 special event conducted	Conduct planning for special event	1 special event conducted
Outreach	1 outreach opportunity	1 outreach opportunity	1 outreach opportunity	1 outreach opportunity
Stewardship at the EEC- Gardening without Chemicals, Coastal Cleanup	2 programs (possibly 1 coastal cleanup)	2 programs	2 programs	2 programs
Informal Indoor Visitor Contact	Ongoing Activity	Ongoing Activity	Ongoing Activity	Ongoing Activity
Distribution of Specified Programs to Local Media	Ongoing Activity	Ongoing Activity	Ongoing Activity	Ongoing Activity
Developing and Maintaining Partnerships with Local Community Organizations	Ongoing Activity	Ongoing Activity	Ongoing Activity	Ongoing Activity
Coordinating Refuge Volunteers for Interpretive Programs/ Gardens	Ongoing Activity	Ongoing Activity	Ongoing Activity	Ongoing Activity
Marsh-In Summer Camp	Implemented this quarter	N/A	N/A	N/A
Program Research and Development	Ongoing Activity	Ongoing Activity	Ongoing Activity	Ongoing Activity

Santa Clara Valley
Urban Runoff
Pollution Prevention Program

Appendix 7-7

Zun Zun School Assemblies for Watershed Watch – FY 09-10

- ZunZun Assemblies for Watershed Watch-FY 09-10 Academic Year Final Report
- Memorandum- Evaluation of the School Assembly Program for FY 09-10

September 15, 2010

PO Box 2951 ▮ Santa Cruz, CA 95063
Tel: 831-426-0684 ▮ Fax: 831-426-0634
email: zunzun@zunzuntunes.com
website: www.zunzuntunes.com

ZunZun Assembly Programs for Watershed Watch
FINAL REPORT 2009-2010 School Year
June 30, 2010

ZunZun performed "The Musical Watershed" in Watershed Watch's service area in the 2009-2010 school year. ZunZun performed fifty assemblies at 26 schools, Pumpkins in the Park, and the Water Wizards festival. Visiting approximately 13,267 students at elementary schools, plus the audiences at Pumpkins in the Park and the Water Wizards festival, ZunZun saw **14,161** young people this year to share information about the Santa Clara Valley watershed—what it is, where students are in their watershed, how to keep it clean, and how to protect the watershed.

OUTREACH

Using the list of target schools provided by Watershed Watch, ZunZun advertised this year's program to the principals and assembly coordinators at eligible elementary schools. ZunZun faxed or emailed a flyer to the school contact person and then followed up to answer questions and book assemblies. Schools booked directly with ZunZun and a monthly performance update was sent to Vishakha Atre.

One month before each school's scheduled assembly, we emailed a confirmation letter and sent the vocabulary lists and newsletter article to the school contact person. One week before the scheduled performance we called the school to confirm show times.

SUPPLEMENTAL MATERIALS

Supplemental materials to aid in retention of the assembly information were sent to each school one month prior to the assembly. A vocabulary list for grades K-2 and another for grades 3-6 were emailed to the contact person to be distributed to the teachers for use before and after the performances. A newsletter article about the performance was also sent. Including this in their school newsletter, schools helped inform families about the presentation, so that parents could ask questions about what the students learned about watershed pollution prevention and facilitate discussions at home about Watershed Watch's message and the ZunZun show. At every assembly, the performers also handed out two post-assembly activity sheets and the Watershed Watch pamphlets and evaluation postcards.

PO Box 2951 ▪ Santa Cruz, CA 95063
Tel: 831-426-0684 ▪ Fax: 831-426-0634
email: zunzun@zunzuntunes.com
website: www.zunzuntunes.com

PERFORMANCES

As always, we designed our assembly segments to be interactive and to appeal to the many learning styles of the students, so there are always visuals, call and response, movements, comedy, and lots of fun information and facts. All assemblies were in English and Spanish, with a greater emphasis on Spanish whenever necessary. Each assembly was 45 minutes in length and introduced students to the topic of watershed. The segments were as follows:

Watershed Instruments from Around the World

The show began by showing **water instruments** from all over the world that represent watershed sounds, while we explained how important and precious clean safe water is all over the world. We showed instruments from North and South America, Africa, and Asia that represent the sounds of rain, storms, water in rivers and streams, and finally the ocean. This "water music" segment served as a great jumping off point to explain the importance of the watershed and to show how cultures worldwide depend on their watersheds.

Watershed Saving Dances

We used this segment to have all students and teachers take a turn doing a comic dance, then explaining why "sometimes we don't like that dance!" The first dance was the "Jellyfish". Here the students wiggle like jellyfish, and after we explain that sometimes this dance is not great because the jellyfish is really a plastic bag. We then explain how to prevent plastic bags from entering our watershed and why this is so important to protecting the watershed. We get to kids to remember about bringing their own bags and recycling the plastic bags that do end up in their homes. The second dance is the "Car Wash," which we get the teachers to do (they act like they are washing the car). Here we explain that car washing is fine, but it is best not to use very much soap, or better yet no soap at all, as it enters area storm drains which connect into creeks and rivers and into the bay. We use this segment to then show the audience the difference between a storm drain and the sewer. The third dance, done by the teachers, is the "Rainbow Dance." After the dance, we say we love seeing rainbows in the sky, but when you see a rainbow on top of water, it is usually oil that has leaked from a car. Then we go on to help audience members to think of ways to prevent oil from going into the watershed.

Fish Flies to Audience

After explaining how pollutants go into storm drains and go through our watershed, we reiterate those facts with the flying fish activity. We show as if we are dumping oil

PO Box 2951 ▮ Santa Cruz, CA 95063
Tel: 831-426-0684 ▮ Fax: 831-426-0634
email: zunzun@zunzuntunes.com
website: www.zunzuntunes.com

down the storm drain on the backdrop, then we have the audience remind themselves of the path that oil would take, from the storm drain, to a creek, then a river, the bay, and then the ocean. (We specify the particular path based on the local geography.) Then we see a black blob of oil enter into the ocean section of the backdrop and from backstage some fish begin flying out of the water, unhappy to be in the oil. We repeat the same steps with paint and garbage, see the paint and garbage make it to the ocean, and this time the fish not only flies up into the air, but out into the audience. It is perhaps the most memorable aspect of our assembly! Kids love this segment. We refer to this activity in our parent newsletter to help students with recall and give parents a chance to hear about assembly content.

Dirty Water

This is a call and response song where we have students come in front while the audience sings the call and response. The whole audience sings
"Dirty water, down the storm drain, goes to a creek which reaches the sea where the fish are swimming. They start to feel sick, the poor poor fish, it makes you think."
The song is repeated three times as the students dance faster and faster.

"Hour After Hour", 2,500,000 Bottles

The next activity was the "so many bottles thrown away" segment. We showed how many plastic water bottles were thrown away every hour in the U.S. using a place value activity. Three students came up initially, held a 2, a 5 and a 0 (two hundred and fifty). We would say "Is that it? No there's more- we need another volunteer!" By adding a zero each time the number grew and grew until we reached 2,500,000. This is the number of plastic bottles estimated to be thrown away, not recycled, every hour in the U.S. We used this segment to reiterate keeping the watershed clean (not throwing the bottles away, recycling them) and also to encourage families to use tap water. We explain that plastics in our watershed do not biodegrade for hundreds of years and we encourage kids to use re-useable, metal water bottles. This activity was appropriate for older grades, 3rd and up, who have studied or are studying place value.

Agua Batucada

We talked about getting water in pipes to our houses, but then said 47 % of the people on Earth do not get water in pipes and we showed two water carrier/container instruments: an "udu pot" from Africa and the "wash tub bass" from the United States. Then we showed the type of water containers kids do use–plastic water bottles. We reminded kids to use reusable bottles rather than disposable, reminded them how much water they could save by not using plastic bottles (it takes 5 bottles of water to make one disposable bottle of water) and reminded them that 2,500,000 are thrown

PO Box 2951 ▮ Santa Cruz, CA 95063
Tel: 831-426-0684 ▮ Fax: 831-426-0634
email: zunzun@zunzuntunes.com
website: www.zunzuntunes.com

away an hour, so please recycle the ones they use. Then we did the "agua batucada" where some students played music on the bottles while teachers and the rest of the students did a water celebration dance.

High Tide/ Low Tide Limbo

Using steelpan and marimbula, two instruments made from recycled things that come from the Caribbean, we celebrate our bay getting cleaner because of the actions of the audience. This segment allows us to define the San Francisco Bay as an estuary where fresh water drains from our towns and cities and mixes with salty water from the Pacific Ocean. We help students know there are two high tides and two low tides per day, with the low tides exposing mudflats which are a rich habitat for egrets, herons, and other animals to get food. Students then come up for the limbo and they act as though they are fish under a high tide with lots of water and under a low tide.

FOLLOW-UP AND EVALUATION

ZunZun hands out the Watershed Watch evaluation postcards to the teachers at each assembly. These are then sent directly to Watershed Watch for analysis.

On-site feedback was very positive this year. Schools are very appreciative of a free assembly program, especially one that incorporates the Arts since that has been cut or reduced from so many schools budgets.

The mid-year report showed positive feedback as well. Because the evaluation postcards are sent directly to Watershed Watch, we have not seen the comments and scores from January –June 2010.

POSSIBILITIES FOR NEXT YEAR

We look forward to working with Watershed Watch again in the 2010-2011 school year! Thank you for your continued support of our assembly programs.

After assemblies teachers and students are always very excited about watershed protection and watershed pollution prevention. We would love to encourage more action at the classroom level with a follow-up activity sheet that would include the following:

1) Suggest an on-site "field trip" at their school where students walk together to find all the storm drains on the school campus. They return to class and draw

Celebrating The Environment and Culture
ZunZun
Through Music

PO Box 2951 ▪ Santa Cruz, CA 95063
Tel: 831-426-0684 ▪ Fax: 831-426-0634
email: zunzun@zunzuntunes.com
website: www.zunzuntunes.com

maps with the storm drains (CA State Standard re: map creation and use). Then dedicated classes can even monitor the storm drains throughout the school year to see what goes down the storm drain at their school and then decide how to prevent the pollution.

2) How to create a "Basura Batucada" band.

3) Suggest visiting some of the wildlands near their homes and the watershed in their area with their families.

PO Box 2951 ▮ Santa Cruz, CA 95063
Tel: 831-426-0684 ▮ Fax: 831-426-0634
email: zunzun@zunzuntunes.com
website: www.zunzuntunes.com

Celebrating The Environment and Culture Through Music

ZunZun Assembly Update FY 09-10

	Date	School	No. of Shows	Time	No. of students	City
	9/22/09	Cumberland	2	1:05 & 1:40	600	Sunnyvale
	9/25/09	Cedar Grove	2	9:00 & 10:00	750	San Jose
	10/10/09	Pumpkins in the Park	2	1:15 & 2:45	600	San Jose
	11/6/09	Eaton	2	9:45 & 11:00	650	Cupertino
	11/13/09	Summerdale	2	8:50 & 9:50	540	San Jose
	11/18/09	Los Alamitos	3	9:10, 10:00, 10:50	730	San Jose
	11/20/09	Segwick	2	10:10 & 11:25	500	Cupertino
	12/10/09	Marshall Lane	2	1:00 & 1:45	550	Campbell
	12/14/09	Stipe	2	1:00 & 1:45	470	San Jose
	12/17/09	Capri	2	9:00 & 10:30	600	Campbell
	1/6/10	Meyerholz	2	1:05 & 2:05	650	San Jose
	1/21/10	Laneview	2	8:45 & 9:45	530	San Jose
	1/26/10	Edenvale	2	8:45 & 9:45	600	San Jose
	1/27/10	D.I Meyer	2	8:30 & 9:30	630	San Jose
	210/10	Lincoln	2	10:15 & 11:20	705	Cupertino
	2/12/10	Toyon	2	8:45 & 9:45	405	San Jose
	3/17/10	Vargas	2	8:30 & 9:30	520	Sunnyvale
	3/22/10	Union Middle (6th grade)	1	10:45	260	San Jose
	4/1/10	Northwood	2	9:00 & 10:05	450	San Jose
	4/2/10	Weller	2	8:45 & 9:45	450	Milpitas
	4/23/10	Discovery Charter	1	9:00	110	San Jose
	5/12/10	Dilworth	2	9:15 & 10:30	461	San Jose
	5/25/10	Foothill	1	9:00	380	Saratoga
	5/26/10	Water Wizards	1	11:45	294	San Jose
	5/28/10	Montague	1	10:45 AM	350	Santa Clara
	6/3/10	Ohlone	1	10:30 AM	176	Palo Alto
	6/3/10	Stocklmeir	2	12:50 & 1:40	700	San Jose
	6/4/10	Argonaut	1	8:30 AM	500	Saratoga
			50		14161	

MEMORANDUM

Santa Clara Valley
Urban Runoff
Pollution Prevention Program

Campbell • Cupertino • Los Altos • Los Altos Hills • Los Gatos • Milpitas • Monte Sereno • Mountain View • Palo Alto
San Jose • Santa Clara • Saratoga • Sunnyvale • Santa Clara County • Santa Clara Valley Water District

TO: Schools and Youth Outreach Work Group

FROM: Vishakha Atre and Jill Bicknell, Program staff

DATE: July 20, 2010

SUBJECT: **End-of-Year Evaluation of the School Assembly Program**

In FY 09-10, the school education assembly program completed its eight year of implementation. Each year, the Schools and Youth Outreach Work Group develops a target list of schools for ZunZun to contact. During FY 09-10, ZunZun conducted 47 assemblies at 26 elementary schools in eight cities. In addition, two assemblies were conducted at the Pumpkins in the Park event for the general public and one at the Water Wizards festival in San Jose. The assemblies reached approximately 14,161 students and their teachers in grades K-6.

The vocabulary lists (one for students grades K-2 and another grades for 3-6) were faxed to each school before the assembly. Teachers were requested to familiarize the students with the vocabulary words. ZunZun also continued distributing postage-paid survey cards to teachers attending the assemblies. The Program received 130 completed evaluation cards this year. Teachers were requested to indicate the grade level of students taking the survey on the cards. Of the 234 cards received, 66 cards were from K-2 teachers and 45 from 3-6 teachers. There were also 19 cards where the grade was not indicated. As requested by the Work Group, results are presented as “grades K-2”, “grades 3-6” and “overall”.

Results of the survey, along with comments and suggestions received from teachers are listed below.

111 West Evelyn Avenue, Suite 110 • Sunnyvale, CA 94086 • tel: (408) 720-8833 • fax: (408) 720-8812
1410 Jackson Street • Oakland, CA 94612 • tel: (510) 832-2852 • fax: (510) 832-2856
1-800-794-2482

ZunZun Survey Results
(130 responses)

1. What percentage of your students know what a watershed is?

	25%	50%	75%	100%
Grades K-2 results	23%	17%	39%	17%
Grads 3-6 results	7%	22%	44%	27%
Overall results**	20%	17%	39%	22%

***The overall results include survey cards where grades were not indicated.*
Note: Not all teachers mark all answers, so numbers do not always add up.

2. What percentage of your students can name a way to prevent pollution in the watershed?

	25%	50%	75%	100%
Grades K-2 results	3%	2%	32%	58%
Grads 3-6 results	0%	4%	24%	71%
Overall results**	2%	6%	29%	60%

***The overall results include survey cards where grades were not indicated.*
Note: Not all teachers mark all answers, so numbers do not always add up.

3. How would you characterize the content of the assembly?

	Educational	Balanced	Entertaining	Neither
Grades K-2 results	14%	86%	0%	0%
Grads 3-6 results	11%	89%	0%	0%
Overall results**	12%	87%	1%	0%

***The overall results include survey cards where grades were not indicated.*
Note: Not all teachers mark all answers, so numbers do not always add up.

Sampling of Comments:

Grades K-2 comments

- A wonderful assembly. Both adults and kids loved it. Highly recommend it!
- It was a wonderful, well-planned presentation.
- ZunZun rocks!
- It is a great idea to provide teachers with vocabulary sheets before hand to help with preparation.
- My students are disabled – they were entertained by the assembly, but not informed – it was too fast paced for them.
- The students enjoyed the music with instruments used to help teach about the watershed.
- Many of my students are EL learners and needed more reinforcement and review for this concept. Excellent presentation that kept students entertained while learning content! Great because it was English and Spanish!
- This was one of the best assemblies I have seen. The children were totally engaged and learned a lot!
- The assembly was very educational and fun! The musicians definitely got their message across and put a lot of effort into their performance.
- Great program. My kindergarten students were actively engaged and walked away with new concepts.
- Children loved the dancing and singing. We enjoyed the young boy playing the drums. Also we enjoyed the various instruments. The kids said they learned a lot about the watershed!
- The presenters were well educated on the topic and shared material in an interactive and entertaining format.
- Thank you – One of my students went home and told her mother all about it. Very impressive! The bilingual part was great. Too bad everything was a little rushed due to time.
- What a fun way to introduce such a serious topic to these students!
- Awesome – very accessible and age-appropriate for K/1 – music and movement integrated with message.
- Some of the vocabulary was a little advanced for 1st grade but we enjoyed the show and got the message that we shouldn't pollute the water.
- Best assembly in my 12 years at Meyerholz – really excellent!
- We really liked this assembly! Our kinder students started talking about how to help earth although they did not completely understand the vocabulary of "watershed".
- Great use of music and humor to deliver an important message. Gwen and Steve were fantastic! All 400 of our K-5 students were engaged through the assembly. My own kids – 4th, 2nd, and preschool – remembered the information delivered! Thank you!

Suggestions:
- Would have been great to have the assembly earlier in the year.
- A slower pace will make it better for all.
- We love your program but one change would be to not imply things are easy because for some students the concepts are difficult to understand.
- Great job! Move drums because we couldn't see behind you at the map.

Grades 3-6 comments
- The assembly was excellent – fun and educational!
- Wow! I was so impressed! Also inspired – I'm going to try and include more humor in my lessons.
- Thank you for coming to our school and for teaching in an entertaining way!
- Very fun integration of music and environmental education. Excellent content and management of kids. They loved it and learned a lot.
- Loved all the musical dancing and inclusion of teacher participation.
- Very entertaining and informative – my 3rd grade students really enjoyed it!
- The length of the assembly was perfect. Fantastic audience participation!
- My students and I thought it was great!

Suggestions:
- It was great! I like the student involvement. Only a little more music would improve it.
- Have directions on how to make the instruments. And include more volunteers, songs, and dances!
- I would like my students (and myself) to learn exactly what to recycle. For example tooth paste tube – recycle or not? A wet paper towel? Does everything recycled have to be clean?
- Watershed was a term that did not stick. More explanation needed. Storm drain and sewer stuck with them.

Comments from cards with grades not marked
- The student's responses were intelligent after the assembly. Good job of the balance of music and language.
- It was fun! The message was very student-friendly in their language.
- Awesome show! Good for all ages!
- Teachers at Argonaut unanimously agreed that this was the best assembly we've had in years!
- The students really enjoyed it and were very attentive.

Suggestions:
- Slow down when enunciating new terminology.

Santa Clara Valley
Urban Runoff
Pollution Prevention Program

Appendix 7-8

FY 09-10 Regional Media Relations Activities

- Mercury News Column
- Mercury News Response
- BASMAA Media Relations Campaign Final Report

September 15, 2010

The Mercury News
MercuryNews.com

Action Line: Neighbors drain their pool the wrong way

By Dennis Rockstroh
drockstroh@mercurynews.com

Posted: 02/06/2010 12:00:00 AM PST

Q In spite of telling my neighbors numerous times to pull the hose all the way to the street in order to drain water from their pool, they don't.

They drain directly in front of the house.

The result is the street as well as our front and side yards get so much water.

Also, our sump pump has all the more work to do.

Sarla

Sunnyvale

A Both methods are wrong, Sarla, but there are proper ways to do this.

Thanks for bringing this up because pool season is coming up and some folks might need to drain their pools.

Pool water should never be drained to the street or the storm drain.

Storm drains in the Bay Area typically run into local creeks, rivers and the bays.

In most places, it's against the law to drain pools and spas this way because pool water contains chemicals that can endanger or kill wildlife.

To empty a pool, one needs to call a pool service company or find your "sanitary sewer clean-out" and direct the water there.

That line leads to the sewer system and the water is treated before it is released for recycling or into the bay.

So where is your sanitary sewer clean-out?

Here are some tips I found on the city of Sunnyvale's Web site (http://sunnyvale.ca.gov/Departments/Public +Works/Water+ Pollution+Control+Plant/Draining+P ools+and+Spas.htm).

Or, do a Web search for "California draining water from pools."

If your kitchen or bathroom is on an exterior wall of your house, look outside along that wall for a clean-out.

Stand on the sidewalk looking toward your house. Line up the main water sources in your house (bathrooms, kitchen, washers, etc.). The clean-out is often located on that line, in front of or behind your house.

Look for an "S" carved on the curb near your house. It marks where the sewer line is. Your clean-out may be along it.

Look on your property for a small concrete or metal cover marked "sewer." Clean-outs are often located under them.

Advertisement

045735

The Mercury News
MercuryNews.com

Look for a small circular cap on a pipe, with a raised square on it, protruding out from one wall of your house, or out of the ground. These caps often cover clean-outs.

Look for a slight linear depression in your yard between your house and the street. They are often remnants of sewer line installation, and your clean-out may be on it.

If you are on a septic system or do not have a sanitary sewer clean-out, contact the Sunnyvale Water Pollution Control Plant at 408-730-7260 or your local government offices.

Pass this information on to your neighbor, Sarla.

Tell your friends.

Here is how to reach Action Line:

Mail: San Jose Mercury News, 750 Ridder Park Drive, San Jose, CA 95190

E-mail: actionline@mercurynews.com

Fax: 408-288-8060; phone: 408-920-5796; follow me at Twitter.com/action_line .

Please include full name, address and phone number.

Because of the volume, I cannot respond to all requests.

Advertisement

045736

The Mercury News
MercuryNews.com

Action Line: Company gets 'F' from customer, Better Business Bureau

By Dennis Rockstroh
drockstroh@mercurynews.com

Posted: 02/24/2010 12:00:00 AM PST

Q Hi Dennis, My fiancee and I ordered a coffee table from modabode.com , a San Francisco-based furniture sales site, in early November of last year.

The table finally arrived on Dec. 24 in a condition that could only be described as destroyed — scratched, all corners smashed and the internal structure shattered.

When we spoke to customer service and asked for a refund, we were told repeatedly to look at the terms and conditions: No refunds, they could ship us another table.

I spoke to a supervisor who assured me that if the table again arrived destroyed, we would receive a full refund.

Fast forward to mid-January, when our new table arrived smashed up and with holes torn in the box.

I again e-mailed pictures to the company.

Now, I cannot get my calls answered or get help from anyone.

We paid $800 for this table, and now I have two damaged tables, which they refuse to pick up despite the Web site stating they will pick up any damaged goods.

Please help us. We just want fair treatment!

Evan Mills

San Jose

A I sent your complaint to the company, Evan.

"As of today, we have refunded the customer in full. We have worked with this customer all the way through this process, and have done our best to make the customer happy," the company responded by e-mail.

Didn't happen.

To be continued.

Meanwhile, this is a company to avoid. Its rating with the Better Business Bureau — F.

Q Thank you for your response to Sarla, who wrote about draining pool water to the streets (Action Line, Feb. 6). I am writing to you on behalf of the Santa Clara Valley Urban Runoff Pollution Prevention Program, a coalition of 15 local government agencies that work together to prevent the pollution of our creeks and the bay. As you correctly stated, storm drains carry storm water away from streets and roads directly to local creeks and the bay, without any cleaning or filtering. They are not a disposal outlet for pool water. Draining pool water to the sanitary sewer is the preferred method.

Residents can call their local cities to find out information on draining pools or spas. Contact numbers for all Santa Clara Valley cities are available

Advertisement

045737

The Mercury News
MercuryNews.com

online in our "Draining Pools and Spas" brochure at www.mywatershedwatch.org/pdf_files/poolsbro.pdf . The Watershed Watch Web site, www.mywatershedwatch.org , is a good resource.

Jill C. Bicknell

Santa Clara Valley Urban Runoff Pollution Prevention Program

A You get the last word, Jill.

Here is how to reach Action Line:

Mail: San Jose Mercury News, 750 Ridder Park Drive, San Jose, CA 95190

E-mail: actionline@mercurynews.com

Fax: 408-288-8060; phone: 408-920-5796; follow at Twitter.com/action_line

Please include full name, address and phone number.

Because of the volume, I cannot respond to all requests.

Advertisement

045738

BAY AREA STORMWATER MANAGEMENT AGENCIES ASSOCIATON

Media Relations Program

March – June 2010

Final Report Submitted by

O'Rorke Inc.

Overview

O'Rorke Inc. was hired by the Bay Area Stormwater Management Agencies' Association to conduct three media pitches to satisfy media relations work as outlined in the MRP.

O'Rorke participated in meetings with the PIP committee to determine the pitch topics and then developed strategies for each working closely with project manager, Sharon Gosselin.

The three pitch topics were:

- pesticides
- car washing
- litter, relating specifically to plastic bags

Coverage

In all, the three pitches resulted in thirty-eight media placements: six in print; eleven on the radio; and twenty-one online (this included radio station and newspaper websites).

What follows is a brief synopsis of each pitch strategy and the coverage results. Attached are individual media reports for each pitch.

Pesticides

Working with the media relations campaign project manager, O'Rorke strategized a pitch on pyrethroid pesticides. Using materials developed for Our Water Our World, O'Rorke wrote a release about pyrethroids emerging as a new force in the market and detailed information about how one chemical will be banned only to have a new one take its place.

The pitch resulted in six placements. The Alameda Sun ran the story with the headline, "Exercise Caution When Choosing Pesticides." Another coverage highlight

included Geoff Brosseau's interview on KMKY (Radio Disney), a station that has good reach among women because mothers listen to the station with their children.

Car Washing
To promote using professional car washes or simply washing on grass or gravel instead of paved surfaces, O'Rorke focused on a public-affairs driven pitch with prepared PSA copy as the cornerstone.

This was very effective. PSAs aired on five stations, including the high profile KCBS and KOIT. Additionally, translating the PSAs allowed O'Rorke to secure placement with KIQI, a Spanish language station. Numerous stations included the PSA copy on their websites and Sharon Gosselin was interviewed on the subject by KEAR.

Overall, this pitch resulted in fourteen placements.

Litter/Plastic Bags
Because litter is such a major issues facing stormwater programs, this was an important topic to cover. Again working with the project manager and PIP committee, O'Rorke developed a press release focusing on plastic bags as a major source of litter and promoting reusable bags as a better choice. The release also featured several tips to help peopled remember to use their reusables.

For this pitch, O'Rorke used a two-pronged strategy. The first part consisted of doing "DJ drops" at five key radio stations. A DJ drop is when a press release and leave-behind is brought to a station's morning show along with some food and refreshments for the morning show crew. In this case, O'Rorke brought food, the press release and a few reusable chico-style bags to each station. The results were fantastic: two of the five stations covered the story that day. A third included some mention on air and requested copy to use online.

Coverage highlights included a two-minute discussion of plastic bags by Sarah & Vinnie of the immensely popular Radio Alice (KLLC) and a "Fog Files" segment on KFOG.

The second piece of the pitch consisted of sending the release out to other stations not covered by the drops and also to print. For print, O'Rorke also included a courtesy photo of a plastic bag on a storm drain. The second round of pitching resulted in several print and online placements. At this writing, two additional placements are still pending with Asian Week and Diablo magazine.

Overall, at this time, the litter pitch resulted in eighteen placements.

Media Coverage: Pesticides

Print

- Alameda Sun. "Exercise Caution When Choosing Pesticides." 4/29/2010.
- Danville Weekly. "Danville asks residents to think twice before buying pest control products." 5/18/2010.

Online

- Alameda Sun. "Exercise Caution When Choosing Pesticides." 4/29/2010.
- Danville Weekly. "Danville asks residents to think twice before buying pest control products." 5/18/2010.

Radio

- KEAR-AM. Interview w/ Geoff Brosseau completed Monday 5/10 at 8:15 a.m. The two five-minute segments aired Monday 5/10 at 11:04 a.m. and 4:04 p.m., and Tuesday 5/11 at 11:04 a.m. and 4:04 p.m.
- KMKY-AM (Radio Disney). Interview w/ Geoff Brosseau completed Wednesday 5/19 at 11 a.m. Scheduled to air first weekend in June.

Media Coverage –Car Washing

Online--PSAs

- KISS-FM (98.1)
- KMEL-FM (106.1)
- WILD 94.9
- KKSF-FM (103.7)
- STAR 101.3
- GREEN 960
- 910 KNEW

- KCBS-AM 740 – Online beginning 7/10, one (1) week prior to radio air date

Radio—PSAs and interview

- KMKY-AM (1310)
- KIQI-AM (1010)
- KCBS-AM (740) – 7/20-7/21; one (1) or two (2) times, Mon-Fri.
- KSQQ-FM 96.1 – Currently on air; 7/1 through next week
- KOIT-FM 96.5 – Running since 6/25; will continue to air for one (1) additional week from today 7/2
- KEAR-AM – Interview w/ Sharon Gosselin completed Thursday 7/15 at 10:00 a.m. The three five-minute segments will air Monday 7/19, Tuesday 7/20 and Wednesday 7/21

Media Coverage: Litter/Plastic Bags

Online

- KISS-FM (98.1)
- KMEL-FM (106.1)
- WILD 94.9
- KKSF-FM (103.7)
- STAR 101.3
- GREEN 960
- 910 KNEW
- PleasantonWeekly.com. "Grab Bag." Week of 7/12/10.
- TriValleyViews.com. "Grab Bag." Week of 7/12/10.
- San Ramon Express.com. "Grab Bag." Week of 7/12/10.
- DanvilleExpress.com. "Grab Bag." Week of 7/12/10.

Radio

- KLLC-FM (ALICE 97.3) – DJ Drop; on-air mention
- KFOG-FM (105.3) – DJ Drop; on-air mention
- KMEL-FM (106.1)

Print

- Lamorinda Weekly

- Orinda News (September)
- Rossmoor News
- Tri-City Voice

Pending

- AsianWeek
- Diablo Magazine

DRAFT

FOR IMMEDIATE RELEASE

CONTACT: Geoff Brosseau
(650) 365-8620

PRESS RELEASE

SPRING INTO ACTION
Bay Area Stormwater Agencies Ask Consumers to Exercise Caution When Choosing Pesticides

April 20, 2010—Spring has sprung. With Spring comes new life and new opportunities to make better decisions for your yard and garden and for the environment.

With all the new growth, pests are not far behind. As gardeners figure out how to keep pests from bugging them too much, the Bay Area Stormwater Management Agencies Association (BASMAA) is asking consumers to make careful choices when purchasing pest control products.

After the highly publicized voluntary recalls of diazinon and chlorpyrifos (Dursban) as home and garden pesticides, consumers could easily think that most products on store shelves are safer. But this is not the case. In the wake of the recalls a new class of pesticides has come into prominence: pyrethroids.

"We have a situation where some highly toxic chemicals were taken off the market only to be replaced by newer—and just as toxic—chemicals," says James Scanlin, chair of BASMAA. "It's a vicious cycle that can leave consumers very confused and has a negative impact on the environment."

Pyrethroids are a class of pesticide designed to kill a wide variety of pests, such as lawn grubs and ants. But pyrethroids are also highly toxic to beneficial insects like ladybugs, earthworms, and lacewings, which help to keep problem pests in-check. Once beneficial bugs are eliminated, pests are free to multiply without the natural checks and balances that beneficial insects provide. According to a 2010 report prepared for the San Francisco Estuary Project, pyrethroid pesticides "remain the highest priority….because they have been linked to widespread toxicity in California surface waters."

"Pyrethroids came into wider use after bans on chlorpyrifos and diazinon took effect," explains Mr. Scanlin "They are found in easily over 900 products." Yard and garden pesticides are a particular problem when it comes to stormwater pollution. Once they wash off from rain and watering, pesticides flow into storm drains, polluting local creeks and the Bay, harming fish and other aquatic life.

BASMAA, a consortium of stormwater programs in the San Francisco Bay region, wants to help residents make less-toxic choices while maintaining beautiful yards and gardens.

BASMAA offers these tips when dealing with garden pests:

- Try less-toxic methods before making a purchase. Go to OurWaterOurWorld.org for tips and information. Sometimes biological controls (like bringing beneficial bugs into your yard and garden) can do the trick without any chemicals.

- Read labels. The word "pyrethroid" will not appear on a label, but look out for the following active ingredients: permethrin, bifenthrin, cyfluthrin, cypermethrin, deltamethrin, lambdacyhalothrin, and tralomethrin. A quick tip: active ingredient names ending in "-thrin" are usually in the pyrethroid class. The exception to this is pyrethrin which is produced naturally from the chrysanthemum flower – though can still be toxic to aquatic life. To download a free pocket guide that gives examples of products without pyrethroids, go to OurWaterOurWorld.org

- When shopping, seek out the least toxic products. Look for shelf signs with the Our Water, Our World name and logo, which call out the best choices in each category. Participating stores include Orchard Supply Hardware, Sloat Garden Centers, Ace Hardware Stores, Home Depot, and many other local nurseries and garden centers. To find a store near you, go to OurWaterOurWorld.org.

Final BASMAA Carwash PSA's Spring 2010

A: Love washing your own car? Keep doing it – but wash it on the lawn or on gravel or go to a car wash. Here's why: When you wash your own car in your driveway or street, you're also washing off pollutants like copper from brake pads and other chemicals. In many places, this runoff goes right to the storm drain untreated and from there it pollutes our waters. At the car wash, runoff water is collected and treated. Check out baywise.org for more information. (:30)

B: Be green this summer. Instead of washing your car on the driveway, wash it on a lawn or gravel. Here's why: when you wash your car in your driveway or street, copper from brake pads and other chemicals wash off, too – right into the nearest storm drain and into the Bay – untreated. For more pollution prevention tips, check out baywise.org. (:20)

C: Love washing your own car? Keep doing it – but don't do it in your paved driveway or street, where water runs off into the storm drain. Try washing your car on a grassy area or gravel instead. Why? To limit runoff. When you wash your car, you're also washing off pollutants like copper from brake pads and other chemicals. From there, they go right to the Bay. See baywise.org for more information. (:30)

D: Be green! Wash your car on a lawn or gravel. Here's why: when you wash your car in your driveway, copper from brake pads and other chemicals wash off, too – into the nearest storm drain and the Bay – untreated. For more tips, check out baywise.org. (:10)

Draft

PAPER OR PLASTIC? NO THANKS, I'VE GOT MY OWN
Bay Area Stormwater Management Agencies in reusable bag push to reduce water pollution

June XX, 2010—With a plastic bag ban in the offing for California this year, the Bay Area Stormwater Management Agencies Association (BASMAA), wants residents to start taking action now to break the plastic bag habit.

"Noting 'bring bag' at the top of your shopping list is an easy addition," said James Scanlin of BASMAA, a consortium of municipal stormwater pollution prevention programs from around the region. "By the end of 2010, California may have a plastic bag ban in place, so we are prepping residents to start using reusable bags now."

By now, seeing a plastic bag perched on a tree branch or hugging the pavement near a storm drain is a normal sight. Often these bags find their way into storm drains, local waterways, and eventually the ocean. Plastic debris like this represents nearly 90 percent of floating marine debris, according to the California Coastal Commission.

"Plastic bags are a huge environmental issue," says Scanlin of BASMAA. "Plastic never breaks down. It's little bits of litter, including plastics, that have added up to the immense island of garbage floating in the Pacific." According to the Earth Resource Foundation, over 100,000 marine animals die from plastic entanglement each year because they mistake plastic bags for food.

An analysis by the California State Assembly shows that Californians use 19 million plastic bags per year. From their very production (which entails use of petroleum), to the litter they create, to the havoc they have wreaked on the world's oceans, plastic bags are a major environmental issue.

BASMAA is asking Bay Area residents to make a renewed push toward using reusable bags. There are incentives for consumers, too: While many supermarkets have long offered five-cent bag credits, big box retailers like Target are now doing the same.

BASMAA offers these tips to residents to ensure they have reusables at the ready:

- Keep a rolled up or Chico-style bag in your purse to have handy for quick shopping trips.

- Leave reusable bags by the front door near keys, cell phones and other must-have items.
- Place some in the trunk or on the front passenger seat of your car so they're easily available when running errands.
- Just say no! If buying a small item, just refuse a plastic bag from the store clerk.

Santa Clara Valley
Urban Runoff
Pollution Prevention Program

Appendix 8-1

Bay Area Macroinvertebrate Bioassessment Information Network

- 9th Annual Bay Area Macroinvertebrate Bioassessment Information Network (BAMBI) Meeting Agenda – February 16, 2010

9th Annual

Bay Area Macroinvertebrate Bioassessment Information Network (BAMBI) Meeting

Tuesday, February 16, 2010
10:00 AM to 3:15PM
Room 1, 2nd Floor, Elihu Harris State Office Building
1515 Clay St., Oakland, CA, 94612

MEETING AGENDA

9:45 Registration and Coffee/Tea

10:00 Welcome and Agenda Review
Arleen Feng – Alameda Countywide Clean Water Program

10:10 Bay Area Bioassessment Activities - Introductions and Summaries from Bay Area Agencies and Organizations - *Meeting Attendees (up to 5 minutes per attendee)*

10:40 Update of San Francisco Bay Area IBI Development -
Chris Sommers (EOA, Inc.) and Kevin Lunde (UC Berkeley PhD Candidate)

11:10 California Bioassessment Reference Condition Management Program -
Andy Rehn (California Department of Fish and Game)

11:40 Lessons Learned from Southern California - Regional Bioassessment Program -
Raphael Mazor (Southern California Coastal Water Research Program)

12:10 *Lunch (Provided)*

12:40 Contra Costa Macroinvertebrate Monitoring – B-IBI Scores and Antecedent Rainfall
Armand Ruby (Armand Ruby Consulting)

1:10 Results and Conclusion from a Decade of Bioassessment in Marin County -
Chris Sommers (EOA, Inc.) and Terri Fashing (MCSTOPPP)

1:40 Macroinvertebrate Response to Biotic and Abiotic Stresses in Freshwater Wetlands of the San Francisco Bay Area - *Kevin Lunde (UC Berkeley PhD Candidate)*

2:10 SWAMP Bioassessment and Physical Habitat Assessment (PHAB) Protocols – Current Practices & Issues - *Arleen Feng (Alameda Countywide Clean Water Program)*

2:40 SWAMP Bioassessment and PHAB – Discussion of Next Steps for Bay Area -
Arleen Feng (Alameda Countywide Clean Water Program) and Attendees

3:00 Wrap-up, Questions and Suggestions for the Coming Year

3:15 Adjourn

Driving Directions to Bambi Meeting

From San Francisco:
Distance: 8.8 miles Approximate Travel Time: 30 minutes

Go East on US 101 to I-80
Go Northeast on I-80 (Portions toll)
Take the I-80 EAST ramp.
Take the I-580 EAST exit towards HAYWARD/STOCKTON/DOWNTOWN OAKLAND/CA-24/ALAMEDA.
Merge onto I-580 E.
Take the I-980 WEST exit towards DOWNTOWN OAKLAND/(I-880 S).
Take the I-980 WEST exit on LEFT.
Take the 18TH STREET exit towards 14TH STREET.
Turn SLIGHT LEFT onto BRUSH ST.
Turn LEFT onto 17TH ST.
Turn RIGHT onto CLAY ST.

From Sacramento:
Distance: 80.6 miles Approximate Travel Time: 1 hour, 49 minutes

Go South on I-5 to I-80
Go Southwest on I-80 (Portions toll)
Merge onto I-580 E/I-80 W.
Merge onto I-580 E.
Take the I-580 EAST exit towards DOWNTOWN OAKLAND/HAYWARD
Keep LEFT at the fork in the ramp.
Merge onto I-580 E.
Take the I-980 WEST exit towards DOWNTOWN OAKLAND/(I-880 S).
Take the I-980 WEST exit on LEFT.
Merge onto I-980 W.
Take the 18TH STREET exit towards 14TH STREET.
Turn SLIGHT LEFT onto BRUSH ST.
Turn LEFT onto 17TH ST.
Turn RIGHT onto CLAY ST.

From San Jose:
Distance: 49 miles Approximate Travel Time: 1 hour, 9 minutes

Take the I-880 NORTH ramp.
Merge onto I-880 N.
Follow the signs to get onto I-980 E.
Take the 11TH ST exit towards 14th St.
Turn SLIGHT LEFT onto CASTRO St.
Turn RIGHT onto 14th St.

Turn LEFT onto CLAY St.

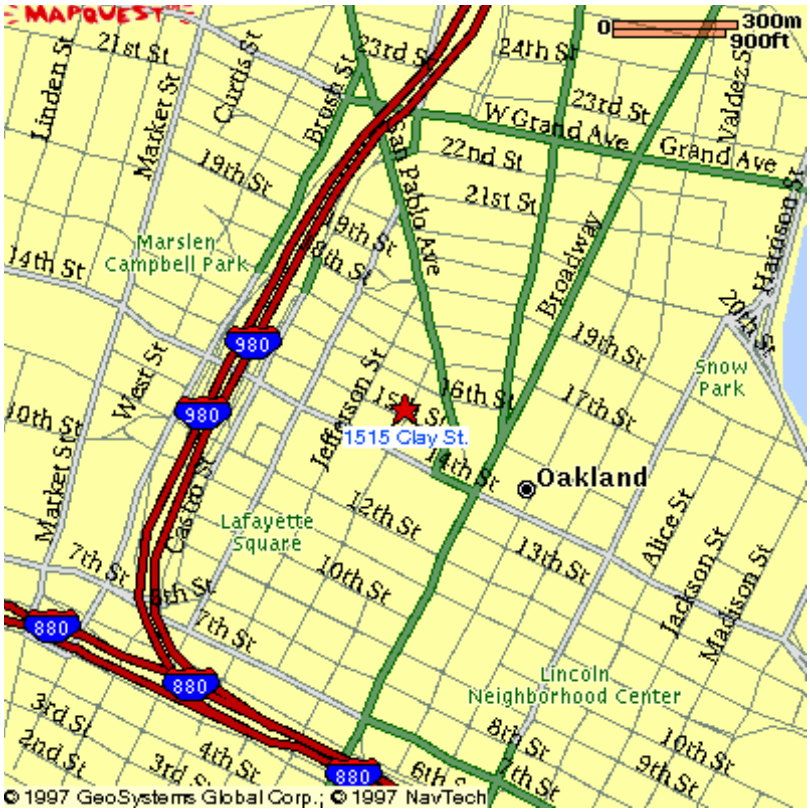

Santa Clara Valley
Urban Runoff
Pollution Prevention Program

Appendix 9-1

IPM Store Partnership Program

- Store Employee Trainings and Increasing Shelf Space Projects – FY 09-10 Final Report
- List of Stores in the IPM Store Partnership Program and Training Dates
- SCVURPPP Pesticide User Outreach FY 09-10 Summary of Store Employee (not including Home Depot Employees) Training Evaluations
- SCVURPPP Pesticide User Outreach FY 09-10 Summary of Home Depot Employee Training Evaluations

September 15, 2010

STORE EMPLOYEE TRAININGS AND INCREASING SHELF SPACE PROJECTS

FY 09-10 FINAL REPORT

Ann Joseph Consulting

Since FY 02-03, SCVURPPP has been using the services of Ms. Ann Joseph to provide training to store employees on selling less-toxic products. Since FY 07-08, SCVURPPP has also used the services of Ms. Joseph to work with two Santa Clara Valley stores to increase shelf space dedicated to less-toxic products.

This report summarizes the work done by the consultant in FY 09-10 to complete these projects.

Store Employee Trainings: 99 employees trained, 13 trainings conducted

The 1 to 2-hour employee trainings cover topics like IPM, current pest problems in Santa Clara County, information on available less-toxic products for dealing with them, water quality problems due to pesticides with a focus on pyrethroids, problems with nutrient runoff of chemical fertilizers, how to read a pesticide label, beneficial insects etc. Additional information has been included upon request of the store staff i.e. light brown apple moth, Colony Collapse Disorder, and giant whitefly, citrus leaf miner, and spider mites. The consultant prepared the training material and provided it to SCVURPPP staff for photocopying and organizing into folders.

The year was another very challenging year economically but the stores value the training so much, that they made additional efforts to make time for the training before, during and after hours. For trainings conducted during business hours the consultant trained staff in shifts to accommodate the store's needs. Many stores such as Home Depot and OSH experienced deep cuts in employee hours and this made training part-time staff difficult. These stores spent their staff-hours early in the spring and had to adjust later in the quarter to remain profitable. The consultant has never seen so few nursery and garden staff; sometimes only two were on duty for a large department.

Overall, there was more interest in learning details of how pesticides effect the environment and how they can better recommend non-toxic and less-toxic alternatives. The consultant spent time focusing on pest prevention strategies and engaging the staff in troubleshooting pest problems before recommending pesticides.

The consultant also spent time discussing the issues with pesticides that can contribute to Colony Collapse Disorder and pests like whitefly and spider mites that can be onsite as a result of certain pesticides that knock out the predator populations for these pests.

There were also additional efforts by pesticide companies to ramp up their trainings this year to garner their share of the market in a very difficult economic climate. The consultant has never seen the pesticide companies as vigilant for the business. Some had paid staff stocking stores and working the aisles on weekends at OSH and Home Depot.

The following trainings were conducted in FY 09-10:

- **Los Altos Garden Supply, Los Altos, 12/19/10 –** Trained 6 employees. The staff was very shy at first but seemed to be interested to learn more about beneficial insects. The consultant focused on using pesticides that would have the least impact on the environment.

- **Home Depot, Capitol Expressway, San Jose, 1/11/10 –** Trained 9 employees. Excellent response. New manager of garden requested a larger Good Bug Bad Bug chart, so the consultant had an 8.5x 11 inch one made up for him to display in the garden section indoors. Manager Chris was very cooperative and when the consultant saw him at another store later he said the staff had great feedback for him.
- **Home Depot, Sunnyvale, 1/13/10 –** Trained 10 employees. Great response. Miranda Melen (SCVURPPP staff) and Jackie Besoyan (Sunnyvale) attended the store training. Helen (Store Training Coordinator) really had her act together and this store will be a shining star in the Home Depots.
- **OSH, Alum Rock, San Jose, 1/20/10 –** Trained 5 employees. Very good support here for training. One of the assistant managers is a former organic farmer and he joined the training. The consultant was very impressed with the questions and interest of those in the training.
- **Yamagami's Nursery, Cupertino, 3/3/10 –** Trained 9 employees. The staff had many questions about the systemic pesticides on the market and the effect on edible crops. This lead to a very lively discussion and it became clear to me that the stores needs 3rd party input on what the pesticide industry is promoting as "safe".
- **Los Altos Nursery, Los Altos, 4/5/10 –** Trained 6 employees. It was a great opportunity to jumpstart interest in the program here. Previously, this nursery was not fully involved in the OWOW program. The owners felt that they did not have floor space for a literature rack and were only providing a few fact sheets on their outside bulletin board for customers to view. Due to limited shelf space, they were not willing to have shelf talkers either. Dean and Darrell (the owners) both attended the training and were very happy to participate in a lively discussion about the hype from the pesticide companies that their systemic products are safe to use on food. They also agreed to allow the fact sheet rack out on the floor and were happy to have the consultant put up shelf talkers.
- **Home Depot, Hillsdale, San Jose, 4/6/10 –** Trained 4 employees. The training was scheduled after two store visits and one cancelled training. The staff was very interested and had many questions about less toxic products.
- **Home Depot, Monterey Road, San Jose, 4/13/10 –** Trained 16 employees. Great turn out and good support at the store. They had folks come in 2 separate shifts so the floor could be staffed. Employees were very interested and actually wanted a longer training.
- **Home Depot, Story Road, San Jose, 5/4/10 –** Trained 11 employees. This store was very challenging to commit to a time for training and the consultant ended up having to reschedule after having arrived with folders in hand the week prior. The staff was very enthusiastic and wanted more of the garden folks there but this is what they were able to schedule. This group said their customers know the least about the environment and really could use some help and support beyond the training.
- **Home Depot, Blossom Hill, San Jose, 5/4/10 –** Trained 4 employees. This was one of the more challenging stores to schedule. The consultant had 3 cancellations and two additional store visits to get the final one scheduled. The trainees were very enthusiastic but they commented that more of the co-workers would have benefited being a part of the training.
- **OSH, Cottle Road, San Jose, 5/19/10 –** Trained 3 employees. Very enthusiastic but because of cut in staff hours the number of attendees was small. The consultant was glad to see a trainee from 8 years ago that is now the department manager. He was very complimentary of the training and suggested that the consultant try to get an opportunity to train at the regional trainings that OSH has for garden staff. The consultant has contacted the OSH coordinator for the trainings.

- **SummerWinds, Palo Alto, 6/17/10 –** Trained 5 employees. Bob Voshell, the store manager, joined the training. The consultant concentrated on a new pest; spotted winged fruit fly that attacks unripe soft skinned fruits like cherries, blueberries, and strawberries, and the citrus leaf miner in addition to the pending asian citrus psyllid. Bob was very complimentary of the training.
- **Almaden Valley Nursery, San Jose**, **6/23/10 –** Trained 11 employees. The owner is very dedicated to the trainings and has all employees including cashiers attend each year, even on their day off. The nursery staff is very sophisticated and they always have questions about pesticides and their toxicity to the environment. The consultant covered the new invasive pests and reminders about reading the pesticide label.

Increasing Shelf Space for Less Toxic Products

The objective of this project was to work with pesticide buyers and distributors at selected stores to encourage them to buy more less-toxic products. The following stores participated in this project: Los Altos Garden Supply and SummerWinds in Palo Alto.

Los Altos Garden Supply, Los Altos
This store was particularly challenging as they did not have a receptive attitude toward the program. Although they had shelf talkers they resisted putting the literature rack up in a visible area. The rack was often buried behind stacks of equipment.

The main goal was to bring them back into the fold. The consultant contacted one of their distributors Larry Byers and told him about the challenges with the store. Larry offered to have the consultant accompany him on his regular call schedule and he would introduce the consultant to the manager and the buyer. They were slightly receptive when the consultant offered to do training for the staff. A training was scheduled for December 19th and the consultant trained 6 employees. They were all very interested in learning about the beneficial insects for the garden. Following the success of the training, the consultant implemented the following activities at this store:

- The consultant updated shelf talkers and requested that the literature racks (one for Spanish fact sheets and one for Enlishg) be placed in the pesticide section rather than behind a garage door. George said that would be fine to move the racks to a more visible spot.
- On February 13th the consultant did an outreach event for customers which ended up being more of a tabling event handing out Sluggo samples and free white fly traps. The consultant contacted about 30 customers and met many Spanish speaking families who were delighted and wanted to know if the event would be held again.
- In May, the consultant held a special class on beneficial insects and less-toxic products for members of the Bay Area Gardeners Association (BAGA) at the store. The consultant contacted the head of BAGA and he spread the word to BAGA members. A small group attended the talk and received free whitefly traps, good bug bad bug charts, and samples of organic fertilizer and Sluggo. Juan seemed extremely pleased as the attendees also purchased products from the store. This has increased the sales of their less toxic products

SummerWinds Nursery, Palo Alto.
The consultant was not included in the SummerWinds kickoff meetings this year because they went to a different format for their annual meeting that would not allow time this year. Usually the consultant is able to contact 60 of their employees at this meeting. Hopefully next season the consultant will be able to join.

The consultant asked the general managers at SummerWinds which nursery they would like the consultant to work with and they chose SummerWinds in Palo Alto.

The consultant worked with the garden department manager Warren and focused on beneficial insects and the plants that attract them. The consultant worked several days this spring with Warren in the pesticide section with customers. Warren said that his store was the top store in SummerWinds for lady bug sales. The consultant also kept the shelf talkers refreshed and made new laminated photos of the beneficial insects for Warren to post in the pesticide section. He asks folks first if they want to go organic and if not he shows them other options. The consultant worked with Warren on four separate occasions making a tape of one of his "Mr. Organic" talks. The consultant worked with Warren and his customers on February 13th in the afternoon after the Los Altos Garden Supply event, April 5th, April 18th, and May 15th.

Warren is a great sales person and one that is good to have in the less toxic camp. The consultant has sent photos to Program staff for these events.

Evaluation of Effectiveness

The following factors indicate the success of these projects:

- The success of the program is the frequent contact and trainings. The stores have appreciated the trainings and additional attention. Due to the success of the training, Los Altos Nursery is now fully supporting the OWOW Program.

- SummerWinds in Palo Alto: More beneficial insect sales and exposure for good bug identification in the pesticide section.

- Los Altos Garden Supply: Improved relationship with the store management and increased visibility of the OWOW program. A big success was scheduling the customer outreach event. A distributor representative from a pesticide company called the consultant to inquire about the customer outreach event. The representative said the company had tried to do outreach at the store but had been unsuccessful. The customer outreach event also highlighted the OWOW Program as an information resource to the Spanish speaking gardeners. This benefited the store's business as customers now come to the store looking for less-toxic products and less-toxic pest management information. The store now sees the value in OWOW.

Conclusions and Recommendations

The consultant sees the increased interest in the trainings and IPM due to the wave of interest in environmentally friendly practices. Many of the stores want to be more environmentally friendly but need guidance when it comes to filtering information they receive from pesticide companies and have come to depend on unbiased feedback they get through OWOW. This became ever more apparent with the pesticide companies heavily soliciting the stores for sales because of the poor economy. They offer a lot of money to advertise and display the more toxic materials. This made this year particularly challenging for the consultant.

The 10 Most Wanted Bug Brochures are important for the stores to have. These have become the single most important tool for staff and customers to quickly identify beneficial insects in their adult and larval stages and list the flowers they are attracted to. With the popularity of this brochure it makes it easy for the stores and the public to identify insects they may be spraying inadvertently and also makes an easy transition to talking about not using pesticides that leave a residue for beneficial insects. The consultant recommends the purchase of at least 600 of these brochures next season.

List of Stores in the IPM Store Partnership Program and Training Dates

City	Store Name	Address	FY02-03 Training	FY03-04 Training	FY04-05 Training	FY05-06 Training	FY06-07 Training	FY07-08 Training	FY08-09 Training	FY09-10 Training
Campbell										
1	Home Depot	480 E Hamilton Ave								
2	SummerWinds Nursery	2460 S Winchester Blvd	4/28/03	2/18/04	2/2/05	1/31/06	6/5/07	2/5/08	2/3/09, 6/1/09	
Cupertino										
3	SummerWinds Nursery	1491 S De Anza Blvd	9/4/03	2/18/04	2/2/05	1/31/06	6/5/07	4/23/08	2/3/09, 5/20/09	
4	Yamagami's Nursery	1361 S De Anza Blvd	3/20/03	6/2/04		2/1/06	5/2/07	3/5/08	2/10/09	3/2/10
Los Altos										
5	Los Altos Garden Supply	4730 El Camino Real								12/19/09
6	Los Altos Nursery	245 Hawthorne Ave								4/5/10
7	Walgreens	1150 Riverside Drive								
Los Gatos										
8	Ace Los Gatos Hardware	15300 Los Gatos Blvd								
Milpitas										
9	Home Depot	1177 Great Mall Drive								
10	Orchard Supply Hardware	125 N Milpitas Blvd			5/11/06	5/11/06				
Mountain View										
11	Blossom True Value Hardware	1297 W El Camino Real								
12	Orchard Supply Hardware	2555 Charleston Rd	4/9/03							
13	SummerWinds Nursery	805 Yuba Dr	2/27/03	2/19/04	7/20/05	1/31/06	5/22/07	2/6/08	2/3/09	
Palo Alto										
14	Palo Alto Ace Hardware	875 Alma Street			2/3/05	5/4/06	1/30/07	5/21/08	5/26/09	

City	Store Name	Address	FY02-03 Training	FY03-04 Training	FY04-05 Training	FY05-06 Training	FY06-07 Training	FY07-08 Training	FY08-09 Training	FY09-10 Training
15	Peninsula Hardware	2676 Middlefield Rd	4/29/03							
16	Common Ground Organic Garden Supply	559 College Ave								
17	SummerWinds Nursery	725 San Antonio Rd		5/23/04	2/2/05	2/1/06	6/27/07	4/23/08	2/4/09, 6/1/09	6/17/10
Santa Clara										
18	Home Depot	2435 Lafayette St								
19	Orchard Supply Hardware	3615 El Camino Real				5/25/06				
San Jose										
20	Ace Hardware	2253 Lincoln Ave						5/21/08	5/21/09	
21	Almaden Valley Nursery	15800 Almaden Exwy	4/23/03	5/19/04		5/2/06	5/16/07	3/20/08	4/8/09	6/23/10
22	Home Depot	2181 Monterey Road								4/13/10
23	Home Depot	2855 Story Road								5/4/10
24	Home Depot	635 W Capitol Expy								1/11/10
25	Home Depot	1855 Hillsdale Ave								4/6/10
26	Home Depot	975 De Anza Blvd								
27	Home Depot	920 Blossom Hill Rd								5/12/10
28	Orchard Supply Hardware	720 W San Carlos St	3/6/03							
29	Orchard Supply Hardware	3000 Alum Rock Ave	3/5/03			5/5/06				1/20/10
30	Orchard Supply Hardware	1130 Branham Ln	3/6/03				5/9/07			
31	Orchard Supply Hardware	1751 E Capitol Expwy	3/13/03							
32	Orchard Supply Hardware	5651 Cottle Rd	5/1/03							5/19/10
33	Orchard Supply Hardware	5365 Prospect Rd	3/6/03					4/30/08		

City	Store Name	Address	FY02-03 Training	FY03-04 Training	FY04-05 Training	FY05-06 Training	FY06-07 Training	FY07-08 Training	FY08-09 Training	FY09-10 Training
34	Payless Nursery	2927 S King Rd				5/9/06	3/14/07			
35	SummerWinds Nursery	4606 Almaden Expwy	4/23/03	7/11/04	2/2/2005	2/1/06	6/5/07	4/23/08	2/4/09, 6/2/09	
Sunnyvale										
36	Home Depot	680 Kifer Rd								1/13/10
37	Orchard Supply Hardware	777 Sunnyvale-Saratoga Rd	5/28/03							
38	SummerWinds Nursery	861 E. El Camino Real		7/7/04	2/2/05	2/1/06	5/22/07	2/5/08	2/4/09, 6/2/09	

045760

SCVURPPP PESTICIDE USER OUTREACH
FY 09-10 Summary of Store Employee (not including Home Depot Employees) Training Evaluations

Number of Attendees: 52
Number of Evaluations Submitted: 39

	Agree	Neutral	Disagree	Comments
The instruction was well organized and interesting.	39	0	0	• *Already using/promoting organics* • *Flowed nicely*
The information changed my attitude about pesticides.	23	13	2	• *Learned new ways to identify problems* • *Already use/sell organic/natural solutions* • *Views not changed, already agree*
The information was useful.	39	0	0	• *I have a degree in horticulture & I still learned a lot.* • *Nice handouts – useful to share*
The information will help me sell less-toxic products.	39	0	0	
The instructor was responsive to questions.	37	1	0	
The level of detail was appropriate.	36	2	1	• *More detail would be good*
Visual aids were effective.	35	3	1	• *Easy to understand*
Written materials were effective.	35	4	0	
I would recommend the training to co-workers.	36	3	0	

What part of the training was most useful?

- *Visual slide show*
- *What was bad about synthetics*
- *Citrus minor information*
- *Pictures of insects*
- *The danger of slug bait to dogs*
- *Bug chars for me, questions answered*
- *Time and proper application of chemicals*
- *Pest ID and controls*
- *Slides and literature*
- *Visual aids – seeing the useful products*
- *Learning both chemical and organic (bug) methods*
- *New pest concerns and identification*
- *Using Neem at dusk*

What part of the training was least useful?

- *Review of old material*

When this training is held again, what changes do you suggest?

- *Different visual aids would be more helpful, larger pictures of bugs already on chart not so helpful*
- *Add soil and fertilizer (organic)*
- *Great specific information on organics*
- *More hands on learning*
- *More information cards to hand out to interested customers*
- *More information on pests other than citrus*
- *Continuing new information*

How much of today's information was new to you? All: 13 Some: 25 None: 2
Comments:

- *New bug information was very helpful*
- *Presenter knew a lot of information about plants and insects*
- *Spraying all chemicals at dusk*
- *Great to have updates*

For store managers - Will you continue to provide this training to new employees yourself?
Yes: 5 No: 0 I will use a trainer: 2

SCVURPPP PESTICIDE USER OUTREACH
FY 09-10 Summary of Home Depot Employee Training Evaluations

Number of Attendees: 47
Number of Evaluations Submitted: 39

	Agree	Neutral	Disagree	Comments
The instruction was well organized and interesting.	38	1	0	• *Already using organics* • *Good presentation* • *Kept me interested* • *Excellent*
The information changed my attitude about pesticides.	39	0	0	• *Had not thought about good and bad insects* • *Very informative* • *Did not know there were so many varieties of pesticides* • *I used to think all products had bad poison* • *I will definitely recommend less toxic products now!* • *Already knew about information*
The information was useful.	37	1	0	• *This information will be useful in the future* • *I learned a lot* • *Good detail*
The information will help me sell less-toxic products.	37	1	0	• *Very informative, but I'm not in the garden department* • *Also I can recommend* • *Pet-friendly*
The instructor was responsive to questions.	39	0	0	• *Very helpful/ good info*
The level of detail was appropriate.	39	0	0	
Visual aids were effective.	37	2	0	
Written materials were effective.	38	1	0	
I would recommend the training to co-workers.	39	0	0	• *I would recommend this to all*

What part of the training was most useful?

- The visual aids were very helpful
- Good bugs & bad bugs
- How to recommend eco-friendly products to our customers & be safe to our water & environment & keep animals & kids safe
- Pointing out various products
- Fleas, fruits, and roses
- True life examples
- Slides and handouts

- Bug identification
- Information on reading labels
- Pictures of the insects
- Learned the basics about correctly using pruning and fertilizer to prevent infestations
- Types of bugs that help gardens
- Common pests and useful bugs and how to manage
- Finding out that pesticides can kill pets
- Tips for snails

What part of the training was least useful?

- More time reserved to make the lesson less rushed
- It was a lot of information to take in
- We do not need to see the pictures of all the bugs – could be condensed

When this training is held again, what changes do you suggest?

- Maybe have some real life insects to show for hands on
- The presentation was very well put together, next time talk more about the products
- Have this class taught to garden associates
- Mention products that Home Depot sells and pictures of those products
- Please extend the amount of time and go more in depth
- More Home Depot product detail and how to apply
- Make the training two hours long – it wasn't long enough
- Examples of diseases that attack plants
- Do not give too much detail on what good bugs and bad bugs do
- Have more of our employees involved - so they can hear the info and be able to sell products to customers
- Smaller field guide that we could carry with us
- Go through all the information that is in the folder as you talk about each subject
- Passing around chemical containers/Home Depot products

How much of today's information was new to you? All: 17 Some: 18 None: 1
Comments:

- I learned more about bugs and what kills them
- Very helpful, really liked visual aids
- I knew nothing before hand and now I am confident in selling our products
- I had been learning about organics anyway, so the training was extremely helpful
- Really helpful, thanks for your time – it was all new to me!
- Nicely presented

For store managers - Will you continue to provide this training to new employees yourself?
Yes: 7 No: 0 I will use a trainer: 2

Santa Clara Valley
Urban Runoff
Pollution Prevention Program

Appendix 9-2

FY 09-10 Green Gardener Training Program

- Santa Clara Valley Green Gardener Training Program FY 09-10 Activities – Final Report
- List of Green Gardeners
- Fall 2009 Evaluations Summary – English
- Fall 2009 Evaluations Summary – Spanish
- Fall 2009 Basic Training Class Flyer – English
- Fall 2009 Basic Training Class Flyer – Spanish
- Spring 2010 Re-Certification Class Flyer – English
- Spring 2010 Re-Certification Class Flyer – Spanish
- Spring 2010 Re-Certification Reminder Postcard

Santa Clara Valley *Green Gardener* Training Program

FY 09-10 Activities

Background

In FY 07-08, the Program piloted the first Santa Clara Valley *Green Gardener* training which is an educational initiative that brings quality training to professional landscapers, gardeners and landscape maintenance workers on how to "garden green." Each training session consists of ten 2-hour classes, held once a week for ten weeks. The training has been conducted in collaboration with the Metropolitan Adult Education Program and the Master Gardeners of Santa Clara County.

On completion of the training, graduates are provided a certificate of completion and a *Green Gardener* card.

To maintain their status as *Green Gardeners*, and to renew the *Green Gardener* card, landscape maintenance professionals are required to fulfill one of the following Continuing Education requirements:

- Take two hours of additional classes that are related to at least one of the topics covered in the class. OR
- Fill out and submit the *Green Gardener* Self Assessment form. OR
- Have three customers fill out and submit the *Green Gardener* Customer Evaluation Form.

FY 09-10 Activities

The Program conducted two training sessions in FY 09-10, including one session conducted entirely in Spanish. The training session in English was on Tuesdays, September 22 - December 1, 2009 and the session in Spanish was on Wednesdays, September 23 – December 2, 2009. The Program provided funds toward student fees, guest speaker fees, Spanish interpreter fees, and supplies (soil probes, magnifying lenses, and "Good Bug Bad Bug" Charts).

In addition, the Program held four two-hour sustainable landscaping classes to offer *Green Gardeners* an opportunity to re-certify. Other landscape professionals were also allowed to attend. Class details are below:

- Smart Irrigation Controllers (Spanish class) - Thursday March 4, 2010, 4-6 PM
- Smart Irrigation Controllers (English class) - Saturday, March 6, 2010, 10 AM - Noon
- Maintenance of California Native Plants (English class) - Thursday, March 11, 2010, 4-6 PM
- Controlling Common Garden Pests Using IPM (Spanish class) - Saturday, March 13, 2010,10 AM - Noon

The Program conducted outreach to inform local landscape maintenance businesses about the training. Outreach to residents was also done to inform them about the availability of trained *Green Gardeners*. Outreach efforts included the following:

- Mailing letters and flyers to local landscaping businesses;
- Advertising on English and Spanish radio stations;

- Posting training announcements on the Watershed Watch website, Facebook, and Twitter;
- Distributing flyers at outreach events; and
- Posting the list of trained *Green Gardeners* on the Watershed Watch website;

Evaluation of Effectiveness

In FY 09-10, 22 individuals completed the *Green Gardener* training; 12 took the training in English and 10 in Spanish. In addition, 30 individuals, including 18 *Green Gardeners*, attended the re-certification classes.

A summary of the evaluations from the *Green Gardener* training is included in Appendix 9-2. It indicates that attendees found the class very useful and will be making changes to their landscape management practices based on what they learned at the trainings. Attendees were required to take a final test to receive the certificate of completion. This ensured that they understood the curriculum and will be able to implement the practices at their client locations.

In FY 09-10, 25 *Green Gardeners* renewed their *Green Gardener* card meeting the Continuing Education Requirements. Of these, 18 met the requirement by attending the Program's re-certification classes. Due to the success of these re-certification classes, the Program may offer them again next year.

Currently, there are 46 *Green Gardeners* (31 are professional landscape maintenance contractors and 15 are individuals that do not provide professional services) on the Santa Clara Valley *Green Gardener* list. This list is available online at http://www.mywatershedwatch.org/findgardener.html.

Find a *Green Gardener*

Is your gardener a ***Green Gardener***? Hire a Santa Clara Valley *Green Gardener* to maintain your garden using sustainable landscape maintenance practices.

Santa Clara *Green Gardeners* have received training to:

- Use resources wisely, conserve water, protect the soil, and reduce waste.
- Improve the health, appearance and value of landscapes.
- Reduce urban runoff and stormwater pollution from landscape maintenance activities.

These Santa Clara Valley *Green Gardeners* provide professional landscape maintenance and/or design services throughout Santa Clara County.

**Green Gardener* since April 2008

Green Gardener Name	Business Name	Phone Number
Erik Aceves	Common Ground Landscape	408-210-7174
Alfonso Aguayo	Common Ground Landscape	408-422-7261
Julio Aguayo	Common Ground Landscape	408-210-7174
Ruben Aguayo	Common Ground Landscape	408-210-7174
Jose Berumen	F & H Landscaping	408-201-2984
Will Castillon	Central Coast Wilds	831-750-2361
Jaime Caudillo	Jaime Caudillo Gardening Services	650-630-3164
Didier Ceja	Dinmore Landscape Company	408-970-0593
Nate Crosby	Crosby Landscaping	408-417-5137
Leopoldo Cuevas	Central Coast Wilds	831-750-2361
Larry Edgington	Horizon	408-394-9313
Filiberto Fonseca*	Allied Landscape Services	408-310-8476
Israel Fonseca*	F & H Landscaping & Maintenance	408-201-2984
Vidal Fonseca*	Allied Landscape Services	408-310-8477
Ulan Garduno	Cal Earthcare Landscaping, Inc.	408-871-2792
Juan Guerra	Juan's Landscaping Service	650-208-0501

Green Gardener Name	Business Name	Phone Number
Heidi Johnson*	HKJohnson & Associates, Landscape Design & Consultation	408-863-0236
Jason Karklins	Jason's Maintenance Service	408-340-3624
Dominique Lala	Dominique Lala	408-279-1993
Peggy Lin Hung*	Peggy Lin Hung Landscape Design	650-949-3639
Mark McCabe*	Mark R. McCabe Landscape Contractor	408-978-2965
Lauro Mendez	Lauro's Gardening	408-218-6045
Rigo Mendoza	Valley Greenscapes	408-839-0940
Erik Morales	JPA Landscaping & Construction	925-960-9602
Edmund Morrissey*	JPA Landscape & Construction, Inc.	925-960-9602
Antonio Ocegueda*	Greener Maintenance Service	408-729-6097
John Punches	JPA Landscaping & Construction	925-960-9602
Maryanne Quincy*	Q-Gardens Landscape Design	408-739-5493
Shesta Ross	Natural Bridges Landscaping	408-206-2606
Edward Sanchez*	ESD Landscape	408-377-6977
Samuel Toscano	Common Ground Landscape	408-210-7174
Juan Vivanco	Juviva Landscape Service, Inc.	408-375-2705

The following individuals have taken our *Green Gardener* training but do not provide professional services.

Green Gardener Graduates	
Amador Castillo	Ignacio Martinez
Mary Chicca	Anthony Morse
Hilleguus Faber*	Baltazar Rojas
Ana Flores	Liborio Sánchez López
Salvador Frutos	Denise Smith
Brian Higgins	Andrea Vedanayagam
Osbaldo Jimenéz	Putu Winata
Jesus Macias	

Congratulations Graduates!

Class Evaluation - Final (12 Evaluations Received)

1. How did you learn about this class?

Flyers	2	Newspapers		Radio		Friends	
Article in CLCA	3	MAEP Class Mailer	4	Clients		No Answer	
Supervisor/Boss	5	Other	CCOC Pamphlet				

2. Which cities do you have clients located in or have worked on jobs there within the past year?

Campbell	8	Cupertino	6	Los Altos	5	Los Altos Hills	5
Milpitas	3	Monte Sereno	6	Mountain View	6	Palo Alto	5
Saratoga	6	Sunnyvale	9	Los Gatos	8	San Jose	9
Unincorporated Santa Clara County			6	No Answer		Santa Clara	8
Other							

3. Were the following topics useful?

Soils	Yes	12	Somewhat	No	No Answer
Comments on Soils		Soil probe helpful			
Pruning	Yes	12	Somewhat	No	No Answer
Comments on Pruning					
Right Plant, Right Place	Yes	12	Somewhat	No	No Answer
Comments on Right Plant, Right Place					
Integrated Pest Mgmt.	Yes	12	Somewhat	No	No Answer
Comments on Integrated Pest Mgmt.		Appreciate this one			
Compost / Mulches	Yes	12	Somewhat	No	No Answer
Comments on Compost / Mulches		Great field trip.			
Fertilizers	Yes		Somewhat	No	No Answer
Comments on Fertilizers		12			
Irrigation (1, 2 & 3)	Yes	12	Somewhat	No	No Answer
Comments on Irrigation (1, 2 & 3)					
Air Quality	Yes	12	Somewhat	No	No Answer
Comments on Air Quality					

Other topics that you would have liked to learn?
Programming "Smart" controllers, specialized pruning techniques for plant varieties. Using tools properly. Advanced classes.

4. Will you be changing any of your landscape management practices based on what you have learned in class?

Yes	11	No	No Answer	1

5. Please provide one or two examples of a practice that you will be changing:
Better pruning practices, water management for clients through frequent and better knowledge of irrigation scheduling
Pruning, irrigation techniques, pestidide management
Irrigation
I will use less polluting tools and will consider mulch and compost before using pesticides
Water lawn according to CIMI chart and Right Plant, Right Place
Watering schedule will be better managed
Offering clients environmentally friendly machinery
Fertilizers and progamming irrigation
Fertilizera and IPM
Irrigtaion techniques, pruning, fertilizers

6. What benefits from this program are important to you? Valuable?

Information & Training	Yes	12	Somewhat	No	No Answer
Comments on Info & Training					
Comparing ideas with others	Yes		Somewhat	No	No Answer

045770

Comments on Comparing ideas w/ others		12							
Meeting with experts and guest lecturers	Yes	12	Somewhat		No		No Answer		
Comments on Meeting w/ Experts, etc...									
Getting on the certification list for Green Gardeners	Yes	11	Somewhat	1	No		No Answer		
	Eventually								
Comments on Certification List									
Other?									
7. Class slides and information: Valuable?									
Were the class slides shown in class useful?	Yes	10	Somewhat	2	No		No Answer		
Comments on class slides									
	Some slides were obscure								
Were the slide copies in your notebooks useful?	Yes	10	Somewhat	2	No		No Answer		
Comments on handbook slides									
	Difficult to see the small print								
	Small Print								
Were the other handouts provided useful?	Yes	11	Somewhat	1	No		No Answer		
Comments on handouts									
Please tell us what we could do better:									
	More hands on material & equipment								
	Have an advanced class								
	Great								
8. Would you recommend taking this Green Gardner class to a friend?			Yes	12	No		No Answer		
9. Would you be interested in taking an advanced Green Gardener course?			Yes	12	No		No Answer		
			Maybe						
10. Was the location convenient for you at Metro Ed?			Yes	10	No	2	No Answer		
			Sort Of						
11. Were the class times convenient for you?			Yes	12	No	2	No Answer		
			In Between Y & N						
12. Is there a time of day that would be more convenient for the class?			After 6 p.m.		No Answer	6	3 p.m.		
			5:30 p.m.		Evening		5 p.m.		
			8-9 AM	1	Okay		5PM - 7 PM		1
13. Do you work for:	Yourself	6	A Company	6	An Agency		No Answer		
	Transitioning Into								
14. How many different landscape maintenance clients do you have?			Zero		One	1	Two		
	Four		Five	2	Six		Twelve		
	Twenty	2	Thirty		70-100	3		180	
	Unknown		Mine		Various				
	None	1	No Answer						

045771

15. Please tell us about how much landscape maintenance training you have had before taking this class:

None	4	Some Classes	6	A degree in horticulture or other program	1
No Answer	1				

16. How much would you be willing to pay for this class?

$40	1	$80	4	$120	7	Depends	No Answer

Comments

17. In which language do you prefer to receive training?

English	12	Spanish	2	Vietnamese	0	Other	Italian
No Answer							

18. Please tell us any other suggestions you may have to make the Green Gardner classes better?

A field trip to a sustainable landscaping company or a nursery

Concentrate more on organic fertilizers, not petroleum based . Discuss harm petroleum based fertilizers do. Express the damange that improper pruning and laying down plastic as a weed surpressor do

Same place, same day each time as I couldn't make it to the SMaRT Station

Thank you

045772

Class Evaluation - Final (Received 10 Evaluations)

1. How did you learn about this class?

Flyers		Newspapers		Radio	5
Article in CLCA		MAEP Class Mailer		Clients	
Supervisor/Boss		2 Other	Internet-2		
Friends	1				
No Answer					

2. Which cities do you have clients located in or have worked on jobs there within the past year?

Campbell	2	Cupertino	4	Los Altos	4	Los Altos Hills	2
Milpitas	2	Monte Sereno	2	Mountain View	3	Palo Alto	4
Saratoga	3	Sunnyvale	2	Los Gatos	5	San Jose	6
Unincorporated Santa Clara County		1		No Answer	1	Santa Clara	2
Other	Fremont						
En ninguna (sin experiencia en el ramo)							

3. Were the following topics useful?

Soils	Yes	9	Somewhat	No	1	No Answer
Comments on Soils						
Pruning	Yes	10	Somewhat	No		No Answer
Comments on Pruning						
Right Plant, Right Place	Yes	10	Somewhat	No		No Answer
Comments on Right Plant, Right Place						
Integrated Pest Mgmt.	Yes		Somewhat	No		No Answer
Comments on Integrated Pest Mgmt.						
Compost / Mulches	Yes	10	Somewhat	No		No Answer
Comments on Compost / Mulches						
Fertilizers	Yes	10	Somewhat	No		No Answer
Comments on Fertilizers						
Irrigation (1, 2 & 3)	Yes	10	Somewhat	No		No Answer
Comments on Irrigation (1, 2 & 3)						
Air Quality	Yes	9	Somewhat	No	1	No Answer
Comments on Air Quality						

Other topics that you would have liked to learn?
Creo qe todos los temes son interestantes. Lo que yo sugeriria es una mayor practica de la tectia p/persones s/experiencia
Si como aser un presupuesto correcto
Compost, Ingertos, Flores

4. Will you be changing any of your landscape management practices based on what you have learned in class?

Yes	8	No	No Answer	2

Si yo podiera, procticaria paisajes con plumatos que no sequieran demasiodo agua y supliendo en algunos cosos, el pasto, por una carpeta de materieles petseos de pequena demsidad

5. Please provide one or two examples of a practice that you will be changing:
El racionemeinto de agua y lo no contaminacion por queimicos

045773

La poda natural, el control de irrigacion
Utilizar menos maquinas
A podar, regarr y plantar
Usar maquinas que contamina menos
Poda natural, planta correcta en el lugar correcto

6. What benefits from this program are important to you? Valuable?

Information & Training	Yes	7	Somewhat	No	No Answer	3
Comments on Info & Training						
Comparing ideas with others	Yes	8	Somewhat	No	No Answer	2
Comments on Comparing ideas w/ others						
Meeting with experts and guest lecturers	Yes	8	Somewhat	No	No Answer	2
Comments on Meeting w/ Experts, etc...						
Getting on the certification list for Green Gardeners	Yes	9	Somewhat	No	No Answer	1
	Eventually					
Comments on Certification List						
Other?	Como cobror por un trabajo					
	Particpar en grupo					

7. Class slides and information: Valuable?

Were the class slides shown in class useful?	Yes	8	Somewhat	No	No Answer	2
Comments on class slides						
Were the slide copies in your notebooks useful?	Yes	8	Somewhat	No	No Answer	2
Comments on handbook slides						
Were the other handouts provided useful?	Yes	8	Somewhat	No	No Answer	2
Comments on handouts						

Please tell us what we could do better:

8. Would you recommend taking this Green Gardner class to a friend? Yes 9 No No Answer 1

045774

9. Would you be interested in taking an advanced Green Gardener course?

Yes	9	No		No Answer	1
Maybe					

10. Was the location convenient for you at Metro Ed?

Yes	9	No		No Answer	1
Sort Of					

11. Were the class times convenient for you?

Yes	8	No	1	No Answer	1
In Between Y & N					

12. Is there a time of day that would be more convenient for the class?

After 6 p.m.	2	No Answer	4	3 p.m.	
5:30 p.m.		Evening		5 p.m.	4
A.M.		Okay			

13. Do you work for:

Yourself	1	A Company		4	An Agency		No Answer	5
Transitioning Into								

14. How many different landscape maintenance clients do you have?

		Zero			One		Two	
Four		Five			Six	2	Twelve	
Twenty		Thirty						500
Unknown		Nine	1		Many	1		
N/A		No Answer	5		None	1		

15. Please tell us about how much landscape maintenance training you have had before taking this class:

None	7	Some Classes		A degree in horticulture or other program
No Answer	3			

16. How much would you be willing to pay for this class?

	$40	2		$80	3	$120	3
	Depends			No Answer	2		

Comments

17. In which language do you prefer to receive training?

English		Spanish	9	Vietnamese	0	Other	0
No Answer	1						

18. Please tell us any other suggestions you may have to make the Green Gardner classes better?
Tiempo Clase: 50% de tiempo teorin, 50% de tiempo practica
Mas informacion y annuncios como en la radio o periodicos - publicidad
Tener mas informacion sobre las temas a tratar
Con mas tutores en Espanol

045775

Durando poco mas las clases
Un poco mas practica or tenicas

045776

045777

Announcing:
Green Gardener Training Classes - Fall 2009

Two Santa Clara Valley Green Gardener Classes will be held by the Community Interest Program of the Metropolitan Adult Education District located at the Erikson Adult Education Center, 4849 Pearl Ave, San Jose, CA 95136 starting in September.
Learn ways to conserve water, protect the soil, reduce the use of pesticides, create a healthier work environment, and expand your business prospects.

➡ Tuesdays, September 23 - December 2, 2009, 4:00 PM - 6:00 PM (Spanish)

➡ Wednesdays, September 24 - December 3, 2009, 4:00 PM - 6:00 PM (English)

Class registration fee is $120. (Scholarships for up to $80 are available. Let Metro Ed staff know if you are interested in applying for one when you sign up.)

Class written materials are available in Spanish or English

Professional gardeners and landscape maintenance professionals who attend 80% of the classes and successfully complete an exam will receive a certificate of completion and their Santa Clara Valley Green Gardener Card.

Call the MAEP Administrative Center at **(408)723-6450** to sign up for a class. For more information on the Green Gardener program, visit

www.MyWatershedWatch.org

As successful Santa Clara Valley Green Gardener Graduates, please tell your friends, family, or co-workers who might be interested about this upcoming training opportunity.

Master Gardeners of Santa Clara County

Metropolican Education District
Metrolpolitan Adult Education Program

Campbell · Cupertino · Los Altos
Los Altos Hills · Los Gatos · Milpitas·
Monte Sereno · Mountain View · Palo
Alto· San Jose · Santa Clara · Saratoga ·
Sunnyvale · Santa Clara County
Santa Clara Valley Water District

045778

Anuncio:

Clases de Jardinería Verde - Otoño 2009

Dos clases de Jardinería Verde de Valle de Santa Clara iniciarán en septiembre. Serán ofrecidos por el Programa de Interés Comunitario del Distrito Metropolitano de Educación de Adultos (MAEP), localizado en el Erikson Adult Education Center, 4849 Pearl Ave, San José, CA 95136

Aprenda métodos para preservar el auga, proteger los suelos, disminuir el uso de pesticidas, crear un ambiente laboral más saludable y ampliar su clientela.

- Los martes 23 de septiembre y 2 de diciembre de 2009, de 4:00 PM a 6:00 PM (en español)
- Los miércoles 24 de septiembre y 3 de diciembre de 2009, de 4:00 PM a 6:00 PM (en inglés)

El costo por registrarse es de $120. (Hay becas de hasta $80 disponibles. Si le interesa solicitar una, dígale al personal del centro metropolitano cuando se registre.)

Los materiales para la clase están disponibles in español o en ingles

Los jardineros profesionales y contratistas de mantenimiento de jardines que asistan al 80% de las clases y completen satisfactoriamente un examen, recibirán un certificado de culminación y su tarjeta de Jardinería Verde De Valle de Santa Clara.

Llame al centro administrativo del MAEP al **(408)723-6450** para registrarse. Para más información sobre el programa de Jardinería Verde, visite **www.MyWatershedWatch.org**

Ayúdenos a informar a sus familiares y compañeros de trabajo sobre esta oportunidad de capacitación en el área de Jardinería Verde.

Master Gardeners of Santa Clara County

Metropolican Education District
Metrolpolitan Adult Education Program

Santa Clara Valley Urban Runoff Pollution Prevention Program

Campbell · Cupertino · Los Altos
Los Altos Hills · Los Gatos · Milpitas·
Monte Sereno · Mountain View · Palo
Alto· San Jose · Santa Clara · Saratoga ·
Sunnyvale · Santa Clara County
Santa Clara Valley Water District

045779

Announcing Santa Clara Valley Green Gardener Re-Certification Classes in 2010

A series of four classes, two in Spanish and two in English will be offered in March 2010 for any of our Green Gardener Graduates. Attending just one of these classes will meet the continuing education requirement to keep your Green Gardener card active and your name on our website. However, you may attend more than one, if you want to do so.

These classes are sponsored by the Santa Clara Valley Urban Runoff Pollution Prevention Program (SCVURPPP) with the assistance of the Master Gardeners of Santa Clara County and are free to all Green Gardeners. Voluntary donations to the Master Gardener program will be accepted at the classes.

See the back of this flyer for more information and how to register for a class.

Classes in Spanish

Smart Irrigation Controllers with Richard Bean, Lane Irrigation & Laura Monczynski, Translator
Thursday March 4, 2010
4-6 PM
Sunnyvale Community Center-
Heritage Center Building
550 E. Remington Ave
Sunnyvale, CA

Controlling Common Garden Pests Using IPM (MIP) with Laura Monczynski and Kristy McCumby
Saturday, March 13, 2010
10 AM—Noon
Murphy Park Building
236 North Sunnyvale Ave.
Sunnyvale, CA

Classes in English

Smart Irrigation Controllers with Richard Bean, Lane Irrigation
Saturday, March 6, 2010
10 AM—Noon
Sunnyvale Community Center-
Heritage Center Building
550 E. Remington Ave
Sunnyvale, CA

Maintenance of California Native Plants with Agi Kehoe, Agi Kehoe Landscaping
Thursday, March 11, 2010
4-6 PM
Sunnyvale Community Center -
Heritage Center Building
550 E. Remington Ave.
Sunnyvale, CA

Smart Irrigation Controllers with Richard Bean, Lane Irrigation (Classes held in English and Spanish—Laura Moncyznski, translator)

To help save water used for landscape irrigation, learn about the features of the different brands of Smart Controllers on the market, the information you need to program them, and some of the programming basics. As of 2012, only Smart Controllers will be available for sale in California for use in new or retrofitted landscape irrigation installations.

Richard has a B.S. in Ornamental Horticulture from Cal Poly and 30 years of experience in the landscape industry. He is the owner of Lane Irrigation and has taught the Irrigation 2 and 3 classes for the Santa Clara Valley Green Gardener Program for the past two years.

Maintenance of California Native Plants with Agi Kehoe, Agi Kehoe Landscaping (Class held in English only)

Learn about the seasonal care of California native plants in the garden; irrigation, pruning, deadheading, cutting back, dividing, weeding, mulching, etc.

Agi is a Master Gardener and professional landscape designer, specializing in CA native plants and has worked in the green industry for the past 12 years. Through her own business, she designs and manages residential gardens in the Bay Area and some have been featured in the "Going Native Garden Tour". www.goingnativegardentour.org She is also an active member of the Santa Clara Valley Chapter of the California Native Plant Society and helped design several local native demonstration gardens.

Controlling Common Lawn &Garden Pests with IPM (MIP) with Laura Moncyzynski & Kristy McCumby (Class held in Spanish only)

What are some practical Integrated Pest Management techniques to deal with commonly found garden and lawn pests? Learn about ways to help control aphids, ants, snails, powdery mildew, weeds, rose rust, and other plant diseases without using pesticides.

Laura has a passion for gardening so she became a Master Gardener and Master Composter in 2001. She has served on the MG advisory board, as program coordinator and chair of the education committee. She has a MA in Psychology, a minor in Biology and continues her education with Spanish and Horticultural classes. She enjoys learning and sharing her knowledge with others

For the past 10 years, Kristy has worked for the City of Sunnyvale helping coordinate the City's approach to IPM for staff and information to residents, as well as helping coordinate the Santa Clara Valley Green Gardener program classes since 2008. Her degree is in Biology from the University of Alaska Fairbanks and she loves to garden at home using IPM practices.

Registration Form: FAX: (408) 720-8812 or Call (408) 720-8811 ext. 2 or e-mail to Miranda@eoainc.com to register for a class. THERE IS NO REGISTRATION FEE.

Name:_____

Mailing Address:_____Zip_____

Phone #:_____

E-mail:_____

Check the classe(s) you want to attend:

☐ Thursday, March 4, (4-6 PM) *Smart Irrigation Controllers* **(Spanish)** at Heritage Center Building, Sunnyvale Community Center 550 E. Remington Ave, Sunnyvale, CA

☐ Saturday, March 6 (10 AM—Noon) *Smart Irrigation Controllers* **(English)** at Heritage Center Building, Sunnyvale Community Center 550 E. Remington Ave, Sunnyvale, CA

☐ Thursday, March 11 (4-6 PM) *Maintenance of California Native Plants* **(English)** at Heritage Center Bldg, Sunnyvale Community Center 550 E. Remington Ave, Sunnyvale, CA

☐ Saturday, March 13 (10 AM—Noon) *Controlling Common Garden Pests with IPM (MIP)* **(Spanish)** at Murphy Park Building, 236 North Sunnyvale Ave, Sunnyvale, CA

Santa Clara Valley
Green Gardener Program

Para los Jardineros Verdes que Hablan Español

Para mantener su clasificación como Jardinero Verde, hay que tomar al menos una clase por año. Se ofrece dos clases en español. El 4 de marzo hay clase sobre el uso de Reguladores de Riego Inteligente (Smart Irrigation Controllers) y el 13 de marzo hay clase sobre el control de plagas sin el uso de químicos (MIP/IPM). Las clases son gratis. Se puede tomar una clase o las dos. Para inscribirse, envié su información a través de correo, fax, o por correo electrónico.

FAX: (408) 720-8812 or por correo electrónico: Miranda@eoainc.com

Nombre:_____

Domicilio:_____

Número de teléfono:_____

Domicilio del correo electrónico:_____

Marque las clases que usted quiere tomar:

- □ Jueves 4 de marzo (4-6 PM) *Reguladores de Riego Inteligente* localizado en Heritage Center, Building, Sunnyvale Community Center 550 E. Remington Ave, Sunnyvale, CA 94087

- □ Sábado 13 de marzo (10 AM— Mediodía) *Control de Plagas Sin el Uso de Químicos (MIP/IPM)* localizado en Murphy Park Building, 236 North Sunnyvale Ave, Sunnyvale, CA 94086

045782

Santa Clara Valley
Green Gardener Program
111 W. Evelyn Avenue, Suite 110
Sunnyvale, CA 94086

Place stamp here

REMINDER: **Your Santa Clara Valley Green Gardener card is due for renewal!**

REMINDER: **You must renew your Green Gardener card before May 15th, 2010 to maintain your Green Gardener status!**

There are three options for renewing your Green Gardener card:

Option 1 - Take 2 hours of additional classes that are related to at least one of the topics covered in the class.
Option 2 - Fill out the Green Gardener Self Assessment form
Option 3 - Have 3 customers fill out the Green Gardener Customer Evaluation Form.

Complete one option, fill out the Green Gardener Card Renewal Form and send it to us.

All forms are available for download at
www.MyWatershedWatch.org/renewggcard.html

For paper copies of the forms, contact 408-720-8811 xnt. 2

Mail completed forms to: Santa Clara Valley Green Gardener Program
111 W. Evelyn Avenue, Suite 110, Sunnyvale, CA 94086 OR Fax to 408-720-8812

Santa Clara Valley
Urban Runoff
Pollution Prevention Program

Appendix 9-3

Regional IPM Partnership Program Report (Our Water, Our World)

September 15, 2010

FY 09-10 Regional IPM Partnership Program Report

Below is a report of activities and accomplishments of the Regional IPM Partnership Program (also known as *Our Water, Our World* program) for FY 09-10.

- Coordinated program implementation with major chains Home Depot, Orchard Supply Hardware, and Ace Hardware National. OSH reported "natural insecticides" sales up 8.5% compared to previous year. Home Depot increased their less toxic offerings 17.2%.
- Coordinated master print run of the following: fact sheets, shelf talkers, literature rack signage, banner, beneficial bug brochure, business card, magnet, Pest or Pal activity guide for kids, pocket guide, and Pests Bugging You? booklet.
- Updated less-toxic Product Lists: Master – by brand name version; by pest version, and OSH and Home Depot-specific lists/labels.
- Maintained *Our Water, Our World* website <http://www.ourwaterourworld.org/>.
- Provided Ask-the-Expert <http://www.ourwaterourworld.org/AskOurExpert/tabid/103/Default.aspx> service.
- Provided and staffed exhibitor booths at the following events
    - Excel Gardens Dealer Show (August 2009)
    - Ace Hardware National Show (October 2009) (see attached photo)
    - L&L Dealer Show (October 2009)
    - NorCal trade show (February 2010)
- Provided on-call assistance (e.g., display set-up, training, IPM materials review) to specific stores (e.g., OSH, Walgreens).
- Provided print advertising and article – Green Zebra guide <http://www.thegreenzebra.org/>.
- Provided print advertising – Bay Nature magazine <http://www.baynature.org/>; Bringing Back the Natives Garden Tour's garden guide; OSH weekly fliers, including 10 year anniversary ad (attached)
- Provided assistance to supplier Excel Garden Products to identify all their less toxic products and to include mention of *Our Water, Our World* in their catalog (attached). That catalog is now available online so all their customers and representatives can continue to access the current and new less toxic products.
- Received mention in articles by others: Sunset magazine (attached); San Francisco Chronicle <http://www.sfgate.com/cgi-bin/article.cgi?f=/c/a/2010/02/26/HOFJ1BVESD.DTL&type=homeandgarden>; and Edible East Bay (attached)
- Made presentations at the following events:
    - Excel Gardens Dealer Show (August 2009)
    - Urban Pesticide Committee (September 2009)

Ace has some suggestions for Helpful Earth Choices

If you stop by the Helpful Earth Choices area in the exhibit hall, you are likely to encounter Ace retailers who are passionate about environmentally friendly products.

Among those retailers on Friday was Kathy Stephenson from Maple Leaf Ace Hardware (store no. 1130) in Seattle, who spent considerable time combing through the products in the 50-percent-off deal section.

"This is my favorite booth," she said. "Ace has done a great job of providing great products. There's a terrific selection."

Stephenson, who has been in the business since she was nine years old, said her store now carries environmentally conscious products in about 30 percent of its cleaners and lawn and garden products. She said she wants to keep increasing that percentage and Ace is making it easier.

Stephenson previously purchased eco-friendly products outside of Ace. She noted, however, that Ace has recently stepped up its commitment to green products, which has brought her purchases back to Ace.

Tracey Gidich-Zupke, Ace brand manager, is happy to hear that Ace retailers are taking notice.

"We are continuing on our mission of providing the products and services that add value to the community and are gentle on the Earth," she said.

"If your demographic is keen on green, these products and services help retailers support their communities, protect their environment, and prove to be good for business."

> We are continuing on our mission of providing the products and services that add value to the community and are gentle on the Earth.
>
> Tracey Gidich-Zupke
> Ace brand manager

Besides the 50-percent-off deals that include products such as recycled dishware, eco-blowers and trimmers, water timers, and paint products, a number of other companies were invited to participate in the area. These companies include Mercury Technologies of Minnesota, Thermostat Recycling (TRC) and even Ace Paint.

TRC, from Arlington, Va., recycles mercury used in older residential thermostats. Those devices, which are found in most homes that are 10 years or older, can contain dangerous levels of mercury, said Mark Tibbetts, executive director of TRC. He said those thermostats have 3 grams of mercury in them.

Simply tossing the unwanted thermostats in the trash is bad for the environment. Besides education, his company provides Ace retailers with plastic containers and prepaid mailing slips so they can collect old thermostats and turn them in for recycling.

Many retailers are noticing that Ace has done well to increase the scope of what is offered at the Helpful Earth Choices area and that has brought them back to Ace.

"By working with Ace retailers, we make it easy for them to be a good community partner by collecting and turning these thermostats in for recycling," Tibbetts said.

And that is the point of Helpful Earth Choices, said Ace's Gidich-Zupke.

"We offer the 50-percent-off section to provide the one-stop shop for all things green and less impactful on the environment," she said. "It's good for the environment, good for the community and good for business."

045785

For 10 years, OSH has partnered with Our Water Our World to help customers choose less toxic products for a healthy home & garden. Our Water Our World has been recognized by the EPA with an Award for Environmental Stewardship. Visit www.ourwaterourworld.org

RESCUE!

5.99

Disposable Fly Trap • Perfect for lawn, garden, camp and farm use • No pesticides
6487706

GRANT'S KILLS ANTS

6.99

10 Pack Ant Stakes
• Destroys entire colonies of ants
2002038

Victor

5.99 ea.

17.5 Oz. Poison-Free® Hornet & Wasp Killer or Flying Insect Killer
• Uses natural plant extracts
2685030/22

6.99

Flour & Pantry Moth Trap
• Non-toxic • Attracts and kills grain moths, flour moths, meal moths and seed moths 2658797

7.99 your choice

1 Gallon Ready-To-Use Home Defense Insect Killer
• Quickly kills cockroaches, ants, spiders, fleas and more 7750383

1 Gallon Ready-to-Use Home Pest Killer • Kills insects for up to 6 months indoors 2680908

2.99

4-Pack Fly Catcher
• For indoor or outdoor use
• Does not contain pesticides
6500870

ENVIRONMENTALLY **FRIENDLY**

Here at Excel, we take pride in providing you with the most "Environmentally Friendly" products. With the help of Annie Joseph from Our Water Our World, we have identified products that have less impact on our environment.

In this catalog such products are highlighted in green.

WORRY FREE GARDEN INSECT CONTROL

Uses nature's own insecticide from the chrysanthemum flower. Also with canola oil to suffocate insects and their eggs.
Kills all stages of insects on roses, flowers, fruits & vegetables and house plants.
Contains Pyrethrins .01%, Canola Oil 1%.

Item #	DAL	ONT	POR	SAC	Size	Model	Case	UPC
159211	X	X	X	X	24 Oz.	100500027	8	0-70624-10019-6

Disclaimer: No endorsement of specific brand name products is intended, nor is criticism implied of similar products not mentioned. Not all items that are environmentally friendly that Excel Garden Products stocks may have been identified before printing.

045788

What to do in Northern California
September

WHAT'S YOUR ZONE?

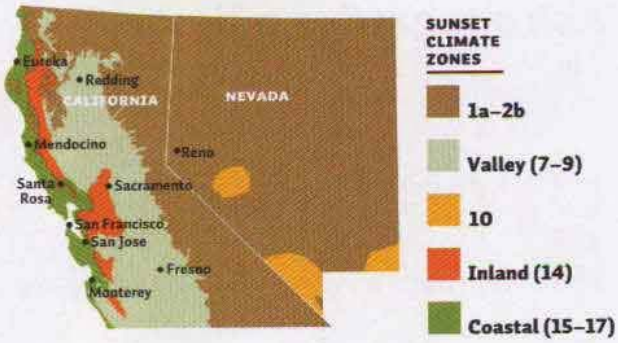

Check out the *Sunset Western Garden Book* and our Plant Finder (*sunset.com/plantfinder*) for more about climate zones.

Get inspired and shop

Learn about sustainable gardening Attend the Late Show Gardens in Sonoma (*Sep 18–20; tickets from $20; thelateshowgardens.org or 415/721-1550*), a new event focusing on landscape ideas that address drought, global warming, and sustainability. See 18 professionally designed display gardens; go to lectures by well-known authors, photographers, and horticulturists; and buy art and top-of-the-line plants including organic, drought-tolerant, and rare choices from well-known nurseries.

Plant now

Plant garlic In mild-winter areas, start bulb sets late this month or next for a harvest in early summer. In areas that regularly get frost on consecutive nights, plant them four weeks before the last frost date. Place cloves 6 inches apart, pointed ends up, with tops 1 inch deep (in coldest zones, plant up to 4 inches deep). Buy soft-neck varieties for braiding after harvest, or hardnecks for their extra cold hardiness.

Start cool-season greens *Sunset* climate zones 7–9, 14–17: Set out transplants of broccoli, cabbage, and cauliflower. Sow seeds of bok choy, chard, mustard greens, peas, and spinach. For vivid colors and striking leaf shapes and textures, try these new seed selections from Botanical Interests (*botanicalinterests.com or 720/880-7293*): Asian Salad Mix mesclun, 'Bordeaux' spinach, 'Five Color Silverbeet' chard, and 'Ruby Streaks' mustard greens.

Tend your plot

Care for or remove lawns Deep-water grass to keep it green during this often very hot month; rake out thatch and aerate soil. Or replace your lawn this fall with shrubs and groundcovers that need little water. Check out a range of options for lawn-free landscapes on page 46.

Harvest tomatoes Let tomatoes ripen on the plant to their deepest color for maximum sweetness, then store them at room temperature. If night frost is forecast, throw a sheet over the plant. This month or next, pick the last fruits and ripen them indoors in a closed paper bag.

Outsmart pests

Manage ants Ants streaming up the trunk of a bush or tree probably are protecting scale or aphids from predators. Stop them with Tree Tanglefoot Insect Barrier (a sticky, chemical-free substance that traps crawling insects) applied to a collar of duct tape around the trunk. Otherwise, leave ants alone since they aerate the soil and clean up garden debris, advises Annie Joseph, an educator with Our Water Our World (*ourwaterourworld.org*), a program devoted to pest-management strategies that protect waterways. –HAZEL WHITE

Plant a late-summer bloomer

Grow 'Frenzy' gaillardia for a bold splash of color just as other blooms begin to fade. The flower's fluted petals radiate red from the center and end in blasts of yellow for a ruffled look. This compact perennial reaches 1½ to 2 feet tall and wide. Plant it in a sunny spot with well-drained soil. Buy locally, or order from Bluestone Perennials (*bluestoneperennials.com or 800/852-5243*) or High Country Gardens (*highcountrygardens.com or 800/925-9387*). –JOHANNA SILVER

HIGH COUNTRY GARDENS

cost saver Save cash by buying perennials like rudbeckia, salvia, and yarrow instead of annual blooms that need regular replacing.

045789

BUGS IN THE BALANCE

STORY AND ILLUSTRATION BY HELEN KRAYENHOFF

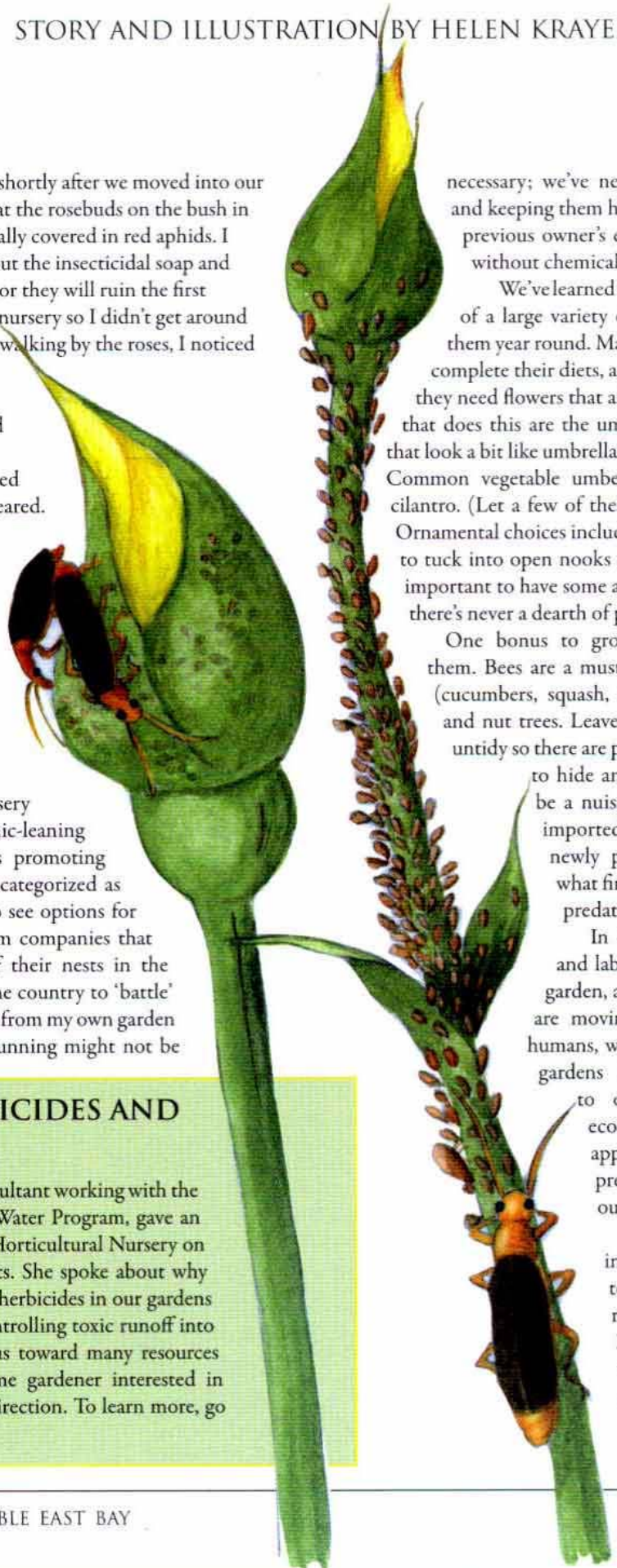

On a beautiful spring day shortly after we moved into our new house, I noticed that the rosebuds on the bush in the front yard were literally covered in red aphids. I thought to myself, "I have to get out the insecticidal soap and blast those little buggers off there or they will ruin the first flowers." It was a busy time in the nursery so I didn't get around to it. Then one afternoon as I was walking by the roses, I noticed some flying beetles hopping around on the new growth. Stopping for a closer look, I found a bevy of orange-bellied beetles feasting on the aphids. They cleaned the bush in a few days and disappeared.

This incident was the start of a whole new perspective for me on bugs. Now I look at the aphids and instead of regarding them as delinquents vandalizing our gardens I ask, "Who will follow?" I've come to regard bugs as an important part of the garden community that I am part of as well.

When I pick up any nursery trade magazine, even an organic-leaning one, I see ads from companies promoting insecticides in which insects are categorized as 'bad bugs' and 'good bugs.' I also see options for purchasing beneficial insects from companies that dig hibernating ladybugs out of their nests in the Sierra and send them all across the country to 'battle' bad bugs in our gardens. The view from my own garden indicates that this kind of bug-running might not be necessary; we've never had trouble attracting ladybugs and keeping them hanging around, in part because of the previous owner's eight-year commitment to gardening without chemicals.

We've learned that the way to encourage the presence of a large variety of bugs is to have food available for them year round. Many carnivorous insects need nectar to complete their diets, and since they have small mouth parts, they need flowers that afford easy access. One group of plants that does this are the umbellifers, which have flower clusters that look a bit like umbrellas, making the name easy to remember. Common vegetable umbellifers include carrots, parsley, and cilantro. (Let a few of these flower to see the umbrella shape.) Ornamental choices include yarrow and alyssum, which are easy to tuck into open nooks and crannies in your veggie beds. It's important to have some aphids or other prey insects as well, so there's never a dearth of protein for the predator insects.

One bonus to growing umbellifers is that bees like them. Bees are a must for pollinating your cucurbit crops (cucumbers, squash, melons, etc.) as well as many fruit and nut trees. Leave parts of your garden a bit wild and untidy so there are places for frogs and other small critters to hide and bugs to overwinter. Raccoons can be a nuisance but they also love to eat those imported French snails that in turn love our newly planted seedlings. Who will get to what first? It's the constant push-pull of prey-predator that keeps the garden healthy.

In our culture we tend to oversimplify and label things 'good' and 'bad,' but in the garden, as in life, I try to learn whether things are moving toward balance. As enterprising humans, we work so hard at making our urban gardens look tidy or natural, according to our preferences, creating artificial ecosystems that we judge mostly by their appearance. If we can step back from our preconceptions and ideas and just be in our gardens, many things are revealed.

Spend time becoming more intimate with your garden community to learn how you can develop healthy relationships and be a positive member. **Feed your plants well** but not too well: Overfed plants develop lots of soft, new green growth that's sweet and easy to chew on. Likewise, **water well** but not too much or too often.

WHY AVOID PESTICIDES AND HERBICIDES?

In March, Annie Joseph, a consultant working with the Alameda Countywide Clean Water Program, gave an enlightening talk at Berkeley Horticultural Nursery on the subject of beneficial insects. She spoke about why reducing use of pesticides and herbicides in our gardens is important to the goal of controlling toxic runoff into our waterways, and pointed us toward many resources that are available to the home gardener interested in moving in the chemical-free direction. To learn more, go to OurWaterOurWorld.org.

045790

"Feed the soil" is a useful mantra from the organic farmers: Work on amending your soil to create good drainage and active bacteria and invertebrate life. **Mulch and compost** added consistently will ensure that your soil has ample moisture and nutrients. Be still, don't stress, don't force, and see what your garden has to reveal.

This morning as I was thawing out in the sun, contemplating my rose bushes, a flock of bushtits landed in them and poked around looking for insects on the dark red new growth. Oscar the cat and I stood transfixed until they flew on to the abutilon (flowering maple) that always has a few aphids and also provides good cover for the tiny birds. Soon, when the buds appear on the roses, I hope the soldier beetles will come for their annual visit and there will be a feast of red aphids laid out for them. All I have to do is enjoy the event. The year in the garden continues.

FURTHER READING

Insects and Gardens:
In Pursuit of a Garden Ecology
by Eric Grissell, Timber Press, 2001

Here you'll get an in-depth look at the lives of insects in the garden at a level you've probably not gone to before. It is an important new perspective that may help you move away from making those life-and-death decisions about who gets to continue to cohabitate with you.

Grissell first examines the somewhat secret lives of insects. He follows this with concepts of the ecology of gardening, explaining the function of insects in the garden as well as the interactions of insects with each other and with the plants and other animals. The last part of the book covers the gardener's perspective and offers tips for increasing diversity in the garden, showing the incredible difference that can result from those efforts. In the chapter entitled "The Realistic Gardener," the author says, "In our gardens, we have an overbearing desire for order, an overwhelming obsession with perfection, and an oversimplified concept of biological facts. Taken together, this combination can stop naturalistic processes dead in their tracks." That stopped *me* in my tracks!

I am always looking at ways to become a 'better gardener,' to have a lush veggie garden that spills over with a harvest that looks beautiful and isn't so insect damaged as to be unappetizing. This book has helped me relax and start to enjoy the process more—to see that in my quest to be healthier and grow my own food I can reconnect with the natural world in my own small plot of land here in Oakland. I hope my garden can someday be an oasis where everyone with any number of legs can prosper. Taking the time to learn about the multitudes that live here, to observe them and befriend them, both 'good' and 'bad,' moves my life in a healthier direction.

Helen Krayenhoff is co-owner of Kassenhoff Growers, a local certified organic plant nursery. You can find out more at kassenhoffgrowers.com. She is also an illustrator, watercolorist, designer, and photographer. You can see her work at helenkrayenhoff.com or check out the Berkeley Horticultural Nursery website where many of her photographs and illustrations are featured. berkeleyhort.com

INSECTARY PLANTS

The flowers on these and many other plants have nectar and pollen that are accessible to beneficial insects.

Achillea Yarrow
Anethum graveolens Dill
Anthriscus cerefolium Chervil
Aster Aster
Baccharis pilularis Coyote Brush
Calendula Calendula
Ceanothus California Lilac
Chrysanthemum Chrysanthemum
Coriandrum sativum Cilantro
Cosmos Cosmos
Erigeron Fleabane
Eriogonum Native Buckwheat
Eschscholzia californica California Poppy
Helianthus Sunflower
Heteromeles arbutifolia Toyon
Layia platyglossa Tidy Tips
Lobularia maritima Sweet Alyssum
Mimulus Monkey Flower
Nemophila menziesii Baby Blue Eyes
Prunus ilicifolia Holly-Leaved Cherry
Rosmarinus officinalis Rosemary
Rudbeckia Rudbeckia
Sambucus mexicana Elderberry
Scabiosa Pincushion Flower
Zinnia Zinnia

This list is courtesy of Our Water, Our World

QUALITY SERVICE
STAR GROCERY
STAR MEATS
3068 Claremont Ave
in Berkeley since 1922
510-652-2490
meat: 510-652-2490
We are driven by a passion for food. Through our close relationships with local producers such as Marin Sun, Pitman, Niman, Full Belly, Blue Heron, Capay Organics, Fra'mani, Phoenix Pastaficio, Cowgirl Creamery, Fleur de Lyon, June Taylor Jams, and many others, we are able to offer a fantastic variety of products, augmented by a selection of exemplary imports. Star Meats is a full-service butcher shop and deli with great prepared dishes, house made charcuterie, and the best sandwiches in town. Come look around—If we don't have it, we'll find it for you.
Open Mon – Sat 8–7 Sun 10–5

UPTOWN
BODY & FENDER
Smoothing out life's little wrinkles, one car at a time.
TEL: (510) 251-8009 FAX: 251-0605 401 TWENTY-SIXTH ST. OAKLAND, CA. 94612
UPTOWN @ UPTOWNBODY.COM

Santa Clara Valley
Urban Runoff
Pollution Prevention Program

Appendix 12-1

Collection of Street Sweeping Data- Co-permittees

- Summary of Street Sweeping Activities for FY 2009-2010
- Summary of Co-permittee Street Sweeping Activities and Estimated Mean Pollutant Load Reduction for Copper and Nickel - FY 2009-2010
- Summary of Co-permittee Street Sweeping Activities and Estimated Mean Pollutant Load Reduction for Lead and Zinc - FY 2009-2010

September 15, 2010

Santa Clara Valley
Urban Runoff
Pollution Prevention Program

Summary of Co-permittee Street Sweeping Activities - FY 2009-2010

Municipality	Miles of Paved Streets	Total Miles Swept	Volume of Material Collected	Removal Rate Vol./ Mile	Leaf Litter Collected[15]
City of Cupertino[1,2]	308	8,284	2,298 yd^3	0.28 yd^3/miles	8,033 yd^3
City of Los Altos[1,2]	108	5,292	1,300 yd^3	0.25 yd^3/miles	2,495 yd^3 10,912 tons
City of Los Altos Hills[2]	57	1,363	41 yd^3	0.03 yd^3/miles	26 yd^3 167 tons
City of Milpitas[3,4]	126	10,348	4,970 yd^3	0.48 yd^3/miles	78 tons
City of Mountain View	340	9,196	7,620 yd^3	0.83 yd^3/miles	6,966 tons
City of Palo Alto	419	21,192	14,584 yd^3	0.69 yd^3/miles	16,084[5] yd^3 12,185[6] tons
City of San Jose	6,930	62,421	24,554 yd^3	0.39 yd^3/miles	31,381[5] tons 134,643[7] tons
City of Santa Clara[2,8,8a,9]	247	29,768	7,593 yd^3	0.26 yd^3/miles	1,427 yd^3
City of Sunnyvale[10]	734	14,768	8,769 yd^3	0.59 yd^3/miles	572 yd^3 17,221[16] tons
West Valley Communities					
City of Campbell[11]	149	5,794	1,468 yd^3	0.25 yd^3/miles	6,039 tons
Town of Los Gatos	110	11,335	905 yd^3	0.08 yd^3/miles	6,513 tons
City of Monte Sereno	28	545	73 yd^3	0.13 yd^3/miles	779 tons
City of Saratoga[2,12]	275	3,348	830 yd^3	0.25 yd^3/miles	13,787 tons
County of Santa Clara[2]	232	11,634	4,000 yd^3	0.34 yd^3/miles	
Santa Clara Valley Water District[13]					
TOTALS	**10,063 miles**	**195,288 miles**	**79,004 yd^3** **(51,313 tons)[14]**		**198,378 tons** **28,637 yd^3**
AVERAGE		**13,949 miles**	**5,643 yd^3**	**0.40 yd^3/miles**	

Notes:

1. Leaf litter included in material removed.
2. No leaf removal program other than routine street sweeping or yard waste collection.
3. Quarterly advertisement in the Milpitas Post and door hangers notifying each residential home of their sweeping day.
4. Volume does not include leaves. Leaf removal program is effective during the winter months. The City does not keep track of the volume of leaves removed, as leaf bags are picked up by solid waste garbage trucks.
5. Estimated weight of leaves collected during FY 09-10.
6. Total weight of yard trimmings (excluding leaves) collected during FY 09-10.
7. Total weight of yard trimmings (including leaves) collected during FY 09-10.
8. Leaf VAC's out on route November and December 2009.

8a. Employee Injury - March 2020-May 2010

9. Clean-up campaigns conducted in March 2010.
10. Sweeping is scheduled once per month in residential areas, more frequently in commercial areas. When requested, staff will post "No Parking" signs to remove parked cars in problem areas. Frequency is increased during heavy leaf drop season, and returned to reduced schedule during other seasons.
11. City of Campbell garbage hauler, West Valley Collection and Recycling provides containers to our residents for leaves, grass clippings, etc.
12. Extra sweeping of main arterials and residential 3 was eliminated this year due to budget constraints.
13. Does not conduct street sweeping.
14. To determine the total volume of material removed in tons, it is necessary to convert cubic yards to tons. It is estimated that the average density of street sweeping material is 1,299 pounds per cubic yard (0.6495 tons per cubic yard) (Source: EOA, Inc., October 1996, Estimation of Copper Collected Through Street Sweeping Efforts. Prepared for San Mateo Countywide Stormwater Pollution Prevention Program). A value of 53,033 tons is calculated when 79,004 cubic yards is converted over to tons (79,004 cubic yards* .6495 tons/cubic yard= 51,313 tons).
15. Includes total weight of yard trimmings collected by individual Co-permittees. Leaf litter is co-mingled with yard trimmings. Co-permittees do not have the ability to separate the weight or volume of leaves from this waste stream. This total does not include the efforts of all Co-permittees.
16. Yard trimmings from source separated collection program was 14,682 tons. Clean-green materials delivered to SMaRT station by City of Sunnyvale Residents was 2,539 tons. Total yard waste collected by the City of Sunnyvale was 17,221 tons.

Santa Clara Valley Urban Runoff Pollution Prevention Program

Summary of Co-permittee Street Sweeping Activities and Estimated Mean Pollutant Load Reduction for Copper and Nickel - FY 2009-2010

Municipality	Miles of Paved Streets	Miles Swept				Volume of Material Collected (Cubic Yards)				Estimated Mean Pollutant Load Reduction (Pounds)							
										Copper[2]				Nickel[3]			
		Res.	Com.	Ind.	Total	Res.	Com.	Ind.	Total	Res.	Com.	Ind.	Total	Res.	Com.	Ind.	Total
City of Cupertino	308	6,439	1,845	---	8,284	1,670	628	---	2,298	34.03	12.65	---	46.68	67.26	25.04	---	92.30
City of Los Altos	108	3,541	1,751	---	5,292	952	348	---	1,300	19.40	7.01	---	26.41	38.34	13.87	---	52.22
City of Los Altos Hills	57	1,363	---	---	1,363	41	---	---	41	0.84	---	---	0.84	1.65	---	---	1.65
City of Milpitas	126	5,688	4,660	---	10,348	3,012	1,958	---	4,970	61.38	39.44	---	100.82	121.32	78.07	---	199.38
City of Mountain View	340	5,713	2,110	1,372	9,196	4,719	1,767	1,134	7,620	96.16	35.59	122.55	254.30	190.06	70.45	23.72	284.24
City of Palo Alto	419	13,760	5,093	2,339	21,192	10,829	2,577	1,178	14,584	220.67	51.91	127.33	399.91	436.17	102.75	24.65	563.56
City of San Jose	6,930	37,158	25,263	---	62,421	15,099	9,455	---	24,554	307.68	190.45	---	498.13	608.16	376.98	---	985.13
City of Santa Clara	247	23,763	6,005	---	29,768	6,104	1,489	---	7,593	124.38	29.99	---	154.38	245.86	59.37	---	305.22
City of Sunnyvale[3]	734	10,478	4,290	---	14,768	6,743	2,026	---	8,769	137.40	40.81	---	178.21	271.59	80.78	---	352.37
West Valley Communities																	
City of Campbell	149	3,166	2,628	---	5,794	812	656	---	1,468	16.55	13.21	---	29.76	32.71	26.16	---	58.86
Town of Los Gatos	110	7,595	3,740	---	11,335	606	299	---	905	12.35	6.02	---	18.37	24.41	11.92	---	36.33
City of Monte Sereno	28	414	131.00	---	545	63	10	---	73	1.27	0.20	---	1.48	2.52	0.40	---	2.92
City of Saratoga	275	2,568	780	---	3,348	686	143	---	830	13.98	2.89	---	16.87	27.64	5.71	---	33.35
County of Santa Clara	232	680	10,954	---	11,634	267	3,733	---	4,000	5.44	75.19	---	80.64	10.75	148.84	---	159.59
Santa Clara Valley Water District[1]																	
TOTALS	**10,063**	**122,326**	**69,251**	**3,711**	**195,288**	**51,603**	**25,089**	**2,312**	**79,004**	**1,052**	**505**	**250**	**1,807**	**2,078**	**1,000**	**48**	**3,127**

Notes:

1. Does not conduct street sweeping.

2. To determine the estimated pollutant load reduction of copper (in pounds), the volume of material collected from each Co-permittee land use type (i.e., residential, commercial and industrial) was multiplied by the mean concentration of trace metal content for street sweeping samples determined in the study entitled Chemical and Physical Characteristics of Street Sweeping Sediments in Tampa, Florida, May 1999. In this study, the mean copper concentration for samples collected in residential areas (n=51) was 23.51 mg/kg. In addition the mean copper concentrations for samples collected in commercial (n=17) and industrial (n=7) areas was 23.24 mg/kg and 124.71 mg/kg, respectively. These values were then converted over to pounds and summed to represent the estimated mean pollutant load reduction for copper. A sample calculation is as follows: (1670*23.51*6.43*0.785*0.85)/(0.00495*1000*1000) = 34.03

3. To determine the estimated pollutant load reduction of nickel (in pounds), the volume of material collected from each Co-permittee land use type (i.e., residential, commercial and industrial) was multiplied by the mean concentration of trace metal content for street sweeping samples determined in the study entitled Chemical and Physical Characteristics of Street Sweeping Sediments in Tampa, Florida, May 1999. In this study, the mean nickel concentration for samples collected in residential areas (n=51) was 46.47 mg/kg. In addition the mean nickel concentrations for samples collected in commercial (n=17) and industrial (n=7) areas was 46.00 mg/kg and 24.14 mg/kg, respectively. These values were then converted over to pounds and summed to represent the estimated mean pollutant load reduction for nickel. A sample calculation is as follows: (952*46.47*6.43*0.785*0.85)/(0.00495*1000*1000)= 38.34

045793

Santa Clara Valley Urban Runoff Pollution Prevention Program

Summary of Co-permittee Street Sweeping Activities and Estimated Mean Pollutant Load Reduction for Lead and Zinc - FY 2009-2010

Municipality	Mile of Paved Streets	Miles Swept				Volume of Material Collected (Cubic Yards)				Estimated Mean Pollutant Load Reduction (Pounds)							
										Lead[2]				Zinc[3]			
		Res.	Com.	Ind.	Total	Res.	Com.	Ind.	Total	Res.	Com.	Ind.	Total	Res.	Com.	Ind.	Total
City of Cupertino	308	6,439	1,845	---	8,284	1,670	628	---	2,298	63.40	60.42	---	123.82	85.34	42.81	---	128.15
City of Los Altos	108	3,541	1,751	---	5,292	952	348	---	1,300	36.14	33.48	---	69.62	48.65	23.72	---	72.37
City of Los Altos Hills	57	1,363	---	---	1,363	41	---	---	41	1.56	---	---	1.56	2.10	---	---	2.10
City of Milpitas	126	5,688	4,660	---	10,348	3,012	1,958	---	4,970	114.35	188.38	---	302.72	153.92	133.48	---	287.40
City of Mountain View	340	5,713	2,110	1,372	9,196	4,719	1,767	1,134	7,620	179.14	170.01	114.97	464.12	241.15	120.46	94.62	456.22
City of Palo Alto	419	13,760	5,093	2,339	21,192	10,829	2,577	1,178	14,584	411.11	247.93	119.46	778.50	553.40	175.67	98.32	827.39
City of San Jose	6,930	37,158	25,263	---	62,421	15,099	9,455	---	24,554	573.21	909.66	---	1,482.87	771.61	644.55	---	1,416.16
City of Santa Clara	247	23,763	6,005	---	29,768	6,104	1,489	---	7,593	231.73	143.26	---	374.99	311.94	101.51	---	413.44
City of Sunnyvale	734	10,478	4,290	---	14,768	6,743	2,026	---	8,769	255.99	194.92	---	450.91	344.59	138.11	---	482.70
West Valley Communities																	
City of Campbell	149	3,166	2,628	---	5,794	812	656	---	1,468	30.83	63.11	---	93.94	41.50	44.72	---	86.22
Town of Los Gatos	110	7,595	3,740	---	11,335	606	299	---	905	23.01	28.77	---	51.77	30.97	20.38	---	51.35
City of Monte Sereno	28	414	131.00	---	545	63	10	---	73	2.37	0.97	---	3.34	3.20	0.69	---	3.88
City of Saratoga	275	2,568	780	---	3,348	686	143	---	830	26.05	13.78	---	39.83	35.07	9.77	---	44.84
County of Santa Clara	232	680	10,954	---	11,634	267	3,733	---	4,000	10.14	359.15	---	369.29	13.64	254.48	---	268.12
Santa Clara Valley Water District[1]																	
TOTALS	**10,063**	**122,326**	**69,251**	**3,711**	**195,288**	**51,603**	**25,089**	**2,312**	**79,004**	**1,959**	**2,414**	**234**	**4,607**	**2,637**	**1,710**	**193**	**4,540**

Notes:

1. Does not conduct street sweeping.

2. To determine the estimated pollutant load reduction of lead (in pounds), the volume of material collected from each Co-permittee land use type (i.e., residential, commercial and industrial) was multiplied by the concentration of trace metal content for street sweeping samples determined in the study entitled Street Sweeping for Pollutant Removal, Department of Environmental Protection, Montgomery County, Maryland, February 2002. In this study, the lead concentration for samples collected in residential areas was 43.8 mg/kg. In addition the lead concentrations for samples collected in commercial and industrial areas was 111 mg/kg and 117 mg/kg, respectively. These values were then converted over to pounds and summed to represent the estimated mean pollutant load reduction for lead. A sample calculation is as follows: (1670*43.8*6.43*0.785*0.85)/(0.00495*1000*1000)= 63.40.

3. To determine the estimated pollutant load reduction of zinc (in pounds), the volume of material collected from each Co-permittee land use type (i.e., residential, commercial and industrial) was multiplied by the mean concentration of trace metal content for street sweeping samples determined in the study entitled Chemical and Physical Characteristics of Street Sweeping Sediments in Tampa, Florida, May 1999. In this study, the mean zinc concentration for samples collected in residential areas (n=51) was 58.96 mg/kg. In addition the mean zinc concentrations for samples collected in commercial (n=17) and industrial (n=7) areas was 78.65 mg/kg and 96.29 mg/kg, respectively. These values were then converted over to pounds and summed to represent the estimated mean pollutant load reduction for zinc. A sample calculation is as follows: (952*78.65*6.43*0.785*0.85)/(0.00495*1000*1000)= 48.65.

045794

Santa Clara Valley
Urban Runoff
Pollution Prevention Program

Appendix 15

MRP Regional Supplement for Pollutants of Concern and Monitoring

Appendix A: Pollutants of Concern

A1 Pesticide Regulation for Water Quality Protection - Annual BASMAA Participation Summary and Outcomes Assessment 2010. Prepared by TDC Environmental, LLC. August 30, 2010.

A2 Clean Watersheds for a Clean Bay - Implementing the San Francisco Bay PCBs and Mercury TMDLs with a Focus on Urban Runoff. Bay Area Stormwater Management Agencies Association (BASMAA). April 19, 2010.

A3 Clean Watersheds for a Clean Bay (CW4CB) Project Status. Memorandum prepared by Kristin Kerr and Jon Konnan, EOA, Inc., for the CW4CB Project Management Team. September 13, 2010.

A4 Draft Stormwater Pump Station Diversions Feasibility Evaluation. Prepared by Brown and Caldwell, Inc. September 13, 2010

A5 Methods for Quantifying Mercury and PCB Loads Reduced From Urban Stormwater Runoff. Working Draft Technical Memorandum prepared by EOA, Inc. September 10, 2010

A6 RMP Special Study Proposal: Synthesis of Information on Mercury

A7 Coversheet of the Pollutants of Concern Stormwater Inspectors' Guidance Manual

A8 PCBs in Caulk Project, Revised Workplan, Taking Action for Clean Water: Bay Area TMDL Implementation. Prepared by the San Francisco Estuary Partnership. December 2009.

A9 Field Sampling and Chemical Analysis Plan for the PCBs in Caulk Project (Taking Action for Clean Water Bay Area TMDL Implementation). Prepared by Susan Klosterhaus, San Francisco Estuary Institute. July 2010 (draft).

A10 Quality Assurance Project Plan for the PCBs in Caulk Project (Taking Action for Clean Water Bay Area TMDL Implementation). Prepared by Susan Klosterhaus, San Francisco Estuary Institute. July 2010 (draft).

A11 RMP Special Study Proposal: Synthesis of Information on PCBs

A12 Sustainable Conservation Investor's Circle Update, Fourth Quarter 2009

A13 SB 346 as amended June 21, 2010

A14 Fact Sheet —Reducing Water Pollution Caused by Vehicle Brake Pads

A15 Fact Sheet on SB 346 as amended June 7, 2010

A16 BASMAA Support Letter for SB 346, June 3, 2010
A17 RMP Special Studies Proposal for 2011: Impact of dissolved copper on the olfactory system of seawater-phase juvenile salmon

Appendix B: Water Quality Monitoring

B1 Table of Contents from Draft BASMAA Regional Monitoring Coalition Multi-Year Work Plan
B2 RMP contributions by stormwater programs (2009 and 2010)
B3 RMP Small Tributaries Loading Strategy, Draft June 26, 2009

MRP Regional Supplement for POCs and Monitoring

Appendix A

MRP Regional Supplement for POCs and Monitoring
Appendix A

A1

045799

tdc environmental

Pesticide Regulation for Water Quality Protection

Annual BASMAA Participation Summary and Outcomes Assessment 2010

Documentation of action taken to comply with San Francisco Bay Area Municipal Regional Stormwater NPDES Permit, Order R2-2009-0074, Section C.9.e.

Prepared for the Bay Area Stormwater Management Agencies Association

August 30, 2010

PREFACE

This is a report of research performed by TDC Environmental, LLC for the Bay Area Stormwater Management Agencies Association (BASMAA). This report was prepared to assist San Francisco Bay Area municipalities with documenting compliance with Municipal Regional Stormwater Permit Provision C.9.e. Preparation of this report was funded by the Alameda Countywide Clean Water Program through an agreement with Applied Marine Sciences, Inc.

TDC Environmental, LLC does not make any warranty, expressed or implied, nor assume any legal liability or responsibility for any third party's use of this report or the consequences of use of any information, product, or process described in this report. Mention of trade names or commercial products, organizations, or suppliers does not constitute endorsement or recommendation for or against use.

ACKNOWLEDGEMENTS

The author greatly appreciates assistance provided by members of the Urban Pesticides Committee in navigating California and Federal pesticide regulatory activities relating to water quality. TDC Environmental thanks the following colleagues and reviewers for their assistance with completing this report:

- BASMAA Monitoring and Pollutants of Concern Committee
- Geoff Brosseau, Bay Area Stormwater Management Agencies Association
- Jamison Crosby, Contra Costa Clean Water Program (CCCWP)
- Arleen Feng and James Scanlin, Alameda Countywide Clean Water Program (ACCWP)
- Athena Honore, San Francisco Estuary Partnership
- Dave Tamayo, Sacramento County Stormwater Quality Program

Thanks are also due to Jamison Crosby of CCCWP and Paul Salop of Applied Marine Sciences for project management.

REPORT PREPARER

TDC Environmental, LLC
4020 Bayview Avenue
San Mateo CA 94403
www.tdcenvironmental.com

Project Manager: Kelly D. Moran, Ph.D.

Pesticide Regulation for Water Quality Protection Annual BASMAA Participation Summary and Outcomes Assessment 2010

TABLE OF CONTENTS

Page

Executive Summary 1

1.0 Introduction 2
- 1.1 Scope of This Report 2
- 1.2 Report Organization 2

2.0 Background 4
- 2.1 Pesticides and Water Quality—A Regulatory Gap 4
- 2.2 U.S. EPA and DPR Pesticide Review Processes 5

3.0 Pesticide Regulatory Engagement Summary 9
- 3.1 BASMAA Participated through CASQA and UP3 Project 9
- 3.2 Engagement Prioritized Pesticides of Concern in the MRP 9
- 3.3 Engagement Summary for Fiscal Year 2010 10

4.0 Evaluation of 2010 Outcomes 19
- 4.1 Goals and Objectives for Pesticide Regulatory Engagement 19
- 4.2 Overview of Past Outcomes 19
- 4.3 FY 2010 Outcomes 20

Acronyms List 23

Tables

Table 1. Summary of U.S. EPA and DPR Pesticide Review Processes 7
Table 2 Pesticide Regulatory Process Participation in FY 2010 11
Table 3. FY 2010 Pesticide Regulatory Engagement Outcomes 21

EXECUTIVE SUMMARY

Section C.9.e. of the San Francisco Bay Area Municipal Regional Stormwater NPDES Permit (MRP) requires tracking and participating in pesticide-related California and Federal regulatory processes and reporting on these activities. This regional report is intended to document actions taken to comply with Section C.9.e.i. to fulfill the reporting requirement in Section C.9.e.ii. The time period covered by this report is July 1, 2009 through June 30, 2010 (fiscal year [FY] 2010).

During this time period, Bay Area Stormwater Management Agencies Association (BASMAA) members participated in pesticide regulatory activities through the California Stormwater Quality Association (CASQA). CASQA is supported by its statewide membership—including BASMAA agencies--which manage, staff, and fund consultant support for pesticide regulatory engagement. CASQA also relied on the Urban Pesticide Pollution Prevention Project (UP3 Project) for tracking California and Federal pesticide regulatory activities, identifying priorities for municipality engagement, and coordinating CASQA's regulatory engagement with the pesticide regulatory activities of California municipal wastewater treatment plants and the State Water Resources Control Board and Regional Water Quality Control Boards. All of these agencies relied on the UP3 Project to provide scientific information, regulatory analysis, and assistance in communicating with pesticide regulators.

The ultimate goals of CASQA's and BASMAA's pesticide regulatory engagement are to prevent surface water impairment and to prevent violations of stormwater NPDES permits (see Section 4.1). Major FY 2010 objectives were to end pyrethroid-related toxicity in California urban watersheds without transitioning to other harmful products and to encourage changes in California and Federal pesticide regulatory processes such that these processes effectively prevent future water quality and compliance problems.

CASQA's pesticide regulatory engagement prioritized the pesticides of concern listed in the MRP (see Section 3.2). Pyrethroid insecticides, which have been linked to widespread toxicity in creek waters and sediments, were the highest priority for pesticide regulatory involvement. CASQA wrote 6 letters, participated in 2 public workshops, and 6 regulatory process meetings to provide information and recommendations to pesticides regulators (see Section 3.3 and Table 2). CASQA also shared information with regulators and other stakeholders at four Urban Pesticides Committee meetings and through UP3 Project informal contacts with regulators (Table 2).

Although regulatory processes can take many years to reach outcomes, the results of pesticide regulatory engagement are starting to be evident, and show substantial progress toward the BASMAA, CASQA, and Water Board goals of preventing surface water impairment from pesticides, implementing the Diazinon and Pesticide-Related Toxicity in Bay Area Urban Creeks Water Quality Attainment Strategy and Total Maximum Daily Load, and preventing pesticide-related violations of stormwater NPDES permits (see Section 4 and Table 3). Nevertheless, much additional work will be needed to end pyrethroid-related toxicity in urban watersheds and to achieve the ultimate goal of ensuring that pesticides do not interfere with Clean Water Act compliance.

1.0 INTRODUCTION

1.1 Scope of This Report

The San Francisco Bay Area Municipal Regional Stormwater NPDES Permit includes the following provision for tracking and participating in pesticide-related regulatory processes and for reporting on these activities:

> ***C. 9. e. Track and Participate in Relevant Regulatory Processes*** *(may be done jointly with other Permittees, such as through CASQA or BASMAA and/or the Urban Pesticide Pollution Prevention Project)*
>
> ***i. Task Description***
>
> *(1) The Permittees shall track USEPA pesticide evaluation and registration activities as they relate to surface water quality, and when necessary, encourage USEPA to coordinate implementation of the Federal Insecticide, Fungicide, and Rodenticide Act and the CWA and to accommodate water quality concerns within its pesticide registration process;*
>
> *(2) The Permittees shall track California Department of Pesticide Regulation (DPR) pesticide evaluation activities as they relate to surface water quality, and when necessary, encourage DPR to coordinate implementation of the California Food and Agriculture Code with the California Water Code and to accommodate water quality concerns within its pesticide evaluation process;*
>
> *(3) The Permittees shall assemble and submit information (such as monitoring data) as needed to assist DPR and County Agricultural Commissioners in ensuring that pesticide applications comply with water quality standards; and*
>
> *(4) As appropriate, the Permittees shall submit comment letters on USEPA and DPR re-registration, re-evaluation, and other actions relating to pesticides of concern for water quality.*
>
> ***ii. Reporting –*** *In their Annual Reports, the Permittees who participate in a regional effort to comply with C.9.e. may reference a regional report that summarizes regional participation efforts, information submitted, and how regulatory actions were affected. All other Permittees shall list their specific participation efforts, information submitted, and how regulatory actions were affected.*

This regional report is intended to document actions taken to comply with Section C.9.e.i. to fulfill the reporting requirement in Section C.9.e.ii. The time period covered by this report is July 1, 2009 through June 30, 2010 (fiscal year [FY] 2010).

1.2 Report Organization

This report is organized as follows:

- <u>*Section 1*</u> (this section) provides the scope and organization of the report.

- *Section 2* explains why BASMAA members have joined municipalities across California in participating in pesticide regulatory activities and summarizes the major California and Federal pesticide review processes.
- *Section 3* summarizes FY 2010 pesticide regulatory engagement.
- *Section 4* evaluates the outcomes of pesticide regulatory engagement to the extent that outcomes were known as of July 2010 (most pesticide regulatory processes of interest in FY 2010 are still underway).

2.0 BACKGROUND

2.1 Pesticides and Water Quality—A Regulatory Gap

Numerous scientific studies have demonstrated that use of some pesticides registered in accordance with Federal Insecticide, Fungicide, and Rodenticide Act (FIFRA) requirements can adversely affect aquatic species. Those impacts can, in turn, cause violations of water quality standards. As a result of discharges containing pesticides registered for use by the U.S. Environmental Protection Agency (U.S. EPA), many surface waters in California have been designated as "impaired" in accordance with Federal Clean Water Act §303(d). This finding means that the surface waters do not meet water quality standards. These listings demonstrate that current U.S. EPA and California Environmental Protection Agency (Cal-EPA) procedures for regulating pesticides are insufficient to ensure that pesticide use does not cause violations of the Federal Clean Water Act and California Porter-Cologne Water Quality Control Act.

Federal law provides U.S. EPA with the ability to protect surface water from pesticides. California law technically provides two parts of the California Environmental Protection Agency (Cal-EPA), the California Department of Pesticide Regulation (DPR) and California state water quality regulators, with the ability to protect surface water from pesticides. Except in extraordinary circumstances, California Water Boards defer pesticides regulation to DPR.

While the mandates of these pesticide and water quality laws differ slightly, the approaches to implementing these two groups of laws are very different and have important ramifications for pesticides and water quality. In general, pesticide regulatory programs are structured to respond slowly when water quality problems occur—and without financial penalties to pesticide manufacturers or users. In contrast, water quality programs are generally structured to react quickly when water quality problems occur—with immediate financial consequences, particularly for municipalities. Pesticide regulators and water quality regulators employ very different procedures to manage pesticides. While these differences sometimes seem arcane, they create regulatory gaps that leave states and municipalities responsible for solving water quality problems that could have been prevented at the time a pesticide was registered or re-registered.

Three groups of agencies that manage California's water quality are working with pesticide regulators to address this regulatory gap: the State Water Resources Control Board and Regional Water Quality Control Boards ("Water Boards"), municipal wastewater treatment plants (also known as sewage treatment plants or publicly-owned treatment works [POTWs]), and urban runoff management agencies (including BASMAA members). This report refers to these three groups of agencies collectively as "California water quality agencies."

Urban runoff management agencies—including BASMAA's members—have conducted their portion of this effort through their statewide organization, the California Stormwater Quality Association (CASQA).

Why California Municipalities Are Working with Pesticide Regulators

California municipalities began regular engagement in pesticide regulatory processes because they had concluded that the most cost-effective approach to protecting surface water from pesticide-related toxicity is to <u>prevent</u> pesticide uses that have significant potential to cause water quality impairment or that cause violations of NPDES permits.

Preventing water quality problems at the source is well known to be more effective—and far less costly—than alternatives.

The recent scientific finding that pyrethroid insecticides are linked to widespread toxicity to sediment-dwelling organisms in California urban creeks[1] has increased the importance of active California municipality participation in California and Federal pesticide regulatory processes. Since California law precludes local regulation of pesticides, municipal urban runoff programs must rely on pesticide regulators to solve this problem.

Role of the Urban Pesticide Pollution Prevention Project (UP3 Project)

Because understanding and participating in regulatory activities is complex and time-intensive, CASQA, the Water Boards, and POTWs found that they needed scientific and regulatory support to participate in pesticide regulatory processes. The Urban Pesticide Pollution Prevention (UP3) Project was established in mid-2004 specifically to provide this much-needed support.

To maximize the effectiveness of their pesticide regulatory involvement and minimize cost, CASQA, the Water Boards, and POTWs have organized their pesticide regulatory involvement efforts jointly. Since its inception, the UP3 Project has taken on the role of coordinating the joint cooperative regulatory involvement effort.

The UP3 Project supports California water quality agency participation in pesticide regulatory actions by identifying and tracking pesticide regulatory processes of significant interest for water quality, analyzing pesticide regulatory documents to identify water quality protection gaps, and reviewing scientific studies to assemble the information needed to fill the identified gaps. The UP3 Project assists water quality agencies with communicating this information directly to regulators at U.S. EPA, and California Department of Pesticide Regulation (DPR) through letters, meetings, informal communications, and presentations.

To coordinate agency activities and facilitate dialog, the UP3 Project also manages the Urban Pesticides Committee (UPC), which serves as a center for information exchange, coordination, and collaboration among local, regional, and state agencies and other stakeholders seeking to end pesticide-related surface water toxicity problems.

The UP3 Project operates an announcement-only e-mail list for UPC members to keep them up to date on regulatory, scientific, and educational program developments.

The UP3 Project also maintains a web site (www.up3project.org) that provides documents and other resources to assist agencies with implementing programs to prevent pesticide-related water quality problems.

From its inception through 2010, UP3 Project has been funded by a State Water Resources Control Board grant administered by the San Francisco Estuary Partnership (SFEP). TDC Environmental has provided technical support for the project.

The UP3 Project is currently seeking funding to allow it to continue after the end of 2010.

2.2 U.S. EPA and DPR Pesticide Review Processes

California water quality agencies primarily engage with pesticide regulators within the existing regulatory processes established by U.S. EPA and DPR. Both U.S. EPA and

[1] The many scientific studies documenting this toxicity are summarized in TDC Environmental (2008). *Pesticides in Urban Surface Water: Annual Review of New Scientific Findings 2008*, prepared for the UP3 Project. April.

DPR have processes to review pesticides prior to their first use and processes to respond to human health and environmental problems that occur after a pesticide is approved for use. Both agencies also have the responsibility to review all pesticides periodically. Table 1 (on the next two pages) provides a brief description of the various pesticide review processes conducted by U.S. EPA and DPR and identifies the public input opportunities associated with each process.

If a pesticide-related water quality problem (like the problems with diazinon, chlorpyrifos, and the pyrethroids) is documented in the environment, the DPR regulatory process offers the most immediate response mechanism. DPR's pesticide "reevaluation" process is structured to respond to environmental problems more rapidly than the "special review" process at U.S. EPA.

On the basis of the structure of the public involvement processes and the nature pesticide regulatory agency authorities, two pesticide regulatory processes have been the focus of regulatory engagement: U.S. EPA Pesticide Registration Review and California DPR pesticide reevaluation. While the focus is on engagement in formal regulatory processes, the participation has extended to less formal situations, to facilitate a sharing of scientific information and to increase mutual understanding of the regulatory context provided by California and Federal pesticide and water quality legal frameworks.

Table 1: Summary of U.S. EPA and DPR Pesticide Review Processes

Agency	Process	Description	Overview of Public Input Opportunities
U.S. EPA	Registration	New pesticides must be registered or exempted by U.S. EPA before they may be sold. New uses of existing pesticides must also be registered. During registration, U.S. EPA evaluates effects on humans and the environment (including surface water).	Other than making its registration workplan available,[2] U.S. EPA has no public involvement process for pesticide registration.
	Registration review	All currently registered pesticides are planned for review on a 15-year cycle.[3] Each pesticide's review process starts with a "docket opening," which is an opportunity to submit scientific information and to comment on the registration review workplan. Subsequent steps are established by the workplan.	Public involvement opportunities after the docket opening depend on the workplan; these may include opportunities to review U.S. EPA-prepared risk assessments, to provide recommendations for risk reduction options, and to comment on U.S. EPA's proposed registration review decision.
	Special review	U.S. EPA initiates special review when it discovers that the use of a registered pesticide may result in unreasonable adverse effects on humans or the environment. The special review process usually involves intensive review of a specific problem. During special review, U.S. EPA may review scientific information, re-evaluate the identified risk, and select risk reduction measures.	Processes vary. At a minimum, the public is offered the opportunity to comment on the decision proposed by U.S. EPA on the basis of its special review.

[2] Conventional pesticides - http://www.epa.gov/opprd001/workplan/ ; Biopesticides - http://www.epa.gov/pesticides/biopesticides/regtools/biopesticides_2010_workplan.html ; Antimicrobial pesticides - http://www.epa.gov/oppad001/

[3] Schedules are available on the Internet: http://www.epa.gov/oppsrrd1/registration_review/schedule.htm

045808

Table 1: Summary of U.S. EPA and DPR Pesticide Review Processes (Continued)

Agency	Process	Description	Overview of Public Input Opportunities
DPR	Registration	California has a state requirement for pesticide registration. Like U.S. EPA, it evaluates effects on humans and the environment. Unlike U.S. EPA (which reviews products containing the same active ingredient as group) DPR registers each pesticide product individually. DPR determines whether to evaluate a pesticide product's potential to cause surface water quality or wastewater discharge impacts on a case by case basis.	Other than making lists of products entering review available, DPR has no public involvement process for pesticide registration. By providing these lists to its interagency advisory committee (the Pesticide Registration and Evaluation Committee), DPR provides an opportunity for interagency consultation.
	Annual Registration Renewal	California law requires annual renewal of all pesticide registrations. This review is very brief; ordinarily, registrations are renewed if fees are paid and if registrants certify compliance with the requirement to disclose factual or scientific evidence of any adverse effect or risk of the pesticide to human health or the environment.	DPR issues a formal notice of the proposed annual renewal for all pesticides and provides a comment period. Because the notice does not include pesticide-specific information, the process serves as an annual opportunity for the public to provide DPR with information about adverse effects of pesticides.
	Reevaluation	If DPR finds that a significant adverse impact has occurred or is likely to occur from the use of a pesticide, it initiates a reevaluation. During reevaluation, DPR reviews existing data and may require development of additional data related to the impacts of the pesticide. DPR's goal is to identify ways to reduce or eliminate confirmed problems.	DPR has no formal public involvement process for reevaluation; however, it has offered selected stakeholders opportunities to review various documents associated with the reevaluation of pyrethroid insecticides. DPR usually consults with its interagency advisory committee (the Pesticide Registration and Evaluation Committee) when approaching major reevaluation decisions.

045809

3.0 PESTICIDE REGULATORY ENGAGEMENT SUMMARY

3.1 BASMAA Participated through CASQA and UP3 Project

Since 2005, urban runoff management agencies—including BASMAA's members—have conducted their engagement in pesticide regulatory activities through their statewide organization, the California Stormwater Quality Association (CASQA). In keeping with this strategy, the BASMAA Monitoring/Pollutants of Concern (POC) Committee established that BASMAA's FY 2010 pesticide regulatory involvement would be conducted via CASQA. In FY 2010, MRP Permittees participated in pesticide regulatory processes through CASQA.

CASQA has a Pesticides Subcommittee that manages its day-to-day involvement in pesticide regulatory activities. In fiscal year 2010, the subcommittee had two co-chairs: Jamison Crosby of the Contra Costa Clean Water Program (CCCWP) and Dave Tamayo of the Sacramento County Stormwater Quality Program. Ten teleconference meetings were held in FY 2010. Representatives of the Alameda Countywide Clean Water Program (ACCWP), the Santa Clara Valley Urban Runoff Pollution Prevention Program (SCVURPPP), and the City of Palo Alto are also on the subcommittee roster. Both CCCWP and ACCWP actively participated in subcommittee meetings in FY 2010.

The CASQA Pesticides Subcommittee coordinates stormwater agency participation in pesticide regulatory activities. The subcommittee determines the actions to be taken by CASQA, provides direction to its representatives for participation in agency meetings, peer reviews draft correspondence, and shares information among members. As co-chair, Ms. Crosby has assumed a role in identifying financial resources necessary to support CASQA's activities (which are obtained not only from CASQA but also through contributions from member agencies) and in managing committee-related contracts.

Ms. Crosby provides the linkage between CASQA and the BASMAA Monitoring/POC Committee.

3.2 Engagement Prioritized Pesticides of Concern in the MRP

U.S. EPA and DPR regulatory processes involve thousands of pesticides each year. Only a small fraction of these pesticides pose significant threats to the quality of urban runoff. CASQA has focused its participation in pesticide regulatory processes on pesticides identified by the UP3 Project as most likely to threaten urban surface water quality through urban runoff.[4] Of these pesticides, the highest priorities are the same current-use pesticides listed as pesticides of concern in the MRP (pyrethroids, fipronil, carbamates, and organophosphorous pesticides).

On the basis of urban watershed monitoring data from across California and urban pesticide use estimates assembled by the UP3 Project, when further prioritization is necessary, CASQA has followed the UP3 Project recommendation to prioritize the pyrethroids (bifenthrin, cyfluthrin, beta-cyfluthrin, cypermethrin, deltamethrin, esfenvalerate, lambda-cyhalothrin, permethrin, and tralomethrin) and fipronil.[5] Among the pyrethroids, those most commonly linked to aquatic toxicity (bifenthrin, cyfluthrin [including beta-cyfluthrin], and cypermethrin) have been prioritized.

---

[4] For the most recent list see TDC Environmental (2010). Pesticides in Urban Runoff, Wastewater, and Surface Water. Annual Review of new Scientific Findings 2010. Prepared for the UP3 Project. March.
[5] TDC Environmental (2008). Pesticides of Interest for Urban Surface Water Quality. Urban Pesticides Use Trends Annual Report 2008. Prepared for the UP3 Project. July 30; Moran, K. D. (2007). "Urban Use of the Insecticide Fipronil—Water Quality Implications." Memorandum prepared for the UP3 Project. June 18.

According to UP3 Project analysis, organophosphates (chlorpyrifos, diazinon, and malathion) and carbamates (carbaryl) are lower priorities than the pyrethroids and fipronil. Neither diazinon nor chlorpyrifos pose a continuing threat to urban watersheds now that U.S. EPA has prohibited almost all urban use.[6] Similarly, urban watersheds are benefitting from significant reductions in use of both carbaryl and malathion, likely the consequence of U.S. EPA regulatory requirements.[7]

3.3 Engagement Summary for Fiscal Year 2010

CASQA and UP3 Project Conducted All Four Tasks Listed in MRP Section C.9.e.

CASQA encouraged USEPA and DPR to coordinate implementation of pesticide and water laws to accommodate water quality concerns as required under MRP sections C.9.e.i.(1) and (2) and submitted comment letters as required under C.9.e.1.(4). Table 2 (on the following pages) lists specific CASQA and BASMAA member actions, including meetings and correspondence.

In FY 2010, CASQA relied on the UP3 Project to complete the pesticide evaluation and registration activities tracking required under C.9.e.i.(1) and (2) and the assembly and submittal of information to DPR as required under C.9.e.i.(3). UP3 Project regulatory tracking tables for FY 2010 are available on the UP3 Project website together with other Urban Pesticides Committee (UPC) meeting materials. Due to the suspension of grant funding for part of the fiscal year, tracking tables were prepared four times during the fiscal year instead of bimonthly. UP3 Project submittal of information to DPR is included in Table 2.

During the UP3 Project's 2009 grant hiatus, UP3 Project regulatory tracking, communications with U.S. EPA and DPR, and one FY 2010 UPC meeting were partially funded by two Bay Area municipalities: the Cities of San Francisco and Palo Alto. (Other funding was provided by other CASQA members and by POTWs).

California Pyrethroid Reevaluation Was 2010 Priority

Responding to widespread toxicity in California surface waters linked to pyrethroid insecticides, in August 2006 DPR initiated regulatory action ("reevaluation") to identify mitigation measures to address the toxicity. DPR has offered California water quality agencies—including CASQA—opportunities to provide information at various junctures in the pyrethroid reevaluation. Participating in DPR's pyrethroid reevaluation was the top priority for CASQA in FY 2010. DPR has responded to California water quality agency engagement—the level of interagency information-sharing occurring in the pyrethroid reevaluation is unprecedented in the history of DPR reevaluations.

[6] For this reason they were dropped from the UP3 List of pesticides of concern in urban runoff (see TDC Environmental (2010). Pesticides in Urban Runoff, Wastewater, and Surface Water. Annual Review of new Scientific Findings 2010. Prepared for the UP3 Project. March.)

[7] TDC Environmental (2010). Pesticides in Urban Runoff, Wastewater, and Surface Water. Annual Urban Pesticide Use Data Report 2010. Prepared for the UP3 Project. June 28.

Table 2: Pesticide Regulatory Process Participation in FY 2010

Organization	Process	Action	Desired Outcome
U.S. EPA	Office of Pesticide Programs (OPP) and Office of Water (OW) Effects Assessment Methodology Reconciliation Project	CASQA Letter – August 25, 2009 Thanked U.S. EPA for initiating project, requested project scope expansion to include differences in aquatic toxicity test species, asked that the U.S. EPA project team be expanded to include OW Office of Wastewater Management, and that the project be designed to consider both fresh and salt water. Oral testimony by representatives of CASQA, CCCWP, ACCWP, and SCVURPPP at U.S. EPA stakeholder meeting – January 22, 2010 Thanked U.S. EPA for conducting the project, explained the regulatory gap caused by inconsistent effects assessment methods between the two U.S. EPA Offices, provided examples of aquatic toxicity resulting from this gap, described costs to municipalities to respond to this toxicity, and requested that U.S. EPA expand the scope of the project to resolve the toxicity testing differences.	Expand project scope to examine approaches for coordinating OPP's effects assessments with the OW-approved toxicity testing procedures. Educate U.S. EPA OPP environmental risk assessors. Draw attention to pesticide-related toxicity in urban watersheds and ask U.S. EPA to change its regulatory processes so that they identify and prevent this toxicity.
	Advanced Notice of Proposed Rulemaking – Pesticide Inert Ingredients Disclosure	CASQA letter – February 22, 2010 Supported U.S. EPA's intention to require disclosure of pesticide inert ingredients. Urged U.S. EPA to develop this rule so as to capture the full range of such chemicals that may be harmful to human health or the environment, and to require public disclosure of their presence in any products that are available for use by "consumers" including both government agencies and the general public. Provided responses to specific questions raised by U.S. EPA describing how the regulation could best be designed to assist with water quality protection. San Francisco Department of the Environment letter – April 21, 2010 Echoed CASQA's comments plus provided information based on City experience operating a municipal integrated pest management program.	Disclosure of pesticide inert ingredient identities to assist with efforts to prevent water pollution. Of interest because some "inert" (other) pesticide ingredients are water pollutants; others facilitate the transport of pesticides into urban runoff.

045812

Table 2: Pesticide Regulatory Process Participation in FY 2010 (Continued)

Organization	Process	Action	Desired Outcome
U.S. EPA	Esfenvalerate Registration Review	CASQA letter – February 16, 2010 Requested specific changes to Registration Review workplan, including an exposure assessment for urban uses of esfenvalerate including both water column and sediments as well as cumulative risks with other pyrethroids in urban watersheds. Supported proposed environmental risk assessment data request list. Recommended utilization of existing information from the scientific literature, from surface water monitoring programs, and from the DPR pyrethroid reevaluation.	Changes to the registration review process to better identify and mitigate urban water quality impacts and adoption of these changes as part of U.S. EPA's overall approach to the registration review process for all pesticides with urban use patterns.
	Deltamethrin Registration Review	CASQA letter - June 1, 2010 Requested specific changes to Registration Review workplan, including an exposure assessment for urban uses of deltamethrin including both water column and sediments as well as cumulative risks with other pyrethroids in urban watersheds. Recommended utilization of existing information from surface water monitoring programs and from the DPR pyrethroid reevaluation.	Changes to the registration review process to better identify and mitigate urban water quality impacts and adoption of these changes as part of U.S. EPA's overall approach to the registration review process for all pesticides with urban use patterns.
	None	The UP3 Project provided the following information to U.S. EPA: • Information on fipronil to support concerns about its presence in urban runoff – December 2009 • Paper on urban runoff modeling approaches - January 2010 • Conceptual model for pyrethroids in urban runoff – March 2010	Improve U.S. EPA's scientific understanding of pesticides in urban runoff such that EPA has sufficient scientific information to structure regulatory processes to ensure that pesticide applications comply with water quality standards.

045813

Table 2: Pesticide Regulatory Process Participation in FY 2010 (Continued)

Organization	Process	Action	Desired Outcome
DPR	Pyrethroid Reevaluation	<u>CASQA/PWG Meeting – July 22, 2009</u> At DPR's request, CASQA representatives, including Jamison Crosby of CCCWP, met directly with PWG to explain concerns with the slow pace of the pyrethroids reevaluation including the potential for high monitoring costs for municipalities due to pyrethroids and associated toxicity, and the ongoing threat of third-party lawsuits. CASQA asked for faster progress and for the next steps to be rooted in a conceptual model developed on the basis of the extensive existing scientific literature about pollutants in urban runoff. CASQA and PWG agreed that communications processes for to the pyrethroid reevaluation needed to be improved. <u>CASQA/PWG Meeting – December 9, 2009</u> At DPR's request, CASQA met with PWG to provide verbal comments to PWG on its draft conceptual model for pyrethroids in urban runoff and a draft list of scientific studies proposed to fill what PWG had identified as priority data gaps. Agreed with the general conceptual model with some minor modifications, but found the model was not structured in a manner that meets the needs for the next steps in the pyrethroid reevaluation. Recommended significant modifications to the list of scientific studies and an urban runoff literature review to eliminate perceived data gaps and provide a scientifically based focus for study designs and mitigation proposals.	End pyrethroid-related toxicity in California urban watersheds without transitioning to other harmful products. Educate DPR about pesticide-related toxicity in urban watersheds. Ask DPR to change its regulatory processes so that it identifies and prevents such toxicity.
		<u>PWG Controlled Urban Pyrethroid Applications and Monitoring Study – CASQA Letter July 10, 2009</u> Recommended against pursuing this study proposal because it would be time-consuming and would have a low probability of providing useful information. Detailed scientific comments supported these points.	

045814

Table 2: Pesticide Regulatory Process Participation in FY 2010 (Continued)

Organization	Process	Action	Desired Outcome
DPR	Pyrethroid Reevaluation	PWG Applicator Survey Proposal – Input to Sacramento County Letter to DPR, January 28, 2010 Because DPR afforded an abbreviated review period for this PWG study proposal, CASQA did not have time to complete required internal peer review prior to submitting a letter. To provide a quicker alternative, Sacramento County volunteered to incorporate CASQA's recommendations into a letter to DPR. Recommendations included focusing the survey on priority data gaps about professional structural pest control identified by the UP3 Project (differentiating outdoor, indoor, underground, and pre-construction termiticide applications and understanding the relative quantities applied on outdoor impervious and pervious surfaces); reducing the survey length and taking other actions to increase participation; and making other changes to increase the validity of survey results.	See above
		CASQA meeting with DPR & Water Boards – March 17, 2010 Requested faster pace toward ending pyrethroid-related toxicity in urban watersheds. Explained concerns with the slow pace of the pyrethroids reevaluation including the potential for high monitoring costs for municipalities due to pyrethroids and associated toxicity, and the ongoing threat of third-party lawsuits. DPR announced its intent to initiate monthly stakeholder meetings, and requested participation of CASQA decision-makers. CASQA agreed. Obtained insight into practical aspects of various DPR regulatory options to address pyrethroid-related toxicity.	

045815

Table 2: Pesticide Regulatory Process Participation in FY 2010 (Continued)

Organization	Process	Action	Desired Outcome
DPR	Pyrethroid Reevaluation	<u>DPR Pyrethroid Reevaluation Stakeholder Meetings (PRSM meetings) – Monthly starting in May 2010 (two in FY 2010)</u> Initiated monthly meetings among DPR, CASQA, the Water Boards, POTWs, PWG, and professional pest control applicators to improve communications, to conduct joint fact finding, to identify priority data gaps requiring additional information to be generated by pyrethroid manufacturers, and to identify mitigation strategies to end pyrethroid-related toxicity in urban watersheds. In FY 2010 meetings, the stakeholder group came to agreement on a conceptual model for pyrethroids in urban runoff, shared information about the feasibility and environmental benefits of various pyrethroid mitigation strategies, and shared relevant scientific information with DPR and other stakeholders. CASQA and the UP3 Project provided the following information to DPR at FY 2010 meetings: • A CASQA-UP3 Project alternative conceptual model for pyrethroids in urban runoff prepared with joint funding from the UP3 Project. • A UP3 Project compilation of bifenthrin monitoring data for urban runoff and urban watersheds across California. • A UP3 Project compilation of available pyrethroid environmental fate data to highlight data gaps and to show indications that bifenthrin's slow environmental degradation is one of several reasons that it alone is the largest contributor to pyrethroid-related toxicity in urban watersheds.	See above
		<u>Conceptual model for Pyrethroids in Urban Runoff</u> CASQA and the UP3 Project jointly funded UP3 Project development of a conceptual model for pyrethroids in urban runoff that can be used to quantify the linkage between urban pyrethroid use patterns and pyrethroids in urban waterways. The UP3 Project provided the model to U.S. EPA and DPR, and shared it with these agencies other stakeholders via presentations at the following events: • American Chemical Society Pyrethroids session – March 24,2010 • DPR PRSM meeting May 2010	

045816

Table 2: Pesticide Regulatory Process Participation in FY 2010 (Continued)

Organization	Process	Action	Desired Outcome
DPR	Surface Water Regulatory Concept	Teleconference meeting with DPR – November 18, 2009 Thanked DPR for pursuing regulatory concept. Supported adoption of surface water protection regulations. Learned about DPR's approach to the regulations. Asked questions on areas of concern like the list of covered pesticides and the exemption for applicators participating in a "green or sustainable program." Obtained feedback from DPR that will be used to inform the preparation of written comments. Oral testimony by a representatives of CASQA and CCCWP at DPR Workshop –February 11, 2010 Thanked DPR for pursuing regulatory concept. Supported adoption of surface water protection regulations. Requested DPR establish clear water quality protective standards and process for the exemption for applications under a "green or sustainable program."	Implement effective measures to prevent water pollution associated with professional urban pesticide use. Include in regulatory structure the ability to control pesticides most likely to threaten urban surface water quality through urban runoff, including pesticides that might be registered in the future.
	Pest Management Advisory Committee (PMAC)	DPR PMAC meetings - Quarterly DPR has one general external stakeholder advisory group, called the Pest Management Advisory Committee. A CASQA representative (Dave Tamayo of the Sacramento County Stormwater Quality Program) participates in most meetings and is formally an alternate member of the committee (the lead member in the seat is a POTW representative).	Educate DPR and other urban pest management stakeholders.
	None	The UP3 Project provided the following information to DPR: • Scientific information relevant to two new outdoor urban insecticides (indoxacarb and spinosad), their aquatic toxicity and potential water quality impacts – March 2010	Improve DPR's scientific understanding of pesticides in urban runoff such that EPA has sufficient scientific information to structure regulatory processes to ensure that pesticide applications comply with water quality standards.

045817

Table 2: Pesticide Regulatory Process Participation in FY 2010 (Continued)

Organization	Process	Action	Desired Outcome
UP3 Project	Urban Pesticides Committee (UPC) Meetings	UPC meetings - Four meetings in FY 2010 The UPC serves as a center for information exchange, coordination, and collaboration among local, regional, and state agencies and other stakeholders seeking to end pesticide-related surface water toxicity problems. Examples of information and insights shared by CASQA in 2010 include: • Concerns about the slow pace of the pyrethroid reevaluation and need for an approach based on existing scientific literature relevant to urban runoff. • Summaries of meetings with pyrethroid manufacturers. • Concerns with the ongoing pyrethroid-related toxicity—the potential for high monitoring costs for municipalities due to pyrethroids and associated toxicity, and the ongoing threat of third-party lawsuits. • Perspectives on the National Pest Management Association's Green Pro certification. • Updates on participation in California and Federal pesticide regulatory activities.	Educating other stakeholders through informal interactions. Become informed about issues relevant to the development of regulatory and non-regulatory measures to prevent pesticide-related water pollution.

045818

Table 2: Pesticide Regulatory Process Participation in FY 2010 (Continued)

Organization	Process	Action	Desired Outcome
County Agricultural Commissioners	None	MRP Permittees had the following communications with County Agricultural Commissioners regarding pest management to improve water quality protection: • Contra Costa County has been meeting regularly (bimonthly) with the Agricultural Commissioner's office to cover all topics related to integrated pest management (IPM). Meetings were held on July 1, 2009; September 2, 2009; November 4, 2009; January 6, 2010; March 3, 2010 and May 5, 2010. Topics included discussions of the various IPM methods being used by the Flood Control and Water Conservation District (including weed abatement with manual labor, tractor mower, sheep grazing, and spot spraying of broadleaf weeds) and by County Departments (regarding the placement of sticky traps to monitor pest invasions, placement of door sweeps, sealing of cracks, and other physical deterrents [including the use of the "Rodenator"], while encouraging biological controls with the installation of owl boxes and raptor perches). • In June 2010, the City of Concord asked the Contra Costa County Agricultural Commissioner's office for advice in dealing with a sudden surge of bugs this summer in some city parks. The Agricultural Commissioner confirmed the bugs were leaf hoppers and since they do not bite or sting and their populations were predicted to drop sharply in a few weeks, no treatment was recommended. Concord city staff monitored the parks to confirm that the problem did indeed go away in a few weeks without the use of pesticides.	Encourage Agricultural Commissioners to strengthen incorporation water quality protection into their implementation of local pesticide regulatory programs.

045819

4.0 EVALUATION OF 2010 OUTCOMES

4.1 Goals and Objectives for Pesticide Regulatory Engagement

The goals of CASQA's and BASMAA's engagement in pesticide regulatory processes are:

1. To prevent surface water impairment.
2. To prevent violations of stormwater NPDES permits.

To achieve these goals, CASQA has three long-term objectives for its participation in pesticide regulatory processes:

A. Improve design of pesticide water quality impact evaluations. Pesticide water quality impact evaluations conducted by U.S. EPA and DPR should be based on all available scientific information, assess the impacts of pesticides transported to surface water via all pathways (including urban runoff), fully address all urban use patterns, and incorporate evaluation endpoints consistent with Clean Water Act regulatory endpoints.

B. Encourage pesticide regulators to address urban surface water quality in pesticide risk management decisions and to do so in a timely manner. Pesticide risk management decisions should address all significant surface water quality risks including those posed by urban pesticide use patterns, consider costs to water quality agencies, be implemented quickly when water quality problems occur, and prevent new environmental or health impacts from future pesticide market shifts.

C. Seek meaningful public participation opportunities for water quality agencies. To achieve the above objectives, pesticide regulatory decisions relevant to water quality need to include public participation processes that make all relevant information available for water quality agency review and provide opportunity for water quality agencies to share information to ensure that decisions are based on accurate scientific and management information and include practical and effective risk management strategies.

Major FY 2010 objectives were:

- To end pyrethroid-related toxicity in California urban watersheds without transitioning to other harmful products.
- To encourage changes in pesticide regulatory processes such that these processes effectively prevent future water quality and compliance problems.

4.2 Overview of Past Outcomes

Regular interagency dialogue about pesticide-related water quality problems started with the formation of the Urban Pesticides Committee (UPC) in the mid-1990s. By the late 1990s, California water quality agencies recognized that while the information-exchange forum provided by the UPC is valuable, informal dialogue with pesticide manufacturers and pesticide regulators was not a sufficient means to achieve the changes needed to ensure long-term water quality protections from the impacts of urban pesticide use.

In 1999, California water quality agencies started to engage in pesticide regulatory processes on an ongoing basis. In 2003, the scope of the effort was increased in recognition of the water quality threat posed by the market shift to pyrethroid insecticides

in response to the phase out of most urban uses of diazinon and chlorpyrifos. Beginning in mid-2004, the effort was further strengthened due to State Water Board grant funding to the UP3 Project, which provided California water quality agencies with an ongoing base of scientific and regulatory support for their individual engagement with pesticide regulators.

Although the process was slow at first, by 2005 staff from both pesticide and water quality regulatory agencies had recognized the importance of pesticide-related water quality issues. By 2007, pesticide regulators had recognized and acknowledged that gaps in their regulatory processes—particularly gaps related to urban pesticide use—were connected to urban water quality problems from pesticides.

In 2006, pesticide regulatory agencies began to take specific steps to address pesticide-related urban surface water quality problems. At the Federal level, U.S. EPA changed allowable uses for several pesticides due to water quality problems. California DPR initiated the pyrethroid reevaluation in response to water quality problems and created the Urban Pest Management Workgroup to give it advice on development of management strategies specific to pesticide use in urban areas.

In 2007-2009, further changes continued, particularly at the Federal level. Federal regulators required a few initial measures to prevent washoff of pyrethroids into urban runoff. Federal regulators also initiated the Office of Pesticide Programs (OPP) and Office of Water (OW) Effects Assessment Methodology Reconciliation Project to address a regulatory gap highlighted in California water quality agency comments.

4.3 FY 2010 Outcomes

Table 3 (on the next two pages) summarizes the outcomes of CASQA's recent pesticide regulatory engagement. Outcomes since the last UP3 Project regulatory outcomes evaluation in December 2008[8] are included in the table.

In FY 2010, encouraging progress continued. Federal pyrethroid Registration Review workplans acknowledged the need to address urban runoff. California regulators floated the idea of surface water protection regulations, including measures to protect urban runoff. DPR accelerated the pace of the pyrethroid reevaluation and solved a communication problem by initiating monthly stakeholder meetings.

While these specific outcomes reflect meaningful progress toward achieving the goals listed above, the goals of California water quality agency engagement in pesticide regulatory processes have not yet been fully achieved. The record shows that the engagement of California water quality agencies has significantly improved water quality protection since their initial engagement in the 1990s.

This evaluation is necessarily an interim evaluation. The types of processes that CASQA and other California water quality agencies have engaged in take years to complete—and the systemic changes desired will probably take many years to implement fully. Due to the complexity of pesticide regulatory processes, responses to comments may not be issued for more than one year after comments are submitted and outcomes often occur years after comments are made.

In evaluating regulatory outcomes, it is important to recognize that water quality is but one of many economic, social, and environmental factors that U.S. EPA and DPR consider when making regulatory decisions.

[8] TDC Environmental (2009). Pesticides in Urban Runoff, Wastewater, and Surface Water. Annual Summary of Regulatory Activities to Protect Water Quality 2008. Prepared for the UP3 Project. December.

Table 3. FY 2010 Pesticide Regulatory Engagement Outcomes

Regulatory Process	Desired Outcome	Actual Outcome	Assessment of Relationship of Water Quality Agency Involvement to Outcome
U.S. EPA Antimicrobials Data Rule	Require manufacturers to provide all data necessary for a complete evaluation of urban runoff impacts when a pesticide is registered or is subject to registration review.	Unknown. Waiting for U.S. EPA to finalize the regulation.	To be determined
U.S. EPA Office of Pesticide Programs (OPP) and Office of Water (OW) Effects Assessment Methodology Reconciliation Project	Expand project scope to examine approaches for coordinating OPP's effects assessments with the OW-approved toxicity testing procedures. Educate U.S. EPA OPP environmental risk assessors. Draw attention to pesticide-related toxicity in urban watersheds and ask U.S. EPA to change its regulatory processes so that they identify and prevent this toxicity.	Project-specific outcome unknown. Waiting for U.S. EPA to take next step in project. Education goals apparently achieved as evidenced by improved, more well-informed environmental risk assessment workplans for pyrethroids.	Project-specific relationship cannot yet be determined <u>High</u> for education goals. Informal communications with U.S. EPA indicate a direct linkage between California communications and environmental risk assessment workplan improvements.
U.S. EPA Advanced Notice of Proposed Rulemaking – Pesticide Inert Ingredients Disclosure	Disclosure of pesticide inert ingredient identities to assist with efforts to prevent water pollution.	Unknown. Waiting for U.S. EPA to issue the draft regulation.	To be determined
U.S. EPA Esfenvalerate, Deltamethrin, and Cyphenothrin Registration Review	Changes to these registration review processes to better identify and mitigate urban water quality impacts and adoption of these changes as part of U.S. EPA's overall approach to the registration review process for all pesticides with urban use patterns.	Unknown. Waiting for U.S. EPA to issue final workplans.	To be determined

045822

Table 3. FY 2010 Pesticide Regulatory Engagement Outcomes (Continued)

Regulatory Process	Desired Outcome	Actual Outcome	Assessment of Relationship of Water Quality Agency Involvement to Outcome
DPR Pyrethroid Reevaluation	End pyrethroid-related toxicity in California urban watersheds without transitioning to other harmful products. Educate DPR about pesticide-related toxicity in urban watersheds. Ask DPR to change its regulatory processes so that it identifies and prevents such toxicity. 2010 priorities: Implement mitigation measures quickly. Modify process to increase the pace toward a full solution.	As of July 2010, the reevaluation process had not generated significant new scientific information nor had substantial progress been made toward an end to pyrethroid-related toxicity. Initial mitigation is being implemented. At DPR's request, U.S. EPA asked all pyrethroid manufacturers to submit revised product labels implementing a set of water quality protection mitigation measures by June 2010. DPR restructured the reevaluation process to include monthly stakeholder meetings intended to increase the pace of the reevaluation toward ending pyrethroid-related toxicity.	High. Without active involvement by CASQA and other California Water Quality Agencies, reevaluation would probably still be stalled. Label change process was initiated in response to joint CASQA/Water Board comments and was based on a list of potential early mitigation measures provided with the comments.
DPR Surface Water Regulatory Concept	Implement effective measures to prevent water pollution associated with professional urban pesticide use. Include in regulatory structure the ability to control pesticides most likely to threaten urban surface water quality through urban runoff, including pesticides that might be registered in the future.	Initial goal achieved—DPR has announced its intent to proceed with development of formal regulations. Detailed outcome is unknown. CASQA is currently preparing detailed comments and is waiting for DPR to issue first draft of formal regulation.	High. It is unlikely that DPR would have included urban areas in these regulations without CASQA/Water Board engagement and UP3 Project scientific information linking professional pesticide applications to water pollution.

Source: TDC Environmental evaluation of U.S. EPA and DPR regulatory documents and meetings.

045823

Acronyms

ACCWP – Alameda Countywide Clean Water Program

BASMAA – Bay Area Stormwater Management Agencies Association

Cal-EPA – California Environmental Protection Agency

CASQA – California Stormwater Quality Association

CCCWP – Contra Costa Clean Water Program

DPR – California Department of Pesticide Regulation

FIFRA – Federal Insecticide, Fungicide, and Rodenticide Act

FY – Fiscal Year (July 1 through June 30)

MRP – Municipal Regional Permit (NPDES permit for urban runoff from Bay Area municipalities)

NPDES permit – National Pollutant Discharge Elimination System permit (permit for discharge of wastewater or urban runoff to surface waters)

OPP – U.S. EPA Office of Pesticide Programs

OW – U.S. EPA Office of Water

PMAC – DPR Pest Management Advisory Committee

POTW – Publicly-Owned Treatment Works (municipal wastewater treatment plant)

PRSM – Pyrethroid Reevaluation Stakeholder Meetings hosted by DPR

PWG – Pyrethroid Working Group (organization of pyrethroid insecticide manufacturers)

SCVURPPP – Santa Clara Valley Urban Runoff Pollution Prevention Program

SFEP – San Francisco Estuary Partnership

TMDL – Total Maximum Daily Load (regulatory plan for solving a water pollution problem)

UP3 Project – Urban Pesticides Pollution Prevention Project

UPC – Urban Pesticides Committee

U.S. EPA – United States Environmental Protection Agency

MRP Regional Supplement for POCs and Monitoring
Appendix A

A2

Project Title: *CLEAN WATERSHEDS FOR A CLEAN BAY* - Implementing the San Francisco Bay PCBs and Mercury TMDLs with a Focus on Urban Runoff.

Abstract: Clean Watersheds for a Clean Bay (CW4CB) will use a partnership-driven strategy to take the next step in a multi-year regional effort to reduce loading of sediment-bound pollutants to the Bay and implement the PCBs and mercury Total Maximum Daily Load (TMDL) water quality restoration programs. CW4CB will make substantial progress towards reducing annual loading of PCBs and mercury to the Bay and will lay the groundwork for fully meeting the TMDL allocations in the future. CW4CB will select five high priority subwatersheds that discharge urban runoff with PCBs and other pollutants to the Bay, identify PCB and mercury source areas within the project subwatersheds and refer these sites to regulatory agencies for cleanup and abatement, develop methods to enhance removal of sediment with PCBs and other pollutants during municipal sediment management activities, retrofit eight to 10 urban runoff treatment facilities into existing infrastructure throughout the Bay Area, and facilitate development and implementation of a regional risk reduction program that focuses on educating the public about the health risks of consuming certain species of Bay fish that contain high levels of PCBs and mercury. The knowledge and experience gained and the lessons learned during CW4CB will be promoted and made readily available to inform future similar efforts by others in the Bay Area and elsewhere in California and the United States.

Applicant: Bay Area Stormwater Management Agencies Association (BASMAA)
Principal Investigator: Geoff Brosseau (BASMAA Executive Director)
P.O. Box 2385, Menlo Park, CA 94026, (510) 622-2326, info@basmaa.org

Funding Requested: $5 Million

Total Project Cost: $6.84 Million ($1.84 Million Non-Federal Match)

Project Period: Four Years (May 2010 – April 2014)

Proposal Narrative Organization

This proposal narrative consists of the following sections: 1) Introduction, 2) Project Overview, 3) Problem Statement, 4) Environmental Results, 5) Partnering and Budget Narrative 6) Scope of Work, and 7) Programmatic Capability. These sections are followed by Attachment A) Resumes, B) Support Letters, and C) Watershed Maps.

1. Introduction

San Francisco Bay is one of the largest and most biologically diverse estuaries on the west coast of the United States. The Bay Area basin (Figure 1) is world renowned for its scenic beauty, commercial and industrial enterprises, recreational opportunities, fisheries, and wildlife habitat. All of these features are vital to the health and economies of the local communities, where more than seven million people live and work in the highly developed watersheds that surround the Bay. The water quality of this precious resource is inextricably linked to historical and current human activities in these urban watersheds. Urban stormwater runoff is of particular concern as it conveys many types of pollutants from the urban landscape to the Bay.

The Bay Area Stormwater Management Agencies Association (BASMAA), a 501(c)(3) non-profit organization representing Bay Area cities and counties, focuses on a number of regional challenges related to stormwater runoff, including identifying opportunities to improve the quality of urban runoff that flows to the Bay. The water quality link between the Bay and its surrounding watersheds inspired BASMAA to propose the project described below - Clean Watersheds for a Clean Bay (CW4CB).

Figure 1. Map of San Francisco Bay Basin.

2. Project Overview

CW4CB represents the next step in a multi-year regional effort that began in 2000 to reduce loading of sediment-bound pollutants to the Bay and implement the PCBs and mercury Total Maximum Daily Load (TMDL) water quality restoration programs. CW4CB will select five high priority subwatersheds that discharge urban runoff with PCBs and other pollutants to the Bay, usually in areas with industrial land uses dating back many decades. CW4CB will then identify PCB and mercury source areas within the project subwatersheds and refer these sites to regulatory agencies for cleanup and abatement. CW4CB will also develop methods to enhance removal of sediment with PCBs and other pollutants during municipal sediment management activities (e.g., street sweeping) in the project subwatersheds. Furthermore, CW4CB will retrofit eight to 10 urban runoff treatment facilities into existing infrastructure throughout the Bay Area to address areas with elevated PCBs and other pollutants in urban runoff. Yet another element of this project will facilitate development and implementation of a regional risk reduction program that focuses on educating the public about the health risks of consuming certain species of Bay fish that contain high levels of PCBs and mercury. Finally, the knowledge and experience gained and the lessons learned during CW4CB will be promoted and made readily available to inform future similar efforts by others in the Bay Area and elsewhere in California and the United States. BASMAA is requesting $5M in project funds from USEPA's San Francisco Bay Area Water Quality Improvement Fund towards the $6.84M total project cost. The remaining $1.84M (about 27% of the total project cost) will be a match contributed by BASMAA and six of the Bay Area countywide stormwater management agencies.

3. Problem Statement

PCBs, mercury and other sediment-bound pollutants are found in San Francisco Bay water, sediments, and biota. Concentrations of PCBs and mercury in certain Bay fish exceed target levels and may pose a health risk to people who consume fish caught in the Bay. As a result, the California Office of Environmental Health Hazard Assessment issued an advisory on the consumption of fish from the Bay. Thus it was established that a vital beneficial use of the Bay, commercial and sport fishing, is not attained, with local subsistence fishers and their families being of particular concern. This led to the Bay being designated an impaired water body on the Clean Water Act "303(d) list" due to PCBs and mercury. In response, the San Francisco Bay Regional Water Quality Control

Board (Regional Water Board) has developed comprehensive TMDL programs to identify and control sources of PCBs and mercury to the Bay and restore water quality.

It has long been suspected that municipal stormwater discharges may contribute to the PCB and mercury water quality problem in the Bay, but before the year 2000 there was little direct evidence to support this hypothesis. BASMAA agencies addressed this data gap by surveying concentrations of PCBs and mercury in embedded sediments collected from stormwater conveyances (e.g., catch basins, storm drain system piping, stormwater pump station sumps, flood control channels, and creeks) throughout the Bay Area during the fall of 2000 and 2001. This project is referred to as the Joint Stormwater Agency Project (JSAP). PCB and mercury concentrations were highly variable in urban locations, but ranged up to three orders of magnitude higher than in open space areas. Concentrations were also up to two orders of magnitude higher in urban sediment than in Bay surface sediments collected and analyzed by the San Francisco Estuary Regional Monitoring Program (RMP), suggesting that urban runoff may impact the Bay.

Over the next several years following the JSAP, individual stormwater programs performed case studies in selected urban areas with relatively elevated pollutant concentrations to begin identifying sources and controls, with a focus on PCBs. The techniques employed included further collection and analysis of embedded sediment samples and research on historical and current land use. About 20 areas were investigated.

Most recently, a California Proposition 13-funded project implemented by the San Francisco Estuary Institute (SFEI) performed additional sediment surveys for PCBs and mercury, with the goal of better defining urban watersheds and subwatersheds with elevated levels of these pollutants throughout the Bay Area. The results of this effort are anticipated to be available in the near future.

All of these efforts have identified some watersheds with relatively elevated levels of PCBs and mercury and in a few cases source areas were discovered within these watersheds, but much work remains to be done to identify remaining source areas and in particular, to implement methods to prevent discharges of stormwater runoff containing PCBs, mercury and other pollutants from urban watersheds to the Bay.

4. Environmental Results - Project Outputs and Outcomes

CW4CB is the next step in the above-described multi-year regional effort to reduce loading of PCBs, mercury and other sediment-bound pollutants (e.g., dioxins, PBDEs, chlorinated pesticides and PAHs) to the Bay from urban watersheds, reduce levels entering the estuary food chain, and thereby reduce harm to aquatic ecosystems and human communities.[1,2]

CW4CB's overarching objective is to implement priority actions called for by the San Francisco Bay PCBs and mercury TMDLs and make substantial progress towards attaining the PCB TMDL urban runoff allocation. Although CW4CB is anticipated to reduce loadings of mercury and other sediment-bound pollutants to the Bay as an ancillary benefit, project activities will be designed and implemented to optimize the reduction of PCB loads. CW4CB's effectiveness evaluation will also focus on PCB load reductions. It is anticipated that the combined effect of all project activities will

[1]EPA Strategic Plan Goal 2 (Clean and Safe Water), Objective 2.2 (Protect Water Quality), and Sub-Objective 2.2.1 (Improve Water Quality on a Watershed Basis).
[2]EPA Strategic Plan Goal 4 (Healthy Communities and Ecosystems) and Objective 4.3 (Restore and Protect Critical Ecosystems).

reduce annual loading of PCBs to the Bay by approximately 0.3 - 1.5 kg per year, reducing the current estimated stormwater runoff load of 20 kg per year[3] by about two to eight percent. Furthermore, CW4CB will lay the groundwork for fully meeting the TMDL allocations in the future and thereby help address important impairments to the Bay's beneficial uses. Table 1 summarizes key project tasks and associated outputs and outcomes.

CW4CB is comprised of priority activities that will achieve significant and sustainable environmental results, based on the planning and assessment work completed for the PCB and mercury TMDLs. The TMDL urban runoff requirements will be implemented through the San Francisco Bay Area NPDES Municipal Regional Stormwater Permit (MRP).[4] The MRP is anticipated to be adopted in the near future and will require a number of PCBs and mercury control activities that are consistent with the TMDLs and CW4CB's tasks. CW4CB's general strategy is also consistent with the San Francisco Bay Basin (Region 2) Water Quality Control Plan (Basin Plan), the Bay Area Integrated Regional Water Management Plan, and the San Francisco Estuary Project Comprehensive Conservation and Management Plan, as summarized in below.

SF Bay Basin (Region 2) Water Quality Control Plan (Basin Plan) (January 2007)
- ✓ 2. Beneficial Uses
- ✓ 3. Water Quality Objectives
- ✓ 4. Implementation Plans
- ✓ 5. Plans and Policies

PCBs & Mercury Total Maximum Daily Loads (TMDLs) (February 2008)
- ✓ Water Quality Attainment Strategies
- ✓ Urban Runoff Allocations

San Francisco Bay Area NPDES Municipal Regional Stormwater Permit
(Tentative Order, 2-11-2009)
- ✓ C.11/12.c - Investigate and Abate Sources of PCBs and Mercury
- ✓ C.11/12.d - Enhance Municipal Sediment Management Practices
- ✓ C.11/12.e - Urban Runoff Treatment Retrofits
- ✓ C.11/12.i - Regional Risk Reduction Program

Bay Area Integrated Regional Water Management Plan (November 2006)
- ✓ Goal A: Contribute to the promotion of economic, social, and environmental sustainability
- ✓ Goal D: Contribute to the protection and improvement of the quality of water resources
- ✓ Goal E: Contribute to the protection of public, health, safety, and property
- ✓ Goal F: Contribute to the protection of environmental resources and habitats.
- ✓ Water Management Strategies

San Francisco Estuary Project Comprehensive Conservation and Management Plan (2007 Update) Key Program Areas:
- ✓ Aquatic Resources
- ✓ Wildlife
- ✓ Pollution Prevention and Reduction
- ✓ Land Use Management
- ✓ Public Involvement and Education
- ✓ Research and Monitoring

[3]PCBs Total Maximum Daily Load, SFBRWQCB, February 2008.
[4]Municipal Regional Permit, Revised Tentative Order, February 11, 2009.

Table 1. Summary of Key CW4CB Tasks and Associated Budgets, Outputs and Outcomes.

TASK	IMPLEMENTING PARTIES	USEPA FUNDING	MATCH	TOTAL	OUTPUTS/OUTCOMES
1. Management, oversight, and reporting.	BASMAA, TAC, QAPP consultant.	--	$460,000	$460,000	▪ QAPP, quarterly progress reports, draft/final project report.
2. Select project watersheds.	BASMAA.	--	$30,000	$30,000	▪ Five priority subwatersheds identified.
3. Identify locations with elevated PCBs/Hg, refer sites to regulatory agencies, and establish cleanup fund.	BASMAA, records review consultant, city staff, monitoring contractor.	$750,000	$350,000	$1,100,000	▪ Locations referred for cleanup. ▪ 100K fund to facilitate cleanups established. ▪ PCB and other pollutant loadings to the Bay reduced.[1]
4. Enhance municipal sediment removal and management practices.	BASMAA, city staff, monitoring contractor.	$400,000	$350,000	$750,000	▪ Enhanced municipal removal and management of sediment with pollutants. ▪ PCB and other pollutant loadings to the Bay reduced.[1]
5A. Urban runoff treatment retrofits - planning and design.	BASMAA, design consultant, city staff.	$550,000	$200,000	$800,000	▪ Conceptual/engineering design, planning and permitting of eight to ten urban runoff treatment retrofits.
5B. Urban runoff treatment retrofits - construction, operation and monitoring.	BASMAA, city staff, construction firms, monitoring contractor.	$3,200,000[2]	$200,000	$3,350,000	▪ Eight to ten urban runoff treatment retrofits installed and evaluated. ▪ An estimated 2 to 12 square miles treated by retrofits to reduce potential hydrologic impacts on downstream receiving waters. ▪ PCB and other pollutant loadings to the Bay reduced.[1]
6. Regional risk reduction program.	BASMAA (other partners may include CDPH, BACWA and WSPA).	$100,000	$100,000	$200,000	▪ Public education/outreach materials. ▪ Impacted populations will have a greater awareness and understanding of fish contamination issues and options for reducing exposures to pollutants in Bay fish.
7. Outreach and technology transfer.	BASMAA, consultant(s)	--	$150,000	$150,000	▪ Project web portal. ▪ Guidance manual. ▪ Written outreach materials. ▪ Technical workshops.
	TOTAL:	**$5,000,000**	**$1,840,000**	**$6,840,000**	

[1]All project activities combined are anticipated to reduce PCBs loadings about 0.3 - 1.5 kg/year.
[2]This figure assumes a 15% contingency will be built in to estimated construction costs.

045830

CW4CB will yield a number of other important local and regional benefits, including:

- Providing residents, workers and visitors in the project watersheds with a safer and healthier environment (PCBs concentrations in sediment samples from Bay Area watersheds have sometimes exceeded screening levels for human direct exposure at sites within residential and commercial/industrial land uses).
- Enhancing the desirability of commercial enterprise zones and residential neighborhoods in the project watersheds.
- Increasing Bay Area urban acreage treated with infrastructure retrofits to remove pollutants and reduce hydrologic impacts on downstream receiving waters and thereby protect their beneficial uses.
- Reducing pollution in run-off from urban development and helping mitigate the impact of development on water quality.
- Informing future land use planning, development practices (e.g., low impact development), and efforts to investigate and abate sediment-bound pollutants in other urban watersheds, and thus leading to improvements in water quality and the environment in the Bay Area and other urban areas in California and the United States.

In summary, CW4CB is anticipated to realize significant and sustainable environmental benefits to Bay Area local communities, the region, and other urban communities in California and the United States that apply the lessons learned in this project.

5. Partnering and Budget Narrative

BASMAA is a well established regional partnership that focuses on water quality issues related to stormwater runoff. BASMAA is comprised of the nine municipal stormwater programs in the San Francisco Bay Area which in turn represent 96 agencies, including 79 cities and 6 counties. The jurisdictions of these agencies cover most of the watershed immediately surrounding San Francisco Bay. The BASMAA partnership facilitates the efficient use of public resources through regional information sharing, consistency, and cooperation.

BASMAA member agencies[5] comprise six of CW4CB's specific project partners. An additional potential partner, the Bay Area Clean Water Agencies (BACWA), is not part of BASMAA. BACWA is a joint public powers authority whose members include public utilities that collect and treat municipal wastewater from the nine Bay Area counties that surround San Francisco Bay. BACWA's partnership in CW4CB would focus on the regional risk reduction task described later.

BASMAA is requesting $5M in project funds from USEPA's San Francisco Bay Area Water Quality Improvement Fund towards the $6.84M total project cost. The remaining $1.84M (about 27% of the total project cost)[6] match will be comprised of contributions from project partners over the four year project term (Table 2). These contributions will be largely in the form of in-kind services. A

[5]These agencies are the Santa Clara Valley Urban Runoff Pollution Prevention Program (SCVURPPP), the Alameda Countywide Clean Water Program (ACCWP), the Contra Costa Clean Water Program (CCCWP), the San Mateo Countywide Water Pollution Prevention Program (SMCWPPP), the Fairfield-Susuin Urban Runoff Management Program (FSURMP), and the Vallejo Sanitation and Flood Control District (VSFCD).
[6]Bay Area municipal agencies were able to commit to this $1.84M match despite the current difficult economic climate and budget shortfalls faced by many local agencies.

letter is attached from each of these agencies verifying the commitment to contribute to the project match.

Many of the project activities will take place within the Cities of San Carlos, San Jose, Oakland and Richmond. These cities have agreed to be additional project partners and, as described later, host project subwatersheds (support letters are attached), but are not making a specific financial commitment to the project. However, many of CW4CB's activities will be leveraged in that staff from these cities will assist with implementation of various aspects of the project fieldwork, as described in more detail later. The opportunity for future leveraging of some tasks is also anticipated through California's Proposition 84 Bond.

Table 1 summarizes the project tasks, implementing parties, and associated budgets, including how USEPA funding and the project match are apportioned to each task. It should be noted that Table 1 divides Task 5, Urban Runoff Treatment Retrofits, into subtasks A and B, with the budget itemized for each subtask. Subtask A covers planning and design, including preparing the documentation required to enable environmental review of the proposed retrofit projects under the California Environmental Quality Act (CEQA). Subtask B includes construction, operation/maintenance and monitoring.

BASMAA Agency		Contribution
SCVURPPP	$	570,000
ACCWP	$	500,000
CCCWP	$	285,000
SMCWPPP	$	240,000
FSURMP	$	45,000
VSFCD	$	40,000
BASMAA	$	160,000
Total:	$	1,840,000

Table 2. Non-Federal Match Contributions.

6. Scope of Work / Approach

The following sections describe CW4CB's seven project tasks. Table 3 summarizes the schedule of project milestones and deliverables. Figure 2 is a flow chart illustrating the interelationships among the tasks and associated sub-tasks.

Task 1. Management, Oversight, and Reporting

- **WQIF Funding:** $0. **Non-federal Matching Funds:** $460,000.
- **Key Tasks and Activities:** Project management, record-keeping, accounting, reporting, technical oversight of all project activities, and QAPP development.
- **Deliverables:** QAPP, quarterly progress reports and draft and final project report.

BASMAA will serve as CW4CB's prime contractor. On behalf of the BASMAA Board of Directors, the Principal Investigator (PI) will be Geoff Brosseau, BASMAA's Executive Director. He will be responsible for overall project management and all fiscal activities related to agreements with USEPA and sub-contractors. Mr. Brosseau will be assisted by a project management team consisting of representatives from several BASMAA agencies (i.e., stormwater management programs). One member of the team and BASMAA's technical lead on PCBs, Jon Konnan (SMCWPPP), will be the Project Manager (PM). The other members of the project management team will be: Chris Sommers (SCVURPPP), Arleen Feng (ACCWP), Jamison Crosby (CCCWP),

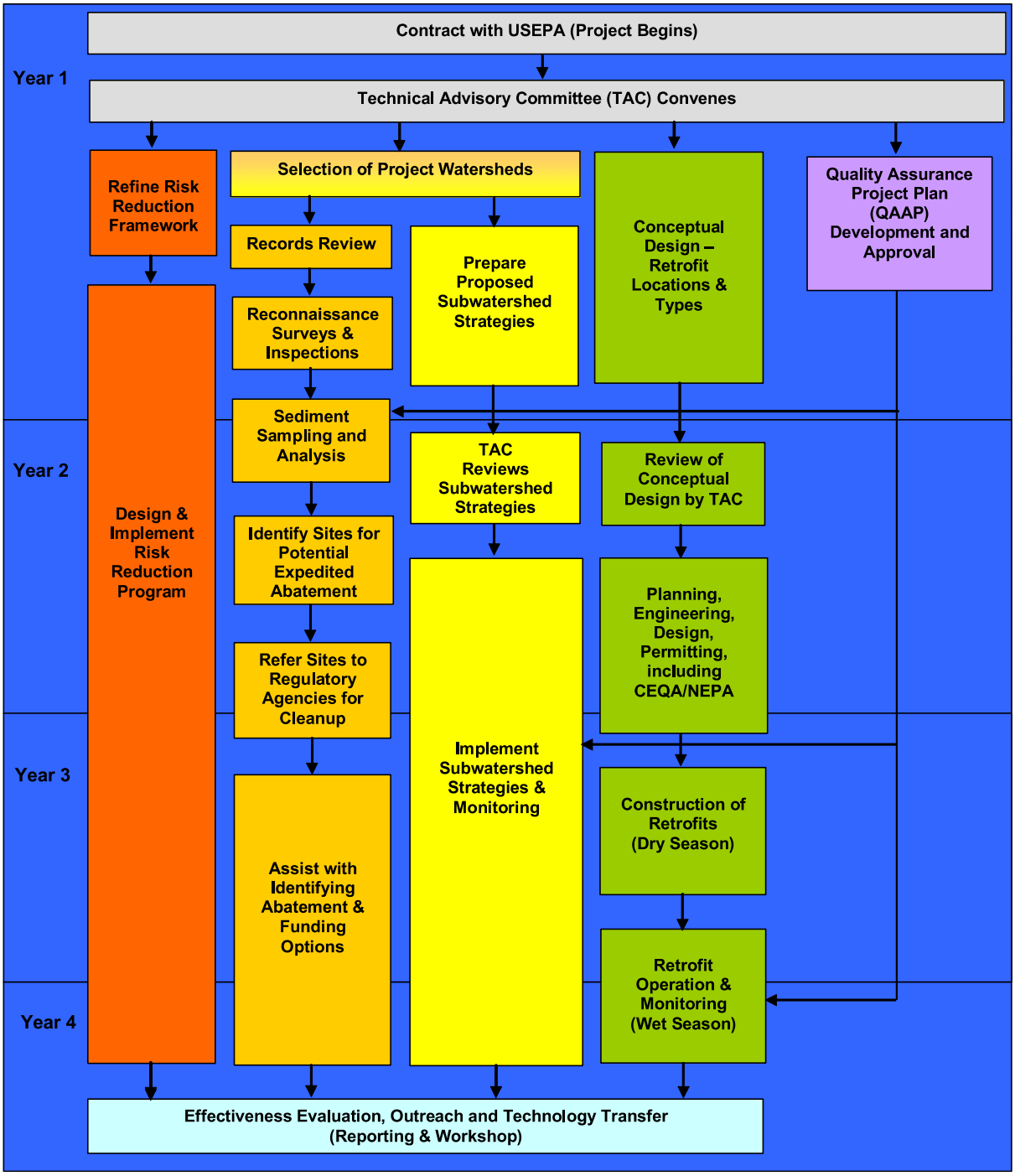

Figure 2. Flow Chart of Project Tasks

Table 3. Schedule of CW4CB Milestones and Deliverables

Project Milestones and Deliverables	Year 1				Year 2				Year 3				Year 4			
	Q1	Q2	Q3	Q4	Q1	Q2	Q3	Q4	Q1	Q2	Q3	Q4	Q1	Q2	Q3	Q4
Task 1. Management, Oversight, and Reporting:																
Convene Technical Advisory Committee (TAC)	■															
Quarterly Progress Reports to USEPA	■	■	■	■	■	■	■	■	■	■	■	■	■	■	■	■
Draft Quality Assurance Project Plan (QAPP)	■															
USEPA Approval of QAPP			■													
Draft Project Report to USEPA															■	
Final Project Report to USEPA																■
Task 2. Select Project Subwatersheds:																
Review Existing Data & Select Subwatersheds	■															
Task 3. Identify Locations with Elevated PCBs and/or Mercury for Abatement:																
Records Review	■	■	■													
Reconnaissance Surveys & Inspections			■	■												
Sediment Sampling and Analysis				■	■											
Identify Sites for Potential Expedited Abatement						■	■	■	■							
Refer Sites to Regulatory Agencies for Cleanup						■	■	■	■							
Assist with Identifying Abatement & Funding Options						■	■	■	■	■	■	■	■			
Effectiveness Evaluation														■	■	
Task 4. Enhance Municipal Sediment Removal and Management Practices:																
Prepare Proposed Subwatershed Strategies	■	■	■	■	■											
Implement Subwatershed Strategies & Monitoring						■	■	■	■	■	■	■	■			
Effectiveness Evaluation														■	■	

045834

Task 5. Urban Runoff Treatment Retrofits: *																
Conceptual Design - Retrofit Locations & Types	■	■	■	■												
Planning/Engineering Design/Permitting/CEQA					■	■	■	■								
Construction of Retrofits (Dry Season)									■	■						
Retrofit Operation & Monitoring (Wet Season)											■	■				
Effectiveness Evaluation													■	■	■	
Task 6. Regional Risk Reduction Program:																
Convene a risk reduction stakeholder advisory group (SAG)	■															
Develop a broad risk communication strategy		■	■	■	■	■	■	■								
Award and oversee implementation of mini-grants					■	■	■	■	■	■	■	■	■	■		
Conduct evaluation activities														■	■	
Task 7. Outreach and Information Transfer:																
Develop and Update Project Web Portal	■	■	■	■	■	■	■	■	■	■	■	■	■	■	■	■
Develop Written Outreach Materials														■	■	
Develop Guidance Manual														■	■	
Technical Workshop																■

* Note: Generic schedule; Actual schedules expected to vary by location.

045835

and Kevin Cullen (FSURMP). The project management team will assist the PI and PM to ensure that all project activities are completed on-time and within budget by having specific responsibility for oversight of project activities within the jurisdiction of the BASMAA agency that they represent. BASMAA will consult with USEPA and contract with project consultants, contractors and construction firms. In addition, the project management team will coordinate with the project partners and key regional agencies for project activities within the jurisdiction of the BASMAA agency that they represent, including the Regional Water Board, and prepare quarterly progress reports and a draft and final project report. The project management team will also work closely and coordinate with key personnel from the project partners, including the following Bay Area city personnel: James Downing (City of San Jose), Robert Weil (City of San Carlos), Lesley Estes (City of Oakland), and Lynne Scarpa (City of Richmond).

Resumes are attached for the PI, PM, project management team members, and project partner key personnel.

At the outset of the project, BASMAA will convene a Technical Advisory Committee (TAC). The TAC will be tasked with providing the project with technical guidance and oversight, including key input on all major decision points (e.g., confirming the location of project subwatersheds and selecting and siting treatment retrofits) and reviewing and commenting on drafts of all project deliverables. The TAC will be comprised of Dr. Tom Mumley (Assistant Executive Officer, Regional Water Board) and other appropriate technical experts from the Bay Area and elsewhere in the United States.

During the first quarter of year one of the project (Table 3), a Quality Assurance Project Plan (QAPP) addressing the field monitoring in the below tasks will be developed and submitted to USEPA for approval. All specified field and laboratory sampling and Quality Assurance / Quality Control (QA/QC) protocols, data management methods, and reporting procedures will be compatible with the California Surface Water Ambient Monitoring Program (SWAMP) and the San Francisco Estuary Regional Monitoring Program (RMP).

Task 2. Select Project Subwatersheds

- **WQIF Funding:** $0. **Non-federal Matching Funds:** $30,000.
- **Key Tasks and Activities:** Implement pertinent data review and final selection of five project subwatersheds.
- **Deliverables:** Subwatershed selection documented in first quarterly progress report.
- **Outputs:** Five priority Bay Area subwatersheds identified.

CW4CB will include a program of pollution investigation and abatement in high priority Bay Area watersheds. The project will target urban subwatersheds with high potential for discharges of PCBs in urban runoff that is ultimately conveyed to the Bay. The project subwatersheds will include areas of current or historic industrial land uses where elevated levels of PCBs have been found in sediments collected from creeks, stormwater conveyances and roadway-related infrastructure. The selection of project subwatersheds will primarily focus on the presence of PCBs, which are often found in areas with industrial land uses dating back several decades, but mercury and other sediment-bound pollutants will likely be present in such locations. At the outset of the project, CW4CB will perform a comprehensive review of the existing data described earlier (Section 3), including the JSAP, follow-up stormwater program case study work, and sediment surveys

conducted by the SFEI Proposition 13-funded project. Based on the above review and input from the TAC, five project subwatersheds will be selected.

At the time of this application the Cities of San Carlos, San Jose, Oakland and Richmond have agreed to host project subwatersheds (support letters are attached). Most or all of the project subwatersheds will be located in these cities. Examples of candidate subwatersheds are described below.

Pulgas Creek Pump Station Subwatershed, San Carlos

The Pulgas Creek pump station subwatershed is located in the City of San Carlos in San Mateo County. San Carlos has agreed to host one of the five project subwatersheds and this subwatershed will likely be selected. Much of the land use within this approximate 0.5-square mile subwatershed has been industrial dating back several decades. PCBs have been detected at up to about 11 parts per million (ppm) in embedded storm drain and creek sediment samples collected from the pump station sump and its drainage. Based on the results of field sampling and agency research, two potential sources of PCBs to storm drains in the study area were identified: a PG&E substation and a soil and groundwater investigation and remediation site with PCBs and other pollutants. Investigations to date also suggest multiple unidentified sources of PCBs in the study area, given the widespread spatial distribution of PCBs found in storm drain sediments.

Ettie Street Pump Station Subwatershed, Oakland

The Ettie Street pump station subwatershed is located in the City of Oakland in Alameda County. Oakland has agreed to host one of the five project subwatersheds and this subwatershed may be selected. This approximate 2.5-square mile subwatershed includes residential, commercial, and industrial land uses. As part of a state-funded water quality grant project, Oakland has performed visual inspections of public and private properties in this subwatershed and sampling of sediments and soils. PCBs have been found at concentrations up to about 93 ppm in sediments and soils collected from the pump station sump and other locations throughout the subwatershed.

Leo Avenue Subwatershed, San Jose

The Leo Avenue subwatershed is located in the City of San Jose in Santa Clara County. San Jose has agreed to host one of the five project subwatersheds and this subwatershed is under consideration. Land uses in the subwatershed are primarily commercial and industrial. Relatively elevated levels of PCBs (up to about 20 ppm) have consistently been found in the Leo Avenue area. The spatial distribution of PCBs concentrations coupled with an analysis of PCBs homolog distributions suggested that the Union Pacific railroad track right-of-way adjacent to Leo Avenue is a source of PCBs in this subwatershed. Other potential PCB sources include historical activities at other properties adjacent to Leo Avenue.

North Richmond Pump Station Subwatershed, Richmond

The North Richmond Pump Station subwatershed is located in the City of Richmond in Contra Costa County. The City of Richmond has agreed to host one or two of the five project subwatersheds and this area is under consideration. The drainage area of this subwatershed is about 0.5 square miles and includes a variety of land uses. The City of Richmond recently embarked on a planning effort to identify target pollutants in city stormwater, identify priority watersheds within the city, identify likely sources of pollutants, and identify potential control mechanisms for these

pollutants. The primary pollutants of concern in this subwatershed are PCBs and mercury, which are likely present due to a long history of industrial activity in the area. Concentrations of PCBs found in sediment have ranged up to about 1 ppm.

Santa Fe Channel Subwatershed, Richmond

Another subwatershed under consideration in Richmond is the Santa Fe subwatershed. This approximately 2.3 square mile watershed includes a variety of land uses and has historical PCBs and mercury contamination. The City of Richmond has selected the Sante Fe subwatershed as a priority watershed and concentrations of PCBs in sediment have ranged up to about 2 ppm in industrial areas.

Task 3. Identify Locations with Elevated PCB and/or Mercury Concentrations for Abatement

- **WQIF Funding:** $750,000. **Non-federal Matching Funds:** $350,000.
- **Leveraged Resources:** City staff will assist with site inspections and other aspects of the fieldwork. Site cleanups will be overseen by appropriate regulatory agencies and implemented by responsible parties or with other available funding.
- **Key Tasks and Activities:** Implement review of existing data and field inspections and monitoring to identify locations with elevated PCB concentrations within project subwatersheds, refer sites to regulatory agencies for cleanup, and establish fund to facilitate site cleanups.
- **Deliverables:** Results documented in quarterly progress reports and draft and final project report.
- **Outputs:** Properties/locations with elevated PCBs and potentially mercury and other pollutants identified and referred to regulatory agencies for cleanup and fund to facilitate cleanups established.
- **Outcomes:** PCB and mercury loadings to San Francisco Bay reduced.

This task focuses on identifying specific locations and properties within the project subwatersheds that are potential sources of PCBs and/or mercury to stormwater conveyances. One model for this task is a recent project conducted by the City of Oakland through a Proposition 13 grant in the amount of $460,000 awarded by the California State Water Resources Control Board. The project focused on identifying sources of PCB-containing sediments to the storm drain system in the Ettie Street Pump Station subwatershed in Oakland. Based on the Ettie Street project, CW4CB will conduct the below steps at each project subwatershed, adapting and refining these methods as appropriate to local conditions.

1. **Records Review**. CW4CB will interview local and state agency staff and review local and state databases and information sources (e.g., Geotracker, SLIC, Cerclis, and Vistacheck.com), appropriate agency files (e.g., local environmental/health department data, local fire department hazardous material records, and facility inspection and illicit discharge records), and other readily available information, as appropriate (e.g., land use records, historical aerial photographs, reverse telephone directories, Sanborn Fire Insurance Maps, and transformer locations requested of PG&E) to identify potential PCB/mercury source properties and areas where PCB/mercury contaminated sediment accumulates within each of the project subwatersheds, including within stormwater conveyances. To the extent practicable, appropriate records on all businesses in each subwatershed will be screened.[7] Potential PCB/mercury source areas in each subwatershed will be identified and given a preliminary priority ranking.

2. **Driving/Walking Survey.** CW4CB will work with municipal staff to perform a driving/walking survey of the entire area of each project subwatershed to identify properties that are high priority for site inspections. The survey will build upon the results of the above records review to further identify potential source areas and determine whether runoff from such locations is likely to convey soils/sediments with PCBs or mercury to municipal stormwater conveyances. Based on criteria developed during the Ettie Street project, examples of potential high priority sites include:
   - Previously identified PCB spill site.
   - Historic land use associated with PCB-containing materials.
   - Potential for soils/sediments to erode and migrate off-site, including unpaved areas.
   - Sites with outdoor storage yards and storage tanks.
   - Sites with poor housekeeping.

3. **Site Inspections.** CW4CB will work with municipal staff to perform inspections of selected high priority sites within each project subwatershed. Inspectors will use a checklist developed for Ettie Street project regarding priority uses and activities potentially associated with PCBs, adapted as appropriate for this project. Inspected sites will then be ranked for further investigation, including the below soil/sediment sampling, using criteria developed during the Ettie Street project, adapted for this project as appropriate.

4. **Sediment/Soil Sampling.** CW4CB will test for elevated PCB/mercury concentrations through surface sediment/soil sampling and analysis where visual inspections and/or other information suggest potential source areas within each subwatershed. As with the Ettie Street project, sampling will occur on both the public right of way and private properties. It is anticipated that the process of reconnaissance/inspections and sediment sampling will be iterative in many cases to hone in on source areas in the most cost-effective manner. CW4CB will collect and analyze approximately 70 soil/sediment samples from each of the five project subwatersheds, a number of samples comparable with the Ettie Street project on a per subwatershed basis. Based on 350 samples analyzed for PCBs, total mercury, total organic carbon and particle size distribution (and ten percent of these samples analyzed for the following additional analytes: dioxins, PBDEs, legacy chlorinated pesticides, and PAHs), the total estimated laboratory analysis cost is $366,000.

[7]This is an extensive task (e.g., the Ettie Street Pump Station subwatershed had approximately 1,700 businesses).

5. **Site Referrals.** Where laboratory data confirm significantly elevated PCB/mercury concentrations in surface sediments/soils, available information on current site conditions and owner/operators and other potentially responsible parties will be provided to the Regional Water Board. The Regional Water Board is a state regulatory agency with investigation and cleanup authorities to facilitate issuance of orders for further investigation and remediation of the subject sites.[8] The Regional Water Board may refer sites to other regulatory agencies if appropriate (e.g., Department of Toxic Substance Control, USEPA). CW4CB will also provide Regional Water Board staff with general assistance in evaluating abatement options and identify funding sources for abatement. In addition, CW4CB will identify areas within the project subwatersheds for potential expedited abatement on the basis of loading potential including factors such as PCB concentration, mass of sediment, and mobilization potential and/or human health protection thresholds, such as California Human Health Screening Levels. CW4CB will set aside a budget of $100,000 for technical services to facilitate priority site cleanups as needed on a case by case basis (e.g., further identification of cleanup funding sources, additional history/records research, additional sampling and analysis, communications, other activities as needed to move the cleanup process forward).

To evaluate the effectiveness of this task, CW4CB will assess the available data on the effectiveness of the abatement activities at specific properties/locations within the project subwatersheds and quantitatively estimate the resulting reduction in loads of PCBs (and mercury where applicable) to the Bay. The results of the effectiveness evaluation will be reported in the progress reports as data become available and summarized in the draft and final project report. It is anticipated that the efforts described in this task will be highly leveraged since the cleanups of the identified source areas will be funded outside of this project, including oversight by appropriate regulatory agencies (most likely state agencies) and implementation by responsible parties or with other available funding (e.g., California Cleanup and Abatement Account). In addition, city staff will assist with implementation of the fieldwork, further leveraging this task's efforts.

Task 4. Enhance Municipal Sediment Removal and Management Practices

- **WQIF Funding:** $400,000. **Non-federal Matching Funds:** $350,000.
- **Leveraged Resources:** City staff will assist with implementation of the fieldwork and sediment management enhancements put into place will likely continue in the project subwatersheds (and expand to other locations) into the future.
- **Key Tasks and Activities:** Preparation of subwatershed-specific strategies to enhance the pollutant load reduction benefits of municipal operation and maintenance activities; implementation of the strategies in the field in the project subwatersheds.
- **Deliverables:** Subwatershed-specific strategies report; implementation results documented in quarterly progress reports and draft and final project report.
- **Outputs:** Enhanced removal of sediment with PCBs and other pollutants during municipal sediment removal and management activities.
- **Outcomes:** PCB and mercury loadings to San Francisco Bay reduced.

[8]The point of contact with the Regional Water Board will be Janet O'Hara, the Regional Water Board Staff currently tasked with implementation of the San Francisco Bay PCBs TMDL.

In the project subwatersheds, CW4CB will evaluate ways to enhance the PCB, mercury, and other pollutant load reduction benefits of municipal operation and maintenance activities that remove or manage sediment. The evaluation will include working with city staff to enhance sediment-bound pollutant removal during municipal activities such as street sweeping, storm drain inlet and catch basin cleaning, stormwater conveyance maintenance, and pump station maintenance. The evaluation will include consideration of street flushing (potentially with recycled water) and capture, collection, and/or routing to the local sanitary sewer. Simple removal of sediments from gutters and storm drains will also receive consideration. CW4CB will work with city staff to prepare a written strategy for implementing enhancements in each project subwatershed. The TAC will review the subwatershed-specific strategies and provide key input and recommendations to the project management team before the fieldwork to implement enhancements commences.

To evaluate the effectiveness of this task, CW4CB will collect and analyze appropriate sediment samples to inform a quantitative estimation of how the enhanced sediment removal and management activities reduce loads of PCBs (and mercury as applicable) to the Bay. The results of the effectiveness evaluation will be reported in the progress reports as data become available and summarized in the draft and final project report.

The efforts described in this task will be leveraged in that city staff will assist with implementation of the fieldwork. It is also anticipated that these efforts will be leveraged into the future in that the sediment management enhancements put into place and the associated pollutant load reductions will likely continue in the project subwatersheds (and expand to other locations) after the four year project period.

Task 5. Urban Runoff Treatment Retrofits

- **WQIF Funding:** $3,750,000. **Non-federal Matching Funds:** $400,000.
- **Leveraged Resources:** City staff will assist with aspects of siting, designing, installing and operating/maintaining the retrofit facilities and operation/maintenance of the retrofits will likely continue into the future. During retrofit conceptual design CW4CB will leverage BACWA's study on the feasibility of diverting stormwater to wastewater treatment plants.
- **Key Tasks and Activities:** Implementation of retrofits, including conceptual design (retrofit locations and types); planning/design/permitting/CEQA; construction of retrofits (dry season); operation and monitoring (wet season); effectiveness evaluation.
- **Deliverables:** Conceptual design report (retrofit locations and types); implementation results documented in quarterly progress reports and draft and final project report.
- **Outputs:** Installation of eight to 10 urban runoff treatment retrofits.
- **Outcomes:** PCB and mercury loadings to San Francisco Bay reduced and an estimated two to twelve square miles treated by retrofits to reduce potential hydrologic impacts on downstream receiving waters.

CW4CB will retrofit urban runoff treatment systems into existing MS4s at selected sites in the Bay Area urban landscape to intercept pollutants before they can enter San Francisco Bay. Solids removal is generally the most feasible option to treat PCBs and other sediment-bound pollutants in stormwater runoff. Stormwater treatment structures that remove solids commonly rely on sedimentation, filtration, flow through separation, or some combination of these processes. These

technologies are readily available and can effectively remove sediment and associated pollutants when properly designed, installed, operated and maintained (CASQA 2003).

CW4CB will identify eight to 10 locations throughout the Bay Area that present opportunities to retrofit treatment systems and assess the best retrofit options for each location. If CW4CB evaluates 10 retrofits, up to two of these may be existing retrofits, provided they meet all project goals. Retrofit locations will be selected primarily on the basis of elevated PCBs concentrations with additional consideration given to mercury concentrations. Options considered for types of retrofits will include detention basins, media filtration structures (e.g., sand filter), bioretention units, infiltration basins, constructed wetlands, and diversions from stormwater pump stations to existing domestic wastewater treatment plants.[9]

The planning of stormwater treatment retrofitting is potentially complex and will be carried out in a watershed context primarily during year one of the project (Table 3). To the extent feasible, Low Impact Development principles will be considered to reduce potential hydrologic impacts on downstream receiving waters (e.g., tidal portions of creeks, sloughs, and wetlands) and thereby protect related beneficial uses, habitat and ecosystems. The evaluation will consider technical and economical feasibility, taking into consideration that siting of some technologies may be limited by factors such as soil types, groundwater elevation, slopes, insect breeding and space constraints. In addition, in some cases treatment structure design may need to account for minimizing mercury methylation. The evaluation will include GIS spatial analysis and ground-truthing of potential sites and will consider appropriate locations both within and outside of the project subwatersheds discussed previously. The final selections will span treatment types and Bay Area watershed characteristics. A conceptual design report with proposed retrofit locations and types will be prepared with input and recommendations from the TAC.

Engineering design and permitting, including local agency approval, is anticipated to occur primarily during year two of the project. As required and appropriate, CW4CB will also prepare the documentation required to enable environmental review of the proposed retrofit projects under the California Environmental Quality Act (CEQA). It is anticipated that the environmental review under CEQA will not require developing an Environmental Impact Report (EIR) and at most initial studies with mitigated negative declarations will be sufficient.

We anticipate that the retrofits will be constructed during the dry season of the third year of the project and operation and evaluation of the retrofits will span the wet season between years three and four. Retrofit influent and effluent sampling and analysis data will be collected to evaluate and quantify the removal of PCBs, mercury, and other pollutants. The results of the effectiveness evaluation will be reported in the progress reports as data become available and summarized in the draft and final project report. The efforts described in this task will be leveraged in that city staff will assist with aspects of siting, designing, installing and operating/maintaining the retrofit facilities. It is also anticipated that these efforts will be leveraged into the future in that the operation/maintenance of the retrofits and the associated pollutant load reductions will likely continue after the four year project period.

[9]The Bay Area Clean Water Agencies are currently preparing a "white paper" that will evaluate existing data to describe the feasibility of diverting stormwater to wastewater treatment plants in the Bay Area. CW4CB will leverage this effort by reviewing the results of the evaluation during retrofit conceptual design.

Task 6. Regional Risk Reduction Program

- **WQIF Funding:** $100,000. **Non-federal Matching Funds:** $100,000.
- **Key Tasks and Activities:** Stakeholder advisory group convened; broad risk communication strategy developed; mini-grants awarded and implementation overseen; evaluation activities conducted.
- **Deliverables:** Broad risk communication strategy developed, mini-grant program documented and evaluated in quarterly progress reports and draft and final project report.
- **Outputs:** Public education outreach materials.
- **Outcomes:** Impacted populations will have a greater awareness and understanding of fish contamination issues and options for reducing exposures to pollutants in Bay fish.

Fish caught in San Francisco Bay have elevated levels of harmful chemicals, including mercury and PCBs. The current health advisory recommends limiting consumption of most Bay fish to no more than two meals per month. For high risk groups (pregnant and breastfeeding women, and children) only one meal per month is advised. The San Francisco Bay Seafood Consumption study showed that approximately two-thirds of people fishing in the Bay had limited understanding or no awareness of the health advisory. This study also showed that the consumption patterns among certain ethnic groups results in higher exposure to contaminants in Bay fish. CW4CB will implement a regional program of risk communication activities to raise public awareness of fish contamination issues in San Francisco Bay and to encourage fish-consuming populations to reduce their exposure to pollutants in contaminated fish. BASMAA may partner with the Bay Area Clean Water Agencies (BACWA) and other agencies to perform this task. Based on consultations with the California Department of Public Health (CDPH), the risk reduction task will consist of the following four sub-tasks.

Sub-task 1. Convene a risk reduction stakeholder advisory group (SAG)
CW4CB will initiate a stakeholder process to bring together local groups and organizations that are interested in seeking ways to reduce exposures to chemicals in contaminated fish. We will reach out to a broad range of stakeholders for participation on the SAG, including, but not limited to, community-based, social services, watershed, fishing, environmental justice, and parks organizations, as well as state and local agencies. The objective of the SAG will be to create, inform, and guide the development of a risk communication strategy (Task 2). In addition, CW4CB will use the SAG meetings to solicit general input on the objectives of the mini-grants program (Task 3), to keep members updated on the progress of the mini-grants and related activities (e.g., fish monitoring activities, Bay PCBs TMDL, new San Francisco Bay fish consumption advisory), and encourage new activities and collaborations among the participating groups (e.g., sign posting by fishing location managers).

Sub-task 2. Develop a broad risk communication strategy
CW4CB will work closely with the SAG to develop a broad risk communication strategy that will serve as the basis for planning future outreach, education, and risk reduction activities. The strategy will address how to communicate information about fish contamination issues, including the current advisory, to fish consuming populations, with an emphasis on those populations at greatest risk. The risk communication strategy that was used in the CALFED-funded Fish Mercury Project risk

reduction project in the Central Valley and Sacramento/San Joaquin Rivers watershed will be used as a model, but tailored by the SAG for the purpose of this project. The strategy will describe the target populations, the key messages that will be communicated, the types of future activities that would be most effective to reach these target populations (e.g., focused community/population-specific mini-grants, broader-based education efforts through established non-profit education centers), and methods for evaluating the effectiveness of these activities. The strategy will be updated as relevant and critical information becomes available, including a new fish consumption advisory for San Francisco Bay that the Office of Environmental Health Hazard Assessment plans to issue in 2010. One important component of the strategy will be a mini-grant program (Task 3) to engage some of the SAG members in implementing outreach, education, or risk reduction projects in the short term.

Sub-task 3. Award and oversee implementation of mini-grants

It is important to begin engaging local organizations regarding implementing outreach, education, and risk reduction activities concurrent with developing the broad risk communication strategy (Task 2). Local organizations may already have close relationships with communities who consume Bay fish and be able to address language and cultural barriers. CW4CB will develop a process to select and award small grants for local organizations to conduct these projects. We will seek input from the SAG to guide the general goals of the mini-grant program and seek SAG participation on the selection panel. Based on the needs of the funded groups, CW4CB may, as needed, conduct limited capacity building trainings on topics related to fish contamination (e.g., mercury health impacts, advisories) and help the groups to develop the skills needed to implement their projects. CW4CB will also monitor their progress and assist with evaluation and reporting requirements.

Sub-task 4. Conduct evaluation activities

Evaluation activities will include the following parts: evaluation of the SAG; mini-grant evaluation activities by the funded groups; CW4CB evaluation of mini-grants; and potentially evaluation of other broader-based education efforts through established non-profit education centers conducted in association with CW4CB. CW4CB will conduct evaluation of the SAG process, focusing on process indicators (e.g., who attends SAG meetings, what input they provide, how they guide strategy development). Broader feedback will also be solicited on whether the SAG is meeting its goals, the SAG activities that were most helpful to members, and ways the SAG could be improved. Mini-grant funded groups will implement an evaluation of their mini-grant project activities. CW4CB will provide guidance on how to conduct these evaluations. Evaluation will most likely focus on process indicators, such as the number of people who were reached by their mini-grant project activities or the number of materials distributed. CW4CB will also provide an evaluation summary that describes evaluation activities across funded groups. The evaluation summary will also include input from funded groups on their overall experience in the mini-grant program and how it could be improved, and grantee feedback on how their mini-grant activities will be sustained after the mini-grant funding ends.

Task 7. Outreach and Technology Transfer

- **WQIF Funding:** $0. **Non-federal Matching Funds:** $150,000.
- **Key Tasks and Activities:** Development of project web portal, written outreach materials, and project guidance manual; technical work shops.
- **Deliverables:** Results documented in quarterly progress reports and draft and final project report.
- **Outputs:** Project web portal, guidance manual, written outreach materials, technical workshops.

CW4CB will document the knowledge and experience gained and the lessons learned during this project. The goal will be to make information and guidance readily available to inform future efforts to mitigate urban runoff discharges of PCBs and other pollutants from other urban watersheds in the Bay Area and elsewhere in California and the United States. This task will promote the use of project results by others and will result in the public and professionals in the field being informed and engaged. CW4CB's methods and tools to facilitate outreach and information transfer will include the following:

- A project web portal will be developed at the outset of project and updated quarterly throughout the project term.
- A guidance manual will be prepared that provides essential information to others that wish to implement similar efforts.
- Written outreach materials will be developed, including a user-friendly summary of the project with references to where additional information is available (e.g., the web portal and guidance manual). The urban runoff treatment retrofits will be publicized and presented as demonstration projects.
- A technical workshop will be held covering all aspects of the project.

As feasible and appropriate, the monitoring data from this project (especially the urban runoff treatment retrofit monitoring) will be submitted for inclusion in the International Stormwater BMP Database.

7. Programmatic Capability and Past Performance

The Bay Area Stormwater Management Agencies Association was established in 1989 as a regional association through a memorandum of understanding (MOU) covering the nine Bay Area counties. BASMAA was started by local municipalities to facilitate information sharing and cooperation and to develop products and programs that would assist them in meeting their NPDES permit and Clean Water Act requirements. BASMAA is designed to encourage information sharing and collaboration and it provides an institutionalized mechanism for its member agencies to develop innovative products and programs that are more cost-effective done regionally than can be accomplished locally.

BASMAA is focused on regional challenges and opportunities to improving the quality of stormwater that flows to our local creeks, San Francisco Bay and Delta, and the Ocean. BASMAA's work covers the full breadth of stormwater-related topics including monitoring, new

development, public information / participation, commercial / industrial, illicit discharges, flood control, TMDLs, and permitting.

Currently, BASMAA is a consortium of nine San Francisco Bay Area municipal stormwater quality programs, comprised of 96 Bay Area agencies (municipalities, counties, and special districts). Each BASMAA member agency plays a significant role in managing stormwater and urban runoff within its jurisdiction and in coordination with others in our region in order to protect the health of waters and aquatic life of Bay Area watersheds that drain into the region's six USEPA-identified sub-basins: Suisun Bay, San Pablo Bay, Coyote Creek, San Francisco Bay, Tomales-Drake Bays, and San Francisco Coastal South.

For the past 20 years, BASMAA has provided a forum for agencies with common interests, challenges, and responsibilities to collaborate on stormwater management issues of mutual interest and needs. Though its organizational framework has evolved from an assortment of agencies bound together by an MOU to the 501(c)(3) nonprofit entity it is today, BASMAA has continued to help its members by promoting understanding of existing and emerging stormwater quality management issues and technologies, facilitating agency cooperation, increasing program efficiency and effectiveness, and advancing sustainable stormwater quality management approaches in executive and legislative decision-making and public debate. Through BASMAA, stormwater quality management programs have been able to address regional, partnership, and locally specific needs as set forth in NPDES stormwater management permits issued by the Regional Water Board.

BASMAA committees and work groups have overseen the completion of numerous collaborative regional projects contracted to its agencies or consultants under its baseline and tasks of regional benefit budgets.[10] BASMAA's new challenge and opportunity is to assist its member stormwater quality management programs and their constituent agencies to work with the Regional Water Board on the finalized version of a municipal regional stormwater permit (MRP) that addresses watersheds in the Bay Area, and to foster collaboration and mutual assistance on implementation of MRP provisions. For the past twenty years, BASMAA and its participating entities have proven their capacity to collaborate on significant projects of regional importance, and have produced deliverables and outcomes that provide much of the foundation for current regional stormwater quality management efforts, including this proposal. BASMAA fully expects to continue to deliver the same quality of project capacity and success its members have achieved through collaborative association.

Some Major BASMAA Regional Projects

- Recognized Surface Cleaner program (1996 -)
- Construction site inspection / education program (1990s)
- Regional Advertising Campaigns (1996 -)
- Brake Pad Partnership (1996 -)
- *Start at the Source* design manuals (1997, 1999)
- IPM Partnership /*Our Water, Our World* program (1998 -)
- Joint Stormwater Agency Project to Study Urban Sources of Mercury, PCBs, and Organochlorine Pesticides (2001-'03)
- Bay Are Hydrology Model (BAHM) (2003)

[10] For additional capacity documentation, see Attachments Section for key staff resumes and the BASMAA Baseline Budget Projects and Programs Report.

In addition to the tens of projects and programs started and sustained by BASMAA using millions of dollars in funds from its members and other agencies over the years, BASMAA has received and conducted one USEPA grant project: the *Our Water, Our World Promotion — Statewide Expansion and Evaluation*; funded through a Pesticide Environmental Stewardship Program (PESP) grant through the National Foundation for IPM Education. Although the grant amount was relatively small ($40,000), the actual tasks were significant, including using some of the grant monies to leverage the existing *Our Water, Our World* Program in the Bay Area to expand the program statewide by recruiting tens of agencies outside of the Bay Area to start and support the program in their jurisdictions. The other key aspect of the grant was the development and implementation of a program evaluation to evaluate the effectiveness of the *Our Water, Our World* Promotion through direct performance measurement of store customers and to make recommendations for future efforts[11].

[11] See Attachments section for Final PESP Grant Compliance Report.

MRP Regional Supplement for POCs and Monitoring
Appendix A

A3

MEMORANDUM

TO: CW4CB Project Management Team

FROM: Kristin Kerr and Jon Konnan, EOA, Inc.

DATE: September 13, 2010

SUBJECT: Clean Watersheds for a Clean Bay (CW4CB) Project Status

1.0 INTRODUCTION

This memorandum presents the status of Clean Watersheds for a Clean Bay (CW4CB), a new project funded by a grant to the Bay Area Stormwater Management Agency Association (BASMAA) from the United States Environmental Protection Agency (EPA).[1] It was prepared to address the 2010 reporting requirements for portions of Provisions C.11 and C.12 (described below) of the regional stormwater NPDES permit adopted October 14, 2009 by the San Francisco Bay Area Regional Water Quality Control Board (Regional Water Board), which is commonly referred to as the "Municipal Regional Permit" (MRP).[2]

The CW4CB project is a partnership of Bay Area municipalities and countywide municipal stormwater management programs. The overarching project objective is to implement priority actions called for by the San Francisco Bay PCBs and mercury Total Maximum Daily Load (TMDL) water quality restoration programs[3] including developing and pilot-testing a variety of methods to potentially reduce urban runoff loading of PCBs and mercury to the Bay. The project work plan (BASMAA 2010) submitted to EPA on September 23, 2009 (the final revised version is dated April 19, 2010) describes the project's principal tasks:

- Selecting for pilot investigations five Bay Area region watersheds with relatively high levels of PCBs[4] in sediments collected from roadway and stormwater drainage infrastructure and other desirable attributes;
- Identifying PCB and mercury source areas within the pilot watersheds and referring these sites to regulatory agencies for cleanup and abatement;
- Developing and pilot-testing methods to enhance removal of sediment with PCBs and mercury, mainly during existing municipal street and storm drain system operation and maintenance activities in the five pilot watersheds;
- Retrofitting eight to ten urban runoff treatment facilities into existing infrastructure in the Bay Area region to remove PCBs and mercury; and

[1]Funding is provided through EPA's San Francisco Bay Water Quality Improvement Fund.
[2]National Pollutant Discharge Elimination System (NPDES) Permit No. CAS612008, Order R2-2009-0074.
[3]The MRP implements the TMDL actions related to stormwater runoff.
[4]Per the MRP, "Reducing loads of PCBs is the main pilot location selection factor...and reducing loads of mercury is a secondary criterion."

- Facilitating development and implementation of a Bay Area regional exposure reduction program that focuses on educating the public about the health risks of consuming certain species of Bay fish that contain relatively high levels of PCBs and mercury.

The successful project outcome will contribute to developing a comprehensive regional strategy for reducing PCB and mercury loads in urban runoff, based on the cost-effectiveness of a range of pollutant control strategies, including pollution prevention, site remediations, enhanced sediment management, stormwater treatment retrofits, and diversion of stormwater to existing publicly owned treatment works (POTWs).[5] The knowledge and experience gained and the lessons learned during the CW4CB project will inform similar efforts by others in the Bay Area and elsewhere in California and the United States.

The anticipated project period is four years, beginning July 1, 2010. BASMAA is receiving $5.0 million in funding from the EPA toward the $6.84 million total project cost. The remaining $1.84M (about 27% of the total project cost) is matching funding contribution from BASMAA and six of the Bay Area countywide stormwater management programs. In addition, in-kind assistance from participating city staff will leverage the project effort.

A project management team consisting of BASMAA's executive director and representatives from several BASMAA countywide programs and Bay Area cities is providing project oversight and coordination. The team recently began meeting regularly on the second Wednesday of each month.

CW4CB is also convening a Technical Advisory Committee (TAC) comprised of local and national experts. The TAC will help optimize the scientific and technical soundness, integrity, and objectivity of the project. It will be comprised of Dr. Tom Mumley (Assistant Executive Officer, Regional Water Board), Dr. Lester McKee (Director of the Watershed Program, San Francisco Estuary Institute), and other appropriate technical experts from the Bay Area and elsewhere in the United States. CW4CB project management team members have conducted initial discussions with the existing two TAC members regarding finding additional members and have prepared a draft scoping document and a list of questions to ask when interviewing candidate additional members. Per the initial discussions, the project will seek to find TAC members with experience related to implementation of stormwater controls targeting particulate-bound pollutants in highly urbanized built-out industrial areas where available land is often sparse. Per Table 3 of the CW4CB project work plan, the schedule for initially convening the TAC is during the first quarter of the project (see Task 1).

The project work plan includes seven major tasks, several of which are intended to directly assist Permittee compliance with specific MRP provisions. These tasks and the corresponding provisions are as follows:

- CW4CB Tasks 2 and 3 (MRP Provisions C.11/12.c - Pilot Projects to Investigate and Abate Mercury/PCB Sources).
- CW4CB Task 4 (MRP Provisions C.11/12.d - Pilot Projects to Evaluate and Enhance Municipal Sediment Removal and Management Practices).
- CW4CB Task 5 (MRP Provisions C.11/12.e - Pilot Projects to Evaluate On-Site Stormwater Treatment via Retrofit).

[5]Pollution prevention and stormwater diversion to POTW strategies are being developed and pilot-tested separately from CW4CB.

- CW4CB Task 6 (MRP Provisions C.11/12.i - Development of a Risk Reduction Program Implemented throughout the Region).

The following sections in this memorandum describe progress to-date on each of the above CW4CB tasks and corresponding MRP provisions and the schedule for moving forward. It should be noted that although CW4CB's conceptual planning and discussion began in early 2010, the actual project start date was July 1, 2010.[6]

2.0 PILOT PROJECTS TO INVESTIGATE AND ABATE MERCURY/PCB SOURCES

Provisions C.11/12.c. of the MRP require that Permittees work collaboratively to review pertinent existing data and identify five Bay Area watersheds that contain relatively high levels of PCBs and mercury (CW4CB Task 2) and conduct pilot projects to investigate and abate these pollutants (CW4CB Task 3). The CW4CB project management team is developing selection criteria and is currently working with Permittees towards selecting the five pilot watersheds by reviewing and evaluating relevant existing data.

Table 1 summarizes the proposed criteria that will inform selection of the five watersheds and the associated existing data sources. Most of these data were originally compiled and made available by the Regional Stormwater Monitoring and Urban BMP Evaluation Project conducted by the San Francisco Estuary Institute (SFEI) and referred to as the "SFEI Proposition 13 Study." The study investigated options for better managing mercury and PCBs in urban stormwater and was conducted in collaboration with BASMAA and the Regional Water Board. It was funded through a grant from the State of California Proposition 13 stormwater non-point-source program. SFEI recently completed the study and is currently updating a web site that will make the project data and results readily available.

The CW4CB project management team is currently working with SFEI to perform a GIS analysis of the SFEI Proposition 13 Study data to inform pilot watershed selection. The available data types include: watershed boundaries; spatial (including clustering) and temporal aspects of concentrations of PCBs and mercury in sediments; potential pollutant source sites (e.g., pollutant spill sites, PG&E facilities,[7] transformers with PCBs registered with the EPA, auto dismantlers, and historic railroads); historic land use; and pump station locations.

MRP Provisions C.11/12.d. require that Permittees work collaboratively to develop and pilot-test methods to enhance removal of sediment with PCBs and mercury during existing municipal street and storm drain system operation and maintenance activities. Permittees are required to conduct this pilot work in the five pilot watersheds selected for Provisions C.11/12.c. Thus the pilot watersheds will be located in areas where such municipal operation and maintenance activities are conducted routinely.

[6]The project started significantly later than originally anticipated. EPA's original Request for Proposal included an anticipated award date of February 2010. However, despite EPA's and BASMAA's best efforts to expedite the process, EPA was not able to provide BASMAA with a proposed assistance agreement until June 2010, resulting in the project start date of July 1, 2010. Thus the project is currently at an early stage.
[7]CW4CB currently does not have permission to use PG&E facility data but is working with Regional Water Board staff and SFEI to obtain that permission.

Table 1. Summary of Proposed Criteria to Inform Pilot Watershed Selection and Associated Data Sources

Category	Criterion	Data Sources
Benefits - Potential Pollutant Load Reductions	Are there relatively high levels of PCBs (and secondarily mercury) in sediments collected from roadway and stormwater drainage infrastructure in the watershed?	SFEI Proposition 13 Study compilation of sediment chemisty data.
	Are there other indicators of potential sources of PCBs in the watershed?	• SFEI Proposition 13 Study "hot spot" GIS layer. • SFEI Proposition 13 Study GIS land use analysis using ABAG data. • SFEI Proposition 13 Study PG&E facility GIS layer.[1] • SFEI Proposition 13 Study auto dismantler GIS layer. • SFEI Proposition 13 Study railroad GIS layer. • EPA Transformer Database (GIS layer created by SFEI).
Other Desirable Watershed Attributes	Is the watershed's size (i.e., area in square kilometers) within an acceptable range for the pilot study work?	SFEI Proposition 13 Study Bay Area watershed GIS layer.
	Is there a pump station at the bottom of the watershed?	SFEI Proposition 13 Study Bay Area pump station GIS layer.
	Are municipal street and storm drain system operation and maintenance activities conducted routinely in the watershed?	CW4CB project management team knowledge, municipal staff interviews.
Regional Context	Will pilot work in this watershed fit into the broader regional context of pilot-testing a range of pollutant control strategies, including pollution prevention, site remediations, enhanced sediment management, stormwater treatment retrofits, and diversion of stormwater to existing POTWs?	CW4CB project management team knowledge.
Barriers and Opportunities	Are there institutional, regulatory, political, technical, and/or organizational barriers to conducting pilot work in the watershed that cannot be easily addressed?	CW4CB project management team knowledge, municipal staff interviews.
	Have previous pertinent studies been conducted in the watershed?	CW4CB project management team knowledge, municipal staff interviews, project reports or other data.

[1]CW4CB currently does not have permission to use PG&E facility data but is working with Regional Water Board staff and SFEI to obtain that permission.

The CW4CB project management team and municipal staff will also determine whether there are institutional, regulatory, political, technical, and/or organizational barriers associated with a potential pilot watershed. In addition, an important consideration during the selection process will be whether pilot work in a proposed watershed would fit into the broader regional context of pilot-testing a range of pollutant control strategies, including pollution prevention, site remediations, enhanced sediment management, stormwater treatment retrofits, and diversion of stormwater to existing POTWs.

The CW4CB project work plan schedule calls for completing the pilot watershed selection process by the end of the first quarter of the project (September 30, 2010). It is anticipated that most or all of the watersheds will be selected by this date. After the five pilot watersheds are selected, CW4CB Task 3 will identify PCB and mercury source areas within the project watersheds and refer these sites to regulatory agencies for cleanup and abatement. Table 3 of the CW4CB work plan includes the schedule for implementation of this effort.

3.0 PILOT PROJECTS TO EVALUATE AND ENHANCE MUNICIPAL SEDIMENT REMOVAL AND MANAGEMENT PRACTICES

As noted previously, MRP Provisions C.11/12.d. require that Permittees work collaboratively to develop and pilot-test methods to enhance removal of sediment with PCBs and mercury, mainly during existing municipal street and storm drain system operation and maintenance activities. CW4CB Task 4 will implement this requirement. Permittees are required to conduct this pilot work in the five pilot watersheds selected for Provisions C.11/12.c. (CW4CB Tasks 2 and 3). The evaluation will include typical routine municipal operation and maintenance practices such as street sweeping, catch basin cleaning, and stormwater conveyance system cleaning, and will also include consideration of street flushing and routing the wash water to a sanitary sewer. Evaluation of existing information on high-efficiency street sweepers is also a specific C.11/12.d. requirement. As a first step, CW4CB has recently initiated a review of existing literature and other information relevant to these evaluations. Table 3 of the CW4CB work plan includes the schedule for implementation of this effort (see Task 4).

4.0 PILOT PROJECTS TO EVALUATE ON-SITE STORMWATER TREATMENT VIA RETROFIT

Provisions C.11/12.e. require that Permittees retrofit PCB and mercury treatment systems into existing storm drainage infrastructure at 10 locations throughout the Permittees' jurisdictions and evaluate effectiveness. CW4CB Task 5 will implement this requirement. It is anticipated that some but not all of the retrofits will be sited within the five pilot watersheds identified by CW4CB Task 2. Permittees are required to install at least one retrofit in each of five major Bay Area counties covered by the MRP (Santa Clara, San Mateo, Alameda, Contra Costa, and Solano) and report on candidate locations with types of treatment retrofit for each location in the September 2011 Annual Report. This effort is at an early stage and has consisted to-date of initial conceptual discussions at the project management team meetings. The project management team is also working with EPA to better define procurement rules in relation to retaining a consultant in the near future to perform an initial conceptual screening of retrofits potentially applicable to this project. Table 3 of the CW4CB work plan includes the schedule for implementation (see Task 5).

5.0 DEVELOPMENT OF A RISK REDUCTION PROGRAM IMPLEMENTED THROUGHOUT THE REGION

Provision C.11/12.i. requires that Permittees implement a regional program of risk communication activities to raise public awareness of fish contamination issues in San Francisco Bay and to encourage fish-consuming populations to reduce their exposure to pollutants in contaminated fish. CW4CB Task 6 will implement this requirement. The project work plan (BASMAA 2010) describes how this effort will be accomplished and includes four general subtasks:

- Sub-task 1. Convene a risk reduction stakeholder advisory group.
- Sub-task 2. Develop a broad risk communication strategy.
- Sub-task 3. Award and oversee implementation of mini-grants.
- Sub-task 4. Conduct evaluation activities.

Table 3 of the CW4CB work plan includes the schedule (see Task 6). It should be noted that BASMAA developed the work plan tasks and schedule in coordination with a Bay Area risk reduction work group that includes representatives from BASMAA, the California Department of Public Health, Bay Area Clean Water Agencies (BACWA), and Regional Water Board staff. Task 6 is being funded through CW4CB, potentially with additional funding from other dischargers to the Bay that have similar NPDES permit requirements, including BACWA and industrial dischargers. The work group held scoping meetings on December 1, 2009 and January 26, 2010 and also had many telephone and e-mail communications during early 2010 related to task and schedule development.

6.0 REFERENCES

BASMAA 2010. *Clean Watersheds for a Clean Bay - Implementing the San Francisco Bay PCBs and Mercury TMDLs with a Focus on Urban Runoff.* Prepared by the Bay Area Stormwater Management Agencies Association (BASMAA) for USEPA. September 23, 2009 (Revised April 19, 2010).

MRP Regional Supplement for POCs and Monitoring
Appendix A

A4

045856

DRAFT

Stormwater Pump Station Diversions Feasibility Evaluation

Prepared for

Bay Area Stormwater Management Agencies Association (BASMAA)

Oakland, California

DRAFT

Stormwater Pump Station Diversions Feasibility Evaluation

Prepared for
Bay Area Stormwater Management Agencies Association (BASMAA)
Oakland, California
September 13, 2010

BC Job # 139444

This is a draft and is not intended to be a final representation of the work done or recommendations made by Brown and Caldwell. It should not be relied upon; consult the final report.

Brown AND Caldwell
201 North Civic Dr., Suite 115
Walnut Creek, CA 94596

Table of Contents

List of Figures iii
List of Tables iii
List of Abbreviations iv
Executive Summary 1
1. Background 1-1
1.1 Problem Statement 1-1
1.2 Planning Context 1-3
2. Approach 2-1
2.1 BASMAA Technical Oversight 2-1
2.2 Information gathered 2-1
2.3 Approach to Development of Selection Criteria 2-1
2.3.1.1 Selection criteria used by other programs 2-2
2.4 Approach to Develop Cost/Benefit Analysis 2-7
2.4.1 Cost Estimating Tools 2-7
2.4.2 Load Estimating Tools 2-10
3. Findings 3-14
3.1 Recommended Selection Criteria 3-14
3.1.1 Needs 3-14
3.1.2 Costs and Alternatives 3-23
3.1.3 Acceptability 3-23
3.2 Cost and Benefit Analysis of Three Scenarios 3-25
3.2.1 Non-constructed Pilot Diversions 3-26
3.2.2 Conveyance System Cleanout 3-27
3.3 POTW and Collection System Agency Constraints/Concerns 3-27
3.4 Conceptual Framework for Crediting PCB Load Reductions 3-28
4. Process and schedule for pilot project implementation 4-1
5. Limitations 5-1
References 1

DRAFT for review purposes only. Use of contents on this sheet is subject to the limitations specified at the end of this document.
G:\Engineering and Construction\Flood\CleanWater\Arleen\Regional\BASMAA\Regional permit\POCs\General C11 & C12\C.11-12f-diversions\Draft FINAL -Pump Station FER 9-13-2010.doc

List of Figures

Figure 1-1. Conceptual Illustration of Pilot Stormwater Diversion to POTW Projects in Context with Other Potential Control Strategies 1-4

Figure 2-1. Decision Tree for Dry Weather Diversion Consideration in Orange County, California. 2-3

Figure 2-2. Adaptive Management Decision Tree for the Las Vegas Wash Selenium Management Plan. 2-5

Figure 2-3. Feasibility and Design Criteria Used by Caltrans for Dry Weather Diversions.... 2-6

Figure 2-4. Conceptual diagram of two different options for pump station diversions. 2-9

Figure 2-5. Concentrations of PCB vs. TSS under different assumed concentrations of PCBs in sediment. 2-12

Figure 2-6. Concentrations of Hg vs. TSS under different assumed concentrations of Hg in sediment. 2-13

Figure 3-1. Map of Pump Station Locations, PCB concentrations in Sediments, Locations of POTWs, and POTW Service Areas in San Mateo County. 3-16

Figure 3-2. Map of Pump Station Locations, PCB concentrations in Sediments, Locations of POTWs, and POTW Service Areas in Napa County. 3-17

Figure 3-3. Map of Pump Station Locations, PCB concentrations in Sediments, Locations of POTWs, and POTW Service Areas in Marin County. 3-18

Figure 3-4. Map of Pump Station Locations, PCB concentrations in Sediments, Locations of POTWs, and POTW Service Areas in Contra Costa County. 3-19

Figure 3-4. Map of Pump Station Locations, PCB concentrations in Sediments, Locations of POTWs, and POTW Service Areas in Alameda County. 3-20

Figure 3-5. Map of Pump Station Locations, PCB concentrations in Sediments, Locations of POTWs, and POTW Service Areas in Santa Clara County. 3-21

List of Tables

Table 2-1. Planning Cost Estimates for Pilot Diversion Project Components 2-8

Table 2-2. Planning O&M and Treatment Cost Estimates for Pilot Diversion Projects 2-8

Table 2-3. Estimated Costs for Different Pilot Diversion Approaches 2-10

Attachment 1. List of Major POTWs in the Bay Area 1

List of Abbreviations

BASMAA	Bay Area Stormwater Management Agencies Association
CW4CB	Clean Watersheds for a Clean Bay
FER	Feasibility Evaluation Report
GIS	geographic information systems
gpm	gallons per minute
HMP	hydromodification management plans
LID	Low Impact Development
mgd	million gallons per day
MPC	Monitoring and Pollutants of Concern
MS4s	municipal separate storm sewer systems
NPDES	National Pollutant Discharge Elimination System
O&M	operations and maintenance
PCBs	polychlorinated biphenyls
POTWs	publicly owned treatment works
PPDG	Project Planning and Design Guide
ROW	Right-of-way
SCADA	Supervisory control and data acquisition
SFEI	San Francisco Estuary Institute
SFB-RWQCB	San Francisco Bay Regional Water Quality Control Board
the Bay	San Francisco Bay
TMDL	Total Maximum Daily Load
TOC	Technical Oversight Committee
WLAs	Wasteload allocations

Executive Summary

This Feasibility Evaluation Report (FER) fulfills reporting requirements for Fiscal Year 2009/10 under provisions C.11.f and C.12.f of the Municipal Regional Stormwater National Pollutant Discharge Elimination System (NPDES) Permit (Order No R2-2009-0074), more commonly referred to as the Municipal Regional Permit (MRP). Provisions C.11.f and C.12.f of the MRP are nearly identical provisions for control of mercury (C.11) and polychlorinated biphenyls (PCBs) (C.12) that require the evaluation of pilot diversions to publicly owned treatment works (POTWs) of dry weather urban runoff and/or first flush events from stormwater pump stations. The pilot projects are being evaluated in parallel with other BMP pilot implementation projects, including stormwater treatment retrofits, sediment management pilot projects, and source investigations to identify contaminated sites. The first product required under these provisions is a feasibility evaluation to be included in the 2010 Annual Reports for each Permittee. The feasibility evaluation is to include, but is not limited to, costs, and impacts on the stormwater and wastewater agencies and benefits to the receiving waters that would result from pilot projects that divert and treat dry weather runoff and first flush flows. The 2010 Annual Report is to summarize the feasibility evaluation, including:

- Selection criteria leading to the identification of five candidate and five alternate pump stations;
- Time schedules for conducting pilot studies; and
- A proposed method for distributing mercury and PCBs load reductions to participating wastewater and stormwater agencies..

Selection criteria have been developed based on a review of other programs that have scoped and/or implemented urban runoff diversion projects and discussions with stormwater program representatives. The Selection criteria are intended to inform the selection of sites (i.e., pump stations) for potential diversion and framed around water quality needs, the broader regional context of pilot-testing a variety of pollutant control strategies in the Bay Area, and acceptability, as summarized in Table ES-1 below.

Maps of PCB concentrations in sediments, pump station locations, and POTW service areas are included in this report to assist with the needs criterion. Guidance is also provided for addressing the acceptability criteria. Tools for developing cost estimates and estimating potential load reductions of PCBs and Hg from stormwater discharges as a result of pilot diversion projects are also included.

DRAFT for review purposes only. Use of contents on this sheet is subject to the limitations specified at the end of this document.
G:\Engineering and Construction\Flood\CleanWater\Arleen\Regional\BASMAA\Regional permit\POCs\General C11 & C12\C.11-12f-diversions\Draft FINAL -Pump Station FER 9-13-2010.doc

Table ES-1. Proposed Selection Criteria and Information Needed

Criteria		Information Needed
Needs	Will the project yield a significant PCB load reduction?	PCB concentrations in sediments from the local drainage; Pump station inventories in GIS and tabular formats Event-mean PCB concentrations in stormwater; TSS and flow measurements; Drainage area assessments
	Will the project provide unique or new information?	Peer review from Technical Oversight Committee
	Does a pilot project fit into the broader regional context of pilot-testing a range of pollutant control strategies, including pollution prevention, site remediations, enhanced sediment management, and stormwater treatment retrofitting strategies?	Peer review from Technical Oversight Committee
Costs and Alternatives	Are the capital and operation and maintenance costs associated with diversion prohibitive?	Site investigations Conceptual designs and drawings Preliminary site-specific cost estimates Treatment and connection costs/charges.
	Are there ways to control upstream sources of PCBs through remediation, removal, isolation, or run-on diversion?	Source identification studies Peer review from Technical Oversight Group
	Can onsite treatment or infiltration retrofits be implemented?	Site investigations, including right-of-way mapping
Acceptability	Is there an accessible POTW willing and able to provide treatment service?	POTW service area map Communication with POTW managers
	Can the pilot diversion be sited within acceptable design criteria?	Pre-design checklist assessment (Table 1)

The cost and load estimating tools were applied to three hypothetical scenarios: a constructed pilot diversion, a temporary pilot diversion, and a strategic conveyance system cleanout pilot project. The constructed pilot diversion scenario resulted in an estimated PCB load reduction of 1.6 grams per year discharged to the Bay at a one-time cost of $750,000; over twenty years this would reduce 32 grams of PCBs at a cost of $23,500 per gram of PCBs removed; the cost per gram would increase if the hypothetical pilot diversion were to be terminated in less than twenty years. The temporary pilot diversion scenario resulted in an estimated one-time load reduction of 0.11 grams discharged to the Bay, at a cost of $180,000, or $1,600,000 per gram of PCBs removed in total. The strategic conveyance system cleanout scenario resulted in an estimated one-time load reduction of 0.095 grams of PCBs per year, at a cost of $28,000, or $300,000 per gram of PCBs removed in total. All three of these scenarios represent fractionally small (0.0006 to 0.008 percent) amounts of the total estimated stormwater PCB load currently discharged to the Bay (20 kg). Those hypothetical costs all reflect the simplifying assumption that the receiving POTW waives treament fees.

The simplifying assumption that a POTW waives treatment fees is, in fact, unlikely. In most cases, wastewater and stormwater programs are funded through separate sources, and so institutional factors may make such a waiver problematic. Connection fees typically range from $9,000 to $18,000 per thousand gallons per day, and treatment fees typically range from $300 to $2,400 per MG treated. As a result, these cost estimates for the hypothetical scenarios are llikely underestimated. Other charges may also be assessed, such as East Bay MUD's "wastewater capacity fee" of at least $97.40 per 100 cubic feet per month, or $130,000/MG/month.

The report concludes with a proposed approach to distribute credit for load reductions to participating stormwater programs and POTWs, and a proposed preliminary schedule for pilot project implementation.

DRAFT for review purposes only. Use of contents on this sheet is subject to the limitations specified at the end of this document.
G:\Engineering and Construction\Flood\CleanWater\Arleen\Regional\BASMAA\Regional permit\POCs\General C11 & C12\C.11-12f-diversions\Draft FINAL -Pump Station FER 9-13-2010.doc

Section 1

Background

This Feasibility Evaluation Report (FER) fulfills reporting requirements for Fiscal Year 2009/10 under provisions C.11.f and C.12.f of the Municipal Regional Stormwater National Pollutant Discharge Elimination System (NPDES) Permit (Order No R2-2009-0074), more commonly referred to as the Municipal Regional Permit (MRP). Provisions C.11.f and C.12.f of the MRP are nearly identical provisions for control of mercury (C.11) and polychlorinated biphenyls (PCBs) (C.12) that require the evaluation of pilot diversions to publicly owned treatment works (POTWs) of dry weather urban runoff and/or first flush events from stormwater pump stations. The pilot projects are being evaluated in parallel with other BMP pilot implementation projects, including stormwater treatment retrofits, sediment management pilot projects, and source investigations to identify contaminated sites. The first product required under these provisions is a feasibility evaluation to be included in the 2010 Annual Reports for each Permittee. The feasibility evaluation is to include, but is not limited to, costs, and impacts on the stormwater and wastewater agencies and benefits to the receiving waters that would result from pilot projects that divert and treat dry weather runoff and first flush flows. The 2010 Annual Report is to summarize the feasibility evaluation, including:

- Selection criteria leading to the identification of five candidate and five alternate pump stations;
- Time schedules for conducting pilot studies; and
- A proposed method for distributing mercury and PCBs load reductions to participating wastewater and stormwater agencies.

The data sources, computational tools, and recommendations of this report are intended to guide municipal Permittees in the selection and scoping of stormwater pilot diversion pilot projects. This section presents a brief overview of the problem statement and planning context of the pilot diversion concept. The second section summarizes the approach to develop this Feasibility Evaluation Report (FER). The third section summarizes the findings in regard to:

- Selection criteria to inform site selection
- Cost/benefit analysis of three example scenarios
- A framework for crediting load reductions attained
- Information tools available
- Opportunities and constraints

The fourth section of the report briefly summarizes for Permittees how the tools in this report can be used to scope out candidate pump station pilot diversion projects. The report concludes with a proposed preliminary schedule for selection of candidate pump stations and development and implementation of pilot project studies.

1.1 Problem Statement

Bay Area storm water dischargers have been required to implement significant reductions in the annual loads of mercury and polychlorinated biphenyls (PCBs) discharged to San Francisco Bay (the Bay) from areas served by municipal separate storm sewer systems (MS4s). The requirements have been established as wasteload allocations (WLAs) in the Total Maximum Daily Load (TMDL) plans for mercury and PCBs in the Bay adopted by the San Francisco Bay Regional Water Quality Control Board

(SFB-RWQCB 2006; SFB-RWQCB, 2008). The mercury TMDL requires a two-fold reduction in the annual average mass of mercury discharged from urban stormwater, from the current estimated load of 160 kg/yr down to 82 kg/yr by the year 2026. The PCBs TMDL requires approximately a tenfold reduction in the annual average mass of PCBs discharged from all stormwater[1] (i.e., urban and non-urban), from 20 kg/yr down to 2 kg/yr by the year 2028.

Those numeric load reduction targets are important to keep in mind when evaluating the load reduction benefit of any specific pilot project and comparing to other alternatives for PCB load reduction. They also show that PCB load reduction is the driver for planning control measure implementation, because the reductions required are larger than those of mercury. For this reason, SFB-RWQCB staff has guided Bay Area Stormwater Management Agencies Association (BASMAA) members to plan pilot projects with a focus on PCB load reductions, and report the mercury load reductions attained by those same pilots. Following that guidance, this FER focuses on PCBs for planning and scoping pump station pilot diversion projects; parallel load reduction calculations for mercury are included for completeness with the MRP requirements.

The MRP states that the objectives of the pilot diversion pilot studies are to:

- Evaluate the reduced loads of PCBs and mercury from diversion of dry weather and first flush urban runoff to sanitary sewers;
- Gain knowledge and experience to determine the implementation level of urban runoff diversion in subsequent permit terms; and
- Document the knowledge and experience gained through pilot implementation.

The pilot diversion projects that would result from this study are not expected to be the sole, or even most significant, actions to implement reductions in discharges for the PCBs TMDL. Although pilot diversions are expected to yield some quantifiable pollutant load reduction benefit, the most significant benefit of the pilot projects is the lessons learned about key management questions:

- Can pilot diversion of first flush and/or dry weather urban runoff significantly reduce stormwater loads of PCBs?
- What is the cost per gram of PCBs removed by the pilot diversion approach?
- How does that cost per gram for pilot diversion compare to alternatives such as pollution prevention, remediation of contaminated sites, strategies to enhance pollutant removal during sediment management, and stormwater treatment retrofits?
- What are the technical, regulatory, and institutional challenges to stormwater diversion into POTWs for the purposes of reducing PCB loads?
- What would motivate a POTW to accept stormwater for treatment?

Answering these management questions is beyond the scope of this FER. The questions above establish a framework for the final report on the pilot projects.

[1] The PCBs TMDL assumes that the non-urban contribution of PCBs is relatively small, i.e., < 0.1 kg/yr, compared to the urban contribution. If this assumption is correct, then the requirement for a 90 percent load reduction from “all stormwater sources” would have essentially the same outcome as requiring a 90 percent load reduction from urban stormwater.

1.2 Planning Context

It is important to understand the overall planning context of this FER. Pilot diversion projects are but one facet of a broader control strategy for PCBs and mercury that involves many different activities (Figure 1-1). The implementation plans for the PCBs and mercury TMDLs are adaptive – lessons learned during the first decade of implementation will guide future emphasis on projects and activities that have relatively greater efficacy per unit cost. Projects required of stormwater dischargers to adaptively implement the mercury and PCBs TMDLs are specified in provisions of the MRP, and are briefly summarized below.

Load reductions expressed as WLAs in a TMDL are implemented by the SFB-RWQCB through provisions in adopted NPDES permits. For Bay Area stormwater dischargers, the MRP requires four general types of pilot projects and activities to show progress towards attaining WLAs for PCBs and mercury: pollution prevention, remediation of contaminated sites, strategies to enhance pollutant removal during sediment management, and stormwater treatment.

Pollution prevention activities focus on stopping PCBs and mercury from getting into stormwater in the first place. Pollution prevention for mercury focuses on collection and recycling of mercury-containing products (Provision C.11.a of the MRP). Pollution prevention for PCBs focuses on industrial inspections (Provision C.12.a), such as the evaluation and prevention of PCB release from building materials such as caulk (Provision C.12.b).

Remediation of contaminated sites and strategies to enhance pollutant removal during sediment management rely on the fact that both mercury and PCBs tend to be associated with sediments. Monitoring studies have shown that PCB concentrations are heterogenous throughout the San Francisco Bay area. Substantial concentrations of PCBs in sediments (e.g, 1 mg/kg up to 90 mg/kg) may be found today in flood control conveyances downstream of areas where PCBs were historically used and/or released (Yee and Mckee, 2010)[2]. The report by Yee and Mckee (2010) also pointed out that in many cases, identification of high PCB concentrations in sediments at one location would indicate that a "halo" of elevated PCB concentrations in sediments may be found within approximately 2500 meters of the contaminated site. Provisions C.11.c and C.12.c require pilot projects to investigate and remediate on-land locations with elevated PCB and mercury concentrations in sediment.

Provisions C.11.d and C.12.d require pilot projects to develop and pilot-test methods to enhance removal of sediment with PCBs and mercury, mainly during existing municipal street and storm drain system operation and maintenance activities. These provisions also require consideration of street flushing and routing to the sanitary sewer, an approach that overlaps with one of the scenarios evaluated in this FER (stormwater conveyance cleanouts). In addition to managing contaminated sediments through street sweeping and cleanouts of stormwater conveyances, it will be important to focus efforts on removing or capping in-place sources of contaminated sediments to streets and stormwater conveyances.

Stream maintenance and ecosystem restoration projects in streams and baylands at times involve sediment removal and/or stream bank stabilization. To the extent that those activities also remove or isolate in place contaminated sediment, they provide a load reduction benefit to the Bay. Conversely, if stream maintenance or ecosystem restoration projects mobilize previously isolated contaminated sediments, those activities would increase contaminant loads to the Bay.

[2] The summary report by Yee and Mckee compiles data from studies including: Applied Marine Sciences (AMS) Inc. (2002a); AMS 2002b; AMS, 2007; EOA (20002a); EOA (2002b); EOA (2002c); EOA (2003a); EOA (2003b); EOA (2004); EOA (2007a); EOA (2007b); and Klienfelder (2006). Those original reports are available in the supplemental CD provided with this FER.

Stormwater treatment may be beneficial in situations where it is too late to prevent on-land pollution, and defined, controllable source areas cannot be identified. Stormwater treatment can include designing and constructing dedicated treatment retrofits to serve contaminated catchments. Pilot treatment retrofits are required under Provision C.11.e for mercury and C.12.e for PCBs.

MRP Provisions C.11/12.c., d., and e. are being implemented through a regional collaboration that is funded through a grant from the United States Environmental Protection Agency, with local cost matches (BASMAA, 2010). Alternatively, stormwater treatment can be accomplished by existing POTWs, if diversion and conveyance systems can be feasibly constructed and a local POTW can be identified that is willing and able to provide treatment services. That approach is required by Provision C.11.f for mercury and C.12.f for PCBs, and this approach is the focus of this FER.

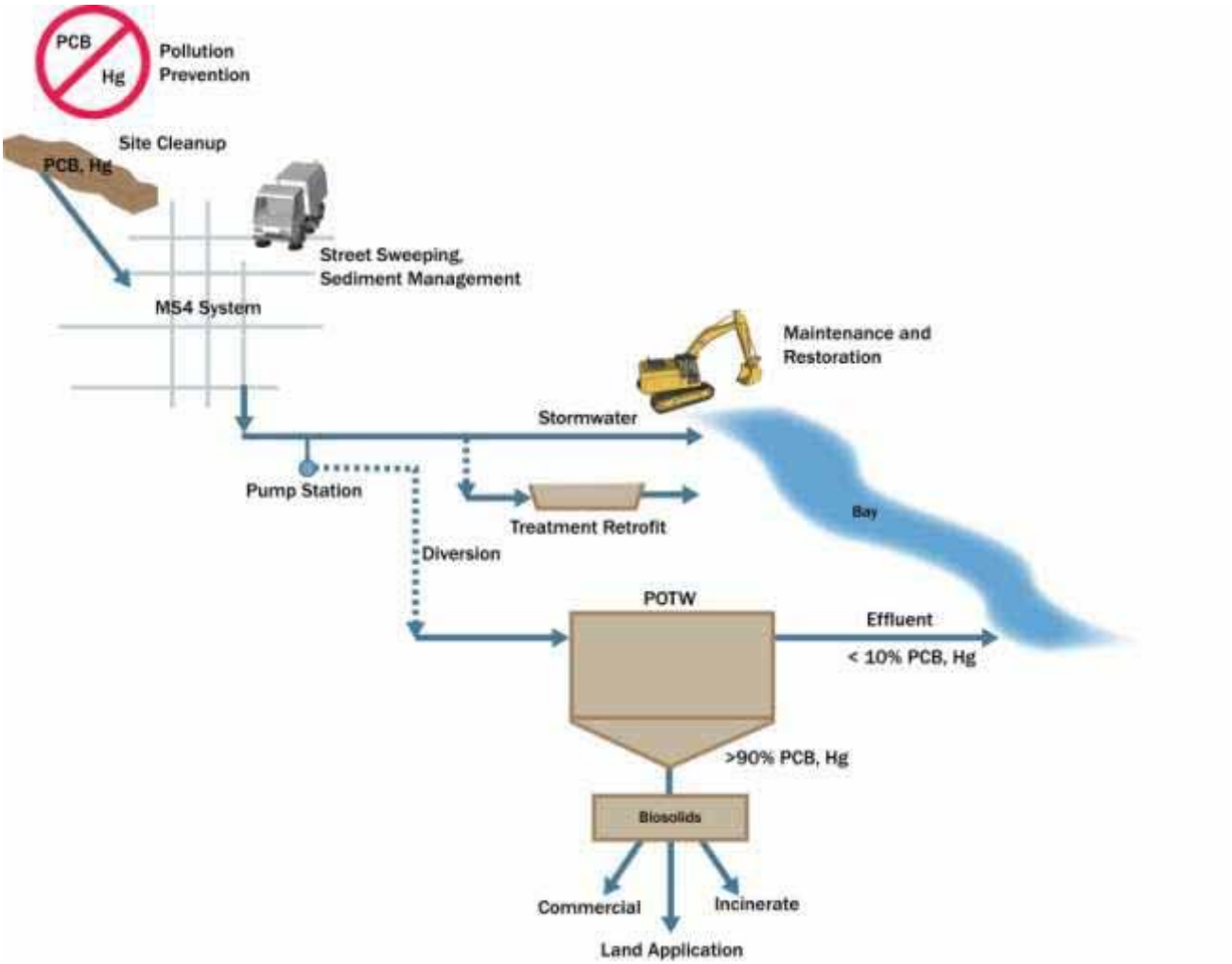

Figure 1-1. Conceptual Illustration of Pilot Stormwater Diversion to POTW Projects in Context with Other Potential Control Strategies

Section 2

Approach

2.1 BASMAA Technical Oversight

This report has been prepared under the direction of BASMAA representatives. The scope of work was developed through a series of discussions at BASMAA Monitoring and Pollutants of Concern (MPC) committee meetings in January through March, 2010. Staff and Permittees from each countywide stormwater program began meeting once a month in June 2010 to provide technical oversight to development of this FER. This Technical Oversight Committee (TOC) will continue to advise Permittees who are scoping and implementing pilot diversion projects. The primary role of TOC during the implementation stage will be to provide consistency in effectiveness evaluation methods and peer review on the value of new information expected from pilot projects and the merits of diversion pilots as compared to other pollutant control alternatives possible at the proposed locations. The TOC for this FER also has considerable overlap with the Clean Watershed for a Clean Bay (CW4CB) grant project, providing coordination between the two experts.

2.2 Information gathered

In general, two types of information were gathered and compiled for this report: information on contaminated sediments in the Bay Area, and information about urban runoff diversion into POTWs. In addition, geographic information systems (GIS) data were made available by the San Francisco Estuary Institute (SFEI) upon completion of their Proposition-13 funded study focused on urban runoff best management practices (Yee and Mckee, 2010). Concentrations of PCBs in sediments have been superimposed on locations of pump stations and POTWs to assist in the selection of candidate locations. Maps of POTW service areas are provided alongside the GIS representations to further assist the selection[3].

2.3 Approach to Development of Selection Criteria

The approach to developing the draft selection criteria starts by looking at other programs that have scoped and/or implemented urban runoff diversion projects. The approach builds on the thought process worked out by other programs by addressing the following questions:

- What selection criteria have been used by other programs to evaluate the feasibility of urban runoff diversions into treatment plants?
- What are the most appropriate selection criteria for projects in the San Francisco Bay region that would meet the requirements of Provision C.11.f/C.12.f? Selection criteria should address relevant pump station and POTW characteristics and institutional barriers/incentives.
- What regional and site information is needed to evaluate a project using the selection criteria?
- What specific regional information is currently available that would enable use of the selection criteria?

[3] Note to BASMAA reviewers: GIS layers of POTW service areas have been recently acquired and, at the direction of the oversight committee for this report, can be incorporated directly onto the maps of contaminated sediments and pump station locations.

DRAFT for review purposes only. Use of contents on this sheet is subject to the limitations specified at the end of this document.
G:\Engineering and Construction\Flood\CleanWater\Arleen\Regional\BASMAA\Regional permit\POCs\General C11 & C12\C.11-12f-diversions\Draft FINAL -Pump Station FER 9-13-2010.doc

- What are the known data gaps?
- How would a program that is scoping a diversion project address the data gaps?

2.3.1.1 Selection criteria used by other programs

This section summarizes selection criteria used to scope and/or implement pilot diversion projects from three case studies: California Beach communities, the Las Vegas Valley, and the California Department of Transportation.

2.3.1.1.1 California Beach Communities

During the information gathering stage of this project, the following California communities were identified that have developed diversion programs:

- Orange County
- San Diego County
- Los Angeles County
- Ventura County
- Monterey County
- Santa Cruz County

All of the counties above have beach communities. Essentially all of the dry weather diversion projects carried out in those communities have been motivated by the need to reduce or eliminate sources of bacteria to beaches and other areas used for water contact recreation. Of the programs reviewed, the Orange County Watersheds (2003) report was the only one which provided detailed documentation of their selection (or decision) criteria. The flowchart illustrating the decision criteria for dry weather diversions in Orange County is shown in Figure 1.

The Orange County selection criteria thought process illustrated in Figure 1 starts by screening against the two following general questions about dry weather discharges in coastal watersheds:

- Is there a water quality impairment to be addressed?
- Are there source control or treatment alternatives to dry weather diversions?

If the answers are yes, there is a water quality impairment and no, there are no better alternatives such as source control or onsite treatment, then the site is assessed against acceptability criteria for diversion into the Orange County Sanitation District conveyance and treatment system. Acceptability criteria used in Orange County Watersheds (2003) are:

- Local conveyance and treatment capacity;
- Potential to impact recreation or habitat by diversion;
- Other community and/or regulatory concerns.

As noted above, the Orange County Watersheds (2003) report is the most formal documentation of diversion selection criteria available. Interviews with project stakeholders from some of the above beach communities (e.g., City of Santa Cruz, Orange County Sanitation District), were conducted during the development of a draft Selenium Management Plan for Las Vegas Wash (Brown and Caldwell, 2009a). In addition, stakeholders involved in dry weather diversions in the cities of Los Angeles and Ventura were interviewed during the development of a white paper on urban runoff diversions on behalf of the Bay Area Clean Water Agencies (Carollo, 2009). Those stakeholder interviews tend to support the more formal acceptability criteria, as outlined above.

DRAFT for review purposes only. Use of contents on this sheet is subject to the limitations specified at the end of this document.
G:\Engineering and Construction\Flood\CleanWater\Arleen\Regional\BASMAA\Regional permit\POCs\General C11 & C12\C.11-12f-diversions\Draft FINAL -Pump Station FER 9-13-2010.doc

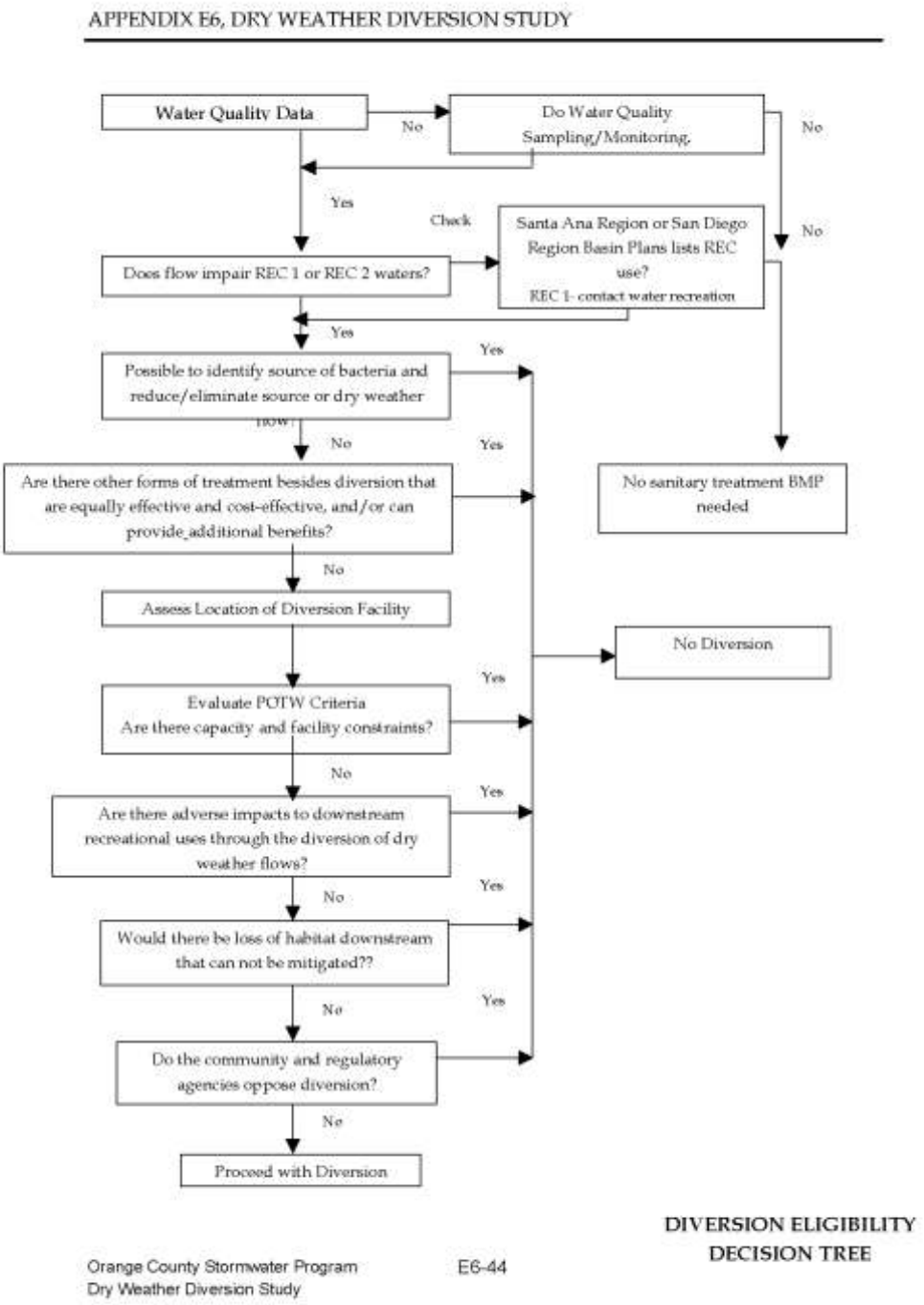

Figure 2-1. Decision Tree for Dry Weather Diversion Consideration in Orange County, California.

From Orange County Stormwater Program (2003)

DRAFT for review purposes only. Use of contents on this sheet is subject to the limitations specified at the end of this document.
G:\Engineering and Construction\Flood\CleanWater\Arleen\Regional\BASMAA\Regional permit\POCs\General C11 & C12\C.11-12f-diversions\Draft FINAL -Pump Station FER 9-13-2010.doc

2.3.1.1.2 Las Vegas Valley

The draft Las Vegas Wash Selenium Management Plan (Brown and Caldwell, 2009a) followed an overall thought process similar to Southern California beach diversion projects, starting with water-quality needs and source area opportunities, and subsequently screening opportunity areas against capacity, constructability, cost, and community acceptance criteria. In the case of the Las Vegas Wash, the pollutant of concern was selenium in a desert wetland ecosystem, rather than bacteria in waters of swimmable beaches. The interest in reducing selenium loads was as a mitigation measure for the construction of an effluent bypass pipeline project to a deepwater outfall at Lake Mead. If constructed, the pipeline would generate electric power from the elevation drop to Lake Mead, and it would remove treated wastewater discharges from the Las Vegas Wash. These discharges provide dilution of selenium concentrations within existing groundwater seepage that enters the wash. Consequently, a means of reducing selenium loads via diversion of dewatering and seepage flows from tributaries of the wash into wastewater treatment plants would add value to the project by enabling diversion of relatively larger effluent flows from Las Vegas Wash into the pipeline, thereby creating relatively more electric power while concurrently reducing surface water impacts of treated effluent to Lake Mead, as the pipeline would allow discharge at the bottom of the lake.

The selection criteria led to diversion of selenium seepage sources into treatment plants from the base of watersheds as the most cost-effective alternative, because of the economic value of water flowing through the proposed bypass pipeline. The plan accounted for uncertainty in the alternatives analysis by proposing an adaptive approach that would initiate the more straightforward diversion projects in initial stages, while concurrently evaluating the feasibility of reducing seepage flows by changes in upland irrigation management practices or installation of onsite treatment or upstream diversion projects. The adaptive management decision tree proposed in the draft Las Vegas Wash Selenium Management Plan is illustrated in Figure 2-2 below.

Owing to declining economic conditions in the Las Vegas Valley, the bypass pipeline project has been put on hold (i.e., shelved); therefore, the draft Selenium Management Plan has not advanced beyond the planning and conceptual design/cost estimating stage. The draft plan does offer useful preliminary design and cost estimating concepts for large scale (i.e., 1 to 6 mgd) diversion projects involving varying levels of complexity in conveyance system design.

DRAFT for review purposes only. Use of contents on this sheet is subject to the limitations specified at the end of this document.
G:\Engineering and Construction\Flood\CleanWater\Arleen\Regional\BASMAA\Regional permit\POCs\General C11 & C12\C.11-12f-diversions\Draft FINAL -Pump Station FER 9-13-2010.doc

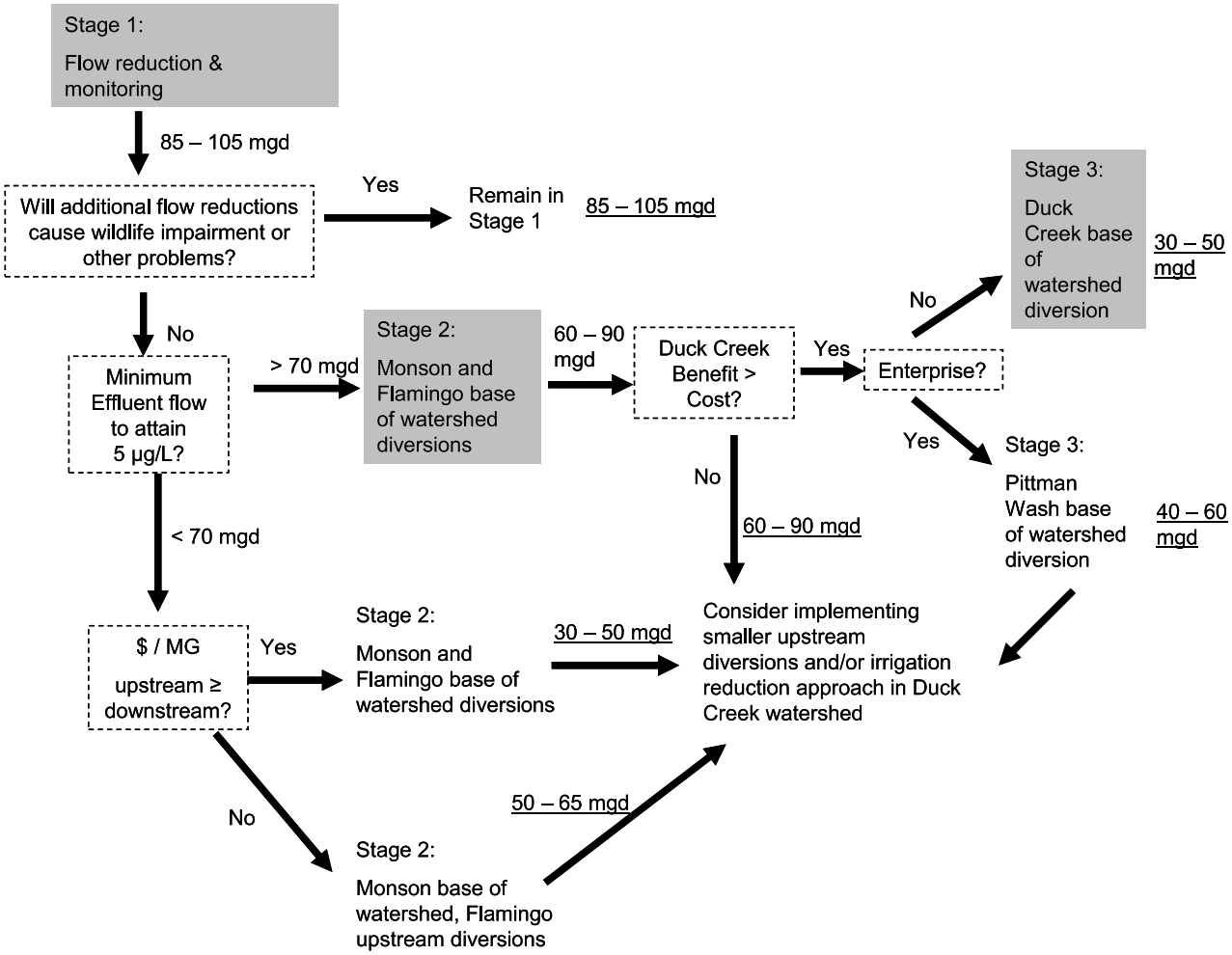

Figure 2-2. Adaptive Management Decision Tree for the Las Vegas Wash Selenium Management Plan.
Numbers associated with each arrow represent the estimated minimum effluent flow range (mgd) to attain 5 µg/L water quality standard at the completion of each stage. The goal of the plan is to attain the lowest possible effluent flow, while maintaining selenium concentrations below the water quality standard. Underlined numbers represent the estimated minimum effluent flow ranges at the completion of Plan implementation. Dashed boxes indicate decision points. Shaded boxes indicate the likely course of action based on current information.

2.3.1.1.3 The California Department of Transportation (Caltrans)

The Caltrans Stormwater Quality Handbooks' Project Planning and Design Guide (PPDG) defines a regimented process for selection of structural BMPs during the design process for major projects. Selection criteria are defined by the "T-1 Checklist," which appears in Appendix E of the PPDG. If dry weather flows are present, designers are to consider dry weather diversions. Figure 2-3 below shows the feasibility and design criteria used in the Caltrans design process to consider dry weather diversions. The Caltrans example is a useful starting point for informing more detailed selection analysis of siting and design feasibility.

One example of a dry weather diversion constructed by Caltrans is the Jamboree Road overcrossing near Interstate 5 in Orange County. In that location, dewatering discharges are sent to the Orange County Sanitation Disrtict because of concerns over nitrogen and selenium in San Diego Creek. An example of temporary diversions by Caltrans is the Caldecott Tunnel, connecting Alameda County and Contra Costa County. Power washing discharges from the tunnel are diverted to the East Bay Municipal Utility District.

DRAFT for review purposes only. Use of contents on this sheet is subject to the limitations specified at the end of this document.
G:\Engineering and Construction\Flood\CleanWater\Arleen\Regional\BASMAA\Regional permit\POCs\General C11 & C12\C.11-12f-diversions\Draft FINAL -Pump Station FER 9-13-2010.doc

Dry Weather Flow Diversion

Feasibility

1. Is a Dry-Weather Flow Diversion acceptable to a Publicly Owned Treatment Works (POTW)? ☐Yes ☐No
2. Would a connection require ordinary (i.e., not extraordinary) plumbing, features or construction methods to implement? ☐Yes ☐No

   If "No" to either question above, Dry Weather Flow Diversion is not feasible.
3. Does adequate area exist within the right-of-way to place Dry Weather Flow Diversion devices? ☐Yes ☐No
   If "Yes", continue to Design Elements sections. If "No", continue to Question 4.
4. If adequate area does not exist within right-of-way, can suitable, additional right-of-way be acquired to site Dry Weather Flow Diversion devices and how much right-of-way would be needed? _____ (acres) ☐Yes ☐No
   If "Yes", continue to the Design Elements section.

   If "No", continue to Question 5.
5. If adequate area cannot be obtained, document in Section 5 of the SWDR that the inability to obtain adequate area prevents the incorporation of this Treatment BMP into the project. ☐Complete

Design Elements

* **Required** Design Element – A "Yes" response to these questions is required to further the consideration of this BMP into the project design. Document a "No" response in Section 5 of the SWDR to describe why this Treatment BMP cannot be included into the project design.

** **Recommended** Design Element – A "Yes" response is preferred for these questions, but not required for incorporation into a project design.

1. Does the existing sanitary sewer pipeline have adequate capacity to accept project dry weather flows, or can an upgrade be implemented to handle the anticipated dry weather flows within the project's budget and objectives? * ☐Yes ☐No
2. Can the connection be designed to allow for Maintenance vehicle access? * ☐Yes ☐No
3. Can gate, weir, or valve be designed to stop diversion during storm events? * ☐Yes ☐No
4. Can the inlet be designed to reduce chances of clogging the diversion pipe or channel? * ☐Yes ☐No
5. Can a back flow prevention device be designed to prevent sanitary sewage from entering storm drain? * ☐Yes ☐No

Figure 2-3. Feasibility and Design Criteria Used by Caltrans for Dry Weather Diversions.

From the December 2008 Update of the Caltrans PPDG, Appendix E, T-1 Checklist Part 3

Feasibility Question #2 in Figure 2-3 above references "extraordinary plumbing." By way of example, the Caltrans PPDG defines extraordinary plumbing:

DRAFT for review purposes only. Use of contents on this sheet is subject to the limitations specified at the end of this document.
G:\Engineering and Construction\Flood\CleanWater\Arleen\Regional\BASMAA\Regional permit\POCs\General C11 & C12\C.11-12f-diversions\Draft FINAL -Pump Station FER 9-13-2010.doc

> "Sites requiring extraordinary plumbing to collect and treat runoff (e.g., jacking operations under a highway, bridge deck collection systems, etc.) may be considered infeasible due to their associated costs. Sites requiring extraordinary features or construction practices, such as retaining walls and shoring, may also be infeasible due to their associated costs relative to the cost of the BMP itself."

Other than those examples of extraordinary plumbing, the wording of the PPDG is deliberately broad to allow the designer and the District Stormwater Coordinator lattitude to make design decisions.

In summary, the most well-documented programs of urban runoff diversion into sanitary conveyance and treatment systems involve dry weather diversions of urban runoff. In both the California beaches and Las Vegas Wash examples discussed above, the evaluation criteria started with water quality needs, then looked for alternatives to diversion to POTWs, and then screened diversions against acceptability criteria including conveyance and treatment capacity, constructability, cost, and community/regulatory acceptance. In the Caltrans example, the selection criteria reviewed focused on feasibility and constructability. Some important distinctions that set the above examples apart from this FER are:

- The tangible benefits of reducing beach closures or harvesting water in a desert may be more immediate and apparent to municipal decision makers than the concept of reducing PCB loads to the Bay; and
- The technical challenges of capturing and treating first flush and other stormwater flows would require some refinements to selection criteria to be used in this FER.

With those distinctions in mind, Section 3.1 in the Findings section below builds on the framework of "needs, alternatives, acceptability" to propose screening criteria to be used in this FER.

2.4 Approach to Develop Cost/Benefit Analysis

2.4.1 Cost Estimating Tools

Cost estimates for pilot diversions can be divided into two categories: **capital costs**, and **operations and maintenance (O&M) costs**.

Capital cost estimates for each component of a pilot diversion project are shown in Table 2-1. The estimates were developed from existing case studies for different agencies. These estimates are provided to illustrate ranges and will vary substantially depending on the agency and pump station location. Construction materials and labor will vary depending on the type of pilot diversion to be constructed. A pilot diversion which requires no additional pumps and is adjacent to a sanitary sewer line with excess capacity will have relatively small construction costs, while a pilot diversion which requires large quantities of large diameter pipe will cost much more. Connection fees will also vary depending on the sanitation agency and location of the pilot diversion. Diversions to POTWs with excess plant and sanitary sewer capacity will cost less than locations which require upgrades to sanitary sewers and treatment plants. Right-of-way (ROW) acquisition would depend on the type and quantity of land which is acquired. For the purposes of this analysis, it is assumed that ROW acquisition (or overly complex easement agreements) or treatment plant upgrades would lead to the conclusion that a pilot diversion project is not feasible. Supervisory control and data acquisition (SCADA) control costs will vary depending on the type of monitoring and control equipment specified. Some form of monitoring and controls would likely be required in all cases.

DRAFT for review purposes only. Use of contents on this sheet is subject to the limitations specified at the end of this document.
G:\Engineering and Construction\Flood\CleanWater\Arleen\Regional\BASMAA\Regional permit\POCs\General C11 & C12\C.11-12f-diversions\Draft FINAL -Pump Station FER 9-13-2010.doc

Table 2-1. Planning Cost Estimates for Pilot Diversion Project Components		
Component	Cost Range ($1000's)	Factors Affecting Cost
Construction Materials and Labor	25 – 750	Type of pilot diversion, length
Connection Fees	9 – 18/1,000 gpd	Sanitary sewer capacity, plant capacity, sanitary sewer ordinance requirements, discharge/sanitary sewer use fees
Right of Way	Variable	Size, land use, location
SCADA/Safety Controls	10 – 50	Type of monitoring/control
Capital Support (Permits, Planning and Design)	40 percent of construction costs	Complexity of diversion

Cost estimates based on information from Brown and Caldwell (2009a); Brown and Caldwell (2009b); Sacramento Stormwater Quality Partnership (2006); Orange County Stormwater Program (2003); San Francisco Estuary Partnership (2010).

Another significant consideration affecting capital costs would be the need to re-route existing utilities to accommodate the diversion. This has been a major cost factor in determining acceptable locations for treatment measures targeted at other pollutants, e.g. large in-line trash capture devices. For the purposes of this FER, those additional costs are not considered for pilot projects, as significant re-routing is assumed to be outside the scope of a pilot project.

O&M Costs are primarily related to the annual cost of electricity to operate pumps (if needed), monitoring the diversion to ensure proper function, scheduled and emergency maintenance of pumps and diversion structure, and the treatment fees established by the receiving POTW. Cost estimates for these activities and items are summarized in Table 2-2 below. The annual costs of electricity, inspections and maintenance are derived from monthly O&M costs reported by the Orange County Stormwater Program (2003) for small diversions ranging from 0.01 MGD to 0.3 MGD. By comparison, the Sacramento Stormwater Quality Partnership (2006) estimated annual O&M costs of $40,000 for similarly sized diversions. The lower range of treatment fees is based on the estimated "chemicals and electricity only" costs for a large Las Vegas Valley treatment plant estimated by Brown and Caldwell (2009a). The upper range is based on the "whole plant operational costs" estimated by Brown and Caldwell (2009a). The actual fee charged will depend on the individual POTW, and the jurisdictional relationship between the POTW and the stormwater discharger and local sanitary sewer use ordinance requirements. For comparison, treatment fees estimated by the Sacramento Stormwater Quality Partnership (2006) are approximately $340 per MG treated; The San Jose /Santa Clara Water Pollution Control Plant reports O&M costs of approximately $400 per MG treated.

Table 2-2. Planning O&M and Treatment Cost Estimates for Pilot Diversion Projects	
Pump electricity, inspections and maintenance ($/year)	10,000 – 60,000
Treatment fees ($/MG gallons treated)	300 – 2400

Cost estimates based on information from Brown and Caldwell (2009a); Brown and Caldwell (2009b); Sacramento Stormwater Quality Partnership (2006); Orange County Stormwater Program (2003).

Electricity costs would be reduced for intermittent pumping, in proportion to the planned run time. For planning purposes, it can be assumed that a minimum of $5,000 per year is required for inspections and maintenance.

Table 2-3 shows the estimated costs for different potential pilot diversion scenarios. It is important to note that these cost estimates are based on simplifying assumptions and existing information. Actual costs can vary heavily depending on site/diversion specific characteristics.

For non-constructed pilot diversions there are no capital costs as the pilot diversion occurs by rented equipment and hired labor. The operation costs will vary depending on how the pilot diversions are

DRAFT for review purposes only. Use of contents on this sheet is subject to the limitations specified at the end of this document.
G:\Engineering and Construction\Flood\CleanWater\Arleen\Regional\BASMAA\Regional permit\POCs\General C11 & C12\C.11-12f-diversions\Draft FINAL -Pump Station FER 9-13-2010.doc

staged. For pilot diversion and cleanouts staged during dry weather, scheduling and availability of equipment and staff is easier, thus lower costs are achieved, as opposed to increased costs attributed to mobilizations in response to wet weather events. The expected capital costs of constructed pilot diversions will vary depending on conveyance distance, pipe size, and if additional hydraulic head is required to divert stormwater.

Two types of constructed pilot diversions are potentially available. The type employed would depend on the location of the pump station (Figure 2-4). The one type (Option 1) would involve the installation of an additional pump (or pumps) within the wet well to divert flow directly to the sanitary sewer. This type of diversion provides inherent control of the quantity of water that can be diverted to the sanitary sewer, but involves higher initial costs due to pump station reconfiguration. However, the use of dedicated pumps selected to match the specific head requirements of the conveyance system would allow that system to be optimized, i.e., smaller pipe sizes can be used. This could result in cost saving for the conveyance system, which could be of particular importance for systems that require long conveyance pipes. Operation and maintenance would vary depending on the type and size of the pilot diversion. Another option (Option 2) would be a gravity-fed flow system using the existing pumps and capacity of the station. All stormwater discharged after the pumps would be diverted using only gravity flow to the sanitary sewer. A weir or other control device would be needed to prevent overloading of the sanitary sewer during large storm events. This type of pilot diversion requires larger-sized pipes, but no additional pumps. Gravity flows and passive pilot diversions would require less O&M while larger flows and pumps would regularly fall on the higher end of the expected range.

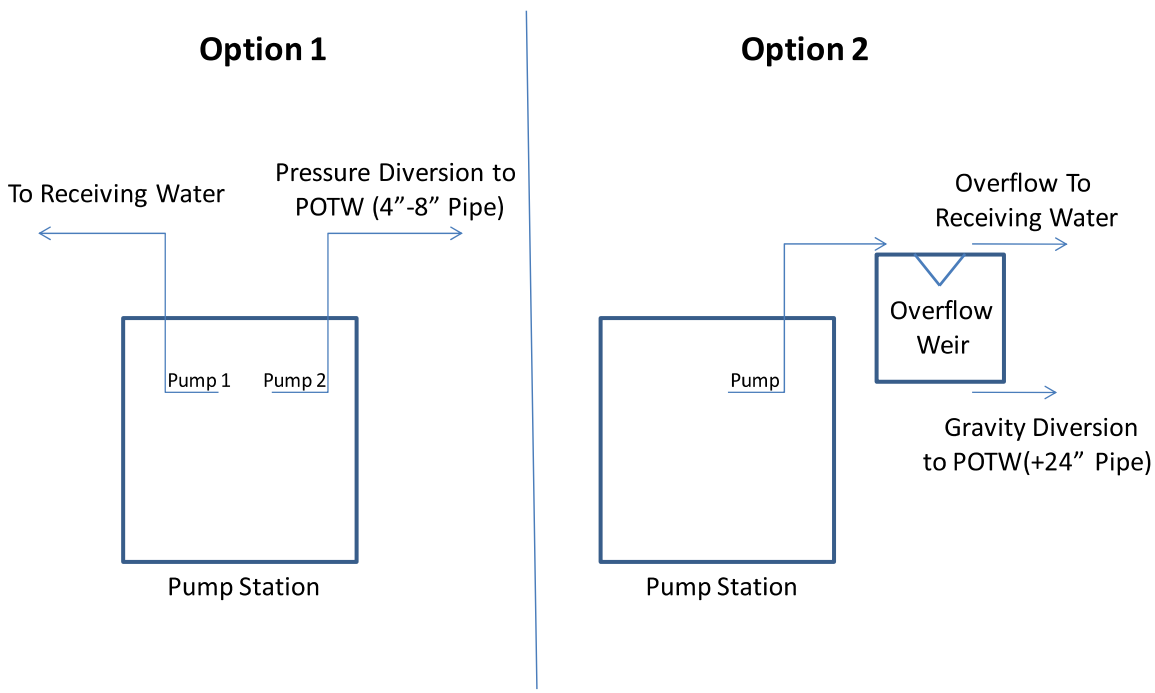

Figure 2-4. Conceptual diagram of two different options for pump station diversions.

Table 2-3. Estimated Costs for Different Pilot Diversion Approaches

Pilot Diversion Approach	Capital Cost ($1,000)	O&M Cost ($1,000/yr)
Non-constructed pilot diversion using all rented equipment for strategic cleanout (7 days duration)	0	28
Non-constructed pilot diversion using all rented equipment in dry weather (90 days duration)	0	360
Non-constructed pilot diversion using all rented equipment in wet weather (30 days duration)	0	180
Constructed pilot diversion adjacent to sanitary sewer large enough to support gravity feed	100	10 – 60
Constructed pilot diversion adjacent to sanitary sewer requiring pumped feed	500	10 – 60
Constructed pilot diversion with moderate connection distance (<500 ft) to sanitary sewer large enough to support gravity feed	500 – 1,500	10 – 60
Constructed pilot diversion with moderate connection distance (<500 ft) to sanitary sewer via small diameter conveyance requiring pump	500 – 1,000	10 – 60
Constructed pilot diversion with long connection distance (>500 ft) to sanitary sewer large enough to support gravity feed	1,500 – 3,000+	10 – 60
Constructed pilot diversion with long connection distance (>500 ft) to sanitary sewer via small diameter conveyance requiring pump	500 – 1,500	10 – 60

Temporary pilot diversion costs assume $4,000 per day for labor during dry weather pilot diversions (four person crew) and equipment (one 20,000 gallon storage tank, three pumps, two support trucks, temporary check dams, and incidental equipment). Temporary pilot diversion costs are assumed to be 50 percent higher ($6,000 per day) during wet weather because of difficulties introduced by scheduling, safety and logistics.

2.4.2 Load Estimating Tools

The potential PCB load reduction benefits attainable from pilot diversion projects can be estimated based on either expected average PCB concentrations in stormwater, or expected average PCB concentrations in sediments captured by the pilot diversion. This section provides planning tools to assist with this estimation.

The first approach starts by asking “how much water is expected to be diverted into the POTW,” and “what is the average PCB concentration in that diverted water?” Water volumes can be estimated from the design storm perspective and the conveyance and treatment capacity perspective. The design storm perspective would multiply the catchment area (acres) by the design storm event (inches of rain) to derive the treatment volume, after unit conversion. However, in most cases, the limiting factor on treatment volume would be storage, conveyance and treatment capacity. Therefore, it makes most sense, for scoping purposes, to base treatment volume estimates on constraints established by the conveyance system, available storage capacity (if any), and limits on the treated volume that are either set by the POTW or that necessarily result from treatment costs. A similar approach would apply to dry weather diversions; rather than design storm considerations the flow question for a dry weather diversion would be “what is the average expected dry weather flow.”

For reference, a typical portable water tank can hold approximately 20,000 gallons. A diversion pump running at 75 gpm would move approximately 100,000 gallons in a day. If a 50 MGD treatment plant accepted up to 500,000 gallons of stormwater per day, the pilot diversion would use about 1 percent of the treatment capacity of the plant. Flows spanning this range are used to estimate loads.

PCB concentrations in stormwater can be estimated based on limited case study information available. The Ettie Street Pump Station Supplemental Environmental Project report (EBMUD 2010) serves as a useful benchmark for PCB concentrations in stormwater from a highly contaminated catchment of about 8 square kilometers comprised of mixed urban land uses with a predominantly industrial history. The report also provides data from Cerrito Creek, which is a similar sized catchment having an open creek in a suburban location that recieves stormwater flows from upstream residential and commercial areas.

- Average PCB concentrations in dry weather from the Ettie Street Pump Station ranged from 3 ng/L to 5 ng/L at the pump station, and approximately 1 ng/L at the reference creek (Cerrito Creek).
- Average first flush stormwater concentrations ranged from 16 ng/L in Cerrito Creek to as much as 50 ng/L in the first flush and wet weather influent to the Ettie Street Pump Station.
- Episodic measurements as high as 200 ng/L were observed.
- That concentration range is used as a basis for estimating PCB loads removed by pilot diversions ranging from 20,000 gallons to 500,000 gallons in Table 2- below.

Table 2-4 highlights the fact that dry weather diversions would not yield substantial load reduction benefits if the PCB concentrations are relatively low (e.g., 1 ng/L). A dry weather diversion of 0.1 mgd would yield between 0.0004 to 0.004 grams of PCBs per day, or 0.1 to 1 grams per year if dry weather flows were pumped 250 days out of the year. That is equivalent to 0.0006 to 0.006 percent of the total PCB load reduction (18 kg) required from urban stormwater by the TMDL. To attain 10 percent of the total PCB load reduction (i.e., 1.8 kg), a total of 3.5 billion gallons per year of dry or wet weather runoff having an average concentration of 50 ng/L would be required.

For storm events that yield higher PCB concentrations in runoff, more substantial load reductions may be attained. If 100,000 gallons of water having 200 ng/L PCBs were diverted from a single storm event, a total mass of 0.08 grams of PCBs could be diverted from discharge to the Bay. If 500,000 gallons could be diverted during a single event, it would be equivalent to 0.4 grams of PCBs, or 0.002 percent of the 18 kg load reduction required of urban stormwater by the TMDL.

The equation used to calculate values in Table 2-4 is:

$$PCB(g) = PCB\left(\frac{ng}{L}\right) \times Volume\ (gal) \times \frac{3.785\ L}{gal} \times \frac{1g}{10^9 ng}$$

Table 2-4. PCB Load Estimating Tool (grams)

Diverted Volume (gal)	PCB Concentration in Stormwater (ng/L)				
	1	10	50	100	200
20,000	0.0001	0.0008	0.0038	0.0076	0.015
50,000	0.0002	0.0019	0.0095	0.019	0.038
100,000	0.0004	0.0038	0.019	0.038	0.076
200,000	0.0008	0.0076	0.038	0.076	0.15
400,000	0.0015	0.015	0.076	0.15	0.31
500,000	0.0019	0.019	0.095	0.19	0.38
1,000,000	0.0038	0.038	0.19	0.38	0.76

DRAFT for review purposes only. Use of contents on this sheet is subject to the limitations specified at the end of this document.
G:\Engineering and Construction\Flood\CleanWater\Arleen\Regional\BASMAA\Regional permit\POCs\General C11 & C12\C.11-12f-diversions\Draft FINAL -Pump Station FER 9-13-2010.doc

For context, the expected range of PCB concentrations in stormwater can be estimated based on assumed concentrations of PCBs in sediments and total suspended sediments (TSS) concentrations (Figure 2-5). Typical PCB concentrations in sediments within the urban landscape range from 0.1 mg/kg to 1 mg/kg; contaminated sediments found in localized areas can be as high as 10 mg/kg or more. It is assumed that highly contaminated sediments would be addressed through sediment management or site remediation, and that diversion projects would address more diffuse contamination areas where the average first flush concentration of PCBs on suspended sediments is 1 mg/kg or less. Under typical TSS concentrations in stormwater (< 500 mg/L), PCB concentrations would tend to be 200 ng/L or less.

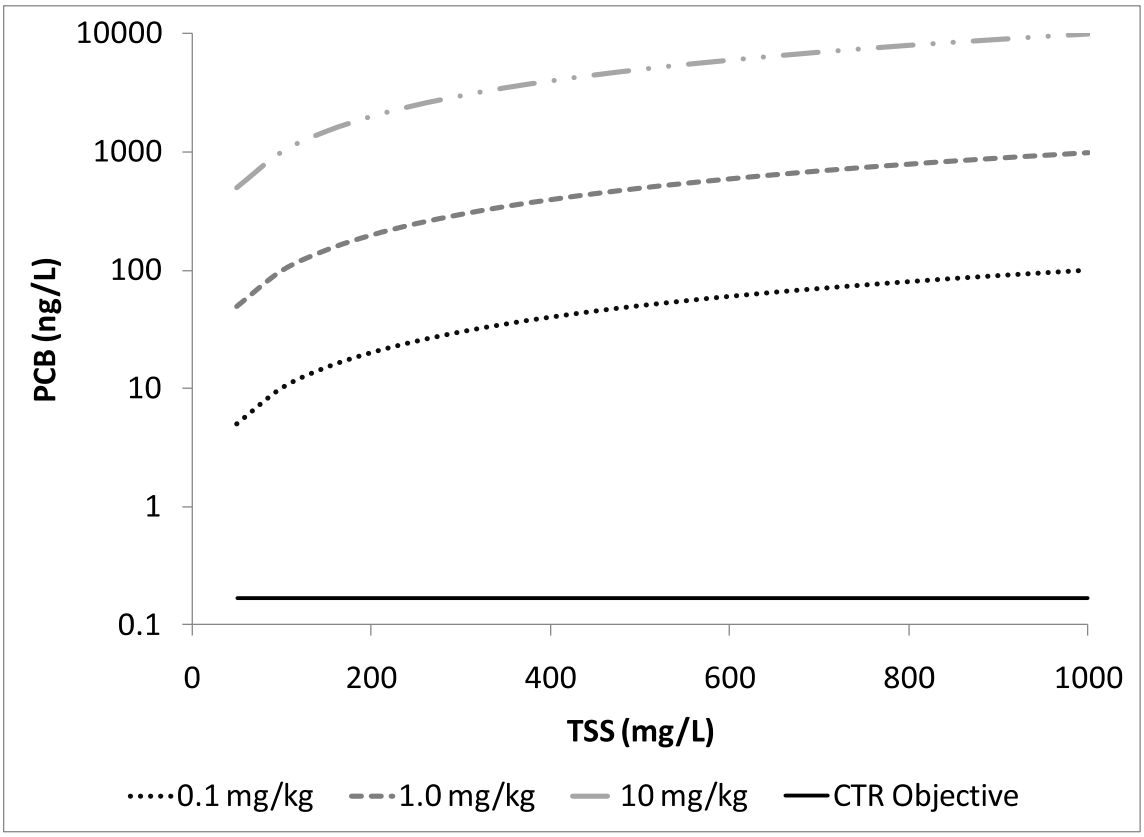

Figure 2-5. Concentrations of PCB vs. TSS under different assumed concentrations of PCBs in sediment.

Solid line indicates the California Toxics Rule (CTR) water quality objective (0.17 ng/L)

Tools similar to those used for PCBs can also be applied to estimating mercury loads avoided (Table 2-5, Figure 2-6). The higher range of mercury concentrations in stormwater (< 2,000 ng/L) reflects the assumption that mercury concentrations in suspended sediments from contaminated areas could be as high as 10 mg/kg.

This approach to load estimating is used to develop the cost-benefit analysis of example pilot diversion scenarios in Section 3.2.

DRAFT for review purposes only. Use of contents on this sheet is subject to the limitations specified at the end of this document.
G:\Engineering and Construction\Flood\CleanWater\Arleen\Regional\BASMAA\Regional permit\POCs\General C11 & C12\C.11-12f-diversions\Draft FINAL -Pump Station FER 9-13-2010.doc

Table 2-5. Hg Load Estimating Tool (grams)					
Diverted Volume (gal)	Hg Concentration in Stormwater (ng/L)				
	1	10	50	500	2000
20,000	0.0001	0.0008	0.0038	0.0379	0.1514
50,000	0.0002	0.0019	0.0095	0.0946	0.3785
100,000	0.0004	0.0038	0.0189	0.1893	0.7570
200,000	0.0008	0.0076	0.0379	0.3785	1.5140
400,000	0.0015	0.0151	0.0757	0.7570	3.0280
500,000	0.0019	0.0189	0.0946	0.9463	3.7850
1,000,000	0.0038	0.0379	0.1893	1.8925	7.5700

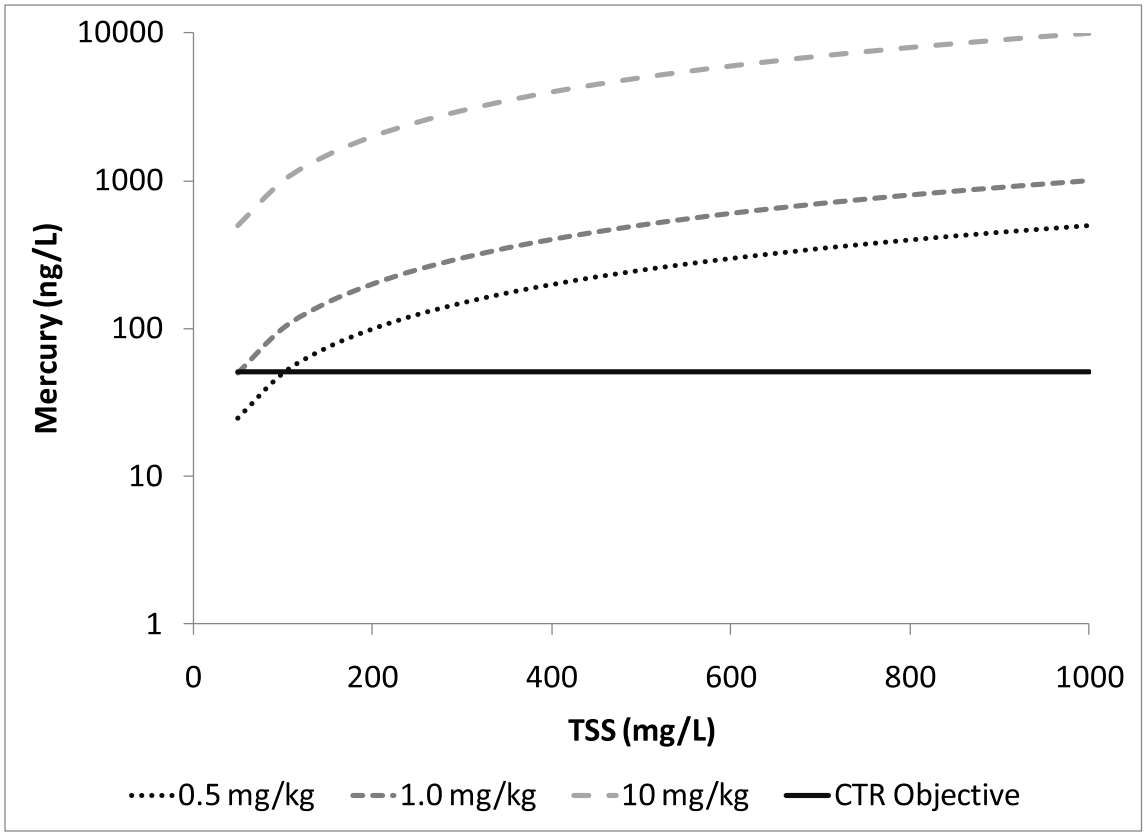

Figure 2-6. Concentrations of Hg vs. TSS under different assumed concentrations of Hg in sediment.

Solid line indicates the California Toxics Rule (CTR) water quality objective (0.50 ng/L)

DRAFT for review purposes only. Use of contents on this sheet is subject to the limitations specified at the end of this document.
G:\Engineering and Construction\Flood\CleanWater\Arleen\Regional\BASMAA\Regional permit\POCs\General C11 & C12\C.11-12f-diversions\Draft FINAL -Pump Station FER 9-13-2010.doc

Section 3

Findings

3.1 Recommended Selection Criteria

This section proposes screening criteria that are developed around the framework of needs, alternatives, and acceptability outlined in the previous sections. These criteria are intended to inform the selection of pilot diversion sites, but may not include all considerations that would need to be taken into account as potential pilot diversion sites are evaluated.

3.1.1 Needs

The overall water quality need is a reduction in the load of PCBs and mercury discharged from urban areas into the Bay. Guidance from the SFB-RWQCB further specifies that pilot diversion projects should focus on abating discharges of PCBs from contaminated drainages, and concurrently evaluate the added value of mercury load reductions achieved by PCB-focused projects. That is, project siting decisions should be led primarily by PCB loads.

Watershed load reduction goals help put PCB loads into context as a selection criterion. The CW4CB grant recently awarded to BASMAA sets forth the ambitious goal of reducing PCB loads by 0.3 to 1.5 kg per year through a series of coordinated investigation, reporting, potential remediation, and treatment retrofit projects. If the goal is achieved, the load reduction would be about one to seven percent of the currently estimated 20 kg per year of PCBs discharging from Bay Area urban storm systems.

It is proposed that individual pilot diversion projects that reduce the current PCB load to the Bay by one percent or more per year (i.e., reduce PCBs by 0.2 kg/yr or more) could be considered meaningful steps towards attainment of the PCB wasteload allocation for urban stormwater. In contrast, pilot projects that attained load reductions on the order of 0.01 kg/year (ten grams) or less would not yield significant progress, by themselves. Small pilots could be useful if they can be cost-effectively replicated numerous times throughout the watershed, or if they provide information that can be scaled up to evaluate the costs and benefits of larger projects.[4]

The selection criteria based on water quality needs are summarized by the following two questions:

Will the project yield a substantial PCB load reduction? An important tool for answering this question is an understanding of the spatial distribution of PCBs in sediments of the San Francisco Bay watersheds. The most recently available synthesis of PCB monitoring data is available in the grant-funded study by Yee et al (2010), titled "Concentrations of PCBs and Hg in soils, sediments and water in the urbanized Bay Area: Implications for best management." Figures and tables in that report highlight urbanized areas of the Bay with the highest PCB concentrations in sediments collected from catch basins and street curbs.

Provisions C.11.f and C.12.f strongly emphasize existing stormwater pump stations as the most likely areas for pilot diversion projects. Pump station inventory reports have been submitted to the SFB-RWQCB and compiled in tabular and GIS formats. Matching areas of high PCB concentrations in sediments with the known spatial distribution of pump stations is a useful step to efficiently make an

[4] The SFB-RWQCB has stated that diversion projects may have other benefits unrelated to PCBs and Hg (e.g., reductions in discharges of low DO water, bacteria, etc.

initial screening of likely candidate pump stations based on potential for load reductions. Figures 3-1 through 3-6 below show the locations of pump stations, measured PCB concentrations in storm drain sediments, and POTW service areas. For illustration purposes, only sediment samples with detectable PCB concentrations are included in the figures. These planning tools can be used to assist in the evaluatation of the water quality needs criteria.

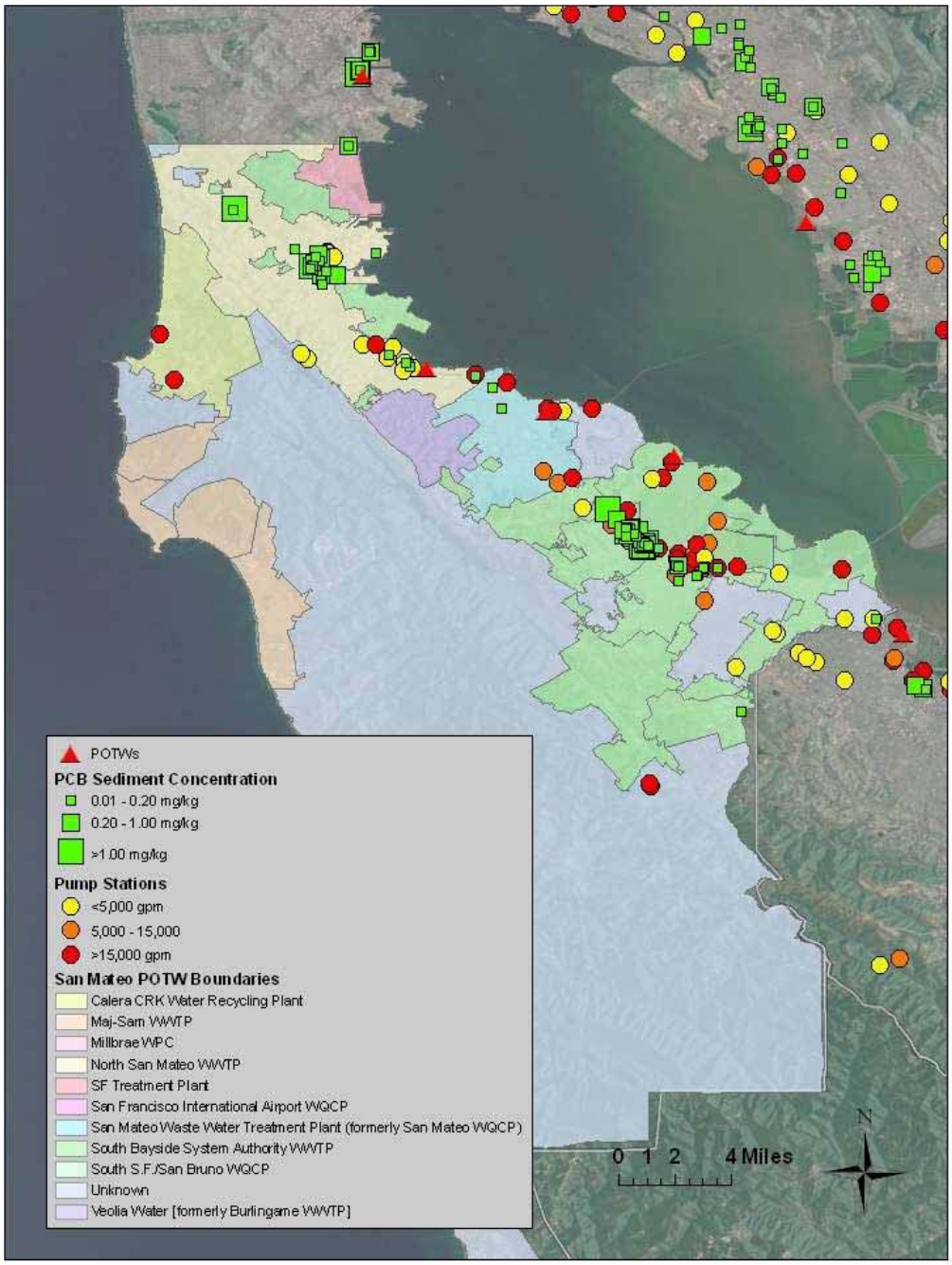

Figure 3-1. Map of Pump Station Locations, PCB concentrations in Sediments, Locations of POTWs, and POTW Service Areas in San Mateo County.

GIS layers for PCBs in sediments and pump stations courtesy SFEI. GIS layers for POTW service areas courtesy Caltrans District 4. All GIS information is preliminary; Brown and Caldwell and the GIS information providers make no guarantees as to the accuracy of GIS information provided in this report.

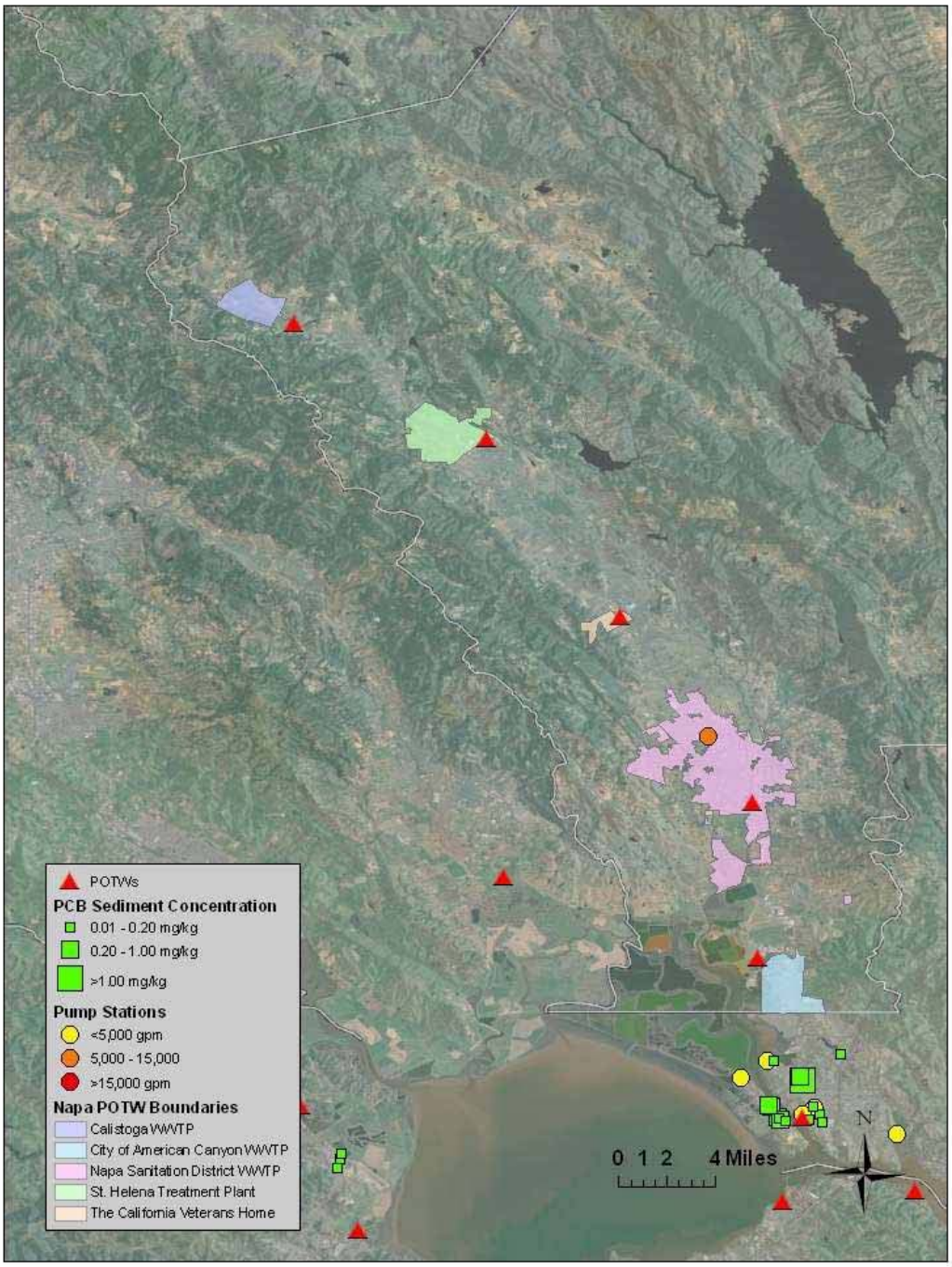

Figure 3-2. Map of Pump Station Locations, PCB concentrations in Sediments, Locations of POTWs, and POTW Service Areas in Napa County.

GIS layers for PCBs in sediments and pump stations courtesy SFEI. GIS layers for POTW service areas courtesy Caltrans District 4. All GIS information is preliminary; Brown and Caldwell and the GIS information providers make no guarantees as to the accuracy of GIS information provided in this report.

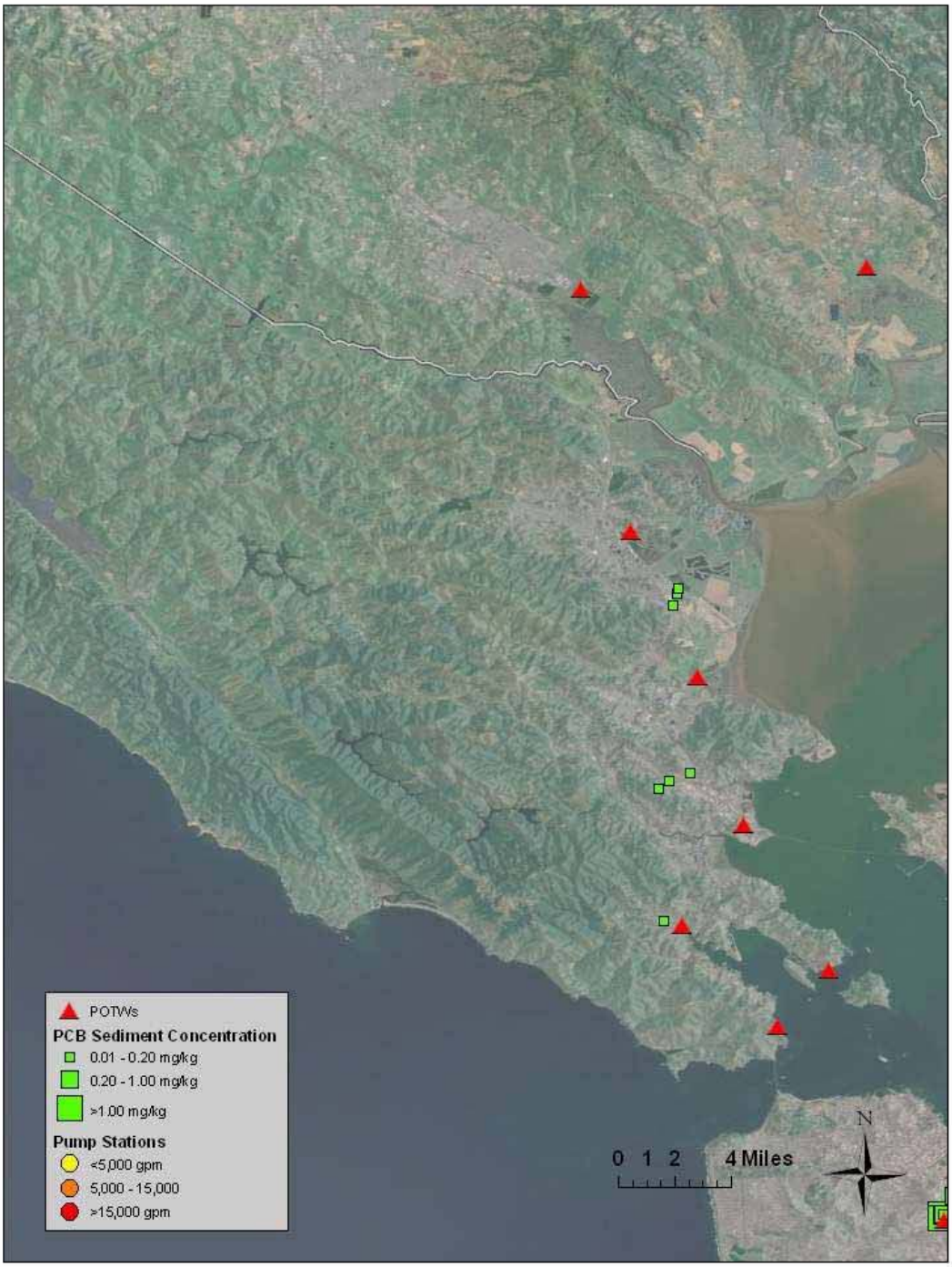

Figure 3-3. Map of Pump Station Locations, PCB concentrations in Sediments, Locations of POTWs, and POTW Service Areas in Marin County.

GIS layers for PCBs in sediments and pump stations courtesy SFEI. All GIS information is preliminary; Brown and Caldwell and the GIS information providers make no guarantees as to the accuracy of GIS information provided in this report.

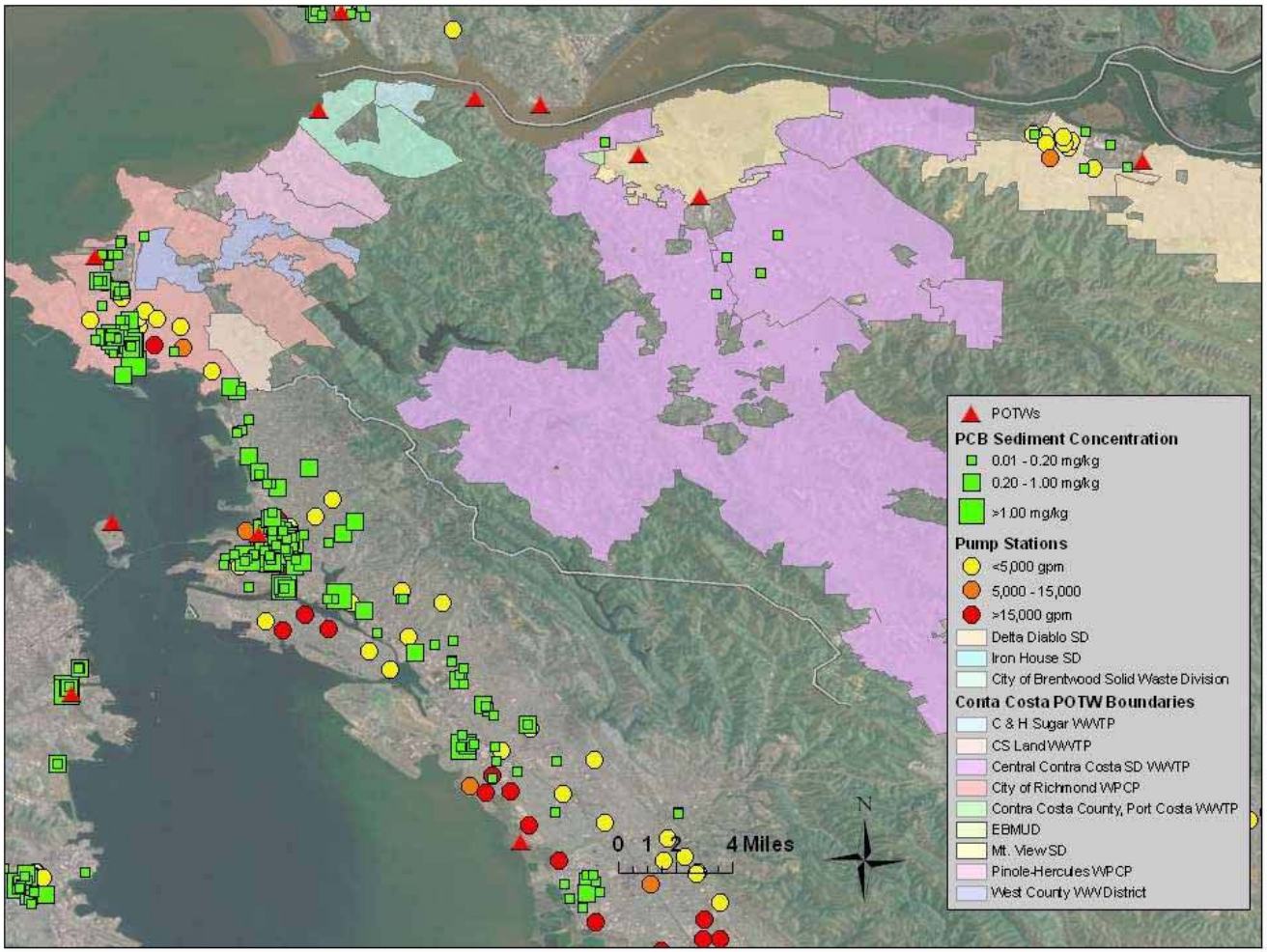

Figure 3-4. Map of Pump Station Locations, PCB concentrations in Sediments, Locations of POTWs, and POTW Service Areas in Contra Costa County.

GIS layers for PCBs in sediments and pump stations courtesy SFEI. GIS layers for POTW service areas courtesy Caltrans District 4. All GIS information is preliminary; Brown and Caldwell and the GIS information providers make no guarantees as to the accuracy of GIS information provided in this report.

DRAFT for review purposes only. Use of contents on this sheet is subject to the limitations specified at the end of this document.
G:\Engineering and Construction\Flood\CleanWater\Arleen\Regional\BASMAA\Regional permit\POCs\General C11 & C12\C.11-12f-diversions\Draft FINAL -Pump Station FER 9-13-2010.doc

045888

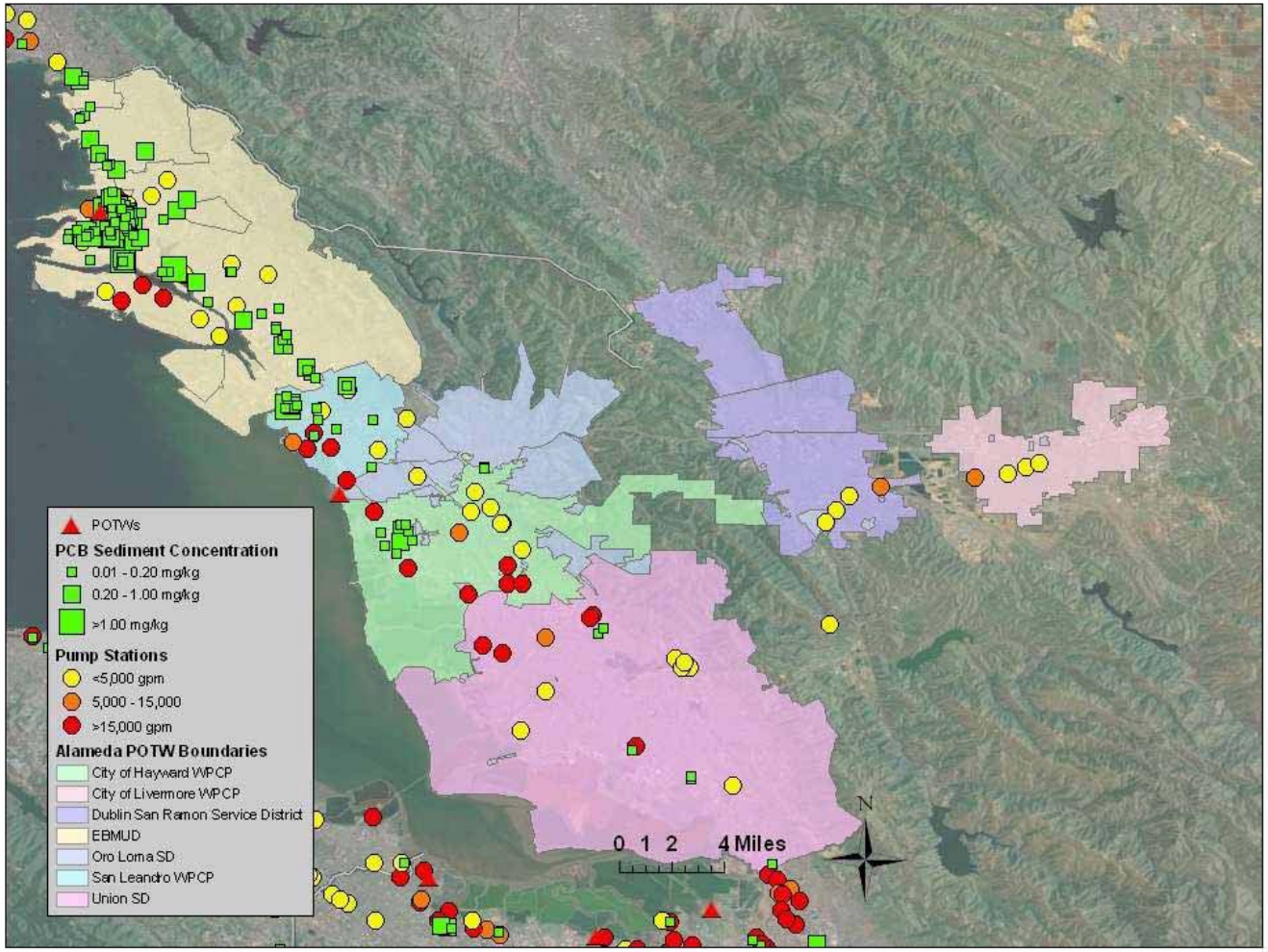

Figure 3-4. Map of Pump Station Locations, PCB concentrations in Sediments, Locations of POTWs, and POTW Service Areas in Alameda County.

GIS layers for PCBs in sediments and pump stations courtesy SFEI. GIS layers for POTW service areas courtesy Caltrans District 4. All GIS information is preliminary; Brown and Caldwell and the GIS information providers make no guarantees as to the accuracy of GIS information provided in this report.

DRAFT for review purposes only. Use of contents on this sheet is subject to the limitations specified at the end of this document.
G:\Engineering and Construction\Flood\CleanWater\Arleen\Regional\BASMAA\Regional permit\POCs\General C11 & C12\C.11-12f-diversions\Draft FINAL -Pump Station FER 9-13-2010.doc

045889

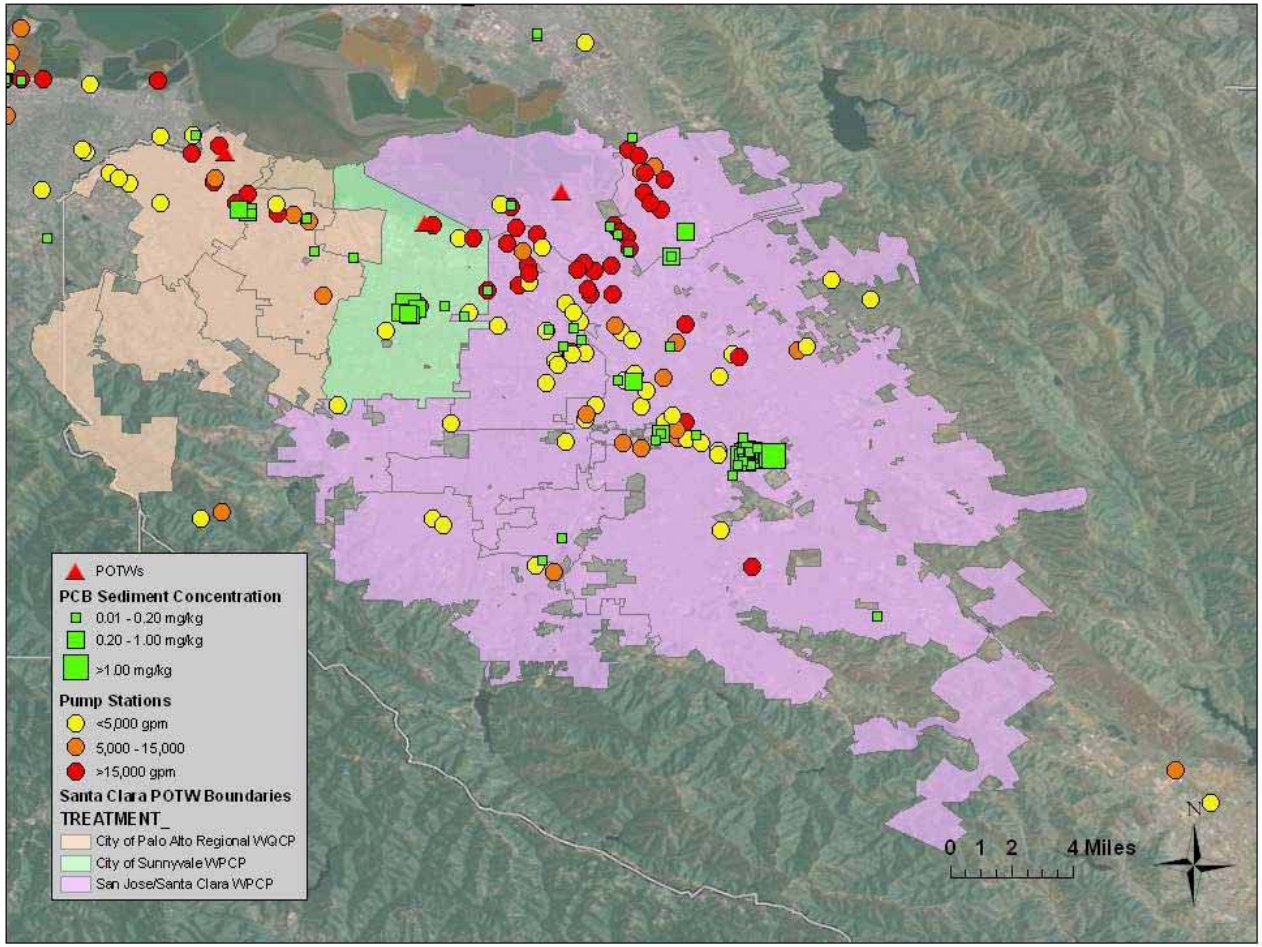

Figure 3-5. Map of Pump Station Locations, PCB concentrations in Sediments, Locations of POTWs, and POTW Service Areas in Santa Clara County.

GIS layers for PCBs in sediments and pump stations courtesy SFEI. GIS layers for POTW service areas courtesy Caltrans District 4. All GIS information is preliminary; Brown and Caldwell and the GIS information providers make no guarantees as to the accuracy of GIS information provided in this report.

DRAFT for review purposes only. Use of contents on this sheet is subject to the limitations specified at the end of this document.
G:\Engineering and Construction\Flood\CleanWater\Arleen\Regional\BASMAA\Regional permit\POCs\General C11 & C12\C.11-12f-diversions\Draft FINAL -Pump Station FER 9-13-2010.doc

045890

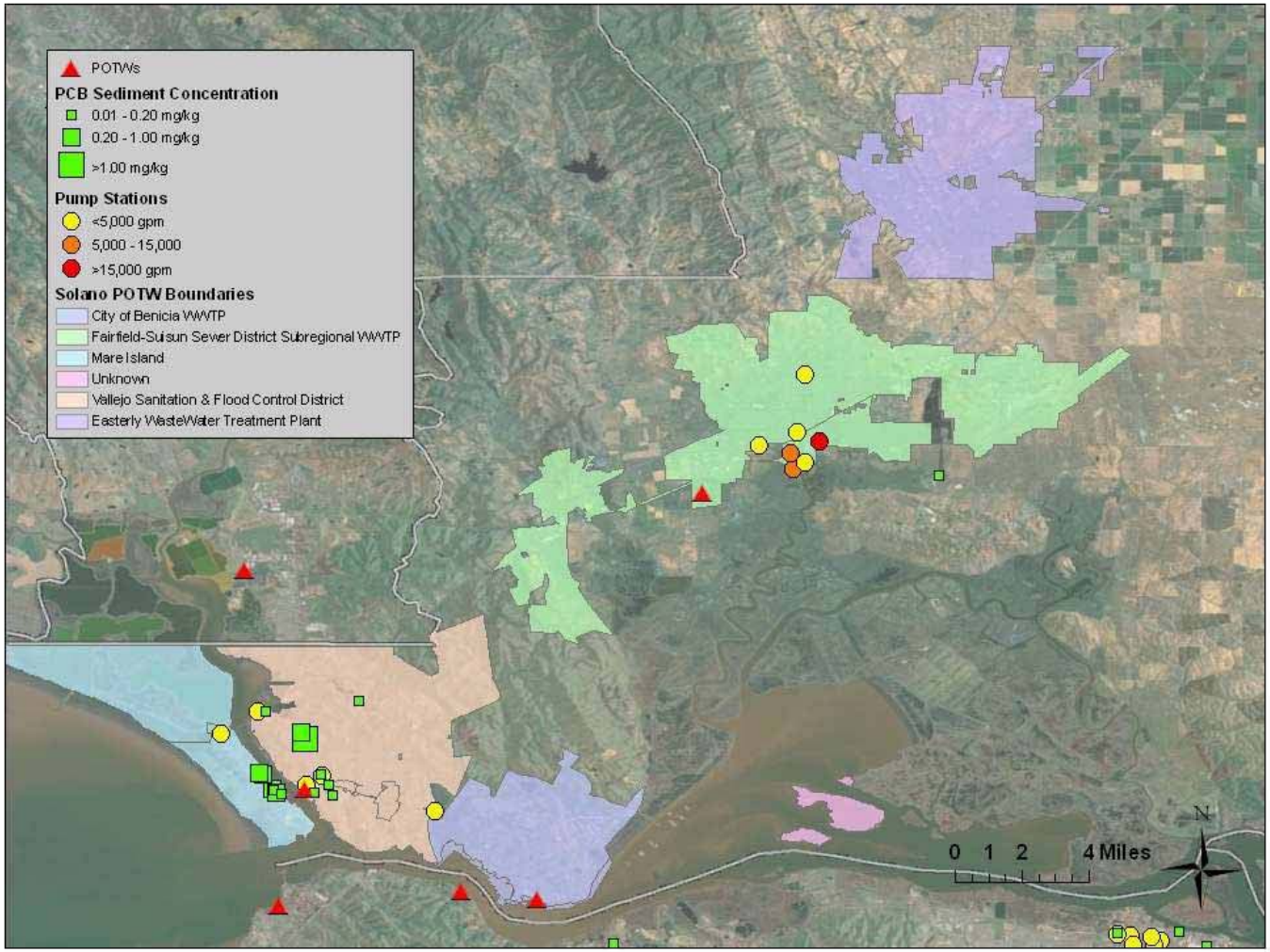

Figure 3-6. Map of Pump Station Locations, PCB concentrations in Sediments, Locations of POTWs, and POTW Service Areas in Solano County.

GIS layers for PCBs in sediments and pump stations courtesy SFEI. GIS layers for POTW service areas courtesy Caltrans District 4. All GIS information is preliminary; Brown and Caldwell and the GIS information providers make no guarantees as to the accuracy of GIS information provided in this report.

DRAFT for review purposes only. Use of contents on this sheet is subject to the limitations specified at the end of this document.
G:\Engineering and Construction\Flood\CleanWater\Arleen\Regional\BASMAA\Regional permit\POCs\General C11 & C12\C.11-12f-diversions\Draft FINAL -Pump Station FER 9-13-2010.doc

045891

Will the project provide unique or new information? This is a more subjective question that would require input from the Technical Oversight Committee, including the SFB-RWQCB, to properly screen. It is an important question because, given the compliance time frame and inherent scale of pilot projects, they will most likely be small and temporary in nature. Therefore, in addition to targeting opportunity areas where pump stations serves drainage areas that have high PCB concentrations, pilot projects should be designed with the intent of producing information that will be useful to assess the costs and benefits of full scale implementation.

3.1.2 Costs and Alternatives

Overall cost is an important screening crtieria for pilot projects. Some simple planning tools for determining whether or not a pilot project is cost prohibitive are presented in Section 2.4.1 above. In general, pilot projects that would require significant new conveyance infrastructure or incur significant treatment costs may be less attractive than pilot projects with relatively simple diversion connections located in jurisdictions where reduced or waived treatment costs could be negotiated.

Alternatives to diversion, such as pollution prevention, street sweeping, sediment management, and stormwater treatment retrofits, should always be considered in conjunction with diversion to POTWs. This FER is developed to comply with an MRP requirement that also prescribes five pilot projects; therefore, consideration of alternatives is not a specific screening criterion for pilot projects, although it would be an important screening criteria for additional implementation beyond the pilot stage. The oversight committee will provide input and feedback on diversion sites considering the broader regional context of pilot-testing a variety of pollutant control strategies in the Bay Area.

3.1.3 Acceptability

There are two screening criteria that should be evaluated to determine whether diversion into POTWs is acceptable:

Is there an accessible POTW willing and able to provide treatment service? A key piece of information to help identify the POTW which serves an area of interest s a map of POTW service areas, such as the examples shown in Figures 3-1 through 3-9. Additionally, Pump station inventory data compiled by the SFB-RWQCB includes partial listings of the nearest POTW. The best way to assess the willingness, existing ability and challenges of a POTW to accept a diversion is to begin discussions with the appropriate staff and collectively explore opportunities and constraints of the potential diversion in question. Because of the likely change needed to existing POTW procedures, policies, and principles, it is expected that inevitably, decision makers representing the POTW will also need to be involved and approve the pilot diversion. In order for a POTW decision maker to evaluate the request, they would need certain information, including the amount to be diverted, the expected timing and duration of the pilot diversion, and the loads of PCBs, mercury, suspended sediment, dissolved solids, and biochemical oxygen demand expected. Some of the concerns of POTWs are briefly summarized in Section 3.3 below and by the Bay Area Clean Water Agencies (Carollo, 2009)

Can the pilot diversion be sited within acceptable design criteria? This criterion would be evaluated using maps, diagrams, a site walk, and other resources necessary to complete a pre-design checklist comparable to the one illustrated in Figure 2-3. A more pertinent checklist has been developed for this FER and is shown in Table 3-1.

Table 3-1. Proposed Checklist for Evaluating Engineering Feasibility of Pilot Diversions	
1	Does the POTW in question have existing capacity during wet weather?
2	Does the POTW in question have existing capacity during dry weather?
3	What is the distance to any potential sanitary sewer pilot diversion connections (linear feet)?
4	Does the potential connection require any land acquisition or easements?
5	Does the POTW fully own or control the sanitary sewer system?
6	Is the POTW willing to accept discharge from a stormwater pilot diversion project?
7	What is the capacity of the pump station (gpm)?
8	What is the wet weather capacity of the sanitary sewer system downstream of the potential pilot diversion connection?
9	What percentage of the pump station flow can be diverted to the sanitary sewer system if at all?
10	Does the pump station have sufficient area in either the wet well or after the pump to build a pilot diversion?
11	Would the pump station convey flow to the sanitary sewer system via gravity flow or an additional pump.

Questions 1 and 2 initially determine the feasibility of a POTW to accept stormwater flow. POTWs with little excess capacity will not likely take on stormwater discharges. If it is possible to divert water, questions 3, 4, and 5 consider the route necessary to convey water to the sanitary sewer system. Longer distance pilot diversions will likely be cost prohibitive, as well as routes which require acquisition of land or easements for construction. If the POTW does not own the sanitary sewer system, or shares ownership, negotiations for sanitary sewer capacity and the timing of discharges would involve more parties, and likely be more complex. Questions 6, 7, and 8 determine the capacity of the sanitary sewer system at a chosen pilot diversion point, to accept, some, all, or none of the wet or dry weather flow from the diversion. Of particular concern is whether accepting a diversion would increase the risk of a Sanitary Sewer Overflow (SSO). Finally, questions 9 and 10 determine whether the pump station itself is amenable to retrofit for pilot diversion. Pump stations in small areas with limited space for expansion would likely be ill-suited to build a flow control device for gravity flow to a sanitary sewer connection. In stations with small wet well capacity it would be difficult to install new pumps for conveyance.

Table 3-2 below summarizes the selection criteria, and the information needed to apply the criteria.

DRAFT for review purposes only. Use of contents on this sheet is subject to the limitations specified at the end of this document.
G:\Engineering and Construction\Flood\CleanWater\Arleen\Regional\BASMAA\Regional permit\POCs\General C11 & C12\C.11-12f-diversions\Draft FINAL -Pump Station FER 9-13-2010.doc

Table 3-2. Proposed Selection Criteria and Information Needed		
Criteria		Information Needed
Needs	Will the project yield a significant PCB load reduction?	PCB concentrations in sediments from the local drainage; Pump station inventories in GIS and tabular formats Event-mean PCB concentrations in stormwater; TSS and flow measurements; Drainage area assessments
	Will the project provide unique or new information?	Peer review from Technical Oversight Committee
	Does a pilot project fit into the broader regional context of pilot-testing a range of pollutant control strategies, including pollution prevention, site remediations, enhanced sediment management, and stormwater treatment retrofitting strategies?	Peer review from Technical Oversight Committee
Costs and Alternatives	Are the capital and operation and maintenance costs associated with diversion prohibitive?	Site investigations Conceptual designs and drawings Preliminary site-specific cost estimates Treatment and connection costs/charges.
	Are there ways to control upstream sources of PCBs through remediation, removal, isolation, or run-on diversion?	Source identification studies Peer review from Technical Oversight Group
	Can onsite treatment or infiltration retrofits be implemented?	Site investigations, including right-of-way mapping
Acceptability	Is there an accessible POTW willing and able to provide treatment service?	POTW service area map Communication with POTW managers
	Can the pilot diversion be sited within acceptable design criteria?	Pre-design checklist assessment (Table 1)

3.2 Cost and Benefit Analysis of Three Scenarios

This section evaluates three hypothetical scenarios to estimate the costs, grams of PCBs removed, and resulting cost per gram. These scenarios are hypothetical, based on untested assumptions and may not represent actual conditions or costs associated with stormwater pump station diversions in the Bay Area. Additionally, these scenarios are intended to only represent a range of possible costs and benefits that may be expected. Costs and benefits are evaluated in the context of three types of scenarios that are inherently different in scale and implementation timeframes. For those scenarios with longer implementation timeframes, costs can be spread out accordingly and therefore provide an unequal comparison against scenarios with shorter implementation durations. For these reasons, costs should not be used to directly compare the cost efficiencies between scenarios presented, but rather used to assess the range of costs that may be expected for an individual scenario. Constructed Pilot Diversions

Under this scenario, it is assumed that a pilot diversion is constructed which includes operational controls that allow selective pilot diversion of first flush and wet weather events. The pilot diversion is assumed to require minimal distance to tie into the sanitary sewer system. The pilot diversion is assumed to be a gravity feed into a large capacity sewage line, requiring minimal annual O&M costs due to electricity. The receiving POTW has agreed to accept one million gallons per 24-hour storm event no more than eight times during the storm season. It is assumed, for this hypothetical scenario, that the

DRAFT for review purposes only. Use of contents on this sheet is subject to the limitations specified at the end of this document.
G:\Engineering and Construction\Flood\CleanWater\Arleen\Regional\BASMAA\Regional permit\POCs\General C11 & C12\C.11-12f-diversions\Draft FINAL -Pump Station FER 9-13-2010.doc

POTW has agreed to waive treatment fees[5]. A pilot diversion and pump system has been constructed which can convey large volumes of flow (750 gpm to deliver one million gallons in 24 hours). Based on Table 2-1, the capital outlay for this project is assumed to be $750,000. The removal effectiveness for PCBs and Hg is assumed to be >95 percent.

If the average PCB concentration in diverted stormwater were 50 ng/L, each million gallons diverted would reduce PCB loads discharged directly to the Bay by 0.2 grams (see Table 2-4). Eight such events each year would annually reduce PCB loads by 1.6 grams. Over twenty years, this would correspond to 32 grams of PCBs (assuming concentrations would remain unchanged over this timeframe).

Assuming that a ten-fold higher stormwater mercury concentration (500 ng/L), this would correspond to a load reduction of 16 grams of mercury per year, or 320 grams over twenty tears.

If the treatment plant provides treatment service for free, then achieving a total load reduction of 32 grams PCBs and 320 grams mercury over twenty years by this approach would result in a capital outlay and operation and maintenance cost of approximately $23,500 per gram of PCBs reduced, and $2,350 per gram of mercury reduced. This estimate is a very crude, demonstrative example that does not consider life-cycle costs, net present worth cost adjustments, or other complexities. The cost per gram would increase substantially if the hypothetical pilot diversion were to be terminated in less than twenty years.

3.2.1 Non-constructed Pilot Diversions

Under this scenario, it is assumed that a wet weather pilot diversion project that does not require the construction of diversion structures, but rather is implemented using check dams and pumps to divert storm flows into storage tanks, and subsequently routing into a sanitary sewer when there is sufficient capacity. Because no capital costs incurred under this scenario, municipalities diverting stormwater have less financial risk compared to the first scenario described. It is assumed that sufficient site area is available to locate ten storage tanks, and that the site area has pavement competent to withstand the weight of ten full tanks. The project is assumed to last for thirty days, and the daily cost of equipment rental and staffing is $6,000, for a total project cost of $180,000 (per Table 2-3). As with the constructed pilot diversion scenario above, treatment fees are assumed to be waived for this scenario[5]. The project is assumed to occur in the wettest months (i.e., January – February), and for the purposes of this scenario is assumed to capture a total of three major storm events, diverting a total of 600,000 gallons of wet weather flows (200,000 gallons each event) having an average PCB concentration of 50 ng/L.

Referring to Table 2-4, each 200,000 gallon pilot diversion event would capture 0.04 grams of PCBs, for a total of 0.12 grams diverted into the POTW. Again assuming 95 percent removal, this would yield a net load reduction of 0.11 grams, or 0.0006 percent of the total currently estimated PCB stormwater load. Although the total project cost is lower compared to construction of a constructed pilot diversion, the cost per gram removed is significantly higher: approximately $1,600,000 per gram of PCBs removed.

Assuming a ten-fold higher Hg concentration (500 ng/L), the net load reduction would be 1.1 grams for this scenario, at a cost of $160,000 per gram.

---

[5] The simplifying assumption that a POTW waives treatment fees is, in fact, unlikely. In most cases, wastewater and stormwater programs are funded through separate sources, and so institutional factors may make such a waiver problematic. As noted in Tables 2-1 and 2-2 above, connection fees typically range from $9,000 to $18,000 per thousand gallons per day, and treatment fees typically range from $300 to $2,400 per MG treated. As a result, these cost estimates for the hypothetical scenarios are llikely underestimated. Other charges may also be assessed, such as East Bay MUD's "wastewater capacity fee" of at least $97.40 per 100 cubic feet per month, or $130,000/MG/month. See, for example: http://www.ebmud.com/our-water/wastewater-treatment/wastewater-treatment-programs/wastewater-rates-charges-and-fees

DRAFT for review purposes only. Use of contents on this sheet is subject to the limitations specified at the end of this document.
G:\Engineering and Construction\Flood\CleanWater\Arleen\Regional\BASMAA\Regional permit\POCs\General C11 & C12\C.11-12f-diversions\Draft FINAL -Pump Station FER 9-13-2010.doc

3.2.2 Conveyance System Cleanout

Under this scenario, it is assumed that a sediment sampling and visual inspection has identified a conveyance with contaminated sediments. A cleanout of the impacted portion of the system takes place over a period of seven days, at a lower cost ($4,000 per day) than the wet weather pilot diversion because the dry weather work can be more easily scheduled. A total of ten kilograms of contaminated sediments having an average PCB concentration of ten parts per million (10 mg /kg) is flushed from the system and captured in a single, 20,000 gallon storage tank, and then discharged into the sanitary sewer. Again, treatment fees are assumed to be waived for this analysis[5]. Under this scenario, the total mass of PCBs removed would be 100 mg, or 0.1 grams. If 95 percent of the PCB load discharge to the POTW is removed by treatment, the net load reduction benefit to the Bay would be 0.095 grams. The total project cost is $28,000. The cost per gram of PCBs removed under this scenario would be approximately $300,000 per gram.

Under this scenario, it is assumed that sediment with 10 mg/kg PCBs have mercury concentrations of 1 mg/kg. This assumption reflects the observations that sediments from old industrial areas that are substantially contaminated with PCB are not typically found in the same locations as sediments impacted by mining waste that have mercury concentrations of 10 mg/kg or more. The corresponding load reduction of mercury would be 0.01 grams, at a cost of $3,000,000 per gram.

Although this third scenario is the most cost-effective, in terms of cost per gram, and also one of the most likely scenarios to be acceptable to a POTW, the overall load reduction is still relatively small – again about 0.0005 percent of the total stormwater PCB load to the Bay. Additionally, this scenario (and non-constructed diversions) allow municipalities to be more adaptive in directing resources where they are most needed. This scenario could, however, be a useful diagnostic tool. If, after conducting the cleanout, follow-up inspections show that contaminated sediments are again found in the conveyance system after the rainy season ends, that would suggest a need to look upstream to possibly identify areas where sediment removal, capping, and/or run-on pilot diversion could be implemented to protect the stormwater conveyance system.

3.3 POTW and Collection System Agency Constraints/Concerns

A draft white paper developed by the Bay Area Clean Water Agencies presents a summary of constraints faced by POTWs when deciding whether or not to accept stormwater discharges for treatment (BACWA, 2009). Those issues have been raised in previous technical reports submitted to the SFB-RWQCB (e.g., Applied Marine Sciences, 2003).

Some of the main constraints faced by POTWs include:

Treatment capacity and conveyance system capacity - The BACWA (2009) white paper noted that most treatment and conveyance system capacity issues could be addressed by restricting diversion flows. Restirctions could be achieved through the design of orifices, weirs, and pumps. As noted in the cost / benefit analysis, treatment and conveyance and capacity issues may limit the load reduction benefits attainable.

Conveyance system ownership and permission of all owners - Not all POTWs own the collection and conveyance systems that serve them. If a different entity than the POTW owns the collection system, it would require another negotiation to enable the diversion. If there are multiple collection system owners, the negotiation could be more complex.

Ordinance prohibitions - The BACWA (2009) white paper notes that:

> "There are few existing agreements and local laws (e.g. ordinances) that relate to stormwater diversions, including a POTW's ability to accept, deny or condition the acceptance of stormwater diversions (e.g. flow restrictions, pretreatment requirements). Most wastewater agencies operating separate sanitary sewers currently forbid the discharge of stormwater into the sanitary system. However, many wastewater agencies have a stipulation in their rules that allow discharges to the sanitary system with the permission of the POTW."

Potential to upset biological processes, especially in advanced treatment plants. Introduction of heterogeneous surface waters puts a POTW at risk of treatment system upsets, particularly in advanced plants where inoculations of foreign bacteria can interfere with microbial communities essential to the treatment process.

Effect of PCB loads on effluent - In its report on the Ettie Street Pump Station diversion project (EBMUD, 2010), EBMUD noted that PCB loads to influent are not 100% removed by the treatment process. As a result, EBMUD stated that the compliance with respect to "PCBs and other pollutants for which the Bay is impaired would require particularly close evaluation for diversion potential." There is only a small, preliminary amount of data available on current concentrations of PCBs in treated effluent (SFRWQCB, 2008) . However, the limited amount of information available indicates that PCB concentrations in treated effluent are likely to be above water quality objectives for PCBs established in the California Toxics Rule.

Effect of PCB loads on biosolids - Initial discussions with the Technical Oversight Committee (July 14, 2010) led to the conclusion that PCB loads from pilot diversion projects may be sufficiently small that they would not significantly change the PCB concentration of biosolids. The preliminary load calculations in Section 3.2 tend to support this – conveyance system and treatment plant capacity would likely become limiting factors before PCB concentrations in biosolids would be a constraint. However, it is worth noting that deliberate introduction of PCBs into sewage treatment systems has strong potential to cause perception problems related to biosolids. For example, a recent incident in Milwaukee, Wisconsin led to the inadvertent introduction of PCB contaminated sediments in to the municipal sewage treatment system during a sanitary sewer system rehabilitation project (Behm, 2009). As a result, commercial production and sale of biosolids from the treatment plant was halted for several months. Recovery from the incident caused the Milwaukee Metropolitan Sewerage District approximately $4 million.

3.4 Conceptual Framework for Crediting PCB Load Reductions

The MRP requires that this FER include "a proposed method for distributing PCBs load reductions to participating wastewater and stormwater agencies." proposed approach for crediting mercury and PCB load reductions to POTWs. This section proposes a method for illustrative purposes, in order to comply with the NPDES permit. Any program of incentives or credits to POTWs would need to be developed with POTW involvement.

The effect of a diversion on compliance would be of particular concern. For example, in its report on the Ettie Street Pump Station pilot diversion project (EBMUD, 2010), EBMUD noted that PCB loads to influent are not 100 percent removed by the treatment process. As a result, EBMUD stated that the compliance with respect to "PCBs and other pollutants for which the Bay is impaired would require particularly close evaluation for pilot diversion potential."

There is only a small, preliminary amount of data available on current concentrations of PCBs in treated effluent (SFB-RWQCB, 2008) . However, the limited amount of information available indicates that PCB concentrations in treated effluent are likely to be above water quality objectives for PCBs established in the California Toxics Rule. The San Francisco Bay PCBs TMDL has established WLAs for PCBs in treated effluent that add up to 2 kg per year for all Bay Area wastewater dischargers combined. The estimated current loads are slightly higher, 2.3 kg per year. The SFB-RWQCB has stated that it expects PCB

DRAFT for review purposes only. Use of contents on this sheet is subject to the limitations specified at the end of this document.
G:\Engineering and Construction\Flood\CleanWater\Arleen\Regional\BASMAA\Regional permit\POCs\General C11 & C12\C.11-12f-diversions\Draft FINAL -Pump Station FER 9-13-2010.doc

concentrations in effluent to decrease over time as a result of the fact that PCBs are no longer manufactured or used. Recognizing that pilot diversion projects would increase PCB loads to POTWs, the SFB-RWQCB also included a 1 kg per year WLA to be made available to individual POTWs who agree to accept stormwater for discharge.

IN the staff report accompanying the San Francisco Bay PCBs TMDL, the explanation for the 1 kg per year WLA available for stormwater treatment is as follows:

> "A potential means to reduce urban stormwater runoff PCBs loads will be to strategically intercept and route runoff to municipal wastewater treatment systems. We propose a separate wasteload allocation for discharges associated with urban stormwater runoff treatment via municipal wastewater treatment systems, since such actions will result in increased PCBs loads from municipal wastewater dischargers, and the proposed individual wasteload allocations for municipal wastewater dischargers reflect current performance levels. We propose a wasteload allocation of 0.9 kg/yr, which is the difference between the TMDL of 10 kg/yr and the sum of the other proposed wasteload and load allocations."

The proposed method is to credit the participating stormwater permittee for the estimated load diverted as progress towards attainment of the TMDL wasteload allocation. Participating POTWs would likely seek some form of regulatory protection from effluent limit exceedances or system upsets caused by the pilot diversions. The SFB-RWQCB could consider offering some of the 1 kg per year WLA as an incentive for POTW participation. A crediting ratio could be proposed to allow a small increase in POTW loads in comparison to the stormwater loads removed. For example, if the crediting ratio were 10:1, then the 1.6 grams of PCBs removed annually under Scenario 1 above would allow the participating POTW to increase loads by 0.16 grams per year. A crediting ratio of 10:1 would allow for a 90 percent removal efficiency by the POTW: for every ten additional grams of PCBs in stormwater treated by the POTW, an addtiional one tenth of a gram would be discharged, resulting in a net PCB load reduction. The SFB-RWQCB would likely need to seek input and buy-in on this concept from the United States Environmental Protection Agency, as well as local environmental stakeholders, to incorporate this or any other crediting framework into NPDES permits.

DRAFT for review purposes only. Use of contents on this sheet is subject to the limitations specified at the end of this document.
G:\Engineering and Construction\Flood\CleanWater\Arleen\Regional\BASMAA\Regional permit\POCs\General C11 & C12\C.11-12f-diversions\Draft FINAL -Pump Station FER 9-13-2010.doc

Section 4

Process and Schedule for Pilot Project Implementation

A proposed timeline for pilot project implementation is shown in Table 4-1 below. This FER completes Task 1, which is led by a BASMAA as a regional project. Task 2.0 will begin upon submittal of this FER. Copermittees, with some assistance from BASMAA as needed, would use this report to propose five candidate and five alternate pump stations for pilot projects. A technical memorandum summarizing the candidate and alternate pump stations would be submitted to the SFB-RWQCB by September 15, 2011. After that time, preliminary designs and cost estimates for the pilot diversions would be advanced.

Sampling and analysis plans would be developed though a regional project. Progress would be summarized in Annual Reports submitted by BASMAA to the SFB-RWQCB. The MRP requires a final report to be completed by March 15, 2014.

DRAFT for review purposes only. Use of contents on this sheet is subject to the limitations specified at the end of this document.
G:\Engineering and Construction\Flood\CleanWater\Arleen\Regional\BASMAA\Regional permit\POCs\General C11 & C12\C.11-12f-diversions\Draft FINAL -Pump Station FER 9-13-2010.doc

Table 4-1. Proposed Schedule for Pilot Project Implementation

Task	Programs/ Permittees	Regional	Suggested Start Date	Suggested End Date
1.0 – Feasibility Evaluation				
1.1. Develop draft list of criteria that should be considered when selecting areas or stormwater pump stations for potential pilot diversions to POTWs, and associated data/information needed to apply the criteria.	A	X	May 15, 2010	July 21, 2010
1.2 Develop a preliminary cost and benefit assessment for three (?) types/configurations of areas or pump stations using existing data and information	A	X		
1.3 Develop draft methodologies for distributing loads between POTWs and stormwater programs when diverting areas or pump station discharges to POTWs.	A	X		
1.4 Summarize criteria, cost benefit analysis, and loads methodology in a report and include a time schedule for selection and implementation of pilot diversions.	A	X		Draft – August 11, 2010 Final – September 15, 2010
2. 0 Pump Station Retrofits				
2.1 Apply criteria developed in Task 1.1 and select a minimum of 5 primary and 5 alternate pump stations or areas (2 per county) that will be considered for pilot diversion.	X	A	September 8, 2010	February 28, 2011
2.2. Develop memorandum summarizing pump stations or areas selected in task 2.1 above and a refined cost benefit assessment for these pump stations or areas.	A	X	March 1, 2011	Draft – May 15, 2011; Final – August 15, 2011
2.3 Further scope pilot diversion infrastructure needs, and develop preliminary/conceptual design (5 percent) and engineering for pump stations or areas selected in Task 2.1.	X	A	June 1, 2011	December 1, 2011
2.4 Refine conceptual design into 30 percent level of design and acquire permits/agreements as needed.	X	A	December 1, 2011	December 11, 2012
2.5 Retrofit existing pump stations or areas to allow for pilot diversion to POTW (i.e., construction) under predefined conditions	X	A	January 21, 2013	June 1, 2013
3.0 Monitoring				
3.1 Develop regional sampling and analysis plan (Including a QAPP and SOP) and data reporting templates	A	X	July 1, 2011	June 30, 2013
3.2 Monitor diversions (early implementation may be possible at some stations)	X	A	July 1, 2013	January 31, 2014
3.3 Conduct QA/QC, data analyses	A	X	July 1, 2013	February 28, 2014
4.0 Reporting				
4.1 Summarize pilot diversion project status/progress in Annual Report	X	A	July 1, 2010	September 15, 2014
4.2 Prepare summary report for inclusion in integrated report	A	X	January 2, 2014	March 15, 2014

Notes: A = Assist; X = Task Lead. Monitoring results produced after December 1, 2013 may not appear in the March 15, 2014 Integrated Report submittal.

DRAFT for review purposes only. Use of contents on this sheet is subject to the limitations specified at the end of this document.
G:\Engineering and Construction\Flood\CleanWater\Arleen\Regional\BASMAA\Regional permit\POCs\General C11 & C12\C.11-12f-diversions\Draft FINAL -Pump Station FER 9-13-2010.doc

045900

Section 5

Limitations

This document was prepared solely for the BASMAA in accordance with professional standards at the time the services were performed and in accordance with the contract between BASMAA and Brown and Caldwell dated June 3, 2010. This document is governed by the specific scope of work authorized by BASMAA; it is not intended to be relied upon by any other party except for regulatory authorities contemplated by the scope of work. We have relied on information or instructions provided by BASMAA and other parties and, unless otherwise expressly indicated, have made no independent investigation as to the validity, completeness, or accuracy of such information.

This document sets forth the results of certain services performed by Brown and Caldwell with respect to the property or facilities described therein (the Property). BASMAA recognizes and acknowledges that these services were designed and performed within various limitations, including budget and time constraints. These services were not designed or intended to determine the existence and nature of all possible environmental risks (which term shall include the presence or suspected or potential presence of any hazardous waste or hazardous substance, as defined under any applicable law or regulation, or any other actual or potential environmental problems or liabilities) affecting the Property. The nature of environmental risks is such that no amount of additional inspection and testing could determine as a matter of certainty that all environmental risks affecting the Property had been identified. Accordingly, THIS DOCUMENT DOES NOT PURPORT TO DESCRIBE ALL ENVIRONMENTAL RISKS AFFECTING THE PROPERTY, NOR WILL ANY ADDITIONAL TESTING OR INSPECTION RECOMMENDED OR OTHERWISE REFERRED TO IN THIS DOCUMENT NECESSARILY IDENTIFY ALL ENVIRONMENTAL RISKS AFFECTING THE PROPERTY.

Further, Brown and Caldwell makes no warranties, express or implied, with respect to this document, except for those, if any, contained in the agreement pursuant to which the document was prepared. All data, drawings, documents, or information contained this report have been prepared exclusively for the person or entity to whom it was addressed and may not be relied upon by any other person or entity without the prior written consent of Brown and Caldwell unless otherwise provided by the Agreement pursuant to which these services were provided.

References

Applied Marine Sciences, Inc. 2000-01 Alameda County Watershed Sediment Sampling Program: Two-Year Summary and Analysis. Prepared for Alameda Countywide Clean Water Program, September 2002a.

Applied Marine Sciences, Inc. Analysis of 2000-01 Source Investigations in Ettie Street Pump Station and Glen Echo Creek Watersheds, Oakland, California. Prepared for Alameda Countywide Clean Water Program, August 2002b.

Applied Marine Sciences, Inc. Draft Approach, Feasibility, and Expected Benefits of Implementation Actions for Urban Runoff in the San Francisco Bay Mercury TMDL. Prepared for the Clean Estuary Partnership, July 2003.

Applied Marine Sciences. Post-Abatement Sampling and Analysis for PCBs in the Ettie Street Pump Station Watershed. Prepared for Alameda Countywide Clean Water Program: 12 pp, 2007.

Bay Area Stormwater Management Agencies Association. Clean Watersheds for a Clean Bay. Grant Proposal Prepared for the United States Environmental Protection Agency, April 2010.

Behm, Don. PCBs to be Cleared from Mitchell Park Sewer. Milwaukee Wisconsin Journal-Sentinel, November 8, 2009.

Brown and Caldwell. Las Vegas Wash Selenium Management Plan, Volume 1: Summary Report. Prepared for the Clean Water Coalition, June 2009a.

Brown and Caldwell. Las Vegas Wash Selenium Management Plan, Volume 2: Technical Reports. Prepared for the Clean Water Coalition, June 2009b.

Carollo Engineers. Draft Stormwater Diversion White Paper. Prepared for the Bay Area Clean Water Agencies, November 2009.

CH2MHill. Urban Runoff Study. Prepared for the Orange County Sanitation District, November, 2004.

East Bay Municipal Utility District. Characterization of Stormwater Flows, Diversion of Dry Weather and First Flush Flows to a Publicly-Owned Treatment Works. Prepared for the San Francisco Bay Regional Water Quality Control Board, July 2010.

EOA, Inc. Final Report: Joint Stormwater Agency Project to Study Urban Sources of Mercury, PCBs, and Organochlorine Pesticides. April 2002a. Prepared for: Santa Clara Valley Urban Runofff Pollution Prevention Program; San Mateo Countywide Stormwater Pollution Prevention Program; Contra Costa Clean Water Program; Marin County Stormwater Pollution Prevention Program; Vallejo Flood Control and Sanitation District; and Fairfield Suisun Sewer District, April 2002a.

EOA, Inc. Case Study Investigating Elevated Levels of PCBs in Storm Drain Sediments in San Mateo County. Prepared for San Mateo Countywide Stormwater Pollution Prevention Program, April 2002b.

EOA, Inc. Case Study Investigating Elevated Levels of PCBs in Storm Drain Sediments in San Jose, California. Prepared for the Santa Clara Valley Urban Runofff Pollution Prevention Program, April 2002c.

EOA, Inc. Year Two Case Study Investigating Elevated Levels of PCBs in Storm Drain Sediments in San Jose, California. Prepared for the Santa Clara Valley Urban Runofff Pollution Prevention Program, June 2003a.

EOA Inc. Case Study Investigating Elevated Levels of PCBs in Storm Drain Sediments in the Pulgas Creek Pump Station Drainage San Carlos, California. Prepared for San Mateo Countywide Stormwater Pollution Prevention Program, June 2003b.

EOA, Inc. Case Study Investigating PCBs in Storm Drain Sediments from Colma Creek Colma, California. Prepared for San Mateo Countywide Stormwater Pollution Prevention Program, May 2004.

EOA Inc. Concentrations of PCBs in Stormwater Conveyance Systems in the Cutting Boulevard and Wright Avenue Drainage Areas (Richmond, CA). Prepared for the Contra Costa Clean Water Program, May 2007a.

EOA, Inc. (2007). Summary of Polychlorinated Biphenyls (PCBs) Data in Sediment Collected from Richmond, California Streets and Storm Drains. Prepared for City of Richmond: 23 pp. 2007b.

Kleinfelder, Inc. (2006). Private Property Sediment Sampling Report: Ettie Street Watershed, Oakland, California. Prepared for City of Oakland, 2006.

LFR Inc. Feasibility Assessment for Managing Stormwater Loads in San Francisco Bay. Prepared for the Clean Estuary Partnership, November 2006.

Orange County Stormwater Program. Drainage Area Management Plan, Appendix E6: Dry Weather Diversion Study. October, 2003.

Sacramento Stormwater Quality Partnership. "Dry Weather Diversion Feasibility Study." October 2006.

San Francisco Bay Regional Water Quality Control Board. Mercury in San Francisco Bay Proposed Basin Plan Amendment and Staff Report for Revised Total Maximum Daily Load (TMDL) and Proposed Mercury Water Quality Objectives. Adopted resolution R2-2006-052, August 2006.

San Francisco Bay Regional Water Quality Control Board. Total Maximum Daily Load for PCBs in San Francisco Bay Final Staff Report for Proposed Basin Plan Amendment. Adopted resolution R2-2006-052, Adopted Resolution R2-2008-0012.

San Francisco Estuary Partnership. Workplan - Estuary 2100 Phase 2: Building Partnerships for Resilient Watersheds. Prepared for the United States Environmental Protection Agency, February 2010.

Yee, Donald and McKee, Lester. Task 3.5: Concentrations of PCBs and Hg in soils, sediments and water in the urbanized Bay Area: Implications for best management. A technical reportof the Watershed Program. SFEI Contribution 608. San Francisco Estuary Institute, March 2010.

Wilson, Rick. "The Use of Dry Weather Storm Drain Diversions in California – Diverted by Diversion." July 2010.

Attachment 1. List of Major POTWs in the Bay Area							
NPDES Permit	POTW	Area	Outfall	Agencies	Service Population	Dry Weather Design Flow (mgd)	Biosolids Disposal Methods
CA0038318	SF International Airport Mel Leong Treatment Plant	San Mateo County	NBSU	SF International Airport	Commercial Airport	2.20	Landfill
CA0038130	Cities of South San Francisco and San Bruno WQCP	San Mateo County	NBSU	City of S. San Francisco, San Bruno, Daly City, Colma	106,000	13.00	Landfill
CA0038369	South Bayside System Authority WWTP	San Mateo County	Same	West Bay Sanitary District, City of Belmont, San Carlos, Redwood City, Woodside and San Mateo County	217,000	29 mgd	Landfill
CA0037532	City of Millbrae WPCP	San Mateo County	NBSU	City of Millbrae	22,000	3.00	Landfill/Land Application
CA0037788	City of Burlingame WWTF	San Mateo County	NBSU	Burlingame, Hillsborough, San Mateo County	37,000	5.50	Landfill/Land Application
CA0037541	San Mateo WWTP	San Mateo County	Same	City of San Mateo, Foster City, Hillsborough, Belmont; San Mateo County	137,000	15.70	NA
CA0037613	Dublin/San Ramon Services District	Alameda County	LAVWMA/EBDA	DSRSD, City of Pleasanton	NA	17.00	NA
CA0038008	Union Sanitary District Alvarado WWTP	Alameda County	EBDA	City of Fremont, Newark, Union City	320,000	33.00	Landfill
CA0038008	Livermore WRP	Alameda County	LAVWMA/EBDA	City of Livermore, Ruby Hill (Pleasanton)	NA	8.50	Landfill/Land Application
CA0037869	Hayward WPCF	Alameda County	EBDA	City of Hayward	140,000	16.50	Landfill/Land Application
CA0037869	San Leandro WPCP	Alameda County	EBDA	City of San Leandro	50,000	7.60	Landfill
CA0037869	Oro Loma/Castro Valley Sanitary Districts WPCP	Alameda County	EBDA	San Lorenzo, Ashland, Cherryland, Fairview, Castro Valley; City of San Leandro and Hayward	126,000	14.90	Landfill
CA0037702	EBMUD WPCP	Alameda County	Same	City of Albany, Alameda, Berkeley, Emeryville, Oakland, Piedmont; Stege Sanitary District	636,635	120.00	Landfill/Land Application
CA0037834	Palo Alto Regional WQCP	Santa Clara County	Same	City of Los Altos, Los Altos Hills, Palo Alto, Mountain View, East Palo Sanitary District; Stanford University	228,500	39.00	Incineration

DRAFT for review purposes only. Use of contents on this sheet is subject to the limitations specified at the end of this document.
G:\Engineering and Construction\Flood\CleanWater\Arleen\Regional\BASMAA\Regional permit\POCs\General C11 & C12\C.11-12f-diversions\Draft FINAL -Pump Station FER 9-13-2010.doc

Attachment 1. List of Major POTWs in the Bay Area							
NPDES Permit	POTW	Area	Outfall	Agencies	Service Population	Dry Weather Design Flow (mgd)	Biosolids Disposal Methods
CA0037842	San Jose/Santa Clara WPCP	Santa Clara County	Same	City of San Jose, Santa Clara, Milpitas; SCC CSD No. 2 and 3; WVSD, Campbell Los Gatos, Monte Sereno, Saratoga; and Cupertino, Burbank and Sunol Sanitary Districts	1,365,000	167.00	Landfill/Land Application
CA0037621	Sunnyvale WPCP	Santa Clara County	Same	City of Sunnyvale, Rancho Rinconada, Moffett Field	136,000	29.50	Landfill/Land Application
	South County RWWT Authority	Santa Clara County					
CA0037826	Rodeo Sanitary District WPCF	Contra Costa County	Same	City of Rodeo and Tormey	NA	1.14	NA
CA0037648	Central Contra Costa Sanitary District WWTP	Contra Costa County	Same	Contra Costa County	445,000	53.80	NA
CA0038539	West County Wastewater District Treatment Plant	Contra Costa County	West County Agency (WCA) Common Outfall	City of Richmond, San Pablo, Tara Hills, Rollingwood, Bayview, El Sobrante, Pinole, CC County	90,000	12.50	NA
CA0037796	Pinole/Hercules WPCP	Contra Costa County	Rodeo Sanitation District	City of Pinole and Hercules	NA	4.06	Landfill
CA0005240	C&H Sugar WWTP	Contra Costa County	Same	C&H Sugar, Crockett Community Services District	NA	0.30	Off-site disposal
CA0038539	Richmond Municipal Sewer District WPCP	Contra Costa County	West County Agency (WCA) Common Outfall	City of Richmond, Richmond Municipal Sewer District No. 1	68,000	16.00	NA
CA0037770	Mt. View Sanitary District WWTP	Contra Costa County	Same	Mt. View Sanitary District	25,000	3.20	NA
CA0038547	Delta Diablo Santitation District WWTP	Contra Costa County	Same	Pittsburg, Antioch, Baypoint	189,000	16.50	Landfill/Land Application
CA0037885	Port Costa WWTP	Contra Costa County	Same	Port Costa	182	0.03	CCCSD
CA0038024	Fairfield-Suisun Sewer District WWTP	Solano County	Same	City of Fairfield, City of Suisun, Solano County	132,500	17.5	Landfill/Land Application
CA0037699	Vallejo Sanitation and Flood Control District WWTP	Solano County	Same	NA	NA	15.50	NA

DRAFT for review purposes only. Use of contents on this sheet is subject to the limitations specified at the end of this document.
G:\Engineering and Construction\Flood\CleanWater\Arleen\Regional\BASMAA\Regional permit\POCs\General C11 & C12\C.11-12f-diversions\Draft FINAL -Pump Station FER 9-13-2010.doc

045905

MRP Regional Supplement for POCs and Monitoring
Appendix A

A5

045907

Methods for Quantifying Mercury and PCB Loads Reduced From Urban Stormwater Runoff

Assessing municipal stormwater program progress towards TMDL wasteload allocations through control measure implementation

Working Draft Technical Memorandum

DRAFT

Prepared for

Bay Area Stormwater Management Agencies Association (BASMAA)

Prepared by:
EOA, Inc.
1410 Jackson St.
Oakland, CA 94612

September 10, 2010

045908

TABLE OF CONTENTS

TABLE OF CONTENTS II

LIST OF TABLES III

LIST OF FIGURES III

LIST OF ABBREVIATIONS 6

1.0 INTRODUCTION 1

1.1 REGULATORY BACKGROUND 3
1.1.1 PCBs and Mercury Total Maximum Daily Loads (TMDLs) *3*
1.1.2 Municipal Regional Stormwater Permit Requirements *5*
1.2 PURPOSE AND SCOPE 6
1.3 MEMORANDUM ORGANIZATION 7

2.0 MERCURY AND PCB USES, SOURCES AND LOADINGS 8

2.1 HISTORICAL AND CURRENT USES AND SOURCES 8
2.1.1 Polychlorinated Biphenyls (PCBs) *8*
2.1.2 Mercury *8*
2.2 CONTRIBUTIONS OF POLLUTANT MASS TO STORMWATER FROM SOURCES 10
2.2.1 PCBs *10*
2.2.2 Mercury *11*

3.0 METHODS OVERVIEW, GUIDING PRINCIPLES AND KEY ASSUMPTIONS 13

3.1 LITERATURE REVIEW 13
3.1.1 Evaluations of Urban Stormwater BMPs for PCBs and Mercury *13*
3.1.2 Pollutant Characterization Studies *13*
3.1.3 Street Sweeping Studies *13*
3.1.3 Additional Mercury and PCB Use and Source Information *14*
3.2 CONTROL MEASURES EVALUATED 14
3.2.1 Pollution Prevention *14*
3.2.2 Source (Institutional) Controls *15*
3.3.3 Treatment Controls *15*
3.4 LOAD REDUCED QUANTIFICATION METHODS OVERVIEW 17
3.4.1 Guiding Principles *17*

4.0 LOADS REDUCED QUANTIFICATION FACT SHEETS 20

PP-1: Fluorescent Lamp Recycling (Mercury) 21
PP-2: Thermostat Recycling (Mercury) 25
PP-3: Local Atmospheric Sources (Mercury) 28
SC-1: STREET SWEEPING (MERCURY AND PCBS) 29

5.0 REFERENCES 33

DRAFT

045909

List of Tables

TABLE 1-1. MERCURY AND PCB LOADS, WASTELOAD ALLOCATIONS AND LOAD REDUCTION GOALS FOR BAY AREA PHASE I STORMWATER PROGRAMS. 5
TABLE 4-1. ESTIMATED BASELINE (2000-2003) NUMBER OF FLUORESCENT LAMPS RECYCLED IN THE JURISDICTIONAL BOUNDARIES OF BAY AREA MS4S. 23
TABLE 4-2. ESTIMATED BASELINE (2000-2003) NUMBER OF THERMOSTATS RECYCLED IN THE JURISDICTIONAL BOUNDARIES OF BAY AREA MS4S. 26
TABLE 4-3. CREMATORIES WITHIN THE GEOGRAPHIC BOUNDARIES OF MRP PERMITTEES IN 2009 (CARB 2010). I
TABLE 4-4. AVERAGE (MEAN), LOW (25TH PERCENTILE) AND HIGH (75H PERCENTILE) ESTIMATES FOR PCBS AND MERCURY IN STREET SWEEPING MATERIAL COLLECTED BY MRP PERMITTEES. 31

List of Figures

FIGURE 2-1. ANNUAL PRODUCTION OF PCBS IN THE U.S. FROM 1930 TO 1970 (USEPA 1987). 8
FIGURE 2-2. MERCURY PRODUCTION IN THE U.S. (DARK LINE) AND NEW ALMADEN MINING DISTRICT (DOTTED LINE) BETWEEN 1850 AND 2000. 9
FIGURE 2-3. MERCURY USE IN THE U.S. BETWEEN 1970 AND 2000 9
FIGURE 2-4. COMPARISON OF RELATIVE MASS INPUTS OF PCBS TO BAY AREA URBAN STORMWATER RUNOFF BASED ON ESTIMATES FROM MCKEE ET AL. (2006). 10
FIGURE 2-5. COMPARISON OF RELATIVE MASS INPUTS OF MERCURY TO BAY AREA URBAN STORMWATER RUNOFF BASED ON ESTIMATES FROM MCKEE ET AL. (2006). 11
FIGURE 3-1. ESTIMATED CONCENTRATIONS OF TOTAL SUSPENDED SOLIDS (TSS) FOR VARIOUS STORMWATER TREATMENT CONTROLS (MANGARELLA ET. AL 2008). 16

DRAFT

List of Abbreviations

BASMAA	Bay Area Stormwater Management Agencies Association
LA	TMDL Load Allocations
MPC	Monitoring and Pollutants of Concern
MRP	Municipal Regional Stormwater NPDES Permit
MS4s	Municipal Separate Storm Sewer Systems
NPDES	National Pollutant Discharge Elimination System
PCBs	Polychlorinated Biphenyls
POTWs	Publicly owned Treatment Works
SFEI	San Francisco Estuary Institute
TMDL	Total Maximum Daily Load
WLAs	TMDL Wasteload Allocations

DRAFT

PREFACE

This working draft technical memorandum (TM) was developed under the direction of the Bay Area Stormwater Management Agencies Association (BASMAA) and its associated member agencies. This TM is a working draft that is only intended to demonstrate initial concepts regarding methods for quantifying mercury and PCB loads reduced from urban stormwater runoff in the San Francisco Bay Area. This TM should not be construed as a complete or finalized product, but rather a work-in-progress. Methods discussed in the TM are a result of a preliminary review of applicable literature and initial loads reduced formula development. The literature review will continue and loads reduced formulas will be updated in the future based on comments received from stakeholders.

DRAFT

EXECUTIVE SUMMARY - TO BE COMPLETED

DRAFT

1.0 INTRODUCTION

Municipalities in the San Francisco Bay Area (Bay Area) implement numerous measures at the local level in an attempt to control pollutants (e.g., mercury, PCBs, trash and pesticides) from entering urban stormwater runoff and receiving water bodies (e.g., local creeks, the Bay, and Pacific Ocean). Additionally, through tracking, lobbying and direct participation in task forces and committees, municipalities support and influence the development of pollutant control measures[1] that are implemented at the State or national level through regulatory solid and hazardous waste programs (e.g., mercury product recycling programs). These control measures serve as the best management practices (BMPs) municipalities and flood control agencies can implement to reduce potential adverse impacts to beneficial uses (e.g., fish consumption, recreation, and fisheries habitat) of water bodies in the region.

The effectiveness of these control measures can be evaluated in many ways (CASQA 2007, Strecker et al. 2001), but generally requires the collection and/or tracking of data and information that is directly related to the desired result or outcome of implementing the control. With regard to urban stormwater runoff, the effectiveness of a control measure is generally measured using one or more of following three methods:

1. Increases in Awareness/Behavior - Estimating or quantifying changes in awareness, knowledge or behavior of individuals or populations of individuals;
2. Loads Reduced from Sources - Quantifying reductions in the mass (loads) of pollutants from sources entering stormwater; and
3. Runoff and Receiving Water Improvements - Empirical measurements of water quality (stormwater or receiving water) improvements.

Since stormwater pollution is an issue generally created by the actions of residents or businesses, Bay Area urban stormwater management programs (stormwater programs) have historically used surveys and inspections to assess changes in awareness or behaviors, or water quality monitoring data to evaluate improvements in runoff or receiving water quality. As an alternative approach, this technical memorandum presents preliminary methodologies to quantify the load reductions for priority Pollutants of Concern (POCs) from specific urban stormwater runoff control measures. These methodologies are presented here in preliminary form, as a way to assess progress towards regulatory goals promulgated as Total Maximum Daily Load wasteload allocations for mercury and polychlorinated biphenyls (PCBs) and incorporated into Provisions C.11 and C.12 of the Municipal Regional Stormwater Permit (MRP).

1.1 Regulatory Background

1.1.1 PCBs and Mercury Total Maximum Daily Loads (TMDLs)

Based on a determination of water quality impairment of the San Francisco Bay by Polychlorinated Biphenyls (PCBs) and mercury, the San Francisco Bay Regional Water Quality Control Board (Regional Board) recently developed Total Maximum Daily Loads (TMDLs) for these pollutants. The purpose of the TMDLs is to attain water quality standards that will protect sport fishing, human health, aquatic organisms, wildlife and rare and endangered species in the San Francisco Bay. To attain water quality

[1] For the purpose of this document, control measures defined as pollution prevention practices, source controls and treatment controls that Permittees conduct or cause to be conducted.

DRAFT

standards, the TMDLs set regulatory targets and a maximum total allowable pollutant load from all sources combined (i.e., TMDL). Loads reductions needed to obtain the TMDLs are assigned to sources through wasteload (point sources) and load (nonpoint sources) allocations. Urban stormwater runoff was identified as a pollutant source in both the PCBs and mercury TMDLs and was therefore assigned wasteload allocations accordingly.

On February 12, 2008, the federal Environmental Protection Agency approved a Basin Plan amendment incorporating a Total Maximum Daily Load (TMDL) for mercury in San Francisco Bay (Mercury TMDL) and an implementation plan to achieve the TMDL. The amendment was formerly adopted by the Regional Board, the State Water Resources Control Board, and the state Office of Administrative Law. Mercury TMDL targets include: 1) a Baywide suspended sediment mercury concentration of 0.2 mg mercury per kg dry sediment; 2) a large fish target of 0.2 mg mercury per kg fish tissue that applies striped bass; and, 3) a small fish target of 0.03 mg mercury per kg fish for protection of wildlife (i.e., piscivorous birds).

The U.S. Environmental Protection Agency approved a TMDL for PCBs in the San Francisco Bay on March 29, 2010. The Basin Plan amendment incorporating this TMDL and an implementation plan to achieve the TMDL was formerly adopted or approved by the Regional Board, the State Water Resources Control Board, and the state Office of Administrative Law. The PCBs TMDL includes one target, a fish tissue target of 10 ng of Total PCBs[2] per g of fish tissue (white croaker or shiner surfperch).

TMDL Wasteload Allocations

To reach the TMDL targets described above and obtain water quality standards in the Bay for mercury and PCBs, the pollutant reductions are required from each source causing or contributing to Bay impairment. For mercury, a 43% reduction of total mercury discharged to the Bay from all sources combined is required. The largest mercury reductions are required from the Guadalupe River (legacy mining), Central Valley watershed, and urban stormwater runoff. For PCBs, a 24 kg/yr (~70%) load reduction of total PCBs in discharges to the Bay is required from all sources combined to obtain water quality standards. The largest PCB load reductions are required from the Central Valley watershed and stormwater runoff.

The PCBs and mercury TMDL Staff Reports (Regional Board 2006, 2008) provide estimates of pollutants loads from urban stormwater runoff. Additionally, wasteload allocations (i.e., allowable annual discharges) for urban stormwater runoff are assigned by county to Bay Area stormwater programs. Stormwater programs identified in the TMDLs that represent Permittees to the Municipal Regional Stormwater NPDES Permit (see next section) include:

- Santa Clara Valley Urban Runoff Pollution Prevention Program
- Alameda Countywide Clean Water Program
- Contra Costa Clean Water Program
- San Mateo Countywide Water Pollution Prevention Program
- Fairfield-Suisun Urban Runoff Management Program
- City of Vallejo & Vallejo Sanitation and Flood Control District

[2] Based on the use the term "Total PCBs" in the PCBs TMDL, Total PCBs is defined as either: 1) sum of Aroclors; 2) sum of the individual congeners routinely quantified by the Regional Monitoring Program (RMP) for Water Quality in the San Francisco Estuary; or 3) sum of the National Oceanic and Atmospheric Administration (NOAA) 18 congeners converted to total Aroclors.

DRAFT

Mercury and PCB TMDL loads, wasteload allocations (WLA), and load reductions assigned to these stormwater programs are included in Table 1-1. Pollutant load reductions represent the goal that stormwater programs should strive to attain through stormwater control measure implementation.

Table 1-1. Mercury and PCB loads, wasteload allocations and load reduction goals for Bay Area Phase I stormwater programs.

Entity	Mercury (kg/yr)			PCBs (kg/yr)		
	Load (2003)	Wasteload Allocation	Required Load Reduction[4]	Load (2003)	Wasteload Allocation	Required Load Reduction[4]
Santa Clara Valley Urban Runoff Pollution Prevention Program	44	23	**21**	5.5	0.5	**5.0**
Alameda County Clean Water Program	39	20	**19**	4.9	0.5	**4.4**
Contra Costa Clean Water Program	22	11	**11**	2.7	0.3	**2.4**
San Mateo County Water Pollution Prevention Program	16.4	8.4	**8**	2.1	0.2	**1.9**
City of Vallejo and VSFCD[1]	3.2	1.6	**1.6**	1.0[3]	0.1[3]	**0.9**[3]
Fairfield-Suisun Urban Runoff Management Program[2]	3.1	1.6	**1.5**			

[1]Vallejo Sanitation and Flood Control District
[2]Includes the City of Fairfield and Suisun City
[3]The PCB TMDL assigns a combined allocation to "Solano County", which only includes discharges from the cities of Vallejo, Fairfield, Suisun City
[4]Load reductions presented in the table were calculated for each stormwater program by subtracting the applicable WLA (originally based on relative populations) from the pollutant load (originally based on relative population).

Wasteload allocations (WLAs) for urban stormwater runoff programs presented in Table 1-1, implicitly include all current and future permitted discharges within the geographic boundaries of municipalities and unincorporated areas. Permitted discharges include those covered under municipal stormwater NPDES permits, and discharges attributable to the California Department of Transportation (Caltrans) roadways and non-roadway facilities and rights-of-way, atmospheric deposition onto the surface of the watershed, public facilities (e.g., schools), properties adjacent to stream banks, industrial facilities, and construction sites.

1.1.2 Municipal Regional Stormwater Permit Requirements

On December 1, 2009, the Municipal Regional Stormwater NPDES Permit (Order R2-2009-0074), also known as the Municipal Regional Permit (MRP), became effective. The MRP applies to all 76 large and medium municipalities (cities and counties) and flood control agencies in the San Francisco Bay Region. In provisions C.11 and C.12, the MRP requires Permittees to implement a series of control measures at full or pilot-scale that are intended to reduce mercury and PCBs in urban stormwater runoff . These control measures include:

- Collection and Recycling of Mercury-containing Devices (Mercury)
- Investigations and Abatement of Sources in Drainages (Mercury & PCBs)
- Evaluations of Enhanced Municipal Sediment Management Practices (Mercury & PCBs)
- Evaluations of On-Site Stormwater Treatment via Retrofits (Mercury & PCBs)

DRAFT

- Diversions to Publicly Owned Treatment Works (Mercury & PCBs)
- Regional Risk Reduction Program Implementation (Mercury & PCBs)
- Identification of POCs During Industrial Inspections (PCBs)
- Evaluations of PCB-Containing Material Manage Practices during Building Demolition and Renovation (PCBs)

In addition to these, Permittees have historically and continue to implement control measures that provide additional reduction in pollutant loads. These control measures include:

- Street Sweeping;
- Stormwater Drainage System Maintenance (e.g., removal of material and sediments from catch basin, drop inlet and pump stations);
- Sediment Management in Channels and Water Bodies;
- New and Redevelopment Controls (e.g. low impact development);
- Public Outreach and Participation; and,
- Tracking and Participating in Regulatory Processes (e.g., bans and recycling requirements of pollutant-containing devices)

Provisions C.11.g and C.12.g require Permittees to develop and implement a monitoring program to quantify mercury and PCB loads reduced through the implementation of these (and other) control measures. Consistent with the TMDLs, load reductions and progress toward urban stormwater runoff WLAs may be demonstrated through one of three methods:

1. Quantify through estimates the average annual mercury load reduced by implementing pollution prevention, source control and treatment control efforts required by the provisions of this permit or other relevant efforts; or
2. Quantify the mercury load as a rolling five-year average using data on flow and water column mercury concentrations; or
3. Quantitatively demonstrate that the mercury concentration of suspended sediment that best represents sediment discharged with urban runoff is below the target of 0.2 mg mercury/kg dry sediment.

Permittees are moving forward on studies to demonstrate loads reduced and WLA progress using each of the methods described above. Water quality monitoring activities conducted through the *Regional Monitoring Program for Water Quality in the San Francisco Bay (RMP)* and the *Bay Area Stormwater Management Agencies (BASMAA) Regional Monitoring Coalition (RMC)* are currently attempting to estimate changes in pollutant loads (Method #2) and concentrations (Method #3). However, due to the diffuse nature of mercury and PCBs in the San Francisco Bay watershed, observable trends in loads and concentrations in creeks and rivers draining to the Bay could take decades. Quantification of loads reduced through pollution prevention, source controls and treatment controls (Method #1) is the focus of this memorandum.

1.2 Purpose and Scope

Methodologies presented in this document are intended to comply with Provisions C.11.g and C.12.g of the MRP. Additional purposes of the loads reduced quantification methods described in this memorandum include:

DRAFT

- Providing MRP Permittees with methodologies to assess progress towards WLAs assigned to urban stormwater runoff in the PCBs and mercury TMDLs;
- Assessing the effectiveness of pollution prevention programs, source control activities and treatment controls currently implemented in the Bay Area; and,
- Developing concepts for developing baseline levels of control measure implementation and commensurate load reductions, which will allow "new or enhanced" load reduction to be quantified.

1.3 Memorandum Organization

This technical memorandum is organized into four sections: 1) Introduction, background and purpose; 2) Mercury and PCB uses, sources and loadings; 3) Loads quantification methods overview, key assumptions and guiding principles; 4) Factsheets for each control measure that include quantification methods, formulas, assumptions, and data inputs and tracking needs; and, 5) References for all citations.

DRAFT

2.0 MERCURY AND PCB USES, SOURCES AND LOADINGS

2.1 Historical and Current Uses and Sources

2.1.1 Polychlorinated Biphenyls (PCBs)

Polychlorinated biphenyls are mixtures of up to 209 individual chlorinated compounds (known as congeners). PCBs were manufactured in the United States and used widely from the late 1920s through the 1970s. Due to their non-flammability, chemical stability, high boiling point and electrical insulating properties, PCBs were used in hundreds of industrial and commercial applications including electrical, heat transfer, and hydraulic equipment; as plasticizers in paints, plastics and rubber products; in pigments, dyes and carbonless copy paper and many other applications. Because of their persistent qualities, and physical and chemical characteristics, PCBs are found in environmental media worldwide, including air, sediment from street sweeping and stormwater conveyance systems, sediment and water from flood control channels and receiving waters, and urban stormwater runoff.

The U.S. total production of PCBs by Monsanto has been reported to be approximately 640,000 metric tones (de Voogt and Brinkman 1989). Production peaked in 1970 at approximately 30,000 tones or about 6% of the total U.S. production (Figure 2-1). Approximately 57% of total production occurred between 1960 and 1974 and 73% of the U.S. production occurred between 1955 and 1977. Overall, it appears that total production is proportional to total consumption in the U.S. (Breivik et al, 2002). However, although total consumption of PCBs in the U.S. (and Bay Area) continues to be at zero due to the ban in 1977, PCBs still remain in use in certain equipment and devices (e.g., transformers) and may possibly continue to contribute to urban stormwater runoff in the near future.

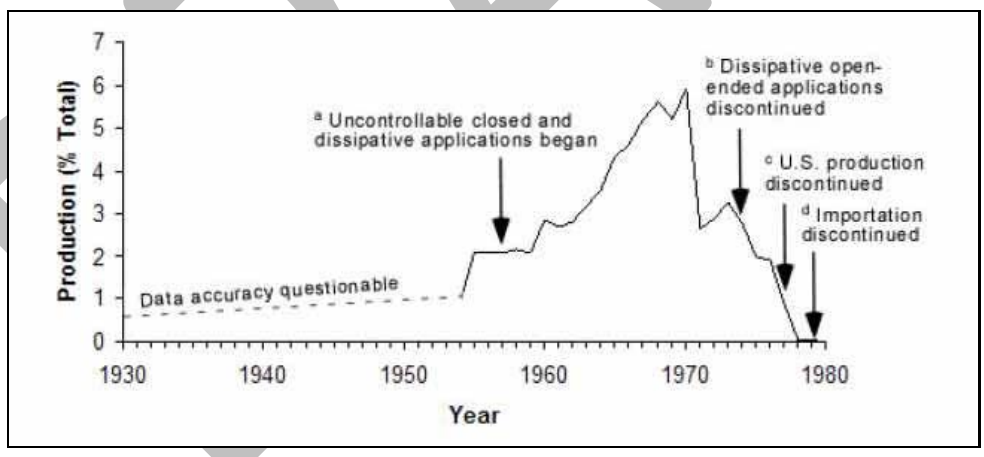

Figure 2-1. Annual production of PCBs in the U.S. from 1930 to 1970 (USEPA 1987).

2.1.2 Mercury

Mercury is a naturally occurring persistent, bioaccumulative metal that can be present in the elemental, inorganic or organic forms in the environment. Historically, mercury has been used in a variety of products. Primary among the over 3,000 historical industrial uses in the U.S. were battery manufacturing and chlorine-alkali production. Paints and industrial instruments have also been among the major uses. Mercury is also used in laboratories for making thermometers, barometers, diffusion pumps, and many other instruments, including mercury switches and other electrical apparatuses. Mercury is used as an

electrode in some types of electrolysis and in some types of batteries (mercury cells). Gaseous mercury is used in mercury-vapor lamps (e.g., fluorescent tubes) and advertising signs. Mercury is also the basis of dental amalgams and preparations, and can be a byproduct of burning fossil fuels and refining petroleum.

Mercury production and consumption in the U.S. have decreased dramatically since its use in gold production peaked in the mid/late 1800's (Figure 2-2). In the Bay Area, production was almost entirely from the mercury-rich New Almaden Mining District in Santa Clara County. Consumption of mercury in the U.S. has a similar trend as production. As illustrated in Figure 2-3, mercury consumption has also reduced substantially from 1970 to 2000 (Sznopek 2000), and the mass of mercury in the most current products and devices such as light bulbs and auto switches appear to also be decreasing (NEWMOA 2008). These decreases in mercury uses may assist MRP Permittees in reducing loads of mercury to the Bay.

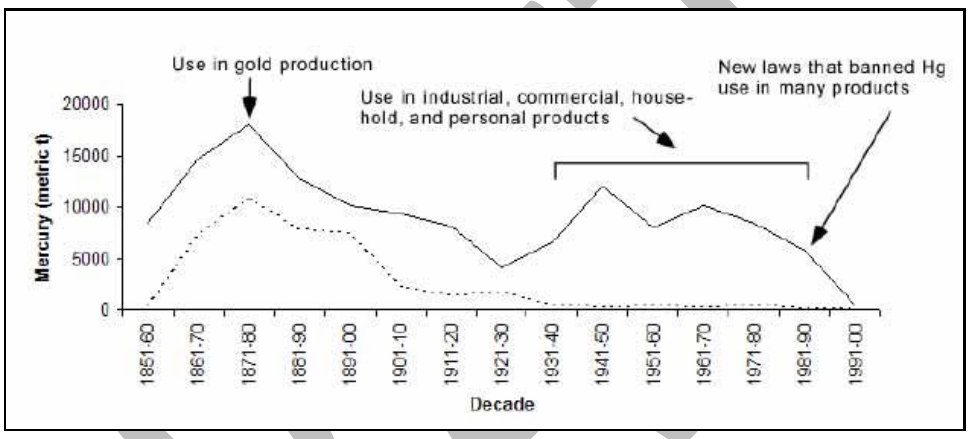

Figure 2-2. Mercury production in the U.S. (dark line) and New Almaden Mining District (dotted line) between 1850 and 2000.

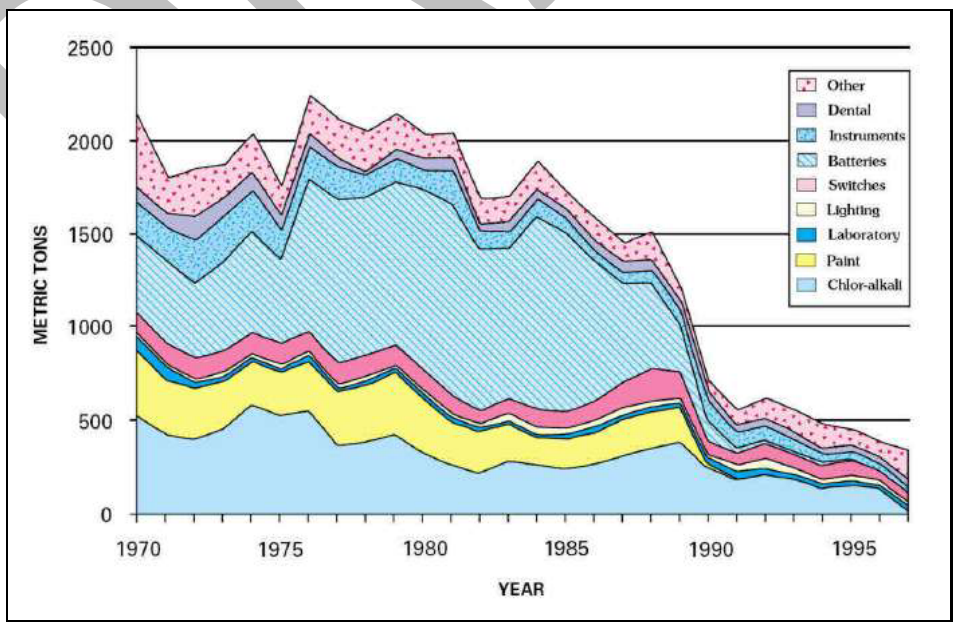

Figure 2-3. Mercury use in the U.S. between 1970 and 2000 (Sznopek 2000).

2.2 Contributions of Pollutant Mass to Stormwater from Sources

In collaboration with BASMAA member agencies, McKee et al. (2006) conducted a thorough literature review on sources and loads of mercury and PCBs entering urban stormwater and developed a mass balance (or conservation of mass) conceptual model based on this information. The intent of the model was to assist managers by providing a framework for identifying the most important mercury and PCBs uses and sources that likely impact Bay Area stormwater runoff. Although disparate information was used to develop the model, it provides the current best estimate of the mass of PCBs and mercury that is contributed to urban stormwater under a steady state scenario. The model also serves as context for management decisions, especially for mercury given its ongoing use (although reduced) in the urban environment and transport via atmospheric deposition. The following sections present the inventory of mercury and PCB sources to urban stormwater runoff based on the current understanding of PCB and mercury uses and linkages to stormwater.

2.2.1 PCBs

As illustrated in Figure 2-4, McKee et al. (2006) estimate that erosion from the surface of the urban watershed is the largest source of PCBs to Bay Area urban stormwater. Watershed surface erosion includes diffuse sources of sediment in urban areas associated with construction sites, vacant lots, unpaved foot paths, and wear debris from road and building surfaces, and represents the mass of PCBs associated with 50+ years of legacy accumulation on the surface of the watershed. Building demolition and remodeling, PCBs that continue to be in use in equipment and devices, and transformers and large capacitors represent the next largest sources. Smaller sources include atmospheric deposition and identified industrial contaminated areas.

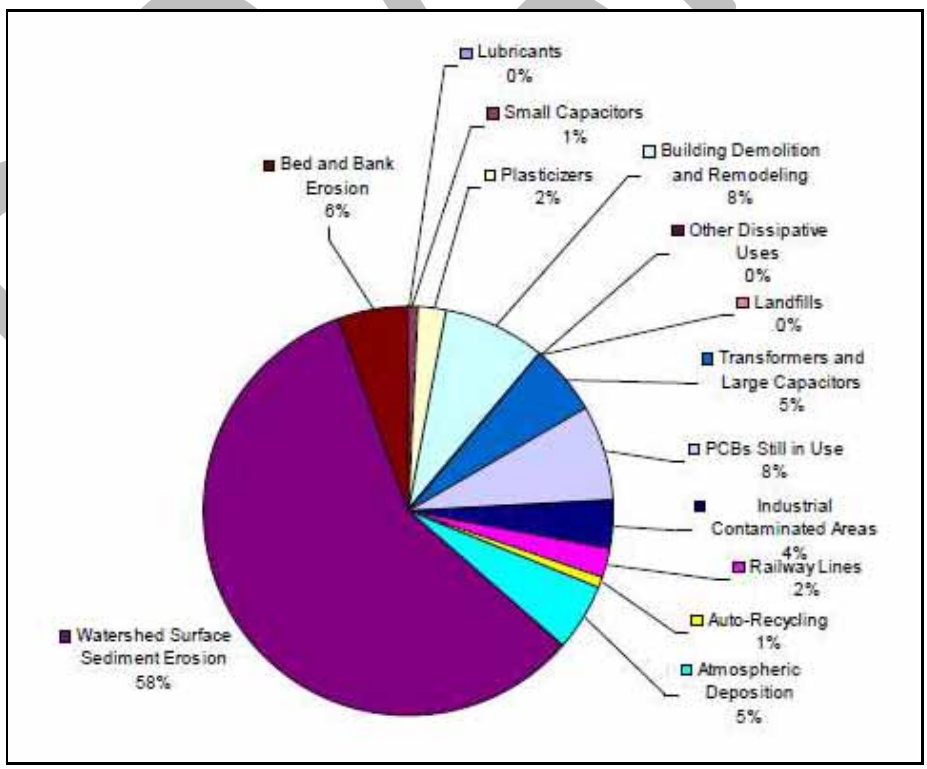

Figure 2-4. Comparison of relative mass inputs of PCBs to Bay Area urban stormwater runoff based on estimates from McKee et al. (2006).

2.2.2 Mercury

Similar to PCBs, McKee et al. (2006) estimate that erosion from the surface of the urban watershed is also the largest source of mercury to Bay Area urban stormwater (Figure 2-5). However, unlike PCBs, atmospheric deposition of mercury to the Bay watershed is estimated to provide a much larger proportion (27%) of the total load to urban stormwater. This suggests that mercury from atmospheric deposition may continue to play an important role in loadings of mercury to the Bay from stormwater. Accidental breakage during transport or disposal of instruments such as barometers, hydrometers, manometers, pyrometers, sphygmomannometers and thermometers, or switches and thermostats that contain relatively large masses of mercury is also suggested to be a large source of mercury to stormwater. Based on these estimates, fluorescent lamps and identified industrial sites with relatively elevated mercury concentrations are far less of a source to stormwater.

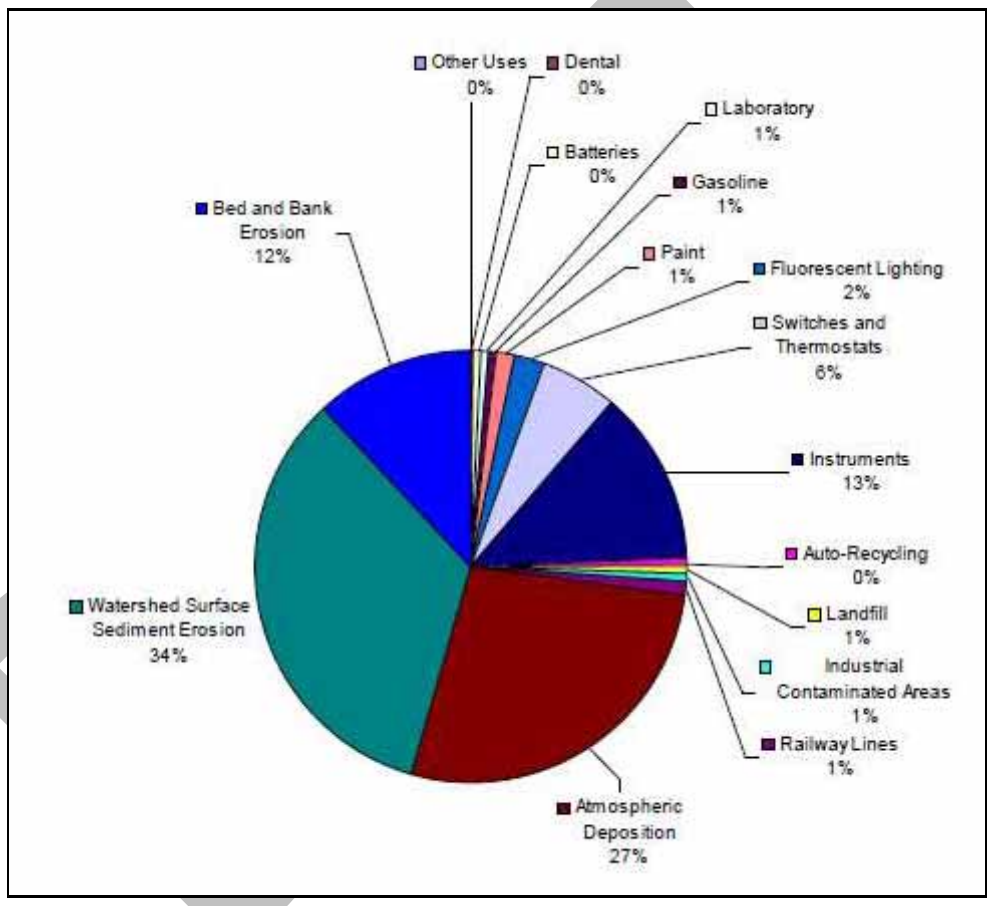

Figure 2-5. Comparison of relative mass inputs of mercury to Bay Area urban stormwater runoff based on estimates from McKee et al. (2006).

One property that distinguishes mercury from PCBs is the fact that mercury bioaccumulation occurs primarily after transformation to methylmercury (methylation). Recent scientific studies have identified monitoring tools to quantify the fraction of mercury most susceptible to methylation – the "reactive mercury" fraction of the total mercury measurement (Marvin-DiPasquale et al. 2009). Studies have also shown that mercury from atmospheric deposition is primarily reactive mercury (Butler 2007). This could mean that stormwater may contain a relatively larger fraction of reactive mercury compared to purely terrestrial sources. If so, water quality benefits could be attained in receiving waters by measures that

reduce the fraction of reactive mercury present in the total load. Although there is not sufficient monitoring data at present to make the case for loads reduced or avoided based on reducing the fraction of reactive mercury, that information may be developed over time and submitted to the Water Board for consideration.

DRAFT

3.0 METHODS OVERVIEW, GUIDING PRINCIPLES AND KEY ASSUMPTIONS

This section provides an overview of key concepts, guiding principles and assumptions incorporated into quantitative methods presented in section 4.0 for determining mercury and PCB loads reduced due to control measure implementation. Quantitative methods for evaluating the effectiveness of urban runoff stormwater programs and control measures have been documented by CASQA (2007) and Strecker et al. (2001). These methods were reviewed and incorporated to the extent possible into loads reduced quantification methods presented in the next section. Additionally, information gained through previous evaluations of urban stormwater control measures for PCBs and mercury, sediment and water quality data collected in the Bay Area, and mercury and PCB use and source information described below were heavily utilized.

3.1 Literature Review

3.1.1 Evaluations of Urban Stormwater BMPs for PCBs and Mercury

The San Francisco Estuary Institute (SFEI) received a grant under the Proposition 13 Coastal Nonpoint Source Program to review and evaluate available existing literature on: 1) historical and current PCB and mercury uses, sources, and transport pathways to urban stormwater runoff; 2) PCB and mercury concentrations in stormwater, including considerations of sediment particle sizes; and, 3) current and potential implementation of best management practices (BMPs) used to reduce loadings of sediment-associated contaminants in urban stormwater. In a series of reports completed as part of the project, uses, sources and conceptual models of mercury and PCB in the urban environment and stormwater (McKee et al. 2006; Rothensberg et al. 2010); geographical distributions of mercury and PCBs in Bay Area sediments (Yee and McKee 2010); and realized and potential control measure effectiveness (Mangarella et al. 2008; SFEI 2010) were documented. Additionally, factors that affect the treatability of these pollutants and the efficacy of treatment devices in removing mercury and PCB from stormwater in the drainage network were summarized (Yee and McKee 2010; SFEI 2010). These studies provide the most complete picture on the effectiveness of pollution prevention, source and treatment control measures of control measures to reduce mercury and PCBs in urban stormwater runoff, and therefore associated results and conclusions were heavily relied upon in the development of quantification methods presented in this technical memorandum.

3.1.2 Pollutant Characterization Studies

As described above, geographical distributions in concentrations of mercury and PCBs in watershed sediments throughout the Bay area are summarized in Yee and McKee (2010). A portion of these data were collected by municipal stormwater programs through initial studies (EOA 2002, ACCWP 2002) and follow up case studies focused on PCBs (Citiations), and evaluated during the development of quantification methods. These data were most useful in developing average concentrations of PCBs and mercury in sediment within stormwater drainage systems (e.g., catch basins, drop inlets and pump stations), which were need to quantify average loads of these pollutants removed via drainage system maintenance (i.e., sediment removal).

3.1.3 Street Sweeping Studies

Throughout the past three decades, scientists and engineers have conducted numerous studies designed to assess the effectiveness and efficiencies of municipal street sweeping programs (EOA 2007). These studies have been previously summarized by EOA (2007) as part of a study designed to calculate

DRAFT

pollutant loads removed via street sweeping in Contra Costa County, and Mangarella et al. (2008) as part of a desktop evaluation of control measure scenarios to reduced PCBs and mercury in bay Area stormwater. Lessons learned from these studies were incorporated into loads reduced calculations for street sweeping that are presented in section 4.0. Additional information on PCB and mercury concentrations in materials collected by street sweepers in the Bay Area, composition of the material, sediment particle sizes, and geographical distributions based on land uses and age-of-urbanization were also heavily utilized.

3.1.3 Additional Mercury and PCB Use and Source Information

Information on current and historical uses of mercury and PCBs was also obtained during the literature review. Specifically, to develop load reduction estimates for pollution prevention activities (e.g., recycling programs) the number and volume of devices, equipment and materials that contain mercury and PCBs, and the current and historical mass of these pollutants in each device was obtained. Information from reports on mercury flow analyses (Barr Engineering 2001), device recycling rates (ALMR 2003, DTSC 2008, USEPA 2009, CIWMB 2009), content (NEMA 2008, DTSC 2008) and emissions (Barr Engineering 2001, USEPA 2008) were utilized. Bay Area specific air emission and deposition rates of mercury were also obtained (Rothensberg 2010; Tsai and Hoieneke 2001) to assess load reductions due to improved deposition of mercury onto the Bay watershed.

3.2 Control Measures Evaluated

The following sections briefly describe the control measures initially identified by Permittees as those that should be considered for development of loads reduced methodologies. Based on the availability of information on baseline, current and anticipated implementation levels, pollutant concentrations associated with loads removed, and control measure effectiveness, Permittees may choose to develop quantification methods for additional control measures.

3.2.1 Pollution Prevention

Pollution prevention programs and activities are intended prevent pollutants that are present within materials, devices and equipment from entering the environment and contributing to stormwater pollution. Pollution prevention control measures specific to mercury and PCBs are those that reduce the quantities of these pollutants in products and equipment through voluntary or regulatory approaches (e.g., mercury thermometer recycling programs), prevent accidental release or spills into the environment (e.g., industrial facility inspections), or assist in the recycling of materials that contains these pollutants (e.g., fluorescent lamps, switches, thermostats and transformers). These controls are implemented either directly by Permittees and associated solid waste programs in the Bay Area, or by other regulatory programs in which Permittees actively support, advocate or assist in implementing. More specific descriptions of pollution prevention measures anticipated for implementation are included in section 4.0.

Loads reduced quantification methods for the following pollution prevention control measures are included in this document:

- Fluorescent Lamp Recycling (Mercury)
- Thermostat Recycling (Mercury)
- Reduction of Pollutants from Local Atmospheric Sources (Mercury)

DRAFT

The effectiveness of these measures with respect to stormwater runoff is not easily evaluated given that it is difficult to determine to what extent such mercury and PCBs in these materials would enter urban stormwater compared to other disposal options (e.g., landfills, sanitary sewer system). Therefore, uncertainties remain in loads reduced estimates for pollution prevention measures. Additional control measures for which loads reduced quantification methods may be developed in the future include: stormwater inspections at industrial and commercial facilities (PCBs and mercury), thermometer and auto switch recycling (mercury) and building demolition and renovation waste management (PCBs).

3.2.2 Source (Institutional) Controls

There is no universally accepted definition of "source control" as it pertains to stormwater management. Some practitioners refer to source controls as "non-structural controls", and many times they are confused with pollution prevention measures described in the previous section. For the purpose of this document, source controls are defined as institutional non-treatment measures that remove pollutants directly from streets, contaminated properties, stormwater conveyance systems, channels or receiving waters once they have already entered the environment.

For decades, MS4s have implemented source controls that have directly or indirectly helped to improve water quality in the Bay Area. For example, street sweeping on roads and parking lots, although mainly targeted at removing trash and other road related debris, also removes pollutants like PCBs and mercury that strongly attach to particles. Source controls have also helped to establish (and limit) the baseline load condition depicted in the PCB and Mercury TMDLs through load and wasteload allocations. Loads reduced quantification methods for the following source (institutional) control measures are included in section 4.0:

- Street Sweeping (Mercury and PCBs)

Quantification methods will also likely be developed for stormwater conveyance system maintenance, sediment management in channels and water bodies, hydromodification controls and low impact development (LID). Methods for quantifying contaminated property remediation (mercury and PCBs) may also be developed as additional data on the effectiveness of this control measure is evaluated through pilot projects implemented as part of BASMAA's Clean Watersheds for a Clean Bay (CW4CB) project that is intended to comply with MRP requirements.

Because these actions physically remove pollutants from the environment, the process of quantifying the effectiveness of source controls is much more straight-forward and intuitive than pollution prevention activities. Additionally, as described in the previous section, scientist and engineers have conducted many studies aimed at quantifying the effectiveness of source controls. These studies provide numerous datasets and information to base loads reduced quantification tools described in this document.

3.3.3 Treatment Controls

Stormwater treatment controls are engineered devices or systems that can be installed or built in place to enhance the capture of pollutants. Treatment controls have a variety of modes of operation including those that slow down the movement of water, remove sediment and associated contaminants through filtering, settling, or otherwise separating sediment from flowing water, or adsorb and incorporate the substance into some kind of media (e.g. carbon, resin, or living plant material). For the purposes of this document, treatment controls include both those installed or built on-site or within a public right-of-

DRAFT

way, and diversions of stormwater (wet and dry weather) runoff to publically owned treatment works (POTWs).

A variety of treatment controls have been implemented throughout the Bay Area to control stormwater impacts on receiving waters (LFR 2004). The impetus for implementation of these controls, however, was not associated with concerns of PCBs or mercury and effectiveness monitoring was generally not conducted in a manner to yield load reduction estimates. Additionally, little to no data are available outside of the Bay Area on the effectiveness of treatment controls to reduce PCBs or mercury in urban runoff (McKee et al. 2006), other than scenarios described in Mangarella et al. (2008) that were based on their current understanding of demonstrated performance of various treatment controls for reductions of total suspended solids (Winer 2000, CASQA 2003, CalTrans 2004, ASCE and USEPA 2008, CalTrans 2010) and PCB and mercury settling studies (Yee and McKee 2010). Based on these sources, Figure 3-1 provides the estimated median BMP effluent concentrations of a number of stormwater treatment controls and is provided here primarily to represent the relative effectiveness of these controls types.

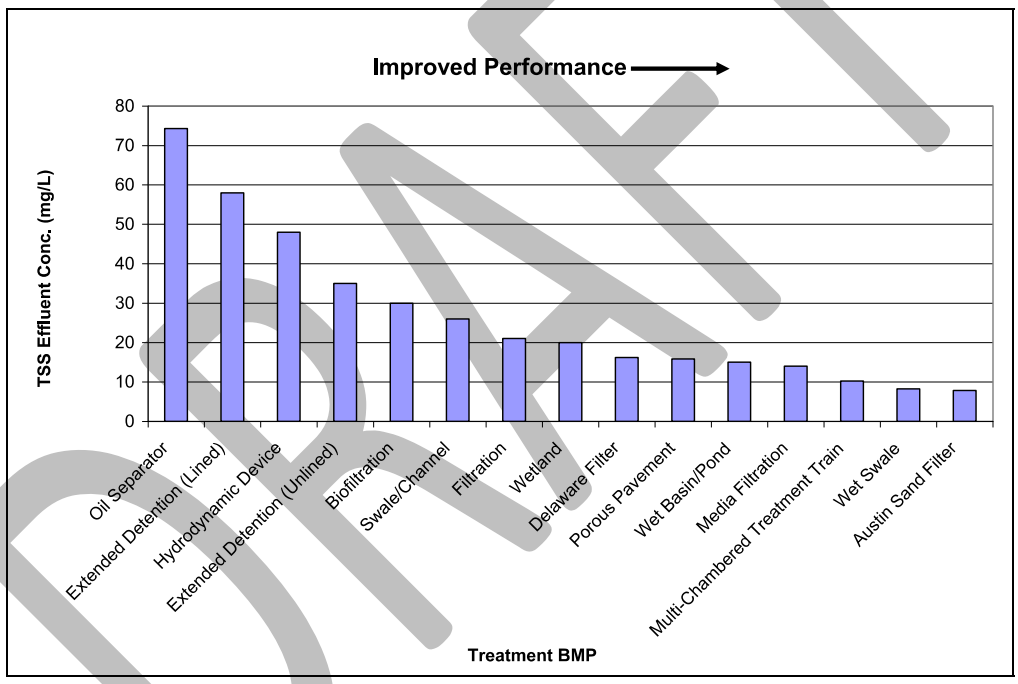

Figure 3-1. Estimated concentrations of total suspended solids (TSS) for various stormwater treatment controls (Mangarella et. al 2008).

Based on the limited data available on treatment controls with regard to their effectiveness in reducing PCB and mercury loads in urban stormwater runoff, quantitative methods for these control measures are not included in this technical memorandum at this time. That said, as described in section 1.1.2, Permittees will be implementing a variety of BMP effectiveness projects, treatment controls and diversions to POTWs at pilot-scales during the term of the MRP through the CW4CB project. Information collected on the effectiveness of these control will assist Permittees in developing load reduction quantification methods. As information becomes available, Permittees, stormwater programs or BASMAA may choose to update section 4.0 with fact sheets describing methods for quantifying the loads reduced via treatment controls.

3.4 Load Reduced Quantification Methods Overview

Quantification methods for assessing mercury and PCBs loads reduced that are presented in section 4.0 were based on a robust review of published and grey literature conducted through this and previous projects (see section 3.1). Quantification methods are intended to assist MRP Permittees in assessing loads of mercury and PCBs reduced through control measures that they have directly implemented (e.g., street sweeping, or assisted in causing the control measure to be implemented (e.g., changes in regulations). This section provides an overview of the guiding principles, key assumptions and concepts behind the methods presented in section 4.0. As quantification methods evolve through trial implementation, assumptions and concepts presented in this section should be adjusted accordingly.

3.4.1 Guiding Principles

Reductions in pollutant loads can be quantified in many ways. To provide transparency in the thought process behind the quantification methods presented in section 4.0, principles that guided the development of these methods are presented below.

- **Quantification methods are constrained by the extent of information available** – Only the information readily available on control measure effectiveness, degree of control measure implementation, concentrations and masses of pollutants in materials/devices/equipment, and baseline loads and loads reduced can be used to develop quantification methods and track annual load reductions. In some cases, information is very limited and assumptions therefore have to be made. Although these assumptions create uncertainties in load reduction calculations, if stated clearly and transparently, assumptions can be tested and revised accordingly as methods evolve.
- **Methods should be as simple and data inputs as tractable as possible** – As a general principle in creating the loads reduced formulas presented in section 4.0, the amount of information that Permittees are required to track as inputs to the formula was considered. In most cases, data that Permittees or stormwater programs will need to track and input into the loads reduced formulas consists of information they collect and submit to the Water Board as part of their Annual Reports. In limited cases, additional information included in reports submitted to State of California by other public agencies or private entities may need to be obtained to provide a complete picture of loads reduced from urban stormwater runoff during a specific year. Such cases are identified in the fact sheets.
- **Pollutant loads reduced targets serve as the goal to achieving WLAs** – The mercury and PCB TMDLs include both baseline loads (circa 2003) and wasteload allocations (WLAs) for urban stormwater runoff. The difference between the two is assumed to be the pollutant load that stormwater programs (and associated Permittees) need to reduce on an annual basis (see section 1.1.1) through control measure implementation. Realistically, however, the pollutant load discharged from urban stormwater runoff to the Bay fluctuates (possibly higher or lower) between years depending rainfall/runoff patterns, pollutant mobility, changes in sales and content of pollutant containing devices, and the degree of control measure implementation. Methods that can be used to estimate annual loads include mass-balances, empirical monitoring and simple or dynamic modeling. That said, given the inherent variability and uncertainties in quantifying urban runoff loads to the Bay on an annual basis, regardless of the method used , it is assumed for the purposes of assessing progress toward WLAs that the annual average loads of PCBs and mercury included in the TMDLs provides the baseline for which loads reduced will be measured, at least until new monitoring and modeling approaches developed through the

Regional Monitoring Program (RMP) Small Tributary Loading Strategy (STLS) yield updated loads information for PCBs and mercury.

- **Baseline levels of control measures implemented at the time loading estimates were developed (i.e., 2003) are implicitly incorporated into pollutant load estimates from urban runoff to the Bay** – Sediment and water quality data used to establish baseline loads in the TMDLs were collected circa 2003. As a simplifying assumption, control measures implemented (at associated pollutant loads reduced) at the time these data were collected are assumed to establish the baseline level of implementation for loads reduced by new or enhanced controls are compared. As described below, future enhancements of control measures implemented in 2003, or new control measures that target products/equipment/material that contain mercury or PCBs that are reasonably liable to enter urban stormwater will help further reduce PCB/mercury loads to the Bay and assist Permittees in addressing WLAs.
- **New and enhanced control measures implemented within the geographical boundaries of the Permittees may be quantified as loads reduced, regardless of the implementing entity** – As described in the PCB and Mercury TMDLs (Water Board 2006, 2008), WLAs for urban runoff implicitly include all current and future permitted discharges within the geographic boundaries of municipalities and unincorporated areas including, but not limited to, California Department of Transportation (Caltrans) roadways and non-roadway facilities and rights-of-way, atmospheric deposition, public facilities, properties proximate to stream banks, industrial facilities, and construction sites. Although implementation of control measures to reduce PCBs and mercury in many of the discharges listed above are outside of the direct jurisdiction of MRP Permittees, load reductions attributable to these control measures need to be accounted for in the context of WLAs assigned to stormwater programs. As such, quantification methods presented in section 4.0 (as well as future methods developed) include actions taken by public agencies and private entities that are assumed to directly affect loads of PCBs and mercury in urban stormwater runoff.

3.4.2 Key Assumptions

In addition to the guiding principles above, the key assumptions described below were included in load reduction quantification methods and results. Control measure specific assumptions are included in each fact sheet presented in section 4.0.

- **Control measures are assumed to be independent of each other** – In some cases, the implementation of one control measure could affect the effectiveness of another. For example, reducing mercury air emissions from local sources could affect pollutant accumulation on streets, which in turn could reduce the mass of pollutants available to source controls such as street sweeping. Evaluating the potential interaction of these controls quantitatively was beyond the level of analysis conducted herein, although potential interactions between control measures are identified and discussed in the fact sheets where appropriate.
- **Baseline conditions and control measure effectiveness are assumed to be geographically uniform**– Conditions vary among the various geographical areas that contribute runoff and pollutants to San Francisco Bay. Thus, projecting results obtained by studies conducted at specific locations may not be representative all areas. As a practical matter, however, we assumed that projections to the whole watershed, based on area, land use, or population, were adequate for the development of the proposed methods. As input data are collected to

DRAFT

populate formulas presented, considerations should be given to the spatial representativeness of these data and disaggregated or aggregated as needed.

DRAFT

4.0 LOADS REDUCED QUANTIFICATION FACT SHEETS

This section includes a series of fact sheets that document preliminary loads reduced quantification methods. Fact sheets were developed for a limited number of pollution prevention and source controls, where a reasonable amount of information was obtained through the literature review to develop methods. As such, methods presented in these fact sheets are based on the most currently available information, and are intended to evolve as additional information becomes available. Much of the information reviewed was collected in the San Francisco Bay Area and therefore is applicable to Permittees. Other information used in quantification method development was collected as part of studies conducted in other areas of the U.S., but appear to be applicable to the Bay Area through scaling based on population.

Each fact sheet in this section includes: 1) a brief description pollutant source, 2) summaries of applicable control measures, 2) loads reduced formulas, 3) assumptions and data inputs, 4) future data tracking needs, and 5) references used to establish the methods. Fact sheets in this section include:

<u>Pollution Prevention</u>

- PP-1: Fluorescent Lamp Recycling (Mercury)
- PP-2: Thermostat Recycling (Mercury)
- PP-3: Reduction of Pollutants from Local Atmospheric Sources (Mercury)

<u>Source (Institutional) Controls</u>

- SC-1: Street Sweeping (Mercury and PCBs)

As this technical memorandum evolves through additional review and revisions, fact sheet for other control measures will be included. In particular, fact sheets for stormwater conveyance system maintenance, sediment management in channels and water bodies, hydromodification and low impact development (LID), stormwater treatment controls, and other controls may be developed to document methods.

DRAFT

PP-1: Fluorescent Lamp Recycling (Mercury)

There are two main categories of lamps (i.e., light bulbs) currently used in large quantities in the United States (U.S.) - incandescent and luminescent gaseous discharge lamps (e.g., fluorescent and low-pressure sodium). Incandescent lamps do not contain mercury. Fluorescent lamps, however, contain mercury and are generally available in two types – tubular or compact. Tubular fluorescent lamps are mostly used in commercial or institutional buildings and usage is believed to have generally remained consistent over time. Compact fluorescent lamps (CFLs), however, are mostly used as energy-saving alternatives to incandescent lamps in homes and have their use has increased substantially in recent years (DTSC 2008).

Recycling of mercury in lamps is the primary control measure used to reduce mercury in the environment from this source. Technologies to reclaim mercury from spent lamps through recycling were developed in the U.S. starting in 1989. However, recycling did not drastically increase until the U.S. EPA announced the addition of lamps to the Universal Waste Rule (UWR) in 1999 (ALMR 2003). The State California's UWR became effective on February 8, 2002 and today prohibits the disposal of fluorescent lamps into landfills, regardless of the waste generator (household or business). The California Department of Toxic Substances Control (DTSC) has adopted regulations that require safe management and recycling of fluorescent lamps.

Applicable Control Measures

Methods describe in this fact sheets are applicable to the following urban stormwater runoff control measures, and as such may be used by Bay Area Permittees to assess progress towards WLA established in TMDLs:

- HHW Collection - Household fluorescent lamp recycling in the Bay Area is available at household hazardous waste (HHW) facilities, which are managed by cities, counties and special districts. A list of Bay Area household hazardous waste facilities that currently (2010) provide fluorescent lamp collection/recycling is attached. Information on the number and types of lamps recycled is available through the HHW facility or the California Integrated Waste Management board (CIWMB).
- Collection at Participating Businesses – Businesses throughout the Bay Area (e.g., IKEA, Home Depot and Orchard Supply) are beginning to accept spent fluorescent lamps from customers. Although tracking may be difficult, recycling provided by these businesses could be quantified by Permittees.
- Private Recycling Contractors - Recycling by small and large businesses occurs through private recycling contractors that coordinate directly with businesses that generate large and small quantities of lamps. The availability of information necessary to quantify loads reduced attributable to this control measure is currently unknown.

Loads Reduced Formula

Based on a review of available data and information gained through literature reviews, the following set equations will allow MRP Permittees to determine the mass of total mercury reduced from stormwater as a result of fluorescent lamps recycling conducted in a given year. Please note that the equations are unit-less and will need to be converted appropriately based on standard conversion rates (e.g., milligrams to kilograms).

DRAFT

$$\mathbf{Reduction_{Lamps} = Current_{Lamps} - Base_{Lamps}}$$

where:

$Reduction_{Lamps}$	=	Mass of total mercury reduced from urban stormwater (above baseline), as a result of fluorescent lamp recycling in year of interest
$Baseline_{Lamps}$	=	Average annual mass of total mercury diverted from Bay Area stormwater during a baseline year(s) due to fluorescent lamp recycling
$Current_{lamps}$	=	Mass of total mercury diverted from Bay Area stormwater due to fluorescent lamp recycling in a year of interest

and;

$$\mathbf{Base_{Lamps}} = Lamps_{Base\#} \bullet Lamps_{BaseMass} \bullet Lamps_{Runoff}$$

$$\mathbf{Current_{Lamps}} = Lamps_{Current\#} \bullet Lamps_{CurrentMass} \bullet Lamps_{Runoff}$$

where:

$Lamps_{Base\#}$	=	Average annual number of fluorescent lamps recycled in baseline year(s)
$Lamps_{BaseMass}$	=	Average mass of total mercury in fluorescent and compact fluorescent lamps recycled in baseline year(s)
$Lamps_{Current\#}$	=	Number of fluorescent lamps recycled in a year of interest
$Lamps_{CurrentMass}$	=	Average mass of total mercury in fluorescent and compact fluorescent lamps recycled in a year of interest
$Lamps_{Runoff}$	=	% of total mercury mass in fluorescent lamps that contributes to the urban stormwater load of mercury to the Bay when the lamp is broken (see below)

and;

$$\mathbf{Lamps_{Runoff}} = Dep_{Lamps} \bullet Trans$$

where:

$Dep_{\mathbf{Lamps}}$	=	Average % of total mercury in fluorescent and compact fluorescent lamps that is deposited onto the surface of the watershed when the lamp is broken
Trans	=	Average % total mercury deposited onto the surface of the watershed when the lamp is broken that is transported by stormwater to the Bay

Assumptions and Data Inputs

Baseline Loads Reduced (2003)

- Baseline Level of Recycling ($Lamps_{Base\#}$) - The average annual number fluorescent lamps recycled from 2000 through 2003 provides the baseline number of lamp that were recycled prior to the TMDL baseline year of 2003. Estimated total number of fluorescent lamps recycled by in the U.S. businesses and households in 2003 are based on estimates by ALMR (2003). Estimates for the U.S. were normalized by population to the geographical area covered by the Municipal Regional Permit (MRP). Table 4-1 provides baseline (2003) recycling rates.

- Baseline Mercury in Lamps ($Lamps_{BaseMass}$) – The mass of mercury (kg) in lamps can vary based on the lamp type, size, manufacturer and date manufactured. Considerations are given to changes in the mass of mercury per bulb that has likely occurred between 2003 and the year of interest by including a baseline concentration ($Lamps_{BaseMass}$) and a concentration for the current year of evaluation ($Lamps_{CurrentMass}$). The mass of total mercury in lamps in 2003 are assumed to average 21 mg per lamp (US EPA 1998).

DRAFT

Table 4-1. Estimated baseline (2000-2003) number of fluorescent lamps recycled in the jurisdictional boundaries of Bay Area MS4s.

Geographical Area/Entity	Households (20%)	Businesses (80%)	Total
United States	*2,680,000*	*150,080,000*	*152,760,000*
Alameda Countywide Clean Water Program	153,393	613,572	766,965
Contra Costa Clean Water Program	105,109	420,436	525,545
San Mateo County Water Pollution Prevention Program	73,226	292,902	366,128
Santa Clara Valley Urban Runoff Pollution Prevention Program	176,217	704,868	881,085
City of Vallejo and VSFCD[1]	12,460	49,841	62,301
Fairfield-Suisun Urban Runoff Management Program[2]	13,494	53,977	67,471

[1]Vallejo Sanitation and Flood Control District
[2]Includes the City of Fairfield and Suisun City

Current Loads Reduced (Year of Interest)

- Current Mercury in Lamps ($Lamps_{CurrentMass}$). The average mass of mercury in a lamp appears to have decreased post-2003 (baseline) due to the increase in CFL usage by households. Specifically, the National Electrical Manufacturers Association (NEMA) announced that under the voluntary commitment, effective April 15, 2007, participating manufacturers will cap the total mercury content in CFLs that are under 25 watts at 5 milligrams (mg) per unit, and CFLs that use 25 to 40 watts of electricity will have total mercury content capped at 6 mg per unit (NEMA 2009). Based on this substantial decrease in mercury mass in CFLs, each bulb recycled is assumed to have an average mass of 5.5 mg. New fluorescent tubes are also assumed to have 5.5 mg on average.
- Current Level of Recycling ($Lamps_{Current\#}$) – The number of fluorescent lamps recycled in the year of interest represents the current level of effort towards meeting WLAs assigned in the TMDL. Recycling efforts are managed by HHWs, participating stores, and private companies for small and large waste generators (US EPA 2009). Recycling efforts are expected to increase substantially over the next decade (US EPA 2009, DTSC 2008).

Baseline and Current Loads Reduced

- % Mercury from Broken Lamps that is Deposited on Watershed (Dep_{Lamps}) – The percentage of mercury in a broken lamp that is assumed to be deposited onto the surface of the watershed is based on a Barr Engineering (2001) study conducted in Minnesota and Wisconsin that focused on the fate of mercury from household products, combined with a partitioning analysis. The authors estimated 37% of the amount of mercury in lamps volatizes into the atmosphere, resulting from breakage, transfer and transit, as well as air emissions following disposal in landfills, combustion, and incineration. For the purposes of loads reduced calculations, we assume that 100% of the mercury that volatilizes into the atmosphere is deposited onto the surface of the watershed.
- % of Mercury Transport by Stormwater (Trans) – the average % imperviousness of Bay Area is an important factor because imperviousness is one of the key mechanisms for stormwater transport. Runoff coefficients are based on the % of imperviousness of a given land use. Based on the literature review conducted in support of this technical memorandum development, there remains a need for an average runoff coefficient for the "urban portion of the Bay" to

complete this variable. As an initial percentage, we suggest using a 32% estimate based on modeling conducted as part of a Mercury Air Deposition Study by Tsai and Hoenicke (2001).

References

ALMR (2003). "National mercury-lamp recycling rate and availability of lamp recycling services in the U.S." Association of Lighting and Mercury Recyclers. September 2003.

ALMR (2007). "Recycling of mercury-containing lighting: alliance formed to promote recycling". Association of Lighting and Mercury Recyclers. December 10, 2007.

Barr Engineering (2001). Substance Flow Analysis of Mercury in Products. Prepared for Minnesota Pollution Control Agency. August 15.

DTSC (2008). AB1109 Lighting Task Force Report to the California Department of Toxic Substance Control. September 1.

NEMA (2008). *Limits on Mercury Content in Self-ballasted Compact Fluorescent Lamps. National Electrical Manufacturers Association.* Standards Publication LL 8-2008. Virginia.

Tsai, P. and Hoenicke, R. (2001). San Francisco Bay atmospheric deposition pilot study Part 1: mercury. Oakland, CA. 45p. San Francisco Estuary Institute (SFEI).

US EPA (2009) Fluorescent Lamp Recycling. United States Environmental Protection Agency. EPA530-R-09-001. February.

DRAFT

PP-2: Thermostat Recycling (Mercury)

Thermostats are commonly used in most homes and commercial facilities to regulate room temperature. Older mechanical thermostats often contained elemental mercury in glass bulbs called ampoules. Through the mishandling of thermostats during demolition and waste transport, ampoules can break and mercury can be emitted to the surface of the watershed. Once in the watershed, mercury is available for transport to the Bay via urban stormwater runoff.

The sale of mercury thermostats was prohibited in California beginning on January 1, 2006 (SB 633). Based on this prohibition, the mass of mercury available to urban stormwater from thermostats is expected to decrease overtime. That said, there are roughly 19.8 million mercury thermostats currently in service in California (TRC 2009), suggesting that near-term contributions of mercury to urban stormwater runoff from thermostats may be important.

Applicable Control Measures

Loads reduced through the implementation of the following urban stormwater runoff control measures may be quantified and used by Bay Area MS4s to assess progress towards WLA established in TMDLs:

- HHW Thermostat Collection - Mercury thermostat recycling has been available through HHW facilities for a number of years and continues to be utilized by residents in the Bay Area.
- Recycling by Wholesalers/Retailers - California's *Mercury Thermostat Collection Act of 2008* (AB 2347) requires that by 2009 manufacturers establish a collection and recycling program for out-of-service mercury-added thermostats. The Thermostat Recycling Corporation (TRC) serves as the collection and recycling program for manufacturers in California (TRC 2010). The TRC provides collection containers to HVAC wholesalers, thermostat retailers, and HVAC contractors for a one-time charge. Collection containers are provided by the TRC to HHW facilities at no cost.
- Other Recycling Efforts – Although likely limited, other recycling activities conducted within the geographical boundaries of the MS4 may be quantified.

For the purposes of assessing progress towards urban stormwater runoff TMDL wasteload allocations, mercury thermostat recycling that occurs through any of these mechanisms described above may be included in loads reduced calculations.

Loads Reduced Formula

Based on a review of available data and information gained through literature reviews, the following set equations will allow MRP Permittees to determine the mass of total mercury reduced from stormwater as a result of thermostat recycling conducted in a given year. Please note that the equations are unit-less and will need to be converted appropriately based on standard conversion rates (e.g., milligrams to kilograms).

$$\mathbf{Reduction_{Therm} = Current_{Therm} - Base_{Therm}}$$

where:

$Reduction_{Therm}$	=	Mass of total mercury reduced from urban stormwater (above baseline), as a result of mercury thermostat recycling in year of interest
$Base_{Therm}$	=	Average annual baseline mass (kg) of total mercury diverted from Bay Area stormwater due to mercury thermostat recycling

DRAFT

$Current_{Therm}$ = Mass of total mercury diverted from Bay Area stormwater due to mercury thermostat recycling in year of interest

and;

$$\mathbf{Base_{Therm}} = Therm_{Base\#} \bullet Therm_{BaseMass} \bullet Therm_{Runoff}$$

$$\mathbf{Current_{Therm}} = Therm_{Current\#} \bullet Therm_{CurrentMass} \bullet Therm_{Runoff}$$

where:

$Therm_{Base\#}$ = Average annual number of mercury thermostats recycled in baseline year(s)

$Therm_{BaseMass}$ = Average mass of total mercury in mercury thermostats recycled in baseline year(s)

$Therm_{Current\#}$ = Number of mercury thermostats recycled in year of interest

$Therm_{CurrentMass}$ = Average mass of total mercury in mercury thermostats recycled in year of interest

$Therm_{Runoff}$ = % of total mercury mass in mercury thermostat that contributes to the urban stormwater when a mercury thermostat is broken (see below)

and;

$$\mathbf{Therm_{Em}} = Dep_{Therm} \bullet Trans$$

where:

Dep_{Therm} = Average % of total mercury in thermostats that is deposited onto the surface of the watershed when the thermostat is broken

Trans = Average % total mercury deposited onto the surface of the watershed that is transported by stormwater

Assumptions and Data Inputs

Baseline Loads Reduced

- Baseline Level of Recycling ($Therm_{Base\#}$) – The average annual number of mercury thermostats recycled from 2000 through 2003 provides the baseline number of thermostats that were recycled prior to the TMDL baseline year (i.e., 2003). The annual average number of mercury thermostats that were recycled by U.S. businesses and households during this time is based on data from TRC (2008). Estimates for the U.S. were normalized by population to the geographical area covered by the Municipal Regional Permit (MRP). Table 1 provides baseline (2000-2003) recycling rates.

Table 4-2. Estimated baseline (2000-2003) number of thermostats recycled in the jurisdictional boundaries of Bay Area MS4s.

Geographical Area	# Recycled
United States	***67,891***
California	***3,420***
Alameda County Clean Water Program	341
Contra Costa Clean Water Program	234
San Mateo County Water Pollution Prevention Program	163
Santa Clara Valley Urban Runoff Pollution Prevention Program	392
City of Vallejo and VSFCD[1]	28
Fairfield-Suisun Urban Runoff Management Program[2]	30

[1]Vallejo Sanitation and Flood Control District
[2]Includes the City of Fairfield and Suisun City

DRAFT

Current Loads Reduced (in Year of Interest)

- Current Level of Recycling ($Therm_{Current\#}$) – The number of thermostats recycled in the year of interest represents the current level of effort towards meeting WLAs assigned in the TMDL. Recycling efforts managed by a combination of the TRC, wholesalers and HHWs within areas covered under the MRP may be counted towards this effort.

Baseline and Current Loads Reduced

- Mercury in Thermostats ($Therm_{Base/CurrentMass}$) – the amount of mercury in a thermostat is determined by the number of ampoules. There are generally one or two ampoules per thermostat (average is 1.4) and each ampoule contains an average of 2.8 grams of mercury (TRC 2008). Therefore, each thermostat recycled is assumed to contain approximately 4.0 grams of mercury.
- % Mercury in Thermostats that is Deposited on Watershed (Dep_{Lamps}) – The percentage of mercury in a thermostat that when broken is assumed to be deposited onto the surface of the watershed is based on a Barr Engineering (2001) study conducted in Minnesota and Wisconsin that focused on the fate of mercury from household products, combined with a partitioning analysis. The authors estimated 37% of the amount of mercury in lamps volatizes into the atmosphere, resulting from breakage, transfer and transit, as well as air emissions following disposal in landfills, combustion, and incineration. For the purposes of loads reduced calculations, we assume that 100% of the mercury that volatilizes into the atmosphere is deposited onto the surface of the watershed.
- % of Mercury Transport by Stormwater (Trans) – the average % imperviousness of Bay Area is an important factor because imperviousness is one of the key mechanisms for stormwater transport. Runoff coefficients are based on the % of imperviousness of a given land use. Based on the literature review conducted in support of this technical memorandum development, there remains a need for an average runoff coefficient for the "urban portion of the Bay" to complete this variable. As an initial percentage, we suggest using a 32% estimate based on modeling conducted as part of a Mercury Air Deposition Study by Tsai and Hoenicke (2001).

References

Barr Engineering (2001). Substance Flow Analysis of Mercury in Products. Prepared for Minnesota Pollution Control Agency. August 15.

TRC (2008). Thermostat Recycling Corporation's Annual Report for the U.S. Prepared by the Thermostat Recycling Corporation. http://www.thermostat-recycle.org/files/u3/2008_TRC_Annual_Report.pdf.

TRC (2010). Thermostat Recycling Corporation's Annual Report for California. Prepared by the Thermostat Recycling Corporation. Prepared for the State of California's Office of Pollution Prevention and Green Technology, Department of Toxic Substances Control. March 31.

Tsai, P. and Hoenicke, R. (2001). San Francisco Bay atmospheric deposition pilot study Part 1: mercury. Oakland, CA. 45p. San Francisco Estuary Institute (SFEI).

DRAFT

PP-3: Local Atmospheric Sources (Mercury)

Local (e.g., crematoria) and global (e.g., coal power plants in Asia) emissions of mercury can enter the Bay Area air basin and deposit directly onto the San Francisco Bay or on land surfaces within the local San Francisco Bay watershed. Mercury from air emissions may also be exported beyond the San Francisco Bay Area. The mass of mercury deposited onto the Bay is explicitly accounted for in the Mercury TMDL. Mercury deposited onto the surface of the watershed, however, is included in the urban stormwater load and associated wasteload allocation in the TMDL.

Based on an assessment of local air sources in the Bay Area conducted by the San Francisco Estuary Institute (SFEI) through a Proposition 13 grant, local air sources of mercury (e.g., crematoria and Portland cement plants) may be significant contributors of mercury found in urban stormwater runoff. The total estimated emissions of mercury from all air local sources within the San Francisco air basin are estimated at 214 kg/yr (CARB 2010). The emissions from the one Bay Area portland cement manufacturer (i.e., Lehigh Hanson Permanente Cement Plant) located in western Santa Clara County are estimated at 61 kg/yr (Rothenberg et al. 2010). Annual emissions from the approximately 40 crematoria in the nine county San Francisco Bay Area[3] have been estimated to range from a most probable value of 12 kg/yr to a worst case of 47 kg/yr (Lindquist and Bateman 2000). The primary source of the mercury in the crematoria emissions is assumed to be dental fillings.

Applicable Control Measures

Loads reduced through the implementation of the following control measures that directly affect mercury loads from urban stormwater runoff may be quantified and used by Bay Area MS4s to assess progress towards WLA established in the Mercury TMDL:

- New Emission Standards for Portland Cement Plants – The U.S. EPA has proposed *National Emission Standards for Hazardous Air Pollutants from the Portland Cement Manufacturing Industry* that is currently under review. BASMAA and SCVURPPP have provided comment letters to U.S. EPA regarding the proposed adoption regarding the potential nexus between emissions at the plant and mercury in urban stormwater runoff.
- Reduction in Mercury Emissions from Crematoria - Mercury has been widely used in the dental industry in amalgam fillings for teeth for decades. Substantial decreases in the use of mercury in dental amalgam due to increased consumer awareness of mercury use in fillings and the availability of more viable alternatives has been documented since 2003 (IMERC 2010). Continued reductions in the use of dental amalgam over time, may in turn reduce mercury emissions from crematoria/

Load Reduced Formula

Based on a review of available data and information gained through literature reviews, the following set equations will allow MRP Permittees to determine the mass of total mercury reduced from stormwater as a result of reductions in air emissions conducted in a given year. Please note that the equations are unit-less and will need to be converted appropriately based on standard conversion rates (e.g., milligrams to kilograms).

[3] Alameda, Contra Costa, Marin, Napa, San Francisco, San Mateo, Santa Clara, Solano and Sonoma

DRAFT

$$\mathbf{Reduction_{AirEm} = Base_{AirEm} - Current_{AirEm}}$$

where:

$Reduction_{AirEm}$	=	Mass of total mercury reduced from urban stormwater baseline attributable to mercury air emission reductions in a year of interest
$Base_{AirEm}$	=	Average annual baseline mass of total mercury in Bay Area stormwater attributable to local mercury air emissions
$Current_{AirEm}$	=	Mass of total mercury in Bay Area stormwater attributable to local mercury air emissions during the year of interest

and;

$$\mathbf{Base_{AirEm}} = AirEm_{Base\#} \bullet AirEm_{BaseMass} \bullet Dep_{AirEm} \bullet Trans$$

$$\mathbf{Current_{AirEm}} = AirEm_{Current\#} \bullet AirEm_{CurrentMass} \bullet Dep_{AirEm} \bullet Trans$$

where:

$AirEm_{Base\#}$	=	Number of crematory or portand cement manufacturers in baseline year(s)
$AirEm_{BaseMass}$	=	Average annual mass of total mercury emitted from crematory or portand cement manufacturers in baseline year(s)
$AirEm_{Current\#}$	=	Number of crematory or portand cement manufacturers in year of interest
$AirEm_{CurrentMass}$	=	Mass of total mercury (kg) emitted from crematory or portand cement manufacturers in year of interest
Dep_{AirEm}	=	Average % of total mercury mass in emissions from crematory or portand cement manufacturers that is deposited onto the surface of the watershed
Trans	=	Average % of total mercury mass deposited onto the surface of the watershed that runs off into urban stormwater (based on runoff coefficients)

Assumptions and Data Inputs

Baseline Loads

- Baseline Number of Air Emission Facilities ($AirEm_{Base\#}$) – In 2003, there were 31 crematoria (see Table 4-3) and one portand cement manufacturer in the geographical area subject to the MRP.
- Mass of Mercury Emitted from Facilities during Baseline Years ($AirEm_{BaseMass}$) - Emission estimates for crematoria are based on dental statistics and the average amount of mercury used in amalgams. Annual emissions from the approximately 40 crematoria in the nine county San Francisco Bay Area are assumed to be 12 kg/yr (most probable number), or an average of 0.3 kg/yr of mercury per crematoria (Lindquist and Bateman 2000). Mercury emissions from the Lehigh Hanson Permanente Portland Cement Plant located are estimated at 61 kg/yr in 2009 (Rothenberg et al. 2010). For the purposes of establishing baseline, this mass of mercury in 2009 was assumed to also be emitted in 2003.

Current Loads (in Year of Interest)

- Number of Air Emission Facilities in Year of Interest ($AirEm_{Current\#}$) – Due to the closing of crematoria or portland cement manufacturing plants, the number of facilities emitting mercury in the Bay Area may change overtime. Tracking of these businesses should be conducted accordingly to insure the most up-to-date information is used in loads reduced calculations.
- Mass of Mercury Emitted from Facilities during Year of Interest ($AirEm_{CurrentMass}$) – Mercury in crematoria emission may change in the future due to the reduction in the number and size of mercury amalgam fillings used. If literature suggests that the number or size of mercury-based

DRAFT

filling decreases, the estimated 0.3 kg/yr should be refined to account for this decrease. Likewise, if regulations go into place for portland cement manufacturers, the estimated mass of mercury emitted from this source should be revised. In the absence of new information or regulation, the baseline mass of mercury emitted from these facilities should be used to calculate the mass emitted during the year of interest.

Baseline and Current Loads Reduced

- % of Total Mercury in Emitted that is Deposited onto the Watershed (Dep_{AirEm}) – Based on our understanding of air deposition of contaminants, only a percentage of local mercury emissions are deposited onto the surface of Bay watershed. Predicting this percentage through field sampling or modeling, however, is extremely complex and results are typically highly variable and uncertain (USEPA 2001). Therefore, we provide a conservative assumption of 20% of the mercury emitted from these sources is deposited on the surface of the watershed in the Bay Area.
- % of Total Mercury Mass Deposited that Runs Off (Trans) – the average % imperviousness of Bay Area is an important factor because imperviousness is one of the key mechanisms for stormwater transport. Runoff coefficients are based on the % of imperviousness of a given land use. Based on the literature review conducted in support of this technical memorandum development, there remains a need for an average runoff coefficient for the "urban portion of the Bay" to complete this variable. As an initial percentage, we suggest using a 32% estimate based on modeling conducted as part of a Mercury Air Deposition Study by Tsai and Hoenicke (2001).

References

CARB (2010). Air emissions reports for the San Francisco Bay Area. www.arb.ca.gov/app/emsinv/facinfo/facinfo.php.

IMERC (2010). IMERC Fact Sheet - Mercury Use in Dental Amalgam. Interstate Mercury Education and Reduction Clearinghouse. http://www.newmoa.org/prevention/mercury/imerc/factsheets/.

Lindquist, J.H, and B.F. Bateman (2000). Estimate of Mercury Emissions from Crematoria, Bay Area Air Quality Management District (draft).

Rothenberg, S., L. McKee, A. Gilbreath, D. Yee, M. Conner, X. Fu (2010). Wet deposition of mercury within the vicinity of a cement plant before and during cement plant maintenance. Atmospheric Environment. 44 (2010) 1255-1262.

Tsai, P. and Hoenicke, R. (2001). San Francisco Bay atmospheric deposition pilot study Part 1: mercury. Oakland, CA. 45p. San Francisco Estuary Institute (SFEI).

USEPA (2001). Frequently Asked Questions about Atmospheric Deposition: A Handbook for Watershed Managers. United States Enviornmetnal Protection Agency. September. http://www.epa.gov/oar/oaqps/gr8water/handbook/index.html.

DRAFT

Table 4-3. Crematories within the geographic boundaries of MRP Permittees in 2009 (CARB 2010).

CARB ID	County	Name	Address	City	Zip Code	2003	2008
2501	ALA	LIVERMORE CREMATORY	3833 EAST AVENUE	LIVERMORE	94550	X	x
3314	ALA	ROSELAWN CEMETERY	1240 N Livermore Ave	LIVERMORE	94550	X	x
3576	ALA	BAY AREA CREMATORY	1051 HARDER ROAD	HAYWARD	94542	X	x
3786	ALA	CHAPEL OF THE CHIMES	4499 Piedmont Ave	OAKLAND	94611	X	x
3809	ALA	MOUNTAIN VIEW CEMETERY ASSOCIA	5000 PIEDMONT AVE	OAKLAND	94611	X	x
4122	ALA	CEDAR LAWN MEMORIAL PARK & MOR	48800 WARM SPRING BLVD	FREMONT	94539	X	x
4134	ALA	IRVINGTON MEMORIAL CEMETERY	41001 Chapel Way	FREMONT	94538	X	x
4735	ALA	SENTINEL CREMATION SOCIETIES I	4080 Horton Street	EMERYVILLE	94608	X	x
5148	ALA	JESS C SPENCER MORTUARIES INC	21228 Redwood Road	CASTRO VALLEY	94546	X	x
6390	ALA	EVERGREEN CEMETERY	6450 Camden Street	OAKLAND	94605	X	x
8227	ALA	PACIFIC INTERMENT SERVICE	1094 Yerba Buena Ave	EMERYVILLE	94608	X	x
8399	ALA	CHAPEL OF THE CHIMES MEMORIAL	32992 Mission Blvd	HAYWARD	94544	X	x
10794	ALA	WFG-FULLER FUNERALS INC	4647 INTERNATIONAL BLVD	OAKLAND	94601	X	x
19321	ALA	ALAMEDA CREMATIONS	2900 MAIN ST, SUITE 1161	ALAMEDA	94501		x
9712	ALA	DIRECT FUNERAL SERVICES	2900 Main St, Suite 1161	ALAMEDA	94501	X	
2320	CC	OAK VIEW MEMORIAL PARK	2500 E 18th Street	ANTIOCH	94509	X	x
2634	CC	OAKMONT MEMORIAL PARK	2099 RELIEZ VALLEY RD	LAFAYETTE	94549	X	x
7394	CC	SUNSET VIEW CEMETERY ASSOCIATI	101 Colusa Avenue	EL CERRITO	94530	X	x
7564	CC	ROLLING HILLS MEMORIAL PARK	4100 Hilltop Drive	RICHMOND	94803	X	x
11155	CC	HULL'S WALNUT CREEK CHAPEL	1139 Saranap Avenue	WALNUT CREEK	94595	X	x
1426	SCL	GAVILAN HILLS CREMATORY	910 1ST STREET	GILROY	95020	X	x
4205	SCL	OAK HILL MEMORIAL PARK & MORTU	300 Curtner Avenue	SAN JOSE	95125	X	x
11268	SCL	ALTA MESA IMPROVEMENT COMPANY	695 ARASTRADERO ROAD	PALO ALTO	94306	X	x
11459	SCL	VCA JOHNSON ANIMAL HOSPITAL	524 N Santa Cruz Ave	LOS GATOS	95030	X	x
12958	SCL	LOS GATOS MEMORIAL PARK	2255 Los Gatos Almadn Rd	SAN JOSE	95124	X	x
19204	SCL	WYANT & SMITH CREMATORY	174 N SUNNYVALE AVE	SUNNYVALE	94086		x
12867	SCL	WYANT & SMITH FUNERAL HOME	174 N SUNNYVALE AVE	SUNNYVALE	94086	X	
1299	SM	SKYLAWN MEMORIAL PARK	10600 Skyline Blvd	SAN MATEO	94402	X	x
2932	SM	CYPRESS LAWN CEMETERY ASSOCIAT	El Camino Real	COLMA	94014	X	x
5638	SM	OLIVET MEMORIAL PARK	1601 HILLSIDE BLVD	COLMA	94014	X	x
8020	SM	WOODLAWN CEMETERY	1000 El Camino Real	COLMA	94014	X	x
5791	SOL	FAIRMONT MEMORIAL PARK	1901 Union Avenue	FAIRFIELD	94533	X	x
12163	SOL	TWIN CHAPELS MORTUARY	1100 Tennessee St	VALLEJO	94590	X	x

DRAFT

SC-1: STREET SWEEPING (MERCURY AND PCBS)

Street sweeping is conducted by most, if not all, Bay Area municipalities. The traditional purpose of street sweeping is to remove trash and debris that collect in the gutters at the edge of streets. However, street sweeping also removes sediment and associated pollutants such as mercury and PCBs that would otherwise be transported to the Bay via urban stormwater runoff. Although many studies[4] have attempted to assess the effectiveness of street sweeping activities, there continues to be disagreement among stormwater practitioners as to whether sweeping efficiency equates to improvements in the quality of stormwater runoff. Pollutant removal effectiveness of street sweeping may be directly affected by sweeper type, operation (i.e., speed), frequency and inabilities to sweep near curbs due to parked vehicles. Additionally, land uses and proximities to pollutant sources and hot spots may influence the concentration and mass of pollutants removed. These factors make developing pollutant reduction estimates for street sweeping challenging at best. As a practical matter, however, it is difficult to argue from a qualitative perspective that much if not all the material picked up by a sweeper would have otherwise been mobilized and transported by stormwater runoff.

Applicable Control Measures

Pollutant loads reduced through the implementation of the following urban stormwater runoff control measures may be quantified and used by Bay Area MS4s to assess progress towards WLA established in the PCB and Mercury TMDLs:

- Increases in the Pollutants Collected via Standard of Street Sweeping– Permittees may increase the volume of pollutants collected via modification to their existing street sweeping program. Modifications may include: 1) increasing the frequency of street sweeping; 2) enforcing parking violations on street sweeping days; or 3) purchasing new more efficient sweepers.
- Targeted Street Sweeping in Areas with Elevated Pollutants – Based on previous source studies conducted by Permittees, stormwater programs and SFEI, PCB (and to some extent mercury) concentrations are heterogeneous in the Bay watershed. In compliance with the MRP, pilot studies are currently being developed to test control measures (i.e., source investigations, stormwater treatment retrofits, and diversions to POTWs) in selected areas. These areas may also serve as locations where Permittees may chose to target enhanced street sweeping in the future.

Loads Reduced Formula

Based on a review of available data and information gained through literature reviews, the following set equations will allow MRP Permittees to determine the mass of total mercury and PCBs reduced from stormwater as a result of street sweeping conducted in a given year. Please note that the equations are unit-less and will need to be converted appropriately based on standard conversion rates (e.g., milligrams to kilograms).

[4] See citations in the references section and EOA 2007 for a summary of street sweeping studies.

DRAFT

$$\mathbf{Reduction_{Streets} = Current_{Streets} - Baseline_{Streets}}$$

where:

$Reduction_{Streets}$	=	Mass of total mercury or PCBs reduced from urban stormwater (above baseline), as a result of street sweeping in year of interest
$Base_{Streets}$	=	Average annual mass of total mercury or PCBs diverted from Bay Area stormwater due to street sweeping in baseline year(s)
$Current_{Streets}$	=	Mass of total mercury or PCBs diverted from Bay Area stormwater due to street sweeping in year of interest

and;

$$\mathbf{Base_{Streets}} = Streets_{BaseMass} \bullet Streets_{\%Sed} \bullet Streets_{BaseVol} \bullet F$$

$$\mathbf{Current_{Lamps}} = Streets_{CurrentMass} \bullet Streets_{\%Sed} \bullet Streets_{CurVol} \bullet F$$

where:

$Streets_{BaseMass}$	=	Average (or measured) concentration of mercury or PCBs in street sweeping sediments collected in baseline year(s)
$Streets_{BaseVol}$	=	Average volume of street sweeping material collected in baseline year(s)
$Streets_{CurrentMass}$	=	Average (or measured) concentration of mercury or PCBs in street sweeping materials collected in year of interest
$Streets_{CurrentVol}$	=	Volume of street sweeping material collected in year of interest
$Streets_{\%Sed}$	=	% of "sediment" (by volume) in street sweeping material that has constituent PCBs or mercury attached
F	=	Factor for converting street sweeping sediment volume to dry mass

Assumptions and Data Inputs

Baseline Loads Reduced (2003)

- Concentration of Mercury/PCBs in Street Sweeping Sediment in Baseline Years ($Streets_{BaseMass}$) – "Average" concentrations (also called typical concentration values) of PCBs and mercury in street sweeping sediments have been developed through a combination of studies in Contra Costa (EOA 2007), Alameda (Salop and Akashah 2004) and Solano (EOA 2006) counties. Through these studies, pollutant concentrations were compared to sweeper type, land use and age-of-urbanization to determine if significant relationships exist. Based on the results, concentrations of PCBs in street sweeping sediments appear to be dependent upon the very coarse age-of-urbanization categories assigned to cities in Contra Costa and Alameda Counties where street sweeping characterization occurred (Figure 4-1- To be completed). Bay Area age-of-development categories include:
    - Early 20th Century – Represents the earliest and most extensive degree of urbanization/industrialization. May include municipalities where shipping and railways were used extensively for transporting industrial materials. Example cities include Richmond, Hayward, Oakland and Martinez.
    - Mid-Century – Represents the intermediate range in both time and degree of urbanization/industrialization. Example cities include Pinole, Concord, Orinda and Walnut Creek.
    - Late 20th Century – Represents the geographical area with the most recent urbanization. Includes areas where heavy industry never or minimally existed. Example cities include San Ramon, Livermore, Dublin, Brentwood and Clayton.

DRAFT

Other factors appeared to have little to no effect on pollutant concentrations or the particle sizes of sediment collected (EOA 2007). Based on these results, high (75th percentile), average (mean), and low (25th percentile) PCB and mercury concentrations for the three age-of-urbanization categories were developed for use in loads reduced estimates (Table 4-4). To apply these concentrations, Permittees should determine which age-of-urbanization category best fits their municipality based on development patterns and degree of industrialization. Permittees may also choose to use default concentrations of total PCBs (0.094 mg/kg) or mercury (0.14 mg/kg), dry weight, or develop their own average concentrations based on methods similar to those used in Bay Area studies.

Table 4-4. Average (mean), low (25th percentile) and high (75h percentile) estimates for PCBs and mercury in street sweeping material collected by MRP Permittees.

Constituent (mg/kg)	Municipality's Age-of-Urbanization								
	Early 20th Century			Mid-Century			Late 20th Century		
	Low	Ave	High	Low	Ave	High	Low	Ave	High
Total PCBs	0.10	**0.18**	0.22	0.01	**0.03**	0.44	0.01	**0.03**	0.44
Total Mercury	0.17	**0.25**	0.32	0.05	**0.11**	0.14	0.03	**0.05**	0.07

- Average Volume of Street Sweeping Material Collected in Baseline Years ($Streets_{BaseVol}$) - The average volume of street sweeping material collected by Permittees has been reported annually to the Water Board via annual compliance reports for over a decade. Volumes are typically visually estimated by municipal maintenance staff and can be variable from year to year. For each Permittee, the volume of street sweeping material collected from 2000 to 2003 will be used as baseline for the purposes of calculating loads reduced.

Current Loads Reduced (Year of Interest)

- Average (or measured) Concentration of Mercury or PCBs in Street Sweeping Materials Collected in Year of Interest ($Streets_{CurrentMass}$) – Average concentrations of PCBs and mercury in street sweeping sediments based on recent studies are presented in Table 1. These concentrations (or default) concentrations should be used by Permittee as "current" concentrations unless new information is collected. Additionally, average concentrations may be replaced with site specific data collected through field studies.
- Volume of Street Sweeping Material Collected in Year of Interest ($Streets_{CurrentVol}$) - The volume of street sweeping material collected by Permittees should continue to be tracked and reported on an annual basis. To maintain comparability with baseline volumes, volumes should continue to be estimated in a similar manner as in previous years (visually).

Baseline and Current Loads Reduced

- % of Street Sweeping Material that has PCBs or Mercury Attached ($Streets_{\%Sed}$) – It is generally believed that sediment-associated pollutants adsorb to smaller sediment grain sizes due to the increased surface area available. However, it is currently unknown what

DRAFT

grain size fractions in street sweeping material constitute the largest percentage of pollutants. This issue continues to be studied and information gained through future investigation will assist in defining the proportion of street sweeping material which is heavily associated with sediment-associated pollutants. For the purposes of developing loads reduced calculations, information gained through EOA (2007) and Salop and Akashah (2004) were utilized to establish that on average 60% of street sweeping material collected is < 2mm and therefore represents a large portion of the pollutant mass in street sweeping material (CH2MHill 1982, Bannerman 1983, Brinkman 1999, Walker and Wong 1999). (Please note that sweeper technology has also advanced considerably over the past 20 years with the emphasis on designing sweepers to remove fine sediments and associated pollutants, if Permittees acquire sweepers that are believed to be significantly more effective at removing fine sediments, this 60% factor presented here should be reconsidered).

- Factor for Converting Street Sweeping Sediment Volume to Dry Mass (F) – The material collected during street sweeping is typically reported in volumes (cubic yards). However, to calculate pollutant loads reduced, a volume to mass conversion factor must be applied. FEECO International developed volume to mass conversion factors for a variety of waste materials in support of the California Integrated Waste Management Act of 1989. These factors continue to be utilized by the California Integrated Waste Management Board (CIWMB 2003). Although the conversion factors may not be representative of every material collected by every Permittee, they are the best currently available. The volume to mass conversion factor is 918.4 kg per cubic yard (CY) of material collected.

References

Bannerman, R., K. Bohn and M. Bohn, (1983). Evaluation of Urban Non-Point Source Pollution Management in Milwaukee County Wisconsin, Volume I. Urban Storm Water Characteristics, Sources, and Pollutant Management by Street Sweeping. Prepared for the U.S. Environmental Protection Agency, Chicago, IL.

Brinkman et al. (1999). Chemical and Physical Characteristics of Street Sweeping Sediments in Tampa, Florida. Florida Center for Solid and Hazardous Waste Management. May.

CH2M Hill, (1982). Washoe County Urban Storm Water Management Program. Volume II. Street Particulate Data Collection and Analysis. Prepared for Washoe Council of Governments.

CIWMB (2003). Conversion factors for waste diversion estimates. http://www.calrecycle.ca.gov.

EOA (2006). Estimation of Pollutant Removal through Street Sweeping Activities in the City of Fairfield and Suisun City. Prepared by EOA, Inc. May 31.

EOA (2007). Pollutant Load Removal From Street Sweeping Best Management Practices - *Development of Typical Concentration Values for Pollutants of Concern in Contra Costa County, CA.* Prepared by EOA, Inc. March 31.

Salop, P and Akashah, M. 2004. A Review of Source Control Options for Selected Particulate-Associated TMDL Pollutants, Prepared for Alameda Countywide Clean Water Program. March.

Walker, T. and Wong, T. 1999. Effectiveness of Street Sweeping For Stormwater Pollution Control. Cooperative Research Centre for Catchment Hydrology. December.

DRAFT

5.0 REFERENCES – TO BE COMPLETED

DRAFT

MRP Regional Supplement for POCs and Monitoring
Appendix A

A6

RMP Special Study Proposal: Synthesis of Information on Mercury
Estimated Cost: $75,000
Oversight Group: TRC, CFWG
Proposed by: Jay Davis, SFEI

PROPOSED DELIVERABLES AND TIME LINE

Deliverable	Due Date
Draft outline	December 2010
Draft report	May 2011
Final report	August 2011

BACKGROUND AND JUSTIFICATION

The RMP Mercury Strategy has funded a significant body of work to address the first two questions in the Strategy (listed below). This included three years of intensive monitoring of spatial and temporal patterns in mercury in small fish (a total budget of $450,000), a two-year study of mercury isotopes ($115,000), and a two-year study of passive samplers for aqueous methylmercury – "DGTs" – ($80,000). The results of these studies are either just being evaluated now (isotopes and DGTs) or will be available in December 2010 (the three-year dataset on small fish). In addition, extensive monitoring of other indicators of spatial patterns, temporal trends, fate, and effects have been conducted by RMP and other programs and projects in the last few years. Our state of knowledge has been advancing rapidly.

The RMP Mercury Strategy has articulated management questions to guide a long-term program of studies to support the goal of identifying and reducing high leverage pathways and thereby reducing mercury impairment in the Bay. The studies conducted to date are providing partial answers to some of the questions in the Strategy, but it is clear that we have not yet answered all of them. The optimal next steps to take in answering the questions, however, are unclear. A prudent next step to ensure effective use of RMP funds would be to thoroughly evaluate and synthesize all of the information acquired in the last several years and to use this synthesis as the basis for a plan for the next few years of mercury studies.

The complex biogeochemistry and spatial and temporal dynamics of mercury and especially methylmercury pose a challenge for such a synthesis effort. A large body of information on the various aspects of mercury science has been generated in the Estuary in the past few years. An interdisciplinary approach to the synthesis is called for, with the collaboration of a team spanning the different branches of mercury science. It will be important to include tidal wetlands within the scope of the review, given their potential influence on regional patterns of contamination in the Bay and the potential importance as a zone of methylmercury impact.

APPLICABLE RMP MANAGEMENT QUESTIONS

The most relevant questions for this synthesis are the questions articulated specifically for the Mercury Strategy.

1. Where is mercury entering the food web?
2. Which processes, sources, and pathways contribute disproportionately to food web accumulation?
3. What are the best opportunities for management intervention for the most important pollutant sources, pathways, and processes?
4. What are the effects of management actions?
5. Will total mercury reductions result in reduced food web accumulation?

OBJECTIVES AND APPROACH

The goal of the synthesis effort will be to produce a technical report that answers, to the extent possible, the Mercury Strategy questions based on the information that has accumulated to date. Other questions may also be addressed. Stakeholder input on an outline of the report will be obtained as a first step in the project.

A considerable body of information generated by the RMP and other programs has accumulated in recent years. Some of the datasets to be covered in the review are listed below.

- Status and Trends: RMP (Sport fish, Avian eggs, Sediment, Water), USGS Clapper rail feathers
- RMP Mercury Strategy: Small fish, Isotopes, DGTs
- Effects:RMP/CALFED Avian egg work, USFWS Rail work, Effects on fish
- Fate: RMP (cores, methylmercury budget)
- Loading Studies: Central Valley loads (RMP, Region 5), Small tributaries (loading studies, BMP study), atmospheric deposition (global, local), POTWs (Region 2, WERF, Sacramento regional)
- Wetlands: SBSP, Petaluma, Hamilton, Suisun Marsh, Crissy Field, Twitchell Island

Stakeholder suggestions on additional datasets to include will also be encouraged.

The synthesis will also evaluate progress relative to the Conceptual Model of Mercury in San Francisco Bay developed by Tetra Tech (2006) for the Clean Estuary Partnership.

The findings of this synthesis will be incorporated into an article to be published as in a special issue of a journal featuring synthesis papers for seven major ocean regions as part of the Coastal and Marine Mercury Ecosystem Research Collaborative (C-Merc), sponsored by the Dartmouth College Toxic Metals Superfund Research Program. C-Merc has convened a team of scientists and stakeholders to work together over a two-year period to gather and analyze data and publish a series of papers related to the inputs, cycling, and uptake of mercury in marine ecosystems. The other ocean regions to be covered include the Mediterranean, the tropics, the open ocean, the Gulf of Mexico, the

Gulf of Maine, and the arctic. Other papers on global mercury topics (e.g., mercury isotopes, climate change, health effects) will also be included in the special issue. The RMP effort will benefit from the synergy that comes from sharing and comparing data from San Francisco Bay with data from other parts of the world. The use of RMP funds will be strictly limited to answering the management questions identified by RMP stakeholders. Any work for C-Merc beyond that scope will be funded by SFEI. C-Merc will pay for travel to participate in workshops with other C-Merc authors.

LITERATURE CITED

Tetra Tech. 2006. Conceptual Model of Mercury in San Francisco Bay. Prepared for the Clean Estuary Partnership.

BUDGET

The estimated budget for this task is $75,000, all for SFEI labor. The hours allocated for each staff person are indicated below.

	Hours
Jay Davis	120
Don Yee	120
Ben Greenfield	120
Letitia Grenier	120
Lester McKee	80
Josh Collins	40

MRP Regional Supplement for POCs and Monitoring
Appendix A

A7

Pollutants of Concern

STORMWATER INSPECTORS' GUIDANCE MANUAL

■ Purpose

The purpose of this manual is to provide guidance to municipal stormwater inspectors on inspecting industrial/commercial facilities for three pollutants of concern, i.e., copper, mercury and Polychlorinated Biphenyls (PCBs)

Organization of Guidance Manual

This manual is organized into five sections:

1. Regulatory Background – This section provides information on the regulations and permits that require agencies to inspect industrial/commercial facilities for the three pollutants of concern (POCs)
2. POC Matrix – This section identifies facilities and potential sources of copper, mercury and PCBs.
3. POC: Copper– This section, identifies facilities and potential copper sources, and identifies BMPs that should be implemented at the facilities. The focus of this section is to meet MRP requirements for copper control BMPs at industrial facilities.
4. POC: Mercury – The focus of this section is to identify products that contain mercury that may be found at industrial and commercial facilities and identify proper disposal/recycling and spill cleanup BMPs.
5. POC: PCBs – This section provides information on PCB regulations, PCB containing equipment, BMPs that should be implemented and guidance on referring facilities to regulatory agencies as appropriate.

MRP Regional Supplement for POCs and Monitoring
Appendix A

A8

PCBs IN CAULK PROJECT
REVISED WORKPLAN

TAKING ACTION FOR CLEAN WATER:
BAY AREA TMDL IMPLEMENTATION

Agreement #09-305-550
between the State Water Resources Control Board
and the Association of Bay Area Governments
(ARRA restart of original Prop 50 grant agreement #09-305-550)

Revision prepared by San Francisco Estuary Partnership, December 2009

Original workplan submitted and approved July 2007

PCBs IN CAULK PROJECT
REVISED WORKPLAN

INTRODUCTION

This workplan describes revisions to activities for the PCBs in Caulk project, which is one part of the San Francisco Estuary Partnership (SFEP)'s grant-funded Taking Action for Clean Water project (Bay Area TMDL Implementation). The original workplan was submitted in July 2007. The revisions to this workplan are based on delays incurred by the state bond freeze and significant progress on the issue of PCBs in caulk since the original workplan submission. The original workplan is included at the end of this document for reference.

The Taking Action for Clean Water project undertakes water quality improvement actions to protect California coastal waters and to implement San Francisco Bay Area TMDLs for sediment, urban pesticides, and polychlorinated biphenyls (PCBs). Taking Action for Clean Water was originally funded by the Proposition 50 Coastal Nonpoint Source Pollution Control Program, and the project commenced in April 2007. California's bond freeze put the project on hold in December 2008. Funding to restart this project has been provided by the American Recovery and Reinvestment Act of 2009 and the Clean Water State Revolving Fund, through an agreement with the State Water Resources Control Board. The PCBs in Caulk Project works to improve management of PCBs that remain in Bay Area structures to prevent release into urban runoff.

The project was originally called the Structural PCBs project. We have changed the name to PCBs in Caulk project for clarity.

BACKGROUND

Elevated PCB levels threaten the health of people and wildlife consuming fish from San Francisco Bay. A TMDL to address PCB impairment of all segments of San Francisco Bay has been adopted by the San Francisco Bay Regional Water Quality Control Board. The San Francisco Bay PCBs TMDL Project Report found that urban runoff was one of the major sources of PCBs loads to the Bay and concluded that controlling PCBs sources in urban runoff was one of two top priorities for TMDL implementation.[1]

Based on this conclusion, the Clean Estuary Partnership (CEP) evaluated available data on sources of PCBs in urban runoff and recommended approaches for addressing two major sources: past PCBs releases that have contaminated soil and sediments and PCB-containing historic building materials, specifically uncontained materials like sealants, caulking and paint.[2] This project builds on the building materials portion of the CEP report.

The CEP report found that when PCB-containing building materials fail or structures in which they occur are remodeled or demolished, PCBs are released onto the ground and can be washed

---

[1] San Francisco Bay Water Board (2004). *PCBs in San Francisco Bay*, TMDL Project Report, January 8.
[2] Larry Walker Associates, TDC Environmental, and Ann Blake (2006). *PCB TMDL Implementation Plan Development*. Prepared for CEP.

off by urban runoff. A survey by the Swiss government of 1,348 buildings constructed between 1950 and 1980 found that almost half of the buildings contained PCBs; almost 10% contained sealants with PCB concentrations exceeding 10% by weight; and that the total PCBs reservoir was an estimated 50-150 metric tons.[3] A less rigorous study was conducted in Boston with similar findings.[4] A Swedish study found that significant quantities of PCBs were released into soil and water runoff during building remodeling.[5]

Management practices have been developed that can prevent PCBs releases from building materials into urban runoff.[6] Both the Swiss and Swedish governments have developed active programs to manage PCB-containing building materials in response to public health concerns (related both to direct exposures and to the adverse effect of PCBs on Europe's fisheries).

PROJECT TEAM AND ROLES

To complete the PCBs in Caulk project, SFEP is partnering with a core project team that includes BASMAA (Bay Area Stormwater Management Agencies Association), the San Francisco Regional Water Quality Control Board, and subcontractors including San Francisco Estuary Institute (SFEI) and TDC Environmental, LLC:

- SFEP will provide project management and coordination, as it does for more than forty projects under a range of local, state, and Federal grants and contracts. SFEP is a project of the Association of Bay Area Governments (ABAG), dedicated to developing and facilitating collaborative regional programs and projects that promote the health of the San Francisco Estuary.
- BASMAA represents and promotes coordinated, consistent stormwater management among urban runoff/stormwater programs for municipalities throughout the Bay Area. BASMAA staff will help coordinate this project with municipal efforts to reduce PCBs in runoff. They will help connect the project to relevant municipal departments such as building permits and inspection. BASMAA staff experience conducting other PCBs studies and projects will inform this project.
- The San Francisco Regional Water Quality Control Board is providing staff input on the project to coordinate with the San Francisco Bay PCBs TMDL and the newly adopted Municipal Regional Permit for Stormwater (MRP, adopted October 14, 2009). The MRP contains stormwater permit regulations for 76 Bay Area municipalities. One requirement of the MRP is for permittees to conduct the same work as outlined in the PCBs in Caulk project, i.e., sample at least ten locations, pilot-test the BMPs, and develop model implementation ordinances or policies.
- SFEI will conduct the scientific assessment of PCB levels in caulk in Bay Area buildings. SFEI is a non-profit organization whose mission is to foster the scientific understanding needed to protect and enhance the San Francisco Estuary and its watershed. Its staff conducts science studies, synthesizes data and information, and collaborates with other scientists to provide a holistic integration of information from many disciplines to support management activities.

---

[3] Kohler, M., J. Tremp, et al. (2005). *Environmental Science & Technology* **39**(7): 1967-1973
[4] Herrick, R. F., M. D. McClean, et al. (2004). *Environmental Health Perspectives* **112**(10): 1051-3.
[5] Astebro, A., B. Jansson and U. Bergstrom (2000). *Organohalogen Compounds* **46**: 248-251.
[6] Procedures in other languages have been reviewed and will be translated as appropriate.

- TDC Environmental, LLC is an environmental consulting firm that identified the potential for building materials to be a significant source of PCBs in urban runoff. TDC is providing technical support to SFEP and stakeholders to facilitate effective project implementation based on the latest scientific information
- One additional subcontractor (or team of subcontractors) will be brought on to develop best management practices (BMPs) and an implementation process to prevent release of PCBs from building materials into urban runoff.
- SFEP will convene a stakeholder group that will guide the project and review its products.

STAKEHOLDER WORKGROUP

The stakeholder process for the PCBs in Caulk project includes a workgroup convened by SFEP to assist with project implementation: advising on project direction and review of products. The stakeholder group first met in July 2007 with twenty-plus attendees representing:

- BASMAA
- San Francisco Bay Area municipalities
- Port of San Francisco
- San Francisco Bay Regional Water Board
- California Department of Transportation (Caltrans)
- California Department of Toxic Substances Control
- California Integrated Waste Management Board
- California Office of Environmental Health Hazard Assessment
- U.S. EPA Region 9
- Environmental consultants
- Construction industry
- Environmental nonprofits

A core group will continue to meet periodically to provide guidance during key steps of the project. Ongoing participation is anticipated from (but is not limited to) representatives from U.S. EPA, California Department of Toxic Substances Control, local governments, other agencies, building/construction and demolition industry representatives, and building managers. School districts may join the stakeholder group as well.

Stakeholder meeting points in relation to the development of other products can be found on the new project timeline (following).

PROJECT STRUCTURE AND REVISIONS

Project Structure - Original. The original workplan was approved by the State Water Board in July 2007. It described distinct project phases which were intended to run sequentially, with each successive phase beginning after the preceding phase had been completed. Phases included:

1. The "Local Information Phase," in which SFEI would obtain Bay Area specific information on the presence of PCBs in historic building materials, to help target management actions specifically to the structures most likely to contain PCBs that threaten water quality.
2. The "BMP Development Phase," in which the project would develop (BMPs) and a model implementation process (MIP) to prevent release of PCBs from uncontained building materials into urban runoff. Swiss and Swedish management practices would guide development of Bay Area-specific BMPs.
3. The "Pilot Project Phase," in which BMPs would be piloted in 3-5 municipalities.
4. The "Regional Implementation Phase," in which phased implementation throughout the region would be pursued, with a long-term target of achieving a 10% reduction in PCBs stormwater loads to the Bay.[7]

The initial workplan noted that in practice, some overlap might exist between these conceptual phases; for example, some might begin before others are complete.

Rationale for Changes. The PCBs project has been revised several times, due to difficulties encountered early in the original grant period, the bond freeze period of no work on the project, and external events related to PCBs in caulk that affect this project. Issues and resolutions are summarized below.

Issue: An unforeseen obstacle arose early in the grant period: immediate removal and disposal requirements for PCBs in caulk at levels over 50ppm.

- The project team found that since caulk was not explicitly listed as an exempted use under Toxic Substances Control Act, any sampling that found PCBs over 50ppm would trigger a requirement that the PCB-containing material be removed immediately and treated as hazardous waste. Since the project design included testing materials anticipated to contain PCBs at levels that would often far exceed 50ppm, the immediate cleanup and abatement requirements would incur substantial cost and risk for project sampling partners. The project team discussed the original project plans with potential partners, and became concerned that it would be impossible to find partners willing to sample their buildings for PCBs under those conditions.

Resolution: Liability concerns were addressed through approval to use a blind sampling method, and by increasing the focus on an indicator screening technique and reducing direct sampling.

- In July 2008, the Grant Manager (Susan Gladstone of the San Francisco Regional Board) issued direction that blind sampling would be acceptable: buildings could be sampled without reporting GPS coordinates or other exact identifiers of location.

[7] This target is based on information in Larry Walker Associates, TDC Environmental, and Ann Blake (2006).

- A CEP memo[8] developed with the participation of project suggested using a combination of field screening with portable XRF analysis and confirmation sampling with PCBs measurements by an analytical laboratory. Since XRF screening provides an indicator rather than a direct measurement, using XRF would provide some information about potential PCBs levels in Bay Area buildings but would not necessarily trigger cleanup and liability requirements for sampling partners. In addition, the XRF analyzer device could provide a rapid result and was much less expensive than traditional sampling. The project team was working to shift the balance of sampling towards XRF in late 2008, and stakeholders continued investigations during 2009 under non-grant funds.

Issue: California's bond freeze in December 2008 delayed project implementation

Resolution: The project restarted under ARRA funds in August 2009.

- During the bond freeze, no work took place. Between the grant initiation and the restart, there were numerous turnovers among project staff and stakeholders. Bringing new staff up to speed took time. The project subcontracts also had to be renegotiated.
- The delay also benefited the project in some ways:
    - The project got some external support when the San Francisco Regional Water Board adopted the Municipal Regional Permit (MRP) for Stormwater (October 14, 2009). The MRP (Provision C.12.b) requires its 76 permittees to conduct the same tasks as outlined in this project. This requirement should help reduce the difficulty in finding sampling partners. The MRP requires permittees to implement sampling and analysis at 10 sites around the Bay Area, and to pilot test BMPs at 5 sites around the Bay Area.
    - U.S. EPA began outreach to distribute information about PCBs in caulk in schools. The presence of PCBs in building materials is becoming a widely recognized issue with a higher profile than it had at the start of the project. In September 2009, EPA launched a major campaign for building owners and facilities managers—particularly those at school districts—to test for and manage PCBs in caulk. The increased visibility may help the project team partner with interested school districts or other entities to pilot sampling and BMPs, and renews EPA's commitment to the project.

Project Structure Revisions. The project structure is now reframed from sequential phases to concurrent execution of the Local Information and BMPs Development phases, followed by the Pilot Project phase. The attached project timeline illustrates the sequence and timing of the various steps included in the project.

The original sequential structure included a "go/no-go decision" after Phase 1 (Local Information Phase), intended to ensure that enough PCBs in caulk were found locally to justify the pursuing the remaining project phases. The project team met before the bond freeze to discuss concerns about project timing, and with approval from Grant Manager Susan Gladstone decided that a go/no-go decision was not needed in light of the dramatic increase in work and literature on PCBs in caulk in the three years since the original project proposal, including numerous high-profile remediation projects on the East Coast and guidance from U.S. EPA. Based on this

[8] TDC Environmental, SFEI, et al. (2007). *First Phase Support Information for PCB Portion of Taking Action for Clean Water Grant*. Prepared for CEP.

information it appears safe to assume that PCBs are present in caulking in Bay Area buildings. The Local Information Phase remains in the project, but its purpose is to inform development of management practices by obtaining as much detailed local information as possible about what types of buildings, materials, etc. contain caulking with PCB levels of concern. The revised project structure now has the BMPs and model implementation process being developed concurrently with the local information phase.

In the current organization, implementation trials are scheduled to begin after the BMPs and model implementation process have been developed and been reviewed by the stakeholder group. Restructuring the project allows for maximum time/ flexibility to conduct implementation trials. The economic slowdown has reduced the pace of demolition/renovation activities, so getting started on BMP development earlier allows us to be more opportunistic in seeking sites.

The Regional Implementation Phase has been eliminated from the project because it would not be possible to complete under the remaining time in the grant. The project will prepare for phased regionwide implementation by providing technology transfer to municipalities and appropriate parties and stakeholders. The project team, including BASMAA and the San Francisco Regional Water Quality Control Board, will be involved in discussions regarding next steps for the project after the grant period is completed, including feasibility of regionwide implementation.

In December 2009, SFEP requested extension of the final deadlines from June 2011 to December 2011. These revised end dates will allow meaningful trials of the BMPs developed in earlier phases of the project. The dates listed in the Project Schedule and Deliverables section below are these proposed dates. Some project deadlines have been moved earlier, such as the draft and revised BMPs and draft and revised implementation process.

The project concludes with a final report from SFEI, training materials and technology transfer, and an effectiveness evaluation as part of the final project report by SFEP.

PCBs in Caulk Revised Timeline, December 2009

ID	Task Name	Start	Finish
1	Revise workplan	Thu 11/12/09	Thu 12/31/09
2			
3	**Obtain Bay Area specific estimates on loadings to runoff from histc**	**Wed 12/16/09**	**Wed 11/16/11**
4	Monitoring Plan and QAPP draft	Wed 12/16/09	Mon 2/1/10
5	BASMAA Review & feedback	Tue 2/2/10	Mon 2/15/10
6	Monitoring Plan and QAPP final	Tue 2/16/10	Tue 3/16/10
7	Monitoring & chemical analysis, round 1	Wed 3/17/10	Wed 9/1/10
8	Draft report	Wed 9/15/10	Wed 9/15/10
9	Monitoring & chemical analysis, round 2 (implementation trials)	Tue 11/16/10	Mon 10/31/11
10	Final report	Wed 11/16/11	Wed 11/16/11
11			
12	**Develop written BMPs and Model Implementation Process (IP)**	**Mon 12/21/09**	**Fri 10/14/11**
13	Complete RFP (AH writes, BASMAA reviews)	Mon 12/21/09	Tue 1/12/10
14	Hire contractor	Mon 3/15/10	Mon 3/15/10
15	Research existing regulatory controls/policies re haz matls in demo.	Tue 3/16/10	Mon 7/19/10
16	Convene stakeholder group	Thu 4/1/10	Thu 4/1/10
17	Stakeholder group meets- feedback on prelim BMPs, MIP	Wed 8/25/10	Wed 8/25/10
18	Draft BMPs complete	Fri 4/2/10	Wed 9/15/10
19	Revise BMPs	Thu 9/16/10	Fri 10/15/10
20	Draft IP, model reg ctrls/policies, training matls	Fri 4/2/10	Fri 10/15/10
21	Revised IP, model reg ctrls/policies, TMs	Mon 10/18/10	Mon 11/15/10
22	Implementation trials for BMPs/IP	Tue 11/16/10	Thu 9/15/11
23	Final BMPs, IP, Tr Matls, and checklists	Fri 9/16/11	Fri 10/14/11
24			
25	Tech transfer	Mon 10/17/11	Wed 11/16/11
26	Effectiveness evaluation (per PAEP)	Thu 12/1/11	Thu 12/1/11

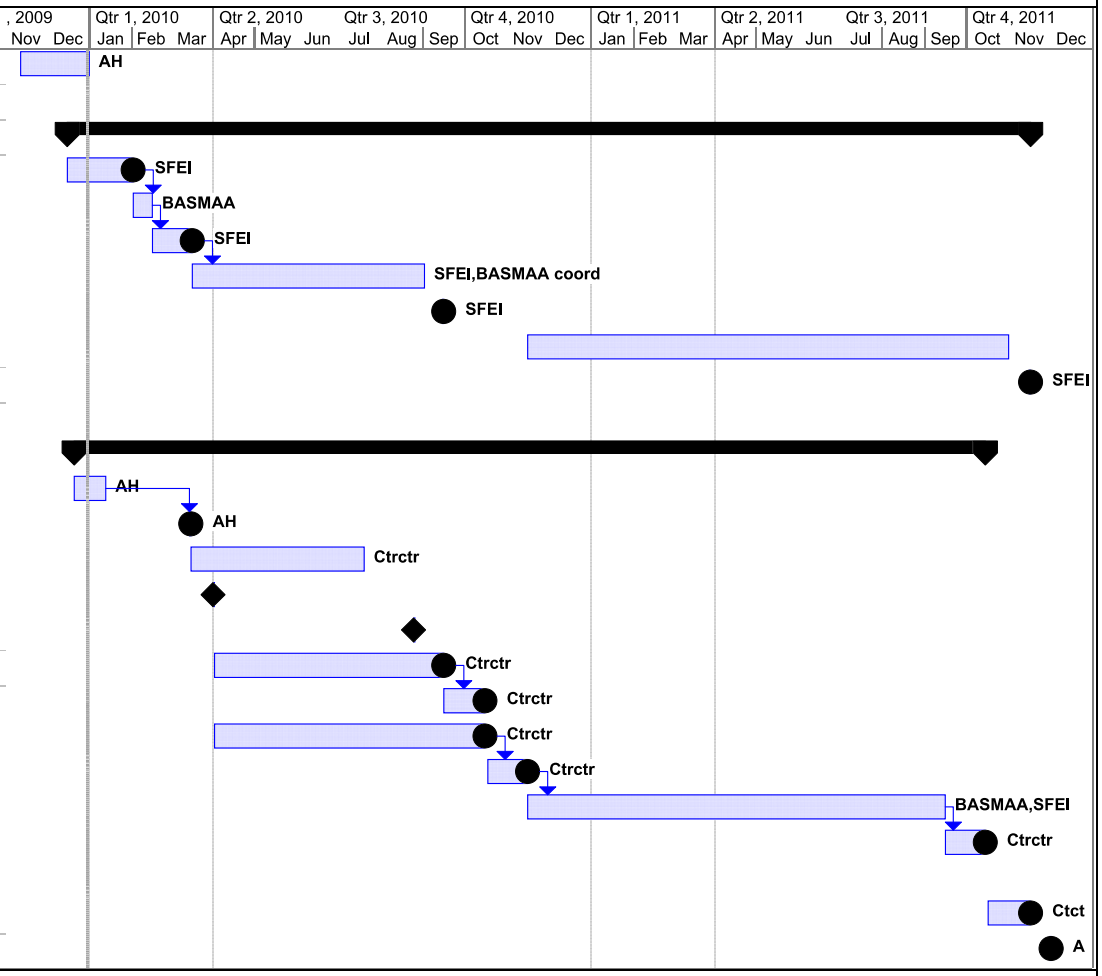

Project: PCBsInCaulkRevisedTimeline
Date: Wed 12/30/09

Task | Progress | Summary | External Tasks | Deadline
Split | Milestone | Project Summary | External Milestone

045961

PROJECT ACTIVITIES AND TASKS

Specific project tasks are listed below. These are taken from the grant agreement and are identified by grant task number.

7.5 Decrease Polychlorinated biphenyl (PCB) Contamination in Urban Runoff

7.5.1 Workplan Revision

7.5.1.1 Revise workplan and submit to Project Manager for review.
[this document]

7.5.1.2 Complete final workplan in accordance with Project Manager comments.

7.5.2 Obtain Bay Area specific estimates on PCB loadings to urban runoff from historic building materials.

7.5.2.1 Define procedures to identify structures that contain PCBs in their building materials.

7.5.2.2 Conduct field sampling and chemical analysis, as possible.

7.5.2.3 Analyze data and estimate PCB loadings from representative types of structures.

7.5.2.4 Produce draft report and submit for Project Manager review.

7.5.2.5 Complete final report in accordance with Project Manager comments.

7.5.3 Develop written BMP's and Model Implementation Process

7.5.3.1 Convene stakeholder implementation work group comprised of partner representatives, municipal staff, and regulatory agency staff tasked with providing guidance and reviewing drafts of Project deliverables.

7.5.3.2 Research existing regulatory controls/policies related to managing wastes and hazardous materials during building demolition/remodeling programs.

7.5.3.3 Develop proposed best management practices (BMPs) to reduce or prevent discharge of PCBs during building demolition/remodeling. The BMPs will focus on methods to identify PCB-containing building materials and properly manage those materials through aspects such as handling, containing, transport, and disposal. Provide draft BMPs to work group and Project Manager for review.

7.5.3.4 Finalize BMPs in accordance with comments received and submit to Project Manager.

7.5.3.5 Develop implementation process and define circumstances that would trigger BMP implementation including model municipal regulatory controls/policies/ordinances. Develop training materials, including checklist(s), for building inspectors or other municipal staff who will be implementing BMPs. Provide implementation process and training materials to work group and Project Manager for review.

7.5.3.6 Revise implementation process, training materials, and checklist(s) in accordance with comments received and submit to Project Manager.

7.5.4 Implement up to five (5) trials using the BMPs and implementation process developed.

7.5.4.1 Identify up to five (5) municipalities willing to work with Project staff and Bay Area Stormwater Management Agencies Association (BASMAA) to perform trials of the implementation process and BMPs, as possible.

7.5.4.2 Implement trials to test and evaluate the BMPs and implementation process, as possible.

7.5.4.3 Include status reports on trials in quarterly progress reports.

7.5.5 Prepare for phased region-wide BMP implementation by providing technology transfer to municipalities and other appropriate parties and stakeholders.

7.5.5.1 Revise BMPs implementation process, and training materials based on the lessons learned during the work item 7.5.4 trials. Provide revised BMPs and implementation process to work group and Project Manager for review.

7.5.5.2 Finalize revised BMPs, implementation process, and training materials in accordance with comments received and submit to Project Manager.

7.5.5.3 To prepare for phased region-wide implementation, provide technology transfer to municipalities and other appropriate parties and stakeholders. Submit technology transfer materials to Project Manager.

7.5.6 Conduct effectiveness evaluation in accordance with PAEP and submit to Project Manager.

PROJECT SCHEDULE AND DELIVERABLES

The table below reflects the project schedule and deliverables listed in the grant agreement (with date modifications as proposed). SFEP submitted proposed modifications of several due dates in the contract to the Grant Manager in early December 2009. The request included moving out the final deliverables from June 2011 to December 2011. The additional six months are needed to allow for meaningful trials of the BMPs developed in the early phases of the project. Though enrolling project partners is no longer impossible, it will likely remain difficult, since partners will incur additional costs and liability concerns. The additional time will also help us make robust efforts to secure sampling partners.

The vision for the project is to create a foundation for a majority of Bay Area cities to adopt ordinances or policies requiring the use of the BMPs and implementation process developed in this pilot. We believe the date modifications are essential to creating BMPs which can provide meaningful reductions in PCB loading to San Francisco Bay under the PCBs TMDL and which also can be adopted widely in the future rather than shelved because they are considered overly onerous.

Item	DESCRIPTION	ESTIMATED DUE DATE
SCOPE OF WORK		
7.5.1.1	Draft and Final Workplans - Revision	December 2009
7.5.2.4	Draft Report on PCBs in building materials	September 2010
7.5.2.5	Final Report on PCBs in building materials	November 2011
7.5.3.3 7.5.3.4	Draft and Final Preliminary BMPs for PCBs in building materials	September and October 2010
7.5.3.5 7.5.3.6	Draft and Final Preliminary implementation process; model regulatory controls and/or policies; training materials for PCBs in building materials	October and November 2010
7.5.4.3	Status reports on PCB implementation trials	Quarterly
7.5.5.1 7.5.5.2	Draft and Final Revised BMPs, implementation process, training materials for PCBs	September and October 2011
7.5.5.3	Technology transfer materials for PCBs	November 2011
7.5.6	Effectiveness evaluation	December 2011

PROJECT EVALUATION

The Project Assessment and Evaluation Plan (May 2007) provides a plan for evaluating project successes. Evaluation is based on both output and outcome indicators. Output indicators are designed to provide low-cost, easy to measure, quick-response tracking of project activity levels. Outcome indicators involve monitoring of environmental and other types of data that link directly to the goals of each TMDL being implemented. SFEP will report on output indicators in each quarterly project report. Outcome indicators will be assessed at the end of the project; the project outcome evaluation will be included in the in the final project report.

CONCLUSION

This concludes the revised workplan. The original workplan narrative and timeline graphics are included next for reference.

045965

STRUCTURAL PCBs PROJECT WORKPLAN

TAKING ACTION FOR CLEAN WATER:
BAY AREA TMDL IMPLEMENTATION

OLD

Agreement #06-342-552-0
between the State Water Resources Control Board
and the Association of Bay Area Governments

Prepared by:
TDC Environmental, LLC and the San Francisco Estuary Project

July 2007

045966

STRUCTURAL PCBs PROJECT WORKPLAN

INTRODUCTION

This is a workplan for the polychlorinated biphenyls (PCBs)-related actions that comprise a portion of a larger San Francisco Estuary Project (SFEP) grant-funded program, the Taking Action for Clean Water Project. The Taking Action for Clean Water Project will implement water quality improvement actions to protect California coastal waters with Proposition 50 Coastal Nonpoint Source funding. Among the actions to be implemented under the Taking Action for Clean Water Project are activities to improve management of PCBs that remain in Bay Area structures to prevent release into urban runoff; these actions are called the "Structural PCBs Project."

PROJECT OVERVIEW

Background. Elevated PCB levels threaten the health of people and wildlife consuming fish from San Francisco Bay. A TMDL to address PCB impairment of all segments of San Francisco Bay is in development. The San Francisco Bay PCBs TMDL Project Report found that urban runoff was one of the major sources of PCBs loads to the Bay and concluded that controlling PCBs sources in urban runoff was one of two top priorities for TMDL implementation.[1]

Based on this conclusion, the Clean Estuary Partnership (CEP) evaluated available data on sources of PCBs in urban runoff and recommended approaches for addressing past PCBs releases that have contaminated soil and sediments and PCB-containing historic building materials, specifically uncontained materials like sealants, caulking and paint.[2] This project builds on the structural PCBs portion of the CEP report.

The CEP report found that when PCB-containing building materials fail or structures are remodeled or demolished, PCBs are released onto the ground and can be washed off by urban runoff. A survey by the Swiss government of 1,348 buildings constructed between 1950 and 1980 found that almost half of the buildings contained PCBs; almost 10% contained sealants with PCB concentrations exceeding 10% by weight; and that the total PCBs reservoir was an estimated 50-150 metric tons.[3] A less rigorous study was conducted in Boston with similar findings.[4] A Swedish study found that significant quantities of PCBs were released into soil and water runoff during building remodeling.[5]

Management practices have been developed that can prevent PCBs releases from structural materials into urban runoff.[6] Both the Swiss and Swedish governments have developed active programs to manage PCB-containing building materials in response to

---

[1] San Francisco Bay Water Board (2004). *PCBs in San Francisco Bay*, TMDL Project Report, January 8.
[2] Larry Walker Associates, TDC Environmental, and Ann Blake (2006). *PCB TMDL Implementation Plan Development*. Prepared for CEP.
[3] Kohler, M., J. Tremp et al. (2005). *Environmental Science & Technology* **39**(7): 1967-1973
[4] Herrick, R. F., M. D. McClean, et al. (2004). *Environmental Health Perspectives* **112**(10): 1051-3.
[5] Astebro, A., B. Jansson and U. Bergstrom (2000). *Organohalogen Compounds* **46**: 248-251.
[6] These procedures are in German, French, and Swedish; they have been reviewed and will be translated as appropriate.

public health concerns (related both to direct exposures and to the adverse effect of PCBs on Europe's fisheries).

Project Team. To complete the Structural PCBs Project, SFEP will partner with BASMAA (Bay Area Stormwater Management Agencies Association) and the San Francisco Estuary Institute (SFEI) to develop and implement a best management practices (BMPs)-based source reduction program to prevent release of PCBs from building materials into urban runoff. TDC Environmental, LLC is providing technical support to SFEP and stakeholders to facilitate effective project implementation based on the latest scientific information. SFEP will convene a stakeholder group that it will engage in the project.

Four Project Phases. The Structural PCBs Project will be implemented in four phases.

- In the first phase (the "Local Information Phase"), the San Francisco Estuary Institute will obtain Bay Area specific information on the presence of PCBs in historic building materials. Obtaining Bay Area-specific information will allow management actions to be targeted specifically to the structures most likely to contain PCBs that threaten water quality.
- Using the Swiss and Swedish management practices as a guide, the Taking Action for Clean Water Project will partner with the Bay Area Stormwater Management Agencies Association (BASMAA) and its member cities to develop Bay Area-specific best management practices (BMPs) and a model implementation process (MIP) to prevent release of PCBs from unregulated, uncontained building materials (such as sealants and paints) into urban runoff (the "BMP Development Phase").
- In the "Pilot Project Phase," BMPs will be piloted in 3-5 municipalities.
- Subsequently, regionwide phased implementation will be pursued (the "Regional Implementation Phase"), with a long-term target of achieving a 10% reduction in PCBs stormwater loads to the Bay.[7]
- At the end of the grant-funded portion of the project, SFEP will evaluate project outcomes and complete a final project report.

Please note that some overlap may exist between these phases; for example, SFEP and its partners may begin working with potential sites for the pilot phase of the project before the BMP Development Phase is complete. The attached **Structural PCBs Project Overview** figure provides the framework for the project, lays out the overall project schedule, and shows how the project relates to pre-project activities funded by other agencies.

[7] This target is based on information in Larry Walker Associates, TDC Environmental, and Ann Blake (2006).

045968

PROJECT ACTIVITIES AND TASKS

Specific project tasks are listed below. These are taken from the grant agreement and are identified by grant task number.

6.1 Develop Workplan for Task 6 *[This document]*
- 6.1.1 Prepare draft workplan and submit for Grant Manager review and approval.
- 6.1.2 Complete final workplan in accordance with Grant Manager comments.

6.2 Obtain Bay Area specific information on PCB loadings to urban runoff from historic building materials.
- 6.2.1 Define procedures to identify structures that contain PCBs in their building materials.
- 6.2.3 Conduct field sampling and chemical analysis.
- 6.2.4 Analyze data and estimate PCB loadings from representative types of structures.
- 6.2.5 Produce draft report and submit for Grant Manager review and approval.
- 6.2.6 Complete final report in accordance with Grant Manager comments.

6.3 Develop written BMP's and Model Implementation Process
- 6.3.1 Convene stakeholder implementation work group comprised of partner representatives, municipal staff, and regulatory agency staff tasked with providing guidance and reviewing drafts of project deliverables.
- 6.3.2 Research existing regulatory controls/policies related to managing wastes and hazardous materials during building demolition/remodeling programs. Task may include review of regulations re: PCBs in solid waste.
- 6.3.3 Develop proposed best management practices (BMPs) to reduce or prevent discharge of PCBs during building demolition/remodeling. The BMPs will focus on methods to identify, handle, contain, transport, and properly dispose of PCB-containing building materials. Task may include collecting and reviewing existing dust control BMPs. Provide draft BMPs to work group and Grant Manager for review.
- 6.3.4 Finalize BMPs in accordance with comments received and submit for Grant Manager approval.
- 6.3.5 Develop implementation process to define circumstances that would trigger BMP implementation including model municipal regulatory controls/policies. Develop training materials, including checklist(s), for building inspectors or other municipal staff who will be implementing BMPs. Provide implementation process and training materials to work group and Grant Manager for review.

OLD

045969

6.3.6 Revise implementation process, training materials, and checklist(s) in accordance with comments received and submit for Grant Manager approval.

6.4 Implement three (3) to five (5) trials using the BMP's and implementation process developed.

6.4.1 Identify three (3) to five (5) municipalities willing to work with project staff and BASMAA to perform trials of the implementation process and BMPs.

6.4.2 Implement trials to test and evaluate the BMPs and implementation process.

6.4.3 Include status reports on trials in quarterly progress reports.

6.5 Conduct phased region-wide implementation and provide technology transfer to municipalities and other appropriate parties and stakeholders.

6.5.1 Revise BMPs implementation process, and training materials based on the lessons learned during the work item 6.4 trials. Provide revised BMPs and implementation process to work group and Grant Manager for review

6.5.2 Finalize revised BMPs, implementation process, and training materials in accordance with comments received and submit for Grant Manager approval.

6.5.3 Conduct phased region-wide implementation and provide technology transfer to municipalities and other appropriate parties and stakeholders. Task may include providing information to the California Stormwater Quality Association and CalTrans, both of which have construction BMP manuals.

6.6 Conduct effectiveness evaluation in accordance with Project Assessment and Evaluation Plan (PAEP) and submit to Grant Manager.

KEY DECISION POINTS

The project involves an estimated eleven key decision points. Four attached figures (**Structural PCBs Project Key Decision Points**) identify key decisions and their anticipated timing, by project phase, for the entire project.

STAKEHOLDER GROUP

The stakeholder process for the Structural PCBs Project will include a workgroup convened by SFEP to assist with project implementation. The workgroup will meet periodically to provide guidance during key steps of the project. The workgroup is anticipated to include (but is not limited to) representatives from the following organizations and interest groups:

045970

- BASMAA
- San Francisco Bay Area municipalities
- San Francisco Bay Regional Water Board
- California Department of Transportation (Caltrans)
- California Department of Toxic Substances Control
- California Integrated Waste Management Board
- California Office of Environmental Health Hazard Assessment
- U.S. EPA Region 9
- Construction industry
- Environmental nonprofits

The Estuary Project will also involve other stakeholders to the extent appropriate, such as the Bay Area Air Quality Management District, the California Department of Health Services, and Cal –OSHA. The attached **Structural PCBs Project Overview – Key Times for Stakeholder Engagement** figure shows, by calendar quarter, when stakeholder engagement is anticipated. Stakeholder review and input to project work products will also be sought; the attached figure also lists work products for stakeholder input at each project phase.

PROJECT EVALUATION

The Project Assessment and Evaluation Plan (Draft, May 2007) provides a plan for evaluating project successes. Evaluation is based on both output and outcome indicators. Output indicators are designed to provide low-cost, easy to measure, quick-response tracking of project activity levels. Outcome indicators involve monitoring of environmental and other types of data that link directly to the goals of each TMDL being implemented. SFEP will report on output indicators in each quarterly project report. Outcome indicators will be assessed at the end of the project; the project outcome evaluation will be included in the in the final project report.

PROJECT SCHEDULE AND DELIVERABLES

The table on the next page reflects the project schedule and deliverables listed in the grant agreement. The anticipated project schedule shown in the attached figures is somewhat more aggressive than the schedule required by the grant because SFEP would prefer to have as long as possible for the pilot project and regional implementation phases.

Structural PCBs Project Overview

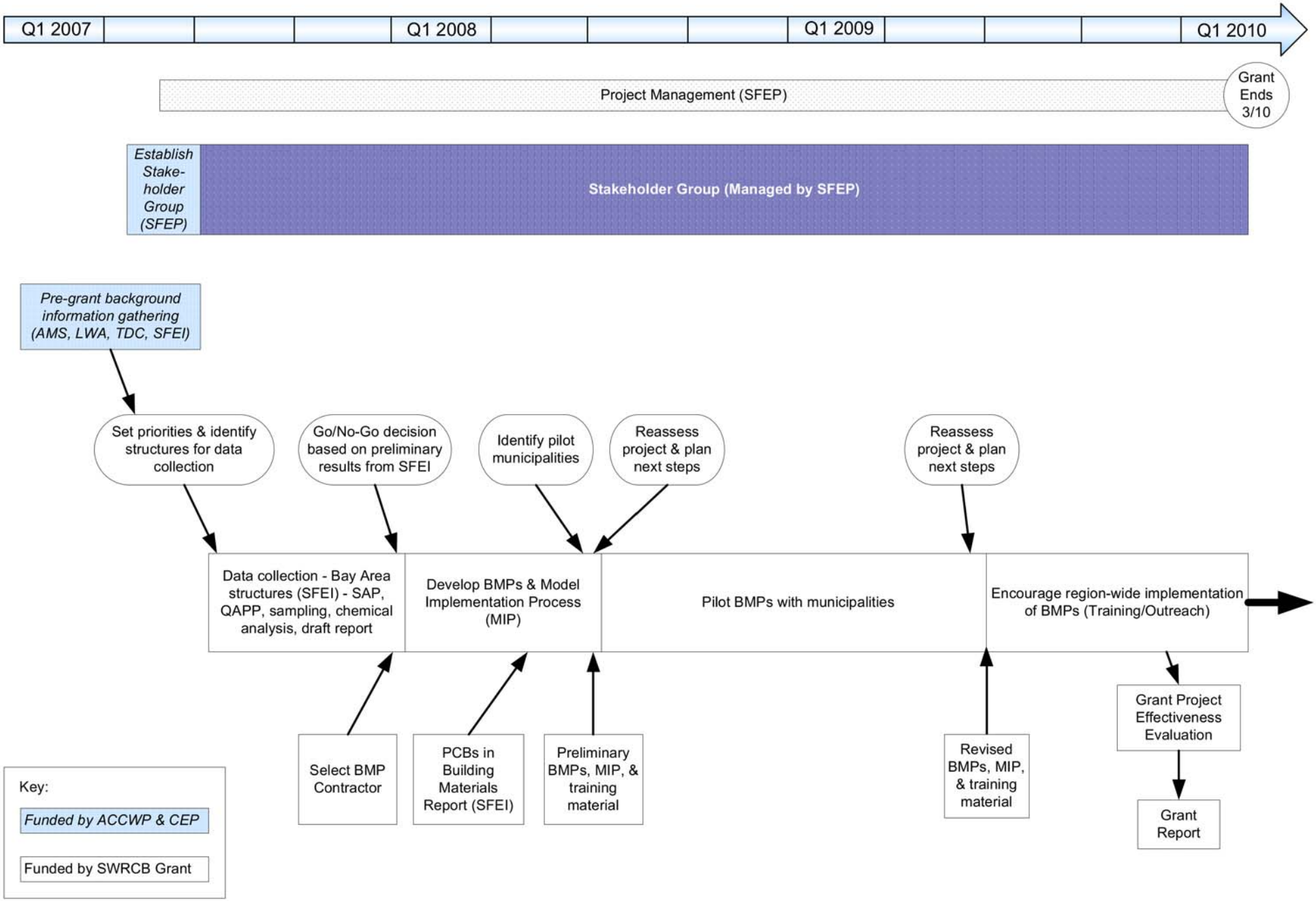

045971

Structural PCBs Project Key Decision Points - Local Information Phase

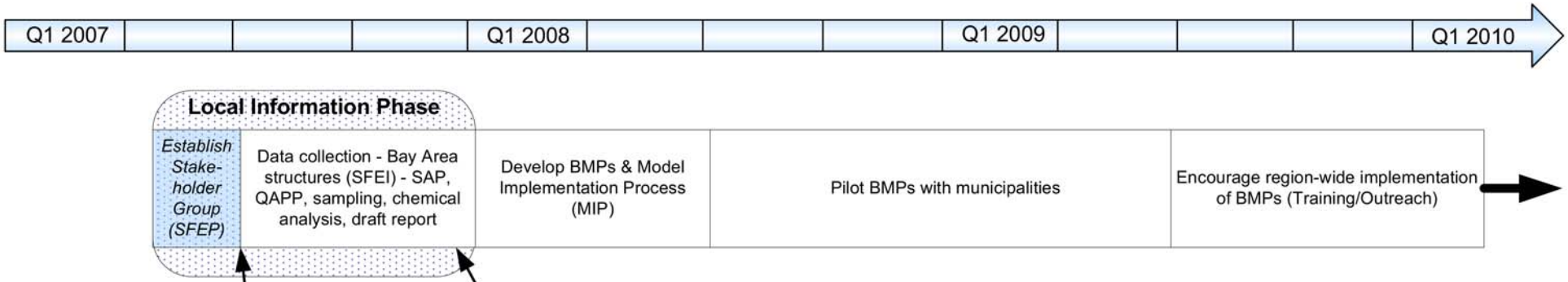

Go/No-Go Decision

Make a go/no-go decision on proceeding with the remainder of the project. The decision will be made with stakeholder input on the basis of based on preliminary results from SFEI.

Complete: Q4 2007

Note: If "no-go" is the decision, SFEP will consult with the Water Board to determine appropriate use of unspent funds consistent with the purposes of the grant.

Set priorities & identify structures for data collection

Materials to be Sampled
-Select material types to be sampled. This decision will be made with stakeholder input based on review of recommended priorities in the Technical Memorandum for SAP Support, being prepared with CEP funds
-Establish priorities for sample groupings (e.g., ages, structure types). This decision will be made with stakeholder input based on cost and building categorization information in the the Technical Memorandum for SAP Support. Considerations include ability to obtain data to differentiate/group structures, cost, priorities for information for BMP implementation, and priorities for information for load estimation.

Sampling/Analysis Methods
-Select chemical analysis method(s). This decision will be made with stakeholder input based on review of analytical options in the Technical Memorandum for SAP Support. Considerations may include minimum requirements for detection limits, the concentration below which PCBs are "negligible," costs, which laboratory to use (e.g., EBMUD), and priorities for analytical budget (i.e., is a large number of samples with less analytical precision desired, or vice versa).

Sampling Schedule
-Determine if a single or multiple rounds of sampling will be conducted.
-Decide if a contingency should be set aside for sampling in later project phases (e.g., for confirmatory sampling or to support load estimates.)

Sampling Sites
- Identify specific structures that contain target materials & obtain access for sampling. BASMAA and the stakeholder group are anticipated to play a key role in this step.

Complete: Q3 2007

045972

~~Structural PCBs Project Key Decision Points - BMP Development Phase~~

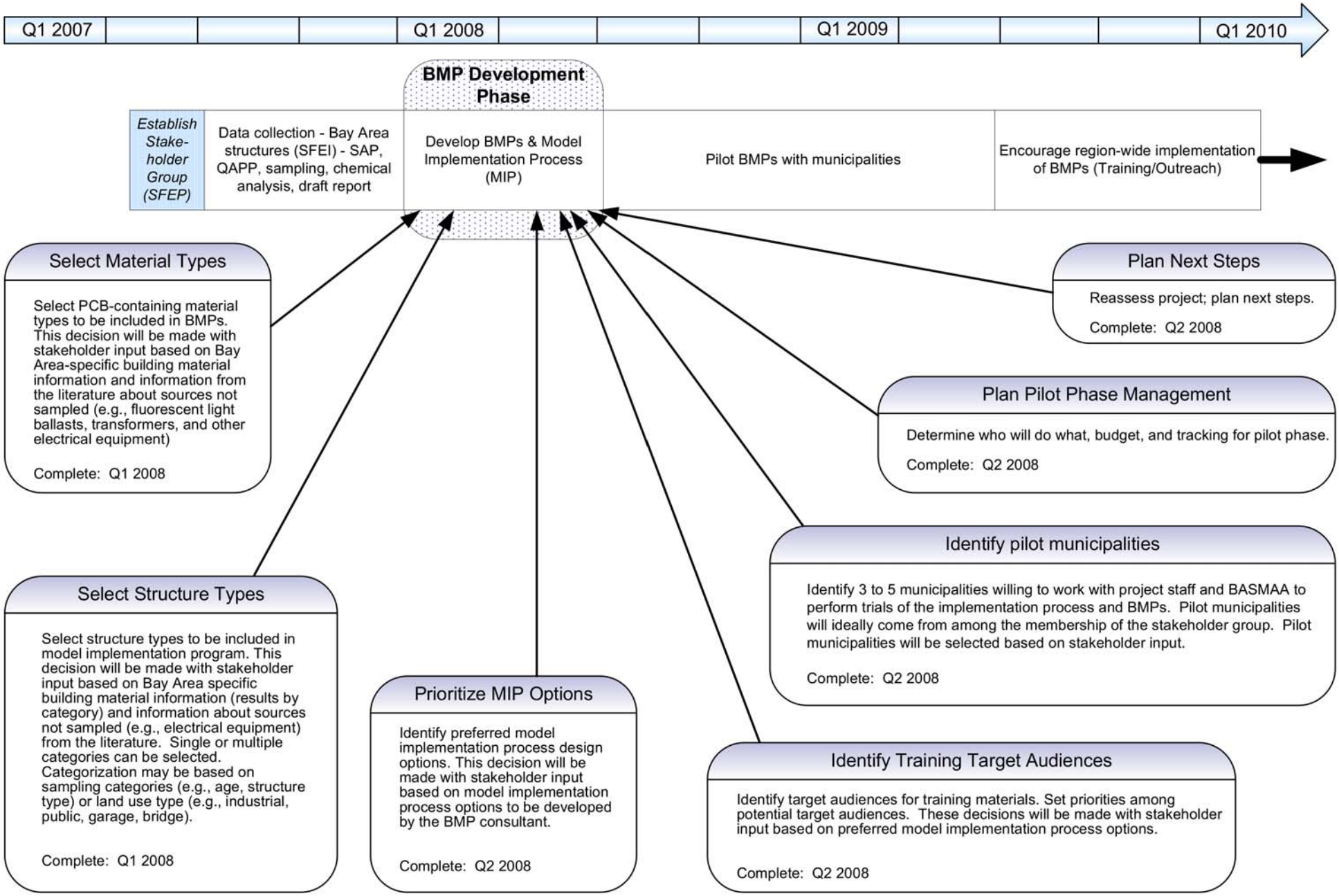

045973

Structural PCBs Project Key Decision Points - Pilot Project Phase

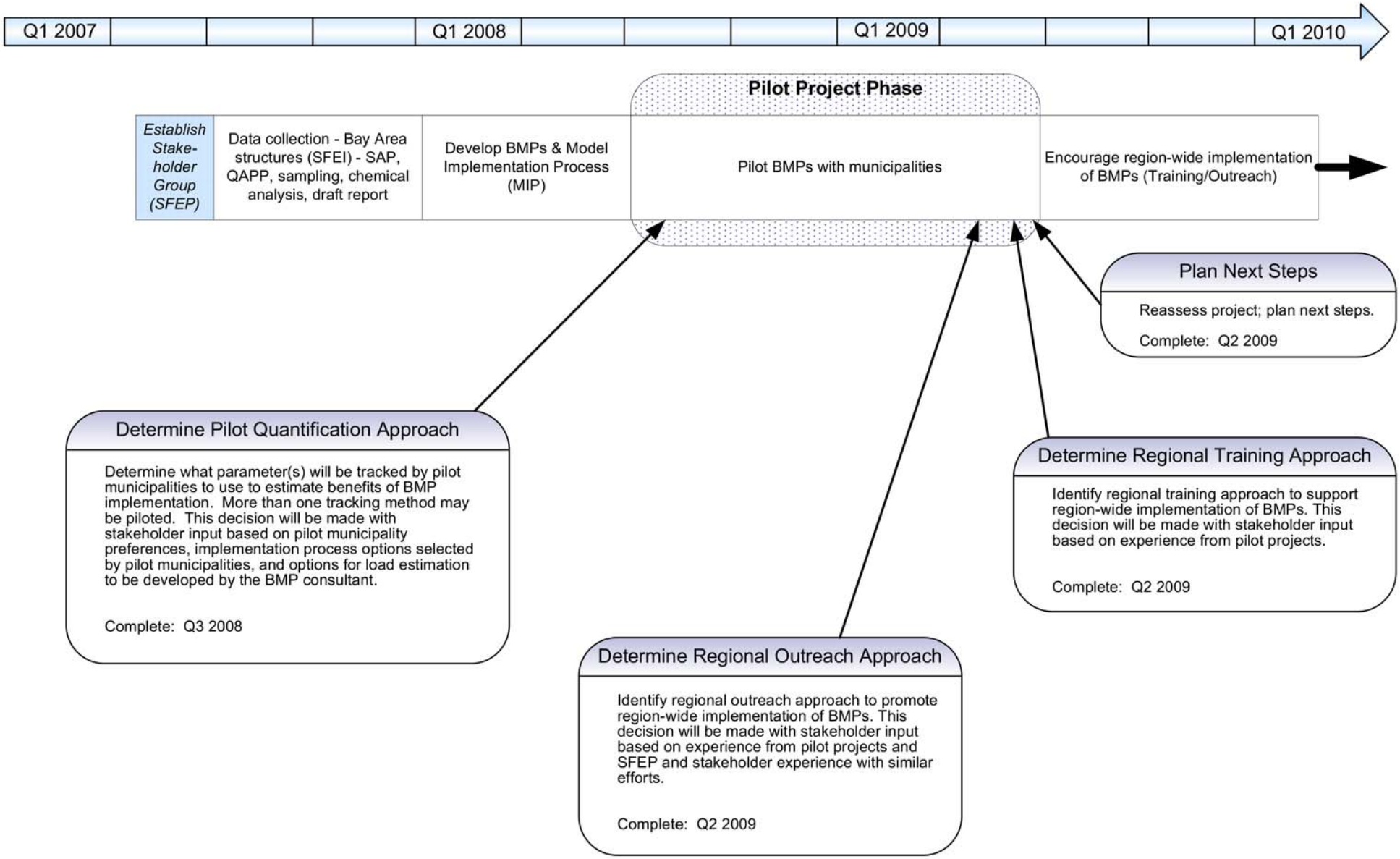

045974

~~Structural PCBs Project Key Decision Points - Regional Implementation Phase~~

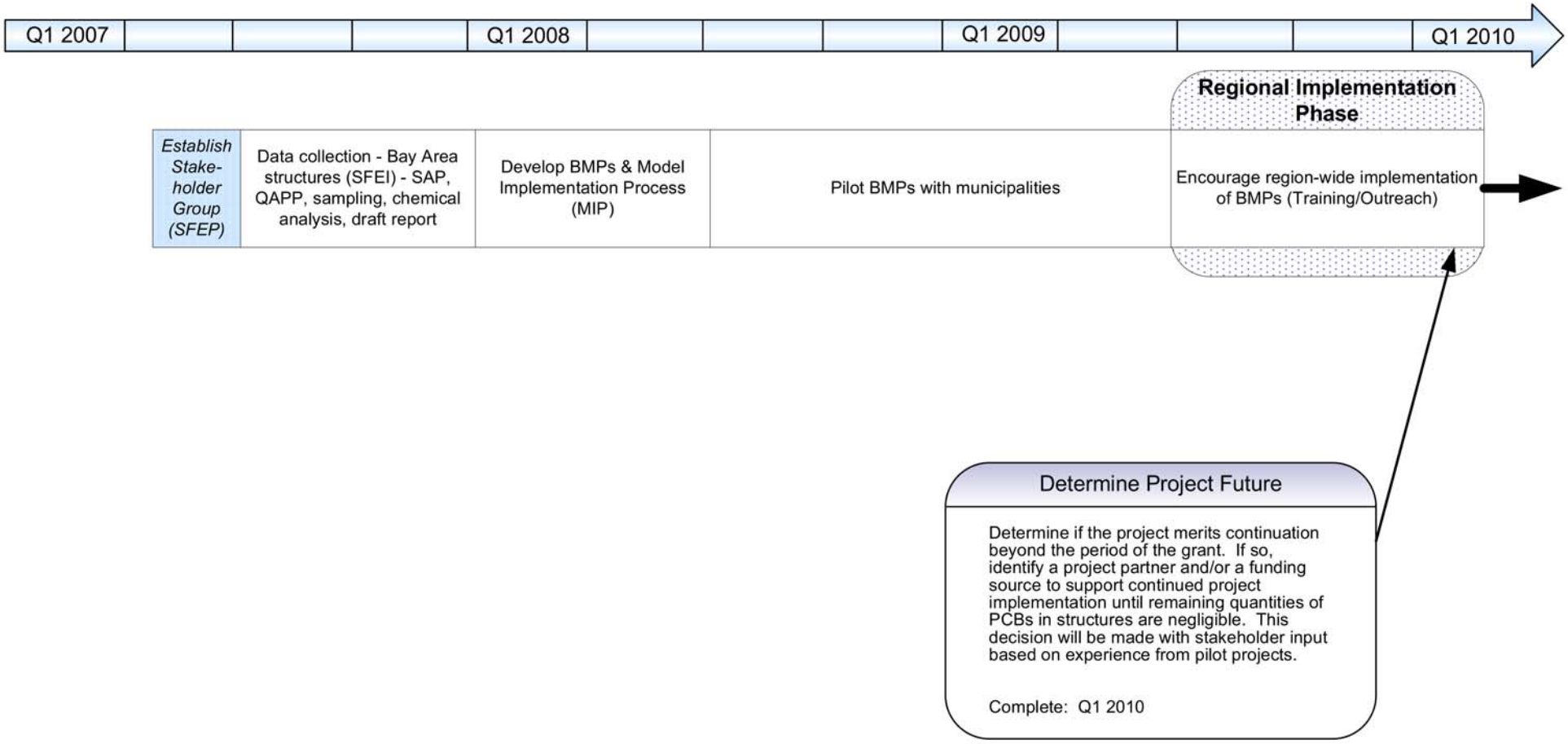

045975

Structural PCBs Project Overview - Key Times for Stakeholder Engagement

Establish Stake-holder Group (SFEP)	Data collection - Bay Area structures (SFEI) - SAP, QAPP, sampling, chemical analysis, draft report	Develop BMPs & Model Implementation Process (MIP)	Pilot BMPs with municipalities	Encourage region-wide implementation of BMPs (Training/Outreach)

Q1 2007 | Q1 2008 | Q1 2009 | Q1 2010

Stakeholder Meetings

- **Q3 2007** – Set priorities & identify structures for data collection
- **Q4 2007** – Go/No-Go Decision
- **Q1 2008** – Select material & structure types, review BMP approaches
- **Q2 2008** – Prioritize MIP options, identify training target audiences, identify pilot municipalities
- **Q3 2008** – Determine pilot quantification approach
- **Q2 2009** – Determine regional outreach & training approaches
- **Q1 2010** – Determine project future

Items for Stakeholder Involvement

Local Information Phase

- Review draft SAP & QAPP
- Assist with selecting BMP contractor

BMP Development Phase

- Review preliminary draft BMPs, MIP, & training material
- Review draft PCBs in building materials report

Pilot Project Phase

- Review draft revised BMPs, MIP, & training material

Regional Implementation Phase

- Provide information for project effectiveness evaluation

045976

MRP Regional Supplement for POCs and Monitoring
Appendix A

A9

045978

DRAFT

Field Sampling and Chemical Analysis Plan for the PCBs in Caulk Project (Taking Action for Clean Water Bay Area TMDL Implementation)

Subcontract for SWRCB Agreement No. 09-305-550-1 with
Association of Bay Area Governments

Prepared by
Susan Klosterhaus and Lester McKee
San Francisco Estuary Institute

July 2010

San Francisco Estuary Institute
7770 Pardee Lane, 2nd Floor
Oakland, CA 94621

Table of Contents

1. PROJECT MANAGEMENT 4

1.1 PROJECT BACKGROUND 4
1.2 PROJECT DESCRIPTION 5
1.3 PROJECT ORGANIZATION AND RESPONSIBILITIES 5
1.3.1. SWRCB Project Manager (Kari Holmes, California State Water Resources Control Board) 5
1.3.2 Project Manager (Athena Honore, ABAG/SFEP) 6
1.3.3 Contractor (SFEI) 6
1.3.4 Contractor Project Manager (Susan Klosterhaus, SFEI) 6
1.3.5 Data Manager (Don Yee or Jay Davis, SFEI) 6
1.3.6 Project Chemist (Francois Rodigari, East Bay Municipal Utility District) 6
1.3.7 Other Collaborators (Bay Area Stormwater Management Agencies Association, SF Bay Regional Water Quality Control Board) 6

2. INFORMATION SOURCES 7

2.1 PRIOR INVESTIGATIONS OF PCBS IN SEALANTS 7
2.2 USE OF PORTABLE X-RAY FLUORESCENCE (XRF) TO ESTIMATE PCB CONCENTRATIONS IN SEALANTS 7

3. SAMPLE TYPES AND OTHER DATA COLLECTION 8

3.1 SAMPLING DESIGN 8
3.2 PORTABLE X-RAY FLUORESCENCE (XRF) DATA 9
3.3 SEALANTS 9
3.4 QC BLANKS (FIELD BLANKS) 10
3.5 QC SAMPLES (FIELD DUPLICATES) 10

4. FIELD DOCUMENTATION 10

4.1 FIELD DATA SHEETS 10
4.2 PHOTOGRAPHIC DOCUMENTATION 10
4.3 SAMPLE IDENTIFICATION 11

5. TESTING AND SAMPLING PROCEDURES 11

5.1 SEALANT TESTING AND SAMPLING PROCEDURES 11
5.1.1 Sealant Testing Using Portable X-Ray Fluorescence (XRF) 11
5.1.2 Sealant Sampling for Laboratory Analysis 12
5.2 DECONTAMINATION PROCEDURES 12
5.2.1 Initial Equipment Cleaning 12
5.2.2 Field Cleaning Protocol 13
5.3 COLLECTION OF SAMPLES FOR ARCHIVING 13

6. SAMPLE HANDLING PROCEDURES 13

6.1 SAMPLE CONTAINERS 13
6.2 SAMPLE PRESERVATION AND STORAGE 13
6.3 SAMPLE CUSTODY AND SHIPMENT 13
6.4 LABORATORY CHAIN OF CUSTODY PROCEDURES 14

7. INVESTIGATION DERIVED WASTE 14

7.1 SAMPLING RESIDUALS 14
7.2 PERSONAL PROTECTIVE EQUIPMENT 14
7.3 DECONTAMINATION WASTE 14

8. QUALITY CONTROL FOR FIELD OPERATIONS 15

9. LABORATORY ANALYSIS 15

9.1 LABORATORY ANALYTICAL METHODS 15
9.2 SAMPLE TRACKING 16

045980

9.3 DATA REPORTING REQUIREMENTS 16
10. REFINEMENTS TO THE PLANNED MONITORING 16
11. REFERENCES 17
12. APPENDIX 18

1. Project Management

1.1 Project Background

Elevated polychlorinated biphenyl (PCB) levels threaten the heath of people and wildlife consuming fish from San Francisco Bay (RWQCB, 2008). A Total Maximum Daily Load (TMDL) to address PCB impairment of all segments of San Francisco Bay was adopted by the San Francisco Bay Regional Water Quality Control Board in February 2008. The San Francisco Bay PCBs TMDL Project Report (RWQCB 2004) found that urban runoff was one of the major sources of PCB loads to the Bay and concluded that controlling sources of PCBs to urban runoff was one of two top priorities for TMDL implementation. Based on this recommendation, the Clean Estuary Partnership (CEP) evaluated available data on sources of PCBs in urban runoff and recommended approaches for addressing two potentially significant sources, past PCBs releases that have contaminated soil and sediments and PCB-containing historic building materials, specifically uncontained materials like sealants, caulking and paint (LWA et al. 2006). When the building materials fail or buildings are remodeled, residues can be transported away from the building during rainstorms, through landscape irrigation overflows, or by pavement washing (forecourts and footpaths surrounding the buildings) and find their way into the stormwater drainage system. In addition, when buildings are demolished, PCBs may be released onto the ground and can be washed off into stormwater drains by rainfall. While these are logical pathways, we lack data to determine which buildings have PCBs at levels that may be concerning, the magnitude of losses to stormwater, or how PCBs in buildings could be better managed.

A survey of 1,348 buildings in Switzerland constructed between 1950 and 1980 found that almost half of the buildings contained PCBs, almost 10% of the buildings contained sealants with PCB concentrations exceeding 10% by weight, and the total PCBs reservoir in Switzerland was an estimated 50-150 metric tons (Kohler et al. 2005). Less rigorous studies have been conducted in Boston (Herrick et al. 2004) and Toronto (Melymuk et al. 2008) with similar findings; however no such evaluation is known for California. A Swedish study also found that significant quantities of PCBs were released into soil and water runoff during building remodeling (Astebro et al. 2000). Both the Swiss and Swedish governments have developed active programs to manage PCB-containing building materials in response to public health concerns, which relate to both direct exposures and the adverse effect of PCBs on Europe's fisheries.

In 2007 the California State Water Resources Control Board awarded the Association of Bay Area Governments (ABAG) a grant that includes several tasks for implementation of Bay Area Total Maximum Daily Loads (TMDLs). The project was halted under the state bond freeze in December 2008 and restarted under the American Recovery and Reinvestment Act of 2009 (ARRA) through the State Revolving Fund in August of 2009. One of the tasks in the master grant is the PCBs in Caulk Project (referred to herein as the Project), which includes characterizing the use of PCBs in historic building materials in the San Francisco Bay Area. The San Francisco Estuary Institute (SFEI) is the subcontractor for Task 7.5.2.2 of SWRCB Agreement No. 09-305-550-01. This Field Sampling and Chemical Analysis Plan (SAP) outlines procedures to be followed by project personnel to insure usability and representativeness of data

collected through the Project implementation. The SAP will be submitted to the State Water Resources Control Board (SWRCB) as part of the work to complete Task 7.5.2.2 of the master agreement, and under Task 1 of SFEI's subcontract under that agreement, which has a term of January 27, 2010 through December 1, 2011.

1.2 Project Description

The objective of this element of the PCBs in Caulk Project is to obtain Bay Area-specific estimates on PCB loadings to urban runoff from historic building materials. While many structures were historically built with a variety of materials known to contain PCBs, including caulking/sealants, grouts, paints, and flame retardant coatings of acoustic ceiling tiles, the focus of this Project is caulking/sealants that were used between rigid components of buildings and other structures. The results from implementing this SAP will inform the development of BMPs for the handling of PCB-contaminated caulking. This SAP contains information on the data-collection phase of the Project, which will obtain Bay Area-specific information on the presence of PCBs in sealants used in historic buildings and other structures.

In collaboration with Bay Area Stormwater Management Agencies Association (BASMAA), the San Francisco Bay Regional Water Quality Control Board (Water Board), and local municipalities, the San Francisco Estuary Institute (SFEI) will test or sample structures that have the potential to contain PCBs in their exterior sealants or caulking (herein referred to as only 'sealants'). Other members of the Project team will identify buildings and secure permission to test a minimum of ten Bay Area structures. Structures to be tested or sampled will be identified based on structure type, year of construction, and whether or not the sealants have been replaced or renovated since the original date of construction. Based on the results of this identification process, and in cooperation with structure owners, this SAP will be implemented to obtain Bay Area-specific information on the PCB content of sealants. As appropriate, data generated from the sampling phase will be used to support BMP development and implementation. All testing and sampling conducted during the above-mentioned activities will be in compliance with this SAP.

It is likely that sealant testing in participating buildings or structures will occur through the use of a portable X-ray fluorescence (XRF) detector to estimate PCB concentrations. If permission is granted, physical sealant samples will be collected from structures and sent to a qualified analytical laboratory for confirmation of PCB content according to the Project Quality Assurance Project Plan (QAPP).

1.3 Project Organization and Responsibilities

The project will make use of the cooperative efforts of several parties involved in the design and implementation of the various components of the project. The main roles and responsibilities are defined below.

1.3.1. SWRCB Project Manager (Kari Holmes, California State Water Resources Control Board)

The SWRCB Project Manager oversees performance of the project agreement and monitors progress of the project. Technical review will be delegated to Jan O'Hara at the San Francisco Bay Regional Water Quality Control Board.

1.3.2 Project Manager (Athena Honore, ABAG/SFEP)

The Project Manager will be responsible for ensuring that all work performed through the Project is consistent with the project proposal and objectives, and for oversight of all efforts associated with the project. Additionally, the Project Manager will act as the liaison between the Contractor and the SWRCB Project Manager.

1.3.3 Contractor (SFEI)

The Contractor will be responsible for all efforts associated with the data collection phase, including SAP and QAPP development, data and sample collection, data management and interpretation, and reporting. The Contractor is also responsible for oversight of the subcontractor performing the laboratory analysis.

1.3.4 Contractor Project Manager (Susan Klosterhaus, SFEI)

The Contractor Project Manager will be responsible for ensuring that testing and sampling personnel adhere to the provisions of the QAPP and SAP. The Contractor Project Manager is also responsible for custody of any samples collected until receipt by the analytical laboratory.

1.3.5 Data Manager (Don Yee or Jay Davis, SFEI)

The Data Manager will be responsible for receipt and review of all project related documentation and reporting associated with laboratory PCB analysis. The Data Manager will serve as the project quality assurance officer and will be responsible for verifying compliance of all analytical data with the requirements established by the Project QAPP before its use for interpretive purposes.

1.3.6 Project Chemist (Francois Rodigari, East Bay Municipal Utility District)

The Project Chemist at the selected analytical laboratory will be responsible for ensuring that the laboratory's quality assurance program and standard operating procedures are consistent with the Project QAPP, and that laboratory analyses meet all applicable requirements or explain any deviations. The Project Chemist will also be responsible for coordinating with the Data Manager and Project Manager as required for the project. All laboratory analyses will be performed by the East Bay Municipal Utility District, Oakland, CA.

1.3.7 Other Collaborators (Bay Area Stormwater Management Agencies Association, SF Bay Regional Water Quality Control Board)

Bay Area Stormwater Management Agencies Association (BASMAA) and Water Board staff will be involved in the design and implementation of the Project. BASMAA and the Water

Board will coordinate their involvement through the Project Manager, and will be given the opportunity to review and comment on all relevant project documents, including, but not limited to, the project QAPP, SAP, and draft and final reports. BASMAA will serve as liaison between the municipalities and the Project Manager by providing summary information about the project and its objectives to the municipalities that may wish to participate in the project. BASMAA will also attempt to identify structures that meet the structure criteria within each municipality that may be available for testing and/or sampling and will attempt to secure permission from structure owners for testing or sampling.

2. Information Sources

2.1 Prior Investigations of PCBs in Sealants

A technical memorandum prepared for the Project summarized the available information on the use of PCBs in building materials (Moran et al. 2007). Based on information from these assessments, the memorandum made a number of recommendations for the Project, including the following:

- The project should focus on (1) caulking and sealants and (2) paints and coatings, with the caulking and sealants being the higher priority building material of the two.
- A combination of field screening with XRF and confirmation sampling with PCB measurements by an analytical laboratory (using gas chromatography-mass spectrometry or GC-MS) should be used in the investigation of PCB content in the building materials.
- The Project should initially focus its efforts on exterior caulking and sealants used in concrete and masonry structures constructed or substantially remodeled between 1957 and 1977. Testing and sampling should be designed to confirm and narrow the construction date range to ensure that the BMPs developed at a later stage in the Project target the appropriate structure types.

2.2 Use of portable X-Ray Fluorescence (XRF) to Estimate PCB Concentrations in Sealants

A pilot study was conducted in 2009 to determine if a portable XRF analyzer, which estimates the elemental composition of a substance (e.g. chlorine or Cl, not PCBs specifically) can be used as a screening tool to estimate PCB concentrations in sealants. In this study, 20 sealant samples were obtained from buildings predicted to have measurable concentrations of PCBs and analyzed for Cl content using XRF and a suite of PCB congeners using gas-chromatography-mass spectrometry (GC-MS). The results indicated that portable XRF may be most useful for ruling out sealants that do not contain high concentrations of PCBs (≥1%). When XRF did not detect Cl (detection limit average ~0.1%), PCBs were present at concentrations less than than ~0.1% in the sealants. However, in general, the pilot study results suggested that use of portable XRF alone is not a good indicator of PCB content due to a high rate of 'false positives'. That is, when XRF detected elevated Cl (~>0.1%), PCBs were present in only ~20% of the samples (i.e. 20% specificity), indicating the presence of other chlorinated compounds in the sealant samples. When PCBs were present, the relationship between XRF measured Cl and GC-MS measured

PCBs was sufficient such that an adjustment factor could be applied to the XRF Cl data to provide a good estimate of PCB content.

In February and March 2010, a preliminary field survey of ~25 Bay Area structures was conducted in which portable XRF was used to screen intact sealants for Cl content. Cl was detected in eight out of the ten structures surveyed that were thought to have been constructed during the time period when PCBs were commonly added to structural sealants; confirmation of construction dates and the status of sealant renovation was not readily available, however. Cl was also detected in at least one location on all three structures known to have been constructed in the 1990s and 2000s and in three out of five structures with unknown construction dates. These results suggest that chlorinated compounds are prevalent in sealants used in Bay Area building structures that were constructed not only during the time period of known PCB use, but also those constructed over the last thirty years, following the PCB ban in the late 1970s.

In addition to the potential high rate of 'false positives', 'false negatives' are also a concern with the use of portable XRF in this application. In the preliminary field survey conducted in 2010, method detection limits (MDLs) for Cl fluctuated between 728 and 12,795 ppm (0.07 to 1.3%), with a mean MDL of 4095 ppm (~0.4%). The cause of the MDL variability is unknown but is thought to be the result of interference with other elements present in the sample and/or matrix effects. In this context, 'false negatives' may occur when PCBs are present at a concentration below the elevated MDL for Cl (~1%) but above the average MDL (~0.4%). Use of a more sensitive portable XRF instrument would likely reduce the average MDL for Cl to 200 ppm, though it is uncertain at this time whether this instrument will be available for use in this Project.

3. Sample Types and Other Data Collection

3.1 Sampling Design

Preliminary information suggests that the primary use of XRF in this Project will be to rule out sealants that do not contain PCBs in concentrations ≥1% (see section 2.2). XRF may therefore be used to rule out structures from which samples will not be collected for analysis of PCBs by GC-MS.

Exterior sealants from a minimum of ten Bay Area structures will be tested for Cl using a portable XRF analyzer. The number of structures and sites selected is based on the requirement in section C.12.b in the Municipal Regional Stormwater NPDES Permit, which this project seeks to implement. Other members of the Project team, in collaboration with SFEI, will identify structures for testing using the criteria outlined in the technical memo (Moran et al. 2007) and secure permission to test them. If permission is granted, physical sealant samples will also be obtained from structures and sent to a qualified laboratory for PCB analysis according to the Project QAPP. Project budget constraints and the number of structures for which permission to sample is received determine the number of structures to be sampled during the Project.

Testing and sampling will focus on structures constructed between 1957 and 1977, the era when structures are most likely to contain PCB in their sealants (Moran et al. 2007) and, to the extent

feasible and supporting data are available, on sealants used on structure exteriors and those that have not been renovated or remodeled since construction. Structures may include, but are not limited to, transportation infrastructure (e.g. roads, bridges, sidewalks) and/or privately- or publicly-owned buildings. An estimate of the volume and surface area of the sealant on the exterior of each structure will also be determined to estimate the total mass of PCBs in the structure's sealants. This information, along with other site characteristics such as imperviousness, slope, and flow paths to the stormwater system, will be used to estimate potential PCB loadings from structural sealants to urban stormwater runoff.

3.2 Portable X-Ray Fluorescence (XRF) Data

A portable XRF analyzer will be used to estimate the concentration of Cl and other trace elements in sealants on each structure selected for inclusion in the Project. Sealants used around windows, at building/walkway interfaces, and in expansion joints between two abutting pieces of concrete will be targeted since sealants in these locations are most likely to contain PCBs (Moran et al. 2007). A preliminary validation study (section 2) indicated that XRF may be a useful screening tool for PCBs in sealants because it detected Cl when PCBs were present at percent levels in sealants and did not detect Cl when PCBs were less than than ~0.1%. XRF analysis can be conducted on either intact sealant or a sealant sample removed from the structure. However, analysis of a sample removed from the structure may be more reliable due to the difficulty of accessing intact sealants with the XRF (i.e. sealant location often prevents flush contact of XRF with the sealant) and the potential for analytical interference due to the presence of unknown materials behind the sealant (e.g. if the sealant thickness is less than the X-ray penetration depth, the presence of mortar or other material behind the sealant may affect the analysis); the extent to which these situations influence the analysis is unknown. In addition to Cl, other elemental data will be collected for possible determination of an elemental 'fingerprint' for PCBs using portable XRF. The pilot study conducted in 2009 (section 2.2) suggested, however, that the existence of a fingerprint is unlikely.

3.3 Sealants

If permission is granted, sealant samples for PCB analysis using GC-MS will be collected from one or more locations on the structure. Collection of one sealant sample per sealant type on each structure is desirable to fully characterize the PCB content in the structure's sealants. Sampling location(s) and procedures for replacement of the sealant will be conducted with concurrence from the municipality or structure owner. Alternatively, sealant samples may be obtained from structures via 'blind' sampling (i.e. not collected by SFEI). This may involve anonymously transmitting the sealant samples and the corresponding structure information (i.e. structure age and other characteristics but not geographical location) to SFEI.

Budget limitations may prevent the analysis of all sealant samples collected. If necessary, the Project team will select a sub-set of samples for PCB analysis using GC-MS once all samples have been collected.

3.4 QC Blanks (Field Blanks)

Collection of sealant field blank samples has been deemed unnecessary due to the difficulty in collection and interpretation of representative blank samples and the use of precautions that minimize contamination of the samples. Additionally, PCBs have been reported to be present in percent concentrations when used in sealants; therefore any low level contamination (at ppb or even ppm level) due to sampling equipment and procedures is not expected to affect data quality because it would be many orders of magnitude lower than the concentrations deemed to be a positive PCB signal.

3.5 QC Samples (Field Duplicates)

Assessment of within-structure variability of PCB concentrations in sealants is not a primary objective of the Project, therefore field duplicate samples will not be collected. Due to budget limitations, GC-MS analysis of only one sealant sample per sealant type on each structure will maximize the number of Bay Area structures and structure types that may be analyzed in the Project. The selected laboratory will conduct a number of quality assurance analyses (see Project QAPP), including a limited number of sample duplicates, to evaluate laboratory and method performance as well as variability of PCB content within a sample.

4. Field Documentation

Proper documentation of testing and sampling locations and methods is important to interpretation of project results. Data documentation at each location will include information recorded on field data sheets and photographic documentation. If permission is granted to collect physical samples of sealants, information will also be recorded on sample labels.

4.1 Field Data Sheets

A field data sheet will be completed for each structure tested ('Structure Information' form) and each sealant type screened on each structure ('Sealant Information' form; see forms in the Appendix). The 'Structure Information' form will include the type of structure (e.g. commercial building, school, etc.), County in which the structure is located, and the date of construction, if known. The 'Sealant Information' form will include the location/function of the sealant on the structure (e.g. around window or between concrete blocks), whether or not the sealant has been renovated since construction, physical characteristics of the sealant (i.e., level of deterioration, color), as well as all XRF tests for chlorine conducted on the sealant. If physical samples of sealant are collected, the sample ID and post-collection XRF chlorine tests will also be recorded on the 'Sealant Information' form. All information will be recorded in permanent ink. Any changes made to the recorded information will be made using single strike-through and will be initialed and dated by the person making the change.

4.2 Photographic Documentation

A photograph of each type of sealant tested or sampled on each structure will be taken. Photographs of the testing and sample collection process may also be taken. Care will be taken to

avoid capturing information in the photo that could be used to identify the structure location; only close-up photos that record the physical appearance/condition of the material and the material function (e.g. sealing cement blocks in a walkway or joining cement blocks in a building) are necessary. The photo number will be recorded on each corresponding testing or sample collection data sheet. All photographs will be stored on the SFEI file server for the project duration.

4.3 Sample Identification

Sealant samples will be assigned unique sample identification codes to provide a method for tracking each sample, and codes will be recorded on sample labels (Appendix). Each sample will be identified by a unique code that indicates the sampling date, structure ID, and sample number. The following is an example of the sample identification code for the samples:

100504-03-1

where: 100504 indicates the sampling date, May 4, 2010;
03 indicates structure #3, which will start at '1' and increase by one in chronological order of sampling;
1 indicates the sample number, which will start at '1' and increase by one consecutively with each sample collected on each structure.

5. Testing and Sampling Procedures

The following section describes the field testing and sampling techniques that will be used in the Project. Procedures for testing sealants using portable X-Ray fluorescence (XRF) and collecting sealant samples are not standardized and minimal detail on sealant sample collection is available in peer-reviewed publications. Sealant sampling procedures were therefore developed in consultation with the XRF company representative and researchers with experience using the XRF on sealants and plastics. Professional judgment was used to develop sealant sample collection methods.

5.1 Sealant Testing and Sampling Procedures

Once a structure has been identified as meeting the selection criteria and permission is granted to perform the testing or collection of sealant samples, an on-site survey of the structure will be used to identify sealants and sealant locations on the structure to be tested or sampled. It is expected that sealants from a number of different locations on each structure may be tested; however, inconspicuous locations on the structure will be targeted for any physical sealant sampling.

5.1.1 Sealant Testing Using Portable X-Ray Fluorescence (XRF)

A portable XRF analyzer (Innov-X Systems, Woburn, MA) will be used as a screening tool to estimate the concentration of chlorine (Cl) and other elements in sealants in many locations on each structure. The analyzer will also be calibrated for Cl using plastic pellet European reference materials (EC680 and EC681) upon first use. The XRF analyzer will be ‘standardized’ using

procedures recommended by the Innov-X representative each time the instrument is turned on and prior to any sealant monitoring. A 30 second measurement in soil/light element analytical program (LEAP) mode will be used. Field personnel will wipe the sealant surface to be sampled with a laboratory tissue to remove any debris that may potentially interfere with the XRF analysis. At least one XRF reading will be collected from each type of sealant present on the structure (e.g., window sealant, joint between concrete blocks, and joint between concrete at base of building and surrounding concrete surface). If Cl is detected, a minimum of two additional readings will be conducted at the same location on the structure to determine analytical variability and at other locations on the structure to determine variability in Cl concentration within sealant type on each structure. The XRF analyzer will record the estimated concentration of a variety of elements in the sealant and the Cl concentration will be recorded on field datasheets. XRF analysis will also be conducted on any sealant samples following their collection from the structure.

5.1.2 Sealant Sampling for Laboratory Analysis

Where permission is granted to collect sealant samples, selection of the appropriate samples to collect will be made at the time of sampling by the Project Manager in consultation with the structure owner. Following XRF analysis on the intact material, a one inch strip (or ~10 g) of the sealant sample will be removed from the structure using a utility knife with a solvent-rinsed, stainless-steel blade. Field personnel will wear Nitrile gloves during sample collection to prevent sample contamination. The sample will be placed on a clean surface, where it will undergo a second XRF analysis. The sample will then be placed in a labeled, laboratory-cleaned glass jar. The samples will be kept in a chilled cooler until returned to SFEI, where the samples will be refrigerated pending delivery under chain-of-custody (COC) to the analytical laboratory. The procedure for replacement of the sealant will be coordinated with each municipality or structure owner.

5.2 Decontamination Procedures

5.2.1 Initial Equipment Cleaning

The sampling equipment that is pre-cleaned includes:

- Glass sample jars
- Utility knife, extra blades
- Stainless-steel spatulas, forceps

Prior to sealant sampling, all equipment will be thoroughly cleaned. Glass sample containers will be factory pre-cleaned (Quality Certified™, ESS Vial, Oakland, CA) and delivered to SFEI at least one week prior to the start of sample collection. Sample containers will be pre-labeled and kept in their original boxes, which will be transported in coolers. Utility knife blades, spatulas, and forceps will be pre-cleaned with Alconox, Liquinox, or similar detergent, and then rinsed with deionized water and methanol. The cleaned equipment will then be wrapped in methanol-rinsed aluminum foil and stored in clean Ziploc bags until used in the field.

5.2.2 Field Cleaning Protocol

Between each use the utility knife blade, spatulas, and forceps will be rinsed with methanol and then deionized water, and inspected to ensure all visible sign of the previous sample have been removed. The clean utility knife, extra blades, spatulas, and forceps will be kept in methanol-rinsed aluminum foil and stored in clean Ziploc bags when not in use.

5.3 Collection of Samples for Archiving

Archive samples will not be collected for this project. The sample size collected will be enough to support additional analyses if QAQC issues arise. Once quality assurance is certified by the QA officer, the laboratory will be instructed to dispose of any leftover sample materials.

6. Sample Handling Procedures

The following protocols were developed to maximize the likelihood that collected samples are representative of the structural sealant's current condition.

6.1 Sample Containers

Where permission is granted, a minimum of one sealant sample will be collected at each structure location. The sealant sample will be transferred into appropriate factory pre-cleaned containers using pre-cleaned forceps.

6.2 Sample Preservation and Storage

At the conclusion of sample processing at each site, all sample containers will be placed in the original container shipping box in a chilled cooler. At the conclusion of each sampling day, all samples will be refrigerated until delivery to the analytical laboratory.

6.3 Sample Custody and Shipment

At appropriate intervals or following the conclusion of sample collection for the Project, samples will be hand-delivered to the analytical laboratory with itemized chain-of-custody (COC) forms. Sufficient sampling information will be recorded in the field that allows tracking sample shipments from field to laboratory and from laboratory through data processing. All samples will be delivered in accordance with laboratory procedures. The following instructions are the most stringent requirements associated with analytical laboratories used for the Regional Monitoring Program for Water Quality in San Francisco Estuary (RMP):

Personnel delivering the samples should ensure COCs (example in Appendix) are filled out completely and legibly and that:

- All samples in shipment are represented on the COC
- All samples on the COC are included in the shipment

- Information on the COC and sample container label (e.g., sample ID, collection date, collection time, analysis) are in agreement
- The COC lists the appropriate project ID and Data Manager
- The COCs are signed by the responsible party

Glass jars holding sealant samples will be transported in the factory provided box. Glass jars will be cushioned to avoid damaging the containers while in transit. The shipping personnel will notify the laboratory in advance of sample delivery. The Project Manager will follow up with the laboratory to verify the shipment was received.

6.4 Laboratory Chain of Custody Procedures

Sample custody transfers to the analytical laboratory at the time of receipt. Upon receipt of the samples, the laboratory sample custodian should first verify sample integrity. Verification should include:

- Presence of custody seal
- Samples at appropriate temperature
- Chain of custody forms in agreement with samples
- Sample containers intact
- Samples labeled appropriately

Any questions on shipments should be brought to the attention of the Project Manager for resolution. Custody procedures followed by the laboratory should then follow laboratory standard operating procedures.

7. Investigation Derived Waste

7.1 Sampling Residuals

Upon completion of the project, the analytical laboratory will dispose of sampling residuals containing ≥50 ppm PCBs following the procedures outlined by the Toxic Substances Control Act (TSCA) for bulk product waste. The disposal of PCB bulk product waste is regulated under 40 CFR § 761.62 of TSCA. Under this provision, PCB bulk product waste must be disposed of in one of two ways: disposal in a permitted solid waste landfill or via a risk-based disposal approval process.

7.2 Personal Protective Equipment

At the conclusion of sampling efforts, field sampling personnel will collect any protective equipment used in the sampling process for appropriate disposal.

7.3 Decontamination Waste

Waste water and methanol produced in the decontamination of the field equipment process will be collected and removed by sampling personnel for proper disposal. No waste water or methanol will be left on-site at the conclusion of sampling.

8. Quality Control for Field Operations

Field personnel will strictly adhere to the Project protocols to ensure the collection of representative, uncontaminated samples. The most important aspects of quality control associated with sample collection are as follows:

- Field personnel will be thoroughly trained in the proper use of sample collection equipment and will be able to distinguish acceptable versus unacceptable samples in accordance with pre-established criteria.
- Field personnel will be thoroughly trained to recognize and avoid potential sources of sample contamination (e.g., uncleaned knife).
- Containers and tools that come in direct contact with the sample will be made of non-contaminating materials (e.g., glass, stainless-steel) and will be thoroughly cleaned between samples.
- Sample containers will be pre-cleaned and of the recommended type
- Field personnel will wear Nitrile gloves and safety eyeglasses when collecting physical sealant samples and cleaning sample collection equipment.

9. Laboratory Analysis

9.1 Laboratory Analytical Methods

Though every effort will be made to collect only those samples which will be analyzed for PCBs, a potential outcome of the project is that, due to budget constraints, not all of the samples collected will be analyzed by the laboratory. The number and types of structures that will be available for collection of sealant samples are not currently known and it is anticipated that not all of the municipalities and/or structure owners may have the opportunity to respond to the request for permission to collect samples prior to the initiation of field sampling. Sampling may therefore occur on an opportunistic basis, potentially resulting in a number of samples that cannot be analyzed for PCBs due to budget constraints (i.e. ‘oversampling’). Samples that represent sealants from a variety of structure types and construction years will be selected for PCB analysis, consistent with project goals.

The samples will be analyzed for PCBs using a modified EPA 8270 protocol (semi-volatile organic compounds by gas chromatography-mass spectrometry). Hold times will follow EPA method 1668 (i.e. one year to extract and one year for extracts if samples and extracts are stored at -10 °C). Samples will be stored in 60 ml or 125 ml wide mouth glass jars until analysis. The minimum sample size is 10 g dry weight. PCB analytical results will be reported as IUPAC congeners. The congener list will include:

- the 40 congeners routinely monitored by the RMP (PCBs 8, 18, 28, 31, 33, 44, 49, 52, 56, 60, 66, 70, 74, 87, 95, 97, 99, 101, l05, 110, 118, 128, 132, 138, 141, 149, l51, 153, 156, 158, 170, 174, 177, 180, 183, 187, 194, 195, 201, and 203),
- PCB 11, a non-Aroclor congener commonly detected in wastewater effluent and environmental samples (Rodenburg et al. 2010),
- the coplanar PCBs 77, 126, and 169, 'dioxin-like' congeners which contribute substantially to the dioxin toxic equivalents observed in San Francisco Bay sport fish.

9.2 Sample Tracking

Sufficient sampling information must be recorded in the field that allows tracking sample shipments from field to laboratory and from laboratory through data processing.

9.3 Data Reporting Requirements

As previously indicated, laboratory personnel will verify that the measurement process was "in control" (i.e., all specified data quality criteria were met or acceptable deviations explained) for each batch of samples before proceeding with the analysis of a subsequent batch. In addition, the laboratory will establish a system for detecting and reducing transcription and/or calculation errors prior to reporting data. Only data that have met data quality criteria, or data that have acceptable deviations explained, will be submitted by the laboratory. When QA requirements have not been met, the samples will be re-analyzed when possible. Only the results of the re-analysis will be submitted, provided they are acceptable.

10. Refinements to the Planned Monitoring

Additional details regarding the planned monitoring will be developed in the future when further information becomes available on realistic sampling sites and scenarios. This will include estimating the numbers of samples anticipated to be sent to a laboratory for PCB analysis during both the characterization and implementation trial phases of the project and associated budget projections (e.g., numbers of samples and associated costs).

The overall objective of the monitoring is to obtain Bay Area-specific information on the presence of PCBs in sealants used in historic buildings and other structures and thereby inform development and testing of BMPs to properly identify, handle and dispose of these materials during renovation and demolition projects. Ancillary objectives may be articulated as further information becomes available, such as developing a relationship between XRF field screening and laboratory analysis results.

11. References

Astebro, A. et al. 2000. Emissions during replacement of PCB containing sealants – a case study. Organohalogen Compounds 46: 248-251.

Herrick, R.F. et al. 2004. An unrecognized source of PCB contamination in schools and other buildings. Environ Health Perspectives 112:1051-1053.

Kohler, M. et al. 2005. Joint sealants: an overlooked diffuse source of polychlorinated biphenyls in buildings. Environ Sci Technol 39: 1967-1973.

Larry Walker Associates et al. 2006. PCB TMDL Implementation Plan Development. Prepared for CEP. Final Draft.

Melymuk, L. et al. 2008. Continuing sources of PCBs: the significance of building sealants. Poster presentation a the International Symposium on Halogenated Persistent Organic Pollutants, Birmingham, UK.

Moran, K. et al. 2007. Memorandum regarding 'First Phase Support Information for PCB Portion of Taking Action for Clean Water Grant'. July 16 2007.

Rodenburg, L, et al. 2010. Evidence for Unique and Ubiquitous Environmental Sources of 3,3′-Dichlorobiphenyl (PCB 11). Environ Sci Technol 44: 2816–2821.

San Francisco Bay Regional Quality Control Board (RWQCB). 2004. PCBs in San Francisco Bay, TMDL Project Report, January 8.

San Francisco Bay Regional Quality Control Board (RWQCB). 2008. Total Maximum Daily Load for PCBs in San Francisco Bay: Final Staff Report for Proposed Basin Plan Amendment. http://www.waterboards.ca.gov/sanfranciscobay/water_issues/programs/TMDLs/sfbaypcbs/Staff_Report.pdf

12. Appendix

Examples of field documentation associated with the Structural PCBs Project. Examples of the following are shown:

- Structure Information form
- Sealant Information form
- Chain of Custody (COC) form

Structural PCBs Project — Structure Information Form

Structure ID# _____

Sampling Date _____

Year of construction (Estimate if date cannot be provided: pre-1950, 1950-59; 1960-69; 1970-79; post-1979)_____

Construction type:

- ☐ Light wood-frame residential and commercial building smaller than or equal to 5,000 square feet (W1)
- ☐ Light wood-frame building larger than 5,000 square feet (W2)
- ☐ Steel moment-resisting frame building (S1)
- ☐ Braced steel frame building (S2)
- ☐ Light metal building (S3)
- ☐ Steel frame building with cast-in-place concrete shear walls (S4)
- ☐ Steel frame building with unreinforced masonry infill walls (S5)
- ☐ Concrete moment-resisting frame building (C1)
- ☐ Concrete shear-wall building (C2)
- ☐ Concrete frame building with unreinforced masonry infill walls (C3)
- ☐ Tilt-up building (PC1)
- ☐ Precast concrete frame building (PC2)
- ☐ Reinforced masonry building with flexible floor and roof diaphragms (RM1)
- ☐ Reinforced masonry building with rigid floor and roof diaphragms (RM2)
- ☐ Unreinforced masonry bearing-wall building (URM)
- ☐ Other _____

Total # of sealant types/locations screened on the structure _____

Total # of sealant samples collected from structure _____

Notes:_____

_____

_____

_____

_____

_____

_____

_____

_____

_____

Structural PCBs Project — Sealant Information Form

Structure ID# _____

Sampling Date _____

Sealant function/location on structure:

____ Around window

____ Around doorway

____ Between concrete blocks and base of structure

____ Between concrete blocks on structure wall

____ Other _____

Has the sealant been replaced since the structure construction date?

____Yes ____ No ____ Unknown If yes, what year? _____

What is the physical condition of the sealant?

____ Good (not cracked or deteriorating)

____ Fair (some cracking/deterioration)

____ Poor (very deteriorated, noticeably falling apart)

What color is the sealant?

White ____ Light grey ____ Dark grey _____ Black _____ Brown _____

Other, please specify _____

XRF tests on intact sealant

% Cl _____ XRF ID# _____ Photo#_____

% Cl _____ XRF ID# _____ Photo#_____

% Cl _____ XRF ID# _____ Photo#_____

Sealant volume estimate on the structure

Height of sealant strip _____

Number of stories on the structure (i.e., structure height) _____

Approximate dimensions of structure (i.e. length, width) _____

If applicable, number of doors and/or windows on the structure _____

Was a physical sealant sample collected from this location on the structure?

Yes ____ No ____

Sealant sample ID# _____

XRF tests on sealant (post collection from structure)

% Cl _____ XRF ID# _____ Photo#_____

% Cl _____ XRF ID# _____ Photo#_____

% Cl _____ XRF ID# _____ Photo#_____

<<Where sealant sample collections are possible, there will be a 'Sealant Information' form completed for each type of sealant on the structure, in addition to the 'Structure Information' form.>>

Results to:

CHAIN OF CUSTODY RECORD

Page of

San Francisco Estuary Institute
7770 Pardee Lane
Oakland, CA, 94621-1424
Phone: 510-746-7334 Fax: 510-746-7300

Bill to:

Shipped to:

Sampled by [Print Name(s)] / Affiliation

Sampler(s) Signature(s)

Project Name:

Preservatives (see codes)

Analyses Requested

Sample ID No.	Sampled Date	Sampled Time	Grab or Composite	Matrix (see codes)	Number/Size/Type of Containers										Remarks

Shipment Method

Out: / / Via:

Total Number of Containers

Relinquished by / Affiliation	Date	Time	Accepted by / Affiliation	Date	Time

Additional Comments:

Cooler No.(s) / Temperature(s) (C)°

MATRIX CODES: F = Freshwater S = Saline SE = Sediment SW = Surface Water PW = Porewater B = Blanks T= Toxicity O = Other (specify)

PRESERVATIVE CODES: H = Hydrochloric acid + ice I = Ice only N = Nitric acid + ice S = Sulfuric acid + ice O = Other (specify)

MRP Regional Supplement for POCs and Monitoring
Appendix A

A10

Quality Assurance Project Plan for the PCBs in Caulk Project (Taking Action for Clean Water Bay Area TMDL Implementation)

Subcontract for SWRCB Agreement No. 09-305-550-1 with
Association of Bay Area Governments

Prepared by
Susan Klosterhaus
San Francisco Estuary Institute

July 2010

San Francisco Estuary Institute
7770 Pardee Lane, 2nd Floor
Oakland, CA 94621

Quality Assurance Project Plan for the PCBs in Caulk Project (Taking Action for Clean Water Bay Area TMDL Implementation)

Subcontract for SWRCB Agreement No. 09-305-550-1 with
Association of Bay Area Governments

Approvals*:

Bill Ray, QA Officer, State Water Resources Control Board

Signature: _____Date:_____

San Francisco Estuary Partnership

Signature: _____Date:_____

San Francisco Estuary Institute

Signature: _____Date:_____

*Signature implies that the signatory has reviewed the document, has no exceptions to its content, and agrees with the description of their agency's role in the project

Table of Contents

1. PROJECT MANAGEMENT 5

1.1. PROJECT BACKGROUND 5
1.2. PROJECT DESCRIPTION 6
1.3. QUALITY ASSURANCE PROJECT PLAN DESCRIPTION (QAPP) 6
1.4. PROJECT ORGANIZATION AND RESPONSIBILITIES 7
1.4.1 SWRCB Project Manager (Kari Holmes, California State Water Resources Control Board) 7
1.4.2 Project Manager (Athena Honore, ABAG/SFEP) 7
1.4.3 Contractor (SFEI) 7
1.4.4 Contractor Project Manager (Susan Klosterhaus, SFEI) 7
1.4.5 Data Manager (Don Yee or Jay Davis, SFEI) 8
1.4.6 Project Chemist (Francois Rodigari, East Bay Municipal Utility District) 8
1.4.7 Other Collaborators (Bay Area Stormwater Management Agencies Association, SF Bay Regional Water Quality Control Board) 8
1.5 DOCUMENTATION AND RECORDS 8
1.5.1 Laboratory Data Reduction and Review 8
1.5.2 Procedures to Verify Data Integrity 9
1.5.3 Treatment of Outliers 9
1.5.4 Data Management 9

2. FIELD SAMPLING 9

2.1 SAMPLING DESIGN 9
2.2 SAMPLING PROCEDURES 10
2.2.1 Sealant Testing Using Portable X-Ray Fluorescence (XRF) 10
2.2.2 Sealant Sampling for Laboratory Analysis 11
2.3 SAMPLE HANDLING AND CUSTODY PROCEDURES 11
2.4 FIELD PERFORMANCE MEASUREMENTS 11
2.4.1 Field Duplicates 11
2.4.2 Field Blanks 11

3. ANALYTICAL METHODS 12

3.1 LABORATORY ANALYTICAL METHODS 12
3.2 DATA QUALITY OBJECTIVES 12
3.3 ANALYTICAL AND STATISTICAL CONTROL PARAMETERS 13
3.3.1 Analytical Batches 13
3.3.2 Accuracy 13
3.3.3 Precision 13
3.3.4 Sensitivity of the Analytical Method 14
3.3.5 Completeness 14
3.3.6 Representativeness 14
3.3.7 Comparability 14

4. LABORATORY QUALITY ASSURANCE AND CONTROL 15

4.1 LABORATORY REQUIREMENTS 15
4.2 LABORATORY PERSONNEL, TRAINING, AND SAFETY 15
4.3 QUALITY ASSURANCE DOCUMENTATION 16
4.4 LABORATORY PERFORMANCE AUDITS/CORRECTIVE ACTION 16
4.5 LABORATORY PERFORMANCE MEASUREMENTS 16
4.5.1 Method Blanks 17
4.5.2 Internal Standards 17
4.5.3 Replicate Samples 17
4.5.4 Laboratory Replicate Samples 17

4.5.5 Matrix Spike Replicate Samples *17*
4.5.6 Matrix Spike Samples *17*
4.5.7 Certified Reference Materials (CRMs) *17*
4.6 LABORATORY QUALITY CONTROL PROCEDURES 17
4.6.1 Instrument Calibration *18*
4.6.2 Documentation of Method Detection Limits *18*
4.6.3 Limits of Quantitation *19*
4.6.4 Record of Certified Reference Material *20*
4.6.5 Routine Analysis of Certified Reference Materials or Laboratory Control Materials *20*
4.7 PRECISION CRITERIA 21
4.8 LABORATORY REPLICATES FOR PRECISION 21
4.9 ACCURACY CRITERIA 21
4.10 CONTINUING CALIBRATION CHECKS 22
4.11 LABORATORY REAGENT BLANKS 22
4.12 SURROGATES 22
4.13 INTERNAL STANDARDS 23
4.14 DUAL-COLUMN CONFIRMATION 23
4.15 MATRIX SPIKES AND MATRIX SPIKE DUPLICATES 23
4.16 FIELD REPLICATES 24

5. ASSESSMENTS AND PROJECT OVERSIGHT 24

5.1 CONTRACTOR QUALITY CONTROL 24
5.2 ASSESSMENTS AND RESPONSE ACTIONS 24
5.3 REPORTS TO MANAGEMENT 25

6. DATA VALIDATION AND USABILITY 25

6.1 DATA VERIFICATION 25
6.2 DATA VALIDATION 25
6.3 RECONCILIATION WITH USER REQUIREMENTS 25

7. REFERENCES 26

8. APPENDIX: ANALYTICAL METHOD FOR PCBS IN SEALANTS 27

1. Project Management

1.1. Project Background

Elevated polychlorinated biphenyl (PCB) levels threaten the heath of people and wildlife consuming fish from San Francisco Bay (RWQCB, 2008). A Total Maximum Daily Load (TMDL) to address PCB impairment of all segments of San Francisco Bay was adopted by the San Francisco Bay Regional Water Quality Control Board in February 2008. The San Francisco Bay PCBs TMDL Project Report (RWQCB 2004) found that urban runoff was one of the major sources of PCB loads to the Bay and concluded that controlling sources of PCBs to urban runoff was one of two top priorities for TMDL implementation. Based on this recommendation, the Clean Estuary Partnership (CEP) evaluated available data on sources of PCBs in urban runoff and recommended approaches for addressing two potentially significant sources, past PCBs releases that have contaminated soil and sediments and PCB-containing historic building materials, specifically uncontained materials like sealants, caulking and paint (LWA et al. 2006). When the building materials fail or buildings are remodeled, residues can be transported away from the building during rainstorms, through landscape irrigation overflows, or by pavement washing (forecourts and footpaths surrounding the buildings) and find their way into the stormwater drainage system. In addition, when buildings are demolished, PCBs may be released onto the ground and can be washed off into stormwater drains by rainfall. While these are logical pathways, we lack data to determine which buildings have PCBs at levels that may be concerning, the magnitude of losses to stormwater, or how PCBs in buildings could be better managed.

A survey of 1,348 buildings in Switzerland constructed between 1950 and 1980 found that almost half of the buildings contained PCBs, almost 10% of the buildings contained sealants with PCB concentrations exceeding 10% by weight, and the total PCBs reservoir in Switzerland was an estimated 50-150 metric tons (Kohler et al. 2005). Less rigorous studies have been conducted in Boston (Herrick et al. 2004) and Toronto (Melymuk et al. 2008) with similar findings; however no such evaluation is known for California. A Swedish study also found that significant quantities of PCBs were released into soil and water runoff during building remodeling (Astebro et al. 2000). Both the Swiss and Swedish governments have developed active programs to manage PCB-containing building materials in response to public health concerns, which relate to both direct exposures and the adverse effect of PCBs on Europe's fisheries.

In 2007 the California State Water Resources Control Board awarded the Association of Bay Area Governments (ABAG) a grant that includes several tasks for implementation of Bay Area Total Maximum Daily Loads (TMDLs). The project was halted under the state bond freeze in December 2008 and restarted under the American Recovery and Reinvestment Act of 2009 (ARRA) through the State Revolving Fund in August of 2009. One of the tasks in the master grant is the PCBs in Caulk Project (referred to herein as the Project), which includes characterizing the use of PCBs in historic building materials in the San Francisco Bay Area. The San Francisco Estuary Institute (SFEI) is the subcontractor for Task 7.5.2.2 of SWRCB Agreement No. 09-305-550-01.

1.2. Project Description

The objective of this element of the PCBs in Caulk Project is to obtain Bay Area-specific estimates on PCB loadings to urban runoff from historic building materials. While many structures were historically built with a variety of materials known to contain PCBs, including caulking/sealants, grouts, paints, and flame retardant coatings of acoustic ceiling tiles, the focus of this Project is caulking/sealants that were used between rigid components of buildings and other structures. The results from implementing this SAP will inform the development of BMPs for the handling of PCB-contaminated caulking. This SAP contains information on the data-collection phase of the Project, which will obtain Bay Area-specific information on the presence of PCBs in sealants used in historic buildings and other structures.

In collaboration with Bay Area Stormwater Management Agencies Association (BASMAA), the San Francisco Bay Regional Water Quality Control Board (Water Board), and local municipalities, the San Francisco Estuary Institute (SFEI) will test or sample structures that have the potential to contain PCBs in their exterior sealants or caulking (herein referred to as only 'sealants'). Other members of the Project team will identify buildings and secure permission to test a minimum of ten Bay Area structures. Structures to be tested or sampled will be identified based on structure type, year of construction, and whether or not the sealants have been replaced or renovated since the original date of construction. Based on the results of this identification process, and in cooperation with structure owners, this SAP will be implemented to obtain Bay Area-specific information on the PCB content of sealants. As appropriate, data generated from the sampling phase will be used to support BMP development and implementation. All testing and sampling conducted during the above-mentioned activities will be in compliance with this SAP.

It is likely that sealant testing in participating buildings or structures will occur through the use of a portable X-ray fluorescence (XRF) detector to estimate PCB concentrations. If permission is granted, physical sealant samples will be collected from structures and sent to a qualified analytical laboratory for confirmation of PCB content according to the this Quality Assurance Project Plan (QAPP).

1.3. Quality Assurance Project Plan Description (QAPP)

This QAPP outlines procedures to be followed by project personnel to insure usability and representativeness of data collected through the Project implementation. The QAPP will be submitted to the State Water Resources Control Board (SWRCB) as part of the work to complete Task 7.5.2.2 of the master agreement, and under Task 1 of SFEI's subcontract under that agreement, which has a term of January 27, 2010 through December 1, 2011.

This QAPP is based largely on the QAPP produced for the Regional Monitoring Program for Water Quality in the San Francisco Estuary (RMP; Lowe et al. 1999) and the State of California Surface Water Ambient Monitoring Program (SWAMP; Puckett 2002). Though samples collected and analyzed in the Project are very different from those collected by the RMP, the field sampling control and laboratory control procedures contained within this QAPP were

developed to be consistent with those of the RMP to ensure consistency with datasets of potential comparative value, mainly the RMP and other SFEI datasets and the datasets developed by other Bay Area programs collected in conformance with Water Board data requests.

Making environmental management decisions in a scientifically defensible way depends on the sensitivity of the measurement system and the levels of confidence and certainty in the data. The purpose of this document is to maximize the probability that environmental data collected through the Project will meet the expectations of the data users. The Data Quality Objectives (DQOs) presented in this QAPP are intended to maximize the probability that the data actually represent conditions in the environment while minimizing artifacts due to sample collection and processing.

1.4. Project Organization and Responsibilities

The project will make use of the cooperative efforts of several parties involved in the design and implementation of the various components of the project. The main roles and responsibilities are defined below.

1.4.1 SWRCB Project Manager (Kari Holmes, California State Water Resources Control Board)

The SWRCB Project Manager oversees performance of the project agreement and monitors progress of the project. Technical review will be delegated to Jan O'Hara at the San Francisco Bay Regional Water Quality Control Board.

1.4.2 Project Manager (Athena Honore, ABAG/SFEP)

The Project Manager will be responsible for ensuring that all work performed through the Project is consistent with the project proposal and objectives, and for oversight of all efforts associated with the project. Additionally, the Project Manager will act as the liaison between the Contractor and the SWRCB Project Manager.

1.4.3 Contractor (SFEI)

The Contractor will be responsible for all efforts associated with the data collection phase, including SAP and QAPP development, data and sample collection, data management and interpretation, and reporting. The Contractor is also responsible for oversight of the subcontractor performing the laboratory analysis.

1.4.4 Contractor Project Manager (Susan Klosterhaus, SFEI)

The Contractor Project Manager will be responsible for ensuring that testing and sampling personnel adhere to the provisions of the QAPP and SAP. The Contractor Project Manager is also responsible for custody of any samples collected until receipt by the analytical laboratory.

1.4.5 Data Manager (Don Yee or Jay Davis, SFEI)

The Data Manager will be responsible for receipt and review of all project related documentation and reporting associated with laboratory PCB analysis. The Data Manager will serve as the project quality assurance officer and will be responsible for verifying compliance of all analytical data with the requirements established by the Project QAPP before its use for interpretive purposes.

1.4.6 Project Chemist (Francois Rodigari, East Bay Municipal Utility District)

The Project Chemist at the selected analytical laboratory will be responsible for ensuring that the laboratory's quality assurance program and standard operating procedures are consistent with the Project QAPP, and that laboratory analyses meet all applicable requirements or explain any deviations. The Project Chemist will also be responsible for coordinating with the Data Manager and Project Manager as required for the project. All laboratory analyses will be performed by the East Bay Municipal Utility District, Oakland, CA.

1.4.7 Other Collaborators (Bay Area Stormwater Management Agencies Association, SF Bay Regional Water Quality Control Board)

Bay Area Stormwater Management Agencies Association (BASMAA) and Water Board staff will be involved in the design and implementation of the Project. BASMAA and the Water Board will coordinate their involvement through the Project Manager, and will be given the opportunity to review and comment on all relevant project documents, including, but not limited to, the project QAPP, SAP, and draft and final reports. BASMAA will serve as liaison between the municipalities and the Project Manager by providing summary information about the project and its objectives to the municipalities that may wish to participate in the project. BASMAA will also attempt to identify structures that meet the structure criteria within each municipality that may be available for testing and/or sampling and will attempt to secure permission from structure owners for testing or sampling.

1.5 Documentation and Records

All appropriate project-related materials (e.g., field notes, reports, photographs, laboratory reports, etc.) will be delivered to and maintained by the Contractor Project Manager or the Data Manager for the project duration. A discussion of some of the key parts of the documentation process is shown below.

1.5.1 Laboratory Data Reduction and Review

The laboratory analyst who performs the analysis is responsible for reviewing the initial dataset for accuracy and acceptability. Where calculations are not performed by a validated software system, a second reviewer should verify a minimum of 10% of the calculations. The Project Chemist should also check the data report for completeness and errors prior to submission to the Data Manager.

The analytical laboratory will report the analytical data via an analytical report consisting of, at a minimum:

- letter of transmittal
- analytical results in SWAMP format
- quality control results
- chain of custody information
- case narrative
- copies of all raw data

In addition to the printouts supplied by the analytical laboratory, test results should also be delivered to the Data Manager in MS Excel compatible electronic format.

1.5.2 Procedures to Verify Data Integrity

The integrity of the data generated in the laboratory is assessed through the evaluation of the results of the analysis of various quality control (QC) samples by the Data Manager. The numerical criteria for evaluation of these QC samples is specific to the analysis being performed and shall be consistent with laboratory Standard Operating Procedures (SOPs).

1.5.3 Treatment of Outliers

Only data that have met data quality criteria, or data that have acceptable deviations explained, will be submitted by the Project Chemist to the Data Manager. When QA requirements have not been met, the samples will be reanalyzed when possible. Only the results of the reanalysis will be submitted, provided they are acceptable.

1.5.4 Data Management

The Data Manager will review the data deliverables provided by the Project Chemist for completeness and errors. Data will be validated according to this QAPP to ensure that Data Quality Objectives (DQOs) are met. Data will be delivered to the Data Manager or Contractor Project Manager in SWAMP format.

2. Field Sampling

2.1 Sampling Design

Exterior sealants from a minimum of ten Bay Area structures will be tested for Cl using a portable XRF analyzer. The number of structures and sites selected is based on the requirement

in section C.12.b in the Municipal Regional Stormwater NPDES Permit, which this project seeks to implement. Other members of the Project team, in collaboration with SFEI, will identify structures for testing using the criteria outlined in the technical memo (Moran et al. 2007) and secure permission to test them. If permission is granted, physical sealant samples will also be obtained from structures and sent to a qualified laboratory for PCB analysis according to this QAPP. Project budget constraints and the number of structures for which permission to sample is received determine the number of structures to be sampled during the Project.

Testing and sampling will focus on structures constructed between 1957 and 1977, the era when structures are most likely to contain PCB in their sealants (Moran et al. 2007) and, to the extent feasible and supporting data are available, on sealants used on structure exteriors and those that have not been renovated or remodeled since construction. Structures may include, but are not limited to, transportation infrastructure (e.g. roads, bridges, sidewalks) and/or privately- or publicly-owned buildings. An estimate of the volume and surface area of the sealant on the exterior of each structure will also be determined to estimate the total mass of PCBs in the structure's sealants. This information, along with other site characteristics such as imperviousness, slope, and flow paths to the stormwater system, will be used to estimate potential PCB loadings from structural sealants to urban stormwater runoff. Additional information on the sampling design can be found in the 'Field Sampling and Analysis Plan' for the Project.

2.2 Sampling Procedures

Once a structure has been identified as meeting the selection criteria and permission is granted to perform the testing or collection of sealant samples, an on-site survey of the structure will be used to identify sealants and sealant locations on the structure to be tested or sampled. It is expected that sealants from a number of different locations on each structure may be tested; however, inconspicuous locations on the structure will be targeted for any physical sealant sampling.

2.2.1 Sealant Testing Using Portable X-Ray Fluorescence (XRF)

A portable XRF analyzer (Innov-X Systems, Woburn, MA) will be used as a screening tool to estimate the concentration of chlorine (Cl) and other elements in sealants in many locations on each structure. The analyzer will also be calibrated for Cl using plastic pellet European reference materials (EC680 and EC681) upon first use. The XRF analyzer will be 'standardized' using procedures recommended by the Innov-X representative each time the instrument is turned on and prior to any sealant monitoring. A 30 second measurement in soil/light element analytical program (LEAP) mode will be used. Field personnel will wipe the sealant surface to be sampled with a laboratory tissue to remove any debris that may potentially interfere with the XRF analysis. At least one XRF reading will be collected from each type of sealant present on the structure (e.g., window sealant, joint between concrete blocks, and joint between concrete at base of building and surrounding concrete surface). If Cl is detected, a minimum of two additional readings will be conducted at the same location on the structure to determine analytical variability and at other locations on the structure to determine variability in Cl concentration within sealant type on each structure. The XRF analyzer will record the estimated concentration

of a variety of elements in the sealant and the Cl concentration will be recorded on field datasheets. XRF analysis will also be conducted on any sealant samples following their collection from the structure.

2.2.2 Sealant Sampling for Laboratory Analysis

Where permission is granted to collect sealant samples, selection of the appropriate samples to collect will be made at the time of sampling by the Project Manager in consultation with the structure owner. Following XRF analysis on the intact material, a one inch strip (or ~10 g) of the sealant sample will be removed from the structure using a utility knife with a solvent-rinsed, stainless-steel blade. Field personnel will wear Nitrile gloves during sample collection to prevent sample contamination. The sample will be placed on a clean surface, where it will undergo a second XRF analysis. The sample will then be placed in a labeled, laboratory-cleaned glass jar. The samples will be kept in a chilled cooler until returned to SFEI, where the samples will be refrigerated pending delivery under chain-of-custody (COC) to the analytical laboratory. The procedure for replacement of the sealant will be coordinated with each municipality or structure owner.

2.3 Sample Handling and Custody Procedures

Sufficient sampling information must be recorded in the field that allows tracking sample shipments from field to laboratory and from laboratory through data processing and quality assurance. Custody for samples remains with the sampling personnel until time of receipt by the analytical laboratory. Samples will be kept under refrigeration (4 degrees Celsius) until delivery to the laboratory. Samples will be transported to the laboratory in a chilled cooler.

2.4 Field Performance Measurements

Following is a list of field performance measurements that are typically included in sampling protocols.

2.4.1 Field Duplicates

The analysis of field duplicate samples would evaluate within-structure variability of PCB concentrations in sealants, which has not been previously documented. Sealant PCB concentrations have the potential to vary spatially within each structure due to variability in the volume of Aroclor mixture(s) and the type of Aroclor mixture(s) added in each batch of sealant prepared on site during construction.

Assessment of within-structure variability of PCB concentrations in sealants is not a primary objective of the Project, therefore field duplicate samples will not be collected. Due to budget limitations, GC-MS analysis of only one sealant sample per sealant type on each structure will maximize the number of Bay Area structures and structure types that may be analyzed in the Project.

2.4.2 Field Blanks

Collection of sealant field blank samples has been deemed unnecessary due to the difficulty in collection and interpretation of representative blank samples and the use of precautions that minimize contamination of the samples. Additionally, PCBs have been reported to be present in percent concentrations when used in sealants; therefore any low level contamination (at ppb or even ppm level) due to sampling equipment and procedures is not expected to affect data quality because it would be many orders of magnitude lower than the concentrations deemed to be a positive PCB signal.

3. Analytical Methods

3.1 Laboratory Analytical Methods

The samples will be analyzed for PCBs using a modified EPA 8270 protocol (semi-volatile organic compounds by gas chromatography-mass spectrometry). The full analytical method is attached in the Appendix. Hold times will follow EPA method 1668 (i.e. one year to extract and one year for extracts if samples and extracts are stored at -10 °C). Sealant samples will be stored in refrigerators at 4°C in wide mouth glass jars (30, 60, or 125 ml) until analysis. The minimum sample size is 10 g dry weight. PCB analytical results will be reported as IUPAC congeners. The congener list will include:

- the 40 congeners routinely monitored by the RMP (PCBs 8, 18, 28, 31, 33, 44, 49, 52, 56, 60, 66, 70, 74, 87, 95, 97, 99, 101, l05, 110, 118, 128, 132, 138, 141, 149, l51, 153, 156, 158, 170, 174, 177, 180, 183, 187, 194, 195, 201, and 203),
- PCB 11, a non-Aroclor congener commonly detected in wastewater effluent and environmental samples (Rodenburg et al. 2010),
- the coplanar PCBs 77, 126, and 169, 'dioxin-like' congeners which contribute substantially to the dioxin toxic equivalents observed in San Francisco Bay sport fish.

A summary of sampling and analysis specifics are shown in Table 1.

Table 1. Analytical Methods, Hold Times, and Miscellaneous Sampling Information

Matrix	Analyte	Extraction Method	Extraction Hold Time	Analytical Method	Hold Time (after extraction)	Container Type	Min. Sample Weight
Solid	PCBs	EPA 8270	365 days	Modified EPA 8270D	365 days	Glass jar	10 g dry weight

3.2 Data Quality Objectives

Data Quality Objectives (DQOs) and their associated data quality indicators (DQIs, e.g. method blank and matrix spike) for the Project are listed in Table 3 ('Batch QC Requirements) of the Appendix. Information on certified reference materials (CRMs) and the analysis of laboratory

replicate samples is not included in Table 3. A CRM for PCBs in sealants does not exist, therefore a CRM will not be analyzed. Regarding laboratory replicates, a minimum of one per batch of 20 or fewer samples will be analyzed in duplicate and the target performance criteria for these is a relative percent difference (RPD) of <35%. If duplicate samples have a RPD >35%, selected samples may be re-analyzed to investigate variability in PCB concentrations within a sample.

3.3 Analytical and Statistical Control Parameters

3.3.1 Analytical Batches

Samples will be processed in analytical batches, not to exceed twenty samples per any one batch. Laboratory personnel will review the results for the various QA/QC samples immediately following the analysis of each sample batch. These results will then be used to determine when data quality criteria have not been met, and corrective actions will be taken before processing a subsequent sample batch. When data quality criteria are not met, specific corrective actions are required before the analyses may proceed.

3.3.2 Accuracy

Accuracy describes how closely the reported analytical concentration relates to its true environmental value. The "absolute" accuracy of an analytical method can be assessed using Certified Reference Materials (CRMs)[1] only when certified values are available for the analytes of interest. Nevertheless, the concentrations of many analytes of interest may be provided only as non-certified values in some of the more commonly used CRMs. A laboratory fortified sample matrix (commonly called a matrix spike, or MS) and a laboratory fortified sample matrix duplicate (commonly called a matrix spike duplicate, or MSD) will be used both to evaluate the effect of the sample matrix on the recovery of the compound(s) of interest. Therefore, control limit criteria are based on "relative accuracy," which is evaluated for each analysis of the CRM or Matrix Spike by comparison of a given laboratory's values to the "true" or "accepted" and the expected values. In the case of CRMs, this includes both certified and noncertified values. The "true" values are defined as the 95% confidence intervals of the mean.

3.3.3 Precision

The precision of data is a measure of the reproducibility of an analytical measurement when an analysis is repeated. It is reported in Relative Percent Difference (RPD) or Relative Standard Deviation (RSD). Laboratory replicate samples and MS/MSD samples will be run according to the frequency outlined in Table 3 of the Appendix. The Relative Percent Difference (RPD) will be calculated as a measure of precision.

---

[1] Certified reference materials (CRMs) are samples in which chemical concentrations have been determined accurately using a variety of technically valid procedures; these samples are accompanied by a certificate or other documentation issued by a certifying body (e.g., agencies such as the National Research Council Canada (NRCC), US EPA, US Geological Survey, etc.). Standard Reference Materials (SRMs) are CRMs issued by the National Institute of Standards and Technology (NIST), formerly the National Bureau of Standards (NBS).

3.3.4 Sensitivity of the Analytical Method

The method detection limit (MDL) is the ability of a method to distinguish between the analytical noise and the measurement signal and can be used to define the analytical limit of detectability. The MDL represents a quantitative estimate of low-level response detected at the maximum sensitivity of a method.

3.3.5 Completeness

Completeness is defined as "a measure of the amount of data collected from a measurement process compared to the amount that was expected to be obtained under the conditions of measurement" (Stanley and Verner, 1985). Ideally, 100% of the data would be available for interpretation. However, the possibility of data becoming unavailable, for example, due to laboratory error, insufficient sample volume, or samples broken in shipping must be expected. For this project, the target for completeness is 95%.

3.3.6 Representativeness

The representativeness of data is the ability of the sampling locations and the sampling procedures to adequately represent the true condition of the sample sites. Field personnel will strictly adhere to the field sampling protocols to ensure the collection of representative, uncontaminated samples. The most important aspects of quality control associated with chemistry sample collection are as follows:

- Field personnel will be thoroughly trained in the proper use of sample collection equipment and will be able to distinguish acceptable versus unacceptable samples in accordance with pre-established criteria.
- Field personnel will be thoroughly trained to recognize and avoid potential sources of sample contamination (e.g., dirty hands, insufficient field cleaning).
- Samplers and utensils that come in direct contact with the sample will be made of non-contaminating materials (e.g., glass, stainless steel, and/or inert chemical coatings) and will be thoroughly cleaned between sampling stations.
- Sample containers will be pre-cleaned and of the recommended type.

3.3.7 Comparability

Comparability is the degree to which data can be compared directly to other relevant studies. For this investigation, sampling and analytical methods were designed to be comparable to those employed in other studies of PCBs in sealants (references listed in section 1.1 of the 'Field Sampling and Chemical Analysis Plan' for this Project).

4. Laboratory Quality Assurance and Control

4.1 Laboratory Requirements

The analytical laboratory for the Project has the appropriate facilities to store, prepare, and process samples. Moreover, appropriate instrumentation and staff to provide data of the required quality within the project schedule are also required. Laboratory operations must include the following procedures:

- A program of scheduled maintenance of analytical balances, laboratory equipment, and instrumentation.
- Routine checking of analytical balances using a set of standard reference weights (American Society of Testing and Materials (ASTM) Class 3, NIST Class S-1, or equivalents).
- Checking and recording the composition of fresh calibration standards against the previous lot, wherever possible. Acceptable comparisons are < 2% of the previous value.
- Recording all analytical data in bound (where possible) logbooks, with all entries in ink, or electronic format.
- Monitoring and documenting the temperatures of cold storage areas and freezer units once per week.
- Verifying the efficiency of fume hoods.
- Having a source of reagent water meeting ASTM Type I specifications available in sufficient quantity to support analytical operations. The conductivity of the reagent water will not exceed 18 megaohms at 25°C. Alternately, the resistivity of the reagent water will exceed 10 mmhos/cm.
- Labeling all containers used in the laboratory with date prepared, contents, initials of the individual who prepared the contents, and other information, as appropriate.
- Dating and safely storing all chemicals upon receipt. Proper disposal of chemicals when the expiration date has passed.
- Having QAPP, SOPs, analytical methods manuals, and safety plans readily available to staff.
- Having raw analytical data, such as chromatograms, accessible so that they are available upon request. Laboratories will be able to provide information documenting their ability to conduct the analyses with the required level of data quality. Such information might include results from interlaboratory comparison studies, control charts and summary data of internal QA/QC checks, and results from certified reference material analyses. That laboratory should maintain all project related data for a minimum of five years.

4.2 Laboratory Personnel, Training, and Safety

Each laboratory providing analytical support for this project must have a designated on-site QC Officer for the particular analytical component(s) performed at that laboratory. This individual will serve as the point of contact for project staff in identifying and resolving issues related to data quality.

Personnel in any laboratory performing analyses for the project will be well versed in good laboratory practices, including standard safety procedures. It is the responsibility of the particular analytical component project officer, laboratory manager, and/or supervisor to ensure that safety training is mandatory for all laboratory personnel. Each laboratory is responsible for maintaining a current safety manual in compliance with the Occupational Safety and Health Administration (OSHA), or equivalent state or local regulations. The safety manual will be readily available to laboratory personnel. Proper procedures for safe storage, handling, and disposal of chemicals will be followed at all times; each chemical will be treated as a potential health hazard and good laboratory practices will be implemented accordingly.

4.3 Quality Assurance Documentation

The chemical laboratory will be provided with the Project QAPP. In addition, the following documents and information will be current, and will be available to all laboratory personnel participating in the processing of samples:

- Laboratory QA Plan: Clearly defined policies and protocols specific to a particular laboratory, including personnel responsibilities, laboratory acceptance criteria and corrective actions to be applied to the affected analytical batches, qualification of data, and procedures for determining the acceptability of results.
- Laboratory Standard Operating Procedures (SOPs): Containing instructions for performing routine laboratory procedures.
- Laboratory Analytical Methods Manual: Step-by-step instructions describing exactly how a method is implemented in the laboratory for a particular analytical procedure.
- Instrument Performance Information: Information on instrument baseline noise, calibration standard response, analytical precision and bias data, detection limits, etc. This information may be recorded in logbooks or laboratory notebooks or stored electronically.
- Control Charts: Control charts are useful in evaluating internal laboratory procedures and are helpful in identifying and correcting systematic error sources. Contract laboratories are encouraged to develop and maintain control charts whenever they may serve in determining sources of analytical problems.

4.4 Laboratory Performance Audits/Corrective Action

No additional performance audits will be required as part of this Project. However, participation in performance audits or other intercomparison studies are encouraged.

4.5 Laboratory Performance Measurements

Laboratory performance measurements (also known as Data Quality Indicators) are designed to determine whether data quality criteria are met, as defined below.

4.5.1 Method Blanks

Also called laboratory reagent blanks or preparation blanks, method blanks account for contaminants present in the solvents, preservatives, analytical solutions, or other laboratory equipment used during the quantification of the parameter.

4.5.2 Internal Standards

Internal standards account for error introduced by the analytical instrument.

4.5.3 Replicate Samples

Replicate samples of the raw material can be extracted and analyzed to measure laboratory precision or variability of a chemical in the material.

4.5.4 Laboratory Replicate Samples

Laboratory replicate samples are replicates of extracted material that assess the measurement precision.

4.5.5 Matrix Spike Replicate Samples

Matrix spike replicate samples are used to assess both measurement precision and accuracy. They are especially useful when field samples may not contain many of the target compounds because measuring non-detects in replicates does not allow the data reviewer to measure the precision or the accuracy of the data in an analytical batch.

4.5.6 Matrix Spike Samples

Matrix spike samples are field samples to which a known amount of contaminant is added and measured to determine potential analytical interference present in the field sample.

4.5.7 Certified Reference Materials (CRMs)

Analysis of CRMs is another way of determining measurement accuracy, especially if a CRM contains a certified value at concentrations similar to those expected in the samples to be analyzed. These types of samples serve to check if errors are introduced during the analysis process and at what step(s) and at what magnitude(s).

4.6 Laboratory Quality Control Procedures

The performance-based protocols for analytical chemistry laboratories consist of several elements, as follow:

4.6.1 Instrument Calibration

Upon initiation of an analytical run, after each major equipment disruption, and whenever on-going calibration checks do not meet recommended DQIs (Table 3, Appendix), the system will be calibrated with a full range of analytical standards. Immediately after this calibration procedure, the initial calibration must be verified through the analysis of a standard obtained from a source different from the standards used to initially calibrate the instrumentation. This second standard must be prepared independently and should ideally have certified concentrations of target analytes. Frequently, calibration standards are included as part of a run, interspersed with actual samples. However, this practice does not document the stability of the calibration and is incapable of detecting degradation of individual components, particularly pesticides, in standard solutions used to calibrate the instrument. The calibration curve is acceptable if it has a r^2 of 0.990 or greater for all analytes present in the calibration mixtures. If not, the calibration standards, as well as all the samples in the batch must be re-analyzed. All calibration standards will be traceable to a recognized organization for the preparation and certification of QA/QC materials (e.g., National Institute of Standards and Technology (NIST), National Research Council Canada (NRCC), US EPA, etc.).
Calibration curves will be established for each type of analyte and batch analysis from a calibration blank and a minimum of three analytical standards of increasing concentration, covering the range of expected sample concentrations. Only data from quantification within the demonstrated working calibration range may be reported by the laboratory (i.e., quantification based on extrapolation is not acceptable). Alternatively, if the instrument response is linear over the concentration ranges to be measured in the samples, the use of a calibration blank and one single standard that is higher in concentration than the samples may be appropriate. Samples outside the calibration range will be diluted or concentrated, as appropriate, and reanalyzed.

4.6.2 Documentation of Method Detection Limits

The method detection limit (MDL) is the ability of a method to distinguish between the analytical noise and the measurement signal and can be used to define the analytical limit of detectability. The MDL represents a quantitative estimate of low-level response detected at the maximum sensitivity of a method. The Code of Federal Regulations (40 CFR Part 136) gives the following definition: “The MDL is the minimum concentration of a substance that can be measured and reported with 99% confidence that the analyte concentration is greater than zero and is determined from analysis of a sample in a given matrix containing the analyte.” MDLs will initially be determined according to 40 CFR 136.2 (f) and Appendix B of 40 CFR 136. Determining the MDL with this procedure is elaborate and need not be determined annually provided that:

- No process or method changes have been made.
- Check samples containing an analyte spike at about 2x MDL indicate that the sample is detected. The required frequency of check samples is quarterly. The matrix and the amount of sample (i.e., dry weight of sediment) used in calculating the MDL will match as closely as possible the matrix of the actual field samples and the amount of sample typically used. In order to ensure comparability of results among different laboratories,

target MDL values for the initial chemical analytes have been established for the project. Most are considerably lower than water quality objectives or sediment quality guidelines and provide the foundation for having a high level of certainty in the data.

Laboratories will confirm the ability to analyze low-level samples with each batch. This will be accomplished by analyzing a method blank spiked at 3 to 5 times the method detection limit. Recoveries for organic analyses shall be between 50 and 150% for at least 90% of the target analytes.

4.6.3 Limits of Quantitation

Taylor (1987) states that "a measured value becomes believable when it is larger than the uncertainty associated with it." The uncertainty associated with a measurement is calculated from the standard deviation of replicate measurements of a low concentration standard or a blank. Normally, the MDL is set at three times the standard deviation of replicate measurements, as it is at this point that the uncertainty of a measurement is approximately ±100% at the 95% level of confidence. Values at the MDL may not reflect a signal much above zero and, therefore, are quantitatively not very meaningful. The limit of quantitation (LOQ), as established by the American Chemical Society, is normally ten times the standard deviation of replicate measurements, which corresponds to a measurement uncertainty of ±30% (see Taylor, 1987). By these standard definitions, measurements below the MDL are not believable, measurements between the MDL and LOQ are only semi-quantitative, and confidence in measurements above the LOQ is high. Target MDLs for PCBs in sealant samples are shown in Table 2.

Table 2. Target Method Detection Limits (MDLs) for PCBs in Sealant Samples

Synonym	Analyte	Target MDL (g/kg dry weight)
IUPAC#8	2,4'-DICB	3.6
IUPAC#18	2,2',5-TRCB	6.7
IUPAC#28	2,4,4'-TRCB	1.8
IUPAC#31	2,4',5-TRCB	1.6
IUPAC#33	2',3,4-TRCB	2
IUPAC#44	2,2',3,5'-TECB	2
IUPAC#49	2,2',4,5'-TECB	0.64
IUPAC#52	2,2',5,5'-TECB	1.6
IUPAC#56	2,3,3',4'-TECB	0.78
IUPAC#56/60	2,3,3',4'/2,3,4,4'-TECB	2
IUPAC#60	2,3,4,4'-TECB	1.2
IUPAC#66	2,3',4,4'-TECB	0.92
IUPAC#70	2,3',4',5-TECB	1.1
IUPAC#74	2,4,4',5-TECB	1.1
IUPAC#70/74	2,3',4',5/2,4,4',5-TECB	2.2
IUPAC#77	3,3',4,4'-TECB	2
IUPAC#87	2,2',3,4,5'-PECB	2
IUPAC#87/97	2,2',3,4,5'/2,2',3',4,5-PECB	4.8

IUPAC#95	2,2',3,5',6-PECB	0.99
IUPAC#97	2,2',3',4,5-PECB	2.8
IUPAC#99	2,2',4,4',5-PECB	1.5
IUPAC#101	2,2',4,5,5'-PECB	0.68
IUPAC#105	2,3,3',4,4'-PECB	3.5
IUPAC#110	2,3,3',4',6-PECB	2.9
IUPAC#118	2,3',4,4',5-PECB	3.4
IUPAC#126	3,3',4,4',5-PECB	5
IUPAC#128	2,2',3,3',4,4'-HXCB	1.5
IUPAC#132	2,2',3,3',4,6'-HXCB	2.3
IUPAC#138	2,2',3,4,4',5'-HXCB	2.1
IUPAC#141	2,2',3,4,5,5'-HXCB	2.1
IUPAC#149	2,2',3,4',5',6-HXCB	2
IUPAC#151	2,2',3,5,5',6-HXCB	1.9
IUPAC#153	2,2',4,4',5,5'-HXCB	1.9
IUPAC#156	2,3,3',4,4',5-HXCB	1.2
IUPAC#158	2,3,3',4,4',6-HXCB	2.3
IUPAC#169	3,3'4,4',5,5'-HXCB	2
IUPAC#170	2,2',3,3',4,4',5-HPCB	1
IUPAC#174	2,2',3,3',4,5,6'-HPCB	0.86
IUPAC#177	2,2',3,3',4',5,6-HPCB	1.4
IUPAC#180	2,2',3,4,4',5,5'-HPCB	0.93
IUPAC#183	2,2',3,4,4',5',6-HPCB	0.99
IUPAC#187	2,2',3,4',5,5',6-HPCB	0.78
IUPAC#194	2,2',3,3',4,4',5,5'-OCCB	0.98
IUPAC#195	2,2',3,3',4,4',5,6-OCCB	1.2
IUPAC#201	2,2',3,3',4,5',6,6'-OCCB	0.76
IUPAC#203	2,2',3,4,4',5,5',6-OCCB	1.2
IUPAC#209	DECB	5

4.6.4 Record of Certified Reference Material

As CRMs are routinely included in analysis of batches of reputable laboratories, the historical record of results may also serve as a suitable performance indicator.

4.6.5 Routine Analysis of Certified Reference Materials or Laboratory Control Materials

A laboratory control material (LCM) is similar to a certified reference material in that it is a homogeneous matrix that closely matches the samples being analyzed. A “true” LCM is one that is prepared (i.e., collected, homogenized, and stored in a stable condition) strictly for use in-house by a single laboratory. Alternately, the material may be prepared by a central laboratory and distributed to others (so-called regional or program control materials). Unlike CRMs, concentrations of the analytes of interest in LCMs are not certified but are based upon a statistically valid number of replicate analyses by one or several laboratories. In practice, this

material can be used to assess the precision (i.e., consistency) of a single laboratory, as well as to determine the degree of comparability among different laboratories. If available, LCMs may be preferred for routine (i.e., day to day) analysis because CRMs are relatively expensive. As noted in section 3.2, CRMs can not be analyzed in this Project.

4.7 Precision Criteria

Each laboratory is expected to maintain control charts for use by analysts in monitoring the overall precision of the CRM or LCM. Upper and lower control chart limits (e.g., warning limits and control limits) will be continually updated; control limits based on 99% confidence intervals around the mean are recommended. The relative standard deviation (RSD) will be calculated for each analyte of interest in the CRM based on the last 7 CRM analyses. However, as noted in section 3.2, CRMs can not be analyzed in this Project. Precision will be monitored by the analysis of replicate samples and continuing calibration check solutions (Table 3, Appendix).

4.8 Laboratory Replicates for Precision

A minimum of one sealant sample per batch of 20 samples or fewer will be processed and analyzed in duplicate for precision. The relative percent difference between two replicate samples or the relative standard deviation between more than two replicate samples (RPD or RSD respectively) will be less than the DQIs listed in Table 3 of Appendix B for each analyte of interest. Following are the calculations:

$$\text{RPD} = \frac{\text{ABS (rep 1 - rep 2) X 100}}{\text{Average (rep 1, rep 2)}}$$

$$\text{RSD} = \frac{\text{STDEV (all replicate samples) X 100}}{\text{Average (all replicate samples)}}$$

ABS — absolute value
STDEV — standard deviation

If results for any analytes do not meet the DQI for the RPD or RSD, calculations and instruments will be checked. A repeat analysis may be required to confirm the results. Results that repeatedly fail to meet the objectives indicate sample non-homogeneity, unusually high concentrations of analytes, or poor laboratory precision. In this case, the laboratory is obligated to halt the analysis of samples and investigate the source of the imprecision before proceeding. Due to the nature of the samples, sample homogeneity is likely to be the source of such imprecision.

4.9 Accuracy Criteria

Based on typical results attained by experienced analysts in the past, accuracy control limits have been established both for individual compounds and combined groups of compounds (see matrix spike and continuing calibration check solutions, Table 3 in the Appendix). Due to the inherent

variability in analyses near the method detection limit, control limit criteria for relative accuracy only apply to analytes with true values that are >3 times the MDL established by the laboratory.

4.10 Continuing Calibration Checks

Calibration check solutions traceable to a recognized organization must be inserted as part of the sample stream. The source of the calibration check solution shall be independent from the standards used for the calibration. Calibration check solutions used for the continuing calibration checks will contain all the analytes of interest. The frequency of these checks is dependent on the type of instrumentation used and, therefore, requires considerable professional judgment. All organic analyses shall be bracketed by an acceptable calibration check. A calibration check standard shall be run every 12 hours at a minimum.

If the control limits for analysis of the calibration check solution (set by the laboratories) are not met, the initial calibration must be repeated. The calibration check for 90% of the analytes shall not deviate more than ±20% for PCBs. If possible, the samples analyzed before the calibration check solution that failed the DQIs will be reanalyzed following recalibration. The laboratory will begin by reanalyzing the last sample analyzed before the calibration check solution that failed. If the RPD between the results of this reanalysis and the original analysis exceeds precision DQIs (Table 3, Appendix), the instrument is assumed to have been out of control during the original analysis. If possible, reanalysis of samples will progress in reverse order until it is determined that the RPD between initial and reanalysis results are within DQIs. The laboratory will report only the re-analysis results. If it is not possible or feasible to perform reanalysis of samples, all earlier data (i.e., since the last successful calibration control check) are suspect. In this case, the laboratory will prepare a narrative explanation to accompany the submitted data.

4.11 Laboratory Reagent Blanks

Laboratory reagent blanks (also called method blanks, extraction blanks, procedural blanks, or preparation blanks) are used to assess laboratory contamination during all stages of sample preparation and analysis. For PCB analyses, one laboratory reagent blank will be run in every sample batch. The reagent blank will be processed through the entire analytical procedure in a manner identical to the samples. Reagent blanks should be less than the MDL. A reagent blank concentration > 2x the MDL or > 10% of the lowest reported sample concentration for one or more of the analytes of interest will require corrective action to identify and eliminate the source(s) of contamination before proceeding with sample analysis. If eliminating the blank contamination is not possible, all impacted analytes in the analytical batch shall be flagged. In addition, a detailed description of the contamination source and the steps taken to eliminate or minimize the contamination shall be included in the narrative. Subtracting method blank results from sample results is not permitted.

4.12 Surrogates

The usage of the terms “surrogate,” “injection internal standard,” and “internal standard” varies considerably among laboratories. Surrogates are compounds chosen to simulate the analytes of

interest in organics analyses. Surrogates are used to estimate analyte losses during the extraction and clean-up process and must be added to each sample, including QA/QC samples, prior to extraction. Each laboratory must report the percent recovery of the surrogate(s) along with the target analyte data for each sample.

Each laboratory will set its own warning limit criteria based on the experience and best professional judgment of the analyst. It is the responsibility of the analyst to demonstrate that the analytical process is always "in control" (i.e., highly variable surrogate recoveries are not acceptable for repeat analyses of the same certified reference material and for the matrix spike/matrix spike duplicate).

4.13 Internal Standards

For gas chromatography (GC) analysis, internal standards (also referred to as "injection internal standards" by some analysts) are added to each sample extract just prior to injection to enable optimal quantification, particularly of complex extracts subject to retention time shifts relative to the analysis of standards. Internal standards are essential if the actual recovery of the surrogates added prior to extraction is to be calculated. The internal standards can also be used to detect and correct for problems in the GC injection port or other parts of the instrument. The compounds used as internal standards will be different from those used as surrogates. The analyst will monitor internal standard retention times and recoveries to determine if instrument maintenance, repair, or changes in analytical procedures are indicated. Corrective action will be initiated based on the judgment of the analyst. Instrument problems that may have affected the data or resulted in the reanalysis of the sample will be documented properly in logbooks and internal data reports and used by the laboratory personnel to take appropriate corrective action.

4.14 Dual-Column Confirmation

Dual-column chromatography is required for analyses using GC-ECD due to the high probability of false positives arising from single-column analyses. GC-ECD will not be used in this Project, however.

4.15 Matrix Spikes and Matrix Spike Duplicates

A laboratory-fortified sample matrix (a matrix spike, or MS) and a laboratory fortified sample matrix duplicate (a matrix spike duplicate, or MSD) will be used both to evaluate the effect of the sample matrix on the recovery of the compounds of interest and to provide an estimate of analytical precision. A minimum of 5% of the total number of samples submitted to the laboratory will be selected at random for analysis as matrix spikes and matrix spike duplicates. A field sample is first homogenized and then split into three subsamples. Two of these subsamples are fortified with the matrix spike solution and the third subsample is analyzed to provide a background concentration for each analyte of interest. The final spiked concentration of each analyte in the sample will be at least 10 times the MDL for that analyte, as previously calculated by the laboratory. Additionally, the total number of spikes should cover the range of expected concentrations. Recovery is the accuracy of an analytical test measured against a known analyte addition to a sample. Recovery is calculated as follows:

$$\text{Recovery} = \frac{\text{(Matrix plus spike result - Matrix result) X 100}}{\text{Expected matrix plus spike result}}$$

Recovery data for the fortified compounds ultimately will provide a basis for determining the prevalence of matrix effects in the samples analyzed during the project. If the percent recovery for any analyte in the MS or MSD is less than the recommended warning limit of 50 percent, the chromatograms and raw data quantitation reports will be reviewed. If an explanation for a low percent-recovery value is not discovered, the instrument response may be checked using a calibration standard. Low recoveries of matrix spikes may result from matrix interferences and further instrument response checks may not be warranted. This is especially true if the low recovery occurs in both the MS and MSD, and the other QC samples in the batch indicate that the analysis was "in control." An explanation for low percent-recovery values for MS/MSD results will be discussed in the narrative accompanying the data package. Corrective actions taken and verification of acceptable instrument response will be included. Analysis of the MS/MSD is also useful for assessing laboratory precision. The RPD between the MS and MSD results should be less than the target criterion listed in Table 3 of the Appendix for each analyte of interest.

4.16 Field Replicates

The analysis of field replicates and field splits can provide an assessment of both inter-and intra-laboratory precision and variance in the sample matrix at the field site. Field replicates will not be analyzed in this Project (see 'Field Sampling and Chemical Analysis Plan' for more information).

5. Assessments and Project Oversight

5.1 Contractor Quality Control

The Project Manager will ensure that qualified personnel are employed in all phases of project implementation and that all personnel receive appropriate training to complete assigned tasks consistent with project workplans.

5.2 Assessments and Response Actions

No audits of sampling personnel will be required as part of this project. However, before any field sampling is conducted, the Contractor Project Manager will verify that proper equipment is available for all field personnel. This includes sampling equipment, safety equipment, and field measurement equipment (if appropriate). It will also be verified that all personnel involved in field activities have received sufficient training and are able to properly use the equipment and follow procedures. The Project Manager may also verify the application of procedures and equipment periodically. If the Project Manager or Field Program Manager finds any deficiencies, corrective actions will be put in place and reported, and follow-on inspections will be performed to ensure the deficiencies have been addressed.

No audits of analytical laboratories will be performed as part of this project. However, it is

expected that regularly performed audits of the analytical laboratory are conducted through other quality assurance programs (e.g., RMP). The analytical laboratory is responsible for making any corrections needed to address data quality issues relevant to the project and to report these corrective actions to the Data Manager.

5.3 Reports to Management

In addition to the QAPP, the Field Sampling and Chemical Analysis Plan, and reports produced through the implementation of the project, quarterly progress reports will be developed and submitted to the Project Manager by the contractor. These progress reports will document project status, any significant field or laboratory issues, timeliness of scheduled field and analytical activities, any significant QA problems, or other issues, and provide recommended solutions, if applicable.

6. Data Validation and Usability

Data verification and data validation are key steps in the completion of the Project. The Project incorporates the following definitions:

6.1 Data Verification

Data verification is confirmation by examination and provision of objective evidence that specified requirements have been fulfilled. Data verification is the process of evaluating the completeness, correctness, and conformance/compliance of a specific data set against the method, procedural, or contractual requirements.

6.2 Data Validation

Data validation is confirmation by examination and provision of objective evidence that the particular requirements for a specific intended use are fulfilled. Data validation is an analyte-and sample-specific process that extends the evaluation of data beyond method, procedural, or contractual compliance (i.e., data verification) to determine the analytical quality of a specific data set.

6.3 Reconciliation with User Requirements

For laboratory data, when the data are reported to the Data Manager, if there is an outlier, data fails to meet DQIs, or other question arises with the data, the Data Manager is responsible for determining the acceptability of the data in question. Usually, the Project Chemist is contacted directly to resolve any questions. When the Data Manager is satisfied with the accuracy of the laboratory data in question, the data is considered acceptable and may be used as part of the overall dataset.

7. References

Astebro, A. et al. 2000. Emissions during replacement of PCB containing sealants – a case study. Organohalogen Compounds 46: 248-251.

Herrick, R.F. et al. 2004. An unrecognized source of PCB contamination in schools and other buildings. Environmental Health Perspectives 112:1051-1053.

Kohler, M. et al. 2005. Environmental Science & Technology 39: 1967-1973

Larry Walker Associates et al. 2006. PCB TMDL Implementation Plan Development. Prepared for CEP. Final Draft.

Lowe, S., R. Hoenicke, J. Davis, and G. Scelfo. 1999. *1999 Quality Assurance Project Plan, Regional Monitoring Program for Trace Substances*. San Francisco Estuary Institute, 1325 S. 46th Street, Richmond, CA 94804.

Melymuk, L. et al. 2008. Continuing sources of PCBs: the significance of building sealants. International Symposium on Halogenated Persistent Organic Pollutants, Birmingham, UK.

Moran, K. et al. 2007. Memorandum regarding 'First Phase Support Information for PCB Portion of Taking Action for Clean Water Grant'. July 16 2007.

Puckett, M. 2002. *Quality Assurance Management Plan for the State of California's Surface Water Ambient Monitoring Program ("SWAMP")*. California Department of Fish and Game, Monterey, CA. Prepared for the State Water Resources Control Board, Sacramento, CA. 145 pages plus Appendices.

San Francisco Bay Water Board. 2004. PCBs in San Francisco Bay, TMDL Project Report, January 8.

San Francisco Bay Regional Quality Control Board (RWQCB). 2008. Total Maximum Daily Load for PCBs in San Francisco Bay: Final Staff Report for Proposed Basin Plan Amendment. http://www.waterboards.ca.gov/sanfranciscobay/water_issues/programs/TMDLs/sfbaypcbs/Staff_Report.pdf

Stanley, T.W. and S.S. Verner 1985. "The U.S. Environmental Protection Agency's Quality Assurance Program." In: *Quality Assurance for Environmental Measurements, ASTM STP 867*, J.K. Taylor and T.W. Stanley, Eds. American Society for Testing and Materials, Philadelphia, PA, pp.12–19.

Taylor J.K., 1987. *Quality Assurance of Chemical Measurements*. CRC Press Inc.

8. Appendix: Analytical Method for PCBs in Sealants

PCB CONGENERS BY GC/MS

1.0 SCOPE, APPLICATION, AND METHOD CAPABILITIES

1.1 This method is used for the determination of chlorinated biphenyl congeners (PCBs) in sediments, soils, and miscellaneous samples by gas chromatography/mass spectrometry.

1.2 The target analytes and current method detection limit (MDL) values can be reviewed on the Laboratory Service Division web site.

2.0 SUMMARY OF METHOD

2.1 Samples are homogenized and a sub-sample removed for moisture determination.

2.2 Samples (10 g wet weight) are spiked with a surrogate spiking solution and are extracted with 1:1 acetone/dichloromethane using a Dionex ASE extractor (SOP 325).

2.3 The extract is then dried through a sodium sulfate column and concentrated using a J2 Scientific AccuVap. An internal standard is then added to each extract and cleaned up with a one-step GPC.

2.4 An aliquot of the final extract is injected into the gas chromatograph (GC). The analytes are separated by the GC and detected by a mass spectrometer.

3.0 SAMPLE COLLECTION, PRESERVATION AND HOLDING TIMES

3.1 All samples must be iced or refrigerated at <4°C from time of collection until delivery to the laboratory. Store samples in the dark at <-10°C.

3.2 There are no demonstrated maximum holding times associated with the PCBs in solid or other sample matrices. If stored in the dark at <-10°C, solid samples may be stored for up to one year.

4.0 COMMENTS

4.1 Raw data from all blanks, samples, and spikes must be evaluated for interference. Determine if the source of interference is in the preparation and/or cleanup of the samples and take corrective action to eliminate the problem.

4.2 Contamination by carryover can occur whenever high-concentration and low-concentration samples are sequentially analyzed. To reduce carryover, thoroughly wash and rinse glassware, vessels, and syringes between samples. Whenever an unusually concentrated sample is encountered, it

should be followed by the analysis of solvent to check for cross contamination.

5.0 SAFETY

5.1 General laboratory practices for handling organic solvents apply to working with dilute PCB standards. In accordance with Safety SOP 214, use approved eye protection and wear nitrile gloves. Prepare dilutions and spiked samples in a fume hood.

5.2 Chemical and other safety relation information is contained in the Material Safety Data Sheets (MSDS) that are maintained in the Laboratory Library and are available on-line at http://hazard.com/msds/ and http://msds.ehs.cornell.edu/msdssrch.asp.

6.0 INSTRUMENTATION/EQUIPMENT

6.1 Dionex Accelerated solvent extraction (ASE) system- pre-extracted

6.2 Whatman 19.8 mm glass fiber filter (Dionex P/N 047017), or equivalent muffled.

6.3 Aluminum weighing dishes (VWR 25433-008 or equivalent)

6.4 Chromatography columns w/o reservoir, solvent rinsed stopcocks

6.5 Disposable Pasteur pipettes

6.6 Gel-permeation chromatography system - an HPLC pump, an auto sampler, and a fraction collector.

6.6.1 GPC- Chromatographic column- Envirogel GPC Cleanup Column 19mm ID x 300mm Methylene Chloride (WAT036554, or equivalent)

6.7 GC columns- suggested 30 m x 0.25 mm ID 0.25 µm film SPB-octyl capillary column (Supelco 2-4218, or equivalent). Retention time specified in Table 2 must be met prior to performing analyses.

6.8 Automated concentration system – AccuVap Inline & FLX Concentration System or AccuVap EVS

6.9 Perkin Elmer Clarus 500 GCMS, or equivalent, capable of scanning from 50 to 600 amu.

7.0 REAGENTS AND STANDARDS

7.1 Organic-free reagent water - All references to water in this method refer to organic-free reagent water produced by a Millipore Milli-Q system.

7.2 Native congener mix stock solutions for separation of individual congeners on the SPB-octyl column. Purchase Accustandard M1668A-1, M1668A-2, M1668A-3, M1668A-4, M1668A-5, or equivalent. The five solutions, measured individually, allow resolution of all 209 congeners to establish retention times for each congener.

7.3 Individual stock solutions of congeners of interest (Accustandard and Ultra Scientific).

7.4 Internal Standard: Tetrachloro-m-xylene Accustandard S-279-5x

7.5 Surrogate Solution: IUPAC #103 & #198 100ug/mL in isooctane. Accustandard C-103S-TP and C-198S-TP.

7.6 Acetone, methylene chloride and other appropriate solvents - Pesticide quality or equivalent.

7.7 Pelletized diatomaceous earth. Varian 0019-8003 or equivalent. Muffled.

7.8 Sodium sulfate. Muffled.

7.9 Ottawa sand. Muffled.

7.10 Glass Wool. Muffled.

8.0 PROCEDURE

8.1 Instrument Operating Conditions

Initial temperature:	75 °C, hold for 2 minutes
Temperature program:	15 °C/min to 150 °C, 2.5 °C/min to 290 °C, hold 1 min.
Sample volume:	2.5 µL
Injector temperature:	260 °C
Interface temperature:	250 °C
Flow:	1.0 ml/min
Scan Range:	10-62 min at 181-508 amu
Scan Time:	0.35 second

The GC conditions may be optimized for compound separation and sensitivity. Once optimized, the same GC conditions must be used for the analysis of all standards, blanks, and QC samples.

8.2 Preparation of Calibration and Check Standards

8.2.1 Combine and dilute the solutions in section 7.2 to produce at least 5 calibration solutions of the individual PCBs between 50 and 3770 ng/mL or higher if necessary.

8.2.2 A check standard (CCC), containing all congeners of interest is prepared at a concentration of 1000 ng/mL for native compounds and 500 ng/mL for the internal standard and surrogates (IUPAC 103&198).

8.3 Preparation of QC Samples

8.3.1 Spike/LCS standards - Prepare a standard solution containing all the PCBs of interest at concentrations of 1.0 µg/mL. Use 1.0 mL of the 1.0 µg/mL solution for spike blank and matrix spike samples. Use 150 µL for the LCS samples.

8.3.2 Surrogate solution - This solution is added to every sample (client and QC) before extraction. The solution contains congeners 103 and 198 at 0.50 µg/ml. Spike each sample with 1.0 mL.

8.4 Sample Preparation

8.4.1 Samples, duplicates, and matrix spikes are homogenized and a 10 gram subsample is weighed for extraction. Use a smaller sample size if the sample matrix is expected to be dirty or contains very high concentrations of PCBs. An additional subsample of each sediment samples is weighed for% solid determination. The sample for extraction, after weighing, is mixed with pelletized diatomaceous earth until a dry, free-flowing mixture is obtained. This mixture is then placed into an ASE extraction cell. Add the surrogate solution (1.0 mL of 8.3.2) and, if needed, the appropriate amount of spiking standard (8.3.1) to the ASE vessels. Extract the sample with 1:1 acetone/ dichloromethane at elevated temperature and pressure. Total extraction time is ~ 30 min. See SOP 325 for operational details.

8.4.2 The method blank, LCS, and spike blank samples are prepared with 10 grams of muffled Ottowa sand.

8.4.3 The extracts are dried with muffled granular Na_2SO_4.

8.4.4 If an aqueous layer is visible in the extract, slowly add about 16.5 gm of muffled Na_2SO_4 to extract and mix well prior to pouring extract into drying column.

8.4.5 Dried extracts are to be evaporated to dryness and diluted to 2.5 mL of $MeCl_2$ for GPC using an AccuVap.

8.4.6 Prior to GPC, filter the 2.5 mL extract through a 0.45µ PVDF Captiva 3mL columns if necessary.

8.4.7 Add 10 µL of internal standard into every extract. Bring volume to 2.5 mL.

8.4.8 Set up GPC clean-up with inline evaporation per SOP 356.

8.4.9 Remove final extracts promptly upon completion of GPC cleanup and concentration. Replace slit septa caps with crimp caps.

9.0 CALIBRATION

9.1 Mass spectrometer calibration

9.1.1 Supelco SPB-Octyl fused silica capillary column (C/N 24218-U 30m x 0.25mm x 0.25µm film thickness) or comparable should be used.

9.1.2 The GC/MS system must be hardware-tuned to meet the criteria in Table 1 for a 50 ng injection of DFTPP. Analyses should not begin until all these criteria are met. Background subtraction should be straightforward and designed only to eliminate column bleed or instrument background ions.

Table 1
DFTPP Key Ions and Ion Abundance Criteria
(EPA 625 Criteria)

Mass	Ion Abundance Criteria
51	30-60% of base peak of mass 198
68	< 2% of mass 69
70	< 2% of mass 69
127	40-60% of base peak
197	< 1% of mass 198
198	Base peak, defined as 100%
199	5-9% of mass 198
275	10-30% of mass 198
365	> 1% of base peak
441	Present but less than mass 443
442	> 40% of mass 198
443	17-23% of mass 442

9.2 Quantitative analysis

9.2.1 When a compound has been identified, the quantitation of that compound will be based on the integrated abundance of the primary ions (Table 2).

9.2.2 If the %RSD of a compound's relative response factor (initial calibration) is 15% or less, then the concentration in the extract may be determined using the average response factor from the initial calibration data. Alternatively, a linear or quadratic regression with a coefficient of variance >0.998 may be used.

9.2.3 Use the data system to compute the concentration of the analyte in the sample, using an internal standard calibration. Calculate the concentration of the analyte in the initial sample.

Table 2 – Target Analytes, Retention Times, Selected Ions, and References

Compound	Retention Time	m/z	Reference
Tetrachloro-m-xylene	15.90	242+244	Internal Standard
IUPAC 103 (Surrogate)	28.37	324+326	Tetrachloro-m-xylene
IUPAC 198 (Surrogate)	47.89	428+430	Tetrachloro-m-xylene
IUPAC 8	16.96	222+224	IUPAC 103
IUPAC 18	19.18	256+258	IUPAC 103
IUPAC 28	23.24	256+258	IUPAC 103
IUPAC 31	22.93	256+258	IUPAC 103
IUPAC 33	23.46	256+258	IUPAC 103
IUPAC 44	26.10	290+292	IUPAC 103
IUPAC 49	25.58	290+292	IUPAC 103
IUPAC 52	25.08	290+292	IUPAC 103
IUPAC 56	31.03	290+292	IUPAC 103
IUPAC 60	31.25	290+292	IUPAC 103
IUPAC 66	30.34	290+292	IUPAC 103
IUPAC 70/74	30.01	290+292	IUPAC 103
IUPAC 87/97	33.30	326+328	IUPAC 103
IUPAC 95	29.08	326+328	IUPAC 103
IUPAC 99	32.67	326+328	IUPAC 103
IUPAC 101	32.08	326+328	IUPAC 103
IUPAC 105	38.42	326+328	IUPAC 103
IUPAC 110	34.12	326+328	IUPAC 103
IUPAC 118	37.18	326+328	IUPAC 103
IUPAC 126	41.64	326+328	IUPAC 198
IUPAC 128	41.65	358+360+362	IUPAC 198
IUPAC 132	39.05	358+360+362	IUPAC 198
IUPAC 138	40.34	358+360+362	IUPAC 198
IUPAC 141	39.26	358+360+362	IUPAC 198
IUPAC 149	35.96	358+360+362	IUPAC 198
IUPAC 151	35.00	358+360+362	IUPAC 198
IUPAC 153	37.26	358+360+362	IUPAC 198
IUPAC 156	44.59	358+360+362	IUPAC 198
IUPAC 158	40.73	358+360+362	IUPAC 198
IUPAC 170	47.28	394+396+322+324+326	IUPAC 198
IUPAC 174	42.30	394+396+322+324+326	IUPAC 198
IUPAC 177	43.01	394+396+322+324+326	IUPAC 198
IUPAC 180	45.98	394+396+322+324+326	IUPAC 198
IUPAC 183	42.30	394+396+322+324+326	IUPAC 198
IUPAC 187	41.67	394+396+322+324+326	IUPAC 198
IUPAC 194	52.56	428+430+432+356+358+360	IUPAC 198
IUPAC 195	50.17	428+430+432+356+358+360	IUPAC 198

Compound	Retention Time	m/z	Reference
IUPAC 201	44.00	428+430+432+356+358+360	IUPAC 198
IUPAC 203	48.81	428+430+432+356+358+360	IUPAC 198
IUPAC 209	56.33	494+504+424+432+214	IUPAC 198

10.0 QA/QC REQUIREMENTS

10.1 The batch QC Requirements are outlined in Table 3.

10.2 No more than 20 client samples can be included in an analytical batch.

10.3 Compute the percent recovery of the surrogate standard spiking solution using an internal standard calibration method.

10.4 Analyze the method blank immediately after the LCS to analyze freedom from contamination and carryover from the LCS.

Table 3 – Batch QC Requirements

QC Type	Batch Requirement	Acceptance Criteria	Corrective Action
MS tuning check	Prior to analyzing samples	See Table 1 and section 8.5	Retune and adjust the MS
Calibration	Acceptable calibration	RF <20% RSD, or if using 1st or 2nd order regression, =/> 0.998	Correct instrument or standard problem. Recalibrate.
Spike Blank	Fortify at same concentration as MS samples	+/- 30 % recovery	Requires reextraction and reanalysis if more than 10% of the analytes fail to meet acceptance criterion.
Continuing Calibration Check	1 at the beginning of each analytical run, every 12 hrs and at the end of the run. Concentration at cal mid-range.	+/- 20% recovery.	Recalibrate. Rerun with fresh standard if CCC continues to fail. If recoveries are outside of the control limits flag sample with "N".
Low Level Spike Blank (LCS)	1 per batch. Concentration at lowest calibration level.	+/- 50% recovery.	If recoveries are outside of the control limits flag sample with "N".
Method Blank	1 per batch.	Target analytes below MDL.	Reanalyze method blank to confirm. May require re-extraction and reanalysis. Flag detected compounds in samples that are also present in the blank with a "B".

QC Type	Batch Requirement	Acceptance Criteria	Corrective Action
Matrix Spike	1 per batch or 10% of samples. Spike concentration set at the calibration mid-level.	±35% recovery	Flag spiked sample and base with "N", if recoveries are outside control limits.
Matrix Duplicate	1 per batch or 10% of samples.	Acceptance Criteria < 50 % RPD for concentrations > 10 MDL for 90% of analytes	Flag outliers with "*", samples < 10 MDL flagged with a V. Requires re-extraction and re-analysis if more than 10% of the analytes fail to meet the acceptance criterion.

11.0 REFERENCES

11.1 EPA Method 1668, Revision A: Chlorinated Biphenyl Congeners in Water, Soil, Sediment and tissue by HRGC/HRMS, Revision A (1999). U.S. EPA, Office of Science and Technology, 401 M Street, SW, Washington, DC, 20460.

11.2 EPA Method 625. Base/Neutral and Acids. 40 CFR Part 136 Appendix A. Methods for Organic Chemical Analysis of Municipal and Industrial Wastewater. Revised as of July 1st, 1995.

11.3 EPA Method 8270D, Revision 4, February 2007. Semivolatile Organic Compounds by Gas Chromatography/Mass Spectrometry (GC/MS). SW846 On-line. http://www.epa.gov/epawaste/hazard/testmethods/sw846/pdfs/8270d.pdf

Laboratory Supervisor

Quality Control Assurance Officer

Laboratory Manager

MRP Regional Supplement for POCs and Monitoring
Appendix A

A11

RMP Special Study Proposal: Synthesis of Information on PCBs
Estimated Cost: $53,000
Oversight Group: TRC, CFWG
Proposed by: Jay Davis, SFEI

PROPOSED DELIVERABLES AND TIME LINE

Deliverable	Due Date
Draft outline	December 2010
Draft report	May 2011
Final report	August 2011

BACKGROUND AND JUSTIFICATION

The RMP PCB Strategy Team formulated a PCB Strategy in 2009. The Team recognized that a significant body of new information has been generated since the PCBs TMDL Staff Report was prepared. Some of the important new datasets include:

- Surface sediment data obtained using more accurate analytical methods (high resolution mass spectrometry) and the randomized sampling design
- Water data from the new random design
- Additional trend data from sport fish, bivalves, and bird eggs
- Surprising data from small fish showing higher than expected concentrations
- Additional data suggesting the possibility of toxic effects on avian embryos
- Information on a "new" PCB (PCB 11) that is abundant and ubiquitous
- Information on the entire suite of 209 congeners, now available for several matrices in the Bay

The RMP PCB Strategy has articulated management questions to guide a long-term program of studies to support reduction of PCB impairment in the Bay (see below). The PCB Team recommended two studies to begin addressing these questions. The first recommended study was to take advantage of an opportunity to piggyback on the final year of the three-year small fish mercury sampling in 2010. The second study recommended was a synthesis and conceptual model update based on the information that has been generated since the writing of the TMDL Staff Report. The Team considered this a prudent next step to ensure effective use of RMP funds and to form the basis for a plan for the next few years of PCB studies. The Team outlined the scope for this synthesis effort (see below).

APPLICABLE RMP MANAGEMENT QUESTIONS

The most relevant questions for this synthesis are the questions articulated specifically for the PCB Strategy.

1. What potential for impacts on humans and aquatic life exists due to PCBs?
2. What are appropriate guidelines for protection of beneficial uses?
3. What is the total maximum daily load of PCBs that can be discharged without impairment of beneficial uses?

4. What are the rates of recovery of the Bay, its segments, and in-Bay contaminated sites from PCB contamination?
5. What are the present loads and long-term trends in loading from each of the major pathways?
6. What role do in-Bay contaminated sites play in segment-scale recovery rates?
7. Which small tributaries and contaminated margin sites are the highest priorities for cleanup?
8. What management actions have the greatest potential for accelerating recovery or reducing exposure?
9. What is the most appropriate index for sums of PCBs?

OBJECTIVES AND APPROACH

The goal of the synthesis effort will be to produce a technical report that answers, to the extent possible, the PCB Strategy questions based on the information that has accumulated to date. Other questions may also be addressed. Stakeholder input on an outline of the report will be obtained as a first step in the project.

A considerable body of information generated by the RMP and other programs has accumulated in recent years. Some of the datasets to be covered in the review are listed below.

- Status and Trends: RMP (Sport fish, Bivalves, Avian eggs, Sediment, Water)
- RMP PCB Strategy: Small fish
- Effects:USFWS Avian egg work, UC Davis Effects on fish
- Fate: RMP (cores, multibox model)
- Loading Studies: Central Valley loads (RMP), Small tributaries (loading studies, BMP study), atmospheric deposition (global, local), POTWs (Region 2)

Stakeholder suggestions on additional datasets to include will also be encouraged.

The PCB Team also recommended reviewing and making recommendations related to several other sources of information.

- TMDLs and abatement actions from elsewhere to evaluate lessons learned and whether there are rules or thumb for what works and what doesn't work.
- Information on PCB 11. A related issue is the most appropriate index of total PCBs – whether to include PCB 11 and how many congeners to include in routine measurements and sums.
- The linkage between sediment and sport fish, including an evaluation of why concentrations appear to have declined in bivalves and sediments, but not in sport fish.
- Evaluation of sources using congener profiles.
- Updated estimates of nearshore ambient average concentrations and the inventory of PCBs in various compartments of the Bay ecosystem.
- An update of the Gobas food web model using the new sediment data.
- A review of literature on estuarine degradation rates, which have a large influence on predictions of the rate of recovery of the Bay.

- A review of literature on rates of attenuation of PCB loads from watersheds, which also have a large influence on Bay recovery.

The synthesis will also evaluate progress relative to the report: PCBs in San Francisco Bay: Impairment Assessment/Conceptual Model Report developed by SFEI for the Clean Estuary Partnership (Davis et al. 2006).

LITERATURE CITED

Davis, J.A., F. Hetzel, and J.J. Oram. 2006. PCB Impairment Assessment/Conceptual Model Report. Prepared for the Clean Estuary Partnership.

BUDGET

The estimated budget for this task is $53,000, all for SFEI labor. The hours allocated for each staff person are indicated below.

	Hours
Jay Davis	120
Don Yee	40
Ben Greenfield	40
Jon Leatherbarrow	120
Lester McKee	40
John Ross	80
Rachel Allen	80

MRP Regional Supplement for POCs and Monitoring
Appendix A

A12

Sustainable Conservation

Investor's Circle Update

Dedicated Decade: An Update on the Brake Pad Partnership

From the Bay to the boardroom, the lab to the Legislature, Sustainable Conservation's Brake Pad Partnership has come a long way since its inception over a decade ago. For years, the Partnership – an uncommon alliance of brake manufacturers, stormwater agencies and environmental groups – has worked tirelessly to identify and address the environmental consequences of copper from automobile brake pads. Beyond its specific project scope, the Partnership is a remarkable example of where Sustainable Conservation has been and where we're going.

Copper from automobile brake pads is contributing to the decline of endangered fish such as coho and steelhead by interfering with their ability to identify predators and locate spawning grounds.

COPPER 101

Each time drivers step on their brakes, small amounts of debris are released onto streets, into the air and, eventually, into waterways. No big deal, right? Wrong. California drivers hit their brakes hundreds of millions of times a day – which adds up to a substantial quantity of debris, much of which contains copper. Copper that ends up in streams, rivers and coastal waters is toxic to phytoplankton and disrupts the aquatic food chain. Elevated copper levels are also one of the factors contributing to the decline of salmon populations. What's worse, once copper has been deposited into water, it is extremely difficult – and extremely expensive – to get it out.

High levels of copper are found in urban watersheds across California. Through maximum allowable limits for copper pollution mandated by the State Water Resources Control Board, municipalities within these watersheds are now responsible for taking onerous and costly clean-up measures – and they have to demonstrate significant progress toward compliance by 2018.

Could brake pads be the culprit? Moreover, could they provide the key to an economically viable solution to the problem? Sustainable Conservation set out to investigate.

A COLLABORATIVE APPROACH

Instead of polarizing environmental and industry interests by heading straight to the courtroom, we convinced the various stakeholders to try a

(continued)

"By banning the use of copper in vehicle brake pads, California has the opportunity to again lead the nation in protecting our environment."

Senator Christine Kehoe (D-San Diego), author of Senate Bill (SB) 346

Sustainable Conservation

Investor's Circle Update

98 BATTERY STREET, SUITE 302, SAN FRANCISCO, CA 94111 PHONE: (415) 977-0380 FAX: (415) 977-0381 WWW.SUSCON.ORG

An Update on the Brake Pad Partnership

different approach: collaboration. In 1996, Sustainable Conservation convened the Partnership to understand the impact of copper from brake pads on water quality. When joining the Partnership, industry representatives agreed that if science showed copper in brake pads was indeed a significant contributor to water quality degradation, they would voluntarily reduce copper in brake pad formulations.

PIVOTAL OUTCOMES

Over the years that followed, the Partnership conducted rigorous scientific studies to determine the role brake pads play in elevated copper levels within San Francisco Bay Area watersheds. The results of these studies indicate that copper from brake pads accounts for the majority of the human-generated copper in highly urbanized watersheds. With this news, the industry was ready to honor its commitment AND raise the stakes on behalf of the Golden State's environmental and economic health.

NEW DIRECTIONS

By recommending the introduction of state legislation to limit the amount of copper in brake pads, the industry helped steer the Partnership – and Sustainable Conservation – into the policy realm. This initially surprising recommendation ultimately makes great sense: legislation would address environmental and economic concerns by maximizing positive impact on water quality and guaranteeing a level playing field for all brake pad manufacturers. Dynamic solutions are the name of the game at Sustainable Conservation, and the Partnership's willingness to adapt its strategy accordingly speaks to the importance of persistence and flexibility in effecting powerful environmental change.

In early 2009, Sustainable Conservation introduced Senate Bill (SB) 346, authored by Senator Christine Kehoe (D-San Diego), to reduce and eventually remove copper from brake pads sold in California, thereby addressing a serious threat to aquatic health and allowing local governments to meet their obligations under the Clean Water Act. The bill also requires that new brake pads meet all applicable safety and performance standards, and includes provisions to ensure that copper will not be replaced by materials containing other harmful substances.

VICTORY, REGROUPING

SB 346 passed out of the California State Senate on June 3 – a very exciting day! To bolster our chances at success in the State Assembly, the Partnership decided to make SB 346 a two-year bill. For now, the bill is being held in the Assembly Committee on Environmental Safety and Toxic Materials, with the goal of taking it up again in the 2010 legislative session. This additional time will allow the Partnership to further clarify and strengthen the bill, and conduct outreach with and allay concerns for those individuals and organizations currently opposed to the bill (including the car companies). The coming months will also provide an opportunity to formalize implementation and enforcement specifics for the copper reduction program.

THE ROAD AHEAD

Building on a decade of sound science and balanced problem-solving, the Partnership has made extraordinary progress on behalf of California's water quality in 2009. By raising consciousness about the power of our cooperative approach, Sustainable Conservation has already set a positive precedent in the Legislature. In 2010, we hope California will take the next big step by approving and signing SB 346 – a truly collaborative solution to a serious environmental problem. ■

To learn more, visit www.suscon.org/bpp.

After passing out of the California State Senate, SB 346, which aims to effectively eliminate all copper in brake pads sold in California, will go before the State Assembly in 2010.

MRP Regional Supplement for POCs and Monitoring
Appendix A

A13

AMENDED IN ASSEMBLY JUNE 21, 2010

AMENDED IN ASSEMBLY JUNE 7, 2010

AMENDED IN ASSEMBLY JUNE 24, 2009

AMENDED IN SENATE JUNE 1, 2009

AMENDED IN SENATE MAY 20, 2009

AMENDED IN SENATE APRIL 23, 2009

AMENDED IN SENATE APRIL 2, 2009

SENATE BILL No. 346

Introduced by Senators Kehoe and Simitian

February 25, 2009

An act to add Article 13.5 (commencing with Section 25250.50) to Chapter 6.5 of Division 20 of the Health and Safety Code, relating to hazardous materials.

LEGISLATIVE COUNSEL'S DIGEST

SB 346, as amended, Kehoe. Hazardous materials: motor vehicle brake friction materials.

(1) Existing law establishes the Department of Toxic Substances Control in the California Environmental Protection Agency, with powers and duties regarding the management of hazardous waste. Existing law, administered by the department, prohibits the management of hazardous waste except in accordance with the hazardous waste control laws, including laws governing the removal of any mercury-containing vehicle light switch from a vehicle, and the regulations adopted by the department. A violation of the hazardous waste control laws is a crime.

046046

The bill, commencing on January 1, 2014, would prohibit the sale of any motor vehicle brake friction materials containing specified constituents in amounts that exceed certain concentrations. The bill, commencing on January 1, 2025, would prohibit motor vehicle brake friction materials exceeding 0.5% copper by weight from being sold in California. The bill, commencing on January 1, 2014, would require all manufacturers of motor vehicle brake friction materials that are sold in this state to obtain a certification of compliance with these requirements from a 3rd-party testing certification agency, and to mark proof of certification on the friction materials. The bill would require a manufacturer of brake friction materials to file a copy of the 3rd-party certification with the department and to pay a reasonable filing fee. A violation of these provisions would be subject to a civil fine of up to $10,000 per violation. Because a violation of these provisions would also be a crime pursuant to the hazardous waste control laws, the bill would impose a state-mandated local program.

(2) Existing law requires the department to adopt regulations to establish a process to identify and prioritize chemicals of concern in consumer products. As part of this process, the department is required to adopt regulations for the evaluation of chemicals of concern in consumer products, including a process for evaluating alternatives.

This bill would direct the department to require vehicle brake manufacturers to comply with the regulations for the department's evaluation of chemicals of concern and, before those regulations are adopted, to ensure that formulations developed to comply with the above content requirements are less harmful to health and the environment.

~~(2)~~

(3) The California Constitution requires the state to reimburse local agencies and school districts for certain costs mandated by the state. Statutory provisions establish procedures for making that reimbursement.

This bill would provide that no reimbursement is required by this act for a specified reason.

Vote: majority. Appropriation: no. Fiscal committee: yes. State-mandated local program: yes.

The people of the State of California do enact as follows:

1 SECTION 1. The Legislature finds and declares all of the
2 following:

046047

(a) Friction materials are an essential component of motor vehicle brake systems and of critical importance to transportation safety and the public safety in general.

(b) Debris from friction materials containing copper in all of its forms, including, but not limited to, elemental copper and all of its alloys and compounds, are generated and released to the surrounding environment in the course of normal brake system operation.

(c) Tens of thousands of pounds of copper and other substances released from brake friction materials enter California's streams, rivers, and marine environment every year.

(d) Copper is toxic to many aquatic organisms, including salmon.

(e) Limits on the copper content of brake friction materials are essential for California cities, counties, and industries to comply with federal Clean Water Act (33 U.S.C. Sec. 1251 et seq.) mandates, including copper water quality standards and copper total maximum daily loads in California's urban watersheds.

(f) Without limits on the copper content of brake friction materials, California taxpayers face billions of dollars in federal Clean Water Act compliance costs.

(g) Changes in the composition of brake friction materials made to comply with copper water quality standards and successfully implement copper total maximum daily loads in California's urban watersheds should meet all applicable safety standards.

SEC. 2. Article 13.5 (commencing with Section 25250.50) is added to Chapter 6.5 of Division 20 of the Health and Safety Code, to read:

Article 13.5. Motor Vehicle Brake Friction Materials

25250.50. For purposes of this article, the following definitions apply:

(a) "Board" means the State Water Resources Control Board.

(b) "Department" means the Department of Toxic Substances Control.

(c) "Motor ~~Vehicle~~ *vehicle*" has the same meaning as "vehicle" is defined in Section 670 of the Vehicle Code.

(d) "Testing certification agency" means an agency approved by the department as qualified and equipped for the certification

046048

of testing of products, materials, equipment, and installations in accordance with nationally recognized standards.

25250.52. On and after January 1, 2025, any motor vehicle brake friction materials exceeding 0.5 percent copper by weight shall not be sold in this state.

25250.54. On and after January 1, 2014, any motor vehicle brake friction materials containing any of the following constituents in an amount that exceeds the following concentrations shall not be sold in this state:

(a) Cadmium and its compounds: 0.01 percent by weight.

(b) Chromium(VI)-salts: 0.1 percent by weight.

(c) Lead and its compounds: 0.1 percent by weight.

(d) Mercury and its compounds: 0.1 percent by weight.

(e) Asbestiform fibers: 0.1 percent by weight.

25250.56. (a) The department shall require vehicle brake manufacturers to comply with *the regulations adopted pursuant to subdivision (a) of* Section 25253 in their development of brake friction materials ~~that comply with Sections 25250.52 and 25250.54~~. In the process of complying with *the regulations adopted pursuant to subdivision (a) of* Section 25253, a manufacturer shall give specific consideration to the cumulative impacts on health and the environment of alternatives that increase the use of nickel, zinc, and antimony.

~~(b) This section does not authorize the department to modify or disregard the requirements in Section 25250.52 or 25250.54.~~

~~(c)~~

(b) Prior to the enactment of regulations implementing Section 25253, a vehicle brake friction material manufacturer shall exercise due diligence to ensure that formulations developed to comply with Sections 25250.52 and 25250.54 are less harmful to health and the environment.

25250.58. The following motor vehicle classes and brakes are exempt from this article:

(a) Military combat vehicles.

(b) Vehicles employing internal closed oil immersed brakes, or a similar brake system that is fully contained and emits no copper, other debris, or fluids under normal operating conditions.

(c) Brakes designed for the primary purpose of holding the vehicle stationary and not designed to be used while the vehicle is in motion.

046049

(d) Motorcycles.

25250.60. (a) Commencing on January 1, 2014, all manufacturers of friction materials used in brakes on new motor vehicles, or as replacement parts, that are sold in this state shall obtain certification from a third-party testing certification agency that each of their formulations for brake friction materials complies with Section 25250.54. A certification shall be valid for no more than three years. Manufacturers shall mark proof of certification on all brake friction materials.

(b) Commencing on January 1, 2025, all manufacturers of friction materials used in brakes on new motor vehicles, or as replacement parts, that are sold in this state shall obtain certification from a third-party testing certification agency that each of their formulations for brake friction materials complies with Sections 25250.52 and 25250.54. A certification shall be valid for no more than three years. Manufacturers shall mark proof of certification on all brake friction materials.

(c) Prior to its products being sold in this state, a manufacturer of friction materials used in brakes on new motor vehicles, or as replacement parts, shall file a copy of the third-party certification of each of its brake friction materials formulations with the department. The department shall charge a reasonable filing fee upon the filing of a copy.

(d) Manufacturers of friction materials used for brakes on new motor vehicles, or as replacement parts, may obtain certification of compliance with the requirements of Section 25250.52 or ~~Section~~ 25250.54 at any time prior to the dates specified in those sections.

(e) The department, in consultation with all interested parties, and on or before January 1, 2012, shall develop all certification and marking criteria required pursuant to this section.

(f) Commencing on January 1, 2014, vehicle manufacturers and retailers of friction materials shall ensure that only brakes certified for sale in this state are offered for sale in this state.

25250.62. (a) A violation of this article, including, but not limited to, offering brake friction materials for sale without first complying with subdivision (c) of Section 25250.60 or the falsification of third-party certification, by vehicle manufacturers, brake friction materials manufacturers, distributors, or retailers,

046050

shall be subject to a civil fine of up to ten thousand dollars ($10,000) per violation.

(b) The department shall enforce this article. The department shall remove from sale in this state any replacement brake friction materials determined to be not in compliance with this article.

(c) In enforcing this article, the department shall not recall automobiles fitted with brake friction materials that do not comply with this article, but the department may impose fines and penalties authorized pursuant to subdivision (a) on automobile manufacturers whose vehicles are fitted with brake friction materials that do not comply with this article.

25250.64. This article does not limit, supersede, duplicate, or otherwise conflict with the authority of the department to fully implement Article 14 (commencing with Section 25251), including the authority to include products in a product registry established pursuant to the regulations adopted pursuant to that article or any testing or labeling requirements imposed pursuant to that article if those requirements are more protective of the public health and environment than those prescribed by this article. Notwithstanding subdivision (c) of Section 25257.1, vehicle brake pads shall not be considered as a product category already regulated or subject to pending regulation for purposes of Article 14 (commencing with Section 25251).

SEC. 3. No reimbursement is required by this act pursuant to Section 6 of Article XIII B of the California Constitution because the only costs that may be incurred by a local agency or school district will be incurred because this act creates a new crime or infraction, eliminates a crime or infraction, or changes the penalty for a crime or infraction, within the meaning of Section 17556 of the Government Code, or changes the definition of a crime within the meaning of Section 6 of Article XIII B of the California Constitution.

O

MRP Regional Supplement for POCs and Monitoring
Appendix A

A14

Reducing Water Pollution Caused by Vehicle Brake Pads

Brake Pad Copper Control and Total Maximum Daily Loads

- Copper from vehicle brake pads is polluting California's urban waterways.
- There are limited options for intercepting or treating copper pollution.

As of 2006, 51 water bodies across California exceeded the amount for copper allowed under state and federal regulations. The vast majority of this copper comes from vehicle brake pads.

Local agencies, especially financially strapped cities like San Diego, Los Angeles, Sacramento, and San Francisco Bay Area cities, are being forced to deal with this pollution under the U.S. Environmental Protection Agency's Total Maximum Daily Load (TMDL) mandates imposed through regional water quality control boards.

Several municipalities are already facing aggressive TMDL requirements and deadlines for achieving drastic reductions in copper pollution in 18 specific water bodies. Similar requirements are being drafted and are soon expected for all of California's urban areas.

Carefully Crafted Regulation is Imperative

Senator Christine Kehoe has proposed Senate Bill (SB) 346 that would phase out the use of copper in motor vehicle brake pads and would also limit the use of other harmful water pollutants such as lead, mercury, zinc, cadmium and asbestos in brake pads.

- Senator Kehoe's bill is essential for municipal agencies facing tough copper TMDL requirements.

Costly infiltration basins and land-use intensive vegetated strips and swales are the only runoff treatment measures that can remove sufficient amounts of copper to comply with copper TMDLs. High costs and the very large land areas required make these options rarely available in California's highly urbanized areas. As a result, **treating runoff to remove copper is many times more expensive than treatment for other pollutants.** Installing urban runoff copper treatment measures like these would cost California municipalities billions of dollars. Regulating copper content in brake pads is a better and safer alternative.

The Cost of Waiting is Just Too Great

- Any delay in adopting or implementing SB 346 will put municipal agencies at risk.

Unless brake pad copper pollution reduction begins soon, non-compliance with TMDL requirements will be unavoidable. The potential fines for non-compliance are staggering, and many regional water quality control boards have shown a willingness to impose them if they believe no meaningful effort is being made to comply. The risk to municipalities is real – and not one they are willing to take.

Vehicle brake pads are the single largest source of copper in highly urbanized watersheds in California. To achieve compliance with Total Maximum Daily Loads (TMDLs), significant reductions in copper concentrations must occur. Compliance with TMDLs cannot be achieved without the brake pad source control proposed by Senator Kehoe.

SB 346 Protects Residents and Industry

Municipalities have been working for years to encourage manufacturers and other automotive industry leaders to reduce and eventually eliminate copper from brake pads. Those discussions have been productive but have fallen short of any substantive agreement regarding the timelines and leadership necessary to reduce brake pad copper pollution.

SB 346 is necessary to move this critical effort forward.

Domestic and international competition will undercut any attempt to voluntarily reduce copper in brake pads. Manufacturers would be left without the incentives to take advantage of alternative brake pad formulations. Protecting our watersheds from copper pollution through regulated source reduction is the only technically feasible and fiscally responsible solution. Regulation will ensure that source reduction is initiated in a timely fashion.

Display of brake pads

Senator Kehoe's bill:

- **Levels the playing field between all domestic and foreign manufacturers;**
- **Provides cost-effective means for improving water quality and avoiding far more costly treatment alternatives; and**
- **Is the only realistic and fair solution to a complicated threat to our state's water quality.**

Lobbyist Contact: Moira Topp, City of San Diego Legislative Advocate, Sloat Higgins Jensen & Associates (916) 446-3007 or mtopp@shjlobby.com

MRP Regional Supplement for POCs and Monitoring
Appendix A

A15

SENATOR **CHRISTINE KEHOE** *THIRTY-NINTH SENATE DISTRICT*

FACT SHEET
SB 346 (KEHOE) – Hazardous materials: motor vehicle brake friction materials
As amended June 7, 2010

PROBLEM: Elevated copper levels occur in urban watersheds across California. Dissolved copper is toxic to phytoplankton (the base of the aquatic food chain). It also impairs salmon's ability to avoid predators and return to their home streams to spawn. Scientific studies have shown that the primary source of copper in highly urbanized watersheds is the fine dust generated by the use of vehicle brake pads.

Pursuant to the requirements of the federal Clean Water Act, the Regional Water Quality Control Boards in Los Angeles and San Diego have already imposed severe copper Total Maximum Daily Loads (TMDLs). Similar TMDLs are expected to be imposed on other urban watersheds across the state in the near future. The only technically and economically feasible way for municipalities to comply with these TMDLs is to eliminate copper pollution at its source – vehicle brake pads – no later than 2025. Any attempt to try and remove copper already dissolved in stormwater in highly urbanized areas would most likely require condemnation of large tracts of land and construction of elaborate infrastructure and cost already fiscally strapped local governments billions of dollars statewide with no guarantee that these methods would actually succeed.

SOLUTION: SB 346 would require brake pad manufacturers to reduce the use of copper in brake pads sold in California to no more than 0.5% by 2025. The bill also: 1) creates limits for other brake pad materials, 2) establishes a certification process by a third-party testing agency for compliance and requires the Department of Toxic Substances Control (DTSC) to charge a fee to cover the costs; 4) establishes civil penalties for violations; and 5) creates a Brake Friction Materials Water Pollution Fund into which any fines, penalties, and fees would be deposited. Funds collected would be used to implement the bill, upon appropriation by the Legislature. The goal is to improve California's water quality and allow California stormwater agencies to meet their TMDLs in a timeframe that is aggressive but realistic for brake and vehicle manufacturers.

BACKGROUND INFORMATION:

The bill is sponsored by the City of San Diego and Sustainable Conservation, and is the result of a 15-year effort to understand and address the impact on the environment of brake pad wear debris generated during the use of motor vehicles. A series of interlinked, peer-reviewed laboratory, environmental monitoring, and environmental modeling studies established that brake pads are by far the most significant source of copper in runoff from urban watersheds. Details of these studies can be found at www.suscon.org/brakepad.

SB 346 provides industry with a generous timeline within which to develop and distribute safe and effective copper-free brake friction materials, gives cities and counties the ability to demonstrate that they will meet their copper TMDLs in a timely manner, and removes a serious threat to the health of salmon and other aquatic life in California's urban watersheds.

For further information, please contact Linda Barr at (916) 651-4477 or by email at linda.barr@sen.ca.gov., or Justin Malan at (916) 448-1015 or by email at Justin@ecoconsult.biz.

Supporters:

Sustainable Conservation (co-sponsor)
City of San Diego (co-sponsor)
California Stormwater Quality Association
TDC Environmental
Coalition for Practical Regulation (representing 40 cities)
League of California Cities
Bay Area Stormwater Management Agencies Association (representing 84 cities and 7 counties)
California State Association of Counties
San Diego Coastkeeper
UC San Diego
Port of San Diego
U.S. Navy
Environmental Entrepreneurs
Sierra Club California
Natural Resources Defense Council
Center for Environmental Health
California Association of Environmental Health Administrators
California Product Stewardship Council
Forests Forever
Heal the Bay
Clean Water Action
Planning and Conservation League
California League of Conservation Voters
StopWaste.Org
City of Signal Hill
City of Lynwood
City of Carson
City of Whittier
City of Downey
City of Cerritos
City of Vista
City of Torrance
Los Angeles County Flood Control District
City of Arcadia
City of Los Angeles
City of Rolling Hills
City of Vernon
Ventura Countywide Stormwater Quality Management Program
City of Duarte
City of Sante Fe Springs
City of Lakewood
City of Camarillo
Coastal Environmental Rights Foundation
City of Commerce

Supporters:

City of Covina
Industrial Environmental Association
City of San Jose
City of Thousand Oaks
City of Monterey Park
City of Bellflower
City of Paramount
City and County of San Francisco
Alameda County Board of Supervisors
Ventura County Board of Supervisors
City of Santa Marina
City of Long Beach
City of Ventura

MRP Regional Supplement for POCs and Monitoring
Appendix A

A16

B A S M A A

Alameda Countywide Clean Water Program

Contra Costa Clean Water Program

Fairfield-Suisun Urban Runoff Management Program

Marin County Stormwater Pollution Prevention Program

Napa County Stormwater Pollution Prevention Program

San Mateo Countywide Water Pollution Prevention Program

Santa Clara Valley Urban Runoff Pollution Prevention Program

Sonoma County Water Agency

Vallejo Sanitation and Flood Control District

June 3, 2010

The Honorable Pedro Nava
Chair, Assembly Committee on Environmental Safety & Toxic Materials
State Capitol, Room 2148
Sacramento, CA 95814

Subject: SB 346 (Kehoe) – Source Control of Copper Water Pollution – Support As Proposed To Be Amended

Dear Assemblymember Nava:

The Bay Area Stormwater Management Agencies Association (BASMAA)[1] strongly supports SB 346 (Kehoe), which will provide California's cities and counties with the tool they need to comply with stringent federal and state water quality mandates and avoid billions of dollars in costs and penalties. SB 346 requires that copper, an extremely significant aquatic pollutant, be reduced to a *de minimis* 0.5% by weight in vehicle brake pads sold in California by 2025. Peer-reviewed scientific studies have established that by far the most significant source of copper in urban watersheds is the fine dust generated from the use of brake pads.

Pursuant to the requirements of the federal Clean Water Act, the Regional Water Quality Control Boards in Los Angeles and San Diego have already imposed severe copper Total Maximum Daily Loads (TMDLs). Similar TMDLs are expected to be imposed on other urban watersheds across the state in the near future. The only technically and economically feasible way for municipalities to comply with these looming deadlines is to eliminate copper pollution at its source – vehicle brake pads – no later than 2025. Any attempt to try and remove copper already dissolved in stormwater in highly urbanized areas would most likely require condemnation of large tracts of land and construction of elaborate infrastructure. This could easily cost already fiscally strapped local governments billions of dollars statewide with no guarantee that these methods would actually succeed.

SB 346 provides industry with a generous timeline within which to develop and distribute safe and effective copper-free brake friction materials while also giving cities and counties the ability to demonstrate that they will meet their copper TMDLs in a timely manner without having to spend billions of dollars to do so. BASMAA and its 96 member agencies are pleased to support SB 346.

Very truly yours,

James Scanlin

James Scanlin, Chair
Bay Area Stormwater Management Agencies Association

cc: Senator Christine Kehoe
Assemblymember Ira Ruskin

Bay Area Stormwater Management Agencies Association

P.O. Box 2385

Menlo Park, CA 94026

510.622.2326

info@basmaa.org

[1] BASMAA is a consortium of nine municipal stormwater programs in the San Francisco Bay Area representing 96 agencies, including 84 cities and 7 counties. The members of BASMAA are responsible for complying with the requirements of municipal separate storm sewer system (MS4) National Pollutant Discharge Elimination System (NPDES) permits issued by the San Francisco Bay Regional Water Quality Control Board (Water Board).

MRP Regional Supplement for POCs and Monitoring
Appendix A

A17

Impact of dissolved copper on the olfactory system of seawater-phase juvenile salmon

Estimated cost: **$36,767**

Oversight Group: Exposure and Effects Workgroup

Proposed by: David Baldwin, Environmental Conservation Division, NOAA Northwest Fisheries Science Center

PROPOSED DELIVERABLES AND TIMELINE

Setup, exposures, electrophysiological recordings, and data analysis	June – Sept, 2011
Preparation of report	Sept – Nov, 2011

BACKGROUND

Copper is a ubiquitous contaminant of aquatic systems in urbanized and agricultural areas. In the San Francisco Bay estuary, elevated ambient copper concentrations result from a multitude of anthropogenic sources including, in decreasing order, erosion of buried sediments, inflow from the Sacramento and San Joaquin Rivers, urban and non-urban runoff, anti-fouling marine coatings, urban wastewater, atmospheric deposition, and industrial discharge (CRWQB 2007). Although the source of copper entering the Bay from the Sacramento and San Joaquin Rivers has not been assessed, one possible source is the application of copper-containing pesticides (data available online from the California Department of Pesticide Regulation Pesticide Use Reporting Program www.cdpr.ca.gov/docs/pur/purmain.htm).

In fish, exposures to dissolved copper concentrations that are sublethal are, nonetheless, known to be able to impair peripheral sensory systems (e.g. gustation, mechanosensation, and olfaction). For example, freshwater studies have shown that copper is toxic to fish mechanosensory (Hernandez et al. 2006; Linbo et al. 2006) and olfactory (Hansen et al. 1996; Baldwin et al. 2003) receptor neurons. Furthermore, inhibition of olfactory function is highly correlated with reduced ability to respond to an olfactory alarm cue that triggers anti-predation behavior in juvenile coho salmon (*Oncorhynchus kisutch*, Sandahl et al. 2007). In experiments with predatory cutthroat trout (*Oncorhynchus clarki*), survival of juvenile coho salmon was reduced 3- to 5-fold (McIntyre et al. in prep.). Significantly, these effects on the olfactory system can occur following exposure periods of as little as 30 minutes and increases in dissolved copper concentrations of as little as 3 µg/L (e.g. Baldwin et al. 2003; see Figure).

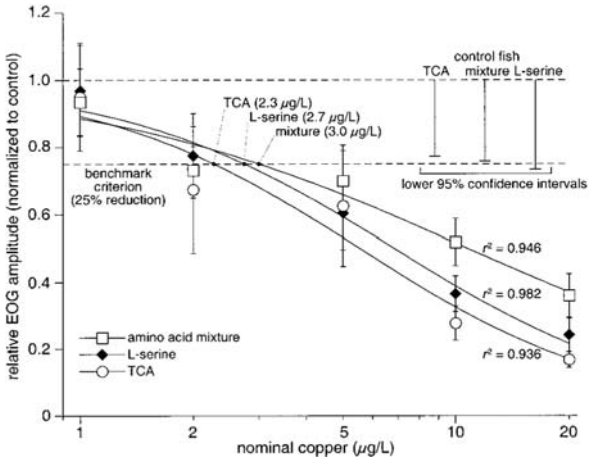

Dose-response curves and threshold determination for sub-lethal copper olfactory toxicity. Olfactory responses to three different odors were reduced following 30-minute increases in copper. Figure 5 from Baldwin et al. (2003).

Current site-specific copper objectives (SSOs) for San Francisco Bay were derived, in large part, from 96-hour tests on the development of larval *Mytilus edulis*. As per EPA guidance, toxicity tests in site water and standard laboratory waters were compared to account for the local influence of water chemistry on the bioavailability of copper to

relevant ligands in this organism. When considering copper neurotoxicity to peripheral sensory systems of sensitive fish taxa, it is important to realize that water chemistry may not have the same influence as on the development of larval *Mytilus edulis*. In tests on peripheral sensory systems in freshwater fishes, hardness and alkalinity provided little to no protection from copper neurotoxicity (McIntyre et al. 2008; Linbo et al. 2009). This differs from the conventional understanding of the influence of water quality on copper toxicity derived from the Biotic Ligand Model (BLM). Dissolved organic matter (DOC) provided some protection against copper neurotoxicity, but not to the extent expected from BLM-based predictions. These results are likely because the copper dynamics modeled by the BLM are based on interactions with ligands at the fish gill, not at sensory epithelia.

Currently, the copper SSOs are higher than concentrations at which effects on olfactory neurophysiology (Baldwin et al. 2003) and behaviour (Sandahl et al. 2007; McIntyre et al. in prep.) were seen in juvenile coho salmon. However, studies on copper neurotoxicity to peripheral sensory systems have thus far been conducted exclusively in freshwater. Given the uncertainty about the protectiveness of seawater from copper olfactory neurotoxicity, it is difficult to extrapolate effects thresholds to the different water chemistry of marine and estuarine waters. Additionally, differences between the biology of freshwater-phase versus seawater-phase juvenile salmon produce another source of uncertainty. The goal of this study is to determine the impacts of dissolved copper of the olfactory system of seawater-phase juvenile salmon in order to compare these effects to those known for freshwater-phase juvenile salmon and the copper SSOs for the San Francisco Bay estuary.

APPLICABLE RMP OBJECTIVES AND MANAGEMENT QUESTIONS

4.3 What ecological risks are caused by pollutants of concern? This study will determine what levels of dissolved copper pose a risk to the olfactory system of seawater-phase juvenile salmon.

4.6 Which forms of pollutants cause impairment? In addition to being present as free copper ions (Cu^{2+}), dissolved copper will form complexes (i.e. species) with other constituents of water (e.g. hydroxyl ions, carbonates, and dissolved organic molecules). These other species are considered to be much less toxic with respect to acute mortality and development. However, some of them may still be toxic to the olfactory system. The ability of seawater to form copper complexes, therefore, may provide less protection to the olfactory system of salmon than expected based on acute mortality.

5.1 What percentage of the Estuary is supporting beneficial uses? This study will address whether copper SSOs are likely to protect the olfactory system of juvenile salmon in the SF Bay estuary from sublethal impairment.

APPROACH AND OBJECTIVE

This study will be based on previous NOAA studies that measured copper olfactory toxicity in freshwater-phase juvenile salmon (Baldwin et al. 2003; Sandahl et al. 2007; McIntyre et al. 2008). As was done in these previous studies, the impact of copper exposure on the sensitivity of the salmon olfactory system to odors will be measured using direct electrophysiological recordings (electroolfactograms; EOGs) from the olfactory epithelium (Baldwin et al. 2003). While the effect of copper on the EOGs of seawater-phase salmon has not been measured, the methods have been adapted to record EOGs in seawater-phase cutthroat trout (Labenia et al. 2007). The experiments will be performed at the Northwest Fisheries Science Center's (NWFSC) Mukilteo Field Station (Mukilteo, WA) using Chinook salmon (*Oncorhynchus tshawytscha*). Fertilized eggs will be obtained from a local hatchery and reared in freshwater at Mukilteo until fish are the appropriate age for smolting. The majority of the fish will then be transitioned to seawater and maintained in seawater for the duration of the experiment, while a subset will remain housed in freshwater. Water samples will be collected for analyses of water chemistry parameters (e.g. salinity and DOC) and copper concentrations.

Determine the threshold for effects of dissolved copper on the olfactory system of seawater-phase juvenile salmon. The proposed studies are expected to be initiated in June 2011 and should be complete by the end of the fiscal year (October 2011). To determine the effect of copper on the olfactory system, odor-evoked EOGs will be obtained from fish using a standard odorant, the amino acid L-serine. Fish will be either unexposed to copper (controls) or exposed for a short period (30 minutes) to one of at least 3 copper concentrations (ranging from 2-20 µg/L, but higher if needed). Copper-induced changes in the sensitivity of the olfactory system will be measured as a dose-dependent reduction in the amplitude of the odor-evoked EOGs from which an effect threshold for copper can be determined (e.g. see figure above). While the focus of the EOG recordings will be on seawater-phase juvenile Chinook salmon, fish that weren't smolted will be available, if necessary, to confirm the impact of copper on the olfactory system of freshwater-phase Chinook.

Since DOC is known to affect the toxicity of copper to the olfactory system (McIntyre et al. 2008), exposures will be performed at three different DOC concentrations representative of the SF Bay (e.g. 2, 4, and 6 mg/L). To the extent possible, the source of DOC used to amend the local seawater (which is ~2 mg/L DOC) will have copper binding properties similar to that of DOC from the SF estuary. The aim of the study will be to determine the effects threshold for the olfactory toxicity of copper in seawater-phase juvenile salmon at various DOC concentrations in order to compare this with thresholds measured from freshwater-phase salmon and with the copper SSOs in the SF Bay estuary.

REQUESTED BUDGET:

Biological Technician contractor salary (4 months)	$19,767
Equipment	$6,000
Supplies	$3,000
Travel	$2,000
Copper and water analyses	$6,000
Total	**$36,767**

NOAA contributions will include fish, fish husbandry, additional equipment and salary support (e.g. technicians and PI).

Cited literature:

Baldwin, D. H., J. F. Sandahl, J. S. Labenia, and N. L. Scholz. 2003. Sublethal effects of copper on coho salmon: Impacts on nonoverlapping receptor pathways in the peripheral olfactory nervous system. Environmental Toxicology and Chemistry **22**:2266-2274.

CRWQB (California Regional Water Quality Board). 2007. Copper site-specific objectives in San Francisco Bay. Proposed basin plan amendment and draft staff report. March 2, 2007.

Hansen, J. A., J. D. Rose, R. A. Jenkins, K. G. Gerow, and H. L. Bergman. 1999. Chinook salmon (*Oncorhynchus tshawytscha*) and rainbow trout (*Oncorhynchus mykiss*) exposed to copper: Neurophysiological and histological effects on the olfactory system. Environmental Toxicology and Chemistry **18**:1979-1991.

Hernández, P. P., V. Moreno, F. A. Olivari, and M. L. Allende. 2006. Sub-lethal concentrations of waterborne copper are toxic to lateral line neuromasts in zebrafish (*Danio rerio*). Hearing Research **213**:1-10.

Labenia, J. S., D. H. Baldwin, B. L. French, J. W. Davs, and N. L. Scholz. 2007. Behavioral impairment and increased predation mortality in cutthroat trout exposed to carbaryl. Marine Ecology Progress Series **329**:1-11.

Linbo, A. O., C. M. Stehr, J. P. Incardona, and N. L. Scholz. 2006. Dissolved copper triggers cell death in the peripheral mechanosensory system of larval fish. Environmental Toxicology and Chemistry **25**:597-603.

McIntyre, J. K., D. H. Baldwin, J. P. Meador, and N. L. Scholz. 2008. Chemosensory deprivation in juvenile coho salmon exposed to dissolved copper under varying water chemistry conditions. Environmental Science & Technology **42**:1352-1358.

Sandahl, J. F., D. H. Baldwin, J. J. Jenkins & N. L. Scholz. 2007. A sensory system at the interface between urban stormwater runoff and salmon survival. Environmental Science & Technology **41**:2998-3004.

MRP Regional Supplement for POCs and Monitoring

Appendix B

MRP Regional Supplement for POCs and Monitoring
Appendix B

B1

DRAFT
BASMAA REGIONAL MONITORING COALITION
MULTI-YEAR WORK PLAN

TABLE OF CONTENTS

1.0 INTRODUCTION 5

1.1 RATIONALE AND PURPOSE 5
1.2 RELATIONSHIP TO MUNICIPAL REGIONAL STORMWATER NPDES PERMIT 5
1.3 THE BASMAA REGIONAL MONITORING COALITION 6

2.0 MONITORING TASKS AND MANAGEMENT QUESTIONS 8

2.1 MRP COMPLIANCE OPTIONS (C.8.A) 8
2.2 SAN FRANCISCO BAY ESTUARY MONITORING (C.8.B) 8
Task 2a: RMP Committee and Workgroup Representation 9
2.3 CREEK STATUS (C.8.C) AND LONG-TERM TRENDS MONITORING (C.8.E) 9
Task 3a: Creek Status and Long-Term Trends Monitoring Design 10
Task 3b: Standard Operating and Data Quality Assurance Procedures 11
Task 3c: Creek Status Monitoring Coordination 12
Task 3d: Creek Status Monitoring Field Work and Laboratory Analyses 12
Task 3e: Creek Status and Trends Information Management System Development 12
Task 3f: Laboratory Contract Language and Reporting Formats 13
Task 3g: Creek Status and Trends Information Management and Quality Control 13
2.4 MONITORING PROJECTS (C.8.D) 14
Task 4a – Stressor/Source Identification Guidance 14
Task 4b – Stressor/Source Identification Studies 14
Task 4c – BMP Effectiveness Investigation 14
Task 4d – Geomorphic Project 14
2.5 POLLUTANTS OF CONCERN (LOADS) MONITORING (C.8.E) 15
Task 5a – Multi-Year Pollutants of Concern Sampling Plan 15
Task 5b – Standard Operating and Quality Assurance Procedures 16
Task 5c – Laboratory Standard Contract Language and Reporting Formats 16
Task 5d – POC Monitoring Information Management System Development 16
Task 5e: POC Monitoring Station Setup, Equipment Purchasing, Field Work and Laboratory Analyses 17
Task 5f – POC Information Management and Quality Control 18
2.6 CITIZEN MONITORING AND PARTICIPATION (C.8F) 18
Task 6a – Encouragement of Citizen Monitoring 18
2.7 DATA ANALYSIS AND REPORTING (C.8G) 18
Task 7a: Water Quality Standard Exceedance Reporting 18
Task 7b: Creek Status Electronic Reporting Template 19
Task 7c: Electronic Submittal of Creek Status and Long-Term Trends Data 19
Task 7d: Annual Monitoring Reports 19
Task 7d-1: Regional Urban Creeks Monitoring Report 19
Task 7d-2: Program-specific Urban Creeks Monitoring Report 19
Task 7d-3: Regional POC (Loads) Monitoring Report 20
Task 7e: Integrated Monitoring Report 20
Task 7e-1: Integrated Monitoring Report Outline and Template 20
Task 7e-2: Integrated Monitoring Report 20

3.0 SUMMARY OF REGIONAL AND PROGRAM TASKS 21

4.0 PROPOSED BUDGET, FUNDING MECHANISMS AND SCHEDULE 23

MRP Regional Supplement for POCs and Monitoring
Appendix B

B2

Contributions from "Stormwater" Programs to the RMP in 2009 and 2010

Program/Agency	2009	2010
Santa Clara Valley Urban Runoff Pollution Prevention Program	$170,327	$173,820
Alameda Countywide Clean Water Program	$165,376	$168,561
Contra Costa Clean Water Program	$134,023	$136,589
San Mateo Countywide Water Pollution Prevention Program	$82,030	$83,603
Marin Countywide Stormwater Pollution Prevention Program	$54,546	$55,557
Vallejo Sanitation and Flood Control District	$12,683	$12,864
Fairfield-Suisun Urban Runoff Management Program	$14,569	$14,803
City and County of San Francisco[a]	$37,592	$38,773
Caltrans[a]	$74,572	$76,063

[a]Although contributors to the RMP under the umbrella category of "stormwater", during FY 2009-10 these entities were not members of BASMAA or subject to the MRP.

MRP Regional Supplement for POCs and Monitoring
Appendix B

B3

RMP
Small Tributaries Loading Strategy

SFEI Contribution #585

This report should be cited as:
San Francisco Estuary Institute, (SFEI) 2009. RMP Small Tributaries Loading Strategy. SFEI Contribution #585. San Francisco Estuary Institute, Oakland, CA.

Table of Contents

Introduction 4
Management Questions and Priorities 5
1) Impairment 5
2) Loads 5
3) Trends 6
4) Support for Management Actions 6
Guiding Principles 6
Definitions 7
Implementation of the STLS 7
Proposed Tasks to Answer the Management Questions 7
Task 1: Guadalupe River Model 7
Task 2: Z4LA Small Tributaries Loading Study 8
Task 3: Develop Multi-Year Watershed Loading Sampling Plan 8
Task 3a: Develop Criteria and Rank Watersheds 9
Task 3b: Optimize Sampling Methods for Loadings and Trends 9
Task 3c: Develop Spreadsheet Model for Regional Loadings Estimates 10
Task 4: Pollutants of Concern Monitoring at a Subset of Representative Watersheds 10
Task 4a: Pollutants of Concern Monitoring (Guadalupe River) 11
Task 4b: Pollutants of Concern Monitoring at a Subset of Representative Watersheds – Zone 4 Line A – year 4 11
Task 4c: Pollutants of Concern Monitoring at a Subset of Representative Watersheds – Reconnaissance 12
Task 4d: Pollutants of Concern Monitoring at Representative Land Use sites – Rationale Development and Reconnaissance 12
Task 4e: Pollutants of Concern Monitoring at Representative Land Use sites 13
Task 5: Dynamic Modeling in a 2nd Selected Representative Watershed 13
References 14
Appendix 1: Water Board Priorities for Loads Monitoring 16
Appendix 2 Tools and Methods Applied to-date for Answering Management Questions 20

Introduction

The overarching goal of the RMP, and the intent of the Small Tributaries Loading Strategy (STLS), is to provide information needed to support water quality management decisions. The STLS was developed to ensure that the RMP is providing the information most urgently needed by managers to reduce loads and impacts of pollutants of concern (POC) entering the Bay from small tributaries.

The objective of this document is to present a planning framework for small tributary loads monitoring within the RMP that is consistent with and complemented by monitoring that will be completed in compliance with the Municipal Regional Permit for stormwater agencies (MRP). Water Board staff have affirmed that MRP provisions relating to POC and sediment loads monitoring would be revised to be compatible with the final version of this *Strategy*. Ideally, the strategy will be incorporated into the permit requirements so that coordination between BASMAA efforts and RMP efforts can be achieved. If the MRP development process is completed after development of this *Strategy*, the methods and studies outlined in this *Strategy* can be incorporated in the MRP language by reference. Implementing this *Strategy* will also consistent with the other RMP Strategies (Mercury, Dioxins, Modeling, and PCBs). These linkages are highlighted throughout.

Small tributaries have been identified in the mercury and PCB TMDLs as contributing significant and controllable loads of pollutants to San Francisco Bay. While mercury, methylmercury and PCBs remain the top priority and the focus of the majority of resources, the Sources Pathways and Loadings Workgroup (SPLWG) has ranked PBDEs as a high priority, and pyrethroids, dioxins (see the *RMP Dioxin Strategy*), selenium, OC pesticides, copper, nickel, and PAHs as medium priority for loads information. There are additional analytes listed in the February 2009 draft tentative order of the MRP that will also be considered (Category 1: Cu_D, POC; Category 2: Se_T, Se_D, NOx, total P and phosphate (PO_4^{3-}). In addition, it is recognized this POC list might evolve year-to-year as more information is gained through, for example, the emerging contaminants workgroup (ECWG) of the RMP. For all these POCs there remain uncertainties in:

- the magnitude of total regional loads,
- which watersheds contribute disproportionately to loads and impacts on local and regional scales,
- the relative importance of atmospheric deposition versus local sources contributing to watershed loads,
- how management can reduce loads, and
- trends in loads.

A premise of this *Strategy* is that it is possible to identify small tributaries that exert a disproportionately large influence on loads and impacts (consistent with the PCB and Hg strategies). Older industrial areas in local watersheds are presently hypothesized to be more polluted with PCBs than other parts of the urban landscape, whereas for

mercury, a broader distribution is hypothesized that includes industrial and commercial areas with higher imperviousness, and older urban areas. This more even distribution is partly because regionally it is estimated that about one third of the mercury load in urban stormwater is derived from atmospheric deposition. An additional premise of this *Strategy* is that the process of identification of sources and control of Hg and PCBs will also help to control other particle bound POCs. If these premises are correct, it will be possible to focus attention on contaminated tributaries and areas within watersheds and reduce mercury, PCB and other POC loads to the Bay and ultimately reduce beneficial use impacts in a cost-effective manner.

The RMP has already conducted loads monitoring for mercury, PCBs, and other POCs in three tributaries (Sacramento River, Guadalupe River, and Zone 4 Line A, a small tributary in Hayward). This *Strategy* aims to build on existing efforts and increase the amount and cost-effectiveness of information generated to answer key management questions while at the same time coordinating with BASMAA studies in relation to MRP compliance.

Management Questions and Priorities

1) Impairment

Which are the "high-leverage" small tributaries that contribute or potentially contribute most to Bay impairment by pollutants of concern?

An understanding of the POC load contributions of individual watersheds to impairment will be essential to developing cost-effective strategies for reducing loads and monitoring progress in load reductions in the context of sensitive areas on the Bay margin and food web uptake. This question ties closely with the *RMP Mercury and PCB Strategies* which identify the need to determine which processes, sources, and pathways disproportionately contribute to food web accumulation. It is anticipated that a focus on linking loads to impairment will help ensure that load reductions actually lead to reductions in exposure and impacts in target species. Implicitly, to answer this question, information will needed that links concentrations or loads from watersheds with key biological processes in the near-field habitats on Bay margin. Before that can be done however, we must first make decisions about which watersheds to study using a ranking derived from the combination of all available information on POC sources, atmospheric deposition, sediment concentrations in stormwater conveyances, and POCs in Bay margin sediment and biota.

2) Loads

What are the loads or concentrations of pollutants of concern from small tributaries to the Bay?

The TMDLs for mercury and PCBs include an allocation for the aggregate loads from urban stormwater runoff. Data collected in compliance of provision C.8.f of the MRP will inform improved measurements of single watershed loads and regional estimates. While load information will be developed for single watersheds, we are emphasizing understanding loading and impairment at the regional scale. This information will be

useful for input into models of the Bay process and recovery time (see the *RMP Modeling Strategy*). A combination of field studies and modeling will be needed to answer this question. There are a few key intermediate questions to be answered. For example, what sampling design is needed (how many samples under what kind of field conditions should be taken to generate loads information)? How many categories of watersheds are there in the Bay Area? How many watersheds in each category should be studied? Which categories should be prioritized for collection sooner than others? What sampling design is needed to characterize loads associated within each watershed category? Although Hg and PCBs are the most urgent and data rich POCs to build a framework of investigation from, like all other components of this *Strategy*, it is assumed that there will be benefits for other POCs.

3) Trends

How are loads or concentrations of pollutants of concern from small tributaries changing on a decadal scale?

Understanding long-term trends in loads is essential to tracking progress toward TMDL wasteload allocations. Provision C.8.d and C.8.f of the MRP describe the intent to track trends through water quality sampling in urban stormwater. Answering this question will require the collection of systematic data in fixed locations. Power analysis will be needed to determine the amount of data needed to see a trend of a given magnitude given reasonable expectations of management effort and environmental variability.

4) Support for Management Actions

What are the projected impacts of management actions on loads or concentrations of pollutants of concern from the high-leverage small tributaries and where should management actions be implemented in the region to have the greatest impact?

Answering this question will require conceptual, and ideally quantitative models of the behavior of POCs in the watersheds, along with an adequate foundation of empirical information (see the *RMP Modeling Strategy (Question 4*)). Data will be needed to populate the internal structure of the models (for example concentrations and loads of POCs associated with land use or source categories) as well as for calibration and verification (e.g., single location time continuous flow and concentration data). In addition to model input data, information on anticipated management actions will be needed: when, where, and what?

Guiding Principles

- Focus on what should be done, rather than what can be done. Implement control measures where they are most likely to impact Bay water quality impairments.
- Seek opportunities for obtaining information on multiple pollutants in a cost-effective manner (e.g., piggybacking).
- Seek areas where collaboration can be maximized.

Definitions

- Small tributary: Rivers, creeks, and storm drains that enter the Bay downstream of the confluence of the Sacramento and San Joaquin rivers.
- Pollutants of concern (POC): Use SPLWG prioritized list and the list provided in provision C.8.f of the MRP and apply budget disproportionately to higher ranked POCs.

Implementation of the STLS

The largest challenge that is unique to the STLS in contrast to the other RMP strategies is the close coordination with the monitoring components in the MRP. We envisage the need for a consensus between the RMP Steering Committee, the Water Board, and BASMAA on which parts of the STLS will fulfill permit requirements and what kind of reporting will be needed by the STLS team in that regard. This decision will provide the general conceptual framework for partitioning activities between RMP work and BASMAA work under the MRP. Although conceptually there will be a need each year to review that decision and alter it as needed, the success of this *Strategy* and the resulting program of observation and information development will be largely reliant on consistency and predictability for staffing and equipment.

Like any planning document, this *Strategy* will require periodic updating as management needs evolve and questions are answered or new questions are generated. In addition, stakeholders are interested in periodic reports that synthesize the data and information developed as a WHOLE. Lastly, stakeholder meetings will be required periodically to inform interested parties of results and make adjustments to the field components of the strategy.

Proposed Tasks to Answer the Management Questions

Task 1: Guadalupe River Model
Funded in 2008 and 2009 - $150,000 over two years. Proposed funding 2011 - $75,000

In 2009 the RMP funded the 2nd year of a two year modeling effort in the data rich Guadalupe River Watershed as a first step towards developing a regional scale model. Guadalupe was chosen because of the abundance of rainfall and runoff data collected by the SCVWD, the abundance of Hg sediment data collected by a number of agencies beginning 1988, and the abundance of suspended sediment and bed load data collected by the USGS. In addition, the RMP/CEP/SCVWD/SCVURPPP has funded SFEI to collect 4 years of Hg, PCB and other POC data during storms. While the model may have local stakeholder uses, the overall intention is to use Guadalupe as a starting point for the development of other watershed models and ultimately a regional scale model. In 2011, the model will be rerun to answer questions like:

- Long term average loads (*Strategy* Question 2)
- Predicting the effects of various BMP scenarios (*Strategy* Question 4)
- Predicting the time to observe trends (Note this would help to refine the sampling plan (Task 3))

Year 1 – Model stormwater flow (Lent and Oram, 2009)
Year 2 – Model suspended sediment, Hg, and PCBs
Year 3 – Model BMPs and loads trends.

Objectives: Improve load estimates for Guadalupe River, develop and calibrate a model for testing BMP scenarios and predicting load trends, and provide tested parameterization of the model to expand the use to other watersheds in the regional context.

Task 2: Z4LA Small Tributaries Loading Study
Funded Water Years 2007, 2008, 2009 - $400,000 over three years.

Beginning in 2007, the RMP funded a second small tributaries loading study in a small urban watershed in Hayward. The intent of this study was to understand loads of POCs entering the Bay from a small industrialized tributary near the Bay margin. This watershed was chosen because it contrasts with Guadalupe River in size, land use, rainfall variation, soil types, and location on the Bay margin. The study uses an intensive single station design employing 5 minute interval stage, rainfall, and turbidity measurement and storm focused ISCO pump sampling and depth-integrated point sampling. So far this study has been funded for three relatively dry years. Preliminary comparisons to Guadalupe reveal similarity of most POC loads normalized to areas during dry years with the exception of Hg, Cr, and Ni which have greater concentrations and loads in the Guadalupe system most likely due to historic mining.

Objective: Improve regional loads estimates for the class of smaller industrial watersheds near the Bay margin.

Task 3: Develop Multi-Year Watershed Loading Sampling Plan
Funded 2009 - $10,000

In order to cost effectively and systematically gather data to answer the *Strategy* questions, a multi-year sampling plan is needed to guide both the RMP and MRP data collection efforts. The aim of this task is to provide the rationale and plan for sampling to address the Strategy questions. This document will have strong linkages to provision C.8.d and C.8.f of the MRP. The sampling plan will need to be updated periodically as management needs change.

Three subtasks will contribute to development of the sampling plan. The sampling plan will reflect the present consensus obtained through ongoing discussions between the Water Board and BASMAA with scientific advisory input.

Objective: Write a sampling plan for small tributaries loads that represents consensus and guides RMP and MRP studies over the next 3-5 years.

Task 3a: Develop Criteria and Rank Watersheds
Funded 2009 - $25,000

The premise of the STLS is that it is possible to identify tributaries where there are controllable sources that exert a disproportionately large influence on loads and impacts. Two key questions in relation to this *Strategy*, and before the Water Board and BASMAA in relation to the MRP, are how many types of watersheds do we have and how many watersheds should be studied to answer the key management questions? A key long-standing recommendation of the SPLWG is to stratify watersheds into broad categories and then to sample one or two watersheds in each category; however due to budget limitations this has never been done. To answer these questions, a list of "representative watersheds" or which in the past have been called "observation watersheds" (Davis et al., 2000) or which in southern California are called "mass emissions sites" (Tiefenthaler et al., 2008) needs to be developed. Data on concentrations in Bay sediment, water, and tissue will be used along with physical parameters such as water depth and circulation patterns to characterize and rank Bay margins. To characterize and rank watersheds, information on PCB and Hg sources and "emission factors" and low and high flow hydrology and loads (McKee and Gilbreath in preparation) will be combined with recent new estimates of watershed specific sediment loads (Lewicki and McKee et al., 2009) to provide hypotheses of sediment concentrations. A weight-of-evidence approach will be used during the ranking process, along with knowledge of opportunities for collaboration, and benefits for multiple pollutants.

Objective: To develop a list of representative watersheds for focused study.

Task 3b: Optimize Sampling Methods for Loadings and Trends
Funded 2009 - $45,000

Management questions and associated hypotheses that are tested by environmental field data require an appropriate field sampling design that is cost effective and achieves the desired outcomes with appropriate confidence. Over the past eight years the SPLWG has implemented loads studies at Mallard Island, the Guadalupe River, and Zone 4 Line A with the objective of increasing our understanding of the sources and processes of sediment and pollutant transport and calculating accurate and precise loads of particle associated POCs. Given increasing costs, the need to estimate loads at more locations in any given year, and the need to show trends (over 5 or more years) as one tool for evaluating whether the TMDL objectives are being met (see provision C.8.f of the February 2009 draft tentative order of the Municipal Regional Permit (MRP)), there is a clear need to evaluate our sampling design and reformulate it as necessary. Using data collected at the three existing load stations, an analysis will be performed to assess the optimal number of samples and style of sampling coupled with loads calculation techniques for assessing loads and determining trends. Methods

similar to those outlined in published works (Leecaster et al., 2002; Ma et al., 2009) will be used. We will also make a cost analysis of each combination so that local managers can assess accuracy versus cost. The simulated sampling techniques will be decided during review of a work plan or, if needed, at a special subcommittee meeting of the SPLWG.

Objective: To determine the optimal sampling design for both loads monitoring and trends detection.

Task 3c: Develop Spreadsheet Model for Regional Loadings Estimates
Proposed funding 2010 - $35,000, $10,000 each year thereafter

"Spreadsheet models" provide a useful and inexpensive tool for organizing data to estimate regional scale watershed loads, our second key management question. They are based on the simplifying assumption that unit area runoff for homogeneous sub-catchments has constant concentrations and thus have advantages over models such as HSPF and SWMM that require large calibration data sets which take money and time to collect. Such a model was developed for the Bay Area previously (Davis et al., 2000) however, at that time, there was only local land use specific data on POCs for a drought period late 1980s and early 1990s, and there were no data on Hg and PCBs. In this task, a GIS based "spreadsheet model" will be developed using more recent local data on land use based concentrations and mass emissions collected in the Bay Area (augmented using recent stormwater literature) and updated annually as more and more data becomes available through implementation of this *Strategy*. The model structure will be based on the published work by Ha and Stenstrom (2008) and is more sophisticated than the SIMPLE model used by Davis et al (2000) because it contains calibration steps.

Objective: Develop a calibrated tool to make regional scale loads estimates of current and future POCs that can be updated annually as new information is developed.

Task 4: Pollutants of Concern Monitoring at a Subset of Representative Watersheds
Proposed funding 2011, 2012, 2013, 2014, and 2015 - $250,000 per year

Provision c.8.f of the revised tentative order of the MRP (February 2009) calls for monitoring to assess inputs of POCs to the Bay from specific local tributaries and urban runoff, to assess progress toward achieving wasteload allocations (WLAs) for TMDLs, and for helping to resolve uncertainties associated with loads estimates for POCs at the regional scale (whole Bay). The objective of this task is to carry out monitoring that achieves these same goals, and addresses *Strategy* questions 1 and 2. An efficient approach to conducting this monitoring will be developed through SPLWG discussions and guided by the multiyear watershed sampling plan (Task 3). With an efficient approach, it should be possible to establish three small tributaries load monitoring stations at a $250,000 / year level of funding but the cost estimate will necessarily be refined after the completion of Task 3b (above). The locations would be decided through

consultation with BASMAA and the Water Board and based partly on Task 3a (Develop criteria and rank watersheds). In year 1, we would install discharge and sediment monitoring equipment at three locations and begin sampling. In year two, the majority of the funds would be applied to collecting field data when all the start up costs would have been expended in the first year. Technical reports would be written in year 3 and year 5 only, to minimize reporting costs.

Objective: Determine loads entering the Bay from representative watersheds and improve regional loads estimates.

Task 4a: Pollutants of Concern Monitoring (Guadalupe River)
Proposed funding 2010 - $43,000. 2013 - $65,000 (if selected for ongoing monitoring)

Data collected previously in the Guadalupe River Watershed left a number of unanswered questions and hypotheses. During the first sampling year, a 1:5 year return storm event occurred. From December 16th 2002 mercury concentrations were elevated for the remainder of the WY. The data supported a number of hypotheses about the causes of high concentrations but the watershed was never sampled under similar conditions. Additionally, the original sampling design did not allow an estimate of Hg or PCBs from urban sources alone. In response to remaining unanswered questions and also the need to carry out systematic repeated sampling to assess trends, the RMP has budgeted funding for sampling every three years. Recently, the RMP began modeling Guadalupe using the HPSF numerical model to understand the source, release, and transport of sediment and contaminants to San Francisco Bay. The Guadalupe River was chosen primarily because of existing data richness and secondarily because of imminent management aimed at reaching loads targets imposed by the Hg TMDLs. Despite data richness, the weakest POC data set is land use specific data during flood flow; more of this kind of data will be collected in Task 4e and are necessary for calibrating the land use specific components of loading models and improving model performance for simulating BMPs.

Objectives: To collect land use specific PCB data at two locations, one mostly non-urban and upstream and one mostly urban and downstream to calibrate the land use components of the HSPF model and provide recommendations for similar efforts elsewhere in the Bay Area.

Task 4b: Pollutants of Concern Monitoring at a Subset of Representative Watersheds – Zone 4 Line A – year 4
Proposed funding 2010 - $150,000

Beginning in 2007, the RMP funded a second small tributaries loading study in a small urban watershed in Hayward. The intent of this study was to understand loads of POCs entering the Bay from a small industrialized tributary near the Bay margin. This watershed was chosen because it contrasts with Guadalupe River in size, land use, rainfall variation, soil types, and location on the Bay margin. The study uses an intensive single station design employing 5 minute interval stage, rainfall, and turbidity

measurement and storm focused isco pump sampling and depth-integrated point sampling. So far this study has been funded for three relatively dry years. Preliminary comparisons to Guadalupe reveal similarity of most POC loads normalized to areas during dry years with the exception of Hg, Cr, and Ni which have greater concentrations and loads in the Guadalupe system most likely due to historic mining.

Objective: Improve regional loads estimates for the class of smaller industrial watersheds near the Bay margin.

Task 4c: Pollutants of Concern Monitoring at a Subset of Representative Watersheds – Reconnaissance

Proposed funding 2010 - $12,000

Conducting loads studies in "observation" watersheds is a long standing recommendation of the SPLWG (see Davis et al., 2001). Recent TMDL reports on PCBs and Hg emphasize the influence of local small tributaries on water quality in the Bay and call for reduced loadings from urban areas. Provision C.8.f of the February 2009 draft tentative order of the Municipal Regional Permit (MRP) describes the need for Permitees to monitor eight watersheds to generate loads information. The watershed ranking study (Task 3a) planned for completion in early 2010, will provide a list of prioritized watersheds for study. Given logistical constraints such as channel form and safety that restrict the practical implementation of a loads monitoring study, a reconnaissance study will be carried out to investigate the potential for safe and successful sampling in the top ranked watersheds in the context of management questions. Note it is possible that some of these locations could overlap with the list of locations developed in Task 4d.

Objective: Document technically feasible and "safe" locations for consideration for future small tributary loads monitoring.

Task 4d: Pollutants of Concern Monitoring at Representative Land Use sites – Rationale Development and Reconnaissance

Proposed funding 2011 - $30,000

In order to develop models capable of testing and forecasting the effects of best management practices (BMPs) on POC trends (management question 4), data must be collected on land use based concentrations and mass emissions to provide a regional calibration data set. In this task we will refine the rationale for such an effort by reviewing literature and discussing potential modeling questions with local agencies. We will identify land use categories of interest in relation to our POC list. Those presently proposed based on the SoCal experience and discussions at strategy team meetings are a) Agriculture , b) Commercial, c) High density residential, d) Industrial, e) Low density residential, f) Open space, g) Recreational, and h) Transportation. There was also discussion of adding a "land use condition" factor such as age and conditions of roads and drainage systems). A list of potential sampling locations will be developed through a review locations sampled by BASMAA agencies in 1989-1995 and use GIS

and aerial photographs to investigate possible locations in high ranking watersheds (Task 3a) taking into consideration the decisions on land use categories to focus on. Lastly, we will carry out a field reconnaissance to investigate the potential for safe and successful sampling. Note it is possible that some of these locations could overlap with the list of locations developed in Task 4c.

Objective: Provide written documentation of the rationale for land use based sampling and a list of potential sampling locations.

Task 4e: Pollutants of Concern Monitoring at Representative Land Use sites
Proposed funding 2012, 2013, 2014, and 2015 - $100,000/year

In order to develop models capable of testing and forecasting the effects of best management practices (BMPs) on POC trends (management question 4), data must be collected on land use based concentrations and mass emissions to provide a regional calibration data set. We propose to follow the published methods of Tiefenthaler et al. (2008) after an initial assessment of data needs based on what is learned from the Guadalupe River model (see task above), and assessment of the usefulness of existing local data (BASMAA 1996; Soller et al, 2003/SCVURPPP 1998/99; McKee unpublished; EBMUD, 2009). Note the budget for this task depends on POC list, number of sites, and proximity to other loads monitoring sites. The cost proposal will be revised based on the outcomes of Task 3a, 3b, 4c, and 4d. The proposed budget would cover the following tasks:

- Purchasing and installing sampling equipment.
- Sampling storm events at each land use site following the outcomes of Task 3b above (sampling method (discrete or composit; number of samples per storm; number of storms per site).

Objective: Characterize land use specific concentrations and loads as basic data for model development and calibration.

Task 5: Dynamic Modeling in a 2nd Selected Representative Watershed
Proposed funding 2012 - $150,000

The *Strategy* calls for developing regional estimates of loads, tracking progress towards loads reductions, and determining the effectiveness of management towards TMDL goals. The completion of the Guadalupe Model (Task 1) will address all these questions but only for one large mercury contaminated watershed. The objective of this task is to address the answers to these key *Strategy* questions in another watershed (likely focusing on one adjacent to a known “high leverage contaminated Bay Margin”). A key outcome will be an assessment of how management might be able to reduce loads in the context of linkage to the processes of uptake on the Bay margin. This task will necessarily need data provided by Task 4a, 4b, and 4c (POC Monitoring at *a Subset of Representative Watersheds* and Task 4d and 4e (*POC Monitoring in Representative Land Use sites)*. At this time, we propose to use the HSPF modeling platform but there

now exists modified spreadsheet models (annual average time step) that might be considered (e.g., Ha et al in review).

Objective: Expand our modeling capability to test BMPs and predict trends in other representative watersheds.

References

BASMAA, 1996. San Francisco Bay Area Stormwater Runoff Monitoring Data Analysis 1988 - 1995. Bay Area Stormwater Management Agencies Association; prepared by URS Greiner Woodward-Clyde.

Davis, J.A., L. McKee, J. Leatherbarrow, and T. Daum. 2000. Contaminant Loads from Stormwater to Coastal Waters in the San Francisco Bay Region: Comparison to Other Pathways and Recommended Approach for Future Evaluation. San Francisco Estuary Institute, Richmond, CA.

Ha, S.J., and Stenstrom, M.K., 2008. Predictive modeling of storm-water runoff quantity and quality for a large urban watershed. Journal of Environmental Engineering, Sept 2008, 703-11.

Leecaster, M.K., Schiff, K., and Tiefenthaler, L.L., 2002. Assessment of efficient sampling designs for urban stormwater monitoring. Water Research 36, 2556-64.

Lent, M., Oram, J., and McKee, L., 2009. Guadalupe Watershed Model: Year 1 Report. RMP Technical Report: SFEI Contribution #564. San Francisco Estuary Institute, Oakland, CA.

Lewicke, M., and McKee, L.J, 2009. Watershed specific and regional scale suspended sediment loads for Bay Area small tributaries. A technical report for the Sources Pathways and Loading Workgroup of the Regional Monitoring Program for Water Quality: SFEI Contribution 566. San Francisco Estuary Institute, Oakland, CA. xx pp + Appendices.

Ma et al., 2009. Sampling issues in urban runoff monitoring programs: Composite versus grab. Journal of Environmental Engineering, Mar 2009, 118-27.

McKee and Gilbreath in preparation. Estimates of flow and contaminant loads entering the Bay under selected rainfall and runoff conditions in relation to the potential for routing to wastewater treatment.

Soller, J., Stephenson, J., Olivieri, K., Downing, J., and Olivieri, A.W., 2003. Evaluation of first flush pollutant loading and implications for water resources and urban runoff management. Santa Clara Basin Urban Runoff Pollution Prevention Program (SCVURPPP) and Eisenberg Oliviery and Associates INC. (EOA). SCVURPPP Fiscal Year 2002-2003 Annual Report.

Tiefenthaler, L.L., Stein, E., and Schiff, K., 2008. Watershed and land use-based sources of trace metals in urban stormwater. Environmental Toxicology and Chemistry 27, 277-87.

Table 1. Study elements, questions and budget allocations small tributaries loadings studies and monitoring proposed for the RMP from 2009 to 2015. Numbers indicate proposed budget allocations in $1,000s. With the exception on those costs that are marked by an asterisk, all other tasks and costs are subject to funding availability and TRC/SC approval.

Task	Description	Question	2009	2010	2011	2012	2013	2014	2015
1	Guadalupe River Model (2008 and 2009)	3,4	75*						
2	Z4LA Small Tributaries Loading Study (Water Years 2007, 2008, 2009)	1,2	100*						
3	Develop Multi-year Watershed Loading Sampling Plan		80*						
3a	Develop Criteria and Rank Watersheds	1,4	25*						
3b	Optimize Sampling Methods for Loading and Trends	1,2,3,4	45*						
3c	Develop/Update Spreadsheet model for Regional Loadings Estimates	2		35	10	10	10	10	10
4	POC Load Monitoring in Representative Watersheds	1,2,3		235	250	250	250	250	250
4a	Guadalupe			43*					
4b	Zone 4 (Year 4)			150*					
4c	Watersheds to Be Named Later (reconnaissance)			12					
4d	Pollutants of Concern Monitoring at Representative Land Use sites – Rationale Development and Reconnaissance	2,3,4		30					
4e	Pollutants of Concern Monitoring at Representative Land Use sites	2,3,4			100?	100?	100?	100?	100?
5	Dynamic Modeling in a 2nd Selected Representative Watershed	2,3,4				150			
	Total		255	270	360	510	360	360	360

* Already incorporated into a preexisting proposed budget.

046085

Appendix 1: Water Board Priorities for Loads Monitoring

This table contains Water Board decisions or management questions and SPLWG activities that might be needed to address these decisions/questions. The priorities are the same as those identified in the Sources Pathways and Loading Workgroup 5-year plan and have been developed through a consensus based discussions by the Work Group during 2007 and 2008.

SPLWG Priority	Pollutant	Near-term Decision or Management Question (5 years)	Modeling or Monitoring Needs for 5 years	Long-term Decision or management question (10 years)	Modeling or Monitoring Needs for 10 years	Comments
Top	Mercury, methylmercury	What is the contribution of local tributaries and storm drains to localized problems at the Bay Margins. What is the rate of progress toward TMDL load allocations. MRP requires monitoring of methyl mercury loads from urban runoff.	Local tribs monitoring studies designed to support Bay Margin modeling. Need local trib monitoring and beginning of model development to be able to estimate full watershed loads to assess TMDL progress.	Is the urban runoff (tribs/storm drains) total mercury load from all being reduced consistent with the TMDL load allocations for urban runoff. What is the spatial pattern of such load reductions to guide where more progress is needed.	Need sufficient and representative local tribs monitoring plus development of predictive model to provide refined assessment of loads from all watersheds/storm drains and determine spatial and perhaps temporal patterns?	The overarching issues are: 1) determining progress toward meeting Bay-wide load allocations; 2) determining if there are local impacts from some tribs that would require special attention; and 3) being able to distinguish local tribs/storm drains that contribute disproportionately either to Bay-wide loads or localized impacts at the margins. The modeling and monitoring should be directed at these issues. See narrative sheet as well.
Top	PCBs	What is the contribution of local tributaries and storm drains to localized problems at the Bay Margins. We also need to understand loads to various segments and gain understanding if those segment-specific loads matter to Bay impairment.	Local tribs monitoring studies designed to support Bay Margin strategy. Need local trib monitoring and beginning of model development to be able to assess full watershed loads and loads by Bay segment.	Are loads of PCBs from all watersheds being reduced consistent with the TMDL load allocations for urban runoff.	Need sufficient and representative local tribs monitoring plus development of predictive model to provide refined assessment of loads from all watersheds/storm drains and determine spatial and perhaps temporal patterns?	See mercury comments.

046086

SPLWG Priority	Pollutant	Near-term Decision or Management Question (5 years)	Modeling or Monitoring Needs for 5 years	Long-term Decision or management question (10 years)	Modeling or Monitoring Needs for 10 years	Comments
High	PBDEs	What is the contribution of local tributaries and storm drains to localized problems at the Bay Margins. What are the loads of PBDEs from all stormdrains and local tribs. We will need baseline loads to track future loading trends. We also would like to gain the understanding of loads by Bay segment as for PCBs.	Local tribs monitoring studies designed to support Bay Margin modeling. Need local trib monitoring and beginning of model development to be able to assess full watershed loads.	Need trends in PBDE loads. If TMDL is developed, we would need refined load estimates for TMDL.	May need similar information as for mercury or PCBs if PBDE TMDL is developed. Otherwise, we would need less detailed information but sufficient monitoring and modeling to PBDE loading trend.	Look for "piggy-back" opportunities in course of doing work on PCBs. We are not sure what the form of the TMDL will look like, but we know that we will need to be confirming loading trajectory at the very least.
SPLWG Priority	Pollutant	Near-term Decision or Management Question (5 years)	Modeling or Monitoring Needs for 5 years	Long-term Decision or management question (10 years)	Modeling or Monitoring Needs for 10 years	Comments
Medium	Pyrethroids	Are these compounds being detected and causing toxicity? How widespread is this toxicity? Are these pesticides found in runoff at levels that would impact Bay margins in terms of toxicity?	Need some level of monitoring and trend assessment - coarse assessment and evaluation of Bay Margin load and toxicity.	Are these compounds being detected and causing toxicity?	Need some level of monitoring and trend assessment - coarse assessment.	Potential emerging replacement class of pesticides. Needs: characterize and track possible impacts per implementation plan of Urban Creeks TMDL for pesticide-related toxicity.
Medium	Dioxins	What is the contribution of local tributaries and storm drains to localized problems at the Bay Margins. We may need rough cut loading estimate to Bay. There may be a need to understand role of atmospheric deposition contributions to trib/storm drain loads. We need improved understanding of presence in runoff and spatial distribution and how relevant are small tribs to Bay impairment.	some similarity to above pollutants plus air deposition monitoring/modeling connection.	The long term needs depend heavily on the nature of the TMDL. If there is a TMDL, we would need at least some assessment of loading trends.	Need some level of monitoring and trend assessment - coarse assessment.	Impairment listing for Bay, assumed benefit from PCB actions. Needs: fill gaps in conceptual model/impairment assessment, including sources, loads; also determine benefits from PCB actions? May eventually need refined load estimates for all types of dioxins (dioxin-like PCBs and the furans). Here too - look for piggy-back opportunities on top of PCB studies. For dioxin: is the loading coming from local or global sources? We will need evidence about this question for TMDL.
Medium	Selenium	We need refined load estimates from local tributaries, probably much more focused on extreme S. Bay at the moment. There could be impairment there and need to understand small trib contribution.	monitoring studies for small tribs in S. Bay to get loading estimates.	Update on local trib load estimates.		North Bay TMDL in development. Needs: refine load estimates from local tributaries. Main focus of monitoring should be S. Bay unless data gaps emerge from N. Bay TMDL development. This is unknown right now.

046087

SPLWG Priority	Pollutant	Near-term Decision or Management Question (5 years)	Modeling or Monitoring Needs for 5 years	Long-term Decision or management question (10 years)	Modeling or Monitoring Needs for 10 years	Comments
Medium	DDT, chlordane, dieldrin	What is the contribution of local tributaries and storm drains to localized problems at the Bay Margins. We also need loading baseline to track trends. Can we do anything to assist recovery that appears to be taking place (any areas needing attention?)? Similar strategy to PBDEs.	Find local sources or major small trib pathways.	Are we still recovering? Trends?		Bay TMDL in development. Needs: refined data to clarify impairment assessment and forecasts. Additionally, characterize loads to Bay in vicinity of areas of elevated legacy pesticides contamination to support Bay Margin modeling strategy. Look for piggy-back opportunities on other work (PCBs). Strategy has many similarities to PBDEs because of phase out of uses and presumed decreasing trends. TMDL may seek to use simple linkage (from PCB?) and largely be based on confirming recovery is underway. Information needs center around needing to confirm that this simple linkage is justified and appropriate and to confirm what additional actions, if any, are needed to assist recovery of the Bay.
SPLWG Priority	Pollutant	Near-term Decision or Management Question (5 years)	Modeling or Monitoring Needs for 5 years	Long-term Decision or management question (10 years)	Modeling or Monitoring Needs for 10 years	Comments
Medium	Copper	Monitor local tribs copper load trends. If copper is going up, we would want to know something about spatial pattern. Lower intensity monitoring here is OK. Additional monitoring triggered by increasing Bay trend though.		What is the trend of copper loads from local tribs?	Need some level of monitoring and trend assessment - coarse assessment.	Site-Specific Objectives (SSOs) for all Bay (copper) Need: periodic load confirmations, especially copper, from local tributaries per SSO implementation plan. If Bay levels increase, need more intensive small tribs monitoring perhaps in portion of Bay seeing increase. We may want to look at historical loading data from 90s to see if trend insights possible.
Medium	PAHs	What is the contribution of local tributaries and storm drains to localized problems at the Bay Margins. See dioxin row - very similar approach.				Impairment listing for some portions of Bay or tributaries. Probably need refined load estimates eventually. There is a possibility that threshold of impairment will be driven downward by NOAA. If so, we will have widespread listings. Strategy is similar to dioxins: distinguish local from global sources and ID local sources. Local sources thought to play a big role for this pollutant, though.
Low	Other trace metals (Ag, As, Cd, Cr, Ni, Pb, Zn)	No specific info needs. Can monitoring these provide insights and understanding of loads of other contaminants.				Some local impairment listings. No urgent data needs at present.

046088

SPLWG Priority	Pollutant	Near-term Decision or Management Question (5 years)	Modeling or Monitoring Needs for 5 years	Long-term Decision or management question (10 years)	Modeling or Monitoring Needs for 10 years	Comments
	OP pesticides	Are these compounds being detected and causing toxicity? Low level effort is probably OK here.		Are these compounds being detected and causing toxicity? Confirm trends, assumed decreasing.		Need: ongoing checks of toxicity presence per implementation plan of Urban Creeks TMDL for pesticide-related toxicity
	Nutrients	What are the loads and speciation of those loads (ammonia etc.)from local tributaries in comparison to other sources like POTWs and big rivers? Are these loads causing localized impairments like algal blooms or toxicity? Also, if Bay becomes clearer, might nutrients lead to some eutrophication problems? Finally, how do nutrients impact localized methylation at Bay Margins? Probably good idea to begin building knowledge base with monitoring and modeling.	Monitoring studies to answer the questions posed.	What is the status of the loads from local tribs? Long-range questions are up in the air right now.		We do not know the impairment status for nutrients so there are no imminent regulatory actions. Some loading data may be needed to support development of conceptual model/impairment assessment. There is a possibly linkage to MeHg loads and/or production in receiving waters. They may play an increasingly important role in Bay trophic status if there are long-term Bay changes in terms of clarity from other causes.

046089

Appendix 2 Tools and Methods Applied to-date for Answering Management Questions

This summary was developed to aid discussions in the early meetings of the Small Tributaries Loading Strategy Team

Tools and methods		Previous uses	Spatial and temporal scale	Planned or in progress in the Bay Area	Technical considerations	Stakeholder / implementation concerns
Field monitoring methods	**Bed sediment surveys** (combining bed sediment concentration with estimates of selected watershed sediment loads)	Used to identify and rank drainage systems with regards to POC concentrations. Combined with estimates of sediment loads to make local and aggregate regional estimates of POC load.	Region wide representing "average conditions"	Yes 1. SFEI prop 13 project, 2. Street sweeping studies, 3. City of Richmond source tracking and solution development	Grain size, there is no reliable relationship between POC in deposited sediment and POCs in water column	Cheap but reliability unknown
	Field based loads studies (combining high resolution flow, surrogate measure (turbidity), manual storm water sampling, lab analysis, regression estimator)	Loads: 1. Sacramento River, 2. Guadalupe River, 3. Zone 4 Line A, 4. pilot in Coyote Creek	Single tributaries. Selected climatic years measured. Other climatic year estimated using long term sediment or climatic data	1. Zone 4 Line A (WY 2009), 2. Sacramento River (WY 2010), 3. Guadalupe River (WY 2010)	Limitations: Only works when there is a relationship between turbidity and POCs; Advantages: High accuracy, multiple uses (loads, water quality exceedences, analysis, modeling, trends, future predictions	Expensive, can't afford to do it everywhere, need to decide where to do it and commit for a number of years. Logistic and cost issues in calibrating Suspended Sediment concentration data, affect site aelection.
	Field based loads studies (combining high resolution flow, automated field sampling (ISCO), lab analysis, averaging estimator)	BASMAA load studies for metals and some organics (1989-1991) that also used SWMM modeling to estimate loads (some monitoring continued during 1990's, see SWMM below)	Single tributaries. Selected climatic years measured. Other climatic year estimated using long term sediment or climatic data	Trial planned for Z4LA in WY 2009	If samples are composites will loose information on concentration variation during floods, loads will be less accurate and it will be unknown if each POC load is bias high or low	Cheaper than surrogate method but reliability unknown. If SSC used instead of TSS, logistic and cost issues apply.

046090

Tools and methods		Previous uses	Spatial and temporal scale	Planned or in progress in the Bay Area	Technical considerations	Stakeholder / implementation concerns
Extrapolation methods	**Area based extrapolation** (load measured in one watershed is scaled up to the Bay Area using an area ratio)	Used in PCB TMDL to estimate regional aggregate stormwater loads based on Guadalupe and Coyote Creek data	Region wide representing "average conditions"		Assumes that Guadalupe is characteristic (has average hydrology and land use of the entire Bay Area)	
	Sediment based extrapolation (load measured in one watershed is scaled up to the Bay Area using a sediment ratio)	Used in the Hg TMDL to estimate regional aggregate stormwater loads based on BASMAA bed sediment data	Region wide representing "average conditions"		Assumes that all sediment is sources from the same places in the landscape regardless of watershed geology, hydrology and land use	Cheap but reliability unknown
Modeling methods	**SIMPLE model** (An empirical model combining rainfall, land use, land use runoff coefficient and POC concentrations)	Used to estimate stormwater loads to coastal waters in 2000	Region wide representing "average conditions"		Assumes empirical relationships between climate land use and POC generation. No consideration for physical processes	Cheap but reliability unknown
	Hydrologic Simulation Program-Fortran (HSPF). A one dimensional watershed scale grid based conceptual model with routing.	Calibration/validation studies in a few selected watersheds by some BASMAA agencies. Being applied by Brake Pad Partnership for modeling Cu aggregate loads to Bay..	Single tributaries. Selected climatic years measured. Other climatic year estimated using long term sediment or climatic data	Guadalupe (sophisticated level for investigating BMPs), Z4LA (simple for estimating long term hydrology)	Requires a lot of input data some of which many not be available at desired resolutions making calibration challenging. Handles non-urban land use well	Expensive, but can be used for testing management scenarios and predicting future loads. What is the treadeoff between cost and achievable sensitivity in forecasting compared to mass balance models?

046091

Tools and methods		Previous uses	Spatial and temporal scale	Planned or in progress in the Bay Area	Technical considerations	Stakeholder / implementation concerns
Modeling methods	**Stormwater Management Model (SWMM).** A watershed scale sub-catchment based conceptual model with routing designed for urban areas.	BASMAA (1989-1991) load studies. ACCWP model for Castro Valley Creek watershed was refined for diazinon and copper 1995-2001	Single tributaries. selected climatic years measured. Other climatic year estimated using long term sediment or climatic data		Requires a lot of input data some of which many not be available at desired resolutions making calibration challenging. Handles urban land use well, less flexible for undeveloped (pervious) or mixed watersheds.	Expensive, but can be used for testing management scenarios and predicting future loads
Statistical methods	**Power Analysis using a Monte Carlo simulation developed in Matlab.** Determine the power to detect user defined trends (e.g. 90% in 20 years) in suspended sediment or contaminant concentration.	Leecaster et al 2002 in Santa Ana R. SoCAL. "Assessment of efficient sampling designs for urban stormwater monitoring"	Single tributaries. Selected climatic years measured.	Yes (perhaps 2008 for suspended sediments in Guadalupe if funding approved)	Many assumptions such as no change in data distributions, no change in source characteristics, no change in dilution effects.	Low cost. Useful to inform the debate on sampling design.
	Lake Core analysis. Uses paleolimnology to identify trends in contaminants in urban and pristine (reference) settings at the multi-decadal scale (50 years)	USGS National Urban Runoff Program studies for understanding national scale trends in environmental quality.	Single tributaries but perhaps regional if atmospheric load is the main source. Decadal (50 years)	Yes 2009 (for multi-contaminants if TRC approves funding)		Decadal time scale - regional in scale if atmospheric load is the main signal. Limited to where there are lakes - not at bottom of watershed

046092

WEST VALLEY
CLEAN WATER PROGRAM

September 15, 2010

Mr. Bruce H. Wolfe
Executive Officer
San Francisco Bay Regional Water Quality Control Board
1515 Clay Street, Suite 1400
Oakland, CA 94612

Subject: FY2009-2010 Annual Report for the West Valley Communities
- City of Campbell's Urban Runoff Management Program
- Town of Los Gatos' Urban Runoff Management Program
- City of Monte Sereno's Urban Runoff Management Program
- City of Saratoga's Urban Runoff Management Program

Dear Mr. Wolfe:

This Annual Report is submitted on behalf of the West Valley Communities of Campbell, Los Gatos, Monte Sereno, and Saratoga, in conjunction with the Santa Clara Valley Urban Runoff Pollution Prevention Program's Annual Report, pursuant to Permit Provision C.16.a of the Municipal Regional Stormwater NPDES Permit (MRP), Order R2-2009-0074, NPDES Permit No CAS612008 issued by the San Francisco Bay Regional Water Quality Control Board. The Annual Report provides documentation of activities conducted during FY 2009-2010 and consists of the following:

A. Certification Statement
B. Annual Report Form
   - Table of Contents
   - Completed Annual Report Form: Sections 1-15
C. Appendices
   - Index of Attachments

Please contact me at (408) 354-4734 regarding any questions or concerns.

Very truly yours,

Kelly Carroll

Kelly Carroll
Urban Runoff Program Manager

Campbell • Los Gatos • Montes Sereno • Saratoga
18041 Saratoga-Los Gatos Road • Monte Sereno, CA 95070 • Tel (408) 345-4734 • Fax (888) 545-6297

FY2009-2010 Annual Report
West Valley Communities:
City of Campbell, Town of Los Gatos, City of Monte Sereno, City of Saratoga

This page intentionally left blank

West Valley Clean Water Program

CITY OF CAMPBELL
Public Works Department

City of Campbell
FY 2009-2010 ANNUAL REPORT

Certification Statement

"I certify, under penalty of law, that this document and all attachments were prepared under my direction or supervision in accordance with a system designed to ensure that qualified personnel properly gather and evaluate the information submitted. Based on my inquiry of the person or persons who manage the system, or those persons directly responsible for gathering the information, the information submitted, is, to the best of my knowledge and belief, true, accurate, and complete. I am aware that there are significant penalties for submitting false information, including the possibility of fine and imprisonment for knowing violations."

Signature by Duly Authorized Representative:

Bill Helms
Executive Project Manager

September 15, 2010

C:\Documents and Settings\jeanineg\Local Settings\Temporary Internet Files\OLK5E\C00 AR Certification Statement_Cmbl.doc

70 North First Street • Campbell, California 95008-1423 • TEL 408.866.2150 • FAX 408.376.0958 • TDD 408.866.2790

FY2009-2010 Annual Report
West Valley Communities:
City of Campbell, Town of Los Gatos, City of Monte Sereno, City of Saratoga

This page intentionally left blank

West Valley Clean Water Program

West Valley Community:

City of Campbell

Municipal Regional Stormwater NPDES Permit Annual Report FY 2009-2010

West Valley Clean Water Program

FY2009-2010 Annual Report
West Valley Communities:
City of Campbell, Town of Los Gatos, City of Monte Sereno, City of Saratoga

This page intentionally left blank

West Valley Clean Water Program

FY 2009-2010 Annual Report
West Valley Community: City of Campbell
ATTACHMENT B

Table of Contents

Section **Page**

Section 1 – Permittee Information 1-1
Section 2 – Provision C.2 Municipal Operations 2-1
Section 3 – Provision C.3 New Development and Redevelopment 3-1
Section 4 – Provision C.4 Industrial and Commercial Site Controls 4-1
Section 5 – Provision C.5 Illicit Discharge Detection and Elimination 5-1
Section 6 – Provision C.6 Construction Site Controls 6-1
Section 7 – Provision C.7. Public Information and Outreach 7-1
Section 8 – Provision C.8 Water Quality Monitoring 8-1
Section 9 – Provision C.9 Pesticides Toxicity Controls 9-1
Section 10 – Provision C.10 Trash Load Reduction 10-1
Section 11 – Provision C.11 Mercury Controls 11-1
Section 12 – Provision C.12 PCBs Controls 12-1
Section 13 – Provision C.13 Copper Controls 13-1
Section 14 – Provision C.14 PBDE, Legacy Pesticides and Selenium Controls 14-1
Section 15 – Provision C.15 Exempted and Conditionally Exempted Discharges 15-1

APPENDICIES

APPENDIX C3
APPENDIX C4
APPENDIX C5
APPENDIX C7
APPENDIX C9
APPENDIX C10

FY2009-2010 Annual Report
West Valley Communities:
City of Campbell, Town of Los Gatos, City of Monte Sereno, City of Saratoga

This page intentionally left blank

West Valley Clean Water Program

FY2009-2010 Annual Report
West Valley Communities:
City of Campbell, Town of Los Gatos, City of Monte Sereno, City of Saratoga

Section 1: Permittee Information

West Valley Clean Water Program

FY2009-2010 Annual Report
West Valley Communities:
City of Campbell, Town of Los Gatos, City of Monte Sereno, City of Saratoga

This page intentionally left blank

West Valley Clean Water Program

Section 1 – Permittee Information

Background Information					
Permittee Name:	City of Campbell				
Population:	40,860				
NPDES Permit No.:	CAS612008				
Order Number:	R2-2009-0074				
Reporting Time Period (month/year):	July 1, 2009 through June 30, 2010				
Name of the Responsible Authority:	Bill Helms			**Title:**	Executive Project Manager
Mailing Address:	70 N. First Street				
City:	Campbell	**Zip Code:**	95008	**County:**	Santa Clara County
Telephone Number: (408) 866-2153			**Fax Number**: (408) 376-0958		
E-mail Address:	billh@cityofcampbell.com				
Name of the Designated Stormwater Management Program Contact (if different from above):	Kelly Carroll			**Title:**	Urban Runoff Program Manager
Department:	Urban Runoff, West Valley Clean Water Program				
Mailing Address:	18041 Saratoga Los Gatos Road				
City:	Monte Sereno	**Zip Code:**	95030	**County:**	Santa Clara County
Telephone Number: (408) 354-4734			**Fax Number:** (888) 545-6297		
E-mail Address:	kcarroll@wvcwp.org				

FY2009-2010 Annual Report
West Valley Communities:
City of Campbell, Town of Los Gatos, City of Monte Sereno, City of Saratoga

This page intentionally left blank

West Valley Clean Water Program

FY2009-2010 Annual Report
West Valley Communities:
City of Campbell, Town of Los Gatos, City of Monte Sereno, City of Saratoga

Section 2:
Provision C2
Municipal Operations

West Valley Clean Water Program

FY2009-2010 Annual Report
West Valley Communities:
City of Campbell, Town of Los Gatos, City of Monte Sereno, City of Saratoga

This page intentionally left blank

West Valley Clean Water Program

Section 2 - Provision C.2 Reporting Municipal Operations

Program Highlights and Evaluation

Highlight/summarize activities for reporting year:

Summary:

Corporation Yard SWPPPP was in place and implemented by July 1, 2010. Participation in SCVURPPP Municipal Operations Ad Hoc Task Group (AHTG) was provided by West Valley Clean Water Program Staff on behalf of our agency, and includes AHTG member discussions and review of AHTG work products [see SCVURPPP FY0910 Annual Report for description of AHTG activities and work products]. Participation in BASMAA's Municipal Operations Committee was provided by SCVURPPP Staff on behalf of our agency [see SCVURPPP FY0910 Annual Report for description of BASMAA Committee activities and work products].

C.2.a. Street and Road Repair and Maintenance

Place an **X** in the boxes next to implemented BMPs to indicate that these BMPs were implemented in applicable instances. If not applicable, type **NA** in the box. If one or more of these BMPs were not adequately implemented during the reporting fiscal year then indicate so and provide explanation in the comments section below:

X	Control of debris and waste materials during road and parking lot installation, repaving or repair maintenance activities from polluting stormwater
X	Control of concrete slurry and wastewater, asphalt, pavement cutting, and other street and road maintenance materials and wastewater from discharging to storm drains from work sites.
X	Sweeping and/or vacuuming and other dry methods to remove debris, concrete, or sediment residues from work sites upon completion of work.

Comments:

Continued implementation of Street and Road Repair and Maintenance Performance Standard, including applicable BMPs.

Continued implementation of Rural Roads Performance Standard and applicable BMPs for 'rural type' of roads, which were defined as "roads (and walkways) without curb and gutters."

Contractors/ Vendors working on CIP/ agency projects are required to also follow applicable BMPs.

Staff attended the Program's "Rural Roads Maintenance BMPs" Workshops on [September 25 and 26, 2008 and/or March 23, 2009] presented by Ledwith Watershed Services, which covered in class and in-field training of various erosion and sediment control measures, effective installation and typical failure points.

C.2.b. Sidewalk/Plaza Maintenance and Pavement Washing

Place an **X** in the boxes next to implemented BMPs to indicate that these BMPs were implemented in applicable instances. If not applicable, type **NA** in the box. If one or more of these BMPs were not adequately implemented during the reporting fiscal year then indicate so and explain in the comments section below:

X	Control of wash water from pavement washing, mobile cleaning, pressure wash operations at parking lots, garages, trash areas, gas station fueling areas, and sidewalk and plaza cleaning activities from polluting stormwater
X	Implementation of the BASMAA Mobile Surface Cleaner Program BMPs

Comments:
Continued implementation of Street and Road Repair and Maintenance Performance Standard, including applicable BMPs.
Contractors/ Vendors working on CIP/ agency projects are required to also follow applicable BMPs.

C.2.c. Bridge and Structure Maintenance and Graffiti Removal

Place an **X** in the boxes next to implemented BMPs to indicate that these BMPs were implemented in applicable instances. If not applicable, type **NA** in the box. If one or more of these BMPs were not adequately implemented during the reporting fiscal year then indicate so and explain in the comments section below:

X	Control of discharges from bridge and structural maintenance activities directly over water or into storm drains
X	Control of discharges from graffiti removal activities
X	Proper disposal for wastes generated from bridge and structure maintenance and graffiti removal activities
X	Implementation of the BASMAA Mobile Surface Cleaner Program BMPs for graffiti removal

Comments:
Continued implementation of Street and Road Repair and Maintenance Performance Standard, including applicable BMPs.
Contractors/ Vendors working on CIP/ agency projects are required to also follow applicable BMPs.

C.2.d. Stormwater Pump Stations

Does your municipality own stormwater pump stations:		**Yes**	X	**No**

If your answer is **No** then skip to **C.2.e.**

(For FY 10-11Annual Report only) Complete the following table for dry weather DO monitoring and inspection data for pump stations[1] (add more rows for additional pump stations):

Pump Station Name and Location	**First inspection Dry Weather DO Data**		**Second inspection Dry Weather DO Data**	
	Date	**mg/L**	**Date**	**mg/L**

(For FY 10-11Annual Report only) Summarize corrective actions as needed for DO monitoring at or below 3 mg/L. Attach inspection records of additional DO monitoring for corrective actions:

Summary:

(For FY 10-11Annual Report only) Complete the following table for wet weather inspection data for pump stations (add more rows for additional pump stations):

Pump Station Name and Location	**Date** (2x/year required)	**Presence of Trash** (Cubic Yards)	**Presence of Odor** (Yes or No)	**Presence of Color** (Yes or No)	**Presence of Turbidity** (Yes or No)	**Presence of Floating Hydrocarbons** (Yes or No)

[1] Pump stations that pump stormwater into stormwater collection systems or infiltrate into a dry creek immediately downstream are exempt from DO monitoring.

C.2.e. Rural Public Works Construction and Maintenance

Does your municipality own/maintain rural[2] roads:		**Yes**	X	**No**
If your answer is **No** then skip to **C.2.f**.				
Place an **X** in the boxes next to implemented BMPs to indicate that these BMPs were implemented in applicable instances. If one or more of the BMPs were not adequately implemented during the reporting fiscal year then indicate so and explain in the comments section below:				
	Control of road-related erosion and sediment transport from road design, construction, maintenance, and repairs in rural areas			
	Identification and prioritization of rural road maintenance based on soil erosion potential, slope steepness, and stream habitat resources			
	No impact to creek functions including migratory fish passage during construction of roads and culverts			
	Inspection of rural roads for structural integrity and prevention of impact on water quality			
	Maintenance of rural roads adjacent to streams and riparian habitat to reduce erosion, replace damaging shotgun culverts and excessive erosion			
	Re-grading of unpaved rural roads to slope outward where consistent with road engineering safety standards, and installation of water bars as appropriate			
	Inclusion of measures to reduce erosion, provide fish passage, and maintain natural stream geomorphology when replacing culverts or design of new culverts or bridge crossings			
Comments including listing increased maintenance in priority areas:				

[2] Rural means any watershed or portion thereof that is developed with large lot home-sites, such as one acre or larger, or with primarily agricultural, grazing or open space uses.

C.2.f. Corporation Yard BMP Implementation

Place an **X** in the boxes below that apply to your corporations yard(s):

	We do not have a corporation yard
	Our corporation yard is a filed NOI facility and regulated by the California State Industrial Stormwater NPDES General Permit
X	We certify that we have a current **Stormwater Pollution Prevention Plan (SWPPP)** for the Corporation Yard(s)

Place an **X** in the boxes below next to implemented SWPPP BMPs to indicate that these BMPs were implemented in applicable instances. If not applicable, type **NA** in the box. If one or more of the BMPs were not adequately implemented during the reporting fiscal year then indicate so and explain in the comments section below:

X	Control of pollutant discharges to storm drains such as wash waters from cleaning vehicles and equipment
X	Routine inspection prior to the rainy seasons of corporation yard(s) to ensure non-stormwater discharges have not entered the storm drain system
X	Containment of all vehicle and equipment wash areas through plumbing to sanitary or another collection method
X	Use of dry cleanup methods when cleaning debris and spills from corporation yard(s) or collection of all wash water and disposing of wash water to sanitary or other location where it does not impact surface or groundwater when wet cleanup methods are used
X	Cover and/or berm outdoor storage areas containing waste pollutants

Comments:
Corporation Yard SWPPPP is in place and being implemented. The SWPPP has been in place since 1996 and was fully updated in 2004. Implementation includes use of SWPPP recommended BMPs, annual training and yard walk-thru/ self-inspection. The Corp Yard* is included in annual Urban Runoff Inspection Program (see Section 4: IND/Comm Inspection Program). Newly implemented is a Self-Inspection Form, and will yield data/results in then next FY Annual Report.

If you have a corporation yard(s) that is not an NOI facility , complete the following table for inspection results for your corporation yard(s) or attach a summary including the following information:

Corporation Yard Name	**Inspection Date** (1x/year required)	**Inspection Findings/Results**	**Follow-up Actions**
Campbell Service Yard	5/28/10	Review, per SWPPP, during walk-thru included: o Location of SWPPP => in office o Location of Adsorbent Stations => in place, accessible, stocked o Housekeeping BMPs => in place and implemented o Outdoor Storage BMPs (materials, chemicals, waste	• BMP Follow-up: None • Conduct Wet Weather Observation during next rainy season.

		areas) => areas are clean and contained o Outdoor Process BMPs (wash rack, fueling stations) – in place, functioning o Visual inspection of on-site SD/CBs => clear, no evidence of non-stormwater discharges	

FY2009-2010 Annual Report
West Valley Communities:
City of Campbell, Town of Los Gatos, City of Monte Sereno, City of Saratoga

Section 3: Provision C3 New Development and Redevelopment

West Valley Clean Water Program

FY2009-2010 Annual Report
West Valley Communities:
City of Campbell, Town of Los Gatos, City of Monte Sereno, City of Saratoga

This page intentionally left blank

West Valley Clean Water Program

Section 3 - Provision C.3 Reporting New Development and Redevelopment

C.3.a. New Development and Redevelopment Performance Standard Implementation Summary Report

(For FY 10-11Annual Report only) Provide a brief summary of the methods of implementation of Provisions C.3.a.i.(1)-(8).

Summary:
Not required for this Annual Report

C.3.b. Green Streets Status Report

(All projects to be completed by December 1, 2014)

On an annual basis (if applicable), report on the status of any pilot green street projects within your jurisdiction. For each completed project, report the capital costs, operation and maintenance costs, legal and procedural arrangements in place to address operation and maintenance and its associated costs, and the sustainable landscape measures incorporated in the project including, if relevant, the score from the Bay-Friendly Landscape Scorecard.

Summary:
Currently under consideration as one of SCVURPPP's required Green Street Projects is Campbell's Hacienda Avenue Street Rehabilitation project. The project's concept design for green street components and corresponding grant application have been approved by Campbell's City Council for submission, and are now awaiting response from the Grants Committee [Urban Greening for Sustainable Communities Grant Program]. The Grant Application was submitted with support letters from SCVURPPP and RWQCB.

See Appendix C3: Attachment C3b Grant Application Project Description for a brief description of City of Campbell's proposed project at Hacienda Avenue. Also see SCVURPPP's FY0910 Annual Report Section C.3 New Development and Redevelopment for a description of C3PO AHTG Green Streets Work Group and the BASMAA Development Committee activities [note: there may also be a separate BASMAA report regarding region-wide efforts on this topic].

C.3.b.v.(1) Regulated Projects Reporting Table

Fill in attached table **C.3.b.v.(1)** or attach your own table including the same information

See Appendix C3: Attachment C3bv(1) Regulated Projects Reporting Table

C.3.h.iv. Installed Stormwater Treatment Systems Operation and Maintenance Verification Inspection Program Reporting

(1) Fill in attached table **C.3.h.iv.(1)** or attach your own table including the same information

SEE Appendix C3: Attachment C3hiv Installed Stormwater Treatment Systems Operation/Maintenance Verification Inspection Program Reporting

(2) On an annual basis, provide a discussion of the inspection findings for the year and any common problems encountered with various types of treatment systems and/or HM controls. This discussion should include a general comparison to the inspection findings from the previous year.

Summary:

Inspections of existing facilities indicated that no major issues were encountered and that all facilities appeared to be operating effectively; This year's inspections were consistent with last years.

(3) On an annual basis, provide a discussion of the effectiveness of the O&M Program and any proposed changes to improve the O&M Program (e.g., changes in prioritization plan or frequency of O&M inspections, other changes to improve effectiveness program).

Summary:

Due to limited inventory, annual inspections are currently conducted at each facility; however as inventory, field conditions, and/or staffing levels change, adjustments to frequency may need to be incorporated into the program.

FY2009-2010 Annual Report
West Valley Communities:
City of Campbell, Town of Los Gatos, City of Monte Sereno, City of Saratoga

Section 4: Provision C4 Industrial and Commercial Site Controls

West Valley Clean Water Program

FY2009-2010 Annual Report
West Valley Communities:
City of Campbell, Town of Los Gatos, City of Monte Sereno, City of Saratoga

This page intentionally left blank

West Valley Clean Water Program

Section 4 – Provision C.4 Industrial and Commercial Site Controls

C.4.a.ii Legal Authority

(For FY 09-10 Annual Report only) Do you have adequate legal authority to obtain effective stormwater pollutant control on industrial sites?	X	**Yes**		**No**

If **No**, explain:

C.4.c.ii.(5) Enforcement Response Plan

(For FY 09-10 Annual Report only) Have you developed and implemented an Enforcement Response Plan by April 1, 2010?	X	**Yes**		**No**

If **No**, explain:

Program Highlights

Provide background information, highlights, trends, etc. For FY 09-10 Annual Report describe steps taken to revise your program to meet new data tracking and reporting requirements.

Continued integrated Stormwater/Urban Runoff Inspections with Santa Clara Department of Environmental Health (SCC DEH) in Food Facilities and with Santa Clara Fire Department/HazMat (SCC FD) for Industrial/Commercial inspections. Met with SCC FD for annual review of program, types of facilities to be inspected and changes due to MRP. Met with SCC DEH in a series of meetings to review program and prepare for a comprehensive training session on the MRP, stormwater inspection requirements and filling out new inspection forms. Conducted Training for DEH inspectors on Urban Run-off, including focus on POC Litter/trash. Met again with SCC DEH to review reporting and data requirements for new MRP/ Annual Reporting Format.

Participation in IND/IDDE Ah Hoc Tack Group was provided by West Valley Clean Water Program Staff on behalf of our agency, and includes AHTG member discussions and review of AHTG work products. See SCVURPPP FY0910 Annual Report, Section C.4. Industrial and Commercial Site Controls for a description of activities of the IND/IDDE AHTG and the BASMAA Municipal Operations Committee.

C.4.b.i. Business Inspection Plan

(For FY 09-10 Annual Report only) Do you have a Business Inspection Plan?	X	**Yes**		**No**

If No, explain:

C.4.b.iii.(1) Potential Facilities List

List below or attach your list of industrial and commercial facilities in your Inspection Plan to inspect that could reasonably be considered to cause or contribute to pollution of stormwater runoff.

See APPENDIX C4: Attachment C4biii(1) Potential Facilities List

C.4.b.iii.(2) Facilities Scheduled for Inspection

List below or attach your list of facilities scheduled for inspection during the current fiscal year.

See APPENDIX C4: Attachment C4biii(2) Facilities Scheduled

C.4.c.iii.(1) Facility Inspections

Fill out the following table or attach a summary of the following information.

	Number	Percent
Number of businesses inspected (if known)	409	
Total number of inspections conducted	476	
Violations issued (excluding verbal warnings)	4	
Sites inspected in violation	3	<1%
Violations[1] resolved within 10 working days or otherwise deemed resolved in a longer but still timely manner	4	100%

[1] Total number of violations equals the number of initial enforcement actions (i.e. one violation issued for several problems during an inspection at a site). It does not equal the total number of enforcement actions because one violation issued at a site may have a second enforcement action for the same violation at the next inspection if it is not corrected.

C.4.c.iii.(2) Frequency and Types/Categories of Violations Observed

Fill out the following table or attach a summary of the following information.

Data collected in this section is based on a method of counting rather than being captured while in the field. During the past year, new forms and guidelines have been put in place to be consistent in the future Annual Reports and MRP requirements.

Type/Category of Violations Observed	Number of Violations
Actual discharge (e.g. non-stormwater discharge)	1
Potential discharge (e.g. BMPs not in place or ineffective)	3

C.4.c.iii.(2) Frequency and Type of Enforcement Conducted

Fill out the following table or attach a summary of the following information.

	Enforcement Action (as listed in ERP)[1]	Number of Enforcement Actions Taken	% of Enforcement Actions Taken[2]
Level 1	None/incident resolved	0	0
Level 2	Education/Cooperation	4	<1%
Level 3	Warning Notice (NTC)	0	0
Level 4	Notice of Violation/ Legal Action	0	0
Total		4	<1%

Notes:

[1]Agencies to list specific enforcement actions as defined in their ERPs.

[2]Percentage calculated as number of each type of enforcement action divided by the total number of enforcement actions.

C.4.c.iii.(3) Types of Violations Noted by Business Category

Fill out the following table or attach a summary of the following information.

Data collected in this section is based on a method of counting rather than being captured while in the field. During the past year, new forms and guidelines have been put in place to be consistent in the future Annual Reports and MRP requirements.

Business Category[1]	Actual Discharge Violations	Potential Discharge Violations
Food Facilities	0	1
Automotive	1	2

Notes:

[1] List your Program's standard business categories.

C.4.c.iii.(4) Non-Filers

List below or attach a list of the facilities required to have coverage under the Industrial General Permit but have not filed for coverage:

No industries identified as non-filers during scheduled inspections during this fiscal year

C.4.d.iii Staff Training Summary

Training Name	Training Dates	Topics Covered	No. of Inspectors in Attendance	Percent of Inspectors in Attendance
DEH Urban Run-off Inspector Training	06-16-10	Appropriate BMPS, POC and new inspection reporting forms and procedures	8	88%

FY2009-2010 Annual Report
West Valley Communities:
City of Campbell, Town of Los Gatos, City of Monte Sereno, City of Saratoga

Section 5: Provision C5 Illicit Discharge Detection and Elimination

West Valley Clean Water Program

FY2009-2010 Annual Report
West Valley Communities:
City of Campbell, Town of Los Gatos, City of Monte Sereno, City of Saratoga

This page intentionally left blank

West Valley Clean Water Program

Section 5 – Provision C.5 Illicit Discharge Detection and Elimination

C.5.a.ii Legal Authority

(For FY 09-10 Annual Report only) Do you have adequate legal authority to prohibit and control illicit discharges and escalate stricter enforcement to achieve expedient compliance?	X	**Yes**		**No**

If **No**, explain:

C.5.b.ii.(4) Enforcement Response Plan

(For FY 09-10 Annual Report only) Have you developed and implemented an Enforcement Response Plan by April 1, 2010?	X	**Yes**		**No**

If **No**, explain:

Program Highlights

Provide background information, highlights, trends, etc. For FY 09-10 Annual Report describe steps taken to revise your program to meet new data tracking and reporting requirements.

Made map(s) of the MS4 publicly available by July 1, 2010; continued to implement a collection system screening program; Participation in SCVURPPP's IND/IDDE Ad Hoc Task Group (AHTG) was provided by West Valley Clean Water Program Staff on behalf of our agency, and includes AHTG member discussions and review of AHTG work products;.and SCVURPPP staff provided participation in the BASMAA Municipal Operations Committee. Refer to the C.5 Illicit Discharge Detection and Elimination section of Program's FY 09-10 Annual Report for description of activities of the IND/IDDE AHTG and the BASMAA Municipal Operations Committee.

C.5.c.iii Complaint and Spill Response Phone Number and Spill Contact List

List below or attach your complaint and spill response phone number and spill contact list.

See APPENDIX C5: Attachment: C5ciii Construction-Illegal Discharge-Industrial Contacts

Contact	Description	Phone Number

C.5.d.iii Evaluation of Mobile Business Program

Describe implementation of minimum standards and BMPs for mobile businesses and your enforcement strategy. This may include participation in the BASMAA Mobile Surface Cleaners regional program or local activities.

Description:

Response to complaints/ observations of illicit discharges is thru WVCWP, who follows ERP procedures and conveys appropriate information, such as BMPs recommended by BASMAA Mobile Surface Cleaners Program. Municipal Staff and contractors are directed to utilize the same Mobile Surface Cleaner BMPs. See also SCVURPPP's FY 0910 Annual Report, Section C.5 Illicit Discharge Detection and Elimination, for a description of efforts by IND/IDDE AHTG and the BASMAA Municipal Operations Committee to address mobile businesses.

C.5.e.iii Evaluation of Collection System Screening Program

Provide a summary or attach a summary of your collection screening program, a summary of problems found during collection system screening and any changes to the screening program this FY.

Description:

Continued with efforts to inspect the storm drain system and clean at least 50% of the system. Meetings with the contractor to modify data collection, to separately report man-made debris (litter) from leaves/natural debris, and to begin tracking storm drain markings Data and field reports will be used during the next cycle of system inspection and cleaning. Efforts are also underway to maximize system cleaning areas based on priority/need rather than simple geographic boundries, and which takes into account probable trash capture device locations. See also SCVURPPP's FY 0910 Annual Report, Section C.5 Illicit Discharge Detection and Elimination, for a description of the IND/IDDE AHTG activities, including development of *collection system screening program guidance*.

C.5.f.iii.(1), (2), (3) Spill and Discharge Complaint Tracking

Spill and Discharge Complaint Tracking (fill out the following table or include an attachment of the following information)

	Number	Percentage
Discharges reported (C.5.f.iii.(1))	9	
Discharges reaching storm drains and/or receiving waters (C.5.f.iii.(2))	2	22%
Discharges resolved in a timely manner (C.5.f.iii.(3))	9	100%

C.5.f.iii.(4) Summary of major types of discharges and complaints
Provide a narrative or attach a table and/or graph.
See APPENDIX C5: Attachment: A.C.5.f.iii(4) Summary of IDDE by Incident Type.

FY2009-2010 Annual Report
West Valley Communities:
City of Campbell, Town of Los Gatos, City of Monte Sereno, City of Saratoga

This page intentionally left blank

West Valley Clean Water Program

FY2009-2010 Annual Report
West Valley Communities:
City of Campbell, Town of Los Gatos, City of Monte Sereno, City of Saratoga

Section 6: Provision C6 Construction Site Controls

West Valley Clean Water Program

FY2009-2010 Annual Report
West Valley Communities:
City of Campbell, Town of Los Gatos, City of Monte Sereno, City of Saratoga

This page intentionally left blank

West Valley Clean Water Program

Section 6 – Provision C.6 Construction Site Controls

C.6.a.iii Legal Authority

(For FY 09-10 Annual Report only) Is your agency's legal authority adequate for C.6 compliance?	X	**Yes**		**No**
If **No**, explain:				

C.6.b.ii.(3) Enforcement Response Plan

(For FY 09-10 Annual Report only) Was your Enforcement Response Plan developed and implemented by April 1, 2010?	X	**Yes**		**No**
If **No**, explain:				

C.6.e.iii.1.a, b, c Site/Inspection Totals

Number of sites disturbing < 1 acre of soil requiring storm water runoff quality inspection (i.e. High Priority) (C.6.e.iii.1.a)	**Number of sites disturbing ≥ 1 acre of soil** (C.6.e.iii.1.b)	**Total number of storm water runoff quality inspections conducted** (C.6.e.iii.1.c)
Data not captured this year	Data not captured this year	Data not captured this year

C.6.e.iii.1.d Construction Activities Storm Water Violations

BMP Category	Number of Violations[1]	% of Total Violations[2]
Erosion Control	Data not captured this year	Data not captured this year
Run-on and Run-off Control	Data not captured this year	Data not captured this year
Sediment Control	Data not captured this year	Data not captured this year
Active Treatment Systems	Data not captured this year	Data not captured this year
Good Site Management	Data not captured this year	Data not captured this year
Non Stormwater Management	Data not captured this year	Data not captured this year
Total		

Notes:
[1]Count one violation in a category for each site and inspection regardless of how many violations/problems occurred in the BMP category.
[2]Percentage calculated as number of violations in each category divided by total number of violations in all six categories.

C.6.e.iii.1.e Construction Related Storm Water Enforcement Actions

	Enforcement Action (as listed in ERP)[1]	Number Enforcement Actions Taken	% Enforcement Actions Taken[2]
Level 1	No action/ no incident found	Data not captured this year	
Level 2	Verbal Warning and/or Education	Data not captured this year	Data not captured this year
Level 3	Notice to Comply	Data not captured this year	Data not captured this year
Level 4	Notice of Violation/ Administrative Action/ Penalties	Data not captured this year	Data not captured this year
Total			

Notes:
[1]Agencies should list the specific enforcement actions as defined in their ERPs.
[2]Percentage calculated as number of each type of enforcement action divided by the total number of enforcement actions.

C.6.e.iii.1.f, g Illicit Discharges

	Number
Number of illicit discharges, actual and those inferred through evidence (C.6.e.iii.1.f)	Data not captured this year
Number of sites with discharges, actual and those inferred through evidence (C.6.e.iii.1.g)	Data not captured this year

C.6.e.iii.1.h, i Violation Correction Times

	Number	Percent
Violations fully corrected within 10 business days after violations are discovered or otherwise considered corrected in a timely period (C.6.e.iii.1.h)	Data not captured this year	Data not captured this year
Violations not fully corrected within 30 days after violations are discovered (C.6.e.iii.1.i)	Data not captured this year	Data not captured this year
Total number of violations for the reporting year[1]	Data not captured this year	Data not captured this year

Notes:

[1]Total number of violations equals the number of initial enforcement actions (i.e. one violation issued for several problems during an inspection at a site). It does not equal the total number of enforcement actions because one violation issued at a site may have a second enforcement action for the same violation at the next inspection if it is not corrected.

[2]Calculated as number of violations fully corrected in a timely period after the violations are discovered divided by the total number of violations for the reporting year.

[3]Calculated as number of violations not fully corrected within 30 days after the violations are discovered divided by the total number of violations for the reporting year.

C.6.e.iii.(2) Evaluation of Inspection Data

Describe your evaluation of the tracking data and data summaries and provide information on the evaluation results (e.g., data trends, typical BMP performance issues, comparisons to previous years, etc.).

Description:

While in-field observation and enforcement of stormwater / construction site BMPs have been conducted as a matter of routine, formal tracking and inspection reports are new implementation levels effective with the MRP. During FY0910 efforts were focused on the development and review of SW Inspection Data Collection Forms and corresponding data tracking tables thru participation in SCVURPPP's C3PO AHTG. Training and use of new county-wide inspection forms is scheduled for implementation during FY1011 and will be reflected in the next Annual Report.

C.6.e.iii.(2) Evaluation of Inspection Program Effectiveness

Describe what appear to be your program's strengths and weaknesses, and identify needed improvements, including education and outreach.

Description:
Generally contractors working in the area are well aware of stormwater/urban runoff protection BMPs, so typical issues that come up are quickly addressed/resolved before a discharge occurs. In FY 09-10 efforts were focused on the development and review of SW Inspection Data Collection Forms and corresponding data tracking tables thru participation in SCVURPPP's C3PO AHTG. Training and use of new county-wide inspection forms is scheduled for implementation during FY1011 and will be reflected in the next Annual Report. In Los Gatos, a limited number of inspections were conducted while field testing early versions of data collection forms to introduce inspectors to their use and field test SOP for recording data in preparation for Annual Report. WVCWP will provide training to inspectors on the new SCVURPPP data collection forms and excel data tracking spreadsheets in Fall 2010 and subsequently inspections with the new forms will begin. Participation in the SCVURPPP's Construction Ad Hoc Task Group (AHTG) was provided by WVCWP and includes review of AHTG products; Participation in the BASMAA Development Committee was provided through SCVURPPP. Refer to SCVURPPP's FY0910 C.6 Construction Site Control section of the Annual Report for a description of activities of the Construction AHTG and the BASMAA Development Committee.

C.6.f Staff Training Summary

Training Name	Training Dates	Topics Covered	No. of Inspectors in Attendance	Percent of Inspectors in Attendance
SCVURPPP Annual Inspector Training	10/21/09	Construction Site Inspection Training • Current construction site regulations & responsibilities • effective erosion and sediment control BMPs • inspection procedures See SCVURPPP FY09-10 Annual Report for more details.	2	Data not tracked in this format this year
SCVURPPP Construction Stormwater Management Workshop	1/19/10 and 1/20/10	Construction Management: Stormwater • How to comply with the New Statewide Construction General Permit • Simple and effective stormwater BMPs (Best Management Practices) for small and large construction projects • Selecting and maintaining BMPs during construction • Monitoring and reporting requirements • Post construction stormwater management	2	Data not tracked in this format this year

		techniques See SCVURPPP FY09-10 Annual Report for more details.		
SCVURPPP Annual C3 Workshop	6/8/10	Complying with New Stormwater Requirements for New and Redevlopment Projects See SCVURPPP FY09-10 Annual Report for more details.	3	Data not tracked in this format this year

FY2009-2010 Annual Report
West Valley Communities:
City of Campbell, Town of Los Gatos, City of Monte Sereno, City of Saratoga

This page intentionally left blank

West Valley Clean Water Program

FY2009-2010 Annual Report
West Valley Communities:
City of Campbell, Town of Los Gatos, City of Monte Sereno, City of Saratoga

Section 7: Provision C7 Public Information and Outreach

West Valley Clean Water Program

FY2009-2010 Annual Report
West Valley Communities:
City of Campbell, Town of Los Gatos, City of Monte Sereno, City of Saratoga

This page intentionally left blank

West Valley Clean Water Program

Section 7 – Provision C.7. Public Information and Outreach

C.7.b.ii.1 Advertising Campaign

Summarize advertising efforts. Include details such as messages, creative developed, and outreach media used. The detailed advertising report may be included as an attachment. If advertising is being done by participation in a countywide or regional program, refer to the separate countywide or regional Annual Report.

Summary:

Centralized advertising campaign for stormwater/urban runoff is conducted through SCVURPPP and BASMAA. The following reports summarize countywide advertising efforts conducted during FY09-10 and are included in the Program's FY0910 Annual Report Section C.7 Public Information and Outreach:

- FY 09-10 Watershed Watch Campaign Annual Campaign Report
- FY 09-10 Watershed Watch Partner Report
- FY 09-10 Watershed Watch Web Statistics ReportActive participation in SCVURPPP's AHTG is through West Valley Clean Water program, whose staff provides review and input on deliverables and strategies. In addition, local advertising is carried out through West Valley Clean Water Program (WVCWP), is directed towards specific POCs and demographic characteristics of the West Valley Communities of Campbell, Los Gatos, Monte Sereno and Saratoga. WVCWP's main strategy in recent years is to move away from paid 'advertisements,' and focus on placing selected articles in local municipal newsletters (mailed and/or online), local newspaper and developing target specific 'give-away' items for distribution at events. The give-away items which are bundled w/literature, are incentives to take the printed information and 'motivate the recipient to action.' WV CWP also 'advertises' at various municipal facilities with posters and flyers for local and municipal sponsored events. WVCWP also supports and utilizes the Watershed Watch website to advertise local events (i.e., Mercury take back events). Details regarding local advertising and material distribution efforts are included in Appendix C7.

SEE APPENDIX C7: Attachment C7bc Local Advertising and Media Relations

C.7.b.iii.1 Pre-Campaign Survey

(For the FY 10-11 Annual Report only) Summarize survey information such as sample size, type of survey (telephone survey, interviews etc.). Attach a survey report that includes the following information. If survey was done regionally, refer to a regional submittal that contains the following information:

Not required for this Annual Report

- Summary of how the survey was implemented.
- Analysis of the survey results.
- Discussion of the outreach strategies based on the survey results.
- Discussion of planned or future advertising campaigns to influence awareness and behavior changes regarding trash/litter and pesticides.

Place an **X** in the appropriate box below:

	Survey report attached
	Reference to regional submittal:

C.7.c Media Relations

Summarize the media relations effort. Include the following details for each media pitch in the space below, AND/OR refer to a regional report that includes these details:

- Topic and content of pitch
- Medium (TV, radio, print, online)
- Date of publication/broadcast

Summary:

Media Relations for stormwater/urban runoff is conducted through SCVURPPP and BASMAA. The following separate report developed by BASMAA summarizes media relations efforts conducted during FY 09-10:

- BASMAA Media Relations Final Report

This report is included within the C.7 Public Information and Outreach section of Program's FY 09-10 Annual Report

Active participation in SCVURPPP's AHTG is through West Valley Clean Water program, which provides review of deliverables and strategies; for example WVCWP staff participated in AHTG review and provided feedback on bus ads for anti-litter campaign, participated in development and review of a video ad for the anti-litter campaign.

Local media coverage is coordinated through West Valley Clean Water Program (WVCWP), and focuses press release/articles on local events addressing specific POCs and BMPs of interest to the demographic characteristics within the West Valley Communities. Media coverage in the WV area consists of 3 local weekly papers (Campbell Reporter, Los Gatos Weekly, Saratoga News), four Municipal Newsletters (printed/mailed, e-delivery and online available), municipal website postings and postings in municipal facilities. Press Releases to local papers typically involve a local event or occurrence which provides an opportunity to highlight a POC and corresponding pollution prevention measure which residents can employ. Articles in municipal newsletters typically provides an opportunity to inform residents of POCs in a more direct or restrictive manner, as well as provide BMP options for preventing polluted discharges to the storm drain system and creeks. In addition to urban runoff specific articles, municipal newsletters often carry other relevant topics to stormwater, such as HHW, composting or solid waste. Use of municipal websites for conveying information tends to be more abbreviated sound bites, quick tips or notification of events. This type of communication works best with time sensitive and transient information. For examples and details regarding local press and media related efforts **SEE APPENDIX C7: Attachment C7bc Local Advertising and Media Relations.**

C.7.d Stormwater Point of Contact

(For FY 09-10 Annual Report only, unless changes made) Provide details of website or phone number used as the point of contact. Report on how the point of contact is publicized and maintained. If any change occurs in this contact, report in a subsequent Annual Report.

Contact Summary:

The main stormwater pollution prevention point-of-contact to the general public is publicized and maintained thru the West Valley Clean Water Program, joint urban runoff program for City of Campbell, Town of Los Gatos, City of Montes Sereno and City of Saratoga.

WVCWP website address: http://www.cleancreeks.org

WVCWP general information e-mail: info@cleancreeks.org

WVCWP general information phone number: 408.354.5385

Contact information is publicized on locally created and distributed materials and articles, on SCVURPPP outreach materials and websites (which is maintained by the Program and their authorized agents).

Collectively, with other SCVURPPP co-permittees, the Watershed Watch Campaign provides a hotline (1-866-WATHERSHED) and online ability to make inquiries, report illegal discharges and find volunteer opportunities (www.mywatershedwatch.org).

C.7.e Public Outreach Events

Describe general approach to event selection. Provide a list of outreach materials and giveaways distributed.

Use the following table for reporting and evaluating public outreach events

We work together with three other west valley communities through our joint urban runoff program, West Valley Clean Water Program (WVCWP) and SCVURPPP to collectively meet Public Outreach Event participation levels. Event selection (type of event and level of support/hosting) is based upon pollutant of concern, applicability, and ability to influence local residents. WVCWP also participates in SCVURPPP's WEO AHTG and its various sub-groups, and typically provides staffing for various SCVURPPP events. See SCVURPPP's Table "C.7 Public Information and Outreach section of Program's FY 09-10 Annual Report" summarizing countywide Public Outreach events.:

For local events highlighting urban runoff and stormwater pollution prevention, the level of effort for support is largely based upon an estimated return on effort – the first level of effort is utilization/leveraging of an existing event. Utilization of an existing/related municipal event (i.e., municipal Public Works Open House event), dictates that stormwater messages be general topics with highlights of common POCs -like litter and pesticides. Typically such an event lends itself simply to dissemination of literature and requires a high content of 'give-aways' to entice visitors in engagment of information sharing. Leveraging a broader based county-wide or nationally recognized event (like Pollution Prevention Week) provides a better opportunity to focus on POCs and gain a higher return of audience interaction; plus there is the added benefit to 'scale' – higher visibility /publicity without exponential increase of cost or resources. The second level of effort is a partnership or co-hosting of an event, where efforts are shared. Examples are our partnership with schools for school-yard/creek clean-ups and co-hosting Mercury Thermometer Exchange Events. The third level of effort is solely hosting an event for the single purpose of stormwater information dissemination and/or public participation (i.e., trash hot spot clean-up, staff training).

For more information on local Public Outreach Events see **APPENDIX C7: Attachment C7egh Events**

Event Details	**Description** (messages, audience)	**Evaluation of Effectiveness**
Provide event name, date, and location. Indicate if event is local, countywide or regional.	Identify type of event (e.g., school fair, farmers market etc.), type of audience (school children, gardeners, homeowners etc.) and outreach messages (e.g., Enviroscape presentation, pesticides, stormwater awareness)	Provide general staff feedback on the event (e.g., success at reaching a broad spectrum of the community, well attended, good opportunity to talk to gardeners etc.). Provide other details such as: • Estimated overall attendance at the event. • Number of people that visited the booth, comparison with previous years • Number of brochures and giveaways distributed • Results of any spot surveys conducted
Event: Car Wash Fundraising Event	Type of Event: private -fundraising [Susan G.	Feedback: This event was successful and the group

Dates: 7/26/09 Location: Del Taco Parking Lot, Campbell Local, private event Fundraiser,	Komen Cancer "Walk for Life"] Audience: residents Message: prevent runoff pollution from car washing	returned in June 2010 to borrow the Kit again. Estimated Attendance: 4 adults managed the car wash; unknown how many cars passed thru, however organizer was satisfied with amount of funds raised for each day.
Event: Pollution Prevention Resource Fair Date: 9/23/09 Location: Campbell Community Center Local event, part of National Event (Pollution Prevention Week)	Type of Event: Thermometer Exchange, battery recycling, eyeglasses drop-off, cell-phone recycling, and medications disposal. Audience: residents. Message: stormwater and pollution, especially mercury pollution (i.e. related to the thermometer and battery recycling opportunity).	Estimated Attendance: 150 residents Items collected: 242.5 lbs of pharmaceuticals 57 thermometers 18 cell phones 95.5 lbs of batteries Brochures & Giveaways Distributed: 99x - reusable bags. 45x -- Native Seed Packets with Healthy Gardens: Naturally Managing Pests flyer 30x -- /10 pollution prevention tri-fold with Watershed Watch Discount Card 44x -- Fly Swatters 18x -- Pest or Pal Activity guide 14x -- Pests Bugging You?
Event: Thermometer Exchange Date: 10/7/09 Location: Saratoga Senior/ Community Center Local, part of POTW regional effort	Type of Event: Thermometer Exchange, battery recycling, eyeglasses drop-off, and cell-phone recycling Audience: residents.in particular senior citizens; Message: stormwater and pollution, especially mercury pollution (i.e. related to the thermometer and battery recycling opportunity).	Feedback: This event was successful with Saratoga's senior citizens; they appeared to be residents who had a number of glass thermometers that needed to be properly disposed of. Estimated Attendance: 126 residents Items collected: 216 mercury thermometers
Event: Thermometer Exchange Date: 4/11/10 Location: Los Gatos Farmers' Market Local, part of "Keep Los Gatos Beautiful" Month .	Type of Event: Thermometer Exchange Audience: residents, in particular senior citizens; Message: stormwater and pollution, especially mercury pollution (i.e. related to the thermometer and battery recycling opportunity).	Feedback: Due to very rainy weather at this outdoor event, it turned out to not be very productive. Extensive outreach/advertising had been conducted. Estimated Attendance: 10 residents stopped at booth, despite rainy conditions. Items collected: 1 mercury thermometer was

		collected. Brochures & Giveaways Distributed: 10x - HHW Tri-fold 1x – Medication Disposal 1x - Seafood Watch Guide – Spanish 1x - Seafood Watch – Sushi Guid 1x – What You Don't Know About Mercury 8x – Grease Scrapers 4x – Grow It Guide 4x – 10 Most Wanted Bugs 1x – Wonder of our Water Works
Event: Arbor Day Date: Location: City of Campbell Local, part of national recognition of Arbor Day and Earth Day	Type of Event: Annual event recognizing efforts to preserve trees. Audience: residents Message: The value of trees, and encourage planting of trees appropriate to the area (pest resistant, etc.).	Feedback: Well attended by students and residents
Event: Arbor Day Date: 4/22/10 Location: City of Saratoga, Azule Park Local, part of national recognition of Arbor Day and Earth Day	Type of Event: Annual event recognizing efforts to preserve trees. Audience: residents, youth/children Message: The value of trees, and encourage planting of trees appropriate to the area (pest resistant, etc.).	Feedback: Well attended by students and residents Estimated Attendance: 60 attendees Brochures & Giveaways Distributed: 5x – "You are the Solution to Water Pollution" 15x – "Kids Guide to Backyard Bugs" 18x – "Pests Bugging You" brochures 38x – "Original Pest Control" fly swatters
Event: Arbor Day Date: 4/30/10 Location: Town of Los Gatos, Belgatos Park Local, part of national recognition of Arbor Day and Earth Day	Type of Event: Annual event recognizing efforts to preserve trees. Audience: residents, youth/children; Targeted the Bel Gatos neighborhood and local schools. Message: The value of trees, and encourage planting of trees appropriate to the area (pest resistant, etc.).	Feedback: This year was a celebration of the Town's 30th year to have been named a "Tree City USA". Town staff planted 30 trees at various park locations in recognition of this honor. Estimated Attendance: 100 elementary schoolchildren from Mulberry School – pre-K through 5th grade and many residents Brochures & Giveaways Distributed: 14x – "Soil Matters" booklets 8x – "Stream Care Guide" booklets

		12x – "Pests Bugging You" brochures 14x – "Clean It Guides" 80x – "Original Pest Control" fly swatters 50x – "Get the Scoop – Don't Pollute" pencils 100x – "Pest or Pal" Activity guides/booklets
Event: Bike to Work Day 2 Date: May 13, 2010 Locations: City of Campbell Municipal offices Local, part of regional/national recognition	Type of Event: Annual event held on the third Friday of May across the United States and Canada that promotes the bicycle as an option for commuting to work. Audience: Municipal employees Message: Encourage people to try bicycle commuting as an alternative to driving, which can help reduced various forms of pollution, including copper pollution in waterways.	Feedback: Muni offices received positive feedback from staff who participated in the event.
Event: Bike to Work Day 2 Date: May 13, 2010 Locations: Town of Los Gatos Municipal offices Local, part of regional/national recognition	Type of Event: Annual event held on the third Friday of May across the United States and Canada that promotes the bicycle as an option for commuting to work. Audience: Municipal employees Message: Encourage people to try bicycle commuting as an alternative to driving, which can help reduced various forms of pollution, including copper pollution in waterways.	Feedback: Muni offices received positive feedback from staff who participated in the event.
Event: Watershed Watch Car Wash Event Date: May 19, 2010 Location: Delta Queen Classic Car Wash, 981 E Hamilton Ave, Campbell Regional/ Countywide	Type of Event: Type of Event: Car Wash Audience: Residents/ car wash customers Message: Impacts of car washing on stormwater pollution.	Feedback: Due to a rainy day forecast, attendance was low at this event. Estimated Attendance: 45 vehicles Brochures & Giveaways Distributed: 34 Watershed Brochures (gen outreach) 49 Watershed Watch Discount Cards
Event: Los Gatos Public Works Open House Date: 5/19/10 Location: Town of Los Gatos Corporation Yard Local, part of regional/national recognition	Type of Event: Municipal Outreach and Education Audience: Residents, Students (3rd Grade) Message: ,General stormwater pollution, w/ demonstration using Enviroscape	Feedback: This event was well-attended. Estimated Attendance: 80 Third Grade students,6 teachers and 9 parent chaperones; additionally several members of the public (residents) and a few neighboring municipal staff members Brochures & Giveaways Distributed:

		6x – "Naturally Managing Pests" IPM Fact Sheet 12x – Copper Tri-fold with Discount Card 9x – "Original Pest Control" fly swatter 40x – "Get the Scoop – Don't Pollute" pencils 40x – "Watershed Watch" tattoos
1 Event: Classroom Enviroscape Demonstration Date: 5/20/10 Location: St. Mary's School (K-8), Los Gatos Local	Type of Event: Annual School Outreach Audience: Students (Kdg) Message: ,General stormwater pollution, including: trash/litter, re-usable containers in lunches, pet waste, car washing, pesticides, vehicle fluids and construction dirt.	Feedback: The teachers gave positive feedback, and stated they would like to continue to have WVCWP return each year. Attendance: 28 Students (2 Kindergarten classes), 2 Teachers Brochures & Giveaways Distributed: 28 pencils and "Watershed Puzzles Worksheets"
Event: Car Wash Fundraising Event Dates: 6/26/10 Location: Del Taco Parking Lot, Campbell Local, private event Fundraiser,	Type of Event: private -fundraising [Susan G. Komen Cancer "Walk for Life"] Audience: residents Message: prevent runoff pollution from car washing	Feedback: This is the same group returning to borrow the Kit again. The group has informed WVCWP they would like to make their car wash an annual fundraiser, and continue to utilize the car wash kit. Estimated Attendance: 4 adults plus 4 kids managed the car wash; unknown how many cars passed thru, however organizer was satisfied with amount of funds raised for each day.

C.7.f. Watershed Stewardship Collaborative Efforts

Summarize watershed stewardship collaborative efforts and/or refer to a regional report that provides details. Describe the level of effort and support given (e.g., funding only, active participation etc.). State efforts undertaken and the results of these efforts. If this activity is done regionally refer to a regional report.

Evaluate effectiveness by describing the following:

- Efforts undertaken
- Major accomplishments

Summary:

During FY 09-10, the Program actively supported the Santa Clara Basin Watershed Initiative (SCBWMI), including the Core Group, the Land Use Subgroup, and the Trash Subgroup (now the Santa Clara Valley Zero Litter Initiative, aka ZLI); the Bay Area Macroinvertebrate Bioassessment Information Network (BAMBI); and the Stevens & Permanente Creeks Watershed Council; Information on these efforts is included within the C.7 Public Information and Outreach section of the Program's FY 09-10 Annual Report. WVCWP was also active in the Silicon Valley Anti-Litter

Campaign (SCVAL) and Trash Subgroup (now the Santa Clara Valley Zero Litter Initiative, aka ZLI).

C.7.g. Citizen Involvement Events

List the types of events conducted (e.g., creek clean up, storm drain inlet marking, native gardening etc.). Use the following table for reporting and evaluating citizen involvement events.

Event Details	Description	Evaluation of effectiveness
Provide event name, date, and location. Indicate if event is local, countywide or regional	Describe activity (e.g., creek clean-up, storm drain marking etc.)	Provide general staff feedback on the event. Provide other evaluation details such as: • Number of participants. Any change in participation from previous years. • Distance of creek or water body cleaned • Quantity of trash/recyclables collected (weight or volume). • Number of inlets marked. • Data trends
The following separate reports developed by SCVURPPP and other organizations also include information about citizen involvement events conducted during FY 09-10: • Watershed Watchers: Keeping Our Waterways Clean: FY 09-10 Fourth Quarter Report (includes end-of-year Summary from Alviso Education Center) • Going Native Garden Tour 2010- Summary Report These reports are included within the C.7 Public Information and Outreach section of Program's FY 09-10 Annual Report. For more information on local Citizen Involvement Events see **APPENDIX C7: Attachment C7egh Events**		
Event: Coastal Cleanup Day 2009 Date: 9/19/09 Location: San Tomas Aquino Creek @ Westmont High, Campbell Local site, part of County-wide effort and International event.	Creek Clean Up Event	Volunteers: 11 Results: • Trash collected: 330 Lbs. • Recyclables: 90Lbs.
Event: Great American Pick-up Date: 5/8/10 Location: City of Campbell, 4 sites	Clean Up Event	Volunteers: 100 Results: • 29 partially-filled bags of recyclables

Local site, part of County-wide Effort		• 52 partially-filled bags of trash Materials Distributed: • 8x – "Soil Matters" literature • 10x – "Pests Bugging You" brochure • 14x – "Clean-It Guides" • 5x – "Mercury – What You Don't Know" brochures • 42x – "Strip" thermometers • 4x Copper Tri-fold w/Discount Card attached • 20x "Original Pest Control" fly swatters • 20x – "2000 Creek Cleanup" bandanas • 12x – Lip Balm • 35x – "Get the Scoop – Don't Pollute" pencils • 3x – "Native Plants" seeds with "10 Most Wanted Bugs" brochure attached
Event: Creek Cleanup Date: 4/17/10 Location: Prospect High School/ Saratoga Creek at Prospect Ave, Saratoga Local Event	Creek Clean Up Event	Students that participated were very enthusiastic. Participants: • 11 Prospect High School students • 1 Teacher • WVCWP & City of Saratoga staff Results: • 14 partially-filled 30 gal. trash bags Materials Distributed: • 5x "Your Copper & Your Creeks" tri-folds (with Car Wash Discount card) • 5x "Native Plants" seeds (with "10 Most Wanted" bug brochures attached) • 5x "Original Pest Control" Fly Swatters • 2x "Don't Litter" license plate covers
Event: National River Cleanup Day 2010 Date: 5/15/10 Location: San Tomas Aquino Creek @ Westmont High, Campbell	Creek Clean-Up Event	Volunteers: 16 (8 of these were families associated with a local elementary school where the Zun Zun assembly was held on 12/10/09). Materials Distributed:

Local site, part of County-wide effort and National event.		• 5x – "You're the Solution to Water Pollution" brochures • 10x – "Adopt a Creek" lanyards • 9x - Re-usable bags (sponsored by Safeway) • 10x – "Watershed Watch" tattoos
Event: Classroom Enviroscape Demonstration Date: 5/20/10 Location: St. Mary's School (K-8), Los Gatos Local	School Outreach	Feedback: The teachers gave positive feedback, and stated they would like to continue to have WVCWP return each year. Attendance: 28 Students (2 Kindergarten classes), 2 Teachers Brochures & Giveaways Distributed: • 28 pencils and "Watershed Puzzles Worksheets"

C.7.h. School-Age Children Outreach

Summarize school-age children outreach programs implemented. A detailed report may be included as an attachment.
Use the following table for reporting school-age children outreach efforts.

Program Details	Focus & Short Description	Number of Students/Teachers reached	Evaluation of Effectiveness
Provide the following information: Name, Grade or level (elementary/ middle/ high)	Brief description, messages, methods of outreach used	Provide number or participants	Provide agency staff feedback. Report any other evaluation methods used (quiz, teacher feedback etc.). Attach evaluation summary if applicable.
The following separate reports developed by SCVURPPP and other organizations also include information about school-age children outreach efforts conducted during FY 09-10: • ZunZun School Assemblies for Watershed Watch Campaign- FY 09-10 Academic Year Final Report • Memorandum- Evaluation of the School Assembly Program- FY 09-10 • Watershed Watchers: Keeping Our Waterways Clean: FY 09-10 Fourth Quarter Report (includes end-of-year Summary from Alviso Education Center) These reports are included as within the C.7 Public Information and Outreach section of Program's FY 09-10 Annual Report. For more information on local School Outreach Events see **APPENDIX C7: Attachment C7egh Events**			

Program Details	Focus & Short Description	Number of Students/ Teachers reached	Evaluation of Effectiveness
ZunZun School Assemblies for Watershed Watch Campaign	See FY 09-10 Academic Year Final Report for assembly details	Marshall Lane Elementary Campbell 12/10/09 2 Shows 550 students	For full details on effectiveness of the Zun Zun shows in general, see the Program (SCVURPPP) report Section C.7.h. and Memorandum- Evaluation of the School Assembly Program- FY 09-10.
		Capri Elementary Campbell 1/26/09 2 Shows 600 students	
		Foothill Elementary Saratoga 5/25/10 1 Show 380 students	
		Argonaut Elementary Saratoga 6/4/10 1 Show 500 students	
Watershed Watchers Program at Don Edwards Wildlife Refuge in Alviso Grade level: K-8	See Watershed Watchers: Keeping Our Waterways Clean: FY 09-10 Fourth Quarter Report (includes end-of-year Summary from Alviso Education Center)	• Christa McAuliffe School • Village Elementary • Sacred Heart • Rolling Hills • Hillbrook • Blossom Hill	For full details on effectiveness of the Watershed Watchers Program, see the Program (SCVURPPP) report Section C.7.h and the Watershed Watchers Fourth Quarter Report included in the Program Annual Report Appendix 7-5. FY 09-10 WVC Schools which sent field trips to the Watershed Watchers Program:

Creek Cleanup Prospect High School Saratoga 4/17/10	Topic: Trash Description: 600 feet of creek bank, near the High School, were cleaned.	Participants: 11 Prospect High School students 1 Teacher WVCWP & City of Saratoga staff	WVCWP provided trash bags, gloves and litter grabbers for this event. Students handled monitoring tasks during cleanup. 14 partially-filled 30 gal. trash bags were collected. See "C.10 Trash" for details. Participants selected the following 'give-away items: • 5x "Your Copper & Your Creeks" tri-folds (with Car Wash Discount card) • 5x "Native Plants" seeds (with "10 Most Wanted" bug brochures attached) • 5x "Original Pest Control" Fly Swatters • 2x "Don't Litter" license plate covers
Creek Cleanup Sacred Heart School (K-8) Saratoga 5/5/10	Topic: Trash Description: Cleanup of a schoolyard and adjacent creek.	Participants: Appx. 40 students 1 parent WVCWP staff	WVCWP provided trash bags, gloves and litter grabbers for this event. This event was very effective in that 40 students, from a small school, participated – which demonstrated a high level of interest. Students handled monitoring tasks. Results: 10 partially-filled bags of trash were collected. Results were: 20 lbs trash 5 lbs recyclables School yard and .5 - .75 miles of creek and creekbank were cleaned.
Los Gatos Public Works Open House 5/19/10 (3rd Grade students attended)	Topics: Litter, Trash, Pet Waste, Car Washing Description: Municipal Public Works/Operations Open House Event	80 Third Grade students attended.	Attendees chose to take: 6x – "Naturally Managing Pests" IPM Fact Sheet 12x – Copper Tri-fold with Discount Card 9x – "Original Pest Control" fly swatter 40x – "Get the Scoop – Don't Pollute" pencils 40x – "Watershed Watch" tattoos This event was well-attended. Until a few years ago, LG staff took this program directly to the schools, but for the past several years the venue has been changed to recruit students to come to

			the Corp Yard itself. It is rewarding to see this many students make the effort to come to the site and attend the event.
Classroom outreach with Enviroscape St. Mary's School (K-8) 5/20/10	Topics: Litter, reusable lunch items, pet waste, car washing Description: Enviroscape Demonstration and Schoolyard litter pick-up	Presentation was given to 2 Kindergarten classes 28 Students 2 Teacjers 1 Parent	Having a relevant story read prior to the presentation was very effective for a Kindergarten class. The students loved the presentation and really knew the answer to the question "where does the water/pollution go?". The teachers also gave positive feedback, and stated they would like to continue to have WVCWP return each year, 28 "Watershed Puzzles Worksheets" were distributed to the students.
Creek Education program at Audubon Environmental Education Center, 3rrd Grade students Various dates in FY 09-10	Topics: creek, watersheds, habitat, litter Description: Creek Education Field Trip	In FY 09-10 student participation was: • Blue Hills School 64 students 14 parents • Meyerholz & Murdoch-Portal Schools combined 15 students	

FY2009-2010 Annual Report
West Valley Communities:
City of Campbell, Town of Los Gatos, City of Monte Sereno, City of Saratoga

This page intentionally left blank

West Valley Clean Water Program

FY2009-2010 Annual Report
West Valley Communities:
City of Campbell, Town of Los Gatos, City of Monte Sereno, City of Saratoga

Section 8: Provision C8 Water Quality Monitoring

West Valley Clean Water Program

FY2009-2010 Annual Report
West Valley Communities:
City of Campbell, Town of Los Gatos, City of Monte Sereno, City of Saratoga

This page intentionally left blank

West Valley Clean Water Program

Section 8 - Provision C.8 Water Quality Monitoring

C.8 Water Quality Monitoring
State below if information is reported in a separate regional report. Municipalities can also describe below any Water Quality Monitoring activities in which they participate directly, e.g. participation in RMP workgroups, fieldwork within their jurisdictions, etc.
Summary During FY 09-10, we contributed to the SCVURPPP Monitoring and Assessment Program which conducts water quality monitoring in Santa Clara Valley creeks and rivers. In coordination with the BASMAA Regional Monitoring Coalition (RMC). In addition, we contribute financially to the Regional Monitoring Program for Water Quality in the San Francisco Estuary (RMP) and actively participate in RMP committees and work groups. For additional information on monitoring activities conducted by SCVURPPP, BASMAA RMC and the RMP, see the C.8 Water Quality Monitoring section of the Program's FY 09-10 Annual Report. Continued participation in SCVURPPP Monitoring AHTG.

FY2009-2010 Annual Report
West Valley Communities:
City of Campbell, Town of Los Gatos, City of Monte Sereno, City of Saratoga

This page intentionally left blank

West Valley Clean Water Program

FY2009-2010 Annual Report
West Valley Communities:
City of Campbell, Town of Los Gatos, City of Monte Sereno, City of Saratoga

Section 9: Provision C9 Pesticides Toxicity Controls

West Valley Clean Water Program

FY2009-2010 Annual Report
West Valley Communities:
City of Campbell, Town of Los Gatos, City of Monte Sereno, City of Saratoga

This page intentionally left blank

West Valley Clean Water Program

Section 9 – Provision C.9 Pesticides Toxicity Controls

C.9.a Adopt an Integrated Pest Management (IPM) Policy or Ordinance

(For FY 09-10 Annual Report only) Attach a copy of your individual IPM ordinance or policy. **See APPENDIX C9: Attachment C.9.a IPM Policy Plan.**	X	**Attached**		**Not attached,** explain below
If **Not attached**, explain:				

C.9.b Implement IPM Policy or Ordinance

Report implementation of IPM BMPs by showing trends in quantities and types of pesticides used, and suggest reasons for increases in use of pesticides that threaten water quality, specifically organophosphorous pesticides, pyrethroids, carbaryl, and fipronil. A separate report can be attached as evidence of your implementation.

Summary:

All pesticide records are filed and available. Typically, little or none of the pesticides listed above are used as a matter of standard operations,to the maximum extent practicable; use of IPM practices has been in place for a number of years. Analysis and identification of trends tends to be less useful in because one chemical may be used for an isolated pest incident one year, then not used again for several years, or not at all as different IPM practices are put into place.

See APPENDIX C9: Attachment C9b Implementation IPM Policy

C.9.c Train Municipal Employees

Enter the number of employees that applied or used pesticides (including herbicides) within the scope of their duties this reporting year.	15
Enter the number of these employees who received training on your IPM policy and IPM standard operating procedures within the last 3 years.	15
Enter the percentage of municipal employees who apply pesticides who have received training in the IPM policy and IPM standard operating procedures within the last three years.	100%

C.9.d Require Contractors to Implement IPM

Did your municipality contract with any pesticide service provider in the reporting year?	X	**Yes**		**No**

If yes, attach one of the following:

	Contract specifications that require adherence to your IPM policy and standard operating procedures, OR
	Copy(ies) of the contractors' IPM certification(s) or equivalent, OR
X	Equivalent documentation. **See APPENDIX C9: Attachment C9d Contractor Implement IPM** Note: Contractors originally signed when IPM policy went into place, and were reminded of policy annually. However, formal signature to the IPM Policy was not collected as a matter of routine because the same contractor has been used through the years. A new signature form has been created and will be presented for signature to contractor annually.

If **Not attached**, explain:

C.9.e Track and Participate in Relevant Regulatory Processes

Summarize participation efforts, information submitted, and how regulatory actions were affected **OR** reference a regional report that summarizes regional participation efforts, information submitted, and how regulatory actions were affected.

Summary:

During FY 09-10, we participated in regulatory processes related to pesticides through contributions to SCVURPPP, BASMAA and CASQA. For additional information, see the Regional Pollutants of Concern Report submitted by BASMAA on behalf of all MRP Permittees. This Report is included within the Program's FY 09-10 Annual Report.

C.9.f Interface with County Agricultural Commissioners

Provide a summary of improper pesticide usage reported to the County Agricultural Commissioner and follow-up actions to correct violations, if any. A separate report can be attached as your summary.

Summary:

No improper pesticide usage to report

C.9.h.ii Public Outreach: Point of Purchase

Provide a summary of public outreach at point of purchase, and any measurable awareness and behavior changes resulting from outreach (here or in a separate report); **OR** reference a report of a regional effort for public outreach in which your agency participates.

Summary:

The following separate reports developed by SCVURPPP and BASMAA summarize point of purchase outreach efforts conducted during FY 09-10:

- FY 09-10 Store Employee Training Report (SCVURPPP)
- FY 09-10 Store Employee Training Evaluation Summary (SCVURPPP)
- FY 09-10 Store Employee Training Status Table (SCVURPPP)
- FY 09-10 List of Stores in the IPM Store Partnership Program (SCVURPPP)
- FY 09-10 BASMAA "Our Water, Our World" (OWOW) Report (BASMAA)

These reports are included within the C.9 Pesticides Toxicity Control section of Program's FY 09-10 Annual Report.

C.9.h.vi Public Outreach: Pest Control Operators

Provide a summary of public outreach to pest control operators and landscapers and reduced pesticide use (here or in a separate report); **OR** reference a report of a regional effort for outreach to pest control operators and landscapers in which your agency participates.

Summary:

The following separate report developed by SCVURPPP summarizes Public Outreach: Pest Control Operators efforts conducted during FY 09-10:

- FY 09-10 Green Gardener Training Report

This report is included within the C.9 Pesticides Toxicity Control section of Program's FY 09-10 Annual Report.

FY2009-2010 Annual Report
West Valley Communities:
City of Campbell, Town of Los Gatos, City of Monte Sereno, City of Saratoga

This page intentionally left blank

West Valley Clean Water Program

FY2009-2010 Annual Report
West Valley Communities:
City of Campbell, Town of Los Gatos, City of Monte Sereno, City of Saratoga

Section 10: Provision C10 Trash Load Reduction

West Valley Clean Water Program

FY2009-2010 Annual Report
West Valley Communities:
City of Campbell, Town of Los Gatos, City of Monte Sereno, City of Saratoga

This page intentionally left blank

West Valley Clean Water Program

Section 10 - Provision C.10 Trash Load Reduction

C.10.a.i Short-Term Trash Loading Reduction Plan

(For FY 10-11 Annual Report only) Provide description of actions/tasks initiated/conducted/completed in developing a Short-Term Trash Loading Reduction Plan (due February 1, 2012).

Description:

Not required for this Annual Report

C.10.a.ii Baseline Trash Load and Trash Load Reduction Tracking Method

(For FY 10-11 Annual Report only) Provide description of actions/tasks initiated/conducted/completed to gather trash loading data and in developing a Baseline Trash Load and Trash Load Reduction Tracking Method (due February 1, 2012).

Description:

A summary of Program accomplishments for this sub-provision are included within the C.10 Trash Load Reduction section of Program's FY 09-10 Annual Report.

C.10.a.iii Minimum Full Trash Capture

(For FY 10-11 Annual Report and Each Annual Report Thereafter) Provide description of actions/tasks initiated/conducted/completed in implementing Minimum Full Trash Capture Devices (due July 1, 2014) within individual jurisdictions. Include information on Full Trash Capture Devices installed under Bay-area Wide Trash Capture Demonstration Project administered by San Francisco Estuary Partnership.

Description:

A summary of Program accomplishments for this sub-provision are included within the C.10 Trash Load Reduction section of Program's FY 09-10 Annual Report. In addition, the Program recently finalized a technical report detailing the results of its Pilot Trash Structural Treatment Control Study implemented in 2007. This technical report is also available within the C.10 Trash Load Reduction section of Program's FY 09-10 Annual Report..

C.10.b.iii Trash Hot Spot Assessment

(For FY 10-11 Annual Report and Each Annual Report Thereafter) Provide volume of material removed from each Trash Hot Spot cleanup, and the dominant types of trash (e.g., glass, plastics, paper) removed and their sources to the extent possible. Provide required photo documentation.

Fill out the following table or attach a summary of the following information.

See APPENDIX C10: Attachments C10biii Trash Hot Spot Assessment Photos

Trash Hot Spot	Cleanup Date	Volume of Material Removed	Dominant Type of Trash	Trash Sources (where possible)
WVC02 San Tomas Aquino Crk	05-15-10	25 bags/~300 pounds	Bottles, Aluminum Cans, Convenience Food items, Cigarette butts, other plastic products	Trash accumulation
WVC03 Saratoga Creek	4-17-10	14 bags	Convenience Food items, other plastic products, paper/cardboards, aluminum cans, plastic bags	Trash accumulation/Litter
WVC04 Los Gatos Creek	6-15-10	10 bags/7 pounds	Paper/carboard, plastic bags, misc., cigarette butts	Litter

C.10.d Summary of Trash Load Reduction Actions

Provide summary of new trash load reduction actions or increased levels of implementation of existing actions that were implemented after adoption of the MRP (control measures and best management practices) including the types of actions and levels of implementation, and the total trash loads and dominant types of trash removed from each type of action.

Suggested trash load reduction actions to track and report may include:

- Anti-litter Campaigns
- Anti-litter/Dumping Enforcement Activities
- Curbside Recycling Programs
- Education and Outreach Efforts
- Free Trash Pickup/Dropoff Days
- County HHW Program Activities
- Improved Trash Bin Management
- Inspection/Maintenance of Storm Drain Outfalls
- Litter Pickup and Control
- Removal of Homeless Encampments
- Solid Waste Recycling Efforts
- Source Controls/Bans/Prohibitions
- Storm Drain Operation and Maintenance
- Storm Drain Signage/Marking
- Street Sweeping Activities
- Trash Removal from Receptacles
- Volunteer Creek Cleanups

Type of Trash Load Reduction Action	Date of First Implementation	Level of Implementation (specify if level was increased after MRP adoption)	Total Trash Load Removed by Action	Dominant Types of Trash Removed by Action
Not all trash load reduction actions were tracked by "loads removed" this fiscal year. Once the Trash Load Reduction Tracking Method is developed (see Provision C.10.a.ii), data to fill in this table, including trash loads removed, will be able to be defined and determined for each load reduction action (as feasible). See the Program's FY 09-10 Annual Report for schedule				
Anti-litter Campaign: • SCVURPPP and BASMAA each have Ad Campaigns that address Litter • C/ WVCWP- Zero Litter Initiative participation • C/ WVCWP- Silicon Valley Anti-Litter Campaign (hosted by San Jose)	• See SCVURPP Annual Report • ZLI- 2008 • SVALC- ?2006		N/A	Topics aim to reduce pollution (litter, pesticides) by encouraging better behavior/habits
Anti-litter/Dumping Enforcement Activities	Part of municipal operations as occurs	As is occurs and is necessary; for NPDES purposes, an increased focus has been placed on anti-litter and dumping near and around creeks and from		

		construction sites.		
Education and Outreach Efforts: • Thru SCVURPPP Watershed Watch website, ad campaign, etc • Thru WVCWP – literature, give-aways, Enviroscape presentations, clean-up events, local newspaper articles, newsletter articles, information board in MS PO	In place	For NPDES purposes, additional collaborative efforts have been supported- such as the Watershed Watch Campaign, MyWatershedWatch website (www.mywatershedwatch.org) Per NPDES purposes added/adding support and events for various 'take back' of POC related items (e-waste events, mercury thermometer events, clean-up events)		
County HHW Program Activities	In place	As is occurs and is necessary		
Removal of Homeless Encampment	In place, as needed	As is occurs and is necessary		
Solid Waste Recycling Efforts: • Curbside Recycling Program-Residential [glass, paper, plastic] • By Drop off: oil, batteries, e-waste • Improved Trash Bin Management: Solid Waste moved to single recycle bin with lid (from individual sorting bins w/ no lid) Commercial Cardboard Recycling Program – voluntary (paid for service)	In place	As is occurs and is necessary		
Source Controls/Bans/Prohibitions	Not at this time			
Storm Drain Operation and Maintenance • Inspection/Maintenance of Storm Drain Outfalls	In place – circa 1992	SD cleaning program put into place to meet NPDES requirements; data collection/		

• Storm Drain Signage/Marking		categorization of 'trash/litter' as separate category in 2009, for meeting MRP data collection.		
Street Sweeping Activities	In place – circa 1994			
Trash Removal: Litter Pickup and Control • Downtown • Parks • Public Facilities: City/Town Hall, Community Center, Senior Center, Corporation Yard Free Trash Pickup/Dropoff Days Community Garage Sales	In place – part of municipal services			
Volunteer Creek Cleanups • National River Clean Up Day • Great American Litter Pick-up • Coastal Clean-up • LG Volunteer Program	In place – circa 2003			

FY2009-2010 Annual Report
West Valley Communities:
City of Campbell, Town of Los Gatos, City of Monte Sereno, City of Saratoga

This page intentionally left blank

West Valley Clean Water Program

FY2009-2010 Annual Report
West Valley Communities:
City of Campbell, Town of Los Gatos, City of Monte Sereno, City of Saratoga

Section 11: Provision C11 Mercury Controls

West Valley Clean Water Program

FY2009-2010 Annual Report
West Valley Communities:
City of Campbell, Town of Los Gatos, City of Monte Sereno, City of Saratoga

This page intentionally left blank

West Valley Clean Water Program

Section 11 - Provision C.11 Mercury Controls

C.11.a.i Mercury Recycling Efforts

List below or attach lists of efforts to promote, facilitate, and/or participate in collection and recycling of mercury containing devices and equipment at the consumer level (e.g., thermometers, thermostats, switches, bulbs).

Mercury collection and recycling is available throughout the year at locally sponsored events (private fundraisers), through e-waste drop-off events hosted by the waste hauler and drop-off services at the waste hauler and Santa Clara County HHW program.

Extensive local outreach for events, including specific information on mercury pollution, is conducted regularly through WVCWP and solid waste contractor. Event information is included in **APPENDIX C7: Attachments C7egh Events and C7bc Advertising and Media Efforts**.

Outreach by WVCWP includes press releases to local weekly newspapers and to municipal newsletters. Flyers are posted in public places (such as libraries, community centers, senior center, city/town hall) and information is featured on municipal websites.

Pollution Prevention Fair – 9/22/09 – Campbell Community Center

Event included opportunities for recycling: thermometers, batteries and cell phones

Thermometer Exchange – 10/7/09 – Saratoga Community Center

Event included opportunities for recycling: thermometers and batteries

Thermometer Exchange – 4/11/10 –Los Gatos Farmers' Market (part of "Keep Los Gatos Beautiful" event)

Event focused on recycling thermometers

E-Waste Drop-off event for residents

7/18/09 – Campbell United Church of Christ, Campbell
7/25/09 – Los Gatos United Methodist Church, Los Gatos
7/25/09 – City of Saratoga N. Campus, Saratoga
10/17/09 – Campbell United Church of Christ, Campbell
10/17/09 – Los Gatos United Methodist Church, Los Gatos
10/24/09 – City of Saratoga N. Campus, Saratoga
4/10/10 – Campbell United Church of Christ, Campbell
4/17/10 – Los Gatos United Methodist Church, Los Gatos
5/15/10 – City of Saratoga N. Campus, Saratoga

Municipal Facility annual recycling of 'mercury containing products' includes Fluorescent Bulbs and Batteries.

C.11.a.ii Mercury Collection
Provide an estimate of the mass of mercury collected through these efforts, or provide a reference to a report containing this estimate.
Amount collected: The methodologies for estimating the mass of mercury collected through mercury collection and recycling efforts are currently in development and are due to the Water Board by September 15, 2010. Therefore, estimates could not be made for FY 09-10. Estimates of the mass of mercury collected through recycling efforts during FY 10-11 will be provided with the FY 10-11 Annual Report (see FY 10-11 BASMAA Regional POC Report).

C.11.b Monitor Methylmercury C.11.c Pilot Projects to Investigate and Abate Mercury Sources in Drainages C.11.d Pilot Projects to Evaluate and Enhance Municipal Sediment Removal and Management Practices C.11.e Conduct Pilot Projects to Evaluate On-Site Stormwater Treatment via Retrofit C.11.f Diversion of Dry Weather and First Flush Flows to POTWs C.11.g Monitor Stormwater Mercury Pollutant Loads and Loads Reduced C.11.h Fate and Transport Study of Mercury In Urban Runoff C.11.i Development of a Risk Reduction Program Implemented Throughout the Region C.11.j Develop Allocation Sharing Scheme with Caltrans
State below if information is reported in a separate regional report. Municipalities that participate directly in regional activities to can provide descriptions below.
Summary A summary of Program accomplishments for these sub-provisions are included within the C.11 Mercury Controls section of Program's FY 09-10 Annual Report and/or the BASMAA Regional POC Report.

FY2009-2010 Annual Report
West Valley Communities:
City of Campbell, Town of Los Gatos, City of Monte Sereno, City of Saratoga

Section 12: Provision C12 PCBs Controls

West Valley Clean Water Program

FY2009-2010 Annual Report
West Valley Communities:
City of Campbell, Town of Los Gatos, City of Monte Sereno, City of Saratoga

This page intentionally left blank

West Valley Clean Water Program

Section 12 - Provision C.12 PCBs Controls

C.12.a.i,iii Municipal Inspectors Training

(For FY 09-10 Annual Report only) List below or attach description of results of training municipal industrial inspectors to identify, in the course of their existing inspections, PCBs or PCB-containing equipment.

Description:

In FY 09-10, inspector training materials were developed through in-kind contributions of SCVURPPP to BASMAA. Training materials can be found in the BASMAA Regional POC Report.

Through WVCWP, participate in SCVURPPP's AHTG for local applicability of sites [identification of facility types]; also through WVCWP, work with the Industrial/Commercial Site Inspection contractor (see Section 4 Ind/Commercial Discharge Program) to determine which facilities may fall under this category. As sites are identified, they will be inspected and reported upon accordingly. Newly developed training materials by BASMAA will be made available to the Industrial/Commercial Inspection contractor for training implementation.

C.12.a.ii,iii Ongoing Training

***(For FY 10-11 Annual Report** and Each Annual Report Thereafter)* List below or attach description of ongoing training development and inspections for PCB identification, including documentation and referral to appropriate regulatory agencies (e.g. county health departments, Department of Toxic Substances Control, California Department of Public Health, and the Water Board) as necessary.

Description:

Not required for this Annual Report

C.12.b Conduct Pilot Projects to Evaluate Managing PCB-Containing Materials and Wastes during Building Demolition and Renovation Activities
C.12.c Pilot Projects to Investigate and Abate On-land Locations with Elevated PCB Concentrations
C.12.d Conduct Pilot Projects to Evaluate and Enhance Municipal Sediment Removal and Management Practices
C.12.e Conduct Pilot Projects to Evaluate On-Site Stormwater Treatment via Retrofit
C.12.f Diversion of Dry Weather and First Flush Flows to POTWs
C.12.g Monitor Stormwater PCB Pollutant Loads and Loads Reduced
C.12.h Fate and Transport Study of PCBs In Urban Runoff
C.12.i Development of a Risk Reduction Program Implemented Throughout the Region

State below if information is reported in a separate regional report. Municipalities that participate directly in regional activities to can provide descriptions below.

Summary

A summary of Program accomplishments for these sub-provisions are included within the C.12 PCB Controls section of Program's FY 09-10 Annual Report and/or the BASMAA Regional POC Report

FY2009-2010 Annual Report
West Valley Communities:
City of Campbell, Town of Los Gatos, City of Monte Sereno, City of Saratoga

Section 13: Provision C13 Copper Controls

West Valley Clean Water Program

FY2009-2010 Annual Report
West Valley Communities:
City of Campbell, Town of Los Gatos, City of Monte Sereno, City of Saratoga

This page intentionally left blank

West Valley Clean Water Program

Section 13 - Provision C.13 Copper Controls

C.13.a.i and iii Legal Authority: Architectural Copper

(For FY 10-11 Annual Report only) Do you have adequate legal authority to prohibit discharge of wastewater to storm drains generated from the installation, cleaning, treating, and washing of the surface of copper architectural features, including copper roofs to storm drains?		**Yes**		**No**

If **No**, explain and provide schedule for obtaining authority within 1 year:

Not required for this Annual Report.

C.13.b.i and iii Legal Authority: Pools, Spas, and Fountains

(For FY10-11 Annual Report only) Do you have adequate legal authority to prohibit discharges to storm drains from pools, spas, and fountains that contain copper-based chemicals?		**Yes**		**No**

If **No**, explain and provide schedule for obtaining authority within 1 year:

Not required for this Annual Report.

C.13.c Vehicle Brake Pads

Reported in a separate regional report.

A summary of the Program's participation with the Brake Pad Partnership (BPP) is included within SCVURPPP FY0910 Annual Report Section C.13 Copper Controls and/or the BASMAA Regional POC Report." Support of the BPP was extended through WVCWP's letters of support for Senate Bill 346.

C.13.d.iii Industrial Sources Copper Reduction Results

List below or attach annotated lists or tables from your Industrial and Commercial Site Controls portion of this report, that highlight copper reduction results among the facilities identified as potential users or sources of copper, facilities inspected, and BMPs addressed. For FY09-10 describe below or highlight in the C.4 Evaluation portion (if provided) of this report the steps taken to revise your program to meet new data tracking and reporting requirements for implementation levels described in C.13.d.ii.

Summary

In FY 09-10, inspector training materials were developed through in-kind contributions of SCVURPPP to BASMAA. Training materials can be found in the BASMAA Regional POC Report

Through WVCWP, participated in SCVURPPP's AHTG for local applicability of sites [identification of facility types]; also through WVCWP, work with the Industrial/Commercial Site Inspection contractor (see Section 4 Ind/Commercial Discharge Program) to determine which facilities may fall under this category. As sites are identified, they will be inspected and reported upon accordingly. Newly developed training materials by BASMAA will be made available to the Industrial/Commercial Inspection contractor for training implementation.

C.13.e Studies to Reduce Copper Pollutant Impact Uncertainties

Revised. Description reads "State below if information is reported in a separate regional report. Municipalities that participate directly in regional activities to can provide descriptions below."

Summary

A summary of Program efforts (i.e., participation in RMP committee and work group meetings) to develop regional studies *to reduce copper pollutant impact uncertainties* is included within the SCVURPPP FY0910 Annual Report, Section C.13 Copper Controls and/or BASMAA Regional POC Report

FY2009-2010 Annual Report
West Valley Communities:
City of Campbell, Town of Los Gatos, City of Monte Sereno, City of Saratoga

Section 14: Provision C14 PBDE, Legacy Pesticides and Selenium Controls

West Valley Clean Water Program

FY2009-2010 Annual Report
West Valley Communities:
City of Campbell, Town of Los Gatos, City of Monte Sereno, City of Saratoga

This page intentionally left blank

West Valley Clean Water Program

Section 14 - Provision C.14 PBDE, Legacy Pesticides and Selenium Controls

C.14.a Control Programs for PBDEs, Legacy Pesticides and Selenium Controls
Revised. Description reads "State below if information is reported in a separate regional report. Municipalities that participate directly in regional activities can provide descriptions below."
Summary A summary of Program efforts (i.e., participation in RMP committee and work group meetings) to develop a Control Program for PBDEs, Legacy Pesticides and Selenium is included within the SCVURPPP FY0910 Annual Report, Section C.14 PBDE, Legacy Pesticides and Selenium and/or in the BASMAA Regional POC Report.

FY2009-2010 Annual Report
West Valley Communities:
City of Campbell, Town of Los Gatos, City of Monte Sereno, City of Saratoga

This page intentionally left blank

West Valley Clean Water Program

FY2009-2010 Annual Report
West Valley Communities:
City of Campbell, Town of Los Gatos, City of Monte Sereno, City of Saratoga

Section 15: Provision C15 Exempted and Conditionally Exempted Discharges

West Valley Clean Water Program

FY2009-2010 Annual Report
West Valley Communities:
City of Campbell, Town of Los Gatos, City of Monte Sereno, City of Saratoga

This page intentionally left blank

West Valley Clean Water Program

Section 15 - Provision C.15 Exempted and Conditionally Exempted Discharges

C.15.b.iii.(1), C.15.b.iii.(2) Planned and Unplanned Discharges of Potable Water

Is your agency a water purveyor?		**Yes**	X	**No**
If **No**, skip to C.15.b.vi.(2):				
If **Yes**, Complete the attached reporting tables or attach your own table with the same information. Describe program highlights below. For FY 09-10 only, describe steps taken to revise your program to meet new monitoring, data tracking and reporting requirements.				
Summary:				

C.15.b.vi.(2) Irrigation Water, Landscape Irrigation, and Lawn or Garden Watering

Provide implementation summaries of the required BMPs to promote measures that minimize runoff and pollutant loading from excess irrigation. Generally the categories are:

- Promote conservation programs
- Promote outreach for less toxic pest control and landscape management
- Promote use of drought tolerant and native vegetation
- Promote outreach messages to encourage appropriate watering/irrigation practices
- Implement Illicit Discharge Enforcement Response Plan for ongoing, large volume landscape irrigation runoff.

Summary:

For county-wide outreach on less toxic pest control and appropriate irrigation practices, refer to SCVURPPP's FY0910 Annual Report Section C7, Public Information and Outreach [reports on the Watershed Watch Campaign and the IPM Store Partnership], and Section C9 Pesticide Toxicity Control [report on the Green Gardener Training Program. Participated in these Program outreach efforts via WVCWP, including review of outreach pieces to be published (print, radio, tv), and review of programmatic reports provided to the Program.

WVCWP published seasonal articles in agency newsletters and posted seasonal information on an Info Board in Monte Sereno Post Office.

Also, promotion of 'less toxic pest control' and 'landscape management,' along with use of drought tolerant and native vegetation, is specifically addressed by WVCWP's distribution of native plant seed packets, which are also 'beneficial bug attractants'. The seed packets, attached to related literature, have proved to be an effective means of encouraging residents to take home literature as well as trial the use of basic IPM measures.

Water conservation has been promoted through articles in municipal newsletters.

FY2009-2010 Annual Report
West Valley Communities:
City of Campbell, Town of Los Gatos, City of Monte Sereno, City of Saratoga

This page intentionally left blank

West Valley Clean Water Program

FY2009-2010 Annual Report
West Valley Communities:
City of Campbell, Town of Los Gatos, City of Monte Sereno, City of Saratoga

APPENDICIES

C3: New Development and Redevelopment

- C3b Grant Application Project Description
- C3bv(1) Regulated Projects Reporting Table
- C3hiv Installed Stormwater Treatment Systems O/M

C4: Industrial and Commercial Site Controls

- C4biii(1) Potential Facilities
- C4biii(2) Facilities Scheduled

C5: Illicit Discharge Detection and Elimination

- C5ciii Illegal Discharge Contacts
- C5fiii(4) Summary of IDDE by Incident Type

C7: Public Information and Outreach

- C7bc Local Advertising and Media Relations
- C7egh Events

C9: Pesticides Toxicity Controls

- C9a IPM Plan
- C9b Implement IPM Plan
- C9d Contractor Implement IPM

C10: Trash Load Reduction

- C10biii Trash Hot Spot Assessment Photos

West Valley Clean Water Program

FY2009-2010 Annual Report
West Valley Communities:
City of Campbell, Town of Los Gatos, City of Monte Sereno, City of Saratoga

This page intentionally left blank

West Valley Clean Water Program

FY2009-2010 Annual Report
West Valley Communities:
City of Campbell, Town of Los Gatos, City of Monte Sereno, City of Saratoga

APPENDIX C3
New Development and Redevelopment

- C3b Grant Application Project Description
- C3bv(1) Regulated Projects Reporting Table
- C3hiv Installed Stormwater Treatment Systems O/M

West Valley Clean Water Program

FY2009-2010 Annual Report
West Valley Communities:
City of Campbell, Town of Los Gatos, City of Monte Sereno, City of Saratoga

This page intentionally left blank

West Valley Clean Water Program

CITY OF CAMPBELL

Hacienda Avenue “Green Street” Improvements
Project Description
Urban Greening for Sustainable Communities Grant Program

By
Fredrick Ho

March 15, 2010

Located in the southwesterly portion of the City of Campbell, the mile long Hacienda Avenue is a vital east/west residential collector connecting the more rural San Tomas Area Neighborhood of Campbell to Winchester Boulevard, a north/south arterial that provides connections to Los Gatos, Campbell, and San Jose. The Hacienda corridor also provides a pedestrian and bicycle link from the neighborhood to the Hacienda Percolation Ponds (See Attachment 1) and the extremely popular Santa Clara County Los Gatos Creek Park and Creek Trail. The City, in coordination with the Santa Clara Valley Water District, enhanced the area surrounding the Hacienda Avenue percolation pond at the intersection of Hacienda Avenue and S. Winchester Boulevard. These enhancements provide a much improved site for use as a passive recreational area for nearby residents. Additionally, the intersection of Hacienda Avenue and S. Winchester Boulevard is a potential location for a future VTA facility along the Vasona Light Rail Line.

Due to significant traffic volumes experienced on Hacienda Avenue, combined with a variation in the pavement sections constructed over the years, many under designed for the loads experienced today, Hacienda Avenue has fallen into disrepair. The pavement condition for the majority of Hacienda Avenue is very poor with much of the street in need of major rehabilitation, and some portions requiring actual reconstruction. This street has a predominant street right-of-way of 90-ft, with approximately 70-ft of this area in street pavement. Given its residential surrounding and its wider than necessary pavement width, and the City's commitment to sustainable designs, the City is proposing to develop Hacienda Avenue as a "Green Street". The proposed improvements include installing bike lanes, planting street trees, installing bioswales and other stormwater treatment facilities, narrowing the existing pavement from 70' to 50' and using open space or alternative permeable paving surfaces to allow stormwater infiltration.

Developing Hacienda Avenue as a Green Street will help the City of Campbell comply with its NPDES Permit requirements. However, this project goes beyond permit compliance as highlighted below:

1) Project Size – The project proposes to develop the entire one mile stretch of Hacienda Avenue as a Green Street. To meet Permit requirements, developing only a block would be sufficient.

2) Key Issues Addressed – The Permit requires each green street project to address one of six key green street elements. The proposed Hacienda Avenue Improvement Project goes beyond permit compliance by addressing four of the six key elements. These elements are:

- Stormwater storage for landscaping reuse or stormwater treatment and/or infiltration for groundwater replenishment through the use of natural feature systems;
- Creation of attractive streetscapes that enhance neighborhood livability by enhancing the pedestrian environment and introducing park-like elements into neighborhoods;
- Service as an urban greenway segment that connects neighborhoods, parks, recreation facilities, schools, main streets, and wildlife habitats; and
- Meets broader community goals by providing pedestrian and, where appropriate, bicycle access;

The Hacienda Avenue Improvement Project will also provide multiple other benefits that are not required by the NPDES Permit. These are:

1) Decrease in Air Pollution – Installing bike lanes would encourage use of an alternative transportation mode thereby decreasing air pollution from passenger vehicles. Increased bicycle use would also decrease the consumption and dependency on oil. The project proposes to plant more street trees which would lead to cleaner air and reduce the impact of heat islands leading to decreased energy consumption by nearby residents.
2) Reduce Consumption of Natural Resources & Energy – Narrowing the existing pavement from 70' to 50' would reduce the amount of natural resources and energy associated with manufacture and installation of asphalt and also for maintenance purposes.

3) Reliability of Water Supplies – Use of open space and/or alternative permeable paving methods allow storm water runoff to infiltrate into native soil, removing contaminants before recharging the ground water. This would improve the reliability of water supply.

	Bike Lane	Tree Planting	Infiltration Bioswales	Reduce Asphalt Concrete	Increase Permeable Area
Decrease Air Pollution	X	X		X	
Decrease Water Pollution		X	X		X
Reduce Consumption of Natural Resources & Energy	X	X		X	
Reliability of Water Supplies					X

ATTACHMENTS

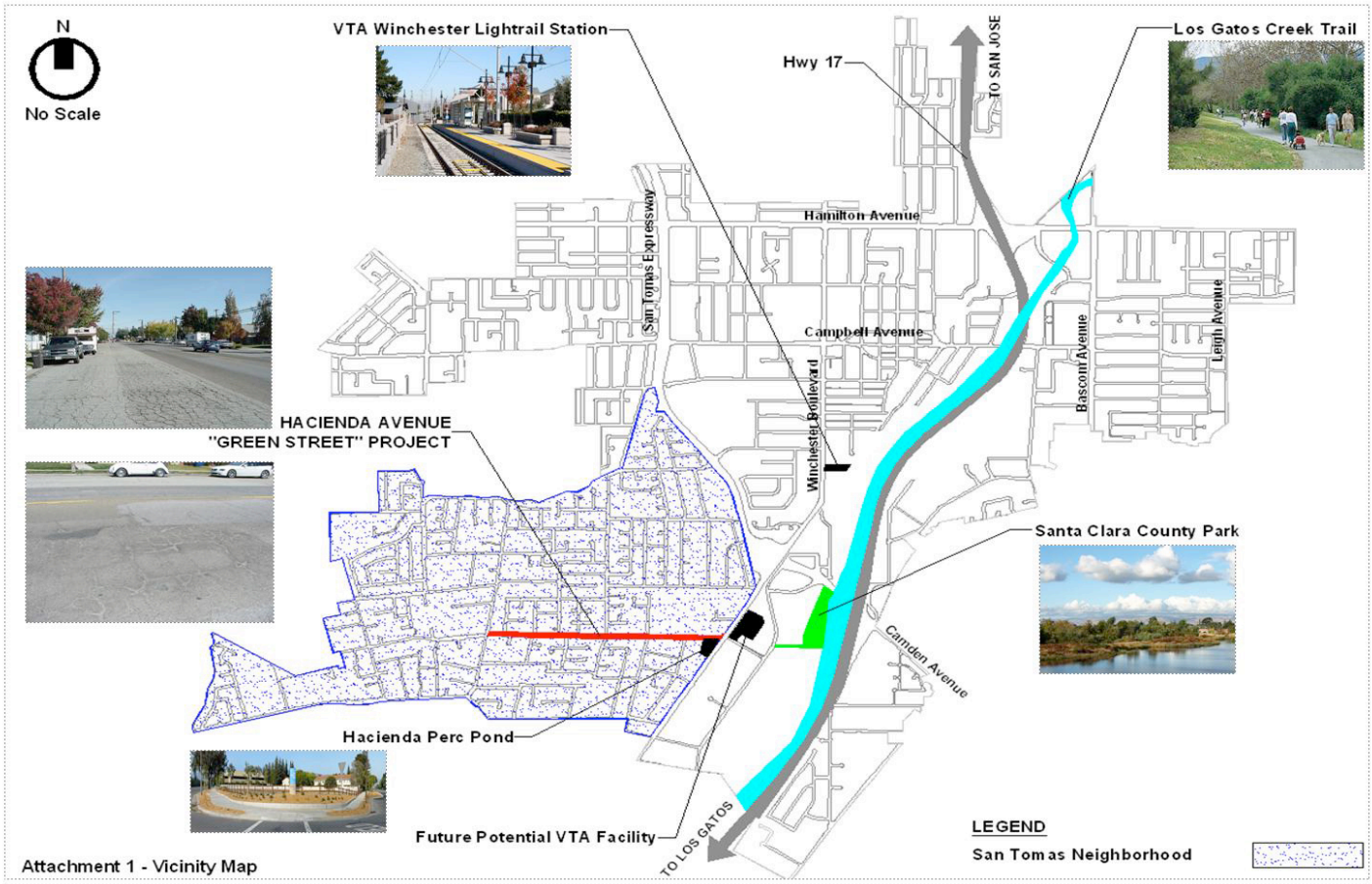

Attachment 1 - Vicinity Map

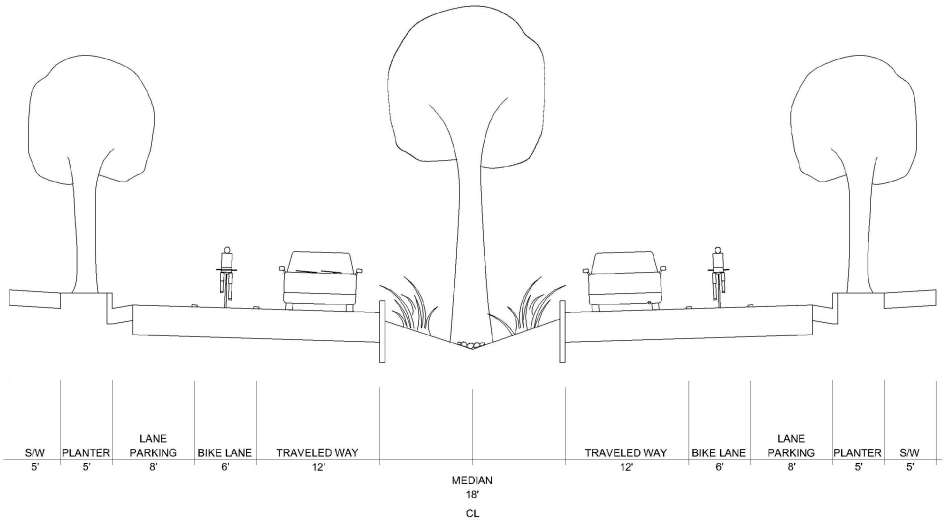

90' ROW

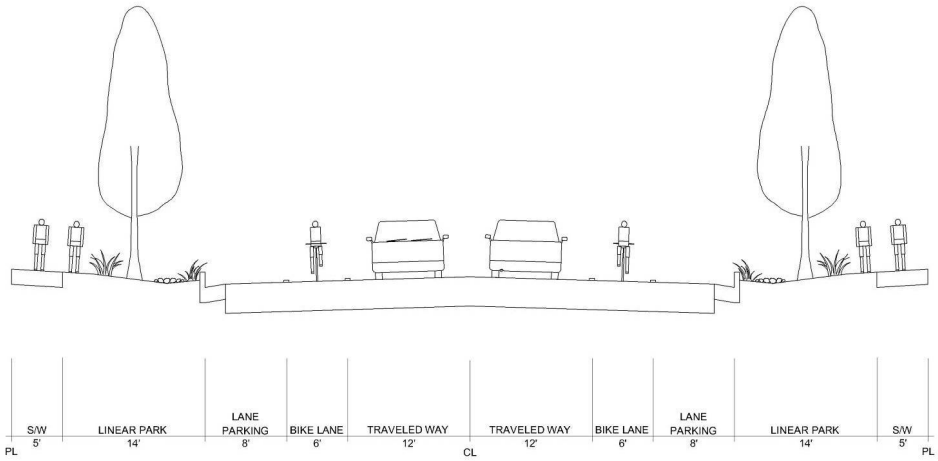

90' ROW

Attachment 2 – Median Island Concept (Top) & Linear Park Concept (Bottom)

City of Campbell
Annual Report: Provision C3b Reporting Table
Regulated Projects Approved During the Reporting Period July 1, 2009 to June 30, 2010

1. Project Name 2. Project Number 3. Location 4. Street Address	1. Name of Devlp'r 2. Project Phase[1] 3. Project Type & Descp'n	Project Watershed[2]	1. Total Site Area 2. Total Area of Land Distb'd	New/ Replaced Impervious Surface Area[3]	Total Project Impervious Surface Area[4]	Status of Project[5]	Source Control Measures	Site Design Measures	Treatment Systems Installed[6]	Operations & Maintenance Responsibility Mechanism	Hydraulic Sizing Criteria	Alt Comp Meas[7,8]	Alt Certif'n	HM Controls[9,10]
PRIVATE PROJECTS														
1. Safeway 2. PLN 2010-030 3. 4. 950 W. Hamilton	1. Safeway 2. 3. Remodel existing building for new grocery store, construct new drive thru building, construct new gas station	• Watershed: San Tomas Creek • Downstream Watershed:	1. Site Area: 351,000 SF 2. Distb'd Land Area: 123,000 SF	1. Total New: 0 2. Total Replaced: 117,000	1. Pre-Project: 318,000 2. Post-Project: 312,000	• App Date: 2/26/10 • Deemed Comp: 5/25/10 • Final Discr Review: ??? • Approval Date: 6/29/10	Wash and dumpster area drains to sanitary sewer. Landscaping. Parking lot sweeping.	Disconnected down spouts and minimum impact to parking lot design.	Biofilter and mechanical filter.	Covenants Condtions and Restrictions	Volume based for biofilter and flow based for mechanical filter			HM Controls: N/A IF NONE, State why not:
1. 2. 3. 4.	1. 2. 3.	• Watershed: • Downstream Watershed:	1. Site Area: 2. Distb'd Land Area:	1. Total New: 2. Total Replaced:	1. Pre-Project: 2. Post-Project:	• App Date: • Deemed Comp: • Final Discr Review: • Approval Date:								HM Controls: IF NONE, State why not:
1. 2. 3. 4.	1. 2. 3.	• Watershed: • Downstream Watershed:	1. Site Area: 2. Distb'd Land Area:	1. Total New: 2. Total Replaced:	1. Pre-Project: 2. Post-Project:	• App Date: • Deemed Comp: • Final Discr Review: • Approval Date:								HM Controls: IF NONE, State why not:

[1] If a project is being constructed in Phases, use a separate row entry for each Phase.
[2] State the watershed(s) that the Regulated Project drains to. Optional but recommended: State downstream watershed(s).
[3].State both the total new impervious surface area and the total replaced impervious surface area, as applicable.
[4] For redevelopment projects state both the pre-project impervious surface area and the post-project imperious surface area
[5] State Project application date; application deemed complete date; and final major, staff-level discretionary review and approval date.
[6] List stormwater treatment system(s) installed onsite or at a joint stormwater treatment system facility.
[7] For Alternative Compliance at an offsite location in accordance with Provision C3ei(1), on a separate page, give a discussion of the alternative compliance site including the information specified in Provision c3bv(1)(m)(i) for the offsite project.
[8] For Alternative Compliance by paying in-lieu fees in accordance with Provision C3ei(2), on a separate page, provide the information specified in Provision C3bv(1)(m)(ii) for the Regional Project.
[9] If HM Control is not required, state why not
[10] If HM control is required state control method used (e.g., method to design and size devices(s) or method(s) used to meet the HM Standard, and description of devices(s) or methods(s) used, such as detentions basin(s), biodetention unit(s), regional detention basin, or in-stream control.)

City of Campbell
Annual Report: Provision C3b Reporting Table
Regulated Projects Approved During the Reporting Period July 1, 2009 to June 30, 2010

1. Project Name 2. Project Number 3. Location 4. Street Address	1. Name of Devlp'r 2. Project Phase[11] 3. Project Type & Descp'n	Project Watershed[12]	1. Total Site Area 2. Total Area of Land Distb'd	New/ Replaced Impervious Surface Area[13]	Total Impervious Surface Area[14]	Status of Project[15]	Source Control Measures	Site Design Measures	Treatment Systems Installed[16]	Operations & Maintenance Responsibility Mechanism	Hydraulic Sizing Criteria	Alt Comp Meas[17,18]	Alt Certif'n	HM Controls[19,20]
PUBLIC PROJECTS => none														
1. 2. 3. 4.	1. 2. 3.	• Watershed: • Downstream Watershed:	1. Site Area: 2. Distb'd Land Area:	1. Total New: 2. Total Replaced:	1. Pre-Project: 2. Post-Project:	• App Date: • Deemed Comp: • Final Discr Review: • Approval Date:								HM Controls: IF NONE, State why not:
1. 2. 3. 4.	1. 2. 3.	• Watershed: • Downstream Watershed:	1. Site Area: 2. Distb'd Land Area:	1. Total New: 2. Total Replaced:	1. Pre-Project: 2. Post-Project:	• App Date: • Deemed Comp: • Final Discr Review: • Approval Date:								HM Controls: IF NONE, State why not:
1. 2. 3. 4.	1. 2. 3.	• Watershed: • Downstream Watershed:	1. Site Area: 2. Distb'd Land Area:	1. Total New: 2. Total Replaced:	1. Pre-Project: 2. Post-Project:	• App Date: • Deemed Comp: • Final Discr Review: • Approval Date:								HM Controls: IF NONE, State why not:

[11] If a project is being constructed in Phases, use a separate row entry for each Phase
[12] State the watershed(s) that the Regulated Project drains to. Optional but recommended: State downstream watershed(s).
[13].State both the total new impervious surface area and the total replaced impervious surface area, as applicable.
[14] For redevelopment projects, state both the pre-project impervious surface area and the post-project imperious surface area
[15] State Project application date; application deemed complete date; and final major, staff-level discretionary review and approval date.
[16] List stormwater treatment system(s) installed onsite or at a joint stormwater treatment system facility.
[17] For Alternative Compliance at an offsite location in accordance with Provision C3ei(1), on a separate page, give a discussion of the alternative compliance site including the information specified in Provision c3bv(1)(m)(i) for the offsite project.
[18] For Alternative Compliance by paying in-lieu fees in accordance with Provision C3ei(2), on a separate page, provide the information specified in Provision C3bv(1)(m)(ii) for the Regional Project.
[19] If HM Control is not required, state why not
[20] If HM control is required state control method used (e.g., method to design and size devices(s) or method(s) used to meet the HM Standard, and description of devices(s) or methods(s) used, such as detentions basin(s), biodetention unit(s), regional detention basin, or in-stream control.)

FY 2009-2010 Annual Report
West Valley Community: City of Campbell

C.3 - New Development and Redevelopment

Santa Clara Valley
Urban Runoff
Pollution Prevention Program

Treatment BMPs Inspection Activity Report FY09-10

Date	Facility/Site Inspected and Location	Party Responsible for Maintenance*	Reason for Inspection/ Type of inspection	Treatment BMP Type	Inspection Results					Enforcement Action	Comments
					1	2	3	4	5		
2/11/10	McClency Business Center @ 1800 McClincey Ave	James Chelmers	Routine	Hydrodynamic Separators	1. No Visible/Apparent Problems					None	
2/11/10	Mozart Subdivision @ 16201 Mozart Ave	Stan Cirata	Routine	Vegetated Swale	1. No Visible/Apparent Problems					None	
2/11/10	Mozart Subdivision @ 16201 Mozart Ave	Stan Cirata	Routine	Vegetated Buffer Strip	1. No Visible/Apparent Problems					None	
2/11/10	Mozart Subdivision @ 16201 Mozart Ave	Stan Cirata	Routine	Extended Detention Basin	1. No Visible/Apparent Problems					None	
2/10/10	Kohl's and Bed, Bath & Beyond @ 525 E. Hamilton Ave	Larry Langohr	Routine	Vegetated Buffer Strip	1. No Visible/Apparent Problems					None	
2/10/10	1691 and 1711 Bucknall Road	Michael Black	Routine	Hydrodynamic Separators	1. No Visible/Apparent Problems					None	

FY2009-2010 Annual Report
West Valley Communities:
City of Campbell, Town of Los Gatos, City of Monte Sereno, City of Saratoga

This page intentionally left blank

West Valley Clean Water Program

FY2009-2010 Annual Report
West Valley Communities:
City of Campbell, Town of Los Gatos, City of Monte Sereno, City of Saratoga

APPENDIX C4 Industrial and Commercial Site Controls

- C4biii(1) Potential Facilities
- C4biii(2) Facilities Scheduled

West Valley Clean Water Program

FY2009-2010 Annual Report
West Valley Communities:
City of Campbell, Town of Los Gatos, City of Monte Sereno, City of Saratoga

This page intentionally left blank

West Valley Clean Water Program

FY0910 Annual Report
West Valley Community: City of Campbell

C.4.b.iii.(1) Potential Facilities List

A BELLAGIO
ADDIS ETHIOPIAN CUISINE
AFC SUSHI @ NOB HILL #606
AFC SUSHI @ SAFEWAY #1293
AL CASTELLO RISTORANTE
AQUI CAL MEX
BAJA FRESH MEXICAN GRILL #424
BARNES & NOBLE BOOKSELLERS #2752
BASKIN ROBBINS ICE CREAM
BATEMAN SENIOR MEALS
BATTER UP BAKERY
BEST TASTE RESTAURANT
BLUE SKY RESTAURANT
BOSWELL'S
BRISTOL HOTEL
BUCA DI BEPPO
BURGER KING #2012
CAFE ARTEMIS
CAFE CAMPBELL
CAFFINO #7
CALIFORNIA CATERING CAFE
CAMERA 7
CAMPBELL INN
CAMPBELL LIQUORS & DELI
CAMPBELL PLAZA THEATRES INC 2
CAPERS EAT AND DRINK
CARDIFF LOUNGE
CARLYLE HOTEL
CARROW'S RESTAURANT #1225
CASA LUPE
CHACHO'S TACO'S
CHEF KO CHINESE RESTAURANT
CHEF LANDRIA'S GAUFRE WAFFLES
CHEZ SOVAN
CHIPOTLE MEXICAN GRILL
CHIPOTLE MEXICAN GRILL
CITY OF CAMPBELL COMMUNITY CENTER
CITY PIZZA
COACH'S SPORTS BAR & GRILL
COFFEE SOCIETY @ THE PRUNEYARD
COLD STONE CREAMERY
CORINTHIAN HOUSE
COURTYARD BY MARRIOTT SAN JOSE CAMP
CULINARY COURIER
CYPRUS BISTRO & CAFE
DAIRY QUEEN
DEL TACO #264
DELICIOUS CREPES
DELICIOUS DONUTS & DELI
DIMAGGIO'S II STROMBOLI & PIZZA
DIPPED IN CHOCOLATE
DRINX DRIVE-THRU ESPRESSO
EFFIE'S RESTAURANT
EL BURRO
ERIK'S DELI CAFE
EUROPA DELI CAFE
FAST WOK RESTAURANT
FOSTER FREEZE
FRESH CHOICE
FURU SATO SUSHI
GARRETT THE
GELATO CLASSICO ITALIAN ICE CREAM
GOODIES GOOD EATS
GRILL EM
GUS'S RESTAURANT
HAWGS SEAFOOD
HENRY'S JALISCO
HIRED CHEF, THE
HOBEE'S RESTAURANT
HOOTERS OF CAMPBELL
HOUSE OF BAGELS OF CAMPBELL
JACK IN THE BOX #411
JACK IN THE BOX #411
JACK IN THE BOX #426-1
JACK IN THE BOX #496
JACKY BOY'S PIZZA
JARDIN DE CREPE @ MR C'S CATERING
JORDAN RIVER PRODUCTIONS & CATERING
JOVIE COFFEE & TEA
KATIE BLOOMS
KENTUCKY FRIED CHICKEN
KHARTOUM
KIRK'S
KOINONIA KOFFEEHOUSE
KOMATSU JAPANESE CUISINE
KYOTO PALACE
L&L HAWAIIAN BBQ
LA PIZZERIA
LATARI CATERING
LE BOULANGER #16
LISA'S TEA TREASURES
LOS DOS COMPADRES TAQUERIA
LUIGI'S
MAGOO'S PIZZA
MAMA MIA'S
MAPLE LEAF DONUT #2
MICHI SUSHI
MOLLY'S DESSERTS
MOOSE LODGE #1996
MOTHER'S TOUCH KITCHEN

MOUNTAIN MIKE'S PIZZA
MR C'S CATERING AND KITCHEN RENTAL
NEGEEN RESTAURANT
NEW JERSEY'S
NITA BEE'S TASTYS
NOB HILL FOODS #606
OFF THE HOOK
OLIO RESTAURANT
ORALE MEX-GRILL
ORALE MEX-GRILL
ORCHARD VALLEY COFFEE ROASTERY
ORIENTAL GARDEN RESTAURANT
OUTBACK STEAKHOUSE
PANETTA'S GOOD TASTE
PARLOUR'S HOT FUDGE
PASSIONATE SWEETS
PIZZA HUT #283310
PIZZA MY HEART
PLAZA II THEATER
POOYA RESTAURANT
PRUNEYARD PLAZA HOTEL
PSYCHO DONUTS
PUPUSERIA LOS DUBON
PUPUSERIA LOS DUBON
RESIDENCE INN BY MARRIOTT
RICO'S TACOS
ROCK BOTTOM BREWERY
ROUND TABLE PIZZA
ROYAL TAJ
ROYAL TAJ
RUSSIAN CAFE & DELI
SAFEWAY #1293
SAL'S PIZZA
SATO JAPANESE CUISINE
SATURA CAKES
SATURA CAKES
SHINE YUN RESTAURANT
SNAKE & BUTTERFLY
SONOMA CHICKEN COOP
STACKS
STARBUCKS COFFEE #11440
STARBUCKS COFFEE #534
STARBUCKS COFFEE #5746
STARBUCKS COFFEE #6931
STARBUCKS COFFEE #8913
SUBWAY
SUBWAY #44821
SUBWAY SANDWICH #470
SUBWAY SANDWICH & SALAD
SUBWAY SANDWICHES
SUBWAY SANDWICHES #3069
SUGAR BUTTER FLOUR
SUNNYOAKS VALERO MARKET & DELI
SUSHI BOAT KAZOO
SUSHI ZONE
SUSHI ZONO
SWEET DELI
SWOONWORTHY
TACO BELL #24424
TACO BELL #3027
TACO BRAVO
TANDOORI OVEN
TAQUERIA CHAPALA
TAQUERIA LOS PERICOS #3
TAQUERIA SUPERIOR & MEXICAN GRILL
TGI'S SUSHI
THAI ORCHID
THAI PEPPER CUISINE
THE ORIGINAL HICK'RY PIT
THE PROFESSIONAL CULINARY INSTITUTE
THE SKILLET OF CAMPBELL
THE SPOT DOWNTOWN CAMPBELL
THREE POTATO FOUR
THRIVIN' EDIBLES
TIGELLERIA RESTAURANT
TOGO'S EATERY
TSING TAO
TWIST CAFE
UNA MAS #7
WESLEY MANOR FOOD SERVICE
WEST VALLEY MEMORY POST 99 AMER LES
WHOLE FOODS MARKET #47
WIENERSCHNITZEL #170
WIENERSCHNITZEL #33
YIASSOO #1
HORSE POWER EXPRESS
CW RACING ENGINES
RENNWERKS
DON'S AUTO WERKS
GRAND PRIX MOTORS
BRITISH AUTOMOTIVE DBA DELONGS AUTO
PRO FORMANCE PAINTING INC
ICHIBAN CARWASH
A1 Radiators
KEN 76 SMOG INSPECTION
HONDA ACURA OF CAMPBELL
S&S TIRE AND AUTO REPAIR
DENT PRO INC
A2Z DIAGNOSTIC & AUTO REPAIR
PARK VASONA AUTOMOTIVE

FY0910 Annual Report
West Valley Community: City of Campbell

C.4.b.iii.(1) Potential Facilities List

BTM MOTORWERKS
MILLER'S AUTOMOTIVE
PENINSULA AUTOMOTIVE
MARTY'S CHOP SHOP
CAMDEN AUTO BODY
MR. MAZDA
OUTLAW PERFORMANCE
BTS TRANSMISSIONS
BILL'S AUTO ELECTRIC
PAUL DEL GRANDE AUTO PARTS
IMPORT CONNECTION
CG AUTOMOTIVE
BAY WELDERS INC
HARMON'S GARAGE
CAMPBELL AUTO RESTORATION
ALL CAR
PERFTECH DBA PERFORMANCE TECH
NORCAL AUTO TECH
DETAIL PERFORMANCE
ALLEN'S AUTOMOTIVE
EUROTECH TUNING
WALT'S AUTOMOTIVE
JERRY WOODS ENTERPRISES
LINDEMANN ENGINEERING
F & J AUTO IMPORTS
CAMPBELL AUTOMOTIVE
KIRKWOOD VW SPECIALISTS
A & J AUTOMOTIVE
TIRES UNLIMITED CAMPBELL
COX GARAGE
CENTRAL BODY WORKS
SUNNY OAKS MUFFLER SERVICE
CALIFORNIA AUTO TINTING
CENTRAL VALLEY MARINE, INC.
MIDAS AUTO SERVICE CENTER
U-HAUL CENTER CAMPBELL
PRO SERVICE BMW-PEUGEOT
ADVANCED AUTO TECH
WHITE OAKS MERCEDES
EL GATO AUTOMOTIVE
GOLDEN AUTO CARE
HORSTPOWER
LOS GATOS FOREIGN CAR
NATALE'S AUTO DETAIL
WHITE OAKS AUTO REPAIR
ARABIAS AUTOMOTIVE INC
TIRES PLUS / WHEEL WORKS
KEN'S SPORTECH, INC.
LOS GATOS AUTO SERVICE
WEST VALLEY TRANSMISSIONS
CONCOURS AUTOBODY COLLISION & REPAIR
FIRESTONE COMPLETE AUTO CARE
VTEC MOTOR SPORTS
C & N AUTO
WINCHESTER TRANSMISSION
ALLMOTIVE
W. S. AUTO CONSULTING AND REPAIRS
AUTO-TEC
DON'S NISSAN & Z SPECIALIST
AUTOTREND DIAGNOSTICS
EXCLUSIVE BRITISH EUROPEAN
MADE IN JAPAN/MADE IN THE USA
OVERKILL STREET WORKS
FRANK'S FOREIGN CAR SERVICE
PRESTIGE AUTO BODY
AAMCO TRANSMISSION
M & M AUTO HOUSE
DICK'S AUTOMOTIVE TRANSPORT
MIKE LARSON ENTERPRISES
EARLS TRANSMISSIONS INC.
DELL AUTO BODY REFINISHING
DINAN ENGINEERING
JIFFY LUBE #297
CAMPBELL COLLISION CENTER
SANCO PIPELINES INC
IMAGES AUTO BODY
EMILIO’S AUTOBODY - JOHN'S AUTOMOTIVE
WEST VALLEY AUTO TECH
C.T. AUTOMOTIVE
MIKE'S AUTO BODY
B & J AUTOMOTIVE REPAIR
SHIRO'S AUTO BODY
LIGHTNING MUFFLER SERV.
CAMPBELL MOTOR CENTER
AUTOLECTRICS
WHITE OAKS AUTO BODY INC
RENSON AUTOMOTIVE
JIM'S AUTO REPAIR
MAZDA HONDA SPECIALIST
CAMPBELL FORD PERFORMANCE
CAMPBELL EUROPEAN motors
SOUTH BAY AUTO CENTER
CUPERTINO BODY SHOP inc
AUTO HAUS LOS GATOS
SCOTTY'S AUTOMOTIVE
JK AUTO REPAIR INC
CHEVRON STATION #97870
PRUNEYARD SHELL #135124
CAMPBELL SHELL #135121
CHAHAL ENTERPRISES 76 # 2611216

FY0910 Annual Report
West Valley Community: City of Campbell

C.4.b.iii.(1) Potential Facilities List

ARCO - AM-PM MINI-MARKET
BLUE SPRUCE LANDSCAPE
WEST VALLEY CHARTER
BRITISH MOTORSPORTS INC.
CAR CARE AUTOBODY & REFINISHING
HAMILTON UNION 76 SERVICE
ROTTEN ROBBIE #3
JIFFY LUBE STORE #2314
HAMILTON SHELL
USA #68118
DELTA QUEEN CLASSIC CAR WASH
CAMPBELL SCHOOL BUS YARD
STREAM-LINE AUTO BODY
WAX-N- WHEELS
MODERN BENCH OPERATIONS
SWEDISH AUTO dba A-SUPERIOR COLLISION
WEST VALLEY SANITAION DIST OF SCC
NOR CAL AUTOWORKS
ELITE COLLISION CENTER
ZIP IN-N-OUT AUTO SERVICE
DURHAM TRANSPORTATION INC
CAR TUNE AUTO CARE
ARCO #6147
ROTTEN ROBBIE #27
SUNNYOAKS VALERO #135123
WINCHESTER RADIATOR & BRAKES
CAMPBELL 76 CELL: 408.644.1751
CHEVRON STATIONS INC #98122
JOHN GLAGE UNDERGROUND CONSTRUCTION
AT&T CALIFORNIA
PACIFIC COAST FIRE PROTECT.
MIRACLE METHOD
MELLO PIPELINE
LAMBERT & SONS FLOOR COV
VAN BRIGGLE FLOORS
ROCCO'S GARDENING & ARROYO VISTA LANSCAPE
PFS SWIMMING POOL SERVICES
RESIDENTIAL HEATING & A.C. INC
ABRASIVE SUPPLY CORP
WEST VALLEY PLUMBING
ALMADEN CONSTRUCTION
ECONOMY LUMBER COMPANY
DAVCO WATERPROOFING SERVICE
SUNSTONE CONSTRUCTION INC.
BAUER CONCRETE INC.
BURMAN CABINET CORPORATION
HOME DEPOT #0642
RAVACAST
WEST VALLEY CONSTRUCTION CO.
CAMPBELL CORP YARD
RIVERSIDE CLEANERS
EXPRESS CLEANERS
YOUNG'S CLEANERS
BENSONS CAMPBELL CLEANERS
ONE HOUR MARTINIZING DRY CLEANING
ROC'S CLEANERS
HBL DRAPERY CLEANER/ NATIONAL GOWN CLEANERS
ELITE CLEANERS
CAMPBELL PLAZA CLEANERS
SWIMCO ELECTRIC COMPANY
NOEL TECHNOLOGIES
MICRO PRECISION MACHINING
C0-MAR ENTERPRISES INC.
RB TOOL
RJS MACHINE
JESSEE BROTHERS MACHINE SHOP, INC.
TRIAD PRECISION, INC.
HARRIS PRECISION SHEETMETAL
TOOL ENGINEERING SERVICE CO. INC.
MAGNUM FORCE RACE CAR FAB.
PRECISION IDENTITY CORP
THE CHAMP CO
HAIG PRECISION
HOSMER DORRANCE CORP.
HAIG PRECISION
METRIC DESIGN INC
RON WITHERSPOON INC
NORDIC PAINTING
HMI ENTERPRISES INC.
PERFECT WOOD SOLUTIONS
RAILWAY DISTRIBUTING INC.
SHERWIN WILLIAMS
THE PERFECT FINISH
GARDENLAND CENTER INC.
KILLROY PEST CONTROL INC.
D & J PEST CONTROL, INC.
CONFIDENCE LANDSCAPING INC.
BAY VALLEY PEST CONTROL
SIERRA PACIFIC TURF SUPPLY
SERVERS PEST CONTROL
RONALD FRY, D.C.
OPTIMAL HEAL TH CHIROPRACTIC
CHIROPRACTIC HEALTH CENTER
CHIROPRACTIC CENTER OF CAMPBELL
SILICON VALLEY SPINE & POSTURE
BRAD PLUCKHAN, D.C. CROSSROADS HEALTH CENTERS
CHIROPRACTIC SOLUTIONS
AUTO ZONE #2885
A TOOL SHED INC.
CONSOLIDATED HINGE dba THE CHAMP CO

THE JEWEL BOX JEWELERS
JOE ESCOBAR DIAMONDS
UNITED JEWELER
CENTER FOR TRIBOLOGY INC
DR. KLEIN & DR. KONO
W. VAINER, D.D.S.
DENNIS K. WONG, D.D.S.
ANTHONY K. SANTOS D.D.S., INC.
DOUGLAS K. LARSON, DDS, dba THE SMILE SPECIALIST
CAROL MCCUTCHEON DDS INC
RICKEY L. FONG, D.D.S.
HAPPY DENTAL CARE
KAPLAN CHIROPRACTIC
SAN TOMAS DENTAL GROUP
WAYNE ICHIKAWA, DDS
JEFFREY M. WONG & JIMIANN TOY WONG DDS
DONALD FOULK, DDS
HUGHES DENTAL GROUP
RANDOLPH E MILLER
AMIR H HAGHSHENAS, DDS
KAISER PERMANENTE MEDICAL OFFICES
BASCOM SURGERY CENTER
SILICON VALLEY SURGERY CENTER
ALLERGAN INC.
HUNTER LABORATORIES, INC.
MEDICAL ARTS SURGERY SUITE
HILDA KANON DDS
SEMPREX CORPORATION
SEMIQUIP INC.
BLU808
SURFACE MOUNT SOLUTIONS
COLLIMATED HOLES INC.
BROWN ENTERPRIZES
TIM CAMPBELL DESIGN
ROSS ENGINEERING CORPORATION
VALET ORGANIZERS
ZIRCON CORP.
AOPTIX TECHNOLOGIES
AUTHENTIC FINISHING
TACTX MEDICAL / PRODUXX INC.
NANOINK INC
AOPTIX TECHNOLOGIES
LIST BIOLOGICAL LABORATORIES
WALGREENS #6585
SILICON VALLEY PRESS
SCREENED IMAGES
CVS PHARMACY # 9895
OFFSET EXPRESSION PRINTING
IMPERIAL PRINTING
WALGREENS #2957
PONY EXPRESS PRINTING
NORM PAUL PRINT CENTER
ASAP PRINT AND COPY
STEVE SANFORD INC.
NEXT PRESS DIVISION OF PRINTING BY RODNEY
CAMPBELL GRAPHICS INC.
PRIVATE LABEL INC
HALVORSON PLASTICS INC
ETCHED MEDIA CORP.
CITY OF CAMPBELL
CAMPBELL FIRE STATION #11
R.V. CLOUD CO.
BASCOM ANIMAL HOSPITAL
KIRKWOOD ANIMAL HOSPITAL
ANIMAL EYE SPECIALISTS
UNITED EMERGENCY ANIMAL CLINIC
THE CAT HOSPITAL
BANFIELD PET HOSPITAL #71
CENTRAL ANIMAL HOSPITAL
CAMPBELL ANIMAL HOSPITAL
BOULEVARD PET HOSPITAL
VCA - WINCHESTER ANIMAL HOSPITAL
PORTE VETERINARY HOSPITAL
CAMBRIAN ANIMAL HOSPITAL
DRAKE WELDING, INC.
WOOD CLASSICS
WORKSHOP
LIVINGSTON & SONS REFINISHING

FY2009-2010 Annual Report
West Valley Communities:
City of Campbell, Town of Los Gatos, City of Monte Sereno, City of Saratoga

This page intentionally left blank

West Valley Clean Water Program

FY0910 Annual Report
West Valley Community: City of Campbell

C.4.b.iii.(2) Facilities Scheduled List

A BELLAGIO
ADDIS ETHIOPIAN CUISINE
AFC SUSHI @ NOB HILL #606
AFC SUSHI @ SAFEWAY #1293
AL CASTELLO RISTORANTE
AQUI CAL MEX
BAJA FRESH MEXICAN GRILL #424
BARNES & NOBLE BOOKSELLERS #2752
BASKIN ROBBINS ICE CREAM
BATEMAN SENIOR MEALS
BATTER UP BAKERY
BEST TASTE RESTAURANT
BLUE SKY RESTAURANT
BOSWELL'S
BRISTOL HOTEL
BUCA DI BEPPO
BURGER KING #2012
CAFE ARTEMIS
CAFE CAMPBELL
CAFFINO #7
CALIFORNIA CATERING CAFE
CAMERA 7
CAMPBELL INN
CAMPBELL LIQUORS & DELI
CAMPBELL PLAZA THEATRES INC 2
CAPERS EAT AND DRINK
CARDIFF LOUNGE
CARLYLE HOTEL
CARROW'S RESTAURANT #1225
CASA LUPE
CHACHO'S TACO'S
CHEF KO CHINESE RESTAURANT
CHEF LANDRIA'S GAUFRE WAFFLES
CHEZ SOVAN
CHIPOTLE MEXICAN GRILL
CHIPOTLE MEXICAN GRILL
CITY OF CAMPBELL COMMUNITY CENTER
CITY PIZZA
COACH'S SPORTS BAR & GRILL
COFFEE SOCIETY @ THE PRUNEYARD
COLD STONE CREAMERY
CORINTHIAN HOUSE
COURTYARD BY MARRIOTT SAN JOSE CAMP
CULINARY COURIER
CYPRUS BISTRO & CAFE
DAIRY QUEEN
DEL TACO #264
DELICIOUS CREPES
DELICIOUS DONUTS & DELI
DIMAGGIO'S II STROMBOLI & PIZZA
DIPPED IN CHOCOLATE
DRINX DRIVE-THRU ESPRESSO
EFFIE'S RESTAURANT
EL BURRO
ERIK'S DELI CAFE
EUROPA DELI CAFE
FAST WOK RESTAURANT
FOSTER FREEZE
FRESH CHOICE
FURU SATO SUSHI
GARRETT THE
GELATO CLASSICO ITALIAN ICE CREAM
GOODIES GOOD EATS
GRILL EM
GUS'S RESTAURANT
HAWGS SEAFOOD
HENRY'S JALISCO
HIRED CHEF, THE
HOBEE'S RESTAURANT
HOOTERS OF CAMPBELL
HOUSE OF BAGELS OF CAMPBELL
JACK IN THE BOX #411
JACK IN THE BOX #411
JACK IN THE BOX #426-1
JACK IN THE BOX #496
JACKY BOY'S PIZZA
JARDIN DE CREPE @ MR C'S CATERING
JORDAN RIVER PRODUCTIONS & CATERING
JOVIE COFFEE & TEA
KATIE BLOOMS
KENTUCKY FRIED CHICKEN
KHARTOUM
KIRK'S
KOINONIA KOFFEEHOUSE
KOMATSU JAPANESE CUISINE
KYOTO PALACE
L&L HAWAIIAN BBQ
LA PIZZERIA
LATARI CATERING
LE BOULANGER #16
LISA'S TEA TREASURES
LOS DOS COMPADRES TAQUERIA
LUIGI'S
MAGOO'S PIZZA
MAMA MIA'S
MAPLE LEAF DONUT #2
MICHI SUSHI
MOLLY'S DESSERTS
MOOSE LODGE #1996
MOTHER'S TOUCH KITCHEN

MOUNTAIN MIKE'S PIZZA
MR C'S CATERING AND KITCHEN RENTAL
NEGEEN RESTAURANT
NEW JERSEY'S
NITA BEE'S TASTYS
NOB HILL FOODS #606
OFF THE HOOK
OLIO RESTAURANT
ORALE MEX-GRILL
ORALE MEX-GRILL
ORCHARD VALLEY COFFEE ROASTERY
ORIENTAL GARDEN RESTAURANT
OUTBACK STEAKHOUSE
PANETTA'S GOOD TASTE
PARLOUR'S HOT FUDGE
PASSIONATE SWEETS
PIZZA HUT #283310
PIZZA MY HEART
PLAZA II THEATER
POOYA RESTAURANT
PRUNEYARD PLAZA HOTEL
PSYCHO DONUTS
PUPUSERIA LOS DUBON
PUPUSERIA LOS DUBON
RESIDENCE INN BY MARRIOTT
RICO'S TACOS
ROCK BOTTOM BREWERY
ROUND TABLE PIZZA
ROYAL TAJ
ROYAL TAJ
RUSSIAN CAFE & DELI
SAFEWAY #1293
SAL'S PIZZA
SATO JAPANESE CUISINE
SATURA CAKES
SATURA CAKES
SHINE YUN RESTAURANT
SNAKE & BUTTERFLY
SONOMA CHICKEN COOP
STACKS
STARBUCKS COFFEE #11440
STARBUCKS COFFEE #534
STARBUCKS COFFEE #5746
STARBUCKS COFFEE #6931
STARBUCKS COFFEE #8913
SUBWAY
SUBWAY #44821
SUBWAY SANDWICH #470
SUBWAY SANDWICH & SALAD
SUBWAY SANDWICHES
SUBWAY SANDWICHES #3069
SUGAR BUTTER FLOUR
SUNNYOAKS VALERO MARKET & DELI
SUSHI BOAT KAZOO
SUSHI ZONE
SUSHI ZONO
SWEET DELI
SWOONWORTHY
TACO BELL #24424
TACO BELL #3027
TACO BRAVO
TANDOORI OVEN
TAQUERIA CHAPALA
TAQUERIA LOS PERICOS #3
TAQUERIA SUPERIOR & MEXICAN GRILL
TGI'S SUSHI
THAI ORCHID
THAI PEPPER CUISINE
THE ORIGINAL HICK'RY PIT
THE PROFESSIONAL CULINARY INSTITUTE
THE SKILLET OF CAMPBELL
THE SPOT DOWNTOWN CAMPBELL
THREE POTATO FOUR
THRIVIN' EDIBLES
TIGELLERIA RESTAURANT
TOGO'S EATERY
TSING TAO
TWIST CAFE
UNA MAS #7
WESLEY MANOR FOOD SERVICE
WEST VALLEY MEMORY POST 99 AMER LES
WHOLE FOODS MARKET #47
WIENERSCHNITZEL #170
WIENERSCHNITZEL #33
YIASSOO #1
HORSE POWER EXPRESS
CW RACING ENGINES
RENNWERKS
DON'S AUTO WERKS
GRAND PRIX MOTORS
BRITISH AUTOMOTIVE DBA DELONGS AUTO
PRO FORMANCE PAINTING INC
ICHIBAN CARWASH
A1 Radiators
KEN 76 SMOG INSPECTION
HONDA ACURA OF CAMPBELL
S&S TIRE AND AUTO REPAIR
DENT PRO INC
A2Z DIAGNOSTIC & AUTO REPAIR
PARK VASONA AUTOMOTIVE

FY0910 Annual Report **C.4.b.iii.(2) Facilities Scheduled List**
West Valley Community: City of Campbell

BTM MOTORWERKS
MILLER'S AUTOMOTIVE
PENINSULA AUTOMOTIVE
MARTY'S CHOP SHOP
CAMDEN AUTO BODY
MR. MAZDA
OUTLAW PERFORMANCE
BTS TRANSMISSIONS
BILL'S AUTO ELECTRIC
PAUL DEL GRANDE AUTO PARTS
IMPORT CONNECTION
CG AUTOMOTIVE
BAY WELDERS INC
HARMON'S GARAGE
CAMPBELL AUTO RESTORATION
ALL CAR
PERFTECH DBA PERFORMANCE TECH
NORCAL AUTO TECH
DETAIL PERFORMANCE
ALLEN'S AUTOMOTIVE
EUROTECH TUNING
WALT'S AUTOMOTIVE
JERRY WOODS ENTERPRISES
LINDEMANN ENGINEERING
F & J AUTO IMPORTS
CAMPBELL AUTOMOTIVE
KIRKWOOD VW SPECIALISTS
A & J AUTOMOTIVE
TIRES UNLIMITED CAMPBELL
COX GARAGE
CENTRAL BODY WORKS
SUNNY OAKS MUFFLER SERVICE
CALIFORNIA AUTO TINTING
CENTRAL VALLEY MARINE, INC.
MIDAS AUTO SERVICE CENTER
U-HAUL CENTER CAMPBELL
PRO SERVICE BMW-PEUGEOT
ADVANCED AUTO TECH
WHITE OAKS MERCEDES
EL GATO AUTOMOTIVE
GOLDEN AUTO CARE
HORSTPOWER
LOS GATOS FOREIGN CAR
NATALE'S AUTO DETAIL
WHITE OAKS AUTO REPAIR
ARABIAS AUTOMOTIVE INC
TIRES PLUS / WHEEL WORKS
KEN'S SPORTECH, INC.
LOS GATOS AUTO SERVICE
WEST VALLEY TRANSMISSIONS
CONCOURS AUTOBODY COLLISION & REPAIR
FIRESTONE COMPLETE AUTO CARE
VTEC MOTOR SPORTS
C & N AUTO
WINCHESTER TRANSMISSION
ALLMOTIVE
W. S. AUTO CONSULTING AND REPAIRS
AUTO-TEC
DON'S NISSAN & Z SPECIALIST
AUTOTREND DIAGNOSTICS
EXCLUSIVE BRITISH EUROPEAN
MADE IN JAPAN/MADE IN THE USA
OVERKILL STREET WORKS
FRANK'S FOREIGN CAR SERVICE
PRESTIGE AUTO BODY
AAMCO TRANSMISSION
M & M AUTO HOUSE
DICK'S AUTOMOTIVE TRANSPORT
MIKE LARSON ENTERPRISES
EARLS TRANSMISSIONS INC.
DELL AUTO BODY REFINISHING
DINAN ENGINEERING
JIFFY LUBE #297
CAMPBELL COLLISION CENTER
SANCO PIPELINES INC
IMAGES AUTO BODY
EMILIO'S AUTOBODY - JOHN'S AUTOMOTIVE
WEST VALLEY AUTO TECH
C.T. AUTOMOTIVE
MIKE'S AUTO BODY
B & J AUTOMOTIVE REPAIR
SHIRO'S AUTO BODY
LIGHTNING MUFFLER SERV.
CAMPBELL MOTOR CENTER
AUTOLECTRICS
WHITE OAKS AUTO BODY INC
RENSON AUTOMOTIVE
JIM'S AUTO REPAIR
MAZDA HONDA SPECIALIST
CAMPBELL FORD PERFORMANCE
CAMPBELL EUROPEAN motors
SOUTH BAY AUTO CENTER
CUPERTINO BODY SHOP inc
AUTO HAUS LOS GATOS
SCOTTY'S AUTOMOTIVE
JK AUTO REPAIR INC
CHEVRON STATION #97870
PRUNEYARD SHELL #135124
CAMPBELL SHELL #135121
CHAHAL ENTERPRISES 76 # 2611216

FY0910 Annual Report **C.4.b.iii.(2) Facilities Scheduled List**
West Valley Community: City of Campbell

ARCO - AM-PM MINI-MARKET
BLUE SPRUCE LANDSCAPE
WEST VALLEY CHARTER
BRITISH MOTORSPORTS INC.
CAR CARE AUTOBODY & REFINISHING
HAMILTON UNION 76 SERVICE
ROTTEN ROBBIE #3
JIFFY LUBE STORE #2314
HAMILTON SHELL
USA #68118
DELTA QUEEN CLASSIC CAR WASH
CAMPBELL SCHOOL BUS YARD
STREAM-LINE AUTO BODY
WAX-N- WHEELS
MODERN BENCH OPERATIONS
SWEDISH AUTO dba A-SUPERIOR COLLISION
WEST VALLEY SANITAION DIST OF SCC
NOR CAL AUTOWORKS
ELITE COLLISION CENTER
ZIP IN-N-OUT AUTO SERVICE
DURHAM TRANSPORTATION INC
CAR TUNE AUTO CARE
ARCO #6147
ROTTEN ROBBIE #27
SUNNYOAKS VALERO #135123
WINCHESTER RADIATOR & BRAKES
CAMPBELL 76 CELL: 408.644.1751
CHEVRON STATIONS INC #98122
JOHN GLAGE UNDERGROUND CONSTRUCTION
AT&T CALIFORNIA
PACIFIC COAST FIRE PROTECT.
MIRACLE METHOD
MELLO PIPELINE
LAMBERT & SONS FLOOR COV
VAN BRIGGLE FLOORS
ROCCO'S GARDENING & ARROYO VISTA LANSCAPE
PFS SWIMMING POOL SERVICES
RESIDENTIAL HEATING & A.C. INC
ABRASIVE SUPPLY CORP
WEST VALLEY PLUMBING
ALMADEN CONSTRUCTION
ECONOMY LUMBER COMPANY
DAVCO WATERPROOFING SERVICE
SUNSTONE CONSTRUCTION INC.
BAUER CONCRETE INC.
BURMAN CABINET CORPORATION
HOME DEPOT #0642
RAVACAST
WEST VALLEY CONSTRUCTION CO.
CAMPBELL CORP YARD
RIVERSIDE CLEANERS
EXPRESS CLEANERS
YOUNG'S CLEANERS
BENSONS CAMPBELL CLEANERS
ONE HOUR MARTINIZING DRY CLEANING
ROC'S CLEANERS
HBL DRAPERY CLEANER/ NATIONAL GOWN CLEANERS
ELITE CLEANERS
CAMPBELL PLAZA CLEANERS
SWIMCO ELECTRIC COMPANY
NOEL TECHNOLOGIES
MICRO PRECISION MACHINING
C0-MAR ENTERPRISES INC.
RB TOOL
RJS MACHINE
JESSEE BROTHERS MACHINE SHOP, INC.
TRIAD PRECISION, INC.
HARRIS PRECISION SHEETMETAL
TOOL ENGINEERING SERVICE CO. INC.
MAGNUM FORCE RACE CAR FAB.
PRECISION IDENTITY CORP
THE CHAMP CO
HAIG PRECISION
HOSMER DORRANCE CORP.
HAIG PRECISION
METRIC DESIGN INC
RON WITHERSPOON INC
NORDIC PAINTING
HMI ENTERPRISES INC.
PERFECT WOOD SOLUTIONS
RAILWAY DISTRIBUTING INC.
SHERWIN WILLIAMS
THE PERFECT FINISH
GARDENLAND CENTER INC.
KILLROY PEST CONTROL INC.
D & J PEST CONTROL, INC.
CONFIDENCE LANDSCAPING INC.
BAY VALLEY PEST CONTROL
SIERRA PACIFIC TURF SUPPLY
SERVERS PEST CONTROL
RONALD FRY, D.C.
OPTIMAL HEAL TH CHIROPRACTIC
CHIROPRACTIC HEALTH CENTER
CHIROPRACTIC CENTER OF CAMPBELL
SILICON VALLEY SPINE & POSTURE
BRAD PLUCKHAN, D.C. CROSSROADS HEALTH CENTERS
CHIROPRACTIC SOLUTIONS
AUTO ZONE #2885
A TOOL SHED INC.
CONSOLIDATED HINGE dba THE CHAMP CO

FY0910 Annual Report
West Valley Community: City of Campbell

C.4.b.iii.(2) Facilities Scheduled List

THE JEWEL BOX JEWELERS
JOE ESCOBAR DIAMONDS
UNITED JEWELER
CENTER FOR TRIBOLOGY INC
DR. KLEIN & DR. KONO
W. VAINER, D.D.S.
DENNIS K. WONG, D.D.S.
ANTHONY K. SANTOS D.D.S., INC.
DOUGLAS K. LARSON, DDS, dba THE SMILE SPECIALIST
CAROL MCCUTCHEON DDS INC
RICKEY L. FONG, D.D.S.
HAPPY DENTAL CARE
KAPLAN CHIROPRACTIC
SAN TOMAS DENTAL GROUP
WAYNE ICHIKAWA, DDS
JEFFREY M. WONG & JIMIANN TOY WONG DDS
DONALD FOULK, DDS
HUGHES DENTAL GROUP
RANDOLPH E MILLER
AMIR H HAGHSHENAS, DDS
KAISER PERMANENTE MEDICAL OFFICES
BASCOM SURGERY CENTER
SILICON VALLEY SURGERY CENTER
ALLERGAN INC.
HUNTER LABORATORIES, INC.
MEDICAL ARTS SURGERY SUITE
HILDA KANON DDS
SEMPREX CORPORATION
SEMIQUIP INC.
BLU808
SURFACE MOUNT SOLUTIONS
COLLIMATED HOLES INC.
BROWN ENTERPRIZES
TIM CAMPBELL DESIGN
ROSS ENGINEERING CORPORATION
VALET ORGANIZERS
ZIRCON CORP.
AOPTIX TECHNOLOGIES
AUTHENTIC FINISHING
TACTX MEDICAL / PRODUXX INC.
NANOINK INC
AOPTIX TECHNOLOGIES
LIST BIOLOGICAL LABORATORIES
WALGREENS #6585
SILICON VALLEY PRESS
SCREENED IMAGES
CVS PHARMACY # 9895
OFFSET EXPRESSION PRINTING
IMPERIAL PRINTING
WALGREENS #2957
PONY EXPRESS PRINTING
NORM PAUL PRINT CENTER
ASAP PRINT AND COPY
STEVE SANFORD INC.
NEXT PRESS DIVISION OF PRINTING BY RODNEY
CAMPBELL GRAPHICS INC.
PRIVATE LABEL INC
HALVORSON PLASTICS INC
ETCHED MEDIA CORP.
CITY OF CAMPBELL
CAMPBELL FIRE STATION #11
R.V. CLOUD CO.
BASCOM ANIMAL HOSPITAL
KIRKWOOD ANIMAL HOSPITAL
ANIMAL EYE SPECIALISTS
UNITED EMERGENCY ANIMAL CLINIC
THE CAT HOSPITAL
BANFIELD PET HOSPITAL #71
CENTRAL ANIMAL HOSPITAL
CAMPBELL ANIMAL HOSPITAL
BOULEVARD PET HOSPITAL
VCA - WINCHESTER ANIMAL HOSPITAL
PORTE VETERINARY HOSPITAL
CAMBRIAN ANIMAL HOSPITAL
DRAKE WELDING, INC.
WOOD CLASSICS
WORKSHOP
LIVINGSTON & SONS REFINISHING

FY2009-2010 Annual Report
West Valley Communities:
City of Campbell, Town of Los Gatos, City of Monte Sereno, City of Saratoga

This page intentionally left blank

West Valley Clean Water Program

FY2009-2010 Annual Report
West Valley Communities:
City of Campbell, Town of Los Gatos, City of Monte Sereno, City of Saratoga

APPENDIX C5
Illicit Discharge Detection and Elimination

- C5ciii Illegal Discharge Contacts
- C5fiii(4) Summary of IDDE by Incident Type

West Valley Clean Water Program

FY2009-2010 Annual Report
West Valley Communities:
City of Campbell, Town of Los Gatos, City of Monte Sereno, City of Saratoga

This page intentionally left blank

West Valley Clean Water Program

SCVURPPP Construction, Illegal Discharge, and Industrial Inspection Contacts

Agency	Construction Inspection	Illegal Discharge	Industrial Inspection
Campbell	**Alan Hom** 408-866-2168 alanh@ci.campbell.ca.us **Bill Helms** (Susan Morgado-Gray) 408-866-2153 billh@cityofcampbell.com	**Akrista Aslin** West Valley Clean Water Program 408-354-5386 office 408-828-4658 cell aaslin@wvcwp.org **Bill Helms** (Susan Morgado-Gray) 408-866-2153 billh@cityofcampbell.com	**Akrista Aslin** West Valley Clean Water Program 408-354-5386 office 408-828-4658 cell aaslin@wvcwp.org **Lorenzo Perez** SCC FD, Haz Mat 408-378-4010 lorenzo.perez@cnt.sccgov.org **Michael Cervantes** Food Facilities – West Valley 408-918-3455 michael.cervantes@deh.sccgov.org
Cupertino	**Kevin Rieden** 408-777-3104 kevinr@cupertino.org **Cheri Donnelly** 408-777-3242 cherid@cupertino.org	**Manuel Barragan** 408-472-9907 **Cheri Donnelly** 408-777-3242 cherid@cupertino.org	**Larry Squarcia** 408-777-3228 larrys@cupertino.org **Cheri Donnelly** 408-777-3242 cherid@cupertino.org
Los Altos Hills	**John Chau** 650-941-7222 jchau@losaltoshills.ca.gov	**John Chau** 650-941-7222 jchau@losaltoshills.ca.gov	**Los Altos Hills does not have any industrial or commercial sites**

SCVURPPP Construction, Illegal Discharge, and Industrial Inspection Contacts

Agency	Construction Inspection	Illegal Discharge	Industrial Inspection
Los Altos	**Kirk Ballard** 650-947-2634 kirk.ballard@losaltosca.gov **Larry Lind** 650-947-2624 larry.lind@losaltos.ca.gov	**Larry Lind** 650-947-2624 larry.lind@losaltos.ca.gov	**Larry Lind** 650-947-2624 larry.lind@losaltos.ca.gov
Los Gatos	**Mike Machado** CBO 408-354-6815 mmachado@losgatosca.gov **Mark Glendinning** Building Inspector 408-354-6870 mglendinning@losgatosca.gov **Steve Souza** Engineering Inspector 408-395-3430 ssouza@losgatosca.gov	**Akrista Aslin** West Valley Clean Water Program 408-354-5386 office 408-828-4658 cell aaslin@wvcwp.org **Steve Souza** Engineering Inspector 408-395-3430 (M-F) ssouza@losgatosca.gov *Parks & Public Works General Line* 7am-4pm Mon thru Fri 408-399-5770	**Akrista Aslin** West Valley Clean Water Program 408-354-5386 office 408-828-4658 cell aaslin@wvcwp.org **Michael Benjamin** SCC FD, Haz Mat 408-378-4010 benjamin@cnt.sccgov.org **Michael Cervantes** Food Facilities – West Valley 408-918-3455 michael.cervantes@deh.sccgov.org
Milpitas	**Shelton Sawyer** 408-586-3407 ssawyer@ci.milpitas.ca.gov **Dorsey Wiseman** 408-586-3246 dwiseman@ci.milpitas.ca.gov.	**Paramjit Uppal** 408-586-3351 puppal@ci.milpitas.ca.gov	**Patti Joki** 408-586-3370 pjoki@ci.milpitas.ca.gov

SCVURPPP Construction, Illegal Discharge, and Industrial Inspection Contacts

Agency	Construction Inspection	Illegal Discharge	Industrial Inspection
Monte Sereno	**Mo Sharma** City Engineer & PW Director 408-354-7635 **Sindhi Mekala** Grading & Drainage Inspections; PW 408-354-7635 (Mon & We Only) sindhi@montesereno.org **Howard Bell** Building Official 408-354-2805	**Akrista Aslin** West Valley Clean Water Program 408-354-5386 office 408-828-4658 cell aaslin@wvcwp.org **Mo Sharma** City Engineer & PW Director 408-354-7635 **Sindhi Mekala** Grading & Drainage Inspections; PW 408-354-7635 (Mon & We Only) sindhi@montesereno.org	**City of Monte Sereno does not have any industrial or commercial sites**
Mountain View	**Eric Anderson** 650-903-6378 main 650-903-6225 direct eric.anderson@mountainview.gov **Carrie Sandahl** 650-903-6378 main 650-903-6224 direct carrie.sandahl@mountainview.gov	**Eric Anderson** 650-903-6378 main 650-903-6225 direct eric.anderson@mountainview.gov **Carrie Sandahl** 650-903-6378 main 650-903-6224 direct carrie.sandahl@mountainview.gov	**Eric Anderson** 650-903-6378 main 650-903-6225 direct eric.anderson@ci.mtnview.ca.us **Carrie Sandahl** 650-903-6378 main 650-903-6224 direct carrie.sandahl@mountainview.gov **Scott Heyworth** 650-903-6378 scott.heyworth@mountainview.gov
Palo Alto	**Chris Fujimoto** 650-329-2430 christopher.fujimoto@cityofpaloalto.org	**Chris Fujimoto** 650-329-2430 christopher.fujimoto@cityofpaloalto.org	**Chris Fujimoto** 650-329-2430 christopher.fujimoto@cityofpaloalto.org
San Jose	**Steven Osborn** 408-277-5635 steven.osborn@sanjoseca.gov	**Steven Osborn** 408-277-5635 steven.osborn@sanjoseca.gov	**Steven Osborn** 408-277-5635 steven.osborn@sanjoseca.gov

SCVURPPP Construction, Illegal Discharge, and Industrial Inspection Contacts

Agency	Construction Inspection	Illegal Discharge	Industrial Inspection
	Jared Hart 408-277-3595 jared.hart@sanjoseca.gov **Cathy Hoang-Mendoza** 408-277-3993 catherine.hoang-mendoza@sanjoseca.gov	**Cathy Hoang-Mendoza** 408-277-3993 catherine.hoang-mendoza@sanjoseca.gov **No Dumping Hotline** 408-945-3000 http://www.sanjoseca.gov/esd/stormwater/stormdrain-complaint.asp	**Mary Morse** 408-277-2767 mary.morse@sanjoseca.gov **Josef Denk (restaurants only)** 408-277-4818 joe.denk@sanjoseca.gov
Santa Clara	**Elliot Wier** 408-615-3092 ewier@ci.santa-clara.ca.us	**Elliot Wier** 408-615-3092 ewier@ci.santa-clara.ca.us	**Elliot Wier** 408-615-3092 ewier@ci.santa-clara.ca.us
Santa Clara County	**Clara Spaulding** 408-299-5737 clara.spaulding@pln.sccgov.org	**DEH/Solid/Medical Waste:** 408-918-3400 **Chris Rummel** 408-918-3400 chirs.rummel@deh.sccgov.org (refuse collection & pumper vehicles, biohaz & medical waste, body art & recycling facilities) **Clara Spaulding** Department of Planning & Developement 408-299-5737 clara.spaulding@pln.sccgov.org	**DEH, Hazardous Materials Control Division** 408-918-3400 **Jim Blamey** HMCD Program Manager 408-918-3400 jim.blamey@deh.co.santa-clara.ca.us **Vicki Everly** Food Facilities – North County 408 918-3490 vicki.everly@deh.sccgov.org everly.vicki@deh.sccgov.org **Michael Cervantes** Food Facilities – South West 408-918-3455 michael.cervantes@deh.sccgov.org **Rochelle Gaddi** Food Facilities, Pools – Central District 408 918-3479 rochelle.gaddi@deh.sccgov.org

SCVURPPP Construction, Illegal Discharge, and Industrial Inspection Contacts

Agency	Construction Inspection	Illegal Discharge	Industrial Inspection
SCVWD	**Denise Uriarte** 408-265-2607, X2909 duriarte@valleywater.org **Pollution Hotline** 1-888-510-5151	**Denise Uriarte** 408-265-2607, X2909 duriarte@valleywater.org **Pollution Hotline** 1-888-510-5151	**Not Applicable**
Saratoga	**Brad Lind** 408-868-1224 bradlind@saratoga.ca.us **Skylar McLean** Grading / Land Development Inspections 408-868-1237 skyelarm@saratoga.ca.us	**Akrista Aslin** West Valley Clean Water Program 408-354-5386 office 408-828-4658 cell aaslin@wvcwp.org **Kristin Borel** 408-868-1258 kborel@saratoga.ca.us **Rick Torres** Streets Maintenance Supervisor 408-857-6545 cell rtorres@saratoga.ca.us	**Akrista Aslin** West Valley Clean Water Program 408-354-5386 office 408-828-4658 cell aaslin@wvcwp.org **Richard Baker** SCC FD, Haz Mat 408-378-4010 richard.baker@cnt.sccgov.org **Michael Cervantes** Food Facilities – West Valley 408-918-3455 michael.cervantes@deh.sccgov.org
Sunnyvale	**Gordon Blancher** 408-730-7448 gblancher@ci.sunnyvale.ca.us	**Sarah Scheidt** 408-730-7267 sscheidt@ci.sunnyvale.ca.us **Kristy McCumby Hyland** 408-730-7274 kmccumby@ci.sunnyvale.ca.us	**Sarah Scheidt** 408-730-7267 sscheidt@ci.sunnyvale.ca.us
Caltrans	**Dragomir Bogdanic** 510-622-0716 510-867-6007 dragomir_Bogdanic@dot.ca.gov	**Hardeep Takhar** 510-286-7182 hardeep_s_takhar@dot.ca.gov	**Not Applicable**

FY2009-2010 Annual Report
West Valley Communities:
City of Campbell, Town of Los Gatos, City of Monte Sereno, City of Saratoga

This page intentionally left blank

West Valley Clean Water Program

FY 2009-2010 Annual Report
West Valley Communities

C5fiii(4) IDDE Summary by Incident Type

July 1, 2009 to June 30, 2010

CoPermittee/ Type of discharge	Accidental spills	Dewatering	Dumping - hazardous	Dumping – non-hazardous	Dumping - Landscape Mat/	Dumpster discharge	Misc. incidents(not properly contained)	Pools/Spas/Fountains discharge	Sanitary spill or leak	Surface cleaning discharge	Un-hardened cement discharge	Vehicle & equipment leaking	Vehicle Washing	Water line breaks	Allowable discharge	Complaint not found	**Total Incidents:**
Campbell			2	1		1	1	1	1			1		1			**9**
Los Gatos	1		1		1		3	2	2	1	1	2		1		1	**16**
Monte Sereno		1						1							1		**3**
Saratoga			1	1				2			1		1	1			**7**
	1	**1**	**4**	**2**	**1**	**1**	**4**	**6**	**3**	**1**	**2**	**3**	**1**	**3**	**1**	**1**	**35**

	Type of discharge	Number of Incidents	
Campbell			
	Dumping - hazardous	2	
	Dumping – non-hazardous	1	
	Dumpster discharge	1	
	Misc. incidents(not properly contained)	1	
	Pools/Spas/Fountains discharge	1	
	Sanitary spill or leak	1	
	Vehicle & equipment leaking	1	
	Water line breaks	1	
Total Incidents:			9

FY2009-2010 Annual Report
West Valley Communities:
City of Campbell, Town of Los Gatos, City of Monte Sereno, City of Saratoga

APPENDIX C7
Public Information and Outreach

- C7bc Local Advertising and Media Relations
- C7egh Events

West Valley Clean Water Program

FY2009-2010 Annual Report
West Valley Communities:
City of Campbell, Town of Los Gatos, City of Monte Sereno, City of Saratoga

This page intentionally left blank

West Valley Clean Water Program

WEST VALLEY CLEAN WATER PROGRAM

C7bii1 Local Advertising, Creative [Material] Development and Outreach Media Used C7c Media Relations

1. Newsletters, Newspaper Articles, Web Postings

a. Newsletters: WVCWP staff prepares articles for use in municipal newsletters for the 4 WV Communities. Submission of articles depends upon timeliness of newsletter distribution to residents vs topics being covered. Municipal newsletter staff also prepare articles relevant to stormwater issues, as feasible, based on priorities of municipal news.
   - i. Campbell Profile
   - ii. Los Gatos Vista
   - iii. Los Gatos Growing Greener
   - iv. Keep Los Gatos Beautiful
   - v. Monte Sereno
   - vi. Saratogan

b. Local Newspapers
   - i. Campbell Reporter
   - ii. Los Gatos Weekly
   - iii. Los Gatos Weekender
   - iv. Saratoga News

c. Websites
   - i. City of Campbell Website
     1. Main Page
     2. Engineering/PW
   - ii. Town of Los Gatos Website
     1. Los Gatos 'What's New'
     2. Public Works
     3. Environmental Programs
   - iii. City of Saratoga Website
     1. Saratoga Calendar
   - iv. Watershed Watch
   - v. West Valley Clean Water Program
     1. www.cleancreeks.org
   - vi. SCVRUPPP
   - vii. Our Water Our World (BASMAA)

- **July 2009 / Summer 2009**

– Created & distributed Press Release on car-washing, use of the WVCWP "Car Wash Kit" for fundraising events, and the upcoming car wash fundraiser in Campbell for Susan G. Komen.

Distribution: to 3 WV weekly newspapers,

- Article printed in the Campbell Reporter (7/23/2009)

- Article printed Saratoga News (7/23/2009).

- Generated calls to the WVCWP office, with questions about the Car Wash Kit.

– Created & distributed Press Release noting presentation of Stormwater Awards to WV Communities, via County-wide program. Press release covered topics related to "Trash" and "IPM".

Distribution: to 3 WV weekly newspapers
4 Municipal Newsletters

- Article printed in Campbell's "Profile" newsletter: Summer 2009 "City Receives Pollution Prevention Awards" which awards presented by CASQA -- details on the Trash Toolbox program, and a link to the "Trash Toolbox" flyer; the award-winning "Green Gardeners" program, -- and the "IPM Innovators Award".

– Created & distributed Press Release: encourage residents to recognize and use 'beneficial bugs' in home gardens in place of pesticides.

Distribution: to 4 Municipal Newsletters

- Article printed in Campbell's "**Profile**" newsletter: Summer 2009 "A Safe Garden" (Beneficial Bugs). The article included photos of beneficial bugs, and links to additional photos and information available on web sites. The article also encouraged residents to obtain free packets of seeds from WVCWP; the sees are for plants that attract 'beneficial bugs'. Information on proper disposal of pesticides was also included.

- City of Monte Sereno Newsletter: July 2009 "15% Water Use Reduction"

The Newsletter included a reminder to residents to reduce water use. Readers were reminded to refer to conservation tips in the previous Newsletter (April 2009) which contained an article on water conservation.

- **Sept. 2009 / Fall 2009**

– Created & distributed 2 versions of a Press release on Pollution Prevention program at Campbell Cmmty Ctr (Thermometer Exchange, battery drop-off, prescription drugs drop-off). Created & distributed PR, including photos of previous events and encouraging a reporter to cover the P2 event, was submitted.

Distribution: to 3 WV weekly newspapers,

- A "Brief"/short article on the event was printed in the Campbell Reporter (DATE?)

– Created and distributed a Press Release encouraging participation in the California Coastal Cleanup event at WVCWP's Westmont site.

Distribution: to 3 WV weekly newspapers and 4 municipal newsletters

- Info on the event was **printed** in the "Briefs" section of the "Campbell Reporter" (9-11-09)
- Info on the event was **printed** in the "Briefs" section of the "Saratoga News" (9-11-09)

– Created and distributed a Press Release on the Thermometer Exchange/ Battery Drop-off event at Saratoga Community Center

Distribution: to 3 WV weekly newspapers

- A "Brief" article on the upcoming event was **printed** in the Saratoga News,(9/22/09).

-Related Article: The Campbell Profile featured a colorful graphic and a short article promoting water conservation, including a link to the website www.save20gallons.org

- Campbell's "Profile" newsletter: Fall 2009 "Water Conservation"

- Saratoga's "**The Saratogan**" Fall 2009 "E-Waste Drop-off Event"

The newsletter included information on the upcoming free E-waste Drop-off sponsored by the City's waste contractor.

- **Jan 2010/ Winter 2010**

-Related Article: Campbell's "**Profile**" newsletter: Winter/Spring 09/10 "Hamilton Median Project" (Water Conservation). This article discusses a median project on a major arterial; the project incorporates the most up-to-date irrigation system, which saves water, and also ensures there will be no runoff in case of a stuck sprinkler head or similar problem. By setting an example of what can currently be done with appropriate irrigation systems, the article encourages water conservation, and discourages over-watering and runoff.

- Created and distributed article alerting residents on the need to keep leaves out of the gutter area and stormdrain system, and to dispose of them properly in the Yard Waste containers.

Distribution: to 4 municipal newsletters

- Campbell's "**Profile**" newsletter: Winter/Spring 09/10 "The Rain is Coming" (Keeping leaves out of gutters/stormdrains)

- **Mar 2010/ Spring 2010**

– Created and distributed Press Release to present Mercury info prior to the upcoming Thermometer Exchange. The Press Release resulted in a "Growing Greener" newsletter devoted to Mercury & HHW information.

Distribution: 4 municipal Newsletters

- Mercury article for Keep LG Beautiful Flyer.doc
- Los Gatos' "**Growing Greener**" newsletter: March 2010 "Taking Charge of Hazardous Waste".
- Los Gatos' Newsletter included articles on:
    - Thermometer Exchange at LG Farmer's Market;
    - upcoming HHW Drop-off events;

- links to HHW info;
- proper drug disposal;
- proper car-washing.

- Los Gatos "**Vista**" Annual Newsletter: Spring 2010 "Safe Disposal of Medications". In response to a flyer on this subject distributed by WVCWP, Los Gatos published a long article on keeping medications out of our waterways. The article discussed the problem of medications as water pollution, and explained proper disposal procedures.

- City of Monte Sereno Newsletter: May/June 2010 "Maintaining Your Pool & Spa"

This full, front-page article discussed all the aspects of potential copper pollution in creeks due to improper draining. It discussed proper drainage methods and alternative, copper-free maintenance methods, and included links ot further info on the Watershed Watch website.

FY2009-2010 Annual Report
West Valley Communities:
City of Campbell, Town of Los Gatos, City of Monte Sereno, City of Saratoga

This page intentionally left blank

West Valley Clean Water Program

Samples of Media Coverage

Local Newspapers:

- Campbell Reporter
- Los Gatos Weekly
- Saratoga News

Agency Newsletters:

- Campbell Profile
- Los Gatos Vista
- Monte Sereno
- Saratogan

Agency Webposting

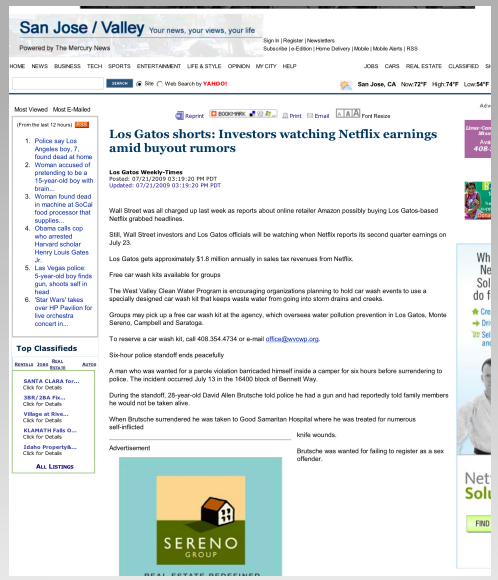

Local Newspapers: Car Wash Kit

BRIEFS

Free e-waste event Oct. 17 at church

There's a better place than the landfill for unwanted old electronics.

The Campbell United Church of Christ will be taking in those outdated products free of charge at an e-waste event on Oct. 17 from 9 a.m. to 2 p.m. at the church campus, 400 W. Campbell Ave.

Electronics contain harmful chemicals and should be disposed of properly or recycled. The church will accept computers, monitors, keyboards, hard drives, TVs, VCRs, video games and systems, cell phones and batteries for recycling.

Call 408.378.4418.

Open seats on parks and rec commission

Two terms on the city's parks and recreation commission will expire this year, leaving a couple of openings on the seven-member committee.

Applicants must be at least 18 years old and a resident of Campbell. Applications may be picked up at city hall, 70 N. First St., and must be returned by Oct. 30 at 5 p.m. Visit www.cityofcampbell.com or call 408.866.2117.

Plans for park now available on city website

The three conceptual plans for Steppenwolf Family Park can now be viewed online at the city's website, www.cityofcampbell.com/dp.

Several residents got to see the plans in person at a community meeting on Oct. 5, but it's still not too late to submit feedback on the design of the park at 316 Union Ave.

Comments and questions can be submitted to public works@cityofcampbell.com.

EAT

lenty of buyers

Photograph by Chris Vangsnes

home in Campbell. Brown's friend, Robin Terral, ith annual Community Garage Sale.

ots.

ort Debi Phelps ig with the city's Saturday's Community Garage Sale successful the eight years in the event. ur stuff is gone, thrown away. I gave away the nothing that may- is an important

hingelse, Phelps ything all off for . Even though the advertising- ken out an ad in Gazette News, ar she decided

he usually does rmall. What she ugh, is meeting ent. "I think it

customers.

Phelps' philosophy: Let the customer set the asking price.

"We've offered people something for $2, and they gave us $5 because they thought it was [such a good] deal," she said with a laugh.

Phelps had just about everything for sale including a stove, clothes and jewelry, along with the glass cats she was

Patricia Oswald, Susan Cummings, Sign and Patricia Oswald, came from San Jose looking for low prices and were able to pick up some clothes and get some early Christmas shopping done.

"We came out to Campbell as opposed to the other places [in San Jose] because there's just so many" sales, Sean Oswald said.

"We probably wouldn't have come out if there was just one."

OCTOBER 16, 2009 CAMPBELL REPORTER 3

BRIEFS

Congregation to honor foreign diplomat

Congregation Beth David will honor Chiune Sugihara, a Japanese diplomat who helped save the lives of approximately 6,000 Jews during World War II. Sugihara died in 1986.

The commemoration will be held Oct. 25 from 1 to 3 p.m. at the synagogue, 19700 Prospect Road. A street sign, "Chiune Sugihara Way," will also be unveiled in the parking lot of the congregation property.

Visit www.jewishvirtuallibrary.org/jsource/Holocaust/sugihara.html.

City to host North Campus grand opening

The city of Saratoga is celebrating the grand opening of the North Campus by hosting an open house for residents on Oct. 23 at 3:30 p.m. A tour of the new multipurpose room will be available.

The city bought the real estate in 2002 and is hoping the multipurpose building will be an attraction for citywide community events.

Contact Nina Walker at 408.868.1259 or nwalker@saratoga.ca.us.

Residents can rid themselves of e-waste

West Valley Collection and Recycling is hosting an e-waste event where Saratoga residents can rid their garages of old and unused electronic items.

Television and computer monitors, laptops, external hard drives, keyboards, mice, printers, DVD players and VCRs, phones and fax machines are some of the acceptable items.

The event will be held Oct. 24 from 9 a.m. to 2 p.m. at the North Campus, 19848 Prospect Road.

Call 408.283.2950.

E-MAIL US AT:
lgwt@community-newspapers.com

OCTOBER 13, 2009

tirement party for Harley Crock (right). Crock

his ugly mug

gaining a ages when back "Trent d entering ace. "Trent said. Sure- m ally hand- n again the dently the didn't have handle the ed look in side.But the That's why cks," Crock ies coming- g. I can say h rich with family and

love."

It's a community that loves him, too.

"Harley is always smiling," recreation supervisor Janet Stampler said. "He's a real team player and role model. He's always ready to help."

"He's been an institution for many years," longtime friend Lee Tagge said. "We're just now discovering what he did that nobody knew about."

Crock said he was humbled when the town council presented him a commendation honoring his years of service to LGS Recreation.

Page 15

OCTOBER 13, 2009 SARATOGA NEWS 9

Local Newspapers: E-waste Events

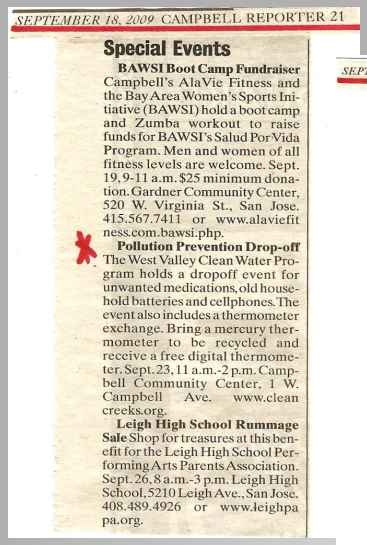

SEPTEMBER 18, 2009 CAMPBELL REPORTER 21

Special Events

BAWSI Boot Camp Fundraiser Campbell's AlaVie Fitness and the Bay Area Women's Sports Initiative (BAWSI) hold a boot camp and Zumba workout to raise funds for BAWSI's Salud Por Vida Program. Men and women of all fitness levels are welcome. Sept. 19, 9-11 a.m. $25 minimum donation. Gardner Community Center, 520 W. Virginia St., San Jose. 415.567.7411 or www.alaviefitness.com.bawsi.php.

Pollution Prevention Drop-off The West Valley Clean Water Program holds a dropoff event for unwanted medications, old household batteries and cellphones. The event also includes a thermometer exchange. Bring a mercury thermometer to be recycled and receive a free digital thermometer. Sept. 23, 11 a.m.-2 p.m. Campbell Community Center, 1 W. Campbell Ave. www.cleancreeks.org.

Leigh High School Rummage Sale Shop for treasures at this benefit for the Leigh High School Performing Arts Parents Association. Sept. 26, 8 a.m.-3 p.m. Leigh High School, 5210 Leigh Ave., San Jose. 408.489.4926 or www.leighpapa.org.

SEPTEMBER 18, 2009 CAMPBELL REPORTER 5

BRIEFS

Residents are encouraged to join clean-up day

West Valley communities are being asked to pitch in locally and join the Sept. 19 international cleanup effort.

The West Valley Clean Water Program, which prevents stormwater pollution locally, is sponsoring a clean-up event at a site near Westmont High School, 4805 Westmont Ave., in Campbell. The event goes from 9 a.m. to noon.

For more information, visit www.cleanacreek.org.

Program will eliminate old, unwanted medicine

The West Valley Clean Water Program is hosting a National Pollution Week resource fair on Sept. 23, 11 a.m.-2 p.m., at the Campbell Community Center, 1 W. Campbell Ave.

Residents from the West Valley can drop off expired or unwanted medications, receive a free digital thermometer in exchange for a glass mercury thermometer, donate old cell phones and receive a free reusable shopping bag.

SEPTEMBER 8, 2009 LOS GATOS WEEKLY-TIMES 9

BRIEFS

Westmont area targeted for cleanup day

West Valley communities are encouraged to pitch in locally and join in on an international cleanup effort on Sept. 19.

The West Valley Clean Water Program, which prevents stormwater pollution locally, is sponsoring a cleanup event at a site near Westmont High School, 4805 Westmont Ave., in Campbell. The cleanup goes from 9 a.m. to noon.

For more information, visit www.cleanacreek.org.

SEPTEMBER 8, 2009 SARATOGA NEWS 9

BRIEFS

Westmont area targeted for cleanup day

West Valley communities are encouraged to pitch in locally and join in on an international cleanup effort on Sept. 19.

The West Valley Clean Water Program, which prevents stormwater pollution locally, is sponsoring a cleanup event at a site near Westmont High School, 4805 Westmont Ave., in Campbell. The cleanup goes from 9 a.m. to noon.

Visit www.cleanacreek.org.

Local Newspapers: P2 Event and Creek Cleanup Sept 2009

BRIEFS

This week is 'Walk to School Week'

Expect to see more children in crosswalks Oct. 5-9 as they participate in "Walk to School Week," a program focusing on teaching children safe walking and biking habits, such as how to cross streets and choose safe routes to school.

The program is part of the "International Walk to School Month," which runs through October. There is also a national "Walk to School Day" on Oct. 7. Visit www.cawalktoschool.com.

City to host thermometer exchange

Exposure to mercury can cause damage to the nervous system, brain, kidneys, liver and immune system. In an effort to rid homes of the dangerous substance, the city of Saratoga is hosting a thermometer exchange.

The event will take place Oct. 7 from 10 a.m. to 2 p.m. in the Joan Pisani Community Center, 19655 Allendale Ave.

Residents can rid themselves of e-waste

West Valley Collection and Recycling is hosting an e-waste event where Saratoga residents can rid their garages of old and unused electronic items.

Television and computer monitors, laptops, external computer hard drives, keyboards, computer mice, printers, DVD players and VCRs, phones, fax machines, electronic toys, typewriters, cameras, stereos and speakers are some of the acceptable items.

The event will be held Oct. 24 from 9 a.m. to 2 p.m. at the North Campus, 19848 Prospect Road.

Call 408.283.2950.

E-MAIL US AT: sn@community-newspapers.com

OCTOBER 6, 2009

Photograph by George Sakkestad

plot at the Moreland Community Garden.

rt at Moreland

in the district's boundaries. In all, 16 gardeners had to leave.

"The thing that has happened over a period of time is that we were not answerable to anybody either than just turning a fee into the school district yearly," Godley-Wright said. "Up until that point, we ran our little dog and pony show."

But with just about all 30 plots filled, the garden is almost back to full strength, and there are about 10 others waiting to join.

The Moreland Community Garden now serves those within the school district, which stretches into Campbell, San Jose and Saratoga. It's located next to

Page 14

OCTOBER 6, 2009 SARATOGA NEWS 9

BRIEFS

City to host thermometer exchange

Exposure to mercury can cause damage to the nervous system, brain, kidneys, liver and immune system. In an effort to rid homes of the dangerous substance, the city of Saratoga is hosting a thermometer exchange.

Households can exchange their old mercury fever thermometers for digital ones. Mercury thermometers should be double-bagged in two sealed plastic bags to prevent spills.

The event will take place Oct. 7 from 10 a.m. to 2 p.m. in the Joan Pisani Community Center, 19655 Allendale Ave.

NEWS

E-MAIL US AT: sn@community-newspapers.com

VOLUME 54, NUMBER 38 SARATOGA, CALIFORNIA SEPTEMBER 22, 2009

Local Newspaper Mercury Exchange Event

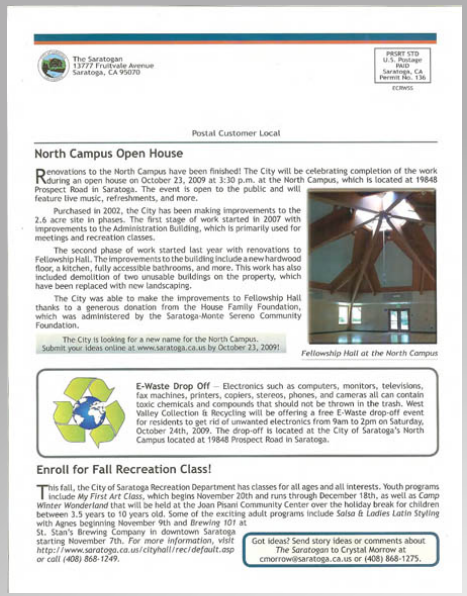

The Saratogan
13777 Fruitvale Avenue
Saratogan, CA 95070

PRSRT STD
U.S. Postage
PAID
Saratoga, CA
Permit No. 136

ECRWSS

Postal Customer Local

North Campus Open House

Renovations to the North Campus have been finished! The City will be celebrating completion of the work during an open house on October 23, 2009 at 3:30 p.m. at the North Campus, which is located at 19848 Prospect Road in Saratoga. The event is open to the public and will feature live music, refreshments, and more.

Purchased in 2002, the City has been making improvements to the 2.6 acre site in phases. The first stage of work started in 2007 with improvements to the Administration Building, which is primarily used for meetings and recreation classes.

The second phase of work started last year with renovations to Fellowship Hall. The improvements to the building include a new hardwood floor, a kitchen, fully accessible bathrooms, and more. This work has also included demolition of two unusable buildings on the property, which have been replaced with new landscaping.

The City was able to make the improvements to Fellowship Hall thanks to a generous donation from the House Family Foundation, which was administered by the Saratoga-Monte Sereno Community Foundation.

The City is looking for a new name for the North Campus.
Submit your ideas online at www.saratoga.ca.us by October 23, 2009!

Fellowship Hall at the North Campus

E-Waste Drop Off – Electronics such as computers, monitors, televisions, fax machines, printers, copiers, stereos, phones, and cameras all can contain toxic chemicals and compounds that should not be thrown in the trash. West Valley Collection & Recycling will be offering a free E-Waste drop-off event for residents to get rid of unwanted electronics from 9am to 2pm on Saturday, October 24th, 2009. The drop-off is located at the City of Saratoga's North Campus located at 19848 Prospect Road in Saratoga.

Enroll for Fall Recreation Class!

This fall, the City of Saratoga Recreation Department has classes for all ages and all interests. Youth programs include *My First Art Class*, which begins November 20th and runs through December 18th, as well as *Camp Winter Wonderland* that will be held at the Joan Pisani Community Center over the holiday break for children between 3.5 years to 10 years old. Some of the exciting adult programs include *Salsa & Ladies Latin Styling* with Agnes beginning November 9th and *Brewing 101* at St. Stan's Brewing Company in downtown Saratoga starting November 7th. *For more information, visit http://www.saratoga.ca.us/cityhall/rec/default.asp or call (408) 868-1249.*

Got ideas? Send story ideas or comments about *The Saratogan* to Crystal Morrow at cmorrow@saratoga.ca.us or (408) 868-1275.

the Los Gatos CA Official Site! - Los Gatos: Growing Greener Together Page 1 of 2

Home | Site Map | Staff Directory | Resource Directory | Document Center | Archive Center | Printer Friendly

TOWN OF LOS GATOS

Government | Living in Los Gatos | Doing Business | Visiting Los Gatos

U.S. Mayors Climate Protection Agreement

Los Gatos: Growing Greener Together

NOTIFY ME

You are here: Home > Living in Los Gatos > Town Services > Community Services > Environmental Protection Efforts > Los Gatos: Growing Greener Together

The Growing Greener theme for January is Sustainable New Year's Resolutions

view the January Growing Greener flyer to learn tips and practices on setting New Year's Resolutions that create a more sustainable community in 2010!

GREEN NEWS

Holiday Tree Recycling
December 28, 2009 - January 15, 2010 West Valley Collection and Recycling will pick up holiday trees curbside as a part of their regular collection schedule. Up to 2 undecorated, natural or flocked trees, will be picked up per residence. Trees must be cut into 5 foot lengths and placed 1 foot away from garbage/recycling carts. More Info at 408-283-9250 or www.westvalleyrecycles.com

Spare the Air
Did you know that smoke from wood burning fireplaces is harmful for the environment and our health? Do your part to protect our environment and community by not burning wood in your fireplace this winter. The American Cancer Society and the Bay Area Air Quality Management District have teamed up to provide more information about the dangers of wood smoke.

E-Waste Collection Events
With the holiday season upon us, many households end up with new electronics. It is important that the old ones are disposed of and recycled properly so they do not end up in the landfills. The county's Household Hazardous Waste Program will be sponsoring two e-waste collection events:

January 9, 2010
Lifescan, Inc. (Parking Lot)
1000 Gibraltar Dr.
Milpitas, CA 95035

March 6, 2010
Microsoft (Parking Lot)
1065 La Avenida Street
Mountain View, CA 94043

For more information, please visit www.hhw.org.

Los Gatos: Growing Greener Together

The Town of Los Gatos has been certified as a Green Business. This program, coordinated by ABAG, is a partnership of environmental agencies that assists, recognizes and promotes business and government agencies who operate in a more environmentally responsible way. The key goals of the program are to promote resources conservation and pollution prevention.

At the Town, we take this certification seriously and ask our Town Employees to follow our Green Business Commitments and do the right thing for our environment everyday, while at work in our Town offices. We invite you and your family to join us in our efforts to protect the

LOS GATOS growing greener together

http://www.losgatosca.gov/index.aspx?NID=1456 1/12/2010

Local Newsletter
And
Webposting

2. Material Development: Give-aways and Handout items (including brochures and other stormwater literature)

a. RE-USABLE BAG/ ANTI-LITTER CAMPAIGN

Topic: POC-Trash/Litter

Audience: Residents and Students

Goal: Modify behavior => provide incentive for using re-usable bag thru ease of use (size, convenience) and ownership (personalization of bags)

2 types of re-usable bags, to promote litter reduction efforts; the bags carry the message is "Clean Creeks… It's In Our Hands". Both bags are foldable, and can easily fit in a pocket, purse, or school backpack.

- Blue nylon bag is aimed at residents who would use this instead of a grocery bag**. 250** of these bags have been purchased. They can be distributed with relevant literature inside, depending on the event where they will be featured.
- White canvas is aimed at schoolchildren. **150** of these bags have been purchased. The message is printed on the small carrying bag; on the main bag, children will be able to color in a comic, which conveys a stormwater message. This children's activity portion will be a pilot program for WVCWP; it is being adopted from a similar program at the City of Palo Alto.

b. NATIVE PLANTS/ IPM CAMPAIGN (Beneficial Bugs)

Topic: POC-Pesticides/IPM

Audience: Residents and Students

Goal: Modify behavior => provide alternate option to pesticide usage

In FY 08-09 WVCWP carried out a Pilot Program of purchasing seeds for 4 types of California native plants; species which would attract 'beneficial bugs' to gardens, thus encouraging residents to reduce the use of pesticides. WVCWP developed labels for the seeds, and volunteers helped to package them in 2"x3" l envelopes. The packages were attached to IPM literature. This seed program turned out to be very successful in terms of encouraging residents to pick up the IPM literature. In FY 09-10, the Pilot Program was reviewed, and 3 types of seeds were ordered, and more seed packages and blank labels were purchased. WVCWP is looking into soliciting volunteers to package these seeds for distribution in FY 10-11.

c. Copper Brochure

Topic: POC-Copper

Audience: Residents

Goal: Information dissemination => provide incentive (discount card) to learn and participate in pollution reduction thru typical daily activity (car washing)

WVCWP staff created a Copper outreach tri-fold, since no general Copper outreach material was available. The tri-fold was designed to have the "Watershed Watch Discount Card" attached to it, as a means of encouraging residents to take home the literature (i.e if they wanted the Discount Card, they were also getting the Copper information). This tri-fold with Discount Card has proven to be relatively successful in getting residents to take home literature about copper pollution.

d. CAR WASHING- residential and fundraising

Topic: POC-Copper

Audience: Residents

Goal: Modify behavior => provide mechanism for preventing pollution discharge during chosen activity (car wash for fundrasing)

This tri-fold was forwarded to the Program, along with a request for more public outreach material on 'Car Washing & Copper"; subsequently a Car Washing tri-fold was produced by the Program. WVCWP modified this piece for the WVC by highlighting local contact info on it.

e. Information Cards

Topic: POCs (Trash/Litter, Pesticides, Copper); Creeks and SF Bay as local resource, Watersheds

Audience: Residents, Teachers, Students

Goal: Information dissemination

f. PRESENTATION: "A Stormwater Campaign in Cartoons"

Topic: Conveying BMP and POC message to residents

Audience: Municipal/ Stormwater Staff

Goal: Information dissemination

At the end of FY 08-09, WVCWP staff was invited to present at the EPA National Outreach Conference in Portland on the topic of "A Stormwater Campaign in Cartoons". The presentation was very well received, and WVCWP continues to receive requests for information on this topic. The presentation is posted on the EPA website; WVCWP has shared information via e-mail so that other agencies can initiate advertising campaigns using cartoon characters.

Material Development:
Handouts and Give-away items

Re-usable Bags

Native Plants/IPM
Copper Brochure
Car Washing
Information Cards

Reusable Bags
And
Native Plant/
Beneficial Bug Attractor Seeds

Why keep Copper out of our Creeks ?

1000 sq ft of copper roof, by itself, can lead to

TOXIC CONDITIONS
in a nearby creek
within just 1 rainstorm

How does COPPER get into our Creeks?

Rain, irrigation, hosing down driveways, etc. can all carry pollution from our homes to nearby stormdrains.

STORMDRAINS FLOW DIRECTLY INTO OUR CREEKS

Water flowing into a stormdrain does NOT flow to the Water Treatment Plant— it flows straight into our creeks.

From there, it can enter our groundwater system or San Francisco Bay

DISCOUNT CARD

Watershed Watch
Protect Our Creeks And Bays

Visit www.MyWatershedWatch.org or call 1-866-WATERSHED for new offers

Use this card for:

$ 4 off

the **"Deal Special"** at any **CLASSIC CAR WASH** location

Delta Queen
981 E Hamilton Ave.
Campbell, CA - (408) 377-2525

Lark Avenue
16500 Lark Ave.
Los Gatos, CA - (408) 356-2525

Westgate
18560 Prospect Rd.
Saratoga, CA - (408) 996-2515

Robertsville
5005 Almaden Expressway
San Jose, CA - (408) 371-2565

Our Copper & Our Creeks

Did you know ... ?

- **COPPER**, even in very small amounts, can be **deadly to life in our creeks** and SF Bay
- **COPPER is common in car brake pads**, and runs into our creeks when we wash cars in driveways & parking lots
- **COPPER** can come from home sources, such as
  - **pool/spa chemicals**
  - **copper garden pieces**
  - **architectural elements**

How can YOU help keep Copper out of creeks ?

Car Washing

Take your car to a commercial car wash

Or, use a commercial 'wash-it-yourself' facility.

This way the dirty water is cleaned and recycled, rather than carrying pollutants straight to a creek.

If you can't use a car wash facility,

at least wash your car on a lawn or gravel area

— this allows dirty water to sink into the soil instead of running straight into a creek.

for Car Wash Fundraiser Events borrow a FREE "Car Wash Kit"

This kit ensures that water from your event will flow to the Water Treatment Plant, rather than straight to our creeks.

Get the kit from West Valley Clean Water Program at:

(408)354-3585
office@wvcwp.org

Pools & Spas

Choose safe algaecides

Check with your pool store for copper-free algaecides.

Drain your Pool or Spa properly

NO: draining into a street, gutter or storm drain

YES: discharge water to a sanitary sewer cleanout.

If you are on a septic system or have no sanitary sewer clean-out, contact your ***wastewater treatment authority***. You may be told to drain the water to a lawn or gravel area.

Residents of Campbell, Los Gatos Monte Sereno and parts of Saratoga, can get direction from:

West Valley Sanitation District at (408) 378-2407

How can YOU help keep Copper out of creeks ?

Around your Home

Choose Copper-free outdoor garden accessories and architecture

Use non-copper weathervanes, birdbaths, gutters, roofing etc.

Copper, when used outdoors, will oxidize. These particles will be washed off by rain and flow straight into creeks.

For existing copper gutters & roofs, create a percolation area at your downspout outlet. The roof runoff can soak into the ground, rather than flowing to the creek.

For additional information contact

West Valley Clean Water Program

www.cleancreeks.org

(408)354-3585
office@wvcwp.org

WV Brochure on Copper

DISCOUNT CARD

Watershed Watch

Protect Our Creeks And Bays

Visit www.MyWatershedWatch.org or call 1-866-WATERSHED for new offers

Use the **Watershed Watch Discount Card** to get discounted car washes at the following locations:

Delta Queen Classic Car Wash:
981 E Hamilton Avenue,
Campbell, CA 95008, (408) 377-2525

Lark Avenue Classic Car Wash:
16500 Lark Avenue,
Los Gatos, CA 95032, (408) 356-2525

Westgate Classic Car Wash:
18560 Prospect Road,
Saratoga, CA 95070, (408) 996-2515

Robertsville Classic Car Wash:
5005 Almaden Expressway,
San Jose, CA 95118, (408) 371-2565

Premier Car Wash:
735 Capitol Expressway Auto Mall,
San Jose, CA 95136, (408) 979-7811

You can download the Watershed Watch Discount Card at www.MyWatershedWatch.org.

If your favorite car wash is not currently participating in the Watershed Watch Discount Card program, ask them to join!

NO DUMPING FLOWS TO BAY

For more information, contact your local storm water program.

Campbell
Los Gatos
Monte Sereno
Saratoga

Contact

West Valley Clean Water Program

(408) 354-5385

info@cleancreeks.org

Unincorporated Santa Clara County (408) 918-3400

Santa Clara Valley Urban Runoff Pollution Prevention Program

A coalition of local government agencies.

Clean Cars & Clean Creeks

How to keep car wash pollution out of local creeks and the Bay!

Watershed Watch

Protect Our Creeks And Bays

1-866-WATERSHED
www.MyWatershedWatch.org

WEST VALLEY CLEAN WATER PROGRAM

CONTACT US !

✓ Schedule an In-Class "Enviroscape" Presentation
✓ Request 'Less-Toxic' Gardening Information
✓ Request a Watershed Watch Discount Card
✓ Borrow a 'Car Wash Kit' for Fundraisers

info@cleancreeks.org

♦ Office (408) 354-4734 ♦ Fax (888) 5456-CWP ♦

A Cooperative Effort of:

City of Campbell ♦ City of Saratoga
City of Monte Sereno ♦ Town of Los Gatos

www.cleancreeks.org

WV Modified Version
SCVURPPP Car Wash Brochure
And
Contact Us!
Information Cards

3. Posters, Flyers

It is common for local events to be publicized via municipal websites and posting of event flyers in municipal facilities.

Municipal Facilities include:

- City/ Town Hall: main building: Planning, Building, Engineering Counter, where development applications and building permits are issued
- Corporation Yard/ Service Center: Location for maint crews and equipment/ vehicles
- Community Center
- Senior Center
- Library
- Other Facility Building: MS Post Office

a. Campbell: Campbell posted flyers at the Community Center, and on the City website for:

   i. Pollution Prevention Event – (9/09);
   ii. Arbor Day (4/10);
   iii. Community Cleanup (5/10);
   iv. Bike to Work Day (5/10);

b. Los Gatos: Los Gatos posted flyers at various municipal buildings and also notified residents of events via the Town website, especially by making use of it's "What's New" e-mail subscription service.

   i. E-waste Drop-off event (10/09);
   ii. Thermometer Exchange (4/10);
   iii. Arbor Day (4/10);
   iv. Bike to Work Day (5/10)
   v. PPW Open House (5/10)

c. Monte Sereno: Monte Sereno posts flyers in the City Hall foyer; in addition, WVCWP posts info and events regularly on a large arrangement in the Monte Sereno City Post Office, which is the spot in Monte Sereno which receives the most foot traffic. Topics included:

   i. Mercury pollution prevention
      a. Mercury Thermometer exchange
      b. Battery recycling
      c. Fluorescent Bulb recycling
   ii. Protect creeks during Car Wash Fundraisers
   iii. Preventing pollution with everyday activities
   iv. Trash/ Litter/ Recycling
   v. Sediment Impacts
   vi. Watershed Watch/Protect our Creeks and Bay
   vii. Clean-up Events
   viii. Arbor Day/ Earth Day Events
   ix. Home Maintenance Tips
   x. Bike to Work
   xi. Copper-Free Pools. Spas, and Fountains
   xii. Pesticide-Free Gardens/ IPM

d. Saratoga: Saratoga posts flyers at various municipal buildings, and also uses the City website's Home Page, RSS news feeds, and web-based calendar to advertise events.

   i. Thermometer Exchange (10/09);
   ii. E-waste collection (10/09);
   iii. Arbor Day (4/10)

FY2009-2010 Annual Report
West Valley Communities:
City of Campbell, Town of Los Gatos, City of Monte Sereno, City of Saratoga

This page intentionally left blank

West Valley Clean Water Program

Samples of Posters and Flyers

Mercury Thermometer Exchange Events

Bike to Work Day

Open House

Clean-up Events

E-Waste Recycle Drop Off

Window Postings

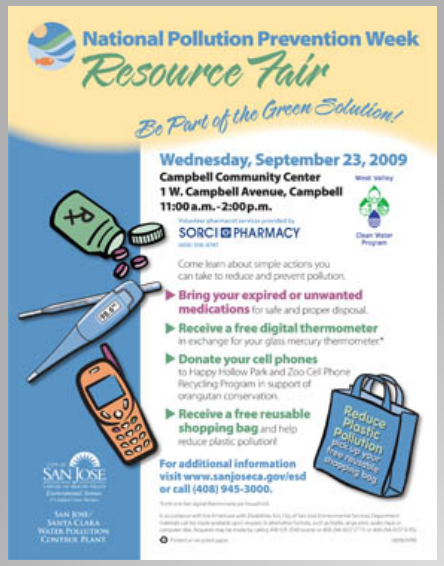



Outreach Event Evaluation

Event Name: Mercury Fever Thermometer Exchange

Your Name: Evelyn Broeker Your Program (if applicable): WVCWP

Shift Date: October 7, 2009 Time Started: 10am Time Ended: 2pm

1. Report the materials taken and their estimated quantities distributed at this event. (An attachment is fine.) 75 each of the following:
   a. Re-usable bags (plastic from SaveMart, users can receive 5cents credit at any participating grocery store, not just SaveMart – i.e., Safeway, Genes, etc) [=> covers litter topic]
   b. WW Discount Cards w/ WVCWP brochure on Copper pollution [=> covers POC Copper topic]
   c. Fly Swatter w/booklet on Less Toxic Fact Sheets on Pests (insects, rodents, etc) [=> covers POC Pesticide topic]
   d. Mercury Disposal booklet [=> covers POC Mercury topic]
2. Report the estimated number of attendees you engaged with in "information contacts" or discussions at this event. Approximately 126 attendees; 216 mercury thermometers were collected and this equates to 108 grams of mercury. We also collected a 5 gallon bucket of batteries, 2 cell phones and 7 eyeglasses.
3. Was this event a satisfactory venue? Yes. The location and timing were excellent. Senior citizens are most likely to have mercury thermometers. The Senior Center was also holding a luncheon with a guest speaker and an opportunity to speak with a librarian from El Camino Hospital.
4. How appropriate were the materials for this audience at this event? Quite appropriate.
5. How adequate was the staffing at the event during the time that you were working? Two working at the table and one to actually hand out information.
6. What messages (not materials) did you deliver? Pollution awareness and venues for discarding toxic/hazardous waste. (medicine, sharps, paint, e-waste)
7. What did you learn from interfacing with the public at this event? Some attendees have gardeners and housekeepers which could benefit by extending them the gardening and cleaning information.
8. What giveaway items did you find most useful for this event? Discount Cards w/ WVCWP brochure on Copper pollution and San Jose's polymer material reusable grocery bags.
9. Which giveaway items were least useful for this event? SaveMart's recycled plastic reusable bags.
10. What other literature should have been provided at this event? N/A

Other comments: Have chairs available for senior citizens to complete the onsite evaluation form. Keep evaluation forms brief with a maximum of three questions to include multiple choice answers. Have forms with large print.

Mercury Thermometer Exchange Event
WVCWP Co-Host w/ San Jose
Sept 23, 2009; Oct 7, 2009

Bike to Work – May 13, 2010

BIKE TO WORK DAY
MAY 13, 2010

- ✓ Reduce your carbon foot print for the day.
- ✓ It's fun!
- ✓ It's green!
- ✓ It's a great way to see all those details you miss in the car!

For more information about this event visit the Silicon Valley Bike Coalition at: bikesiliconvalley.org

BIKE TO WORK DAY
MAY 13, 2010

When is the last time you smelled the crisp springtime air during your morning commute? Or pulled into the parking lot with a big smile plastered across your face, pumped with endorphins and ideas? Or lost weight just by going back and forth to work each day?

A HEALTHY BODY – Ride your bike to work, and you no longer need to make time to exercise. Racking up just 3 hours of riding time a week can lead to cutting your risk of heart disease in half. Please consult your doctor before starting any new physical activity.

MORE MONEY – The average annual price of keeping an automobile running: at least $3,000. The cost of running a bike for a year: less than $300. The joy of saving more than two thousand dollars a year: priceless.

CLEAN AIR – Motorized vehicles are responsible for 70% of the carbon monoxide, 45% of the nitrogen dioxide, and 35% of the hydrocarbons people produce. Riding a bike is a simple way to improve the environment.

FREE BREAKFAST

All those who participate in Bike-to-Work Day, including those who walk, carpool or use low fuel vehicles (hybrids, motorcycles, etc.) for their commutes, and those who live within a mile or two of the work place will be honored with a light breakfast to be hosted on the patio outside Greg's office on the morning of Thursday, May 13th from 9:00 AM -10:00 AM.

Please RSVP with Patsy Garcia at PGarcia@LosGatosCA.gov or by calling (408) 354-6832 if you are planning on attending the breakfast.

Bike To Work
May 13, 2010

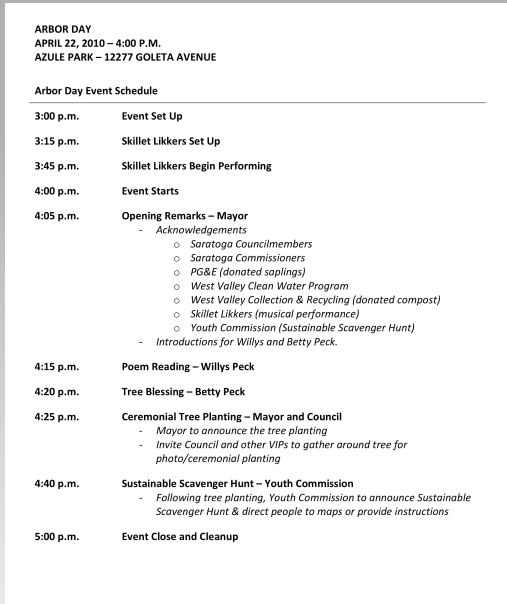

ARBOR DAY
APRIL 22, 2010 – 4:00 P.M.
AZULE PARK – 12277 GOLETA AVENUE

Arbor Day Event Schedule

3:00 p.m.	**Event Set Up**
3:15 p.m.	**Skillet Likkers Set Up**
3:45 p.m.	**Skillet Likkers Begin Performing**
4:00 p.m.	**Event Starts**

4:05 p.m.	**Opening Remarks – Mayor**
	- *Acknowledgements*
	  - *Saratoga Councilmembers*
	  - *Saratoga Commissioners*
	  - *PG&E (donated saplings)*
	  - *West Valley Clean Water Program*
	  - *West Valley Collection & Recycling (donated compost)*
	  - *Skillet Likkers (musical performance)*
	  - *Youth Commission (Sustainable Scavenger Hunt)*
	- *Introductions for Willys and Betty Peck.*

4:15 p.m.	**Poem Reading – Willys Peck**
4:20 p.m.	**Tree Blessing – Betty Peck**
4:25 p.m.	**Ceremonial Tree Planting – Mayor and Council** - *Mayor to announce the tree planting* - *Invite Council and other VIPs to gather around tree for photo/ceremonial planting*
4:40 p.m.	**Sustainable Scavenger Hunt – Youth Commission** - *Following tree planting, Youth Commission to announce Sustainable Scavenger Hunt & direct people to maps or provide instructions*
5:00 p.m.	**Event Close and Cleanup**

Arbor Day Events
April 2010

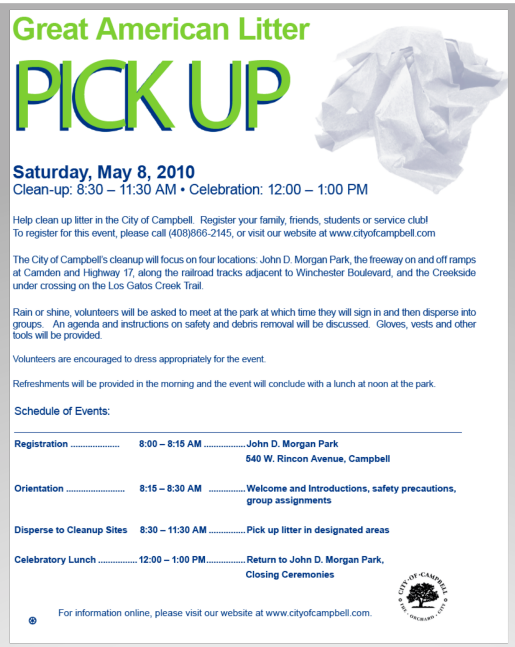

Great American Litter

PICK UP

Saturday, May 8, 2010
Clean-up: 8:30 – 11:30 AM • Celebration: 12:00 – 1:00 PM

Help clean up litter in the City of Campbell. Register your family, friends, students or service club!
To register for this event, please call (408)866-2145, or visit our website at www.cityofcampbell.com

The City of Campbell's cleanup will focus on four locations: John D. Morgan Park, the freeway on and off ramps at Camden and Highway 17, along the railroad tracks adjacent to Winchester Boulevard, and the Creekside under crossing on the Los Gatos Creek Trail.

Rain or shine, volunteers will be asked to meet at the park at which time they will sign in and then disperse into groups. An agenda and instructions on safety and debris removal will be discussed. Gloves, vests and other tools will be provided.

Volunteers are encouraged to dress appropriately for the event.

Refreshments will be provided in the morning and the event will conclude with a lunch at noon at the park.

Schedule of Events:

Registration	**8:00 – 8:15 AM**	**John D. Morgan Park** **540 W. Rincon Avenue, Campbell**
Orientation	**8:15 – 8:30 AM**	**Welcome and Introductions, safety precautions, group assignments**
Disperse to Cleanup Sites	**8:30 – 11:30 AM**	**Pick up litter in designated areas**
Celebratory Lunch	**12:00 – 1:00 PM**	**Return to John D. Morgan Park, Closing Ceremonies**

For information online, please visit our website at www.cityofcampbell.com.

Campbell Clean-up Event
May 8, 2010

E-Waste Events
At three locations
Oct 2009, May 2010

WINDOW POSTINGS AT MONTE SERENO USPS SUBSTATION FY 0910	
Date Posted	**Subject**
09/09/09	Watch out for mercury pollution! Keep batteries out of the trash Preventing pollution is an everyday activity Protect our creeks during your next Car Wash Fundraising Event
11/16/09	Watch out for mercury pollution! Keep batteries out of the trash Preventing pollution is an everyday activity Car Wash Fundraising Event
12/02/09	Clean Sweep U.S.A - Take a Field Trip To Clean Sweep U.S.A. 254 Million Tons of Trash -- Compost, Recycle, Waste-to-Energy, Landfill Keep batteries out of the trash No Grease Down the Drain!
02/02/10	Watershed Watch Protect Our Creeks and Bay
03/04/10	Great American Litter Pick UP -- Saturday, March 20, 2010 Arbor Day: Los Gatos Tree Planting Ceremony – April 30, 2010 National River Cleanup Day – May 15, 2010
04/06/10	Los Gatos Tree Planting Ceremony National River Cleanup Day – May 15, 2010 Los Gatos: Bring Your Own Mug/Save with Reusable Shopping Bags Home Maintenance Tips for a Cleaner Bay: -- Carpet/Upholstery Cleaning -- Pool/'Spa Maintenance -- Housecleaning and Window Washing Handouts: -- Los Gatos Tree Planting Ceremony -- National River Cleanup Day -- Home Maintenance Tips for a Cleaner Bay
05/04/10	Great American Litter Pick Up - May 8, 2010 - City of Campbell Bike to Work - May 13, 2010 - City of Campbell National River Cleanup Day - May 15, 2010 Parks and Public Works Community Open House - May 19, 2010 - Los Gatos Keep Your Pool, Spa, or Fountain Copper-Free Handouts: -- National River Cleanup Day -- Keep Your Pool, Spa, or Fountain Copper-Free
06/03/10	No Dumping! Flows to Creek Naturally Managing PESTS…with a Healthy Garden Pest or Pal The 10 "Most Wanted" Bugs In Your Garden Handouts: -- Naturally Managing PESTS…with a Healthy Garden -- The 10 "Most Wanted" Bugs In Your Garden

Window Postings
Monte Sereno Post Office

Window Postings
Monte Sereno Post Office

WEST VALLEY CLEAN WATER PROGRAM

C7egh Events

Car Wash using WVCWP CAR WASH KIT 7/26/09 Location: Del Taco Parking Lot, Campbell	Susan G. Komen Cancer "Walk for Life" organized this event; WVCWP supported the event by providing the Car Wash Kit to prevent runoff pollution.	This event was successful in that the organizers learned about use and benefits of the Car Wash Kit. In fact, the group returned in June 2010 to borrow the Kit again. All volunteers were receptive to using it. In addition, the Kit includes automatic hose shut-off nozzles, which help volunteers learn about water conservation. At the time this Car Wash event took place, no Copper or Car Wash outreach materials had been developed, so copper pollution education was conducted by WVCWP via 'word of mouth'. A Press Release for this event, and use of the Car Wash Kit, was issued by WVCWP. An article ran in the local weekly newspapers (see C.7.c "Media Relations", above). In addition to increasing public awareness, the Kit serves the very important function of keeping the wash water runoff from entering the stormdrain system.
Pollution Prevention Resource Fair Event at Campbell Community Center 9/23/09 Sponsored by City of Campbell, WVCWP and San Jose Environmental Service Dept. The event was open to any SC County residents, but much of the outreach was aimed at the WVC area.	The Fair provided a Thermometer Exchange, battery recycling, eyeglasses drop-off, cell-phone recycling, and medications disposal. WVCWP staffed a table and provided info on stormwater and pollution, especially mercury pollution (i.e. related to the thermometer and battery recycling opportuny). This event is aimed at local residents.	**150** residents attended (appx). Items collected & removed from the landfill stream: **242.5** lbs of pharmaceuticals (14.5 controlled, 228 non-controlled), **57** thermometers **18** cell phones **95.5 lbs** of batteries <u>Brochures & Giveaways Distributed:</u> • 99x - reusable bags. • 45x -- Native Seed Packets with Healthy Gardens: Naturally Managing Pests flyer • 30x -- /10 pollution prevention tri-fold with Watershed Watch Discount Card • 44x -- Fly Swatters • 18x -- Pest or Pal Activity guide • 14x -- Pests Bugging You?

C7egh Events

Thermometer Exchange Event at Saratoga Community Center 10/7/09 Sponsored by City of Saratoga, WVCWP and San Jose Environmental Service Dept. The event was open to any SC County residents, but much of the outreach was aimed at the WVC area.	This event provided a Thermometer Exchange, battery recycling, eyeglasses drop-off and cell-phone recycling. WVCWP staffed a table and provided info on stormwater and pollution, especially mercury pollution (i.e. related to the thermometer and battery recycling opportuny).The event was especially convenient for Senior Citizens whose 'Senior Center' is attached to the Community Center. This event is aimed at local residents.	This event was particularly successful with Saratoga's senior citizens; they appeared to be residents who had a number of glass thermometers that needed to be properly disposed of, and they appreciated the convenience of the location (attached to the Senior Center) and the chance to drop off household batteries at the same time. They did ask to have more chairs available for sitting, the next time this event is held. Event included opportunities for recycling: thermometers and batteries **126** people came to drop off their thermometers and receive some literature on pollution prevention, **216** mercury thermometers were collected, equating to **108** grams of mercury.
Thermometer Exchange Event at Los Gatos Farmers' Market; part of "Keep Los Gatos Beautiful" Month 4/11/10 Sponsored by Town of Los Gatos, WVCWP and San Jose Environmental Service Dept. The event was open to any SC County residents, but much of the outreach was aimed at the WVC area.	This event is aimed at local residents. WVCWP worked with SJ Env. Services Dept and Town of LG to arrange this event as part of "Keep Los Gatos Beautfiul Month". SJ ESD staff a table and provided info on stormwater and pollution, especially mercury pollution (i.e. related to the thermometer recycling opportuny).	**1** mercury thermometer was collected. Due to rainy weather at this outdoor event, it turned out to not be very productive. Extensive outreach/advertising had been conducted, and despite the rain at least 10 people stopped at the booth. WVCWP staff is exploring options for an indoor venue for FY 10-11. Materials distributed were: 10x - HHW Tri-fold 1x – Medication Disposal 1x - Seafood Watch Guide – Spanish 1x - Seafood Watch – Sushi Guid 1x – What You Don't Know About Mercury 8x – Grease Scrapers 4x – Grow It Guide 4x – 10 Most Wanted Bugs 1x – Wonder of our Water Works

C7egh Events

City of Campbell Arbor Day 4/20/2010 Campbell Middle School	This annual event recognizes the City's efforts to preserve trees. It teaches residents about the value of trees while encouraging them to plant trees appropriate to the area (pest resistant, etc.).	
City of Saratoga Arbor Day 4/22/10 Azule Park, Saratoga	This annual event recognizes the City's efforts to preserve trees. It teaches residents about the value of trees while encouraging them to plant trees appropriate to the area (pest resistant, etc.). WVCWP efforts were acknowledged in the mayor's opening statement. PG&E distributed saplings for residents to plant at home. Children attending participated in a "Sustainable Scavenger Hunt". This event is aimed at local residents; youth activities are included to encourage attendance by local children.	60 attendees (appx). Attendees chose to take: 5x – "You are the Solution to Water Pollution" 15x – "Kids Guide to Backyard Bugs" 18x – "Pests Bugging You" brochures 38x – "Original Pest Control" fly swatters
Los Gatos Arbor Day 4/30/10 Belgatos Park, Los Gatos	This was a celebration of the Town's 30th year to have been named a "Tree City USA". Town staff planted 30 trees at various park locations in recognition of this honor. This event is aimed at local residents. The Town did targeted outreach to the Bel Gatos neighborhood, and to local schools.	appx. 100 elementary schoolchildren from Mulberry School – pre-K through 5th grade. Attendees chose to take: 14x – "Soil Matters" booklets 8x – "Stream Care Guide" booklets 12x – "Pests Bugging You" brochures 14x – "Clean It Guides" 80x – "Original Pest Control" fly swatters 50x – "Get the Scoop – Don't Pollute" pencils 100x – "Pest or Pal" Activity guides/booklets

C7egh Events

Bike to Work Day May 13, 2010 Town of Los Gatos & City of Campbell Municipal offices	**Bike-to-Work Day** is an annual event held on the third Friday of May across the United States and Canada that promotes the bicycle as an option for commuting to work. WVC muni offices encourage people to try bicycle commuting as an alternative to driving, which can help reduced various forms of pollution, including copper pollution in waterways. The City of Campbell and the Town of Los Gatos promoted the event to staff, and to their general communities. Flyers were posted, and info appeared on municipal websites.	Town of Los Gatos had appx. 5 staff members who participated. Participants met at "Orchard City Green" (park) for remarks by the City CEO, and refreshments donated by the City Manager.
Car Wash using WVCWP CAR WASH KIT 6/26/10 Location: Del Taco Parking Lot, Campbell	Susan G. Komen Cancer "Walk for Life" organized this event; WVCWP supported the event by providing the Car Wash Kit to prevent runoff pollution.	This event was successful in that the organizers learned about use and benefits of the Car Wash Kit. This group had borrowed the Kit 11 months previously and chose to request it again. All volunteers were receptive to using it. In addition, the Kit includes automatic hose shut-off nozzles, which help volunteers learn about water conservation. In addition to increasing public awareness, the Kit serves the very important function of keeping the wash water runoff from entering the stormdrain system.

Coastal Cleanup Day 2009 9/19/09 San Tomas Aquino Creek @ Westmont High, Campbell Local site; part of County-wide effort and International event.	WVCWP has served as the sponsor for this Creek Cleanup site for a number of years. Outreach has been targeted at different groups, at different times – for example, Westmont High School students, Scout troops, and elementary school students. This event is aimed at local residents; WVCWP also targets schools and Scout troops during outreach.	Volunteers: 11 Trash collected: 330 Lbs. Recyclables: 90Lbs.

C7egh Events

City of Campbell Great American Pick-up 5/8/10	Campbell holds this event annually, and traditionally generates excellent community participation. For the 2010 event, 4 tasks were assigned: **Litter pickup** & graffiti removal from the undercrossing of Creekside of the Los Gatos Creek Trail **Litter pickup** at 3 other sites: • John D. Morgan Park • Hwy 17 from Camden on-ramp to Pedestrian over-crossing • railroad tracks along Winchester Blvd from Hacienda to Kennedy This event is aimed at Campbell residents. City of Campbell does extensive outreach to solicit residents to volunteer for this activity.	Volunteers: 100 Resutls: 29 partially-filled bags of recyclables 52 partially-filled bags of trash Participants chose to take: 8x – "Soil Matters" literature 10x – "Pests Bugging You" brochure 14x – "Clean-It Guides" 5x – "Mercury – What You Don't Know" brochures 42x – "Strip" thermometers 4x Copper Tri-fold w/Discount Card attached 20x "Original Pest Control" fly swatters 20x – "2000 Creek Cleanup" bandanas 12x – Lip Balm 35x – "Get the Scoop – Don't Pollute" pencils 3x – "Native Plants" seeds with "10 Most Wanted Bugs" brochure attached
National River Cleanup Day 2010 5/15/10 San Tomas Aquino Creek @ Westmont High, Campbell Local site; part of County-wide effort and National event.	WVCWP has served as the sponsor for this Creek Cleanup site for a number of years. Outreach has been targeted at different groups, at different times – for example, Westmont High School students, Scout troops, and elementary school students. For this event, outreach was focused on generating interest among families of students from a nearby elementary school (Marshall Lane).	Volunteers: 16 (8 of these were families associated with a local elementary school where the Zun Zun assembly was held on 12/10/09). Two sections of the creek were cleaned: 600 feet on two sides of the creek and another 300 feet on one side of the creek in a different direction. <u>Participants chose to take:</u> 5x – "You're the Solution to Water Pollution" brochures 10x – "Adopt a Creek" lanyards 9x - Re-usable bags (sponsored by Safeway) 10x – "Watershed Watch" tattoos

C7egh Events

Program Details	Focus & Short Description	Number of Students/Teachers reached	Evaluation of Effectiveness
Creek Cleanup Prospect High School Saratoga 4/17/10 Saratoga Creek at Prospect Ave.	WVCWP and City of Saratoga staff organized this cleanup of a Saratoga 'Trash Hot Spot', located near Prospect High School. High School students were solicited for the cleanup; those that participated were every enthusiastic. 600 feet of creek bank, near the High School, were cleaned.	Participants: 11 Prospect High School students 1 Teacher WVCWP & City of Saratoga staff	WVCWP provided trash bags, gloves and litter grabbers for this event. Students handled monitoring tasks during cleanup. 14 partially-filled 30 gal. trash bags were collected. See "C.10 Trash" for details. Participants selected the following 'give-away items: • 5x "Your Copper & Your Creeks" tri-folds (with Car Wash Discount card) • 5x "Native Plants" seeds (with "10 Most Wanted" bug brochures attached) • 5x "Original Pest Control" Fly Swatters • 2x "Don't Litter" license plate covers
Creek Cleanup Sacred Heart School (K-8) Saratoga 5/5/10 Wildcat Creek at Saratoga Ave.,	WVCWP and a parent voluteer organized this cleanup of a Saratoga schoolyard and adjacent creek. WVCWP has traditionally worked with Sacred Heart School for a number of years.	Participants: Appx. 40 students 1 parent WVCWP staff	WVCWP provided trash bags, gloves and litter grabbers for this event. This event was very effective in that 40 students, from a small school, participated – which demonstrated a high level of interest. Students handled monitoring tasks. Results: 10 partially-filled bags of trash were collected. Results were: 20 lbs trash 5 lbs recyclables School yard and 0.5 - 0.75 miles of creek and creekbank were cleaned.

C7egh Events

Los Gatos Public Works Open House 5/19/10 (3rd Grade students attended) Town of Los Gatos Corporation Yard	At this annual event, the Town showcases Public Works activities, including stormdrain-related topics. School children are invited, and parents accompany them. WVCWP staff (2) provided stormwater pollution information, and performed hands-on demonstrations with the students, using the Enviroscape Watershed Model. The students learned about pollution from litter, pet waste, car washing, etc. – and learned about appropriate behaviors to help prevent pollution.	80 Third Grade students attended.	Attendees chose to take: 6x – "Naturally Managing Pests" IPM Fact Sheet 12x – Copper Tri-fold with Discount Card 9x – "Original Pest Control" fly swatter 40x – "Get the Scoop – Don't Pollute" pencils 40x – "Watershed Watch" tattoos This event was well-attended. Until a few years ago, LG staff took this program directly to the schools, but for the past several years the venue has been changed to recruit students to come to the Corp Yard itself. It is rewarding to see this many students make the effort to come to the site and attend the event.
Classroom outreach with Enviroscape St. Mary's School (K-8) downtown Los Gatos 5/20/10	WVCWP has given Enviroscape presentations to various classes at St. Mary's for a number of years. St. Mary's requested that WVCWP give a classroom presentation in May. This-presentation was given in support of a science unit. Last year WVCWP donate a book to the school "All the Way to the Ocean. Before the presentation began, the teacher read the book to each class, which provided background information relevant to the hands-on activity. The presentation covered the impact on watersheds of trash/litter/re-usable containers in lunches, pet waste, car washing, pesticides, vehicle fluids, etc. – and behavior changes to help prevent watershed pollution. WV CWP also brought litter grabbers; while one class was involved in the Enviroscape activity, the other class rotated outside to pick up litter and vice versa.	Presentation was given to 2 Kindergarten classes 28 Students 2 Teacjers 1 Parent	Having a relevant story read prior to the presentation was very effective for a Kindergarten class. The students loved the presentation and really knew the answer to the question "where does the water/pollution go?". The teachers also gave positive feedback, and stated they would like to continue to have WVCWP return each year, 28 "Watershed Puzzles Worksheets" were distributed to the students.

C7egh Events

Creek Education program at Audubon Environmental Education Center, 3rrd Grade students Various dates in FY 09-10 MeClellan Ranch, McClellan Ave. at Stevens Creek, Cupertino	3rd Grade Storm Drain Pollution Prevention Program: Creek Education Field Trip City of Saratoga provides funding for students who are Saratoga residents, attending schools in adjoining districts, which participate in this education program. City of Saratoga provides funding for busing students from Blue Hills School; in addition, some Saratoga students attend other local schools, but funding for them is not requested from the City (some travel via car pool). This activity involves a ½ -day creek field trip to Stevens Creek at McClellan Ranch in Cupertino. City of Cupertino provides two docents for creek field trip. Messages include less-toxic pest control and litter prevention. Docents stress the importance of protecting the ecosystem and the habitat for all aquatic life. The field trip helps to encourages protection of habitat for these creatures.	In FY 09-10 student participation was: <u>Blue Hills School –</u> Saratoga residents: 64 students 14 parents <u>Meyerholz & Murdoch-Portal Schools combined:</u> <u>Saratoga residents:</u> 15 students (appx.) (Due to a scheduling conflict, students from <u>McCauliffe Elementary</u> were not able to attend this year).	More than 95% of the students are very enthusiastic about this trip. Students and the parents always are amazed at how much they have learned about the creek and how storm drains can affect creeks.. A large b/w picture for them to identify undesirable activity around storm drains in their neighborhood is distributed. They are encouraged to take this home and share it with their family. On the day of the trip a handout is sent home, with one more reminder about the correct way to dispose of light bulbs and batteries, so that these items do not end up polluting storm drains.

Example of Events

Car Wash Kit
Clean-up Events
Open House
E-Waste Recycle Drop Off

West Valley Clean Water Program
Car Wash Kit
Used at Private Fundraiser
July 2009, Jun 2010

Parks and Public Works
Community Open House
to honor National Public Works Week

Wednesday, May 19, 2010
9 AM to 2 PM

Residents are invited to visit the Parks and Public Works Department to learn about the department, its services and upcoming capital projects. Tours available every hour.*

Service Center
41 Miles Avenue
Los Gatos

For more information
contact (408) 399-5776

Group tours are available. Please call in advance.
*The last tour begins at 1 pm.

West Valley Clean Water Program
Enviroscape Presentation
At Los Gatos Open House
Public Works Week
May 19. 2010

West Valley Clean Water Program
Enviroscape Presentation and Litter Pick-up
St Mary's Kdg Class
May 20, 2010

FY2009-2010 Annual Report
West Valley Communities:
City of Campbell, Town of Los Gatos, City of Monte Sereno, City of Saratoga

APPENDIX C9
Pesticides
Toxicity Controls

- C9a IPM Plan
- C9b Implement IPM Plan
- C9d Contractor Implement IPM

West Valley Clean Water Program

FY2009-2010 Annual Report
West Valley Communities:
City of Campbell, Town of Los Gatos, City of Monte Sereno, City of Saratoga

This page intentionally left blank

West Valley Clean Water Program

City of Campbell
Integrated Pest Management Plan

May 1, 2002

Table of Contents

I. Policy Statement **3**

II. Integrated Pest Management Plan Outline
IPM Plan Components
a) Restricted Chemicals 4
b) Annual Storage Inventory and Unwanted Chemical Disposal 4
c) Staff Education and Training 4
d) Record Keeping and Annual Evaluation 4
e) Public Outreach 5
f) Contractor Compliance 5
g) Department-Specific Components 5

III. Reporting Forms and Attachments
Attachment A-Department IPM Checklist and Plan Template 8
Attachment B- Monthly City Pesticide Use Record 12
Attachment C- Campbell Contractor Monthly Pesticide Use Summary 14
Attachment D- Annual Department "IPM Plan" Report and Pesticide Inventory 16

Policy Statement

The City of Campbell will carry out its pest management operations using reduced-risk IPM techniques to reduce or eliminate chemicals to the maximum extent. Chemicals will be used only as a last resort for pest management problems. Each department that applies pesticides will maintain an active IPM plan to ensure the long-term prevention or suppression of pest problems with minimum negative impact on human health, non-target organisms, and the environment.

The City will actively pilot non-toxic alternatives for structural and landscape pest control, seeking to use the most recent technology, best management practices, and least toxic methods for all pest control measures.

The City will use appropriate venues to educate staff and the public about its IPM commitment in an effort to role model less toxic approaches to structural and landscaping pest control.

Integrated Pest Management Plan

A. Restricted Chemicals

Pesticides are defined as: any substance or mixture of substances intended for preventing, destroying, repelling, or mitigating any pest. Pests can be insects, mice and other animals, unwanted plants (weeds), or fungi. The term pesticide applies to herbicides, fungicides, rodenticides, molluscicides and other substances used to control pests.

City employees and City contractors will not use the following pesticides: diazinon, chlorpyrifos, or chlorpyralid. Emergency applications may be authorized by the completion of a written request and approval by the Pest Control Advisor.

The purchase of any pesticide by staff is prohibited unless directed by a Pest Control Advisor. Structural pest management actions will be managed and overseen by Community Services Department staff.

B. Annual Storage Inventory and Unwanted Chemical Disposal

An annual storage inventory will be conducted to remove and dispose of any chemicals that are unwanted or that are prohibited from City use by the IPM policy. These chemicals will be disposed through the City's Hazardous Waste Program.

C. Staff Education and Training

The City will provide City-wide IPM training. for City staff who are not applying pesticides as part of their regular job will receive annual outreach from City staff about the City's IPM policy and appropriate procedures for controlling pests.

Applicator training and supervision: City staff who manage pest problems and who apply pesticides as part of their job must be trained according to Department of Pesticide Regulation as outlined in the California Code of Regulations Title 3, Division 6 for pesticide applicators and advisors. Annual "Integrated Pest Management" training will also be provided to all staff who apply any pesticides on the job.

D. Record Keeping and Annual Evaluation

All city staff who apply pesticides will maintain pest management and pesticide application records using the Monthly City Pesticide Use Record (Attachment B). Copies should be sent to the Environmental Programs Manager. Contractors will also send copies of Monthly Contractor Pesticide Use Record (Attachment C) to the Environmental Programs Manager. Pesticide use records will record the amount used, date and location of use, target pest, and biological and mechanical controls used. All records will be made available to the public upon request.

Annual Evaluation - Departments will provide the Environmental Programs Manager with an annual summary of pest management problems and an inventory of banned pesticides (Attachment D). Because this is a County-wide storm water permit

requirement, the West Valley Clean Water Program will be responsible for consolidating the monthly use reports and preparing the annual report.

E. Public Outreach

The City will use appropriate opportunities to communicate with the public about IPM strategies and their benefits. Public outreach will include:

- IPM information provided to schools, residents, and businesses via special events, IPM workshops, advertisements, and point-of-sale (hardware and nurseries).

- Pesticide disposal options: Residential and business pesticide disposal options will be provided and promoted through the City's Household Hazardous Waste Program.

- All IPM and pesticide use records will be made available to the public within one week of request.

F. Contractor Compliance

Campbell's contractors must follow all aspects of Campbell's IPM Plan, including the restrictions contained in "A" above.

G. Department-Specific Components

Departments using pesticides will maintain site-specific plans. Each City Department applying pesticides (Public Works Department and Community Services Department) will develop an IPM plan (*Integrated Pest Management Plan*, Attachment A) which will outline pest management guidelines for the most persistent and frequent pests. The IPM Plans will:

- Use **preventative maintenance** and the most recent best management practices as a primary strategy to prevent key pests and thereby minimize the use of chemical pesticides.
- **Establish inspection procedures for key pests** to monitor pest population and tolerance levels based on the biological, aesthetic, and economic loss each site can tolerate, and set pest population levels at which corrective action should be taken.
- **Use alternative control options** such as (but not limited to): **habitat** management (changing the biological environment), **maintenance practices** (modifying watering, mulching, waste disposal), **physical controls** (mechanical removal, traps and barriers), **biological controls** (use of natural enemies), and re-design (modifying landscape design) to the maximum extent practical.
- Pilot and report on the results of new less-toxic measures for animal or plant pest control.

Attachment A

Department IPM Checklist
Also reference Pest Specific Plans in separate files

Attachment A

Department IPM Checklist and Plan Template

IPM Requirements

Pesticide Use
The following pesticides are prohibited from use: diazinon, chlorpyrifos, and chlorpyralid.

Employee purchase of pesticides:
Employees may not purchase pesticides of any kind without permission of a certified Pest Control Advisor.

Contractors
Contractors will comply with all elements of the City's pesticide plan and must make arrangements with Department staff for reporting.

Annual Responsibilities

Each Department who is responsible for pest management activities must complete or provide the following by February 1 each year:

- ☐ Review Department-level IPM plans for any updates, changes, and for evaluation from previous year.
- ☐ Complete the *Annual Department "IPM Plan" Report and Pesticide Inventory* (Attachment D) and provide to Environmental Programs Manager by February 1 of each year.
- ☐ Provide necessary staff training based on California State Code of Regulations, Title 3 and annual IPM training to City staff on seasonally relevant topics.
- ☐ Pilot new least-toxic IPM strategies.

On-Going Responsibilities

- ☐ Maintain and adhere to Pest Specific IPM Plans.
- ☐ Report all pesticide applications using Attachment B - *Monthly City Pesticide Record.* Route monthly to Environmental Programs Manager.
- ☐ Pilot new least–toxic IPM strategies
- ☐ Submit California State Monthly Summary Pesticide Use reports to County Agricultural Department.

Attachments B

Monthly City Pesticide Use Record

Attachment B

City of Campbell Monthly Pesticide Use Record

Month_____ Year_____

A. List all total chemicals (including baits) and biological/mechanical (traps, hoeing, mulching, release of predator, landscape design controls, etc.) used during the previous month. Copies should be sent to the Environmental Programs Manager.

Date	**Specific Location**	**Active Ingredient**	**TradeName/ EPA ID Number**	**Quantity of chemical used**	**Total gallons of mix used**	**Type of biological/mechanical control**	**Type of pest/weed targeted**

Attachment C

***Date:*_____ *Company Name:*_____ *Contact/Phone:*_____**

City of Campbell Contact*_____*:

Campbell Contractor Monthly Pesticide Use Summary

Month_____ Year_____

1. **List all total chemicals (including baits) and biological/mechanical (traps, hoeing, mulching, release of predator, landscape design controls, etc.) used at each site serviced. Copies should be sent to the Environmental Programs Manager.**

Specific Location	**Active Ingredient**	**Trade Name/EPA #**	**Quantity**	**Biological/ Mechanical Control**	**Target Pest**

Attachment D

Department contact/ext: Date:

Annual Department "IPM Plan" Report and Pesticide Inventory

Please complete the following information and submit to the Environmental Programs Manager by February 1.

A. List all **training attended** that demonstrates compliance with city IPM training and state requirements. Include name and title of attendee, title and date of training, and brief description of training. Also describe any training needs/requests for the coming year.

B. List and describe the **pest problem trends your Department dealt with** this year, including peak season problems and non-chemical/structural/landscape solutions that were used.

C. Which IPM **pesticide alternatives were considered and tested**. Please explain the reason for their inclusion or rejection for City use.

D. List **next year's goal(s).**

Attachment D2

Annual Inventory

As part of a **City-wide "house cleaning" and sweep for chemicals prohibited by the IPM policy**, inventory chemicals in your storage areas and record and remove any of the following restricted pesticides: diazinon, chlorpyrifos, and chlorpyralid. List below any restricted pesticides which were found. **Write "none" if none were found.**

Department	Storage Location	Chemical	Formulation	Amount (gallons, pounds)
				Total:

CITY OF CAMPBELL – IPM IMPLEMENTATION

The City is in the process of developing the new "Stojanovich Family Park" which is 1.32 acres, surrounded by apartments, townhomes and condominiums. For this new city park, native plants and pest resistant plants are being used to the maximum extent practicable. Bioswales will be incorporated as a means of mitigating runoff at this site. See the final conceptual design below.

http://www.ci.campbell.ca.us/Recreation/parks/parkinfoStojanovich.htm

Incorporation of native and pest resistant plants are an important component of the City's efforts to reduce pesticide use. In addition, the bioswales will help to prevent runoff that might have carried pesticides and fertilizers off of the park grounds, and into stormdrains.

PESTICIDE USAGE REDUCTION MEASURES: PEST SPECIFIC

Campbell is implementing IPM in the following situations:

1) On-going - Yellowjackets:

• Campbell uses traps as the main means of control.

• Parks Maintenance staff regularly cleans off picnic tables to avoid attracting wasps and ants.

• If a wasp nest in a tree requires treatment, the PCO or Parks staff use a non-residual pesticide, and close the hole in tree so wasps can't return to nest. Parks staff use home insulation spray foam to close the nest/hole; treatment has been successful in preventing return of wasps.

• Staff is using traps which incorporate pheromone to attract wasps, dry fish to bring them into trap, and soap inside trap, which kills in 5-15 seconds

2) On-going - Weeds:

The Parks Dept. has been able to substantially decrease its use of herbicides for turf:

Based upon techniques learned at a previous WVC IPM Training (Cornell University Extension Turf Specialist) the Parks Department purchased a $25,000 dollar "Deep Tyne Aerator" in May 2008. The unit reduces pesticide use on the turf by reducing compaction, increasing water flow through the soil profile and promoting healthier, more vigorous turf that is able to crowd out the broadleaf and other grassy weeds. This has had a positive impact on herbicide use for turf areas in the City. It has also decreased the amount of water needed to irrigate the turf by allowing water to soak deep into the root zone and to encourage deep rooting of the turf grass.

• Campbell has been encouraging the City's tree contractors to dump their wood chips in the City's organic waste area. The wood chips are then used in the City's mulching program to reduce weeds and reduce the watering of trees.

• Campbell purchased a new, more powerful chipper in March of 2010 to increase the efficiency of mulching green waste. The mulch is used in City planters and other areas for weed control wherever possible. This reduces the need for herbicides.

• Work Furlough labor hand hoes weeds where possible.

• Staff has been using the tractor with a boom mower for mowing weeds, instead of spraying herbicides on roadsides and similar areas.

3) On going - Insects:

Since FY 07-08, Campbell Parks Dept. has been using a new **all-organic oil** in the City's tree spray program. The oil has been effective against the target pest, aphids. Due to use of this new oil, the City has been able to reduce the use of pesticides in combating aphids in City trees.

Unfortunately, the City has certain species of street trees with aphid and scale infestations which are difficult to treat. When pesticide use is necessary, a systemic pesticide, injected into the tree is used. This results in the pesticide being taken up by the tree and staying within the tree rather than running off and becoming a pollutant in local streams.

No new insects were identified in FY 09-10.

4) On-going - Gopher Control:

The City has implemented a policy of using mechanical traps for gophers instead of baits thus further reducing the use of pesticides. Currently this program has been successful since there are no gophers in any of the City's parks and facilities.

5) On-going: Rodent control in Facilities

Snap-traps are used for rodent control within City buildings. Appx. 15 roof rats were trapped in FY 09-10. Bait Blox are used at a minimal level, as needed, for back-up. Mice and other rats have not been a problem, due to careful sanitation measures, which help ensure that rodents are not attracted to City facilities. All trash is removed from buildings each evening, and placed in closed dumpsters. Dumpster areas are swept at least weekly.

6) On-going - IPM Solutions:

City staff have participated in implementation of the County computerized "IPM Solutions Database Input/Response", which allows input of a pest problem and a response with IPM solutions. Staff refer to this database as needed.

RESULTS OF PESTICIDE USE REVIEW - FY 09-10:

Campbell has taken a strong stance on pesticide use reduction in recent years, as evidenced by the past extensive involvement in IPM training by City staff, and by the investment in equipment which has helped to reduce herbicide use ((such as Deep Tyne Aerator, Boom Mower, Chipper).

Use of new equipment and new pest management techniques have resulted in a continual decrease in the amount of pesticides used by City of Campbell.

Pesticide Management Summary

With the use of oils in lieu of pesticides, and other ongoing IPM practices, pesticide usage continues to decrease.

As new innovative IPM practices are made known to municipalities they will be implemented to continue to use less pesticides.

The City is raising its threshold limits for the number of insects and weeds in parks and urban forests. This has also led to a decrease in pesticide usage.

- Through use of IPM practices Campbell was able to eliminate use of any Organophosphate pesticides for at least the past 8 years. Campbell has decreased its use of insect-control pesticides by using oils and soaps to control aphids and scale in the urban forest.
- The City is making an effort to stress prevention (prevent weed growth, prevent pest infestations) where possible.
- The City Public Works Dept. has instituted a policy of moving towards installation of more pest resistant trees and shrubs to minimize the need for pesticides; these efforts include removal of certain tree species (such as Tulip and Raywood Ash trees) from the City of Campbell 's approved Street Tree List.
- Campbell is moving into use of IPM, mechanical and cultural controls rather than chemical controls, as much as possible. These controls include use of green waste to make wood chip mulch to prevent weed growth. For the past 5 years, the City has been using its new specialized tractor with boom mower for mowing roadside and park weeds and to avoid spraying. With the purchase of the new aerator and chipper, the City is seeing a reduction in the use of herbicides on its extensive turf areas and landscape planters.

City of Campbell

Campbell Public Works
City Hall - Upper Level
70 N. First Street, Campbell, California 95008
(408) 866-2150

Signature Page for Contractors
who may use/apply pesticides on City of Campbell property.

Dennis Merrill
_____
Name of Contractor or Company **Representative** (print)

certifies that Killroy Pest Control
name of Company/Contractor (print)

has familiarized itself with the City of Campbell's:
- **IPM Plan**

and
- **Pest Management Standard Operating Procedures,**

and agrees to abide by the policies and procedures laid out therein.

Any necessity to depart from these policies/procedures will be discussed with City Supervisory staff prior to acting.

Signed _____ Date 8-5-2010
(signature of representative)

FY2009-2010 Annual Report
West Valley Communities:
City of Campbell, Town of Los Gatos, City of Monte Sereno, City of Saratoga

APPENDIX C10
Trash Load Reduction

•C10biii Trash Hot Spot Assessment Photos

West Valley Clean Water Program

FY2009-2010 Annual Report
West Valley Communities:
City of Campbell, Town of Los Gatos, City of Monte Sereno, City of Saratoga

This page intentionally left blank

West Valley Clean Water Program

051510 WVC02 A 1

051510 WVC02 A 2

051510 WVC02 B 1

051510 WVC02 B 2

051510 WVC02 C 1

051510 WVC02 C 2

051510 WVC02 D 1

051510 WVC02 D 2

051510 WVC02 E 1

051510 WVC02 E 2

051510 WVC02 F 1

051510 WVC02 F 2

051510 WVC02 G 1

051510 WVC02 G 2

051510 WVC02 H 1

051510 WVC02 H 2

051510 WVC02 I 1

051510 WVC02 I 2

051510 WVC02 J 1

051510 WVC02 J 2

051510 WVC02 K 1

051510 WVC02 K 2

051510 WVC02 L 1

051510 WVC02 L 2

041710 WVC03 A 1

041710 WVC03 A 2

041710 WVC03 B 1

041710 WVC03 B 2

041710 WVC03 C 1

041710 WVC03 C 2

041710 WVC03 D 1

041710 WVC03 D 2

041710 WVC03 E 1

041710 WVC03 E 2

041710 WVC03 F 1

041710 WVC03 F 2

041710 WVC03 G 1

041710 WVC03 G 2

041710 WVC03 H 1

041710 WVC03 H 2

041710 WVC03 I 1

041710 WVC03 I 2

041710 WVC03 J 1

041710 WVC03 J 2

041710 WVC03 K 1

041710 WVC03 K 2

041710 WVC03 L 1

041710 WVC03 L 2

061510 WVC04 A 1

061510 WVC04 A 2

061510 WVC04 B 1

061510 WVC04 B 2

061510 WVC04 C 1

061510 WVC04 C 2

061510 WVC04 D 1

061510 WVC04 D 2

061510 WVC04 E 1

061510 WVC04 E 2

061510 WVC04 F 1

061510 WVC04 F 2

061510 WVC04 G 1

061510 WVC04 G 2

061510 WVC04 H 1

061510 WVC04 H 2

061510 WVC04 I 1

061510 WVC04 I 2

061510 WVC04 J 1

061510 WVC04 J 2

061510 WVC04 K 1



061510 WVC04 K 2

061510 WVC04 L 1

061510 WVC04 L 2

PUBLIC WORKS DEPARTMENT
Ralph A. Qualls, Jr., Director

CITY HALL
10300 TORRE AVENUE ~ CUPERTINO, CA 95014-3266
(408) 777-3354 ~ FAX (408) 777-3333

September 15, 2010

Mr. Bruce H. Wolfe
Executive Officer
San Francisco Bay Regional Water Quality Control Board
1515 Clay Street, Suite 1400
Oakland, CA 94612

Subject: City of Cupertino Urban Runoff Management Program
FY 2009-2010 Annual Report

Dear Mr. Wolfe:

This letter and Annual Report with attachments is submitted by the City of Cupertino, in conjunction with the Santa Clara Valley Urban Runoff Pollution Prevention Program's Annual Report pursuant to Permit Provision C.16.a of the Municipal Regional Stormwater NPDES Permit (MRP), Order R2-2009-0074, NPDES Permit No CAS612008 issued by the San Francisco Bay Regional Water Quality Control Board. The Annual Report provides documentation of activities conducted during FY 2009-2010 and consists of the following:

- 0: Table of Contents
- 0: Certification Statement
- 0: Acronyms
- 1: Permittee Information
- 2: Municipal Operations
- 3: New Development and Redevelopment
- 4: Industrial and Commercial Site Controls
- 5: Illicit Discharge Detection and Elimination
- 6: Construction Site Controls
- 7: Public Information and Outreach
- 8: Water Quality Monitoring
- 9: Pesticides Toxicity Controls
- 10: Trash Load Reduction
- 11: Mercury Controls
- 12: PCBs Controls
- 13: Copper Controls
- 14: PBDE, Legacy Pesticides and Selenium Controls
- 15: Exempted and Conditionally Exempted Discharges

Program Highlights and Accomplishments

In addition to implementing the new MRP, the City of Cupertino maintained its commitment to being a leader in sustainability and environmental protection. The idea exchange between City departments via the City's "Green Team" resulted in the purchase of a new fleet of traditional and electric bicycles, safety gear, and bicycle safety lessons for employees. The alternative transportation was provided to discourage vehicular travel between city facilities and for personal use during work hours.

The City negotiated a new agreement with its franchised hauler, Recology, which City Council approved in May. The new Agreement will be implemented on November 1, 2010. The year-long negotiations from June 2009 to May 2010 entailed several discussions on prevention of illicit stormwater discharges from leaking vehicles, leaking waste bins, the transport of leaking trash compactors, and spills of litter that may occur during collection. The Agreement specifies that the garbage company will clean spills immediately, but cleanup will be addressed, at the latest, within two hours after the spill is noticed or reported. Fines for non-compliance are written into the Agreement to emphasize the seriousness of maintaining clean streets.

To support the new Citywide collection of food waste for processing into compost, Recology has agreed to purchase four hundred backyard home composting bins and give them out, free of charge, to residents who take a home composting class or a Bay Friendly Gardening class. The Earth machine compost bins are very popular and sell for approximately $70. The City has already seen an increase in Cupertino residents registering for upcoming Bay Friendly classes. Bay Friendly Gardening encourages residents to make environmentally friendly gardening choices which focus on protecting the watersheds of San Francisco Bay by, among other things, avoiding the use of synthetic fertilizers, toxic pesticides and non-native or invasive plants.

Public Education, Community Participation and Trash Management

To showcase its environmental programs, a "Cupertino Green" logo was created and applied to the City's compact reusable *Chico* shopping bags purchased to give away at its environmentally themed community events. In September, ten thousand people were expected to visit the three-day Fall Festival where Environmental Programs staff talked to more than 400 adults and children about watershed protection and pollution topics. The City's Earth Day event attracted over six hundred participants to booths with displays on beneficial insects, volunteer water monitoring, Master Composting, Bay Friendly Gardening, native plants, organic foods and interactive presentations for children featuring the Enviroscape watershed model. Over twenty different types of educational materials were taken by attendees at the watershed booth.

Since the inception of annual creek cleanup events in Cupertino in fall of 2008, volunteer participation has increased from approximately 80 participants to over a hundred at both the Coastal Cleanup Day in September and the National River Cleanup Day in May. The events are especially popular among high school students. Environmental Programs staff held two smaller events in March and May for school groups interested in cleaning a creek and learning about trash assessments.

Municipal Operations

In FY 09-10 the City purchased and installed a new state-of-the-art closed loop vehicle and equipment wash rack. The wash rack not only filters and recycles used wash water, but it

harvests rain collected in the structure for use during equipment and vehicle cleaning. Other minor operating procedures were updated after the City began revising its Storm Water Pollution Prevention Plan (SWPPP), last updated in 2004. The new, more detailed SWPPP was submitted to City's Municipal Service Center and Environmental Programs staff for final comments in June.

Planning and New and Redevelopment

Environmental Programs staff met internally several times with Planners in the Community Development Department and Public Works Engineering staff who review C.3 regulated projects and conduct permanent treatment operation and maintenance inspections, to discuss MRP implementation and proposed revisions to the City's Watershed Protection Ordinance. Although the City has the legal authority to enforce current MRP requirements, the updated Municipal Code will add language that more closely aligns with the MRP and will help implement upcoming requirements. Additionally, the City's Planning Division began working on a water efficient landscaping ordinance in December 2009, which was adopted by City Council in June 2010.

Industrial & Commercial Site Controls, Illicit Discharges, and Construction Site Controls

In FY 09-10, Cupertino developed Enforcement Response Plans (ERPs) for its Industrial and Commercial (IND), Illicit Discharge Detection and Elimination (IDDE), and Construction Inspection Programs. These ERPs document consistent and escalating enforcement procedures for all potential or actual illicit discharges. The ERPs represent a collaborative effort between Environmental Programs staff, the City's industrial/commercial (Building Dept) inspectors, the IDDE Inspector (Public Works Maintenance), the Construction Inspector (Public Works Engineering), and the City's Code Enforcement staff, to ensure feasible and efficient enforcement procedures meeting the requirements of the MRP. In addition, Code Enforcement staff worked with the City Attorney to clarify and strengthen the City's ordinance for administrative citation fines (Municipal Code Chapter 1.10). Administrative citation fines start at $100 for the first offense and increase to $500 for a third violation for the same offense. Environmental Programs adopted the administrative citation fine as Level Three in its escalating enforcement procedures. First administrative fines are now applicable to violations that are not resolved within ten business days and have not been granted a time extension due to extenuating circumstances of the violation. To implement the new enforcement procedures the City developed new notices of violation forms and incident report forms.

Hazardous Waste Collection Services

The City of Cupertino currently has about 1,500 residents per year that use the County's residential hazardous waste drop-off service. The City is hoping to double its residential participation in FY 10-11. The negotiations for the new waste management agreement with Recology during FY 09-10 resulted in a separate household hazardous waste contract with Curbside Inc., of Southern California. Curbside will take appointments to collect household hazardous waste from residents including, but not limited to, gardening chemicals, cleaning agents, fluorescent bulbs, batteries, e-waste, pharmaceuticals, and sharps. The new service will cost residents about $0.50 per month for unlimited service appointments. The City will continue to fund its residential participation in the Countywide collection program, but this option will give working families more opportunities to dispose safely of hazardous waste because appointments are made in advance and a "kit" with a large clear plastic bag is sent to the resident who may subsequently load it up and "lock" materials into it with a one-way bag tie and

leave the waste at the front door for collection. Residents need not wait at home for the collection driver to arrive. This residential program will begin on November 1, 2010 when the City's new waste management franchise agreement becomes effective.

Stevens Creek Corridor Restoration Project

The City's Stevens Creek restoration project at Blackberry Farm was opened to the public on July 4, 2009. Before the Annual SCVURPPP C.3 Stormwater Workshop on June 8, 2010, the City was told that the project was this year's site design award winner for public parks. The City's Project Engineer gave a presentation detailing the improvements, including replacement of a large conventional asphalt parking lot with a smaller lot made entirely of porous pavement and vegetated geo-cell parking stalls and a net reduction of over 3 acres of impervious surface. The project also incorporated removal of a diversion dam and low flow stream crossings; relocation of a maintenance facility out of the riparian corridor; realignment, widening, and regrading of the Stevens Creek channel for a more natural meander, greater bank stability, and less down-cutting; and habitat restoration with native plants and trees to complete the new streamside landscape.

Thank you for your review of this Annual Report. Please contact me at 408-777-3242 regarding any questions or concerns.

Very truly yours,

Cheri C. Donnelly

Cheri Donnelly
Environmental Programs Manager
City of Cupertino

CITY OF CUPERTINO

Urban Runoff Management Program



Annual Report FY 2009-2010

September 7, 2010

FY 2009-2010 Annual Report
City of Cupertino

Table of Contents

Section **Page**

Section 0 –

City of Cupertino Certification Statement 0-1

List of Acronyms 0-2

Section 1 – Permittee Information 1-1

Section 2 – Provision C.2 Municipal Operations 2-1

Section 3 – Provision C.3 New Development and Redevelopment 3-1

- Appendix 3-1: C3 New and Redevelopment & Treatment O&M Inspection Tables 3-6

Section 4 – Provision C.4 Industrial and Commercial Site Controls 4-1

- Appendix 4-1: IND Inspection Business Plan 4-8
- Appendix 4-2: IND Inspection Reporting Table 4-22

Section 5 – Provision C.5 Illicit Discharge Detection and Elimination 5-1

- Appendix 5-1: IDDE Inspection Reporting Table 5-5

Section 6 – Provision C.6 Construction Site Controls 6-1

- Appendix 6-1: Construction Site Controls Inspection Reporting Table 6-6

Section 7 – Provision C.7 Public Information and Outreach 7-1

Section 8 – Provision C.8 Water Quality Monitoring 8-1

Section 9 – Provision C.9 Pesticides Toxicity Controls 9-1

- Appendix 9-1: Cupertino IPM Policies and Plans 9-5
- Appendix 9-2: Cupertino IPM Contract Specifications 9-56

Section 10 – Provision C.10 Trash Load Reduction 10-1

- Appendix 10-1: Stevens Creek Trash Hot Spot Assessment Photos 10-10
- Appendix 10-2: Calabazas Creek Trash Hot Spot Assessment Photos 10-15

Section 11 – Provision C.11 Mercury Controls 11-1

Section 12 – Provision C.12 PCBs Controls 12-1

Section 13 – Provision C.13 Copper Controls 13-1

Section 14 – Provision C.14 PBDE, Legacy Pesticides and Selenium Controls 14-1

Section 15 – Provision C.15 Exempted and Conditionally Exempted Discharges 15-1

CUPERTINO GREEN
Program

CITY OF CUPERTINO
FY 2009-2010 ANNUAL REPORT

Certification Statement

"I certify, under penalty of law, that this document and all attachments were prepared under my direction or supervision in accordance with a system designed to ensure that qualified personnel properly gather and evaluate the information submitted. Based on my inquiry of the person or persons who manage the system, or those persons directly responsible for gathering the information, the information submitted, is, to the best of my knowledge and belief, true, accurate, and complete. I am aware that there are significant penalties for submitting false information, including the possibility of fine and imprisonment for knowing violations."

Signature by Duly Authorized Representative:

9-7-10

Glenn Goepfert
Assistant Director of Public Works, Engineering

Date

Cupertino Acronyms/Abbreviations

AERC	A full service recycling company facility in Hayward which collects universal waste such as lamps, ballast, batteries, electronic scrap and mercury containing material. AERC Specialists provide regulatory compliance and consulting for handling U-waste.
CESSWI	Certified Erosion Sediment Storm Water Inspector
CIP	Capital Improvement Project
EC	Erosion Control
IDDE Inspector	Illegal Discharge Detection and Elimination Inspector
MRP	Municipal Regional Permit
NPS Inspector	Non Point Source Inspector also called the IDDE Inspector
PCA	Pest Control Advisor
Pub Ed	TAC Public Education Sub Group
PW	Public Works
QAC	Qualified Applicator Certificate. A category of the DPR licensing and certification Program. To be certified, the applicant must demonstrate specific knowledge on topics such as pesticide application drift problems and prevention, soil and water problems resulting from restricted use pesticides, phytotoxicity, potential for environmental contamination, etc.
R-O-W	Right of Way
WV	West Valley (communities)

SCVURPPP Acronyms/Abbreviations

AB	Assembly Bill
ABAG	Association of Bay Area Governments
ABC	Annual Budget Review Compilation
ACCWP	Alameda Countywide Clean Water Program
ACOE	U.S. Army Corps of Engineers
AHTG	Ad Hoc Task Group
AR	Annual Report
ASCE	American Society of Civil Engineers
BAAQMD	Bay Area Air Quality Management District
BART	San Francisco Bay Area Rapid Transit
BATG	Budget Ad Hoc Task Group
Basin	Santa Clara Basin
Basin Plan	Water Quality Control Plan for the San Francisco Basin
BACWA	Bay Area Clean Water Agencies
BAHM	Bay Area Hydrology Model
BAMBI	Bay Area Macroinvertebrate Bioassessment Information
BASMAA	Bay Area Stormwater Management Agencies Association
Bay	San Francisco Bay
Bay Area	San Francisco Bay Area
BMI	Benthic Macroinvertebrate
BMM	Lower South Bay Monitoring and Modeling Subgroup
BMP	Best Management Practice
BOMA	Building Owners and Managers Association
BPP	Brake Pad Partnership
BU	beneficial use
C	Celsius
C.3	Permit Provision C.3
C3PO	C.3 Provision Oversight
CA	California
Cal-EPA	California Environmental Protection Agency
Caltrans	California Department of Transportation
CAMLnet	California Aquatic Macroinvertebrate Laboratory Network

SCVURPPP Acronyms/Abbreviations

Campaign	Watershed Watch Campaign
CAP	Copper Action Plan
CASQA	California of Stormwater Quality Association
CB	Copper Baseline
CCC	Continuous Concentration Criterion
CD-ROM	Compact Disk-Read Only Memory
CDS	Continuous Deflective Separation
CEP	Clean Estuary Partnership
CEUs	Continuing Education Units
CESQG	Conditionally Exempt Small Quantity Generator
CEQA	California Environmental Quality Act
CFR	Code of Federal Regulations
cfs	cubic feet per second
CI	Continuous Improvement
CIWMB	California Integrated Waste Management Board
CMIA	Conceptual Model Impairment Assessment
CMS	Copper Management Strategy
COA	Condition of Approval
CoHHW	Santa Clara County Household Hazardous Waste Program
CoHHW Program	Santa Clara County Household Hazardous Waste Program
COLD	cold freshwater habitat
CRMP	Coordinated Resources Management and Planning
CSBP	California Stream Bioassessment Procedures
CTR	California Toxic Rule
Cu	Copper
CWA	Clean Water Act
DDD	Dichlorodiphenyldichloroethane
DDE	Dichlorodiphenyldichloroethylene
DDT	Dichlorodiphenyltrichloroethane
DEH	Santa Clara County Department of Environmental Health
District	Santa Clara Valley Water District
DO	Dissolved Oxygen
DOE	Department of Energy

SCVURPPP Acronyms/Abbreviations

DPR	Department of Pesticide Regulation
DWR	Department of Water Resources
E. Coli	Enterococus Coli
EEC	SF Bay Wildlife Refuge Environmental Education Center
EEDMS	Environmental Enforcement Data Management System
EEPS	Exposure and Effects Pilot Study
e.g.	for example
EMAP	Environmental Monitoring Program
EMB	Executive Management Board
EOA	Eisenberg, Olivieri, and Associates
EPA	U.S. Environmental Protection Agency
ERP	Enforcement Response Plan
Estuary	San Francisco Bay Estuary
F	Fahrenheit
FLT	Fluorescent Light Tube
FY	Fiscal Year
GCRCD	Guadalupe-Coyote Resource Conservation District
GIASP	General Industrial Activities Stormwater Permit
GIS	Geographic Information System
GRTS	Generalized Random Tessellation Stratified
HBANC	Home Builders Association of Northern California
Hg	Mercury
HHW	Household Hazardous Waste, Santa Clara County
HMP	Hydromodification Management Plan
HVAC	Heating, Ventilation and Air Conditioning
IBI	Index of Biotic Integrity
IDDE	Illicit Discharge Detection and Elimination
IC/ID	Illicit Connection and Illegal Dumping
ID	Identification
IND	Industrial/Commercial
i.e.	that is
IPM	Integrated Pest Management
JPA	Joint Powers Authority

SCVURPPP Acronyms/Abbreviations

K	Kindergarten
KAB	Keep America Beautiful
kg	Kilogram
L	Liter
Lb	Pound
LA	load allocation
LFA	Limiting Factors Analysis
LID	Low Impact Development
LID Treatment	Rain water harvesting, Water re-use, Infiltration, Evapotranspiration, or Biotreatment
LSSB	Lower South San Francisco Bay
LUS	Land Use Subgroup
MC	Management Committee
MCMP	Metals Control Measures Plan
MCTT	Multi-Chambered Treatment Train
MDDB	Metadata Database
MDL	Most Downstream Location
MEP	Maximum Extent Practicable
Mercury Plan	Mercury Pollution Prevention Plan
Mg	milligram
mgd	million gallons per day
MIGR	fish migration
MOA	Memorandum of Agreement
MOFO	Morrison & Foerster
MOU	Memorandum of Understanding
MP	Monitoring Priority
MROSD	Mid-Peninsula Regional Open Space District
MRP	Municipal Regional Stormwater NPDES Permit – 10/14/2009
MYRWMP	Multi-Year Receiving Waters Monitoring Plan
NAP	Nickel Action Plan
NEMA	National Electrical Manufacturers Association
NAIOP	National Association of Industrial and Office Properties
NEPA	National Environmental Policy Act

SCVURPPP Acronyms/Abbreviations

ng	Nanogram
Ni	Nickel
NOI	Notice of Intent
NPDES	National Pollutant Discharge Elimination System
OC	Organochlorine
O&M	Operation and Maintenance
OP	Organophosphate
OWOW	Our Water Our World
P2	Pollution Prevention
PAHs	Polynuclear Aromatic Hydrocarbons
PBDE	Polybrominated Diphenyl Ether
Pb	Lead
PCBs	Polychlorinated Biphenyls
PCDD	Polychlorinated Dibenzo-p-Dioxins
PCDF	Polychlorinated Dibenzofurans
PCO	Pest Control Operator
pg	Picogram
PHAB	Physical Habitat Assessments
PIP	Public Information and Participation
PI/P	Public Information and Participation
PIPP	Public Information and Participation Program
PMPS	Pest Management Performance Standard
POC	Pollutant of Concern
POTW	Publicly Owned Treatment Works
PPPS	Planning Procedures Performance Standard
Program	Santa Clara Valley Urban Runoff Pollution Prevention Program
PS	Performance Standard
PVC	Polyvinyl Chloride
Q	Quarter
QAPP	Quality Assurance Project Plan
RAC	Regional Ad Campaign
RARE	preservation of rare and endangered species
RCRA	Resource Conservation and Recovery Act

SCVURPPP Acronyms/Abbreviations

REC- 1	water contact recreation
REC-2	non-contact water recreation
Regional Board	San Francisco Bay Regional Water Quality Control Board
RFP	Request for Proposal
RMAS	Regional Monitoring and Assessment Strategy
RMP	Regional Monitoring Program
RPT	Report Preparation Team
RS	Regulatory Subgroup
RTA	Rapid Trash Assessment
RWQCB	San Francisco Bay Regional Water Quality Control Board
SC	Steering Committee
SCC	Santa Clara County
SCBWM1	Santa Clara Basin Watershed Management Initiative
SCVURPPP	Santa Clara Valley Urban Runoff Pollution Prevention Program
SCVWD	Santa Clara Valley Water District
SF	San Francisco
SFEI	San Francisco Estuary Institute
SFEP	San Francisco Estuary Project
SIC	Standard Industrial Classification
SMaRT®	Sunnyvale Materials Recovery and Transfer
SOP	Standard Operating Procedures
South Bay	Lower South San Francisco Bay
SPCWC	Stevens and Permanente Creeks Watershed Council
SPLWG	Sources, Pathways and Loadings Work Group (RMP)
SPWN	fish spawning
SSC	Suspended Sediment Concentration
SSI	Inventory of Santa Clara Basin Stream Studies
SSO	Water Quality Site-Specific Objective
State Board	State Water Resources Control Board
STOPPP	San Mateo Countywide Stormwater Pollution Prevention Program
SWAMP	Surface Waters Ambient Monitoring Program
SWANA	Solid Waste Association of North America
SWMP	Stormwater Management Plan

SCVURPPP Acronyms/Abbreviations

SWPPP	Stormwater Pollution Prevention Plan
SWRCB	State Water Resources Control Board
TAC	Technical Advisory Committee
TMDL	Total Maximum Daily Load
TO	Tentative Order
TP	Total Phosphorus
TPH	Total Petroleum Hydrocarbons
TRC	Technical Review Committee
ug	Microgram
UPC	Urban Pesticide Committee
URMP	Urban Runoff Management Plan
URQM	Urban Runoff Quality Management
USA	Unified Stream Assessment
USEPA	U. S. Environmental Protection Agency
USFWS	U.S. Fish and Wildlife Service
USGS	U.S. Geological Survey
VTA	Santa Clara Valley Transportation Authority
WAC	Watershed Assessment Consultant
WAMS	Watershed Assessment and Monitoring Subgroup
WAR	Watershed Assessment Report
WARM	warm freshwater habitat
Water Board	San Francisco Bay Regional Water Quality Control Board
Water District	Santa Clara Valley Water District
WEF	Water Environment Federation
WEO	Watershed Education and Outreach
WE&O	Watershed Education and Outreach
WERF	Water Environment Research Foundation
WG	Work Group
WILD	wildlife habitat
WLA	Waste Load Allocation
WMI	Watershed Management Initiative
Work Group “I”	SCBWMI Phase I Indicators Work Group
WP	Work Plan

SCVURPPP Acronyms/Abbreviations

WRPC	Water Resources Protection Collaborative
WVC	West Valley Communities - members of the West Valley Clean Water Program:
	Campbell, Los Gatos, Monte Sereno, Saratoga
WVCWP	West Valley Clean Water Program
WW	Watershed Watch
WWTP	Wastewater Treatment Plant
WY	Water Year
YSI	Youth Science Institute
Zn	Zinc

Section 1 – Permittee Information

Background Information					
Permittee Name:	Cupertino				
Population:	2009 year 55,838	2010 year 56,431	Percent change 1.1		
NPDES Permit No.:	CAS612008				
Order Number:	R2-2009-0074				
Reporting Time Period (month/year):	July / 2009 through June / 2010				
Name of the Responsible Authority:	Glenn Goepfert			**Title:**	Assistant Director of Public Works, Engineering
Mailing Address:	10300 Torre Ave				
City:	Cupertino	**Zip Code:**	95014	**County:**	Santa Clara
Telephone Number:	408-777-3354		**Fax Number:**		408-777-3333
E-mail Address:	GlennG@cupertino.org				
Name of the Designated Stormwater Management Program Contact (if different from above):	Cheri Donnelly			**Title:**	Environmental Programs Manager
Department:	Public Works				
Mailing Address:	10300 Torre Avenue				
City:	Cupertino	**Zip Code:**	95014	**County:**	Santa Clara
Telephone Number:	408-777-3242		**Fax Number:**		408-777-3333
E-mail Address:	CheriD@cupertino.org				

CUPERTINO GREEN
Program

FY 09 - 10 Annual Report

Section 2

Provision C.2 Municipal Operations

Section 2 - Provision C.2 Reporting Municipal Operations

Program Highlights and Evaluation

Highlight/summarize activities for reporting year:

Summary:

In 2010, Cupertino's 2004 SWPPP was reviewed and completely revised with the help of the City's storm water consultant. Several staff interviews were conducted in the spring along with a detailed Corp yard inspection on May 19th. The resulting final draft including notes on standard operating procedures for the City's new closed-loop vehicle wash pad (with rain harvesting capability) was available for staff on June 30th for comments. The new SWPPP will be finalized by fall of 2010 to reflect several staff changes including a new Street Maintenance Supervisor, hired on July 1, 2010. The City's new Supervisor brings with him ten years of Caltrans experience and a particular interest in educating staff on stormwater BMPs.

Cupertino's Environmental Programs staff participated in the Program's Municipal Operations Ad Hoc Task Group (AHTG) and determined how the City would implement the investigation of eleven (11) screening check points in the City's storm drain system and at strategic outfalls to local creeks; Please see the C.2 Municipal Operations section of Program's FY 09-10 Annual Report for a description of activities of the Municipal Operations AHTG.

C.2.a. ►Street and Road Repair and Maintenance

Place an **X** in the boxes next to implemented BMPs to indicate that these BMPs were implemented in applicable instances. If not applicable, type **NA** in the box. If one or more of these BMPs were not adequately implemented during the reporting fiscal year then indicate so and provide explanation in the comments section below:

X	Control of debris and waste materials during road and parking lot installation, repaving or repair maintenance activities from polluting stormwater
X	Control of concrete slurry and wastewater, asphalt, pavement cutting, and other street and road maintenance materials and wastewater from discharging to storm drains from work sites.
X	Sweeping and/or vacuuming and other dry methods to remove debris, concrete, or sediment residues from work sites upon completion of work.

Comments: The Assistant Director of Public Works, Maintenance verified that the Street/Road/Highway Repair & Maintenance BMPs as noted in the City's Urban Runoff Management Plan (2004) Performance Standard for Public Streets are consistently being implemented by City staff. Maintenance workers perform only emergency repairs of streets and roads. Any saw cutting done by City staff or contractors is done using a tool with a built in vacuum. All other work is sent out to bid as a Capital Improvement Project (CIP). Contract specifications require adherence to the City's Performance Standard BMPs and a pre-consultation meeting is held in which stormwater BMPs and requirements are reviewed with the contractor. Minor and emergency repairs may be handled by an on-call contractor. If an on-call contractor, such as *Able*, is used for hydro-flushing and vacuuming storm drains, a City maintenance worker supervises the work and verifies that the BMPs are used effectively. In addition to ongoing training in BMPs, the Environmental Programs Manager met with all divisions of the Public Works Maintenance staff (approximately 70

employees) at a staff training meeting on August 5th 2009 to review BMPs and to discuss the implementation of the upcoming Municipal Regional Permit. The City's IDDE Inspector, a maintenance worker at the City's corporation yard, stays informed about any repairs or maintenance done by City staff and City contractors. He continually observes and ensures that BMPs are being effectively employed. The annual Corp Yard staff training was held on 8/5/09, which included a discussion on how to safely clean up a mercury spill. A poster of the cleanup tips was placed in the Service Center office and a binder-sized copy was provided to include in the corporation yard SWPPP.

C.2.b. ►Sidewalk/Plaza Maintenance and Pavement Washing

Place an **X** in the boxes next to implemented BMPs to indicate that these BMPs were implemented in applicable instances. If not applicable, type **NA** in the box. If one or more of these BMPs were not adequately implemented during the reporting fiscal year then indicate so and explain in the comments section below:

X	Control of wash water from pavement washing, mobile cleaning, pressure wash operations at parking lots, garages, trash areas, gas station fueling areas, and sidewalk and plaza cleaning activities from polluting stormwater
X	Implementation of the BASMAA Mobile Surface Cleaner Program BMPs

Comments:

The Assistant Director of Public Works, Maintenance verified that the Sidewalk Plaza Maintenance BMPs as noted in the City's Urban Runoff Management Plan (2004) Performance Standard for Public Streets are consistently being implemented by City staff. Dry methods are used to clean sidewalks. If any water is used to clean sidewalks or plazas, City maintenance workers use the appropriate BASMAA surface cleaning BMPs to prevent soap, oil and other pollutants from entering the storm drains.

This year the City renegotiated its franchise garbage and recycling collection agreement and added language to require that businesses within the City are offered one free debris box cleaning per year. The debris boxes are taken to the hauler's facility for steam and/or pressure cleaning. This was intended to keep debris box discharges to a minimum and to prevent business owners from power washing the debris boxes in their parking lots where the runoff would likely get to the storm drain system.

C.2.c. ►Bridge and Structure Maintenance and Graffiti Removal

Place an **X** in the boxes next to implemented BMPs to indicate that these BMPs were implemented in applicable instances. If not applicable, type **NA** in the box. If one or more of these BMPs were not adequately implemented during the reporting fiscal year then indicate so and explain in the comments section below:

X	Control of discharges from bridge and structural maintenance activities directly over water or into storm drains
X	Control of discharges from graffiti removal activities
X	Proper disposal for wastes generated from bridge and structure maintenance and graffiti removal activities
X	Implementation of the BASMAA Mobile Surface Cleaner Program BMPs for graffiti removal

Comments:

The Assistant Director of Public Works, Maintenance verified that the Bridge and Structure Maintenance BMPs as noted in the City's Urban Runoff Management Plan (2004) Performance Standard for Public Streets are consistently being implemented by City staff. When removing graffiti, maintenance crews do not use sand blasting. Instead, graffiti is covered over with graffiti-resistant paint.

C.2.d. ►Stormwater Pump Stations

Does your municipality own stormwater pump stations:		**Yes**	**X**	**The City of Cupertino does not own any pump stations.**

If your answer is **No** then skip to **C.2.e.**

(For FY 10-11Annual Report only) Complete the following table for dry weather DO monitoring and inspection data for pump stations[1] (add more rows for additional pump stations):

Pump Station Name and Location	**First inspection Dry Weather DO Data**		**Second inspection Dry Weather DO Data**	
	Date	**mg/L**	**Date**	**mg/L**

[1] Pump stations that pump stormwater into stormwater collection systems or infiltrate into a dry creek immediately downstream are exempt from DO monitoring.

C.2.e. ►Rural Public Works Construction and Maintenance

Does your municipality own/maintain rural[2] roads: **The City of Cupertino maintains between 1 to 2 miles of rural roads near Regnart Road. All of these roads are paved and maintained on a regular maintenance cycle.**	**X***	**Yes**		**No**

If your answer is **No** then skip to **C.2.f**.

Place an **X** in the boxes next to implemented BMPs to indicate that these BMPs were implemented in applicable instances. If not applicable, type **NA** in the box. If one or more of the BMPs were not adequately implemented during the reporting fiscal year then indicate so and explain in the comments section below:

X	Control of road-related erosion and sediment transport from road design, construction, maintenance, and repairs in rural areas
X	Identification and prioritization of rural road maintenance based on soil erosion potential, slope steepness, and stream habitat resources
NA	No impact to creek functions including migratory fish passage during construction of roads and culverts
X	Inspection of rural roads for structural integrity and prevention of impact on water quality
X	Maintenance of rural roads adjacent to streams and riparian habitat to reduce erosion, replace damaging shotgun culverts and excessive erosion
NA	Re-grading of unpaved rural roads to slope outward where consistent with road engineering safety standards, and installation of water bars as appropriate
X	Inclusion of measures to reduce erosion, provide fish passage, and maintain natural stream geomorphology when replacing culverts or design of new culverts or bridge crossings

Comments including listing increased maintenance in priority areas:

The City does not have any unpaved rural roads. *The combined length of rural roads in Cupertino is between one and two miles, including the western end of Regnart Road, west of Lindy Lane and the section of Stevens Canyon Road southwest of Ricardo Road to the City limit north of the entrance to Stevens Creek County Park. The current conservative estimate of rural roads under the revised definition is approximately two miles. The City will reevaluate this once the Program completes its analysis of the MRP's Rural Roads provisions. Inspection and maintenance of this limited amount of rural roadways are done as part of the City's ongoing street maintenance program or on a complaint basis. The City does not foresee construction of additional rural roads, however if rural County areas are annexed into Cupertino, the new public roads would be designed to minimize impacts to watercourses and water quality. Eleven Public Works Maintenance Workers attended the Program's Rural Road Maintenance training workshop on September 25th, 2008. The Assistant Director of Public Works, Maintenance verified that the Rural Public Works Maintenance BMPs as noted in the City's Urban Runoff Management Plan (2004) Performance Standard for Public Streets are consistently being

[2] Rural means any watershed or portion thereof that is developed with large lot home-sites, such as one acre or larger, or with primarily agricultural, grazing or open space uses.

implemented by City staff whenever work is done in "rural" areas. This past winter mud from one residential lot slid into the rural road on Upland Way in Cupertino. City emergency crews responded and used BMPs to keep mud from entering the storm drain. The City's Public Works Engineer wrote the resident a letter advising the resident to contact a geotechnical engineering firm to investigate the hillside, and provide recommendations for the reparation of the slope, and repair the slope as necessary. In Aug. to Sept 2009, maintenance was completed on rural roads, Lindy Lane and Regnart Rd in Cupertino (the work was done by contractor, O'Grady Paving) to prevent possible road failure. The City's Performance Standard BMPs for Rural Public Works were included in the contract specifications. Additionally, the appropriate BMPs and City requirements were reviewed with the contractor in a pre-construction meeting with City Engineering staff.

The City's rural road maintenance program is based on a 7-year maintenance cycle. However, City maintenance staff and field crews watch for potential problems in this area and report any need for additional maintenance.

During FY 09-10, the City did not replace any culverts and did not design any culverts or bridge crossings. However, during FY 08-09, the City did remove a barrier in Stevens Creek that served as a crossing for vehicles through the creek. During the replacement of the vehicle in-creek crossing, the City and its contractor partnered with the Water District, Dept of Fish and Game and with a naturalist to ensure that any construction was done in a way that would protect wildlife habitat. The new bridge was carefully designed as part of the creek restoration to reduce erosion, increase fish passage, and to restore the natural geomorphology of the creek. The project won a Site Design Award from SCVURPPP in June 2010 for its many beneficial aspects of natural creek restoration and wildlife habitat preservation and for removing acres of asphalt parking lot and replacing it with vegetated geo-cell parking and native landscaping. Any work that the City conducts in the future, near a creek or on a culvert, would be done in conjunction with the Water District and would be designed to prevent erosion and maintain or restore natural creek geomorphology.

C.2.f. ►Corporation Yard BMP Implementation

Place an **X** in the boxes below that apply to your corporation yard(s):

	We do not have a corporation yard
	Our corporation yard is a filed NOI facility and regulated by the California State Industrial Stormwater NPDES General Permit
X	We certify that we have a current **Stormwater Pollution Prevention Plan (SWPPP)** for the Corporation Yard(s)

Place an **X** in the boxes below next to implemented SWPPP BMPs to indicate that these BMPs were implemented in applicable instances. If not applicable, type **NA** in the box. If one or more of the BMPs were not adequately implemented during the reporting fiscal year then indicate so and explain in the comments section below:

X	Control of pollutant discharges to storm drains such as wash waters from cleaning vehicles and equipment
X	Routine inspection prior to the rainy seasons of corporation yard(s) to ensure non-stormwater discharges have not entered the storm drain system
X	Containment of all vehicle and equipment wash areas through plumbing to sanitary or another collection method
X	Use of dry cleanup methods when cleaning debris and spills from corporation yard(s) or collection of all wash water and disposing of wash water to sanitary or other location where it does not impact surface or groundwater when wet cleanup methods are used
X	Cover and/or berm outdoor storage areas containing waste pollutants

Comments:

The City's corporation yard (the Municipal Service Center, or MSC) SWPPP was completely revised in spring of 2010. Staff retirement led to a reorganization of the staff responsibilities, which are documented in the SWPPP.

Two Corp Yard inspections occurred in FY 09-10. The first was on July 14, 2009 to make up for a missed inspection in June 2009. The second was on May 19, 2010. Noteworthy inspection findings are summarized below. The inspection results from both 2008 and 2009 recognized a need to improve vehicle washing facilities. A new state-of-the-art closed loop vehicle and equipment wash rack was completed at the MSC in spring 2010. The wash rack filters and recycles used wash water and also harvests rain collected in the structure for make-up water. Staff training on the new vehicle and equipment wash station was provided in May 2010.

A main finding of the May 19, 2010 Corp Yard inspection was that street sweeping equipment be fixed or replaced to eliminate leakage at the MSC. New sweepers would also improve the efficiency of the city-wide street sweeping program. This option will be considered in the next request for proposal when the City's street sweeping contract goes out to bid before the current contract expires on July 1, 2011

If you have a corporation yard(s) that is not an NOI facility, complete the following table for inspection results for your corporation yard(s) or

attach a summary including the following information:			
Corporation Yard Name	**Inspection Date** (1x/year required)	**Inspection Findings/Results**	**Follow-up Actions**
Municipal Service Center	July 14, 2009	1. Vehicles washed in area when runoff may enter SD 2. Paint chips present in stencil scraping area 3. Rusty water leaking from water truck 4. CB near Warehouse needed cleaning	1. New wash rack completed spring 2010 2. Stencil scraping area tarped beforehand and swept after 3. Crews to park water truck in landscaped/ dirt area until leak fixed 4. Site Manager told of need for CB cleaning
Municipal Service Center	May 19, 2010	1. Spill kit near Fuel Island should include trench drain plug 2. A few vehicles/equip leaking 3. Some dumpster lids open 4. No "No Topping Off" signs at Fuel Island 5. Cigarette butts on ground near Grounds Shop/Sign Rm 6. Street sweeper leaking where parked 7. Surplus equip./materials stockpiled 8. Some inspections undocumented.	1. At end of June 2010, new spill kit installed near Fuel Island contains conical plug to place in trench drain outlet in case of fueling spill/leak 2. In June 2010, absorbent pads placed under leaking tractor and water truck partially repaired. More repair to water truck by end of 2010. 3. By fall 2010, signs to be placed on dumpsters to remind users to keep lids closed. 4. By fall 2010, "No Topping-Off" signs to be placed at fuel pumps 5. By fall 2010, place

			additional cigarette butt receptacles where needed. 6. By end of 2010, street sweeper leaking to be fully controlled. 7. Disposal of surplus equip./materials to occur on an on-going basis. 8. As of June 2010, all inspections to be documented in writing. 9. Pavement sweeping at MSC to be scheduled to occur as part of new sweeping contract.

CUPERTINO GREEN
Program

FY 09 - 10 Annual Report

Section 3

Provision C.3 New Development and Redevelopment

Section 3 - Provision C.3 Reporting New Development and Redevelopment

C.3.a. ►New Development and Redevelopment Performance Standard Implementation Summary Report

(For FY 10-11Annual Report only) Provide a brief summary of the methods of implementation of Provisions C.3.a.i.(1)-(8).

The City began a comprehensive revision of the stormwater ordinance in March 2010. Input has been solicited from City Planners and Public Works Engineer regarding C.3 compliance. Once the draft ordinance revision is complete, anticipated in fall 2010, it will be sent to City Attorney for review. The ordinance is expected to be approved by the City Council by winter 2010-2011.

C.3 Guidance and Impervious Surface Form:

The City's Impervious surface form was revised in May 2010; requiring project applicants to reserve or put aside 4% of a project's developable land at the beginning of a project's design phase. Reserving this space for C.3 stormwater treatment measures remains a key feature of the form and the City's guidance.

On 4-27-2010, new C.3 guidance (two fact sheets) for project applicants was placed at the Planning and Public Works counter and on the City's website. The guidance (borrowed from the City of Sunnyvale) encourages all new and redevelopment projects to protect water quality by considering the given examples of site design and source control measures. PDF files of the guidance for LID and for site design and source controls can be viewed at: http://www.cupertino.org/index.aspx?page=170 under the following heading and document listings:

Development Requirements - Through the use of Low Impact Development (LID) Techniques all Projects Are Encouraged to Include Site Design and Source Control Measures to Reduce Stormwater Runoff Pollution

LID Techniques and Stormwater Pollution Controls

Site Design and Source Control Measures

Training: The City's Environmental Programs Mgr. presented the new C.3 guidance fact sheets and to spoke to Planning Division staff about the upcoming LID requirements in the MRP at a Community Development staff meeting on 5-3-2010. A round table discussion ensued wherein it was determined that planners consider the "Entitlement" step as the final discretionary approval granted by the City before a project is ready to start demolition or construction. Once entitlement has been obtained, the City can no longer place additional conditions of approval on the project. Environmental Programs and Planning staff discussed how the City would prepare for the December 1, 2011 implementation requiring the treatment of runoff with 100% LID measures and requiring projects with 5,000 sf of impervious surface to comply with provision C.3 of the MRP. This C.3 /LID Planner training meeting was attended by the entire Planning staff, including the Dir. of Community Development, the Economic New and Redevelopment Mgr, the City Planner, three Senior Planners, the Associate Planner, and an Assistant Planner.

During FY 09-10, the City's Associate Planner developed a design project for her graduate class incorporating "green street" designs and LID measures in the parking lot and on-street parking area around City Hall. A stressed City budget prevents this pilot project from being considered at this time, but the effort among Cupertino planners to engage in creative thinking to promote LID is evident in Cupertino's Planning Division.

SCVURPPP held its annual C.3 Stormwater Workshop at Cupertino's Quinlan Center on June 8, 2010. Two of Cupertino's Senior Planners and five of the Public Works Engineering and Environmental Programs staff, including those responsible for the review of C.3 projects, attended the workshop. At this event, Cupertino's Steven's Creek Restoration project at Blackberry Farm was announced as this year's site design award winner for public

parks. The City's Project Engineer gave a presentation detailing the improvements, including replacement of over 3 acres of conventional asphalt parking lot with a smaller lot made entirely of porous pavement and vegetated geo-cell parking stalls, and native plants and trees to complete the new streamside landscape. Two areas where concrete crossings were used by vehicles to "drive through" the creek were removed and in their place an environmentally friendly pedestrian and maintenance cart bridge was built.

On October 27, 2009, in an effort to provide co-permittees with a better understanding of feasible rain harvesting, SCVURPPP sponsored, and the City of Cupertino hosted, a webinar on *Rainwater Collection and Case Studies for Sustainable Water Management*. Cupertino's Environmental Programs Mgr and Public Works Engineer responsible for reviewing C.3 projects attended.

C.3.b. ►Green Streets Status Report

(All projects to be completed by December 1, 2014)

On an annual basis (if applicable), report on the status of any pilot green street projects within your jurisdiction.

Please see the C.3 New Development and Redevelopment section of Program's FY 09-10 Annual Report for a description of activities of the C3PO AHTG Green Streets Work Group and the BASMAA Development Committee.

C.3.b.v.(1) ►Regulated Projects Reporting Table

Please see the attached table **C.3.b.v.(1)** for a list of Cupertino's C3 regulated projects that were approved in FY 09-10.

C.3.h.iv. ► Installed Stormwater Treatment Systems Operation and Maintenance Verification Inspection Program Reporting

(1) Please see the attached inspection reporting table C.3.h.iv.(1)

(2) On an annual basis, provide a discussion of the inspection findings for the year and any common problems encountered with various types of treatment systems and/or HM controls. This discussion should include a general comparison to the inspection findings from the previous year.

Summary of findings: Most of Cupertino's eight C.3 regulated projects from previous years have mechanical treatments and/or vegetated bioswales installed on the properties. Whole Foods has dry wells at the end each of the parking lot swales.

Mechanical treatments

The mechanical units have not yet had any maintenance problems.

Swales

The City has learned that swales do not work well in grocery store parking lots due to the heavy pedestrian traffic and the grocery carts that end up being "parked" in the swales. The swales at other properties have not had maintenance problems to date.

Vegetated swales were installed in two areas at a grocery store complex in Cupertino. Several months after construction, the Public Works Inspector field-checked the site and observed the vegetation in the main parking area swales was dying or dead and there was standing water in one swale's downstream drain inlet (dry well) during dry June weather. The problem with standing water was fixed immediately after the store was notified and its maintenance crew cut back on the irrigation schedule for the vegetation in the swales (the additional irrigation was not bringing the vegetation in the swales back to life).

The problem with the bioswale's vegetation was remedied when the property owner's tenant scarified the soil, added amendments, built a two-rail wood fence on either side of the swales with a few intermittent bridge crossings for carts and pedestrians and replaced several parking spaces with additional grocery cart parking stalls. In addition, the swales were replanted with heartier and more drought-tolerant *Juncus Patens* shrubbery, the irrigation system was converted to a drip system, and the landscape installer was hired to maintain the swales after the re-landscaping project was complete. The vegetation in the swales is now thriving and the swales and dry wells appear to be functioning well. This remediation came at a significant cost to the tenant. To further ensure protection of the storm drain system, the City has asked grocery store property manager~~s~~ to provide documentation of annual on-site storm drain inlet cleaning and cleaning of the downstream ends of the swales before the rainy season in fall 2010. The swales, drain inlets, and the additional maintenance documentation will be checked by the City annually, beginning in FY 10-11. In the future, the City will not approve swales in areas with this type of traffic unless additional measures are taken to protect the swales.

(3) On an annual basis, provide a discussion of the effectiveness of the O&M Program and any proposed changes to improve the O&M Program (e.g., changes in prioritization plan or frequency of O&M inspections, other changes to improve effectiveness program).

Summary: The City's Permanent Treatment O&M Verification Inspection Program is conducted entirely by the Public Works Inspector, who also conducts the City's construction site management inspections. The property owner is responsible for maintenance of installed permanent treatments and the City requires that the property owner ensure that maintenance is conducted at least annually with documentation available to the City's Public Works Inspector upon his request. This year, the inspector recommended that property owner contact information be updated annually to facilitate his access to the appropriate responsible party if a business changes owners or if a property owner changes tenants. The contact information was updated in August 2010 and logged in the O&M Inspection Excel spreadsheet. The City had considered converting from Excel to an Access data base for tracking O&M, however the spreadsheet works well and staff are no longer anticipating a change in the near future. No other improvements to the Permanent Treatment O&M Verification Inspection Program are deemed necessary at this time.

With only a few new projects to add to Cupertino's list of eight existing C.3 regulated projects this fiscal year, the City will continue to inspect installed treatments at each completed site in FY 10-11. None of the C.3 regulated projects approved in FY 09-10 were complete as of the end of FY 09-10 and only four of the private C.3 regulated projects approved in earlier years were complete by the end of FY 09-10. Due to the economy, one project was put on indefinite hold and will continue to be inspected as a construction site. In FY 11-12, depending on the number of new C.3 sites, the City may develop criteria for inspecting a subset of these sites annually, as allowed under MRP Provision C.3.h.

For the only Cupertino site thus far that has had maintenance problems with installed treatment measures (the grocery parking lot swales), the City Environmental Programs Manager, Public Works Inspector and Engineering staff were able to meet with the property owner and the tenant several times to agree upon a "re-design" of the failed treatment measure. The City's Municipal Code helped ensure that compliance was met satisfactorily. All other aspects of the City's Permanent Treatment O&M Verification Inspection Program are working well.

Ongoing Permanent Treatment O&M is ensured by a formal written stormwater BMP operation and maintenance agreement with the property owner, as well as requirements in City Municipal Code sections 9.18.150 – 9.18.200, giving the City the legal authority to ensure that the property owner adequately maintains and repairs all installed treatments regardless of the reason for the failure. The stormwater BMP

operation and maintenance agreement provides that, in the event maintenance or repair is neglected, the City has the authority to perform maintenance and/or repair work and to recover the costs from the owner.

A description of the City of Cupertino's PERMANENT TREATMENT O&M Verification Inspection Program for installed C.3 regulated storm water treatment systems is provided below.

Selection of Annual O&M Inspection Sites:

- Permanent installed treatment measures at all C.3 regulated project properties will be inspected annually. The installed treatment measures are inspected by the Public Works Inspector when the project is first completed and annually thereafter.
- In the future, depending on the total number of C.3 regulated properties in Cupertino, the City may develop criteria for inspecting a subset of these sites, as allowed under MRP Provision C.3.h (6).

Permanent Treatment O&M Inspection Program Responsibilities

- Public Works Engineering Division staff review development plans for stormwater quality compliance.
- The Public Works Inspector tracks the permanent treatment construction and performs O&M inspections and enforcement for all C.3 regulated projects using the C.3.b.v. (1) project reporting tables and an Excel inspection results spreadsheet.
- Since the Public Works Inspector field-checks construction of the on-site permanent treatments at C,3 regulated projects and provides the sign-off on grading permits prior to City-approval for site occupancy, he will note when the project is completed.
- The Public Works Inspector submits a Permanent Treatment O&M Inspection summary report for the previous fiscal year to the Environmental Programs Manager by July 30th of each year.
- The Environmental Programs Manager includes Treatment O&M inspection data in the Annual Report.

Permanent Treatment O&M Pre-Inspection Preparation

- The Public Works Inspector reviews the C.3 regulated project reporting table and the Permanent Treatment O&M Inspection records prior to beginning annual inspections.
- The Public Works Inspector or Public Works administrative staff will contact each C.3 regulated site owner/manager to arrange a mutually agreeable inspection appointment, if needed for inspection of the stormwater treatment systems.
- Prior to an initial site inspection, the Public Works Inspector will review the site's Storm Water Management Plan, including applicable as-built construction plans, for permanent treatment information, including types and locations of treatments.
- The Inspector will review the property owner's available site permanent treatment O&M maintenance records and any previous inspection reports.
- The Public Works Inspector will, if needed, review the applicable CASQA or SCVURPPP fact sheets and information on the City's O&M Inspection Program, which may be useful in addressing questions or comments raised during the inspection by the site owners or operators.

Permanent Treatment O&M Inspection and Enforcement Procedures

- Permanent treatment O&M inspection by the Public Works Inspector is conducted and results are documented in the City's permanent treatment O&M inspection Excel spreadsheet.
- If any deficiency is noted, the Public Works Inspector will document it in writing. The written notice of violation will include the O&M inspection results, including a list of corrective actions needed and a compliance schedule. This notice will be sent to the property owner/manager within ten working days of an inspection.
- The Public Works Inspector will provide written notification to the Environmental Programs Manager of any sites with an O&M violation,

including information on location, the nature of violation and the required follow-up.

- The property owner and, if applicable, the site manager, will be instructed to notify the Public Works Inspector within the time period indicated on the Notice of Violation so that the facilities can be re-inspected. The inspector will complete a new inspection, noting whether all recommended maintenance activities have been completed and if any other actions are needed to ensure proper operation of the facility.
- If repairs are not undertaken or are not done properly within the time allocated in the compliance schedule, the City will begin enforcement proceedings as provided in City Code Section 9.18.190.
- Once all necessary repairs have been completed, the Public Works Inspector will note this in the City's Permanent Treatment O&M Excel spreadsheet, including the date remedial work was completed and any other pertinent information (such as if City intervention was required to complete corrective work).

Appendix 3-1

New and Redevelopment and

Permanent Treatment O&M Inspection

Report Tables

C.3.b.v.(1) ►Regulated Projects Reporting Table (part 1) – Projects Approved During the Fiscal Year Reporting Period

Project Name Project No.	Project Location[1], Street Address	Name of Developer	Project Phase No.[2]	Project Type & Description[3]	Project Watershed[4]	Total Site Area (Acres)	Total Area of Land Disturbed (Acres)	Total New and/or Replaced Impervious Surface Area[5] (ft^2)	Total Pre-Project Impervious Surface Area[6] (ft^2)	Total Post-Project Impervious Surface Area[7] (ft^2)
Private Projects										
Apple VP02	19333 Vallco Parkway	Apple, Inc.	1	Redevelopment - Tenant Improvements & Site Improvements	Calabazas Creek	17.83	10.59	461,300	640,404	633,362
St Jude Episcopal Church	20920 McClellan Road	St Jude the Apostle Episcopal Church in Cupertino, CA	1	Redevelopment – Site Improvements	Regnart Creek	3.00	0.58	11,237	62,955	74,192
First Baptist Church of Cupertino	10505 Miller Avenue	First Baptist Church of Cupertino	1	Redevelopment – Site Improvements	Calabazas Creek	3.45	0.69	21,320	53,090	74,410
Public Projects										
None										

[1] Include cross streets.
[2] If a project is being constructed in phases, use a separate row entry for each phase.
[3] Project Type is the type of development (i.e., new and/or redevelopment). Example descriptions of development are: 5-story office building, residential with 160 single-family homes with five 4-story buildings to contain 200 condominiums, 100 unit 2-story shopping mall, mixed use retail and residential development (apartments), industrial warehouse.
[4] State the watershed(s) that the Regulated Project drains to. Optional but recommended: Also state the downstream watershed(s).
[5] State both the total new impervious surface area and the total replaced impervious surface area, as applicable.
[6] For redevelopment projects, state the pre-project impervious surface area.
[7] For redevelopment projects, state the post-project impervious surface area.

C.3.b.v.(1) ►Regulated Projects Reporting Table (part 2) – Projects Approved During the Fiscal Year Reporting Period

Project Name Project No.	Status of Project[8]	Source Control Measures[9]	Site Design Measures[10]	Treatment Systems Approved[11]	Operation & Maintenance Responsibility Mechanism[12]	Hydraulic Sizing Criteria[13]	Alternative Compliance Measures[14/15]	Alternative Certification[16]	HM Controls[17/18]
Private Projects									
Apple VP02	7/13/09 submittal 10/26/09 deemed complete; 1/4/10 final discretionary approval	Inlet stenciling, water-efficient & monitored irrigation, covered trash bins, loading docks draining to vegetated swales.	Protection of existing outfalls without modifications, protection of existing mature trees, new tree species in conformance with SCVWD species guidelines. Landscape areas increased by reducing parking stall	Four (4) Vegetated Swales	O & M Agreement; Corporate Maintenance Division, Apple Inc.	Flow-Based, CA BMP Handbook Approach	None	Yes; Schaaf & Wheeler	No, Project located in an area where HMP not required on projects under 50 Ac.

[8] For private projects, state project application submittal date; application deemed complete date; and, final discretionary approval date. For public projects, state plans and specifications approval date.
[9] List source control measures approved for the project. Examples include: properly designed trash storage areas; storm drain stenciling or signage; efficient landscape irrigation systems; etc.
[10] List site design measures approved for the project. Examples include: minimize impervious surfaces; conserve natural areas, including existing trees or other vegetation, and soils; construct sidewalks, walkways, and/or patios with permeable surfaces, etc.
[11] List all approved stormwater treatment system(s) to be installed onsite or at a joint stormwater treatment facility (e.g., flow through planter, bioretention facility, infiltration basin, etc.).
[12] List the legal mechanism(s) (e.g., O&M agreement with private landowner; O&M agreement with homeowners' association; O&M by public entity, etc…) that have been or will be used to assign responsibility for the maintenance of the post-construction stormwater treatment systems.
[13] See Provision C.3.d. "Numeric Sizing Criteria for Stormwater Treatment Systems" for list of hydraulic sizing design criteria (i.e., 1.a., 1.b., 2.a., 2.b., 2.c., or 3)
[14] For Alternative Compliance at an offsite location in accordance with Provision C.3.e.i.(1), on a separate page, give a discussion of the alternative compliance site including the information specified in Provision C.3.b.v.(1)(m)(i) for the offsite project.
[15] For Alternative Compliance by paying in-lieu fees in accordance with Provision C.3.e.i.(2), on a separate page, provide the information specified in Provision C.3.b.v.(1)(m)(ii) for the Regional Project.
[16] Note whether a third party was used to certify the project design complies with Provision C.3.d.
[17] If HM control is not required, state why not.
[18] If HM control is required, state control method used (e.g., method to design and size device(s) or method(s) used to meet the HM Standard, and description of device(s) or method(s) used, such as detention basin(s), biodetention unit(s), regional detention basin, or in-stream control).

C.3.b.v.(1) ►Regulated Projects Reporting Table (part 2) – Projects Approved During the Fiscal Year Reporting Period

Project Name Project No.	Status of Project[8]	Source Control Measures[9]	Site Design Measures[10]	Treatment Systems Approved[11]	Operation & Maintenance Responsibility Mechanism[12]	Hydraulic Sizing Criteria[13]	Alternative Compliance Measures[14/15]	Alternative Certification[16]	HM Controls[17/18]
			depth with use of 2'-overhangs. Vegetated Swales designed to treat 100% of the site.						
St Jude Episcopal Church	5/4/09 submittal; 10/22/09 deemed complete; 11/24/09 final discretionary approval	Covered trash enclosure, maintenance of CUDO system.	Disconnect downspouts and direct to landscape areas prior to being collected by storm drain system.	Underground retention & infiltration device – (CUDO stormwater infiltration system with perk filter pod system)	O & M Agreement; St. Jude Episcopal Church	Volume Based Urban Runoff Quality Management Approach	None	Yes; Nolte Assoc.	No, Project disturbed less than 1 Ac.
First Baptist Church of Cupertino	3/25/08 submittal; 8/05/08 deemed complete; 11/10/08 final discretionary approval	Pavement sweeping as needed (once every 6 months, min.)	Stormwater from the parking lot is directed to vegetated swales where the stormwater percolates into the ground.	Porous pavement, vegetated swales, percolation trenches.	SWMP	Flow-Based, C.3 Stormwater Handbook	None	Yes; Engeo Incorporated	No, Project disturbed less than 1 Ac.
Public Projects									

C.3.h.iv. ►Installed Stormwater Treatment Systems Operation and Maintenance Verification Inspection Program Reporting

Table of Installed Stormwater Treatment System Operation and Maintenance Inspections

Facility/Site Inspected and Location	Party Responsible[19] For Maintenance	Date of Inspection	Type of Inspection[20]	Type of Treatment/HM Control(s) Inspected[21]	Inspection Findings or Results[22]	Enforcement Action Taken[23]	Comments
10900 N Tantau Avenue (Panasonic)	Larry Wallerstein	6/22/2010	Routine	Porous Pavement Vegetated Swale Vortex Separator Inlet Inserts	No Visible/Apparent Problems	None	APN 316-09-029: New Tenant, spring 2010.
20955 Stevens Creek Blvd (Whole Foods)	Scott Sherman - Store Team Leader	6/22/2010	Routine	Parking lot drains to vegetated swales with dry well inlets at end of swales.	No Visible/Apparent Problems	None	APN 326-31-022 Plants in bioswales are thriving and no standing water in dry wells after successful re-design and landscaping in 2009. Requested annual cleaning records for inlets before rainy season 2010 from store manager.
10495 DeAnza Blvd (Apple)	Maria Moules	6/23/2010	Routine	Vegetated Swale & Vortex Separator	No Visible/Apparent Problems	None	APN 326-33-110 CDS inspection & maintenance done June 2009. No apparent problems.
19620 Stevens Creek Blvd (Market Place)	Edward Chan	6/23/2010	Initial	Vegetated Swale & Vortex Separator	No Visible/Apparent Problems	None	APN 369-06-010 Project recently completed; Will get schedule for annual CDS inspection & maintenance in FY 10-11.
10505 Miller Avenue (1st Baptist Church)	Senior Pastor Robin Davies	6/23/2010	Initial	Vegetated Swale	No Visible/Apparent Problems	None	APN 369-16-026 Project recently completed

[19] State the responsible operator for installed stormwater treatment systems and HM controls.
[20] State the type of inspection (e.g., annual, follow-up, spot, etc.).
[21] State the type(s) of treatment systems inspected (e.g., bioretention facility, flow-through planter, infiltration basin, etc…) and the type(s) of HM controls inspected, and indicate whether the treatment system is an onsite, joint, or offsite system.
[22] State the inspection findings or results (e.g., proper installation, improper installation, proper O&M, immediate maintenance needed, etc.).
[23] State the enforcement action(s) taken, if any, as appropriate and consistent with your municipality's Enforcement Response Plan.

CUPERTINO GREEN
Program

FY 09 - 10 Annual Report

Section 4

Provision C.4 Industrial and Commercial Site Controls

Section 4 – Provision C.4 Industrial and Commercial Site Controls

C.4.a.ii ► Legal Authority

(For FY 09-10 Annual Report only) Do you have adequate legal authority to obtain effective stormwater pollutant control on industrial sites?	X	Yes		No

Chapter 9.18 of the City's Municipal Code, which covers *Stormwater Pollution Prevention and Watershed Protection*, gives the City the legal authority to enforce stormwater protection violations and to require potential violators to improve BMPs. In March 2010, the Environmental Programs Manager and the City's NPDES Consultant began working on revisions to the Code to better align it with the requirements in the MRP. Input has been solicited from the City Planners, the IDDE Inspector, Code Enforcement staff and the Public Works Maintenance Assistant Director. Proposed revisions are expected to be complete by fall 2010 and will be given to the City Attorney for review. The ordinance is expected to be approved and the Municipal Code updated by winter 2010-2011.

C.4.c.ii.(5) ► Enforcement Response Plan

(For FY 09-10 Annual Report only) Have you developed and implemented an Enforcement Response Plan by April 1, 2010?	X	Yes		No

Program Highlights

Cupertino developed an IND Enforcement Response Plan (ERP) by April 1, 2010 and submitted it to SCVURPPP. Subsequently, the IND ERP underwent several revisions to make the process more efficient and to reflect feedback from City's Building Dept. IND Inspection and Code Enforcement staff. City IND Inspectors (Building Dept Inspectors, IIDDE Inspector and as appropriate, Code Enforcement staff) are regularly updated and trained on IND inspection and reporting procedures.

The Environmental Programs Manager and staff meet almost weekly with the Public Works IDDE Inspector, who conducts targeted IND inspections at food facilities and gas stations, in addition to the scheduled annual inspections conducted by Building Dept. IND Inspectors. The Env. Prgms. Mgr. and other Public Works staff have regularly attended the IND/IDDE AHTG meetings for training on IND program procedures and updates and have reviewed and provided comments for IND AHTG products.

Following the adoption of the IND ERP in April 2010, Cupertino began using the SCVURPPP standardized Access IND Database to document <u>all</u> IND investigations and violations. Previously, only industrial Inspections conducted by Building Department Inspectors were entered in the database. The other facility inspections, conducted proactively by the IDDE Inspector, were previously recorded in a manner that did not capture all the facility and investigation information (see table below).

Proactive IND/Commercial Inspections (of the perimeter of the buildings) by IDDE Inspector: From Daily Logs 7/1/09 - 3/31/10
(After 4/1/10 IND Inspections by IDDE Inspector were recorded in the IND Access Database to capture facility type and name for follow up inspections)

Restaurant	102
Vehicle Facility	26
Convenient Store (e.g. 7-11, Q-Mart)	9
Grocery Store/Market	25
Shopping Center: Commercial/Food/Medical Office/etc.	23
Commercial/Retail (e.g. furniture, retail)	3
TOTAL	**188**

C.4.b.i. ► Business Inspection Plan

(For FY 09-10 Annual Report only) Do you have a Business Inspection Plan? See attached Appendix 4-1 [X] Yes [ ] No

In FY 09-10, Cupertino generated a list of all potential businesses to be considered for IND inspections and has developed a list of prioritized facilities that were selected to be inspected during the current permit cycle, based on business type and violation history. This priority list (Business Inspection Plan) will replace the IDDE Inspector's daily proactive inspection s (4-5 inspections per week) in which the inspector would perform routine inspections of facilities with previous violations and facilities that had the potential to violate stormwater requirements. The IDDE Inspector will now perform approximately 2-3 IND inspections per week based on the City's Business Inspection Plan identifying priority facilities. This plan is adaptive and will be revised as facilities are inspected and found unlikely to have stormwater violations and other facilities are prioritized to receive inspections due to business type and conditions and/or violation history. Implementation of the City's Business Inspection Plan utilizes the Santa Clara County Environmental Health's Food Facility Inspectors (DEH), the City's Building Inspectors, the City's IDDE Inspector and the City's Code Enforcement Officers to provide a coordinated team of staff in the field who are trained on the MRP requirements and the City's Enforcement Response Plan.

C.4.b.iii.(1) ► Potential Facilities List

Listed below are industrial and commercial facilities in Cupertino's Inspection that could reasonably be considered to cause or contribute to pollution of stormwater runoff.

In the attached Business Inspection Plan see the following two list sections:

1. C.4.b.iii.(1): Identified List of Industrial/Commercial Facilities (excluding food facilities)

These are the 90 facilities that the City of Cupertino's Building Department/ IND Inspectors will be responsible for inspecting as of FY 10-11, including automotive facilities, dry cleaners, veterinarians, garden centers and other IND/Commercial facilities that have the potential to cause or contribute to stormwater pollution. If any changes occur due to new businesses or business closures this list will be adjusted each fiscal year

2. C.4.b.iii.(1): Food Facilities Inspected Annually by County Dept. of Environmental Health

As of FY 09-10, 260 restaurants and food facilities are located in Cupertino. Each facility will be inspected by DEH. In addition, the City's IDDE Inspector will be responsible for conducting follow-up investigations at violating facilities, as well as performing proactive investigations at some facilities considered high priority due to their business type and/or site performance history.

C.4.b.iii.(2) ►Facilities Scheduled for Inspection

Listed below are Cupertino's industrial and commercial facilities scheduled for inspection during the current fiscal year.

In the attached Business Inspection Plan see the following two list sections:

3. **C.4.b.iii.(2): Industrial/Commercial Facilities Scheduled for Inspection in FY 10-11 (excluding food facilities)**

4. **C.4.b.iii.(2): Food Facilities Scheduled for Targeted Inspection in FY 10-11** (Listed as high priority inspections due to previous violations)

C.4.c.iii.(1) ►Facility Inspections

The following is a summary of inspections conducted at IND/Commercial facilities, including restaurants. Although, Cupertino relies heavily on DEH to conduct restaurant inspections, the City's IDDE inspector also performs routine inspections of restaurants, particularly those that have previous violations.	Number	Percent
Number of businesses inspected (if known) (All IND/Commercial facilities inspected, with duplicates removed)	**315**	
Total number of inspections conducted: Includes 410 food facility inspections conducted by DEH, 126 facilities inspected by Cupertino's IND Building Dept. Inspectors and the IDDE Inspector (see Cupertino's IND Inspection Reporting Table in Appendix 4-2), and 188 proactive inspections (of the perimeter of the building) by the IDDE inspector (see table above in Program Highlights).	**724**	
Enforcement actions (excluding verbal warnings). Prior to April 1, 2010 it was standard practice to issue verbal warnings and provide education for all violations, unless they had a severe impact, or threat, to the storm drain system, which did not occur in Cupertino. Following April 1st the practice will be to provide escalating enforcement for frequent violators and higher levels of enforcement for violations that threaten the storm drain system.	**12**	
Sites inspected in violation. 71 violations occurred out of 724 inspections(71/724x100)	**71**	**9.8%**

Violations[1] resolved within 10 working days or otherwise deemed resolved in a longer but still timely manner	**71**	**100%**

[1] Total number of violations equals the number of initial enforcement actions (i.e. one violation issued for several problems during an inspection at a site). It does not equal the total number of enforcement actions because one violation issued at a site may have a second enforcement action for the same violation at the next inspection if it is not corrected.

C.4.c.iii.(2) ►Frequency and Types/Categories of Violations Observed

Fill out the following table or attach a summary of the following information.

Type/Category of Violations Observed	Number of Violations
Actual discharge (e.g. non-stormwater discharge)	**6**
Potential discharge (e.g. BMPs not in place or ineffective).	**65**

C.4.c.iii.(2) ►Frequency and Type of Enforcement Conducted

Fill out the following table or attach a summary of the following information.

	Enforcement Action (as listed in ERP)[1]	Number of Enforcement Actions Taken	% of Enforcement Actions Taken[2]
Level 1	Verbal Warning	**59**	**83%**
Level 2	Notice of Violation	**11**	**16%**
Level 3	Pre-Administration Citation	**0**	**0%**
Level 4	Administrative Citation Fine	**1**	**1%**
Level 5	Referral to City Attorney	**0**	**0%**
Level 6	Referral to Water Board or Other Agency	**0**	**0%**
Total		**71**	**100%**

Notes:

[1]Agencies to list specific enforcement actions as defined in their ERPs.

[2]Percentage calculated as number of each type of enforcement action divided by the total number of enforcement actions.

C.4.c.iii.(3) ►Types of Violations Noted by Business Category

Fill out the following table or attach a summary of the following information.

Business Category[1] Only business categories for violating facilities listed.	**Actual Discharge Violations**	**Potential Discharge Violations**
Automotive Service/Maintenance	**1**	**5**
Restaurant/Food Facility	**4**	**43**
Retail/Sales (including furniture stores)		**17**
Veterinarian	**1**	

Notes:

[1] List your Program's standard business categories.

C.4.c.iii.(4) ►Non-Filers

List below or attach a list of the facilities required to have coverage under the Industrial General Permit but have not filed for coverage:

There were no industries identified as non-filers during scheduled inspections during this fiscal year.

C.4.d.iii ►Staff Training Summary

Throughout FY 09-10 the Env. Prgm. Mgr. and Environmental Programs' staff met approximately weekly with the IDDE inspector responsible for conducting IND inspections in order to discuss new enforcement and reporting requirements and procedures for IND inspections and violations.

Training Name	**Training Dates**	**Topics Covered**	**No. of Inspectors in Attendance**	**Percent of Inspectors in Attendance** (Cupertino has 5 IND (Building) Inspectors & 1 IDDE Inspector who conducts IND inspections and two inspectors from DEH who work in Cupertino)
IND Bldg Dept Training	11/16/09	Provided HHW brochures for distribution during business inspections and provided information on what to look for when conducting IND inspections.	5 plus the Building Official	100%

Training Name	Training Dates	Topics Covered	No. of Inspectors in Attendance	Percent of Inspectors in Attendance
IND/Comm Ad Hoc Task Group	12/1/09	Discuss and provide feedback on IND inspection and enforcement procedures among co-permittees.	1 Env. Programs staff, who relayed pertinent information to inspectors	Ad Hoc Task Group during FY 09-10 was the equivalent of staff training for the City on the MRP
IND/Comm AHTG	1/12/10	Discuss and provide feedback on IND inspection and enforcement procedures among co-permittees.	Env. Programs staff, who relayed pertinent information back to inspectors	N/A
IND/Comm AHTG	2/2/10	Discuss and provide feedback on IND inspection and enforcement procedures among cities, DEH, and County of Santa Clara at Cupertino City Hall.	1-Senior Building Inspector-who relayed information to other IND inspectors	20%
Procedures Training for IDDE Inspector	2/22/10	Env. Pgrm. Mgr. met with the Assistant Dir of PW Maintenance and the IDDE Inspector to discuss changes to documentation/compliance forms for the City's IDDE Inspector, who also conducts IND follow up and proactive investigations.	Env. Pgrm. Mgr. and IDDE Inspector for IND / Comm. Primarily for restaurant inspections	100%
IND Inspection Training	2/23/10	IND meeting with Env. Prgms. staff and other Co-permittees to discuss and provide feedback on IND inspection procedures and enforcement procedures for violations at Cupertino City Hall.	Cupertino IDDE Inspector attended AHTG	N/A
In-house IND Training	3/4/10	Environmental Prgms. Mgr. met with Building Inspectors to provide an in-house training on IND inspection procedures and the upcoming IND Enforcement Response Plan (ERP).	4 out of 5	80%

Training Name	Training Dates	Topics Covered	No. of Inspectors in Attendance	Percent of Inspectors in Attendance
Annual Restaurant Inspections Update Meeting	4/16/10	DEH inspection and enforcement procedures regarding facilities with urban runoff violations and review of reporting procedures for informing City staff about violations encountered by DEH staff	1 Env Programs staff & DEH Supervisors	N/A City Staff met with DEH Supervisory staff as needed
IND/Comm AHTG	4/20/10	Discuss and provide feedback on IND inspection and enforcement procedures among co-permittees at Cupertino City Hall.	Env. Programs staff who relays pertinent information to inspectors	N/A
IND/Comm AHTG	5/25/10	Discuss and provide feedback on IND inspection and enforcement procedures among co-permittees.	Env. Programs staff who relays pertinent information to inspectors	N/A
Urban Runoff Training	6/16/10	Biennial DEH Inspector & City IDDE Inspector Training. Reviewed inspection BMPs & categories of violations, Reviewed procedures for follow-through and contacting City to report & track violations. Reviewed new forms designed in FY 09-10 to ensure tracking of all stormwater incidents	Env Programs Mgr, IDDE (Comm. food facility) Inspector and all County DEH Inspectors	100% - All available DEH staff & the only City Inspector that conducts food facility inspections

CUPERTINO GREEN
Program

Appendix 4-1

IND Inspection Business Plan

CITY OF CUPERTINO
Environmental Programs Division

Industrial/Commercial Site Control Program
Business Inspection Plan

June 30, 2010

C.4.b.i. BUSINESS INSPECTION PLAN

The City of Cupertino's Industrial and Commercial Business Inspection Plan describes the overall strategy for the City's inspections and provides a prioritized list of IND/Commercial facilities for the City to inspect throughout the duration of the Municipal Regional NPDES stormwater discharge permit (MRP), adopted on October 14, 2009.

LIST OF FACILITIES TO BE INSPECTED AND MONITORED

There are no NOI filers in the City of Cupertino.

A list of targeted businesses has been prepared for the City's commercial and industrial site inspectors. This list includes all facilities identified in the MRP, including, but not limited to: 1) outdoor process and manufacturing areas; 2) outdoor material storage areas; 3) outdoor waste storage and disposal areas; 4) outdoor vehicle and equipment storage and maintenance areas; 5) outdoor wash areas; 6) outdoor drainage from indoor areas; 7) rooftop equipment; 8) food facilities that generate grease; and any other sources that have reasonable potential to contribute to pollution of stormwater runoff.

PRIORITIZATION STRATEGY

Facility inspections are prioritized based on business type, pollutant threat, results of the initial inspection and available history of site performance. Facilities with previous violations, of any enforcement level, are given the highest priority for follow-up inspections and will be inspected annually until two consecutive inspections are conducted without a report of any violations or potential violations.

Types of businesses considered the highest priority include, but are not limited to: 1) restaurants and grease-generating food facilities or stores; 2) vehicle mechanical repair, maintenance, fueling or cleaning facilities; 3) the City's corporation yard, or municipal service center (MSC); 4) nurseries or gardening centers; and 5) dry cleaners.

Cupertino has developed a planned facility inspection list for each fiscal year from FY 10-11 through FY 13-14. The annual lists are available in the City's IND Excel workbook as part of the Business Inspection Plan for the duration of the 2009 MRP. The List included in this submittal includes only businesses that will be inspected in FY 10-11. Each fiscal year, the City will refine the lists based on the inspection results, as well as to add new businesses, or to delete closed businesses.

INSPECTION PLANS

The following inspection plans are included in this document:

1. C.4.b.iii.(1): Identified list of industrial/commercial facilities (excluding food facilities) that will be inspected during the 2009 MRP period. This broad list of potential facilities (as of June 2010) includes ninety (90) IND/Commercial facilities.

2. C.4.b.iii.(1): List of food facilities that are subject to annual stormwater inspections by the County's Dept. of Environmental Health (DEH) according to a written agreement between

DEH and the City. As of June 2010, 260 food facilities in Cupertino are scheduled to be inspected annually. DEH Inspectors are trained to report all stormwater violation resolutions and potential stormwater problems to the City. Additionally, any report from DEH will trigger a follow-up inspection by the City's IDDE Inspector.

3. C.4.b.iii.(2): List of facilities scheduled for Industrial/Commercial inspections during fiscal year 2010 - 2011 (excluding food facilities).

4. C.4.b.iii.(2): List of food facilities scheduled for inspections by the City's IDDE Inspector during fiscal year 2010 -2011. These targeted food facilities will be re-inspected due to a previous violation or other reported concern.

Note: Cupertino's Business Inspection Plan Lists for the years beyond FY10-11 are retained in the City's Environmental Programs' Business Inspection Plan Excel file.

1. **C.4.b.iii.(1): Identified List of Industrial/Commercial Facilities (excluding food facilities)**

	Business Name	Business Address	Business Type
1	Supreme Dog & Cat Grooming	21686 Stevens Creek Blvd	Animal Care
2	Cupertino Animal Hospital	10026 Peninsula Ave	Animal Care
3	Acadia Veterinary Clinic	10012 N Foothill Blvd	Animal Care
4	European Auto Performance Inc	10550 S De Anza Blvd	Auto Dealer
5	Prestige Auto Broker	10201 Imperial Ave Ste 101	Auto Dealer
6	Goodyear Tire & Rubber Co 8773	10931 N De Anza Blvd	Auto Supply And Service
7	Cupertino Union 76	21530 Stevens Creek Blvd	Auto Supply And Service
8	Clark's Auto Parts & Machine	10270 Imperial Ave	Auto Supply And Service
9	Driving Machine, The	10100 Bubb Rd	Auto Supply And Service
10	Tom Brown's House Of Miracles	21680 Lomita Ave	Auto Supply And Service
11	Chevron USA, Inc 95700	11010 N De Anza Blvd Ste 5700	Auto Supply And Service
12	Cupertino Beacon Service Ctr.	22510 Stevens Creek Blvd	Auto Supply And Service
13	De Anza Shell Service Station	20999 Stevens Creek Blvd	Auto Supply And Service
14	Homestead 76	21855 Homestead Rd	Auto Supply And Service
15	Cupertino Auto Tech	10073 Imperial Ave	Auto Supply And Service
16	Rotten Robbie 25	19030 Stevens Creek Blvd	Auto Supply And Service
17	Vallco 76 Service	19550 Stevens Creek Blvd	Auto Supply And Service
18	Cupertino U S Gas (Valero)	10002 N De Anza Blvd	Auto Supply And Service
19	Cupertino Beacon Auto Repair	22510 Stevens Creek Blvd	Auto Supply And Service
20	Cupertino Smog Pro & Auto Repair	10625 N De Anza Blvd	Auto Supply And Service
21	Cupertino Service (Performance Unlimited)	10280 Imperial Ave	Auto Supply And Service
22	International Auto Clinic	10221 Imperial Ave	Auto Supply And Service
23	Imperial Automotive Of Cupertino	10261 (10262) Imperial Ave	Auto Supply And Service
24	Vikhar Vallero	1699 S De Anza Blvd	Auto Supply And Service
25	Cupertino Auto Service	11025 N De Anza Blvd	Auto Supply And Service
26	J&H Brother Auto Care Corp (Henry's 76)	10490 S De Anza Blvd	Auto Supply And Service
27	Shell Oil Products #135216	19990 Stevens Creek Blvd	Auto Supply And Service

	Business Name	Business Address	Business Type
28	De Anza Car Wash Inc	10165 N De Anza Blvd	Auto Supply And Service
29	AAA Auto Repair And Service (Freemans)	10121 N Foothill Blvd	Auto Supply And Service
30	Jiffy Lube #2355	19480 Stevens Creek Blvd	Auto Supply And Service
31	Crossroads Chevron	10023 S De Anza Blvd	Auto Supply And Service
32	De Anza Auto Center	10151 Imperial Ave	Auto Supply And Service
33	Union 76	20755 Stevens Creek Blvd	Auto Supply And Service
34	Sears Auto Service	10101 N Wolfe Rd	Auto Supply And Service
35	Cupertino Supply Inc	10230 Imperial Ave	Building Supplies
36	Keiser, Ross General Contr.	10281 Imperial Ave	Contractor - General
37	Tersini Construction Inc	21710 Stevens Creek Blvd Ste 200	Contractor - General
38	Welkin International Ind. Inc	19925 Stevens Creek Blvd	Contractor - General
39	Stevens Creek Quarry Inc	12100 Stevens Canyon Rd	Contractor - General
40	Cupertino Glass & Windows	10281 Imperial Ave	Contractor - Glass
41	North Cal Heating And Air	10216 Pasadena Ave	Contractor - Heating & Air
42	Ekim Painting	10200 Imperial Ave	Contractor - Painting
43	Shepherd Services Plumbing &	10121 Imperial Ave Ste D	Contractor - Plumbing
44	De Anza Plumbing	10260 Imperial Ave	Contractor - Plumbing
45	Argonaut Window & Door, Inc	10624 S De Anza Blvd	Contractor - Specialty
46	Cupertino Signal Processing	Po Box 631	Contractor - Specialty
47	Granite Rock Co	1505 S De Anza Blvd	Contractor - Specialty
48	Cupertino Custom Cabinetry	10121 Imperial Ave Ste D	Contractor - Specialty
49	Murray Dental Care	10055 Miller Ave Ste 104	Delivery Service
50	Dryclean-Pro	20379 Stevens Creek Blvd	Dry Cleaners And Laundry
51	Oakmont Cleaners	19948 Homestead Rd	Dry Cleaners And Laundry
52	Scotty's Cleaners	10620 S De Anza Blvd	Dry Cleaners And Laundry
53	Happy Dry Clean Shop	10020 Imperial Ave	Dry Cleaners And Laundry
54	One Hour Cleaners By Lee	10045 E Estates Dr	Dry Cleaners And Laundry
55	Mcclellan Square Cleaners	10477 S De Anza Blvd Ste A	Dry Cleaners And Laundry
56	Oasis Laundry Mat	20676 Homestead Rd	Dry Cleaners And Laundry
57	N & K Cleaners	21749 Stevens Creek Blvd	Dry Cleaners And Laundry
58	Payless Cleaners	19028 Stevens Creek Blvd	Dry Cleaners And Laundry
59	Page Boy Cleaners	10071 S Blaney Ave	Dry Cleaners And Laundry
60	Sierra Cleaners (El Dorado)	10151 S De Anza Blvd	Dry Cleaners And Laundry
61	Holiday Cleaners	19720 Stevens Creek Blvd	Dry Cleaners And Laundry
62	Pab Technology Inc	19925 Stevens Creek Blvd	Electronics & Appliances
63	Wizetek Inc	19770 Stevens Creek Blvd	Electronics & Appliances
64	Mitsumi Electronics	19200 Stevens Creek Blvd	Electronics & Appliances
65	Fleur De Lis	10285 S De Anza Blvd	Florist
66	Family Health Center	10041 S De Anza Blvd	Food And Water Distributor
67	De Anza Pure Water	10467 S De Anza Blvd	Food And Water Distributor
68	SD Home Of Cupertino	19900 Stevens Creek Blvd	Furniture

	Business Name	Business Address	Business Type
69	Murasaki Home Furnishings, Inc.	10525 S De Anza Blvd Ste 145	Furniture
70	Yamagami's Nursery	1361 S De Anza Blvd	Garden Supply & Equipment
71	Nochebuena's Landscape & Design	813 Miller Ave	Gardening Service
72	Senne Company	19925 Stevens Creek Blvd Ste 114	Manufacturer
73	Aeroflex High Speed Test Solutions,	10411 Bubb Rd	Manufacturer
74	Solargen Energy, Inc.	20400 Stevens Creek Blvd Ste 700	Manufacturer
75	AE Biofuels, Inc.	20400 Stevens Creek Blvd Ste 700	Manufacturer
76	Apple Computer Inc (E-Waste Facility)	10300 Bubb Rd	Marketing
77	Comcast Of California Ii LLC	10040 Imperial Ave	Miscellaneous
78	Petsmart Inc	20558 Stevens Creek Blvd	Pet Shop & Supplies
79	Jet Photo Lab	10525 S De Anza Blvd Ste 205	Photography Supplies
80	Dayton Printing	10675 S De Anza Blvd Ste 1	Printing Service & Supplies
81	Advantage Grafix	10161 S De Anza Blvd	Printing Service & Supplies
82	Summer Winds Garden Centers	1491 S De Anza Blvd	Retail Sales
83	S & G Carpet Discount Outlet	19625 Stevens Creek Blvd	Retail Sales
84	Hitachi Chemical Co America Ltd	10080 N Wolfe Rd Ste Sw3200	Sales
85	Faith Cosmetics International, LLC	20380 Town Center Ln Ste 172	Sales
86	Ricoh Americas Corporation	10460 Bubb Rd	Sales
87	Minerva Surgical Inc	20195 Stevens Creek Blvd Ste 120	Sales
88	ABC Tree Farms, LLC	Stevens Creek & Nw Corner Finch	Seasonal Lot Sales
89	Ice Center Enterprises , LLC	10123 N Wolfe Rd Ste 30	Skating Rink
90	A Perfect Tan	19949 Stevens Creek Blvd	Tanning Salon

2. C.4.b.iii.(1): Food Facilities Inspected Annually by County Dept. of Environmental Health

	Restaurant/Food Facility Name	Business Address
1	7-Eleven	21490 McClellan Rd
2	7-Eleven Food Store 2234-14320e	21220 Homestead Rd
3	7-Eleven Store 2367-157766d	90 Stern Av
4	99 Ranch Market	10983 N Wolfe Rd
5	A & J Restaurant	10893 N Wolfe Rd #C160
6	Aji Ichiban	10123 N Wolfe Rd Fc-K1
7	Alexander's Steakhouse	10330 N Wolfe Rd
8	AMC Cupertino 16 Theatres	10123 N Wolfe Rd
9	Amici's East Coast Pizzeria	10310 S De Anza Bl
10	Apple-Vp2	19333 Vallco Pkwy
11	Aqui Cal Mex	10630 S De Anza Bl
12	Aramark @ Symantec	10200 S De Anza Bl
13	Armadillo Willy's	10100 S De Anza Blvd
14	Arya Global Cuisine	19930 Stevens Creek Blvd
15	Azuma	19645 Stevens Creek Bl
16	Bagel Street Cafe - Cupertino	10591 N De Anza Bl
17	Baja Fresh	20735 Stevens Creek Bl
18	Baskin Robbins Ice Cream	20916 Homestead Rd #F
19	Bateh Brothers Liquors	22690 Stevens Creek Bl
20	Beard Papa's Cupertino	19748 Stevens Creek Bl
21	Benihana Of Tokyo	10123 N Wolfe Rd 2074

	Restaurant/Food Facility Name	Business Address
22	Bethel Lutheran Church/School	10181 Finch Av
23	BJ's Restaurant	10690 N De Anza Blvd
24	Blackberry Farm	21979 San Fernando Av
25	Blue Pheasant Restaurant	22100 Stevens Creek Bl
26	Bluelight Cinemas	21275 Stevens Creek Bl Ste 500
27	Bobbi's Coffee Shop	1361 S De Anza Bl
28	Bombay Oven	20803 Stevens Creek Blvd
29	Bonjour Crepe Company	19929 Stevens Creek Bl #8
30	Burger King	10123 N Wolfe Rd Fc5
31	C & C Breeze Cafe	21670 Stevens Creek Bl
32	Cafe Gratitude @ Whole Foods Market	20955 Stevens Creek Bl
33	Cafe Rococo @ Campus Center	21250 Stevens Creek Bl
34	Café Torre	20343 Stevens Creek Blvd
35	Caffe Macs	1 Infinite Lp, Ms47-Ehs
36	Canela Espresso & Pastries	10631 S Foothill Bl
37	Carl's Jr #7024	20680 Homestead Rd
38	Cfarm Mkt-Cs/Vlc-Sant Cruz Pasa Fac	Wolfe Rd
39	Cfarm Mkt-Cs-Bay Bread	Wolfe Road
40	Cfarm Mkt-Cs-Beckmann's Bakery	104 Bronson St #6
41	Cfarm Mkt-Cs-Cupertino Square	Wolfe Rd
42	Cfarm Mkt-Cs-Four Season Rolls	Wolfe Rd
43	Cfarm Mkt-Cs-From The Sea T You	Wolfe Road
44	Cfarm Mkt-Cs-Gold Rush Kett Kor	4690 E 2nd St Ste 9
45	Cfarm Mkt-Cs-Marjolaine French Pas	10123 Wolfe Rd
46	Cfarm Mkt-Cs-Ruby's Tamales	Wolfe Rd
47	Cfarm Mkt-Cs-Toofu	Wolfe Rd
48	Chateau Cupertino	10150 Torre Av
49	Chiaramonte's Sausage & Deli	10123 N Wolfe Rd Fc-9 & Fc-10
50	Chili's	20060 Stevens Creek Blvd
51	Chili's Grill & Bar #8	20060 Stevens Creek Bl
52	Chipotle Mexican Grill	10385 S De Anza Blvd
53	Chuck E. Cheese	19805 Stevens Creek Blvd
54	Chung Chou City	10959 N Wolfe Rd
55	Chung Hsin Herbs	10925 N Wolfe Rd
56	Cinnabon Cupertino Square	10123 N Wolfe Rd
57	Coach House Wine & Liquors	1655 S De Anza Bl
58	Coffee Society	21265 Stevens Creek Bl 202
59	Coffee Society	10800 Torre Av #100
60	Cold Stone Creamery	10123 N Wolfe Rd 2020
61	Courtyard By Marriott	10605 N Wolfe Rd
62	Cupertino Bakery	10251 S De Anza Blvd
63	Cupertino High School	10100 Finch Av
64	Cupertino Inn	10889 N De Anza Bl
65	Cupertino Senior Center	21251 Stevens Creek Bl

	Restaurant/Food Facility Name	Business Address
66	Curry House	10350 S De Anza Bl
67	Daiso Japan Cupertino Store	19750 Stevens Creek Bl
68	De Anza College	21250 Stevens Creek Bl
69	De Anza College-Le Cafe	21250 Stevens Creek Bl
70	De Anza Fmkt-Da Kine Drinks	21250 Stevens Creek Bl
71	De Anza Fmkt-Main St Fd Concession	21250 Stevens Creek Bl
72	De Anza Fmkt-Tante's	21250 Stevens Creek Bl
73	De Anza Fmkt-Tony's Kettle Korn	21250 Stevens Creek Bl
74	Deep Cliff Golf Course	10700 Clubhouse Ln
75	Diy Yogurt	20956 W Homestead Rd #D
76	Donut Wheel	10250 N De Anza Blvd
77	Dynasty Seafood Restaurant	10123 N Wolfe Rd #1688
78	Eaton School-Cafeteria	20220 Suisun Drive
79	Elephant Bar	19780 Stevens Creek Bl
80	Erik's Deli Cafe	19652 Stevens Creek Bl
81	Fantasia Coffee & Tea	10933 N Wolfe Rd
82	Faria Elementary School	10155 Barbara Lane
83	Farm Fresh Produce	10021 S Blaney Av
84	Fatima Restaurant	10125 Bandley Dr
85	Flint Center	21250 Stevens Creek Bl
86	Florentine Restaurant & Pasta	10275 S De Anza Bl
87	Fontana's Italian Restaurant	20840 Stevens Creek Blvd
88	Forum Retirement Community	23500 Cristo Rey Dr
89	Fresh Choice	10123 N Wolfe Rd 2104
90	Froyo Q	10123 N Wolfe Rd 2119
91	Fusion After School @ Good Shepherd	940 S Stelling Rd
92	Fusion Korea	20956 Homestead Rd
93	Gamba Karaoke	19990 Homestead Rd
94	Garden Gate School	10500 Ann Arbor Avenue
95	Gochi Japanese Fusion Tapas	19980 Homestead Rd
96	Gokaku Restaurant	10789 S Blaney Ave
97	Good Shepherd Christian Church	940 S Stelling
98	Grain D'or	10123 N Wolfe Rd 2011
99	Guan Dong House	10851 N Wolfe Rd
100	Gumba's Pizza & Pasta	21678 Stevens Creek Bl
101	Harumi Sushi	19754 Stevens Creek Bl
102	Hilton Garden Inn-Cupertino	10741 N Wolfe Rd
103	Ho Ho Chinese Restaurant	10895 S Blaney Av
104	Hobee's De Anza	21267 Stevens Creek Bl 310
105	Homestead Cafe - Hs1	18880 Homestead Rd
106	Homestead Family Fun Center	20990 Homestead Rd
107	Homestead High School	21370 Homestead Rd
108	Hong Fu	20588 Stevens Creek Blvd

	Restaurant/Food Facility Name	Business Address
109	Hong Fu @ De Anza College	21250 Stevens Creek Bl
110	House Of Falafel	19590 Stevens Creek Bl
111	Hu-Chiang Dumpling House	10877 N Wolfe Rd
112	Hyde Junior High School	19335 Bollinger Road
113	I Love Yogurt	10129 S De Anza Bl
114	I Restaurant	20007 Stevens Creek Blvd
115	I S Stew House	10271 Torre Av
116	Imahara's Produce	19725 Stevens Creek Bl
117	It's A Grind Coffee House	19622 Stevens Creek Bl
118	J & J Hawaiian Barbeque	20950 Stevens Creek Blvd
119	Jack In The Box #490	1451 S De Anza Bl
120	Jamba Juice	21265 Stevens Creek Blvd
121	Joy Luck Place	10911 N Wolfe Rd
122	Judy's Kitchen	10635 S Foothill Bl
123	JW Catering	20450 Stevens Creek Bl Ste 140
124	Kennedy Cafeteria	821 Bubb Rd
125	KFC	10520 S De Anza Blvd
126	Kikka - Stevens Creek	20955 Stevens Creek Bl
127	Kikusushi Japanese Restaurant	1655 S De Anza Bl
128	King Salad/J&J Hawaiian Barbeque	10745 S De Anza Bl D
129	Kitsho Sushi	19541 Richwood Dr
130	Kokila's Kitchen	20956 Homestead Rd
131	Korea Tofu House	10885 N Wolfe Rd
132	Kumud Grocery	10255 S De Anza Blvd
133	L.P. Collins Elementary School	10300 N Blaney Av
134	La Patisserie	19758 Stevens Creek Bl
135	Lawson Middle School	10401 Vista Drive
136	Le Boulanger	20488 Stevens Creek Bl
137	Lee's Sandwiches	20363 Stevens Creek Bl
138	L'epi D'or Bakery	19675 Stevens Creek Bl
139	Liang's Kitchen Cuisine	19772 Stevens Creek Bl
140	Lincoln Elementary School	21710 Mc Clellan Road
141	Little Caffe Mac	1 Infinite Lp
142	Live Oak Adult Day Services	20920 Mc Clellan Rd
143	Lucky	10425 S De Anza Blvd
144	M & M Food Market	10021 Blaney Avenue
145	Mandarin Gourmet	10145 N De Anza Blvd
146	Manley's Donut Shop	10991 N De Anza Bl #B
147	Marianist Center	22622 Marianist Wy
148	Marie Callender's	20750 Stevens Creek Blvd
149	Marina Food	10122 Bandley Drive
150	Marukai Market	19750 Stevens Creek Bl

	Restaurant/Food Facility Name	Business Address
151	McDonald's	10990 N Stelling Rd
152	McHart's Pizza & Grill	19732 Stevens Creek Bl
153	Merlion Market Place	19628 Stevens Creek Bl
154	Miyake Sushi	10700 S De Anza Blvd
155	Monta Vista High School	21840 Mc Clellan Rd
156	Moshi Moshi Japanese Restaurant	10831 N Wolfe Rd
157	Mrs. Fields Cookies	10123 N Wolfe Rd
158	My Mom's Sandwiches	10080 N Wolfe Rd, Sw3, #158
159	Noah's New York Bagels #2146	20520 Stevens Creek Boulevard
160	Oakmont Produce Market	19944 Homestead Rd
161	Olarn Thai Cuisine	19672 Stevens Creek Bl
162	Orange Tree Frozen Yogurt	21267 Stevens Creek Bl #313
163	Outback Steakhouse	20630 Valley Green Dr
164	Panda Express	21000 Stevens Creek Blvd
165	Panera Bread	20807 Stevens Creek Bl
166	Park Place Restaurant	10030 S De Anza Bl
167	Pasha's Market	19082 Stevens Creek Bl
168	Paul & Eddies Monta Vista Inn	21619 Stevens Creek Bl
169	Pebbles Deli Café	10235 S De Anza Blvd
170	Peet's Coffee & Tea	20807 Stevens Creek Bl
171	Peet's Coffee & Tea	22350 Homestead Rd
172	Pho Linh	21271 Stevens Creek Bl
173	Pho Minh	10118 Bandley Dr
174	Pizza Bay Area	19998 E Homestead Rd
175	Pizza Hut	20770 Stevens Creek Blvd
176	Pizza My Heart	20530 Stevens Creek Bl
177	Porridge Palace	10869 N Wolfe Rd
178	Potsticker King	19634 Stevens Creek Bl
179	Pretzel Time	10123 N Wolfe Rd 2056
180	PW Market	20620 Homestead Rd
181	Q Mart	10041 N Blaney Ave
182	Q-Cup	10963 N Wolfe Rd
183	Quickly	21265 Stevens Creek Bl
184	Quickly	10887 N Wolfe Rd
185	Quizno's	20672 Homestead Rd
186	Quizno's Sub	19959 Stevens Creek Bl
187	Rancho Rinconada Club House	18000 Chelmsford Dr
188	Rc 01 Cafe	10435 N Tantau Av
189	Red Mango	20560 Town Center Ln
190	Regnart Elementary School	1170 Yorkshire Drive
191	Rice Cafe	10074 E Estates Dr
192	Rio Adobe	10525 S De Anza Bl

	Restaurant/Food Facility Name	Business Address
193	Roasted Coffee Bean	19110 Stevens Creek Bl
194	S & S Liquors	7335 Bollinger Rd F
195	Sabatini Oaks Event Center	21275 Stevens Creek Bl Ste 510
196	Sedgwick School	19200 Phil Lane
197	Shan Restaurant	20030 Stevens Creek Blvd
198	Shang Hai Dim Sum	19066 Stevens Creek Bl
199	Sheng Kee Bakery	10122 Bandley Drive
200	Sheng Kee Bakery	10961 N Wolfe Rd
201	Shinbala Café	20956 Homestead Rd Ste A
202	Shun Tian Herbs	10787 S Blaney Ave
203	Simply Thai	21267 Stevens Creek Bl 340
204	Sitar Express Indian Cuisine	21267 Stevens Creek Bl
205	Sodexo @ HP Coffee	19091 Pruneridge Av
206	Sodexo America, LLC @ HP	19091 Pruneridge Av
207	Sodexo America, LLC @ HP Peppertree	19447 Pruneridge Av
208	Sogo Bakery	10889 S Blaney Av
209	Southland Flavor Cafe	10825 N Wolfe Rd
210	St Andrew Armenian Church	11370 S Stelling Road
211	St Joseph Cupertino Church	10110 N De Anza Bl
212	Starbucks Coffee #10885	22390 Homestead Road
213	Starbucks Coffee #5217	20520 Stevens Creek Bl #A
214	Starbucks Coffee #5662	11111 N Wolfe Rd #C
215	Stevens Creek Elementary School	10301 Vista Drive
216	Stevens Creek Market & Liquor	10629 S Foothill Bl
217	Strike Cupertino	10123 N Wolfe Rd
218	Subway #17377	19110 Stevens Creek Bl
219	Subway #35532	10123 N Wolfe Rd Fc-1
220	Subway Sandwich #41149	21682 Stevens Creek Bl
221	Subway Sandwiches #42133	19998 Homestead Rd #C
222	Subway Sandwiches & Salad	20916 Homestead Rd E
223	Subway Sandwiches & Salads	495 Tarter Ct
224	Sunny View Retirement Community	22445 Cupertino Rd
225	Surf City Squeeze	10123 N Wolfe Rd K-7
226	Sushi House	19068 Stevens Creek Bl
227	Sushi Kuni	10211 S De Anza Bl
228	Sushi Ya Restaurant	21265 Stevens Creek Bl #205
229	Sweet Passions Bakery	20700 Stevens Creek Blvd
230	Szechuan Era	10971 N Wolfe Road
231	T G I Fridays	10343 N Wolfe Rd
232	T K Noodle #6	20735 Stevens Creek Bl A
233	Taco Bell	10710 De Anza Blvd
234	Tapioca Express	10118 Bandley Dr #G

	Restaurant/Food Facility Name	Business Address
235	Target Store #323	20745 Stevens Creek Bl
236	Tartini Frozen Yogurt Bar	20488 Stevens Creek Bl # 2040
237	Tatami Sushi & Seafood Buffet	10123 N Wolfe Rd #2001
238	Ten Ren Tea	10881 N Wolfe Rd
239	Teriyaki Experience	10123 N Wolfe Rd
240	Thai Delight	20916 Homestead Rd A
241	The Duke Of Edinburgh	10801 N Wolfe Rd
242	The Red Crane	7335 Bollinger Rd C
243	Tin Tin Oriental Market #1	10881 S Blaney Av
244	Togo's Cupertino	21267 Stevens Creek Bl Ste #314
245	Tomokazu Restaurant	20625 Alves Dr
246	Tutti Frutti Frozen Yogurt	10123 N Wolfe Rd #16
247	Tuttimelon	10919 N Wolfe Rd
248	Una Mas Mexican Grill @ DeAnza College	21250 Stevens Creek Bl
249	Verde Tea Cafe	19620 Stevens Creek Bl
250	Village Caterers At Verigy	10101 N Tantau Av
251	Vivi's	21731 Stevens Creek Boulevard
252	Wahoo's Fish Taco	19626 Stevens Creek Bl
253	Walgreens #4416	1905 Aston Ave
254	Whole Foods Market	20955 Stevens Creek Bl
255	Wingstop	19620 Stevens Creek Bl 190
256	Yiassoo #2	10660 S De Anza Bl
257	Yogi House	19740 Stevens Creek Bl
258	Yoshida	10700 S De Anza Bl
259	Yoshinoya Restaurant #2125	19825 Stevens Creek Bl
260	Zazang Restaurant	20010 Stevens Creek Bl

3. C.4.b.iii.(2): Industrial/Commercial Facilities Scheduled for Inspection in FY 10-11 (excluding food facilities)

	Business Name	Business Address	Business Type
1	Acadia Veterinary Clinic	10012 N Foothill Blvd	Animal Care
2	Prestige Auto Broker	10201 Imperial Ave Ste 101	Auto Dealer
3	Driving Machine, The	10100 Bubb Rd	Auto Supply and Service
4	Tom Brown's House Of Miracles	21680 Lomita Ave	Auto Supply and Service
5	Chevron Usa Inc 95700	11010 N De Anza Blvd Ste 5700	Auto Supply and Service
6	Cupertino Beacon Service Ctr.	22510 Stevens Creek Blvd	Auto Supply and Service
7	De Anza Shell Service Station	20999 Stevens Creek Blvd	Auto Supply and Service
8	Homestead 76	21855 Homestead Rd	Auto Supply and Service
9	Rotten Robbie 25	19030 Stevens Creek Blvd	Auto Supply and Service
10	Cupertino Smog Pro & Auto Repair	10625 N De Anza Blvd	Auto Supply and Service
11	Imperial Automotive Of Cupertino	10261 (10262) Imperial Ave	Auto Supply and Service
12	Vikhar Vallero	1699 S De Anza Blvd	Auto Supply and Service

	Business Name	Business Address	Business Type
13	Cupertino Auto Service	11025 N De Anza Blvd	Auto Supply and Service
14	J&H Brother Auto Care Corp (Henry's 76)	10490 S De Anza Blvd	Auto Supply and Service
15	De Anza Car Wash Inc	10165 N De Anza Blvd	Auto Supply and Service
16	Jiffy Lube #2355	19480 Stevens Creek Blvd	Auto Supply and Service
17	Cupertino Supply Inc	10230 Imperial Ave	Building Supplies
18	Keiser, Ross General Contr.	10281 Imperial Ave	Contractor - General
19	Tersini Construction, Inc.	21710 Stevens Creek Blvd Ste 200	Contractor - General
20	Welkin International Ind, Inc.	19925 Stevens Creek Blvd	Contractor - General
21	Stevens Creek Quarry Inc.	12100 Stevens Canyon Rd	Contractor - General
22	Cupertino Glass & Windows	10281 Imperial Ave	Contractor - Glass
23	North Cal Heating And Air	10216 Pasadena Ave	Contractor - Heating & Air
24	Ekim Painting	10200 Imperial Ave	Contractor - Painting
25	Shepherd Services Plumbing &	10121 Imperial Ave Ste D	Contractor - Plumbing

4. C.4.b.iii.(2): Food Facilities Scheduled for Targeted Inspection in FY 10-11 (Listed as high priority inspections due to previous violations)

	Restaurant/Food Facility Name	Business Address
1	99 Ranch Market	10983 N Wolfe Rd
2	Alexander's Steakhouse	10330 N Wolfe Rd
3	Armadillo Willy's	10100 S De Anza Blvd
4	Arya Global Cuisine	19930 Stevens Creek Blvd
5	Café Torre	20343 Stevens Creek Blvd
6	Chipotle Mexican Grill	10385 S De Anza Blvd
7	Chuck E. Cheese	19805 Stevens Creek Blvd
8	Coach House Wine & Liquors	1655 S De Anza Bl
9	Cupertino Bakery	10251 S De Anza Blvd
10	Fresh Choice	10123 N Wolfe Rd 2104
11	Fusion Korea	20956 Homestead Rd
12	Gamba Karaoke	19990 Homestead Rd
13	Gochi Japanese Fusion Tapas	19980 Homestead Rd
14	Harumi Sushi	19754 Stevens Creek Bl
15	Hong Fu	20588 Stevens Creek Blvd
16	I Restaurant	20007 Stevens Creek Blvd
17	KFC	10520 S De Anza Blvd
18	Kitsho Sushi	19541 Richwood Dr
19	Kokila's Kitchen	20956 Homestead Rd
20	Kumud Grocery	10255 S De Anza Blvd
21	Marie Callender's	20750 Stevens Creek Blvd
22	Oakmont Produce Market	19944 Homestead Rd
23	Panera Bread	20807 Stevens Creek Bl
24	Pebbles Deli Café	10235 S De Anza Blvd
25	Pho Minh	10118 Bandley Dr

	Restaurant/Food Facility Name	Business Address
26	PW Market	20620 Homestead Rd
27	Shinbala Café	20956 Homestead Rd Ste A
28	Starbucks Coffee #5662	11111 N Wolfe Rd #C
29	Sunny View Retirement Community	22445 Cupertino Rd
30	Thai Delight	20916 Homestead Rd A
31	Tin Tin Oriental Market #1	10881 S Blaney Av
32	Tomokazu Restaurant	20625 Alves Dr
33	Verde Tea Cafe	19620 Stevens Creek Bl
34	Yoshinoya Restaurant #2125	19825 Stevens Creek Bl

CUPERTINO GREEN
Program

Appendix 4-2

IND Inspection Reporting Table

CUPERTINO
C.4.c.iii.(1)-Facility Inspections: Summary of IND Inspections
7/1/09-6/30/10

	Date	Resolved	Facility Name	Address	Inspector Notes	Violation Observed	Enforcement Action	Facility Type
1	7/22/09	Yes	Pier 1	20610 Stevens Creek Blvd	Contacted the store manager, Nick Peri, about the issue. Advised him to clean up all the trash and plastic bags on the ground and by the back of the dumpster and put them in the dumpster. Provided public education. Revisited and resolved same day 7/22/09.	Yes	Verbal Notice	Commercial
2	7/22/09	Yes	Aaron Brothers Art and Framing	20600 Stevens Creek Blvd	Spoke with Assistant Manager, Erick, and advised him that all trash, plastic bags, broken glass, and pallets needed to be cleaned up and remain clean all the time. Provided public education. Revisited and resolved next day 7/23/09.	Yes	Verbal Notice	Commercial
3	7/22/09	Yes	Hong Fu	20588 Stevens Creek Blvd	Spoke with restaurant manager about the issue and advised him it needed to be cleaned up and to put the cardboard and trash in the right dumpsters. Provided public education. Revisited and resolved same day 7/22/09.	Yes	Verbal Notice	Food Facilities
4	7/23/09	Yes	Arya Global Cuisine	19930 Stevens Creek Blvd	Contacted Fera Hashemi, one of the owners, about the issue and advised him it needed to be cleaned up and the cardboard needed to go in the dumpster. Provided public education. Revisited and resolved same day 7/23/09.	Yes	Verbal Notice	Food Facilities
5	7/24/09	Yes	Armadillo Willy's	10100 S. DeAnza Blvd.	Contacted General Manager, Anthony Phillips, and advised him about the issue and that it needed to be cleaned up. Provided public education and stormwater pollution prevention and watershed protection information. Revisited and resolved same day 7/24/09.	Yes	Verbal Notice	Food Facilities
6	8/20/09	Yes	Curves	10457 South De Anza Blvd	Contacted the owner and advised that all the trash bags needed to go in the dumpster and to keep the area clean. Provided public education. Revisited and resolved next day 8/21/09.	Yes	Verbal Notice	Commercial
7	8/24/09	Yes	Panera Bread	20807 Stevens Creek	Contacted General Manger, John Puccinelli, and advised him that everything needed to be cleaned up and put in the dumpster and to keep it clean. Provided public education. Revisited and resolved next day 8/25/09.	Yes	Verbal Notice	Food Facilities

CUPERTINO
C.4.c.iii.(1)-Facility Inspections: Summary of IND Inspections
7/1/09-6/30/10

	Date	Resolved	Facility Name	Address	Inspector Notes	Violation Observed	Enforcement Action	Facility Type
8	8/24/09	Yes	The Oaks	21269 Stevens Creek Blvd	Contacted the owner about the issue and advised him that all the cardboard and the garabage bag needed to be cleaned up and kept clean. Provided public education. Revisited and resolved same day 8/24/09.	Yes	Verbal Notice	Commercial
9	8/25/09	Yes	Pier 1	20610 Stevens Creek	Contacted store manager about the issue and asked her to get someone to cleanup all the trash and cardboard and put it in the dumpsters. Provided public education. Revisited and resolved next day 8/26/09.	Yes	Verbal Notice	Commercial
10	8/25/09	Yes	Thai Delight	20916 Homestead Rd	Contacted the manager and advised her all the oil needed to be cleaned up and the cardboard, paper, and box of beer bottles needed to be place in respective dumpsters/toters. Provided public education. Revisited and resolved next day 8/26/09.	Yes	Verbal Notice	Food Facilities
11	8/25/09	Yes	Kokila's Kitchen	20956-H Homestead Rd	Contacted the owner and advised him to clean up all the trash bags, cardboard, and oil containers and to put them in the dumpsters. Provided public education. Revisited and resolved same day 8/25/09.	Yes	Verbal Notice	Food Facilities
12	8/25/09	Yes	Shinbala Café	20956 A W. Homestead Rd	Contacted the owner and advised him to clean up all the oil containers and put them in the dumpster. Provided public education. Revisited and resolved same day 8/25/09.	Yes	Verbal Notice	Food Facilities
13	8/25/09	Yes	Fusion Korea	20956 Homestead Rd #A-1	Contacted the owner and advised him he needed to clean up all the oil and grease on the gound and keep it clean. Provided public education. Revisited and resolved same day 8/25/09.	Yes	Verbal Notice	Food Facilities
14	8/31/09	Yes	Kitsho Sushi	19541 Richwood Drive,	Contacted the owner and advised him that all of the oil containers and buckets needed to be cleaned up and to get more toters, if needed. Provided public education. Revisited and resolved same day 8/31/09.	Yes	Verbal Notice	Food Facilities
15	9/11/09	Yes	Marie Callenders	20750 Stevens Creek Blvd	Contacted the general manager and advised him to cleanup the oil and grease from the tallow on the ground. Provided public education.	Yes	Verbal Notice	Food Facilities
16	9/11/09	Yes	P.W. Market	20620 Homestead Rd	Contacted Bob Van Den Beoek, store manager, and advised him to put absorbent down and clean everything up and he did. Provided public education. Revisited and resolved same day 9/16/09.	Yes	Verbal Notice	Food Facilities

CUPERTINO
C.4.c.iii.(1)-Facility Inspections: Summary of IND Inspections
7/1/09-6/30/10

	Date	Resolved	Facility Name	Address	Inspector Notes	Violation Observed	Enforcement Action	Facility Type
17	9/21/09	Yes	99 Ranch Market	10983 N. Wolfe Rd	Contacted Jonny Tsang, store manager, about the issue and told him to put absorbent on the oil and grease and clean it up, and keep it clean at all times. Provided public education. Revisited and resolved next day 9/22/09.	Yes	Verbal Notice	Food Facilities
18	9/21/09	Yes	Alexander's Steak House	10330 N. Wolfe Rd	Contacted Cynthia Stachnke, office assistant, about the issue and advised her the oil and grease needed to be cleaned up and the cardboard placed in the dumpster. Provided public education. Revisited and resolved same day 9/21/09.	Yes	Verbal Notice	Food Facilities
19	9/22/09	Yes	Aaron Brothers	20600 Stevens Creek Blvd	Contacted store manager and advised him about the issue and told him the cardboard, broken pallet, and trash needed to be cleaned up and put in their correct dumpsters. Provided public education. Revisited and resolved same day 9/23/09.	Yes	Verbal Notice	Commercial
20	9/23/09	Yes	Cupertino Square	10123 N. Wolfe Rd, Suite 2030	Contacted Michael Gonzales, Asst. Director, advised him that all of the oil and grease needed to be cleaned up and the plastic bags of trash needed to be put in dumpster and to keep the area clean. Provided public education. Resolved same day 9/23/09.	Yes	Verbal Notice	Food Facilities
21	9/23/09	Yes	Pier 1	20610 Stevens Creek Blvd	Contacted store manager, Nick Peri and advised him about the issue and to cleanup all the cardboard and trash and put them in the correct dumpsters and to keep the area clean at all times. Provided public education. Revisited and resolved same day 9/23/09	Yes	Verbal Notice	Commercial
22	9/24/09	Yes	Pebble's Deli Café	10235 S. De Anza Blvd	Contacted the owner and advised him about the issue and told him that the cardboard needed to go in the cardboard dumpster and the grease needed to go in the 55 gallon tallow drums. Provided public education. Revisited and resolved same day 9/24/09.	Yes	Verbal Notice	Food Facilities
23	9/29/09	Yes	Cupertino Square	10123 N. Wolfe Rd, Suite 2030	Contacted Michael Gonzales, Asst. Director about the issue and advised him that the oil and grease needed to be cleaned up, the cardboard put in the cardboard dumpster, the pallet put away, and the 5 gal can put in the correct dumpster. Resolved 9/29/09	Yes	Verbal Notice	Food Facilities

CUPERTINO
C.4.c.iii.(1)-Facility Inspections: Summary of IND Inspections
7/1/09-6/30/10

	Date	Resolved	Facility Name	Address	Inspector Notes	Violation Observed	Enforcement Action	Facility Type
24	10/19/09	Yes	The Oaks	21269 Stevens Creek Blvd	Contacted Property Manager, Henry Lai, and advised him to clean up all the oil and grease by the dumpster and gutter going to the storm drain. Provided public education. Revisited and resolved same day 10-19-09.	Yes	Verbal Notice	Food Facilities
25	10/19/09	Yes	Pier 1	20610 Stevens Creek Blvd	Contacted the store manager and advised her to clean up all the cardboard and put it in the cardboard dumpster and to put the trash in the dumpster and keep it clean. Provided public education. Revisited and resolved same day 10-19-09.	Yes	Verbal Notice	Commercial
26	10/19/09	Yes	Cupertino Bakery	10251 S. De Anza Blvd	Contacted store manager. Advised him to clean up all the discharged oil and grease on the ground, to put absorbent rice on the ground and around the tallow 55 gal drum and to put top on the drum. Provided public education. Revisited and resolved 10-19-09	Yes	Verbal Notice	Food Facilities
27	10/27/09	Yes	Alexander's Steak House	10330 Wolfe Rd	Contacted Cynthia Staehnke, office assistant, and advised her that they needed to put the top on the drum immediately because it was going to rain and the the top needed to be on at all times. Provided public education. Revisited and resolved 10/27/09	Yes	Verbal Notice	Food Facilities
28	10/29/09	Yes	Kumud Groceries	10255 S. De Anza Blvd	Contacted store manager and advised him to cleanup all lettuce and cardboard and put them in correct dumpsters and keep area clean. Provided public education. Revisited and resolved 10/29/09.	Yes	Verbal Notice	Food Facilities
29	10/29/09	Yes	Cupertino Bakery	10251 S. De Anza Blvd	Contacted store manager, advised him to cleanup all discharges of oil and grease. Told him he cannot wash oil and grease from 55 gal dum, he needed to put down absorbent. Provided public education. Revisited and resolved 10/29/09.	Yes	Verbal Notice	Food Facilities
30	11/3/09	Yes	Pho Minh Restaurant	10118 Bandley Dr	Contacted owner and advised her about the issue and that cardboard and 5 gal oil containers needed to be cleaned up and put in correct dumpsters/toters and that site needed to remain clean. Revisited and resolved same day 11/3/09.	Yes	Verbal Notice	Food Facilities

CUPERTINO
C.4.c.iii.(1)-Facility Inspections: Summary of IND Inspections
7/1/09-6/30/10

	Date	Resolved	Facility Name	Address	Inspector Notes	Violation Observed	Enforcement Action	Facility Type
31	11/20/09	Yes	Hong Fu	20588 Stevens Creek Blvd.	Contacted owner, advised to keep the cardboard in cardboard dumpster and bottles to be placed in the bottles & cans recycling toter. Provided Public Ed & Stormwater Pollution & Watershed Prevention outreach. Revisted & resolved.	Yes	Verbal Notice	Food Facilities
32	11/30/09	Yes	Pier 1 Imports	20610 Stevens Creek Blvd.	Inspector contacted the news Store Manager, Jenny Lefebvfe about the trash, and advised that the cardboard s hould be placed in the cardboard dumpster. Also informed that the back area of the store be kept clean. Provided Public Education information.	Yes	Verbal Notice	Commercial
33	11/30/09	Yes	Hong Fu	20588 Stevens Creek Blvd.	Inspector contacted the owner about the oil and grease discharging out of the tallow containers, and to place the cardboard into the cardboard dumpster.. Provided public education information. Revised the dnext day on 12/1/09. Issue was resolved.	Yes	Verbal Notice	Food Facilities
34	11/30/09	Yes	P.W. Market	20620 Homestead Road	Contacted the new Store Manager about the trash in asked that it be cleaned up. Informed to place cardboard in cardboard dumpster. Provide Public Education outreach info. Revised the next day on 12/1/09. Issue was resolved.	Yes	Verbal Notice	Commercial
35	12/1/09	Yes	Ranch 99	10983 North Wolfe Road	Contact Store Manager, Johnny Tsang and advised to clean up the oil and grease by steam cleaning the ground and wall. Provided Public Outreach Education. Revised the site later in the day on 12/1/09. Issue was resolved.	Yes	Verbal Notice	Food Facilities
36	12/7/09	Yes	United Furniture Club	10075 East Estates Drive	Contacted Store Manager trash in and around the trash enclosure and ground. Advised to clean up the trash and place in the appropriate dumpsters, and to keep the area clean at all times. Provided Public Education and Outreach material. Resolved.	Yes	Verbal Notice	Commercial
37	12/30/09	Yes	Hong Fu	20588 Stevens Creek Blvd.	Inspector contacted the owner and advised to clean up the bottles and place them in the recycling toter, and place the cardboard in the cardboard dumpster. Provided Public Education and Outreach material. Revisited and resolved same day 12/20/09.	Yes	Verbal Notice	Food Facilities

CUPERTINO
C.4.c.iii.(1)-Facility Inspections: Summary of IND Inspections
7/1/09-6/30/10

	Date	Resolved	Facility Name	Address	Inspector Notes	Violation Observed	Enforcement Action	Facility Type
38	1/5/10	Yes	Pier Imports Store # 374	20610 Stevens Creek Blvd.	Contact Store Manager and informed him of the trash and cardboard not being placed in the dumpster and should be cleaned up. Provided Public Outreach Education information. Revisted site same day for resolution.	Yes	Verbal Notice	Commercial
39	1/5/10	Yes	Aaron Brothers Store # 16	20600 Stevens Creek Blvd.	Contacted Store Manager and advised to clean up broken glass, trash and cardboard and place them all in the proper containers. Provided Public Education. Revisted site the next day 1/6/10 for resolution.	Yes	Verbal Notice	Commercial
40	1/6/10	Yes	Cupertino Bakery	10251 S. De Anza Blvd.	Contacted the Store Manager and advised to clean up the discharge of oil and grease by using abosrbent. Also asked to put a secondary containment for the grease and tallow container. Provided Public Education material. Revisted site the same day 1/6/10	Yes	Verbal Notice	Food Facilities
41	1/6/10	Yes	Kumud Grocery	10255 De Anza Blvd	Contacted store manager and advised to clean up all the vegetables, lettuce, and cardboard and put them in the correct dumpsters. Provided public education. Revisited and resolved next day 1/7/10.	Yes	Verbal Notice	Food Facilities
42	1/11/10	Yes	Cupertino Square	10123 N Wolfe Rd, Suite 2030	Contacted Dana Yo, property manager, advised her all cardboard and oil containers needed to go in correct dumpsters. Provided public education. Resolved 1/11/10. Potential ongoing problem-Watch Cupertino Square (Popeye's, Benihana, Alexander's, Burg King)	Yes	Verbal Notice	Food Facilities
43	1/12/10	Yes	KFC	10520 South De Anza Blvd	Contacted the manager/co-owner, Genalyn Onia, about the issue and advised her all cardboard and trash bags needed to be cleaned up and put in correct dumpsters and to keep it clean. Provided public education. Revisited and resolved next day 1-13-10.	Yes	Verbal Notice	Food Facilities
44	1/21/10	Yes	Sushi Kitsho Japanese Cuisine	19541 Estates Dr.	Contacted manager and advised him to cleanup all wine bottles, trash bags, and 5 gallon cans and put them in correct toters/dumpsters and keep area clean. Provided public education. Revisited and resolved same day 1/21/10.	Yes	Verbal Notice	Food Facilities

CUPERTINO
C.4.c.iii.(1)-Facility Inspections: Summary of IND Inspections
7/1/09-6/30/10

	Date	Resolved	Facility Name	Address	Inspector Notes	Violation Observed	Enforcement Action	Facility Type
45	1/25/10	Yes	Pier 1 Imports Store #374	20610 Stevens Creek Blvd	Contacted the store manager, Jenny LeFebvre, about the issue and advised her the area needed to be cleaned up and put trash and cardboard in the correct dumpsters and to keep area cleaned. Provided public education. Revisited and resolved next day 1-26-10	Yes	Verbal Notice	Commercial
46	1/25/10	Yes	Hong Fu	20588 Stevens Creek Blvd	Contacted the owner about issue and advised him that all of the boxes needed to go in the cardbaord dumpster, 5 gal cans in the dumpster, and plastic containers in the toter. Provided public education. Revisited and resolved same day 1-25-10.	Yes	Verbal Notice	Food Facilities
47	1/25/10	Yes	Aaron Brothers	20600 Stevens Creek Blvd	Contacted the store manager and advised him that all the trash and plastic bags needed to be cleaned up and put in the correct dumpsters and keep area clean. Provided public education. Revisited and resolved same day 1-25-10.	Yes	Verbal Notice	Commercial
48	1/26/10	Yes	Cupertino Auto Service	11025 N. De Anza Blvd.	Contacted the manager about the issue and advised him to clean all the trash and bags and put them in the dumpster and keep it clean at all times. Provided public education. Revisited and resolved next day 1-27-10.	Yes	Verbal Notice	Automotive Facilities
49	1/27/10	Yes	I Restaurant	20007 Stevens Creek Blvd	Contacted the manager about the issue and advised him that all the cardboard needed to be cleaned up and put in the cardboard dumpster and to keep area clean at all times. Provided public education. Revisited and resolved same day 1-27-10.	Yes	Verbal Notice	Food Facilities
50	1/27/10	Yes	Starbucks Coffee Company	11111 C Wolfe Rd	Contacted store manager and advised her that the box of binders and cup holders need to go in the correct dumpsters and to keep area clean. Provided public education. Revisited and resolved same day 1-27-10.	Yes	Verbal Notice	Food Facilities
51	1/28/10	Yes	Café Torre	20343 Stevens Creek Blvd	Contacted Café Torre owner and Carla Wilkey Property Manager about the issue and advised them it needed to be cleaned up. Revisited and resolved next day 1-29-10.	Yes	Verbal Notice	Food Facilities
52	2/1/10	Yes	Cupertino Square	10123 N. Wolfe Rd, Suite 2030	Contacted one of the workers about the issue and advised that the oil and grease needed to be cleaned up and to put the carboard in the correct dumpster. Provided public education. Revisited and resolved same day 2-1-10.	Yes	Verbal Notice	Food Facilities

CUPERTINO
C.4.c.iii.(1)-Facility Inspections: Summary of IND Inspections
7/1/09-6/30/10

	Date	Resolved	Facility Name	Address	Inspector Notes	Violation Observed	Enforcement Action	Facility Type
53	2/17/10	Yes	Hong Fu	20588 Stevens Creek Blvd	Contacted owner about the issue and advised him all the cardboard needed to be cleaned up and put in the cardboard dumpster and to keep the area clean. Provided public education. Revisited and resolved same day 2-17-10.	Yes	Verbal Notice	Food Facilities
54	2/18/10	Yes	Pier 1 Imports, Store #374	20610 Stevens Creek Blvd	Contacted store manager, Jenny LeFebvre, and advised her to clean up all bags and trash an put it in dumpster and to keep area clean at all times. Provided public education. Revisited and dresolved next day 2-19-10.	Yes	Verbal Notice	Commercial
55	2/23/10	Yes	Pier 1 Imports, Store #374	20610 Stevens Creek Blvd	Contacted the store manager, Jenny LeFebvre, about the issue and advised her to clean up all the plastic bags and carboard and put them in the correct dumpster. Provided public education. Revisited and resolved next day 2-24-10.	Yes	Verbal Notice	Commercial
56	2/23/10	Yes	Hong Fu	20588 Stevens Creek Blvd	Contacted the manager about the issue and advised him it needed to be cleaned up and put the cardboard in the cardboard dumpster and to keep area clean at all times. Revisited and resolved next day 2-24-10.	Yes	Verbal Notice	Food Facilities
57	2/25/10	Yes	Walgreens #4416	20011 Bollinger Rd	Contacted the store manager, Edward McMurry, about the issue and advised him to clean everything up and put trash in the dumpsters and to keep area clean. Provided public education. Revisited and resolved same day 2-25-10.	Yes	Verbal Notice	Commercial
58	3/3/10	Yes	Chuck E. Cheese's	19805 Stevens Creek Blvd	Contacted the manager about the issue and advised her that all the plastic bags of trash and cardboard needed to go in the correct dumpsters. Provided public education. Revisited and resolved next day 3-4-10.	Yes	Verbal Notice	Food Facilities
59	3/8/10	Yes	Cupertino Square	10123 N. Wolfe Rd, Suite 2030	Contacted Michael Gonzales about the issue and advised him to put cardboard in the cardboard dumpster and clean up all oil and grease. Provided public education. Revisited and resolved same day 3-8-10.	Yes	Verbal Notice	Food Facilities
60	3/9/10	Yes	T.J. Maxx	20650 Homestead Rd	Contacted the store manager, Glia Bevavidez, about the issue and advised her that all plastic bags and carboard needed to go in the correct dumpster. Provided public education. Revisited and resolved next day 3-10-10.	Yes	Verbal Notice	Commercial

CUPERTINO
C.4.c.iii.(1)-Facility Inspections: Summary of IND Inspections
7/1/09-6/30/10

	Date	Resolved	Facility Name	Address	Inspector Notes	Violation Observed	Enforcement Action	Facility Type
61	3/12/10	Yes	T.J. Maxx	20650 Homestead Rd	Contacted the store manager and advised her about the issue and that the area needed to be cleaned up and the plastic bags and trash needed to go in the dumpster and to keep the area clean. Provided public education. Revisited/resolved same day 3-12-10.	Yes	Verbal Notice	Commercial
62	3/22/10	Yes	P.W. Market	20620 Homestead Rd	Contacted the store manager and advised him that it needed to be cleaned up and keep the discharge from going to storm drain. Provided public education, stormwater pollution prevention and watershed protection info. Revisited and resolved same day 3-22-10	Yes	Verbal Notice	Food Facilities
63	3/29/10	Yes	Cupertino Square	10123 N. Wolfe Rd, Suite 2030	One of the workers came to clean up the area and I told him to put the cardboard in the cardboard dumpster and to clean up the oil and grease and the enclosure area needed to be clean at all times. Provided public education. Revisited/resolved 3-29-10.	Yes	Verbal Notice	Food Facilities
64	3/29/10	Yes	Alexander's Steakhouse	10330 N. Wolfe Rd	Contacted Cynthia Staehnke, Office Assistant, told her all oil and trash needed to be cleaned up. Provided public education. Revisited and resolved same day 3-29-10.	Yes	Verbal Notice	Food Facilities
65	3/29/10	Yes	T.J. Maxx	20650 Homestead Rd	Contacted the store manager and advised that all cardboard and plastic bags needed to be cleaned up and put in correct dumpsters and to keep area clean. Provided public education. Revisited and resolved next day 3-30-10.	Yes	Verbal Notice	Commercial
66	4/26/10	Yes	Goodyear	10931 N De Anza Blvd		No	No Action	Automotive
67	4/27/10	Yes	PW Market	20620 Homestead Rd		No	No Action	Food Service
68	4/28/10	Yes	Marine Food	10122 Stevens Creek Blvd		No	No Action	Food Service
69	4/29/10	Yes	Pizza Hut	20770 Stevens Creek Blvd		No	No Action	Food Service
70	5/3/10	Yes	Cupertino Auto Tech	10073 Imperial Ave		No	No Action	Automotive

CUPERTINO
C.4.c.iii.(1)-Facility Inspections: Summary of IND Inspections
7/1/09-6/30/10

	Date	Resolved	Facility Name	Address	Inspector Notes	Violation Observed	Enforcement Action	Facility Type
71	5/3/10	Yes	Marie Callender's	20750 Stevens Creek Blvd		No	No Action	Food Service
72	5/4/10	Yes	Acadia Veterinary Clinc	10012 Foothill Blvd	Drains need to be cleaned. Returned 5-6-10 drain were clean.	Yes	Level 1	Veterinarian
73	5/4/10	Yes	Taco Bell	10710 N De Anza Blvd		No	No Action	Food Service
74	5/5/10	Yes	Cupertino Service	10280 Imperial Ave.		No	No Action	Automotive
75	5/5/10	Yes	Clarks Auto Parts	10270 Imperial Ave		No	No Action	Automotive
76	5/5/10	Yes	Jiffy lube	19480 Stevens Creek	Needed secondary containment for oil storage in outdoor storage unit. Returned 5-20-2010 drains were cleaned and oil was contained.	Yes	Level 1	Automotive
77	5/5/10	Yes	Miyake Sushi	10650 S De Anza Blvd		No	No Action	Food Service
78	5/6/10	Yes	Dry Clean Pro	20379 Stevens Creek		No	No Action	Dry Cleaners
79	5/6/10	Yes	International Auto Service	10221 Imperial Ave		No	No Action	Auto Repair
80	5/6/10	Yes	Valero	10002 N. De Anza		No	No Action	Gas Station/ Carwash
81	5/6/10	Yes	DeAnza Auto Center	10151 Imperial Ave.		No	No Action	Automotive
82	5/6/10	Yes	Pacific Rim Park Shopping Center	10787 S Blaney Ave		No	No Action	Other - Commercial Areas
83	5/7/10	Yes	Armadillo Willy's	10100 N De Anza Blvd		No	No Action	Food Service
84	5/10/10	Yes	McDonald's	10990 N Stelling Rd		No	No Action	Food Service
85	5/11/10	Yes	I Restaurant	20007 Stevens Creek Blvd		No	No Action	Food Service

CUPERTINO
C.4.c.iii.(1)-Facility Inspections: Summary of IND Inspections
7/1/09-6/30/10

	Date	Resolved	Facility Name	Address	Inspector Notes	Violation Observed	Enforcement Action	Facility Type
86	5/11/10	Yes	Imperial Automotive	10261 Imperial Ave	All OK except need used battery containment. Correction written.5-25 followup, battery containment containers on site.	Yes	Level 1	Automotive
87	5/11/10	Yes	Songco's Shell	19990 St. Creek Blvd.		No	No Action	Automotive
88	5/11/10	Yes	Valco 76	19550 St. Creek		No	No Action	Automotive
89	5/12/10	Yes	Valero	1699 S. DeAnza Blvd	Clean trash from storm drain south of building. Clean on 5/20/2010	Yes	Level 1	Automotive
90	5/12/10	Yes	M & M Food Market	10021 S Blaney Ave		No	No Action	Food Service
91	5/12/10	Yes	Cupertino Auto Repair	22510 St. Creek Blvd.		No	No Action	Automotive
92	5/12/10	Yes	Cupertino Union 76	21530 St. Creek Blvd.		No	No Action	Automotive
93	5/12/10	Yes	Union 76	20755 St. Creek Blvd.		No	No Action	Automotive
94	5/13/10	Yes	Shan Restaurant	20030 Stevens Creek Blvd		No	No Action	Food Service
95	5/14/10	Yes	European Auto Performance	10550 S. DeAnza Blvd		No	No Action	Automotive
96	5/14/10	Yes	Homestead 76	21855 Homestead Rd.	Clean up trash west and north of bldg. Cleaned up 5/24/2010.	Yes	Level 1	Automotive
97	5/17/10	Yes	Chili's	20060 Stevens Creek Blvd		No	No Action	Food Service
98	5/18/10	Yes	St. Joseph Place Shopping Center	20343 Stevens Creek Blvd		No	No Action	Other - Commercial Areas
99	5/19/10	Yes	Bottegas Shopping Center	20735 Stevens Creek Blvd		No	No Action	Other - Commercial Areas

CUPERTINO
C.4.c.iii.(1)-Facility Inspections: Summary of IND Inspections
7/1/09-6/30/10

	Date	Resolved	Facility Name	Address	Inspector Notes	Violation Observed	Enforcement Action	Facility Type
100	5/20/10	Yes	AAA Auto Repair	10121 N. Foothill Blvd		No	No Action	Automotive
101	5/20/10	Yes	Sierra Cleaners	10151 S. De Anza		No	No Action	Dry Cleaners
102	5/20/10	Yes	Scotty's Cleaners	10620 S. De Anza		No	No Action	Dry Cleaners
103	5/20/10	Yes	McClellan Square Cleaners	10477 S. De Anza		No	No Action	Dry Cleaners
104	5/20/10	Yes	Vivi's Restaurant	21731 Stevens Creek Blvd		No	No Action	Food Service
105	5/21/10	Yes	Arco Foothill Service Station	10121 N Foothill Blvd		No	No Action	Automotive
106	5/21/10	Yes	One Hour Cleaners	10045 East Estates Dr.		No	No Action	Dry Cleaners
107	5/21/10	Yes	Jamba Juice	21265 Stevens Creek Blvd, Suite 2001		No	No Action	Food Service
108	5/24/10	Yes	99 Ranch Market	10983 N Wolfe Rd		No	No Action	Food Service
109	5/25/10	Yes	The Duke of Edinburgh	10801 N Wolfe Rd		No	No Action	Food Service
110	5/26/10	Yes	J & J Hawiian Barbeque	20950 Stevens Creek Blvd		No	No Action	Food Service
111	5/26/10	Yes	Sears Auto Repair	10101 N. Wolfe Rd		No	No Action	Automotive
112	5/27/10	Yes	Fontana's Italian Restaurant	20840 Stevens Creek Blvd		No	No Action	Food Service
113	5/31/10	Yes	Whole Foods	20955 Stevens Creek Blvd		No	No Action	Food Service
114	6/1/10	Yes	Donut Wheel	10250 N De Anza Blvd		No	No Action	Food Service

CUPERTINO
C.4.c.iii.(1)-Facility Inspections: Summary of IND Inspections
7/1/09-6/30/10

	Date	Resolved	Facility Name	Address	Inspector Notes	Violation Observed	Enforcement Action	Facility Type
115	6/2/10	Yes	Homestead Shopping Center	20916 Homestead Rd		No	No Action	Other - Commercial Areas
116	6/3/10	Yes	BJ's Restaurant	10690 N De Anza Blvd		No	No Action	Food Service
117	6/4/10	Yes	Pebbles Deli Café	10235 De Anza Blvd		No	No Action	Food Service
118	6/7/10	Yes	Lucky	10425 S De Anza Blvd		No	No Action	Food Service
119	6/8/10	Yes	Chevron	10023 S De Anza Blvd	Oil cans, trash within enclosure. Cleaned upon request on 6-8-10.	Yes	Level 1	Automotive
120	6/9/10	Yes	Chipotle Mexican Grill	10385 S De Anza Blvd	Air conditioning draining to street. Rerouted air conditioning drainage to landscaping and cleaned enclosure area.	Yes	Level 1	Food Service
121	6/10/10	Yes	KFC	10520 N De Anza Blvd		No	No Action	Food Service
122	6/14/10	Yes	Pacific Rim Park Shopping Center	10787 S Blaney Ave		No	No Action	Other - Commercial Areas
123	6/15/10	Yes	Shell	19990 Stevens Creek Blvd		No	No Action	Automotive
124	6/16/10	Yes	Arya Global Cuisine	19930 Stevens Creek Blvd		No	No Action	Food Service
125	6/17/10	Yes	Kitsho Sushi	19541 Richwood Drive		No	No Action	Food Service
126	6/18/10	Yes	Rice Cafe	10074 East Estates		No	No Action	Food Service

CUPERTINO GREEN
Program

FY 09 - 10 Annual Report

Section 5

Provision C.5 Illicit Discharge Detection and Elimination

Section 5 – Provision C.5 Illicit Discharge Detection and Elimination

C.5.a.ii ► Legal Authority

(For FY 09-10 Annual Report only) Do you have adequate legal authority to prohibit and control illicit discharges and escalate stricter enforcement to achieve expedient compliance?	X	Yes		No

Cupertino has adequate legal authority to prohibit and control illicit discharges and provide escalating enforcement. In addition, in FY 09-10 Cupertino, with the assistance of its stormwater consultant, began rewriting its stormwater ordinance, Chapter 9.18, to align it with the MRP. The revised ordinance is expected to be completed and adopted during the winter of FY 10-11.

C.5.b.ii.(4) ► Enforcement Response Plan

(For FY 09-10 Annual Report only) Have you developed and implemented an Enforcement Response Plan by April 1, 2010?	X	Yes		No

Program Highlights

Cupertino made maps of the MS4 available to the public at the Planning/Building Department Counter at City Hall by June, 2010. In FY 10-11, the maps of the MS4 will be made available to the public via the City's website and advertised in the City's newsletter, the Cupertino Scene. The Env. Prgrm. Mgr. and staff regularly attended the IND/IDDE Ad Hoc Task Group and hosted many of the meetings in Cupertino. Staff regularly reviewed and commented on AHTG products. Staff has met with the City's IDDE inspector on an approximately weekly basis since April 1, 2010 to evaluate the changes to investigation and enforcement response procedures that began with ERP implementation on April 1, 2010. Additionally, staff held several trainings with DEH to ensure that DEH inspectors are adequately reporting all violations involving urban runoff to the City. In FY 10-11 updated maps and current off-hours contacts will be provided to DEH inspectors in order to ensure adequate response and follow-up investigations.

As of April 1, 2010, staff stopped using the SCVURPPP Access database for recording IDDE violations and began entering data in the new Excel IDDE tracking database developed by SCVURPPP in FY 09-10 to facilitate tracking MRP required data. This new format facilitates the prioritization of facilities for inspection, timeframes for follow-up investigations, and identifies repeat violators in order to utilize appropriate escalating enforcement at facilities where violations continue to occur.

Please see the C.5 Illicit Discharge Detection and Elimination section of the Program's FY 09-10 Annual Report for description of activities of the IND/IDDE AHTG.

C.5.c.iii ►Complaint and Spill Response Phone Number and Spill Contact List

List below or attach your complaint and spill response phone number and spill contact list.

Contact	Description	Phone Number
Santa Clara County Fire Department	Hazardous and/or unknown substance response and/or discharge to storm drain	911
Public Works Department	Inspectors respond to hazardous and non-hazardous spills as needed.	408-777-3269; 408-777-3354

Code Enforcement	Code Enforcement officers respond to spills as needed to aid in controlling scene and/or providing enforcement.	408-777-3182
County Communications Dispatch	After-hours contact to notify County Fire, on-call Public Works personnel and/or Code Enforcement officers, depending on the incident type.	408-299-2507

C.5.d.iii ►Evaluation of Mobile Business Program

Describe implementation of minimum standards and BMPs for mobile businesses and your enforcement strategy. This may include participation in the BASMAA Mobile Surface Cleaners regional program or local activities.

The City's IDDE Inspector is trained on the BMPs for mobile businesses developed by the BASMAA Mobile Surface Cleaners regional program. If a mobile business is found in violation of the City's stormwater code, the Inspector would require immediate resolution, whenever possible, and would track the enforcement proceedings as outlined in the City's IDDE ERP. There were no reported or discovered violations by mobile businesses in FY 09-10.

Please see the C.5 Illicit Discharge Detection and Elimination section of Program's FY 09-10 Annual Report for a description of efforts by the IND/IDDE AHTG to address mobile businesses.

C.5.e.iii ►Evaluation of Collection System Screening Program

Provide a summary or attach a summary of your collection screening program, a summary of problems found during collection system screening and any changes to the screening program this FY.

In FY 09-10, the City's IDDE Inspector, who has worked on storm drain maintenance for the City, strategically selected eleven (11) storm drain system check points in Cupertino after consulting the storm drain map and surveying potential check points. These eleven check points were selected because they receive storm water flows from commercial or industrial areas or other areas with a high potential for illicit discharges or debris and litter. These check points, which include several end of pipe outfalls, will be inspected by the IDDE Inspector at least annually in dry weather during FY 10-11 and annually for the duration of the MRP.

Please see the C.5 Illicit Discharge Detection and Elimination section of Program's FY 09-10 Annual Report for description of activities of the IND/IDDE AHTG to develop collection system screening program guidance.

C.5.f.iii.(1), (2), (3) ►Spill and Discharge Complaint Tracking

Spill and Discharge Complaint Tracking (fill out the following table or include an attachment of the following information).
These numbers represent all violations for FY 09-10. However, data were only tracked in the in a manner consistent with MRP requirements after April 1, 2010 when the SCVURPPP-developed Excel IDDE tracking database was adopted by Cupertino. Prior to April 1st, the SCVURPP standardized Access database was used to track IDDE violations. The Excel database will be used to track all incidents in FY 10-11. See Appendix 5-1 for the IDDE Detailed Inspection Reporting Table for FY 09-10.

	Number	Percentage
Discharges reported (C.5.f.iii.(1))	61	
Discharges reaching storm drains and/or receiving waters (C.5.f.iii.(2))	21	35%
Discharges resolved in a timely manner (C.5.f.iii.(3))	61	100%

C.5.f.iii.(4) ►Summary of major types of discharges and complaints

Provide a narrative or attach a table and/or graph.

The three main types of IDDE discharges and complaints in Cupertino are improperly stored construction debris such as rock, dirt, and concrete in streets and gutters; dumping of non-hazardous materials such as cardboard, trash, and food waste outside of food facilities; and food facility oil and grease discharges. Improperly stored construction material has resulted in discharges to the storm drains when the site is being washed, materials have been stored directly on or adjacent to storm drains, or a rain event occurs. All violations of this nature were resolved the same day of discovery by the IDDE Inspector who required immediate removal of debris and BMPs to be put in place. Only one non-hazardous dumping violation resulted in trash, in the form of shredded paper, entering a storm drain. All housekeeping and improper dumping of trash, cardboard, and food wastes in FY 09-10 were resolved by the IDDE Inspector within 48 hours. No oil and grease discharges from food facilities resulted in a discharge to a storm drain. These incidents involved leaking or uncovered tallow bins or poor housekeeping that had oil and grease present, which threatened, but did not reach the storm drain system.

The table below shows the major types of IDDE discharges and complaints from April 1, 2010 to the end of FY 09-10, using the SCVURPPP-developed Excel IDDE tracking database. Prior to April 1st, Cupertino used the SCVURPPP standardized Access Database that had similar incident type categories but was not recorded in a manner consistent with the 2009 MRP requirements. In the bar graph below all actual and potential discharge violation types are summarized for the entire 09-10 FY.

Types of discharges and complaints from 4-1-10 through 6-30-10	Number	Percentage
Tracking soil	3	12%
Landscape material dumping	1	4%
Un-hardened cement discharge	1	4%
Dumpster discharge	1	4%
Pools/Spas/Fountains discharge	1	4%
Abandoned drums discharge	1	4%
Dumping - hazardous	1	4%
Dumping – non-hazardous	10	40%
Food Facility Oil & grease discharge	3	12%
Allowable discharge	3	12%
Totals	**25**	**100%**

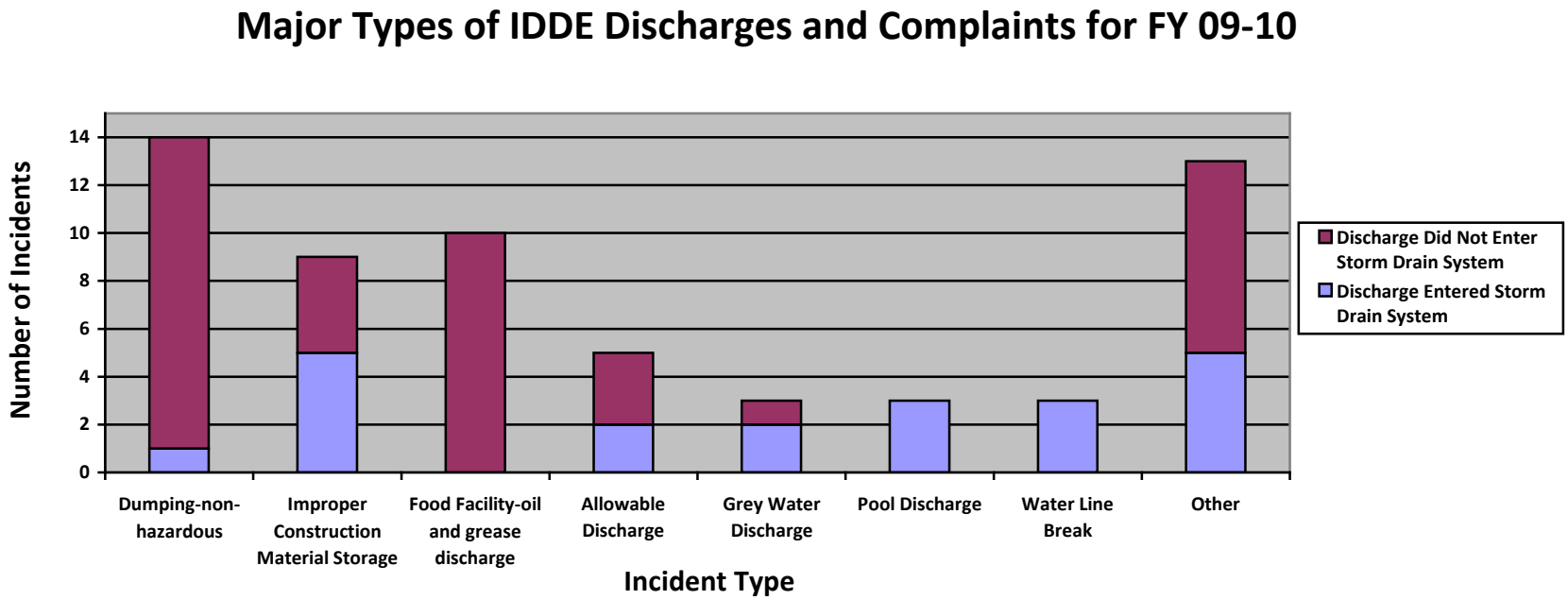

*Other includes:
Discharge entered Storm Drain: 2 Sanitary Spills, 1 Unhardened Cement Discharge, 1 Dumpster Discharge; 1 Accidental Spill (milk)
No Discharge to Storm Drain: 2 Surface Cleaning Discharge, 1 Dumpster Discharge, 1 Vehicle Washing, 2 Tracking Soil, 1 Landscape Material Dumping, 1 Dumping-hazardous (paint cans)

CUPERTINO GREEN
Program

Appendix 5-1

IDDE Inspection Reporting Table

CUPERTINO
Summary of IDDE Inspections
7/1/09 to 6/30/10

	Date	Facility Name	Resolved	Address	Incident Report Source	Incident Type	Incident Source	Enforcement Action	Notes Pertaining to Incident
1	7/6/09	Residential	Yes	10651 Merriman Rd	Illicit discharge inspectors	Other-construction debris, dirt, trash	Residential; Construction Site	Verbal Notice	Contacted construction owner Rodoif Crisanto. Advised him all the construction debris, dirt and gutter and storm drain need to be cleaned. Provided public education and stormwater pollution prevention and watershed protection information. Resolved 7/7/09
2	7/8/09	Residential	Yes	10417 Anson Ave	Illicit discharge inspectors	Pools/Spas/Fountains discharge	Residential	Verbal Notice	Contacted Alizama Niheis, president of the company. Advised him to stop immediately and provided public education and stormwater pollution prevention and watershed protection information. Resolved same day 7/8/09.
3	7/14/09	Cupertino Square	Yes	10123 North Wolfe Rd Suite 2030	Illicit discharge inspectors	Food Facility Oil & grease discharge	Commercial	Verbal Notice	Contacted Tony Nguyen, Director of Public Safety, to come to the spill by truck court. Advised him that it needed to be cleaned up immediately. Provided public education, stormwater pollution prevention and watershed protection info. Resolved 7/14/09.
4	7/20/09	Residential	Yes	10417 Anson Ave	Interdepartmental	Other-dirt pile in street and gutter	Residential	Verbal Notice	Contacted president of the Alis company and advised Alis about the issue that he can not pile dirt on the street and gutter and to clean it up immediately. Provided public education. Revisited and resolved incident same day 7/20/09.
5	7/27/09	Pho Minh Restaurant	Yes	10118 Bandley Dr	Illicit discharge inspectors	Food Facility Oil & grease discharge	Food Facilities	Verbal Notice	Spoke with the manager about the issue and advised her to clean up the oil and grease with absorbent and to put the trash in the dumpster. Provided public education. Revisited and resolved next day 7/28/09.
6	7/27/09	P.W. Market	Yes	20620 Homestead Rd	Illicit discharge inspectors	Food Facility Oil & grease discharge	Food Facilities	Verbal Notice	Contacted the store manager about the issue and advised him to put absorbent on the oil and grease and clean all of the area and repair the leaking compactor. Provided public education. Revisited and resolved same day 7/27/09.
7	8/6/09	Residential	Yes	45863 Stelling and Rainbow	Citizen Complaints	Sanitary spill or leak	Residential	No Action-incident resolved	On arrival, Roger Santos, George Santos, and Tony Soares were protecting the storm drain with protector mats to keep overflow from entering storm drain. Roto Rooter and Able Construction cleaned up the street, gutter, and storm drain. Resolved 8/6/09.
8	8/6/09	Residential	Yes	10249 S. Portal Ave	Interdepartmental	Vehicle washing	Residential	Verbal Notice	Spoke with truck driver. Advised him that he can not wash the truck out in the street and JJR Construction must clean up the street and gutter. Provided public education, stormwater pollution prevention and watershed protection info. Resolved 8/6/09.

CUPERTINO
Summary of IDDE Inspections
7/1/09 to 6/30/10

	Date	Facility Name	Resolved	Address	Incident Report Source	Incident Type	Incident Source	Enforcement Action	Notes Pertaining to Incident
9	8/27/09	Kumud Groceries	Yes	10255 S. De Anza Blvd	Illicit discharge inspectors	Dumping – non-hazardous	Food Facilities	Verbal Notice	Contacted owner and advised him that all the trash, cardboard, and vegetable bags needed to be cleaned up and put in dumpsters and put pallets away. Provided public education. Revisited and resolved next day 8/28/09.
10	8/28/09	Oakmont Produce Market	Yes	19944 Homestead Rd	Illicit discharge inspectors	Dumping – non-hazardous	Food Facilities	Verbal Notice	Contacted the owner, Judy Bates, and advised her that all the vegetables, trash, and cardboard needed to be cleaned up and put in the dumpsters and to keep the parking lot clean. Provided public education. Revisited and resolved same day 08/27/09.
11	9/16/09	Oakmont Produce Market	Yes	19944 Homestead Rd	Illicit discharge inspectors	Dumping – non-hazardous	Food Facilities	Verbal Notice	Contacted store manager, Judy Bates, advised her to cleanup all the produce and put it in the dumpster and to keep the area clean. Provided public education. Revisited and resolved same day 9/16/09.
12	9/16/09	Gochi Japanese Fusion Tapas	Yes	19980 Homestead Rd	Other agency	Other-mop water	Food Facilities	Verbal Notice	Contacted the restaurant owner and property owner and advised them they cannot discharge mop water out the backdoor and that they should pour it into a sink or toilet and asked them to clean it up. Provided public education. Resolved same day 9/16/09.
13	9/23/09	Family Denistry	Yes	10090 Pasadena Ave,	Other agency	Dumping – non-hazardous	Commercial	Verbal Notice	Contacted John H. Brown, D.D.S. about the issue and advised him to put shredded paper in plastic bags and into the dumpster and he said he would. Provided public education. Revisited and resolved same day 9/23/09.
14	9/23/09	Yoshinoya Restaurants	Yes	19825 Stevens Creek Blvd	Illicit discharge inspectors	Water line breaks	Food Facilities	Verbal Notice	Contacted owner and advised him to cleanup all the sidewalk and gutter and all the mud. Told him he cannot pump water and mud to the stormdrain and to clean the stormdrain, and he did. Provided public education. Revisited and resolved same day 9/23/09
15	9/24/09	Pho Minh	Yes	10118 Bandley Dr.	Illicit discharge inspectors	Food Facility Oil & grease discharge	Food Facilities	Verbal Notice	Contacted store manager and advised him to clean up all the oil and grease on the ground and the containers. Provided public education. Revisited and resolved same day 9/24/09.
16	9/28/09	The Oaks	Yes	21269 Stevens Creek Blvd	Illicit discharge inspectors	Dumping – non-hazardous	Food Facilities	Verbal Notice	Contacted Henry Laiheis, property manager, advised him to cleanup all the cardboard and trash and put them in the correct dumpsters. Provided public education. Revisited and resolved same day 9/28/09.

CUPERTINO
Summary of IDDE Inspections
7/1/09 to 6/30/10

	Date	Facility Name	Resolved	Address	Incident Report Source	Incident Type	Incident Source	Enforcement Action	Notes Pertaining to Incident
17	10/28/09	Gamba Karaoke	Yes	19990 Homestead Rd	Other agency-City of San Jose	Grey water discharge	Commercial	Verbal Notice	Contacted Hitoshi Gotani, owner, advised him not to discharge mop water from back door because it goes to the storm drain. Advised him to put it in the sink or toilet. Provided pueducation. Revisited and resolved 10/28/09.
18	10/30/09	Cupertino Square	Yes	10123 N. Wolfe Rd	Other agency	Food Facility Oil & grease discharge	Food Facilities	Verbal Notice	Contacted Michael Gonzales about issue, advised him to cleanup area and steam clean all oil and grease and to put the bottles in the correct toter. Contacted property manager also about issue. Provided public education. Stayed until resolved on 10/30/09
19	11/17/09	Residential Community	Yes	22366 Rancho Deep Cliff	Citizen Complaints	Pools/Spas/Fountains discharge	Residential	Verbal Notice	Contacted Lyle Peddicord, Property Mgmnt, about issue. Told him they cannot discharge pool water to storm drain, they should discharge to sanitary sewer cleanout, with permission from Cupertino Sanitary District. Provided pub. education. Resolved 11/17/09
20	11/18/09	Alexander's Steak House	Yes	10330 N. Wolfe Road	Illicit discharge inspectors	Food Facility Oil & grease discharge	Food Facilities	Verbal Notice	Inspector contacted Cynthia Staehnke, HR & Office Generalist about the discharge, and asked for the discharge to be cleaned up. Also asked for a secondary containment for the 55 gallon tallow container. Provided Public Education & Stormwater Pollution Pollution Prevention info.
21	11/24/09	Residential	Yes	10175 Byrne Ave	Citizen Complaints	Water line breaks	Residential	Verbal Notice	Inspector contacted San Jose Water Company to repair the waterline and provided Public Education Pollution Prevention & Stormwater Watershed Prevention outreach info. Revisted site later in the day on 11/24/09. Resolved.
22	11/24/09	Residential	Yes	10517 Rampert Ave	Citizen Complaints	Other: Excessive lawn over watering	Residential	Verbal Notice	Contacted resident about the over watering and asked to check the sprinklers and timer for less frequent operations to reduce water usage and water running onto sidewalk. Provide PPSPWP outreach material. Revisted site the next day 11/25/09.
23	11/24/09	Yamagamis Nursery	Yes	1361 South De Anza Blvd.	Citizen Complaints	Other: discharge of muddy water	Commercial	Verbal Notice	Inspector contacted Preston Oka, president of the Nerusey and advised him to clean out and unplug the stormdrain. Provided Public Education and Stormwater Pollution Prevention and Watershed Protection outreach material. Revisted site the next day 11/25/09.

CUPERTINO
Summary of IDDE Inspections
7/1/09 to 6/30/10

	Date	Facility Name	Resolved	Address	Incident Report Source	Incident Type	Incident Source	Enforcement Action	Notes Pertaining to Incident
24	12/2/09	Residential	Yes	10663 Santa Lucia Road	Citizen Complaints	Surface cleaning discharge	Residential	Verbal Notice	Inspector contacted the home owner and advised that he was not allowed wash the chemicals (muraticc acid thiner & turperntine) into the stormdrain. Asked that the gutter and street be cleaned up. Provided Public Outreach info. Inspector stayed onsite until resolved.
25	12/3/09	Walgreens #4416	Yes	20011 Bollinger Road	Illicit discharge inspectors (Non routine)	Dumping – non-hazardous	Commercial	Verbal Notice	Inspector contacted the Store Manager and advised him to clean up the cardboard and trash and place in the cardboard in the dumpster and trash in the compactor. Provided Public Education and Outreach information. Revisted and resolved next day.
26	12/19/09	Residential	Yes	949 Brookgrove Lane	Citizen Complaints	Complaint not found	Residential	No Action	No incident found 12/19/09. Site revisited 12/23/09 and no incident observed again. Some standing water was in the street 5 houses down from site of original complaint. Water appeared clean and nothing unusual was observed.
27	1/4/10	Residential Area	Yes	22034 Pharlop Drive	Other agency	Water line breaks	Residential	Verbal Notice	Contacted San Jose Water Crew leaderand advised to clean up the mud & sediments out of the stormdrain, and to put more gravel and bags to capture the sediment and mud discharging into stormdrain. Provided Public Education & Stormwater Pollution Prevention
28	1/21/10	Cupertino Bakery	Yes	10251 S De Anza Blvd	Citizen Complaints	Accidental spills	Food Facilities	Verbal Notice	Contacted store manager and advised him to cleanup all milk on the ground and storm drain. Provided public ed and stormwater pollution prevention and watershed protection outreach. Revisited and resolved same day 1-21-10.
29	1/28/10	Residential	Yes	21702 Lindy Ln	Citizen Complaints	Dumping – non-hazardous	Residential	Verbal Notice	Contacted owner, Phillip Bjurman, about issue. Advised him to clean up all mud in the street and provide drain inlet and catch basin protection. Provided public ed, stormwater and watershed protection info. Resolved 1-28-10.
30	2/1/10	Residential	Yes	10866 Linda Vista	Citizen Complaints	Dumping – non-hazardous	Residential	Verbal Notice	Contacted the owner and advised him to clean all the dirt off the street and gutter and not to do it again. Provided public education. Stop work order issued by Building Dept.(BG) on 2-1-10. Remained at site until resolved 2-1-10.
31	2/8/10	Think Tank Learning	Yes	10650 Bubb Rd	Citizen Complaints	Sanitary spill or leak	Other/unknown	Verbal Notice	Contacted Cupertino Sanitary District about the issue and they called Able to clean up the gutter, driveway, storm drain, and the line. Provided public education, stormwater pollution prevention and watershed protection info.

CUPERTINO
Summary of IDDE Inspections
7/1/09 to 6/30/10

	Date	Facility Name	Resolved	Address	Incident Report Source	Incident Type	Incident Source	Enforcement Action	Notes Pertaining to Incident
32	2/9/10	Tin Tin Oriental Super Market	Yes	10881 S. Blaney Ave	Illicit discharge inspectors	Dumping – non-hazardous	Food Facilities	Verbal Notice	Contacted the owner immediately and advised him to clean everything up and put it in the compactor and to keep the area clean at all times. Provided public education. Stayed on site until everything was cleaned up-resolved 2-9-10.
33	2/17/10	The Oaks	Yes	21269 Stevens Creek Blvd	Illicit discharge inspectors	Food Facility Oil & grease discharge	Food Facilities	Verbal Notice	Contacted owner, Sawn Taheri, about the issue and advised him to clean up the cardboard, containers of oil, and the grease on top of the 55 gallon drum. Provided public education. Revisited and resolved same day 2-17-10.
34	2/24/10	Construction Site	Yes	21071 Grenola Dr.	Interdepartmental	Dumping – non-hazardous	Construction Sites	Verbal Notice	Contacted Scott Tavares, General Partner, and advised him to clean up all the mud in the street, gutter, and strom drain and he did. Provided public education, stormwater pollution prevention and watershed protection info. Revisited and resolved 2-24-10.
35	3/15/10	Residential	Yes	1508 Aster Ct.	Citizen Complaints	Pools/Spas/Fountains discharge	Residential	Verbal Notice	Contacted the contractor, Deen Root, advised him that he cannot discharge pool water into the storm drain, and that he can discharge into the sewer cleanout, with permission. Provided public education. Asked to stop immediately. Resolved 3-15-10.
36	3/18/10	Residential	Yes	6073 Bollinger Rd	Interdepartmental	Landscape material dumping	Residential	Verbal Notice	Contacted the contractor and advised him to clean up all the dirt from the gutter immediately and told him he cannot put dirt in the steet or gutter. Provided public education. Revisited and resolved same day 3-18-10.

The data above was recorded in the SCVURPPP standardized Access database prior to April 1, 2010. After April 1st, the SCVURPPP developed Excel IDDE Tracking Database was adopted by Cupertino to track data in a manner consistent with the MRP requirements. The data below is also available in its complete form in Cupertino's Excel IDDE Tracking Database.

	Date	Facility Name	Resolved	Address	Incident Report Source	Incident Type	Incident Source	Enforcement Action	Notes Pertaining to Incident
37	4/7/10	Coach House Wine & Spirits	Yes	1655 S De Anza Blvd	Illicit discharge inspectors	Dumping – non-hazardous	Food Facilities	Level 1-Verbal Warning	Cardboard boxes piled in front right, outside of store.
38	4/9/10	99 Ranch Market	Yes	10983 North Wolfe Rd	Illicit discharge inspectors	Food Facility Oil & grease discharge	Food Facilities	Level 1-Verbal Warning	Discharge of oil and grease from tallow bin going on ground and wall. Surface cleaning required.

CUPERTINO
Summary of IDDE Inspections
7/1/09 to 6/30/10

	Date	Facility Name	Resolved	Address	Incident Report Source	Incident Type	Incident Source	Enforcement Action	Notes Pertaining to Incident
39	4/14/10	Residential (RP: Sunstone Construction)	Yes	10387 Avienda Lane	Illicit discharge inspectors	Tracking soil	Residential	Level 1- Verbal Warning	Tracking soil on street and piling rock on the street.
40	4/19/10	Alexander's Steakhouse	Yes	10330 N Wolfe Rd	Illicit discharge inspectors	Food Facility Oil & grease discharge	Food Facilities	Level 2- Notice of Violation (NOV)	Oil and grease left on gound surrounding tallow bin and on top of tallow bin.
41	4/27/10	Residential (RP: Antoniel Quintoro)	Yes	10850 Brookwell Dr.	Illicit discharge inspectors	Tracking soil	Residential	Level 2- Notice of Violation (NOV)	Construction at residential property tracking mud on street and sidewalk.
42	4/28/10	Chinese Chruch in Christ	Yes	10455 Bandley Dr	Citizen Complaints	Allowable discharge	Other/unknown	Level 1- Verbal Warning	Overwatering lawn. Recommended cut back on water use and get a timer.
43	5/6/10	Legends-Comic & Games	Yes	10123 N Wolfe Rd, Suite 2108	Illicit discharge inspectors	Dumping – non-hazardous	Commercial	Level 2- Notice of Violation (NOV)	Improper disposal of trash on the ground.
44	5/6/10	Fresh Choice Restaurant	Yes	10123 N Wolfe Rd	Illicit discharge inspectors	Dumping – non-hazardous	Food Facilities	Level 2- Notice of Violation (NOV)	Improper disposal of trash on the ground.
45	5/6/10	Residential (RP: Middlebrook Gardens)	Yes	10980 Santa Teresa Dr.	Illicit discharge inspectors	Landscape material dumping	Residential	Level 2- Notice of Violation (NOV)	Soil, rock, sand piled in gutter and street.
46	5/10/10	Residential (RP: Naturescapes)	Yes	10169 Blaney Rd	Illicit discharge inspectors	Dumping – non-hazardous	Residential	Level 2- Notice of Violation (NOV)	Large pile of concrete and dirt in gutter and street.
47	5/10/10	Harumi Sushi	Yes	19754 Stevens Creek Blvd	Illicit discharge inspectors	Dumping – non-hazardous	Food Facilities	Level 2- Notice of Violation (NOV)	Improper disposal of trash bags and carboard.
48	5/12/10	Pier 1 Imports	Yes	20610 Stevens Creek Blvd	Illicit discharge inspectors	Dumping – non-hazardous	Commercial	Level 2- Notice of Violation (NOV)	Improper disposal of carboard and trash on the ground.

CUPERTINO
Summary of IDDE Inspections
7/1/09 to 6/30/10

	Date	Facility Name	Resolved	Address	Incident Report Source	Incident Type	Incident Source	Enforcement Action	Notes Pertaining to Incident
49	5/12/10	Aaron Brothers	Yes	20600 Stevens Creek Blvd	Illicit discharge inspectors	Dumping – non-hazardous	Commercial	Level 2-Notice of Violation (NOV)	Improper disposal of carboard, not contained within dumpster area and broken glass by the dumpster.
50	5/13/10	The Oaks	Yes	21269 Stevens Creek Blvd	Illicit discharge inspectors	Food Facility Oil & grease discharge	Food Facilities	Level 2-Notice of Violation (NOV)	Discharge of oil and grease from full 55 gal drums that need to be removed. Trash present. Secondary containment recommended.
51	6/1/10	Verde Teacafe	Yes	19620 Stevens Creek Blvd, Suite 180	Illicit discharge inspectors	Dumping – non-hazardous	Food Facilities	Level 2-Notice of Violation (NOV)	Improper disposal of cardboard by the back door.
52	6/2/10	Residential-Si Nguyen	Yes	11599 Raintree Spring Ct	Other agency	Dumping - hazardous	Residential	Level 2-Notice of Violation (NOV)	Improper disposal of paint cans, contained in toter. Referred residents to Household Hazardous Waste Program
53	6/2/10	Villa Serra (The Markham) (RP: West Builders-Dave DeJong)	Yes	20800 Homestead Rd	Illicit discharge inspectors	Tracking soil	Construction Sites	Level 2-Notice of Violation (NOV)	Stormdrain BMP inlet filter needed to be replaced and mud and sediment needed to be cleaned out of the line/SD. Instructed to protect SD from construciton debris and silt.
54	6/7/10	Residential (RP: Antuzzi Concrete Designs, Inc.)	Yes	6073 Bollinger Rd	Illicit discharge inspectors	Dumping – non-hazardous	Residential	Level 2-Notice of Violation (NOV)	Large pile of dirt and concrete in the street from construction.
55	6/8/10	PW Markets	Yes	20620 Homestead Rd	Illicit discharge inspectors	Dumpster discharge	Food Facilities	Level 2-Notice of Violation (NOV)	Compactor leaking hydraulic fluid.
56	6/8/10	Residential (RP: Lewis Pools)	Yes	10715 Blaney Rd	Illicit discharge inspectors	Pools/Spas/Fountains discharge	Residential	Level 2-Notice of Violation (NOV)	Washing discharge on sidewalk to stromdrain.
57	6/9/10	RP-Karel Wong-Property Manager	Yes	21020 Homestead Rd, Suite 2	Illicit discharge inspectors	Allowable discharge	Commercial	Level 2-Notice of Violation (NOV)	Broken sprinkler causing excess water to go into sidewalk, gutter, and storm drain.

CUPERTINO
Summary of IDDE Inspections
7/1/09 to 6/30/10

	Date	Facility Name	Resolved	Address	Incident Report Source	Incident Type	Incident Source	Enforcement Action	Notes Pertaining to Incident
58	6/15/10	Pho Minh	Yes	10118 Bandley Dr	Illicit discharge inspectors	Dumping – non-hazardous	Food Facilities	Level 2- Notice of Violation (NOV)	Excessive cardboard boxes by side of restaurant.
59	6/18/10	Residential (RP: Prins Pool Remodeling)	Yes	21530 Addington Court	Interdepartmental	Un-hardened cement discharge	Residential	Level 2- Notice of Violation (NOV)	Mixture of water and white cement powder went into street and gutter and turned them white. Substance entered SD but stopped at main. Did not enter creek.
60	6/18/10	Homestead Lanes	Yes	20990 Homstead Rd	Illicit discharge inspectors	Allowable discharge	Commercial	Level 2- Notice of Violation (NOV)	Broken sprinkler pipe causing water to enter storm drain.
61	6/23/10	Sunny View Retirement Community	Yes	22445 Cupertino Rd	Other agency	Abandoned drums discharge	Food Facilities	Level 2- Notice of Violation (NOV)	Excessive trash, 7-55 gal full oil and grease drums, 6-one gallon cans of paint.

CUPERTINO GREEN
Program

FY 09 - 10 Annual Report

Section 6

Provision C.6 Construction Site Controls

Section 6 – Provision C.6 Construction Site Controls

C.6.a.iii ► Legal Authority

(For FY 09-10 Annual Report only) Is your agency's legal authority adequate for C.6 compliance?	X	Yes		No

Chapter 9.18 of the City's Municipal Code, which covers *Stormwater Pollution Prevention and Watershed Protection*, gives the City the legal authority to enforce stormwater protection violations and to require potential violators to improve BMPs. In March 2010, the Environmental Programs Manager and the City's NPDES Consultant began working on revisions to the Code to better align it with the requirements in the MRP. Input has been solicited from the City's Public Works, Building, and IDDE Inspectors. Construction-related revisions cover inclusion of threatened discharges, broadening of prohibited discharges, and the strengthening the violations and penalties sections to support the City's Enforcement Response Plans. The ordinance revision is expected to be completed by fall 2010 and approved by the City Council by winter 2010-2011.

C.6.b.ii.(3) ► Enforcement Response Plan

(For FY 09-10 Annual Report only) Was your Enforcement Response Plan developed and implemented by April 1, 2010?	X	Yes		No

C.6.e.iii.1.a, b, c ►Site/Inspection Totals

See Appendix 6-1 for Construction Inspection Details related to C.6.e.iii.1.a-i

Number of sites disturbing < 1 acre of soil requiring storm water runoff quality inspection (i.e. High Priority) (C.6.e.iii.1.a)	**Number of sites disturbing ≥ 1 acre of soil** (C.6.e.iii.1.b)	**Total number of storm water runoff quality inspections conducted** (C.6.e.iii.1.c)
1	**4**	**50**

C.6.e.iii.1.d ►Construction Activities Storm Water Violations

BMP Category	Number of Violations[1]	% of Total Violations[2]
Erosion Control	8	20%
Run-on and Run-off Control	0	
Sediment Control	22	55%
Active Treatment Systems		
Good Site Management	10	25%
Non Stormwater Management		
Total	**40**	**100%**

Notes:

[1]Count one violation in a category for each site and inspection regardless of how many violations/problems occurred in the BMP category.

[2]Percentage calculated as number of violations in each category divided by total number of violations in all six categories.

C.6.e.iii.1.e ►Construction related storm water enforcement actions

	Enforcement Action (as listed in ERP)[1]	Number Enforcement Actions Taken	% Enforcement Actions Taken[2]
Level 1	Verbal Warning	7	32%
Level 2	Notice of Violation or Construction Activity Discharge Compliance Notice	14	64%
Level 3	Stop Work Order and/or Pre-Citation Letter	1	4%
Level 4	Administrative Citation Fines		
Level 5	Referral to City Attorney		
Level 6	Referral to Santa Clara County District Attorney and/or Regional Water Quality Control Board		
Level 7	City Remediation of a Nuisance		
Total		**22**	**100%**

Notes:

[1]Agencies should list the specific enforcement actions as defined in their ERPs.

[2]Percentage calculated as number of each type of enforcement action divided by the total number of enforcement actions.

C.6.e.iii.1.f, g ►Illicit Discharges

	Number
Number of illicit discharges, actual and those inferred through evidence (C.6.e.iii.1.f)	1
Number of sites with discharges, actual and those inferred through evidence (C.6.e.iii.1.g)	1

C.6.e.iii.1.h, i ►Violation Correction Times

	Number	Percent
Violations fully corrected within 10 business days after violations are discovered or otherwise considered corrected in a timely period (C.6.e.iii.1.h)	22	100%[2]
Violations not fully corrected within 30 days after violations are discovered (C.6.e.iii.1.i)		
Total number of violations for the reporting year[1]	22	100%

Notes:

[1]Total number of violations equals the number of initial enforcement actions (i.e. one violation issued for several problems during an inspection at a site). It does not equal the total number of enforcement actions because one violation issued at a site may have a second enforcement action for the same violation at the next inspection if it is not corrected.

[2]Calculated as number of violations fully corrected in a timely period after the violations are discovered divided by the total number of violations for the reporting year.

[3]Calculated as number of violations not fully corrected within 30 days after the violations are discovered divided by the total number of violations for the reporting year.

C.6.e.iii.(2) ►Evaluation of Inspection Data

Describe your evaluation of the tracking data and data summaries and provide information on the evaluation results (e.g., data trends, typical BMP performance issues, comparisons to previous years, etc.).

The data this year is misleading because June 2009 through April 2010 the City was operating under the City's URMP standard operating procedures, developed to comply with NPDES urban runoff permit requirements from 2006, which ensured pre- rain season inspections and frequent inspections thereafter. Potential violations were addressed with a verbal warning and remediated within 24 hours or before the next rain event. After April 1, 2010, Cupertino's new Enforcement Response Plan (ERP) procedures required the City to issue a verbal warning for the first offense, a written notice for the second violation of the same type, and a citation with a fine of $100 for a third violation of the same type. After April 1st, there were no repeat violations at a given property. The upcoming FY 09-10 rainy season should reveal if the new ERP is effective or needs refinement. This year, the IDDE Inspector called the Public Works Engineering Inspector about several uncovered material storage violations. These residential violations were quickly resolved and there were no repeat violations at any given site. If these residential sites were scheduled to be active in FY 10-11, they would be inspected as high priority sites due to the previous violations. Since April 1, 2010, all violations have been

resolved within ten days, in fact within two business days.

The majority of construction site violations are due to poor sediment control. The Public Works Inspector has always made sure that violations are resolved immediately or before the next rain event. He conducts pre-rain inspections of all one-acre and C.3 regulated project sites. Cupertino does not have many active large construction sites, which makes it easier for the Inspector to conduct frequent visits and ensure timely compliance. The Inspector has had many years of experience with the City and has taken an interest in attending meetings and workshops to become better educated on the new MRP requirements and the new State General Construction Permit requirements. The results of the first complete year of more stringent penalties for violations at construction sites will be reported in the FY 10-11 Annual Report. At that time, the City's Construction Inspection program will be evaluated to determine the impact of the new requirements, focusing on sediment control at construction sites.

C.6.e.iii.(2) ►Evaluation of Inspection Program Effectiveness

Describe what appear to be your program's strengths and weaknesses, and identify needed improvements, including education and outreach.

On October 12, 2009, the Public Works Engineering Inspector completed a pre-rain/storm field check at each of the four sites disturbing over 1 acre of land and at the one active C.3 regulated project.

The City's Construction Inspection Program is conducted by the City's Public Works Inspector. As a second level of enforcement, five Building Inspectors are trained annually on Stormwater BMPs and use their knowledge during all building permit inspections to ensure that construction at these sites does not contribute to stormwater pollution or erosion. If they notice any potential violations Building Inspectors require the property owner and contractor to comply within 24 hours. During FY 10-11 Building Inspectors logged 10 potential violations. None of the sites monitored had repeat violations during fiscal year 09-10. Since they are busy with building inspections, if a site requires follow-up the next day or if the violation requires additional time to resolve, Building Inspectors will contact the City's IDDE Inspector and he will respond immediately. All violations of this type are resolved within 24 hours. The inspectors log violations and their verbal or written warnings into an Access database, but these inspections are not required to be reported as part of Cupertino's Construction Program. Most of these issues could be considered IDDE incidents, except that in most cases instead of reporting the potential violations for investigation they make sure that the site is in compliance. City staff from four divisions collaborate to enforce construction inspection compliance: Engineering (one Public Works Inspector), Building (five building permit inspectors), Maintenance (one IDDE Inspector) and Code Enforcement (four code enforcement officers). Each of these city employees is trained on the City's stormwater permit requirements, making the collaborative effort strong, efficient, and thorough.

During FY 09-10, the City adopted stringent construction inspection enforcement procedures to make it possible for all inspectors to apply stricter penalties to repeat offenders. The new procedures make it easier to document and refer City Code violations to Code Enforcement for an administrative fine ($100) after issuing a verbal warning and a written warning. If additional violations occur for the same offense, the monetary penalty can be increased to $200 for the same violation within a twelve-month period and $300 for a third violation within twelve months. On March 31, 2010, the Environmental Programs Manager notified the Code Enforcement Division of the City's new Enforcement Response Plans and advised them of a possible increase in citations coming from stormwater violations. Environmental Programs staff met with Code Enforcement staff and the IDDE Inspector on April 12th to ensure that the Enforcement Response Plan procedures would be implemented effectively. Subsequently, due to Code Enforcement's helpful feedback and willingness to take on more of the tasks involved with issuing the citations, the City's Enforcement response plans and newly revised forms underwent a few more changes. Since April 1st the procedures have been tested and

enforcement procedures are more effective than they have been in previous years. The City will evaluate the new Enforcement Plan during the upcoming fiscal year to determine if any further adjustments to these procedures are necessary.

C.6.f ►Staff Training Summary

Training Name	Training Dates	Topics Covered	No. of Inspectors in Attendance	Percent of Inspectors in Attendance
Construction AHTG	11/17/2009	BMP inspections; Excel tracking of construction inspections; and legal authority.	1 PW. Inspector, & Env. Prgm. Mgr,	N/A
Construction Stormwater Management Compliance Workshop", co-sponsored by SCVURPPP and SFEP.	1/19, 2010	SF Estuary Project; the MRP; Water Board Inspection Prog in Santa Clara County; SWPPP State and municipal requirements; Sediment, Erosion Control & Const Site pollution prevention; developing a SWPPP site map and Erosion Control Plan	Public Works Inspector and City's IDDE Inspector	100%
Certified Erosion Sediment Storm Water Inspector (CESSWI) workshop	Winter 2010	Certification covers knowledge of requirements for the US EPA NPDES storm water permit program; proficiency in Site Safety, Communication, Documentation, Inspector Duties, and Plan Management; and a full understanding of Best Mgmt Practices' (BMPs): purpose, objective, targeted pollutants, applications, limitations, implementation considerations, inspection criteria, and maintenance.	PW. Inspector (passed exam and became CESSWI)	100%
Construction AHTG	2/10/2010	Training to identify high priority sites.	Env Prog. Mgr & Public Works Inspector	N/A

CUPERTINO GREEN
Program

Appendix 6-1

Construction Site Controls Inspection Reporting Table

Construction Site Control Inspections FY09-10

#	5	Inspection Date	Inspector	Dist ≥ 1 Acr	Enfrc	Eros	Run on/off	Sed	Treatmt	Site Mgmt	Non SW Mgmt	Illic Discg	Specific Problems or Resolution	10 Days	30 Days
1	Mira Vista Dr	10/10/2009	KR	No	Stop	x		x				x	Mud being dragged all over street from Grad-All moving cribwall components and inlet not protected. Made contractor stop work and clean mud off roadway, storm inlet, and provide inlet protection before work resumed. All cribwall components were onsite so Grad_all no longer needed to drag mud around. Problem resolved while I waited before I would inspect cribwall.	x	
2	Las Palmas	10/12/2009	KR	Yes	Verb			x					Small dirt piles need to be removed or covered		
3	Rosebowl	10/12/2009	KR	Yes	Writ			x		x			Re-rock construction ingress/egress, employ better dust control, have at ready a soil binder, pick up litter		
4	Villa Serra	10/12/2009	KR	Yes	Writ	x		x		x			Remove or Cover dirt pile, Rock storage area driveway, good housekeeping (debris,trash)		
5	Las Palmas	10/14/2009	KR	Yes									Return Inspection, dirt removed	x	
6	Rosebowl	10/14/2009	KR	Yes									Return Inspection, entrance rock retouched and litter removed	x	
7	Villa Serra	10/14/2009	KR	Yes									Return Inspection, storage driveway rocked, dirt removed, trash removed	x	
8	St Judes	10/27/2009	KR	C3	Verb			x					Maintain straw wattles along perimeter		
9	St Judes	10/29/2009	KR	C3									Return Inspection, replaced damaged wattles	x	

Construction Site Control Inspections FY09-10

#	5	Inspection Date	Inspector	Dist ≥ 1 Acr	Enfrc	Eros	Run on/off	Sed	Treatmt	Site Mgmt	Non SW Mgmt	Illic Dischg	Specific Problems or Resolution	10 Days	30 Days
10	St Judes	11/6/2009	KR	C3	Verb			x					Cover drain inlet nearby new concrete driveway construction		
11	St Judes	11/9/2009	KR	C3									Return Inspection, inlet adequately protected		
12	Felton Wy - Res	11/16/2009	KR	No	Verb			x					Remove gravel in street		
13	Felton Wy - Res	11/18/2009	KR	No									Return Inspection, gravel swept from street		
14	Apple Vallco	11/20/2009	KR	Yes	Writ	x		x		x			Grad-All damaging straw wattles and inlet protection, replace all damaged wattles and inlet fabric, do not park over drainage inlets, have a readily available soil binder onsite, remove litter and debris around site	x	
15	Las Palmas	11/20/2009	KR	Yes											
16	Rosebowl	11/20/2009	KR	Yes	Writ			x					Replace damaged straw wattles along perimeter, remove or cover dirt piles	x	
17	Villa Serra	11/20/2009	KR	Yes	Writ	x		x		x			Replace smashed straw wattles, have a soil binder on-site ready if needed, good housekeeping (trash bags, empty containers, remove dirt piles)	x	
18	Apple Vallco	11/23/2009	KR	Yes									Return Inspection, inlet protection fixed, damaged wattles replaced	x	

Construction Site Control Inspections FY09-10

#	5	Inspection Date	Inspector	Dist ≥ 1 Acr	Enfrc	Eros	Run on/off	Sed	Treatmt	Site Mgmt	Non SW Mgmt	Illic Dischg	Specific Problems or Resolution	10 Days	30 Days
19	Rosebowl	11/23/2009	KR	Yes									Return Inspection, dirt piles removed, damaged wattles replaced	x	
20	Villa Serra	11/23/2009	KR	Yes									Return Inspection, damaged wattles replaced and litter removed	x	
21	Apple Vallco	12/16/2009	KR	Yes	Writ	x		x		x			Replace torn gravel bags and sweep up loose gravel, replace damaged wattles, keep construction vehicles off inlets, good housekeeping (remove litter and construction debris)		
22	Rosebowl	12/16/2009	KR	Yes	Writ			x					Replace torn gravel bag at entrance drain inlet		
23	Villa Serra	12/16/2009	KR	Yes	Writ	x		x		x			Cover spoils pile off Stelling Rd entrance, replace damged inlet protection, good housekeeping (trash, debris)		
24	Apple Vallco	12/17/2009	KR	Yes									Return Inspection, litter picked up, damaged wattles replaced, street swept	x	
25	Rosebowl	12/17/2009	KR	Yes									Return Inspection, installed new gravel bag at entrance drain inlet	x	
26	Villa Serra	12/17/2009	KR	Yes									Return Inspection, spoils covered, inlet protection fixed, litter picked up	x	
27	Rose Blossom - Res	1/8/2010	KR	No	Verb			x					Cover drain inlet near new concrete driveway and curb and gutter construction		
28	Las Palmas	1/9/2010	KR	Yes											

Construction Site Control Inspections FY09-10

#	5	Inspection Date	Inspector	Dist ≥ 1 Acr	Enfrc	Eros	Run on/off	Sed	Treatmt	Site Mgmt	Non SW Mgmt	Illic Discg	Specific Problems or Resolution	10 Days	30 Days
29	Rose Blossom - Res	1/11/2010	KR	No									Return Inspection, inlet protection by straw wattle		
30	Apple Vallco	1/21/2010	KR	Yes	Writ	x		x		x			Maintain all perimeter straw wattle controls, replace damaged gravel bags, maintain stockpile cover on Finch Avenue (use weighted bags to hold down tarp and use wattles for perimeter of pile), good housekeeping (remove construction debris and litter)	x	
31	Las Palmas	1/21/2010	KR	Yes											
32	Villa Serra	1/21/2010	KR	Yes	Writ	x		x		x			Rd and also along Stelling Rd, keep all piles covered and perimeter protected, good housekeeping (remove trash, used		
33	Apple Vallco	1/25/2010	KR	Yes									Return Inspection, fixed stockpile cover, removed trash, replaced damaged wattles	x	
34	Villa Serra	1/25/2010	KR	Yes									Return Inspection, damaged and missing wattles fixed, piles tarped, litter removed	x	
35	Rosebowl	1/27/2010	KR	Yes	Writ			x					Touch up rocked construction entrance with 2-3 inch fractured stone		
36	Rosebowl	1/29/2010	KR	Yes									Return Inspection, installed more fractured stone for ingress/egress		
37	Apple Vallco	2/23/2010	KR	Yes	None								Routine inspection found no problems		

Construction Site Control Inspections FY09-10

#	5	Inspection Date	Inspector	Dist ≥ 1 Acr	Enfrc	Eros	Run on/off	Sed	Treatmt	Site Mgmt	Non SW Mgmt	Illic Dischg	Specific Problems or Resolution	10 Days	30 Days
38	Las Palmas	2/23/2010	KR	Yes	None										
39	Rosebowl	2/23/2010	KR	Yes	None								Site inactive, routine inspection		
40	Villa Serra	2/23/2010	KR	Yes	Writ			x		x			Replace torn drain inlet fabric, clean out or replace seidment traps, replace damaged wattles, remove trash		
41	Villa Serra	2/26/2010	KR	Yes									Return Inspection, damaged wattles replaced, inlet protection redone,sediment traps cleaned, trash removed	x	
42	Las Palmas	3/24/2010	KR	Yes											
43	Rosebowl	3/24/2010	KR	Yes									Site inactive, routine inspection		
44	Villa Serra	3/24/2010	KR	Yes	Writ			x		x			Cover dirt piles and use wattles along perimeter, replace damaged wattles, remove litter		
45	Villa Serra	3/29/2010	KR	Yes	None								Return Inspection, wattles installed, litter removed, dirt removed	x	
April 1, 2010 Implementation of Enforcement Response Plan (ERP)															
46	Avenida Ln - Res	4/12/2010	MB	No	Verb			x					Uncovered pile of rock in R-O-W, needs to be moved or covered	x	
47	Linda Ann Ct - Res	4/12/2010	MB	No	Verb			x					Uncovered pile of compost in R-O-W blocking gutter flow, needs to be moved and covered	x	

Construction Site Control Inspections FY09-10

#	5	Inspection Date	Inspector	Dist ≥ 1 Acr	Enfrc	Eros	Run on/off	Sed	Treatmt	Site Mgmt	Non SW Mgmt	Illic Dischg	Specific Problems or Resolution	10 Days	30 Days
48	Rosebowl	4/15/2010	KR	Yes									Site inactive, routine inspection, end of rainy season		
49	Villa Serra	6/4/2010	MB	Yes	Writ			x					Install drainage inlet filter fabric and replace torn fabric for fire flush testing at various inlets onsite		
50	Villa Serra	6/7/2010	MB	Yes									Return Inspection, inlets covered with new fabric	x	

CUPERTINO GREEN
Program

FY 09 – 10 Annual Report

Section 7

Provision C.7. Public Information and Outreach

Section 7 – Provision C.7. Public Information and Outreach

C.7.b.ii.1 ►Advertising Campaign

Summarize advertising efforts. Include details such as messages, creative developed, and outreach media used. The detailed advertising report may be included as an attachment. If advertising is being done by participation in a countywide or regional program, refer to the separate countywide or regional Annual Report.

Summary:

The following separate reports developed by SCVURPPP summarize countywide advertising efforts conducted during FY 09-10: These reports are included within the C.7 Public Information and Outreach section of Program's FY 09-10 Annual Report.

Highlights of the Program's accomplishments of FY 09-10 PI/P projects and ongoing projects from previous years are described in the sections below according to permit requirements.

The following separate reports developed by SCVURPPP summarize countywide advertising efforts conducted during FY 09-10:

- FY 09-10 Watershed Watch Campaign Annual Campaign Report
- FY 09-10 Watershed Watch Partner Report
- FY 09-10 Watershed Watch Web Statistics Report

These reports are included within the C.7 Public Information and Outreach section of Program's FY 09-10 Annual Report.

- Public Outreach Events
- Citizen Involvement Events – Watershed Watchers Program at the Don Edwards San Francisco Bay National Wildlife Refuge, and funding for advertising the National River Cleanup Day.
- School Age Children Outreach ZunZun School Assemblies and Watershed Watchers
- Program at the Don Edwards San Francisco Bay National Wildlife Refuge.

Regional Activities

- BASMAA Media Relations Project
- BASMAA IPM Store Partnership Program
- BASMAA Regional Advertising Campaign

Program Campaigns are as follows:

- Litter/TV – Litter Advertising
- Litter messages "Litter is Water Pollution"
- Car Wash Radio and Web Ads
- Green Gardener Class Radio Ad - Green Gardener Classes –Cupertino advertised the Green Gardener Classes on the city's website, and the Cupertino Scene articles.

- Web/Online Ads
- Facebook-Fan-Web Ads
- Watershed Watch Discount Cards
- Pool Brochure – Cupertino included on City website
- Car Wash Brochure – Cupertino included on City website
- Litter Transit Ads –Cupertino contributed additional funding toward the Santa Clara Valley Urban Runoff Prevention Program Watershed Watch Anti-Litter/Storm Drain Awareness Transit Advertising Campaign.
- IPM Advertising- "Watch Out for Pesticides" radio ads promoting the use of IPM practices

The City of Cupertino continues to participate in the WEO Ad Hoc Task Group and assist with ongoing implementation of Watershed Education and Outreach Campaign, including campaign development and staff support for special projects. Cupertino's Environmental Programs Assistant is the Co-Chair of this Committee. Cupertino's Environmental staff provides personal evaluation of WEO projects, and supports funding campaigns for programs at Alviso Ed Center, ZunZun water education performances in local schools, and Our Water Our World IPM Store Partnership

The City participates in Program's Mercury Pollution Prevention Outreach Work Group & conducts local implementation of the Mercury Pollution Prevention Plan including public education on: 1) negative health and environmental impacts of mercury, and 2) proper disposal of products containing mercury.

As part of the City's Household Hazardous Waste (HHW) campaign, a HHW display was available for viewing from 8/3/09 – 8/31/09 at Cupertino's Quinlan Community Center, prior to Cupertino's annual 8/29/09 HHW Event. Outreach literature included: mercury disposal, fluorescent light bulb disposal, mercury thermometer disposal, prescription medicine & syringe/needle drop off locations & other HHW services for residents & small businesses.

During the month of April 2010 , as part of the City's Pesticide & Watershed Pollution Campaign, a display that also included mercury disposal was available for viewing at Quinlan Community Center .

As part of the City's Auto Pollution Campaign, an Auto Pollution display was available for viewing from 10/5/09 – 11/2/09 at Cupertino's Quinlan Community Center. Outreach included information on water pollution prevention for vehicles, including "Cars Pollute Water Too "and "Keeping it All in Tune," and literature explaining impact of copper pollution from brake pads.

Water District's Stream Care Guide and new Creekwise Guide for creek-side property owners are available from Environmental Programs at Planning counter for residents. Staff developed outreach material on minimizing use of pyrethroids for creekside property owners and landscapers during FY 09-10. Information was provided through flyers and through the Cupertino Scene.

C.7.b.iii.1 ►Pre-Campaign Survey

(For the FY 10-11 Annual Report only) Summarize survey information such as sample size, type of survey (telephone survey, interviews etc.). Attach a survey report that includes the following information. If survey was done regionally, refer to a regional submittal that contains the following information: **Not required for this Annual Report.**

- Summary of how the survey was implemented.
- Analysis of the survey results.
- Discussion of the outreach strategies based on the survey results.
- Discussion of planned or future advertising campaigns to influence awareness and behavior changes regarding trash/litter and pesticides.

Place an **X** in the appropriate box below:

	Survey report attached
	Reference to regional submittal:

C.7.c ►Media Relations

Summarize the media relations effort. Include the following details for each media pitch in the space below, AND/OR refer to a regional report that includes these details:

- Topic and content of pitch
- Medium (TV, radio, print, online)
- Date of publication/broadcast

The following separate report developed by BASMAA summarizes media relations efforts conducted during FY 09-10:

• BASMAA Media Relations Final Report

This report is included within the C.7 Public Information and Outreach section of Program's FY 09-10 Annual Report..

Summary: (Local Cupertino Media Activity)

Broadcast runs for environmental PSAs and programs on The City Channel and Radio Cupertino

TELEVISION SPOTS through City Channel 26 and AT&T U-Verse-Channel 99
Save the Bay PSA – 5 times weekly (average)
Santa Clara County Watershed PSA – 5 times weekly (average)
Give an Experience PSA – 5 times weekly (between Thanksgiving and New Years only)

TELEVISION PROGRAMS through the City Channel 26 and AT&T U-Verse-Channel 99
Liquid Assets: The Story of Our Water Infrastructure - (90-minute documentary aired approximately 25 times between May 2009 and April 2010)
Cupertino Earth Day 2010 Highlights - (Half-hour program has been airing approximately once a week since May 2010 – includes many interviews with presenters)

RADIO SPOTS – City of Cupertino's AM radio station, broadcasting on the WQGH344 (Radio Cupertino) is the City of Cupertino's AM frequency of

1670 AM.
Reusable Bag PSA – 3 times daily (average)
Give an Experience PSA – 3 times daily (between Thanksgiving and New Years only)

LOCALLY PRODUCED RADIO SPOTS*
Recology Cupertino Expanded Services PSA – 25 times a day (airing since June 17, 2010)
Fluorescent Bulb Recycling PSA – 25 times a day (airs for the entire year)
Electronic Waste Event PSAs – 25 times a day (promotes four events per year)
Compost Pickup PSA – 25 times a day (airs between March and October)

Newsletter, newspaper articles, ads:

Cupertino submits articles/ads to the weekly community newspaper (*Cupertino Courier)* and the City's monthly newsletter (*Cupertino Scene)* providing information on environmental events, watershed protection tips, HHW services, air quality protection, composting and recycling programs. As opportunities are available, place ads in or submit articles to the *San Jose Mercury News*.

***Cupertino Scene* articles:**

Approx. dates and subjects for submittal to monthly newsletter (mailed to all residents and businesses):

- 7/09: Grasscycling, Household Hazardous Waste Event, Safe Needle and Syringe Disposal, Best Ways to Spare the Air, Stopping Global Warming Starts at Home (CFLs, water/energy conservation), Water – Report Suspicious Flows or Pollution discharges, Why Choose Reusable Bags, Need to Drain your Pool?, Watershed Watch- Keep your wash-water out of storm drain, Fix fluid leaks immediately, Change your Oil on time, Is your Gardener a Green Gardener?,
- 09/09: Mercury Thermometer Exchange, Coastal Cleanup Event at Creekside Park and Calabazas Creek, Environmental Day-(Drop-off Event for E-waste, U-waste, etc.), Recycling Compact Fluorescent Light Bulbs, Disposing of used Cooking Oil Recycling, Pesticides and Water Pollution, Backyard Compost workshops,
- 10/09: Pesticides and Water Quality, Copper in Brake Pads, Water Conservation, , Environmental Day-(Drop-off Event for E-waste, U-waste, etc.), Last Chance for Compost, Free Compost Classes, Compost Teachers Needed, Needle and Syringe New Drop off Locations
- 11/09: America Recycles Day-Almost everything can be Recycled, Reusable Shopping Bags, Switch From Wood to Gas, Wood Burning Tips, Get Your Business Certified "Green", Disposing of Used Cooking Oil,
- 12/09: Auto Pollution During Rainy Season, Dispose of Old Computers, Wood Burning Tips, Recycling during the Holidays, Junk Mail Kits, Extra Holiday Trash, Reduce Waste - Give An Experience
- 1/10: Spring Backyard Compost Workshops
- 2/10: How do Cars Contribute to Bay Pollution, Winter Spare the Air, Get Your Cupertino Business Certified "Green", Workshops to Build a Sustainable Garden – Bay Friendly, Dispose of Household Hazardous Waste Conveniently and Free?,
- 3/10: Make a change to compact Fluorescent Light bulbs, Cupertino's electronic & shred Event, Pest Control Info Available, Help Cupertino Grow Green for the Better Good, River Creek Cleanup Event, Free Car Wash Fundraiser Kit, Backyard Composting Classes, Compost Bulk Pickup, Car Washing fundraising Event, The Green @ Home Training Program
- 4/10: Create a Green & Sustainable Garden and Learn to Compost too, Cupertino Earth Day Event, Pest Management, Creek Cleanup Event, Compost Classes, Free Compost Bulk Pickup, think Green, Make A Difference, What's the connection between taking a shower, flushing a

toilet and your southern Bay shoreline?, Shred It & Mercury Exchange Event

- 5/10: Musical Greeting Cards – Do I Recycle it?, Washing Your Car Tips, Keep Out Storm Drains and Waterways Clean, Household Hazardous Waste Disposal, Safe Needle and Syringe Disposal – Drop off Locations, Bring Your Own Reusable Bags When Shopping, Spring Cleaning Garbage Info, River Creek Clean Up Event,
- 6/10: Is Your Gardener a Green Gardener?, Help protect Cupertino's Creeks and Bay – Illegal Dumping/Discharges In or Near Storm Drains, Spring Into Action Exercise Caution When Choosing Pesticides , Best Ways to Spare the Air, Prescription Drop Off Locations

Evaluation: The Scene, the City's newsletter provides an easy way for staff to inform local residents and businesses about issues of civic concern. The Scene is mailed to 26,000 postal customers – all residences and businesses in the City.

Cupertino Courier articles:
Article on the countywide Household Hazardous Waste Program Cupertino Drop-off Event on (8/5/09 8/12/09)
Thermometer Exchange (9/10/08)
River Community Calabazas Creek cleanup at Creekside Park (4/10 & 5/10))
Coastal Community Calabazas Creek cleanup at Creekside Park (9/16/09))
City of Cupertino's Compost Program & Compost Classes (9/16/09))
Citywide Recycling – Environmental/Recycling Day (9/30/09)
City sponsored Environmental Day (including E-waste, U-waste & Shred Confidential Documents (9/30/09)
City compost site to reopen (3/17/10)
City Hosting E-Waste & Shred It Event (3/17/10)
Cupertino Courier ads:
Household hazardous waste event ads before the August '09 HHW event (8/12/09,8/19/09, 8/26/09)
City of Cupertino's Compost Program & Compost Classes (9/16/09)
Free Backyard Compost Workshops (9/23/09, 9/30/09, 10/14/09, 10/21/09)
Cupertino Environmental Recycling Day (10/7/09, 10/14/09)
Properly dispose of Your Used Home-Generated Sharps at an Approved Location (2/10/10)
Mercury Pollution - Fluorescent Bulb Recycling Take Back Locations. Ads submitted by the County and paid jointly by the cities, and in conjunction with PG&E (2/3/10, 2/10/10, 2/17/010, 2/24/10, 3/3/10, 3/10/10, 3/17/10, 3/24/10)
National River Cleanup Day with Cupertino locations (5/12/10)
Computer and Television Recycling for Cupertino residents (2/3/10, 3/3/10)
Free Compost (3/24/10, 4/16/10)
Bay Friendly Gardening Workshops (4/16/10)
Give an Experience (reduce holiday waste/litter) (12/9/09)

S.J. Mercury articles: Articles and ads in the Mercury are usually submitted by the Program and paid for jointly by the co-permittees.

Provided notices to City employees as a reminder to use less-toxic pest control methods in their own homes, and not to use over-the-counter pesticides on the job unless they are a licensed pest control operator for the City. (8/11/09)

10 Spare the Air emails were sent to City employees informing of Spare the Air Days.

An email was sent to employees on 10/22/09 informing them of the importance of battery recycling and listed locations of battery recycling containers at City Hall, Quinlan, Senior Center, and Service Center.

C.7.d ►Stormwater Point of Contact

(For FY 09-10 Annual Report only, unless changes made) Provide details of website or phone number used as the point of contact. Report on how the point of contact is publicized and maintained. If any change occurs in this contact, report in a subsequent Annual Report.

Contact Summary:

The City's Environmental Services Program Division can be reached by contacting 408 777-3354, which is the main line for the City's Public Works Department. This phone number is advertised on the City's website and on all outreach material. Individual agency points of contact are publicized on Program outreach materials and website and the point of contacts are maintained by the Program and their authorized agents.

The City's Environmental Programs Division web pages are updated with new information on an ongoing basis.

City of Cupertino's Website www.cupertino.org. Environmental Programs Division pages www.cupertino.org/environmental. Changes are made by the City's Web Specialist, Nidhi Mathur (408) 777-3377 or the Environmental Programs Assistant, Lauren Tacke (408) 777-3241.

C.7.e ►Public Outreach Events

Describe general approach to event selection. Provide a list of outreach materials and giveaways distributed.

Use the following table for reporting and evaluating public outreach events

Program staff, the Watershed Watch consultant, and Co-permittees staffed ten outreach events in FY 09-10. Events were selected based upon target audience and attendance. Materials distributed at the events included the following: Less Toxic Pest Management fact sheets, "10 Most Wanted Backyard Bugs" brochures, "Don't Plant a Pest" brochure, "You are the Solution to Water Pollution "brochures, "Clean Cars & Clean Creeks" brochure, and giveaways (e.g. flyswatters, OWOW magnets, notepads, and temporary tattoos). The flyswatters have the Watershed Watch website and hotline number and the words "The Original Earth-Friendly Pest Control" printed on them. The beanbag game for children was used at most of the events. Event staff distributed more than 5,000 outreach materials and giveaways.

Cupertino Events & Participation:

Event Details	**Description** (messages, audience)	**Evaluation of Effectiveness**
Provide event name, date, and location. Indicate if event is local, countywide or regional.	Identify type of event (e.g., school fair, farmers market etc.), type of audience (school children, gardeners, homeowners etc.) and outreach messages (e.g., Enviroscape presentation, pesticides, stormwater awareness)	Provide general staff feedback on the event (e.g., success at reaching a broad spectrum of the community, well attended, good opportunity to talk to gardeners etc.). Provide other details such as: • Estimated overall attendance at the event. • Number of people that visited the booth, comparison with previous years • Number of brochures and giveaways distributed • Results of any spot surveys conducted

Name: Cupertino's Fall Festival Date: 9/19/09 & 9/20/09 Location: Cupertino City Hall, 10300 Torre Avenue, Cupertino Region: Local	Type of Event: Community Fair and Mercury Thermometer Exchange Audience: Families with children Message: Stormwater pollution prevention, less-toxic pest control, proper disposal of household hazardous waste (HHW), Solid Waste Resource Reduction and Recycling, and Energy Efficiency	General Feed Back: The event was very well attended. Many attendees stopped at the booth to watch the Enviroscape demonstration and collect giveaways.. This is a good event for educating families with children. Estimated Overall Event Attendance: 10,000 visitors 200 visitors at the City's table Number of Brochures Distributed: 688 Mercury thermometers exchanged for non-mercury thermometers : 50
Name: Annual Wildlife Education Day (Audubon Fair) Date: 10/24/09 Location: McClellan Ranch, Region: Local	Type of Event: Wildlife & Environmental Educational Audience: Families with children Message: To preserve, restore and to foster public awareness of native birds and their ecosystems, mainly in Santa Clara County.	General Feed Back: The event was very well attended. This is a good event for educating families with children. Estimated Overall Event Attendance: 500 visitors at the City's table .
Name: Santa Clara County Creeks Coalition Conference Date: November 11, 2009 Location: Cupertino Region: Countywide (City staff attended the event)	Type of Event: Conference on urban stream restoration Audience: Professionals Message: Stormwater pollution prevention Cupertino staff provided outreach materials and meeting space.	General Feed Back: Good attendance at booth Estimated Overall Event Attendance: N/A Number of Brochures Distributed: 184
Name: Cupertino's 2nd Annual Earth Day Film and Fun Festival Date: 4/17/10 Location: Cupertino City Hall, 10300 Torre Avenue, Cupertino Region: Local	Type of Event: Community Earth Day Event Audience: Families with children Message: Message: Stormwater pollution prevention, less-toxic pest control, proper disposal of household hazardous waste (HHW) and Solid Waste Resource Reduction and Recycling	General Feed Back: Well attended event. Many attendees stopped at the booth to watch the Enviroscape demonstration and collect giveaways. This is a good event for educating families with children. Estimated Overall Event Attendance: 600 visitors Number of Brochures Distributed: 650 flyers 25 Mercury thermometers exchanged
Name: Spring in Guadalupe Gardens Date: April 24, 2010 Location: Guadalupe River Park Region: Countywide (City staff worked event)	Type of Event: Community fair, plant sale. Audience: Families with children, homeowners and gardeners Message: Stormwater pollution prevention, less-toxic pest control and, proper disposal of HHW.	General Feed Back: Good attendance at booth. Most people were looking for specific pest control information. The bean bag toss game was used. Estimated Overall Event Attendance: 4,500 Number of Brochures Distributed: 423 Number of Giveaways Distributed: 797
Name: Watershed Watch Car Wash Event Date: May 19, 2010 Location: Delta Queen Classic Car Wash, 981 E Hamilton Ave,	Type of Event: Car Wash Audience: Car wash customers Message: Stormwater pollution prevention, proper car washing.	General Feed Back: Due to a rainy day forecast, attendance was low at this event. Estimated Overall Event Attendance: 45 Number of Brochures Distributed: 34 Number of Watershed Watch Discount Cards : 49

Region: Countywide (City staff worked event)		
Name: Cupertino's Environmental Recycling Day Date:10/17/09, 1/23/10, 3/20/10 Location: De'Anza College Region: Local	Type of Event: Drive through, drop off service. Audience: Cupertino residents Message: encourage extended use of products and to prevent valuable resources into the landfill.	General Feed Back: Very Successful Estimated Overall Event Attendance: 1,068 Number of Brochures Distributed: 0
Outreach Events Reporting Table – see the Program's annual Report Section C.7.e for Programwide activities,		

C.7.f. ►Watershed Stewardship Collaborative Efforts

Summarize watershed stewardship collaborative efforts and/or refer to a regional report that provides details. Describe the level of effort and support given (e.g., funding only, active participation etc.). State efforts undertaken and the results of these efforts. If this activity is done regionally refer to a regional report.

Evaluate effectiveness by describing the following:

- Efforts undertaken
- Major accomplishments

During FY 09-10, the Program actively supported the Santa Clara Basin Watershed Initiative (SCBWMI), including the Core Group, the Land Use Subgroup, and the Trash Subgroup (now the Santa Clara Valley Zero Litter Initiative); the Bay Area Macro invertebrate Bio-Assessment Information Network (BAMBI); and the Stevens & Permanente Creeks Watershed Council. Information on these efforts is included within the C.7 Public Information and Outreach section of the Program's FY 09-10 Annual Report.

Summary:

Cheri Donnelly, Cupertino's Environmental Programs Manager, is the Chair of the Solid Waste Source Reduction and Recycling subcommittee of the Solid Waste Technical Advisory Committee. Much of the work on this committee is surrounding EPS alternatives for restaurants, potential City bans, single use plastic bags and potential city bans, and Bay Friendly gardening activities. Ms. Donnelly is also an active member of the Santa Clara county Zero Waste committee, and the RWRC TAC HHW Subcommittee, and the Santa Clara Valley *Urban Runoff* Pollution Prevention Program Management Committee.

Lauren Tacke, Cupertino's Environmental Programs Assistant is the Co-Chair of the Watershed Education and Outreach Ad Hoc Group. Campaigns and activities include: support of the campaign includes funding for programs at Alviso Ed Center and for ZunZun water education performances in local schools. See Program's Watershed Watch Work Plan for details.

C.7.g. ►Citizen Involvement Events

List the types of events conducted (e.g., creek clean up, storm drain inlet marking, native gardening etc.). Use the following table for reporting and evaluating citizen involvement events.

Event Details	Description	Evaluation of effectiveness
Provide event name, date, and location. Indicate if event is local, countywide or regional	Describe activity (e.g., creek clean-up, storm drain marking etc.)	Provide general staff feedback on the event. Provide other evaluation details such as: • Number of participants. Any change in participation from previous years. • Distance of creek or water body cleaned • Quantity of trash/recyclables collected (weight or volume). • Number of inlets marked. • Data trends
Name: National Coastal Creek Cleanup Day Date:9/19/09 Location: Calabazas Creed @ Creekside Park Region: Local	Type of Event: Citizen Creek Clean Up Event Message: Host annual creek cleanup for local residents to encourage protection of watersheds. Teach volunteers to conduct trash tallying and monitoring, to categorize and quantify types of trash and likely sources.	General Feed Back: Overwhelming high attendance, and successful event. Estimated Overall Event Attendance: 104 Number of Brochures Distributed: 0 Distance of creek cleaned : 2.5 miles Removed approximately 195 pounds of trash and 80 pounds of recyclables from the Creek and surrounding areas at Creekside Park and around some streets near Creek. Cleanups are an effective way of inspiring enthusiasm for creek and water quality protection as well as bringing about an awareness of trash problems in community and how residents can help to prevent these problems.
Name: Cub Scout Pack 492 Wolfe Den Park Clean Up Date: 10/25/09 Location: Memorial Park, Cupertino Focus: Local	Type of Event: Citizen Park Clean up event of trash and litter	General Feed Back: Good attendance Estimated Overall Event Attendance: 8 7 year olds and 8 adults Number of Brochures Distributed: 0
Name: De Anza College Students Creek Clean Up and Education Training on Litter Date: 3/5/10 Location: Stevens Creek Under Hwy 280 ,	Type of Event: Citizen Creek Clean Up and Educational Presentation Coordinated an upper bank Creek Clean Up	General Feed Back: Good attendance Estimated Overall Event Attendance: 20 College Age Students

Cupertino Focus: Local	and interview with De Anza students @ Stevens Creek under Hwy 280.	Distance of Creek Cleaned: 500 ft Staff discussed with the students the major sources of litter to the area, the impacts to water quality, the benefits and importance of providing public outreach, and the role of the City and the region in creating solutions to litter, as a major source of pollution.
Name: Creekwise Workshop Date: March 20 Location: Santa Clara Valley Water District Region: Countywide	Type of Event: Creekwise Workshop provided by the Santa Clara Valley Water District Learn how to protect your watershed, conserve water on your property, minimize urban runoff pollution and be a good neighbor to the creek adjacent to your property.	Number of Attendees: Two Cupertino Residents participated in this workshop
Name: Stanford Church Group Creek Clean Date: 5/8/10 Location: Stevens Creek Under Hwy 280 , Cupertino Focus: Local	Type of Event: Creek Clean Up@ Stevens & Heney Creek. This event was in coordination with the City of Los Altos, which their site is adjacent to Cupertino's Hot Spot.	General Feed Back: Successful Event Estimated Overall Event Attendance: 20 Number of Brochures Distributed: 0 Distance of creek cleaned : 2.5 miles
Name: Bike to Work Day Date: May 13, 2010 Location: throughout Cupertino Region: Santa Clara County/Local	Type of Event: Bike to Work Day (BTWD) is an event to improve air quality, reducing petroleum and consumption event. Audience: BTWD for Santa Clara County. The City promoted the purchase of new bikes (electric and traditional bikes) and bicycle safety training for employees at this event.	General Feed Back: Good attendance in Cupertino Estimated Overall Event Attendance: 236 Number of Brochures Distributed: 0
Name: National River Creek Cleanup Day Date: 5/15/10 Location: Calabazas Creek @ Creekside Park Focus: Local	Type of Event: Citizen Clean Up Event Message: Host annual creek clean-up for local residents to encourage protection of watersheds. Teach volunteers to conduct trash tallying and monitoring, to categorize and quantify types of trash and likely sources.	General Feed Back: Good attendance, and successful event. Estimated Distance of creek cleaned : 2.0 miles Overall Event Attendance: 54 Number of Brochures Distributed: 0 Removed approximately 150 pounds of trash and 225 lbs recyclables from the Creek and surrounding areas at Creekside Park and around some streets near Creek.

		In addition to the 54 volunteers, the City worked together with the Cupertino High School Honor Society's 50 volunteers, totaling 104 volunteers. Instead of two separate sites, both groups cleaned Calabazas and Regnart Creek, and cleaned up litter in high trash areas surrounding Monte Vista and Homestead High Schools, and around convenience stores surrounding those areas, and Target store.
Name: Bay Friendly Gardening to Manage Pests Naturally Date:6/12/10 Location: Quinlan Community Center Focus: Local	Type of Event: Bay Friendly Gardening IPM Class Bay Friendly workshops provide an overview of design and maintenance considerations and practices that will help the participants make smart choices at the nursery. Name: Bay Friendly Gardening classes and Home Composting classes were also held throughout the County and available to Cupertino resident throughout FY 09/10. Date: Ongoing Location: Countywide Focus: Countywide	General Feed Back: The class was cancelled due to low registration signup. The City has established a new approach for Public Outreach classes for 2010, and is evaluating the type of classes, time of year and outreach tools to successful hold Public Outreach classes. A number of classes have been scheduled in 2010 in the City of Cupertino.
Name: Car Wash Kit Participation Date: March, 17, 2010 & June 26, 2010 Location: Cupertino Focus: Local	The City provided a carwash kit to two Cupertino residents/organizations for fundraiser. To help prevent pollution from car wash events, the City purchased a Sudsafe storm drain protection kit that can be borrowed by nonprofit and school groups.	General Feedback: The fundraising events using the City's Car Wash Kit were successful.
Name: Helping Hands Volunteer Clean Up Date: Ongoing Location: Parks & Stevens Creek Corridor Focus: Local	Type of Event: Helping Hands was inspired by the drive and determination of a high school student looking to help out in Cupertino, and boost the appearance of local parks. The volunteers helped with trash removal at Cupertino parks and at McClellan Ranch.	General Feed Back: The Helping Hands Volunteer Projects have been very successful and extremely helpful to the City of Cupertino. Estimated Overall FY 09/10 Attendance: 60 high school students

Citizen Involvement Events – see the Program's annual Report Section C.7.g for Program-wide activities		

C.7.h. ►School-Age Children Outreach

Summarize school-age children outreach programs implemented. A detailed report may be included as an attachment.
Use the following table for reporting school-age children outreach efforts.

SCVURPPP outreach to school-age children is implemented through ZunZun assemblies at local elementary schools and the "Watershed Watchers" program at the Environmental Education Center at the Don Edwards San Francisco Bay Wildlife Refuge (Refuge) in Alviso. The Program sponsors up to 50 ZunZun assemblies at elementary schools in Santa Clara Valley and funds an Interpretive Specialist position at the Refuge for conducting activities and programs about watershed and urban runoff pollution prevention. The Fourth Quarter "Watershed Watchers" Report including the End-of-Year summary is included in the Program Annual Report Appendix 7-5. The ZunZun Final Report is included in the Program Annual Report Appendix 7-7.

The following separate reports developed by SCVURPPP and other organizations also include information about school-age children outreach efforts conducted during FY 09-10:

- ZunZun School Assemblies for Watershed Watch Campaign- FY 09-10 Academic Year Final Report
- Memorandum- Evaluation of the School Assembly Program- FY 09-10
- Watershed Watchers: Keeping Our Waterways Clean: FY 09-10 Fourth Quarter Report (includes end-of-year Summary from Alviso Education Center)

These reports are included as within the C.7 Public Information and Outreach section of Program's FY 09-10 Annual Report."

Local School Outreach Efforts

Program Details	Focus & Short Description	Number of Students/Teachers reached	Evaluation of Effectiveness
Provide the following information: Name Grade or level (elementary/ middle/ high)	Brief description, messages, methods of outreach used	Provide number or participants	Provide agency staff feedback. Report any other evaluation methods used (quiz, teacher feedback etc.). Attach evaluation summary if applicable.
Name: Monte Vista High School Biology Field Trip Location: Blackberry Farm Grade Level: High School 9th	The City's Park and Recreation staff/ Naturalist assists the students of Monte Vista High School to regularly perform water quality monitoring and research	0 No field trips were conducted this year because the usual	This program is typically conducted annually and is very popular with both teachers and students. (Any need to that this events will be reinstated)

	in Stevens Creek (the City's principal creek, 2 blocks from the high school).	site was closed for a creek & park restoration project.	
Name: De Anza College Environmental Studies Field Trips Grade Level: College Location: McClellan Ranch	Four 1 ½ hour presentations were made to students in ES1& ES52 classes regarding Stevens Creek Watershed. Discussion of the effects of non-permeable surfaces, non-point source pollution, and storm water discharge into creeks was included as part of general discussion of watershed concepts.	110	General Feed Back: Instructor finds this field trip a valuable Addition to both ES1 and ES52 (Intro to Environmental Studies and Humans, the Environment, and Sustainability) and plans to return next semester.
Name: Volunteer Projects Grade Level: Elementary & Middle School (4th – 8th) Location: McClellan Ranch	Students pick up trash along creek and nearby streets	40	General Feed Back: Effective in cleaning up creek as well as raising awareness of trash problems in community.
Name: Creek Education Program Grade Level: Elementary 3rd Location: Schools & McClellan Ranch	Creek Education project available to all 3rd grade teachers, including combo teachers and shared position teachers in the Cupertino Union School District: about 100 classes (half are in Cupertino; remaining schools in cities of San Jose, Sunnyvale, Santa Clara, Saratoga, Los Altos) participated this year. Teachers are trained to teach the creek ed. unit to their own classes, and co-lead creek field trip for their students; City's Park & Rec naturalist and the Cupertino's Creek Ed Coordinator prepare the teachers. City provides two docents for creek tours. 3-hr training workshops for teachers; 2-wk curriculum for students taught by teachers, w/ half-day creek field trip.	2,215	General Feed Back: This program is very popular with the Cupertino school district and its teachers. We started the program in 1995, and continue to refine it as needed. During a half hour review of general NPS and creek concepts that precedes the actual creek walk, our docents have the opportunity to observe whether each teacher has, in fact, spent time in the classroom preparing the students for the field trip. Typically, almost all of the students are familiar with the concepts. This past year, 09-10, we had approximately 1,767 students, 102 teachers, and 346 parent volunteers participate in our program.

Name: 4H Entomology Project Grade Level: Elementary -1st – 4th Location: McClellan Ranch	City naturalist met with 4-H members during seven 1 1/2 hr. sessions to learn about insects, insect identification, life-cycles, ecological importance and control alternatives.	15	General Feed Back: This program is effective in helping children overcome fears of insects, develop competency in insect identification, learn ecological importance of insects, and be introduced to some non-toxic pest control alternatives.
Name: Insect and pesticide alternatives information Grade: Adults & Children Location: McClellan Ranch & Quinlan community Center	City naturalist set up hands-on insect display table at Santa Clara Valley Audubon Society's Wildlife Education Day and at Cupertino's Earth Day to familiarize children and adults with common garden insects and spiders, learn about the beneficial aspect of some insects and spiders and to introduce alternative pest control materials	700	This appears to be a duplicate entry: see next item
Name: Garden insect & pesticide alternatives information table at community events Grade: Adults & Children Location: McClellan Ranch & Quinlan community Center	City naturalist set up hands-on insect display table at Santa Clara Valley Audubon Society's Wildlife Education Day and at Cupertino's Earth Day to familiarize children and adults with common garden insects and spiders, learn about the beneficial aspect of some insects and spiders and to introduce alternative pest control materials	700	General Feed Back: This program was effective in engaging participants at event into discussion about insects and spiders, the benefits of some of these organisms in the garden and alternatives to pesticides for dealing with pests.
Name: Monte Vista High School Creek Cleanup Grade: High School Location: Calabazas Creek @ Creekside Park	2 City Staff worked with 8 high school students to clean approximately 200ft of Calabazas Creek. Education was provided on the importance of maintaining clean creeks and instructions were provided on how to perform an RTA.	8	General Feed Back: Program was effective in raising awareness of trash issues and the importance of keeping creeks clean.
Name: Monte Vista High School Interview Grade: High School	Environmental Program Manager met with three high school students to provide an interview for their project about current environmental	3	General Feed Back: Interview was effective in providing information on creek and watershed issues to high school students that would in return take the information back to

Location: Cupertino City Hall	concerns. Topics discussed included: litter in creeks, pesticides, negative impact of sediment and erosion, impervious surface and C.3 requirements.		their classmates.
Name: Monte Vista High School Interview Grade: Children & Adults Location: Calabazas Creek at Creekside Park	Two creek cleanup events were held this year. The National Coastal Cleanup Event and the National River Cleanup Event. Both events had over 80 volunteers that ranged in age from elementary school to adult. Trash and recyclables were collected from Calabazas Creek and adjacent areas at both events.	160	General Feed Back: These cleanup events are effective in removing litter from the creek as well as educating the public on the importance of maintaining clean creeks.
Name: Cupertino Earth Day Event Location: Cupertino City Hall Grade: Children & Adults	Cupertino Environmental Programs staff set up tables at the City's Earth Day Event that included information on environmental issues, city services and programs. The display included continuous presentations with the Enviroscape, bringing the watershed and urban runoff to life in an interactive exercise. The presentations included an introduction to the watershed, urban runoff, and how everything in the street or storm drain has a direct flow path to the creeks and Bay.	150	General Feed Back: The information provided, especially through the Enviroscape presentations, was effective in educating the public on watershed issues such as litter, pesticides, oil, and other sources of urban runoff.
Name: Cub Scout Pack 492 Wolfe Den Park Clean Up Date: 2/5/10 Location: Memorial Park, Cupertino Grade or level: elementary,	Add description?	15	General Feed Back: Good attendance Estimated Overall Event Attendance: 7 scouts and 8 adults
Name: Christa McAuliffe School Date: Throughout FY 09/10 Location: 12211 Titus Ave,	Cupertino assisted Christa McAuliffe School with providing technical staff support with a Waste Audit, recycling		General Feed Back: Students are learning the importance of disposing of their trash via the proper receptacles which deters them from

Saratoga (Cupertino Union School district) Grade Level : K - 8	containers, & labels to assist with the school's recycling efforts.		littering.
Name: Collins Elementary School Date: Throughout FY 09/10 Location: 10300 N. Blaney, Cupertino Grade Level : Elementary	Cupertino assisted Collins Elementary School with providing technical staff support, recycling containers, & labels to assist with the school's recycling efforts.		General Feed Back: Students are learning the importance of disposing of their trash via the proper receptacles which deters them from littering.
Name : ZunZun Musical Assembly Grade or level: Elementary	Interactive, musical school assemblies educating K-6 children about watersheds and pollution prevention.	14,161 students	General Feed Back: ZunZun assemblies were evaluated using postage-paid evaluation cards that were distributed to all teachers present at the performances. The Program received 130 completed evaluation cards from teachers. Overall, the feedback is positive and indicates an increase in the students' knowledge about watersheds and pollution prevention. A few highlights of the evaluations are: • Twenty-two teachers indicated that after the performance, 50% of their students knew what a watershed is; 51 teachers indicated that 75% of their students knew what a watershed is and 28 teachers indicated that 100% of their students knew what a watershed is. • Eight teachers indicated that after the performance, 50% of their students could name a way to prevent pollution in the watershed; 38 teachers indicated that 75% of their students could name a way to prevent pollution in the watershed; and 78 teachers indicated that 100% of their students could name a way to prevent pollution in the watershed. The Final Teacher Evaluation Report is included in the Program Annual Report Appendix 7-7.

Name: Watershed Watchers Program at Don Edwards Wildlife Refuge in Alviso Grade or level: elementary, middle, high school	The Refuge offers a number of interpretive programs to educate children and youth about preventing urban runoff pollution. These include: Bike the Levees; Discover Native Species; Habitat Exploration; Living Wetlands; Marshes, Mud and Plankton; Quackers and Honkers; and Water Everywhere.	80 pre-kindergarteners, 1,359 elementary school students, 33 middle school students, and 199 high school students	Visitor Surveys are used to determine visitor demographics, effectiveness of publicity, and the effectiveness or the Watershed Watchers Program. In addition, an "Urban Runoff Bead Drop" display is used to record actions (e.g., pick up litter, spread the word, take car to car wash) that children promise to do the help keep storm drains clean. Results of both these evaluation mechanisms are summarized in the Watershed Watchers Fourth Quarter Report included in the Program Annual Report Appendix 7-5.
Name: City Response from letters and Interviews from Middle School & High School Students Grade Level: Middle & High School	City responded to the following letters and interviews from Middle & High School Students: **Letters** 3/13/10 -2 Monte Vista High School students - requesting the City to install a trash can to eliminate litter around the high school. 1/20/10 - 3 Monte Vista High School students- Request for legislation in City of Cupertino to reduce plastic bag litter. 3/19/10 - 5 Monte Vista High School students- requesting concern for health and safety of local creeks, the Bay and the ocean 3/12/10 – 2 Monte Vista High School students - Proposal for "Green Education" utilizing Fremont and Cupertino Union School Districts specifically, plastic litter in the ocean education. **Interviews** 2/5/10 Interview by 7 Cupertino High School students at Calabazas Creek.		

	Students asked questions regarding the City's efforts in creating solutions to stormwater pollution, particularly litter issues, global warming, public education/outreach, recycling and reuse. The interview location at a Cupertino Creek allowed for students to see the impacts that our actions have on our waterways and solutions for both the City and residents to take were discussed. 2/8/10 Attended meeting to support Lawson Middle School students in their project on native plants for the community. Lawson Middle School students are working on a native plant program for our community 3/5/10 Interview with 3 De Anza College students at Stevens & Heney Creek. Staff discussed with the students the major sources of litter to the area, the impacts to water quality, the benefits and importance of providing public outreach to individuals of all ages and the role of the City and the region in creating solutions to litter, as a major source of pollution. 5/10/10 Interview with Lawson Middle School students regarding water pollution in China.		General Feed Back: Students and staff cleaned approximately 500 ft. of the creek banks and surrounding area.
School-Age children Outreach Events– see the Program's annual Report Section C.7.h for Programwide activities			

CUPERTINO GREEN
Program

FY 09 - 10 Annual Report

Section 8

Provision C.8 Water Quality Monitoring

Section 8 - Provision C.8 Water Quality Monitoring

C.8 ►Water Quality Monitoring

State below if information is reported in a separate regional report. Municipalities can also describe below any Water Quality Monitoring activities in which they participate directly, e.g. participation in RMP workgroups, fieldwork within their jurisdictions, etc.

During FY 09-10, the City of Cupertino contributed to the SCVURPPP Monitoring and Assessment Program, which conducts water quality monitoring in Santa Clara Valley creeks and rivers in coordination with the BASMAA Regional Monitoring Coalition (RMC). In addition, the City contributes financially to the Regional Monitoring Program for Water Quality in the San Francisco Estuary (RMP) and, through SCVURPPP, actively participates in RMP committees and work groups. For additional information on monitoring activities conducted by SCVURPPP, BASMAA RMC, and the RMP, see the C.8 Water Quality Monitoring section of the Program's FY 09-10 Annual Report.

Local Water Monitoring by Volunteers

Cupertino water monitoring activities, conducted by volunteers, encouraging public participation, are coordinated and managed by the Stevens Creek Permanente Watershed Council. Below is an example of an email "call for volunteers" that the SCPWC sends to members:

> Members meet at the City's McClellan Ranch Parking Lot on Sunday, July 12, 2009 at 9:00 AM for the monthly water quality monitoring event. There, and at eight other sites along Stevens and Permanente Creeks, we will be measuring dissolved oxygen, temperature, turbidity, pH and so forth. Additionally, we will collect small samples of water which De Anza students will later analyze for the presence of coliform bacteria.
>
> It should be a beautiful day and we hope you will come help collect this important data needed to track the health of the creek. You are welcome to join us at all or part of the sites. STEVENS & PERMANENTE CREEKS WATERSHED COUNCIL (SPCWC), PROGRAMS DIRECTOR, PROGRAMS@SPCWC.ORG

Investigation of Sources of Pyrethroid Pesticides in Stevens Creek & Resulting Public Outreach

SCVURPPP staff and Cupertino's IDDE Inspector and Environmental Programs staff met with SPCWC's Executive Director at Cupertino City Hall on July 17, 2009 to discuss dry weather flows into Stevens Creek and the possible sources of pyrethroid pesticides in the creek. (See Program's September 15, 2009 report : "*Investigative Monitoring Project: Potential Sources and Causes of Toxicity in Stevens Creek, Santa Clara County, California*" at http://www.scvurppp-w2k.com/mon_wp.shtml The group reviewed the City's storm drain maps and conducted a field investigation. Environmental Programs staff followed-up by creating a flyer to educate residents in the areas upstream of this section of Stevens Creek about the dangers of using bifenthrin for ant control. The flyer was sent to one gated neighborhood with the understanding that it would be shared with residents at a homeowners' meeting or included in the neighborhood newsletter. City staff also brought the flyer to community environmental events in FY 09-10. Staff have not received any feedback from the gated neighborhood, but residents that attended City events were very interested in using less toxic measures for ant control.

CUPERTINO GREEN
Program

FY 09 - 10 Annual Report

Section 9

Provision C.9 Pesticides Toxicity Controls

Section 9 – Provision C.9 Pesticides Toxicity Controls

C.9.a ►Adopt an Integrated Pest Management (IPM) Policy or Ordinance

(For FY 09-10 Annual Report only) Attach a copy of your individual IPM ordinance or policy.	X	**Attached**		**Not attached,** explain below

The City's IPM Council Resolution, IPM policy and pest specific IPM plans are attached at the end of this C.9 report section.

C.9.b ►Implement IPM Policy or Ordinance

Report implementation of IPM BMPs by showing trends in quantities and types of pesticides used, and suggest reasons for increases in use of pesticides that threaten water quality, specifically organophosphorous pesticides, pyrethroids, carbaryl, and fipronil. A separate report can be attached as evidence of your implementation.

Four Year Comparison Summary of Pesticides Used on City property (in pounds unless otherwise noted):

Active Ingredient	Target Pest	On SF list	Locations	FY 06-07	FY 07-08	FY 08-09	FY 09-10
Bayleton	Fungus	Yes	Greens	0	0	15.3lbs	0
Chlorothalonil	Fungus	Yes	Golf	19.2	0	0	0
Cyfluthrin:	Ants	Yes	Facilities	1.5	0	0	0
Dicomba	Weeds	Yes	Golf	0	21.8	0	0
Fipronil*:	Ants	Yes	Facilities	4 oz.	4 oz.	0.16 oz.	1.6 oz.
Flutonill	Fungus	Yes	Golf	2.10	0	0	0
Fluridone	Weeds	Yes	Golf	0	0.5	0	0
Glyphosate (Roundup)	Weeds	Yes	Various	60.97	71.25	140.21	179.95 lbs
Halosulfuron-methyl	Weeds	No	Golf	0.003	0	0	0
Ipridione	Fungus	Yes	Golf	12.29	7.2	0	0
Isoxaben	Weeds	No	Medians	13.26	10.5	0	92.92 lbs.
Oryzalin (Surflan)	Weeds	No	Medians	65.42	57.84	36.74	135.27 lbs.
Oxydiazon	Weeds	No	Medians	0	0	2.6	0
PCNB for Snow Mold	Snow Mold	No	Golf	0	15	9	0
Pendimethalin	Weeds	Yes	Parks	10.8	24.7	116.62	18.47 lbs.
Penoxsulam	Weeds	Yes	Golf	0	0	.080	0
Propicon Azole	Fungus	Yes	Golf	0.71	0	0	0
Triadimefon	Fungus	No	Golf	0.76	0	0	0

Active Ingredient	Target Pest	On SF list	Locations	FY 06-07	FY 07-08	FY 08-09	FY 09-10
Triclopr	Weeds	Yes	Parks	3	6.0	4 0	5.0
Trifuralin	Weeds	No	Parks	0	.15	0	0

City maintenance staff did not use any organophosphorous pesticides on grounds or medians during FY09-10.

Termidor, which contains the active ingredient fipronil, is used sparingly and only as needed by the City's facilities pest control contractor to control ants in City buildings. Although Termidor does not appear on the SF Reduced Risk Pesticide List, fipronil is present in other approved products, in small concentrations. The only application of Temidor (a total of 1.6 ounces) in FY 09-10 occurred in October 2009. The City's on-call facilities pest-control contractor was called to get rid of an ant infestation at the buildings surrounding Cupertino's City Hall Plaza, including City Hall, the Cupertino Library, and the Cupertino Community Hall, which houses the City Council Chambers. Termidor is not sprayed, but is directly applied to foundations, away from impervious surfaces. In this case, the application areas are surrounded by soil and vegetation; any rain runoff from the treated areas would infiltrate the soil and would not enter the storm drain or parking lot. The 1.6 ounces of fipronil used by the contractor in FY 09-10 was an increase over use in FY 08-09 (0.16 ounces), which was less than the amount used in FY 07-08 (4 ounces). The contractor has found no other effective alternatives to Termidor to control the larger ant infestations, but has been able to avoid any broadcast spraying. In FY10-11 the City's pest contractor expects to use only **EcoSmart products and will test for an effective replacement to Termidor for ant control in public buildings.

** EcoSMART Ant and Roach Killer contains the following active Ingredients: Rosemary Oil (5.00%); Cinnamon Oil (3.00%); and other Ingredients*(92.00%). Other ingredients include *Water, Wintergreen Oil, Mineral Oil, Oleic Acid, Canola Oil, Carbon Dioxide, Vanillin, Lecithin

The Grounds Maintenance Division Supervisor reported that because FY 09-10 was an unusually wet year, his crews used greater amounts of glysophate, oryzalin and isoxaben on medians and in parks than in previous years. There were storms starting in October and lasting well into April. The Streets Dept. used more oryzalin in FY 09-10, as they had tried pendimethalin last year and it did not work well. However, from FY 08-09 to FY 09-10, the amount of pendimethalin used was reduced by 98.15 lbs to 18.47 pounds.

The Grounds Maintenance Department mixes isoxaben with oryzalin as a pre-emergent. The City's Pest Control Advisor selected this mixture as a pre-emergent to keep the weeds from germinating instead of spraying glyphosate (post-emergent) in larger quantities to kill the weeds after they emerge. The two active ingredients, when combined, cover a very broad spectrum of weeds therefore requiring a smaller amount of glyphosate than would otherwise have been needed.

C.9.c ►Train Municipal Employees

Enter the number of employees that applied or used pesticides (including herbicides) within the scope of their duties this reporting year.	**16**
Enter the number of these employees who received training on your IPM policy and IPM standard operating procedures within the last 3 years.	**16**
Enter the percentage of municipal employees who apply pesticides who have received training in the IPM policy and IPM standard operating procedures within the last three years.	**100%**

On June10, 2010, the annual staff and contractor IPM training meeting was held at City Hall. Attendees included the Environmental Programs Manager and Division staff, the City's Public Works supervisor for the Grounds Maintenance Division, the City's Public Works supervisor for facilities, staff from the City's McClellan Ranch property, the pest control contractor for the City's facilities and the City's Golf Course Maintenance Superintendent. In this training meeting, Environmental Programs staff briefed attendees on the requirements and the City's implementation of the MRP. A round-table discussion of IPM practices took place, including a review of the City's IPM policy and pest specific plans. Each of the City's 38 pest specific plans was updated as the group considered options for the upcoming year. The City's Maintenance supervisors are trained annually on the City's IPM requirements and only these supervisors determine which pesticides may be used on City property, if any. All applicators and other staff (32 maintenance workers and City pesticide applicators) received the appropriate County Ag and Dept. of Pesticide Regulation required annual training on January 11, 2010. Of the thirty-two trained, only sixteen employees applied any type of pesticides in FY 09-10 on City property.

C.9.d ►Require Contractors to Implement IPM

Did your municipality contract with any pesticide service provider in the reporting year?	X	Yes		No

If yes, attach one of the following:

X	Contract specifications that require adherence to your IPM policy and standard operating procedures, OR
	Copy(ies) of the contractors' IPM certification(s) or equivalent, OR
	Equivalent documentation.

The City's contract specifications for the City's Golf Course Maintenance Superintendant are attached at the end of this C9 report section, following the City's IPM policy and specific IPM plans. In addition to following the City's contract specifications, the Golf Course Maintenance Superintendant meets annually with Environmental Programs Mgr. to review the City's IPM policy and specific IPM plans related to golf course maintenance.

The City uses an on-call pest control contractor for facilities. The facilities contractor works under the supervision of the City's Public Works Facilities Supervisor. Since the work is on-call and done through a purchase order, the City does not have contract specifications for his work. However, he is trained along with City staff on the City's IPM policy and is required to coordinate with City's Public Works Facilities Supervisor to find the least toxic means of pest control to resolve the City's pest problems. The City's on-call pest control contractor for City facilities attended the staff IPM training meeting on June 10, 2010.

C.9.e ►Track and Participate in Relevant Regulatory Processes
Summarize participation efforts, information submitted, and how regulatory actions were affected or reference a regional report that summarizes regional participation efforts, information submitted, and how regulatory actions were affected.
During FY 09-10, Cupertino participated in regulatory processes related to pesticides through financial contributions to SCVURPPP, BASMAA and CASQA. For additional information, see the Regional Pollutants of Concern Report submitted by BASMAA on behalf of all MRP Permittees. This Report is included within the Program's FY 09-10 Annual Report.

C.9.f ►Interface with County Agricultural Commissioners
Provide a summary of improper pesticide usage reported to County Agricultural Commissioners and follow-up actions to correct violations, if any. A separate report can be attached as your summary.
There was no improper usage of pesticide on City property in FY 09-10 and the City does not allow this. There were no reports of improper use of pesticides within the City during FY 09-10. City employees and contractors adhere to the City's IPM policy and pest specific plans.

C.9.h.ii ►Public Outreach: Point of Purchase
Provide a summary of public outreach at point of purchase, and any measurable awareness and behavior changes resulting from outreach (here or in a separate report); or reference a report of a regional effort for public outreach in which your agency participates.
The following separate reports developed by SCVURPPP and BASMAA summarize point of purchase outreach efforts conducted during FY 09-10: • FY 09-10 Store Employee Training Report (SCVURPPP) • FY 09-10 Store Employee Training Evaluation Summary (SCVURPPP) • FY 09-10 Store Employee Training Status Table (SCVURPPP) • FY 09-10 List of Stores in the IPM Store Partnership Program (SCVURPPP) • FY 09-10 BASMAA "Our Water, Our World" (OWOW) Report (BASMAA) These reports are included within the C.9 Pesticides Toxicity Control section of Program's FY 09-10 Annual Report.

C.9.h.vi ►Public Outreach: Pest Control Operators
Provide a summary of public outreach to pest control operators and landscapers and reduced pesticide use (here or in a separate report); or reference a report of a regional effort for outreach to pest control operators and landscapers in which your agency participates.
The FY 09-10 Green Gardener Training Report developed by SCVURPPP summarizes the Public Outreach: Pest Control Operators efforts conducted during FY 09-10. This report is included within the C.9 Pesticides Toxicity Control section of Program's FY 09-10 Annual Report.

CUPERTINO GREEN
Program

Appendix 9-1

Cupertino IPM Policies and Plans

RESOLUTION NO. 02-188

A RESOLUTION OF THE CITY COUNCIL OF THE CITY OF CUPERTINO APPROVING A POLICY REQUIRING AN INTEGRATED PEST MANAGEMENT APPROACH TO PEST CONTROL AT ALL CITY-MAINTAINED FACILITIES

WHEREAS, several pesticides have been found in local creeks and in San Francisco Bay and are understood to be a threat to the environmental health of the Bay Area; and

WHEREAS, governmental agencies are adopting Integrated Pest Management (IPM) policies to allow them to act as role models for using the less-toxic pest management strategies that agencies are asking the public to adopt; and

WHEREAS, the City of Cupertino's recently revised National Pollutant Discharge Elimination System (stormwater) permit requires that all permittees establish an IPM policy and develop and implement an IPM plan that requires a reduced-risk approach to all pest control activities performed at city facilities.

NOW, THEREFORE, BE IT RESOLVED, by the City Council of the City of Cupertino, that a City policy regarding Integrated Pest Management shall be implemented as shown in the attached Exhibit.

PASSED AND ADOPTED at a regular meeting of the City Council of the City of Cupertino this 21st day of October 2002, by the following vote:

Vote	Members of the City Council
AYES:	Lowenthal, Chang, James, Kwok, Sandoval
NOES:	None
ABSENT:	None
ABSTAIN:	None

ATTEST:

Kimberly Smith
City Clerk

APPROVED:

Mayor, City of Cupertino

POLICY TO REQUIRE AN INTEGRATED PEST MANAGEMENT APPROACH TO PEST CONTROL AT ALL CITY-MAINTAINED FACILITIES

POLICY STATEMENT

The City of Cupertino will carry out its pest management operations, at city-owned facilities, and at other facilities where the city is responsible to provide facility and landscape maintenance, using reduced-risk Integrated Pest Management (IPM) techniques.

The city, recognizing that some pesticides may be potentially hazardous to human health and the environment, shall give preference to reasonably available non-pesticide alternatives, and reduced-risk pesticides, when performing pest control activities.

Departments that apply pesticides will follow an IPM plan whose goal is to ensure the long-term prevention or suppression of pest problems, while reducing or eliminating the need for chemical pest controls (to the maximum extent feasible), with minimum negative impact on human health, non-target organisms, and the environment.

The IPM Plan will include pest-specific and site-specific standard operating procedures (describing the IPM approach used to control common pest problems) and monthly pesticide use summaries. The city will prepare a report each year summarizing and evaluating the pest control activities performed by city staff and contractors.

The IPM Plan will also include an outreach component to residential and commercial pesticide users, and mechanisms to discourage pesticide use at new development sites.

No products containing Clopyralid, Diazinon, Chlorpyrifos (Dursban), Chloradane, DDT, Dieldrin or other organophosphates can be used by city staff or a city contractor on city property or property maintained by the city. Currently, these chemicals are not in use at city-maintained facilities.

City staff are to report pest control problems to the Public Works Facilities Supervisor or to the Recreation Supervisor at Blackberry Farm. No unauthorized city staff can purchase pesticides for use at work.

Pest	**1. Anthracnose on Ashes**
Location	Ashes in Rancho Rinconada. Protected tree, although many in Rancho Rinconada have surpassed their lifespan of 50 years. Rancho Rinconada was built in 1954.
Threshold	
Monitoring	
History	City takes no action. Anthracnose causes leaf drop of first leaves. Does not do enough harm to the tree to justify treatment. Degree of infestation depends on climate—which varies from year to year.
Cultural (prevention)	None
Physical (treatment)	None
Biological (treatment)	None

Pest	**2. Anthracnose on Sycamores**
Location	Sycamore trees in Rainbow area and Stelling area
Threshold	
Monitoring	
History	City takes no action. First-out leaves drop. Not enough damage to tree to justify a spray program.
Cultural (prevention)	None
Physical (treatment)	None
Biological (treatment)	None

Pest	**3. Aphids avoided with Aphid-Resistant Flowering Plum**
Location	
Threshold	
Monitoring	
History/ Cultural (prevention)	Flowering plum trees (Prunus) were chosen partially because they would be aphid-resistant. Using variety “Krauter Vesuvius.” On the Street Tree List.
Physical (treatment)	
Biological (treatment)	
Chemical (treatment)	

Pest	**4. Aphids on Ashes in Rancho Rinconada**
Location	Throughout Rancho Rinconada
Threshold	
Monitoring	
History	Aphids infestations appear periodically, probably determined by weather patterns. Infestation intensity varies from year to year. Aphid secretions attract ants to the ashes. Aphid secretions drop onto parked cars, causing public complaints. (Any insecticide spraying would be ineffective and, essentially pointless.) Predatory wasps return and resolve the infestation. Lady bugs have also been used.
Cultural (prevention)	None
Physical (treatment)	None
Biological (treatment)	When necessary, city releases lady bugs and/or predatory wasps.

Pest	**5. Aphids on Raywood Ashes-**
Location	On medians on Homestead. 8-12-08 per Diane: no longer planting these trees; they get fungus easily and they get aphids, although not many aphids for a couple of years. (fungus-limbs die back, cut limbs)
Threshold	
Monitoring	
History	
Cultural (prevention)	None
Physical (treatment)	None
Biological (treatment)	None
Chemical (treatment)	Inject tree with Pointer pesticide.
Active ingredient	Imidacloprid (On San Francisco approved list, 2002)
Brand name	Pointer
Toxicity Category	
Concentration	
Treated Location	Inject into the tree trunk
Appl.technique/ Equipment	Injection equipment
Timing	
Weather	

Pest	**6. Aphids on Lyriodendrum**
Location	On Bubb Rd at Edward Way. Due to problems w/scale and aphids, these trees are no longer planted. Some are removed and replaced with other, more pest-resistant trees. Limited amount of these trees remain. Although they are on the tree list, staff steers people away from using them as they are not a "good" tree.
Threshold	
Monitoring	Watch for when trees start to drip honey dew onto the sidewalk.
History	
Cultural (prevention)	None
Physical (treatment)	None
Biological (treatment)	None
Chemical (treatment)	Inject tree with Pointer. Aphids have not been a problem for a couple of years, therefore treatment is rarely needed. Injection is the preferred treatment compared to spraying, even though it is more expensive and drilling into the tree can negatively impact the tree.
Active ingredient	Imidicloprid (On San Francisco's permitted pesticides list.)
Brand name	Pointer
Toxicity Category	
Concentration	
Treated Location	Tree trunk
Appl.technique/ Equipment	Injection equipment
Timing	
Weather	

Pest	**7. Bermuda grass spreading**
Location	Foothill median, Stevens Crk medians, Memorial Park and Jollyman Park
Threshold	Over-competes with ground covers and shrubs.
Monitoring	Field observation
History	A few areas have been infested with Bermuda grass, which spreads easily. We keep it under control so it doesn't destroy the desired plants.
Cultural	Hoeing and pulling are not effective on a large scale.
Physical	None
Biological	None
Chemical (treatment)	Fusillade II -- selective herbicide for grass control. Not used much. Mike Greg sprayed at The Oaks on Stvens Creek Blvd in '09.
Active ingredient	Fluazifop-P-butyl (Not on SF list)
Brand name	Fusillade II
Toxicity Category	Caution, Category III
Concentration & Rate of Application	1.28 oz/gal.
Treated Location	
Appl.technique/ Equipment	
Timing	
Weather	Apply when Bermuda is actively growing. Spot spray in summer when warm and dry.

Pest	**8. Drought-tolerant plants chosen for city facility parking lots**
Location	In parking lots at city facilities
Threshold	
Monitoring	
History	City has planted native, drought-tolerant plants in city facility parking lots to take advantage of their low need for water and infrequent pest problems.
Cultural (prevention)	
Physical (treatment)	None
Biological (treatment)	None
Chemical (treatment)	None

Pest	**9. Fireblight**
Location	Flowering pear trees found around the City, including on Stevens Creek Blvd., near Symantec.
Threshold	Act, if 30% infected. New growth looks scorched.
Monitoring	Field observation
History	Flowering pears contract a bacterial disease called fireblight. Its severity is dependent on weather conditions at time of bloom. Is spread by wind, contaminated shears, and bees.
Cultural	City has planted more-resistant cultivars that still can get infected, but not as bad. The original Kawakami's have Fireblight the worst.
Physical	Prune out infected wood 6" below infection. Sterilize shears. Avoid planting host plants for the disease, such as Rhapiolepis, under flowering pear trees.
Biological	None
Chemical (treatment)	None

Pest	**10. Fruit setting on Crabapples & Olives**
Location	City Hall
Threshold	This is a high-traveled area. The dropped fruits onto sidewalks is not acceptable at all.
Monitoring	Field observations
History	To avoid the mess caused by fruiting trees, the city had sprayed ethephone in flower blooming season to prevent the flowers from setting fruit. Fruits dropping on the sidewalk have been tracked into the building and cause staining on the carpet. Ethephone is considered to be a safe chemical for the operator and for the public. The city will continue this practice.
Cultural (prevention)	Keep trees trimmed.
Physical (treatment)	None
Biological (treatment)	None
Chemical (treatment)	Spray with ethephon to prevent fruit from setting. Not used much.
Active ingredient	Ethephon—3.9%
Brand name	Florel (Not on SF list.)
Toxicity Catgory	Caution (Category III)
Concentration	3 oz. / gal
Treated Location	
Appl.technique/ Equipment	
Timing	Spray the flowers on the trees in bloom.
Weather	70 degrees or lower, to prevent foliage burn

Pest	**11. Mildew resistance**
Location	Crape Myrtle trees
Threshold	
Monitoring	
History/ Cultural (prevention)	City has chosen to plant Crape Myrtle trees because they are mildew resistance and therefore will require little pest control treatment.
Physical (treatment)	
Biological (treatment)	

Pest	**12. Mistletoe on Ashes**
Location	Courts off Mann Dr.
Threshold	8-10 clumps per tree
Monitoring	Field Observation
History	Staff believes that mistletoe may have initially been brought into the area by a person on Oakview Lane who used to sell mistletoe. It's been a problem ever since.
Cultural	None
Physical	Prune out. Sometimes have to remove large branches.
Timing	Prune when trees are dormant, so mistletoe is especially visible.
Biological	None
Chemical (treatment)	**Florel—plant growth regulator; causes abscission**
Active ingredient	Ethephon—3.9% (Not on SF list.)
Brand name	Florel
Toxicity Category	Caution
Concentration & Rate of Application	
Treated Location	
Appl.technique/ Equipment	
Timing	
Weather	

Pest	**13. Phytoptera on Cherry trees**
Location	In Memorial Park
Threshold	
Monitoring	
History	Trees were originally planted in a low spot, so they were often water-logged—resulting in phytoptera.
Cultural (prevention)	Staff replanted trees on knolls and solved the problem.
Physical (treatment)	
Biological (treatment)	

Pest	**14. Scale on Burford Holly tree**
Location	Medians
Threshold	
Monitoring	
History /Cultural (prevention)	Scale problem developed. City decided to **remove all** of the Holly trees to avoid future scale problems. (Tree not suited for the site.)
Physical (treatment)	None
Biological (treatment)	None

Pest	**15. Spittle bug on Baccharis**
Location	Mary Ave. on roadside.
Threshold	
Monitoring	
History	Staff applied Orthene systemic. Didn't work. **Removed all** Baccharis to avoid pest problem.
Cultural (prevention)	Removed Baccharis to avoid pest problem.
Physical (treatment)	
Biological (treatment)	

Pest	**16. Tussock Moth on Oaks**
Location	Oaks on Miller Ave.
Threshold	Action needed when tree is 25% infested.
Monitoring	Monitored weekly during the Spring. Usually appears mid to late April. Typically spreads from tree to tree, moving from the southernmost trees, to the north. City staff monitor the Oaks personally.
History	
Cultural (prevention)	
Physical (treatment)	Pruning affected branches is not a good idea.
Biological (treatment)	Previous: Spray with B.t.
Active ingredient	Bacillus thuringinensis (On SF list)
Brand name	Dipel 2X
Concentration & Rate of Application	¼ - ¾ lbs. / 100 gals
Treated Location	As above.
Appl.technique/ Equipment	No longer spray. During the last infestation, the tree was stripped of its leaves and when the leaves returned, the infestation was gone.

Timing	Must be sprayed in morning before 6 a.m. to avoid any spray getting onto cars or people, and to avoid alarming the public by the appearance that a poison is being sprayed. Spray is only effective when applied in March and April, while caterpillars are feeding Usually, one spraying will be enough. If there are several hatchings, a second spraying within a week may be necessary.
Weather	Don't spray in rainy weather.
Chemical (treatment)	None

Pest	**17. Tussock Moth on Wisteria**
Location	Wisteria vines on the DeAnza Blvd. medians; cross streets: Bollinger north to Pacifica
Threshold	Action needed when tree is 25% infested.
Monitoring	Monitored weekly during the spring. Usually appears mid to late April. Typically spreads from tree to tree, moving from the southernmost trees, to the north. City staff monitor the Wisteria personally.
History	Tussock moth has appeared at this site sporadically since 1990. Previously, the city's PCA applied Orthene (a systemic pesticide) or Sevin, to poison the caterpillars. This was effective for one year, but, beginning in 1997, the PCA decided to spray the affected Wisteria with B.t. The results have been good. There has not been a problem since 2000. The reason could be the B.t treatment. The predatory insects are probably extinguished now.
Cultural (prevention)	
Physical (treatment)	Pruning affected branches is not a good idea.
Biological (treatment)	Spray with B.t. Haven't had to spray in years, but would use this technique if needed. No known injection treatment.
Active ingredient	Bacillus thuringinensis (On SF list)
Brand name	Dipel 2X
Concentration & Rate of Application	¼ - ¾ lbs. / 100 gals
Treated Location	As above.
Appl.technique/ Equipment	Spray leaves from ground until the point of runoff (i.e. until leaves are covered with the spray) with a tree gun @ 75 psi or more (as needed for the height of the tree).

Timing	Must be sprayed in morning before 6 a.m. to avoid any spray getting onto cars or people, and to avoid alarming the public by the appearance that a poison is being sprayed. Spray is only effective when applied in March and April, while caterpillars are feeding Usually, one spraying will be enough. If there are several hatchings, a second spraying within a week may be necessary.
Weather	Don't spray in rainy weather.
Chemical (treatment)	None

Pest	**18. Weeds in landscaped areas**
Location	On flowerbeds in parks and on facilities' grounds.
Threshold	
Monitoring	Field observation
History	
Cultural (prevention)	Mulch dirt areas 6" thick with compost or wood chips to prevent weed seed germination. Mow lawns to 3" to shade out any bare areas (except mow shorter on playing fields). Also, mow to 3" b/c of drought.
Physical (treatment)	Hoe weeds. (Done by Elmwood workers.) Staff uses weed-eater in tree wells, and at fence lines. Mow existing weeds to 3" if aesthetically, and functionally acceptable. Longer grass can shade weed seeds and prevent germination.
Biological (treatment)	None
Chemical (treatment)	**Pre-emergents:** Essentially, little pre-emergent herbicide is used in city parks and on city facility grounds. It is not worth the expense of applying pesticides to these large areas.
Active ingredient	
Brand name	
Concentration	
Toxicity Category	
Treated Location	
Appl.technique/ Equipment	

*Timing/*Weather	
Chemical (treatment)	**Post-emergent—Spot spray:** Spot spray Roundup for weeds in landscaped areas. Diane: Spot spray Roundup in landscaped areas with dense low-growing groundcover (e.g. chickweed among Vinca on slope at City Hall). Handpicking would likely not kill root-JB 6/10.
Active ingredient	Glyphosate salts (In SF list)
Brand name	**Roundup**
Toxicity Category	Caution (Category III)
Concentration	2 tbl/gal
Treated Location	Northern slope of city hall.
Appl.technique/ Equipment	Spot spray weeds only using four-gal back-pack sprayer. Do not broadcast spray Roundup.
Timing /Weather	Do not spray Roundup when rain is forecast for the next six hours. Roundup is sprayed after the rainy season, avoiding the chance of herbicide runoff. Roundup breaks down quickly in the presence of sunlight. Roundup binds to the plant when dry. Re-entry is allowed when product is dry.

Pest	**19. Weeds on Cristo Rey (mainly annual grasses) & Regnart Rd (mainly blackberries)**
Location	Cristo Rey Rd. and Regnart Rd.
Threshold	Dry grasses are a fire hazard. Broadleaf weeds (mainly blackberries) become a problem when they encroach onto roadway, and they are also a fire hazard.
Monitoring	Field observation
History	
Cultural (prevention)	Usually mow before July 4th. There is enough room on these roads to safely mow.
Physical (treatment)	Flail mow (mower w/side boom arm). Haven't done in awhile.
Biological (treatment)	None
Chemical (treatment)	None

Pest	**20. Weeds on School Grounds**
Location	City parks staff maintain the playing fields at 8 schools in the city—2 jr. high and 6 elementary.
Threshold	
Monitoring	
History	
Cultural **(prevention)**	Install drip irrigation in some landscaped areas—directly watering the bushes. This prevents water from getting on the unplanted areas. (The water had allowed weed seeds to germinate in the unplanted areas).
Physical **(treatment)**	Hoe weeds with Elmwood crews. Weed beat around trees.
Biological **(treatment)**	
Active ingredient	
Brand name	
Concentration	
Treated Location	
Appl.technique/ Equipment	
Timing	
Weather	
Chemical **(treatment)** **Pre-emergents**	

Active ingredient	
Brand name	
Toxicity Category	
Concentration	
Treated Location	
Appl.technique/ Equipment	
*Timing/*Weather	
Chemical (treatment) Post-emergent	Trimac used in diluted, and mixed with fertilizer for control of clover in the big play fields. (Bees are attracted to clover flowers. There is concern about bee stings.)
Active ingredient	2-4, D (Not on SF list.). Level 2 is restricted but product has less than 2%.
Brand name	Trimac
Concentration	Diluted. Concentration?
Toxicity Category	??
Treated Location	Eaton School in the big play fields, and the ground cover.
Appl.technique/ Equipment	
Timing /Weather	Applied in summer, as close to two days before school starts, but never when school is in session.

Pest	**21. Weeds on Stevens Canyon Rd.**
Location	Stevens Canyon Rd., above (south of) McClellan Rd. (Stevens Canyon Rd. is a dangerous stretch for city employees because of the frequent truck traffic and many blind curves. Important to keep road open for quarry truck traffic.)
Threshold	
Monitoring	
History	**Grasses to stabilize:** City staff encourage native and introduced grasses to grow long during the winter along road embankments to stabilize the banks, to slow runoff, and to act as a natural filter. Staff sprays the grasses with diluted Roundup in April to reduce fire danger. The grass rots in place, leaves the roots remaining to stabilize the banks. **Broadleaf encouraged:** At the same time, staff also encourages the growth of broadleaf plant coverage on embankments by using a diluted solution of Roundup, which kills back the grass but lets the wildflowers and other broadleaf plants thrive. Roundup is sprayed after the rainy season, avoiding the chance of herbicide runoff. Roundup breaks down quickly in the presence of sunlight. Note: A very dilutec solution of Round-Up would cause the grasses in an area to die in place while not affecting the broadleaf plants.
Cultural (prevention)	None
Physical (treatment)	Mowing was rejected because it would take too long in a dangerous setting and because some sections have difficult access or are sloped. The road would need to be shut down for 8 hours for mowing—which would be unacceptable. (Note: Do not hoe or disc areas already sprayed with pre-emergents. That would break the chemical barrier and allow weed seeds to germinate.)

Biological (treatment)	None
Chemical **Pre-emergent & Post-emergent**	Roundup (post-emergent) /Surflan (pre-emergent) mix is sprayed before the rainy season, avoiding the chance of herbicide runoff. Roundup breaks down quickly in the presence of sunlight.
Active ingredient	Glyphosate salts and Oryzalin (40%)
Brand name	Round-up Pro / Surflan AS tank mix
Toxicity Category	
Concentration	1 gal Round-up Pro / 100 gal water; 1 gal Surflan AS / 100 gal water
Treated Location	Along both side of Stevens Canyon Rd, in a 10 ft. band on each side; between San Juan Rd. and the city limit line.
Appl.technique/ Equipment	Use sprayer with road-side boom.
*Timing/*Weather	

Pest	22. Weeds in McClellan Ranch Park
Location	McClellan Ranch
Threshold	
Monitoring	
History	Check McClellan Ranch Master Plan for more detail.
Cultural	McClellan Ranch Park is a nature preserve. Therefore, no pesticides or chemical fertilizers can be used in the park. Community gardeners are forbidden to use any pesticides or chemical fertilizers.
Physical	Annual mowing (per JB 6/10) in the center field area used for fire prevention (as required by the fire department) Volunteers will occasionally pull out Vinca by hand along the creek path.
Biological	None
Chemical (treatment)	None

Pest	**23. Weeds in medians**
Location	On medians on Stevens Creek Blvd, DeAnza Blvd., and Wolfe/Miller Ave
Threshold	High visibility areas will remain groomed—with few or no weeds. 0-5% weeds allowed.
Monitoring	Field observation
History	The City maintains vegetative cover on medians for aesthetic reasons, to prevent soil erosion, to trap pollutants, and to slow the rate of storm water runoff. Median areas are typically landscaped with trees, vines, bushes and cobble stones, and therefore, are not mowed.
Cultural **(prevention)**	Mulch dirt areas 4" thick with compost or wood chips to prevent weed seed germination. Where possible, plant low-growing groundcover plants, thick enough to suffocate out weeds or shadow bare areas where weed seeds could germinate (e.g**.** Gazanias on the ends of the medians at DeAnza and Stevens Creek, and the Myoporum on the Stelling Ave. median).
Physical **(treatment)**	Hoe weeds in medians during full maintenance session (with adjoining lane shut down). Hand pull weeds occasionally. Hedge trimmers are also used. (Note: Do not hoe or disc areas already sprayed with pre-emergents. That would break the chemical barrier and allow weed seeds to germinate. Crew has a posted list of recently treated areas that should not be hoed.)
Biological **(treatment)**	none
Chemical **(treatment)** **Pre-emergents**	**Pre-emergents:** Spray bare dirt areas with pre-emergent in spring to kill weed seeds before summer. Pre-emergents must be watered-in to be effective, so time the spraying for just before late spring rains. (The pre-emergents bind to the soil and form a type of barrier (which can be broken by hoeing). Therefore, once dry, the chemicals would not be washed off by rain. Don't apply when windy—to avoid drift.

	One of these four pre-emergents would be used:
Brand name	**Suflan AS (k)**
Active ingredient	Oryzalin 40% (4 lbs active ingredient per gallon of product) (Not on SF list)
Toxicity Category	Caution (Category III) (Not on SF list)
Concentration	
Brand name	**Roundstar (i)**-avoid using due to strong odor.
Active ingredient	???
Toxicity Category	
Concentration	
Brand name	**Gallery (oo) w/Surflan**
Active ingredient	Isoxaben 75% (Not on SF list)
Toxicity Category	
Concentration	
Brand name	**Pendulum**
Active ingredient	Pendimethalin (On SF list-not on 2010 SF list?)
Toxicity Category	
Concentration	
Treated Location	Medians
Appl.technique/ Equipment	City staff use the following equipment when spraying pre-emergents on the median: a 200-gal tank (on a truck) for spraying herbicides.

	Always check equipment for chemical, oil, fuel, or coolant leaks before leaving for the job site. All equipment vehicles are to be fueled at the corporation yard. If a leak or spill does occur, follow the City's Emergency Spill Response Plan.
*Timing/*Weather	Pre-emergents must be watered-in to be effective, so time the spraying for just before late spring rains. No re-entry restrictions are required for these herbicides; pedestrians can cross the median as soon as the chemicals are dry.
Chemical (treatment) **Post-emergent**	**Post-emergent—Spot spray:** Spot spray Roundup for any weeds that germinate following pre-emergent spraying. Roundup is also used as a pre-emergent before rainy season.
Active ingredient	Glyphosate salts
Brand name	**Round-Up Pro**
Toxicity category	Caution, Category III
Concentration	
Treated Location	On medians.
Appl.technique/ Equipment	Do not broadcast spray. Spot spray weeds only.
Timing /Weather	Do not spray Roundup when rain is forecast within 6 hrs. Dried chemical would be bound to the plant by that time. No re-entry restrictions are required for Roundup; pedestrians can cross the median as soon as the chemicals are dry.

Pest	**24. Whitefly on Ashes**
Location	Throughout Rancho Rinconada
Threshold	
Monitoring	
History	Whitefly infestations appear periodically. May be caused by a dramatic weather change. No action is taken by the city. Previously, County Ag released Encarsia wasps (predatory insect) which, together with warmer weather, resolves the infestation. City staff is now responsible for releasing the predatory wasps as well as lady bugs (lady bugs were last used appx. 2 years ago.)
Cultural (prevention)	None
Physical (treatment)	None
Biological (treatment)	Predatory wasps and lady bugs.

Pest	**25. Wooly apple aphid & Tent caterpillar on Pyracantha**
Location	Stevens Creek Blvd. medians across from Memorial Park. Very little Pyracantha present.
Threshold	
Monitoring	
History	Plants became deformed from serious infestation.
Cultural (prevention)	Plants were removed and replaced with non-host plant varieties such as Agapanthus and Rhapiolepis
Physical (treatment)	None
Biological (treatment)	None

Pest	**26. Yellow leaves on Cherry trees**
Location	In Memorial Park
Threshold	
Monitoring	Not a current problem
History	
Cultural (prevention)	Applied zinc and iron. Determined the problem with yellow leaves on cherry trees was a zinc and iron deficiency.
Physical (treatment)	None
Biological (treatment)	None
Chemical (treatment)	Apply fertilizer with iron if needed.

Pest	27. Fungus on Greens (Pink Snow Mold; Summer Patch)
Location	Golf course greens
Threshold	Apply material before mold symptoms show themselves? This application is a preventative to control a predictable, annual winter problem. Once the mold causes damage, preventative measures are not helpful—fungicides must be used.
Monitoring	Daily walking greens
History	Diseases occur on greens due to too low mowing heights, weather conditions, and traffic. Spot treatment (with fungicide) is performed when possible. Several greens on the course are located in shady areas that do not have sufficient natural ventilation to dry off the grass, resulting in an increase in fungal problems. There has been inadequate drainage in the greens areas.
Cultural	Raise mowing heights; whip greens; fertilize with low nitrogen fertilizers and high potassium fertilizer; keep soils in balance. Over-seed any damage on the greens with bent grass seed—less susceptible to snow mold than other types of grass. Installed drainage system in several of the greens and tee-off areas.
Physical	Whip greens (to disturb any dew or sitting water on grass blades that could cause mold to grow)
Biological	None
Chemical (treatment)	
Active ingredient	Pentachloronitrobenzene (contact fungicide-per Don N. 3/30/07)
Brand name	Scotts FFII
Toxicity Category	Category 3; (Not included in San Francisco list. However, approved for use by Diane Mahan 3/31/03)
Concentration & Rate of Applicatn	
Treated Location	All golf course greens
Appl.technique/ Equipment	
Timing	
Weather	

Pest	28. Fungus on Greens (Pink Snow Mold; Summer Patch)
Location	Golf course greens
Threshold	Apply material before mold symptoms show themselves? This application is a preventative to control a predictable, annual winter problem. Once the mold causes damage, preventative measures are not helpful—fungicides must be used.
Monitoring	Daily walking greens
History	Diseases occur on greens due to too low mowing heights, weather conditions, and traffic. Spot treatment (with fungicide) is performed when possible. Several greens on the course are located in shady areas that do not have sufficient natural ventilation to dry off the grass, resulting in an increase in fungal problems. There has been inadequate drainage in the greens areas.
Cultural	Raise mowing heights; whip greens; fertilize with low nitrogen fertilizers and high potassium fertilizer; keep soils in balance. Over-seed any damage on the greens with bent grass seed—less susceptible to snow mold than other types of grass. Installed drainage system in several of the greens and tee-off areas.
Physical	Whip greens (to disturb any dew or sitting water on grass blades that could cause mold to grow)
Biological	None
Chemical (treatment)	
Active ingredient	Thiophanate methyl (granules) (systemic fungicide) This isn't specifically listed for pink snow mold. Haven't used for at least four years.
Brand name	Scotts Systemic Fungicide
Toxicity Category	Category 3; (Included on San Francisco list)
Concentration & Rate of Applicatn	1.35-2.7 lbs per 1000 sq ft.
Treated Location	All golf course greens
Appl.technique/t	Hand spreader; water-in granules—carefully preventing any runoff from greens.
Timing	In morning (because wind is minimal)
Weather	When rain is not likely

Pest	29. English Daisy/Pineapple Weed in Greens
Location	greens
Threshold	Action needed when the putting on greens is interrupted due to too many weeds.
Monitoring	Daily walking the greens.
History	Bellis perennis and soliva sp. Native of Europe used as an ornament in some grass mixtures. For finer turf (i.e. golf turf) it is considered a noxious weed, especially on the coastal areas of the U.S. Has been a perennial problem at Blackberry Farm golf course. Daisy indicates that greens are not draining well. Daisy prefers to grow shallow rooted, in damp, compacted soil. Blackberry has a history of bad drainage throughout.
Cultural	Fertilize the greens to strengthen the grasses to outgrow the daisy.
Physical	Hand removal. Installed drainage system at several of the greens.
Biological	None.
Chemical (treatment)	
Active ingredient	Dicamba (post-emergent, contact herbicide)
Brand name	Scotts K-O-G (granular)
Toxicity Category	Warning—Category 2 (On SF list)
Concentration & Rate of Application	35.5 pounds per acre
Treated Location	Greens
Appl.technique/ Equipment	Hand rotary spreader, allowing broad buffer zone from any surface waters. Special care to prevent any runoff into surface waters.

Timing	When weeds are actively growing.
Weather	75 degrees, maximum; wind less than 5 mph.
Chemical (treatment)	Sapphire used in ’09 and ’10 on fairways and roughs to reduce pesticide quantity with better effectiveness
Active ingredient	
Brand name	
Toxicity Category	
Concentration & Rate of Application	
Treated Location	
Appl.technique/ Equipment	
Timing	
Weather	

Pest	**30. English Daisy in Fairways and Roughs**
Location	Fairways and roughs
Threshold	Action needed when weeds are so bad that golfers cannot distinguish between weeds and golf balls.
Monitoring	1) Daily touring golf course 2) Weekly conversations with golf pro.
History	Annually a problem on golf course. May cause golfers to leave golf course to play at another course. In previous years, blanket applications of herbicides were made multiple times. Smaller quantity of Sapphire is used than other pesticides. Now we target the pest and only apply where needed.
Cultural	Fertilize more, so the competition of the grasses crowds the pest out.
Physical	Hand removal.
Biological	None.
Chemical (treatment)	Sapphire
Active ingredient	
Brand name	
Toxicity Category	
Concentration & Rate of Application	
Treated Location	
Appl.technique/ Equipment	
Timing	
Weather	

Pest	**31. Weeds in Non-crop areas, using <u>Pendalum</u>** (No longer available 4/2006)
Location	Non-Crop areas in/around Golf Course—along fence lines and around trees
Threshold	Preventative
Monitoring	Daily touring golf course. Apply pre-emergent as season dictates.
History	Weeds have been annual problem. Prevention, using pre-emergent, will result in less application of post-emergent herbicides.
Cultural	Mulch where possible
Physical	Weed-eat and hand removal where possible
Biological	None
Chemical (treatment)	City's Pest Control advisor recommends alternating Surflan and Pendalum to avoid building resistance in weeds. Pendulum is an oil-based formulation of the pre-emergent pendimethalin
Active ingredient	BASF pendimethalin
Brand name	
Toxicity Category	
Concentration & Rate of Application	
Treated Location	
Appl.technique/ Equipment	
Timing	
Weather	

Pest	**32. Weeds in Non-crop areas, using Surflan**
Location	Non-Crop areas in/around Golf Course—along fence lines and around trees
Threshold	Preventative
Monitoring	Daily touring golf course. Apply pre-emergent as season dictates.
History	Weeds have been annual problem. Prevention, using pre-emergent, will result in less application of post-emergent herbicides.
Cultural	Mulch where possible
Physical	Weed-eat and hand removal where possible
Biological	None
Chemical (treatment)	City's Pest Control Advisor recommends alternating Surflan and Pendalum to avoid building resistance in weeds.
Active ingredient	Oryzalin
Brand name	**Surflan A.S**.
Toxicity Category	Category 3 Not in San Francisco list. However, permission from City's Pest Control Advisor 3/31/03
Concentration & Rate of Application	2-4 qts. of product in 50-100 gals. of water per acre
Treated Location	Fence lines and under trees
Appl.technique/ Equipment	Hand sprayers
Timing	In Spring, before weeds emerge
Weather	In wind less than 5 mph.

Pest	33. Weeds in Non-crop area, post-emergent Glysophate
Location	In Non-Crop Areas in/around golf course—along fence lines and around trees
Threshold	When weeds grow too much as to become a danger to the equipment operator. Also, remove poison oak and blackberries for public safety. Don: Can you quantify in some way how many weeds are too many weeds along fence lines and around trees—asthetically speaking?
Monitoring	Daily monitoring.
History	Unsightly weeds have been left to grow too tall in the past. Weed-eating sometimes can be too dangerous that operator may fall into lake or creek. Weed-eating on fence lines can kick back and cause injury to operator.
Cultural	Mulch where possible. Hand removal where possible. Mulching around many of the trees for weed suppression has been successful—avoiding need for herbicides in many cases.
Physical	Weed-eat where possible. Hand removal where possible.
Biological	None
Chemical (treatment)	
Active ingredient	Glyphosate
Brand name	**Roundup Pro** (liquid, contact herbicide)
Toxicity Category	Category 2; (on San Francisco's list)
Concentration & Rate of Applicatn	2 quarts of Roundup Pro in 10-40 gals. water, per acre.
Treated Location	Non-crop areas in and around golf course
Appl.technique/ Equipment	Hand sprayer
Timing	As needed
Weather	Fair weather; no rain predicted for 24 hrs; less than 5 mph wind

Pest	34. Brown & Yellow Patch on Greens, using Fungicide V11 and FF II (PCNB)
Location	Golf course greens
Threshold	Action needed when rings are present to prevent death to occur.
Monitoring	Daily walking greens
History	Occurs on greens naturally in late spring, early summer.
Cultural	Verticutting to break up the spores.
Physical	Use of iron to disguise the yellow rings; add holes (acrifying) to allow water.
Biological	None
Chemical (treatment)	
Active ingredient	Bayleton-Triadimefon
Brand name	Scotts (Andersons) FF VII. Also using FF II (PCNB) June 2010
Toxicity Category	FF VII-Catergory 3; (Not included in SF List. Approved for use by City's Pest Control Advisor (6/30/04)
Concentration & Rate of Application	FF VII-0.34 lbs active ingredient/acre, 0.59% Triadimefon
Treated Location	All golf course greens
Appl.technique/ Equipment	
Timing	
Weather	

Pest	**35. Ants, Argentine**
Location	City buildings—interiors and surrounding grounds: Library, City Hall, Quinlan, Corporation Yard bldgs, Senior Ctr, Sports Ctr.
Threshold	The city's Public Works Supervisor in charge of Facilities calls the city's structural pest control contractor, because the supervisor has received a report from staff that there are ant trails.
Monitoring	If we use ant baits, monthly visual inspection of exterior bait stations, plants, and foundations is necessary to confirm that it's the right bait for the season.
History	The city's contractor will only uses EcoSmart Products on city structures after 2009. The contractor has used Termidor for ant control using a direct application method to the foundation of the building, not near any streets or storm drains, rather than spraying. The contractor has stated ant baits can be used.
Cultural	Observe and resolve any sanitation problems and the cleanliness of structure, inside and outside.
Physical	Avoid excessive watering of lawns and flowerbeds. Trim shrubs, trees, and vegetation back two feet from structure.
Chemical	Granular bait
Active ingredient	Orthoboric Acid (On SF list)
Brand name	**Niban-FGG**
Toxicity Category	
Concentration & Rate of Application	5% active ingredient; 6 ozs. per 100 sq ft.
Treated Location	Apply in a 2 ft. band around exterior perimeter areas.
Appl.technique/ Equipment	Hand broadcast
Timing	
Weather	

Chemical (treatment)	
Active ingredient	Deltamethrin used in FY 02-03
Brand name	**Suspend SC**
Toxicity Category	Caution, Category 3.
Concentration & Rate of Application	1 fl. oz./gal in hand tank
Treated Location	
Appl.technique/ Equipment	B&G hand tank
Timing	
Weather	
Chemical (treatment)	
Active ingredient	Fipronil
Brand name	**Termidor**-per 6/10/10-contractor is planning to try EcoSmart alternatives in the future.
Toxicity Category	9.1% active ingredient
Concentration & Rate of Application	One gallon of Termidor contains 0.8lb of fipronil
Treated Location	Apply directly to foundation.
Appl.technique/ Equipment	
Timing	
Weather	

Pest	**36. Oriental Cockroaches** **(Recommendation only. No call for treatment yet.)**
Location	Basement, crawl space, crack and crevices of foundations, and walkways adjacent to buildings
Threshold	
Monitoring	Monthly monitoring in basement Contractor recommendation: wants to put bait on glue board for monitoring for roaches
History	Active year round. Contractor has not had to treat for cockroaches, but would use bait on glue board if needed.
Cultural	Seal cracks and crevices around exterior foundation
Physical	Install door sweeps on bottom of doors. Decrease dampness in basements.
Biological	none
Chemical (treatment)	Bait
Active ingredient	Deltamethrin
Brand name	**Suspend SC**
Toxicity Category	Caution—Category 3
Concentration & Rate of Application	1 fl oz./ gallon; would treat 1,000 sq ft.
Treated Location	Foundation and cracks and crevices
Appl.technique/ Equipment	Handtank /B&G
Timing	
Weather	

Chemical **(treatment)**	Bait
Active ingredient	Orthoboric Acid—5% active ingredient;
Brand name	**Niban-FG**
Toxicity Category	Caution—Category 3
Concentration & Rate of Application	6 ozs. per 100 sq. ft.
Treated Location	2 ft. band around exterior perimeter areas
Appl.technique/ Equipment	Hand broadcast
Timing	
Weather	

Pest	**37. Rats**
Location	Exterior shrubs and foliage at all city facilities
Threshold	Evidence of rats in the structure— the city's Public Works Supervisor, in charge of Facilities, calls the city's structural pest control contractor when droppings, and "rub" marks on walls (from rat's body oils) are noticed.
Monitoring	Monthly checks for rat evidence in bait stations and the exterior of building.
History	There has been a large rat population at Quinlan Ctr, City Hall, and the library.
Cultural	Proper storage of possible rodent food. Remove undesirable vegetation (e.g. ivy) and rubbish around exterior of bldg.
Physical	Exclusion of all ¼" holes or bigger around structure. Install door sweeps where needed. Trim trees 2 feet from roofs.
Chemical	Bait
Active ingredient	Bromadiolone
Brand name	Contract All-Weather Blox
Toxicity Category	
Concentration & Rate of Application	Change bait every month (Bait needs to be fresh).
Treated Location	
Appl.technique/ Equipment	Use tamper-proof bait station—secured to the ground
Timing	
Weather	Using a water proof station

Pest	**38. Spiders**
Location	Can appear at all city facilities. Service is "on-call."
Threshold	
Monitoring	Visually inspect structure for webs. Check for spiders while checking rat bait stations.
History	Spiders are most active in summer months. Contractor removes webs as necessary.
Cultural	Eliminate or shield outdoor lights or bright indoor lights that attract the spider's insect food source.
Physical	Remove webs with web sweeper. No pesticide application used by contractor for spiders. Trim weeds around the bldg foundation and remove debris to discourage insects and spiders' insect food source. Seal openings and install screens and door-sweeps to prevent spiders from living next to a structure.
Chemical (treatment)	
Active ingredient	
Brand name	
Toxicity Category	
Concentration & Rate of Application	
Treated Location	
Appl.technique/ Equipment	
Timing	
Weather	

CUPERTINO GREEN
Program

Appendix 9-2

Cupertino IPM Contract Specifications

B. are not contaminated by garbage.

Separated recyclable materials are materials that are separated into individual containers, each containing just one type of recyclable material. Typical examples of recyclable materials include: metal, wood, concrete, steel-reinforced concrete, asphalt, tree trimmings, white goods, toilets, rocks and clean fill dirt. Separated recyclables must ultimately be recycled or otherwise reused, and not disposed of in a landfill.

Contractor should be prepared to provide the name and phone number of any recycling companies being used on the project. A list of some local recycling companies that can accept separated recyclable materials is available in the literature display rack in the downstairs Planning/Building Department lobby in City Hall.

3.14 Storm Water Pollution Control

In compliance with the State and Federal regulations regarding storm water management during construction, no waste materials or pollutants will be allowed to enter the storm drainage system. In addition to reducing downstream erosion and sedimentation, keeping pollutants and other debris out of storm drains reduces the direct discharge of materials and wastes to local creeks and San Francisco Bay.

The Contractor shall contain and remove any waste generated by the Contractor's construction operation using the appropriate Best Management Practices (BMPs) and shall properly dispose of the waste or pollutants off-site. If solid or liquid waste materials or pollutants originating from the Contractor's operation enter the storm drain system, the Contractor will be required to thoroughly clean up the affected catch basins, storm sewer and storm manholes to the satisfaction of the Engineer. If the Contractor fails to meet the requirements of this section, the City will issue a stop-work notice and take necessary action to require the Contractor to set up the preventive measures or clean up the storm drainage system as the case may be. All costs related to the stop-work action and corrective work shall be solely borne by the Contractor.

The following requirements shall be implemented to prevent the pollution of storm water runoff from construction projects.

General Requirements

Water pollution control work shall conform to the provisions in this Document, the National Pollutant Discharge Elimination System (NPDES) General Permit for Storm Water Discharges Associated with Construction Activity No. CAS000002 (NPDES Construction General Permit) and these provisions. For additional information regarding the requirements of the NPDES Construction General Permit, refer to the State Water Resources Control Board web site at *http://www.swrcb.ca.gov/stormwtr/construction.html*.

The Contractor shall be responsible for the costs and liabilities imposed by law as a result of the Contractor's failure or negligence in complying with the provisions set forth in this section and in the "Erosion and Storm Water Quality Control" section of the technical specifications for this project. For the purposes of this section, costs and liabilities include, but are not limited to, fines, penalties and damages whether assessed against the City or the Contractor, including those levied under the Federal Clean Water Act and the State Porter Cologne Water Quality Act.

In addition to the remedies authorized by law, partial payments due the Contractor under the contract may be retained by the City until financial and legal disposition has been made of the costs and liabilities.

The retention of money due the Contractor shall be subject to the following:

A. The Engineer will give the Contractor thirty (30) days notice of the City's intention to retain funds from partial payments that may become due to the Contractor prior to acceptance of the contract. Retention of funds from payments made after acceptance of the contract may be made without prior notice to the Contractor.

B. No retention of additional amounts out of partial payments will be made if the amount to be retained does not exceed the amount being withheld from partial payments pursuant to Section 9-1.06, "Partial Payments," of the Standard Provisions.

I. CONTRACTOR shall store paint, solvents, chemicals, and waste materials in compliance with the City of Cupertino Hazardous Materials Storage Ordinance and all applicable State and Federal regulations. The CONTRACTOR shall store these materials in a designated area that will not allow run-on of storm water or runoff of spills.

J. CONTRACTOR shall dispose of excess thinners, solvents, oil and water-based paint as hazardous waste.

K. CONTRACTOR shall dispose of dry, empty paint cans/buckets, old brushes, rollers, rags, and drop cloths in the trash.

Earthwork

CONTRACTOR shall maximize the control of erosion and sediment by using the Best Management Practices for erosion and sedimentation in the *California Storm Water Best Management Practice Handbook - Construction Activity* or *ABAG Manual of Standards for Erosion and Sediment Control Measures.*

Thermoplastic

A. The CONTRACTOR shall transfer and load hot thermoplastic away from drainage systems or watercourses.

B. The CONTRACTOR shall sweep thermoplastic grindings into plastic bags. Yellow thermoplastic grindings may require special handling as they may contain paint.

Pesticide Usage and Pest Management

A. Follow all federal, state, and local policies (including the City's Integrated Pest Management Policy, see below), law and regulations governing the use, storage, and disposal of pesticides and training of pest control advisors and applicators.

B. Employ integrated pest management methods, including:
   1. No controls;
   2. Physical and/ or mechanical methods;
   3. Environmental controls (mulching, pest-resistant vegetation)
   4. Biological controls (predators, parasites, etc.);
   5. Less toxic controls (soaps and oils etc.) and;
   6. Hot water.

C. Use the least toxic pesticides that will do the job, provided there is a choice. The agency will take into consideration the LD50, overall risk to the applicator, and impact to the environment.

D. Apply pesticides at the appropriate time to maximize their effectiveness and minimize the likelihood of discharging non-degraded pesticides in stormwater runoff. Avoid application of pesticides if rain is expected.

E. Employ techniques to minimize off-target application (e.g. spray drift) of pesticided, including consideration of alternative application techniques. For example, when spraying is necessary, increase drop size, lower application pressure, use surfactants and adjuvants, using wick application, etc.

F. Mix and apply only as much material as is necessary for treatment. Calibrate application equipment prior to and during use to ensure desired application rate.

G. Do not mix or load pesticides in application equipment adjacent to a storm drain inlet culvert or watercourse.

H. Irrigate slowly to prevent runoff and then only as much as is needed.

I. Use of Clopyralid, Diazinon, Chlorpyrifos (Dursban or Lorsdan), Chloradane, DDT, Dieldrin or other organophosphates, and any product containing copper, is prohibited.

Prior to application of any pesticides, Contractor must receive approval for application from the City's licensed pest control advisor (777-3343). Contractor must provide the pest control advisor with monthly summaries of pesticide use (City to provide forms for the summary).

IPM Policy: The City adopted an IPM policy that calls for employees and city contractors to use reduced-risk Integrated Pest Management (IPM) techniques, giving preference to reasonably available non-pesticide

alternatives, and reduced-risk pesticides. Contractors that conduct pest control and pesticide application on municipal property are responsible to ensure that pest control methods are consistent with the city's IPM Policy,

Reporting: Contractor is required to provide the city with specific information about pesticide use on city property, monthly. Cupertino is required by law to collect and consolidate and report information about all pesticides applied on city property by city staff and city contractors.

Contractor's reporting to City shall include the following:

- commercial name of pesticide
- active ingredient
- EPA ID #
- total quantity of product used
- percent of active ingredient in the product

Pesticide Storage

A. To minimize quantities of pesticides stored, purchase what is needed for use in the near future.
B. Implement storage requirements for pesticide products with guidance from the local fire department and the Santa Clara County Agricultural Commissioner. Provide secondary containment for pesticides, if required.
C. Provide spill kits, store the kits near pesticides, and train employees to use them.
D. Store pesticides in a locked and posted individual storage unit. Pesticides should not be stored where they could be exposed to rain or irrigation water, causing pesticide runoff to storm drains or creeks.
E. Store pesticides only in labeled containers.

Pesticide Use

A. Dispose of empty pesticide containers according to the instructions on the container label.
B. Dispose of unused pesticides as hazardous wastes in accordance with applicable regulations.

References and Sources for Pesticide Regulations

- California Code of Regulations, Title 3 (www.calregs.com\default.htm)
- California Food and Agricultural Code Division 6 and Division 7
- Santa Clara County Agricultural Commissioner
- Department of Pesticide Regulation
- Structural Pest Control Board, California Department of Consumer Affairs

CITY'S INTEGRATED PEST MANAGEMENT PLAN
STANDARD OPERATING PROCEDURES

This section contains the City of Cupertino's pest management standard operating procedures (SOPs), and supporting documents.

- Introduction
- Guidelines
- Definitions

INTRODUCTION

These Standard Operating Procedures (SOPs) describe the city's IPM approach to controlling the city's common pest problems. The SOPs must be followed unless, either the City's Pest Control Advisor (PCA), or the designated City Representative, decides to alter an SOP in response to the discovery that:

- an SOP is ineffective and should be improved
- effective and reduced-risk new pest control products have become available

- new techniques have been discovered, or
- in the case of an emergency.

If the City's Pest Control Advisor or the City Representative have determined that the SOPs description in this document no longer accurately reflects the city's field practices, these SOPs descriptions should be updated.

The City of Cupertino has inventoried the departments in the city that use pesticides and has created formal SOPs that reflect the existing practices followed by city staff and contractors to resolve pest problems on city properties. The SOPs presented here are grouped by the responsible Department or Division:

Medians, Right-of-Way, and Parks
Performed by the Public Works Dept, Grounds Div. and Streets Div. city staff
City Facilities – structural
Performed by the Public Works Dept.: Facilities Division's contractor
City's Golf Course
Performed by the Parks and Recreation Dept.: Blackberry Farm golf course maintenance contractor

GUIDELINES

SOPs include the following elements:

1. Target pest
Pest must be identified.

2. Location
Including the type of plant, or a specific site in a specific building.

3. Threshold level that would require a corrective action.
The city's PCA, or the contracted PCA, will determine the tolerance level for each pest, taking into account the following: Use of the property

- Aesthetic value of the site
- Health considerations (of workers and of the public)
- Economic loss (e.g., potential for damage to existing landscape)

When threshold limits are reached in city parks, medians, or street trees, the problem should be reported to the city's PCA.

When threshold limits are reached at city buildings, the problem should be reported to the Public Work Dept., Facilities Division supervisor.

When threshold limits are reached at the city's golf course, the problem should be reported to the city's Recreation Supervisor at Blackberry Farm Golf Course and the Public Works Environmental Division.

4. Monitoring procedures

- To allow staff or contractor to become aware that the threshold level is reached.
- To allow staff or contractor to evaluate the effectiveness of the control measure.

Monitoring should be performed by the designated personnel responsible for each area (i.e., for each of the city parks, or city facilities). Monitoring should be performed periodically, as part of routine maintenance. The designated responsible personnel should keep records of

monitoring observations. Annual evaluations of the currently used control measures should be included in an annual pest control evaluation (part of the city's Urban Runoff Management Program Annual Report that is submitted every August).

5. History of the problem

Any patterns observed? Specific conditions that trigger pest infestation?

For example: Is pest problem triggered by a season, weather change, use of facility, behavior of occupants, particular individuals, incorrect cultural/maintenance practices, sanitary problems, choice of plants, etc.? Include here detail of any specific cultural control measures that have been implemented already to avoid pest problems by providing a long-term solution.

6. Control techniques: (to be considered in this order)

A. Cultural control measures that could reduce or eliminate the conditions that encourage the presence of pests. Examples:

- **Eliminate Habitat:** Designing, constructing, or modifying indoor and outdoor areas to reduce or eliminate pest habitats
- **Plant Choice:** Choose the appropriate plant for the location or choose pest-resistant plants
- **Cultural practices** like: timing watering to avoid plant diseases; mulching to suppress weeds; improving waste management and food storage; setting a high mowing height to smother weeds; mowing roadside weeds for fire suppression purposes (instead of spraying); etc.

B. Physical control measures

Examples: barriers, caulking, screening windows, pulling weeds, vacuuming insects

C. Biological pest controls Include the following detail:

- active ingredient
- brand name
- concentration & rate of application
- specific location
- application technique detail and necessary equipment
- timing information
- weather considerations

D. Chemical control measures

Include the following detail:

- active ingredient
- brand name
- toxicity category (e.g. Toxicity Category I pesticides)
- concentration & rate of application
- specific location
- application technique detail and necessary equipment
- timing information
- weather considerations

General guidelines for chemical treatment:

- **Select non-chemical physical and biological treatments** before choosing chemical treatments, wherever possible.
- Use products that are included in the **City of San Francisco's "Reduced Risk Pesticide List,"** wherever possible. If a chemical product is not on that list, consult with the city's Pest Control Advisor to discuss its use. The list is continually reviewed and adjusted by San Francisco staff and their IPM consultant to respond to new information about the products that are listed, those that are excluded, and new products that meet the list's criteria. Cupertino city staff and contractors must annually visit the San Francisco IPM website:

http://www.sfenvironment.org/downloads/library/2009_rrpl_checklist._sorted_by_ingredient_31709jw.pdf to review any recent changes in the list. Informed by any changes in the list, and any new information available about pesticide safety and effectiveness, Cupertino's Pest Control Advisor should determine if the city wishes to change our pest management SOPs to reflect the new information.

- **Favor the use of focused and targeted controls** over the practice of spraying or broadcasting pesticide applications.
- **Avoid the use of Toxicity Category I pesticides** by City staff and city contractors (the label's signal **word is "Danger").**
- **Clopyralid, Diazinon or Chlorpyrifos (Dursban)** cannot be used by city staff or a city contractor on city property or property maintained by the city.

Availability of Documents:

A copy of these **Pest Control SOPs**, the **"San Francisco Reduced-Risk Pesticide List,"** and the **Pesticide Use Summary** will be available at:

- the Public Works Dept. at City Hall (Environmental Div. office)
- the corporation yard (Service Ctr. Mgr's office)

The Cupertino Urban Runoff Management Program Annual Report will be available at the Public Works Dept., Environmental Div, at City Hall.

DEFINITIONS

1. Pesticides are defined as any substance or mixture of substances intended for preventing, destroying, or repelling any pest. Pests can be insects, rodents, unwanted plants (weeds), or fungi. The term pesticide applies to insecticides, herbicides, fungicides, rodenticides, and other substances used to control pests.

2. Integrated Pest Management and IPM means a decision-making process for managing pests that uses monitoring to determine pest injury levels and combines biological, cultural, mechanical, physical, and chemical tools and other management practices to control pests in a safe, cost-effective, and environmentally sound manner that contributes to the protection of public health. This method uses extensive knowledge about pysts, such as infestation thresholds, life cycles, environmental requirements (i.e., the need for water, sunlight, heat and air), and natural enemies to complement and facilitate biological and other types of natural control of pests. The method involves the use of non-chemical pest control methods and the careful use of least-toxic chemical methods when non- chemical methods have been exhausted or are not feasible.

3. Toxicity Category I Pesticide Product means any pesticide product that meets United States Environmental Protection Agency criteria for Toxicity Category I under Section 156.10 of Part 156 of Title 40 of the Code of Federal Regulations. These pesticides will have the word "Danger" on the product label. (Category II pesticides have the word "Warning" on the label. Category III pesticides have the word "Caution" on the label.)

4. Threshold Level is the level of pest damage that would trigger city staff or the city's contractor to initiate a corrective action.

CUPERTINO GREEN
Program

FY 09 - 10 Annual Report

Section 10

Provision C.10 Trash Load Reduction

Section 10 - Provision C.10 Trash Load Reduction

C.10.a.i ►Short-Term Trash Loading Reduction Plan

(For FY 10-11 Annual Report only) Provide description of actions/tasks initiated/conducted/completed in developing a Short-Term Trash Loading Reduction Plan (due February 1, 2012).

Description*:*

Not required for this Annual Report

C.10.a.ii ►Baseline Trash Load and Trash Load Reduction Tracking Method

(For FY 10-11 Annual Report only) Provide description of actions/tasks initiated/conducted/completed to gather trash loading data and develop a Baseline Trash Load and Trash Load Reduction Tracking Method (due February 1, 2012).

Description*:*

A summary of Program accomplishments for this sub-provision is included within the C.10 Trash Load Reduction section of Program's FY 09-10 Annual Report. Cupertino's direct participation is noted in the following excerpt from the Program's Report.

> During FY 09 10, BASMAA agreed that the development of a trash load reduction tracking method, as required by Provision C.10.a.ii, will be a regional project with the BASMAA Trash Committee providing project oversight. The project scope of work includes the development of a tracking method, including associated formulas; baseline formation; and future data needs. In combination with the Baseline Trash Loading Estimate, the tracking method will assist MRP permittees in demonstrating progress towards trash load reduction goals (i.e., 40%, 70% and 100%) through quantification of the effectiveness of trash load reduction activities.
>
> To assist with this process, in 2009 Program staff and co-permittees identified a list of potential control measures to be considered for load reduction tracking methodology development. Once the list was developed, Program, Cupertino, and San Jose staff conducted a literature review to evaluate quantification methods that have been used by others to assess trash control measure effectiveness or progress towards quantitative goals (e.g., TMDL allocations). Results of the literature review will be documented in a Technical Memorandum scheduled for completion in fall 2010.

C.10.a.iii ►Minimum Full Trash Capture

(For FY 10-11 Annual Report and Each Annual Report Thereafter) Provide a description of actions/tasks initiated/conducted/completed in implementing Minimum Full Trash Capture Devices (due July 1, 2014) within individual jurisdictions. Include information on Full Trash Capture Devices installed under Bay-area Wide Trash Capture Demonstration Project administered by San Francisco Estuary Partnership.

Description*:*

The City's Environmental Programs Mgr. and Public Works Engineer attended the May 4, 2010 ABAG meeting and trash vendor fair and reviewed

the "Fact Sheets" for the devices certified as full capture to prepare for the City's selection of full trash capture devices. The City plans to install these devices by July 1, 2014 to treat approximately 64 acres in Cupertino's high-priority litter areas.

A summary of Program accomplishments for this sub-provision are included within the C.10 Trash Load Reduction section of Program's FY 09-10 Annual Report. In addition, the Program recently finalized a technical report detailing the results of its Pilot Trash Structural Treatment Control Study implemented in 2007. This technical report is also available within the C.10 Trash Load Reduction section of Program's FY 09-10 Annual Report.

C.10.b.iii ►Trash Hot Spot Assessment

(For FY 10-11 Annual Report and Each Annual Report Thereafter) Provide volume of material removed from each Trash Hot Spot cleanup, and the dominant types of trash (e.g., glass, plastics, paper) removed and their sources to the extent possible. Provide required photo documentation.

Fill out the following table or attach a summary of the following information.

Trash Hot Spot	Cleanup Date	Volume of Material Removed	Dominant Type of Trash	Trash Sources (where possible)
CUO01-Calabazas Creek	5/15/10	8-30 gal bags and many large items (car axle, bricks, cement, wood, etc.)	Plastic bags and plastic products, broken glass, construction debris, cigarette butts	Illegal dumping, litter, downstream accumulation
CUO02-Stevens Creek	5/8/10	9-30 gal bags and multiple large items (fencing, metal pieces, tires, buckets, shopping cart, etc.)	Beverage containers (plastic, aluminum, and glass), metal products, convenience/fast food items, plastic bags	Illegal dumping and litter

C.10.d ►Summary of Trash Load Reduction Actions

Provide summary of new trash load reduction actions or increased levels of implementation of existing actions that were implemented after adoption of the MRP (control measures and best management practices) including the types of actions and levels of implementation, and the total trash loads and dominant types of trash removed from each type of action.

Suggested trash load reduction actions to track and report may include:

- Anti-litter Campaigns
- Anti-litter/Dumping Enforcement Activities
- Curbside Recycling Programs
- Education and Outreach Efforts
- Free Trash Pickup/Dropoff Days
- County HHW Program Activities
- Improved Trash Bin Management
- Inspection/Maintenance of Storm Drain Outfalls
- Litter Pickup and Control
- Removal of Homeless Encampments
- Solid Waste Recycling Efforts
- Source Controls/Bans/Prohibitions
- Storm Drain Operation and Maintenance
- Storm Drain Signage/Marking
- Street Sweeping Activities
- Trash Removal from Receptacles
- Volunteer Creek Cleanups

Not all trash load reduction actions were tracked by "loads removed" this fiscal year. Once the Trash Load Reduction Tracking Method is developed (see Provision C.10.a.ii), trash loads removed will be documented for each load reduction action (as feasible). See the Program's FY 09-10 Annual Report for schedule.

Type of Trash Load Reduction Action	Date of First Implementation	Level of Implementation (specify if level was increased after MRP adoption)	Total Trash Load Removed by Action	Dominant Types of Trash Removed by Action
Anti-litter Campaigns	Ongoing	City Staff provided comments and helped develop the WEO anti-litter campaign		Aimed at reducing Pedestrian/Vehicle litter
Curbside Recycling Programs	FY 09-10	After the MRP was adopted the City negotiated a new curbside collection agreement that will expand curbside		Curbside collection will be expanded to include cooking oil & fluorescent bulbs. This will reduce the amount of grease being rinsed into the sanitary sewer and will reduce improper disposal of mercury containing lights.

Type of Trash Load Reduction Action	Date of First Implementation	Level of Implementation (specify if level was increased after MRP adoption)	Total Trash Load Removed by Action	Dominant Types of Trash Removed by Action
		services as of Nov 1, 2010.		
Education and Outreach Efforts	Piloted in FY 08-09; Revised and continued in FY 09-10	Reusable Bag Buy for event give-aways began in FY 08-09 with reusable tote bags and progressed to the more popular Chico compact reusable key chain bags		Effort is to reduce Plastic Bag litter. The City is looking for a way to quantify this reduction.
Free Trash Pickup/Dropoff Days	Piloted in FY 08-09 adopted in FY 09-10	In October 2008, City of Cupertino, piloted free Environmental Recycling drop-off days for residents. In FY 09-10, the events were fine-tuned and approved to be held at least twice annually.		Collection of construction debris, E-waste, U-waste, furniture, reusable play structures, toys and clothing, is thought to reduce illegal dumping and the likelihood of E-waste or U-waste ending up in the garbage and landfill. At this event, paper shredding of confidential documents (at least two boxes per vehicle) was conducted onsite to assure residents that shredding is better than burning sensitive information. The shredding event has become by far the City's most popular free residential service.
County HHW Program Activities	FY 09-10	Cupertino increased funding mid-year to the Countywide HHW Program in addition to funding an annual increase. Landfill-disposal fees fund residential HHW		Household hazardous waste: paint, pesticides, cleansers, fertilizers, garden and pool chemicals, batteries and U-waste, E-waste are collected.

Type of Trash Load Reduction Action	Date of First Implementation	Level of Implementation (specify if level was increased after MRP adoption)	Total Trash Load Removed by Action	Dominant Types of Trash Removed by Action
		participation in SCC cities for approx. 4% of a city's population. Cupertino augments funding annually, and is currently serving at least 8% of the City's residents. Each year the participation has exceeded the anticipated annual growth.		
Improved Trash Bin Management	FY 09-10	After the adoption of the MRP, Cupertino worked with its franchised garbage collector and the Cupertino Union School District to report and address dumpsters at schools that are not closed at the time of servicing. The garbage company is looking into providing free used bins with attached lids to a few elementary school s to cut down on uncovered trash cans.		Reduces windblown litter and litter transported or scattered by birds and other wildlife. In addition, reduces rainfall contact with open dumpsters and the transport of contaminants to the storm drain system.
Inspection/Maintenance of Storm Drain Outfalls	FY 09-10	The City's IDDE Inspector identified eleven priority		Unknown – Outfall screening results will be noted in the FY 10-11 Annual Report.

Type of Trash Load Reduction Action	Date of First Implementation	Level of Implementation (specify if level was increased after MRP adoption)	Total Trash Load Removed by Action	Dominant Types of Trash Removed by Action
		screening check points in two watersheds. Checkpoints will be screened and photographed in July 2010 to meet MRP req.		
Litter Pickup and Control	Ongoing	City Maintenance crews routinely collect litter in all City parks and from medians.		Food wrappers and beverage container litter. City parks & medians usually appear pristine and litter-free.
Removal of Homeless Encampments	City staff and cleanup volunteers have not yet identified any notable homeless encampments in Cupertino creek areas.			N/A
Solid Waste Recycling Efforts	FY 09-10	After the MRP adoption, the City negotiated a waste collection and recycling agreement that will expand recycling services for businesses & multi-family residential units Citywide as of Nov 1, 2010. Implementation will be reported in FY 10-11.		Reduction in littered recyclables, plastic bottles, aluminum cans, and paper cups.

Type of Trash Load Reduction Action	Date of First Implementation	Level of Implementation (specify if level was increased after MRP adoption)	Total Trash Load Removed by Action	Dominant Types of Trash Removed by Action
Source Controls/Bans/Prohibitions	FY 09-10	After the adoption of the MRP, Cupertino's Environmental Programs Mgr became Chair of the Recycling and Waste Reduction Commission's (RWRC) Source Reduction and Recycling sub-group. This sub-group researched alternatives to polystyrene take-out food containers and the feasibility of local polystyrene bans.		A reduction in the ubiquitous polystyrene pieces that are difficult to remove from creeks and creek banks due to how pieces break up and scatter.
Storm Drain Operation and Maintenance	FY 09-10	In FY 09-10 City received approval for grant funding from ABAG with the remainder of the funding coming from the City's GIS/IT budget to develop a new GIS asset management mapping system to identify all aspects and structures of the City's storm drain system.		Updated maps and unique identifiers for all storm drain inlets will enable the City to track, clean, and maintain its storm drain system more efficiently and effectively.
Storm Drain Signage/Marking	FY 09-10	City began planning for a pilot project to		Goal is reduction in pedestrian-generated litter.

Type of Trash Load Reduction Action	Date of First Implementation	Level of Implementation (specify if level was increased after MRP adoption)	Total Trash Load Removed by Action	Dominant Types of Trash Removed by Action
		replace painted storm drain stencils with more permanent signage in FY 09-10. In FY 10-11 stainless steel and brass markers will be purchased and tested, in priority traffic areas.		
Street Sweeping Activities	Annually	City maintained a contract to sweep residential streets twice a month and commercial streets weekly.		Reduces pedestrian and vehicle-generated litter/debris entering storm drains.
Trash Removal from Receptacles	FY 09-10	After the MRP was approved, City staff negotiated a new agreement with the City's waste and recycling hauler which includes measures to prevent overflow of litter from receptacles and litter being left behind during collection service. Communication between the City and its franchised hauler has improved enabling the two entities to work		Reduces amount of overflowing waste, recyclable containers, and residential litter entering the SD by making the garbage company share responsibility for street litter on collection days.

Type of Trash Load Reduction Action	Date of First Implementation	Level of Implementation (specify if level was increased after MRP adoption)	Total Trash Load Removed by Action	Dominant Types of Trash Removed by Action
		together to reduce litter problems.		
Volunteer Creek Cleanups	FY 09-10	City participated in National Coastal Cleanup Day, National River Cleanup Day, and hosted a cleanup event for a group of college students as part of its volunteer creek cleanup events in FY 09-10. In addition, City provided cleanup equipment, outreach materials, and supervision for a smaller group of college students who wanted to learn about creek cleanup and preservation.		Collected items included plastic bags, convenience/fast food items, polystyrene pieces, Frisbees, balls, beverage containers (plastic, glass, aluminum), illegally dumped materials (metal products, construction materials, car axle, tires, etc.), cigarette butts, rusted cans, and metal furniture pieces.

CUPERTINO GREEN
Program

Appendix 10-1

Stevens Creek Trash Hot Spot Assessment Photos

Stevens Creek
Site ID: CUO02

Before Photos-Creek Photos from every 50ft
April 29, 2010

100429_CUO02_A_1



100429_CUO02_B_1

100429_CUO02_C_1

100429_CUO02_D_1

100429_CUO02_E_1

100429_CUO02_F_1

Stevens Creek
Site ID: CUO02

Before Photos of trash from every 50 ft taken April 29, 2010.
(In most cases trash is not visible from photos of the creek length, only from close up photos.)

100429_CUO02_A_1



100429_CUO02_B_1

100429_CUO02_C_1

100429_CUO02_D_1

100429_CUO02_E_1

100429_CUO02_F_1

Stevens Creek
Site ID: CUO02

After Photos
May 8, 2010

100508_CUO02_A_2

100508_CUO02_B_2

100508_CUO02_C_2

100508_CUO02_D_2

100508_CUO02_E_2

100508_CUO02_F_2

Stevens Creek
Site ID: CUO02

Materials Collected at 5/8/10 Cleanup

Nine (9) full 30 gallon bags of trash collected from 300ft of Stevens Creek, from both sides of the creek, along with large items such as tires, fencing, and metal objects.

CUPERTINO GREEN
Program

Appendix 10-2

Calabazas Creek Trash Hot Spot Assessment Photos

Calabazas Creek
Site ID: CUO01
Before Photos Taken Every 50ft
May 5, 2010



100505_CUO01_A_1



100505_CUO01_B_1



100505_CUO01_C_1



100505_CUO01_D_1

100505_CUO01_E_1



100505_CUO01_F_1

Calabazas Creek
Site ID: CUO01
Before Photos of Trash Taken Every 50ft
(In most cases trash is not visible from photos of the creek length, only from close up photos.)
May 5, 2010

100505_CUO01_A_1

100505_CUO01_B_1

100505_CUO01_C_1

100505_CUO01_D_1

100505_CUO01_E_1

100505_CUO01_F_1

Calabazas Creek
Site ID: CUO01
After Photos
May 15, 2010

100515_CUO01_A_2

100515_CUO01_B_2

100515_CUO01_C2_2

100515_CUO01_D_2

100515_CUO01_E_2

100515_CUO01_F_2

Calabazas Creek
Site ID: CUO01
Materials Collected 5/15/10

Approximately two(2) full-30 gallon bags of trash collected from 300ft of Calabazas Creek (both sides of creek), as well as several large metal pieces,

CUPERTINO GREEN
Program

FY 09 - 10 Annual Report

Section 11

Provision C.11 Mercury Controls

Section 11 - Provision C.11 Mercury Controls

C.11.a.i ►Mercury Recycling Efforts

List below or attach lists of efforts to promote, facilitate, and/or participate in collection and recycling of mercury containing devices and equipment at the consumer level (e.g., thermometers, thermostats, switches, bulbs).

A summary of Program accomplishments for these sub-provisions are included within the C.11 Mercury Controls section of Program's FY 09-10 Annual Report and the BASMAA Regional POC Report.

Mercury collection and recycling efforts conducted by the City are as follows:

The City participates in Program's Mercury Pollution Prevention Outreach Work Group & conducts local implementation of the Mercury Pollution Prevention Plan including public education on: 1) negative health and environmental impacts of mercury, and 2) proper disposal of products containing mercury.

Cupertino has been implementing a City Council policy requiring the elimination of mercury from controllable sources, since March 2004.

City maintenance staff is only using low- or no- mercury bulbs. No mercury switches or relays are being used.

City maintenance staff has followed a specific protocol for disposal of fluorescent tubes. They are collected as universal waste and sent to a recycling facility for mercury recovery.

The annual Corp Yard or Municipal Service Center (MSC) staff training was held on 8/5/09 and included a discussion on how to safely clean up mercury spills (contained in the City's Mercury policy). A laminated mercury spill fact sheet (poster) with safe cleanup tips was put together by *Environmental Programs* staff in response to a resident that called to report that she had broken a thermometer in the house and was worried about the safety of her small children. The laminated guidance was kept on hand to help Environmental Programs staff respond quickly to callers and another copy was placed in the MSC office. A binder-sized copy was provided to include in the MSC SWPPP.

Mercury Thermometer Exchange Events for non-mercury thermometers:

- Cupertino's Fall Festival on 9/19/09 & 9/20/09-collected 50 mercury thermometers from Cupertino residents and exchanged them for non-mercury thermometers. Information on mercury pollution prevention and safe collection sites for mercury containing products was provided.
- Cupertino's 2nd Annual Earth Day Film and Fun Festival Date on 4/17/10- collected 25 mercury thermometers and exchanged them for non-mercury thermometers. Information on mercury pollution prevention and safe collection sites for mercury containing products was provided.

Cupertino residents are allowed to place household batteries and CFLs in clear, sealed plastic bags on top of their curbside recycling container

on regularly scheduled garbage pick-up days.

The City provides annual funding to the County Household Hazardous Waste Program to ensure that Cupertino residents have regular access to drop-off services for mercury-containing items, such as fluorescent lamps, batteries, and thermometers. The City advertizes the Cupertino HHW Event held every August, as well as ongoing disposal services of the HHW Program and drop-off sites available throughout the City.

Residents are regularly referred to the County HHW drop-off program to properly to dispose of hazardous material, including mercury-containing products. In FY 09/10, the City negotiated a new waste and recycling collection agreement that will provide for door-to-door collection of household hazardous waste from all Cupertino residents (including multi-family). The door-to-door service will give residents an additional free opportunity for mercury product disposal beginning on the Agreement implementation date (Nov. 1, 2010.)

A County HHW Event, including the collection of fluorescent bulbs, was held at De Anza College in Cupertino on 8/29/09. A total of 856 Cupertino households participated in this event. Based on past participation, the County projects that 1,544 Cupertino households will bring their hazardous waste to the drop off events in FY 10-11. With the implementation of door-to-door collection, the City hopes to increase that number by another 500 – 700 households. Actual participation will be reported in next year's annual report.

Cupertino supports Santa Clara County's Fluorescent Light-Recycling partnership with 34 hardware stores within the County.

The City of Cupertino and its garbage & recycling company offered three free Environmental Recycling Days allowing residents to drop off used fluorescent bulbs, U-Waste and E-Waste. A total of 1,068 Cupertino residents participated in the collection events on 10/17/09, 1/23/10, and 3/20/10.

The City's battery collection bin in the City Hall copier room provides a convenient collection point for city staff to safely dispose of spent batteries. A notice was emailed to all employees in October 2009, reminding staff to use the collection bin.

Public awareness promotes responsible disposal and recycling of mercury containing products. Please see the City's Public Information (C7) annual report (Section 7-1) for additional environmental public education conducted by the City during FY09-10.

Public Education on emissions of mercury from Portland Cement manufacturing plants

On January 12, 2010, Cupertino's City Council hosted a Study Session on the environmental impacts of Lehigh Cement Plant on the surrounding community. The Lehigh plant is in the County of Santa Clara's unincorporated area, but the facility has a Cupertino street address. Current and future environmental regulations were reviewed for impacts on air, water, and level of noise within the community. Both the council members and concerned citizens were granted the opportunity to ask questions of the experts with regulatory and enforcement responsibilities for plant emissions. The following agencies gave presentations on their roles in regulating the Lehigh facility: US Environmental Protection Agency (EPA) Region 9, Lehigh Title V Permits Environmental Engineer (Shaheera Kelly); Bay Area Air Quality Management District (BAAQMD), Chief Executive Officer (Jack Broadbent), and Director of Engineering (Brian Bateman); Regional Water Quality Control Board, Chief Engineer, Division Chief

Watershed Management Division (Shin-Roei Lee); County of Santa Clara, Director of the Department of Planning (Jody Hall Esser)and Development and Senior Planner Gary Rudholm); and Jim Pompy from the State Office of Mine Reclamation. Each agency representative gave an introduction to the role their agency plays in regulating the cement plant. The residents and Council members were informed that new EPA permit rules decreasing the amount of allowable mercury emissions from the cement plant would be adopted in the spring or summer of 2010.

C.11.a.ii ►Mercury Collection

Provide an estimate of the mass of mercury collected through these efforts, or provide a reference to a report containing this estimate.

The methodologies for estimating the mass of mercury collected through mercury collection and recycling efforts are currently in development and are due to the Water Board by September 15, 2010. Therefore, estimates could not be made for FY 09-10. Estimates of the mass of mercury collected through recycling efforts during FY 10-11 will be provided with the FY 10-11 Annual Report (see FY 10-11 BASMAA Regional POC Report).

Collection of mercury containing products from City facilities for FY 09-10:

Quant□ty	Material to be Recycled
Fluorescent 2 FT	14
Fluorescent 3 FT	33
Fluorescent 4 FT	580
Fluorescent 8 FT	10
Fluorescent Compacts	255
Fluorescent U Shape & Circular	1
HID (High Intensity Discharge)	398
SYL.300t3Q/Clehm/02 120 V Quartz Lamp	20
Batteries (lbs) (Batteries, Wt, filled with Acid or Alkali 8,UN2794 or UN2795, PGIII)	81

C.11.a.ii ►Mercury Collection

C.11.b ►Monitor Methylmercury
C.11.c ►Pilot Projects to Investigate and Abate Mercury Sources in Drainages
C.11.d ►Pilot Projects to Evaluate and Enhance Municipal Sediment Removal and Management Practices
C.11.e ►Conduct Pilot Projects to Evaluate On-Site Stormwater Treatment via Retrofit
C.11.f ►Diversion of Dry Weather and First Flush Flows to POTWs
C.11.g ►Monitor Stormwater Mercury Pollutant Loads and Loads Reduced
C.11.h ►Fate and Transport Study of Mercury In Urban Runoff
C.11.i ►Development of a Risk Reduction Program Implemented Throughout the Region
C.11.j ►Develop Allocation Sharing Scheme with Caltrans

A summary of Program accomplishments for these sub-provisions are included within the C.11 Mercury Controls section of Program's FY 09-10 Annual Report and/or the BASMAA Regional POC Report.

CUPERTINO GREEN
Program

FY 09 - 10 Annual Report

Section 12

Provision C.12 PCBs Controls

Section 12 - Provision C.12 PCBs Controls

C.12.a.i,iii ►Municipal Inspectors Training
(For FY 09-10 Annual Report only) List below or attach description of results of training municipal industrial inspectors to identify, in the course of their existing inspections, PCBs or PCB-containing equipment.
In FY 09-10, inspector training materials were developed through in-kind contributions of SCVURPPP to BASMAA. Training materials can be found in the BASMAA Regional POC Report. Training for Cupertino Industrial Commercial Inspectors on identifying PCBs or PCB-containing equipment during annual inspections will be conducted on September 21, 2010. The City's IDDE Inspector will also attend. A report on the training will be provided in Cupertino's FY 10-11 Annual Report.
C.12.a.ii,iii ►Ongoing Training
(For FY 10-11 Annual Report and Each Annual Report Thereafter) List below or attach description of ongoing training development and inspections for PCB identification, including documentation and referral to appropriate regulatory agencies (e.g. county health departments, Department of Toxic Substances Control, California Department of Public Health, and the Water Board) as necessary.
Not required for this Annual Report.
C.12.b ►Conduct Pilot Projects to Evaluate Managing PCB-Containing Materials and Wastes during Building Demolition and Renovation Activities **C.12.c ►Pilot Projects to Investigate and Abate On-land Locations with Elevated PCB Concentrations** **C.12.d ►Conduct Pilot Projects to Evaluate and Enhance Municipal Sediment Removal and Management Practices** **C.12.e ►Conduct Pilot Projects to Evaluate On-Site Stormwater Treatment via Retrofit** **C.12.f ►Diversion of Dry Weather and First Flush Flows to POTWs** **C.12.g ►Monitor Stormwater PCB Pollutant Loads and Loads Reduced** **C.12.h ►Fate and Transport Study of PCBs In Urban Runoff** **C.12.i ►Development of a Risk Reduction Program Implemented Throughout the Region**
A summary of Program accomplishments for these sub-provisions are included within the C.12 PCB Controls section of Program's FY 09-10 Annual Report and/or the BASMAA Regional POC Report.

Section 12 - Provision C.12 PCBs Controls

C.12.a.i,iii ►Municipal Inspectors Training
(For FY 09-10 Annual Report only) List below or attach description of results of training municipal industrial inspectors to identify, in the course of their existing inspections, PCBs or PCB-containing equipment.
In FY 09-10, inspector training materials were developed through in-kind contributions of SCVURPPP to BASMAA. Training materials can be found in the BASMAA Regional POC Report.

C.12.a.ii,iii ►Ongoing Training
(For FY 10-11 Annual Report and Each Annual Report Thereafter) List below or attach description of ongoing training development and inspections for PCB identification, including documentation and referral to appropriate regulatory agencies (e.g. county health departments, Department of Toxic Substances Control, California Department of Public Health, and the Water Board) as necessary.
Not required for this Annual Report.

C.12.b ►Conduct Pilot Projects to Evaluate Managing PCB-Containing Materials and Wastes during Building Demolition and Renovation Activities **C.12.c ►Pilot Projects to Investigate and Abate On-land Locations with Elevated PCB Concentrations** **C.12.d ►Conduct Pilot Projects to Evaluate and Enhance Municipal Sediment Removal and Management Practices** **C.12.e ►Conduct Pilot Projects to Evaluate On-Site Stormwater Treatment via Retrofit** **C.12.f ►Diversion of Dry Weather and First Flush Flows to POTWs** **C.12.g ►Monitor Stormwater PCB Pollutant Loads and Loads Reduced** **C.12.h ►Fate and Transport Study of PCBs In Urban Runoff** **C.12.i ►Development of a Risk Reduction Program Implemented Throughout the Region**
A summary of Program accomplishments for these sub-provisions are included within the C.12 PCB Controls section of Program's FY 09-10 Annual Report and/or the BASMAA Regional POC Report.

CUPERTINO GREEN
Program

FY 09 - 10 Annual Report

Section 13

Provision C.13 Copper Controls

Section 13 - Provision C.13 Copper Controls

C.13.a.i and iii ► Legal Authority: Architectural Copper

(For FY 10-11 Annual Report only) Do you have adequate legal authority to prohibit discharge of wastewater to storm drains generated from the installation, cleaning, treating, and washing of the surface of copper architectural features, including copper roofs to storm drains?	X	Yes		No

The City's Stormwater Pollution Prevention and Watershed Protection Ordinance does not allow for exterior architectural copper in any new or redevelopment projects within the City. See **Cupertino Municipal Code Section 9.18.210 E.** at the following link:
http://www.amlegal.com/nxt/gateway.dll/California/cupertino/cityofcupertinocaliforniamunicipalcode?f=templates$fn=default.htm$3.0$vid=amlegal:cupertino_ca

C.13.b.i and iii ► Legal Authority: Pools, Spas, and Fountains

(For FY10-11 Annual Report only) Do you have adequate legal authority to prohibit discharges to storm drains from pools, spas, and fountains that contain copper-based chemicals?	X	Yes		No

See **Cupertino Municipal Code Section 9.18.210 C.** at the following link:
http://www.amlegal.com/nxt/gateway.dll/California/cupertino/cityofcupertinocaliforniamunicipalcode?f=templates$fn=default.htm$3.0$vid=amlegal:cupertino_ca

C.13.c ►Vehicle Brake Pads

A summary of the Program's participation with the Brake Pad Partnership (BPP) is included within the C.13 Copper Controls section of Program's FY 09-10 Annual Report and/or the BASMAA Regional POC Report.

To help prevent pollution from car wash events, the City purchased a Sudsafe storm drain protection kit that was borrowed by nonprofit and school groups on 3/17/10 & 6/26/10. The City's IDDE Inspector provided the training for proper use of the Car Wash Kit. Guidelines for 'How to Hold a Fund-Raising Car Wash' and information on the City's free Car Wash Kit are available on the City's website at:
http://www.cupertino.org/index.aspx?page=169
Link to Car Wash Kit PDF: http://www.cupertino.org/Modules/ShowDocument.aspx?documentid=320

C.13.d.iii ►Industrial Sources Copper Reduction Results

List below or attach annotated lists or tables from your Industrial and Commercial Site Controls portion of this report, that highlight copper reduction results among the facilities identified as potential users or sources of copper, facilities inspected, and BMPs addressed. For FY09-10 describe below or highlight in the C.4 Evaluation portion (if provided) of this report the steps taken to revise your program to meet new data tracking and reporting requirements for implementation levels described in C.13.d.ii.

Cupertino's Industrial and commercial Copper Controls

There are currently no known facilities in Cupertino likely to be sources of copper, such as plating facilities, metal finishers, or auto dismantlers. However, as part of the City's Industrial & Commercial inspection program, the City's IND Building Department inspectors and the IDDE Inspector regularly inspect facilities engaging in activities that are potential sources of copper, such as automotive service shops. To see a list of all industrial and commercial facility inspection results please see the table included in Appendix 6-1 of this Annual Report.

City inspectors verify that gas stations and vehicle repair shops understand and comply with stormwater requirements for vehicle washing and the City's IDDE Inspector conducts annual inspections of facilities with any previous violations. See Section 4-1 of this report for inspection results.

The City continued to track planned discharges from fire sprinkler system and fire hydrant tests with the assistance of the Santa Clara County Fire Department. In FY 09-10 the City's IDDE Inspector stayed onsite during all fire water tests and collected tracking forms from businesses to ensure proper use of BMPs during testing on private property within the City of Cupertino.

Regional Contributions

In FY 09-10, inspector training materials were developed through in-kind contributions of SCVURPPP to BASMAA. Training materials can be found in the BASMAA Regional POC Report.

C.13.e ►Studies to Reduce Copper Pollutant Impact Uncertainties

A summary of the Program's efforts (i.e., participation in RMP committee and work group meetings) to develop regional studies to reduce copper pollutant impact uncertainties is included within the C.13 Copper Controls section of Program's FY 09-10 Annual Report and/or BASMAA Regional POC Report.

CUPERTINO GREEN
Program

FY 09 - 10 Annual Report

Section 14

Provision C.14 PBDE, Legacy Pesticides and Selenium Controls

Section 14 - Provision C.14 PBDE, Legacy Pesticides and Selenium Controls

C.14.a ►Control Programs for PBDEs, Legacy Pesticides and Selenium Controls
State below if information is reported in a separate regional report. Municipalities that participate directly in regional activities to can provide descriptions below."
A summary of the Program's efforts (i.e., participation in RMP committee and work group meetings) to develop a Control Program for PBDEs, Legacy Pesticides and Selenium is included within the C.14 PBDE, Legacy Pesticides and Selenium section of Program's FY 09-10 Annual Report and/or BASMAA Regional POC Report.

CUPERTINO GREEN
Program

FY 09 - 10 Annual Report

Section 15

Provision C.15 Exempted and Conditionally Exempted Discharges

Section 15 - Provision C.15 Exempted and Conditionally Exempted Discharges

C.15.b.iii.(1), C.15.b.iii.(2) ► Planned and Unplanned Discharges of Potable Water				
Is your agency a water purveyor?		Yes	X	No
If **No**, skip to C.15.b.vi.(2):				
If **Yes**, Complete the attached reporting tables or attach your own table with the same information. Describe program highlights below. For FY 09-10 only, describe steps taken to revise your program to meet new monitoring, data tracking and reporting requirements.				

C.15.b.vi.(2) ► Irrigation Water, Landscape Irrigation, and Lawn or Garden Watering

Provide implementation summaries of the required BMPs to promote measures that minimize runoff and pollutant loading from excess irrigation. Generally the categories are:

- Promote conservation programs
- Promote outreach for less toxic pest control and landscape management
- Promote use of drought tolerant and native vegetation
- Promote outreach messages to encourage appropriate watering/irrigation practices
- Implement Illicit Discharge Enforcement Response Plan for ongoing, large volume landscape irrigation runoff.

Summary:

City adopted a Water Efficient Landscape Ordinance, which went into effect June 3, 2010. The ordinance can be viewed at the City's website at http://www.cupertino.org/index.aspx?page=951 see "Please click here for the Ordinance"

City has held two large community events where the BASMAA Pest Control Fact Sheets were featured as handouts along with Our Water Our World "Pests Bugging You?" pocket guides to promote least-toxic methods of pest control and garden chemical applications. The City negotiated with its franchised waste hauler, Recology, to promote Citywide composting with the purchase 400 backyard home composting bins as free gifts for residents who take a home composting class or a Bay Friendly Gardening class. The City has already seen an increase in Cupertino residents registering for upcoming Bay Friendly classes. Bay Friendly Gardening encourages residents to make environmentally friendly gardening choices which protect the watersheds of San Francisco Bay by, among other things, avoiding the use of synthetic fertilizers and toxic pesticides. See Section 7 of the City's Annual Report for additional IPM and pesticide-reduction public outreach activities conducted by the City in FY 09-10.

The use of drought tolerant plants or native vegetation is a condition of approval for all landscape plans reviewed by the City's Planning Division. These conditions are a requirement of the City's water efficient landscape ordinance as well as a requirement for all C.3 regulated projects.

The City's IDDE Inspector investigates for excessive irrigation runoff at private businesses and residential properties. A verbal warning is provided for a first offense and a notice of violation is written for a second offense. Ongoing problems after a verbal warning and a written notice may result in an administrative citation with fines starting at $100. The City's escalated enforcement was implemented on April 1, 2010.

Section 15 - Provision C.15 Exempted and Conditionally Exempted Discharges

C.15.b.iii.(1), C.15.b.iii.(2) ► Planned and Unplanned Discharges of Potable Water

Is your agency a water purveyor?		Yes	X	No
If **No**, skip to C.15.b.vi.(2):				
If **Yes**, Complete the attached reporting tables or attach your own table with the same information. Describe program highlights below. For FY 09-10 only, describe steps taken to revise your program to meet new monitoring, data tracking and reporting requirements.				

C.15.b.vi.(2) ► Irrigation Water, Landscape Irrigation, and Lawn or Garden Watering

Provide implementation summaries of the required BMPs to promote measures that minimize runoff and pollutant loading from excess irrigation. Generally the categories are:

- Promote conservation programs
- Promote outreach for less toxic pest control and landscape management
- Promote use of drought tolerant and native vegetation
- Promote outreach messages to encourage appropriate watering/irrigation practices
- Implement Illicit Discharge Enforcement Response Plan for ongoing, large volume landscape irrigation runoff.

Summary:

City adopted a Water Efficient Landscape Ordinance, which went into effect June 3, 2010. The ordinance can be viewed at the City's website at http://www.cupertino.org/index.aspx?page=951 see "Please click here for the Ordinance"

City has held two large community events where the BASMAA Pest Control Fact Sheets were featured as handouts along with Our Water Our World "Pests Bugging You?" pocket guides to promote least-toxic methods of pest control and garden chemical applications. See Section 7 of the City's Annual Report for additional IPM and pesticide-reduction public outreach activities conducted by the City in FY 09-10.

The use of drought tolerant plants or native vegetation is a condition of approval for all landscape plans reviewed by the City's Planning Division. These conditions are a requirement of the City's water efficient landscape ordinance as well as a requirement for all C.3 regulated projects.

The City's IDDE Inspector investigates for excessive irrigation runoff at private businesses and residential properties. A verbal warning is provided for a first offense and a notice of violation is written for a second offense. Ongoing problems after a verbal warning and a written notice may receive an administrative citation with fines starting at $100. The City's Illicit Discharge Detection and Elimination Enforcement Response Plan was completed and put into effect on April 1, 2010.

Department of Community Development
Engineering Division
One North San Antonio Road
Los Altos, California 94022-3087
(650) 947-2780
Fax (650) 947-2732

September 15, 2010

Mr. Bruce H. Wolfe
REGIONAL WATER QUALITY CONTROL BOARD
San Francisco Bay Region
1515 Clay St., Suite 1400
Oakland, CA 94612

SUBJECT: CITY OF LOS ALTOS URBAN RUNOFF MANAGEMENT PROGRAM FY 2009-2010 ANNUAL REPORT

Dear Mr. Wolfe:

This letter and Annual Report with attachments is submitted by the City of Los Altos pursuant to Permit Provision C.16.a of the Municipal Regional Stormwater NPDES Permit (MRP), Order R2-2009-0074, NPDES Permit No CAS612008 issued by the San Francisco Bay Regional Water Quality Control Board. The Annual Report provides documentation of activities conducted during FY 2009-2010 and consists of the following:

A. Certification Statement
B. Annual Report Form
   - Completed Annual Report Form: Sections 1-15
C. Appendices

Please contact me at 650-947-2624 regarding any questions or concerns.

Very truly yours,

Larry Lind
Senior Engineer

CITY OF LOS ALTOS
FY 2009-2010 ANNUAL REPORT

Certification Statement

"I certify, under penalty of law, that this document and all attachments were prepared under my direction or supervision in accordance with a system designed to ensure that qualified personnel properly gather and evaluate the information submitted. Based on my inquiry of the person or persons who manage the system, or those persons directly responsible for gathering the information, the information submitted, is, to the best of my knowledge and belief, true, accurate, and complete. I am aware that there are significant penalties for submitting false information, including the possibility of fine and imprisonment for knowing violations."

Signature by Duly Authorized Representative:

per D. Schmitz — August 26, 2010

Douglas J. Schmitz — Date
City Manager

Municipal Regional Stormwater Permit
Annual Report
FY 2009-2010

September 15, 2010

FY 2009-2010 Annual Report
Permittee Name: City of Los Altos

Table of Contents

Section **Page**

Section 1 – Permittee Information 1-1
Section 2 – Provision C.2 Municipal Operations 2-1
Section 3 – Provision C.3 New Development and Redevelopment 3-1
Section 4 – Provision C.4 Industrial and Commercial Site Controls 4-1
Section 5 – Provision C.5 Illicit Discharge Detection and Elimination 5-1
Section 6 – Provision C.6 Construction Site Controls 6-1
Section 7 – Provision C.7. Public Information and Outreach 7-1
Section 8 – Provision C.8 Water Quality Monitoring 8-1
Section 9 – Provision C.9 Pesticides Toxicity Controls 9-1
Section 10 – Provision C.10 Trash Load Reduction 10-1
Section 11 – Provision C.11 Mercury Controls 11-1
Section 12 – Provision C.12 PCBs Controls 12-1
Section 13 – Provision C.13 Copper Controls 13-1
Section 14 – Provision C.14 PBDE, Legacy Pesticides and Selenium Controls 14-1
Section 15 – Provision C.15 Exempted and Conditionally Exempted Discharges 15-1

Appendix **Page**

Appendix A
Acronyms and Abbreviations A-1
Appendix B: - Provision C.3 – New Development and Redevelopment
C.3.b.v. (1) Regulated Projects Approved During the Fiscal Year Reporting Period (part 1) B-1
C.3.b.v. (1) Regulated Projects Approved During the Fiscal Year Reporting Period (part 2) B-2
C.3.h.iv. Installed Stormwater Treatment Systems Operation and Maintenance Verification Inspection Program Reporting B-3
Appendix C: - Provision C.4 – Industrial and Commercial Site Controls
C.4.b Inspection Plan: List of Facilities C-1
Appendix D: - Provision C.9 – Pesticides Toxicity Controls
C.9.a City of Los Altos Integrate Pest Management Policy D-1
C.9.b City of Los Altos Pesticide Usage for FY 09/10 ..... D-4
Appendix E: - Provision C.10 – Trash Load Reduction
C.10.b.iii Trash Hot Spot Assessment E-1

Section 1 – Permittee Information

Background Information					
Permittee Name:	City of Los Altos				
Population:	28,000				
NPDES Permit No.:	CAS612008				
Order Number:	R2-2009-0074				
Reporting Time Period (month/year):	July 1 2009 through June 30, 2010				
Name of the Responsible Authority:	Douglas J. Schmitz			**Title:**	City Manager
Mailing Address:	1 N. San Antonio Road				
City:	Los Altos	**Zip Code:**	94022	**County:**	Santa Clara
Telephone Number:	(650) 947-2605	**Fax Number:**			
E-mail Address:	dschmitz@losaltosca.gov				
Name of the Designated Stormwater Management Program Contact (if different from above):	Larry Lind	**Title:**	Senior Engineer		
Department:	Engineering Division of the Community Development Department				
Mailing Address:	1 N. San Antonio Road				
City:	Los Altos	**Zip Code:**	94022	**County:**	Santa Clara
Telephone Number:	(650) 947-2624	**Fax Number:**			(650) 947-2732
E-mail Address:	llind@losaltosca.gov				

Section 2 - Provision C.2 Reporting Municipal Operations

Program Highlights and Evaluation

Highlight/summarize activities for reporting year:

Summary: In FY09-10; all maintenance personnel again received SCVURPP training; the SWPPP for Municipal Service Center was reviewed and determined to be in need for improved protect from possible drainage from the raw material storage area. A berm will be constructed in early FY10-11 to trap any discharge which will than be disposed of in the sanitary sewer system. No pesticide application violations were received from the SCC Department of Agriculture; there were no Sanitary Sewer Overflows that reached any of the four creeks in Los Altos. 2495 yards of leaf material picked up in FY09-10. The City of Los Altos is a member of the Program's Municipal Operations Ad Hoc Task Group and has participated in the development of the Program's requirement for this Provision of the Permit. Additionally please see Provision C.2, Municipal Operations section of the Program's FY 09-10 Annual Report for a description of activities of the BASMAA Municipal Operations Committee.

C.2.a. ►Street and Road Repair and Maintenance

Place an **X** in the boxes next to implemented BMPs to certify that these BMPs were implemented in all applicable instances. If not applicable, type **NA** in the box. If one or more of these BMPs were not adequately implemented during the reporting fiscal year then indicate so and provide explanation in the comments section below:

X	Control of debris and waste materials during road and parking lot installation, repaving or repair maintenance activities from polluting stormwater
X	Control of concrete slurry and wastewater, asphalt, pavement cutting, and other street and road maintenance materials and wastewater from discharging to storm drains from work sites.
X	Sweeping and/or vacuuming and other dry methods to remove debris, concrete, or sediment residues from work sites upon completion of work.

Comments:

C.2.b. ►Sidewalk/Plaza Maintenance and Pavement Washing

Place an **X** in the boxes next to implemented BMPs to certify that these BMPs were implemented in all applicable instances. If not applicable, type **NA** in the box. If one or more of these BMPs were not adequately implemented during the reporting fiscal year then indicate so and explain in the comments section below:

X	Control of wash water from pavement washing, mobile cleaning, pressure wash operations at parking lots, garages, trash areas, gas station fueling areas, and sidewalk and plaza cleaning activities from polluting stormwater
X	Implementation of the BASMAA Mobile Surface Cleaner Program BMPs

Comments:

C.2.c. ►Bridge and Structure Maintenance and Graffiti Removal

Place an **X** in the boxes next to implemented BMPs to certify that these BMPs were implemented in all applicable instances. If not applicable, type **NA** in the box. If one or more of these BMPs were not adequately implemented during the reporting fiscal year then indicate so and explain in the comments section below:

X	Control of discharges from bridge and structural maintenance activities directly over water or into storm drains
X	Control of discharges from graffiti removal activities
X	Proper disposal for wastes generated from bridge and structure maintenance and graffiti removal activities
N/A	Implementation of the BASMAA Mobile Surface Cleaner Program BMPs for graffiti removal

Comments:
The City of Los Altos does not use power washing to remove graffiti. All graffiti are simply painted over without removing it.

C.2.d. ►Stormwater Pump Stations

Does your municipality own stormwater pump stations:		**Yes**	X	**No**

If your answer is **No** then skip to **C.2.e.**

C.2.e. ►Rural Public Works Construction and Maintenance				
Does your municipality own/maintain rural[1] roads:		**Yes**	X	**No**
If your answer is **No** then skip to **C.2.f.**				

C.2.f. ►Corporation Yard BMP Implementation	
Place an **X** in the boxes below that apply to your corporations yard:	
	We do not have a corporation yard
	Our corporation yard is a filed NOI facility and regulated by the California State Industrial Stormwater NPDES General Permit
X	We certify that we have a current **Stormwater Pollution Prevention Plan (SWPPP)** for the Corporation Yard
Place an **X** in the boxes below next to implemented SWPPP BMPs to certify that these BMPs were implemented in all applicable instances. Type **NA** in the box if your corporation yard(s) is filed as a Notice of Intent (NOI) facility and is covered under the California State Industrial Stormwater NPDES General Permit, or if you do not have a corporation yard. If one or more of the BMPs were not adequately implemented during the reporting fiscal year then indicate so and explain in the comments section below:	
X	Control of pollutant discharges to storm drains such as wash waters from cleaning vehicles and equipment
X	Routine inspection prior to the rainy seasons of corporation yard(s) to ensure non-stormwater discharges have not entered the storm drain system
X	Containment of all vehicle and equipment wash areas through plumbing to sanitary or another collection method
X	Use of dry cleanup methods when cleaning debris and spills from corporation yard(s) or collection of all wash water and disposing of wash water to sanitary or other location where it does not impact surface or groundwater when wet cleanup methods are used
	Cover and/or berm outdoor storage areas containing waste pollutants
Comments: **The City of Los Altos has a current SWPPP for its corporation yard. Upon updating the SWPPP, it was discovered that a better BMP should be applied to our outdoor storage area for debris and raw materials. Currently drainage from this area eventually enters a catch basin that only has silt bags in it. During FY 10/11 the City of Los Altos will install a berm as recommended by the California Stormwater Quality Association Stormwater Best Management Practice Handbook for Municipal Facilities. This will trap any runoff which will than be pumped to the sanitary sewer systems. Until this berm is built, this area will be temporarily protected with straw waddles along with the existing silt bags.**	

[1] Rural means any watershed or portion thereof that is developed with large lot home-sites, such as one acre or larger, or with primarily agricultural, grazing or open space uses.

If you have a corporation yard(s) that is not an NOI facility , complete the following table for inspection results for your corporation yard(s) or attach a summary including the following information:

Corporation Yard Name	**Inspection Date** (1x/year required)	**Inspection Findings/Results**	**Follow-up Actions**
Los Altos MSC	**September 9, 2009**	**One five gallon bucket not labeled with material it contained.**	**Corrected 9-09-09**

Section 3 - Provision C.3 Reporting New Development and Redevelopment

C.3.a. ►New Development and Redevelopment Performance Standard Implementation Summary Report

(For FY 10-11Annual Report only) Provide a brief summary of the methods of implementation of Provisions C.3.a.i.(1)-(8).

Summary:

Not required for this Annual Report.

C.3.b. ►Green Streets Status Report

(All projects to be completed by December 1, 2014)

On an annual basis (if applicable), report on the status of any pilot green street projects within your jurisdiction. For each completed project, report the capital costs, operation and maintenance costs, legal and procedural arrangements in place to address operation and maintenance and its associated costs, and the sustainable landscape measures incorporated in the project including, if relevant, the score from the Bay-Friendly Landscape Scorecard.

Summary:

Potential Green Street Project: 343 Second Street – Packard Foundation Project

Second Street is a local street in the City of Los Altos, Santa Clara County. The segment of Second Street between Lyell Street and Whitney Street, along 343 Second Street is a potential green street since it contains the following key elements: a) Stormwater treatment and infiltration for groundwater replenishment through the use of natural feature system (flow-through rain gardens), b) It creates attractive streetscapes that enhance neighborhood livability by enhancing the pedestrian environment and introducing park-like elements into the downtown area.

The proposed flow-through rain gardens along Second Street and at the intersection of Whitney Street are not required by the Packard Foundation Project to meet C.3, SCVURPPP, and/or other agency stormwater requirements. Any detention, infiltration, and treatment provided by these rain gardens are not included in the project's Stormwater Management Plan. A variety of onsite stormwater control features, including maximized pervious area, rainwater reuse, vegetated swales, flow-through filters, and unlined retention basins, will accomplish stormwater management goals well above and beyond those prescribed in C.3 requirements. The Second Street rain gardens are an additional feature to treat a portion of the street runoff while providing a sustainable design element accessible to the public. Therefore, Second Street from Lyell Street to Whitney Street is a potential Green Street. This project is in the Planning Phase at this time. The applicant will submit plans for plan check to the Building Division in the near future.

C.3.b.v.(1) ►Regulated Projects Approved During FY 09/10 Reporting Table

Fill in attached table **C.3.b.v.(1)** or attach your own table including the same information

(See Appendix B)

C.3.h.iv. ► Installed Stormwater Treatment Systems Operation and Maintenance Verification Inspection Program Reporting for FY 09/10
(1) Fill in attached table **C.3.h.iv.(1)** or attach your own table including the same information
(See Appendix B)
(2) On an annual basis, provide a discussion of the inspection findings for the year and any common problems encountered with various types of treatment systems and/or HM controls. This discussion should include a general comparison to the inspection findings from the previous year.
Summary: **During the FY 2009-2010 the City of Los Altos did not conduct an inspection at either of its two development/redevelopment projects. One of the locations had been completed two years ago and was inspected twice with no problems. The other one was just recently completed and an inspection has yet been scheduled.**
(3) On an annual basis, provide a discussion of the effectiveness of the O&M Program and any proposed changes to improve the O&M Program (e.g., changes in prioritization plan or frequency of O&M inspections, other changes to improve effectiveness program).
Summary: **It is still difficult to document the effectiveness of the City of Los Altos O&M Program because we have limited sites. Improvements that might be considered are to make a better effort to conduct the O&M inspections and have better scheduling and communication with property owner where the systems are located.**

Section 4 – Provision C.4 Industrial and Commercial Site Controls

C.4.a.ii ► Legal Authority

(For FY 09-10 Annual Report only) Do you have adequate legal authority to obtain effective stormwater pollutant control on industrial sites?	X	**Yes**		**No**

If **No**, explain:

C.4.c.ii.(5) ► Enforcement Response Plan

(For FY 09-10 Annual Report only) Have you developed and implemented an Enforcement Response Plan by April 1, 2010?	X	**Yes**		**No**

If **No**, explain:

The City of Los Altos does have adequate legal authority to obtain effective compliance with the MRP. The City of Los Altos has not completed its new Enforcement Response Plan, but continues to implement the enforcement plan delineated in the City of Los Altos' San Clara Valley Urban Runoff Pollution Prevention Program Urban Runoff Management Plan dated September 1, 2004. During FY 10-11 the City of Los Altos will continue to review and will revise, as necessary, the enforcement plan from the Management Plan. The City of Los Altos has no Industrial Sites and limited Commercial Sites.

Program Highlights

Provide background information, highlights, trends, etc. For FY 09-10 Annual Report describe steps taken to revise your program to meet new data tracking and reporting requirements.

The City of Los Altos has no industrial sites and limited commercial sites. Commercial sites primary consist of vehicle maintenance facilities and gas stations. These are inspected annually and during the last few years, all these facilities were found to be compliance with all necessary best management practices. In the coming year the City of Los Altos will incorporation the inspection and tracking procedures developed by the project and will ensure that inspector get the proper training as dictated by the Permit. The City of Los Altos participated in the review of the IND/IDDE Ad Hoc Task Group products and we are now implementing the inspection protocol developed by that Group. Additionally please see the C.5 Illicit Discharge Detection and Elimination section of Program's FY 09-10 Annual Report for description of activities of the IND/IDDE AHTG and the BASMAA Municipal Operations Committee for addition Program highlights.

C.4.b.i. ► Business Inspection Plan

(For FY 09-10 Annual Report only) Do you have a Business Inspection Plan?	X	Yes		No

If No, explain:

C.4.b.iii.(1) ► Potential Facilities List

List below or attach your list of industrial and commercial facilities in your Inspection Plan to inspect that could reasonably be considered to cause or contribute to pollution of stormwater runoff.

See Appendix C

C.4.b.iii.(2) ►Facilities Scheduled for Inspection

List below or attach your list of facilities scheduled for inspection during the current fiscal year.

All Vehicle mechanical repairs, maintenance, fueling or cleaning facilities are inspected once every year.

C.4.c.iii.(1) ►Facility Inspections

Fill out the following table or attach a summary of the following information.

	Number	Percent
Inspections conducted	**14**	
Violations issued (excluding verbal warnings)	**0**	
Sites inspected that were found to be in violation	**0**	**0%**
Violations[1] resolved within 10 working days or otherwise deemed resolved in a longer but still timely manner	**0**	**0%**

[1] Total number of violations equals the number of initial enforcement actions (i.e. one violation issued for several problems during an inspection at a site). It does not equal the total number of enforcement actions because one violation issued at a site may have a second enforcement action for the same violation at the next inspection if it is not corrected.

C.4.c.iii.(2) ►Frequency and Types/Categories of Violations Observed

Fill out the following table or attach a summary of the following information.

Type/Category of Violations Observed	Number of Violations
Actual discharge (e.g. non-stormwater discharge)	**None**
Potential discharge (e.g. BMPs not in place or ineffective)	**None**

C.4.c.iii.(2) ►Frequency and Type of Enforcement Conducted

Fill out the following table or attach a summary of the following information.

	Enforcement Action (as listed in ERP)[1]	Number of Enforcement Actions Taken	% of Enforcement Actions Taken[2]
Level 1	**Verbal Warning**	**None**	**0%**
Level 2	**Written Warning**	**None**	**0%**
Level 3	**Citation**	**None**	**0%**
Level 4	**Legal**	**None**	**0%**
Total		**None**	**0%**

Notes:
[1]Agencies to list specific enforcement actions as defined in their ERPs.
[2]Percentage calculated as number of each type of enforcement action divided by the total number of enforcement actions.

C.4.c.iii.(3) ►Types of Violations Noted by Business Category

Fill out the following table or attach a summary of the following information.

Business Category[1]	Actual Discharge Violations	Potential Discharge Violations
No violations reported therefore no Enforcement Actions were taken		

Notes:
[1] List your Program's standard business categories.

C.4.c.iii.(4) ►Non-Filers

List below or attach a list of the facilities required to have coverage under the Industrial General Permit but have not filed for coverage:

No such facilities in Los Altos

C.4.d.iii ►Staff Training Summary

Training Name	Training Dates	Topics Covered	No. of Inspectors in Attendance	Percent of Inspectors in Attendance
		Commercial Inspections are conducted by the City of Palo Alto for the City of Los Altos. Their inspectors have not taken any training as defined by the Section C.4.d of the Permit, but inspectors are scheduled to attend such training within the 5-year term of the Permit.		

Section 5 – Provision C.5 Illicit Discharge Detection and Elimination

C.5.a.ii ► Legal Authority

(For FY 09-10 Annual Report only) Do you have adequate legal authority to prohibit and control illicit discharges and escalate stricter enforcement to achieve expedient compliance?	X	Yes		No

If **No**, explain:

C.5.b.ii.(4) ► Enforcement Response Plan

(For FY 09-10 Annual Report only) Have you developed and implemented an Enforcement Response Plan by April 1, 2010?	X	Yes		No

If **No**, explain:

The City of Los Altos does have adequate legal authority to obtain effective compliance with the MRP. The City of Los Altos has not completed its new Enforcement Response Plan, but continues to implement the enforcement plan delineated in the City of Los Altos' San Clara Valley Urban Runoff Pollution Prevention Program Urban Runoff Management Plan dated September 1, 2004. During FY 10-11 the City of Los Altos will continue to implement enforcement on these matters and will review and revise, as necessary, the enforcement plan from the Management Plan.

Program Highlights

Provide background information, highlights, trends, etc. For FY 09-10 Annual Report describe steps taken to revise your program to meet new data tracking and reporting requirements.

Summary: For several years, the City of Los Altos has made its storm drain system GIS maps available to the public at the Engineering Division counter in City Hall. The City of Los Altos participated in the review of the IND/IDDE Ad Hoc Task Group products and we are now implementing the collection system screening protocol developed by that Group. Additionally please see Refer to the C.5 Illicit Discharge Detection and Elimination section of Program's FY 09-10 Annual Report for description of activities of the IND/IDDE AHTG and the BASMAA Municipal Operations Committee for addition Program

C.5.c.iii ►Complaint and Spill Response Phone Number and Spill Contact List

List below or attach your complaint and spill response phone number and spill contact list.

Contact	Description	Phone Number
Police Department Dispatch	**Dispatch will contact a police officer, the County Fire Department, the 24 hour emergency crew, etc. as required**	**(650)-947-2770**

C.5.d.iii ►Evaluation of Mobile Business Program

Describe implementation of minimum standards and BMPs for mobile businesses and your enforcement strategy. This may include participation in the BASMAA Mobile Surface Cleaners regional program or local activities.

Description:

It has long been the policy of the city to have power washers install appropriate BMPs to prevent any discharges to the storm drain systems. Since a majority of this takes place in the downtown area, city has a policy documents that provides information to the property owner on this policy and the city also encourages that the contractors be certified by the BASMAA Mobile Surface Cleaners Program. The city only hires BASMAA certified mobile cleaners for any of its cleaning operations. Field city staff are trained to report an illegal power washing operation. Please see Provision C.5 section of the Programs FY09-10 Annual Report for a description of the additional efforts by the Program's IND/IDDE AHTG.

C.5.e.iii ►Evaluation of Collection System Screening Program

Provide a summary or attach a summary of your collection screening program, a summary of problems found during collection system screening and any changes to the screening program this FY.

Description:

Please see Provision C.5 Illicit Discharge Detection and Elimination section of Program's FY 09-10 Annual Report for description of activities of the IND/IDDE AHTG to develop collection system screening program guidance. The City of Los Altos participated in the review of the IND/IDDE Ad Hoc Task Group products and we are now implementing the collection system screening protocol developed by that Group. During this reporting FY, the City of Los Altos did inspect outfalls and its storm drain system and the inspection staff would report any suspicious situation to their supervisor. Nothing was reported during the FY.

C.5.f.iii.(1), (2), (3) ►Spill and Discharge Complaint Tracking

Spill and Discharge Complaint Tracking (fill out the following table or include an attachment of the following information)

	Number	Percentage
Discharges reported (C.5.f.iii.(1))	**6**	
Discharges reaching storm drains and/or receiving waters (C.5.f.iii.(2))	**6**	**100%**
Discharges resolved in a timely manner (C.5.f.iii.(3))	**6**	**100%**

C.5.f.iii.(4) ►Summary of major types of discharges and complaints

Provide a narrative or attach a table and/or graph.

The City did not have any major types of discharges or complaints during FY 09/10.

Section 6 – Provision C.6 Construction Site Controls

C.6.a.iii ► Legal Authority

(For FY 09-10 Annual Report only) Is your agency's legal authority adequate for C.6 compliance?	X	Yes		No

If **No**, explain:

C.6.b.ii.(3) ► Enforcement Response Plan

(For FY 09-10 Annual Report only) Was your Enforcement Response Plan developed and implemented by April 1, 2010?	X	Yes		No

If **No**, explain:

The City of Los Altos does have adequate legal authority to obtain effective compliance with the MRP. The City of Los Altos has not completed a new Enforcement Response Plan, but continues to implement the enforcement plan delineated in the City of Los Altos' Santa Clara Valley Urban Runoff Pollution Prevention Program Urban Runoff Management Plan dated September 1, 2004. During FY 10-11 the City of Los Altos will continue to review and will revise, as necessary, the enforcement plan from the Management Plan.

C.6.e.iii.1.a, b, c ►Site/Inspection Totals

Number of sites disturbing < 1 acre of soil requiring storm water runoff quality inspection (i.e. High Priority) (C.6.e.iii.1.a)	**Number of sites disturbing ≥ 1 acre of soil** (C.6.e.iii.1.b)	**Total number of storm water runoff quality inspections conducted** (C.6.e.iii.1.c)
0	2	11

C.6.e.iii.1.d ►Construction Activities Storm Water Violations (At Sites > 1 Acre & High Priority)

BMP Category	Number of Violations[1]	% of Total Violations[2]
Erosion Control	0	0
Run-on and Run-off Control	0	0
Sediment Control	1	50%
Active Treatment Systems	0	0
Good Site Management	0	0
Non Stormwater Management	1	50%
Total	2	100%

Notes:
[1]Count one violation in a category for each site and inspection regardless of how many violations/problems occurred in the BMP category.
[2]Percentage calculated as number of violations in each category divided by total number of violations in all six categories.

C.6.e.iii.1.e ►Construction Related Storm Water Enforcement Actions (At Sites > 1 Acre & High Priority)

	Enforcement Action (as listed in ERP)[1]	Number Enforcement Actions Taken	% Enforcement Actions Taken[2]
Level 1	Verbal Warning	6	75%
Level 2	Written Warning	0	0
Level 3	Citation	2	25%
Level 4	Legal	0	0
Total		5	100%

Notes:
[1]Agencies should list the specific enforcement actions as defined in their ERPs.
[2]Percentage calculated as number of each type of enforcement action divided by the total number of enforcement actions.

C.6.e.iii.1.f, g ►Illicit Discharges (At Sites > 1 Acre & High Priority)

	Number
Number of illicit discharges, actual and those inferred through evidence (C.6.e.iii.1.f)	2
Number of sites with discharges, actual and those inferred through evidence (C.6.e.iii.1.g)	1

C.6.e.iii.1.h, i ►Violation Correction Times (At Sites > 1 Acre & High Priority)

	Number	Percent
Violations fully corrected within 10 business days after violations are discovered or otherwise considered corrected in a timely period (C.6.e.iii.1.h)	**2**	**100%[2]**
Violations not fully corrected within 30 days after violations are discovered (C.6.e.iii.1.i)	**0**	**0%[3]**
Total number of violations for the reporting year[1]	**2**	**100%**

Notes:

[1]Total number of violations equals the number of initial enforcement actions (i.e. one violation issued for several problems during an inspection at a site). It does not equal the total number of enforcement actions because one violation issued at a site may have a second enforcement action for the same violation at the next inspection if it is not corrected.

[2]Calculated as number of violations fully corrected in a timely period after the violations are discovered divided by the total number of violations for the reporting year.

[3]Calculated as number of violations not fully corrected within 30 days after the violations are discovered divided by the total number of violations for the reporting year.

C.6.e.iii.(2) ►Evaluation of Inspection Data (At Sites > 1 Acre & High Priority)

Describe your evaluation of the tracking data and data summaries and provide information on the evaluation results (e.g., data trends, typical BMP performance issues, comparisons to previous years, etc.).

Description:

The City of Los Altos is planning to incorporate the tracking data and data summaries that were developed by the Program. Some of the data here does not necessarily represent an entire fiscal year of date because some of the information was not previously tracked in the city's construction inspection programs.

C.6.e.iii.(2) ►Evaluation of Inspection Program Effectiveness (At Sites > 1 Acre & High Priority)

Describe what appear to be your program's strengths and weaknesses, and identify needed improvements, including education and outreach.

Summary:

Our program's strengths: The City's inspectors make sure that the construction sites are complying with the stormwater regulations regardless of size. The inspectors give verbal warnings as necessary and follow up to make sure that the violations have been corrected. If the violations are not corrected after the verbal warnings, the Engineering Division proceeds with the next storm water enforcement actions (written warnings and citations.) The City of Los will be incorporating program improvements/enhancements to address MRP requirements, such as: 1) revised stormwater construction inspection forms and inspection data tracking tools; 2) revised operating procedures and provided training to inspectors; 3) began conducting inspections with the new forms. Even than, due to the limited number of sites, it is difficult to give the process a fair evaluation.

The City of Los Altos participated as a member in the Program's Construction Ad Hoc Task Group (AHTG) and reviewed AHTG products, including a template construction inspection form, an inspection data tracking spreadsheet, and guidance for identifying high priority sites. For further effectiveness evaluation please see section C.6 Construction Site Control section of Program's FY 09-10 Annual Report for a description of activities of the Construction AHTG and the BASMAA Development Committee.

C.6.f ►Staff Training Summary

Training Name	Training Dates	Topics Covered	No. of Inspectors & Engineers in Attendance	Percent of Inspectors & Engineers in Attendance
Construction Site Compliance Workshop	January 20	MRP-what you need to know, Understanding the New State General Construction Permit, Water Board Inspection Program in Santa Clara County, SWPPP Requirements, Linear Utility Projects, Sediment, Erosion Control & Construction Site Pollution Prevention, Developing a SWPPP Site Map	2	40%
2010 International LID Conference	April 12-14	Overview of LID Treatment Practices, Barriers to LID Implementation, LID Resources, Green Roofs, Landscape Based Solutions, Pervious Pavements, Rainwater Harvesting, LID Project Examples in California	1	20%
State Wide General Construction Permit Workshop	April 27	Construction Permit Overview, SMARTS Demo	1	20%
Maintaining Permeable Interlocking Concrete Pavement	June 4	Overview of Permeable pavement Systems, Special PICP benefits, Research on Hydrology and Water Quality, Installing PICP across the USA, Maintenance Needs & Associated Studies, Street Sweeper 101, On-site Demo	1	20%
New Stormwater Requirements Workshop	June 8	Stormwater Regulations, Performance of Bioretention Areas, Overcoming Obstacles to LID Implementation, Implementation of C.3 in Local Projects, Integrated Water harvesting & watershed, Green roofs, Using the Bay-friendly Landscape Standards to Implement LID in SF Bay Area, Retrofit Cases Studies	2	40%

Section 7 – Provision C.7. Public Information and Outreach

C.7.b.ii.1 ►Advertising Campaign

Summarize advertising efforts. Include details such as messages, creative developed, and outreach media used. The detailed advertising report may be included as an attachment. If advertising is being done by participation in a countywide or regional program, refer to the separate countywide or regional Annual Report.

Summary:

The following separate reports developed by SCVURPPP on behalf of the City of Los Altos that summarize countywide advertising efforts conducted during FY 09-10:

- **FY 09-10 Watershed Watch Campaign Annual Campaign Report**
- **FY 09-10 Watershed Watch Partner Report**
- **FY 09-10 Watershed Watch Web Statistics Report**

These reports are included within the C.7 Public Information and Outreach section of Program's FY 09-10 Annual Report.

C.7.c ►Media Relations

Summarize the media relations effort. Include the following details for each media pitch in the space below, AND/OR refer to a regional report that includes these details:

- Topic and content of pitch
- Medium (TV, radio, print, online)
- Date of publication/broadcast

Summary:

The following separate report developed by BASMAA on behalf of the City of Los Altos that summarizes media relations efforts conducted during FY 09-10:

- **BASMAA Media Relations Final Report**

This report is included within the C.7 Public Information and Outreach section of Program's FY 09-10 Annual Report.

C.7.d ►Stormwater Point of Contact

(For FY 09-10 Annual Report only, unless changes made) Provide details of website or phone number used as the point of contact. Report on how the point of contact is publicized and maintained. If any change occurs in this contact, report in a subsequent Annual Report.

Contact Summary:

The following link on city web site deals with this information: www.losaltosca.gov/commdev/engineering/stormwater.html

Another point of contact is the Watershed Watch Campaign hotline (1-866-WATHERSHED) and Watershed Watch Campaign website (www.mywatershedwatch.org). and individual agency points of contact are publicized on SCVURPPP outreach materials and websites and the point of contact is maintained by the Program and their authorized agents.

C.7.e ►Public Outreach Events

Describe general approach to event selection. Provide a list of outreach materials and giveaways distributed.
Use the following table for reporting and evaluating public outreach events

Program staff, the Watershed Watch consultant, and Co-permittees staffed ten outreach events in FY 09-10. Events were selected based upon target audience and attendance. Materials distributed at the events included the following: Less Toxic Pest Management fact sheets, "10 Most Wanted Backyard Bugs" brochures, "Don't Plant a Pest" brochures, "You are the Solution to Water Pollution" brochures, "Clean Cars & Clean Creek" brochure, and giveaways (e.g. flyswatters, OWOW magnets, notepads and temporary tattoos). The flyswatters have the Watershed watch website and hotline number and the words "The Original Earth-Friendly Pest Control" printed on them. The beanbag game for children was used at most the events. Even staff distributed more than 5,000 outreach materials and giveaways.

Event Details	Description (messages, audience)	Evaluation of Effectiveness
Name: Pumpkins in the Park **Date: October 10, 2009** **Location: Guadalupe River Park and Gardens, San Jose** **Region: Countywide**	**Type of Event: Community fair** **Audience: Families with children** **Message: Stormwater pollution prevention, less-toxic pest control and, proper disposal of household hazardous waste (HHW).**	**General Feed Back: The event was very well attended. A lot of attendees stopped at the booth to play the bean bag game and pick up brochures. This is a good event for educating families with children. Estimated Overall Event Attendance: 12,000-14,000.** **Number of Brochures Distributed: 432** **Number of Giveaways Distributed: over 1,000**
Name: Muslim Green Fair **Date: October 18, 2009** **Location: 3003 Scott Blvd., Santa Clara** **Region: Countywide**	**Type of Event: Community fair** **Audience: Families with children** **Message: Stormwater pollution prevention, less-toxic pest control and, proper disposal of HHW**	**General Feed Back: This is a good event for reaching members of the Muslim community. The bean bag game was used at this event.** **Estimated Overall Event Attendance: 1,000** **Number of Brochures Distributed: 14** **Number of Giveaways Distributed: 221**

C.7.e ►Public Outreach Events (cont.)

Event Details	Description (messages, audience)	Evaluation of Effectiveness
Name: Haunted History Date: October 31, 2009 Location: History Park at Kelley Park, San Jose Region: Countywide	Type of Event: Halloween Event Audience: Families Message: Stormwater pollution prevention.	General Feed Back: This event is good for getting the Program's name out, but not for educating attendees. Most children stop at the booth only for candies and are not receptive to information. Estimated Overall Event Attendance: 1,500 Number of Brochures Distributed: 12 Number of Giveaways Distributed: 267
Name: Spring Garden Market Date: April 10, 2010 Location: History Park at Kelley Park, San Jose Region: Countywide	Type of Event: Plant sale Audience: Home owners/gardeners Message: Stormwater pollution prevention, less-toxic pest control	General Feed Back: Most people came to the event to buy plants and did not want to pick up information. The Program will probably not attend this event next year. Estimated Overall Event Attendance: 3,000 Number of Brochures Distributed: 181 Number of Giveaways Distributed: 61
Name: NVIDIA Corp. Earth Day Event Date: April 22, 2010 Location: 2701 San Tomas Expwy, Santa Clara Region: Countywide	Type of Event: Corporate event Audience: Information Technology Professionals Message: Stormwater pollution prevention, less-toxic pest control	General Feed Back: The event was held during lunch hour in the cafeteria and very well attended. Most employees stopped at the booth to ask questions and take brochures. Estimated Overall Event Attendance: 500 Number of Brochures Distributed: 60 Number of Giveaways Distributed: 183
Name: Spring in Guadalupe Gardens Date: April 24, 2010 Location: Guadalupe River Park and Gardens, San Jose Region: Countywide	Type of Event: Community fair, plant sale. Audience: Families with children, homeowners and gardeners Message: Stormwater pollution prevention, less-toxic pest control and, proper disposal of HHW.	General Feed Back: Good attendance at booth. Most people were looking for specific pest control information. The bean bag toss game was used. Estimated Overall Event Attendance: 4,500 Number of Brochures Distributed: 423 Number of Giveaways Distributed: 797

C.7.e ►Public Outreach Events (cont.)

Event Details	Description (messages, audience)	Evaluation of Effectiveness
Name: Watershed Watch Car Wash Event Date: May 5, 2010 Location: Robertsville Classic Car Wash, 5005 Almaden Expwy, San Jose Region: Countywide	Type of Event: Car Wash Audience: Car wash customers Message: Stormwater pollution prevention, proper car washing.	General Feed Back: Excellent turn-out, resulted in a 50% increase of business for the car wash during the 2-hour time period. Event staff spoke with customers and provided them information on proper car washing. Most people were interested in taking the Watershed Watch discount card. Estimated Overall Event Attendance: 150 Number of Brochures Distributed: 103 Number of Watershed Watch Discount Cards Distributed: 129
Name: Watershed Watch Car Wash Event Date: May 19, 2010 Location: Delta Queen Classic Car Wash, 981 E Hamilton Ave, Campbell Region: Countywide	Type of Event: Car Wash Audience: Car wash customers Message: Stormwater pollution prevention, proper car washing.	General Feed Back: Due to a rainy day forecast, attendance was low at this event. Estimated Overall Event Attendance: 45 Number of Brochures Distributed: 34 Number of Watershed Watch Discount Cards Distributed: 49
Name: Watershed Watch Car Wash Event, Date: June 2, 2010 Location: Capitol Premier Car Wash, 735 Capitol Expwy Auto Mall, San Jose Region: Countywide	Type of Event: Car Wash Audience: Car wash customers Message: Stormwater pollution prevention, proper car washing.	General Feed Back: Good turn-out. Car wash owner indicated there was an increase in business from their normal expectations. Estimated Overall Event Attendance: 100 Number of Brochures Distributed: 101 Number of Watershed Watch Discount Cards Distributed: 107
Name: Festival in the Park Date: June 26, 2010 Location: Hellyer County Park, San Jose Region: Countywide	Type of Event: Community Health Fair Audience: Families with children. Message: Stormwater pollution prevention, less-toxic pest control and, proper disposal of HHW.	General Feed Back: Good event for reaching the Hispanic community. The bean bag game drew a lot of families with children to the booth. Estimated Overall Event Attendance: 5,000 Number of Brochures Distributed: 418 Number of Giveaways Distributed: 365

C.7.f. ►Watershed Stewardship Collaborative Efforts

Summarize watershed stewardship collaborative efforts and/or refer to a regional report that provides details. Describe the level of effort and support given (e.g., funding only, active participation etc.). State efforts undertaken and the results of these efforts. If this activity is done regionally refer to a regional report.

Evaluate effectiveness by describing the following:

- Efforts undertaken
- Major accomplishments

Summary:

During FY 09-10, the Program actively supported the Santa Clara Basin Watershed Initiative (SCBWMI), including the Core Group, the Land Use Subgroup, and the Trash Subgroup (now the Santa Clara Valley Zero Litter Initiative); the Bay Area Macroinvertebrate Bioassessment Information Network (BAMBI); and the Stevens & Permanente Creeks Watershed Council. Information on these efforts is included within the C.7 Public Information and Outreach section of the Program's FY 09-10 Annual Report.

C.7.g. ►Citizen Involvement Events

List the types of events conducted (e.g., creek clean up, storm drain inlet marking, native gardening etc.). Use the following table for reporting and evaluating citizen involvement events.

The following separate reports developed by SCVURPPP and other organizations also include information about citizen involvement events conducted during FY 09-10:

• Watershed Watchers: Keeping Our Waterways Clean: FY 09-10 Fourth Quarter Report (includes end-of-year Summary from Alviso Education Center)

• Going Native Garden Tour 2010- Summary Report

These reports are included within the C.7 Public Information and Outreach section of Program's FY 09-10 Annual Report.

Event Details	Description	Evaluation of effectiveness
Name: Summer of Service Programs **Date: 7/16/09, 7/30/09, 8/13/09** **Location: Don Edwards Wildlife Refuge, Alviso** **Focus: Countywide**	**Partnership program between Santa Clara Valley youth groups and the Watershed Watchers program. Youth spend a day at the Refuge and they work in the gardens in the morning and explore the Refuge in the afternoon.**	**Number of attendees on 7/16/09: 2 elementary school students and 6 middle school students.** **Number of attendees on 7/30/09: 10 middle school students.** **Number of attendees on 8/13/09: 8 middle school students.**

C.7.g. ►Citizen Involvement Events (cont.)

Event Details	Description	Evaluation of effectiveness
Name: Gardening at the Refuge Date: 11/21/09 Location: Don Edwards Wildlife Refuge, Alviso Focus: Countywide	Participants usually work in the Refuge gardens planting native plants, pulling non-native plants, and mulching.	Number of attendees: 4 elementary school students, 2 high school students, and 9 adults.
Name: Community Service Days Date: 1/16/10, 3/20/10, 4/17/10, 5/17/10 Location: Don Edwards Wildlife Refuge, Alviso Focus: Countywide	This is an open day for the general public. Participants work in the gardens planning native plants, puling non-native plants, and mulching.	Number of attendees on 1/16/10:1 elementary school student, 1 high school student, and 6 adults. Number of attendees on 3/20/10: 1 elementary school student and 6 adults. Number of attendees on 4/17/10: 4 elementary school students and 4 adults. Number of attendees on 5/17/10: 13 elementary school students and 7 adults.
Name: National River Cleanup Day Date: 5/15/10 Location: Various locations throughout the County Focus: Countywide	In FY 09-10, the Creek Connection Action Group sponsored two creek clean-up events: Coastal Clean-up Day on September 19, 2009 and National Rivers Clean-up Day on May 15, 2010. The Program provided funding for the National Rivers Clean-up Day advertising.	A total of 1,068 volunteers participated in cleaning 34 sites and removed approximately 29,098 pounds of trash and 6,394 pounds of recyclables from creeks.

C.7.h. ►School-Age Children Outreach

Summarize school-age children outreach programs implemented. A detailed report may be included as an attachment.
Use the following table for reporting school-age children outreach efforts.

Outreach to school-age children is implemented through ZunZun assemblies at local elementary schools and the "Watershed Watchers" program at the Environmental Education Center at the Don Edwards San Francisco Bay Wildlife Refuge (Refuge) in Alviso. The Program sponsors up to 50 ZunZun assemblies at elementary schools in Santa Clara Valley and funds an Interpretive Specialist position at the Refuge for conducting activities and programs about watershed and urban runoff pollution prevention. The Fourth Quarter "Watershed Watchers" Report including the End-of-Year summary is included in the Program Annual Report Appendix 7-5. The ZunZun Final Report is included in the Program Annual Report Appendix 7-7.

C.7.h. ►School-Age Children Outreach (cont.)			
Program Details	Focus & Short Description	Number of Students/Teachers reached	Evaluation of Effectiveness
Name : ZunZun Musical Assembly Grade or level: elementary	Interactive, musical school assemblies educating K-6 children about watersheds and pollution prevention.	14,161 students	ZunZun assemblies were evaluated using postage-paid evaluation cards that were distributed to all teachers present at the performances. The Program received 130 completed evaluation cards from teachers. Overall, the feedback is positive and indicates an increase in the students' knowledge about watersheds and pollution prevention. A few highlights of the evaluations are: • Twenty-two teachers indicated that after the performance, 50% of their students knew what a watershed is; 51 teachers indicated that 75% of their students knew what a watershed is and 28 teachers indicated that 100% of their students knew what a watershed is. • Eight teachers indicated that after the performance, 50% of their students could name a way to prevent pollution in the watershed; 38 teachers indicated that 75% of their students could name a way to prevent pollution in the watershed; and 78 teachers indicated that 100% of their students could name a way to prevent pollution in the watershed. The Final Teacher Evaluation Report is included in the Program Annual Report Appendix 7-7.

C.7.h. ►School-Age Children Outreach (cont.)			
Program Details	Focus & Short Description	Number of Students/Teachers reached	Evaluation of Effectiveness
Name: Watershed Watchers Program at Don Edwards Wildlife Refuge in Alviso Grade or level: elementary, middle, high school	The Refuge offers a number of interpretive programs to educate children and youth about preventing urban runoff pollution. These include: Bike the Levees; Discover Native Species; Habitat Exploration; Living Wetlands; Marshes, Mud and Plankton; Quackers and Honkers; and Water Water Everywhere.	80 pre-kindergarteners, 1,359 elementary school students, 33 middle school students, and 199 high school students	Visitor Surveys are used to determine visitor demographics, effectiveness of publicity, and the effectiveness or the Watershed Watchers Program. In addition, an "Urban Runoff Bead Drop" display is used to record actions (e.g., pick up litter, spread the word, take car to car wash) that children promise to do the help keep storm drains clean. Results of both these evaluation mechanisms are summarized in the Watershed Watchers Fourth Quarter Report included in the Program Annual Report Appendix 7-5.

Section 8 - Provision C.8 Water Quality Monitoring

C.8 ►Water Quality Monitoring
State below if information is reported in a separate regional report. Municipalities can also describe below any Water Quality Monitoring activities in which they participate directly, e.g. participation in RMP workgroups, fieldwork within their jurisdictions, etc.
Summary: **During FY 09-10, we contributed to the SCVURPPP Monitoring and Assessment Program which conducts water quality monitoring in Santa Clara Valley creeks and rivers. In coordination with the BASMAA Regional Monitoring Coalition (RMC). In addition, we contribute financially to the Regional Monitoring Program for Water Quality in the San Francisco Estuary (RMP) and actively participate in RMP committees and work groups. For additional information on monitoring activities conducted by SCVURPPP, BASMAA RMC and the RMP, see the C.8 Water Quality Monitoring section of the Program's FY 09-10 Annual Report.**

Section 9 – Provision C.9 Pesticides Toxicity Controls

C.9.a ►Adopt an Integrated Pest Management (IPM) Policy or Ordinance

(For FY 09-10 Annual Report only) Attach a copy of your individual IPM ordinance or policy.	X	**Attached (see Appendix D)**		**Not attached,** explain below
If **Not attached**, explain:				

C.9.b ►Implement IPM Policy or Ordinance

Report implementation of IPM BMPs by showing trends in quantities and types of pesticides used, and suggest reasons for increases in use of pesticides that threaten water quality, specifically organophosphorous pesticides, pyrethroids, carbaryl, and fipronil. A separate report can be attached as evidence of your implementation.

Summary:

The City of Los Altos uses very limited amounts of pesticides as noted in Appendix E. The City has long since discontinued use of pesticides that threaten water quality such as organophosphorous pesticides, pyrethroids, carbaryl, and fipronil.

C.9.c ►Train Municipal Employees

Enter the number of employees that applied or used pesticides (including herbicides) within the scope of their duties this reporting year.	**10**
Enter the number of these employees who received training on your IPM policy and IPM standard operating procedures within the last 3 years.	**4**
Enter the percentage of municipal employees who apply pesticides who have received training in the IPM policy and IPM standard operating procedures within the last three years.	**4**

C.9.d ►Require Contractors to Implement IPM

Did your municipality contract with any pesticide service provider in the reporting year?	X	Yes		No

If yes, attach one of the following:

- [ ] Contract specifications that require adherence to your IPM policy and standard operating procedures, OR
- [ ] Copy(ies) of the contractors' IPM certification(s) or equivalent, OR
- [ ] Equivalent documentation.

If **Not attached**, explain:

Require contractor to implement IPM by discussing requirements by phone or in person prior to initiating work. Upon revision of the existing IPM Policy, pesticide service provider service agreements will include the City's IPM policy.

C.9.e ►Track and Participate in Relevant Regulatory Processes

Summarize participation efforts, information submitted, and how regulatory actions were affected **OR** reference a regional report that summarizes regional participation efforts, information submitted, and how regulatory actions were affected.

Summary:

During FY 09-10, we participated in regulatory processes related to pesticides through contributions to SCVURPPP, BASMAA and CASQA. For additional information, see the Regional Pollutants of Concern Report submitted by BASMAA on behalf of all MRP Permittees. This Report is included within the Program's FY 09-10 Annual Report.

C.9.f ►Interface with County Agricultural Commissioners

Provide a summary of improper pesticide usage reported to the County Agricultural Commissioner and follow-up actions to correct violations, if any. A separate report can be attached as your summary.

Summary:

City staff did not report any improper pesticide usage or violations to the County Agricultural Commissioner in FY 09-10.

C.9.h.ii ►Public Outreach: Point of Purchase

Provide a summary of public outreach at point of purchase, and any measurable awareness and behavior changes resulting from outreach (here or in a separate report); **OR** reference a report of a regional effort for public outreach in which your agency participates.

Summary:

The following separate reports developed by SCVURPPP and BASMAA summarize point of purchase outreach efforts conducted during FY 09-10:

- **FY 09-10 Store Employee Training Report (SCVURPPP)**
- **FY 09-10 Store Employee Training Evaluation Summary (SCVURPPP)**
- **FY 09-10 Store Employee Training Status Table (SCVURPPP)**
- **FY 09-10 List of Stores in the IPM Store Partnership Program (SCVURPPP)**
- **FY 09-10 BASMAA "Our Water, Our World" (OWOW) Report (BASMAA)**

These reports are included within the C.9 Pesticides Toxicity Control section of Program's FY 09-10 Annual Report.

C.9.h.vi ►Public Outreach: Pest Control Operators

Provide a summary of public outreach to pest control operators and landscapers and reduced pesticide use (here or in a separate report); **OR** reference a report of a regional effort for outreach to pest control operators and landscapers in which your agency participates.

Summary:

The following separate reports developed by SCVURPPP summarizes Public Outreach: Pest Control Operators efforts conducted during FY 09-10:

- **FY 09-10 Green Gardener Training Report**

This report is included within the C.9 Pesticides Toxicity Control section of Program's FY 09-10 Annual Report.

Section 10 - Provision C.10 Trash Load Reduction

C.10.a.i ►Short-Term Trash Loading Reduction Plan

(For FY 10-11 Annual Report only) Provide description of actions/tasks initiated/conducted/completed in developing a Short-Term Trash Loading Reduction Plan (due February 1, 2012).

Description:

Not required for this Annual Report.

C.10.a.ii ►Baseline Trash Load and Trash Load Reduction Tracking Method

(For FY 10-11 Annual Report only) Provide description of actions/tasks initiated/conducted/completed to gather trash loading data and in developing a Baseline Trash Load and Trash Load Reduction Tracking Method (due February 1, 2012).

Description:

A summary of Program accomplishments for this sub-provision are included within the C.10 Trash Load Reduction section of Program's FY 09-10 Annual Report.

C.10.a.iii ►Minimum Full Trash Capture

(For FY 10-11 Annual Report and Each Annual Report Thereafter) Provide description of actions/tasks initiated/conducted/completed in implementing Minimum Full Trash Capture Devices (due July 1, 2014) within individual jurisdictions. Include information on Full Trash Capture Devices installed under Bay-area Wide Trash Capture Demonstration Project administered by San Francisco Estuary Partnership.

Description:

A summary of Program accomplishments for this sub-provision are included within the C.10 Trash Load Reduction section of Program's FY 09-10 Annual Report. In addition, the Program recently finalized a technical report detailing the results of its Pilot Trash Structural Treatment Control Study implemented in 2007. This technical report is also available within the C.10 Trash Load Reduction section of Program's FY 09-10 Annual Report.

C.10.b.iii ►Trash Hot Spot Assessment

(For FY 10-11 Annual Report and Each Annual Report Thereafter) Provide volume of material removed from each Trash Hot Spot cleanup, and the dominant types of trash (e.g., glass, plastics, paper) removed and their sources to the extent possible. Provide required photo documentation.

Fill out the following table or attach a summary of the following information.

Trash Hot Spot	Cleanup Date	Volume of Material Removed	Dominant Type of Trash	Trash Sources (where possible)
Stevens Creek (ID #LOA01) (See before and after Photos in Appendix E)	**May 8, 2010**	**Approx. 225 gallons**	**Bottles (plastic & glass) & Glass**	**Residential & Freeway**

C.10.d ►Summary of Trash Load Reduction Actions

Provide summary of new trash load reduction actions or increased levels of implementation of existing actions that were implemented after adoption of the MRP (control measures and best management practices) including the types of actions and levels of implementation, and the total trash loads and dominant types of trash removed from each type of action.

Suggested trash load reduction actions to track and report may include:

- Anti-litter Campaigns
- Anti-litter/Dumping Enforcement Activities
- Curbside Recycling Programs
- Education and Outreach Efforts
- Free Trash Pickup/Drop-off Days
- County HHW Program Activities
- Improved Trash Bin Management
- Inspection/Maintenance of Storm Drain Outfalls
- Litter Pickup and Control
- Removal of Homeless Encampments
- Solid Waste Recycling Efforts
- Source Controls/Bans/Prohibitions
- Storm Drain Operation and Maintenance
- Storm Drain Signage/Marking
- Street Sweeping Activities
- Trash Removal from Receptacles
- Volunteer Creek Cleanups

Type of Trash Load Reduction Action	Date of First Implementation	Level of Implementation (specify if level was increased after MRP adoption)	Total Trash Load Removed by Action	Dominant Types of Trash Removed by Action
Not all trash load reduction actions were tracked by "loads removed" this fiscal year. Once the Trash Load Reduction Tracking Method is developed (see Provision C.10.a.ii), trash loads removed will be documented for each load reduction action (as feasible). See the Program's FY 09-10 Annual Report for schedule.				

Section 11 - Provision C.11 Mercury Controls

C.11.a.i ►Mercury Recycling Efforts

List below or attach lists of efforts to promote, facilitate, and/or participate in collection and recycling of mercury containing devices and equipment at the consumer level (e.g., thermometers, thermostats, switches, bulbs).

Mercury recycling efforts are conducted by the Santa Clara Countywide HHW Program on behalf of the city of Los Altos. The City of Los Altos manifested 637 fluorescent lights of varying sizes during the fiscal year.

C.11.a.ii ►Mercury Collection

Provide an estimate of the mass of mercury collected through these efforts, or provide a reference to a report containing this estimate.

Amount collected:

The methodologies for estimating the mass of mercury collected through mercury collection and recycling efforts are currently in development and are due to the Water Board by September 15, 2010. Therefore, estimates could not be made for FY 09-10. Estimates of the mass of mercury collected through recycling efforts during FY 10-11 will be provided with the FY 10-11 Annual Report (see FY 10-11 BASMAA Regional POC Report)

C.11.b ►Monitor Methylmercury
C.11.c ►Pilot Projects to Investigate and Abate Mercury Sources in Drainages
C.11.d ►Pilot Projects to Evaluate and Enhance Municipal Sediment Removal and Management Practices
C.11.e ►Conduct Pilot Projects to Evaluate On-Site Stormwater Treatment via Retrofit
C.11.f ►Diversion of Dry Weather and First Flush Flows to POTWs
C.11.g ►Monitor Stormwater Mercury Pollutant Loads and Loads Reduced
C.11.h ►Fate and Transport Study of Mercury In Urban Runoff
C.11.i ►Development of a Risk Reduction Program Implemented Throughout the Region
C.11.j ►Develop Allocation Sharing Scheme with Caltrans

State below if information is reported in a separate regional report. Municipalities that participate directly in regional activities to can provide descriptions below.

Summary:

A summary of Program accomplishments for these sub-provisions are included within the C.11 Mercury Controls section of Program's FY 09-10 Annual Report and/or the BASMAA Regional POC Report.

Section 12 - Provision C.12 PCBs Controls

C.12.a.i,iii ►Municipal Inspectors Training
(For FY 09-10 Annual Report only) List below or attach description of results of training municipal industrial inspectors to identify, in the course of their existing inspections, PCBs or PCB-containing equipment.
Description: **In FY 09-10, inspector training materials were developed through in-kind contributions of SCVURPPP to BASMAA. Training materials can be found in the BASMAA Regional POC Report.** **Since the City of Los Altos has no existing industrial facilities and therefore no trained industrial inspectors.**

C.12.b ►Conduct Pilot Projects to Evaluate Managing PCB-Containing Materials and Wastes during Building Demolition and Renovation Activities C.12.c ►Pilot Projects to Investigate and Abate On-land Locations with Elevated PCB Concentrations C.12.d ►Conduct Pilot Projects to Evaluate and Enhance Municipal Sediment Removal and Management Practices C.12.e ►Conduct Pilot Projects to Evaluate On-Site Stormwater Treatment via Retrofit C.12.f ►Diversion of Dry Weather and First Flush Flows to POTWs C.12.g ►Monitor Stormwater PCB Pollutant Loads and Loads Reduced C.12.h ►Fate and Transport Study of PCBs In Urban Runoff C.12.i ►Development of a Risk Reduction Program Implemented Throughout the Region
State below if information is reported in a separate regional report. Municipalities that participate directly in regional activities to can provide descriptions below.
Summary **A summary of Program accomplishments for these sub-provisions are included within the C.12 PCB Controls section of Program's FY 09-10 Annual Report and/or the BASMAA Regional POC Report.**

Section 13 - Provision C.13 Copper Controls

C.13.c ►Vehicle Brake Pads

A summary of the Program's participation with the Brake Pad Partnership (BPP) is included within the C.13 Copper Controls section of Program's FY 09-10 Annual Report and/or the BASMAA Regional POC Report.

C.13.d.iii ►Industrial Sources Copper Reduction Results

List below or attach annotated lists or tables from your Industrial and Commercial Site Controls portion of this report, that highlight copper reduction results among the facilities identified as potential users or sources of copper, facilities inspected, and BMPs addressed. For FY09-10 describe below or highlight in the C.4 Evaluation portion (if provided) of this report the steps taken to revise your program to meet new data tracking and reporting requirements for implementation levels described in C.13.d.ii.

Summary

In FY 09-10, inspector training materials were developed through in-kind contributions of SCVURPPP to BASMAA. Training materials can be found in the BASMAA Regional POC Report.

Since the City of Los Altos has no existing industrial facilities, no industrial inspection training was necessary.

C.13.e ►Studies to Reduce Copper Pollutant Impact Uncertainties

Revised. Description reads "State below if information is reported in a separate regional report. Municipalities that participate directly in regional activities to can provide descriptions below."

Summary

A summary of the Program's efforts (i.e., participation in RMP committee and work group meetings) to develop regional studies to reduce copper pollutant impact uncertainties is included within the C.13 Copper Controls section of Program's FY 09-10 Annual Report and/or BASMAA Regional POC Report.

Section 14 - Provision C.14 PBDE, Legacy Pesticides and Selenium Controls

C.14.a ►Control Programs for PBDEs, Legacy Pesticides and Selenium Controls
Revised. Description reads "State below if information is reported in a separate regional report. Municipalities that participate directly in regional activities can provide descriptions below."
Summary **A summary of the Program's efforts (i.e., participation in RMP committee and work group meetings) to develop a Control Program for PBDEs, Legacy Pesticides and Selenium is included within the C.14 PBDE, Legacy Pesticides and Selenium section of Program's FY 09-10 Annual Report and/or BASMAA Regional POC Report.**

Section 15 - Provision C.15 Exempted and Conditionally Exempted Discharges

C.15.b.iii.(1), C.15.b.iii.(2) ► Planned and Unplanned Discharges of Potable Water

Is your agency a water purveyor?		Yes	X	No
If **No**, skip to C.15.b.vi.(2):				

C.15.b.vi.(2) ► Irrigation Water, Landscape Irrigation, and Lawn or Garden Watering

Provide implementation summaries of the required BMPs to promote measures that minimize runoff and pollutant loading from excess irrigation. Generally the categories are:

- Promote conservation programs
- Promote outreach for less toxic pest control and landscape management
- Promote use of drought tolerant and native vegetation
- Promote outreach messages to encourage appropriate watering/irrigation practices
- Implement Illicit Discharge Enforcement Response Plan for ongoing, large volume landscape irrigation runoff.

Summary:

All Commercial and large multi-family project are subject to the State's water efficient regulations. It is referenced in the conditions of approval of these projects and applied during the building permit. Under these regulations the landscape plans are certified and inspected by the project Landscape Architects. For city installations, maintenance crews install landscape using "drought tolerant" plant material and installed low-flow irrigation systems to help minimize runoff. We do internally practice conservation. The city's recreation department contracts with the Youth Science Institute to offer elementary classroom field trips and family science days at Redwood Grove in the City of Los Altos. Several courses emphasize resource conservation, stream biology, native plants etc.

Additionally For outreach for less toxic pest control and appropriate irrigation practices please see the Watershed Watch Campaign in the C.7. Public Information and Outreach section and the IPM Store Partnership and Green Gardener Training Programs in the C.9. Pesticide Toxicity Control section of Program's FY 09-10 Annual Report for additional information on this task.

FY 2009-2010 Annual Report
Permittee Name: City of Los Altos

Appendix

Appendix A
Acronyms and Abbreviations A-1
Appendix B: - Provision C.3 – New Development and Redevelopment
C.3.b.v. (1) Regulated Projects Approved During the Fiscal Year Reporting Period (part 1) B-1
C.3.b.v. (1) Regulated Projects Approved During the Fiscal Year Reporting Period (part 2) B-2
C.3.h.iv. Installed Stormwater Treatment Systems Operation and Maintenance Verification Inspection Program Reporting B-3
Appendix C: - Provision C.4 – Industrial and Commercial Site Controls
C.4.b Inspection Plan: List of Facilities C-1
Appendix D: - Provision C.9 – Pesticides Toxicity Controls
C.9.a City of Los Altos Integrate Pest Management Policy D-1
C.9.b City of Los Altos Pesticide Usage for FY 09/10 ..... D-4
Appendix E: - Provision C.10 – Trash Load Reduction
C.10.b.iii Trash Hot Spot Assessment E-1

MUNICIPAL REGIONAL STORMWATER PERMIT

Acronyms and Abbreviations

AB	Assembly Bill
AC	Acres
AHTG	Ad Hoc Task Group
AOC	Area of Concern
APWA	American Public Works Association
AR	Annual Report
BACWA	Bay Area Clean Water Agencies
BAPPG	Bay Area Pollution Prevention Group
BASMAA	Bay Area Stormwater Management Agency Association
BMP	Best Management Practice
BPAC	City of Los Altos Bicycle/Pedestrian Advisory Committee
CA.	California
CAP	Copper Action Plan
CASQA	California Stormwater Quality Association
CEO	Code Enforcement Officer
CEQA	California Environmental Quality Act
CI	Construction Inspection
CIP	Capital Improvement Project
COA	Condition of Approval
DEH	Santa Clara County Department of Environmental Health
DOT	Department of Transportation
DPR	Santa Clara County Department of Pesticide Regulation
DTSC	Department of Toxic Substance Control
e.g.	For Example
EIR	Environmental Impact Report
EOA	Eisenberg, Olivieri, and Associates
Etc.	Excreta
Expo	Exposition
FOG	Gats, Oils, and Grease
FY	Fiscal Year
GIS	Geographic Information Systems
HAZMAT	Hazardous Material
Hg	Mercury
HHW	Household Hazardous Waste
HMP	Hydromodification Management Plan
i.e.	That Is
ICID	Illegal Connection, Illicit Discharge
ID	Identification
IPM	Integrated Pest Management
KAB	Keep America Beautiful
LUS	Land Use Subgroup (WMI)
MEP	Maximum Extent Practicable
MOU	Memorandum of Understanding

Acronyms and Abbreviations (cont.)

MRP	Municipal Regional Permit
N/A	Not Applicable
NAP	Nickel Action Plan
NEPA	National Environmental Protection Act
NOI	Notice of Intent
NPDES	National Pollutant Discharge Elimination System
NPS	Non-point Source Pollution
O & M	Operation and Maintenance
OP Pesticides	Organo-Phosphage pesticides
OSH	Orchard Hardware Store
OWOW	Our Water Our World
PAPA	Professional Association of Pesticide Applicators
PCA	Pesticide Certified Applicator
PCB	Poly-Chlorinated Biphenyl
PCO	Pest Control Operator
PD	Police Department
PG&E	Pacific Gas and Electric
PIP	Public Information and Participation
PS	Performance Standard
PSA	Public Service Announcement
PUD	Planned Unit Developments
PW	Public Works
RMP	San Francisco Bay Regional Monitoring Program
ROW	Right of Way
RTA	Rapid Trash Assessment
RWQCB	Regional Water Quality Control Board
s. f. or sq. ft.	Square feet
SCBWMI or WMI	Santa Clara Basin Watershed Management Initiative
SCC	Santa Clara County
SCVURPPP Program	Santa Clara Valley Urban Runoff Pollution Prevention
SCVWD	Santa Clara Valley Water District
SIC	Standard Industrial Classification
SOP	Standard Operating Procedure
STOPPP Program	San Mateo Countywide Stormwater Pollution Prevention
SWID	Stormwater Infiltration Device
SWMP	Stormwater Management Plan
SWPPP	Stormwater Pollution Prevention Plan
TMDL	Total Maximum Daily Load
URMP	Urban Runoff Management Plan
URP	Urban Runoff Program
WDR	Waster Discharge Requirements
WEO	Watershed education and Outreach
WMI	Watershed Management Initiative

MUNICIPAL REGIONAL STORMWATER PERMIT

Provision C.3 – New Development and Redevelopment

C.3.b.v.(1) ►Regulated Projects Reporting Table (part 1) – Projects Approved During the Fiscal Year Reporting Period

Project Name Project No.	Project Location, Street Address	Name of Developer	Project Phase No.[2]	Project Type & Description[3]	Project Watershed[4]	Total Site Area (Acres)	Total Area of Land Disturbed (Acres)	Total New and/or Replaced Impervious Surface Area[5] (ft^2)	Total Pre-Project Impervious Surface Area[6] (ft^2)	Total Post-Project Impervious Surface Area[7] (ft^2)
Private Projects										
960 N. San Antonio Rd.	960 N. San Antonio Rd. (between Pasa Robles Ave. & Loucks Ave.)	De Anza Properties		Mixed Use (residential/commercial)	Adobe Creek	2.22	2.22	77,653	74,524	77,653
Public Projects										
NONE										

[2] If a project is being constructed in Phases, use a separate row entry for each Phase.
[3] Project Type is the type of development (i.e., new and/or redevelopment). Example descriptions of development are: 5-story office building, residential with 160 single-family homes with five 4-story buildings to contain 200 condominiums, 100 unit 2-story shopping mall, mixed use retail and residential development (apartments), industrial warehouse.
[4] State the watershed(s) that the Regulated Project drains to. Optional but recommended: Also state the downstream watershed(s).
[5] State both the total new impervious surface area and the total replaced impervious surface area, as applicable.
[6] For redevelopment projects, state the pre-project impervious surface area.
[7] State the post-project impervious surface area.

MUNICIPAL REGIONAL STORMWATER PERMIT

Provision C.3 – New Development and Redevelopment (cont)

C.3.b.v.(1) ►Regulated Projects Reporting Table (part 2) – Projects Approved During the Fiscal Year Reporting Period

Project Name Project No.	Status of Project[8]	Source Control Measures[9]	Site Design Measures[10]	Treatment Systems Approved[11]	Operation & Maintenance Responsibility Mechanism[12]	Hydraulic Sizing Criteria[13]	Alternative Compliance Measures[14/15]	Alternative Certification[16]	HM Controls[17/18]
Private Projects									
960 N. San Antonio Rd.	Application deemed complete date: January 8, 2008, Final discretionary approval date: June 3, 2010	Closed trash enclosure, storm drain labeling	Roof downspouts to landscaping	Kristar Up-Flo Filter; Filter strip	The City will record a maintenance agreement with the current owner or the future Home Owners Association (HOA).	0.34 cfs; Flow Hydraulic Design Basis	N/A	Balance Hydrologics, Inc. was the third-party that approved the SWMP for this project.	HM Controls is not required because the existing project is already built out over 90%, and the project is less than 50 acres.
Public Projects									
					NONE				

[8] For private projects, state project application date; application deemed complete date; and, final discretionary approval date. For public projects, state plans and specifications approval date.
[9] Examples include: properly designed trash storage areas; storm drain stenciling or signage; efficient landscape irrigation systems; etc.
[10] Examples include: minimize impervious surfaces; conserve natural areas, including existing trees or other vegetation, and soils; construct sidewalks, walkways, and/or patios with permeable surfaces, etc.
[11] List stormwater treatment system(s) approved onsite or at a joint stormwater treatment facility (e.g., flow through planter, bioretention facility, infiltration basin, etc.).
[12] List the legal mechanism(s) (e.g., O&M agreement with private landowner; O&M agreement with homeowners' association; O&M by public entity, etc…) that have been or will be used to assign responsibility for the maintenance of the post-construction stormwater treatment systems.
[13] See Provision C.3.d. "Numeric Sizing Criteria for Stormwater Treatment Systems" for list of hydraulic sizing design criteria (i.e., 1.a., 1.b., 2.a., 2.b., 2.c., or 3)
[14] For Alternative Compliance at an offsite location in accordance with Provision C.3.e.i.(1), on a separate page, give a discussion of the alternative compliance site including the information specified in Provision C.3.b.v.(1)(m)(i) for the offsite project.
[15] For Alternative Compliance by paying in-lieu fees in accordance with Provision C.3.e.i. (2), on a separate page, provide the information specified in Provision C.3.b.v.(1)(m)(ii) for the Regional Project.
[16] Note whether a third party was used to certify the project design complies with Provision C.3.d.
[17] If HM control is not required, state why not.
[18] If HM control is required, state control method used (e.g., method to design and size device(s) or method(s) used to meet the HM Standard, and description of device(s) or method(s) used, such as detention basin(s), biodetention unit(s), regional detention basin, or in-stream control).

MUNICIPAL REGIONAL STORMWATER PERMIT

Provision C.3 – New Development and Redevelopment (cont)

C.3.h.iv. ►Installed Stormwater Treatment Systems Operation and Maintenance Verification Inspection Program Reporting

Fill in table **below** or attach your own table including the same information.

Facility/Site Inspected and Location	Party Responsible For Maintenance	Date of Inspection	Type of Inspection (annual, follow-up, etc.)	Type of Treatment/HM Control(s) Inspected[19]	Inspection Findings or Results	Enforcement Action Taken	Comments
					NO VERICATION INSPECTIONS WERE CONDUCTED DURING FY 2009-2010 AT THE CITY'S TWO REGULATED SITES		

[19] State the type(s) of treatment systems inspected (e.g., bioretention facility, flow-through planter, infiltration basin, etc…) and the type(s) of HM controls inspected, and indicate whether the treatment system is an onsite, joint, or offsite system.

MUNICIPAL REGIONAL STORMWATER PERMIT

Provision C.4 – Industrial and Commercial Site Controls

Provision C.4.b Inspection Plan: List of Facilities

FY 2009-2010

Facility	Address
El Camino Real Unocal Service Station	4350 El Camino Real
Rancho Auto Service	601 Los Altos Rancho Shopping Center
Los Altos ARCO AM/PM Service Station	988 N. San Antonio Road
Los Altos Union Service Station	330 S. San Antonio Road
Ladera Auto Works	465 First Street
Skips Tire & Auto Center	317 First Street
Reitmeir's Werkstatt	309 First Street
Village Chevron Service Station	401 Main Street
California Automotive	139 First Street
Chevron Automotive Center	2300 Homestead Road
Allied Auto Works	2073 Grant Road
Allied Auto #2	1540 Miramonte Road
USA Gasoline Service Station	929 Fremont Avenue
City of Los Altos Corporation Yard	707 Fremont Avenue
Garden Supply Nursery	4730 El Camino Real
Los Altos Nursery	245 Hawthorne Avenue

MUNICIPAL REGIONAL STORMWATER PERMIT

Provision C.9 – Pesticides Toxicity Controls

Provision C.9.a City of Los Altos Integrate Pest Management Policy

MEMORANDUM

DATE: June 24, 2002

TO: Jim Porter, Director of Public Works

FROM: Brian J. McCarthy, Public Works Superintendent

SUBJECT: **PUBLIC WORKS MAINTENANCE DEPARTMENT UPDATED INTEGRATED PEST MANAGEMENT POLICY**

PURPOSE:

The policy of the City of Los Altos Public Works Maintenance Department in regards to the application of pesticides to City property is to minimize pesticide use and reduce the amount of pesticides in storm water and landscape runoff to the maximum extent practicable.

This policy concerns the application of pesticides to property owned by the City only, and does not concern the application of pesticides to property that is not owned by the City.

CITY INTEGRATED PEST MANAGEMENT POLICY

The City, in carrying out its operations, shall assume pesticides are potentially hazardous to human and environmental health. City departments shall give preference to reasonably available non-pesticide alternatives when considering the use of pesticides on City property. For all pest problems on City property, City departments shall follow the integrated pest management (IPM) approach outlined below.

1. Monitor each pest ecosystem to determine pest population, size, occurrence, and natural enemy population, if present.
2. Identify decisions and practices that could affect pest populations. Consider a range of potential treatments for the pest problem.
3. Employ non-pesticide management tactics first. Consider the use of chemicals only as a last resort.
4. Determine the most effective treatment time, based on pest biology and other variables, such as weather, seasonal changes in wildlife use and local conditions.
5. Design and construct indoor and outdoor areas to reduce and eliminate pest habitats.
6. Modify management practices, including watering, mulching, waste management, and

Provision C.9.a City of Los Altos Integrate Pest Management Policy (cont.)

food storage.

7. Modify pest ecosystems to reduce food and living space.
8. Use physical controls such as hand-weeding, traps and barriers.
9. Use biological controls introducing or enhancing pests' natural enemies.
10. Acquaint staff with pest biology's, the IPM approach, new pest management strategies as they become known, and toxicology of pesticides proposed for use.
11. Inform the public of the City's attempt to reduce pesticide use and respond to questions from the public about City's pest management practices.
12. City of Los Altos will implement a process for tracking and reporting pesticide use on municipally-owned property to the maximum extent practicable. The highest priority for tracking and reporting will be organophosphate pesticides and other pesticides impairing water quality. City of Los Altos will strive, over time, to resolve difficulties associated with reporting use by contractors and other data collection limitations. The results will be reported in the annual report.
13. City of Los Altos will conduct a periodic agency-wide search of its chemical inventory for pesticides no longer legal for application per EPA, State, and/or local requirements. These pesticides, if found, will be properly disposed pursuant to appropriate waste disposal regulations.
14. As part of the annual reporting process, the City of Los Altos will review and evaluate, with input from municipal staff, the effectiveness of its Pest Management Plan and IPM Policy in achieving the goals of the Plan to the maximum extent practicable.
15. Commercial applicators contracted by the City of Los Altos for application of pesticides on municipal property will be required to follow the City of Los Altos' IPM policy, SOPs, and BMPs; through contractual agreements. Provide documentation of pesticide use on City of Los Altos property to the city in a timely manner.

DEFINITIONS

The following terms shall have the meanings set forth below:

1. "City department" means any department of the City of Los Altos includes any pesticide applicator hired by a City department to apply pesticides on City property.
2. "Contract" means a binding written agreement, including but not limited to, a contract, lease, permit, license or casement between a person, firm, corporation or other entity, and a City department, which grants a right to use or occupy property of the City of Los Altos for a specified purpose or purposes.
3. "Contractor" means a person, firm, corporation or other entity that enters into a contract with the City.
4. "Integrated pest management" means a decision-making process for managing pests, which uses monitoring to determine pest injury levels and combines biological, physical, and

Provision C.9.a City of Los Altos Integrate Pest Management Policy (cont.)

chemical tools to minimize health, environmental risks. The method uses extensive knowledge about pests, such as infestation thresholds, life histories, environmental requirements, and natural enemies to complement and facilitate, biological and other natural control of pests. The method uses the least toxic synthetic pesticides only as a last resort to controlling pests,

5. "Pesticide" means pesticide as defined in Section 12753 of Chapter 2 of Division 7 of the California Food and Agricultural Code.
6. "Toxicity Category I Pesticide Product" means any pesticide product that meets United States Environmental Protection Agency criteria for Toxicity Category I under Section 156.10 of Part 156 of Title 40 of the Code of Federal Regulations.
7. "Toxicity Category II Pesticide Product" means any pesticide product that meets United States Environmental Protection Agency criteria for Toxicity Category II under Section 156.10 of Part 156 of Title 40 of the Code of Federal Regulations

RESTRICTION ON USE OF TOXICITY CATEGORY I AND CATEGORY II

No City department shall use any Toxicity Category I or Category II Pesticide Product unless all other measures have been exhausted. Authorization must be made by the Public Works Superintendent to allow use of Category I or Category II Pesticides.

NOTICE OF PESTICIDE USE

Any City department that uses any pesticide shall comply with the following notification procedures:

1. Signs shall be posted at least two days before application of the pesticide product and remain posted at least two days after application of the pesticide
2. Signs shall be posted at every entry point where the pesticide is applied if the pesticide is applied in an enclosed area, and in highly visible locations around the perimeter of the area where the pesticide is applied if the pesticide is applied in an open area,
3. Signs shall be of a standardized design which are easily recognizable to the public and workers.
4. Signs shall contain the name and active ingredient of the pesticide product, the target pest, the date of pesticide use, the signal word indicating the toxicity category of the pesticide product, the date for re-entry to the area treated, and the name and contact number for the City department responsible for the application.
5. City departments shall not be required to post signs in right-of-way locations that the general public does not use for recreational purposes.
6. City departments may apply a pesticide without providing a two day advance, notification in the event of a public health emergency.

MUNICIPAL REGIONAL STORMWATER PERMIT

Provision C.9 – Pesticides Toxicity Controls

Provision C.9.b - City of Los Altos Pesticide Usage for FY 09/10

APPENDIX C Summary of Pesticide Usage FY 09/10 City of Los Altos				
Name of Pesticide	**Active Ingredient**	**Number of Times Applied**	**Total Quantity Applied (ounces)**	**Purpose**
Applied by City Employees				
Kleenup Pro	Glyphosphate	20	6,429	Weed Control
Surflan AS	Oryzalin	16	6,164	Weed Control
Roundup Promax	Glyphosphate	1	187	Weed Control
Sedgehammer	Halosulfuron methyl (75%)	3	3.6 (grams)	Weed Control
Applied by City Contractor				
Generation Mini Blocks Weatherblok XT	Brodifacoum 0.005% Difethialone 0.0025% Bromadiolonel 0.005%	4	55	Rats
Fumitoxin	Aluminum Phaosphate	2	1800 (grams)	Gophers
Drione	Pyethrin 1% Piperonyl butoxide 10% Amorphous silicon dioxide hydrate 40%	1	4	Bees & Wasps
Wasp Freeze	PHenothrin .12% Bioallethrin .129%	2	8	Bees & Wasps
Masterline	Bifenthrin 7.9%	1	8	Spiders

MUNICIPAL REGIONAL STORMWATER PERMIT

Provision C.10 – Trash Load Reduction

C.10.b.iii ►Trash Hot Spot Assessment

CITY OF LOS ALTOS CREEK TRASH HOTSPOT, ID #LOA01
Creek Cleanup on May 8, 2010
(Photo documentation take at 50 foot intervals from I-280 culvert looking upstream)

Before Cleanup April 30, 2010	After Cleanup May 8, 2010
 LOA01-1	 LOA01-1
 LOA01-2	 LOA01-2
 LOA01-3	 LOA01-3

C.10.b.iii ►Trash Hot Spot Assessment (cont.)

CITY OF LOS ALTOS CREEK TRASH HOTSPOT, ID #LOA01
Creek Cleanup on May 8, 2010
(Photo documentation take at 50 foot intervals from I-280 culvert looking upstream)

Before Cleanup April 30, 2010	After Cleanup May 8, 2010
 LOA01-4	 LOA01-4
 LOA01-5	 LOA01-5
 LOA01-6	 LOA01-6

LOS ALTOS HILLS
CALIFORNIA

September 9, 2010

Mr. Bruce H. Wolfe
Executive Officer
San Francisco Bay Regional Water Quality Control Board
1515 Clay Street, Suite 1400
Oakland, CA 94612

Subject: Town of Los Altos Hills
FY 2009-2010 Annual Report

Dear Mr. Wolfe:

This letter and Annual Report with attachments is submitted by Town of Los Altos Hills pursuant to Permit Provision C.16.a of the Municipal Regional Stormwater NPDES Permit (MRP), Order R2-2009-0074, NPDES Permit No CAS612008 issued by the San Francisco Bay Regional Water Quality Control Board. The Annual Report provides documentation of activities conducted during FY 2009-2010 and consists of the following:

A. Certification Statement
B. Annual Report Form
   - Table of Contents
   - Completed Annual Report Form: Sections 1-15
C. Appendix
   - Integrated Pest Management Policy

Please contact Richard Chiu at (650) 941-7222 ext. 228 regarding any questions or concerns.

Very truly yours,

Richard Chiu

Richard Chiu
Public Works Director

26379 Fremont Road
Los Altos Hills
California 94022
650/941-7222
Fax 650/941-3160

TOWN OF LOS ALTOS HILLS
FY 2009-2010 ANNUAL REPORT

Certification Statement

"I certify, under penalty of law, that this document and all attachments were prepared under my direction or supervision in accordance with a system designed to ensure that qualified personnel properly gather and evaluate the information submitted. Based on my inquiry of the person or persons who manage the system, or those persons directly responsible for gathering the information, the information submitted, is, to the best of my knowledge and belief, true, accurate, and complete. I am aware that there are significant penalties for submitting false information, including the possibility of fine and imprisonment for knowing violations."

Signature by Duly Authorized Representative:

Richard Chiu 9-9-10

Richard Chiu
Public Works Director

Date

FY 2009-2010 Annual Report
Permittee Name: Town of Los Altos Hills

ATTACHMENT B

Table of Contents

Section **Page**

Section 1 – Permittee Information 1-1
Section 2 – Provision C.2 Municipal Operations 2-1
Section 3 – Provision C.3 New Development and Redevelopment 3-1
Section 4 – Provision C.4 Industrial and Commercial Site Controls 4-1
Section 5 – Provision C.5 Illicit Discharge Detection and Elimination 5-1
Section 6 – Provision C.6 Construction Site Controls 6-1
Section 7 – Provision C.7. Public Information and Outreach 7-1
Section 8 – Provision C.8 Water Quality Monitoring 8-1
Section 9 – Provision C.9 Pesticides Toxicity Controls 9-1
Section 10 – Provision C.10 Trash Load Reduction 10-1
Section 11 – Provision C.11 Mercury Controls 11-1
Section 12 – Provision C.12 PCBs Controls 12-1
Section 13 – Provision C.13 Copper Controls 13-1
Section 14 – Provision C.14 PBDE, Legacy Pesticides and Selenium Controls 14-1
Section 15 – Provision C.15 Exempted and Conditionally Exempted Discharges 15-1

Appendix

Integrated Pest Management Policy 16-1

Section 1 – Permittee Information

Background Information					
Permittee Name:	Town of Los Altos Hills				
Population:	9,042				
NPDES Permit No.:	CAS612008				
Order Number:	R2-2009-0074				
Reporting Time Period (month/year):	07 / 2009 through 06 / 2010				
Name of the Responsible Authority:	Richard Chiu			**Title:**	Public Works Director
Mailing Address:	26379 Fremont Road				
City:	Los Altos Hills	**Zip Code:**	94022	**County:**	Santa Clara
Telephone Number:	(650) 941-7222 ext. 228		**Fax Number:**		(650) 941-3160
E-mail Address:	rchiu@losaltoshills.ca.gov				
Name of the Designated Stormwater Management Program Contact (if different from above):	John Chau			**Title:**	Assistant Engineer
Department:	Public Works				
Mailing Address:	26379 Fremont Road				
City:	Los Altos Hills	**Zip Code:**	94022	**County:**	Santa Clara
Telephone Number:	(650) 941-7222		**Fax Number:**		(650) 941-3160
E-mail Address:	jchau@losaltoshills.ca.gov				

Section 2 - Provision C.2 Reporting Municipal Operations

Program Highlights and Evaluation

Highlight/summarize activities for reporting year:

Summary: The Town's maintenance crew inspect and clean storm drain inlets, culverts, ditches, and pick up piles of leaves to keep the street drainage system clean prior to the rainy season. The Town does not have paved sidewalk/plaza or storm drain pump station. Town's crew paint over graffiti to cover it.

C.2.a. ►Street and Road Repair and Maintenance

Place an **X** in the boxes next to implemented BMPs to indicate that these BMPs were implemented in applicable instances. If not applicable, type **NA** in the box. If one or more of these BMPs were not adequately implemented during the reporting fiscal year then indicate so and provide explanation in the comments section below:

X	Control of debris and waste materials during road and parking lot installation, repaving or repair maintenance activities from polluting stormwater
X	Control of concrete slurry and wastewater, asphalt, pavement cutting, and other street and road maintenance materials and wastewater from discharging to storm drains from work sites.
X	Sweeping and/or vacuuming and other dry methods to remove debris, concrete, or sediment residues from work sites upon completion of work.

Comments:

C.2.b. ►Sidewalk/Plaza Maintenance and Pavement Washing

Place an **X** in the boxes next to implemented BMPs to indicate that these BMPs were implemented in applicable instances. If not applicable, type **NA** in the box. If one or more of these BMPs were not adequately implemented during the reporting fiscal year then indicate so and explain in the comments section below:

NA	Control of wash water from pavement washing, mobile cleaning, pressure wash operations at parking lots, garages, trash areas, gas station fueling areas, and sidewalk and plaza cleaning activities from polluting stormwater
NA	Implementation of the BASMAA Mobile Surface Cleaner Program BMPs

Comments: Los Altos Hills does not have paved sidewalk/plaza.

C.2.c. ►Bridge and Structure Maintenance and Graffiti Removal

Place an **X** in the boxes next to implemented BMPs to indicate that these BMPs were implemented in applicable instances. If not applicable, type **NA** in the box. If one or more of these BMPs were not adequately implemented during the reporting fiscal year then indicate so and explain in the comments section below:

X	Control of discharges from bridge and structural maintenance activities directly over water or into storm drains
X	Control of discharges from graffiti removal activities
X	Proper disposal for wastes generated from bridge and structure maintenance and graffiti removal activities
NA	Implementation of the BASMAA Mobile Surface Cleaner Program BMPs for graffiti removal

Comments: Los Altos Hills does not have Mobile Surface Cleaner Program BMPs for graffiti removal. Town's maintenance crew paint over the graffiti to cover it.

C.2.d. ►Stormwater Pump Stations

Does your municipality own stormwater pump stations: [ ] **Yes** [X] **No**

If your answer is **No** then skip to **C.2.e.**

(For FY 10-11Annual Report only) Complete the following table for dry weather DO monitoring and inspection data for pump stations[1] (add more rows for additional pump stations): **Not required for this Annual Report.**

Pump Station Name and Location	First inspection Dry Weather DO Data		Second inspection Dry Weather DO Data	
	Date	mg/L	Date	mg/L

(For FY 10-11Annual Report only) Summarize corrective actions as needed for DO monitoring at or below 3 mg/L. Attach inspection records of additional DO monitoring for corrective actions:

Summary:

[1] Pump stations that pump stormwater into stormwater collection systems or infiltrate into a dry creek immediately downstream are exempt from DO monitoring.

Not required for this Annual Report.

Attachments:

(For FY 10-11Annual Report only) Complete the following table for wet weather inspection data for pump stations (add more rows for additional pump stations. **Not required for this Annual Report.**

Pump Station Name and Location	**Date** (2x/year required)	**Presence of Trash** (Cubic Yards)	**Presence of Odor** (Yes or No)	**Presence of Color** (Yes or No)	**Presence of Turbidity** (Yes or No)	**Presence of Floating Hydrocarbons** (Yes or No)

C.2.e. ►Rural Public Works Construction and Maintenance

Does your municipality own/maintain rural[2] roads:	X	**Yes**		**No**

If your answer is **No** then skip to **C.2.f**.

Place an **X** in the boxes next to implemented BMPs to indicate that these BMPs were implemented in applicable instances. If one or more of the BMPs were not adequately implemented during the reporting fiscal year then indicate so and explain in the comments section below:

X	Control of road-related erosion and sediment transport from road design, construction, maintenance, and repairs in rural areas
N/A	Identification and prioritization of rural road maintenance based on soil erosion potential, slope steepness, and stream habitat resources
X	No impact to creek functions including migratory fish passage during construction of roads and culverts
X	Inspection of rural roads for structural integrity and prevention of impact on water quality
X	Maintenance of rural roads adjacent to streams and riparian habitat to reduce erosion, replace damaging shotgun culverts and excessive erosion
N/A	Re-grading of unpaved rural roads to slope outward where consistent with road engineering safety standards, and installation of water bars as appropriate
X	Inclusion of measures to reduce erosion, provide fish passage, and maintain natural stream geomorphology when replacing culverts or design of new culverts or bridge crossings

Comments including listing increased maintenance in priority areas:
Town of Los Altos Hills normally does not have soil erosion problem along roadsides. If one occurs, Town's maintenance crew repair it immediately.
Town of Los Altos Hills does not have unpaved rural road.

[2] Rural means any watershed or portion thereof that is developed with large lot home-sites, such as one acre or larger, or with primarily agricultural, grazing or open space uses.

C.2.f. ►Corporation Yard BMP Implementation

Place an **X** in the boxes below that apply to your corporations yard(s):

	We do not have a corporation yard
	Our corporation yard is a filed NOI facility and regulated by the California State Industrial Stormwater NPDES General Permit
X	We certify that we have a current **Stormwater Pollution Prevention Plan (SWPPP)** for the Corporation Yard(s)

Place an **X** in the boxes below next to implemented SWPPP BMPs to indicate that these BMPs were implemented in applicable instances. If not applicable, type **NA** in the box. If one or more of the BMPs were not adequately implemented during the reporting fiscal year then indicate so and explain in the comments section below:

NA	Control of pollutant discharges to storm drains such as wash waters from cleaning vehicles and equipment
X	Routine inspection prior to the rainy seasons of corporation yard(s) to ensure non-stormwater discharges have not entered the storm drain system
NA	Containment of all vehicle and equipment wash areas through plumbing to sanitary or another collection method
X	Use of dry cleanup methods when cleaning debris and spills from corporation yard(s) or collection of all wash water and disposing of wash water to sanitary or other location where it does not impact surface or groundwater when wet cleanup methods are used
X	Cover and/or berm outdoor storage areas containing waste pollutants

Comments: All materials are stored in door. The corporation yard does not perform heavy vehicle and equipment maintenance. The yard has been inspected by the County's Environmental Health Department for material storage. The yard only handle light maintenance for small scale of the equipment and therefore there is no pollution problem. The Town does not have vehicles wash stations at the corporation yard.

If you have a corporation yard(s) that is not an NOI facility , complete the following table for inspection results for your corporation yard(s) or attach a summary including the following information:

Corporation Yard Name	**Inspection Date** (1x/year required)	**Inspection Findings/Results**	**Follow-up Actions**
Purissima Corporation Yard	04/02/09	Some correction measures are required such as provide label for hazardous waste; post emergency procedures labels in areas where hazardous materials and hazardous wastes are stored	All correction measures were corrected

Section 3 - Provision C.3 Reporting New Development and Redevelopment

C.3.a. ►New Development and Redevelopment Performance Standard Implementation Summary Report

(For FY 10-11Annual Report only) Provide a brief summary of the methods of implementation of Provisions C.3.a.i.(1)-(8).

Summary: Not required for this Annual Report.

C.3.b. ►Green Streets Status Report

(All projects to be completed by December 1, 2014)

On an annual basis (if applicable), report on the status of any pilot green street projects within your jurisdiction. For each completed project, report the capital costs, operation and maintenance costs, legal and procedural arrangements in place to address operation and maintenance and its associated costs, and the sustainable landscape measures incorporated in the project including, if relevant, the score from the Bay-Friendly Landscape Scorecard.

Summary:

Town of Los Altos Hills refer to the C.3 New Development and Redevelopment section of Program's FY 09-10 Annual Report for a description of activities of the C3PO AHTG Green Streets Wok Group and the BASMAA Development Committee.

C.3.b.v.(1) ►Regulated Projects Reporting Table

Fill in attached table **C.3.b.v.(1)** or attach your own table including the same information

NA. Los Altos Hills only has single family residence.

C.3.h.iv. ► Installed Stormwater Treatment Systems Operation and Maintenance Verification Inspection Program Reporting

(1) Fill in attached table **C.3.h.iv.(1)** or attach your own table including the same information NA

(2) On an annual basis, provide a discussion of the inspection findings for the year and any common problems encountered with various types of treatment systems and/or HM controls. This discussion should include a general comparison to the inspection findings from the previous year.

Summary: NA. Los Altos Hills only has single family residence.

(3) On an annual basis, provide a discussion of the effectiveness of the O&M Program and any proposed changes to improve the O&M Program (e.g., changes in prioritization plan or frequency of O&M inspections, other changes to improve effectiveness program).
Summary: NA. Los Altos Hills only has single family residence.

C.3.b.v.(1) ►Regulated Projects Reporting Table (part 1) – Projects Approved During the Fiscal Year Reporting Period

Project Name Project No.	Project Location[3], Street Address	Name of Developer	Project Phase No.[4]	Project Type & Description[5]	Project Watershed[6]	Total Site Area (Acres)	Total Area of Land Disturbed (Acres)	Total New and/or Replaced Impervious Surface Area[7] (ft^2)	Total Pre-Project Impervious Surface Area[8] (ft^2)	Total Post-Project Impervious Surface Area[9] (ft^2)
Private Projects										
NA. Los Altos Hills only has single family residence.										
Public Projects										
NA. Los Altos Hills only has single family residence.										

[3] Include cross streets
[4] If a project is being constructed in phases, use a separate row entry for each phase.
[5] Project Type is the type of development (i.e., new and/or redevelopment). Example descriptions of development are: 5-story office building, residential with 160 single-family homes with five 4-story buildings to contain 200 condominiums, 100 unit 2-story shopping mall, mixed use retail and residential development (apartments), industrial warehouse.
[6] State the watershed(s) that the Regulated Project drains to. Optional but recommended: Also state the downstream watershed(s).
[7] State both the total new impervious surface area and the total replaced impervious surface area, as applicable.
[8] For redevelopment projects, state the pre-project impervious surface area.
[9] For redevelopment projects, state the post-project impervious surface area.

C.3.b.v.(1) ►Regulated Projects Reporting Table (part 2) – Projects Approved During the Fiscal Year Reporting Period

Project Name Project No.	Status of Project[10]	Source Control Measures[11]	Site Design Measures[12]	Treatment Systems Approved[13]	Operation & Maintenance Responsibility Mechanism[14]	Hydraulic Sizing Criteria[15]	Alternative Compliance Measures[16/17]	Alternative Certification[18]	HM Controls[19/20]
Private Projects									
NA. Los Altos Hills only has single family residence.									
Public Projects									
NA. Los Altos Hills only has single family residence.									

[10] For private projects, state project application submittal date; application deemed complete date; and, final discretionary approval date. For public projects, state plans and specifications approval date.
[11] List source control measures approved for the project. Examples include: properly designed trash storage areas; storm drain stenciling or signage; efficient landscape irrigation systems; etc.
[12] List site design measures approved for the project. Examples include: minimize impervious surfaces; conserve natural areas, including existing trees or other vegetation, and soils; construct sidewalks, walkways, and/or patios with permeable surfaces, etc.
[13] List all approved stormwater treatment system(s) to be installed onsite or at a joint stormwater treatment facility (e.g., flow through planter, bioretention facility, infiltration basin, etc.).
[14] List the legal mechanism(s) (e.g., O&M agreement with private landowner; O&M agreement with homeowners' association; O&M by public entity, etc…) that have been or will be used to assign responsibility for the maintenance of the post-construction stormwater treatment systems.
[15] See Provision C.3.d. "Numeric Sizing Criteria for Stormwater Treatment Systems" for list of hydraulic sizing design criteria (i.e., 1.a., 1.b., 2.a., 2.b., 2.c., or 3)
[16] For Alternative Compliance at an offsite location in accordance with Provision C.3.e.i.(1), on a separate page, give a discussion of the alternative compliance site including the information specified in Provision C.3.b.v.(1)(m)(i) for the offsite project.
[17] For Alternative Compliance by paying in-lieu fees in accordance with Provision C.3.e.i.(2), on a separate page, provide the information specified in Provision C.3.b.v.(1)(m)(ii) for the Regional Project.
[18] Note whether a third party was used to certify the project design complies with Provision C.3.d.
[19] If HM control is not required, state why not.
[20] If HM control is required, state control method used (e.g., method to design and size device(s) or method(s) used to meet the HM Standard, and description of device(s) or method(s) used, such as detention basin(s), biodetention unit(s), regional detention basin, or in-stream control).

C.3.h.iv. ►Installed Stormwater Treatment Systems Operation and Maintenance Verification Inspection Program Reporting	NA

Fill in table **below** or attach your own table including the same information.

Facility/Site Inspected and Location	Party Responsible[21] For Maintenance	Date of Inspection	Type of Inspection[22]	Type of Treatment/HM Control(s) Inspected[23]	Inspection Findings or Results[24]	Enforcement Action Taken[25]	Comments
NA. Los Altos Hills only has single family residence.							

[21] State the responsible operator for installed stormwater treatment systems and HM controls.
[22] State the type of inspection (e.g., annual, follow-up, spot, etc.).
[23] State the type(s) of treatment systems inspected (e.g., bioretention facility, flow-through planter, infiltration basin, etc…) and the type(s) of HM controls inspected, and indicate whether the treatment system is an onsite, joint, or offsite system.
[24] State the inspection findings or results (e.g., proper installation, improper installation, proper O&M, immediate maintenance needed, etc.).
[25] State the enforcement action(s) taken, if any, as appropriate and consistent with your municipality's Enforcement Response Plan.

Section 4 – Provision C.4 Industrial and Commercial Site Controls

C.4.a.ii ► Legal Authority

(For FY 09-10 Annual Report only) Do you have adequate legal authority to obtain effective stormwater pollutant control on industrial sites?		**Yes**	X	**No**

If **No**, explain:

NA. Town of Los Altos Hills does not have an Industrial or Commercial facility.

C.4.c.ii.(5) ► Enforcement Response Plan

(For FY 09-10 Annual Report only) Have you developed and implemented an Enforcement Response Plan by April 1, 2010?		**Yes**	X	**No**

If **No**, explain:

NA. Town of Los Altos Hills does not have an Industrial or Commercial facility.

Program Highlights

Provide background information, highlights, trends, etc. For FY 09-10 Annual Report describe steps taken to revise your program to meet new data tracking and reporting requirements.

NA. Town of Los Altos Hills does not have an Industrial or Commercial facility.

C.4.b.i. ► Business Inspection Plan

(For FY 09-10 Annual Report only) Do you have a Business Inspection Plan?		**Yes**	X	**No**

If No, explain: Los Altos Hills does not have industrial or commercial land uses.

C.4.b.iii.(1) ► Potential Facilities List

List below or attach your list of industrial and commercial facilities in your Inspection Plan to inspect that could reasonably be considered to cause or contribute to pollution of stormwater runoff.

NA. Town of Los Altos Hills does not have an Industrial or Commercial facility.

C.4.b.iii.(2) ►Facilities Scheduled for Inspection

List below or attach your list of facilities scheduled for inspection during the current fiscal year.

NA. Town of Los Altos Hills does not have an Industrial or Commercial facility.

C.4.c.iii.(1) ►Facility Inspections

Fill out the following table or attach a summary of the following information.
NA. Town of Los Altos Hills does not have an Industrial or Commercial facility.

	Number	Percent
Number of businesses inspected (if known)		
Total number of inspections conducted		
Violations issued (excluding verbal warnings)		
Sites inspected in violation		
Violations[1] resolved within 10 working days or otherwise deemed resolved in a longer but still timely manner		

[1] Total number of violations equals the number of initial enforcement actions (i.e. one violation issued for several problems during an inspection at a site). It does not equal the total number of enforcement actions because one violation issued at a site may have a second enforcement action for the same violation at the next inspection if it is not corrected.

C.4.c.iii.(2) ►Frequency and Types/Categories of Violations Observed

Fill out the following table or attach a summary of the following information.
NA. Town of Los Altos Hills does not have an Industrial or Commercial facility.

Type/Category of Violations Observed	Number of Violations
Actual discharge (e.g. non-stormwater discharge)	NA
Potential discharge (e.g. BMPs not in place or ineffective)	

C.4.c.iii.(2) ►Frequency and Type of Enforcement Conducted

Fill out the following table or attach a summary of the following information.
NA. Town of Los Altos Hills does not have an Industrial or Commercial facility.

	Enforcement Action (as listed in ERP)[1]	Number of Enforcement Actions Taken	% of Enforcement Actions Taken[2]
Level 1			
Level 2			
Level 3			
Level 4			
Total			

Notes:
[1]Agencies to list specific enforcement actions as defined in their ERPs.
[2]Percentage calculated as number of each type of enforcement action divided by the total number of enforcement actions.

C.4.c.iii.(3) ►Types of Violations Noted by Business Category

Fill out the following table or attach a summary of the following information.
NA. Town of Los Altos Hills does not have an Industrial or Commercial facility.

Business Category[1]	Actual Discharge Violations	Potential Discharge Violations
NA. Town of Los Altos Hills does not have an Industrial or Commercial facility.		

Notes:
[1] List your Program's standard business categories.

C.4.c.iii.(4) ►Non-Filers

List below or attach a list of the facilities required to have coverage under the Industrial General Permit but have not filed for coverage: NA

NA. Town of Los Altos Hills does not have an Industrial or Commercial facility.

C.4.d.iii ►Staff Training Summary

NA. Town of Los Altos Hills does not have an Industrial or Commercial facility.

Training Name	Training Dates	Topics Covered	No. of Inspectors in Attendance	Percent of Inspectors in Attendance
NA. Town of Los Altos Hillsdoes not have an Industrial or Commercial facility.				

Section 5 – Provision C.5 Illicit Discharge Detection and Elimination

C.5.a.ii ► Legal Authority

(For FY 09-10 Annual Report only) Do you have adequate legal authority to prohibit and control illicit discharges and escalate stricter enforcement to achieve expedient compliance?	X	**Yes**		**No**

If **No**, explain:

C.5.b.ii.(4) ► Enforcement Response Plan

(For FY 09-10 Annual Report only) Have you developed and implemented an Enforcement Response Plan by April 1, 2010?	X	**Yes**		**No**

Program Highlights

Provide background information, highlights, trends, etc. For FY 09-10 Annual Report describe steps taken to revise your program to meet new data tracking and reporting requirements.

Los Altos Hills will begin tracking illicit discharges using electronic database. The Town Public Safety Officer normally responds to a complaint from the public by inspecting the site immediately and telling the property owner to correct the problem. Follow up action as needed.

C.5.c.iii ►Complaint and Spill Response Phone Number and Spill Contact List

List below or attach your complaint and spill response phone number and spill contact list.

Contact	Description	Phone Number
Steve Garcia	Respond to all illicit discharge related to storm drain system	(650) 947-2508
Johnson Chung	Respond to sewer overflow that involves with storm drain system	(650) 947-2511

C.5.d.iii ►Evaluation of Mobile Business Program

Describe implementation of minimum standards and BMPs for mobile businesses and your enforcement strategy. This may include participation in the BASMAA Mobile Surface Cleaners regional program or local activities. NA

Description: Los Altos Hills does not have major storm drain systems. Water discharges into landscape areas when contractors or maintenance crew pressure wash Town Hall building and windows.

C.5.e.iii ►Evaluation of Collection System Screening Program

Provide a summary or attach a summary of your collection screening program, a summary of problems found during collection system screening and any changes to the screening program this FY.

Description: Los Altos Hills does not have major storm drain systems. Town's maintenance crew performed street curb, swale, and shoulder cleaning work prior to rainy season and picked up piles of leaves to keep the street drainage system clean. Crew also clean culverts crossing the roadway.

C.5.f.iii.(1), (2), (3) ►Spill and Discharge Complaint Tracking

Spill and Discharge Complaint Tracking (fill out the following table or include an attachment of the following information)

	Number	Percentage
Discharges reported (C.5.f.iii.(1))	14	
Discharges reaching storm drains and/or receiving waters (C.5.f.iii.(2))	3	20
Discharges resolved in a timely manner (C.5.f.iii.(3))	14	100

C.5.f.iii.(4) ►Summary of major types of discharges and complaints

Provide a narrative or attach a table and/or graph.

The Town typically receives phone calls from residents of sanitary sewer overflow. Town staff typically investigates and is on-site within one hour. Most of our sewer overflows do not reach the storm drain system.

Section 6 – Provision C.6 Construction Site Controls

C.6.a.iii ► Legal Authority

(For FY 09-10 Annual Report only) Is your agency's legal authority adequate for C.6 compliance?	X	**Yes**		**No**
If **No**, explain:				

C.6.b.ii.(3) ► Enforcement Response Plan

(For FY 09-10 Annual Report only) Was your Enforcement Response Plan developed and implemented by April 1, 2010?	X	**Yes**		**No**
If **No**, explain:				

C.6.e.iii.1.a, b, c ►Site/Inspection Totals

Number of sites disturbing < 1 acre of soil requiring storm water runoff quality inspection (i.e. High Priority) (C.6.e.iii.1.a)	**Number of sites disturbing ≥ 1 acre of soil** (C.6.e.iii.1.b)	**Total number of storm water runoff quality inspections conducted** (C.6.e.iii.1.c)
38	0	38

C.6.e.iii.1.d ►Construction Activities Storm Water Violations

BMP Category	Number of Violations[1]	% of Total Violations[2]
Town's staff has not keep record of number of violations. Staff normally gives verbal directions or warnings to contractors and or property owners. Violations normally corrected within three days. Staff does issue stop work notice if violations are not corrected. Staff keeps record of written warnings and stop work notices.		
Erosion Control		
Run-on and Run-off Control		
Sediment Control		
Active Treatment Systems		
Good Site Management		
Non Stormwater Management		
Total		**100%**

Notes:
[1]Count one violation in a category for each site and inspection regardless of how many violations/problems occurred in the BMP category.
[2]Percentage calculated as number of violations in each category divided by total number of violations in all six categories.

C.6.e.iii.1.e ►Construction Related Storm Water Enforcement Actions

	Enforcement Action (as listed in ERP)[1]	Number Enforcement Actions Taken	% Enforcement Actions Taken[2]
Level 1	Verbal Notification		
Level 2	Written Notification		
Level 3	Stop Work Notice		
Level 4			
Total			**100%**

Notes:
[1]Agencies should list the specific enforcement actions as defined in their ERPs.
[2]Percentage calculated as number of each type of enforcement action divided by the total number of enforcement actions.

C.6.e.iii.1.f, g ►Illicit Discharges

	Number
Number of illicit discharges, actual and those inferred through evidence (C.6.e.iii.1.f)	1
Number of sites with discharges, actual and those inferred through evidence (C.6.e.iii.1.g)	0

C.6.e.iii.1.h, i ►Violation Correction Times

Los Altos Hills staff gives verbal instruction and warning to contractor if the construction site does not have proper site controls. We will implement tracking data electronically in FY10-11.	Number	Percent
Violations fully corrected within 10 business days after violations are discovered or otherwise considered corrected in a timely period (C.6.e.iii.1.h)	1	
Violations not fully corrected within 30 days after violations are discovered (C.6.e.iii.1.i)	0	
Total number of violations for the reporting year[1]	1	

Notes:

[1]Total number of violations equals the number of initial enforcement actions (i.e. one violation issued for several problems during an inspection at a site). It does not equal the total number of enforcement actions because one violation issued at a site may have a second enforcement action for the same violation at the next inspection if it is not corrected.

[2]Calculated as number of violations fully corrected in a timely period after the violations are discovered divided by the total number of violations for the reporting year.

[3]Calculated as number of violations not fully corrected within 30 days after the violations are discovered divided by the total number of violations for the reporting year.

C.6.e.iii.(2) ►Evaluation of Inspection Data

Describe your evaluation of the tracking data and data summaries and provide information on the evaluation results (e.g., data trends, typical BMP performance issues, comparisons to previous years, etc.).

Description:

Los Altos Hills staff gives verbal instruction and warning to contractor if the construction site does not have proper site controls. We will implement tracking data electronically in FY10-11.

C.6.e.iii.(2) ►Evaluation of Inspection Program Effectiveness

Describe what appear to be your program's strengths and weaknesses, and identify needed improvements, including education and outreach.

Description:
The verbal warnings are working at Los Altos Hills. The contractors and property owners normally take corrective measures before stop work notices are given.

C.6.f ►Staff Training Summary

Training Name	Training Dates	Topics Covered	No. of Inspectors in Attendance	Percent of Inspectors in Attendance
John Chau	5/19/2010	Construction Site Stormwater Compliance Workshop	1	50%
Richard Chiu John Chau	6/09/2010	Complying w/ New Stormwater Requirements for New and Redevelopment Projects	2	50%

Section 7 – Provision C.7. Public Information and Outreach

C.7.b.ii.1 ►Advertising Campaign

Summarize advertising efforts. Include details such as messages, creative developed, and outreach media used. The detailed advertising report may be included as an attachment. If advertising is being done by participation in a countywide or regional program, refer to the separate countywide or regional Annual Report.

Summary:

The following separate reports developed by SCVURPPP summarize countywide advertising efforts conducted during FY 09-10:

- **FY 09-10 Watershed Watch Campaign Annual Campaign Report**
- **FY 09-10 Watershed Watch Partner Report**
- **FY 09-10 Watershed Watch Web Statistics Report**

These reports are included within the C.7 Public Information and Outreach section of Program's FY 09-10 Annual Report.

C.7.b.iii.1 ►Pre-Campaign Survey

(For the FY 10-11 Annual Report only) Summarize survey information such as sample size, type of survey (telephone survey, interviews etc.). Attach a survey report that includes the following information. If survey was done regionally, refer to a regional submittal that contains the following information: **Not required for this Annual Report.**

- Summary of how the survey was implemented.
- Analysis of the survey results.
- Discussion of the outreach strategies based on the survey results.
- Discussion of planned or future advertising campaigns to influence awareness and behavior changes regarding trash/litter and pesticides.

Place an **X** in the appropriate box below:

	Survey report attached
	Reference to regional submittal:

C.7.c ►Media Relations

Summarize the media relations effort. Include the following details for each media pitch in the space below, AND/OR refer to a regional report that includes these details:

- Topic and content of pitch
- Medium (TV, radio, print, online)
- Date of publication/broadcast

Summary:

The following separate report developed by BASMAA summarizes media relations efforts conducted during FY 09-10:

- **BASMAA Media Relations Final Report**

This report is included within the C.7 Public Information and Outreach section of Program's FY 09-10 Annual Report.

C.7.d ►Stormwater Point of Contact

(For FY 09-10 Annual Report only, unless changes made) Provide details of website or phone number used as the point of contact. Report on how the point of contact is publicized and maintained. If any change occurs in this contact, report in a subsequent Annual Report.

Contact Summary:

Contact the Watershed Watch Campaign hotline (1-866-WATHERSHED) and Watershed Watch Campaign website (www.mywatershedwatch.org). or Town Public Safety Officer at (650) 947-2508

C.7.e ►Public Outreach Events

Program staff, the Watershed Watch consultant, and Co-permittees staffed ten outreach events in FY 09-10. Events were selected based upon target audience and attendance. Materials distributed at the events included the following: Less Toxic Pest Management fact sheets, "10 Most Wanted Backyard Bugs" brochures, "Don't Plant a Pest" brochure, "You are the Solution to Water Pollution "brochures, "Clean Cars & Clean Creeks" brochure, and giveaways (e.g. flyswatters, OWOW magnets, notepads, and temporary tattoos). The flyswatters have the Watershed Watch website and hotline number and the words "The Original Earth-Friendly Pest Control" printed on them. The beanbag game for children was used at most of the events. Event staff distributed more than 5,000 outreach materials and giveaway.

Event Details	**Description** (messages, audience)	**Evaluation of Effectiveness**
Name: Pumpkins in the Park Date: October 10, 2009 Location: Guadalupe River Park and Gardens, San Jose Region: Countywide	Type of Event: Community fair Audience: Families with children Message: Stormwater pollution prevention, less-toxic pest control and, proper disposal of household hazardous waste (HHW).	General Feed Back: The event was very well attended. A lot of attendees stopped at the booth to play the bean bag game and pick up brochures. This is a good event for educating families with children. Estimated Overall Event Attendance: 12,000-14,000. Number of Brochures Distributed: 432 Number of Giveaways Distributed: over 1,000
Name: Muslim Green Fair Date: October 18, 2009 Location: 3003 Scott Blvd., Santa Clara Region: Countywide	Type of Event: Community fair Audience: Families with children Message: Stormwater pollution prevention, less-toxic pest control and, proper disposal	General Feed Back: This is a good event for reaching members of the Muslim community. The bean bag game was used at this event. Estimated Overall Event Attendance: 1,000

	of HHW	Number of Brochures Distributed: 14 Number of Giveaways Distributed: 221
Name: Haunted History Date: October 31, 2009 Location: History Park at Kelley Park, San Jose Region: Countywide	Type of Event: Halloween Event Audience: Families with children Message: Stormwater pollution prevention.	General Feed Back: This event is good for getting the Program's name out, but not for educating attendees. Most children stop at the booth only for candies and are not receptive to information. Estimated Overall Event Attendance: 1,500 Number of Brochures Distributed: 12 Number of Giveaways Distributed: 267
Name: Spring Garden Market Date: April 10, 2010 Location: History Park at Kelley Park, San Jose Region: Countywide	Type of Event: Plant sale Audience: Home owners/gardeners Message: Stormwater pollution prevention, less-toxic pest control	General Feed Back: Most people came to the event to buy plants and did not want to pick up information. The Program will probably not attend this event next year. Estimated Overall Event Attendance: 3,000 Number of Brochures Distributed: 181 Number of Giveaways Distributed: 61
Name: NVIDIA Corp. Earth Day Event Date: April 22, 2010 Location: 2701 San Tomas Expwy, Santa Clara Region: Countywide	Type of Event: Corporate event Audience: Information Technology Professionals Message: Stormwater pollution prevention, less-toxic pest control	General Feed Back: The event was held during lunch hour in the cafeteria and very well attended. Most employees stopped at the booth to ask questions and take brochures. Estimated Overall Event Attendance: 500 Number of Brochures Distributed: 60 Number of Giveaways Distributed: 183
Name: Spring in Guadalupe Gardens Date: April 24, 2010 Location: Guadalupe River Park and Gardens, San Jose Region: Countywide	Type of Event: Community fair, plant sale. Audience: Families with children, homeowners and gardeners Message: Stormwater pollution prevention, less-toxic pest control and, proper disposal of HHW.	General Feed Back: Good attendance at booth. Most people were looking for specific pest control information. The bean bag toss game was used. Estimated Overall Event Attendance: 4,500 Number of Brochures Distributed: 423 Number of Giveaways Distributed: 797
Name: Watershed Watch Car Wash Event Date: May 5, 2010 Location: Robertsville Classic Car Wash, 5005 Almaden Expwy, San Jose	Type of Event: Car Wash Audience: Car wash customers Message: Stormwater pollution prevention, proper car washing.	General Feed Back: Excellent turn-out, resulted in a 50% increase of business for the car wash during the 2-hour time period. Event staff spoke with customers and provided them information

Region: Countywide		on proper car washing. Most people were interested in taking the Watershed Watch discount card. Estimated Overall Event Attendance: 150 Number of Brochures Distributed: 103 Number of Watershed Watch Discount Cards Distributed: 129
Name: Watershed Watch Car Wash Event Date: May 19, 2010 Location: Delta Queen Classic Car Wash, 981 E Hamilton Ave, Campbell Region: Countywide	Type of Event: Car Wash Audience: Car wash customers Message: Stormwater pollution prevention, proper car washing.	General Feed Back: Due to a rainy day forecast, attendance was low at this event. Estimated Overall Event Attendance: 45 Number of Brochures Distributed: 34 Number of Watershed Watch Discount Cards Distributed: 49
Name: Watershed Watch Car Wash Event, Date: June 2, 2010 Location: Capitol Premier Car Wash, 735 Capitol Expwy Auto Mall, San Jose Region: Countywide	Type of Event: Car Wash Audience: Car wash customers Message: Stormwater pollution prevention, proper car washing.	General Feed Back: Good turn-out. Car wash owner indicated there was an increase in business from their normal expectations. Estimated Overall Event Attendance: 100 Number of Brochures Distributed: 101 Number of Watershed Watch Discount Cards Distributed: 107
Name: Festival in the Park Date: June 26, 2010 Location: Hellyer County Park, San Jose Region: Countywide	Type of Event: Community Health Fair Audience: Families with children. Message: Stormwater pollution prevention, less-toxic pest control and, proper disposal of HHW.	General Feed Back: Good event for reaching the Hispanic community. The bean bag game drew a lot of families with children to the booth. Estimated Overall Event Attendance: 5,000 Number of Brochures Distributed: 418 Number of Giveaways Distributed: 365

C.7.f. ►Watershed Stewardship Collaborative Efforts

Summarize watershed stewardship collaborative efforts and/or refer to a regional report that provides details. Describe the level of effort and support given (e.g., funding only, active participation etc.). State efforts undertaken and the results of these efforts. If this activity is done regionally refer to a regional report.

Evaluate effectiveness by describing the following:

- Efforts undertaken
- Major accomplishments

Summary:

During FY 09-10, the Program actively supported the Santa Clara Basin Watershed Initiative (SCBWMI), including the Core Group, the Land Use Subgroup, and the Trash Subgroup (now the Santa Clara Valley Zero Litter Initiative); the Bay Area Macroinvertebrate Bioassessment Information Network (BAMBI); and the Stevens & Permanente Creeks Watershed Council. Information on these efforts is included within the C.7 Public Information and Outreach section of the Program's FY 09-10 Annual Report.

C.7.g. ►Citizen Involvement Events

The Program provided funding for the following citizen involvement events:

1) National River Clean up Day – The Program supports the involvement of Santa Clara County citizens by providing advertising support for the National River Clean-up Day.
2) Citizen involvement events at the Don Edwards San Francisco Bay Wildlife Refuge (Refuge) – A number of citizen involvement and stewardship programs are conducted as part of the Program funded Watershed Watchers Program at the Refuge. Participants usually work in the Refuge gardens planting native plants, pulling non-native plants, and mulching. More details are included in the Watershed Watchers Report in the Program Annual Report Appendix 7-5

Event Details	Description	Evaluation of effectiveness
Name: Summer of Service Programs Date: 7/16/09, 7/30/09, 8/13/09 Location: Don Edwards Wildlife Refuge, Alviso Focus: Countywide	Partnership program between Santa Clara Valley youth groups and the Watershed Watchers program. Youth spend a day at the Refuge and they work in the gardens in the morning and explore the Refuge in the afternoon.	Number of attendees on 7/16/09: 2 elementary school students and 6 middle school students. Number of attendees on 7/30/09: 10 middle school students. Number of attendees on 8/13/09: 8 middle school students.
Name: Gardening at the Refuge	Participants usually work in the Refuge gardens planting native plants, pulling non-native	Number of attendees: 4 elementary school

Date: 11/21/09 Location: Don Edwards Wildlife Refuge, Alviso Focus: Countywide	plants, and mulching.	students, 2 high school students, and 9 adults.
Name: Community Service Days Date: 1/16/10, 3/20/10, 4/17/10, 5/17/10 Location: Don Edwards Wildlife Refuge, Alviso Focus: Countywide	This is an open day for the general public. Participants work in the gardens planning native plants, puling non-native plants, and mulching.	Number of attendees on 1/16/10:1 elementary school student, 1 high school student, and 6 adults. Number of attendees on 3/20/10: 1 elementary school student and 6 adults. Number of attendees on 4/17/10: 4 elementary school students and 4 adults. Number of attendees on 5/17/10: 13 elementary school students and 7 adults.
Name: National River Cleanup Day Date: 5/15/10 Location: Various locations throughout the County Focus: Countywide	In FY 09-10, the Creek Connection Action Group sponsored two creek clean-up events: Coastal Clean-up Day on September 19, 2009 and National Rivers Clean-up Day on May 15, 2010. The Program provided funding for the National Rivers Clean-up Day advertising.	A total of 1,068 volunteers participated in cleaning 34 sites and removed approximately 29,098 pounds of trash and 6,394 pounds of recyclables from creeks.

C.7.h. ►School-Age Children Outreach

Summarize school-age children outreach programs implemented. A detailed report may be included as an attachment.
Use the following table for reporting school-age children outreach efforts.

Program Details	Focus & Short Description	Number of Students/Teachers reached	Evaluation of Effectiveness
	Brief description, messages, methods of outreach used	Provide number or participants	Provide agency staff feedback. Report any other evaluation methods used (quiz, teacher feedback etc.). Attach evaluation summary if applicable.
Name : ZunZun Musical Assembly Grade or level: elementary	Interactive, musical school assemblies educating K-6 children about watersheds and pollution prevention.	14,161 students	ZunZun assemblies were evaluated using postage-paid evaluation cards that were distributed to all teachers present at the performances. The Program received 130 completed evaluation cards from teachers. Overall, the feedback is positive and indicates an increase in the students'

			knowledge about watersheds and pollution prevention. A few highlights of the evaluations are: • Twenty-two teachers indicated that after the performance, 50% of their students knew what a watershed is; 51 teachers indicated that 75% of their students knew what a watershed is and 28 teachers indicated that 100% of their students knew what a watershed is. • Eight teachers indicated that after the performance, 50% of their students could name a way to prevent pollution in the watershed; 38 teachers indicated that 75% of their students could name a way to prevent pollution in the watershed; and 78 teachers indicated that 100% of their students could name a way to prevent pollution in the watershed. The Final Teacher Evaluation Report is included in the Program Annual Report Appendix 7-7.
Name: Watershed Watchers Program at Don Edwards Wildlife Refuge in Alviso Grade or level: elementary, middle, high school	The Refuge offers a number of interpretive programs to educate children and youth about preventing urban runoff pollution. These include: Bike the Levees; Discover Native Species; Habitat Exploration; Living Wetlands; Marshes, Mud and Plankton; Quackers and Honkers; and Water Water Everywhere.	80 pre-kindergarteners, 1,359 elementary school students, 33 middle school students, and 199 high school students	Visitor Surveys are used to determine visitor demographics, effectiveness of publicity, and the effectiveness or the Watershed Watchers Program. In addition, an "Urban Runoff Bead Drop" display is used to record actions (e.g., pick up litter, spread the word, take car to car wash) that children promise to do the help keep storm drains clean. Results of both these evaluation mechanisms are summarized in the Watershed Watchers Fourth Quarter Report included in the Program Annual Report Appendix 7-5.

Section 8 - Provision C.8 Water Quality Monitoring

C.8 ►Water Quality Monitoring
State below if information is reported in a separate regional report. Municipalities can also describe below any Water Quality Monitoring activities in which they participate directly, e.g. participation in RMP workgroups, fieldwork within their jurisdictions, etc.
Summary **During FY 09-10, we contributed to the SCVURPPP Monitoring and Assessment Program which conducts water quality monitoring in Santa Clara Valley creeks and rivers. In coordination with the BASMAA Regional Monitoring Coalition (RMC). In addition, we contribute financially to the Regional Monitoring Program for Water Quality in the San Francisco Estuary (RMP) and actively participate in RMP committees and work groups. For additional information on monitoring activities conducted by SCVURPPP, BASMAA RMC and the RMP, see the C.8 Water Quality Monitoring section of the Program's FY 09-10 Annual Report.**

Section 9 – Provision C.9 Pesticides Toxicity Controls

C.9.a ►Adopt an Integrated Pest Management (IPM) Policy or Ordinance

(For FY 09-10 Annual Report only) Attach a copy of your individual IPM ordinance or policy.	X	**Attached**		**Not attached,** explain below
If **Not attached**, explain:				

C.9.b ►Implement IPM Policy or Ordinance

Report implementation of IPM BMPs by showing trends in quantities and types of pesticides used, and suggest reasons for increases in use of pesticides that threaten water quality, specifically organophosphorous pesticides, pyrethroids, carbaryl, and fipronil. A separate report can be attached as evidence of your implementation.

Summary:

The Town does not use pesticide for weed control in FY 09-10.

C.9.c ►Train Municipal Employees

Enter the number of employees that applied or used pesticides (including herbicides) within the scope of their duties this reporting year.	0
Enter the number of these employees who received training on your IPM policy and IPM standard operating procedures within the last 3 years.	0
Enter the percentage of municipal employees who apply pesticides who have received training in the IPM policy and IPM standard operating procedures within the last three years.	0

Town's staff and Public Works crew are aware that pesticide use is not allowed. Town's maintenance crew only uses mechanical tools to remove weed along roadsides and parks.

C.9.d ►Require Contractors to Implement IPM

Did your municipality contract with any pesticide service provider in the reporting year?		Yes	X	No

If yes, attach one of the following:

- [ ] Contract specifications that require adherence to your IPM policy and standard operating procedures, OR
- [ ] Copy(ies) of the contractors' IPM certification(s) or equivalent, OR
- [ ] Equivalent documentation.

If **Not attached**, explain:

The Town does not hire contractor remove weed by spraying chemical. Weed are removed mechanically by Town's maintenance crew.

C.9.e ►Track and Participate in Relevant Regulatory Processes

Summarize participation efforts, information submitted, and how regulatory actions were affected **OR** reference a regional report that summarizes regional participation efforts, information submitted, and how regulatory actions were affected.

Summary:

During FY 09-10, we participated in regulatory processes related to pesticides through contributions to SCVURPPP, BASMAA and CASQA. For additional information, see the Regional Pollutants of Concern Report submitted by BASMAA on behalf of all MRP Permittees. This Report is included within the Program's FY 09-10 Annual Report.

C.9.f ►Interface with County Agricultural Commissioners

Provide a summary of improper pesticide usage reported to the County Agricultural Commissioner and follow-up actions to correct violations, if any. A separate report can be attached as your summary.

Summary:

Town did not report. City Staff did not observe any improper pesticide use.

C.9.h.ii ►Public Outreach: Point of Purchase

Provide a summary of public outreach at point of purchase, and any measurable awareness and behavior changes resulting from outreach (here or in a separate report); **OR** reference a report of a regional effort for public outreach in which your agency participates.

Summary: Staff provide handouts to the public at front counter and SCVUPPP also provide handouts to the public.

The following separate reports developed by SCVURPPP and BASMAA summarize point of purchase outreach efforts conducted during FY 09-10:

- **FY 09-10 Store Employee Training Report (SCVURPPP)**
- **FY 09-10 Store Employee Training Evaluation Summary (SCVURPPP)**
- **FY 09-10 Store Employee Training Status Table (SCVURPPP)**
- **FY 09-10 List of Stores in the IPM Store Partnership Program (SCVURPPP)**
- **FY 09-10 BASMAA "Our Water, Our World" (OWOW) Report (BASMAA)**

These reports are included within the C.9 Pesticides Toxicity Control section of Program's FY 09-10 Annual Report.

C.9.h.vi ►Public Outreach: Pest Control Operators

Provide a summary of public outreach to pest control operators and landscapers and reduced pesticide use (here or in a separate report); **OR** reference a report of a regional effort for outreach to pest control operators and landscapers in which your agency participates.

Summary:

The following separate reports developed by SCVURPPP summarizes Public Outreach: Pest Control Operators efforts conducted during FY 09-10:

- **FY 09-10 Green Gardener Training Report**

This report is included within the C.9 Pesticides Toxicity Control section of Program's FY 09-10 Annual Report.

Section 10 - Provision C.10 Trash Load Reduction

C.10.a.i ►Short-Term Trash Loading Reduction Plan

(For FY 10-11 Annual Report only) Provide description of actions/tasks initiated/conducted/completed in developing a Short-Term Trash Loading Reduction Plan (due February 1, 2012).

Description:

Not required for this Annual Report.

C.10.a.ii ►Baseline Trash Load and Trash Load Reduction Tracking Method

(For FY 10-11 Annual Report only) Provide description of actions/tasks initiated/conducted/completed to gather trash loading data and in developing a Baseline Trash Load and Trash Load Reduction Tracking Method (due February 1, 2012).

Description:

A summary of Program accomplishments for this sub-provision are included within the C.10 Trash Load Reduction section of Program's FY 09-10 Annual Report.

C.10.a.iii ►Minimum Full Trash Capture

(For FY 10-11 Annual Report and Each Annual Report Thereafter) Provide description of actions/tasks initiated/conducted/completed in implementing Minimum Full Trash Capture Devices (due July 1, 2014) within individual jurisdictions. Include information on Full Trash Capture Devices installed under Bay-area Wide Trash Capture Demonstration Project administered by San Francisco Estuary Partnership.

Description:

A summary of Program accomplishments for this sub-provision are included within the C.10 Trash Load Reduction section of Program's FY 09-10 Annual Report. In addition, the Program recently finalized a technical report detailing the results of its Pilot Trash Structural Treatment Control Study implemented in 2007. This technical report is also available within the C.10 Trash Load Reduction section of Program's FY 09-10 Annual Report.

C.10.b.iii ►Trash Hot Spot Assessment

(For FY 10-11 Annual Report and Each Annual Report Thereafter) Provide volume of material removed from each Trash Hot Spot cleanup, and the dominant types of trash (e.g., glass, plastics, paper) removed and their sources to the extent possible. Provide required photo documentation.

Fill out the following table or attach a summary of the following information. **Not required for this Annual Report**

Trash Hot Spot	Cleanup Date	Volume of Material Removed	Dominant Type of Trash	Trash Sources (where possible)

C.10.d ►Summary of Trash Load Reduction Actions

Provide summary of new trash load reduction actions or increased levels of implementation of existing actions that were implemented after adoption of the MRP (control measures and best management practices) including the types of actions and levels of implementation, and the total trash loads and dominant types of trash removed from each type of action.

Suggested trash load reduction actions to track and report may include:

- Anti-litter Campaigns
- Anti-litter/Dumping Enforcement Activities
- Curbside Recycling Programs
- Education and Outreach Efforts
- Free Trash Pickup/Dropoff Days
- County HHW Program Activities
- Improved Trash Bin Management
- Inspection/Maintenance of Storm Drain Outfalls
- Litter Pickup and Control
- Removal of Homeless Encampments
- Solid Waste Recycling Efforts
- Source Controls/Bans/Prohibitions
- Storm Drain Operation and Maintenance
- Storm Drain Signage/Marking
- Street Sweeping Activities
- Trash Removal from Receptacles
- Volunteer Creek Cleanups

Type of Trash Load Reduction Action	Date of First Implementation	Level of Implementation (specify if level was increased after MRP adoption)	Total Trash Load Removed by Action	Dominant Types of Trash Removed by Action
Los Altos Hills does not appear to have trash problem. Staff inspected five different trash hot spots and did not see a lot of trash. Town's garbage company sweeps the streets monthly as part of their contract with Town.				

Section 11 - Provision C.11 Mercury Controls

C.11.a.i ►Mercury Recycling Efforts

List below or attach lists of efforts to promote, facilitate, and/or participate in collection and recycling of mercury containing devices and equipment at the consumer level (e.g., thermometers, thermostats, switches, bulbs).

Town provides handouts at front counter. Residents are encouraged to take mercury wastes to drop off stations. SCUVRPPP also does outreach for Town.

C.11.a.ii ►Mercury Collection

Provide an estimate of the mass of mercury collected through these efforts, or provide a reference to a report containing this estimate.

Amount collected:

The methodologies for estimating the mass of mercury collected through mercury collection and recycling efforts are currently in development and are due to the Water Board by September 15, 2010. Therefore, estimates could not be made for FY 09-10. Estimates of the mass of mercury collected through recycling efforts during FY 10-11 will be provided with the FY 10-11 Annual Report (see FY 10-11 BASMAA Regional POC Report)

C.11.b ►Monitor Methylmercury
C.11.c ►Pilot Projects to Investigate and Abate Mercury Sources in Drainages
C.11.d ►Pilot Projects to Evaluate and Enhance Municipal Sediment Removal and Management Practices
C.11.e ►Conduct Pilot Projects to Evaluate On-Site Stormwater Treatment via Retrofit
C.11.f ►Diversion of Dry Weather and First Flush Flows to POTWs
C.11.g ►Monitor Stormwater Mercury Pollutant Loads and Loads Reduced
C.11.h ►Fate and Transport Study of Mercury In Urban Runoff
C.11.i ►Development of a Risk Reduction Program Implemented Throughout the Region
C.11.j ►Develop Allocation Sharing Scheme with Caltrans

State below if information is reported in a separate regional report. Municipalities that participate directly in regional activities to can provide descriptions below.

Summary

A summary of Program accomplishments for these sub-provisions are included within the C.11 Mercury Controls section of Program's FY 09-10 Annual Report and/or the BASMAA Regional POC Report.

Section 12 - Provision C.12 PCBs Controls

C.12.a.i,iii ►Municipal Inspectors Training
(For FY 09-10 Annual Report only) List below or attach description of results of training municipal industrial inspectors to identify, in the course of their existing inspections, PCBs or PCB-containing equipment.
Description: Town does not have industrial facilities or industrial inspector.

C.12.a.ii,iii ►Ongoing Training
(For FY 10-11 Annual Report and Each Annual Report Thereafter) List below or attach description of ongoing training development and inspections for PCB identification, including documentation and referral to appropriate regulatory agencies (e.g. county health departments, Department of Toxic Substances Control, California Department of Public Health, and the Water Board) as necessary.
Description: **Not required for this Annual Report.**

C.12.b ►Conduct Pilot Projects to Evaluate Managing PCB-Containing Materials and Wastes during Building Demolition and Renovation Activities **C.12.c ►Pilot Projects to Investigate and Abate On-land Locations with Elevated PCB Concentrations** **C.12.d ►Conduct Pilot Projects to Evaluate and Enhance Municipal Sediment Removal and Management Practices** **C.12.e ►Conduct Pilot Projects to Evaluate On-Site Stormwater Treatment via Retrofit** **C.12.f ►Diversion of Dry Weather and First Flush Flows to POTWs** **C.12.g ►Monitor Stormwater PCB Pollutant Loads and Loads Reduced** **C.12.h ►Fate and Transport Study of PCBs In Urban Runoff** **C.12.i ►Development of a Risk Reduction Program Implemented Throughout the Region**
State below if information is reported in a separate regional report. Municipalities that participate directly in regional activities to can provide descriptions below.
Summary **A summary of Program accomplishments for these sub-provisions are included within the C.12 PCB Controls section of Program's FY 09-10 Annual Report and/or the BASMAA Regional POC Report.**

Section 13 - Provision C.13 Copper Controls

C.13.a.i and iii ► Legal Authority: Architectural Copper

(For FY 10-11 Annual Report only) Do you have adequate legal authority to prohibit discharge of wastewater to storm drains generated from the installation, cleaning, treating, and washing of the surface of copper architectural features, including copper roofs to storm drains?		**Yes**		**No**

If **No**, explain and provide schedule for obtaining authority within 1 year:

Not required for this Annual Report.

C.13.b.i and iii ► Legal Authority: Pools, Spas, and Fountains

(For FY10-11 Annual Report only) Do you have adequate legal authority to prohibit discharges to storm drains from pools, spas, and fountains that contain copper-based chemicals?		**Yes**		**No**

If **No**, explain and provide schedule for obtaining authority within 1 year:

Not required for this Annual Report.

C.13.c ►Vehicle Brake Pads

Reported in a separate regional report.

A summary of the Program's participation with the Brake Pad Partnership (BPP) is included within the C.13 Copper Controls section of Program's FY 09-10 Annual Report and/or the BASMAA Regional POC Report.

C.13.d.iii ►Industrial Sources Copper Reduction Results

List below or attach annotated lists or tables from your Industrial and Commercial Site Controls portion of this report, that highlight copper reduction results among the facilities identified as potential users or sources of copper, facilities inspected, and BMPs addressed. For FY09-10 describe below or highlight in the C.4 Evaluation portion (if provided) of this report the steps taken to revise your program to meet new data tracking and reporting requirements for implementation levels described in C.13.d.ii.

Summary

Town does not have industrial facilities or industrial inspector.

C.13.e ►Studies to Reduce Copper Pollutant Impact Uncertainties

Revised. Description reads "State below if information is reported in a separate regional report. Municipalities that participate directly in regional activities to can provide descriptions below."

Summary

A summary of the Program's efforts (i.e., participation in RMP committee and work group meetings) to develop regional studies to reduce copper pollutant impact uncertainties is included within the C.13 Copper Controls section of Program's FY 09-10 Annual Report and/or BASMAA Regional POC Report.

Section 14 - Provision C.14 PBDE, Legacy Pesticides and Selenium Controls

C.14.a ►Control Programs for PBDEs, Legacy Pesticides and Selenium Controls
Revised. Description reads "State below if information is reported in a separate regional report. Municipalities that participate directly in regional activities can provide descriptions below."
Summary **A summary of the Program's efforts (i.e., participation in RMP committee and work group meetings) to develop a Control Program for PBDEs, Legacy Pesticides and Selenium is included within the C.14 PBDE, Legacy Pesticides and Selenium section of Program's FY 09-10 Annual Report and/or BASMAA Regional POC Report.**

Section 15 - Provision C.15 Exempted and Conditionally Exempted Discharges

C.15.b.iii.(1), C.15.b.iii.(2) ► Planned and Unplanned Discharges of Potable Water

Is your agency a water purveyor?		**Yes**	X	**No**

If **No**, skip to C.15.b.vi.(2):

If **Yes**, Complete the attached reporting tables or attach your own table with the same information. Describe program highlights below. For FY 09-10 only, describe steps taken to revise your program to meet new monitoring, data tracking and reporting requirements.

Summary:

A summary of the Program's efforts to update the Water Utility Operations & Maintenance Discharge Pollution Prevention Plan (WUDPPP) to assist municipal water purveyors in complying with this provision of the MRP is included within the C.15 Exempted and Conditionally Exempted Discharges section of Program's FY 09-10 Annual Report.

C.15.b.vi.(2) ► Irrigation Water, Landscape Irrigation, and Lawn or Garden Watering

Provide implementation summaries of the required BMPs to promote measures that minimize runoff and pollutant loading from excess irrigation. Generally the categories are:

- Promote conservation programs
- Promote outreach for less toxic pest control and landscape management
- Promote use of drought tolerant and native vegetation
- Promote outreach messages to encourage appropriate watering/irrigation practices
- Implement Illicit Discharge Enforcement Response Plan for ongoing, large volume landscape irrigation runoff.

Summary:

Town provides handouts to residents at front counter. The Town's Environmental Committee provides input and encourage homeowners to use less toxic pest control and plant drought tolerant vegetation.

C.15.b.iii.(1) ►Planned Discharges of the Potable Water System

NA

Site/ Location	Discharge Type	Receiving Waterbody(ies)	Date of Discharge	Duration of Discharge (military time)	Estimated Volume (gallons)	Estimated Flow Rate (gallons/day)	Chlorine Residual (mg/L)	pH (standard units)	Discharge Turbidity[1] (NTU)	Implemented BMPs & Corrective Actions
NA. Town not water purveyor										

Notes:
[1] Monitor the receiving water for turbidity if necessary and feasible. Include data in this column if available.

C.15.b.iii.(2) ►Unplanned Discharges of the Potable Water System

Site/ Location	Discharge Type	Receiving Waterbody(ies)	Date of Discharge	Discharge Duration (military time)	Estimated Volume (gallons)	Estimated Flow Rate (gallons/day)	Chlorine Residual[2] (mg/L)	pH[2] (standard units)	Discharge Turbidity (Visual) [2,]	Implemented BMPs & Corrective Actions	Time of discharge discovery	Regulatory Agency Notification Time[4]	Inspector arrival time	Responding crew arrival time
NA. Town not water purveyor														

Notes:

1. This table contains all of the unplanned discharges that occurred in this FY.
2. Monitoring data is only required for 10% of the unplanned discharges. If you monitored more than 10% of your unplanned discharges report all of the data collected.
4. Notification to Water Board staff is required for unplanned discharges where the chlorine residual is >0.05 mg/L and total volume is ≥ 50,000 gallons. Notification to State Office of Emergency Services is required after becoming aware of aquatic impacts as a result of unplanned discharge or when the discharge might endanger or compromise public health and safety.

Town of Los Altos Hills
Integrated Pest Management Policy

I. Purpose and Findings

1. To eliminate or reduce pesticide applications on Town property to the maximum extent feasible.
2. This policy concerns the application of the pesticides to property owned by the Town only, and does not concern the application of pesticides to property that does not owned by the Town.

II. Town Integrated Pest Management Policy

The Town, in carrying out its operations, shall assume pesticides are potentially hazardous to human and environmental health. Town departments shall give preference to reasonably available non-pesticide alternatives when considering the use of pesticides on Town property. For all pest problems on Town property, Town department shall follow the Integrated Pest Management (IPM) approach outline below.

1. Monitor each pest ecosystem to determine pest population, size, occurrence, and natural enemy population, if present.
2. Identify decisions and practices that could affect pest populations. Consider a range of potential treatments for the pest problem.
3. Employ non-pesticide management tactics first. Consider the use of chemicals only as a last resort.
4. Determine the most effective treatment time, based on pest biology and other variables, such as weather, seasonal changes in wildlife use and local conditions.
5. Design and construct indoor and outdoor areas to reduce and eliminate pest habitats.
6. Modify management practices, including watering, mulching, waste management, and food storage.
7. Modify pest ecosystems to reduce food and living space.
8. Use physical controls such as hand-weeding, traps and barriers.
9. Use biological controls introducing or enhancing pests' natural enemies.
10. Acquaint staff with pest biology, the IPM approach, new pest management strategies as they become known, and toxicology of pesticides proposed for use.
11. Inform the public of the Town's attempt to reduce pesticide use and respond to questions from the public about Town's pest management practices.

III. Definitions

The following terms shall have the meanings set forth below:

1. "Town department" means any department of the Town of Los Altos Hills includes any pesticide applicator hired by a Town department to apply pesticides on Town property.

2. "Contract" means a binding written agreement, including but not limited to, a contract, lease, permit, license or casement between a person, firm, corporation or other entity, and a Town department, which grants a right to use or occupy property of the Town of Los Altos Hills for a specified purpose or purposes.
3. "Contractor" means a person, firm, corporation or other entity that enters into a contract with the Town.
4. "Integrated pest management" means a decision-making process for managing pests, which uses monitoring to determine pest injury levels and combines biological, physical, and chemical tools to minimize health, environmental risks. The method uses extensive knowledge about pests, such as infestation thresholds, life histories, environmental requirements, and natural enemies to complement and facilitate biological and other natural control of pests. The method uses the least toxic synthetic pesticides only as a last resort to controlling pests.
5. "Pesticide" means pesticide as defined in Section 12753 of Chapter 2 of Division 7 of the California Food and Agricultural Code.
6. "Toxicity Category I Pesticide Product" means any pesticide product that meets United State Environmental Protection Agency criteria for Toxicity Category I under Section 156.10 of Part 156 of Title 40 of the Code of Federal Regulations.
7. "Toxicity Category II Pesticide Product" means any pesticide product that meets United States Environmental Protection Agency criteria for Toxicity Category II under Section 156.10of Part 156 of Title 40 of the Code of Federal Regulations.

IV. Ban on Use of Toxicity Category I and Category II

No Town department shall use any Toxicity Category I or Category II Pesticide Products

V. Notice of Pesticide Use

Any Town department that uses any pesticide shall comply with the following notification procedures:

1. Signs shall be posted at least two days before application of the pesticide product and remain posted at least tow days after application of the pesticide.
2. Signs shall be posted at every entry point where the pesticide is applied if the pesticide is applied in an enclosed area, and in highly visible locations around the perimeter of the area where the pesticide is applied if the pesticide is applied in an open area,
3. Signs shall be of a standardized design which is easily recognizable to the public and workers.
4. Signs shall contain the name and active ingredient of the pesticide product, the target pest, the date of pesticide use, the signal word indicating the

toxicity category of the pesticide product, the date for re-entry to the area treated and the name and contact number for the Town department responsible for the application.

5. Town department shall not be required to post signs in right-of-way locations that the general public does not use for recreational purposes.
6. Town department may apply a pesticide without providing a two day advance, notification in the event of a public health emergency.

Richard Chiu, Public Works Director

WEST VALLEY
CLEAN WATER PROGRAM

September 15, 2010

Mr. Bruce H. Wolfe
Executive Officer
San Francisco Bay Regional Water Quality Control Board
1515 Clay Street, Suite 1400
Oakland, CA 94612

Subject: FY2009-2010 Annual Report for the West Valley Communities
- City of Campbell's Urban Runoff Management Program
- Town of Los Gatos' Urban Runoff Management Program
- City of Monte Sereno's Urban Runoff Management Program
- City of Saratoga's Urban Runoff Management Program

Dear Mr. Wolfe:

This Annual Report is submitted on behalf of the West Valley Communities of Campbell, Los Gatos, Monte Sereno, and Saratoga, in conjunction with the Santa Clara Valley Urban Runoff Pollution Prevention Program's Annual Report, pursuant to Permit Provision C.16.a of the Municipal Regional Stormwater NPDES Permit (MRP), Order R2-2009-0074, NPDES Permit No CAS612008 issued by the San Francisco Bay Regional Water Quality Control Board. The Annual Report provides documentation of activities conducted during FY 2009-2010 and consists of the following:

A. Certification Statement
B. Annual Report Form
   - Table of Contents
   - Completed Annual Report Form: Sections 1-15
C. Appendices
   - Index of Attachments

Please contact me at (408) 354-4734 regarding any questions or concerns.

Very truly yours,

Kelly Carroll

Kelly Carroll
Urban Runoff Program Manager

Campbell • Los Gatos • Montes Sereno • Saratoga
18041 Saratoga-Los Gatos Road • Monte Sereno, CA 95070 • Tel (408) 345-4734 • Fax (888) 545-6297

FY2009-2010 Annual Report
West Valley Communities:
City of Campbell, Town of Los Gatos, City of Monte Sereno, City of Saratoga

This page intentionally left blank

West Valley Clean Water Program

TOWN OF LOS GATOS

PARKS AND PUBLIC WORKS DEPARTMENT
PHONE (408) 399-5770
FAX (408) 354-8529

SERVICE CENTER
41 MILES AVENUE
LOS GATOS, CA 95030

Town of Los Gatos
FY 2009-2010 ANNUAL REPORT

Certification Statement

"I certify, under penalty of law, that this document and all attachments were prepared under my direction or supervision in accordance with a system designed to ensure that qualified personnel properly gather and evaluate the information submitted. Based on my inquiry of the person or persons who manage the system, or those persons directly responsible for gathering the information, the information submitted, is, to the best of my knowledge and belief, true, accurate, and complete. I am aware that there are significant penalties for submitting false information, including the possibility of fine and imprisonment for knowing violations."

Signature by Duly Authorized Representative:

Todd Capurso September 15, 2010
Director of Parks and Public Works

FY2009-2010 Annual Report
West Valley Communities:
City of Campbell, Town of Los Gatos, City of Monte Sereno, City of Saratoga

This page intentionally left blank

West Valley Clean Water Program

West Valley Community:

Town of Los Gatos

Municipal Regional Stormwater NPDES Permit Annual Report FY 2009-2010

West Valley Clean Water Program

FY2009-2010 Annual Report
West Valley Communities:
City of Campbell, Town of Los Gatos, City of Monte Sereno, City of Saratoga

This page intentionally left blank

West Valley Clean Water Program

FY 2009-2010 Annual Report
West Valley Community: Town of Los Gatos

ATTACHMENT B

Table of Contents

Section **Page**

Section 1 – Permittee Information 1-1
Section 2 – Provision C.2 Municipal Operations 2-1
Section 3 – Provision C.3 New Development and Redevelopment 3-1
Section 4 – Provision C.4 Industrial and Commercial Site Controls 4-1
Section 5 – Provision C.5 Illicit Discharge Detection and Elimination 5-1
Section 6 – Provision C.6 Construction Site Controls 6-1
Section 7 – Provision C.7. Public Information and Outreach 7-1
Section 8 – Provision C.8 Water Quality Monitoring 8-1
Section 9 – Provision C.9 Pesticides Toxicity Controls 9-1
Section 10 – Provision C.10 Trash Load Reduction 10-1
Section 11 – Provision C.11 Mercury Controls 11-1
Section 12 – Provision C.12 PCBs Controls 12-1
Section 13 – Provision C.13 Copper Controls 13-1
Section 14 – Provision C.14 PBDE, Legacy Pesticides and Selenium Controls 14-1
Section 15 – Provision C.15 Exempted and Conditionally Exempted Discharges 15-1

APPENDICIES

APPENDIX C3
APPENDIX C4
APPENDIX C5
APPENDIX C7
APPENDIX C9
APPENDIX C10

FY2009-2010 Annual Report
West Valley Communities:
City of Campbell, Town of Los Gatos, City of Monte Sereno, City of Saratoga

This page intentionally left blank

West Valley Clean Water Program

FY2009-2010 Annual Report
West Valley Communities:
City of Campbell, Town of Los Gatos, City of Monte Sereno, City of Saratoga

Section 1: Permittee Information

West Valley Clean Water Program

FY2009-2010 Annual Report
West Valley Communities:
City of Campbell, Town of Los Gatos, City of Monte Sereno, City of Saratoga

This page intentionally left blank

West Valley Clean Water Program

Section 1 – Permittee Information

Background Information

Permittee Name:	Town of Los Gatos				
Population:	30,802				
NPDES Permit No.:	CAS612008				
Order Number:	R2-2009-0074				
Reporting Time Period (month/year):	July 1, 2009 through June 30, 2010				
Name of the Responsible Authority:	Todd Capurso			**Title:**	Director Parks and Public Works
Mailing Address:	110 E. Main Street, PO Box 949				
City:	Los Gatos	**Zip Code:**	95031	**County:**	Santa Clara County
Telephone Number: (408) 399-5774			**Fax Number**: (408) 354-8529		
E-mail Address:	tcapurso@losgatosca.gov				
Name of the Designated Stormwater Management Program Contact (if different from above):	Kelly Carroll			**Title:**	Urban Runoff Program Manager
Department:	Urban Runoff, West Valley Communities Clean Water Program				
Mailing Address:	18041 Saratoga Los Gatos Road				
City:	Monte Sereno	**Zip Code:**	95030	**County:**	Santa Clara County
Telephone Number: (408) 354-4734			**Fax Number:** (888) 545-6297		
E-mail Address:	kcarroll@wvcwp.org				

FY2009-2010 Annual Report
West Valley Communities:
City of Campbell, Town of Los Gatos, City of Monte Sereno, City of Saratoga

This page intentionally left blank

West Valley Clean Water Program

FY2009-2010 Annual Report
West Valley Communities:
City of Campbell, Town of Los Gatos, City of Monte Sereno, City of Saratoga

Section 2:
Provision C2
Municipal Operations

West Valley Clean Water Program

FY2009-2010 Annual Report
West Valley Communities:
City of Campbell, Town of Los Gatos, City of Monte Sereno, City of Saratoga

This page intentionally left blank

West Valley Clean Water Program

Section 2 - Provision C.2 Reporting Municipal Operations

Program Highlights and Evaluation

Highlight/summarize activities for reporting year:

Summary:

Corporation Yard SWPPPP was in place and implemented by July 1, 2010. Participation in SCVURPPP Municipal Operations Ad Hoc Task Group (AHTG) was provided by West Valley Clean Water Program Staff on behalf of our agency, and includes AHTG member discussions and review of AHTG work products [see SCVURPPP FY0910 Annual Report for description of AHTG activities and work products]. Participation in BASMAA's Municipal Operations Committee was provided by SCVURPPP Staff on behalf of our agency [see SCVURPPP FY0910 Annual Report for description of BASMAA Committee activities and work products].

C.2.a. Street and Road Repair and Maintenance

Place an **X** in the boxes next to implemented BMPs to indicate that these BMPs were implemented in applicable instances. If not applicable, type **NA** in the box. If one or more of these BMPs were not adequately implemented during the reporting fiscal year then indicate so and provide explanation in the comments section below:

X	Control of debris and waste materials during road and parking lot installation, repaving or repair maintenance activities from polluting stormwater
X	Control of concrete slurry and wastewater, asphalt, pavement cutting, and other street and road maintenance materials and wastewater from discharging to storm drains from work sites.
X	Sweeping and/or vacuuming and other dry methods to remove debris, concrete, or sediment residues from work sites upon completion of work.

Comments:

Continued implementation of Street and Road Repair and Maintenance Performance Standard, including applicable BMPs.

Continued implementation of Rural Roads Performance Standard and applicable BMPs for 'rural type' of roads, which were defined as "roads (and walkways) without curb and gutters."

Contractors/ Vendors working on CIP/ agency projects are required to also follow applicable BMPs.

The Program's "Rural Roads Maintenance BMPs" Workshops on [September 25 and 26, 2008 and/or March 23, 2009] presented by Ledwith Watershed Services, covered in class and in-field training of various erosion and sediment control measures, effective installation and typical failure points.

C.2.b. Sidewalk/Plaza Maintenance and Pavement Washing

Place an **X** in the boxes next to implemented BMPs to indicate that these BMPs were implemented in applicable instances. If not applicable, type **NA** in the box. If one or more of these BMPs were not adequately implemented during the reporting fiscal year then indicate so and explain in the comments section below:

X	Control of wash water from pavement washing, mobile cleaning, pressure wash operations at parking lots, garages, trash areas, gas station fueling areas, and sidewalk and plaza cleaning activities from polluting stormwater
X	Implementation of the BASMAA Mobile Surface Cleaner Program BMPs

Comments:
Continued implementation of Street and Road Repair and Maintenance Performance Standard, including applicable BMPs.
Contractors/ Vendors working on CIP/ agency projects are required to also follow applicable BMPs.

C.2.c. Bridge and Structure Maintenance and Graffiti Removal

Place an **X** in the boxes next to implemented BMPs to indicate that these BMPs were implemented in applicable instances. If not applicable, type **NA** in the box. If one or more of these BMPs were not adequately implemented during the reporting fiscal year then indicate so and explain in the comments section below:

X	Control of discharges from bridge and structural maintenance activities directly over water or into storm drains
X	Control of discharges from graffiti removal activities
X	Proper disposal for wastes generated from bridge and structure maintenance and graffiti removal activities
X	Implementation of the BASMAA Mobile Surface Cleaner Program BMPs for graffiti removal

Comments:
Continued implementation of Street and Road Repair and Maintenance Performance Standard, including applicable BMPs.
Contractors/ Vendors working on CIP/ agency projects are required to also follow applicable BMPs.

C.2.d. Stormwater Pump Stations

Does your municipality own stormwater pump stations:		**Yes**	X	**No**

If your answer is **No** then skip to **C.2.e.**

(For FY 10-11Annual Report only) Complete the following table for dry weather DO monitoring and inspection data for pump stations[1] (add more rows for additional pump stations):

Pump Station Name and Location	**First inspection Dry Weather DO Data**		**Second inspection Dry Weather DO Data**	
	Date	**mg/L**	**Date**	**mg/L**

(For FY 10-11Annual Report only) Summarize corrective actions as needed for DO monitoring at or below 3 mg/L. Attach inspection records of additional DO monitoring for corrective actions:

Summary:

(For FY 10-11Annual Report only) Complete the following table for wet weather inspection data for pump stations (add more rows for additional pump stations):

Pump Station Name and Location	**Date** (2x/year required)	**Presence of Trash** (Cubic Yards)	**Presence of Odor** (Yes or No)	**Presence of Color** (Yes or No)	**Presence of Turbidity** (Yes or No)	**Presence of Floating Hydrocarbons** (Yes or No)

[1] Pump stations that pump stormwater into stormwater collection systems or infiltrate into a dry creek immediately downstream are exempt from DO monitoring.

C.2.e. Rural Public Works Construction and Maintenance

Does your municipality own/maintain rural[2] roads:		**Yes**	X	**No**

If your answer is **No** then skip to **C.2.f**.

Place an **X** in the boxes next to implemented BMPs to indicate that these BMPs were implemented in applicable instances. If one or more of the BMPs were not adequately implemented during the reporting fiscal year then indicate so and explain in the comments section below:

	Control of road-related erosion and sediment transport from road design, construction, maintenance, and repairs in rural areas
	Identification and prioritization of rural road maintenance based on soil erosion potential, slope steepness, and stream habitat resources
	No impact to creek functions including migratory fish passage during construction of roads and culverts
	Inspection of rural roads for structural integrity and prevention of impact on water quality
	Maintenance of rural roads adjacent to streams and riparian habitat to reduce erosion, replace damaging shotgun culverts and excessive erosion
	Re-grading of unpaved rural roads to slope outward where consistent with road engineering safety standards, and installation of water bars as appropriate
	Inclusion of measures to reduce erosion, provide fish passage, and maintain natural stream geomorphology when replacing culverts or design of new culverts or bridge crossings

Comments including listing increased maintenance in priority areas:

Definition and BMPs in MRP are different than previously defined "Rural Public Works" found in SCVURPPP Rural Public Works Performance Standard [rural roads]. While all agency operations and maintenance occur in urbanized areas, geographic characteristics of our landscape do include 'rural types of roads,' which are roads without traditional curb/gutter. For these facilities the SCVURPPP Rural Public Works Maintenance and Support Performance Standards and associated BMPs have been in place and implemented since 2003, and are included with streets/road maintenance reporting under C2a above. Staff attended the Program's "Rural Roads Maintenance BMPs" Workshops on [September 25 and 26, 2008 and/or March 23, 2009] presented by Ledwith Watershed Services, which covered in class and in-field training of various erosion and sediment control measures, effective installation and typical failure points.

[2] Rural means any watershed or portion thereof that is developed with large lot home-sites, such as one acre or larger, or with primarily agricultural, grazing or open space uses.

C.2.f. Corporation Yard BMP Implementation

Place an **X** in the boxes below that apply to your corporations yard(s):

	We do not have a corporation yard
	Our corporation yard is a filed NOI facility and regulated by the California State Industrial Stormwater NPDES General Permit
X	We certify that we have a current **Stormwater Pollution Prevention Plan (SWPPP)** for the Corporation Yard(s)

Place an **X** in the boxes below next to implemented SWPPP BMPs to indicate that these BMPs were implemented in applicable instances. If not applicable, type **NA** in the box. If one or more of the BMPs were not adequately implemented during the reporting fiscal year then indicate so and explain in the comments section below:

X	Control of pollutant discharges to storm drains such as wash waters from cleaning vehicles and equipment
X	Routine inspection prior to the rainy seasons of corporation yard(s) to ensure non-stormwater discharges have not entered the storm drain system
X	Containment of all vehicle and equipment wash areas through plumbing to sanitary or another collection method
X	Use of dry cleanup methods when cleaning debris and spills from corporation yard(s) or collection of all wash water and disposing of wash water to sanitary or other location where it does not impact surface or groundwater when wet cleanup methods are used
X	Cover and/or berm outdoor storage areas containing waste pollutants

Comments:
Corporation Yard SWPPPP is in place and being implemented. The SWPPP has been in place since 1996 and was fully updated in 2004. Implementation includes use of SWPPP recommended BMPs, annual training and yard walk-thru/ self-inspection. The Corp Yard is included in annual Urban Runoff Inspection Program (see Section 4: IND/Comm Inspection Program). Newly implemented is a Self-Inspection Form, and will yield data/results in then next FY Annual Report.

If you have a corporation yard(s) that is not an NOI facility , complete the following table for inspection results for your corporation yard(s) or attach a summary including the following information:

Corporation Yard Name	**Inspection Date** (1x/year required)	**Inspection Findings/Results**	**Follow-up Actions**
Los Gatos Service Yard	5/26/10	Review, per SWPPP, during walk-thru included: o Location of SWPPP => in office o Location of Adsorbent Stations => in place, accessible, stocked o Housekeeping BMPs => in place and implemented	• BMP Follow-up: None • Conduct Wet Weather Observation during next rainy season.

		○ Outdoor Storage BMPs (materials, chemicals, waste areas) => areas are clean and contained ○ Outdoor Process BMPs (wash rack, fueling stations) – in place, functioning ○ Visual inspection of on-site SD/CBs => clear, no evidence of non-stormwater discharges	

FY2009-2010 Annual Report
West Valley Communities:
City of Campbell, Town of Los Gatos, City of Monte Sereno, City of Saratoga

Section 3: Provision C3 New Development and Redevelopment

West Valley Clean Water Program

FY2009-2010 Annual Report
West Valley Communities:
City of Campbell, Town of Los Gatos, City of Monte Sereno, City of Saratoga

This page intentionally left blank

West Valley Clean Water Program

Section 3 - Provision C.3 Reporting New Development and Redevelopment

C.3.a. New Development and Redevelopment Performance Standard Implementation Summary Report

(For FY 10-11Annual Report only) Provide a brief summary of the methods of implementation of Provisions C.3.a.i.(1)-(8).

Summary:
Not required for this Annual Report

C.3.b. Green Streets Status Report

(All projects to be completed by December 1, 2014)

On an annual basis (if applicable), report on the status of any pilot green street projects within your jurisdiction. For each completed project, report the capital costs, operation and maintenance costs, legal and procedural arrangements in place to address operation and maintenance and its associated costs, and the sustainable landscape measures incorporated in the project including, if relevant, the score from the Bay-Friendly Landscape Scorecard.

Summary:
Currently under consideration as one of SCVURPPP's required Green Street Projects is Campbell's Hacienda Avenue Street Rehabilitation project. The project's concept design for green street components and corresponding grant application have been approved by Campbell's City Council for submission, and are now awaiting response from the Grants Committee [Urban Greening for Sustainable Communities Grant Program]. The Grant Application was submitted with support letters from SCVURPPP and RWQCB.

See APPENDIX C3: Attachment C3b Grant Application Project Description for a brief description of City of Campbell's proposed project at Hacienda Avenue. Also see SCVURPPP's FY0910 Annual Report Section C.3 New Development and Redevelopment for a description of C3PO AHTG Green Streets Work Group and the BASMAA Development Committee activities [note: there may also be a separate BASMAA report regarding region-wide efforts on this topic].

C.3.b.v.(1) Regulated Projects Reporting Table

Fill in attached table **C.3.b.v.(1)** or attach your own table including the same information

See APPENDIX C3: Attachment C3bv(1) Regulated Projects Reporting Table

C.3.h.iv. Installed Stormwater Treatment Systems Operation and Maintenance Verification Inspection Program Reporting

(1) Fill in attached table **C.3.h.iv.(1)** or attach your own table including the same information

SEE APPENDIX C3: Attachment C3hiv Installed Stormwater Treatment Systems Operation/Maintenance Verification Inspection Program Reporting

(2) On an annual basis, provide a discussion of the inspection findings for the year and any common problems encountered with various types of treatment systems and/or HM controls. This discussion should include a general comparison to the inspection findings from the previous year.

Summary:

Inspections of existing facilities indicated that no major issues were encountered and that all facilities appeared to be operating effectively. Due to the Town's limited number of regulated projects the sample size is small and there only a few types of systems currently installed but we have had no major problems. This year's inspections were consistent with last years, again probably based on the limited number of regulated projects that have been approved and constructed in recent years.

(3) On an annual basis, provide a discussion of the effectiveness of the O&M Program and any proposed changes to improve the O&M Program (e.g., changes in prioritization plan or frequency of O&M inspections, other changes to improve effectiveness program).

Summary:

Due to the limited number of sites requiring O&M inspections and limited staffing, our process has been somewhat ad hoc. Going forward and as a part of this annual report process, we have implemented an automated tracking system that will require annual and routine inspections of all installations requiring reporting. We have also incorporated a triggering mechanism in our planning review process that will allow us to better hand off projects that are regulated and shall be inspected to the inspections process of our organization.

FY2009-2010 Annual Report
West Valley Communities:
City of Campbell, Town of Los Gatos, City of Monte Sereno, City of Saratoga

Section 4: Provision C4 Industrial and Commercial Site Controls

West Valley Clean Water Program

FY2009-2010 Annual Report
West Valley Communities:
City of Campbell, Town of Los Gatos, City of Monte Sereno, City of Saratoga

This page intentionally left blank

West Valley Clean Water Program

Section 4 – Provision C.4 Industrial and Commercial Site Controls

C.4.a.ii Legal Authority

(For FY 09-10 Annual Report only) Do you have adequate legal authority to obtain effective stormwater pollutant control on industrial sites?	X	**Yes**		**No**

If **No**, explain:

C.4.c.ii.(5) Enforcement Response Plan

(For FY 09-10 Annual Report only) Have you developed and implemented an Enforcement Response Plan by April 1, 2010?	X	**Yes**		**No**

If **No**, explain:

Program Highlights

Provide background information, highlights, trends, etc. For FY 09-10 Annual Report describe steps taken to revise your program to meet new data tracking and reporting requirements.

Continued integrated Stormwater/Urban Runoff Inspections with Santa Clara Department of Environmental Health (SCC DEH) in Food Facilities and with Santa Clara Fire Department/HazMat (SCC FD) for Industrial/Commercial inspections. Met with SCC FD for annual review of program, types of facilities to be inspected and changes due to MRP. Met with SCC DEH in a series of meetings to review program and prepare for a comprehensive training session on the MRP, stormwater inspection requirements and filling out new inspection forms. Conducted Training for DEH inspectors on Urban Run-off, including focus on POC Litter/trash. Met again with SCC DEH to review reporting and data requirements for new MRP/ Annual Reporting Format.

Participation in IND/IDDE Ah Hoc Tack Group was provided by West Valley Clean Water Program Staff on behalf of our agency, and includes AHTG member discussions and review of AHTG work products. See SCVURPPP FY0910 Annual Report, Section C.4. Industrial and Commercial Site Controls for a description of activities of the IND/IDDE AHTG and the BASMAA Municipal Operations Committee.

C.4.b.i. Business Inspection Plan

(For FY 09-10 Annual Report only) Do you have a Business Inspection Plan?	X	**Yes**		**No**

If No, explain:

C.4.b.iii.(1) Potential Facilities List

List below or attach your list of industrial and commercial facilities in your Inspection Plan to inspect that could reasonably be considered to cause or contribute to pollution of stormwater runoff.

See APPENDIX C4: Attachment: C4biii(1) Potential Facilities List

C.4.b.iii.(2) Facilities Scheduled for Inspection

List below or attach your list of facilities scheduled for inspection during the current fiscal year.

See APPENDIX C4: Attachment C4biii(2) Facilities Scheduled

C.4.c.iii.(1) Facility Inspections

Fill out the following table or attach a summary of the following information.

	Number	Percent
Number of businesses inspected (if known)	218	
Total number of inspections conducted	268	
Violations issued (excluding verbal warnings)	0	
Sites inspected in violation	0	0
Violations[1] resolved within 10 working days or otherwise deemed resolved in a longer but still timely manner	0	0

[1] Total number of violations equals the number of initial enforcement actions (i.e. one violation issued for several problems during an inspection at a site). It does not equal the total number of enforcement actions because one violation issued at a site may have a second enforcement action for the same violation at the next inspection if it is not corrected.

C.4.c.iii.(2) Frequency and Types/Categories of Violations Observed

Fill out the following table or attach a summary of the following information.

Data collected in this section is based on a method of counting rather than being captured while in the field. During the past year, new forms and guidelines have been put in place to be consistent in the future Annual Reports and MRP requirements.

Type/Category of Violations Observed	Number of Violations
Actual discharge (e.g. non-stormwater discharge)	0
Potential discharge (e.g. BMPs not in place or ineffective)	0

C.4.c.iii.(2) Frequency and Type of Enforcement Conducted

Fill out the following table or attach a summary of the following information.

	Enforcement Action (as listed in ERP)[1]	Number of Enforcement Actions Taken	% of Enforcement Actions Taken[2]
Level 1	None/incident resolved	0	0
Level 2	Education/Cooperation	0	0
Level 3	Warning Notice (NTC)	0	0
Level 4	Notice of Violation/ Legal Action	0	0
Total		0	n/a

Notes:
[1]Agencies to list specific enforcement actions as defined in their ERPs.
[2]Percentage calculated as number of each type of enforcement action divided by the total number of enforcement actions.

C.4.c.iii.(3) Types of Violations Noted by Business Category

Fill out the following table or attach a summary of the following information.

Data collected in this section is based on a method of counting rather than being captured while in the field. During the past year, new forms and guidelines have been put in place to be consistent in the future Annual Reports and MRP requirements.

Business Category[1]	Actual Discharge Violations	Potential Discharge Violations
Food Facilities	0	0
Automotive	0	0

Notes:

[1] List your Program's standard business categories.

C.4.c.iii.(4) Non-Filers

List below or attach a list of the facilities required to have coverage under the Industrial General Permit but have not filed for coverage:

No industries identified as non-filers during scheduled inspections during this fiscal year

C.4.d.iii Staff Training Summary

Training Name	Training Dates	Topics Covered	No. of Inspectors in Attendance	Percent of Inspectors in Attendance
DEH Urban Run-off Inspector Training	06-16-10	Appropriate BMPS, POC and new inspection reporting forms and procedures	8	88%

FY2009-2010 Annual Report
West Valley Communities:
City of Campbell, Town of Los Gatos, City of Monte Sereno, City of Saratoga

This page intentionally left blank

West Valley Clean Water Program

FY2009-2010 Annual Report
West Valley Communities:
City of Campbell, Town of Los Gatos, City of Monte Sereno, City of Saratoga

Section 5: Provision C5 Illicit Discharge Detection and Elimination

West Valley Clean Water Program

FY2009-2010 Annual Report
West Valley Communities:
City of Campbell, Town of Los Gatos, City of Monte Sereno, City of Saratoga

This page intentionally left blank

West Valley Clean Water Program

Section 5 – Provision C.5 Illicit Discharge Detection and Elimination

C.5.a.ii Legal Authority

(For FY 09-10 Annual Report only) Do you have adequate legal authority to prohibit and control illicit discharges and escalate stricter enforcement to achieve expedient compliance?	X	**Yes**		**No**

If **No**, explain:

C.5.b.ii.(4) Enforcement Response Plan

(For FY 09-10 Annual Report only) Have you developed and implemented an Enforcement Response Plan by April 1, 2010?	X	**Yes**		**No**

If **No**, explain:

Program Highlights

Provide background information, highlights, trends, etc. For FY 09-10 Annual Report describe steps taken to revise your program to meet new data tracking and reporting requirements.

Made map(s) of the MS4 publicly available by July 1, 2010; continued to implement a collection system screening program; Participation in SCVURPPP's IND/IDDE Ad Hoc Task Group (AHTG) was provided by West Valley Clean Water Program Staff on behalf of our agency, and includes AHTG member discussions and review of AHTG work products;.and SCVURPPP staff provided participation in the BASMAA Municipal Operations Committee. Refer to the C.5 Illicit Discharge Detection and Elimination section of Program's FY 09-10 Annual Report for description of activities of the IND/IDDE AHTG and the BASMAA Municipal Operations Committee.

C.5.c.iii Complaint and Spill Response Phone Number and Spill Contact List

List below or attach your complaint and spill response phone number and spill contact list.

See APPENDIX C5: Attachment: C5ciii Construction-Illegal Discharge-Industrial Contacts

Contact	Description	Phone Number

C.5.d.iii Evaluation of Mobile Business Program

Describe implementation of minimum standards and BMPs for mobile businesses and your enforcement strategy. This may include participation in the BASMAA Mobile Surface Cleaners regional program or local activities.

Description:

Response to complaints/ observations of illicit discharges is thru WVCWP, who follows ERP procedures and conveys appropriate information, such as BMPs recommended by BASMAA Mobile Surface Cleaners Program. Municipal Staff and contractors are directed to utilize the same Mobile Surface Cleaner BMPs. See also SCVURPPP's FY 0910 Annual Report, Section C.5 Illicit Discharge Detection and Elimination, for a description of efforts by IND/IDDE AHTG and the BASMAA Municipal Operations Committee to address mobile businesses.

C.5.e.iii Evaluation of Collection System Screening Program

Provide a summary or attach a summary of your collection screening program, a summary of problems found during collection system screening and any changes to the screening program this FY.

Description:

Continued with efforts to inspect the storm drain system and clean at least 50% of the system. Meetings with the contractor to modify data collection, to separately report man-made debris (litter) from leaves/natural debris, and to begin tracking storm drain markings Data and field reports will be used during the next cycle of system inspection and cleaning. Efforts are also underway to maximize system cleaning areas based on priority/need rather than simple geographic boundries, and which takes into account probable trash capture device locations. See also SCVURPPP's FY 0910 Annual Report, Section C.5 Illicit Discharge Detection and Elimination, for a description of the IND/IDDE AHTG activities, including development of *collection system screening program guidance*.

C.5.f.iii.(1), (2), (3) Spill and Discharge Complaint Tracking

Spill and Discharge Complaint Tracking (fill out the following table or include an attachment of the following information)

The one incident that was not able to be resolved within 10 days was an incident that involved numerous types of violations and multiple regulating agencies/ city departments. [Urban runoff staff worked with the planning department to prevent construction permits /sale of property until clean up was made to the satisfaction of both the city and fire department.

	Number	Percentage
Discharges reported (C.5.f.iii.(1))	16	
Discharges reaching storm drains and/or receiving waters (C.5.f.iii.(2))	2	13%
Discharges resolved in a timely manner (C.5.f.iii.(3))	16	100%

C.5.f.iii.(4) Summary of major types of discharges and complaints

Provide a narrative or attach a table and/or graph.

See APPENDIX C5: Attachment: A.C.5.f.iii(4) Summary of IDDE by Incident Type.

FY2009-2010 Annual Report
West Valley Communities:
City of Campbell, Town of Los Gatos, City of Monte Sereno, City of Saratoga

This page intentionally left blank

West Valley Clean Water Program

FY2009-2010 Annual Report
West Valley Communities:
City of Campbell, Town of Los Gatos, City of Monte Sereno, City of Saratoga

Section 6: Provision C6 Construction Site Controls

West Valley Clean Water Program

FY2009-2010 Annual Report
West Valley Communities:
City of Campbell, Town of Los Gatos, City of Monte Sereno, City of Saratoga

This page intentionally left blank

West Valley Clean Water Program

Section 6 – Provision C.6 Construction Site Controls

C.6.a.iii Legal Authority

(For FY 09-10 Annual Report only) Is your agency's legal authority adequate for C.6 compliance?	X	**Yes**		**No**
If **No**, explain:				

C.6.b.ii.(3) Enforcement Response Plan

(For FY 09-10 Annual Report only) Was your Enforcement Response Plan developed and implemented by April 1, 2010?	X	**Yes**		**No**
If **No**, explain:				

C.6.e.iii.1.a, b, c Site/Inspection Totals

Number of sites disturbing < 1 acre of soil requiring storm water runoff quality inspection (i.e. High Priority) (C.6.e.iii.1.a)	**Number of sites disturbing ≥ 1 acre of soil** (C.6.e.iii.1.b)	**Total number of storm water runoff quality inspections conducted** (C.6.e.iii.1.c)
Data not captured this year	Data not captured this year	LG- 13*

C.6.e.iii.1.d Construction Activities Storm Water Violations		
BMP Category	**Number of Violations[1]**	**% of Total Violations[2]**
Erosion Control	1	14%
Run-on and Run-off Control	0	0
Sediment Control	2	29%
Active Treatment Systems	1	14%
Good Site Management	3	43%
Non Stormwater Management	0	0
Total	**7**	**100%**

Notes:
[1]Count one violation in a category for each site and inspection regardless of how many violations/problems occurred in the BMP category.
[2]Percentage calculated as number of violations in each category divided by total number of violations in all six categories.

C.6.e.iii.1.e Construction Related Storm Water Enforcement Actions

	Enforcement Action (as listed in ERP)[1]	Number Enforcement Actions Taken	% Enforcement Actions Taken[2]
Level 1	No action/ no incident found	8	na
Level 2	Verbal Warning and/or Education	5	100%
Level 3	Notice to Comply	0	0%
Level 4	Notice of Violation/ Administrative Action/ Penalties	0	0%
Total		**5*** (*excludes 'no action')	**100%**

Notes:
[1]Agencies should list the specific enforcement actions as defined in their ERPs.
[2]Percentage calculated as number of each type of enforcement action divided by the total number of enforcement actions.

C.6.e.iii.1.f, g Illicit Discharges

	Number
Number of illicit discharges, actual and those inferred through evidence (C.6.e.iii.1.f)	Data not captured this year
Number of sites with discharges, actual and those inferred through evidence (C.6.e.iii.1.g)	Data not captured this year

C.6.e.iii.1.h, i Violation Correction Times

	Number	Percent
Violations fully corrected within 10 business days after violations are discovered or otherwise considered corrected in a timely period (C.6.e.iii.1.h)	5	100%[2]
Violations not fully corrected within 30 days after violations are discovered (C.6.e.iii.1.i)	0	0%[3]
Total number of violations for the reporting year[1]	5	100%

Notes:

[1]Total number of violations equals the number of initial enforcement actions (i.e. one violation issued for several problems during an inspection at a site). It does not equal the total number of enforcement actions because one violation issued at a site may have a second enforcement action for the same violation at the next inspection if it is not corrected.

[2]Calculated as number of violations fully corrected in a timely period after the violations are discovered divided by the total number of violations for the reporting year.

[3]Calculated as number of violations not fully corrected within 30 days after the violations are discovered divided by the total number of violations for the reporting year.

C.6.e.iii.(2) Evaluation of Inspection Data

Describe your evaluation of the tracking data and data summaries and provide information on the evaluation results (e.g., data trends, typical BMP performance issues, comparisons to previous years, etc.).

Description:

While in-field observation and enforcement of stormwater / construction site BMPs have been conducted as a matter of routine, formal tracking and inspection reports are new implementation levels effective with the MRP. During FY0910 efforts were focused on the development and review of SW Inspection Data Collection Forms and corresponding data tracking tables thru participation in SCVURPPP's C3PO AHTG. Training and use of new county-wide inspection forms is scheduled for implementation during FY1011 and will be reflected in the next Annual Report.

In Los Gatos, a limited number of inspections were conducted while field testing early versions of data collection forms to introduce inspectors to their use and field test SOP for recording data in preparation for Annual Report.

C.6.e.iii.(2) Evaluation of Inspection Program Effectiveness

Describe what appear to be your program's strengths and weaknesses, and identify needed improvements, including education and outreach.

Description:

Generally contractors working in the area are well aware of stormwater/urban runoff protection BMPs, so typical issues that come up are quickly addressed/resolved before a discharge occurs. In FY 09-10 efforts were focused on the development and review of SW Inspection Data Collection Forms and corresponding data tracking tables thru participation in SCVURPPP's C3PO AHTG. Training and use of new county-wide inspection forms is scheduled for implementation during FY1011 and will be reflected in the next Annual Report. In Los Gatos, a limited number of inspections were conducted while field testing early versions of data collection forms to introduce inspectors to their use and field test SOP for recording data in preparation for Annual Report. WVCWP will provide training to inspectors on the new SCVURPPP data collection forms and excel data tracking spreadsheets in Fall 2010 and subsequently inspections with the new forms will begin. Participation in the SCVURPPP's

Construction Ad Hoc Task Group (AHTG) was provided by WVCWP and includes review of AHTG products; Participation in the BASMAA Development Committee was provided through SCVURPPP. Refer to SCVURPPP's FY0910 C.6 Construction Site Control section of the Annual Report for a description of activities of the Construction AHTG and the BASMAA Development Committee.

C.6.f Staff Training Summary

Training Name	Training Dates	Topics Covered	No. of Inspectors in Attendance	Percent of Inspectors in Attendance
SCVURPPP Annual Inspector Training	10/21/09	Construction Site Inspection Training • Current construction site regulations & responsibilities • effective erosion and sediment control BMPs • inspection procedures See SCVURPPP FY09-10 Annual Report for more details.	3	Data not tracked in this format this year
SCVURPPP Construction Stormwater Management Workshop	1/19/10 and 1/20/10	Construction Management: Stormwater • How to comply with the New Statewide Construction General Permit • Simple and effective stormwater BMPs (Best Management Practices) for small and large construction projects • Selecting and maintaining BMPs during construction • Monitoring and reporting requirements • Post construction stormwater management techniques See SCVURPPP FY09-10 Annual Report for more details.	1	Data not tracked in this format this year
SCVURPPP Annual C3 Workshop	6/8/10	Complying with New Stormwater Requirements for New and Redevlopment Projects See SCVURPPP FY09-10 Annual Report for more details.	3	Data not tracked in this format this year
SCVURPPP Rural Public Works Training – in	3/23/10 (in class)	Rural Roads BMP Installation Training	0	Data not

class and in field	and 3/24 or 3/25/10 (in field)	In-class training includes practical and effective best management practices (BMPs) for road maintenance to protect riparian habitat, aquatic species, and water quality. In-field trainings will demonstrate the correct way to properly use and install the following BMPs: • Inlet protection • Silt fence • Straw wattles (coir logs) • Straw Bales • Erosion Control Blankets (2-3) kinds • Mulching/seeding • Planting Strategies		tracked in this format this year

FY2009-2010 Annual Report
West Valley Communities:
City of Campbell, Town of Los Gatos, City of Monte Sereno, City of Saratoga

Section 7: Provision C7 Public Information and Outreach

West Valley Clean Water Program

FY2009-2010 Annual Report
West Valley Communities:
City of Campbell, Town of Los Gatos, City of Monte Sereno, City of Saratoga

This page intentionally left blank

West Valley Clean Water Program

Section 7 – Provision C.7. Public Information and Outreach

C.7.b.ii.1 Advertising Campaign

Summarize advertising efforts. Include details such as messages, creative developed, and outreach media used. The detailed advertising report may be included as an attachment. If advertising is being done by participation in a countywide or regional program, refer to the separate countywide or regional Annual Report.

Summary:

Centralized advertising campaign for stormwater/urban runoff is conducted through SCVURPPP and BASMAA. The following reports summarize countywide advertising efforts conducted during FY09-10 and are included in the Program's FY0910 Annual Report Section C.7 Public Information and Outreach:

- FY 09-10 Watershed Watch Campaign Annual Campaign Report
- FY 09-10 Watershed Watch Partner Report
- FY 09-10 Watershed Watch Web Statistics ReportActive participation in SCVURPPP's AHTG is through West Valley Clean Water program, whose staff provides review and input on deliverables and strategies. In addition, local advertising is carried out through West Valley Clean Water Program (WVCWP), is directed towards specific POCs and demographic characteristics of the West Valley Communities of Campbell, Los Gatos, Monte Sereno and Saratoga. WVCWP's main strategy in recent years is to move away from paid 'advertisements,' and focus on placing selected articles in local municipal newsletters (mailed and/or online), local newspaper and developing target specific 'give-away' items for distribution at events. The give-away items which are bundled w/literature, are incentives to take the printed information and 'motivate the recipient to action.' WV CWP also 'advertises' at various municipal facilities with posters and flyers for local and municipal sponsored events. WVCWP also supports and utilizes the Watershed Watch website to advertise local events (i.e., Mercury take back events). Details regarding local advertising and material distribution efforts are included in Appendix C7.

SEE APPENDIX C7: Attachment C7bc Local Advertising and Media Relations

C.7.b.iii.1 Pre-Campaign Survey

(For the FY 10-11 Annual Report only) Summarize survey information such as sample size, type of survey (telephone survey, interviews etc.). Attach a survey report that includes the following information. If survey was done regionally, refer to a regional submittal that contains the following information:

- Summary of how the survey was implemented.
- Analysis of the survey results.
- Discussion of the outreach strategies based on the survey results.
- Discussion of planned or future advertising campaigns to influence awareness and behavior changes regarding trash/litter and pesticides.

Not required for this Annual Report

Place an **X** in the appropriate box below:

	Survey report attached
	Reference to regional submittal:

C.7.c Media Relations

Summarize the media relations effort. Include the following details for each media pitch in the space below, AND/OR refer to a regional report that includes these details:

- Topic and content of pitch
- Medium (TV, radio, print, online)
- Date of publication/broadcast

Summary:

Media Relations for stormwater/urban runoff is conducted through SCVURPPP and BASMAA. The following separate report developed by BASMAA summarizes media relations efforts conducted during FY 09-10:

- BASMAA Media Relations Final Report

This report is included within the C.7 Public Information and Outreach section of Program's FY 09-10 Annual Report

Active participation in SCVURPPP's AHTG is through West Valley Clean Water program, which provides review of deliverables and strategies; for example WVCWP staff participated in AHTG review and provided feedback on bus ads for anti-litter campaign, participated in development and review of a video ad for the anti-litter campaign.

Local media coverage is coordinated through West Valley Clean Water Program (WVCWP), and focuses press release/articles on local events addressing specific POCs and BMPs of interest to the demographic characteristics within the West Valley Communities. Media coverage in the WV area consists of 3 local weekly papers (Campbell Reporter, Los Gatos Weekly, Saratoga News), four Municipal Newsletters (printed/mailed, e-delivery and online available), municipal website postings and postings in municipal facilities. Press Releases to local papers typically involve a local event or occurrence which provides an opportunity to highlight a POC and corresponding pollution prevention measure which residents can employ. Articles in municipal newsletters typically provides an opportunity to inform residents of POCs in a more direct or restrictive manner, as well as provide BMP options for preventing polluted discharges to the storm drain system and creeks. In addition to urban runoff specific articles, municipal newsletters often carry other relevant topics to stormwater, such as HHW, composting or solid waste. Use of municipal websites for conveying information tends to be more abbreviated sound bites, quick tips or notification of events. This type of communication works best with

time sensitive and transient information. For examples and details regarding local press and media related efforts **SEE APPENDIX C7: Attachment C7bc Local Advertising and Media Relations**

C.7.d Stormwater Point of Contact

(For FY 09-10 Annual Report only, unless changes made) Provide details of website or phone number used as the point of contact. Report on how the point of contact is publicized and maintained. If any change occurs in this contact, report in a subsequent Annual Report.

Contact Summary:

The main stormwater pollution prevention point-of-contact to the general public is publicized and maintained thru the West Valley Clean Water Program, joint urban runoff program for City of Campbell, Town of Los Gatos, City of Montes Sereno and City of Saratoga.

WVCWP website address: http://www.cleancreeks.org

WVCWP general information e-mail: info@cleancreeks.org

WVCWP general information phone number: 408.354.5385

Contact information is publicized on locally created and distributed materials and articles, on SCVURPPP outreach materials and websites (which is maintained by the Program and their authorized agents).

Collectively, with other SCVURPPP co-permittees, the Watershed Watch Campaign provides a hotline (1-866-WATHERSHED) and online ability to make inquiries, report illegal discharges and find volunteer opportunities (www.mywatershedwatch.org).

C.7.e Public Outreach Events

Describe general approach to event selection. Provide a list of outreach materials and giveaways distributed.

Use the following table for reporting and evaluating public outreach events

We work together with three other west valley communities through our joint urban runoff program, West Valley Clean Water Program (WVCWP) and SCVURPPP to collectively meet Public Outreach Event participation levels. Event selection (type of event and level of support/hosting) is based upon pollutant of concern, applicability, and ability to influence local residents. WVCWP also participates in SCVURPPP's WEO AHTG and its various sub-groups, and typically provides staffing for various SCVURPPP events. See SCVURPPP's Table "C.7 Public Information and Outreach section of Program's FY 09-10 Annual Report" summarizing countywide Public Outreach events.:

For local events highlighting urban runoff and stormwater pollution prevention, the level of effort for support is largely based upon an estimated return on effort – the first level of effort is utilization/leveraging of an existing event. Utilization of an existing/related municipal event (i.e., municipal Public Works Open House event), dictates that stormwater messages be general topics with highlights of common POCs -like litter and pesticides. Typically such an event lends itself simply to dissemination of literature and requires a high content of 'give-aways' to entice visitors in engagment of information sharing. Leveraging a broader based county-wide or nationally recognized event (like Pollution Prevention Week) provides a better opportunity to focus on POCs and gain a higher return of audience interaction; plus there is the added benefit to 'scale' – higher visibility /publicity without exponential increase of cost or resources. The second level of effort is a partnership or co-hosting of an event, where efforts are shared. Examples are our partnership with schools for school-yard/creek clean-ups and co-hosting Mercury Thermometer Exchange Events. The third level of effort is solely hosting an event for the single purpose of stormwater information dissemination and/or public participation (i.e., trash hot spot clean-up, staff training).

For more information on local Public Outreach Events **see APPENDIX C7: Attachment C7egh Events**

Event Details	**Description** (messages, audience)	**Evaluation of Effectiveness**
Provide event name, date, and location. Indicate if event is local, countywide or regional.	Identify type of event (e.g., school fair, farmers market etc.), type of audience (school children, gardeners, homeowners etc.) and outreach messages (e.g., Enviroscape presentation, pesticides, stormwater awareness)	Provide general staff feedback on the event (e.g., success at reaching a broad spectrum of the community, well attended, good opportunity to talk to gardeners etc.). Provide other details such as: • Estimated overall attendance at the event. • Number of people that visited the booth, comparison with previous years • Number of brochures and giveaways distributed • Results of any spot surveys conducted
Event: Car Wash Fundraising Event Dates: 7/26/09 Location: Del Taco Parking Lot, Campbell Local, private event Fundraiser,	Type of Event: private -fundraising [Susan G. Komen Cancer "Walk for Life"] Audience: residents Message: prevent runoff pollution from car washing	Feedback: This event was successful and the group returned in June 2010 to borrow the Kit again. Estimated Attendance: 4 adults managed the car wash; unknown how many cars passed thru, however organizer was satisfied with amount of funds raised for each day.
Event: Pollution Prevention Resource Fair Date: 9/23/09	Type of Event: Thermometer Exchange, battery recycling, eyeglasses drop-off, cell-phone	Estimated Attendance: 150 residents Items collected:

Location: Campbell Community Center Local event, part of National Event (Pollution Prevention Week)	recycling, and medications disposal. Audience: residents. Message: stormwater and pollution, especially mercury pollution (i.e. related to the thermometer and battery recycling opportunity).	242.5 lbs of pharmaceuticals 57 thermometers 18 cell phones 95.5 lbs of batteries Brochures & Giveaways Distributed: 99x - reusable bags. 45x -- Native Seed Packets with Healthy Gardens: Naturally Managing Pests flyer 30x -- /10 pollution prevention tri-fold with Watershed Watch Discount Card 44x -- Fly Swatters 18x -- Pest or Pal Activity guide 14x -- Pests Bugging You?
Event: Thermometer Exchange Date: 10/7/09 Location: Saratoga Senior/ Community Center Local, part of POTW regional effort	Type of Event: Thermometer Exchange, battery recycling, eyeglasses drop-off, and cell-phone recycling Audience: residents.in particular senior citizens; Message: stormwater and pollution, especially mercury pollution (i.e. related to the thermometer and battery recycling opportunity).	Feedback: This event was successful with Saratoga's senior citizens; they appeared to be residents who had a number of glass thermometers that needed to be properly disposed of. Estimated Attendance: 126 residents Items collected: 216 mercury thermometers
Event: Thermometer Exchange Date: 4/11/10 Location: Los Gatos Farmers' Market Local, part of "Keep Los Gatos Beautiful" Month .	Type of Event: Thermometer Exchange Audience: residents, in particular senior citizens; Message: stormwater and pollution, especially mercury pollution (i.e. related to the thermometer and battery recycling opportunity).	Feedback: Due to very rainy weather at this outdoor event, it turned out to not be very productive. Extensive outreach/advertising had been conducted. Estimated Attendance: 10 residents stopped at booth, despite rainy conditions. Items collected: 1 mercury thermometer was collected. Brochures & Giveaways Distributed: 10x - HHW Tri-fold 1x – Medication Disposal 1x - Seafood Watch Guide – Spanish 1x - Seafood Watch – Sushi Guid 1x – What You Don't Know About Mercury

		8x – Grease Scrapers 4x – Grow It Guide 4x – 10 Most Wanted Bugs 1x – Wonder of our Water Works
Event: Arbor Day Date: Location: City of Campbell Local, part of national recognition of Arbor Day and Earth Day	Type of Event: Annual event recognizing efforts to preserve trees. Audience: residents Message: The value of trees, and encourage planting of trees appropriate to the area (pest resistant, etc.).	Feedback: Well attended by students and residents
Event: Arbor Day Date: 4/22/10 Location: City of Saratoga, Azule Park Local, part of national recognition of Arbor Day and Earth Day	Type of Event: Annual event recognizing efforts to preserve trees. Audience: residents, youth/children Message: The value of trees, and encourage planting of trees appropriate to the area (pest resistant, etc.).	Feedback: Well attended by students and residents Estimated Attendance: 60 attendees Brochures & Giveaways Distributed: 5x – "You are the Solution to Water Pollution" 15x – "Kids Guide to Backyard Bugs" 18x – "Pests Bugging You" brochures 38x – "Original Pest Control" fly swatters
Event: Arbor Day Date: 4/30/10 Location: Town of Los Gatos, Belgatos Park Local, part of national recognition of Arbor Day and Earth Day	Type of Event: Annual event recognizing efforts to preserve trees. Audience: residents, youth/children; Targeted the Bel Gatos neighborhood and local schools. Message: The value of trees, and encourage planting of trees appropriate to the area (pest resistant, etc.).	Feedback: This year was a celebration of the Town's 30th year to have been named a "Tree City USA". Town staff planted 30 trees at various park locations in recognition of this honor. Estimated Attendance: 100 elementary schoolchildren from Mulberry School – pre-K through 5th grade and many residents Brochures & Giveaways Distributed: 14x – "Soil Matters" booklets 8x – "Stream Care Guide" booklets 12x – "Pests Bugging You" brochures 14x – "Clean It Guides" 80x – "Original Pest Control" fly swatters 50x – "Get the Scoop – Don't Pollute" pencils 100x – "Pest or Pal" Activity guides/booklets
Event: Bike to Work Day 2 Date: May 13, 2010	Type of Event: Annual event held on the third Friday of May across the United States and	Feedback: Muni offices received positive feedback from staff who participated in the event.

Locations: City of Campbell Municipal offices Local, part of regional/national recognition	Canada that promotes the bicycle as an option for commuting to work. Audience: Municipal employees Message: Encourage people to try bicycle commuting as an alternative to driving, which can help reduced various forms of pollution, including copper pollution in waterways.	
Event: Bike to Work Day 2 Date: May 13, 2010 Locations: Town of Los Gatos Municipal offices Local, part of regional/national recognition	Type of Event: Annual event held on the third Friday of May across the United States and Canada that promotes the bicycle as an option for commuting to work. Audience: Municipal employees Message: Encourage people to try bicycle commuting as an alternative to driving, which can help reduced various forms of pollution, including copper pollution in waterways.	Feedback: Muni offices received positive feedback from staff who participated in the event.
Event: Watershed Watch Car Wash Event Date: May 19, 2010 Location: Delta Queen Classic Car Wash, 981 E Hamilton Ave, Campbell Regional/ Countywide	Type of Event: Type of Event: Car Wash Audience: Residents/ car wash customers Message: Impacts of car washing on stormwater pollution.	Feedback: Due to a rainy day forecast, attendance was low at this event. Estimated Attendance: 45 vehicles Brochures & Giveaways Distributed: 34 Watershed Brochures (gen outreach) 49 Watershed Watch Discount Cards
Event: Los Gatos Public Works Open House Date: 5/19/10 Location: Town of Los Gatos Corporation Yard Local, part of regional/national recognition	Type of Event: Municipal Outreach and Education Audience: Residents, Students (3rd Grade) Message: ,General stormwater pollution, w/ demonstration using Enviroscape	Feedback: This event was well-attended. Estimated Attendance: 80 Third Grade students,6 teachers and 9 parent chaperones; additionally several members of the public (residents) and a few neighboring municipal staff members Brochures & Giveaways Distributed: 6x – "Naturally Managing Pests" IPM Fact Sheet 12x – Copper Tri-fold with Discount Card 9x – "Original Pest Control" fly swatter 40x – "Get the Scoop – Don't Pollute" pencils 40x – "Watershed Watch" tattoos

1 Event: Classroom Enviroscape Demonstration Date: 5/20/10 Location: St. Mary's School (K-8), Los Gatos Local	Type of Event: Annual School Outreach Audience: Students (Kdg) Message: ,General stormwater pollution, including: trash/litter, re-usable containers in lunches, pet waste, car washing, pesticides, vehicle fluids and construction dirt.	Feedback: The teachers gave positive feedback, and stated they would like to continue to have WVCWP return each year. Attendance: 28 Students (2 Kindergarten classes), 2 Teachers Brochures & Giveaways Distributed: 28 pencils and "Watershed Puzzles Worksheets"
Event: Car Wash Fundraising Event Dates: 6/26/10 Location: Del Taco Parking Lot, Campbell Local, private event Fundraiser,	Type of Event: private -fundraising [Susan G. Komen Cancer "Walk for Life"] Audience: residents Message: prevent runoff pollution from car washing	Feedback: This is the same group returning to borrow the Kit again. The group has informed WVCWP they would like to make their car wash an annual fundraiser, and continue to utilize the car wash kit. Estimated Attendance: 4 adults plus 4 kids managed the car wash; unknown how many cars passed thru, however organizer was satisfied with amount of funds raised for each day.

C.7.f. Watershed Stewardship Collaborative Efforts

Summarize watershed stewardship collaborative efforts and/or refer to a regional report that provides details. Describe the level of effort and support given (e.g., funding only, active participation etc.). State efforts undertaken and the results of these efforts. If this activity is done regionally refer to a regional report.

Evaluate effectiveness by describing the following:

- Efforts undertaken
- Major accomplishments

Summary:

During FY 09-10, the Program actively supported the Santa Clara Basin Watershed Initiative (SCBWMI), including the Core Group, the Land Use Subgroup, and the Trash Subgroup (now the Santa Clara Valley Zero Litter Initiative, aka ZLI); the Bay Area Macroinvertebrate Bioassessment Information Network (BAMBI); and the Stevens & Permanente Creeks Watershed Council; Information on these efforts is included within the C.7 Public Information and Outreach section of the Program's FY 09-10 Annual Report. WVCWP was also active in the Silicon Valley Anti-Litter Campaign (SCVAL) and Trash Subgroup (now the Santa Clara Valley Zero Litter Initiative, aka ZLI).

During FY 09-10, the Town actively supported and implemented the Santa Clara Valley Water Resources Protection Collaborative Guidelines and Standards for Land Use Near Streams when working with prospective applicants and when reviewing development applications subject to these guidelines

C.7.g. Citizen Involvement Events

List the types of events conducted (e.g., creek clean up, storm drain inlet marking, native gardening etc.). Use the following table for reporting and evaluating citizen involvement events.

Event Details	Description	Evaluation of effectiveness
Provide event name, date, and location. Indicate if event is local, countywide or regional	Describe activity (e.g., creek clean-up, storm drain marking etc.)	Provide general staff feedback on the event. Provide other evaluation details such as: • Number of participants. Any change in participation from previous years. • Distance of creek or water body cleaned • Quantity of trash/recyclables collected (weight or volume). • Number of inlets marked. • Data trends
The following separate reports developed by SCVURPPP and other organizations also include information about citizen involvement events conducted during FY 09-10: • Watershed Watchers: Keeping Our Waterways Clean: FY 09-10 Fourth Quarter Report (includes end-of-year Summary from Alviso Education Center) • Going Native Garden Tour 2010- Summary Report These reports are included within the C.7 Public Information and Outreach section of Program's FY 09-10 Annual Report. For more information on local Citizen Involvement Events **see APPENDIX C7: Attachment C7egh Events**		
Event: Coastal Cleanup Day 2009 Date: 9/19/09 Location: San Tomas Aquino Creek @ Westmont High, Campbell Local site, part of County-wide effort and International event.	Creek Clean Up Event	Volunteers: 11 Results: • Trash collected: 330 Lbs. • Recyclables: 90Lbs.
Event: Great American Pick-up Date: 5/8/10 Location: City of Campbell, 4 sites Local site, part of County-wide Effort	Clean Up Event	Volunteers: 100 Results: • 29 partially-filled bags of recyclables • 52 partially-filled bags of trash Materials Distributed: • 8x – "Soil Matters" literature

		• 10x – "Pests Bugging You" brochure • 14x – "Clean-It Guides" • 5x – "Mercury – What You Don't Know" brochures • 42x – "Strip" thermometers • 4x Copper Tri-fold w/Discount Card attached • 20x "Original Pest Control" fly swatters • 20x – "2000 Creek Cleanup" bandanas • 12x – Lip Balm • 35x – "Get the Scoop – Don't Pollute" pencils • 3x – "Native Plants" seeds with "10 Most Wanted Bugs" brochure attached
Event: Creek Cleanup Date: 4/17/10 Location: Prospect High School/ Saratoga Creek at Prospect Ave, Saratoga Local Event	Creek Clean Up Event	Students that participated were very enthusiastic. Participants: • 11 Prospect High School students • 1 Teacher • WVCWP & City of Saratoga staff Results: • 14 partially-filled 30 gal. trash bags Materials Distributed: • 5x "Your Copper & Your Creeks" tri-folds (with Car Wash Discount card) • 5x "Native Plants" seeds (with "10 Most Wanted" bug brochures attached) • 5x "Original Pest Control" Fly Swatters • 2x "Don't Litter" license plate covers
Event: National River Cleanup Day 2010 Date: 5/15/10 Location: San Tomas Aquino Creek @ Westmont High, Campbell Local site, part of County-wide effort and National event.	Creek Clean-Up Event	Volunteers: 16 (8 of these were families associated with a local elementary school where the Zun Zun assembly was held on 12/10/09). Materials Distributed: • 5x – "You're the Solution to Water Pollution" brochures • 10x – "Adopt a Creek" lanyards

		• 9x - Re-usable bags (sponsored by Safeway) • 10x – "Watershed Watch" tattoos
Event: Classroom Enviroscape Demonstration Date: 5/20/10 Location: St. Mary's School (K-8), Los Gatos Local	School Outreach	Feedback: The teachers gave positive feedback, and stated they would like to continue to have WVCWP return each year. Attendance: 28 Students (2 Kindergarten classes), 2 Teachers Brochures & Giveaways Distributed: • 28 pencils and "Watershed Puzzles Worksheets"

C.7.h. School-Age Children Outreach

Summarize school-age children outreach programs implemented. A detailed report may be included as an attachment.
Use the following table for reporting school-age children outreach efforts.

Program Details	Focus & Short Description	Number of Students/Teachers reached	Evaluation of Effectiveness
Provide the following information: Name, Grade or level (elementary/ middle/ high)	Brief description, messages, methods of outreach used	Provide number or participants	Provide agency staff feedback. Report any other evaluation methods used (quiz, teacher feedback etc.). Attach evaluation summary if applicable.
The following separate reports developed by SCVURPPP and other organizations also include information about school-age children outreach efforts conducted during FY 09-10: • ZunZun School Assemblies for Watershed Watch Campaign- FY 09-10 Academic Year Final Report • Memorandum- Evaluation of the School Assembly Program- FY 09-10 • Watershed Watchers: Keeping Our Waterways Clean: FY 09-10 Fourth Quarter Report (includes end-of-year Summary from Alviso Education Center) These reports are included as within the C.7 Public Information and Outreach section of Program's FY 09-10 Annual Report. For more information on local School Outreach Events **see APPENDIX C7: Attachment C7egh Events**			
Program Details	**Focus & Short Description**	**Number of Students/ Teachers reached**	**Evaluation of Effectiveness**
ZunZun School Assemblies for Watershed Watch Campaign	See FY 09-10 Academic Year Final Report for assembly details	Marshall Lane Elementary Campbell	For full details on effectiveness of the Zun Zun shows in general, see the Program (SCVURPPP) report Section C.7.h. and Memorandum- Evaluation of the School Assembly Program- FY 09-10.

		12/10/09 2 Shows 550 students <u>Capri Elementary</u> Campbell 1/26/09 2 Shows 600 students <u>Foothill Elementary</u> Saratoga 5/25/10 1 Show 380 students <u>Argonaut Elementary</u> Saratoga 6/4/10 1 Show 500 students	
Watershed Watchers Program at Don Edwards Wildlife Refuge in Alviso Grade level: K-8	See Watershed Watchers: Keeping Our Waterways Clean: FY 09-10 Fourth Quarter Report (includes end-of-year Summary from Alviso Education Center)	• Christa McAuliffe School • Village Elementary • Sacred Heart • Rolling Hills • Hillbrook • Blossom Hill	For full details on effectiveness of the Watershed Watchers Program, see the Program (SCVURPPP) report Section C.7.h and the Watershed Watchers Fourth Quarter Report included in the Program Annual Report Appendix 7-5. FY 09-10 WVC Schools which sent field trips to the Watershed Watchers Program:
Creek Cleanup Prospect High School Saratoga 4/17/10	Topic: Trash Description: 600 feet of creek bank, near the High School, were cleaned.	Participants: 11 Prospect High School students 1 Teacher WVCWP & City of Saratoga staff	WVCWP provided trash bags, gloves and litter grabbers for this event. Students handled monitoring tasks during cleanup. 14 partially-filled 30 gal. trash bags were collected. See "C.10 Trash" for details.

			Participants selected the following 'give-away items: • 5x "Your Copper & Your Creeks" tri-folds (with Car Wash Discount card) • 5x "Native Plants" seeds (with "10 Most Wanted" bug brochures attached) • 5x "Original Pest Control" Fly Swatters • 2x "Don't Litter" license plate covers
Creek Cleanup Sacred Heart School (K-8) Saratoga 5/5/10	Topic: Trash Description: Cleanup of a schoolyard and adjacent creek.	Participants: Appx. 40 students 1 parent WVCWP staff	WVCWP provided trash bags, gloves and litter grabbers for this event. This event was very effective in that 40 students, from a small school, participated – which demonstrated a high level of interest. Students handled monitoring tasks. Results: 10 partially-filled bags of trash were collected. Results were: 20 lbs trash 5 lbs recyclables School yard and .5 - .75 miles of creek and creekbank were cleaned.
Los Gatos Public Works Open House 5/19/10 (3rd Grade students attended)	Topics: Litter, Trash, Pet Waste, Car Washing Description: Municipal Public Works/Operations Open House Event	80 Third Grade students attended.	Attendees chose to take: 6x – "Naturally Managing Pests" IPM Fact Sheet 12x – Copper Tri-fold with Discount Card 9x – "Original Pest Control" fly swatter 40x – "Get the Scoop – Don't Pollute" pencils 40x – "Watershed Watch" tattoos This event was well-attended. Until a few years ago, LG staff took this program directly to the schools, but for the past several years the venue has been changed to recruit students to come to the Corp Yard itself. It is rewarding to see this many students make the effort to come to the site and attend the event.
Classroom outreach with Enviroscape	Topics: Litter, reusable lunch items, pet waste, car washing	Presentation was given to 2 Kindergarten classes	Having a relevant story read prior to the presentation was very effective for a Kindergarten class.

St. Mary's School (K-8) 5/20/10	Description: Enviroscape Demonstration and Schoolyard litter pick-up	28 Students 2 Teacjers 1 Parent	The students loved the presentation and really knew the answer to the question "where does the water/pollution go?". The teachers also gave positive feedback, and stated they would like to continue to have WVCWP return each year, 28 "Watershed Puzzles Worksheets" were distributed to the students.
Creek Education program at Audubon Environmental Education Center, 3rrd Grade students Various dates in FY 09-10	Topics: creek, watersheds, habitat, litter Description: Creek Education Field Trip	In FY 09-10 student participation was: • Blue Hills School 64 students 14 parents • Meyerholz & Murdoch-Portal Schools combined 15 students	

FY2009-2010 Annual Report
West Valley Communities:
City of Campbell, Town of Los Gatos, City of Monte Sereno, City of Saratoga

Section 8: Provision C8 Water Quality Monitoring

West Valley Clean Water Program

FY2009-2010 Annual Report
West Valley Communities:
City of Campbell, Town of Los Gatos, City of Monte Sereno, City of Saratoga

This page intentionally left blank

West Valley Clean Water Program

Section 8 - Provision C.8 Water Quality Monitoring

C.8 Water Quality Monitoring
State below if information is reported in a separate regional report. Municipalities can also describe below any Water Quality Monitoring activities in which they participate directly, e.g. participation in RMP workgroups, fieldwork within their jurisdictions, etc.
Summary During FY 09-10, we contributed to the SCVURPPP Monitoring and Assessment Program which conducts water quality monitoring in Santa Clara Valley creeks and rivers. In coordination with the BASMAA Regional Monitoring Coalition (RMC). In addition, we contribute financially to the Regional Monitoring Program for Water Quality in the San Francisco Estuary (RMP) and actively participate in RMP committees and work groups. For additional information on monitoring activities conducted by SCVURPPP, BASMAA RMC and the RMP, see the C.8 Water Quality Monitoring section of the Program's FY 09-10 Annual Report. Continued participation in SCVURPPP Monitoring AHTG.

FY2009-2010 Annual Report
West Valley Communities:
City of Campbell, Town of Los Gatos, City of Monte Sereno, City of Saratoga

This page intentionally left blank

West Valley Clean Water Program

FY2009-2010 Annual Report
West Valley Communities:
City of Campbell, Town of Los Gatos, City of Monte Sereno, City of Saratoga

Section 9: Provision C9 Pesticides Toxicity Controls

West Valley Clean Water Program

FY2009-2010 Annual Report
West Valley Communities:
City of Campbell, Town of Los Gatos, City of Monte Sereno, City of Saratoga

This page intentionally left blank

West Valley Clean Water Program

Section 9 – Provision C.9 Pesticides Toxicity Controls

C.9.a Adopt an Integrated Pest Management (IPM) Policy or Ordinance

(For FY 09-10 Annual Report only) Attach a copy of your individual IPM ordinance or policy. **See Appendix C9: Attachment C.9.a IPM Policy Plan.**	X	**Attached**		**Not attached,** explain below
If **Not attached**, explain:				

C.9.b Implement IPM Policy or Ordinance

Report implementation of IPM BMPs by showing trends in quantities and types of pesticides used, and suggest reasons for increases in use of pesticides that threaten water quality, specifically organophosphorous pesticides, pyrethroids, carbaryl, and fipronil. A separate report can be attached as evidence of your implementation.

Summary:

All pesticide records are filed and available. Typically, little or none of the pesticides listed above are used as a matter of standard operations,to the maximum extent practicable; use of IPM practices has been in place for a number of years. Analysis and identification of trends tends to be less useful in because one chemical may be used for an isolated pest incident one year, then not used again for several years, or not at all as different IPM practices are put into place.

See APPENDIX C9: Attachment C9b Implementation IPM Policy

C.9.c Train Municipal Employees

Enter the number of employees that applied or used pesticides (including herbicides) within the scope of their duties this reporting year.	5
Enter the number of these employees who received training on your IPM policy and IPM standard operating procedures within the last 3 years.	5
Enter the percentage of municipal employees who apply pesticides who have received training in the IPM policy and IPM standard operating procedures within the last three years.	100%

C.9.d Require Contractors to Implement IPM

Did your municipality contract with any pesticide service provider in the reporting year?	X	**Yes**	X	**No**

If yes, attach one of the following:

	Contract specifications that require adherence to your IPM policy and standard operating procedures, OR
	Copy(ies) of the contractors' IPM certification(s) or equivalent, OR
X	Equivalent documentation. **See APPENDIX C9: Attachment C9d Contractor Implement IPM** Note: Contractors originally signed when IPM policy went into place, and were reminded of policy annually. However, formal signature to the IPM Policy was not collected as a matter of routine because the same contractor has been used through the years. A new signature form has been created and will be presented for signature to contractor annually.

If **Not attached**, explain:

C.9.e Track and Participate in Relevant Regulatory Processes

Summarize participation efforts, information submitted, and how regulatory actions were affected **OR** reference a regional report that summarizes regional participation efforts, information submitted, and how regulatory actions were affected.

Summary:

During FY 09-10, we participated in regulatory processes related to pesticides through contributions to SCVURPPP, BASMAA and CASQA. For additional information, see the Regional Pollutants of Concern Report submitted by BASMAA on behalf of all MRP Permittees. This Report is included within the Program's FY 09-10 Annual Report.

C.9.f Interface with County Agricultural Commissioners

Provide a summary of improper pesticide usage reported to the County Agricultural Commissioner and follow-up actions to correct violations, if any. A separate report can be attached as your summary.

Summary:

No improper pesticide usage to report

C.9.h.ii Public Outreach: Point of Purchase

Provide a summary of public outreach at point of purchase, and any measurable awareness and behavior changes resulting from outreach (here or in a separate report); **OR** reference a report of a regional effort for public outreach in which your agency participates.

Summary:

The following separate reports developed by SCVURPPP and BASMAA summarize point of purchase outreach efforts conducted during FY 09-10:

- FY 09-10 Store Employee Training Report (SCVURPPP)
- FY 09-10 Store Employee Training Evaluation Summary (SCVURPPP)
- FY 09-10 Store Employee Training Status Table (SCVURPPP)
- FY 09-10 List of Stores in the IPM Store Partnership Program (SCVURPPP)
- FY 09-10 BASMAA "Our Water, Our World" (OWOW) Report (BASMAA)

These reports are included within the C.9 Pesticides Toxicity Control section of Program's FY 09-10 Annual Report.

C.9.h.vi Public Outreach: Pest Control Operators

Provide a summary of public outreach to pest control operators and landscapers and reduced pesticide use (here or in a separate report); **OR** reference a report of a regional effort for outreach to pest control operators and landscapers in which your agency participates.

Summary:

The following separate report developed by SCVURPPP summarizes Public Outreach: Pest Control Operators efforts conducted during FY 09-10:

- FY 09-10 Green Gardener Training Report

This report is included within the C.9 Pesticides Toxicity Control section of Program's FY 09-10 Annual Report.

FY2009-2010 Annual Report
West Valley Communities:
City of Campbell, Town of Los Gatos, City of Monte Sereno, City of Saratoga

Section 10: Provision C10 Trash Load Reduction

West Valley Clean Water Program

FY2009-2010 Annual Report
West Valley Communities:
City of Campbell, Town of Los Gatos, City of Monte Sereno, City of Saratoga

This page intentionally left blank

West Valley Clean Water Program

Section 10 - Provision C.10 Trash Load Reduction

C.10.a.i Short-Term Trash Loading Reduction Plan

(For FY 10-11 Annual Report only) Provide description of actions/tasks initiated/conducted/completed in developing a Short-Term Trash Loading Reduction Plan (due February 1, 2012).

Description:

Not required for this Annual Report

C.10.a.ii Baseline Trash Load and Trash Load Reduction Tracking Method

(For FY 10-11 Annual Report only) Provide description of actions/tasks initiated/conducted/completed to gather trash loading data and in developing a Baseline Trash Load and Trash Load Reduction Tracking Method (due February 1, 2012).

Description:

A summary of Program accomplishments for this sub-provision are included within the C.10 Trash Load Reduction section of Program's FY 09-10 Annual Report.

C.10.a.iii Minimum Full Trash Capture

(For FY 10-11 Annual Report and Each Annual Report Thereafter) Provide description of actions/tasks initiated/conducted/completed in implementing Minimum Full Trash Capture Devices (due July 1, 2014) within individual jurisdictions. Include information on Full Trash Capture Devices installed under Bay-area Wide Trash Capture Demonstration Project administered by San Francisco Estuary Partnership.

Description:

A summary of Program accomplishments for this sub-provision are included within the C.10 Trash Load Reduction section of Program's FY 09-10 Annual Report. In addition, the Program recently finalized a technical report detailing the results of its Pilot Trash Structural Treatment Control Study implemented in 2007. This technical report is also available within the C.10 Trash Load Reduction section of Program's FY 09-10 Annual Report..

C.10.b.iii Trash Hot Spot Assessment

(For FY 10-11 Annual Report and Each Annual Report Thereafter) Provide volume of material removed from each Trash Hot Spot cleanup, and the dominant types of trash (e.g., glass, plastics, paper) removed and their sources to the extent possible. Provide required photo documentation.

Fill out the following table or attach a summary of the following information.

See APPENDIX C10: Attachments C10biii Trash Hot Spot Assessment Photos

Trash Hot Spot	Cleanup Date	Volume of Material Removed	Dominant Type of Trash	Trash Sources (where possible)
WVC02 San Tomas Aquino Crk	05-15-10	25 bags/~300 pounds	Bottles, Aluminum Cans, Convenience Food items, Cigarette butts, other plastic products	Trash accumulation
WVC03 Saratoga Creek	4-17-10	14 bags	Convenience Food items, other plastic products, paper/cardboards, aluminum cans, plastic bags	Trash accumulation/Litter
WVC04 Los Gatos Creek	6-15-10	10 bags/7 pounds	Paper/carboard, plastic bags, misc., cigarette butts	Litter

C.10.d Summary of Trash Load Reduction Actions

Provide summary of new trash load reduction actions or increased levels of implementation of existing actions that were implemented after adoption of the MRP (control measures and best management practices) including the types of actions and levels of implementation, and the total trash loads and dominant types of trash removed from each type of action.

Suggested trash load reduction actions to track and report may include:

- Anti-litter Campaigns
- Anti-litter/Dumping Enforcement Activities
- Curbside Recycling Programs
- Education and Outreach Efforts
- Free Trash Pickup/Dropoff Days
- County HHW Program Activities
- Improved Trash Bin Management
- Inspection/Maintenance of Storm Drain Outfalls
- Litter Pickup and Control
- Removal of Homeless Encampments
- Solid Waste Recycling Efforts
- Source Controls/Bans/Prohibitions
- Storm Drain Operation and Maintenance
- Storm Drain Signage/Marking
- Street Sweeping Activities
- Trash Removal from Receptacles
- Volunteer Creek Cleanups

Type of Trash Load Reduction Action	Date of First Implementation	Level of Implementation (specify if level was increased after MRP adoption)	Total Trash Load Removed by Action	Dominant Types of Trash Removed by Action
Not all trash load reduction actions were tracked by "loads removed" this fiscal year. Once the Trash Load Reduction Tracking Method is developed (see Provision C.10.a.ii), data to fill in this table, including trash loads removed, will be able to be defined and determined for each load reduction action (as feasible). See the Program's FY 09-10 Annual Report for schedule				
Anti-litter Campaign: • SCVURPPP and BASMAA each have Ad Campaigns that address Litter • C/ WVCWP- Zero Litter Initiative participation • C/ WVCWP- Silicon Valley Anti-Litter Campaign (hosted by San Jose)	• See SCVURPP Annual Report • ZLI- 2008 • SVALC- ?2006		N/A	Topics aim to reduce pollution (litter, pesticides) by encouraging better behavior/habits
Anti-litter/Dumping Enforcement Activities	Part of municipal operations as occurs	As is occurs and is necessary; for NPDES purposes, an increased focus has been placed on anti-litter and dumping near and around creeks and from construction sites.		

Education and Outreach Efforts: • Thru SCVURPPP Watershed Watch website, ad campaign, etc • Thru WVCWP – literature, give-aways, Enviroscape presentations, clean-up events, local newspaper articles, newsletter articles, information board in MS PO	In place	For NPDES purposes, additional collaborative efforts have been supported- such as the Watershed Watch Campaign, MyWatershedWatch website (www.mywatershedwatch.org) Per NPDES purposes added/adding support and events for various 'take back' of POC related items (e-waste events, mercury thermometer events, clean-up events)		
County HHW Program Activities	In place	As is occurs and is necessary		
Removal of Homeless Encampment	In place, as needed	As is occurs and is necessary		
Solid Waste Recycling Efforts: • Curbside Recycling Program- Residential [glass, paper, plastic] • By Drop off: oil, batteries, e-waste • Improved Trash Bin Management: Solid Waste moved to single recycle bin with lid (from individual sorting bins w/ no lid) Commercial Cardboard Recycling Program – voluntary (paid for service)	In place	As is occurs and is necessary		
Source Controls/Bans/Prohibitions	Not at this time			
Storm Drain Operation and Maintenance • Inspection/Maintenance of Storm Drain Outfalls • Storm Drain Signage/Marking	In place – circa 1992	SD cleaning program put into place to meet NPDES requirements; data collection/		

		categorization of 'trash/litter' as separate category in 2009, for meeting MRP data collection.		
Street Sweeping Activities	In place – circa 1994			
Trash Removal: Litter Pickup and Control • Downtown • Parks • Public Facilities: City/Town Hall, Community Center, Senior Center, Corporation Yard • use of Solar Belly Compactors Free Trash Pickup/Dropoff Days Community Garage Sales	In place – part of municipal services			
Volunteer Creek Cleanups • National River Clean Up Day • Great American Litter Pick-up • Coastal Clean-up • LG Volunteer Program	In place – circa 2003			

FY2009-2010 Annual Report
West Valley Communities:
City of Campbell, Town of Los Gatos, City of Monte Sereno, City of Saratoga

This page intentionally left blank

West Valley Clean Water Program

FY2009-2010 Annual Report
West Valley Communities:
City of Campbell, Town of Los Gatos, City of Monte Sereno, City of Saratoga

Section 11: Provision C11 Mercury Controls

West Valley Clean Water Program

FY2009-2010 Annual Report
West Valley Communities:
City of Campbell, Town of Los Gatos, City of Monte Sereno, City of Saratoga

This page intentionally left blank

West Valley Clean Water Program

Section 11 - Provision C.11 Mercury Controls

C.11.a.i Mercury Recycling Efforts

List below or attach lists of efforts to promote, facilitate, and/or participate in collection and recycling of mercury containing devices and equipment at the consumer level (e.g., thermometers, thermostats, switches, bulbs).

Mercury collection and recycling is available throughout the year at locally sponsored events (private fundraisers), through e-waste drop-off events hosted by the waste hauler and drop-off services at the waste hauler and Santa Clara County HHW program.

Extensive local outreach for events, including specific information on mercury pollution, is conducted regularly through WVCWP and solid waste contractor. Event information is included in **APPENDIX C7: Attachments C7egh Events and C7bc Advertising and Media Efforts.**

Outreach by WVCWP includes press releases to local weekly newspapers and to municipal newsletters. Flyers are posted in public places (such as libraries, community centers, senior center, city/town hall) and information is featured on municipal websites.

Pollution Prevention Fair – 9/22/09 – Campbell Community Center

Event included opportunities for recycling: thermometers, batteries and cell phones

Thermometer Exchange – 10/7/09 – Saratoga Community Center

Event included opportunities for recycling: thermometers and batteries

Thermometer Exchange – 4/11/10 –Los Gatos Farmers' Market (part of "Keep Los Gatos Beautiful" event)

Event focused on recycling thermometers

E-Waste Drop-off event for residents

7/18/09 – Campbell United Church of Christ, Campbell
7/25/09 – Los Gatos United Methodist Church, Los Gatos
7/25/09 – City of Saratoga N. Campus, Saratoga
10/17/09 – Campbell United Church of Christ, Campbell
10/17/09 – Los Gatos United Methodist Church, Los Gatos
10/24/09 – City of Saratoga N. Campus, Saratoga
4/10/10 – Campbell United Church of Christ, Campbell
4/17/10 – Los Gatos United Methodist Church, Los Gatos
5/15/10 – City of Saratoga N. Campus, Saratoga

Municipal Facility annual recycling of 'mercury containing products' includes Fluorescent Bulbs and Batteries.

C.11.a.ii Mercury Collection
Provide an estimate of the mass of mercury collected through these efforts, or provide a reference to a report containing this estimate.
Amount collected: The methodologies for estimating the mass of mercury collected through mercury collection and recycling efforts are currently in development and are due to the Water Board by September 15, 2010. Therefore, estimates could not be made for FY 09-10. Estimates of the mass of mercury collected through recycling efforts during FY 10-11 will be provided with the FY 10-11 Annual Report (see FY 10-11 BASMAA Regional POC Report).

C.11.b Monitor Methylmercury C.11.c Pilot Projects to Investigate and Abate Mercury Sources in Drainages C.11.d Pilot Projects to Evaluate and Enhance Municipal Sediment Removal and Management Practices C.11.e Conduct Pilot Projects to Evaluate On-Site Stormwater Treatment via Retrofit C.11.f Diversion of Dry Weather and First Flush Flows to POTWs C.11.g Monitor Stormwater Mercury Pollutant Loads and Loads Reduced C.11.h Fate and Transport Study of Mercury In Urban Runoff C.11.i Development of a Risk Reduction Program Implemented Throughout the Region C.11.j Develop Allocation Sharing Scheme with Caltrans
State below if information is reported in a separate regional report. Municipalities that participate directly in regional activities to can provide descriptions below.
Summary A summary of Program accomplishments for these sub-provisions are included within the C.11 Mercury Controls section of Program's FY 09-10 Annual Report and/or the BASMAA Regional POC Report.

FY2009-2010 Annual Report
West Valley Communities:
City of Campbell, Town of Los Gatos, City of Monte Sereno, City of Saratoga

Section 12: Provision C12 PCBs Controls

West Valley Clean Water Program

FY2009-2010 Annual Report
West Valley Communities:
City of Campbell, Town of Los Gatos, City of Monte Sereno, City of Saratoga

This page intentionally left blank

West Valley Clean Water Program

Section 12 - Provision C.12 PCBs Controls

C.12.a.i,iii Municipal Inspectors Training

(For FY 09-10 Annual Report only) List below or attach description of results of training municipal industrial inspectors to identify, in the course of their existing inspections, PCBs or PCB-containing equipment.

Description:

In FY 09-10, inspector training materials were developed through in-kind contributions of SCVURPPP to BASMAA. Training materials can be found in the BASMAA Regional POC Report.

Through WVCWP, participate in SCVURPPP's AHTG for local applicability of sites [identification of facility types]; also through WVCWP, work with the Industrial/Commercial Site Inspection contractor (see Section 4 Ind/Commercial Discharge Program) to determine which facilities may fall under this category. As sites are identified, they will be inspected and reported upon accordingly. Newly developed training materials by BASMAA will be made available to the Industrial/Commercial Inspection contractor for training implementation.

C.12.a.ii,iii Ongoing Training

***(For FY 10-11 Annual Report** and Each Annual Report Thereafter)* List below or attach description of ongoing training development and inspections for PCB identification, including documentation and referral to appropriate regulatory agencies (e.g. county health departments, Department of Toxic Substances Control, California Department of Public Health, and the Water Board) as necessary.

Description:

Not required for this Annual Report

C.12.b Conduct Pilot Projects to Evaluate Managing PCB-Containing Materials and Wastes during Building Demolition and Renovation Activities
C.12.c Pilot Projects to Investigate and Abate On-land Locations with Elevated PCB Concentrations
C.12.d Conduct Pilot Projects to Evaluate and Enhance Municipal Sediment Removal and Management Practices
C.12.e Conduct Pilot Projects to Evaluate On-Site Stormwater Treatment via Retrofit
C.12.f Diversion of Dry Weather and First Flush Flows to POTWs
C.12.g Monitor Stormwater PCB Pollutant Loads and Loads Reduced
C.12.h Fate and Transport Study of PCBs In Urban Runoff
C.12.i Development of a Risk Reduction Program Implemented Throughout the Region

State below if information is reported in a separate regional report. Municipalities that participate directly in regional activities to can provide descriptions below.

Summary

A summary of Program accomplishments for these sub-provisions are included within the C.12 PCB Controls section of Program's FY 09-10 Annual Report and/or the BASMAA Regional POC Report

FY2009-2010 Annual Report
West Valley Communities:
City of Campbell, Town of Los Gatos, City of Monte Sereno, City of Saratoga

Section 13: Provision C13 Copper Controls

West Valley Clean Water Program

FY2009-2010 Annual Report
West Valley Communities:
City of Campbell, Town of Los Gatos, City of Monte Sereno, City of Saratoga

This page intentionally left blank

West Valley Clean Water Program

Section 13 - Provision C.13 Copper Controls

C.13.a.i and iii Legal Authority: Architectural Copper

(For FY 10-11 Annual Report only) Do you have adequate legal authority to prohibit discharge of wastewater to storm drains generated from the installation, cleaning, treating, and washing of the surface of copper architectural features, including copper roofs to storm drains?		**Yes**		**No**

If **No**, explain and provide schedule for obtaining authority within 1 year:

Not required for this Annual Report.

C.13.b.i and iii Legal Authority: Pools, Spas, and Fountains

(For FY10-11 Annual Report only) Do you have adequate legal authority to prohibit discharges to storm drains from pools, spas, and fountains that contain copper-based chemicals?		**Yes**		**No**

If **No**, explain and provide schedule for obtaining authority within 1 year:

Not required for this Annual Report.

C.13.c Vehicle Brake Pads

Reported in a separate regional report.

A summary of the Program's participation with the Brake Pad Partnership (BPP) is included within SCVURPPP FY0910 Annual Report Section C.13 Copper Controls and/or the BASMAA Regional POC Report." Support of the BPP was extended through WVCWP's letters of support for Senate Bill 346.

C.13.d.iii Industrial Sources Copper Reduction Results

List below or attach annotated lists or tables from your Industrial and Commercial Site Controls portion of this report, that highlight copper reduction results among the facilities identified as potential users or sources of copper, facilities inspected, and BMPs addressed. For FY09-10 describe below or highlight in the C.4 Evaluation portion (if provided) of this report the steps taken to revise your program to meet new data tracking and reporting requirements for implementation levels described in C.13.d.ii.

Summary

In FY 09-10, inspector training materials were developed through in-kind contributions of SCVURPPP to BASMAA. Training materials can be found in the BASMAA Regional POC Report

Through WVCWP, participated in SCVURPPP's AHTG for local applicability of sites [identification of facility types]; also through WVCWP, work with the Industrial/Commercial Site Inspection contractor (see Section 4 Ind/Commercial Discharge Program) to determine which facilities may fall under this category. As sites are identified, they will be inspected and reported upon accordingly. Newly developed training materials by BASMAA will be made available to the Industrial/Commercial Inspection contractor for training implementation.

C.13.e Studies to Reduce Copper Pollutant Impact Uncertainties

Revised. Description reads "State below if information is reported in a separate regional report. Municipalities that participate directly in regional activities to can provide descriptions below."

Summary

A summary of Program efforts (i.e., participation in RMP committee and work group meetings) to develop regional studies *to reduce copper pollutant impact uncertainties* is included within the SCVURPPP FY0910 Annual Report, Section C.13 Copper Controls and/or BASMAA Regional POC Report

FY2009-2010 Annual Report
West Valley Communities:
City of Campbell, Town of Los Gatos, City of Monte Sereno, City of Saratoga

Section 14: Provision C14 PBDE, Legacy Pesticides and Selenium Controls

West Valley Clean Water Program

FY2009-2010 Annual Report
West Valley Communities:
City of Campbell, Town of Los Gatos, City of Monte Sereno, City of Saratoga

This page intentionally left blank

West Valley Clean Water Program

Section 14 - Provision C.14 PBDE, Legacy Pesticides and Selenium Controls

C.14.a Control Programs for PBDEs, Legacy Pesticides and Selenium Controls
Revised. Description reads "State below if information is reported in a separate regional report. Municipalities that participate directly in regional activities can provide descriptions below."
Summary A summary of Program efforts (i.e., participation in RMP committee and work group meetings) to develop a Control Program for PBDEs, Legacy Pesticides and Selenium is included within the SCVURPPP FY0910 Annual Report, Section C.14 PBDE, Legacy Pesticides and Selenium and/or in the BASMAA Regional POC Report.

FY2009-2010 Annual Report
West Valley Communities:
City of Campbell, Town of Los Gatos, City of Monte Sereno, City of Saratoga

This page intentionally left blank

West Valley Clean Water Program

FY2009-2010 Annual Report
West Valley Communities:
City of Campbell, Town of Los Gatos, City of Monte Sereno, City of Saratoga

Section 15: Provision C15 Exempted and Conditionally Exempted Discharges

West Valley Clean Water Program

FY2009-2010 Annual Report
West Valley Communities:
City of Campbell, Town of Los Gatos, City of Monte Sereno, City of Saratoga

This page intentionally left blank

West Valley Clean Water Program

Section 15 - Provision C.15 Exempted and Conditionally Exempted Discharges

C.15.b.iii.(1), C.15.b.iii.(2) Planned and Unplanned Discharges of Potable Water

Is your agency a water purveyor?		**Yes**	X	**No**
If **No**, skip to C.15.b.vi.(2):				
If **Yes**, Complete the attached reporting tables or attach your own table with the same information. Describe program highlights below. For FY 09-10 only, describe steps taken to revise your program to meet new monitoring, data tracking and reporting requirements.				
Summary:				

C.15.b.vi.(2) Irrigation Water, Landscape Irrigation, and Lawn or Garden Watering

Provide implementation summaries of the required BMPs to promote measures that minimize runoff and pollutant loading from excess irrigation. Generally the categories are:

- Promote conservation programs
- Promote outreach for less toxic pest control and landscape management
- Promote use of drought tolerant and native vegetation
- Promote outreach messages to encourage appropriate watering/irrigation practices
- Implement Illicit Discharge Enforcement Response Plan for ongoing, large volume landscape irrigation runoff.

Summary:

For county-wide outreach on less toxic pest control and appropriate irrigation practices, refer to SCVURPPP's FY0910 Annual Report Section C7, Public Information and Outreach [reports on the Watershed Watch Campaign and the IPM Store Partnership], and Section C9 Pesticide Toxicity Control [report on the Green Gardener Training Program. Participated in these Program outreach efforts via WVCWP, including review of outreach pieces to be published (print, radio, tv), and review of programmatic reports provided to the Program.

WVCWP published seasonal articles in agency newsletters and posted seasonal information on an Info Board in Monte Sereno Post Office.

Also, promotion of 'less toxic pest control' and 'landscape management,' along with use of drought tolerant and native vegetation, is specifically addressed by WVCWP's distribution of native plant seed packets, which are also 'beneficial bug attractants'. The seed packets, attached to related literature, have proved to be an effective means of encouraging residents to take home literature as well as trial the use of basic IPM measures.

Water conservation has been promoted through articles in municipal newsletters.

FY2009-2010 Annual Report
West Valley Communities:
City of Campbell, Town of Los Gatos, City of Monte Sereno, City of Saratoga

This page intentionally left blank

West Valley Clean Water Program

FY2009-2010 Annual Report
West Valley Communities:
City of Campbell, Town of Los Gatos, City of Monte Sereno, City of Saratoga

APPENDICIES

C3: New Development and Redevelopment

- C3b Grant Application Project Description
- C3bv(1) Regulated Projects Reporting Table
- C3hiv Installed Stormwater Treatment Systems O/M

C4: Industrial and Commercial Site Controls

- C4biii(1) Potential Facilities
- C4biii(2) Facilities Scheduled

C5: Illicit Discharge Detection and Elimination

- C5ciii Illegal Discharge Contacts
- C5fiii(4) Summary of IDDE by Incident Type

C7: Public Information and Outreach

- C7bc Local Advertising and Media Relations
- C7egh Events

C9: Pesticides Toxicity Controls

- C9a IPM Plan
- C9b Implement IPM Plan
- C9d Contractor Implement IPM

C10: Trash Load Reduction

- C10biii Trash Hot Spot Assessment Photos

West Valley Clean Water Program

FY2009-2010 Annual Report
West Valley Communities:
City of Campbell, Town of Los Gatos, City of Monte Sereno, City of Saratoga

This page intentionally left blank

West Valley Clean Water Program

FY2009-2010 Annual Report
West Valley Communities:
City of Campbell, Town of Los Gatos, City of Monte Sereno, City of Saratoga

APPENDIX C3
New Development and Redevelopment

- C3b Grant Application Project Description
- C3bv(1) Regulated Projects Reporting Table
- C3hiv Installed Stormwater Treatment Systems O/M

West Valley Clean Water Program

FY2009-2010 Annual Report
West Valley Communities:
City of Campbell, Town of Los Gatos, City of Monte Sereno, City of Saratoga

This page intentionally left blank

West Valley Clean Water Program

CITY OF CAMPBELL

Hacienda Avenue “Green Street” Improvements
Project Description
Urban Greening for Sustainable Communities Grant Program

By
Fredrick Ho

March 15, 2010

Located in the southwesterly portion of the City of Campbell, the mile long Hacienda Avenue is a vital east/west residential collector connecting the more rural San Tomas Area Neighborhood of Campbell to Winchester Boulevard, a north/south arterial that provides connections to Los Gatos, Campbell, and San Jose. The Hacienda corridor also provides a pedestrian and bicycle link from the neighborhood to the Hacienda Percolation Ponds (See Attachment 1) and the extremely popular Santa Clara County Los Gatos Creek Park and Creek Trail. The City, in coordination with the Santa Clara Valley Water District, enhanced the area surrounding the Hacienda Avenue percolation pond at the intersection of Hacienda Avenue and S. Winchester Boulevard. These enhancements provide a much improved site for use as a passive recreational area for nearby residents. Additionally, the intersection of Hacienda Avenue and S. Winchester Boulevard is a potential location for a future VTA facility along the Vasona Light Rail Line.

Due to significant traffic volumes experienced on Hacienda Avenue, combined with a variation in the pavement sections constructed over the years, many under designed for the loads experienced today, Hacienda Avenue has fallen into disrepair. The pavement condition for the majority of Hacienda Avenue is very poor with much of the street in need of major rehabilitation, and some portions requiring actual reconstruction. This street has a predominant street right-of-way of 90-ft, with approximately 70-ft of this area in street pavement. Given its residential surrounding and its wider than necessary pavement width, and the City's commitment to sustainable designs, the City is proposing to develop Hacienda Avenue as a "Green Street". The proposed improvements include installing bike lanes, planting street trees, installing bioswales and other stormwater treatment facilities, narrowing the existing pavement from 70' to 50' and using open space or alternative permeable paving surfaces to allow stormwater infiltration.

Developing Hacienda Avenue as a Green Street will help the City of Campbell comply with its NPDES Permit requirements. However, this project goes beyond permit compliance as highlighted below:

1) Project Size – The project proposes to develop the entire one mile stretch of Hacienda Avenue as a Green Street. To meet Permit requirements, developing only a block would be sufficient.

2) Key Issues Addressed – The Permit requires each green street project to address one of six key green street elements. The proposed Hacienda Avenue Improvement Project goes beyond permit compliance by addressing four of the six key elements. These elements are:

- Stormwater storage for landscaping reuse or stormwater treatment and/or infiltration for groundwater replenishment through the use of natural feature systems;
- Creation of attractive streetscapes that enhance neighborhood livability by enhancing the pedestrian environment and introducing park-like elements into neighborhoods;
- Service as an urban greenway segment that connects neighborhoods, parks, recreation facilities, schools, main streets, and wildlife habitats; and
- Meets broader community goals by providing pedestrian and, where appropriate, bicycle access;

The Hacienda Avenue Improvement Project will also provide multiple other benefits that are not required by the NPDES Permit. These are:

1) Decrease in Air Pollution – Installing bike lanes would encourage use of an alternative transportation mode thereby decreasing air pollution from passenger vehicles. Increased bicycle use would also decrease the consumption and dependency on oil. The project proposes to plant more street trees which would lead to cleaner air and reduce the impact of heat islands leading to decreased energy consumption by nearby residents.
2) Reduce Consumption of Natural Resources & Energy – Narrowing the existing pavement from 70' to 50' would reduce the amount of natural resources and energy associated with manufacture and installation of asphalt and also for maintenance purposes.

3) Reliability of Water Supplies – Use of open space and/or alternative permeable paving methods allow storm water runoff to infiltrate into native soil, removing contaminants before recharging the ground water. This would improve the reliability of water supply.

	Bike Lane	Tree Planting	Infiltration Bioswales	Reduce Asphalt Concrete	Increase Permeable Area
Decrease Air Pollution	X	X		X	
Decrease Water Pollution		X	X		X
Reduce Consumption of Natural Resources & Energy	X	X		X	
Reliability of Water Supplies					X

ATTACHMENTS

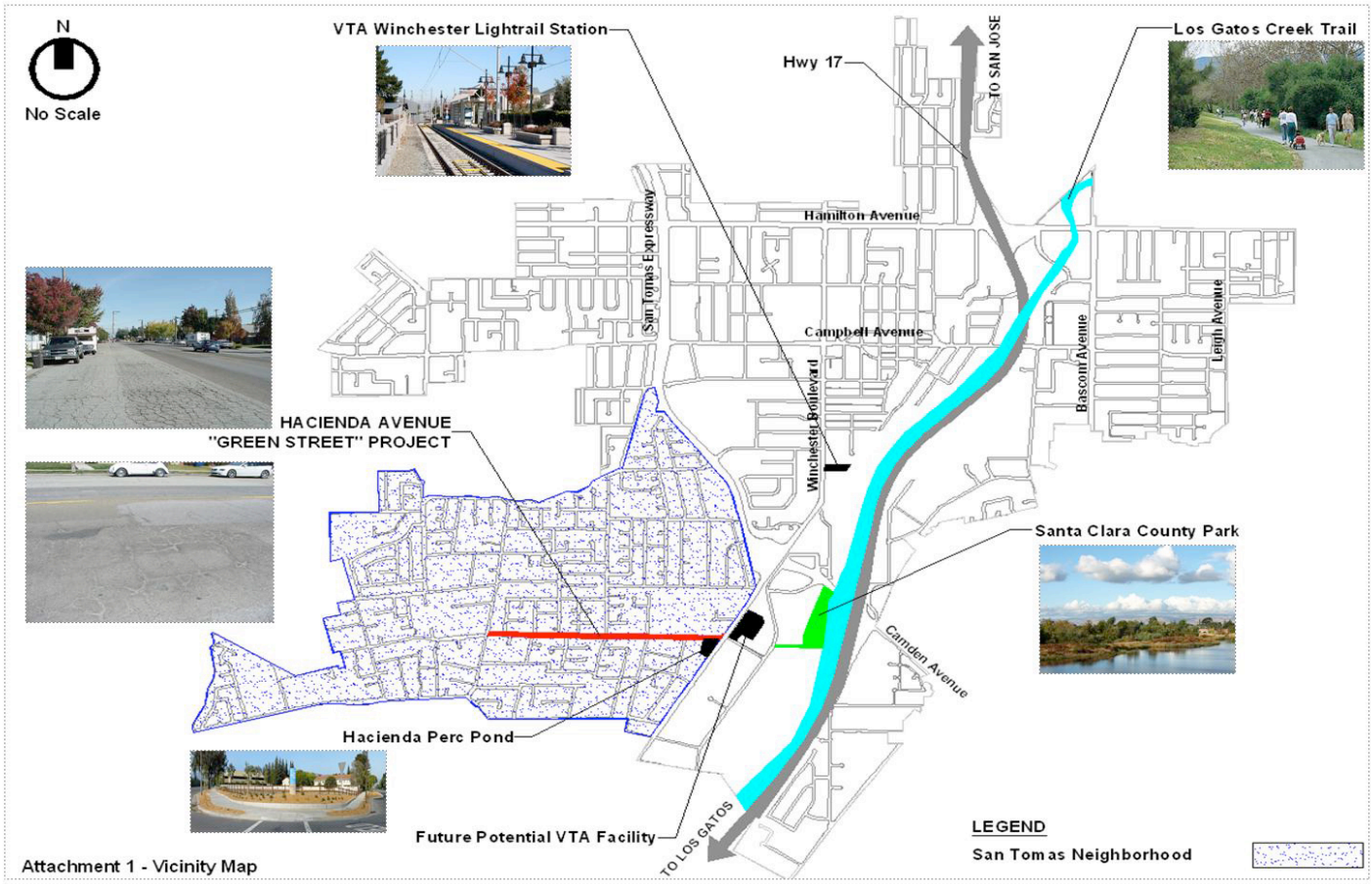

Attachment 1 - Vicinity Map

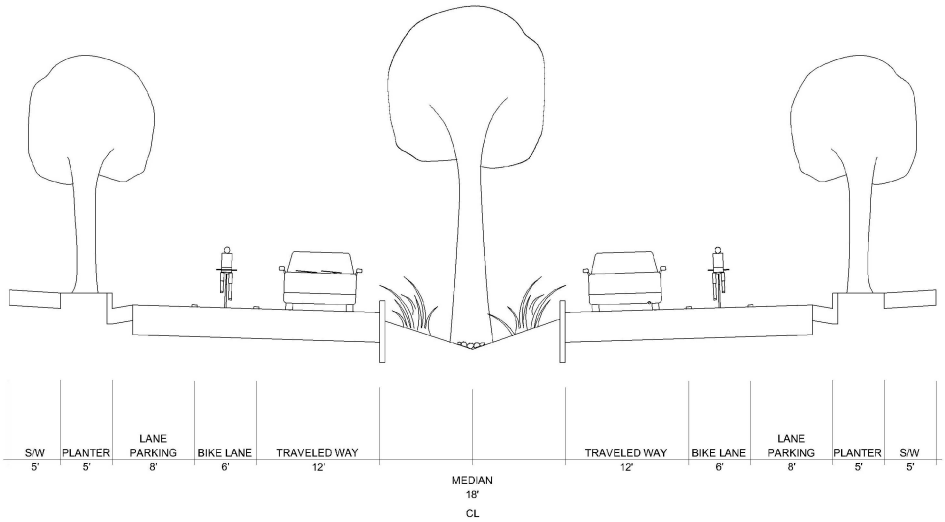

90' ROW

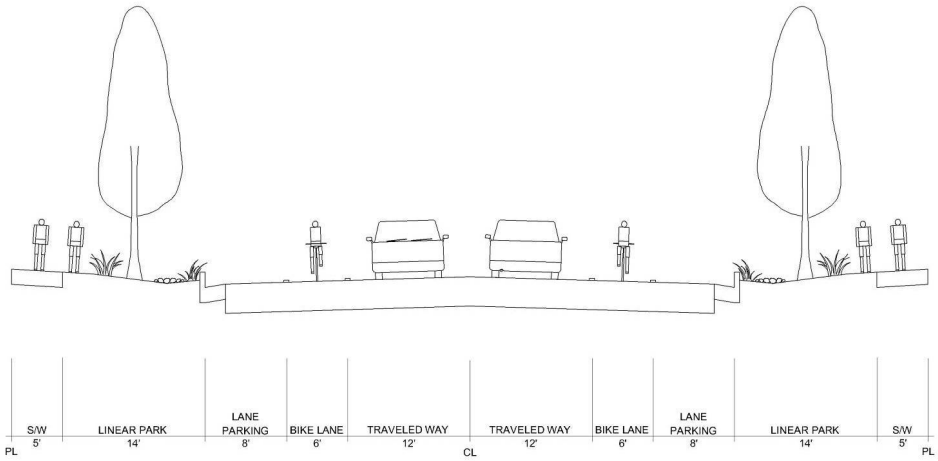

90' ROW

Attachment 2 – Median Island Concept (Top) & Linear Park Concept (Bottom)

Town of Los Gatos
Annual Report: Provision C3b Reporting Table
Regulated Projects Approved During the Reporting Period July 1, 2009 to June 30, 2010

1. Project Name 2. Project Number 3. Location 4. Street Address	1. Name of Devlp'r 2. Project Phase[1] 3. Project Type & Descp'n	Project Watershed[2]	1. Total Site Area 2. Total Area of Land Distb'd	New/ Replaced Impervious Surface Area[3]	Total Project Impervious Surface Area[4]	Status of Project[5]	Source Control Measures	Site Design Measures	Treatment Systems Installed[6]	Operations & Maintenance Responsibility Mechanism	Hydraulic Sizing Criteria	Alt Comp Meas[7,8]	Alt Certif'n	HM Controls[9,10]
PRIVATE PROJECTS														
1. Placer Oaks 2. PD-07-142 3. Los Gatos 4. Placer Oaks	1. Landmark Development 2. NA 3. Planned Development for ten single family residences	• Watershed: Los Gatos Creek • Downstream Watershed: NA	1. Site Area: 3.06 acres 2. Distb'd Land Area: 2.40 acres	1. Total New: 1.19 acres 2. Total Replaced: zero	1. Pre-Project: zero 2. Post-Project: 1.19 acres	• App Date: 4/20/07 • Deemed Comp: 9/5/09 • Final Discr Review: NA • Approval Date: 5/17/10	Site maintenance to reduce the amount of pollutants that reach the swales	Splash blocks and bio swales and approximately 35,974 square feet left as open space	Bio swales and media filter trench proposed	Homeowners Association	10 year storm	N/A	N/A	HM Controls: Oversizing of storm drain piping propo exact details and si to be detailed at pe review.
1. 930 University 2. PD-08-01 3. Los Gatos 4. 930 University	1. Extra Space Storage 2. NA 3. Planned Development for an 86,000 square foot self storage building.	• Watershed: Los Gatos Creek • Downstream Watershed: NA	1. Site Area: 1.31 acres 2. Distb'd Land Area: 1.31 acres	1. Total New: zero 2. Total Replaced: zero	1. Pre-Project: 0.9 acres 2. Post-Project: 1.20 acres	• App Date: 2/26/08 • Deemed Comp: 6/10/09 • Final Discr Review: NA • Approval Date: 10/5/09	Stencil inlets		Mechanical Treatment Devices	Extra Space Storage	10 yr. storm	N/A	N/A	HM Controls:
1. Thrash House PD 2. PD-07-143 3. Los Gatos 4. 371 Los Gatos Blvd.	1. Renovate historic SFR, construct 18 new SFRs 2. N/A 3. Planned Development 19 SFRs	• Watershed: Los Gatos Creek • Downstream Watershed: N/A	1. Site Area: 2.6 acres Distb'd Land Area: 2.6 acres	1. Total New: 1.31 acres 2. Total Replaced: zero	1. Pre-Project: 2.2 acres 2. Post-Project: 1.31 acres	• App Date: 2007 • Deemed Comp: 2/19/09 • Final Discr Review: N/A • Approval Dates: 5/4/09 PD 1/19/10 A&S	Stencil inlets	Porous concrete infiltration trench, splash blocks, on-site self-treatment; 32% reduction in impervious surface	Porous concrete infiltration trench	Homeowners Association	10 yr. storm	N/A	N/A	HM Controls:

[1] If a project is being constructed in Phases, use a separate row entry for each Phase.
[2] State the watershed(s) that the Regulated Project drains to. Optional but recommended: State downstream watershed(s).
[3] State both the total new impervious surface area and the total replaced impervious surface area, as applicable.
[4] For redevelopment projects state both the pre-project impervious surface area and the post-project imperious surface area
[5] State Project application date; application deemed complete date; and final major, staff-level discretionary review and approval date.
[6] List stormwater treatment system(s) installed onsite or at a joint stormwater treatment system facility.
[7] For Alternative Compliance at an offsite location in accordance with Provision C3ei(1), on a separate page, give a discussion of the alternative compliance site including the information specified in Provision c3bv(1)(m)(i) for the offsite project.
[8] For Alternative Compliance by paying in-lieu fees in accordance with Provision C3ei(2), on a separate page, provide the information specified in Provision C3bv(1)(m)(ii) for the Regional Project.
[9] If HM Control is not required, state why not
[10] If HM control is required state control method used (e.g., method to design and size devices(s) or method(s) used to meet the HM Standard, and description of devices(s) or methods(s) used, such as detentions basin(s), biodetention unit(s), regional detention basin, or in-stream control.)

Town of Los Gatos
Annual Report: Provision C3b Reporting Table
Regulated Projects Approved During the Reporting Period July 1, 2009 to June 30, 2010

1. Project Name 2. Project Number 3. Location 4. Street Address	1. Name of Devlp'r 2. Project Phase[1] 3. Project Type & Descp'n	Project Watershed[2]	1. Total Site Area 2. Total Area of Land Distb'd	New/ Replaced Impervious Surface Area[3]	Total Project Impervious Surface Area[4]	Status of Project[5]	Source Control Measures	Site Design Measures	Treatment Systems Installed[6]	Operations & Maintenance Responsibility Mechanism	Hydraulic Sizing Criteria	Alt Comp Meas[7,8]	Alt Certif'n	HM Controls[9,10]
PRIVATE PROJECTS														
1. Safeway 2 .PD-09-02 3.Los Gatos 4. 470 N. Santa Cruz Avenue	1. Safeway, Inc. 2. N/A 3. Demo of existing supermarket; construction of new supermarket with underground parking	• Watershed: Los Gatos Creek • Downstream Watershed: San Francisco Bay	1. Site Area: 2.14 acres 2. Distb'd Land Area: 2.14 acres	1.Total New: 84,045 s.f. 2. Total Replaced: zero	1. Pre-Project: 81,355 s.f. 2. Post-Project: 84,045 s.f.	• App Date: 18 May 2009 • Deemed Comp: 30 Nov 2009 • Final Discr Review: N/A • Approval Date: 19 Jan 2010	Stencil inlets	Bio swales and bio detention, and mechanical devices	Bio swales, bio detention and mechanical devices	Safeway Inc.	10 yr. storm	N/A	N/A	HM Controls:

Town of Los Gatos
Annual Report: Provision C3b Reporting Table
Regulated Projects Approved During the Reporting Period July 1, 2009 to June 30, 2010

1. Project Name 2. Project Number 3. Location 4. Street Address	1. Name of Devlp'r 2. Project Phase[11] 3. Project Type & Descp'n	Project Watershed[12]	3. Total Site Area 4. Total Area of Land Distb'd	New/ Replaced Impervious Surface Area[13]	Total Project Impervious Surface Area[14]	Status of Project[15]	Source Control Measures	Site Design Measures	Treatment Systems Installed[16]	Operations & Maintenance Responsibility Mechanism	Hydraulic Sizing Criteria	Alt Comp Meas [17,18]	Alt Certif'n	HM Controls[19,20]
PUBLIC PROJECTS														
1. Town Library 2. PD-09-001 3. Civic Center 4. 100 Villa Avenue	1. Town of Los Gatos 2. N/A 3. new library	• Watershed: Los Gatos Creek • Downstream Watershed: N/A	1. Site Area: 1.86 acres 2. Distb'd Land Area: ~1.8 acres	1. Total New: 1.1 acres 2. Total Replaced: zero	1. Pre-Project: 0.89 acres 2. Post-Project: 1.1 acres	• App Date: 3/4/09 • Deemed Comp: 12/04/09 • Final Discr Review: N/A • Approval Date: 01/21/10	Inlet stencils	Bio retention ponds, filterra tree box units	Bio retention ponds, filterra tree box units	Town of Los Gatos	10 yr. storm	N/A	N/A	HM Controls: Bio-detention facili

[11] If a project is being constructed in Phases, use a separate row entry for each Phase.
[12] State the watershed(s) that the Regulated Project drains to. Optional but recommended: State downstream watershed(s).
[13] State both the total new impervious surface area and the total replaced impervious surface area, as applicable.
[14] For redevelopment projects state both the pre-project impervious surface area and the post-project imperious surface area
[15] State Project application date; application deemed complete date; and final major, staff-level discretionary review and approval date.
[16] List stormwater treatment system(s) installed onsite or at a joint stormwater treatment system facility.
[17] For Alternative Compliance at an offsite location in accordance with Provision C3ei(1), on a separate page, give a discussion of the alternative compliance site including the information specified in Provision c3bv(1)(m)(i) for the offsite project.
[18] For Alternative Compliance by paying in-lieu fees in accordance with Provision C3ei(2), on a separate page, provide the information specified in Provision C3bv(1)(m)(ii) for the Regional Project.
[19] If HM Control is not required, state why not
[20] If HM control is required state control method used (e.g., method to design and size devices(s) or method(s) used to meet the HM Standard, and description of devices(s) or methods(s) used, such as detentions basin(s), biodetention unit(s), regional detention basin, or in-stream control.)

C.3.h.iv. Installed Stormwater Treatment Systems Operation and Maintenance Verification Inspection Program Reporting

Fill in table **below** or attach your own table including the same information.

Facility/Site Inspected and Location		Party Responsible[21] For Maintenance	Date of Inspection	Type of Inspection[22]	Type of Treatment/HM Control(s) Inspected[23]	Inspection Findings/ Results[24]	Enforcement Action Taken[25]	Comments
15350 Winchester Blvd Tract No. 9736		Bella Vista HOA	See Comments	N/A	Biofilters; porous pavement	N/A	N/A	Town inspected BMP's prior to wet season but did not maintai records. Town has implemente recording system as a part of th annual report.
235 W Main St		Norwest Holdings, LLC	See Comments	N/A	Mechanical treatment and flow through planter (landscape area) along project frontage.	N/A	N/A	

[21] State the responsible operator for installed stormwater treatment systems and HM controls.
[22] State the type of inspection (e.g., annual, follow-up, spot, etc.).
[23] State the type(s) of treatment systems inspected (e.g., bioretention facility, flow-through planter, infiltration basin, etc…) and the type(s) of HM controls inspected, and indicate whether the treatment system is an onsite, joint, or offsite system.
[24] State the inspection findings or results (e.g., proper installation, improper installation, proper O&M, immediate maintenance needed, etc.).
[25] State the enforcement action(s) taken, if any, as appropriate and consistent with your municipality's Enforcement Response Plan.

FY2009-2010 Annual Report
West Valley Communities:
City of Campbell, Town of Los Gatos, City of Monte Sereno, City of Saratoga

APPENDIX C4 Industrial and Commercial Site Controls

- C4biii(1) Potential Facilities
- C4biii(2) Facilities Scheduled

West Valley Clean Water Program

FY2009-2010 Annual Report
West Valley Communities:
City of Campbell, Town of Los Gatos, City of Monte Sereno, City of Saratoga

This page intentionally left blank

West Valley Clean Water Program

FY0910 Annual Report
West Valley Community: Town of Los Gatos

C.4.b.iii.(1) Potential Facilities List

180 RESTAURANT & LAUNGE
2 PESOS TAQUERIA
AFC SUSHI @ SAFEWAY #1245
ALDO'S DELI
ALDO'S RESTORANTE & BAR
ANDALE TAQUERIA
BASKIN ROBBINS #341700
BILLY JONES WILDCAT RAILROAD
BLACK WATCH THE
BLENDZ OF LOS GATOS
BLVD COFFEE
BLVD TAVERN
BORDERS BOOKS MUSIC & CAFE
BREAD AND BUN
C B HANNEGAN'S
CAFE DE FLORE
CAFE DELATTI
CAFFÉ FLORION
CALIFORNIA CAFE
CAMPO DI BOCCE OF LOS GATOS
CARL'S JR #7128
CARRY NATIONS
CHICAGO STEAK & FISH
CIN-CIN
CLASSIC BURGERS OF LOS GATOS
COLDSTONE CREAMERY
COLUMBIA MISSION OAKS HOSPITAL
CORE FITNESS QUENCH CAFE
COURTSIDE CLUB
CRIMSON
DINER OF LOS GATOS
DIO DEKA
DOLCE SPAZIO GELATO
DOUBLE D'S SPORTS GRILLE
DREAM DINNERS
EGG ROLL HOUSE
EL CAMINO HOSPITAL-LOS GATOS
ERIK'S DELI CAFE
FLC KITCHEN
FLEUR DE COCOA
FORBES MILL STEAKHOUSE
GALLO'S RESTAURANT
GARDINO FRESCO
GILLEY'S COFFEE SHOPPE
GREAT BEAR COFFEE COMPANY
HAPPY HOUND
HAPPY YOGURT LOS GATOS
HIGH TECH BURRITO
HOBEE'S LOS GATOS
I GATTI ITALIAN BISTRO
JACK IN THE BOX
JAMBA JUICE #48
JASMINE CHINESE CUISINE
JEWISH COMMUNITY CENTER
JJ MAGOO'S PIZZA
KAMAKURA
KENTUCKY FRIED CHICKEN #229
KIKKA
KIKKA @ WHOLE FOODS
LA ESQUINA
LA MAISON DU CAFE
LA RINCONADA COUNTRY CLUB
LE BOULANGER
LITTLE LOU'S BBQ
LIVE OAK KITCHEN
LIVE OAK SENIOR NUTR AND SVC CTR
LIVE OAK SR NUTRITION CTR @ LOS GAT
LOS GATOS BREWING CO
LOS GATOS CAFE
LOS GATOS CAFE UPTOWN
LOS GATOS COFFEE ROASTING CO
LOS GATOS ELKS LODGE #1857
LOS GATOS GOURMET
LOS GATOS LODGE
LOS GATOS PIZZA COMPANY
LOS GATOS SWIM & RACQUET CLUB
LOU'S COFFEE SHOP
LUNARDI'S SUPERMARKET #3
MAIN STREET BURGERS
MANRESA RESTAURANT
MAPLE LEAF DONUT
MCDONALD'S RESTAURANT#4194
MOUNTAIN CHARLEY'S SALOON
MR PICKLE'S SANDWICH SHOP
NICKS ON MAIN
NOAH'S NEW YORK BAGELS#2121
NOB HILL FOODS-LOS GATOS
NUMBER ONE BROADWAY
OPA AUTHENTIC GREEK CUISINE
OPERA HOUSE BANQUETS, INC
PASTARIA & MARKET THE
PEDRO'S RESTAURANT
PEET'S COFFEE & TEA #217
PIZZA MY HEART
POSH BAGEL THE
PURPLE ONION CAFE
RESTAURANT JAMES RANDALL
RESTAURANT O CATERING
ROUND TABLE PIZZA #10
ROUND TABLE PIZZA #34

FY0910 Annual Report **C.4.b.iii.(1) Potential Facilities List**
West Valley Community: Town of Los Gatos

SAFEWAY #1245
SAFEWAY #742
SAFEWAY #915
SANDWICH MAKER THE
SCHMOOZER'S
SHANGRI LA CHINESE RESTAURANT
SHISH KEBOBS
SK DONUTS
SMOKY MARKET FOODS
SOUTHERN KITCHEN
ST ALOYSIUS CAMP RETREAT CENTE
STARBUCKS COFFEE #10343
STARBUCKS COFFEE #10542
STARBUCKS COFFEE #5323
STEAMERS
SUBWAY
SUBWAY #34096
SUSHI E!
SUSHI ON THE RUN
SWEET RETREAT
T BIRD'S PIZZA OF LOS GATOS
TALULA BAY CATERING
TANDOORI OVEN
TAPESTRY RESTAURANT
TEA GARDEN CHINESE KITCHEN
THAI SPICE OF LOS GATOS
THE SPOT
TOGO'S LOS GATOS
TOLL HOUSE HOTEL
TOMMY'S OF LOS GATOS
UNA MAS MEXICAN GRILL
VALERIANO'S RISTORANTE
VIVA PRIMAVERA
WHOLE FOODS MARKET #2
WILLOW ST WOOD FIRED PIZZA
WINE CELLAR
YEUNG SHING RESTAURANT
YOKOHAMA BISTRO
YUMI YOGURT
SILICON VALLEY AUTO
GENUINE AUTOMOTIVE
TIRE SERVICE BY WHEEL WORKS
SPEEDEE OIL CHANGE & TUNE-UP
A RENTAL CENTER
GOODYEAR AUTO SERVICE CENTER #4861/GERARD
A & M MOTOR SUPPLY
AUTOBAHN LOS GATOS
LOS GATOS AUTO SERVICES
PRECISION TUNE AUTO CARE
MORROW'S AUTOMOTIVE
LOS GATOS EUROPEAN
CUNNINGHAM'S AUTO SERVICE
LOS GATOS TIRE & AUTOMOTIVE
VERIZON CALIFORNIA INC. - LOS GATOS PY
LOS GATOS CHEVRON
BLOSSOM VALLEY VALERO
SUPREME AUTO REPAIR & BODY SHOP
LARK AVENUE CLASSIC CAR WASH
LOS GATOS ALMADEN CHEVRON
ULTIMATE AUTO REPAIR
LARK AVENUE 76 #2611215
LOS GATOS 76 #254563
MOORE BUICK
LOS GATOS CHEVROLET
LOS GATOS ACURA
LOS GATOS HONDA
LOS GATOS VALERO #76332
LOS GATOS TEXACO
SHELL OF LOS GATOS #135565
LOS GATOS 76 STATION #11217-30241
LOS GATOS BODY SHOP
SOUTH BAY AUTO BODY
JAGUAR PERFORMANCE CENTER
SOUTH BAY AUTO BODY AND PAINT
PREFERRED IMAGE
SANTA CLARA FIRE DEPARTMENT SHOP
FOOTHILL AIR CONDITIONING
ENVIRONMENTAL ROOFING & WATERPROOFING INC
Los Gatos School District Warehouse
LOS GATOS CORP YARD
MOON'S BEST CLEANERS
ORCHID CLEANERS
EL GATO CLEANERS
BLOSSOM HILL CLEANERS
RINCONADA CLEANERS
GATITO CLEANERS
FASHION CLEANERS
EZ CLEANERS & SHOE REPAIR
DRY CLEAN CITY
VASONA STATION ORCHID CLEANERS
SJW WOODED VIEW STATION
PG&E LOS GATOS SUBSTATION
SANTA CLARA VALLEY WATER DISTRICT
Santa Clara Valley Water District
PG&E VASONA SUBSTATION
BILLY JONES RAILROAD
THRASHER TERMITE & PEST CONTROL
RINCONADA HILLS ASSOC.
YUKI FARMS
LA RINCONADA COUNTRY CLUB

KRAGEN AUTO PARTS #264
CAL PATH MEDICAL ASSOCIATION
PENINSULA HISTOPATHOLOGY LAB INC.
ASSOCIATED PATHOLOGY MEDICAL GROUP (APMG)
DRS FREY & ROSLAND DDS
JOHN B. MCCLEVE, D.D.S.
DRS. LETTICE & KULA
SPORTS & OCCUPATION MEDICAL ASSOCIATES
THE NORTHERN CAL. KIDNEY CENTER
DR MICHAEL FOLLMAR
SILICON VALLEY MRI DIAGNOSIC IMAGING
GREGORY L. SAWYER DDS
JULIA H. TOWNSEND, D.D.S.
NON AMBULATORY SURGERY CENTER
OAK MEADOW DENTAL CENTER
MAMAL R. RAHIMI, D.D.S
SOURCE ONE TECHNOLOGY
COMPUGRAPHICS USA
WOLF CAMERA STORE 965
WALGREENS #07326
TERRACES
VERIZON BLOSSOM HILL CENTRAL OFFICE
ROTTEN ROBBIE SERVICE STATION
MISSION OAKS HOSPITAL
VERIZON/MONTEBELLO CENTRAL OFFICE
EL CAMINO HOSPITAL - LOS GATOS
SHANNON FIRE STATION #6
LOS GATOS FIRE STATION #3
SANTA CLARA COUNTY FIRE DEPARTMENT
WINCHESTER FIRE STATION #5
EL GATO VETERINARY HOSPITAL
VCA JOHNSON VET HOSPITAL #202
TESTAROSSA WINERY

FY2009-2010 Annual Report
West Valley Communities:
City of Campbell, Town of Los Gatos, City of Monte Sereno, City of Saratoga

This page intentionally left blank

West Valley Clean Water Program

FY0910 Annual Report
West Valley Community: Town of Los Gatos

C.4.b.iii.(2) Scheduled Facilities List

180 RESTAURANT & LAUNGE
2 PESOS TAQUERIA
AFC SUSHI @ SAFEWAY #1245
ALDO'S DELI
ALDO'S RESTORANTE & BAR
ANDALE TAQUERIA
BASKIN ROBBINS #341700
BILLY JONES WILDCAT RAILROAD
BLACK WATCH THE
BLENDZ OF LOS GATOS
BLVD COFFEE
BLVD TAVERN
BORDERS BOOKS MUSIC & CAFE
BREAD AND BUN
C B HANNEGAN'S
CAFE DE FLORE
CAFE DELATTI
CAFFÉ FLORION
CALIFORNIA CAFE
CAMPO DI BOCCE OF LOS GATOS
CARL'S JR #7128
CARRY NATIONS
CHICAGO STEAK & FISH
CIN-CIN
CLASSIC BURGERS OF LOS GATOS
COLDSTONE CREAMERY
COLUMBIA MISSION OAKS HOSPITAL
CORE FITNESS QUENCH CAFE
COURTSIDE CLUB
CRIMSON
DINER OF LOS GATOS
DIO DEKA
DOLCE SPAZIO GELATO
DOUBLE D'S SPORTS GRILLE
DREAM DINNERS
EGG ROLL HOUSE
EL CAMINO HOSPITAL-LOS GATOS
ERIK'S DELI CAFE
FLC KITCHEN
FLEUR DE COCOA
FORBES MILL STEAKHOUSE
GALLO'S RESTAURANT
GARDINO FRESCO
GILLEY'S COFFEE SHOPPE
GREAT BEAR COFFEE COMPANY
HAPPY HOUND
HAPPY YOGURT LOS GATOS
HIGH TECH BURRITO
HOBEE'S LOS GATOS
I GATTI ITALIAN BISTRO
JACK IN THE BOX
JAMBA JUICE #48
JASMINE CHINESE CUISINE
JEWISH COMMUNITY CENTER
JJ MAGOO'S PIZZA
KAMAKURA
KENTUCKY FRIED CHICKEN #229
KIKKA
KIKKA @ WHOLE FOODS
LA ESQUINA
LA MAISON DU CAFE
LA RINCONADA COUNTRY CLUB
LE BOULANGER
LITTLE LOU'S BBQ
LIVE OAK KITCHEN
LIVE OAK SENIOR NUTR AND SVC CTR
LIVE OAK SR NUTRITION CTR @ LOS GAT
LOS GATOS BREWING CO
LOS GATOS CAFE
LOS GATOS CAFE UPTOWN
LOS GATOS COFFEE ROASTING CO
LOS GATOS ELKS LODGE #1857
LOS GATOS GOURMET
LOS GATOS LODGE
LOS GATOS PIZZA COMPANY
LOS GATOS SWIM & RACQUET CLUB
LOU'S COFFEE SHOP
LUNARDI'S SUPERMARKET #3
MAIN STREET BURGERS
MANRESA RESTAURANT
MAPLE LEAF DONUT
MCDONALD'S RESTAURANT#4194
MOUNTAIN CHARLEY'S SALOON
MR PICKLE'S SANDWICH SHOP
NICKS ON MAIN
NOAH'S NEW YORK BAGELS#2121
NOB HILL FOODS-LOS GATOS
NUMBER ONE BROADWAY
OPA AUTHENTIC GREEK CUISINE
OPERA HOUSE BANQUETS, INC
PASTARIA & MARKET THE
PEDRO'S RESTAURANT
PEET'S COFFEE & TEA #217
PIZZA MY HEART
POSH BAGEL THE
PURPLE ONION CAFE
RESTAURANT JAMES RANDALL
RESTAURANT O CATERING
ROUND TABLE PIZZA #10
ROUND TABLE PIZZA #34

FY0910 Annual Report **C.4.b.iii.(2) Scheduled Facilities List**
West Valley Community: Town of Los Gatos

SAFEWAY #1245
SAFEWAY #742
SAFEWAY #915
SANDWICH MAKER THE
SCHMOOZER'S
SHANGRI LA CHINESE RESTAURANT
SHISH KEBOBS
SK DONUTS
SMOKY MARKET FOODS
SOUTHERN KITCHEN
ST ALOYSIUS CAMP RETREAT CENTE
STARBUCKS COFFEE #10343
STARBUCKS COFFEE #10542
STARBUCKS COFFEE #5323
STEAMERS
SUBWAY
SUBWAY #34096
SUSHI E!
SUSHI ON THE RUN
SWEET RETREAT
T BIRD'S PIZZA OF LOS GATOS
TALULA BAY CATERING
TANDOORI OVEN
TAPESTRY RESTAURANT
TEA GARDEN CHINESE KITCHEN
THAI SPICE OF LOS GATOS
THE SPOT
TOGO'S LOS GATOS
TOLL HOUSE HOTEL
TOMMY'S OF LOS GATOS
UNA MAS MEXICAN GRILL
VALERIANO'S RISTORANTE
VIVA PRIMAVERA
WHOLE FOODS MARKET #2
WILLOW ST WOOD FIRED PIZZA
WINE CELLAR
YEUNG SHING RESTAURANT
YOKOHAMA BISTRO
YUMI YOGURT
SILICON VALLEY AUTO
GENUINE AUTOMOTIVE
TIRE SERVICE BY WHEEL WORKS
SPEEDEE OIL CHANGE & TUNE-UP
A RENTAL CENTER
GOODYEAR AUTO SERVICE CENTER #4861/GERARD
A & M MOTOR SUPPLY
AUTOBAHN LOS GATOS
LOS GATOS AUTO SERVICES
PRECISION TUNE AUTO CARE
MORROW'S AUTOMOTIVE
LOS GATOS EUROPEAN
CUNNINGHAM'S AUTO SERVICE
LOS GATOS TIRE & AUTOMOTIVE
VERIZON CALIFORNIA INC. - LOS GATOS PY
LOS GATOS CHEVRON
BLOSSOM VALLEY VALERO
SUPREME AUTO REPAIR & BODY SHOP
LARK AVENUE CLASSIC CAR WASH
LOS GATOS ALMADEN CHEVRON
ULTIMATE AUTO REPAIR
LARK AVENUE 76 #2611215
LOS GATOS 76 #254563
MOORE BUICK
LOS GATOS CHEVROLET
LOS GATOS ACURA
LOS GATOS HONDA
LOS GATOS VALERO #76332
LOS GATOS TEXACO
SHELL OF LOS GATOS #135565
LOS GATOS 76 STATION #11217-30241
LOS GATOS BODY SHOP
SOUTH BAY AUTO BODY
JAGUAR PERFORMANCE CENTER
SOUTH BAY AUTO BODY AND PAINT
PREFERRED IMAGE
SANTA CLARA FIRE DEPARTMENT SHOP
FOOTHILL AIR CONDITIONING
ENVIRONMENTAL ROOFING & WATERPROOFING INC
Los Gatos School District Warehouse
LOS GATOS CORP YARD
MOON'S BEST CLEANERS
ORCHID CLEANERS
EL GATO CLEANERS
BLOSSOM HILL CLEANERS
RINCONADA CLEANERS
GATITO CLEANERS
FASHION CLEANERS
EZ CLEANERS & SHOE REPAIR
DRY CLEAN CITY
VASONA STATION ORCHID CLEANERS
SJW WOODED VIEW STATION
PG&E LOS GATOS SUBSTATION
SANTA CLARA VALLEY WATER DISTRICT
Santa Clara Valley Water District
PG&E VASONA SUBSTATION
BILLY JONES RAILROAD
THRASHER TERMITE & PEST CONTROL
RINCONADA HILLS ASSOC.
YUKI FARMS
LA RINCONADA COUNTRY CLUB

KRAGEN AUTO PARTS #264
CAL PATH MEDICAL ASSOCIATION
PENINSULA HISTOPATHOLOGY LAB INC.
ASSOCIATED PATHOLOGY MEDICAL GROUP (APMG)
DRS FREY & ROSLAND DDS
JOHN B. MCCLEVE, D.D.S.
DRS. LETTICE & KULA
SPORTS & OCCUPATION MEDICAL ASSOCIATES
THE NORTHERN CAL. KIDNEY CENTER
DR MICHAEL FOLLMAR
SILICON VALLEY MRI DIAGNOSIC IMAGING
GREGORY L. SAWYER DDS
JULIA H. TOWNSEND, D.D.S.
NON AMBULATORY SURGERY CENTER
OAK MEADOW DENTAL CENTER
MAMAL R. RAHIMI, D.D.S
SOURCE ONE TECHNOLOGY
COMPUGRAPHICS USA
WOLF CAMERA STORE 965
WALGREENS #07326
TERRACES
VERIZON BLOSSOM HILL CENTRAL OFFICE
ROTTEN ROBBIE SERVICE STATION
MISSION OAKS HOSPITAL
VERIZON/MONTEBELLO CENTRAL OFFICE
EL CAMINO HOSPITAL - LOS GATOS
SHANNON FIRE STATION #6
LOS GATOS FIRE STATION #3
SANTA CLARA COUNTY FIRE DEPARTMENT
WINCHESTER FIRE STATION #5
EL GATO VETERINARY HOSPITAL
VCA JOHNSON VET HOSPITAL #202
TESTAROSSA WINERY

FY2009-2010 Annual Report
West Valley Communities:
City of Campbell, Town of Los Gatos, City of Monte Sereno, City of Saratoga

This page intentionally left blank

West Valley Clean Water Program

FY2009-2010 Annual Report
West Valley Communities:
City of Campbell, Town of Los Gatos, City of Monte Sereno, City of Saratoga

APPENDIX C5
Illicit Discharge Detection and Elimination

- C5ciii Illegal Discharge Contacts
- C5fiii(4) Summary of IDDE by Incident Type

West Valley Clean Water Program

FY2009-2010 Annual Report
West Valley Communities:
City of Campbell, Town of Los Gatos, City of Monte Sereno, City of Saratoga

This page intentionally left blank

West Valley Clean Water Program

SCVURPPP Construction, Illegal Discharge, and Industrial Inspection Contacts

Agency	Construction Inspection	Illegal Discharge	Industrial Inspection
Campbell	**Alan Hom** 408-866-2168 alanh@ci.campbell.ca.us **Bill Helms** (Susan Morgado-Gray) 408-866-2153 billh@cityofcampbell.com	**Akrista Aslin** West Valley Clean Water Program 408-354-5386 office 408-828-4658 cell aaslin@wvcwp.org **Bill Helms** (Susan Morgado-Gray) 408-866-2153 billh@cityofcampbell.com	**Akrista Aslin** West Valley Clean Water Program 408-354-5386 office 408-828-4658 cell aaslin@wvcwp.org **Lorenzo Perez** SCC FD, Haz Mat 408-378-4010 lorenzo.perez@cnt.sccgov.org **Michael Cervantes** Food Facilities – West Valley 408-918-3455 michael.cervantes@deh.sccgov.org
Cupertino	**Kevin Rieden** 408-777-3104 kevinr@cupertino.org **Cheri Donnelly** 408-777-3242 cherid@cupertino.org	**Manuel Barragan** 408-472-9907 **Cheri Donnelly** 408-777-3242 cherid@cupertino.org	**Larry Squarcia** 408-777-3228 larrys@cupertino.org **Cheri Donnelly** 408-777-3242 cherid@cupertino.org
Los Altos Hills	**John Chau** 650-941-7222 jchau@losaltoshills.ca.gov	**John Chau** 650-941-7222 jchau@losaltoshills.ca.gov	**Los Altos Hills does not have any industrial or commercial sites**

SCVURPPP Construction, Illegal Discharge, and Industrial Inspection Contacts

Agency	Construction Inspection	Illegal Discharge	Industrial Inspection
Los Altos	**Kirk Ballard** 650-947-2634 kirk.ballard@losaltosca.gov **Larry Lind** 650-947-2624 larry.lind@losaltos.ca.gov	**Larry Lind** 650-947-2624 larry.lind@losaltos.ca.gov	**Larry Lind** 650-947-2624 larry.lind@losaltos.ca.gov
Los Gatos	**Mike Machado** CBO 408-354-6815 mmachado@losgatosca.gov **Mark Glendinning** Building Inspector 408-354-6870 mglendinning@losgatosca.gov **Steve Souza** Engineering Inspector 408-395-3430 ssouza@losgatosca.gov	**Akrista Aslin** West Valley Clean Water Program 408-354-5386 office 408-828-4658 cell aaslin@wvcwp.org **Steve Souza** Engineering Inspector 408-395-3430 (M-F) ssouza@losgatosca.gov *Parks & Public Works General Line* 7am-4pm Mon thru Fri 408-399-5770	**Akrista Aslin** West Valley Clean Water Program 408-354-5386 office 408-828-4658 cell aaslin@wvcwp.org **Michael Benjamin** SCC FD, Haz Mat 408-378-4010 benjamin@cnt.sccgov.org **Michael Cervantes** Food Facilities – West Valley 408-918-3455 michael.cervantes@deh.sccgov.org
Milpitas	**Shelton Sawyer** 408-586-3407 ssawyer@ci.milpitas.ca.gov **Dorsey Wiseman** 408-586-3246 dwiseman@ci.milpitas.ca.gov.	**Paramjit Uppal** 408-586-3351 puppal@ci.milpitas.ca.gov	**Patti Joki** 408-586-3370 pjoki@ci.milpitas.ca.gov

SCVURPPP Construction, Illegal Discharge, and Industrial Inspection Contacts

Agency	Construction Inspection	Illegal Discharge	Industrial Inspection
Monte Sereno	**Mo Sharma** City Engineer & PW Director 408-354-7635 **Sindhi Mekala** Grading & Drainage Inspections; PW 408-354-7635 (Mon & We Only) sindhi@montesereno.org **Howard Bell** Building Official 408-354-2805	**Akrista Aslin** West Valley Clean Water Program 408-354-5386 office 408-828-4658 cell aaslin@wvcwp.org **Mo Sharma** City Engineer & PW Director 408-354-7635 **Sindhi Mekala** Grading & Drainage Inspections; PW 408-354-7635 (Mon & We Only) sindhi@montesereno.org	**City of Monte Sereno does not have any industrial or commercial sites**
Mountain View	**Eric Anderson** 650-903-6378 main 650-903-6225 direct eric.anderson@mountainview.gov **Carrie Sandahl** 650-903-6378 main 650-903-6224 direct carrie.sandahl@mountainview.gov	**Eric Anderson** 650-903-6378 main 650-903-6225 direct eric.anderson@mountainview.gov **Carrie Sandahl** 650-903-6378 main 650-903-6224 direct carrie.sandahl@mountainview.gov	**Eric Anderson** 650-903-6378 main 650-903-6225 direct eric.anderson@ci.mtnview.ca.us **Carrie Sandahl** 650-903-6378 main 650-903-6224 direct carrie.sandahl@mountainview.gov **Scott Heyworth** 650-903-6378 scott.heyworth@mountainview.gov
Palo Alto	**Chris Fujimoto** 650-329-2430 christopher.fujimoto@cityofpaloalto.org	**Chris Fujimoto** 650-329-2430 christopher.fujimoto@cityofpaloalto.org	**Chris Fujimoto** 650-329-2430 christopher.fujimoto@cityofpaloalto.org
San Jose	**Steven Osborn** 408-277-5635 steven.osborn@sanjoseca.gov	**Steven Osborn** 408-277-5635 steven.osborn@sanjoseca.gov	**Steven Osborn** 408-277-5635 steven.osborn@sanjoseca.gov

SCVURPPP Construction, Illegal Discharge, and Industrial Inspection Contacts

Agency	Construction Inspection	Illegal Discharge	Industrial Inspection
	Jared Hart 408-277-3595 jared.hart@sanjoseca.gov **Cathy Hoang-Mendoza** 408-277-3993 catherine.hoang-mendoza@sanjoseca.gov	**Cathy Hoang-Mendoza** 408-277-3993 catherine.hoang-mendoza@sanjoseca.gov **No Dumping Hotline** 408-945-3000 http://www.sanjoseca.gov/esd/stormwater/stormdrain-complaint.asp	**Mary Morse** 408-277-2767 mary.morse@sanjoseca.gov **Josef Denk (restaurants only)** 408-277-4818 joe.denk@sanjoseca.gov
Santa Clara	**Elliot Wier** 408-615-3092 ewier@ci.santa-clara.ca.us	**Elliot Wier** 408-615-3092 ewier@ci.santa-clara.ca.us	**Elliot Wier** 408-615-3092 ewier@ci.santa-clara.ca.us
Santa Clara County	**Clara Spaulding** 408-299-5737 clara.spaulding@pln.sccgov.org	**DEH/Solid/Medical Waste:** 408-918-3400 **Chris Rummel** 408-918-3400 chirs.rummel@deh.sccgov.org (refuse collection & pumper vehicles, biohaz & medical waste, body art & recycling facilities) **Clara Spaulding** Department of Planning & Developement 408-299-5737 clara.spaulding@pln.sccgov.org	**DEH, Hazardous Materials Control Division** 408-918-3400 **Jim Blamey** HMCD Program Manager 408-918-3400 jim.blamey@deh.co.santa-clara.ca.us **Vicki Everly** Food Facilities – North County 408 918-3490 vicki.everly@deh.sccgov.org everly.vicki@deh.sccgov.org **Michael Cervantes** Food Facilities – South West 408-918-3455 michael.cervantes@deh.sccgov.org **Rochelle Gaddi** Food Facilities, Pools – Central District 408 918-3479 rochelle.gaddi@deh.sccgov.org

SCVURPPP Construction, Illegal Discharge, and Industrial Inspection Contacts

Agency	Construction Inspection	Illegal Discharge	Industrial Inspection
SCVWD	**Denise Uriarte** 408-265-2607, X2909 duriarte@valleywater.org **Pollution Hotline** 1-888-510-5151	**Denise Uriarte** 408-265-2607, X2909 duriarte@valleywater.org **Pollution Hotline** 1-888-510-5151	**Not Applicable**
Saratoga	**Brad Lind** 408-868-1224 bradlind@saratoga.ca.us **Skylar McLean** Grading / Land Development Inspections 408-868-1237 skyelarm@saratoga.ca.us	**Akrista Aslin** West Valley Clean Water Program 408-354-5386 office 408-828-4658 cell aaslin@wvcwp.org **Kristin Borel** 408-868-1258 kborel@saratoga.ca.us **Rick Torres** Streets Maintenance Supervisor 408-857-6545 cell rtorres@saratoga.ca.us	**Akrista Aslin** West Valley Clean Water Program 408-354-5386 office 408-828-4658 cell aaslin@wvcwp.org **Richard Baker** SCC FD, Haz Mat 408-378-4010 richard.baker@cnt.sccgov.org **Michael Cervantes** Food Facilities – West Valley 408-918-3455 michael.cervantes@deh.sccgov.org
Sunnyvale	**Gordon Blancher** 408-730-7448 gblancher@ci.sunnyvale.ca.us	**Sarah Scheidt** 408-730-7267 sscheidt@ci.sunnyvale.ca.us **Kristy McCumby Hyland** 408-730-7274 kmccumby@ci.sunnyvale.ca.us	**Sarah Scheidt** 408-730-7267 sscheidt@ci.sunnyvale.ca.us
Caltrans	**Dragomir Bogdanic** 510-622-0716 510-867-6007 dragomir_Bogdanic@dot.ca.gov	**Hardeep Takhar** 510-286-7182 hardeep_s_takhar@dot.ca.gov	**Not Applicable**

FY2009-2010 Annual Report
West Valley Communities:
City of Campbell, Town of Los Gatos, City of Monte Sereno, City of Saratoga

This page intentionally left blank

West Valley Clean Water Program

FY 2009-2010 Annual Report
West Valley Communities

C5fiii(4) IDDE Summary by Incident Type

July 1, 2009 to June 30, 2010

CoPermittee/ Type of discharge	Accidental spills	Dewatering	Dumping - hazardous	Dumping – non-hazardous	Dumping - Landscape Mat/	Dumpster discharge	Misc. incidents(not properly contained)	Pools/Spas/Fountains discharge	Sanitary spill or leak	Surface cleaning discharge	Un-hardened cement discharge	Vehicle & equipment leaking	Vehicle Washing	Water line breaks	Allowable discharge	Complaint not found	**Total Incidents:**
Campbell			2	1		1	1	1	1			1		1			**9**
Los Gatos	1		1		1		3	2	2	1	1	2		1		1	**16**
Monte Sereno		1						1							1		**3**
Saratoga			1	1				2			1		1	1			**7**
	1	**1**	**4**	**2**	**1**	**1**	**4**	**6**	**3**	**1**	**2**	**3**	**1**	**3**	**1**	**1**	**35**

C5fiii(4) IDDE Summary by Incident Type

	Type of discharge	Number of Incidents	
Los Gatos			
	Accidental spills	1	
	Complaint not found	1	
	Dumping - hazardous	1	
	Landscape material dumping	1	
	Misc. incidents	3	
	Pools/Spas/Fountains discharge	2	
	Sanitary spill or leak	2	
	Surface cleaning discharge	1	
	Un-hardened cement discharge	1	
	Vehicle & equipment leaking	2	
	Water line breaks	1	
Total Incidents:			16

FY2009-2010 Annual Report
West Valley Communities:
City of Campbell, Town of Los Gatos, City of Monte Sereno, City of Saratoga

APPENDIX C7
Public Information and Outreach

- C7bc Local Advertising and Media Relations
- C7egh Events

West Valley Clean Water Program

FY2009-2010 Annual Report
West Valley Communities:
City of Campbell, Town of Los Gatos, City of Monte Sereno, City of Saratoga

This page intentionally left blank

West Valley Clean Water Program

WEST VALLEY CLEAN WATER PROGRAM

C7bii1 Local Advertising, Creative [Material] Development and Outreach Media Used C7c Media Relations

1. Newsletters, Newspaper Articles, Web Postings

a. Newsletters: WVCWP staff prepares articles for use in municipal newsletters for the 4 WV Communities. Submission of articles depends upon timeliness of newsletter distribution to residents vs topics being covered. Municipal newsletter staff also prepare articles relevant to stormwater issues, as feasible, based on priorities of municipal news.
   i. Campbell Profile
   ii. Los Gatos Vista
   iii. Los Gatos Growing Greener
   iv. Keep Los Gatos Beautiful
   v. Monte Sereno
   vi. Saratogan

b. Local Newspapers
   i. Campbell Reporter
   ii. Los Gatos Weekly
   iii. Los Gatos Weekender
   iv. Saratoga News

c. Websites
   i. City of Campbell Website
      1. Main Page
      2. Engineering/PW
   ii. Town of Los Gatos Website
      1. Los Gatos 'What's New'
      2. Public Works
      3. Environmental Programs
   iii. City of Saratoga Website
      1. Saratoga Calendar
   iv. Watershed Watch
   v. West Valley Clean Water Program
      1. www.cleancreeks.org
   vi. SCVRUPPP
   vii. Our Water Our World (BASMAA)

- **July 2009 / Summer 2009**

– Created & distributed Press Release on car-washing, use of the WVCWP "Car Wash Kit" for fundraising events, and the upcoming car wash fundraiser in Campbell for Susan G. Komen.

Distribution: to 3 WV weekly newspapers,

- Article printed in the Campbell Reporter (7/23/2009)

- Article printed Saratoga News (7/23/2009).

- Generated calls to the WVCWP office, with questions about the Car Wash Kit.

– Created & distributed Press Release noting presentation of Stormwater Awards to WV Communities, via County-wide program. Press release covered topics related to "Trash" and "IPM".

Distribution: to 3 WV weekly newspapers
4 Municipal Newsletters

- Article printed in Campbell's "Profile" newsletter: Summer 2009 "City Receives Pollution Prevention Awards" which awards presented by CASQA -- details on the Trash Toolbox program, and a link to the "Trash Toolbox" flyer; the award-winning "Green Gardeners" program, -- and the "IPM Innovators Award".

– Created & distributed Press Release: encourage residents to recognize and use 'beneficial bugs' in home gardens in place of pesticides.

Distribution: to 4 Municipal Newsletters

- Article printed in Campbell's "**Profile**" newsletter: Summer 2009 "A Safe Garden" (Beneficial Bugs). The article included photos of beneficial bugs, and links to additional photos and information available on web sites. The article also encouraged residents to obtain free packets of seeds from WVCWP; the sees are for plants that attract 'beneficial bugs'. Information on proper disposal of pesticides was also included.

- City of Monte Sereno Newsletter: July 2009 "15% Water Use Reduction"

The Newsletter included a reminder to residents to reduce water use. Readers were reminded to refer to conservation tips in the previous Newsletter (April 2009) which contained an article on water conservation.

- **Sept. 2009 / Fall 2009**

– Created & distributed 2 versions of a Press release on Pollution Prevention program at Campbell Cmmty Ctr (Thermometer Exchange, battery drop-off, prescription drugs drop-off). Created & distributed PR, including photos of previous events and encouraging a reporter to cover the P2 event, was submitted.

Distribution: to 3 WV weekly newspapers,

- A "Brief"/short article on the event was printed in the Campbell Reporter (DATE?)

– Created and distributed a Press Release encouraging participation in the California Coastal Cleanup event at WVCWP's Westmont site.

Distribution: to 3 WV weekly newspapers and 4 municipal newsletters

- Info on the event was **printed** in the "Briefs" section of the "Campbell Reporter" (9-11-09)
- Info on the event was **printed** in the "Briefs" section of the "Saratoga News" (9-11-09)

– Created and distributed a Press Release on the Thermometer Exchange/ Battery Drop-off event at Saratoga Community Center

Distribution: to 3 WV weekly newspapers

- A "Brief" article on the upcoming event was **printed** in the Saratoga News,(9/22/09).

-Related Article: The Campbell Profile featured a colorful graphic and a short article promoting water conservation, including a link to the website www.save20gallons.org

- Campbell's "Profile" newsletter: Fall 2009 "Water Conservation"

- Saratoga's "**The Saratogan**" Fall 2009 "E-Waste Drop-off Event"

The newsletter included information on the upcoming free E-waste Drop-off sponsored by the City's waste contractor.

- **Jan 2010/ Winter 2010**

-Related Article: Campbell's "**Profile**" newsletter: Winter/Spring 09/10 "Hamilton Median Project" (Water Conservation). This article discusses a median project on a major arterial; the project incorporates the most up-to-date irrigation system, which saves water, and also ensures there will be no runoff in case of a stuck sprinkler head or similar problem. By setting an example of what can currently be done with appropriate irrigation systems, the article encourages water conservation, and discourages over-watering and runoff.

- Created and distributed article alerting residents on the need to keep leaves out of the gutter area and stormdrain system, and to dispose of them properly in the Yard Waste containers.

Distribution: to 4 municipal newsletters

- Campbell's "**Profile**" newsletter: Winter/Spring 09/10 "The Rain is Coming" (Keeping leaves out of gutters/stormdrains)

- **Mar 2010/ Spring 2010**

– Created and distributed Press Release to present Mercury info prior to the upcoming Thermometer Exchange. The Press Release resulted in a "Growing Greener" newsletter devoted to Mercury & HHW information.

Distribution: 4 municipal Newsletters

- Mercury article for Keep LG Beautiful Flyer.doc
- Los Gatos' "**Growing Greener**" newsletter: March 2010 "Taking Charge of Hazardous Waste".
- Los Gatos' Newsletter included articles on:
    - Thermometer Exchange at LG Farmer's Market;
    - upcoming HHW Drop-off events;

- links to HHW info;
- proper drug disposal;
- proper car-washing.

- Los Gatos "**Vista**" Annual Newsletter: Spring 2010 "Safe Disposal of Medications". In response to a flyer on this subject distributed by WVCWP, Los Gatos published a long article on keeping medications out of our waterways. The article discussed the problem of medications as water pollution, and explained proper disposal procedures.

- City of Monte Sereno Newsletter: May/June 2010 "Maintaining Your Pool & Spa"

This full, front-page article discussed all the aspects of potential copper pollution in creeks due to improper draining. It discussed proper drainage methods and alternative, copper-free maintenance methods, and included links ot further info on the Watershed Watch website.

FY2009-2010 Annual Report
West Valley Communities:
City of Campbell, Town of Los Gatos, City of Monte Sereno, City of Saratoga

This page intentionally left blank

West Valley Clean Water Program

Samples of Media Coverage

Local Newspapers:

- Campbell Reporter
- Los Gatos Weekly
- Saratoga News

Agency Newsletters:

- Campbell Profile
- Los Gatos Vista
- Monte Sereno
- Saratogan

Agency Webposting

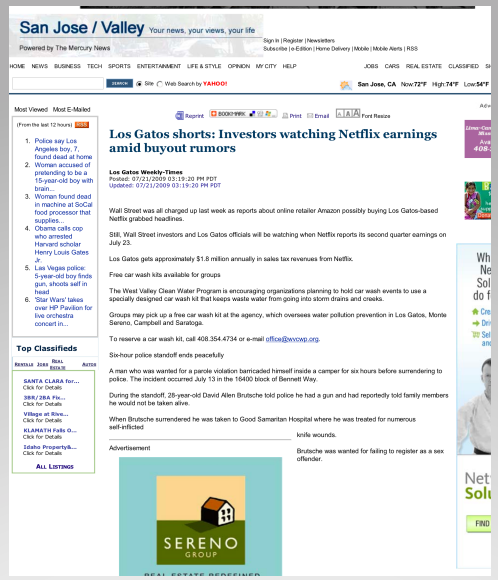

Local Newspapers: Car Wash Kit

BRIEFS

Free e-waste event Oct. 17 at church

There's a better place than the landfill for unwanted old electronics.

The Campbell United Church of Christ will be taking in those outdated products free of charge at an e-waste event on Oct. 17 from 9 a.m. to 2 p.m. at the church campus, 400 W. Campbell Ave.

Electronics contain harmful chemicals and should be disposed of properly or recycled. The church will accept computers, monitors, keyboards, hard drives, TVs, VCRs, video games and systems, cell phones and batteries for recycling.

Call 408.378.4418.

Open seats on parks and rec commission

Two terms on the city's parks and recreation commission will expire this year, leaving a couple of openings on the seven-member committee.

Applicants must be at least 18 years old and a resident of Campbell. Applications may be picked up at city hall, 70 N. First St., and must be returned by Oct. 30 at 5 p.m. Visit www.cityofcampbell.com or call 408.866.2117.

Plans for park now available on city website

The three conceptual plans for Steppenwolf Family Park can now be viewed online at the city's website, www.cityofcampbell.com/dp.

Several residents got to see the plans in person at a community meeting on Oct. 5, but it's still not too late to submit feedback on the design of the park at 316 Union Ave.

Comments and questions can be submitted to public works@cityofcampbell.com.

EAT

lenty of buyers

Photograph by Chris Vangsnes

home in Campbell. Brown's friend, Robin Terral, ith annual Community Garage Sale.

ots.

ort Debi Phelps ig with the city's Saturday's Community Garage Sale successful the eight years in the event. ur stuff is gone, thrown away. I gave away the nothing that may- is an important

hingelse, Phelps ycling all stuff for s. Even though the advertising, ken out an ad in Gazette News, ar she decided

he usually does rmall. What she ugh, is meeting customers. Nick

customers.

Phelps' philosophy: Let the customer set the asking price.

"We've offered people something for $2, and they gave us $5 because they thought it was [such a good] deal," she said with a laugh.

Phelps had just about everything for sale including a stirring clothes and jewelry, along with the glam-cam at was

Longtime Campbell residents, Steve and Patricia Oswald, came from San Jose looking for low prices and were able to pick up some clothes and get some early Christmas shopping done.

"We came out to Campbell as opposed to the other places [in San Jose] because there's just so many" sales, Sean Oswald said.

"We probably wouldn't have come out if there was just one."

OCTOBER 16, 2009 CAMPBELL REPORTER 3

BRIEFS

Congregation to honor foreign diplomat

Congregation Beth David will honor Chiune Sugihara, a Japanese diplomat who helped save the lives of approximately 6,000 Jews during World War II. Sugihara died in 1986.

The commemoration will be held Oct. 25 from 1 to 3 p.m. at the synagogue, 19700 Prospect Road. A street sign, "Chiune Sugihara Way," will also be unveiled in the parking lot of the congregation property.

Visit www.jewishvirtuallibrary.org/jsource/Holocaust/sugihara.html.

City to host North Campus grand opening

The city of Saratoga is celebrating the grand opening of the North Campus by hosting an open house for residents on Oct. 23 at 3:30 p.m. A tour of the new multipurpose room will be available.

The city bought the real estate in 2002 and is hoping the multipurpose building will be an attraction for citywide community events.

Contact Nina Walker at 408.868.1259 or nwalker@saratoga.ca.us.

Residents can rid themselves of e-waste

West Valley Collection and Recycling is hosting an e-waste event where Saratoga residents can rid their garages of old and unused electronic items.

Television and computer monitors, laptops, external hard drives, keyboards, mice, printers, DVD players and VCRs, phones and fax machines are some of the acceptable items.

The event will be held Oct. 24 from 9 a.m. to 2 p.m. at the North Campus, 19848 Prospect Road.

Call 408.283.2950.

E-MAIL US AT:
lgwt@community-newspapers.com

OCTOBER 13, 2009

Photograph by George Sakkestad

tirement party for Harley Crock (right). Crock

his ugly mug

gaining a ages when back "Trent d entering ace. "Trent said. Sure- m ally shand- n again the dently the didn't have handle the ed look in side. But the That's why cks," Crock ies coming- g. I can say h rich with family and

love."

It's a community that loves him, too.

"Harley is always smiling," recreation supervisor Janet Sumpter said. "He's a real team player and role model. He's always ready to help."

"He's been an institution for many years," longtime friend Lou Tugger said. "We're just now discovering what he did that nobody knew about."

Crock said he was humbled when the town council presented him a commendation honoring his years of service to LGS Recreation.

Page 15

OCTOBER 13, 2009 SARATOGA NEWS 9

Local Newspapers: E-waste Events

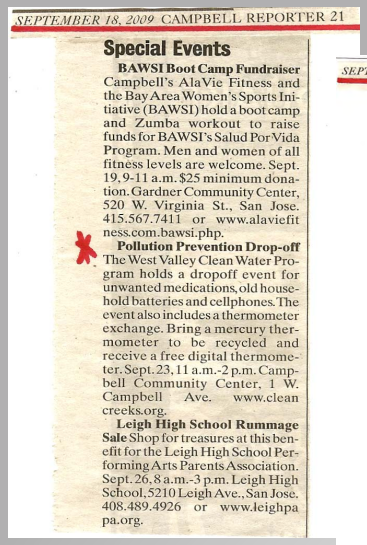

SEPTEMBER 18, 2009 CAMPBELL REPORTER 21

Special Events

BAWSI Boot Camp Fundraiser Campbell's AlaVie Fitness and the Bay Area Women's Sports Initiative (BAWSI) hold a boot camp and Zumba workout to raise funds for BAWSI's Salud Por Vida Program. Men and women of all fitness levels are welcome. Sept. 19, 9-11 a.m. $25 minimum donation. Gardner Community Center, 520 W. Virginia St., San Jose. 415.567.7411 or www.alaviefitness.com.bawsi.php.

Pollution Prevention Drop-off The West Valley Clean Water Program holds a dropoff event for unwanted medications, old household batteries and cellphones. The event also includes a thermometer exchange. Bring a mercury thermometer to be recycled and receive a free digital thermometer. Sept. 23, 11 a.m.-2 p.m. Campbell Community Center, 1 W. Campbell Ave. www.cleancreeks.org.

Leigh High School Rummage Sale Shop for treasures at this benefit for the Leigh High School Performing Arts Parents Association. Sept. 26, 8 a.m.-3 p.m. Leigh High School, 5210 Leigh Ave., San Jose. 408.489.4926 or www.leighpapa.org.

SEPTEMBER 18, 2009 CAMPBELL REPORTER 5

BRIEFS

Residents are encouraged to join clean-up day

West Valley communities are being asked to pitch in locally and join the Sept. 19 international cleanup effort.

The West Valley Clean Water Program, which prevents stormwater pollution locally, is sponsoring a clean-up event at a site near Westmont High School, 4805 Westmont Ave., in Campbell. The event goes from 9 a.m. to noon.

For more information, visit www.cleanacreek.org.

Program will eliminate old, unwanted medicine

The West Valley Clean Water Program is hosting a National Pollution Week resource fair on Sept. 23, 11 a.m.-2 p.m., at the Campbell Community Center, 1 W. Campbell Ave.

Residents from the West Valley can drop off expired or unwanted medications, receive a free digital thermometer in exchange for a glass mercury thermometer, donate old cell phones and receive a free reusable shopping bag.

SEPTEMBER 8, 2009 LOS GATOS WEEKLY-TIMES 9

BRIEFS

Westmont area targeted for cleanup day

West Valley communities are encouraged to pitch in locally and join in on an international cleanup effort on Sept. 19.

The West Valley Clean Water Program, which prevents stormwater pollution locally, is sponsoring a cleanup event at a site near Westmont High School, 4805 Westmont Ave., in Campbell. The cleanup goes from 9 a.m. to noon.

For more information, visit www.cleanacreek.org.

SEPTEMBER 8, 2009 SARATOGA NEWS 9

BRIEFS

Westmont area targeted for cleanup day

West Valley communities are encouraged to pitch in locally and join in on an international cleanup effort on Sept. 19.

The West Valley Clean Water Program, which prevents stormwater pollution locally, is sponsoring a cleanup event at a site near Westmont High School, 4805 Westmont Ave., in Campbell. The cleanup goes from 9 a.m. to noon.

Visit www.cleanacreek.org.

Local Newspapers: P2 Event and Creek Cleanup Sept 2009

BRIEFS

This week is 'Walk to School Week'

Expect to see more children in crosswalks Oct. 5-9 as they participate in "Walk to School Week," a program focusing on teaching children safe walking and biking habits, such as how to cross streets and choose safe routes to school.

The program is part of the "International Walk to School Month," which runs through October. There is also a national "Walk to School Day" on Oct. 7. Visit www.cawalktoschool.com.

City to host thermometer exchange

Exposure to mercury can cause damage to the nervous system, brain, kidneys, liver and immune system. In an effort to rid homes of the dangerous substance, the city of Saratoga is hosting a thermometer exchange.

The event will take place Oct. 7 from 10 a.m. to 2 p.m. in the Joan Pisani Community Center, 19655 Allendale Ave.

Residents can rid themselves of e-waste

West Valley Collection and Recycling is hosting an e-waste event where Saratoga residents can rid their garages of old and unused electronic items.

Television and computer monitors, laptops, external computer hard drives, keyboards, computer mice, printers, DVD players and VCRs, phones, fax machines, electronic toys, typewriters, cameras, stereos and speakers are some of the acceptable items.

The event will be held Oct. 24 from 9 a.m. to 2 p.m. at the North Campus, 19848 Prospect Road.

Call 408.283.2950.

E-MAIL US AT:

OCTOBER 6, 2009

Photograph by George Sakkestad

plot at the Moreland Community Garden.

rt at Moreland

Page 14

OCTOBER 6, 2009 SARATOGA NEWS 9

BRIEFS

City to host thermometer exchange

Exposure to mercury can cause damage to the nervous system, brain, kidneys, liver and immune system. In an effort to rid homes of the dangerous substance, the city of Saratoga is hosting a thermometer exchange.

Households can exchange their old mercury fever thermometers for digital ones. Mercury thermometers should be double-bagged in two sealed plastic bags to prevent spills.

The event will take place Oct. 7 from 10 a.m. to 2 p.m. in the Joan Pisani Community Center, 19655 Allendale Ave.

NEWS

E-MAIL US AT:

VOLUME 54, NUMBER 38 SARATOGA, CALIFORNIA SEPTEMBER 22, 2009

Local Newspaper Mercury Exchange Event

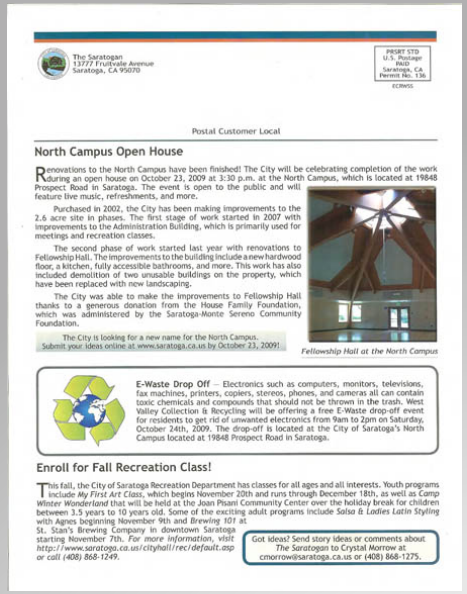

The Saratogan
13777 Fruitvale Avenue
Saratogan, CA 95070

PRSRT STD
U.S. Postage
PAID
Saratoga, CA
Permit No. 136

ECRWSS

Postal Customer Local

North Campus Open House

Renovations to the North Campus have been finished! The City will be celebrating completion of the work during an open house on October 23, 2009 at 3:30 p.m. at the North Campus, which is located at 19848 Prospect Road in Saratoga. The event is open to the public and will feature live music, refreshments, and more.

Purchased in 2002, the City has been making improvements to the 2.6 acre site in phases. The first stage of work started in 2007 with improvements to the Administration Building, which is primarily used for meetings and recreation classes.

The second phase of work started last year with renovations to Fellowship Hall. The improvements to the building include a new hardwood floor, a kitchen, fully accessible bathrooms, and more. This work has also included demolition of two unusable buildings on the property, which have been replaced with new landscaping.

The City was able to make the improvements to Fellowship Hall thanks to a generous donation from the House Family Foundation, which was administered by the Saratoga-Monte Sereno Community Foundation.

The City is looking for a new name for the North Campus.
Submit your ideas online at www.saratoga.ca.us by October 23, 2009!

Fellowship Hall at the North Campus

E-Waste Drop Off – Electronics such as computers, monitors, televisions, fax machines, printers, copiers, stereos, phones, and cameras all can contain toxic chemicals and compounds that should not be thrown in the trash. West Valley Collection & Recycling will be offering a free E-Waste drop-off event for residents to get rid of unwanted electronics from 9am to 2pm on Saturday, October 24th, 2009. The drop-off is located at the City of Saratoga's North Campus located at 19848 Prospect Road in Saratoga.

Enroll for Fall Recreation Class!

This fall, the City of Saratoga Recreation Department has classes for all ages and all interests. Youth programs include *My First Art Class*, which begins November 20th and runs through December 18th, as well as *Camp Winter Wonderland* that will be held at the Joan Pisani Community Center over the holiday break for children between 3.5 years to 10 years old. Some of the exciting adult programs include *Salsa & Ladies Latin Styling* with Agnes beginning November 9th and *Brewing 101* at St. Stan's Brewing Company in downtown Saratoga starting November 7th. *For more information, visit http://www.saratoga.ca.us/cityhall/rec/default.asp or call (408) 868-1249.*

Got ideas? Send story ideas or comments about *The Saratogan* to Crystal Morrow at cmorrow@saratoga.ca.us or (408) 868-1275.

the Los Gatos CA Official Site! - Los Gatos: Growing Greener Together — Page 1 of 2

Home | Site Map | Staff Directory | Resource Directory | Document Center | Archive Center | Printer Friendly

TOWN OF LOS GATOS

Government | Living in Los Gatos | Doing Business | Visiting Los Gatos

U.S. Mayors Climate Protection Agreement

Los Gatos: Growing Greener Together

NOTIFY ME

You are here: Home > Living in Los Gatos > Town Services > Community Services > Environmental Protection Efforts > Los Gatos: Growing Greener Together

The Growing Greener theme for January is Sustainable New Year's Resolutions

view the January Growing Greener flyer to learn tips and practices on setting New Year's Resolutions that create a more sustainable community in 2010!

GREEN NEWS

Holiday Tree Recycling
December 28, 2009 - January 15, 2010 West Valley Collection and Recycling will pick up holiday trees curbside as a part of their regular collection schedule. Up to 2 undecorated, natural or flocked trees, will be picked up per residence. Trees must be cut into 5 foot lengths and placed 1 foot away from garbage/recycling carts. More Info at 408-283-9250 or www.westvalleyrecycles.com

Spare the Air
Did you know that smoke from wood burning fireplaces is harmful for the environment and our health? Do your part to protect our environment and community by not burning wood in your fireplace this winter. The American Cancer Society and the Bay Area Air Quality Management District have teamed up to provide more information about the dangers of wood smoke.

E-Waste Collection Events
With the holiday season upon us, many households end up with new electronics. It is important that the old ones are disposed of and recycled properly so they do not end up in the landfills. The county's Household Hazardous Waste Program will be sponsoring two e-waste collection events:

January 9, 2010
Lifoscan, Inc. (Parking Lot)
1000 Gibraltar Dr.
Milpitas, CA 95035

March 6, 2010
Microsoft (Parking Lot)
1065 La Avenida Street
Mountain View, CA 94043

For more information, please visit www.hhw.org.

Los Gatos: Growing Greener Together

The Town of Los Gatos has been certified as a Green Business. This program, coordinated by ABAG, is a partnership of environmental agencies that assists, recognizes and promotes business and government agencies who operate in a more environmentally responsible way. The key goals of the program are to promote resources conservation and pollution prevention.

At the Town, we take this certification seriously and ask our Town Employees to follow our Green Business Commitments and do the right thing for our environment everyday, while at work in our Town offices. We invite you and your family to join us in our efforts to protect the

LOS GATOS growing greener together

http://www.losgatosca.gov/index.aspx?NID=1456 — 1/12/2010

Local Newsletter
And
Webposting

2. Material Development: Give-aways and Handout items (including brochures and other stormwater literature)

a. RE-USABLE BAG/ ANTI-LITTER CAMPAIGN

Topic: POC-Trash/Litter

Audience: Residents and Students

Goal: Modify behavior => provide incentive for using re-usable bag thru ease of use (size, convenience) and ownership (personalization of bags)

2 types of re-usable bags, to promote litter reduction efforts; the bags carry the message is "Clean Creeks… It's In Our Hands". Both bags are foldable, and can easily fit in a pocket, purse, or school backpack.

- Blue nylon bag is aimed at residents who would use this instead of a grocery bag**. 250** of these bags have been purchased. They can be distributed with relevant literature inside, depending on the event where they will be featured.
- White canvas is aimed at schoolchildren. **150** of these bags have been purchased. The message is printed on the small carrying bag; on the main bag, children will be able to color in a comic, which conveys a stormwater message. This children's activity portion will be a pilot program for WVCWP; it is being adopted from a similar program at the City of Palo Alto.

b. NATIVE PLANTS/ IPM CAMPAIGN (Beneficial Bugs)

Topic: POC-Pesticides/IPM

Audience: Residents and Students

Goal: Modify behavior => provide alternate option to pesticide usage

In FY 08-09 WVCWP carried out a Pilot Program of purchasing seeds for 4 types of California native plants; species which would attract 'beneficial bugs' to gardens, thus encouraging residents to reduce the use of pesticides. WVCWP developed labels for the seeds, and volunteers helped to package them in 2"x3" l envelopes. The packages were attached to IPM literature. This seed program turned out to be very successful in terms of encouraging residents to pick up the IPM literature. In FY 09-10, the Pilot Program was reviewed, and 3 types of seeds were ordered, and more seed packages and blank labels were purchased. WVCWP is looking into soliciting volunteers to package these seeds for distribution in FY 10-11.

c. Copper Brochure

Topic: POC-Copper

Audience: Residents

Goal: Information dissemination => provide incentive (discount card) to learn and participate in pollution reduction thru typical daily activity (car washing)

WVCWP staff created a Copper outreach tri-fold, since no general Copper outreach material was available. The tri-fold was designed to have the "Watershed Watch Discount Card" attached to it, as a means of encouraging residents to take home the literature (i.e if they wanted the Discount Card, they were also getting the Copper information). This tri-fold with Discount Card has proven to be relatively successful in getting residents to take home literature about copper pollution.

d. CAR WASHING- residential and fundraising

Topic: POC-Copper

Audience: Residents

Goal: Modify behavior => provide mechanism for preventing pollution discharge during chosen activity (car wash for fundrasing)

This tri-fold was forwarded to the Program, along with a request for more public outreach material on 'Car Washing & Copper"; subsequently a Car Washing tri-fold was produced by the Program. WVCWP modified this piece for the WVC by highlighting local contact info on it.

e. Information Cards

Topic: POCs (Trash/Litter, Pesticides, Copper); Creeks and SF Bay as local resource, Watersheds

Audience: Residents, Teachers, Students

Goal: Information dissemination

f. PRESENTATION: "A Stormwater Campaign in Cartoons"

Topic: Conveying BMP and POC message to residents

Audience: Municipal/ Stormwater Staff

Goal: Information dissemination

At the end of FY 08-09, WVCWP staff was invited to present at the EPA National Outreach Conference in Portland on the topic of "A Stormwater Campaign in Cartoons". The presentation was very well received, and WVCWP continues to receive requests for information on this topic. The presentation is posted on the EPA website; WVCWP has shared information via e-mail so that other agencies can initiate advertising campaigns using cartoon characters.

Material Development:
Handouts and Give-away items

Re-usable Bags

Native Plants/IPM
Copper Brochure
Car Washing
Information Cards

Reusable Bags
And
Native Plant/
Beneficial Bug Attractor Seeds

Why keep Copper out of our Creeks ?

1000 sq ft of copper roof, by itself, can lead to

TOXIC CONDITIONS
in a nearby creek
within just 1 rainstorm

How does COPPER get into our Creeks?

Rain, irrigation, hosing down driveways, etc. can all carry pollution from our homes to nearby stormdrains.

STORMDRAINS FLOW DIRECTLY INTO OUR CREEKS

Water flowing into a stormdrain does NOT flow to the Water Treatment Plant— it flows straight into our creeks.

From there, it can enter our groundwater system or San Francisco Bay

DISCOUNT CARD

Watershed Watch
Protect Our Creeks And Bays

Visit www.MyWatershedWatch.org or call
1-866-WATERSHED for new offers

Use this card for:

$ 4 off

the **"Deal Special"** at any
CLASSIC CAR WASH location

Delta Queen
981 E Hamilton Ave.
Campbell, CA - (408) 377-2525

Lark Avenue
16500 Lark Ave.
Los Gatos, CA - (408) 356-2525

Westgate
18560 Prospect Rd.
Saratoga, CA - (408) 996-2515

Robertsville
5005 Almaden Expressway
San Jose, CA - (408) 371-2565

Our Copper & Our Creeks

Did you know ... ?

- **COPPER**, even in very small amounts, can be **deadly to life in our creeks** and SF Bay
- **COPPER is common in car brake pads**, and runs into our creeks when we wash cars in driveways & parking lots
- **COPPER** can come from home sources, such as
  - **pool/spa chemicals**
  - **copper garden pieces**
  - **architectural elements**

How can YOU help keep Copper out of creeks ?

Car Washing

Take your car to a commercial car wash

Or, use a commercial 'wash-it-yourself' facility.

This way the dirty water is cleaned and recycled, rather than carrying pollutants straight to a creek.

If you can't use a car wash facility,

at least wash your car on a lawn or gravel area

— this allows dirty water to sink into the soil instead of running straight into a creek.

for Car Wash Fundraiser Events borrow a FREE "Car Wash Kit"

This kit ensures that water from your event will flow to the Water Treatment Plant, rather than straight to our creeks.

Get the kit from West Valley Clean Water Program at:

(408)354-3585
office@wvcwp.org

Pools & Spas

Choose safe algaecides

Check with your pool store for copper-free algaecides.

Drain your Pool or Spa properly

NO: draining into a street, gutter or storm drain

YES: discharge water to a sanitary sewer cleanout.

If you are on a septic system or have no sanitary sewer clean-out, contact your ***wastewater treatment authority***. You may be told to drain the water to a lawn or gravel area.

Residents of Campbell, Los Gatos Monte Sereno and parts of Saratoga, can get direction from:

West Valley Sanitation District at (408) 378-2407

How can YOU help keep Copper out of creeks ?

Around your Home

Choose Copper-free outdoor garden accessories and architecture

Use non-copper weathervanes, birdbaths, gutters, roofing etc.

Copper, when used outdoors, will oxidize. These particles will be washed off by rain and flow straight into creeks.

For existing copper gutters & roofs, create a percolation area at your downspout outlet. The roof runoff can soak into the ground, rather than flowing to the creek.

For additional information contact

West Valley Clean Water Program

www.cleancreeks.org

(408)354-3585
office@wvcwp.org

WV Brochure on Copper

DISCOUNT CARD

Watershed Watch

Protect Our Creeks And Bays

Visit www.MyWatershedWatch.org or call 1-866-WATERSHED for new offers

Use the **Watershed Watch Discount Card** to get discounted car washes at the following locations:

Delta Queen Classic Car Wash:
981 E Hamilton Avenue,
Campbell, CA 95008, (408) 377-2525

Lark Avenue Classic Car Wash:
16500 Lark Avenue,
Los Gatos, CA 95032, (408) 356-2525

Westgate Classic Car Wash:
18560 Prospect Road,
Saratoga, CA 95070, (408) 996-2515

Robertsville Classic Car Wash:
5005 Almaden Expressway,
San Jose, CA 95118, (408) 371-2565

Premier Car Wash:
735 Capitol Expressway Auto Mall,
San Jose, CA 95136, (408) 979-7811

You can download the Watershed Watch Discount Card at www.MyWatershedWatch.org.

If your favorite car wash is not currently participating in the Watershed Watch Discount Card program, ask them to join!

NO DUMPING FLOWS TO BAY

For more information, contact your local storm water program.

Campbell
Los Gatos
Monte Sereno
Saratoga

Contact

West Valley Clean Water Program

(408) 354-5385

info@cleancreeks.org

Unincorporated Santa Clara County (408) 918-3400

Santa Clara Valley Urban Runoff Pollution Prevention Program

A coalition of local government agencies.

Clean Cars & Clean Creeks

How to keep car wash pollution out of local creeks and the Bay!

Watershed Watch

Protect Our Creeks And Bays

1-866-WATERSHED
www.MyWatershedWatch.org

WEST VALLEY CLEAN WATER PROGRAM

CONTACT US !

✓ Schedule an In-Class "Enviroscape" Presentation
✓ Request 'Less-Toxic' Gardening Information
✓ Request a Watershed Watch Discount Card
✓ Borrow a 'Car Wash Kit' for Fundraisers

A Cooperative Effort of:

www.cleancreeks.org

WV Modified Version
SCVURPPP Car Wash Brochure
And
Contact Us!
Information Cards

3. Posters, Flyers

It is common for local events to be publicized via municipal websites and posting of event flyers in municipal facilities.

Municipal Facilities include:

- City/ Town Hall: main building: Planning, Building, Engineering Counter, where development applications and building permits are issued
- Corporation Yard/ Service Center: Location for maint crews and equipment/ vehicles
- Community Center
- Senior Center
- Library
- Other Facility Building: MS Post Office

a. Campbell: Campbell posted flyers at the Community Center, and on the City website for:

   i. Pollution Prevention Event – (9/09);
   ii. Arbor Day (4/10);
   iii. Community Cleanup (5/10);
   iv. Bike to Work Day (5/10);

b. Los Gatos: Los Gatos posted flyers at various municipal buildings and also notified residents of events via the Town website, especially by making use of it's "What's New" e-mail subscription service.

   i. E-waste Drop-off event (10/09);
   ii. Thermometer Exchange (4/10);
   iii. Arbor Day (4/10);
   iv. Bike to Work Day (5/10)
   v. PPW Open House (5/10)

c. Monte Sereno: Monte Sereno posts flyers in the City Hall foyer; in addition, WVCWP posts info and events regularly on a large arrangement in the Monte Sereno City Post Office, which is the spot in Monte Sereno which receives the most foot traffic. Topics included:

   i. Mercury pollution prevention
      a. Mercury Thermometer exchange
      b. Battery recycling
      c. Fluorescent Bulb recycling
   ii. Protect creeks during Car Wash Fundraisers
   iii. Preventing pollution with everyday activities
   iv. Trash/ Litter/ Recycling
   v. Sediment Impacts
   vi. Watershed Watch/Protect our Creeks and Bay
   vii. Clean-up Events
   viii. Arbor Day/ Earth Day Events
   ix. Home Maintenance Tips
   x. Bike to Work
   xi. Copper-Free Pools. Spas, and Fountains
   xii. Pesticide-Free Gardens/ IPM

d. Saratoga: Saratoga posts flyers at various municipal buildings, and also uses the City website's Home Page, RSS news feeds, and web-based calendar to advertise events.

   i. Thermometer Exchange (10/09);
   ii. E-waste collection (10/09);
   iii. Arbor Day (4/10)

FY2009-2010 Annual Report
West Valley Communities:
City of Campbell, Town of Los Gatos, City of Monte Sereno, City of Saratoga

This page intentionally left blank

West Valley Clean Water Program

Samples of Posters and Flyers

Mercury Thermometer Exchange Events

Bike to Work Day

Open House

Clean-up Events

E-Waste Recycle Drop Off

Window Postings

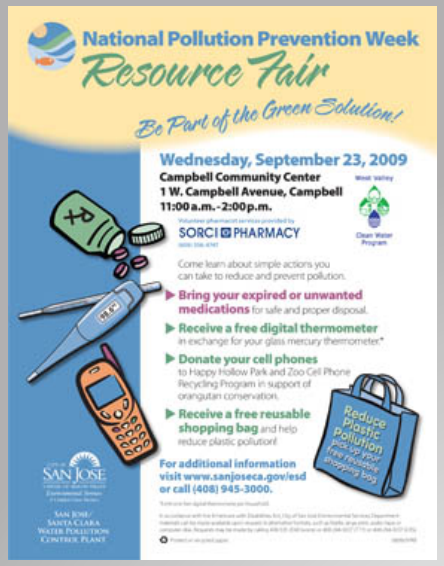



Outreach Event Evaluation

Event Name: Mercury Fever Thermometer Exchange

Your Name: Evelyn Broeker Your Program (if applicable): WVCWP

Shift Date: October 7, 2009 Time Started: 10am Time Ended: 2pm

1. Report the materials taken and their estimated quantities distributed at this event. (An attachment is fine.) 75 each of the following:
   a. Re-usable bags (plastic from SaveMart, users can receive 5cents credit at any participating grocery store, not just SaveMart – i.e., Safeway, Genes, etc) [=> covers litter topic]
   b. WW Discount Cards w/ WVCWP brochure on Copper pollution [=> covers POC Copper topic]
   c. Fly Swatter w/booklet on Less Toxic Fact Sheets on Pests (insects, rodents, etc) [=> covers POC Pesticide topic]
   d. Mercury Disposal booklet [=> covers POC Mercury topic]
2. Report the estimated number of attendees you engaged with in "information contacts" or discussions at this event. Approximately 126 attendees; 216 mercury thermometers were collected and this equates to 108 grams of mercury. We also collected a 5 gallon bucket of batteries, 2 cell phones and 7 eyeglasses.
3. Was this event a satisfactory venue? Yes. The location and timing were excellent. Senior citizens are most likely to have mercury thermometers. The Senior Center was also holding a luncheon with a guest speaker and an opportunity to speak with a librarian from El Camino Hospital.
4. How appropriate were the materials for this audience at this event? Quite appropriate.
5. How adequate was the staffing at the event during the time that you were working? Two working at the table and one to actually hand out information.
6. What messages (not materials) did you deliver? Pollution awareness and venues for discarding toxic/hazardous waste. (medicine, sharps, paint, e-waste)
7. What did you learn from interfacing with the public at this event? Some attendees have gardeners and housekeepers which could benefit by extending them the gardening and cleaning information.
8. What giveaway items did you find most useful for this event? Discount Cards w/ WVCWP brochure on Copper pollution and San Jose's polymer material reusable grocery bags.
9. Which giveaway items were least useful for this event? SaveMart's recycled plastic reusable bags.
10. What other literature should have been provided at this event? N/A

Other comments: Have chairs available for senior citizens to complete the onsite evaluation form. Keep evaluation forms brief with a maximum of three questions to include multiple choice answers. Have forms with large print.

\\Cesfc\c\shared\WVCWP Files\Annual Report FY09\FEb PIP\Mercury Event Sat Oct. 7th

Mercury Thermometer Exchange Event
WVCWP Co-Host w/ San Jose
Sept 23, 2009; Oct 7, 2009

Bike to Work – May 13, 2010

BIKE TO WORK DAY
MAY 13, 2010

- ✓ Reduce your carbon foot print for the day.
- ✓ It's fun!
- ✓ It's green!
- ✓ It's a great way to see all those details you miss in the car!

For more information about this event visit the Silicon Valley Bike Coalition at: bikesiliconvalley.org

BIKE TO WORK DAY
MAY 13, 2010

When is the last time you smelled the crisp springtime air during your morning commute? Or pulled into the parking lot with a big smile plastered across your face, pumped with endorphins and ideas? Or lost weight just by going back and forth to work each day?

A HEALTHY BODY – Ride your bike to work, and you no longer need to make time to exercise. Racking up just 3 hours of riding time a week can lead to cutting your risk of heart disease in half. Please consult your doctor before starting any new physical activity.

MORE MONEY – The average annual price of keeping an automobile running: at least $3,000. The cost of running a bike for a year: less than $300. The joy of saving more than two thousand dollars a year: priceless.

CLEAN AIR – Motorized vehicles are responsible for 70% of the carbon monoxide, 45% of the nitrogen dioxide, and 35% of the hydrocarbons people produce. Riding a bike is a simple way to improve the environment.

FREE BREAKFAST

All those who participate in Bike-to-Work Day, including those who walk, carpool or use low fuel vehicles (hybrids, motorcycles, etc.) for their commutes, and those who live within a mile or two of the work place will be honored with a light breakfast to be hosted on the patio outside Greg's office on the morning of Thursday, May 13th from 9:00 AM -10:00 AM.

Please RSVP with Patsy Garcia at PGarcia@LosGatosCA.gov or by calling (408) 354-6832 if you are planning on attending the breakfast.

Bike To Work
May 13, 2010

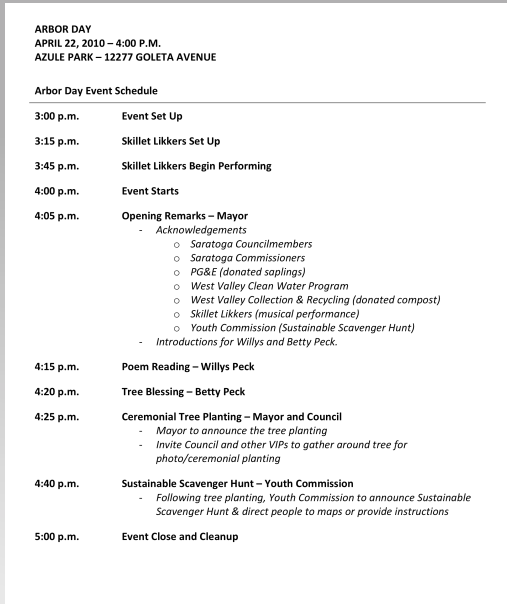

ARBOR DAY
APRIL 22, 2010 – 4:00 P.M.
AZULE PARK – 12277 GOLETA AVENUE

Arbor Day Event Schedule

3:00 p.m.	**Event Set Up**
3:15 p.m.	**Skillet Likkers Set Up**
3:45 p.m.	**Skillet Likkers Begin Performing**
4:00 p.m.	**Event Starts**

4:05 p.m.	**Opening Remarks – Mayor**
	- *Acknowledgements*
	  - *Saratoga Councilmembers*
	  - *Saratoga Commissioners*
	  - *PG&E (donated saplings)*
	  - *West Valley Clean Water Program*
	  - *West Valley Collection & Recycling (donated compost)*
	  - *Skillet Likkers (musical performance)*
	  - *Youth Commission (Sustainable Scavenger Hunt)*
	- *Introductions for Willys and Betty Peck.*

4:15 p.m.	**Poem Reading – Willys Peck**
4:20 p.m.	**Tree Blessing – Betty Peck**
4:25 p.m.	**Ceremonial Tree Planting – Mayor and Council** - *Mayor to announce the tree planting* - *Invite Council and other VIPs to gather around tree for photo/ceremonial planting*
4:40 p.m.	**Sustainable Scavenger Hunt – Youth Commission** - *Following tree planting, Youth Commission to announce Sustainable Scavenger Hunt & direct people to maps or provide instructions*
5:00 p.m.	**Event Close and Cleanup**

Arbor Day Events
April 2010

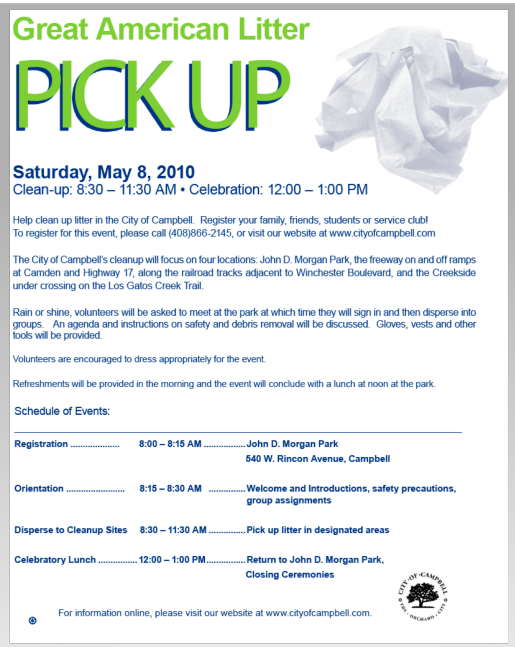

Great American Litter

PICK UP

Saturday, May 8, 2010
Clean-up: 8:30 – 11:30 AM • Celebration: 12:00 – 1:00 PM

Help clean up litter in the City of Campbell. Register your family, friends, students or service club!
To register for this event, please call (408)866-2145, or visit our website at www.cityofcampbell.com

The City of Campbell's cleanup will focus on four locations: John D. Morgan Park, the freeway on and off ramps at Camden and Highway 17, along the railroad tracks adjacent to Winchester Boulevard, and the Creekside under crossing on the Los Gatos Creek Trail.

Rain or shine, volunteers will be asked to meet at the park at which time they will sign in and then disperse into groups. An agenda and instructions on safety and debris removal will be discussed. Gloves, vests and other tools will be provided.

Volunteers are encouraged to dress appropriately for the event.

Refreshments will be provided in the morning and the event will conclude with a lunch at noon at the park.

Schedule of Events:

Registration	**8:00 – 8:15 AM**	**John D. Morgan Park** **540 W. Rincon Avenue, Campbell**
Orientation	**8:15 – 8:30 AM**	**Welcome and Introductions, safety precautions, group assignments**
Disperse to Cleanup Sites	**8:30 – 11:30 AM**	**Pick up litter in designated areas**
Celebratory Lunch	**12:00 – 1:00 PM**	**Return to John D. Morgan Park, Closing Ceremonies**

For information online, please visit our website at www.cityofcampbell.com.

Campbell Clean-up Event
May 8, 2010

E-Waste Events
At three locations
Oct 2009, May 2010

WINDOW POSTINGS AT MONTE SERENO USPS SUBSTATION FY 0910	
Date Posted	**Subject**
09/09/09	Watch out for mercury pollution! Keep batteries out of the trash Preventing pollution is an everyday activity Protect our creeks during your next Car Wash Fundraising Event
11/16/09	Watch out for mercury pollution! Keep batteries out of the trash Preventing pollution is an everyday activity Car Wash Fundraising Event
12/02/09	Clean Sweep U.S.A - Take a Field Trip To Clean Sweep U.S.A. 254 Million Tons of Trash -- Compost, Recycle, Waste-to-Energy, Landfill Keep batteries out of the trash No Grease Down the Drain!
02/02/10	Watershed Watch Protect Our Creeks and Bay
03/04/10	Great American Litter Pick UP -- Saturday, March 20, 2010 Arbor Day: Los Gatos Tree Planting Ceremony – April 30, 2010 National River Cleanup Day – May 15, 2010
04/06/10	Los Gatos Tree Planting Ceremony National River Cleanup Day – May 15, 2010 Los Gatos: Bring Your Own Mug/Save with Reusable Shopping Bags Home Maintenance Tips for a Cleaner Bay: -- Carpet/Upholstery Cleaning -- Pool/'Spa Maintenance -- Housecleaning and Window Washing Handouts: -- Los Gatos Tree Planting Ceremony -- National River Cleanup Day -- Home Maintenance Tips for a Cleaner Bay
05/04/10	Great American Litter Pick Up - May 8, 2010 - City of Campbell Bike to Work - May 13, 2010 - City of Campbell National River Cleanup Day - May 15, 2010 Parks and Public Works Community Open House - May 19, 2010 - Los Gatos Keep Your Pool, Spa, or Fountain Copper-Free Handouts: -- National River Cleanup Day -- Keep Your Pool, Spa, or Fountain Copper-Free
06/03/10	No Dumping! Flows to Creek Naturally Managing PESTS…with a Healthy Garden Pest or Pal The 10 "Most Wanted" Bugs In Your Garden Handouts: -- Naturally Managing PESTS…with a Healthy Garden -- The 10 "Most Wanted" Bugs In Your Garden

Window Postings
Monte Sereno Post Office

Window Postings
Monte Sereno Post Office

WEST VALLEY CLEAN WATER PROGRAM

C7egh Events

Car Wash using WVCWP CAR WASH KIT 7/26/09 Location: Del Taco Parking Lot, Campbell	Susan G. Komen Cancer "Walk for Life" organized this event; WVCWP supported the event by providing the Car Wash Kit to prevent runoff pollution.	This event was successful in that the organizers learned about use and benefits of the Car Wash Kit. In fact, the group returned in June 2010 to borrow the Kit again. All volunteers were receptive to using it. In addition, the Kit includes automatic hose shut-off nozzles, which help volunteers learn about water conservation. At the time this Car Wash event took place, no Copper or Car Wash outreach materials had been developed, so copper pollution education was conducted by WVCWP via 'word of mouth'. A Press Release for this event, and use of the Car Wash Kit, was issued by WVCWP. An article ran in the local weekly newspapers (see C.7.c "Media Relations", above). In addition to increasing public awareness, the Kit serves the very important function of keeping the wash water runoff from entering the stormdrain system.
Pollution Prevention Resource Fair Event at Campbell Community Center 9/23/09 Sponsored by City of Campbell, WVCWP and San Jose Environmental Service Dept. The event was open to any SC County residents, but much of the outreach was aimed at the WVC area.	The Fair provided a Thermometer Exchange, battery recycling, eyeglasses drop-off, cell-phone recycling, and medications disposal. WVCWP staffed a table and provided info on stormwater and pollution, especially mercury pollution (i.e. related to the thermometer and battery recycling opportuny). This event is aimed at local residents.	**150** residents attended (appx). Items collected & removed from the landfill stream: **242.5** lbs of pharmaceuticals (14.5 controlled, 228 non-controlled), **57** thermometers **18** cell phones **95.5 lbs** of batteries <u>Brochures & Giveaways Distributed:</u> • 99x - reusable bags. • 45x -- Native Seed Packets with Healthy Gardens: Naturally Managing Pests flyer • 30x -- /10 pollution prevention tri-fold with Watershed Watch Discount Card • 44x -- Fly Swatters • 18x -- Pest or Pal Activity guide • 14x -- Pests Bugging You?

C7egh Events

Thermometer Exchange Event at Saratoga Community Center 10/7/09 Sponsored by City of Saratoga, WVCWP and San Jose Environmental Service Dept. The event was open to any SC County residents, but much of the outreach was aimed at the WVC area.	This event provided a Thermometer Exchange, battery recycling, eyeglasses drop-off and cell-phone recycling. WVCWP staffed a table and provided info on stormwater and pollution, especially mercury pollution (i.e. related to the thermometer and battery recycling opportuny).The event was especially convenient for Senior Citizens whose 'Senior Center' is attached to the Community Center. This event is aimed at local residents.	This event was particularly successful with Saratoga's senior citizens; they appeared to be residents who had a number of glass thermometers that needed to be properly disposed of, and they appreciated the convenience of the location (attached to the Senior Center) and the chance to drop off household batteries at the same time. They did ask to have more chairs available for sitting, the next time this event is held. Event included opportunities for recycling: thermometers and batteries **126** people came to drop off their thermometers and receive some literature on pollution prevention, **216** mercury thermometers were collected, equating to **108** grams of mercury.
Thermometer Exchange Event at Los Gatos Farmers' Market; part of "Keep Los Gatos Beautiful" Month 4/11/10 Sponsored by Town of Los Gatos, WVCWP and San Jose Environmental Service Dept. The event was open to any SC County residents, but much of the outreach was aimed at the WVC area.	This event is aimed at local residents. WVCWP worked with SJ Env. Services Dept and Town of LG to arrange this event as part of "Keep Los Gatos Beautfiul Month". SJ ESD staff a table and provided info on stormwater and pollution, especially mercury pollution (i.e. related to the thermometer recycling opportuny).	**1** mercury thermometer was collected. Due to rainy weather at this outdoor event, it turned out to not be very productive. Extensive outreach/advertising had been conducted, and despite the rain at least 10 people stopped at the booth. WVCWP staff is exploring options for an indoor venue for FY 10-11. Materials distributed were: 10x - HHW Tri-fold 1x – Medication Disposal 1x - Seafood Watch Guide – Spanish 1x - Seafood Watch – Sushi Guid 1x – What You Don't Know About Mercury 8x – Grease Scrapers 4x – Grow It Guide 4x – 10 Most Wanted Bugs 1x – Wonder of our Water Works

C7egh Events

City of Campbell Arbor Day 4/20/2010 Campbell Middle School	This annual event recognizes the City's efforts to preserve trees. It teaches residents about the value of trees while encouraging them to plant trees appropriate to the area (pest resistant, etc.).	
City of Saratoga Arbor Day 4/22/10 Azule Park, Saratoga	This annual event recognizes the City's efforts to preserve trees. It teaches residents about the value of trees while encouraging them to plant trees appropriate to the area (pest resistant, etc.). WVCWP efforts were acknowledged in the mayor's opening statement. PG&E distributed saplings for residents to plant at home. Children attending participated in a "Sustainable Scavenger Hunt". This event is aimed at local residents; youth activities are included to encourage attendance by local children.	60 attendees (appx). Attendees chose to take: 5x – "You are the Solution to Water Pollution" 15x – "Kids Guide to Backyard Bugs" 18x – "Pests Bugging You" brochures 38x – "Original Pest Control" fly swatters
Los Gatos Arbor Day 4/30/10 Belgatos Park, Los Gatos	This was a celebration of the Town's 30th year to have been named a "Tree City USA". Town staff planted 30 trees at various park locations in recognition of this honor. This event is aimed at local residents. The Town did targeted outreach to the Bel Gatos neighborhood, and to local schools.	appx. 100 elementary schoolchildren from Mulberry School – pre-K through 5th grade. Attendees chose to take: 14x – "Soil Matters" booklets 8x – "Stream Care Guide" booklets 12x – "Pests Bugging You" brochures 14x – "Clean It Guides" 80x – "Original Pest Control" fly swatters 50x – "Get the Scoop – Don't Pollute" pencils 100x – "Pest or Pal" Activity guides/booklets

C7egh Events

Bike to Work Day May 13, 2010 Town of Los Gatos & City of Campbell Municipal offices	**Bike-to-Work Day** is an annual event held on the third Friday of May across the United States and Canada that promotes the bicycle as an option for commuting to work. WVC muni offices encourage people to try bicycle commuting as an alternative to driving, which can help reduced various forms of pollution, including copper pollution in waterways. The City of Campbell and the Town of Los Gatos promoted the event to staff, and to their general communities. Flyers were posted, and info appeared on municipal websites.	Town of Los Gatos had appx. 5 staff members who participated. Participants met at "Orchard City Green" (park) for remarks by the City CEO, and refreshments donated by the City Manager.
Car Wash using WVCWP CAR WASH KIT 6/26/10 Location: Del Taco Parking Lot, Campbell	Susan G. Komen Cancer "Walk for Life" organized this event; WVCWP supported the event by providing the Car Wash Kit to prevent runoff pollution.	This event was successful in that the organizers learned about use and benefits of the Car Wash Kit. This group had borrowed the Kit 11 months previously and chose to request it again. All volunteers were receptive to using it. In addition, the Kit includes automatic hose shut-off nozzles, which help volunteers learn about water conservation. In addition to increasing public awareness, the Kit serves the very important function of keeping the wash water runoff from entering the stormdrain system.

Coastal Cleanup Day 2009 9/19/09 San Tomas Aquino Creek @ Westmont High, Campbell Local site; part of County-wide effort and International event.	WVCWP has served as the sponsor for this Creek Cleanup site for a number of years. Outreach has been targeted at different groups, at different times – for example, Westmont High School students, Scout troops, and elementary school students. This event is aimed at local residents; WVCWP also targets schools and Scout troops during outreach.	Volunteers: 11 Trash collected: 330 Lbs. Recyclables: 90Lbs.

C7egh Events

City of Campbell Great American Pick-up 5/8/10	Campbell holds this event annually, and traditionally generates excellent community participation. For the 2010 event, 4 tasks were assigned: **Litter pickup** & graffiti removal from the undercrossing of Creekside of the Los Gatos Creek Trail **Litter pickup** at 3 other sites: • John D. Morgan Park • Hwy 17 from Camden on-ramp to Pedestrian over-crossing • railroad tracks along Winchester Blvd from Hacienda to Kennedy This event is aimed at Campbell residents. City of Campbell does extensive outreach to solicit residents to volunteer for this activity.	Volunteers: 100 Resutls: 29 partially-filled bags of recyclables 52 partially-filled bags of trash Participants chose to take: 8x – "Soil Matters" literature 10x – "Pests Bugging You" brochure 14x – "Clean-It Guides" 5x – "Mercury – What You Don't Know" brochures 42x – "Strip" thermometers 4x Copper Tri-fold w/Discount Card attached 20x "Original Pest Control" fly swatters 20x – "2000 Creek Cleanup" bandanas 12x – Lip Balm 35x – "Get the Scoop – Don't Pollute" pencils 3x – "Native Plants" seeds with "10 Most Wanted Bugs" brochure attached
National River Cleanup Day 2010 5/15/10 San Tomas Aquino Creek @ Westmont High, Campbell Local site; part of County-wide effort and National event.	WVCWP has served as the sponsor for this Creek Cleanup site for a number of years. Outreach has been targeted at different groups, at different times – for example, Westmont High School students, Scout troops, and elementary school students. For this event, outreach was focused on generating interest among families of students from a nearby elementary school (Marshall Lane).	Volunteers: 16 (8 of these were families associated with a local elementary school where the Zun Zun assembly was held on 12/10/09). Two sections of the creek were cleaned: 600 feet on two sides of the creek and another 300 feet on one side of the creek in a different direction. <u>Participants chose to take:</u> 5x – "You're the Solution to Water Pollution" brochures 10x – "Adopt a Creek" lanyards 9x - Re-usable bags (sponsored by Safeway) 10x – "Watershed Watch" tattoos

C7egh Events

Program Details	Focus & Short Description	Number of Students/Teachers reached	Evaluation of Effectiveness
Creek Cleanup Prospect High School Saratoga 4/17/10 Saratoga Creek at Prospect Ave.	WVCWP and City of Saratoga staff organized this cleanup of a Saratoga 'Trash Hot Spot', located near Prospect High School. High School students were solicited for the cleanup; those that participated were every enthusiastic. 600 feet of creek bank, near the High School, were cleaned.	Participants: 11 Prospect High School students 1 Teacher WVCWP & City of Saratoga staff	WVCWP provided trash bags, gloves and litter grabbers for this event. Students handled monitoring tasks during cleanup. 14 partially-filled 30 gal. trash bags were collected. See "C.10 Trash" for details. Participants selected the following 'give-away items: • 5x "Your Copper & Your Creeks" tri-folds (with Car Wash Discount card) • 5x "Native Plants" seeds (with "10 Most Wanted" bug brochures attached) • 5x "Original Pest Control" Fly Swatters • 2x "Don't Litter" license plate covers
Creek Cleanup Sacred Heart School (K-8) Saratoga 5/5/10 Wildcat Creek at Saratoga Ave.,	WVCWP and a parent voluteer organized this cleanup of a Saratoga schoolyard and adjacent creek. WVCWP has traditionally worked with Sacred Heart School for a number of years.	Participants: Appx. 40 students 1 parent WVCWP staff	WVCWP provided trash bags, gloves and litter grabbers for this event. This event was very effective in that 40 students, from a small school, participated – which demonstrated a high level of interest. Students handled monitoring tasks. Results: 10 partially-filled bags of trash were collected. Results were: 20 lbs trash 5 lbs recyclables School yard and 0.5 - 0.75 miles of creek and creekbank were cleaned.

C7egh Events

Los Gatos Public Works Open House 5/19/10 (3rd Grade students attended) Town of Los Gatos Corporation Yard	At this annual event, the Town showcases Public Works activities, including stormdrain-related topics. School children are invited, and parents accompany them. WVCWP staff (2) provided stormwater pollution information, and performed hands-on demonstrations with the students, using the Enviroscape Watershed Model. The students learned about pollution from litter, pet waste, car washing, etc. – and learned about appropriate behaviors to help prevent pollution.	80 Third Grade students attended.	Attendees chose to take: 6x – "Naturally Managing Pests" IPM Fact Sheet 12x – Copper Tri-fold with Discount Card 9x – "Original Pest Control" fly swatter 40x – "Get the Scoop – Don't Pollute" pencils 40x – "Watershed Watch" tattoos This event was well-attended. Until a few years ago, LG staff took this program directly to the schools, but for the past several years the venue has been changed to recruit students to come to the Corp Yard itself. It is rewarding to see this many students make the effort to come to the site and attend the event.
Classroom outreach with Enviroscape St. Mary's School (K-8) downtown Los Gatos 5/20/10	WVCWP has given Enviroscape presentations to various classes at St. Mary's for a number of years. St. Mary's requested that WVCWP give a classroom presentation in May. This-presentation was given in support of a science unit. Last year WVCWP donate a book to the school "All the Way to the Ocean. Before the presentation began, the teacher read the book to each class, which provided background information relevant to the hands-on activity. The presentation covered the impact on watersheds of trash/litter/re-usable containers in lunches, pet waste, car washing, pesticides, vehicle fluids, etc. – and behavior changes to help prevent watershed pollution. WV CWP also brought litter grabbers; while one class was involved in the Enviroscape activity, the other class rotated outside to pick up litter and vice versa.	Presentation was given to 2 Kindergarten classes 28 Students 2 Teacjers 1 Parent	Having a relevant story read prior to the presentation was very effective for a Kindergarten class. The students loved the presentation and really knew the answer to the question "where does the water/pollution go?". The teachers also gave positive feedback, and stated they would like to continue to have WVCWP return each year, 28 "Watershed Puzzles Worksheets" were distributed to the students.

C7egh Events

Creek Education program at Audubon Environmental Education Center, 3rrd Grade students Various dates in FY 09-10 MeClellan Ranch, McClellan Ave. at Stevens Creek, Cupertino	3rd Grade Storm Drain Pollution Prevention Program: Creek Education Field Trip City of Saratoga provides funding for students who are Saratoga residents, attending schools in adjoining districts, which participate in this education program. City of Saratoga provides funding for busing students from Blue Hills School; in addition, some Saratoga students attend other local schools, but funding for them is not requested from the City (some travel via car pool). This activity involves a ½ -day creek field trip to Stevens Creek at McClellan Ranch in Cupertino. City of Cupertino provides two docents for creek field trip. Messages include less-toxic pest control and litter prevention. Docents stress the importance of protecting the ecosystem and the habitat for all aquatic life. The field trip helps to encourages protection of habitat for these creatures.	In FY 09-10 student participation was: <u>Blue Hills School –</u> Saratoga residents: 64 students 14 parents <u>Meyerholz & Murdoch-Portal Schools combined:</u> <u>Saratoga residents:</u> 15 students (appx.) (Due to a scheduling conflict, students from <u>McCauliffe Elementary</u> were not able to attend this year).	More than 95% of the students are very enthusiastic about this trip. Students and the parents always are amazed at how much they have learned about the creek and how storm drains can affect creeks.. A large b/w picture for them to identify undesirable activity around storm drains in their neighborhood is distributed. They are encouraged to take this home and share it with their family. On the day of the trip a handout is sent home, with one more reminder about the correct way to dispose of light bulbs and batteries, so that these items do not end up polluting storm drains.

Example of Events

Car Wash Kit
Clean-up Events
Open House
E-Waste Recycle Drop Off

West Valley Clean Water Program
Car Wash Kit
Used at Private Fundraiser
July 2009, Jun 2010

Parks and Public Works
Community Open House
to honor National Public Works Week

Wednesday, May 19, 2010
9 AM to 2 PM

Residents are invited to visit the Parks and Public Works Department to learn about the department, its services and upcoming capital projects. Tours available every hour.*

Service Center
41 Miles Avenue
Los Gatos

For more information
contact (408) 399-5776

Group tours are available. Please call in advance.
*The last tour begins at 1 pm.

West Valley Clean Water Program
Enviroscape Presentation
At Los Gatos Open House
Public Works Week
May 19. 2010

West Valley Clean Water Program
Enviroscape Presentation and Litter Pick-up
St Mary's Kdg Class
May 20, 2010

FY2009-2010 Annual Report
West Valley Communities:
City of Campbell, Town of Los Gatos, City of Monte Sereno, City of Saratoga

APPENDIX C9
Pesticides
Toxicity Controls

- C9a IPM Plan
- C9b Implement IPM Plan
- C9d Contractor Implement IPM

West Valley Clean Water Program

FY2009-2010 Annual Report
West Valley Communities:
City of Campbell, Town of Los Gatos, City of Monte Sereno, City of Saratoga

This page intentionally left blank

West Valley Clean Water Program

046818

Town of Los Gatos
Integrated Pest Management Policy Plan

June 27, 2002

Updated December 2004

Table of Contents

I. Policy Statement 3

II. Integrated Pest Management Plan Outline
IPM Plan Components
a) Restricted Chemicals 4
b) Annual Storage Inventory and Unwanted Chemical Disposal 4
c) Staff Education and Training 4
d) Record Keeping and Annual Evaluation.....4
e) Public Outreach 5
f) Contractor Compliance 5
g) Department-Specific Components 5

III. Reporting Forms and Attachments
Attachment A-Department IPM Plan Checklist 6
Attachment B- Monthly Town Pesticide Use Record.....7
Attachment C- Los Gatos Contractor Monthly Pesticide Use Summary 8
Attachment D- Annual Department "IPM Plan" Report and Pesticide Inventory.....9

Policy Statement

The Town of Los Gatos will carry out its pest management operations using reduced-risk IPM techniques to reduce or eliminate chemicals to the maximum extent. Chemicals will be used only as a last resort for pest management problems. Each Department that applies pesticides will maintain an active IPM plan to ensure the long-term prevention or suppression of pest problems with minimum negative impact on human health, non-target organisms, and the environment.

The Town will actively pilot non-toxic alternatives for structural and landscape pest control, seeking to use the most recent technology, best management practices, and least toxic methods for all pest control measures.

The Town will use appropriate venues to educate staff and the public about its IPM commitment in an effort to role model less toxic approaches to structural and landscaping pest control.

Integrated Pest Management Plan

a) Restricted Chemicals

Pesticides are defined as: any substance or mixture of substances intended for preventing, destroying, repelling, or mitigating any pest. Pests can be insects, mice and other animals, unwanted plants (weeds), or fungi. The term pesticide applies to herbicides, fungicides, rodenticides, molluscicides and other substances used to control pests.

Town employees and Town contractors will not use the following pesticides: diazinon, chlorpyrifos, and chlorpyralid. Emergency applications may be authorized by the completion of a written request and approval by the Parks Maintenance Superintendent.

The purchase of any pesticide by staff is prohibited unless directed by Trained Pest Control Applicator . Structural pest management actions will be managed and overseen by the Facilities Manager.

b) Annual Storage Inventory and Unwanted Chemical Disposal

An annual storage inventory will be conducted to remove and dispose of any chemicals that are unwanted or that are prohibited from Town use by the IPM policy. These chemicals will be disposed through the Town's Hazardous Waste Program.

c) Staff Education and Training

The Town will provide appropriate IPM training. Town staff who are not applying pesticides as part of their regular job will receive annual outreach from Town staff about the Town's IPM policy and appropriate procedures for controlling pests.

Applicator training and supervision: Town staff who manage pest problems and who apply pesticides as part of their job must be trained according to Department of Pesticide Regulation as outlined in the California Code of Regulations Title 3, Department 6 for pesticide applicators . Annual "Integrated Pest Management" training will also be provided to all staff who apply any pesticides on the job.

d) Record Keeping and Annual Evaluation

All Town staff who apply pesticides will maintain pest management and pesticide application records using the Monthly Town Pesticide Use Record (Attachment B). Copies should be sent to the Parks Maintenance Superintendent. Contractors, if applicable, will also send copies of Monthly Contractor Pesticide Use Record (Attachment C) to the Parks Maintenance Superintendent. Pesticide use records will record the amount used, date and location of use, target pest, and biological and mechanical controls used. All records will be made available to the public upon request.

Annual Evaluation – Departments will provide the Parks Maintenance Superintendent with an annual summary of pest management problems and an inventory of banned pesticides (Attachment D). Because this is a County-wide storm water permit requirement, the West

Valley Clean Water Program will be responsible for consolidating the monthly use reports and preparing the annual report.

e) Public Outreach

The Town will use appropriate opportunities to communicate with the public about IPM strategies and their benefits. Public outreach will include:

IPM information provided to schools, residents, and businesses via appropriate means i.e. Newspaper, flyers, IPM workshops….

Pesticide disposal options: Residential and business pesticide disposal options will be provided and promoted through the Town's Household Hazardous Waste Program. Contact community Services Department at 354-6820.

All IPM and pesticide use records will be made available to the public within two weeks of request.

f) Contractor Compliance

Los Gatos's contractors must follow all aspects of the Los Gatos IPM Plan, including the restrictions contained in "A" above.

g) Department-Specific Components

Departments using pesticides will maintain site-specific records. The Parks and Public Works Department and Building Department will develop an IPM plan (*Integrated Pest Management Plan*, Attachment A) which will outline pest management guidelines for the most persistent and frequent pests. The IPM Plans will:actions for historically problematic City sites:

Use preventative maintenance and the most recent best management practices as a primary strategy to prevent key pests and thereby minimize the use of chemical pesticides.
Establish inspection procedures for key pests to monitor pest population and tolerance levels based on the biological, aesthetic, and economic loss each site can tolerate, and set pest population levels at which corrective action should be taken.
Use alternative control options such as (but not limited to): habitat management (changing the biological environment), maintenance practices (modifying watering, mulching, waste disposal), physical controls (mechanical removal, traps and barriers), biological controls (use of natural enemies), and re-design (modifying landscape design) to the maximum extent practical.
Pilot and report on the results of new less-toxic measures for animal or plant pest control.

Attachment A

Department IPM Checklist: Also Reference Specific Pest Plans

IPM Requirements

Pesticide Use
The following pesticides are prohibited from use: diazinon, chlorpyrifos, and chlorpyralid.

Employee purchase of pesticides:
Employees may not purchase pesticides of any kind though Town contracts, or blanket accounts without the written permission of a Trained Pest Control Applicator .

Contractors
Contractors will comply with all elements of the Town's pesticide plan and must make arrangements with Department staff for reporting.

Annual Responsibilities

Each Department who is responsible for pest management activities must complete or provide the following by February 1 each year:

- ☐ Review Department-level IPM plans for any updates, changes, and for evaluation from previous year.
- ☐ Complete the *Annual Department "IPM Plan" Report and Pesticide Inventory* (Attachment D) and provide to Parks Maintenance Superintendent by February 1 of each year.
- ☐ Provide necessary staff training based on California State Code of Regulations, Title 3 and annual IPM training to Town staff on seasonally relevant topics.
- ☐ Pilot new least-toxic IPM strategies.

On-Going Responsibilities

- ☐ Maintain and adhere to site specific IPM Plans using Attachment A-*IPM Plan Template.*
- ☐ Report all pesticide applications using Attachment B - *Monthly Town Pesticide Record.* Route monthly to Parks Maintenance Superintendent.
- ☐ Trial new least–toxic IPM strategies
- ☐ Submit California State Monthly Summary Pesticide Use reports to County Agricultural Department.

Attachment B

Town of Los Gatos Pesticide Use Record

Month_____ Year_____

APPLICATOR----------

A. List all total chemicals (including baits) and biological/mechanical (traps, hoeing, mulching, release of predator, landscape design controls, etc.) used during the previous calendar month. Copies should be sent to the Parks Maintenance Superintendent.

Date	**Specific Location**	**Active Ingredient**	**Trade Name/ Manufacturer**	**EPA ID Number**	**Quantity of chemical used**	**Total gallons of mix used**	**Type of biological/mechanical control**	**Type of pest/weed targeted**

Attachment C

Date: ***Company Name:*** ***Contact/Phone:***

Town of Los Gatos Contact:

Los Gatos Contractor Monthly Pesticide Use Summary

Month_____ Year_____

1. **List all total chemicals (including baits) and biological/mechanical (traps, hoeing, mulching, release of predator, landscape design controls, etc.) used at each site serviced. Copies should be sent to the Parks Maintenance Superintendent.**

Specific Location	**Active Ingredient**	**Trade Name/EPA #**	**Quantity**	**Biological/ Mechanical Control**	**Target Pest**

Attachment D

Department contact/ext: Date:

Annual Department "IPM Plan" Report and Pesticide Inventory

Please complete the following information and submit to the Parks Maintenance Superintendent by February 1.

A. List all training attended that demonstrates compliance with Town IPM training and state requirements. Include name and title of attendee, title and date of training, and brief description of training. Also describe any training needs/requests for the coming year.

B. List and describe the pest problem trends your Department dealt with this year, including peak season problems and non-chemical/structural/landscape solutions that were used.

C. Which IPM pesticide alternatives were considered and tested. Please explain the reason for their inclusion or rejection for Town use.

D. List goal(s) for the following year.

Attachment D2

Annual Inventory

As part of a Town-wide "house cleaning" and sweep for chemicals prohibited by the IPM policy, inventory chemicals in your storage areas and record and remove any of the following restricted pesticides: diazinon, chlorpyrifos, and chlorpyralid. List below any restricted pesticides which were found. Please write "none" if none were found.

Department	Storage Location	Chemical	Type of Material	Amount (gallons, pounds)
				Total:

TOWN OF LOS GATOS – IPM IMPLEMENTATION

The Town of Los Gatos has been implementing a policy of runoff reduction as part of its efforts to avoid pesticide pollution in waterways.

2 years ago, Town of Los Gatos invested in an Irrigation Upgrade Project at Bachman Park to replace its outdated irrigation system. The new irrigation system has been designed with input from the Santa Clara Valley Water District, and has water-saving devices to irrigate the lawn in a much more efficient manner. The previous irrigation system's efficiency rating was 5%. The new system is closer to 100% efficient and has cut down on water use and runoff.

In addition, a similar upgrade was installed in the Los Gatos Town Plaza area. New irrigation heads were installed, based on the same principles as the Bachman Park project. Again, the project has been successful in eliminating runoff which could carry pollutants into the nearby creek.

The Town's IPM efforts also include use of beneficial bugs and biodegradable insecticidal soap to control pest infestations in trees, along with replacement of trees which are susceptible to pests.

PESTICIDE USAGE REDUCTION MEASURES: PEST SPECIFIC

Los Gatos is implementing IPM in the following situations:

1) On-going - Yellowjackets:

• Los Gatos uses traps as the main means of control.

• Parks staff uses steam cleaning on picnic tables and frequent emptying of trash containers to prevent attracting wasps & ants.

2) On-going - Weeds:

• Each year the Town has been able to obtain, and use, increasing quantities of mulch. The mulch is used for both weed control and also to cut down on watering, reducing potential runoff problems. Mulch is used to reduce weed growth on roadsides, median islands, parking lot landscaping and in parks, tree plantings.

• Los Gatos continues to arrange to receive free wood chippings from PG&E tree-trimming contractor and others (currently using at least 1,000 cu yds of chips every year from a variety of contractors).

• Staff hand-pull weeds where feasible, and they are moving to more hoeing of weeds.

• The Town continues to use Corrections Dept inmates for weed control. Inmates are utilized for both hoeing and pulling of weeds. The Corrections Dept. provides inmates on every weekend day, on each weekend that weather conditions allow.

• Los Gatos purchased a flail mower to mow weeds in large areas. The mower is working well; it was used in appx 10 acres total of weeds this past year.

3) On-going - Rodents:

• Rats & mice are trapped by contractor (baits used as last resort).

4) On-going – Invasive Species:

• Various species along Los Gatos Creek are hand-pulled by volunteer groups throughout the year.

• Scotch Broom is cut down by Parks staff and volunteers supervised by staff.

4) On-going – Pest Infestations on Trees:

SCALE INFESTATION ON TULIP TREES:

- Insecticidal soap: Parks staff sprays trees with low concentration insecticidal soap & water.
- Tree replacement: Insecticidal soap has not been proving very effective. The next step has been to start removing Tulip Trees and begin replacing them with trees that are more pest resistant – London Plane trees. These trees have low water requirements, and are more resistant to local pests.

PYLLID INFESTATION ON EUCALYPTUS TREES:

- Parasitic wasps, rather than pesticides, have been used to control this insect infestation.
- Over the last 2 years Lerp Psyllids infested Eucalyptus globulus trees in the Town. The Parks Dept. called UC Davis IPM for assistance in controlling the pest. Staff was able to arrange for drops of parastic wasps at specified sites, to control the infestations. The wasps did seem to help resolve the problem.
- If a similar problem arises in the future, Parks Dept. will try using the same protocol.

RESULTS OF PESTICIDE USE REVIEW FY 09-10:

Avoidance of OP use has been achieved through continued use of IPM practices and through seeking out less-toxic pesticides.

The Town is making an effort to stress prevention (prevent weed growth through use of mulch; prevent pest infestations through replacing susceptible trees, etc.) where possible.

Los Gatos is moving into use of IPM and engineered, rather than chemical, controls as much as possible given budget and staff limitations.

Over the past several years, the Public Works Dept. has instituted improved methods of weed control in some parks and roadsides, such as:

- the continuous increase in the arrangements for free wood chips which are used as mulch to prevent weed growth and reduce watering and runoff
- the use of Corrections Dept. labor for hand-control of weeds
- the purchase of a flail mower for mechanical weed removal
- In Town facilities, sanitation is being stressed as a means to prevent pest infestations (ants, mice, etc.) so that chemical controls will not be needed.

Overall analysis

Due to implementation of all of the above IPM techniques, much less staff time is now involved in actual application of pesticides. The balance of manpower hours is shifting from pesticide applications to other methods of weeds and insect controls

Town of Los Gatos

Los Gatos Parks and Public Works
41 Miles Ave, Los Gatos, CA 95030
(408) 399-5770

Signature Page for Contractors
who may use/apply pesticides on Town of Los Gatos property.

Dennis Merrill
_____
Name of Contractor or Company **Representative** (print)

certifies that Killroy Pest Control
name of Company/Contractor (print)

has familiarized itself with the Town of Los Gatos:
- **IPM Plan**

and
- **Pest Management Standard Operating Procedures,**

and agrees to abide by the policies and procedures laid out therein.

Any necessity to depart from these policies/procedures will be discussed with Town Supervisory staff prior to acting.

Signed _____ Date 8-6-2010
(signature of representative)

FY2009-2010 Annual Report
West Valley Communities:
City of Campbell, Town of Los Gatos, City of Monte Sereno, City of Saratoga

This page intentionally left blank

West Valley Clean Water Program

FY2009-2010 Annual Report
West Valley Communities:
City of Campbell, Town of Los Gatos, City of Monte Sereno, City of Saratoga

APPENDIX C10
Trash Load Reduction

•C10biii Trash Hot Spot Assessment Photos

West Valley Clean Water Program

FY2009-2010 Annual Report
West Valley Communities:
City of Campbell, Town of Los Gatos, City of Monte Sereno, City of Saratoga

This page intentionally left blank

West Valley Clean Water Program

051510 WVC02 A 1

051510 WVC02 A 2

051510 WVC02 B 1

051510 WVC02 B 2

051510 WVC02 C 1

051510 WVC02 C 2

051510 WVC02 D 1

051510 WVC02 D 2

051510 WVC02 E 1

051510 WVC02 E 2

051510 WVC02 F 1

051510 WVC02 F 2

051510 WVC02 G 1

051510 WVC02 G 2

051510 WVC02 H 1

051510 WVC02 H 2

051510 WVC02 I 1

051510 WVC02 I 2

051510 WVC02 J 1

051510 WVC02 J 2

051510 WVC02 K 1

051510 WVC02 K 2

051510 WVC02 L 1

051510 WVC02 L 2

041710 WVC03 A 1

041710 WVC03 A 2

041710 WVC03 B 1

041710 WVC03 B 2

041710 WVC03 C 1

041710 WVC03 C 2

041710 WVC03 D 1

041710 WVC03 D 2

041710 WVC03 E 1

041710 WVC03 E 2

041710 WVC03 F 1

041710 WVC03 F 2

041710 WVC03 G 1

041710 WVC03 G 2

041710 WVC03 H 1

041710 WVC03 H 2

041710 WVC03 I 1

041710 WVC03 I 2

041710 WVC03 J 1

041710 WVC03 J 2

041710 WVC03 K 1

041710 WVC03 K 2

041710 WVC03 L 1

041710 WVC03 L 2

061510 WVC04 A 1

061510 WVC04 A 2

061510 WVC04 B 1

061510 WVC04 B 2

061510 WVC04 C 1

061510 WVC04 C 2

061510 WVC04 D 1

061510 WVC04 D 2

061510 WVC04 E 1

061510 WVC04 E 2

061510 WVC04 F 1

061510 WVC04 F 2

061510 WVC04 G 1

061510 WVC04 G 2

061510 WVC04 H 1

061510 WVC04 H 2

061510 WVC04 I 1

061510 WVC04 I 2

061510 WVC04 J 1

061510 WVC04 J 2

061510 WVC04 K 1



061510 WVC04 K 2

061510 WVC04 L 1

061510 WVC04 L 2

CITY OF MILPITAS

455 East Calaveras Boulevard, Milpitas, California 95035-5479 • www.ci.milpitas.ca.gov

September 8, 2010

Mr. Bruce H. Wolfe
Executive Officer
San Francisco Bay Regional Water Quality Control Board
1515 Clay Street, Suite 1400
Oakland, CA 94612

Subject: City of Milpitas
FY 2009-2010 Annual Report
MRP NPDES Permit No. CAS612008

Dear Mr. Wolfe:

This letter and Annual Report with attachments is submitted by City of Milpitas pursuant to Permit Provision C.16.a of the Municipal Regional Stormwater NPDES Permit (MRP), Order R2-2009-0074, NPDES Permit No CAS612008 issued by the San Francisco Bay Regional Water Quality Control Board. The Annual Report provides documentation of activities conducted during FY 2009-2010 and consists of the following:

A. Certification Statement
B. Annual Report Form
    - Table of Contents
    - Completed Annual Report Form: Sections 1-15

Please contact me at 408 586-3345 regarding any questions or concerns.

Sincerely,

Kathleen Phalen, P.E.
Utility Engineer

City of Milpitas
FY 2009-2010 ANNUAL REPORT

Certification Statement

"I certify, under penalty of law, that this document and all attachments were prepared under my direction or supervision in accordance with a system designed to ensure that qualified personnel properly gather and evaluate the information submitted. Based on my inquiry of the person or persons who manage the system, or those persons directly responsible for gathering the information, the information submitted, is, to the best of my knowledge and belief, true, accurate, and complete. I am aware that there are significant penalties for submitting false information, including the possibility of fine and imprisonment for knowing violations."

Signature by Duly Authorized Representative:

8/25/10

Tom Williams
City Manager

Date

Table of Contents

Section **Page**

Section 1 – Permittee Information 1-1
Section 2 – Provision C.2 Municipal Operations 2-1
Section 3 – Provision C.3 New Development and Redevelopment 3-1
Section 4 – Provision C.4 Industrial and Commercial Site Controls 4-1
Section 5 – Provision C.5 Illicit Discharge Detection and Elimination 5-1
Section 6 – Provision C.6 Construction Site Controls 6-1
Section 7 – Provision C.7. Public Information and Outreach 7-1
Section 8 – Provision C.8 Water Quality Monitoring 8-1
Section 9 – Provision C.9 Pesticides Toxicity Controls 9-1
Section 10 – Provision C.10 Trash Load Reduction 10-1
Section 11 – Provision C.11 Mercury Controls 11-1
Section 12 – Provision C.12 PCBs Controls 12-1
Section 13 – Provision C.13 Copper Controls 13-1
Section 14 – Provision C.14 PBDE, Legacy Pesticides and Selenium Controls 14-1
Section 15 – Provision C.15 Exempted and Conditionally Exempted Discharges 15-1

Section 1 – Permittee Information

Background Information					
Permittee Name:	City of Milpitas				
Population:	70,817				
NPDES Permit No.:	CAS612008				
Order Number:	R2-2009-0074				
Reporting Time Period (month/year):	July / 2009 through June / 2010				
Name of the Responsible Authority:	Thomas C. Williams			**Title:**	City Manager
Mailing Address:	455 E. Calaveras Blvd				
City:	Milpitas	**Zip Code:**	95035	**County:**	Santa Clara
Telephone Number:	408 586 3050		**Fax Number:**		408 586 3056
E-mail Address:	twilliams@ci.milpitas.ca.gov				
Name of the Designated Stormwater Management Program Contact (if different from above):	Kathleen Phalen		**Title:**	Principal Civil Engineer	
Department:	Public Works Engineering				
Mailing Address:	455 E. Calaveras Blvd				
City:	Milpitas	**Zip Code:**	95035	**County:**	Santa Clara
Telephone Number:	408 586 3345		**Fax Number:**		408 586 3305
E-mail Address:	kphalen@ci.milpitas.ca.gov				

Section 2 - Provision C.2 Reporting Municipal Operations

Program Highlights and Evaluation

Highlight/summarize activities for reporting year:

Summary:

- The City of Milpitas, pump station inventory was completed by March 1, 2010.
- The City of Milpitas, has Corp Yard SWPPP.
- City participated in the Program's Municipal Operations Ad Hoc Task Group (AHTG) and/or review of AHTG products, including pump station sampling guidance.
- See C.2 Municipal Operations section of Program's FY 09-10 Annual Report for a description of activities of the Municipal Operations AHTG and the BASMAA Municipal Operations Committee for details of participation.

C.2.a. ►Street and Road Repair and Maintenance

Place an **X** in the boxes next to implemented BMPs to indicate that these BMPs were implemented in applicable instances. If not applicable, type **NA** in the box. If one or more of these BMPs were not adequately implemented during the reporting fiscal year then indicate so and provide explanation in the comments section below:

X	Control of debris and waste materials during road and parking lot installation, repaving or repair maintenance activities from polluting stormwater
X	Control of concrete slurry and wastewater, asphalt, pavement cutting, and other street and road maintenance materials and wastewater from discharging to storm drains from work sites.
X	Sweeping and/or vacuuming and other dry methods to remove debris, concrete, or sediment residues from work sites upon completion of work.

C.2.b. ►Sidewalk/Plaza Maintenance and Pavement Washing

Place an **X** in the boxes next to implemented BMPs to indicate that these BMPs were implemented in applicable instances. If not applicable, type **NA** in the box. If one or more of these BMPs were not adequately implemented during the reporting fiscal year then indicate so and explain in the comments section below:

X	Control of wash water from pavement washing, mobile cleaning, pressure wash operations at parking lots, garages, trash areas, gas station fueling areas, and sidewalk and plaza cleaning activities from polluting stormwater
X	Implementation of the BASMAA Mobile Surface Cleaner Program BMPs

C.2.c. ►Bridge and Structure Maintenance and Graffiti Removal

Place an **X** in the boxes next to implemented BMPs to indicate that these BMPs were implemented in applicable instances. If not applicable, type **NA** in the box. If one or more of these BMPs were not adequately implemented during the reporting fiscal year then indicate so and explain in the comments section below:

X	Control of discharges from bridge and structural maintenance activities directly over water or into storm drains
X	Control of discharges from graffiti removal activities
X	Proper disposal for wastes generated from bridge and structure maintenance and graffiti removal activities
X	Implementation of the BASMAA Mobile Surface Cleaner Program BMPs for graffiti removal –

Standard practice is to paint over rather than remove graffiti from bridge and surface structures.

C.2.d. ►Stormwater Pump Stations

Does your municipality own stormwater pump stations:	X	**Yes**		**No**

If your answer is **No** then skip to **C.2.e.**

(For FY 10-11Annual Report only) Complete the following table for dry weather DO monitoring and inspection data for pump stations[1] (add more rows for additional pump stations): **Not required for this Annual Report.**

(For FY 10-11Annual Report only) Summarize corrective actions as needed for DO monitoring at or below 3 mg/L. Attach inspection records of additional DO monitoring for corrective actions:

Summary: **Not required for this Annual Report.**

(For FY 10-11Annual Report only) Complete the following table for wet weather inspection data for pump stations (add more rows for additional pump stations): **Not required for this Annual Report.**

[1] Pump stations that pump stormwater into stormwater collection systems or infiltrate into a dry creek immediately downstream are exempt from DO monitoring.

C.2.e. ►Rural Public Works Construction and Maintenance

Does your municipality own/maintain rural[2] roads:	X	**Yes**		**No**

If your answer is **No** then skip to **C.2.f**.

Place an **X** in the boxes next to implemented BMPs to indicate that these BMPs were implemented in applicable instances. If one or more of the BMPs were not adequately implemented during the reporting fiscal year then indicate so and explain in the comments section below:

X	Control of road-related erosion and sediment transport from road design, construction, maintenance, and repairs in rural areas
X	Identification and prioritization of rural road maintenance based on soil erosion potential, slope steepness, and stream habitat resources
X	No impact to creek functions including migratory fish passage during construction of roads and culverts
X	Inspection of rural roads for structural integrity and prevention of impact on water quality
X	Maintenance of rural roads adjacent to streams and riparian habitat to reduce erosion, replace damaging shotgun culverts and excessive erosion
X	Re-grading of unpaved rural roads to slope outward where consistent with road engineering safety standards, and installation of water bars as appropriate
n/a	Inclusion of measures to reduce erosion, provide fish passage, and maintain natural stream geomorphology when replacing culverts or design of new culverts or bridge crossings - does not apply to the City, SCVWD is in-charge of this activity.

Comments including listing increased maintenance in priority areas: We have been implementing the Program's Rural Public Works Maintenance and Support Performance Standards and associated BMPs since 2003. Maintenance staff attended the Program's "Rural Roads Maintenance BMPs" Workshops on March 23, 2009 presented by Ledwith Watershed Services.

[2] Rural means any watershed or portion thereof that is developed with large lot home-sites, such as one acre or larger, or with primarily agricultural, grazing or open space uses.

C.2.f. ►Corporation Yard BMP Implementation

Place an **X** in the boxes below that apply to your corporations yard(s):

	We do not have a corporation yard
	Our corporation yard is a filed NOI facility and regulated by the California State Industrial Stormwater NPDES General Permit
X	We certify that we have a current **Stormwater Pollution Prevention Plan (SWPPP)** for the Corporation Yard(s)

Place an **X** in the boxes below next to implemented SWPPP BMPs to indicate that these BMPs were implemented in applicable instances. If not applicable, type **NA** in the box. If one or more of the BMPs were not adequately implemented during the reporting fiscal year then indicate so and explain in the comments section below:

X	Control of pollutant discharges to storm drains such as wash waters from cleaning vehicles and equipment
X	Routine inspection prior to the rainy seasons of corporation yard(s) to ensure non-stormwater discharges have not entered the storm drain system
X	Containment of all vehicle and equipment wash areas through plumbing to sanitary or another collection method
X	Use of dry cleanup methods when cleaning debris and spills from corporation yard(s) or collection of all wash water and disposing of wash water to sanitary or other location where it does not impact surface or groundwater when wet cleanup methods are used
X	Cover and/or berm outdoor storage areas containing waste pollutants

Comments: Corp Yard inspections are conducted on a yearly basis by the Safety Committee and the Fire Prevention Staff. This is part of the Hazardous Materials Business Plan. The Committee also conducts routine inspections to address any safety issues with each section of Public Works and if needs corrections, it is taken care in a timely manner.

If you have a corporation yard(s) that is not an NOI facility , complete the following table for inspection results for your corporation yard(s) or attach a summary including the following information:

Corporation Yard Name	**Inspection Date** (1x/year required)	**Inspection Findings/Results**	**Follow-up Actions**
City of Milpitas – Corporation Yard at 1265 N. Milpitas Blvd., Milpitas, CA 95035	Hazardous Materials Inspection performed on 2/19/2010	Storage cabinets for flammable or combustible liquids and secondary containment needed attention. Ordered discontinue "Daisy chaining" practice of power strips and extension cords.	Corrected in timely manner.
	Parking lot inspection performed on 4/14/2010	Wash rack, material storage, equipment stalls, eyewash stations, barricades required general housekeeping and sweeping. Detail report is available upon request.	Correction made in timely manner.

Section 3 - Provision C.3 Reporting New Development and Redevelopment

C.3.a. ►New Development and Redevelopment Performance Standard Implementation Summary Report
(For FY 10-11Annual Report only) Provide a brief summary of the methods of implementation of Provisions C.3.a.i.(1)-(8).
Summary: **Not required for this Annual Report.**

C.3.b. ►Green Streets Status Report (All projects to be completed by December 1, 2014)
On an annual basis (if applicable), report on the status of any pilot green street projects within your jurisdiction. For each completed project, report the capital costs, operation and maintenance costs, legal and procedural arrangements in place to address operation and maintenance and its associated costs, and the sustainable landscape measures incorporated in the project including, if relevant, the score from the Bay-Friendly Landscape Scorecard.
Summary: **See C.3 New Development and Redevelopment section of Program's FY 09-10 Annual Report for a description of activities of the C3PO AHTG Green Streets Work Group and the BASMAA Development Committee.**

C.3.b.v.(1) ►Regulated Projects Reporting Table
Fill in attached table **C.3.b.v.(1)** or attach your own table including the same information

C.3.b.v.(1) ►Regulated Projects Reporting Table (part 1) – Projects Approved During the Fiscal Year Reporting Period

Project Name Project No.	Project Location[3], Street Address	Name of Developer	Project Phase No.[4]	Project Type & Description[5]	Project Watershed[6]	Total Site Area (Acres)	Total Area of Land Disturbed (Acres)	Total New and/or Replaced Impervious Surface Area[7] (ft^2)	Total Pre-Project Impervious Surface Area[8] (ft^2)	Total Post-Project Impervious Surface Area[9] (ft^2)
Private Projects										
South Bay Honda Dealership	920 Thompson Drive cross street Great Mall Drive	South Bay Honda		New Development. Commercial. New automobile dealership consisting of a two-story building and service facility totaling 46,920 square feet with asphalt parking areas and perimeter landscaping.	Coyote Creek	4.81	4.81	4.58	0	4.58
Calaveras Gas Service Station	190 W. Calaveras Boulevard cross street Serra Way	Gawsco Enterprise		Redevelopment. Commercial. Renovation of an existing automobile service station to add car wash and convenience store	Coyote Creek	0.91	0.70	0.71	0.70	0.71
Seasons Marketplace	1535 Landess Avenue cross street S. Park Victoria Drive	Ayalafil (U.S.) Con		Redevelopment. Commercial. Convert existing big box commercial building into a new internal retail shopping center.	Coyote Creek	7.3	0.6	0.1	6.7	6.7

[3] Include cross streets
[4] If a project is being constructed in phases, use a separate row entry for each phase.
[5] Project Type is the type of development (i.e., new and/or redevelopment). Example descriptions of development are: 5-story office building, residential with 160 single-family homes with five 4-story buildings to contain 200 condominiums, 100 unit 2-story shopping mall, mixed use retail and residential development (apartments), industrial warehouse.
[6] State the watershed(s) that the Regulated Project drains to. Optional but recommended: Also state the downstream watershed(s).
[7] State both the total new impervious surface area and the total replaced impervious surface area, as applicable.
[8] For redevelopment projects, state the pre-project impervious surface area.
[9] For redevelopment projects, state the post-project impervious surface area.

C.3.b.v.(1) ►Regulated Projects Reporting Table (part 1) – Projects Approved During the Fiscal Year Reporting Period

Project Name Project No.	Project Location[3], Street Address	Name of Developer	Project Phase No.[4]	Project Type & Description[5]	Project Watershed[6]	Total Site Area (Acres)	Total Area of Land Disturbed (Acres)	Total New and/or Replaced Impervious Surface Area[7] (ft^2)	Total Pre-Project Impervious Surface Area[8] (ft^2)	Total Post-Project Impervious Surface Area[9] (ft^2)
The Campus at McCarthy Ranch	205 N. McCarthy Boulevard cross street Ranch Drive	Equity Offices		New Development. Commercial. A 752,500 expansion of an existing 469,400 s.f. industrial campus.	Coyote Creek	65	TBD	33.13	17.12	49.6
Centria West Apartments	West side of Murphy Ranch Road, south of I-880	Lyon Homes		New Development. Residential. Multi-family residential building with internal parking structure and associated site improvements.	Coyote Creek	8.2	8.2	3.01	3.23	6.15
Paragon	1696 S. Main Street cross street Snell Place	Dr. Horton		Redevelopment. New Development. Residential. Multi-family residential development consisting of condominium units with associated site improvements	Coyote Creek	4.6	4.6	3.87	4.23	3.87
Aspen Family Apartments	1666 S. Main Street	Global Premier		Redevelopment. Residential. Affordable multi-family residential development and associated site improvements.	Coyote Creek	2.69	2.69	2.69	1.4	2.69
Murphy Ranch Residential	Southwest corner of Murphy Ranch Road and Technology Drive.	Murphy Ranch Fairfield LLC		New Development. Residential. A mixed multi-family residential project consisting apartments and townhomes.	Coyote Creek	21.73	21.73	16.74	0	16.74

C.3.b.v.(1) ►Regulated Projects Reporting Table (part 1) – Projects Approved During the Fiscal Year Reporting Period

Project Name Project No.	Project Location[10], Street Address	Name of Developer	Project Phase No.[11]	Project Type & Description[12]	Project Watershed[13]	Total Site Area (Acres)	Total Area of Land Disturbed (Acres)	Total New and/or Replaced Impervious Surface Area[14] (ft^2)	Total Pre-Project Impervious Surface Area[15] (ft^2)	Total Post-Project Impervious Surface Area[16] (ft^2)
Piper Citation Condominiums	1200 Piper Drive cross street Montague Expressway	Citation Homes		Redevelopment. Residential. Mixed multi-family residential development consisting of single family homes and townhomes.	Coyote Creek	16	16	11.8	13	11.8
Milpitas Station	1401 S. Milpitas Blvd cross street Montague Expressway	RGC		Redevelopment. Residential.	Coyote Creek	8.75	8.75	7.6	8.75	7.6
Sinclair Renaissance	245-373 Sinclair Frontage Road cross street Yosemite Drive	Mission Peak Homes		Redevelopment. Residential.	Coyote Creek	9.65	9.65	5.87	7.8	5.78
Public Projects										
Senior Center	40 N. Milpitas Blvd cross street E. Calaveras Blvd	City of Milpitas		Redevelopment – CIP project	Coyote Creek	2.5	0.9	.83	1.59	1.85

[10] Include cross streets
[11] If a project is being constructed in phases, use a separate row entry for each phase.
[12] Project Type is the type of development (i.e., new and/or redevelopment). Example descriptions of development are: 5-story office building, residential with 160 single-family homes with five 4-story buildings to contain 200 condominiums, 100 unit 2-story shopping mall, mixed use retail and residential development (apartments), industrial warehouse.
[13] State the watershed(s) that the Regulated Project drains to. Optional but recommended: Also state the downstream watershed(s).
[14] State both the total new impervious surface area and the total replaced impervious surface area, as applicable.
[15] For redevelopment projects, state the pre-project impervious surface area.
[16] For redevelopment projects, state the post-project impervious surface area.

C.3.b.v.(1) ►Regulated Projects Reporting Table (part 2) – Projects Approved During the Fiscal Year Reporting Period

Project Name Project No.	Status of Project[17]	Source Control Measures[18]	Site Design Measures[19]	Treatment Systems Approved[20]	Operation & Maintenance Responsibility Mechanism[21]	Hydraulic Sizing Criteria[22]	Alternative Compliance Measures[23/24]	Alternative Certification[25]	HM Controls[26/27]
Private Projects									
South Bay Honda Dealership	Constructed and occupied.	-Allow roof drains rain water leaders to permeable pavement section. -Maintain scheduled street sweeping and catch basin cleaning. -Provide "No Dumping-Drains to Creek" signage on all catch basins. -Covered trash area. -Use sand oil separator for service area.		Vegetated swales and infiltration devices.	Property owner, O & M Agreement required.	Flow-based and Volume-based criteria is used to design BMPs			This project does not fall under City's HM map.

[17] For private projects, state project application submittal date; application deemed complete date; and, final discretionary approval date. For public projects, state plans and specifications approval date.
[18] List source control measures approved for the project. Examples include: properly designed trash storage areas; storm drain stenciling or signage; efficient landscape irrigation systems; etc.
[19] List site design measures approved for the project. Examples include: minimize impervious surfaces; conserve natural areas, including existing trees or other vegetation, and soils; construct sidewalks, walkways, and/or patios with permeable surfaces, etc.
[20] List all approved stormwater treatment system(s) to be installed onsite or at a joint stormwater treatment facility (e.g., flow through planter, bioretention facility, infiltration basin, etc.).
[21] List the legal mechanism(s) (e.g., O&M agreement with private landowner; O&M agreement with homeowners' association; O&M by public entity, etc…) that have been or will be used to assign responsibility for the maintenance of the post-construction stormwater treatment systems.
[22] See Provision C.3.d. "Numeric Sizing Criteria for Stormwater Treatment Systems" for list of hydraulic sizing design criteria (i.e., 1.a., 1.b., 2.a., 2.b., 2.c., or 3)
[23] For Alternative Compliance at an offsite location in accordance with Provision C.3.e.i.(1), on a separate page, give a discussion of the alternative compliance site including the information specified in Provision C.3.b.v.(1)(m)(i) for the offsite project.
[24] For Alternative Compliance by paying in-lieu fees in accordance with Provision C.3.e.i.(2), on a separate page, provide the information specified in Provision C.3.b.v.(1)(m)(ii) for the Regional Project.
[25] Note whether a third party was used to certify the project design complies with Provision C.3.d.
[26] If HM control is not required, state why not.
[27] If HM control is required, state control method used (e.g., method to design and size device(s) or method(s) used to meet the HM Standard, and description of device(s) or method(s) used, such as detention basin(s), biodetention unit(s), regional detention basin, or in-stream control).

C.3.b.v.(1) ►Regulated Projects Reporting Table (part 2) – Projects Approved During the Fiscal Year Reporting Period

Project Name Project No.	Status of Project[28]	Source Control Measures[29]	Site Design Measures[30]	Treatment Systems Approved[31]	Operation & Maintenance Responsibility Mechanism[32]	Hydraulic Sizing Criteria[33]	Alternative Compliance Measures[34/35]	Alternative Certification[36]	HM Controls[37/38]
Calaveras Gas Service Station	Pending Construction	-Provide area drains in landscaped areas and overflows in the stormwater treatment BMPs. -Provide "No Dumping-Drains to Creek" or similar message on inlets. -Interior floor drains plumbed to sanitary sewer. -Preserve native plant material to the maximum extent possible. -Select plant material that is appropriate to site soil conditions, water efficient and pest resistant. -Grade and/or berm refuse areas to prevent run-on and run-off to and from this area. -Connect refuse area drains to sanitary sewer. -Mark dumpster with "Do Not Dump Hazardous Material Here". -Condensate drain lines discharge to the sanitary sewer system or to	-Redevelopment of existing site.	Vegetated swales and infiltration devices.	Property owner, O & M Agreement required.	Flow-based and Volume-based criteria is used to design BMPs			This project does not fall under City's HM map.

[28] For private projects, state project application submittal date; application deemed complete date; and, final discretionary approval date. For public projects, state plans and specifications approval date.
[29] List source control measures approved for the project. Examples include: properly designed trash storage areas; storm drain stenciling or signage; efficient landscape irrigation systems; etc.
[30] List site design measures approved for the project. Examples include: minimize impervious surfaces; conserve natural areas, including existing trees or other vegetation, and soils; construct sidewalks, walkways, and/or patios with permeable surfaces, etc.
[31] List all approved stormwater treatment system(s) to be installed onsite or at a joint stormwater treatment facility (e.g., flow through planter, bioretention facility, infiltration basin, etc.).
[32] List the legal mechanism(s) (e.g., O&M agreement with private landowner; O&M agreement with homeowners' association; O&M by public entity, etc…) that have been or will be used to assign responsibility for the maintenance of the post-construction stormwater treatment systems.
[33] See Provision C.3.d. "Numeric Sizing Criteria for Stormwater Treatment Systems" for list of hydraulic sizing design criteria (i.e., 1.a., 1.b., 2.a., 2.b., 2.c., or 3)
[34] For Alternative Compliance at an offsite location in accordance with Provision C.3.e.i.(1), on a separate page, give a discussion of the alternative compliance site including the information specified in Provision C.3.b.v.(1)(m)(i) for the offsite project.
[35] For Alternative Compliance by paying in-lieu fees in accordance with Provision C.3.e.i.(2), on a separate page, provide the information specified in Provision C.3.b.v.(1)(m)(ii) for the Regional Project.
[36] Note whether a third party was used to certify the project design complies with Provision C.3.d.
[37] If HM control is not required, state why not.
[38] If HM control is required, state control method used (e.g., method to design and size device(s) or method(s) used to meet the HM Standard, and description of device(s) or method(s) used, such as detention basin(s), biodetention unit(s), regional detention basin, or in-stream control).

C.3.b.v.(1) ►Regulated Projects Reporting Table (part 2) – Projects Approved During the Fiscal Year Reporting Period

Project Name Project No.	Status of Project[28]	Source Control Measures[29]	Site Design Measures[30]	Treatment Systems Approved[31]	Operation & Maintenance Responsibility Mechanism[32]	Hydraulic Sizing Criteria[33]	Alternative Compliance Measures[34/35]	Alternative Certification[36]	HM Controls[37/38]
		landscaped areas. -Rooftop mounted equipment will be covered to prevent pollutants from entering runoff. -Refrain from utilizing unprotected metal for roofing, gutters, and trim that could leach into runoff.							
Seasons Marketplace	Constructed and occupied.	-Mark all inlets with "No Dumping, Flows to the Bay. -Plumb interior floor drains and elevator shafts to sanitary sewer. -Connect floor sinks for Restaurants, grocery store, and other food service operations to grease interceptor prior to discharging to sanitary sewer. - Provide cover to refuse areas, grade and pave areas to prevent run-on and runoff, and connect refuse area drains to sanitary sewer.	Utilize existing building footprint and parking layout to limit the net increase impervious area.	-Media filter device.	Property owner, O & M Agreement required.	Flow-based and Volume-based criteria is used to design BMPs			This project does not fall under City's HM map.

C.3.b.v.(1) ►Regulated Projects Reporting Table (part 2) – Projects Approved During the Fiscal Year Reporting Period

Project Name Project No.	Status of Project[39]	Source Control Measures[40]	Site Design Measures[41]	Treatment Systems Approved[42]	Operation & Maintenance Responsibility Mechanism[43]	Hydraulic Sizing Criteria[44]	Alternative Compliance Measures[45/46]	Alternative Certification[47]	HM Controls[48/49]
The Campus at McCarthy Ranch	Pending construction.	-Drains will be marked with "No Dumping-Drains to Creek." -Parking garage floor drains will be plumbed to the sanitary sewer. -Interior floor drains will be plumbed to the sanitary sewer. -Landscaping will be designed to minimize required irrigation and runoff, to promote surface infiltration, and to minimize the use of fertilizers and pesticides that can contribute to stormwater pollution. - Loading docks shall be covered and/or graded to minimize run-on to and runoff from the loading area. Roof downspouts shall be positioned to direct stormwater away from the loading area.	-Incorporate the same stormwater treatment concepts as the existing office complex. -Utilize biorention cells to treat parking lot runoff. Vault, manhole and catch basin -Configured media filter devices will be used in areas that cannot drain to parking lot median or perimeter bioretention cells. -Landscape open spaces and recreation areas to allow for stormwater treatment. -The landscaped open spaces surrounding the proposed buildings will provide opportunities for treatment of roof runoff with	-Vegetated swales and landscaped areas. -Vault, manhole and catch basin configured media filter devices in areas that cannot drain to swales or medians. -Roof runoff will drain to landscaping or other pervious surfaces through the use of disconnected downspouts and/or splash blocks and pop-up emitters.	Property owner, O & M agreement required.	Flow-based criteria is used to design BMP's			This project does not fall under City's HM map.

[39] For private projects, state project application submittal date; application deemed complete date; and, final discretionary approval date. For public projects, state plans and specifications approval date.
[40] List source control measures approved for the project. Examples include: properly designed trash storage areas; storm drain stenciling or signage; efficient landscape irrigation systems; etc.
[41] List site design measures approved for the project. Examples include: minimize impervious surfaces; conserve natural areas, including existing trees or other vegetation, and soils; construct sidewalks, walkways, and/or patios with permeable surfaces, etc.
[42] List all approved stormwater treatment system(s) to be installed onsite or at a joint stormwater treatment facility (e.g., flow through planter, bioretention facility, infiltration basin, etc.).
[43] List the legal mechanism(s) (e.g., O&M agreement with private landowner; O&M agreement with homeowners' association; O&M by public entity, etc…) that have been or will be used to assign responsibility for the maintenance of the post-construction stormwater treatment systems.
[44] See Provision C.3.d. "Numeric Sizing Criteria for Stormwater Treatment Systems" for list of hydraulic sizing design criteria (i.e., 1.a., 1.b., 2.a., 2.b., 2.c., or 3)
[45] For Alternative Compliance at an offsite location in accordance with Provision C.3.e.i.(1), on a separate page, give a discussion of the alternative compliance site including the information specified in Provision C.3.b.v.(1)(m)(i) for the offsite project.
[46] For Alternative Compliance by paying in-lieu fees in accordance with Provision C.3.e.i.(2), on a separate page, provide the information specified in Provision C.3.b.v.(1)(m)(ii) for the Regional Project.
[47] Note whether a third party was used to certify the project design complies with Provision C.3.d.
[48] If HM control is not required, state why not.
[49] If HM control is required, state control method used (e.g., method to design and size device(s) or method(s) used to meet the HM Standard, and description of device(s) or method(s) used, such as detention basin(s), biodetention unit(s), regional detention basin, or in-stream control).

C.3.b.v.(1) ►Regulated Projects Reporting Table (part 2) – Projects Approved During the Fiscal Year Reporting Period

Project Name Project No.	Status of Project[39]	Source Control Measures[40]	Site Design Measures[41]	Treatment Systems Approved[42]	Operation & Maintenance Responsibility Mechanism[43]	Hydraulic Sizing Criteria[44]	Alternative Compliance Measures[45/46]	Alternative Certification[47]	HM Controls[48/49]
			bioretention cells.						
Centria West Apartments	Pending Construction	-Covered trash areas and parking structure. -Street sweeping by the HOA -Connect sanitary sewer drains to swimming pools. -Storm drain system stenciling, landscaped infiltration areas.	-Clustering of buildings, landscape swales in open space.	-Landscape infiltrating BMPs. -Landscape swales adjacent to pedestrian trails Structural storm water treatment units, oil-grease separators in parking structures	Property owner, O & M Agreement required.	Flow-based criteria is used to design BMPs			This project does not fall under City's HM map.
Paragon	Under construction.	-Mark all inlets with the words 'NO DUMPING – DRAINS TO THE BAY". -Plumb all parking garage floor drains to the sanitary sewer. -Prohibit car washing on site and use an automatic shut off on house to discourage such use. -Avoid roofing, gutter and trim made of copper or other unprotected metals that may leach into runoff. -Plaza, sidewalk and parking lots shall be swept regularly to prevent the accumulation of litter and debris. -Debris from pressure washing shall be collected to prevent entry into the storm drain system. -Wash water containing any clearing agent or degreaser shall be collected and discharged to the sanitary sewer and shall not be discharged to a storm drain.	-Infill development. -Clustering of buildings, connect all building downspouts to landscaping.	Grassy swales and landscaping. Two vortex hydrodynamic separators.	Property owner, O & M Agreement required.	Flow-based criteria is used to design BMPs			This project does not fall under City's HM map.

C.3.b.v.(1) ►Regulated Projects Reporting Table (part 2) – Projects Approved During the Fiscal Year Reporting Period

Project Name Project No.	Status of Project[50]	Source Control Measures[51]	Site Design Measures[52]	Treatment Systems Approved[53]	Operation & Maintenance Responsibility Mechanism[54]	Hydraulic Sizing Criteria[55]	Alternative Compliance Measures[56/57]	Alternative Certification[58]	HM Controls[59/60]
Aspen Family Apartments	Constructed and occupied.	-Prohibited residents from performing car washing and maintenance on-site. -On-site drain inlets have been reduced except for area drains in the landscaped area and overflows in the storm water treatment BMPs. -Interior floor drains and elevator shaft sump pumps will be plumbed to the sanitary sewer. - Refuse areas in the residential building with floors sloped to prevent drainage to exterior. -Paved parking areas drain to sewer rather than directly to storm drains.	-Infill development. -Clustering of buildings, connect all building downspouts to landscaping.	Facilities will be designed and constructed with a minimum 18" depth of sandy loam (minimum infiltration rate specified to be 5" per hour).	Property owner, O & M Agreement required.	Flow-based criteria is used to design BMPs			This project does not fall under City's HM map.

[50] For private projects, state project application submittal date; application deemed complete date; and, final discretionary approval date. For public projects, state plans and specifications approval date.
[51] List source control measures approved for the project. Examples include: properly designed trash storage areas; storm drain stenciling or signage; efficient landscape irrigation systems; etc.
[52] List site design measures approved for the project. Examples include: minimize impervious surfaces; conserve natural areas, including existing trees or other vegetation, and soils; construct sidewalks, walkways, and/or patios with permeable surfaces, etc.
[53] List all approved stormwater treatment system(s) to be installed onsite or at a joint stormwater treatment facility (e.g., flow through planter, bioretention facility, infiltration basin, etc.).
[54] List the legal mechanism(s) (e.g., O&M agreement with private landowner; O&M agreement with homeowners' association; O&M by public entity, etc…) that have been or will be used to assign responsibility for the maintenance of the post-construction stormwater treatment systems.
[55] See Provision C.3.d. "Numeric Sizing Criteria for Stormwater Treatment Systems" for list of hydraulic sizing design criteria (i.e., 1.a., 1.b., 2.a., 2.b., 2.c., or 3)
[56] For Alternative Compliance at an offsite location in accordance with Provision C.3.e.i.(1), on a separate page, give a discussion of the alternative compliance site including the information specified in Provision C.3.b.v.(1)(m)(i) for the offsite project.
[57] For Alternative Compliance by paying in-lieu fees in accordance with Provision C.3.e.i.(2), on a separate page, provide the information specified in Provision C.3.b.v.(1)(m)(ii) for the Regional Project.
[58] Note whether a third party was used to certify the project design complies with Provision C.3.d.
[59] If HM control is not required, state why not.
[60] If HM control is required, state control method used (e.g., method to design and size device(s) or method(s) used to meet the HM Standard, and description of device(s) or method(s) used, such as detention basin(s), biodetention unit(s), regional detention basin, or in-stream control).

C.3.b.v.(1) ►Regulated Projects Reporting Table (part 2) – Projects Approved During the Fiscal Year Reporting Period

Project Name Project No.	Status of Project[61]	Source Control Measures[62]	Site Design Measures[63]	Treatment Systems Approved[64]	Operation & Maintenance Responsibility Mechanism[65]	Hydraulic Sizing Criteria[66]	Alternative Compliance Measures[67/68]	Alternative Certification[69]	HM Controls[70/71]
Murphy Ranch Residential	Pending Construction	-Area drains marked "No Dumping Drains to Bay". -Covered trash enclosures. -Connect floor drains in parking areas to sanitary sewer. -Preserve any native plants material to maximum extent possible. -Design landscaping to soil conditions to minimize irrigation, runoff, and pesticide use as well as promote surface infiltration. -Rooftop mounted equipment will be covered to prevent pollutants from entering runoff. -Refrain from utilizing unprotected metal for roofing, gutters, and trim that could leach into runoff. -Hose bibs will have automatic shutoff or will require a key to operate.	-Infill development -Clustering of buildings, connect all building downspouts to landscaping.	-Vegetated swales and landscaping areas -On-site storm drain system -Structural storm water treatment units -Oil-grease separators in the parking structure	Property Owner, O & M Agreement required.	Flow-based criteria is used to design BMP's			This project does not fall under City's HM map.

[61] For private projects, state project application submittal date; application deemed complete date; and, final discretionary approval date. For public projects, state plans and specifications approval date.
[62] List source control measures approved for the project. Examples include: properly designed trash storage areas; storm drain stenciling or signage; efficient landscape irrigation systems; etc.
[63] List site design measures approved for the project. Examples include: minimize impervious surfaces; conserve natural areas, including existing trees or other vegetation, and soils; construct sidewalks, walkways, and/or patios with permeable surfaces, etc.
[64] List all approved stormwater treatment system(s) to be installed onsite or at a joint stormwater treatment facility (e.g., flow through planter, bioretention facility, infiltration basin, etc.).
[65] List the legal mechanism(s) (e.g., O&M agreement with private landowner; O&M agreement with homeowners' association; O&M by public entity, etc…) that have been or will be used to assign responsibility for the maintenance of the post-construction stormwater treatment systems.
[66] See Provision C.3.d. "Numeric Sizing Criteria for Stormwater Treatment Systems" for list of hydraulic sizing design criteria (i.e., 1.a., 1.b., 2.a., 2.b., 2.c., or 3)
[67] For Alternative Compliance at an offsite location in accordance with Provision C.3.e.i.(1), on a separate page, give a discussion of the alternative compliance site including the information specified in Provision C.3.b.v.(1)(m)(i) for the offsite project.
[68] For Alternative Compliance by paying in-lieu fees in accordance with Provision C.3.e.i.(2), on a separate page, provide the information specified in Provision C.3.b.v.(1)(m)(ii) for the Regional Project.
[69] Note whether a third party was used to certify the project design complies with Provision C.3.d.
[70] If HM control is not required, state why not.
[71] If HM control is required, state control method used (e.g., method to design and size device(s) or method(s) used to meet the HM Standard, and description of device(s) or method(s) used, such as detention basin(s), biodetention unit(s), regional detention basin, or in-stream control).

C.3.b.v.(1) ►Regulated Projects Reporting Table (part 2) – Projects Approved During the Fiscal Year Reporting Period

Project Name Project No.	Status of Project[72]	Source Control Measures[73]	Site Design Measures[74]	Treatment Systems Approved[75]	Operation & Maintenance Responsibility Mechanism[76]	Hydraulic Sizing Criteria[77]	Alternative Compliance Measures[78/79]	Alternative Certification[80]	HM Controls[81/82]
Milpitas Station	Pending Construction	-Drains will be marked with "No Dumping-Drains to Bay." -Parking garage floor drains will be plumbed to the sanitary sewer. -If dumpsters or other receptacles are outdoors, grade and pave designated area to prevent run-on to the area and berm to prevent runoff from the area. -Prohibit car washing on site and use an automatic shut off on hose to discourage such use. -Avoid roofing, gutter and trim made of copper or other unprotected metals that may leach into runoff. -Minimize irrigation water use. -Minimize the need for fertilizers and pesticides. - Plants will be selected appropriate to site soils, slopes, climate, sun, wind, rain, land use,	-Infill development. -Cluster buildings. -Provide landscape planters and landscaped areas between the buildings and paved areas help reduce impervious area.	-Structural stormwater treatment unit will be installed at the point of connection to the public storm drain system.	Property owner, O & M agreement required.	Flow-based criteria is used to design BMP's			This project does not fall under City's HM map.

[72] For private projects, state project application submittal date; application deemed complete date; and, final discretionary approval date. For public projects, state plans and specifications approval date.
[73] List source control measures approved for the project. Examples include: properly designed trash storage areas; storm drain stenciling or signage; efficient landscape irrigation systems; etc.
[74] List site design measures approved for the project. Examples include: minimize impervious surfaces; conserve natural areas, including existing trees or other vegetation, and soils; construct sidewalks, walkways, and/or patios with permeable surfaces, etc.
[75] List all approved stormwater treatment system(s) to be installed onsite or at a joint stormwater treatment facility (e.g., flow through planter, bioretention facility, infiltration basin, etc.).
[76] List the legal mechanism(s) (e.g., O&M agreement with private landowner; O&M agreement with homeowners' association; O&M by public entity, etc…) that have been or will be used to assign responsibility for the maintenance of the post-construction stormwater treatment systems.
[77] See Provision C.3.d. "Numeric Sizing Criteria for Stormwater Treatment Systems" for list of hydraulic sizing design criteria (i.e., 1.a., 1.b., 2.a., 2.b., 2.c., or 3)
[78] For Alternative Compliance at an offsite location in accordance with Provision C.3.e.i.(1), on a separate page, give a discussion of the alternative compliance site including the information specified in Provision C.3.b.v.(1)(m)(i) for the offsite project.
[79] For Alternative Compliance by paying in-lieu fees in accordance with Provision C.3.e.i.(2), on a separate page, provide the information specified in Provision C.3.b.v.(1)(m)(ii) for the Regional Project.
[80] Note whether a third party was used to certify the project design complies with Provision C.3.d.
[81] If HM control is not required, state why not.
[82] If HM control is required, state control method used (e.g., method to design and size device(s) or method(s) used to meet the HM Standard, and description of device(s) or method(s) used, such as detention basin(s), biodetention unit(s), regional detention basin, or in-stream control).

C.3.b.v.(1) ►Regulated Projects Reporting Table (part 2) – Projects Approved During the Fiscal Year Reporting Period

Project Name Project No.	Status of Project[72]	Source Control Measures[73]	Site Design Measures[74]	Treatment Systems Approved[75]	Operation & Maintenance Responsibility Mechanism[76]	Hydraulic Sizing Criteria[77]	Alternative Compliance Measures[78/79]	Alternative Certification[80]	HM Controls[81/82]
		air movement, ecological consistency, use of recycled water and plant interactions.							
Sinclair Renaissance	Pending Construction	-Drains will be marked with "No Dumping-Flow to Creek." -Provide trash bins. - Landscaping will be designed to minimize required irrigation and runoff, to promote surface infiltration, and to minimize the use of fertilizers and pesticides that can contribute to stormwater pollution. -Where possible, pest-resistant plants will be selected, especially for locations adjacent to hardscape. -Plants will be selected appropriate to site soils, slopes, climate, sun, wind, rain, land use, air movement, ecological consistency, use of recycled water and plant interactions.	-Infill development -Connect all roof drains to Landscaped areas and vegetative swales.	- Vegetated buffer strip. - Structural stormwater treatment unit (media filter).	Property owner, O & M agreement required.	Flow-based criteria is used to design BMP's			This project does not fall under City's HM map.
Senior Center	Construction Completed, August, 2010	Trash enclosure plumbed to sanitary sewer	Bicycle parking provided, adjacent to public transportation	Roof drains to landscape area. Curb cuts in parking lot to landscaping.	City of Milpitas	No			This project does not fall under City's HM map.

C.3.h.iv. ►Installed Stormwater Treatment Systems Operation and Maintenance Verification Inspection Program Reporting

Fill in table **below** or attach your own table including the same information.

Facility/Site Inspected and Location	Party Responsible[83] For Maintenance	Date of Inspection	Type of Inspection[84]	Type of Treatment/HM Control(s) Inspected[85]	Inspection Findings or Results[86]	Enforcement Action Taken[87]	Comments
DeVries / 153 N. Main Street	Property Owner	6/30/2010	Annual	Vegetated Swale & Vortex Separator	All BMPs maintained properly		
Humane Society of Silicon Valley / 901 Ames Ave	Property Owner	6/30/2010	Annual	Vegetated Swale & Vortex Separator	All BMPs maintained properly		
Mil Aspen Associates / 1666 S. Main Street	Property Owner	6/30/2010	Annual	Vegetated Swale & Vortex Separator	All BMPs maintained properly		
East Centria / 1101 S. Main Street	Property Owner	6/30/2010	Annual	Vegetated Swale & Vortex Separator	All BMPs maintained properly		
South Bay Honda / 920 Thompson Drive	Property Owner	6/30/2010	Annual	Vegetated Swale & Vortex Separator	All BMPs maintained properly		
Piercey Toyota / 950 Thompson Street	Property Owner	6/30/2010	Annual	Vegetated Swale	All BMPs maintained properly		
Milpitas Main Pump Station / 1425 McCarthy Blvd	Property Owner	6/30/2010	Annual	Vegetated Swale	All BMPs maintained properly		
Library / 160 N. Main Street	Property Owner	6/30/2010	Annual	Vegetated Swale	All BMPs maintained properly		

(2) On an annual basis, provide a discussion of the inspection findings for the year and any common problems encountered with various types of treatment systems and/or HM controls. This discussion should include a general comparison to the inspection findings from the previous year.

Summary: Eight sites in City of Milpitas have permanent stormwater treatment systems. All were inspected once in FY 09-10 by the City inspectors and found to be in good working condition. No follow up and enforcement action were required.

[83] State the responsible operator for installed stormwater treatment systems and HM controls.
[84] State the type of inspection (e.g., annual, follow-up, spot, etc.).
[85] State the type(s) of treatment systems inspected (e.g., bioretention facility, flow-through planter, infiltration basin, etc…) and the type(s) of HM controls inspected, and indicate whether the treatment system is an onsite, joint, or offsite system.
[86] State the inspection findings or results (e.g., proper installation, improper installation, proper O&M, immediate maintenance needed, etc.).
[87] State the enforcement action(s) taken, if any, as appropriate and consistent with your municipality's Enforcement Response Plan.

(3)	On an annual basis, provide a discussion of the effectiveness of the O&M Program and any proposed changes to improve the O&M Program (e.g., changes in prioritization plan or frequency of O&M inspections, other changes to improve effectiveness program).
	Summary: City inspects all permanentally installed BMPs annually.

Section 4 – Provision C.4 Industrial and Commercial Site Controls

C.4.a.ii ► Legal Authority

(For FY 09-10 Annual Report only) Do you have adequate legal authority to obtain effective stormwater pollutant control on industrial sites?	X	**Yes**		**No**
If **No**, explain:				

C.4.c.ii.(5) ► Enforcement Response Plan

(For FY 09-10 Annual Report only) Have you developed and implemented an Enforcement Response Plan by April 1, 2010?	X	**Yes**		**No**
The City of Milpitas does have an Enforcement Response Plan.				

Program Highlights

Provide background information, highlights, trends, etc. For FY 09-10 Annual Report describe steps taken to revise your program to meet new data tracking and reporting requirements.

The Fire Department's current database does not track the required reporting requirements. The Fire Department's data tracking system will be modified when standard violation types are defined, and funding and staffing are available.

C.4.b.i. ► Business Inspection Plan

(For FY 09-10 Annual Report only) Do you have a Business Inspection Plan?		**Yes**	X	**No**
If No, explain: The City has a list of sites to be inspected. Business Inspection Plan is being developed.				

C.4.b.iii.(1) ► Potential Facilities List

List below or attach your list of industrial and commercial facilities in your Inspection Plan to inspect that could reasonably be considered to cause or contribute to pollution of stormwater runoff.

Industrial and commercial facilities that could cause or contribute to pollution of stormwater runoff are listed in an Attachment 1.

C.4.b.iii.(2) ►Facilities Scheduled for Inspection

List below or attach your list of facilities scheduled for inspection during the current fiscal year.

Industrial and commercial facilities inspected during this reporting period are listed in an Attachment 2.

C.4.c.iii.(1) ►Facility Inspections

Fill out the following table or attach a summary of the following information.

Inspections are tracked in a database that is modified and updated daily. Individual violations or verbal warnings are not tracked in the database. The Fire Department's data tracking system will be modified funding and staffing are available.

	Number	Percent
Number of businesses inspected (if known)	291	
Total number of inspections conducted	291	
Violations issued (excluding verbal warnings)	10	
Sites inspected in violation	8	2.7
Violations[1] resolved within 10 working days or otherwise deemed resolved in a longer but still timely manner	1	10

[2.71] Total number of violations equals the number of initial enforcement actions (i.e. one violation issued for several problems during an inspection at a site). It does not equal the total number of enforcement actions because one violation issued at a site may have a second enforcement action for the same violation at the next inspection if it is not corrected.

C.4.c.iii.(2) ►Frequency and Types/Categories of Violations Observed

Fill out the following table or attach a summary of the following information.

Type/Category of Violations Observed	Number of Violations
Actual discharge (e.g. non-stormwater discharge)	0
Potential discharge (e.g. BMPs not in place or ineffective)	10

C.4.c.iii.(2) ►Frequency and Type of Enforcement Conducted

Fill out the following table or attach a summary of the following information.

The Fire Department's current database does not track this information. The Fire Department's data tracking system will be modified when funding and staffing are available.

	Enforcement Action (as listed in ERP)[1]	Number of Enforcement Actions Taken	% of Enforcement Actions Taken[2]
Level 1 (Haz Mat group does not issue verbal warning, they go straight to written warning)	N/A	N/A	N/A
Level 2	10	10	100
Level 3	None	None	None
Level 4	None	None	None
Total	**10**	10	100

Notes:

[1]Agencies to list specific enforcement actions as defined in their ERPs.

[2]Percentage calculated as number of each type of enforcement action divided by the total number of enforcement actions.

C.4.c.iii.(3) ►Types of Violations Noted by Business Category

Fill out the following table or attach a summary of the following information.

The Fire Department's current database does not track this information. The Fire Department's data tracking system will be modified to capture this data when standard violation types are defined, and funding and staffing are available. Back data for these violations is available upon request.

Business Category[1]	Actual Discharge Violations	Potential Discharge Violations
Electronics Manufacturing (3)	No	Yes
Food services (2)	No	Yes
Transportation (1)	No	Yes
Grocery Store (1)	No	Yes
Automotive (1)	No	Yes
Restaurant (2)	No	Yes

Notes:

[1] List your Program's standard business categories.

C.4.c.iii.(4) ►Non-Filers

List below or attach a list of the facilities required to have coverage under the Industrial General Permit but have not filed for coverage:

1. Kragens Auto Supply at 46 S. Abbott Ave
2. Micro Scientific Glass Blowing at 883 Ames Ave
3. Quality Transformer Electric at 963 Ames Ave
4. Lifescan Inc. at 1000 Gibraltar Dr
5. Silicon Valley Electroplating at 1486 Gladding Ct
6. Lenthor Engineering Inc at 1506 Gladding Ct
7. Milpitas materials Co. at 1125 N. Milpitas Blvd
8. CBR Circuits at 116 Minnis Circle
9. RDM Industrial Products, Inc. at 1652 Watson Court
10. Vector Fabrication, Inc at 1629 Watson Court
11. Prudential Cleanroom Services at 1437 N. Milpitas Blvd
12. Vance Minnis Trucking at 1125 N. Milpitas Blvd
13. Six Sigma at 905 Montague Expy
14. LTX – Credence Systems at 1421 California Circle
15. LTX – Credence Corporation at 1355 California Circle
16. Flex Interconnect Technologies at 1603 Watson court
17. Brandt Electronics Inc at 1971 Tarob Court
18. Advanced Electro polishing at 398 Railroad Court
19. Scandisk Corporation at 1001 Sandisk Drive
20. Tok America at 190 topaz Street
21. Sandisk Corporation at 1101 Sandisk Drive
22. Rucker & Kolls Inc at 1064 Yosemite Drive
23. Dynamic Details at 1992 Tarob Court
24. Globalstar at 461 S. Milpitas blvd
25. IXYS Corporation at 1590 Buckeye Drive
26. Kovio Inc at 233 S. Hillview Drive
27. Siemens Water Technologies Corporation at 960 Ames Ave
28. F.C.R. trucking Inc. at 980 Ames Ave
29. Silicon Turnkey Solutions Inc at 1804 McCarthy Blvd.

C.4.d.iii ►Staff Training Summary

Training Name	Training Dates	Topics Covered	No. of Inspectors in Attendance	Percent of Inspectors in Attendance
N/A	N/A	N/A	N/A	N/A

Section 5 – Provision C.5 Illicit Discharge Detection and Elimination

C.5.a.ii ► Legal Authority

(For FY 09-10 Annual Report only) Do you have adequate legal authority to prohibit and control illicit discharges and escalate stricter enforcement to achieve expedient compliance?	X	Yes		No
If **No**, explain:				

C.5.b.ii.(4) ► Enforcement Response Plan

(For FY 09-10 Annual Report only) Have you developed and implemented an Enforcement Response Plan by April 1, 2010?	X	Yes		No

Program Highlights

Provide background information, highlights, trends, etc. For FY 09-10 Annual Report describe steps taken to revise your program to meet new data tracking and reporting requirements.

The Fire Department's current database does not track the required reporting requirements. The Fire Department's data tracking system will be modified when standard violation types are defined, and funding and staffing are available.

C.5.c.iii ►Complaint and Spill Response Phone Number and Spill Contact List

List below or attach your complaint and spill response phone number and spill contact list.

Contact	Description	Phone Number
Fire and Police dispatch	Fire and Police dispatch	911
Non-emergency fire and police dispatch	Non-emergency fire and police dispatch	586-2400

C.5.d.iii ►Evaluation of Mobile Business Program

Describe implementation of minimum standards and BMPs for mobile businesses and your enforcement strategy. This may include participation in the BASMAA Mobile Surface Cleaners regional program or local activities.

Description:
BMPs are provided to mobile business involved with illicit discharges.

C.5.e.iii ►Evaluation of Collection System Screening Program

Provide a summary or attach a summary of your collection screening program, a summary of problems found during collection system screening and any changes to the screening program this FY.

Description:

The MS4 map of the City's storm drain system (24 inches in diameter and larger) was provided to the Program and is linked to the Oakland Museum Creek and Watershed Maps. The City of Milpitas, Public Works crew also inspected all (78) outfalls and no illicit connection or discharge was found. Process is if illicit connection or discharge is found, it is reported to Fire Department to take action.

C.5.f.iii.(1), (2), (3) ►Spill and Discharge Complaint Tracking

Spill and Discharge Complaint Tracking (fill out the following table or include an attachment of the following information)

Data is tracked in a separate database and is not available at this time.

	Number	Percentage
Discharges reported (C.5.f.iii.(1))	24	
Discharges reaching storm drains and/or receiving waters (C.5.f.iii.(2))	1	4.2
Discharges resolved in a timely manner (C.5.f.iii.(3))	23	95.8

C.5.f.iii.(4) ►Summary of major types of discharges and complaints

Provide a narrative or attach a table and/or graph.

Major types of complaints were vehicle oil leaks, car washing. Detailed reports for these complaints are available upon request.

Section 6 – Provision C.6 Construction Site Controls

C.6.a.iii ► Legal Authority				
(For FY 09-10 Annual Report only) Is your agency's legal authority adequate for C.6 compliance?	X	Yes		No
If **No**, explain:				

C.6.b.ii.(3) ► Enforcement Response Plan				
(For FY 09-10 Annual Report only) Was your Enforcement Response Plan developed and implemented by April 1, 2010?	X	Yes		No
If **No**, explain:				

C.6.e.iii.1.a, b, c ►Site/Inspection Totals

Number of sites disturbing < 1 acre of soil requiring storm water runoff quality inspection (i.e. High Priority) (C.6.e.iii.1.a)	**Number of sites disturbing ≥ 1 acre of soil** (C.6.e.iii.1.b)	**Total number of storm water runoff quality inspections conducted** (C.6.e.iii.1.c)
338	25	854

C.6.e.iii.1.d ►Construction Activities Storm Water Violations

BMP Category	Number of Violations[1]	% of Total Violations[2]
Erosion Control	349	99.4%
Run-on and Run-off Control	1	0.3%
Sediment Control	0	0%
Active Treatment Systems	0	0%
Good Site Management	1	0.3%
Non Stormwater Management	0	0%
Total	**351**	**100%**

Notes:
[1]Count one violation in a category for each site and inspection regardless of how many violations/problems occurred in the BMP category.
[2]Percentage calculated as number of violations in each category divided by total number of violations in all six categories.

C.6.e.iii.1.e ►Construction Related Storm Water Enforcement Actions

	Enforcement Action (as listed in ERP)[1]	Number Enforcement Actions Taken	% Enforcement Actions Taken[2]
Level 1	Directed Contractor to fix potential problems	346	98%
Level 2	Directed Contractor to fix potential problems	5	2%
Level 3		0	0%
Level 4		0	0%
Total		**351**	**100%**

Notes:

[1]Agencies should list the specific enforcement actions as defined in their ERPs.

[2]Percentage calculated as number of each type of enforcement action divided by the total number of enforcement actions.

C.6.e.iii.1.f, g ►Illicit Discharges

	Number
Number of illicit discharges, actual and those inferred through evidence (C.6.e.iii.1.f)	0
Number of sites with discharges, actual and those inferred through evidence (C.6.e.iii.1.g)	0

C.6.e.iii.1.h, i ►Violation Correction Times

	Number	Percent
Violations fully corrected within 10 business days after violations are discovered or otherwise considered corrected in a timely period (C.6.e.iii.1.h)	1	100%[2]
Violations not fully corrected within 30 days after violations are discovered (C.6.e.iii.1.i)	N/A	%[3]
Total number of violations for the reporting year[1]		100%

Notes:

[1]Total number of violations equals the number of initial enforcement actions (i.e. one violation issued for several problems during an inspection at a site). It does not equal the total number of enforcement actions because one violation issued at a site may have a second enforcement action for the same violation at the next inspection if it is not corrected.

[2]Calculated as number of violations fully corrected in a timely period after the violations are discovered divided by the total number of violations for the reporting year.

[3]Calculated as number of violations not fully corrected within 30 days after the violations are discovered divided by the total number of violations for the reporting year.

C.6.e.iii.(2) ►Evaluation of Inspection Data

Describe your evaluation of the tracking data and data summaries and provide information on the evaluation results (e.g., data trends, typical BMP performance issues, comparisons to previous years, etc.).

Description: City follows the existing Enforcement Response Plan. City is reviewing this Plan to make it easier for the inspectors to track and report violations.

C.6.e.iii.(2) ►Evaluation of Inspection Program Effectiveness

Describe what appear to be your program's strengths and weaknesses, and identify needed improvements, including education and outreach.

Description: A well trained staff that is proactive and evaluates SWPPP items every time they are on site, providing the contractor with input and feed back, that allows the contractor to adjust and correct any deficient items immediately.

C.6.f ►Staff Training Summary

Training Name	Training Dates	Topics Covered	No. of Inspectors in Attendance	Percent of Inspectors in Attendance
Construction Site Compliance Workshop	1/19/2010	BMP, SWPPP, NPDES Permit	2	25%
Construction Site Compliance Workshop	1/20/2010	BMP, SWPPP, NPDES Permit	3	37.5%

Section 7 – Provision C.7. Public Information and Outreach

C.7.b.ii.1 ►Advertising Campaign

Summary: Please refer to attached City of Milpitas FY 09-10 Outreach Log. The following advertising about urban run-off pollution prevention was conducted solely by the City of Milpitas:

• Print ads & residential doorhanger distribution for the Sept. 19 Resource Fair, a thermometer exchange, medicines & sharps turn-in with table top displays.

• Print ad in the "Welcome Guide," an annual publication distributed to residents & businesses, featured proper car washing & alternatives.

• Print ads (5) placed in local newspaper for "Bay-Friendly Gardening Workshops" in conjunction with County effort to promote least toxic alternatives to pesticides & herbicides, soil conservation & reducing local creek impacts.

• County Reusable Bags Campaign: Participation on County subcommittee to produce radio and cable television advertising placements, large-volume reusable bag purchase and distribution plan. Campaign began April 19 and continued through June 30.

• "Clean Cars & Clean Creeks," a SCVURPPP brochure describing proper car washing & alternatives, displayed at public counters and with excerpts featured on KMLP-TV & City website (March – June 2010).

• "Know Your Watershed: South San Francisco Bay Lands & Creeks", KMLP-TV & City website (ongoing starting June 2010), a set of web banners, TV billboard & flyers posted at public counters offering free watershed and creek maps specific to South San Francisco Bay.

In addition, the following separate reports developed by SCVURPPP summarize countywide advertising efforts conducted during FY 09-10:

• FY 09-10 Watershed Watch Campaign Annual Campaign Report

• FY 09-10 Watershed Watch Partner Report

• FY 09-10 Watershed Watch Web Statistics Report

These reports are included within the C.7 Public Information and Outreach section of Program's FY 09-10 Annual Report.

C.7.b.iii.1 ►Pre-Campaign Survey

(For the FY 10-11 Annual Report only) Summarize survey information such as sample size, type of survey (telephone survey, interviews etc.). Attach a survey report that includes the following information. If survey was done regionally, refer to a regional submittal that contains the following information: **Not required for this Annual Report.**

Place an **X** in the appropriate box below: **N/A**

	Survey report attached
	Reference to regional submittal:

C.7.c ►Media Relations

Summary: The following media coordination about urban run-off pollution prevention was conducted solely by the City of Milpitas:

- Sept. 19 Resource Fair - The Milpitas Post (Sept. 10 & 17) & Tri City News (Sept. 16); KMLP-TV (Sept. 1 – 19) & City website (Sept. 1 – 19).
- Sept. 7 – 30 Reusable Bag Giveaway - The Milpitas Post (Sept. 10) & Tri City News (Sept. 16); KMLP-TV (Sept. 7 – 30) & City website (Sept. 7 – 30).
- Oct. 26 – Burnett Elementary School Storm Drain Stencil Painting - The Milpitas Post (Oct. 29)
- March 6 – 27 SCVWD Water Efficient Landscape Workshops – KMLP-TV (Feb. 1 – March 26) & City website (Feb. 1 – March 26).
- Calle Oriente Park Community Planting - The Milpitas Post (May. 20 & 27)

The following separate report developed by BASMAA summarizes media relations efforts conducted during FY 09-10:

- BASMAA Media Relations Final Report. This report is included within the C.7 Public Information and Outreach section of Program's FY 09-10 Annual Report.

C.7.d ►Stormwater Point of Contact

Contact Summary:

Individually: City of Milpitas website, www.ci.milpitas.ca.gov, and (408) 586-2605. Both are publicized regularly in flyers, recreation guides, on utility bills, Parks & Recreation Activity Guide with corresponding coupon to mail for free info, KMLP-TV & City's website. Maintenance achieved through standard operating procedure of using both as referrals on all printed outreach.

Collectively: Another point of contact is the Watershed Watch Campaign hotline (1-866-WATHERSHED) and Watershed Watch Campaign website (www.mywatershedwatch.org).

Collectively: Individual agency points of contact are publicized on SCVURPPP outreach materials and websites and the point of contact is maintained by the Program and their authorized agents.

C.7.e ►Public Outreach Events – City of Milpitas

Summary: City of Milpitas Staff implemented eight (8) of the nine (9) following events; staff attended SCVURPPP event #3.

Event Details	**Description** (messages, audience)	Evaluation of Effectiveness
1. Summer Camp, Aug. 14, Cardoza Park, Earthcapades Performance (local). 2. Resource Fair, Sept. 19, Temp. Senior Center (local). 3. Pumpkins in the Park, Oct. 10, San Jose (countywide). 4. Spooktacular, Oct. 24-25 & 30, Great Mall of the Bay Area (local). 5. Thermometer Exchange, August 2009, Temp. Senior Center. 6. Compost Giveaway, April 17 & May 1, Newby Island Landfill (local). 7. Neighborhood Clean-ups, April 10, May 24, 8 & 22, various neighborhoods in Milpitas (local). 8. Milpitas Community Center Open House, April 24, Community Center (local). 9. Calle Oriente Park Opening & Community Planting, May 22 (local park).	1. Children (85) and young adult recreation leaders (5). Anti-litter, urban run-off sources & water pollution prevention. 2. Thermometer exchange, medicines & sharps turn-in with table top displays. 3. SCVURPPP booth. 4. Halloween event featuring urban run-off diorama, creek maps & pollution prevention information. 5. Thermometer exchange; Seniors advised to exchange mercury thermometers. 6. Free bags of compost distributed to Milpitas residents. Distribution of info packet with "no dumping" & motor oil recycling alternatives, proper car washing & alternatives, medicines & sharps disposal. 7. Free recycling & disposal containers for residents' disposal. Distribution of info packet with "no dumping" & motor oil recycling alternatives, proper car washing & alternatives, medicines & sharps disposal. 8. Family fun event featuring urban run-off diorama, creek maps & pollution prevention information. 9. Park opening and mini-fair event featuring urban run-off diorama, creek maps & pollution prevention information.	1. 85 children & 5 young adult leaders. First year provided; extremely well-received, invited back for next summer. 2. 125 households attended (verified count based upon sign-in). Pharmaceuticals collected (pounds) – controlled = 30, non-controlled = 151, Total = 181. Thermometers = 112 each. Sharps = 13 gallons. Cell phones = 73 each. 3. Staffing assistance to program coordinators. 4. Total 2,800 people reached (verified count from entrance counters). Approx. 800 attended info table (verified using count of reusable bags distributed). 5. 130 mercury thermometers collected; very popular with seniors; another event requested. 6. Total 979 households reached (verified count from coupon). 7. Total 487 households reached (verified count from sign-in). 8. 70 households with children (verified count based upon sign-in). 9. 150 people, including children (verified count using certificate for participation in the community planting).

C.7.e ►Public Outreach Events - SCVURPPP

Program staff, the Watershed Watch consultant, and Co-permittees staffed ten outreach events in FY 09-10. Events were selected based upon target audience and attendance. Materials distributed at the events included the following: Less Toxic Pest Management fact sheets, "10 Most Wanted Backyard Bugs" brochures, "Don't Plant a Pest" brochure, "You are the Solution to Water Pollution "brochures, "Clean Cars & Clean Creeks" brochure, and giveaways (e.g. flyswatters, OWOW magnets, notepads, and temporary tattoos). The flyswatters have the Watershed Watch website and hotline number and the words "The Original Earth-Friendly Pest Control" printed on them. The beanbag game for children was used at most of the events. Event staff distributed more than 5,000 outreach materials and giveaways.

Event Details	**Description** (messages, audience)	**Evaluation of Effectiveness**
Name: Pumpkins in the Park Date: October 10, 2009 Location: Guadalupe River Park and Gardens, San Jose Region: Countywide	Type of Event: Community fair Audience: Families with children Message: Stormwater pollution prevention, less-toxic pest control and, proper disposal of household hazardous waste (HHW).	General Feed Back: The event was very well attended. A lot of attendees stopped at the booth to play the bean bag game and pick up brochures. This is a good event for educating families with children. Estimated Overall Event Attendance: 12,000-14,000. Number of Brochures Distributed: 432 Number of Giveaways Distributed: over 1,000
Name: Muslim Green Fair Date: October 18, 2009 Location: 3003 Scott Blvd., Santa Clara Region: Countywide	Type of Event: Community fair Audience: Families with children Message: Stormwater pollution prevention, less-toxic pest control and, proper disposal of HHW	General Feed Back: This is a good event for reaching members of the Muslim community. The bean bag game was used at this event. Estimated Overall Event Attendance: 1,000 Number of Brochures Distributed: 14 Number of Giveaways Distributed: 221
Name: Haunted History Date: October 31, 2009 Location: History Park at Kelley Park, San Jose Region: Countywide	Type of Event: Halloween Event Audience: Families Message: Stormwater pollution prevention.	General Feed Back: This event is good for getting the Program's name out, but not for educating attendees. Most children stop at the booth only for candies and are not receptive to information. Estimated Overall Event Attendance: 1,500 Number of Brochures Distributed: 12 Number of Giveaways Distributed: 267
Name: Spring Garden Market Date: April 10, 2010 Location: History Park at Kelley Park, San Jose Region: Countywide	Type of Event: Plant sale Audience: Home owners/gardeners Message: Stormwater pollution prevention, less-toxic pest control	General Feed Back: Most people came to the event to buy plants and did not want to pick up information. The Program will probably not attend this event next year. Estimated Overall Event Attendance: 3,000 Number of Brochures Distributed: 181; Number of Giveaways Distributed: 61

Event Details	**Description** (messages, audience)	**Evaluation of Effectiveness**
Name: Spring in Guadalupe Gardens Date: April 24, 2010 Location: Guadalupe River Park and Gardens, San Jose Region: Countywide	Type of Event: Community fair, plant sale. Audience: Families with children, homeowners and gardeners Message: Stormwater pollution prevention, less-toxic pest control and, proper disposal of HHW.	General Feed Back: Good attendance at booth. Most people were looking for specific pest control information. The bean bag toss game was used. Estimated Overall Event Attendance: 4,500 Number of Brochures Distributed: 423 Number of Giveaways Distributed: 797
Name: Watershed Watch Car Wash Event Date: May 5, 2010 Location: Robertsville Classic Car Wash, 5005 Almaden Expwy, San Jose Region: Countywide	Type of Event: Car Wash Audience: Car wash customers Message: Stormwater pollution prevention, proper car washing.	General Feed Back: Excellent turn-out, resulted in a 50% increase of business for the car wash during the 2-hour time period. Event staff spoke with customers and provided them information on proper car washing. Most people were interested in taking the Watershed Watch discount card. Estimated Overall Event Attendance: 150 Number of Brochures Distributed: 103 Number of Watershed Watch Discount Cards Distributed: 129
Name: Watershed Watch Car Wash Event Date: May 19, 2010 Location: Delta Queen Classic Car Wash, 981 E Hamilton Ave, Campbell Region: Countywide	Type of Event: Car Wash Audience: Car wash customers Message: Stormwater pollution prevention, proper car washing.	General Feed Back: Due to a rainy day forecast, attendance was low at this event. Estimated Overall Event Attendance: 45 Number of Brochures Distributed: 34 Number of Watershed Watch Discount Cards Distributed: 49
Name: Watershed Watch Car Wash Event, Date: June 2, 2010 Location: Capitol Premier Car Wash, 735 Capitol Expwy Auto Mall, San Jose Region: Countywide	Type of Event: Car Wash Audience: Car wash customers Message: Stormwater pollution prevention, proper car washing.	General Feed Back: Good turn-out. Car wash owner indicated there was an increase in business from their normal expectations. Estimated Overall Event Attendance: 100 Number of Brochures Distributed: 101 Number of Watershed Watch Discount Cards Distributed: 107
Name: Festival in the Park Date: June 26, 2010 Location: Hellyer County Park, San Jose Region: Countywide	Type of Event: Community Health Fair Audience: Families with children. Message: Stormwater pollution prevention, less-toxic pest control and, proper disposal of HHW.	General Feed Back: Good event for reaching the Hispanic community. The bean bag game drew a lot of families with children to the booth. Estimated Overall Event Attendance: 5,000 Number of Brochures Distributed: 418 Number of Giveaways Distributed: 365

C.7.f. ►Watershed Stewardship Collaborative Efforts

Summarize watershed stewardship collaborative efforts and/or refer to a regional report that provides details. Describe the level of effort and support given (e.g., funding only, active participation etc.). State efforts undertaken and the results of these efforts. If this activity is done regionally refer to a regional report.

Evaluate effectiveness by describing the following:

- Efforts undertaken
- Major accomplishments

Summary:

• Website, KMLP-TV posting of Don Edwards San Francisco Bay National Wildlife Refuge Calendar of Events.

• During FY 09-10, the Program actively supported the Santa Clara Basin Watershed Initiative (SCBWMI), including the Core Group, the Land Use Subgroup, and the Trash Subgroup (now the Santa Clara Valley Zero Litter Initiative); the Bay Area Macroinvertebrate Bioassessment Information Network (BAMBI); and the Stevens & Permanente Creeks Watershed Council. Information on these efforts is included within the C.7 Public Information and Outreach section of the Program's FY 09-10 Annual Report.

C.7.g. ►Citizen Involvement Events – City of Milpitas

The City of Milpitas conducted the following five (5) Citizen Involvement Events.

Event Details	Description	Evaluation of effectiveness
1. Berryessa Creek Clean-up, Sept. 26 (local). 2. Turlacitos Creek Clean-up, Sept. 26 (local).	1 & 2. Creek clean-up with 38 volunteers.	1& 2. In-creek clean-up of approx. 300 feet; collected total 910 lbs. garbage & 68 lbs. recyclable materials.
3. Coyote Creek Clean-up, Sept. 26, conducted by Save the Bay (regional)	3. Creek clean-up with 46 volunteers.	3. In-creek clean-up of approx. 300 feet; collected total 350 lbs. garbage & 100 lbs. recyclable materials.
4. Burnett Elementary School Storm Drain Stencil Painting, Oct. 26 (local).	4. School garden building, landscape clean-up & stenciling project.	4. 200 volunteers from school community. Participants appreciated stenciling task.
5. Calle Oriente Park Opening & Community Planting, May 22 (local park w/ neighborhood focus).	5. Park planting to limit urban run-off.	5. 150 people, including children (verified count using certificate for participation in the community planting). Planting areas within 25-feet of storm drains. Community planted 100 1-gallon drought tolerant day lilies, cleared debris from storm drains & swept sidewalks.
6. Workshop: California Natives, Water Conserving Strategies & Innovative Materials,	6. BAWSCA-provided, free workshop with info	

May 22, Milpitas City Hall (local). The following separate reports developed by SCVURPPP and other organizations also include information about citizen involvement events conducted during FY 09-10: • Watershed Watchers: Keeping Our Waterways Clean: FY 09-10 Fourth Quarter Report (includes end-of-year Summary from Alviso Education Center) • Going Native Garden Tour 2010- Summary Report These reports are included within the C.7 Public Information and Outreach section of Program's FY 09-10 Annual Report.	about water conservation & reducing run-off.	First year for this type of event. 6. 40 people attended & all completed positive evaluations.

C.7.g. ►Citizen Involvement Events - SCVURPPP

The Program provided funding for the following citizen involvement events:

1) National River Clean up Day – The Program supports the involvement of Santa Clara County citizens by providing advertising support for the National River Clean-up Day.
2) Citizen involvement events at the Don Edwards San Francisco Bay Wildlife Refuge (Refuge) – A number of citizen involvement and stewardship programs are conducted as part of the Program funded Watershed Watchers Program at the Refuge. Participants usually work in the Refuge gardens planting native plants, pulling non-native plants, and mulching. More details are included in the Watershed Watchers Report in the Program Annual Report Appendix 7-5.

Event Details	Description	Evaluation of effectiveness
Name: Summer of Service Programs Date: 7/16/09, 7/30/09, 8/13/09 Location: Don Edwards Wildlife Refuge, Alviso Focus: Countywide	Partnership program between Santa Clara Valley youth groups and the Watershed Watchers program. Youth spend a day at the Refuge and they work in the gardens in the morning and explore the Refuge in the afternoon.	Number of attendees on 7/16/09: 2 elementary school students and 6 middle school students. Number of attendees on 7/30/09: 10 middle school students. Number of attendees on 8/13/09: 8 middle school students.
Name: Gardening at the Refuge Date: 11/21/09 Location: Don Edwards Wildlife Refuge, Alviso Focus: Countywide	Participants usually work in the Refuge gardens planting native plants, pulling non-native plants, and mulching.	Number of attendees: 4 elementary school students, 2 high school students, and 9 adults.
Name: Community Service Days Date: 1/16/10, 3/20/10, 4/17/10, 5/17/10 Location: Don Edwards Wildlife Refuge, Alviso Focus: Countywide	This is an open day for the general public. Participants work in the gardens planning native plants, puling non-native plants, and mulching.	Number of attendees on 1/16/10:1 elementary school student, 1 high school student, and 6 adults. Number of attendees on 3/20/10: 1 elementary school student and 6 adults. Number of attendees on 4/17/10: 4 elementary school students and 4 adults. Number of attendees on 5/17/10: 13 elementary school students and 7 adults.
Name: National River Cleanup Day Date: 5/15/10 Location: Various locations throughout the County	In FY 09-10, the Creek Connection Action Group sponsored two creek clean-up events: Coastal Clean-up Day on September 19, 2009 and National Rivers Clean-up Day on May 15, 2010. The Program provided funding for the National	A total of 1,068 volunteers participated in cleaning 34 sites and removed approximately 29,098 pounds of trash and 6,394 pounds of recyclables from creeks.

Focus: Countywide	Rivers Clean-up Day advertising.	

C.7.h. ►School-Age Children Outreach – City of Milpitas

Summarize school-age children outreach programs implemented. A detailed report may be included as an attachment.
Use the following table for reporting school-age children outreach efforts.

Program Details	Focus & Short Description	Number of Students/Teachers reached	Evaluation of Effectiveness
1. Summer Camp, Aug. 14, Cardoza Park, Earthcapades Performance (local). 2. Weller Elementary, March 12. 3. Burnett Elementary, April 2. 4. Randall Elementary May 20. 5. Spangler Elementary May 20. 6. Weller Elementary, April 2. The following separate reports developed by SCVURPPP and other organizations also include information about school-age children outreach efforts conducted during FY 09-10: • ZunZun School Assemblies for Watershed Watch Campaign- FY 09-10 Academic Year Final Report • Memorandum- Evaluation of the School Assembly Program-	1. Education in form of entertaining performance. Anti-litter, urban run-off sources & water pollution prevention. 2. School assemblies in two parts (Kinder – 2, 3 – 6 grades). Education in form of entertaining performance. Anti-litter, urban run-off sources & water pollution prevention. 3. Same description as above (#2). 4. Same description as above (#2). 5. Same description as above (#2). 6. ZunZun presentation.	1. 85 children & 5 young adult leaders. 2. 275 students & 15 teachers / administrators. 3. 200 students & 11 teachers / administrators. 4. 250 students & 13 teachers / administrators. 5. 200 Students & 10 administrators. 6. 500 students.	1. First year provided; extremely well-received, invited back for next summer. 2. Extremely well received. Evaluation sheets attached. 3. Same comment as above. 4. Same comment as above. 5. Same comment as above. 6. Extremely well received. Evaluation sheets attached with SCVURPPP report.

FY 09-10 • Watershed Watchers: Keeping Our Waterways Clean: FY 09-10 Fourth Quarter Report (includes end-of-year Summary from Alviso Education Center) These reports are included as within the C.7 Public Information and Outreach section of Program's FY 09-10 Annual Report.			

C.7.h. ►School-Age Children Outreach - SCVURPPP

Outreach to school-age children is implemented through ZunZun assemblies at local elementary schools and the "Watershed Watchers" program at the Environmental Education Center at the Don Edwards San Francisco Bay Wildlife Refuge (Refuge) in Alviso. The Program sponsors up to 50 ZunZun assemblies at elementary schools in Santa Clara Valley and funds an Interpretive Specialist position at the Refuge for conducting activities and programs about watershed and urban runoff pollution prevention. The Fourth Quarter "Watershed Watchers" Report including the End-of-Year summary is included in the Program Annual Report Appendix 7-5. The ZunZun Final Report is included in the Program Annual Report Appendix 7-7.

Program Details	Focus & Short Description	Number of Students/Teachers reached	Evaluation of Effectiveness
Name : ZunZun Musical Assembly Grade or level: elementary	Interactive, musical school assemblies educating K-6 children about watersheds and pollution prevention.	14,161 students	ZunZun assemblies were evaluated using postage-paid evaluation cards that were distributed to all teachers present at the performances. The Program received 130 completed evaluation cards from teachers. Overall, the feedback is positive and indicates an increase in the students' knowledge about watersheds and pollution prevention. A few highlights of the evaluations are: • Twenty-two teachers indicated that after the performance, 50% of their students knew what a watershed is; 51 teachers indicated that 75% of their students knew what a

			watershed is and 28 teachers indicated that 100% of their students knew what a watershed is. • Eight teachers indicated that after the performance, 50% of their students could name a way to prevent pollution in the watershed; 38 teachers indicated that 75% of their students could name a way to prevent pollution in the watershed; and 78 teachers indicated that 100% of their students could name a way to prevent pollution in the watershed. The Final Teacher Evaluation Report is included in the Program Annual Report Appendix 7-7.
Name: Watershed Watchers Program at Don Edwards Wildlife Refuge in Alviso Grade or level: elementary, middle, high school	The Refuge offers a number of interpretive programs to educate children and youth about preventing urban runoff pollution. These include: Bike the Levees; Discover Native Species; Habitat Exploration; Living Wetlands; Marshes, Mud and Plankton; Quackers and Honkers; and Water Water Everywhere.	80 pre-kindergarteners, 1,359 elementary school students, 33 middle school students, and 199 high school students	Visitor Surveys are used to determine visitor demographics, effectiveness of publicity, and the effectiveness or the Watershed Watchers Program. In addition, an "Urban Runoff Bead Drop" display is used to record actions (e.g., pick up litter, spread the word, take car to car wash) that children promise to do the help keep storm drains clean. Results of both these evaluation mechanisms are summarized in the Watershed Watchers Fourth Quarter Report included in the Program Annual Report Appendix 7-5.

Section 8 - Provision C.8 Water Quality Monitoring

C.8 ►Water Quality Monitoring
State below if information is reported in a separate regional report. Municipalities can also describe below any Water Quality Monitoring activities in which they participate directly, e.g. participation in RMP workgroups, fieldwork within their jurisdictions, etc.
Summary **During FY 09-10, we contributed to the SCVURPPP Monitoring and Assessment Program which conducts water quality monitoring in Santa Clara Valley creeks and rivers. In coordination with the BASMAA Regional Monitoring Coalition (RMC). In addition, we contribute financially to the Regional Monitoring Program for Water Quality in the San Francisco Estuary (RMP) and actively participate in RMP committees and work groups. For additional information on monitoring activities conducted by SCVURPPP, BASMAA RMC and the RMP, see the C.8 Water Quality Monitoring section of the Program's FY 09-10 Annual Report.**

Section 9 – Provision C.9 Pesticides Toxicity Controls

C.9.a ►Adopt an Integrated Pest Management (IPM) Policy or Ordinance

(For FY 09-10 Annual Report only) Attach a copy of your individual IPM ordinance or policy.	X	**Attached**		**Not attached,** explain below
City of Milpitas has adopted an IPM Policy and copy is attached as an Attachment 3. This is a standard operating procedures using IPM practices for all City parks, medians and landscaping as well as participation in SCVURPPP workshops, public outreach and Watershed Watch promotions.				

C.9.b ►Implement IPM Policy or Ordinance

Report implementation of IPM BMPs by showing trends in quantities and types of pesticides used, and suggest reasons for increases in use of pesticides that threaten water quality, specifically organophosphorous pesticides, pyrethroids, carbaryl, and fipronil. A separate report can be attached as evidence of your implementation.
Summary: In FY 09-10 City of Milpitas used Roundup Pro – 128.64 gallons, Merit 14.50 oz, Aquamaster 29.07 gallons, Snapshot 3390 lbs, Surplan A.S. 123.79 Gallons, Gallery 76 lbs, Dow Agro 3.25 gallons, Azatrol 7.00 quart. This data will be used as a baseline trend for future.

C.9.c ►Train Municipal Employees

Enter the number of employees that applied or used pesticides (including herbicides) within the scope of their duties this reporting year.	30
Enter the number of these employees who received training on your IPM policy and IPM standard operating procedures within the last 3 years.	30
Enter the percentage of municipal employees who apply pesticides who have received training in the IPM policy and IPM standard operating procedures within the last three years.	100%

C.9.d ►Require Contractors to Implement IPM

Did your municipality contract with any pesticide service provider in the reporting year?	X	Yes		No

If yes, attach one of the following:

	Contract specifications that require adherence to your IPM policy and standard operating procedures, OR
	Copy(ies) of the contractors' IPM certification(s) or equivalent, OR
X	Equivalent documentation and language in this document is as "Pesticide Applications – A. All pesticide applicators must have a current California Pest Control Advisor Recommendation available on site correctly identifying the target weed species, pesticide to be used, rate of application, precautionary statements for safe handling and environmental protection, weather and timing restrictions, and shall be approved by the City prior to application. Applicators must also have a pesticide label and MSDS available onsite. B. Pesticide shall be applied only by personnel who possess a California Qualified Applicator's License, with training in the specific pesticide they are applying. C. All applications shall be done with extreme care to avoid any hazard to persons, pets, or landscape plantings, including adjacent trees. D. The Contractor shall follow all applicable California Department of Pesticide Regulations requirements for the safe use and handling of pesticides, and for adherence to label instructions. E. No restricted use pesticides shall be used without the prior consent of the City. All requirements for the use of restricted materials, including the filing of the Notice of Intent, shall b e the responsibility of the Contractor."

C.9.e ►Track and Participate in Relevant Regulatory Processes

Summary: During FY 09-10, we participated in regulatory processes related to pesticides through contributions to SCVURPPP, BASMAA and CASQA. For additional information, see the Regional Pollutants of Concern Report submitted by BASMAA on behalf of all MRP Permittees. This Report is included within the Program's FY 09-10 Annual Report.

C.9.f ►Interface with County Agricultural Commissioners

Provide a summary of improper pesticide usage reported to the County Agricultural Commissioner and follow-up actions to correct violations, if any. A separate report can be attached as your summary.

Summary: Nothing was reported to County Agricultural Commissioners because City Staff did not observe any improper use of pesticide.

C.9.h.ii ►Public Outreach: Point of Purchase

Summary: The following separate reports developed by SCVURPPP and BASMAA summarize point of purchase outreach efforts conducted during FY 09-10:

- FY 09-10 Store Employee Training Report (SCVURPPP)
- FY 09-10 Store Employee Training Evaluation Summary (SCVURPPP)
- FY 09-10 Store Employee Training Status Table (SCVURPPP)

- FY 09-10 List of Stores in the IPM Store Partnership Program (SCVURPPP)
- FY 09-10 BASMAA "Our Water, Our World" (OWOW) Report (BASMAA)

These reports are included within the C.9 Pesticides Toxicity Control section of Program's FY 09-10 Annual Report.

C.9.h.vi ►Public Outreach: Pest Control Operators

Summary: The following separate reports developed by SCVURPPP summarizes Public Outreach: Pest Control Operators efforts conducted during FY 09-10:

- FY 09-10 Green Gardener Training Report

This report is included within the C.9 Pesticides Toxicity Control section of Program's FY 09-10 Annual Report.

Section 10 - Provision C.10 Trash Load Reduction

C.10.a.i ►Short-Term Trash Loading Reduction Plan

Description: Not required for this Annual Report. City Staff are evaluating feasible collection points and capture devices to attain 40% loan reduction.

C.10.a.ii ►Baseline Trash Load and Trash Load Reduction Tracking Method

Description: A summary of Program accomplishments for this sub-provision is included within the C.10 Trash Load Reduction section of Program's FY 09-10 Annual Report.

C.10.a.iii ►Minimum Full Trash Capture

Description: A summary of Program accomplishments for this sub-provision is included within the C.10 Trash Load Reduction section of Program's FY 09-10 Annual Report. In addition, the Program recently finalized a technical report detailing the results of its Pilot Trash Structural Treatment Control Study implemented in 2007. This technical report is also available within the C.10 Trash Load Reduction section of Program's FY 09-10 Annual Report.

C.10.b.iii ►Trash Hot Spot Assessment

Trash Hot Spot	Cleanup Date	Volume of Material Removed	Dominant Type of Trash	Trash Sources (where possible)
Berryessa Creek	Sept. 19, 2009	910 lbs. garbage 68 lbs. recyclables	Litter, commercial debris.	Nearby park & retail center.
Turlacitos Creek	Sept. 19, 2009	Combined total with Berryessa Creek.	Litter, commercial debris.	Nearby park & retail center.
Coyote Creek	Sept. 19, 2009	350 lbs garbage 100 lbs recyclables	Litter, commercial & freeway debris.	Nearby industrial, overhead freeway.

C.10.d ►Summary of Trash Load Reduction Actions

- Aug. 19 Resource Fair doorhanger devoted second side to litter abatement messages
- Household Dump Day promoted via flyers at public counters, permanent message on back of utility bill, City website & KMLP-TV.
- County HHW Program doorhanger (distrib. 6/14 for 6/26/10 event) listed retailers accepting batteries, motor oil & fluorescent bulbs.
- Street sweeping advertisements placed quarterly n The Milpitas Post thank residents for keeping streets & So. SF Bay, clean.
- Reusable News, a residential solid waste newsletter, mailed October 2009, extra yard trims collection options
- Business Recycling & Waste Services, a commercial newsletter, mailed July 2009, promoted yard trims composting & food waste recycling; also featured referrals for business medical & hazardous wastes, responses for illegal dumping & graffiti.
- Volunteer Creek Cleanups listed in C.7.g involve grassroots community organization and actions.
- "City of Milpitas, We Reuse" messages were featured in the Recreation Services Guide mailed to all Milpitas residents.

Type of Trash Load Reduction Action	Date of First Implementation	Level of Implementation (specify if level was increased after MRP adoption)	Total Trash Load Removed by Action	Dominant Types of Trash Removed by Action
Not all trash load reduction actions were tracked by "loads removed" this fiscal year. Once the Trash Load Reduction Tracking Method is developed (see Provision C.10.a.ii), trash loads removed will be documented for each load reduction action (as feasible). See the Program's FY 09-10 Annual Report for schedule.				

Section 11 - Provision C.11 Mercury Controls

C.11.a.i ►Mercury Recycling Efforts

Santa Clara County Household Hazardous Waste Program Drop-off Event, June 26, Milpitas High School: 971 total participants of which 436 were Milpitas residents. 78,556 lbs or approximately 39 tons collected. Outreach included residential doorhanger with referral info for motor oil recycling & using yard trims recycling to keep storm drains clear, print advertising for the event including billboards on KMLP-15 & City website.

C.11.a.ii ►Mercury Collection

Provide an estimate of the mass of mercury collected through these efforts, or provide a reference to a report containing this estimate.

Resource Fair, Sept. 19, Temp. Senior Center (local). Thermometer exchange, medicines & sharps turn-in with table top displays. 125 households attended (verified count based upon sign-in). Pharmaceuticals collected (pounds) – controlled = 30, non-controlled = 151, Total = 181. Thermometers = 112 each. Sharps = 13 gallons. Cell phones = 73 each. Outreach included informational doorhanger to all residences, print advertising, billboards on KMLP-15 & City website.

Thermometer Exchange, August 2009, Temp. Senior Center. Total 136 thermometers collected.

Amounts collected: The methodologies for estimating the mass of mercury collected through mercury collection and recycling efforts are currently in development and are due to the Water Board by September 15, 2010. Therefore, estimates could not be made for FY 09-10. Estimates of the mass of mercury collected through recycling efforts during FY 10-11 will be provided with the FY 10-11 Annual Report (see FY 10-11 BASMAA Regional POC Report).

C.11.b ►Monitor Methylmercury
C.11.c ►Pilot Projects to Investigate and Abate Mercury Sources in Drainages
C.11.d ►Pilot Projects to Evaluate and Enhance Municipal Sediment Removal and Management Practices
C.11.e ►Conduct Pilot Projects to Evaluate On-Site Stormwater Treatment via Retrofit
C.11.f ►Diversion of Dry Weather and First Flush Flows to POTWs
C.11.g ►Monitor Stormwater Mercury Pollutant Loads and Loads Reduced
C.11.h ►Fate and Transport Study of Mercury In Urban Runoff
C.11.i ►Development of a Risk Reduction Program Implemented Throughout the Region
C.11.j ►Develop Allocation Sharing Scheme with Caltrans

Summary: A summary of Program accomplishments for these sub-provisions are included within the C.11 Mercury Controls section of Program's FY 09-10 Annual Report and/or the BASMAA Regional POC Report.

Section 12 - Provision C.12 PCBs Controls

C.12.a.i,iii ►Municipal Inspectors Training
(For FY 09-10 Annual Report only) List below or attach description of results of training municipal industrial inspectors to identify, in the course of their existing inspections, PCBs or PCB-containing equipment.
Description: **In FY 09-10, inspector training materials were developed through in-kind contributions of SCVURPPP to BASMAA. Training materials can be found in the BASMAA Regional POC Report. Training will be provided in coming months.**

C.12.a.ii,iii ►Ongoing Training
(For FY 10-11 Annual Report and Each Annual Report Thereafter) List below or attach description of ongoing training development and inspections for PCB identification, including documentation and referral to appropriate regulatory agencies (e.g. county health departments, Department of Toxic Substances Control, California Department of Public Health, and the Water Board) as necessary.
Description: **Not required for this Annual Report.**

C.12.b ►Conduct Pilot Projects to Evaluate Managing PCB-Containing Materials and Wastes during Building Demolition and Renovation Activities
C.12.c ►Pilot Projects to Investigate and Abate On-land Locations with Elevated PCB Concentrations
C.12.d ►Conduct Pilot Projects to Evaluate and Enhance Municipal Sediment Removal and Management Practices
C.12.e ►Conduct Pilot Projects to Evaluate On-Site Stormwater Treatment via Retrofit
C.12.f ►Diversion of Dry Weather and First Flush Flows to POTWs
C.12.g ►Monitor Stormwater PCB Pollutant Loads and Loads Reduced
C.12.h ►Fate and Transport Study of PCBs In Urban Runoff
C.12.i ►Development of a Risk Reduction Program Implemented Throughout the Region

State below if information is reported in a separate regional report. Municipalities that participate directly in regional activities to can provide descriptions below.

Summary

A summary of Program accomplishments for these sub-provisions are included within the C.12 PCB Controls section of Program's FY 09-10 Annual Report and/or the BASMAA Regional POC Report.

Section 13 - Provision C.13 Copper Controls

C.13.a.i and iii ► Legal Authority: Architectural Copper

(For FY 10-11 Annual Report only) Do you have adequate legal authority to prohibit discharge of wastewater to storm drains generated from the installation, cleaning, treating, and washing of the surface of copper architectural features, including copper roofs to storm drains?		**Yes**		**No**
If **No**, explain and provide schedule for obtaining authority within 1 year: **Not required for this Annual Report.**				

C.13.b.i and iii ► Legal Authority: Pools, Spas, and Fountains

(For FY10-11 Annual Report only) Do you have adequate legal authority to prohibit discharges to storm drains from pools, spas, and fountains that contain copper-based chemicals?		**Yes**		**No**
If **No**, explain and provide schedule for obtaining authority within 1 year: **Not required for this Annual Report.**				

C.13.c ►Vehicle Brake Pads

Reported in a separate regional report.

A summary of the Program's participation with the Brake Pad Partnership (BPP) is included within the C.13 Copper Controls section of Program's FY 09-10 Annual Report and/or the BASMAA Regional POC Report.

C.13.d.iii ►Industrial Sources Copper Reduction Results

List below or attach annotated lists or tables from your Industrial and Commercial Site Controls portion of this report, that highlight copper reduction results among the facilities identified as potential users or sources of copper, facilities inspected, and BMPs addressed. For FY09-10 describe below or highlight in the C.4 Evaluation portion (if provided) of this report the steps taken to revise your program to meet new data tracking and reporting requirements for implementation levels described in C.13.d.ii.

Summary

In FY 09-10, inspector training materials were developed through in-kind contributions of SCVURPPP to BASMAA. Training materials can be found in the BASMAA Regional POC Report.

C.13.e ►Studies to Reduce Copper Pollutant Impact Uncertainties
Revised. Description reads "State below if information is reported in a separate regional report. Municipalities that participate directly in regional activities to can provide descriptions below."
Summary **A summary of the Program's efforts (i.e., participation in RMP committee and work group meetings) to develop regional studies to reduce copper pollutant impact uncertainties is included within the C.13 Copper Controls section of Program's FY 09-10 Annual Report and/or BASMAA Regional POC Report.**

Section 14 - Provision C.14 PBDE, Legacy Pesticides and Selenium Controls

C.14.a ►Control Programs for PBDEs, Legacy Pesticides and Selenium Controls
Revised. Description reads "State below if information is reported in a separate regional report. Municipalities that participate directly in regional activities can provide descriptions below."
Summary **A summary of the Program's efforts (i.e., participation in RMP committee and work group meetings) to develop a Control Program for PBDEs, Legacy Pesticides and Selenium is included within the C.14 PBDE, Legacy Pesticides and Selenium section of Program's FY 09-10 Annual Report and/or BASMAA Regional POC Report.**

Section 15 - Provision C.15 Exempted and Conditionally Exempted Discharges

C.15.b.iii.(1), C.15.b.iii.(2) ► Planned and Unplanned Discharges of Potable Water

Is your agency a water purveyor?	X	Yes		No

Summary: Steps taken to revise City of Milpitas programs to meet new monitoring, data tracking and reporting requirements include but are not limited to: realign one full-time equivalent staff person and all program priorities, add duties throughout the organization to meet permit requirements, regularly attend SCVURPPP management and subcommittee meetings, establish outreach tracking table, maintain selection of targeted urban run-off messages.

A summary of the Program's efforts to update the Water Utility Operations & Maintenance Discharge Pollution Prevention Plan (WUDPPP) to assist municipal water purveyors in complying with this provision of the MRP is included within the C.15 Exempted and Conditionally Exempted Discharges section of Program's FY 09-10 Annual Report.

C.15.b.vi.(2) ► Irrigation Water, Landscape Irrigation, and Lawn or Garden Watering

Provide implementation summaries of the required BMPs to promote measures that minimize runoff and pollutant loading from excess irrigation.

- Street sweeping advertisements placed quarterly in The Milpitas Post thank residents for keeping streets & So. SF Bay, clean.
- Reusable News, a residential solid waste newsletter, mailed October 2009, offered extra yard trims collection options to keep debris out of storm drains.
- Business Recycling & Waste Services, a commercial newsletter, mailed July 2009, promoted yard trims composting & food waste recycling.
- "Clean Cars & Clean Creeks", a SCVURPPP brochure describing proper car washing & alternatives, displayed at public counters and with excerpts featured on KMLP-TV & City website (March – June 2010).
- Print ad in the "Welcome Guide", an annual publication distributed to residents & businesses, featured proper car washing & alternatives.
- Calle Oriente Park Opening & Community Planting, May 22 (local park w/ neighborhood focus) & message tie-in that proper planting techniques limits urban run-off.
- FY 09-10 Green Gardener Training Report Pest Control Operators efforts conducted by SCVURPPP. Two (2) licensed gardeners from Milpitas attended as a direct result of mailing the Program flyer to gardeners listed in the City's business license data base (there are five (5) total).
- Workshop: California Natives, Water Conserving Strategies & Innovative Materials, May 22, Milpitas City Hall (local).
- Santa Clara Valley Water District 20% water use reduction mandate: Utility bill insert mailed April – June to 13,000 households.
- Participation in SCVURPPP outreach efforts, including but not limited to: Watershed Watch Campaign in the C.7. Public Information and Outreach section and the IPM Store Partnership and Green Gardener Training Programs in the C.9. Pesticide Toxicity Control sections of Program's FY 09-10 Annual Report.

Generally the categories are:

- Promote conservation programs
- Promote outreach for less toxic pest control and landscape management
- Promote use of drought tolerant and native vegetation
- Promote outreach messages to encourage appropriate watering/irrigation practices
- Implement Illicit Discharge Enforcement Response Plan for ongoing, large volume landscape irrigation runoff.

Summary: Listed and described above.

C.15.b.iii.(1) ►Planned Discharges of the Potable Water System

Site/ Location	Discharge Type	Receiving Waterbody(ies)	Date of Discharge	Duration of Discharge (military time)	Estimated Volume (gallons)	Estimated Flow Rate (gallons/day)	Chlorine Residual (mg/L)	pH (standard units)	Discharge Turbidity[1] (NTU)	Implemented BMPs & Corrective Actions
Various locations throughout the City	Hydrant flushing (634)	Creeks and retention basins	Year around	5 minutes per hydrant	Approximately 2500 gallons each (1.6 mg)	500 gallons per minute	0	N/A	N/A	Yes

Notes:
[1] Monitor the receiving water for turbidity if necessary and feasible. Include data in this column if available.

C.15.b.iii.(2) ►Unplanned Discharges of the Potable Water System

Site/ Location	Discharge Type	Receiving Waterbody(ies)	Date of Discharge	Discharge Duration (military time)	Estimated Volume (gallons)	Estimated Flow Rate (gallons/day)	Chlorine Residual[2] (mg/L)	pH[2] (standard units)	Discharge Turbidity (Visual)[2,]	Implemented BMPs & Corrective Actions	Time of discharge discovery	Regulatory Agency Notification Time[4]	Inspector arrival time	Responding crew arrival time
Various locations throughout the City	Water line breaks (76)	Creeks and retention basins	Year around	Varies (approximately 40 hours total)	Estimated 120,000	Varies	0	N/A	N/A	Yes	Varies	N/A	Varies	Within 30 minutes of notification

Notes:
1. This table contains all of the unplanned discharges that occurred in this FY.
2. Monitoring data is only required for 10% of the unplanned discharges. If you monitored more than 10% of your unplanned discharges report all of the data collected.
4. Notification to Water Board staff is required for unplanned discharges where the chlorine residual is >0.05 mg/L and total volume is ≥ 50,000 gallons. Notification to State Office of Emergency Services is required after becoming aware of aquatic impacts as a result of unplanned discharge or when the discharge might endanger or compromise public health and safety.

Attachments

Attachment 1 – Provision C4iii(1) - Inspection Plan Facility List
Attachment 2 – Provision C4iii(2) - Facilities Inspected in FY09/10
Attachment 3 - Integrated Pest Management Plan

Attachment A - Provision C4iii(1) - Inspection Plan Facility List

BUSINESS NAME	STREET ADDRESS				UNIT	NOI	FACILITY TYPE	OTHER FACILITY TYPE
LTX - CREDENCE CORPORATION	01355		CALIFORNIA	CIR			Other	Miscellaneous Manufacturing
7 STAR CLEANERS	01481		LANDESS	AVE			Dry Cleaner	
888 CLEANER	01773		LANDESS	AVE			Dry Cleaner	
A & O TOTAL CAR CARE	01652	S	MAIN	ST			Automotive	
A B W AUTO SERVICE / AUTO SALES	00065		MINNIS	CIR			Automotive	
A PLUS AUTO REPAIR SPECIALISTS	00036		WINSOR	ST			Automotive	
A T & T MOBILITY - MILPITAS 4 (26449)	01000		JACKLIN				Other	Communications
A T & T MOBILITY -HWY 880 AND REDWOOD (13316)	00931		CADILLAC				Other	Communications
A T & T MOBILITY -HWY 880 AND SYCAMORE (26442)	01545		BARBER				Other	Communications
A TOOL SHED, INC.	01300	S	MAIN	ST			Other	Business Services
ABBOTT AUTO SERVICE	01432	S	MAIN	ST			Automotive	
ABBOTT DENTAL CENTER	00040	S	ABBOTT	AVE			Other	Health Services
ABBOTT MEDICAL OPTICS	00510		COTTONWOOD	DR			Other	Instruments & Related Products
ABC PRINTING	01090	S	MILPITAS	BLVD			Other	Photographic/Printing
ABC SEAFOOD RESTAURANT	00768		BARBER	LANE			Food Service	
ACCRETECH USA, INC.	01765	S	MAIN	ST	121		Other	Miscellaneous Manufacturing
ADAPTEC, INC. BLDG. #2	00698		GIBRALTAR	CT			Electric/Electrical Components	
ADVANCED ELECTROPOLISHING	00398		RAILROAD	CT			Electric/Electrical Components	
ADVANTEK CERAMICS	00795		AMES	AVE			Concrete/Stone/Clay Products	
AIRCOM MECHANICAL, INC.	00340	S	MILPITAS	BLVD			Other	Special Trade Contractor
ALHAMBRA WATER / SIERRA SPRINGS	00485		VISTA	WAY		Yes	Other	Special Trade Contractor
ALL WELD MACHINE & FABRICATION	01031		PECTEN	CT			Machine Shop	
ALL WELD MACHINE & FABRICATION	01011		PECTEN	CT			Machine Shop	Welding/Iron Works Fabricated Metal Products
ALL-CAL REPAIR & TRUCK SALES	01045		MONTAGUE	EXPY			Automotive	
ALLIED AIRE SERVICE	00470	S	HILLVIEW	DR			Other	Special Trade Contractor

FY 2009-2010 Annual Report
Permittee Name: City of Milpitas

Attachments

ALVIN'S AUTO CENTER	01349		MINNIS	CIR		Automotive	
AMB DESIGNS	00891		AMES	AVE		Other	Storage
AMERICAN SKYNET ELECTRONIC CO. LTD	01474		GLADDING	CT		Electric/Electrical Components	
ANDREW WIRELESS SOLUTIONS	01940		MILMONT	DR		Other	Miscellaneous Manufacturing
ANDY'S ROOFING	00897		AMES	AVE		Other Construction/Building	
ANIMAL MEDICAL CLINIC	01405	N	MILPITAS	BLVD		Other	Veterinarian
AN-JAN FEED & PET SUPPLY	00111	S	MAIN	ST		Other	Miscellaneous Retail
APPLEBEE'S	00084		RANCH	DR		Food Service	
APPRO INTERNATIONAL, INC.	00446	S	ABBOTT	AVE		Machine Shop	
ARBY'S ROAST BEEF	00604		GREAT MALL	DR		Food Service	
ARCO OIL - ABBOTT AVE	00043	S	ABBOTT	AVE		Automotive	
ASIANA GARDEN	00775	E	CAPITOL	AVE	A	Food Service	
ASSOCIATED SERVICES COMPANY	00893		AMES	AVE		Food Service	
AT&T CALIFORNIA	00076		CARLO	ST		Other	Communications
AT&T MOBILITY	00115		DEMPSEY	RD		Other	Communications
AT&T MOBILITY	00066		RANCH	DR		Other	Communications
AT&T MOBILITY	01250		PIPER	DR		Other	Communications
AT&T MOBILITY	00500	E	CALAVERAS	BLVD		Other	Communications
AT&T MOBILITY	01102		PECTEN	CT		Other	Communications
AVAYA COMMUNICATIONS	01011		MC CARTHY	BLVD		Electric/Electrical Components	
AVAYA, INC.	01033		MC CARTHY	BLVD		Electric/Electrical Components	
B & K UNION 76	00027	S	PARK VICTORIA	DR		Other Automotive	Underground Storage Tank
B.T. MANCINI COMPANY	00876	S	MILPITAS	BLVD		Construction/Building	
BAJA CACTUS	00338	S	MAIN	ST		Food Service	
BALCH PETROLEUM	00930		AMES	AVE		Other	Underground Storage Tank
BANANA LEAF RESTARAUNT	00182		RANCH	DR		Food Service	
BAVARIAN MOTORSPORT	00247		HOURET	DR		Automotive	
BAY AREA DENTAL SURGERY CENTER	01172		CADILLAC	CT		Other	Health Services
BAY CITIES VET CLINIC	00016		CORNING	AVE	136	Other	Veterinarian
BAY CITY AUTOMOTIVE	00075		MINNIS	CIR		Automotive	
BENJAMIN CHO D.D.S. A.P.C.	00468	E	CALAVERAS	BLVD		Other	Health Services

FY 2009-2010 Annual Report
Permittee Name: City of Milpitas

Attachments

BEST MARINE	00542	S	MAIN	ST			Other	Business Services
BEVERLY HERITAGE HOTEL	01820		BARBER	LANE			Other	Hotel Business Services
BIOVISION, INC.	00155	S	MILPITAS	BLVD			Other	Miscellaneous Manufacturing
BIT SHOP	01646		WATSON	CT			Other	Miscellaneous Manufacturing
BLACK ANGUS	00275		RANCH	DR			Food Service	
BLACKTRAX PERFORMANCE	01819		HOURET	CT			Automotive	
BLAZER EXHIBITS & GRAPHICS	00418	S	ABBOTT	AVE			Other	Photographic/Printing Special Trade Contractor
BLISS INDUSTRIES, INC.	00386		RAILROAD	CT			Other	Business Services
BLUE SKY RESEARCH	01537		CENTRE POINTE	DR			Electric/Electrical Components	
BLUE'S ROOFING	00182		TOPAZ	ST			Other	Special Trade Contractor
BOTTOMLEY DISTRIBUTORS	00755		YOSEMITE	DR		Yes	Other	Underground Storage Tank
BRANDT ELECTRONICS, INC.	01971		TAROB	CT			Electric/Electrical Components	
BURGER KING	01475		DEMPSEY	RD			Food Service	
BURGER KING #975	00175	W	CALAVERAS	BLVD			Food Service	
CAJUN GRILL	00609		GREAT MALL	DR			Food Service	
CALAVERAS FAMILY DENTISTRY	00079		DEMPSEY	RD			Other	Health Services
CALAVERAS VETERINARY CLINIC	00140	W	CALAVERAS	BLVD			Other	Veterinarian
CALIFORNIA AUTO TECH #2	01885	N	MILPITAS	BLVD	A		Automotive	
CALTECH AUTO BODY	00095		MINNIS	CIR			Automotive	
CALTRANS	00115		DEMPSEY	RD			Corporation Yard Local Transit; Highway Transport	
CAMP PAPER	00986	S	MILPITAS	BLVD			Other	Storage
CARL'S JR.	00120	W	CALAVERAS	BLVD			Food Service	
CARL'S JR.	01890		MC CANDLESS	DR			Food Service	
CARRIGAN, JAMES D.D.S.	00444	E	CALAVERAS	BLVD			Other	Health Services
CASA AZTECA RESTAURANT	00020	N	ABEL	ST			Food Service	
CBR CIRCUITS	00116		MINNIS	CIR			Electric/Electrical Components	
CENTRIA	01101	S	MAIN	ST			Construction/Building	
CERMETEK MICROELECTRONICS, INC.	00374		TURQUOISE	ST			Other	Miscellaneous Manufacturing
CHEVRON PARKTOWN PLAZA	01490	S	PARK VICTORIA	DR			Other	Underground Storage Tank
CHEVRON STATION #207673	01249		GREAT MALL	DR			Other	Underground Storage Tank

FY 2009-2010 Annual Report
Permittee Name: City of Milpitas

Attachments

CHEZ CHRISTINA	01339		JACKLIN	RD			Food Service	
CHICK PACKAGING	00212		RAILROAD	AVE		Yes	Other	Paper & Allied Products
CHILI GARDEN	00210		BARBER	CT			Food Service	
CHILI PALACE	00177	W	CALAVERAS	BLVD			Food Service	
CHILI'S	00300	W	CALAVERAS	BLVD			Food Service	
CHUNG K. YEN D.D.S.	00856	N	HILLVIEW	DR			Other	Health Services
CINNABON	00175		GREAT MALL	DR			Food Service	
CISCO BLDG 3	00155	N	MC CARTHY	BLVD			Other	Miscellaneous Manufacturing
CISCO BLDG. 2	00135	N	MC CARTHY	BLVD			Other	Miscellaneous Manufacturing
CISCO SYSTEMS	00755		SYCAMORE	DR			Other	Industrial Machinery & Equipment
CISCO SYSTEMS	01545		BARBER	LANE			Other	Miscellaneous Manufacturing
CISCO SYSTEMS (BLDG. 20)	00725		ALDER	DR			Other	Industrial Machinery & Equipment
CISCO SYSTEMS (BLDG. 21)	00771		ALDER	DR			Other	Industrial Machinery & Equipment
CISCO SYSTEMS (BLDG. 22)	00821		ALDER	DR			Other	Industrial Machinery & Equipment
CISCO SYSTEMS, INC.	00115	N	MC CARTHY	BLVD			Other	Miscellaneous Manufacturing
CISCO SYSTEMS, INC. (BLDG. 23)	00560	N	MC CARTHY	BLVD			Other	Miscellaneous Manufacturing
CISCO SYSTEMS, INC. (BLDG. 24)	00510	N	MC CARTHY	BLVD			Other	Miscellaneous Manufacturing
CLARK PEST CONTROL	00193		TOPAZ	ST			Other	Business Services
COCONUT GROVE RESTAURANT	00129		GREAT MALL	DR			Food Service	
COM TAM THANH RESTARAUNT	00082	S	ABEL	ST			Food Service	
COMMERCIAL MILL & BUSINESS SUPPLY	01210		AMES	AVE			Other	Special Trade Contractor Building Materials & Garden Supplies
CONOCO PHILLIPS	00097	S	ABBOTT	AVE			Other	Underground Storage Tank
CONTRACT OFFICE GROUP	00931		CADILLAC	CT			Other	Storage
CORDOVA CIRCUITS INC.	01648		WATSON	CT		Yes	Electric/Electrical Components	
CORESITE	01656		MC CARTHY	BLVD			Other	Underground Storage Tank Special Trade Contractor
COURTESY AUTO SERVICE	00300		SANGO	CT	A		Automotive	
CRAIN CUTTER COMPANY	01155		WRIGLEY	WAY			Other	Miscellaneous Manufacturing
CROWN AUTO BODY & PAINT	01365		MINNIS	CIR			Paint Facility Automotive	
CROWNE PLAZA	00777		BELLEW	DR	A		Other	Hotel Hotels & Lodging Places
CUSTOM DRYWALL	01570		GLADDING	CT			Construction/Building	
DAVE & BUSTERS	00940		GREAT MALL	DR			Food Service	
DENNY'S	00442	W	CALAVERAS	BLVD			Food Service	

FY 2009-2010 Annual Report
Permittee Name: City of Milpitas

Attachments

DEVCON	00690		GIBRALTAR	DR			Construction/Building	
DEVCON CONSTRUCTION	00100		RAILROAD	AVE			Construction/Building	
DF VENTURE, INC.	01551		CALIFORNIA	CIR			Other	Underground Storage Tank
DISCOUNT GAS	00010	N	MAIN	ST			Automotive Other	Underground Storage Tank
DIXON LANDING FAMILY DENTAL	01786		MILMONT	DR			Other	Health Services
DOMINIC'S AUTO SERVICE	01452	S	MAIN	ST	C		Automotive	
DOUDELL TRUCKING	00555	E	CAPITOL	AVE	A	Yes	Local Transit; Highway Transport	
DR. GRIMM, D.D.S.	00460	E	CALAVERAS	BLVD			Other	Health Services
DR. NGUYEN ORAL SURGERY	00991		MONTAGUE	EXPY	102		Other	Health Services
DURAN & VENABLES	00748	S	HILLVIEW	DR			Other	Building Materials & Garden Supplies
DYNAMIC DETAILS	01992		TAROB	CT			Other	Miscellaneous Manufacturing
DYNAMIC DETAILS, INC.	01831		TAROB	CT		Yes	Other	Fabricated Metal Products
EDMOND DE ST. GEORGES, D.D.S., INC.	00452	E	CALAVERAS	BLVD			Other	Health Services
EL TORITO RESTAURANT	00477	E	CALAVERAS	BLVD			Food Service	
EMBASSY SUITES HOTEL #9526	00901	E	CALAVERAS	BLVD			Other	Hotel Hotels & Lodging Places
ENDODONTIC ASSOCIATES	00442	E	CALAVERAS	BLVD			Other	Health Services
ENTERPRISE MOTORWORKS	01538		GLADDING	CT	B		Automotive	
EWD SOLUTIONS	01586		CENTRE POINTE	DR			Other	Chemicals & Allied Products
EXACT MOTORSPORTS, INC.	00907		HANSON	CT			Other	Business Services
EXCEL SIGN & DECAL	01509	N	MILPITAS	BLVD			Other	Photographic/Printing
EXCLUSIVELY GERMAN	01345		MINNIS	CIR			Automotive	
FAIRCHILD IMAGING, INC.	01801		MC CARTHY	BLVD		Yes	Electric/Electrical Components	
FCC COLLISION CENTER	01416	S	MAIN	ST			Automotive	
FIB LAB, INC.	01514		CENTRE POINTE	DR			Other	Laboratory
FIL-AM AUTO REPAIR	00135		MINNIS	CIR			Automotive	
FIRESTONE COMPLETE AUTO CARE	01379	S	PARK VICTORIA	DR			Automotive Other	Miscellaneous Retail
FITNESS USA HEALTH SPA	01800		CLEAR LAKE	AVE	A		Other	Amusement & Recreational Services
FLEX INTERCONNECT TECHNOLOGIES, INC.	01603		WATSON	CT			Other	Miscellaneous Manufacturing
FLEXTRONICS	00260	S	MILPITAS	BLVD			Electric/Electrical Components	
FLEXTRONICS AMERICA, LLC	00637		GIBRALTAR	CT			Electric/Electrical Components	

FY 2009-2010 Annual Report
Permittee Name: City of Milpitas

Attachments

FLEXTRONICS INTERNATIONAL USA	01007		GIBRALTAR	DR			Other	Miscellaneous Manufacturing
FLEXTRONICS INTERNATIONAL USA	00727		GIBRALTAR	CT			Other	Miscellaneous Manufacturing
FLEXTRONICS INTERNATIONAL USA	00927		GIBRALTAR	DR			Other	Miscellaneous Manufacturing
FLEXTRONICS INTERNATIONAL USA	00677		GIBRALTAR	CT			Other	Miscellaneous Manufacturing
FLEXTRONICS INTERNATIONAL USA	00777		GIBRALTAR	DR			Other	Miscellaneous Manufacturing
FLEXTRONICS INTERNATIONAL USA / DBA FINEPITCH	01077		GIBRALTAR	DR			Other	Miscellaneous Manufacturing
FLEXTRONICS INTERNATIONAL USA / DBA FINEPITCH	01177		GIBRALTAR	DR			Other	Miscellaneous Manufacturing
FLEXTRONICS INTERNATIONAL USA, INC.	00847		GIBRALTAR	DR		Yes	Other	Miscellaneous Manufacturing
FLOORSEAL TECHNOLOGY	01005		AMES	AVE			Construction/Building	Building Materials & Garden Supplies
FORD CLEANERS	01822		MILMONT	DR			Dry Cleaner	
FRESH CHOICE	00248		GREAT MALL	DR			Food Service	
GLIDE WRITE	00304		TURQUOISE	ST		Yes	Other	Miscellaneous Manufacturing
GLOBALSTAR	00461	S	MILPITAS	BLVD	#1		Other	Communications
GOLDEN ALTOS CORPORATION	00402	S	HILLVIEW	DR			Electric/Electrical Components	
GOLDEN RIBBON BAKERY	00380	S	MAIN	ST			Food Service	
GP MOTORWERKE	01466	S	MAIN	ST			Automotive	
GRANDIS, INC.	01123		CADILLAC	CT			Other	Miscellaneous Manufacturing
GREAT KHAN'S MONGOLIAN FESTIVAL	00171		GREAT MALL	DR			Food Service	
GREAT MALL FUJISAN RESTAURANT	00123		GREAT MALL	DR			Food Service	
GREAT MALL OF THE BAY AREA	01100	S	MAIN	ST			Food Service	Miscellaneous Retail
HEADWAY TECHNOLOGIES	00678	S	HILLVIEW	DR		Yes	Electric/Electrical Components	
HEADWAY TECHNOLOGIES, INC.	00497	S	HILLVIEW	DR		Yes	Electric/Electrical Components	
HIGH TECH PRINTING	00511		LOS COCHES	ST			Other	Photographic/Printing
HISCO, INC.	00468		VISTA	WAY			Other	Chemicals & Allied Products
HOMETOWN BUFFET	00212		RANCH	DR			Food Service	
HOT DOG ON A STICK	00610		GREAT MALL	DR			Food Service	
HUMANE SOCIETY SILICON VALLEY	00901		AMES	AVE			Other	Veterinarian
HUNTFORD PRINTING	00275		DEMPSEY	RD			Other	Photographic/Printing
HUSKO	00100	S	MILPITAS	BLVD		Yes	Electric/Electrical Components	

FY 2009-2010 Annual Report
Permittee Name: City of Milpitas

Attachments

IMPACT ENGINEERING	01090	S	MILPITAS	BLVD		Other	Miscellaneous Manufacturing
INFINEON TECHNOLOGIES NORTH AMERICA CORP.	00640	N	MC CARTHY	BLVD		Other	Special Trade Contractor
INNOVATIVE MACHINING	00845		YOSEMITE	WAY		Machine Shop	
INTEGRATED MANUFACTURING TECHNOLOGIES	01477	N	MILPITAS	BLVD		Other	Miscellaneous Manufacturing
INTERSIL	01001		MURPHY RANCH	RD		Other	Miscellaneous Manufacturing
INTERSIL CORPORATION	00933		MURPHY RANCH	RD		Electric/Electrical Components	
IRON MOUNTAIN	00565		SINCLAIR FRONTAGE	RD		Other	Storage
IXYS CORPORATION	01590		BUCKEYE	DR		Other	Miscellaneous Manufacturing
J C CLEANERS	00076	S	PARK VICTORIA	DR		Dry Cleaner	
JACK IN THE BOX	01700	S	MAIN	ST		Food Service	
JC MANUFACTURING	01490		GLADDING	CT		Other	Miscellaneous Manufacturing
JDS UNIPHASE	00400		MC CARTHY	BLVD		Electric/Electrical Components	
JERRY H. GLASS, DDS	00151	S	MAIN	ST		Other	Health Services
JIM'S AUTO REPAIR	00312		MAIN	ST	4	Automotive	
JOE'S TUNE UP & AUTO SERVICE CENTER	00400	S	MAIN	ST		Automotive	
JOY CUPS, LLC	00279		JACKLIN	RD		Food Service	
K A TOOL & SUPPLY	01700		SANGO	CT		Machine Shop	
KAISER	00770	E	CALAVERAS	BLVD		Other	Health Services
KAISER PERMANENTE MEDICAL OFFICES	00611	S	MILPITAS	BLVD		Other	Health Services
KING CRAB RESTAURANT	00269	W	CALAVERAS	BLVD		Food Service	
KLA TENCOR	00001		TECHNOLOGY	DR		Other	Instruments & Related Products
KLA TENCOR	00003		TECHNOLOGY	DR		Other	Instruments & Related Products
KLA TENCOR	00005		TECHNOLOGY	DR		Other	Instruments & Related Products
KLA TENCOR	00007		TECHNOLOGY	DR		Other	Instruments & Related Products
KOONG'S	00103	N	MILPITAS	BLVD		Food Service	
KOSICH & HOLDER, DDS	00420	E	CALAVERAS	BLVD		Other	Health Services
KOVIO, INC.	00233	S	HILLVIEW	DR		Other	Instruments & Related Products
KRAGEN AUTO	01350	S	PARK VICTORIA	DR	20	Automotive	
KRAGENS AUTO SUPPLY	00046	S	ABBOTT	AVE		Automotive	

FY 2009-2010 Annual Report
Permittee Name: City of Milpitas

Attachments

LA MILPA	00107	N	MILPITAS	BLVD		Food Service	
LA SALSA	00602		GREAT MALL	DR		Food Service	
LAGUNA AUTO BODY	01351		MINNIS	CIR		Automotive	
LANDESS ARCO SERVICE STATION	01575		LANDESS	AVE		Automotive	
LANDESS AUTO SERVICE	01749		HOURET	CT		Automotive	
LARRY NAPOLITANO D.D.S.	00454	E	CALAVERAS	BLVD		Other	Health Services
LARSON PALLET COMPANY	01000		YOSEMITE	DR	Yes	Other	Lumber & Wood Products
LASER ALLIANCE LLC	00464	S	HILLVIEW	DR		Other	Miscellaneous Manufacturing
LENTHOR ENGINEERING	01478		GLADDING	CT		Electric/Electrical Components	
LENTHOR ENGINEERING	01498		GLADDING	CT		Electric/Electrical Components	
LENTHOR ENGINEERING, INC.	01506		GLADDING	CT		Other Electric/Electrical Components	Fabricated Metal Products
LENTHOR ENGINEERING, INC.	01520		GLADDING	CT		Other Electric/Electrical Components	Fabricated Metal Products
LENTHOR ENGINEERING, INC.	01514		GLADDING	CT		Other	Miscellaneous Manufacturing
LESLIE'S POOL SUPPLIES	01261	E	CALAVERAS	BLVD		Other	Miscellaneous Retail
LIBERTI'S AUTO ELECTRIC	01476	S	MAIN	ST		Automotive	
LIFESCAN	00909	S	MILPITAS	BLVD		Other	Instruments & Related Products
LIFESCAN CAFETERIA	01051	S	MILPITAS	BLVD		Food Service	
LIFESCAN, INC.	01000		GIBRALTAR	DR		Other	Instruments & Related Products
LIGHTWAVES 2020	01323		GREAT MALL	DR		Other	Miscellaneous Manufacturing
LINEAR TECHNOLOGY	01610		MC CARTHY	BLVD		Electric/Electrical Components	
LINEAR TECHNOLOGY	01630		MC CARTHY	BLVD	Yes	Electric/Electrical Components	
LINEAR TECHNOLOGY	00275	S	HILLVIEW	DR	Yes	Electric/Electrical Components	
LINEAR TECHNOLOGY	00790		SYCAMORE	DR	No	Other	Miscellaneous Manufacturing
LION FOOD CENTER	01838	N	MILPITAS	BLVD		Other	Food Stores
LITTLE TOKYO	00605		GREAT MALL	DR		Food Service	
LITTLE TOKYO & MR. WU'S CHINESE GOURMET	00606		GREAT MALL	DR		Food Service	
LOOMIS FARGO & COMPANY	00897		WRIGLEY	WAY		Other	Business Services
LOS GATOS CONSTRUCTION	00500	S	HILLVIEW	DR		Construction/Building	
LOVING HUT	00516		BARBER	LANE		Other	Miscellaneous Retail

FY 2009-2010 Annual Report
Permittee Name: City of Milpitas

Attachments

LSI LOGIC	01621		BARBER	LANE			Other	Miscellaneous Manufacturing
LSI LOGIC CORPORATION	01501		MC CARTHY	BLVD			Electric/Electrical Components	
LTX - CREDENCE SYSTEMS	01421		CALIFORNIA	CIR			Other	Miscellaneous Manufacturing
LUCKY 7 SUPER MARKET	00777	E	CAPITOL	AVE			Other	Food Stores
LUCKY'S	01350	S	PARK VICTORIA	DR			Food Service Other	Miscellaneous Retail
LYNN, EDWARD A. D.D.S.	00466	E	CALAVERAS	BLVD			Other	Health Services
M & G MOTOR WORKS	01462	S	MAIN	ST	E		Automotive	
M & S COLLISION	00107		MINNIS	CIR			Automotive Paint Facility	
MADHVI DESAI, D.D.S.	00040	N	PARK VICTORIA	DR	D		Other	Health Services
MAGIC TECHNOLOGIES INC.	00463	S	MILPITAS	BLVD		Yes	Other	Miscellaneous Manufacturing
MAIN FIRE STATION 1	00777	S	MAIN	ST			Other	Justice, Public Order & Safety
MARKETSHARE GROUP	02001		TAROB	CT			Other	Miscellaneous Manufacturing
MAZAK SALES & SERVICE	01497	N	MILPITAS	BLVD			Other	Miscellaneous Manufacturing
MC CARTHY RANCH CHEVRON & CAR WASH	00367		CYPRESS	DR			Other	Underground Storage Tank
MCCARTHY RANCH	00625	N	MC CARTHY	BLVD			Other	Agricultural Production Crops
MCDONALD'S	01795		LANDESS	AVE			Food Service	
MCDONALD'S	00041		RANCH	DR			Food Service	
MCDONALD'S	00614		GREAT MALL	DR			Food Service	
MCDONALD'S	00099	N	MILPITAS	BLVD			Food Service	
MCDONALD'S	01249		GREAT MALL	DR			Food Service	
MCDONALD'S	00301		RANCH	DR	B		Food Service	
MCI TRANSMITTER STATION	00324	S	MAIN	ST			Other	Communications
MEDAREX, INC.	00521		COTTONWOOD	DR			Other	Laboratory
MICHAEL'S CLEANERS	01309		JACKLIN	RD			Dry Cleaner	
MICRO SCIENTIFIC GLASS BLOWING	00883		AMES	AVE			Other	Instruments & Related Products Miscellaneous Manufacturing
MILPITAS - HIGUERA ADOBE PARK	00823		WESSEX	PL			Other	Executive, Legislative & General
MILPITAS - BELLEW PUMP STA.	00481		MURPHY RANCH	RD			Other	Environmental Quality & Housing
MILPITAS - BERRYESSA PUMP STA.	00731		FOLSOM	CIR			Other	Environmental Quality & Housing
MILPITAS - CALIFORNIA CIRCLE PUMP STA	01735		CALIFORNIA	CIR			Other	Environmental Quality & Housing
MILPITAS - CITY HALL	00455	E	CALAVERAS	BLVD			Other	Executive, Legislative & General
MILPITAS - CORPORATION	01265	N	MILPITAS	BLVD			Corporation Yard	

FY 2009-2010 Annual Report
Permittee Name: City of Milpitas

Attachments

MILPITAS - FIRE STATION #2	01263		YOSEMITE	DR			Other	Justice, Public Order & Safety
MILPITAS - FIRE STATION #3	00045		MIDWICK	DR			Other	Justice, Public Order & Safety
MILPITAS - FIRE STATION #4	00775		BARBER	LANE			Other	Justice, Public Order & Safety
MILPITAS - GIBRALTAR PUMP STATION	00641		GIBRALTAR	CT			Other	Environmental Quality & Housing
MILPITAS - JURGENS PUMP STA	00345		JURGENS	ST			Other	Environmental Quality & Housing
MILPITAS - MCCARTHY PUMP STATION	01001	N	MC CARTHY	BLVD			Other	Environmental Quality & Housing
MILPITAS - MURPHY RANCH PUMP STA.	00801		MURPHY RANCH	RD			Other	Environmental Quality & Housing
MILPITAS - OAK CREEK PUMP STA.	01521		MC CARTHY	BLVD			Other	Environmental Quality & Housing
MILPITAS - PENNITENCIA PUMP	00944		LA HONDA	DR			Other	Environmental Quality & Housing
MILPITAS - PINEWOOD WELL	00227		LONETREE	CT			Other	Environmental Quality & Housing
MILPITAS - SPORTS CENTER	01325	E	CALAVERAS	BLVD			Other	Amusement & Recreational Services
MILPITAS - WRIGLEY/FORD PUMP STA.	00075		MARYLINN	DR			Other	Environmental Quality & Housing
MILPITAS - ZONE 2 PUMP STATION	01429	E	CALAVERAS	BLVD			Other	Environmental Quality & Housing
MILPITAS ANIMAL HOSPITAL	01316	S	MAIN	ST			Other	Veterinarian
MILPITAS AUTO BODY	01488	S	MAIN	ST			Automotive	
MILPITAS AUTO REPAIR	01634	S	MAIN	ST			Automotive	
MILPITAS CARE CENTER	00120		CORNING	AVE			Other	Health Services
MILPITAS CITY PUMP STATION	01425	N	MC CARTHY	BLVD			Other	Environmental Quality & Housing
MILPITAS DENTAL CENTER	01213	E	CALAVERAS	BLVD			Other	Health Services
MILPITAS GARAGE	00312	5	MAIN	ST			Automotive	
MILPITAS HIGH SCHOOL	01285		ESCUELA	PKWY			Other	Educational Services
MILPITAS MATERIALS CO.	01125	N	MILPITAS	BLVD			Concrete/Stone/Clay Products	
MILPITAS MOWERS	00051		MINNIS	CIR			Other	Business Services
MILPITAS PUMP STATION - MANOR	00349		MARYLINN	DR			Other	Environmental Quality & Housing
MILPITAS SCHOOL DISTRICT	01585		ROGER	ST		Yes	Corporation Yard	
MILPITAS SMILE DESIGN	00414	S	MAIN	ST			Other	Health Services
MILPITAS UNION 76	00190	W	CALAVERAS	BLVD			Automotive Other	Underground Storage Tank
MISSION WEST PROPERTIES	01375		MC CANDLESS	BLVD			Other	Business Services
MOON GATE GARDEN RESTAURANT	01678	N	MILPITAS	BLVD			Food Service	
MR. BRAKES AUTOMOTIVE	00312	S	MAIN	ST	1		Automotive	
MRTP, LLC	00915		MURPHY RANCH	RD			Other	Engineering & Management Services

FY 2009-2010 Annual Report
Permittee Name: City of Milpitas

Attachments

MY BEST HOME CARE / NGUYEN CHIROPRACTIC	00511		MONTAGUE	EXPY		Construction/Building	
NANOGRAM	00165		TOPAZ	ST		Other	Miscellaneous Manufacturing
NANOMETRICS	01550		BUCKEYE	DR		Other	Instruments & Related Products
NEAL P. SWANN, D.D.S., INC.	00464	E	CALAVERAS	BLVD		Other	Health Services
NELLA OIL COMPANY	00800		AMES	AVE		Other	Underground Storage Tank
NEW TUNG KEE NOODLE HOUSE	00481	E	CALAVERAS	BLVD		Food Service	
NEXTEL COMMUNICATIONS CA-2028	00668		BARBER	LANE		Other	Communications
NEXTEL COMMUNICATIONS CA-2042	01000		JACKLIN	RD		Other	Communications
NEXTEL COMMUNICATIONS CA-0266	00980		LOS COCHES	ST		Other	Communications
NEXTEL COMMUNICATIONS CA-0425	00990		AMES	AVE		Other	Communications
NEXTEL COMMUNICATIONS CA-1096	01101		CADILLAC	CT		Other	Communications
NEXTEL COMMUNICATIONS CA-2026	00500	E	CALAVERAS	BLVD		Other	Communications
NEXTEL COMMUNICATIONS CA-2027	00300		MONTAGUE	EXPY		Other	Communications
NEXTEL SITE ID: CA 2959	00420		RAILROAD	CT		Other	Communications
NICHOLS MANUFACTURING	00913		HANSON	CT		Machine Shop	
NUCO2 SUPPLY LLC	00001		HANSON	CT		Other	Chemicals & Allied Products
NUNEZ PRECISION WELDING, INC.	01820		HOURET	CT		Machine Shop Other	Welding/Iron Works Fabricated Metal Products
OLSON BROTHERS	00328		SANGO	CT		Automotive	
OMEGA RESTARAUNT	00090	S	PARK VICTORIA	DR		Food Service	
ON THE BORDER	00260		RANCH	DR		Food Service	
ONE WORKPLACE L. FERRARI LLC	01065		MONTAGUE	EXPY		Other	Wholesale Trade, Durable Goods
OPTOMA CORPORATION	00715		SYCAMORE	DR		Other	Instruments & Related Products
ORAL CARE ASSOCIATES	00075	S	MILPITAS	BLVD	103	Other	Health Services
ORCHARD SUPPLY	00125	N	MILPITAS	BLVD		Other	Building Materials & Garden Supplies
OUTBACK STEAKHOUSE	01246		GREAT MALL	DR		Food Service	
P & C AUTO WRECKERS	00573		TRADE ZONE	BLVD	A	Auto Dismantler	
P.P.M.	01518		GLADDING	CT		Machine Shop	
PACIFIC CONVENIENCE & FUELS LLC	01640	N	MILPITAS	BLVD		Other	Underground Storage Tank
PACIFIC GAS & ELECTRIC CO.	00066		RANCH	DR		Local Transit; Highway Transport	
PACIFIC TIRE OUTLET	00100	S	MAIN	ST		Automotive	
PARK VICTORIA DENTAL	00033	S	PARK VICTORIA	DR		Other	Health Services
PARKTOWN VETERINARY CLINIC	01393	S	PARK VICTORIA	DR		Other	Veterinarian

FY 2009-2010 Annual Report
Permittee Name: City of Milpitas

Attachments

PARTY CITY	00311	W	CALAVERAS	BLVD			Other	Miscellaneous Retail
PFEIFFER VACUUM, INC.	00568		GIBRALTAR	DR			Other	Miscellaneous Manufacturing
PG & E	01455	S	MILPITAS	BLVD			Other	Electric, Gas & Sanitary Services
PHOENIX TECHNOLOGIES	00915		MURPHY RANCH	RD			Electric/Electrical Components	
PICK YOUR PART AUTO WRECKING	00595		TRADE ZONE	BLVD		Yes	Auto Dismantler	
PIERCEY TOYOTA	00950		THOMPSON	ST			Automotive	Miscellaneous Retail
PRECISION SWISS PRODUCTS	01911		TAROB	CT			Other Machine Shop	Fabricated Metal Products
PRECISION TRANSMISSION/MUFFLER	01343		MINNIS	CIR			Automotive	
PRECISION TUNE AUTO CARE OF MILPTIAS	01630	S	MAIN	ST			Automotive	
PRESTON PIPELINES	00133		BOTHELO	AVE			Construction/Building	
PRESTON-HOLMES	00970	S	MILPITAS	BLVD			Construction/Building	
PRO STAR AUTO SERVICE	00355		SANGO	CT	B		Automotive	
PRUDENTIAL CLEANROOM SERVICES	01437	N	MILPITAS	BLVD			Dry Cleaner	
PRUDENTIAL OVERALL SUPPLY	01429	N	MILPITAS	BLVD			Dry Cleaner	
PW SUPERMARKET	01141		MONTAGUE	EXPY			Other	Storage
Q PHOTO DIGITAL LAB	00111	N	MILPITAS	BLVD			Other	Photographic/Printing
QUALITY TRANSFORMER ELECTRIC	00963		AMES	AVE			Electric/Electrical Components	
QUALITY TUNE-UP	00092		SERRA	WAY			Automotive	
R + L CARRIERS	00730	E	CAPITOL	AVE			Local Transit; Highway Transport	
RANCH 99 MARKET	00338		BARBER	LANE			Other	Food Stores Miscellaneous Retail
RANDY T. LEE D.D.S.	00822	N	HILLVIEW	DR			Other	Health Services
RAPID PROTOTYPE MACHINING CORPORATION	00747		AMES	AVE			Machine Shop	
RDM INDUSTRIAL PRODUCTS, INC.	01652		WATSON	CT			Other	Cabinetry
RED LOBSTER	00503	E	CALAVERAS	BLVD			Food Service	
ROMANO'S MACARONI GRILL	00110		RANCH	DR			Food Service	
ROYAL TEE CLUB	01500		COUNTRY CLUB	DR	A		Food Service	
RUCKER & KOLLS, INC.	01064		YOSEMITE	DR			Other	Miscellaneous Manufacturing
SAM'S MEDITENANEAN KEBAB & GYROS	00172		GREAT MALL	DR			Food Service	
SANDISK CORPORATION	00901		SANDISK	DR			Electric/Electrical Components	

FY 2009-2010 Annual Report
Permittee Name: City of Milpitas

Attachments

SANDISK CORPORATION	01001		SANDISK	DR			Electric/Electrical Components	
SANDISK CORPORATION	00601		MC CARTHY	BLVD		Yes	Electric/Electrical Components	
SANDISK CORPORATION	01101		SANDISK	DR			Other	Miscellaneous Manufacturing
SATELLITE DIALYSIS	01860		MILMONT	DR			Other	Health Services
SAVE MART	00215	W	CALAVERAS	BLVD			Other	Food Stores
SAVING CLEANERS	01241		JACKLIN	RD			Dry Cleaner	
SBARRO	00611		GREAT MALL	DR			Food Service	
SEAGATE TECHNOLOGY, LLC	00311		TURQUOISE	ST		Yes	Electric/Electrical Components	
SEAGATE TECHNOLOGY, LLC	01140		TECHNOLOGY	DR			Other	Miscellaneous Manufacturing
SEARS LOGISTICS	01021		CADILLAC	CT			Other	Business Services
SEMICONDUCTOR ENGINEERING GROUP, INC.	01004		HANSON	CT	A		Electric/Electrical Components	
SFPUC - SCVWD INTERTIE PIPELINE PUMP STATION	00350		TURQUOISE	ST			Other	Electric, Gas & Sanitary Services
SFTC, INC.	00605		VISTA	WAY			Other	Business Services
SHAPELL	00100	N	MILPITAS	BLVD	A		Other Construction/Building	Underground Storage Tank
SHAW ENVIRONMENTAL	00767		AMES	AVE			Other	Laboratory
SHELL OIL	00012	N	PARK VICTORIA	DR			Other	Underground Storage Tank
SHELL OIL - CALAVERAS BL.	00950	E	CALAVERAS	BLVD			Other	Underground Storage Tank
SHELL OIL - JACKLIN RD	00990		JACKLIN	RD			Other	Underground Storage Tank
SHELL OIL - MAIN ST.	01780	S	MAIN	ST			Other	Underground Storage Tank
SHERATON	01801		BARBER	LANE	A		Other	Hotel Hotels & Lodging Places
SIEMENS WATER TECHNOLOGIES CORP	00960		AMES	AVE			Other	Industrial Machinery & Equipment Special Trade Contractor
SIERRA MONITOR CORPORATION	01991		TAROB	CT			Other	Miscellaneous Manufacturing
SILICON MICROSTRUCTURES, INC.	01701		MC CARTHY	BLVD		Yes	Other	Building Materials & Garden Supplies
SILICON TURNKEY SOLUTIONS, INC.	01804		MC CARTHY	BLVD			Other	Miscellaneous Manufacturing
SILICON VALLEY ELECTROPLATING CORP.	01486		GLADDING	CT			Electric/Electrical Components	
SIX SIGMA	00905		MONTAGUE	EXPY			Electric/Electrical Components	

FY 2009-2010 Annual Report
Permittee Name: City of Milpitas

Attachments

SMURFIT STONE CONTAINER CORPORATION	00201	S	HILLVIEW	DR		Yes	Other	Paper & Allied Products
SOLADIGM, INC.	00195		MILPITAS				Other	Miscellaneous Manufacturing
SOLEXEL	01532		MC CARTHY	BLVD		Yes	Other	Miscellaneous Manufacturing
SOLYNDRA	01210		CALIFORNIA	CIR			Other	Miscellaneous Manufacturing
SONG NGU RESTAURANT	01203	E	CALAVERAS	BLVD			Food Service	
SOUTH BAY CYCLES	00096	S	MAIN	ST			Automotive	
SOUTH BAY HONDA	00920		THOMPSON				Automotive	
SOUTH LEGEND RESTAURANT	01720	N	MILPITAS	BLVD			Food Service	
SPECTRA LABS	00525		SYCAMORE	DR			Other	Special Trade Contractor Laboratory
SPEEDEE OIL CHANGE & TUNE UP	00635		TRADE ZONE	BLVD			Automotive	
SPORT AUTHORITY	00111		RANCH	DR			Other	Miscellaneous Retail
SPORTS AUTHORITY	01200		GREAT MALL	DR			Other	Miscellaneous Retail
SPRINT CELL SITE 33XC558	00400		HILLVIEW	BLVD			Other	Communications
SPRINT CELL SITE 33XC559	01989	E	CALAVERAS	BLVD			Other	Communications
SPRINT CELL SITE 33XC573	00359		FAIRVIEW	WAY			Other	Communications
SPRINT CELL SITE CA2300	01100	S	MAIN	ST			Other	Communications
SPRINT CELL SITE FSO4XC176	00015		WILSON	WAY			Other	Communications
SPRINT CELL SITE FSO4XC190	01000		JACKLIN	RD			Other	Communications
SPRINT CELL SITE FSO4XC191	01200		PECTEN	CT			Other	Communications
SPRINT CELL SITE SF54XC420	00206		RAILROAD	AVE			Other	Communications
SPRINT CELL SITE SF54XC421	00341		GREAT MALL	PKWY			Other	Communications
SPRINT CELL SITE SF54XC422	00875	S	PARK VICTORIA	DR			Other	Communications
SPRINT CELL SITE SF73XC800	00300		MONTAGUE	EXPY			Other	Communications
SPRINT NEXTEL COMMUNICATIONS CA-1097	01900		MC CARTHY	BLVD			Other	Communications
SPRINT NEXTEL OF CALIFORNIA CA-0885	00066		RANCH	DR			Other	Communications
SPRINT PCS	00777		BELLEW	DR			Other	Communications
STANDARDS OF EXCELLENCE	00230		RAILROAD	AVE			Other	Storage
STATSCHIPSPAC TEST SERVICES, INC.	01768		MC CANDLESS	DR			Other	Engineering & Management Services
STRAW HAT PIZZA	01350	S	PARK VICTORIA	DR	46		Food Service	
STUART RENTAL COMPANY	00454	S	ABBOTT	AVE			Other	Miscellaneous Retail
SUBWAY SANDWICHES	00607		GREAT MALL	DR			Food Service	

FY 2009-2010 Annual Report
Permittee Name: City of Milpitas

Attachments

SUMMIT POINTE COUNTRY CLUB & GOLF COURSE	01500		COUNTRY CLUB	DR			Corporation Yard	Amusement & Recreational Services
SUPERIOR AUTOMATIC SPRINKLER CORP.	00308		SANGO	CT			Construction/Building	
SURF CITY SQUEEZE	00661		GREAT MALL	DR			Food Service	
SURF CITY SQUEEZE	00653		GREAT MALL	DR			Food Service	
SYMPROTEK CORPORATION	00950		YOSEMITE	DR			Electric/Electrical Components	
SYSTEMS SERVICES OF AMERICA	01029		MONTAGUE	EXPY			Other	Storage
T. MARZETTI COMPANY - WEST	00876		YOSEMITE	DR		Yes	Food Service	
TACO BELL	00774	S	MAIN	ST			Food Service	
TACO BELL	00081		RANCH	DR			Food Service	
TC DESIGN	00253		HOURET	DR			Automotive	Welding/Iron Works Fabricated Metal Products
TCBY TREATS	00173		GREAT MALL	DR			Food Service	
TEAM ONE INDUSTRIES	01200		AMES	AVE			Paint Facility	
TEK LABELS AND PRINTING	00472		VISTA	WAY			Other	Photographic/Printing
TERRACE GARDENS MAIN OFFICE	00186		BERESFORD	CT			Other	Hotels & Lodging Places
THAT INTREGRATED SYSTEMS CORPORATION	00505		FAIRVIEW	WAY			Electric/Electrical Components	
THE HOME DEPOT # 1041	01177		GREAT MALL	DR			Construction/Building	
THE POOLSIDE GRILL	01811		BARBER	LANE	A		Food Service	
THUY-MAI NGUYEN D.D.S.	01418		DEMPSEY	RD			Other	Health Services
TIRES BY WHEEL WORKS	00022	N	ABEL	ST			Automotive	
T-MOBILE	00777		BELLEW	DR			Other	Communications
TOK AMERICA	00190		TOPAZ	ST			Other	Chemicals & Allied Products
TORRENT LABS	00483		SINCLAIR FRONTAGE	RD			Other	Laboratory
TOWN CENTER DENTAL CARE	00491	E	CALAVERAS	BLVD			Other	Health Services
TRI-AMERICAN, INC.	00980		AMES	AVE	B		Construction/Building	
TRIMBLE NAVIGATION	00888		TASMAN	DR			Other	Instruments & Related Products
TRI-VALLEY TRUCK SERVICES	00349		SANGO	CT			Automotive	Hazardous Waste
TRUGREEN CHEMLAWN	00422	S	HILLVIEW	DR			Other	Building Materials & Garden Supplies
TUBE SERVICE CO.	00666	S	MILPITAS	BLVD			Construction/Building	
TUFF SHED	00410	S	ABBOTT	AVE			Construction/Building	Fabricated Metal Products
TUNGKEE NOODLE HOUSE	01792	N	MILPITAS	BLVD			Food Service	

UNI-FAB INDUSTRIES	01465	N	MILPITAS	BLVD		Yes	Other	Welding/Iron Works
UNION PACIFIC RAILROAD	00224		CURTIS	AVE	B	Yes	Local Transit; Highway Transport	
UNIVERSAL INDUSTRIAL FINISHING	00954	S	MILPITAS	BLVD			Paint Facility	
USA GAS #68162	01885	N	MILPITAS	BLVD			Other	Underground Storage Tank
U-TECH MEDIA	01105		MONTAGUE	EXPY		Yes	Other	Miscellaneous Manufacturing Photographic/Printing
VALLEY OXYGEN	00753		AMES	AVE			Other	Chemicals & Allied Products
VALLEY TOOLS & SUPPLY COMPANY, INC.	01827		HOURET	CT			Other	Chemicals & Allied Products
VECTOR FABRICATION, INC.	01629		WATSON	CT			Electric/Electrical Components	
VERIZON WIRELESS	00341		GREAT MALL	DR			Other	Communications
VERIZON WIRELESS	01010		AMES	AVE			Other	Communications
VERIZON WIRELESS	01601		DIXON LANDING	RD			Other	Communications
VERIZON WIRELESS (HWY 680 CALAVERAS)	01325	E	CALAVERAS	BLVD			Other	Communications
VERIZON WIRELESS HWY 680/JACKLIN	00996		JACKLIN	RD			Other	Communications
VERIZON WIRELESS/ BATTERY ROOM	00200		SERRA	WAY	39A		Other	Communications
VICTORIA SQUARE CLEANERS	01285	E	CALAVERAS	BLVD			Dry Cleaner	
VK FOOD #3	00141		DIXON	RD			Food Service	
VUNG TAU II RESTAURANT	01750	N	MILPITAS	BLVD			Food Service	
WALGREENS	00342	W	CALAVERAS	BLVD			Other	Miscellaneous Retail
WAL-MART STORE #2119	00301		RANCH	DR			Other	Miscellaneous Retail
WELKER BROTHERS	01390		PIPER	DR			Construction/Building	
WINTEC INDUSTRIES	00675		SYCAMORE	DR			Other	Miscellaneous Manufacturing
WON KEE SEAFOOD RESTAURANT	00206		BARBER	CT			Food Service	
WONIK QUARTZ INTERNATIONAL	01181		CADILLAC	CT			Other	Miscellaneous Manufacturing
YIP'S AUTO REPAIR	01335		MINNIS	CIR			Automotive	

Attachment B - Provision C4iii(2) - Facilities Inspected in FY09/10

FY 2009-2010 Annual Report
Permittee Name: City of Milpitas

Attachments

BUSINESS NAME	ST. ADDRESS	ST. DIRECTION	ST. NAME	ST. TYPE	SUITE/UNIT	FACILITY TYPE	OTHER FACILITY TYPE
A & O TOTAL CAR CARE	01652	S	MAIN	ST		Automotive	
A PLUS AUTO REPAIR SPECIALISTS	00036		WINSOR	ST		Automotive	
A T & T MOBILITY - MILPITAS 4 (26449)	01000		JACKLIN			Other	Communications
A T & T MOBILITY -HWY 880 AND REDWOOD (13316)	00931		CADILLAC			Other	Communications
A T & T MOBILITY -HWY 880 AND SYCAMORE (26442)	01545		BARBER			Other	Communications
ABBOTT AUTO SERVICE	01432	S	MAIN	ST		Automotive	
ABBOTT MEDICAL OPTICS	00510		COTTONWOOD	DR		Other	Instruments & Related Products
ABC PRINTING	01090	S	MILPITAS	BLVD		Other	Photographic/Printing
ADVANCED ELECTROPOLISHING	00398		RAILROAD	CT		Electric/Electrical Components	
AIRCOM MECHANICAL, INC.	00340	S	MILPITAS	BLVD		Other	Special Trade Contractor
ALL WELD MACHINE & FABRICATION	01031		PECTEN	CT		Machine Shop	
ALL WELD MACHINE & FABRICATION	01011		PECTEN	CT		Machine Shop	Welding/Iron Works Fabricated Metal Products
ALL-CAL REPAIR & TRUCK SALES	01045		MONTAGUE	EXPY		Automotive	
ALLIED AIRE SERVICE	00470	S	HILLVIEW	DR		Other	Special Trade Contractor
ALVIN'S AUTO CENTER	01349		MINNIS	CIR		Automotive	
AMB DESIGNS	00891		AMES	AVE		Other	Storage
AMERICAN SKYNET ELECTRONIC CO. LTD	01474		GLADDING	CT		Electric/Electrical Components	
ANDY'S ROOFING	00897		AMES	AVE		Other Construction/Building	
APPRO INTERNATIONAL, INC.	00446	S	ABBOTT	AVE		Machine Shop	
ARBY'S ROAST BEEF	00604		GREAT MALL	DR		Food Service	
ARCO OIL - ABBOTT AVE	00043	S	ABBOTT	AVE		Automotive	
ASSOCIATED SERVICES COMPANY	00893		AMES	AVE		Food Service	
AT&T CALIFORNIA	00076		CARLO	ST		Other	Communications
AT&T MOBILITY	00115		DEMPSEY	RD		Other	Communications
AT&T MOBILITY	00066		RANCH	DR		Other	Communications
AT&T MOBILITY	01250		PIPER	DR		Other	Communications
AT&T MOBILITY	00500	E	CALAVERAS	BLVD		Other	Communications
AT&T MOBILITY	01102		PECTEN	CT		Other	Communications

FY 2009-2010 Annual Report
Permittee Name: City of Milpitas

Attachments

B & K UNION 76	00027	S	PARK VICTORIA	DR		Other Automotive	Underground Storage Tank
B.T. MANCINI COMPANY	00876	S	MILPITAS	BLVD		Construction/Building	
BAVARIAN MOTORSPORT	00247		HOURET	DR		Automotive	
BAY AREA DENTAL SURGERY CENTER	01172		CADILLAC	CT		Other	Health Services
BENJAMIN CHO D.D.S. A.P.C.	00468	E	CALAVERAS	BLVD		Other	Health Services
BEVERLY HERITAGE HOTEL	01820		BARBER	LANE		Other	Hotel Business Services
BIOVISION, INC.	00155	S	MILPITAS	BLVD		Other	Miscellaneous Manufacturing
BIT SHOP	01646		WATSON	CT		Other	Miscellaneous Manufacturing
BLACKTRAX PERFORMANCE	01819		HOURET	CT		Automotive	
BLAZER EXHIBITS & GRAPHICS	00418	S	ABBOTT	AVE		Other	Photographic/Printing Special Trade Contractor
BLISS INDUSTRIES, INC.	00386		RAILROAD	CT		Other	Business Services
BLUE'S ROOFING	00182		TOPAZ	ST		Other	Special Trade Contractor
BOTTOMLEY DISTRIBUTORS	00755		YOSEMITE	DR		Other	Underground Storage Tank
CAJUN GRILL	00609		GREAT MALL	DR		Food Service	
CALIFORNIA AUTO TECH #2	01885	N	MILPITAS	BLVD	A	Automotive	
CALTECH AUTO BODY	00095		MINNIS	CIR		Automotive	
CALTRANS	00115		DEMPSEY	RD		Corporation Yard Local Transit; Highway Transport	
CAMP PAPER	00986	S	MILPITAS	BLVD		Other	Storage
CBR CIRCUITS	00116		MINNIS	CIR		Electric/Electrical Components	
CENTRIA	01101	S	MAIN	ST		Construction/Building	
CERMETEK MICROELECTRONICS, INC.	00374		TURQUOISE	ST		Other	Miscellaneous Manufacturing
CHEVRON PARKTOWN PLAZA	01490	S	PARK VICTORIA	DR		Other	Underground Storage Tank
CHEVRON STATION #207673	01249		GREAT MALL	DR		Other	Underground Storage Tank
CHICK PACKAGING	00212		RAILROAD	AVE		Other	Paper & Allied Products
CHUNG K. YEN D.D.S.	00856	N	HILLVIEW	DR		Other	Health Services
CINNABON	00175		GREAT MALL	DR		Food Service	
CISCO BLDG 3	00155	N	MC CARTHY	BLVD		Other	Miscellaneous Manufacturing
CISCO SYSTEMS, INC.	00115	N	MC CARTHY	BLVD		Other	Miscellaneous Manufacturing
CLARK PEST CONTROL	00193		TOPAZ	ST		Other	Business Services
COMMERCIAL MILL & BUSINESS SUPPLY	01210		AMES	AVE		Other	Special Trade Contractor Building Materials & Garden Supplies

FY 2009-2010 Annual Report
Permittee Name: City of Milpitas

Attachments

CONOCO PHILLIPS	00097	S	ABBOTT	AVE		Other	Underground Storage Tank
CONTRACT OFFICE GROUP	00931		CADILLAC	CT		Other	Storage
CORESITE	01656		MC CARTHY	BLVD		Other	Underground Storage Tank Special Trade Contractor
COURTESY AUTO SERVICE	00300		SANGO	CT	A	Automotive	
CRAIN CUTTER COMPANY	01155		WRIGLEY	WAY		Other	Miscellaneous Manufacturing
DISCOUNT GAS	00010	N	MAIN	ST		Automotive Other	Underground Storage Tank
DIXON LANDING FAMILY DENTAL	01786		MILMONT	DR		Other	Health Services
DOMINIC'S AUTO SERVICE	01452	S	MAIN	ST	C	Automotive	
DOUDELL TRUCKING	00555	E	CAPITOL	AVE	A	Local Transit; Highway Transport	
DURAN & VENABLES	00748	S	HILLVIEW	DR		Other	Building Materials & Garden Supplies
DYNAMIC DETAILS	01992		TAROB	CT		Other	Miscellaneous Manufacturing
DYNAMIC DETAILS, INC.	01831		TAROB	CT		Other	Fabricated Metal Products
EDMOND DE ST. GEORGES, D.D.S., INC.	00452	E	CALAVERAS	BLVD		Other	Health Services
EMBASSY SUITES HOTEL #9526	00901	E	CALAVERAS	BLVD		Other	Hotel Hotels & Lodging Places
EWD SOLUTIONS	01586		CENTRE POINTE	DR		Other	Chemicals & Allied Products
EXCLUSIVELY GERMAN	01345		MINNIS	CIR		Automotive	
FAIRCHILD IMAGING, INC.	01801		MC CARTHY	BLVD		Electric/Electrical Components	
FCC COLLISION CENTER	01416	S	MAIN	ST		Automotive	
FIB LAB, INC.	01514		CENTRE POINTE	DR		Other	Laboratory
FIL-AM AUTO REPAIR	00135		MINNIS	CIR		Automotive	
FIRESTONE COMPLETE AUTO CARE	01379	S	PARK VICTORIA	DR		Automotive Other	Miscellaneous Retail
FITNESS USA HEALTH SPA	01800		CLEAR LAKE	AVE	A	Other	Amusement & Recreational Services
FLEX INTERCONNECT TECHNOLOGIES, INC.	01603		WATSON	CT		Other	Miscellaneous Manufacturing
FLEXTRONICS	00260	S	MILPITAS	BLVD		Electric/Electrical Components	
FLEXTRONICS AMERICA, LLC	00637		GIBRALTAR	CT		Electric/Electrical Components	
FLEXTRONICS INTERNATIONAL USA	01007		GIBRALTAR	DR		Other	Miscellaneous Manufacturing
FLEXTRONICS INTERNATIONAL USA	00727		GIBRALTAR	CT		Other	Miscellaneous Manufacturing
FLEXTRONICS INTERNATIONAL USA	00927		GIBRALTAR	DR		Other	Miscellaneous Manufacturing
FLEXTRONICS INTERNATIONAL USA	00677		GIBRALTAR	CT		Other	Miscellaneous Manufacturing

FY 2009-2010 Annual Report
Permittee Name: City of Milpitas

Attachments

FLEXTRONICS INTERNATIONAL USA	00777		GIBRALTAR	DR		Other	Miscellaneous Manufacturing
FLEXTRONICS INTERNATIONAL USA / DBA FINEPITCH	01077		GIBRALTAR	DR		Other	Miscellaneous Manufacturing
FLEXTRONICS INTERNATIONAL USA / DBA FINEPITCH	01177		GIBRALTAR	DR		Other	Miscellaneous Manufacturing
FLEXTRONICS INTERNATIONAL USA, INC.	00847		GIBRALTAR	DR		Other	Miscellaneous Manufacturing
FORD CLEANERS	01822		MILMONT	DR		Dry Cleaner	
GLIDE WRITE	00304		TURQUOISE	ST		Other	Miscellaneous Manufacturing
GLOBALSTAR	00461	S	MILPITAS	BLVD	#1	Other	Communications
GOLDEN ALTOS CORPORATION	00402	S	HILLVIEW	DR		Electric/Electrical Components	
GP MOTORWERKE	01466	S	MAIN	ST		Automotive	
GRANDIS, INC.	01123		CADILLAC	CT		Other	Miscellaneous Manufacturing
GREAT KHAN'S MONGOLIAN FESTIVAL	00171		GREAT MALL	DR		Food Service	
HIGH TECH PRINTING	00511		LOS COCHES	ST		Other	Photographic/Printing
HISCO, INC.	00468		VISTA	WAY		Other	Chemicals & Allied Products
HOT DOG ON A STICK	00610		GREAT MALL	DR		Food Service	
HUNTFORD PRINTING	00275		DEMPSEY	RD		Other	Photographic/Printing
HUSKO	00100	S	MILPITAS	BLVD		Electric/Electrical Components	
INFINEON TECHNOLOGIES NORTH AMERICA CORP.	00640	N	MC CARTHY	BLVD		Other	Special Trade Contractor
INNOVATIVE MACHINING	00845		YOSEMITE	WAY		Machine Shop	
INTEGRATED MANUFACTURING TECHNOLOGIES	01477	N	MILPITAS	BLVD		Other	Miscellaneous Manufacturing
INTERSIL	01001		MURPHY RANCH	RD		Other	Miscellaneous Manufacturing
INTERSIL CORPORATION	00933		MURPHY RANCH	RD		Electric/Electrical Components	
IRON MOUNTAIN	00565		SINCLAIR FRONTAGE	RD		Other	Storage
IXYS CORPORATION	01590		BUCKEYE	DR		Other	Miscellaneous Manufacturing
J C CLEANERS	00076	S	PARK VICTORIA	DR		Dry Cleaner	
JC MANUFACTURING	01490		GLADDING	CT		Other	Miscellaneous Manufacturing
JDS UNIPHASE	00400		MC CARTHY	BLVD		Electric/Electrical Components	

FY 2009-2010 Annual Report
Permittee Name: City of Milpitas

Attachments

JERRY H. GLASS, DDS	00151	S	MAIN	ST		Other	Health Services
K A TOOL & SUPPLY	01700		SANGO	CT		Machine Shop	
KAISER	00770	E	CALAVERAS	BLVD		Other	Health Services
KAISER PERMANENTE MEDICAL OFFICES	00611	S	MILPITAS	BLVD		Other	Health Services
KOVIO, INC.	00233	S	HILLVIEW	DR		Other	Instruments & Related Products
KRAGEN AUTO	01350	S	PARK VICTORIA	DR	20	Automotive	
KRAGENS AUTO SUPPLY	00046	S	ABBOTT	AVE		Automotive	
LA SALSA	00602		GREAT MALL	DR		Food Service	
LAGUNA AUTO BODY	01351		MINNIS	CIR		Automotive	
LANDESS ARCO SERVICE STATION	01575		LANDESS	AVE		Automotive	
LANDESS AUTO SERVICE	01749		HOURET	CT		Automotive	
LASER ALLIANCE LLC	00464	S	HILLVIEW	DR		Other	Miscellaneous Manufacturing
LENTHOR ENGINEERING	01478		GLADDING	CT		Electric/Electrical Components	
LENTHOR ENGINEERING	01498		GLADDING	CT		Electric/Electrical Components	
LENTHOR ENGINEERING, INC.	01506		GLADDING	CT		Other Electric/Electrical Components	Fabricated Metal Products
LENTHOR ENGINEERING, INC.	01520		GLADDING	CT		Other Electric/Electrical Components	Fabricated Metal Products
LESLIE'S POOL SUPPLIES	01261	E	CALAVERAS	BLVD		Other	Miscellaneous Retail
LIBERTI'S AUTO ELECTRIC	01476	S	MAIN	ST		Automotive	
LIGHTWAVES 2020	01323		GREAT MALL	DR		Other	Miscellaneous Manufacturing
LINEAR TECHNOLOGY	00275	S	HILLVIEW	DR		Electric/Electrical Components	
LION FOOD CENTER	01838	N	MILPITAS	BLVD		Other	Food Stores
LITTLE TOKYO	00605		GREAT MALL	DR		Food Service	
LITTLE TOKYO & MR. WU'S CHINESE GOURMET	00606		GREAT MALL	DR		Food Service	
LOOMIS FARGO & COMPANY	00897		WRIGLEY	WAY		Other	Business Services
LSI LOGIC CORPORATION	01501		MC CARTHY	BLVD		Electric/Electrical Components	
LUCKY 7 SUPER MARKET	00777	E	CAPITOL	AVE		Other	Food Stores
M & G MOTOR WORKS	01462	S	MAIN	ST	E	Automotive	
M & S COLLISION	00107		MINNIS	CIR		Automotive Paint Facility	
MADHVI DESAI, D.D.S.	00040	N	PARK VICTORIA	DR	D	Other	Health Services

FY 2009-2010 Annual Report
Permittee Name: City of Milpitas

Attachments

MAGIC TECHNOLOGIES INC.	00463	S	MILPITAS	BLVD	Other	Miscellaneous Manufacturing
MAIN FIRE STATION 1	00777	S	MAIN	ST	Other	Justice, Public Order & Safety
MARKETSHARE GROUP	02001		TAROB	CT	Other	Miscellaneous Manufacturing
MAZAK SALES & SERVICE	01497	N	MILPITAS	BLVD	Other	Miscellaneous Manufacturing
MC CARTHY RANCH CHEVRON & CAR WASH	00367		CYPRESS	DR	Other	Underground Storage Tank
MCCARTHY RANCH	00625	N	MC CARTHY	BLVD	Other	Agricultural Production Crops
MCDONALD'S	00614		GREAT MALL	DR	Food Service	
MCI TRANSMITTER STATION	00324	S	MAIN	ST	Other	Communications
MEDAREX, INC.	00521		COTTONWOOD	DR	Other	Laboratory
MICRO SCIENTIFIC GLASS BLOWING	00883		AMES	AVE	Other	Instruments & Related Products Miscellaneous Manufacturing
MILPITAS - HIGUERA ADOBE PARK	00823		WESSEX	PL	Other	Executive, Legislative & General
MILPITAS - BELLEW PUMP STA.	00481		MURPHY RANCH	RD	Other	Environmental Quality & Housing
MILPITAS - BERRYESSA PUMP STA.	00731		FOLSOM	CIR	Other	Environmental Quality & Housing
MILPITAS - CALIFORNIA CIRCLE PUMP STA	01735		CALIFORNIA	CIR	Other	Environmental Quality & Housing
MILPITAS - CORPORATION	01265	N	MILPITAS	BLVD	Corporation Yard	
MILPITAS - FIRE STATION #2	01263		YOSEMITE	DR	Other	Justice, Public Order & Safety
MILPITAS - FIRE STATION #3	00045		MIDWICK	DR	Other	Justice, Public Order & Safety
MILPITAS - FIRE STATION #4	00775		BARBER	LANE	Other	Justice, Public Order & Safety
MILPITAS - JURGENS PUMP STA	00345		JURGENS	ST	Other	Environmental Quality & Housing
MILPITAS - MCCARTHY PUMP STATION	01001	N	MC CARTHY	BLVD	Other	Environmental Quality & Housing
MILPITAS - MURPHY RANCH PUMP STA.	00801		MURPHY RANCH	RD	Other	Environmental Quality & Housing
MILPITAS - OAK CREEK PUMP STA.	01521		MC CARTHY	BLVD	Other	Environmental Quality & Housing
MILPITAS - PENNITENCIA PUMP	00944		LA HONDA	DR	Other	Environmental Quality & Housing
MILPITAS - PINEWOOD WELL	00227		LONETREE	CT	Other	Environmental Quality & Housing
MILPITAS - SPORTS CENTER	01325	E	CALAVERAS	BLVD	Other	Amusement & Recreational Services
MILPITAS - WRIGLEY/FORD PUMP STA.	00075		MARYLINN	DR	Other	Environmental Quality & Housing
MILPITAS - ZONE 2 PUMP STATION	01429	E	CALAVERAS	BLVD	Other	Environmental Quality & Housing
MILPITAS ANIMAL HOSPITAL	01316	S	MAIN	ST	Other	Veterinarian
MILPITAS AUTO BODY	01488	S	MAIN	ST	Automotive	
MILPITAS AUTO REPAIR	01634	S	MAIN	ST	Automotive	

FY 2009-2010 Annual Report
Permittee Name: City of Milpitas

Attachments

MILPITAS CARE CENTER	00120		CORNING	AVE		Other	Health Services
MILPITAS CITY PUMP STATION	01425	N	MC CARTHY	BLVD		Other	Environmental Quality & Housing
MILPITAS DENTAL CENTER	01213	E	CALAVERAS	BLVD		Other	Health Services
MILPITAS GARAGE	00312	5	MAIN	ST		Automotive	
MILPITAS HIGH SCHOOL	01285		ESCUELA	PKWY		Other	Educational Services
MILPITAS MOWERS	00051		MINNIS	CIR		Other	Business Services
MILPITAS PUMP STATION - MANOR	00349		MARYLINN	DR		Other	Environmental Quality & Housing
MILPITAS SCHOOL DISTRICT	01585		ROGER	ST		Corporation Yard	
MILPITAS SMILE DESIGN	00414	S	MAIN	ST		Other	Health Services
MILPITAS UNION 76	00190	W	CALAVERAS	BLVD		Automotive Other	Underground Storage Tank
MISSION WEST PROPERTIES	01375		MC CANDLESS	BLVD		Other	Business Services
MOON GATE GARDEN RESTAURANT	01678	N	MILPITAS	BLVD		Food Service	
MR. BRAKES AUTOMOTIVE	00312	S	MAIN	ST	1	Automotive	
MRTP, LLC	00915		MURPHY RANCH	RD		Other	Engineering & Management Services
MY BEST HOME CARE / NGUYEN CHIROPRACTIC	00511		MONTAGUE	EXPY		Construction/Building	
NANOGRAM	00165		TOPAZ	ST		Other	Miscellaneous Manufacturing
NANOMETRICS	01550		BUCKEYE	DR		Other	Instruments & Related Products
NEAL P. SWANN, D.D.S., INC.	00464	E	CALAVERAS	BLVD		Other	Health Services
NELLA OIL COMPANY	00800		AMES	AVE		Other	Underground Storage Tank
NEXTEL COMMUNICATIONS CA-2028	00668		BARBER	LANE		Other	Communications
NEXTEL COMMUNICATIONS CA-2042	01000		JACKLIN	RD		Other	Communications
NEXTEL COMMUNICATIONS CA-0266	00980		LOS COCHES	ST		Other	Communications
NEXTEL COMMUNICATIONS CA-0425	00990		AMES	AVE		Other	Communications
NEXTEL COMMUNICATIONS CA-1096	01101		CADILLAC	CT		Other	Communications
NEXTEL COMMUNICATIONS CA-2026	00500	E	CALAVERAS	BLVD		Other	Communications
NEXTEL COMMUNICATIONS CA-2027	00300		MONTAGUE	EXPY		Other	Communications
NEXTEL SITE ID: CA 2959	00420		RAILROAD	CT		Other	Communications
NICHOLS MANUFACTURING	00913		HANSON	CT		Machine Shop	
NUCO2 SUPPLY LLC	00001		HANSON	CT		Other	Chemicals & Allied Products
NUNEZ PRECISION WELDING, INC.	01820		HOURET	CT		Machine Shop Other	Welding/Iron Works Fabricated Metal Products
OLSON BROTHERS	00328		SANGO	CT		Automotive	
ONE WORKPLACE L. FERRARI LLC	01065		MONTAGUE	EXPY		Other	Wholesale Trade, Durable Goods
OPTOMA CORPORATION	00715		SYCAMORE	DR		Other	Instruments & Related Products

FY 2009-2010 Annual Report
Permittee Name: City of Milpitas

Attachments

ORAL CARE ASSOCIATES	00075	S	MILPITAS	BLVD	103	Other	Health Services
ORCHARD SUPPLY	00125	N	MILPITAS	BLVD		Other	Building Materials & Garden Supplies
P & C AUTO WRECKERS	00573		TRADE ZONE	BLVD	A	Auto Dismantler	
P.P.M.	01518		GLADDING	CT		Machine Shop	
PACIFIC CONVENIENCE & FUELS LLC	01640	N	MILPITAS	BLVD		Other	Underground Storage Tank
PACIFIC GAS & ELECTRIC CO.	00066		RANCH	DR		Local Transit; Highway Transport	
PACIFIC TIRE OUTLET	00100	S	MAIN	ST		Automotive	
PARK VICTORIA DENTAL	00033	S	PARK VICTORIA	DR		Other	Health Services
PARKTOWN VETERINARY CLINIC	01393	S	PARK VICTORIA	DR		Other	Veterinarian
PARTY CITY	00311	W	CALAVERAS	BLVD		Other	Miscellaneous Retail
PFEIFFER VACUUM, INC.	00568		GIBRALTAR	DR		Other	Miscellaneous Manufacturing
PG & E	01455	S	MILPITAS	BLVD		Other	Electric, Gas & Sanitary Services
PHOENIX TECHNOLOGIES	00915		MURPHY RANCH	RD		Electric/Electrical Components	
PIERCEY TOYOTA	00950		THOMPSON	ST		Automotive	Miscellaneous Retail
PRECISION SWISS PRODUCTS	01911		TAROB	CT		Other Machine Shop	Fabricated Metal Products
PRECISION TRANSMISSION/MUFFLER	01343		MINNIS	CIR		Automotive	
PRECISION TUNE AUTO CARE OF MILPTIAS	01630	S	MAIN	ST		Automotive	
PRESTON PIPELINES	00133		BOTHELO	AVE		Construction/Building	
PRESTON-HOLMES	00970	S	MILPITAS	BLVD		Construction/Building	
PRO STAR AUTO SERVICE	00355		SANGO	CT	B	Automotive	
PRUDENTIAL CLEANROOM SERVICES	01437	N	MILPITAS	BLVD		Dry Cleaner	
PRUDENTIAL OVERALL SUPPLY	01429	N	MILPITAS	BLVD		Dry Cleaner	
PW SUPERMARKET	01141		MONTAGUE	EXPY		Other	Storage
Q PHOTO DIGITAL LAB	00111	N	MILPITAS	BLVD		Other	Photographic/Printing
QUALITY TRANSFORMER ELECTRIC	00963		AMES	AVE		Electric/Electrical Components	
QUALITY TUNE-UP	00092		SERRA	WAY		Automotive	
R + L CARRIERS	00730	E	CAPITOL	AVE		Local Transit; Highway Transport	
RANCH 99 MARKET	00338		BARBER	LANE		Other	Food Stores Miscellaneous Retail
RANDY T. LEE D.D.S.	00822	N	HILLVIEW	DR		Other	Health Services
RAPID PROTOTYPE MACHINING CORPORATION	00747		AMES	AVE		Machine Shop	

RDM INDUSTRIAL PRODUCTS, INC.	01652		WATSON	CT		Other	Cabinetry
RUCKER & KOLLS, INC.	01064		YOSEMITE	DR		Other	Miscellaneous Manufacturing
SAM'S MEDITENANEAN KEBAB & GYROS	00172		GREAT MALL	DR		Food Service	
SANDISK CORPORATION	00901		SANDISK	DR		Electric/Electrical Components	
SANDISK CORPORATION	01001		SANDISK	DR		Electric/Electrical Components	
SANDISK CORPORATION	00601		MC CARTHY	BLVD		Electric/Electrical Components	
SANDISK CORPORATION	01101		SANDISK	DR		Other	Miscellaneous Manufacturing
SAVE MART	00215	W	CALAVERAS	BLVD		Other	Food Stores
SAVING CLEANERS	01241		JACKLIN	RD		Dry Cleaner	
SBARRO	00611		GREAT MALL	DR		Food Service	
SEAGATE TECHNOLOGY, LLC	00311		TURQUOISE	ST		Electric/Electrical Components	
SEAGATE TECHNOLOGY, LLC	01140		TECHNOLOGY	DR		Other	Miscellaneous Manufacturing
SEARS LOGISTICS	01021		CADILLAC	CT		Other	Business Services
SEMICONDUCTOR ENGINEERING GROUP, INC.	01004		HANSON	CT	A	Electric/Electrical Components	
SFPUC - SCVWD INTERTIE PIPELINE PUMP STATION	00350		TURQUOISE	ST		Other	Electric, Gas & Sanitary Services
SFTC, INC.	00605		VISTA	WAY		Other	Business Services
SHAPELL	00100	N	MILPITAS	BLVD	A	Other Construction/Building	Underground Storage Tank
SHAW ENVIRONMENTAL	00767		AMES	AVE		Other	Laboratory
SHELL OIL	00012	N	PARK VICTORIA	DR		Other	Underground Storage Tank
SHELL OIL - CALAVERAS BL.	00950	E	CALAVERAS	BLVD		Other	Underground Storage Tank
SHELL OIL - JACKLIN RD	00990		JACKLIN	RD		Other	Underground Storage Tank
SHELL OIL - MAIN ST.	01780	S	MAIN	ST		Other	Underground Storage Tank
SHERATON	01801		BARBER	LANE	A	Other	Hotel Hotels & Lodging Places
SIEMENS WATER TECHNOLOGIES CORP	00960		AMES	AVE		Other	Industrial Machinery & Equipment Special Trade Contractor
SIERRA MONITOR CORPORATION	01991		TAROB	CT		Other	Miscellaneous Manufacturing
SILICON MICROSTRUCTURES, INC.	01701		MC CARTHY	BLVD		Other	Building Materials & Garden Supplies
SILICON TURNKEY SOLUTIONS, INC.	01804		MC CARTHY	BLVD		Other	Miscellaneous Manufacturing

FY 2009-2010 Annual Report
Permittee Name: City of Milpitas

Attachments

SILICON VALLEY ELECTROPLATING CORP.	01486		GLADDING	CT	Electric/Electrical Components	
SIX SIGMA	00905		MONTAGUE	EXPY	Electric/Electrical Components	
SMURFIT STONE CONTAINER CORPORATION	00201	S	HILLVIEW	DR	Other	Paper & Allied Products
SOLADIGM, INC.	00195		MILPITAS		Other	Miscellaneous Manufacturing
SOLEXEL	01532		MC CARTHY	BLVD	Other	Miscellaneous Manufacturing
SONG NGU RESTAURANT	01203	E	CALAVERAS	BLVD	Food Service	
SOUTH BAY CYCLES	00096	S	MAIN	ST	Automotive	
SOUTH BAY HONDA	00920		THOMPSON		Automotive	
SPECTRA LABS	00525		SYCAMORE	DR	Other	Special Trade Contractor Laboratory
SPEEDEE OIL CHANGE & TUNE UP	00635		TRADE ZONE	BLVD	Automotive	
SPORT AUTHORITY	00111		RANCH	DR	Other	Miscellaneous Retail
SPORTS AUTHORITY	01200		GREAT MALL	DR	Other	Miscellaneous Retail
SPRINT CELL SITE 33XC558	00400		HILLVIEW	BLVD	Other	Communications
SPRINT CELL SITE 33XC559	01989	E	CALAVERAS	BLVD	Other	Communications
SPRINT CELL SITE 33XC573	00359		FAIRVIEW	WAY	Other	Communications
SPRINT CELL SITE CA2300	01100	S	MAIN	ST	Other	Communications
SPRINT CELL SITE FSO4XC176	00015		WILSON	WAY	Other	Communications
SPRINT CELL SITE FSO4XC190	01000		JACKLIN	RD	Other	Communications
SPRINT CELL SITE FSO4XC191	01200		PECTEN	CT	Other	Communications
SPRINT CELL SITE SF54XC420	00206		RAILROAD	AVE	Other	Communications
SPRINT CELL SITE SF54XC421	00341		GREAT MALL	PKWY	Other	Communications
SPRINT CELL SITE SF54XC422	00875	S	PARK VICTORIA	DR	Other	Communications
SPRINT CELL SITE SF73XC800	00300		MONTAGUE	EXPY	Other	Communications
SPRINT NEXTEL COMMUNICATIONS CA-1097	01900		MC CARTHY	BLVD	Other	Communications
SPRINT NEXTEL OF CALIFORNIA CA-0885	00066		RANCH	DR	Other	Communications
SPRINT PCS	00777		BELLEW	DR	Other	Communications
STATSCHIPSPAC TEST SERVICES, INC.	01768		MC CANDLESS	DR	Other	Engineering & Management Services
STUART RENTAL COMPANY	00454	S	ABBOTT	AVE	Other	Miscellaneous Retail
SUBWAY SANDWICHES	00607		GREAT MALL	DR	Food Service	

FY 2009-2010 Annual Report
Permittee Name: City of Milpitas

Attachments

SUMMIT POINTE COUNTRY CLUB & GOLF COURSE	01500		COUNTRY CLUB	DR		Corporation Yard	Amusement & Recreational Services
SUPERIOR AUTOMATIC SPRINKLER CORP.	00308		SANGO	CT		Construction/Building	
SURF CITY SQUEEZE	00661		GREAT MALL	DR		Food Service	
SURF CITY SQUEEZE	00653		GREAT MALL	DR		Food Service	
SYMPROTEK CORPORATION	00950		YOSEMITE	DR		Electric/Electrical Components	
SYSTEMS SERVICES OF AMERICA	01029		MONTAGUE	EXPY		Other	Storage
T. MARZETTI COMPANY - WEST	00876		YOSEMITE	DR		Food Service	
TC DESIGN	00253		HOURET	DR		Automotive	Welding/Iron Works Fabricated Metal Products
TCBY TREATS	00173		GREAT MALL	DR		Food Service	
TEAM ONE INDUSTRIES	01200		AMES	AVE		Paint Facility	
THAT INTREGRATED SYSTEMS CORPORATION	00505		FAIRVIEW	WAY		Electric/Electrical Components	
THE HOME DEPOT # 1041	01177		GREAT MALL	DR		Construction/Building	
THUY-MAI NGUYEN D.D.S.	01418		DEMPSEY	RD		Other	Health Services
TIRES BY WHEEL WORKS	00022	N	ABEL	ST		Automotive	
T-MOBILE	00777		BELLEW	DR		Other	Communications
TOK AMERICA	00190		TOPAZ	ST		Other	Chemicals & Allied Products
TORRENT LABS	00483		SINCLAIR FRONTAGE	RD		Other	Laboratory
TOWN CENTER DENTAL CARE	00491	E	CALAVERAS	BLVD		Other	Health Services
TRI-AMERICAN, INC.	00980		AMES	AVE	B	Construction/Building	
TRIMBLE NAVIGATION	00888		TASMAN	DR		Other	Instruments & Related Products
TRI-VALLEY TRUCK SERVICES	00349		SANGO	CT		Automotive	Hazardous Waste
TRUGREEN CHEMLAWN	00422	S	HILLVIEW	DR		Other	Building Materials & Garden Supplies
TUBE SERVICE CO.	00666	S	MILPITAS	BLVD		Construction/Building	
TUFF SHED	00410	S	ABBOTT	AVE		Construction/Building	Fabricated Metal Products
UNI-FAB INDUSTRIES	01465	N	MILPITAS	BLVD		Other	Welding/Iron Works
UNION PACIFIC RAILROAD	00224		CURTIS	AVE	B	Local Transit; Highway Transport	
UNIVERSAL INDUSTRIAL FINISHING	00954	S	MILPITAS	BLVD		Paint Facility	
USA GAS #68162	01885	N	MILPITAS	BLVD		Other	Underground Storage Tank

FY 2009-2010 Annual Report
Permittee Name: City of Milpitas

Attachments

U-TECH MEDIA	01105		MONTAGUE	EXPY		Other	Miscellaneous Manufacturing Photographic/Printing
VALLEY OXYGEN	00753		AMES	AVE		Other	Chemicals & Allied Products
VALLEY TOOLS & SUPPLY COMPANY, INC.	01827		HOURET	CT		Other	Chemicals & Allied Products
VECTOR FABRICATION, INC.	01629		WATSON	CT		Electric/Electrical Components	
VERIZON WIRELESS	00341		GREAT MALL	DR		Other	Communications
VERIZON WIRELESS	01010		AMES	AVE		Other	Communications
VERIZON WIRELESS	01601		DIXON LANDING	RD		Other	Communications
VERIZON WIRELESS (HWY 680 CALAVERAS)	01325	E	CALAVERAS	BLVD		Other	Communications
VERIZON WIRELESS HWY 680/JACKLIN	00996		JACKLIN	RD		Other	Communications
VERIZON WIRELESS/ BATTERY ROOM	00200		SERRA	WAY	39A	Other	Communications
VICTORIA SQUARE CLEANERS	01285	E	CALAVERAS	BLVD		Dry Cleaner	
VK FOOD #3	00141		DIXON	RD		Food Service	
WALGREENS	00342	W	CALAVERAS	BLVD		Other	Miscellaneous Retail
WAL-MART STORE #2119	00301		RANCH	DR		Other	Miscellaneous Retail
WELKER BROTHERS	01390		PIPER	DR		Construction/Building	
WINTEC INDUSTRIES	00675		SYCAMORE	DR		Other	Miscellaneous Manufacturing
YIP'S AUTO REPAIR	01335		MINNIS	CIR		Automotive	

Attachment 3

City of Milpitas
Integrated Pest Management Plan

February 3, 2007

Table of Contents

I. Policy 3

II. City-Wide Organization 3

III. Departmental Components 4

Public Works Department 4
a) Introduction 4
b) Restricted Chemicals 4
c) Annual Storage Inventory and Unwanted Chemical Disposal.....4
d) Staff Training 4
e) Pest Reduction Measures 8
f) Record Keeping 9
g) Annual Report 9
h) Contractor Compliance.....9
i) Annual Evaluation 9

Fire Department.....10
j) Introduction 10
k) Staff Training 10
l) Contractor Compliance 10
m) Annual Report.....10
n) Effectiveness Evaluation.....10

Engineering Division.....10
o) Introduction 10
p) Public Outreach 10
r) Pest Reduction Measures 11
s) Annual Report 11

IV. Attachments.....12
Attachment C-1 Pesticide Inventory Form..... 13
Attachment C-2 Pesticide Disposal Form 14
Attachment D-1 Equipment Calibration BMP 15
Attachment D-2 Equipment Cleaning BMP 20
Attachment D-3 Pesticide Safety Training Record 21
Attachment D-4 Respiratory Protection Program..... 23
Attachment D- 5 Emergency Medical Information..... 25
Attachment F-1 Pesticide Use Record 26
Attachment F-2 Contractor Monthly Pesticide Use Record..... 27
Attachment F-3 DPR Summary Report 29
Attachment G Annual Report 30
Attachment H-1 Contractor IPM Handout.....35
Attachment H-2 Pest Management Contractor List 36
Attachment O Effectiveness evaluation 37
Attachment P – Milpitas Suggested Pest Resistant Plant List 39

I. Integrated Pest Management Policy

The City of Milpitas will carry out its pest management operations using reduced-risk IPM techniques to reduce or eliminate chemicals to the maximum extent. These alternate techniques include:

- Physical such as pulling weeds
- Horticultural methods such as pruning
- Mechanical methods such as trapping
- Environmental methods such as applying mulch
- Biological methods such as monitoring predators

Chemicals will be used only as a last resort for pest management problems. Avoid organophosphates and copper-based pesticides (particularly diazinon, chlorpyrifos, and chlorpyralid) and use only when justified. Each department that applies pesticides will maintain an active IPM plan to ensure the long-term prevention or suppression of pest problems with minimum negative impact on human health, non-target organisms, and the environment.

The City will consider non-toxic alternatives for structural and landscape pest control, seeking to use the most recent technology, best management practices and least toxic methods for all pest control measures. The City will use appropriate venues to educate staff and the public about its IPM commitment in an effort to role model less toxic approaches to structural and landscaping pest control.

II. City-Wide Organization

City staff and the general community apply pesticides both indoors and out to control pest populations. The following may be considered as pests by some people: weeds, unwanted plants, ants, insects, bees and wasps, gophers and other rodents, etc. Pesticide use is governed by State and County regulations. Typically city staff and professional applicators are trained in pesticide use. The general public, such as homeowners, typically are untrained and may not apply pesticides properly.

The City's National Pollution Discharge Elimination System (Urban Runoff) Permit requires city staff to perform and document pest management efforts, and provide outreach materials to others. This Pest Management Plan is developed to meet Pest Management requirements. The primary goal is to identify and implement integrated pest management practices to eliminate use of some pesticides and minimize overall pesticide use.

Three different departments will implement the pest management plan. The Public Works Department practices pest management at all City sites with the exception of the four fire stations. The Fire Department is responsible for pest management at the four fire stations. The Engineering Division is responsible for outreach coordination. Engineering and Public Works share responsibility for managing new projects that create landscaping.

III. Public Works Department

C.1.a. Introduction

The Public Works Department is the largest City Department with the responsibility for pest management. The Park Maintenance Section is responsible for maintenance of landscaped areas within City parks and water features. The Tree and Landscape Section is responsible for non-paved areas within City right-of-way (includes street medians and Lighting and Landscape Maintenance District areas). The Facility Maintenance Section is responsible for indoor and outdoor pest management at City buildings, excluding the four fire stations. Each Supervisor shall insure that all staff are trained and follow Plan requirements. The next section of the Plan describes the Public Works Department responsibilities. Public Works staff provide input and may manage capital improvement projects that create new landscaping.

C.1.b. Restricted Chemicals

Pesticides are defined as: any substance or mixture of substances intended for preventing, destroying, repelling, or mitigating any pest. Pests can be insects, mice and other animals, unwanted plants (weeds), or fungi. The term pesticide applies to herbicides, fungicides, rodenticides, molluscicides and other substances used to control pests. Antimicrobial agents are not included in this definition of pesticides. City employees and City contractors will not use the following pesticides. Acute Toxicity Category I chemicals as identified by the Environmental Protection Agency (EPA), diazinon, chlorpyrifos, or chlorpyralid. Emergency applications can be authorized by a Pest Control Advisor. Other pesticides may be added to the above list of restricted chemicals following the recommendation of the Public Works Maintenance or Parks Supervisor and approval by the Public Works Director.

The purchase of any pesticide by staff is prohibited unless directed by a Public Works Maintenance or Parks Supervisor. Structural pest management actions will be managed and overseen by Public Works Facilities Maintenance staff, or staff designated at remote buildings by the Public Works Maintenance Supervisor.

C.1.c. Annual Storage Inventory and Unwanted Chemical Disposal

The Facility Maintenance Supervisor will distribute the annual inventory forms every March (includes coordination with Fire Dept and PW maintenance). The completed forms will be reviewed and chemicals removed as necessary. These chemicals will be disposed in accordance with the City's Hazardous Waste Program. The Facility Maintenance Supervisor will coordinate with the Fleet Maintenance Supervisor to arrange for the appropriate disposal. Inventory and disposal forms are found in Attachments C-1 and C-2.

C.1.d. Staff Training

The Public Works Department takes the lead in training all City staff. Three types of training are conducted: Integrated Pest Management Techniques, Over the Counter Pesticides, and Controlled Pesticides.

Integrated Pest Management Techniques: The purpose is to review alternatives and select an appropriate control for insects or vegetation.

Reference: Publication 3324 titled "The Safe and Effective Use of Pesticides" from University of California

1. Pesticide Usage and Pest Management

A. Identify pest and monitor field conditions until undesirable levels are reached.

B. Evaluate cost effectiveness of various control methods.

C. Employ integrated pest management methods, including:
   i. Physical/mechanical horticultural controls;

      a. Weeds
         - Pull weeds by hand for small areas or those areas where weeds are widely scattered.
         - When working on a slope, avoid loosening soil that could erode into drainage systems. Loosen only the amount of soil needed to remove the vegetation.
         - Avoid loosening soil when rain is expected.
         - When loading or chipping brush into a parked truck, do not leave leaves, twigs, chips, or other debris in the gutter or paved shoulder. Keep removed vegetation, including clippings, chips, and pruning debris, away from storm drain inlets and watercourses.
         - Apply fertilizer to boost plant health to choke out weeds.

      b. Insects and Fungus
         - Prune out branches with infestations.
         - When loading or chipping brush into a parked truck, do not leave leaves, twigs, chips, or other debris in the gutter or paved shoulder. Keep removed vegetation, including clippings, chips, and pruning debris, away from storm drain inlets and watercourses.

      c. Rodents
         - Eliminate Food sources.
         - Eliminate Habitats.
         - Trap and Relocate.
         - Contact Supervisor to contract out for use of baits or fumigants. This may require a pesticide use permit, filing of Notice of Intent, and recording product use.

      d. Bees and Wasps
         - Contact Supervisor to contract out for pest identification and removal of nest.

   ii. Environmental controls
         - Apply mulching.
         - Use pest-resistant vegetation whenever possible.
         - Adjust irrigation system as needed to maximize efficiency and avoid runoff.

iii. Biological controls
- Determine the level of natural predators at the site and boost level if practical.

iv. Chemical controls
- Follow all federal, state, and local laws and regulations governing the use, storage, and disposal of pesticides. Pest control advisors and applicators shall be trained in accordance with federal, state, and local laws.

- Consult the Pest Control Advisor and obtain recommendation using the least toxic soaps, oils, or other pesticides (including herbicides) that will do the job, provided there is a choice. Take into consideration the LD_{50}, overall risk to the applicator, effect on natural predators, and impact to the environment.

- If the crew hasn't been trained for use of this chemical, consult your supervisor.

- Apply pesticides at the appropriate time to maximize their effectiveness and minimize the likelihood of movement to non-target areas. Avoid application of pesticides if rain is expected unless otherwise noted in the recommendations.

- Mix and apply only as much material as is necessary for treatment.

- Test and calibrate application equipment prior to and during use to ensure desired application rate (refer to Attachment D-1 Equipment Calibration BMP).

- Do not mix or load pesticides in application equipment adjacent to a storm drain inlet, culvert or watercourse.

- Avoid use of copper-based pesticides if at all possible.

- Refer to Attachment D-2 Equipment Cleaning BMP for proper cleaning.

- For persistent problems, choose alternate chemicals rather than apply the same one repeatedly.

Over the Counter Pesticides: The Facility Maintenance Supervisor is responsible for application of all pesticides, whether over the counter or controlled. Employees (except Fire Department) shall report indoor pest problems to the Facility Maintenance Supervisor. Typically indoor pests have migrated from outside. The first response is to remove the outdoor pests. If indoor treatment is warranted, it will occur under the direction of the Facility Maintenance Supervisor. Annually in March, this Supervisor will inform all City employees how to report indoor pest problems and remind them that they are not permitted to apply any kind of pesticide.

Controlled Pesticides: Controlled pesticides refer to those requiring permits to purchase and State-mandated training to apply.

The Pesticide Safety Training Record is used to document annual review of the chemical label and MSDS which precedes the application (Attachment D-3). Respiratory training is documented on the Respiratory Protection Program document (Attachment D-4). These records are kept in the Chemical Use file drawer in the supervisors' common file area.

1. Maintenance and/or Park Supervisors will conduct pesticide training annually for all employees who use pesticides.

2. Pesticide training records will be kept in the Chemical Use file drawer in the supervisors' common file area.

3. Pesticide training records will be accessible to all employees who receive pesticide training.

4. Pesticide records shall include, but not be limited to:

   The Pesticide Safety Information Series
   Respiratory Protection Program
   Pesticide Use Records
   Pesticide Use Recommendations
   Chemical Labels
   Chemical MSDS

5. Training shall include but not be limited to:

   Reading and reviewing the pesticide label for each pesticide to be used for one (1) year to determine the signal word(s), precautionary statements and first aid instructions, application rate, and mixing and application instructions. Questions will be addressed regarding the information on the label. Follow up will be conducted to research questions which arise that cannot be answered in the training session. The role of Pest Control Advisor is explained. See Attachment D-1 Equipment Testing and Calibration BMP.

   Safe handling procedures including the opening, lifting, pouring, storage and disposal of pesticides and containers. See Attachment D-2 Equipment Cleaning BMP.

   Each user is made aware of the immediate and long term effects of the product to be used. Safe handling of the pesticide, including the proper operating procedures for application equipment, and the use of protective clothing, is provided in the training session.

   A special session is conducted to review the Pesticide Information Series N-5 regarding the use, care, and proper fitting of a respirator. Each employee is fitted for a respirator, and completes the Respiratory Protection Program form (Attachment D-4).

   Common symptoms of pesticide poisoning are addressed including the regulations, label requirements and need for immediate decontamination of the exposed area (i.e. skin, eyes). The emergency procedures to be followed, as well as the prompt reporting procedures, are reviewed at this time.

Emergency medical information is reviewed, and provided every time a recommendation is issued. All personnel are provided with maps, addresses, and phone numbers of authorized facilities to be utilized in the event of an emergency (see Attachment D-5).

Personal hygiene, including reminders to wash hands and arms with soap and water before eating, drinking, smoking or using the bathroom is covered in the training session.

How to avoid drift using low volume nozzles, drift control agents, and not spraying during windy conditions is reviewed in the training session.

Proper pesticide storage in the chemical shed, and when transporting is reviewed in the training session. This includes the importance of purchasing only the chemical that will be used during the application period so that chemical inventories are kept to a minimum.

The disposal of chemical containers is reviewed, including the proper triple-rinsing and puncturing of plastic containers before disposal.

Operators shall record amount and type of chemical used on the Pesticide Use Record (Attachment D-3).

The Illustrated Guide to Pesticide Safety published by the University of California Statewide Pesticide Management Project, publication #21489 may be utilized as a training supplement along with video tapes Pesticide Safety in the Landscape and Herbicide use & Safety in the Landscape: Volumes I & II. Produced by Vocational Education Productions/California Polytechnic State University.

C.1.e. Pesticide Reduction Measures

The Public Works and/or Parks Supervisors typically play a variety of roles when new or substantial rehabilitation of landscaping is planned. In most cases they are the end-user and can be seen as the "customer". In some cases, they are also the project manager. Other times engineering staff serve as the project manager. The end-users and project managers shall consider the following pesticide reduction measures when planning, designing, and installing landscape at all new installations and substantial rehabilitation:

1. Plant materials selected shall be appropriate to site specific characteristics such as soil type, topography, climate, amount and timing of sunlight, prevailing winds, rainfall, air movement, patterns of land use, ecological consistency and plant interactions to ensure successful establishment. Existing native trees, shrubs, and ground cover shall be retained and incorporated into the landscape plan to the maximum extent possible. Pest-resistant plants shall be considered for use along hardscaped areas. A suggested plant material list is provided in Attachment P.

2. Landscaping shall be designed with efficient irrigation to reduce runoff, promote surface infiltration, and minimize the use of fertilizers and pesticides that can contribute to water pollution. Pest reduction measures shall be noted on the plans.

3. Where feasible, landscaping shall be designed and operated to treat stormwater runoff. by incorporating elements that collect, detain, and infiltrate runoff. In areas that provide detention of water, plants that are tolerant of saturates soil conditions and prolonged exposure to water shall be specified. Landscaping shall also comply with the City's Water Efficient Landscape Ordinance No. 238.

4. Landscape plans shall situate plants to facilitate maintenance. Mowing strips, hard surfaces installed along the interface between a turf area and another landscape feature, tree wells and pathway edging are encouraged to reduce problems associated with maintaining the interface between different elements of the design.

5. The Public Works Maintenance and/or Parks Supervisors shall have the authority to approve the installation of comparable substitute pest-resistant plant materials to satisfy the requirements of the approved landscape plan when the approved plants and materials are unavailable for installation, or when other unforeseen conditions prevent the exact implementation of the landscape plan.

6. All required landscaping materials shall be in place prior to issuance of a Certificate of Substantial Completion.

C.1.f. Record Keeping

All city staff who apply pesticides will record pesticide application use on the Monthly City Pesticide Use Record (Attachment F-1). Contractors will send copies of Monthly Contractor Pesticide Use Record (Attachment F-2) to both the City department they contract with and a Public Works Pest Control Advisor. Annual summaries and pesticide use records will record the amount used, date and location of use, and the target pest. Attachment F-3 shows the form that must be submitted monthly to the County.

G. Annual Report

An annual report shall be completed every year in July-August. The report will include the workplan tasks status; and monthly pesticide use reports (Attachments F-1 and F-2) or a summary of the monthly reports.

H. Contractor Compliance

Milpitas contractors must follow all aspects of the City of Milpitas IPM Plan. The following language shall be added to all purchase orders and contracts for pest management:

> The Contractor shall select and apply appropriate method or chemicals in accordance with the City of Milpitas Integrated Pest Management Plan (IPM). The IPM Handout and Contractor Pesticide Use Report are attached and are made a part of the contract documents. Contractor shall submit a copy of Applicator License to the City prior to beginning of work.
>
> The IPM Handout and Contractor Pesticide Use Report are found in Attachments H-1 and F-2, respectively. A list of commonly used pest contractors is shown on Attachment H-2.

I. Annual Evaluation

This IPM (including text, SOPs, and BMPs) shall be evaluated annually for effectiveness and areas of improvement in January. Significant changes shall be included as tasks in the March Workplan Updates. A Pest Control Advisor shall take the lead in completing the effectiveness evaluation form shown in Attachment I.

Fire Department

J. Introduction

The Fire Department currently budgets for and oversees pest management at the four fire stations. A Battalion Chief is currently designated as the responsible party. All work is contracted out.

K. Staff Training

Fire station employees shall report indoor pest problems to the responsible party. Typically indoor pests have migrated from outside. The first response is to remove the outdoor pests. If indoor treatment is warranted, it will occur under the direction of the responsible party. Annually in March, the responsible party will inform fire station employees how to report indoor pest problems and remind them that they are not permitted to apply any kind of pesticide. If employees are designated to apply pesticides, they shall be trained with the Public Works Maintenance and Parks staff.

L. Contractor Compliance

Milpitas contractors must follow all aspects of the City of Milpitas IPM Plan. The following language shall be added to all purchase orders and contracts for pest management:

> The Contractor shall select and apply appropriate method or chemicals in accordance with the City of Milpitas Integrated Pest Management Plan (IPM). The IPM Handout and Contractor Reporting Form are attached and are made a part of the contract documents. Contractor shall submit a copy of Applicator License to the City prior to beginning of work.

The IPM Handout and Contractor Pesticide Use Report are found in Attachments H-1 and F-2, respectively. A list of commonly used pest contractors is shown on Attachment H-2. The Contractor shall submit attachment F-2 to County.

M. Annual Report

The responsible party will provide annual information to the Public Works Department Pest Control Advisor in July and August for the annual report. Data shall include the workplan tasks status; and monthly pesticide use reports (Attachments F-1 and F-2) or a summary of the monthly reports.

N. Effectiveness Evaluation

This IPM (including text, SOPs, and BMPs) shall be evaluated annually for effectiveness and areas of improvement in January. Significant changes shall be included as tasks in the March Workplan Updates. Provide information and observations to a Public Works Pest Control Advisor for consideration in completing the effectiveness evaluation form shown in Attachment I.

Engineering

O. Introduction

The Engineering Division coordinates the City-wide urban runoff management plan. One staff member is assigned as coordinator for each performance Standard and coordinates annual updates to the workplan and annual report. In addition, an engineering staff member oversees the outreach program.

P. Public Outreach

An engineering staff member is assigned to oversee outreach efforts and should be contacted for inquiries and brochures. These efforts will include:

- Providing IPM information to schools, residents, and businesses via special events, IPM workshops, school presentations, and advertisements.

- Promote residential and business pesticide disposal options through the City's Household Hazardous Waste Program.

R. Pest Reduction Measures

Project managers will incorporate pest reduction measures referenced in Public Works Section E.

S. Annual Report

The responsible party will incorporate pest management outreach activities into the PIP portion of the annual report.

IV. Attachments

Attachment C-1 Pesticide Inventory Form
Attachment C-2 Pesticide Disposal Form
Attachment D-1 Equipment Calibration BMP
Attachment D-2 Equipment Cleaning BMP
Attachment D-3 Pesticide Safety Training Record
Attachment D-4 Respiratory Protection Program
Attachment D-5 Emergency Medical Information
Attachment F-1 Pesticide Use Record form
Attachment F-2 Contractor Monthly Pesticide Use Record
Attachment F-3 DPR Summary Report
Attachment G Annual Report Form
Attachment H-1 Contractor IPM Handout
Attachment H-2 Pest Management Contractor List
Attachment I Effectiveness Evaluation
Attachment P - Milpitas Suggested Pest-Resistant Plant List

Attachment C-1

City of Milpitas Pesticide Inventory

C.2. Date: _____

C.3.

C.4. Person conducting inventory:_____

Print name _____

Facility name: _____

Facility address: _____

Pesticide Name	Amount found
1. _____	_____
2. _____	_____
3. _____	_____
4. _____	_____
5. _____	_____
6. _____	_____
7. _____	_____
8. _____	_____
9. _____	_____
10. _____	_____

Return a copy of this completed form to _____ by _____

See IPM Section IIIC for discussion.

Attachment C-2

City of Milpitas Pesticide Disposal Form

C.5.

C.6. Person disposing of chemicals:_____ Date: _____

Print name: _____

Disposal Method: _____

Pesticide Name	Amount being disposed	Site from
1. _____	_____	_____
2. _____	_____	_____
3. _____	_____	_____
4. _____	_____	_____
5. _____	_____	_____
6. _____	_____	_____
7. _____	_____	_____
8. _____	_____	_____
9. _____	_____	_____
10. _____	_____	_____

Return a copy of this completed form to _____ .

See IPM Section IIIC for discussion.

Attachment D-1 - BMP – Equipment Calibration Final June 5, 2002

Purpose: To insure the recommended amount of material, such as pesticide or fertilizer, is applied.

A. Equipment Preparation

1. Triple rinse, neutralize, and insure equipment is free of residual prior to calibration. Use only clean water for calibration.

B. Test Areas for Equipment Calibration

1. The football field measured from goal post to goal post at the Sports Center is 2 acres. This is an appropriate test site for large capacity systems such as the tow-behind system.
2. For smaller areas to be dosed with hand tanks, the field crew shall measure an area of 10 feet by 100 feet at the Rancho infield and mark with cones. This provides a 1000 square foot area for calibrating small capacity equipment.

C. **Hand tanks - Liquid**

1. Each person must calibrate the equipment they will be using. Gather the following items: calibrated liquid container, pocket calculator, flow meter, paper and pencil, cones, measuring wheel, and spray tank to be calibrated.

2. Measure the tank capacity. Set the empty tank on level ground and close all drain valves. Add measured amounts of water until the tank is completed filled. Use either a flow meter on a hose or a container of known volume to measure the water used. Record the amount used.

3. While wearing the equipment, walk at a steady pace and measure the time needed to cover the test area. Measure the volume of water remaining in the tank. Subtract from the tank capacity to find out how many gallons of water were applied. Divide the gallons of water applied by the area covered to get the rate in gallons per square foot. Empty the tank.

4. Determine the concentration to be applied from the Pest Control Advisor. Calculate the dosage by multiplying the concentration by the number of gallons applied. The PCA recommendation should include the amount of chemical to be used. See example at the end of this BMP.

5. Use the calculation sheet provided at the end of this BMP to record your calculations. Contact supervisor if you experience an equipment failure or rate of application is incorrect.

6. Log the product use.

D. Hand Spreader Granular D

1. Hand spreader

a. Some of the products provide a tray and calibration pellets. Fill a cleaned spreader with pellets and apply over the tray. Determine the coverage. Apply sufficient material to visually match the coverage pattern.

b. For fertilizer, place contents of one 50 pound bag into the hopper. Make the first pass. Measure the area covered. Divide the amount used by the area covered to get the application rate. Adjust spreader openings as needed to achieve proper coverage.

2. Tow Behind (example Lely Spreader)
   a. Follow equipment manual to fill hopper with proper amount of material. Consult Output chart to determine position feed assembly. Follow the prescribed speed as recommended in the equipment or fertilizer label.

E. Truck-mounted:

1. Place a known amount of water into the tank. Drive a steady speed and measure the area covered by the volume. Divide the volume used by the area covered to calculate the application rate.

2. Determine the total amount of area to be treated. Calculate the volume of water needed.

3. Identify the concentration to be applied from the Pest Control Advisor. Calculate the dosage by multiplying the concentration by the number of gallons applied.

4. For example, 200 gallons of water are placed in the tank. The truck is driven at a steady speed of 3 miles per hour. Apply all the water in the tank and measure the area covered. The 200 gallons covers an area of 340 feet long by 8 feet wide, or 2,720 square feet. The application rate is 0.07353 gallons per square foot. According to the Pest Control Advisor, the proper concentration is 2 ounces per gallon of water. Add 400 (2x 200) ounces of chemical to the tank with every 200 gallons of water. 128 ounces = 1 gallon.

F. Closed System (334W):

1. Check calibration numbers in folder with numbers entered in control panel.

2. Perform injection pump calibration, refer to manual pages 4-9. Follow procedure exactly! Rewrite calibration numbers in folder if needed.

3. Clean or replace all three injection pump filters.

4. Clean or replace fresh water filter.

5. Clean or replace filter at boom manifold (on drivers side next to water tank).

6. Check hoses on injection pumps (replace if worn or stretched).

7. Inspect all other hoses for damage or wear, replace as needed.

8. Inspect all quick connect fittings for leaks or damage.

9. Inspect all chemical containers for leaks, damage, missing locks, or lids. Make sure all containers are labeled properly.

10. Check proper operation of all chemical agitators.

11. Check handgun hose reel – unwind hose and check for cracks, cuts, etc.

12. Check handgun and fittings for proper connection and leaks.

13. Remove and clean all nozzles if necessary. Be sure to make a note as to where each nozzle goes and replace it.

14. For nozzles that have check valves, clean and replace check valves as needed.

Sample Equipment Calibration Worksheet

Date: April 24, 2002

Site: Small Park

Tank volume = 3 gallons

Test area size = 1000 sq feet

Volume used during calibration walk = 2 gallons

Pest Control Advisor chemical to be used = XYZ Brand

Pest Control Advisor concentration = 4 ounces per gallon

Chemical to be added to tank = 4 (concentration) x 3 (tank volume) = _____

Fill remaining tank volume with water.

# of gallons needed: Calibration volume x site size (sq ft)

# of gallons needed: 2 gallons x 3000 sq ft

# of tanks needed: total gallons needed = 6

Total amount of chemical = 12

Tip:

128 ounces = 1 gallon
1 acre = 43,560 sq ft

Equipment Calibration Worksheet

Date: _____ Employee: _____

Site: _____ Site size: _____

Tank volume = _____ gallons

Test area size = _____ sq feet

Volume used during calibration walk _____ gallons

Pest Control Advisor Recommendation
Chemical to be used = _____-

Concentration = _____ ounces per gallon

Chemical to be added to tank = _____(concentration) x _____(tank volume) = _____

# of gallons needed: Calibration volume x site size (sq ft) _____

# of gallons needed: _____gallons x _____sq ft _____

# of tanks needed: total gallons needed = _____

Total amount of chemical = _____

Conversions

16 ounces = 1 pint	2 pints = 1 quart 4 quarts = 1 gallon
32 ounces = 1 quart	128 ounces = 1 gallon8 pints = 1 gallon
1 quart = 0.9463 liter	12 inches = 1 foot 3 feet = 1 yard
5,280 feet = 1 mile	43,560 sq ft = 1 acre1.1 yards = 1 meter
27 cubic feet = 1 cubic yard	128 cubic feet = 1 cord144 square inches = 1 sq foot
9 square feet = 1 square yard	640 acres = 1 square mile16 ounces = 1 pound
2000 pounds = 1 short ton	2240 pounds = 1 long ton2200 pounds = 1 metric ton

Attachment D-2 – Equipment Cleaning BMP **Final May 9, 2002**

(i) Purpose: To properly dispose of pesticide or fertilizer from equipment.

C.7. Reference: Pesticide Safety Information Series N

- A. Small Equipment

1. Follow all federal, state, Pesticide Safety Information Series N, and local laws and regulations, and Pest Control Advisor recommendations governing the disposal of pesticides.
2. Wear personal protective equipment, such as gloves, boots, eye protection, respirators, and chemical-resistant suits (such as Tyvek).
3. Apply all chemical in spray tank onto approved target areas.
4. After the spray tank is empty, fill at least 25% full with clean water. Shake and agitate until all interior surfaces have been rinsed. Dispose of liquid onto approved target areas.
5. Repeat for second and third rinse.
6. Rinse and clean nozzles, filters and screens with soft brushes. Avoid scratching surfaces with metal.
7. Store equipment properly.

- B. Large Equipment

1. Follow all federal, state, Pesticide Safety Information Series N, and local laws and regulations, and Pest Control Advisor recommendations governing the disposal of pesticides.
2. Wear personal protective equipment, such as gloves, boots, eye protection, respirators, and chemical-resistant suits (such as Tyvek).
3. Apply all liquid in spray tank onto approved target areas.
4. After the spray tank is empty, return to the fill station at the Corp Yard for equipment cleaning.
5. Fill the spray tank at least 25% full with clean water. Always maintain an air gap when filling containers. Run the agitator until all interior surfaces have been rinsed. Dispose of liquid onto approved target areas.
6. Repeat for second and third rinse.
7. Rinse and clean nozzles, filters and screens with soft brushes. Avoid scratching surfaces with metal.
8. Store equipment properly.

- Attachment D3 – Pesticide Safety Training Record

EMPLOYEE'S SIGNATURE _____

Print employee name _____

PRINT EMPLOYER'S NAME _____

TRAINER'S SIGNATURE _____

ASSIGNED JOB DUTIES ☐ mixer/loader ☐ flagger

☐ applicator ☐ equipment operator

	Pesticides			
C.8.trainer's initials				
employee's initials				
date				

C.8.a. USING PESTICIDES SAFELY

1 **Wear clean work clothes daily** provided and cleaned by employer for Category I and Category II pesticides. (PSIS N-7)				
2 **Safe handling procedures** - know how to open and lift containers, pour, and operate mixing and application equipment.				
3 **Triple rinsing -** know how and when to triple rinse containers and proper disposal of containers. (PSIS N-2)				
4 **Drift** - know how to confine spray to target area and how to avoid contamination of people, animals, waterways and sensitive areas.				
5 **Storage -** know how and where to store containers and what procedures to follow when containers cannot be locked up. (PSIS N-2)				
6 **Personal hygiene-** know the importance of washing hands thoroughly before eating, smoking, drinking, and using the bathroom, and the need to shower thoroughly when finished working for the day. (PSIS N-1 and PSIS N-6)				
7 **Label -** know signal words, precautionary statements, first aid instructions, application rate, mixing and application instructions. (Specific label and PSIS N-1)				

8 **Personal protective equipment -** know the proper use and care of coveralls, gloves, goggles, boots, aprons, and other equipment provided by the employer. (Specific label, PSIS N-1 and PSIS N-6)				
9 **Respiratory equipment -** know proper fitting, use and maintenance. (Specific label, PSIS N-5 and respirator manufacturer recommendation)				
10 **Engineering controls -** know when and how to use enclosed cabs, closed mixing systems and other equipment. (Specific label, PSIS N-3 and PSIS N-1).				
C.8.b. EMERGENCIES AND HEALTH				
11 **First Aid decontamination procedures -** know first aid for skin, eye, inhalation and ingestion exposure. (PSIS N-4 and label instructions)				
12 **Emergency procedures -** know the procedures for handling non-routine tasks or emergency situations such as spill, leak or fire. (See MSDS)				
13 **Emergency medical information -** post the name, address and telephone number of the clinic, physician or hospital emergency room. Know the city policy for reporting injury or illness and obtaining medical treatment. (PSIS N-4)				
14 **Immediate symptoms and long-term health effects -** know the routes of exposure, immediate health hazards and symptoms of exposure, and long term health effects. (Label, MSDS and PSIS N-8)				
15 **Medical supervision -** know if pesticides require medical supervision and the general provisions required for medical supervision. (PSIS N-1, N-2 and N-4)				
16 **Heat stress -** be able to recognize, provide appropriate treatment and prevent.				
C.8.c. INFORMATION				
17 **Laws and regulations -** know applicable laws and regulations and the importance of compliance by employer and worker. (PSIS N-6)				

18 Employee rights - know the right to receive information regarding pesticides to which they may To be exposed. Protect against discharge or other discrimination due to exercising these rights. (PSIS N-8)				
19 Location of documents - know the location of and access to the Hazard Communication Program (PSIS N-8)				

•

Attachment D - 4

C.9. RESPIRATORY PROTECTION PROGRAM

Employee:_____ Date:_____

The above employee has received respiratory protection on the indicated date.

The City requires operations that utilize pesticides with organic vapors which may be a hazard if inhaled. Respiratory protection is required as outlined in Cal/OSHA GISO Title 8, Section 5144 – "Respiratory Protective Equipment," and by CDFA regulations on Safety and Protective Equipment.

Guidelines for the use of respiratory protective equipment is outlined in CDFA's "Pesticide Safety Information Series. N1-Safety Requirements for Pesticide Handlers.

1. Currently, the City provides the following respirators(s):

   These are half-face, dual cartridge respirators. They are half-face, dual cartridge respirators. They are NIOSH approved for use in atmospheres with pesticides/organic vapors.

2. The individual responsible for issuance and replacement of respirators, and for training of employees and periodic inspection is:

   _____

3. The City's Respiratory Protection Program is the following:

   a. Providing training for employees prior to their exposure to pesticides while employed with the City, and retraining them at least on an annual basis thereafter.

   b. Advising employees of specific medical conditions which may interfere with safe use of respiratory protective equipment.

   c. Providing the proper respiratory protective equipment to the employee, prior to his exposure to pesticides as an employee of the City.

d. Providing a Qualitative Fit Test:

- Odorant – isoamyl acetate or irritant smoke when issued.
- Negative Pressure/Positive Pressure Tests to be done each day prior to use.

e. Training on the use of the respirator:

- Conditions requiring their use.
- Respirator parts and their function and repair.
- Inspection of respirator daily, and periodically during daily use
- Cleaning of respirator daily:

  1. Wash in mild soap solution.
  2. Immerse in sanitary solution for 2 minutes, usually a chlorine solution.
  3. Rinse thoroughly in clean, warm water.
  4. Air dry.
  5. Do not wash filters, cartridges or straps.

- Repair and Maintenance of respirators:

  1. Pre-filters should be replaced when breathing becomes more difficult, per manufacturer's instructions.
  2. Cartridges should be replaced when the wearer begins to taste or smell chemical during use.
  3. Only those filters and cartridges designed for the specific respirator will be used.

- Storage of respirators:

  1. Shall be in a compartment away from chemicals.
  2. Shall be in a protective container such as a sealable plastic box.

4. Employees understand that it is their responsibility to:

a. Clean and maintain their respiratory equipment.

b. Use the equipment when conditions warrant.

5. Employees understand that it is their employer's responsibility to:

a. Provide the proper equipment.

b. Train employees in proper use of the equipment.

c. Monitor maintenance of the equipment.

d. Ensure that employees use the equipment when necessary.

Employee Name:_____

Employee Signature:_____

Employer Signature:_____

Date:_____

Attachment D-5 Emergency Medical Information

to be added

•

Attachment F-1 Milpitas Monthly Pesticide Use Summary

Month and Year_____ Completed by _____ Date: _____

DATE	APPLICATOR	TARGET PEST	SITE(S) TREATED	PRODUCT NAME	PRODUCT MANUFACTURER	EPA REG #	TOTAL PRODUCT USED				
							LB	OZ	PT	QT	GA

Attachment F-2 Milpitas Contractor Monthly Pesticide Use Summary

Contractor: _____
Address: _____
_____
Phone: _____

Contractor shall submit a copy of this report no later than the 3rd of the subsequent month to:
Milpitas Pest Control Advisor
1265 N Milpitas Blvd
Milpitas, CA 95035

e:

DATE	APPLICATOR	TARGET PEST	SITE(S) TREATED	PRODUCT NAME	PRODUCT MANUFACTURER	EPA REG #	TOTAL PRODUCT USED				
							LB	OZ	PT	QT	GA

STATE OF CALIFORNIA

MONTHLY SUMMARY PESTICIDE USE REPORT

PR-ENF-060 (REV. 4/92)

DEPARTMENT OF PESTICIDE REGULATION
PESTICIDE ENFORCEMENT BRANCH

INSTRUCTIONS FOR COMPLETING THIS FORM ARE INDICATED BELOW AND ON THE REVERSE SIDE

OPERATOR (FIRM NAME)	ADDRESS	CITY	ZIP CODE	PHONE NUMBER

OPERATOR IDENTIFICATION PERMIT NUMBER	LICENSE NUMBER	COUNTY (WHERE APPLIED)	COUNTY NUMBER	MONTH/YEAR OF USE	TOTAL NUMBER OF APPLICATIONS

1. ***Complete Columns A,B,C, and D for All Users***
2. ***Complete Column E by Using One of the Following Codes***
   - Code I 0 - Structural Pest Control ..... includes any pest control work performed Within or on buildings and other structures.
   - Code 30 - Landscape Maintenance Pest Control ..... includes any pest control work performed on landscape plantings around residences, or other buildings, golf courses, parks, cemeteries, etc.
   - Code 40 - Right-of-Way Pest Control ..... includes any pest control work performed along roadsides, power lines, median strips, ditch banks and similar sites.
   - Code 50 - Public Health Pest Control ..... includes any pest control work performed by or under contract with State or local public health or vector control agencies.
   - Code 80 - Vertebrate Pest Control ..... includes any vertebrate past control work performed by public agencies or work under the supervision of the State or county agricultural commissioner.
   - Code 91 - Commodity Fumigation (Nonfood/Nonfeed) ... includes fumigation of nonfood/nonfeed commodities such as; pallets, dunnage, furniture, burlap begs, etc.
   - Code 100 - Regulatory Pest Control ..... includes any post control work performed by public employees or contractors in the control of regulated pests.
3. ***Complete Columns F and G, If Use Does not Fit one of the Above Codes***

A	B	C	D	E	F	a
MANUFACTURER AND NAME OF PRODUCT APPLIED	EPA/CALIFORNIA REGISTRATION NUMBER FROM LABEL INCLUDE ALPHA CODE	TOTAL PRODUCT USED (Circle One Unit of Measure)	NUMBER OF APPLICATIONS	CODE	COMMODITY OR SITE TREATED	ACRES/UNITS TREATED
		LB OZ PT QT GA				
		LB OZ PT QT GA				
		LB OZ PT QT GA				
		LB OZ PT QT GA				
		LB OZ PT QT GA				
		LB OZ PT QT GA				
		LB OZ PT QT GA				
		LB OZ PT QT GA				
		LB OZ PT QT GA				
		LB OZ PT QT GA				

REPORT PREPARED BY _____ DATE _____

Attachment G Annual Report

P.S. Id.	Activity	Workplan pg #	Comments	Status as of 6/30/02	Due Date (mo/yr)	Responsible Party/ Coordinator
C.9.b.			I Municipal Pesticide Use			
I.A.1	Develop and implement a tracking process for pesticide use	Chapter 8 Section L-1 Exhibit a Page 1	a. The Public Works Maintenance Supervisors (PWMS) submit monthly reports to the County on staff pesticide use. b. The IPM plan will require contractors who apply pesticides on City sites to submit records to the PWMS.	a. Already in place b. Plan is about 70% complete. City approval tentatively scheduled for August 31, 2002.	6/02	Public Works Maintenance Supervisors/ Marilyn Nickel
I.A.2	Adopt IPM policy and/or ordinance requiring use of IPM techniques in agency's operations	Chapter 8 Section L-1 Exhibit a Page 1	a. The PWMS have developed a draft policy. It will be submitted as part of the IPM Plan for Public Works Director approval.	A draft IPM Plan is included with this submittal. Plan is about 70% complete. City approval tentatively scheduled for August 31, 2002.	6/02	Public Works Maintenance Supervisors/ Marilyn Nickel
I.A.3	Develop and implement SOPs and BMPs	Chapter 8 Section L-1 Exhibit a Page 1	The PWMS have documented some BMPs and SOPs. They will be submitted as part of the IPM Plan for Public Works Director approval.	Plan is about 70% complete. City approval tentatively scheduled for August 31, 2002.	9/02	Public Works Maintenance Supervisors/ Marilyn Nickel
I.A.4	Update URMP to include model Pest Management Performance Standard	Chapter 8 Section L-1 Exhibit a Page 2	Section 8L-1 of the March 2002 W contains the City's Pest Management Workplan. This included the model Performance Standard components.	Done	6/02	Public Works Maintenance Supervisors/ Marilyn Nickel

P.S. Id.	Activity	Workplan pg #	Comments	Status as of 6/30/02	Due Date (mo/yr)	Responsible Party/ Coordinator
I.A.5	Develop and implement a process to ensure contractors follow City's IPM policy	Chapter 8 Section L-1 Exhibit a Page 2	The PWMS have developed a draft process. It will be submitted as part of the IPM Plan for Public Works Director approval.	A draft IPM Plan is included with this submittal. Plan is about 70% complete. City approval tentatively scheduled for August 31, 2002.	9/02	Public Works Maintenance Supervisors/ Marilyn Nickel
I.A.6	Conduct a periodic agency-wide search for chemical storage areas for pesticides no longer legal and properly dispose.	Chapter 8 Section L-1 Exhibit a Page 2	The PWMS developed a draft inventory form and used it in March 2002 for the first inventory. The draft process will be submitted as part of the IPM Plan for Public Works Director approval.	A draft IPM Plan is included with this submittal. Plan is about 70% complete. City approval tentatively scheduled for August 31, 2002.	3/02	Public Works Maintenance Supervisors/ Marilyn Nickel
I.B.1	Ensure employees who apply pesticides receive training.	Chapter 8 Section L-1 Exhibit a Page 3	a. Training is provided as required by State and County laws. b. This effort is to document the training process.	Done A draft IPM Plan is included with this submittal. Plan is about 70% complete. City approval tentatively scheduled for August 31, 2002.	6/02	Public Works Maintenance Supervisors/ Marilyn Nickel
I.B.2	Provide training on IPM Plan.	Chapter 8 Section L-1 Exhibit a Page 3	Will cover IPM Plan in training.	Will initiate after IPM Plan is adopted.	Initiate after 6/02; annually thereafter	Public Works Maintenance Supervisors/ Marilyn Nickel

P.S. Id.	Activity	Workplan pg #	Comments	Status as of 6/30/02	Due Date (mo/yr)	Responsible Party/ Coordinator
I.B.3	Periodically inform employees who are not authorized and trained that they may not use over the counter pesticides in or around the workplace.	Chapter 8 Section L-1 Exhibit a Page 3	The PWMS will distribute information.	To be included in the IPM Plan.		Public Works Maintenance Supervisors/ Marilyn Nickel
I.B.4	Attend workshop on least-toxic methods	Chapter 8 Section L-1 Exhibit a Page 4	Carol attended three workshops: Vegetation Management in Fall 2001, Tree Care in December 2001, and New Tree Species in June 2002.	Done	Will initiate Jan 02; annully thereafter	Public Works Maintenance Supervisors/ Marilyn Nickel
II. Public Education and Outreach						
Public Education and Outreach on Pest Management will be included with the PIP section op the Annual Report.						
III Pest Control Operators (PCO)						
III.A.4	Require contracted PCOs to be consistent with IPM Policy.	Chapter 8 Section L-1 Exhibit a Page 7	The PWMS have developed draft contract language and handouts to be required as part of the contract documents. City of Milpitas typically performs integrated pest management with in-house staff. Contractors are called only for special problems, such as bees and gophers.	A draft IPM Plan is included with this submittal. Plan is about 70% complete. City approval tentatively scheduled for August 31, 2002.	6/02	Public Works Maintenance Supervisors/ Marilyn Nickel
III.B.2	Require contracted PCOs to implement BMPs through	Chapter 8 Section L-1 Exhibit a	The PWMS have developed draft contract language and handouts to be required as part of the contract documents. These documents require	A draft IPM Plan is included with this submittal.	6/02	Public Works Maintenance Supervisors/

P.S. Id.	Activity	Workplan pg #	Comments	Status as of 6/30/02	Due Date (mo/yr)	Responsible Party/ Coordinator
	contract specifications.	Page 7	contractor to follow state and federal laws. City of Milpitas typically performs integrated pest management with in-house staff. Contractors are called only for special problems, such as bees and gophers.	Plan is about 70% complete. City approval tentatively scheduled for August 31, 2002.		Marilyn Nickel
	C.9.c.	**IV. Commercial Business**				
	C.9.d. Public Education and Outreach for commercial businesses on Pest Management will be included with the PIP section op the Annual Report.					
C.10.	V. Household Hazardous Waste Collection (HHW)					
V.A.1	Ensure that adequate disposal pesticide services exist for residents and conditionally exempt small quantity commercial dischargers.	Chapter 8 Section L-1 Exhibit a Page 8	City participates in the County-wide Hazardous Materials Program. Sufficient services are available.	Done	6/02	Barbara Daniels - Engineering
V.A.3	Work with HHW collection agencies to support, enhance, and help publicize programs for proper pesticide disposal.	Chapter 8 Section L-1 Exhibit a Page 8	City includes household hazardous waste info on residential mailers.	Mailers sent _____	Ongoing	Barbara Daniels - Engineering
V.A.5	Provide hazardous waste disposal information to residents through distribution of	Chapter 8 Section L-1 Exhibit a Page 8	City includes household hazardous waste info on residential mailers.	Mailers sent _____	ongoing	Barbara Daniels - Engineering

P.S. Id.	Activity	Workplan pg #	Comments	Status as of 6/30/02	Due Date (mo/yr)	Responsible Party/ Coordinator
	materials.					
C.11.		VI County Agricultural Commissioners				
C.12.		**The City of Milpitas has no workplan tasks for this activity.**				
C.13.		VII. New Development				
VII.A.1	Identify pest-resistant landscaping, including a list of pest-resistant plants, and model conditions of approval.	Chapter 8 Section L-1 Exhibit a Page 9	The C3PO Ad Hoc Committee has taken the lead on this. Currently, one planner and one engineer from Milpitas participate on this Ad Hoc Committee. The PWMS have provided comments on the model conditions of approval.		6/02	Tambri Heyden-Planning/ Paramjit Uppal
VII.A.2	Consider pest-resistant landscaping and design features in proposed development projects.	Chapter 8 Section L-1 Exhibit a Page 9	The PWMS have proposed pest-resistant design criteria for new public-owned landscaping. These criteria are included in the draft IPM Plan and will be submitted to the Public Works Director for approval.	A draft IPM Plan is included with this submittal. Plan is about 70% complete. City approval tentatively scheduled for August 31, 2002.	Begin 02/03	Tambri Heyden-Planning/ Paramjit Uppal
VII.A.3	Train staff on design review of pest-resistant landscaping and model conditions of approval.	Chapter 8 Section L-1 Exhibit a Page 10	Training to occur upon adoption of the IPM Plan.		02/03	Tambri Heyden-Planning/ Paramjit Uppal
VII.A.4	Develop and propose enhanced reporting for documenting use of pesticide reduction measures at	Chapter 8 Section L-1 Exhibit a Page 10	To be developed after design criteria are determined and adopted.	Not started.	01-02	Tambri Heyden-Planning/Paramjit Uppal

P.S. Id.	Activity	Workplan pg #	Comments	Status as of 6/30/02	Due Date (mo/yr)	Responsible Party/ Coordinator
	development sites.					
VIII. Monitoring and Science						
VIII.A.1	Continue financial support of the Regional Monitoring Program	Chapter 8 Section L-1 Exhibit a Page 10	Milpitas intends to support the RMP. At this time, one engineer from Milpitas sits on the Monitoring Ad Hoc Committee.	On-going	Annually	Darryl Wong/Engineering
IX. Regional, State, and Federal Coordination						
The City of Milpitas has no workplan tasks for this activity.						
C.13.a.		**X. Review and Revision of Workplan**				
X.A.1	Review and continuously improve the goals, actions, and monitoring mechanisms of the workplan.	Chapter 8 Section L-1 Exhibit a Page 11	The PWMS are considering a form to be completed annually. It will be included in the draft IPM Plan submitted to the Public Works Director for approval.	A draft IPM Plan is included with this submittal. Plan is about 70% complete. City approval tentatively scheduled for August 31, 2002.	Annually	Public Works Maintenance Supervisors/ Marilyn Nickel

Attachment H-1 City of Milpitas Contractor IPM Handout

This document shall be attached to all contracts for pest management.

Contractors performing pest management for the City of Milpitas shall conform to the following:

1. Maintain training and licenses.
2. Follow all federal, state, and local laws governing the use, storage, and disposal of pesticides.
3. Consider alternate methods including physical, horticultural, mechanical, environmental, and biological before resorting to chemicals.
4. Use of Acute Toxicity Category I chemicals as identified by the EPA, organophosphates, copper-based pesticides such as diazinon, chlorpyrifos, and chlorpyralid are prohibited.
5. Use appropriate personal protective and safety equipment.
6. Follow safe handling procedures including opening, lifting, and pouring chemicals. Do not mix chemicals or clean equipment near or in the path of storm drains. Clean and calibrate equipment appropriately.
7. Clean all spills immediately. If spilled materials enter storm drains (on-site or street), notify 9-1-1 immediately.
8. Complete and provide a copy of the Milpitas Contractor Monthly Pesticide Use Summary by the 10th of the next month.

Attachment H-2

Pest Management Contractor List

Aquatic Environment
P. O. Box 1406
Alamo, CA 94507
(925) 314-0831
Contact: David Najera
City Contact: Greg Betts

Landscape Pest Control
P.O. Box 1166
Pleasanton, CA 94566
925.426.8461
fax: 925.426.9416
Contact: Chris Lo, or Allen Tunberg
City Contact: Dave Davies

David the Bee Man
1184 Nevada Ave
San Jose, Calif, 95125
Cell:408.829.4660
Pager: 408.994.8665
Contact: Dave Williams
Rprt generating: Judy Mouds
408.257.5629
City contact: Steve Sims

S. P. McClenahan Co.
1 Arastradero Road
Portola Valley, CA 94208
(650) 326-8781
fax: (650) 854-1267
Contact: Gary Armstrong
City Contact: Steve Scott

Environmental Care
a.k.a Arbor Care
825 Mabury Road
San Jose, CA 95133
(408) 453-5922
City Contact: Steve Scott

Terminex

The Terminix International Company
1010 Olinder Court
San Jose, CA 95122-2619
Contact: Gerald C. Jewell
(408) 283-0492
fax: (408) 283-0230
City Contacts: Dennis Huebner, Dave Davies

Gachina Landscape Maintenance
1130 Obrian Dr.,

Santa Clara County Vector Control District
976 Lenzen Ave.

Menlo Park, CA 94025
(650) 853-0400
Contact: John Gachina
City Contact: Steve Sims

San Jose, CA 95126
Contact: Noor Tietze, Ph.D.
(408) 299-2050
fax: (408) 298-6356
email:
noor.tietze@deh.co.scl.ca.us
Contact: Julie Weiss

FY 2009-2010 Annual Report
Attachments
Permittee Name: City of Milpitas

•

Attachment O - Effectiveness Evaluation

Date: _____ FY evaluated: _____

Pest Control Advisor: _____

Assistants: _____

Are BMPs easy to implement?

_____

Which IPM techniques were employed during the year?

_____

Was chemical use limited to the minimum amount possible?

_____

Were the pests identified before control measures were implemented?

_____

Are the most effective chemicals applied? Were alternatives used before selecting pesticide?

_____

Have the number or size of the sites increased/decreased?

_____

Please list and describe the pest problem trends your department dealt with this year, including peak season problems and non-chemical/structural/landscape solutions that were used.

_____

Are changes recommended to BMPs or SOPs for next year?

Attachment P Milpitas Suggested Pest –Resistant Plant Guidelines

This document is different from the SCVURPPP model. We have deleted the following plants from the list:

1) Monterey Pine as it has a bore problem
2) Cedars as our climate is too hot

PLANT TYPE	COMMON NAME	GENUS	SUSCEPTIBLE SPECIES OR VARIETIES	RESISTANT SPECIES & SUNSET ZONES [SZ]	RESISTANT VARIETIES & SUNSET ZONES	RESISTANT TO:	MODERATE RESISTANCE	REFERENCE	PESTICIDES USED
TREE	Acacia	*Acacia*	*Acacia: salingna, obtusata, spectobilis, pendula, implexa, cyclops, longifolia, penninervis, *melanoxylon, retinodes*	*Acacia: aspera [SZ 8,9,14-17) podalyriifolia, baileyana pravissima [SZ 4-17) craspedocarpa, armata, karoo [SZ 4-17) cardiophylla, giraffae, dealbata [SZ 8,9,14-17), gerardii, albida, collettioides*		Acacia psyllid (*Acizzia uncatoides*)	*Acacia: cultriformis, decuurrens, robusta, mearnsii, cunninghami, iteaphylla, cyanophyulla, triptera*	Journal of Environmental Horticulture (JEH). 1:65-67. Cited in Pests of Landscape Trees & Shrubs (PLTS)	Organophosphate: acephate, diazinon, malathion Carbamates: carbaryl Pyrethroids:
	Ash (white)	Fraxinus	Green Ash	*F. Americana [SZ 7-9, 14-17)*		Ash Anthracnose		Journal of Arboriculture (JA) V28, No1	Chlorothalonil, Thiophanate methyl, Copper

Apple	*Malus*	*M. Sylvestris 'Gala'*	Delicious (SZ 7), Empire (SZ 7,14-16), Golden Delicious [SZ 7-9,14-17), Honeycrisp (SZ 7,14-16), Hudson's Golden Gem (SZ 7,14-16), Liberty (SZ 7-9,14-16), Stayman (SZ 7), William's Pride (SZ 7), Winesap	Fireblight (Erwinia amylovora)	SWGPS Sunset Wester Garden Book. 2001 edition. (SWGB)	Copper compounds, Streptomycin
Apricot	*Prunus*	*armeniaca*	Harcot (SZ 7-9, 14-16) , Harglow (SZ 7-9,14-16), Tilton (SZ 7-9,14-17)	Brown rot	SWGPS, SWGB	Copper compounds

TREE	Birch (European White, Jacquemonti & E. White Weeping)	*Betula*	*B. Pendula, B. Jacquemontii, B. Pendula 'Youngii'*	River Birch (B. Nigra)[SZ 7-9,14-17]	Heritage River Birch (Betula nigra 'Heritage')	Bronze Birch Borer (*Agrilus anxius*)	Sweet Birch (B. Lent) Yellow Birch (B. Lutea) Paper Birch (B. Papyrifera) Whitespire Birch (B. Platyphylla japonica 'Whitespire', [SZ SZ 7-9,14-24] Gray Birch (B. Populifolia	Pests: Bronze Birch Borer, 2000. The Morton Arboretum.	Organophosphate: acephate, diazinon, malathion Carbamates: carbaryl Pyrethroids:
	Box elder	*Acer*	*negundo* (females)	*negundo (males) [SZ 7-9,14-17]*		Boxelder bug (*Boisea trivittata*)			As above
	CA peppertree	*Schinus*	*molle*	Peppermint tree (Agonis flexuosa) [SZ 15-17] Narrow-leaved pittosporum (Pittosporum phillyraeoides)[SZ 8,9,14-17] Australian willow (Geijera parviflora) [SZ 8,9,14-17]		Peppertree psyllid (*Calophya rubra*)		PLTS	Acephate
	CA white alder	*Alnus*	*rhombifolia*	*cordata*	*(Italian alder) [SZ 7-9,14-17]*	Flatheaded alder borer (*Agrilus burkeii*)		PLTS	Chlorpyrifos, diazinon, fluvalinate

Cherry	*Prunus*	*avium*	Angela, Chinook	Buckskin disease vectored by leafhoppers	SWGPS	Dimethoate

TREE & SHRUBS	Crabapple	*Malus*	*Malus x arnoldiana*Almey, *M. Iornsii* 'Plena' (Bechtel Crabapple) *M. Oekonomiesatopa Echternefer Madora* (Pink Weeper) *M.* Purple Wave *M. X purpurea* Eleyi Royualty, Golden Gem, Golden Hornt, Henry F. Dupont, Shakers Gold, Silver Moon, Snow Drift, Van Eseltine, Zumi, Beverly, Dorthea	*M. Sargentii* (Sargent crabapple)	[SZ SZ 7-9,14-17] Adirondack, Ames White, Autumn Glory, Baskatong, Beauty, Coral Cascade, David, Donald Wyman, Gibb's Golden Gage, Golden Raindrops, Gwendolyn, Harvest Gold, Indian Summer, Molten Lava, Mount Arbor Specian, Naragansett, Prariefire, Profesor Sprengber, Purple Prince, Red Snow, Tina, Wies	Fireblight (Erwinia amylovora)	Cultivated varieties: Adams, Albright, Albi-plana, Brandywine,Calla way, Candied Apple, Coralburst, Dolgo, Dorothea, Gorgeous, Katherine, Jewelbug, Liset, Mary Potter, Profusion,Radiant, Red Jewel, Red jade, Royal fountain, Riversii, Roseau, Sargent Crab, Selkirk, Sissipuk, Snowbank, Vanguard *M. X atrosunguineum* (Carmine crabapple), *M. coranaria* Charlottae, *M. floribunda* (Japanese flowering crabapple), *M. hupehensis* (Tea Crabapple	VCE, Disease and Insecft Resistant Woody Ornamentals, Georgia Cooperative Extension. (DIR) Pest Resistant Ornamental Plants, 1999. Smith-Fiola. (PRO) Manual of Woody Landscape Plants, 1990. Dirr. (MWLP) SWGB

	Crape myrtle	*Lagerstroemia*	*indica*	*L. Hybrids: [SZ SZ 7-9,14] Acoma, Apalachee, Biloxi, Catawba, Cherokee, Comanche, Hopi, Lipan, Miami, Muskogee, Natchez,*	Powdery Mildew	Baton Rouge' & 'Purple Velvet'	Louisana Agriculture 45(1) Winter 2002 VCE SWGB
TREE	Crabapple	*Malus*		Osage, Pecos, Powhatan, Seminole, Sioux, Tuscarora, Tuskegee, Wichita, Yuma, Zuni	Powdery Mildew		Louisana Agriculture 45(1) Winter 2002 VCE SWGB

Elm	*Ulmus*	*europaeus* (European) *procera* (English) *glabara* (Scotch)	*parvifolia (evergreen) [SZ 7-9,14-17]U. Japonica (Japanese elm) U. wilsoniana U. Changii, U. Lanceafolia, U. Prunifolia, U .Pseudopropinqua, U. Taihangshanensis (Asian Elms from China)*	*U. Japonica X U. Wilsoniana* Accolade	Elm leaf beetle (*Xanthogaleruca lueteola*)	*Ulmus pumila* (Siberian elm) *U. Americana* (American elm)	PLTS Journal of Economic Entomology (JEE). V90. N6. Pages 1641-1645 JEE V. 94 N1. Pages 162-166	Organophosphate: acephate, diazinon, malathion Carbamates: carbaryl Pyrethroids: fluvalinate
Elm (European & American)	*Ulmus*	*americana* (American) *europaeus* (European) *procera* (English) *glabara* (Scotch)	*Zelkova serrata (Japanese zelkova) [SZ 7-9,14-21] Celtis spp. (Hackberry) [SZ Zones vary by species]*		European elm scale (*Gossyparia spuria)*		PLTS	Organophosphates: Carbamates: Pyrethroids:
Elm	*Ulmus*	*europaeus* (European) *procera* (English) *glabara* (Scotch)	American Elm (U. americana) [SZ 7-9,14-17] Prospector Elm (U. wilsoniana) [SZ 7-9,14-17] Frontier Elm (U. carpinifolia X parvifolia) [SZ 7-9,14-21]	Liberty & 8630, Prospector, Frontier, Balley Forge, New Harmony, Ohio, Pathfinder, Dynasty, Homestead	Dutch Elm Disease (*Ophiostoma ulmi*) Carried & spread by bark beetles.		JA 24(1) January 1998. Western Arborist V24 N3, Fall 1998. SWGB	Numerous fungicides & insecticides

TREE	Eucalyptus: Blue gum, Karri gum, Sydney blue gum, Manna gum	*Eucalyptus*	*globulus* (Blue gum) *diversifcolor* (Karri gum) *viminalis* (Manna gum)	[SZ 8,14-17] Red river gum (E. camaldulensis) Sugar gum (E. Cladocalyx) Swamp mahogony (E. Robusta) Red ironbark (E. Sideroxylon)		Eucalyptus longhorned borer (*Phoracantha semipunctata*)	PLTS	Organophosphate: diazinon, chlorpyrifos Organochlorine: lindane
	Honey locust	*Gleditsia*	*triacanthos*	Sunburst		Honeylocust Shademaster pod gall midge (*Dasineura gleditschiae*)	PLTS	Organophosphate: acephate
	Northern white cedar	*Thuja*	*occidentalis*	*plicata (Western red cedar) [SZ 1-9,14-17]*		Cypress tip miner (*Argyresthia cupressella*)	PLTS	Organophosphate: acephate Carbamate: carbaryl
	Peach	*Prunus*	*persica*		Frost [SZ SZ 7-9,14] Q1-8 [SZ SZ 7-9,14,15]	Peach leaf curl (*Taphrina deformans*)	SWGPS	Copper compounds
	Eastern red cedar	*Juniperus*	*virginiana 'Cupressifolia'*	*chinensis (Chinese juniper) [SZ 7-9,14-17]*	sargentii' glauca Kaizuka	Cypress tip miner (Argyresthia cupressella)	PLTS	
	Eastern red cedar	*Juniperus*	*virginiana 'Cupressifolia'*	*scopulorum (Rocky mountain juniper) [SZ 7-9,14-17]*	Erecta glauca	Cypress tip miner (Argyresthia cupressella)	PLTS	

	Italian cypress, birch, ceanothus, fir, maple, poplar, redbud and willow	*Cupressus, Betula, Ceanothus, Abies, Acer, Populus, Cercis, Salix*	*sempervirens* (Italian cypress)	Poplar hybrids (*Populus spp.*)	Nor', 'Easter, 'Platte', 'Mighty Mo'	Cytospora canker (*Cytospora spp.)*	PLTS
TREE	London plane	*Platanus*	*X acerifolia*		Bloodgood'	Powdery Mildew	PLTS
	London plane	*Platanus*	*X acerifolia*		Yarwood'	Sycamore anthracnose	PLTS

Knobcone & Bishop pine	*Pinus*	*P. Radiata, attenuata & muricata.* INFECTED IN GREENHOUSE, BUT & SIGNIFICANT NUMBERS OF NATURALLY INFECTED HAVE BEEN OBSERVED: *P. Contorta* (Shore pine), *P. Halepensis* (Aleppo pine)	Canary Island pine (P. Canariensis) [SZ 8,9,14-17], Italian stone pine (P. Pinea) [SZ 8,9, 14-17] African Yew Pine (Podocarpus gracilor) SZ 8,9,14-17] River She Oak (Casuarina cunninghamiana) [SZ 8,9,14-17] RESISTANT IN GREENHOUSE, NOT INFECTED IN FIELD, BUT NOT NEAR INFECTIONS: Japanese black pine (P. thunbergiana) [SZ 7-9,14-17]	Pine pitch canker (*Fusarium subglutinans*) carried by twig & cone beetles	INFECTED IN GREENHOUSE TESTING, BUT SIGNIFICANT NUMBERS OF NATURALLY INFECTED HAVE NOT BEEN OBSERVED: *P. Coulteri* (Coulter pine), *P. Jeffreyi (Jeffrey pine), P. Lambertiana* (Sugar pine), *P. Ponderosa* (Ponderosa pine), *P. Sabiniana* (Gray pine)	PLTS Hort Script #9 University of CA Cooperative Extension, October 1994. The Pitch Canker Epidemic in CA, 2001. Gorden, Store & Wood. Plant Disease/v.85, No. 11, pages 1128-1139.
Pear (Bradford - ornamental)	*Pyrus*	*P. calleryana varieties:* 'Aristocrat', 'Autumn blaze', 'Redspire', 'Capital'	*Pyrus betufolia*	P. calleryana varieties: Bradford, Capitol, Dancer, Chatnicleer, Red Spire [SZ 7-9,14-17]	Fireblight (Erwinia amylovora)	PLTS, DIR, PRO, MWLP

TREE	Pear	*Pyrus*	*P. communis* varieties: Bartlett, Bosc, Clapp, Favorite, Max-Red, Sensation, Red Bartlett		P. communis varieties all adapted to SZ 7-9 & 14-17: Conference, Fan Stil, Flordahome, Harrow Delight, Kieffer, Hood, Magness, Monterrey, Moonglow, Orient, Sure Crop, Warren	Fireblight (Erwinia amylovora)	P. Communis varieties: Seckel, Winter Nellis	SWGPS, SWGB	
SHRUB	Indian hawthorne	*Rhaiolepis*	*indica:* 'Bay Breeze'		*R. Indica* [SZ 8-9,14-17] Clara, Eleanor Tabor, Pink Lady, Snow White, Majestic Beauty	*Entomosporium leaf spot*		DIR, PRO, MWLP	
	Japanese euonymus	*Eonymus*	*japonica*	Winged euonymus (*Euonymus altata*) [SZ 8,9,14-16]		Euonymus scale (*Unaspis euonymi*)	*E. Kiautschovica*[SZ 7,9,14-17]	PLTS	Organophosphates: acephate, diazinon, chlorpyrifos, malathion Carbamates: carbaryl

Fuchsia	*Fucshia*	Cultivars: Angel's flight, Bicentenial, Capri, China doll, Christy, Dark eyes, Display, Firebird, First love, Golden anne, Jingle bells, Kaleidoscope, Kathy louise, Lisa, Louise emershaw, Manrinka, Novella, Papoose, Rasberry, South gate, Stardust, Swingtime, Tinker bell, Troubadour, Vienna waltz,. Voodoo, Westergeist Species: Fucshia magellanica. 'Campo Thilco'	*F.Boliviana* [SZ 17], *F. Campos-porti* [SZ 7-9,14-17], *F. Minutiflora, F. Microphylla subsp. Hindalgensis, F. Radicans, F. Thymifolia, F. Tincta, F. Venusta*	Baby chang, Chance encounter, Cinnabarina, Isis, Mendocino mini, Miniature jewels, Ocean mist, Space shuttle	Fucshia gall mite (*Auculops fuchsiae*)	Species: Tree fucshia (*F. arborescens) F. denticulata* [SZ 17], *F. gehrigeri , F. macrophylla,* Trailing fucshia (*F. procumbens)* [SZ 15-17], *F. triphylla* [SZ 14-17], Cultivars: Dollar princess, Englander, Golden west, Lena, Macchu picchu, Pink marshmallow, Postijon, Psychedelic	PLTS. Sunset Western Garden Problem Solver. 1998. Sunset Books Inc. (SWGPS). SWGB	Organophosphates: acephate, diazinon, chlorpyrifos, malathion Carbamates: carbaryl

Rhododendron	*Rhododendron*	*R. davidsonianianum R. discolor , R. ciliatum, R. yunnanense, R. conctenans, R. imperator, R. eurysiphon, R. hippophaeoides, R. praestans, R. diaprepes, R. xanthocodon,R. campylogynum, R. adenophorum, R. vernicosum, R. creotrephes.* Hybrids: Rainbow, Point Defiance, Naomi, Pilgrim, Letty Edwards, Odee Wright, Moonstone, Lady Clementine Mitford, Candi, Graf Zeppelin, Snow Lady, Loderi Pink Diamond, Faggetter's Favourite	*R. heliolepis,R. impeditum, R. scintillans,R. Burmanicum*[SZ 15-17]	P.J. Mezzit](P.J.M.) [SZ -	Black vine weevils (*Sciotpithes obscures, Otiorhynchus sulcatus., O. singularis, Nemocestes incomptus & Dryslobus spp.*	Hybrids: Jock, Sapphire, Rose Elf, Cilpimense, Lucky Strike, Exbury, Virginia Richards, Cowslip, Suscombei, Vanessa, Oceanlake, Dora Amateis, Crest. *R. Dauricum, Intricatum, Minus, Desquamatum, Ferrugineum, Hemsleyanum, Cuneatum, fastigiatum, yakusimanum, R. ungernii, rubiginosum, irroratum, racemosum, rusatum, carolinianum, oreodaxa*	Washington Cooperative Extension Bulletin 0970

Rosa	*Rosa spp.*	Simplicity, Meidiland Floribundas: Class Act, Escapade,	Powdery Mildew	PLTS

SHRUB	Rosa	*Rosa spp.*	French Lace, Iceberg, Intrigue, Koricole, Lavaglut, Playboy, Playgirl, Regensbery, Rob Roy, Sarabande, Sexy Rexy, Grandifloras: Love, Prima Donna, Sonia Hybrid Teas: Bobby Charlton, Bride's Dream, Canadian White, Star, Cary Grant, Chablis, Dainty Bess, Duet, Electron, Elina, Elizabeth Taylor, Elmhurst, Folklore, H. Schmidt [SZ 7-9,14-17]	Powdery Mildew	PLTS, Virginia Cooperatieve Extension http://www.ext.vt.edu/pubs/plantdiseafs/450-616/450-616.html

Ground cover	Chewings fescue	*Festuca*	*rubra 'commutata'*	Jamestown II	Lawn moths (Lucerne moth - *Nomophila noctuella.* Sod webworms - *Tehama bonifatella, Crambus speryellus*	UC IPM Pest Management Guidelines. For Turf Publication 3365-T (UCT). SWGPS
	Creeping red fescue	*Festuca*	*rubra 'rubra'*	Dawson, Ruby	Powdery Mildew	SWGPS
	Strawberry	*Fragaria*	*anamassa* varieties: Toklat & Douglas	Shuksan	Gray mold	SWGPS, SWGB
	Strawberry	*Fragaria*	*anamassa variety* Camarossa	Aromas, Benton, Hood, Puget Beauty, Tillikum, Tristan	Powdery Mildew Brighton	SWGPS, SWGB

Strawberry	*Fragaria*	*X ananassa or sp*'Selva' 'Chandler'	Muir, Oso Grande, Seasscape, Capitola, Sunset, Aromas, Diamante, Pacific, Tioga, Cuesta, Camarosa, Carlsbad, Gaviota, C207	Two spot mite (*Tetryanchus urticae*)	Journal of American Society of Horticultural Science (JASHS) 127(2:230-237. 2002

West Valley Community:

City of Monte Sereno

Municipal Regional Stormwater NPDES Permit Annual Report FY 2009-2010

West Valley Clean Water Program

FY2009-2010 Annual Report
West Valley Communities:
City of Campbell, Town of Los Gatos, City of Monte Sereno, City of Saratoga

This page intentionally left blank

West Valley Clean Water Program

WEST VALLEY
CLEAN WATER PROGRAM

September 15, 2010

Mr. Bruce H. Wolfe
Executive Officer
San Francisco Bay Regional Water Quality Control Board
1515 Clay Street, Suite 1400
Oakland, CA 94612

Subject: FY2009-2010 Annual Report for the West Valley Communities
- City of Campbell's Urban Runoff Management Program
- Town of Los Gatos' Urban Runoff Management Program
- City of Monte Sereno's Urban Runoff Management Program
- City of Saratoga's Urban Runoff Management Program

Dear Mr. Wolfe:

This Annual Report is submitted on behalf of the West Valley Communities of Campbell, Los Gatos, Monte Sereno, and Saratoga, in conjunction with the Santa Clara Valley Urban Runoff Pollution Prevention Program's Annual Report, pursuant to Permit Provision C.16.a of the Municipal Regional Stormwater NPDES Permit (MRP), Order R2-2009-0074, NPDES Permit No CAS612008 issued by the San Francisco Bay Regional Water Quality Control Board. The Annual Report provides documentation of activities conducted during FY 2009-2010 and consists of the following:

A. Certification Statement
B. Annual Report Form
   - Table of Contents
   - Completed Annual Report Form: Sections 1-15
C. Appendices
   - Index of Attachments

Please contact me at (408) 354-4734 regarding any questions or concerns.

Very truly yours,

Kelly Carroll

Kelly Carroll
Urban Runoff Program Manager

Campbell • Los Gatos • Montes Sereno • Saratoga
18041 Saratoga-Los Gatos Road • Monte Sereno, CA 95070 • Tel (408) 345-4734 • Fax (888) 545-6297

FY2009-2010 Annual Report
West Valley Communities:
City of Campbell, Town of Los Gatos, City of Monte Sereno, City of Saratoga

This page intentionally left blank

West Valley Clean Water Program

Councilmember: Marshall Anstandig
Councilmember: Susan Garner
Councilmember: Lana Malloy
Councilmember: Don Perry
Councilmember: A. Curtis Wright

City of Monte Sereno

City Manager: Brian Loventhal
City Clerk: Andrea Chelemengos
Finance Officer: Sue L'Heureux
Building Official: Howard T. Bell

City of Monte Sereno
FY 2009-2010 ANNUAL REPORT

Certification Statement

"I certify, under penalty of law, that this document and all attachments were prepared under my direction or supervision in accordance with a system designed to ensure that qualified personnel properly gather and evaluate the information submitted. Based on my inquiry of the person or persons who manage the system, or those persons directly responsible for gathering the information, the information submitted, is, to the best of my knowledge and belief, true, accurate, and complete. I am aware that there are significant penalties for submitting false information, including the possibility of fine and imprisonment for knowing violations."

Signature by Duly Authorized Representative:

Brian Loventhal
City Manager

September 15, 2010

18041 Saratoga-Los Gatos Road • Monte Sereno, California 95030-4299 • Telephone: 408.354.7635 • Fax: 408.395.7653 • http://www.montesereno.org

FY2009-2010 Annual Report
West Valley Communities:
City of Campbell, Town of Los Gatos, City of Monte Sereno, City of Saratoga

This page intentionally left blank

West Valley Clean Water Program

FY 2009-2010 Annual Report
West Valley Community: City of Monte Sereno

ATTACHMENT B

Table of Contents

Section **Page**

Section 1 – Permittee Information 1-1
Section 2 – Provision C.2 Municipal Operations 2-1
Section 3 – Provision C.3 New Development and Redevelopment 3-1
Section 4 – Provision C.4 Industrial and Commercial Site Controls 4-1
Section 5 – Provision C.5 Illicit Discharge Detection and Elimination 5-1
Section 6 – Provision C.6 Construction Site Controls 6-1
Section 7 – Provision C.7. Public Information and Outreach 7-1
Section 8 – Provision C.8 Water Quality Monitoring 8-1
Section 9 – Provision C.9 Pesticides Toxicity Controls 9-1
Section 10 – Provision C.10 Trash Load Reduction 10-1
Section 11 – Provision C.11 Mercury Controls 11-1
Section 12 – Provision C.12 PCBs Controls 12-1
Section 13 – Provision C.13 Copper Controls 13-1
Section 14 – Provision C.14 PBDE, Legacy Pesticides and Selenium Controls 14-1
Section 15 – Provision C.15 Exempted and Conditionally Exempted Discharges 15-1

APPENDICIES

APPENDIX C3
APPENDIX C5
APPENDIX C7
APPENDIX C9
APPENDIX C10

FY2009-2010 Annual Report
West Valley Communities:
City of Campbell, Town of Los Gatos, City of Monte Sereno, City of Saratoga

This page intentionally left blank

West Valley Clean Water Program

FY2009-2010 Annual Report
West Valley Communities:
City of Campbell, Town of Los Gatos, City of Monte Sereno, City of Saratoga

Section 1: Permittee Information

West Valley Clean Water Program

FY2009-2010 Annual Report
West Valley Communities:
City of Campbell, Town of Los Gatos, City of Monte Sereno, City of Saratoga

This page intentionally left blank

West Valley Clean Water Program

Section 1 – Permittee Information

Background Information

Permittee Name:	City of Monte Sereno				
Population:	3,666				
NPDES Permit No.:	CAS612008				
Order Number:	R2-2009-0074				
Reporting Time Period (month/year):	July 1, 2009 through June 30, 2010				
Name of the Responsible Authority:	Brian Loventhal			**Title:**	City Manager
Mailing Address:	18041 Saratoga-Los Gatos Road				
City:	Monte Sereno	**Zip Code:**	95030	**County:**	Santa Clara County
Telephone Number: (408) 354-7635		**Fax Number**: (408) 395-7653			
E-mail Address:	bloventhal@monteserenoorg				
Name of the Designated Stormwater Management Program Contact (if different from above):	Kelly Carroll			**Title:**	Urban Runoff Program Manager
Department:	Urban Runoff, West Valley Communities Clean Water Program				
Mailing Address:	18041 Saratoga Los Gatos Road				
City:	Monte Sereno	**Zip Code:**	95030	**County:**	Santa Clara County
Telephone Number: (408) 354-4734		**Fax Number:** (888) 545-6297			
E-mail Address:	kcarroll@wvcwp.org				

FY2009-2010 Annual Report
West Valley Communities:
City of Campbell, Town of Los Gatos, City of Monte Sereno, City of Saratoga

This page intentionally left blank

West Valley Clean Water Program

FY2009-2010 Annual Report
West Valley Communities:
City of Campbell, Town of Los Gatos, City of Monte Sereno, City of Saratoga

Section 2:
Provision C2
Municipal Operations

West Valley Clean Water Program

FY2009-2010 Annual Report
West Valley Communities:
City of Campbell, Town of Los Gatos, City of Monte Sereno, City of Saratoga

This page intentionally left blank

West Valley Clean Water Program

Section 2 - Provision C.2 Reporting Municipal Operations

Program Highlights and Evaluation

Highlight/summarize activities for reporting year:

Summary:

Participation in SCVURPPP Municipal Operations Ad Hoc Task Group (AHTG) was provided by West Valley Clean Water Program Staff on behalf of our agency, and includes AHTG member discussions and review of AHTG work products [see SCVURPPP FY0910 Annual Report for description of AHTG activities and work products]. Participation in BASMAA's Municipal Operations Committee was provided by SCVURPPP Staff on behalf of our agency [see SCVURPPP FY0910 Annual Report for description of BASMAA Committee activities and work products].

C.2.a. Street and Road Repair and Maintenance

Place an **X** in the boxes next to implemented BMPs to indicate that these BMPs were implemented in applicable instances. If not applicable, type **NA** in the box. If one or more of these BMPs were not adequately implemented during the reporting fiscal year then indicate so and provide explanation in the comments section below:

X	Control of debris and waste materials during road and parking lot installation, repaving or repair maintenance activities from polluting stormwater
X	Control of concrete slurry and wastewater, asphalt, pavement cutting, and other street and road maintenance materials and wastewater from discharging to storm drains from work sites.
X	Sweeping and/or vacuuming and other dry methods to remove debris, concrete, or sediment residues from work sites upon completion of work.

Comments:

Continued implementation of Street and Road Repair and Maintenance Performance Standard, including applicable BMPs.

Continued implementation of Rural Roads Performance Standard and applicable BMPs for 'rural type' of roads, which were defined as "roads (and walkways) without curb and gutters."

Contractors/ Vendors working on CIP/ agency projects are required to also follow applicable BMPs.

C.2.b. Sidewalk/Plaza Maintenance and Pavement Washing

Place an **X** in the boxes next to implemented BMPs to indicate that these BMPs were implemented in applicable instances. If not applicable, type **NA** in the box. If one or more of these BMPs were not adequately implemented during the reporting fiscal year then indicate so and explain in the comments section below:

NA	Control of wash water from pavement washing, mobile cleaning, pressure wash operations at parking lots, garages, trash areas, gas station fueling areas, and sidewalk and plaza cleaning activities from polluting stormwater
NA	Implementation of the BASMAA Mobile Surface Cleaner Program BMPs

Comments:
NA: Montes Sereno does not have any public sidewalk/ walkways or plazas

C.2.c. Bridge and Structure Maintenance and Graffiti Removal

Place an **X** in the boxes next to implemented BMPs to indicate that these BMPs were implemented in applicable instances. If not applicable, type **NA** in the box. If one or more of these BMPs were not adequately implemented during the reporting fiscal year then indicate so and explain in the comments section below:

NA	Control of discharges from bridge and structural maintenance activities directly over water or into storm drains
NA	Control of discharges from graffiti removal activities
NA	Proper disposal for wastes generated from bridge and structure maintenance and graffiti removal activities
NA	Implementation of the BASMAA Mobile Surface Cleaner Program BMPs for graffiti removal

Comments:
NA: Montes Sereno does not have any bridges

C.2.d. Stormwater Pump Stations

Does your municipality own stormwater pump stations:		**Yes**	X	**No**

If your answer is **No** then skip to **C.2.e.**

(For FY 10-11Annual Report only) Complete the following table for dry weather DO monitoring and inspection data for pump stations[1] (add more rows for additional pump stations):

Pump Station Name and Location	**First inspection Dry Weather DO Data**		**Second inspection Dry Weather DO Data**	
	Date	**mg/L**	**Date**	**mg/L**

(For FY 10-11Annual Report only) Summarize corrective actions as needed for DO monitoring at or below 3 mg/L. Attach inspection records of additional DO monitoring for corrective actions:

Summary:

(For FY 10-11Annual Report only) Complete the following table for wet weather inspection data for pump stations (add more rows for additional pump stations):

Pump Station Name and Location	**Date** (2x/year required)	**Presence of Trash** (Cubic Yards)	**Presence of Odor** (Yes or No)	**Presence of Color** (Yes or No)	**Presence of Turbidity** (Yes or No)	**Presence of Floating Hydrocarbons** (Yes or No)

[1] Pump stations that pump stormwater into stormwater collection systems or infiltrate into a dry creek immediately downstream are exempt from DO monitoring.

C.2.e. Rural Public Works Construction and Maintenance

Does your municipality own/maintain rural[2] roads:		**Yes**	X **No**
If your answer is **No** then skip to **C.2.f**.			
Place an **X** in the boxes next to implemented BMPs to indicate that these BMPs were implemented in applicable instances. If one or more of the BMPs were not adequately implemented during the reporting fiscal year then indicate so and explain in the comments section below:			
	Control of road-related erosion and sediment transport from road design, construction, maintenance, and repairs in rural areas		
	Identification and prioritization of rural road maintenance based on soil erosion potential, slope steepness, and stream habitat resources		
	No impact to creek functions including migratory fish passage during construction of roads and culverts		
	Inspection of rural roads for structural integrity and prevention of impact on water quality		
	Maintenance of rural roads adjacent to streams and riparian habitat to reduce erosion, replace damaging shotgun culverts and excessive erosion		
	Re-grading of unpaved rural roads to slope outward where consistent with road engineering safety standards, and installation of water bars as appropriate		
	Inclusion of measures to reduce erosion, provide fish passage, and maintain natural stream geomorphology when replacing culverts or design of new culverts or bridge crossings		

Comments including listing increased maintenance in priority areas:

Definition and BMPs in MRP are different than previously defined "Rural Public Works" found in SCVURPPP Rural Public Works Performance Standard [rural roads]. While all agency operations and maintenance occur in urbanized areas, geographic characteristics of our landscape do include 'rural types of roads,' which are roads without traditional curb/gutter. For these facilities the SCVURPPP Rural Public Works Maintenance and Support Performance Standards and associated BMPs have been in place and implemented since 2003, and are included with streets/road maintenance reporting under C2a above. Staff attended the Program's "Rural Roads Maintssenance BMPs" Workshops on [September 25 and 26, 2008 and/or March 23, 2009] presented by Ledwith Watershed Services, which covered in class and in-field training of various erosion and sediment control measures, effective installation and typical failure points.

[2] Rural means any watershed or portion thereof that is developed with large lot home-sites, such as one acre or larger, or with primarily agricultural, grazing or open space uses.

C.2.f. Corporation Yard BMP Implementation

Place an **X** in the boxes below that apply to your corporations yard(s):

X	We do not have a corporation yard
	Our corporation yard is a filed NOI facility and regulated by the California State Industrial Stormwater NPDES General Permit
	We certify that we have a current **Stormwater Pollution Prevention Plan (SWPPP)** for the Corporation Yard(s)

Place an **X** in the boxes below next to implemented SWPPP BMPs to indicate that these BMPs were implemented in applicable instances. If not applicable, type **NA** in the box. If one or more of the BMPs were not adequately implemented during the reporting fiscal year then indicate so and explain in the comments section below:

	Control of pollutant discharges to storm drains such as wash waters from cleaning vehicles and equipment
	Routine inspection prior to the rainy seasons of corporation yard(s) to ensure non-stormwater discharges have not entered the storm drain system
	Containment of all vehicle and equipment wash areas through plumbing to sanitary or another collection method
	Use of dry cleanup methods when cleaning debris and spills from corporation yard(s) or collection of all wash water and disposing of wash water to sanitary or other location where it does not impact surface or groundwater when wet cleanup methods are used
	Cover and/or berm outdoor storage areas containing waste pollutants

Comments:

If you have a corporation yard(s) that is not an NOI facility , complete the following table for inspection results for your corporation yard(s) or attach a summary including the following information:

Corporation Yard Name	**Inspection Date** (1x/year required)	**Inspection Findings/Results**	**Follow-up Actions**

FY2009-2010 Annual Report
West Valley Communities:
City of Campbell, Town of Los Gatos, City of Monte Sereno, City of Saratoga

This page intentionally left blank

West Valley Clean Water Program

FY2009-2010 Annual Report
West Valley Communities:
City of Campbell, Town of Los Gatos, City of Monte Sereno, City of Saratoga

Section 3: Provision C3 New Development and Redevelopment

West Valley Clean Water Program

FY2009-2010 Annual Report
West Valley Communities:
City of Campbell, Town of Los Gatos, City of Monte Sereno, City of Saratoga

This page intentionally left blank

West Valley Clean Water Program

Section 3 - Provision C.3 Reporting New Development and Redevelopment

C.3.a. New Development and Redevelopment Performance Standard Implementation Summary Report

(For FY 10-11Annual Report only) Provide a brief summary of the methods of implementation of Provisions C.3.a.i.(1)-(8).

Summary:
Not required for this Annual Report

C.3.b. Green Streets Status Report

(All projects to be completed by December 1, 2014)

On an annual basis (if applicable), report on the status of any pilot green street projects within your jurisdiction. For each completed project, report the capital costs, operation and maintenance costs, legal and procedural arrangements in place to address operation and maintenance and its associated costs, and the sustainable landscape measures incorporated in the project including, if relevant, the score from the Bay-Friendly Landscape Scorecard.

Summary:
Currently under consideration as one of SCVURPPP's required Green Street Projects is Campbell's Hacienda Avenue Street Rehabilitation project. The project's concept design for green street components and corresponding grant application have been approved by Campbell's City Council for submission, and are now awaiting response from the Grants Committee [Urban Greening for Sustainable Communities Grant Program]. The Grant Application was submitted with support letters from SCVURPPP and RWQCB.

See APPENDIX C3: Attachment C3b Grant Application Project Description for a brief description of City of Campbell's proposed project at Hacienda Avenue. Also see SCVURPPP's FY0910 Annual Report Section C.3 New Development and Redevelopment for a description of C3PO AHTG Green Streets Work Group and the BASMAA Development Committee activities [note: there may also be a separate BASMAA report regarding region-wide efforts on this topic].

C.3.b.v.(1) Regulated Projects Reporting Table

Fill in attached table **C.3.b.v.(1)** or attach your own table including the same information

Monte Sereno did not have any regulated projects approved this year

C.3.h.iv. Installed Stormwater Treatment Systems Operation and Maintenance Verification Inspection Program Reporting
(1) Fill in attached table **C.3.h.iv.(1)** or attach your own table including the same information Monte Sereno does not have any installed Stormwater Treatment Systems requiring inspections
(2) On an annual basis, provide a discussion of the inspection findings for the year and any common problems encountered with various types of treatment systems and/or HM controls. This discussion should include a general comparison to the inspection findings from the previous year.
Summary:
(3) On an annual basis, provide a discussion of the effectiveness of the O&M Program and any proposed changes to improve the O&M Program (e.g., changes in prioritization plan or frequency of O&M inspections, other changes to improve effectiveness program).
Summary:

FY2009-2010 Annual Report
West Valley Communities:
City of Campbell, Town of Los Gatos, City of Monte Sereno, City of Saratoga

Section 4: Provision C4 Industrial and Commercial Site Controls

West Valley Clean Water Program

FY2009-2010 Annual Report
West Valley Communities:
City of Campbell, Town of Los Gatos, City of Monte Sereno, City of Saratoga

This page intentionally left blank

West Valley Clean Water Program

Section 4 – Provision C.4 Industrial and Commercial Site Controls

MONTE SERENO DOES NOT HAVE ANY COMMERCIAL OR INDUSTRIAL STIES

C.4.a.ii Legal Authority

(For FY 09-10 Annual Report only) Do you have adequate legal authority to obtain effective stormwater pollutant control on industrial sites?		**Yes**		**No**
If **No**, explain:				

C.4.c.ii.(5) Enforcement Response Plan

(For FY 09-10 Annual Report only) Have you developed and implemented an Enforcement Response Plan by April 1, 2010?		**Yes**		**No**
If **No**, explain:				

Program Highlights

Provide background information, highlights, trends, etc. For FY 09-10 Annual Report describe steps taken to revise your program to meet new data tracking and reporting requirements.

C.4.b.i. Business Inspection Plan

(For FY 09-10 Annual Report only) Do you have a Business Inspection Plan?		**Yes**		**No**
If No, explain:				

C.4.b.iii.(1) Potential Facilities List

List below or attach your list of industrial and commercial facilities in your Inspection Plan to inspect that could reasonably be considered to cause or contribute to pollution of stormwater runoff.

C.4.b.iii.(2) Facilities Scheduled for Inspection

List below or attach your list of facilities scheduled for inspection during the current fiscal year.

C.4.c.iii.(1) Facility Inspections

Fill out the following table or attach a summary of the following information.

	Number	Percent
Number of businesses inspected (if known)		
Total number of inspections conducted		
Violations issued (excluding verbal warnings)		
Sites inspected in violation		
Violations[1] resolved within 10 working days or otherwise deemed resolved in a longer but still timely manner		

[1] Total number of violations equals the number of initial enforcement actions (i.e. one violation issued for several problems during an inspection at a site). It does not equal the total number of enforcement actions because one violation issued at a site may have a second enforcement action for the same violation at the next inspection if it is not corrected.

C.4.c.iii.(2) Frequency and Types/Categories of Violations Observed

Fill out the following table or attach a summary of the following information.

Type/Category of Violations Observed	Number of Violations
Actual discharge (e.g. non-stormwater discharge)	
Potential discharge (e.g. BMPs not in place or ineffective)	

C.4.c.iii.(2) Frequency and Type of Enforcement Conducted

Fill out the following table or attach a summary of the following information.

	Enforcement Action (as listed in ERP)[1]	Number of Enforcement Actions Taken	% of Enforcement Actions Taken[2]
Level 1			
Level 2			
Level 3			
Level 4			
Total			

Notes:
[1]Agencies to list specific enforcement actions as defined in their ERPs.
[2]Percentage calculated as number of each type of enforcement action divided by the total number of enforcement actions.

C.4.c.iii.(3) Types of Violations Noted by Business Category

Fill out the following table or attach a summary of the following information.

Data collected in this section is based on a method of counting rather than being captured while in the field. During the past year, new forms and guidelines have been put in place to be consistent in the future Annual Reports and MRP requirements.

-

Business Category[1]	Actual Discharge Violations	Potential Discharge Violations

Notes:
[1] List your Program's standard business categories.

C.4.c.iii.(4) Non-Filers

List below or attach a list of the facilities required to have coverage under the Industrial General Permit but have not filed for coverage:

C.4.d.iii Staff Training Summary

Training Name	Training Dates	Topics Covered	No. of Inspectors in Attendance	Percent of Inspectors in Attendance

FY2009-2010 Annual Report
West Valley Communities:
City of Campbell, Town of Los Gatos, City of Monte Sereno, City of Saratoga

Section 5: Provision C5 Illicit Discharge Detection and Elimination

West Valley Clean Water Program

FY2009-2010 Annual Report
West Valley Communities:
City of Campbell, Town of Los Gatos, City of Monte Sereno, City of Saratoga

This page intentionally left blank

West Valley Clean Water Program

Section 5 – Provision C.5 Illicit Discharge Detection and Elimination

C.5.a.ii Legal Authority

(For FY 09-10 Annual Report only) Do you have adequate legal authority to prohibit and control illicit discharges and escalate stricter enforcement to achieve expedient compliance?	X	**Yes**		**No**

If **No**, explain:

C.5.b.ii.(4) Enforcement Response Plan

(For FY 09-10 Annual Report only) Have you developed and implemented an Enforcement Response Plan by April 1, 2010?	X	**Yes**		**No**

If **No**, explain:

Program Highlights

Provide background information, highlights, trends, etc. For FY 09-10 Annual Report describe steps taken to revise your program to meet new data tracking and reporting requirements.

Made map(s) of the MS4 publicly available by July 1, 2010; continued to implement a collection system screening program; Participation in SCVURPPP's IND/IDDE Ad Hoc Task Group (AHTG) was provided by West Valley Clean Water Program Staff on behalf of our agency, and includes AHTG member discussions and review of AHTG work products;.and SCVURPPP staff provided participation in the BASMAA Municipal Operations Committee. Refer to the C.5 Illicit Discharge Detection and Elimination section of Program's FY 09-10 Annual Report for description of activities of the IND/IDDE AHTG and the BASMAA Municipal Operations Committee.

C.5.c.iii Complaint and Spill Response Phone Number and Spill Contact List

List below or attach your complaint and spill response phone number and spill contact list.

See APPENDIX C5: Attachment: C5ciii Construction-Illegal Discharge-Industrial Contacts

Contact	Description	Phone Number

C.5.d.iii Evaluation of Mobile Business Program

Describe implementation of minimum standards and BMPs for mobile businesses and your enforcement strategy. This may include participation in the BASMAA Mobile Surface Cleaners regional program or local activities.

Description:

Response to complaints/ observations of illicit discharges is thru WVCWP, who follows ERP procedures and conveys appropriate information, such as BMPs recommended by BASMAA Mobile Surface Cleaners Program. Municipal Staff and contractors are directed to utilize the same Mobile Surface Cleaner BMPs. See also SCVURPPP's FY 0910 Annual Report, Section C.5 Illicit Discharge Detection and Elimination, for a description of efforts by IND/IDDE AHTG and the BASMAA Municipal Operations Committee to address mobile businesses.

C.5.e.iii Evaluation of Collection System Screening Program

Provide a summary or attach a summary of your collection screening program, a summary of problems found during collection system screening and any changes to the screening program this FY.

Description:

Continued with efforts to inspect the storm drain system and clean at least 50% of the system. Meetings with the contractor to modify data collection, to separately report man-made debris (litter) from leaves/natural debris, and to begin tracking storm drain markings Data and field reports will be used during the next cycle of system inspection and cleaning. Efforts are also underway to maximize system cleaning areas based on priority/need rather than simple geographic boundries, and which takes into account probable trash capture device locations. See also SCVURPPP's FY 0910 Annual Report, Section C.5 Illicit Discharge Detection and Elimination, for a description of the IND/IDDE AHTG activities, including development of *collection system screening program guidance*.

C.5.f.iii.(1), (2), (3) Spill and Discharge Complaint Tracking

Spill and Discharge Complaint Tracking (fill out the following table or include an attachment of the following information)

The one incident that was not able to be resolved within 10 days was an incident that involved numerous types of violations and multiple regulating agencies/ city departments. [Urban runoff staff worked with the planning department to prevent construction permits /sale of property until clean up was made to the satisfaction of both the city and fire department.

	Number	Percentage
Discharges reported (C.5.f.iii.(1))	3	
Discharges reaching storm drains and/or receiving waters (C.5.f.iii.(2))	1	33%
Discharges resolved in a timely manner (C.5.f.iii.(3))	3	100%

C.5.f.iii.(4) Summary of major types of discharges and complaints
Provide a narrative or attach a table and/or graph.
See APPENDIX C5: Attachment: A.C.5.f.iii(4) Summary of IDDE by Incident Type.

FY2009-2010 Annual Report
West Valley Communities:
City of Campbell, Town of Los Gatos, City of Monte Sereno, City of Saratoga

This page intentionally left blank

West Valley Clean Water Program

FY2009-2010 Annual Report
West Valley Communities:
City of Campbell, Town of Los Gatos, City of Monte Sereno, City of Saratoga

Section 6: Provision C6 Construction Site Controls

West Valley Clean Water Program

FY2009-2010 Annual Report
West Valley Communities:
City of Campbell, Town of Los Gatos, City of Monte Sereno, City of Saratoga

This page intentionally left blank

West Valley Clean Water Program

Section 6 – Provision C.6 Construction Site Controls

C.6.a.iii ► Legal Authority

(For FY 09-10 Annual Report only) Is your agency's legal authority adequate for C.6 compliance?	X	**Yes**		**No**
If **No**, explain:				

C.6.b.ii.(3) ► Enforcement Response Plan

(For FY 09-10 Annual Report only) Was your Enforcement Response Plan developed and implemented by April 1, 2010?	X	**Yes**		**No**
If **No**, explain:				

C.6.e.iii.1.a, b, c ►Site/Inspection Totals

Number of sites disturbing < 1 acre of soil requiring storm water runoff quality inspection (i.e. High Priority) (C.6.e.iii.1.a)	**Number of sites disturbing ≥ 1 acre of soil** (C.6.e.iii.1.b)	**Total number of storm water runoff quality inspections conducted** (C.6.e.iii.1.c)
0*	0*	0

* Not captured for reporting period prior to December 2009 [MRP effective date]

C.6.e.iii.1.d ►Construction Activities Storm Water Violations

BMP Category	Number of Violations[1]	% of Total Violations[2]
Erosion Control	0	NA
Run-on and Run-off Control	0	NA
Sediment Control	0	NA
Active Treatment Systems	0	NA
Good Site Management	0	NA
Non Stormwater Management	0	NA
Total		**100%**

Notes:
[1]Count one violation in a category for each site and inspection regardless of how many violations/problems occurred in the BMP category.
[2]Percentage calculated as number of violations in each category divided by total number of violations in all six categories.

C.6.e.iii.1.e ►Construction Related Storm Water Enforcement Actions

	Enforcement Action (as listed in ERP)[1]	Number Enforcement Actions Taken	% Enforcement Actions Taken[2]
Level 1	No action/no incident found	0	NA
Level 2	Verbal Warning and/or Education	0	NA
Level 3	Notice to Comply	0	NA
Level 4	Notice of Violation/Administrative Action/ Penalties	0	NA
Total			**100%**

Notes:
[1]Agencies should list the specific enforcement actions as defined in their ERPs.
[2]Percentage calculated as number of each type of enforcement action divided by the total number of enforcement actions.

C.6.e.iii.1.f, g ►Illicit Discharges

	Number
Number of illicit discharges, actual and those inferred through evidence (C.6.e.iii.1.f)	0
Number of sites with discharges, actual and those inferred through evidence (C.6.e.iii.1.g)	0

C.6.e.iii.1.h, i ►Violation Correction Times

	Number	Percent
Violations fully corrected within 10 business days after violations are discovered or otherwise considered corrected in a timely period (C.6.e.iii.1.h)	NA	NA
Violations not fully corrected within 30 days after violations are discovered (C.6.e.iii.1.i)	NA	NA
Total number of violations for the reporting year[1]	NA	NA

Notes:

[1]Total number of violations equals the number of initial enforcement actions (i.e. one violation issued for several problems during an inspection at a site). It does not equal the total number of enforcement actions because one violation issued at a site may have a second enforcement action for the same violation at the next inspection if it is not corrected.

[2]Calculated as number of violations fully corrected in a timely period after the violations are discovered divided by the total number of violations for the reporting year.

[3]Calculated as number of violations not fully corrected within 30 days after the violations are discovered divided by the total number of violations for the reporting year.

C.6.e.iii.(2) ►Evaluation of Inspection Data

Describe your evaluation of the tracking data and data summaries and provide information on the evaluation results (e.g., data trends, typical BMP performance issues, comparisons to previous years, etc.).

Description:

While in-field observation and enforcement of stormwater / construction site BMPs have been conducted as a matter of routine, formal tracking and inspection reports are new implementation levels effective with the MRP. During FY0910 efforts were focused on the development and review of SW Inspection Data Collection Forms and corresponding data tracking tables thru participation in SCVURPPP's C3P0 AHTG, Training and use of new country-wide inspection forms is scheduled for implementation during FY1011 and will be reflected in the next Annual Report.

C.6.e.iii.(2) ►Evaluation of Inspection Program Effectiveness

Describe what appear to be your program's strengths and weaknesses, and identify needed improvements, including education and outreach.

Description:

Stormwater pollution prevention during construction has been integrated, as a matter of routine, within various municipal inspection programs (public works, grading, building) for a number of years, thus have not been counted separately/ specifically as a 'stormwater inspection'. Stormwater checklist items, including (but not limited to) erosion controls (ie silt fences, soil cover), sediment controls (dirt tracking, dust control), and site housekeeping (non-stormwater discharges/ management, storm drain protection), are observed in the field by inspectors and documented only when a violation occurs, as opposed to filling out a form at every inspection conducted. Thus specific 'data capture' is not counted per inspection, but rather as a subset based upon when a violation occurs (no paper tracking of non-actions). In an effort to better extrapolate requested data, transition to using stormwater specific data forms at specified milestones is being implemented. This will provide a discrete set of data, that is a subset of all field observations.

Generally contractors working in the area are aware of stormwater/urban runoff protection BMPs, so typical issues that come up are quickly addressed/resolved before a discharge occurs. In FY 09-10 efforts were focused on the development and review of SW Inspection Data Collection Forms and corresponding data tracking tables thru participation in SCVURPPP's C3P0 AHTG, Training and use of new county-wide inspection forms is scheduled for implementation during FY10-11 and will be reflected in the next Annual Report WVCWP will provide training to inspectors on the new SCVURPPP data collection forms and excel data tracking spreadsheets in Fall 2010 and subsequently inspections with the new forms will begin. Participation in the SCVURPPP's Construction Ad Hoc Task Group (AHTG) was provided by WVCWP and includes review of AHTG products; Participation in the BASMAA Development Committee was provided through SCVURPPP. Refer to SCVURPPP's FY 09-10 C.6 Construction Site Control section of the Annual Report for a description of activities of the Construction AHTG and the BASMAA Development Committee.

C.6.f ►Staff Training Summary

Training Name	Training Dates	Topics Covered	No. of Inspectors in Attendance	Percent of Inspectors in Attendance
SCVURPPP Annual Inspection Training; SCVURPPP Construction Stormwater Management Workshop; SCVURPPP Annual C3 Workshop	10/21/09; 1/19/10 and 1/20/10; 6/8/10	Construction Site Inspection Training Construction Management; Stormwater Complying with New Stormwater Requirements for New and Redevelopment Projects	With limited staff (1 F/T Building official and P/T Engineering consultants), MS staff is not able to attend training sessions every year. In lieu of workshop attendance, Workshop materials and updates on BMPs, Permit requirements and SCVURPPP resources are made available to Staff via WVCWP.	

FY2009-2010 Annual Report
West Valley Communities:
City of Campbell, Town of Los Gatos, City of Monte Sereno, City of Saratoga

Section 7: Provision C7 Public Information and Outreach

West Valley Clean Water Program

FY2009-2010 Annual Report
West Valley Communities:
City of Campbell, Town of Los Gatos, City of Monte Sereno, City of Saratoga

This page intentionally left blank

West Valley Clean Water Program

Section 7 – Provision C.7. Public Information and Outreach

C.7.b.ii.1 Advertising Campaign

Summarize advertising efforts. Include details such as messages, creative developed, and outreach media used. The detailed advertising report may be included as an attachment. If advertising is being done by participation in a countywide or regional program, refer to the separate countywide or regional Annual Report.

Summary:

Centralized advertising campaign for stormwater/urban runoff is conducted through SCVURPPP and BASMAA. The following reports summarize countywide advertising efforts conducted during FY09-10 and are included in the Program's FY0910 Annual Report Section C.7 Public Information and Outreach:

- FY 09-10 Watershed Watch Campaign Annual Campaign Report
- FY 09-10 Watershed Watch Partner Report
- FY 09-10 Watershed Watch Web Statistics ReportActive participation in SCVURPPP's AHTG is through West Valley Clean Water program, whose staff provides review and input on deliverables and strategies. In addition, local advertising is carried out through West Valley Clean Water Program (WVCWP), is directed towards specific POCs and demographic characteristics of the West Valley Communities of Campbell, Los Gatos, Monte Sereno and Saratoga. WVCWP's main strategy in recent years is to move away from paid 'advertisements,' and focus on placing selected articles in local municipal newsletters (mailed and/or online), local newspaper and developing target specific 'give-away' items for distribution at events. The give-away items which are bundled w/literature, are incentives to take the printed information and 'motivate the recipient to action.' WV CWP also 'advertises' at various municipal facilities with posters and flyers for local and municipal sponsored events. WVCWP also supports and utilizes the Watershed Watch website to advertise local events (i.e., Mercury take back events). Details regarding local advertising and material distribution efforts are included in Appendix C7.

SEE APPENDIX C7: Attachment C7bc Local Advertising and Media Relations

C.7.b.iii.1 Pre-Campaign Survey

(For the FY 10-11 Annual Report only) Summarize survey information such as sample size, type of survey (telephone survey, interviews etc.). Attach a survey report that includes the following information. If survey was done regionally, refer to a regional submittal that contains the following information:

- Summary of how the survey was implemented.
- Analysis of the survey results.
- Discussion of the outreach strategies based on the survey results.
- Discussion of planned or future advertising campaigns to influence awareness and behavior changes regarding trash/litter and pesticides.

Not required for this Annual Report

Place an **X** in the appropriate box below:

	Survey report attached
	Reference to regional submittal:

C.7.c Media Relations

Summarize the media relations effort. Include the following details for each media pitch in the space below, AND/OR refer to a regional report that includes these details:

- Topic and content of pitch
- Medium (TV, radio, print, online)
- Date of publication/broadcast

Summary:

Media Relations for stormwater/urban runoff is conducted through SCVURPPP and BASMAA. The following separate report developed by BASMAA summarizes media relations efforts conducted during FY 09-10:

- BASMAA Media Relations Final Report

This report is included within the C.7 Public Information and Outreach section of Program's FY 09-10 Annual Report

Active participation in SCVURPPP's AHTG is through West Valley Clean Water program, which provides review of deliverables and strategies; for example WVCWP staff participated in AHTG review and provided feedback on bus ads for anti-litter campaign, participated in development and review of a video ad for the anti-litter campaign.

Local media coverage is coordinated through West Valley Clean Water Program (WVCWP), and focuses press release/articles on local events addressing specific POCs and BMPs of interest to the demographic characteristics within the West Valley Communities. Media coverage in the WV area consists of 3 local weekly papers (Campbell Reporter, Los Gatos Weekly, Saratoga News), four Municipal Newsletters (printed/mailed, e-delivery and online available), municipal website postings and postings in municipal facilities. Press Releases to local papers typically involve a local event or occurrence which provides an opportunity to highlight a POC and corresponding pollution prevention measure which residents can employ. Articles in municipal newsletters typically provides an opportunity to inform residents of POCs in a more direct or restrictive manner, as well as provide BMP options for preventing polluted discharges to the storm drain system and creeks. In addition to urban runoff specific articles, municipal newsletters often carry other relevant topics to stormwater, such as HHW, composting or solid waste. Use of municipal websites for conveying information tends to be more abbreviated sound bites, quick tips or notification of events. This type of communication works best with

time sensitive and transient information. For examples and details regarding local press and media related efforts **SEE APPENDIX C7: Attachment C7bc Local Advertising and Media Relations**

C.7.d Stormwater Point of Contact

(For FY 09-10 Annual Report only, unless changes made) Provide details of website or phone number used as the point of contact. Report on how the point of contact is publicized and maintained. If any change occurs in this contact, report in a subsequent Annual Report.

Contact Summary:

The main stormwater pollution prevention point-of-contact to the general public is publicized and maintained thru the West Valley Clean Water Program, joint urban runoff program for City of Campbell, Town of Los Gatos, City of Montes Sereno and City of Saratoga.

WVCWP website address: http://www.cleancreeks.org

WVCWP general information e-mail: info@cleancreeks.org

WVCWP general information phone number: 408.354.5385

Contact information is publicized on locally created and distributed materials and articles, on SCVURPPP outreach materials and websites (which is maintained by the Program and their authorized agents).

Collectively, with other SCVURPPP co-permittees, the Watershed Watch Campaign provides a hotline (1-866-WATHERSHED) and online ability to make inquiries, report illegal discharges and find volunteer opportunities (www.mywatershedwatch.org).

C.7.e Public Outreach Events

Describe general approach to event selection. Provide a list of outreach materials and giveaways distributed.

Use the following table for reporting and evaluating public outreach events

We work together with three other west valley communities through our joint urban runoff program, West Valley Clean Water Program (WVCWP) and SCVURPPP to collectively meet Public Outreach Event participation levels. Event selection (type of event and level of support/hosting) is based upon pollutant of concern, applicability, and ability to influence local residents. WVCWP also participates in SCVURPPP's WEO AHTG and its various sub-groups, and typically provides staffing for various SCVURPPP events. See SCVURPPP's Table "C.7 Public Information and Outreach section of Program's FY 09-10 Annual Report" summarizing countywide Public Outreach events.:

For local events highlighting urban runoff and stormwater pollution prevention, the level of effort for support is largely based upon an estimated return on effort – the first level of effort is utilization/leveraging of an existing event. Utilization of an existing/related municipal event (i.e., municipal Public Works Open House event), dictates that stormwater messages be general topics with highlights of common POCs -like litter and pesticides. Typically such an event lends itself simply to dissemination of literature and requires a high content of 'give-aways' to entice visitors in engagment of information sharing. Leveraging a broader based county-wide or nationally recognized event (like Pollution Prevention Week) provides a better opportunity to focus on POCs and gain a higher return of audience interaction; plus there is the added benefit to 'scale' – higher visibility /publicity without exponential increase of cost or resources. The second level of effort is a partnership or co-hosting of an event, where efforts are shared. Examples are our partnership with schools for school-yard/creek clean-ups and co-hosting Mercury Thermometer Exchange Events. The third level of effort is solely hosting an event for the single purpose of stormwater information dissemination and/or public participation (i.e., trash hot spot clean-up, staff training).

For more information on local Public Outreach Events **see APPENDIX C7: Attachment C7egh Events**

Event Details	**Description** (messages, audience)	**Evaluation of Effectiveness**
Provide event name, date, and location. Indicate if event is local, countywide or regional.	Identify type of event (e.g., school fair, farmers market etc.), type of audience (school children, gardeners, homeowners etc.) and outreach messages (e.g., Enviroscape presentation, pesticides, stormwater awareness)	Provide general staff feedback on the event (e.g., success at reaching a broad spectrum of the community, well attended, good opportunity to talk to gardeners etc.). Provide other details such as: • Estimated overall attendance at the event. • Number of people that visited the booth, comparison with previous years • Number of brochures and giveaways distributed • Results of any spot surveys conducted
Event: Car Wash Fundraising Event Dates: 7/26/09 Location: Del Taco Parking Lot, Campbell Local, private event Fundraiser,	Type of Event: private -fundraising [Susan G. Komen Cancer "Walk for Life"] Audience: residents Message: prevent runoff pollution from car washing	Feedback: This event was successful and the group returned in June 2010 to borrow the Kit again. Estimated Attendance: 4 adults managed the car wash; unknown how many cars passed thru, however organizer was satisfied with amount of funds raised for each day.
Event: Pollution Prevention Resource Fair Date: 9/23/09	Type of Event: Thermometer Exchange, battery recycling, eyeglasses drop-off, cell-phone	Estimated Attendance: 150 residents Items collected:

Location: Campbell Community Center Local event, part of National Event (Pollution Prevention Week)	recycling, and medications disposal. Audience: residents. Message: stormwater and pollution, especially mercury pollution (i.e. related to the thermometer and battery recycling opportunity).	242.5 lbs of pharmaceuticals 57 thermometers 18 cell phones 95.5 lbs of batteries Brochures & Giveaways Distributed: 99x - reusable bags. 45x -- Native Seed Packets with Healthy Gardens: Naturally Managing Pests flyer 30x -- /10 pollution prevention tri-fold with Watershed Watch Discount Card 44x -- Fly Swatters 18x -- Pest or Pal Activity guide 14x -- Pests Bugging You?
Event: Thermometer Exchange Date: 10/7/09 Location: Saratoga Senior/ Community Center Local, part of POTW regional effort	Type of Event: Thermometer Exchange, battery recycling, eyeglasses drop-off, and cell-phone recycling Audience: residents.in particular senior citizens; Message: stormwater and pollution, especially mercury pollution (i.e. related to the thermometer and battery recycling opportunity).	Feedback: This event was successful with Saratoga's senior citizens; they appeared to be residents who had a number of glass thermometers that needed to be properly disposed of. Estimated Attendance: 126 residents Items collected: 216 mercury thermometers
Event: Thermometer Exchange Date: 4/11/10 Location: Los Gatos Farmers' Market Local, part of "Keep Los Gatos Beautiful" Month .	Type of Event: Thermometer Exchange Audience: residents, in particular senior citizens; Message: stormwater and pollution, especially mercury pollution (i.e. related to the thermometer and battery recycling opportunity).	Feedback: Due to very rainy weather at this outdoor event, it turned out to not be very productive. Extensive outreach/advertising had been conducted. Estimated Attendance: 10 residents stopped at booth, despite rainy conditions. Items collected: 1 mercury thermometer was collected. Brochures & Giveaways Distributed: 10x - HHW Tri-fold 1x – Medication Disposal 1x - Seafood Watch Guide – Spanish 1x - Seafood Watch – Sushi Guid 1x – What You Don't Know About Mercury

		8x – Grease Scrapers 4x – Grow It Guide 4x – 10 Most Wanted Bugs 1x – Wonder of our Water Works
Event: Arbor Day Date: Location: City of Campbell Local, part of national recognition of Arbor Day and Earth Day	Type of Event: Annual event recognizing efforts to preserve trees. Audience: residents Message: The value of trees, and encourage planting of trees appropriate to the area (pest resistant, etc.).	Feedback: Well attended by students and residents
Event: Arbor Day Date: 4/22/10 Location: City of Saratoga, Azule Park Local, part of national recognition of Arbor Day and Earth Day	Type of Event: Annual event recognizing efforts to preserve trees. Audience: residents, youth/children Message: The value of trees, and encourage planting of trees appropriate to the area (pest resistant, etc.).	Feedback: Well attended by students and residents Estimated Attendance: 60 attendees Brochures & Giveaways Distributed: 5x – "You are the Solution to Water Pollution" 15x – "Kids Guide to Backyard Bugs" 18x – "Pests Bugging You" brochures 38x – "Original Pest Control" fly swatters
Event: Arbor Day Date: 4/30/10 Location: Town of Los Gatos, Belgatos Park Local, part of national recognition of Arbor Day and Earth Day	Type of Event: Annual event recognizing efforts to preserve trees. Audience: residents, youth/children; Targeted the Bel Gatos neighborhood and local schools. Message: The value of trees, and encourage planting of trees appropriate to the area (pest resistant, etc.).	Feedback: This year was a celebration of the Town's 30th year to have been named a "Tree City USA". Town staff planted 30 trees at various park locations in recognition of this honor. Estimated Attendance: 100 elementary schoolchildren from Mulberry School – pre-K through 5th grade and many residents Brochures & Giveaways Distributed: 14x – "Soil Matters" booklets 8x – "Stream Care Guide" booklets 12x – "Pests Bugging You" brochures 14x – "Clean It Guides" 80x – "Original Pest Control" fly swatters 50x – "Get the Scoop – Don't Pollute" pencils 100x – "Pest or Pal" Activity guides/booklets
Event: Bike to Work Day 2 Date: May 13, 2010	Type of Event: Annual event held on the third Friday of May across the United States and	Feedback: Muni offices received positive feedback from staff who participated in the event.

Locations: City of Campbell Municipal offices Local, part of regional/national recognition	Canada that promotes the bicycle as an option for commuting to work. Audience: Municipal employees Message: Encourage people to try bicycle commuting as an alternative to driving, which can help reduced various forms of pollution, including copper pollution in waterways.	
Event: Bike to Work Day 2 Date: May 13, 2010 Locations: Town of Los Gatos Municipal offices Local, part of regional/national recognition	Type of Event: Annual event held on the third Friday of May across the United States and Canada that promotes the bicycle as an option for commuting to work. Audience: Municipal employees Message: Encourage people to try bicycle commuting as an alternative to driving, which can help reduced various forms of pollution, including copper pollution in waterways.	Feedback: Muni offices received positive feedback from staff who participated in the event.
Event: Watershed Watch Car Wash Event Date: May 19, 2010 Location: Delta Queen Classic Car Wash, 981 E Hamilton Ave, Campbell Regional/ Countywide	Type of Event: Type of Event: Car Wash Audience: Residents/ car wash customers Message: Impacts of car washing on stormwater pollution.	Feedback: Due to a rainy day forecast, attendance was low at this event. Estimated Attendance: 45 vehicles Brochures & Giveaways Distributed: 34 Watershed Brochures (gen outreach) 49 Watershed Watch Discount Cards
Event: Los Gatos Public Works Open House Date: 5/19/10 Location: Town of Los Gatos Corporation Yard Local, part of regional/national recognition	Type of Event: Municipal Outreach and Education Audience: Residents, Students (3rd Grade) Message: ,General stormwater pollution, w/ demonstration using Enviroscape	Feedback: This event was well-attended. Estimated Attendance: 80 Third Grade students,6 teachers and 9 parent chaperones; additionally several members of the public (residents) and a few neighboring municipal staff members Brochures & Giveaways Distributed: 6x – "Naturally Managing Pests" IPM Fact Sheet 12x – Copper Tri-fold with Discount Card 9x – "Original Pest Control" fly swatter 40x – "Get the Scoop – Don't Pollute" pencils 40x – "Watershed Watch" tattoos

1 Event: Classroom Enviroscape Demonstration Date: 5/20/10 Location: St. Mary's School (K-8), Los Gatos Local	Type of Event: Annual School Outreach Audience: Students (Kdg) Message: ,General stormwater pollution, including: trash/litter, re-usable containers in lunches, pet waste, car washing, pesticides, vehicle fluids and construction dirt.	Feedback: The teachers gave positive feedback, and stated they would like to continue to have WVCWP return each year. Attendance: 28 Students (2 Kindergarten classes), 2 Teachers Brochures & Giveaways Distributed: 28 pencils and "Watershed Puzzles Worksheets"
Event: Car Wash Fundraising Event Dates: 6/26/10 Location: Del Taco Parking Lot, Campbell Local, private event Fundraiser,	Type of Event: private -fundraising [Susan G. Komen Cancer "Walk for Life"] Audience: residents Message: prevent runoff pollution from car washing	Feedback: This is the same group returning to borrow the Kit again. The group has informed WVCWP they would like to make their car wash an annual fundraiser, and continue to utilize the car wash kit. Estimated Attendance: 4 adults plus 4 kids managed the car wash; unknown how many cars passed thru, however organizer was satisfied with amount of funds raised for each day.

C.7.f. Watershed Stewardship Collaborative Efforts

Summarize watershed stewardship collaborative efforts and/or refer to a regional report that provides details. Describe the level of effort and support given (e.g., funding only, active participation etc.). State efforts undertaken and the results of these efforts. If this activity is done regionally refer to a regional report.

Evaluate effectiveness by describing the following:

- Efforts undertaken
- Major accomplishments

Summary:

During FY 09-10, the Program actively supported the Santa Clara Basin Watershed Initiative (SCBWMI), including the Core Group, the Land Use Subgroup, and the Trash Subgroup (now the Santa Clara Valley Zero Litter Initiative, aka ZLI); the Bay Area Macroinvertebrate Bioassessment Information Network (BAMBI); and the Stevens & Permanente Creeks Watershed Council; Information on these efforts is included within the C.7 Public Information and Outreach section of the Program's FY 09-10 Annual Report. WVCWP was also active in the Silicon Valley Anti-Litter Campaign (SCVAL) and Trash Subgroup (now the Santa Clara Valley Zero Litter Initiative, aka ZLI).

During FY 09-10, the City actively supported and implemented the Santa Clara Valley Water Resources Protection Collaborative Guidelines and Standards for Land Use Near Streams when working with prospective applicants and when reviewing development applications subject to these guidelines

C.7.g. Citizen Involvement Events

List the types of events conducted (e.g., creek clean up, storm drain inlet marking, native gardening etc.). Use the following table for reporting and evaluating citizen involvement events.

Event Details	Description	Evaluation of effectiveness
Provide event name, date, and location. Indicate if event is local, countywide or regional	Describe activity (e.g., creek clean-up, storm drain marking etc.)	Provide general staff feedback on the event. Provide other evaluation details such as: • Number of participants. Any change in participation from previous years. • Distance of creek or water body cleaned • Quantity of trash/recyclables collected (weight or volume). • Number of inlets marked. • Data trends
The following separate reports developed by SCVURPPP and other organizations also include information about citizen involvement events conducted during FY 09-10: • Watershed Watchers: Keeping Our Waterways Clean: FY 09-10 Fourth Quarter Report (includes end-of-year Summary from Alviso Education Center) • Going Native Garden Tour 2010- Summary Report These reports are included within the C.7 Public Information and Outreach section of Program's FY 09-10 Annual Report. For more information on local Citizen Involvement Events **see APPENDIX C7: Attachment C7egh Events**		
Event: Coastal Cleanup Day 2009 Date: 9/19/09 Location: San Tomas Aquino Creek @ Westmont High, Campbell Local site, part of County-wide effort and International event.	Creek Clean Up Event	Volunteers: 11 Results: • Trash collected: 330 Lbs. • Recyclables: 90Lbs.
Event: Great American Pick-up Date: 5/8/10 Location: City of Campbell, 4 sites Local site, part of County-wide Effort	Clean Up Event	Volunteers: 100 Results: • 29 partially-filled bags of recyclables • 52 partially-filled bags of trash Materials Distributed: • 8x – "Soil Matters" literature

		• 10x – "Pests Bugging You" brochure • 14x – "Clean-It Guides" • 5x – "Mercury – What You Don't Know" brochures • 42x – "Strip" thermometers • 4x Copper Tri-fold w/Discount Card attached • 20x "Original Pest Control" fly swatters • 20x – "2000 Creek Cleanup" bandanas • 12x – Lip Balm • 35x – "Get the Scoop – Don't Pollute" pencils • 3x – "Native Plants" seeds with "10 Most Wanted Bugs" brochure attached
Event: Creek Cleanup Date: 4/17/10 Location: Prospect High School/ Saratoga Creek at Prospect Ave, Saratoga Local Event	Creek Clean Up Event	Students that participated were very enthusiastic. Participants: • 11 Prospect High School students • 1 Teacher • WVCWP & City of Saratoga staff Results: • 14 partially-filled 30 gal. trash bags Materials Distributed: • 5x "Your Copper & Your Creeks" tri-folds (with Car Wash Discount card) • 5x "Native Plants" seeds (with "10 Most Wanted" bug brochures attached) • 5x "Original Pest Control" Fly Swatters • 2x "Don't Litter" license plate covers
Event: National River Cleanup Day 2010 Date: 5/15/10 Location: San Tomas Aquino Creek @ Westmont High, Campbell Local site, part of County-wide effort and National event.	Creek Clean-Up Event	Volunteers: 16 (8 of these were families associated with a local elementary school where the Zun Zun assembly was held on 12/10/09). Materials Distributed: • 5x – "You're the Solution to Water Pollution" brochures • 10x – "Adopt a Creek" lanyards

		• 9x - Re-usable bags (sponsored by Safeway) • 10x – "Watershed Watch" tattoos
Event: Classroom Enviroscape Demonstration Date: 5/20/10 Location: St. Mary's School (K-8), Los Gatos Local	School Outreach	Feedback: The teachers gave positive feedback, and stated they would like to continue to have WVCWP return each year. Attendance: 28 Students (2 Kindergarten classes), 2 Teachers Brochures & Giveaways Distributed: • 28 pencils and "Watershed Puzzles Worksheets"

C.7.h. School-Age Children Outreach

Summarize school-age children outreach programs implemented. A detailed report may be included as an attachment.
Use the following table for reporting school-age children outreach efforts.

Program Details	Focus & Short Description	Number of Students/Teachers reached	Evaluation of Effectiveness
Provide the following information: Name, Grade or level (elementary/ middle/ high)	Brief description, messages, methods of outreach used	Provide number or participants	Provide agency staff feedback. Report any other evaluation methods used (quiz, teacher feedback etc.). Attach evaluation summary if applicable.
The following separate reports developed by SCVURPPP and other organizations also include information about school-age children outreach efforts conducted during FY 09-10: • ZunZun School Assemblies for Watershed Watch Campaign- FY 09-10 Academic Year Final Report • Memorandum- Evaluation of the School Assembly Program- FY 09-10 • Watershed Watchers: Keeping Our Waterways Clean: FY 09-10 Fourth Quarter Report (includes end-of-year Summary from Alviso Education Center) These reports are included as within the C.7 Public Information and Outreach section of Program's FY 09-10 Annual Report. For more information on local School Outreach Events **see APPENDIX C7: Attachment C7egh Events**			
Program Details	**Focus & Short Description**	**Number of Students/ Teachers reached**	**Evaluation of Effectiveness**
ZunZun School Assemblies for Watershed Watch Campaign	See FY 09-10 Academic Year Final Report for assembly details	Marshall Lane Elementary Campbell	For full details on effectiveness of the Zun Zun shows in general, see the Program (SCVURPPP) report Section C.7.h. and Memorandum- Evaluation of the School Assembly Program- FY 09-10.

		12/10/09 2 Shows 550 students <u>Capri Elementary</u> Campbell 1/26/09 2 Shows 600 students <u>Foothill Elementary</u> Saratoga 5/25/10 1 Show 380 students <u>Argonaut Elementary</u> Saratoga 6/4/10 1 Show 500 students	
Watershed Watchers Program at Don Edwards Wildlife Refuge in Alviso Grade level: K-8	See Watershed Watchers: Keeping Our Waterways Clean: FY 09-10 Fourth Quarter Report (includes end-of-year Summary from Alviso Education Center)	• Christa McAuliffe School • Village Elementary • Sacred Heart • Rolling Hills • Hillbrook • Blossom Hill	For full details on effectiveness of the Watershed Watchers Program, see the Program (SCVURPPP) report Section C.7.h and the Watershed Watchers Fourth Quarter Report included in the Program Annual Report Appendix 7-5. FY 09-10 WVC Schools which sent field trips to the Watershed Watchers Program:
Creek Cleanup Prospect High School Saratoga 4/17/10	Topic: Trash Description: 600 feet of creek bank, near the High School, were cleaned.	Participants: 11 Prospect High School students 1 Teacher WVCWP & City of Saratoga staff	WVCWP provided trash bags, gloves and litter grabbers for this event. Students handled monitoring tasks during cleanup. 14 partially-filled 30 gal. trash bags were collected. See "C.10 Trash" for details.

			Participants selected the following 'give-away items: • 5x "Your Copper & Your Creeks" tri-folds (with Car Wash Discount card) • 5x "Native Plants" seeds (with "10 Most Wanted" bug brochures attached) • 5x "Original Pest Control" Fly Swatters • 2x "Don't Litter" license plate covers
Creek Cleanup Sacred Heart School (K-8) Saratoga 5/5/10	Topic: Trash Description: Cleanup of a schoolyard and adjacent creek.	Participants: Appx. 40 students 1 parent WVCWP staff	WVCWP provided trash bags, gloves and litter grabbers for this event. This event was very effective in that 40 students, from a small school, participated – which demonstrated a high level of interest. Students handled monitoring tasks. Results: 10 partially-filled bags of trash were collected. Results were: 20 lbs trash 5 lbs recyclables School yard and .5 - .75 miles of creek and creekbank were cleaned.
Los Gatos Public Works Open House 5/19/10 (3rd Grade students attended)	Topics: Litter, Trash, Pet Waste, Car Washing Description: Municipal Public Works/Operations Open House Event	80 Third Grade students attended.	Attendees chose to take: 6x – "Naturally Managing Pests" IPM Fact Sheet 12x – Copper Tri-fold with Discount Card 9x – "Original Pest Control" fly swatter 40x – "Get the Scoop – Don't Pollute" pencils 40x – "Watershed Watch" tattoos This event was well-attended. Until a few years ago, LG staff took this program directly to the schools, but for the past several years the venue has been changed to recruit students to come to the Corp Yard itself. It is rewarding to see this many students make the effort to come to the site and attend the event.
Classroom outreach with Enviroscape	Topics: Litter, reusable lunch items, pet waste, car washing	Presentation was given to 2 Kindergarten classes	Having a relevant story read prior to the presentation was very effective for a Kindergarten class.

St. Mary's School (K-8) 5/20/10	Description: Enviroscape Demonstration and Schoolyard litter pick-up	28 Students 2 Teacjers 1 Parent	The students loved the presentation and really knew the answer to the question "where does the water/pollution go?". The teachers also gave positive feedback, and stated they would like to continue to have WVCWP return each year, 28 "Watershed Puzzles Worksheets" were distributed to the students.
Creek Education program at Audubon Environmental Education Center, 3rrd Grade students Various dates in FY 09-10	Topics: creek, watersheds, habitat, litter Description: Creek Education Field Trip	In FY 09-10 student participation was: • Blue Hills School 64 students 14 parents • Meyerholz & Murdoch-Portal Schools combined 15 students	

FY2009-2010 Annual Report
West Valley Communities:
City of Campbell, Town of Los Gatos, City of Monte Sereno, City of Saratoga

Section 8: Provision C8 Water Quality Monitoring

West Valley Clean Water Program

FY2009-2010 Annual Report
West Valley Communities:
City of Campbell, Town of Los Gatos, City of Monte Sereno, City of Saratoga

This page intentionally left blank

West Valley Clean Water Program

Section 8 - Provision C.8 Water Quality Monitoring

C.8 Water Quality Monitoring
State below if information is reported in a separate regional report. Municipalities can also describe below any Water Quality Monitoring activities in which they participate directly, e.g. participation in RMP workgroups, fieldwork within their jurisdictions, etc.
Summary During FY 09-10, we contributed to the SCVURPPP Monitoring and Assessment Program which conducts water quality monitoring in Santa Clara Valley creeks and rivers. In coordination with the BASMAA Regional Monitoring Coalition (RMC). In addition, we contribute financially to the Regional Monitoring Program for Water Quality in the San Francisco Estuary (RMP) and actively participate in RMP committees and work groups. For additional information on monitoring activities conducted by SCVURPPP, BASMAA RMC and the RMP, see the C.8 Water Quality Monitoring section of the Program's FY 09-10 Annual Report. Continued participation in SCVURPPP Monitoring AHTG.

FY2009-2010 Annual Report
West Valley Communities:
City of Campbell, Town of Los Gatos, City of Monte Sereno, City of Saratoga

This page intentionally left blank

West Valley Clean Water Program

FY2009-2010 Annual Report
West Valley Communities:
City of Campbell, Town of Los Gatos, City of Monte Sereno, City of Saratoga

Section 9: Provision C9 Pesticides Toxicity Controls

West Valley Clean Water Program

FY2009-2010 Annual Report
West Valley Communities:
City of Campbell, Town of Los Gatos, City of Monte Sereno, City of Saratoga

This page intentionally left blank

West Valley Clean Water Program

Section 9 – Provision C.9 Pesticides Toxicity Controls

C.9.a Adopt an Integrated Pest Management (IPM) Policy or Ordinance

(For FY 09-10 Annual Report only) Attach a copy of your individual IPM ordinance or policy. **See APPENDIX C9: Attachment C.9.a IPM Policy Plan.**	X	**Attached**		**Not attached,** explain below
If **Not attached**, explain:				

C.9.b Implement IPM Policy or Ordinance

Report implementation of IPM BMPs by showing trends in quantities and types of pesticides used, and suggest reasons for increases in use of pesticides that threaten water quality, specifically organophosphorous pesticides, pyrethroids, carbaryl, and fipronil. A separate report can be attached as evidence of your implementation.

Summary:

All pesticide records are filed and available. Typically, little or none of the pesticides listed above are used as a matter of standard operations,to the maximum extent practicable; use of IPM practices has been in place for a number of years. Analysis and identification of trends tends to be less useful in because one chemical may be used for an isolated pest incident one year, then not used again for several years, or not at all as different IPM practices are put into place.

PESTICIDE USAGE REDUCTION MEASURES – Pest Specific
The City of Monte Sereno has extremely limited Municipal facilities (2 buildings with 1 parking lot in back and landscaping in front) – less than ¼ acre total of landscaped area. A landscaping contractor cares for City property, and is instructed to avoid use of pesticides. When gopher damage appears, the gophers are trapped.

C.9.c Train Municipal Employees

Enter the number of employees that applied or used pesticides (including herbicides) within the scope of their duties this reporting year. Monte Sereno does not have a crew or maintenance staff	
Enter the number of these employees who received training on your IPM policy and IPM standard operating procedures within the last 3 years.	
Enter the percentage of municipal employees who apply pesticides who have received training in the IPM policy and IPM standard operating procedures within the last three years.	

C.9.d Require Contractors to Implement IPM

Did your municipality contract with any pesticide service provider in the reporting year?		**Yes**	X	**No**

If yes, attach one of the following:

	Contract specifications that require adherence to your IPM policy and standard operating procedures, OR
	Copy(ies) of the contractors' IPM certification(s) or equivalent, OR
	Equivalent documentation.

If **Not attached**, explain:

C.9.e Track and Participate in Relevant Regulatory Processes

Summarize participation efforts, information submitted, and how regulatory actions were affected **OR** reference a regional report that summarizes regional participation efforts, information submitted, and how regulatory actions were affected.

Summary:

During FY 09-10, we participated in regulatory processes related to pesticides through contributions to SCVURPPP, BASMAA and CASQA. For additional information, see the Regional Pollutants of Concern Report submitted by BASMAA on behalf of all MRP Permittees. This Report is included within the Program's FY 09-10 Annual Report.

C.9.f Interface with County Agricultural Commissioners

Provide a summary of improper pesticide usage reported to the County Agricultural Commissioner and follow-up actions to correct violations, if any. A separate report can be attached as your summary.

Summary:

No improper pesticide usage to report

C.9.h.ii Public Outreach: Point of Purchase

Provide a summary of public outreach at point of purchase, and any measurable awareness and behavior changes resulting from outreach (here or in a separate report); **OR** reference a report of a regional effort for public outreach in which your agency participates.

Summary:

The following separate reports developed by SCVURPPP and BASMAA summarize point of purchase outreach efforts conducted during FY 09-10:

- FY 09-10 Store Employee Training Report (SCVURPPP)
- FY 09-10 Store Employee Training Evaluation Summary (SCVURPPP)
- FY 09-10 Store Employee Training Status Table (SCVURPPP)
- FY 09-10 List of Stores in the IPM Store Partnership Program (SCVURPPP)
- FY 09-10 BASMAA "Our Water, Our World" (OWOW) Report (BASMAA)

These reports are included within the C.9 Pesticides Toxicity Control section of Program's FY 09-10 Annual Report.

C.9.h.vi Public Outreach: Pest Control Operators

Provide a summary of public outreach to pest control operators and landscapers and reduced pesticide use (here or in a separate report); **OR** reference a report of a regional effort for outreach to pest control operators and landscapers in which your agency participates.

Summary:

The following separate report developed by SCVURPPP summarizes Public Outreach: Pest Control Operators efforts conducted during FY 09-10:

- FY 09-10 Green Gardener Training Report

This report is included within the C.9 Pesticides Toxicity Control section of Program's FY 09-10 Annual Report.

FY2009-2010 Annual Report
West Valley Communities:
City of Campbell, Town of Los Gatos, City of Monte Sereno, City of Saratoga

This page intentionally left blank

West Valley Clean Water Program

FY2009-2010 Annual Report
West Valley Communities:
City of Campbell, Town of Los Gatos, City of Monte Sereno, City of Saratoga

Section 10: Provision C10 Trash Load Reduction

West Valley Clean Water Program

FY2009-2010 Annual Report
West Valley Communities:
City of Campbell, Town of Los Gatos, City of Monte Sereno, City of Saratoga

This page intentionally left blank

West Valley Clean Water Program

Section 10 - Provision C.10 Trash Load Reduction

C.10.a.i Short-Term Trash Loading Reduction Plan

(For FY 10-11 Annual Report only) Provide description of actions/tasks initiated/conducted/completed in developing a Short-Term Trash Loading Reduction Plan (due February 1, 2012).

Description:

Not required for this Annual Report

C.10.a.ii Baseline Trash Load and Trash Load Reduction Tracking Method

(For FY 10-11 Annual Report only) Provide description of actions/tasks initiated/conducted/completed to gather trash loading data and in developing a Baseline Trash Load and Trash Load Reduction Tracking Method (due February 1, 2012).

Description:

A summary of Program accomplishments for this sub-provision are included within the C.10 Trash Load Reduction section of Program's FY 09-10 Annual Report.

C.10.a.iii Minimum Full Trash Capture

(For FY 10-11 Annual Report and Each Annual Report Thereafter) Provide description of actions/tasks initiated/conducted/completed in implementing Minimum Full Trash Capture Devices (due July 1, 2014) within individual jurisdictions. Include information on Full Trash Capture Devices installed under Bay-area Wide Trash Capture Demonstration Project administered by San Francisco Estuary Partnership.

Description:

A summary of Program accomplishments for this sub-provision are included within the C.10 Trash Load Reduction section of Program's FY 09-10 Annual Report. In addition, the Program recently finalized a technical report detailing the results of its Pilot Trash Structural Treatment Control Study implemented in 2007. This technical report is also available within the C.10 Trash Load Reduction section of Program's FY 09-10 Annual Report..

C.10.b.iii Trash Hot Spot Assessment

(For FY 10-11 Annual Report and Each Annual Report Thereafter) Provide volume of material removed from each Trash Hot Spot cleanup, and the dominant types of trash (e.g., glass, plastics, paper) removed and their sources to the extent possible. Provide required photo documentation.

Fill out the following table or attach a summary of the following information.

See APPENDIX C10: Attachments C10biii Trash Hot Spot Assessment Photos

Trash Hot Spot	Cleanup Date	Volume of Material Removed	Dominant Type of Trash	Trash Sources (where possible)
WVC02 San Tomas Aquino Crk	05-15-10	25 bags/~300 pounds	Bottles, Aluminum Cans, Convenience Food items, Cigarette butts, other plastic products	Trash accumulation
WVC03 Saratoga Creek	4-17-10	14 bags	Convenience Food items, other plastic products, paper/cardboards, aluminum cans, plastic bags	Trash accumulation/Litter
WVC04 Los Gatos Creek	6-15-10	10 bags/7 pounds	Paper/carboard, plastic bags, misc., cigarette butts	Litter

C.10.d Summary of Trash Load Reduction Actions

Provide summary of new trash load reduction actions or increased levels of implementation of existing actions that were implemented after adoption of the MRP (control measures and best management practices) including the types of actions and levels of implementation, and the total trash loads and dominant types of trash removed from each type of action.

Suggested trash load reduction actions to track and report may include:

- Anti-litter Campaigns
- Anti-litter/Dumping Enforcement Activities
- Curbside Recycling Programs
- Education and Outreach Efforts
- Free Trash Pickup/Dropoff Days
- County HHW Program Activities
- Improved Trash Bin Management
- Inspection/Maintenance of Storm Drain Outfalls
- Litter Pickup and Control
- Removal of Homeless Encampments
- Solid Waste Recycling Efforts
- Source Controls/Bans/Prohibitions
- Storm Drain Operation and Maintenance
- Storm Drain Signage/Marking
- Street Sweeping Activities
- Trash Removal from Receptacles
- Volunteer Creek Cleanups

Type of Trash Load Reduction Action	Date of First Implementation	Level of Implementation (specify if level was increased after MRP adoption)	Total Trash Load Removed by Action	Dominant Types of Trash Removed by Action
Not all trash load reduction actions were tracked by "loads removed" this fiscal year. Once the Trash Load Reduction Tracking Method is developed (see Provision C.10.a.ii), data to fill in this table, including trash loads removed, will be able to be defined and determined for each load reduction action (as feasible). See the Program's FY 09-10 Annual Report for schedule				
Anti-litter Campaign: • SCVURPPP and BASMAA each have Ad Campaigns that address Litter • C/ WVCWP- Zero Litter Initiative participation • C/ WVCWP- Silicon Valley Anti-Litter Campaign (hosted by San Jose)	• See SCVURPP Annual Report • ZLI- 2008 • SVALC- ?2006		N/A	Topics aim to reduce pollution (litter, pesticides) by encouraging better behavior/habits
Anti-litter/Dumping Enforcement Activities	Part of municipal operations as occurs	As is occurs and is necessary; for NPDES purposes, an increased focus has been placed on anti-litter and dumping near and around creeks and from construction sites.		

Education and Outreach Efforts: • Thru SCVURPPP Watershed Watch website, ad campaign, etc • Thru WVCWP – literature, give-aways, Enviroscape presentations, clean-up events, local newspaper articles, newsletter articles, information board in MS PO	In place	For NPDES purposes, additional collaborative efforts have been supported- such as the Watershed Watch Campaign, MyWatershedWatch website (www.mywatershedwatch.org) Per NPDES purposes added/adding support and events for various 'take back' of POC related items (e-waste events, mercury thermometer events, clean-up events)		
County HHW Program Activities	In place	As is occurs and is necessary		
Removal of Homeless Encampment	In place, as needed	As is occurs and is necessary		
Solid Waste Recycling Efforts: • Curbside Recycling Program- Residential [glass, paper, plastic] • By Drop off: oil, batteries, e-waste • Improved Trash Bin Management: Solid Waste moved to single recycle bin with lid (from individual sorting bins w/ no lid) Commercial Cardboard Recycling Program – voluntary (paid for service) Downtown recycling receptacles	In place	As is occurs and is necessary		
Source Controls/Bans/Prohibitions	Not at this time			
Storm Drain Operation and Maintenance • Inspection/Maintenance of Storm Drain Outfalls	In place – circa 1992	SD cleaning program put into place to meet NPDES requirements;		

• Storm Drain Signage/Marking		data collection/ categorization of 'trash/litter' as separate category in 2009, for meeting MRP data collection.		
Street Sweeping Activities	In place – circa 1994			
Trash Removal: Litter Pickup and Control • Downtown • Parks • Public Facilities: City/Town Hall, Community Center, Senior Center, Corporation Yard • use of Solar Belly Compactors Free Trash Pickup/Dropoff Days Community Garage Sales	In place – part of municipal services			
Volunteer Creek Cleanups • National River Clean Up Day • Great American Litter Pick-up • Coastal Clean-up • LG Volunteer Program	In place – circa 2003			

FY2009-2010 Annual Report
West Valley Communities:
City of Campbell, Town of Los Gatos, City of Monte Sereno, City of Saratoga

This page intentionally left blank

West Valley Clean Water Program

FY2009-2010 Annual Report
West Valley Communities:
City of Campbell, Town of Los Gatos, City of Monte Sereno, City of Saratoga

Section 11: Provision C11 Mercury Controls

West Valley Clean Water Program

FY2009-2010 Annual Report
West Valley Communities:
City of Campbell, Town of Los Gatos, City of Monte Sereno, City of Saratoga

This page intentionally left blank

West Valley Clean Water Program

Section 11 - Provision C.11 Mercury Controls

C.11.a.i Mercury Recycling Efforts

List below or attach lists of efforts to promote, facilitate, and/or participate in collection and recycling of mercury containing devices and equipment at the consumer level (e.g., thermometers, thermostats, switches, bulbs).

Mercury collection and recycling is available throughout the year at locally sponsored events (private fundraisers), through e-waste drop-off events hosted by the waste hauler and drop-off services at the waste hauler and Santa Clara County HHW program.

Extensive local outreach for events, including specific information on mercury pollution, is conducted regularly through WVCWP and solid waste contractor. Event information is included in **APPENDIX C7: Attachments C7egh Events and C7bc Advertising and Media Efforts**.

Outreach by WVCWP includes press releases to local weekly newspapers and to municipal newsletters. Flyers are posted in public places (such as libraries, community centers, senior center, city/town hall) and information is featured on municipal websites.

Pollution Prevention Fair – 9/22/09 – Campbell Community Center

Event included opportunities for recycling: thermometers, batteries and cell phones

Thermometer Exchange – 10/7/09 – Saratoga Community Center

Event included opportunities for recycling: thermometers and batteries

Thermometer Exchange – 4/11/10 –Los Gatos Farmers' Market (part of "Keep Los Gatos Beautiful" event)

Event focused on recycling thermometers

E-Waste Drop-off event for residents

7/18/09 – Campbell United Church of Christ, Campbell
7/25/09 – Los Gatos United Methodist Church, Los Gatos
7/25/09 – City of Saratoga N. Campus, Saratoga
10/17/09 – Campbell United Church of Christ, Campbell
10/17/09 – Los Gatos United Methodist Church, Los Gatos
10/24/09 – City of Saratoga N. Campus, Saratoga
4/10/10 – Campbell United Church of Christ, Campbell
4/17/10 – Los Gatos United Methodist Church, Los Gatos
5/15/10 – City of Saratoga N. Campus, Saratoga

Municipal Facility annual recycling of 'mercury containing products' includes Fluorescent Bulbs and Batteries.

C.11.a.ii Mercury Collection
Provide an estimate of the mass of mercury collected through these efforts, or provide a reference to a report containing this estimate.
Amount collected: The methodologies for estimating the mass of mercury collected through mercury collection and recycling efforts are currently in development and are due to the Water Board by September 15, 2010. Therefore, estimates could not be made for FY 09-10. Estimates of the mass of mercury collected through recycling efforts during FY 10-11 will be provided with the FY 10-11 Annual Report (see FY 10-11 BASMAA Regional POC Report).

C.11.b Monitor Methylmercury C.11.c Pilot Projects to Investigate and Abate Mercury Sources in Drainages C.11.d Pilot Projects to Evaluate and Enhance Municipal Sediment Removal and Management Practices C.11.e Conduct Pilot Projects to Evaluate On-Site Stormwater Treatment via Retrofit C.11.f Diversion of Dry Weather and First Flush Flows to POTWs C.11.g Monitor Stormwater Mercury Pollutant Loads and Loads Reduced C.11.h Fate and Transport Study of Mercury In Urban Runoff C.11.i Development of a Risk Reduction Program Implemented Throughout the Region C.11.j Develop Allocation Sharing Scheme with Caltrans
State below if information is reported in a separate regional report. Municipalities that participate directly in regional activities to can provide descriptions below.
Summary A summary of Program accomplishments for these sub-provisions are included within the C.11 Mercury Controls section of Program's FY 09-10 Annual Report and/or the BASMAA Regional POC Report.

FY2009-2010 Annual Report
West Valley Communities:
City of Campbell, Town of Los Gatos, City of Monte Sereno, City of Saratoga

Section 12: Provision C12 PCBs Controls

West Valley Clean Water Program

FY2009-2010 Annual Report
West Valley Communities:
City of Campbell, Town of Los Gatos, City of Monte Sereno, City of Saratoga

This page intentionally left blank

West Valley Clean Water Program

Section 12 - Provision C.12 PCBs Controls

C.12.a.i,iii Municipal Inspectors Training

(For FY 09-10 Annual Report only) List below or attach description of results of training municipal industrial inspectors to identify, in the course of their existing inspections, PCBs or PCB-containing equipment.

Description:

In FY 09-10, inspector training materials were developed through in-kind contributions of SCVURPPP to BASMAA. Training materials can be found in the BASMAA Regional POC Report.

Monte Sereno does not have any commercial or industrial facilities.

C.12.a.ii,iii Ongoing Training

(For FY 10-11 Annual Report *and Each Annual Report Thereafter)* List below or attach description of ongoing training development and inspections for PCB identification, including documentation and referral to appropriate regulatory agencies (e.g. county health departments, Department of Toxic Substances Control, California Department of Public Health, and the Water Board) as necessary.

Description:

Not required for this Annual Report

C.12.b Conduct Pilot Projects to Evaluate Managing PCB-Containing Materials and Wastes during Building Demolition and Renovation Activities **C.12.c Pilot Projects to Investigate and Abate On-land Locations with Elevated PCB Concentrations** **C.12.d Conduct Pilot Projects to Evaluate and Enhance Municipal Sediment Removal and Management Practices** **C.12.e Conduct Pilot Projects to Evaluate On-Site Stormwater Treatment via Retrofit** **C.12.f Diversion of Dry Weather and First Flush Flows to POTWs** **C.12.g Monitor Stormwater PCB Pollutant Loads and Loads Reduced** **C.12.h Fate and Transport Study of PCBs In Urban Runoff** **C.12.i Development of a Risk Reduction Program Implemented Throughout the Region**
State below if information is reported in a separate regional report. Municipalities that participate directly in regional activities to can provide descriptions below.
Summary A summary of Program accomplishments for these sub-provisions are included within the C.12 PCB Controls section of Program's FY 09-10 Annual Report and/or the BASMAA Regional POC Report

FY2009-2010 Annual Report
West Valley Communities:
City of Campbell, Town of Los Gatos, City of Monte Sereno, City of Saratoga

Section 13: Provision C13 Copper Controls

West Valley Clean Water Program

FY2009-2010 Annual Report
West Valley Communities:
City of Campbell, Town of Los Gatos, City of Monte Sereno, City of Saratoga

This page intentionally left blank

West Valley Clean Water Program

Section 13 - Provision C.13 Copper Controls

C.13.a.i and iii Legal Authority: Architectural Copper

(For FY 10-11 Annual Report only) Do you have adequate legal authority to prohibit discharge of wastewater to storm drains generated from the installation, cleaning, treating, and washing of the surface of copper architectural features, including copper roofs to storm drains?		**Yes**		**No**

If **No**, explain and provide schedule for obtaining authority within 1 year:

Not required for this Annual Report.

C.13.b.i and iii Legal Authority: Pools, Spas, and Fountains

(For FY10-11 Annual Report only) Do you have adequate legal authority to prohibit discharges to storm drains from pools, spas, and fountains that contain copper-based chemicals?		**Yes**		**No**

If **No**, explain and provide schedule for obtaining authority within 1 year:

Not required for this Annual Report.

C.13.c Vehicle Brake Pads

Reported in a separate regional report.

A summary of the Program's participation with the Brake Pad Partnership (BPP) is included within SCVURPPP FY0910 Annual Report Section C.13 Copper Controls and/or the BASMAA Regional POC Report." Support of the BPP was extended through WVCWP's letters of support for Senate Bill 346.

C.13.d.iii Industrial Sources Copper Reduction Results

List below or attach annotated lists or tables from your Industrial and Commercial Site Controls portion of this report, that highlight copper reduction results among the facilities identified as potential users or sources of copper, facilities inspected, and BMPs addressed. For FY09-10 describe below or highlight in the C.4 Evaluation portion (if provided) of this report the steps taken to revise your program to meet new data tracking and reporting requirements for implementation levels described in C.13.d.ii.

Summary

In FY 09-10, inspector training materials were developed through in-kind contributions of SCVURPPP to BASMAA. Training materials can be found in the BASMAA Regional POC Report

Monte Sereno does not have any commercial or industrial facilities.

C.13.e Studies to Reduce Copper Pollutant Impact Uncertainties
Revised. Description reads "State below if information is reported in a separate regional report. Municipalities that participate directly in regional activities to can provide descriptions below."
Summary A summary of Program efforts (i.e., participation in RMP committee and work group meetings) to develop regional studies *to reduce copper pollutant impact uncertainties* is included within the SCVURPPP FY0910 Annual Report, Section C.13 Copper Controls and/or BASMAA Regional POC Report

FY2009-2010 Annual Report
West Valley Communities:
City of Campbell, Town of Los Gatos, City of Monte Sereno, City of Saratoga

Section 14: Provision C14 PBDE, Legacy Pesticides and Selenium Controls

West Valley Clean Water Program

FY2009-2010 Annual Report
West Valley Communities:
City of Campbell, Town of Los Gatos, City of Monte Sereno, City of Saratoga

This page intentionally left blank

West Valley Clean Water Program

Section 14 - Provision C.14 PBDE, Legacy Pesticides and Selenium Controls

C.14.a Control Programs for PBDEs, Legacy Pesticides and Selenium Controls
Revised. Description reads "State below if information is reported in a separate regional report. Municipalities that participate directly in regional activities can provide descriptions below."
Summary A summary of Program efforts (i.e., participation in RMP committee and work group meetings) to develop a Control Program for PBDEs, Legacy Pesticides and Selenium is included within the SCVURPPP FY0910 Annual Report, Section C.14 PBDE, Legacy Pesticides and Selenium and/or in the BASMAA Regional POC Report.

FY2009-2010 Annual Report
West Valley Communities:
City of Campbell, Town of Los Gatos, City of Monte Sereno, City of Saratoga

This page intentionally left blank

West Valley Clean Water Program

FY2009-2010 Annual Report
West Valley Communities:
City of Campbell, Town of Los Gatos, City of Monte Sereno, City of Saratoga

Section 15: Provision C15 Exempted and Conditionally Exempted Discharges

West Valley Clean Water Program

FY2009-2010 Annual Report
West Valley Communities:
City of Campbell, Town of Los Gatos, City of Monte Sereno, City of Saratoga

This page intentionally left blank

West Valley Clean Water Program

Section 15 - Provision C.15 Exempted and Conditionally Exempted Discharges

C.15.b.iii.(1), C.15.b.iii.(2) Planned and Unplanned Discharges of Potable Water

Is your agency a water purveyor?		**Yes**	X	**No**
If **No**, skip to C.15.b.vi.(2):				
If **Yes**, Complete the attached reporting tables or attach your own table with the same information. Describe program highlights below. For FY 09-10 only, describe steps taken to revise your program to meet new monitoring, data tracking and reporting requirements.				
Summary:				

C.15.b.vi.(2) Irrigation Water, Landscape Irrigation, and Lawn or Garden Watering

Provide implementation summaries of the required BMPs to promote measures that minimize runoff and pollutant loading from excess irrigation. Generally the categories are:

- Promote conservation programs
- Promote outreach for less toxic pest control and landscape management
- Promote use of drought tolerant and native vegetation
- Promote outreach messages to encourage appropriate watering/irrigation practices
- Implement Illicit Discharge Enforcement Response Plan for ongoing, large volume landscape irrigation runoff.

Summary:

For county-wide outreach on less toxic pest control and appropriate irrigation practices, refer to SCVURPPP's FY0910 Annual Report Section C7, Public Information and Outreach [reports on the Watershed Watch Campaign and the IPM Store Partnership], and Section C9 Pesticide Toxicity Control [report on the Green Gardener Training Program. Participated in these Program outreach efforts via WVCWP, including review of outreach pieces to be published (print, radio, tv), and review of programmatic reports provided to the Program.

WVCWP published seasonal articles in agency newsletters and posted seasonal information on an Info Board in Monte Sereno Post Office.

Also, promotion of 'less toxic pest control' and 'landscape management,' along with use of drought tolerant and native vegetation, is specifically addressed by WVCWP's distribution of native plant seed packets, which are also 'beneficial bug attractants'. The seed packets, attached to related literature, have proved to be an effective means of encouraging residents to take home literature as well as trial the use of basic IPM measures.

Water conservation has been promoted through articles in municipal newsletters.

FY2009-2010 Annual Report
West Valley Communities:
City of Campbell, Town of Los Gatos, City of Monte Sereno, City of Saratoga

This page intentionally left blank

West Valley Clean Water Program

FY2009-2010 Annual Report
West Valley Communities:
City of Campbell, Town of Los Gatos, City of Monte Sereno, City of Saratoga

APPENDICIES

C3: New Development and Redevelopment
- C3b Grant Application Project Description

C5: Illicit Discharge Detection and Elimination
- C5ciii Illegal Discharge Contacts
- C5fiii(4) Summary of IDDE by Incident Type

C7: Public Information and Outreach
- C7bc Local Advertising and Media Relations
- C7egh Events

C9: Pesticides Toxicity Controls
- C9a IPM Plan

C10: Trash Load Reduction
- C10biii Trash Hot Spot Assessment Photos

West Valley Clean Water Program

FY2009-2010 Annual Report
West Valley Communities:
City of Campbell, Town of Los Gatos, City of Monte Sereno, City of Saratoga

This page intentionally left blank

West Valley Clean Water Program

FY2009-2010 Annual Report
West Valley Communities:
City of Campbell, Town of Los Gatos, City of Monte Sereno, City of Saratoga

APPENDIX C3
New Development and Redevelopment

•C3b Grant Application Project Description

West Valley Clean Water Program

FY2009-2010 Annual Report
West Valley Communities:
City of Campbell, Town of Los Gatos, City of Monte Sereno, City of Saratoga

This page intentionally left blank

West Valley Clean Water Program

CITY OF CAMPBELL

Hacienda Avenue “Green Street” Improvements
Project Description
Urban Greening for Sustainable Communities Grant Program

By
Fredrick Ho

March 15, 2010

Located in the southwesterly portion of the City of Campbell, the mile long Hacienda Avenue is a vital east/west residential collector connecting the more rural San Tomas Area Neighborhood of Campbell to Winchester Boulevard, a north/south arterial that provides connections to Los Gatos, Campbell, and San Jose. The Hacienda corridor also provides a pedestrian and bicycle link from the neighborhood to the Hacienda Percolation Ponds (See Attachment 1) and the extremely popular Santa Clara County Los Gatos Creek Park and Creek Trail. The City, in coordination with the Santa Clara Valley Water District, enhanced the area surrounding the Hacienda Avenue percolation pond at the intersection of Hacienda Avenue and S. Winchester Boulevard. These enhancements provide a much improved site for use as a passive recreational area for nearby residents. Additionally, the intersection of Hacienda Avenue and S. Winchester Boulevard is a potential location for a future VTA facility along the Vasona Light Rail Line.

Due to significant traffic volumes experienced on Hacienda Avenue, combined with a variation in the pavement sections constructed over the years, many under designed for the loads experienced today, Hacienda Avenue has fallen into disrepair. The pavement condition for the majority of Hacienda Avenue is very poor with much of the street in need of major rehabilitation, and some portions requiring actual reconstruction. This street has a predominant street right-of-way of 90-ft, with approximately 70-ft of this area in street pavement. Given its residential surrounding and its wider than necessary pavement width, and the City's commitment to sustainable designs, the City is proposing to develop Hacienda Avenue as a "Green Street". The proposed improvements include installing bike lanes, planting street trees, installing bioswales and other stormwater treatment facilities, narrowing the existing pavement from 70' to 50' and using open space or alternative permeable paving surfaces to allow stormwater infiltration.

Developing Hacienda Avenue as a Green Street will help the City of Campbell comply with its NPDES Permit requirements. However, this project goes beyond permit compliance as highlighted below:

1) Project Size – The project proposes to develop the entire one mile stretch of Hacienda Avenue as a Green Street. To meet Permit requirements, developing only a block would be sufficient.

2) Key Issues Addressed – The Permit requires each green street project to address one of six key green street elements. The proposed Hacienda Avenue Improvement Project goes beyond permit compliance by addressing four of the six key elements. These elements are:

- Stormwater storage for landscaping reuse or stormwater treatment and/or infiltration for groundwater replenishment through the use of natural feature systems;
- Creation of attractive streetscapes that enhance neighborhood livability by enhancing the pedestrian environment and introducing park-like elements into neighborhoods;
- Service as an urban greenway segment that connects neighborhoods, parks, recreation facilities, schools, main streets, and wildlife habitats; and
- Meets broader community goals by providing pedestrian and, where appropriate, bicycle access;

The Hacienda Avenue Improvement Project will also provide multiple other benefits that are not required by the NPDES Permit. These are:

1) Decrease in Air Pollution – Installing bike lanes would encourage use of an alternative transportation mode thereby decreasing air pollution from passenger vehicles. Increased bicycle use would also decrease the consumption and dependency on oil. The project proposes to plant more street trees which would lead to cleaner air and reduce the impact of heat islands leading to decreased energy consumption by nearby residents.
2) Reduce Consumption of Natural Resources & Energy – Narrowing the existing pavement from 70' to 50' would reduce the amount of natural resources and energy associated with manufacture and installation of asphalt and also for maintenance purposes.

3) Reliability of Water Supplies – Use of open space and/or alternative permeable paving methods allow storm water runoff to infiltrate into native soil, removing contaminants before recharging the ground water. This would improve the reliability of water supply.

	Bike Lane	Tree Planting	Infiltration Bioswales	Reduce Asphalt Concrete	Increase Permeable Area
Decrease Air Pollution	X	X		X	
Decrease Water Pollution		X	X		X
Reduce Consumption of Natural Resources & Energy	X	X		X	
Reliability of Water Supplies					X

ATTACHMENTS

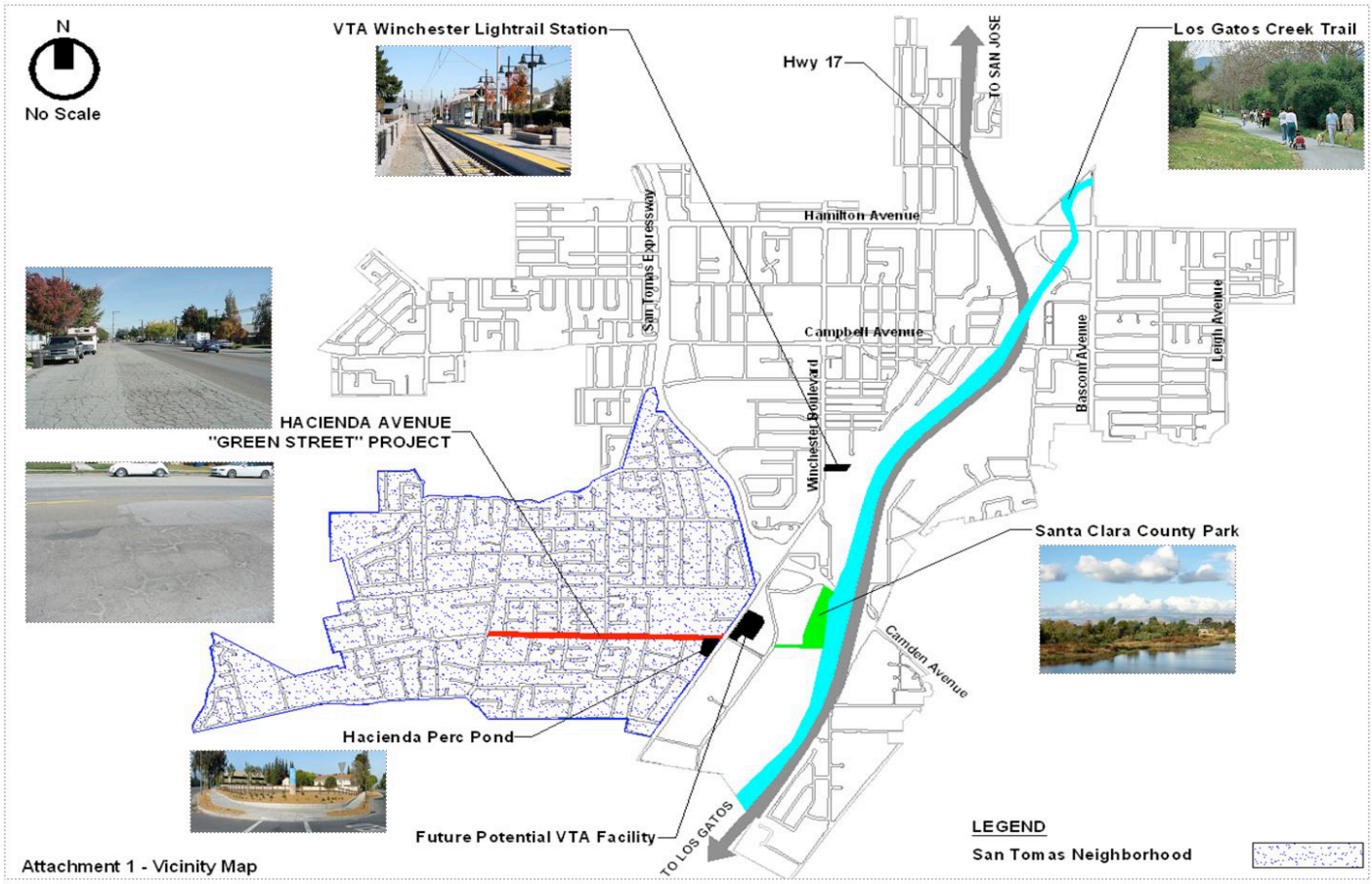

Attachment 1 - Vicinity Map

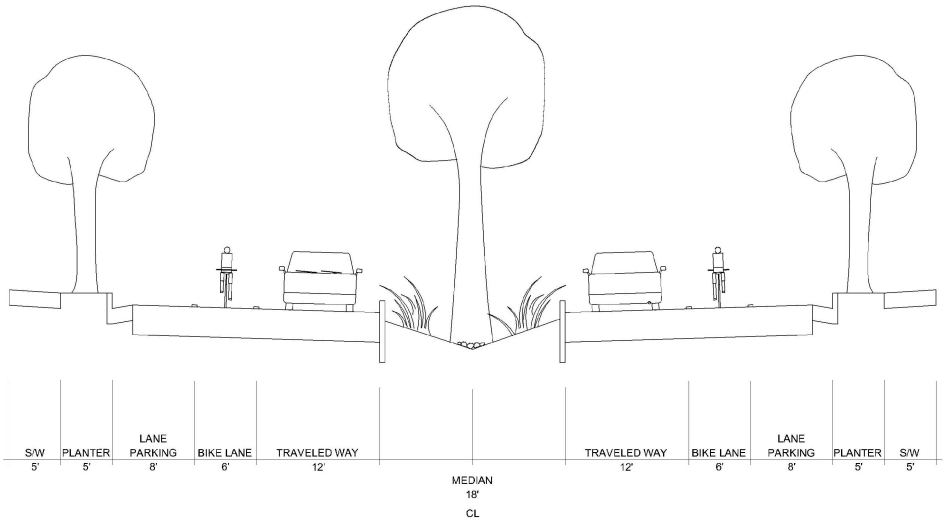

90' ROW

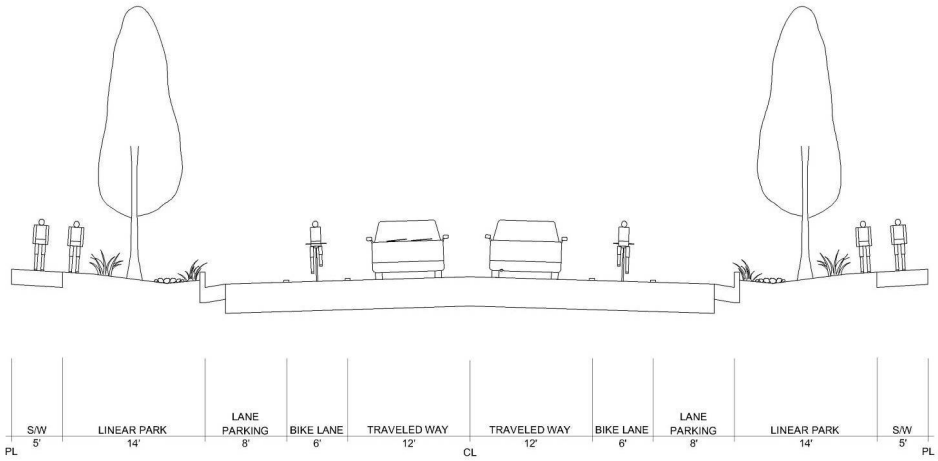

90' ROW

Attachment 2 – Median Island Concept (Top) & Linear Park Concept (Bottom)

FY2009-2010 Annual Report
West Valley Communities:
City of Campbell, Town of Los Gatos, City of Monte Sereno, City of Saratoga

APPENDIX C5
Illicit Discharge Detection and Elimination

- C5ciii Illegal Discharge Contacts
- C5fiii(4) Summary of IDDE by Incident Type

West Valley Clean Water Program

FY2009-2010 Annual Report
West Valley Communities:
City of Campbell, Town of Los Gatos, City of Monte Sereno, City of Saratoga

This page intentionally left blank

West Valley Clean Water Program

SCVURPPP Construction, Illegal Discharge, and Industrial Inspection Contacts

Agency	Construction Inspection	Illegal Discharge	Industrial Inspection
Campbell	**Alan Hom** 408-866-2168 alanh@ci.campbell.ca.us **Bill Helms** (Susan Morgado-Gray) 408-866-2153 billh@cityofcampbell.com	**Akrista Aslin** West Valley Clean Water Program 408-354-5386 office 408-828-4658 cell aaslin@wvcwp.org **Bill Helms** (Susan Morgado-Gray) 408-866-2153 billh@cityofcampbell.com	**Akrista Aslin** West Valley Clean Water Program 408-354-5386 office 408-828-4658 cell aaslin@wvcwp.org **Lorenzo Perez** SCC FD, Haz Mat 408-378-4010 lorenzo.perez@cnt.sccgov.org **Michael Cervantes** Food Facilities – West Valley 408-918-3455 michael.cervantes@deh.sccgov.org
Cupertino	**Kevin Rieden** 408-777-3104 kevinr@cupertino.org **Cheri Donnelly** 408-777-3242 cherid@cupertino.org	**Manuel Barragan** 408-472-9907 **Cheri Donnelly** 408-777-3242 cherid@cupertino.org	**Larry Squarcia** 408-777-3228 larrys@cupertino.org **Cheri Donnelly** 408-777-3242 cherid@cupertino.org
Los Altos Hills	**John Chau** 650-941-7222 jchau@losaltoshills.ca.gov	**John Chau** 650-941-7222 jchau@losaltoshills.ca.gov	**Los Altos Hills does not have any industrial or commercial sites**

SCVURPPP Construction, Illegal Discharge, and Industrial Inspection Contacts

Agency	Construction Inspection	Illegal Discharge	Industrial Inspection
Los Altos	**Kirk Ballard** 650-947-2634 kirk.ballard@losaltosca.gov **Larry Lind** 650-947-2624 larry.lind@losaltos.ca.gov	**Larry Lind** 650-947-2624 larry.lind@losaltos.ca.gov	**Larry Lind** 650-947-2624 larry.lind@losaltos.ca.gov
Los Gatos	**Mike Machado** CBO 408-354-6815 mmachado@losgatosca.gov **Mark Glendinning** Building Inspector 408-354-6870 mglendinning@losgatosca.gov **Steve Souza** Engineering Inspector 408-395-3430 ssouza@losgatosca.gov	**Akrista Aslin** West Valley Clean Water Program 408-354-5386 office 408-828-4658 cell aaslin@wvcwp.org **Steve Souza** Engineering Inspector 408-395-3430 (M-F) ssouza@losgatosca.gov *Parks & Public Works General Line* 7am-4pm Mon thru Fri 408-399-5770	**Akrista Aslin** West Valley Clean Water Program 408-354-5386 office 408-828-4658 cell aaslin@wvcwp.org **Michael Benjamin** SCC FD, Haz Mat 408-378-4010 benjamin@cnt.sccgov.org **Michael Cervantes** Food Facilities – West Valley 408-918-3455 michael.cervantes@deh.sccgov.org
Milpitas	**Shelton Sawyer** 408-586-3407 ssawyer@ci.milpitas.ca.gov **Dorsey Wiseman** 408-586-3246 dwiseman@ci.milpitas.ca.gov.	**Paramjit Uppal** 408-586-3351 puppal@ci.milpitas.ca.gov	**Patti Joki** 408-586-3370 pjoki@ci.milpitas.ca.gov

SCVURPPP Construction, Illegal Discharge, and Industrial Inspection Contacts

Agency	Construction Inspection	Illegal Discharge	Industrial Inspection
Monte Sereno	**Mo Sharma** City Engineer & PW Director 408-354-7635 **Sindhi Mekala** Grading & Drainage Inspections; PW 408-354-7635 (Mon & We Only) sindhi@montesereno.org **Howard Bell** Building Official 408-354-2805	**Akrista Aslin** West Valley Clean Water Program 408-354-5386 office 408-828-4658 cell aaslin@wvcwp.org **Mo Sharma** City Engineer & PW Director 408-354-7635 **Sindhi Mekala** Grading & Drainage Inspections; PW 408-354-7635 (Mon & We Only) sindhi@montesereno.org	**City of Monte Sereno does not have any industrial or commercial sites**
Mountain View	**Eric Anderson** 650-903-6378 main 650-903-6225 direct eric.anderson@mountainview.gov **Carrie Sandahl** 650-903-6378 main 650-903-6224 direct carrie.sandahl@mountainview.gov	**Eric Anderson** 650-903-6378 main 650-903-6225 direct eric.anderson@mountainview.gov **Carrie Sandahl** 650-903-6378 main 650-903-6224 direct carrie.sandahl@mountainview.gov	**Eric Anderson** 650-903-6378 main 650-903-6225 direct eric.anderson@ci.mtnview.ca.us **Carrie Sandahl** 650-903-6378 main 650-903-6224 direct carrie.sandahl@mountainview.gov **Scott Heyworth** 650-903-6378 scott.heyworth@mountainview.gov
Palo Alto	**Chris Fujimoto** 650-329-2430 christopher.fujimoto@cityofpaloalto.org	**Chris Fujimoto** 650-329-2430 christopher.fujimoto@cityofpaloalto.org	**Chris Fujimoto** 650-329-2430 christopher.fujimoto@cityofpaloalto.org
San Jose	**Steven Osborn** 408-277-5635 steven.osborn@sanjoseca.gov	**Steven Osborn** 408-277-5635 steven.osborn@sanjoseca.gov	**Steven Osborn** 408-277-5635 steven.osborn@sanjoseca.gov

SCVURPPP Construction, Illegal Discharge, and Industrial Inspection Contacts

Agency	Construction Inspection	Illegal Discharge	Industrial Inspection
	Jared Hart 408-277-3595 jared.hart@sanjoseca.gov **Cathy Hoang-Mendoza** 408-277-3993 catherine.hoang-mendoza@sanjoseca.gov	**Cathy Hoang-Mendoza** 408-277-3993 catherine.hoang-mendoza@sanjoseca.gov **No Dumping Hotline** 408-945-3000 http://www.sanjoseca.gov/esd/stormwater/stormdrain-complaint.asp	**Mary Morse** 408-277-2767 mary.morse@sanjoseca.gov **Josef Denk (restaurants only)** 408-277-4818 joe.denk@sanjoseca.gov
Santa Clara	**Elliot Wier** 408-615-3092 ewier@ci.santa-clara.ca.us	**Elliot Wier** 408-615-3092 ewier@ci.santa-clara.ca.us	**Elliot Wier** 408-615-3092 ewier@ci.santa-clara.ca.us
Santa Clara County	**Clara Spaulding** 408-299-5737 clara.spaulding@pln.sccgov.org	**DEH/Solid/Medical Waste:** 408-918-3400 **Chris Rummel** 408-918-3400 chirs.rummel@deh.sccgov.org (refuse collection & pumper vehicles, biohaz & medical waste, body art & recycling facilities) **Clara Spaulding** Department of Planning & Developement 408-299-5737 clara.spaulding@pln.sccgov.org	**DEH, Hazardous Materials Control Division** 408-918-3400 **Jim Blamey** HMCD Program Manager 408-918-3400 jim.blamey@deh.co.santa-clara.ca.us **Vicki Everly** Food Facilities – North County 408 918-3490 vicki.everly@deh.sccgov.org everly.vicki@deh.sccgov.org **Michael Cervantes** Food Facilities – South West 408-918-3455 michael.cervantes@deh.sccgov.org **Rochelle Gaddi** Food Facilities, Pools – Central District 408 918-3479 rochelle.gaddi@deh.sccgov.org

SCVURPPP Construction, Illegal Discharge, and Industrial Inspection Contacts

Agency	Construction Inspection	Illegal Discharge	Industrial Inspection
SCVWD	**Denise Uriarte** 408-265-2607, X2909 duriarte@valleywater.org **Pollution Hotline** 1-888-510-5151	**Denise Uriarte** 408-265-2607, X2909 duriarte@valleywater.org **Pollution Hotline** 1-888-510-5151	**Not Applicable**
Saratoga	**Brad Lind** 408-868-1224 bradlind@saratoga.ca.us **Skylar McLean** Grading / Land Development Inspections 408-868-1237 skyelarm@saratoga.ca.us	**Akrista Aslin** West Valley Clean Water Program 408-354-5386 office 408-828-4658 cell aaslin@wvcwp.org **Kristin Borel** 408-868-1258 kborel@saratoga.ca.us **Rick Torres** Streets Maintenance Supervisor 408-857-6545 cell rtorres@saratoga.ca.us	**Akrista Aslin** West Valley Clean Water Program 408-354-5386 office 408-828-4658 cell aaslin@wvcwp.org **Richard Baker** SCC FD, Haz Mat 408-378-4010 richard.baker@cnt.sccgov.org **Michael Cervantes** Food Facilities – West Valley 408-918-3455 michael.cervantes@deh.sccgov.org
Sunnyvale	**Gordon Blancher** 408-730-7448 gblancher@ci.sunnyvale.ca.us	**Sarah Scheidt** 408-730-7267 sscheidt@ci.sunnyvale.ca.us **Kristy McCumby Hyland** 408-730-7274 kmccumby@ci.sunnyvale.ca.us	**Sarah Scheidt** 408-730-7267 sscheidt@ci.sunnyvale.ca.us
Caltrans	**Dragomir Bogdanic** 510-622-0716 510-867-6007 dragomir_Bogdanic@dot.ca.gov	**Hardeep Takhar** 510-286-7182 hardeep_s_takhar@dot.ca.gov	**Not Applicable**

FY2009-2010 Annual Report
West Valley Communities:
City of Campbell, Town of Los Gatos, City of Monte Sereno, City of Saratoga

This page intentionally left blank

West Valley Clean Water Program

FY 2009-2010 Annual Report
West Valley Communities

C5fiii(4) IDDE Summary by Incident Type

July 1, 2009 to June 30, 2010

CoPermittee/ Type of discharge	Accidental spills	Dewatering	Dumping - hazardous	Dumping – non-hazardous	Dumping - Landscape Mat/	Dumpster discharge	Misc. incidents(not properly contained)	Pools/Spas/Fountains discharge	Sanitary spill or leak	Surface cleaning discharge	Un-hardened cement discharge	Vehicle & equipment leaking	Vehicle Washing	Water line breaks	Allowable discharge	Complaint not found	Total Incidents:
Campbell			2	1		1	1	1	1			1		1			**9**
Los Gatos	1		1		1		3	2	2	1	1	2		1		1	**16**
Monte Sereno		1						1							1		**3**
Saratoga			1	1				2			1		1	1			**7**
	1	**1**	**4**	**2**	**1**	**1**	**4**	**6**	**3**	**1**	**2**	**3**	**1**	**3**	**1**	**1**	**35**

Monte Sereno

	Allowable discharge	1
	Dewatering	1
	Pools/Spas/Fountains discharge	1
Total Incidents:		3

FY2009-2010 Annual Report
West Valley Communities:
City of Campbell, Town of Los Gatos, City of Monte Sereno, City of Saratoga

APPENDIX C7
Public Information and Outreach

- C7bc Local Advertising and Media Relations
- C7egh Events

West Valley Clean Water Program

FY2009-2010 Annual Report
West Valley Communities:
City of Campbell, Town of Los Gatos, City of Monte Sereno, City of Saratoga

This page intentionally left blank

West Valley Clean Water Program

WEST VALLEY CLEAN WATER PROGRAM

C7bii1 Local Advertising, Creative [Material] Development and Outreach Media Used
C7c Media Relations

1. Newsletters, Newspaper Articles, Web Postings

a. Newsletters: WVCWP staff prepares articles for use in municipal newsletters for the 4 WV Communities. Submission of articles depends upon timeliness of newsletter distribution to residents vs topics being covered. Municipal newsletter staff also prepare articles relevant to stormwater issues, as feasible, based on priorities of municipal news.
   i. Campbell Profile
   ii. Los Gatos Vista
   iii. Los Gatos Growing Greener
   iv. Keep Los Gatos Beautiful
   v. Monte Sereno
   vi. Saratogan

b. Local Newspapers
   i. Campbell Reporter
   ii. Los Gatos Weekly
   iii. Los Gatos Weekender
   iv. Saratoga News

c. Websites
   i. City of Campbell Website
      1. Main Page
      2. Engineering/PW
   ii. Town of Los Gatos Website
      1. Los Gatos 'What's New'
      2. Public Works
      3. Environmental Programs
   iii. City of Saratoga Website
      1. Saratoga Calendar
   iv. Watershed Watch
   v. West Valley Clean Water Program
      1. www.cleancreeks.org
   vi. SCVRUPPP
   vii. Our Water Our World (BASMAA)

- **July 2009 / Summer 2009**

– Created & distributed Press Release on car-washing, use of the WVCWP "Car Wash Kit" for fundraising events, and the upcoming car wash fundraiser in Campbell for Susan G. Komen.

Distribution: to 3 WV weekly newspapers,

- Article printed in the Campbell Reporter (7/23/2009)

- Article printed Saratoga News (7/23/2009).

- Generated calls to the WVCWP office, with questions about the Car Wash Kit.

– Created & distributed Press Release noting presentation of Stormwater Awards to WV Communities, via County-wide program. Press release covered topics related to "Trash" and "IPM".

Distribution: to 3 WV weekly newspapers
4 Municipal Newsletters

- Article printed in Campbell's "Profile" newsletter: Summer 2009 "City Receives Pollution Prevention Awards" which awards presented by CASQA -- details on the Trash Toolbox program, and a link to the "Trash Toolbox" flyer; the award-winning "Green Gardeners" program, -- and the "IPM Innovators Award".

– Created & distributed Press Release: encourage residents to recognize and use 'beneficial bugs' in home gardens in place of pesticides.

Distribution: to 4 Municipal Newsletters

- Article printed in Campbell's "**Profile**" newsletter: Summer 2009 "A Safe Garden" (Beneficial Bugs). The article included photos of beneficial bugs, and links to additional photos and information available on web sites. The article also encouraged residents to obtain free packets of seeds from WVCWP; the sees are for plants that attract 'beneficial bugs'. Information on proper disposal of pesticides was also included.

- City of Monte Sereno Newsletter: July 2009 "15% Water Use Reduction"

The Newsletter included a reminder to residents to reduce water use. Readers were reminded to refer to conservation tips in the previous Newsletter (April 2009) which contained an article on water conservation.

- **Sept. 2009 / Fall 2009**

– Created & distributed 2 versions of a Press release on Pollution Prevention program at Campbell Cmmty Ctr (Thermometer Exchange, battery drop-off, prescription drugs drop-off). Created & distributed PR, including photos of previous events and encouraging a reporter to cover the P2 event, was submitted.

Distribution: to 3 WV weekly newspapers,

- A "Brief"/short article on the event was printed in the Campbell Reporter (DATE?)

– Created and distributed a Press Release encouraging participation in the California Coastal Cleanup event at WVCWP's Westmont site.

Distribution: to 3 WV weekly newspapers and 4 municipal newsletters

- Info on the event was **printed** in the "Briefs" section of the "Campbell Reporter" (9-11-09)
- Info on the event was **printed** in the "Briefs" section of the "Saratoga News" (9-11-09)

– Created and distributed a Press Release on the Thermometer Exchange/ Battery Drop-off event at Saratoga Community Center

Distribution: to 3 WV weekly newspapers

- A "Brief" article on the upcoming event was **printed** in the Saratoga News,(9/22/09).

-Related Article: The Campbell Profile featured a colorful graphic and a short article promoting water conservation, including a link to the website www.save20gallons.org

- Campbell's "Profile" newsletter: Fall 2009 "Water Conservation"

- Saratoga's "**The Saratogan**" Fall 2009 "E-Waste Drop-off Event"

The newsletter included information on the upcoming free E-waste Drop-off sponsored by the City's waste contractor.

- **Jan 2010/ Winter 2010**

-Related Article: Campbell's "**Profile**" newsletter: Winter/Spring 09/10 "Hamilton Median Project" (Water Conservation). This article discusses a median project on a major arterial; the project incorporates the most up-to-date irrigation system, which saves water, and also ensures there will be no runoff in case of a stuck sprinkler head or similar problem. By setting an example of what can currently be done with appropriate irrigation systems, the article encourages water conservation, and discourages over-watering and runoff.

- Created and distributed article alerting residents on the need to keep leaves out of the gutter area and stormdrain system, and to dispose of them properly in the Yard Waste containers.

Distribution: to 4 municipal newsletters

- Campbell's "**Profile**" newsletter: Winter/Spring 09/10 "The Rain is Coming" (Keeping leaves out of gutters/stormdrains)

- **Mar 2010/ Spring 2010**

– Created and distributed Press Release to present Mercury info prior to the upcoming Thermometer Exchange. The Press Release resulted in a "Growing Greener" newsletter devoted to Mercury & HHW information.

Distribution: 4 municipal Newsletters

- Mercury article for Keep LG Beautiful Flyer.doc
- Los Gatos' "**Growing Greener**" newsletter: March 2010 "Taking Charge of Hazardous Waste".
- Los Gatos' Newsletter included articles on:
    - Thermometer Exchange at LG Farmer's Market;
    - upcoming HHW Drop-off events;

- links to HHW info;
- proper drug disposal;
- proper car-washing.

- Los Gatos "**Vista**" Annual Newsletter: Spring 2010 "Safe Disposal of Medications". In response to a flyer on this subject distributed by WVCWP, Los Gatos published a long article on keeping medications out of our waterways. The article discussed the problem of medications as water pollution, and explained proper disposal procedures.

- City of Monte Sereno Newsletter: May/June 2010 "Maintaining Your Pool & Spa"

This full, front-page article discussed all the aspects of potential copper pollution in creeks due to improper draining. It discussed proper drainage methods and alternative, copper-free maintenance methods, and included links ot further info on the Watershed Watch website.

FY2009-2010 Annual Report
West Valley Communities:
City of Campbell, Town of Los Gatos, City of Monte Sereno, City of Saratoga

This page intentionally left blank

West Valley Clean Water Program

Samples of Media Coverage

Local Newspapers:

- Campbell Reporter
- Los Gatos Weekly
- Saratoga News

Agency Newsletters:

- Campbell Profile
- Los Gatos Vista
- Monte Sereno
- Saratogan

Agency Webposting

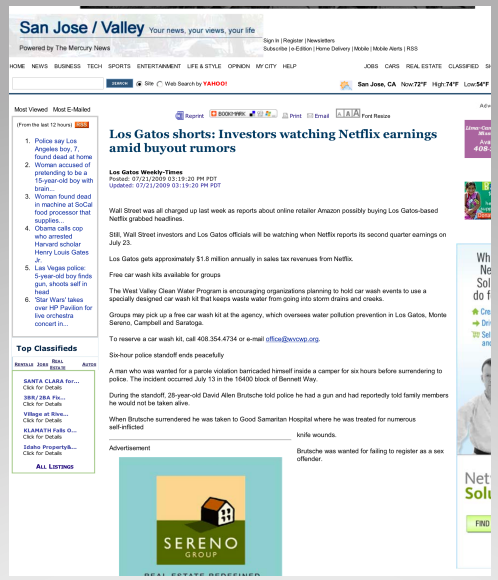

Local Newspapers: Car Wash Kit

BRIEFS

Free e-waste event Oct. 17 at church

There's a better place than the landfill for unwanted old electronics.

The Campbell United Church of Christ will be taking in those outdated products free of charge at an e-waste event on Oct. 17 from 9 a.m. to 2 p.m. at the church campus, 400 W. Campbell Ave.

Electronics contain harmful chemicals and should be disposed of properly or recycled. The church will accept computers, monitors, keyboards, hard drives, TVs, VCRs, video games and systems, cell phones and batteries for recycling.

Call 408.378.4418.

Open seats on parks and rec commission

Two terms on the city's parks and recreation commission will expire this year, leaving a couple of openings on the seven-member committee.

Applicants must be at least 18 years old and a resident of Campbell. Applications may be picked up at city hall, 70 N. First St., and must be returned by Oct. 30 at 5 p.m. Visit www.cityofcampbell.com or call 408.866.2117.

Plans for park now available on city website

The three conceptual plans for Steppenwolf Family Park can now be viewed online at the city's website, www.cityofcampbell.com/dp.

Several residents got to see the plans in person at a community meeting on Oct. 5, but it's still not too late to submit feedback on the design of the park at 316 Union Ave.

Comments and questions can be submitted to public.works@cityofcampbell.com.

EAT

lenty of buyers

Photograph by Chris Vangsnes

home in Campbell. Brown's friend, Robin Terral, ch annual Community Garage Sale.

ots.

ort Debi Phelps ig with the city's Saturday's sale. Although that sales successful the eight years in the event. ur stuff is gone, thrown away. I gave away the nothing that may; is an important

hingelse, Phelps ycling all stuff for s. Even though the advertising, ken out an ad in Gazette News, ar she decided

he usually does rmall. What she ugh is meeting ck customers.

customers.

Phelps' philosophy: Let the customer set the asking price.

"We've offered people something for $2, and they gave us $5 because they thought it was [such a good] deal," she said with a laugh.

Phelps had just about everything for sale including a stove, clothes and jewelry, along with the glass cats she was

Patricia Cornistingo, Sign and Patricia Oswald, came from San Jose looking for low prices and were able to pick up some clothes and get some early Christmas shopping done.

"We came out to Campbell as opposed to the other places [in San Jose] because there's just so many" sales, Sean Oswald said.

"We probably wouldn't have come out if there was just one."

OCTOBER 16, 2009 CAMPBELL REPORTER 3

BRIEFS

Congregation to honor foreign diplomat

Congregation Beth David will honor Chiune Sugihara, a Japanese diplomat who helped save the lives of approximately 6,000 Jews during World War II. Sugihara died in 1986.

The commemoration will be held Oct. 25 from 1 to 3 p.m. at the synagogue, 19700 Prospect Road. A street sign, "Chiune Sugihara Way," will also be unveiled in the parking lot of the congregation property.

Visit www.jewishvirtuallibrary.org/jsource/Holocaust/sugihara.html.

City to host North Campus grand opening

The city of Saratoga is celebrating the grand opening of the North Campus by hosting an open house for residents on Oct. 23 at 3:30 p.m. A tour of the new multipurpose room will be available.

The city bought the real estate in 2002 and is hoping the multipurpose building will be an attraction for citywide community events.

Contact Nina Walker at 408.868.1259 or nwalker@saratoga.ca.us.

Residents can rid themselves of e-waste

West Valley Collection and Recycling is hosting an e-waste event where Saratoga residents can rid their garages of old and unused electronic items.

Television and computer monitors, laptops, external hard drives, keyboards, mice, printers, DVD players and VCRs, phones and fax machines are some of the acceptable items.

The event will be held Oct. 24 from 9 a.m. to 2 p.m. at the North Campus, 19868 Prospect Road.

Call 408.283.2950.

E-MAIL US AT:
lgwt@community-newspapers.com

OCTOBER 13, 2009

tirement party for Harley Crock (right). Crock

his ugly mug

gaining a ages when back "Trent d entering ace. "Trent said. Sure- m ally shand- n ogether the idently the didn't have handle the ed look in side. But the That's why cks," Crock ies coming g. I can say h rich with family and

love."

It's a community that loves him, too.

"Harley is always smiling," recreation supervisor Janet Stampler said. "He's a real team player and role model. He's always ready to help."

"He's been an institution for many years," longtime friend Lee Tugger said. "We're just now discovering what he did that nobody knew about."

Crock said he was humbled when the town council presented him a commendation honoring his years of service to LGS Recreation.

Page 15

OCTOBER 13, 2009 SARATOGA NEWS 9

Local Newspapers: E-waste Events

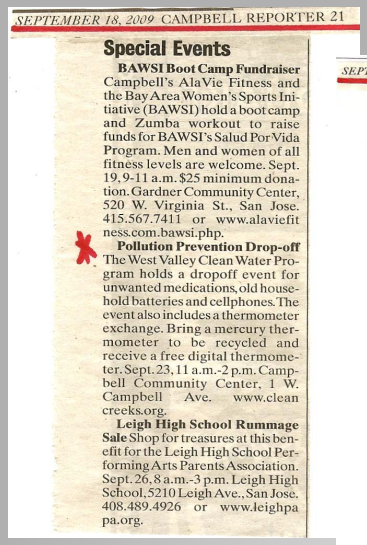

SEPTEMBER 18, 2009 CAMPBELL REPORTER 21

Special Events

BAWSI Boot Camp Fundraiser Campbell's AlaVie Fitness and the Bay Area Women's Sports Initiative (BAWSI) hold a boot camp and Zumba workout to raise funds for BAWSI's Salud Por Vida Program. Men and women of all fitness levels are welcome. Sept. 19, 9-11 a.m. $25 minimum donation. Gardner Community Center, 520 W. Virginia St., San Jose. 415.567.7411 or www.alaviefitness.com.bawsi.php.

Pollution Prevention Drop-off The West Valley Clean Water Program holds a dropoff event for unwanted medications, old household batteries and cellphones. The event also includes a thermometer exchange. Bring a mercury thermometer to be recycled and receive a free digital thermometer. Sept. 23, 11 a.m.-2 p.m. Campbell Community Center, 1 W. Campbell Ave. www.cleancreeks.org.

Leigh High School Rummage Sale Shop for treasures at this benefit for the Leigh High School Performing Arts Parents Association. Sept. 26, 8 a.m.-3 p.m. Leigh High School, 5210 Leigh Ave., San Jose. 408.489.4926 or www.leighpapa.org.

SEPTEMBER 18, 2009 CAMPBELL REPORTER 5

BRIEFS

Residents are encouraged to join clean-up day

West Valley communities are being asked to pitch in locally and join the Sept. 19 international cleanup effort.

The West Valley Clean Water Program, which prevents stormwater pollution locally, is sponsoring a clean-up event at a site near Westmont High School, 4805 Westmont Ave., in Campbell. The event goes from 9 a.m. to noon.

For more information, visit www.cleanacreek.org.

Program will eliminate old, unwanted medicine

The West Valley Clean Water Program is hosting a National Pollution Week resource fair on Sept. 23, 11 a.m.-2 p.m., at the Campbell Community Center, 1 W. Campbell Ave.

Residents from the West Valley can drop off expired or unwanted medications, receive a free digital thermometer in exchange for a glass mercury thermometer, donate old cell phones and receive a free reusable shopping bag.

SEPTEMBER 8, 2009 LOS GATOS WEEKLY-TIMES 9

BRIEFS

Westmont area targeted for cleanup day

West Valley communities are encouraged to pitch in locally and join in on an international cleanup effort on Sept. 19.

The West Valley Clean Water Program, which prevents stormwater pollution locally, is sponsoring a cleanup event at a site near Westmont High School, 4805 Westmont Ave., in Campbell. The cleanup goes from 9 a.m. to noon.

For more information, visit www.cleanacreek.org.

SEPTEMBER 8, 2009 SARATOGA NEWS 9

BRIEFS

Westmont area targeted for cleanup day

West Valley communities are encouraged to pitch in locally and join in on an international cleanup effort on Sept. 19.

The West Valley Clean Water Program, which prevents stormwater pollution locally, is sponsoring a cleanup event at a site near Westmont High School, 4805 Westmont Ave., in Campbell. The cleanup goes from 9 a.m. to noon.

Visit www.cleanacreek.org.

Local Newspapers: P2 Event and Creek Cleanup Sept 2009

BRIEFS

This week is 'Walk to School Week'

Expect to see more children in crosswalks Oct. 5-9 as they participate in "Walk to School Week," a program focusing on teaching children safe walking and biking habits, such as how to cross streets and choose safe routes to school.

The program is part of the "International Walk to School Month," which runs through October. There is also a national "Walk to School Day" on Oct. 7. Visit www.cawalktoschool.com.

City to host thermometer exchange

Exposure to mercury can cause damage to the nervous system, brain, kidneys, liver and immune system. In an effort to rid homes of the dangerous substance, the city of Saratoga is hosting a thermometer exchange.

The event will take place Oct. 7 from 10 a.m. to 2 p.m. in the Joan Pisani Community Center, 19655 Allendale Ave.

Residents can rid themselves of e-waste

West Valley Collection and Recycling is hosting an e-waste event where Saratoga residents can rid their garages of old and unused electronic items.

Television and computer monitors, laptops, external computer hard drives, keyboards, computer mice, printers, DVD players and VCRs, phones, fax machines, electronic toys, typewriters, cameras, stereos and speakers are some of the acceptable items.

The event will be held Oct. 24 from 9 a.m. to 2 p.m. at the North Campus, 19848 Prospect Road.

Call 408.283.2950.

E-MAIL US AT:

OCTOBER 6, 2009

Photograph by George Sakkestad

plot at the Moreland Community Garden.

rt at Moreland

Page 14

OCTOBER 6, 2009 SARATOGA NEWS 9

BRIEFS

City to host thermometer exchange

Exposure to mercury can cause damage to the nervous system, brain, kidneys, liver and immune system. In an effort to rid homes of the dangerous substance, the city of Saratoga is hosting a thermometer exchange.

Households can exchange their old mercury fever thermometers for digital ones. Mercury thermometers should be double-bagged in two sealed plastic bags to prevent spills.

The event will take place Oct. 7 from 10 a.m. to 2 p.m. in the Joan Pisani Community Center, 19655 Allendale Ave.

NEWS

E-MAIL US AT:

VOLUME 54, NUMBER 38 SARATOGA, CALIFORNIA SEPTEMBER 22, 2009

Local Newspaper Mercury Exchange Event

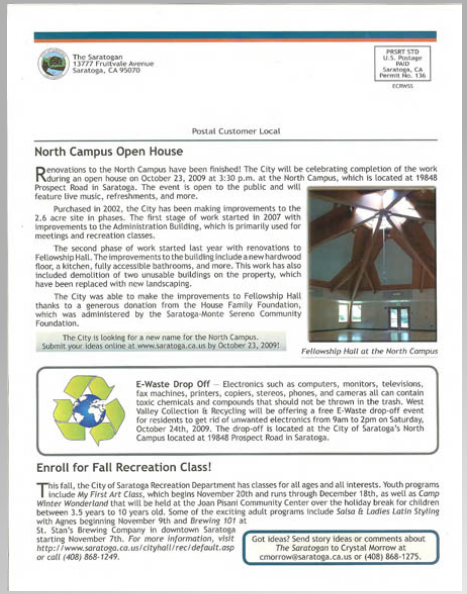

The Saratogan
13777 Fruitvale Avenue
Saratogan, CA 95070

PRSRT STD
U.S. Postage
PAID
Saratoga, CA
Permit No. 136

ECRWSS

Postal Customer Local

North Campus Open House

Renovations to the North Campus have been finished! The City will be celebrating completion of the work during an open house on October 23, 2009 at 3:30 p.m. at the North Campus, which is located at 19848 Prospect Road in Saratoga. The event is open to the public and will feature live music, refreshments, and more.

Purchased in 2002, the City has been making improvements to the 2.6 acre site in phases. The first stage of work started in 2007 with improvements to the Administration Building, which is primarily used for meetings and recreation classes.

The second phase of work started last year with renovations to Fellowship Hall. The improvements to the building include a new hardwood floor, a kitchen, fully accessible bathrooms, and more. This work has also included demolition of two unusable buildings on the property, which have been replaced with new landscaping.

The City was able to make the improvements to Fellowship Hall thanks to a generous donation from the House Family Foundation, which was administered by the Saratoga-Monte Sereno Community Foundation.

The City is looking for a new name for the North Campus.
Submit your ideas online at www.saratoga.ca.us by October 23, 2009!

Fellowship Hall at the North Campus

E-Waste Drop Off – Electronics such as computers, monitors, televisions, fax machines, printers, copiers, stereos, phones, and cameras all can contain toxic chemicals and compounds that should not be thrown in the trash. West Valley Collection & Recycling will be offering a free E-Waste drop-off event for residents to get rid of unwanted electronics from 9am to 2pm on Saturday, October 24th, 2009. The drop-off is located at the City of Saratoga's North Campus located at 19848 Prospect Road in Saratoga.

Enroll for Fall Recreation Class!

This fall, the City of Saratoga Recreation Department has classes for all ages and all interests. Youth programs include *My First Art Class*, which begins November 20th and runs through December 18th, as well as *Camp Winter Wonderland* that will be held at the Joan Pisani Community Center over the holiday break for children between 3.5 years to 10 years old. Some of the exciting adult programs include *Salsa & Ladies Latin Styling* with Agnes beginning November 9th and *Brewing 101* at St. Stan's Brewing Company in downtown Saratoga starting November 7th. *For more information, visit http://www.saratoga.ca.us/cityhall/rec/default.asp or call (408) 868-1249.*

Got ideas? Send story ideas or comments about *The Saratogan* to Crystal Morrow at cmorrow@saratoga.ca.us or (408) 868-1275.

the Los Gatos CA Official Site! - Los Gatos: Growing Greener Together — Page 1 of 2

Home | Site Map | Staff Directory | Resource Directory | Document Center | Archive Center | Printer Friendly

TOWN OF LOS GATOS

Government | Living in Los Gatos | Doing Business | Visiting Los Gatos

U.S. Mayors Climate Protection Agreement

Los Gatos: Growing Greener Together

NOTIFY ME

You are here: Home > Living in Los Gatos > Town Services > Community Services > Environmental Protection Efforts > Los Gatos: Growing Greener Together

The Growing Greener theme for January is Sustainable New Year's Resolutions

view the January Growing Greener flyer to learn tips and practices on setting New Year's Resolutions that create a more sustainable community in 2010!

GREEN NEWS

Holiday Tree Recycling
December 28, 2009 - January 15, 2010 West Valley Collection and Recycling will pick up holiday trees curbside as a part of their regular collection schedule. Up to 2 undecorated, natural or flocked trees, will be picked up per residence. Trees must be cut into 5 foot lengths and placed 1 foot away from garbage/recycling carts. More Info at 408-283-9250 or www.westvalleyrecycles.com

Spare the Air
Did you know that smoke from wood burning fireplaces is harmful for the environment and our health? Do your part to protect our environment and community by not burning wood in your fireplace this winter. The American Cancer Society and the Bay Area Air Quality Management District have teamed up to provide more information about the dangers of wood smoke.

E-Waste Collection Events
With the holiday season upon us, many households end up with new electronics. It is important that the old ones are disposed of and recycled properly so they do not end up in the landfills. The county's Household Hazardous Waste Program will be sponsoring two e-waste collection events:

January 9, 2010
Lifoscan, Inc. (Parking Lot)
1000 Gibraltar Dr.
Milpitas, CA 95035

March 6, 2010
Microsoft (Parking Lot)
1065 La Avenida Street
Mountain View, CA 94043

For more information, please visit www.hhw.org.

Los Gatos: Growing Greener Together

The Town of Los Gatos has been certified as a Green Business. This program, coordinated by ABAG, is a partnership of environmental agencies that assists, recognizes and promotes business and government agencies who operate in a more environmentally responsible way. The key goals of the program are to promote resources conservation and pollution prevention.

At the Town, we take this certification seriously and ask our Town Employees to follow our Green Business Commitments and do the right thing for our environment everyday, while at work in our Town offices. We invite you and your family to join us in our efforts to protect the

LOS GATOS growing greener together

http://www.losgatosca.gov/index.aspx?NID=1456 — 1/12/2010

Local Newsletter
And
Webposting

2. Material Development: Give-aways and Handout items (including brochures and other stormwater literature)

a. RE-USABLE BAG/ ANTI-LITTER CAMPAIGN

Topic: POC-Trash/Litter

Audience: Residents and Students

Goal: Modify behavior => provide incentive for using re-usable bag thru ease of use (size, convenience) and ownership (personalization of bags)

2 types of re-usable bags, to promote litter reduction efforts; the bags carry the message is "Clean Creeks… It's In Our Hands". Both bags are foldable, and can easily fit in a pocket, purse, or school backpack.

- Blue nylon bag is aimed at residents who would use this instead of a grocery bag**. 250** of these bags have been purchased. They can be distributed with relevant literature inside, depending on the event where they will be featured.
- White canvas is aimed at schoolchildren. **150** of these bags have been purchased. The message is printed on the small carrying bag; on the main bag, children will be able to color in a comic, which conveys a stormwater message. This children's activity portion will be a pilot program for WVCWP; it is being adopted from a similar program at the City of Palo Alto.

b. NATIVE PLANTS/ IPM CAMPAIGN (Beneficial Bugs)

Topic: POC-Pesticides/IPM

Audience: Residents and Students

Goal: Modify behavior => provide alternate option to pesticide usage

In FY 08-09 WVCWP carried out a Pilot Program of purchasing seeds for 4 types of California native plants; species which would attract 'beneficial bugs' to gardens, thus encouraging residents to reduce the use of pesticides. WVCWP developed labels for the seeds, and volunteers helped to package them in 2"x3" l envelopes. The packages were attached to IPM literature. This seed program turned out to be very successful in terms of encouraging residents to pick up the IPM literature. In FY 09-10, the Pilot Program was reviewed, and 3 types of seeds were ordered, and more seed packages and blank labels were purchased. WVCWP is looking into soliciting volunteers to package these seeds for distribution in FY 10-11.

c. Copper Brochure

Topic: POC-Copper

Audience: Residents

Goal: Information dissemination => provide incentive (discount card) to learn and participate in pollution reduction thru typical daily activity (car washing)

WVCWP staff created a Copper outreach tri-fold, since no general Copper outreach material was available. The tri-fold was designed to have the "Watershed Watch Discount Card" attached to it, as a means of encouraging residents to take home the literature (i.e if they wanted the Discount Card, they were also getting the Copper information). This tri-fold with Discount Card has proven to be relatively successful in getting residents to take home literature about copper pollution.

d. CAR WASHING- residential and fundraising

Topic: POC-Copper

Audience: Residents

Goal: Modify behavior => provide mechanism for preventing pollution discharge during chosen activity (car wash for fundrasing)

This tri-fold was forwarded to the Program, along with a request for more public outreach material on 'Car Washing & Copper"; subsequently a Car Washing tri-fold was produced by the Program. WVCWP modified this piece for the WVC by highlighting local contact info on it.

e. Information Cards

Topic: POCs (Trash/Litter, Pesticides, Copper); Creeks and SF Bay as local resource, Watersheds

Audience: Residents, Teachers, Students

Goal: Information dissemination

f. PRESENTATION: "A Stormwater Campaign in Cartoons"

Topic: Conveying BMP and POC message to residents

Audience: Municipal/ Stormwater Staff

Goal: Information dissemination

At the end of FY 08-09, WVCWP staff was invited to present at the EPA National Outreach Conference in Portland on the topic of "A Stormwater Campaign in Cartoons". The presentation was very well received, and WVCWP continues to receive requests for information on this topic. The presentation is posted on the EPA website; WVCWP has shared information via e-mail so that other agencies can initiate advertising campaigns using cartoon characters.

Material Development:
Handouts and Give-away items

Re-usable Bags

Native Plants/IPM
Copper Brochure
Car Washing
Information Cards

Reusable Bags
And
Native Plant/
Beneficial Bug Attractor Seeds

Why keep Copper out of our Creeks ?

1000 sq ft of copper roof, by itself, can lead to

TOXIC CONDITIONS
in a nearby creek
within just 1 rainstorm

How does COPPER get into our Creeks?

Rain, irrigation, hosing down driveways, etc. can all carry pollution from our homes to nearby stormdrains.

STORMDRAINS FLOW DIRECTLY INTO OUR CREEKS

Water flowing into a stormdrain does NOT flow to the Water Treatment Plant— it flows straight into our creeks.

From there, it can enter our groundwater system or San Francisco Bay

DISCOUNT CARD

Watershed Watch
Protect Our Creeks And Bays

Visit www.MyWatershedWatch.org or call 1-866-WATERSHED for new offers

Use this card for:

$ 4 off

the **"Deal Special"** at any **CLASSIC CAR WASH** location

Delta Queen
981 E Hamilton Ave.
Campbell, CA - (408) 377-2525

Lark Avenue
16500 Lark Ave.
Los Gatos, CA - (408) 356-2525

Westgate
18560 Prospect Rd.
Saratoga, CA - (408) 996-2515

Robertsville
5005 Almaden Expressway
San Jose, CA - (408) 371-2565

Our Copper & Our Creeks

Did you know ... ?

- **COPPER**, even in very small amounts, can be **deadly to life in our creeks** and SF Bay
- **COPPER is common in car brake pads**, and runs into our creeks when we wash cars in driveways & parking lots
- **COPPER** can come from home sources, such as
  - **pool/spa chemicals**
  - **copper garden pieces**
  - **architectural elements**

How can YOU help keep Copper out of creeks ?

Car Washing

Take your car to a commercial car wash

Or, use a commercial 'wash-it-yourself' facility.

This way the dirty water is cleaned and recycled, rather than carrying pollutants straight to a creek.

If you can't use a car wash facility,

at least wash your car on a lawn or gravel area

— this allows dirty water to sink into the soil instead of running straight into a creek.

for Car Wash Fundraiser Events borrow a FREE "Car Wash Kit"

This kit ensures that water from your event will flow to the Water Treatment Plant, rather than straight to our creeks.

Get the kit from West Valley Clean Water Program at:

(408)354-3585
office@wvcwp.org

Pools & Spas

Choose safe algaecides

Check with your pool store for copper-free algaecides.

Drain your Pool or Spa properly

NO: draining into a street, gutter or storm drain

YES: discharge water to a sanitary sewer cleanout.

If you are on a septic system or have no sanitary sewer clean-out, contact your ***wastewater treatment authority***. You may be told to drain the water to a lawn or gravel area.

Residents of Campbell, Los Gatos Monte Sereno and parts of Saratoga, can get direction from:

West Valley Sanitation District at (408) 378-2407

How can YOU help keep Copper out of creeks ?

Around your Home

Choose Copper-free outdoor garden accessories and architecture

Use non-copper weathervanes, birdbaths, gutters, roofing etc.

Copper, when used outdoors, will oxidize. These particles will be washed off by rain and flow straight into creeks.

For existing copper gutters & roofs, create a percolation area at your downspout outlet. The roof runoff can soak into the ground, rather than flowing to the creek.

For additional information contact

West Valley Clean Water Program

www.cleancreeks.org

(408)354-3585
office@wvcwp.org

WV Brochure on Copper

DISCOUNT CARD

Watershed Watch

Protect Our Creeks And Bays

Visit www.MyWatershedWatch.org or call 1-866-WATERSHED for new offers

Use the **Watershed Watch Discount Card** to get discounted car washes at the following locations:

Delta Queen Classic Car Wash:
981 E Hamilton Avenue,
Campbell, CA 95008, (408) 377-2525

Lark Avenue Classic Car Wash:
16500 Lark Avenue,
Los Gatos, CA 95032, (408) 356-2525

Westgate Classic Car Wash:
18560 Prospect Road,
Saratoga, CA 95070, (408) 996-2515

Robertsville Classic Car Wash:
5005 Almaden Expressway,
San Jose, CA 95118, (408) 371-2565

Premier Car Wash:
735 Capitol Expressway Auto Mall,
San Jose, CA 95136, (408) 979-7811

You can download the Watershed Watch Discount Card at www.MyWatershedWatch.org.

If your favorite car wash is not currently participating in the Watershed Watch Discount Card program, ask them to join!

NO DUMPING FLOWS TO BAY

For more information, contact your local storm water program.

Campbell
Los Gatos
Monte Sereno
Saratoga

Contact

West Valley Clean Water Program

(408) 354-5385

info@cleancreeks.org

Unincorporated Santa Clara County (408) 918-3400

Santa Clara Valley Urban Runoff Pollution Prevention Program

A coalition of local government agencies.

Clean Cars & Clean Creeks

How to keep car wash pollution out of local creeks and the Bay!

Watershed Watch

Protect Our Creeks And Bays

1-866-WATERSHED
www.MyWatershedWatch.org

WEST VALLEY CLEAN WATER PROGRAM

CONTACT US !

✓ Schedule an In-Class "Enviroscape" Presentation
✓ Request 'Less-Toxic' Gardening Information
✓ Request a Watershed Watch Discount Card
✓ Borrow a 'Car Wash Kit' for Fundraisers

info@cleancreeks.org

♦ Office (408) 354-4734 ♦ Fax (888) 5456-CWP ♦

A Cooperative Effort of:

City of Campbell ♦ City of Saratoga
City of Monte Sereno ♦ Town of Los Gatos

www.cleancreeks.org

WV Modified Version
SCVURPPP Car Wash Brochure
And
Contact Us!
Information Cards

3. Posters, Flyers

It is common for local events to be publicized via municipal websites and posting of event flyers in municipal facilities.

Municipal Facilities include:

- City/ Town Hall: main building: Planning, Building, Engineering Counter, where development applications and building permits are issued
- Corporation Yard/ Service Center: Location for maint crews and equipment/ vehicles
- Community Center
- Senior Center
- Library
- Other Facility Building: MS Post Office

a. Campbell: Campbell posted flyers at the Community Center, and on the City website for:

   i. Pollution Prevention Event – (9/09);
   ii. Arbor Day (4/10);
   iii. Community Cleanup (5/10);
   iv. Bike to Work Day (5/10);

b. Los Gatos: Los Gatos posted flyers at various municipal buildings and also notified residents of events via the Town website, especially by making use of it's "What's New" e-mail subscription service.

   i. E-waste Drop-off event (10/09);
   ii. Thermometer Exchange (4/10);
   iii. Arbor Day (4/10);
   iv. Bike to Work Day (5/10)
   v. PPW Open House (5/10)

c. Monte Sereno: Monte Sereno posts flyers in the City Hall foyer; in addition, WVCWP posts info and events regularly on a large arrangement in the Monte Sereno City Post Office, which is the spot in Monte Sereno which receives the most foot traffic. Topics included:

   i. Mercury pollution prevention
      a. Mercury Thermometer exchange
      b. Battery recycling
      c. Fluorescent Bulb recycling
   ii. Protect creeks during Car Wash Fundraisers
   iii. Preventing pollution with everyday activities
   iv. Trash/ Litter/ Recycling
   v. Sediment Impacts
   vi. Watershed Watch/Protect our Creeks and Bay
   vii. Clean-up Events
   viii. Arbor Day/ Earth Day Events
   ix. Home Maintenance Tips
   x. Bike to Work
   xi. Copper-Free Pools. Spas, and Fountains
   xii. Pesticide-Free Gardens/ IPM

d. Saratoga: Saratoga posts flyers at various municipal buildings, and also uses the City website's Home Page, RSS news feeds, and web-based calendar to advertise events.

   i. Thermometer Exchange (10/09);
   ii. E-waste collection (10/09);
   iii. Arbor Day (4/10)

FY2009-2010 Annual Report
West Valley Communities:
City of Campbell, Town of Los Gatos, City of Monte Sereno, City of Saratoga

This page intentionally left blank

West Valley Clean Water Program

Samples of Posters and Flyers

Mercury Thermometer Exchange Events

Bike to Work Day

Open House

Clean-up Events

E-Waste Recycle Drop Off

Window Postings

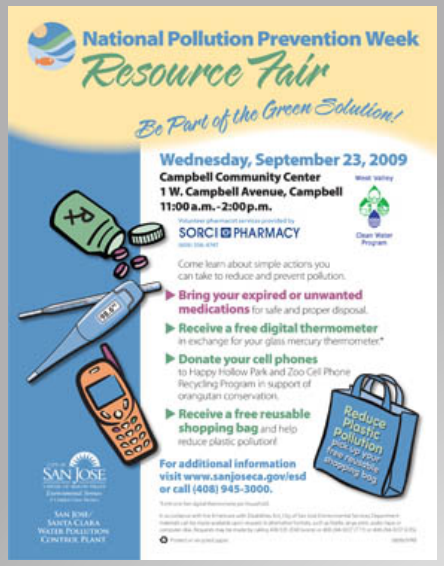



Outreach Event Evaluation

Event Name: Mercury Fever Thermometer Exchange

Your Name: Evelyn Broeker Your Program (if applicable): WVCWP

Shift Date: October 7, 2009 Time Started: 10am Time Ended: 2pm

1. Report the materials taken and their estimated quantities distributed at this event. (An attachment is fine.) 75 each of the following:
   a. Re-usable bags (plastic from SaveMart, users can receive 5cents credit at any participating grocery store, not just SaveMart – i.e., Safeway, Genes, etc) [=> covers litter topic]
   b. WW Discount Cards w/ WVCWP brochure on Copper pollution [=> covers POC Copper topic]
   c. Fly Swatter w/booklet on Less Toxic Fact Sheets on Pests (insects, rodents, etc) [=> covers POC Pesticide topic]
   d. Mercury Disposal booklet [=> covers POC Mercury topic]
2. Report the estimated number of attendees you engaged with in "information contacts" or discussions at this event. Approximately 126 attendees; 216 mercury thermometers were collected and this equates to 108 grams of mercury. We also collected a 5 gallon bucket of batteries, 2 cell phones and 7 eyeglasses.
3. Was this event a satisfactory venue? Yes. The location and timing were excellent. Senior citizens are most likely to have mercury thermometers. The Senior Center was also holding a luncheon with a guest speaker and an opportunity to speak with a librarian from El Camino Hospital.
4. How appropriate were the materials for this audience at this event? Quite appropriate.
5. How adequate was the staffing at the event during the time that you were working? Two working at the table and one to actually hand out information.
6. What messages (not materials) did you deliver? Pollution awareness and venues for discarding toxic/hazardous waste. (medicine, sharps, paint, e-waste)
7. What did you learn from interfacing with the public at this event? Some attendees have gardeners and housekeepers which could benefit by extending them the gardening and cleaning information.
8. What giveaway items did you find most useful for this event? Discount Cards w/ WVCWP brochure on Copper pollution and San Jose's polymer material reusable grocery bags.
9. Which giveaway items were least useful for this event? SaveMart's recycled plastic reusable bags.
10. What other literature should have been provided at this event? N/A

Other comments: Have chairs available for senior citizens to complete the onsite evaluation form. Keep evaluation forms brief with a maximum of three questions to include multiple choice answers. Have forms with large print.

Mercury Thermometer Exchange Event
WVCWP Co-Host w/ San Jose
Sept 23, 2009; Oct 7, 2009

Bike to Work – May 13, 2010

BIKE TO WORK DAY
MAY 13, 2010

- ✓ Reduce your carbon foot print for the day.
- ✓ It's fun!
- ✓ It's green!
- ✓ It's a great way to see all those details you miss in the car!

For more information about this event visit the Silicon Valley Bike Coalition at: bikesiliconvalley.org

BIKE TO WORK DAY
MAY 13, 2010

When is the last time you smelled the crisp springtime air during your morning commute? Or pulled into the parking lot with a big smile plastered across your face, pumped with endorphins and ideas? Or lost weight just by going back and forth to work each day?

A HEALTHY BODY – Ride your bike to work, and you no longer need to make time to exercise. Racking up just 3 hours of riding time a week can lead to cutting your risk of heart disease in half. Please consult your doctor before starting any new physical activity.

MORE MONEY – The average annual price of keeping an automobile running: at least $3,000. The cost of running a bike for a year: less than $300. The joy of saving more than two thousand dollars a year: priceless.

CLEAN AIR – Motorized vehicles are responsible for 70% of the carbon monoxide, 45% of the nitrogen dioxide, and 35% of the hydrocarbons people produce. Riding a bike is a simple way to improve the environment.

FREE BREAKFAST

All those who participate in Bike-to-Work Day, including those who walk, carpool or use low fuel vehicles (hybrids, motorcycles, etc.) for their commutes, and those who live within a mile or two of the work place will be honored with a light breakfast to be hosted on the patio outside Greg's office on the morning of Thursday, May 13th from 9:00 AM -10:00 AM.

Please RSVP with Patsy Garcia at PGarcia@LosGatosCA.gov or by calling (408) 354-6832 if you are planning on attending the breakfast.

Bike To Work
May 13, 2010

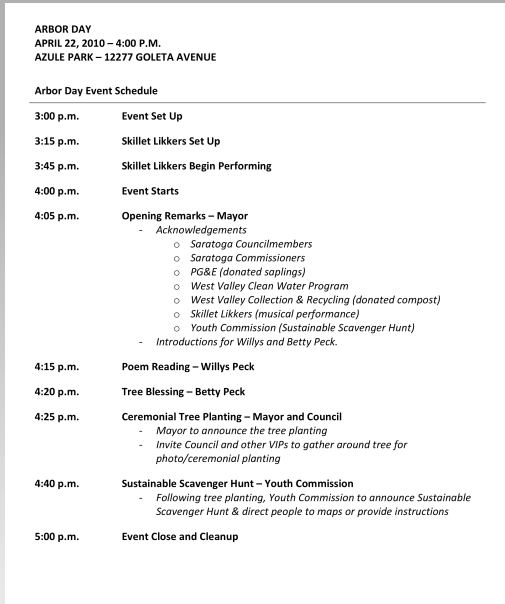

ARBOR DAY
APRIL 22, 2010 – 4:00 P.M.
AZULE PARK – 12277 GOLETA AVENUE

Arbor Day Event Schedule

3:00 p.m.	**Event Set Up**
3:15 p.m.	**Skillet Likkers Set Up**
3:45 p.m.	**Skillet Likkers Begin Performing**
4:00 p.m.	**Event Starts**

4:05 p.m.	**Opening Remarks – Mayor**
	- *Acknowledgements*
	  - *Saratoga Councilmembers*
	  - *Saratoga Commissioners*
	  - *PG&E (donated saplings)*
	  - *West Valley Clean Water Program*
	  - *West Valley Collection & Recycling (donated compost)*
	  - *Skillet Likkers (musical performance)*
	  - *Youth Commission (Sustainable Scavenger Hunt)*
	- *Introductions for Willys and Betty Peck.*

4:15 p.m.	**Poem Reading – Willys Peck**
4:20 p.m.	**Tree Blessing – Betty Peck**
4:25 p.m.	**Ceremonial Tree Planting – Mayor and Council** - *Mayor to announce the tree planting* - *Invite Council and other VIPs to gather around tree for photo/ceremonial planting*
4:40 p.m.	**Sustainable Scavenger Hunt – Youth Commission** - *Following tree planting, Youth Commission to announce Sustainable Scavenger Hunt & direct people to maps or provide instructions*
5:00 p.m.	**Event Close and Cleanup**

Arbor Day Events
April 2010

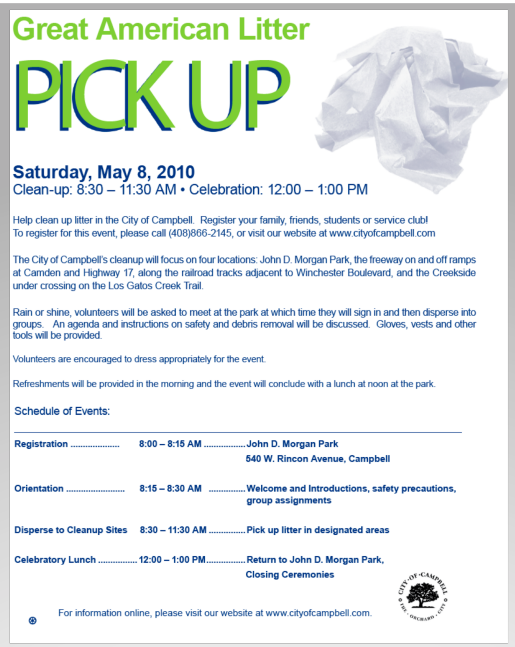

Great American Litter

PICK UP

Saturday, May 8, 2010
Clean-up: 8:30 – 11:30 AM • Celebration: 12:00 – 1:00 PM

Help clean up litter in the City of Campbell. Register your family, friends, students or service club!
To register for this event, please call (408)866-2145, or visit our website at www.cityofcampbell.com

The City of Campbell's cleanup will focus on four locations: John D. Morgan Park, the freeway on and off ramps at Camden and Highway 17, along the railroad tracks adjacent to Winchester Boulevard, and the Creekside under crossing on the Los Gatos Creek Trail.

Rain or shine, volunteers will be asked to meet at the park at which time they will sign in and then disperse into groups. An agenda and instructions on safety and debris removal will be discussed. Gloves, vests and other tools will be provided.

Volunteers are encouraged to dress appropriately for the event.

Refreshments will be provided in the morning and the event will conclude with a lunch at noon at the park.

Schedule of Events:

Registration	**8:00 – 8:15 AM**	**John D. Morgan Park** **540 W. Rincon Avenue, Campbell**
Orientation	**8:15 – 8:30 AM**	**Welcome and Introductions, safety precautions, group assignments**
Disperse to Cleanup Sites	**8:30 – 11:30 AM**	**Pick up litter in designated areas**
Celebratory Lunch	**12:00 – 1:00 PM**	**Return to John D. Morgan Park, Closing Ceremonies**

For information online, please visit our website at www.cityofcampbell.com.

Campbell Clean-up Event
May 8, 2010

E-Waste Events
At three locations
Oct 2009, May 2010

WINDOW POSTINGS AT MONTE SERENO USPS SUBSTATION FY 0910	
Date Posted	**Subject**
09/09/09	Watch out for mercury pollution! Keep batteries out of the trash Preventing pollution is an everyday activity Protect our creeks during your next Car Wash Fundraising Event
11/16/09	Watch out for mercury pollution! Keep batteries out of the trash Preventing pollution is an everyday activity Car Wash Fundraising Event
12/02/09	Clean Sweep U.S.A - Take a Field Trip To Clean Sweep U.S.A. 254 Million Tons of Trash -- Compost, Recycle, Waste-to-Energy, Landfill Keep batteries out of the trash No Grease Down the Drain!
02/02/10	Watershed Watch Protect Our Creeks and Bay
03/04/10	Great American Litter Pick UP -- Saturday, March 20, 2010 Arbor Day: Los Gatos Tree Planting Ceremony – April 30, 2010 National River Cleanup Day – May 15, 2010
04/06/10	Los Gatos Tree Planting Ceremony National River Cleanup Day – May 15, 2010 Los Gatos: Bring Your Own Mug/Save with Reusable Shopping Bags Home Maintenance Tips for a Cleaner Bay: -- Carpet/Upholstery Cleaning -- Pool/'Spa Maintenance -- Housecleaning and Window Washing Handouts: -- Los Gatos Tree Planting Ceremony -- National River Cleanup Day -- Home Maintenance Tips for a Cleaner Bay
05/04/10	Great American Litter Pick Up - May 8, 2010 - City of Campbell Bike to Work - May 13, 2010 - City of Campbell National River Cleanup Day - May 15, 2010 Parks and Public Works Community Open House - May 19, 2010 - Los Gatos Keep Your Pool, Spa, or Fountain Copper-Free Handouts: -- National River Cleanup Day -- Keep Your Pool, Spa, or Fountain Copper-Free
06/03/10	No Dumping! Flows to Creek Naturally Managing PESTS…with a Healthy Garden Pest or Pal The 10 "Most Wanted" Bugs In Your Garden Handouts: -- Naturally Managing PESTS…with a Healthy Garden -- The 10 "Most Wanted" Bugs In Your Garden

Window Postings
Monte Sereno Post Office

Window Postings
Monte Sereno Post Office

WEST VALLEY CLEAN WATER PROGRAM

C7egh Events

Car Wash using WVCWP CAR WASH KIT 7/26/09 Location: Del Taco Parking Lot, Campbell	Susan G. Komen Cancer "Walk for Life" organized this event; WVCWP supported the event by providing the Car Wash Kit to prevent runoff pollution.	This event was successful in that the organizers learned about use and benefits of the Car Wash Kit. In fact, the group returned in June 2010 to borrow the Kit again. All volunteers were receptive to using it. In addition, the Kit includes automatic hose shut-off nozzles, which help volunteers learn about water conservation. At the time this Car Wash event took place, no Copper or Car Wash outreach materials had been developed, so copper pollution education was conducted by WVCWP via 'word of mouth'. A Press Release for this event, and use of the Car Wash Kit, was issued by WVCWP. An article ran in the local weekly newspapers (see C.7.c "Media Relations", above). In addition to increasing public awareness, the Kit serves the very important function of keeping the wash water runoff from entering the stormdrain system.
Pollution Prevention Resource Fair Event at Campbell Community Center 9/23/09 Sponsored by City of Campbell, WVCWP and San Jose Environmental Service Dept. The event was open to any SC County residents, but much of the outreach was aimed at the WVC area.	The Fair provided a Thermometer Exchange, battery recycling, eyeglasses drop-off, cell-phone recycling, and medications disposal. WVCWP staffed a table and provided info on stormwater and pollution, especially mercury pollution (i.e. related to the thermometer and battery recycling opportuny). This event is aimed at local residents.	**150** residents attended (appx). Items collected & removed from the landfill stream: **242.5** lbs of pharmaceuticals (14.5 controlled, 228 non-controlled), **57** thermometers **18** cell phones **95.5 lbs** of batteries <u>Brochures & Giveaways Distributed:</u> • 99x - reusable bags. • 45x -- Native Seed Packets with Healthy Gardens: Naturally Managing Pests flyer • 30x -- /10 pollution prevention tri-fold with Watershed Watch Discount Card • 44x -- Fly Swatters • 18x -- Pest or Pal Activity guide • 14x -- Pests Bugging You?

C7egh Events

Thermometer Exchange Event at Saratoga Community Center 10/7/09 Sponsored by City of Saratoga, WVCWP and San Jose Environmental Service Dept. The event was open to any SC County residents, but much of the outreach was aimed at the WVC area.	This event provided a Thermometer Exchange, battery recycling, eyeglasses drop-off and cell-phone recycling. WVCWP staffed a table and provided info on stormwater and pollution, especially mercury pollution (i.e. related to the thermometer and battery recycling opportuny).The event was especially convenient for Senior Citizens whose 'Senior Center' is attached to the Community Center. This event is aimed at local residents.	This event was particularly successful with Saratoga's senior citizens; they appeared to be residents who had a number of glass thermometers that needed to be properly disposed of, and they appreciated the convenience of the location (attached to the Senior Center) and the chance to drop off household batteries at the same time. They did ask to have more chairs available for sitting, the next time this event is held. Event included opportunities for recycling: thermometers and batteries **126** people came to drop off their thermometers and receive some literature on pollution prevention, **216** mercury thermometers were collected, equating to **108** grams of mercury.
Thermometer Exchange Event at Los Gatos Farmers' Market; part of "Keep Los Gatos Beautiful" Month 4/11/10 Sponsored by Town of Los Gatos, WVCWP and San Jose Environmental Service Dept. The event was open to any SC County residents, but much of the outreach was aimed at the WVC area.	This event is aimed at local residents. WVCWP worked with SJ Env. Services Dept and Town of LG to arrange this event as part of "Keep Los Gatos Beautfiul Month". SJ ESD staff a table and provided info on stormwater and pollution, especially mercury pollution (i.e. related to the thermometer recycling opportuny).	**1** mercury thermometer was collected. Due to rainy weather at this outdoor event, it turned out to not be very productive. Extensive outreach/advertising had been conducted, and despite the rain at least 10 people stopped at the booth. WVCWP staff is exploring options for an indoor venue for FY 10-11. Materials distributed were: 10x - HHW Tri-fold 1x – Medication Disposal 1x - Seafood Watch Guide – Spanish 1x - Seafood Watch – Sushi Guid 1x – What You Don't Know About Mercury 8x – Grease Scrapers 4x – Grow It Guide 4x – 10 Most Wanted Bugs 1x – Wonder of our Water Works

C7egh Events

City of Campbell Arbor Day 4/20/2010 Campbell Middle School	This annual event recognizes the City's efforts to preserve trees. It teaches residents about the value of trees while encouraging them to plant trees appropriate to the area (pest resistant, etc.).	
City of Saratoga Arbor Day 4/22/10 Azule Park, Saratoga	This annual event recognizes the City's efforts to preserve trees. It teaches residents about the value of trees while encouraging them to plant trees appropriate to the area (pest resistant, etc.). WVCWP efforts were acknowledged in the mayor's opening statement. PG&E distributed saplings for residents to plant at home. Children attending participated in a "Sustainable Scavenger Hunt". This event is aimed at local residents; youth activities are included to encourage attendance by local children.	60 attendees (appx). Attendees chose to take: 5x – "You are the Solution to Water Pollution" 15x – "Kids Guide to Backyard Bugs" 18x – "Pests Bugging You" brochures 38x – "Original Pest Control" fly swatters
Los Gatos Arbor Day 4/30/10 Belgatos Park, Los Gatos	This was a celebration of the Town's 30th year to have been named a "Tree City USA". Town staff planted 30 trees at various park locations in recognition of this honor. This event is aimed at local residents. The Town did targeted outreach to the Bel Gatos neighborhood, and to local schools.	appx. 100 elementary schoolchildren from Mulberry School – pre-K through 5th grade. Attendees chose to take: 14x – "Soil Matters" booklets 8x – "Stream Care Guide" booklets 12x – "Pests Bugging You" brochures 14x – "Clean It Guides" 80x – "Original Pest Control" fly swatters 50x – "Get the Scoop – Don't Pollute" pencils 100x – "Pest or Pal" Activity guides/booklets

C7egh Events

Bike to Work Day May 13, 2010 Town of Los Gatos & City of Campbell Municipal offices	**Bike-to-Work Day** is an annual event held on the third Friday of May across the United States and Canada that promotes the bicycle as an option for commuting to work. WVC muni offices encourage people to try bicycle commuting as an alternative to driving, which can help reduced various forms of pollution, including copper pollution in waterways. The City of Campbell and the Town of Los Gatos promoted the event to staff, and to their general communities. Flyers were posted, and info appeared on municipal websites.	Town of Los Gatos had appx. 5 staff members who participated. Participants met at "Orchard City Green" (park) for remarks by the City CEO, and refreshments donated by the City Manager.
Car Wash using WVCWP CAR WASH KIT 6/26/10 Location: Del Taco Parking Lot, Campbell	Susan G. Komen Cancer "Walk for Life" organized this event; WVCWP supported the event by providing the Car Wash Kit to prevent runoff pollution.	This event was successful in that the organizers learned about use and benefits of the Car Wash Kit. This group had borrowed the Kit 11 months previously and chose to request it again. All volunteers were receptive to using it. In addition, the Kit includes automatic hose shut-off nozzles, which help volunteers learn about water conservation. In addition to increasing public awareness, the Kit serves the very important function of keeping the wash water runoff from entering the stormdrain system.

Coastal Cleanup Day 2009 9/19/09 San Tomas Aquino Creek @ Westmont High, Campbell Local site; part of County-wide effort and International event.	WVCWP has served as the sponsor for this Creek Cleanup site for a number of years. Outreach has been targeted at different groups, at different times – for example, Westmont High School students, Scout troops, and elementary school students. This event is aimed at local residents; WVCWP also targets schools and Scout troops during outreach.	Volunteers: 11 Trash collected: 330 Lbs. Recyclables: 90Lbs.

C7egh Events

City of Campbell Great American Pick-up 5/8/10	Campbell holds this event annually, and traditionally generates excellent community participation. For the 2010 event, 4 tasks were assigned: **Litter pickup** & graffiti removal from the undercrossing of Creekside of the Los Gatos Creek Trail **Litter pickup** at 3 other sites: • John D. Morgan Park • Hwy 17 from Camden on-ramp to Pedestrian over-crossing • railroad tracks along Winchester Blvd from Hacienda to Kennedy This event is aimed at Campbell residents. City of Campbell does extensive outreach to solicit residents to volunteer for this activity.	Volunteers: 100 Resutls: 29 partially-filled bags of recyclables 52 partially-filled bags of trash Participants chose to take: 8x – "Soil Matters" literature 10x – "Pests Bugging You" brochure 14x – "Clean-It Guides" 5x – "Mercury – What You Don't Know" brochures 42x – "Strip" thermometers 4x Copper Tri-fold w/Discount Card attached 20x "Original Pest Control" fly swatters 20x – "2000 Creek Cleanup" bandanas 12x – Lip Balm 35x – "Get the Scoop – Don't Pollute" pencils 3x – "Native Plants" seeds with "10 Most Wanted Bugs" brochure attached
National River Cleanup Day 2010 5/15/10 San Tomas Aquino Creek @ Westmont High, Campbell Local site; part of County-wide effort and National event.	WVCWP has served as the sponsor for this Creek Cleanup site for a number of years. Outreach has been targeted at different groups, at different times – for example, Westmont High School students, Scout troops, and elementary school students. For this event, outreach was focused on generating interest among families of students from a nearby elementary school (Marshall Lane).	Volunteers: 16 (8 of these were families associated with a local elementary school where the Zun Zun assembly was held on 12/10/09). Two sections of the creek were cleaned: 600 feet on two sides of the creek and another 300 feet on one side of the creek in a different direction. <u>Participants chose to take:</u> 5x – "You're the Solution to Water Pollution" brochures 10x – "Adopt a Creek" lanyards 9x - Re-usable bags (sponsored by Safeway) 10x – "Watershed Watch" tattoos

C7egh Events

Program Details	Focus & Short Description	Number of Students/Teachers reached	Evaluation of Effectiveness
Creek Cleanup Prospect High School Saratoga 4/17/10 Saratoga Creek at Prospect Ave.	WVCWP and City of Saratoga staff organized this cleanup of a Saratoga 'Trash Hot Spot', located near Prospect High School. High School students were solicited for the cleanup; those that participated were every enthusiastic. 600 feet of creek bank, near the High School, were cleaned.	Participants: 11 Prospect High School students 1 Teacher WVCWP & City of Saratoga staff	WVCWP provided trash bags, gloves and litter grabbers for this event. Students handled monitoring tasks during cleanup. 14 partially-filled 30 gal. trash bags were collected. See "C.10 Trash" for details. Participants selected the following 'give-away items: • 5x "Your Copper & Your Creeks" tri-folds (with Car Wash Discount card) • 5x "Native Plants" seeds (with "10 Most Wanted" bug brochures attached) • 5x "Original Pest Control" Fly Swatters • 2x "Don't Litter" license plate covers
Creek Cleanup Sacred Heart School (K-8) Saratoga 5/5/10 Wildcat Creek at Saratoga Ave.,	WVCWP and a parent voluteer organized this cleanup of a Saratoga schoolyard and adjacent creek. WVCWP has traditionally worked with Sacred Heart School for a number of years.	Participants: Appx. 40 students 1 parent WVCWP staff	WVCWP provided trash bags, gloves and litter grabbers for this event. This event was very effective in that 40 students, from a small school, participated – which demonstrated a high level of interest. Students handled monitoring tasks. Results: 10 partially-filled bags of trash were collected. Results were: 20 lbs trash 5 lbs recyclables School yard and 0.5 - 0.75 miles of creek and creekbank were cleaned.

C7egh Events

Los Gatos Public Works Open House 5/19/10 (3rd Grade students attended) Town of Los Gatos Corporation Yard	At this annual event, the Town showcases Public Works activities, including stormdrain-related topics. School children are invited, and parents accompany them. WVCWP staff (2) provided stormwater pollution information, and performed hands-on demonstrations with the students, using the Enviroscape Watershed Model. The students learned about pollution from litter, pet waste, car washing, etc. – and learned about appropriate behaviors to help prevent pollution.	80 Third Grade students attended.	Attendees chose to take: 6x – "Naturally Managing Pests" IPM Fact Sheet 12x – Copper Tri-fold with Discount Card 9x – "Original Pest Control" fly swatter 40x – "Get the Scoop – Don't Pollute" pencils 40x – "Watershed Watch" tattoos This event was well-attended. Until a few years ago, LG staff took this program directly to the schools, but for the past several years the venue has been changed to recruit students to come to the Corp Yard itself. It is rewarding to see this many students make the effort to come to the site and attend the event.
Classroom outreach with Enviroscape St. Mary's School (K-8) downtown Los Gatos 5/20/10	WVCWP has given Enviroscape presentations to various classes at St. Mary's for a number of years. St. Mary's requested that WVCWP give a classroom presentation in May. This-presentation was given in support of a science unit. Last year WVCWP donate a book to the school "All the Way to the Ocean. Before the presentation began, the teacher read the book to each class, which provided background information relevant to the hands-on activity. The presentation covered the impact on watersheds of trash/litter/re-usable containers in lunches, pet waste, car washing, pesticides, vehicle fluids, etc. – and behavior changes to help prevent watershed pollution. WV CWP also brought litter grabbers; while one class was involved in the Enviroscape activity, the other class rotated outside to pick up litter and vice versa.	Presentation was given to 2 Kindergarten classes 28 Students 2 Teacjers 1 Parent	Having a relevant story read prior to the presentation was very effective for a Kindergarten class. The students loved the presentation and really knew the answer to the question "where does the water/pollution go?". The teachers also gave positive feedback, and stated they would like to continue to have WVCWP return each year, 28 "Watershed Puzzles Worksheets" were distributed to the students.

C7egh Events

Creek Education program at Audubon Environmental Education Center, 3rrd Grade students Various dates in FY 09-10 MeClellan Ranch, McClellan Ave. at Stevens Creek, Cupertino	3rd Grade Storm Drain Pollution Prevention Program: Creek Education Field Trip City of Saratoga provides funding for students who are Saratoga residents, attending schools in adjoining districts, which participate in this education program. City of Saratoga provides funding for busing students from Blue Hills School; in addition, some Saratoga students attend other local schools, but funding for them is not requested from the City (some travel via car pool). This activity involves a ½ -day creek field trip to Stevens Creek at McClellan Ranch in Cupertino. City of Cupertino provides two docents for creek field trip. Messages include less-toxic pest control and litter prevention. Docents stress the importance of protecting the ecosystem and the habitat for all aquatic life. The field trip helps to encourages protection of habitat for these creatures.	In FY 09-10 student participation was: <u>Blue Hills School –</u> Saratoga residents: 64 students 14 parents <u>Meyerholz & Murdoch-Portal Schools combined:</u> <u>Saratoga residents:</u> 15 students (appx.) (Due to a scheduling conflict, students from <u>McCauliffe Elementary</u> were not able to attend this year).	More than 95% of the students are very enthusiastic about this trip. Students and the parents always are amazed at how much they have learned about the creek and how storm drains can affect creeks.. A large b/w picture for them to identify undesirable activity around storm drains in their neighborhood is distributed. They are encouraged to take this home and share it with their family. On the day of the trip a handout is sent home, with one more reminder about the correct way to dispose of light bulbs and batteries, so that these items do not end up polluting storm drains.

Example of Events

Car Wash Kit
Clean-up Events
Open House
E-Waste Recycle Drop Off

West Valley Clean Water Program
Car Wash Kit
Used at Private Fundraiser
July 2009, Jun 2010

Parks and Public Works
Community Open House
to honor National Public Works Week

Wednesday, May 19, 2010
9 AM to 2 PM

Residents are invited to visit the Parks and Public Works Department to learn about the department, its services and upcoming capital projects. Tours available every hour.*

Service Center
41 Miles Avenue
Los Gatos

For more information
contact (408) 399-5776

Group tours are available. Please call in advance.
*The last tour begins at 1 pm.

West Valley Clean Water Program
Enviroscape Presentation
At Los Gatos Open House
Public Works Week
May 19. 2010

West Valley Clean Water Program
Enviroscape Presentation and Litter Pick-up
St Mary's Kdg Class
May 20, 2010

FY2009-2010 Annual Report
West Valley Communities:
City of Campbell, Town of Los Gatos, City of Monte Sereno, City of Saratoga

APPENDIX C9
Pesticides
Toxicity Controls

•C9a IPM Plan

West Valley Clean Water Program

FY2009-2010 Annual Report
West Valley Communities:
City of Campbell, Town of Los Gatos, City of Monte Sereno, City of Saratoga

This page intentionally left blank

West Valley Clean Water Program

City of Monte Sereno
Integrated Pest Management Plan

March 8, 2002

Table of Contents

I. Policy Statement **3**

II. Integrated Pest Management Plan Outline
IPM Plan Components
a) Restricted Chemicals 4
b) Staff Education and Training 4
c) Record Keeping and Annual Evaluation 4
d) Public Outreach 5
e) Contractor Compliance 5
f) Pest-Specific IPM Plans 5

III. Reporting Forms and Attachments
Attachment A-"IPM Plan" Checklist 8
Attachment B-Pest Specific IPM Plans 9
Attachment C- Monte Sereno Contractor Pesticide Use Summary 14
Attachment D- Annual "IPM Plan" Report 16

Policy Statement

The City of Monte Sereno will carry out its pest management operations using reduced-risk IPM techniques to reduce or eliminate chemicals to the maximum extent. Chemicals will be used only as a last resort for pest management problems. The City will maintain an active IPM plan to ensure the long-term prevention or suppression of pest problems with minimum negative impact on human health, non-target organisms, and the environment.

The City will actively pilot non-toxic alternatives for structural and landscape pest control, seeking to use the most recent technology, best management practices, and least toxic methods for all pest control measures.

The City will use appropriate venues to educate staff and the public about its IPM commitment in an effort to role model less toxic approaches to structural and landscaping pest control.

Integrated Pest Management Plan

A. Restricted Chemicals

Pesticides are defined as: any substance or mixture of substances intended for preventing, destroying, repelling, or mitigating any pest. Pests can be insects, mice and other animals, unwanted plants (weeds), or fungi. The term pesticide applies to herbicides, fungicides, rodenticides, molluscicides and other substances used to control pests.

City employees and City contractors will not use the following pesticides: Acute Toxicity Category I chemicals, and Category II chemicals as identified by the Environmental Protection Agency (EPA), diazinon, chlorpyrifos, and chlorpyralid. Emergency applications may be authorized via the completion of a written request and approval by the City Manager

The purchase of any pesticide by staff is prohibited unless directed by a Monte Sereno Pest Control Advisor or licensed contractor. Structural pest management actions will be managed and overseen by the Finance Officer.

B. Staff Education and Training

The City will provide City-wide IPM training. City staff who are not applying pesticides as part of their regular job will receive annual outreach from City staff about the City's IPM policy and appropriate procedures for controlling pests.

Applicator training and supervision: City staff who manage pest problems or who apply pesticides as part of their job will be trained annually on "Integrated Pest Management" and less toxic methods to control common pests.

C. Record Keeping and Annual Evaluation

All contractors who apply pesticides will maintain pest management and pesticide application records using the Monthly Contractor Pesticide Use Record (Attachment C) Copies should be sent to the City Manager. Pesticide use records will record the amount used, date and location of use, target pest, and biological and mechanical controls used. All records will be made available to the public upon request.

Annual Evaluation – City staff will prepare an annual summary of pest management problems. Because this is a County-wide storm water permit requirement, the West Valley Clean Water Program will be responsible for consolidating the monthly use reports and preparing the annual report. Attachment A includes a checklist of annual and on-going IPM Plan responsibilities

D. Public Outreach

The City will use appropriate opportunities to communicate with the public about IPM strategies and their benefits. Public outreach will include:

- IPM information provided to local schools, residents, and businesses via special events, IPM workshops, advertisements, and point-of-sale (hardware and nurseries).

- Pesticide disposal options: Residential and business pesticide disposal options will be provided and promoted through the City's Household Hazardous Waste Program.

- All IPM and pesticide use records will be made available to the public within one week of request.

E. Contractor Compliance

Monte Sereno's contractors must follow all aspects of the Monte Sereno IPM Plan, including the restrictions contained in "A" above.

F. Pest Specific IPM Plans

The City will maintain pest-specific IPM Plans which will outline pest management guidelines for the most persistent and frequent pests (See Attachment C). The IPM Plans will:

- Use preventative maintenance and the most recent best management practices as a primary strategy to prevent key pests and thereby minimize the use of chemical pesticides.
- Establish inspection procedures for key pests to monitor pest population and tolerance levels based on the biological, aesthetic, and economic loss each site can tolerate, and set pest population levels at which corrective action should be taken.
- Use alternative control options such as (but not limited to): habitat management (changing the biological environment), maintenance practices (modifying watering, mulching, waste disposal), physical controls (mechanical removal, traps and barriers), biological controls (use of natural enemies), and re-design (modifying landscape design) to the maximum extent practical.
- Pilot and report on the results of new less-toxic measures for animal or plant pest control.

Attachment A

Checklist of Annual and On-going "IPM Plan" Responsibilities

Attachment A

"IPM Plan" Checklist

IPM Requirements

Pesticide Use
The following pesticides are prohibited from use: Category I chemicals, Category II chemicals, diazinon, chlorpyrifos, and chlorpyralid.

Employee purchase of pesticides:
Employees may not purchase pesticides of any kind though City contracts, or blanket accounts without the written permission of a certified pest control advisor.

Contractors
Contractors will comply with all elements of the City's pesticide plan and must make arrangements with division staff for reporting.

Annual Responsibilities

The City will complete or provide the following by February 1 each year:

- ☐ Review Pest Specific IPM plans for any updates, changes, and for evaluation from previous year.
- ☐ Complete the *Annual "IPM Plan"* (Attachment C) and provide to City Manager by February 1 of each year.
- ☐ Provide/attend annual IPM training on seasonally relevant topics.
- ☐ Pilot new least-toxic IPM strategies.

On-Going Responsibilities

- ☐ Maintain and adhere to site specific IPM Plans (see Attachment A, Ant IPM Plan, and Mouse IPM Plan)
- ☐ Report all pesticide applications using Attachment B - *Monthly Contractor Pesticide Use Record* to the City Manager
- ☐ Trial new least–toxic IPM strategies

Attachment B

Pest-specific "IPM Plans"

Attachment B1

"Ant IPM Plan"

Ant Control and Management!

Goals:
- Remove ant invasion and protect human and environmental health using the least-toxic products and methods.
- Reduce honeydew producing insects (e.g., aphids, scales, psyllids) which attract ants.

Tolerance level: Low

Argentine ant facts:
- Argentine ants eliminate *native* ant species, are territorial, have many queens, and reproduce rapidly
- Colonies have shallow nests and readily move into structures when weather is too hot, cold, wet, or dry, or when natural food supplies decline. They will also nest in the moist soil of potted plants, in walls, and traverse through the walls on electrical and plumbing conduits.
- Adult ants feed principally on carbohydrates/sugars while gathering proteins to feed young.
- Argentine ants have young which serve as the "stomach of the colony" and digest solids which they regurgitate and feed to adults (adults only feed on liquids). **This is why slow-acting baits work best. Fast acting baits kill the workers before they feed the young, colony ants and queens.**
- Populations are synergistic with honeydew producing insects. The ants herd them, protect them from biocontrols and clean up honeydew so the plant pests can increase.

For additional information, visit:
http://www.ipm.ucdavis.edu/PMG/selectnewpest.home.html

Cleaning up an immediate ant problem

Inside –
- Use a vacuum to remove ants. If the suction does not kill them then the dust inside the vacuum will.
- Use soapy water, glass cleaner or products such as Orange Guard*. This removes the ant scent trail.
- Caulk cracks and dust inside walls with diatomaceous earth. This makes the space in the walls uninhabitable for ants.
- Remove what is luring them inside-garbage, food, water, shelter. Thoroughly clean the area.
- Place bait in places not accessible to children and pets.

Outside –

- Apply granular baits where ants are seen (see list for approved baits. Be sure to follow label directions). Do not overbait.

Outside baiting done properly will leave no ants to invade nearby buildings. Sometimes ants invade from quite a distance and cross areas where resident ants have been eliminated. If ants persist, try switching baits-their food preferences change abruptly.

When ants decline and can no longer protect honeydew producing pests, other predators such as wasps, ladybird beetles, lacewings are able to kill the plant pests.

Bait effectively

Baits are the most effective ant control because they kill a majority of the population as opposed to sprays which kill just those ants in the sprayed area.

Bait tips:

Where to bait: Bait outside, along building perimeters, and away from people. Look at past complaint logs, exactly where were these complaints. Ask where did you last see the ants?

When to bait: The best time to bait is early spring where the food supply is variable and the ants are foraging for food.

February to May (or during warm weather): Use protein baits (e.g., Maxforce/Combat) when the ants have larvae that feed off the protein. When the larvae eats the protein the slow acting bait is passed up the food chain to the queen. This will kill the colony!

Year Round: Use a carbohydrate bait (e.g., Terro) throughout the year, especially during the winter when the ants are typically not eating. Note that this is faster acting bait than the protein and for that reason; it will not wipe out the entire colony.

Slow-acting baits work best because Argentine ants have young which serve as the "stomach of the colony" digesting solids which they regurgitate and feed to adults. Fast acting baits kill the workers before they feed the young, colony ants and queens.

Approved baits and ant supplies:

During warm weather and seasons when there are young

- MaxForce Ant Killer Bait gel (fipronil).
- Combat or MaxForce granular insect bait (hydramethynon)
- Niban

All seasons

- Terro Ant Killer Liquid Ant Baits (plastic station with 11 cc. = 0.36 oz)

Dust barriers (for wall cracks-makes crawl spaces uninhabitable)

- Diatomaceous earth
- Tim Bor (to control carpenter ants, 1-3 teaspoons dusted into the boxes of wall sockets and electrical switches).

Why don't we just use spray?

Health Risks Associated with Traditional Ant Sprays

When sprays are used, only one percent of the mix reaches the targeted pest. Ninety-nine percent of it is lost as pollution which impairs air quality for humans. Human health risks associated with pesticides:

Children are more sensitive to pesticides. Ant sprays or bombs usually kill pests by disrupting their nervous system. These same chemicals can affect people, especially young children whose small body size and developing nervous systems make them more susceptible to hazards of pesticides.

Environmental concerns: Water quality and wildlife are affected by the pesticides and other chemicals we use. Run-off carries chemicals into storm drains, creeks and then the Bay impairing those ecosystems.

Attachment B2

"Mouse IPM Plan"

Mouse Control and Management

Goal: Prevent or stop structural damage due to rodents.

Tolerance level: inside tolerance is zero.

Quick facts:
- Most reports about rat problems are actually mouse problems.
- Because controls for mice and rats are somewhat different it is important to accurately identify the cause of the infestation.
- Removal of mice should be followed by taking steps to exclude them so that the problem does not reoccur.

For additional information, visit:
http://www.ipm.ucdavis.edu/PMG/selectnewpest.home.html

Mouse or rat? Identify the pest correctly.

Because the controls for mice and rats are somewhat different it is important to accurately identify the cause of the infestation.

- Evidence of mouse infestation: droppings, holes chewed in food containers, gnawed edges and holes chewed through walls. In large populations there is a distinctive "mousy" odor. Mice are often active in the daytime.
- House mouse droppings look like grains of rice. A mouse can produce 30-50 droppings per day so the droppings accumulate rapidly. If all the droppings are the same size there is probably only one mouse. Multiple sizes indicate a breeding population. Mouse droppings can be removed to see if an infestation is active.
- Seeing one mouse does not indicate a large infestation.

Effective Trapping

Snap traps provide a fast, non-toxic, economical way to catch mice.

- Used traps catch more mice than clean un-used traps. Use four traps for every estimated mouse.
- Use enough traps to catch all the mice at once to reduce the possibility of "trap shyness."
- Peanut butter is a good bait. If a mouse is hard to catch use white glue to attach an M&M, jelly bean (or a hard candy) to the trigger.

- Trap placement is critical. Mice can live between traps set too far apart (five feet). Mice run along walls and are often caught by blundering into traps. A trap even an inch away

from the wall will catch less than one set right against the wall. Two traps can be set back-to-back along a wall. If mice jump over the trap(s) build an artificial tunnel with a piece of cardboard, shingle, etc.

- Place a piece of paper under the trap to catch any fluids, pick up the trap and mouse in a plastic bag, and dispose of the catch and trap in an outside trash container. The odor will escape a plastic bag, so do not place a bagged dead rodent in inside trash.

Preventing mouse problems

Rodents, mice and rats, dribble urine as they walk leaving an odor trail that may persist for five to ten years. New mice can easily find their way in unless the access is repaired.

- Inspect the outside of a building looking for any gap greater than ¼" (a pencil width). These gaps are potential mouse access points. Under outside doors, broken foundation vent screens, and utility penetrations (water, sewer and electrical). Check utility boxes in walls). Check for holes where new additions are joined to existing structures.
- It may be necessary to cover the edges of doors and windows with metal to prevent gnawing. Plastic screening, rubber or vinyl, wood, and other gnawable materials are unsuitable for plugging holes used by mice.
- Materials used to seal gaps are patching cement, ¼" mesh wire, door sweeps (install to corners - do not cut short). Steel wool is sometimes used, but it can rust and leave stains. Copper, or stainless steel dish scrubbers are better. Mice can easily chew through plastic foam. To prevent this put a layer of wire in the foam.

Sanitation is essential.

The less food and shelter available the more stressed the animal is and the easier to catch.

- Kibbled pet food and birdseed should be stored in metal containers.
- Lunchroom areas should be kept clean and swept.
- Keep counters wiped down with soapy water or surface cleaner.

Approved rat supplies:

- All traps
- Plaster lath wire, or ¼ inch hardware cloth

Attachment C

Monte Sereno Contractor Monthly Pesticide Use Summary

Attachment C

Date: ***Company Name:*** ***Contact/Phone:***

City of Monte Sereno Contact:

Monte Sereno Contractor Monthly Pesticide Use Summary

1. **List all total chemicals (including baits) and biological/mechanical (traps, hoeing, mulching, release of predator, landscape design controls, etc.) used at each site serviced.**

Specific Location	**Active Ingredient**	**Trade Name/EPA #**	**Quantity**	**Biological/ Mechanical Control**	**Target Pest**

Attachment D

Annual "IPM Plan" Report

Attachment D

Division contact/ext: Date:

Annual "IPM Plan" Report

Please complete the following information and submit to the City Manager
by February 1.

A. List all training attended that demonstrates compliance with city IPM training requirements. Include name and title of attendee, title and date of training, and brief description of training. Also describe any training needs/requests for the coming year.

B. List and describe the pest problem trends your city dealt with this year, including peak season problems and non-chemical/structural/landscape solutions that were used.

C. Which IPM pesticide alternatives were considered and tested. Please explain the reason for their inclusion or rejection for City use.

D. List goal(s) for the following year.

FY2009-2010 Annual Report
West Valley Communities:
City of Campbell, Town of Los Gatos, City of Monte Sereno, City of Saratoga

APPENDIX C10
Trash Load Reduction

•C10biii Trash Hot Spot Assessment Photos

West Valley Clean Water Program

FY2009-2010 Annual Report
West Valley Communities:
City of Campbell, Town of Los Gatos, City of Monte Sereno, City of Saratoga

This page intentionally left blank

West Valley Clean Water Program

051510 WVC02 A 1

051510 WVC02 A 2

051510 WVC02 B 1

051510 WVC02 B 2

051510 WVC02 C 1

051510 WVC02 C 2

051510 WVC02 D 1

051510 WVC02 D 2

051510 WVC02 E 1

051510 WVC02 E 2

051510 WVC02 F 1

051510 WVC02 F 2

051510 WVC02 G 1

051510 WVC02 G 2

051510 WVC02 H 1

051510 WVC02 H 2

051510 WVC02 I 1

051510 WVC02 I 2

051510 WVC02 J 1

051510 WVC02 J 2

051510 WVC02 K 1

051510 WVC02 K 2

051510 WVC02 L 1

051510 WVC02 L 2

041710 WVC03 A 1

041710 WVC03 A 2

041710 WVC03 B 1

041710 WVC03 B 2

041710 WVC03 C 1

041710 WVC03 C 2

041710 WVC03 D 1

041710 WVC03 D 2

041710 WVC03 E 1

041710 WVC03 E 2

041710 WVC03 F 1

041710 WVC03 F 2

041710 WVC03 G 1

041710 WVC03 G 2

041710 WVC03 H 1

041710 WVC03 H 2

041710 WVC03 I 1

041710 WVC03 I 2

041710 WVC03 J 1

041710 WVC03 J 2

041710 WVC03 K 1

041710 WVC03 K 2

041710 WVC03 L 1

041710 WVC03 L 2

061510 WVC04 A 1

061510 WVC04 A 2

061510 WVC04 B 1

061510 WVC04 B 2

061510 WVC04 C 1

061510 WVC04 C 2

061510 WVC04 D 1

061510 WVC04 D 2

061510 WVC04 E 1

061510 WVC04 E 2

061510 WVC04 F 1

061510 WVC04 F 2

061510 WVC04 G 1

061510 WVC04 G 2

061510 WVC04 H 1

061510 WVC04 H 2

061510 WVC04 I 1

061510 WVC04 I 2

061510 WVC04 J 1

061510 WVC04 J 2

061510 WVC04 K 1



061510 WVC04 K 2

061510 WVC04 L 1

061510 WVC04 L 2

047202

CITY OF MOUNTAIN VIEW

Fire Department • Fire and Environmental Protection Division
500 Castro Street • City Hall • 4th Floor • Mountain View, California 94041-2010
650-903-6378 • FAX 650-962-1430

September 15, 2010

MR BRUCE H WOLFE—EXECUTIVE OFFICER
SAN FRANCISCO BAY REGIONAL WATER QUALITY CONTROL BOARD
1515 CLAY STREET #1400
OAKLAND CA 94612

CITY OF MOUNTAIN VIEW FISCAL YEAR 2009-10 ANNUAL REPORT

Dear Mr. Wolfe:

This letter and the Annual Report with enclosure are submitted by the City of Mountain View pursuant to Permit Provision C.16.a of the Municipal Regional Stormwater NPDES Permit (MRP), Order R2-2009-0074, NPDES Permit No. CAS612008 issued by the San Francisco Bay Regional Water Quality Control Board (RWQCB). The Annual Report provides documentation of activities conducted during Fiscal Year 2009-10 and consists of the following:

A. Certification Statement

B. Annual Report Form
- Table of Contents
- Completed Annual Report Form: Sections 1-15

C. Appendix
- Table of Contents
- Appendices

Please contact me at (650) 903-6225 regarding any questions or concerns.

Sincerely,

Eric Anderson
Urban Runoff Coordinator

EA/8/FIR/151-08-30-10L-E^

Enclosures

cc: Mr. Adam Olivieri, SCVURPPP, Program Manager

Ms. Sue Ma, RWQCB

FM

Recycled Paper

CITY OF MOUNTAIN VIEW

FY 2009-2010 ANNUAL REPORT

ATTACHMENT A

Certification Statement

"I certify, under penalty of law, that this document and all attachments were prepared under my direction or supervision in accordance with a system designed to ensure that qualified personnel properly gather and evaluate the information submitted. Based on my inquiry of the person or persons who manage the system, or those persons directly responsible for gathering the information, the information submitted, is, to the best of my knowledge and belief, true, accurate, and complete. I am aware that there are significant penalties for submitting false information, including the possibility of fine and imprisonment for knowing violations."

Signature by Duly Authorized Representative:

Jaymae Wentker
Fire Marshal

September 7, 2010

FY 2009-2010 Annual Report
Permittee Name: Mountain View

ATTACHMENT B

Table of Contents

Section **Page**

Section 1 – Permittee Information 1-1
Section 2 – Provision C.2 Municipal Operations 2-1
Section 3 – Provision C.3 New Development and Redevelopment 3-1
Section 4 – Provision C.4 Industrial and Commercial Site Controls 4-1
Section 5 – Provision C.5 Illicit Discharge Detection and Elimination 5-1
Section 6 – Provision C.6 Construction Site Controls 6-1
Section 7 – Provision C.7. Public Information and Outreach 7-1
Section 8 – Provision C.8 Water Quality Monitoring 8-1
Section 9 – Provision C.9 Pesticides Toxicity Controls 9-1
Section 10 – Provision C.10 Trash Load Reduction 10-1
Section 11 – Provision C.11 Mercury Controls 11-1
Section 12 – Provision C.12 PCBs Controls 12-1
Section 13 – Provision C.13 Copper Controls 13-1
Section 14 – Provision C.14 PBDE, Legacy Pesticides and Selenium Controls 14-1
Section 15 – Provision C.15 Exempted and Conditionally Exempted Discharges 15-1

Section 1 – Permittee Information

Background Information					
Permittee Name:	City of Mountain View				
Population:	74,500				
NPDES Permit No.:	CAS612008				
Order Number:	R2-2009-0074				
Reporting Time Period (month/year):	July / 2009 through June / 2010				
Name of the Responsible Authority:	Jaymae Wentker			**Title:**	Fire Marshal
Mailing Address:	500 Castro Street, City Hall – 4th Floor				
City:	Mountain View, CA	**Zip Code:**	94041	**County:**	Santa Clara
Telephone Number:	650-903-6378		**Fax Number:**		650-962-1430
E-mail Address:	Jaymae.wentker@mountainview.gov				
Name of the Designated Stormwater Management Program Contact (if different from above):	Eric Anderson			**Title:**	Urban Runoff Coordinator
Department:	Fire Department – Fire and Environmental Protection Division				
Mailing Address:	500 Castro Street, City Hall – 4th Floor				
City:	Mountain View	**Zip Code:**	94041	**County:**	Santa Clara
Telephone Number:	650-903-6225		**Fax Number:**		650-962-1430
E-mail Address:	eric.anderson@mountainview.gov				

Section 2 - Provision C.2 Reporting Municipal Operations

Program Highlights and Evaluation

Highlight/summarize activities for reporting year:

Summary:

During FY 09-10 the City implemented the following: 1) completed the pump station inventory by March 1, 2010; 2) reviewed and continued implementation of its SWPPP for the City's Municipal Operations Center; 3) participated in the Program's Municipal Operations Ad Hoc Task Group (AHTG) and review of AHTG products, including pump station sampling guidance; and 4) met internally to coordinate and plan implementation strategies for new requirements in the Municipal Regional Permit.

C.2.a. ►Street and Road Repair and Maintenance

Place an **X** in the boxes next to implemented BMPs to indicate that these BMPs were implemented in applicable instances. If not applicable, type **NA** in the box. If one or more of these BMPs were not adequately implemented during the reporting fiscal year then indicate so and provide explanation in the comments section below:

X	Control of debris and waste materials during road and parking lot installation, repaving or repair maintenance activities from polluting stormwater
X	Control of concrete slurry and wastewater, asphalt, pavement cutting, and other street and road maintenance materials and wastewater from discharging to storm drains from work sites.
X	Sweeping and/or vacuuming and other dry methods to remove debris, concrete, or sediment residues from work sites upon completion of work.

Comments: The City owns and operates equipment that is capable of providing assistance with controlling pollutant sources from street and road repair and maintenance, including vacuum equipment and sweepers. The use of asphalt grinding equipment has minimized the use of saw-cutting equipment.

C.2.b. ►Sidewalk/Plaza Maintenance and Pavement Washing

Place an **X** in the boxes next to implemented BMPs to indicate that these BMPs were implemented in applicable instances. If not applicable, type **NA** in the box. If one or more of these BMPs were not adequately implemented during the reporting fiscal year then indicate so and explain in the comments section below:

X	Control of wash water from pavement washing, mobile cleaning, pressure wash operations at parking lots, garages, trash areas, gas station fueling areas, and sidewalk and plaza cleaning activities from polluting stormwater
X	Implementation of the BASMAA Mobile Surface Cleaner Program BMPs

Comments:

C.2.c. ►Bridge and Structure Maintenance and Graffiti Removal

Place an **X** in the boxes next to implemented BMPs to indicate that these BMPs were implemented in applicable instances. If not applicable, type **NA** in the box. If one or more of these BMPs were not adequately implemented during the reporting fiscal year then indicate so and explain in the comments section below:

NA	Control of discharges from bridge and structural maintenance activities directly over water or into storm drains
X	Control of discharges from graffiti removal activities
X	Proper disposal for wastes generated from bridge and structure maintenance and graffiti removal activities
X	Implementation of the BASMAA Mobile Surface Cleaner Program BMPs for graffiti removal

Comments: City crews do not perform bridge maintenance activities directly over water. BMPs are implemented during structural maintenance activities. Graffiti is either painted or removed by a product and rag. Graffiti removal does not involve washing operations.

C.2.d. ►Stormwater Pump Stations

Does your municipality own stormwater pump stations: [X] **Yes** [ ] **No**

If your answer is **No** then skip to **C.2.e.**

(For FY 10-11Annual Report only) Complete the following table for dry weather DO monitoring and inspection data for pump stations[1] (add more rows for additional pump stations): **Pump stations listed, but results not required for this Annual Report.**

Pump Station Name and Location	First inspection Dry Weather DO Data		Second inspection Dry Weather DO Data	
	Date	mg/L	Date	mg/L
Shoreline Pump Station (1109 Charleston Road)				
Crittenden Pump Station ((2100 Crittenden Lane)				
High Level Ditch (Service road B/w Crittenden Landfill site and Golf Course Clubhouse)				
Amphitheatre Pump Station (1780 Amphitheatre Parkway)				
Coast-Casey Pump Station (2600 Terminal Avenue)				

(For FY 10-11Annual Report only) Summarize corrective actions as needed for DO monitoring at or below 3 mg/L. Attach inspection records of additional DO monitoring for corrective actions:

Summary:

[1] Pump stations that pump stormwater into stormwater collection systems or infiltrate into a dry creek immediately downstream are exempt from DO monitoring.

FY 2009-2010 Annual Report **C.2 – Municipal Operations**
Permittee Name: Mountain View

Not required for this Annual Report.

(For FY 10-11Annual Report only) Complete the following table for wet weather inspection data for pump stations (add more rows for additional pump stations): **Pump stations listed, but results not required for this Annual Report.**

Pump Station Name and Location	**Date** (2x/year required)	**Presence of Trash** (Cubic Yards)	**Presence of Odor** (Yes or No)	**Presence of Color** (Yes or No)	**Presence of Turbidity** (Yes or No)	**Presence of Floating Hydrocarbons** (Yes or No)
1) Shoreline Pump Station (1109 Charleston Road)						
2) Shoreline Pump Station (1109 Charleston Road)						
1) Crittenden Pump Station ((2100 Crittenden Ln)						
2) Crittenden Pump Station ((2100 Crittenden Ln)						
1) High Level Ditch (Service road b/w Crittenden Landfill site and Golf Course Clubhouse)						
2) High Level Ditch (Service road b/w Crittenden Landfill site and Golf Course Clubhouse)						
1) Amphitheatre Pump Station (1780 Amphitheatre Pkwy)						
2) Amphitheatre Pump Station (1780 Amphitheatre Pkwy)						
1) Coast-Casey Pump Station (2600 Terminal Ave)						
2) Coast-Casey Pump Station (2600 Terminal Ave)						

C.2.e. ►Rural Public Works Construction and Maintenance

Does your municipality own/maintain rural[2] roads:		**Yes**	X	**No**
If your answer is **No** then skip to **C.2.f**.				
Place an **X** in the boxes next to implemented BMPs to indicate that these BMPs were implemented in applicable instances. If one or more of the BMPs were not adequately implemented during the reporting fiscal year then indicate so and explain in the comments section below:				
	Control of road-related erosion and sediment transport from road design, construction, maintenance, and repairs in rural areas			
	Identification and prioritization of rural road maintenance based on soil erosion potential, slope steepness, and stream habitat resources			
	No impact to creek functions including migratory fish passage during construction of roads and culverts			
	Inspection of rural roads for structural integrity and prevention of impact on water quality			
	Maintenance of rural roads adjacent to streams and riparian habitat to reduce erosion, replace damaging shotgun culverts and excessive erosion			
	Re-grading of unpaved rural roads to slope outward where consistent with road engineering safety standards, and installation of water bars as appropriate			
	Inclusion of measures to reduce erosion, provide fish passage, and maintain natural stream geomorphology when replacing culverts or design of new culverts or bridge crossings			
Comments including listing increased maintenance in priority areas:				

[2] Rural means any watershed or portion thereof that is developed with large lot home-sites, such as one acre or larger, or with primarily agricultural, grazing or open space uses.

C.2.f. ►Corporation Yard BMP Implementation

Place an **X** in the boxes below that apply to your corporations yard(s):

	We do not have a corporation yard
	Our corporation yard is a filed NOI facility and regulated by the California State Industrial Stormwater NPDES General Permit
X	We certify that we have a current **Stormwater Pollution Prevention Plan (SWPPP)** for the Corporation Yard(s)

Place an **X** in the boxes below next to implemented SWPPP BMPs to indicate that these BMPs were implemented in applicable instances. If not applicable, type **NA** in the box. If one or more of the BMPs were not adequately implemented during the reporting fiscal year then indicate so and explain in the comments section below:

X	Control of pollutant discharges to storm drains such as wash waters from cleaning vehicles and equipment
X	Routine inspection prior to the rainy seasons of corporation yard(s) to ensure non-stormwater discharges have not entered the storm drain system
X	Containment of all vehicle and equipment wash areas through plumbing to sanitary or another collection method
X	Use of dry cleanup methods when cleaning debris and spills from corporation yard(s) or collection of all wash water and disposing of wash water to sanitary or other location where it does not impact surface or groundwater when wet cleanup methods are used
X	Cover and/or berm outdoor storage areas containing waste pollutants

Comments: The City of Mountain View has a SWPPP for its Municipal Operations Center (MOC). A report for the MOC SWPPP inspections is completed annually. The FY 2009-2010 report, summarizing MOC SWPPP inspection results, is included with this report as Appendix 2-1.

If you have a corporation yard(s) that is not an NOI facility , complete the following table for inspection results for your corporation yard(s) or attach a summary including the following information:

Corporation Yard Name	**Inspection Date** (1x/year required)	**Inspection Findings/Results**	**Follow-up Actions**

Section 3 - Provision C.3 Reporting New Development and Redevelopment

C.3.a. ►New Development and Redevelopment Performance Standard Implementation Summary Report

(For FY 10-11Annual Report only) Provide a brief summary of the methods of implementation of Provisions C.3.a.i.(1)-(8).

Summary:

Not required for this Annual Report. A summary of the methods of implementation of Provisions C.3.a.i.(1)-(8) will be included in the FY 10-11 Annual Report. Most items are completed and minor changes will be implemented to comply with MRP requirements. The City is currently developing an updated General Plan, and the City's Urban Runoff Coordinator has participated in the Technical Advisory Committee and provided comments on the Draft General Plan.

C.3.b. ►Green Streets Status Report

(All projects to be completed by December 1, 2014)

On an annual basis (if applicable), report on the status of any pilot green street projects within your jurisdiction. For each completed project, report the capital costs, operation and maintenance costs, legal and procedural arrangements in place to address operation and maintenance and its associated costs, and the sustainable landscape measures incorporated in the project including, if relevant, the score from the Bay-Friendly Landscape Scorecard.

Summary:

Refer to the C.3 New Development and Redevelopment section of Program's FY 09-10 Annual Report for a description of activities of the C3PO AHTG Green Streets Work Group and the BASMAA Development Committee. Pilot green street projects are not proposed in Mountain View. The City's Urban Runoff Coordinator has participated in the SCVURPPP Green Street Ad Hoc Task Group to assist with the evaluation of this requirement.

C.3.b.v.(1) ►Regulated Projects Reporting Table

Fill in attached table **C.3.b.v.(1)** or attach your own table including the same information

C.3.h.iv. ► Installed Stormwater Treatment Systems Operation and Maintenance Verification Inspection Program Reporting

(1) Fill in attached table **C.3.h.iv.(1)** or attach your own table including the same information

(2) On an annual basis, provide a discussion of the inspection findings for the year and any common problems encountered with various types of treatment systems and/or HM controls. This discussion should include a general comparison to the inspection findings from the previous year.

Summary: Inspections conducted by City staff during FY 09-10 were primarily focused on evaluating the performance of newer landscape-

	based treatment controls. City staff inspected a bioretention basin for a restaurant and parking lot, and verified that the basin drained down adequately. Additionally, a facility that had recently installed vegetated swales and a tree well filter was also inspected and confirmed to be performing adequately. As explained in Section C.3.h.v.(1) – 3 below, the City encountered an issue with its database that inhibited the maintenance verification program, so requests for maintenance records were not mailed, and only limited records for separator maintenance activities were obtained. During FY 10-11, the City will correct the maintenance verification program and City staff will increase inspections of installed systems.
(3)	On an annual basis, provide a discussion of the effectiveness of the O&M Program and any proposed changes to improve the O&M Program (e.g., changes in prioritization plan or frequency of O&M inspections, other changes to improve effectiveness program).
	Summary: The City of Mountain View developed a BMP O&M verification program, which includes issuing permits to operators of these installed stormwater treatment systems. The permits describe inspection and maintenance requirements. In past years, annual letters were mailed to the operators of the systems requiring them to submit inspection and maintenance records. In addition, City staff performs annual inspections on a subset of the installed systems. A database was developed to track inspection and maintenance activities and to generate the annual letters. During FY 09-10, the City converted to a new database program, which caused formatting problems with the letter generating function and the annual maintenance letters. Additionally, since the permits were issued in a staggered time frame with varying expiration dates, City staff encountered difficulty tracking re-issuance of the permits. City staff is working on the database issues to re-establish the annual letter generation function and will send out the letters by October 1, 2010. The City also re-issued the existing permits to have a three year duration, and all permits will expire at the same time, which will simplify the permit re-issuance process.

C.3.b.v.(1) ►Regulated Projects Reporting Table (part 1) – Projects Approved During the Fiscal Year Reporting Period

Project Name Project No.	Project Location[3], Street Address	Name of Developer	Project Phase No.[4]	Project Type & Description[5]	Project Watershed[6]	Total Site Area (Acres)	Total Area of Land Disturbed (Acres)	Total New and/or Replaced Impervious Surface Area[7] (ft^2)	Total Pre-Project Impervious Surface Area[8] (ft^2)	Total Post-Project Impervious Surface Area[9] (ft^2)
Private Projects										
Public Projects										
CMV Fire Station #5	2195 N. Shoreline Blvd.	City of Mountain View		New permanent City fire station at location of existing temporary fire station	Stevens Creek	1.1 acres	1 acre	24,778	20,585	24,778

[3] Include cross streets
[4] If a project is being constructed in phases, use a separate row entry for each phase.
[5] Project Type is the type of development (i.e., new and/or redevelopment). Example descriptions of development are: 5-story office building, residential with 160 single-family homes with five 4-story buildings to contain 200 condominiums, 100 unit 2-story shopping mall, mixed use retail and residential development (apartments), industrial warehouse.
[6] State the watershed(s) that the Regulated Project drains to. Optional but recommended: Also state the downstream watershed(s).
[7] State both the total new impervious surface area and the total replaced impervious surface area, as applicable.
[8] For redevelopment projects, state the pre-project impervious surface area.
[9] For redevelopment projects, state the post-project impervious surface area.

C.3.b.v.(1) ►Regulated Projects Reporting Table (part 2) – Projects Approved During the Fiscal Year Reporting Period

Project Name Project No.	Status of Project[10]	Source Control Measures[11]	Site Design Measures[12]	Treatment Systems Approved[13]	Operation & Maintenance Responsibility Mechanism[14]	Hydraulic Sizing Criteria[15]	Alternative Compliance Measures[16/17]	Alternative Certification[18]	HM Controls[19/20]
Private Projects									
Public Projects									
CMV Fire Station #5	Plans approved – 3/30/2010	Vehicle wash system plumbed to sanitary sewer	Maintained existing trees and some vegetation	Bioretention basins	O&M by City	Volume based sizing – URQM Approach	Most of the new site will be treated by an on-site bioretention basin. Additional bioretention basin located at existing parking lot on the same parcel will make up required treatment area.	Not required	Not required

[10] For private projects, state project application submittal date; application deemed complete date; and, final discretionary approval date. For public projects, state plans and specifications approval date.
[11] List source control measures approved for the project. Examples include: properly designed trash storage areas; storm drain stenciling or signage; efficient landscape irrigation systems; etc.
[12] List site design measures approved for the project. Examples include: minimize impervious surfaces; conserve natural areas, including existing trees or other vegetation, and soils; construct sidewalks, walkways, and/or patios with permeable surfaces, etc.
[13] List all approved stormwater treatment system(s) to be installed onsite or at a joint stormwater treatment facility (e.g., flow through planter, bioretention facility, infiltration basin, etc.).
[14] List the legal mechanism(s) (e.g., O&M agreement with private landowner; O&M agreement with homeowners' association; O&M by public entity, etc…) that have been or will be used to assign responsibility for the maintenance of the post-construction stormwater treatment systems.
[15] See Provision C.3.d. "Numeric Sizing Criteria for Stormwater Treatment Systems" for list of hydraulic sizing design criteria (i.e., 1.a., 1.b., 2.a., 2.b., 2.c., or 3)
[16] For Alternative Compliance at an offsite location in accordance with Provision C.3.e.i.(1), on a separate page, give a discussion of the alternative compliance site including the information specified in Provision C.3.b.v.(1)(m)(i) for the offsite project.
[17] For Alternative Compliance by paying in-lieu fees in accordance with Provision C.3.e.i.(2), on a separate page, provide the information specified in Provision C.3.b.v.(1)(m)(ii) for the Regional Project.
[18] Note whether a third party was used to certify the project design complies with Provision C.3.d.
[19] If HM control is not required, state why not.
[20] If HM control is required, state control method used (e.g., method to design and size device(s) or method(s) used to meet the HM Standard, and description of device(s) or method(s) used, such as detention basin(s), biodetention unit(s), regional detention basin, or in-stream control).

C.3.h.iv. ►Installed Stormwater Treatment Systems Operation and Maintenance Verification Inspection Program Reporting

Fill in table **below** or attach your own table including the same information.

Facility/Site Inspected and Location	Party Responsible[21] For Maintenance	Date of Inspection	Type of Inspection[22]	Type of Treatment/HM Control(s) Inspected[23]	Inspection Findings or Results[24]	Enforcement Action Taken[25]	Comments
KFC/LJS – 2603 E. Charleston	Harman Management	1/19/2010	Routine	Bioretention basin	Rain event inspection. Basin full. No visible signs of scouring. Some trash in basin.	None	
KFC/LJS – 2603 E Charleston	Harman Management	1/19/2010	Follow-up	Bioretention basin	Basin had drained down since storm event.	None	
Wonder Years Pre-school – 462 Stierlin Rd.	Wonder Years	12/18/2009	Initial	Vegetated swale and tree well	Systems installed and permit issued	None	
Wonder Years Pre-school – 462 Stierlin Rd.	Wonder Years	1/19/2010	Routine	Vegetated swale and tree well	Rain event inspection. Systems functioning. No problems observed.	None	
Whisman Station – 424 Kent Drive	Whisman Station HOA	5/4/2010	Routine	Hydrodynamic Separator	Moderate accumulation of debris and settled material – system pumped out.	None	Inspection and maintenance records submitted to the City
The Vineyard – 465 Whisman Avenue	Hamilton Management	5/4/2010	Routine	Hydrodynamic Separator	Moderate accumulation of debris and settled material – system pumped out.	None	Inspection and maintenance records submitted to the City
Medical Office Bldg – 125 South Dr.	El Camino Hospital	2/17/2010	Initial	Bioretention swale and infiltration basin	System installed. Permit will be issued.	None	

[21] State the responsible operator for installed stormwater treatment systems and HM controls.
[22] State the type of inspection (e.g., annual, follow-up, spot, etc.).
[23] State the type(s) of treatment systems inspected (e.g., bioretention facility, flow-through planter, infiltration basin, etc…) and the type(s) of HM controls inspected, and indicate whether the treatment system is an onsite, joint, or offsite system.
[24] State the inspection findings or results (e.g., proper installation, improper installation, proper O&M, immediate maintenance needed, etc.).
[25] State the enforcement action(s) taken, if any, as appropriate and consistent with your municipality's Enforcement Response Plan.

Section 4 – Provision C.4 Industrial and Commercial Site Controls

C.4.a.ii ► Legal Authority

(For FY 09-10 Annual Report only) Do you have adequate legal authority to obtain effective stormwater pollutant control on industrial sites?	X	**Yes**		**No**
If **No**, explain:				

C.4.c.ii.(5) ► Enforcement Response Plan

(For FY 09-10 Annual Report only) Have you developed and implemented an Enforcement Response Plan by April 1, 2010?	X	**Yes**		**No**
If **No**, explain:				

Program Highlights

Provide background information, highlights, trends, etc. For FY 09-10 Annual Report describe steps taken to revise your program to meet new data tracking and reporting requirements.

During FY 09-10, the City completed the following: 1) updated business plans, facilities lists, and inspection frequencies and priorities; 2) conducted inspections; 3) participated in training; 4) participated in the Program's IND/IDDE Ad Hoc Task Group (AHTG) and/or reviewed AHTG products. Refer to the C.4. Industrial and Commercial Site Controls section of the Program's FY 09-10 Annual Report for a description of activities of the IND/IDDE AHTG and the BASMAA Municipal Operations Committee.

During FY 09-10, the City conducted its Industrial/Commercial inspection program. The data listed in the tables below summarize the violations that were observed and the types of enforcement actions completed. All violations noted during industrial/commercial inspections were potential discharge violations, and corrective actions were issued to address those potential discharge violations and prevent releases. All enforcement actions were Level 1 enforcement actions, which are actions that were documented on an inspection notice, including a corrective action. City inspectors did respond to actual discharge violations at industrial/commercial facilities during FY 09-10, and those incidents and responses are included in Section 5 (IDDE) of this report. Some of the enforcement actions related to the IDDE incidents resulted in Level 2 enforcement actions, which are Notice of Violations (NOV) with a compliance directive, and Level 3 enforcement actions, which are administrative penalties or fines. There were no Level 4 enforcement actions, which are Citations or referrals to the Santa Clara County District Attorney or the Regional Water Quality Control Board. Common violations that were observed during FY 09-10 include minor leaks or spills, housekeeping (trash), secondary containment, and administrative requirements (provide hauling records or training documents). Violations that took more than 10 days to correct were administrative in nature.

The business categories that account for most of the City's inspection program are "Automotive" and "Food Service." During FY 09-10, the City conducted 146 automotive facility inspections, which is consistent with the 143 auto facility inspections conducted in the previous reporting year. The City also conducted 141 food service facility inspections, which is an increase from the 86 inspections conducted in FY 08-09. The City hired an inspector whose primary function is to inspect restaurant facilities for environmental and fire/life safety requirements, which increased the number of food service facility inspections. Other types of facilities inspected include machine shops, electronics manufacturing, laboratories, hospital and healthcare facilities, and commercial office campuses.

During FY 10-11, the City will add business categories that have not been on inspection lists in the past, but are required in the MRP, including nurseries. The potential facilities list and the list of facilities scheduled for inspection are included with this report as Appendix 4-1

The City will also modify its current data collection system to simplify the annual reporting process. The required data fields are currently collected, but the database is not set up to print summaries of the information requested in the MRP Annual Report form.

C.4.b.i. ► Business Inspection Plan

(For FY 09-10 Annual Report only) Do you have a Business Inspection Plan?	X	Yes		No

If No, explain:

C.4.b.iii.(1) ► Potential Facilities List

List below or attach your list of industrial and commercial facilities in your Inspection Plan to inspect that could reasonably be considered to cause or contribute to pollution of stormwater runoff.

Appendix 4-1 includes printouts from the City's data base listing facilities that could reasonably be considered to cause or contribute stormwater runoff pollution. The list is divided into different business categories.

C.4.b.iii.(2) ►Facilities Scheduled for Inspection

List below or attach your list of facilities scheduled for inspection during the current fiscal year.

Appendix 4-1, which lists facilities that are subject to inspection as described in section C.4.b.iii.(1), includes a description of inspection frequencies for the different business categories. The list and description of the inspection frequencies will be used during FY 10-11 for planning facility inspections.

C.4.c.iii.(1) ►Facility Inspections

Fill out the following table or attach a summary of the following information.

	Number	Percent
Number of businesses inspected (if known)	348	
Total number of inspections conducted	454	
Violations issued (excluding verbal warnings)	172	
Sites inspected in violation	134	39%
Violations[1] resolved within 10 working days or otherwise deemed resolved in a longer but still timely manner	157	91%

[1] Total number of violations equals the number of initial enforcement actions (i.e. one violation issued for several problems during an inspection at a site). It does not equal the total number of enforcement actions because one violation issued at a site may have a second enforcement action for the same violation at the next inspection if it is not corrected.

C.4.c.iii.(2) ►Frequency and Types/Categories of Violations Observed

Fill out the following table or attach a summary of the following information.

Type/Category of Violations Observed	Number of Violations
Actual discharge (e.g. non-stormwater discharge)	0
Potential discharge (e.g. BMPs not in place or ineffective)	172

C.4.c.iii.(2) ►Frequency and Type of Enforcement Conducted

Fill out the following table or attach a summary of the following information.

	Enforcement Action (as listed in ERP)[1]	Number of Enforcement Actions Taken	% of Enforcement Actions Taken[2]
Level 1	Written Inspection Notice – Corrective Actions	134	100%
Level 2	Notice of Violation – Compliance Order	0	0
Level 3	Administrative Penalty	0	0
Level 4	Citation or referral to City Attorney, Santa Clara County District Attorney, or Regional Water Quality Control Board	0	0
Total		134	100%

Notes:

[1]Agencies to list specific enforcement actions as defined in their ERPs.

[2]Percentage calculated as number of each type of enforcement action divided by the total number of enforcement actions.

C.4.c.iii.(3) ►Types of Violations Noted by Business Category

Fill out the following table or attach a summary of the following information.

Business Category[1]	Actual Discharge Violations	Potential Discharge Violations
Automotive		29
Bio R&D		0
Computer R&D / software		11
Concert venue		8
Food service facility		114
Hospital / healthcare		1
Hotel		2
Laboratory		2
Machine shop		1

Metal finisher		1
Office		0
Photographic		2
Public facility		1
School		0

Notes:
[1] List your Program's standard business categories.

C.4.c.iii.(4) ►Non-Filers

List below or attach a list of the facilities required to have coverage under the Industrial General Permit but have not filed for coverage:

During FY 09-10, no industries identified as "non-filers."

C.4.d.iii ►Staff Training Summary

Training Name	Training Dates	Topics Covered	No. of Inspectors in Attendance	Percent of Inspectors in Attendance
Vehicle Service Repair – Train the Trainer	12/3/2009	Auto repair facility BMPs and pollution prevention requirements	1	20%

Section 5 – Provision C.5 Illicit Discharge Detection and Elimination

C.5.a.ii ► Legal Authority

(For FY 09-10 Annual Report only) Do you have adequate legal authority to prohibit and control illicit discharges and escalate stricter enforcement to achieve expedient compliance?	X	Yes		No

If **No**, explain:

C.5.b.ii.(4) ► Enforcement Response Plan

(For FY 09-10 Annual Report only) Have you developed and implemented an Enforcement Response Plan by April 1, 2010?	X	Yes		No

If **No**, explain:

Program Highlights

Provide background information, highlights, trends, etc. For FY 09-10 Annual Report describe steps taken to revise your program to meet new data tracking and reporting requirements.

During FY 09-10, the City completed the following: 1) Made map(s) of the MS4 publicly available in coordination with SCVURPPP; 2) initiated a collection system screening program; 3) participated in the Program's IND/IDDE Ad Hoc Task Group (AHTG) and/or reviewed AHTG products, including collection system screening program guidance. Refer to the C.5 Illicit Discharge Detection and Elimination section of Program's FY 09-10 Annual Report for description of activities of the IND/IDDE AHTG and the BASMAA Municipal Operations Committee.

During FY 09-10, the City responded to 73 IDDE incidents, which is comparable to past years' results (92 incidents in FY 02-03, 89 incidents in FY 03-04, 74 incidents in FY 04-05, 80 incidents in FY 05-06, 68 in FY 06-07, 70 in FY 07-08, and 69 in FY 08-09). The breakdown of the types of incidents, potential source, sources of reports, and follow-up and enforcement actions are summarized in Appendix 5-1 of the annual report. Evaluation of the "Incident Type" data also showed that the City responded to2 fewer "sanitary sewer spill," 2 fewer Vehicle/equipment leaking," 4 more "accidental spill," 6 more "abandoned drum," and 3 fewer "Food facility" incidents. During FY 09-10, the City issued two Administrative Actions with a penalty, and total of $750 in penalties were assessed and collected. Additionally, the City issued 3 Notice of Violations for sewer overflows requiring repairs to private sewer facilities to prevent re-occurrence of the overflows.

One sewer overflow incident is listed as not being resolved in a timely manner in Section C.5.f.iii.(1), (2), (3) below because the incident caused a release of sewage that most likely reached the Bay. The City did respond immediately upon receiving notification on the overflow, but spilled sewage did reach a storm drain and receiving water. City crews stopped the over flow from occurring quickly and set up a large berm downstream in the receiving creek and pumps were used to divert sewage-contaminated water to the sewer system. The incident was reported to the State OES hotline and was reported electronically on the CWIQS system.

During FY 09-10, the City increased its restaurant inspection program to address restaurant-related IDDE incidents. This was discussed in Section 4 of the annual report.

Review of the data does not provide useful information regarding the distribution of IDDE incidents. The incidents appear to be randomly occurring throughout the City.

The City's existing data tracking system is sufficient to meet the new data requirements, however, during FY 10-11, some modifications will be made to simplify summarizing and reporting data in future Annual Reports.

C.5.c.iii ►Complaint and Spill Response Phone Number and Spill Contact List

List below or attach your complaint and spill response phone number and spill contact list.

Contact	Description	Phone Number
Mountain View Emergency Dispatch	Hazardous Emergencies or any spill during non-business hours	650-903-6395
Jaymae Wentker, Fire Marshal	Hazardous Materials and other spill incidents	M 650-903-6378 D 650-903-6821
Chris Steck, Haz Mat Specialist	Hazardous Materials spill incidents	M 650-903-6378 D 650-903-6816
Patrick Mauri, Haz Mat Specialist	Hazardous Materials spill incidents	M 650-903-6378 D 650-903-6143
Eric Anderson, Urban Runoff Coordinator	Hazardous Materials and other spill incidents	M 650-903-6378 D 650-903-6225
Carrie Sandahl, Water Environment Specialist	Hazardous Materials and other spill incidents	M 650-903-6378 D 650-903-6224

C.5.d.iii ►Evaluation of Mobile Business Program

Describe implementation of minimum standards and BMPs for mobile businesses and your enforcement strategy. This may include participation in the BASMAA Mobile Surface Cleaners regional program or local activities.

Description:

Through SCVURPPP, the City participates in the BASMAA mobile surface cleaners program. City staff directs contractors and businesses to the BASMAA surface cleaner program information and approved vendor list and requires its surface cleaning vendor to maintain BASMAA mobile surface cleaner certification. City staff responds to complaints about illicit discharges from mobile washing operations and will inspect mobile businesses, such as mobile vehicle service operations, in the course of routine inspection activities.

C.5.e.iii ►Evaluation of Collection System Screening Program

Provide a summary or attach a summary of your collection screening program, a summary of problems found during collection system screening and any changes to the screening program this FY.

Description:

The City's Utilities Division conducts storm drain collection systems screening during routine system inspection and maintenance operations. Evidence or observations of illicit discharges are reported to the Fire and Environmental Safety Division for investigation and possible enforcement. The City participates in the IDDE and Municipal Operations AHTG. Refer to the C.5 Illicit Discharge Detection and Elimination section of Program's FY 09-10 Annual Report for description of activities of the IND/IDDE AHTG to develop collection system screening program guidance.

C.5.f.iii.(1), (2), (3) ►Spill and Discharge Complaint Tracking

Spill and Discharge Complaint Tracking (fill out the following table or include an attachment of the following information)

	Number	Percentage
Discharges reported (C.5.f.iii.(1))	73	
Discharges reaching storm drains and/or receiving waters (C.5.f.iii.(2))	8	11%
Discharges resolved in a timely manner (C.5.f.iii.(3))	72	99%

C.5.f.iii.(4) ►Summary of major types of discharges and complaints

Provide a narrative or attach a table and/or graph.

Appendix 5-1 provides summaries of the types of IDDE incidents, IDDE enforcement actions, and sources of IDDE reports.

Section 6 – Provision C.6 Construction Site Controls

C.6.a.iii ► Legal Authority				
(For FY 09-10 Annual Report only) Is your agency's legal authority adequate for C.6 compliance?	X	Yes		No
If **No**, explain:				

C.6.b.ii.(3) ► Enforcement Response Plan				
(For FY 09-10 Annual Report only) Was your Enforcement Response Plan developed and implemented by April 1, 2010?	X	Yes		No
If **No**, explain:				

C.6.e.iii.1.a, b, c ►Site/Inspection Totals

Number of sites disturbing < 1 acre of soil requiring storm water runoff quality inspection (i.e. High Priority) (C.6.e.iii.1.a)	**Number of sites disturbing 1 acre of soil** (C.6.e.iii.1.b)	**Total number of storm water runoff quality inspections conducted** (C.6.e.iii.1.c)
10	6	140

C.6.e.iii.1.d ►Construction Activities Storm Water Violations

BMP Category	Number of Violations[1]	% of Total Violations[2]
Erosion Control	1	4%
Run-on and Run-off Control	0	0
Sediment Control	12	50%
Active Treatment Systems	0	0
Good Site Management	11	46%
Non Stormwater Management	0	0
Total	**24**	**100%**

Notes:

[1]Count one violation in a category for each site and inspection regardless of how many violations/problems occurred in the BMP category.

[2]Percentage calculated as number of violations in each category divided by total number of violations in all six categories.

C.6.e.iii.1.e ►Construction Related Storm Water Enforcement Actions

	Enforcement Action (as listed in ERP)[1]	Number Enforcement Actions Taken	% Enforcement Actions Taken[2]
Level 1	Written Inspection Notice with corrective actions	19	100%
Level 2	Notice of Violation – Compliance Order	0	0
Level 3	Administrative Penalty	0	0
Level 4	Citation or referral to City Attorney, Santa Clara County District Attorney, or Regional Water Quality Control Board	0	0
Total		**19**	**100%**

Notes:

[1]Agencies should list the specific enforcement actions as defined in their ERPs.

[2]Percentage calculated as number of each type of enforcement action divided by the total number of enforcement actions.

C.6.e.iii.1.f, g ►Illicit Discharges

	Number
Number of illicit discharges, actual and those inferred through evidence (C.6.e.iii.1.f)	0
Number of sites with discharges, actual and those inferred through evidence (C.6.e.iii.1.g)	0

C.6.e.iii.1.h, i ►Violation Correction Times

	Number	Percent
Violations fully corrected within 10 business days after violations are discovered or otherwise considered corrected in a timely period (C.6.e.iii.1.h)	19	%[2]
Violations not fully corrected within 30 days after violations are discovered (C.6.e.iii.1.i)	0	%[3]
Total number of violations for the reporting year[1]	19	100%

Notes:

[1]Total number of violations equals the number of initial enforcement actions (i.e. one violation issued for several problems during an inspection at a site). It does not equal the total number of enforcement actions because one violation issued at a site may have a second enforcement action for the same violation at the next inspection if it is not corrected.

[2]Calculated as number of violations fully corrected in a timely period after the violations are discovered divided by the total number of violations for the reporting year.

[3]Calculated as number of violations not fully corrected within 30 days after the violations are discovered divided by the total number of violations for the reporting year.

C.6.e.iii.(2) ►Evaluation of Inspection Data

Describe your evaluation of the tracking data and data summaries and provide information on the evaluation results (e.g., data trends, typical BMP performance issues, comparisons to previous years, etc.).

Description:

The construction inspection results for FY 09-10 are consistent with the results from FY 08-09. The City did perform more inspections during FY 09-10 compared to FY 08-09, but the number and type of violations and enforcement actions were similar. Construction activity picked up slightly during FY 09-10, which explains the increased number of inspections. Most of the violations that were identified and corrected were housekeeping issues, such as sweeping, trash management, or site management. Sediment controls, such as replacing perimeter controls were also common corrective actions.

The City used its existing inspection form and data tracking system. While the information required for reporting could be gathered form the existing program, improvements will be implemented to simplify reporting.

C.6.e.iii.(2) ►Evaluation of Inspection Program Effectiveness

Describe what appear to be your program's strengths and weaknesses, and identify needed improvements, including education and outreach.

Description:

During FY 09-10, the City continued its practice of conducting thorough pre-winter inspections and providing pre-winter guidance to construction site superintendents. While the City inspects these sites year-round, the pre-winter inspection clearly outlines the inspector's expectations for the

pending rainy season, and ensures that the sites have been prepared for winter storms. In addition to the pre-winter outreach, the City's Urban Runoff Coordinator also established a group e-mail list of the construction site supervisors and sent out storm warning e-mails in advance of incoming storm events. The "storm warning" e-mails did not take place of storm event inspections, but was an effective way to communicate reminders to site supervisors about preparing their sites for storms.

The City will modify its inspection form and data tracking system to improve data collection, tracking and reporting during FY 10-11.

C.6.f ►Staff Training Summary

Training Name	Training Dates	Topics Covered	No. of Inspectors in Attendance	Percent of Inspectors in Attendance
Construction Site Inspection Training	10/21/2009	Construction site regulations and responsibilities; effective erosion and sediment controls BMPs, inspection procedures	3	100%
SCVURPPP Construction Site Compliance Workshop	1/19/2010	New State Construction General permit/Effective Stormwater BMPs/monitoring and reporting requirements/post construction stormwater management techniques	3	100%

Section 7 – Provision C.7. Public Information and Outreach

C.7.b.ii.1 ►Advertising Campaign

Summarize advertising efforts. Include details such as messages, creative developed, and outreach media used. The detailed advertising report may be included as an attachment. If advertising is being done by participation in a countywide or regional program, refer to the separate countywide or regional Annual Report.

Summary:
The City implements the advertising campaign element through its participation in SCVURPPP.

The following separate reports developed by SCVURPPP summarize countywide advertising efforts conducted during FY 09-10:
• FY 09-10 Watershed Watch Campaign Annual Campaign Report
• FY 09-10 Watershed Watch Partner Report
• FY 09-10 Watershed Watch Web Statistics Report
These reports are included within the C.7 Public Information and Outreach section of Program's FY 09-10 Annual Report.

C.7.b.iii.1 ►Pre-Campaign Survey

(For the FY 10-11 Annual Report only) Summarize survey information such as sample size, type of survey (telephone survey, interviews etc.). Attach a survey report that includes the following information. If survey was done regionally, refer to a regional submittal that contains the following information: **Not required for this Annual Report.**

- Summary of how the survey was implemented.
- Analysis of the survey results.
- Discussion of the outreach strategies based on the survey results.
- Discussion of planned or future advertising campaigns to influence awareness and behavior changes regarding trash/litter and pesticides.

Place an **X** in the appropriate box below:

	Survey report attached
	Reference to regional submittal:

C.7.c ►Media Relations

Summarize the media relations effort. Include the following details for each media pitch in the space below, AND/OR refer to a regional report that includes these details:

- Topic and content of pitch
- Medium (TV, radio, print, online)
- Date of publication/broadcast

Summary:

The City implements the media relations element through its participation in SCVURPPP.

The following separate report developed by BASMAA summarizes media relations efforts conducted during FY 09-10:

• BASMAA Media Relations Final Report

This report is included within the C.7 Public Information and Outreach section of Program's FY 09-10 Annual Report.

C.7.d ►Stormwater Point of Contact

(For FY 09-10 Annual Report only, unless changes made) Provide details of website or phone number used as the point of contact. Report on how the point of contact is publicized and maintained. If any change occurs in this contact, report in a subsequent Annual Report.

Contact Summary:

The City publicized the point of contact for stormwater related topics through the City's Newsletter, *The View* (http://www.ci.mtnview.ca.us/services/city_publications/the_view_newsletter.asp), the Newsletter, *The Resource* (http://www.ci.mtnview.ca.us/services/city_publications/the_resource_newsletter.asp) , and through its website: http://www.ci.mtnview.ca.us/

The City also hosts an information portal titled, "Ask Mountain View," where interested parties can search for information and submit requests or complaints on-line. The address for "Ask Mountain View" is: https://clients.comcate.com/newrequest.php?id=128

Another point of contact is the Watershed Watch Campaign hotline (1-866-WATHERSHED) and Watershed Watch Campaign website (www.mywatershedwatch.org). Also, Individual agency points of contact are publicized on SCVURPPP outreach materials and websites and the point of contact is maintained by the Program and their authorized agents.

C.7.e ►Public Outreach Events

Describe general approach to event selection. Provide a list of outreach materials and giveaways distributed.
Use the following table for reporting and evaluating public outreach events.

Event Details	**Description** (messages, audience)	Evaluation of Effectiveness
Provide event name, date, and location. Indicate if event is local, countywide or regional.	Identify type of event (e.g., school fair, farmers market etc.), type of audience (school children, gardeners, homeowners etc.) and outreach messages (e.g., Enviroscape presentation, pesticides, stormwater awareness)	Provide general staff feedback on the event (e.g., success at reaching a broad spectrum of the community, well attended, good opportunity to talk to gardeners etc.). Provide other details such as: • Estimated overall attendance at the event. • Number of people that visited the booth, comparison with previous years • Number of brochures and giveaways distributed • Results of any spot surveys conducted
Thursday Night Live; July 23, 2009; Castro St – Downtown Mtn View	Street Fair. Audience: residents Pollution Prevention, Pharmaceutical Take Back	This is a casual downtown event. The event was well attended for a weeknight event. Table next to a Fire Engine attracts a lot of people, especially families. Approximately 1000 people and approximately 50 people visit the booth.
Thursday Night Live; August 6, 2009; Castro St – Downtown Mtn View	Street Fair. Audience: residents Pollution Prevention, Pharmaceutical Take Back	This is a casual downtown event. The event was well attended for a weeknight event. Table next to a Fire Engine attracts a lot of people, especially families. Approximately 1000 people and approximately 50 people visit the booth.
Thursday Night Live; August 20, 2009; Castro St – Downtown Mtn View	Street Fair. Audience: residents Pollution Prevention, Pharmaceutical Take Back	This is a casual downtown event. The event was well attended for a weeknight event. Table next to a Fire Engine attracts a lot of people, especially families. Approximately 1000 people and approximately 50 people visit the booth.
Mountain View Art and Wine Festival; September 12 and 13, 2009. Downtown Mountain View.	Pesticide – IPM, and pollution prevention	Large 2-day festival that is well attended. Approximately 10,000 people attend the festival and approximately 500 people visited the

		booth
Mountain View Arbor Day Fair; March 13, 2010 – Pioneer Park	Pesticide – IPM, pollution prevention, and pharmaceutical take back.	This is a smaller event that is well attended. Approximately 1,000 people attend, and approximately 200 people visited the boot.
SCVURPPP Event Details Program staff, the Watershed Watch consultant, and Co-permittees staffed ten outreach events in FY 09-10. Events were selected based upon target audience and attendance. Materials distributed at the events included the following: Less Toxic Pest Management fact sheets, "10 Most Wanted Backyard Bugs" brochures, "Don't Plant a Pest" brochure, "You are the Solution to Water Pollution "brochures, "Clean Cars & Clean Creeks" brochure, and giveaways (e.g. flyswatters, OWOW magnets, notepads, and temporary tattoos). The flyswatters have the Watershed Watch website and hotline number and the words "The Original Earth-Friendly Pest Control" printed on them. The beanbag game for children was used at most of the events. Event staff distributed more than 5,000 outreach materials and giveaways.		
Name: Pumpkins in the Park Date: October 10, 2009 Location: Guadalupe River Park and Gardens, San Jose Region: Countywide	Type of Event: Community fair Audience: Families with children Message: Stormwater pollution prevention, less-toxic pest control and, proper disposal of household hazardous waste (HHW).	General Feed Back: The event was very well attended. A lot of attendees stopped at the booth to play the bean bag game and pick up brochures. This is a good event for educating families with children. Estimated Overall Event Attendance: 12,000-14,000. Number of Brochures Distributed: 432 Number of Giveaways Distributed: over 1,000
Name: Muslim Green Fair Date: October 18, 2009 Location: 3003 Scott Blvd., Santa Clara Region: Countywide	Type of Event: Community fair Audience: Families with children Message: Stormwater pollution prevention, less-toxic pest control and, proper disposal of HHW	General Feed Back: This is a good event for reaching members of the Muslim community. The bean bag game was used at this event. Estimated Overall Event Attendance: 1,000 Number of Brochures Distributed: 14 Number of Giveaways Distributed: 221
Name: Haunted History Date: October 31, 2009 Location: History Park at Kelley Park, San Jose Region: Countywide	Type of Event: Halloween Event Audience: Families Message: Stormwater pollution prevention.	General Feed Back: This event is good for getting the Program's name out, but not for educating attendees. Most children stop at the booth only for candies and are not receptive to information. Estimated Overall Event Attendance: 1,500 Number of Brochures Distributed: 12 Number of Giveaways Distributed: 267
Name: Spring Garden Market Date: April 10, 2010	Type of Event: Plant sale Audience: Home owners/gardeners	General Feed Back: Most people came to the event to buy plants and did not want to pick up

Location: History Park at Kelley Park, San Jose Region: Countywide	Message: Stormwater pollution prevention, less-toxic pest control	information. The Program will probably not attend this event next year. Estimated Overall Event Attendance: 3,000 Number of Brochures Distributed: 181 Number of Giveaways Distributed: 61
Name: NVIDIA Corp. Earth Day Event Date: April 22, 2010 Location: 2701 San Tomas Expwy, Santa Clara Region: Countywide	Type of Event: Corporate event Audience: Information Technology Professionals Message: Stormwater pollution prevention, less-toxic pest control	General Feed Back: The event was held during lunch hour in the cafeteria and very well attended. Most employees stopped at the booth to ask questions and take brochures. Estimated Overall Event Attendance: 500 Number of Brochures Distributed: 60 Number of Giveaways Distributed: 183
Name: Spring in Guadalupe Gardens Date: April 24, 2010 Location: Guadalupe River Park and Gardens, San Jose Region: Countywide	Type of Event: Community fair, plant sale. Audience: Families with children, homeowners and gardeners Message: Stormwater pollution prevention, less-toxic pest control and, proper disposal of HHW.	General Feed Back: Good attendance at booth. Most people were looking for specific pest control information. The bean bag toss game was used. Estimated Overall Event Attendance: 4,500 Number of Brochures Distributed: 423 Number of Giveaways Distributed: 797
Name: Watershed Watch Car Wash Event Date: May 5, 2010 Location: Robertsville Classic Car Wash, 5005 Almaden Expwy, San Jose Region: Countywide	Type of Event: Car Wash Audience: Car wash customers Message: Stormwater pollution prevention, proper car washing.	General Feed Back: Excellent turn-out, resulted in a 50% increase of business for the car wash during the 2-hour time period. Event staff spoke with customers and provided them information on proper car washing. Most people were interested in taking the Watershed Watch discount card. Estimated Overall Event Attendance: 150 Number of Brochures Distributed: 103 Number of Watershed Watch Discount Cards Distributed: 129
Name: Watershed Watch Car Wash Event Date: May 19, 2010 Location: Delta Queen Classic Car Wash, 981 E Hamilton Ave, Campbell Region: Countywide	Type of Event: Car Wash Audience: Car wash customers Message: Stormwater pollution prevention, proper car washing.	General Feed Back: Due to a rainy day forecast, attendance was low at this event. Estimated Overall Event Attendance: 45 Number of Brochures Distributed: 34 Number of Watershed Watch Discount Cards

		Distributed: 49
Name: Watershed Watch Car Wash Event, Date: June 2, 2010 Location: Capitol Premier Car Wash, 735 Capitol Expwy Auto Mall, San Jose Region: Countywide	Type of Event: Car Wash Audience: Car wash customers Message: Stormwater pollution prevention, proper car washing.	General Feed Back: Good turn-out. Car wash owner indicated there was an increase in business from their normal expectations. Estimated Overall Event Attendance: 100 Number of Brochures Distributed: 101 Number of Watershed Watch Discount Cards Distributed: 107
Name: Festival in the Park Date: June 26, 2010 Location: Hellyer County Park, San Jose Region: Countywide	Type of Event: Community Health Fair Audience: Families with children. Message: Stormwater pollution prevention, less-toxic pest control and, proper disposal of HHW.	General Feed Back: Good event for reaching the Hispanic community. The bean bag game drew a lot of families with children to the booth. Estimated Overall Event Attendance: 5,000 Number of Brochures Distributed: 418 Number of Giveaways Distributed: 365

C.7.f. ►Watershed Stewardship Collaborative Efforts

Summarize watershed stewardship collaborative efforts and/or refer to a regional report that provides details. Describe the level of effort and support given (e.g., funding only, active participation etc.). State efforts undertaken and the results of these efforts. If this activity is done regionally refer to a regional report.

Evaluate effectiveness by describing the following:

- Efforts undertaken
- Major accomplishments

Summary:

The City implements the watershed stewardship collaborative efforts element through its participation in SCVURPPP. During FY 09-10, SCVURPPP actively supported the Santa Clara Basin Watershed Initiative (SCBWMI), including the Core Group, the Land Use Subgroup, and the Trash Subgroup (now the Santa Clara Valley Zero Litter Initiative); the Bay Area Macroinvertebrate Bioassessment Information Network (BAMBI); and the Stevens & Permanente Creeks Watershed Council. Information on these efforts is included within the C.7 Public Information and Outreach section of the Program's FY 09-10 Annual Report.

C.7.g. ►Citizen Involvement Events

List the types of events conducted (e.g., creek clean up, storm drain inlet marking, native gardening etc.). Use the following table for reporting and evaluating citizen involvement events.

Event Details	Description	Evaluation of effectiveness
Provide event name, date, and location. Indicate if event is local, countywide or regional	Describe activity (e.g., creek clean-up, storm drain marking etc.)	Provide general staff feedback on the event. Provide other evaluation details such as: • Number of participants. Any change in participation from previous years. • Distance of creek or water body cleaned • Quantity of trash/recyclables collected (weight or volume). • Number of inlets marked. • Data trends
Coastal Cleanup Day – September 19, 2010 – The City coordinated a creek cleanup event is conjunction with a Statewide/National effort.	Creek Cleanup – Permanente Creek Location	81 volunteers covered approximately 2.5 miles and removed approximately 550 pounds of trash.
National River Cleanup Day – September 19, 2010 – The City coordinated a creek cleanup event is conjunction with a Statewide/National effort.	Creek Cleanup – Stevens Creek	16 volunteers covered approximately 1 mile and removed approximately 600 pounds of trash.
SCVURPPP Sponsored Events The Program provided funding for the following citizen involvement events: 1) National River Clean up Day – The Program supports the involvement of Santa Clara County citizens by providing advertising support for the National River Clean-up Day. 2) Citizen involvement events at the Don Edwards San Francisco Bay Wildlife Refuge (Refuge) – A number of citizen involvement and stewardship programs are conducted as part of the Program funded Watershed Watchers Program at the Refuge. Participants usually work in the Refuge gardens planting native plants, pulling non-native plants, and mulching. More details are included in the Watershed Watchers Report in the Program Annual Report Appendix 7-5.		
Name: Summer of Service Programs Date: 7/16/09, 7/30/09, 8/13/09 Location: Don Edwards Wildlife Refuge, Alviso Focus: Countywide	Partnership program between Santa Clara Valley youth groups and the Watershed Watchers program. Youth spend a day at the Refuge and they work in the gardens in the morning and explore the Refuge in the afternoon.	Number of attendees on 7/16/09: 2 elementary school students and 6 middle school students. Number of attendees on 7/30/09: 10 middle school students. Number of attendees on 8/13/09: 8 middle

		school students.
Name: Gardening at the Refuge Date: 11/21/09 Location: Don Edwards Wildlife Refuge, Alviso Focus: Countywide	Participants usually work in the Refuge gardens planting native plants, pulling non-native plants, and mulching.	Number of attendees: 4 elementary school students, 2 high school students, and 9 adults.
Name: Community Service Days Date: 1/16/10, 3/20/10, 4/17/10, 5/17/10 Location: Don Edwards Wildlife Refuge, Alviso Focus: Countywide	This is an open day for the general public. Participants work in the gardens planning native plants, puling non-native plants, and mulching.	Number of attendees on 1/16/10:1 elementary school student, 1 high school student, and 6 adults. Number of attendees on 3/20/10: 1 elementary school student and 6 adults. Number of attendees on 4/17/10: 4 elementary school students and 4 adults. Number of attendees on 5/17/10: 13 elementary school students and 7 adults.

C.7.h. ►School-Age Children Outreach

Summarize school-age children outreach programs implemented. A detailed report may be included as an attachment.
Use the following table for reporting school-age children outreach efforts.

Program Details	Focus & Short Description	Number of Students/Teachers reached	Evaluation of Effectiveness
Provide the following information: Name Grade or level (elementary/ middle/ high)	Brief description, messages, methods of outreach used	Provide number or participants	Provide agency staff feedback. Report any other evaluation methods used (quiz, teacher feedback etc.). Attach evaluation summary if applicable.
Who Dirtied the Bay – 3 rd Grade Education Program – This class is taught in conjunction with the City of Palo Alto	The focus of this program is on stormwater and how the pollutants impact the Baylands and H2O environment. Pollution prevention solutions are discussed. Students also learn: the difference between waste water and storm water (where it comes from, where it goes); the water	8 classes – 160 students	Mountain View schools are reached through the Palo Alto Regional Water Quality Control Plant's school outreach program, which the City of Mountain View is a partner. The City of Palo Alto administers the program and effectiveness evaluation reports are available with the City of Palo Alto.

	cycle; the definition and function of a watershed; and "reduce/reuse/recycle/rot/respect."		
Mercury – 4th Grade Education Program – This class is taught in conjunction with the City of Palo Alto	In this program students learn how mercury from the past (California Gold Rush) and the present, accumulates and impacts the waters of San Francisco Bay. Pollution prevention strategies are discussed. Students also learn: the difference between waste water and storm water (where it comes from, where it goes); the water cycle; the definition and function of a watershed; and "reduce/reuse/recycle/rot/respect."	3 classes – 90 students	Mountain View schools are reached through the Palo Alto Regional Water Quality Control Plant's school outreach program, which the City of Mountain View is a partner. The City of Palo Alto administers the program and effectiveness evaluation reports are available with the City of Palo Alto.
Microbes in Sewage – 7th/8th Grade Education Program - This class is taught in conjunction with the City of Palo Alto	In a laboratory setting, students use microscopes to observe, document and identify Microbes used in the wastewater treatment process. Impacts of pollution on the Baylands and water environment as well as prevention solutions were discussed. (Students study protist in the 7th grade.)	13 classes – 325 students	Mountain View schools are reached through the Palo Alto Regional Water Quality Control Plant's school outreach program, which the City of Mountain View is a partner. The City of Palo Alto administers the program and effectiveness evaluation reports are available with the City of Palo Alto.
SCVURPPP Sponsored School Outreach Program Outreach to school-age children is implemented through ZunZun assemblies at local elementary schools and the "Watershed Watchers" program at the Environmental Education Center at the Don Edwards San Francisco Bay Wildlife Refuge (Refuge) in Alviso. The Program sponsors up to 50 ZunZun assemblies at elementary schools in Santa Clara Valley and funds an Interpretive Specialist position at the Refuge for conducting activities and programs about watershed and urban runoff pollution prevention. The Fourth Quarter "Watershed Watchers" Report including the End-of-Year summary is included in the Program Annual Report Appendix 7-5. The ZunZun Final Report is included in the Program Annual Report Appendix 7-7.			
Name : ZunZun Musical Assembly Grade or level: elementary	Interactive, musical school assemblies educating K-6 children about watersheds and pollution prevention.	14,161 students	ZunZun assemblies were evaluated using postage-paid evaluation cards that were distributed to all teachers present at the performances. The Program received 130 completed evaluation cards from teachers. Overall, the feedback is positive and indicates an increase in the students'

			knowledge about watersheds and pollution prevention. A few highlights of the evaluations are: • Twenty-two teachers indicated that after the performance, 50% of their students knew what a watershed is; 51 teachers indicated that 75% of their students knew what a watershed is and 28 teachers indicated that 100% of their students knew what a watershed is. • Eight teachers indicated that after the performance, 50% of their students could name a way to prevent pollution in the watershed; 38 teachers indicated that 75% of their students could name a way to prevent pollution in the watershed; and 78 teachers indicated that 100% of their students could name a way to prevent pollution in the watershed. The Final Teacher Evaluation Report is included in the Program Annual Report Appendix 7-7.
Name: Watershed Watchers Program at Don Edwards Wildlife Refuge in Alviso Grade or level: elementary, middle, high school	The Refuge offers a number of interpretive programs to educate children and youth about preventing urban runoff pollution. These include: Bike the Levees; Discover Native Species; Habitat Exploration; Living Wetlands; Marshes, Mud and Plankton; Quackers and Honkers; and Water Water Everywhere.	80 pre-kindergarteners, 1,359 elementary school students, 33 middle school students, and 199 high school students	Visitor Surveys are used to determine visitor demographics, effectiveness of publicity, and the effectiveness or the Watershed Watchers Program. In addition, an "Urban Runoff Bead Drop" display is used to record actions (e.g., pick up litter, spread the word, take car to car wash) that children promise to do the help keep storm drains clean. Results of both these evaluation mechanisms are summarized in the Watershed Watchers Fourth Quarter Report included in the Program Annual Report Appendix 7-5.

Section 8 - Provision C.8 Water Quality Monitoring

C.8 ►Water Quality Monitoring
State below if information is reported in a separate regional report. Municipalities can also describe below any Water Quality Monitoring activities in which they participate directly, e.g. participation in RMP workgroups, fieldwork within their jurisdictions, etc.
Summary During FY 09-10, the City contributed to the SCVURPPP Monitoring and Assessment Program which conducts water quality monitoring in Santa Clara Valley creeks and rivers. In coordination with the BASMAA Regional Monitoring Coalition (RMC). In addition, the City contributes financially to the Regional Monitoring Program for Water Quality in the San Francisco Estuary (RMP) and actively participates in RMP committees and work groups. For additional information on monitoring activities conducted by SCVURPPP, BASMAA RMC and the RMP, see the C.8 Water Quality Monitoring section of the Program's FY 09-10 Annual Report.

Section 9 – Provision C.9 Pesticides Toxicity Controls

C.9.a ►Adopt an Integrated Pest Management (IPM) Policy or Ordinance

(For FY 09-10 Annual Report only) Attach a copy of your individual IPM ordinance or policy. **City's IPM Policy is included as Appendix 9-1 of this report.**	X	**Attached**		**Not attached,** explain below
If **Not attached**, explain:				

C.9.b ►Implement IPM Policy or Ordinance

Report implementation of IPM BMPs by showing trends in quantities and types of pesticides used, and suggest reasons for increases in use of pesticides that threaten water quality, specifically organophosphorous pesticides, pyrethroids, carbaryl, and fipronil. A separate report can be attached as evidence of your implementation.

Summary:

Pesticide Use Analysis

During FY 09-10, the City implemented its IPM Program. Pesticide used data for FY 09-10 is included in Appendices 9-2, 9-3, 9-4, and 9-5. Appendix 9-2 summarizes the number of different pesticides separated by their category that were used at City facilities during the reporting year. Appendix 9-3 summarizes the total quantities of pesticides, separated by their categories that were used, and comparing FY 09-10 usage to the previous year and the previous 7 years average. Appendix 9-4 summarizes the total quantities of active ingredients, separated by categories, and comparing FY 09-10 usage to the previous year and the previous 7 years average. Comprehensive pesticide use data, including application date, product used, amount applied, and amount of active ingredient applied is available upon request.

The City's IPM Policy and Plan establishes goals to reduce pesticide use through implementation of IPM practices, and establishes a reduced risk pesticide selection procedure when pesticide use is required. The IPM Policy and Plan directs the use of lower toxicity, Category III products or exempted products, and limits the use of higher toxicity, Category I and II products, to cases where those products are needed to prevent unacceptable health risks or economic loss. Implementation of the reduced risk pesticide selection practice resulted in City staff and contractors using a larger variety of products to achieve desired pest control results. Appendix 9-2 shows the trend of increasing the number of different number of products used since FY 03-04.

Appendix 9-3 provides an evaluation of historic pesticide use data since FY 02-03, and shows that City staff and contractors have increased the use of Lower toxicity, Category III and exempt products, and reduced the use of higher toxicity, Category I and Category II products at City facilities. Appendix 9-3 also shows that the total use of pesticides at City facilities has increased since the City began tracking pesticide use in FY 02-03. The increase in total pesticide use is due to the necessity to use larger amount of lower toxicity product to control pest issues that were previously controlled using higher toxicity products. Since reporting began, the City has also increased park, trail, and median areas that require

maintenance, which also contributes to the increase in total pesticide usage.

Appendix 9-4 provides an evaluation of historic active ingredient application since FY 02-03, and shows that City staff and contractors have decreased the application of active ingredients from Category I, Category II, and Category III products at City facilities, and an increase in active ingredient application from exempt products. Appendix 9-4 also shows a decrease in the total application of active ingredients since FY 02-03. The overall decrease in active ingredient application is most likely due to increased use of lower toxicity, Category III products.

Use of Pesticides that Threaten Water Quality

The Municipal Regional Permit lists organophosphorous pesticides, pyrethroids, carbamates, and fipronil as pesticides of concern. No organophosphorous pesticides or carbamate pesticides were applied at City facilities during FY 09-10. Eight different products containing pyrehtrins were used, and two products containing fipronil were used during FY 09-10. The pyrethroid and fipronil products, target pest, their active ingredient, quantities that were applied, and comments about the water quality threat or precautions that taken are listed Appendix 9-5. The pyrethroid and fipronil products are primarily applied by the City's contractor, Bay Valley Pest Control. These applications are typically in very small amounts, and those that may be applied in larger quantities are diluted and the amount of active ingredient is very small. These products are typically applied in areas where there is a low risk of the product being washed off during a rain event, including interior applications and application at the base or eaves of buildings, or products that are in bait form.

Comparing pesticide use data since FY 03-04 shows a decline in total use of the pyrethroid and fipronil products. Due to the small amounts of active ingredients in these products, the amount of change in active ingredient, while reduced, is negligible. The City will seek alternative products to the pyrethroid and fipronil products and will modify the IPM plan regarding the use of these products.

C.9.c ►Train Municipal Employees

Enter the number of employees that applied or used pesticides (including herbicides) within the scope of their duties this reporting year.	1
Enter the number of these employees who received training on your IPM policy and IPM standard operating procedures within the last 3 years.	1
Enter the percentage of municipal employees who apply pesticides who have received training in the IPM policy and IPM standard operating procedures within the last three years.	%100

C.9.d ►Require Contractors to Implement IPM

Did your municipality contract with any pesticide service provider in the reporting year?	X	Yes		No

If yes, attach one of the following:

- [ ] Contract specifications that require adherence to your IPM policy and standard operating procedures, OR
- [ ] Copy(ies) of the contractors' IPM certification(s) or equivalent, OR
- [ ] Equivalent documentation.

If **Not attached**, explain:

The City adopted its IPM policy in September 2002. The City notified its contract structural pest control operator about the policy and IPM plan in writing, however, a copy of the letter has not been located. The City has not changed pest control operators since adoption of the policy and development of the IPM plan. Bay Valley Pest Control has implemented IPM practices at City facilities including using less toxic products. The City's contract specifications for Pest Control Services includes a section requiring selection of "environmentally friendly" pesticides and chemicals, but does not specifically require the contractor to follow the City's IPM Policy. The Urban Runoff Coordinator has requested that the Pest Control Services contract be revised to include a section requiring adherence to the City's IPM Policy. During FY 10-11, the City will re-submit a notification letter to Bay Valley to reinforce the IPM policy and any changes required in the MRP.

C.9.e ►Track and Participate in Relevant Regulatory Processes

Summarize participation efforts, information submitted, and how regulatory actions were affected **OR** reference a regional report that summarizes regional participation efforts, information submitted, and how regulatory actions were affected.

Summary:

During FY 09-10, we participated in regulatory processes related to pesticides through contributions to SCVURPPP, BASMAA and CASQA. For additional information, see the Regional Pollutants of Concern Report submitted by BASMAA on behalf of all MRP Permittees. This Report is included within the Program's FY 09-10 Annual Report.

C.9.f ►Interface with County Agricultural Commissioners

Provide a summary of improper pesticide usage reported to the County Agricultural Commissioner and follow-up actions to correct violations, if any. A separate report can be attached as your summary.

Summary:

City staff did not report any improper pesticide usage or violations to the County Agricultural Commissioner in FY 09-10.

C.9.h.ii ►Public Outreach: Point of Purchase

Provide a summary of public outreach at point of purchase, and any measurable awareness and behavior changes resulting from outreach (here or in a separate report); **OR** reference a report of a regional effort for public outreach in which your agency participates.

Summary:

The following separate reports developed by SCVURPPP and BASMAA summarize point of purchase outreach efforts conducted during FY 09-10:

- FY 09-10 Store Employee Training Report (SCVURPPP)
- FY 09-10 Store Employee Training Evaluation Summary (SCVURPPP)
- FY 09-10 Store Employee Training Status Table (SCVURPPP)
- FY 09-10 List of Stores in the IPM Store Partnership Program (SCVURPPP)
- FY 09-10 BASMAA "Our Water, Our World" (OWOW) Report (BASMAA)

These reports are included within the C.9 Pesticides Toxicity Control section of Program's FY 09-10 Annual Report.

C.9.h.vi ►Public Outreach: Pest Control Operators

Provide a summary of public outreach to pest control operators and landscapers and reduced pesticide use (here or in a separate report); **OR** reference a report of a regional effort for outreach to pest control operators and landscapers in which your agency participates.

Summary:

The following separate reports developed by SCVURPPP summarizes Public Outreach: Pest Control Operators efforts conducted during FY 09-10:

- FY 09-10 Green Gardener Training Report

This report is included within the C.9 Pesticides Toxicity Control section of Program's FY 09-10 Annual Report.

Section 10 - Provision C.10 Trash Load Reduction

C.10.a.i ►Short-Term Trash Loading Reduction Plan

(For FY 10-11 Annual Report only) Provide description of actions/tasks initiated/conducted/completed in developing a Short-Term Trash Loading Reduction Plan (due February 1, 2012).

Description*:*

Not required for this Annual Report.

C.10.a.ii ►Baseline Trash Load and Trash Load Reduction Tracking Method

(For FY 10-11 Annual Report only) Provide description of actions/tasks initiated/conducted/completed to gather trash loading data and in developing a Baseline Trash Load and Trash Load Reduction Tracking Method (due February 1, 2012).

Description*:*

A summary of SCVURPPP accomplishments for this sub-provision are included within the C.10 Trash Load Reduction section of Program's FY 09-10 Annual Report.

C.10.a.iii ►Minimum Full Trash Capture

(For FY 10-11 Annual Report and Each Annual Report Thereafter) Provide description of actions/tasks initiated/conducted/completed in implementing Minimum Full Trash Capture Devices (due July 1, 2014) within individual jurisdictions. Include information on Full Trash Capture Devices installed under Bay-area Wide Trash Capture Demonstration Project administered by San Francisco Estuary Partnership.

Description*:*

A summary of SCVURPPP's accomplishments for this sub-provision are included within the C.10 Trash Load Reduction section of Program's FY 09-10 Annual Report. In addition, SCVURPPP recently finalized a technical report detailing the results of its Pilot Trash Structural Treatment Control Study implemented in 2007. This technical report is also available within the C.10 Trash Load Reduction section of SCVURPPP's FY 09-10 Annual Report.

C.10.b.iii ►Trash Hot Spot Assessment

(For FY 10-11 Annual Report and Each Annual Report Thereafter) Provide volume of material removed from each Trash Hot Spot cleanup, and the dominant types of trash (e.g., glass, plastics, paper) removed and their sources to the extent possible. Provide required photo documentation.

Fill out the following table or attach a summary of the following information. Hot Spots were selected during FY 09-10 and assessments will be conducted during FY 10-11 (scheduled for September 2010).

Trash Hot Spot	Cleanup Date	Volume of Material Removed	Dominant Type of Trash	Trash Sources (where possible)
Stevens Creek – Central Expressway to train tracks	5/15/2010	Approx. 500 pounds	Litter and debris. Cloths and materials.	Creek inhabitants
Stevens Creek – Train tracks to Evelyn Avenue	5/15/2010	Approx. 500 pounds	Litter and debris. Cloths and materials	Creek inhabitants
Stevens Creek – El Camino Real Bridge				

C.10.d ►Summary of Trash Load Reduction Actions

Provide summary of new trash load reduction actions or increased levels of implementation of existing actions that were implemented after adoption of the MRP (control measures and best management practices) including the types of actions and levels of implementation, and the total trash loads and dominant types of trash removed from each type of action.

Suggested trash load reduction actions to track and report may include:

- Anti-litter Campaigns
- Anti-litter/Dumping Enforcement Activities
- Curbside Recycling Programs
- Education and Outreach Efforts
- Free Trash Pickup/Dropoff Days
- County HHW Program Activities
- Improved Trash Bin Management
- Inspection/Maintenance of Storm Drain Outfalls
- Litter Pickup and Control
- Removal of Homeless Encampments
- Solid Waste Recycling Efforts
- Source Controls/Bans/Prohibitions
- Storm Drain Operation and Maintenance
- Storm Drain Signage/Marking
- Street Sweeping Activities
- Trash Removal from Receptacles
- Volunteer Creek Cleanups

Type of Trash Load Reduction Action	Date of First Implementation	Level of Implementation (specify if level was increased after MRP adoption)	Total Trash Load Removed by Action	Dominant Types of Trash Removed by Action
Not all trash load reduction actions were tracked by "loads removed" this fiscal year. Once the Trash Load Reduction Tracking Method is developed (see Provision C.10.a.ii), trash loads removed will be documented for each load reduction action (as feasible). See SCVURPPPP's FY 09-10 Annual Report for schedule.				
Permanente Creek Cleanup – 9/19/2009	Approx. 1994	Action level is consistent with past years.	Approx. 800 pounds	Litter and debris – some wood and metal materials
Stevens Creek Cleanup – 5/15/2010	Approx. 1994	Action level is consistent with past years – location has	Approx. 1,000 pounds	Litter and debris – some materials were remnants from homeless camps that were washed out during winter stroms

		not been done in many years and will be a hop spot location.		(cloths, sleeping bags, etc), and some construction materials. A dump site on a creek bank was also identified that City crews cleaned at a later date (difficult access for volunteers).

Section 11 - Provision C.11 Mercury Controls

C.11.a.i ►Mercury Recycling Efforts

List below or attach lists of efforts to promote, facilitate, and/or participate in collection and recycling of mercury containing devices and equipment at the consumer level (e.g., thermometers, thermostats, switches, bulbs).

The City of Mountain View promotes collection and recycling of mercury containing devices and equipment through its participation in the following programs:

1. Santa Clara County Household Hazardous Waste Collection Program
2. Palo Alto Regional Water Quality Control Plant Mercury Thermometer Collection Program

C.11.a.ii ►Mercury Collection

Provide an estimate of the mass of mercury collected through these efforts, or provide a reference to a report containing this estimate.

Amount collected:

The methodologies for estimating the mass of mercury collected through mercury collection and recycling efforts are currently in development and are due to the Water Board by September 15, 2010. Therefore, estimates could not be made for FY 09-10. Estimates of the mass of mercury collected through recycling efforts during FY 10-11 will be provided with the FY 10-11 Annual Report (see FY 10-11 BASMAA Regional POC Report).

C.11.b ►Monitor Methylmercury
C.11.c ►Pilot Projects to Investigate and Abate Mercury Sources in Drainages
C.11.d ►Pilot Projects to Evaluate and Enhance Municipal Sediment Removal and Management Practices
C.11.e ►Conduct Pilot Projects to Evaluate On-Site Stormwater Treatment via Retrofit
C.11.f ►Diversion of Dry Weather and First Flush Flows to POTWs
C.11.g ►Monitor Stormwater Mercury Pollutant Loads and Loads Reduced
C.11.h ►Fate and Transport Study of Mercury In Urban Runoff
C.11.i ►Development of a Risk Reduction Program Implemented Throughout the Region
C.11.j ►Develop Allocation Sharing Scheme with Caltrans

State below if information is reported in a separate regional report. Municipalities that participate directly in regional activities to can provide descriptions below.

Summary

A summary of Program accomplishments for these sub-provisions are included within the C.11 Mercury Controls section of Program's FY 09-10 Annual Report and/or the BASMAA Regional POC Report.

Section 12 - Provision C.12 PCBs Controls

C.12.a.i,iii ►Municipal Inspectors Training
(For FY 09-10 Annual Report only) List below or attach description of results of training municipal industrial inspectors to identify, in the course of their existing inspections, PCBs or PCB-containing equipment.
Description: In FY 09-10, inspector training materials were developed through in-kind contributions of SCVURPPP to BASMAA. Training materials can be found in the BASMAA Regional POC Report. City industrial inspection staff did not receive PCB-related training during FY 09-10. City staff will complete PCB-related training during FY 10-11 when workshops or training materials are provided to municipalities.

C.12.a.ii,iii ►Ongoing Training
(For FY 10-11 Annual Report and Each Annual Report Thereafter) List below or attach description of ongoing training development and inspections for PCB identification, including documentation and referral to appropriate regulatory agencies (e.g. county health departments, Department of Toxic Substances Control, California Department of Public Health, and the Water Board) as necessary.
Description: Not required for this Annual Report.

C.12.b ►Conduct Pilot Projects to Evaluate Managing PCB-Containing Materials and Wastes during Building Demolition and Renovation Activities
C.12.c ►Pilot Projects to Investigate and Abate On-land Locations with Elevated PCB Concentrations
C.12.d ►Conduct Pilot Projects to Evaluate and Enhance Municipal Sediment Removal and Management Practices
C.12.e ►Conduct Pilot Projects to Evaluate On-Site Stormwater Treatment via Retrofit
C.12.f ►Diversion of Dry Weather and First Flush Flows to POTWs
C.12.g ►Monitor Stormwater PCB Pollutant Loads and Loads Reduced
C.12.h ►Fate and Transport Study of PCBs In Urban Runoff
C.12.i ►Development of a Risk Reduction Program Implemented Throughout the Region

State below if information is reported in a separate regional report. Municipalities that participate directly in regional activities to can provide descriptions below.

Summary

A summary of Program accomplishments for these sub-provisions are included within the C.12 PCB Controls section of Program's FY 09-10 Annual Report and/or the BASMAA Regional POC Report.

Section 13 - Provision C.13 Copper Controls

C.13.a.i and iii ► Legal Authority: Architectural Copper

(For FY 10-11 Annual Report only) Do you have adequate legal authority to prohibit discharge of wastewater to storm drains generated from the installation, cleaning, treating, and washing of the surface of copper architectural features, including copper roofs to storm drains?		Yes	X	No

If **No**, explain and provide schedule for obtaining authority within 1 year:

Not required for this Annual Report. The City will revise its ordinance during FY 10-11 and the prohibition against architectural copper features will be included in the proposed Ordinance revision.

C.13.b.i and iii ► Legal Authority: Pools, Spas, and Fountains

(For FY10-11 Annual Report only) Do you have adequate legal authority to prohibit discharges to storm drains from pools, spas, and fountains that contain copper-based chemicals?	X	Yes		No

If **No**, explain and provide schedule for obtaining authority within 1 year:

C.13.c ►Vehicle Brake Pads

Reported in a separate regional report.

A summary of the Program's participation with the Brake Pad Partnership (BPP) is included within the C.13 Copper Controls section of Program's FY 09-10 Annual Report and/or the BASMAA Regional POC Report.

C.13.d.iii ►Industrial Sources Copper Reduction Results

List below or attach annotated lists or tables from your Industrial and Commercial Site Controls portion of this report, that highlight copper reduction results among the facilities identified as potential users or sources of copper, facilities inspected, and BMPs addressed. For FY09-10 describe below or highlight in the C.4 Evaluation portion (if provided) of this report the steps taken to revise your program to meet new data tracking and reporting requirements for implementation levels described in C.13.d.ii.

Summary

In FY 09-10, inspector training materials were developed through in-kind contributions of SCVURPPP to BASMAA. Training materials can be found in the BASMAA Regional POC Report.

During FY 09-10, the City conducted its Industrial and Commercial Site Control program, which is described in Section 4 of this report. Results of the City's inspection program are included in the tables in Sections C.4.c.iii.(1); C.4.c.iii.(2); C.4.c.iii.(3) of this report, and a list of facilities is included in Appendix 4-1. In past years, a major component of the City's Industrial inspection program has been source control inspections at electroplating

and metal finishing facilities, and an important component of those inspections related to copper controls, including inspections on roofs for evidence of depositions. Over the past several years, many of these types of facilities have closed and the last metal finishing facility in Mountain View closed during FY 09-10. The City continues to conduct inspections for a number of different copper reduction items. A list of the types of inspection items that relate to copper reduction and the facility category associated with the inspection item is listed below:

1. Vehicle washing – discharges to storm drain prohibited – vehicle service facilities
2. Spills and leaks – fluid spills and leaking equipment – multiple industrial categories
3. Cooling tower discharges – discharges to storm drain prohibited – cooling towers/industrial facilities
4. Storage areas – engineer controls/secondary containment – multiple industrial categories

During FY 09-10, City inspectors did not identify violations that specifically relate to sources of copper discharges.

A discussion of the City's data tracking and reporting needs is included in Section C.4 of this report.

C.13.e ►Studies to Reduce Copper Pollutant Impact Uncertainties

Revised. Description reads "State below if information is reported in a separate regional report. Municipalities that participate directly in regional activities to can provide descriptions below."

Summary

A summary of the Program's efforts (i.e., participation in RMP committee and work group meetings) to develop regional studies to reduce copper pollutant impact uncertainties is included within the C.13 Copper Controls section of Program's FY 09-10 Annual Report and/or BASMAA Regional POC Report.

Section 14 - Provision C.14 PBDE, Legacy Pesticides and Selenium Controls

C.14.a ►Control Programs for PBDEs, Legacy Pesticides and Selenium Controls
Revised. Description reads "State below if information is reported in a separate regional report. Municipalities that participate directly in regional activities can provide descriptions below."
Summary A summary of SCVURPPP's efforts (i.e., participation in RMP committee and work group meetings) to develop a Control Program for PBDEs, Legacy Pesticides and Selenium is included within the C.14 PBDE, Legacy Pesticides and Selenium section of Program's FY 09-10 Annual Report and/or BASMAA Regional POC Report.

Section 15 - Provision C.15 Exempted and Conditionally Exempted Discharges

C.15.b.iii.(1), C.15.b.iii.(2) ► Planned and Unplanned Discharges of Potable Water

Is your agency a water purveyor?	X	Yes		No

If **No**, skip to C.15.b.vi.(2):

If **Yes**, Complete the attached reporting tables or attach your own table with the same information. Describe program highlights below. For FY 09-10 only, describe steps taken to revise your program to meet new monitoring, data tracking and reporting requirements.

Summary:

During FY 09-10, City staff participated in SCVURPPP's Water Utility Ad Hoc Task Group to evaluate new requirements in the MRP and plan for implementation of the requirements. The City's Urban Runoff Coordinator met with Water Utilities Division staff on multiple occasions to discuss implementation of the MRP monitoring, data tracking and reporting requirements. Water Utility personnel have been implementing de-chlorination practices, including the use of aerators and de-chlorination tablets, for a number of years. City personnel began implementation of the monitoring, tracking and reporting requirements during FY 09-10 hydrant flushing operations, which started in April 2010. City personnel monitored for chlorine residual, pH, and turbidity. The monitoring and reporting data from the planned discharges - hydrant flushing operations are listed in Appendix 15-1. The City did not encounter unplanned discharges during the reporting period.

Review of the monitoring results shows that discharges from the planned hydrant flushing operations were mostly in compliance with the chlorine, pH, and turbidity discharge benchmarks listed in the MRP. Some of the chlorine were reported at 1.0 mg/L and 1.5 mg/L, with a few reported at 2.0 mg/L, which exceed the 0.5 mg/L benchmark level. A small number of results showed pH results of 6, which is below the lower pH benchmark of 6.5. The City will evaluate its monitoring equipment to ensure that accurate measurements are collected. City personnel currently use colorimetric field test kits that may not provide adequate confidence levels for determining compliance. City staff is in the process of evaluating, and if necessary, improving sample collection practices to ensure the representative samples are collected. Also, City personnel will be trained to complete the forms with the information that is required. Specifically, requiring comments for measures that were taken when results did not meet the benchmark levels.

A summary of the Program's efforts to update the Water Utility Operations & Maintenance Discharge Pollution Prevention Plan (WUDPPP) to assist municipal water purveyors in complying with this provision of the MRP is included within the C.15 Exempted and Conditionally Exempted Discharges section of Program's FY 09-10 Annual Report.

C.15.b.vi.(2) ► Irrigation Water, Landscape Irrigation, and Lawn or Garden Watering

Provide implementation summaries of the required BMPs to promote measures that minimize runoff and pollutant loading from excess irrigation. Generally the categories are:

- Promote conservation programs
- Promote outreach for less toxic pest control and landscape management
- Promote use of drought tolerant and native vegetation
- Promote outreach messages to encourage appropriate watering/irrigation practices
- Implement Illicit Discharge Enforcement Response Plan for ongoing, large volume landscape irrigation runoff.

Summary:

The City of Mountain View implements a water conservation program that includes business and residential audit programs, rebate programs, and comprehensive outreach and information about water-wise gardening. The City promotes a Santa Clara Valley Water District program that offers rebates for residents and businesses that convert turf landscape to water-efficient landscape. During FY 2009-2010, the City adopted a Water Conservation and Landscaping Ordinance that will be enforced to reduce water usage by regulating new construction. City staff provides water conservation and less toxic pest control information at public events, and information is available on the City of Mountain View's website. The City's Utilities Division also responds to over-watering complaints.

The City also promotes less toxic pest control and appropriate irrigation practices through its participation in SCVURPPP, including the Watershed Watch Campaign described in the C.7. Public Information and Outreach section, and the IPM Store Partnership and Green Gardener Training Programs described in the C.9. Pesticide Toxicity Control section of Program's FY 09-10 Annual Report.

C.15.b.iii.(1) ►Planned Discharges of the Potable Water System

Site/ Location	Discharge Type	Receiving Waterbody(ies)	Date of Discharge	Duration of Discharge (military time)	Estimated Volume (gallons)	Estimated Flow Rate (gallons/day)	Chlorine Residual (mg/L)	pH (standard units)	Discharge Turbidity[1] (NTU)	Implemented BMPs & Corrective Actions

Notes:
[1] Monitor the receiving water for turbidity if necessary and feasible. Include data in this column if available.

C.15.b.iii.(2) ►Unplanned Discharges of the Potable Water System

Site/ Location	Discharge Type	Receiving Waterbody(ies)	Date of Discharge	Discharge Duration (military time)	Estimated Volume (gallons)	Estimated Flow Rate (gallons/day)	Chlorine Residual[2] (mg/L)	pH[2] (standard units)	Discharge Turbidity (Visual)[2,]	Implemented BMPs & Corrective Actions	Time of discharge discovery	Regulatory Agency Notification Time[4]	Inspector arrival time	Responding crew arrival time

Notes:

1. This table contains all of the unplanned discharges that occurred in this FY.
2. Monitoring data is only required for 10% of the unplanned discharges. If you monitored more than 10% of your unplanned discharges report all of the data collected.
4. Notification to Water Board staff is required for unplanned discharges where the chlorine residual is >0.05 mg/L and total volume is 50,000 gallons. Notification to State Office of Emergency Services is required after becoming aware of aquatic impacts as a result of unplanned discharge or when the discharge might endanger or compromise public health and safety.

Appendix - Table of Contents

Section 2 – Provision C.2 Municipal Operations

Appendix 2-1: C.2.f - FY 09-10 - Annual Report for MOC SWPPP

Section 4 – Provision C.4 Industrial and Commercial Site Controls

Appendix 4-1: C.4.b.iii.(1) - Potential Facilities List
C.4.b.iii.(b) - Facilities Scheduled for Inspection

Section 5 – Provision C.5 Illicit Discharge Detection and Elimination

Appendix 5-1: C.5.b.ii(4) - IDDE Incident, Enforcement, and Source Summary

Section 9 – Provision C.9 Pesticides Toxicity Controls

Appendix 9-1: C.9.a - City of Mountain View Integrated Pest Management Policy
Appendix 9-2: C.9.b - Number of Different Pesticide Products Used
Appendix 9-3: C.9.b - Quantity of Pesticides Applied
Appendix 9-4: C.9.b - Quantity of Active Ingredients Applied
Appendix 9-5: C.9.b - Pesticides of Concern, FY 09-10 Usage

Section 15 – Provision C.15 Exempted and Conditionally Exempted Discharges

Appendix 15-1: C.15.b.iii.(1) – Planned Discharges of the Potable Water System

Appendix 2-1

C.2.f. – FY 09-10 Annual Report for MOC SWPPP

State of California
STATE WATER RESOURCES CONTROL BOARD

2009-2010

ANNUAL REPORT

FOR
STORM WATER DISCHARGES ASSOCIATED
WITH INDUSTRIAL ACTIVITIES

Reporting Period July 1, 2009 through June 30, 2010

An annual report is required to be submitted to your local Regional Water Quality Control Board (Regional Board) by July 1 of each year. This document must be certified and signed, under penalty of perjury, by the appropriate official of your company. Many of the Annual Report questions require an explanation. Please provide explanations on a separate sheet as an attachment. **Retain a copy of the completed Annual Report for your records.**

Please circle or highlight any information contained in Items A, B, and C below that is new or revised so we can update our records. Please remember that a Notice of Termination and new Notice of Intent are required whenever a facility operation is relocated or changes ownership.

If you have any questions, please contact your Regional Board Industrial Storm Water Permit Contact. The names, telephone numbers and e-mail addresses of the Regional Board contacts, as well as the Regional Board office addresses can be found at http://www.swrcb.ca.gov/stormwtr/contact.html. To find your Regional Board information, match the first digit of your WDID number with the corresponding number that appears in parenthesis on the first line of each Regional Board office.

GENERAL INFORMATION:

A. Facility Information:

Facility WDID No: NONE

Facility Business Name: Municipal Operations Center
Physical Address: 231 North Whisman Boulevard
City: Mountain View **CA** Zip: 94039
Standard Industrial Classification (SIC) Code(s): N/A

Contact Person: Mr. Gregg Hosfeldt
e-mail: gregg.hosfeldt@mountainview.gov
Phone: 650-903-6205

B. Facility Operator Information:

Operator Name: City of Mountain View
Mailing Address: 231 North Whisman Road
City: Mountain View

Contact Person: Mr. Gregg Hosfeldt
e-mail: gregg.hosfeldt@mountainview.gov
CA Zip: 94039 Phone: 650-903-6205

C. Facility Billing Information:

Operator Name: City of Mountain View
Mailing Address: 231 North Whisman Road
City: Mountain View

Contact Person: Mr. Gregg Hosfeldt
e-mail: gregg.hosfeldt@mountainview.gov
CA Zip: 94039 Phone: 650-903-6205

2009-2010

ANNUAL REPORT

SPECIFIC INFORMATION

MONITORING AND REPORTING PROGRAM

D. SAMPLING AND ANALYSIS EXEMPTIONS AND REDUCTIONS

1. For the reporting period, was your facility exempt from collecting and analyzing samples from **two** storm events in accordance with sections B.12 or 15 of the General Permit?

   ☐ **YES** Go to Item D.2 ☒ **NO** Go to Section E

2. Indicate the reason your facility is exempt from collecting and analyzing samples from **two** storm events. Attach a copy of the first page of the appropriate certification if you check boxes ii, iii, iv, or v.

   i. ☐ Participating in an Approved Group Monitoring Plan **Group Name:** _____

   ii. ☐ Submitted **No Exposure Certification (NEC)** Date Submitted: ___/___/___

   Re-evaluation Date: ___/___/___

   Does facility continue to satisfy NEC conditions? ☐ YES ☐ NO

   iii. ☐ Submitted **Sampling Reduction Certification (SRC)** Date Submitted: ___/___/___

   Re-evaluation Date: ___/___/___

   Does facility continue to satisfy SRC conditions? ☐ YES ☐ NO

   iv. ☐ Received Regional Board Certification Certification Date: ___/___/___

   v. ☐ Received Local Agency Certification Certification Date: ___/___/___

3. If you checked boxes i or iii above, were you scheduled to sample **one** storm event during the reporting year?

   ☐ **YES** Go to Section E ☐ **NO** Go to Section F

4. If you checked boxes ii, iv, or v, go to Section F.

E. SAMPLING AND ANALYSIS RESULTS

1. How many storm events did you sample? 2

   If less than 2, **attach explanation** (if you checked item D.2.i or iii. above, only attach explanation if you answer "0").

2. Did you collect storm water samples from the first storm of the wet season that produced a discharge during scheduled facility operating hours? (Section B.5 of the General Permit)

   ☒ **YES** ☐ **NO** **attach explanation** **(Please note that if you do not sample the first storm event, you are still required to sample 2 storm events)**

3. How many storm water discharge locations are at your facility? 1

2009-2010
ANNUAL REPORT

4. For each storm event sampled, did you collect and analyze a sample from each of the facility's' storm water discharge locations? ☒ YES, go to Item E.6 ☐ NO

5. Was sample collection or analysis reduced in accordance with Section B.7.d of the General Permit? ☐ YES ☐ NO, **attach explanation**

   If "YES", **attach documentation** supporting your determination that two or more drainage areas are substantially identical.

   Date facility's drainage areas were last evaluated ___/___/___.

6. Were all samples collected during the first hour of discharge? ☐ YES ☒ NO, **attach explanation**

7. Was all storm water sampling preceded by three (3) working days without a storm water discharge? ☒ YES ☐ NO, **attach explanation**

8. Were there any discharges of storm water that had been temporarily stored or contained? (such as from a pond) ☐ YES ☒ NO, go to Item E.10

9. Did you collect and analyze samples of temporarily stored or contained storm water discharges from two storm events? (or one storm event if you checked item D.2.i or iii. above) ☐ YES ☐ NO, **attach explanation**

10. Section B.5. of the General Permit requires you to analyze storm water samples for pH, Total Suspended Solids (TSS), Specific Conductance (SC), Total Organic Carbon (TOC) or Oil and Grease (O&G), other pollutants likely to be present in storm water discharges in significant quantities, and analytical parameters listed in Table D of the General Permit.

    a. Does Table D contain any additional parameters related to your facility's SIC code(s)? ☐ YES ☒ NO, Go to Item E.11

    b. Did you analyze all storm water samples for the applicable parameters listed in Table D? ☐ YES ☐ NO

    c. If you did not analyze all storm water samples for the applicable Table D parameters, check one of the following reasons:

       _____ In prior sampling years, the parameter(s) have not been detected in significant quantities from two consecutive sampling events. **Attach explanation**

       _____ The parameter(s) is not likely to be present in storm water discharges and authorized non-storm water discharges in significant quantities based upon the facility operator's evaluation. **Attach explanation**

       _____ Other. **Attach explanation**

11. For each storm event sampled, attach a copy of the laboratory analytical reports and report the sampling and analysis results using **Form 1** or its equivalent. The following must be provided for each sample collected:

    - Date and time of sample collection
    - Name and title of sampler
    - Parameters tested
    - Name of analytical testing laboratory
    - Discharge location identification

- Testing results
- Test methods used
- Test detection limits
- Date of testing
- Copies of the laboratory analytical results

F. QUARTERLY VISUAL OBSERVATIONS

1. **Authorized Non-Storm Water Discharges**

Section B.3.b of the General Permit requires quarterly visual observations of all authorized non-storm water discharges and their sources.

a. Do authorized non-storm water discharges occur at your facility?

☒ **YES** ☐ **NO** Go to Item F.2

b. Indicate whether you visually observed all authorized non-storm water discharges and their sources during the quarters when they were discharged. **Attach an explanation for any "NO" answers**. Indicate "N/A" for quarters without any authorized non-storm water discharges.

July-September	☒ **YES**	☐ **NO**	☐ **N/A**	October-December	☒ **YES**	☐ **NO**	☐ **N/A**
January-March	☒ **YES**	☐ **NO**	☐ **N/A**	April-June	☒ **YES**	☐ **NO**	☐ **N/A**

c. Use **Form 2** to report quarterly visual observations of authorized non-storm water discharges or provide the following information:

i. name of each authorized non-storm water discharge. 1) Discharge of meter testing water to catch basin.
ii. date and time of observation; 09/11/2009 @ 11:30 a.m.; 11/24/2009 @ 11:30 a.m.; 03/26/20109 @ 1:30 p.m.; 05/14/2009 @ 10:00 a.m.
iii. source and location of each authorized non-storm water discharge. Potable water from spigot behind Bldg. A.
iv. characteristics of the discharge at its source and impacted drainage area/discharge location: potable water appears clear when discharging to adjacent catch basin during past inspections, however, no discharges were observed during 2009-2010 dry weather inspections.
v. name, title, and signature of observer: Margo Mackey, REA. Margo Mackey
vi. any new or revised BMPs necessary to reduce or prevent pollutants in authorized non-storm water discharges. NO. Provide new or revised BMP implementation date. Not applicable.

2. **Unauthorized Non-Storm Water Discharges**

Section B.3.a of the General Permit requires quarterly visual observations of all drainage areas to detect the presence of unauthorized non-storm water discharges and their sources.

a. Indicate whether you visually observed all drainage areas to detect the presence of unauthorized non- storm water discharges and their sources. **Attach an explanation for any "NO" answers.**

July-September	☒ **YES**	☐ **NO**	October-December	☒ **YES**	☐ **NO**
January-March	☒ **YES**	☐ **NO**	April-June	☒ **YES**	☐ **NO**

b. Based upon the quarterly visual observations, were any unauthorized non-storm water discharges detected?

☐ **YES** ☒ **NO** Go to Item F.2.d

c. Have each of the unauthorized non-storm water discharges been eliminated or permitted?

☐ **YES** ☐ **NO** **Attach explanation**

2009-2010
ANNUAL REPORT

d. Use **Form 3** to report quarterly unauthorized non-storm water discharge visual observations or provide the following information:

i. name of each unauthorized non-storm water discharge: None observed.
ii. date and time of observation: 09/11/2009 @ 11:30 a.m.; 11/24/2009 @ 11:30 a.m.; 03/26/20109 @ 1:30 p.m.; 05/14/2009 @ 10:00 a.m.
iii. source and location of each unauthorized non-storm water discharge: None observed.
iv. characteristics of the discharge at its source and impacted drainage area/discharge location: N/A
v. name, title, and signature of observer: Margo Mackey, REA.
vi. **any** corrective actions necessary to eliminate the source of each unauthorized non-storm water discharge and to clean impacted drainage areas. NO. Provide date unauthorized non-storm water discharge(s) was eliminated or scheduled to be eliminated. N/A.

G. MONTHLY WET SEASON VISUAL OBSERVATIONS

Section B.4.a of the General Permit requires you to conduct monthly visual observations of storm water discharges at all storm water discharge locations during the wet season. These observations shall occur during the first hour of discharge or, in the case of temporarily stored or contained storm water, at the time of discharge.

1. Indicate below whether monthly visual observations of storm water discharges occurred at all discharge locations. **Attach an explanation for any "NO" answers**. Include in this explanation whether any eligible storm events occurred during scheduled facility operating hours that did not result in a storm water discharge, and provide the date, time, name and title of the person who observed that there was no storm water discharge.

	YES	NO		YES	NO
October	☒	☐	February	☒	☐
November	☒	☐	March	☒	☐
December	☒	☐	April	☒	☐
January	☒	☐	May	☒	☐

2. Report monthly wet season visual observations using **Form 4** or provide the following information:

a. date, time, and location of observation: 10/13/2009 @ 1:00 p.m.; 11/20/2009 @ 1:20 p.m.; 12/28/2009 @ 12:30 p.m.; 01/19/2010 @ 1:10 p.m.; 02/23/2010 @ 02:00 p.m.; 03/12/2010 @ 3:00 p.m.; 04/12/2010 @ 2:00 p.m.; and 05/17/2010 @ 1:00 p.m. Locations: catch basins, car wash/sludge drying area, hazardous material storage area, outdoor storage locations, and the loading dock were observed during each inspection.
b. name and title of observer: Shaun Surani, Environmental Scientist for October and November through May and Nicholas Albert, Environmental Scientist for November
c. characteristics of the discharge (i.e., odor, color, etc.) and source of any pollutants observed. Storm water appeared fairly clear with no obvious discoloration or sheen, except for: slight oil sheen on surface in catch basins at the Outdoor Storage Area during all inspections, at Loading Dock catch basins at all inspections except May, and at the Car Wash/Sludge Drying Area catch basins in March. Possible source = oil from vehicles, road, parking lot, vehicle maintenance bldg; The Loading Dock run off appeared clear and oily during all inspections and was also foamy in January. Possible source = road and vehicles. The Car Wash runoff appeared clear with small debris (Oct. through December), was clear in January, oily in February, clear with oily sheen in March, April, and May; possible source = Car Wash Area. The runoff around the Hazmat Storage Area appeared clear during all inspections. Runoff from the Outdoor Storage Area appeared oily and brown in October, December, January, February, with a slight sheen in November, March, and April; possible source = parts storage.
d. **any** new or revised BMPs necessary to reduce or prevent pollutants in storm water discharges. None at this time. Provide new or revised BMP implementation date. None at this time.

2009-2010
ANNUAL REPORT

ANNUAL COMPREHENSIVE SITE COMPLIANCE EVALUATION (ACSCE)

H. ACSCE CHECKLIST

Section A.9 of the General Permit requires the facility operator to conduct one ACSCE in each reporting period (July 1-June 30). Evaluations must be conducted within 8-16 months of each other. The SWPPP and monitoring program shall be revised and implemented, as necessary, within 90 days of the evaluation. The checklist below includes the minimum steps necessary to complete an ACSCE. Indicate whether you have performed each step below. **Attach an explanation for any "NO" answers.**

1. Have you inspected all potential pollutant sources and industrial activities areas? ☒ YES ☐ NO
   The following areas should be inspected:

   - areas where spills and leaks have occurred during the last year
   - outdoor wash and rinse areas
   - process/manufacturing areas
   - loading, unloading, and transfer areas
   - waste storage/disposal areas
   - dust/particulate generating areas
   - erosion areas
   - building repair, remodeling, and construction
   - material storage areas
   - vehicle/equipment storage areas
   - truck parking and access areas
   - rooftop equipment areas
   - vehicle fueling/maintenance areas
   - non-storm water discharge generating areas

2. Have you reviewed your SWPPP to assure that its BMPs address existing potential pollutant sources and industrial activities areas? ☒ YES ☐ NO

3. Have you inspected the entire facility to verify that the SWPPP's site map is up-to-date? The following site map items should be verified: ☒ YES ☐ NO

   - facility boundaries
   - outline of all storm water drainage areas
   - areas impacted by run-on
   - storm water discharges locations
   - storm water collection and conveyance system
   - structural control measures such as catch basins, berms, containment areas, oil/water separators, etc.

4. Have you reviewed all General Permit compliance records generated since the last annual evaluation? ☒ YES ☐ NO

   The following records should be reviewed:

   - quarterly authorized non-storm water discharge visual observations
   - monthly storm water discharge visual observation
   - records of spills/leaks and associated clean-up/response activities
   - quarterly unauthorized non-storm water discharge visual observations
   - Sampling and Analysis records
   - preventative maintenance inspection and maintenance records

5. Have you reviewed the major elements of the SWPPP to assure compliance with the General Permit? ☒ YES ☐ NO

   The following SWPPP items should be reviewed:

   - pollution prevention team
   - list of significant materials
   - description of potential pollutant sources
   - assessment of potential pollutant sources
   - identification and description of the BMPs to be implemented for each potential pollutant source

6. Have you reviewed your SWPPP to assure that a) the BMPs are adequate in reducing or preventing pollutants in storm water discharges and authorized non-storm water discharges, and b) the BMPs are being implemented? ☒ YES ☐ NO

   The following BMP categories should be reviewed:

   - good housekeeping practices
   - spill response
   - employee training
   - erosion control
   - quality assurance
   - preventative maintenance
   - material handling and storage practices
   - waste handling/storage
   - structural BMPs

7. Has all material handling equipment and equipment needed to implement the SWPPP been inspected? ☒ YES ☐ NO

I. ACSCE EVALUATION REPORT

The facility operator is required to provide an evaluation report that includes: identification of personnel performing the evaluation

- the date(s) of the evaluation
- necessary SWPPP revisions
- schedule for implementing SWPPP revisions
- any incidents of non-compliance and the corrective actions taken

Use **Form 5** to report the results of your evaluation or develop an equivalent form.

J. ACSCE CERTIFICATION

The facility operator is required to certify compliance with the Industrial Activities Storm Water General Permit. To certify compliance, both the SWPPP and Monitoring Program must be up to date and be fully implemented.

Based upon your ACSCE, do you certify compliance with the Industrial Activities Storm Water General Permit? ☒ YES ☐ NO

If you answered "NO" **attach an explanation** to the ACSCE Evaluation Report why you are not in compliance with the Industrial Activities Storm Water General Permit.

2009-2010

ANNUAL REPORT

ATTACHMENT SUMMARY

Answer the questions below to help you determine what should be attached to this annual report. Answer NA (Not Applicable) to questions 2-4 if you are not required to provide those attachments.

1. Have you attached Forms 1,2,3,4, and 5 or their equivalent?	☒ YES (Mandatory)		
2. If you conducted sampling and analysis, have you attached the laboratory analytical reports?	☒ YES	☐ NO	☐ NA
3. If you checked box II, III, IV, or V in item D.2 of this Annual Report, have you attached the first page of the appropriate certifications?	☐ YES	☐ NO	☒ NA
4. Have you attached an explanation for each "NO" answer in items E.1, E.2, E.5-E.7, E.9, E.10.c, F.1.b, F.2.a, F.2.c, G.1, H.1-H.7, or J?	☒ YES	☐ NO	☐ NA

ANNUAL REPORT CERTIFICATION

I am duly authorized to sign reports required by the INDUSTRIAL ACTIVITIES STORM WATER GENERAL PERMIT (see Standard Provision C.9) and I certify under penalty of law that this document and all attachments were prepared under my direction or supervision in accordance with a system designed to ensure that qualified personnel properly gather and evaluate the information submitted. Based on my inquiry of the person or persons who manage the system, or those person directly responsible for gathering the information, the information submitted is, to the best of my knowledge and belief, true, accurate and complete. I am aware that there are significant penalties for submitting false information, including the possibility of fine and imprisonment for knowing violations.

Printed Name: Gregg Hosfeldt

Signature: Gregg A. Hosfeldt Date: 6/22/10

Title: Assistant Public Works Director

2009-2010
ANNUAL REPORT

EXPLANATION FOR "NO" ANSWERS ON ANNUAL REPORT

E.6. *Were all samples collected during the first hour of discharge?*

Storms that were sampled started between 4:00 a.m. and 4:30 a.m. and did not start during business hours, so we sampled as soon as possible during business hours.

2009-2010

ANNUAL REPORT

SIDE A

FORM 1-SAMPLING & ANALYSIS RESULTS
FIRST STORM EVENT

- If analytical results are less than the detection limit (or non detectable), show the value as less than the numerical value of the detection limit (example: <.05)
- If you did not analyze for a required parameter, do not report "0". Instead, leave the appropriate box blank
- When analysis is done using portable analysis (such as portable pH meters, SC meters, etc.), indicate "PA" in the appropriate test method used box.
- Make additional copies of this form as necessary.

NAME OF PERSON COLLECTING SAMPLES: Shaun Surani **TITLE:** Environmental Consultant **SIGNATURE:** A Mady for Shaun Surani

DESCRIBE DISCHARGE LOCATION	DATE/TIME OF SAMPLE COLLECTION	TIME DISCHARGE STARTED	ANALYTICAL RESULTS For First Storm Event									
			BASIC PARAMETERS					OTHER PARAMETERS				
			PH	TSS	SC	O&G	TOC	TPH-diesel and gas	Cadmium & Chromium	Copper & Iron	Nickel	Zinc
#1: Northwest Catch Basin behind Bldg. A	10/13/2009 1:40 p.m.	10/13/2009 4:30 a.m.	8.31	41	460	<5.0		<50 and <50	<0.01 and <0.05	<0.1 and 3.2	<0.10	0.12
TEST REPORTING UNITS:			pH Units	mg/l	Umhos/cm	mg/l	mg/l	ug/L	mg/L	mg/L	mg/L	mg/L
TEST METHOD DETECTION LIMIT			1.00	1.0	20	5.0		50 and 50	0.01 and 0.05	0.10 and 0.10	0.10	0.10
TEST METHOD USED:			SM4500	SM2540D	120.1	1664		8015DRO and 8260GRO	6010	6010	6010	6010
ANALYZED BY LAB (Alpha Analytical Labs Inc.)			LAB	LAB	LAB	LAB		LAB	LAB	LAB	LAB	LAB

TSS - Total Suspended Solids SC - Specific Conductance O&G - Oil & Grease TOC - Total Organic Carbon TPH – Total Petroleum Hydrocarbons

047271

2009-2010
ANNUAL REPORT

SIDE B

FORM 1-SAMPLING & ANALYSIS RESULTS
SECOND STORM EVENT

- If analytical results are less than the detection limit (or non detectable), show the value as less than the numerical value of the detection limit (example: < .05)
- If you did not analyze for a required parameter, do not report "0". Instead, leave the appropriate box blank
- When analysis is done using portable analysis (such as portable pH meters, SC meters, etc.), indicate "PA" in the appropriate test method used box
- Make additional copies of this form as necessary

NAME OF PERSON COLLECTING SAMPLES: Shaun Surani TITLE: Environmental Consultant SIGNATURE: Nayna Maty for Shaun Surani

ANALYTICAL RESULTS
For Second Storm Event

DESCRIBE DISCHARGE LOCATION	DATE/TIME OF SAMPLE COLLECTION	TIME DISCHARGE STARTED	BASIC PARAMETERS					OTHER PARAMETERS				
			PH	TSS	SC	O&G	TOC	TPH-diesel and gas	Cadmium & Chromium	Copper and Iron	Nickel	Zinc
#1: Northwest Catch Basin behind Bldg. A	01/19/2010 1:10 p.m.	01/19/2010 4:00 a.m.	8.23	140	120	<5.0		240 and <50	<0.01 and <0.05	<0.10 and 6.2	<0.10	0.13
TEST REPORTING UNITS:			pH Units	mg/l	Umhos/cm	mg/l	mg/l	ug/L	mg/L	mg/L	mg/L	Mg/L
TEST METHOD DETECTION LIMIT			1.0	1.0	20	5.0		50 and 50	0.01 and 0.05	0.10 and 0.10	0.10	0.10
TEST METHOD USED:			SM 4500	SM2540 D	120.1	1664		8015DRO and 8015GRO	6010	6010	6010	6010
ANALYZED BY LAB (Alpha Analytical Labs Inc.)			LAB	LAB	LAB	LAB		LAB	LAB	LAB	LAB	LAB

TSS - Total Suspended Solids SC - Specific Conductance O&G - Oil & Grease TOC - Total Organic Carbon TPH – Total Petroleum Hydrocarbons

047272

2009-2010

ANNUAL REPORT

FORM 5-ANNUAL COMPREHENSIVE SITE COMPLIANCE EVALUATION
POTENTIAL POLLUTANT SOURCE/INDUSTRIAL ACTIVITY BMP STATUS

EVALUATION DATE: 5 / 14 / 2009 **INSPECTOR NAME:** Margo Mackey, REA. **SIGNATURE:** Margo Mackey

POTENTIAL POLLUTANT SOURCE/INDUSTRIAL ACTIVITY AREA (as identified in your SWPPP) Source Area 1: includes two outside storage areas containing steel pipes, piping, bricks, concrete vaults, impounded vehicles.	HAVE ANY BMPs NOT BEEN FULLY IMPLEMENTED? ☐ YES ■ NO ARE ADDITIONAL/REVISED BMPs NECESSARY? ☐ YES ■ NO	If yes, to either question, complete the next two columns of this form	Describe deficiencies in BMPs or BMP implementation NONE	Describe additional/revised BMPs or corrective actions and their date(s) of implementation **NONE**
POTENTIAL POLLUTANT SOURCE/INDUSTRIAL ACTIVITY AREA (as identified in your SWPPP) Source Area 2: includes covered solid waste handling facility (leaves, wood waste, sweeping debris) and covered bulk storage facility (storage bins with sand, base rock etc) and car wash/sludge drying operation.	HAVE ANY BMPs NOT BEEN FULLY IMPLEMENTED ☐ YES ■ NO ARE ADDITIONAL/REVISED BMPs NECESSARY? ☐ YES ■ NO	If yes, to either question, complete the next two columns of this form	Describe deficiencies in BMPs or BMP implementation NONE	Describe additional/revised BMPs or corrective actions and their date(s) of implementation **NONE**
POTENTIAL POLLUTANT SOURCE/INDUSTRIAL ACTIVITY AREA (as identified in your SWPPP) Source Area 3: includes the hazardous material storage area (approximately 3 flammable material storage cabinets) located on a paved surface.	HAVE ANY BMPs NOT BEEN FULLY IMPLEMENTED? ☐ YES ■ NO ARE ADDITIONAL/REVISED BMPs NECESSARY? ☐ YES ■ NO	If yes, to either question, complete the next two columns of this form	Describe deficiencies in BMPs or BMP implementation NONE	Describe additional/revised BMPs or corrective actions and their date(s) of implementation **NONE**

047273

Alpha Analytical Laboratories Inc.
e-mail: clientservices@alpha-labs.com
Corporate: 208 Mason St., Ukiah, CA 95482 • Phone: (707) 468-0401 • Fax: (707) 468-5267
Service Center: 6398 Dougherty Rd., Suite 35, Dublin, CA 94568 • Phone: (925) 828-6226 • Fax: (925) 828-6309

ELAP Certificate Numbers 1551 and 2728

29 October 2009

Mountain View, City of
Attn: Kathlyn Sturla
231 N. Whisman Road
Mountain View, CA 94043
RE: Storm Water
Work Order: 09J0541

Enclosed are the results of analyses for samples received by the laboratory on 10/13/09 20:15. If you have any questions concerning this report, please feel free to contact me.

Sincerely,

Sheri Speaks

Sheri L. Speaks For Robbie C. Phillips
Project Manager

Alpha Analytical Laboratories Inc.
e-mail: clientservices@alpha-labs.com
Corporate: 208 Mason St., Ukiah, CA 95482 • Phone: (707) 468-0401 • Fax: (707) 468-5267
Service Center: 6398 Dougherty Rd., Suite 35, Dublin, CA 94568 • Phone: (925) 828-6226 • Fax: (925) 828-6309

CHEMICAL EXAMINATION REPORT

Mountain View, City of
231 N. Whisman Road
Mountain View, CA 94043
Attn: Kathlyn Sturla

Report Date: 10/29/09 06:01
Project No: 100331
Project ID: Storm Water

Order Number	Receipt Date/Time	Client Code	Client PO/Reference
09J0541	10/13/2009 20:15	SEL_MOUNTAINVIEW	

ANALYTICAL REPORT FOR SAMPLES

Sample ID	Laboratory ID	Matrix	Date Sampled	Date Received
#1 Northwest Catch Basin Behind Building A	09J0541-01	Water	10/13/09 13:40	10/13/09 20:15

The results in this report apply to the samples analyzed in accordance with the chain of custody document. This analytical report must be reproduced in its entirety.

Bruce Gove
Laboratory Director

10/29/2009

Alpha Analytical Laboratories Inc.
e-mail: clientservices@alpha-labs.com
Corporate: 208 Mason St., Ukiah, CA 95482 • Phone: (707) 468-0401 • Fax: (707) 468-5267
Service Center: 6398 Dougherty Rd., Suite 35, Dublin, CA 94568 • Phone: (925) 828-6226 • Fax: (925) 828-6309

CHEMICAL EXAMINATION REPORT

Mountain View, City of
231 N. Whisman Road
Mountain View, CA 94043
Attn: Kathlyn Sturla

Report Date: 10/29/09 06:01
Project No: 100331
Project ID: Storm Water

Order Number	Receipt Date/Time	Client Code	Client PO/Reference
09J0541	10/13/2009 20:15	SEL_MOUNTAINVIEW	

Alpha Analytical Laboratories, Inc.

	METHOD	BATCH	PREPARED	ANALYZED	DILUTION	RESULT	POL	NOTE
#1 Northwest Catch Basin Behind Building A (09J0541-01)			**Sample Type: Water**			**Sampled: 10/13/09 13:40**		
Metals by EPA 6000/7000 Series Methods								
Cadmium	EPA 6010	AJ91518	10/15/09 11:12	10/27/09 15:36	1	ND mg/l	0.010	
Chromium	"	"	"	"	"	ND "	0.050	
Copper	"	"	"	"	"	ND "	0.10	
Iron	"	"	"	"	"	**3.2 "**	**0.10**	
Nickel	"	"	"	"	"	ND "	0.10	
Zinc	"	"	"	"	"	**0.12 "**	**0.10**	
Conventional Chemistry Parameters by APHA/EPA Methods								
Oil & Grease (HEM)	EPA 1664	AJ92119	10/21/09 12:49	10/23/09 17:00	1	ND mg/l	5.0	
pH	SM4500-H+ B	AJ91416	10/14/09 16:00	10/14/09 17:00	"	**8.31 pH Units**	**1.00**	T-14
Specific Conductance (EC)	EPA 120.1	"	"	"	"	**460 umhos/cm**	**20**	
Total Suspended Solids	SM2540D	AJ91542	10/15/09 18:04	10/16/09 12:19	"	**41 mg/l**	**1.0**	
TPH by EPA/LUFT GC/GCMS Methods								
TPH as Diesel	8015DRO	AJ92223	10/22/09 14:25	10/23/09 22:52	1	ND ug/l	50	
TPH as Gasoline	8015GRO	AJ92309	10/23/09 09:47	10/23/09 13:12	"	ND "	50	
Surrogate: 1,4-Bromofluorobenzene	"	"	"	"		*109 %*	*63-150*	
Surrogate: Tetratetracontane	*8015DRO*	*AJ92223*	*10/22/09 14:25*	*10/23/09 22:52*		*58.1 %*	*27-124*	

The results in this report apply to the samples analyzed in accordance with the chain of custody document. This analytical report must be reproduced in its entirety.

Bruce Gove
Laboratory Director

10/29/2009

Alpha Analytical Laboratories Inc.
e-mail: clientservices@alpha-labs.com
Corporate: 208 Mason St., Ukiah, CA 95482 • Phone: (707) 468-0401 • Fax: (707) 468-5267
Service Center: 6398 Dougherty Rd., Suite 35, Dublin, CA 94568 • Phone: (925) 828-6226 • Fax: (925) 828-6309

CHEMICAL EXAMINATION REPORT

Mountain View, City of
231 N. Whisman Road
Mountain View, CA 94043
Attn: Kathlyn Sturla

Report Date: 10/29/09 06:01
Project No: 100331
Project ID: Storm Water

Order Number	Receipt Date/Time	Client Code	Client PO/Reference
09J0541	10/13/2009 20:15	SEL_MOUNTAINVIEW	

Metals by EPA 6000/7000 Series Methods - Quality Control

Analyte(s)	Result	PQL	Units	Spike Level	Source Result	%REC	%REC Limits	RPD	RPD Limit	Flag
Batch AJ91518 - Metals Digest										
Blank (AJ91518-BLK1)				Prepared: 10/15/09 Analyzed: 10/22/09						
Cadmium	ND	0.010	mg/l							
Chromium	ND	0.050	"							
Copper	ND	0.10	"							
Iron	ND	0.10	"							
Nickel	ND	0.10	"							
Zinc	ND	0.10	"							
LCS (AJ91518-BS1)				Prepared: 10/15/09 Analyzed: 10/22/09						
Cadmium	0.213	0.010	mg/l	0.200		106	85-115			
Chromium	0.216	0.050	"	0.200		108	85-115			
Copper	0.214	0.10	"	0.200		107	85-115			
Iron	2.27	0.10	"	2.00		114	85-115			
Nickel	0.218	0.10	"	0.200		109	85-115			
Zinc	0.223	0.10	"	0.200		112	85-115			
Duplicate (AJ91518-DUP1)		**Source: 09J0491-01**		Prepared: 10/15/09 Analyzed: 10/22/09						
Cadmium	ND	0.010	mg/l		ND				20	
Chromium	0.0110	0.050	"		ND				20	
Copper	0.0168	0.10	"		ND				20	
Iron	2.86	0.10	"		2.4			17.5	20	
Nickel	0.0130	0.10	"		ND				20	
Zinc	0.116	0.10	"		0.11			5.31	20	
Matrix Spike (AJ91518-MS1)		**Source: 09J0491-01**		Prepared: 10/15/09 Analyzed: 10/22/09						
Cadmium	0.200	0.010	mg/l	0.200	ND	100	70-130			
Chromium	0.222	0.050	"	0.200	ND	106	70-130			
Copper	0.236	0.10	"	0.200	ND	110	70-130			

The results in this report apply to the samples analyzed in accordance with the chain of custody document. This analytical report must be reproduced in its entirety.

Bruce Gove
Laboratory Director

10/29/2009

Alpha Analytical Laboratories Inc.
e-mail: clientservices@alpha-labs.com
Corporate: 208 Mason St., Ukiah, CA 95482 • Phone: (707) 468-0401 • Fax: (707) 468-5267
Service Center: 6398 Dougherty Rd., Suite 35, Dublin, CA 94568 • Phone: (925) 828-6226 • Fax: (925) 828-6309

CHEMICAL EXAMINATION REPORT

Mountain View, City of
231 N. Whisman Road
Mountain View, CA 94043
Attn: Kathlyn Sturla

Report Date: 10/29/09 06:01
Project No: 100331
Project ID: Storm Water

Order Number	Receipt Date/Time	Client Code	Client PO/Reference
09J0541	10/13/2009 20:15	SEL_MOUNTAINVIEW	

Metals by EPA 6000/7000 Series Methods - Quality Control

Analyte(s)	Result	PQL	Units	Spike Level	Source Result	%REC	%REC Limits	RPD	RPD Limit	Flag
Batch AJ91518 - Metals Digest										
Matrix Spike (AJ91518-MS1)	**Source: 09J0491-01**			Prepared: 10/15/09 Analyzed: 10/22/09						
Iron	4.64	0.10	"	2.00	2.4	112	70-130			
Nickel	0.216	0.10	"	0.200	ND	102	70-130			
Zinc	0.336	0.10	"	0.200	0.11	113	70-130			
Matrix Spike (AJ91518-MS2)	**Source: 09J0498-01**			Prepared: 10/15/09 Analyzed: 10/22/09						
Cadmium	0.199	0.010	mg/l	0.200	ND	99.5	70-130			
Chromium	0.232	0.050	"	0.200	ND	105	70-130			
Copper	0.282	0.10	"	0.200	ND	112	70-130			
Iron	8.72	0.10	"	2.00	7.0	86.0	70-130			
Nickel	0.228	0.10	"	0.200	ND	98.5	70-130			
Zinc	0.618	0.10	"	0.200	0.41	104	70-130			
Matrix Spike Dup (AJ91518-MSD1)	**Source: 09J0491-01**			Prepared: 10/15/09 Analyzed: 10/22/09						
Cadmium	0.210	0.010	mg/l	0.200	ND	105	70-130	4.88	20	
Chromium	0.230	0.050	"	0.200	ND	110	70-130	3.54	20	
Copper	0.240	0.10	"	0.200	ND	112	70-130	1.68	20	
Iron	4.89	0.10	"	2.00	2.4	124	70-130	5.25	20	
Nickel	0.227	0.10	"	0.200	ND	108	70-130	4.97	20	
Zinc	0.323	0.10	"	0.200	0.11	106	70-130	3.95	20	

The results in this report apply to the samples analyzed in accordance with the chain of custody document. This analytical report must be reproduced in its entirety.

Bruce Gove
Laboratory Director

10/29/2009

Alpha Analytical Laboratories Inc.
e-mail: clientservices@alpha-labs.com
Corporate: 208 Mason St., Ukiah, CA 95482 • Phone: (707) 468-0401 • Fax: (707) 468-5267
Service Center: 6398 Dougherty Rd., Suite 35, Dublin, CA 94568 • Phone: (925) 828-6226 • Fax: (925) 828-6309

CHEMICAL EXAMINATION REPORT

Mountain View, City of
231 N. Whisman Road
Mountain View, CA 94043
Attn: Kathlyn Sturla

Report Date: 10/29/09 06:01
Project No: 100331
Project ID: Storm Water

Order Number	Receipt Date/Time	Client Code	Client PO/Reference
09J0541	10/13/2009 20:15	SEL_MOUNTAINVIEW	

Conventional Chemistry Parameters by APHA/EPA Methods - Quality Control

Analyte(s)	Result	PQL	Units	Spike Level	Source Result	%REC	%REC Limits	RPD	RPD Limit	Flag
Batch AJ91416 - General Preparation										
Duplicate (AJ91416-DUP1)		**Source: 09J0536-01**		Prepared & Analyzed: 10/14/09						
Specific Conductance (EC)	90.0	20	umhos/cm		90			0.00	10	
pH	7.01	1.00	pH Units		6.68			4.82	20	
Batch AJ91542 - General Preparation										
Blank (AJ91542-BLK1)				Prepared: 10/15/09 Analyzed: 10/16/09						
Total Suspended Solids	ND	1.0	mg/l							
Duplicate (AJ91542-DUP1)		**Source: 09J0548-01**		Prepared: 10/15/09 Analyzed: 10/16/09						
Total Suspended Solids	161	1.0	mg/l		190			16.5	30	
Duplicate (AJ91542-DUP2)		**Source: 09J0552-01**		Prepared: 10/15/09 Analyzed: 10/16/09						
Total Suspended Solids	987	1.0	mg/l		1000			1.31	30	
Batch AJ92119 - General Preparation										
Blank (AJ92119-BLK1)				Prepared: 10/21/09 Analyzed: 10/23/09						
Oil & Grease (HEM)	ND	5.0	mg/l							
LCS (AJ92119-BS1)				Prepared: 10/21/09 Analyzed: 10/23/09						
Oil & Grease (HEM)	33.3	5.0	mg/l	40.0		83.2	78-114			
LCS Dup (AJ92119-BSD1)				Prepared: 10/21/09 Analyzed: 10/23/09						
Oil & Grease (HEM)	37.7	5.0	mg/l	40.0		94.2	78-114	12.4	18	
Matrix Spike (AJ92119-MS1)		**Source: 09J0542-01**		Prepared: 10/21/09 Analyzed: 10/23/09						
Oil & Grease (HEM)	15.3	5.0	mg/l	20.0	ND	76.5	78-114			QM-01

The results in this report apply to the samples analyzed in accordance with the chain of custody document. This analytical report must be reproduced in its entirety.

Bruce Gove
Laboratory Director

10/29/2009

Alpha Analytical Laboratories Inc.
e-mail: clientservices@alpha-labs.com
Corporate: 208 Mason St., Ukiah, CA 95482 • Phone: (707) 468-0401 • Fax: (707) 468-5267
Service Center: 6398 Dougherty Rd., Suite 35, Dublin, CA 94568 • Phone: (925) 828-6226 • Fax: (925) 828-6309

CHEMICAL EXAMINATION REPORT

Mountain View, City of
231 N. Whisman Road
Mountain View, CA 94043
Attn: Kathlyn Sturla

Report Date: 10/29/09 06:01
Project No: 100331
Project ID: Storm Water

Order Number	Receipt Date/Time	Client Code	Client PO/Reference
09J0541	10/13/2009 20:15	SEL_MOUNTAINVIEW	

TPH by EPA/LUFT GC/GCMS Methods - Quality Control

Analyte(s)	Result	PQL	Units	Spike Level	Source Result	%REC	%REC Limits	RPD	RPD Limit	Flag
Batch AJ92223 - SVOAs in Water GC										
Blank (AJ92223-BLK1)				Prepared: 10/22/09 Analyzed: 10/23/09						
TPH as Diesel	ND	50	ug/l							
Surrogate: Tetratetracontane	*57.8*		"	*61.6*		*93.8*	*27-124*			
LCS (AJ92223-BS1)				Prepared: 10/22/09 Analyzed: 10/23/09						
TPH as Diesel	1570	50	ug/l	2000		78.5	55-134			
Surrogate: Tetratetracontane	*44.0*		"	*61.6*		*71.4*	*27-124*			
LCS Dup (AJ92223-BSD1)				Prepared: 10/22/09 Analyzed: 10/23/09						
TPH as Diesel	2150	50	ug/l	2000		108	55-134	31.2	25	QL-04
Surrogate: Tetratetracontane	*56.6*		"	*61.6*		*91.9*	*27-124*			
Batch AJ92309 - EPA 5030 Water GC										
Blank (AJ92309-BLK1)				Prepared & Analyzed: 10/23/09						
TPH as Gasoline	ND	50	ug/l							
Surrogate: 1,4-Bromofluorobenzene	*3.87*		"	*3.46*		*112*	*63-150*			
LCS (AJ92309-BS1)				Prepared & Analyzed: 10/23/09						
TPH as Gasoline	180	50	ug/l	200		90.0	79-123			
Surrogate: 1,4-Bromofluorobenzene	*3.64*		"	*3.46*		*105*	*63-150*			
LCS Dup (AJ92309-BSD1)				Prepared & Analyzed: 10/23/09						
TPH as Gasoline	175	50	ug/l	200		87.5	79-123	2.82	15	
Surrogate: 1,4-Bromofluorobenzene	*3.57*		"	*3.46*		*103*	*63-150*			
Matrix Spike (AJ92309-MS1)		**Source: 09J0541-01**		Prepared & Analyzed: 10/23/09						
TPH as Gasoline	166	50	ug/l	200	ND	83.0	65-161			

The results in this report apply to the samples analyzed in accordance with the chain of custody document. This analytical report must be reproduced in its entirety.

Bruce Gove
Laboratory Director

10/29/2009

Alpha Analytical Laboratories Inc.
e-mail: clientservices@alpha-labs.com
Corporate: 208 Mason St., Ukiah, CA 95482 • Phone: (707) 468-0401 • Fax: (707) 468-5267
Service Center: 6398 Dougherty Rd., Suite 35, Dublin, CA 94568 • Phone: (925) 828-6226 • Fax: (925) 828-6309

CHEMICAL EXAMINATION REPORT

Mountain View, City of
231 N. Whisman Road
Mountain View, CA 94043
Attn: Kathlyn Sturla

Report Date: 10/29/09 06:01
Project No: 100331
Project ID: Storm Water

Order Number	Receipt Date/Time	Client Code	Client PO/Reference
09J0541	10/13/2009 20:15	SEL_MOUNTAINVIEW	

TPH by EPA/LUFT GC/GCMS Methods - Quality Control

Analyte(s)	Result	PQL	Units	Spike Level	Source Result	%REC	%REC Limits	RPD	RPD Limit	Flag
Batch AJ92309 - EPA 5030 Water GC										
Matrix Spike (AJ92309-MS1)		**Source: 09J0541-01**		Prepared & Analyzed: 10/23/09						
Surrogate: 1,4-Bromofluorobenzene	*3.91*		"	*3.46*		*113*	*63-150*			

The results in this report apply to the samples analyzed in accordance with the chain of custody document. This analytical report must be reproduced in its entirety.

Bruce Gove
Laboratory Director

10/29/2009

Alpha Analytical Laboratories Inc.
e-mail: clientservices@alpha-labs.com
Corporate: 208 Mason St., Ukiah, CA 95482 • Phone: (707) 468-0401 • Fax: (707) 468-5267
Service Center: 6398 Dougherty Rd., Suite 35, Dublin, CA 94568 • Phone: (925) 828-6226 • Fax: (925) 828-6309

CHEMICAL EXAMINATION REPORT

Mountain View, City of
231 N. Whisman Road
Mountain View, CA 94043
Attn: Kathlyn Sturla

Report Date: 10/29/09 06:01
Project No: 100331
Project ID: Storm Water

Order Number	Receipt Date/Time	Client Code	Client PO/Reference
09J0541	10/13/2009 20:15	SEL_MOUNTAINVIEW	

Notes and Definitions

QL-04	The LCS/LCSD RPD for this analyte was outside of established control limits. Batch accepted based on acceptable recovery for both LCS/LCSD.
QM-01	The spike recovery for this QC sample is outside of established control limits possibly due to a sample matrix interference.
T-14	Residual chlorine, dissolved oxygen, and pH must be analyzed in the field to meet the EPA specified 15 minute hold time. Sample was received and analyzed outside of this "window."
DET	Analyte DETECTED
ND	Analyte NOT DETECTED at or above the reporting limit
NR	Not Reported
dry	Sample results reported on a dry weight basis
RPD	Relative Percent Difference
PQL	Practical Quantitation Limit

alpha
Alpha Analytical Laboratories Inc.
e-mail: clientservices@alpha-labs.com

Laboratory & Corporate: 208 Mason Street, Ukiah, CA 95482
707-468-6401 Fax: 707-468-5267

Service Center & Micro Lab: 6398 Dougherty Rd, Ste 36, Dublin, CA 94568
925-828-6226 Fax: 925-828-6309

Chain of Custody Record

Reports and Invoices will be delivered by email in .pdf format.

Lab No. 09J0541 Page ____ of ____

Report to:
Company: City of Mountain View
Attn: Kathlyn Sterla
Address: 231 N. Whisman Rd, Mtn View, CA 94039
Phone/Fax: (650) 903-6078
Email Address: [redacted]

Invoice to (if different):
Company:
Attn:
Address:
Phone/Fax:
Email Address:

Project Information for Report:
Project ID:
Project No:
PO/Reference: #00331

Signature below authorizes work under terms stated on reverse side.

Samplers Signature: [redacted]
Print: Nicholas Albert

Sample Identification	Sampled Date	Sampled Time	40ml VOA	Poly	Amber	Sleeve	Other	HCL	HNO3	H2SO4	Other	None	Water	Soil	Other	Total Number of Containers	TPH-gas (8015M)	TPH-diesel (8015M)	pH (150.1)	TSS (160.2)	SC (120.1)	Oil & grease (413.2)	Metals (Cd, Cr, Cu, Fe, Pb, Zn)						TAT	Sample Notes or CDPH Source Numbers
#1 [redacted]	[redacted]	[redacted]	[redacted]					X					X				X													
[redacted]	↓	↓			2							X	X				[redacted]													
					2					X			X									X								
↓	↓	↓		↓								[redacted]							[redacted]	X	X		X							

TAT: 10 days ☒ / RUSH: 5 days ○ / 48 hours ○ / Other: ___ days ○

Lab Approval Required For Rush TATs

Relinquished by	Received by	Date	Time
[signature]	[signature]	10/13/09	1415
(RH) R. Luzzi	R. Luzzi	10-13-09	17:05
		10-13-09	2015

Copy of Original Report? ○ Yes ○ No

Source Number(s) in the column above

Alpha Analytical Laboratories Inc.
e-mail: clientservices@alpha-labs.com
Corporate: 208 Mason St., Ukiah, CA 95482 • Phone: (707) 468-0401 • Fax: (707) 468-5267
Service Center: 6398 Dougherty Rd., Suite 35, Dublin, CA 94568 • Phone: (925) 828-6226 • Fax: (925) 828-6309

ELAP Certificate Numbers 1551 and 2728

03 February 2010

Mountain View, City of
Attn: Kathlyn Sturla
231 N. Whisman Road
Mountain View, CA 94043
RE: Storm Water
Work Order: 10A0642

Enclosed are the results of analyses for samples received by the laboratory on 01/19/10 20:15. If you have any questions concerning this report, please feel free to contact me.

Sincerely,

Sheri Speaks

Sheri L. Speaks For Robbie C. Phillips
Project Manager

Alpha Analytical Laboratories Inc.
e-mail: clientservices@alpha-labs.com
Corporate: 208 Mason St., Ukiah, CA 95482 • Phone: (707) 468-0401 • Fax: (707) 468-5267
Service Center: 6398 Dougherty Rd., Suite 35, Dublin, CA 94568 • Phone: (925) 828-6226 • Fax: (925) 828-6309

CHEMICAL EXAMINATION REPORT

Mountain View, City of
231 N. Whisman Road
Mountain View, CA 94043
Attn: Kathlyn Sturla

Report Date: 02/03/10 10:08
Project No: 100331
Project ID: Storm Water

Order Number	Receipt Date/Time	Client Code	Client PO/Reference
10A0642	01/19/2010 20:15	SEL_MOUNTAINVIEW	100331

ANALYTICAL REPORT FOR SAMPLES

Sample ID	Laboratory ID	Matrix	Date Sampled	Date Received
#1 Northwest Catch Basin	10A0642-01	Water	01/19/10 13:30	01/19/10 20:15

The results in this report apply to the samples analyzed in accordance with the chain of custody document. This analytical report must be reproduced in its entirety.

Bruce Gove
Laboratory Director

2/3/2010

Alpha Analytical Laboratories Inc.
e-mail: clientservices@alpha-labs.com
Corporate: 208 Mason St., Ukiah, CA 95482 • Phone: (707) 468-0401 • Fax: (707) 468-5267
Service Center: 6398 Dougherty Rd., Suite 35, Dublin, CA 94568 • Phone: (925) 828-6226 • Fax: (925) 828-6309

CHEMICAL EXAMINATION REPORT

Mountain View, City of
231 N. Whisman Road
Mountain View, CA 94043
Attn: Kathlyn Sturla

Report Date: 02/03/10 10:08
Project No: 100331
Project ID: Storm Water

Order Number	Receipt Date/Time	Client Code	Client PO/Reference
10A0642	01/19/2010 20:15	SEL_MOUNTAINVIEW	100331

Alpha Analytical Laboratories, Inc.

	METHOD	BATCH	PREPARED	ANALYZED	DILUTION	RESULT	PQL	NOTE
#1 Northwest Catch Basin (10A0642-01)			**Sample Type: Water**			**Sampled: 01/19/10 13:30**		
Metals by EPA 6000/7000 Series Methods								
Cadmium	EPA 6010	AA02203	01/22/10 06:33	01/29/10 18:15	1	ND mg/l	0.010	
Chromium	"	"	"	"	"	ND "	0.050	
Copper	"	"	"	"	"	ND "	0.10	
Iron	"	"	"	"	"	**6.2 "**	**0.10**	
Nickel	"	"	"	"	"	ND "	0.10	
Zinc	"	"	"	"	"	**0.13 "**	**0.10**	
Conventional Chemistry Parameters by APHA/EPA Methods								
Oil & Grease (HEM)	EPA 1664	AA02519	01/25/10 11:46	01/27/10 14:50	1	ND mg/l	5.0	
pH	SM4500-H+ B	AA02017	01/20/10 13:34	01/20/10 17:00	"	**8.23 pH Units**	**1.00**	T-14
Specific Conductance (EC)	EPA 120.1	"	"	"	"	**120 umhos/cm**	**20**	
Total Suspended Solids	SM2540D	AA02212	01/22/10 09:01	01/29/10 15:46	"	**140 mg/l**	**1.0**	
TPH by EPA/LUFT GC/GCMS Methods								
TPH as Diesel	8015DRO	AA02120	01/21/10 15:21	01/27/10 00:11	1	**240 ug/l**	**50**	D-09
TPH as Gasoline	8260GRO	AA02812	01/22/10 08:00	01/23/10 09:27	"	ND "	50	
Surrogate: Tetratetracontane	*8015DRO*	*AA02120*	*01/21/10 15:21*	*01/27/10 00:11*		*72.4 %*	*27-124*	
Surrogate: Toluene-d8	*8260GRO*	*AA02812*	*01/22/10 08:00*	*01/23/10 09:27*		*100 %*	*76-129*	

The results in this report apply to the samples analyzed in accordance with the chain of custody document. This analytical report must be reproduced in its entirety.

Bruce Gove
Laboratory Director

2/3/2010

Alpha Analytical Laboratories Inc.
e-mail: clientservices@alpha-labs.com
Corporate: 208 Mason St., Ukiah, CA 95482 • Phone: (707) 468-0401 • Fax: (707) 468-5267
Service Center: 6398 Dougherty Rd., Suite 35, Dublin, CA 94568 • Phone: (925) 828-6226 • Fax: (925) 828-6309

CHEMICAL EXAMINATION REPORT

Mountain View, City of
231 N. Whisman Road
Mountain View, CA 94043
Attn: Kathlyn Sturla

Report Date: 02/03/10 10:08
Project No: 100331
Project ID: Storm Water

Order Number	Receipt Date/Time	Client Code	Client PO/Reference
10A0642	01/19/2010 20:15	SEL_MOUNTAINVIEW	100331

Metals by EPA 6000/7000 Series Methods - Quality Control

Analyte(s)	Result	PQL	Units	Spike Level	Source Result	%REC	%REC Limits	RPD	RPD Limit	Flag
Batch AA02203 - Metals Digest										
Blank (AA02203-BLK1)				Prepared: 01/22/10 Analyzed: 01/29/10						
Cadmium	ND	0.010	mg/l							
Chromium	ND	0.050	"							
Copper	ND	0.10	"							
Iron	ND	0.10	"							
Nickel	ND	0.10	"							
Zinc	ND	0.10	"							
LCS (AA02203-BS1)				Prepared: 01/22/10 Analyzed: 01/29/10						
Cadmium	0.218	0.010	mg/l	0.200		109	85-115			
Chromium	0.209	0.050	"	0.200		104	85-115			
Copper	0.210	0.10	"	0.200		105	85-115			
Iron	2.25	0.10	"	2.00		112	85-115			
Nickel	0.218	0.10	"	0.200		109	85-115			
Zinc	0.227	0.10	"	0.200		114	85-115			
Duplicate (AA02203-DUP1)		**Source: 10A0643-01**		Prepared: 01/22/10 Analyzed: 01/29/10						
Cadmium	ND	0.010	mg/l		ND				20	
Chromium	ND	0.050	"		ND				20	
Copper	0.0146	0.10	"		ND				20	
Iron	0.305	0.10	"		0.32			4.80	20	
Nickel	ND	0.10	"		ND				20	
Zinc	0.153	0.10	"		0.16			4.47	20	
Matrix Spike (AA02203-MS1)		**Source: 10A0643-01**		Prepared: 01/22/10 Analyzed: 01/29/10						
Cadmium	0.217	0.010	mg/l	0.200	ND	108	70-130			
Chromium	0.211	0.050	"	0.200	ND	106	70-130			
Copper	0.228	0.10	"	0.200	ND	106	70-130			

The results in this report apply to the samples analyzed in accordance with the chain of custody document. This analytical report must be reproduced in its entirety.

Bruce Gove
Laboratory Director

2/3/2010

Alpha Analytical Laboratories Inc.
e-mail: clientservices@alpha-labs.com
Corporate: 208 Mason St., Ukiah, CA 95482 • Phone: (707) 468-0401 • Fax: (707) 468-5267
Service Center: 6398 Dougherty Rd., Suite 35, Dublin, CA 94568 • Phone: (925) 828-6226 • Fax: (925) 828-6309

CHEMICAL EXAMINATION REPORT

Mountain View, City of
231 N. Whisman Road
Mountain View, CA 94043
Attn: Kathlyn Sturla

Report Date: 02/03/10 10:08
Project No: 100331
Project ID: Storm Water

Order Number	Receipt Date/Time	Client Code	Client PO/Reference
10A0642	01/19/2010 20:15	SEL_MOUNTAINVIEW	100331

Metals by EPA 6000/7000 Series Methods - Quality Control

Analyte(s)	Result	PQL	Units	Spike Level	Source Result	%REC	%REC Limits	RPD	RPD Limit	Flag
Batch AA02203 - Metals Digest										
Matrix Spike (AA02203-MS1)	**Source: 10A0643-01**			Prepared: 01/22/10 Analyzed: 01/29/10						
Iron	2.54	0.10	"	2.00	0.32	111	70-130			
Nickel	0.220	0.10	"	0.200	ND	110	70-130			
Zinc	0.379	0.10	"	0.200	0.16	110	70-130			
Matrix Spike (AA02203-MS2)	**Source: 10A0721-01**			Prepared: 01/22/10 Analyzed: 01/29/10						
Cadmium	0.210	0.010	mg/l	0.200	ND	105	70-130			
Chromium	0.207	0.050	"	0.200	ND	104	70-130			
Copper	0.211	0.10	"	0.200	ND	102	70-130			
Iron	3.43	0.10	"	2.00	1.1	116	70-130			
Nickel	0.211	0.10	"	0.200	ND	104	70-130			
Zinc	0.278	0.10	"	0.200	ND	108	70-130			
Matrix Spike Dup (AA02203-MSD1)	**Source: 10A0643-01**			Prepared: 01/22/10 Analyzed: 01/29/10						
Cadmium	0.219	0.010	mg/l	0.200	ND	110	70-130	0.917	20	
Chromium	0.213	0.050	"	0.200	ND	106	70-130	0.943	20	
Copper	0.231	0.10	"	0.200	ND	108	70-130	1.31	20	
Iron	2.53	0.10	"	2.00	0.32	110	70-130	0.394	20	
Nickel	0.221	0.10	"	0.200	ND	110	70-130	0.454	20	
Zinc	0.383	0.10	"	0.200	0.16	112	70-130	1.05	20	

The results in this report apply to the samples analyzed in accordance with the chain of custody document. This analytical report must be reproduced in its entirety.

Bruce Gove
Laboratory Director

2/3/2010

Alpha Analytical Laboratories Inc.
e-mail: clientservices@alpha-labs.com
Corporate: 208 Mason St., Ukiah, CA 95482 • Phone: (707) 468-0401 • Fax: (707) 468-5267
Service Center: 6398 Dougherty Rd., Suite 35, Dublin, CA 94568 • Phone: (925) 828-6226 • Fax: (925) 828-6309

CHEMICAL EXAMINATION REPORT

Mountain View, City of
231 N. Whisman Road
Mountain View, CA 94043
Attn: Kathlyn Sturla

Report Date: 02/03/10 10:08
Project No: 100331
Project ID: Storm Water

Order Number	Receipt Date/Time	Client Code	Client PO/Reference
10A0642	01/19/2010 20:15	SEL_MOUNTAINVIEW	100331

Conventional Chemistry Parameters by APHA/EPA Methods - Quality Control

Analyte(s)	Result	PQL	Units	Spike Level	Source Result	%REC	%REC Limits	RPD	RPD Limit	Flag
Batch AA02017 - General Preparation										
Duplicate (AA02017-DUP1)		**Source: 10A0653-03**		Prepared & Analyzed: 01/20/10						
pH	7.40	1.00	pH Units		7.36			0.542	20	
Specific Conductance (EC)	70.4	20	umhos/cm		71			0.849	10	
Batch AA02212 - General Preparation										
Blank (AA02212-BLK1)				Prepared: 01/22/10 Analyzed: 01/29/10						
Total Suspended Solids	ND	1.0	mg/l							
Duplicate (AA02212-DUP1)		**Source: 10A0642-01**		Prepared: 01/22/10 Analyzed: 01/29/10						
Total Suspended Solids	119	1.0	mg/l		140			16.2	30	
Duplicate (AA02212-DUP2)		**Source: 10A0618-01**		Prepared: 01/22/10 Analyzed: 01/29/10						
Total Suspended Solids	192	1.0	mg/l		220			13.6	30	
Batch AA02519 - General Preparation										
Blank (AA02519-BLK1)				Prepared: 01/25/10 Analyzed: 01/27/10						
Oil & Grease (HEM)	ND	5.0	mg/l							
LCS (AA02519-BS1)				Prepared: 01/25/10 Analyzed: 01/27/10						
Oil & Grease (HEM)	38.7	5.0	mg/l	40.0		96.8	78-114			
LCS Dup (AA02519-BSD1)				Prepared: 01/25/10 Analyzed: 01/27/10						
Oil & Grease (HEM)	37.9	5.0	mg/l	40.0		94.8	78-114	2.09	18	

The results in this report apply to the samples analyzed in accordance with the chain of custody document. This analytical report must be reproduced in its entirety.

Bruce Gove
Laboratory Director

2/3/2010

Alpha Analytical Laboratories Inc.
e-mail: clientservices@alpha-labs.com
Corporate: 208 Mason St., Ukiah, CA 95482 • Phone: (707) 468-0401 • Fax: (707) 468-5267
Service Center: 6398 Dougherty Rd., Suite 35, Dublin, CA 94568 • Phone: (925) 828-6226 • Fax: (925) 828-6309

CHEMICAL EXAMINATION REPORT

Mountain View, City of
231 N. Whisman Road
Mountain View, CA 94043
Attn: Kathlyn Sturla

Report Date: 02/03/10 10:08
Project No: 100331
Project ID: Storm Water

Order Number	Receipt Date/Time	Client Code	Client PO/Reference
10A0642	01/19/2010 20:15	SEL_MOUNTAINVIEW	100331

TPH by EPA/LUFT GC/GCMS Methods - Quality Control

Analyte(s)	Result	PQL	Units	Spike Level	Source Result	%REC	%REC Limits	RPD	RPD Limit	Flag
Batch AA02120 - SVOAs in Water GC										
Blank (AA02120-BLK1)				Prepared: 01/21/10 Analyzed: 01/26/10						
TPH as Diesel	ND	50	ug/l							
Surrogate: Tetratetracontane	*59.0*		"	*61.6*		*95.8*	*27-124*			
LCS (AA02120-BS1)				Prepared: 01/21/10 Analyzed: 01/26/10						
TPH as Diesel	1560	50	ug/l	2000		78.0	55-134			
Surrogate: Tetratetracontane	*62.4*		"	*61.6*		*101*	*27-124*			
LCS Dup (AA02120-BSD1)				Prepared: 01/21/10 Analyzed: 01/26/10						
TPH as Diesel	1570	50	ug/l	2000		78.5	55-134	0.639	25	
Surrogate: Tetratetracontane	*65.7*		"	*61.6*		*107*	*27-124*			
Batch AA02812 - VOAs in Water GCMS										
Blank (AA02812-BLK1)				Prepared & Analyzed: 01/22/10						
TPH as Gasoline	ND	50	ug/l							
Surrogate: Toluene-d8	*25.0*		"	*25.0*		*100*	*76-129*			
LCS (AA02812-BS1)				Prepared: 01/22/10 Analyzed: 01/23/10						
TPH as Gasoline	179	50	ug/l	200		89.5	67-132			
Surrogate: Toluene-d8	*25.2*		"	*25.0*		*101*	*76-129*			
Matrix Spike (AA02812-MS1)		**Source: 10A0642-01**		Prepared: 01/22/10 Analyzed: 01/23/10						
TPH as Gasoline	183	50	ug/l	200	ND	91.5	37-156			
Surrogate: Toluene-d8	*24.9*		"	*25.0*		*99.6*	*76-129*			
Matrix Spike Dup (AA02812-MSD1)		**Source: 10A0642-01**		Prepared: 01/22/10 Analyzed: 01/23/10						
TPH as Gasoline	187	50	ug/l	200	ND	93.5	37-156	2.16	25	

The results in this report apply to the samples analyzed in accordance with the chain of custody document. This analytical report must be reproduced in its entirety.

Bruce Gove
Laboratory Director

2/3/2010

Alpha Analytical Laboratories Inc.
e-mail: clientservices@alpha-labs.com
Corporate: 208 Mason St., Ukiah, CA 95482 • Phone: (707) 468-0401 • Fax: (707) 468-5267
Service Center: 6398 Dougherty Rd., Suite 35, Dublin, CA 94568 • Phone: (925) 828-6226 • Fax: (925) 828-6309

CHEMICAL EXAMINATION REPORT

Mountain View, City of
231 N. Whisman Road
Mountain View, CA 94043
Attn: Kathlyn Sturla

Report Date: 02/03/10 10:08
Project No: 100331
Project ID: Storm Water

Order Number	Receipt Date/Time	Client Code	Client PO/Reference
10A0642	01/19/2010 20:15	SEL_MOUNTAINVIEW	100331

TPH by EPA/LUFT GC/GCMS Methods - Quality Control

Analyte(s)	Result	PQL	Units	Spike Level	Source Result	%REC	%REC Limits	RPD	RPD Limit	Flag
Batch AA02812 - VOAs in Water GCMS										
Matrix Spike Dup (AA02812-MSD1)		**Source: 10A0642-01**		Prepared: 01/22/10 Analyzed: 01/23/10						
Surrogate: Toluene-d8	*25.4*		"	*25.0*		*102*	*76-129*			

The results in this report apply to the samples analyzed in accordance with the chain of custody document. This analytical report must be reproduced in its entirety.

Bruce Gove
Laboratory Director

2/3/2010

Alpha Analytical Laboratories Inc.
e-mail: clientservices@alpha-labs.com
Corporate: 208 Mason St., Ukiah, CA 95482 • Phone: (707) 468-0401 • Fax: (707) 468-5267
Service Center: 6398 Dougherty Rd., Suite 35, Dublin, CA 94568 • Phone: (925) 828-6226 • Fax: (925) 828-6309

CHEMICAL EXAMINATION REPORT

Mountain View, City of
231 N. Whisman Road
Mountain View, CA 94043
Attn: Kathlyn Sturla

Report Date: 02/03/10 10:08
Project No: 100331
Project ID: Storm Water

Order Number	Receipt Date/Time	Client Code	Client PO/Reference
10A0642	01/19/2010 20:15	SEL_MOUNTAINVIEW	100331

Notes and Definitions

D-09	Results in the diesel organics range are primarily due to overlap from a heavy oil range product.
T-14	Residual chlorine, dissolved oxygen, and pH must be analyzed in the field to meet the EPA specified 15 minute hold time. Sample was received and analyzed outside of this "window."
DET	Analyte DETECTED
ND	Analyte NOT DETECTED at or above the reporting limit
NR	Not Reported
dry	Sample results reported on a dry weight basis
RPD	Relative Percent Difference
PQL	Practical Quantitation Limit

Chain of Custody Record

Alpha Analytical Laboratories Inc.
e-mail: clientservices@alpha-labs.com

Laboratory & Corporate: 208 Mason Street, Ukiah, CA 95482
707-468-0401 Fax: 707-468-5267

Service Center & Micro Lab: 6398 Dougherty Rd, Ste 35, Dublin, CA 94568
925-828-6226 Fax: 925-828-6308

Reports and Invoices will be delivered by email in .pdf format.

Lab No. 10A0642 Page ____ of ____

Signature below authorizes work under terms stated on reverse side.

Report to:
Company: City of Mountain View
Attn: Kathleen Sterla
Address: 231 N. Whisman Rd. Mountain View, CA 94039
Phone/Fax: (650) 903-6078
Email Address: Kathy.Sterla@mountainview.com

Invoice to (if different):
Company:
Attn:
Address:
Phone/Fax:
Email Address:

Project Info for Report:
Project ID:
Project No:
PO/Reference: 100331

Samplers Signature: [signature]
Print: Nicholas Albert

TAT: 10 days ☒ / RUSH: 5 days ○ / 48 hours ○ / Other: ___ days ○

Lab Approval Required For Rush TATs

Sample Identification	Sampled: Date	Sampled: Time	Container: 40ml VOA	Poly	Amber	Sleeve	Other	Preservative: HCL	HNO3	H2SO4	Other	None	Matrix: Water	Soil	Other	Total Number of Containers	TPH-gas (8015M)	TPH diesel (8015M)	pH (150.1)	TSS (160.2)	SC (120.1)	Oil & grease (413.2)	Metals (Cd, Cr, Cu, Fe, Ni, Zn) (6010)	Sample Notes or CDPH Source Numbers:
#1 Northwest catch basin	1/19/10	1330											X				X	X	X	X	X	X	X	

Relinquished by:	Received by:	Date:	Time:
[signature]	[signature]	1/19/10	1400
[signature] 1/19/10	[signature]	1-19-10	16:53
[signature]		1-19-10	20:15

047293

Appendix 4-1

C.4.b.iii(1) – Potential Facilities List
C.4.iii.(2) – Facilities Scheduled for Inspection

This Appendix includes lists of facilities that could reasonably be considered to cause or contribute to pollution of stormwater runoff. The attachment includes separate lists for different business categories that could be queried from the City's database. The different business categories and the inspection frequencies for each category are listed below:

1. Automotive facilities – Annual
2. Industrial pretreatment facilities – Annual
3. Machine shops – Annual
4. Food service facilities – Biennielly
5. Construction yards, lumber yards, corporation yards, paint facilities, and pesticide facilities - Biennially

047296

Automotive Facilities

CITY OF MOUNTAIN VIEW
FIRE AND ENVIRONMENTAL PROTECTION DIVISION

Wastewater Discharge Local Category Types

As of 8/3/2010

FacID	Facility Address	Facility Name	Local Categories
702	975 Bay Street	Family Thrifty Car Wash, Inc.	Automotive (Car Wash)
1035	2622 Bayshore Parkway	All Automotive	Automotive (Vehicle Svce)
1013	1299 Bryant Avenue	MV/LA Union High School District	School, Automotive (Vehicle Svce)
1184	190 Calderon Avenue	North Star Auto Tech dba No. Star Co	Automotive (Vehicle Svce)
1294	2620 California Street	Kragen Auto Parts #207	Automotive (Auto Part Sales)
1020	1175 Castro Street	Mountain View Whisman School Distr	Automotive (Vehicle Svce)
1022	890 Central Avenue	Young's Automotive Service	Automotive (Vehicle Svce)
1461	1907 Colony Street	Poulsen Construction	Automotive (Vehicle Svce),
739	160 Cuesta Drive	CMV - Fire Station #2	Automotive (Vehicle Svce), Government
703	951 Dale Avenue	Moonlite Carwash	Automotive (Car Wash)
1216	705 Dana Street West Unit B	GTS Auto Center, Inc.	Automotive (Vehicle Svce)
701	966 Dana Street West	Dunn's Automotive Service Inc.	Automotive (Body Repair)
1064	47 Easy Street	Bellafresca Foods	Automotive (Vehicle Svce), Food Service
705	101 El Camino Real East	Houtan Petroleum, Inc.	Automotive (Vehicle Svce), Automotive (Gas
747	120 El Camino Real East	BMW of Mountain View	Automotive (Vehicle Svce)
1312	150 El Camino Real East	BMW of Mountain View	Automotive (Vehicle Svce)
738	160 El Camino Real East	Mini of Mountain View	Automotive (Vehicle Svce), Automotive (Car
1269	170 El Camino Real East	Kragen Auto Parts #322	Automotive (Auto Part Sales)
735	790 El Camino Real East	Americana Shell #1	Automotive (Gas Station), Automotive (Car
706	1101 El Camino Real West	Harv's Car Wash	Automotive (Car Wash)
1086	1141 El Camino Real West	Jiffy Lube #2342	Automotive (Vehicle Svce)

047298

CITY OF MOUNTAIN VIEW
FIRE AND ENVIRONMENTAL PROTECTION DIVISION
Wastewater Discharge Local Category Types
As of 8/3/2010

FacID	Facility Address	Facility Name	Local Categories
1087	1288 El Camino Real West	Shell Oil/G & J Acquisitions, Inc.	Automotive (Vehicle Svce), Automotive (Gas
1089	1544 El Camino Real West	A-1 Foreign Auto	Automotive (Vehicle Svce), Automotive (Auto
746	1901 El Camino Real West	Hertz Rent-A-Car Local Edition	Automotive (Automotive Rental)
1313	1915 El Camino Real West	Kragen Auto Parts #4114	Automotive (Auto Part Sales)
707	2080 El Camino Real West	Family Thrifty Car Wash, Inc.	Automotive (Car Wash)
1076	215 El Camino Real West	Midas	Automotive (Vehicle Svce), Retail Sales
1133	2580 El Camino Real West	KOLE, Inc. DBA Quality Tune-Up	Automotive (Vehicle Svce)
709	2690 El Camino Real West	Lozano Car Wash, Inc.	Automotive (Car Wash)
1078	343 El Camino Real West	United Auto Broker	Automotive (Vehicle Svce)
1072	45 El Camino Real West	Chevron USA #9-0699	Automotive(Vehicle Svce), Automotive (Gas
1530	461 El Camino Real West	Savings Auto Care	Automotive (Vehicle Svce)
1073	59 El Camino Real West	Silicon Valley Valero #7864	Automotive (Vehicle Svce), Automotive (Gas
1074	62 El Camino Real West	Mountain View U-Haul Center	Automotive (Vehicle Svce)
1302	624 El Camino Real West	Mountain View Radiator	Automotive (Vehicle Svce)
1083	845 El Camino Real West	Mountain View Auto Repair, Inc.	Automotive (Vehicle Svce)
1111	1010 El Monte Avenue	El Monte 76 Service #253686	Automotive (Vehicle Svce), Automotive (Gas
1277	117 Evelyn Avenue East	Ron's Safety Service, Inc.	Automotive (Vehicle Svce)
1481	151 Evelyn Avenue East Unit A	Evelyn Auto Body	Automotive (Body Repair)
1484	151 Evelyn Avenue East Unit B	Joe's Foreign Car	Automotive (Vehicle Svce)
1210	151 Evelyn Avenue East Unit E	Michaux Automotive	Automotive (Vehicle Svce)
737	177 Evelyn Avenue East	FCC Collision Mountain View, LLC	Automotive (Body Repair)

047299

CITY OF MOUNTAIN VIEW
FIRE AND ENVIRONMENTAL PROTECTION DIVISION

Wastewater Discharge Local Category Types

As of 8/3/2010

FacID	Facility Address	Facility Name	Local Categories
1323	789 Evelyn Avenue East	Coast Auto Repair	Automotive (Vehicle Svce)
1120	789 Evelyn Avenue East	H & M Station	Automotive (Gas Station)
1121	181 Evelyn Avenue West Unit A	The Car Clinic	Automotive (Vehicle Svce)
1122	191 Evelyn Avenue West	Felix's Auto Service, Inc.	Automotive (Vehicle Svce)
1131	727 Evelyn Avenue West	Depot Garage/Redstone Motors	Automotive (Vehicle Svce)
1146	1220 Grant Road	Grant Road Shell	Automotive (Vehicle Svce), Automotive (Gas
1151	750 Independence Avenue	Independence Auto Body	Automotive (Body Repair)
1152	828 Independence Avenue	Mountain View Auto and Truck	Automotive (Vehicle Svce)
712	1235 L'Avenida	Santa Clara Valley Transportation Authority	Automotive (Vehicle Svce)
1159	1968 Leghorn Street	Kevin's Auto Repair	Automotive (Vehicle Svce)
1344	1968 Leghorn Street	Bill's Towing Service	Automotive (Vehicle Towing)
714	2195 Leghorn Street	Thomas Transfer & Storage Co. Inc.	Automotive (Vehicle Svce)
1483	2526 Leghorn Street	Larry's AutoWorks	Automotive (Vehicle Svce)
736	2526 Leghorn Street Unit A	Perfection Auto Detail	Automotive (Car Wash)
1252	2566 Leghorn Street Unit B	BTN Automotive	Automotive (Vehicle Svce)
1332	2570 Leghorn Street Unit 2	Silicon Valley Performance	Automotive (Vehicle Svce)
1410	2570 Leghorn Street Unit C	Steve Weiss Enterprises	Automotive (Vehicle Svce)
1208	830 Leong Drive	Don's Automotive	Automotive (Vehicle Svce), Automotive (Gas
1512	941 Linda Vista Avenue Unit B	Mark Merrill	Automotive (Vehicle Svce)
1246	1708 Miramonte Avenue	Blossom Valley Shell	Automotive (Gas Station)
1245	810 Miramonte Avenue	Precision Tune Auto Care	Automotive (Vehicle Svce)

047300

CITY OF MOUNTAIN VIEW
FIRE AND ENVIRONMENTAL PROTECTION DIVISION
Wastewater Discharge Local Category Types
As of 8/3/2010

FacID	Facility Address	Facility Name	Local Categories
716	243-251 Moffett Blvd.	C & C Body Shop	Automotive (Body Repair)
742	495 Moffett Blvd.	Moffett Blvd. Valero #7528	Automotive (Gas Station), Automotive (Car
733	1776 Old Middlefield Way	Jones Hall USARC	Automotive (Vehicle Svce)
1183	1900 Old Middlefield Way Unit C	Poulsen Automotive	Automotive (Vehicle Svce)
1278	1900 Old Middlefield Way Unit E	Steve Smith's Auto Service	Automotive (Vehicle Svce)
1065	1900 Old Middlefield Way Unit F	Modderman Service, Inc.	Automotive (Vehicle Svce)
1007	1905 Old Middlefield Way	Barooni Imports	Automotive (Vehicle Svce)
1386	2025A,B/2029 Old Middlefield Way	City Collision	Automotive (Body Repair)
1365	2037 Old Middlefield Way	Dean's Automotive, Inc.	Automotive (Vehicle Svce)
1211	2145 Old Middlefield Way	The Dent Doctor	Automotive (Body Repair)
1292	2145 Old Middlefield Way Unit A	Dave's Body Shop Auto Detailing	Automotive (Body Repair)
1137	2171 Old Middlefield Way	Magnussen's Car West Autobody - MV	Automotive (Body Repair)
1103	2189 Old Middlefield Way	Bay Muffler	Automotive (Vehicle Svce)
1297	2232 Old Middlefield Way	Dinan Engineering, Inc.	Automotive (Vehicle Svce)
1260	2235 Old Middlefield Way Unit E	Automan Lube & Tune	Automotive (Vehicle Svce)
1181	2235 Old Middlefield Way Unit J	R & W Autobody & Paint Repair	Automotive (Body Repair)
1479	2239 Old Middlefield Way Unit A	Laslo's Auto Repair	Automotive (Vehicle Svce)
1391	2239 Old Middlefield Way Unit F	Israel's Tire & Alignment	Automotive (Vehicle Svce)
1119	2247 Old Middlefield Way Unit B	Lou's Automotive	Automotive (Vehicle Svce)
1528	2362 Old Middlefield Way Unit A	Middlefield Auto Service	Automotive (Vehicle Svce)
1369	2362 Old Middlefield Way Unit B-2	Auto Repair Specialist	Automotive (Vehicle Svce)

047301

CITY OF MOUNTAIN VIEW
FIRE AND ENVIRONMENTAL PROTECTION DIVISION
Wastewater Discharge Local Category Types
As of 8/3/2010

FacID	Facility Address	Facility Name	Local Categories
1281	2362 Old Middlefield Way Unit B-3	Heyer Performance	Automotive (Vehicle Svce)
717	2380 Old Middlefield Way	Moonlite Car Wash, Inc.	Automotive (Car Wash)
1304	2400 Old Middlefield Way	Magnussen Car West Auto Body	Automotive (Body Repair)
1450	2415 Old Middlefield Way Unit A&B	Independence Acura Service	Automotive (Vehicle Svce)
1309	2415 Old Middlefield Way Unit C&D	Ellsworth Brothers Machine	Machine Shop, Automotive (Vehicle Svce)
1308	2423 Old Middlefield Way Unit D	Griffin's Auto Repair	Automotive (Vehicle Svce)
719	2452 Old Middlefield Way	Budget Car & Truck Rental #1407	Automotive (Vehicle Svce), Automotive (Car
1154	2455 Old Middlefield Way Unit A	Euro Quattro	Automotive (Vehicle Svce)
1311	2490 Old Middlefield Way	California BMW	Automotive (Vehicle Svce)
1291	2536 Old Middlefield Way	B & L Auto Repair	Automotive (Vehicle Svce)
1205	1230 Pear Avenue Unit 3	Herlinger Corvette Repair	Automotive (Vehicle Svce)
1319	1240 Pear Avenue Unit N	BW's German Car	Automotive (Vehicle Svce)
1320	1240 Pear Avenue Unit Q	B & M Collision Repair	Automotive (Body Repair)
1335	130 Pioneer Way	King's Body Shop	Automotive (Body Repair)
1034	130 Pioneer Way	D & A Garage	Automotive (Vehicle Svce)
1069	15 Pioneer Way	H & J European Repair	Automotive (Vehicle Svce)
1030	81 Pioneer Way	Yarnell's Service Center, Inc.	Automotive (Vehicle Svce)
1038	83 Pioneer Way Unit A	Advanced Auto Repair Center, Inc.	Automotive (Body Repair)
1162	83 Pioneer Way Unit B	Sunnyvale Foreign Car Service, Inc.	Automotive (Vehicle Svce)
1318	85 Pioneer Way Unit A&B	Sunnyvale Foreign Car Service, Inc.	Automotive (Vehicle Svce)
1127	89 Pioneer Way Unit D	A-1 Auto Tech Inc.	Automotive (Vehicle Svce)

047302

CITY OF MOUNTAIN VIEW
FIRE AND ENVIRONMENTAL PROTECTION DIVISION
Wastewater Discharge Local Category Types
As of 8/3/2010

FacID	Facility Address	Facility Name	Local Categories
721	110 Rengstorff Avenue North	Americana Shell #3	Automotive (Gas Station), Automotive (Car
743	301 Rengstorff Avenue North	CMV - Fire Station #3	Automotive (Vehicle Svce), Government
1360	584 Rengstorff Avenue North	Mountain View Valero #7542	Automotive (Vehicle Svce), Automotive (Gas
1370	250 San Antonio Road Unit B	Parker Automotive	Automotive (Vehicle Svce)
1373	334 San Antonio Road	San Antonio Valero #7230	Automotive (Vehicle Svce), Automotive (Gas
1225	455 San Antonio Road	Sears #6689/1238	Automotive (Vehicle Svce)
1375	462 San Antonio Road	Firestone Store #3670	Automotive (Vehicle Svce), Automotive (Auto
722	924 San Rafael Avenue	El Camino Paving, Inc.	Automotive (Vehicle Svce),
740	2608 Shoreline Blvd. North	CMV - Shoreline Golf Links	Automotive (Vehicle Svce), Pesticide Facility
723	466 Shoreline Blvd. North	Moonlite Car Wash, Inc.	Automotive (Car Wash)
1390	790 Shoreline Blvd. North	Arco Smog Pros Store #06050	Automotive (Gas Station), Automotive (Vehicle
724	807 Shoreline Blvd. North	Shoreline Shell	Automotive (Gas Station), Automotive (Car
725	808 Shoreline Blvd. North	Bill Bailey Chevron #9-6377	Automotive (Gas Station), Automotive (Car
741	251 Shoreline Blvd. South	CMV - Fire Station #1	Automotive (Vehicle Svce), Government
1407	555 Showers Drive	Howard Tire By Wheel Works	Automotive (Vehicle Svce)
734	190 Stierlin Road	Mountain View Foreign Car Inc.	Automotive (Vehicle Svce)
1279	1080 Terra Bella Avenue Unit A	Pedro's Auto Clinic	Automotive (Body Repair)
726	935 Terra Bella Avenue	Recology Mountain View	Automotive (Vehicle Svce)
1275	625 Tyrella Avenue	Bela's Autosports	Automotive (Vehicle Svce)
1436	365 Villa Street	Fortes Auto Body	Automotive (Body Repair)
744	229 Whisman Road North	CMV - Fire Station #4	Automotive (Vehicle Svce), Government

047303

CITY OF MOUNTAIN VIEW
FIRE AND ENVIRONMENTAL PROTECTION DIVISION
Wastewater Discharge Local Category Types
As of 8/3/2010

FacID	Facility Address	Facility Name	Local Categories
1551	231 Whisman Road North	CMV - Fleet Services Division	Corporation Yard, Automotive (Vehicle Svce),
728	231 Whisman Road North	CMV - Utilities Division	Automotive (Vehicle Svce), Corporation Yard
1447	310 Whisman Road North	Rotten Robbie-4	Automotive (Gas Station)
729	2513 Wyandotte Street	O'Grady Paving Inc.	Automotive (Vehicle Svce),
1361	2520 Wyandotte Street Unit G	Helming's Auto Repair	Automotive (Vehicle Svce)
1573	2560 Wyandotte Street Unit 2	Bay Area Performance Cycles, Inc.	Automotive (Vehicle Svce), Metal Fab.
1026	2599 Wyandotte Street Unit A	Custom Alignment	Automotive (Vehicle Svce)
1090	770 Yuba Drive	Corporate Auto Works	Automotive (Vehicle Svce)
1475	776 Yuba Drive	Dubay Tire Service Inc.	Automotive (Vehicle Svce)
1467	778 Yuba Drive	Autobahn Body & Paint	Automotive (Body Repair)
730	785 Yuba Drive	Valley Oil Co.	Automotive (Vehicle Svce)

047304

Industrial Pretreatment Facilities

CITY OF MOUNTAIN VIEW
FIRE AND ENVIRONMENTAL PROTECTION DIVISION

Wastewater Discharge EPA Category Types

As of 8/3/2010

FacID	Facility Address	Facility Name	Local Category
556	1 Amphitheatre Parkway	Shoreline Amphitheatre	Non-EPA Non-SIU
585	2400 Bayshore Parkway Suite 100 & 200	MAP Pharmaceuticals, Inc.	Non-EPA Non-SIU
526	2644 Bayshore Parkway	Lasercard Corporation	Non-EPA SIU (toxics)
558	291 Bernardo Avenue North	Progenitor Cell Therapy, LLC	Non-EPA Non-SIU
513	297 Bernardo Avenue North	MedImmune	Non-EPA SIU (toxics)
563	319 Bernardo Avenue North	MedImmune	Non-EPA SIU (toxics)
524	1215 Charleston Road Bldg. 2	Siemens Ultrasound Division	Non-EPA SIU (toxics)
566	630 Clyde Court	Hitachi Chemical Diagnostics, Inc.	Non-EPA SIU (toxics)
564	475 Ellis Street	AOL, Inc.	Non-EPA Non-SIU
515	605 Fairchild Drive	Caliper LifeSciences	Metal Finishing/Metal
584	2425 Garcia Avenue	BN Immuno Therapeutics (BNIT)	Non-EPA SIU (toxics)
535	2400/2500 Grant Road	El Camino Hospital	Non-EPA SIU (> 25K)
1124	1010 Joaquin Road Bldg. M4	Google, Inc.	Non-EPA SIU (toxics)
549	1040 L'Avenida	Huntington Mechanical Labs, Inc.	Metal Finishing/Metal
581	800 Maude Avenue	Cooligy, Inc.	Non-EPA SIU (toxics)
583	850 Maude Avenue	ChemoCentryx	Non-EPA SIU (toxics)
592	325 Middlefield Road East	Oxonica Materials, Inc	Non-EPA Non-SIU
577	401 National Avenue	Adema Technologies, Inc.	Electrical & Elec.
504	630 National Avenue	TechniTron Inc.	Electroplating/Printed
514	1350 Pear Avenue Suite A	RD Chemical Co.	Non-EPA SIU (toxics)
574	365 Ravendale Drive	DePuy Spine	Non-EPA SIU (toxics)

047308

CITY OF MOUNTAIN VIEW
FIRE AND ENVIRONMENTAL PROTECTION DIVISION

Wastewater Discharge EPA Category Types

As of 8/3/2010

FacID	Facility Address	Facility Name	Local Category
1225	455 San Antonio Road	Sears #6689/1238	Non-EPA Non-SIU
593	1400 Shoreline Blvd. North Suite B3	Thin Silicon	Non-EPA Non-SIU
550	1599 Shoreline Blvd. North	CrystaComm Inc.	Electrical & Elec.
588	1616 Shoreline Blvd. North Suite A	SBI-System Biosciences, LLC	Non-EPA Non-SIU
546	3070 Shoreline Blvd. North	CMV - Mountain View Landfill	Non-EPA SIU (> 25K)
589	2091 Stierlin Court	Alexza Pharmaceuticals	Non-EPA SIU (toxics)
532	1274 Terra Bella Avenue	Teledyne Microwave	Metal Finishing/Metal
580	1290 Terra Bella Avenue	Clontech Laboratories, Inc.	Non-EPA SIU (toxics)

047309

Machine Shops

CITY OF MOUNTAIN VIEW
FIRE AND ENVIRONMENTAL PROTECTION DIVISION
Wastewater Discharge Local Category Types
As of 8/3/2010

FacID	Facility Address	Facility Name	Local Categories
1204	2288 Charleston Road Bldg. 48	Space Systems/Loral	Machine Shop, Electronics Mfg.
852	433 Clyde Avenue	Minimatics, Inc./Rimnetics	Machine Shop
853	580 Clyde Avenue	Communications & Power Industries, Inc	Machine Shop
1506	1904 Colony Street	Givmar, Inc.	Machine Shop
1345	1951 Colony Street Unit X&W	D.P. Precision	Machine Shop
1066	100 Kittyhawk Way	EKG Precision Machining	Machine Shop
1568	2541 Leghorn Street Suite 1	Quality Precision Swiss Machining	Machine Shop
1213	380 Logue Avenue	Harbur Grinding Co. Inc.	Machine Shop
1309	2415 Old Middlefield Way Unit C&D	Ellsworth Brothers Machine	Machine Shop, Automotive (Vehicle Svce)
1172	355 Pioneer Way	Lenz Technology, Inc.	Machine Shop
1584	264 Polaris Avenue	Torque-A-Matic Precision Machining	Machine Shop
1352	275 Polaris Avenue	Squaglia Mfg.	Machine Shop
1443	1074/1078 Wentworth Street Unit A&B	Haseltine Industrial Engravers Inc.	Machine Shop
1199	140 Whisman Road South Unit C	Zinola's Machine Shop	Machine Shop
1565	1033 Wright Avenue	C.K. Tool Company, Inc.	Machine Shop

047312

Food Service Facilities

CITY OF MOUNTAIN VIEW
FIRE AND ENVIRONMENTAL PROTECTION DIVISION
Fire Code Permit Types
As of 9/3/2010

FacID	Facility Address	Facility Name	Permit Type	Occ
5279	102 Castro Street	Hunan Chili	10F	A-2
5365	288 Castro Street	Temptations Restaurant	10F	A-2
5375	1036 Castro Street	Sushi Tei Restaurant	10F	A-2
5271	600 El Camino Real West	Amber Cafe	10F	A-2
5267	1350 Grant Road Unit 18	Erik's Deli Cafe	10F	A-2
5268	1350 Grant Road Suite 6 & 7	Sushi 85 Japanese Restaurant	10F	A-2
5274	1040 Rengstorff Avenue North Unit A1	Hanabi Japanese Restaurant	10F	A-2
5305	950 El Camino Real West	Taco Bell #3047	10F	A-2
5409	1020 Rengstorff Avenue North Unit E	Goldilocks Consolidated Corp. of	10F	A-2
5420	2960 Shoreline Blvd. North	Michael's Restaurant	10F	A-2
5239	1060 Rengstorff Avenue North	McDonalds Restaurant #16328	10F	A-2
5368	236 Castro Street Suite A,B	Chef Liu	10F	A-2
5374	360 Castro Street	Vacant (Formerly New China	10No	A-2
5195	1616 El Camino Real West	Vacant Restaurant Bldg	10No	A-2
5382	2290 El Camino Real West Unit 9	Amber India Restaurant	10F	A-2
2425	251 Castro Street	Zen Lounge	10F	A-2
5415	357 Castro Street Suite 1,2	Sakoon	10F	A-2

047316

047317

CITY OF MOUNTAIN VIEW
FIRE AND ENVIRONMENTAL PROTECTION DIVISION
Fire Code Permit Types
As of 9/3/2010

FacID	Facility Address	Facility Name	Permit Type	Occ
5196	1039 El Monte Avenue Unit A	Boston Market Corporation	10F	A-2
5293	1049 El Monte Avenue Unit E	Bagel Street Cafe	10F	A-2
5248	2026 El Camino Real West	Vacant Restaurant- (formerly Ron's	10No	A-2
5244	853 Villa Street	Pho To Chau	10F	A-2
5243	867 El Camino Real East	Peacock Indian Cuisine	10F	A-2
5338	800 California Street Suite 100	Shiva's Indian Restaurant	10F	A-2
5225	2000 El Camino Real West	SURA Restaurant	10F	A-2
5273	1724 Miramonte Avenue	Milan Pizza Restaurant	10F	A-2
2842	1077 Wright Avenue	I Kuan Tao (Chong Hwa Saint Tao	10F	A-2
5296	2540 El Camino Real West	Fresh Choice	10F	A-2
5333	2560 El Camino Real West	Chili's Grill & Bar	10F	A-2
2888	1313 El Camino Real West Unit A	Ugly's Bar	10F	A-2
5216	194 Castro Street	King of Krung Siam Thai Restaurant	10F	A-2
5285	1159 Rengstorff Avenue North	In-N-Out Burger #129	10F	A-2
5221	2650 El Camino Real West	Hong Kong Restaurant	10F	A-2
5289	2700 El Camino Real West Bldg. 4	New Saffron Club-N/S Indian Cuisine	10F	A-2
5264	2135 Old Middlefield Way	Francesca's / Uncle Frank's BBQ	10F	A-2

CITY OF MOUNTAIN VIEW
FIRE AND ENVIRONMENTAL PROTECTION DIVISION
Fire Code Permit Types
As of 9/3/2010

FacID	Facility Address	Facility Name	Permit Type	Occ
5322	163-165 El Camino Real East	Chaat Indian Vegetarian Restaurant	10F	A-2
5369	157 El Camino Real East	Round Table Pizza	10F	A-2
5258	1477 Plymouth Street Suite E	Falafel & Kebab	10F	A-2
5284	1477 Plymouth Street Suite D	Vacant Restaurant (formerly Green	10No	A-2
5297	1431 Plymouth Street	The Sports Page	10F	A-2
5205	1400 Shoreline Blvd. North Suite C3	Togo's	10F	A-2
5224	2020 El Camino Real West Unit 7	Vive Sol	10F	A-2
5404	246 Castro Street	Pho Garden	10F	A-2
5242	825 El Camino Real East	El Chalateco	10F	A-2
5367	705 El Camino Real East	Satsuma Japanese Restaurant	10F	A-2
5209	177 El Camino Real East	Burger King #4913	10F	A-2
5213	1674 Shoreline Blvd. North Unit 110	The Country Deli	10F	A-2
5254	790 Castro Street	Amici's Restaurant	10F	A-2
5362	311 Moffett Blvd. Suite A	Shana Restaurant	10F	A-2
5381	216 Castro Street	Shezan Restaurant	10F	A-2
5223	2098 El Camino Real West	Country Gourmet	10F	A-2
5410	1991 El Camino Real West	Passage To India	10F	A-2

047318

047319

CITY OF MOUNTAIN VIEW
FIRE AND ENVIRONMENTAL PROTECTION DIVISION
Fire Code Permit Types
As of 9/3/2010

FacID	Facility Address	Facility Name	Permit Type	Occ
5383	357 Castro Street Suite 3	Sono Sushi	10F	A-2
5416	650 Castro Street Unit 160-170	Le Boulanger	10F	A-2
5376	223 Castro Street	St. Stephen's Green	10F	A-2
5414	209 Castro Street	Tsunami Sushi	10F	A-2
5276	304 Castro Street	New Mongolian BBQ	10F	A-2
5230	895 Villa Street	V Buffet	10F	A-2
3685	820 El Camino Real East Suite G&H	The Office Bar	10F	A-2
5210	53 El Camino Real West	In-N-Out Burger #152	10F	A-2
5217	635 Dana Street West	Sushi Tomi	10F	A-2
5354	743 Dana Street West	Cafe Yulong Chinese Cuisine	10F	A-2
5385	580 Rengstorff Avenue North Unit K	Tapatio's Grill	10F	A-2
3922	580 Rengstorff Avenue North Unit B	Starbucks Coffee #7933	10F	A-2
5426	110 Castro Street	Xanh Vietnamese Restaurant	10F	A-2
5336	108 Castro Street	Vaso Azzurro	10F	A-2
5252	124 Castro Street	Barracuda Sushi	10No	A-2
5288	2312 Central Expressway	Taber Food Services, Inc. dba	10F	A-2
5401	156 Castro Street	Bushido	10F	A-2

CITY OF MOUNTAIN VIEW
FIRE AND ENVIRONMENTAL PROTECTION DIVISION

Fire Code Permit Types

As of 9/3/2010

FacID	Facility Address	Facility Name	Permit Type	Occ
4073	142 Castro Street	S.V. Kosher dba The Kitchen Table	10F	A-2
5302	134 Castro Street	Hangen Szechuan Restaurant	10F	A-2
4075	126 Castro Street	Vacant Restaurant	10No	A-2
5270	191 Castro Street	Kapp's Pizza Bar & Grill	10F	A-2
3462	2534 Old Middlefield Way	Fred's Place	10F	A-2
5377	619 Escuela Avenue	Tony & Alba's Pizza	10F	A-2
5234	1911 El Camino Real West	Togo's	10F	A-2
5287	1005 Shoreline Blvd. North	Fiesta Del Mar	10F	A-2
5208	952 El Monte Avenue	McDonald's Restaurant #01528	10F	A-2
5260	286 El Camino Real West	Happi House Teriyaki	10F	A-2
5391	615 El Camino Real West	Clarke's Charcoal Broiler	10F	A-2
5262	240 Villa Street	La Fiesta Restaurant	10F	A-2
5212	520 Showers Drive	Luu Noodle House	10F	A-2
5272	210 Hope Street	The Spice Islands Cafe	10No	A-2
5211	235 Castro Street	Ristorante Don Giovanni	10F	A-2
5402	368 Castro Street	Maru Ichi Noodle House	10F	A-2
5265	485 Castro Street	Kirin Chinese Restaurant	10F	A-2

047320

047321

CITY OF MOUNTAIN VIEW
FIRE AND ENVIRONMENTAL PROTECTION DIVISION
Fire Code Permit Types
As of 9/3/2010

FacID	Facility Address	Facility Name	Permit Type	Occ
4601	475 Castro Street	Ginseng Korean Barbeque	10F	A-2
5364	174-176 Castro Street	Amarin Thai Cuisine	10F	A-2
5396	2483 Old Middlefield Way Unit A	Las Muchachas Restaurant	10F	A-2
4807	1032 Castro Street	Peet's Coffee & Tea	10F	A-2
5194	2633 California Street	China Wok Restaurant	10F	A-2
4868	2603 Charleston Road	KFC/Long John Silver	10F	A-2
5408	2116 El Camino Real West	Chevy's Fresh Mex Restaurant	10F	A-2
5247	2146 Leghorn Street	Krispy Kreme	10F	A-2
5238	2053 Landings Drive	Baysider Cafe	10F	A-2
5246	185 Castro Street	Thaiphoon Restaurant	10F	A-2
5280	209 Middlefield Road East	Carl's Jr.	10F	A-2
5157	205 Middlefield Road East Unit 1	Clocktower Coffee Roasting	10F	A-2
5340	186 Castro Street	Zucca Ristorante	10F	A-2
5220	975 Dana Street West	Yakko Japanese Cuisine	10F	A-2
5197	1407 El Camino Real West	El Paso Cafe	10F	A-2
5294	420-440 Castro Street	Scott's Cantankerous Fish	10F	A-2
5206	975 Shoreline Blvd. North	Taco Bell #16140	10F	A-2

CITY OF MOUNTAIN VIEW
FIRE AND ENVIRONMENTAL PROTECTION DIVISION
Fire Code Permit Types
As of 9/3/2010

FacID	Facility Address	Facility Name	Permit Type	Occ
5207	510 Shoreline Blvd. North	Jack In The Box #3425	10F	A-2
5228	570 Shoreline Blvd. North Unit J	Momoya Sushi	10F	A-2
5218	570 Shoreline Blvd. North Unit I	Round Table Pizza	10F	A-2
5236	570 Shoreline Blvd. North Unit F	Chapala Mexican Restaurant	10F	A-2
5219	735 Villa Street	Fiesta Del Mar Too	10F	A-2
5227	665 San Antonio Road	Burger King #1946	10F	A-2
5424	401 Castro Street Suite 100	Vacant (fomerly U-Wink)	10No	A-2
5421	228 Castro Street	Monte Carlo Night Club & Los	10F	A-2
5380	590 Showers Drive Unit B	Krung Thai	10F	A-2
5863	400 Moffett Blvd. Unit H	Trend Restaurant	10F	A-2
5282	327 Moffett Blvd. Unit D	Taqueria 3 Hermanos	10F	A-2
5352	430 Moffett Blvd.	Los Portales Mexican Cuisine	10F	A-2
5906	750 Castro Street	Starbucks	10F	A-2
5253	241 Castro Street	Molly McGee's	10F	A-2
6065	701 Villa Street	Vacant (Formerly Gold Star Night	10No	A-2
5334	861 Leong Drive	Mario's Pizza & Italian Restaurant	10F	A-2
5277	400 Castro Street	Cascal	10F	A-2

047322

047323

CITY OF MOUNTAIN VIEW
FIRE AND ENVIRONMENTAL PROTECTION DIVISION
Fire Code Permit Types
As of 9/3/2010

FacID	Facility Address	Facility Name	Permit Type	Occ
5300	400 San Antonio Road Unit 2	Masa's Sushi	10F	A-2
5283	1962 El Camino Real West	Sizzler	10F	A-2
6415	152 Castro Street	Taqueria La Bamba No. 2	10F	A-2
6419	736 Dana Street West	Alberto's Night Club	10F	A-2
5318	220 Castro Street	Pho Hoa	10F	A-2
5292	160 Castro Street	Pasta?	10F	A-2
5298	939 El Camino Real West	Frankie, Johnnie & Luigi Too!	10F	A-2
3886	89 El Camino Real West	Los Charros Restaurant	10F	A-2
5422	506 Showers Drive	Sushi 85 / Pearl Cafe	10F	A-2
2417	2400 Charleston Road	Chipotle Mexican Grill, Inc.	10F	A-2
2605	425 Whisman Road North Suite 800	Clocktower Coffee Roasting Co., LLC	10F	A-2
3024	153 Castro Street	Fu Lam Mum	10F	A-2
5378	240 Castro Street	Naminami Restaurant	10F	A-2
3225	645 Ellis Street	Specialty's/Peet's	10F	A-2

Total number of facilites with permit type 10F is 133.

Construction Yards, Lumber Yards, Corporation Yards, Nurseries, and Pesticide Facilities

CITY OF MOUNTAIN VIEW
FIRE AND ENVIRONMENTAL PROTECTION DIVISION
Wastewater Discharge Local Category Types
As of 8/3/2010

FacID	Facility Address	Facility Name	Local Categories
1461	1907 Colony Street	Poulsen Construction	Automotive (Vehicle Svce),
1518	2190 Crittenden Lane	A to Z / Tree Movers	Nursery
1055	130 Dana Street East	ACCO Management/Avery	Construction/Building
1129	455 Evelyn Avenue West	Minton's Lumber & Supply	Retail Sales,Construction/Building
1259	827 Independence Avenue	J.G. Torres Concrete Construction Co.	Construction/Building
1501	1988 Leghorn Street Unit B/C	Shelton Roofing Co., Inc.	Construction/Building
1156	750 Moffett Blvd.	PG&E - Whisman Substation	Corporation Yard
1113	Moffett Blvd. North of Hwy 101 (end of Phyllis Rd)	PG&E - Jones Substation	Corporation Yard
1140	1240 Pear Avenue Unit R	Bullene Landscape Maintenance, Inc.	Construction/Building
731	1695 Rock Street	Mountain View-Whisman School District	Corporation Yard
722	924 San Rafael Avenue	El Camino Paving, Inc.	Automotive (Vehicle Svce),
740	2608 Shoreline Blvd. North	CMV - Shoreline Golf Links	Automotive (Vehicle Svce), Pesticide Facility
1136	2610 Shoreline Blvd. North Unit A	CMV - Shoreline Maintenance	Construction/Building
1257	1020 Terra Bella Avenue	Saviano Company, Inc.	Construction/Building
1165	975 Terra Bella Avenue	Waterproofing Associates	Construction/Building
1446	159 Whisman Road North	J & M Termite Control Inc.	Pesticide Facility
1552	231 Whisman Road North	CMV - Parks Division	Corporation Yard, Pesticide Facility
1551	231 Whisman Road North	CMV - Fleet Services Division	Corporation Yard, Automotive (Vehicle Svce),
728	231 Whisman Road North	CMV - Utilities Division	Automotive (Vehicle Svce), Corporation Yard
1550	231 Whisman Road North	CMV - Streets Division	Corporation Yard, Construction Building
1553	231 Whisman Road North	CMV - Facilities Division	Corporation Yard

047326

CITY OF MOUNTAIN VIEW
FIRE AND ENVIRONMENTAL PROTECTION DIVISION
Wastewater Discharge Local Category Types
As of 8/3/2010

FacID	Facility Address	Facility Name	Local Categories
1548	231 Whisman Road North Bldg. D	CMV - Purchasing Warehouse Division	Corporation Yard
729	2513 Wyandotte Street	O'Grady Paving Inc.	Automotive (Vehicle Svce),
1147	2520 Wyandotte Street Unit C	Frank Sousa Landscape Management C	Construction/Building
1464	2550 Wyandotte Street Suite E	Pete Wismann Masonry, Inc.	Construction/Building
1161	690 Yuba Drive	PG&E - Mountain View Substation	Corporation Yard
1182	780 Yuba Drive	Bill Peet Heating & Air Conditioning, I	Construction/Building
1132	805 Yuba Drive	SummerWinds Nursery	Nursery

047327

Appendix 5-1

C.5.b.ii.(4) – IDDE Incident, Enforcement, and Source Summary

CITY OF MOUNTAIN VIEW
FIRE AND ENVIRONMENTAL PROTECTION DIVISION
Illicit Connection/Illegal Discharge Program
IC/ID Incident Type Report between 7/1/2009 and 6/30/2010
as of 8/5/2010

Type of Incident	Potential Source of Incident	Total
Abandoned drums discharge	Commercial	5
Abandoned drums discharge	Other/unknown	1
Abandoned drums discharge	Residential	2
Accidental spills	Other/unknown	1
Accidental spills	Public facilities and Utilities	1
Accidental spills	Residential	3
Allowable discharge	Residential	1
Complaint not found	Commercial	2
Complaint not found	Other/unknown	1
Dumping - hazardous	Public facilities and Utilities	1
Dumping - non-hazardous	Commercial	1
Dumping - non-hazardous	Residential	2
Dumpster discharge	Commercial	1
Dumpster discharge	Residential	1
Equipment cleaning	Commercial	2
Food Facility Oil & grease discharge	Commercial	2
Grey water discharge	Commercial	1
Grey water discharge	Residential	1
Landscape material dumping	Residential	1
Misc. incidents	Commercial	3
Misc. incidents	Residential	3
Paint discharge	Commercial	1
Paint discharge	Residential	1
Pools/Spas/Fountains discharge	Commercial	1
Pools/Spas/Fountains discharge	Residential	2
Sanitary spill or leak	Commercial	3
Sanitary spill or leak	Public facilities and Utilities	1
Sanitary spill or leak	Residential	7
Tracking soil	Residential	1
Un-hardened cement discharge	Residential	2
Used oil dumping	Residential	1
Vehicle & equipment leaking	Commercial	4
Vehicle & equipment leaking	Other/unknown	1

CITY OF MOUNTAIN VIEW
FIRE AND ENVIRONMENTAL PROTECTION DIVISION
Illicit Connection/Illegal Discharge Program
IC/ID Incident Type Report between 7/1/2009 and 6/30/2010
as of 8/5/2010

Type of Incident	Potential Source of Incident	Total
Vehicle & equipment leaking	Public facilities and Utilities	1
Vehicle & equipment leaking	Residential	11

Total Number of IC/ID Incidents is 73

CITY OF MOUNTAIN VIEW
FIRE AND ENVIRONMENTAL PROTECTION DIVISION
Illicit Connection/Illegal Discharge Program
IC/ID Enforcement Action Report between 7/1/2009 and 6/30/2010
as of 8/5/2010

Follow-up and Enforcement Actions	Totals
Administrative Action with Penalty &/or Fine	2
No Action	42
Verbal Notice	24
Warning Notice	5

Total Fines Collected $750.00

CITY OF MOUNTAIN VIEW
FIRE AND ENVIRONMENTAL PROTECTION DIVISION
Illicit Connection/Illegal Discharge Program
IC/ID Incident Source Report between 7/1/2009 and 6/30/2010
as of 8/5/2010

Sources of Incident Reports	Totals
Citizen complaints	41
Drove by facility	1
Found during inspections at nearby businesses	1
Illicit discharge inspectors	1
Interdepartmental	27
Observed during an inspection of a neighboring business	1
Walk-by	1

Appendix 9-1

C.9.a – City of Mountain View Integrated Pest Management Policy

CITY COUNCIL POLICY REVISED: _____

Effective Date: September 20, 2002

SUBJECT: INTEGRATED PEST MANAGEMENT NO: C-1

PURPOSE:

To develop and implement an Integrated Pest Management (IPM) Program designed to minimize pesticide use at City-maintained facilities, train appropriate employees regarding the City's IPM Program, enhance the existing method for tracking and reporting pesticide use at City facilities and inform the community about IPM strategies and techniques.

POLICY:

City of Mountain View employees and City contractors will perform pest management operations at City-maintained facilities in a manner that reduces or eliminates chemical pesticide use to the maximum extent feasible and practical. Chemical pesticides will only be used in the following situations: (1) the use of chemical pesticides is needed to prevent unacceptable health risks or economic loss; (2) the use of chemical pesticides is needed to prevent the development of unsafe conditions; or (3) where nonchemical IPM techniques have proven to be ineffective at controlling the target pest. In these cases, the City will employ a reduced-risk chemical pesticide strategy, which means lower toxicity pesticides will be used first followed by more potent pesticides, if needed. This Policy applies to pesticide use on property that is maintained by the City of Mountain View and the City's contractors.

INTEGRATED PEST MANAGEMENT:

Integrated Pest Management (IPM) is an ecosystem-based strategy that focuses on long-term prevention of pests or their damage through a combination of techniques, such as biological control, habitat manipulation, modification of cultural practices and use of resistant varieties. Pesticides are used after monitoring indicates they are needed according to established guidelines, and treatments are made with the goal of removing only the target organism. Pest control materials are selected and applied in a manner that minimizes risks to human health, beneficial and nontarget organisms and the environment. (Source: University of California State-wide Integrated Pest Management Project)

Examples of the IPM techniques that will be used are:

- No controls (e.g., tolerating pest populations, use of pest-resistant plants or allowing plants to die naturally);
- Maintenance of healthy landscapes through proper fertilization, watering, pruning and aeration;
- Physical controls, such as hand or mechanical removal, traps and barriers;
- Biological controls, such as the use of predator species, parasites or grazing;
- Cultural controls, such as mulching and mowing;
- Less toxic controls, such as soaps and oils; and
- Monitoring pest populations, accurate identification and utilizing knowledge of pest life cycles.

OUTREACH AND EDUCATION:

Training and education are important components of the IPM Policy. City personnel who apply pesticides or supervise and provide advice about pesticide application will be trained periodically on recommended IPM strategies and techniques, as well as pollution prevention practices. City contractors will also be required to complete training regarding the concepts that are included in this Policy. Furthermore, the City will provide information to the public about its efforts to reduce pesticide use, as well as residential and commercial IPM practices.

PESTICIDE USE TRACKING:

Appropriate City departments will continue to track pesticide use for reporting purposes. City contractors will also be required to track pesticide use and report the data to the City regularly. City-wide pesticide use data will be reported annually to the

Regional Water Quality Control Board, as required in the City's NPDES Storm Water Discharge Permit. The annual report, including the pesticide use data, will be a public record.

COMPLIANCE WITH FEDERAL OR STATE LAWS:

Nothing in this Policy is intended to apply to pesticide applications that are required to comply with Federal or State laws or regulations. Nothing in this Policy is intended to conflict with Federal or State laws or regulations governing the storage, use or disposal of pesticides.

IMPLEMENTATION OF THE INTEGRATED PEST MANAGEMENT PLAN:

To achieve the goals of the IPM Policy and to comply with the State-issued NPDES Storm Water Discharge Permit, the City will develop and implement an Integrated Pest Management Plan for use in all City-maintained areas. This plan will include Best Management Practices (BMPs), Standard Operating Procedures (SOPs) and an implementation strategy. The plan will provide a process for responding to pest problems at City-maintained facilities at the local level. Additionally, the plan will include mechanisms to discourage pesticide use at new development sites, as well as coordination with County-wide household hazardous waste collection efforts.

BAN ON USE OF TOXICITY CATEGORY I PESTICIDE PRODUCTS:

City of Mountain View employees and City contractors are prohibited from using chemical pesticides that are classified as Toxicity Category I by the United States Environmental Protection Agency. Exemptions to this ban may be granted in emergency cases where a pest outbreak poses an immediate threat to public health or significant economic loss will result if the banned pesticide is not applied. Exemptions will only be granted in situations where a Pest Control Advisor recommends the use of such a pesticide, and the Category I pesticide application is approved by the department head or designee.

CITY COUNCIL POLICY REVISED: _____
Effective Date: September 20, 2002

SUBJECT: INTEGRATED PEST MANAGEMENT NO: C-1

LIMITED USE OF TOXICITY CATEGORY II PESTICIDE PRODUCTS:

City of Mountain View employees and City contractors will be limited in their use of chemical pesticides that are classified as Toxicity Category II by the United States Environmental Protection Agency. Category II pesticides will only be used in situations where a Pest Control Advisor recommends the use of these pesticides after Category III alternatives have been exhausted or where needed to prevent a pest outbreak that poses an immediate threat to public health or significant economic loss.

WATER QUALITY COMMITMENT:

With the adoption of this Policy, the City commits, where possible, to: (1) comply with the State-issued NPDES Storm Water Discharge Permit by eliminating use of pesticides that cause impairment of surface waters, including retention ponds; and (2) reduce use of organophosphate pesticides. Pesticides that are currently listed as causing impairment in local urban streams include diazinon, chlorpyrifos, chlordane, dieldrin and DDT. The City does not use these listed chemicals. Pesticides achieving this rating in the future will also be phased out. All chemical pesticide applications at City-maintained facilities will be implemented using BMPs for water quality protection.

PESTICIDE PURCHASING POLICY:

City of Mountain View employees are not permitted to obtain over-the-counter pesticide products for use on City property.

DEFINITIONS:

Whenever used in this Policy, the following terms shall have the meanings set forth below:

1. "Contractor" means a person, firm, corporation or other entity, including a governmental entity, that enters into a contract with the City to provide landscape maintenance or related activities.

2. "Integrated Pest Management" means a decision-making process for managing pests that uses monitoring to determine pest injury levels and combines biological, cultural, physical and chemical tools to minimize health, environmental and financial risks. The method uses knowledge of the target pests' life cycles, environmental requirements and natural enemies to facilitate natural control of the pests. This method incorporates natural methods of pest control, then proceeds to the least-toxic pesticides if the natural methods are not effective.

3. "NPDES Permit" is a regulatory document issued by the State of California to control the discharge of pollutants into waterways. NPDES is an acronym for National Pollutant Discharge Elimination System.

4. "Pest Control Advisor" means someone who is licensed by the California Department of Pesticide Regulations in accordance with California Code of Regulations, Title 3, Article 5. Only a licensed Pest Control Advisor who is registered with the County Agricultural Commissioner may provide written pest control recommendations for areas such as parks, golf courses and public right-of-ways.

5. "Pesticide" means pesticide as defined in Section 12753 of the California Food and Agricultural Code, including, but not limited to, herbicides, insecticides and fungicides.

6. "Toxicity Category I Pesticide" means any pesticide product that meets United States Environmental Protection Agency criteria for Toxicity Category I under Section 156.10 of Part 156 of Title 40 of the Code of Federal Regulations.

7. "Toxicity Category II Pesticide" means any pesticide product that meets United States Environmental Protection Agency criteria for Toxicity Category II under Section 156.10 of Part 156 of Title 40 of the Code of Federal Regulations.

8. "Toxicity Category III Pesticide" means any pesticide product that meets United States Environmental Protection Agency criteria for Toxicity Category III under Section 156.10 of Part 156 of Title 40 of the Code of Federal Regulations.

CNL POL-1
C01-CP^

Appendix 9-2
C.9.b – Number of Different Pesticide Products Used

Pesticide Category	Number of Different Pesticides Used						
	FY 03-04	FY 04-05	FY 05-06	FY 06-07	FY 07-08	FY 08-09	FY 09-10
I	0	0	1	0	0	0	0
II	8	6	5	7	5	5	3
III	22	22	25	29	35	38	37
None	0	0	0	1	1	2	2
Total	**30**	**28**	**31**	**37**	**41**	**45**	**42**

NOTE: "None" indicates a pesticide used that is exempt from pesticide registration requirements

047344

Appendix 9-3
C.9.b – Quantity of Pesticides Applied

Pesticide Category	Quantity of Pesticides Applied (pounds) and Percent Change Comparing FY 09-10 Results to Previous Year and 7-year Average										
	FY 02-03	FY 03-04	FY 04-05	FY 05-06	FY 06-07	FY 07-08	FY 08-09	7-Year Average	FY 09-10	% Change to Previous Year	% Change to 7-Year Average
I	144	0	0	340	0	0	0	69	0	0	-100%
II	556	512	265	373	452	147	284	370	297	4%	-20%
III	1,777	2,155	3,310	5,420	3,287	3,658	3,946	3,365	3,738	-5%	11%
None	0	0	0	0	47	136	198	54	345	74%	540%
Total 1*	**2,477**	**2,667**	**3,575**	**6,133**	**3,786**	**3,941**	**4,427**	**3,858**	**4,381**	**-1%**	**13%**
Total 2 **	**2.477**	**2,667**	**3,575**	**6,133**	**3,739**	**3,805**	**4,229**	**3,803**	**4,036**	**-4%**	**6%**

**Total 1 includes use of non-regulated, exempt Clove Oil product.*
*** Total 2 evaluates use not including non-regulated, exempt Clove Oil product.*

Appendix 9-4
C.9.b – Quantity of Active Ingredients Applied

Pesticide Category	Quantity of Active Ingredients Applied (Pounds) and Percent Change Comparing FY 09-10 Results to Previous Year and 7-year Average										
	FY 02-03	FY 03-04	FY 04-05	FY 05-06	FY 06-07	FY 07-08	FY 08-09	7-Year Average	FY 98-10	% Change to Previous Year	% Change to 7-Year Average
I	88	0	0	29	0	0	0	17	0	0	-100%
II	235	222	87	244	140	48	92	152	51	-44%	-66%
III	853	694	970	1,088	799	1,101	1,281	969	953	-25%	-2%
None	0	0	0	0	3	8	12	3	11	-8%	266%
Total 1*	**1,176**	**918**	**1,058**	**1,448**	**942**	**1,157**	**1,385**	**1,155**	**1,015**	**-27%**	**-12%**
Total 2 **	**1,176**	**918**	**1,058**	**1,448**	**939**	**1,149**	**1,373**	**1,151**	**1,004**	**-27%**	**-13%**

**Total 1 includes use of non-regulated, exempt Clove Oil product.*
*** Total 2 evaluates use not including non-regulated, exempt Clove Oil product.*
Note: Active ingredient applications for two products were discovered to have been over-reported since FY 03-04. The over-reporting of active ingredient occurred because the dilution factor was not taken into account. Amounts reflected in previous Annual Reports have been revised on this version of Table 3.

Appendix 9-5
C.9.b – Pesticides of Concern, FY 09-10 Usage

Product Name	Target Pest	Active Ingredient	Total Applied (lb.)	Active Ingredient Amount (lb)	Water Quality Threat/Precautions
565 Plus	Fleas	Pyrethrin	2.4	0.006	Interior or applied around buildings
Delta Dust	Yellow Jackets	Deltamethrin	0.1	0.0004	Applied into yellow jacket hives.
Drion Dust	Yellow jackets	Pyrethrin	0.3	0.003	Applied into yellow jacket hives.
ExciteR	Fleas	Pyrethrin	0.125	0.0075	Interior or applied around buildings
Maxforce	Ants	Fipronil	0.13	0.001	Bait station
Precor	Fleas	Methoprene	0.1	0.001	Interior or applied around buildings
Tempo	Spiders	Beta-cyfluthrin	125	0.24	Dilute solution.
Tengard	Fleas	Permethrin	83	0.5	Dilute solution.
Termidor	Ant/termite	Fipronil	0.2	0.02	Applied around the base of buildings
Wasp Feeze	Yellow Jackets	D-trans allethrin	2.2	0.003	Applied into hives

Appendix 15-1

C.15.b.iii.(1) – Planned Discharges of the Potable Water System

City of Mountain View

Discharge Monitoring
For
Water Distribution System
4/1/10 thru 7/22/10

ZONE 2
AREA 1 SHEET 1

CMV
FLUSHING PROGRAM

DATE 6/4/10

OPERATOR

ITEM	DISCHARGE TYPE	TIME	LOCATION	OPERATION	MIN FLUSH TIME	PITOT PSI	DISCHARGE DURATION/TIME FLUSHED	ESTIMATED GALLONS FLUSHED	CL2 RES.	Ph	DISHARGE TURBIDITY (NTU)	IMPLEMENTED BMPs & CORRECTIVE ACTIONS
1			VARIOUS	CLOSE VALVES 1, 2, 3, 4, 8								
2		910	WEST DANA	FLOW HYDRANT A	5 MINS	18	5	3350	0	7	4	
3		918	WEST DANA	FLOW HYDRANT B	5 MINS	24	5	4100	0	6	1.65	
4			DEL CHARO	FLOW HYDRANT C	10 MINS	24	12	9840	0	7	12	
5		921	PIONEER	FLOW HYDRANT D	18 MINS	14	18	11340	0	6	6.06	
6		936	PIONEER	FLOW HYDRANT E	4 MINS	22	5	3950	0	7	7.48	
7		951	PIONEER	FLOW HYDRANT F	4 MINS	12	4	2320	0	7	7.73	
8		959	EAST DANA	FLOW HYDRANT G	7 MINS	22	7	5530	0	7	3.92	
9		1001	EAST DANA	FLOW HYDRANT H	6 MINS	10	6	3180	0	6	4.44	
10		1011	EAST DANA	FLOW HYDRANT J	6 MINS	18	6	4260	0	7	1.79	
11		1014	PIONEER	FLOW HYDRANT K	4 MINS	12	4	2320	0	6	11	
12		1023	PIONEER	FLOW HYDRANT L	5 MINS	20	5	3750	0	7	7.19	
13		1025	KITTYHAWK	FLOW HYDRANT M	10 MINS	18	10	7100	0	6	6.28	
14		1033	KITTYHAWK	FLOW HYDRANT N	4 MINS	20	4	3000	0	7	6.99	
15		1041	VARIOUS	OPEN VALVES 1, 2, AND 4								
16			VARIOUS	CLOSE VALVES 5, AND 6								
17		1102	WHISMAN	FLOW HYDRANT O	4 MINS	20	5	370	0	6	3.04	
18		1110	WHISMAN	FLOW HYDRANT P	3 MINS	16	3	2010	0	6	11.8	
19		1112	WHISMAN	FLOW HYDRANT Q	4 MINS	16	4	2680	0	6	7.23	
20		1119	E. DANA	FLOW HYDRANT R	6 MINS	20	6	4500	0	6	14.5	
21		1124	MOORPARK	FLOW HYDRANT S	8 MINS	12	9	5220	0	7	15.5	
22												
				TOTAL FLUSHED				82400				

047350

Zone 2
Area1 Sheet 2

CMV
FLUSHING PROGRAM

DATE_____

OPERATOR_____

ITEM	DISCHARGE TYPE	TIME	LOCATION	OPERATION	MIN FLUSH TIME	PITOT PSI	DISCHARGE DURATION/TIME FLUSHED	ESTIMATED GALLONS FLUSHED	CL2 RES.	Ph	DISHARGE TURBIDITY (NTU)	IMPLEMENTED BMPs & CORRECTIVE ACTIONS
1		1136	MOORPARK	FLOW HYDRANT T	6 MINS	18	6	4260	0	6	23.6	
2		1140	MARGO	FLOW HYDRANT U	2 MINS	18	4	2840	0	7	12.1	
3		1146	MARGO	FLOW HYDRANT V	2 MINS	34	3	2940	0	6	9.36	
4		1148	ALICE	FLOW HYDRANT W	4 MINS	16	4	2680	0	7	4.91	
5		1155	ALICE	FLOW HYDRANT X	5 MINS	16	5	3350	0	6	7.65	
6		1158	ALICE	FLOW HYDRANT XX	5 MINS	8	5	2400	0	7	2.58	
7			VARIOUS	OPEN VALVES 3, 6, AND 5								
8			SYLVAN	CLOSE VALVE #7								
9		136	MOORPARK	FLOW HYDRANT Z		18	5	3550	0	6	7.67	
10		140	MOORPARK	FLOW HYDRANT AA	16 MINS	20	16	12000	0	7	1.77	
11		200	MOORPARK	FLOW HYDRANT BB	20 MINS	22	20	158000	0	6	5.41	
12		217	EVELYN	FLOW HYDRANT CC	20 MINS	20	20	15000	0	7	1.76	
13		240	EVELYN	FLOW HYDRANT DD	10 MINS	14	10	6300	0	6	3.68	
14		247	EVELYN	FLOW HYDRANT EE	7 MINS	20	7	5250	0	7	1.84	
15		257	BERNARDO	FLOW HYDRANT FF	4 MINS	18	5	3550	0	6	18.7	
16			SYLVAN	OPEN VALVE 7 AND 8								
17												
18												
19												
20												
21												
22												
				TOTAL FLUSHED				79920				

047351

ZONE 2
AREA 2SHEET 1

CMV
FLUSHING PROGRAM

DATE 6/7/10

OPERATOR

ITEM	DISCHARGE TYPE	TIME	LOCATION	OPERATION	MIN FLUSH TIME	PITOT PSI	DISCHARGE DURATION/TIME FLUSHED	ESTIMATED GALLONS FLUSHED	CL2 RES.	Ph	DISHARGE TURBIDITY (NTU)	IMPLEMENTED BMPs & CORRECTIVE ACTIONS
1			VARIOUS	CLOSE VALVES 1, 2, 3, 4 5, 6,7,8 AND 9								
2		859	SYLVAN	FLOW HYDRANT A	8 MINS	12	8	4640	0	6.5	2.05	
3		911	SYLVAN	FLOW HYDRANT B	7 MINS	10	7	3710	0	7	6.12	
4		915	SYLVAN	FLOW HYDRANT C	8 MINS	20	8	6000	1	6.5	3.76	
5		926	FOXBOROUGH DR.	FLOW HYDRANT D	9 MINS	10	9	4770	0	7	11.9	
6		931	FOXBOROUGH DR.	FLOW HYDRANT E	7 MINS	18	7	4970	1.5	6.5	14.9	
7		941	HEDGEROW CT.	FLOW HYDRANT F	7 MINS	8	7	3360	0	7	19.8	
8		947	FOXBOROUGH DR.	FLOW HYDRANT G	3 MINS	16	4	2680	1	6.5	13.8	
9		954	GLENBOROUGH DR.	FLOW HYDRANT H	3 MINS	8	4	1920	0	7	4.6	
10		956	GLENBOROUGH DR.	FLOW HYDRANT J	3 MINS	20	4	3000	1	6.5	18.1	
11				OPEN VALVE 1 AND 4								
12		1009	GLENBOROUGH DR.	FLOW HYDRANT K	3 MINS	10	5	2650	0	7	22	
13		1011	SULLIVAN DR.	FLOW HYDRANT L	7 MINS	16	10	6700	1	6.5	18.9	
14		1024	SULLIVAN DR.	FLOW HYDRANT M	4 MINS	8	7	3360	0	7	18.3	
15		1028	EAST DANA ST.	FLOW HYDRANT N	3 MINS	22	10	7900	1	6.5	17.5	
16		1040	SEVELY DR.	FLOW HYDRANT O	4 MINS	8	4	1920	0	7	6.94	
17		1042	SEVELY DR.	FLOW HYDRANT P	3 MINS	20	4	3000	1	6.5	4.67	
18		1049	SYLVAN AVE.	FLOW HYDRANT Q	3 MINS	8	6	2280	0	7	3.29	
19		1052	FOXBOROUGH	FLOW HYDRANT R	4 MINS	26	5	4300	0	6.5	4.67	
20				OPEN VALVE 5								
21		1107	E. DANA	FLOW HYDRANT S	3 MINS							
22												
				TOTAL FLUSHED				77300				

047352

ZONE 2
AREA 2 SHEET 2

CMV
FLUSHING PROGRAM

DATE_____

OPERATOR_____

ITEM	DISCHARGE TYPE	TIME	LOCATION	OPERATION	MIN FLUSH TIME	PITOT PSI	DISCHARGE DURATION/TIME FLUSHED	ESTIMATED GALLONS FLUSHED	CL2 RES.	Ph	DISHARGE TURBIDITY (NTU)	IMPLEMENTED BMPs & CORRECTIVE ACTIONS
1		1114	E. DANA	FLOW HYDRANT T	3 MINS	20	5	3750	2	6.5	3.88	
2		1123	TAHOE	FLOW HYDRANT U	3 MINS	8	4	1920	0	7	12	
3		1124	SEVELY	FLOW HYDRANT V	3 MINS	24	5	4100	1	6.5	3.69	
4		1133	SEVELY	FLOW HYDRANT W	4 MINS	10	4	2120	0	7	12.8	
5		1134	TAMI	FLOW HYDRANT X	4 MINS	10	5	2650	1	6.5	4.68	
6		1142	TAMI	FLOW HYDRANT Y	3 MINS	8	4	1920	0	7	11.5	
7		1144	TAMI	FLOW HYDRANT Z	3 MINS	10	4	2120	0	6.5	5.22	
8		1151	TIANA	FLOW HYDRANT AA	3 MINS	8	5	2400	0	7	24.3	
9			DEVOTO ST / MUIR DR.	OPEN VALVE 6								
10		1246	MUIR DR.	FLOW HYDRANT DD	3 MINS	10	6	3180	0	6.5	25.7	
11		1254	MUIR DR.	FLOW HYDRANT EE	3 MINS	8	4	1970	0	7	9.72	
12		1256	BORELLO WAY	FLOW HYDRANT BB	3 MINS	10	5	2650	0	6.5	5.21	
13		104	BORELLO WAY	FLOW HYDRANT CC	3 MINS	14	4	2520	0	7	10.2	
14		105	SYLVAN	FLOW HYDRANT FF	5 MINS	28	5	4450	0	6.5	4.32	
15		113	RAINBOW DR.	FLOW HYDRANT GG	3 MINS	8	4	1920	0	7	12.1	
16		115	LUCE CT.	FLOW HYDRANT HH	3 MINS	12	3	1740	0	6.5	5.04	
17		122	RAINBOW DR.	FLOW HYDRANT JJ	3 MINS	8	4	1920	0	7	2.94	
18		123	RAINBOW DR.	FLOW HYDRANT KK	3 MINS	18	3	2130	0	6.5	2.83	
19		129	BOURBON CT.	FLOW HYDRANT LL	3 MINS	8	4	1920	0	7	25.7	
20		130	SYLVAN	FLOW HYDRANT MM	3 MINS	20	6	4500	1	6.5	7.18	
21		140	ECR	FLOW HYDRANT PP (STAY ON HYDRANT)	7 MINS	24	7	5740	0	7	14.3	
22												
				TOTAL FLUSHED				55570				

047353

ZONE 2
AREA 2 SHEET 3

CMV
FLUSHING PROGRAM

DATE_____

OPERATOR_____

ITEM	DISCHARGE TYPE	TIME	LOCATION	OPERATION	MIN FLUSH TIME	PITOT PSI	DISCHARGE DURATION/TIME FLUSHED	ESTIMATED GALLONS FLUSHED	CL2 RES.	Ph	DISHARGE TURBIDITY (NTU)	IMPLEMENTED BMPs & CORRECTIVE ACTIONS
1			ECR	FLOW HYDRANT PP	5 MINS							
2		144	ECR	FLOW HYDRANT QQ	5 MINS	36	5	5050	0	6.5	7.16	
3		154	ECR	FLOW HYDRANT OO (STAY ON HYDRANT)	7 MINS	10	7	3710	0	7	11.2	
4			ECR	OPEN VALVE 9								
5		211	RAINBOW DR.	CLOSE VALVE 10	5 MINS	10	5	2650	0	7	9.9	
6				OPEN VALVES 2, 3, 5, 7, 8, 9, 10								
7												
8												
9												
10												
11												
12												
13												
14												
15												
16												
17												
18												
19												
20												
21												
22												
				TOTAL FLUSHED				11410				

047354

ZONE 2
AREA 3 SHEET 1

CMV
FLUSHING PROGRAM

DATE 6/8/10

OPERATOR

ITEM	DISCHARGE TYPE	TIME	LOCATION	OPERATION	MIN FLUSH TIME	PITOT PSI	DISCHARGE DURATION/TIME FLUSHED	ESTIMATED GALLONS FLUSHED	CL2 RES.	Ph	DISHARGE TURBIDITY (NTU)	IMPLEMENTED BMPs & CORRECTIVE ACTIONS
1			VARIOUS	CLOSE VALVES 1, 2, 3, 4 5, 6, AND 7								
2		903	ECR	FLOW HYDRANT A	45 MINS	26	32	27520	0	6	3.9	
3			ECR	FLOW HYDRANT B	9 MINS	36	9	9090	0.5	5	2.91	
4		943	ECR	FLOW HYDRANT C	9 MINS	26	9	7740	0.5	6	4.92	
5			DALE	FLOW HYDRANT D	6 MINS	36	6	6060	0.5	5	1.61	
6		959	DALE	FLOW HYDRANT E	6 MINS	24	6	4920	0	6	2.05	
7			DALE	FLOW HYDRANT F	9 MINS	30	9	8280	0.5	5	1.68	
8		1013	DALE	FLOW HYDRANT G	6 MINS	24	6	4920	0	6	2.58	
9			DALE	FLOW HYDRANT H	7 MINS	32	7	6650	0.5	5	2.01	
10		1027	DALE	FLOW HYDRANT J	3 MINS	22	9	7110	0	6	3.26	
11			DALE	FLOW HYDRANT K	3 MINS	30	12	11040	0.5	5	5.29	
12		1049	DALE	FLOW HYDRANT L	3 MINS	22	10	7900	0	6	3.26	
13			HEATHERSTONE	FLOW HYDRANT M	3 MINS	26	13	11180	0.5	5	3.51	
14		1113	HEATHERSTONE	FLOW HYDRANR N	3 MINS	20	10	7500	0	6	3.36	
15			HEATHERSTONE	FLOW HYDRANT O	3 MINS	30	5	9200	5	5	4.26	
16		1134	VILLAGE	FLOW HYDRANR P	6 MINS	20	6	4500	0	6	3.36	
17			THE AMERICANA	FLOW HYDRANT P1	7 MINS	30	5	4600	0.5	5	5.75	
18		1147	CONTINENTAL CIR.	FLOW HYDRANT Q	9 MINS	26	9	7740	0	6	5.01	
19			CONTINENTAL CIR.	FLOW HYDRANT R	4 MINS	30	5	4600	0.5	5	2.2	
20			CONTINENTAL CIR.	OPEN VALVE 6								
21		1207	CONTINENTAL CIR.	FLOW HYDRANT S	7 MINS	26	7	6020	0	6	1.11	
22												
				TOTAL FLUSHED				156570				

047355

ZONE 2
AREA 3 SHEET 2

CMV
FLUSHING PROGRAM

DATE_____

OPERATOR_____

ITEM	DISCHARGE TYPE	TIME	LOCATION	OPERATION	MIN FLUSH TIME	PITOT PSI	DISCHARGE DURATION/TIME FLUSHED	ESTIMATED GALLONS FLUSHED	CL2 RES.	Ph	DISHARGE TURBIDITY (NTU)	IMPLEMENTED BMPs & CORRECTIVE ACTIONS
1			CONTINENTAL CIR.	FLOW HYDRANT T	7 MINS	34	7	6860	0.5	5	2.36	
2		1223	CONTINENTAL CIR.	FLOW HYDRANT U	9 MINS	26	9	7740	0	6	1.9	
3			CONTINENTAL CIR.	FLOW HYDRANT V	7 MINS	26	7	6020	0.5	5	1.67	
4		1240	CONTINENTAL CIR.	FLOW HYDRANT W	7 MINS	24	7	5740	0	6	2.61	
5			CONTINENTAL CIR.	FLOW HYDRANT X	7 MINS	32	7	6650	0.5	5	4.44	
6		1255	CONTINENTAL CIR.	FLOW HYDRANT Y (STAY ON HYDRANT)	7 MINS	22	8	6320	0.5	6	2.61	
7			CONTINENTAL CIR.	OPEN VALVE 7								
8			CONTINENTAL CIR.	CLOSE VALVE 8								
9		115	CONTINENTAL CIR.	FLOW HYDRANT Y	7 MINS	20	8	6000	0	6	4.54	
10			CONTINENTAL CIR.	OPEN VALVE 8								
11		130	ECR	FLOW HYDRANT Z	3 MINS	22	5	3950	0	6	3.14	
12			ECR	FLOW HYDRANT AA	3 MINS	28	6	5340	0.5	5	6.17	
13		143	ECR	FLOW HYDRANT BB	4 MINS	22	5	3950	0	6	4.15	
14			CRESTVIEW	FLOW HYDRANT CC	3 MINS	32	6	5700	0.5	5	2.2	
15		156	CRESTVIEW	FLOW HYDRANT DD	3 MINS	14	3	1890	0	6	4.98	
16			CRESTVIEW	FLOW HYDRANT EE	3 MINS	28	5	4450	0.5	5	4.89	
17		208	GREENVIEW	FLOW HYDRANT FF	4 MINS	20	4	3000	0	6	6.31	
18			WILLIAMS	FLOW HYDRANT GG	4 MINS	24	5	4100	0.5	5	4.26	
19		218	GOLF CT	FLOW HYDRANT HH (STAY ON HYDRANT)	6 MINS	14	8	5040	0	6	3.64	
20			VARIOUS	OPEN VALVES 4, AND 5								
21			VARIOUS	CLOSE VALVES 9, AND 10								
22												
				TOTAL FLUSHED				82750				

047356

ZONE 2
AREA 3 SHEET 3

CMV
FLUSHING PROGRAM

DATE_____

OPERATOR_____

ITEM	DISCHARGE TYPE	TIME	LOCATION	OPERATION	MIN FLUSH TIME	PITOT PSI	DISCHARGE DURATION/TIME FLUSHED	ESTIMATED GALLONS FLUSHED	CL2 RES.	Ph	DISHARGE TURBIDITY (NTU)	IMPLEMENTED BMPs & CORRECTIVE ACTIONS
1		238	WILLIAMS	FLOW HYDRANT HH	4 MINS	28	4	3560	0	6	4.03	
2			GREENVIEW	FLOW HYDRANT FF	7 MINS	32	6	5700	0.5	5	2.14	
3			VARIOUS	OPEN VALVES 9, AND 10								
4			CUERNAVACO	CLOSE VALVE 11								
5			CRISTOBAL	FLOW HYDRANT JJ	4 MINS	26	7	6020	0.5	5	3.18	
6		305	CRISTOBAL	FLOW HYDRANT KK	4 MINS	18	5	3650	0	6	2.65	
7			CUERNAVACO	FLOW HYDRANT JJJ	3 MINS	20	7	5250	0.5	5	1.51	
8		332	CUERNAVACO	FLOW HYDRANT LL	4 MINS	20	6	4500	0	6	1.71	
9			ELENA	FLOW HYDRANT MM	6 MINS	24	9	7380	0.5	5	2.92	
10			CUERNAVACO	FLOW HYDRANT NN	2 MINS	12	5	2900	0	6	3.69	
11			CUERNAVACO	FLOW HYDRANT OO	6 MINS	24	9	7380	0.5	5	3.32	
12			GREENVIEW	OPEN VALVE 3								
13			CUERNAVACO	FLOW HYDRANT PP	5 MINS	24	8	6560	0.5	5	4	
14		400	CARLOS	FLOW HYDRANT QQ	5 MINS	20	8	6000	0	6	2	
15			CUERNAVACO	OPEN VALVE 11								
16			RUNNINGWOOD	CLOSE VALVE 12								
17			RUNNINGWOOD	FLOW HYDRANT RR	4 MINS	26	7	6020	0.5	5	1.96	
18		422	RUNNINGWOOD	FLOW HYDRANT SS	4 MINS	22	6	4740	0	6	2.11	
19			RUNNINGWOOD	FLOW HYDRANT TT	4 MINS	24	9	7380	0.5	5	1.6	
20		437	RUNNINGWOOD	FLOW HYDRANT UU	4 MINS	16	6	4020	0	6	2.77	
21			VARIOUS	OPEN VALVES 1, 2, 12.								
22												
				TOTAL FLUSHED				80960				

047357

ZONE 2
AREA 5 SHEET 1

CMV
FLUSHING PROGRAM

DATE 6/2/10

OPERATOR

ITEM	DISCHARGE TYPE	TIME	LOCATION	OPERATION	MIN FLUSH TIME	PITOT PSI	DISCHARGE DURATION/TIME FLUSHED	ESTIMATED GALLONS FLUSHED	CL2 RES.	Ph	DISHARGE TURBIDITY (NTU)	IMPLEMENTED BMPs & CORRECTIVE ACTIONS
1			VARIOUS	CLOSE VALVES 1, 2, 3, 4								
2		800	MERCY	FLOW HYDRANT A	2 MINS	26	4	3440	2	6	5.9	
3		805	MERCY	FLOW HYDRANT B	3 MINS	34	9	8820	0.5	6	6.88	
4		817	MERCY	FLOW HYDRANT C	3 MINS	22	3	2370	2	6	5.9	
5		820	MERCY	FLOW HYDRANT D	4 MINS	20	6	4500	1	6	3.62	
6		827	MERCY	FLOW HYDRANT E	2 MINS	18	2	1420	0.5	6	5	
7		834	McCARTHY	FLOW HYDRANT F	4 MINS	22	5	3950	0.5	6	2.01	
8		840	McCARTHY	FLOW HYDRANT G	4 MINS	10	4	2120	2	6	2.52	
9		844	DALMA	FLOW HYDRANT H	3 MINS	7	5	2200	0.5	6	2.71	
10		840	DALMA	FLOW HYDRANT J	2 MINS	10	4	2120	2	6	4.9	
11		844	DALMA	FLOW HYDRANT K	1 MIN	5	7	2660	1	6	1.83	
12		905	DALMA	FLOW HYDRANT L	2 MINS	10	4	2120	2	6	6.1	
13		910	DALMA	FLOW HYDRANT M (STAY ON HYDRANT)	2 MINS	5	8	3040	1	6	1.91	
14			DALMA	OPEN VALVE 4								
15			DALMA	CLOSE VALVE 5								
16		921	DALMA	FLOW HYDRANT M	4 MINS	8	8	3840	0.5	6	2.47	
17		930	ELDORA	FLOW HYDRANT N	3 MINS	30	4	3680	2	6	4.72	
18		936	ELDORA	FLOW HYDRANT O	4 MINS	30	5	4600	0	6	3.52	
19		940	ELDORA	FLOW HYDRANT P	6 MINS	28	6	5340	2	6	8.86	
20			FRANCES	OPEN VALVE 1								
21			MERCY	CLOSE VALVE 6								
22												
				TOTAL FLUSHED				56220				

047358

ZONE 2
AREA 5 SHEET 2

CMV
FLUSHING PROGRAM

DATE_____

OPERATOR_____

ITEM	DISCHARGE TYPE	TIME	LOCATION	OPERATION	MIN FLUSH TIME	PITOT PSI	DISCHARGE DURATION/TIME FLUSHED	ESTIMATED GALLONS FLUSHED	CL2 RES.	Ph	DISHARGE TURBIDITY (NTU)	IMPLEMENTED BMPs & CORRECTIVE ACTIONS
1		955	MERCY	FLOW HYDRANT C	2 MINS	10	2	1060	2	6	3.95	
2			MERCY	OPEN VALVE 6								
3		1000	PAUL	FLOW HYDRANT Q	4 MINS	16	4	2680	2	6	5.48	
4		1005	PAUL	FLOW HYDRANT R (STAY ON HYDRANT)	4 MINS	30	11	10120	0.5	6	3.64	
5			PAUL	OPEN VALVE 3								
6			PAUL	CLOSE VALVE 7								
7		1034	PAUL	FLOW HYDRANT R	5 MINS	18	10	7100	0.5	6	3.37	
8			VARIOUS	OPEN VALVES 2, 5, 7								
9												
10												
11												
12												
13												
14												
15												
16												
17												
18												
19												
20												
21												
22												
				TOTAL FLUSHED				20960				

047359

ZONE 2
AREA 6 SHEET 1

CMV
FLUSHING PROGRAM

DATE 6/9/10

OPERATOR

ITEM	DISCHARGE TYPE	TIME	LOCATION	OPERATION	MIN FLUSH TIME	PITOT PSI	DISCHARGE DURATION/TIME FLUSHED	ESTIMATED GALLONS FLUSHED	CL2 RES.	Ph	DISHARGE TURBIDITY (NTU)	IMPLEMENTED BMPs & CORRECTIVE ACTIONS
1			VARIOUS	CLOSE VALVES 1, 2, 3, 4 5, 6, AND 7								
2		834	CHURCH	FLOW HYDRANT A	13 MINS	14	13	8190	0	6.5	1	
3		848	CHURCH	FLOW HYDRANT B	7 MINS	14	8	5040	0	6	2.99	
4		855	CHURCH	FLOW HYDRANT C	7 MINS	16	7	4690	0	6.5	2	
5		903	CHURCH	FLOW HYDRANT D	7 MINS	22	7	5530	0	6	2.16	
6		909	CHURCH	FLOW HYDRANT E	7 MINS	22	7	5530	0	6.5	3	
7		915	EL RANCHITO	FLOW HYDRANT F	3 MINS	12	5	2900	0	6	2.81	
8		932	CENTRE	FLOW HYDRANT G	3 MINS	20	4	3000	0	6.5	14	
9		948	CENTRE	FLOW HYDRANT H	3 MINS	10	5	2650	0	6	2.09	
10		942	BAY	FLOW HYDRANT J	4 MINS	34	4	3920	0	6.5	13	
11		948	CALDERON	FLOW HYDRANT K	6 MINS	16	6	4020	0	6	2.27	
12		954	CALDERON	FLOW HYDRANT L	3 MINS	14	6	3780	0	6.5	14	
13		1000	CALDERON	FLOW HYDRANT M	4 MINS	18	4	2840	0	6	2.87	
14		1006	CENTRE	FLOW HYDRANT N	3 MINS	34	7	6860	0	6.5	18	
15		1015	CENTRE	FLOW HYDRANT O	2 MINS	22	4	3160	0	6	3.1	
16		1019	CENTRE	FLOW HYDRANT P	3 MINS	22	10	7900	0	6.5	2.93	
17		1030	CENTRE	FLOW HYDRANT Q	3 MINS	22	4	3160	0	6	3.1	
18		1037	MONTGOMERY	FLOW HYDRANT R	2 MINS	12	7	4060	0	6.5	5	
19		1044	ECR	FLOW HYDRANT S	8 MINS	10	8	8480	0	6	4.65	
20		1052	ECR	FLOW HYDRANT T	3 MINS	44	10	11100	0	6.5	6	
21		1102	ECR	FLOW HYDRANT U	5 MINS	40	5	5300	0	6	12.4	
22												
				TOTAL FLUSHED				101200				

047360

ZONE 2
AREA 6 SHEET 2

CMV
FLUSHING PROGRAM

DATE_____

OPERATOR_____

ITEM	DISCHARGE TYPE	TIME	LOCATION	OPERATION	MIN FLUSH TIME	PITOT PSI	DISCHARGE DURATION/TIME FLUSHED	ESTIMATED GALLONS FLUSHED	CL2 RES.	Ph	DISHARGE TURBIDITY (NTU)	IMPLEMENTED BMPs & CORRECTIVE ACTIONS
1			BAY	OPEN VALVE 4								
2			BAY	CLOSE VALVE 9								
3		1115	BAY	FLOW HYDRANT J	2 MINS	38	4	4160	0	6	7.13	
4			MONTGOMERY	OPEN VALVE 7								
5			CEDARBROOK	CLOSE VALVE 8								
6		1125	MONTGOMERY	FLOW HYDRANT R	3 MINS	16	4	2680	0	6	6.45	
7			MONTGOMERY	OPEN VALVE 6								
8			MONTGOMERY	CLOSE VALVE 7								
9		1134	MONTGOMERY	FLOW HYDRANT R	3 MINS	16	4	2680	0	6	4.29	
10			VARIOUS	OPEN VALVES 1, 2, 3, 5 7, 8, AND 9								
11												
12												
13												
14												
15												
16												
17												
18												
19												
20												
21												
22												
				TOTAL FLUSHED				9520				

047361

ZONE 2
AREA 7A SHEET 1

CMV
FLUSHING PROGRAM

DATE 5/22/10

OPERATOR

ITEM	DISCHARGE TYPE	TIME	LOCATION	OPERATION	MIN FLUSH TIME	PITOT PSI	DISCHARGE DURATION/TIME FLUSHED	ESTIMATED GALLONS FLUSHED	CL2 RES.	Ph	DISHARGE TURBIDITY (NTU)	IMPLEMENTED BMPs & CORRECTIVE ACTIONS
1			VARIOUS	CLOSE VALVES 1, 2, 3, 4 5, 6, 7								
2		800	EVELYN	FLOW HYDRANT A	9 MINS	12	10	5800	1	6	0.88	
3		809	EVELYN	FLOW HYDRANT B	11 MINS	42	11	11990	0	6	1.06	
4		821	EVELYN	FLOW HYDRANT C	7 MINS	10	8	4240	0	6	2.04	
5		828	EVELYN	FLOW HYDRANT D	7 MINS	36	7	7070	0	6	0.71	
6		836	EVELYN	FLOW HYDRANT E	9 MINS	14	9	5670	0	6	1.4	
7		844	CALDERON	FLOW HYDRANT F	7 MINS	38	7	7280	0	6	4.47	
8		852	CALDERON	FLOW HYDRANT G	3 MINS	12	7	4060	0	6	4.46	
9		857	VIEW	FLOW HYDRANT H	3 MINS	44	6	6660	0	6	8.18	
10		905	BUSH	FLOW HYDRANT J	3 MINS	10	20	10600	1	6	83.4	
11		925	MINTON LANE	FLOW HYDRANT K	2 MINS	40	6	6360	2	6	0.91	
12		933	FRONT LANE	FLOW HYDRANT L	2 MINS	10	4	2120	0	6	21.3	
13			VARIOUS	OPEN VALVES 2, AND 3								
14			VARIOUS	CLOSE VALVES 8, AND 9								
15		942	FRONT LANE	FLOW HYDRANT L (STAY ON HYDRANT)	2 MINS	10	16	8480	1	6	29.2	
16		957	MINTON LANE	FLOW HYDRANT K	2 MINS	20	9	6750	0.5	6	8.7	
17			VARIOUS	OPEN VALVES 8, 9, 1								
18			VARIOUS	CLOSE VALVES 10, 11, 12 13, 14, 15, 16, 17.								
19		1040	VIEW	FLOW HYDRANT M	11 MINS	10	13	6890	0	6	11.2	
20		1052	BUSH	FLOW HYDRANT N	2 MINS	34	5	4900	0.5	6	2.15	
21		1100	VILLA	FLOW HYDRANT O	7 MINS	14	8	5040	1	6	11.8	
				TOTAL FLUSHED				103910				

047362

ZONE 2
AREA 7A SHEET 2

CMV
FLUSHING PROGRAM

DATE_____

OPERATOR_____

ITEM	DISCHARGE TYPE	TIME	LOCATION	OPERATION	MIN FLUSH TIME	PITOT PSI	DISCHARGE DURATION/TIME FLUSHED	ESTIMATED GALLONS FLUSHED	CL2 RES.	Ph	DISHARGE TURBIDITY (NTU)	IMPLEMENTED BMPs & CORRECTIVE ACTIONS
1		1107	VILLA	FLOW HYDRANT P STAY ON HYDRANT	4 MINS	38	9	9360	0.5	6	7.75	
2			VILLA	OPEN VALVE 6								
3			VILLA	CLOSE VALVE 19								
4		1121	VILLA	FLOW HYDRANT P	4 MINS	36	9	9090	0.5	5	3.56	
5			VILLA	OPEN VALVE 19								
6		1136	DANA	FLOW HYDRANT Q	12 MINS	10	12	6360	0	6	17.5	
7		1148	DANA	FLOW HYDRANT R	6 MINS	30	8	7360	0.5	5	1.76	
8		1158	HOUGHTON	FLOW HYDRANT S	3 MINS	10	4	2120	1	6	26.4	
9			HOUGHTON	OPEN VALVE 13								
10			HOUGHTON	CLOSE VALVE 18								
11		1205	HOUGHTON	FLOW HYDRANT S	3 MINS	10	5	2650	0.5	6	31.4	
12			HOUGHTON	OPEN VALVE 18								
13		1214	LORETO	FLOW HYDRANT T	4 MINS	10	5	2650	0.5	6	12.6	
14		1219	LORETO	FLOW HYDRANT U	3 MINS	12	7	4060	0.5	5	5.72	
15		1227	LORETO	FLOW HYDRANT V	4 MINS	10	11	5830	1	6	8.79	
16		1237	LORETO	FLOW HYDRANT W	4 MINS	14	10	6300	0.5	5	6.78	
17			VARIOUS	OPEN VALVES 4, 5, 7, 10 11, 12, 14, 15, 16, 17								
18												
19												
20												
21												
				TOTAL FLUSHED				55780				

047363

ZONE 2
AREA 7B SHEET 1

CMV
FLUSHING PROGRAM

DATE 5/27/10

OPERATOR

ITEM	DISCHARGE TYPE	TIME	LOCATION	OPERATION	MIN FLUSH TIME	PITOT PSI	DISCHARGE DURATION/TIME FLUSHED	ESTIMATED GALLONS FLUSHED	CL2 RES.	Ph	DISHARGE TURBIDITY (NTU)	IMPLEMENTED BMPs & CORRECTIVE ACTIONS
1			VARIOUS	CLOSE VALVE 5,7,14,15,16 17,20,21,22,23,24, 25, 26								
2		750	VIEW	FLOW HYDRANT X	30 MINS	12	30	17400	0	6.5	0.61	
3		818	VIEW	FLOW HYDRANT Y	13 MINS	24	15	12300	0	6.5	1.05	
4		837	CALIFORNIA	FLOW HYDRANT Z	3 MINS	12	3	6960	0	6.5	0.83	
5			VARIOUS	OPEN VALVES 14, 20, 22 24, AND 26								
6			VARIOUS	CLOSE VALVES 27, 28, 29 30, 31, 32, 33								
7		905	VELARDE	FLOW HYDRANT AA	3 MINS	24	9	7380	0.5	6.5	9.97	
8		915	VELARDE	FLOW HYDRANT BB	3 MINS	16	10	6700	0	6.5	13.1	
9		920	VELARDE	FLOW HYDRANT CC	4 MINS	10	6	4500	1	6.5	9.94	
10		928	ANZA	FLOW HYDRANT DD (STAY ON HYDRANT)	3 MINS	12	5	2900	0	7	10.5	
11			ANZA	OPEN VALVE 15								
12			VELARDE	CLOSE VALVE 34								
13		937	ANZA	FLOW HYDRANT DD	4 MINS	10	5	2840	0	6.5	7.62	
14			VELARDE	OPEN VALVE 34								
15		945	VINCENT	FLOW HYDRANT EE	3 MINS	18	4	2840	0	6.5	12.2	
16		947	VINCENT	FLOW HYDRANT FF	3 MINS	14	6	3780	1	6.5	9.99	
17		955	VINCENT	FLOW HYDRANT GG	5 MINS	12	6	3480	0	7.5	26.1	
18		1000	MERCY	FLOW HYDRANT HH	6 MINS	14	6	3780	1	6.5	6.32	
19		1009	BUSH	FLOW HYDRANT JJ	6 MINS	10	6	3180	0	6.5	10.2	
20		1013	BUSH	FLOW HYDRANT KK	8 MINS	10	8	4240	1	6.5	8.8	
21		1023	PAUL	FLOW HYDRANT LL	8 MINS	10	8	4240	0	7	5.58	
				TOTAL FLUSHED				86330				

047364

ZONE 2
AREA 7B SHEET 2

CMV
FLUSHING PROGRAM

DATE_____

OPERATOR_____

ITEM	DISCHARGE TYPE	TIME	LOCATION	OPERATION	MIN FLUSH TIME	PITOT PSI	DISCHARGE DURATION/TIME FLUSHED	ESTIMATED GALLONS FLUSHED	CL2 RES.	Ph	DISHARGE TURBIDITY (NTU)	IMPLEMENTED BMPs & CORRECTIVE ACTIONS
1		1030	ANZA	FLOW HYDRANT MM	5 MINS	16	5	3350	1	6.5	6.72	
2			VARIOUS	OPEN VALVES 7, AND 33								
3			VARIOUS	CLOSE VALVES 35, 36, 37 38, 39, 40, 41, 42								
4		1123	CALDERON	FLOW HYDRANT NN	8 MINS	36	8	8080	0	6.5	6.37	
5		1133	CALDERON	FLOW HYDRANT OO	5 MINS	18	5	3550	0	7	8.79	
6		1137	CALDERON	FLOW HYDRANT PP	2 MINS	16	4	2680	0.5	6.5	6.37	
7			VINCENT	OPEN VALVE 29								
8			VELARDE	CLOSE VALVE 43								
9		1148	VELARDE	FLOW HYDRANT CC	4 MINS	15	5	3250	0	6.5	8.33	
10			VELARDE	OPEN VALVE 43								
11		1233	PAUL	FLOW HYDRANT QQ	12 MINS	16	12	8040	1	6.5	3.55	
12		1246	PAUL	FLOW HYDRANT RR	2 MINS	15	5	3250	0.5	7	27.3	
13		1249	PAUL	FLOW HYDRANT LL	2 MINS	16	5	3350	0	6.5	8.82	
14		1256	JENSEN	FLOW HYDRANT SS	3 MINS	12	4	2320	0.5	7	5.43	
15		1259	JENSEN	FLOW HYDRANT TT	5 MINS	16	9	6030	0.5	6.5	3.71	
16			VARIOUS	OPEN VALVES 17, 16, 21 23, 30, 31, 32, 42, 41, 40								
17			VARIOUS	CLOSE VALVES 44, 45, 46 AND 47								
18		138	CHURCH	FLOW HYDRANT UU	5 MINS	10	7	3710	0	7	10.9	
19			CHURCH	OPEN VALVE 25								
20			CALDERON	CLOSE VALVE 40								
21		152	CHURCH	FLOW HYDRANT UU (STAY ON HYDRANT)	6 MINS	8	6	2880	0.5	7	0.73	
				TOTAL FLUSHED				50490				

047365

ZONE 2
AREA 7B SHEET 3

CMV
FLUSHING PROGRAM

DATE_____

OPERATOR_____

ITEM	DISCHARGE TYPE	TIME	LOCATION	OPERATION	MIN FLUSH TIME	PITOT PSI	DISCHARGE DURATION/TIME FLUSHED	ESTIMATED GALLONS FLUSHED	CL2 RES.	Ph	DISHARGE TURBIDITY (NTU)	IMPLEMENTED BMPs & CORRECTIVE ACTIONS
1			VARIOUS	OPEN VALVES 5, 35, 36, 37, 38, 39, 40, 44, 45, 46								
2				47, 27, AND 28								
3												
4												
5												
6												
7												
8												
9												
10												
11												
12												
13												
14												
15												
16												
17												
18												
19												
20												
21												
22												
				TOTAL FLUSHED								

047366

ZONE 2
AREA 8 SHEET 1

CMV
FLUSHING PROGRAM

DATE 6/11/10

OPERATOR

ITEM	DISCHARGE TYPE	TIME	LOCATION	OPERATION	MIN FLUSH TIME	PITOT PSI	DISCHARGE DURATION/TIME FLUSHED	ESTIMATED GALLONS FLUSHED	CL2 RES.	Ph	DISHARGE TURBIDITY (NTU)	IMPLEMENTED BMPs & CORRECTIVE ACTIONS
1			HOPE	CLOSE VALVES 1, AND 2								
2		812	HOPE	FLOW HYDRANT A	6 MINS	40	6	6360	0	6.5	32.3	
3		816	HOPE	FLOW HYDRANT B	15 MINS	36	15	15150	0	6	1	
4			HOPE	OPEN VALVE 1								
5			VARIOUS	CLOSE VALVES 3, 4, 5, 6 7, AND 8.								
6		852	ECR	FLOW HYDRANT C	4 MINS	18	4	2840	0	6.5	7.78	
7		854	ECR	FLOW HYDRANT D	9 MINS	36	9	9090	0	6	1	
8		905	ECR	FLOW HYDRANT E	8 MINS	16	8	5360	0	7	5.98	
9		911	ECR	FLOW HYDRANT F	10 MINS	34	16	15680	0	6	6	
10		930	ECR	FLOW HYDRANT G	3 MINS	10	11	5830	0	7	4	
11		940	ECR	FLOW HYDRANT H	3 MINS	34	14	13720	0	6	4	
12		1006	EIRHORN	FLOW HYDRANT J	5 MINS	12	5	2900	0	7	16.2	
13		1009	EIRHORN	FLOW HYDRANT K	5 MINS	26	11	9460	1	6	8	
14			VARIOUS	OPEN VALVES 3, 7, 8								
15			VARIOUS	CLOSE VALVES 9, 10, 11 12, AND 13								
16		1037	HOPE	FLOW HYDRANT L	3 MINS	20	10	7500	0	6	1	
17		1053	HOPE	FLOW HYDRANT A	3 MINS	24	5	4100	0	7	2.94	
18			VARIOUS	OPEN VALVES 12, 13.								
19			VARIOUS	CLOSE VALVES 14, 15, 16 AND 17								
20		1106	VIEW	FLOW HYDRANT M	7 MINS	36	7	7070	0	6	1	
21		1115	VIEW	FLOW HYDRANT N	7 MINS	12	7	4060	0	7	3.13	
22												
				TOTAL FLUSHED				109120				

047367

ZONE 2
AREA 8 SHEET 2

CMV
FLUSHING PROGRAM

DATE_____

OPERATOR_____

ITEM	DISCHARGE TYPE	TIME	LOCATION	OPERATION	MIN FLUSH TIME	PITOT PSI	DISCHARGE DURATION/TIME FLUSHED	ESTIMATED GALLONS FLUSHED	CL2 RES.	Ph	DISHARGE TURBIDITY (NTU)	IMPLEMENTED BMPs & CORRECTIVE ACTIONS
1		1120	VIEW	FLOW HYDRANT O	7 MINS	38	7	7280	0	6	1	
2		1129	VIEW	FLOW HYDRANT P	7 MINS	20	7	5250	0	7	5.32	
3		1134	BUSH	FLOW HYDRANT Q	2 MINS	34	7	6860	0	6	2	
4		1143	SHARY	FLOW HYDRANT R	3 MINS	20	5	3750	0	7	13	
5			FAIRMONT	OPEN VALVE 11								
6			VIEW	CLOSE VALVE 18								
7		1152	VIEW	FLOW HYDRANT O	3 MINS	18	4	2840	0	7	3.55	
8			YOSEMITE	OPEN VALVE 10								
9			VIEW	CLOSE VALVE 19								
10		1201	VIEW	FLOW HYDRANT N	3 MINS	12	5	2900	0	7	7.56	
11			SIERRA	OPEN VALVE 9								
12			VIEW	CLOSE VALVE 20								
13		1213	VIEW	FLOW HYDRANT M	3 MINS	14	4	2520	0	7	13.3	
14		1215	BUSH	FLOW HYDRANT S	1 MIN	16	22	14740	0	6	5	
15			SIERRA	OPEN VALVE 14								
16			BUSH	CLOSE VALVE 21								
17		1245	SHARY	FLOW HYDRANT T	3 MINS	24	7	5740	0	7	23.3	
18			VARIOUS	OPEN VALVES 6, 16, 17								
19			VARIOUS	CLOSE VALVES 22, 23, 24, AND 14								
20		117	BUSH	FLOW HYDRANT Q	3 MINS	32	8	7600	0	6	3	
21		128	BUSH	FLOW HYDRANT S	6 MINS	16	6	4020	0	7	17.2	
22												
				TOTAL FLUSHED				63500				

047368

ZONE 2
AREA 8 SHEET 3

CMV
FLUSHING PROGRAM

DATE_____

OPERATOR_____

ITEM	DISCHARGE TYPE	TIME	LOCATION	OPERATION	MIN FLUSH TIME	PITOT PSI	DISCHARGE DURATION/TIME FLUSHED	ESTIMATED GALLONS FLUSHED	CL2 RES.	Ph	DISHARGE TURBIDITY (NTU)	IMPLEMENTED BMPs & CORRECTIVE ACTIONS
1		132	SHARY	FLOW HYDRANT R	2 MINS	32	10	9500	0	6	1	
2			YOSEMITE	OPEN VALVE 15								
3			BUSH	CLOSE VALVE 16								
4		155	SHARY	FLOW HYDRANT T	2 MINS	28	11	9790	0	6	10	
5			VARIOUS	OPEN VALVES 16, 23, 22 21, 20, 14, 19, 18, 24, 4, 5								
6												
7												
8												
9												
10												
11												
12												
13												
14												
15												
16												
17												
18												
19												
20												
21												
22												
				TOTAL FLUSHED				19290				

0473369

ZONE 2
AREA 9A1 SHEET1

CMV
FLUSHING PROGRAM

DATE 5/18/10

OPERATOR

ITEM	DISCHARGE TYPE	TIME	LOCATION	OPERATION	MIN FLUSH TIME	PITOT PSI	DISCHARGE DURATION/TIME FLUSHED	ESTIMATED GALLONS FLUSHED	CL2 RES.	Ph	DISHARGE TURBIDITY (NTU)	IMPLEMENTED BMPs & CORRECTIVE ACTIONS
1			VARIOUS	CLOSE VALVES 1, 4, 5 6, 8, 9, 10, 11								
2		305	VILLA	FLOW HYDRANT A	6 MINS	52	8	9680	0	6	20.7	
3		313	OAK	FLOW HYDRANT B	4 MINS	36	7	7070	0.5	6	5.26	
4		321	EVELYN	FLOW HYDRANT C	4 MINS	12	6	3480	0	6	11.5	
5		326	EVELYN	FLOW HYDRANT D	3 MINS	40	6	6360	0.5	6	2.2	
6		3.34	EVELYN	FLOW HYDRANT E	7 MINS	10	8	4240	1	6	10.8	
7		340	DOWN ALLY	FLOW HYDRANT E1	3 MINS	36	7	7070	0.5	6	5.37	
8		348	CASTRO	FLOW HYDRANT F	5 MINS	10	8	4240	1	6	5.06	
9		355	EVELYN	FLOW HYDRANT G	3 MIN	36	7	7070	0.5	7	3.44	
10		403	HOPE	FLOW HYDRANT H	3 MINS	10	7	3710	0	6	11.1	
11		409	HOPE	FLOW HYDRANT J	3 MINS	36	7	7070	0.5	6	6.84	
12			OAK	FLOW HYDRANT K	3 MINS							
13		425	VILLA	FLOW HYDRANT L	4 MINS	34	7	6860	0.5	6	3.36	
14			FRANKLIN	CLOSE VALVE 3								
15		518	FRANKLIN	FLOW HYDRANT M	5 MINS	40	8	8480	0.5	6	3.51	
16		528	FRANKLIN	FLOW HYDRANT N	3 MINS	10	7	3710	0	6	11.6	
17			FRANKLIN	OPEN VALVE 4								
18			FRANKLIN	CLOSE VALVE 2								
19		541	FRANKLIN	FLOW HYDRANT N	3 MINS	14	8	5040	0	6	27.2	
20			VARIOUS	OPEN VALVES 1, 2, 5, 11								
21			VARIOUS	CLOSE VALVES 12, 13, 14								
				TOTAL FLUSHED				84080				

047370

ZONE 2
AREA 9A2 SHEET 2

CMV
FLUSHING PROGRAM

DATE_____

OPERATOR_____

ITEM	DISCHARGE TYPE	TIME	LOCATION	OPERATION	MIN FLUSH TIME	PITOT PSI	DISCHARGE DURATION/TIME FLUSHED	ESTIMATED GALLONS FLUSHED	CL2 RES.	Ph	DISHARGE TURBIDITY (NTU)	IMPLEMENTED BMPs & CORRECTIVE ACTIONS
1		604	BRYANT	FLOW HYDRANT O	5 MINS	14	7	4410	0	6	90.4	
2		610	DOWN ALLY	FLOW HYDRANT E1	2 MINS	38	9	9360	0.5	6	6.67	
3			VARIOUS	OPEN VALVES 6, 14								
4			VARIOUS	CLOSE VALVES 15, 16								
5		632	CASTRO	FLOW HYDRANT P	5 MINS	5	5	1900	1	6	11.5	
6			VILLA	OPEN VALVE 15								
7			VARIOUS	CLOSE VALVES 17, 18								
8		644	HOPE	FLOW HYDRANT Q	3 MINS	10	6	3180	0	6	4.09	
9		649	HOPE	FLOW HYDRANT R	2 MINS	42	6	6540	0.5	6	1.73	
10			VARIOUS	OPEN VALVES 3, 8, 9 10, 13, 16, 17, 18								
11			VARIOUS	CLOSE VALVES 19, 20, 21								
12		718	DANA	FLOW HYDRANT S	3 MINS	10	6	3180	0	6	4.09	
13		723	DANA	FLOW HYDRANT T	2 MINS	38	7	7280	0.5	6	3.32	
14		432	OAK	FLOW HYDRANT U	3 MINS	16	6	4020	0.5	6	5.79	
15		738	OAK	FLOW HYDRANT V	2 MINS	38	7	7280	0.5	6	2.81	
16			VARIOUS	OPEN VALVES 19, 20, 21								
17												
18												
19												
20												
21												
				TOTAL FLUSHED				47150				

047371

ZONE 2
AREA 9B1A SHEET1

CMV
FLUSHING PROGRAM

DATE 5/19/10

OPERATOR

ITEM	DISCHARGE TYPE	TIME	LOCATION	OPERATION	MIN FLUSH TIME	PITOT PSI	DISCHARGE DURATION/TIME FLUSHED	ESTIMATED GALLONS FLUSHED	CL2 RES.	Ph	DISHARGE TURBIDITY (NTU)	IMPLEMENTED BMPs & CORRECTIVE ACTIONS
1			VARIOUS	CLOSE VALVES 22, 23, 24, 25, 26, 27, 28, 29								
2		252	W. DANA	FLOW HYDRANT W	7 MINS	10	8	4240	1	6	7.51	
3		259	FRANKLIN	FLOW HYDRANT X	3 MINS	20	5	3750	0.5	6	5.31	
4		306	FRANKLIN	FLOW HYDRANT Y	2 MINS	10	6	3780	1	6	10.5	
5		310	CALIFORNIA	FLOW HYDRANT Z	2 MINS	40	7	7420	0.5	6	4.62	
6			VARIOUS	OPEN VALVES 23								
7		321	CALIFORNIA	FLOW HYDRANT AA	4 MINS	10	7	3710	0	6	19.5	
8			FRANKLIN	OPEN VALVE 22								
9		331	CALIFORNIA	FLOW HYDRANT BB	4 MINS	10	6	3180	0	6	25.1	
10		336	CALIFORNIA	FLOW HYDRANT CC	4 MINS	40	7	7420	0.5	6	5.81	
11		344	FRANKLIN	FLOW HYDRANT DD	3 MINS	8	5	2400	1	6	22.1	
12		348	FRANKLIN	FLOW HYDRANT EE	3 MINS	40	6	6360	0.5	6	6.27	
13		356	OAK	FLOW HYDRANT FF	2 MINS	10	5	2650	0.5	6	15.1	
14		400	OAK	FLOW HYDRANT GG	3 MINS	40	7	7420	0.5	5	2.53	
15			BRYANT	OPEN VALVE 25								
16			VARIOUS	CLOSE VALVES 30, 31								
17		429	BRYANT	FLOW HYDRANT HH	9 MINS	10	10	5300	0	6	7.03	
18			VARIOUS	OPEN VALVES 24, 27 28, 29, 30, 31								
19			VARIOUS	CLOSE VALVES 16, 26, 32 33, 34, 35, 36, 37								
20		501	CASTRO	FLOW HYDRANT JJ	4 MINS	10	6	3180	0	6	5.17	
21		506	CASTRO	FLOW HYDRANT KK	13 MINS	36	13	13130	0.5	6	1.55	
				TOTAL FLUSHED				73340				

047372

ZONE 2
AREA 9B2 SHEET 2

CMV
FLUSHING PROGRAM

DATE_____

OPERATOR_____

ITEM	DISCHARGE TYPE	TIME	LOCATION	OPERATION	MIN FLUSH TIME	PITOT PSI	DISCHARGE DURATION/TIME FLUSHED	ESTIMATED GALLONS FLUSHED	CL2 RES.	Ph	DISHARGE TURBIDITY (NTU)	IMPLEMENTED BMPs & CORRECTIVE ACTIONS
1			CALIFORNIA	OPEN VALVE 26								
2		527	CASTRO	FLOW HYDRANT LL	5 MINS	10	6	3180	0	6	3.28	
3		532	CALIFORNIA	FLOW HYDRANT MM	7 MINS	5	13	4940	2	6	9.85	
4			VARIOUS	OPEN VALVES 16, 35, 36								
5			VARIOUS	CLOSE VALVES 18, 38								
6		609	HOPE	FLOW HYDRANT NN	6 MINS	10	8	4240	0	6	9.85	
7		616	HOPE	FLOW HYDRANT OO	3 MINS	36	12	12120	0.5	6	6.16	
8		630	HOPE	FLOW HYDRANT PP	2 MINS	10	6	3180	0.5	6	9.87	
9			VARIOUS	OPEN VALVES 18,32,33, 34, 37, 38								
10												
11												
12												
13												
14												
15												
16												
17												
18												
19												
20												
21												
				TOTAL FLUSHED				27660				

047373

ZONE 2
AREA 9C1 SHEET 1

CMV
FLUSHING PROGRAM

DATE 5/20/10

OPERATOR

ITEM	DISCHARGE TYPE	TIME	LOCATION	OPERATION	MIN FLUSH TIME	PITOT PSI	DISCHARGE DURATION/TIME FLUSHED	ESTIMATED GALLONS FLUSHED	CL2 RES.	Ph	DISHARGE TURBIDITY (NTU)	IMPLEMENTED BMPs & CORRECTIVE ACTIONS
1			VARIOUS	CLOSE VALVES 40, 41 42, 44, 45, 47								
2		210	CHURCH	FLOW HYDRANT QQ	5 MINS	10	6	3180	0	6	5.52	
3		215	CHURCH	FLOW HYDRANT RR	7 MINS	36	8	8080	0.5	6	3.95	
4		224	CHURCH	FLOW HYDRANT SS	9 MINS	10	10	5300	0	6	7.48	
5		233	CHURCH	FLOW HYDRANT TT	9 MINS	34	10	9800	0.5	6	2.78	
6		244	CHURCH	FLOW HYDRANT UU	7 MINS	18	9	6390	1	6	3.86	
7		252	CASTRO	FLOW HYDRANT VV	5 MINS	40	7	7420	0.5	6	4.69	
8		300	CASTRO	FLOW HYDRANT WW	7 MINS	10	9	4770	0	6	4.01	
9		308	CASTRO	FLOW HYDRANT XX	3 MINS	42	10	10900	0.5	6	2.91	
10		320	FRANKLIN	FLOW HYDRANT YY	4 MINS	10	7	3710	0	6	13.1	
11		327	OAK	FLOW HYDRANT ZZ (STAY SET UP ON HYDRANT)	3 MINS	40	11	11660	0.5	6	1.99	
12			VARIOUS	OPEN VALVES 40, 41, 42								
13			VARIOUS	CLOSE VALVES 29, 48, 51								
14		353	OAK	FLOW HYDRANT ZZ	3 MINS	38	10	10400	0.5	6	9.9	
15			VARIOUS	OPEN VALVES 29, 48, 51								
16			VARIOUS	CLOSE VALVES 28, 27, 32, 50, 52, 49								
17		421	FRANKLIN	FLOW HYDRANT YY	3 MINS	12	10	5800	0.5	6	10.4	
18		431	CASTRO	FLOW HYDRANT XX	7 MINS	40	14	17840	0.5	6	9.73	
19			VARIOUS	OPEN VALVES 27, 28 49, 44, 47, 50								
20			VARIOUS	CLOSE VALVES 39, 53 AND 33								
21		507	MERCY	FLOW HYDRANT AAA	4 MINS	12	7	4060	0	6	8.63	
				TOTAL FLUSHED				106310				

047374

ZONE 2
AREA 9C2 SHEET 2

CMV
FLUSHING PROGRAM

DATE_____

OPERATOR_____

ITEM	DISCHARGE TYPE	TIME	LOCATION	OPERATION	MIN FLUSH TIME	PITOT PSI	DISCHARGE DURATION/TIME FLUSHED	ESTIMATED GALLONS FLUSHED	CL2 RES.	Ph	DISHARGE TURBIDITY (NTU)	IMPLEMENTED BMPs & CORRECTIVE ACTIONS
1		513	HOPE	FLOW HYDRANT BBB	5 MINS	36	7	7070	0.5	6	2.73	
2		522	HOPE	FLOW HYDRANT CCC (STAY SET UP ON HYDRANT)	5 MINS	14	6	3780	0	6	5.98	
3			VARIOUS	OPEN VALVES 32, 33, 39 AND 53								
4			VARIOUS	CLOSE VALVES 43, 46, 54, 55, 56								
5		547	HOPE	FLOW HYDRANT CCC	4 MINS	10	5	2650	0	6	4.51	
6		551	CHURCH	FLOW HYDRANT DDD	3 MINS	22	8	6320	0.5	6	3.23	
7			VARIOUS	OPEN VALVES 43, 45, 46 52, 54, 55, AND 56								
8												
9												
10												
11												
12												
13												
14												
15												
16												
17												
18												
19												
20												
21												
				TOTAL FLUSHED				19820				

047375

ZONE 2
AREA 10 SHEET 1

CMV
FLUSHING PROGRAM

DATE 6/12/10

OPERATOR

ITEM	DISCHARGE TYPE	TIME	LOCATION	OPERATION	MIN FLUSH TIME	PITOT PSI	DISCHARGE DURATION/TIME FLUSHED	ESTIMATED GALLONS FLUSHED	CL2 RES.	Ph	DISHARGE TURBIDITY (NTU)	IMPLEMENTED BMPs & CORRECTIVE ACTIONS
1			VARIOUS	CLOSE VALVES 1, 2, 3, 4 5, 6, 7, 8.								
2		839	SHORELINE	FLOW HYDRANT A	7 MINS	20	7	5250	1	6.5	4	
3		847	ECR	FLOW HYDRANT B	7 MINS	20	7	5250	0	6.5	6.04	
4		854	ECR	FLOW HYDRANT C	4 MINS	14	4	2520	0	6.5	7	
5		859	OAK	FLOW HYDRANT D	3 MINS	20	4	3000	0	6.5	20.4	
6		902	ECR	FLOW HYDRANT E	4 MINS	16	6	4020	0	6.5	14	
7		908	HIGH SCHOOL	FLOW HYDRANT F	4 MINS	20	5	3750	0	6.5	17.3	
8		912	HIGH SCHOOL	FLOW HYDRANT G	4 MINS	12	4	2320	0	6.5	16	
9		917	HIGH SCHOOL	FLOW HYDRANT H	3 MINS	28	6	5340	0	6.5	19.9	
10			VARIOUS	OPEN VALVES 1, 2, 3								
11		939	CASTRO	FLOW HYDRANT J	6 MINS	56	6	7500	0	6.5	3.66	
12		945	CASTRO	FLOW HYDRANT K	6 MINS	16	7	4690	1	6.5	5	
13		952	CASTRO	FLOW HYDRANT L	6 MINS	30	12	5976	0	6.5	2.19	
14			VARIOUS	OPEN VALVES 4, 5, 7, 8								
15			OAK	CLOSE VALVE 9								
16		1013	ECR	FLOW HYDRANT M	7 MINS	26	7	5250	0	6.5	28	
17		1021	ECR	FLOW HYDRANT E	5 MINS	18	5	3550	0	6.5	7.42	
18			OAK	OPEN VALVE 9	3 MINS							
19			VARIOUS	CLOSE VALVES 10, 11, 12 13, 14, 15								
20		1048	ECR	FLOW HYDRANT N	9 MINS	26	9	7740	0	6.5	8	
21		1058	ECR	FLOW HYDRANT O	8 MINS	28	12	10680	0	7	2.48	
22												
				TOTAL FLUSHED				76836				

047376

ZONE 2
AREA 10 SHEET 2

CMV
FLUSHING PROGRAM

DATE_____

OPERATOR_____

ITEM	DISCHARGE TYPE	TIME	LOCATION	OPERATION	MIN FLUSH TIME	PITOT PSI	DISCHARGE DURATION/TIME FLUSHED	ESTIMATED GALLONS FLUSHED	CL2 RES.	Ph	DISHARGE TURBIDITY (NTU)	IMPLEMENTED BMPs & CORRECTIVE ACTIONS
1		1109	ECR	FLOW HYDRANT P	6 MINS	10	8	4240	0	6.5	2	
2		1117	ECR	FLOW HYDRANT Q	10 MINS	24	10	8200	0	6.5	1.54	
3		1127	ECR	FLOW HYDRANT R	9 MINS	26	9	7740	0	6.5	3	
4		1137	LANE	FLOW HYDRANT S	6 MINS	10	7	3710	0	6.5	39.9	
5		1144	LANE	FLOW HYDRANT T	4 MINS	8	5	2400	1	6.5	20	
6		1150	CASTRO	FLOW HYDRANT U	4 MINS	28	4	3560	0	6.5	6.72	
7		1154	CASTRO	FLOW HYDRANT V	5 MINS	16	5	3350	1	6.5	3.23	
8		1200	VICTOR	FLOW HYDRANT W	3 MINS	24	7	5740	0	6.5	20.9	
9		1206	VICTOR	FLOW HYDRANT X	2 MINS	20	4	3000	0	6.5	14.9	
10			VICTOR	OPEN VALVE 11								
11		1215	CASTRO	FLOW HYDRANT Y	3 MINS	24	4	3280	0	6.5	6.52	
12		1219	CASTRO	FLOW HYDRANT Z	3 MINS	20	6	4500	0	7	42.6	
13		1224	CASTRO	FLOW HYDRANT AA	3 MINS	22	7	5530	0	6.5	5.81	
14		1232	PARK	FLOW HYDRANT BB	3 MINS	20	8	6000	0	6.5	46	
15		1239	SONIA	FLOW HYDRANT CC	3 MINS	16	4	2680	0	6.5	28.2	
16		1243	SONIA	FLOW HYDRANT DD	3 MINS	12	7	4060	0	6.5	1.87	
17		1249	HARPSTER	FLOW HYDRANT EE	1 MIN	14	5	3150	0	6.5	5.17	
18		1258	HARPSTER	FLOW HYDRANT FF	2 MINS	8	6	2880	0	6.5	1.8	
19			VARIOUS	OPEN VALVES 6, 10, 12 13, 14, 15.								
20												
21												
22												
				TOTAL FLUSHED				74020				

047377

ZONE 2
AREA 11 SHEET 1

CMV
FLUSHING PROGRAM

DATE 6/13/10

OPERATOR

ITEM	DISCHARGE TYPE	TIME	LOCATION	OPERATION	MIN FLUSH TIME	PITOT PSI	DISCHARGE DURATION/TIME FLUSHED	ESTIMATED GALLONS FLUSHED	CL2 RES.	Ph	DISHARGE TURBIDITY (NTU)	IMPLEMENTED BMPs & CORRECTIVE ACTIONS
1			VARIOUS	CLOSE VALVES 1, 2, 3, 4 5, 6, AND 7								
2		800	ECR	FLOW HYDRANT A	5 MINS	22	8	6320	0	6	1.43	
3		809	ECR	FLOW HYDRANT B	11 MINS	34	13	12740	0	6	1.65	
4		828	PARK	FLOW HYDRANT C	9 MINS	8	10	4800	1	6	1.92	
5		841	MOUNTAIN VIEW	FLOW HYDRANT D	5 MINS	30	17	15640	0.5	6	4.57	
6		857	MOUNTAIN VIEW	FLOW HYDRANT E	4 MINS	24	9	7320	6	1.44		
7		905	MOUNTAIN VIEW	FLOW HYDRANT F	4 MINS	26	6	5160	0	6	1.63	
8		911	MOUNTAIN VIEW	FLOW HYDRANT G	5 MINS	12	7	3860	0	6	2.94	
9		921	PARK	FLOW HYDRANT H	3 MINS	34	8	7840	0	6	4.46	
10		930	PARK	FLOW HYDRANT J	5 MINS	10	5	2650	0.5	6	1.64	
11			VARIOUS	OPEN VALVES 1, 2, 3, 4 AND 7								
12			VARIOUS	CLOSE VALVES 8, 9, 10 AND 11								
13												
14		1005	MIRAMONTE	FLOW HYDRANT K	5 MINS	14	5	3450	0.5	6	1.13	
15		1014	MIRAMONTE	FLOW BLOW OFF L	7 MINS	24	11	9020	0	6	4.88	
16		1025	TROPHY	FLOW HYDRANT M	4 MINS	10	7	3710	0	6	4.64	
17		1033	TROPHY	FLOW HYDRANT N	4 MINS	28	13	11570	0	6	5.8	
18		1045	EICHLER	FLOW HYDRANT O	4 MINS	10	5	2600	0	6	1.67	
19		1055	EICHLER	FLOW HYDRANT P	4 MINS	22	7	5530	0	6	2.66	
20		1100	EICHLER CT.	FLOW HYDRANT Q	3 MINS	15	5	3250	0	6	1.67	
21		1110	EICHLER	FLOW HYDRANT R	3 MINS	20	7	5250	0	6	2.45	
22												
				TOTAL FLUSHED				110410				

047378

ZONE 2
AREA 11 SHEET 2

CMV
FLUSHING PROGRAM

DATE_____

OPERATOR_____

ITEM	DISCHARGE TYPE	TIME	LOCATION	OPERATION	MIN FLUSH TIME	PITOT PSI	DISCHARGE DURATION/TIME FLUSHED	ESTIMATED GALLONS FLUSHED	CL2 RES.	Ph	DISHARGE TURBIDITY (NTU)	IMPLEMENTED BMPs & CORRECTIVE ACTIONS
1			VARIOUS	OPEN VALVE 10								
2			VARIOUS	CLOSE VALVES 12, 13 14, 15, 16.								
3		1157	MIRAMONTE	FLOW HYDRANT S	8 MINS	17	13	8970	0	6	2.63	
4		1210	STARR	FLOW HYDRANT T	4 MINS	26	12	10320	0.5	6	4.93	
5		1224	STARR	FLOW HYDRANT U	3 MINS	15	4	2600	0	6	2.34	
6			STARR	FLOW HYDRANT V	2 MINS							
7		1230	MIRAMONTE	FLOW HYDRANT W	5 MINS	22	10	7900	0	6	2.7	
8		1240	MARILYN	FLOW HYDRANT X	18 MINS	17	18	12420	0	6	1.95	
9		1259	MARILYN	FLOW HYDRANT Y	9 MINS	16	12	8040	0	6	2.9	
10			VARIOUS	OPEN VALVES 5, 6, 8, 9, 11, 12, 13, 14, 15, 16.								
11												
12												
13												
14												
15												
16												
17												
18												
19												
20												
21												
22												
				TOTAL FLUSHED				50250				

047379

ZONE 2
AREA 12 SHEET 1

CMV
FLUSHING PROGRAM

DATE 6/5/10

OPERATOR

ITEM	DISCHARGE TYPE	TIME	LOCATION	OPERATION	MIN FLUSH TIME	PITOT PSI	DISCHARGE DURATION/TIME FLUSHED	ESTIMATED GALLONS FLUSHED	CL2 RES.	Ph	DISHARGE TURBIDITY (NTU)	IMPLEMENTED BMPs & CORRECTIVE ACTIONS
1			VARIOUS	CLOSE VALVES 1, 2, 3, 4 5, 6, 7, AND 8								
2		813	ECR	FLOW HYDRANT A	4 MINS	32	4	3800	0	7	4.94	
3		818	ECR	FLOW HYDRANT B	5 MINS	24	5	4100	0	6	2.57	
4		823	ECR	FLOW HYDRANT C	4 MINS	18	5	3550	0	6.5	4.53	
5		828	PHYLLIS	FLOW HYDRANT D	3 MINS	18	5	3550	0	6	3.32	
6		833	PHYLLIS	FLOW HYDRANT E	2 MINS	20	5	3750	0	6.5	3.79	
7		842	PHYLLIS	FLOW HYDRANT F	2 MINS	28	3	2670	0	6.5	6.17	
8		849	PHYLLIS	FLOW HYDRANT G	4 MINS	18	4	2840	0	6.5	13.2	
9		858	CAMILLE	FLOW HYDRANT H	2 MINS	20	5	3750	0	6	3.19	
10		903	CAMILLE	FLOW HYDRANT J	4 MINS	24	7	5740	0	7	11.9	
11		911	CAMILLE	FLOW HYDRANT K	3 MINS	20	5	3750	0	6	6.91	
12		922	NILDA	FLOW HYDRANT L	5 MINS	26	5	4300	0	6.5	20.9	
13		928	NILDA	FLOW HYDRANT M	5 MINS	16	6	4020	0	6.5	3.06	
14		934	BONITA	FLOW HYDRANT N	6 MINS	28	6	5340	0	6.5	11	
15		940	BONITA	FLOW HYDRANT O	3 MINS	40	5	5300	0	6	3.92	
16		946	BONITA	FLOW HYDRANT P	3 MINS	26	7	6020	0	6.5	12.3	
17		954	BONITA	FLOW HYDRANT Q	3 MINS	18	5	3550	0	6	1.42	
18		959	BORANDA	FLOW HYDRANT R	3 MINS	22	13	10270	0	6.5	17.4	
19		1014	BORANDA	FLOW HYDRANT S	4 MINS	18	5	3550	0	6.5	3.16	
20		1022	BORANDA	FLOW HYDRANT T	2 MINS	26	5	4300	0	6.5	16.2	
21		1029	BORANDA	FLOW HYDRANT U	4 MINS							
22												
				TOTAL FLUSHED				84150				

047380

ZONE 2
AREA 12 SHEET 2

CMV
FLUSHING PROGRAM

DATE_____

OPERATOR_____

ITEM	DISCHARGE TYPE	TIME	LOCATION	OPERATION	MIN FLUSH TIME	PITOT PSI	DISCHARGE DURATION/TIME FLUSHED	ESTIMATED GALLONS FLUSHED	CL2 RES.	Ph	DISHARGE TURBIDITY (NTU)	IMPLEMENTED BMPs & CORRECTIVE ACTIONS
1		1029	BORANDA	FLOW HYDRANT V	3 MINS	22	10	7900	0.5	6.5	3.84	
2		1039	BORANDA	FLOW HYDRANT W	3 MINS	28	3	2670	0	6.5	12.9	
3			VARIOUS	OPEN VALVES 7, AND 8								
4			VARIOUS	CLOSE VALVES 9, 10, 11 12, 13, 14, 15, 16, 17,								
5		1235	RUSTIC	FLOW HYDRANT X	10 MINS	22	10	7900	0	6	4.21	
6		1251	HANS	FLOW HYDRANT Y	8 MINS	28	8	7120	0	6.5	5.85	
7		100	PHYLLIS	FLOW HYDRANT G	13 MINS	22	13	10270	0	0.5	3.02	
8		113	RUSTIC	FLOW HYDRANT Z (STAY ON HYDRANT)	5 MINS	28	5	4450	0	6.5	30.5	
9			RUSTIC	OPEN VALVE 15								
10			RUSTIC	CLOSE VALVE 18								
11		122	RUSTIC	FLOW HYDRANT Z	4 MINS	28	4	3560	0	6.5	14.6	
12			VARIOUS	OPEN VALVES 18, 4, 5, 6								
13			VARIOUS	CLOSE VALVES 19, 20, 21								
14		202	BORANDA	FLOW HYDRANT W	3 MINS	28	4	3560	0	6.5	14.6	
15		207	BONITA	FLOW HYDRANT Q	3 MINS	20	5	3750	0	6	5.23	
16		213	NILDA	FLOW HYDRANT M	2 MINS	22	3	2370	0	6.5	20.2	
17			VARIOUS	OPEN VALVES 1, 2, 3, 9, 10, 11, 12, 13, 14, 16, 17, 19								
18				20, AND 21								
19												
20												
21												
22												
				TOTAL FLUSHED				53550				

047381

ZONE 2
AREA 16/15 SHEET1

CMV
FLUSHING PROGRAM

DATE 5/14/10

OPERATOR

ITEM	DISCHARGE TYPE	TIME	LOCATION	OPERATION	MIN FLUSH TIME	PITOT PSI	DISCHARGE DURATION/TIME FLUSHED	ESTIMATED GALLONS FLUSHED	CL2 RES.	Ph	DISHARGE TURBIDITY (NTU)	IMPLEMENTED BMPs & CORRECTIVE ACTIONS
1		952	VARIOUS	CLOSE VALVES 1 THROUGH 10								
2		952	ECR	FLOW HYDRANT A	6 MINS	10	6	3180	0	6	2.43	
3		956	ECR	FLOW HYDRANT B	7 MINS	36	7	7070	0	6	3.13	
4		1006	ECR	FLOW HYDRANT C	9 MINS	6	9	3690	0	6	3.87	
5		1013	ECR	FLOW HYDRANT D	7 MINS	36	7	7070	0	6	2.03	
6		1022	ECR	FLOW HYDRANT E	9 MINS	14	9	5670	0	6	10	
7		1029	ECR	FLOW HYDRANT F	13 MINS	36	13	13130	0.5	7	2.27	
8		1044	RICH	FLOW HYDRANT G	2 MINS	12	7	5800	0	6	16.1	
9		1052	END OF RICH	FLOW B.O	TO CLEAR	20	8	6000	2	6	0.81	
10		1103	ECR	FLOW HYDRANT H	7 MINS	12	7	4060	0	6	9.77	
11		1108	EL MONTE	FLOW HYDRANT J	11 MINS	36	6	6060	0.5	6	1.06	
12		1121	ECR	FLOW HYDRANT K	4 MINS	14	5	3150	0	6	7.49	
13		1124	EL MONTE	FLOW HYDRANT L	4 MINS	36	6	6060	0.5	6	1.06	
14		1133	EL MONTE	FLOW HYDRANT M	4 MINS	10	8	4240	0	6	3.76	
15		1139	EL MONTE	FLOW HYDRANT N	4 MINS	30	7	6440	0	6	3.02	
16		1148	KATHY	FLOW HYDRANT O	9 MINS	10	9	4770	0	6	7.14	
17		1155	HOLLINGSWORTH DR.	FLOW HYDRANT OO	4 MINS	30	7	6440	0	6	3.96	
18		1205	KATHY	FLOW HYDRANT P	4 MINS	10	4	2120	0	6	24.3	
19		1208	MELBA	FLOW HYDRANT Q	3 MINS	34	6	5880	0	6	2.53	
20		1217	LLOYD	FLOW HYDRANT R	5 MINS	10	5	2650	0	6	5.26	
21		1220	LLOYD	FLOW HYDRANT S	9 MINS	30	10	9200	0	6	2.76	
				TOTAL FLUSHED				117730				

047382

ZONE 2
AREA 16/15 SHEET 2

CMV
FLUSHING PROGRAM

DATE_____

OPERATOR_____

ITEM	DISCHARGE TYPE	TIME	LOCATION	OPERATION	MIN FLUSH TIME	PITOT PSI	DISCHARGE DURATION/TIME FLUSHED	ESTIMATED GALLONS FLUSHED	CL2 RES.	Ph	DISHARGE TURBIDITY (NTU)	IMPLEMENTED BMPs & CORRECTIVE ACTIONS
1		1233	ERNESTINE	FLOW HYDRANT T	12 MINS	6	12	4920	0	6	7.05	
2			VARIOUS	OPEN VALVES 1, 2, 9, 7, 8 AND 10								
3			VARIOUS	CLOSE VALVES 11, 12, 13 14, 15, AND 16								
4		115	TODD	FLOW HYDRANT U	6 MINS	6	6	2460	0	6	2.33	
5		119	DENNIS	FLOW HYDRANT V	2 MINS	24	6	4920	0	6	1.55	
6		128	DENNIS	FLOW HYDRANT W	1 MIN	4	6	2060	0	6	3.15	
7		133	ERNESTINE	FLOW HYDRANT T	2 MINS	5	8	3040	0.5	6	2.57	
8		143	KATHY	FLOW HYDRANT P	1 MIN	6	4	1640	0	6	10.3	
9			KATHY	OPEN VALVE 12								
10		151	MTN. VIEW	FLOW HYDRANT X	7 MINS	4	7	2380	0	6	4.86	
11		156	MTN. VIEW	FLOW HYDRANT Y	3 MINS	32	8	7600	0	6	1.14	
12		207	MTN. VIEW	FLOW HYDRANT Z (STAY SET UP ON HYDRANT)	3 MINS	4	5	1700	0	6	4.33	
13			VARIOUS	OPEN VALVES 15, AND 16								
14			MTN. VIEW	CLOSE VALVE 17								
15		221	MTN. VIEW	FLOW HYDRANT Z	3 MINS	4	3	1020	0	6	6.26	
16			MTN. VIEW	OPEN VALVE 17								
17		228	MTN. VIEW	FLOW HYDRANT AA	4 MINS	12	4	2320	0	6	16.7	
18		230	GILMORE	FLOW HYDRANT BB	6 MINS	7	9	3960	0.5	6	3.56	
19		242	DENNIS	FLOW HYDRANT CC	6 MINS	4	6	2040	0	6	17.2	
20		248	TODD	FLOW HYDRANT DD (STAY SET UP ON HYDRANT)	6 MINS	5	7	2660	2	6	2.44	
21			VARIOUS	OPEN VALVES 13, AND 14								
				TOTAL FLUSHED				42700				

047383

ZONE 2
AREA 16/15 SHEET 3

CMV
FLUSHING PROGRAM

DATE_____

OPERATOR_____

ITEM	DISCHARGE TYPE	TIME	LOCATION	OPERATION	MIN FLUSH TIME	PITOT PSI	DISCHARGE DURATION/TIME FLUSHED	ESTIMATED GALLONS FLUSHED	CL2 RES.	Ph	DISHARGE TURBIDITY (NTU)	IMPLEMENTED BMPs & CORRECTIVE ACTIONS
1			VARIOUS	CLOSE VALVES 18, AND 19								
2		303	TODD	FLOW HYDRANT DD	8 MINS	5	9	3420	2	6	1.45	
3		314	DANNIS	FLOW HYDRANT CC	4 MIN	4	4	1360	0	6	11.3	
4			VARIOUS	OPEN VALVES 3, 4, 5, 6 11, 18, AND 19								
5		332	DON CT.	FLOW BLOW OFF	TO CLEAR	4	4	1360	0	6	3.32	
6		336	THOMAS CT.	FLOW BLOW OFF	TO CLEAR	20	5	3750	2	6	1.27	
7		345	RONDEN CT.	FLOW BLOW OFF	TO CLEAR	4	4	1360	0	6	2.59	
8		348	PARK DR.	FLOW END OF LINE BLOW OR HYDRANT	TO CLEAR	8	9	4320	0	6	3.06	
9												
10												
11												
12												
13												
14												
15												
16												
17												
18												
19												
20												
21												
				TOTAL FLUSHED				15570				

047384

ZONE 2
AREA 17 SHEET 1

CMV
FLUSHING PROGRAM

DATE 5/11/10

OPERATOR

ITEM	DISCHARGE TYPE	TIME	LOCATION	OPERATION	MIN FLUSH TIME	PITOT PSI	DISCHARGE DURATION/TIME FLUSHED	ESTIMATED GALLONS FLUSHED	CL2 RES.	Ph	DISHARGE TURBIDITY (NTU)	IMPLEMENTED BMPs & CORRECTIVE ACTIONS
1			VARIOUS	CLOSE VALVES 1, 2, 3, 4 5, 6, 7 AND 8								
2		807	ECR	FLOW HYDRANT A	3 MINS	18	6	4260	0	7	23.7	
3		812	CLARK	FLOW HYDRANT B	5 MINS	30	5	4600	0	6	2.32	
4		819	CLARK	FLOW HYDRANT C	3 MINS	18	4	2840	0	6	7.76	
5		822	CLARK	FLOW HYDRANT D	3 MINS	30	9	8280	0	6	6.86	
6		833	EDNAMARY	FLOW HYDRANT E	3 MINS	10	5	2650	1	6	15.3	
7		837	EDNAMARY	FLOW HYDRANT F	7 MINS	28	9	8010	0	6	6.69	
8		847	CLARK	FLOW HYDRANT G	7 MINS	12	9	5220	0	7	20.9	
9		854	MARICH	FLOW HYDRANT H	6 MINS	30	7	6440	0	6	5.13	
10		903	MARICH	FLOW HYDRANT J	2 MINS	12	6	3480	0	7	7.83	
11		908	MARICH	FLOW HYDRANT K	2 MINS	34	8	7840	0	6	2.76	
12		917	JUDSON	FLOW HYDRANT L	5 MINS	8	6	2880	1	7	7.87	
13		922	ANTHONY CT.	FLOW HYDRANT M	5 MINS	22	7	5530	1	6	1.35	
14		931	PILGRIM	FLOW HYDRANT N	5 MINS	9	4	1920	0	7	4.26	
15		936	BLACKFIELD	FLOW HYDRANT O	7 MINS	16	8	5360	0	6	1.36	
16		946	CLARK	FLOW HYDRANT P	6 MINS	10	10	5300	1	6	9.99	
17		955	JARDIN	FLOW HYDRANT Q	6 MINS	22	15	14220	0	6	7.85	
18				OPEN VALVES 1, 2, 3, 4, 5 6, AND 8								
19				CLOSE VALVES 9, 10, 11 AND 12								
20		1058	ANTHONY CT.	FLOW HYDRANT M	4 MINS	8	4	1920	0	6	2.36	
21		1102	JUDSON	FLOW HYDRANT L	6 MINS	12	6	3480	0	6	3	
				TOTAL FLUSHED				94230				

047385

ZONE 2
AREA 17 SHEET 2

CMV
FLUSHING PROGRAM

DATE_____

OPERATOR_____

ITEM	DISCHARGE TYPE	TIME	LOCATION	OPERATION	MIN FLUSH TIME	PITOT PSI	DISCHARGE DURATION/TIME FLUSHED	ESTIMATED GALLONS FLUSHED	CL2 RES.	Ph	DISHARGE TURBIDITY (NTU)	IMPLEMENTED BMPs & CORRECTIVE ACTIONS
1		1110	CLARK	FLOW HYDRANT G	7 MINS	10	10	5300	1	6	32.2	
2			VARIOUS	OPEN VALVES 7, 9, 10 11, AND 12								
3												
4												
5												
6												
7												
8												
9												
10												
11												
12												
13												
14												
15												
16												
17												
18												
19												
20												
21												
				TOTAL FLUSHED				5300				

047386

ZONE 2
AREA 18 SHEET 1

CMV
FLUSHING PROGRAM

DATE 5/12/10

OPERATOR

ITEM	DISCHARGE TYPE	TIME	LOCATION	OPERATION	MIN FLUSH TIME	PITOT PSI	DISCHARGE DURATION/TIME FLUSHED	ESTIMATED GALLONS FLUSHED	CL2 RES.	Ph	DISHARGE TURBIDITY (NTU)	IMPLEMENTED BMPs & CORRECTIVE ACTIONS
1			VARIOUS	CLOSE VALVES 1, 2, 3, 4, AND 5								
2		826	MARICH	FLOW HYDRANT A	7 MINS	12	10	5800	0	6	12	
3		835	MARICH	FLOW HYDRANT B	2 MINS	14	7	4410	1	6	5.98	
4		844	KAREN	FLOW HYDRANT C	4 MINS	5	7	2660	0	7	34.6	
5		850	SOLANO	FLOW HYDRANT D	6 MINS	26	7	6020	0	6	7.94	
6		858	MORTON	FLOW HYDRANT E	4 MINS	10	6	3180	1	6	6.88	
7		903	MORTON	FLOW HYDRANT F	3 MINS	24	7	5740	0	6	2.43	
8		911	CECILIA	FLOW HYDRANT G	4 MINS	10	13	6890	1	6	5.1	
9		924	MORTON	FLOW HYDRANT H	2 MINS	24			1	6	0.89	
10			JARDIN	FLOW HYDRANT J	4 MINS							
11		924	SOLANO	FLOW HYDRANT K	3 MINS							
12			VARIOUS	OPEN VALVES 2, AND 5								
13			VARIOUS	CLOSE VALVES 6, AND 7								
14		1024	CECILIA	FLOW HYDRANT G	3 MINS	12	8	4640	0.5	6	2.24	
15		1034	MORTON	FLOW HYDRANT H	3 MINS	5	6	2280	1	6	4.09	
16		1039	JARDIN	FLOW HYDRANT L	2 MINS	7	8	3520	0	6	1.63	
17			SOLANO	OPEN VALVE 4								
18			CECILIA	CLOSE VALVE 2								
19		1055	SOLANO	FLOW HYDRANT K (STAY ON HYDRANT)	4 MINS	24	9	7380	0.5	6	2.11	
20			KAREN	OPEN VALVE 3								
21			SOLANO	CLOSE VALVE 4								
				TOTAL FLUSHED				60840				

047387

CMV
FLUSHING PROGRAM

DATE_____

OPERATOR_____

ITEM	DISCHARGE TYPE	TIME	LOCATION	OPERATION	MIN FLUSH TIME	PITOT PSI	DISCHARGE DURATION/TIME FLUSHED	ESTIMATED GALLONS FLUSHED	CL2 RES.	Ph	DISHARGE TURBIDITY (NTU)	IMPLEMENTED BMPs & CORRECTIVE ACTIONS
1		1109	SOLANO	FLOW HYDRANT K	3 MINS	5	10	3800	0.5	6	3.84	
2		1121	SOLANO	FLOW HYDRANT M	3 MINS	14	19	11970	0	7	9.98	
3			VARIOUS	OPEN VALVES 1, 2, 4, 6 AND 7								
4												
5												
6												
7												
8												
9												
10												
11												
12												
13												
14												
15												
16												
17												
18												
19												
20												
21												
22												
				TOTAL FLUSHED				15570				

047388

ZONE 2
AREA 20 SHEET 1

CMV
FLUSHING PROGRAM

DATE 5/8/10

OPERATOR

ITEM	DISCHARGE TYPE	TIME	LOCATION	OPERATION	MIN FLUSH TIME	PITOT PSI	DISCHARGE DURATION/TIME FLUSHED	ESTIMATED GALLONS FLUSHED	CL2 RES.	Ph	DISHARGE TURBIDITY (NTU)	IMPLEMENTED BMPs & CORRECTIVE ACTIONS
1			VARIOUS	CLOSE VALVES 1, 2, 3, 5, 6, 7, 8, 9, 10, 11								
2		911	CALIFORNIA	FLOW HYDRANT A	6 MINS	18	8	5680	0.5	6	2.99	
3		919	CALIFORNIA	FLOW HYDRANT B	6 MINS	40	6	6360	0	6	1.23	
4		926	CALIFORNIA	FLOW HYDRANT C	7 MINS	26	7	6020	0.5	6	4.61	
5		934	CHIQUITA	FLOW HYDRANT D	6 MINS	40	6	6360	0	6	1.19	
6		940	CHIQUITA	FLOW HYDRANT E	9 MINS	28	10	8900	0	6	1.44	
7		950	CALIFORNIA	FLOW HYDRANT F	3 MINS	40	5	5300	0	6	2.28	
8		955	MARIPOSA	FLOW HYDRANT G	5 MINS	28	5	4450	0	6	10.9	
9		1000	MARIPOSA	FLOW HYDRANT H	3 MINS	34	5	4900	0	6	3.85	
10		1006	CALIFORNIA	FLOW HYDRANT J	4 MINS	20	4	3000	0	6	10.5	
11		1011	PETTIS	FLOW HYDRANT K	6 MINS	24	14	11480	0	6	9.54	
12		1025	CALIFORNIA	FLOW HYDRANT L	4 MINS	20	5	3750	0	6	8.21	
13		1030	PALO ALTO	FLOW HYDRANT M	4 MINS	34	8	7840	0	6	5.18	
14		1038	CALIFORNIA	FLOW HYDRANT N	4 MINS	20	7	5250	0	6	6.44	
15		1045	MTN. VIEW	FLOW HYDRANT O	3 MINS	22	7	5530	0	6	5.17	
16		1056	CALIFORNIA	FLOW HYDRANT P	4 MINS	15	6	3900	0	6	7.54	
17			VARIOUS	OPEN VALVES 1, 2, 3, 4, 6 8, AND 10								
18			VARIOUS	CLOSE VALVES 12, 13, 14 AND 15								
19		1132	VILLA	FLOW HYDRANT Q	4 MINS	24	9	7380	0	6	7.69	
20		1141	VILLA	FLOW HYDRANT R	6 MINS	42	13	14170	0	6	9.21	
21		1154	VILLA	FLOW HYDRANT S	6 MINS	30	6	5520	0	6	20.1	
				TOTAL FLUSHED				115790				

047389

ZONE 2
AREA 20 SHEET 2

CMV
FLUSHING PROGRAM

DATE_____

OPERATOR_____

ITEM	DISCHARGE TYPE	TIME	LOCATION	OPERATION	MIN FLUSH TIME	PITOT PSI	DISCHARGE DURATION/TIME FLUSHED	ESTIMATED GALLONS FLUSHED	CL2 RES.	Ph	DISHARGE TURBIDITY (NTU)	IMPLEMENTED BMPs & CORRECTIVE ACTIONS
1		1202	PETTIS	FLOW HYDRANT T	5 MINS	24	7	5740	0	6	1.77	
2		1210	DANA	FLOW HYDRANT U	4 MINS	11	6	3330	0	6	27.8	
3		1217	PALO ALTO	FLOW HYDRANT V	5 MINS	34	7	6860	0	6	2.36	
4		1226	MTN VIEW	FLOW HYDRANT W	4 MINS	15	6	3900	0	6	10.6	
5		1233	MTN. VIEW	FLOW HYDRANT X	5 MINS	32	11	10450	0	6	3.18	
6		1245	DANA	FLOW HYDRANT Y	4 MINS	15	6	3900	0	6	15.5	
7			PETTIS	OPEN VALVE 5								
8			PETTIS	CLOSE VALVE 16								
9		1258	PETTIS	FLOW HYDRANT T	5 MINS	20	10	7500	0	6	21	
10			PALO ALTO	OPEN VALVE 7								
11			PETTIS	CLOSE VALVE 5								
12		117	DANA	FLOW HYDRANT U	5 MINS	25	5	4200	0	6	10.4	
13			MTN VIEW	OPEN VALVE 9								
14			PALO ALTO	CLOSE VALVE 7								
15		131	MTN. VIEW	FLOW HYDRANT W	5 MINS	25	9	7110	0	6	31.6	
16			VARIOUS	OPEN VALVES 5, 7, 11, 12 13, 14, 15, 16.								
17												
18												
19												
20												
21												
				TOTAL FLUSHED				83790				

047390

ZONE 2
AREA 21 SHEET 1

CMV
FLUSHING PROGRAM

DATE 5/10/10

OPERATOR

ITEM	DISCHARGE TYPE	TIME	LOCATION	OPERATION	MIN FLUSH TIME	PITOT PSI	DISCHARGE DURATION/TIME FLUSHED	ESTIMATED GALLONS FLUSHED	CL2 RES.	Ph	DISHARGE TURBIDITY (NTU)	IMPLEMENTED BMPs & CORRECTIVE ACTIONS
1			VARIOUS	CLOSE VALVES 1 THRU 15								
2		910	CHIQUITA	FLOW HYDRANT A	7 MINS	5	8	1900	1	7	2.16	
3		917	CHIQUITA	FLOW HYDRANT B	7 MINS	42	7	7630	0	6	1.99	
4		925	LATHAM	FLOW HYDRANT C	7 MINS	12	8	4640	0	7	2.13	
5		932	CHIQUITA	FLOW HYDRANT D	5 MINS	40	5	5300	0	6	1.65	
6		939	TOFT	FLOW HYDRANT E	3 MINS	10	5	2650	0	6	1.78	
7		943	TOFT	FLOW HYDRANT F	4 MINS	34	6	5800	0	6	1.85	
8		950	LATHAM	FLOW HYDRANT G	4 MINS	8	5	2400	0	6	1.88	
9		955	LEKSICH	FLOW HYDRANT H	3 MINS	34	4	3920	0	6	1.72	
10			LATHAM	FLOW HYDRANT J	4 MINS							
11		1030	MARIPOSA	FLOW HYDRANT K	6 MINS	16	7	4690	0	6	2.05	
12		1011	MERCY	FLOW HYDRANT L	6 MINS	10	8	4240	0	7	6.07	
13		1019	PETTIS	FLOW HYDRANT M	5 MINS	28	7	6230	0	6	8.73	
14		1028	MARIPOSA	FLOW HYDRANT N	5 MINS	24	5	4100	0	7	2.78	
15		1033	PETTIS	FLOW HYDRANT O	5 MINS	20	10	7500	0	6	3.95	
16		1044	LATHAM	FLOW HYDRANT P	4 MINS	12	6	3480	0	7	14	
17		1105	LATHAM	FLOW HYDRANT Q	6 MINS	34	8	7840	0	6	5.09	
18		1114	MT. VIEW	FLOW HYDRANT R	5 MINS	10	5	2650	0.5	7	7.44	
19		1119	PALO ALTO	FLOW HYDRANT S	3 MINS	30	6	5520	0	6	2.11	
20		1127	PALO ALTO	FLOW HYDRANT T	3 MINS	16	4	2680	0	7	14.9	
21		1131	PALO ALTO	FLOW HYDRANT U	3 MINS	36	6	6060	0	6	1.84	
				TOTAL FLUSHED				89230				

047391

ZONE 2
AREA 21 SHEET 2

CMV
FLUSHING PROGRAM

DATE_____

OPERATOR_____

ITEM	DISCHARGE TYPE	TIME	LOCATION	OPERATION	MIN FLUSH TIME	PITOT PSI	DISCHARGE DURATION/TIME FLUSHED	ESTIMATED GALLONS FLUSHED	CL2 RES.	Ph	DISHARGE TURBIDITY (NTU)	IMPLEMENTED BMPs & CORRECTIVE ACTIONS
1		1139	MT. VIEW	FLOW HYDRANT V	3 MINS	14	5	3150	0	7	8.79	
2		1144	MT. VIEW	FLOW HYDRANT W	5 MINS	40	5	5300	0	6	7.05	
3		1150	MT VIEW	FLOW HYDRANT X	3 MINS	18	5	3550	0	7	9.35	
4		1155	MERCY	FLOW HTDRANT Y	3 MINS	38	6	6240	0	6	2.83	
5			VARIOUS	OPEN ALL VALVES EXCEPT 7 AND 12								
6			VARIOUS	CLOSE VALVES 16 THRU 25								
7		206	ESCUELA	FLOW HYDRANT Z	4 MINS	24	6	4920	0	7	4.34	
8		211	ECR	FLOW HYDRANT AA	5 MINS	36	7	7070	0	6	3.43	
9		219	ECR	FLOW HYDRANT BB	5 MINS	10	5	2650	0	7	3.3	
10		224	ECR	FLOW HYDRANT CC	4 MINS	36	5	5050	0	6	2.43	
11		231	ECR	FLOW HYDRANT DD	3 MINS	10	5	2650	0	7	2.71	
12		236	ECR	FLOW HYDRANT EE	5 MINS	32	6	5700	0	6	3.62	
13		243	ECR	FLOW HYDRANT FF	5 MINS	10	6	3180	0	7	13.9	
14		248	ECR	FLOW HYDRANT GG	5 MINS	46	7	7980	0.5	6	8.84	
15		256	ECR	FLOW HYDRANT HH	4 MINS	10	4	2120	0	7	16.6	
16		300	PALO ALTO	FLOW HYDRANT JJ	5 MINS	26	7	6020	0	6	4.12	
17		308	PALO ALTO	FLOW HYDRANT KK (STAY ON HYDRANT)	5 MINS	22	5	3950	0	7	18.7	
18			PALO ALTO	OPEN VALVE 22								
19		319	SNOW	CLOSE VALVES 13, 26								
20			PALO ALTO	FLOW HYDRANT KK	2 MINS	14	4	2520	0	7	11.7	
21			VARIOUS	OPEN VALVES 13, 21, 26								
				TOTAL FLUSHED				86470				

047392

ZONE 2
AREA 21 SHEET 3

CMV
FLUSHING PROGRAM

DATE_____

OPERATOR_____

ITEM	DISCHARGE TYPE	TIME	LOCATION	OPERATION	MIN FLUSH TIME	PITOT PSI	DISCHARGE DURATION/TIME FLUSHED	ESTIMATED GALLONS FLUSHED	CL2 RES.	Ph	DISHARGE TURBIDITY (NTU)	IMPLEMENTED BMPs & CORRECTIVE ACTIONS
1		329	SNOW	FLOW HYDRANT LL	8 MINS	38	9	9360	0.5	6	7.81	
2		340	MTN. VIEW	FLOW HYDRANT MM (STAY ON HYDRANT)	2 MINS	20	5	3750	0	7	23	
3			MTN. VIEW	OPEN VALVE 23								
4			MTN. VIEW	CLOSE VALVE 27								
5		350	MTN. VIEW	FLOW HYDRANT MM	2 MINS	14	4	2520	0	7	28.6	
6		355	MARIPOSA	FLOW HYDRANT NN	4 MINS	42	7	7630	0	6	3.31	
7			VARIOUS	OPEN VALVES 7, 12, 16, 17 18, 19, 20, 24, 25, 27								
8												
9												
10												
11												
12												
13												
14												
15												
16												
17												
18												
19												
20												
21												
				TOTAL FLUSHED				23260				

047393

Zone 2
AREA 22 SHEET 1

CMV
FLUSHING PROGRAM

DATE 5/7/10

OPERATOR

ITEM	DISCHARGE TYPE	TIME	LOCATION	OPERATION	MIN FLUSH TIME	PITOT PSI	DISCHARGE DURATION/TIME FLUSHED	ESTIMATED GALLONS FLUSHED	CL2 RES.	Ph	DISHARGE TURBIDITY (NTU)	IMPLEMENTED BMPs & CORRECTIVE ACTIONS
1			VARIOUS	CLOSE VALVES 7, 1, 2, 3, 4, 8, 12, 13								
2		839	ESCUELA	FLOW HYDRANT A	13 MINS	10	13	6810	0	6	3.37	
3		850	MY. VERNON	FLOW HYDRANT B	6 MINS	40	8	8480	0	6	3.48	
4		901	ESCUELA	FLOW HYDRANT C	3 MINS	14	4	2520	0	6	2.97	
5		903	GAMEL	FLOW HYDRANT D	3 MINS	6	5	2050	0	6	1.9	
6		910	LATHAM	FLOW HYDRANT E	4 MINS	6	4	1640	0	6	8.88	
7		912	ESCUELA	FLOW HYDRANT F	4 MINS	36	5	5050	0	6	2.49	
8		919	LATHAM	FLOW HYDRANT G	4 MINS	12	4	2320	0	6	4.12	
9		923	LATHAM	FLOW HYDRANT H	3 MINS	44	3	333	0	6	3.66	
10		928	LATHAM	FLOW HYDRANT J	3 MINS	12	4	2320	0	6	2.99	
11		932	LATHAM	FLOW HYDRANT K	3 MINS	40	7	7420	0	6	2.82	
12		940	LATHAM	FLOW HYDRANT L	3 MINS	14	4	2520	0	6	1.37	
13		943	RENGSTORF	FLOW HYDRANT M	4 MINS	40	4	4240	0	6	2.22	
14		951	RENGSTORF	FLOW HYDRANY N	3 MINS	12	4	2320	0	6	8.87	
15		954	LATHAM	FLOW HYDRANT O	3 MINS	42	4	4360	0	6	4.84	
16		1000	LATHAM	FLOW HYDRANT P	3 MINS	12	5	2900	0	6	2.35	
17		1004	LATHAM	FLOW HYDRANT Q	3 MINS	38	5	5200	0	6	3.95	
18		1010	LATHAM	FLOW HYDRANT R	3 MINS	12	8	4640	0	6	7.55	
19		1016	ORTEGA	FLOW HYDRANT S	5 MINS	36	5	5050	0	6	3.79	
20		1024	ORTEGA	FLOW HYDRANT T	3 MINS	40	5	5300	0	6	16.1	
21		1027	LATHAM	FLOW HYDRANT U	4 MINS	34	5	4900	1	6	1.01	
22												
				TOTAL FLUSHED				83370				

047394

ZONE 2
AREA 22 SHEET 2

CMV
FLUSHING PROGRAM

DATE_____

OPERATOR_____

ITEM	DISCHARGE TYPE	TIME	LOCATION	OPERATION	MIN FLUSH TIME	PITOT PSI	DISCHARGE DURATION/TIME FLUSHED	ESTIMATED GALLONS FLUSHED	CL2 RES.	Ph	DISHARGE TURBIDITY (NTU)	IMPLEMENTED BMPs & CORRECTIVE ACTIONS
1		1035	LATHAM	FLOW HYDRANT V	2 MINS	10	5	2650	0	6	4.87	
2		1037	LATHAM	FLOW HYDRANT W	2 MINS	20	5	3750	0	6	2.12	
3		1044	LATHAM	FLOW HYDRANT X	2 MINS	14	5	3150	0	6	4.87	
4		1047	SHOWERS	FLOW HYDRANT Y	5 MINS	30	5	4600	0	6	2.64	
5		1054	SHOWERS	FLOW HYDRANT Z	3 MINS	20	5	3750	0	6	8.52	
6			VARIOUS	OPEN VALVES 1, 2, 3, 4								
7			VARIOUS	CLOSE VALVES 5, 6, 11								
8		1154	ECR	FLOW HYDRANT AA	4 MINS	44	5	5550	5	6	5.14	
9		1157	ECR	FLOW HYDRANT BB	4 MINS	40	5	5300	0	6	1.3	
10		1204	ECR	FLOW HYDRANT CC	3 MINS	16	5	3350	0	6	5.38	
11		1207	ECR	FLOW HYDRANT DD	3 MINS	34	4	3920	0	6	0.46	
12		1214	ECR	FLOW HYDRANT EE	3 MINS	10	5	2650	0	6	19.5	
13		1218	ECR	FLOW HYDRANT FF	2 MINS	44	4	4440	0	6	1.32	
14		1224	ECR	FLOW HYDRANT GG	3 MINS	12	5	2900	0	6	3.96	
15		1227	ECR	FLOW HYDRANT HH	2 MINS	40	5	5300	0	6	1.33	
16		1234	ECR	FLOW HYDRANT JJ	4 MINS	14	5	3150	0	6	7.9	
17		1237	ECR	FLOW HYDRANT KK	3 MINS	40	5	4240	0	6	1.33	
18		1244	ECR	FLOW HYDRANT LL	4 MINS	44	5	5550	0	6	7.57	
19		1247	ECR	FLOW HYDRANT MM	4 MINS	24	4	3280	0	6	0.68	
20		1254	ECR	FLOW HYDRANT NN	6 MINS	14	4	2520	0	6	2.07	
21		1257	ECR	FLOW HYDRANT OO	3 MINS	42	4	4360	0	6	1.82	
22												
				TOTAL FLUSHED				79710				

047395

ZONE 2
AREA 22 SHEET 3

CMV
FLUSHING PROGRAM

DATE_____

OPERATOR_____

ITEM	DISCHARGE TYPE	TIME	LOCATION	OPERATION	MIN FLUSH TIME	PITOT PSI	DISCHARGE DURATION/TIME FLUSHED	ESTIMATED GALLONS FLUSHED	CL2 RES.	Ph	DISHARGE TURBIDITY (NTU)	IMPLEMENTED BMPs & CORRECTIVE ACTIONS
1		104	ECR	FLOW HYDRANT PP	3 MINS	50	4	4760	0	6	3.97	
2		106	ECR	FLOW HYDRANT QQ	4 MINS	42	5	5450	0	6	1.06	
3		114	ECR	FLOW HYDRANT RR	4 MINS	14	4	2520	0	6	4.07	
4		116	ECR	FLOW HYDRANT SS	3 MINS	42	5	5450	0	6	1.04	
5		124	SAN ANTONIO	FLOW HYDRANT TT	7 MINS	18	7	4970	0	6	2.88	
6		129	SAN ANTONIO	FLOW HYDRANT UU	4 MINS	44	5	5550	0	6	0.51	
7		138	SAN ANTONIO	FLOW HYDRANT VV	1 MIN	16	4	2680	0	6	7.98	
8		140	ECR	FLOW HYDRANT WW	3 MINS	40	5	5300	0	6	1.49	
9		147	ECR	FLOW HYDRANT XX	5 MINS	10	4	2120	0	6	4.8	
10		150	ECR	FLOW HYDRANT YY	8 MINS	40	8	8480	0	6	1.14	
11			VARIOUS	OPEN VALVES 7, 11, 8, 12 13, 5, AND 6								
12												
13												
14												
15												
16												
17												
18												
19												
20												
21												
22												
				TOTAL FLUSHED				47280				

047396

ZONE 2
AREA 24 SHEET 1

CMV
FLUSHING PROGRAM

DATE 5/1/10

OPERATOR

ITEM	DISCHARGE TYPE	TIME	LOCATION	OPERATION	MIN FLUSH TIME	PITOT PSI	DISCHARGE DURATION/TIME FLUSHED	ESTIMATED GALLONS FLUSHED	CL2 RES.	Ph	DISHARGE TURBIDITY (NTU)	IMPLEMENTED BMPs & CORRECTIVE ACTIONS
1			VARIOUS	CLOSE VALVES 2, 3, 5 6, AND 8								
2		750	CALIFORNIA	FLOW HYDRANT A	5 MINS	20	5	3750	20			
3		757	CALIFORNIA	FLOW HYDRANT B	10 MINS	34	10	9800				
4		810	CALIFORNIA	FLOW HYDRANT C	7 MINS	20	7	5250	0.2			
5		816	ORTEGA	FLOW HYDRANT D	11 MINS	20	11	8250				
6		830	ORTEGA	FLOW HYDRANT E	3 MINS	16	3	2010	0.1			
7		832	ORTEGA	FLOW HYDRANT F	3 MINS	24	5	4100				
8		840	CALIFORNIA	FLOW HYDRANT G	5 MINS	20	5	3750	0.8			
9		845	CALIFOENIA	FLOW HYDRANT H	5 MINS	8	5	2400				
10		855	SHOWERS	FLOW HYDRANT K	2 MINS	20	5	3750	0.1			
11		857	SHOWERS	FLOW HYDRANT L	5 MINS	24	5	4100				
12		905	SHOWERS	FLOW HYDRANR M	5 MINS	20	5	3750	0.1			
13		909	SHOWERS	FLOW HYDRANT N	5 MINS	14	5	3150				
14			VARIOUS	OPEN VALVE 6 AND 5								
15			VARIOUS	CLOSE VALVES 4, 7, 9, 10 11, AND 12								
16		1020	CALIFORNIA	FLOW HYDRANT J	2 MINS	20	5	3750	0.8			
17		1025	CALIFORNIA	FLOW HYDRANT J1	5 MINS	28	5	4450				
18		1030	CALIFORNIA	FLOW HYDRANT O	5 MINS	25	5	4300	0.2			
19		1035	CALIFORNIA	FLOW HYDRANT O1	5 MINS	28	5	4450				
20		1043	CALIFORNIA	FLOW HYDRANT P	5 MINS	55	5	6150	0.1			
21		1046	CALIFORNIA	FLOW HYDRANT P1	5 MINS	22	5	3950				
22												
				TOTAL FLUSHED				84860				

047397

ZONE 2
AREA 24 SHEET 2

CMV
FLUSHING PROGRAM

DATE_____

OPERATOR_____

ITEM	DISCHARGE TYPE	TIME	LOCATION	OPERATION	MIN FLUSH TIME	PITOT PSI	DISCHARGE DURATION/TIME FLUSHED	ESTIMATED GALLONS FLUSHED	CL2 RES.	Ph	DISHARGE TURBIDITY (NTU)	IMPLEMENTED BMPs & CORRECTIVE ACTIONS
1		1051	CALIFORNIA	FLOW HYDRANT Q	5 MINS	20	5	3750	0			
2		1054	CALIFORNIA	FLOW HYDRANT R	4 MINS	34	4	3920				
3		1105	CALIFORNIA	FLOW HYDRANT R1	3 MINS	20	5	3750	0.1			
4		1109	CALIFORNIA	FLOW HYDRANT S	3 MINS	34	5	4900				
5		1120	SAN ANTONIO	FLOW HYDRANT T	9 MINS	20	9	6750	0.9			
6		1124	MILLER	FLOW HYDRANT U	11 MINS	34	11	10780				
7		1140	MILLER	FLOW HYDRANT U1	5 MINS	20	5	3750	0.2			
8		1140	MILLER	FLOW HYDRANT V	6 MINS	28	6	5340				
9		1150	SAN ANTONIO	FLOW HYDRANT W	8 MINS	25	8	6880	0			
10		1156	SAN ANTONIO	FLOW HYDRANT X	7 MINS	32	7	6650				
11		1205	FAYETTE	FLOW HYDRANT Y	7 MINS	30	7	6440	0			
12		1210	FAYETTE	FLOW HYDRANT Z	3 MINS	14	4	2520				
13		1215	FAYETTE	FLOW HYDRANT Z1	3 MINS	30	3	2760	0.8			
14		1218	FAYETTE	FLOW HYDRANT AA	3 MINS	26	6	5160				
15			VARIOUS	OPEN VALVES 2, 3, 4, 7, 8, 9, 10, 11, AND 12								
16												
17												
18												
19												
20												
21												
22												
				TOTAL FLUSHED				73350				

047398

ZONE 2
AREA 25 SHEET 1

CMV
FLUSHING PROGRAM

DATE 5/3/10

OPERATOR

ITEM	DISCHARGE TYPE	TIME	LOCATION	OPERATION	MIN FLUSH TIME	PITOT PSI	DISCHARGE DURATION/TIME FLUSHED	ESTIMATED GALLONS FLUSHED	CL2 RES.	Ph	DISHARGE TURBIDITY (NTU)	IMPLEMENTED BMPs & CORRECTIVE ACTIONS
1			VARIOUS	CLOSE VALVES 1, 2, 3, 4 5, AND 6.								
2			ORTEGA	FLUSH HYDRANT A	5 MINS		7	7980	1.6	9.2	0.68	
3			GABRIAL	FLUSH HYDRANT B	4 MINS		6	7140	0.2	8.4	6	
4			GABRIAL	FLUSH HYDRANT C	4 MINS		10	10100	0.9	8.9	4.9	
5			SHOWERS	FLUSH HYDRANT D	5 MINS		10	13000	2.3	9	2.9	
6			ORTEGA	FLUSH HYDRANT E	4 MINS		7	1140	0.7	8.8	1.6	
7			MORA	FLUSH HYDRANT F	3 MINS		6	7800	2.4	9.1	1.8	
8			MORA	FLUSH HYDRANT G	3 MINS		14	15960	1	8.6	8.1	
9			ORTEGA	FLUSH HYDRANT H	3 MINS		5	5950	2.5	9.6	1.6	
10			TOWNE CIR.	FLUSH HYDRANT J	6 MINS		9	9540	0.3	9.2	3.9	
11			TOWNE CIR.	FLUSH HYDRANT K	6 MINS		10	11900	0.3	9	5.26	
12			TOWNE CIR.	FLUSH HYDRANT L	5 MINS		6	6660	0.5	8.8	2.4	
13			VARIOUS	OPEN VALVES 1, AND 2								
14			SHOWERS	FLOW HYDRANT M	10 MINS		10	11400	2.5	9.6	3.43	
15			SHOWERS	FLOW HYDRANT N	3 MINS		5	5550	0.4	9.8	4.6	
16			SHOWERS	FLOW HYDRANT O	3 MINS		6	6840	0.5	9.4	2.44	
17			SHOWERS	FLOW HYDRANT P	3 MINS		6	6660	0.4	9.1	4.4	
18			PACHETTI	FLOW HYDRANT Q	4 MINS		6	7140	0.1	9.5	3.08	
19			SHOWERS	FLOW HYDRANT R	2 MINS	5	5	5300	0.5	9.1	2.5	
20			SAN ANTONIO CIR.	FLOW HYDRANT S	7 MINS		10	10600	2.7	9.3	5.67	
21			VARIOUS	CLOSE VALVES 8, 9, 10, 11, 12, 13, 14, 15, 16								
22												
				TOTAL FLUSHED				150360				

047399

ZONE 2
AREA 25 SHEET 2

CMV
FLUSHING PROGRAM

DATE_____

OPERATOR_____

ITEM	DISCHARGE TYPE	TIME	LOCATION	OPERATION	MIN FLUSH TIME	PITOT PSI	DISCHARGE DURATION/TIME FLUSHED	ESTIMATED GALLONS FLUSHED	CL2 RES.	Ph	DISHARGE TURBIDITY (NTU)	IMPLEMENTED BMPs & CORRECTIVE ACTIONS
1			PACCETTI	FLOW HYDRANT T	2 MINS		5	5700	0.2	8.9	1.5	
2			FREEDOM	FLOW HYDRANT V	3 MINS		5	6500	0.1	9.4	4.28	
3			ALLY	FLOW HYDRANT W	7 MINS		7	5250	0.4	8.9	3.7	
4			SONDGROTH	FLOW HYDRANT X	5 MINS		6	7500	0.1	9.3	2.73	
5			CONCORD CIR.	FLOW HYDRANT Y	2 MINS		6	3480	0.3	8.9	1.4	
6			CONCORD CIR.	FLOW HYDRANT Z	3 MINS		5	6500	0.1	9.4	1.58	
7			LAUREL	FLOW HYDRANT AA	3 MINS		6	6840	1.4	9	1.7	
8			BEACON	FLOW HYDRANT BB	3 MINS		5	6500	0.1	9.4	1.82	
9			FREEDOM	OPEN VALVE 14								
10			BEACON	CLOSE VALVE 17								
11			BEACON	FLOW HYDRANT BB	3 MINS		7	8330	0.1	9.2	0.93	
12			SONDGROTH	FLOW HYDRANT CC	3 MINS		6	6360	1.5	9	1.6	
13			WHITS	FLOW HYDRANT DD	3 MINS							
14			SONDGROTH	FLOW HYDRANT EE	4 MINS		7	7420	0.4	9	0.7	
15			WHITS	OPEN VALVE 9								
16			WHITS	CLOSE VALVE 18								
17			SONDGROTH	FLOW HYDRANT EE	3 MINS		6	6660	0.3	8.9	1	
18			BEACON	OPEN VALVE 10								
19			BEACON	CLOSE VALVE 19								
20			SONDGROTH	FLOW HYDRANT CC	3 MINS		6	6840	0.3	9.1	2.7	
21												
22												
				TOTAL FLUSHED				83930				

047400

ZONE 2
AREA 25 SHEET 3

CMV
FLUSHING PROGRAM

DATE_____

OPERATOR_____

ITEM	DISCHARGE TYPE	TIME	LOCATION	OPERATION	MIN FLUSH TIME	PITOT PSI	DISCHARGE DURATION/TIME FLUSHED	ESTIMATED GALLONS FLUSHED	CL2 RES.	Ph	DISHARGE TURBIDITY (NTU)	IMPLEMENTED BMPs & CORRECTIVE ACTIONS
1			VARIOUS	OPEN VALVES 11, AND 12								
2			VARIOUS	CLOSE VALVES 10, 20								
3			SONDGROTH	FLUSH HYDRANT CC	6 MINS		6	6840	0.3	9.1	2.7	
4			PACHETTI	OPEN VALVE 6								
5			PACHETTI	CLOSE VALVE 12								
6			SONDGROTH	FLUSH HYDRANT CC			7	7070	0.6	8.8	0.8	
7			VARIOUS	OPEN VALVES 3, AND 16								
8			ALLY	CLOSE VALVE 21								
9			LAUREL	FLUSH HYDRANT AA	8 MINS		12	12720	0.2	8.9	2.3	
10			VARIOUS	OPEN VALVES 4, 5, 8, 10 12, 13, 15, 17, 18, 19, 20, 21								
11												
12												
13												
14												
15												
16												
17												
18												
19												
20												
21												
22												
				TOTAL FLUSHED				26630				

047401

ZONE 2
AREA 26 SHEET 1

CMV
FLUSHING PROGRAM

DATE 5/5/10

OPERATOR

ITEM	DISCHARGE TYPE	TIME	LOCATION	OPERATION	MIN FLUSH TIME	PITOT PSI	DISCHARGE DURATION/TIME FLUSHED	ESTIMATED GALLONS FLUSHED	CL2 RES.	Ph	DISHARGE TURBIDITY (NTU)	IMPLEMENTED BMPs & CORRECTIVE ACTIONS
1			VARIOUS	CLOSE VALVES 1, 2, 3								
2		914	DEL MEDIO AVE.	FLOW HYDRANT A	9 MINS	14	11	6930				
3		923	DEL MEDIO AVE.	FLOW HYDRANT B	10 MINS	40	12	12720				
4		937	DEL MEDIO AVE,	FLOW HYDRANT C	7 MINS	10	7	3710				
5		943	DEL MEDIO AVE.	FLOW HYDRANT D	6 MINS	40	9	9540				
6		954	DEL MEDIO	FLOW HYDRANT E	6 MINS	16	6	4020				
7		959	DEL MEDIO	FLOW HYDRANT F	4 MINS	40	7	7420				
8		1009	DEL MEDIO	FLOW HYDRANT G	6 MINS	16	6	4020				
9		1014	DEL MEDIO CT.	FLOW HYDRANT H	6 MINS	36	9	9090				
10		1020	VARIOUS	OPEN VALVES 1, 2, 3.								
11			NEW COMPLEX	CLOSE VALVES 4 AND 5								
12		1047	NEW COMPLEX	FLOW HYDRANT J	8 MINS	22	8	6320				
13		1054	NEW COMPLEX	FLOW HYDRANT K	8 MINS	40	11	11660				
14		1108	NEW COMPLEX	OPEN VALVES 4 AND 5								
15		1108	MONROE	FLOW BLOW OFF L								
16		1117	MONROE	FLOW HYDRANT M	6 MINS	14	14	8820				
17		1138	MONROE	FLOW BLOW OFF N								
18												
19												
20												
21												
22												
				TOTAL FLUSHED				89730				

047402

CITY OF MOUNTAIN VIEW DISCHARGE MONITORING

Planned Discharges of the Potable Water System ZONE 4 AREA 3A

Site/ Location	Discharge Type	Receiving Waterbody(ies)	Date of Discharge	Duration of Discharge (millitary time)	Estimated Voulme (gallons)	Estimated Flow Rate (gallons/day)	Chlorine Residual (mg/L)	pH	Discharge Turbidity (NTU)	Implemented BMPs & Corrective Actions
A	1	P.S.	4/13/2010	3min.	2460		0.3	7.6	17.5	MPK
B	1	P.S.	4/13/2010	4min.	4760		0.7	9	59.7	
D	1	P.S.	4/13/2010	7min.	8330		0.3	8.7	11.4	
E	1	P.S.	4/13/2010	7min.	6020		0.3	8.8	13.8	
F	1	P.S.	4/13/2010	7min.	6440		0.1	9	11	
G	1	P.S.	4/13/2010	10min.	10600		0.8	8.7	80.4	
H	1	P.S.	4/13/2010	7min.	9100		0.3	8.9	19.6	
J	1	P.S.	4/13/2010	7min.	7070		0	8.6	100	
K	1	P.S.	4/13/2010	6min.	6840		0.3	8.3	22.6	
L	1	P.S.	4/13/2010	5min.	5050		0.2	9	100	
M	1	P.S.	4/13/2010	6min.	6960		0.2	8.9	100	
O	1	P.S.	4/14/2010	4min.	5600		0.2	10.4	53	
P	1	P.S.	4/15/2010	3min.	3120		0.5	10.3	73.3	
Q	1	P.S.	4/16/2010	6min.	8400		0	9.8	100	
R	1	P.S.	4/17/2010	5min.	4600		0.2	10.3	10.8	
T	1	P.S.	4/18/2010	5min.	4300		0.3	10.3	32.8	
U	1	P.S.	4/19/2010	11min.	10780		0.5	10.4	26.3	
V	1	P.S.	4/20/2010	5min.	3150		0.3	10.6	35.8	
X	1	P.S.	4/21/2010	5min.	3550		0.4	10.5	56.2	
Y	1	P.S.	4/22/2010	7min.	6860		0.1	10.3	26	
Z, 475 Ellis	1	P.S.	4/23/2010	6min.	4920		0.4	10.2	31.6	
AA, 401 Ellis	1	P.S.	4/24/2010	10min.	10400		0.1	11	15.6	
BB, 401 Ellis	1	P.S.	4/25/2010	8min.	9520		0.3	10.3	29.2	

Receiving water monitoring data

(NTU)_____

Flushing Area_____

Sheet _____

047403

ZONE 4
AREA 3A SHEET 1

CMV
FLUSHING PROGRAM

DATE 4/14/10

OPERATOR

ITEM	TIME	LOCATION	OPERATION	FLUSH TIME	K. GALS FLUSHED	CL2 RES	PITOT PSI	WATER COND. AND OTHER NOTES
1		VARIOUS	CLOSE 1,2,3,4,5					*
2	8:00	WHISMAN	FLOW HYDRANT A	3 min	2460	–	24	
3		MIDDLEFIELD	FLOW HYDRANT B			~~30~~		
4	8:08	MIDDLEFIELD	FLOW HYDRANT C	6 min	5520	–	30	
5		MIDDLEFIELD	FLOW HYDRANT D					
6	8:22	MIDDLEFIELD	FLOW HYDRANT E	7 min	6020	–	26	
7		MIDDLEFIELD	FLOW HYDRANT F					
8	8:35	LOGUE	FLOW HYDRANT G	10 min	10600	–	40	
9		LOGUE	FLOW HYDRANT H					
10	8:51	MIDDLEFIELD	FLOW HYDRANT J	7 min	7070	–	36	
11		FERGUSON	FLOW HYDRANT K					
12	9:03	FERGUSON	FLOW HYDRANT L	5 min	5050	–	35	
13		FERGUSON	FLOW HYDRANT M					
14	9:17	FERGUSON	FLOW HYDRANT N 9:18	8 min	8080	–	35	
15	✓	FERGUSON	OPEN VALVE #3					
16		WHISMAN	FLOW HYDRANT O					
17	9:45	WHISMAN	FLOW HYDRANT P	3	3120	–	38	
18		FAIRCHILD	FLOW HYDRANT Q					
19	9:55	FAIRCHILD	FLOW HYDRANT R	5	4600	–	30	NOT THERE
20		NATIONAL	FLOW HYDRANT S					
21	10:08	NATIONAL	FLOW HYDRANT T	6	4300	–	26	Needs TRim
			TOTAL FLUSHED		59920			

SHEET

047404

ZONE 4
AREA 3A SHEET 2

CMV
FLUSHING PROGRAM

DATE 4/14/10

OPERATOR

ITEM	TIME	LOCATION	OPERATION	FLUSH TIME	K. GALS FLUSHED	CL2 RES	PITOT PSI	WATER COND. AND OTHER NOTES
1		ELLIS	CLOSE 6					
2	1020	NATIONAL	FLOW HYDRANT U	11	10780	—	34	isa FL moved to 455 National
3		FAIRCHILD	FLOW HYDRANT V					
4	1036	ELLIS	FLOW HYDRANT W	4	8820	-	34	
5		ELLIS	FLOW HYDRANT X					
6	1046	ELLIS	FLOW HYDRANT Y 1053	7min	6860	—	34	
7		ELLIS	FLOW HYDRANT Z					
8	1102	ELLIS	FLOW HYDRANT AA	10	10400	—	38	
9		ELLIS	FLOW HYDRANT BB					
10		VARIOUS	OPEN 1,2,4,5,					
11								
12								
13								
14								
15								
16								
17								
18								
19								
20								
21								
			TOTAL FLUSHED		36860			

047405

ZONE 4
AREA 3A SHEET 1

CMV
FLUSHING PROGRAM

DATE 4-13-10

OPERATOR 3641

ITEM	TIME	LOCATION	OPERATION	FLUSH TIME	K. GALS FLUSHED	CL2 RES	PITOT PSI	WATER COND. AND OTHER NOTES
1		VARIOUS	CLOSE 1,2,3,4,5					*
2		WHISMAN	FLOW HYDRANT A					
3 B	8:04	MIDDLEFIELD	FLOW HYDRANT B	4min	4760	Yes	50	
4		MIDDLEFIELD	FLOW HYDRANT C					
5 D	8:14	MIDDLEFIELD	FLOW HYDRANT D	7min	8330	Yes	50	
6		MIDDLEFIELD	FLOW HYDRANT E					
7 F	8:29	MIDDLEFIELD	FLOW HYDRANT F	7min	6440	Yes	30	
8		LOGUE	FLOW HYDRANT G					
9 H	8:44	LOGUE	FLOW HYDRANT H	7min	9100	Yes	60	
10		MIDDLEFIELD	FLOW HYDRANT J					
11 K	8:57	FERGUSON	FLOW HYDRANT K	6min	6840	Yes	46	
12		FERGUSON	FLOW HYDRANT L					
13 M	9:10	FERGUSON	FLOW HYDRANT M	6min	6960	Yes	48	
14		FERGUSON	FLOW HYDRANT N					
15		FERGUSON	OPEN VALVE #3					
16 O	9:40	WHISMAN	FLOW HYDRANT O	4min	5600	Yes	70	
17		WHISMAN	FLOW HYDRANT P					
18 Q	9:49	FAIRCHILD	FLOW HYDRANT Q	6min	8400	Yes	70	
19		FAIRCHILD	FLOW HYDRANT R					
20 S	9:59	NATIONAL	FLOW HYDRANT S	4min	3920		34	
21		NATIONAL	FLOW HYDRANT T					
			TOTAL FLUSHED		60350			

TOTAL 171860

SHEET 1 OF 2

047406

ZONE 4
AREA 3A SHEET 2

CMV
FLUSHING PROGRAM

DATE_____

OPERATOR_____

ITEM	TIME	LOCATION	OPERATION	FLUSH TIME	K. GALS FLUSHED	CL2 RES	PITOT PSI	WATER COND. AND OTHER NOTES
1		ELLIS	CLOSE 6					
2		NATIONAL	FLOW HYDRANT U					
3 V	10:30	FAIRCHILD	FLOW HYDRANT V	5min	3150	Yes	14	
4		ELLIS	FLOW HYDRANT W					
5 X	10:40	ELLIS	FLOW HYDRANT X	5min	3550	yes	18	
6		ELLIS	FLOW HYDRANT Y					
7 Z	10:57	ELLIS	FLOW HYDRANT Z	6min	4920	Yes	24	
8		ELLIS	FLOW HYDRANT AA					
9 BB	11:11	ELLIS	FLOW HYDRANT BB	8min	9520	yes	50	
10		VARIOUS	OPEN 1,2,4,5,					
11								
12								
13								
14								
15								
16								
17								
18								
19								
20								
21								
			TOTAL FLUSHED		21140			

047407

CITY OF MOUNTAIN VIEW DISCHARGE MONITORING

Planned Discharges of the Potable Water System ZONE 4 AREA 3B

Site/ Location	Discharge Type	Receiving Waterbody(ies)	Date of Discharge	Duration of Discharge (millitary time)	Estimated Voulme (gallons)	Estimated Flow Rate (gallons/day)	Chlorine Residual (mg/L)	pH	Discharge Turbidity (NTU)	Implemented BMPs & Corrective Actions
CC, 599 Fairchild	1	P.S.	4/13/2010	8min.	7360		0.1	10.4	78.2	MPK
DD, 685 Clyde	1	P.S.	4/14/2010	7min.	7770		0.2	10.4	65.8	
EE, 633 Clyde	1	P.S.	4/15/2010	6min.	7140		0.2	10.1	100	
HH, 635 Clyde	1	P.S.	4/16/2010	5min.	4900		0.2	10.1	22.1	
JJ, 495 Clyde	1	P.S.	4/17/2010	5min.	6800		0	10.7	32.6	
JJ, 495 Clyde	1	P.S.	4/18/2010	5min.	6700		0.2	11	24.3	
KK, 441 Clyde	1	P.S.	4/19/2010	5min.	4500		0.2	11.1	31.7	
LL, 425 Clyde	1	P.S.	4/20/2010	5min.	4600		0.1	11	28.7	
NN, 800 Maude	1	P.S.	4/21/2010	5min.	5950		0.2	10.8	33.5	
OO, 430 Louge	1	P.S.	4/22/2010	9min	8820		0.2	11	22.2	
PP, 530 Louge	1	P.S.	4/23/2010	5min.	5550		0.1	11	51.6	
QQ, 237& Maude	1	P.S.	4/24/2010	5min.	4600		0.1	10.5	21	
SS, 805 Bernardo	1	P.S.	4/25/2010	5min.	4300		0.2	10.4	29.1	
VV, 465 Bernardo	1	P.S.	4/26/2010	5min.	4600		0.1	9.8	40.8	
XX, 380 Bernardo	1	P.S.	4/27/2010	5min.	4900		0.1	9.8	20	
ZZ, 453 Ravendale	1	P.S.	4/28/2010	5min.	4600		0.2	10.2	43.7	
AAA, 385 Ravendale	1	P.S.	4/29/2010	5min.	4600		0.2	10.3	28.1	
BBB, 303 Ravendale	1	P.S.	4/30/2010	8min.	7600		0.2	10.7	31.4	
CCC, 303 Ravendale	1	P.S.	5/1/2010	5min.	4600		0.2	10	23.8	
DDD, 453 Ravendale	1	P.S.	5/2/2010	5min.	5950		0.2	10.1	42.4	

Receiving water monitoring data

(NTU)_____

Flushing Area_____

Sheet _____

047408

ZONE 4
AREA 3B SHEET 1

CMV
FLUSHING PROGRAM

DATE 4-13-10

OPERATOR 364

ITEM	TIME	LOCATION	OPERATION	MIN FLUSH	FLUSH TIME	K. GALS FLUSHED	CL2 RES	PITOT PSI	WATER COND. AND OTHER NOTES
1		VARIOUS	CLOSE 2,4,6						
2 CC	12:28	CLYDE	FLOW HYDRANT CC	5 MIN	8 min	7360	yes	30	
3		CLYDE	FLOW HYDRANT DD	5 MIN					
4 EE	12:44	CLYDE	FLOW HYDRANT EE	5 MIN	6 min	7140	yes	50	
5		CLYDE CT.	FLOW HYDRANT FF	5 MIN					
6 GG	12:57	CLYDE	FLOW HYDRANT GG	5 MIN	6 min	5520	yes	30	
7		CLYDE	FLOW HYDRANT HH	5 MIN					
8 JJ	1:09	CLYDE	FLOW HYDRANT JJ	5 MIN	5 min	6800	yes	66	
9		ELLIS	OPEN 6						
10		CLYDE	CLOSE 9						
11 JJ	1:22	CLYDE	FLOW HYDRANT JJ	5 MIN	5 min	6700	yes	64	
12		CLYDE	FLOW HYDRANT KK	5 MIN					
14 LL	1:32	CLYDE	FLOW HYDRANT LL	5 MIN	5 min	4600	yes	30	
15		MAUDE	FLOW HYDRANT MM	5 MIN					
16 NN	1:43	MAUDE	FLOW HYDRANT NN	5 MIN	5 min	5950	yes	50	
17		LOGUE	FLOW HYDRANT OO	5 MIN					
18 PP	1:56	LOGUE	FLOW HYDRANT PP	5 MIN	5 min	5550	yes	44	
19		VARIOUS	OPEN 2,4,9						
20		VARIOUS	CLOSE 5,10						
21 QQ	2:17	MAUDE	FLOW HYDRANT QQ	5 MIN	5 min	4600	yes	30	
			TOTAL FLUSHED			54220			

047409

ZONE 4
AREA 3B SHEET 2

CMV
FLUSHING PROGRAM

DATE_____

OPERATOR_____

ITEM	TIME	LOCATION	OPERATION	MIN FLUSH	FLUSH TIME	K. GALS FLUSHED	CL2 RES	PITOT PSI	WATER COND. AND OTHER NOTES
1		E. MIDDLEFIELD	FLOW HYDRANT RR	15 MIN					
2 SS	2:36	BERNARDO	FLOW HYDRANT SS	5 MIN	5min	4300	Yes	26	
3		BERNARDO	FLOW HYDRANT TT	5 MIN					
4 UU	2:48	BERNARDO	FLOW HYDRANT UU	5 MIN	5min	4400	Yes	34	
5		BERNARDO	FLOW HYDRANT VV	5 MIN					
6 WW	2:58	BACK ON PROPERTY	FLOW HYDRANT WW	5 MIN	5min	5550	Yes	44	
7		BERNARDO	FLOW HYDRANT XX	5 MIN					
8 YY	3:08	RAVENDALE	FLOW HYDRANT YY	5 MIN	5min	6250	Yes	56	
9		RAVENDALE	FLOW HYDRANT ZZ	5 MIN					
10 AAA	3:18	RAVENDALE	FLOW HYDRANT AAA	5 MIN	5min	4600	Yes	30	
11		RAVENDALE	FLOW HYDRANT BBB	5 MIN					
12 CCC	3:31	RAVENDALE	FLOW HYDRANT CCC	5 MIN	5min	4600	Yes	30	
13		RAVENDALE	OPEN 5						
14 DDD	3:41	RAVENDALE	FLOW HYDRANT DDD	5 MIN	5min	5950	Yes	30	
15		VARIOUS	OPEN 10						
16									
17									
18									
19									
20									
21									
			TOTAL FLUSHED			36150			

047410

ZONE 4
AREA 3B SHEET 1

CMV
FLUSHING PROGRAM

DATE 9/14/10

OPERATOR

ITEM	TIME	LOCATION	OPERATION	MIN FLUSH	FLUSH TIME	K. GALS FLUSHED	CL2 RES	PITOT PSI	WATER COND. AND OTHER NOTES
1 ✓		VARIOUS	CLOSE 2,4,6						
2		CLYDE	FLOW HYDRANT CC	5 MIN					
3 ✓	1237	CLYDE	FLOW HYDRANT DD	5 MIN	7	7770	✓	44	
4		CLYDE	FLOW HYDRANT EE	5 MIN					
5 ✓	1251	CLYDE CT.	FLOW HYDRANT FF	5 MIN	6	6660	✓	44	
6		CLYDE	FLOW HYDRANT GG	5 MIN					
7 ✓	104	CLYDE	FLOW HYDRANT HH	5 MIN	5	4900	✓	34	
8		CLYDE	FLOW HYDRANT JJ	5 MIN					
9 ✓		ELLIS	OPEN 6						
10 ✓		CLYDE	CLOSE 9						
11		CLYDE	FLOW HYDRANT JJ	5 MIN					
12 ✓	128	CLYDE	FLOW HYDRANT KK	5 MIN	5	4900	✓	34	
14		CLYDE	FLOW HYDRANT LL	5 MIN					
15 ✓	138	MAUDE	FLOW HYDRANT MM	5 MIN	5	3750	✓	20	
16		MAUDE	FLOW HYDRANT NN	5 MIN					
17 ✓	148	LOGUE	FLOW HYDRANT OO 157	5 MIN	9	8820	✓	34	
18		LOGUE	FLOW HYDRANT PP	5 MIN					
19 ✓		VARIOUS	OPEN 2,4,9						
20 ✓		VARIOUS	CLOSE 5,10						
21		MAUDE	FLOW HYDRANT QQ	5 MIN					
			TOTAL FLUSHED			36800			

TOTAL 171630

047411

ZONE 4
AREA 3B SHEET 2

CMV
FLUSHING PROGRAM

DATE 4/14/10

OPERATOR_____

ITEM	TIME	LOCATION	OPERATION	MIN FLUSH	FLUSH TIME	K. GALS FLUSHED	CL2 RES	PITOT PSI	WATER COND. AND OTHER NOTES
1	223	E. MIDDLEFIELD	FLOW HYDRANT RR	15 MIN	15 min	13800	–	30	
2		BERNARDO	FLOW HYDRANT SS	5 MIN					
3	x 243	BERNARDO	FLOW HYDRANT TT	5 MIN	5 min	2650	–	10	
4		BERNARDO	FLOW HYDRANT UU	5 MIN					
5	x 253	BERNARDO	FLOW HYDRANT VV	5 MIN	5 min	4600	–	30	
6		BACK ON PROPERTY	FLOW HYDRANT WW	5 MIN					
7	x 303	BERNARDO	FLOW HYDRANT XX	5 MIN	5 min	4900	–	34	
8		RAVENDALE	FLOW HYDRANT YY	5 MIN					
9	x 313	RAVENDALE	FLOW HYDRANT ZZ	5 MIN	5 min	4600	–	30	
10		RAVENDALE	FLOW HYDRANT AAA	5 MIN					
11	x 323	RAVENDALE	FLOW HYDRANT BBB	5 MIN	8 min	7600	–	32	
12		RAVENDALE	FLOW HYDRANT CCC	5 MIN					
13	x	RAVENDALE	OPEN 5						
14		RAVENDALE	FLOW HYDRANT DDD	5 MIN					
15	f	VARIOUS	OPEN 10						
16									
17									
18									
19									
20									
21									
			TOTAL FLUSHED			38150			

047412

CITY OF MOUNTAIN VIEW DISCHARGE MONITORING

Planned Discharges of the Potable Water System ZONE 4 AREA 4

Site/ Location	Discharge Type	Receiving Waterbody(ies)	Date of Discharge	Duration of Discharge (millitary time)	Estimated Voulme (gallons)	Estimated Flow Rate (gallons/day)	Chlorine Residual (mg/L)	pH	Discharge Turbidity (NTU)	Implemented BMPs & Corrective Actions
171 Jacaranda Dr.	1	P.S.	4/14/2010	3 min	3120		0.6	9.3	19.6	Dechlor.
444 Kent Dr.	1	P.S.	4/14/2010	5min	4200		0.3	8.5	35.8	Dechlor.
458 Whisman Park Dr.	1	P.S.	4/14/2010	3min.	2370		0.9	8.4	14.4	Dechlor.
Corner of town sp.	1	P.S.	4/14/2010	5min.	3950		0.2	8.7	36	Dechlor.
104 Nicolas	1	P.S.	4/14/2010	3min.	2940		0.5	8.2	13.5	Dechlor.
131 Whisman Park Dr.	1	P.S.	4/14/2010	6min	4740		0.1	8.3	56.8	Dechlor.

Receiving water monitoring data

(NTU)_____

Flushing Area_____

Sheet _____

047413

ZONE 4
AREA 4 SHEET 1

CMV
FLUSHING PROGRAM

DATE 4-14-10

OPERATOR 364

ITEM	TIME	LOCATION	OPERATION	MIN FLUSH	FLUSH TIME	K. GALS FLUSHED	CL2 RES	PITOT PSI	WATER COND. AND OTHER NOTES
1		MAGNOLIA	CLOSE VALVES 1 AND 3						
2		FERGUSON	CLOSE VALVE 2						
3		KENT	CLOSE VALVE 4						
4			FLOW HYDRANT A						
5 B	8:03	KENT	FLOW HYDRANT B		3min	2760	Yes	30	
6		KENT	FLOW HYDRANT C						
7 D	8:12	KENT	FLOW HYDRANT D		5min	3350	yes	16	
8		WHISMAN PARK DR.	FLOW HYDRANT E						
9 F	8:20	WHISMAN PARK DR.	FLOW HYDRANT F		4min	2670	yes	16	
10			FLOW HYDRANT G						
11 H	8:29	NICOLAS	FLOW HYDRANT H		3min	2370	yes	22	
12		NICOLAS	FLOW HYDRANT J						
13 K	8:36	NICOLAS	FLOW HYDRANT K		3min	1590	yes	10	
14		MAGNOLIA	FLOW HYDRANT L						
15		MAGNOLIA	OPEN VALVES 1, AND 3						
16			CLOSE VALVE 5						
17		WHISMAN PARK DR.	CLOSE VALVE 6						
18 M	8:53		FLOW HYDRANT M		6min	4740	Yes	22	
19			OPEN VALVES 2,4,5,6.						
20									
21									
			TOTAL FLUSHED			17480			

047414

ZONE 4
AREA 4 SHEET 1

CMV
FLUSHING PROGRAM

DATE 4/14/10

OPERATOR 340

ITEM	TIME	LOCATION	OPERATION	MIN FLUSH	FLUSH TIME	K. GALS FLUSHED	CL2 RES	PITOT PSI	WATER COND. AND OTHER NOTES
1	715	MAGNOLIA	CLOSE VALVES 1 AND 3						
2	↓	FERGUSON	CLOSE VALVE 2						
3	745	KENT	CLOSE VALVE 4						
4	8:00		FLOW HYDRANT A	3		3120	–	38	
5		KENT	FLOW HYDRANT B						
6	8:07	KENT	FLOW HYDRANT C	5		4200	–	25	
7		KENT	FLOW HYDRANT D						
8	818	WHISMAN PARK DR.	FLOW HYDRANT E	3		2370	–	22	
9		WHISMAN PARK DR.	FLOW HYDRANT F						
10	825		FLOW HYDRANT G	5		3950	–	22	
11		NICOLAS	FLOW HYDRANT H						
12	833	NICOLAS	FLOW HYDRANT J	3		2250	–	20	
13		NICOLAS	FLOW HYDRANT K						
14	839	MAGNOLIA	FLOW HYDRANT L	3		2940	–	34	
15		MAGNOLIA	OPEN VALVES 1, AND 3						
16			CLOSE VALVE 5						
17		WHISMAN PARK DR.	CLOSE VALVE 6						
18			FLOW HYDRANT M						
19	9:20 Am		OPEN VALVES 2,4,5,6.						
20									
21									
			TOTAL FLUSHED			18830			

Total 340 and 364
36310

SHEET 1 OF 1

047415

City of Palo Alto
Public Works Department

September 15, 2010

Mr. Bruce H. Wolfe
Executive Officer
San Francisco Bay Regional Water Quality Control Board
1515 Clay Street, Suite 1400
Oakland, CA 94612

Subject: City of Palo Alto FY 2009-2010 Annual Report

Dear Mr. Wolfe:

Divisions
Administration
650.329.2373
650.329.2299 fax
Engineering
650.329.2151
650.329.2299 fax
Environmental Compliance
650.329.2598
650.494.3531 fax
Equipment Management
650.496.6922
650.496.6958 fax
Facilities Management
650.496.6900
650.496.6958 fax
Operations
650.496.6974
650.852.9289 fax
Regional Water Quality Control
650.329.2598
650.494.3531 fax

This letter and Annual Report with attachments is submitted by the City of Palo Alto pursuant to Permit Provision C.16.a of the Municipal Regional Stormwater NPDES Permit (MRP), Order R2-2009-0074, NPDES Permit No CAS612008 issued by the San Francisco Bay Regional Water Quality Control Board. The Annual Report provides documentation of activities conducted during FY 2009-2010 and consists of the following:

A. Certification Statement
B. Annual Report Form
   - Table of Contents
   - Completed Annual Report Form: Sections 1-15
C. Appendix
   - Table of Contents
   - Appendices

Please contact me at 650-329-2129 regarding any questions or concerns about the attached report.

Very truly yours,

Joe Teresi

Joe Teresi
Senior Engineer
SCVURPPP Management Committee Representative
Public Works Engineering

Attachments

cc: Glenn Roberts, Phil Bobel, Mike Sartor, Paul Dornell, Sean Kennedy, Jon Hospitalier, Ken Torke, Chris Fujimoto, Brad Eggleston, Javad Ghaffari

P.O.Box 10250
Palo Alto, CA 94303

Printed with soy-based inks on 100% recycled paper processed without chlorine.

CITY OF PALO ALTO
FY 2009-2010 ANNUAL REPORT

Certification Statement

"I certify, under penalty of law, that this document and all attachments were prepared under my direction or supervision in accordance with a system designed to ensure that qualified personnel properly gather and evaluate the information submitted. Based on my inquiry of the person or persons who manage the system, or those persons directly responsible for gathering the information, the information submitted, is, to the best of my knowledge and belief, true, accurate, and complete. I am aware that there are significant penalties for submitting false information, including the possibility of fine and imprisonment for knowing violations."

Signature by Duly Authorized Representative:

Joe Teresi

_____

Joe Teresi
Senior Engineer

September 15, 2010

FY 2009-2010 Annual Report
Permittee Name: City of Palo Alto

ATTACHMENT B

Table of Contents

Section **Page**

Section 1 – Permittee Information 1-1
Section 2 – Provision C.2 Municipal Operations 2-1
Section 3 – Provision C.3 New Development and Redevelopment 3-1
Section 4 – Provision C.4 Industrial and Commercial Site Controls 4-1
Section 5 – Provision C.5 Illicit Discharge Detection and Elimination 5-1
Section 6 – Provision C.6 Construction Site Controls 6-1
Section 7 – Provision C.7. Public Information and Outreach 7-1
Section 8 – Provision C.8 Water Quality Monitoring 8-1
Section 9 – Provision C.9 Pesticides Toxicity Controls 9-1
Section 10 – Provision C.10 Trash Load Reduction 10-1
Section 11 – Provision C.11 Mercury Controls 11-1
Section 12 – Provision C.12 PCBs Controls 12-1
Section 13 – Provision C.13 Copper Controls 13-1
Section 14 – Provision C.14 PBDE, Legacy Pesticides and Selenium Controls 14-1
Section 15 – Provision C.15 Exempted and Conditionally Exempted Discharges 15-1

Section 1 – Permittee Information

Background Information					
Permittee Name:	City of Palo Alto				
Population:	59,395				
NPDES Permit No.:	CAS612008				
Order Number:	R2-2009-0074				
Reporting Time Period (month/year):	July 1 2009 through June 30 2010				
Name of the Responsible Authority:	Joe Teresi			**Title:**	Senior Engineer
Mailing Address:	Public Works Engineering / 250 Hamilton Avenue				
City:	Palo Alto	**Zip Code:**	94301	**County:**	Santa Clara
Telephone Number:	(650) 329-2129		**Fax Number:**		(650) 329-2299
E-mail Address:	Joe.teresi@cityofpaloalto.org				
Name of the Designated Stormwater Management Program Contact (if different from above):				**Title:**	
Department:					
Mailing Address:					
City:		**Zip Code:**		**County:**	
Telephone Number:			**Fax Number:**		
E-mail Address:					

Section 2 - Provision C.2 Reporting Municipal Operations

Program Highlights and Evaluation

Highlight/summarize activities for reporting year:

Summary:

Public Works staff conducted the following activities related to Municipal Operations during FY2009-10:

- Compilation of an inventory of the City's storm water pump stations.
- Review of the Storm Water Pollution Prevention Plan (SWPPP) for the Municipal Service Center (corporation yard) for compliance with MRP requirements.
- Annual inspection of the Municipal Service Center for SWPPP compliance.
- Public Works Superintendent Sean Kennedy participated in the Program's Municipal Operations Ad Hoc Task Group (AHTG) and reviewed products developed by the AHTG.
- Developed a protocol and schedule for storm water pump station discharge water quality sampling and testing, scheduled to commence in FY2010-11.

See the C.2 Municipal Operations section of Program's FY 09-10 Annual Report for a description of activities of the Municipal Operations AHTG and the BASMAA Municipal Operations Committee.

C.2.a. ►Street and Road Repair and Maintenance

Place an **X** in the boxes next to implemented BMPs to indicate that these BMPs were implemented in applicable instances. If not applicable, type **NA** in the box. If one or more of these BMPs were not adequately implemented during the reporting fiscal year then indicate so and provide explanation in the comments section below:

X	Control of debris and waste materials during road and parking lot installation, repaving or repair maintenance activities from polluting storm water
X	Control of concrete slurry and wastewater, asphalt, pavement cutting, and other street and road maintenance materials and wastewater from discharging to storm drains from work sites.
X	Sweeping and/or vacuuming and other dry methods to remove debris, concrete, or sediment residues from work sites upon completion of work.

Comments:

C.2.b. ►Sidewalk/Plaza Maintenance and Pavement Washing

Place an **X** in the boxes next to implemented BMPs to indicate that these BMPs were implemented in applicable instances. If not applicable, type **NA** in the box. If one or more of these BMPs were not adequately implemented during the reporting fiscal year then indicate so and explain in the comments section below:

X	Control of wash water from pavement washing, mobile cleaning, pressure wash operations at parking lots, garages, trash areas, gas station fueling areas, and sidewalk and plaza cleaning activities from polluting storm water
X	Implementation of the BASMAA Mobile Surface Cleaner Program BMPs

Comments:

C.2.c. ►Bridge and Structure Maintenance and Graffiti Removal

Place an **X** in the boxes next to implemented BMPs to indicate that these BMPs were implemented in applicable instances. If not applicable, type **NA** in the box. If one or more of these BMPs were not adequately implemented during the reporting fiscal year then indicate so and explain in the comments section below:

X	Control of discharges from bridge and structural maintenance activities directly over water or into storm drains
X	Control of discharges from graffiti removal activities
X	Proper disposal for wastes generated from bridge and structure maintenance and graffiti removal activities
X	Implementation of the BASMAA Mobile Surface Cleaner Program BMPs for graffiti removal

Comments:

C.2.d. ►Stormwater Pump Stations

Does your municipality own stormwater pump stations:	X	**Yes**		**No**

If your answer is **No** then skip to **C.2.e.**

(For FY 10-11Annual Report only) Complete the following table for dry weather DO monitoring and inspection data for pump stations[1] (add more rows for additional pump stations):

Pump Station Name and Location	**First inspection Dry Weather DO Data**		**Second inspection Dry Weather DO Data**	
	Date	**mg/L**	**Date**	**mg/L**
Not required for this Annual Report.				

(For FY 10-11Annual Report only) Summarize corrective actions as needed for DO monitoring at or below 3 mg/L. Attach inspection records of additional DO monitoring for corrective actions:

Summary:
Not required for this Annual Report.

Attachments:

(For FY 10-11Annual Report only) Complete the following table for wet weather inspection data for pump stations (add more rows for additional pump stations):

Pump Station Name and Location	**Date** (2x/year required)	**Presence of Trash** (Cubic Yards)	**Presence of Odor** (Yes or No)	**Presence of Color** (Yes or No)	**Presence of Turbidity** (Yes or No)	**Presence of Floating Hydrocarbons** (Yes or No)
Not required for this Annual Report.						

[1] Pump stations that pump stormwater into stormwater collection systems or infiltrate into a dry creek immediately downstream are exempt from DO monitoring.

C.2.e. ►Rural Public Works Construction and Maintenance				
Does your municipality own/maintain rural[2] roads:	X	**Yes**		**No**
If your answer is **No** then skip to **C.2.f**.				
Place an **X** in the boxes next to implemented BMPs to indicate that these BMPs were implemented in applicable instances. If one or more of the BMPs were not adequately implemented during the reporting fiscal year then indicate so and explain in the comments section below:				
X	Control of road-related erosion and sediment transport from road design, construction, maintenance, and repairs in rural areas			
X	Identification and prioritization of rural road maintenance based on soil erosion potential, slope steepness, and stream habitat resources			
X	No impact to creek functions including migratory fish passage during construction of roads and culverts			
X	Inspection of rural roads for structural integrity and prevention of impact on water quality			
X	Maintenance of rural roads adjacent to streams and riparian habitat to reduce erosion, replace damaging shotgun culverts and excessive erosion			
X	Re-grading of unpaved rural roads to slope outward where consistent with road engineering safety standards, and installation of water bars as appropriate			
X	Inclusion of measures to reduce erosion, provide fish passage, and maintain natural stream geomorphology when replacing culverts or design of new culverts or bridge crossings			
Comments including listing increased maintenance in priority areas: We have been implementing the Program's Rural Public Works Maintenance Performance Standard and associated BMPs since 2003. Maintenance staff attended the Program's "Rural Roads Maintenance BMPs" Workshops on September 25 and 26, 2008, presented by Ledwith Watershed Services.				

[2] Rural means any watershed or portion thereof that is developed with large lot home-sites, such as one acre or larger, or with primarily agricultural, grazing or open space uses.

C.2.f. ►Corporation Yard BMP Implementation

Place an **X** in the boxes below that apply to your corporation yard(s):

	We do not have a corporation yard
	Our corporation yard is a filed NOI facility and regulated by the California State Industrial Stormwater NPDES General Permit
X	We certify that we have a current **Stormwater Pollution Prevention Plan (SWPPP)** for the Corporation Yard(s)

Place an **X** in the boxes below next to implemented SWPPP BMPs to indicate that these BMPs were implemented in applicable instances. If not applicable, type **N/A** in the box. If one or more of the BMPs were not adequately implemented during the reporting fiscal year then indicate so and explain in the comments section below:

X	Control of pollutant discharges to storm drains such as wash waters from cleaning vehicles and equipment
X	Routine inspection prior to the rainy seasons of corporation yard(s) to ensure non-storm water discharges have not entered the storm drain system
X	Containment of all vehicle and equipment wash areas through plumbing to sanitary or another collection method
X	Use of dry cleanup methods when cleaning debris and spills from corporation yard(s) or collection of all wash water and disposing of wash water to sanitary or other location where it does not impact surface or groundwater when wet cleanup methods are used
	Cover and/or berm outdoor storage areas containing waste pollutants

Comments: Hazardous materials and waste products stored at the Municipal Service Center (MSC) are covered and not exposed to storm water. There are, however, bulk storage bunkers for sand, base rock, compost, construction debris, etc. that are uncovered. MSC staff use housekeeping Best Management Practices (e.g. spill controls, street sweeping, and catch basin filters, etc.) to prevent loose materials from entering the storm drain system. Requests have been made to provide covered storage areas as part of the future remodel of the MSC.

If you have a corporation yard(s) that is not an NOI facility , complete the following table for inspection results for your corporation yard(s) or attach a summary including the following information:

Corporation Yard Name	**Inspection Date** (1x/year required)	**Inspection Findings/Results**	**Follow-up Actions**
Municipal Service Center	3/4/2010	Industrial Waste Investigator Chris Fujimoto found minor deficiencies and required maintenance staff to 1) remove sediment, loose trash, and leaf materials adjacent to storm drains, 2) relocate chemicals into proper containment areas or indoors, and 3) to re-mark all storm drains inlets with a "No Dumping!" message.	As of March 30, 2010, all identified inspection findings had been corrected, except for the inlet markers. Staff required more time to purchase metal storm drain marker discs. Follow-up: All storm drain markers were installed by August 31. This site will be inspected again this fall, prior to the first rain.

Section 3 - Provision C.3 Reporting New Development and Redevelopment

C.3.a. ►New Development and Redevelopment Performance Standard Implementation Summary Report

(For FY 10-11Annual Report only) Provide a brief summary of the methods of implementation of Provisions C.3.a.i.(1)-(8).

Summary:

Not required for this Annual Report.

C.3.b. ►Green Streets Status Report

(All projects to be completed by December 1, 2014)

On an annual basis (if applicable), report on the status of any pilot green street projects within your jurisdiction. For each completed project, report the capital costs, operation and maintenance costs, legal and procedural arrangements in place to address operation and maintenance and its associated costs, and the sustainable landscape measures incorporated in the project including, if relevant, the score from the Bay-Friendly Landscape Scorecard.

Summary:

See the C.3 New Development and Redevelopment section of Program's FY 09-10 Annual Report for a description of activities of the C3PO AHTG Green Streets Work Group and the BASMAA Development Committee.

Palo Alto is considering the future implementation of a Green Street project in the Southgate neighborhood of the city. The project may include the routing of storm water runoff from neighborhood streets to an underground cistern for use as irrigation water at an adjacent park, and/or replacement of sections of existing street pavement with pervious pavement materials.

C.3.b.v.(1) ►Regulated Projects Reporting Table

Fill in attached table **C.3.b.v.(1)** or attach your own table including the same information

C.3.h.iv. ► Installed Stormwater Treatment Systems Operation and Maintenance Verification Inspection Program Reporting

(1) Fill in attached table **C.3.h.iv.(1)** or attach your own table including the same information

(2) On an annual basis, provide a discussion of the inspection findings for the year and any common problems encountered with various types of treatment systems and/or HM controls. This discussion should include a general comparison to the inspection findings from the previous year.

Summary:

Storm water treatment devices at inspected facilities are generally performing well and are being adequately maintained by the facility owners. It has been observed during facility inspections that the use of vegetated swales, media filters, and infiltration trenches as storm water treatment controls in high traffic areas require substantial maintenance to ensure that they work as designed to not allow trash / debris to enter the storm drain system. It is recommend that areas that serve high public demand also have appropriate trash and recycling containers installed nearby.

(3) On an annual basis, provide a discussion of the effectiveness of the O&M Program and any proposed changes to improve the O&M Program (e.g., changes in prioritization plan or frequency of O&M inspections, other changes to improve effectiveness program).

Summary:

The City of Palo Alto storm water treatment systems O&M verification inspection program continues to be effective in inspections and associated fees per signed individual maintenance agreements. Staff is pursuing an ordinance change in Fall 2010 to require permit applicants to retain an independent 3rd party to visit the project site and verify that storm water treatment controls have been installed in accordance with the approved plans.

C.3.b.v.(1) ►Regulated Projects Reporting Table (part 1) – Projects Approved During the Fiscal Year Reporting Period

Project Name Project No.	Project Location[3], Street Address	Name of Developer	Project Phase No.[4]	Project Type & Description[5]	Project Watershed[6]	Total Site Area (Acres)	Total Area of Land Disturbed (Acres)	Total New and/or Replaced Impervious Surface Area[7] (ft^2)	Total Pre-Project Impervious Surface Area[8] (ft^2)	Total Post-Project Impervious Surface Area[9] (ft^2)
Private Projects										
Town & Country Shopping Center	855 El Camino Real	Ellis Partners	N/A	Redevelopment; reconstruction of existing parking lot at retail shopping mall	San Francisquito Creek	11.2	5.4	214,000	221,000	214,000
Palo Alto Medical Foundation building	49 Wells Avenue	Palo Alto Medical Foundation	N/A	Redevelopment; construction of new medical office bldg.	San Francisquito Creek	0.4	0.4	16,147	16,897	16,147
Elks Club Lodge	4249 El Camino Real	Elks Club	N/A	Redevelopment; construction of replacement club lodge	Barron Creek	2.8	2.8	94,836	114,559	94,836
Public Projects										
Mitchell Park Library & Community Center	3700 Middlefield Road	City of Palo Alto	N/A	Redevelopment; construction of replacement library and community center buildings	Adobe Creek	3.4	3.4	112,829	107,900	112,829

[3] Include cross streets
[4] If a project is being constructed in phases, use a separate row entry for each phase.
[5] Project Type is the type of development (i.e., new and/or redevelopment). Example descriptions of development are: 5-story office building, residential with 160 single-family homes with five 4-story buildings to contain 200 condominiums, 100 unit 2-story shopping mall, mixed use retail and residential development (apartments), industrial warehouse.
[6] State the watershed(s) that the Regulated Project drains to. Optional but recommended: Also state the downstream watershed(s).
[7] State both the total new impervious surface area and the total replaced impervious surface area, as applicable.
[8] For redevelopment projects, state the pre-project impervious surface area.
[9] For redevelopment projects, state the post-project impervious surface area.

C.3.b.v.(1) ►Regulated Projects Reporting Table (part 2) – Projects Approved During the Fiscal Year Reporting Period

Project Name Project No.	Status of Project[10]	Source Control Measures[11]	Site Design Measures[12]	Treatment Systems Approved[13]	Operation & Maintenance Responsibility Mechanism[14]	Hydraulic Sizing Criteria[15]	Alternative Compliance Measures[16/17]	Alternative Certification[18]	HM Controls[19/20]
Private Projects									
Town & Country Shopping Center	7/7/2009	Storm drain stenciling; covered trash dumpster	Permeable pavement	Filterra tree planter filter units; infiltration basin	Recorded O&M agreement with owner	Flow based option 2c (0.2 inches/hr rainfall)	N/A	N/A	Drains to tidal area
Palo Alto Medical Foundation building	7/17/2009	Storm drain stenciling; covered trash dumpster		Bioretention planter boxes	Recorded O&M agreement with owner	Flow based option 2c (0.2 inches/hr rainfall)	N/A	N/A	Drains to tidal area
Elks Club Lodge	8/6/2009	Storm drain stenciling; covered trash dumpster	Permeable pavement	Bioswales; Manufactured media filter	Recorded O&M agreement with owner	Flow based option 2c (0.2 inches/hr rainfall)	N/A	N/A	Drains to hardened channel

[10] For private projects, state project application submittal date; application deemed complete date; and, final discretionary approval date. For public projects, state plans and specifications approval date.
[11] List source control measures approved for the project. Examples include: properly designed trash storage areas; storm drain stenciling or signage; efficient landscape irrigation systems; etc.
[12] List site design measures approved for the project. Examples include: minimize impervious surfaces; conserve natural areas, including existing trees or other vegetation, and soils; construct sidewalks, walkways, and/or patios with permeable surfaces, etc.
[13] List all approved stormwater treatment system(s) to be installed onsite or at a joint stormwater treatment facility (e.g., flow through planter, bioretention facility, infiltration basin, etc.).
[14] List the legal mechanism(s) (e.g., O&M agreement with private landowner; O&M agreement with homeowners' association; O&M by public entity, etc…) that have been or will be used to assign responsibility for the maintenance of the post-construction stormwater treatment systems.
[15] See Provision C.3.d. "Numeric Sizing Criteria for Stormwater Treatment Systems" for list of hydraulic sizing design criteria (i.e., 1.a., 1.b., 2.a., 2.b., 2.c., or 3)
[16] For Alternative Compliance at an offsite location in accordance with Provision C.3.e.i.(1), on a separate page, give a discussion of the alternative compliance site including the information specified in Provision C.3.b.v.(1)(m)(i) for the offsite project.
[17] For Alternative Compliance by paying in-lieu fees in accordance with Provision C.3.e.i.(2), on a separate page, provide the information specified in Provision C.3.b.v.(1)(m)(ii) for the Regional Project.
[18] Note whether a third party was used to certify the project design complies with Provision C.3.d.
[19] If HM control is not required, state why not.
[20] If HM control is required, state control method used (e.g., method to design and size device(s) or method(s) used to meet the HM Standard, and description of device(s) or method(s) used, such as detention basin(s), biodetention unit(s), regional detention basin, or in-stream control).

C.3.b.v.(1) ►Regulated Projects Reporting Table (part 2) – Projects Approved During the Fiscal Year Reporting Period

Project Name Project No.	Status of Project[10]	Source Control Measures[11]	Site Design Measures[12]	Treatment Systems Approved[13]	Operation & Maintenance Responsibility Mechanism[14]	Hydraulic Sizing Criteria[15]	Alternative Compliance Measures[16/17]	Alternative Certification[18]	HM Controls[19/20]
Public Projects									
Mitchell Park Library & Community Center	6/30/2010	Storm drain stenciling; covered trash dumpster	Tree preservation; green roofs; porous concrete; native landscaping palette	Bio-retention swale	Signed agreement with Public Works Facilities Division	Volume based – Urban Runoff Quality Approach (1a)	N/A	N/A	Drains to hardened channel

C.3.h.iv. ►Installed Stormwater Treatment Systems Operation and Maintenance Verification Inspection Program Reporting

Fill in table **below** or attach your own table including the same information.

Facility/Site	Party Responsible For Maintenance	Date of Inspection	Type of Inspection	Type of Treatment /HM Controls Inspected	Inspection Findings or Results	Enforcement Actions Taken	Comments
Stanford / Palo Alto Playing Fields - 2700 El Camino Real, Palo Alto 94306	City of Palo Alto - Community Services Division	6/1/2010	Annual	Vegetated Swale, Porous Pavement, and Underground Detention Systems	No Visible / Apparent Problems	None	
800 High Street Condominiums - 800 High Street, Palo Alto, CA 94301	SWIMS - P.O. Box 1627, Discovery Bay, CA 94505	6/1/2010	Annual	Bioretention and Vortex Separator	No Visible / Apparent Problems	None	
VTA Transit Center - 95 University Avenue, Palo Alto, CA 94301	VTA Facilities Maintenance	6/2/2010	Annual	Vegetated Swale, Media Filter, and Infiltration Trench	Trash / Debris Accumulation and Clogged Inlets	Warning Notice	VTA Maintenance shall make all necessary repairs, clear debris from storm drain inlets, and remove garbge from vegetated areas.
New Watson Court - 2450Watson Court, Palo Alto, CA94303	Property owner	6/7/2010	Annual	Vegetated Swale	No Visible / Apparent Problems	None	
Arbor Real Townhomes - 4219 El Camino Real, Palo Alto, CA 94306	SWIMS - P.O. Box 1627, Discovery Bay, CA 94505	6/3/2010	Annual	Vegetated Swale, Porous Pavement, and Vortex Separator	No Visible / Apparent Problems	None	
Echelon Townhomes - 1101 East Meadow Drive, Palo Alto, CA 94303	Echelon HOA - P.O. Box 20094, San Jose, CA 95160	6/3/2010	Annual	Porous Pavement and Vortex Separator	No Visible / Apparent Problems	None	Echeleon HOA shall contract with appropriate maintenance operator to conduct regular prescribed maintenance and inspections.
Keys Middle School - 3981 El Camino Real, Palo Alto, CA 94306	Keys Middle School - 3981 El Camino Real, Palo Alto, CA 94306	6/3/2010	Annual	Vortex Separator	No Visible / Apparent Problems	None	Keys Middle School shall contract with appropriate maintenance operator to conduct regular prescribed maintenance and inspections.
Campus for Jewish Life - 899 Charleston Road, Palo Alto, CA 94303	Moldaw Family Residences - 899 Charleston Road, Palo Alto, CA 94303	6/9/2010	Annual	Vegetated Swale	No Visible / Apparent Problems	None	

Walgreens - 310 University Avenue, Palo Alto, CA 94301	Premier Properties Management - 172 University Avenue, Palo Alto, CA 94301	6/10/2010	Annual	Vortex Separator	No Visible / Apparent Problems	None	Premier Properties Management shall contract with appropriate maintenance operator to conduct regular prescribed maintenance and inspections.
SAP Building 2 - 3412 Hillview Avenue, Palo Alto, CA 94304	ECOSystems Landscape Solutions - 458 Park Street, Redwood City, CA 94061	6/11/2010	Annual	Vegetated Swale	No Visible / Apparent Problems	None	
Altaire Townhomes - 901San Antonio Road, Palo Alto, CA 94303	Regis Construction - 901 Mariners Island Blvd, San Mateo, CA 94404	6/10/2010	Annual	Vortex Separator and Vegetated Swale	No Visible / Apparent Problems	None	Site is still under construction. Contractor will turn over maintenance to HOA in the future.

Section 4 – Provision C.4 Industrial and Commercial Site Controls

C.4.a.ii ► Legal Authority

(For FY 09-10 Annual Report only) Do you have adequate legal authority to obtain effective storm water pollutant control on industrial sites?	X	**Yes**		**No**
If **No**, explain:				

C.4.c.ii.(5) ► Enforcement Response Plan

(For FY 09-10 Annual Report only) Have you developed and implemented an Enforcement Response Plan by April 1, 2010?	X	**Yes**		**No**
If **No**, explain:				

Program Highlights

Provide background information, highlights, trends, etc. For FY 09-10 Annual Report describe steps taken to revise your program to meet new data tracking and reporting requirements.

The City of Palo Alto continues to conduct an aggressive storm water pollution prevention program coordinated with the sanitary sewer source control program. All inspections of industrial and commercial facilities include a storm water inspection.

- Inspections were conducted at all food service facilities to confirm that polystyrene (Styrofoam™) containers have been eliminated as required by a recent ordinance banning such products.
- The forms and database used to collect information regarding storm water inspection and enforcement activities have been updated to include all the information required for the new reporting specified in the Municipal Regional Permit.
- The Sewer Use Ordinance (Palo Alto Municipal Code Chapter 16.09) received a significant update, including expanded storm water provisions.
- The existing Enforcement Response Plan was updated to specifically include provisions required by the Municipal Regional Permit.
- The existing industrial/commercial database contains all facilities lists which are current and cover all required sectors. A very small number of new facilities were added to the inspection list as a result of the new program requirements.
- City staff have participated in the Program's IND/IDDE Ad Hoc Task Group and have reviewed and incorporated relevant information into the products and reports produced. Further details of the activities and accomplishments of the Ad Hoc Task Group are included in the C.4 Industrial and Commercial Site Controls section of the Program's FY 09-10 Annual Report.

C.4.b.i. ► Business Inspection Plan

(For FY 09-10 Annual Report only) Do you have a Business Inspection Plan? [X] Yes [ ] No

If No, explain:

Commercial and industrial facilities in regulated categories are inspected for wastewater and storm water pollution prevention issues as documented in the City of Palo Alto's annual Pretreatment Report and Clean Bay Plan. Portions of these documents are attached in Appendix 4-1. The complete plans can be found online at http://www.cityofpaloalto.org/civica/filebank/blobdload.asp?BlobID=19090 and http://www.cityofpaloalto.org/depts/pwd/news/details.asp?NewsID=1527&TargetID=150 respectively.

Potential facilities identified by the MRP/AHTG but not covered under our existing activities have been added to the Potential Facilities List. Most of these facilities have already been visited during the course of other activities but will receive their first formal storm water inspections during the coming fiscal year to determine if they need to be added to the regular inspection schedule.

C.4.b.iii.(1) ► Potential Facilities List

List below or attach your list of industrial and commercial facilities in your Inspection Plan to inspect that could reasonably be considered to cause or contribute to pollution of storm water runoff.

Commercial and industrial facilities in regulated categories are inspected for wastewater and storm water pollution prevention issues as documented in the City of Palo Alto's annual Pretreatment Report and Clean Bay Plan. Facility data, status and inspection results are stored in a database. A list of the facilities subject to periodic inspection is attached in Appendix 4-2.

Potential facilities identified by the MRP/AHTG but not covered under our existing activities have been added to the Potential Facilities List. Most of these facilities have already been visited during the course of other activities but will receive their first formal storm water inspections during the coming fiscal year to determine if they need to be added to the regular inspection schedule.

C.4.b.iii.(2) ►Facilities Scheduled for Inspection

List below or attach your list of facilities scheduled for inspection during the current fiscal year.

A list of facilities subject to inspection in FY 09-10 and planned inspection frequencies is attached in Appendix 4-3.

C.4.c.iii.(1) ►Facility Inspections

Fill out the following table or attach a summary of the following information.

	Number	Percent
Number of businesses inspected (if known)	**201**	**100%**
Total number of inspections conducted	**275**	
Violations issued (excluding verbal warnings)	**26**	

Sites inspected in violation	**46**	**17%**
Violations[1] resolved within 10 working days or otherwise deemed resolved in a longer but still timely manner	**46**	**100%**

[1] Total number of violations equals the number of initial enforcement actions (i.e. one violation issued for several problems during an inspection at a site). It does not equal the total number of enforcement actions because one violation issued at a site may have a second enforcement action for the same violation at the next inspection if it is not corrected.

C.4.c.iii.(2) ►Frequency and Types/Categories of Violations Observed

Fill out the following table or attach a summary of the following information.

Discharges reaching storm drains and/or receiving waters was not a parameter tracked in our database for FY09-10. The city's new inspection database has the capability to track this information. City IT contractor will add these fields to the database in order to facilitate reporting for FY 10-11.

Type/Category of Violations Observed	Number of Violations
Actual discharge (e.g. non-storm water discharge)	Unknown
Potential discharge (e.g. BMPs not in place or ineffective)	Unknown

C.4.c.iii.(2) ►Frequency and Type of Enforcement Conducted

Fill out the following table or attach a summary of the following information.

	Enforcement Action (as listed in ERP)[1]	Number of Enforcement Actions Taken	% of Enforcement Actions Taken[2]
Level 1	Verbal Warning	20	43%
Level 2	Written Warning	24	52%
Level 3	Administrative Citation	2	5%
Level 4	Judicial/Criminal/Civil Action	0	0%
Total		**46**	**100%**

Notes:

[1]Agencies to list specific enforcement actions as defined in their ERPs.

[2]Percentage calculated as number of each type of enforcement action divided by the total number of enforcement actions.

C.4.c.iii.(3) ►Types of Violations Noted by Business Category

Fill out the following table or attach a summary of the following information.

Business Category[1]	Actual Discharge Violations	Potential Discharge Violations
A summary list of violations by business category is attached in Appendix 4-4.		

Notes:
[1] List your Program's standard business categories.

C.4.c.iii.(4) ►Non-Filers

List below or attach a list of the facilities required to have coverage under the Industrial General Permit but have not filed for coverage:

No facilities were identified as non-filers during this fiscal year.

C.4.d.iii ►Staff Training Summary

Training Name	Training Dates	Topics Covered	No. of Inspectors in Attendance	Percent of Inspectors in Attendance
C.3. Annual Storm water Workshop	June 8, 2010	Permit Provision C.3 requirements	1	100%
Statewide Construction General Permit Overview Workshop	April 27, 2010	Construction General Permit	1	100%
CWEA – West Coast Storm Scenario	April 15, 2010	Storm Preparedness	1	100%
Construction Site Compliance Workshop	January 19, 2010	Construction Site Controls	3	100%
Construction Site Compliance Workshop	October 21, 2009	Construction Site Controls	1	100%
CWEA P3 Conference	March 2, 2010	Various pollution prevention topics	1	100%

The Public Works Environmental Compliance Division employs one full-time dedicated storm water investigator and four additional inspectors/investigators who conduct storm water inspections as part of their routine activities or as cross-training for supplemental response. All staff receive training in storm water inspection topics as well as updates during regular weekly staff meetings.

Section 5 – Provision C.5 Illicit Discharge Detection and Elimination

C.5.a.ii ► Legal Authority

(For FY 09-10 Annual Report only) Do you have adequate legal authority to prohibit and control illicit discharges and escalate stricter enforcement to achieve expedient compliance?	X	**Yes**		**No**
If **No**, explain:				

C.5.b.ii.(4) ► Enforcement Response Plan

(For FY 09-10 Annual Report only) Have you developed and implemented an Enforcement Response Plan by April 1, 2010?	X	**Yes**		**No**
If **No**, explain:				

Program Highlights

Provide background information, highlights, trends, etc. For FY 09-10 Annual Report describe steps taken to revise your program to meet new data tracking and reporting requirements.

All appropriate Public Works and Utilities field crews receive annual training on storm water pollution prevention topics to increase awareness. Illicit discharges and potential storm water pollution issues are reported directly to the Environmental Compliance Division by field crew members.

Storm water collection system maps are maintained on the City Geographic Information System (GIS) and are available to all City staff. Maps are available for inspection by members of the public at the City's Development Center, located at 285 Hamilton Avenue. The Oakland Museum watershed map covering the City of Palo Alto has been posted for public inspection on the Program website. Printed map sets are prepared and have been distributed to appropriate staff to aid in identification, response, and prevention of illicit discharges.

Palo Alto has not implemented a revised storm drain collection system screening process. We continue to rely on Public Works Operations maintenance crews to report illicit discharges during their annual visits to clean each storm drain catch basin throughout the City each fall and monthly preventative maintenance visits to the storm water pump stations. Any unusual discharges are reported to the Public Works Environmental Compliance staff for follow-up investigation as to potential discharge sources. Although our existing screening program was not specifically designed to conform to the USEPA guidance document referenced in the MRP, we believe that its effectiveness exceeds the referenced standard.

The forms and database used to collect information regarding storm water inspection and enforcement activities have been updated to include all the information required for reporting per the Municipal Regional Permit.

The Sewer Use Ordinance (Palo Alto Municipal Code Chapter 16.09) received a significant update, including expanded storm water provisions.

The existing Enforcement Response Plan was updated to specifically include provisions required by the Municipal Regional Permit.

City staff have participated in the Program's IND/IDDE Ad Hoc Task Group and have reviewed and incorporated relevant information into the products and reports produced. Further details of the activities and accomplishments of the Ad Hoc Task Group are included in the C.5 Illicit Discharge Detection and Elimination section of the Program's FY 09-10 Annual Report.

C.5.c.iii ►Complaint and Spill Response Phone Number and Spill Contact List

List below or attach your complaint and spill response phone number and spill contact list.

Contact	Description	Phone Number

The appropriate spill response numbers and contacts have been updated and are attached in Appendix 5-1.

C.5.d.iii ►Evaluation of Mobile Business Program

Describe implementation of minimum standards and BMPs for mobile businesses and your enforcement strategy. This may include participation in the BASMAA Mobile Surface Cleaners regional program or local activities.

Description:

The City participates in the BASMAA Mobile Surface Cleaners regional program and responds to all internal and external referrals. Public Works and Utilities Operations staff are trained to identify and report violations to Environmental Compliance Division staff. The City of Palo Alto requires all contractors retained by the City to perform exterior cleaning to be certified through the BASMAA Program or equivalent.

C.5.e.iii ►Evaluation of Collection System Screening Program

Provide a summary or attach a summary of your collection screening program, a summary of problems found during collection system screening and any changes to the screening program this FY.

Description:

Palo Alto has not implemented a revised storm drain collection system screening process. We continue to rely on Public Works Operations maintenance crews to report illicit discharges during their annual visits to clean each storm drain catch basin throughout the City each fall and monthly preventative maintenance visits to the storm water pump stations. Any unusual discharges are reported to the Public Works Environmental Compliance staff for follow-up investigation as to potential discharge sources. Although our existing screening program was not specifically designed to conform to the USEPA guidance document referenced in the MRP, we believe that its effectiveness exceeds the referenced standard.

C.5.f.iii.(1), (2), (3) ►Spill and Discharge Complaint Tracking

Spill and Discharge Complaint Tracking (fill out the following table or include an attachment of the following information)

Discharges reaching storm drains and/or receiving waters was not a parameter tracked in our database for FY09-10. The city's new inspection database has the capability to track this information. City IT contractor will add these fields to the database in order to facilitate reporting for FY 10-11.

	Number	Percentage
Discharges reported (C.5.f.iii.(1))	61	
Discharges reaching storm drains and/or receiving waters (C.5.f.iii.(2))	unknown	N/A
Discharges resolved in a timely manner (C.5.f.iii.(3))	61	100%

C.5.f.iii.(4) ►Summary of major types of discharges and complaints

Provide a narrative or attach a table and/or graph.

A majority of FY 2009-2010 ICID Inspections were conducted at "Other" locations (public facilities).

The first location that generated 16% of the total inspections was the San Francisquito Creek Storm Water Pump Station. In accordance with the approval, development, and operation of the City's newest pump station located on San Francisquito Creek at East Bayshore Road, the City of Palo Alto was required by the Regional Water Quality Control Board to collect water samples from 9/4/2009 to 4/20/2010 to measure the pump station effluent for pH, Dissolved Oxygen, Specific Conductivity, Coliform, and E-coli.

The other location that generated 37% of the total inspections was the Matadero Creek Trash Boom placed across Matadero Creek at West Bayshore Road. Matadero Creek has been listed by State and Federal regulatory agencies as "impaired" due to trash. Sources of trash include windblown litter, illegal dumping, homeless encampments, and trash from storm drain outfalls. The boom, which was purchased by the City, was installed on June 8, 2009 by the Santa Clara Valley Water District. Trash and debris was removed on September 4, 2009, September 19, 2009, and October 26, 2009. The total amount of trash and debris collected was approximately 100 pounds. The boom is located just downstream of a major storm water pump station that has 2 removable bar screens (4" bar spacing) and 1 permanent bar screen (3" bar spacing on center) upstream of the pumps to prevent large debris from being discharged from the station's 1200-acre tributary area of the City's storm drain system. The pump station was thoroughly cleaned of all trash and debris prior to the first storm and pump discharge into Matadero Creek. Most large items captured by the boom (e.g. tennis balls, water bottles) did not travel through the pump station. The relatively small amount of smaller-sized trash captured by the boom confirms that little trash comes through the pump station during the dry season. Overall, there is little trash that travels down Matadero Creek during the dry season. This reinforces the hypothesis that a majority of the trash collected at the hot spot location downstream of the boom is being blown or thrown into the creek either from Highway 101 or downstream of it. The trash boom was removed per the agreement with the Water District on October 26, 2009. Trash and debris from the first large storm event was removed from behind the boom. The boom was reinstalled for the 2010 dry season.

Summary of ICID Inspections by Incident Type

Type	Total
Carpet Cleaning Discharge	1
Complaint not found	6
Dumping (Non-hazardous)	1
Food Facility Oil and Grease Discharge	1
Grey Water Discharge	1
Other (Trash Boom / Pump Stations / Open Space)	51
Paint Discharge	1
Pools / Spas / Fountain Discharge	1
Sanitary Spill or Leak	1
Tracking Soil	1
Unhardened Cement Discharge	1
Used Oil Dumping	1
Vehicle / Equipment Leaking	1
	68

Section 6 – Provision C.6 Construction Site Controls

C.6.a.iii ► Legal Authority

(For FY 09-10 Annual Report only) Is your agency's legal authority adequate for C.6 compliance?	X	Yes		No
If **No**, explain:				

C.6.b.ii.(3) ► Enforcement Response Plan

(For FY 09-10 Annual Report only) Was your Enforcement Response Plan developed and implemented by April 1, 2010?	X	Yes		No
If **No**, explain:				

C.6.e.iii.1.a, b, c ►Site/Inspection Totals

Number of sites disturbing < 1 acre of soil requiring storm water runoff quality inspection (i.e. High Priority) (C.6.e.iii.1.a)	**Number of sites disturbing ≥ 1 acre of soil** (C.6.e.iii.1.b)	**Total number of storm water runoff quality inspections conducted** (C.6.e.iii.1.c)
0	40	175

For a list of construction site inspections, see Appendix 6-1.

C.6.e.iii.1.d ►Construction Activities Storm Water Violations

BMP Category	Number of Violations[1]	% of Total Violations[2]
Erosion Control	2	13%
Run-on and Run-off Control	1	7%
Sediment Control	9	60 %
Active Treatment Systems	0	0
Good Site Management	3	20%
Non Stormwater Management	0	0
Total	**15**	**100%**

Notes:
[1]Count one violation in a category for each site and inspection regardless of how many violations/problems occurred in the BMP category.
[2]Percentage calculated as number of violations in each category divided by total number of violations in all six categories.

C.6.e.iii.1.e ►Construction Related Storm Water Enforcement Actions

	Enforcement Action (as listed in ERP)[1]	Number Enforcement Actions Taken	% Enforcement Actions Taken[2]
Level 1	Verbal Warning	15	100%
Level 2	Warning Letter	0	0
Level 3	Administrative Citation	0	0
Level 4	Judicial/Criminal/Civil Action	0	0
Total		**15**	**100%**

Notes:
[1]Agencies should list the specific enforcement actions as defined in their ERPs.
[2]Percentage calculated as number of each type of enforcement action divided by the total number of enforcement actions.

C.6.e.iii.1.f, g ►Illicit Discharges

	Number
Number of illicit discharges, actual and those inferred through evidence (C.6.e.iii.1.f)	0
Number of sites with discharges, actual and those inferred through evidence (C.6.e.iii.1.g)	0

C.6.e.iii.1.h, i ►Violation Correction Times

	Number	Percent
Violations fully corrected within 10 business days after violations are discovered or otherwise considered corrected in a timely period (C.6.e.iii.1.h)	15	100%
Violations not fully corrected within 30 days after violations are discovered (C.6.e.iii.1.i)	0	0%
Total number of violations for the reporting year[1]	15	100%

Notes:

[1]Total number of violations equals the number of initial enforcement actions (i.e. one violation issued for several problems during an inspection at a site). It does not equal the total number of enforcement actions because one violation issued at a site may have a second enforcement action for the same violation at the next inspection if it is not corrected.

[2]Calculated as number of violations fully corrected in a timely period after the violations are discovered divided by the total number of violations for the reporting year.

[3]Calculated as number of violations not fully corrected within 30 days after the violations are discovered divided by the total number of violations for the reporting year.

C.6.e.iii.(2) ►Evaluation of Inspection Data

Describe your evaluation of the tracking data and data summaries and provide information on the evaluation results (e.g., data trends, typical BMP performance issues, comparisons to previous years, etc.).

Description:

The City has updated the inspection forms and database used to track construction inspections and associated data to meet the new requirements of the Municipal Regional Permit.

C.6.e.iii.(2) ►Evaluation of Inspection Program Effectiveness

Describe what appear to be your program's strengths and weaknesses, and identify needed improvements, including education and outreach.

Description:

The City has conducted an aggressive storm water program for construction activities for nearly 20 years. Regulations and BMPs are stressed during all phases from planning through completion and for all sizes of projects. The number and severity of violations observed over the years has decreased due to this consistent message and improved awareness within the construction industry as well as staff throughout the City. Problems and issues with dewatering of excavations at construction sites have improved as a result of recent modifications to the public works engineering, planning and building policies and permitting processes that require effective best management practices to be implemented.

The City continues to employ a dedicated storm water investigator and a significant fraction of the position's time is spent on construction site inspections at the known sites and field survey work. Other members of the Environmental Compliance Division are cross trained in these

responsibilities and watch for issues throughout the City. Close cooperation with the Building, Planning, Utilities and Public Works Engineering staff allows us to be aware of projects throughout the City and problems as they arise.

City of Palo Alto Environmental Compliance Division staff participated in the SCURVPP Construction Ad Hoc Task Group (AHTG) in reviewing and improving a new construction inspection forms, inspection data tracking forms, and guidance for identifying high priority sites.

The procedures and data tracking have been modified to meet the requirements of the new MRP and the Construction General Permit. H Staff developed and implemented a Construction Inspection Access Database for all inspections of active construction sites. However, we expect that some elements of the new program will require additional programmatic changes for successful implementation.

C.6.f ►Staff Training Summary

Training Name	Training Dates	Topics Covered	No. of Inspectors in Attendance	Percent of Inspectors in Attendance
C.3. Annual Stormwater Workshop	June 8, 2010	Permit Provision C.3 requirements	1	100%
Statewide Construction General Permit Overview Workshop	April 27, 2010	Construction General Permit	1	100%
CWEA – West Coast Storm Scenario	April 15, 2010	Storm Preparedness	1	100%
Construction Site Compliance Workshop	January 19, 2010	Construction Site Controls	3	100%
Construction Site Compliance Workshop	October 21, 2009	Construction Site Controls	1	100%
CWEA P3 Conference	March 2, 2010	Various	1	100%

The Environmental Compliance Division employs one full-time dedicated storm water investigator and four additional inspectors/investigators who conduct storm water inspections as part of their routine activities or as cross-training for supplemental response. All staff receives cross-training in storm water inspection topics as well as updates during regular weekly staff meetings.

Section 7 – Provision C.7. Public Information and Outreach

C.7.b.ii.1 ►Advertising Campaign

Summarize advertising efforts. Include details such as messages, creative developed, and outreach media used. The detailed advertising report may be included as an attachment. If advertising is being done by participation in a countywide or regional program, refer to the separate countywide or regional Annual Report.

Summary:

The following separate reports developed by SCVURPPP summarize countywide advertising efforts conducted during FY 09-10:

- FY 09-10 Watershed Watch Campaign Annual Campaign Report
- FY 09-10 Watershed Watch Partner Report
- FY 09-10 Watershed Watch Web Statistics Report

These reports are included within the C.7 Public Information and Outreach section of Program's FY 09-10 Annual Report.

C.7.b.iii.1 ►Pre-Campaign Survey

(For the FY 10-11 Annual Report only) Summarize survey information such as sample size, type of survey (telephone survey, interviews etc.). Attach a survey report that includes the following information. If survey was done regionally, refer to a regional submittal that contains the following information:

- Summary of how the survey was implemented.
- Analysis of the survey results.
- Discussion of the outreach strategies based on the survey results.
- Discussion of planned or future advertising campaigns to influence awareness and behavior changes regarding trash/litter and pesticides.

Place an **X** in the appropriate box below:

X	Not required for this Annual Report.
	Survey report attached
	Reference to regional submittal:

C.7.c ►Media Relations

Summarize the media relations effort. Include the following details for each media pitch in the space below, AND/OR refer to a regional report that includes these details:

- Topic and content of pitch
- Medium (TV, radio, print, online)
- Date of publication/broadcast

Summary: The BASMAA Media Relations Final Report developed by BASMAA summarizes media relations efforts conducted during FY 09-10: This report is included within the C.7 Public Information and Outreach section of Program's FY 09-10 Annual Report.

C.7.d ►Stormwater Point of Contact

(For FY 09-10 Annual Report only, unless changes made) Provide details of website or phone number used as the point of contact. Report on how the point of contact is publicized and maintained. If any change occurs in this contact, report in a subsequent Annual Report.

Contact Summary:

www.cleanbay.org

http://www.cityofpaloalto.org/depts/pwd/compliance/default.asp

Water Quality Control Plant telephone number: 650-329-2598

Police Communications telephone number (24 hours): 650-329-2413

These numbers and web addresses are advertised on the City website, on all outreach materials, on utility bill stuffers, and on other printed materials.

The City also participates in regional outreach efforts such as Watershed Watch Campaign hotline (1-866-WATERSHED), Watershed Watch Campaign website (www.mywatershedwatch.org) and SCVURPPP outreach materials and websites.

C.7.e ►Public Outreach Events

Describe general approach to event selection. Provide a list of outreach materials and giveaways distributed.
Use the following table for reporting and evaluating public outreach events

Program staff, the Watershed Watch consultant, and Co-permittees staffed ten outreach events in FY 09-10. Events were selected based upon target audience and attendance. Materials distributed at the events included the following: Less Toxic Pest Management fact sheets, "10 Most Wanted Backyard Bugs" brochures, "Don't Plant a Pest" brochure, "You are the Solution to Water Pollution "brochures, "Clean Cars & Clean Creeks" brochure, and giveaways (e.g. flyswatters, OWOW magnets, notepads, and temporary tattoos). The flyswatters have the Watershed Watch website and hotline number and the words "The Original Earth-Friendly Pest Control" printed on them. The beanbag game for children was used at most of the events. Event staff distributed more than 5,000 outreach materials and giveaways.

Event Details	Description (messages, audience)	Evaluation of Effectiveness
Name: Pumpkins in the Park Date: October 10, 2009 Location: Guadalupe River Park and Gardens, San Jose Region: Countywide	Type of Event: Community fair Audience: Families with children Message: Stormwater pollution prevention, less-toxic pest control and, proper disposal of household hazardous waste (HHW).	General Feed Back: The event was very well attended. A lot of attendees stopped at the booth to play the bean bag game and pick up brochures. This is a good event for educating families with children. Estimated Overall Event Attendance: 12,000-14,000. Number of Brochures Distributed: 432 Number of Giveaways Distributed: over 1,000
Name: Muslim Green Fair Date: October 18, 2009 Location: 3003 Scott Blvd., Santa Clara Region: Countywide	Type of Event: Community fair Audience: Families with children Message: Stormwater pollution prevention, less-toxic pest control and, proper disposal of HHW	General Feed Back: This is a good event for reaching members of the Muslim community. The bean bag game was used at this event. Estimated Overall Event Attendance: 1,000 Number of Brochures Distributed: 14 Number of Giveaways Distributed: 221
Name: Haunted History Date: October 31, 2009 Location: History Park at Kelley Park, San Jose Region: Countywide	Type of Event: Halloween Event Audience: Families Message: Stormwater pollution prevention.	General Feed Back: This event is good for getting the Program's name out, but not for educating attendees. Most children stop at the booth only for candies and are not receptive to information. Estimated Overall Event Attendance: 1,500 Number of Brochures Distributed: 12 Number of Giveaways Distributed: 267
Name: Spring Garden Market Date: April 10, 2010 Location: History Park at Kelley Park, San Jose Region: Countywide	Type of Event: Plant sale Audience: Home owners/gardeners Message: Stormwater pollution prevention, less-toxic pest control	General Feed Back: Most people came to the event to buy plants and did not want to pick up information. The Program will probably not attend this event next year. Estimated Overall Event Attendance: 3,000 Number of Brochures Distributed: 181 Number of Giveaways Distributed: 61
Name: NVIDIA Corp. Earth Day Event Date: April 22, 2010 Location: 2701 San Tomas Expwy, Santa Clara Region: Countywide	Type of Event: Corporate event Audience: Information Technology Professionals Message: Stormwater pollution prevention, less-toxic pest control	General Feed Back: The event was held during lunch hour in the cafeteria and very well attended. Most employees stopped at the booth to ask questions and take brochures. Estimated Overall Event Attendance: 500

		Number of Brochures Distributed: 60 Number of Giveaways Distributed: 183
Name: Spring in Guadalupe Gardens Date: April 24, 2010 Location: Guadalupe River Park and Gardens, San Jose Region: Countywide	Type of Event: Community fair, plant sale. Audience: Families with children, homeowners and gardeners Message: Stormwater pollution prevention, less-toxic pest control and, proper disposal of HHW.	General Feed Back: Good attendance at booth. Most people were looking for specific pest control information. The bean bag toss game was used. Estimated Overall Event Attendance: 4,500 Number of Brochures Distributed: 423 Number of Giveaways Distributed: 797
Name: Watershed Watch Car Wash Event Date: May 5, 2010 Location: Robertsville Classic Car Wash, 5005 Almaden Expwy, San Jose Region: Countywide	Type of Event: Car Wash Audience: Car wash customers Message: Stormwater pollution prevention, proper car washing.	General Feed Back: Excellent turn-out, resulted in a 50% increase of business for the car wash during the 2-hour time period. Event staff spoke with customers and provided them information on proper car washing. Most people were interested in taking the Watershed Watch discount card. Estimated Overall Event Attendance: 150 Number of Brochures Distributed: 103 Number of Watershed Watch Discount Cards Distributed: 129
Name: Watershed Watch Car Wash Event Date: May 19, 2010 Location: Delta Queen Classic Car Wash, 981 E Hamilton Ave, Campbell Region: Countywide	Type of Event: Car Wash Audience: Car wash customers Message: Stormwater pollution prevention, proper car washing.	General Feed Back: Due to a rainy day forecast, attendance was low at this event. Estimated Overall Event Attendance: 45 Number of Brochures Distributed: 34 Number of Watershed Watch Discount Cards Distributed: 49
Name: Watershed Watch Car Wash Event, Date: June 2, 2010 Location: Capitol Premier Car Wash, 735 Capitol Expwy Auto Mall, San Jose Region: Countywide	Type of Event: Car Wash Audience: Car wash customers Message: Stormwater pollution prevention, proper car washing.	General Feed Back: Good turn-out. Car wash owner indicated there was an increase in business from their normal expectations. Estimated Overall Event Attendance: 100 Number of Brochures Distributed: 101 Number of Watershed Watch Discount Cards Distributed: 107

Name: Festival in the Park Date: June 26, 2010 Location: Hellyer County Park, San Jose Region: Countywide	Type of Event: Community Health Fair Audience: Families with children. Message: Stormwater pollution prevention, less-toxic pest control and, proper disposal of HHW.	General Feed Back: Good event for reaching the Hispanic community. The bean bag game drew a lot of families with children to the booth. Estimated Overall Event Attendance: 5,000 Number of Brochures Distributed: 418 Number of Giveaways Distributed: 365
A selection of City of Palo Alto outreach efforts is listed below. A list of all additional public events that Palo Alto staff attended in 2009 is included in Appendix 7-1.		
April 22, 2009 Nvidia Earth Day Fair	Earth Day fair and tabling event which focused on educating people about preventing pollutant releases into storm drains.	Approximately 200 people were connected with during this three hour event.
April 23, 2009 Roche Earth Day Fair	Earth Day fair and tabling event (and Take Your Child To Work Day) focusing on less-toxic pest control.	Approximately 225 people participated in the "toxics toss" activity and received information.
July 3, 2009 Outreach table at the Summer Winds Garden Center	Promoted the OWOW program, offering gardening help and helping customers purchase less-toxic pest control products.	Approximately 30 people were contacted during this three hour event. While this particular day was slow, staff anticipates that this is a worthwhile event and will likely schedule another day when traffic may be greater.
August 4, 2009 National Night Out event	Provided variety of handouts, answered questions about pharmaceutical disposal, less-toxic pest control and other pollutants of concern.	Four block parties were attended reaching approximately 90 people.

C.7.f. ►Watershed Stewardship Collaborative Efforts

Summarize watershed stewardship collaborative efforts and/or refer to a regional report that provides details. Describe the level of effort and support given (e.g., funding only, active participation etc.). State efforts undertaken and the results of these efforts. If this activity is done regionally refer to a regional report.

Evaluate effectiveness by describing the following:

- Efforts undertaken
- Major accomplishments

Summary:

During FY 09-10, the Program actively supported the Santa Clara Basin Watershed Management Initiative (SCBWMI), including the Core Group, the Land Use Subgroup, and the Trash Subgroup (now the Santa Clara Valley Zero Litter Initiative); the Bay Area Macroinvertebrate Bioassessment Information Network (BAMBI); and the Stevens & Permanente Creeks Watershed Council. Information on these efforts is included within the C.7 Public Information and Outreach section of the Program's FY 09-10 Annual Report.

The City of Palo Alto provided monetary support of $18,000 to the San Francisquito Creek Watershed Project. The Project's activities include creek cleanups, creek restoration, quarterly Watershed Forum meetings, and a streamkeepers program. The semi-annual creek cleanups organized by the Project are now coordinated with the City's Trash hot spot designations.

In addition to its support of the SCBWMI through the Program, City of Palo Alto staff continue to support the Initiative, serving as co-chair of the SCBWMI, providing leadership for the Trash and Product Action subgroups, and participating actively in the Watershed Education and Outreach subgroup.

C.7.g. ►Citizen Involvement Events

List the types of events conducted (e.g., creek clean up, storm drain inlet marking, native gardening etc.). Use the following table for reporting and evaluating citizen involvement events.

The Program provided funding for the following citizen involvement events:

1) National River Clean up Day – The Program supports the involvement of Santa Clara County citizens by providing advertising support for the National River Clean-up Day.
2) Citizen involvement events at the Don Edwards San Francisco Bay Wildlife Refuge (Refuge) – A number of citizen involvement and stewardship programs are conducted as part of the Program funded Watershed Watchers Program at the Refuge. Participants usually work in the Refuge gardens planting native plants, pulling non-native plants, and mulching. More details are included in the Watershed Watchers Report in the Program Annual Report Appendix 7-5.

The following reports developed by SCVURPPP and other organizations include information about citizen involvement events conducted during FY 09-10:

• Watershed Watchers: Keeping Our Waterways Clean: FY 09-10 Fourth Quarter Report (includes end-of-year Summary from Alviso Education Center)

• Going Native Garden Tour 2010- Summary Report

These reports are included within the C.7 Public Information and Outreach section of Program's FY 09-10 Annual Report.

Event Details	Description	Evaluation of effectiveness
Name: Summer of Service Programs Date: 7/16/09, 7/30/09, 8/13/09 Location: Don Edwards Wildlife Refuge, Alviso Focus: Countywide	Partnership program between Santa Clara Valley youth groups and the Watershed Watchers program. Youth spend a day at the Refuge and they work in the gardens in the morning and explore the Refuge in the afternoon.	Number of attendees on 7/16/09: 2 elementary school students and 6 middle school students. Number of attendees on 7/30/09: 10 middle school students. Number of attendees on 8/13/09: 8 middle school students.
Name: Gardening at the Refuge Date: 11/21/09 Location: Don Edwards Wildlife Refuge, Alviso Focus: Countywide	Participants usually work in the Refuge gardens planting native plants, pulling non-native plants, and mulching.	Number of attendees: 4 elementary school students, 2 high school students, and 9 adults.
Name: Community Service Days Date: 1/16/10, 3/20/10, 4/17/10, 5/17/10 Location: Don Edwards Wildlife Refuge, Alviso Focus: Countywide	This is an open day for the general public. Participants work in the gardens planning native plants, puling non-native plants, and mulching.	Number of attendees on 1/16/10:1 elementary school student, 1 high school student, and 6 adults. Number of attendees on 3/20/10: 1 elementary school student and 6 adults. Number of attendees on 4/17/10: 4 elementary school students and 4 adults. Number of attendees on 5/17/10: 13 elementary school students and 7 adults.
Name: National River Cleanup Day Date: 5/15/10 Location: Various locations throughout the County Focus: Countywide	In FY 09-10, the Creek Connection Action Group sponsored two creek clean-up events: Coastal Clean-up Day on September 19, 2009 and National Rivers Clean-up Day on May 15, 2010. The Program provided funding for the National Rivers Clean-up Day advertising.	A total of 1,068 volunteers participated in cleaning 34 sites and removed approximately 29,098 pounds of trash and 6,394 pounds of recyclables from creeks.

A selection of City of Palo Alto citizen involvement efforts is listed below. A list of all additional public events that Palo Alto staff attended in 2009 is included in Appendix 7-1.

September 19, 2009 Coastal Cleanup Day	Creek clean up including San Francisquito, Adobe, and Matadero Creeks.	285 volunteers worked in four creek reaches to collect 525 pounds of recyclables and 3,768 pounds of trash.	
May 15, 2010 National River Cleanup Day	Creek clean up including San Francisquito, Adobe, and Matadero Creeks.	91 volunteers worked in four creek reaches to collect 636 pounds of recyclables and 4,003 pounds of trash.	

C.7.h. ►School-Age Children Outreach

Summarize school-age children outreach programs implemented. A detailed report may be included as an attachment.
Use the following table for reporting school-age children outreach efforts.

Outreach to school-age children is implemented through ZunZun assemblies at local elementary schools and the "Watershed Watchers" program at the Environmental Education Center at the Don Edwards San Francisco Bay Wildlife Refuge (Refuge) in Alviso. The Program sponsors up to 50 ZunZun assemblies at elementary schools in Santa Clara Valley and funds an Interpretive Specialist position at the Refuge for conducting activities and programs about watershed and urban runoff pollution prevention. The Fourth Quarter "Watershed Watchers" Report including the End-of-Year summary is included in the Program Annual Report Appendix 7-5. The ZunZun Final Report is included in the Program Annual Report Appendix 7-7.

The following reports developed by SCVURPPP and other organizations detail school-age children outreach conducted in FY 09-10.

- ZunZun School Assemblies for Watershed Watch Campaign- FY 09-10 Academic Year Final Report
- Memorandum- Evaluation of the School Assembly Program- FY 09-10
- Watershed Watchers: Keeping Our Waterways Clean: FY 09-10 Fourth Quarter Report (includes end-of-year Summary from Alviso Education Center)

These reports are included within the C.7 Public Information and Outreach section of Program's FY 09-10 Annual Report.

Program Details	Focus & Short Description	Number of Students/Teachers reached	Evaluation of Effectiveness
Name : ZunZun Musical Assembly Grade or level: elementary	Interactive, musical school assemblies educating K-6 children about watersheds and pollution prevention.	14,161 students	ZunZun assemblies were evaluated using postage-paid evaluation cards that were distributed to all teachers present at the performances. The Program received 130 completed evaluation cards from teachers. Overall, the feedback is positive and indicates an increase in the students' knowledge about watersheds and pollution prevention. A few highlights of the evaluations are:

			• Twenty-two teachers indicated that after the performance, 50% of their students knew what a watershed is; 51 teachers indicated that 75% of their students knew what a watershed is and 28 teachers indicated that 100% of their students knew what a watershed is. • Eight teachers indicated that after the performance, 50% of their students could name a way to prevent pollution in the watershed; 38 teachers indicated that 75% of their students could name a way to prevent pollution in the watershed; and 78 teachers indicated that 100% of their students could name a way to prevent pollution in the watershed. The Final Teacher Evaluation Report is included in the Program Annual Report Appendix 7-7.
Name: Watershed Watchers Program at Don Edwards Wildlife Refuge in Alviso Grade or level: elementary, middle, high school	The Refuge offers a number of interpretive programs to educate children and youth about preventing urban runoff pollution. These include: Bike the Levees; Discover Native Species; Habitat Exploration; Living Wetlands; Marshes, Mud and Plankton; Quackers and Honkers; and Water Water Everywhere.	80 pre-kindergarteners, 1,359 elementary school students, 33 middle school students, and 199 high school students	Visitor Surveys are used to determine visitor demographics, effectiveness of publicity, and the effectiveness or the Watershed Watchers Program. In addition, an "Urban Runoff Bead Drop" display is used to record actions (e.g., pick up litter, spread the word, take car to car wash) that children promise to do the help keep storm drains clean. Results of both these evaluation mechanisms are summarized in the Watershed Watchers Fourth Quarter Report included in the Program Annual Report Appendix 7-5.

Additional Palo Alto School Outreach Events

Program Details	Focus & Short Description	Number of Students/Teachers reached	Evaluation of Effectiveness
Microbes in Sewage / 7th	In a laboratory setting, students use microscopes to observe, document and identify microbes used in the wastewater treatment process. Impact of pollution on the Baylands and water environment as well as prevention solutions are discussed. (Students study protist in the 7th grade.)	71 classes, 1,775 students	76% of teachers returned a postage-paid evaluation postcard, with a cumulative rating of 5 out of 5 in both quality of program and clarity of presenter. 100% stated students' understanding of the difference between storm drain/sewer systems increased and 99% stated students' understanding of what they can do to prevent water pollution increased.
Who Dirtied the Bay? / 3rd	The focus of this program is on storm water and how the pollutants impact the Baylands and H2O environment. Pollution prevention solutions are discussed. Students also learn: the difference between waste water and storm water (where it comes from, where it goes); the water cycle; the definition and function of a watershed; and "reduce/reuse/recycle/rot/respect".	23 classes/ 460 students	See above
Watershed Warriors (Enviroscape) / 3rd-4th	Utilizing hands-on, simulated environments, in this program students learn the sources of pollution, and about solutions to reduce or eliminate pollution. Students also learn: the difference between waste water and storm water (where it comes from, where it goes); the water cycle; the definition and function of a watershed; and "reduce/reuse/recycle/rot/respect."	11 classes/ 230 students	See above

Mercury: Past and Present / 4th	In this program students learn how mercury from the past (California Gold Rush) and the present, accumulates and impacts the waters of San Francisco Bay. Pollution prevention strategies are discussed. Students also learn: the difference between waste water and storm water (where it comes from, where it goes); the water cycle; the definition and function of a watershed; and "reduce/reuse/recycle/rot/respect."	13 classes/ 326 students	See above
What's Bugging You? (IPM) / 2nd	In this program, students are introduced to the concepts of "Integrated Pest Management" by learning about insects and the food chain, and the impacts of pesticides on water pollution. Students also learn: the difference between waste water and storm water (where it comes from, where it goes); the water cycle; the definition and function of a watershed; and "reduce/reuse/recycle/rot/respect."	3 classes/ 60 students	See above
What's Up with the Bags? / 2nd	In this program, students learn about the impact of plastic bags that enter the watershed through human use and misuse. Plastic bag alternatives are discussed; students are given a re-usable bag to decorate and take home. Students also learn: the difference between waste water and storm water (where it comes from, where it goes); the water cycle; the definition and function of a watershed; and "reduce/reuse/recycle/rot/respect."	6 classes/ 120 students	See above

ZunZun / K-6	Students attend a music-based school assembly performed by ZunZun which provides water cycle and watershed education, as well as pollution prevention messages for storm water (provided by SCVURPPP).	2 classes/ 240 students	Evaluations distributed and collected by ZunZun. See Watershed Watch Campaign- FY 09-10 Academic Year Final Report

Section 8 - Provision C.8 Water Quality Monitoring

C.8 ►Water Quality Monitoring

State below if information is reported in a separate regional report. Municipalities can also describe below any Water Quality Monitoring activities in which they participate directly, e.g. participation in RMP workgroups, fieldwork within their jurisdictions, etc.

Summary

The City of Palo Alto exceeds the minimum MRP requirements with respect to sampling our local creeks, water bodies, and waterways. Listed below are the locations, sampling periods, and test groups collected and analyzed.

Renzel Marsh Pond (Weekly / Monthly Sampling) – Enterococcus, Dissolved Oxygen, Dissolved Sulfides, pH, Temperature, Total Ammonia Nitrogen, Specific Conductivity, Salinity, Hardness, Turbidity, and Metals.

Matadero Creek (Weekly / Monthly Sampling) –Dissolved Oxygen, Dissolved Sulfides, pH, Temperature, Total Ammonia Nitrogen, Specific Conductivity, Salinity, Hardness, and Metals.

San Francisquito Creek Pump Station (Sampling from 9/4/2009 – 4/20/2010 per Regional Board Requirements) – pH, Dissolved Oxygen, Specific Conductivity, Coliform, and E-coli.

San Francisquito Creek at Newell Road (Sampling during rain events with enough collected water at site) – Metals, Dissolved Metals, Nitrates, Pyrethroids, Mercury (Methyl, Dissolved, and Total), and Pesticides.

During FY 09-10, we contributed to the SCVURPPP Monitoring and Assessment Program which conducts water quality monitoring in Santa Clara Valley creeks and rivers in coordination with the BASMAA Regional Monitoring Coalition (RMC). In addition, we contribute financially to the Regional Monitoring Program for Water Quality in the San Francisco Estuary (RMP) and actively participate in RMP committees and work groups. For additional information on monitoring activities conducted by SCVURPPP, BASMAA RMC and the RMP, see the C.8 Water Quality Monitoring section of the Program's FY 09-10 Annual Report.

Section 9 – Provision C.9 Pesticides Toxicity Controls

C.9.a ►Adopt an Integrated Pest Management (IPM) Policy or Ordinance

(For FY 09-10 Annual Report only) Attach a copy of your individual IPM ordinance or policy. A copy of the City of Palo Alto IPM Policy is attached as Appendix 9-1.		**Attached** X		**Not attached,** explain below
If **Not attached**, explain:				

C.9.b ►Implement IPM Policy or Ordinance

Report implementation of IPM BMPs by showing trends in quantities and types of pesticides used, and suggest reasons for increases in use of pesticides that threaten water quality, specifically organophosphorous pesticides, pyrethroids, carbaryl, and fipronil. A separate report can be attached as evidence of your implementation.

Summary:

City of Palo Alto staff and contractor pesticide use is tracked continuously and quantified annually on a calendar year basis. No pyrethroids, carbaryl or fipronil were used in 2009 by staff or contractors. Palo Alto's pesticide use and the toxicity of the pesticides that are in use continue to decrease. Please see summary bullet points below from the *2009 Palo Alto Pest Management and Pesticide Use Report* and see the full report attached in Appendix 9-2 for details.

Summary of 2009 Program Achievements and Pesticide Use Changes

1. The City's total active ingredient and ecotoxic pesticide use decreased to historically low levels since the program's inception in 2001. Ecotoxic pesticides use fell by 43% which is significant because ecotoxicity reduction is the primary driver of the City's pesticide reduction efforts.

2. The golf course implemented a successful perimeter trapping program for gophers. This action significantly reduced the use of ecotoxic rodenticides. Trapping has proven to be better at controlling gopher populations than the chemical controls used in previous years.

3. The Parks Department launched a pesticide-free park program that began with Sarah Wallis Park. One or two parks will be added each year as funding allows, alternating between north and south Palo Alto.

4. Language for a new Landscape Maintenance Contract was updated to include requirements for Bay Friendly techniques (which supports IPM), the use of organic fertilizers and IPM requirements. The contract will be awarded in 2010 and an update on its impacts will be provided in the 2010 IPM Report. Sample contract language is attached in Appendix 9-3.

C.9.c ►Train Municipal Employees

Enter the number of employees that applied or used pesticides (including herbicides) within the scope of their duties this reporting year.	5
Enter the number of these employees who received training on your IPM policy and IPM standard operating procedures within the last 3 years.	5
Enter the percentage of municipal employees who apply pesticides who have received training in the IPM policy and IPM standard operating procedures within the last three years.	100%

C.9.d ►Require Contractors to Implement IPM

Did your municipality contract with any pesticide service provider in the reporting year?	X	**Yes**		**No**

If yes, attach one of the following:

X	Contract specifications that require adherence to your IPM policy and standard operating procedures (see Appendix 9-3), OR
	Copy(ies) of the contractors' IPM certification(s) or equivalent, OR
	Equivalent documentation.

Note:

IPM contract language has been placed in contracts for structural pest control, park maintenance and golf course maintenance. Due to the size of these scopes of service and contracts, only the structural pest control contract is attached. The other contracts are available upon request.

C.9.e ►Track and Participate in Relevant Regulatory Processes

Summarize participation efforts, information submitted, and how regulatory actions were affected **OR** reference a regional report that summarizes regional participation efforts, information submitted, and how regulatory actions were affected.

Summary:

During FY 09-10, the City participated in regulatory processes related to pesticides through contributions to SCVURPPP, BASMAA and CASQA. For additional information, see the Regional Pollutants of Concern Report submitted by BASMAA on behalf of all MRP Permittees. This Report is included within the Program's FY 09-10 Annual Report.

C.9.f ►Interface with County Agricultural Commissioners

Provide a summary of improper pesticide usage reported to the County Agricultural Commissioner and follow-up actions to correct violations, if any. A separate report can be attached as your summary.

Summary:

No improper uses of pesticides were identified in FY 2009-2010 for reporting to the County Agricultural Commissioner.

C.9.h.ii ►Public Outreach: Point of Purchase

Provide a summary of public outreach at point of purchase, and any measurable awareness and behavior changes resulting from outreach (here or in a separate report); **OR** reference a report of a regional effort for public outreach in which your agency participates.

Summary:

The following separate reports developed by SCVURPPP and BASMAA summarize point of purchase outreach efforts conducted during FY 09-10:

- FY 09-10 Store Employee Training Report (SCVURPPP)
- FY 09-10 Store Employee Training Evaluation Summary (SCVURPPP)
- FY 09-10 Store Employee Training Status Table (SCVURPPP)
- FY 09-10 List of Stores in the IPM Store Partnership Program (SCVURPPP)
- FY 09-10 BASMAA Our Water, Our World (OWOW) Report (BASMAA)

These reports are included within the C.9 Pesticides Toxicity Control section of Program's FY 09-10 Annual Report.

C.9.h.vi ►Public Outreach: Pest Control Operators

Provide a summary of public outreach to pest control operators and landscapers and reduced pesticide use (here or in a separate report); **OR** reference a report of a regional effort for outreach to pest control operators and landscapers in which your agency participates.

Summary:

The following separate report developed by SCVURPPP summarizes Public Outreach: Pest Control Operators efforts conducted during FY 09-10:

- FY 09-10 Green Gardener Training Report

This report is included within the C.9 Pesticides Toxicity Control section of Program's FY 09-10 Annual Report.

Section 10 - Provision C.10 Trash Load Reduction

C.10.a.i ►Short-Term Trash Loading Reduction Plan

(For FY 10-11 Annual Report only) Provide description of actions/tasks initiated/conducted/completed in developing a Short-Term Trash Loading Reduction Plan (due February 1, 2012).

Description*:* Not required for this Annual Report.

C.10.a.ii ►Baseline Trash Load and Trash Load Reduction Tracking Method

(For FY 10-11 Annual Report only) Provide description of actions/tasks initiated/conducted/completed to gather trash loading data and in developing a Baseline Trash Load and Trash Load Reduction Tracking Method (due February 1, 2012).

Description*:* A summary of Program accomplishments for this sub-provision are included within the C.10 Trash Load Reduction section of Program's FY 09-10 Annual Report.

C.10.a.iii ►Minimum Full Trash Capture

(For FY 10-11 Annual Report and Each Annual Report Thereafter) Provide description of actions/tasks initiated/conducted/completed in implementing Minimum Full Trash Capture Devices (due July 1, 2014) within individual jurisdictions. Include information on Full Trash Capture Devices installed under Bay-area Wide Trash Capture Demonstration Project administered by San Francisco Estuary Partnership.

Description*:*

Guidance: A summary of Program accomplishments for this sub-provision are included within the C.10 Trash Load Reduction section of Program's FY 09-10 Annual Report. In addition, the Program recently finalized a technical report detailing the results of its Pilot Trash Structural Treatment Control Study implemented in 2007. This technical report is also available within the C.10 Trash Load Reduction section of Program's FY 09-10 Annual Report.

C.10.b.iii ►Trash Hot Spot Assessment

(For FY 10-11 Annual Report and Each Annual Report Thereafter) Provide volume of material removed from each Trash Hot Spot cleanup, and the dominant types of trash (e.g., glass, plastics, paper) removed and their sources to the extent possible. Provide required photo documentation.

Fill out the following table or attach a summary of the following information.

Trash Hot Spot	Cleanup Date	Volume of Material Removed	Dominant Type of Trash	Trash Sources (where possible)
PA001 – Matadero Creek Site	5-15-2010	480 lbs	Tennis balls / food wrappers and containers / plastic bags and bottles	Upstream sports facilities, adjacent freeway, and upstream storm water pump station.
PA002 – Adobe Creek Site	5-15-2010	1075 lbs	Tennis balls / food wrappers, building materials and containers / plastic bags and bottles	Upstream sports facilities, adjacent freeway, and upstream storm water pump station.

C.10.d ►Summary of Trash Load Reduction Actions

Provide summary of new trash load reduction actions or increased levels of implementation of existing actions that were implemented after adoption of the MRP (control measures and best management practices) including the types of actions and levels of implementation, and the total trash loads and dominant types of trash removed from each type of action.

Suggested trash load reduction actions to track and report may include:

- Anti-litter Campaigns
- Anti-litter/Dumping Enforcement Activities
- Curbside Recycling Programs
- Education and Outreach Efforts
- Free Trash Pickup/Dropoff Days
- County HHW Program Activities
- Improved Trash Bin Management
- Inspection/Maintenance of Storm Drain Outfalls
- Litter Pickup and Control
- Removal of Homeless Encampments
- Solid Waste Recycling Efforts
- Source Controls/Bans/Prohibitions
- Storm Drain Operation and Maintenance
- Storm Drain Signage/Marking
- Street Sweeping Activities
- Trash Removal from Receptacles
- Volunteer Creek Cleanups

Type of Trash Load Reduction Action	Date of First Implementation	Level of Implementation (specify if level was increased after MRP adoption)	Total Trash Load Removed by Action	Dominant Types of Trash Removed by Action
Not all trash load reduction actions were tracked by "loads removed" this fiscal year. Once the Trash Load Reduction Tracking Method is developed (see Provision C.10.a.ii), trash loads removed will be documented for each load reduction action (as feasible). See the Program's FY 09-10 Annual Report for schedule.				

Section 11 - Provision C.11 Mercury Controls

C.11.a.i ►Mercury Recycling Efforts

List below or attach lists of efforts to promote, facilitate, and/or participate in collection and recycling of mercury containing devices and equipment at the consumer level (e.g., thermometers, thermostats, switches, bulbs).

The City of Palo Alto made the following efforts to collect and recycle mercury containing devices in FY 2009-2010:

- The City's HHW program collected mercury containing devices from Palo Alto residents at monthly HHW events and at new weekly appointment-based events.
- The Regional Water Quality Control Plant (RWQCP), which is owned and operated by the City, collected mercury containing devices from residents of Palo Alto, Mountain View, Los Altos, East Palo Alto, Los Altos Hills, and Stanford University through its permanent HHW program that is available during weekday business hours.
- The RWQCP continued to educate the public about mercury and the need to properly manage mercury containing devices through its Cleanbay.org website, outreach events, and School Outreach program.
- RWQCP industrial waste inspectors continued to identify mercury thermometers during inspections and to require businesses to comply with ordinance provisions that require most mercury thermometers to be replaced with safer alternatives.

C.11.a.ii ►Mercury Collection

Provide an estimate of the mass of mercury collected through these efforts, or provide a reference to a report containing this estimate.

Amount collected:

The methodologies for estimating the mass of mercury collected through mercury collection and recycling efforts are currently in development and are due to the Water Board by September 15, 2010. Therefore, estimates could not be made for FY 09-10. Estimates of the mass of mercury collected through recycling efforts during FY 10-11 will be provided with the FY 10-11 Annual Report (see FY 10-11 BASMAA Regional POC Report).

C.11.b ►Monitor Methylmercury
C.11.c ►Pilot Projects to Investigate and Abate Mercury Sources in Drainages
C.11.d ►Pilot Projects to Evaluate and Enhance Municipal Sediment Removal and Management Practices
C.11.e ►Conduct Pilot Projects to Evaluate On-Site Stormwater Treatment via Retrofit
C.11.f ►Diversion of Dry Weather and First Flush Flows to POTWs
C.11.g ►Monitor Stormwater Mercury Pollutant Loads and Loads Reduced
C.11.h ►Fate and Transport Study of Mercury In Urban Runoff
C.11.i ►Development of a Risk Reduction Program Implemented Throughout the Region
C.11.j ►Develop Allocation Sharing Scheme with Caltrans

State below if information is reported in a separate regional report. Municipalities that participate directly in regional activities to can provide descriptions below.

Summary

A summary of Program accomplishments for these sub-provisions are included within the C.11 Mercury Controls section of Program's FY 09-10 Annual Report and/or the BASMAA Regional POC Report.

Section 12 - Provision C.12 PCBs Controls

C.12.a.i,iii ►Municipal Inspectors Training
(For FY 09-10 Annual Report only) List below or attach description of results of training municipal industrial inspectors to identify, in the course of their existing inspections, PCBs or PCB-containing equipment.
Description: In FY 09-10, inspector training materials were developed through in-kind contributions of SCVURPPP to BASMAA. Training materials can be found in the BASMAA Regional POC Report. The BASMAA training materials have been distributed to industrial inspection staff and will be reviewed during staff training and incorporated into facility inspection procedures. If formal training is offered through BASMAA or the Program, all inspectors will attend.

C.12.a.ii,iii ►Ongoing Training
(For FY 10-11 Annual Report and Each Annual Report Thereafter) List below or attach description of ongoing training development and inspections for PCB identification, including documentation and referral to appropriate regulatory agencies (e.g. county health departments, Department of Toxic Substances Control, California Department of Public Health, and the Water Board) as necessary.
Description: Not required for this Annual Report.

C.12.b ►Conduct Pilot Projects to Evaluate Managing PCB-Containing Materials and Wastes during Building Demolition and Renovation Activities **C.12.c ►Pilot Projects to Investigate and Abate On-land Locations with Elevated PCB Concentrations** **C.12.d ►Conduct Pilot Projects to Evaluate and Enhance Municipal Sediment Removal and Management Practices** **C.12.e ►Conduct Pilot Projects to Evaluate On-Site Stormwater Treatment via Retrofit** **C.12.f ►Diversion of Dry Weather and First Flush Flows to POTWs** **C.12.g ►Monitor Stormwater PCB Pollutant Loads and Loads Reduced** **C.12.h ►Fate and Transport Study of PCBs In Urban Runoff** **C.12.i ►Development of a Risk Reduction Program Implemented Throughout the Region**
State below if information is reported in a separate regional report. Municipalities that participate directly in regional activities to can provide descriptions below.
Summary A summary of Program accomplishments for these sub-provisions are included within the C.12 PCB Controls section of Program's FY 09-10 Annual Report and/or the BASMAA Regional POC Report.

Section 13 - Provision C.13 Copper Controls

C.13.a.i and iii ► Legal Authority: Architectural Copper

(For FY 10-11 Annual Report only) Do you have adequate legal authority to prohibit discharge of wastewater to storm drains generated from the installation, cleaning, treating, and washing of the surface of copper architectural features, including copper roofs to storm drains?	X	Yes		No

If **No**, explain and provide schedule for obtaining authority within 1 year:

C.13.b.i and iii ► Legal Authority: Pools, Spas, and Fountains

(For FY10-11 Annual Report only) Do you have adequate legal authority to prohibit discharges to storm drains from pools, spas, and fountains that contain copper-based chemicals?	X	Yes		No

If **No**, explain and provide schedule for obtaining authority within 1 year:

C.13.c ►Vehicle Brake Pads

Reported in a separate regional report.

A summary of the Program's participation with the Brake Pad Partnership (BPP) is included within the C.13 Copper Controls section of Program's FY 09-10 Annual Report and/or the BASMAA Regional POC Report.

C.13.d.iii ►Industrial Sources Copper Reduction Results

List below or attach annotated lists or tables from your Industrial and Commercial Site Controls portion of this report, that highlight copper reduction results among the facilities identified as potential users or sources of copper, facilities inspected, and BMPs addressed. For FY09-10 describe below or highlight in the C.4 Evaluation portion (if provided) of this report the steps taken to revise your program to meet new data tracking and reporting requirements for implementation levels described in C.13.d.ii.

Summary

In FY 09-10, inspector training materials were developed through in-kind contributions of SCVURPPP to BASMAA. Training materials can be found in the BASMAA Regional POC Report.

Ongoing copper source identification and control has been a part of the City's pretreatment and source control programs since their inception. Each industrial and commercial facility inspection includes review of copper storage, use and discharge activities with respect to both the sanitary and storm drain systems. The details of the City's activities can be found in the Copper Program section of the 2010 Clean Bay Pollution Prevention Plan (Appendix 13-1). There are two metal finishing facilities remaining within the City that conduct copper metal finishing activities. These facilities each receive no less than semi-annual inspections which include rigorous storm water review.

C.13.e ►Studies to Reduce Copper Pollutant Impact Uncertainties

Revised. Description reads "State below if information is reported in a separate regional report. Municipalities that participate directly in regional activities to can provide descriptions below."

Summary

A summary of the Program's efforts (i.e., participation in RMP committee and work group meetings) to develop regional studies to reduce copper pollutant impact uncertainties is included within the C.13 Copper Controls section of Program's FY 09-10 Annual Report and/or BASMAA Regional POC Report.

Section 14 - Provision C.14 PBDE, Legacy Pesticides and Selenium Controls

C.14.a ►Control Programs for PBDEs, Legacy Pesticides and Selenium Controls
Revised. Description reads "State below if information is reported in a separate regional report. Municipalities that participate directly in regional activities can provide descriptions below."
Summary A summary of the Program's efforts (i.e., participation in RMP committee and work group meetings) to develop a Control Program for PBDEs, Legacy Pesticides and Selenium is included within the C.14 PBDE, Legacy Pesticides and Selenium section of Program's FY 09-10 Annual Report and/or BASMAA Regional POC Report.

Section 15 - Provision C.15 Exempted and Conditionally Exempted Discharges

C.15.b.iii.(1), C.15.b.iii.(2) ► Planned and Unplanned Discharges of Potable Water

Is your agency a water purveyor?	X	Yes		No

If **No**, skip to C.15.b.vi.(2):

If **Yes**, Complete the attached reporting tables or attach your own table with the same information. Describe program highlights below. For FY 09-10 only, describe steps taken to revise your program to meet new monitoring, data tracking and reporting requirements.

Summary:

Water Utility Operations staff revised their field practices to comply with MRP requirements for sampling, testing, and documentation of planned and unplanned discharges of potable water. Staff samples discharges and performs field tests for turbidity, pH, and chlorine residual. Staff is in the process of updating the City's Water Utility Operations & Maintenance Discharge Pollution Prevention Plan. Staff participates in the Program's Water Utility Ad Hoc Task Group. Public Works staff also met with Fire Department staff in order to discuss revisions to the Departmental General Order related to discharge of water during firefighting operations. The General Order will be modified in FY 2010-11.

A summary of the Program's efforts to update the Water Utility Operations & Maintenance Discharge Pollution Prevention Plan (WUDPPP) to assist municipal water purveyors in complying with this provision of the MRP is included within the C.15 Exempted and Conditionally Exempted Discharges section of Program's FY 09-10 Annual Report.

The attached tables document sampling and testing of planned discharges of potable water performed by Water Utilities Operations staff during FY 2009-10. No sampling and testing data is available for unplanned discharges during FY 2009-10.

C.15.b.vi.(2) ► Irrigation Water, Landscape Irrigation, and Lawn or Garden Watering

Provide implementation summaries of the required BMPs to promote measures that minimize runoff and pollutant loading from excess irrigation. Generally the categories are:

- Promote conservation programs
- Promote outreach for less toxic pest control and landscape management
- Promote use of drought tolerant and native vegetation
- Promote outreach messages to encourage appropriate watering/irrigation practices
- Implement Illicit Discharge Enforcement Response Plan for ongoing, large volume landscape irrigation runoff.

Summary:

The City Utilities Department offers several rebate and technical assistance programs to residents and businesses that promote water

conservation, drought-tolerant landscaping, and less-toxic pest management. Further details are available online at http://www.cityofpaloalto.org/news/displaynews.asp?NewsID=473&targetid=139 (residential) and at http://www.cityofpaloalto.org/news/displaynews.asp?NewsID=472&targetid=139 (commercial).

Water conservation for outdoor landscaping is required for new development and redevelopment projects through the City's Green Building Ordinance. The City is in the process of adopting the CalGreen Building Code later this year, which will integrate green building practices with water conservation requirements.

The Public Works Environmental Compliance Division actively promotes the Bay-Friendly Landscaping Program and the Our Water, Our World campaign to promote the use of less-toxic pest management techniques and native, drought-tolerant landscaping.

The Program-wide *Watershed Watch* Campaign, which conducts outreach for less toxic pest control and appropriate irrigation practices is described in the C.7. Public Information and Outreach section of the Program's FY 09-10 Annual Report. The Program-wide *IPM Store Partnership* and *Green Gardener Training* Programs are described in the C.9. Pesticide Toxicity Control section of the Program's FY 09-10 Annual Report.

FY 2009-10 FIRE HYDRANTS AT DEAD ENDS AND CRITICAL LOCATIONS

Abbreviations: B=brown water, Y=yellow water, C=clear water

	Location	Receiving Water*	Length of Main	Size	Date	Flush Time Start	Flush Time End	Chlorine Residual (mg/l)	After de-chlor (mg/l)	PH	NTU	Flow read	Est. Flow (gpm)	Description	Initials
1	MSC hydrant by WGW trucks	MC													
2	Corporation Way hydrant	AC	450'		11/18	130	145	1.92						b-c	mt/mp
3	Elwell Court Hydrant	AC	575'		11/18	149	200	1.89						y-c	mt/mp
4	Baylands parking lot hydrant	SFC	725'		2/3	300	325	1.5	0	9.6	4			y-c	mt/mp
5	Landfill hydrant (next to recycle yard)	MC	980'		12/28	231	246	1.84		9				y-c	mt/mp
6	Baylands Interpretive Center hydrant	MC	310'		3/4	0:00	0:00	1.81	0.00	9	2			y-c	jw/mt
7	Geng Road dead end hydrant	SFC	1377'		12/21	225	0:00	2.2						c	mt/mp
8	Airport (by Gas Station)	SFC	2600'		11/17	107	148	1.95						y-c	jw/mt
9	Post Office Hydrant (Laura Lane)	SFC	300'		12/21	155	220	2.31						b-c	mt/mp
10	Transport & Industrial hydrant	AC			12/28	134	217	2.47						b-c	mt/mp
11	E. Bayshore & San Antonio Hyd.	AC			11/18	110	125	2.08						b-c	mt/mp
12	East Bayshore Rd. (North Deadend hydrant)	SFC	335'	12"	12/21	1245	140	1.92						b-c	mt/mp
13	Hydrant Manuela Ct. (before Manuela Ave.)	BC													
14	Hydrant Manuela Ave. (before Manuela Ct.)	BC													
15	Old Adobe hydrant	BC	1025'		3/2	108	115	2.1	0.13	8.5	2			c	jw/mt
16	Mockingbird Ln. hydrant	BC	430'	6"	3/2	146	154	1.96	0.01	8.5	3			c	jw/mt
17	Old Trace Rd. hydrant	BC	265'	8"	3/2	127	132	2.21	0.07	8.5	5			y/c	jw/mt
18	2927 Alexis Dr.	MC	2150'	8"	1/28	255	306	1.85	1.67	9.7	4			y/c	jw/mt
19	3010 Country Club Ct.	MC	775'	6"	2/4	1009	1016	1.3	0.02	9.4	7			y/c	mp/mt
20	3106 Bandera Ct.	MC	975'	6"	2/4	945	955	1.63	0	9.5	6			y/c	mp/mt
21	925 Laurel	MC	2830'	8"	2/4	915	920	1.64	0.02	9.4	3			c	mp/mt
22	1791 Arastradero Dr. (Caballo)	SFC			2/4	1038	1105	1.72	0:00	9	19			y/c	mp/mt
23	Boronda Park Maintenance area hydrant	MC	1900'	8"	2/4	809	840	1.58	0.02	10	3			y/c	mp/mt
24	Hydrant 1 Los Trancos Rd.	MC													
25	Hydrant 10 Los Trancos Rd.	MC			3/11	1220	1240	1.78	0.00	9	8			y-c	mp/mt

FY 2009-10 FIRE HYDRANTS AT DEAD ENDS AND CRITICAL LOCATIONS

Abbreviations: B=brown water, Y=yellow water, C=clear water

	Location	Receiving Water*	Length of Main	Size	Date	Flush Time Start	Flush Time End	Chlorine Residual (mg/l)	After de-chlor (mg/l)	PH	NTU	Flow read	Est. Flow (gpm)	Description	Initials
26	Hydrant 16 Los Trancos Rd.	MC			3/11	145	200	1.65	0.01	8	6			y-c	mp/mt
27	Hydrant E.C.R. SF METER/Lytton	SFC													
28	Hydrant at LyttonTrain Station entrance	SFC													
29	Hydrant E.C.R. across Red Cross Office	SFC			1/25	126	151	2.18	2.15	10	0			b-c	mt/jw
30	531 Stanford Terrace Inn (notify)	MC			2/8	219	232	2.14	0.09	10	6			y-c	mt/jw
31	2098 Oxford(x ECR)	MC			2/8	243	252	2.07	0.00	10	12			y-c	mt/jw
32	2180 College (x ECR)	MC			2/24	201	210	2.42	0.10	9	10			y-c	mp/mt
33	2903 Simpkins Ct	MC	360'		2/3	229	241	2.28	0.00	9	11			y-c	mp/mt
34	Golf Court Maintenance Yard (inside / at the fence)	BC			11/17	1250	102	1.89						y-c	mt/jw
35	419 Palm St	MC	250'	6"	1/25	251	303	2.32	1.64	10	4			b-c	mt/jw
36	419 Maple St	MC	210'	6"	1/25	306	317	2.28	2.28	10	2			b-c	mt/jw
39	1372 Lincoln	MC	270'	6"	1/25	237	246	2.1	1.53	10	2			y-c	mt/jw
40	475 Newell	MC	220'	6"	2/3	150	200	1.78	0.02	9	18			y-c	mp/mt
41	102 Middlefield (North)	MC	170'	6"	2/24	110	139	2.09	1.11	9	4			y-c	mt/jw
42	370 George Hood Lane	BC	130'	4"	2/22	200	205	2.1	0.09	9	2			y-c	mt/jw
43	920 Peirs Court	MC	174'		2/2	845	849	1.91	0.02	9	19			y-c	mt/jw
44	751 Talisman Court	AC	650'	6"	2/2	908	934	1.91	0.01	9	47			y-c	mt/jw
45	3164 Manchester Ct	MC	375'	6"	2/2	1001	1005	2.06	0.02	9	5			y-c	mt/jw
46	398 Witclem Dr	BC	2120'	6"	2/1	300	311	1.74	0.03	10	9			y-c	mt/jw
47	650 Toyon Pl	MC	230'	6"	2/2	1016	1021	1.83	0.00	9	2			b-c	mt/jw
48	4337 Cesano Ct	AC	504'	4"	2/1	145	209	2.2	0.06	10	2			y-c	mt/jw
49	4392 Silva	AC	591'	8"	2/1	222	245	2.28	0.00	10	4			y-c	mt/jw
50	516 Georgia	BC	1070'	6"	2/2	1051	1100	2.21	0.05	9	20			b-c	mt/jw
51	4022 Villa Vera	BC			2/2	1111	1117	2.23	0.00	9	11			y-c	mt/jw
52	648 San Antonio (apartment)	AC			2/2	1215	1221	2.24	0.04	9	14			c	mt/jw

FY 2009-10 FIRE HYDRANTS AT DEAD ENDS AND CRITICAL LOCATIONS

Abbreviations: B=brown water, Y=yellow water, C=clear water

	Location	Receiving Water*	Length of Main	Size	Date	Flush Time Start	Flush Time End	Chlorine Residual (mg/l)	After de-chlor (mg/l)	PH	NTU	Flow read	Est. Flow (gpm)	Description	Initials
53	2904 Emerson	MC			3/3	222	230	2.25	0.08	8	9			b-c	mt/jw
54	3375 Alma (lot 179, back of Apts)	BC													
55	4200 Terman	AC	820'	8"	3/2	1247	1255	2.35	0.11	9	8			b-c	mt/jw
56	3580 La Mata Way (2 man job)	MC	410'	6"	2/2	1241	1252	2.2	0.01	9	5			b-c	mt/jw
57	8289 La Jennifer Wy	MC			2/2	120	126	2.15	0.06	9	6			y-c	mt/jw
58	840 Timlott	MC	350'	6"	2/2	204	221	2.04	0.03	10	15				
59	3758 Cass Way	MC	344'	4"											
60	2241 Wellesley St (x College Ave)	MC	252'												
61	925 Robles Ridge	MC	290'												
62	975 Robles Ridge	MC	1226'												
63	914 Matadero Ct	MC	314'												
64	991 Matadero Ave	MC	1120'												
65	4210 Ynigo	BC	220'												
66	4080 Manzana Lane	BC	677'	6"											
67	4099 Laguana Ave	MC	885'	6"											
68	3858 Timlott	MC	365'	6"											
69	273 Ventura (in the apartment complex)	BC	402'	6"											
70	2420 Tasso (by Marion)	MC													

Receiving water legend: ac = Adobe Creek; bc = Barron Creek; mc = Matadero Creek; sfc = San Francisquito Creek

FY 2009-10 BLOW-OFF FLUSHING LIST- (DEAD ENDS)

Abbreviations: B=brown water, Y=yellow water, C=clear water

#	Location	Receiving Water*	Length of Main	Size	Date	Flush Time Start	Flush Time End	Chlorine Residual (mg/l)	After De-Chlor (mg/l)	PH	NTU	Flow read	Est. Flow (gpm)	Description	Initials
1	1056 Colorado Place blowoff	mc	70'	4"	3/15	856	909	2.21	0.05	7.8	10			b-c	jw/mt
2	1070 Colorado Place blowoff	mc	123'	4"	3/15	918	926	2.07	0.00	7.5	2			o-c	jw/mt
3	3089 Higgins Place	mc	338'	6"	3/15	840	845	1.93	0.00	7.1	43			o-c	jw/mt
4	2955 Otterson Ct.	mc			3/15	800	806	2.03	0.07	7.5	6			o-c	jw/mt
5	3149 Genevieve Ct.	mc	255'	4"											
6	Palo Alto Airport/wash rack area	mc	2600'	10"											
7	1175 Lincoln Blowoff/easement	sfc													
8	3202 Maddux	mc	227'	4"											
9	853 Sharon Ct.	mc	287'	4"											
10	861 Newell Pl.	mc	182'	4"	3/22	142	150	2.21	0.15	8.4	4			o-c	mt/mp
11	1536 Louisa Ct.	mc	228'	4"	3/22	200	207	2.07	0.00	8.3	5			o-c	mt/mp
12	97 Erstwild Ct.	mc	447'												
13	90 Jordan Pl.	mc	221'	4"											
14	80 Alannah Ct.	sfc	219'	4"	3/15	139	145	2.31	0.04	7.7	8			y-c	jw/mt
15	60 Hamilton Ct.	mc	216'	6"											
16	40 Tevis Pl.	mc	234'	6"											
17	1453 Kings Lane	mc	685'	6"											
18	80 Kirby Pl.	mc	212'	6"											
19	1017 Forest Ct.	mc	204'	6"											
20	80 Kent Pl.	mc	230'	6"											
21	40 Regent Pl.	mc	218'	6"											
22	40 Somerset Ct.	mc	213'	6"											
23	275 Southwood Dr.	mc	141'	6"											
24	EPA and CPA Interconnect (once/year)	sfc													
25	100 Middlefield & 600 blk of Palo Alto Ave.	sfc	170'	6"											
26	2046 Edgewood Dr.	mc	210'	4'	3/15	1256	106	2.26	0.15	8.2	10			y-c	jw/mt
27	1978 Edgewood Dr.	mc	215'	4"	3/15	108	114	2.32	0.48	8.3	6			y-c	jw/mt
28	1918 Edgewood Dr.	sfc	215'	4"	3/15	123	130	2.44	0.02	8.0	4			o-c	jw/mt
29	2053 Sandalwood Ct.	mc	225'	4"	3/15	1241	1247	2.08	0.03	8.1	7			b-c	jw/mt
30	2100 Bellview Dr.	mc	290'	4"											
31	750 Greenwich Pl.	mc	208'	6"	4/21	827	837	2.14	0.46	8.5	7			o-c	mt/jw
32	100 Waverly Oaks	mc	216'	6"											
33	2319 Sierra Ct.	mc	380'	4"	3/15	1053	1059	2.24	0.00	7.9	6			o-c	jw/mt
34	2331 Carmel Dr.	mc	407'		3/15	1038	1042	1.87	0.06	8.0	9			o-c	jw/mt
35	2479 Chabot Terrace	mc	390'		3/15	957	1007	2	0.06	7.5	9			y-c	jw/mt
36	865 Garland Dr.	mc	172'	4"	4/21	948	1025	2.19	0.00	8.1	7			b-c	jw/mt
37	845 Garland Dr.	mc	172'	4"	4/21	1034	1038	2.04	0.00	8.0	6			b-c	jw/mt

FY 2009-10 BLOW-OFF FLUSHING LIST- (DEAD ENDS)

Abbreviations: B=brown water, Y=yellow water, C=clear water

#	Location	Receiving Water*	Length of Main	Size	Date	Flush Time Start	Flush Time End	Chlorine Residual (mg/l)	After De-Chlor (mg/l)	PH	NTU	Flow read	Est. Flow (gpm)	Description	Initials
38	613 Marion Pl.	mc	160'	4"	5/13	200	220	1.93	0.01	7.7	3			b-c	jw/mt
39	470 Anton	mc	215'	4"	5/13	229	255	1.99	0.00	7.8	2			b-c	jw/mt
40	1090 Moreno Ave.	mc	210'	4"	3/15	241	247	2.45	0.00	7.9	6			o-c	jw/mt
41	2651 Elmdale Pl.	mc	190'	4"	3/15	226	233	2.29	0.06	7.6	9			o-c	jw/mt
42	950 Sycamore Dr.	mc	493'	4"	5/18	128	132	2.21	0.07	8.1	4			o-c	jw
43	3161 Greer Rd.	mc	220'	4"											
44	3551 Greer Rd.	mc			5/18	202	207	2.14	0.04	8.1	4			o-c	jw
45	3301 Kenneth Dr.	mc	271'	4"	5/18	239	243	2.19	0.02	8.3	1			o-c	jw
46	3303 Thomas Ave.	mc	217'	4"	5/18	224	230	2.4	0.07	8.4	8			y-c	jw
47	3440 Greer Rd.	mc	143'	4"	5/18	300	314	2.26	0.03	8.1	12			y-c	jw
48	Duluth Circle	mc	197'	4"	5/19	904	910	2.09	0.13	7.9	1			o-c	mp/mt
49	931 Clara Dr.	mc	150'	4"	3/9	1045	1105	2.16	0.16	8.9	3			o-c	dc/mt
50	Lawrence Ct.	mc	350'	4"	3/9	1115	1130	2.28	0.89	8.5	11			o-c	dc/mt
51	921 Moraga Ct.	mc	130'	6"	6/3	117	135	2.1	0.00	8.7	5			b-c	mp/jw
52	915 Bautista Ct.	mc	315'	6"	6/3	145	156	2.09	0.09	8.7	3			b-c	mp/jw
53	3248 Clifton Ct.	mc	345'	6"	6/3	200	210	2.1	0.13	9.1	3			b-c	mp/jw
54	864 Fielding Ct.	mc	190'	6"											
55	805 Sycamore Dr.	mc	770'	6"											
56	2908 Sevyson Ct.	mc	225'	4"	3/9	1010	1030	2.3	0.02	8.4	4			o-c	dc/mt
57	846 Sutter Ave.	mc	450'	4"	6/16	200	211	2.28	0.09	8.1	8			y-c	mt/jw
58	873 Clara Dr.	mc	114'	4"	6/16	220	228	2.3	0.04	8.6	8			o-c	mt/jw
59	3105 David Ave.	mc	290'	4"	6/16	237	253	2.26	0.00	9.0	5			o-c	mt/jw
60	3101 Stelling Ct.	mc	117'	4"	7/14	1015	1037	2.32	0.00	7.7	20				
61	3139 David Ct.	mc	145'	4"	3/30	1150	1210	2.31	0.05	9.1	13			y-c	dc/mt
62	886 Richardson Ct.	mc	230'	4"	7/13	306	314	2.14	0.00	7.9	4			o-c	mt/jw
63	874 Ames Ct.	mc	195'	4"	7/13	242	253	2.04	0.00	8.0	2			o-c	mt/jw
64	3249 Greer Ct.	mc	276'	4"	7/13	217	225	2.05	0.00	8.0	1			o-c	mt/jw
65	726 Rosewood Dr.	mc	529'	6"	3/30	150	205	2.23	0.04	8.3	5			y-c	dc/mt
66	780 Rosewood Dr.	mc	139'	6"	3/30	1215	1250	2.28	0.01	8.5	6			b-c	dc/mt
67	2755 Randers Ct.	mc	290'	4"	3/30	215	222	2.29	0.01	8.0	21			b-c	dc/mt
68	3048 Price Ct.	mc	325'	4'	3/30	229	241	2.34	0.07	8.5	7			b-c	dc/mt
69	3019 Price Ct.	mc	435'	4"	7/14	1251	100	2.2	0.00	6.6	9			o-c	mt/jw
70	761 Allen Ct.	mc	458'	4"	7/14	113	118	2.05	0.00	6.2	1			o-c	mt/jw
71	740 Allen Ct.	mc	454'	4"	7/14	153	158	2.09	0.00	7.6	5			o-c	mt/jw
72	3355 Cork Oak Wy.	mc	198'	4"	7/14	254	258	2.23	0.00	7.2	12			o-c	mt/jw
73	3451 Cork Oak Wy.	mc	520'	4"	7/14	227	238	2.01	0.00	7.2	4			o-c	mt/jw
74	762 Stone Lane	mc	460'	6"											

FY 2009-10 BLOW-OFF FLUSHING LIST- (DEAD ENDS)

Abbreviations: B=brown water, Y=yellow water, C=clear water

#	Location	Receiving Water*	Length of Main	Size	Date	Flush Time Start	Flush Time End	Chlorine Residual (mg/l)	After De-Chlor (mg/l)	PH	NTU	Flow read	Est. Flow (gpm)	Description	Initials
75	2551 Webster St.	mc	218'	6"											
76	2522 Webster St.	mc	299'	6"											
77	754 San Carlos Ct.(550' /11pcs-50' hose)	mc	540'												
78	2745 Byron St.	mc	302'	6"											
79	605 Towle Wy.	mc	162'	4"											
80	646 Towle Pl.	mc	200'	4"											
81	606 Wellsbury Ct.	mc	160'	4"											
82	3103 Flowers Ln.	mc	431'	4"											
83	3101 Avalon Ct.	mc	461'	6"											
84	3190 Mackall Wy.	mc	275'	4"											
85	467 Gary Ct.	mc	170'	4"											
86	469 Martinsen Ct.	mc	175'	4"											
87	2930 Kipling	mc	618'	6"											
88	3346 Kipling St.	mc	160'	4"											
89	3351 St. Michael Dr.	mc	355'	4"											
90	3462 Murdoch Ct.	ac	160'	4"											
91	3472 Cowper Ct	ac	415'	4"											
92	3463 Ashton Ct.	ac	250'	4"											
93	728 Layne Ct.	mc	350'	6"											
94	3187 Loma Verde Place	mc	200'	6"											
95	852 Ross Ct.	mc	415'	4"											
96	3700 Nathan Ct.	ac	150'	4"											
97	3738 Ortega Ct.	ac	600'	8"											
98	3868 Corina Ct.	ac	185'		6/21	300	320	2.03	0.03	7.7	5			b-c	mp/jw
99	4125 Sutherland Dr.	ac	303'	6"	4/8	138	324	2.05	0.06	7.8	1			b-c	mt/mp
100	455 El Capitan	ac	420'	4"	6/15	214	221	2.28	0.04	8.5	6			o-c	mt/jw
101	3956 Nelson Ct.	ac	230'	4"	6/15	202	206	2.21	0.06	8.3	4			o-c	mt/jw
102	410 Adobe Pl.	ac	240'	4"	6/15	148	155	2.27	0.03	8.5	2			o-c	mt/jw
103	3945 Duncan Pl.	ac	143'	4"	6/21	224	245	2.12	0.04	8.8	2			b-c	mp/jw
104	3893 Mumford	ac	510'	4"	6/21	204	218	2.01	0.04	8.9	5			o-c	mp/jw
104	3872 Dixon Pl.	ac	347'	4"	6/21	153	200	2.23	0.06	7.6	1			o-c	mp/jw
106	115 Lundy	ac	340'	4"	6/21	132	150	1.95	0.00	4.2	4			o-c	mt/mp
107	244 Greenmeadow Wy.	ac	270'	4"	6/15	135	140	2.25	0.01	8.5	0			y-c	mt/jw
108	369 Calcaterra Ct.	ac	305'	4"	6/14	1054	1101	2.2	0.02	8.2	4			y-c	mt/jw
109	4140 Mackay Ct.	ac	212'	4"	6/14	1042	1048	2.24	0.01	8.3	3			o-c	mt/jw
110	458 Ferne	ac	160'	4"	6/14	100	113	2.27	0.06	8.4	11			y-c	mt/jw
111	482 Ferne	ac	180'	4"	6/14	1116	1130	2.22	0.11	8.4	9			o-c	mt/jw

FY 2009-10 BLOW-OFF FLUSHING LIST- (DEAD ENDS)

Abbreviations: B=brown water, Y=yellow water, C=clear water

#	Location	Receiving Water*	Length of Main	Size	Date	Flush Time Start	Flush Time End	Chlorine Residual (mg/l)	After De-Chlor (mg/l)	PH	NTU	Flow read	Est. Flow (gpm)	Description	Initials
112	176 Ferne Ave.	ac	164'	6"	6/14	1024	1038	2.25	0.22	8.5	4			o-c	mt/jw
113	271 Fairfield Ct.	ac	175'	4"	6/14	143	151	2.21	0.05	8.1	12			o-c	mt/jw
114	355 Christopher Ct.	ac	323'	4"	6/14	120	135	2.21	0.06	8.1	2			b-c	mt/jw
115	137 Hemlock Ct.	ac	160'	4"	6/14	1000	1020	2.2	0.13	8.5	7			o-c	mt/jw
116	100 Sheridan Ct.	ac	226'	6"											
117	3951 Ventura Ct.(blow off at school)	bc	289'	6"											
118	290 Davenport Wy.	bc	251'	4"											
119	301 Victoria Pl.	bc	179'	4"	3/17	209	214	2.41	0.00	8.1	2			o-c	jw/mt
120	301 Barclay Ct.	bc	173'	4"	3/17	220	227	2.2	0.08	7.5	3			o-c	jw/mt
121	4125 Wilkie Ct.	bc	190'	4"	3/17	233	241	2.15	0.07	7.7	6			o-c	jw/mt
122	4129 El Camino Way	bc	201'	6"	3/17	155	201	2.31	0.00	7.9	3			o-c	jw/mt
123	464 Tennessee Ln.	bc	366'	6"	5/19	830	846	2.28	0.86	7.8	1			o-c	mt/jw
124	470 Carolina Ln.	bc	303'	4"	5/19	850	858	2.15	0.39	7.9	0			o-c	mp/mt
125	245 Whitclem Ct.	ac	85'	4"	5/19	1010	1021	2.03	0.08	7.8	1			y-c	mp/mt
126	281 Whitclem Way	ac	150'	4"	5/19	1027	1038	2.07	0.70	8.1	2			o-c	mp/mt
127	361 Whitclem Pl.	ac	183'	4"	5/19	1041	1052	2.12	0.07	7.7	1			o-c	mp/mt
128	4224 Darlington Ct.	ac	183'	4"	5/19	925	939	2.08	0.05	8.0	0			b-c	mp/mt
129	4254 Newberry Ct.	ac	227'	4"	5/19	943	954	2.2	0.03	7.9	1			b-c	mp/mt
130	4394 Miller Ave.	ac	728'	6"											
131	4374 Miller Ct.	ac	525'	4"											
132	4331 Cesano Ct.	ac	780'	4"											
133	4360 Silva Ct.	ac	504'	4"											
134	4392 Silva Ave. (CPA-painted silver)	ac	591'	8"											
135	CPA / M.V. intercon. Monroe & Sylva Ave	ac													
136	4275 McKellar Ln.	bc	815'	6"											
137	4244 Lorabelle Ct.	bc	131'	4"											
138	3650 La Calle	mc	190'	4"	7/1	123	126	1.89	6.00	8.3	0			o-c	mt/jw
139	3740 Carlitos	mc	180'	4'	7/1	136	140	1.92	11.00	8.1	0			o-c	mt/jw
140	3747 La Calle	mc	260'	4"	7/1	108	114	1.9	2.00	7.6	0			o-c	mt/jw
141	825 Ilima Ct.	mc	409'	4"											
142	3744 Laguna Oaks Pl.	mc	225'	4"											
143	1014 Paradise Way	mc	137'	6"	6/22	202	209	2.28	0.05	8.5	0			o-c	mt
144	1017 Paradise Way	mc	88'	6"											
145	1096 McGregor	mc	144'	6"	6/22	133	148	2.37	0.01	8.3	0			o-c	mt
146	980 Shauna Ln.	mc	357'	6"	6/22	222	228	2.19	0.02	8.6	0			o-c	mt
147	4095 El Cerrito Rd.	bc	229'	8"											
148	3925 El Cerrito Rd.	bc	626'	8"											

FY 2009-10 BLOW-OFF FLUSHING LIST- (DEAD ENDS)

Abbreviations: B=brown water, Y=yellow water, C=clear water

#	Location	Receiving Water*	Length of Main	Size	Date	Flush Time Start	Flush Time End	Chlorine Residual (mg/l)	After De-Chlor (mg/l)	PH	NTU	Flow read	Est. Flow (gpm)	Description	Initials
149	627 Georgia Ave.	bc	300'	4"											
150	4138 Amaranta Ct.	bc	177'	4'											
151	3537 Julie Ct. (flush to manhole sewer)	mc	136'	6"											
152	644 Maybell	mc	270'	6"											
153	4135 Maybell Way	bc	355'	4"											
154	556 Pena Ct.	bc	197'	4"											
155	540 Irven Ct.	bc	165'	4"											
156	567 Irven Ct.	bc	184'	4"											
157	305 Tioga Ct.	ac	380'	4"	6/14	215	225	2.21	0.03	7.8	10			y-c	mt/jw
158	321 Diablo Ct.	ac	380'	4"	6/14	158	208	2.24	0.37	8.3	2			b-c	mt/jw
159	222 Scripps Ct.	ac	320'	4"	6/15	105	125	2.3	0.06	8.6	5			o-c	mt/jw
160	3861 Grove Ct.	ac	85'	4'	4/8	1218	1225	2.08	0.07	8.4	2			o-c	mt/jw
161	3878 Grove Ave.	ac	525'	6"	4/8	1116	1211	2.16	0.35	8.5	2			b-c	mt/jw
162	3888 Grove Ave.	ac	57'	6"											
163	3923 Grove Ct.	ac	197'	4'											
164	638 Keats Ct.	ac	280'	4"	4/21	210	223	2.16	0.01	8.3	8			b-c	mt/jw
165	770 Gailen Ct.	ac	140'	4'	6/15	247	252	2.24	0.05	8.2	7			y-c	mt/jw
166	723 Gailen Ct.	ac	200'	4"	5/19	253	306	2.25		8.3				b-c	mt/jw
167	713 Charleston Ct.	ac	230'	4"	5/19	139	155	2.09	0.06	7.8	3			b-c	mp/mt
168	741 Ensign Way.	ac	345'	6"	5/19	100	120	2.36	0.05	7.8	2			y-c	mp/mt
169	4147 Byron. (new blow off /San Antonio)	ac													
170	Building 25 (blow off)	ac	288'	4'											
171	Building 13 (blow off)	ac	218'	4"											
172	Building 9 (blow off)	ac	265'	4"											
173	3879 May Ct.(inform customer 1 day before flushing)	ac	390'	6"											
174	749 Maple Wood Pl.	ac	233'	4"	4/21	133	205	2.24	0.02	8.0	11			y-c	mp/mt
175	3750 Wrights Pl.	ac	274'	4"	6/21	115	120	2.21	0.05	9.0	8			b-c	mp/mt
176	3361 Emerson Ct.	bc	330'	6"											
177	3998 Bibbits Ct.	ac	360'	4"											
178	4185 Cherry Oaks Pl.	bc	330'	6"											
179	4161 King Arthurs Ct.	bc	465'	6"											
180	4252 Los Palos Pl.	ac	250'	4"											
181	4280 Los Palos Cir.	ac	136'	4"											
182	663 Glenbrook Dr.	ac	197'	6"											
183	566 Glenbrook Dr.	ac	490'	6"											
184	Cypress Lane	mc													

FY 2009-10 BLOW-OFF FLUSHING LIST- (DEAD ENDS)

Abbreviations: B=brown water, Y=yellow water, C=clear water

#	Location	Receiving Water*	Length of Main	Size	Date	Flush Time Start	Flush Time End	Chlorine Residual (mg/l)	After De-Chlor (mg/l)	PH	NTU	Flow read	Est. Flow (gpm)	Description	Initials
185	3802 Magnolia Ct.	mc		6"											
186	810 Mesa Ct.	bc	487'												
187	4196 Mesa Ave. Blowoff	bc	150'	4"											
188	830 Arroyo Ct.	ac	225'		3/24	1213	1241	2.26	0.00	8.8	2			y-c	mp
189	854 Miranda Green	ac	600'	6"	3/24	1250	110	2.1	0.01	8.6	3			y-c	mp
190	840 Moana Ct.	ac	450'	6"	3/23	300	320	2.18	0.01	7.8	20			y-c	mp/mt
191	4339 Miranda Ct.	ac	125'	4"	3/23	235	251	2.13	0.01	7.9	6			y-c	mp/mt
192	4369 Miranda Ave. Blowoff	ab	3700'	8"	3/23	200	225	2.3	0.01	8.0	32			y-c	mp/mt
193	4290 Manuela Way Blowoff	mc	570'	6"											
194	550 Chimalus Dr.(hydrant better than B/off)	mc	425'	6"											
195	719 West Place(Garland)	mc	157'	6"	4/21	1104	1107	1.98	0.00	8.0	4			b-c	jw/mt
196	766 East Place (Garland)	mc	172'	6"	4/21	1048	1059	2.24	0.00	8.0	13			o-c	jw/mt
197	860 San Jude Ave.	mc	497'	6"											
198	748 San Jude Ave.	mc	354'	6"	7/12	855	903	2.16	0.00	7.0	41			o-c	mt/mp
199	2250 St. Francis	mc	400'		5/13	1255	130	2.08	0.07	8.6	5			b-c	mp/mt
200	25955 Estacada Way Blowoff	mc	220'	8"											
201	4158 Crosby Pl.	bc	123'												
202	4172 Wallis Ct.	bc	155'												
203	890 Robb Rd.	bc	845'												
204	4160 Rincon Circle	bc		4"											
205	Clark Wy. 2” blowoff at Stanford interconnect	sfc													
206	1850 Oak Creek Apts.	sfc													
207	1791 Caballo Lane	sfc													

Receiving water legend: ac = Adobe Creek; bc = Barron Creek; mc = Matadero Creek; sfc = San Francisquito Creek

FY 2009-10 City of Palo Alto Storm Water Annual Report

Table of Contents for Appendices

Section 4 – Provision C.4 Industrial and Commercial Site Controls

Appendix 4-1: C.4.b.i Business Inspection Plan
Appendix 4-2: C.4.b.iii.(1) Potential Facilities List
Appendix 4-3: C.4.b.iii.(2) Facilities Scheduled for Inspection
Appendix 4-4: C.4.c.iii.(3) Types of Violations Noted by Business Category

Section 5 -- Provision C.5 Illicit Discharge Detection and Elimination

Appendix 5-1: C.5.c.iii Complaint and Spill Response Phone Number and Spill Contact List

Section 6 – Provision C.6 Construction Site Controls

Appendix 6-1: C.6.e.iii.(1) Construction Site Inspections

Section 7 – Provision C.7. Public Information and Outreach

Appendix 7-1: C.7.e Public Outreach Events

Section 9 – Provision C.9 Pesticides Toxicity Controls

Appendix 9-1: C.9.a City of Palo Alto Integrated Pest Management Policy
Appendix 9-2: C.9.b 2009 City of Palo Alto Integrated Pest Management Report
Appendix 9-3: C.9.d City of Palo Alto IPM Contract Language

Section 13 – Provision C.13 Copper Controls

Appendix 13-1: C.13.d.iii 2010 City of Palo Alto Clean Bay Pollution Prevention Plan Copper Program

Appendix 4-1

C.4.b.i Business Inspection Plan

INSPECTIONS AND SAMPLING PROGRAM

A summary of all inspections conducted by the POTW staff and all samples collected by both POTW and IUs is presented in Table 6-1.

INSPECTIONS

RWQCP Pretreatment staff conducts the following types of inspections:

Pre-Permit Inspection

These inspections are scheduled with the date and time mutually agreed upon with the industrial user. This inspection gathers and verifies information on manufacturing and treatment processes, regulated and unregulated processes, chemical storage and handling, waste disposal practices, proper secondary containment, flow rate, plumbing and piping layouts and other pertinent information. This information is used to confirm information provided by the discharger and to determine the appropriate permit type for the facility .

Violation Follow-up Inspections

Any inspection and monitoring needed to determine the status of previously found problems and violations.

Compliance Inspections

Annual or semiannual inspections scheduled with notice to industry to verify information contained in Periodic Reports of Continued Compliance and to update permit information.

Demand Inspection

Inspections conducted as a result of industry request, spill events, process or treatment changes, or other unanticipated events.

Sampling Inspections

Unannounced inspections conducted during POTW visits to site for sample collection. This is a brief inspection geared to spotting illegal discharges, plumbing changes, or other compliance related observations.

POTW staff conducted 113 inspections of industrial facilities during 2009. These inspections were in addition to 361 sampling inspections conducted by staff.

Criteria for determining inspection frequencies

Inspection frequency are set and may be modified based on changes in the type of facility, discharge volume, size of facility and compliance history. Typical frequencies are summarized in Table 6-0.

TABLE 6-0
Inspection Frequency

Type of Facility	Discharge Status	Inspection Frequency
Categorical/ SIUs	Active	2 per year
Categorical/SIUs	Zero	1 per year
Non-Categorical (potential toxic)	Active	2 per year
Non-Categorical(minor)	Active	1 per year
BMP	Active	1 per year
Non- Permitted	Active	1 per year
Ground Water	Active	Upon permit renewal
Machine Shops	Active	1 per year
Photo Processing	Active	1 per year
Automotive facilities	Active	2 per year
Restaurants	Active	Every 3 years or as needed

SAMPLING PROGRAM

Compliance sampling of significant industrial dischargers by Regional Water Quality Control Plant personnel occurs twice per year, at a minimum. More frequent follow-up sampling occurs when necessary due to compliance issues. Facilities with Best Management Practices (BMP) permits are not included in the sampling schedule. However, samples are collected to verify effectiveness of the BMPs when the regular sampling schedule permits, or if compliance issues are identified during inspections. Some facilities with BMP permits do not have building configurations that allow sampling.

Appendix 4-2

C.4.b.iii.(1) Potential Facilities List

INSPECTIONS AND SAMPLING PROGRAM

A summary of all inspections conducted by the POTW staff and all samples collected by both POTW and IUs is presented in Table 6-1.

INSPECTIONS

RWQCP Pretreatment staff conducts the following types of inspections:

Pre-Permit Inspection

These inspections are scheduled with the date and time mutually agreed upon with the industrial user. This inspection gathers and verifies information on manufacturing and treatment processes, regulated and unregulated processes, chemical storage and handling, waste disposal practices, proper secondary containment, flow rate, plumbing and piping layouts and other pertinent information. This information is used to confirm information provided by the discharger and to determine the appropriate permit type for the facility .

Violation Follow-up Inspections

Any inspection and monitoring needed to determine the status of previously found problems and violations.

Compliance Inspections

Annual or semiannual inspections scheduled with notice to industry to verify information contained in Periodic Reports of Continued Compliance and to update permit information.

Demand Inspection

Inspections conducted as a result of industry request, spill events, process or treatment changes, or other unanticipated events.

Sampling Inspections

Unannounced inspections conducted during POTW visits to site for sample collection. This is a brief inspection geared to spotting illegal discharges, plumbing changes, or other compliance related observations.

POTW staff conducted 113 inspections of industrial facilities during 2009. These inspections were in addition to 361 sampling inspections conducted by staff.

Criteria for determining inspection frequencies

Inspection frequency are set and may be modified based on changes in the type of facility, discharge volume, size of facility and compliance history. Typical frequencies are summarized in Table 6-0.

TABLE 6-0
Inspection Frequency

Type of Facility	Discharge Status	Inspection Frequency
Categorical/ SIUs	Active	2 per year
Categorical/SIUs	Zero	1 per year
Non-Categorical (potential toxic)	Active	2 per year
Non-Categorical(minor)	Active	1 per year
BMP	Active	1 per year
Non- Permitted	Active	1 per year
Ground Water	Active	Upon permit renewal
Machine Shops	Active	1 per year
Photo Processing	Active	1 per year
Automotive facilities	Active	2 per year
Restaurants	Active	Every 3 years or as needed

SAMPLING PROGRAM

Compliance sampling of significant industrial dischargers by Regional Water Quality Control Plant personnel occurs twice per year, at a minimum. More frequent follow-up sampling occurs when necessary due to compliance issues. Facilities with Best Management Practices (BMP) permits are not included in the sampling schedule. However, samples are collected to verify effectiveness of the BMPs when the regular sampling schedule permits, or if compliance issues are identified during inspections. Some facilities with BMP permits do not have building configurations that allow sampling.

Photo Facilities

Facility Name	Street No	Street Name	Unit	City	State	Zip Code
BAYSHORE ANIMAL HOSPITAL	630	DONOHOE STREET		EAST PALO ALTO	CA	94303
DREW HEALTH FOUNDATION	2111	UNIVERSITY AVENUE		EAST PALO ALTO	CA	94303
NATURAL PHOTOGRAPHY	1127	SAGE STREET		EAST PALO ALTO	CA	94303-2029
ACACIA PRESS	386	STATE STREET	BOX 599	LOS ALTOS	CA	94023
ADOBE ANIMAL HOSPITAL	396	1ST STREET		LOS ALTOS	CA	94022
APERTURE	127	MAIN STREET		LOS ALTOS	CA	94022
BACK TO HEALTH CHIROPRATIC	371	FIRST STREET		LOS ALTOS	CA	94022
CREST COPIES & BLUEPRINTS	909	SAN ANTONIO ROAD, NORTH		LOS ALTOS	CA	94022
DEN MEDICAL GROUP, INC.	746	ALTOS OAKS DRIVE		LOS ALTOS	CA	94024
FRANCIS /GWEN GRAPHIC DESIGN	334	STATE STREET		LOS ALTOS	CA	94022
GUILD WEST GRAPHIC DESIGN	4966	EL CAMINO REAL		LOS ALTOS	CA	94022
KINDNESS PET HOSPITAL	440	1ST STREET		LOS ALTOS	CA	94022
LEITNER ASSOCIATES	1745	OAK AVENUE		LOS ALTOS	CA	94024
Los Altos Family Chiropractic Center	851	FREMONT AV	# 111	LOS ALTOS	CA	94024
LOS ALTOS SILKSCREENING	308	STATE STREET		LOS ALTOS	CA	94022
MANSELL GRAPHICS	199	1ST STREET		LOS ALTOS	CA	94022
McGUINNESS DESIGN	1122	GOLDEN WAY		LOS ALTOS	CA	94024
MURRY KALISH PHOTOGRAPHY	317	STATE STREET		LOS ALTOS	CA	94022
PEREIRA PRODUCTIONS	127	1ST STREET		LOS ALTOS	CA	94022
RITCHIE. DDC /CHARLES	437	SANTA BARBARA		LOS ALTOS	CA	94022
RITE AID #5886	2310	HOMESTEAD ROAD		LOS ALTOS	CA	94024
RITZ CAMERA CENTERS #1342	398	MAIN STREET		LOS ALTOS	CA	94022
SCHOENFELD, MONIQUE	138	MAIN STREET		LOS ALTOS	CA	94022
THOMPSON. DC /KELLY F.	948	DOLORES AVENUE		LOS ALTOS	CA	94022
VIK CHIROPRACTIC CLINIC	4700	EL CAMINO REAL		LOS ALTOS	CA	94022
WALGREEN DRUG STORE #7088	303	SECOND ST		LOS ALTOS	CA	94022
FOOTHILL COLLEGE	12345	EL MONTE ROAD		LOS ALTOS HILLS	CA	94022
NASA AMES RESEARCH CENTER				MOFFET FIELD	CA	94035-1000
ABRAMS DESIGN GROUP	100	VIEW STREET		MOUNTAIN VIEW	CA	94043
ACCENT ON OFFSET	1100	L'AVENIDA		MOUNTAIN VIEW	CA	94043
ACCLAIM BY ROBERT	676	CUESTA DRIVE		MOUNTAIN VIEW	CA	94040
ADOBE SYSTEMS INCORPORATED	1565	CHARLESTON ROAD	BLDG B	MOUNTAIN VIEW	CA	94043
ADOBE SYSTEMS INCORPORATED	1098	ALTA AVENUE	BLDG D	MOUNTAIN VIEW	CA	94039-7900
ADOBE SYSTEMS INCORPORATED	1585	CHARLESTON ROAD	BLDG A	MOUNTAIN VIEW	CA	94043
ADOBE SYSTEMS INCORPORATED	1625	CHARLESTON ROAD		MOUNTAIN VIEW	CA	94043-7900
AD'S SIGNS CO.	999	INDEPENDENCE AVENUE		MOUNTAIN VIEW	CA	94040
ALEXANDER TESHIN ASSOCIATES	1605	WEST EL CAMINO REAL		MOUNTAIN VIEW	CA	94040
ALL PREMIUM SPORTSWEAR	2624	FAYETTE DRIVE		MOUNTAIN VIEW	CA	94041
ALPINE ANIMAL HOSPITAL	2460	EL CAMINO REAL, WEST		MOUNTAIN VIEW	CA	94040
ALPINE PRINTING	985	TERRA BELLA AVENUE		MOUNTAIN VIEW	CA	94043
ALTA VIEW ANIMAL HOSPITAL	690	SHOWERS DRIVE		MOUNTAIN VIEW	CA	94040
ANNEX PRINTING CENTER	711	NORTH SHORELINE BOULEVARD		MOUNTAIN VIEW	CA	94043
APLIN UNO & CHIBANA INC.	2685	MARINE WAY		MOUNTAIN VIEW	CA	94043
AZTEC PRINTING	1931	OLD MIDDLEFIELD WAY	# A	MOUNTAIN VIEW	CA	94043

Facility Name	Street No	Street Name	Unit	City	State	Zip Code
BAILEY PLAZA PHARMACY	570	N. SHORELINE BLVD		MOUNTAIN VIEW	CA	94039
BARCLAY MAPS, INC.	922	SAN LEANDRO AVENUE		MOUNTAIN VIEW	CA	94043
BENIVA	740	SIERRA VISTA AVENUE		MOUNTAIN VIEW	CA	94043
BEST OF COUPONS	1050	INDEPENDENCE AVENUE	# B	MOUNTAIN VIEW	CA	94043
BROOKINS SIGNS	461	EL CAMINO REAL, WEST		MOUNTAIN VIEW	CA	94043
BROWN /MARK M DESIGN	468	PALO ALTO AVENUE		MOUNTAIN VIEW	CA	94043
BUTINA, C - PHOTO	897	INDEPENDENCE AVENUE		MOUNTAIN VIEW	CA	94043
CALLO SIGN CO.	2224	OLD MIDDLEFIELD WAY		MOUNTAIN VIEW	CA	94043
CARLICK ADVERTISING	707	CALIFORNIA STREET		MOUNTAIN VIEW	CA	94041
CHIROPRACTIC PERFORMANCE CENTER	1411	WEST EL CAMINO REAL	# B	MOUNTAIN VIEW	CA	94040
Chiropractic Sport Center-TropeaChiroCe	278	HOPE ST		MOUNTAIN VIEW	CA	94041-1364
CINCONE GRAPHICS, INC.	953	SIERRA VISTA AVENUE		MOUNTAIN VIEW	CA	94043
COLOR MAGIC LASER COPIES	2551	CASEY AVENUE	# A	MOUNTAIN VIEW	CA	94043
COLORMAGIC COLOR LASER COPIES	2551	CASEY AVENUE		MOUNTAIN VIEW	CA	94043
COSMETIC SURGERY MEDICAL GROUP	305	SOUTH DRIVE	# 1	MOUNTAIN VIEW	CA	94040
COSTCO WHOLESALE #143	1000	RENGSTORFF AVENUE, NORTH		MOUNTAIN VIEW	CA	94043
CREATIVELY SPEAKING DESIGN	812	WAKE FOREST ROAD		MOUNTAIN VIEW	CA	94043
DANCE PHOTOGRAPHY	417	HEDGEROW COURT		MOUNTAIN VIEW	CA	94041
DAVID MADISON PHOTOGRAPHY	2330	OLD MIDDLEFIELD WAY	# 6	MOUNTAIN VIEW	CA	94043
DESIGNSCAPE	2455	OLD MIDDLEFIELD WAY	# H	MOUNTAIN VIEW	CA	94043
DESIGNWRITE GRAPHICS	2407	CHARLESTON ROAD		MOUNTAIN VIEW	CA	94043
DeVoss Chiropractic Office	682	VILLA ST	# E	MOUNTAIN VIEW	CA	94041
DOONE /RICHARD DESIGN	2672	BAYSHORE PARKWAY	# 502	MOUNTAIN VIEW	CA	94043
EDWARDS. DPM /LARRY J.	305	SOUTH DRIVE	# 6	MOUNTAIN VIEW	CA	94040
EL MONTE VETERINARY CLINIC. INC.	675	ESCUELA AVENUE		MOUNTAIN VIEW	CA	94040
ELITE DESIGN PLUS	1931	OLD MIDDLEFIELD WAY	# C	MOUNTAIN VIEW	CA	94043
ERNST ASSOCIATES IN GRAPHICS	247	VELARDE		MOUNTAIN VIEW	CA	94041
EXPRESS PRINTING & GRAPHICS	2580	WYANDOTTE	# B	MOUNTAIN VIEW	CA	94041
FENESY. DPM /CHRISTOPHER J.	1704	MIRAMONTE AVE	# 7	MOUNTAIN VIEW	CA	94040
FOTRON PHOTO LAB	143	CASTRO STREET		MOUNTAIN VIEW	CA	94041-1201
GENESIS PHOTOGRAPHY	185	MOFFETT BOULEVARD		MOUNTAIN VIEW	CA	94043
GILCHRIST PHOTOGRAPHY /GUY	2170	OLD MIDDLEFIELD WAY		MOUNTAIN VIEW	CA	94043
GOODCO PRESS. INC.	2480	OLD MIDDLEFIELD WAY		MOUNTAIN VIEW	CA	94043
HALL & ASSOCIATES	229	POLARIS AVENUE		MOUNTAIN VIEW	CA	94043
HOUSE OF PRINTING	2544	LEGHORN STREET		MOUNTAIN VIEW	CA	94043
IDENTIFICATION SERVICES	985	TERRA BELLA AVENUE		MOUNTAIN VIEW	CA	94043
INKSMITH PRINTING	2520	WYANDOTTE ST		MOUNTAIN VIEW	CA	94043
J.P. DIGITAL IMAGING	230	POLARIS AVENUE		MOUNTAIN VIEW	CA	94043
JASCO CHEMICAL CORPORATION	0	P.O. DRAWER J		MOUNTAIN VIEW	CA	94042
KINKO'S COPIES	1915	EL CAMINO REAL, WEST		MOUNTAIN VIEW	CA	94040
LARSON ORTHODONTICS	777	CUESTA DRIVE	# 100	MOUNTAIN VIEW	CA	94040
LEE PHILLIPS PHOTOGRAPHY	1350	PEAR AVENUE	# H	MOUNTAIN VIEW	CA	94043
LETTERLAND	999	INDEPENDENCE AVENUE	# B3	MOUNTAIN VIEW	CA	94040
LION PRINTER	823	EL CAMINO REAL, WEST		MOUNTAIN VIEW	CA	94040
LONGS DRUG STORE (1041 EL MONTE)	1041	EL MONTE AVENUE		MOUNTAIN VIEW	CA	94040
LONGS DRUG STORE#66	2630	EL CAMINO REAL, WEST		MOUNTAIN VIEW	CA	94040
LOS ALTOS FOOT CLINIC	105	SOUTH DRIVE	# B	MOUNTAIN VIEW	CA	94040

Facility Name	Street No	Street Name	Unit	City	State	Zip Code
LOS ALTOS-MTN. VIEW CHIROPRATIC CLINIC	1702	MIRAMONTE AVENUE	# A	MOUNTAIN VIEW	CA	94040
LUCKY PRINTING	914	EL CAMINO REAL, WEST		MOUNTAIN VIEW	CA	94040
MAD MACS	465	FAIRCHILD DRIVE		MOUNTAIN VIEW	CA	94041
MAYFIELD PUBLISHING COMPANY	1240	VILLA STREET		MOUNTAIN VIEW	CA	94041
MINUTE-MAN PRESS	1339	EL MONTE AV	# L	MOUNTAIN VIEW	CA	94040
MONTIGRAPHICS	1914	PLYMOUTH STREET	# B	MOUNTAIN VIEW	CA	94043
MOON-LITH PRESS	2330	OLD MIDDLEFIELD WAY		MOUNTAIN VIEW	CA	94043
MORTENSEN DESIGN	416	BUSH		MOUNTAIN VIEW	CA	94043
MOUNTAIN VIEW VETERINARY CLINIC	1413	GRANT ROAD		MOUNTAIN VIEW	CA	94040-3250
MV-LA UNION HS DISTRICT	1299	BRYANT AVENUE		MOUNTAIN VIEW	CA	94040-4599
NEC ELECTRONICS. INC.	401	ELLIS STREET		MOUNTAIN VIEW	CA	94039
NELSON, GEOFFREY	2235	OLD MIDDLEFIELD WAY		MOUNTAIN VIEW	CA	94043
NO. CALIFORNIA PERMANENTE MED GRP	555	CASTRO STREET		MOUNTAIN VIEW	CA	94041-2060
Northern Cal. Retina-Vitreous Assoc.	2485	HOSPITAL DRIVE	# 200	MOUNTAIN VIEW	CA	94040
ORTHOPEDIC SURGERY	2500	HOSPITAL DRIVE	BLDG 7	MOUNTAIN VIEW	CA	94040
PANORAMA RESEARCH, INC.	2462	WYANDOTTE STREET		MOUNTAIN VIEW	CA	94043-2313
PARKS. DVM /JOHN B.	1350	GRANT ROAD	#14A	MOUNTAIN VIEW	CA	94040
PAVCO	719	SHORELINE BLVD., NORTH		MOUNTAIN VIEW	CA	94043
PEGASUS SCREEN PRINTED PRODUCTS	709	SHORELINE BLVD., NORTH		MOUNTAIN VIEW	CA	94043
PENINSULA BUSINESS FORMS	2672	BAYSHORE PARKWAY		MOUNTAIN VIEW	CA	94043
PENINSULA DIGITAL IMAGING	599	FAIRCHILD DR		MOUNTAIN VIEW	CA	94043
PHOTO GRAPHICS PRINTING	2274	MORA DRIVE		MOUNTAIN VIEW	CA	94040
PHOTOGRAPHY BY KRISTIN	0	PO BOX 4814		MOUNTAIN VIEW	CA	94040
PORTILLO, RALPH	415	CLYDE AVENUE		MOUNTAIN VIEW	CA	94043
POSTAL EXPRESS	801	EL CAMINO REAL, WEST		MOUNTAIN VIEW	CA	94043
PROTEUS GRAPHICS	2444	OLD MIDDLEFIELD WAY	# J	MOUNTAIN VIEW	CA	94043-2300
QUALITY IMPRINT	2265	OLD MIDDLEFIELD WAY		MOUNTAIN VIEW	CA	94043
R AND J COMMUNICATIONS	257	CASTRO STREET		MOUNTAIN VIEW	CA	94041
RITE AID #5888	685	SAN ANTONIO ROAD		MOUNTAIN VIEW	CA	94040
RODNEY L. WONG, M.D.	515	SOUTH DRIVE	# 16	MOUNTAIN VIEW	CA	94040
RON KIMBALL STUDIOS	1960	COLONY WAY		MOUNTAIN VIEW	CA	94040
ROPER, DON PHOTOGRAPHY	1931	OLD MIDDLEFIELD WAY		MOUNTAIN VIEW	CA	94043
ROY MINOR GRAPHIC ARTS	2255	MIDDLEFIELD ROAD, WEST		MOUNTAIN VIEW	CA	94043
ROY MINOR GRAPHIC ARTS	2255	MIDDLEFIELD ROAD, WEST		MOUNTAIN VIEW	CA	94043
RUCKER-HUGGINS	196	CASTRO STREET		MOUNTAIN VIEW	CA	94041
RW GRAPHICS	222	VIEW STREET		MOUNTAIN VIEW	CA	94041
SAUL CHIROPRACTIC OFFICE	655	EVELYN AVENUE WEST	# 6	MOUNTAIN VIEW	CA	94041
SHORELINE PRINTING AND GRAPHICS	2558	MIDDLEFIELD ROAD		MOUNTAIN VIEW	CA	94043
SILICON VALLEY STUDIO	415	CLYDE AVENUE		MOUNTAIN VIEW	CA	94043
SIMON PRINTING, INC.	2276	MORA DRIVE		MOUNTAIN VIEW	CA	94040
SPECS INDUSTRIES	831	SIERRA VISTA AVENUE		MOUNTAIN VIEW	CA	94043
SUN MICROSYSTEMS. INC.	901	SAN ANTONIO ROAD	PAL 10	MOUNTAIN VIEW	CA	94043
SUN MICROSYSTEMS. INC.	2632	MARINE WAY	MTV 11	MOUNTAIN VIEW	CA	94043
SUN MICROSYSTEMS. INC.	2700	BRODERICK WAY	MTV 10	MOUNTAIN VIEW	CA	94043
TALARIS SYSTEMS, INC.	396	MARIPOSA AVENUE		MOUNTAIN VIEW	CA	94040
TECHNITRON INC.	630	NATIONAL AVENUE		MOUNTAIN VIEW	CA	94043
THE PRINTING CLUB	225	SAN ANTONIO ROAD		MOUNTAIN VIEW	CA	94040

Facility Name	Street No	Street Name	Unit	City	State	Zip Code
THE ROBOTS, INC	2247	OLD MIDDLEFIELD WAY	# A	MOUNTAIN VIEW	CA	94043
TLC GRAPHICS	1350	PEAR AVENUE	# K	MOUNTAIN VIEW	CA	94043
U-BEST PRINTING, INC.	717	NORTH SHORELINE BOULEVARD		MOUNTAIN VIEW	CA	94043
UNO GRAPHICS	999	INDEPENDENCE AVENUE		MOUNTAIN VIEW	CA	94043
VEZZANI PRINTING CO.	950	RENGSTORFF AVENUE	# E	MOUNTAIN VIEW	CA	94043
VIERRA SCREEN PRINTING, INC.	897	INDEPENDENCE AVENUE	# 3 - E	MOUNTAIN VIEW	CA	94040
VINTAGE PRESS	897	INDEPENDENCE AVENUE	# 2D	MOUNTAIN VIEW	CA	94043
WALGREEN DRUG STORE #0689	121	EL CAMINO REAL, EAST		MOUNTAIN VIEW	CA	94040
WALGREEN'S DRUG STORE#2659	112	RENGSTORFF AVENUE, NORTH		MOUNTAIN VIEW	CA	94043
WALLACE NEESHAM STUDIOGRAPHIX	229	POLARIS AVENUE		MOUNTAIN VIEW	CA	94043
WALMART	600	SHOWERS DRIVE		MOUNTAIN VIEW	CA	94043
WATSON CHIROPRACTIC SCOLIOSIS	2425	CALIFORNIA AVENUE		MOUNTAIN VIEW	CA	94040
WEAVER, ROBERT	291	TYRELLA AVENUE		MOUNTAIN VIEW	CA	94043
WEINBERG AND CLARK PHOTOGRAPHY	160	DANA STREET EAST		MOUNTAIN VIEW	CA	94041
WILLIS PHOTO LAB	2510	OLD MIDDLEFIELD WAY		MOUNTAIN VIEW	CA	94043
WOLF CAMERA & VIDEO #1344	1898	EL CAMINO REAL WEST		MOUNTAIN VIEW	CA	94040
Y&Y TYPESETTING AND PRINTING	1916	OLD MIDDLEFIELD WAY	# H	MOUNTAIN VIEW	CA	94043
ACCELERATED PRINTING	460	CAMBRIDGE AVENUE		PALO ALTO	CA	94306
ACORN SIGNS	716	SAN ANTONIO ROAD		PALO ALTO	CA	94303
AMCOE SIGN CO.	960	SAN ANTONIO ROAD		PALO ALTO	CA	94303
AMERICAN PRINTING & COPY, INC.	494	UNIVERSITY AVENUE		PALO ALTO	CA	94301
ANDERSON /JANE DESIGN	212	HIGH STREET		PALO ALTO	CA	94301
ARMSTRONG /DON & ASSOCIATES	1900	EMBARCADERO ROAD		PALO ALTO	CA	94303
ARMSTRONG AND ASSOCIATES /DON	1900	EMBARCADERO ROAD	# 104	PALO ALTO	CA	94303
ART TEXTURES	1285	HAMILTON AVENUE		PALO ALTO	CA	94301
BARKER DESIGN	212	HIGH STREET	# 105	PALO ALTO	CA	94301
BASSO. DPM /MYRON J.	462	FOREST AVENUE		PALO ALTO	CA	94301
BAY PRINTING	974	COMMERCIAL		PALO ALTO	CA	94303
BIRD /JOHN ADVERTISING DESIGN	212	HIGH STREET		PALO ALTO	CA	94301
BIRD PUBLISHING	668	HIGH STREET		PALO ALTO	CA	94301
BLUE DOG DESIGN	373	WAVERLEY STREET		PALO ALTO	CA	94301
BOWNE	1800	EMBARCADERO ROAD		PALO ALTO	CA	94303
CANYON DESIGN	953	INDUSTRIAL AVENUE		PALO ALTO	CA	94303
COHEN IRWIN, D.P.M.	3200	MIDDLEFIELD ROAD	# B	PALO ALTO	CA	94306
COMMUNICATION ARTS	410	SHERMAN AVENUE		PALO ALTO	CA	94303
CONTEMPORARY ENGRAVING CO.	425	LAMBERT AVENUE		PALO ALTO	CA	94306
CORPORATE DESIGN STRATEGIES	540	BRYANT		PALO ALTO	CA	94301
CPI	811	HANSEN WAY		PALO ALTO	CA	94303-0750
CRYSTAL TECHNOLOGY 1040	1040	EAST MEADOW CIRCLE		PALO ALTO	CA	94303
CV THERAPEUTICS	3172	PORTER DRIVE		PALO ALTO	CA	94304
DAVE PAULY GRAPHICS	230	CALIFORNIA AVENUE	# 103	PALO ALTO	CA	94306
DESIGN SPECTRUM	125	UNIVERSITY AVENUE		PALO ALTO	CA	94301
DOLPHIN MULTI-MEDIA	2458	EMBARCADERO WAY		PALO ALTO	CA	94303
DOW JONES	1701	PAGE MILL ROAD		PALO ALTO	CA	94304
EBERHART /DELORES	880	MIDDLEFIELD ROAD		PALO ALTO	CA	94301
EL CAMINO ANIMAL HOSPITAL	2951	EL CAMINO REAL		PALO ALTO	CA	94306
ELECTRIC POWER INSTITUTE	3412	HILLVIEW AVENUE		PALO ALTO	CA	94303

Facility Name	Street No	Street Name	Unit	City	State	Zip Code
GALARNEAU & SINN LTD	378	CAMBRIDGE AVENUE		PALO ALTO	CA	94306
Gavin Carr Chiropractic, Inc.	489	MIDDLEFIELD ROAD		PALO ALTO	CA	94301
GENENCOR INTERNATIONAL	925	PAGE MILL ROAD		PALO ALTO	CA	94304
HALLECK DESIGN GROUP	470	RAMONA		PALO ALTO	CA	94301
HAMILTON COPY CENTER	156	HAMILTON AVENUE		PALO ALTO	CA	94301
HAMILTON PRESS	158	HAMILTON AVENUE		PALO ALTO	CA	94301
HEWLETT PACKARD LABORATORIES	1501	PAGE MILL ROAD	BLDG 1-6	PALO ALTO	CA	94303
HISATA-SAKOW DESIGN ASSOCIATES	327	WAVERLEY		PALO ALTO	CA	94301
IMAGE TECHNOLOGY	817	SAN ANTONIO ROAD	#821	PALO ALTO	CA	94303
INFORMATION PUBLICATIONS	3790	EL CAMINO REAL	# 162	PALO ALTO	CA	94306
INGBRITT /CHRISTENSEN DESIGN	171	FOREST AVENUE		PALO ALTO	CA	94301
JACOBS FULTON DESIGN GROUP	745	EMERSON STREET		PALO ALTO	CA	94301
JOHNSON /PAIGE DESIGN INC.	290	LOWELL AVENUE		PALO ALTO	CA	94306
JORLINK USA	425	LAMBERT AVENUE		PALO ALTO	CA	94306
JUNGLE COPY	151	UNIVERSITY AVENUE		PALO ALTO	CA	94301
KALO BIOS, INC.	3427	HILLVIEW AVENUE	# 200	PALO ALTO	CA	94304
KARIN SCHOLZ DESIGN	1343	ALMA STREET		PALO ALTO	CA	94301
KEDAR DESIGNS	433	COLLEGE AVENUE		PALO ALTO	CA	94301
KHARIBIAN R & ASSOCIATES	3906	LAGUNA AVENUE		PALO ALTO	CA	94306
KINKO'S COPIES	249	CALIFORNIA AVENUE		PALO ALTO	CA	94306
KSP INC. COLOR/BLACK AND WHITE LAB	290	CALIFORNIA AVENUE		PALO ALTO	CA	94306
LAUREN SMITH DESIGN	920	GUINDA STREET		PALO ALTO	CA	94301-3318
LAWRENCE BENDER & ASSOCIATES	512	HAMILTON AVENUE		PALO ALTO	CA	94301
LOCKHEED MARTIN SPACE SYSTEMS CO.	3251	HANOVER STREET		PALO ALTO	CA	94304
LONGS DRUG STORE (2701 MIDDLEFIELD)	2701	MIDDLEFIELD ROAD		PALO ALTO	CA	94306
LONGS DRUG STORE (352 UNIVERSITY)	352	UNIVERSITY AVENUE		PALO ALTO	CA	94301
LONGS DRUG STORE (855 EL CAMINO)	855	EL CAMINO REAL	# 116	PALO ALTO	CA	94301
LUCILE PACKARD CHILDREN'S HOSPITAL	725	WELCH ROAD		PALO ALTO	CA	94304
MARLEY TAYLOR, DPM	853	MIDDLEFIELD ROAD	# 3	PALO ALTO	CA	94301
MATRIX GRAPHIC DESIGN INC.	660	HIGH STREET		PALO ALTO	CA	94301
MICHAEL PATRICK PARTNERS	532	EMERSON		PALO ALTO	CA	94301
MICHELFELDER DESIGN GROUP	236	HAMILTON AVENUE		PALO ALTO	CA	94301
MIKE COBB ASSOCIATES	450	SAN ANTONIO ROAD	# 13	PALO ALTO	CA	94306
MIKULAK, JOHN P, DC	3521	ALMA STREET		PALO ALTO	CA	94306-3539
MULLENS. DPM /DAVID D.	1101	WELCH ROAD	# C-6	PALO ALTO	CA	94304
No. California Women's Imaging Center	900	WELCH ROAD	# 101	PALO ALTO	CA	94304
OMEGA PRINTING	441	WAVERLEY STREET		PALO ALTO	CA	94301
PAGE MILL PET HOSPITAL	461	PAGE MILL ROAD		PALO ALTO	CA	94306
PALO ALTO CHIROPRACTIC CLINIC	1691	EL CAMINO REAL	# 100	PALO ALTO	CA	94306-1009
PALO ALTO DESIGN	640	WAVERLY STREET		PALO ALTO	CA	94301
PALO ALTO DESIGN	640	WAVERLEY		PALO ALTO	CA	94301
PALO ALTO MEDICAL FOUNDATION	795	EL CAMINO REAL	BLDG B & C	PALO ALTO	CA	94301
PALO ALTO PET HOSPITAL	711	EL CAMINO REAL		PALO ALTO	CA	94301
PALO ALTO UNIF SCH'L DIST: PA HS	50	EMBARCADERO ROAD		PALO ALTO	CA	94306
PIP PRINTING	2233	EL CAMINO REAL		PALO ALTO	CA	94306
PR DESIGN	743	MONTROSE AVENUE		PALO ALTO	CA	94303
PRO PRINT & SERVICES	935	INDUSTRIAL AVENUE		PALO ALTO	CA	94303

Facility Name	Street No	Street Name	Unit	City	State	Zip Code
PRODIGY PRESS, INC.	270	LAMBERT AVENUE		PALO ALTO	CA	94306
RITZ CAMERA CENTERS #1332	222	UNIVERSITY AVENUE		PALO ALTO	CA	94301
ROGONDINO & ASSOCIATES	779	HOLLY OAK DRIVE		PALO ALTO	CA	94306
ROLAND QUINTERO PHOTOGRAPHY. INC.	732	MONTROSE AVENUE		PALO ALTO	CA	94303-4720
Schering-Plough Biopharma	855	CALIFORNIA AVENUE		PALO ALTO	CA	94304-1104
SCHORR, DAVID, D.C.	4117	EL CAMINO REAL		PALO ALTO	CA	94306
SCREENTRONIX	918	INDUSTRIAL AVENUE		PALO ALTO	CA	94303
SHERETZ PHOTOGRAPHY	2272	PRINCETON STREET		PALO ALTO	CA	94306
South Peninsula Vet. Emergency Clinic	3045	MIDDLEFIELD ROAD		PALO ALTO	CA	94306
SPACE SYSTEMS/LORAL (FABIAN)	3825	FABIAN WAY		PALO ALTO	CA	94303
STANFORD DESIGN ASSOCIATES	895	NORTHAMPTON DRIVE		PALO ALTO	CA	94303
STANFORD PET CLINIC	4111	EL CAMINO REAL		PALO ALTO	CA	94306
STANFORD UNIVERSITY CAMPUS	800	WELCH ROAD		PALO ALTO	CA	94304
STEVENS PRINTING CO	2435	BIRCH		PALO ALTO	CA	94306
Surgical & Medical Center (FacialReconst	750	WELCH ROAD	# 317	PALO ALTO	CA	94304
TEUTSCHEL DESIGN SERVICES	3790	EL CAMINO REAL		PALO ALTO	CA	94306
THE COPY SHOP	581	UNIVERSITY AVENUE		PALO ALTO	CA	94301
THE SHIRTSTOP	3419	ALMA		PALO ALTO	CA	94301
UNIVERSITY ART CENTER	267	HAMILTON AVENUE		PALO ALTO	CA	94301
UNIVERSITY CHIROPRACTIC CLINIC	326	BRYANT STREET		PALO ALTO	CA	94301
Varian Medical Systems	911	HANSEN WAY		PALO ALTO	CA	94304
VISUAL GROUP	345	CALIFORNIA AVENUE		PALO ALTO	CA	94306
WALGREEN DRUG STORE #0781	300	UNIVERSITY AVENUE		PALO ALTO	CA	94301
WALGREEN DRUG STORE #3344	4170	EL CAMINO REAL		PALO ALTO	CA	94306
WALGREEN DRUG STORE #6869	2605	MIDDLEFIELD ROAD		PALO ALTO	CA	94306
WELCH ROAD IMAGING (WRI)	400	CHANNING AV		PALO ALTO	CA	94301
WESTERN FRONT GRAPHICS	715	COLORADO AVENUE		PALO ALTO	CA	94306
YOUNG /GEORGE	667	TENNYSON AVENUE		PALO ALTO	CA	94301
STANFORD HOSPITAL AND CLINICS	300	PASTEUR DRIVE, RM N131;MC 5788		STANFORD	CA	94305

Machine Shop Facilities

Facility Name	Street No	Street Name	Unit	City	State	Zip Code
LANDS SHARKS MOBILE WELDING (MBL)					CA	
MDT WELDING (MOBILE)					CA	
MOBILE WELDING SERVICE (MOBILE)					CA	
J & J RENTALS/REPAIRS	1800	BAYSHORE ROAD WEST		EAST PALO ALTO	CA	94303
RPM STEEL FABRICATION, INC.	225	DEMETER		EAST PALO ALTO	CA	94303
NASA AMES RESEARCH CENTER				MOFFET FIELD	CA	94035-1000
ADVANCED WELDING, INC.	1088	INDEPENDENCE AVENUE	# A	MOUNTAIN VIEW	CA	94043
ASTEK PRECISION	620	NATIONAL AVENUE		MOUNTAIN VIEW	CA	94043-2222
B & K ENGINEERING INC	1080	L'AVENIDA STREET	# B	MOUNTAIN VIEW	CA	94043
BASIC VI TECHNOLOGY INC	1400	SHORELINE BLVD NORTH	# A1	MOUNTAIN VIEW	CA	94043-1346
BAY BAR PRODUCTS	625	NATIONAL AVENUE		MOUNTAIN VIEW	CA	94043
BELL INDUSTRIES	2637	MARINE WAY		MOUNTAIN VIEW	CA	94043-1196
BRANDT'S PRECISION MACHINE	1230	PEAR AVENUE	# 2	MOUNTAIN VIEW	CA	94043-1441
CAL-DO MACHINE	846	INDEPENDENCE AVENUE	# B	MOUNTAIN VIEW	CA	94043-2333
CENTERLINE PRECISION MACHINING	2587	WYANDOTTE STREET		MOUNTAIN VIEW	CA	94043-2314
CONTOURING TECHNOLOGY INC.	1400	SHORELINE BLVD NORTH		MOUNTAIN VIEW	CA	94043-1346
DOHERTY MACHINES	0	PO BOX 390091		MOUNTAIN VIEW	CA	94043
DOO-WAH PRODUCTS	855	MAUDE AVENUE		MOUNTAIN VIEW	CA	94041
ERC CONCEPTS	2177	LEGHORN STREET		MOUNTAIN VIEW	CA	94043-1605
ERICO ENGINEERING & MANUFACTURING	2220	MORA DRIVE		MOUNTAIN VIEW	CA	94040-1549
FABTRON	2287	MORA DRIVE		MOUNTAIN VIEW	CA	94040
FAIRCHILD SEMICONDUCTOR	350	ELLIS STREET		MOUNTAIN VIEW	CA	94043
GERANEN'S MACHINE SHOP	2541	LEGHORN STREET		MOUNTAIN VIEW	CA	94043-1613
GIVMAR PRECISION MACHINING	1904	COLONY STREET		MOUNTAIN VIEW	CA	94043-1710
GOODWIN DESIGN & MANUFACTURING	2510	OLD MIDDLEFIELD WAY		MOUNTAIN VIEW	CA	94043-2347
HARBUR GRINDING CO. INC.	380	LOGUE AVENUE		MOUNTAIN VIEW	CA	94043-4017
HASELTINE INDUSTRIAL ENGRAVERS	1074	WENTWORTH STREET	# B	MOUNTAIN VIEW	CA	94043-4629
HORNIG PRECISION MACHINING	1931	OLD MIDDLEFIELD WAY		MOUNTAIN VIEW	CA	94043-2563
HORNIG PRECISION MACHINING	740	SIERRA VISTA AVENUE	# H	MOUNTAIN VIEW	CA	94043-2563
JASPER ENGINEERING	1240	PEAR AVENUE	# A	MOUNTAIN VIEW	CA	94043-1442
KEMCO MACHINE & MFG	486	ELLIS STREET		MOUNTAIN VIEW	CA	94043-2204
M & M GRINDING	275	POLARIS AVENUE		MOUNTAIN VIEW	CA	94043-4514
M & O PRECISION MACHINE	770	YUBA DRIVE		MOUNTAIN VIEW	CA	94041-2441
MAYNARD'S TRAILER HITCH & WELDING	2455	OLD MIDDLEFIELD WAY		MOUNTAIN VIEW	CA	94043
MINIMATICS INC	433	CLYDE AVENUE		MOUNTAIN VIEW	CA	94043-2209
N T ENGINEERING	1050	INDEPENDENCE AVENUE		MOUNTAIN VIEW	CA	94043-1602
NS MANUFACTURING	2218	WYANDOTTE STREET		MOUNTAIN VIEW	CA	94043
P C S COMPANY	1957	OLD MIDDLEFIELD WAY		MOUNTAIN VIEW	CA	94043-2543
PALO ALTO ELECTRIC MOTOR CORP.	2584	LEGHORN STREET		MOUNTAIN VIEW	CA	94041

Facility Name	Street No	Street Name	Unit	City	State	Zip Code
PIRAMOON TECHNOLOGIES	719	SHORELINE BLVD., NORTH		MOUNTAIN VIEW	CA	94043
PLASTICS SRT	2626	BAYSHORE PARKWAY		MOUNTAIN VIEW	CA	94043
PRECISION MACHINE PRODUCTS	2541	LEGHORN STREET		MOUNTAIN VIEW	CA	94043-1613
PRECISION TOOL & GRINDING INC	265	POLARIS AVENUE		MOUNTAIN VIEW	CA	94043-4514
RND LIMITED	831	SIERRA VISTA AVENUE		MOUNTAIN VIEW	CA	94043
SCREEN TECH INC.	1110	L'AVENIDA		MOUNTAIN VIEW	CA	94043
SPACE COMPONENTS, INC.	2541	LEGHORN STREET		MOUNTAIN VIEW	CA	94043-1613
SQUAGLIA MANUFACTURING CO	275	POLARIS AVENUE		MOUNTAIN VIEW	CA	94043-4514
STOESSER INDUSTRIES	2440	LEGHORN STREET		MOUNTAIN VIEW	CA	94043
SUNRISE EAST-WEST	486	ELLIS STREET		MOUNTAIN VIEW	CA	94043
TOBAR INDUSTRIES	161	EVELYN AVENUE EAST		MOUNTAIN VIEW	CA	94041
TORQUE-A-MATIC PRECISION MACHINING	264	POLARIS AVENUE		MOUNTAIN VIEW	CA	94043-4595
TRUE SPEX PRECISION MACHINING	2286	MORA DRIVE		MOUNTAIN VIEW	CA	94040-1549
WALTEC ENGINEERING, INC.	1132	INDEPENDENCE AVENUE		MOUNTAIN VIEW	CA	94043
ALZA CORPORATION	2575	HANOVER STREET	BLDG D	PALO ALTO	CA	94304
ALZA CORPORATION	1450	PAGE MILL ROAD	BLDG N	PALO ALTO	CA	94303
BARON WELDING & IRON WORKS, INC.	255	DEMETER		PALO ALTO	CA	94303
BECKMAN INSTRUMENTS	1050	PAGE MILL ROAD	BLDG 2B, 3	PALO ALTO	CA	94304
COMMUNICATION & POWER INDUSTRY	811	HANSEN WAY	BLDG 1, 2	PALO ALTO	CA	94303-0750
GEMFIRE CORPORATION	2440	EMBARCADERO WAY		PALO ALTO	CA	94303
HAMMON PLATING CORPORATION	890	COMMERCIAL STREET		PALO ALTO	CA	94303
HEWLETT PACKARD	1601	CALIFORNIA AVENUE	BLDG 17	PALO ALTO	CA	94304
HEWLETT PACKARD LABORATORIES	1501	PAGE MILL ROAD	BLDG 1-6	PALO ALTO	CA	94303
NOVACEPT	1047	ELWELL COURT		PALO ALTO	CA	94303
QUALITY METAL SPIN/MACHIN.	4047	TRANSPORT STREET		PALO ALTO	CA	94303
SAS TAP & STUD EXTRACTION	3516	EL CAMINO REAL		PALO ALTO	CA	94306
SPACE SYSTEMS/LORAL	3825	FABIAN WAY, M/S D-07		PALO ALTO	CA	94303-4697
SPECIFIC PLATING	930	INDUSTRIAL AVENUE		PALO ALTO	CA	94303
SYNTEX CORPORATION	3401	HILLVIEW AVENUE	BLDG 1, 2	PALO ALTO	CA	94304
VA PALO ALTO HEALTH CARE SYS	3801	MIRANDA ROAD		PALO ALTO	CA	94304
VARIAN ASSOCIATES, INC	3075	HANSEN WAY	BLDG 7	PALO ALTO	CA	94304
STANFORD UNIVERSITY	327	BONAIR SIDING		STANFORD	CA	94305-8007

IU Facilities

Facility Name	Address	City	State	Zip Code
CAL SPRAY INCORPORATED	1905 BAY ROAD	EAST PALO ALTO	CA	94303
FOOTHILL COLLEGE	12345 EL MONTE ROAD	LOS ALTOS HILLS	CA	94022
NASA AMES RESEARCH CENTER	MAIL STOP 237-14	MOFFETT FIELD	CA	94035-1000
ADEMA TECHNOLOGIES, INC.	401 NATIONAL AVENUE	MOUNTAIN VIEW	CA	94043
ALEXZA PHARMACEUTICALS	2091 STIERLIN COURT	MOUNTAIN VIEW	CA	94043
AMERICA ONLINE	475 ELLIS STREET	MOUNTAIN VIEW	CA	94043
BN IMMUNO THERAPEUTICS (BNIT)	2425 GARCIA AVENUE	MOUNTAIN VIEW	CA	94043
CALIPER LIFESCIENCES	605 EAST FAIRCHILD DRIVE	MOUNTAIN VIEW	CA	94043
CHEMOCENTRYX	850 MAUDE AVENUE	MOUNTAIN VIEW	CA	94043
CITY OF MOUNTAIN VIEW LANDFILL	3070 NORTH SHORELINE BLVD	MOUNTAIN VIEW	CA	94043
CLONTECH LABORATORIES, INC.	1290 TERRA BELLA AVENUE	MOUNTAIN VIEW	CA	94043
CRYSTACOMM INC.	1599 N. SHORELINE BLVD	MOUNTAIN VIEW	CA	94043
DEPUY SPINE	365 RAVENDALE DRIVE	MOUNTAIN VIEW	CA	94043
EL CAMINO HOSPITAL	2400/2500 GRANT ROAD	MOUNTAIN VIEW	CA	94039-7025
HITACHI CHEMICAL DIAGNOSTICS, INC.	630 CLYDE COURT	MOUNTAIN VIEW	CA	94043
HUNTINGTON MECHANICAL LABS, INC.	1040 L' AVENIDA	MOUNTAIN VIEW	CA	94043
LASERCARD CORPORATION	2644 BAYSHORE PARKWAY	MOUNTAIN VIEW	CA	94043
MAP PHARMACEUTICALS, INC.	2400 BAYSHORE PARKWAY, SUITE 200	MOUNTAIN VIEW	CA	94043
MEDIMMUNE VACCINES, INC.	319 NORTH BERNARDO AVENUE	MOUNTAIN VIEW	CA	94043
MEDIMMUNE VACCINES, INC.	297 NORTH BERNARDO AVENUE	MOUNTAIN VIEW	CA	94043
OXONICA, INC.	325 EAST MIDDLEFIELD ROAD	MOUNTAIN VIEW	CA	94043
PROGENITOR CELL THERAPY, LLC	291 NORTH BERNARDO AVENUE	MOUNTAIN VIEW	CA	94043
RD CHEMICAL COMPANY	1350 PEAR AVENUE, SUITE A	MOUNTAIN VIEW	CA	94043
SBI-SYSTEM BIOSCIENCES, LLC	1616 NORTH SHORELINE BLVD., SUITE A	MOUNTAIN VIEW	CA	94043
SETI INSTITUTE	515 NORTH WHISMAN ROAD	MOUNTAIN VIEW	CA	94043
SHORELINE AMPHITHEATRE	1 AMPHITHEATRE PARKWAY	MOUNTAIN VIEW	CA	94043
SIEMENS ULTRASOUND DIVISION	1215 CHARLESTON ROAD, BLDG 2	MOUNTAIN VIEW	CA	94043
TELEDYNE MICROWAVE	1274 TERRA BELLA AVENUE	MOUNTAIN VIEW	CA	94043-1820
THIN SILICON	1400 NORTH SHORELINE BLVD., SUITE B3	MOUNTAIN VIEW	CA	94043
ACME BIOSCIENCES	3941 EAST BAYSHORE ROAD	PALO ALTO	CA	94303
AFFYMAX RESEARCH INSTITUTE	4001 MIRANDA AVENUE	PALO ALTO	CA	94304
ANACOR PHARMACEUTICALS, INC.	1060 EAST MEADOW CIRCLE	PALO ALTO	CA	94303
ANACOR PHARMACEUTICALS, INC.	1020 EAST MEADOW CIRCLE	PALO ALTO	CA	94303
ARRESTO BIOSCIENCES	3183 PORTER DRIVE	PALO ALTO	CA	94304
CARBYLAN BIOSURGERY, INC.	3181 PORTER DRIVE	PALO ALTO	CA	94304
CARDIO DX	2500 FABER PLACE	PALO ALTO	CA	94303
CELL BIOSCIENCES, INC.	1050 PAGE MILL ROAD	PALO ALTO	CA	94304
COMMUNICATIONS & POWER INDUSTRIES	811 HANSEN WAY (BLDG. 2)	PALO ALTO	CA	94304

Facility Name	Address	City	State	Zip Code
CRYSTAL TECHNOLOGY 1035	1035 EAST MEADOW CIRCLE	PALO ALTO	CA	94303
CRYSTAL TECHNOLOGY 1040	1040 EAST MEADOW CIRCLE	PALO ALTO	CA	94303
CRYSTAL TECHNOLOGY 1051	1051 EAST MEADOW CIRCLE	PALO ALTO	CA	94303
DIFFRACTION OPTICS	4035 TRANSPORT STREET	PALO ALTO	CA	94303
DOW JONES & COMPANY, INC.	1701 PAGE MILL ROAD	PALO ALTO	CA	94304-1210
DPIX, LLC	3406 HILLVIEW AVENUE	PALO ALTO	CA	94304-1345
GENENCOR (A DANISCO DIVISION)	925 PAGE MILL ROAD	PALO ALTO	CA	94304-1013
GILEAD PALO ALTO, INC.	1651 PAGE MILL ROAD	PALO ALTO	CA	94303
GILEAD PALO ALTO, INC.	3172 PORTER DRIVE	PALO ALTO	CA	94304
HAMMON PLATING CORPORATION	890 COMMERCIAL STREET	PALO ALTO	CA	94303
HEWLETT PACKARD 1-6	1501 PAGE MILL ROAD BLD 1-6	PALO ALTO	CA	94304
HEWLETT-PACKARD 4-6	1501 PAGE MILL ROAD	PALO ALTO	CA	94304
HILLVIEW CLINICAL LAB	3375 HILLVIEW AVENUE	PALO ALTO	CA	94305
IMAGE TECHNOLOGY	821 SAN ANTONIO ROAD	PALO ALTO	CA	94301
LOCKHEED MARTIN SPACE SYSTEMS COMPANY	3251 HANOVER STREET	PALO ALTO	CA	94304-1187
NANOSYS, INC.	2625, 2627, 2631 HANOVER STREET	PALO ALTO	CA	94304
NUVOSUN, INC.	3788 FABIAN WAY	PALO ALTO	CA	94303
PALO ALTO LANDFILL	2380 EMBARCADERO ROAD	PALO ALTO	CA	94303
PALO ALTO MEDICAL FOUNDATION	795 EL CAMINO REAL, BLDG. B & C	PALO ALTO	CA	94301
PALO ALTO RESEARCH CENTER, INC.	3406 HILLVIEW AVENUE, BLDG. 34	PALO ALTO	CA	94304
PALO ALTO RESEARCH CENTER, INC.	3333 COYOTE HILL ROAD	PALO ALTO	CA	94304-1314
ROCHE PALO ALTO, LLC	3431 HILLVIEW AVENUE	PALO ALTO	CA	94304-1397
SCHERING-PLOUGH BIOPHARMA - DNAX (855)	855 SOUTH CALIFORNIA AVENUE	PALO ALTO	CA	94304
SCHERING-PLOUGH BIOPHARMA - DNAX (901)	901 SOUTH CALIFORNIA AVE	PALO ALTO	CA	94304
SOUTHWALL TECHNOLOGIES	3961 EAST BAYSHORE ROAD	PALO ALTO	CA	94303
SPACE SYSTEMS/LORAL	1034/1036 E. MEADOW CIRCLE	PALO ALTO	CA	94303
SPACE SYSTEMS/LORAL	3825 FABIAN WAY	PALO ALTO	CA	94303
SPECIFIC PLATING COMPANY	936 INDUSTRIAL AVE	PALO ALTO	CA	94303
STANFORD SCHOOL OF MEDICINE	855 CALIFORNIA AVENUE	PALO ALTO	CA	94304
STANFORD SCHOOL OF MEDICINE	3373 HILLVIEW AVENUE	PALO ALTO	CA	94304
STANFORD SCHOOL OF MEDICINE	1050 ARASTRADERO ROAD	PALO ALTO	CA	94304
STANFORD SCHOOL OF MEDICINE	1501 CALIFORNIA AVENUE	PALO ALTO	CA	94304
STEMCELLS, INC.	3155 PORTER DRIVE	PALO ALTO	CA	94304
STIEFEL LABORATORIES, INC.	3160 PORTER DRIVE	PALO ALTO	CA	94304
TARGET DISCOVERY, INC.	4030 FABIAN WAY	PALO ALTO	CA	94303
TRANSLUCENT PHOTONICS	952 COMMERICAL STREET	PALO ALTO	CA	94303
VA PALO ALTO HEALTH CARE SYSTEM	3801 MIRANDA AVENUE	PALO ALTO	CA	94304-1207
L.S.P. CHILDREN'S HOSPITAL	725 WELCH ROAD	STANFORD	CA	94305
STANFORD HOSPITAL & CLINICS	300 PASTEUR DRIVE	STANFORD	CA	94305
STANFORD SCHOOL OF MEDICINE	701B WELCH ROAD	STANFORD	CA	94305-5459
STANFORD UNIVERSITY	327 BONAIR SIDING, UTILITIES DIVISION	STANFORD	CA	94305-7270

Food Service Establishments

Facility Name	Street No	Street Name	City	State	Zip Code
7-ELEVEN FOOD STORE #18584	401	WAVERLEY ST	PALO ALTO	CA	94301
7-ELEVEN STORE #2234-14315G	708	COLORADO AV	PALO ALTO	CA	94303
A G FERRARI FOODS	200	HAMILTON AV	PALO ALTO	CA	94301
A1 LIQUORS	3866	EL CAMINO REAL	PALO ALTO	CA	94306
ABBEY'S	403	UNIVERSITY AV	PALO ALTO	CA	94301
ABUNDANT AIR CAFE	1901	EMBARCADERO RD	PALO ALTO	CA	94303
ACE OF SANDWICHES, THE	3866	EL CAMINO REAL	PALO ALTO	CA	94306
ADDISON	650	ADDISON AV	PALO ALTO	CA	94301
ADLAI E STEVENSON HOUSE	455	CHARLESTON RD	PALO ALTO	CA	94306
ALL SAINT EPISCOPAL CHURCH	555	WAVERLEY ST	PALO ALTO	CA	94301
AMARIN THAI CUISINE	407	LYTTON AV	PALO ALTO	CA	94301
ANDRONICO'S MARKET	180	EL CAMINO REAL	PALO ALTO	CA	94301
ANTONIO'S NUT HOUSE	321	CALIFORNIA AV	PALO ALTO	CA	94306
AQUARIUS THEATER	430	EMERSON ST	PALO ALTO	CA	94301
ASAP CALIFORNIA PIZZA KITCHEN	180	EL CAMINO REAL	PALO ALTO	CA	94301
BABBO'S	180	EL CAMINO REAL	PALO ALTO	CA	94304
BAJA FRESH MEXICAN GRILL	3990	EL CAMINO REAL	PALO ALTO	CA	94306
BARBEQUES GALORE	2080	EL CAMINO REAL	PALO ALTO	CA	94306
BARGAINS UNLIMITED	2129	SAINT FRANCIS DR	PALO ALTO	CA	94303
BARRON PARK ELEMENTARY SCHOOL	800	BARRON AV	PALO ALTO	CA	94306
BARRON PARK SHELL	3601	EL CAMINO REAL	PALO ALTO	CA	94306
BASIA BISTRO	201	CALIFORNIA AV	PALO ALTO	CA	94306
BASKIN ROBBINS ICE CREAM	2615	MIDDLEFIELD RD	PALO ALTO	CA	94303
BAY CAFE & GOURMET DELI	1875	EMBARCADERO RD	PALO ALTO	CA	94303
BAYLEAF CAFE	520	RAMONA ST	PALO ALTO	CA	94301
BECKMAN INSTRUMENTS CAFETERIA	1050	PAGE MILL RD	PALO ALTO	CA	94304
BEE CAFE	2479	BAYSHORE RD	PALO ALTO	CA	94303
BELLA LUNA	233	UNIVERSITY AV	PALO ALTO	CA	94301
BISTRO D'ASIE	445	EMERSON ST	PALO ALTO	CA	94301
BISTRO ELAN	448	CALIFORNIA AV	PALO ALTO	CA	94306
BISTRO MAXINE	548	RAMONA ST	PALO ALTO	CA	94301
BLOCKBUSTER #06287	102	UNIVERSITY AV	PALO ALTO	CA	94301
BLOOMINGDALE'S #31	180	EL CAMINO REAL	PALO ALTO	CA	94304
BLUE CHALK CAFE	630	RAMONA ST	PALO ALTO	CA	94301
BLUE SKY 4AW3655	3000	EL CAMINO REAL	PALO ALTO	CA	94306
BON APPETIT @ AFFYMAX	4001	MIRANDA AV	PALO ALTO	CA	94304
BON APPETIT @ WM WARE	3401	HILLVIEW AV	PALO ALTO	CA	94304
BORDERS & SEATTLE'S BEST	456	UNIVERSITY AV	PALO ALTO	CA	94301
BOSTON MARKET #2418	3375	EL CAMINO REAL	PALO ALTO	CA	94306

Facility Name	Street No	Street Name	City	State	Zip Code
BOWNE OF PALO ALTO	2455	FABER PL	PALO ALTO	CA	94303
BRAVO FONO	180	EL CAMINO REAL	PALO ALTO	CA	94304
BUCA DI BEPPO	643	EMERSON ST	PALO ALTO	CA	94301
CABANA-CROWN PLAZA	4290	EL CAMINO REAL	PALO ALTO	CA	94306
Cafa A La Carte	730	WELCH RD	PALO ALTO	CA	94304
CAFE 220	220	UNIVERSITY AV	PALO ALTO	CA	94301
CAFE BRIOCHE	445	CALIFORNIA AV	PALO ALTO	CA	94306
CAFE PIAZZA	3000	EL CAMINO REAL	PALO ALTO	CA	94306
CAFE PRO BONO	2437	BIRCH ST	PALO ALTO	CA	94306
CAFE RENAISSANCE / MISUNO	321	HAMILTON AV	PALO ALTO	CA	94301
CAFE SOPHIA	2706	MIDDLEFIELD RD	PALO ALTO	CA	94306
CAFFE DEL DOGE	419	UNIVERSITY AV	PALO ALTO	CA	94301
CAFFE RIACE	200	SHERIDAN AV	PALO ALTO	CA	94306
CALAFIA	855	EL CAMINO REAL	PALO ALTO	CA	94301
CALIFORNIA CAFE BAR & GRILL	700	WELCH RD	PALO ALTO	CA	94304
CALIFORNIA PIZZA KITCHEN	531	COWPER ST	PALO ALTO	CA	94301
CASA ISABEL	2434	PARK BL	PALO ALTO	CA	94306
CASTILLEJA SCHOOL	1310	BRYANT ST	PALO ALTO	CA	94301
CELIA'S MEXICAN RESTAURANT	3740	EL CAMINO REAL	PALO ALTO	CA	94306
CENTURY LIQUOR	2121	SAINT FRANCIS DR	PALO ALTO	CA	94303
CHANNING HOUSE	850	WEBSTER ST	PALO ALTO	CA	94301
CHEESECAKE FACTORY	375	UNIVERSITY AV	PALO ALTO	CA	94301
CHINA DELIGHT	461	EMERSON ST	PALO ALTO	CA	94301
CHINA MEI	3781	EL CAMINO REAL	PALO ALTO	CA	94306
CHIPOTLE	2675	EL CAMINO REAL	PALO ALTO	CA	94306
CHO'S RESTAURANT	213	CALIFORNIA AV	PALO ALTO	CA	94306
CIBO RESTAURANT & BAR	3398	EL CAMINO REAL	PALO ALTO	CA	94306
CINE ARTS AT PALO ALTO SQUARE	3000	EL CAMINO REAL	PALO ALTO	CA	94306
CLASSIC RESIDENCE BY HYATT	620	SAND HILL RD	PALO ALTO	CA	94304
COCONUT CARRIBEAN	642	RAMONA ST	PALO ALTO	CA	94301
COLD STONE CREAMERY	855	EL CAMINO REAL	PALO ALTO	CA	94301
COMO ESTA TAQUERIA	2605	MIDDLEFIELD RD	PALO ALTO	CA	94303
COMPADRES	3877	EL CAMINO REAL	PALO ALTO	CA	94306
COUNTER, THE	369	CALIFORNIA AV	PALO ALTO	CA	94306
COUNTRY SUN	440	CALIFORNIA AV	PALO ALTO	CA	94306
COUPA CAFE	538	RAMONA ST	PALO ALTO	CA	94301
COWPER INN	705	COWPER ST	PALO ALTO	CA	94301
CRABTREE & EVELYN	180	EL CAMINO REAL	PALO ALTO	CA	94304
CRATE & BARREL	180	EL CAMINO REAL	PALO ALTO	CA	94304
CROSSROADS WORLD MARKET	720	SAN ANTONIO AV	PALO ALTO	CA	94306
CRUSTACEAN	564	UNIVERSITY AV	PALO ALTO	CA	94301

Facility Name	Street No	Street Name	City	State	Zip Code
DANNY BROWNS	4141	EL CAMINO REAL	PALO ALTO	CA	94306
DARBAR INDIAN CUISINE	129	LYTTON AV	PALO ALTO	CA	94301
DIAZ MARKET STOP	3487	EL CAMINO REAL	PALO ALTO	CA	94306
DIDDAMS PARTY & TOY STORES	215	HAMILTON AV	PALO ALTO	CA	94301
DINAH'S POOLSIDE COFFEE SHOP	4261	EL CAMINO REAL	PALO ALTO	CA	94306
DOMINO'S PIZZA	240	CAMBRIDGE AV	PALO ALTO	CA	94306
DOUCE D'FRANCE	855	EL CAMINO REAL	PALO ALTO	CA	94301
DRIFTWOOD MARKET	3450	EL CAMINO REAL	PALO ALTO	CA	94306
DUVENECK SCHOOL	705	ALESTER AV	PALO ALTO	CA	94303
EL CARMELO SCHOOL	3024	BRYANT ST	PALO ALTO	CA	94306
ELBE RESTAURANT & RUDY'S PUB	117	UNIVERSITY AV	PALO ALTO	CA	94301
EMPIRE TAP ROOM	651	EMERSON ST	PALO ALTO	CA	94301
EQUINOX FITNESS CLUB	435	ACACIA AV	PALO ALTO	CA	94306
ERNIE'S LIQUORS	3870	EL CAMINO REAL	PALO ALTO	CA	94306
ESPRESSO BAR #5802	795	EL CAMINO REAL	PALO ALTO	CA	94301
EUROMART	3707	EL CAMINO REAL	PALO ALTO	CA	94306
EVE'S ESPRESSO	3400	HILLVIEW AV	PALO ALTO	CA	94304
EVVIA	420	EMERSON ST	PALO ALTO	CA	94301
FACEBOOK	116	UNIVERSITY AV	PALO ALTO	CA	94301
FACEBOOK	1601	CALIFORNIA AV	PALO ALTO	CA	94304
FAIRMEADOW SCHOOL	500	MEADOW DR	PALO ALTO	CA	94306
FAMBRINI'S TERRACE BISTRO	2600	EL CAMINO REAL	PALO ALTO	CA	94304
FANNY & ALEXANDER	412	EMERSON ST	PALO ALTO	CA	94301
FIRST PRESBYTERIAN CHURCH	1140	COWPER ST	PALO ALTO	CA	94301
FISH MARKET THE	3150	EL CAMINO REAL	PALO ALTO	CA	94306
FLEMING'S STEAKHOUSE	180	EL CAMINO REAL	PALO ALTO	CA	94301
FOOTHILL SWIM & TENNIS CLUB	3351	MIRANDA AV	PALO ALTO	CA	94304
FRAN'S MARKET	499	LYTTON AV	PALO ALTO	CA	94301
FRESH TASTE CHINESE GARDEN	2111	EL CAMINO REAL	PALO ALTO	CA	94306
FRY'S ELECTRONICS #1	340	PORTAGE AV	PALO ALTO	CA	94306
FUKI SUSHI	4119	EL CAMINO REAL	PALO ALTO	CA	94306
G & J ACQUISTIONS	1161	EMBARCADERO RD	PALO ALTO	CA	94303
GARDEN COURT HOTEL	520	COWPER ST	PALO ALTO	CA	94301
GATEAU ET GANACHE	3261	ASH ST	PALO ALTO	CA	94306
GELATO CLASSICO #2	435	EMERSON ST	PALO ALTO	CA	94301
GO BANANA	180	EL CAMINO REAL	PALO ALTO	CA	94304
GODIVA CHOCOLATIER	180	EL CAMINO REAL	PALO ALTO	CA	94304
GOOD EARTH CAFE & BAKERY	1520	PAGE MILL RD	PALO ALTO	CA	94304
GOOD EARTH PATIO CAFE	1899	PAGE MILL RD	PALO ALTO	CA	94304
GORDON BIERSCH BREWERY RESTAURANT	640	EMERSON ST	PALO ALTO	CA	94301
GOURMET FRANKS	180	EL CAMINO REAL	PALO ALTO	CA	94304

Facility Name	Street No	Street Name	City	State	Zip Code
GREEN ELEPHANT GOURMET	3950	MIDDLEFIELD RD	PALO ALTO	CA	94306
GUCKENHEIMER @ COOLEY GODWARD KRONISH	3175	HANOVER ST	PALO ALTO	CA	94306
GUCKENHEIMER @ PARC	3333	COYOTE HILL RD	PALO ALTO	CA	94304
GUCKENHEIMER @ ROCHE BIOSCIENCE	3431	HILLVIEW AV	PALO ALTO	CA	94304
GUCKENHEIMER @ STIEFEL/CONNETICS	3160	PORTER DR	PALO ALTO	CA	94304
GUCKENHEIMER @ WILSON SONSINI GOODRICH	601	CALIFORNIA AV	PALO ALTO	CA	94304
GUCKENHEIMER @ WILSON SONSINI GOODRICH	950	PAGE MILL RD	PALO ALTO	CA	94304
GUCKENHEIMER @ WILSON SONSINI GOODRICH	650	PAGE MILL RD	PALO ALTO	CA	94304
GUNN HIGH SCHOOL	780	ARASTRADERO RD	PALO ALTO	CA	94306
GYROS GYROS	498	UNIVERSITY AV	PALO ALTO	CA	94301
HAAGEN DAZS	180	EL CAMINO REAL	PALO ALTO	CA	94304
HAAGEN-DAZS	203	UNIVERSITY AV	PALO ALTO	CA	94301
HAMBOU CAFÉ	4329	EL CAMINO REAL	PALO ALTO	CA	94306
HAMILTON THE	555	BYRON ST	PALO ALTO	CA	94301
HAN	452	UNIVERSITY AV	PALO ALTO	CA	94301
HAPPY DONUTS	3916	EL CAMINO REAL	PALO ALTO	CA	94306
HATTORIYA	799	SAN ANTONIO AV	PALO ALTO	CA	94303
HOBEE'S	855	EL CAMINO REAL	PALO ALTO	CA	94301
HOBEE'S RESTAURANT	4224	EL CAMINO REAL	PALO ALTO	CA	94306
HOLLYWOOD VIDEO #005-592	3903	EL CAMINO REAL	PALO ALTO	CA	94306
HOMMA'S BROWN RICE SUSHI	2363	BIRCH ST	PALO ALTO	CA	94306
HONEY BAKED HAM	4113	EL CAMINO REAL	PALO ALTO	CA	94306
HOOVER SCHOOL	445	CHARLESTON RD	PALO ALTO	CA	94306
HOUSE OF BAGELS	526	UNIVERSITY AV	PALO ALTO	CA	94301
HOWIE'S ARTISAN PIZZA	855	EL CAMINO REAL	PALO ALTO	CA	94301
HUNAN GARDEN RESTAURANT	3345	EL CAMINO REAL	PALO ALTO	CA	94306
HYDERABAD HOUSE	448	UNIVERSITY AV	PALO ALTO	CA	94301
IL FORNAIO	520	COWPER ST	PALO ALTO	CA	94301
ILLUSIONS SUPER CLUB	260	CALIFORNIA AV	PALO ALTO	CA	94306
INDOCHINE	2710	MIDDLEFIELD RD	PALO ALTO	CA	94306
IZZY'S BROOKLYN BAGELS	477	CALIFORNIA AV	PALO ALTO	CA	94301
J J & F FOOD STORE	520	COLLEGE AV	PALO ALTO	CA	94306
JACK IN THE BOX	3885	EL CAMINO REAL	PALO ALTO	CA	94306
JACK IN THE BOX	2280	EL CAMINO REAL	PALO ALTO	CA	94306
JADE PALACE	151	CALIFORNIA AV	PALO ALTO	CA	94306
JAMBA JUICE #3	855	EL CAMINO REAL	PALO ALTO	CA	94301
JAMBA JUICE #325	3990	EL CAMINO REAL	PALO ALTO	CA	94306
JANE LATHROP STANFORD MIDDLE SCHOOL	480	MEADOW DR	PALO ALTO	CA	94306
JANTA INDIAN CUISINE	369	LYTTON AV	PALO ALTO	CA	94301
JIN SHO	454	CALIFORNIA AV	PALO ALTO	CA	94306
JING JING RESTAURANT	443	EMERSON ST	PALO ALTO	CA	94301

Facility Name	Street No	Street Name	City	State	Zip Code
JOANIE'S CAFE	447	CALIFORNIA AV	PALO ALTO	CA	94306
JORDAN MIDDLE SCHOOL	750	CALIFORNIA AV	PALO ALTO	CA	94306
JOYA	339	UNIVERSITY AV	PALO ALTO	CA	94301
JUANA BRIONES SCHOOL	4100	ORME ST	PALO ALTO	CA	94306
JUICY SPOT AND CREAMERY	125	UNIVERSITY AV	PALO ALTO	CA	94301
JUNNOON RESTAURANT	150	UNIVERSITY AV	PALO ALTO	CA	94301
KAN ZEMAN	270	UNIVERSITY AV	PALO ALTO	CA	94301
KANPAI	330	LYTTON AV	PALO ALTO	CA	94301
KEHILLAH JEWISH HIGH SCHOOL	3900	FABIAN WY	PALO ALTO	CA	94303
KIRK'S STEAKBURGERS	855	EL CAMINO REAL	PALO ALTO	CA	94301
KOREAN BBQ	855	EL CAMINO REAL	PALO ALTO	CA	94301
KRUNG SIAM THAI CUISINE	423	UNIVERSITY AV	PALO ALTO	CA	94301
L&L HAWAIIAN BBQ	3890	EL CAMINO REAL	PALO ALTO	CA	94306
LA BAGUETTE	180	EL CAMINO REAL	PALO ALTO	CA	94304
LA BODEGUITA DEL MEDIO	463	CALIFORNIA AV	PALO ALTO	CA	94306
LA COMIDA	450	BRYANT ST	PALO ALTO	CA	94301
LA CREME DE CAFE	3191	MIDDLEFIELD RD	PALO ALTO	CA	94303
LA MORENITA RESTAURANT	800	EMERSON ST	PALO ALTO	CA	94301
LA STRADA	355	UNIVERSITY AV	PALO ALTO	CA	94301
LAVANDA	185	UNIVERSITY AV	PALO ALTO	CA	94301
LONG LIFE NOODLE CO	180	EL CAMINO REAL	PALO ALTO	CA	94304
LONG'S DRUG STORE #292	352	UNIVERSITY AV	PALO ALTO	CA	94301
LONG'S DRUG STORE #575	855	EL CAMINO REAL	PALO ALTO	CA	94301
LONG'S DRUG STORES #429	2701	MIDDLEFIELD RD	PALO ALTO	CA	94303
LOTUS THAI BISTRO	425	CALIFORNIA AV	PALO ALTO	CA	94306
LOUI LOUI	473	UNIVERSITY AV	PALO ALTO	CA	94301
LOVING HUT	165	UNIVERSITY AV	PALO ALTO	CA	94301
LUCILE S PACKARD CHILDREN'S HOSP	725	WELCH RD	PALO ALTO	CA	94304
LULU'S	855	EL CAMINO REAL	PALO ALTO	CA	94301
LUNCHSTOP @ LOCKHEED MARTIN #206	3251	HANOVER ST	PALO ALTO	CA	94304
LYTTON AVE COFFEE ROASTING CO	401	LYTTON AV	PALO ALTO	CA	94301
MACARTHUR PARK	27	UNIVERSITY AV	PALO ALTO	CA	94301
MAC'S SMOKE SHOP	534	EMERSON ST	PALO ALTO	CA	94301
MACY'S DEPT STORES INC	180	EL CAMINO REAL	PALO ALTO	CA	94304
MADISON & FIFTH	367	UNIVERSITY AV	PALO ALTO	CA	94301
MANDARIN GOURMET	420	RAMONA ST	PALO ALTO	CA	94301
MANGO CARIBBEAN RESTAURANT	435	HAMILTON AV	PALO ALTO	CA	94301
MANTRA RESTAURANT	636	EMERSON ST	PALO ALTO	CA	94301
MAX'S OPERA CAFE	180	EL CAMINO REAL	PALO ALTO	CA	94304
MAYFIELD BAKERY & CAFÉ	855	EL CAMINO REAL	PALO ALTO	CA	94301
MCDONALD'S	180	EL CAMINO REAL	PALO ALTO	CA	94304

Facility Name	Street No	Street Name	City	State	Zip Code
MCDONALD'S RESTAURANT #3094	3128	EL CAMINO REAL	PALO ALTO	CA	94306
MEDITERRANEAN WRAPS	433	CALIFORNIA AV	PALO ALTO	CA	94306
MEDITERRANEAN WRAPS	209	UNIVERSITY AV	PALO ALTO	CA	94301
MELT LOUNGE	544	EMERSON ST	PALO ALTO	CA	94301
MICHAEL'S GELATO CAFE	440	UNIVERSITY AV	PALO ALTO	CA	94301
MIKE'S CAFE ETC	2680	MIDDLEFIELD RD	PALO ALTO	CA	94306
MING'S VILLA	1700	EMBARCADERO RD	PALO ALTO	CA	94303
MIYAKE	140	UNIVERSITY AV	PALO ALTO	CA	94301
MOLLIE STONES MARKET	164	CALIFORNIA AV	PALO ALTO	CA	94300
NEIMAN-MARCUS RESTAURANT	180	EL CAMINO REAL	PALO ALTO	CA	94304
NEOTTE TEA	429	UNIVERSITY AV	PALO ALTO	CA	94301
NEW YORK PIZZA	325	HAMILTON AV	PALO ALTO	CA	94301
NOLA'S	535	RAMONA ST	PALO ALTO	CA	94301
NORDSTROM #422	180	EL CAMINO REAL	PALO ALTO	CA	94304
OAKVILLE GROCERY	180	EL CAMINO REAL	PALO ALTO	CA	94304
OAXACAN KITCHEN, THE	2323	BIRCH ST	PALO ALTO	CA	94306
OHLONE SCHOOL	950	AMARILLO AV	PALO ALTO	CA	94303
OLD PRO	545	RAMONA ST	PALO ALTO	CA	94301
OLIVE GARDEN RESTAURANT	2515	EL CAMINO REAL	PALO ALTO	CA	94306
OSTERIA	247	HAMILTON AV	PALO ALTO	CA	94301
PALO ALTO BAKING COMPANY	381	CALIFORNIA AV	PALO ALTO	CA	94306
PALO ALTO BOWL BAR	4329	EL CAMINO REAL	PALO ALTO	CA	94306
PALO ALTO CAFE	2675	MIDDLEFIELD RD	PALO ALTO	CA	94303
PALO ALTO CHEVRON	3897	EL CAMINO REAL	PALO ALTO	CA	94306
PALO ALTO CITY HALL CAFE	250	HAMILTON AV	PALO ALTO	CA	94301
PALO ALTO CREAMERY AT STANFORD	180	EL CAMINO REAL	PALO ALTO	CA	94304
PALO ALTO ELKS LODGE	4249	EL CAMINO REAL	PALO ALTO	CA	94306
PALO ALTO HILLS GOLF & COUNTRY CLUB	3000	ALEXIS DR	PALO ALTO	CA	94304
PALO ALTO SENIOR HIGH SCHOOL	50	EMBARCADERO RD	PALO ALTO	CA	94301
PALO ALTO SHELL	2200	EL CAMINO REAL	PALO ALTO	CA	94306
PALO ALTO SOL	408	CALIFORNIA AV	PALO ALTO	CA	94306
PALO ALTO UNOCAL	835	SAN ANTONIO AV	PALO ALTO	CA	94303
PALO VERDE SCHOOL	3450	LOUIS RD	PALO ALTO	CA	94303
PAMF GUCKENHEIMER	795	EL CAMINO REAL	PALO ALTO	CA	94301
PAMPAS	529	ALMA ST	PALO ALTO	CA	94301
PANACHE CATERING	3261	ASH ST	PALO ALTO	CA	94306
PAPA MURPHYS	2730	MIDDLEFIELD RD	PALO ALTO	CA	94306
PAPASITO'S SPORTS BAR & GRILL	2115	SAINT FRANCIS DR	PALO ALTO	CA	94303
PASTA D'ANGELO	326	UNIVERSITY AV	PALO ALTO	CA	94301
PATXI'S CHICAGO PIZZA	441	EMERSON ST	PALO ALTO	CA	94301
PEET'S COFFEE & TEA	153	HOMER AV	PALO ALTO	CA	94301

Facility Name	Street No	Street Name	City	State	Zip Code
PEET'S COFFEE & TEA	855	EL CAMINO REAL	PALO ALTO	CA	94301
PEET'S COFFEE & TEA #111	3904	MIDDLEFIELD RD	PALO ALTO	CA	94306
PEKING DUCK RESTAURANT	2310	EL CAMINO REAL	PALO ALTO	CA	94306
PENINSULA CREAMERY DAIRY FOUNTAIN	900	HIGH ST	PALO ALTO	CA	94301
PENINSULA FOUNTAIN & GRILL	566	EMERSON ST	PALO ALTO	CA	94301
PF CHANG'S CHINA BISTRO	180	EL CAMINO REAL	PALO ALTO	CA	94304
PIAZZA'S FINE FOODS GROCERY	3922	MIDDLEFIELD RD	PALO ALTO	CA	94306
PIZZA CHICAGO	4115	EL CAMINO REAL	PALO ALTO	CA	94306
PIZZA MY HEART	220	UNIVERSITY AV	PALO ALTO	CA	94301
PLANTATION CAFE	109	CALIFORNIA AV	PALO ALTO	CA	94306
PLAYA BAR AND GRILL	180	EL CAMINO REAL	PALO ALTO	CA	94304
PLUTO'S	482	UNIVERSITY AV	PALO ALTO	CA	94303
POLISH DELI	456	CAMBRIDGE AV	PALO ALTO	CA	94306
POMMAND CAFE	3163	MIDDLEFIELD RD	PALO ALTO	CA	94303
PRINTERS CAFE	320	CALIFORNIA AV	PALO ALTO	CA	94306
PROLIFIC OVEN THE	550	WAVERLEY ST	PALO ALTO	CA	94301
QUIZNO'S SUB	180	UNIVERSITY AV	PALO ALTO	CA	94301
QUIZNO'S SUBS #828	490	CALIFORNIA AV	PALO ALTO	CA	94306
R&B SEAFOOD RESTAURANT	2209	EL CAMINO REAL	PALO ALTO	CA	94306
RAMEN CLUB	3924	EL CAMINO REAL	PALO ALTO	CA	94306
RAMONA'S PIZZA	2313	BIRCH ST	PALO ALTO	CA	94306
RANGOON RESTAURANT	565	BRYANT ST	PALO ALTO	CA	94301
REPASADO	236	HAMILTON AV	PALO ALTO	CA	94301
RICK'S ICE CREAM	3950	MIDDLEFIELD RD	PALO ALTO	CA	94306
ROBAII	496	HAMILTON AV	PALO ALTO	CA	94301
ROJOZ WRAPS	3906	MIDDLEFIELD RD	PALO ALTO	CA	94306
ROSE & CROWN	547	EMERSON ST	PALO ALTO	CA	94301
ROUND TABLE PIZZA	405	CALIFORNIA AV	PALO ALTO	CA	94306
ROUND TABLE PIZZA	702	COLORADO AV	PALO ALTO	CA	94303
ROUND TABLE PIZZA #15	263	UNIVERSITY AV	PALO ALTO	CA	94301
S O S FINE FOODS	949	EMERSON ST	PALO ALTO	CA	94301
SAFEWAY #1682	2811	MIDDLEFIELD RD	PALO ALTO	CA	94303
SAN ANTONIO AUTO SERVICES INC	699	SAN ANTONIO AV	PALO ALTO	CA	94306
SANCHO'S TAQUERIA	491	LYTTON AV	PALO ALTO	CA	94301
SAP CAFÉ D-BON APPETIT	3410	HILLVIEW AV	PALO ALTO	CA	94304
SAP CAFETERIA-BON APPETIT	3475	DEER CREEK RD	PALO ALTO	CA	94304
SAP-BON APPETIT	3412	HILLVIEW AV	PALO ALTO	CA	94304
SATURA CAKES	320	UNIVERSITY AV	PALO ALTO	CA	94301
SCHAUB'S MEAT FISH & POULTRY	180	EL CAMINO REAL	PALO ALTO	CA	94304
SCOTT'S SEAFOOD GRILL & BAR	855	EL CAMINO REAL	PALO ALTO	CA	94301
SCOTTY'S BAR	548	EMERSON ST	PALO ALTO	CA	94301

Facility Name	Street No	Street Name	City	State	Zip Code
SEE'S CANDIES #45	180	EL CAMINO REAL	PALO ALTO	CA	94304
SEHBALI CAFE & HOOKAH SHOP	235	UNIVERSITY AV	PALO ALTO	CA	94301
SHERATON PALO ALTO	625	EL CAMINO REAL	PALO ALTO	CA	94301
SHOKOOLAT	516	UNIVERSITY AV	PALO ALTO	CA	94301
SIAM ROYAL AUTHENTIC THAI CUISINE	338	UNIVERSITY AV	PALO ALTO	CA	94301
SIGONA FARMERS MKT	180	EL CAMINO REAL	PALO ALTO	CA	94304
SIMPLY SANDWICHES	2431	ASH ST	PALO ALTO	CA	94306
SLIDEBAR	324	UNIVERSITY AV	PALO ALTO	CA	94301
SMOG PROS ARCO #1326	840	SAN ANTONIO AV	PALO ALTO	CA	94303
SO GONG DONG TOFU HOUSE	4127	EL CAMINO REAL	PALO ALTO	CA	94306
SODEXHO @ SCHERING PLOUGH BIOPHARMA	901	CALIFORNIA AV	PALO ALTO	CA	94304
SODEXHO @ VARIAN ASSOCIATES	3130	HANSEN WY	PALO ALTO	CA	94304
SODEXHO MGNT INC@ HP3000 HANOVER BLD	3000	HANOVER ST	PALO ALTO	CA	94304
SODEXHO MNGT INC-HP STANFORD SITE	1501	PAGE MILL RD	PALO ALTO	CA	94304
SOME KIND OF PLACE- A KOREAN BBQ	855	EL CAMINO REAL	PALO ALTO	CA	94301
SPACE SYSTEMS LORAL	3825	FABIAN WY	PALO ALTO	CA	94303
SPAGO	265	LYTTON AV	PALO ALTO	CA	94301
SPALTI RISTORANTE	417	CALIFORNIA AV	PALO ALTO	CA	94306
SPOT-A-PIZZA PLACE	115	HAMILTON AV	PALO ALTO	CA	94301
SPROUTS	168	UNIVERSITY AV	PALO ALTO	CA	94301
ST ELIZABETH SETON SCHOOL	1095	CHANNING AV	PALO ALTO	CA	94301
ST MICHAEL'S ALLEY	806	EMERSON ST	PALO ALTO	CA	94303
STANFORD TERRACE INN	531	STANFORD AV	PALO ALTO	CA	94306
STANFORD THEATRE FOUNDATION	221	UNIVERSITY AV	PALO ALTO	CA	94301
STARBUCKS #5555	2775	MIDDLEFIELD RD	PALO ALTO	CA	94303
STARBUCKS #9870	361	CALIFORNIA AV	PALO ALTO	CA	94306
STARBUCKS COFFEE #2822	180	EL CAMINO REAL	PALO ALTO	CA	94304
STARBUCKS COFFEE #2886	4131	EL CAMINO REAL	PALO ALTO	CA	94306
STARBUCKS COFFEE #5541	2000	EL CAMINO REAL	PALO ALTO	CA	94306
STARBUCKS COFFEE #565	276	UNIVERSITY AV	PALO ALTO	CA	94301
STRAITS CAFE PALO ALTO	3295	EL CAMINO REAL	PALO ALTO	CA	94306
SU HONG	4256	EL CAMINO REAL	PALO ALTO	CA	94306
SU HONG RESTAURANT PALO ALTO	4111	EL CAMINO WY	PALO ALTO	CA	94306
SUBWAY #27048	421	CALIFORNIA AV	PALO ALTO	CA	94306
SUBWAY #30816	4131	EL CAMINO REAL	PALO ALTO	CA	94306
SUBWAY #32950	2717	MIDDLEFIELD RD	PALO ALTO	CA	94303
SUNDANCE MINE COMPANY	1921	EL CAMINO REAL	PALO ALTO	CA	94306
SUSHI HOUSE	855	EL CAMINO REAL	PALO ALTO	CA	94301
SUSHI TOMO	201	UNIVERSITY AV	PALO ALTO	CA	94301
SUSHI TOMO	4131	EL CAMINO WY	PALO ALTO	CA	94306
SUSHIYA RESTAURANT	380	UNIVERSITY AV	PALO ALTO	CA	94301

Facility Name	Street No	Street Name	City	State	Zip Code
SWEET THINGS	180	EL CAMINO REAL	PALO ALTO	CA	94304
SZECHWAN CAFE	406	CALIFORNIA AV	PALO ALTO	CA	94306
TACO BELL #0976	3850	EL CAMINO REAL	PALO ALTO	CA	94306
TACO BELL #2297	910	CHARLESTON RD	PALO ALTO	CA	94306
TAIPAN PALO ALTO	560	WAVERLEY ST	PALO ALTO	CA	94301
TAMARINE RESTAURANT	546	UNIVERSITY AV	PALO ALTO	CA	94301
TANDOORI OVEN	365	CALIFORNIA AV	PALO ALTO	CA	94306
TAQUERIA AZTECA	321	CALIFORNIA AV	PALO ALTO	CA	94306
TAQUERIA EL GRULLENSE	3636	EL CAMINO REAL	PALO ALTO	CA	94306
TEA TIME-TEA LOVERS SHOP	542	RAMONA ST	PALO ALTO	CA	94301
TEAVANA # 26	180	EL CAMINO REAL	PALO ALTO	CA	94304
TERMAN MIDDLE SCHOOL	655	ARASTRADERO RD	PALO ALTO	CA	94306
TEUSCHER CHOCOLATE OF SWITZERLAND	180	EL CAMINO REAL	PALO ALTO	CA	94304
THAI CITY RESTAURANT	3691	EL CAMINO REAL	PALO ALTO	CA	94306
THAI GARDEN RESTAURANT	4329	EL CAMINO REAL	PALO ALTO	CA	94306
THAIPHOON RESTAURANT	543	EMERSON ST	PALO ALTO	CA	94301
THREE SEASONS RESTAURANT	518	BRYANT ST	PALO ALTO	CA	94301
TIBCO-BON APPETIT	3307	HILLVIEW AV	PALO ALTO	CA	94304
TRADER JOES	855	EL CAMINO REAL	PALO ALTO	CA	94301
TRADER VIC'S	4269	EL CAMINO REAL	PALO ALTO	CA	94306
UNIVERSITY CAFE	271	UNIVERSITY AV	PALO ALTO	CA	94301
UNIVERSITY CLUB OF PALO ALTO R	3277	MIRANDA AV	PALO ALTO	CA	94300
UZUMAKI SUSHI	451	CALIFORNIA AV	PALO ALTO	CA	94306
VALERO OF PALO ALTO	1963	EL CAMINO REAL	PALO ALTO	CA	94306
VERO	530	BRYANT ST	PALO ALTO	CA	94301
VILLAGE CHEESE HOUSE INC	855	EL CAMINO REAL	PALO ALTO	CA	94301
VIN VINO WINE	437	CALIFORNIA AV	PALO ALTO	CA	94306
VINO LOCALE	431	KIPLING ST	PALO ALTO	CA	94301
WALGREENS #06869	2605	MIDDLEFIELD RD	PALO ALTO	CA	94303
WALGREENS #0781	300	UNIVERSITY AV	PALO ALTO	CA	94301
WALGREENS #3344	4170	EL CAMINO REAL	PALO ALTO	CA	94306
WALTER HAYS SCHOOL	1525	MIDDLEFIELD RD	PALO ALTO	CA	94303
WEBSTER HOUSE	401	WEBSTER ST	PALO ALTO	CA	94301
WEIGHT WATCHERS #3069	855	EL CAMINO REAL	PALO ALTO	CA	94301
WEST FRESH	2237	EL CAMINO REAL	PALO ALTO	CA	94306
WESTERN DINING @ CPI	811	HANSEN WY	PALO ALTO	CA	94304
WESTIN PALO ALTO	675	EL CAMINO REAL	PALO ALTO	CA	94301
WHOLE FOODS MARKET	774	EMERSON ST	PALO ALTO	CA	94301
WINE ROOM, THE	520	RAMONA ST	PALO ALTO	CA	94301
ZAO NOODLE BAR	261	UNIVERSITY AV	PALO ALTO	CA	94301
ZIBIBBO'S	430	KIPLING ST	PALO ALTO	CA	94301

Facility Name	Street No	Street Name	City	State	Zip Code
ZYME & DINE CAFE	925	PAGE MILL RD	PALO ALTO	CA	94304
LUCILLE NIXON ELEMENTARY SCHOOL	1711	STANFORD AV	STANFORD	CA	94305

Auto Facilities

Facility Name	Street No	Street Name	City	State	Zip Code
A-1 AUTO SERVICE	2526	PULGAS AVENUE, UNIT A	EAST PALO ALTO	CA	94303
CAVALLINO COLLISION REPAIR	1880	EAST BAYSHORE ROAD	EAST PALO ALTO	CA	94303
CSI CHEVRON	2101	UNIVERSITY AVENUE	EAST PALO ALTO	CA	94303
EAST PALO ALTO SHELL	2194	UNIVERSITY AVENUE	EAST PALO ALTO	CA	94303
INFINITY AUTO SALVAGE	2091	BAY ROAD	EAST PALO ALTO	CA	94303
PARKING COMPANY OF AMERICA (PCA)	160	DEMETER STREET	EAST PALO ALTO	CA	94303
RAINER'S SERVICE STATION	1905	EAST BAYSHORE ROAD	EAST PALO ALTO	CA	94303
TOUCHATT TRUCKING	2535	PULGAS AVENUE	EAST PALO ALTO	CA	94303
ALLIED AUTO #2	1540	MIRAMONTE ROAD	LOS ALTOS	CA	94022
ALLIED AUTO WORKS	2073	GRANT ROAD	LOS ALTOS	CA	94024
CALIFORNIA AUTOMOTIVE	139	1ST STREET	LOS ALTOS	CA	94022
CHEVRON AUTOMOTIVE CENTER	2300	HOMESTEAD ROAD	LOS ALTOS	CA	94024
EL CAMINO UNOCAL	4350	EL CAMINO REAL	LOS ALTOS	CA	94022
LADERA AUTO WORKS	465	1ST STREET	LOS ALTOS	CA	94022
LOS ALTOS ARCO AM PM MINI MARKET	988	N. SAN ANTONIO ROAD	LOS ALTOS	CA	94022
LOS ALTOS CITY YARD	707	FREMONT AVENUE	LOS ALTOS	CA	94024
LOS ALTOS LOYOLA CORNERS POST OFF.	1525	MIRAMONTE AVENUE	LOS ALTOS	CA	94024
LOS ALTOS MAIN POST OFFICE	100	FIRST STREET	LOS ALTOS	CA	94022
LOS ALTOS UNION	330	S. SAN ANTONIO ROAD	LOS ALTOS	CA	94022
RANCHO AUTO SERVICE	601	LOS ALTOS RANCHO	LOS ALTOS	CA	94024
REITMEIR'S WERKSTATT INC	309	1ST STREET	LOS ALTOS	CA	94022
SKIP'S TIRE AND AUTO CENTERS	317	1ST STREET	LOS ALTOS	CA	94022
USA GASOLINE	929	FREMONT AVENUE	LOS ALTOS	CA	94024
VILLAGE CHEVRON	401	MAIN STREET	LOS ALTOS	CA	94022
FOOTHILL COLLEGE	12345	EL MONTE ROAD	LOS ALTOS HILLS	CA	94022
A-1 AUTO TECH	89	PIONEER WAY, #D	MOUNTAIN VIEW	CA	94041
A-1 FOREIGN AUTO	1544	WEST EL CAMINO REAL	MOUNTAIN VIEW	CA	94040
ADVANCED AUTO REPAIR	83	PIONEER WAY, UNIT A	MOUNTAIN VIEW	CA	94043
ALL AUTOMOTIVE	2622	BAYSHORE PARKWAY	MOUNTAIN VIEW	CA	94043
ALL TUNE AND LUBE	2235	OLD MIDDLEFIELD WAY	MOUNTAIN VIEW	CA	94043
ALL VW SHOP	2239	OLD MIDDLEFIELD WAY, UNIT I	MOUNTAIN VIEW	CA	94043
AMERICANA SHELL #1	790	EAST EL CAMINO REAL	MOUNTAIN VIEW	CA	94040
AMERICANA SHELL #3	110	NORTH RENGSTORFF AVENUE	MOUNTAIN VIEW	CA	94043
AMERICA'S TIRE COMPANY	32	WEST EL CAMINO REAL	MOUNTAIN VIEW	CA	94040
ARCO SMOG PROS #06050	790	NORTH SHORELINE BLVD.	MOUNTAIN VIEW	CA	94043
AUTO REPAIR SPECIALIST	250	SAN ANTONIO ROAD	MOUNTAIN VIEW	CA	94040
AUTOBAHN BODY & PAINT	778	YUBA DRIVE	MOUNTAIN VIEW	CA	94041
AUTOMAN LUBE & TUBE	2235	OLD MIDDLEFIELD WAY, UNIT E	MOUNTAIN VIEW	CA	94043
AVIS RENT A CAR SYSTEM, INC.	809	WEST EL CAMINO REAL	MOUNTAIN VIEW	CA	94041
B & L AUTO REPAIR	2536	OLD MIDDLEFIELD WAY, #C	MOUNTAIN VIEW	CA	94043
B & M COLLISION REPAIR	1240	PEAR AVENUE, #Q	MOUNTAIN VIEW	CA	94043
BAROONI IMPORTS	1905	OLD MIDDLEFIELD WAY	MOUNTAIN VIEW	CA	94043
BAY AREA PERFORMANCE CYLES, INC.	2560	WYANDOTTE STREET, #2	MOUNTAIN VIEW	CA	94043
BAY MUFFLER, MV	2189	OLD MIDDLEFIELD WAY	MOUNTAIN VIEW	CA	94043

Facility Name	Street No	Street Name	City	State	Zip Code
BELA'S AUTOSPORTS	625	TYRELLA AVENUE	MOUNTAIN VIEW	CA	94043
BILL BAILEY CHEVRON #9-6377	808	NORTH SHORELINE BLVD.	MOUNTAIN VIEW	CA	94043
BILL'S TOWING SERVICE	1968	LEGHORN STREET	MOUNTAIN VIEW	CA	94041
BLOSSOM VALLEY SHELL	1708	MIRAMONTE AVENUE	MOUNTAIN VIEW	CA	94039
BMW OF MOUNTAIN VIEW	150	EAST EL CAMINO REAL	MOUNTAIN VIEW	CA	94040
BOB'S CUSTOM AUTO REPAIR	400	VILLA STREET, #B	MOUNTAIN VIEW	CA	94041
BRITISH AUTOMOTIVE SPECIALIST	2224	OLD MIDDLEFIELD WAY	MOUNTAIN VIEW	CA	94043
BTN AUTOMOTIVE	2566	LEGHORN STREET, #B	MOUNTAIN VIEW	CA	94043
BUDGET CAR & TRUCK RENTAL #1407	2452	OLD MIDDLEFIELD WAY	MOUNTAIN VIEW	CA	94043
BW'S GERMAN CAR	1240	PEAR AVENUE, #N	MOUNTAIN VIEW	CA	94043
C & C BODY SHOP	243	MOFFETT BOULEVARD	MOUNTAIN VIEW	CA	94043
CALIFORNIA BMW	2490	OLD MIDDLEFIELD WAY	MOUNTAIN VIEW	CA	94043
CALIFORNIA'S BEST	230	VILLA STREET	MOUNTAIN VIEW	CA	94041
CHEVRON USA #9-0699	45	WEST EL CAMINO REAL	MOUNTAIN VIEW	CA	94040
CITY COLLISION CENTER	2025	OLD MIDDLEFIELD WAY, #A/B	MOUNTAIN VIEW	CA	94043
CMV - FIRE STATION #3	301	NORTH RENGSTORFF AVENUE	MOUNTAIN VIEW	CA	94041
CMV - FIRE STATION #4	229	NORTH WHISMAN ROAD	MOUNTAIN VIEW	CA	94041
CMV - UTILITIES DIVISION	231	NORTH WHISMAN ROAD	MOUNTAIN VIEW	CA	94043
CMV-FIRE STATION #1	251	SOUTH SHORELINE BLVD.	MOUNTAIN VIEW	CA	94041
CMV-FIRE STATION #2	160	CUESTA DRIVE	MOUNTAIN VIEW	CA	94041
CMV-SHORELINE GOLF LINKS	2940	NORTH SHORELINE BLVD.	MOUNTAIN VIEW	CA	94043
COAST AUTO REPAIR	789	EAST EVELYN AVENUE	MOUNTAIN VIEW	CA	94040
CORPORATE AUTO WORKS	770	YUBA DRIVE	MOUNTAIN VIEW	CA	94041
CUSTOM ALIGNMENT	2599	WYANDOTTE STREET, #A	MOUNTAIN VIEW	CA	94043
D & A GARAGE	130	PIONEER WAY	MOUNTAIN VIEW	CA	94041
DAVE'S BODY SHOP AUTO DETAILING	2145	OLD MIDDLEFIELD WAY, #A	MOUNTAIN VIEW	CA	94043
DEAN'S AUTOMOTIVE, INC.	2037	OLD MIDDLEFIELD WAY	MOUNTAIN VIEW	CA	94043
DENT DOCTOR	2145	OLD MIDDLEFIELD WAY	MOUNTAIN VIEW	CA	94043
DEPOT GARAGE	727	WEST EVELYN AVENUE	MOUNTAIN VIEW	CA	94041
DIABLO AUTO POLISHING	230	VILLA STREET	MOUNTAIN VIEW	CA	94041
DINAN ENGINEERING, INC.	2232	OLD MIDDLEFIELD WAY	MOUNTAIN VIEW	CA	94043
DMSR INC DBA QUALITY TUNE UP	2580	WEST EL CAMINO REAL	MOUNTAIN VIEW	CA	94040
DRIVEN AUTO CARE	826	NORTH RENGSTORFF AVENUE	MOUNTAIN VIEW	CA	94043
DUBAY TIRE SERVICE	776	YUBA DRIVE	MOUNTAIN VIEW	CA	94041
DUNN'S AUTOMOTIVE SERVICE	966	WEST DANA STREET	MOUNTAIN VIEW	CA	94041
ECONOMY IMPORTS	2464	WEST EL CAMINO REAL	MOUNTAIN VIEW	CA	94039
EL CAMINO PAVING, INC.	924	SAN RAFAEL AVENUE	MOUNTAIN VIEW	CA	94043
EL MONTE 76 SERVICE #253686	1010	EL MONTE AVENUE	MOUNTAIN VIEW	CA	94040
ELLSWORTH BROTHERS MACHINE	2415	OLD MIDDLEFIELD WAY, #A/D	MOUNTAIN VIEW	CA	94043
ENTERPRISE RENT-A-CAR	1415	WEST EL CAMINO REAL, #A	MOUNTAIN VIEW	CA	94040
EURO QUATTRO	2455	OLD MIDDLEFIELD WAY, #A	MOUNTAIN VIEW	CA	94043
EUROPEAN AUTO DETAIL	134	FAIR OAKS AVENUE	MOUNTAIN VIEW	CA	94040
EVELYN AUTO BODY	151	EAST EVELYN AVENUE	MOUNTAIN VIEW	CA	94041
FAMILY AUTO CARE	400	VILLA STREET	MOUNTAIN VIEW	CA	94043
FAMILY CAR WASH	975	BAY STREET	MOUNTAIN VIEW	CA	94040
FAMILY CAR WASH	400	VILLA STREET	MOUNTAIN VIEW	CA	94041
FCC COLLISION CENTERS	177	EVELYN AVENUE EAST	MOUNTAIN VIEW	CA	94041

Facility Name	Street No	Street Name	City	State	Zip Code
FEDERAL COLLISION CENTER	2029	OLD MIDDLEFIELD WAY	MOUNTAIN VIEW	CA	94043
FELIX'S AUTO SERVICE, INC.	191	WEST EVELYN AVENUE	MOUNTAIN VIEW	CA	94041
FIRESTONE STORE #3670	462	SAN ANTONIO ROAD	MOUNTAIN VIEW	CA	94040
FORTES AUTO BODY	365	VILLA STREET	MOUNTAIN VIEW	CA	94041
G & J ACQUISITIONS, INC.	1288	WEST EL CAMINO REAL	MOUNTAIN VIEW	CA	94040
GRANT ROAD SHELL	1220	GRANT ROAD	MOUNTAIN VIEW	CA	94040
GRIFFIN'S CARBURETOR ELECT. INC.	2423	OLD MIDDLEFIELD WAY, #D	MOUNTAIN VIEW	CA	94043
GTS AUTO CENTER	705	WEST DANA STREET	MOUNTAIN VIEW	CA	94041
GUARANTEED EXPRESS	941	LINDA VISTA AVENUE	MOUNTAIN VIEW	CA	94043-1902
H & J AUTO REPAIR	15	PIONEER WAY	MOUNTAIN VIEW	CA	94041
H & M STATION	789	EAST EVELYN AVENUE	MOUNTAIN VIEW	CA	94040
HALL'S AUTO CLEANERS/FAMILY CAR WSH	2080	WEST EL CAMINO REAL	MOUNTAIN VIEW	CA	94040
HARV'S CAR WASH	1101	W. EL CAMINO REAL	MOUNTAIN VIEW	CA	94040
HELMING'S AUTO REPAIR	2520	WYANDOTTE STREET, #G	MOUNTAIN VIEW	CA	94043
HERLINGER CORVETTE REPAIR	1230	PEAR AVENUE, #3	MOUNTAIN VIEW	CA	94042
HERTZ RENT-A-CAR LOCAL EDITION	1901	WEST EL CAMINO REAL	MOUNTAIN VIEW	CA	94041
HEYER PERFORMANCE	2235	OLD MIDDLEFIELD WAY, #K	MOUNTAIN VIEW	CA	94043
HILEMAN'S AUTOMOTIVE	2570	LEGHORN STREET, #2	MOUNTAIN VIEW	CA	94043
HOUTAN PETROLEUM	101	EAST EL CAMINO REAL	MOUNTAIN VIEW	CA	94040
HOWARD TIRE BY WHEEL WORKS	555	SHOWERS DRIVE	MOUNTAIN VIEW	CA	94040
HURST & SONS AUTO	1900	OLD MIDDLEFIELD WAY, UNIT D	MOUNTAIN VIEW	CA	94043
INDEPENDENCE ACURA SERVICE	2415	OLD MIDDLEFIELD WAY, #B	MOUNTAIN VIEW	CA	94043
INDEPENDENCE AUTO BODY	750	INDEPENDENCE AVENUE	MOUNTAIN VIEW	CA	94043
ISRAEL'S TIRE & ALIGNMENT	2239	OLD MIDDLEFIELD WAY, UNIT F	MOUNTAIN VIEW	CA	94043
JIFFY LUBE #1196	500	WEST EL CAMINO REAL	MOUNTAIN VIEW	CA	94040
JIFFY LUBE #2342	1141	WEST EL CAMINO REAL	MOUNTAIN VIEW	CA	94041
JOE'S FOREIGN CAR	151	EAST EVELYN AVENUE	MOUNTAIN VIEW	CA	94041
JONES HALL/US ARMY RESERVE CENTER	1776	OLD MIDDLEFIELD WAY	MOUNTAIN VIEW	CA	94043-1809
JUST TIRES	1045	WEST EL CAMINO REAL	MOUNTAIN VIEW	CA	94040
KEVIN'S AUTO REPAIR	1968	LEGHORN STREET	MOUNTAIN VIEW	CA	94043
KING'S BODY SHOP	130	PIONEER WAY	MOUNTAIN VIEW	CA	94041
KRAGEN AUTO PARTS #4114	1915	WEST EL CAMINO REAL	MOUNTAIN VIEW	CA	94040
KRAGEN AUTO SUPPLY #207	2620	CALIFORNIA AVENUE	MOUNTAIN VIEW	CA	94040
KRAGEN AUTO SUPPLY #322	170	EAST EL CAMINO REAL	MOUNTAIN VIEW	CA	94040
LARRY'S AUTOWORKS	1931	OLD MIDDLEFIELD WAY, #S	MOUNTAIN VIEW	CA	94043
LASLO'S AUTO REPAIR	2239	OLD MIDDLEFIELD WAY, #A	MOUNTAIN VIEW	CA	94043
LOU'S AUTOMOTIVE	2247	OLD MIDDLEFIELD WAY, #B	MOUNTAIN VIEW	CA	94043
LOZANO, INC.	2690	WEST EL CAMINO REAL	MOUNTAIN VIEW	CA	94040
M2 COLLISION CENTERS	177	EAST EVELYN AVENUE	MOUNTAIN VIEW	CA	94041
MAGNUSSEN CAR WEST AUTO BODY	2400	OLD MIDDLEFIELD WAY	MOUNTAIN VIEW	CA	94043
MAGNUSSEN'S CAR WEST AUTOBODY, MV2	2171	OLD MIDDLEFIELD WAY	MOUNTAIN VIEW	CA	94043
MERCEDES WERKSTATT	939	TERRA BELLA AVENUE, #B	MOUNTAIN VIEW	CA	94043
MICHAEL'S MUFFLERS	165	MOFFETT BOULEVARD	MOUNTAIN VIEW	CA	94043
MICHAUX AUTOMOTIVE	151	EAST EVELYN AVENUE	MOUNTAIN VIEW	CA	94041
MIDAS	215	WEST EL CAMINO REAL	MOUNTAIN VIEW	CA	94040
MIDDLEFIELD AUTO SERVICE	2362	OLD MIDDLEFIELD WAY	MOUNTAIN VIEW	CA	94043
MINI OF MOUNTAIN VIEW	160	EAST EL CAMINO REAL	MOUNTAIN VIEW	CA	94040

Facility Name	Street No	Street Name	City	State	Zip Code
MIRACLE AUTO PAINTING	2319	OLD MIDDLEFIELD WAY	MOUNTAIN VIEW	CA	94043
MODDERMAN SERVICE, INC.	1900	OLD MIDDLEFIELD WAY, #F	MOUNTAIN VIEW	CA	94043
MOFFETT BLVD. VALERO #7528	495	MOFFETT BOULEVARD	MOUNTAIN VIEW	CA	94043
MOONLITE CAR WASH (DALE)	951	DALE AVENUE	MOUNTAIN VIEW	CA	94040
MOONLITE CAR WASH (MIDDLEFIELD)	2380	OLD MIDDLEFIELD WAY	MOUNTAIN VIEW	CA	94043
MOONLITE CAR WASH (SHORELINE)	466	NORTH SHORELINE BLVD.	MOUNTAIN VIEW	CA	94043
MOUNTAIN VIEW AUTO AND TRUCK	828	INDEPENDENCE AVENUE	MOUNTAIN VIEW	CA	94043
MOUNTAIN VIEW AUTO BODY & PAINT	1900	OLD MIDDLEFIELD WAY, #D	MOUNTAIN VIEW	CA	94043
MOUNTAIN VIEW AUTO REPAIR	845	WEST EL CAMINO REAL	MOUNTAIN VIEW	CA	94041
MOUNTAIN VIEW FOREIGN CAR	190	STIERLIN ROAD	MOUNTAIN VIEW	CA	94043
MOUNTAIN VIEW MAIN POST OFFICE	1070	L'AVENIDA	MOUNTAIN VIEW	CA	94041
MOUNTAIN VIEW RADIATOR	624	WEST EL CAMINO REAL	MOUNTAIN VIEW	CA	94040
MOUNTAIN VIEW SMOG CHECK	571	WEST EL CAMINO REAL	MOUNTAIN VIEW	CA	94041
MOUNTAIN VIEW VALERO #7542	584	NORTH RENGSTORFF AVENUE	MOUNTAIN VIEW	CA	94043
MOUNTAIN VIEW/WHISMAN SCHOOL DISTRICT	1175	CASTRO STREET	MOUNTAIN VIEW	CA	94040
MV-LA UNION HS DISTRICT	1299	BRYANT AVENUE	MOUNTAIN VIEW	CA	94040-4599
NAPA AUTO PARTS	805	WEST EL CAMINO REAL	MOUNTAIN VIEW	CA	94039
NATIONAL TOWING & TRANSPORT	2520	OLD MIDDLEFIELD WAY	MOUNTAIN VIEW	CA	94043
NORTH STAR AUTO TECH	190	CALDERON AVENUE	MOUNTAIN VIEW	CA	94041
O'GRADY PAVING, INC.	2513	WYANDOTTE STREET	MOUNTAIN VIEW	CA	94043
PALO ALTO TIRE & BRAKE	2037	OLD MIDDLEFIELD WAY	MOUNTAIN VIEW	CA	94043
PARKER AUTOMOTIVE	250	SAN ANTONIO ROAD, #B	MOUNTAIN VIEW	CA	94040
PEDRO'S AUTO CLINIC	1080	TERRA BELLA AVENUE, #A/B	MOUNTAIN VIEW	CA	94043
PERFECTION AUTO DETAIL	2526	LEGHORN STREET, #A	MOUNTAIN VIEW	CA	94043
POULSEN AUTOMOTIVE	1900	OLD MIDDLEFIELD WAY, #C	MOUNTAIN VIEW	CA	94043
PRECISE MOBILE AUTO REPAIR	151	EAST EVELYN AVENUE, #D	MOUNTAIN VIEW	CA	94041
PRECISION TUNE AUTO CARE	810	MIRAMONTE AVENUE	MOUNTAIN VIEW	CA	94040
QUICK SMOG	2235	OLD MIDDLEFIELD WAY, UNIT G	MOUNTAIN VIEW	CA	94043
R & W AUTOBODY & PAINT REPAIR	2235	OLD MIDDLEFIELD WAY, UNIT J	MOUNTAIN VIEW	CA	94043
RECOLOGY, INC.	935	TERRA BELLA AVENUE	MOUNTAIN VIEW	CA	94043
RENNWERKS	1911	PLYMOUTH STREET	MOUNTAIN VIEW	CA	94043
RICH'S TIRE	1950	OLD MIDDLEFIELD WAY	MOUNTAIN VIEW	CA	94043
RON'S SAFETY SERVICE	117	EAST EVELYN AVENUE	MOUNTAIN VIEW	CA	94041
ROTTEN ROBBIE-4	310	NORTH WHISMAN ROAD	MOUNTAIN VIEW	CA	94043
SAN ANTONIO VALERO #7230	334	SAN ANTONIO ROAD	MOUNTAIN VIEW	CA	94040
SAVINGS AUTO CARE	461	WEST EL CAMINO REAL	MOUNTAIN VIEW	CA	94041
SCC TRANSPORTATION AGENCY	1241	L'AVENIDA	MOUNTAIN VIEW	CA	94043
SEARS AUTOMOTIVE CENTER	455	SAN ANTONIO ROAD	MOUNTAIN VIEW	CA	94040
SHORELINE SHELL	807	NORTH SHORELINE BOULEVARD	MOUNTAIN VIEW	CA	94041
SILICON VALLEY PERFORMANCE	2570	LEGHORN STREET, UNIT 2	MOUNTAIN VIEW	CA	94043
SILICON VALLEY VALERO #7864	59	WEST EL CAMINO REAL	MOUNTAIN VIEW	CA	94040
SONDGROTH CONSTRUCTION	1916	COLONY STREET	MOUNTAIN VIEW	CA	94043
SONIC MOTORSPORTS	1045	WEST EL CAMINO REAL	MOUNTAIN VIEW	CA	94041
SOUTHWEST AUTO	400	WEST EL CAMINO REAL	MOUNTAIN VIEW	CA	94040
STEVE SMITH'S AUTO SERVICE	1900	OLD MIDDLEFIELD WAY, #E	MOUNTAIN VIEW	CA	94043
STEVE WEISS ENTERPRISES	2570	LEGHORN STREET, #C	MOUNTAIN VIEW	CA	94043
SUNNYVALE FOREIGN CAR SERVICE	83	PIONEER WAY, #B	MOUNTAIN VIEW	CA	94041

Facility Name	Street No		Street Name	City	State	Zip Code
SUNNYVALE FOREIGN CAR SERVICE	85		PIONEER WAY, UNIT A/B	MOUNTAIN VIEW	CA	94043
SUSPENSION PERFORMANCE	2239	H	OLD MIDDLEFIELD WAY	MOUNTAIN VIEW	CA	94041
THE CAR CLINIC	181		WEST EVELYN AVENUE, #A	MOUNTAIN VIEW	CA	94041
THE CAR DOCTOR	2239		OLD MIDDLEFIELD WAY, UNIT D	MOUNTAIN VIEW	CA	94043
THE CAR SPA OF MOUNTAIN VIEW, L.L.C	1101		WEST EL CAMINO REAL	MOUNTAIN VIEW	CA	94040
THOMAS TRANSFER & STORAGE	2195		LEGHORN STREET	MOUNTAIN VIEW	CA	94043
TRACKSTAR RACING	2139	D	OLD MIDDLEFIELD WAY	MOUNTAIN VIEW	CA	94041
TUBAN INDUSTRIAL PRODUCTS AKA TIPCO	2003		LEGHORN STREET, #A	MOUNTAIN VIEW	CA	94043
U-HAUL CENTER OF MOUNTAIN VIEW	62		WEST EL CAMINO REAL	MOUNTAIN VIEW	CA	94040
UNITED AUTO BROKER	247		WEST EL CAMINO REAL	MOUNTAIN VIEW	CA	94043
VALLEY OIL CO	785		YUBA DRIVE	MOUNTAIN VIEW	CA	94042
WARREN MCCORD MOTORSPORTS	2235		OLD MIDDLEFIELD WAY, #E & G	MOUNTAIN VIEW	CA	94043
WHISMAN SCHOOL DISTRICT	1695		ROCK STREET	MOUNTAIN VIEW	CA	94043
WOLFSBURG FOREIGN CAR PARTS	261		MOFFETT BOULEVARD	MOUNTAIN VIEW	CA	94039
YARDBIRD EQUIPMENT SALES	2530		OLD MIDDLEFIELD WAY	MOUNTAIN VIEW	CA	94043
YARNELL'S SERVICE CENTER	81		PIONEER WAY	MOUNTAIN VIEW	CA	94041
YOUNG'S AUTOMOTIVE SERVICE	890		CENTRAL AVENUE	MOUNTAIN VIEW	CA	94043
ADVANTAGE AVIATION	1903		EMBARCADERO ROAD	PALO ALTO	CA	94303
AKINS BODY SHOP	3045		PARK BOULEVARD	PALO ALTO	CA	94306
AKINS BODY SHOP #2	2905		EL CAMINO REAL	PALO ALTO	CA	94306
ANDERSON HONDA	1766		EMBARCADERO ROAD	PALO ALTO	CA	94303
ARCO-PSI5479	699		SAN ANTONIO ROAD	PALO ALTO	CA	94306
ART'S BODYCRAFT	280		LAMBERT AVENUE	PALO ALTO	CA	94306
AUTO PRIDE CAR WASH	841		EL CAMINO REAL	PALO ALTO	CA	94301
AVIS RENT-A-CAR	4216		EL CAMINO REAL	PALO ALTO	CA	94306
BARRON PARK SHELL SERVICE	3601		EL CAMINO REAL	PALO ALTO	CA	94306
BILL YOUNG'S AUTO	904		HIGH STREET	PALO ALTO	CA	94301
BRAD LOZARES GOLF PRO SHOP	1875		EMBARCADERO ROAD	PALO ALTO	CA	94303
BUDGET RENT-A-CAR-PA	4230		EL CAMINO REAL	PALO ALTO	CA	94306
CARLSEN AUDI, INC.	1730		EMBARCADERO ROAD	PALO ALTO	CA	94303
CARLSEN VOLVO	4180		EL CAMINO REAL	PALO ALTO	CA	94306
CHEVRON USA	3897		EL CAMINO REAL	PALO ALTO	CA	94306
CMK AUTOMOTIVE, INC.	904		INDUSTRIAL AVENUE	PALO ALTO	CA	94303
COMMUTERS' SHELL SERVICES	355		ALMA STREET	PALO ALTO	CA	94301
D & M MOTORS	190		CHANNING AVENUE	PALO ALTO	CA	94301
DAVE'S AUTO REPAIR	830		EAST CHARLESTON ROAD	PALO ALTO	CA	94303
EMBARCADERO SHELL	1161		EMBARCADERO ROAD	PALO ALTO	CA	94303
ENTERPRISE RENT-A-CAR, PA	814		SAN ANTONIO ROAD	PALO ALTO	CA	94303
ENTERPRISE RENT-A-CAR, PA2	4193		EL CAMINO REAL,	PALO ALTO	CA	94306
FIMBRES' BROTHERS	906		INDUSTRIAL AVE	PALO ALTO	CA	94303
HANS CAR SERVICE	904		HIGH STREET	PALO ALTO	CA	94301
HEINICHEN'S GARAGE	960		HIGH STREET	PALO ALTO	CA	94301
HENGEHOLD TRUCK RENTAL	762		SAN ANTONIO ROAD	PALO ALTO	CA	94303
HERTZ LOCAL EDITION	4220		EL CAMINO REAL	PALO ALTO	CA	94306
JIFFY LUBE#1283	4201		MIDDLEFIELD ROAD	PALO ALTO	CA	94303
JIFFY LUPE #1297	4195		EL CAMINO REAL	PALO ALTO	CA	94306
JIM DAVIS AUTOMOTIVE	3972		EL CAMINO REAL	PALO ALTO	CA	94306

Facility Name	Street No	Street Name	City	State	Zip Code
KMAS, INC.	1001	E. CHARLESTON ROAD	PALO ALTO	CA	94303
KURT'S & DORN'S SERVICE	930	EMERSON STREET	PALO ALTO	CA	94301
MAACO PAINTING & BODYWORKS	816	SAN ANTONIO ROAD	PALO ALTO	CA	94303
MATHEWS-CARLSEN BODY WORKS	2480	FABER PLACE	PALO ALTO	CA	94303
MECHANICA AUTOMOTIVE	788	SAN ANTONIO ROAD	PALO ALTO	CA	94303
MEISSNER AUTOMOTIVE	811	EAST CHARLESTON ROAD	PALO ALTO	CA	94303
MIDAS MUFFLER & BRAKE SHOP	4200	EL CAMINO REAL	PALO ALTO	CA	94306
MSC GARAGE	3201	EAST BAYSHORE ROAD	PALO ALTO	CA	94303
MUNICIPAL GOLF COURSE MAINTENANCE	1875	EMBARCADERO ROAD	PALO ALTO	CA	94303
NATIONAL CAR RENTAL	4218	EL CAMINO REAL	PALO ALTO	CA	94306
NINE MINUTE OIL & LUBE	3839	EL CAMINO REAL	PALO ALTO	CA	94306
OIL CHANGERS	780	SAN ANTONIO ROAD	PALO ALTO	CA	94303
PALO ALTO AERO SERVICE	1901	EMBARCADERO ROAD	PALO ALTO	CA	94303
PALO ALTO AIRPORT	1925	EMBARCADERO ROAD	PALO ALTO	CA	94303
PALO ALTO AUTO REPAIR	3508	EL CAMINO REAL	PALO ALTO	CA	94306
PALO ALTO FIRE STATION #1	301	ALMA STREET	PALO ALTO	CA	94301
PALO ALTO FIRE STATION #2	2675	HANOVER STREET	PALO ALTO	CA	94304
PALO ALTO FIRE STATION #3	799	EMBARCADERO ROAD	PALO ALTO	CA	94303
PALO ALTO FIRE STATION #4	3600	MIDDLEFIELD ROAD	PALO ALTO	CA	94306
PALO ALTO FIRE STATION #5	600	ARASTRADERO	PALO ALTO	CA	94304
PALO ALTO FIRE STATION #7	2575	SAND HILL ROAD	PALO ALTO	CA	94304
PALO ALTO FIRE STATION #8	3300	PAGE MILL ROAD	PALO ALTO	CA	94304
PALO ALTO FUEL SERVICE	1901	EMBARCADERO ROAD, SUITE 101	PALO ALTO	CA	94303
PALO ALTO GERMAN CAR CORP	3939	EL CAMINO REAL	PALO ALTO	CA	94306
PALO ALTO HILLS GOLF & COUNTRY CLUB	3000	ALEXIS DRIVE	PALO ALTO	CA	94304
PALO ALTO INDEPENDENT BMW, INC.	799	ALMA STREET	PALO ALTO	CA	94301
PALO ALTO MAIN POST OFFICE	2085	EAST BAYSHORE	PALO ALTO	CA	94303
PALO ALTO SHELL	2200	EL CAMINO REAL	PALO ALTO	CA	94306
PALO ALTO SMOG	4200	EL CAMINO REAL	PALO ALTO	CA	94306
PALO ALTO SPEEDOMETER	718	EMERSON STREET	PALO ALTO	CA	94301
PALO ALTO UNIF SCH'L DIST: PA HS	50	Embarcadero RD	PALO ALTO	CA	94306
PALO ALTO UNOCAL SERVICE	835	SAN ANTONIO ROAD	PALO ALTO	CA	94303
PARK AUTOMOTIVE SERVICE	3040	PARK BOULEVARD	PALO ALTO	CA	94306
PARK AVE MOTORS #2	3241	PARK BOULEVARD	PALO ALTO	CA	94306
PARK AVENUE MOTORS	3290	PARK BOULEVARD	PALO ALTO	CA	94306
PRECISION AUTOMOTIVE	439	LAMBERT AVENUE	PALO ALTO	CA	94306
ROSSI AIRCRAFT, INC.	1903	EMBARCADERO ROAD	PALO ALTO	CA	94303
SAY RAY AUTO SERVICE	3251	ASH STREET	PALO ALTO	CA	94306
SHERMAN'S AUTO SERVICE	710	SAN ANTONIO ROAD	PALO ALTO	CA	94303
SMALL CAR SHOP	111	HOMER AVENUE	PALO ALTO	CA	94301
SMOG PROS/ARCO	840	SAN ANTONIO ROAD	PALO ALTO	CA	94303
STANFORD AUTO CARE	290	LAMBERT AVENUE	PALO ALTO	CA	94306
STREETWERKE	292	LAMBERT AVENUE	PALO ALTO	CA	94306
TOYOTA OF PALO ALTO	690	SAN ANTONIO ROAD	PALO ALTO	CA	94306
US POSTAL SERVICE, CAMBRIDGE	265	CAMBRIDGE AVENUE	PALO ALTO	CA	94306
US POSTAL SERVICE, HAMILTON	380	HAMILTON AVENUE	PALO ALTO	CA	94301
VALERO USA, PA	705	SAN ANTONIO ROAD	PALO ALTO	CA	94303

Facility Name	Street No	Street Name	City	State	Zip Code
VALERO USA/A&A AUTO REPAIR	1963	EL CAMINO REAL	PALO ALTO	CA	94306
VIKING MOTOR BODY CO. INC.	2904	ASH STREET	PALO ALTO	CA	94306
WEST VALLEY FLYING CLUB	1901	EMBARCADERO ROAD, SUITE 100	PALO ALTO	CA	94303
YEAMAN AUTO BODY	2025	EAST BAYSHORE ROAD	PALO ALTO	CA	94303
CAMPUS SERVICE	715	SERRA STREET	STANFORD	CA	94305
PALO ALTO FIRE STATION #6	711	SERRA STREET	STANFORD	CA	94305
PENINSULA SANITATION SERVICES	339	BONAIR SIDING ROAD	STANFORD	CA	94305
STANFORD GOLF COURSE	0	DEPARTMENT OF ATHLETICS	STANFORD	CA	94305
STANFORD MAINTENANCE SHOP	315	BONAIR SIDING ROAD	STANFORD	CA	94305
US POSTAL SERVICE, STANFORD	0	STANFORD UNIVERSITY	STANFORD	CA	94305-9991

CPA Environmental Compliance Division Stormwater IND Inspections

Facility Name	Street #	Address	Suite	Telephone	Contact_Name
CHARLESTON CLEANERS	3900	MIDDLEFIELD RD		6504241113	FRED ALAMI
EMERSON CLEANERS	926	EMERSON ST		6503266926	JAMIE YI
GATE CLEANERS	439	HAMILTON AV		6503267896	BABAK KAHROBAIE
HOLIDAY CLEANERS	595	BRYANT ST		6503257004	HEA SOOK SUNG
MIKE'S ONE HOUR CLEANER	3886	EL CAMINO RL		6504938690	YOUNG GYUN HYUN
NEW HOLIDAY CLEANERS OF PALO ALTO	2685	MIDDLEFIELD RD		6503235530	BABAK KAHROBAIE
NORGE VILLAGE LAUNDRY	240	CALIFORNIA AV		6503273168	LINDA ELLIS
STANFORD CLEANERS	2875	EL CAMINO RL		6503222540	JIM YIM
TOWN & COUNTRY CLEANERS	855	EL CAMINO RL	#42	6503290998	STANLEY HONG
CIARADELLA'S GARDEN SUPPLY	1001	San Antonio Road		321-5913	
BARRON PARK FLORIST / NURSERY	3876	El Camino Real			
SUMMERWINDS NURSERY	725	San Antonio Road		493-5136	
PALO ALTO ACE HARDWARE	875	Alma Street		327-7222	
PENINSULA HARDWARE	2676	Middlefield Road		325-3491	
CITY OF PALO ALTO ANIMAL SERVICES	3281	East Bayshore Road		496-5933	
STANFORD PET HOSPITAL	4111	El Camino Real		493-4233	Sarah Nelson
ANIMAL DOCTORS	461	Page Mill Road		325-1343	
EL CAMINO PET HOSPITAL	2951	El Camino Real		326-1211	

Appendix 4-3

C.4.b.iii.(2) Facilities Scheduled for Inspection

Industrial and Comercial Sites and No of Visits

No	FacilityName	No of Visits
1	A-1 Auto Service	1
2	ABBEY'S	1
3	ABUNDANT AIR CAFE	1
4	ACE OF SANDWICHES, THE	1
5	ACME Biosciences	1
6	Advantage Aviation	1
7	Affymax Research Institute	2
8	Akins Body Shop	1
9	Akins Body Shop #2	1
10	Allied Auto Works	1
11	Allied Auto Works #2	1
12	Anacor Pharmaceuticals	4
13	Anderson Honda	1
14	ANTONIO'S NUT HOUSE	1
15	Arco - PSI5429	1
16	Art's Body Craft	1
17	Auto Pride Car Wash	1
18	Avis Rent A Car System, Inc.	1
19	BAJA FRESH MEXICAN GRILL	3
20	Barron Park Shell	1
21	Bill Young's Auto	1
22	Brad Lozares Golf Shop	1
23	Budget Rent-A-Car	1
24	Cafa A La Carte	1
25	CAFE 220	4
26	CAFE BRIOCHE	2
27	CAL SPRAY INC.	2
28	California Automotive	1
29	CALIFORNIA PIZZA KITCHEN	2
30	Campus Service/Valero	1
31	Carlsen Audi	1
32	Carlsen Volvo	1
33	Cavallino Collision Repair	1
34	CHEESECAKE FACTORY	1
35	Chevron Automotive Center	1
36	Chevron USA	1
37	CHINA MEI	2
38	CHIPOTLE	5
39	CMK Automotive	1
40	INDUSTRIES	2
41	Commuters Shell Service	1
42	COUNTER, THE	1
43	CRUSTACEAN	1
44	CRYSTAL TECHNOLOGY INC.	5
45	CSI Chevron	1
46	CVS Pharmacy	3
47	D & M Motors	1
48	Dave's Auto Repair	1
49	Diffraction Optics	2
50	dpix LLC	3
51	East Palo Alto Shell	1
52	El Camino Unocal	1

Industrial and Comercial Sites and No of Visits

No	FacilityName	No of Visits
53	Embarcadero Shell	1
54	Enterprise Rent-A-Car	2
55	EVVIA	6
56	Fimbres Brothers	1
57	FISH MARKET THE	1
58	Foothill College	1
59	FUKI SUSHI	2
60	Genencor International Inc.	2
61	Gilead Palo Alto	3
62	Green Waste Environmental (PASCO)	1
63	KRONISH	1
64	GOODRICH	1
65	HAMMON PLATING	3
66	HAN	1
67	Hans Car Service	1
68	HAPPY DONUTS	2
69	Heinichen's Garage	1
70	Hengehold Motor Company	1
71	Hertz Local Edition	1
72	Hewlett Packard	1
73	HILLVIEW CLINICAL LAB	1
74	HOWIE'S ARTISAN PIZZA	1
75	HYDERABAD HOUSE	1
76	Image Technology Inc.	2
77	Infinity Auto Salvage	1
78	JACK IN THE BOX	3
79	Jiffy Lube	1
80	Jiffy Lube #1297	1
81	Jim Davis Automotive/Valero	1
82	JOANIE'S CAFE	2
83	Keeble & Schuchat Photography (KSP)	1
84	Kmas, Inc.	1
85	Kurt & Dorn's Service	1
86	L&L HAWAIIAN BBQ	1
87	LA BODEGUITA DEL MEDIO	1
88	LA MORENITA RESTAURANT	1
89	Ladera Auto Works	1
90	LAVANDA	1
91	Lockheed Martin Missiles and Space	2
92	Los Altos Arco AM/PM	1
93	Los Altos MSC	1
94	Los Altos Union	1
95	LOTUS THAI BISTRO	6
96	LOUI LOUI	1
97	LOVING HUT	1
98	Lucile Packard Childrens Hospital	1
99	LULU'S	1
100	Maaco Painting & Bodyworks	1
101	MANTRA RESTAURANT	1
102	Mathew's - Carlson Bodyworks	1
103	Mechanica Automotive	1
104	MEDITERRANEAN WRAPS	1

Industrial and Comercial Sites and No of Visits

No	FacilityName	No of Visits
105	Meissner Automotive	1
106	Midas Muffler & Brake Shop	1
107	MSC Garage	1
108	Municipal Golf Course Maintenance	1
109	Nanosys Incorporated	2
110	NASA AMES RESEARCH CENTER	1
111	National Car Rental	1
112	Nine Minute Oil & Lube	1
113	OAXACAN KITCHEN, THE	1
114	Oil Changers	1
115	OSTERIA	1
116	Palo Alto Aero Service	1
117	Palo Alto Airport	1
118	Palo Alto Auto Repair	1
119	PALO ALTO BAKING COMPANY	1
120	Palo Alto Fire Station #1	1
121	Palo Alto Fire Station #2	1
122	Palo Alto Fire Station #3	1
123	Palo Alto Fire Station #4	1
124	Palo Alto Fire Station #5	1
125	Palo Alto Fuel Service	1
126	Palo Alto German Car Corporation	1
127	CLUB	2
128	Palo Alto Independent BMW	1
129	Palo Alto Landfill	2
130	PALO ALTO MEDICAL FOUNDATION	2
131	Palo Alto Research Center, Building 34	1
132	Palo Alto Research Center, Building 35	1
133	Palo Alto Shell	1
134	PALO ALTO SOL	2
135	Palo Alto Speedometer Service	1
136	Palo Alto Unified School District	1
137	Palo Alto Unocal Service	1
138	Park Automotive Service	1
139	Park Avenue Motors	1
140	Parking Company of America	1
141	Peninsula Sanitary Service	1
142	PIZZA CHICAGO	1
143	PIZZA MY HEART	1
144	Precision Automotive	1
145	R&B SEAFOOD RESTAURANT	2
146	Rainer's Service Station	1
147	Rancho Auto Service/Valero	1
148	Reitmeir's Werkstatt	1
149	REPASADO	2
150	Roche Biosciences	2
151	ROJOZ WRAPS	1
152	Rossi Aircraft, Inc.	1
153	SAFEWAY #1682	2
154	SANCHO'S TAQUERIA	2
155	Say Ray Auto Service	1
156	Research)	2

Industrial and Comercial Sites and No of Visits

No	FacilityName	No of Visits
157	Research)	2
158	SCOTT'S SEAFOOD GRILL & BAR	1
159	SHERATON PALO ALTO	1
160	Shermans Auto Service	1
161	Skip's Tire & Auto	1
162	SLIDEBAR	1
163	Small Car Shop	1
164	Smog Pros/Arco	1
165	Southwall Technologies, Inc.	1
166	SPACE SYSTEMS LORAL	4
167	Specific Plating Company	2
168	Stanford Auto Care	1
169	Stanford Golf Course	1
170	Stanford Hospital and Clinics	1
171	Stanford School of Medicine	3
172	STANFORD UNIVERSITY	1
173	Stanford Utilites Maintenance	1
174	Steifel Labs	1
175	Stiefel Labs	1
176	STRAITS CAFE PALO ALTO	1
177	Streetwerke	1
178	SU HONG	1
179	SUBWAY #27048	1
180	SUSHI TOMO	2
181	SZECHWAN CAFE	2
182	TACO BELL #0976	1
183	TAQUERIA EL GRULLENSE	2
184	Target Discovery	1
185	THAIPHOON RESTAURANT	1
186	Touchatt Trucking	1
187	Toyota of Palo Alto	1
188	TRADER JOES	2
189	TRANSLUCENT PHOTONICS	1
190	USA Gasoline	1
191	UZUMAKI SUSHI	2
192	VA Palo Alto Health Care Affairs	1
193	VA Palo Alto Health Care System	1
194	Valero USA	1
195	Valero USA/A&A Auto Repair	1
196	Viking Motor Body	1
197	Village Chevron	1
198	West Valley Flying Club	1
199	WHOLE FOODS MARKET	2
200	Yeaman Auto Body	1
201	ZIBIBBO'S	1
	Total Number of Visits	**275**

Appendix 4-4

C.4.c.iii.(3) Types of Violations Noted by Business Category

Industrial and Commercial Site by Categories: Violations and Enforcement Action Counts

Business Category	Category Count	No Action	Violations Observed	Level 1	Level 2	Level 3	Level 4
Automotive	101	101	0	0	0	0	0
E/EC	3	3	0	0	0	0	0
Food Service	100	61	39	19	19	1	0
Landfills	2	1	1	0	1	0	0
Industrial Dischargers	69	63	6	1	4	1	0
Totals	275	229	46	20	24	2	0

Appendix 5-1

C.5.c.iii Complaint and Spill Response Phone Number and Spill Contact List

Public Works Department				
Division	Contact	Title	Cell	Home
Administration	Glenn Roberts	**Director**	408.836.6000	408.395.7221
Engineering	Mike Sartor	Assistant Director	650.704.3854	650.854.6945
	Joe Teresi	Senior Engineer	650.455.4887	650.583.5476
Environmental Compliance	Phil Bobel	ECD Manager	650-279-0464	650.327.5661
	Ken Torke	ECP Manager	408.306.4645	408.746.2012
Equipment	Keith LaHaie	Fleet Manager	650.740.2469	510.489.3147
Facilities	Karen Smith	Manager	650.793.3268	650.361.8301
	Richard Zolezzi	Project Manager	650.444.6359	650.814.3840
	Dennis Huebner	Supervisor	650.444.6360	408.842.7125
Operations (Ops) & Refuse	Paul Dornell	Assistant Director	408.891.7064	408.268.8258
Solid Waste Programs	Rene Eyerly	Solid Waste Manager	503.703.8964	
Sweeping/Traffic Control	Steve Banks	Maint. Ops Manager	650.444.8985	650.583.1560
Storm Drain/Street/Sidewalk	John Hospitalier	Maint. Ops Manager	650.444.6386	510.481.7313
Landfill	John Connelly	Supervisor	650.380.7006	510.791.5979
Trees	Eric Krebs	Managing Arborist	650.444.6383	650.851.8797
All Ops except Refuse and *HW	Sean Kennedy	Superintendent	650.444.6390	650.366.1651
Hazardous Waste*	Ron Arp	ECP Manager	650.444.4402	925.294.9732
Waste Hauler	Paula Borges	Executive Assistant	650.444.7809	408.557.0590
Landfill Engineer	Matt Raschke	Senior Engineer	510.306.6396	650.559.0218
Water Quality Control	James Allen	Plant Manager	650.444.6356	408.738.3634
	Howard Yancey	Asst. Plant Manager	831.596.1310	831.335.8023

Reporting Spills, Dumping, and Back-Ups

The Regional Water Quality Control Plant (RWQCP) treats wastewater for the East Palo Alto Sanitary District, Los Altos, Los Altos Hills, Mountain View, Palo Alto, and Stanford. However, **different agencies handle stormwater, collection system, and spill response issues** in these cities.

Reporting Spills, Dumping, And Back-Ups In Palo Alto

The following information is for Palo Alto residents only

Call to Report Hazardous Spills
If you notice any unusual substance in or around a storm drain, or if you see someone dumping anything into a storm drain, don't wait! Call the City of Palo Alto 24-hour communications line at 650-329-2413 immediately.

Call the City at 650-329-2413 if you see any spill of a potentially hazardous material in or around a street, or gutter, in or around local creeks or the Bay, or elsewhere in the outdoor environment. If you find out that hazardous materials have been dumped in the sewer system, call the Regional Water Quality Control Plant at 650-329-2598

Call if a Sewer Line is Blocked
Call the Utilities Emergency Line: 650-329-2579
Note: If your drains back up because roots are clogging the sewer line, use mechanical root removal, not crystal-form root killers you flush down the toilet. Mechanical root removal is the most environmentally sound method of controlling roots in sewer pipes. Use of crystal-form, copper-based root killers have been banned in the Bay Area. They are also not as effective as mechanical removal, and they contribute significant amounts of copper (which is toxic to marine life) to the Bay's sensitive ecosystem.

Call for a Clogged Storm Drain
In an emergency (flooding imminent)-call the Utilities Emergency Line at 650-329-2579

If it's not an emergency, call Storm Drain Maintenance at 650-496-6974

Reporting Spills, Dumping, and Back-Ups Cities Other Than Palo Alto

East Palo Alto Sanitary District
Back-Ups 650-325-9021
Storm Drains 650-853-3189
Spills and Dumping 650-325-9021
RWQCP(Sewer) 650-329-2598

Los Altos
Back-Ups 650-948-0482 / 650-948-8223
Storm Drains 650-948-0482 / 650-948-8223
Spills and Dumping 911
RWQCP(Sewer) 650-329-2598

Los Altos Hills
Back-Ups 650-366-1059 / 408-299-2311
Storm Drains 650-941-7222 / 408-299-2311
Spills and Dumping 911
RWQCP(Sewer) 650-329-2598

Mountain View
Back-Ups 650-903-6329
Storm Drains 650-903-6329 / 650-948-8223
Spills and Dumping 650-903-6378 / 650-903-6395
RWQCP(Sewer) 650-329-2598

Stanford
Back-Ups 650-723-2281 (Work Control)
Storm Drains 650-723-2281 (Work Control)
Spills and Dumping 650-723-2281 (Work Control)
RWQCP(Sewer) 650-329-2598

INTERDEPARTMENTAL SPILL RESPONSE PROCEDURES
(All substances except sewage)
Amended 3/8/10

A. Purpose: The purpose of these brief procedures is to define the relationships between Departments during a Spill Response, thereby clarifying the relationships among the Departments' individual Spill Response Procedures.

B. Notification:

1. Communications is to be notified of any spill immediately (Exception: A spill at the MSC or RWQCP which will be cleaned up by MSC or RWQCP staff).

2. Communications notifies Fire who becomes the Incident Commander.

3. Fire advises other Departments & Divisions as needed. (e.g., Public Works Operations, Water Quality, Open Space)

C. Lead (Incident Commander):

1. Fire has the lead (Incident Commander) until and unless all of the following are found to be true (following consultation):

   a) The spilled substance is identified (or it is determined that it cannot be identified)
   b) There is no Imminent or Substantial Endangerment
   c) The substance is not a Hazardous Substance
   d) Fire advises other affected Departments that it no longer has the lead (Incident Commander role terminated for the incident)

D. Deployment of Public Works Operations Clean-up Contractor

1. Fire will request that Public Works Operations (PW/OPS) deploy the Clean-up Contractor in accordance with PW/OPS Procedures for Emergency Response to Spills and Releases, section 3.2, Field Response (Attachment A), and following consultation.

2. Unless Fire has terminated its Incident Commander role, (paragraph C.1.d. above), Fire will direct the Clean-up Contractor, assisted by Public Works.

3. On private property, Fire will order the Responsible Party (RP) to clean up the spill. If RP is unable to clean up the spill in a safe and timely manner, Fire shall use the City Contractor, and the RP will be billed.

ECD: SPILL RESPONSE

WHAT IS HAPPENING?	ONGOING EVENT		WHAT NEEDS TO BE DONE
	IMPACTED AREA	WHAT TO DO	
Is it a sanitary sewer overflow (SSO)?	Is material in the storm drain?	Call Utilities Dispatch Call ECD. Call Communications. Stay at the scene.	Utilities must pump out the sewer, flush the storm drain, and pump out the rinse water. Investigate the cause. Reporting.
	Is material in the street or sidewalk but has not reached the storm drain?	Call Utilities Dispatch Call ECD. Call Communications. Stay at the scene.	Utilities must clean the street and disinfect the area. Investigate the cause.
Is it a construction-related discharge?	Is the material in the storm drain & the responsible party is known?	Call ECD. Try to stop the discharge. Call PWD-OPS. Issue a citation.	Responsible party must clean the storm system. If not, PWK-OPS will do the cleanup and bill the responsible party later.
	Is the material in the storm drain or creek & **the responsible party is unknown?**	Call ECD. Call PWD storm water group.	PWD-OPS must pump out the storm drain. Investigate the cause.
	Is it a threatened discharge?	Ask the party to clean up. Issue a citation.	Conduct follow-up inspection.
Is it a hazardous substance or an unknown substance?	Is it in the storm drain, creek, street, or gutter?	Call Communications and ask for FD help Call PWD-OPS. Hazardous Waste group. Call ECD. Issue a citation if the party is known.	Remain at the site until the clean up is complete.
Any other situation	Storm drain, street, creek, or gutter	Call ECD.	Wait patiently.

CONTACTS

Communications	**329 • 2413**	Environmental Compliance (ECD)	**329 • 2598**
Public Works Operations (PWD-OPS)	**496 • 6974**	Jon Hospitalier (Storm)	**496 • 6985**
Utility Operations	**496 • 6934**	Chuck Muir (Hazmat)	**496 • 6980**
Utilities Dispatch	**496 • 2579**	Frank Alvarado (Sanitary)	**496 • 6972**

Appendix 6-1

C.6.e.iii.(1) Construction Site Inspections

Construction Facilities and Number of Visits

No	Facility Name	No of Visits
1	101 Forest Avenue - New Commercial Building	5
2	2805 Camino Real - New Comercial Buliding	1
3	2944 Alexis Drive - New Single Family Residential Home	1
4	3130 Alexis Drive - New Single Family Residential Home	1
5	3230 Alexis Drive - New Single Family Residential Home	2
6	3242 Ross Road - Single Family Residence	1
7	3432 Cowper Street - New Family Residence	2
8	4165 Old Adobe SFR	2
9	640 Santa Rita - New Single Family Residences	1
10	961 College Avenue - Single Family Residence	1
11	Altaire Homes	8
12	Baylands Interpretative Building	6
13	CIP: Emergency Water Supply Wells, Eleanore Pardee Park	4
14	CIP: Emergency Water Supply Wells, Mitchell Park Library	1
15	Echelon	3
16	Elk's Lodge	20
17	Fabian Way Gymnasium	10
18	Matadero Single Family Homes Development (4)	5
19	Palo Alto Country Club	2
20	Stanford Hospital	4
21	Stanford University - Automotive Innovation Facilty	5
22	Stanford University - Campus Drive West Realignment	1
23	Stanford University - Concert Hall	2
24	Stanford University - Escondido Housing	5
25	Stanford University - Graduate School of Business	5
26	Stanford University - Law School	6
27	Stanford University - LKC	3
28	Stanford University - Munger Graduate Housing	1
29	Stanford University - NANO	4
30	Stanford University - Olmstead Staff Rental Housing	8
31	Stanford University - Olmstead Terrace	1
32	field	1
33	Stanford University - SCRA	1
34	Stanford University - SIEPR	1
35	Stanford University - SIMI	3
36	Stanford University - SOEC	4
37	Sterling Park Homes	9
38	Summerhill Homes: Redwood Estates	28
39	Trader Joe's	3
40	Walgreen's	4
	Total Number of Visits	**175**

Appendix 7-1

C.7.e Public Outreach Events

Public Contacts 2009

Date	Item or Event		Contact Type
Jan 9	**Downtown Streets Team** and Seasonal Workers program meeting with RWQCP staff. Joint effort for utilizing staff to help with creeks, waterways. At this point meeting was strictly to harness resources.		Potential resource meeting
Jan 14	**Dental Inspector Training for BAPPG members** – Karin North did introduction		Training
Jan 28	**11th San Francisco Urban IPM Conference** All day series of lectures held at the Presidio in SF.		Conference for commercial professionals & local govt. agencies
Feb 25	**College Dental Assistants Lecture** – Silver/Amalgam disposal to be mentioned		Foothill College outreach lecture
Mar 4	**CWEA P3S Conference** – held in Monterey.	FSEs can cause increased maintenance costs and sanitary sewer overflows which can lead to health and environmental impacts Storm water violations are also very common at FSEs. The City of Palo Alto conducts rigorous inspections and enforcement for both FOG and storm water violations. See Palo Alto's new electronic inspection system and database.	Conference for inspectors, city outreach staff, etc;
Apr 16	**Greenlight Earth Day Film Festival** – this year the City of Atherton joined as a donor. Two City of San Jose staff joined to help coordinate the event.		Annual short film contest w/tablers
Apr 18	**PA Earth Day Event & kickoff for the Palo Alto Community Farm Shop!** – downtown at Civic Center		City-sponsored event with vendors, agencies & music
Apr 22	**NVidia** (Santa Clara) **Sustainability Earth Day Fair**		Annual employee tabling event
Apr 23	Roche's **Earth Day and Bring Your Child to Work** day event – 70 vendors participated.		Tabling event for Roche employees

May 6	**PARC Annual Earth Day** Event – Request for PA staff to do a "medications take-back" collection. PARC to do pre-event reminders to employees	Tabling event & collection
May 16	**National River Cleanup Day** – Matadero and San Francisquito Creeks cleaned in cooperation with the Santa Clara Valley Water District **(PA also gave a composting class the same morning)**	Coordinated volunteer cleanup event
May 19	**BAPPG "No Drugs Down the Drain" Event & Training**, held in Oakland. 6 speakers.	Training
May 20	**SMCO Inspector Training Workshop** - Margaret Zittle did presentation on Automotive Businesses Inspections	Workshop
May 26	**Palo Alto Ace Hardware store – Master Gardener** Annie Joseph provided a training class at the store	Training
June 1	**OWOW pesticide training** – Annie Joseph provided the Palo Alto SummerWinds staff an updated version of the training.	Training
June 4	**BAPPG Pollution Prevention Training** –Given to all agencies interested in outreach ideas for poll. prevention, how to monitor and track pollution metrics, dental amalgam program, supporting product stewardship initiatives.	Conference, Training, sharing of outreach literature
June 8	**OWOW pesticide training** - Annie Joseph provided the Mt. View SummerWinds Garden store staff a training.	Training
July 31	Outreach table with Annie and Maree (PA) at the Summer Winds Garden Center promoting the OWOW program, offering gardening help & helping customers purchase better pest control products.	Informational IPM event (self initiated)
Aug 4	**National Night Out** event with PAPD: Visited several block parties in various parts of PA	Yearly national event with police/fire officers & city staff
9/12/09	**Whole Foods Coastal Cleanup Info. Table** – had small table inside PA Whole Foods store on Sat. AM. Attempted to generate interest about the event!	Informational Outreach tabling event
9/17/09	**25th Anniversary Coastal Cleanup Party** at Pier 39. Hosted by *Save the Bay* Organization	Anniversary event for Volunteer Coordinators
9/19/09	**Coastal Cleanup Day** – National volunteer event with a lot of media attention. PA did cleanup at 4 creeks.	Nationwide Community Volunteer event
9/21/09	**No Drugs Down the Drain** week – regional event. All drugstores in PA provided with tear-off pads to give to customers with information for unwanted medications disposal at the RWQCP.	Informational Outreach done to local pharmacies

9/24/09	**Employee Health Fair** – held at City Hall for PA employees	Focus on turning in old medications
10/18/09	**Muslim Eco and Green Fair** – SCVURPP's event	Green Fair tabling event for Muslim Community
10/1/09	**Family Resources Ambassador Development Program** – Two staff from the RWQCP to be in program for 2009/2010	Community Resource Program
11/6/09	**Sewer Science Classes for 7th graders** at Jordan Middle School. Assisted Jan with 3 classes.	School Outreach Program

Appendix 9-1

C.9.a City of Palo Alto Integrated Pest Management Policy

POLICY AND PROCEDURES 5-02
Effective: October, 2001

CMR:343:01

INTEGRATED PEST MANAGEMENT POLICY

POLICY STATEMENT

The City of Palo Alto will carry out its pest management operations using reduced-risk IPM techniques to reduce or eliminate chemicals to the maximum extent. Chemicals will be used only as a last resort for pest management problems. Each division that applies pesticides will maintain an active IPM plan to ensure the long-term prevention or suppression of pest problems with minimum negative impact on human health, non-target organisms, and the environment.

The City will actively pilot non-toxic alternatives for structural and landscape pest control, seeking to use the most recent technology, best management practices and least toxic methods for all pest control measures.

The City will use appropriate venues to educate staff and the public about its IPM commitment in an effort to role model less toxic approaches to structural and landscaping pest control.

PROCEDURE

The City will refer to its Integrated Pest Management Plan for implementation of policy goals.

NOTE: Questions and/or clarification of this policy should be directed to the Public Works Department.

Appendix 9-2

C.9.b 2009 City of Palo Alto Integrated Pest Management Report

City of Palo Alto
2009 IPM Program Report

February 8, 2010

Background

In 2001, the City of Palo Alto adopted a reduced-risk pest management policy and drafted an Integrated Pest Management (IPM) plan for the use of pesticides by City staff and contractors.

The goals of the IPM program are to:

- minimize water quality impacts from pesticide-related ecotoxicity;
- minimize total pesticide use; and
- use the least toxic pesticides when pesticides are needed.

These goals are to be achieved through an annual quantification of the City's pesticide use and continual improvement of pest control strategies.

Integrated pest management (IPM), also known as reduced-risk pest management, encourages long-term pest prevention and suppression through a combination of techniques including: biological controls, habitat manipulation, use of resistant plant varieties, improved landscape and building hygiene, and structural repair and pest barriers. IPM sanctions synthetic chemical pesticides only as a last resort, and only with the least toxic chemicals available. While the City of Palo Alto has used these principles for many years, additional storm water protection regulatory requirements resulted in a more formal, structured IPM program. It should be noted that non-chemical controls, were in place before quantification of pesticide use began in 2001, so that reductions in the use of some pesticides have been greater over the long term than the data indicates.

To evaluate the chemical toxicity of chemicals used, a tiered system is used[1] (based on a City of San Francisco study) which considers (1) acute human toxicity and chronic health risks; (2) the level of training required to use the product; (3) inclusion of a chemical on the Clean Water Act 303d list for impairment of a local water body; (4) environmental toxicity; and (5) a chemical's persistence and mobility in soil. Tier 1 chemicals are of highest concern, Tier 2 are of moderate concern, and Tier 3 are of lowest concern**.** To be identified as a Tier 1 chemical, a product needs to be identified as high risk with regard to only one of the five criteria above.

A primary focus of the City's IPM program is to identify and reduce the use of a subset of Tier 1 pesticides that exhibit ecotoxicity. Ecotoxicity, for this report, is defined as toxicity to birds, fish, bees, and aquatic indicator species, and potential secondary or non-target poisoning from consumption of rodent baits based on product MSDSs and other resources.

This 2009 update summarizes the year's successes and challenges, reports on the City's 2009 pesticide use data, discusses program accomplishments and progress on the 2008 report recommendations, and makes 2010 project recommendations.

[1] See Appendix I: Evaluation and Rating of Pesticide Toxicity Risk

Summary of 2009 Program Achievements and Pesticide Use Changes

1. The City's total active ingredient and ecotoxic pesticide use decreased to historically low levels since the program's inception in 2001. Ecotoxic pesticides use fell by 43% which is significant because ecotoxicity reduction is the primary driver of the City's pesticide reduction efforts.

2. The golf course implemented a successful perimeter trapping program for gophers. This action significantly reduced the use of ecotoxic rodenticides. Trapping has proven to be better at controlling gopher populations than the chemical controls used in previous years.

3. The Parks Department launched a pesticide-free park program that began with Sarah Wallis Park. One or two parks will be added each year as funding allows, alternating between north and south Palo Alto.

4. Language for a new Landscape Maintenance Contract was updated to include requirements for Bay Friendly techniques (which supports IPM), the use of organic fertilizers and IPM requirements. The contract will be awarded in 2010 and an update on its impacts will be provided in the 2010 IPM Report.

2009 Pesticide Use Information

1. **Total Active Ingredient Use Trends**
   Total active ingredient use decreased by 17 pounds (6%) in 2009 because of a reduction in use of aluminum phosphide, flutolanil and imazypyr.

Figure 1: Total Pesticide Active Ingredient Use by Year (2001-2009)

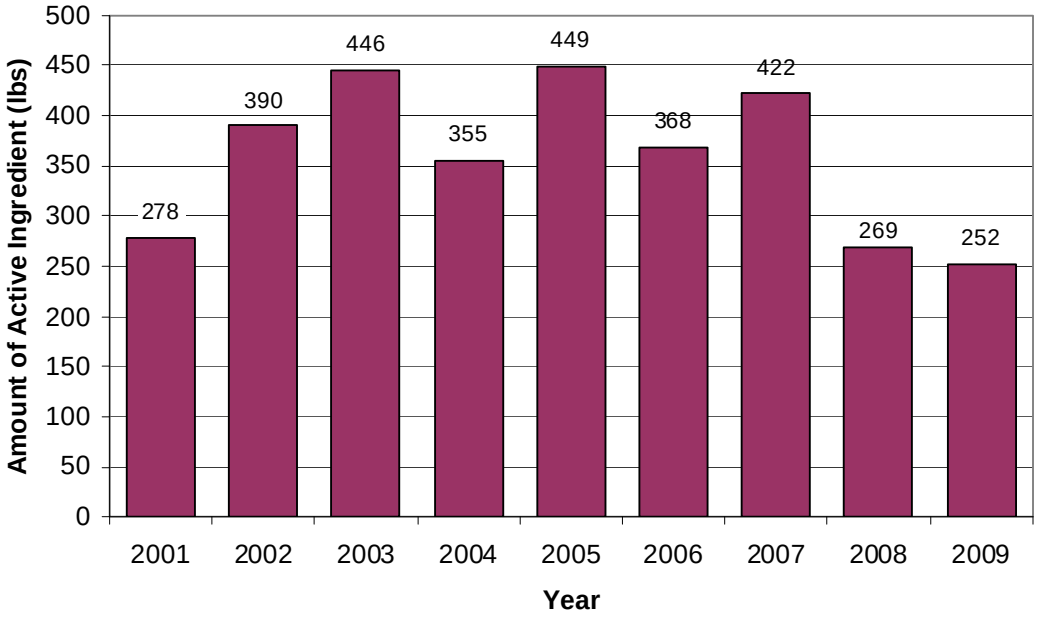

2. **Tier 1-3 Pesticide Use**
   The City's use of Tier 1, 2, and 3 pesticides for calendar years 2001 through 2009 is displayed in Figure 2. Figures 3 through 6 provide annual pesticide use, by tier, for controlling fungus, rodents, weeds, and insects, respectively.

Figure 2: Tier 1, 2, and 3 Pesticide Use by Year (2001 – 2009)

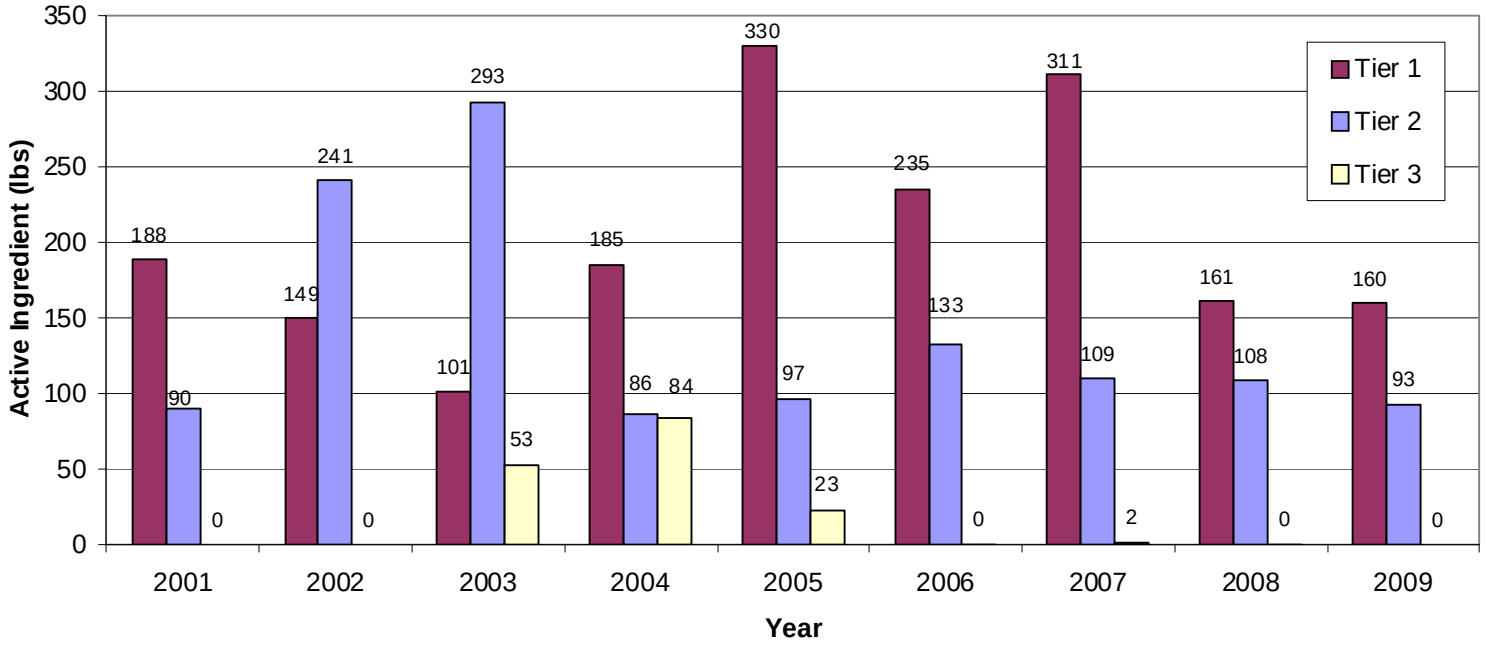

Tier 1 Pesticide Use
In 2009, total Tier 1 use remained almost identical to the previous year–one pound less of Tier 1 active ingredient was used in 2009. A decrease of 36 pounds of aluminum phosphide and imazapyr was offset by a 43 pound increase in Mancozeb use.

Tier 2 Pesticide Use
Tier 2 pesticide use decreased by 15 pounds largely because of 14 pounds less flutolanil (ProStar) applications. Fludioxonil (Medallion), flutolanil (ProStar), and glyphosate (Roundup) comprised 92% of the Tier 2 pesticides used in 2009. The use of Roundup herbicide decreased slightly in 2009 but has reduced by 81% from the peak level of 2003 due to heavy mulching and mechanical weed removal. Total herbicide use is at an historical low.

Tier 3 Pesticide and non-chemical controls
Tier 3 products were not used in 2009, but non-toxic pest control measures which are favored over Tier 3 product use continue to expand. Non-chemical controls include power washing for tree pests, mulching to reduce weeds, structural repairs to deter ants and mice, and trapping for gophers.

Toxicity of Pesticides Used for Key Pests

A majority of the Tier 1 pesticides are used for controlling fungi, rodents and insects. Most Tier 2 pesticides are for weed control. Most Tier 3 products have been used for insect or weed control.

Figure 3: Summary of pesticides used to control fungus

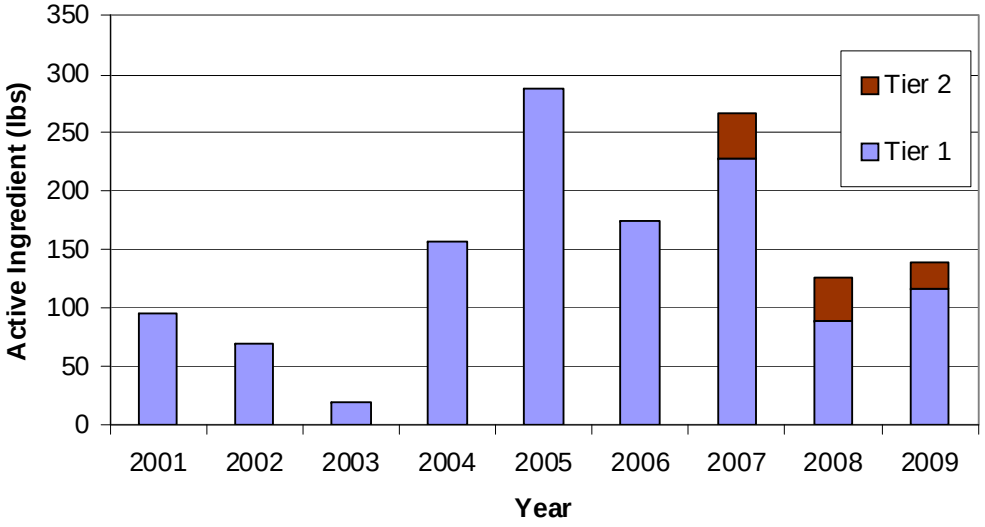

Figure 4: Summary of pesticides used to control rodents

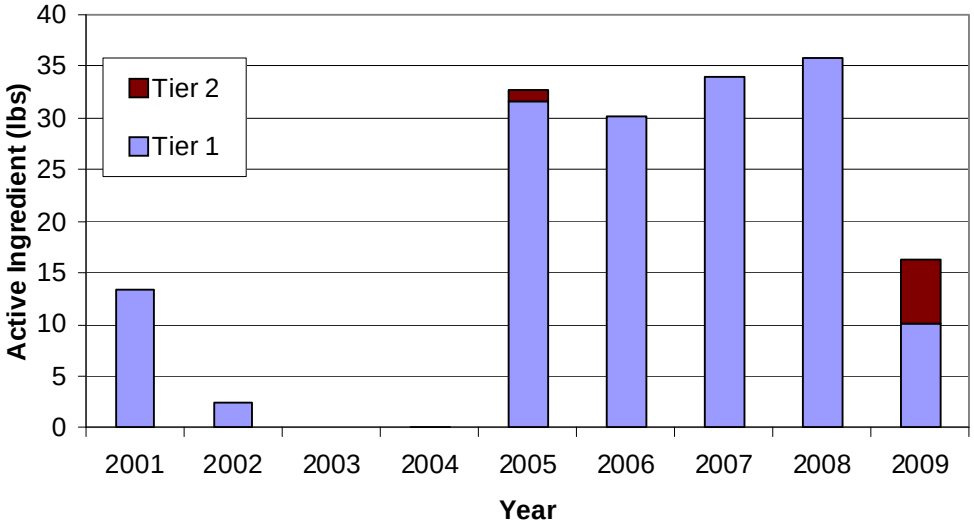

Figure 5: Summary of pesticides used to control weeds

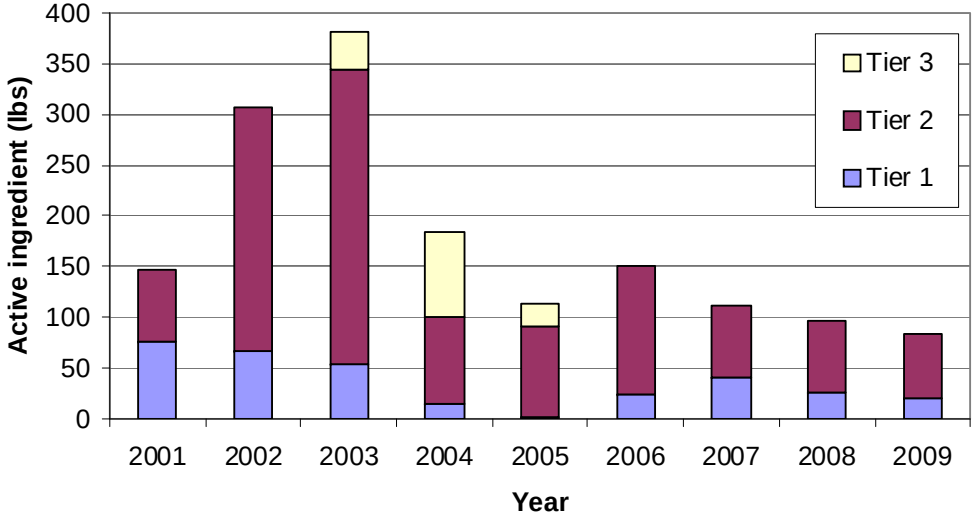

Figure 6: Summary of pesticides used to control insects

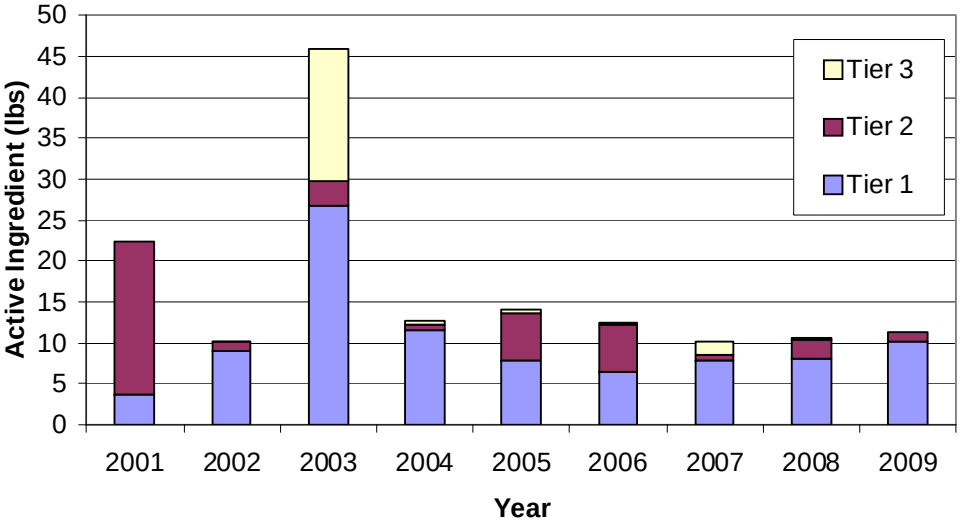

Top five active ingredients used by weight

Figure 7 presents the five most-used pesticide active ingredients by weight for 2009. Mancozeb, aluminum phosphide and imidacloprid are Tier 1 pesticides. Flutolanil and glyphosate are Tier 2 pesticides.

Figure 7: Top Five Pesticides Applied by Weight

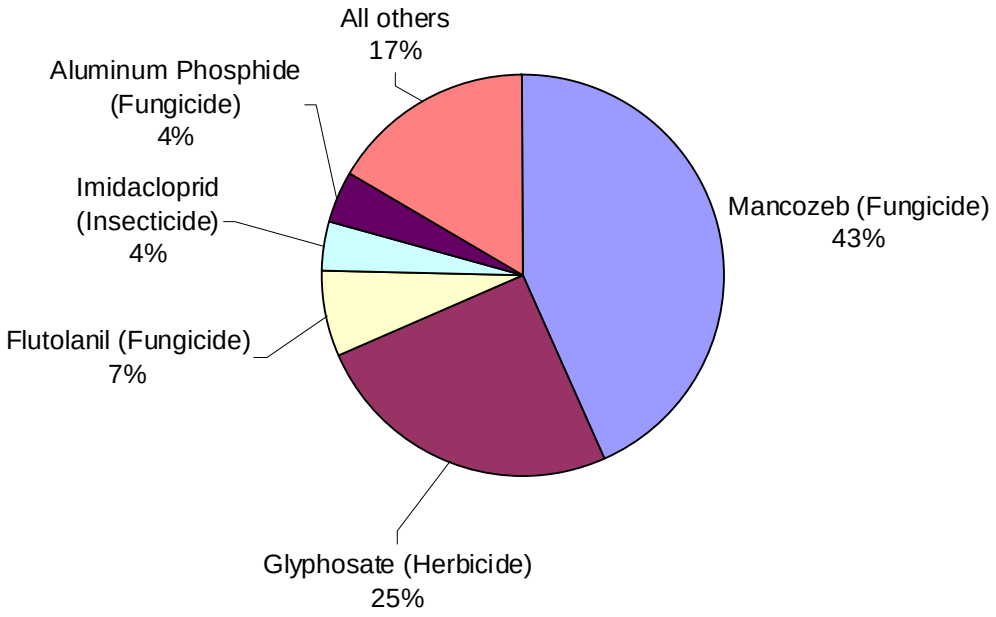

Figure 8: Usage History for 2009 Top Five Active Ingredients

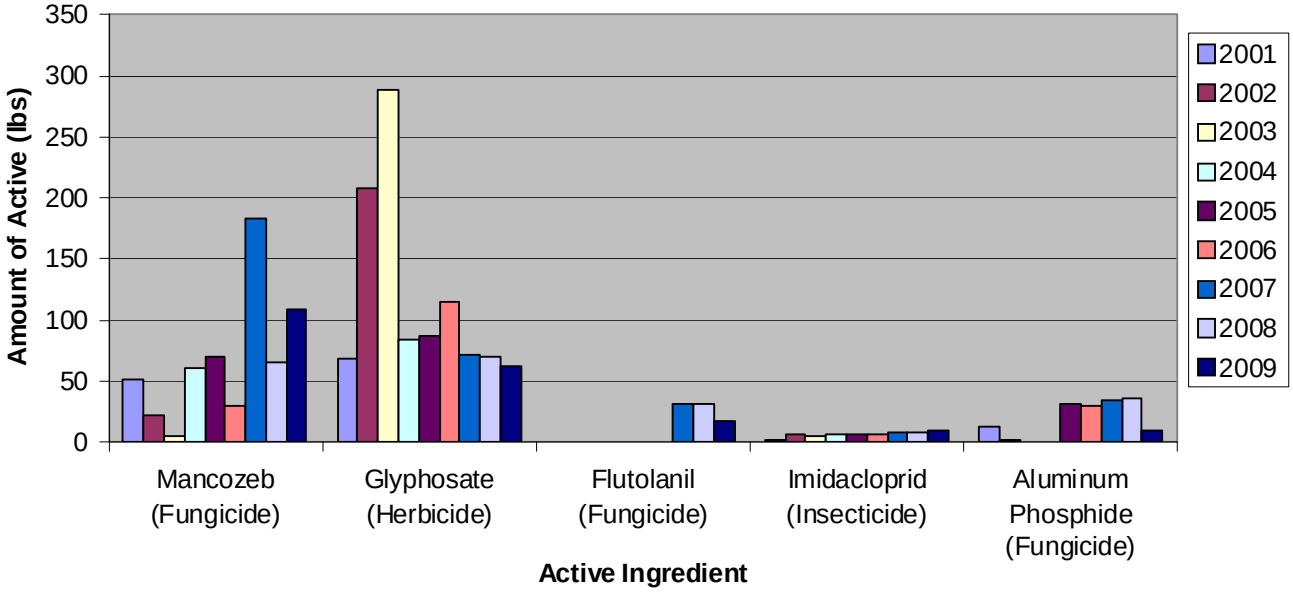

Table 1: 2009 Change in Top Five Active Ingredient Usage						
Active Ingredient	**Tier**	**2008**	**2009**	**Amount Changed (lbs)**	**Percent Change**	**Location Used**
Mancozeb (Fungicide)	1	66	109	43	64%	Golf Course
Glyphosate (Herbicide)	2	69	63	-6	-9%	Parks, PWD Operations-Trees
Flutolanil (Fungicide)	2	32	18	-14	-44%	Golf Course
Imidacloprid (Insecticide)	1	8	10	2	24%	Trees
Aluminum Phosphide (Fungicide)	1	36	10	-26	-72%	Open Space–Foothills Park

Ecotoxic Pesticide Use in 2009

The primary driver of the City's IPM policy and plan is the avoidance of ecotoxicity in water bodies from pesticide use. Ecotoxicity, for this report, is defined as toxicity to birds, fish, bees, and aquatic indicator species, and potential secondary or non-target poisoning from consumption of rodent baits based on product MSDSs and other resources. Ecotoxic pesticides are a subset of Tier 1 pesticides as described previously in this report. A product's potential ecotoxicity does not necessarily mean an immediate threat to the environment; how, where, and when the pesticide is applied and the product's breakdown time are all factors in its ultimate environmental impact.

Factors to consider:

- Some product formulations use procedures that restrict product entry into the environment, such as containerized ant baits and dusts (applied in wall cracks and crevices).

- Conversely, even small amounts of some pesticides such as non-containerized pyrethroids (e.g., bifenthrin, cyfluthrin, delta-methrin) usually associated with sprayed ant pesticides, should be targeted because of their persistent toxicity in urban creek and Bay sediments when rain or irrigation washes them from surface areas into waterways.

- Pesticides not identified by the EPA as known ecotoxins are not free of risk. Proprietary inert ingredients and synergistic effects of multiple pollutants may still impact water quality and for that reason, large amounts of use of any single product are warranted for potential reduction.

Figure 9: Total Active Ingredient, Tier 1 and Ecotoxic Pesticide Use (2001-2009)

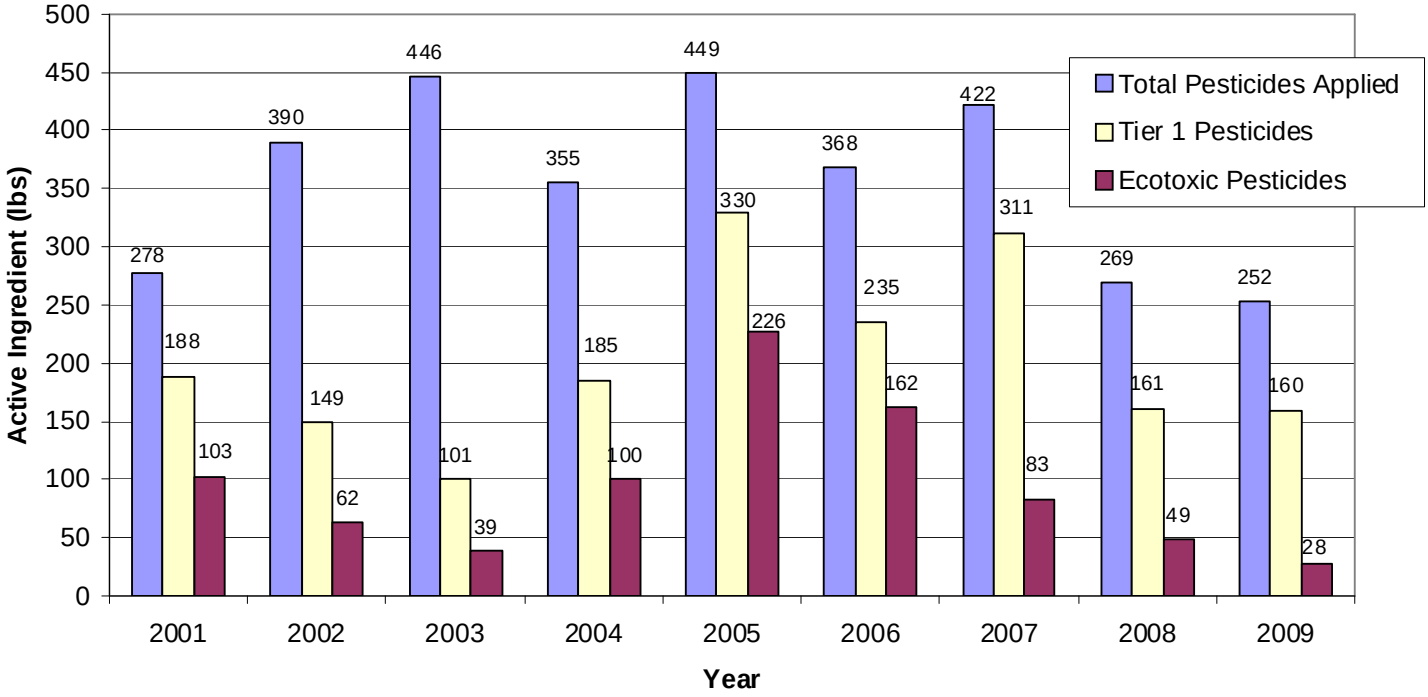

Ecotoxic pesticide use trends

In the first three years of Palo Alto's IPM program, the recorded use of ecotoxic and other Tier 1 active ingredients decreased because of expanded use of non-chemical and less toxic pesticide controls, a suspended use of some products while the goals of the City's IPM program were clarified, and because not all information was able to be captured from contractors. In 2004 and 2005, ecotoxic pesticide use increased because of weather conditions which resulted in the need for more fungicide use at the golf course, but then decreased from 2006 to 2008 because of less PCNB and thiophanate-methyl use and because the Tier 2 fungicides fludioxonil (Medallion) and flutolanil (Pro Star) were rotated into the suite of fungicides used throughout the year.

In 2009, the golf course helped reduce the City's ecotoxic use further by switching to trapping for gophers in lieu of chemical controls. This reduced the City's ecotoxic pesticide use to 28 pounds, the lowest number in the program's history.

Rodents (gophers and ground squirrels), insects and weeds now pose a similar challenge in terms of which pests currently prompt the use of ecotoxic pesticides.

Rodenticides for rats and mice are essentially no longer in use because of structural repairs that Facilities Division has made, and because the City's structural pest control provider does not use bait for mice or rats. The expanded gopher trapping in 2009 was very successful and Open Space plans to use more trapping for their gopher problem in 2010. Staff anticipates that rodenticide use will continue to decrease because of these efforts.

Insecticides used to control insect tree pests comprised 36% of the City's ecotoxic pesticide use in 2009, but these products are injected into the ground around tree roots and pose minimal threat to surrounding areas. Less than one percent of one additional ecotoxic pesticide is applied to tree foliage.

Approximately 28% of the City's ecotoxic pesticides are used for weed control at the golf course. Staff will investigate alternative control measures in 2010.

Table 2: Locations of Ecotoxic Pesticide Use in 2009 and Potential for Reduction			
Division	**Active Ingredient**	**Percent of Ecotoxic product used and pest**	**Opportunity for Reduced Use**
Operations-Trees	Imidacloprid (Merit)	36% (10.20 lbs) Insects	**Low.** **Action:** Staff has already significantly increased power washing to control insects and incorporates many IPM measures into tree pest management. Imidacloprid is injected into ground around tree roots and thus greatly minimizes potential release to surrounding environment.
Open Space/foothills	Aluminum Phosphide (Fumitoxin)	36% (10.18 lbs) Gophers	**Moderate.** **Action**: Staff will experiment with perimeter trapping in 2010 to reduce rodenticides.
Golf course	Mecoprop-P, Diacamba, carfentrazon-ethyl, 2,4-D 2-Ethylhexyl Ester * (Speedzone)	27% (7.54 lbs) Weeds	**Low** **Action**: Weeds are difficult to control because of high standards for golf course playability and turf stress.
Golf course	Clopyralid, Monoethanolamine Salt (Lontrel Turf and Ornamental)	1% (0.37) Weeds	**Moderate** Action: Staff will investigate alternatives for golf course weeds control.
Trees	Spinosad (Conserve)	<1% (0.02) Insects	**Low** A very small amount of this product is used each year and not considered a priority active ingredient to target for reduction.

**These four active ingredients are all used in one product. Their weight has been totaled together for ease of review*

Table 3: Progress on 2009 Recommendations for City of Palo Alto IPM Program	
Recommendation	**Status**
1) Follow and encourage the success of perimeter trapping for gopher and ground squirrels.	Perimeter trapping has proved hugely successful and has greatly reduced the gopher population at the golf course, leading to a subsequent 72% reduction in aluminum phosphide use. The golf course plans to continue using perimeter trapping and is exploring trapping options for ground squirrels which should also further reduce rodenticide use.
2) Set up initial meeting with Department of Fish and Game, Berkeley biologist and City staff to explore reintroduction of native weasels to City property.	A meeting was held with Open Space, Environmental Compliance and Dr. Gilbert Proulx. Open Space is considering if and when a reintroduction could proceed and will be the lead for this action.
3) Track and support as appropriate the expansion of EcoWise Certified into a program that is adopted and managed by the Structural Pest Control Board.	EcoWise has been adopted by the Biointegral Resource Center and has funding for 2010. Its primary goal is to make EcoWise self-supporting and to continue as a third-party IPM certifier to companies and practitioners. Outreach on EcoWise Certified could be done in 2010, although if future program funding fails it may seek sponsorship of another organization in the following year.
4) Go out for bid for next three-year structural pest control contract emphasizing EcoWise Certified requirements.	Revisions to the contract language were made. The contract will be awarded in early 2010.
5) Advocate and publicize the use of bee tunnels.	Outreach was conducted through a tour. Sharing this IPM strategy will continue periodically.
6) Explore the timing for inclusion of IPM language into landscape maintenance contracts.	Environmental Compliance staff suggested changes to the Landscape Management Contract which will be awarded in 2010. Parks staff anticipates that a majority, if not all, of the ECD suggestions will be incorporated into the new contract. Changes include: a preference to have Bay Friendly Certified landscapers, increased mulching and organic fertilizer usage.
7) Investigate the possibility of having a pesticide-free park or demonstration site in the City.	The Parks Department successfully launched its first pesticide-free park at Sarah Wallis Park. The Parks Department plans to add one or two additional parks to the list of those that don't use pesticides each year as funding allows.

IPM Program History 2001-2009

Accurately assessing the success of the City's efforts to reduce pesticide use and use least toxic products is difficult when relying solely on yearly numerical fluctuations in pesticide use. Variations in weather patterns, natural pest population cycles, and challenges associated with quantifying pest control efforts that use biological or mechanical controls in lieu of pesticides are all important considerations. The following are a summary of key Palo Alto IPM accomplishments to date:

2001

- IPM policy is the first City Policy in the County to be adopted. The IPM Committee drafts the IPM Plan and Procedures.
- A tiered system for analyzing City pesticide use is adopted and the first annual report on the City's pesticide use is completed.
- IPM Committee votes to discontinue use of organophosphate pesticides due to water quality concerns associated with their use.
- Solarizing non-native plants at Pearson-Arastradero Preserve (weeds are covered in plastic tarps and destroyed by heat).
- Mechanical removal of weeds in Open Space Ponds
- Bermuda grass replaces bent grass at bowling green to reduce need for pesticides.
- City begins mulching in lieu of glyphosate use to control weeds (both pre and post emergent). Mulching becomes a significant contributor to the reduction of herbicide use in the City.
- Herbicide spraying discontinued at schools due to Healthy Schools Act.

A visual barrier installed at the golf course decreased ground squirrel damage by 100%.

GIS view of pesticide application next to Adobe creek

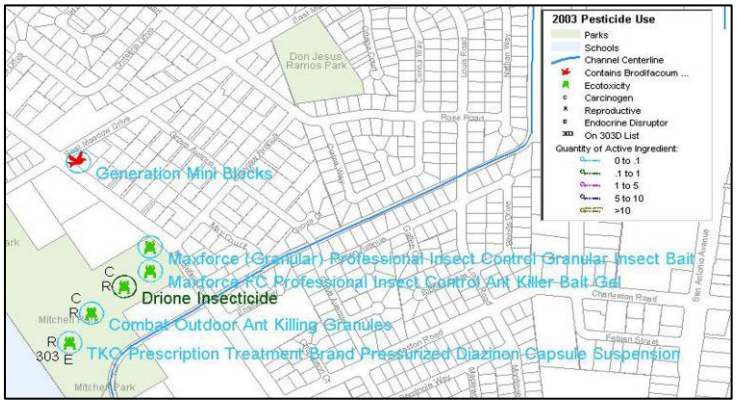

2002

- Completed five extensive IPM plans and related training for ants, weeds, yellowjackets gophers and ground squirrels.
- Identified all leased facilities and contractors for inclusion in the City's annual pesticide reports.

2003

- City receives Department of Pesticide Regulation IPM Innovator award http://www.cdpr.ca.gov/docs/ipminov/awards/03awards.htm
- Piloted new methods to reduce yellow jackets in Parks and Open Space.
- Piloted gopher reduction strategies at Foothills Park using trapping as a primary method.

- In partnership with Santa Clara County Airport and Baylands and golf course Staff implemented two new measures to reduce ground squirrel populations
    a. The installation of a visual barrier hung along the golf course/airport fence line to decrease the ground squirrels' ability to see predators and thus reduce activity.
    b. a trap design around Baylands buildings that can capture up to four ground squirrels at a time.

2004

- Created pesticide data entry system using a centralized database and simplified reporting interface. This streamlines staff reporting time and allows staff to also print mandatory monthly DPR reports.
- Transferred pesticide use information in database to GIS format allowing for visual assessment of pesticide applications next to creeks and the Bay.
- Use of goats in Open Space areas to control weeds proves successful (reintroduction of goats to this area is on hold due to mountain lion concerns in that area).

2005

- Scope of Services for City wide IPM contract drafted. RFP to go out in 2006.
- Less toxic, botanically-based insecticides ordered for Facility staff use and related *Approved Pesticide List* for Facilities and staff at the Regional Water Quality Control Plant who are responsible for their own pest control
- Confirmed pesticide reduction hierarchy

2006

- Hired EcoWise Certified structural pest control company to service all City facilities (Pestec)
- Identified less toxic fungicide alternatives
- Provided mini grants (<$5,000) to golf course and Art Center for structural pest control.
- Improved the City's database system.

2007

- Implemented EcoWise Certified contractor service into City operations and consolidated related billing and service levels.
- Completed 50% of recommended building repairs to reduce overall conditions that encourage pest activity.
- Tested two Tier 2 fungicide alternatives.

Goats are used to reduce weeds at Enid Pearson Arastradero Open Space Preserve.

A bee tunnel is installed over a bee hive in a public parking lot.

Dr. Gilbert Proulx provides information on gopher biology and trapping.

- Held two region-wide trainings for IPM structural pest control

2008

- Medallion and Prostar, two Tier 2 fungicides, were incorporated into ongoing use at the golf course.
- A gopher and ground squirrel workshop was held inspiring staff to experiment with the use of perimeter trapping to control these animals.
- The City's contractor, Pestec, identified a method of rerouting bees that are entering and exiting their hives away from people when human/bee interface is likely. Staff developed a public education piece and internal protocol for responding to bee complaints.
- Completed structural building repairs identified in 2007 needed for ant and rat control.
- Public Works Trees incorporates power washing to remove tussock moths from trees in City parks.

2009

- Perimeter trapping proved hugely successful and reduced aluminum phosphide use by 72%.
- The Parks Department launched its first pesticide-free park at Sarah Wallis Park.
- IPM language was added to parks maintenance contract.
- Palo Alto ecotoxic and total active ingredient pesticide use the lowest in program history.

2010 Recommendations for City of Palo Alto IPM Program

Based on analysis of 2009 data

Staff recommends that the City continue to target the reduction of ecotoxic pesticides and those that are used in large amounts. These recommendations factor in reduced funding and staff resources from previous years' budget reductions. Specific task recommendations are to:

1. Continue to follow and encourage the success of perimeter trapping for gophers.

2. Explore options for ground squirrel control to further reduce ecotoxic pesticide use.

3. Track and support as appropriate the expansion of EcoWise Certified.

4. Advocate and publicize the use of bee tunnels.

5. Track the addition of pesticide-free parks in the City and the results of adding IPM language into landscape maintenance contracts.

6. Investigate IPM and less-toxic product alternatives for weed control at the golf course.

Appendix I: Evaluation and Rating of Pesticide Toxicity Risk

1. **Information sources for pesticide evaluation**
   Information used to evaluate hazards are obtained from the sources listed in Table 1 below:

Table 1-Pesticide Information Sources

Information	Source
Product Literature	Crop Data Management Systems Website
Product MSDS	Manufacturers' Websites
Product Label	Calif. DPR Website
Other Manufacturers' Data	EPA Reregistration Eligibility Decisions (R.E.D.) Website
Registration Documents	
Ingredient Data	EPA & Other Websites
	Toxicology Literature
Specific Product Risk Ratings	San Francisco & Seattle IPM Websites

2. **Defining pesticide risks.** Three factors define the overall risk:

   a) **The level of hazard inherent in the chemical.** Some pesticide ingredients can cause immediate, acute injury (e.g., eye irritation), while others may take years for their toxic effects to be seen (e.g., cancer).

   b) **The level of exposure that the user, near-by person, or the environment might incur.** For example, consider a rat poison contained in a tamper-resistant trap, versus that same rat poison in pellet form spread on the ground next to a building foundation.

   c) **The susceptibility of the exposed person or animal to the hazard.** For example, people with asthma may be more susceptible to air-born chemicals. Also, children, the elderly, or people recovering from an illness may each have a somewhat lesser tolerance to chemical exposures than would an average healthy adult.

3. **Qualifying the criteria used to define pesticide risks**

There are several dozen chemical hazards and exposure issues that can be used to evaluate the overall risk of individual pesticides. Examples include: toxicity to humans and animals; potential to cause cancer; use in a sprayer versus sprinkling as a powder; and flammability.

The US Environmental Protection Agency (EPA) and California Department of Pesticide Regulation (DPR) routinely evaluate the top 20 or so of these criteria when making decisions

about registering pesticide products. The Cities of San Francisco and Seattle use similar criteria as part of their IPM programs. RWQCP staff primarily use the San Francisco criteria list in reviewing pesticides used in Palo Alto. The risk evaluation criteria are described below: These descriptions are adapted from extensive reports that are available on the San Francisco and Seattle IPM websites.

a) EPA Hazard Class - "Signal Words" are required by US EPA on pesticide labels to indicate the overall hazard category for a product, based on acutely toxic effects. Listed from most to least hazardous, the signal words are: I-Danger, II-Warning, III-Caution, or IV-Caution. It is preferable to use pesticides labeled as "Caution."

b) Use Restricted to Certified Applicators – Some products evaporate easily, are easily absorbed through skin, or have other characteristics that make them a high risk to untrained users. The EPA designates in its registration decisions which products are to be used only by a certified applicator. It is preferable to use products that have no use restrictions.

c) Chronic Toxicity – Longer term tests on active pesticide ingredients indicate their likelihood of causing cancer, reproductive or developmental harm, or disruption of hormone systems. There is uncertainty in evaluating animal tests of these types, and how to apply the results to humans. Therefore, the results will be stated as probabilities, e.g., iprodione is a "probable human carcinogen," or iprodione is "known to the State of California to cause cancer and reproductive harm." It is preferable to avoid pesticide products that have a possibility of causing cancer, reproductive or developmental harm, or disrupting hormone systems.

d) Contains Clean Water Act (303d) Listed Chemicals – Copper, chlorpyrifos, and diazinon are three pesticide ingredients managed under the Clean Water Act. The City has a stated policy of not using products with diazinon or chlorpyrifos.

e) Ecotoxicity (Animal Toxicity) – Laboratory tests on birds, fish, bees, and other wildlife indicate how these animals may react to unintended pesticide exposures (i.e., where they are not the pest being dealt with). As described above for acute oral toxicity, the test results are given in terms of the dose that kills half of a group of birds, fish, or other test animals. It is preferable to use pesticides with the following toxicity levels:

- Bird toxicity > 2,000 mg/kg
- Fish toxicity > 100 mg/l
- Bee toxicity > 11 µg per bee

f) It is preferable to avoid products that are labeled as "highly" or "extremely" toxic to these and other animals. Brodifacoum, Bromadionone and Bromethalin are considered specific high-risk animal toxins, particularly due to the possibility of secondary poisonings. In addition there are concerns about two rodenticides, chlorphacinone and diphacinone, which although less toxic, also present primary and secondary risks.

g) Persistence and mobility in soil – Many pesticides biodegrade readily, and tend to remain in the area where they are placed. Other products persist in the environment, and tend to move through soil into the groundwater or a near-by stream. It is preferable to use pesticides with the following characteristics:

- Persistence in soil < 30-day half-life
- Ability to move through soil = "Low"
- Not labeled as a groundwater contamination hazard

4. **Rating Pesticide Toxicity** The City of Palo Alto uses the San Francisco strategy of placing pesticides into groups, or tiers, according to their relative risks. Table 2 outlines the four tiers that are used, and the criteria that place a product into a specific tier.

Table 2. Pesticide "Tier Definition" System

All pesticide products are classified into one of four tiers based on each product's hazards:

Tier 1: Highest concern

Tier 2: Moderate concern

Tier 3: Lowest concern

Tier 4: Insufficient information

Tier 1: A product is Tier 1 if any one of the following are true:

- Product is a restricted-use pesticide
- Product contains known, likely, or probable carcinogens, reproductive toxicants (CA Prop 65 list or other published test) or endocrine disruptors as active ingredients (Illinois EPA list, or other published test results)
- Product contains diazinon, chlorpyrifos, or copper, identified as important causes of impaired waterbodies in California Regions 2 and 5 under section 303(D) of the Clean Water Act
- Product labeled as highly toxic or extremely toxic to birds, aquatic species, bees, or wildlife.
- Product contains the rodenticides brodifacoum, bromethalin, or bromadionone
- Product contains active ingredients with soil half-lives greater than 100 days (not applicable to products used only indoors or to products used only in bait stations)
- Product contains active ingredients with mobility ratings high or very high or with specific label warnings about groundwater hazard. (not applicable to products used only indoors or to products used only in bait stations)

Tier 2: All products not specifically assigned to Tier 1 or Tier 3.

Tier 3: A product is placed into Tier 3 if all of the following are true:

- Product contains no possible or probable carcinogens
- Product contains no reproductive/developmental toxicants (CA Prop 65 list)
- Product contains no ingredients listed by Illinois EPA as known, probable, or suspect endocrine disrupters
- Active ingredient has soil half-life of 30 days or less (exception for minerals
- Active ingredient has extremely low or very low mobility in soils.
- Product is labeled as non-toxic to fish, birds, bees, wildlife, or domestic animals.

Tier 4: Not enough information. Product registration or label not found, or key data not located for active ingredient (e.g., half-life, soil binding, ecotoxicity, etc.)

Appendix 9-3

C.9.d City of Palo Alto IPM Contract Language

CITY OF PALO ALTO CONTRACT NO.: S10134890

AGREEMENT BETWEEN THE CITY OF PALO ALTO AND AGURTO CORPORATION DBA PESTEC FOR PROFESSIONAL SERVICES IPM STRUCTURAL PEST CONTROL

This AGREEMENT is entered into on this 15th day of March, 2010, by and between the CITY OF PALO ALTO, a California chartered municipal corporation ("CITY"), and Agurto Corporation dba Pestec, a Californian corporation, located at 1555 Yosemite Avenue, Suite 46, San Francisco, CA 94124 ("CONSULTANT").

RECITALS

The following recitals are a substantive portion of this Agreement.

A. CITY intends to design a citywide Integrated Pest Management (IPM) pest control services ("Project") and desires to engage a consultant to coordinate the IPM program in connection with the Project ("Services").

B. CONSULTANT has represented that it has the necessary professional expertise, qualifications, and capability, and all required licenses and/or certifications to provide the Services.

C. CITY in reliance on these representations desires to engage CONSULTANT to provide the Services as more fully described in Exhibit "A", attached to and made a part of this Agreement.

NOW, THEREFORE, in consideration of the recitals, covenants, terms, and conditions, this Agreement, the parties agree:

AGREEMENT

SECTION 1. SCOPE OF SERVICES. CONSULTANT shall perform the Services described in Exhibit "A" in accordance with the terms and conditions contained in this Agreement. The performance of all Services shall be to the reasonable satisfaction of CITY.

SECTION 2. TERM.
The term of this Agreement shall be from the date of its full execution through March 14, 2013 unless terminated earlier pursuant to Section 19 of this Agreement.

SECTION 3. SCHEDULE OF PERFORMANCE. Time is of the essence in the performance of Services under this Agreement. CONSULTANT shall complete the Services within the term of this Agreement and in accordance with the schedule set forth in Exhibit "B", attached to and made a part of this Agreement. Any Services for which times for performance are not specified in this Agreement shall be commenced and completed by CONSULTANT in a reasonably prompt and timely manner based upon the circumstances and direction communicated to the CONSULTANT. CITY's agreement to extend the term or the schedule for performance shall not preclude recovery of damages for delay if the extension is required due to the fault of CONSULTANT.

SECTION 4. NOT TO EXCEED COMPENSATION. The compensation to be paid to CONSULTANT for performance of the Services described in Exhibit "A", including both payment for professional services and reimbursable expenses, shall not exceed Thirty Five Thousand Dollars per year ($35,000 / year). In the event Additional Services are authorized, the total compensation for services and reimbursable expenses shall not exceed Three Thousand Five Hundred Dollars ($3,500). The applicable rates and schedule of payment are set out in Exhibit "C-1", entitled "HOURLY RATE SCHEDULE," which is attached to and made a part of this Agreement.

Additional Services, if any, shall be authorized in accordance with and subject to the provisions of Exhibit "C". CONSULTANT shall not receive any compensation for Additional Services performed without the prior written authorization of CITY. Additional Services shall mean any work that is determined by CITY to be necessary for the proper completion of the Project, but which is not included within the Scope of Services described in Exhibit "A".

SECTION 5. INVOICES. In order to request payment, CONSULTANT shall submit monthly invoices to the CITY describing the services performed and the applicable charges (including an identification of personnel who performed the services, hours worked, hourly rates, and reimbursable expenses), based upon the CONSULTANT's billing rates (set forth in Exhibit "C-1"). If applicable, the invoice shall also describe the percentage of completion of each task. The information in CONSULTANT's payment requests shall be subject to verification by CITY. CONSULTANT shall send all invoices to the City's project manager at the address specified in Section 13 below. The City will generally process and pay invoices within thirty (30) days of receipt.

SECTION 6. QUALIFICATIONS/STANDARD OF CARE. All of the Services shall be performed by CONSULTANT or under CONSULTANT's supervision. CONSULTANT represents that it possesses the professional and technical personnel necessary to perform the Services required by this Agreement and that the personnel have sufficient skill and experience to perform the Services assigned to them. CONSULTANT represents that it, its employees and subconsultants, if permitted, have and shall maintain during the term of this Agreement all licenses, permits, qualifications, insurance and approvals of whatever nature that are legally required to perform the Services.

All of the services to be furnished by CONSULTANT under this agreement shall meet the professional standard and quality that prevail among professionals in the same discipline and of similar knowledge and skill engaged in related work throughout California under the same or similar circumstances.

SECTION 7. COMPLIANCE WITH LAWS. CONSULTANT shall keep itself informed of and in compliance with all federal, state and local laws, ordinances, regulations, and orders that may affect in any manner the Project or the performance of the Services or those engaged to perform Services under this Agreement. CONSULTANT shall procure all permits and licenses, pay all charges and fees, and give all notices required by law in the performance of the Services.

SECTION 8. ERRORS/OMISSIONS. CONSULTANT shall correct, at no cost to CITY, any and all errors, omissions, or ambiguities in the work product submitted to CITY, provided CITY gives notice to CONSULTANT. If CONSULTANT has prepared plans and specifications or other design documents to construct the Project, CONSULTANT shall be obligated to correct any and all errors, omissions or ambiguities discovered prior to and during the course of construction of the Project. This obligation shall survive termination of the Agreement.

SECTION 9. COST ESTIMATES. If this Agreement pertains to the design of a public works project, CONSULTANT shall submit estimates of probable construction costs at each phase of design submittal. If the total estimated construction cost at any submittal exceeds ten percent (10%) of the CITY's stated construction budget, CONSULTANT shall make recommendations to the CITY for aligning the PROJECT design with the budget, incorporate CITY approved recommendations, and revise the design to meet the Project budget, at no additional cost to CITY.

SECTION 10. INDEPENDENT CONTRACTOR. It is understood and agreed that in performing the Services under this Agreement CONSULTANT, and any person employed by or contracted with CONSULTANT to furnish labor and/or materials under this Agreement, shall act as and be an independent contractor and not an agent or employee of the CITY.

SECTION 11. ASSIGNMENT. The parties agree that the expertise and experience of CONSULTANT are material considerations for this Agreement. CONSULTANT shall not assign or transfer any interest in this Agreement nor the performance of any of CONSULTANT's obligations hereunder without the prior written consent of the city manager. Consent to one assignment will not be deemed to be consent to any subsequent assignment. Any assignment made without the approval of the city manager will be void.

SECTION 12. SUBCONTRACTING.

CONSULTANT shall not subcontract any portion of the work to be performed under this Agreement without the prior written authorization of the city manager or designee.

CONSULTANT shall be responsible for directing the work of any subconsultants and for any compensation due to subconsultants. CITY assumes no responsibility whatsoever concerning compensation. CONSULTANT shall be fully responsible to CITY for all acts and omissions of a subconsultant. CONSULTANT shall change or add subconsultants only with the prior approval of the city manager or his designee.

SECTION 13. PROJECT MANAGEMENT. CONSULTANT will assign Luis Agurto as the

project director to have supervisory responsibility for the performance, progress, and execution of the Services to represent CONSULTANT during the day-to-day work on the Project. If circumstances cause the substitution of the project director, project coordinator, or any other key personnel for any reason, the appointment of a substitute project director and the assignment of any key new or replacement personnel will be subject to the prior written approval of the CITY's project manager. CONSULTANT, at CITY's request, shall promptly remove personnel who CITY finds do not perform the Services in an acceptable manner, are uncooperative, or present a threat to the adequate or timely completion of the Project or a threat to the safety of persons or property.

The City's project manager is Mike Wong, Public Works Department, Facilities Division, 3251 East Bayshore Road, Palo Alto, CA 94303, Telephone: (650) 496-6989. The project manager will be CONSULTANT's point of contact with respect to performance, progress and execution of the Services. The CITY may designate an alternate project manager from time to time.

SECTION 14. OWNERSHIP OF MATERIALS. Upon delivery, all work product, including without limitation, all writings, drawings, plans, reports, specifications, calculations, documents, other materials and copyright interests developed under this Agreement shall be and remain the exclusive property of CITY without restriction or limitation upon their use. CONSULTANT agrees that all copyrights which arise from creation of the work pursuant to this Agreement shall be vested in CITY, and CONSULTANT waives and relinquishes all claims to copyright or other intellectual property rights in favor of the CITY. Neither CONSULTANT nor its contractors, if any, shall make any of such materials available to any individual or organization without the prior written approval of the City Manager or designee. CONSULTANT makes no representation of the suitability of the work product for use in or application to circumstances not contemplated by the scope of work.

SECTION 15. AUDITS. CONSULTANT will permit CITY to audit, at any reasonable time during the term of this Agreement and for three (3) years thereafter, CONSULTANT's records pertaining to matters covered by this Agreement. CONSULTANT further agrees to maintain and retain such records for at least three (3) years after the expiration or earlier termination of this Agreement.

SECTION 16. INDEMNITY.

16.1. To the fullest extent permitted by law, CONSULTANT shall protect, indemnify, defend and hold harmless CITY, its Council members, officers, employees and agents (each an "Indemnified Party") from and against any and all demands, claims, or liability of any nature, including death or injury to any person, property damage or any other loss, including all costs and expenses of whatever nature including attorneys fees, experts fees, court costs and disbursements ("Claims") resulting from, arising out of or in any manner related to performance or nonperformance by CONSULTANT, its officers, employees, agents or contractors under this Agreement, regardless of whether or not it is caused in part by an Indemnified Party.

16.2. Notwithstanding the above, nothing in this Section 16 shall be construed to require CONSULTANT to indemnify an Indemnified Party from Claims arising from the active negligence, sole negligence or willful misconduct of an Indemnified Party.

16.3. The acceptance of CONSULTANT's services and duties by CITY shall not operate as a waiver of the right of indemnification. The provisions of this Section 16 shall survive the expiration or early termination of this Agreement.

SECTION 17. WAIVERS. The waiver by either party of any breach or violation of any covenant, term, condition or provision of this Agreement, or of the provisions of any ordinance or law, will not be deemed to be a waiver of any other term, covenant, condition, provisions, ordinance or law, or of any subsequent breach or violation of the same or of any other term, covenant, condition, provision, ordinance or law.

SECTION 18. INSURANCE.

18.1. CONSULTANT, at its sole cost and expense, shall obtain and maintain, in full force and effect during the term of this Agreement, the insurance coverage described in Exhibit "D". CONSULTANT and its contractors, if any, shall obtain a policy endorsement naming CITY as an additional insured under any general liability or automobile policy or policies.

18.2. All insurance coverage required hereunder shall be provided through carriers with AM Best's Key Rating Guide ratings of A-:VII or higher which are licensed or authorized to transact insurance business in the State of California. Any and all contractors of CONSULTANT retained to perform Services under this Agreement will obtain and maintain, in full force and effect during the term of this Agreement, identical insurance coverage, naming CITY as an additional insured under such policies as required above.

18.3. Certificates evidencing such insurance shall be filed with CITY concurrently with the execution of this Agreement. The certificates will be subject to the approval of CITY's Risk Manager and will contain an endorsement stating that the insurance is primary coverage and will not be canceled, or materially reduced in coverage or limits, by the insurer except after filing with the Purchasing Manager thirty (30) days' prior written notice of the cancellation or modification, CONSULTANT shall be responsible for ensuring that current certificates evidencing the insurance are provided to CITY's Purchasing Manager during the entire term of this Agreement.

18.4. The procuring of such required policy or policies of insurance will not be construed to limit CONSULTANT's liability hereunder nor to fulfill the indemnification provisions of this Agreement. Notwithstanding the policy or policies of insurance, CONSULTANT will be obligated for the full and total amount of any damage, injury, or loss caused by or directly arising as a result of the Services performed under this Agreement, including such damage, injury, or loss arising after the Agreement is terminated or the term has expired.

SECTION 19. TERMINATION OR SUSPENSION OF AGREEMENT OR SERVICES.

19.1. The city manager may suspend the performance of the Services, in whole or in part, or terminate this Agreement, with or without cause, by giving ten (10) days prior written notice thereof to CONSULTANT. Upon receipt of such notice, CONSULTANT will immediately discontinue its performance of the Services.

19.2. CONSULTANT may terminate this Agreement or suspend its performance of the Services by giving thirty (30) days prior written notice thereof to CITY, but only in the event of a substantial failure of performance by CITY.

19.3. Upon such suspension or termination, CONSULTANT shall deliver to the City Manager immediately any and all copies of studies, sketches, drawings, computations, and other data, whether or not completed, prepared by CONSULTANT or its contractors, if any, or given to CONSULTANT or its contractors, if any, in connection with this Agreement. Such materials will become the property of CITY.

19.4. Upon such suspension or termination by CITY, CONSULTANT will be paid for the Services rendered or materials delivered to CITY in accordance with the scope of services on or before the effective date (i.e., 10 days after giving notice) of suspension or termination; provided, however, if this Agreement is suspended or terminated on account of a default by CONSULTANT, CITY will be obligated to compensate CONSULTANT only for that portion of CONSULTANT's services which are of direct and immediate benefit to CITY as such determination may be made by the City Manager acting in the reasonable exercise of his/her discretion

19.5. No payment, partial payment, acceptance, or partial acceptance by CITY will operate as a waiver on the part of CITY of any of its rights under this Agreement.

SECTION 20. NOTICES.

All notices hereunder will be given in writing and mailed, postage prepaid, by certified mail, addressed as follows:

To CITY: Office of the City Clerk
City of Palo Alto
Post Office Box 10250
Palo Alto, CA 94303

With a copy to the Purchasing Manager

To CONSULTANT: Attention of the project director
at the address of CONSULTANT recited above

SECTION 21. CONFLICT OF INTEREST.

21.1. In accepting this Agreement, CONSULTANT covenants that it presently has no interest, and will not acquire any interest, direct or indirect, financial or otherwise, which would conflict in any manner or degree with the performance of the Services.

21.2. CONSULTANT further covenants that, in the performance of this Agreement, it will not employ subconsultants, contractors or persons having such an interest. CONSULTANT certifies that no person who has or will have any financial interest under this Agreement is an officer

or employee of CITY; this provision will be interpreted in accordance with the applicable provisions of the Palo Alto Municipal Code and the Government Code of the State of California.

21.3. If the Project Manager determines that CONSULTANT is a "Consultant" as that term is defined by the Regulations of the Fair Political Practices Commission, CONSULTANT shall be required and agrees to file the appropriate financial disclosure documents required by the Palo Alto Municipal Code and the Political Reform Act.

SECTION 22. NONDISCRIMINATION. As set forth in Palo Alto Municipal Code section 2.30.510, CONSULTANT certifies that in the performance of this Agreement, it shall not discriminate in the employment of any person because of the race, skin color, gender, age, religion, disability, national origin, ancestry, sexual orientation, housing status, marital status, familial status, weight or height of such person. CONSULTANT acknowledges that it has read and understands the provisions of Section 2.30.510 of the Palo Alto Municipal Code relating to Nondiscrimination Requirements and the penalties for violation thereof, and agrees to meet all requirements of Section 2.30.510 pertaining to nondiscrimination in employment.

SECTION 23. ENVIRONMENTALLY PREFERRED PURCHASING. CONSULTANT shall comply with the City's Environmentally Preferred Purchasing policies which are available at the city's Purchasing Department which are incorporated by reference and may be amended from time to time.

SECTION 24. NON-APPROPRIATION

24.1. This Agreement is subject to the fiscal provisions of the Charter of the City of Palo Alto and the Palo Alto Municipal Code. This Agreement will terminate without any penalty (a) at the end of any fiscal year in the event that funds are not appropriated for the following fiscal year, or (b) at any time within a fiscal year in the event that funds are only appropriated for a portion of the fiscal year and funds for this Agreement are no longer available. This Section 24.8 shall take precedence in the event of a conflict with any other covenant, term, condition, or provision of this Agreement.

24.2. The individuals executing this Agreement represent and warrant that they have the legal capacity and authority to do so on behalf of their respective legal entities.

SECTION 25. MISCELLANEOUS PROVISIONS.

25.1. This Agreement will be governed by the laws of the State of California.

25.2. In the event that an action is brought, the parties agree that trial of such action will be vested exclusively in the state courts of California in the County of Santa Clara, State of California.

25.3. The prevailing party in any action brought to enforce the provisions of this Agreement may recover its reasonable costs and attorneys' fees expended in connection with that action. The prevailing party shall be entitled to recover an amount equal to the fair market value of legal services provided by attorneys employed by it as well as any attorneys' fees paid to third

parties.

25.4. This document represents the entire and integrated agreement between the parties and supersedes all prior negotiations, representations, and contracts, either written or oral. This document may be amended only by a written instrument, which is signed by the parties.

25.5. The covenants, terms, conditions and provisions of this Agreement will apply to, and will bind, the heirs, successors, executors, administrators, assignees, and consultants of the parties.

25.6. If a court of competent jurisdiction finds or rules that any provision of this Agreement or any amendment thereto is void or unenforceable, the unaffected provisions of this Agreement and any amendments thereto will remain in full force and effect.

25.7. All exhibits referred to in this Agreement and any addenda, appendices, attachments, and schedules to this Agreement which, from time to time, may be referred to in any duly executed amendment hereto are by such reference incorporated in this Agreement and will be deemed to be a part of this Agreement.

24.10 If, pursuant to this contract with CONSULTANT, City shares with CONSULTANT personal information as defined in California Civil Code section 1798.81.5(d) about a California resident ("Personal Information"), CONSULTANT shall maintain reasonable and appropriate security procedures to protect that Personal Information, and shall inform City immediately upon learning that there has been a breach in the security of the system or in the security of the Personal Information. CONSULTANT shall not use Personal Information for direct marketing purposes without City's express written consent.

IN WITNESS WHEREOF, the parties hereto have by their duly authorized representatives executed this Agreement on the date first above written.

CITY OF PALO ALTO

_____
Purchasing Manager

_____
Director of Public Works

APPROVED AS TO FORM:

_____
Senior Asst. City Attorney

Attachments:
EXHIBIT "A": SCOPE OF WORK
EXHIBIT "B": SCHEDULE OF PERFORMANCE
EXHIBIT "C": COMPENSATION
EXHIBIT "C-1":SCHEDULE OF RATES
EXHIBIT "D": INSURANCE REQUIREMENTS

AGURTO CORPORATION DBA PESTEC

By:_____

Name:_____

Title:_____

EXHIBIT "A"
SCOPE OF SERVICES

Project Description
The Contractor shall furnish all supervision, labor, materials, and equipment necessary to evaluate, monitor, and provide pest management services for City of Palo Alto buildings. Pest control methods shall first strive to use non-chemical controls such as trapping and pest proofing, followed by chemical controls only if non-chemical methods fail.

1. **Using IPM strategies, the contractor shall control structural pests to include:**
   a) **Insects and other arthropods:** These include ants, cockroaches, yellow jackets and other wasps and bees, and any other arthropod pest not specifically excluded from the contract.

   b) **Mice and rats:** The contractor shall adequately suppress rats and mice found inside and outside buildings. Pick-up and proper disposal of dead vertebrates is also included in this scope of work, unless other arrangements for collection and disposal are agreed upon by Facility and Site Supervisors

   c) **Pests excluded from contract:**
   - Termites and other wood destroying organisms
   - Mosquitoes (mosquito abatement)
   - Pests that primarily feed on outdoor vegetation unless they are invading a structure
   - Birds, bats, snakes and all other vertebrates not listed above

   d) **Removal of stinging insects**- the contractor shall remove nests of yellow jackets when they pose a human safety threat and are located on City property. The contractor shall work with Environmental Compliance and other City departments as needed to identify how bee hive access can be altered to avoid hive removal or destruction. Africanized bee nests shall be destroyed. Bee removal must be supervised by a CONTRACTOR employee, and performed on behalf of CONTRACTOR, if the service is not performed by a CONTRACTOR employee directly.

   e) **Reduce pest problem hotspots** with the goal of solving structural and hygiene challenges so that facilities currently requiring a monthly service can reduce their need for chemical pest control and regular service.

2. **The contractor must provide regular pesticide reporting information in electronic format outlined in Section C7.**

Specific Work Tasks

The contractor shall:

1. **Control pests while minimizing human exposure to pesticides, secondary poisoning to non-target animals and pesticide-related water pollution** by adhering to the following conditions:

   a. The following products shall **not** be used for insect control:
      i. Products labeled with the signal word "danger"
      ii. Organophosphate products (e.g., diazinon or chlopyrifos)
      iii. Carbamate products (e.g., carbaryl)
      iv. Pyrethroid products (see expanded list, Attachment AA). Containerized pyrethroid products, or pyrethroid products whose application method prevents pyrethroid release to the environment may be authorized by the IPM coordinator.

   b. Containerized baits are preferred for ant control

   c. No **spray insecticides** may be used **except** insecticidal soaps and plant-based products (e.g., pyrethrins, mint oil, rosemary oil, etc.). **Emergency use of other pesticides may be authorized by the City's IPM coordinator.**

   d. Trapping and exclusion shall be the primary rodent control methods. To prevent bait resistance and secondary poisoning, rodent baits shall only be used when trapping and exclusion are unsuccessful and **in consultation with the IPM Coordinator.**

   e. No outdoor applications of pesticides of any kind shall be applied on impervious surfaces when a 40% or greater chance of rain is forecast within three days unless the pesticides are containerized baits that will not contribute to runoff pollution.

   f. Prior to application, contractor must notify manager or supervisors overseeing the employees in the working areas that are to be treated with any pest control product other than containerized baits.

   g. Submit all MSDSs for products that shall be used and receive authorization for their use from the City of Palo Alto IPM Coordinator and Facilities Supervisor prior to commencement of work. No additional products may be introduced for use without prior authorization from the City IPM coordinator.

   h. Contractor and the Facilities Supervisor shall agree upon the extent and scope of minor repairs and pest proofing needed at facilities that are that are to be performed by contractor: e.g., crack and crevice sealing for ant and cockroach exclusion. Contractor will provide recommendations and corresponding proposals for major repairs such as rodent proofing to assist facilities maintenance staff in their decision making process. If the city does not provide the repairs or hygiene needed that are designated as their responsibility, the contractor is not responsible for the continuation of pest problems.

2. **Respond to new or emergency pest management requests within 24 hours** of service call. If the CONTRACTOR technician is not available at a time of emergency, the service request shall be routed to other available technicians based on proximity and experience with the pest(s).

3. **Reduce pest populations** at sites designated by the Facilities Supervisor that have historically had regular pest problems requiring monthly service with the goals of:
   - reducing the frequency and severity of pest problems using IPM strategies
   - reducing access and favorable conditions that support pests, and
   - reducing the need for chemical pest control

4. **Pest Monitoring**
   a. Services shall be provided monthly to all sites except as listed Exhbit "B" and shall be divided into four groups so that a CONTRACTOR technician shall be in a City of Palo Alto building every week. Requests for services that fall between the scheduled monthly visits shall be handled during the technician's weekly visit to City of Palo Alto locations, unless otherwise directed.
   b. Upon request, during the CONTRACTOR technician's visit to the service site they shall refer to the pest sighting log book for reports of pest activity. If there is a report in the log book, the technician shall contact the reporting person for more information if necessary and then proceed to identify:
      1. The extent of the infestation
      2. The control options that are most appropriate to the specific location of pest(s) occurring
      3. The conditions conducive to the pest(s)
      4. If the technician can treat the pest using a non-chemical method they shall carry out the treatment or make arrangements with the necessary building staff to do so. If necessary, the technician shall make a follow-up visit prior to the next monthly service to evaluate the effectiveness of the treatment.

      If there is not a report in the log book, the technician will inspect the premises and identify:
      1. If there is evidence of pest activity
      2. If present pest(s) necessitate a treatment
      3. The conditions conducive to the pest(s)
      4. The control options available to this specific site and pest(s)

   c. All service records will be signed and dated by the site contact and kept on site and/or in the Pest Sighting Log Book so they may be reviewed.

5. **Track pest management and pesticide use.** The following records must be kept and procedures followed while servicing these sites:

a. EcoWise Certified Inspection Report and Needed Repairs (Attachment BB) Copies of inspection records and repair recommendations must be provided to site manager and Facility Supervisor after each site visit. With the approval of the IPM Coordinator, the contractor's own reporting forms may be used if the same criteria as the City's are used.
b. ***Contractor Pesticide Application Form*** (see Section C7 "Requirements" for instructions). This information is critical as the City tracks information about non-chemical control methods and many aspects of pesticide use in order to reduce the most toxic pesticides and volume of pesticides used. The contractor must also have Internet access and the ability to enter pesticide use information on-line if the City provides that reporting mechanism.

6. Uniforms and Equipment

All personnel, while working in or on government-owned or leased premises, shall have at a minimum the Contractor's company name easily identifiable, affixed thereon in a permanent or semi-permanent manner on vehicles and uniforms. Additional personal protective equipment, required by State Law for the safe performance of work, must be determined and provided by the Contractor. Vehicles used by the Contractor must be clearly marked and identified in accordance with State and local regulations.

7. Requirements

a. The contractor: must currently be certified by *EcoWise Certified* as an IPM Service Provider OR meet program's current requirements. EcoWise is a project of the Association of Bay Area Governments (see www.ecowisecertified.org). **An equivalent certification may be negotiated** by the contractor and IPM Coordinator if the City or contractor wish to use a different certification program.

b. The contractor must provide regular pesticide reporting information in electronic format using the City's *Contractor Pesticide Application Form* (**Microsoft Excel**) to be provided after the proposal is awarded. The Excel file must be **emailed** to the City's IPM Coordinator: julie.weiss@cityofpaloalto.org by the 15th of each month for the previous month's work or as otherwise approved by the IPM Coordinator. The contractor must also have Internet access and the ability to enter pesticide use information on-line if the City provides that reporting mechanism.

c. The contractor must be in compliance with all federal, state, and local pest control operator requirements and regulations and maintain current licenses.

i. Firm must be a registered structural pest control company in the State of California.
ii. At least one supervisor of onsite operations must possess a valid Structural Pest Control Operators license for Branch 2 (General Structural Pests).

iii. All onsite staff must possess, at least, valid Structural Pest Control Applicator certification and/or Qualified Applicator Certificates.
iv. Firm must demonstrate five (5) years minimum experience with industrial, commercial, and institutional accounts immediately preceding a submission of RFP.
v. Four (4) verifiable references must be provided.
vi. All onsite supervisors must possess, at least, valid Structural Pest Control Field Representative Licenses for Branch 2.

Attachment AA

Pyrethroid Active Ingredients

Allethrin
Beta-Cyfluthrin
Bifenthrin
Cyfluthrin
Cypermethrin
Deltamethrin
d-trans allethrin
Esbiothrin
Esfenvalerate
Lambda-Cyhalothrin
Permethrin
Phenothrin
Prallethrin
Resmethrin
s-Bioallethrin
Sumithrin
Tau-Fluvalinate
Tetramethrin
Tralomethrin

Attachment BB

(1 of 2 pages)

EcoWise Certified Inspection Report and Needed Repairs

Date: _____EcoWise Certified IPM Practitioner: _____

Customer Contact: _____

☐ Facilities Supervisor ☐ Site Contact ☐ Site Manager ☐ Other

(If not already on record) Work Ph: _____ Cell: _____
Pager: _____

Building Name/Address: _____

Pest(s), or pest evidence observed: ☐ Ants ☐ Bedbugs ☐ Bees ☐ Birds ☐ Cockroaches ☐ Fleas ☐ Flies ☐ Mice ☐ Rats ☐ Spiders ☐ Stored Product Pests ☐ Other

Number of pests/extent of damage:

PCO	Facilities	Site Manager.	**Pest exclusion work needed** (note location in or around the building in space after item and suggested point person):	
☐	☐	☐	1. Seal holes in wall around pipes, cables, and wires	☐Inside ☐Outdoors
☐	☐	☐	2. Seal cracks and crevice with caulk or paint	☐Inside ☐Outdoors
☐	☐	☐	3. Seal other holes 1/4" or larger	☐Inside ☐Outdoors
☐	☐	☐	4. Screen drains	☐Inside ☐Outdoors
☐	☐	☐	5. Cap drains	
☐	☐	☐	6. Inside doors: ☐Repair ☐Replace ☐Weather-strip ☐Add kickplate ☐Add door sweep ☐Other _____	
☐	☐	☐	7.Outside doors: ☐Repair ☐Replace ☐Weather-strip ☐Add kickplate ☐Add door sweep ☐Other_____	
☐	☐	☐	8. Windows: ☐Repair ☐Replace ☐Weatherstrip ☐Screen ☐Other	
☐	☐	☐	9. Cover air vents with ¼" hardware cloth	
☐	☐	☐	10. Seal/repair air conditioning units	
☐	☐	☐	11. Repair roof	

☐ ☐ ☐ 12. Move compost into rodent proof container

☐ ☐ ☐ 13. Keep tight-fitting lids on garbage cans and dumpsters

☐ ☐ ☐ 14. Store grass seed and birdseed in rodent-proof containers

☐ ☐ ☐ 15. Store human and pet food in pest-proof containers/perishables in refrigerator

☐ ☐ ☐ 16. Store rodent nesting material (fabric, paper, rug scraps, insulation) in rodent-proof containers

Notes:

General conducive conditions to be corrected (Note location in space after item):

☐ ☐ ☐ 17. Fix leaky plumbing ☐Inside ☐Outdoors

☐ ☐ ☐ 18. Correct excessive moisture problems, specifically

☐ ☐ ☐ 19. Eliminate standing water

☐ ☐ ☐ 20. Improve drainage

☐ ☐ ☐ 21. Remove clutter, esp. near sinks, stoves, & refrigerators

Notes:

☐PCO	☐Facilities	☐Site Manager.	**Pest exclusion work needed** (note location in or around the building in space after item):
☐	☐	☐	22. Bring order to storage rooms/closets/garage/storage shed
☐	☐	☐	23. Store items off the ground and 18" away from wall
☐	☐	☐	24. Dispose of insect- or rodent-infested goods
☐	☐	☐	25. Remove debris, lumber or rock piles
☐	☐	☐	26. Remove debris from roof/gutters
☐	☐	☐	27. Move firewood as far as possible from structure
☐	☐	☐	28. Cut grass or weeds
☐	☐	☐	29. Remove fallen fruit or nuts
☐	☐	☐	30. Remove pet food after pets have finished
☐	☐	☐	31. Remove pet waste
☐	☐	☐	32. Remove spilled birdseed
☐	☐	☐	33. Cut vegetation back from building walls at least 18"; leave a clear border around foundation
☐	☐	☐	34. Remove ivy or other vines from sides of buildings or nearby trees
☐	☐	☐	35. Trim back tree branches 3' to 6' from building

☐ ☐ ☐ 36. Trim, treat, or remove vegetation harboring honeydew-producing insects (aphids, scales, mealy bugs)

Notes:

Sanitation

☐ ☐ ☐ 37. Improve cleanliness of __break room(s) __equipment __appliance drip pans __garbage cans __floors __floor drains __sink drains __counters __dumpsters __area around dumpster __elevator pit __recycling area __other/notes:

☐ ☐ ☐ 38. Empty indoor trash cans at end of every day; if trash cannot be emptied, tie knot in liner at end of day

☐ ☐ ☐ 39. Store mops and brooms off floor on racks

☐ ☐ ☐ 40. Remove food from employee desks/store in pest proof containers

☐ ☐ ☐ 41. Other/Notes:

Communication with Customer

☐ Discussed inspection findings with site manager

☐ Discussed customer's pest tolerance level that triggers treatment

☐ Discussed treatment options with site manager

☐ Discussed responsibilities of technician and site manager

☐ Referred repairs to Facilities Supervisor

☐ Gave customer fact sheets or other educational materials (list):

☐ Discussed possible outcomes of treatment methods, how long they will take, what to expect

Notes:

Signed_____, EcoWise Certified IPM Practitioner

☐ Copy sent/given to Facilities Supervisor Date_____

☐ Copy sent/given to Site Manager Date_____

Attachment CC

City of Palo Alto IPM Policy

The City of Palo Alto will carry out its pest management operations using reduced-risk IPM techniques to reduce or eliminate chemicals to the maximum extent. Chemicals will be used only as a last resort for pest management problems. Each division that applies pesticides will maintain an active IPM plan to ensure the long-term prevention or suppression of the pest problems with minimum negative impact on human healthy, non-target organisms, and the environment.

The City will actively pilot non-toxic alternatives for structural and landscape pest control, seeking to use the most recent technology, best management practices and least toxic methods for all pest control measures.

EXHIBIT "B"
SCHEDULE OF PERFORMANCE

CONSULTANT shall perform the Services so as to complete each milestone within the number of days/weeks specified below. The time to complete each milestone may be increased or decreased by mutual written agreement of the project managers for CONSULTANT and CITY so long as all work is completed within the term of the Agreement. CONSULTANT shall provide a detailed schedule of work consistent with the schedule below within 2 weeks of receipt of the notice to proceed.

Milestones	Level of Service No. of Visits per Year
1. Fire Station #2	Monthly
2. Fire Station #3	Monthly
3. Fire Station #4	Monthly
4. Animal Services	Monthly
5. Children's Theater	Monthly
6. Cubberley Center	Monthly
7. Art Center	Monthly
8. MSC-B	Monthly
9. Golf Course Maintenance	Monthly
10. Main Library	Monthly
11. Mitchell Park Library	Monthly
12. Utility Control Center	Quarterly
13. Elwell Court	Monthly
14. Lucie Stern Center	Monthly
15. Regional Water Quality Control Plant	Monthly

EXHIBIT "C"
COMPENSATION

The CITY agrees to compensate the CONSULTANT for professional services performed in accordance with the terms and conditions of this Agreement based on the hourly rate schedule attached as Exhibit C-1.

The compensation to be paid to CONSULTANT under this Agreement for all services described in Exhibit "A" ("Services") shall not exceed $35,000 per year for a potential of three years. In the event CITY authorizes any Additional Services, the maximum compensation shall not exceed $3,500 per year for work performed or expenses incurred for which payment would result in a total exceeding the maximum amount of compensation set forth herein shall be at no cost to the CITY.

ADDITIONAL SERVICES

The CONSULTANT shall provide additional services only by advanced, written authorization from the CITY. The CONSULTANT, at the CITY's project manager's request, shall submit a detailed written proposal including a description of the scope of services, schedule, level of effort, and CONSULTANT's proposed maximum compensation, including reimbursable expenses, for such services based on the rates set forth in Exhibit C-1. The additional services scope, schedule and maximum compensation shall be negotiated and agreed to in writing by the CITY's Project Manager and CONSULTANT prior to commencement of the services. Payment for additional services is subject to all requirements and restrictions in this Agreement.

EXHIBIT "C-1"
HOURLY RATE SCHEDULE

1. Fire Station #2	$115 / Month
2. Fire Station #3	$115 / Month
3. Fire Station #4	$115 / Month
4. Animal Services	$115 / Month
5. Children's Theater	$115 / Month
6. Cubberley Center	$250 / Month
7. Art Center	$115 / Month
8. MSC-B	$50 / Month
9. Golf Course Maintenance	$115 / Month
10. Main Library	$115 / Month
11. Mitchell Park Library	$115 / Month
12. Utility Control Center	$125 / Quarter
13. Elwell Court	$115 / Quarter
14. Lucie Stern Center	$115 / Month
15. Regional Water Quality Control Plant	$250 / Month
16. On-Call Service (within 5 business days)	$125 / Hour
17. Emergency Services (within 24 hours)	$125 / Hour
18. Training and Consultation Services	$0 / Hour

EXHIBIT "D"
INSURANCE REQUIREMENTS

CONTRACTORS TO THE CITY OF PALO ALTO (CITY), AT THEIR SOLE EXPENSE, SHALL FOR THE TERM OF THE CONTRACT OBTAIN AND MAINTAIN INSURANCE IN THE AMOUNTS FOR THE COVERAGE SPECIFIED BELOW, **AFFORDED BY COMPANIES WITH AM BEST'S KEY RATING OF A-:VII, OR HIGHER, LICENSED OR AUTHORIZED TO TRANSACT INSURANCE BUSINESS IN THE STATE OF CALIFORNIA.**

AWARD IS CONTINGENT ON COMPLIANCE WITH CITY'S INSURANCE REQUIREMENTS, AS SPECIFIED, BELOW:

REQUIRED	TYPE OF COVERAGE	REQUIREMENT	MINIMUM LIMITS	
			EACH OCCURRENCE	AGGREGATE
YES YES	WORKER'S COMPENSATION EMPLOYER'S LIABILITY	STATUTORY STATUTORY		
YES	GENERAL LIABILITY, INCLUDING PERSONAL INJURY, BROAD FORM PROPERTY DAMAGE BLANKET CONTRACTUAL, AND FIRE LEGAL LIABILITY	BODILY INJURY PROPERTY DAMAGE BODILY INJURY & PROPERTY DAMAGE COMBINED.	$1,000,000 $1,000,000 $1,000,000	$1,000,000 $1,000,000 $1,000,000
YES	AUTOMOBILE LIABILITY, INCLUDING ALL OWNED, HIRED, NON-OWNED	BODILY INJURY - EACH PERSON - EACH OCCURRENCE PROPERTY DAMAGE BODILY INJURY AND PROPERTY DAMAGE, COMBINED	$1,000,000 $1,000,000 $1,000,000 $1,000,000 $1,000,000	$1,000,000 $1,000,000 $1,000,000 $1,000,000 $1,000,000
	PROFESSIONAL LIABILITY, INCLUDING, ERRORS AND OMISSIONS, MALPRACTICE (WHEN APPLICABLE), AND NEGLIGENT PERFORMANCE	ALL DAMAGES	$1,000,000	
YES	**THE CITY OF PALO ALTO IS TO BE NAMED AS AN ADDITIONAL INSURED**: CONTRACTOR, AT ITS SOLE COST AND EXPENSE, SHALL OBTAIN AND MAINTAIN, IN FULL FORCE AND EFFECT THROUGHOUT THE ENTIRE TERM OF ANY RESULTANT AGREEMENT, THE INSURANCE COVERAGE HEREIN DESCRIBED, INSURING NOT ONLY CONTRACTOR AND ITS SUBCONSULTANTS, IF ANY, BUT ALSO, WITH THE EXCEPTION OF WORKERS' COMPENSATION, EMPLOYER'S LIABILITY AND PROFESSIONAL INSURANCE, **NAMING AS ADDITIONAL INSUREDS CITY, ITS COUNCIL MEMBERS, OFFICERS, AGENTS, AND EMPLOYEES.**			

I. INSURANCE COVERAGE MUST INCLUDE:

A. A PROVISION FOR A WRITTEN THIRTY DAY ADVANCE NOTICE TO CITY OF CHANGE IN COVERAGE OR OF COVERAGE CANCELLATION; AND

B. A CONTRACTUAL LIABILITY ENDORSEMENT PROVIDING INSURANCE COVERAGE FOR CONTRACTOR'S AGREEMENT TO INDEMNIFY CITY.

C. DEDUCTIBLE AMOUNTS IN EXCESS OF $5,000 REQUIRE CITY'S PRIOR APPROVAL.

II. CONTACTOR MUST SUBMIT CERTIFICATES(S) OF INSURANCE EVIDENCING REQUIRED COVERAGE.

III. ENDORSEMENT PROVISIONS, WITH RESPECT TO THE INSURANCE AFFORDED TO "ADDITIONAL INSUREDS"

A. <u>PRIMARY COVERAGE</u>

WITH RESPECT TO CLAIMS ARISING OUT OF THE OPERATIONS OF THE NAMED INSURED, INSURANCE AS AFFORDED BY THIS POLICY IS PRIMARY AND IS NOT ADDITIONAL TO OR CONTRIBUTING WITH ANY OTHER INSURANCE CARRIED BY OR FOR THE BENEFIT OF THE ADDITIONAL INSUREDS.

B. <u>CROSS LIABILITY</u>

THE NAMING OF MORE THAN ONE PERSON, FIRM, OR CORPORATION AS INSUREDS UNDER THE POLICY SHALL NOT, FOR THAT REASON ALONE, EXTINGUISH ANY RIGHTS OF THE INSURED AGAINST ANOTHER, BUT THIS ENDORSEMENT, AND THE NAMING OF MULTIPLE INSUREDS, SHALL NOT INCREASE THE TOTAL LIABILITY OF THE COMPANY UNDER THIS POLICY.

C. NOTICE OF CANCELLATION

1. IF THE POLICY IS CANCELED BEFORE ITS EXPIRATION DATE FOR ANY REASON OTHER THAN THE NON-PAYMENT OF PREMIUM, THE ISSUING COMPANY SHALL PROVIDE CITY AT LEAST A THIRTY (30) DAY WRITTEN NOTICE BEFORE THE EFFECTIVE DATE OF CANCELLATION.

2. IF THE POLICY IS CANCELED BEFORE ITS EXPIRATION DATE FOR THE NON-PAYMENT OF PREMIUM, THE ISSUING COMPANY SHALL PROVIDE CITY AT LEAST A TEN (10) DAY WRITTEN NOTICE BEFORE THE EFFECTIVE DATE OF CANCELLATION.

NOTICES SHALL BE MAILED TO:

PURCHASING AND CONTRACT ADMINISTRATION
CITY OF PALO ALTO
P.O. BOX 10250
PALO ALTO, CA 94303

Appendix 13-1

C.13.d.iii 2010 City of Palo Alto Clean Bay Pollution Prevention Plan Copper Program

Section 6: Copper Program

The RWQCP has an effluent limitation for copper, and is also subject to copper limits for the management of ash from sludge incineration. In early 2009, EPA approved Copper Site Specific Objectives and a Copper Action Plan applicable to all of San Francisco Bay. The RWQCP's copper pollution prevention program includes the primary elements of the Copper Action Plan.

A. Wastewater Sources

Copper enters wastewater from many sources, including residences, commercial businesses, industrial operations, infiltration and inflow of ground and surface water into the sewer system, and corrosion of water piping in buildings. The RWQCP's most recent review and update of the technical mass loading analysis, completed in 2002, is presented in Figure 6-1. The estimates of copper sources are based on extensive local sampling and a number of technical studies conducted by the RWQCP and others since 1992 (EIP Associates, 1999).

B. Stormwater Sources

The *Santa Clara Valley Urban Runoff Pollution Prevention Program Metals Control Measures Plan* (Urban Runoff Program, February 1997) provides an estimate of copper sources in urban stormwater runoff (see Figure 6-2). Due to the small amount of available data for several sources, especially motor vehicle brake pads, the estimates should be considered rough, providing information about the relative importance of various sources.

C. Pollution Prevention Plan

The pollution prevention plan for copper is presented in Table 6-1. For the coming year, the RWQCP will continue to focus on copper pipe corrosion and copper roofing materials, and to review the use of copper at metal finishing facilities.

1. Plumbing Practices

Because proper design and maintenance can minimize corrosion of copper piping, the RWQCP has developed a set of guidelines for plumbers. The guidelines focus on the following practices:

- Ensuring pipe quality
- Limiting the use of flux and choosing less aggressive fluxes
- Importance of clean joints and limiting excess solder
- Selecting solders with widest working temperature range
- Limiting pipe velocities
- Lowering the set point of hot water temperature

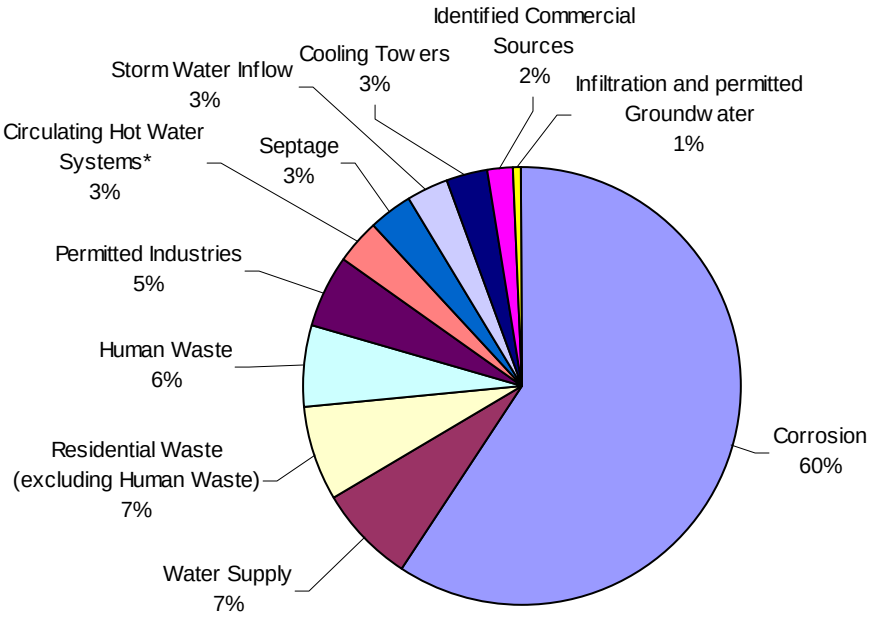

Figure 6-1. Estimated Contributions of Copper Sources to the RWQCP, 2002

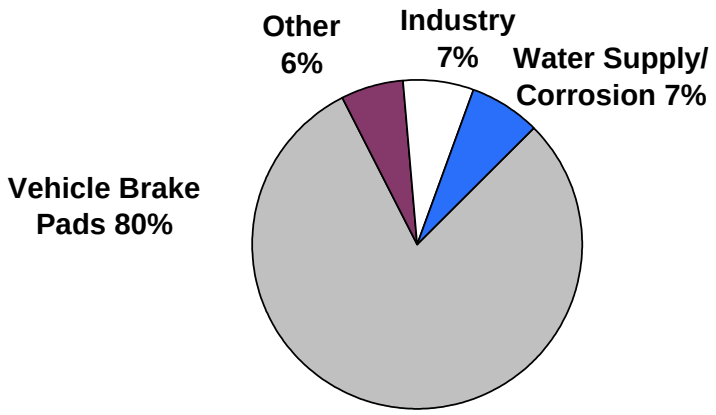

Figure 6-2. Urban Stormwater Copper Sources

In 2001, Palo Alto technically reviewed and updated the guidelines. In 2002, staff gave presentations to the San Jose local pipe fitters union and the American Society of Plumbing Engineers. These audiences were receptive to the information and provided thoughtful guidance regarding how to reach their peers. In mid-2002, the City of Palo Alto initiated a BAPPG effort to create a set of fact sheets and a giveaway item to be distributed throughout the Bay Area via presentations and newsletter inserts for pipefitting unions and engineering societies. In 2003, the BAPPG copper subcommittee successfully completed two fact sheets and a Power Point presentation to be used by all Bay Area water agencies. The group compiled a list of unions and engineering groups, which include the following:

- Local 342: Alameda County and the refineries in Contra Costa County
- Local 343: Napa and Solano Counties
- Local 467: San Mateo County
- Local 393: Santa Clara County
- Local 38: San Fran, Marin, Sonoma, Lake and Mendocino Counties
- Local 159: Contra Costa County
- PHCC: Plumbing Heating and Cooling Contractors
- ASHRAE: American Society of Heating, Refrigerating and Air Conditioning Engineers
- ASPE: American Society of Plumbing Engineers
- NACE: National Association of Corrosion Engineers

To address difficulties water agency staff experienced in getting responses from the union and engineering representatives, the City of Palo Alto funded a contractor to provide support for this task. In 2004-2005, the contractor organized BAPPG members to present to 11 different unions and engineering groups throughout the Bay area. This activity has been placed on hold, as membership in the professional associations does not change significantly from year to year.

The Apprenticeship Program at the Pipe Trades Council has taken the presentation originally developed for the BAPPG speakers presentations and has incorporated the information into their permanent curriculum that focuses on Environmental Issues relating to the Pipe Trades. The copper pollution prevention message has become part of their annual apprenticeship training. This point is being shared with the other local unions, which are being encouraged to consider doing the same.

In 2008, Palo Alto's contractor, Stephanie Hughes, updated the copper presentation and gave two presentations to the UAL 467 Plumbers Union in San Mateo County, educating approximately 35 students. San Francisco Public Utilities Commission retained Ms. Hughes to present to 120 plumbers at UAL 38 in San Francisco County. In 2010, BAPPG will contract with Ms. Hughes to organize and present the updated presentation to the plumber unions throughout the Bay Area and explore outreach to the California State Licensing Board.

The California State Licensing Board has stated that they will draft a brief outreach piece about the copper pollution issue for San Francisco Bay (based on the two BAPPG factsheets). This single outreach piece will be used in the following ways:

1. Industry Bulletin, which will be mailed and posted on web site
2. Newsletter article for their periodic contractor newsletter (anticipated for March 2010)

In 2010, BAPPG will continue to explore other ways to improve outreach to plumber unions, designers and installers to reduce the amount of copper entering the sanitary sewer.

Table 6-1. Copper Pollution Prevention Plan

Source	Audiences	Message / Program	Implementation Plan & Timeline	Evaluation Criteria
GOVERNMENT AGENCIES				
Vehicle maintenance	Fleet managers	Use low copper brake pads when data become available on copper content	Keep fleet manager apprised of new information on copper content of after-market pads (future)	Evaluations on hold, pending multiyear copper brake pad study
COMMERCIAL / INDUSTRIAL				
Corrosion in copper pipes, cooling towers and cooling water systems	Plumbers, Designers, architects Facility managers	Limit corrosion of copper pipes and equipment via design and maintenance	Through BAPPG, continue outreach on plumbing guidelines to pipefitters unions and engineering associations. In 2010, BAPPG will work with the California State Licensing Board to direct plumbing contractors to the www.baywise.org website on outreach to plumbers. In 2010, distribute newly developed brochure on cooling tower additive restrictions, including copper restrictions, to local facility managers and cooling system maintenance contractors.	Estimate of the number of plumbers and engineers contacted at association meetings throughout the BAPPG service area. Review survey results. Completion of outreach effort.
Architectural uses (roofs)	Architects; designers; city planners	Copper roof materials contribute to stormwater pollution	Ensure that development center staff continues to enforce the ordinance.	Enforcement of the ordinance.

Table 6-1. Copper Pollution Prevention Plan (continued)

COMMERCIAL / INDUSTRIAL (Cont)				
Metal finishers and platers	Business facility staff	Continue to aggressively enforce copper and nickel discharge limits and ordinance requirements	Semi-annual industrial inspections and appropriate enforcement actions (on-going)	Industrial waste metal concentrations; change in ordinance violations.
Metal part machining and fabrication	Machine shop staff and metal fabricators	Continue to aggressively enforce machine shop BMPs and ordinance requirements	In 2009, the one remaining facility was 100% in compliance with BMPs. Annual inspections and appropriate enforcement actions (ongoing)	Percent compliance with BMPs during annual inspections.
Automobile brake pads	Auto parts stores Vehicle service facilities Brake pad manufacturers	Continue to seek reductions in copper content.	Continue to support the Brake Pad Partnership program. Pressure manufacturers to reduce copper in brake pads and to enhance the current monitoring program.	Evaluations on hold, pending multiyear copper study
RESIDENTIAL				
Pool maintenance	Residents; pool maintenance workers	Don't use copper algaecides or discharge pool water to storm drains	Continue to distribute SCVURPPP pool brochure to residents upon request or in response to illicit discharges. In 2010, give a presentation to a local swimming pool worker association and distribute the SCVURPPP brochure.	Distribution of brochures Completion of presentation

2. CPVC and PEX Alternatives to Copper Piping

In 2009, the RWQCP assessed whether promotion of plastic pipe made from either chlorinated polyvinyl chloride (CPVC) or cross-linked polyethylene (PEX) should be pursued as a copper pollution prevention activity. As previously discussed, corrosion of copper pipe used for potable water plumbing is believed to contribute most of the copper in the RWQCP's influent. Widespread use of alternatives to copper pipe could reduce that copper loading.

Both plastic pipe alternatives are approved by the California Building Code, which has been adopted by the City of Palo Alto. RWQCP staff reviewed the Environmental Impact Report documents that accompanied the approval of both products, as well as other literature associated with the use of CPVC and PEX in residential water systems. Based on the research, staff determined that there are potentially significant concerns regarding compounds that leach from the plastic pipe. CPVC leaches organotins, which are toxic to aquatic organisms and is shown to impact growth. PEX leaches MTBE (methyl tert butyl ether) and TBA (tertiary butyl alcohol). After reviewing the leaching studies that were readily available, staff decided that, given the concerns that some of the studies have raised, the RWQCP will not actively promote the use of these pipe materials for potable water use at this time.

3. Copper Roofing Materials

In 2000, the RWQCP investigated the relative importance of copper used in roofing materials. Based on the analysis, the City of Palo Alto adopted an ordinance prohibiting the use of copper roofing materials that became effective in 2003. The ordinance has the following two provisions:

- Prohibits the use on new roofs of either copper metal roofing or asphalt shingles containing copper granules. (Exempts copper flashing, ornaments and replacement metal roofing on historic structures. Requires replacement roofing to be prepatinated.)
- Prohibits the use of copper gutters, but exempts replacement gutters on historic structures

A fact sheet was developed regarding this ordinance and is available at the City's Development Center, where all building permits are handled. Although the architectural copper prohibition is now institutionalized, Environmental Compliance staff meets with Development Center staff on an annual basis to ensure that residents are notified early in the permit process about the prohibition.

4. Metal Finishing Facilities

Most industrial copper use in the RWQCP service area is at metal finishing facilities, and the industrial portion of the copper source reduction efforts is therefore focused on metal finishing operations. In 1994, the RWQCP service area cities adopted Sewer Use Ordinance requirements specific to metal finishers and printed circuit board manufacturers. Metal finishers that use copper were required to select one of two options for compliance. The first option, known as the "RCM Option," involves:

- Installation of the Reasonable Control Measures;
- Meeting an annual average copper concentration limit of 0.4 mg/L of copper in the facility wastewater discharge.

The second option, called the "Mass Limit Option," involves:

- Performing a RWQCP-conducted pollution prevention study;
- Using the study to set a facility-specific annual copper discharge mass limit consistent with implementing identified pollution prevention measures that have a payback period of five years or less.

The decline of the local metal finishing and printed circuit board industry has dramatically reduced copper loading from metal finishing facilities. As of 2009, only four facilities remain operational in the service area. The remaining facilities continue to be closely regulated by the RWQCP Industrial Waste group. The facilities are inspected at least semiannually and are sampled monthly. Compliance details for the metal finishing facilities, including comparisons of annual copper loadings and average copper concentrations with the applicable limits, are available in the RWQCP's 2009 Pretreatment Program Annual Report.

D. Contingency Plan

The RWQCP's Copper Contingency Plan (Table 6-2) was developed in the 1990s prior to adoption of Site Specific Objectives for copper in South San Francisco Bay. At that time, copper concentrations in the RWQCP's effluent regularly exceeded applicable water quality objectives. The Plan is retained as a list of potential future actions that could be undertaken if the RWQCP was unable to meet copper effluent limitations. Several of the contingency plan elements have been implemented by Palo Alto and other Bay Area dischargers.

Table 6-2. Preliminary Copper Contingency Plan

Contingency Action	Discharge Reduction
Add corrosion inhibitor to local drinking water supplies.	Reduce copper piping corrosion by an estimated 30%, if inhibitor addition was implemented in all San Francisco Water District supplies in the RWQCP service area
Create financial incentives for implementation of copper pollution prevention measures at private businesses, emphasizing measures for largest copper dischargers.	Reduce copper wastewater discharge from industrial copper use, from cooling towers, and from circulating hot water systems. Some additional reductions in industrial process copper discharge (currently about 4% of RWQCP influent copper), cooling water copper corrosion discharges (currently 6% of influent copper) and circulating hot water system discharges (which may be as much of 7% of influent copper) are possible.
Advocate use of CPVC piping and/or restrict use of copper piping in new construction and remodeling.	Reduce copper discharges from corrosion of copper piping. Rate of reduction is uncertain as the current pipe replacement rate in the service area is unknown. Since replacement rate is probably slow, significant reductions would probably not be achieved for 5 to 10 years.

Contingency Action	Discharge Reduction
Implement regional training and certification program for plumbers. Require use of recommended fluxes and solders and adherence to IAPMO best management practices during all copper plumbing installation.	Reduce copper discharges from corrosion of copper piping due to poor installation practices. The amount of reduction that would be achieved is unknown. Reduction would slowly increase as piping is replaced.
Adopt copper pipe flow velocity restrictions as part of city building codes.	Reduce copper discharges from corrosion and erosion of copper piping. The amount of discharge reduction is unknown, but could be measurable depending on current average flow velocities. Reduction would slowly phase in as piping is replaced.
Recommend lower operating temperatures for home and business hot water systems (while maintaining user safety and sanitation).	Reduce copper discharges from corrosion of hot water piping (which occurs at an accelerated rate). The amount of discharge reduction is unknown.
Prohibit installation of open cooling towers and prohibit towers with copper piping and parts.	Reduce copper discharges from cooling towers (6% of RWQCP copper influent) as the restriction phased in. Preliminary data suggest that at least half of the cooling water systems in the service area are open systems or contain copper, and that copper discharge reductions of more than 50% are possible if such systems are replaced with copper-free closed systems.
Expand wastewater reclamation programs.	Reduce the amount (but not the concentration) of copper discharged to San Francisco Bay by an amount proportional to the amount of wastewater diverted from Bay discharge.
Investigate and consider implementing chemical addition to increase copper removal at the RWQCP.	Increase copper removal efficiency at the RWQCP, decreasing copper discharge concentration. Copper discharge reduction (if any) is unknown. (Full-scale testing would be required to determine the potential reductions.)
Expand water conservation education and incentive programs.	Reduce copper discharges associated with water use, primarily from water supply and corrosion. The amount of reduction would be proportional to the decrease in indoor water use achieved.

E. Program Evaluation

Influent and effluent loadings are tracked to evaluate overall success of the copper outreach programs. Figures 6-3 and 6-4 present the annual copper mass loadings in the RWQCP's influent and effluent from 1999 through 2009. Influent copper mass loading decreased steadily during the 1990s, but has generally fluctuated between 4000 and 5000 pounds per year since the late 1990s. During this same time period, effluent copper loading has increased. Copper concentrations in the RWQCP's incinerator ash frequently exceed the soluble threshold limit concentration (STLC) hazardous waste limit for copper. (The ash has been disposed of in a hazardous waste landfill since 2007.)

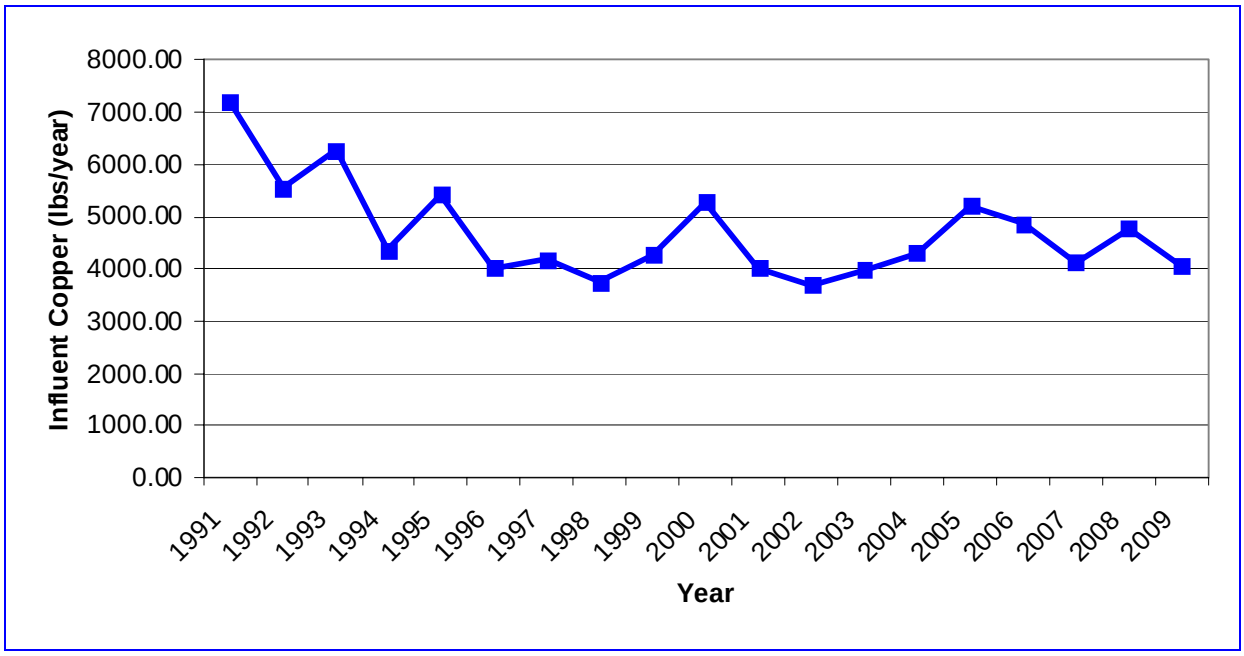

Figure 6-3. Copper Influent Loading: 1989-2009

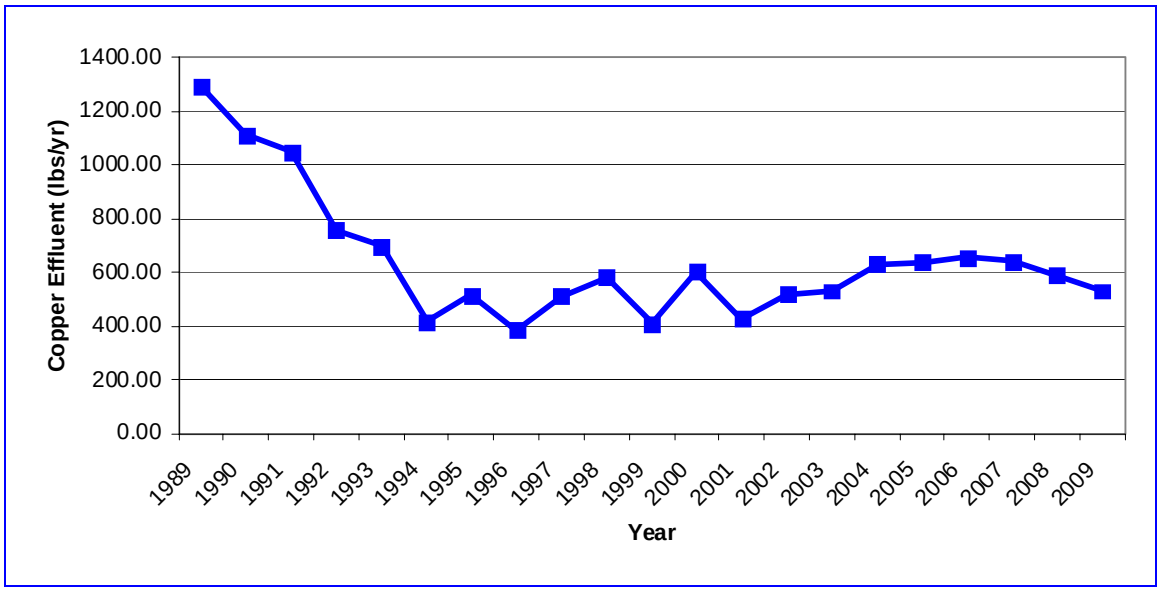

Figure 6-4. Copper Effluent Loading: 1989-2009

1. Elevated Copper in Influent

Despite the RWQCP's ongoing source control programs addressing copper, the influent copper loading in recent years has often been higher than the lowest loading that was observed in 2002. As depicted in Figure 6-5, copper loading from industrial processes decreased by over two-thirds between 2000 and 2008. Throughout the 1990s, the RWQCP influent loading and the industrial process loading were both decreasing as programs addressing metal finishing facilities and a copper root control chemical ban were implemented . The higher influent loadings in some recent years, which occurred as industrial process loading declined, demonstrate that industry is not the source of the additional loading.

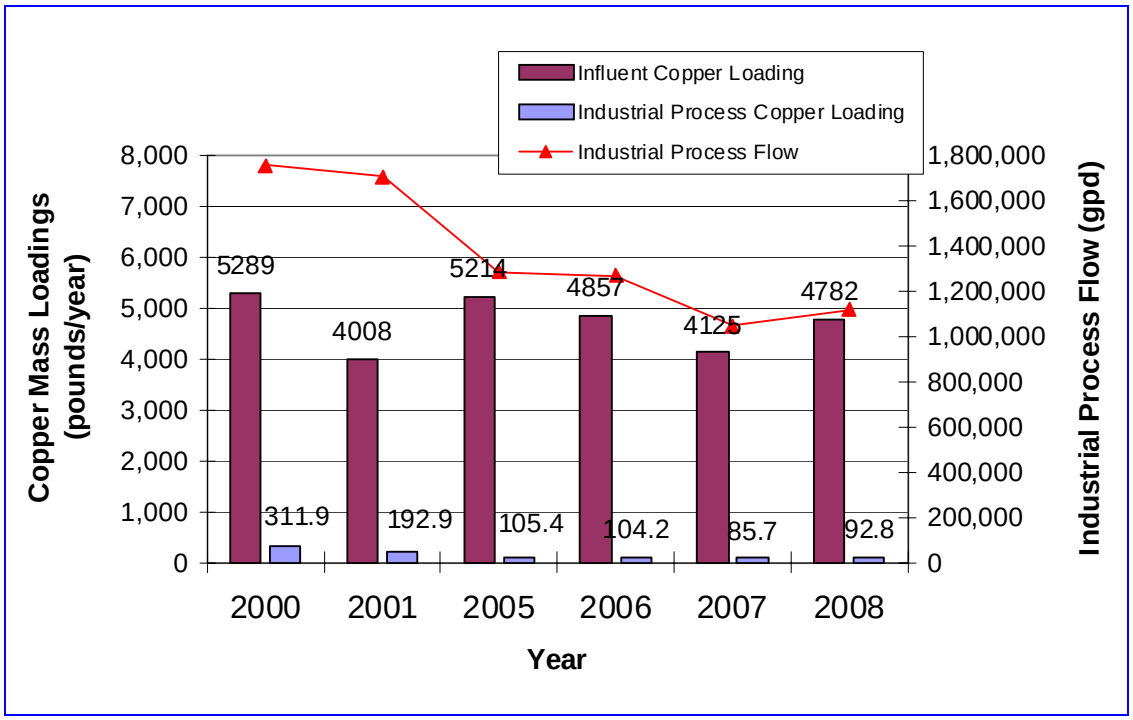

Figure 6-5. RWQCP Influent and Industrial Copper Mass Loading, and Industrial Process Flow: 2000, 2001, 2005, 2006, 2007, and 2008

As displayed previously in Figure 6-1, corrosion of copper pipes is a significant source of copper in wastewater. The 2007 Clean Bay Plan (published in February 2007) first described a correlation that was observed between RWQCP influent copper concentration and the Langelier Index of the potable water supplied to most of the RWQCP's service area by San Francisco Public Utilities Commission (SFPUC). Langelier Index, also known as Langelier Saturation Index, is a measure of a water's saturation with respect to calcium carbonate, and can be calculated using a water's pH, temperature, conductivity, alkalinity, and calcium concentration. Water with a Langelier Index greater than zero will tend to precipitate calcium carbonate, while water with a Langelier Index less than zero will tend to dissolve calcium carbonate. Maintaining water with a slightly positive Langelier Index has traditionally been believed to provide protection from corrosion. Higher influent copper loadings in 2005 and 2006 tended to occur when the potable water Langelier Index was negative.

RWQCP staff met with SFPUC staff in July 2007 to discuss the possible links between increases in copper influent and SFPUC water quality parameters. SFPUC provided literature suggesting that the conditions under which their water supply has a negative Langelier Index (low dissolved inorganic carbon and pH greater than 9) should be very protective against copper corrosion. They also explained that California Department of Public Health has agreed that pH control is the optimal corrosion control treatment for their water supply, and that there is little evidence that Langelier Index correlates with leaching of copper.

Figure 6-6 provides the influent concentration and SFPUC Langelier Index data through 2008. Influent and Langelier Index data from 2007 and 2008 do not show the correlation observed during previous years. Instead, Langelier Index is seen to be relatively stable at a slightly negative value during the summer, while influent copper increases dramatically. The high influent copper concentrations in mid-2007 may be at least partially attributable to the cleaning of a large sewer trunkline that conveys the majority of the RWQCP's influent flow to the plant. This cleaning took place during June and July; a full cleaning of the trunkline had not previously occurred in the RWQCP's 35 years of operation. In addition, the City of Palo Alto Utilities Department hired a contractor to clean and videotape 95 percent of the City's 200 miles of collection system in 2005 and 2006. It is possible that these activities may have contributed to the higher influent loadings observed in those years. However, these activities were completed before 2008, when the same pattern of high copper concentrations in the summer months was observed.

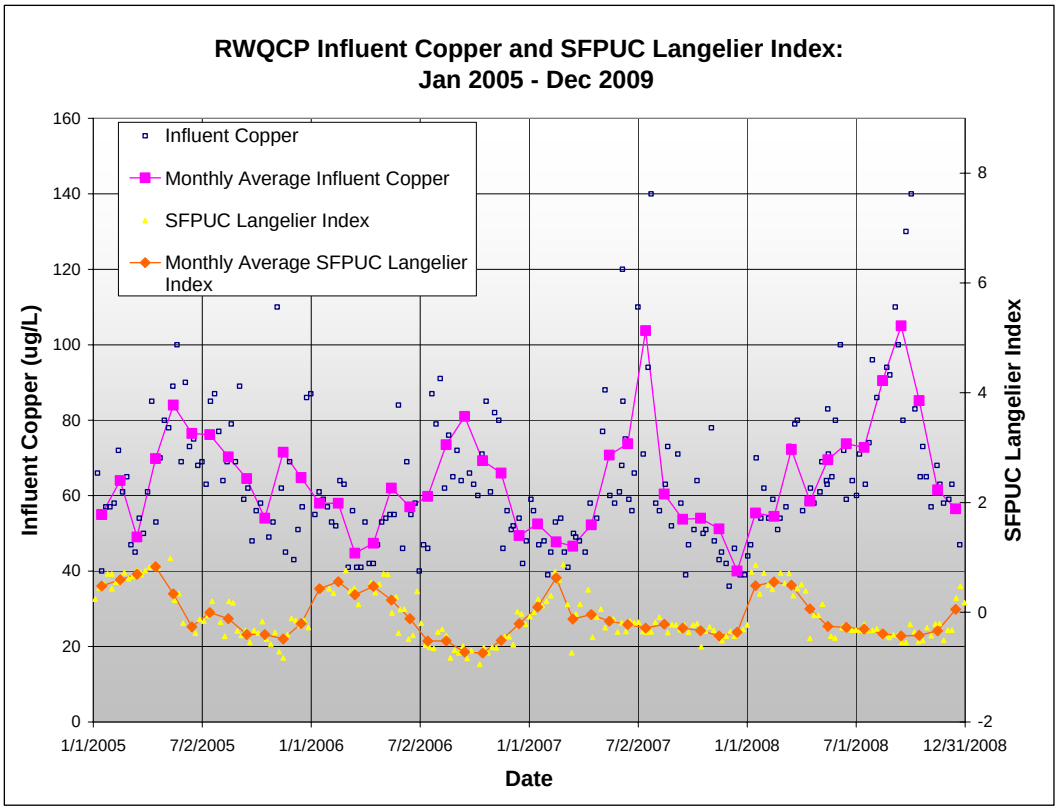

Figure 6-6. RWQCP Influent Copper and SFPUC Langelier Index

Although evaluations of the connection between water supply chemistry and influent copper concentrations are not planned for 2010, the RWQCP continues to track the weekly water supply data provided by SFPUC. The influence of higher ambient air temperatures during the summer months, when copper corrosion seems to be greatest, may be an important factor in understanding the seasonal copper concentration pattern. A preliminary comparison of air temperature data for Palo Alto appears to show a strong relationship for calendar years 2005 and later. Daily ambient air temperature data is also being collected for future analysis.

2. Elevated Copper in Incinerator Ash

As described in the 2007 Clean Bay Plan, RWQCP staff became concerned in 2006 that higher levels of copper were being measured in its incinerator ash by the total threshold limit concentration (TTLC) and soluble threshold limit concentration (STLC) tests. The copper STLC test had sometimes measured individual values greater than the California hazardous waste limit of 25 milligrams per liter. (Compliance with the hazardous waste limit is based on a long term average.). In 2006, the RWQCP investigated why TTLC copper values increased dramatically in 1999 through 2000, more than doubling the values that were measured in 1997 and 1998 (Figure 6-7).

Analyses on archived ash samples from this time period, and on more recent samples, demonstrated that in 1999-2000 the TTLC and STLC tests began measuring a greater percentage of the true total amount of copper present in the ash. Even though the TTLC test has the word “total” in it, the nitric acid digestion used in the TTLC test does not dissolve some forms of copper. A more complete measure of the total copper can made with a digestion that uses hydrofluoric acid. It appears that characteristics of the ash changed in the 1999-2000 timeframe to allow more of the copper that had always been present in the ash to be solubilized by the TTLC and STLC tests. There are multiple factors that could have contributed to this change, including:

- Solids from the February 1998 flood working their way through the plant,
- Rehabilitation of the sedimentation tanks,
- Rehabilitation of the incinerators, and
- The first cleaning of the 72” influent line.

We do not have a good understanding of how these events could have caused more copper to be captured by the TTLC and STLC tests.

In Summer 2007, the RWQCP responded to the increased copper concentrations measured by the STLC test by diverting its incinerator ash to a hazardous waste landfill. It is hoped that shipping the ash to the hazardous waste landfill will be a temporary measure, and that it will be possible to resume beneficial use of the ash as a fertilizer for farm and pasture land application. In 2010, as described in *Section 7, Programs for Other Pollutants*, the RWQCP will work to reduce molybdenum concentrations in the ash to ensure that the ash meets or exceeds all California Department of Food and Agriculture requirements for registration as a Commercial Fertilizer. If molybdenum concentrations can be reduced to acceptable levels, we will consider working with an agronomist to demonstrate that the copper concentrations in the ash are safe for land application, and to

work with the Department of Toxic Substances Control to obtain a waiver that would allow a resumption of land application.

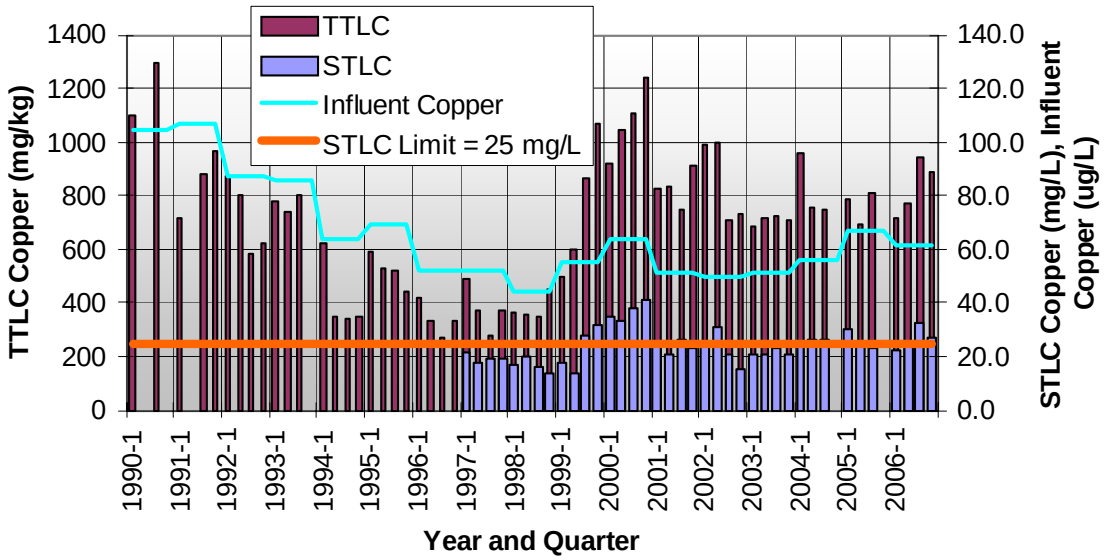

Figure 6-7. RWQCP Quarterly Average TTLC and STLC Copper in Ash, Annual Average Influent Copper (1990 – 2006)

CITY OF SAN JOSE
CAPITAL OF SILICON VALLEY

Environmental Services Department
WATERSHED PROTECTION

September 15, 2010

Mr. Bruce H. Wolfe
Executive Officer
San Francisco Bay Regional Water Quality Control Board
1515 Clay Street, Suite 1400
Oakland, CA 94612

Subject: **City of San José Municipal Regional Stormwater Permit**
FY 2009-2010 Annual Report

Dear Mr. Wolfe:

This letter and Annual Report with attachments is submitted by the City of San José pursuant to Permit Provision C.16.a of the Municipal Regional Stormwater NPDES Permit (MRP), Order R2-20090074, NPDES Permit No CAS612008 issued by the San Francisco Bay Regional Water Quality Control Board. The Annual Report provides documentation of activities conducted during FY 2009-2010 and consists of the following:

- Certification Statement
- Annual Report Form
- Appendices

If you have any questions regarding the Annual Report, please contact Elaine Marshall, Stormwater Program Manager, at (408) 277-5697.

Sincerely,

Melody Tovar, P.E.
Deputy Director
Environmental Services
Watershed Protection

cc: Jill Bicknell, Santa Clara Valley Urban Runoff Pollution Prevention Program

Attachment: Annual Report

Certification Statement

CITY OF SAN JOSE
FY 2009-2010 ANNUAL REPORT

Certification Statement

"I certify, under penalty of law, that this document and all attachments were prepared under my direction or supervision in accordance with a system designed to ensure that qualified personnel properly gather and evaluate the information submitted. Based on my inquiry of the person or persons who manage the system, or those persons directly responsible for gathering the information, the information submitted, is, to the best of my knowledge and belief, true, accurate, and complete. I am aware that there are significant penalties for submitting false information, including the possibility of fine and imprisonment for knowing violations."

Signature by Duly Authorized Representative:

MELODY TOVAR, P.E.
Deputy Director
Environmental Services
Watershed Protection

Date: **August 31, 2010**

City of San José Stormwater Management *Annual Report 2009-2010*

Santa Clara Valley
Urban Runoff
Pollution Prevention Program

CITY OF SAN JOSE
CAPITAL OF SILICON VALLEY

Cover Pictures

First Row:

1) The wetlands of South San Francisco Bay, with the Diablo Mountain Range to the east.

Second Row:

1) Planned discharge monitoring.
2) Penitencia Creek after a trash hot spot clean-up.

Third Row:

1) Infiltration trench at Cadence Design Systems.
2) A sheep full from grazing to control weeds at one of the City's parks.
3) Storm drain inlet markers identify the watershed and provide hotline phone number.

City of San José Urban Runoff Management Plan Annual Report 2009-2010

September 2010

Acknowledgements

This report was prepared by the City of San José
Environmental Services Department
Watershed Protection Division
Urban Runoff Program Section

In partnership with:
Environmental Services Department: Watershed Enforcement
Environmental Services Department: Water Resources
Department of Parks, Recreation, & Neighborhood Services
Department of Planning, Building & Code Enforcement
Department of Public Works
Department of Transportation
General Services Department
San José Redevelopment Agency

This page is intentionally
left blank.

Table of Contents

Section **Page**

Executive Summary i-1
Section 1 – Permittee Information 1-1
Section 2 – Provision C.2 Municipal Operations 2-1
Section 3 – Provision C.3 New Development and Redevelopment 3-1
Section 4 – Provision C.4 Industrial and Commercial Site Controls 4-1
Section 5 – Provision C.5 Illicit Discharge Detection and Elimination 5-1
Section 6 – Provision C.6 Construction Site Controls 6-1
Section 7 – Provision C.7. Public Information and Outreach 7-1
Section 8 – Provision C.8 Water Quality Monitoring 8-1
Section 9 – Provision C.9 Pesticides Toxicity Controls 9-1
Section 10 – Provision C.10 Trash Load Reduction 10-1
Section 11 – Provision C.11 Mercury Controls 11-1
Section 12 – Provision C.12 PCBs Controls 12-1
Section 13 – Provision C.13 Copper Controls 13-1
Section 14 – Provision C.14 PBDE, Legacy Pesticides and Selenium Controls 14-1
Section 15 – Provision C.15 Exempted and Conditionally Exempted Discharges 15-1
Glossary G-1
Appendix A-1

This page is intentionally
left blank.

Executive Summary

The City is required to submit to the San Francisco Bay Regional Water Quality Control Board (Water Board) an Annual Report that documents compliance with the Municipal Regional Stormwater NPDES Permit. The Annual Report is prepared pursuant to provisions C.1 – C.16 of the City's National Pollutant Discharge Elimination System (NPDES) permit for stormwater discharge through the City's storm sewer system to waters of the United States.

On October 14, 2009, the Water Board adopted the Municipal Regional Stormwater NPDES Permit (Regional Permit) for the San Francisco Bay Region. It replaces the formerly separate countywide municipal stormwater permits with a Stormwater Permit for all 76 Bay Area municipalities in an effort to standardize stormwater requirements throughout the region. The new Regional Permit became effective December 1, 2009. This Report is the first Annual Report under the Regional Permit. It includes sections for each of the Permit provisions and follows the annual reporting format developed by the Bay Area Stormwater Management Agencies Association (BASMAA) and approved by the Water Board's Executive Officer. Each section is comprised of tables and narrative to demonstrate progress and accomplishments in the program element.

During this first reporting year, City's implementation efforts were largely focused on developing new protocols and processes, as well as evaluating and realigning existing programs, to conform to new requirements. As a result, the City has established a foundation for effectively controlling or preventing pollutants from entering the storm sewer system and local creeks consistent the new Regional Permit.

Most program elements contain components carried out by more than one City department. The strategy for attaining compliance utilizes several key approaches to preventing stormwater pollution and protecting water quality including:



Los Alamitos Creek

- Enforcement and monitoring to prevent, detect, and respond to incidents of illegal discharge to the storm sewer system;
- Ensuring that redevelopment and new development in San José is conducted in a manner that minimizes and treats stormwater runoff from the built environment;
- Review and, if necessary, modification of business processes to implement stormwater protection best practices in municipally managed projects, operations, and services;
- Water quality monitoring, special studies, and pilot projects to improve understanding of pollutant sources and opportunities to reduce pollutant loads in stormwater; and
- Outreach and education of municipal employees, and the community at large, to reduce stormwater pollution, and provide businesses and residents with information on practices that protect stormwater quality.

Although the City also contributes to activities undertaken by the Santa Clara Valley Urban Runoff Pollution Prevention Program (Program) and the Bay Area Stormwater Management Agencies Association (BASMAA), this report includes only those activities that were performed by the City. References to collaborative work products are included as appropriate. The following report provides an overview of the past year's progress toward addressing each program element.

C.2 Municipal Operations

Provisions in the Municipal Operations section of the Stormwater Permit are intended to ensure implementation of appropriate Best Management Practices (BMPs) to control and reduce non-stormwater discharges and polluted stormwater to storm drains and watercourses during operation, inspection, and routine repair and maintenance of municipal facilities and infrastructure.

A new operational area highlighted in this provision of the Regional Permit focuses on inspecting and monitoring discharges from the City's stormwater pump stations. Working with BASMAA and Program partners, City staff have developed a stormwater pump station inspection program. The City has developed SOPs and supporting documentation for conducting dry and wet season inspections and dry season monitoring of its stormwater pump stations. Staff is also investigating the feasibility of various corrective actions for increasing dissolved oxygen concentrations should this become necessary.

Gold Street Pump Station

To ensure that appropriate BMPs to protect stormwater are employed during applicable municipal operations and maintenance activities, the City provides regular training to its staff. During training sessions, feedback is collected from staff on the implementation and effectiveness of the BMPs and control measures to ensure continuous improvement.

Training was held in March 2009 for municipal staff conducting rural public works maintenance and support activities in rural areas. The training focused on deployment of practical and effective BMPs for road maintenance to protect riparian habitat, aquatic species, and water quality. Training included field demonstrations of proper BMP use and installation for inlet protection, erosion control blankets, turf reinforcements mats, silt fences, straw wattles, straw bales, and re-vegetation. Additional BMP training was held for municipal staff in May and June 2009 covering street repair, sidewalk maintenance, and corporation yard operations.

Furthermore, the City provides technical assistance to municipal staff through the Environmental Services Department intranet which provides on-line access to reference documents such as standard operating procedures, BMPs, Corporation Yard Storm Water Pollution Prevention Plans, as well as links to the California Stormwater Quality Association Handbook for Municipal Operations and the BASMAA Blueprint for a Clean Bay and Pollution Prevention Training Program for Surface Cleaners.

To ensure stormwater compliance at priority City properties, the City's five Corporation Yards were routinely inspected to ensure Yard practices were consistent with established Storm Water Pollution Prevention Plans (SWPPPs). During FY 09-10, the SWPPPs were updated to be consistent with the new Regional Permit requirement; maps, site plans, and photographs were revised to

more accurately reflect current operational activities; and BMPs were reorganized to relate to specific activities occurring at each corporation yard.

C.3 New Development and Redevelopment

San José continued to use a multifaceted approach involving training, outreach, interdepartmental coordination, and collaboration with the development industry to ensure compliance with the Regional Permit's New Development and Redevelopment (Provision C3) standards. The City's proactive and collaborative development review process ensures Regulated Projects include appropriately sized stormwater management controls by notifying developers of stormwater management requirements early in the entitlement process and then tracking projects to verify final designs meet Permit standards.

The number of private Regulated Projects has continued to drop, from sixty-two in FY 08-09 to fifty-seven in FY 09-10. Development review staff consistently prompted developers to maximize the use of landscape-based and other Low Impact Development (LID) stormwater management practices. As a result, most development projects approved during the year included LID features, with over half (54%) of all Regulated Projects using bioswales, flow-through planters, and bioretention. One-fourth (25%) of all Regulated Projects yielded a reduction in impervious surface for a net reduction of 147,917 square feet (3.40 acres) of hardscape for those projects collectively.

Consistent with San José's Smart Growth goals and policies, more than a third (32%) of all approved Regulated Projects were located in Transit-Oriented Development (TOD) areas. Sixty-four percent of all residential units occurring in Regulated Projects were located in TOD areas. The density ratio of Regulated Projects in TOD areas averaged 91 dwelling units per acre.

Training during FY 09-10 aligned with provision C.3 requirements, with staff from Environmental Services; Public Works; Transportation; and Planning, Building, and Code Enforcement attending training sessions covering a range of topics, from permeable pavement systems to bioretention design and maintenance requirements. Additionally, City staff led a number of stormwater-focused trainings and tours.

O & M Verification Program inspection of filtration vault

The City is in the third year of implementing its Operation and Maintenance (O&M) Verification Inspection Program. The O&M Program inspected 16 project sites during FY 09-10. Stormwater treatment systems at most project sites were found to be installed correctly and functional. Database improvements and staff training completed during FY 09-10 prepared this program to manage a larger number of inspections during the coming year.

C.4 Industrial and Commercial Site Controls

The goal of the Industrial and Commercial Inspection program is to protect the storm sewer system from polluted discharges originating from commercial and industrial facilities. The City inspected more than 6,200 facilities in FY 09-10. Thirty-five percent of those facilities were food service establishments. Inspections were prioritized based on a facility's potential to discharge polluted runoff and followed the protocols of the City's revised Watershed Enforcement Response Plan. When issues are identified at a facility, the City uses both enforcement and education to achieve timely compliance and to protect stormwater quality. More than 8,100

inspections were conducted in FY 09-10 which identified more than 1,800 violations resulting in more than 1,000 enforcement actions. Since December 1, 2009, over 90 percent of the violations found at facilities were resolved within 10 business days or otherwise timely manner.

C5. Illicit Discharge Detection and Elimination

The Illicit Discharge Detection and Elimination (IDDE) program independently detects illicit discharges and responds to complaints regarding illegal discharges or threats of discharge to the storm sewer system. The City received 594 IDDE complaints in FY 09-10.

Collection System Screening

Vehicle and equipment leakage again made up the largest category of cases, representing approximately 15 percent of the IDDE caseload. The City will continue to target pollution prevention outreach to neighborhoods that have had high incidents of these cases. The number of grey water (non-sewage polluted water) cases decreased by 22 percent in FY 09-10, but still remains the second largest category of cases.

Complaints involving residential properties have continued to be among the highest number of cases that the City investigates, representing approximately half of the total caseload.

San José staff is working with BASMAA and SCVURPPP partners on the development of a collection system screening program to identify possible illicit discharges. The City developed SOPs and supporting documentation for conducting screenings of its outfalls in conjunction with its existing outfall inspection and maintenance program. The City identified key outfalls draining industrial areas which are prioritized for screening as part of the new program.

C. 6 Construction Site Control

The City inspects activities at construction sites to prevent sediment and other pollutants from entering the storm sewer system, pursuant to Regional Permit requirements. Inspectors from Environmental Services, Public Works, and the Building Division coordinate inspections, enforcement, and outreach to builders on BMPs, City policies addressing erosion and sediment control, and Stormwater Permit and State Construction General Permit requirements.

The City continued to implement a vigorous construction site monitoring program throughout FY 09-10. Construction and associated inspection activity in San José continued at a similar pace to the previous year, but inspectors completed more stormwater construction inspections in FY 09-10. The most common violations observed during inspections were inadequate Sediment Control Best Management Practices (BMPs). Inspectors primarily used Level 1 (Corrective Notices) enforcement actions in response to violations, and more than 90% of all problems were resolved within 10 business days.

In addition to inspection and enforcement, the City focused on training and professional development for staff. In October, 55 staff from various City departments attended a comprehensive training on construction site management. Other trainings were tailored for City inspectors, including a Building Inspectors Stormwater Inspection Training in February. The City

continued its coordination with CASQA and SCVURPPP to prepare for implementation of the State Construction General Permit that was adopted in September 2009. Additionally, in April 2010, the City hosted a State Water Board-sponsored regional workshop on the State Construction General Permit.

C.7 Public Information and Outreach

The City has a robust and broad-based public information and outreach program that utilizes many different methods to deliver stormwater pollution prevention and watershed protection messages to diverse audiences. Community outreach and providing opportunities for participation in water quality protection activities are critical elements for encouraging the public behavior changes needed to manage stormwater quality. They are also important for garnering the support needed to continue and expand services and programs.

The City participates in and supports a wide variety of stormwater outreach and education activities, including many in collaboration with other local and regional agencies. Highlights for FY 09-10 include: hosting cleanup locations at two county-wide creek cleanup events; public presentations on the effects of pesticides on peregrine falcons; partnering with retail stores to provide on-site IPM outreach; and organizing a citizen water monitoring information sharing and networking event. Outreach continues to be a vital tool for inspectors, allowing for direct, targeted education of polluters and potential polluters. Education is the first step in the City's Enforcement Response Plan. Another critical audience for outreach and education directed at sustained behavior changes and watershed protection is school-aged youth. Educating the youth of San José continues to be a priority, with multiple programs targeting students, teachers, administrators, and school communities with watershed education and green practices.

Participants in the Water Wizard Festival

The City also actively supports Program-wide and Bay Area-wide outreach and education activities, including IPM outreach, mercury outreach, regional media relations, and the Watershed Watch campaign. Coordinating outreach activities with the Program and Bay Area-wide efforts enables the City to deliver consistent pollution prevention messages more effectively, more frequently, and at reduced cost.

C.8 Water Quality Monitoring

Most monitoring activities required in the stormwater permit are implemented at the Program level. The City also participates directly in region-wide monitoring activities including the following San Francisco Bay Regional Monitoring Program efforts: Sources, Pathways and Loadings Workgroup; Emerging Contaminant Workgroup; Dioxin Strategy Team; and Technical Review Committee. Financial support for the RMP has continued since its inception. In FY 09-10, the City reviewed RMP study reports and served on RMP committees and workgroups, helping to develop work products.

Additionally, the City supports the SCVURPPP Monitoring ad hoc task group, and various regional and Program-focused investigations of pollutants and sources to the storm drain system. City staff also participated directly in the BASMAA Monitoring and POC Committee, which is the lead

committee for development and coordination of the newly formed Regional Monitoring Coalition.

Locally, staff hosted an information sharing and networking event to promote citizen monitoring, and began working to support and encourage monitoring efforts by student groups. The City also worked with Program staff to design a study to investigate water quality issues in Coyote Creek. That study will be implemented early in FY 10-11.

C.9 Pesticides Toxicity Control

The Pesticides Toxicity Control program element includes provisions intended to prevent impairment of urban streams by pesticide-related toxicity. These include adoption and implementation of an Integrated Pest Management (IPM) policy, staff training, source control, and public outreach, among others. San José has incorporated IPM techniques in City operations for several years. The City's IPM Policy (formally called the Pollution Prevention Policy), requires IPM techniques to be implemented in municipal operations to reduce, phase out, and ultimately eliminate the use of pesticides that impair surface waters. San José has adopted a "Cities Keep it Clean" resolution, committing to work cooperatively with Save the Bay and other programs to implement an array of actions to reduce pollution of local waterways, including reducing pesticide use. The City received the California Department of Pesticide Regulations' (DPR) IPM Innovators Award in 2009-2010 for its overall commitment to environmental protection and sustainability, including IPM.

Sheep grazing to control weeds in a City park

In April 2010, the City developed and submitted a proposal for DPR's Pest Management Alliance Grant to fund a Pilot Pesticide Free Park and Demonstration Garden project. In July 2010, DPR announced that San José's proposal was selected and the City will be awarded full funding for the project.

During the reporting year, San José continued to apply proven and innovative IPM techniques to address municipal pest problems. Some examples of the IPM techniques used include grazing for weed abatement, removing diseased or insect infested plants and replacing them with more pest resistant plants, use of dormant oil for sycamore scale and anthracnose control, identifying areas of grub-infested turf that can be treated with nematodes instead of chemicals in the coming years, and encouraging beneficial non-stinging wasps to proliferate in-lieu of chemical controls for pests. The City continues to test new approaches for landscape pest and rodent control such as the use of bat and owl boxes to encourage natural predatory control of pests, and grazing for weed suppression. In FY 09-10, with the assistance of a volunteer birder, staff found brooding owls in five of the owl boxes.

The City's use of pesticides that can affect water quality, specifically organophosphates, fipronil, pyrethorids and carbaryls, continued to decrease for the past several years. No organophosphorous pesticides and carbaryls were used in FY 09-10. The use of pyrethroids and fipronil remained virtually the same compared to 2008-2009.

San José participates in regional collaborative efforts to provide educational outreach to residential and commercial pesticide users and pesticide retailers. Two education programs, Our Water, Our World and SCVURPPP's Watershed Watch campaign continued to increase pesticide awareness of target audiences regarding less toxic pesticide use. Watershed Watch continued facilitating the Santa Clara Valley Green Gardener training program and offered expanded trainings in Spanish.

C. 10 Trash Load Reductions

The purpose of the City's Trash Load Reduction program is to reduce litter and illegal dumping that pollutes or threatens to pollute urban waterways, and meet the Permit's aggressive goal of reducing trash impacts to receiving waters by 40% by 2014. Activities associated with the Trash program relate to prevention, assessment, and removal of trash and litter in the stormdrain system and San José waterways.

San José strongly advocates litter reduction and dumping prevention. In FY 09-10, the City continued programs promoting proper disposal of waste, volunteer cleanups, and illegal dumpsite correction. In addition, the City explored policies that could reduce or eliminate the use of specific items that frequently contribute to litter. The City continued to develop an ordinance to ban single-use carry out bags, conducted extensive outreach on the benefits of reusable bags during the year, and completed development of the Environmental Impact Report for the proposed ordinance.

Coyote Creek clean-up

The City has identified and begun cleanup of the 32 trash hot spots required by the Permit. After accepting recommendations for hot spot locations from the public, key stakeholders, City staff, and other agencies, the 89 potential hot spots were screened. Key screening criteria included accessibility, safety, contribution of litter from the storm sewer system, and ownership, with a preference for City owned property where access was assured for the entire term of the Permit. After applying the screening criteria to the list of proposed hot spots, the final locations were focused primarily in the lower Guadalupe River and in Coyote Creek.

In addition to the Trash Hot Spot cleanups, the City of San José and the Santa Clara Valley Water District (District) continued efforts under the Memorandum of Agreement for Trash Prevention and Removal (Trash MOA). The Trash MOA includes weekly encampment cleanup activities on waterways in the City, up to ten monthly cleanups of large and active illegal encampments, as well as up to five cleanups in partnership with the District each year. In total, 110.9 tons of debris was removed through Trash MOA cleanups.

Structural controls to intercept trash in the storm sewer system will be an essential part of the City's short-term and long-term trash management strategy to meet the trash reduction goals established in the Permit. Previous piloting of catch basin inserts by San José, Sunnyvale and the Program has produced preliminary information on trash loading to the stormwater system. The City is working closely with Program staff and other co-permittees to develop the Baseline Trash Load Assessment and Trash Reduction Tracking Methodology.

C.11 Mercury Controls and C.12 Polychlorinated Biphenyls (PCBs) Controls

The City has continued its efforts to reduce or eliminate potential mercury discharges from municipal operations. The City purchases low mercury content fluorescent lamps, and spent lamps are recycled properly. In FY 09-10, the City recycled more than 12,904 pounds of spent mercury-containing lamps. The City also supports the Santa Clara County Household & Small Business Hazardous Waste Program to provide fluorescent lamp recycling services to residents.

Fluorescent lamps stored for hazardous waste collection at corporation yard

The City also continued to support the San Francisco Bay Regional Monitoring Program (RMP), which is planning and implementing a number of projects to evaluate sources and loadings of mercury and PCBs. The City is an active participant in regional efforts to understand and control stormwater inputs of both mercury and PCBs to the Bay. In particular, the City is an active participant on the BASMAA Monitoring and Pollutants of Concern Committee and multiple project-specific teams and workgroups such as the PCBs in Caulk Project, Stormwater Pump Station Diversions to POTWs effort, and the Clean Watersheds for a Clean Bay (CW4CB) workgroup. The CW4CB project is funded largely by an EPA Water Quality Improvement Fund Grant to implement multiple provisions under C.11 and C.12 such as on-land investigations and abatement, enhanced sediment removal, and evaluation of on-site stormwater treatment via retrofit. The City continues its commitment to work with the Water Board and stakeholders toward TMDLs that are technically defensible and feasible for implementation.

C.13 Copper Controls

The City has long supported the Brake Pad Partnership, a collaborative multi-stakeholder organization formed to address copper from brake pads. The City submitted letters of support for AB 346 (Kehoe) to effectively eliminate copper in brake pads sold in California. The City is also an active participant in the RMP, which will implement studies to reduce copper pollutant impact uncertainties. The RMP has approved a special study for 2011 to evaluate the effect of dissolved copper on the olfactory system of salmonids.

The City has identified and incorporated businesses with copper use or have sources of cooper into its Industrial and Commercial Inspection program, and key activities have been implemented to address copper, either exclusively or among the array of potential pollutants. A fact sheet regarding rooftop sources of copper pollution continues to be available for distribution to targeted industrial facilities. During their annual training, the City's Watershed Enforcement and Fats, Oils, and Grease inspectors received training on copper sources and BMPs and identifying PCBs and PCB-containing equipment during Industrial Inspections.

The City provides BMP information for its residents and commercial businesses on various actions they can take to reduce or eliminate the exposure and discharge of copper from their activities. Materials were distributed during inspections, at the City's planning and permitting offices, at outreach events, and on the City's website.

C.14 Polybrominated Diphenyl Ethers (PBDE), Legacy Pesticides and Selenium

Provision C.14 is implemented at the regional level. The City is an active participant in regional efforts to determine to what degree PBDEs, Legacy Pesticides, and Selenium are present in urban runoff and the distribution of these pollutants in urban areas. Studies to understand the extent to which urban runoff serves to convey these pollutants are implemented through the RMP and the Regional Monitoring Coalition (RMC) implementation of provision C.8. The City participates in both the RMP and the RMC through multiple RMP workgroups and the BASMAA Monitoring and POC Committee respectively.

C.15 Exempted and Conditionally Exempted Discharges

This provision includes many new requirements to implement BMPs and monitoring during planned and unplanned discharges of potable water; discourage individual residential car washing; controlling swimming pool, spa, and fountain water discharges; and limit pollution from excess irrigation.

Potable water discharge

The City held BMP and discharge monitoring training with its Municipal Water System staff and its contractor on November 20, 2009 in preparation for the new Permit requirements for planned and unplanned discharges of the potable water system. Municipal Water System staff began implementing required water quality monitoring in December 2009. In addition to training, the City evaluated methods for conducting the required monitoring of planned and unplanned discharges using different equipment to determine the best approach while minimizing the impact of the new requirements on operations and maintenance. As familiarity with BMPs and monitoring protocols increased, measurements within established benchmarks for chlorine, pH, and turbidity increased from 54, 84, and 88% to 77, 99, and 100% respectively. Additional improvements are expected as staff gains additional experience implementing BMPs and monitoring water quality.

Through its outreach activities, the City encouraged citizens to protect water quality by washing their cars at establishments where the wash water is recycled, or by washing cars over landscaped areas. The City also updated its water waste ordinance which, in addition to encouraging water conservation, prohibits practices that lead to over-watering and runoff. Additionally, the City continued to promoted water-wise landscape irrigation techniques.

Conclusion

The City of San José is a leader in promoting bold, proactive environmental policies and continues to meet or exceed its regulatory obligations. The City is committed to managing and protecting stormwater quality and actively participates in many local and regional efforts designed to leverage the most value for its resources and citizens. San José will continue to focus resources to best protect water quality for the benefit of our citizens, businesses, and future generations.

This page is intentionally
left blank.

Section 1 – Permittee Information

Background Information					
Permittee Name:	City of San José				
Population:	1,023,083 (est. 1/1/10)				
NPDES Permit No.:	CAS612008				
Order Number:	R2-2009-0074				
Reporting Time Period (month/year):	July / 2009 through June / 2010				
Name of the Responsible Authority:	Melody Tovar, P.E.		**Title:**	Deputy Director	
Mailing Address:	170 W. San Carlos Street				
City: San José	**Zip Code:**	95113	**County:**	Santa Clara	
Telephone Number:	(408) 277-3892	**Fax Number:**	(408) 277-5775		
E-mail Address:	Melody.Tovar@sanjoseca.gov				
Name of the Designated Stormwater Management Program Contact (if different from above):	Same as above	**Title:**			
Department:					
Mailing Address:					
City:	**Zip Code:**		**County:**		
Telephone Number:		**Fax Number:**			
E-mail Address:					

This page is intentionally
left blank.

Section 2 - Provision C.2 Reporting Municipal Operations

Program Highlights and Evaluation

Highlight/summarize activities for reporting year:

During this report year, efforts under this provision were focused on reviewing and developing operational protocols to incorporate appropriate Best Management Practices (BMPs) to control and reduce non-stormwater discharges and polluted stormwater to storm drains and watercourses during operation, inspection, and routine repair and maintenance of municipal facilities and infrastructure.

Municipal Operations

The City of San José provides regular training to its municipal staff in the use of appropriate BMPs. The City also provides a mechanism during training sessions for obtaining feedback from staff on the implementation and effectiveness of the BMPs and control measures. Training was held in March 2009 for municipal staff conducting rural public works maintenance and support activities in rural areas. The training focused on deployment of practical and effective BMPs for road maintenance to protect riparian habitat, aquatic species, and water quality. Training included field demonstrations of proper BMP use and installation for inlet protection, erosion control blankets, turf reinforcements mats, silt fences, straw wattles, straw bales, and revegetation. Additional training was held for municipal staff in May and June 2009 on the use of appropriate BMPs while conducting operation and maintenance activities.

The City provides technical assistance to municipal staff through the Environmental Services Department provides on-line access to reference documents such as standard operating procedures, BMPs, Corporation Yard Stormwater Pollution Prevention Plans, as well as links to the California Stormwater Quality Association Handbook for Municipal Operations, and the Bay Area Stormwater Management Agencies Association's (BASMAA) Blueprint for a Clean Bay and Pollution Prevention Training Program For Surface Cleaners. Training for municipal staff, including a special focus on rural public works construction and maintenance, will be conducted during FY 10-11.

The City includes language in all contracts between the City and contractors conducting public street and road and storm drain system operations and maintenance activities requiring the use of BMPs. The City makes information concerning stormwater requirements for pollution prevention BMPs and control measures available to other parties (i.e. San Jose Water Company, CalTrans, the County of Santa Clara) conducting street, road, and highway O&M activities within their jurisdiction. The City's Watershed Enforcement Section investigates complaints against other agencies and contractors, provides the necessary BMPs and control measures, and issues a citation when necessary.

Pump Station Monitoring

City staff is actively working with the BASMAA Municipal Operations Committee and the SCVURPPP partners on the development of stormwater pump station inspection and monitoring program guidance. The City has developed SOPs and supporting documentation for conducting dry and wet season inspections and dry season monitoring of its stormwater pump stations. The City is currently investigating the feasibility of various corrective actions should they become necessary. The City completed its pump station inventory as required and will update the inventory as needed. The City will perform dry season monitoring and inspections at thirteen (13) of its stormwater pump stations. Twenty seven (27) of the stormwater pump stations will be inspected during the wet season as required by the Permit.

Corporation Yards

Each of the City's five Corporation Yards was inspected during this report year, and the City completed updates to all of the corporation yards' specific Stormwater Pollution Prevention Plans (SWPPPs).

The City is an active participant in SCVURPPP's Municipal Operations Ad Hoc Task Group and BASMAA's Municipal Operations Committee. See the C.2 Municipal Operations section of the SCVURPPP's FY 09-10 Annual Report for a description of activities of each of these working groups.

C.2.a. ►Street and Road Repair and Maintenance

Place an **X** in the boxes next to implemented BMPs to indicate that these BMPs were implemented in applicable instances. If not applicable, type **NA** in the box. If one or more of these BMPs were not adequately implemented during the reporting fiscal year then indicate so and provide explanation in the comments section below:

X	Control of debris and waste materials during road and parking lot installation, repaving or repair maintenance activities from polluting stormwater
X	Control of concrete slurry and wastewater, asphalt, pavement cutting, and other street and road maintenance materials and wastewater from discharging to storm drains from work sites.
X	Sweeping and/or vacuuming and other dry methods to remove debris, concrete, or sediment residues from work sites upon completion of work.

Comments:

C.2.b. ►Sidewalk/Plaza Maintenance and Pavement Washing

Place an **X** in the boxes next to implemented BMPs to indicate that these BMPs were implemented in applicable instances. If not applicable, type **NA** in the box. If one or more of these BMPs were not adequately implemented during the reporting fiscal year then indicate so and explain in the comments section below:

X	Control of wash water from pavement washing, mobile cleaning, pressure wash operations at parking lots, garages, trash areas, gas station fueling areas, and sidewalk and plaza cleaning activities from polluting stormwater
X	Implementation of the BASMAA Mobile Surface Cleaner Program BMPs

Comments:

C.2.c. ►Bridge and Structure Maintenance and Graffiti Removal

Place an **X** in the boxes next to implemented BMPs to indicate that these BMPs were implemented in applicable instances. If not applicable, type **NA** in the box. If one or more of these BMPs were not adequately implemented during the reporting fiscal year then indicate so and explain in the comments section below:

X	Control of discharges from bridge and structural maintenance activities directly over water or into storm drains
X	Control of discharges from graffiti removal activities

X	Proper disposal for wastes generated from bridge and structure maintenance and graffiti removal activities
X	Implementation of the BASMAA Mobile Surface Cleaner Program BMPs for graffiti removal
Comments:	

C.2.d. ►Stormwater Pump Stations

Does your municipality own stormwater pump stations:	X	**Yes**		**No**

If your answer is **No** then skip to **C.2.e.**

(For FY 10-11 Annual Report only) Complete the following table for dry weather DO monitoring and inspection data for pump stations[1] (add more rows for additional pump stations) : **Not required for this Annual Report**.

Pump Station Name and Location	**First inspection Dry Weather DO Data**		**Second inspection Dry Weather DO Data**	
	Date	**mg/L**	**Date**	**mg/L**

Summarize corrective actions as needed for DO monitoring at or below 3 mg/L.

Summary: **Not required for this Annual Report.**

Attachments: **Not required for this Annual Report.**

Complete the following table for wet weather inspection data for pump stations: **Not required for this Annual Report.**

Pump Station Name and Location	**Date** (2x/year required)	**Presence of Trash** (Cubic Yards)	**Presence of Odor** (Yes or No)	**Presence of Color** (Yes or No)	**Presence of Turbidity** (Yes or No)	**Presence of Floating Hydrocarbons** (Yes or No)

[1] Pump stations that pump stormwater into stormwater collection systems or infiltrate into a dry creek immediately downstream are exempt from DO monitoring.

C.2.e. ►Rural Public Works Construction and Maintenance

Does your municipality own/maintain rural[2] roads:	X	**Yes**		**No**

If your answer is **No** then skip to **C.2.f**.

Place an **X** in the boxes next to implemented BMPs to indicate that these BMPs were implemented in applicable instances. If not applicable, type **NA** in the box. If one or more of the BMPs were not adequately implemented during the reporting fiscal year then indicate so and explain in the comments section below:

X	Control of road-related erosion and sediment transport from road design, construction, maintenance, and repairs in rural areas
X(1)	Identification and prioritization of rural road maintenance based on soil erosion potential, slope steepness, and stream habitat resources
NA(2)	No impact to creek functions including migratory fish passage during construction of roads and culverts
X (1)	Inspection of rural roads for structural integrity and prevention of impact on water quality
X (1)(2)	Maintenance of rural roads adjacent to streams and riparian habitat to reduce erosion, replace damaging shotgun culverts and excessive erosion
X (3)	Re-grading of unpaved rural roads to slope outward where consistent with road engineering safety standards, and installation of water bars as appropriate
NA (2)	Inclusion of measures to reduce erosion, provide fish passage, and maintain natural stream geomorphology when replacing culverts or design of new culverts or bridge crossings

Comments:

(1) Rural road inspection, maintenance, and repair within the City's rural parks system focuses on high traffic areas and those roads with the highest potential for erosion. The maintenance activities and BMPs for high traffic areas within the City's rural parks are based on soil erosion potential, slope steepness, and riparian habitat.

(2) The City did not perform any construction on its rural roads or repair or replace culverts within its rural parks system in FY 09-10. No new culverts or bridge crossings were designed in FY 09-10.

(3) Regrading of unpaved rural roads within the City's rural parks did not include outward slopes due to safety issues. Due to resource limitations, the City did not have the opportunity to evaluate the appropriateness of installation of water bars. The City did not install water bars on any of its unpaved rural roads within the City's rural parks.

[2] Rural means any watershed or portion thereof that is developed with large lot home-sites, such as one acre or larger, or with primarily agricultural, grazing or open space uses.

C.2.f. ►Corporation Yard BMP Implementation

Place an **X** in the boxes below that apply to your corporation yard(s):

	We do not have a corporation yard
X	Our corporation yard is a filed NOI facility and regulated by the California State Industrial Stormwater NPDES General Permit: **San José International Airport, 1661 Airport Boulevard, San José, CA 95110**

X	We certify that we have a current **Stormwater Pollution Prevention Plan (SWPPP)** for the Corporation Yard(s): **Central Service Yard, 1661 Senter Road, San José, CA 95112**

Place an X in the boxes below next to implemented SWPPP BMPs to indicate that these BMPs were implemented in applicable instances. If not applicable, type NA in the box. If one or more of the BMPs were not adequately implemented during the reporting fiscal year then indicate so and explain in the comments section below:

X	Control of pollutant discharges to storm drains such as wash waters from cleaning vehicles and equipment
See Comments	Routine inspection prior to the rainy seasons of corporation yard(s) to ensure non-stormwater discharges have not entered the storm drain system
X	Containment of all vehicle and equipment wash areas through plumbing to sanitary or another collection method
X	Use of dry cleanup methods when cleaning debris and spills from corporation yard(s) or collection of all wash water and disposing of wash water to sanitary or other location where it does not impact surface or groundwater when wet cleanup methods are used
X	Cover and/or berm outdoor storage areas containing waste pollutants

Comments: The FY 09-10 Corp Yard inspection was conducted in March 2010. The FY 10-11 inspections will be conducted prior to the start of the 2010 rainy season to align with this new requirement of the Permit.

If you have a corporation yard(s) that is not an NOI facility, complete the following table for inspection results for your corporation yard(s) or attach a summary including the following information:

Corporation Yard Name	**Inspection Date** (1x/year required)	**Inspection Findings/Results**	**Follow-up Actions**
Central Service Yard	March 26, 2010	Inlet markings were faded; minor housekeeping issues.	Inlets will be restenciled; housekeeping practices will be emphasized during next training.

X	We certify that we have a current **Stormwater Pollution Prevention Plan (SWPPP)** for the Corporation Yard(s): **Mabury Service Yard, 1404 Mabury Road, San José, CA 95133**
Place an X in the boxes below next to implemented SWPPP BMPs to indicate that these BMPs were implemented in applicable instances. If not applicable, type NA in the box. If one or more of the BMPs were not adequately implemented during the reporting fiscal year then indicate so and explain in the comments section below:	
X	Control of pollutant discharges to storm drains such as wash waters from cleaning vehicles and equipment
See Comments	Routine inspection prior to the rainy seasons of corporation yard(s) to ensure non-stormwater discharges have not entered the storm drain system
X	Containment of all vehicle and equipment wash areas through plumbing to sanitary or another collection method
X	Use of dry cleanup methods when cleaning debris and spills from corporation yard(s) or collection of all wash water and disposing of wash water to sanitary or other location where it does not impact surface or groundwater when wet cleanup methods are used
X	Cover and/or berm outdoor storage areas containing waste pollutants
Comments: The FY 09-10 Corp Yard inspection was conducted in January 2010. The FY 10-11 inspections will be conducted prior to the start of the 2010 rainy season to align with this new requirement of the Permit.	
If you have a corporation yard(s) that is not an NOI facility, complete the following table for inspection results for your corporation yard(s) or attach a summary including the following information:	

Corporation Yard Name	**Inspection Date** (1x/year required)	**Inspection Findings/Results**	**Follow-up Actions**
Mabury Service Yard	January 27, 2010	Inlet markings were faded; minor housekeeping issues.	Inlets will be restenciled; housekeeping practices will be emphasized during next training.

X	We certify that we have a current **Stormwater Pollution Prevention Plan (SWPPP)** for the Corporation Yard(s): **Municipal Police Garage, 825 North San Pedro Street, San José, CA 95110**
Place an X in the boxes below next to implemented SWPPP BMPs to indicate that these BMPs were implemented in applicable instances. If not applicable, type NA in the box. If one or more of the BMPs were not adequately implemented during the reporting fiscal year then indicate so and explain in the comments section below:	
X	Control of pollutant discharges to storm drains such as wash waters from cleaning vehicles and equipment
See Comments	Routine inspection prior to the rainy seasons of corporation yard(s) to ensure non-stormwater discharges have not entered the storm drain system
X	Containment of all vehicle and equipment wash areas through plumbing to sanitary or another collection method
X	Use of dry cleanup methods when cleaning debris and spills from corporation yard(s) or collection of all wash water and disposing of wash water to sanitary or other location where it does not impact surface or groundwater when wet cleanup methods are used
X	Cover and/or berm outdoor storage areas containing waste pollutants
Comments: The FY 09-10 Corp Yard inspection was conducted in March 2010. The FY 10-11 inspections will be conducted prior to the start of the 2010 rainy season to align with this new requirement of the Permit.	
If you have a corporation yard(s) that is not an NOI facility, complete the following table for inspection results for your corporation yard(s) or attach a summary including the following information:	

Corporation Yard Name	**Inspection Date** (1x/year required)	**Inspection Findings/Results**	**Follow-up Actions**
Municipal Police Garage	March 3, 2010	Inlet markings were faded; minor housekeeping issues.	Inlets will be restenciled; housekeeping practices will be emphasized during next training.

X	We certify that we have a current **Stormwater Pollution Prevention Plan (SWPPP)** for the Corporation Yard(s): **South Service Yard, 4420 Monterey Road, San José, CA 95111**
Place an X in the boxes below next to implemented SWPPP BMPs to indicate that these BMPs were implemented in applicable instances. If not applicable, type NA in the box. If one or more of the BMPs were not adequately implemented during the reporting fiscal year then indicate so and explain in the comments section below:	
X	Control of pollutant discharges to storm drains such as wash waters from cleaning vehicles and equipment
See Comments	Routine inspection prior to the rainy seasons of corporation yard(s) to ensure non-stormwater discharges have not entered the storm drain system
X	Containment of all vehicle and equipment wash areas through plumbing to sanitary or another collection method
X	Use of dry cleanup methods when cleaning debris and spills from corporation yard(s) or collection of all wash water and disposing of wash water to sanitary or other location where it does not impact surface or groundwater when wet cleanup methods are used
X	Cover and/or berm outdoor storage areas containing waste pollutants
Comments: The FY 09-10 Corp Yard inspection was conducted in February 2010. The FY 10-11 inspections will be conducted prior to the start of the 2010 rainy season to align with this new requirement of the Permit.	
If you have a corporation yard(s) that is not an NOI facility, complete the following table for inspection results for your corporation yard(s) or attach a summary including the following information:	

Corporation Yard Name	**Inspection Date** (1x/year required)	**Inspection Findings/Results**	**Follow-up Actions**
South Service Yard	February 3, 2010	Inlet markings were faded; minor housekeeping issues.	Inlets will be restenciled; housekeeping practices will be emphasized during next training. Secured funding to reinforce berms during FY 10-11.

X	We certify that we have a current **Stormwater Pollution Prevention Plan (SWPPP)** for the Corporation Yard(s) **West Service Yard, 5050 Williams Road, San José, CA 95129**
Place an X in the boxes below next to implemented SWPPP BMPs to indicate that these BMPs were implemented in applicable instances. If not applicable, type NA in the box. If one or more of the BMPs were not adequately implemented during the reporting fiscal year then indicate so and explain in the comments section below:	
X	Control of pollutant discharges to storm drains such as wash waters from cleaning vehicles and equipment
See Comments	Routine inspection prior to the rainy seasons of corporation yard(s) to ensure non-stormwater discharges have not entered the storm drain system
X	Containment of all vehicle and equipment wash areas through plumbing to sanitary or another collection method
X	Use of dry cleanup methods when cleaning debris and spills from corporation yard(s) or collection of all wash water and disposing of wash water to sanitary or other location where it does not impact surface or groundwater when wet cleanup methods are used
X	Cover and/or berm outdoor storage areas containing waste pollutants
Comments: The FY 09-10 Corp Yard inspection was conducted in February 2010. The FY 10-11 inspections will be conducted prior to the start of the 2010 rainy season to align with this new requirement of the Permit.	
If you have a corporation yard(s) that is not an NOI facility, complete the following table for inspection results for your corporation yard(s) or attach a summary including the following information:	

Corporation Yard Name	**Inspection Date** (1x/year required)	**Inspection Findings/Results**	**Follow-up Actions**
West Service Yard	February 22, 2010	Inlet markings were faded; minor housekeeping issues.	Inlets will be restenciled; housekeeping practices will be emphasized during next training.

This page is intentionally
left blank.

Section 3 - Provision C.3 Reporting New Development and Redevelopment

C.3.a. ►New Development and Redevelopment Performance Standard Implementation Summary Report

(For FY 10-11 Annual Report only) Provide a brief summary of the methods of implementation of Provisions C.3.a.i.(1)-(8).

Implementation of the Provision C.3 has begun and a complete summary will be provided in the 2011 Report. In FY 09-10, the City's implementation activities focused on maintaining a vigorous development review process to ensure that new development and redevelopment projects included stormwater management features and met the new requirements of the Regional Permit. Particular emphasis was placed on training, with a large number of staff from several City departments receiving training on Low Impact Development (LID) stormwater management and Best Management Practice (BMP) maintenance. Other accomplishments included completing policy and code revisions to enhance the City's legal authority to implement Permit requirements and providing successful outreach on new Permit requirements to developers and other stakeholders. The City also continued to promote implementation of pollutant source control measures for both regulated and non-regulated projects. Highlights of the City's implementation of C.3 requirements are described below.

Legal Authority

In February 2010, San José's City Council adopted a revised Post-Construction Hydromodification Management Policy (Policy 8-14) and Hydromodification Management (HM) Applicability Map to align the policy with Regional Permit HM requirements. Specifically, Policy 8-14 was revised to reduce the project size threshold to projects that create or replace one acre or more of impervious surface and to reference the HM Applicability Map for Santa Clara County. In a related effort, the City incorporated the HM Applicability Map into Development Services' Geographic Information System to allow parcel-by-parcel determination of HM applicability.

Training

During FY 09-10, staff from the several City departments responsible for implementing Provision C.3, including Public Works, Planning, Building and Code Enforcement, the Department of Transportation, and Environmental Services, received training on various stormwater management topics. Training opportunities included both large conferences and smaller local events and, overall, were focused on LID-based stormwater management. Training highlights included:

- The **Seeking, Designing and Implementing Stormwater Retrofits Webcast** focused on the basics of stormwater control retrofitting practices. (October 2009)
- The **Annual CASQA Conference** addressed stormwater management for new development and redevelopment projects, BMP effectiveness and program evaluation. (November 2009)
- The **Low Impact Development and Rainwater Harvesting Training** focused on rainwater, green infrastructure for roadways and parking lots, and integrating LID into capital improvement projects. (March 2010))
- Staff led a **Sustainable Development and Green Building Presentation** for a delegation of construction and design professionals visiting from Italy. The presentation focused on water quality, stormwater management, the Regional Permit, and San José's Green Building Program. (March 2010))
- The **International LID Conference** offered technical sessions on LID design and BMP performance and maintenance requirements. San José's Roosevelt Community Center was highlighted during the conference in a tour of South Bay LID projects. (April 2010))

- A **Bioretention Design, Installation, and Maintenance Webcast**, which covered practical bioretention design and installation and maintenance issues and provided various bioretention design tools. (April 2010))
- The **Living with LID Presentation and Tour** highlighted local development projects using LID and explored the implications of the Regional Permit's LID requirements. (April 2010)
- The **Santa Clara Valley Program's (SCVURPPP) C.3 Workshop** focused on stormwater management for new and redevelopment projects and included presentations on stormwater regulations, bioretention design, LID design, and hydromodification management modeling and mapping. (June 2010) .

Outreach and Coordination

Outreach and coordination with stakeholders in FY 09-10 focused on Regional Permit requirements, particularly those for immediate implementation. Through existing forums, such as City-hosted development roundtables, the City was able to prepare builders for the new one-acre threshold for HM applicability and the Regional Permit's focus on LID-based stormwater management. Coordination among City departments was achieved through standing weekly and bi-weekly coordination meetings. The City also met with County and Regional partners to discuss and coordinate on implementation issues, such as data tracking, outreach materials, and Permittee work products. While some meetings occurred less frequently during FY 09-10, due to reduced development activity, the following meetings continued to provide opportunities for outreach and coordination on permit implementation:

- Development Services Staff Review Meeting provides a venue for reviewing and critiquing recently submitted private Regulated Projects. This meeting is held weekly and attended by approximately 20 staff from PBCE, PW, Fire, ESD, RDA, Police, and the Santa Clara Valley Water District.
- Citywide Stormwater NPDES Coordination Meeting is a bi-weekly meeting used to discuss challenges, successes, and concerns regarding the implementation of all provisions of the Regional Permit.
- C.3 Team Coordination Meeting is a weekly meeting with ESD, PBCE, and PW staff. The focus of this meeting is to discuss the implementation provisions of the C.3 Section of the Regional Permit.
- Developers' Roundtable Meeting provides an opportunity for staff to meet with planning design and development firms and development industry representatives involved in the leasing, purchasing, and developing of property and, in particular, with those involved in obtaining development entitlements.
- Construction Roundtable Meeting provides an opportunity for staff to meet with construction firms and construction industry representatives.
- Public Works Industry Representative Roundtable Meeting provides an opportunity for staff to meet with civil engineering firms and engineering industry representatives.
- SCVURPPP C3 Provision Oversight Ad Hoc Task Group (AHTG) is a coordination meeting for Santa Clara Valley Permittees and includes a Green Streets Work Group.
- BASMAA Development Committee and its Special Projects Subcommittee focuses on regional coordination and Permit work products.

Source Control

During FY 09-10, each development project that was subject to a planning permit, but not defined as a Regulated Project, was encouraged to include appropriate stormwater source control measures to limit and prevent pollution generation, discharge, and runoff. Some of the most frequently used source control measures included covering trash and recycling enclosure areas, stenciling onsite and adjacent offsite storm drain inlets, using California native and drought-tolerant landscaping and water-efficient irrigation systems.

The requirement for development projects to stencil storm drains resulted in over 160 inlets marked by builders (and as noted elsewhere in this report, the City marked over 3,000 municipally maintained inlets). Updated guidelines for the design of trash and recycling enclosures drafted by the City's Integrated Waste Management Program included roofed enclosures and interior enclosure areas that drain to the sanitary sewer. Additionally, in FY 09-10, Building Division staff were trained on pool and spa drainage requirements and directed to distribute informational brochures on proper draining for pools and spas when issuing permits for these projects.

General Plan Update

The City continued the process of updating its General Plan in FY 09-10. The draft *Envision San José 2040 General Plan* includes goals and policies that recognize stormwater runoff as a resource, protect and enhance riparian and Bay habitat, encourage regional stormwater treatment and hydromodification control facilities, and identifies LID as a key tool for sustainable development. The process of updating the General Plan will continue through FY 10-11, with City Council consideration of the final *Envision San José 2040 General Plan* expected in the summer of 2011.

C.3.b. ►Green Streets Status Report

(All projects to be completed by December 1, 2014)

On an annual basis (if applicable), report on the status of any pilot green street projects within your jurisdiction. For each completed project, report the capital costs, operation and maintenance costs, legal and procedural arrangements in place to address operation and maintenance and its associated costs, and the sustainable landscape measures incorporated in the project including, if relevant, the score from the Bay-Friendly Landscape Scorecard.

San José had no pilot green street projects to report during FY 09-10. The City continues to look for pilot project opportunities within San José, and actively participates in the countywide and regional forums. Please refer to the C.3 New Development and Redevelopment Section of SCVURPPP's Annual Report for a description of the C3 Provision Oversight (C3PO) Ad Hoc Task Group Green Street Work Group and BASMAA Development Committee efforts and progress on Green Streets Projects.

C.3.b.v.(1) ►Regulated Projects Reporting Table

Fill in attached table **C.3.b.v(1)** or attach your own table including the same information.

The number of private Regulated Projects has continued to drop, from sixty-two in FY 08-09 to fifty-seven in FY 09-10. The fifty-seven projects are comprised of nineteen residential, thirty-three non-residential (commercial or industrial), one private institutional, and four mixed-use projects. Overall, this resulted in the approval of 901 housing units, 669,870 square feet of commercial space, and 189,560 square feet of industrial/office space. One-fourth (25 %) of all Regulated Projects yielded a reduction in impervious surface for a net reduction of 147,917 square feet (3.40 acres) of impervious area for those projects collectively.

There was an approximately 82 percent decrease in the number of housing units approved in FY 09-10 from FY 08-09, which is attributed to the economic recession. Residential Regulated Projects for FY 09-10 included: four medium-high density residential projects (96 units averaging 16.32 Dwelling Units per Acre (DU/AC)), three high density residential projects (508 units averaging 58.57 DU/AC), and three mixed-use projects (228 units averaging 141.60 DU/AC), for an overall average of 46 DU/AC for all residential and mixed-use Regulated Projects in San José. Consistent with the City's Smart Growth goals and policies, more than 32 percent of all Regulated Projects approved in FY 09-10 were located in Transit-Oriented Development (TOD) areas. Sixty-four percent of the residential units in Regulated Projects were located in TOD areas and were all high-density projects. Residential projects in TOD areas averaged 91.03 DU/AC. Among other benefits, Transit-Oriented Development helps to reduce the

number of auto-related trips and air and water pollution associated with car travel. Further, all FY 09-10 Regulated Projects (private and public) were located within the City's Urban Growth Boundary and Urban Service Area.

There were no Public Regulated Projects in FY 09-10. However, it is important to note that although not required, the two public projects included on the Public Projects Table voluntarily included stormwater site design, source control, and (in one case) hydraulically-sized treatment control measures.

Over 54 percent of all Regulated Projects approved in FY 09-10 used landscape-based stormwater treatment measures, with most using vegetated bioswales, flow-through planters, infiltration basins, and bioretention areas. Nonetheless, implementing stormwater treatment and hydromodification controls on urban infill sites has continued to present challenges. Site constraints, such as the presence of utilities, high-water tables and/or clay soils precluded the use of landscape-based treatment for some projects, necessitating the use of media filtration systems.

Overall, new development and redevelopment in San José continued to use site design techniques that reduced impervious surface area and used landscape-based treatment measures. During FY 09-10, various LID site design, source control, and treatment control measures were also strongly encouraged by City staff throughout the permit process. As such, many of the Regulated Projects incorporated various LID measures such as protecting riparian corridors; minimizing disturbance of natural drainage areas; directing roof, sidewalk/walkway and patio runoff onto vegetated areas; covering trash and recycling enclosure areas, loading docks, fueling areas and maintenance bays; and connecting these areas to the sanitary sewer system. Other LID measures incorporated by many Regulated Projects during FY 09-10 included the use of permeable pavement, infiltrating vegetated bioswales, bioretention areas, infiltration basins, and flow-through planters as part of a project's overall stormwater management. Only one project was required to provide Hydromodification Management Controls. For that project, underground detention basin vaults were used, and they were designed and sized using the Bay Area Hydrology Model (BAHM).

It is important to note that 37 percent (21 projects) of the total number of private Regulated Projects in FY 09-10 were "Permit Adjustments." A Permit Adjustment allows modifications to previously approved project plans, including stormwater control plans. The City includes in its inventory of Regulated Projects those Permit Adjustments that affect stormwater management. Most Permit Adjustments approved in FY 09-10 modified projects reported in prior fiscal year Annual Reports (or in a few cases, they modified projects reported in the current fiscal year Annual Report). Therefore, data for residential dwelling units, building square footage, and pervious/impervious area from these Permit Adjustments was not included to the totals described above since they were included in prior (or current) reporting year's data.

C.3.b.v.(1) ►Regulated Projects Reporting Table – Projects Approved During the Fiscal Year Reporting Period

Private Regulated Projects 2009/2010

Project Name:	Project No.:	Project Location:	Street Address:	Name of Developer:	Phase No.:	Project Type:	Project Watershed:	Total Site Area (Acres):	Total New Impervious Surface Area (ft²):	Total Pre-Project Impervious Surface Area (ft²):	Project Status:
Alum Rock Retail	AD08-1088 (Permit Adjustment to H07-041 reported in FY 07-08) (Map No.1)	Southwest corner of Alum Rock Avenue and Scharff Avenue	2230 Alum Rock Avenue	Lau Philip, Et. Al.	N/A	Commercial **Project Description:** Permit Adjustment for changes to the Stormwater Control Plan previously approved by File No. H07-041.	Coyote	0.40 **Total Area of Land Disturbed (Acres):** 0.40	0 **Total Replaced Impervious Surface (ft²):** 13,280	17,500 **Total Post-Project Impervious Surface Area (ft²):** 13,280	**Submittal Date:** 9/5/08 **Approval/ Deemed Complete Date:** 7/16/09

Site Design Measures:	Source Control Measures:	Treatment Control Measures:	Operation & Maintenance Responsibility Mechanism:	Hydraulic Sizing Criteria:	HM Controls Required:
Urban infill project in a Transit Oriented Development (TOD) area; and reduced existing impervious surface area by 4,220 square feet.	Existing onsite inlets that drained directly to the public storm sewer system without treatment were eliminated; stenciled inlets (offsite); landscaping selected to minimize irrigation and use of fertilizers/pesticides; restaurant interior sink suitably-sized for washing mats, containers, or equipment and connected to grease interceptor and sanitary sewer; trash/recycling enclosure area covered, plumbed to sanitary sewer, and graded to prevent run-on; and rooftop equipment covered with condensate drain lines discharging directly to the sanitary sewer or landscaped areas.	**On Site:** Flow-through planter boxes; and vegetated bioswales. **Off Site:** N/A	The property owners or HOA shall maintain all TCMs in conformance with Section 20.95.120 of the Zoning Ordinance.	2.c **Alternative Certification:** No **Alternative Compliance Measures:** N/A	No. Less than 1 acre impervious surface post-project and located in Catchment and Subwatershed areas equal to or greater than 65% Impervious (Red). **HM Controls Used:** N/A **HM Method:** N/A

Project Name:	Project No.:	Project Location:	Street Address:	Name of Developer:	Phase No.:	Project Type:	Project Watershed:	Total Site Area (Acres):	Total New Impervious Surface Area (ft²):	Total Pre-Project Impervious Surface Area (ft²):	Project Status:
Pacific Car Wash	AD09-273 (Permit Adjustment to PD08-019 reported in FY 08-09) (Map No. 2)	North side of E. Santa Clara Street, approx. 360 feet east of 21st Street	1051 E. Santa Clara Street	Helen L. Tang/Pacific Car Wash, Inc.	N/A	Commercial **Project Description:** Permit Adjustment to replace the storm water treatment unit previously approved by File No. PD08-019 with a newly proposed treatment unit.	Coyote	0.50 **Total Area of Land Disturbed (Acres):** 0.50	20,541 **Total Replaced Impervious Surface (ft²):** 0	0 **Total Post-Project Impervious Surface Area (ft²):** 20,541	**Submittal Date:** 3/23/09 **Approval/ Deemed Complete Date:** 8/20/09

Site Design Measures:	***Source Control Measures:***	***Treatment Control Measures:***	***Operation & Maintenance Responsibility Mechanism:***	***Hydraulic Sizing Criteria:***	***HM Controls Required:***
Urban infill project in a Transit Oriented Development (TOD) area; and onsite landscaping and tree plantings provided.	Car wash tunnel area connected to sanitary sewer; covered car vacuum area and trash/recycling enclosure area; stenciled inlets.	***On Site:*** Media filter. ***Off Site:*** N/A	The property owner shall maintain all TCMs in conformance with Section 20.95.120 of the Zoning Ordinance.	2.c ***Alternative Certification:*** No ***Alternative Compliance Measures:*** N/A	No. Less than 1 acre impervious surface. ***HM Controls Used:*** N/A ***HM Method:*** N/A

Project Name:	***Project No.:***	***Project Location:***	***Street Address:***	***Name of Developer:***	***Phase No.:***	***Project Type:***	***Project Watershed:***	***Total Site Area (Acres):***	***Total New Impervious Surface Area (ft²):***	***Total Pre-Project Impervious Surface Area (ft²):***	***Project Status:***
The Offices @ First	AD09-563 (Permit Adjustment to H07-018 reported in FY 07-08 and H09-002 reported in FY 09-10) (Map No. 3)	Southeast corner of State Route 237 and N. 1st Street (includes 110, 120, 130 Holger Way & 4110 N. 1st Street).	110 Holger Way	MFP/Hunter @ First Office Partners, LLC	Phases 1 & 2	Commercial Office ***Project Description:*** Permit Adjustment to allow minor modifications to the Stormwater Control Plan previously approved by File No. H07-018.	Guadalupe	15.75 ***Total Area of Land Disturbed (Acres):*** 15.75	427,711 ***Total Replaced Impervious Surface (ft²):*** 125,459	125,459 ***Total Post-Project Impervious Surface Area (ft²):*** 553,170	***Submittal Date:*** 7/17/09 ***Approval/ Deemed Complete Date:*** 8/3/09

Site Design Measures:	***Source Control Measures:***	***Treatment Control Measures:***	***Operation & Maintenance Responsibility Mechanism:***	***Hydraulic Sizing Criteria:***	***HM Controls Required:***
Four office towers and parking garage proposed on the site; and 20% of the site to remain as pervious landscaped area.	Parking garage utilized with very limited, incidental surface parking provided; stenciled inlets; trash/recycling enclosure area covered, plumbed to sanitary sewer, and graded to prevent run-on; and water-efficient landscape irrigation system.	***On Site:*** Vegetated bioswales; tree planter filter; and a media filter. ***Off Site:*** N/A	The property owner or tenant association shall maintain all TCMs in conformance with Section 20.95.120 of the Zoning Ordinance.	2.c ***Alternative Certification:*** No ***Alternative Compliance Measures:*** N/A	No. Located in a catchment area that drains to a hardened channel and/or tidal area (Purple). ***HM Controls Used:*** N/A ***HM Method:*** N/A

Project Name:	***Project No.:***	***Project Location:***	***Street Address:***	***Name of Developer:***	***Phase No.:***	***Project Type:***	***Project Watershed:***	***Total Site Area (Acres):***	***Total New Impervious Surface Area (ft²):***	***Total Pre-Project Impervious Surface Area (ft²):***	***Project Status:***
Charities Housing Apartments & Family Supportive Housing Project	AD09-582 (Permit Adjustment to PD07-067 reported in FY 08-09) (Map No. 4)	North side of Newbury Park Drive, approx. 500 feet easterly of N. King Road	Tract 10013	JMH Weiss	N/A	Residential (75.58 DU/AC) ***Project Description:*** Permit Adjustment for the proposed addition of an underground stormwater treatment unit at the southwest corner of the site.	Coyote	1.72 ***Total Area of Land Disturbed (Acres):*** 1.72	11,709 ***Total Replaced Impervious Surface (ft²):*** 50,914	50,914 ***Total Post-Project Impervious Surface Area (ft²):*** 62,623	***Submittal Date:*** 7/24/09 ***Approval/ Deemed Complete Date:*** 8/28/09

Site Design Measures:	***Source Control Measures:***	***Treatment Control Measures:***	***Operation & Maintenance Responsibility Mechanism:***	***Hydraulic Sizing Criteria:***	***HM Controls Required:***
High-density, urban infill project in a Transit Oriented Development (TOD) area; and lot-line to lot-line development.	Covered parking garage (podium) and indoor trash/recycling enclosure area plumbed to sanitary sewer; motorcycle and bicycle parking; pervious paving; disconnected roof downspouts; and stenciled drain inlets.	***On Site:*** Media filters. ***Off Site:*** N/A	The property owner or HOA shall maintain all TCMs in conformance with Section 20.95.120 of the Zoning Ordinance.	2.c ***Alternative Certification:*** No ***Alternative Compliance Measures:*** N/A	No. Located in Catchment and Subwatershed areas equal to or greater than 65% Impervious (Red). ***HM Controls Used:*** N/A ***HM Method:*** N/A

Project Name:	***Project No.:***	***Project Location:***	***Street Address:***	***Name of Developer:***	***Phase No.:***	***Project Type:***	***Project Watershed:***	***Total Site Area (Acres):***	***Total New Impervious Surface Area (ft²):***	***Total Pre-Project Impervious Surface Area (ft²):***	***Project Status:***
199 River Oaks Parkway	AD09-586 (Permit Adjustment to PD08-036 reported in FY 08-09) (Map No. 5)	Northeast corner of River Oaks Parkway and Zanker Road	199 River Oaks Parkway	BRE Properties, Inc.	N/A	Mixed Use (Residential at 80.49 DU/AC & Commercial Space) ***Project Description:*** Permit Adjustment to 1) revise the materials for the Emergency Vehicle Access (EVA)/pedestrian and bicycle paseo to be 8 feet of Terrapave and 12 feet of stamped asphalt, 2) enlarge planter within resident patio along this paseo to meet ADA requirements, 3) revise the calculations and modify the Stormwater Control Plan to account for the identified paving materials in the EVA and to 4) revise the garage entrance along Iron Point Drive slightly to the south to accommodate leasing offices.	Guadalupe	3.69 ***Total Area of Land Disturbed (Acres):*** 3.69	28,370 ***Total Replaced Impervious Surface (ft²):*** 96,885	96,885 ***Total Post-Project Impervious Surface Area (ft²):*** 125,255	***Submittal Date:*** 6/25/09 **Approval/ Deemed Complete Date:** 7/13/2009

Site Design Measures: High-density, urban infill, mixed-use project; clustered multi-story buildings and parking garage; LEED certified buildings; pervious pavement; preservation of existing mature landscaping; and perimeter landscaping and tree plantings provided.	***Source Control Measures:*** Disconnected roof downspouts; stenciled inlets; dry sweeping of paved areas; and trash/recycling enclosure area covered, plumbed to sanitary sewer, and graded to prevent run-on.	***Treatment Control Measures:*** ***On Site:*** Flow-through planter boxes; and vortex-action mechanical filtration units (for the project's proposed new street right-of-way dedication) ***Off Site:*** N/A	***Operation & Maintenance Responsibility Mechanism:*** The property owner or HOA shall maintain all TCMs in conformance with Section 20.95.120 of the Zoning Ordinance.	***Hydraulic Sizing Criteria:*** 2.c ***Alternative Certification:*** No ***Alternative Compliance Measures:*** N/A	***HM Controls Required:*** No. Located in a catchment area that drains to a hardened channel and/or tidal area (Purple). ***HM Controls Used:*** N/A ***HM Method:*** N/A

Project Name: Chevron	***Project No.:*** AD09-676 (Permit Adjustment to CP06-069 reported in FY 08-09) (Map No. 6)	***Project Location:*** Northwest corner of McLaughlin Avenue and Tully Road	***Street Address:*** 1151 Tully Road	***Name of Developer:*** Chevron USA, Inc.	***Phase No.:*** N/A	***Project Type:*** Commercial ***Project Description:*** Permit Adjustment to memorialize changes to the Stormwater Control Plan (SCP). The SCP was revised to refine the boundaries of the drainage areas and to include additional source control measures and BMP operation and maintenance information.	***Project Watershed:*** Coyote	***Total Site Area (Acres):*** 0.88 ***Total Area of Land Disturbed (Acres):*** 0.88	***Total New Impervious Surface Area (ft²):*** 0 ***Total Replaced Impervious Surface (ft²):*** 30,187	***Total Pre-Project Impervious Surface Area (ft²):*** 31,285 ***Total Post-Project Impervious Surface Area (ft²):*** 30,187	***Project Status:*** ***Submittal Date:*** 7/23/09 ***Approval/ Deemed Complete Date:*** 7/23/09

Site Design Measures: Reduced existing impervious surface area by 1,098 square feet; and perimeter landscaping and tree plantings provided.	***Source Control Measures:*** Car wash is plumbed to sanitary sewer; covered fueling area graded to prevent run-on; and trash/recycling enclosure area is covered and graded to prevent run-on.	***Treatment Control Measures:*** ***On Site:*** Media filter. ***Off Site:*** N/A	***Operation & Maintenance Responsibility Mechanism:*** The property owner shall maintain all TCMs in conformance with Section 20.95.120 of the Zoning Ordinance.	***Hydraulic Sizing Criteria:*** 2.c ***Alternative Certification:*** No ***Alternative Compliance Measures:*** N/A	***HM Controls Required:*** No. Less than 1 acre impervious surface post-project and located in Catchment and Subwatershed areas equal to or greater than 65% Impervious (Red). ***HM Controls Used:*** N/A ***HM Method:*** N/A

Project Name: CIC Retail @ First	***Project No.:*** AD09-695 (Permit Adjustment to CP07-070 reported in FY 09-10) (Map No. 7)	***Project Location:*** (4110, 4130, 4150, 4180, 4190 N. 1st St. and 53 Headquarters Drive)	***Street Address:*** 4110 N. 1st Street	***Name of Developer:*** Kier & Wright	***Phase No.:*** N/A	***Project Type:*** Commercial ***Project Description:*** Permit Adjustment to relocate Building 200-1by 5 feet to the south, revise the roof layout for stormwater control purposes, and revise the landscape plan.	***Project Watershed:*** Guadalupe	***Total Site Area (Acres):*** 9.21 ***Total Area of Land Disturbed (Acres):*** 9.21	***Total New Impervious Surface Area (ft²):*** 324,980 ***Total Replaced Impervious Surface (ft²):*** 0	***Total Pre-Project Impervious Surface Area (ft²):*** 0 ***Total Post-Project Impervious Surface Area (ft²):*** 324,980	***Project Status:*** ***Submittal Date:*** 7/28/09 ***Approval/ Deemed Complete Date:*** 8/24/09
Site Design Measures: Perimeter and parking lot landscaping and onsite tree plantings provided.	***Source Control Measures:*** Regular onsite trash and litter pick-up.				***Treatment Control Measures:*** ***On Site:*** Vegetated bioswales. ***Off Site:*** N/A		***Operation & Maintenance Responsibility Mechanism:*** The property owner or tenant association shall maintain all TCMs in conformance with Section 20.95.120 of the Zoning Ordinance.	***Hydraulic Sizing Criteria:*** 2.c ***Alternative Certification:*** No ***Alternative Compliance Measures:*** N/A		***HM Controls Required:*** No. Located in a catchment area that drains to a hardened channel and/or tidal area (Purple). ***HM Controls Used:*** N/A ***HM Method:*** N/A	

Project Name: Montecito Vista Urban Village - Orvieto Parcels A & B	***Project No.:*** AD09-728 (Permit Adjustment to PD08-061 reported in FY 09-10) (Map No. 8)	***Project Location:*** Southeast side of Montecito Vista Drive, approx. 660 feet southwest of Monterey Road (2745 Monterey Road)	***Street Address:*** 2723-2745 Monterey Road	***Name of Developer:*** Roem Development Corporation	***Phase No.:*** N/A	***Project Type:*** Residential (64.10 DU/AC) ***Project Description:*** Permit Adjustment to allow 1) the installation of an additional media filtration system to meet site sizing requirements, 2) an increase in the size and number of filters for a previously approved media filtration system, 3) change in the footprint size of the previously approved bioretention cells, 4) modifications to the details provided for the turf block and bioretention cells and 5) revised the boundaries of the drainage areas on the SCP.	***Project Watershed:*** Coyote	***Total Site Area (Acres):*** 3.76 ***Total Area of Land Disturbed (Acres):*** 3.76	***Total New Impervious Surface Area (ft²):*** 106,673 ***Total Replaced Impervious Surface (ft²):*** 0	***Total Pre-Project Impervious Surface Area (ft²):*** 0 ***Total Post-Project Impervious Surface Area (ft²):*** 106,673	***Project Status:*** ***Submittal Date:*** 8/11/09 ***Approval/ Deemed Complete Date:*** 9/24/09

Site Design Measures: High-density, urban infill project in a Transit Oriented Development (TOD) area; pervious pavement; sidewalks draining to adjacent landscaped areas; and perimeter landscaping and tree plantings provided.	***Source Control Measures:*** Covered parking garage (podium).				***Treatment Control Measures:*** ***On Site:*** Infiltration basins and media filters. ***Off Site:*** N/A	***Operation & Maintenance Responsibility Mechanism:*** The property owner or HOA shall maintain all TCMs in conformance with Section 20.95.120 of the Zoning Ordinance.		***Hydraulic Sizing Criteria:*** 1.a and 2.c ***Alternative Certification:*** No ***Alternative Compliance Measures:*** N/A			***HM Controls Required:*** No. Located in HM area under review (Pink), but project was approved/deemed complete prior to Dec. 1, 2009. ***HM Controls Used:*** N/A ***HM Method:*** N/A
Project Name: Toeniskoetter & Breeding Office Building	***Project No.:*** AD09-776 (Permit Adjustment to PD93-034 reported in FY 93-94) (Map No. 9)	***Project Location:*** East side of N. 1st Street, approx. 750 feet south of Charcot Avenue	***Street Address:*** 2150 N. 1st Street	***Name of Developer:*** Toeniskoetter & Breeding Construction, Inc.	***Phase No.:*** N/A	***Project Type:*** Commercial Office ***Project Description:*** Permit Adjustment to install storm water and landscape site improvements, re-design circulation of the parking lot, modify and restripe parking spaces, and installation of outdoor patio seating for employees at an office building.	***Project Watershed:*** Guadalupe	***Total Site Area (Acres):*** 4.09 ***Total Area of Land Disturbed (Acres):*** 0.41	***Total New Impervious Surface Area (ft²):*** 0 ***Total Replaced Impervious Surface (ft²):*** 17,667	***Total Pre-Project Impervious Surface Area (ft²):*** 17,667 ***Total Post-Project Impervious Surface Area (ft²):*** 17,667	***Project Status:*** ***Submittal Date:*** 8/26/09 ***Approval/ Deemed Complete Date:*** 9/16/09
Site Design Measures: Urban infill project in a Transit Oriented Development (TOD) area; and perimeter landscaping and tree plantings provided.	***Source Control Measures:*** Efficient landscape irrigation system provided.				***Treatment Control Measures:*** ***On Site:*** Tree planter filters. ***Off Site:*** N/A	***Operation & Maintenance Responsibility Mechanism:*** 1st Year, O&M by Filterra Supplier in conformance with Section 20.95.120 of the Zoning Ordinance. After 1st Year, O&M by property owner in conformance with Section 20.95.120 of the Zoning Ordinance.		***Hydraulic Sizing Criteria:*** 2.c ***Alternative Certification:*** No ***Alternative Compliance Measures:*** N/A			***HM Controls Required:*** No. Less than 1 acre impervious surface post-project and located in Catchment and Subwatershed areas equal to or greater than 65% Impervious (Red). ***HM Controls Used:*** N/A ***HM Method:*** N/A

Project Name:	***Project No.:***	***Project Location:***	***Street Address:***	***Name of Developer:***	***Phase No.:***	***Project Type:***	***Project Watershed:***	***Total Site Area (Acres):***	***Total New Impervious Surface Area (ft²):***	***Total Pre-Project Impervious Surface Area (ft²):***	***Project Status:***
Brookwood Terrace Family Apartments	AD09-794 (Permit Adjustment to PD09-001 reported in FY 08-09) (Map No. 10)	South side of E. San Antonio Street, approx. 950 feet east of S. 24th Street/1338 E. San Fernando Street	1338 E. San Antonio Street	Roem Development Corporation	N/A	Residential (43.75 DU/AC) ***Project Description:*** Permit Adjustment to revise storm filter unit types and location. Addition of one more storm filter unit with revised calculations.	Coyote	1.92 ***Total Area of Land Disturbed (Acres):*** 1.92	54,024 ***Total Replaced Impervious Surface (ft²):*** 7,682	7,682 ***Total Post-Project Impervious Surface Area (ft²):*** 61,706	***Submittal Date:*** 9/1/09 ***Approval/ Deemed Complete Date:*** 10/22/09

Site Design Measures:	***Source Control Measures:***	***Treatment Control Measures:***	***Operation & Maintenance Responsibility Mechanism:***	***Hydraulic Sizing Criteria:***	***HM Controls Required:***
High-density, urban infill project in a Transit Oriented Development (TOD) area; multi-story clustered buildings; pervious paving; and perimeter landscaping and tree plantings provided.	Disconnected roof downspouts; covered parking garage (below grade) and indoor trash/recycling enclosure area plumbed to the sanitary sewer; and stenciled inlets;	***On Site:*** Media filters. ***Off Site:*** N/A	The property owner or HOA shall maintain all TCMs in conformance with Section 20.95.120 of the Zoning Ordinance.	2.c ***Alternative Certification:*** No ***Alternative Compliance Measures:*** N/A	No. Located in Catchment and Subwatershed areas equal to or greater than 65% Impervious (Red). ***HM Controls Used:*** N/A ***HM Method:*** N/A

Project Name:	***Project No.:***	***Project Location:***	***Street Address:***	***Name of Developer:***	***Phase No.:***	***Project Type:***	***Project Watershed:***	***Total Site Area (Acres):***	***Total New Impervious Surface Area (ft²):***	***Total Pre-Project Impervious Surface Area (ft²):***	***Project Status:***
Samaritan Medical Center Office Building & Parking Structure	AD09-807 (Permit Adjustment to PD08-054 reported in FY 08-09) (Map No. 11)	Northeast corner of Samaritan Drive and Bascom Avenue	2581 Samaritan Drive	HMH Engineers	Phase 2	Commercial Office ***Project Description:*** Permit Adjustment to allow changes to a previously approved SCP.	Guadalupe	5.40 ***Total Area of Land Disturbed (Acres):*** 1.80	3,164 ***Total Replaced Impervious Surface (ft²):*** 53,006	53,006 ***Total Post-Project Impervious Surface Area (ft²):*** 56,170	***Submittal Date:*** 9/4/09 ***Approval/ Deemed Complete Date:*** 10/2/09

Site Design Measures:	***Source Control Measures:***	***Treatment Control Measures:***	***Operation & Maintenance Responsibility Mechanism:***	***Hydraulic Sizing Criteria:***	***HM Controls Required:***
Clustered development; multi-story buildings and parking garage; and perimeter landscaping and tree plantings provided.	Covered trash/recycling enclosure area graded to prevent run-on; parking provided via a parking garage; and stenciled drain inlets.	***On Site:*** Vegetated bioswale; bioretention cells; and media filters. ***Off Site:*** N/A	The property owner or tenant association shall maintain all TCMs in conformance with Section 20.95.120 of the Zoning Ordinance.	2.a and 2.c ***Alternative Certification:*** No ***Alternative Compliance Measures:*** N/A	No. Located in HM req'd area (Green), but project was approved/deemed complete prior to Dec. 1, 2009. ***HM Controls Used:*** N/A ***HM Method:*** N/A

Project Name:	Project No.:	Project Location:	Street Address:	Name of Developer:	Phase No.:	Project Type:	Project Watershed:	Total Site Area (Acres):	Total New Impervious Surface Area (ft²):	Total Pre-Project Impervious Surface Area (ft²):	Project Status:
Story/King Retail	AD09-819 (Permit Adjustment to SP07-042 reported in FY 07-08) (Map No. 12)	Southeast corner of Story Road and S. King Road	1698 Story Road	Don Imwalle/City of San José Redevelopment Agency	N/A	Commercial **Project Description:** Permit Adjustment to allow re-alignment of parking lot, pedestrian entry way, revised driveway, changes in landscaping, undergrounding stormwater for a shopping complex.	Coyote	0.72 **Total Area of Land Disturbed (Acres):** 0.72	0 **Total Replaced Impervious Surface (ft²):** 26,800	30,019 **Total Post-Project Impervious Surface Area (ft²):** 26,800	**Submittal Date:** 9/11/09 **Approval/ Deemed Complete Date:** 9/22/09

Site Design Measures:	Source Control Measures:	Treatment Control Measures:	Operation & Maintenance Responsibility Mechanism:	Hydraulic Sizing Criteria:	HM Controls Required:
Onsite landscaping and tree plantings provided; reduced existing impervious surface area by 3,218 square feet.	Covered trash/recycling enclosure area graded to prevent run-on; and stenciled inlets.	**On Site:** Media Filter. **Off Site:** N/A	The property owner or tenant association shall maintain all TCMs in conformance with Section 20.95.120 of the Zoning Ordinance.	2.c **Alternative Certification:** No **Alternative Compliance Measures:** N/A	No. Less than 1 acre impervious surface post-project and located in Catchment and Subwatershed areas equal to or greater than 65% Impervious (Red). **HM Controls Used:** N/A **HM Method:** N/A

Project Name:	Project No.:	Project Location:	Street Address:	Name of Developer:	Phase No.:	Project Type:	Project Watershed:	Total Site Area (Acres):	Total New Impervious Surface Area (ft²):	Total Pre-Project Impervious Surface Area (ft²):	Project Status:
McDonald's Restaurant	AD09-992 (Permit Adjustment to CP07-100 reported in FY 09-10) (Map No. 13)	Northwest corner of Tully Road and Kenesta Way	1935 Tully Road	McDonald's USA, LLC	N/A	Commercial **Project Description:** Permit Adjustment for several corrections to the approved plans, per Conditions of Approval (CP07-100) to the SCP, setback at Clarice, parking count and tenant space size corrections for calculations.	Coyote	0.88 **Total Area of Land Disturbed (Acres):** 0.88	0 **Total Replaced Impervious Surface (ft²):** 25,755	31,521 **Total Post-Project Impervious Surface Area (ft²):** 25,755	**Submittal Date:** 11/5/09 **Approval/ Deemed Complete Date:** 2/26/10

Site Design Measures:	Source Control Measures:	Treatment Control Measures:	Operation & Maintenance Responsibility Mechanism:	Hydraulic Sizing Criteria:	HM Controls Required:
Onsite landscaping and tree plantings provided; and reduced existing impervious surface area by 5,766 square feet.	Covered trash/recycling enclosure area; and minimized surface parking.	**On Site:** Vegetated bioswale. **Off Site:** N/A	The property owner shall maintain all TCMs in conformance with Section 20.95.120 of the Zoning Ordinance.	2.c **Alternative Certification:** No **Alternative Compliance Measures:** N/A	No. Less than 1 acre impervious surface post-project and located in Catchment and Subwatershed areas equal to or greater than 65% Impervious (Red). **HM Controls Used:** N/A **HM Method:** N/A

Project Name:	***Project No.:***	***Project Location:***	***Street Address:***	***Name of Developer:***	***Phase No.:***	***Project Type:***	***Project Watershed:***	***Total Site Area (Acres):***	***Total New Impervious Surface Area (ft²):***	***Total Pre-Project Impervious Surface Area (ft²):***	***Project Status:***
Tenth & Hedding Multi-Family	AD09-1079 (Permit Adjustment to PD07-097 reported in FY 07-08) (Map No. 14)	Southeast corner of N. 10th Street and E. Hedding Street	875 N. 10th Street	Cornerstone at Japantown LP	N/A	Residential (25.2 DU/AC) ***Project Description:*** Permit Adjustment to modify approved Permit File No. PD07-097 to propose changes to residential unit locations, playground location, walkways, grading, and stormwater treatment equipment as shown on the planset.	Guadalupe	2.10 ***Total Area of Land Disturbed (Acres):*** 2.10	61,420 ***Total Replaced Impervious Surface (ft²):*** 0	0 ***Total Post-Project Impervious Surface Area (ft²):*** 61,420	***Submittal Date:*** 12/15/09 ***Approval/ Deemed Complete Date:*** 12/18/09

Site Design Measures:	***Source Control Measures:***	***Treatment Control Measures:***	***Operation & Maintenance Responsibility Mechanism:***	***Hydraulic Sizing Criteria:***	***HM Controls Required:***
High-density, urban infill project in a Transit Oriented Development (TOD) area; and onsite landscaping and tree plantings (hydrozoned for low and medium water usage) provided.	Disconnected roof downspouts; and stenciled drain inlets.	***On Site:*** Media filter. ***Off Site:*** N/A	The HOA shall maintain all TCMs in conformance with Section 20.95.120 of the Zoning Ordinance.	2.c ***Alternative Certification:*** No ***Alternative Compliance Measures:*** N/A	No. Located in Catchment and Subwatershed areas equal to or greater than 65% Impervious (Red). ***HM Controls Used:*** N/A ***HM Method:*** N/A

Project Name:	***Project No.:***	***Project Location:***	***Street Address:***	***Name of Developer:***	***Phase No.:***	***Project Type:***	***Project Watershed:***	***Total Site Area (Acres):***	***Total New Impervious Surface Area (ft²):***	***Total Pre-Project Impervious Surface Area (ft²):***	***Project Status:***
Oyama Family Compound	AD09-1092 (Permit Adjustment to PD08-063 reported in FY 09-10) (Map No. 15)	South of Murphy Avenue, approx. 350 feet of Oyama Drive	1254 Murphy Avenue	Barry Swenson Builder	Phase 1	Residential (2.94 DU/AC) ***Project Description:*** Permit Adjustment to allow for changes to a previously approved Planned Development Permit, File No. PD08-063, that include deleting dwelling no. 2, exterior elevation changes, decreased floor areas, landscaping and grading changes.	Coyote	1.02 ***Total Area of Land Disturbed (Acres):*** 1.02	24,354 ***Total Replaced Impervious Surface (ft²):*** 2,535	2,535 ***Total Post-Project Impervious Surface Area (ft²):*** 26,889	***Submittal Date:*** 12/17/09 ***Approval/ Deemed Complete Date:*** 1/15/10

Site Design Measures: Urban infill residential project with clustered buildings; parking stalls paved with pervious paving; and onsite landscaping and tree plantings provided.	***Source Control Measures:*** Disconnected roof downspouts; and stenciled drain inlets.				***Treatment Control Measures:*** ***On Site:*** Bioretention areas. ***Off Site:*** N/A		***Operation & Maintenance Responsibility Mechanism:*** The property owner or HOA shall maintain all TCMs in conformance with Section 20.95.120 of the Zoning Ordinance.		***Hydraulic Sizing Criteria:*** 1.a ***Alternative Certification:*** No ***Alternative Compliance Measures:*** N/A		***HM Controls Required:*** No. Less than 1 acre impervious surface post-project and located in Catchment and Subwatershed areas equal to or greater than 65% Impervious (Red). ***HM Controls Used:*** N/A ***HM Method:*** N/A
Project Name: Equinix Silicon Valley 5	***Project No.:*** AD10-117 (Permit Adjustment to SP08-046 reported in FY 09-10) (Map No. 16)	***Project Location:*** Northwesterly corner of Great Oaks Boulevard and Highway 85	***Street Address:*** 11 Great Oaks Boulevard	***Name of Developer:*** Alfa Tech Consulting Engineers	***Phase No.:*** Phase 1	***Project Type:*** Industrial ***Project Description:*** Permit Adjustment to modify an existing Storm Water Management Plan.		***Project Watershed:*** Guadalupe	***Total Site Area (Acres):*** 12.75 ***Total Area of Land Disturbed (Acres):*** 12.75	***Total New Impervious Surface Area (ft²):*** 97,627 ***Total Replaced Impervious Surface (ft²):*** 115,758	***Total Pre-Project Impervious Surface Area (ft²):*** 115,758 ***Total Post-Project Impervious Surface Area (ft²):*** 213,385	***Project Status:*** ***Submittal Date:*** 2/18/10 ***Approval/ Deemed Complete Date:*** 2/18/10
Site Design Measures: Onsite landscaping and tree plantings provided.	***Source Control Measures:*** Disconnected roof downspouts.				***Treatment Control Measures:*** ***On Site:*** Vegetated bioswales; and infiltration basins. ***Off Site:*** N/A		***Operation & Maintenance Responsibility Mechanism:*** The property owner shall maintain all TCMs in conformance with Section 20.95.120 of the Zoning Ordinance.		***Hydraulic Sizing Criteria:*** 1.a and 2.c ***Alternative Certification:*** No ***Alternative Compliance Measures:*** N/A		***HM Controls Required:*** No. Located in HM req'd area (Green), but project entitlement for File No. SP08-046 was approved/deemed complete prior to Dec. 1, 2009. ***HM Controls Used:*** N/A ***HM Method:*** N/A
Project Name: Target @ First	***Project No.:*** AD10-124 (Permit Adjustment to CP07-070 reported in FY 09-10) (Map No. 7)	***Project Location:*** Northeast corner of Holger Way and N. 1st Street	***Street Address:*** 101 Holger Way	***Name of Developer:*** Kier & Wright	***Phase No.:*** N/A	***Project Type:*** Commercial ***Project Description:*** Permit Adjustment to modify a previously approved SCP, Landscape Plan, and minor changes the commercial building.		***Project Watershed:*** Guadalupe	***Total Site Area (Acres):*** 14.85 ***Total Area of Land Disturbed (Acres):*** 12.04	***Total New Impervious Surface Area (ft²):*** 446,902 ***Total Replaced Impervious Surface (ft²):*** 0	***Total Pre-Project Impervious Surface Area (ft²):*** 0 ***Total Post-Project Impervious Surface Area (ft²):*** 446,902	***Project Status:*** ***Submittal Date:*** 2/19/10 ***Approval/ Deemed Complete Date:*** 2/19/10

Site Design Measures: Perimeter and parking lot landscaping and tree plantings provided.	***Source Control Measures:*** Efficient irrigation system; bicycle parking provided; stenciled drain inlets; bermed maintenance bays and loading docks to prevent run-on; trash/recycling enclosure area covered, plumbed to sanitary sewer, and graded to prevent run-on; and lined trash/recycling bins.				***Treatment Control Measures:*** ***On Site:*** Vegetated bioswales; and media filter. ***Off Site:*** N/A		***Operation & Maintenance Responsibility Mechanism:*** The property owner shall maintain all TCMs in conformance with Section 20.95.120 of the Zoning Ordinance.	***Hydraulic Sizing Criteria:*** 2.c ***Alternative Certification:*** No ***Alternative Compliance Measures:*** N/A		***HM Controls Required:*** No. Located in a catchment area that drains to a hardened channel and/or tidal area (Purple). ***HM Controls Used:*** N/A ***HM Method:*** N/A	
Project Name: Chipotle Grill Restaurant	***Project No.:*** AD10-207 (Permit Adjustment to PD09-036 reported in FY 09-10) (Map No. 17)	***Project Location:*** West side of South Winchester Boulevard, approx. 550 feet southerly of Stevens Creek Boulevard	***Street Address:*** 369 S. Winchester Boulevard	***Name of Developer:*** FHA Architects	***Phase No.:*** N/A	***Project Type:*** Commercial ***Project Description:*** Permit Adjustment to allow modifications to an approved Stormwater Control Plan.		***Project Watershed:*** San Tomas	***Total Site Area (Acres):*** 0.64 ***Total Area of Land Disturbed (Acres):*** 0.64	***Total New Impervious Surface Area (ft²):*** 0 ***Total Replaced Impervious Surface (ft²):*** 18,657	***Total Pre-Project Impervious Surface Area (ft²):*** 22,145 ***Total Post-Project Impervious Surface Area: (ft²):*** 18,657	***Project Status:*** ***Submittal Date:*** 3/25/10 ***Approval/ Deemed Complete Date:*** 3/30/10
Site Design Measures: Urban infill project in a Transit Oriented Development (TOD) area; perimeter landscaping and tree plantings provided; and reduced existing impervious surface area by 3,488 square feet.	***Source Control Measures:*** Regular onsite trash and litter pick-up; regular drain inlet inspections for trash and litter or other obstructions; and trash/recycling enclosure area covered, plumbed to sanitary sewer, and graded to prevent run-on.				***Treatment Control Measures:*** ***On Site:*** Vegetated bioswales; and bioretention areas. ***Off Site:*** N/A		***Operation & Maintenance Responsibility Mechanism:*** The property owner or manager shall maintain all TCMs in conformance with Section 20.95.120 of the Zoning Ordinance.	***Hydraulic Sizing Criteria:*** 1.a ***Alternative Certification:*** No ***Alternative Compliance Measures:*** N/A		***HM Controls Required:*** No. Less than 1 acre impervious surface post-project and located in a catchment area that drains to a hardened channel and/or tidal area (Purple). ***HM Controls Used:*** N/A ***HM Method:*** N/A	
Project Name: Bay Area Self Storage	***Project No.:*** AD10-326 (Permit Adjustment to H07-030 reported in FY 07-08) (Map No. 18)	***Project Location:*** Northwesterly corner of Curtner Avenue and Stone Avenue	***Street Address:*** 2185 Stone Avenue	***Name of Developer:*** Kier & Wright	***Phase No.:*** N/A	***Project Type:*** Industrial ***Project Description:*** Permit Adjustment to modify grading, architecture, and SCP for a future mini-storage.		***Project Watershed:*** Guadalupe	***Total Site Area (Acres):*** 3.91 ***Total Area of Land Disturbed (Acres):*** 3.91	***Total New Impervious Surface Area (ft²):*** 126,018 ***Total Replaced Impervious Surface (ft²):*** 25,013	***Total Pre-Project Impervious Surface Area (ft²):*** 25,013 ***Total Post-Project Impervious Surface Area (ft²):*** 151,031	***Project Status:*** ***Submittal Date:*** 5/4/10 ***Approval/ Deemed Complete Date:*** 6/3/10

Site Design Measures: Urban infill project in a Transit Oriented Development (TOD) area; and perimeter landscaping and tree plantings provided.	***Source Control Measures:*** Covered trash/recycling enclosure area graded to prevent run-on; efficient irrigation system; and stenciled drain inlets.	***Treatment Control Measures:*** ***On Site:*** Detention pond and media filter. ***Off Site:*** N/A	***Operation & Maintenance Responsibility Mechanism:*** The property owner or manager shall maintain all TCMs in conformance with Section 20.95.120 of the Zoning Ordinance.	***Hydraulic Sizing Criteria:*** 2.c ***Alternative Certification:*** No ***Alternative Compliance Measures:*** N/A	***HM Controls Required:*** No. Located in Catchment and Subwatershed areas equal to or greater than 65% Impervious (Red). ***HM Controls Used:*** N/A ***HM Method:*** N/A

Project Name:	***Project No.:***	***Project Location:***	***Street Address:***	***Name of Developer:***	***Phase No.:***	***Project Type:***	***Project Watershed:***	***Total Site Area (Acres):***	***Total New Impervious Surface Area (ft²):***	***Total Pre-Project Impervious Surface Area (ft²):***	***Project Status:***
1270 Campbell	AD10-445 (Permit Adjustment to PDA08-039-01 reported in FY 09-10) (Map No. 19)	East side of Campbell Avenue, approx. 2,000 feet northwesterly of Newhall Street	1270 Campbell Avenue	Sobrato Development Companies	N/A	Residential (26.6 DU/AC) ***Project Description:*** Permit Adjustment to allow changes to approved plans: addition of utility closets at each of the buildings, change of public open space per unit, location of 35 bicycle racks, elimination of motorcycle parking, changes to SCP and the associated site improvement changes only as shown on the planset.	Guadalupe	5.18 ***Total Area of Land Disturbed (Acres):*** 5.18	0 ***Total Replaced Impervious Surface (ft²):*** 162,735	182,952 ***Total Post-Project Impervious Surface Area (ft²):*** 162,735	***Submittal Date:*** 6/11/10 ***Approval/ Deemed Complete Date:*** 6/11/10

Site Design Measures: High density, urban infill project in a Transit Oriented Development (TOD) area; perimeter landscaping and tree plantings provided; and reduced existing impervious surface area by 20,217 square feet.	***Source Control Measures:*** Stenciled drain inlets; efficient irrigation system; bicycle parking provided; covered (carport) perimeter parking stalls; and trash/recycling enclosure area covered, plumbed to sanitary sewer, and graded to prevent run-on.	***Treatment Control Measures:*** ***On Site:*** Media filter. ***Off Site:*** N/A	***Operation & Maintenance Responsibility Mechanism:*** The property owner or HOA shall maintain all TCMs in conformance with Section 20.95.120 of the Zoning Ordinance.	***Hydraulic Sizing Criteria:*** 2.c ***Alternative Certification:*** No ***Alternative Compliance Measures:*** N/A	***HM Controls Required:*** No. Located in Catchment and Subwatershed areas equal to or greater than 65% Impervious (Red). ***HM Controls Used:*** N/A ***HM Method:*** N/A

Project Name:	Project No.:	Project Location:	Street Address:	Name of Developer:	Phase No.:	Project Type:	Project Watershed:	Total Site Area (Acres):	Total New Impervious Surface Area (ft²):	Total Pre-Project Impervious Surface Area (ft²):	Project Status:
Westmount Square	AD10-465 (Permit Adjustment to PD09-030 reported in FY 09-10) (Map No. 20)	Entire south side of Mission Street between N. 10th and N. 11th Streets and parcel located approx. 330 feet northerly of Taylor Street	0 N. 11th Street	Arcadia Homes, Inc.	N/A	Residential (18.75 DU/AC) **Project Description:** Permit Adjustment to change the biofiltration system to bioswale and adjust its dimension from 22 feet to 20 feet.	Guadalupe	3.20 **Total Area of Land Disturbed (Acres):** 3.20	0 **Total Replaced Impervious Surface (ft²):** 111,425	139,392 **Total Post-Project Impervious Surface Area (ft²):** 111,425	**Submittal Date:** 10/2/09 **Approval/ Deemed Complete Date:** 11/30/09

Site Design Measures:	Source Control Measures:	Treatment Control Measures:	Operation & Maintenance Responsibility Mechanism:	Hydraulic Sizing Criteria:	HM Controls Required:
Medium-high density urban infill project in a Transit Oriented Development (TOD) area; and onsite landscaping and tree plantings provided.	Disconnected roof downspouts.	**On Site:** Vegetated bioswale and tree planter filter. **Off Site:** N/A	1st Year, O&M of tree planter filter by Filterra Supplier and bioswales O&M by property owner or HOA in conformance with Section 20.95.120 of the Zoning Ordinance. After 1st Year, O&M of bioswales and tree planter filter by property owner or HOA in conformance with Section 20.95.120 of the Zoning Ordinance.	2.c **Alternative Certification:** No **Alternative Compliance Measures:** N/A	No. Located in Catchment and Subwatershed areas equal to or greater than 65% Impervious (Red). **HM Controls Used:** N/A **HM Method:** N/A

Project Name:	Project No.:	Project Location:	Street Address:	Name of Developer:	Phase No.:	Project Type:	Project Watershed:	Total Site Area (Acres):	Total New Impervious Surface Area (ft²):	Total Pre-Project Impervious Surface Area (ft²):	Project Status:
Target @ First	CP07-070 (Map No. 7)	Northeast corner of Holger Way and N. 1st Street	55 Holger Way	Hunter/Storm, LLC	N/A	Commercial **Project Description:** Conditional Use Permit to construct three buildings, for a total of approximately 138,000 square feet of commercial uses.	Guadalupe	14.10 **Total Area of Land Disturbed (Acres):** 12.04	443,294 **Total Replaced Impervious Surface (ft²):** 0	0 **Total Post-Project Impervious Surface Area (ft²):** 443,294	**Submittal Date:** 9/7/07 **Approval/ Deemed Complete Date:** 8/26/09

Site Design Measures: Perimeter and parking lot landscaping and tree plantings provided.	***Source Control Measures:*** Efficient irrigation system; bicycle parking provided; stenciled drain inlets; bermed maintenance bays and loading docks to prevent run-on; trash/recycling enclosure area covered, plumbed to sanitary sewer, and graded to prevent run-on; and lined trash/recycling bins.				***Treatment Control Measures:*** ***On Site:*** Vegetated bioswales; and media filter. ***Off Site:*** N/A		***Operation & Maintenance Responsibility Mechanism:*** The property owner shall maintain all TCMs in conformance with Section 20.95.120 of the Zoning Ordinance.	***Hydraulic Sizing Criteria:*** 2.c ***Alternative Certification:*** No ***Alternative Compliance Measures:*** N/A		***HM Controls Required:*** No. Located in a catchment area that drains to a hardened channel and/or tidal area (Purple). ***HM Controls Used:*** N/A ***HM Method:*** N/A	
Project Name: Arco	***Project No.:*** CP07-083 (Map No. 21)	***Project Location:*** Southerly corner of Tully Road and McLaughlin Avenue	***Street Address:*** 1100 Tully Road	***Name of Developer:*** WD Partners	***Phase No.:*** N/A	***Project Type:*** Commercial ***Project Description:*** Conditional Use Permit to demolish an existing gasoline service station and construct a 2,900 square foot convenience store/sales building, canopy, fuel dispensers, underground fuel tanks, and related site improvements; and to allow 24-hour operation and off-sale of alcoholic beverages.	***Project Watershed:*** Coyote	***Total Site Area (Acres):*** 0.72 ***Total Area of Land Disturbed (Acres):*** 0.72	***Total New Impervious Surface Area (ft²):*** 0 ***Total Replaced Impervious Surface (ft²):*** 27,043	***Total Pre-Project Impervious Surface Area (ft²):*** 28,665 ***Total Post-Project Impervious Surface Area (ft²):*** 27,043	***Project Status:*** ***Submittal Date:*** 10/24/07 ***Approval/ Deemed Complete Date:*** 11/4/09
Site Design Measures: Perimeter landscaping and tree plantings provided; and reduced existing impervious surface area by 1,622 square feet.	***Source Control Measures:*** Covered fueling area graded to prevent run-on; and bicycle and motorcycle parking provided.				***Treatment Control Measures:*** ***On Site:*** Vegetated bioswale; and media filter. ***Off Site:*** N/A		***Operation & Maintenance Responsibility Mechanism:*** The property owner shall maintain all TCMs in conformance with Section 20.95.120 of the Zoning Ordinance.	***Hydraulic Sizing Criteria:*** 2.c ***Alternative Certification:*** No ***Alternative Compliance Measures:*** N/A		***HM Controls Required:*** No. Less than 1 acre impervious surface. ***HM Controls Used:*** N/A ***HM Method:*** N/A	
Project Name: McDonald's Restaurant	***Project No.:*** CP07-100 (Map No. 13)	***Project Location:*** Northwest corner of Tully Road and Kenesta Way	***Street Address:*** 1935 Tully Road	***Name of Developer:*** McDonald's USA LLC	***Phase No.:*** N/A	***Project Type:*** Commercial ***Project Description:*** Conditional Use Permit to replace an existing fast food restaurant with construction of a 5,374 square foot fast food restaurant, requesting drive-through use and operation after midnight.	***Project Watershed:*** Coyote	***Total Site Area (Acres):*** 0.88 ***Total Area of Land Disturbed (Acres):*** 0.88	***Total New Impervious Surface Area (ft²):*** 0 ***Total Replaced Impervious Surface (ft²):*** 25,755	***Total Pre-Project Impervious Surface Area (ft²):*** 31,521 ***Total Post-Project Impervious Surface Area (ft²):*** 25,755	***Project Status:*** ***Submittal Date:*** 11/28/07 ***Approval/ Deemed Complete Date:*** 8/27/09

Site Design Measures: Onsite landscaping and tree plantings provided; and reduced existing impervious surface area by 5,766 square feet.	***Source Control Measures:*** Covered trash/recycling enclosure area; and minimized surface parking.	***Treatment Control Measures:*** ***On Site:*** Vegetated bioswale. ***Off Site:*** N/A	***Operation & Maintenance Responsibility Mechanism:*** The property owner shall maintain all TCMs in conformance with Section 20.95.120 of the Zoning Ordinance.	***Hydraulic Sizing Criteria:*** 2.c ***Alternative Certification:*** No ***Alternative Compliance Measures:*** N/A	***HM Controls Required:*** No. Less than 1 acre impervious surface. ***HM Controls Used:*** N/A ***HM Method:*** N/A

Project Name: Robinson Oil Corporation De Anza Convenience Store & Fueling Facility	***Project No.:*** CP08-080 (Map No. 22)	***Project Location:*** Southwest corner of S. De Anza Boulevard and Fallenleaf Lane	***Street Address:*** 1051 S. De Anza Boulevard	***Name of Developer:*** Stantec Architecture, Inc.	***Phase No.:*** N/A	***Project Type:*** Commercial ***Project Description:*** Conditional Use Permit to allow the demolition of an existing 1,472 gas station building and to allow the construction of a 3,200-square foot convenience store, one additional fuel dispenser and other site improvements, and to allow the off-sale of alcoholic beverages at an existing service station.	***Project Watershed:*** Calabazas	***Total Site Area (Acres):*** 0.51 ***Total Area of Land Disturbed (Acres):*** 0.51	***Total New Impervious Surface Area (ft²):*** 0 ***Total Replaced Impervious Surface (ft²):*** 18,230	***Total Pre-Project Impervious Surface Area (ft²):*** 21,383 ***Total Post-Project Impervious Surface Area (ft²):*** 18,230	***Project Status:*** ***Submittal Date:*** 10/28/08 ***Approval/ Deemed Complete Date:*** 9/9/09

Site Design Measures: Perimeter landscaping and tree plantings (group into irrigation hydrozones) provided; covered fueling area; and reduced existing impervious surface area by 3,153 square feet.	***Source Control Measures:*** Efficient landscape irrigation system; covered fueling area; and covered trash/recycling enclosure area plumbed to sanitary sewer and graded to prevent run-on.	***Treatment Control Measures:*** ***On Site:*** Media filter. ***Off Site:*** N/A	***Operation & Maintenance Responsibility Mechanism:*** The property owner shall maintain all TCMs in conformance with Section 20.95.120 of the Zoning Ordinance.	***Hydraulic Sizing Criteria:*** 2.c ***Alternative Certification:*** No ***Alternative Compliance Measures:*** N/A	***HM Controls Required:*** No. Less than 1 acre impervious surface post-project and located in Catchment and Subwatershed areas equal to or greater than 65% Impervious (Red). ***HM Controls Used:*** N/A ***HM Method:*** N/A

Project Name:	Project No.:	Project Location:	Street Address:	Name of Developer:	Phase No.:	Project Type:	Project Watershed:	Total Site Area (Acres):	Total New Impervious Surface Area (ft²):	Total Pre-Project Impervious Surface Area (ft²):	Project Status:
Branham & Kirk Retail	H08-037 (Map No. 23)	Northwest corner of Branham Lane and Kirk Road	1605 Branham Lane	JE Architects and Debora A. Bregante	N/A	Commercial **Project Description:** Site Development Permit to construct a 7,090 square foot building for commercial uses.	Guadalupe	0.56 **Total Area of Land Disturbed (Acres):** 0.56	0 **Total Replaced Impervious Surface (ft²):** 20,236	23,406 **Total Post-Project Impervious Surface Area (ft²):** 20,236	**Submittal Date:** 10/2/08 Project Approval/ Deemed Complete Date: 1/5/10

Site Design Measures:	Source Control Measures:	Treatment Control Measures:	Operation & Maintenance Responsibility Mechanism:	Hydraulic Sizing Criteria:	HM Controls Required:
Perimeter landscaping and tree plantings (grouped into irrigation hydrozones) provided; and reduced existing impervious surface area by 3,170 square feet.	Disconnected roof downspouts; efficient landscape irrigation system; and covered trash/recycling enclosure area graded to prevent run-on.	**On Site:** Vegetated bioswales. **Off Site:** N/A	The property owner shall maintain all TCMs in conformance with Section 20.95.120 of the Zoning Ordinance.	2.c **Alternative Certification:** No **Alternative Compliance Measures:** N/A	No. Less than 1 acre impervious surface post-project and located in Catchment and Subwatershed areas equal to or greater than 65% Impervious (Red). **HM Controls Used:** N/A **HM Method:** N/A

Project Name:	Project No.:	Project Location:	Street Address:	Name of Developer:	Phase No.:	Project Type:	Project Watershed:	Total Site Area (Acres):	Total New Impervious Surface Area (ft²):	Total Pre-Project Impervious Surface Area (ft²):	Project Status:
Capitol-Senter Plaza	H08-047 (Map No. 24)	Southwest corner of Senter Road and Capitol Expressway	3151 Senter Road	T-Square Consulting Group, Inc.	N/A	Commercial **Project Description:** Site Development Permit to construct an 11,474 square foot two-story building for retail and office uses.	Coyote	0.60 **Total Area of Land Disturbed (Acres):** 0.60	0 **Total Replaced Impervious Surface (ft²):** 22,257	22,901 **Total Post-Project Impervious Surface Area (ft²):** 22,257	**Submittal Date:** 12/11/08 **Approval/ Deemed Complete Date:** 5/26/10

Site Design Measures:	Source Control Measures:	Treatment Control Measures:	Operation & Maintenance Responsibility Mechanism:	Hydraulic Sizing Criteria:	HM Controls Required:
Onsite landscaping and tree plantings provided; and reduced existing impervious surface area by 644 square feet.	Efficient landscape irrigation system; and trash/recycling enclosure area covered, plumbed to sanitary sewer, and graded to prevent run-on.	**On Site:** Media filter. **Off Site:** N/A	The property owner or tenant association shall maintain all TCMs in conformance with Section 20.95.120 of the Zoning Ordinance.	2.c **Alternative Certification:** No **Alternative Compliance Measures:** N/A	No. Less than 1 acre impervious surface. **HM Controls Used:** N/A **HM Method:** N/A

Project Name:	Project No.:	Project Location:	Street Address:	Name of Developer:	Phase No.:	Project Type:	Project Watershed:	Total Site Area (Acres):	Total New Impervious Surface Area (ft²):	Total Pre-Project Impervious Surface Area (ft²):	Project Status:
The Offices @ First	H09-002 (Map No. 3)	Northwest corner of Headquarters Drive and Holger Way	110 Holger Way	Hunter/Storm LLC	Phase 2	Commercial Office **Project Description:** Site Development Permit to allow an additional 200,000 square feet to a previously approved 220,000 square foot building for office uses, and to allow an additional 78,000 square feet to a previously approved 941,000 square foot parking structure.	Guadalupe	15.75 **Total Area of Land Disturbed (Acres):** 5.92	162,315 **Total Replaced Impervious Surface (ft²):** 32,234	32,234 **Total Post-Project Impervious Surface Area (ft²):** 194,549	**Submittal Date:** 1/14/09 **Approval/ Deemed Complete Date:** 9/30/09

Site Design Measures:	Source Control Measures:	Treatment Control Measures:	Operation & Maintenance Responsibility Mechanism:	Hydraulic Sizing Criteria:	HM Controls Required:
One office tower and parking garage proposed on the site; and 25% of the site to remain as pervious landscaped area.	Parking garage utilized; stenciled inlets; trash/recycling enclosure area covered, plumbed to sanitary sewer, and graded to prevent run-on; and water-efficient landscape irrigation system.	**On Site:** Vegetated bioswales. **Off Site:** N/A	The property owner or tenant association shall maintain all TCMs in conformance with Section 20.95.120 of the Zoning Ordinance.	2.c **Alternative Certification:** No **Alternative Compliance Measures:** N/A	No. Located in a catchment area that drains to a hardened channel and/or tidal area (Purple). **HM Controls Used:** N/A **HM Method:** N/A

Project Name:	Project No.:	Project Location:	Street Address:	Name of Developer:	Phase No.:	Project Type:	Project Watershed:	Total Site Area (Acres):	Total New Impervious Surface Area (ft²):	Total Pre-Project Impervious Surface Area (ft²):	Project Status:
Donner Lofts	H09-004 (Map No. 25)	Southeast corner of E. St. John Street and N. 4th Street	156 E. St. John Street	Affirmed Housing Group	N/A	Mixed Use (Residential at 354.55 DU/AC & Commercial Space) **Project Description:** Site Development Permit to allow the construction of a seven-story mixed use building, with three levels of below grade parking, ground floor retail spaces and 156 residential units above a podium garage structure.	Guadalupe	0.44 **Total Area of Land Disturbed (Acres):** 0.44	12,324 **Total Replaced Impervious Surface (ft²):** 5,500	5,500 **Total Post-Project Impervious Surface Area (ft²):** 17,824	**Submittal Date:** 2/11/09 **Approval/ Deemed Complete Date:** 10/9/09

Site Design Measures:	Source Control Measures:	Treatment Control Measures:	Operation & Maintenance Responsibility Mechanism:	Hydraulic Sizing Criteria:	HM Controls Required:
High-density, urban infill, mixed-use project in a Transit Oriented Development (TOD) area; and street tree plantings provided.	Efficient landscape irrigation system for planter boxes; covered parking garage (podium); and stenciled drain inlets.	**On Site:** Flow-through planter boxes and media filter. **Off Site:** N/A	The property owner or property manager shall maintain all TCMs in conformance with Section 20.95.120 of the Zoning Ordinance.	2.b and 2.c **Alternative Certification:** No **Alternative Compliance Measures:** N/A	No. Less than 1 acre impervious surface post-project and located in Catchment and Subwatershed areas equal to or greater than 65% Impervious (Red). **HM Controls Used:** N/A **HM Method:** N/A

Project Name:	Project No.:	Project Location:	Street Address:	Name of Developer:	Phase No.:	Project Type:	Project Watershed:	Total Site Area (Acres):	Total New Impervious Surface Area (ft²):	Total Pre-Project Impervious Surface Area (ft²):	Project Status:
20th Street Fourplexes	H09-006 (Map No. 26)	East side of S. 20th Street, approx. 270 feet southerly of Santa Clara Street	30 S. 20th Street	CCS Commercial Construction Services	N/A	Residential (22.22 DU/AC) **Project Description:** Site Development Permit to demolish six single-family and multi-family residences, and to construct two four-unit two-story condominium buildings (eight units in total).	Coyote	0.36 **Total Area of Land Disturbed (Acres):** 0.36	0 **Total Replaced Impervious Surface (ft²):** 12,131	13,109 **Total Post-Project Impervious Surface Area (ft²):** 12,131	**Submittal Date:** 2/24/09 **Approval/ Deemed Complete Date:** 7/28/09

Site Design Measures:	Source Control Measures:	Treatment Control Measures:	Operation & Maintenance Responsibility Mechanism:	Hydraulic Sizing Criteria:	HM Controls Required:
Medium-high density, urban infill project in a Transit Oriented Development (TOD) area; onsite landscaping and tree plantings provided; and reduced existing impervious surface area by 978 square feet.	Disconnected roof downspouts.	**On Site:** Tree planter filter. **Off Site:** N/A	1st Year, O&M by Filterra Supplier in conformance with Section 20.95.120 of the Zoning Ordinance. After 1st Year, O&M by property manager in conformance with Section 20.95.120 of the Zoning Ordinance.	2.c **Alternative Certification:** No **Alternative Compliance Measures:** N/A	No. Less than 1 acre impervious surface post-project and located in Catchment and Subwatershed areas equal to or greater than 65% Impervious (Red). **HM Controls Used:** N/A **HM Method:** N/A

Project Name:	Project No.:	Project Location:	Street Address:	Name of Developer:	Phase No.:	Project Type:	Project Watershed:	Total Site Area (Acres):	Total New Impervious Surface Area (ft²):	Total Pre-Project Impervious Surface Area (ft²):	Project Status:
Stucco Supply	H09-009 (Map No. 27)	West side of Little Orchard Street, approx. 300 feet northerly of San Jose Avenue	1601 Little Orchard Street	Amos Construction	N/A	Industrial **Project Description:** Site Development Permit to construct a canopy, approximately 10,000 square feet, to cover an existing outdoor storage area in a corporation yard.	Guadalupe	4.47 **Total Area of Land Disturbed (Acres):** 0.23	0 **Total Replaced Impervious Surface (ft²):** 10,000	10,000 **Total Post-Project Impervious Surface Area (ft²):** 10,000	**Submittal Date:** 4/21/09 **Approval/ Deemed Complete Date:** 7/21/09

Site Design Measures:	Source Control Measures:	Treatment Control Measures:	Operation & Maintenance Responsibility Mechanism:	Hydraulic Sizing Criteria:	HM Controls Required:
Disconnected roof drainage on the proposed canopy.	Disconnected roof drainage on the proposed canopy.	**On Site:** Vegetated bioswale and media filter. **Off Site:** N/A	The property owner shall maintain all TCMs in conformance with Section 20.95.120 of the Zoning Ordinance.	2.a **Alternative Certification:** No **Alternative Compliance Measures:** N/A	No. Less than 1 acre impervious surface post-project and located in Catchment and Subwatershed areas equal to or greater than 65% Impervious (Red). **HM Controls Used:** N/A **HM Method:** N/A

Project Name:	Project No.:	Project Location:	Street Address:	Name of Developer:	Phase No.:	Project Type:	Project Watershed:	Total Site Area (Acres):	Total New Impervious Surface Area (ft²):	Total Pre-Project Impervious Surface Area (ft²):	Project Status:
Gould Center Minor Demolition	H09-015 (Map No. 28)	Northwest corner of E. Capitol Expressway and McLaughlin Avenue	1025 E. Capitol Expressway	Dennis Meidinger	N/A	Commercial **Project Description:** Site Development Permit to demolish approximately 9,000 square feet of construction and create a new parking lot with landscaping.	Coyote	0.63 **Total Area of Land Disturbed (Acres):** 0.63	0 **Total Replaced Impervious Surface (ft²):** 21,992	27,308 **Total Post-Project Impervious Surface Area (ft²):** 21,922	**Submittal Date:** 7/16/09 **Approval/ Deemed Complete Date:** 9/18/09

Site Design Measures:	Source Control Measures:	Treatment Control Measures:	Operation & Maintenance Responsibility Mechanism:	Hydraulic Sizing Criteria:	HM Controls Required:
Onsite landscaping and tree plantings provided; and reduced existing impervious surface area by 5,386 square feet.	Regular onsite trash and litter pick-up.	**On Site:** Tree planter filter. **Off Site:** N/A	1st Year, O&M by Filterra Supplier in conformance with Section 20.95.120 of the Zoning Ordinance. After 1st Year, O&M by property owner in conformance with Section 20.95.120 of the Zoning Ordinance.	2.c **Alternative Certification:** No **Alternative Compliance Measures:** N/A	No. Less than 1 acre impervious surface post-project and located in Catchment and Subwatershed areas equal to or greater than 65% Impervious (Red). **HM Controls Used:** N/A **HM Method:** N/A

Project Name:	Project No.:	Project Location:	Street Address:	Name of Developer:	Phase No.:	Project Type:	Project Watershed:	Total Site Area (Acres):	Total New Impervious Surface Area (ft²):	Total Pre-Project Impervious Surface Area (ft²):	Project Status:
Autozone	H10-002 (Map No. 29)	North side of Hillsdale Avenue, approx. 730 feet easterly of Leigh Avenue	1855 Hillsdale Avenue	Howard Hardin/ Greenberg Farrow	N/A	Commercial **Project Description:** Site Development Permit to construct a new 6,460 square foot commercial building (Autozone retail auto parts store) on an existing shopping center.	Guadalupe	10.00 **Total Area of Land Disturbed (Acres):** 0.66	0 **Total Replaced Impervious Surface (ft²):** 22,114	22,792 **Total Post-Project Impervious Surface Area (ft²):** 22,114	**Submittal Date:** 2/4/10 **Approval/ Deemed Complete Date:** 5/10/10

Site Design Measures:	Source Control Measures:	Treatment Control Measures:	Operation & Maintenance Responsibility Mechanism:	Hydraulic Sizing Criteria:	HM Controls Required:
Perimeter landscaping and tree plantings provided; and reduced existing impervious surface area by 687 square feet.	Regular onsite trash and litter pick-up; and no outdoor storage.	**On Site:** Infiltration basin. **Off Site:** N/A	The property owner or manager shall maintain all TCMs in conformance with Section 20.95.120 of the Zoning Ordinance.	1.b **Alternative Certification:** No **Alternative Compliance Measures:** N/A	No. Less than 1 acre impervious surface. **HM Controls Used:** N/A **HM Method:** N/A

Project Name:	***Project No.:***	***Project Location:***	***Street Address:***	***Name of Developer:***	***Phase No.:***	***Project Type:***	***Project Watershed:***	***Total Site Area (Acres):***	***Total New Impervious Surface Area (ft²):***	***Total Pre-Project Impervious Surface Area (ft²):***	***Project Status:***
First Community Housing Leigh Avenue Apartments	PD07-089 (Map No. 30)	Southeast corner of Southwest Expressway and Leigh Avenue	1030 Leigh Avenue	First Community Housing	N/A	Mixed Use (Residential at 65.98 DU/AC & Commercial Office Space) ***Project Description:*** Planned Development Permit to construct 64 multi-family residential units for senior affordable housing over a 7,500 square-foot dental office and a podium garage.	Guadalupe	0.97 ***Total Area of Land Disturbed (Acres):*** 0.97	0 ***Total Replaced Impervious Surface (ft²):*** 35,487	36,403 ***Total Post-Project Impervious Surface Area (ft²):*** 35,487	***Submittal Date:*** 10/10/07 ***Approval/ Deemed Complete Date:*** 7/10/09

Site Design Measures:	***Source Control Measures:***	***Treatment Control Measures:***	***Operation & Maintenance Responsibility Mechanism:***	***Hydraulic Sizing Criteria:***	***HM Controls Required:***
High-density, mixed-use, urban infill project in a Transit Oriented Development (TOD) area; onsite landscaping and tree plantings provided; and reduced existing impervious surfaces area by 916 square feet.	Covered parking garage (podium).	***On Site:*** In-ground infiltration planter and vegetated bioretention area. ***Off Site:*** N/A	The property owner shall maintain all TCMs in conformance with Section 20.95.120 of the Zoning Ordinance.	1.b ***Alternative Certification:*** No ***Alternative Compliance Measures:*** N/A	No. Less than 1 acre impervious surface. ***HM Controls Used:*** N/A ***HM Method:*** N/A

Project Name:	***Project No.:***	***Project Location:***	***Street Address:***	***Name of Developer:***	***Phase No.:***	***Project Type:***	***Project Watershed:***	***Total Site Area (Acres):***	***Total New Impervious Surface Area (ft²):***	***Total Pre-Project Impervious Surface Area (ft²):***	***Project Status:***
6339 Almaden Expressway	PD08-059 and PT09-035 (Map No. 31)	Northwest corner of Carla Drive and Almaden Expressway	6339 Almaden Road	Lorraan Homes	N/A	Residential (3.80 DU/AC) ***Project Description:*** Planned Development Permit and Tentative Map Permit to subdivide 1 parcel into 3 lots to construct three single-family residences.	Guadalupe	0.79 ***Total Area of Land Disturbed (Acres):*** 0.79	8,697 ***Total Replaced Impervious Surface (ft²):*** 7,446	7,446 ***Total Post-Project Impervious Surface Area (ft²):*** 16,143	***Submittal Date:*** 9/25/08 ***Approval/ Deemed Complete Date:*** 8/6/09

Site Design Measures:	***Source Control Measures:***	***Treatment Control Measures:***	***Operation & Maintenance Responsibility Mechanism:***	***Hydraulic Sizing Criteria:***	***HM Controls Required:***
Urban infill residential project; and onsite landscaping, trees, and street trees provided.	Disconnected roof downspouts.	***On Site:*** Vegetated bioswale and vortex-action mechanical filtration unit. ***Off Site:*** N/A	The property owner shall maintain all TCMs in conformance with Section 20.95.120 of the Zoning Ordinance.	2.c ***Alternative Certification:*** No ***Alternative Compliance Measures:*** N/A	No. Less than 1 acre impervious surface. ***HM Controls Used:*** N/A ***HM Method:*** N/A

Project Name:	***Project No.:***	***Project Location:***	***Street Address:***	***Name of Developer:***	***Phase No.:***	***Project Type:***	***Project Watershed:***	***Total Site Area (Acres):***	***Total New Impervious Surface Area (ft²):***	***Total Pre-Project Impervious Surface Area (ft²):***	***Project Status:***
Montecito Vista Urban Village - Orvieto Parcels A & B	PD08-061 (Map No. 8)	Southeast side of Montecito Vista Drive, approx. 660 feet southwest of Monterey Road	2723-2745 Monterey Road	Roem Development Corporation	N/A	Residential (64.10 DU/AC) ***Project Description:*** Planned Development Permit to add one unit to a previously approved permit where the density is in conformance with the development standards, and to allow architectural changes for two multi-family buildings (affordable housing and senior housing).	Guadalupe	3.76 ***Total Area of Land Disturbed (Acres):*** 3.76	104,889 ***Total Replaced Impervious Surface (ft²):*** 0	0 ***Total Post-Project Impervious Surface Area (ft²):*** 104,889	***Submittal Date:*** 9/29/08 ***Approval/ Deemed Complete Date:*** 11/24/08 (Not reported in FY08-09)

Site Design Measures:	***Source Control Measures:***	***Treatment Control Measures:***	***Operation & Maintenance Responsibility Mechanism:***	***Hydraulic Sizing Criteria:***	***HM Controls Required:***
High-density, urban infill project in a Transit Oriented Development (TOD) area; sidewalks draining to adjacent landscaped areas; pervious paving; and perimeter landscaping and onsite trees provided.	Covered parking garage (podium).	***On Site:*** Infiltation basin and media filter. ***Off Site:*** N/A	The property owner or HOA shall maintain all TCMs in conformance with Section 20.95.120 of the Zoning Ordinance.	1.a and 2.c ***Alternative Certification:*** No ***Alternative Compliance Measures:*** N/A	No. Located in HM area under review (Pink), but project was approved/deemed complete prior to Dec. 1, 2009. ***HM Controls Used:*** N/A ***HM Method:*** N/A

Project Name: Oyama Family Compound	***Project No.:*** PD08-063 (Map No. 15)	***Project Location:*** Southwest corner of Murphy Avenue and Oyama Drive	***Street Address:*** 1254 Murphy Avenue	***Name of Developer:*** Green Valley Corp.	***Phase No.:*** Phase 1	***Project Type:*** Residential (2.94 DU/AC) ***Project Description:*** Planned Development Permit to construct three single-family detached residences.	***Project Watershed:*** Coyote	***Total Site Area (Acres):*** 2.99 ***Total Area of Land Disturbed (Acres):*** 1.02	***Total New Impervious Surface Area (ft²):*** 24,354 ***Total Replaced Impervious Surface (ft²):*** 2,535	***Total Pre-Project Impervious Surface Area (ft²):*** 2,535 ***Total Post-Project Impervious Surface Area (ft²):*** 26,889	***Project Status:*** ***Submittal Date:*** 10/29/08 ***Approval/ Deemed Complete Date:*** 7/22/09
Site Design Measures: Urban infill residential project with clustered buildings; parking stalls paved with pervious paving; and onsite landscaping and tree plantings provided.	***Source Control Measures:*** Disconnected roof downspouts; and stenciled drain inlets.				***Treatment Control Measures:*** ***On Site:*** Bioretention areas. ***Off Site:*** N/A	***Operation & Maintenance Responsibility Mechanism:*** The property owner shall maintain all TCMs in conformance with Section 20.95.120 of the Zoning Ordinance.		***Hydraulic Sizing Criteria:*** 1.a ***Alternative Certification:*** No ***Alternative Compliance Measures:*** N/A		***HM Controls Required:*** No. Less than 1 acre impervious surface post-project and located in Catchment and Subwatershed areas equal to or greater than 65% Impervious (Red). ***HM Controls Used:*** N/A ***HM Method:*** N/A	

Project Name: Santana Row Parcel-6B	***Project No.:*** PD08-071 (Map No. 47)	***Project Location:*** Northwest corner of Olin Avenue and Hatton Street (within Santana Row)	***Street Address:*** 0 Olin Drive	***Name of Developer:*** Philip Kerr / INTRACORP	***Phase No.:*** N/A	***Project Type:*** Residential (84.97 DU/AC) ***Project Description:*** Planned Development Permit to construct a 4-story condominium building consisting of 120 residential units and a 4-story townhome building consisting of 10 residential units above a podium parking garage.	***Project Watershed:*** San Tomas	***Total Site Area (Acres):*** 1.53 ***Total Area of Land Disturbed (Acres):*** 1.53	***Total New Impervious Surface Area (ft²):*** 7,870 ***Total Replaced Impervious Surface (ft²):*** 52,155	***Total Pre-Project Impervious Surface Area (ft²):*** 52,155 ***Total Post-Project Impervious Surface Area (ft²):*** 60,025	***Project Status:*** ***Submittal Date:*** 12/17/08 ***Approval/ Deemed Complete Date:*** 4/23/10
Site Design Measures: High-density, urban infill project in a Transit Oriented Development (TOD) area; and Perimeter landscaping and tree plantings provided.	***Source Control Measures:*** Stenciled drain inlets; and efficient landscaping irrigation system designed for hydrozones.				***Treatment Control Measures:*** ***On Site:*** Media Filters. ***Off Site:*** N/A	***Operation & Maintenance Responsibility Mechanism:*** The property owner or HOA shall maintain all TCMs in conformance with Section 20.95.120 of the Zoning Ordinance.		***Hydraulic Sizing Criteria:*** 2.c ***Alternative Certification:*** No ***Alternative Compliance Measures:*** N/A		***HM Controls Required:*** No. Located in a catchment area that drains to a hardened channel and/or tidal area (Purple). ***HM Controls Used:*** N/A ***HM Method:*** N/A	

Project Name:	Project No.:	Project Location:	Street Address:	Name of Developer:	Phase No.:	Project Type:	Project Watershed:	Total Site Area (Acres):	Total New Impervious Surface Area (ft²):	Total Pre-Project Impervious Surface Area (ft²):	Project Status:
Corte de Rosa	PD09-015 (Map No. 32)	North side of Camden Avenue, approx. 300 feet easterly of Paso Los Cerritos	0 Corte de Rosa	Corte de Rosa Homes, LLC/Gregory Howell	N/A	Residential (2.17 DU/AC) **Project Description:** Planned Development Permit to construct 8 single-family detached residences on a vacant site.	Guadalupe	3.68 **Total Area of Land Disturbed (Acres):** 3.58	37,516 **Total Replaced Impervious Surface (ft²):** 0	0 **Total Post-Project Impervious Surface Area (ft²):** 37,516	**Submittal Date:** 4/16/09 **Approval/ Deemed Complete Date:** 9/28/09

Site Design Measures:	Source Control Measures:	Treatment Control Measures:	Operation & Maintenance Responsibility Mechanism:	Hydraulic Sizing Criteria:	HM Controls Required:
Urban infill residential project; pervious paving; and onsite landscaping and tree plantings provided.	Disconnected roof downspouts.	**On Site:** Bioretention planter boxes and a media filter unit. **Off Site:** N/A	The property owner or HOA shall maintain all TCMs in conformance with Section 20.95.120 of the Zoning Ordinance.	2.c **Alternative Certification:** No **Alternative Compliance Measures:** N/A	No. Less than 1 acre impervious surface. **HM Controls Used:** N/A **HM Method:** N/A

Project Name:	Project No.:	Project Location:	Street Address:	Name of Developer:	Phase No.:	Project Type:	Project Watershed:	Total Site Area (Acres):	Total New Impervious Surface Area (ft²):	Total Pre-Project Impervious Surface Area (ft²):	Project Status:
Regional Medical Center	PD09-016 (Map No. 33)	Southwest corner of McKee Road and North Jackson Avenue	225 N. Jackson Avenue	Regional Medical Center of San Jose/HCA Inc./Gary Schoennauer	Phase 2A	Commercial **Project Description:** Planned Development Permit to allow a 161,000 square foot hospital expansion, the demolition of a 7,700 square foot administrative office building, 90 additional parking spaces, and other site improvements for an existing hospital.	Coyote	34.40 **Total Area of Land Disturbed (Acres):** 6.35	52,370 **Total Replaced Impervious Surface (ft²):** 104,450	104,450 **Total Post-Project Impervious Surface Area (ft²):** 156,820	**Submittal Date:** 4/23/09 **Approval/ Deemed Complete Date:** 11/4/09

Site Design Measures:	Source Control Measures:	Treatment Control Measures:	Operation & Maintenance Responsibility Mechanism:	Hydraulic Sizing Criteria:	HM Controls Required:
Onsite landscaping and tree plantings provided.	Regular parking lot dry sweeping; and stenciled drain inlets.	**On Site:** Vegetated bioswales; and media filters. **Off Site:** N/A	The property owner shall maintain all TCMs in conformance with Section 20.95.120 of the Zoning Ordinance.	2.c **Alternative Certification:** No **Alternative Compliance Measures:** N/A	No. Located in Catchment and Subwatershed areas equal to or greater than 65% Impervious (Red). **HM Controls Used:** N/A **HM Method:** N/A

Project Name:	Project No.:	Project Location:	Street Address:	Name of Developer:	Phase No.:	Project Type:	Project Watershed:	Total Site Area (Acres):	Total New Impervious Surface Area (ft²):	Total Pre-Project Impervious Surface Area (ft²):	Project Status:
San Felipe Road Mixed Use Development	PD09-019 (Map No. 34)	West side of San Felipe Road, approx. 600 feet south of Delta Road	4203 San Felipe Road	Hawkstone San Felipe LLC	N/A	Mixed Use (Residential at 4.20 DU/AC & Commercial Office Space) **Project Description:** Planned Development Permit for eight single-family residential units and 12,000 square feet of office space.	Coyote	2.98 **Total Area of Land Disturbed (Acres):** 2.98	40,420 **Total Replaced Impervious Surface (ft²):** 22,236	22,236 **Total Post-Project Impervious Surface Area (ft²):** 62,656	**Submittal Date:** 5/26/09 **Approval/ Deemed Complete Date:** 11/30/09

Site Design Measures:	Source Control Measures:	Treatment Control Measures:	Operation & Maintenance Responsibility Mechanism:	Hydraulic Sizing Criteria:	HM Controls Required:
Medium-low density, urban infill project; onsite landscaping and tree plantings provided; and riparian corridor buffering and re-vegetation provided.	Efficient landscape irrigation and disconnected roof downspouts.	**On Site:** Tree planter filters. **Off Site:** N/A	1st Year, O&M by Filterra Supplier in conformance with Section 20.95.120 of the Zoning Ordinance. After 1st Year, O&M by HOA and tenant association in conformance with Section 20.95.120 of the Zoning Ordinance.	2.c **Alternative Certification:** No **Alternative Compliance Measures:** N/A	No. Located in HM req'd area (Green), but project was approved/deemed complete prior to Dec. 1, 2009. **HM Controls Used:** N/A **HM Method:** N/A

Project Name:	Project No.:	Project Location:	Street Address:	Name of Developer:	Phase No.:	Project Type:	Project Watershed:	Total Site Area (Acres):	Total New Impervious Surface Area (ft²):	Total Pre-Project Impervious Surface Area (ft²):	Project Status:
Bellarmine Academic Building	PD09-021 (Map No. 35)	Northeast corner of Emory Street and Elm Street	960 W. Hedding Street	Bellarmine College Preparatory	N/A	Institutional **Project Description:** Planned Development Permit to demolish an existing 41,000 square foot classroom building and construct a 55,300 square foot classroom building at an existing private secondary school.	Guadalupe	17.60 **Total Area of Land Disturbed (Acres):** 4.83	0 **Total Replaced Impervious Surface (ft²):** 110,504	131,547 **Total Post-Project Impervious Surface Area (ft²):** 110,504	**Submittal Date:** 6/11/09 **Approval/ Deemed Complete Date:** 11/13/09

Site Design Measures:	Source Control Measures:	Treatment Control Measures:	Operation & Maintenance Responsibility Mechanism:	Hydraulic Sizing Criteria:	HM Controls Required:
Onsite landscaping and tree plantings provided; sidewalks drain to adjacent landscape areas; and reduced existing impervious surface area by 21,043 square feet.	Stenciled drain inlets.	**On Site:** Vegetated bioswale. **Off Site:** N/A	The property owner or manager shall maintain all TCMs in conformance with Section 20.95.120 of the Zoning Ordinance.	2.c **Alternative Certification:** No **Alternative Compliance Measures:** N/A	No. Located in Catchment and Subwatershed areas equal to or greater than 65% Impervious (Red). **HM Controls Used:** N/A **HM Method:** N/A

Project Name:	Project No.:	Project Location:	Street Address:	Name of Developer:	Phase No.:	Project Type:	Project Watershed:	Total Site Area (Acres):	Total New Impervious Surface Area (ft²):	Total Pre-Project Impervious Surface Area (ft²):	Project Status:
Rite Aid Hacienda Gardens	PD09-023 (Map No. 36)	Northwest corner of Meridian Avenue and Hillsdale Avenue	Tract 9647	Hacienda Gardens, LLC and MCG Architecture	N/A	Commercial **Project Description:** Planned Development Permit to demolish an existing retail building and to construct a new 17,000 retail building.	Guadalupe	8.96 **Total Area of Land Disturbed (Acres):** 2.07	0 **Total Replaced Impervious Surface (ft²):** 75,561	80,193 **Total Post-Project Impervious Surface Area (ft²):** 75,561	**Submittal Date:** 6/30/09 **Approval/ Deemed Complete Date:** 5/26/10

Site Design Measures:	Source Control Measures:	Treatment Control Measures:	Operation & Maintenance Responsibility Mechanism:	Hydraulic Sizing Criteria:	HM Controls Required:
Onsite landscaping and tree plantings provided; and reduced existing impervious surface area by 4,632 square feet.	Efficient landscape irrigation system; disconnected roof downspouts; and trash/recycling enclosure area covered, plumbed to sanitary sewer, and graded to prevent run-on.	**On Site:** Vegetated bioswales. **Off Site:** N/A	The property owner or tenant association shall maintain all TCMs in conformance with Section 20.95.120 of the Zoning Ordinance.	2.c **Alternative Certification:** No **Alternative Compliance Measures:** N/A	No. Located in HM area under review (Pink), but proposed project reduced existing impervious surface area. **HM Controls Used:** N/A **HM Method:** N/A

Project Name:	Project No.:	Project Location:	Street Address:	Name of Developer:	Phase No.:	Project Type:	Project Watershed:	Total Site Area (Acres):	Total New Impervious Surface Area (ft²):	Total Pre-Project Impervious Surface Area (ft²):	Project Status:
Paloma Center on Senter	PD09-024 (Map No. 37)	East side of Senter Road, approx. 250 feet southerly of Burke Street	2222 Senter Road	Green Valley Corporation DBA Barry Swensen Builder	N/A	Commercial **Project Description:** Planned Development to allow major remodeling and addition of 19,611 square feet to an existing vacant building for retail uses.	Coyote	3.62 **Total Area of Land Disturbed (Acres):** 3.62	10,801 **Total Replaced Impervious Surface (ft²):** 126,412	126,412 **Total Post-Project Impervious Surface Area (ft²):** 137,213	**Submittal Date:** 9/9/09 **Approval/ Deemed Complete Date:** 9/14/09

Site Design Measures:	Source Control Measures:	Treatment Control Measures:	Operation & Maintenance Responsibility Mechanism:	Hydraulic Sizing Criteria:	HM Controls Required:
Onsite landscaping and tree plantings provided.	Efficient landscape irrigation system and pervious paving.	**On Site:** Vegetated bioswales and media filters. **Off Site:** N/A	The property owner shall maintain all TCMs in conformance with Section 20.95.120 of the Zoning Ordinance.	2.c **Alternative Certification:** No **Alternative Compliance Measures:** N/A	No. Located in Catchment and Subwatershed areas equal to or greater than 65% Impervious (Red). **HM Controls Used:** N/A **HM Method:** N/A

Project Name:	Project No.:	Project Location:	Street Address:	Name of Developer:	Phase No.:	Project Type:	Project Watershed:	Total Site Area (Acres):	Total New Impervious Surface Area (ft²):	Total Pre-Project Impervious Surface Area (ft²):	Project Status:
White Road Single Family Homes	PD09-025 (Map No. 38)	East side of S. White Road, approx. 400 feet southerly of Cunningham Avenue	0 S. White Road	Hawkstone LLC	N/A	Residential (6.54 DU/AC) **Project Description:** Planned Development Permit to construct 14 single-family detached residences on a vacant site.	Coyote	2.14 **Total Area of Land Disturbed (Acres):** 2.14	54,123 **Total Replaced Impervious Surface (ft²):** 0	0 **Total Post-Project Impervious Surface Area (ft²):** 54,123	**Submittal Date:** 7/14/09 **Approval/ Deemed Complete Date:** 11/30/09

Site Design Measures:	Source Control Measures:	Treatment Control Measures:	Operation & Maintenance Responsibility Mechanism:	Hydraulic Sizing Criteria:	HM Controls Required:
Medium-high density, urban infill project; and onsite landscaping, trees, and street tree plantings provided.	Disconnected roof downspouts.	**On Site:** Vegetated bioswale and tree planter filters. **Off Site:** N/A	1st Year, O&M of media filters by Filterra Supplier and bioswale O&M by property owner or HOA in conformance with Section 20.95.120 of the Zoning Ordinance. After 1st Year, O&M of bioswale and media filters by property owner or HOA in conformance with Section 20.95.120 of the Zoning Ordinance.	2.c **Alternative Certification:** No **Alternative Compliance Measures:** N/A	No. Located in HM req'd area (Green), but project was approved/deemed complete prior to Dec. 1, 2009. **HM Controls Used:** N/A **HM Method:** N/A

Project Name:	Project No.:	Project Location:	Street Address:	Name of Developer:	Phase No.:	Project Type:	Project Watershed:	Total Site Area (Acres):	Total New Impervious Surface Area (ft²):	Total Pre-Project Impervious Surface Area (ft²):	Project Status:
Willow Village Square	PD09-028 (Map No. 39)	East side of Radio Avenue, approx. 1,000 feet north of Curtner Avenue	2102 Radio Avenue	Radio Homes LLC	N/A	Residential (17.75 DU/AC) **Project Description:** Planned Development Permit to allow changes to the setback and open space development standards affecting the project currently under construction (one single-family detached unit and thirteen single-family attached units), which was previously approved under Planned Development Rezoning file reference no. PDC05-122.	Guadalupe	0.74 **Total Area of Land Disturbed (Acres):** 0.74	13,174 **Total Replaced Impervious Surface (ft²):** 0	0 **Total Post-Project Impervious Surface Area (ft²):** 13,174	**Submittal Date:** 9/2/09 **Approval/ Deemed Complete Date:** 12/4/09

Site Design Measures: Medium-high density, urban infill project; onsite landscaping and tree plantings provided; and landscaping grouped into irrigation hydrozones.	***Source Control Measures:*** Efficient landscape irrigation system; and disconnected roof downspouts; and pervious paving	***Treatment Control Measures:*** ***On Site:*** Vegetated bioswales. ***Off Site:*** N/A	***Operation & Maintenance Responsibility Mechanism:*** The HOA shall maintain all TCMs in conformance with Section 20.95.120 of the Zoning Ordinance.	***Hydraulic Sizing Criteria:*** 2.c ***Alternative Certification:*** No ***Alternative Compliance Measures:*** N/A	***HM Controls Required:*** No. Less than 1 acre impervious surface. ***HM Controls Used:*** N/A ***HM Method:*** N/A

Project Name: 14 Single Family Residences	***Project No.:*** PD09-029 / PT09-034 (Map No. 40)	***Project Location:*** East side of San Felipe Road, approx. 700 feet northerly of Silver Creek Road	***Street Address:*** 0 San Felipe Road	***Name of Developer:*** Dal Properties, LLC	***Phase No.:*** Phase 2	***Project Type:*** Residential (2.04 DU/AC) ***Project Description:*** Planned Development Permit and a Tentative Map Permit to subdivide one parcel into 14 single-family detached residences and 3 common lots.	***Project Watershed:*** Coyote	***Total Site Area (Acres):*** 19.13 ***Total Area of Land Disturbed (Acres):*** 6.87	***Total New Impervious Surface Area (ft²):*** 126,324 ***Total Replaced Impervious Surface (ft²):*** 0	***Total Pre-Project Impervious Surface Area (ft²):*** 0 ***Total Post-Project Impervious Surface Area (ft²):*** 126,324	***Project Status:*** ***Submittal Date:*** 9/15/09 ***Approval/ Deemed Complete Date:*** 11/30/09

Site Design Measures: Urban infill residential project; onsite landscaping, trees, and street tree plantings provided; pervious paving; and a riparian corridor buffer and re-vegetation area provided.	***Source Control Measures:*** Disconnected roof downspouts.	***Treatment Control Measures:*** ***On Site:*** Vegetated bioswales; and vortex-action mechanical filtration units. ***Off Site:*** N/A	***Operation & Maintenance Responsibility Mechanism:*** The HOA shall maintain all TCMs in conformance with Section 20.95.120 of the Zoning Ordinance.	***Hydraulic Sizing Criteria:*** 2.c ***Alternative Certification:*** No ***Alternative Compliance Measures:*** N/A	***HM Controls Required:*** No. Located in HM req'd area (Green), but project was approved/deemed complete prior to Dec. 1, 2009. ***HM Controls Used:*** N/A ***HM Method:*** N/A

Project Name:	Project No.:	Project Location:	Street Address:	Name of Developer:	Phase No.:	Project Type:	Project Watershed:	Total Site Area (Acres):	Total New Impervious Surface Area (ft²):	Total Pre-Project Impervious Surface Area (ft²):	Project Status:
Westmount Square	PD09-030 (Map No. 20)	Entire south side of Mission Street, between N. 10th and N. 11th Street and the parcel located approx. 330 feet northerly of Taylor Street	0 N. 11th Street	Arcadia Homes, Inc.	N/A	Residential (18.75 DU/AC) **Project Description:** Planned Development Permit to allow up to 60 single-family attached and detached residential units.	Guadalupe	3.20 **Total Area of Land Disturbed (Acres):** 3.20	0 **Total Replaced Impervious Surface (ft²):** 111,425	139,392 **Total Post-Project Impervious Surface Area (ft²):** 111,425	**Submittal Date:** 10/2/09 **Approval/ Deemed Complete Date:** 11/30/09

Site Design Measures:	Source Control Measures:	Treatment Control Measures:	Operation & Maintenance Responsibility Mechanism:	Hydraulic Sizing Criteria:	HM Controls Required:
Medium-high density, urban infill project in a Transit Oriented Development (TOD) area; and onsite landscaping, trees, and street tree plantings provided.	Efficient landscape irrigation system; and disconnected roof downspouts.	**On Site:** Vegetated bioswale; biofiltration area; and tree planter filter. **Off Site:** N/A	1st Year, O&M of tree planter filter by Filterra Supplier and bioswales and biofiltration area O&M by property owner or HOA in conformance with Section 20.95.120 of the Zoning Ordinance. After 1st Year, O&M of bioswales, biofiltration area and tree planter filter by property owner or HOA in conformance with Section 20.95.120 of the Zoning Ordinance.	1.a and 2.c **Alternative Certification:** No **Alternative Compliance Measures:** N/A	No. Located in Catchment and Subwatershed areas equal to or greater than 65% Impervious (Red). **HM Controls Used:** N/A **HM Method:** N/A

Project Name:	Project No.:	Project Location:	Street Address:	Name of Developer:	Phase No.:	Project Type:	Project Watershed:	Total Site Area (Acres):	Total New Impervious Surface Area (ft²):	Total Pre-Project Impervious Surface Area (ft²):	Project Status:
Chipotle Grill Restaurant	PD09-036 (Map No. 17)	West side of S. Winchester Boulevard, approx. 550 feet southerly of Stevens Creek Boulevard	369 S. Winchester Boulevard	Permits To Go	N/A	Commercial **Project Description:** Planned Development Permit for the demolition of an existing fast-food restaurant and the construction of a new 2,377 square foot fast food restaurant.	San Tomas	0.64 **Total Area of Land Disturbed (Acres):** 0.64	0 **Total Replaced Impervious Surface (ft²):** 18,657	22,145 **Total Post-Project Impervious Surface Area (ft²):** 18,657	**Submittal Date:** 11/4/09 **Approval/ Deemed Complete Date:** 2/5/10

Site Design Measures: Urban infill project in a Transit Oriented Development (TOD) area; onsite landscaping and tree plantings provided; and reduced existing impervious surface area by 3,488 square feet.	***Source Control Measures:*** Regular onsite trash and litter pick-up; regular drain inlet inspections for trash and litter or other obstructions; and trash/recycling enclosure area covered, plumbed to sanitary sewer, and graded to prevent run-on.				***Treatment Control Measures:*** ***On Site:*** Vegetated bioswales, and bioretention areas. ***Off Site:*** N/A			***Operation & Maintenance Responsibility Mechanism:*** The property owner or manager shall maintain all TCMs in conformance with Section 20.95.120 of the Zoning Ordinance.	***Hydraulic Sizing Criteria:*** 1.a ***Alternative Certification:*** No ***Alternative Compliance Measures:*** N/A		***HM Controls Required:*** No. Less than 1 acre impervious surface post-project and located in a catchment area that drains to a hardened channel and/or tidal area (Purple). ***HM Controls Used:*** N/A ***HM Method:*** N/A
Project Name: The Villages Parking Lot	***Project No.:*** PD09-038 (Map No. 41)	***Project Location:*** East side of The Villages Fairway Drive, approx. 300 feet south of The Villages Parkway	***Street Address:*** 2000 The Villages Fairway Drive	***Name of Developer:*** BKF Engineers/ Wayne Renshaw Architecture	***Phase No.:*** N/A	***Project Type:*** Commercial ***Project Description:*** Planned Development Permit to construct an overflow parking lot of 17,580 square feet.	***Project Watershed:*** Coyote	***Total Site Area (Acres):*** 0.58 ***Total Area of Land Disturbed (Acres):*** 0.58	***Total New Impervious Surface Area (ft²):*** 17,580 ***Total Replaced Impervious Surface (ft²):*** 0	***Total Pre-Project Impervious Surface Area (ft²):*** 0 ***Total Post-Project Impervious Surface Area (ft²):*** 17,580	***Project Status:*** ***Submittal Date:*** 11/19/09 ***Approval/ Deemed Complete Date:*** 3/5/10
Site Design Measures: Onsite landscaping and tree plantings provided.	***Source Control Measures:*** Efficient landscape irrigation system; and regular dry sweeping of parking areas.				***Treatment Control Measures:*** ***On Site:*** Infiltration basin. ***Off Site:*** N/A			***Operation & Maintenance Responsibility Mechanism:*** The property owner or manager shall maintain all TCMs in conformance with Section 20.95.120 of the Zoning Ordinance.	***Hydraulic Sizing Criteria:*** 1.a ***Alternative Certification:*** No ***Alternative Compliance Measures:*** N/A		***HM Controls Required:*** No. Less than 1 acre impervious surface. ***HM Controls Used:*** N/A ***HM Method:*** N/A
Project Name: 41 Single-Family Detached Residences	***Project No.:*** PD10-007 (Map No. 48)	***Project Location:*** Westside of Cadwalla-der Avenue, approx. 200 feet south of Prunetree Lane	***Street Address:*** 3905 Cadwalla-der Avenue	***Name of Developer:*** ASC Properties, LLC	***Phase No.:*** N/A	***Project Type:*** Residential (2.23 DU/AC) ***Project Description:*** Planned Development Permit to allow the demolition of 2 single-family detached residences and the construction of up to 41 single-family detached residences.	***Project Watershed:*** Coyote	***Total Site Area (Acres):*** 18.48 ***Total Area of Land Disturbed (Acres):*** 18.48	***Total New Impervious Surface Area (ft²):*** 215,577 ***Total Replaced Impervious Surface (ft²):*** 40,533	***Total Pre-Project Impervious Surface Area (ft²):*** 40,533 ***Total Post-Project Impervious Surface Area (ft²):*** 256,110	***Project Status:*** ***Submittal Date:*** 4/12/10 ***Approval/ Deemed Complete Date:*** 6/2/10

Site Design Measures: Urban infill residential project; pervious paving; and onsite landscaping and tree plantings provided.	***Source Control Measures:*** Disconnected roof downspouts; and efficient landscape irrigation system.	***Treatment Control Measures:*** ***On Site:*** Vegetated bioswales; tree planter filters; and underground detention basin vaults. ***Off Site:*** N/A	***Operation & Maintenance Responsibility Mechanism:*** 1st Year, O&M of tree planter filters by Americast and O&M of bioswales and detention basin vaults by property owner in conformance with Section 20.95.120 of the Zoning Ordinance. After 1st Year, O&M of all TCMs by property owner in conformance with Section 20.95.120 of the Zoning Ordinance.	***Hydraulic Sizing Criteria:*** 2.c ***Alternative Certification:*** No ***Alternative Compliance Measures:*** N/A	***HM Controls Required:*** Yes. Total post-project greater than 1 acre and located in HM area under review (Pink). ***HM Controls Used:*** Underground Detention Basin Vaults ***HM Method:*** BAHM used to design and size HM Controls.

Project Name:	***Project No.:***	***Project Location:***	***Street Address:***	***Name of Developer:***	***Phase No.:***	***Project Type:***	***Project Watershed:***	***Total Site Area (Acres):***	***Total New Impervious Surface Area (ft²):***	***Total Pre-Project Impervious Surface Area (ft²):***	***Project Status:***
Hitachi Campus	PDA06-032-01 (Map No. 42)	Area generally bounded by Cottle Road, Monterey Highway, Highway 85 and Manassas Road	5600 Cottle Road	Hitachi Global Storage	Phase 2	Industrial ***Project Description:*** Planned Development Permit Amendment to change a previously approved entry and vehicular roadway circulation at an existing industrial campus.	Guadalupe	160.00 ***Total Area of Land Disturbed (Acres):*** 8.44	0 ***Total Replaced Impervious Surface (ft²):*** 133,389	182,622 ***Total Post-Project Impervious Surface Area (ft²):*** 133,389	***Submittal Date:*** 10/8/08 ***Approval/ Deemed Complete Date:*** 9/11/09

Site Design Measures: Urban infill project in an industrial redevelopment area; onsite landscaping and tree plantings provided; and reduced existing impervious surface area by 49,233 square feet.	***Source Control Measures:*** Efficient landscape irrigation system.	***Treatment Control Measures:*** ***On Site:*** Vegetated bioswale. ***Off Site:*** N/A	***Operation & Maintenance Responsibility Mechanism:*** The property owner shall maintain all TCMs in conformance with Section 20.95.120 of the Zoning Ordinance.	***Hydraulic Sizing Criteria:*** 2.c ***Alternative Certification:*** No ***Alternative Compliance Measures:*** N/A	***HM Controls Required:*** No. Located in HM req'd area (Green), but project did not increase impervious surface. ***HM Controls Used:*** N/A ***HM Method:*** N/A

Project Name:	Project No.:	Project Location:	Street Address:	Name of Developer:	Phase No.:	Project Type:	Project Watershed:	Total Site Area (Acres):	Total New Impervious Surface Area (ft²):	Total Pre-Project Impervious Surface Area (ft²):	Project Status:
South King Road Development	PDA06-040-01 (Map No. 43)	East side of S. King Road, approx. 300 feet northerly of E. San Antonio Street	150 S. King Road	IDA, Inc.	N/A	Commercial **Project Description:** Planned Development Amendment to demolish an existing single-family residence, remove three ordinance sized trees, and construct a 7,000 square foot commercial building.	Coyote	0.62 **Total Area of Land Disturbed (Acres):** 0.62	16,184 **Total Replaced Impervious Surface (ft²):** 4,889	4,889 **Total Post-Project Impervious Surface Area (ft²):** 21,073	**Submittal Date:** 7/17/09 **Approval/ Deemed Complete Date:** 2/12/10

Site Design Measures:	Source Control Measures:	Treatment Control Measures:	Operation & Maintenance Responsibility Mechanism:	Hydraulic Sizing Criteria:	HM Controls Required:
Pervious paving; and perimeter landscaping and tree plantings provided.	Trash/recycling enclosure area covered, plumbed to sanitary sewer, and graded to prevent run-on.	**On Site:** Vegetated bioswale. **Off Site:** N/A	The property owner shall maintain all TCMs in conformance with Section 20.95.120 of the Zoning Ordinance.	2.c **Alternative Certification:** No **Alternative Compliance Measures:** N/A	No. Less than 1 acre impervious surface post-project and located in Catchment and Subwatershed areas equal to or greater than 65% Impervious (Red). **HM Controls Used:** N/A **HM Method:** N/A

Project Name:	Project No.:	Project Location:	Street Address:	Name of Developer:	Phase No.:	Project Type:	Project Watershed:	Total Site Area (Acres):	Total New Impervious Surface Area (ft²):	Total Pre-Project Impervious Surface Area (ft²):	Project Status:
1270 Campbell	PDA08-039-01 (Map No. 19)	East side of Campbell Avenue, approx. 2,000 feet northwesterly of Newhall Street	1270 Campbell Avenue	Sobrato Development Company	N/A	Residential (26.64 DU/AC) **Project Description:** Planned Development Permit Amendment to construct 138 multi-family attached residences.	Guadalupe	5.18 **Total Area of Land Disturbed (Acres):** 5.18	0 **Total Replaced Impervious Surface (ft²):** 163,720	182,952 **Total Post-Project Impervious Surface Area (ft²):** 163,720	**Submittal Date:** 7/7/09 **Approval/ Deemed Complete Date:** 4/26/10

Site Design Measures:	Source Control Measures:	Treatment Control Measures:	Operation & Maintenance Responsibility Mechanism:	Hydraulic Sizing Criteria:	HM Controls Required:
High-density, urban infill project in a Transit Oriented Development (TOD) area; onsite landscaping and tree plantings provided; and reduced existing impervious surface area by 19,232 square feet.	Stenciled drain inlets; efficient irrigation system; bicycle parking provided; and trash/recycling enclosure area covered, plumbed to sanitary sewer, and graded to prevent run-on.	**On Site:** Media filters. **Off Site:** N/A	The property owner or HOA shall maintain all TCMs in conformance with Section 20.95.120 of the Zoning Ordinance.	2.c **Alternative Certification:** No **Alternative Compliance Measures:** N/A	No. Located in Catchment and Subwatershed areas equal to or greater than 65% Impervious (Red). **HM Controls Used:** N/A **HM Method:** N/A

Project Name:	Project No.:	Project Location:	Street Address:	Name of Developer:	Phase No.:	Project Type:	Project Watershed:	Total Site Area (Acres):	Total New Impervious Surface Area (ft²):	Total Pre-Project Impervious Surface Area (ft²):	Project Status:
Equinix Silicon Valley 5	SP08-046 (Map No. 16)	Northwesterly corner of Great Oaks Boulevard and Highway 85	9 Great Oaks Boulevard	SV1, LLC/Equinix, Inc.	N/A	Industrial **Project Description:** Special Use Permit to construct a 168,000 square foot building for a data center use.	Guadalupe	12.75 **Total Area of Land Disturbed (Acres):** 5.65	97,600 **Total Replaced Impervious Surface (ft²):** 115,758	115,758 **Total Post-Project Impervious Surface Area (ft²):** 213,385	**Submittal Date:** 8/14/08 **Approval/ Deemed Complete Date:** 10/9/09

Site Design Measures:	Source Control Measures:	Treatment Control Measures:	Operation & Maintenance Responsibility Mechanism:	Hydraulic Sizing Criteria:	HM Controls Required:
Pervious paving; and onsite landscaping and tree plantings provided.	Efficient landscape irrigation system.	**On Site:** Vegetated bioswale and infiltration basin. **Off Site:** N/A	The property owner shall maintain all TCMs in conformance with Section 20.95.120 of the Zoning Ordinance.	1.a and 2.c **Alternative Certification:** No **Alternative Compliance Measures:** N/A	No. Located in HM req'd area (Green), but project was approved / deemed complete prior to Dec. 1, 2009. **HM Controls Used:** N/A **HM Method:** N/A

Project Name:	Project No.:	Project Location:	Street Address:	Name of Developer:	Phase No.:	Project Type:	Project Watershed:	Total Site Area (Acres):	Total New Impervious Surface Area (ft²):	Total Pre-Project Impervious Surface Area (ft²):	Project Status:
Green Earth Enterprises	SP09-026 (Map No. 45)	South side of Kings Row, approx. 200 feet easterly of Industrial Avenue	650 Kings Row	Green Earth Enterprises and TS/Civil Engineering, Inc.	N/A	Industrial **Project Description:** Special Use Permit to allow green waste recycling processing and transfer, corporation yard, and outdoor storage uses.	Coyote	0.91 **Total Area of Land Disturbed (Acres):** 0.91	3,129 **Total Replaced Impervious Surface (ft²):** 33,136	33,136 **Total Post-Project Impervious Surface Area (ft²):** 36,265	**Submittal Date:** 7/1/09 **Approval/ Deemed Complete Date:** 1/22/10

Site Design Measures:	Source Control Measures:	Treatment Control Measures:	Operation & Maintenance Responsibility Mechanism:	Hydraulic Sizing Criteria:	HM Controls Required:
Onsite landscaping and tree plantings provided.	Trash/recycling enclosure area covered and graded to prevent run-on.	**On Site:** Media filter. **Off Site:** N/A	The property owner shall maintain all TCMs in conformance with Section 20.95.120 of the Zoning Ordinance.	2.c **Alternative Certification:** No **Alternative Compliance Measures:** N/A	No. Less than 1 acre impervious surface post-project and not located in HM req'd. area (Red). **HM Controls Used:** N/A **HM Method:** N/A

Project Name: Nanosolar	***Project No.:*** SPA07-041-01 (Map No. 46)	***Project Location:*** Southwest corner of Hellyer Avenue and Fontansos Way	***Street Address:*** 5521 Hellyer Avenue	***Name of Developer:*** Mission West Props LP	***Phase No.:*** N/A	***Project Type:*** Industrial ***Project Description:*** Special Use Permit Amendment to remove 52 parking spaces to allow a 8,600 square foot building addition, a 2,700 square foot covered service yard, a 8,700 square foot uncovered service yard, and a 28,000-gallon ammonium hydroxide tank at an existing manufacturing facility.	***Project Watershed:*** Coyote	***Total Site Area (Acres):*** 10.74 ***Total Area of Land Disturbed (Acres):*** 0.49	***Total New Impervious Surface Area (ft²):*** 0 ***Total Replaced Impervious Surface (ft²):*** 21,200	***Total Pre-Project Impervious Surface Area (ft²):*** 21,200 ***Total Post-Project Impervious Surface Area (ft²):*** 21,200	***Project Status:*** ***Submittal Date:*** 8/7/08 ***Approval/ Deemed Complete Date:*** 11/12/09
Site Design Measures: Disconnected roof downspouts.	***Source Control Measures:*** Disconnected roof downspouts.				***Treatment Control Measures:*** ***On Site:*** Vegetated in-ground bioretention planters; and media filters. ***Off Site:*** N/A		***Operation & Maintenance Responsibility Mechanism:*** The property owner shall maintain all TCMs in conformance with Section 20.95.120 of the Zoning Ordinance.	***Hydraulic Sizing Criteria:*** 1a and 2.c ***Alternative Certification:*** No ***Alternative Compliance Measures:*** N/A		***HM Controls Required:*** No. Less than 1 acre impervious surface. ***HM Controls Used:*** N/A ***HM Method:*** N/A	

Public Projects 2009/2010*

Project Name:	Project No.:	Project Location:	Street Address:	Name of Developer:	Phase No.:	Project Type:	Project Watershed:	Total Site Area (Acres):	Total New Impervious Surface Area (ft²):	Total Pre-Project Impervious Surface Area (ft²):	Project Status:
Calabazas Branch Library	CIP 1321 (Map No. 49)	Near the northeast corner of Rainbow Drive and S. Blaney Avenue.	1230 S. Blaney Avenue	City of San José	N/A	Institutional **Project Description:** Replacement of an existing 30-year old library building with a new 10,500 square foot, one story library with site improvements, including a new parking lot.	Calabazas	1.78 **Total Area of Land Disturbed (Acres):** 1.78	18,614 **Total Replaced Impervious Surface (ft²):** 10,512	24,586 **Total Post-Project Impervious Surface Area (ft²):** 32,688	**Submittal Date:** Funded prior to 10/15/03 **Approval/ Deemed Complete Date:** 10/27/09

Site Design Measures:	Source Control Measures:	Treatment Control Measures:	Operation & Maintenance Responsibility Mechanism:	Hydraulic Sizing Criteria:	HM Controls Required:
Minimized site disturbance; and new onsite landscaping and trees provided.	Disconnected roof downspouts; efficient irrigation system; and stenciled drain inlets.	**On Site:** Exempt. **Off Site:** N/A	Source contorl measures are maintained by the City during routine maintenance.	Exempt. **Alternative Certification:** No **Alternative Compliance Measures:** N/A	No. Funded prior to 10/15/03. **HM Controls Used:** N/A **HM Method:** N/A

Project Name:	Project No.:	Project Location:	Street Address:	Name of Developer:	Phase No.:	Project Type:	Project Watershed:	Total Site Area (Acres):	Total New Impervious Surface Area (ft²):	Total Pre-Project Impervious Surface Area (ft²):	Project Status:
North San Pedro Infrastructure and Road Realignment	08-064813 (Map No. 50)	Bounded by Bassett Street to the north, St. James Street to the south, Terraine Street to the west, and Market Street to the east.	N/A	City of San José Redevelopment Agency	N/A	Roadway Realignment **Project Description:** Existing public roadway realignment including new curb, gutter, sidewalks, landscaping, street trees, roadway paving, stormwater and sanitary sewer drainage systems, water lines, and other underground utility infrastructure.	Guadalupe	16.60 **Total Area of Land Disturbed (Acres):** 7.46	45,800 **Total Replaced Impervious Surface (ft²):** 229,064	225,203 **Total Post-Project Impervious Surface Area (ft²):** 274,864	**Submittal Date:** 11/25/08 **Approval/ Deemed Complete Date:** 6/30/10 (construction is anticipated to begin by end of 2010)

Site Design Measures: Project is located in a Transit Oriented Development (TOD) area; and new landscaping and street trees provided.	***Source Control Measures:*** Stenciled drain inlets; efficient landscape irrigation system; and routine street sweeping.	***Treatment Control Measures:*** ***On Site:*** None (project is within the Public Right-Of-Way). ***Off Site:*** Exempt, but Vortex-action mechanical filtration unit provided to treat roadway runoff.	***Operation & Maintenance Responsibility Mechanism:*** Treatment measures are maintained by the City during routine maintenance.	***Hydraulic Sizing Criteria:*** Exempt, but filtration unit is sized for volume. ***Alternative Certification:*** No ***Alternative Compliance Measures:*** N/A	***HM Controls Required:*** No. Located in Catchment and Subwatershed areas equal to or greater than 65% Impervious (Red). ***HM Controls Used:*** N/A ***HM Method:*** N/A

*There were no Public Regulated Projects to report in FY 09-10. Although not required, the two public projects included in the table above voluntarily provided stormwater site design, source control, and (in one case) hydraulically-sized treatment control measures.

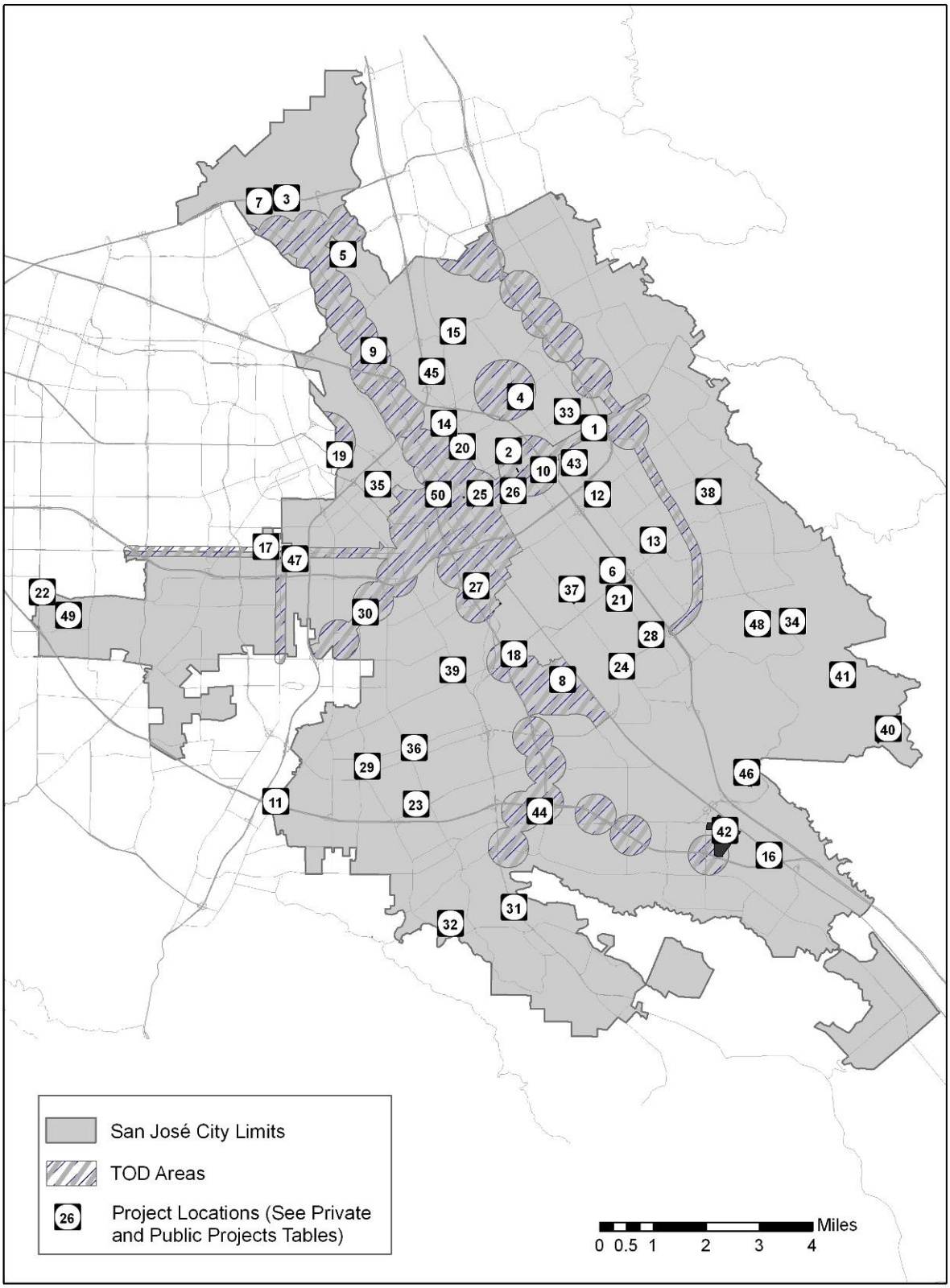

Private and Public Regulated Projects 2009/2010

C.3.h.iv. ► Installed Stormwater Treatment Systems Operation and Maintenance Verification Inspection Program Reporting

(1) Fill in attached table **C.3.h.iv.(1)** or attach your own table including the same information

(2) On an annual basis, provide a discussion of the inspection findings for the year and any common problems encountered with various types of treatment systems and/or HM controls. This discussion should include a general comparison to the inspection findings from the previous year.

The Operation and Maintenance (O&M) Verification Inspection Program inspected 16 project sites during FY 09-10. Stormwater treatment systems at most project sites were installed correctly and appeared well-maintained and functional. However, problems related to installation errors and deficient maintenance were encountered at approximately one-third of the project sites. This was an improvement from the last fiscal year, when over half of the sites inspected had O&M problems. No HM controls were inspected this year.

The landscape LID treatment systems inspected in FY 09-10 consisted of vegetated swales and bioretention cells. One of the most common problems associated with these types of facilities were mistakes made during installation that lessened the effectiveness of the treatment control system. For example, inaccurate grading at one project site resulted in a situation where runoff flowing through a curb-cut bypassed the associated vegetated swale and flowed onto the sidewalk and street. The other most common problem associated with landscape-based facilities was sparse or bare vegetation within vegetated swales or biotreatment areas.

All mechanical treatment systems appeared to be properly installed and functional. However, a common challenge associated with mechanical systems was educating property managers on maintenance requirements and substantiating their maintenance programs. To address this issue, City inspectors will continue to notify property managers of their maintenance responsibilities and follow-up to ensure maintenance programs are in place for mechanical treatment systems.

(3) On an annual basis, provide a discussion of the effectiveness of the O&M Program and any proposed changes to improve the O&M Program (e.g., changes in prioritization plan or frequency of O&M inspections, other changes to improve effectiveness program).

The City is in the third year of implementing its Operation and Maintenance Verification Inspection Program. The program is relatively new, but demands for inspections are quickly increasing as construction of Regulated Projects near completion and new Permit requirements take effect (e.g., treatment systems must be inspected within 45 days of installation). On the whole, the City's O&M Program has been effective in inspecting completed projects and identifying treatment system deficiencies. This is evident by the approximately 40 O&M inspections undertaken over the last three fiscal years. To improve the effectiveness of the O&M Program in FY 09-10, the City has held both classroom and field trainings for inspectors working within the O&M Program. Additionally, paper inspection forms have been translated to an electronic system that allows inspectors to enter inspection results into a hand-held PDA in the field. Inspection reports can be printed on-site and given to property managers, and the data on the PDA is uploaded for tracking and reporting purposes.

Prior to December 1, 2010, the City will develop an Initial Verification Inspection Program to ensure stormwater treatment systems are inspected within 45 days of installation. The development of this program will be coordinated with the existing O&M Program. Findings from the current program will be used to develop Initial Verification Inspection Program Standard Operating Procedures (SOPs).

In addition, the existing O&M Program SOPs will be updated to address on-going inspections. Results from the first 40 O&M inspections will be used as guidance to update the current SOPs. The updated SOPs will establish a prioritization plan of O&M inspections and define roles and responsibilities of those City departments and divisions involved in the O&M Program.

C.3.h.iv. ►Installed Stormwater Treatment Systems Operation and Maintenance Verification Inspection Program Reporting

Facility/Site Inspected and Location	Party Responsible For Maintenance	Date of Inspection	Type of Inspection (Initial, annual, or follow-up)	Type of Treatment/HM Control(s) Inspected[3]	Inspection Findings or Results	Enforcement Action Taken	Comments
Lowe's 775 Ridder Park Drive (Map No. 1)	Property Owner or Management	10/29/09	Initial	Onsite Vegetated Swales	Vegetation in swales was adequate. Filter fabric bags needed to be removed from inlets within the swales.	Verbal Warning	Site uses pumps to convey water from the parking area to the swales. There was some evidence that the pumps may not be functioning properly. Property management was contacted to confirm that pump system is operational.
Hitachi 3100 North 1st Street (Map No. 2)	Property Owner or Management	1/19/10	Initial	Onsite Bioswales	There were no observed problems. The swales appeared to be well-maintained.	None	Inspected during rain event.
Autumnvale Townhomes 2490 Autumnvale Drive (Map No. 3)	Home Owner's Association	1/19/10	Initial	Onsite Bioswales, Turf Blocks, Vortex Separator	There were no observed problems. Treatment controls appeared to be well-maintained.	None	Inspected during rain event.

[3] State the type(s) of treatment systems inspected (e.g., bioretention facility, flow-through planter, infiltration basin, etc…) and the type(s) of HM controls inspected, and indicate whether the treatment system is an onsite, joint, or offsite system.

C.3.h.iv. ►Installed Stormwater Treatment Systems Operation and Maintenance Verification Inspection Program Reporting

Facility/Site Inspected and Location	Party Responsible For Maintenance	Date of Inspection	Type of Inspection (Initial, annual, or follow-up)	Type of Treatment/HM Control(s) Inspected[3]	Inspection Findings or Results	Enforcement Action Taken	Comments
Coleman Retail (Phase 1) 1115 Coleman Avenue (Map No. 4)	Property Owner or Property Management	2/16/10	Initial	Onsite Vegetated Swales, Catch Basin Media Inlet Filters	Vegetation in swales was adequate. A flat-grate inlet in the northwest drainage area was located approximately 1 ½ inches above the pavement so stormwater could not enter, potentially diverting additional runoff to a swale.	Written Notice	Inspected during rain event.
Chevron 1151 Tully Road (Map No. 5)	Property Owner or Property Management	4/1/10	Initial	Onsite Media Filter	There were no observed problems. Treatment controls appeared to be well-maintained.	None	
Beshoff Motors Infiniti 2198 Tully Road (Map No. 6)	Property Owner or Property Management	4/1/10	Initial	Onsite Bioretention Cell	There were no observed problems. The bioretention swale appeared to be well-maintained.	None	

C.3.h.iv. ►Installed Stormwater Treatment Systems Operation and Maintenance Verification Inspection Program Reporting

Facility/Site Inspected and Location	Party Responsible For Maintenance	Date of Inspection	Type of Inspection (Initial, annual, or follow-up)	Type of Treatment/HM Control(s) Inspected[3]	Inspection Findings or Results	Enforcement Action Taken	Comments
Merrill Gardens at Willow Glen 993 Meridian Avenue (Map No. 7)	Property Management	4/1/10	Follow-Up	Onsite Hydrodynamic Separator	The mechanical unit could not be located during initial inspection. Property management confirmed that the mechanical unit is on-site and located under a bolted manhole cover.	None	The inspector informed the property manager of the need to have the unit maintained and to retain maintenance records for subsequent inspection.
Fairgrounds Senior Housing 2555 Corde Terra Circle (Map No. 8)	Home Owner's Association	4/1/10	Initial	Onsite Vegetated Swale, Media Filter	There were no visible or apparent problems. Treatment controls appeared to be well-maintained.	None	
Grandview Terrace 680 N. Capitol Avenue (Map No. 9)	Home Owner's Association	4/7/10	Initial	Onsite Vegetated Swales, Bioretention Filters, Media Filter	There were no observed problems.	None	The project has not been completed. There is still building interior and landscape construction that has not been completed. The vegetated swales and bioretention cells along the east side of the project have not been constructed. The treatment controls that have been installed appeared to be well-maintained.

C.3.h.iv. ►Installed Stormwater Treatment Systems Operation and Maintenance Verification Inspection Program Reporting

Facility/Site Inspected and Location	Party Responsible For Maintenance	Date of Inspection	Type of Inspection (Initial, annual, or follow-up)	Type of Treatment/HM Control(s) Inspected[3]	Inspection Findings or Results	Enforcement Action Taken	Comments
Coleman Retail (Phase 2) 1115 Coleman Avenue (Map No. 10)	Property Owner or Property Management	5/11/10	Initial	Onsite Catch Basin Media Inlet Filters	There were no observed problems. Treatment controls for built-out areas appeared well-maintained.	None	Only 1 out of 5 pads have been built-out. Construction BMPs in-place for undeveloped portion of site.
Bellarmine School Parking Lot 831 W. Hedding Street (Map No. 11)	Property Owner or Property Management	5/11/10	Initial	Onsite Bioswales	Bioswales on the west and north side of the parking lot had no observed problems. Standing water was observed in the bioswales on the east and southwest side of the parking lot, and they appeared to not drain freely. As a result, vegetation had died along the flowline of the east and southwest bioswales.	Verbal Warning	
Bellarmine School Humanities Building (Map No. 12)	Property Owner or Property Management	5/11/10	Initial	Onsite Media Filter	There were no observed problems. Treatment control appeared to be well-maintained.	None	

C.3.h.iv. ►Installed Stormwater Treatment Systems Operation and Maintenance Verification Inspection Program Reporting

Facility/Site Inspected and Location	Party Responsible For Maintenance	Date of Inspection	Type of Inspection (Initial, annual, or follow-up)	Type of Treatment/HM Control(s) Inspected[3]	Inspection Findings or Results	Enforcement Action Taken	Comments
Jack-In-The-Box 1632 Tully Road Map No. 13)	Property Owner or Property Management	6/9/10	Initial	Onsite Media Filters	Two of the three media filters had no observed problems. It appears there was a spill of grease or similar substance into one of the media filters.	Written Warning	
Burger King 635 E. Capitol Expressway (Map No. 14)	Property Owner or Property Management	6/9/10	Initial	Onsite Vortex Separator	There were no observed problems. Treatment control appeared to be well-maintained.	None	
Morgan Plaza 2010 Story Road (Map No. 15)	Property Owner or Property Management	6/9/10	Initial	Onsite Vegetated Swales	Two of the four swales had no observed problems. Runoff draining to the northwest swale would bypass the swale due to construction flaws. The swale on the south side of the project had poor vegetation cover.	Written Warning	
Story/King Retail Center 1698 Story Road (Map No. 16)	Property Owner or Property Management	6/9/10	Initial	Onsite Media Filter	There were no visible or apparent problems. Treatment control appeared to be well-maintained.	None	

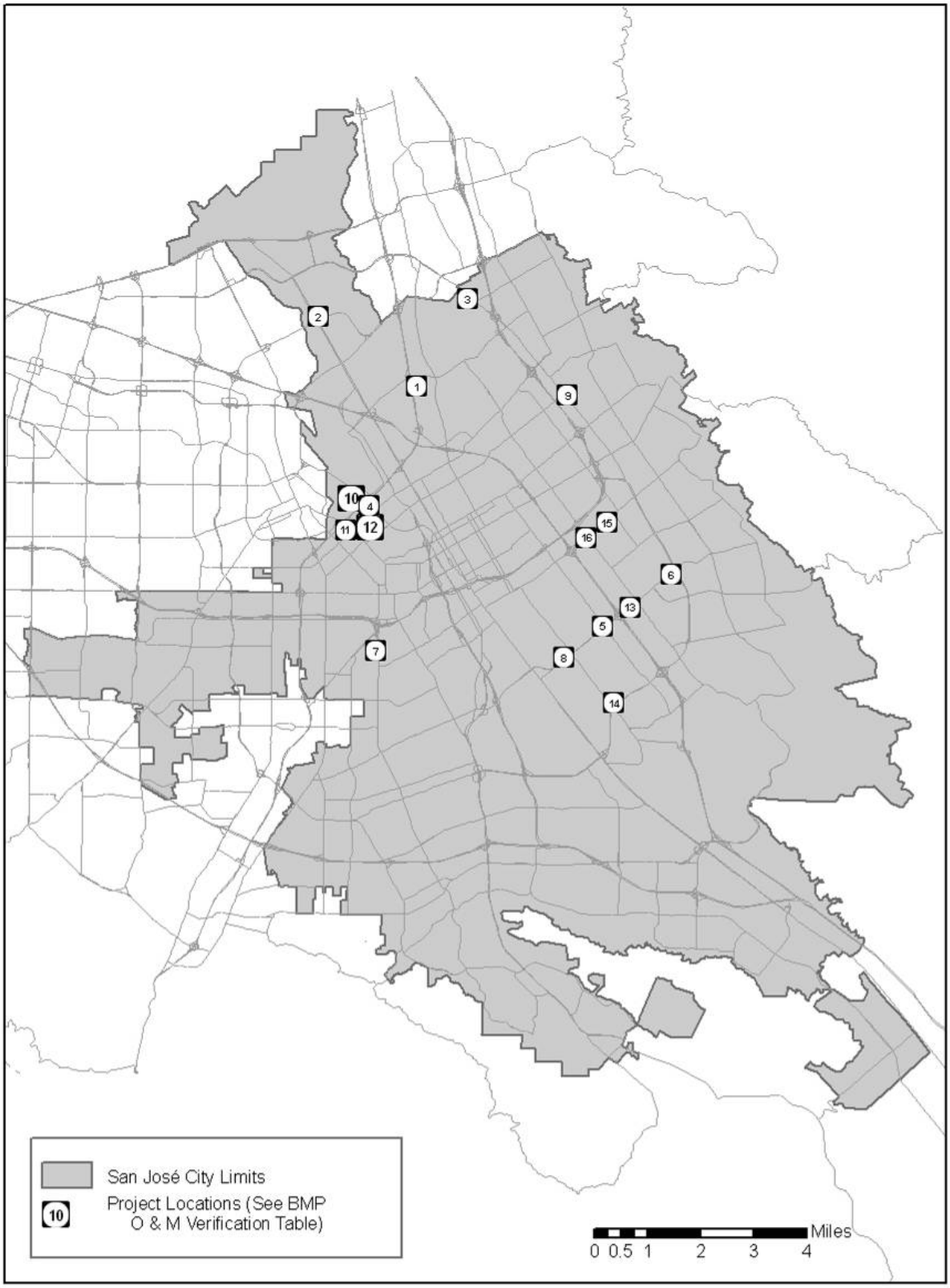

BMP O&M Verification 2009/2010

This page is intentionally
left blank.

Section 4 – Provision C.4 Industrial and Commercial Site Controls

C.4.a.ii ► Legal Authority

(For FY 09-10 Annual Report only) Do you have adequate legal authority to obtain effective stormwater pollutant control on industrial sites?	X	**Yes**		**No**
If **No**, explain:				

C.4.c.ii.(5) ► Enforcement Response Plan

(For FY 09-10 Annual Report only) Have you developed and implemented an Enforcement Response Plan by April 1, 2010?	X	**Yes**		**No**
If **No**, explain:				

Program Highlights

Provide background information, highlights, trends, etc. For FY 09-10 Annual Report describe steps taken to revise your program to meet new data tracking and reporting requirements.

New Permit Implementation

To meet anticipated caseload and program development projects needed to implement the new Regional Permit requirements related to Industrial and Commercial Site Controls, several vacant and new full-time Environmental Inspector and vacant Assistant Environmental Inspector positions were filled in FY 09-10. City staff reviewed the San José Municipal Code and determined that the City has adequate legal coverage to obtain effective stormwater pollutant control at commercial and industrial facilities. The City will continue to analyze its ordinances to ensure efficient and effective mechanisms to achieve stormwater pollution control. Based on new Permit requirements, new businesses were added to the Business Inspection Inventory. The City will continue to review its Business Inspection Plan in FY 10-11 and make changes, as necessary. City staff revised the Watershed Enforcement Response Plan (WERP) to incorporate new Permit requirements and began utilizing the WERP on April 1, 2010.

Regional Collaboration

The City actively participated in the BASMAA Municipal Operations Committee and contributed to regional activities related to the implementation of the Regional Permit requirements related to Industrial and Commercial Site Controls. City staff also actively participated in the SCVURPPP IND Ad Hoc Task Group (IND AHTG) on multiple projects. The IND AHTG revised the list of facility types that have a reasonable potential to contribute to pollution of stormwater runoff; revised the list of Program Business Categories, consolidating the previous 21 old categories into 11 new categories; and began revising the Program's Performance Standard, which may be used to guide modifications to permittees' Business Inspection Plans. See the Program's FY 09-10 Annual Report for more details.

Facility Inspections

In FY 09-10, the City inspected a large number of facilities to ensure that adequate stormwater protection measures are being employed by San José businesses. The City inspected a total of 6,232 facilities this year. Since December 2009, over 90% of all identified violations were corrected within 10 business days or in an otherwise timely manner. During facility inspections, the City identified 147 actual discharge violations and 1,680

Program Highlights

potential discharge violations. Although the number of actual discharge violations found at facilities grouped in certain Business Categories may seem comparatively high (see Table C.4.c.iii.(3)), those Program Business Categories had a proportionately higher number of total facilities inspected in FY 09-10. For example, the 84 actual discharge violations found at food service facilities represents less than 4% of the 2,171 food service facilities inspected in FY 09-10.

Table C.4.c.iii provides summary information on the City's IND inspection program. San José's program identifies and tracks specific issues at a facility as violations rather than tracking only enforcement actions. It should be noted that José's approach to tracking of violations is more detailed than described in the Annual Report template. The definition of "violations" as footnoted in the Annual Report template is inconsistent with and does not reflect San José program practices with respect to categorizing and tracking violations and their resolution. For the City, the total number of violations is different from enforcement actions because 1) a single enforcement action may be issued to address multiple violations and 2) a site may be issued a second (or multiple) enforcement action(s) progressively in order to achieve compliance. For example, if three separate stormwater issues were discovered during an initial inspection, the issues are documented as three violations, and the timeframe to correct each of those violations begins at that time. The issues are not grouped together and tracked as one violation. Programmatically defining violations as the number of issues identified at a site offers greater environmental protection and provides the City with more specific data which can be used to inform program direction and refinement.

Annual Training

The City places great value in providing needed training for its Environmental Inspectors. In addition to other topics covered at the annual inspector and safety training, the City also utilized BASMAA's training documents for copper sources and BMPs and identifying PCBs and PCB-containing equipment during Industrial Inspections. The City will continue to train its staff in FY 10-11 and will work with SCVURPPP and BASMAA on relevant regional inspector training.

C.4.b.i. ► Business Inspection Plan

(For FY 09-10 Annual Report only) Do you have a Business Inspection Plan?	X	**Yes**		**No**

If No, explain:

C.4.b.iii.(1) ► Potential Facilities List

List below or attach your list of industrial and commercial facilities in your Inspection Plan to inspect that could reasonably be considered to cause or contribute to pollution of stormwater runoff.

There are total of 12,057 facilities subject to inspection in San José. A complete list of these facilities, including their location and type, is available in *Appendix 4-1: C.4.b.iii.(1) Potential Facilities List*.

C.4.b.iii.(2) ►Facilities Scheduled for Inspection

List below or attach your list of facilities scheduled for inspection during the current fiscal year.

4,710 facilities are scheduled for inspection during FY 2010-2011. A complete list of these facilities, including their location and type, is available in *Appendix 4-2: C.4.b.iii.(2) Facilities Scheduled for Inspection.*

C.4.c.iii.(1) ►Facility Inspections

Fill out the following table or attach a summary of the following information.

	Number	Percent
Number of businesses inspected (if known)	6,232	
Total number of inspections conducted	8,149	
Violations[1] issued (excluding verbal warnings)	1,827	
Sites inspected in violation	961	15.4
Violations[1] resolved within 10 working days or otherwise deemed resolved in a longer but still timely manner	949[2]	90.4[2]

[1]In San José, the total number of violations equals the number of issues identified at facilities that result in an enforcement action. It does not equal the number of enforcement actions because 1) a single enforcement action may be issued to address multiple violations and 2) a site may be issued a second (or multiple) enforcement action(s) progressively in order to achieve compliance.

[2] Includes data collected from 12/1/09 - 6/30/10. Since 12/1/09, 949 out of 1,050 violations were resolved within 10 business days or an otherwise timely manner.

C.4.c.iii.(2) ►Frequency and Types/Categories of Violations Observed

Fill out the following table or attach a summary of the following information.

Type/Category of Violations Observed	Number of Violations
Actual discharge (e.g. non-stormwater discharge)	147
Potential discharge (e.g. BMPs not in place or ineffective)	1,680

C.4.c.iii.(2) ►Frequency and Type of Enforcement Conducted

Fill out the following table or attach a summary of the following information.

	Enforcement Action (as listed in ERP)[1]	Number of Enforcement Actions Taken	% of Enforcement Actions Taken[2]
Level 1	Correction Notice	806	75.1
Level 2	Official Warning Notice	253	23.6
Level 3	Administrative Citation	14	1.3
Total		1,073	100

Notes:

[1]Agencies to list specific enforcement actions as defined in their ERPs.

[2]Percentage calculated as number of each type of enforcement action divided by the total number of enforcement actions.

C.4.c.iii.(3) ►Types of Violations Noted by Business Category

Fill out the following table or attach a summary of the following information.

Business Category[1]	Actual Discharge Violations	Potential Discharge Violations
a) Facilities subject to the General Industrial Permit	20	331
b) Vehicle salvage yards	2	18
c) Metals & other recycled materials collection facilities; waste transfer facilities	0	0
d) Vehicle mechanical repair, maintenance, fuelling, cleaning	28	609
e) Building trades central facilities/yards; corporation yards	7	131
f) Nurseries and greenhouses	0	0
g) Building materials retailer and storage	1	33
h) Plastic manufacturers	0	0
i) Other[2]	1	9
j) Food service	84	450
k) Dry cleaners	0	1
l) Miscellaneous[3]	4	98

Notes:

[1] List your Program's standard business categories.

[2] Facilities designated by the Permittee or Water Board to have a reasonable potential to contribute to pollution of stormwater runoff. For SCVURPPP, this includes but is not limited to amusement parks, chemicals & allied products, storage, and veterinarians/animal services with outdoor pens.

[3] Facilities that were inspected in FY 09-10 but are not included in any of the other business categories and would not normally receive an inspection. These facilities received an inspection because either: 1) they were incorrectly included in one of the other business categories; or 2) a violation was identified at the facility during an IDDE complaint investigation in a previous year; or 3) a violation was identified at the facility during on IND investigation (based on a different business category list) in a previous year.

C.4.c.iii.(4) ►Non-Filers

List below or attach a list of the facilities required to have coverage under the Industrial General Permit but have not filed for coverage:

Companies Requiring NOI Based on Exposure But Have Not Filed

Facility Number	SIC	Business Name	St Num	Dir	Street Name	Type		Bldg
13616	3444	CORTEC PRECISION SHEET METAL	2231		Will Wool	Dr		
44988	4212	United Site Services	3408		Hillcap	Ave		

Facility Number	SIC	Business Name	St Num	Dir	Street Name	Type		Bldg
53275	4212	B Z EXPRESS	2518		Castleton	Dr		
54409	4119	GOLDEN STATE MEDICAL SERVICE, dba GOLDEN STATE AMBULANCE, INC.	3801		Charter Park	Ct	Suite	E
52901	2700	GLANCE PUBLICATIONS	4321		Blackford	Ave		
34336	4213	PIONEER LIQUID TRANSPORT	251	E	Empire	St		
51944	4119	SKY LARK LIMOUSINE	1490		Berger	Dr	Suite	1
29807	3600	Harris STRATEX NETWORKS INC	120		Rose Orchard	Way	Suite	A
52128	4212	WE HAUL IT ALL	1821		Rock Spring	Dr	Suite	A
52929	3821	TW ORTHO LAB	2652		La Salle	Way		
12541	3570	PROGRAMMABLE MICROELECTRONIC	1350		Ridder Park	Dr		
13989	4212	ACE RELOCATION SYSTEMS	675		Quinn	Ave		
13160	4311	PARKMOOR CARRIER STATION	1545		Parkmoor	Ave		
14472	3999	PRAXAIR	1785		Old Oakland	Rd		
47183	3570	SUPER MICRO COMPUTER INC	980		Rock	Ave		
52091	4119	SERENDIPITY LAND YACHTS LTD	1596	S	7th	St		
49011	3570	CAVENDISH KINETICS INC	3833	N	1ST	St	Suite	3
43446	4119	AMERICA BUS LINES	326		Phelan	Ave	Suite	1A
51960	3540	OMNITEC PRECISION MFG INC	429		Queens	Ln		
52092	4212	LECHUGA, RAMIRO TRUCKING	240		Leo	Ave		
15801	2434	CLEAR OAK DESIGNS	1723		Rogers	Ave		
52626	2200	COMSTOCK'S OF CALIFORNIA INC	2180		Stone	Ave		
14115	3999	ACOSTA SHEET METAL	930		Remillard	Ct		
37344	4214	Bassian Farms	1865	S	10 th	St		
14456	3540	WEMA	1670		Zanker	Rd		
12116	3444	O C MCDONALD CO INC	1150	W	San Carlos	St		
53208	4119	JADE LS	554		Altino	Blvd		
50874	4231	BEST OVERNITE	850		Service	St		
52907	3585	COOLING CONTROL SERVICE	400		Richfield	Dr		

Facility Number	SIC	Business Name	St Num	Dir	Street Name	Type		Bldg
38467	4212	OLD DOMINION FREIGHT LINE	390		Commerical	St	Suite	A
53186	3600	FAIRCHILD SEMICONDUTOR	3003		Orchard	Pkwy		

Companies Requiring NOI Based on SIC But Have Not Filed

Facility Number	SIC	Business Name	St Num	Dir	Street Name	Type		Bldg
51840	2400	ALCAR MANUFACTURE	92		Pullman	Way		
29064	3281	SERRA TILE & STONE INC	183		Ryland	St	Suite	B
52209	3200	STROKE CONCRETE	2050		McKee	Rd	Suite	87
16835	2821	BAY FIBERGLASS & PRECAST	738		Chestnut	St		
9051	5015	EUROPEAN SPECIALTY	1731		Smith	Ave		
53200	4955	E-WASTE SOLUTIONS	4148		Snowbank	Ct		
52366	4950	NEXCYCLE	1771	E	Capitol	Expy		
15167	5093	BAY VALLEY ENVIRONMENTAL	1475		Chavez	Way		
53304	4950	RECYCLING PROS	3169		Oakgate	Way		
48202	2400	T D CUSTOM WOODWORKING	2535		Amaryl	Dr	Suite	A
54945	3281	STONEWORKS	645		Horning	St		
47081	2400	MORGADO DOORS & WINDOWS	2300		Zanker	Rd	Suite	F5
52056	5093	GMAX ENTERPRISES	1539		Terminal	Ave		
53263	2844	TRAN DO FAMILY LP	2680	S	White	Rd	Suite	
52172	2844	LYNNEA REYNOLDS	527	S	Market	St		
51799	4950	SOUTH BAY RECYCLING	4974		Gazania	Dr		
12957	3441	METRO STEEL FAB	701		Kings Row			
12671	5093	METALS WEST	1436		State	St		
47420	5093	EAGLE RECYCLING INC	1055		Commerical	Ct	Suite	A
14944	4950	TWENTY/TWENTY RECYCLE CENTER	1771	E	Capitol	Expy		
52631	5093	GLOBAL GREENWAYS LLC	1999		Stone	Ave		
48419	5093	BORGATA RECYCLING INC	1919		Monterey	Rd	Suite	20
51999	4950	PACIFIC BAY RECYCLIN CTR INC	990	N	10th	St		

12733	2851	METACRYLICS	142	N	27th	St		
48560	4950	ZEPEDA RECYCLE	2591		Alum Rock	Ave		
47474	3281	SANTAY GRANITE	1250		Yard	Ct	Suite	Z
44526	3281	VENICE TILE & MARBLE	1720		Rogers	Ave		
12305	3281	The BARRAGANS	1761		Junction	Ave		
44506	3281	CALIFORNIA HOME & KITCHEN DESIGN CENTER	1775		Junction	Ave		

C.4.d.iii ►Staff Training Summary

Training Name	Training Dates	Topics Covered	No. of Inspectors in Attendance	Percent of Inspectors in Attendance
WE & FOG Group Annual Training Event 2009	7/22/2009 – 7/23/2009	Status of the MRP; Conducting an IND Inspection at a large facility; ICID Overview and training; Supplies checklists; Construction Inspection overview; C.3 O&M Verification Inspections; State Construction Permit & Regional Board Citations; ERP Review; Administrative Citations; FOG Inspections and Grease Control Devices overview; CalFOG Update; FOG SOPs; Workload management	22	100
HAZMAT Refresher Training	10/8/2009 or 10/26/2009	Refresher training for HazWopper certification	7	31.8
CASQA 2009 Pre-Conference Workshop: Municipal Stormwater 101: The Fundamentals (Webinar)	11/2/2009	The Basics; Regulatory Background; Program Management; Program Effectiveness Assessment; Program Elements	3	10.7
Grease Inspector Interceptor Workshop	3/30/2010	Training on grease control devices and how to inspect them	8	29.6
Hazardous Communication Training	6/8/2010	Definitions, classifications, hazards, physical properties, hazard communication, reducing risk	20	74.1
Hazardous Waste Training	6/8/2010	Definitions, regulations, agencies, penalties, determination, program, accumulation, shipment	20	74.1

C.4.d.iii ►Staff Training Summary

Training Name	Training Dates	Topics Covered	No. of Inspectors in Attendance	Percent of Inspectors in Attendance
WE & FOG Group Annual Training Event 2010	6/22/2010 – 6/23/2010	Enforcement Response Plan; Photos as evidence; Conducting a FOG inspection; Workload management; Quality inspection reports; Update on C.3, C.6, and C.15 for Inspectors; Conducting an IND Inspection; Intercultural communication; Conducting an ICID Investigation; PCB Identification; General Industrial Permit overview; FOG SOP highlights; Field Scenarios	27	96.4

Section 5 – Provision C.5 Illicit Discharge Detection and Elimination

C.5.a.ii ► Legal Authority

(For FY 09-10 Annual Report only) Do you have adequate legal authority to prohibit and control illicit discharges and escalate stricter enforcement to achieve expedient compliance?	X	**Yes**		**No**

If **No**, explain:

C.5.b.ii.(4) ► Enforcement Response Plan

(For FY 09-10 Annual Report only) Have you developed and implemented an Enforcement Response Plan by April 1, 2010?	X	**Yes**		**No**

If **No**, explain:

Program Highlights

Provide background information, highlights, trends, etc. For FY 09-10 Annual Report describe steps taken to revise your program to meet new data tracking and reporting requirements.

New Permit Implementation

The City invested considerable time and resources preparing to implement the Regional Permit. City staff reviewed the San José Municipal Code and determined that the City has adequate legal coverage to prohibit and control illicit discharges and to escalate stricter enforcement to achieve expedient compliance. The City will continue to analyze its ordinances to ensure efficient and effective language to achieve stormwater pollution control. City staff also revised the Watershed Enforcement Response Plan (WERP) to incorporate Permit requirements and began utilizing the WERP on April 1, 2010.

Municipal Separate Storm Sewer System (MS4) Maps

Hard copy maps of the City's MS4 are available to the public at City Hall, and may be viewed during normal business hours. The maps are also posted online at the following link: https://cpms.sanjoseca.gov/emap/. In addition, links to the Oakland Museum of California's Creek and Watershed maps are posted on the SCVURPPP website: http://www.scvurppp-w2k.com/museum_maps.shtml.

Collection System Screening

City staff is working with BAASMA and SCVURPPP to develop collection system screening program guidance. The City developed Standard Operating Procedures and supporting documentation for conducting screenings of its outfalls in conjunction with its existing outfall inspection and maintenance program. The City identified key major outfalls draining industrial areas, which are included as part of the screening program.

Regional Collaboration

The City actively participated in the BASMAA Municipal Operations Committee and contributed to regional activities related to the implementation of the Regional Permit for Illicit Discharge Detection and Elimination. City staff also actively participated in the Program-wide IDDE Ad Hoc Task Group (IDDE AHTG) on multiple projects. The IDDE AHTG developed guidance materials for permittee development of the Complaint and Spill Response Phone Number and Spill Contact List, provided guidance on data tracking requirements, and analyzed the existing data fields /incident types to ensure compliance with new Regional Permit requirements. See the C.5 Illicit Discharge Detection Elimination section of the

Program's FY 09-10 Annual Report for a description of the activities of the IND/IDDE AHTG and the BASMAA Municipal Operations Committee.

Annual Training

The City places great value in providing needed training for its Environmental Inspectors, and continues to utilized its annual training event as an opportunity to review new and existing program requirements. The City will continue to train its staff in FY 10-11and will work with SCVURPPP and BASMAA on pertinent regional inspector training.

C.5.c.iii ►Complaint and Spill Response Phone Number and Spill Contact List

List below or attach your complaint and spill response phone number and spill contact list.

Contact	Description	Phone Number[1]
City of San José Watershed Protection Division	Environmental Inspectors respond to stormwater discharge complaints	945-3000
City of San José Department of Transportation	Storm sewer maintenance, emergency blocking and/or cleaning of storm sewer lines	277-4373 (7am – 4pm) 277-8956 (4pm – 7am)
City of San José Hazardous Incident Team (HIT), Station 29	Hazardous Incident Team – San José Fire Department station that responds to hazardous spills	277-4677 main 277-8911 emergency 398-9229 cell #1 398-9666 cell #2
City of San José Code Enforcement	Vehicle Abatement	535-7770
San José/Santa Clara Water Pollution Control Plant	Report spills into the Sanitary Sewer. Obtain emergency permission to direct spills to the sanitary sewer.	945-5317
Santa Clara Valley Water District	Non-emergency spills into a creek Emergency or hazardous spills into a creek	265-2600; ext 2378 1-888-510-5151
County of Santa Clara	IDDE incidents in unincorporated Santa Clara County County Health referrals Department of Environmental Health Environmental Crimes in County Parks 24-hour Spill Hotline	378-4010 792-5050 918-3400 355-2273 1-800-852-7550
California State Office of Emergency Services (OES)	Threat of Public Health/ Human Injury/ Exposures	916-262-1621 1-800-852-7550 (after hours)
State Water Resources Control Board	Complaint line for spills to state waters, a known source of a spill, and chronic water problems.	510-622-2369

California State Fish and Game - Monterey Dispatch center	Possible impacts to creek biota.	831-649-2810
CalTrans	IDDE incidents on state roads and other CalTrans Right-of-ways	436-0930 510-286-6359 (after hours)
California Highway Patrol (CHP)	Emergency incidents on state roads	467-5400
California Poison Control Center	Emergency guidance for exposure to hazardous substances	1-800-876-4766

[1] All phone numbers are area code 408 unless otherwise noted.

C.5.d.iii ►Evaluation of Mobile Business Program

Describe implementation of minimum standards and BMPs for mobile businesses and your enforcement strategy. This may include participation in the BASMAA Mobile Surface Cleaners regional program or local activities.

The City responds to all complaints of illicit discharges from mobile businesses. When violations are identified, mobile businesses are educated on the local stormwater sections of the San José Municipal Code; issued enforcement actions consistent with the Watershed Enforcement Response Plan; and given outreach materials which detail Best Management Practices (BMPs) for surface cleaning projects. The City uses outreach materials from the BASMAA mobile surface cleaner program and factsheets from the Cleaning Equipment Trade Association to educate mobile businesses on proper stormwater protection BMPs when performing surface cleaning activities. The City encourages mobile surface cleaning businesses to take the online BASMAA mobile surface cleaner training. City staff is also trained to give the BASMAA mobile surface cleaner training if needed. See the C.5 Illicit Discharge Detection and Elimination section of Program Annual Report for a description of efforts by the IND/IDDE AHTG and the BASMAA Municipal Operations Committee to address mobile businesses.

C.5.e.iii ►Evaluation of Collection System Screening Program

Provide a summary or attach a summary of your collection screening program, a summary of problems found during collection system screening and any changes to the screening program this FY.

City staff is working with BAASMA and SCVURPPP on the regional development of a collection system screening program. The City developed SOPs and supporting documentation for conducting screenings of its outfalls in conjunction with its existing outfall inspection and maintenance program. Key major outfalls draining industrial areas have been identified and are included as part of the screening program. The City continues to direct maintenance staff to look for evidence of illicit discharges or dumping and to report any incidents to the City's illegal dumping hotline.

In addition to the development of the collection system screening program, the City implements an annual storm inlet cleaning program. City staff collects data on cleaning activity using the Infrastructure Maintenance Division System Problem Area Report (IMSPAR). IMSPAR tracks inlet and catch basin problems associated with debris, access, and construction. The City cleaned approximately 30,000 storm inlets during FY 09-10 and removed 394 cubic yards of debris. The Infrastructure Maintenance Division reported 2,041 problems for FY 09-10 with 14% debris, 71% access, and 15% construction related problems. Roots accounted for the majority of problems categorized as debris while map issues and silt sacks were the majority of the problems associated with access and construction, respectively. Staff are also trained to look for evidence of illicit discharges or dumping and instructed to report any incidents to the City's illegal dumping hotline. Slight modifications to the IMSPAR to improve data tracking have been identified and will be implemented in FY 10-11.

C.5.f.iii.(1), (2), (3) ►Spill and Discharge Complaint Tracking

Spill and Discharge Complaint Tracking (fill out the following table or include an attachment of the following information)

	Number	Percentage
Discharges reported (C.5.f.iii.(1))	604 [1]	
Discharges reaching storm drains and/or receiving waters (C.5.f.iii.(2))	136 [2]	38.4 [2]
Discharges resolved in a timely manner (C.5.f.iii.(3))	325 [3]	91.8 [3]

[1] Number of complaints received in FY 09-10 (594 plus 10 carryover cases from previous fiscal year).
[2] Data collected from 12/1/09–6/30/10. Since 12/1/09, 136 out of 354 violations resulted in discharges reaching storm drains and/or receiving waters. For San José, discharges include all flows that enter the stormwater conveyance system (which includes drainage systems, gutters, ditches, etc.) in addition to catch basins, storm drains, and receiving waters.
[3] Data collected from 12/1/09–6/30/10. Since 12/1/09, 325 out of 354 violations were resolved in a timely manner.

C.5.f.iii.(4) ►Summary of Major Types of Discharges and Complaints

Provide a narrative or attach a table and/or graph.

Incident Type	Residential	Commercial	Industrial	Automotive	Food Facilities	Construction	Public Facilities and Utilities	Totals
Abandoned drums	1	4	0	0	0	0	0	**5**
Allowable discharge	3	0	0	0	0	0	1	**4**
Carpet cleaning	1	5	0	0	0	0	0	**6**
Cement	14	3	0	0	0	3	0	**20**
Complaint not found	26	29	1	3	0	3	3	**65**
Cooling water	0	0	0	0	0	0	0	**0**
Dewatering	1	1	0	0	0	0	0	**2**
Dumping - hazardous	4	9	0	0	0	0	1	**14**
Dumping - non-hazardous	8	12	0	0	1	0	0	**21**
Dumpster	1	11	0	0	0	0	0	**12**
Equipment cleaning	9	1	0	0	2	0	1	**13**
Grey water	7	30	0	2	1	2	2	**44**
Illicit connections	2	2	0	1	0	0	0	**5**
Landscape material dumping	7	3	0	0	0	0	0	**10**

Incident Type	Residential	Commercial	Industrial	Automotive	Food Facilities	Construction	Public Facilities and Utilities	Totals
Misc. incidents	13	12	0	0	1	1	3	**30**
Oil & grease	4	16	1	0	8	0	0	**29**
Over watering	3	3	0	0	0	0	0	**6**
Paint	14	5	0	0	0	0	1	**20**
Pools/Spas/Fountains	24	0	0	0	0	0	0	**24**
RV Waste	2	4	1	0	0	0	0	**7**
Sanitary spill or leak	18	8	0	0	1	0	0	**27**
Saw cutting slurry	4	9	0	0	0	0	0	**13**
Spills	1	8	0	0	0	0	0	**9**
Surface cleaning	3	14	0	1	1	0	3	**22**
Tracking soil	9	15	0	0	0	5	1	**30**
Used oil dumping	20	11	0	0	0	0	0	**31**
Vehicle & equipment leaking	69	13	1	7	0	0	0	**90**
Vehicle repair	3	2	0	2	0	0	0	**7**
Vehicle washing	3	14	0	6	0	0	0	**23**
Water line breaks	6	7	0	0	0	2	0	**15**
Totals	**280**	**251**	**4**	**22**	**15**	**16**	**16**	**604**

Number of Incidents by Facility

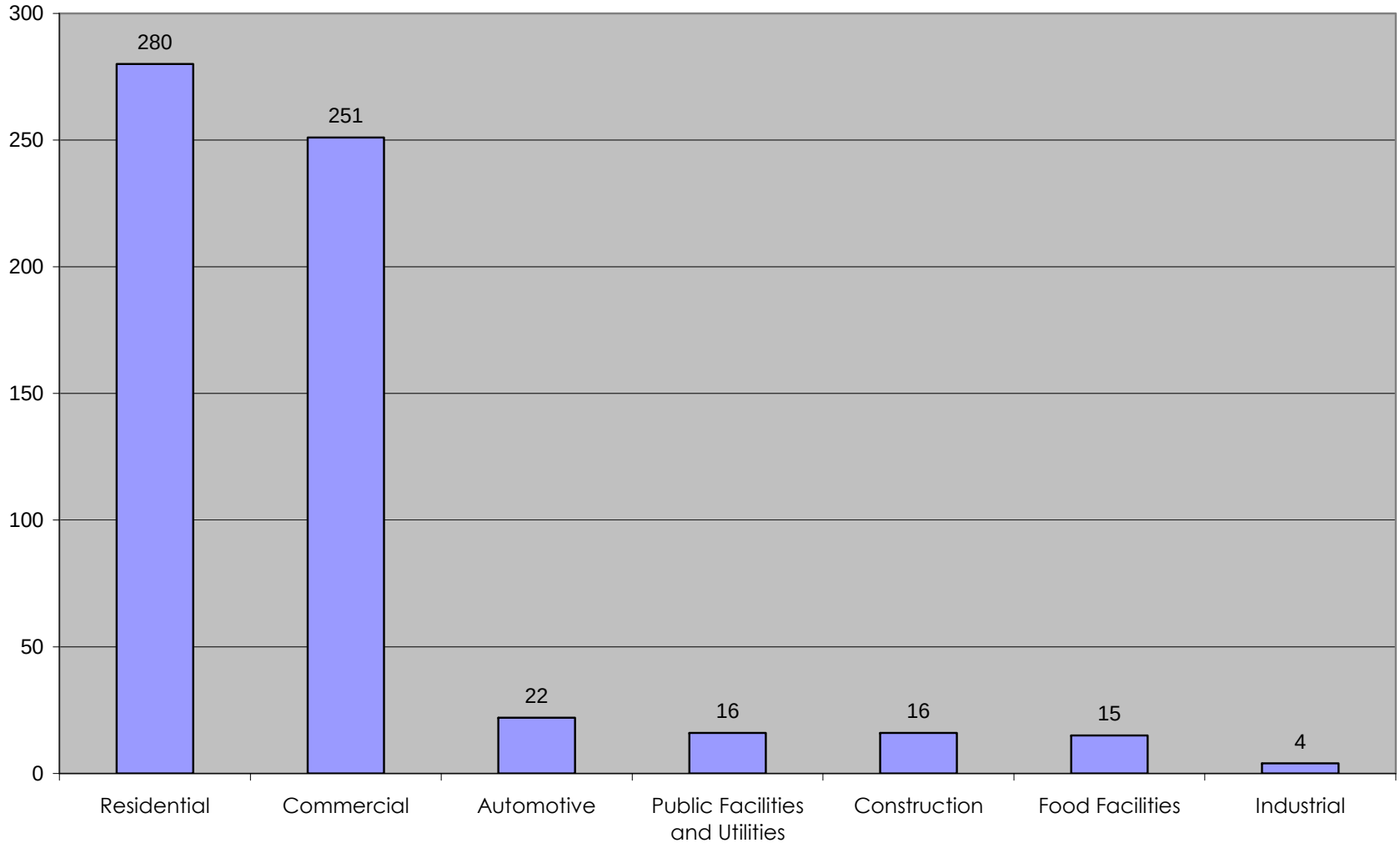

Number of Incidents by Type

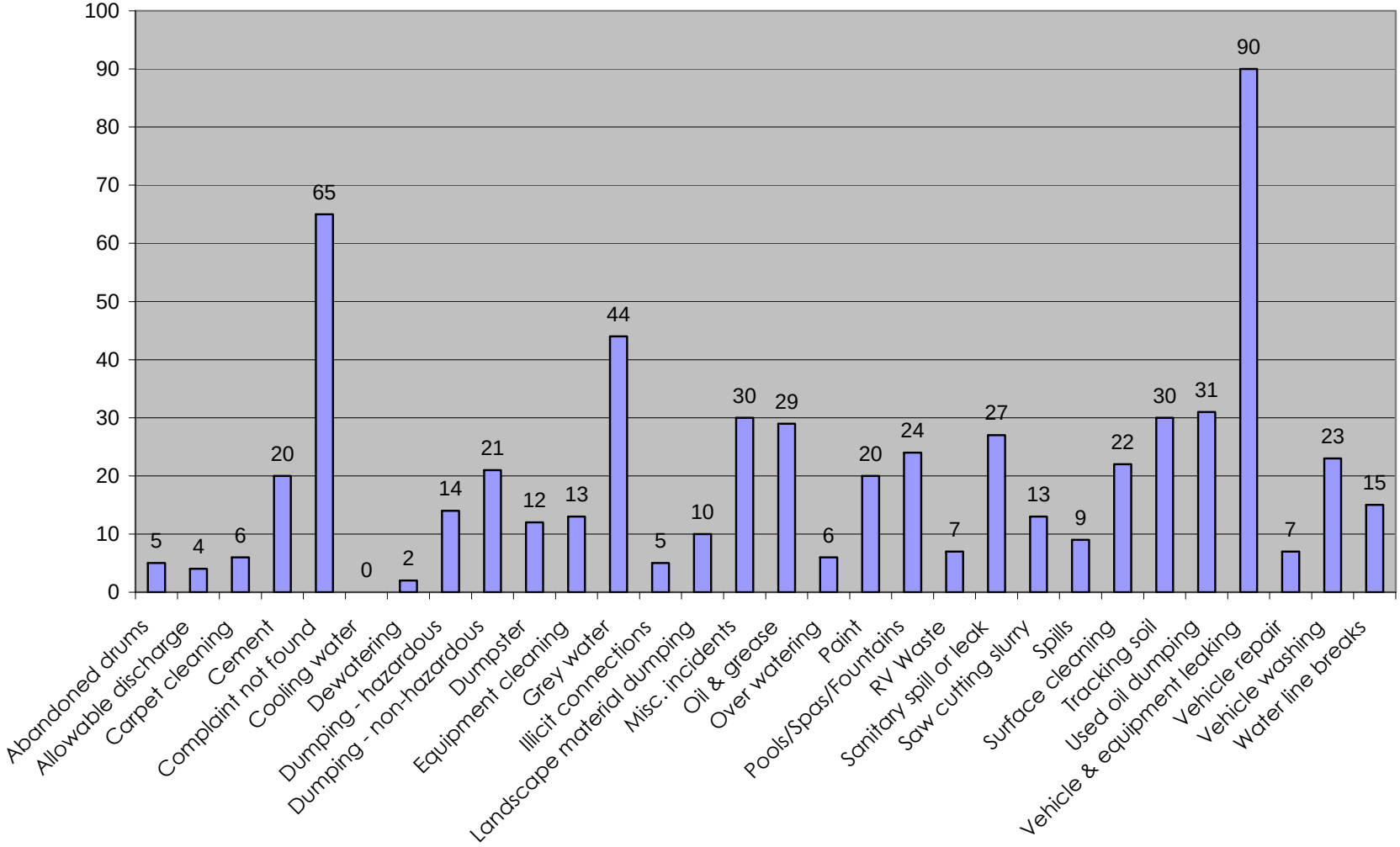

This page is intentionally
left blank.

Section 6 – Provision C.6 Construction Site Controls

C.6.a.iii ► Legal Authority

(For FY 09-10 Annual Report only) Is your agency's legal authority adequate for C.6 compliance?	X	**Yes**		**No**

If **No**, explain:

Staff has reviewed the San José Municipal Code and, while it has been determined that the City currently has adequate legal authority for C.6 compliance, the City will be updating and expanding on the existing Municipal Code authorities to include additional mechanisms to require BMP implementation at all construction sites.

C.6.b.ii.(3) ► Enforcement Response Plan

(For FY 09-10 Annual Report only) Was your Enforcement Response Plan developed and implemented by April 1, 2010?	X	**Yes**		**No**

If **No**, explain:

C.6.e.iii.1.a, b, c ►Site/Inspection Totals

Number of sites disturbing < 1 acre of soil requiring storm water runoff quality inspection (i.e. High Priority) (C.6.e.iii.1.a)	**Number of sites disturbing ≥ 1 acre of soil** (C.6.e.iii.1.b)	**Total number of storm water runoff quality inspections conducted** (C.6.e.iii.1.c)
38	119	1,075

C.6.e.iii.1.d ►Construction Activities Storm Water Violations

BMP Category	Number of Violations[1]	% of Total Violations[2]
Erosion Control	5	3%
Run-on and Run-off Control	1	0.5%
Sediment Control	87	47.5%
Active Treatment Systems	0	0%
Good Site Management	84	46%
Non Stormwater Management	6	3%
Total	**183**	**100%**

Notes:
[1]Count one violation in a category for each site and inspection regardless of how many violations/problems occurred in the BMP category.
[2]Percentage calculated as number of violations in each category divided by total number of violations in all six categories.

C.6.e.iii.1.e ►Construction related storm water enforcement actions

	Enforcement Action (as listed in ERP)1	Number Enforcement Actions Taken	% Enforcement Actions Taken[2]
Level 1	Correction Notice	133	73%
Level 2	Official Warning Notice	45	25%
Level 3	Penalty Application	3	2%
Level 4	NA	-	-
Total		**181**	**100%**

Notes:
[1]Agencies should list the specific enforcement actions as defined in their ERPs.
[2]Percentage calculated as number of each type of enforcement action divided by the total number of enforcement actions.

C.6.e.iii.1.f, g ►Illicit Discharges

	Number
Number of illicit discharges, actual and those inferred through evidence (C.6.e.iii.1.f)	6
Number of sites with discharges, actual and those inferred through evidence (C.6.e.iii.1.g)	4

C.6.e.iii.1.h, i ►Violation Correction Times

	Number	Percent
Violations fully corrected within 10 business days after violations are discovered or otherwise considered corrected in a timely period (C.6.e.iii.1.h)	134 [4]	92.4 [2, 4]
Violations not fully corrected within 30 days after violations are discovered (C.6.e.iii.1.i)	0 [4]	0 [3, 4]
Total number of violations for the reporting year [1]	257	-

Notes:

[1] In San José, the total number of violations equals the number of issues identified at construction sites that result in an enforcement action. It does not equal the number of enforcement actions because 1) a single enforcement action may be issued to address multiple violations and 2) a site may be issued a second (or multiple) enforcement action(s) progressively in order to achieve compliance.

[2] Calculated as number of violations fully corrected in a timely period after the violations are discovered divided by the total number of violations for the reporting year.

[3] Calculated as number of violations not fully corrected within 30 days after the violations are discovered divided by the total number of violations for the reporting year.

[4] Data collected from 12/1/09 - 6/30/10. Since 12/1/09, 134 out of 145 violations were resolved within 10 business days or otherwise timely manner.

C.6.e.iii.(2) ►Evaluation of Inspection Data

Describe your evaluation of the tracking data and data summaries and provide information on the evaluation results (e.g., data trends, typical BMP performance issues, comparisons to previous years, etc.).

San José continued to implement a vigilant construction site monitoring program focused on inspection of construction sites, outreach to builders, enforcement, and staff training. Construction and associated inspection activity this fiscal year continued at a pace comparable to FY 08-09, but was slower than FY 07-08. In total, 1,075 construction inspections were completed during FY 09-10 resulting in 181 enforcement actions. Seventy-three percent of enforcement actions were at Level 1 (Correction Notice), 25% at Level 2 (OWN), and 2% at Level 3 (Penalty Application). The City's combined approach of education, outreach, and enforcement on construction sites appears quite effective, since over 92% of violations were corrected in a timely manner.

The most common violations observed during inspections were inadequate Sediment Control Best Management Practices (BMPs). Insufficient perimeter controls and unstable construction entrance/exits were common problems attributed to sediment control violations. A wide range of deficiencies associated with good site management were also encountered. Violations were typically resolved within 10 business days.

C.6.e.iii.(2) ►Evaluation of Inspection Program Effectiveness

Describe what appear to be your program's strengths and weaknesses, and identify needed improvements, including education and outreach.

As one of the Bay Area's largest cities, San José is responsible for monitoring a large amount of development activity. This entails inspections and enforcement of stormwater BMPs at numerous construction sites. To effectively monitor construction BMPs at the many development sites, three City departments are involved. The Environmental Services Department's Watershed Protection Division, Watershed Enforcement Section (ESD-WE) leads the construction inspection program and is closely supported by the Department of Public Works (PW) and the Building Division of the

Department of Planning, Building, and Code Enforcement (PBCE-Building).

Watershed Enforcement inspectors conduct monthly, year-round stormwater specific inspections of most construction sites disturbing one acre or more of soil and sites determined to pose a significant threat to water quality. ESD-WE inspectors also respond to Illicit Discharge complaints as needed. Public Works inspectors primarily focus on construction BMPs at public and private construction sites during the earlier phases of construction (i.e. grading). Building inspectors primarily focus on good site management since they are typically onsite in the latter phases of construction, after grading is completed. ESD-WE has continued to coordinate with Public Works and PBCE-Building to implement the "hand-off" system developed by the three departments in 2004. This system has proven useful in monitoring construction sites and allows Public Works and Building inspectors to refer construction sites to ESD-WE inspectors for enforcement. Year-round inspections conducted by ESD-WE and collaboration between the different departments allow the City to effectively monitor the large number of construction sites within the City.

Between ESD-WE, Public Works, and PBCE-Building, over 75 inspectors are involved in the City's stormwater inspection program to different degrees. Consequently, it can be challenging to achieve a uniform level of training and education as it relates to stormwater specific construction inspections. The City emphasizes coordination among the multiple inspection groups to ensure consistent enforcement. To help meet this challenge, the City implements Standard Operating Procedures (SOP) and continues to provide regular training to inspectors. The Stormwater Construction Site Control Inspection Program SOP will be updated in Fiscal Year 10-11 to further clarify roles and responsibilities and reinforce alignment with the Regional Permit.

C.6.f ►Staff Training Summary

Training Name	Training Dates	Topics Covered	No. of Inspectors in Attendance	Percent of Inspectors in Attendance[1]
Watershed Enforcement and Fats, Oil, and Grease [Restaurant] Inspectors Retreat/Training	7/22/09	Draft Municipal Regional Permit (C.6 – Construction Site Control) and Draft State Construction General Permit Overview	29	100%
Construction Site Inspection Training for ESD-WE and PW Inspectors	10/21/09	City of San José Construction Site Inspection and Enforcement Procedures; Stormwater Quality Construction Site Compliance/Controls; State Water Board Inspection Program Overview	55	93%
CASQA 2009 Pre-Conference Workshop	11/2/09	State Construction General Permit	1	25%
Construction Site Compliance Workshop for ESD-WE	1/19/10; 1/20/10	Municipal Regional Permit (C.6 – Construction Site Control) Overview; State Water Board Inspection Program Overview; Linear Utility Project Overview; Sediment, Erosion Control and Construction Site Pollution Prevention; Developing a SWPPP Site Map and Erosion Control Plan	10	63%

Building Inspectors Stormwater Inspection Training	2/4/10	Stormwater Quality Construction Site Controls; City of San José Stormwater Inspection Program Overview	38	100%
Watershed Enforcement and Fats, Oil, and Grease [Restaurant] Inspectors Retreat/Training	6/22/10	Municipal Regional Permit (C.6 – Construction Site Control) and State Construction General Permit Overview	29	100%

Notes:

[1]Percentages are based on the total number of inspectors within the inspection group(s) targeted for each training (e.g. Environmental Services and Public Works inspectors are not figured into the percentage of the Building Inspectors Stormwater Inspection Training held on 2/4/10).

This page is intentionally
left blank.

Section 7 – Provision C.7. Public Information and Outreach

C.7.b.ii.1 ►Advertising Campaign

Summarize advertising efforts. Include details such as messages, creative developed, and outreach media used. The detailed advertising report may be included as an attachment. If advertising is being done by participation in a countywide or regional program, refer to the separate countywide or regional Annual Report.

The following separate reports developed by SCVURPPP summarize countywide advertising efforts conducted during FY 09-10:

- FY 09-10 Watershed Watch Campaign Annual Campaign Report
- FY 09-10 Watershed Watch Partner Report
- FY 09-10 Watershed Watch Web Statistics Report

These reports are included within the C.7 Public Information and Outreach section of Program's FY 09-10 Annual Report.

C.7.b.iii.1 ►Pre-Campaign Survey

(For the FY 10-11 Annual Report only) Summarize survey information such as sample size, type of survey (telephone survey, interviews etc.). Attach a survey report that includes the following information. If survey was done regionally, refer to a regional submittal that contains the following information: **Not required for this Annual Report.**

- Summary of how the survey was implemented.
- Analysis of the survey results.
- Discussion of the outreach strategies based on the survey results.
- Discussion of planned or future advertising campaigns to influence awareness and behavior changes regarding trash/litter and pesticides.

Place an **X** in the appropriate box below:

	Survey report attached
	Reference to regional submittal:

C.7.c ►Media Relations

Summarize the media relations effort. Include the following details for each media pitch in the space below, AND/OR refer to a regional report that includes these details:

- Topic and content of pitch
- Medium (TV, radio, print, online)
- Date of publication/broadcast

The following separate report developed by BASMAA summarizes media relations efforts conducted during FY 09-10:

- BASMAA Media Relations Final Report

This report is included within the C.7 Public Information and Outreach section of the Program's FY 09-10 Annual Report.

Additionally, in FY 09-10, the City released a media advisory describing the CA Department of Pesticide Regulation's March 2010 recognition of eight organizations as 2009 Integrated Pest Management (IPM) Innovators for reducing pesticide use. The City of San José was recognized as a 2009 IPM Innovator for controlling insects, weeds, rodents, and other pests with a combination of natural and preventive strategies and pesticides less toxic than traditional treatments.

The City provides information and articles to local media, community groups, and organizations. In FY 09-10 the following stormwater messages were included in local publications:

- Santa Teresa Foothills Neighborhood Association (STFNA) newsletter article on Stormwater Pollution, October 2009: An e-newsletter informed readers about the problems and sources of stormwater pollution and provided pollution prevention tips. The newsletter was emailed to STFNA members and posted on their website. The STNFA has over 500 members.
- District 1 e-Newsletter article on Yard Trimmings, October 2009: An e-newsletter informed readers about the proper disposal of yard trimmings and the importance of keeping the streets clean and clear of debris. The newsletter was emailed to all subscribers to Councilmember Peter Constant's District 1 newsletter.
- San José/Santa Clara Water Pollution Control Plant (WPCP) Mailer, November 2009: The brochure advertised the WPCP tours and informed readers about wastewater pollution prevention and stormwater pollution prevention. The stormwater message focused on preventing dumping of pollutants down the storm drain and its connection to the Bay. The WPCP brochure was mailed to WPCP customers in the communities closest to the Plant, reaching approximately 90,000 households.
- Our City Forest's (OCF) newsletter article "Managing Stormwater with Trees," January 2010: The e-Newsletter informed readers about the value of pervious surfaces and trees as they relate to stormwater management and a healthy environment. The newsletter also had an article on the new Trees and Our Watershed educational program that OCF is offering with the support of a small grant from ESD. The newsletter was emailed to all subscribers to the OCF newsletter and posted on their website.

C.7.d ►Stormwater Point of Contact

(For FY 09-10 Annual Report only, unless changes made) Provide details of website or phone number used as the point of contact. Report on how the point of contact is publicized and maintained. If any change occurs in this contact, report in a subsequent Annual Report.

Residents and businesses can reach the Watershed Protection Division by calling the Stormdrain Hotline (408-945-3000) or logging on to the City of San José website on the Environmental Services stormwater page at www.sanjoseca.gov/esd/stormwater. Complaints of illegal dumping into the stormdrain system can be reported over the phone or by submitting the online complaint form on the webpage. The hotline number is prominent on all the stormdrain inlet markers in the City and on the outreach materials produced by the City and SCVURPPP.

Previously, San José's storm drain inlets have been painted with a stenciled "No Dumping" message, but this type of marking does not provide long-term legibility. A pilot program, begun in 2007, determined that thermoplastic markers provided a durable and cost-effective option. As a result, the City is switching from paint to thermoplastic as the primary inlet marking material. To date, approximately 6,500 thermoplastic inlet markers have been installed and approximately 18,000 additional markers will be installed over the next four years.

Additional points of contact are the Watershed Watch Campaign hotline (1-866-WATERSHED) and Watershed Watch Campaign website (www.mywatershedwatch.org). Information about individual agency points of contact is publicized on SCVURPPP outreach materials and websites and maintained by the Program and their authorized agents.

C.7.e ►Public Outreach Events

Describe general approach to event selection. Provide a list of outreach materials and giveaways distributed.
Use the following table for reporting and evaluating public outreach events.

Event Details	**Description** (messages, audience)	Evaluation of Effectiveness
Tuesday Farmers Market 5th Street, Downtown San José • July 21, 2009 • August 18, 2009 • September 01, 2009 Local Event	This Farmer's Market was held on Tuesdays on 5th Street between San Fernando Street and San José City Hall. The City's Watershed Protection (WSP) Division had a booth at the market and staff provided information and answered questions about the wastewater paths and pollution prevention. Specific messages targeted IPM, HHW, mercury, and litter.	Estimated 1,500-2,000 attendees per market day. Distributed urban runoff and wastewater pollution prevention messages and information in English, Vietnamese, and Spanish. Good opportunity to discuss IPM and mercury issues with those who make the food purchases for their household.
San José Jazz Festival Cesar Chavez Plaza August 08, 2009 Regional Event	San José Jazz Festival is a weekend-long outdoor music festival in downtown San José. The City's Environmental Services Department (ESD) hosted one table at the festival. Provided general stormwater pollution prevention materials.	Estimated 100,000 attendees at festival. City booth in prominent location near stage with good visibility to visitors. 104 educational outreach brochures were distributed to visitors.
Alum Rock Salsa Festival Alum Rock Neighborhood Business District August 22, 2009 Local Event	Alum Rock Salsa Festival is an outdoor event featuring artists, vendors, food, and salsa music and dancing. ESD hosted one table at the festival and provided general stormwater pollution prevention materials and targeted information on litter. Staff focused on relating litter and trash in the street to stormwater pollution.	Locating the event in the Alum Rock Business District attracted a lot of local residents and Spanish speakers. The IPM and less toxic home and garden product information was the most frequently sought information by visitors to the outreach booth. 91 educational outreach brochures were distributed to visitors.

Bay Friendly Gardening Workshops County Services Center & MAEP Erikson Adult Center World Garden • February 27, 2010 • March 6, 2010 • April 10, 2010 • May 1, 2010 • June 5, 2010 Local Event	San José in partnership with the Bay-Friendly Landscaping and Gardening Coalition and Waste Reduction Commission of Santa Clara County hosted a series of workshops that offer techniques to create a sustainable garden. Workshops encourage environmentally friendly gardening choices, such as using compost, minimizing the use of fertilizer, and selecting appropriate plants.	102 people attended the Bay-Friendly Gardening workshops. A total of 256 compost bins were sold at the workshops. A total of 155 compost bins were sold to San José residents through the County partnership.
San José Composts Workshops Guadalupe River Park and Gardens • July 18, 2009 • August 8, 2009 • September 2, 2009 • September 19, 2009 • October 10, 2009 • November 7, 2009 • April 7, 2010 • June 2, 2010 Local Event	San José, in partnership with the Waste Reduction Commission of Santa Clara County, hosted a series of workshops to teach residents how to compost and the environmental and economic benefits of composting. Compost bins are sold at a discount to City residents.	310 people attended the compost workshops. Beginning in FY09-10 Compost San José partnered with the Guadalupe River Park and Gardens Conservancy to provide compost classes and sell compost bins at the Guadalupe Rive Park and Gardens Visitor Center. The partnership was beneficial because the compost classes complimented the gardening classes offered by the Conservancy and made the purchase of bins more convenient for residents. . A total of 401compost bins were sold to residents. .
Water Pollution Control Plant Tours Santa Clara/San José Pollution Control Plant 1st and 3rd Thursday and Saturday February through December Regional Event	Free tours of the San José/Santa Clara Water Pollution Control Plant target residents and businesses in the treatment plant's tributary area. Attendees are informed about the wastewater treatment process, the difference between sanitary and storm sewers, recycled water, watershed protection, water conservation, Household Hazardous Waste, and how our activities impact the Bay and wetlands.	A total of 3,075 people attended one of 95 public tours offered in FY 09-10.

West Evergreen SNI NAC Meeting Meadowfair Community Center August 24, 2009 Local Event	Community meeting hosted by the Strong Neighborhoods Initiative Neighborhood Action Committee. WSP staff presented and distributed information on pollution prevention, watershed awareness, the difference between storm and sanitary sewers. Explained importance of reporting dumping, preventing litter, car washing and auto maintenance, management of fats oils and grease (FOG) and the safe disposal HHW.	Approximately 20 attendees. Community members were very receptive to the information presented and had a particular interest in FOG and car washing information.
Italian Festival Lincoln Avenue, Willow Glen August 30, 2009 Local Event	Annual Italian Family Festival with food, entertainment, and vendor booths. ESD hosted one table at the festival. Provided general stormwater pollution prevention materials.	Visitors to the booth were very responsive to the information and were particularly interested in green gardening and composting classes and volunteer opportunities. 156 outreach brochures were distributed to visitors.
Tully/Senter SNI NAC Meeting Santee Community Action Center September 03, 2009 Local Event	Community meeting hosted by the Strong Neighborhoods Initiative Neighborhood Action Committee. WSP staff presented and distributed info on pollution prevention, watershed awareness, and the difference between storm and sanitary sewers. Explained importance of reporting dumping, preventing litter, and proper disposal of HHW, e-waste, mercury thermometers, FOG, and pharmaceuticals.	12 attendees. Community members were appreciative of the information on how to report dumping and other stormdrain issues.

Thermometer Exchange Events Multiple locations in San José and WPCP tributary area. In San José: • Camden Community Center(7/15/09) • Care More Facility (8/13/09) • Camden Community Center (9/21/09) • City Hall Rotunda (9/22/09) • Hank Lopez Community Center (9/23/09) • Century 21 Theater Parking Lot (9/23/09) • Berryessa Community Center (9/24/09) • Kaiser San José (9/26/09) • St. James Senior Center (11/9/09) • Shirakawa Community Center (12/10/09) • Mayfair Community Center (2/9/10) • Camden Community Center (3/22/10) • Kaiser Earth Day Event (4/22/10) • Almaden Community Center (5/26/10) • Children's Discovery Museum (6/16/10) Local Events	Collection event for residents to exchange their mercury-containing fever thermometer for a digital thermometer, free of charge. Information on mercury pollution and its sources, safe methods for Household Hazardous Waste disposal, and other related pollution prevention methods were provided.	At the 15 San José thermometers exchange events, 611 mercury-containing thermometers and 21 other mercury-containing devices (i.e. thermostats, lab thermometers, clocks with mercury, candy thermometer) were collected and disposed of appropriately. This resulted in approximately 409.5 grams of elemental mercury removed from the environment.
Pollution Prevention Week Resource Mini-Fairs Multiple locations in San José • Camden Community Center (9/21/09) • City Hall Rotunda (9/22/09) • Hank Lopez Community Center (9/23/09) • Century 21 Theater Parking Lot (9/23/09) • Berryessa Community Center (9/24/09) • Kaiser San José (9/26/09) September 21-27, 2009 Local Events	ESD organized Pollution Prevention Resource Fairs at various neighborhood locations. Multiple City departments hosted tables with information and contacts for pollution prevention activities which involved medication drop-offs, mercury thermometer exchanges, cell phone recycling, and reusable bag giveaway. Urban Runoff hosted tables with information on general stormwater pollution prevention, IPM and pesticides, HHW, and litter.	The events were well-received by the public and city staff was able to share pollution prevention information with approximately 890 residents. Having multiple booths dedicated to the different pollution prevention topics, such as less-toxic gardening and household hazardous waste, allowed staff to talk more in-depth about the topics to visitors to their tables. At the mini-resource fairs, 3,670 outreach brochures and 840 reusable bags were distributed, and 714.5 pounds of unused and expired pharmaceuticals and 135 cell phones were collected and disposed of properly.

Presentation on the Effects of Plastic Litter & Pesticides on the Peregrine Falcons MLK Library September 24, 2009 Local Event	Presentation open to public and held at Martin Luther King Library in downtown San José. Glenn R. Stewart, Coordinator of the Santa Cruz Predatory Bird Research Group presented on the program that succeeded in bringing the peregrine falcon back from the brink of extinction.	The presentation made a clear connection between the use of pesticides and the impact on wildlife by describing how Peregrine falcons were near extinction by 1970 due to environmental contamination by the persistent pesticide DDT.
Harvest Festival Emma Prusch Park October 03, 2009 Local Event	Agricultural themed festival with food, games, exhibits of 4H projects, plant sales, petting zoo, tours of the Park, and gardener information hosted at Emma Prusch Park. Staff focused on IPM and pesticide reduction messages.	Many families with young children attended the fair. The gardener's spray bottles with non-toxic recipes and the IPM *Grow-It* guides were popular items with adults. Staff distributed 43 informational brochures to attendees.
Pumpkins in the Park Discovery Meadow October 10, 2009 Regional Event	The Guadalupe River Park & Gardens hosted Pumpkins in the Park festival, an environmental harvest festival designed to create awareness of the Guadalupe River and celebrate the fall season. Watershed Watch hosted a booth with games and Pollution Prevention information.	See Program Annual Report for details.
San Tomas West Neighborhood Association Goin' Green Information Night Payne Elementary School October 14, 2009 Local Event	WSP staff presented to the District 1 Neighborhood Association members about watershed protection and pollution prevention tips for the home. Staff also hosted a table and distributed informational brochures and answered residents questions.	Estimated 100 residents attended the Goin' Green open house and presentations. 86 outreach brochures were distributed to attendees.
Muslim Green Fair San José Islamic Center October 18, 2009 Local Event	Environmental Resource fair hosted by the San José Islamic Center. WSP staff attended the Watershed Watch table and distributed informational materials and answered questions to attendees.	See Program Annual Report for details.

K.O.N.A. SNI NAC Meeting KONA Boys & Girls Club October 19, 2009 Local Event	Community meeting hosted by the Strong Neighborhoods Initiative K.O.N.A Neighborhood Action Committee. WSP staff presented and distributed information on pollution prevention, the difference between storm and sanitary sewers, reporting dumping, and proper disposal of wastes.	25 attendees. Community members were very receptive to the information presented. They were aware of the issues with trash and were interested in the resources on proper disposal and whom to contact to report problems with the sanitary sewer and storm drain.
Haunted History in the Park History San José, Kelley Park October 31, 2009 Local Event	A family friendly Halloween event at History Park in Kelly Park. Watershed Watch hosted a booth with Pollution Prevention information. City staff handed out candy to the children and pollution prevention information and Watershed Watch cards to the parents and adults.	See the Program Annual Report for details.
Retail Business Forum San José/Silicon Valley Chamber of Commerce November 03, 2009 Local Event	The San José Silicon Valley Chamber of Commerce, with Council member Pete Constant, held a forum for retail business owners regarding the City's proposed ban on plastic bags. Information on the impacts of trash and plastic litter on the creeks and bay, as well as the Municipal Regional Permit requirements on trash, were presented to the forum members.	33 retailers attended the forum meeting. City staff answered questions about the connection between disposable bag litter and water pollution. Staff also explained current work on trash abatement in the creeks and the ongoing partnership with the Water District. The forum provided a good opportunity for staff to discuss with retailers the unseen costs and impacts of disposable plastics.
Third Annual Westfield Oakridge Winter Walk and Resource Fair for Seniors Oakridge Mall February 19, 2010 Local Event	Oakridge Mall, with the District 10 Council office, hosted a resource fair with information for seniors, a health walk throughout the mall, plus a drawing for prizes. WSP hosted a resource booth and distributed pollution prevention information, emphasizing proper disposal of household hazardous waste, mercury containing products, and pharmaceuticals.	The walk had a good turn out with many walkers staying to attend the resource fair. WSP staff distributed 298 outreach brochures and materials to attendees.

OSH No Sales Tax Day OWOW Outreach Alum Rock OSH March 14, 2010 Local Event	ESD had an informational table in the store providing OWOW factsheets and brochures on stormwater pollution prevention. Staff spoke with customers on the importance of proper use and disposal of pesticides and the benefits of using less or non-toxic home and garden products.	Staff spoke with approximately 40 customers about their pesticide use and the OWOW program. Slugs and Ants were the two most common pests discussed. Staff distributed 131 brochures, factsheets, and pocket guides to OSH customers. Good location for discussion of purchasing practices.
5th Annual West Valley Senior Walk Westfield Valley Fair Mall April 09, 2010 Local Event	A wellness resource fair for seniors with an organized walk at the Westfield Valley Fair Mall. ESD hosted an information booth at the resource fair. Staff provided information on stormwater pollution prevention, including the proper use and disposal of HHW and pharmaceuticals and the use of less or non-toxic home and garden care.	Estimate 500 participants. Information on gardening and pharmaceutical disposal was well received by participants.
City of San José Wellness Fair San José City Hall April 09, 2010 Local Event	A fair to educate employees about health prevention and present resources available to them from our healthcare providers and community resources. Watershed Protection explained about HHW, reducing the use of toxic home and garden products, and keeping the water safe from contaminants like mercury.	Employees were most interested in the non-toxic gardening information and receptive to the information on the benefits of managing fats, oils, and grease at home. WSP staff distributed 208 pieces of outreach materials to attendees.
Spring Garden Market History San José, Kelley Park April 10, 2010 Local Event	Plant sale and demonstration fair for homeowners and garden enthusiasts. Watershed Watch booth with IPM information.	See the Program Annual Report for details.
VTA Earth Day Festival VTA Headquarters April 13, 2010 Local Event	Earth Day celebration for VTA employees held at the VTA headquarters. WSP hosted a booth providing pollution prevention information and resources.	VTA has over 3000 employees. Staff distributed 92 pieces of stormwater educational materials. 32 attendees used the pledge board to select an action they promise to do to protect the watershed.

San José State University Earth Day Festival San José State University April 22, 2010 Local Event	An Earth Day festival for students on the 7th Street mall on the San José State University campus. WSP hosted an information table with pollution prevention information and volunteer opportunities.	This event drew approximately 1,500 people. Students were frequently interested in volunteer opportunities and environmental activities for their group or club. 16 attendees selected an action to protect the watershed from the watershed pledge board. Staff distributed 166 pieces of outreach material.
Spring in Guadalupe River Park and Gardens Guadalupe River Park and Gardens April 24, 2010 Local Event	An outdoor festival with vendors selling plants, garden art, and environmentally-friendly home and garden products. Demonstrations o f composting and rainwater harvesting techniques. Watershed Watch had a table with information on HHW, IPM, and green gardening.	See Program Annual Report for additional information.
Industrial Users Academy Santa Clara/San José Pollution Control Plant April 28, 2010 Countywide Event	The Industrial User Academy is an all-day training workshop for permitted industrial users in the San José/Santa Clara Water Pollution Control Plant tributary area. Attendees received training on the Pretreatment Program, wastewater discharge permits, and the inspection program. They also received information on stormwater inspections at industrial facilities and stormwater BMP guidelines.	35 attendees from 25 different industries. Pre- and post-training surveys of participants showed that the number of respondents reporting that their understanding of stormwater inspections at industrial facilities was high, and had increased from 82% to 97%.
Watershed Watch Carwash Promotion at Robertsville Classic Carwash Robertsville Classic Car Wash May 05, 2010 Local Event	Watershed Watch partnered with Robertsville Classic Car Wash on a promotional event to encourage washing cars at commercial carwashes instead of in driveways. Staff discussed pollution prevention and distributed materials to car owners waiting for discount car washes.	See Program Annual Report for additional information.

Winchester Neighborhood Business Association Presentation National University - 3031 Tisch Way May 07, 2010 Local Event	WSP Staff presented to business owners on the common sources of stormwater pollution from businesses and what BMPs can be implemented to prevent the pollution. Staff also went over the watershed enforcement inspection program, how to report stormdrain pollution, and what to expect in terms of a response.	Business owners were very receptive to the presentation and were interested in the information on waste storage areas and communicating to contractors for outdoor services. Waste Storage Management and FOG management posters were distributed along with BMPs for businesses.
Downtown Friday Farmer's Market San Pedro Square May 21, 2010 Local Event	Certified farmer's market held each Friday in San Pedro Square in downtown San José. WSP hosted an information booth within the market and distribute general stormwater pollution prevention information. Staff focused on explaining the hazards of mercury pollution, its sources, and how to properly dispose of mercury-containing products.	Staff spoke with approximately 25 individuals regarding water pollution prevention. The farmer's market provides a good opportunity to discuss IPM and Mercury issues with those who make purchases for their household. Staff distributed 69 pieces of outreach materials to shoppers.
Small Business Resource Fair San José City Hall Rotunda May 26, 2010 Local Event	A Small Business Resource Fair was held at the San José City Hall Rotunda. WSP inspectors attended and answered business owner's questions on pollution prevention and the watershed enforcement inspector programs. Inspectors distributed outreach materials on stormwater best management practices, pollution prevention, and fat, oil and grease management.	Staff spoke with approximately 8 business owners at length regarding the permit and environmental requirements for their operations. Attendees most frequently asked for information regarding Fats Oils And Grease management for new or relocating businesses from outside San José. Staff distributed 81stormwater outreach brochures and materials to attendees.
Watershed Watch Carwash Promotion at Capital Premier Carwash Capitol Premier Car Wash, Capitol Expressway Auto Mall June 02, 2010 Local Event	Watershed Watch partnered with Capital Premier Car Wash on a promotional event to encourage washing car at commercial carwashes instead of driveways. Staff discussed pollution prevention and distributed materials to car owners waiting for discount car washes.	See Program Annual Report for additional information.

OSH No Sales Tax Day IPM and OWOW booth Cottle Rd. OSH June 13, 2010 Local Event	WSP hosted an informational table providing OWOW factsheets and brochures on stormwater pollution prevention and proper disposal of HHW. Staff spoke with customers on the importance of proper use and disposal of pesticides and the benefits of using less or non-toxic home and garden products.	Visitors to the booth were very receptive to the information regarding pesticide use and the OWOW program. Information on non-toxic methods of controlling slugs was the most frequent request. Staff distributed 93 pesticide factsheets and gardening guides,
Alameda Business Association Presentation Old Republic Title 1900 the Alameda June 17, 2010 Local Event	City Staff presented to business owners on the common sources of stormwater pollution from businesses and what BMPs can be implemented to prevent the pollution. Staff also went over the watershed enforcement inspection program, how to report stormdrain pollution, and what to expect in terms of a response.	Approximately 17 attendees. Business owners were mainly from office or retail locations therefore information on contracting services, such as for power washing, would have been more applicable to them than the information on cleaning and storage practices.
"Healthy Creeks? There's an App for That!" Citizen Water Quality Monitoring Informational Meeting Roosevelt Community Center June 22, 2010 Regional Event	An informational meeting hosted by WSP to promote interest in water quality monitoring programs and volunteering to participate on World Water Monitoring Day. Guest speakers included Erick Burres, Citizen Monitoring Coordinator SWRCB-Clean Water Team; Hong Troung, Pioneer High School Student-Clean Streams Clean Bay; and Christine Robson, IBM Research-Almaden (new mobile application for collection of watershed information).	42 attendee. Feedback from attendees was that they would be most interested in the City supporting water quality monitoring by facilitating connections between existing watershed groups, providing equipment, and providing technical assistance and training. All respondents expressed an interest in individually or in a group participating in World Water Monitoring Day.
Festival in the Park Hellyer Park June 26, 2010 Countywide Event	Festival in the Park is a health and wellness focused community fair with games, and resource booths for attendees. City staff assisted with the Watershed Watch booth at the community festival and provided bilingual outreach in English and Spanish.	See Program Annual Report for additional information.

CommUnity Resource Fair History San José, Kelley Park June 27, 2010 Countywide Event	Annual summer event that showcases resources offered by the City of San José, County of Santa Clara, and local non-profit organizations. The event provides information, entertainment and kids activities. Staff hosted a booth focused on resources to help residents reduce pesticide use and have a chemical-free garden.	Estimated 3000 attendees. The fair was well attended by Vietnamese speakers. Event was excellent for engaging residents in conversation because attendees were actively seeking information on City resources. Staff distributed 500 reusable bags and125 stormwater outreach brochures and materials to attendees.
General Industrial Activity Stormwater Permit (GIASP) Notice of Intent (NOI) Outreach Mailer June 30, 2010 Regional Event	Mailed NOI Checklist and SWPPP Flow Chart, along with a contact letter informing select businesses that they may be subject to the State General Activities Stormwater Permit (GIASP.)	Cover letter and General Industrial Activities Storm Water Permit fact sheet sent to 53 facilities, based upon their SIC code. Seven SIC codes were targeted based on the recommendations from the 1997 Industrial Stormwater Pollution Pilot.

C.7.f. ►Watershed Stewardship Collaborative Efforts

Summarize watershed stewardship collaborative efforts and/or refer to a regional report that provides details. Describe the level of effort and support given (e.g., funding only, active participation etc.). State efforts undertaken and the results of these efforts. If this activity is done regionally refer to a regional report.

Evaluate effectiveness by describing the following:

- Efforts undertaken
- Major accomplishments

The City is a founding member of the Creek Connections Action Group (CCAG), a consortium of public agencies and non-profit organizations that share a goal of protecting Santa Clara County's waterways. Staff participate in the Creek Connections Action Group Planning Committee and supports the group with materials, labor, promotion of events, and participation as site coordinators on the California Coastal Cleanup Day and National River Cleanup Day events. In FY 09-10 on National River Cleanup Day and California Coastal Cleanup Day, the CCAG had 69 cleanup locations, where 2,554 volunteers removed a total of 66,164 pounds of trash from waterways in Santa Clara County.

The City is a member of the Silicon Valley Anti-Litter Campaign, and staff is on the Education and Outreach, Enforcement, and Events subcommittees. In September 2007, the Silicon Valley Anti-Litter Campaign launched the Litterbug Hotline, which allows people to report vehicle littering. Littering vehicles are then sent a letter indicating that their vehicle was spotted on a specific date littering at a specific location, details the cost of litter abatement activities, cites the California Penal Code for littering, and encourages the vehicle owner not to litter. The City's Anti-Graffiti and Litter Program sponsors and continues to operate the hotline for the SVALC and is discussing how to further the involvement of other municipalities in the hotlines operation. The SVALC organized the Annual Great American Litter Pick Up event, which was held on March 20th, 2010 and had the largest turn out to date with 2,257 volunteers.

The City is a member of the Santa Clara Basin Watershed Management Initiative (WMI). The WMI continues to implement the Watershed Action Plan through the actions of its subgroups and through collaboration with other water policy and environmental stakeholder groups. City staff

participates in most of the subgroups and chairs the Communications, Land Use, and Product Action Team (formerly Product Stewardship) subgroups. The City continues to support the WMI through the contribution of staff time for the positions of WMI Coordinator and co-Chair. In 2009, the WMI focused efforts on trash, product action initiatives, and stream goals (erosive forces and riparian setbacks). Since the last Trash Summit held in October 2008, the group has been building support and commitment for a countywide initiative to eliminate trash and litter in Santa Clara County, now known as the Zero Litter initiative. A follow-up Trash Summit was held on May 10, 2010 was attended by over 50 key stakeholders with a role in safeguarding Santa Clara County's natural resources including stormwater and solid waste, environmental health, transportation and roadway maintenance. At the summit, stakeholders discussed development of an Action Plan, refinement of a Zero Litter Resolution for agency adoption, and potential organizational structures that would allow the Zero Litter Initiative to establish an ongoing collaborative. The Land Use Subgroup was instrumental in shaping the "Sustainable Urban Retrofit" session at the 2009 Biennial State of the Estuary Conference held on October 1, 2009. The WMI and the City of San José were among the sponsors for the Santa Clara County Creeks Coalition Watershed Conference held on November 14, 2009. City representatives and Santa Clara County watershed stakeholders participated in the event. Further, the Product Action team is planning a forum on plastics to take place in the fall.

To encourage residents and local organizations to become involved with water monitoring, the City hosted an informational meeting on citizen water monitoring on June 22, 2010 at the Roosevelt Community Center. The guest speakers for the evening were Erick Burres, Citizen Monitoring Coordinator SWRCB Clean Water Team; Hong Troung, Pioneer High School student with the Clean Streams Clean Bay program; and Christine Robson, IBM Research- Almaden, who has been developing a smart phone application for easy collection of water-monitoring data. Along with the speakers, local organizations involved with water monitoring or quality activities were invited to set up informational tables at the event and time was programmed into the agenda for networking. Staff specifically encouraged residents to get involved with International World Water Monitoring Day. Staff also distributed questionnaires to seek out citizen and stakeholder comments regarding the most effective ways that the City can support citizen monitoring groups.

During FY 09-10, the Program actively supported the Santa Clara Basin Watershed Initiative (SCBWMI), including the Core Group, the Land Use Subgroup, and the Trash Subgroup (now the Santa Clara Valley Zero Litter Initiative); the Bay Area Macroinvertebrate Bioassessment Information Network (BAMBI); and the Stevens & Permanente Creeks Watershed Council. Information on these efforts is included within the C.7 Public Information and Outreach section of the Program's FY 09-10 Annual Report.

C.7.g. ►Citizen Involvement Events

List the types of events conducted (e.g., creek clean up, storm drain inlet marking, native gardening etc.). Use the following table for reporting and evaluating citizen involvement events.

Event Details	Description	Evaluation of effectiveness
Alum Rock Trail Days Year-Round Alum Rock Park	Monthly events where residents help maintain trails (e.g.: weed abatement, trail repair, litter removal) in Alum Rock Park.	This program has been active for over 20 years. Average months draw fewer than 10 volunteers, but some months see dramatic turnouts of scouts working on outdoor merit badges, group events with organizations like Mormon Helping Hands and VoCal, or in partnered events with the Bay Area Ridge trail and sponsors, such as REI. These groups provided approximately 1400 hours of volunteer service.
Adopt-A-Park and Adopt-A-Trail Year-Round City-Wide	Adopt-A-Park is citywide volunteer program that recruits and trains residents to assist in the general care and maintenance of neighborhood trails, neighborhood/regional parks, and open spaces in San José. Litter removal is one of the key activities for volunteers.	The City's Adopt-a-Park and Adopt-a-Trail program has 167 parks and trails eligible for adoption. In FY 09-10 a total of 2,198 residents volunteered 8,379 hours to clean parks and trails.
Anti-Litter Program Year-Round City-Wide	The purpose of the Anti-Litter Program (ALP) is to beautify San José by preventing litter through community involvement, eradication, and enforcement. ALP provides free clean-up supplies to volunteers, designates litter hot spots for adoption, and hosts special clean-up events.	In FY 09-10, the ALP has 3,864 Pick Up San José volunteers on the rolls, and 31community groups used the clean-up supply shed. Participants picked up 1,230 bags of litter removed from the City's streets, parks, creeks, and neighborhoods. As of June 2010, 128 of the 150 Litter Hot Spots have been adopted, an increase of 24 over FY 08-09.

California Coastal Cleanup Day September 19, 2009 Multiple sites in San José	California Coastal Cleanup Up Day is a three-hour event where volunteers pick up litter from beaches, lakes, rivers, and creeks. City of San José staff hosted 2 of the 11 clean-up sites in San José.	1,486 volunteers, an 18% decrease from last year, cleaned up 35 sites throughout the county. Approximately 23,173 pounds of trash and 7,499 pounds of recyclables were removed from 58.7 miles of creek. Of the 35 sites in Santa Clara County, 11 were in San José. Volunteers were surveyed after the event. See the Santa Clara Valley Water District's Annual Report for details.
Annual Pruning of the Municipal Rose Garden January 9, 2010 & January 16, 2010 San José Municipal Rose Garden	City staff, in collaboration with the Friends of the San José Rose Garden, provided training and demonstrations on proper rose pruning techniques and garden maintenance, which can increase resistance to pests and prevent the need to apply pesticides. On January 9th and 16th volunteers pruned over 4,000 rose bushes, weeded and mulched the rose beds, assisted in the development of six new rose beds for AARS test roses.	An estimated 900 volunteers participated in the pruning of the roses at the Municipal Rose Garden, and approximately 250 additional volunteers weeded and mulched the rose beds, assisted in the development of six new rose beds, and conducted fine pruning and shaping activities.
Great American Litter Pick Up March 20, 2010 City-Wide	A three-hour litter cleanup event where volunteers remove trash from neighborhood streets, parks, public spaces, and specific locations identified in each City Council District as chronic litter hot spots. Volunteers were organized at 14 locations city-wide.	2,257 volunteer participated in the cleanup. Volunteers collected a total of 1,473 bags of trash; 1,280 bags of litter and 193 bags of recyclables.
National Bike to Work Day May 13, 2010 Martin Luther King Jr. Library 4th Street and San Fernando Street,	Annual national event to promote the use of bicycles for commuting. The City hosted one "energizer station" with free food, drinks, bike helmets, bike tune-ups, and information to give out to bicyclists. Both stormwater and air quality benefit from the reduced number of cars on the road. Encouraging people to use alternative modes of transportation highlights this benefit and encourages continued participation.	An estimated 283 bicyclists stopped at the City-sponsored energizer station. 100 of those bicyclists received helmet fittings and free bike helmets, 100 received free bicycle bells and approximately 80 received bike tune-ups form the bike mechanic. Participating bicyclists were up 23% from the 2009 count of 230.

National River Cleanup Day May 15, 2010 City-Wide	National River Cleanup Up Day is a three-hour event where volunteers pick up litter from rivers and creeks. City of San José staff hosted 2 of the 13 clean-up sites in San José.	1,068 volunteers cleaned 66.44 miles of creek, and collected 29,098 lbs of trash and 6,394 lbs of recycling within Santa Clara County. There were 13 cleanup sites in San José, and 33 throughout the County.

The City also supported citizen involvement events organized through other collaborative efforts. The following separate reports developed by SCVURPPP and other organizations also include information about citizen involvement events conducted during FY 09-10:

• Watershed Watchers: Keeping Our Waterways Clean: FY 09-10 Fourth Quarter Report (includes end-of-year Summary from Alviso Education Center)

• Going Native Garden Tour 2010- Summary Report

These reports are included within the C.7 Public Information and Outreach section of Program's FY 09-10 Annual Report.

C.7.h. ►School-Age Children Outreach

Summarize school-age children outreach programs implemented. A detailed report may be included as an attachment.
Use the following table for reporting school-age children outreach efforts.

Program Details	Focus & Short Description	Number of Students/Teachers reached	Evaluation of Effectiveness
Creeks Come to Class 5th -7th Grade	Classroom presentation and activities led by park rangers to teach water awareness and pollution prevention. Distribution of "It's Wet It's Wild It's Water!" curriculum to teachers.	1,028 students 30 teachers	Provided 34 presentations and distributed 31 "It's Wet It's Wild It's Water!" curriculum. Surveyed teachers rated the presentation good or excellent.
Bussing for Creek Program 3rd Grade	Bussing for San José students participating in Cupertino's 3rd grade creek program. De Vargas Elementary, Dilworth Elementary, Meyerholz Elementary, John Muir Elementary, and Murdock-Portal Elementary.	See Cupertino Annual Report	See Cupertino Annual Report

Water Wizards Festival 3rd Grade	Water education festival for 3rd grade classes. Classes rotate through a series of activities intended to increase the awareness of the importance of water and promote stewardship of water as a resource. City staff lead a game called "pollution soup" to teach the sources and impacts of stormwater pollution.	222	Pre- and post-testing of each student showed knowledge increases in the target areas: Up 61% -- We live in a watershed (from 18% to 79%) Up 13% -- Polluted water is not good to drink (80% to 93%) Up 7% -- Fish live in both fresh and salt water (86% to 93%) Up 9% -- How we use water on land affects our rivers (88% to 97%) Up 23% -- All living things need water (57% to 80%)
Green Week at Children's Discovery Museum PreK-8th Grade	An environmental fair at the Children's Discovery Museum that showcased environmental stewardship programs and activities. WSP staff hosted a booth to show parents and kids what actions they can take to prevent stormwater pollution and protect our wetlands and the Bay.	841	After discussing pollution prevention with staff, 36 attendees selected an action on the pledge board that they promised to do to protect the watershed. Staff distributed 73 informational brochures to attendees and approximated 25 kids played the watershed puzzles and games.
Marine Day at Children's Discovery Museum PreK-8th Grade	Children's Discovery Museum special event focused on marine and wetland ecology and wildlife. WSP staff hosted an activity table for children to examine phytoplankton and learn about the sensitive wetland environment. Staff also explained the impact of human activities on marine life and what actions kids can take to prevent water pollution.	889	The microscope examination of plankton was a very popular activity for both kids and adults and a natural segue for discussing the importance of keeping water clean and waterways healthy. After discussing water pollution prevention with staff, 28 attendees selected an action on the watershed pledge board they promised to do to protect the watershed. Staff distributed 42 information brochures to attendees.
Children's Faire K-8th Grade	Park rangers gave "Creeks Come to Class" presentations and utilized the EnviroScape model to teach fair participants about watersheds, stormwater, and pollution prevention.	203	Approximately 203 kids and families participated in the rangers' watershed demonstrations and visited the information booth. The kids enjoyed the three-dimensional watershed model.

South Bay Scout-o-Rama 3rd -12th Grade	Educational presentation and activity, "Pollution Soup" hosted at Scout fair to teach stormwater pollution prevention.	40 sets of parents and scouts	Scouts were eager to guess what the sources of pollution were and the progressively dirtier water easily conveyed the message about the cumulative effects of stormwater pollution.
Summer of Service Green Exchange Day 6th-8th Grade	Two summer youth groups joined together to learn watershed ecology, monitor water quality, and conduct a trash cleanup in the Guadalupe River and San Francisquito Creek. WSP staff provided assistance and taught watershed ecology and interpretation of water quality results.	20	Students were engaged and enthusiastic. Great opportunity to reach young people at interactive and personal level.
Pioneer High School Clean Streams Clean Bay (CSCB) 9th-12th Grade	CSCB is a water quality monitoring club that operates behind Pioneer High School. CSJ Staff scoped and suggested 3 sites adjacent to City properties in order to expand CSCB's monitoring activities.	19 Students 1 teacher	4 students were able to monitor at suggested locations; one team monitored soil chemistry and another water quality. Students were interested in continuing expanded monitoring efforts in the following school year.
Slow the Flow Program Don Edwards SF Bay National Wildlife Refuge 5th-12th Grade	Grant to Don Edwards Environmental Education Center at Alviso to host nine different types of events: special events, interpretive programs, teacher orientation, field trips, in-class presentations, outreach presentations, workshops, special visits, and interpretive displays. Students explore the concepts of water use, wastewater treatment, and habitat protection.	5,750 students and adults	Surveys were distributed for the presentation component of the Slow the Flow Program. The program continues to get very high evaluations from both teachers and students and between 55-88% of those questioned in exit exams recalled key messages of the presentations.

Bay Area Schools Environmental Conference All Ages	A one-day conference on environmental programs and practices for schools held at the Hayes Mansion on May 1, 2010. The conference was designed to reach students, teachers, school administrators, and non-profits involved with youth and schools.	250 attendees, 31 presenters, and 20 vendors	The post-conference survey of attendees reported that, on average, respondents rated their overall satisfaction with the conference, keynote speaker, break-out sessions, and exhibit hall ranked between good and excellent. The talk by key note speaker Alec Loorz, founder of Kids vs. Global Warming, was one of the most popular parts of the conference program
San José Go Green Schools Program K-12th	Environmental Services Department program to foster recycling at schools and environmental stewardship in a parent- and community-driven process based on the Go Green Initiative. Go Green staff connect K-12 schools in San José with free recycling supplies and other green resources, encouraging them to take up Go Green initiative at whatever level they choose.	Number of students impacted not tracked	The Go Green Schools program assisted over 150 schools to connect to environmental resources. The program also provided 32 Youth Education and Improvement mini-grants.
Youth Watershed Education Grants K-12th	Provides grants up to $5,000 for an environmental program on school campus or through an organization that provides and promotes watershed protection and education to youth.	5,538 students	Twenty-six schools and non-profits applied for grants to fund watershed-related projects. Of those, fifteen were funded by the City's YWEG program. The grant amounts ranged from $1000 to $5000, with a total of $46,909 awarded. Edible and organic school gardens were the most frequently proposed project.

The following separate reports developed by SCVURPPP and other organizations also include information about school-age children outreach efforts conducted during FY 09-10:

- ZunZun School Assemblies for Watershed Watch Campaign- FY 09-10 Academic Year Final Report
- Memorandum- Evaluation of the School Assembly Program- FY 09-10
- Watershed Watchers: Keeping Our Waterways Clean: FY 09-10 Fourth Quarter Report (includes end-of-year Summary from Alviso Education Center)

These reports are included as within the C.7 Public Information and Outreach section of SCVURPPP's FY 09-10 Annual Report.

Section 8 - Provision C.8 Water Quality Monitoring

C.8 ►Water Quality Monitoring
State below if information is reported in a separate regional report. Municipalities can also describe below any Water Quality Monitoring activities in which they participate directly, e.g. participation in RMP workgroups, fieldwork within their jurisdictions, etc.
During FY 09-10, the City actively supported the SCVURPPP Monitoring and Assessment Program, which conducts water quality monitoring in Santa Clara Valley creeks and rivers in coordination with the BASMAA Regional Monitoring Coalition (RMC). In addition, the City contributes financially to the Regional Monitoring Program for Water Quality in the San Francisco Estuary (RMP) and actively participates in RMP committees and work groups. For additional information on monitoring activities conducted by SCVURPPP, BASMAA RMC and the RMP, see the C.8 Water Quality Monitoring section of the Program's FY 09-10 Annual Report. San José staff participates directly on a number of regional monitoring committees and work groups. Staff actively serves on the RMP Technical Review Committee, Sources Pathways and Loadings Workgroup, Emerging Contaminants Workgroup, and RMP Dioxin Strategy Team. Staff also participates directly in the SCVURPPP Monitoring Ad Hoc Committee and the BASMAA Monitoring and POC's committee, which is the lead BASMAA workgroup for developing and implementing the Regional Monitoring Coalition (RMC). The City also contributed to two regional monitoring studies during FY 09-10. Staff has been active in planning and reviewing the upcoming SCVURPPP investigative study in Coyote Creek to be conducted in early FY 10-11. Staff performed GIS analysis of historical water quality data in order to elucidate sites of special concern, facilitated planning activities, reviewed draft monitoring plans, and performed site reconnaissance for the upcoming study. Staff also assisted Region 2 SWAMP Reference Site Bioassessments in the Coyote Creek watershed in June 2010. Staff assisted with benthic macroinvertebrate and algae collections and physical habitat evaluation. San José has taken steps to actively encourage citizen monitoring within its jurisdiction, including public informational meetings and technical support and assistance for student monitoring groups. The City hosted an informational meeting called "Healthy Creeks? There's an App for That!" to promote interest in water quality monitoring programs and participation for World Water Monitoring Day. Citizen monitoring groups presented information regarding water body observations and tools to facilitate data collection. Staff distributed questionnaires to collect citizen and stakeholder comments regarding the most effective ways the City can support citizen monitoring groups. For more information on this event and additional activities related to student and citizen monitoring, see Public Information and Outreach sections C.7e, f, and h.

This page is intentionally
left blank.

Section 9 – Provision C.9 Pesticides Toxicity Controls

C.9.a ►Adopt an Integrated Pest Management (IPM) Policy or Ordinance

See Appendix 9-1: C.9.a *Adopted Pollution Prevention Policy*.	X	**Attached**		**Not attached,** explain below
If **Not attached**, explain:				

C.9.b ►Implement IPM Policy or Ordinance

Report implementation of IPM BMPs by showing trends in quantities and types of pesticides used, and suggest reasons for increases in use of pesticides that threaten water quality, specifically organophosphorous pesticides, pyrethroids, carbaryl, and fipronil. A separate report can be attached as evidence of your implementation.

Integrated Pest Management (IPM) is a priority in the City and has long been implemented at a level beyond what is required for regulatory compliance. City's IPM Policy (officially called the Pollution Prevention Policy) requires IPM techniques to be implemented in municipal operations to the extent practical, and to reduce, phase out, and ultimately eliminate the use of pesticides that impair surface waters. In March 2010, the City received the California Department of Pesticides Regulations' IPM Innovators Award for adopting a broad citywide approach towards environmental protection including IPM efforts guided by an active inter-departmental Pest Management Committee (PMC), and for sharing knowledge with other organizations. The City was also successful in its application for Department of Pesticide Regulation's 2010/2011 Pest Management Alliance Grant. This grant funding will be used over the next two years to pilot a pesticide-free park and demonstration gardens in San José's Guadalupe River Park and Gardens.

In San José, IPM is supported by multiple city policies (e.g. the Pollution Prevention Policy, Environmentally Preferable Purchasing Policy, etc.), regular staff training, an active Pesticide Management Committee, IPM pilot projects, pesticide purchasing and contract specifications, public outreach, best management practices, and standard operating procedures. This broad approach ensures that IPM is more than just a practice performed by the applicator, but is rather a strategic citywide strategy. IPM implementation is overseen by the City's PMC. With support and participation from major departments citywide, the PMC meets monthly to coordinate IPM implementation and share ideas and experiences regarding implementation of innovative IPM projects designed to reduce overall pesticide use impacts by various means.

During FY 09-10, San José continued to apply proven and innovative IPM techniques to address municipal pest problems. Some examples of the City's IPM techniques used during the last fiscal year include grazing for weed abatement, replacing diseased or insect-infested plants with more site-appropriate, pest resistant species; use of dormant oil for sycamore scale and anthracnose control, identifying areas of grub infested turf that can be treated with nematodes instead of chemicals in the coming years, identifying beneficial non-stinging wasps and allowing them to proliferate instead of treating with chemicals for insect control, mulching and replenishing mulch through out many landscaped areas and parks, and tolerating many pest problems rather than treating them. The City continues to test new approaches and techniques for integrated pest management for landscape pest and rodent control. At the Historic Orchard in the Guadalupe River Park, a 2-acre orchard is being maintained solely using cultural and biological pest control principles such as soil nurturing, grazing and mulching. Details of this and two other similar test projects are available at http://www.sjrecycles.org/organics/case-studies.asp .

The City has also used when necessary, IPM methods such as power washing moth cocoons from trees, release of parasitic wasps to control moths, manually trapping and removing squirrels and other rodents, and favoring tree injections over broadcast spraying when pesticides are needed. In FY 2009-2010 the City continued to support its biological control programs such as grazing, owl and bat boxes. In FY 09-10, San José's weed control grazing program covered nearly 600 acres of land in an effort to reduce or avoid pesticide use. With the help of a volunteer birder, City staff monitored the use rate of City's owl nesting boxes installed at different City parks during the beginning of nesting season and found brooding owls in five of the boxes. Data collected during this monitoring and evaluation will be used to streamline the owl nesting box program.

During the reporting year, the City conducted specialized technical training on IPM topics including the role of microbes in improving soil health, and various cultural and biological practices for weed control. As part of the City's successful application for Department of Pesticide Regulation (DPR) grant funding, significant additional IPM training will be made available to City staff in FY 10-11.

The City's use of the pesticides of concern identified in the Permit has continued to decrease for the past several years. No organophosphorous pesticides and carbaryls were reported for FY 09-10. Compared to 2008-2009, the amount of Fipronil used has reduced significantly while the use of pyrethroids has remained virtually the same. The table at the end of the report section shows the use of these pesticides in City of San José during FY 09-10.

C.9.c ►Train Municipal Employees

Enter the number of employees that applied or used pesticides (including herbicides) within the scope of their duties this reporting year.	162
Enter the number of these employees who received training on your IPM policy and IPM standard operating procedures within the last 3 years.	162
Enter the percentage of municipal employees who apply pesticides who have received training in the IPM policy and IPM standard operating procedures within the last three years.	100%

City employees that apply pesticides are provided with annual safety training that meets State DPR requirements. Additional training is conducted throughout the year for new employees prior to using pesticides or if new pesticides, which were not covered in the annual training, are introduced. During the last three years (starting from FY 07-08) 124, 110 and 150 employees have taken this annual training respectively. Additional 10 employees took a make-up safety training in July, 2010.

In FY 07-08 and FY 08-09 this safety training also included training on City IPM Policy, SOPs and BMPs, IPM techniques, and IPM pilot projects. In FY 09-10, the City conducted a separate, in depth IPM training that was attended by 35 employees that apply pesticides.

C.9.d ►Require Contractors to Implement IPM

Did your municipality contract with any pesticide service provider in the reporting year?	X	**Yes**		**No**

If yes, attach one of the following: See Appendix 9-2: C.9.d *Language Incorporated in Pest Management Contracts*.

X	Contract specifications that require adherence to your IPM policy and standard operating procedures, OR
	Copy(ies) of the contractors' IPM certification(s) or equivalent, OR

☐	Equivalent documentation.
If **Not attached**, explain:	

C.9.e ►Track and Participate in Relevant Regulatory Processes

Summarize participation efforts, information submitted, and how regulatory actions were affected **OR** reference a regional report that summarizes regional participation efforts, information submitted, and how regulatory actions were affected.
During FY 09-10, the City participated in regulatory processes related to pesticides through contributions to SCVURPPP, BASMAA and CASQA. For additional information, see the Regional Pollutants of Concern Report submitted by BASMAA on behalf of all MRP Permittees. This Report is included within the Program's FY 09-10 Annual Report.

C.9.f ►Interface with County Agricultural Commissioners

Provide a summary of improper pesticide usage reported to the County Agricultural Commissioner and follow-up actions to correct violations, if any. A separate report can be attached as your summary.
No communications with the Santa Clara County Agricultural Commissioner occurred during FY 09-10.

C.9.h.ii ►Public Outreach: Point of Purchase

Provide a summary of public outreach at point of purchase, and any measurable awareness and behavior changes resulting from outreach (here or in a separate report); **OR** reference a report of a regional effort for public outreach in which your agency participates.
The following separate reports developed by SCVURPPP and BASMAA summarize point of purchase outreach efforts conducted during FY 09-10: • FY 09-10 Store Employee Training Report (SCVURPPP) • FY 09-10 Store Employee Training Evaluation Summary (SCVURPPP) • FY 09-10 Store Employee Training Status Table (SCVURPPP) • FY 09-10 List of Stores in the IPM Store Partnership Program (SCVURPPP) • FY 09-10 BASMAA "Our Water, Our World" (OWOW) Report (BASMAA) These reports are included within the C.9 Pesticides Toxicity Control section of Program's FY 09-10 Annual Report.

C.9.h.vi ►Public Outreach: Pest Control Operators

Provide a summary of public outreach to pest control operators and landscapers and reduced pesticide use (here or in a separate report); **OR** reference a report of a regional effort for outreach to pest control operators and landscapers in which your agency participates.
The following separate reports developed by SCVURPPP summarizes Public Outreach: Pest Control Operators efforts conducted during FY 09-10: • FY 09-10 Green Gardener Training Report This report is included within the C.9 Pesticides Toxicity Control section of Program's FY 09-10 Annual Report.

Reported Use for Pesticides of Concern		
Name of Chemical	**Amount in lbs 2009-2010**	**Amount in lbs 2008-2009**
PYRETHROIDS		
Bifenthrin	0.02	0.03
Cyfluthrin	0	0.01
Deltamethrin	0.010	0.01
Permethrin	0.31	0.35
Phenothrin	0.26	0.26
Pyrethrins	0.00006	0.002
D-Trans Allethrin	0.28	0.28
TOTAL PYRETHROIDS	0.88	0.94
FIPRONIL		
Fipronil	0.022	0.14
ORGANOPHOSPHATES		
Various	None reported	None reported
CARBAMATES		
Carbaryl	None Reported	0.005

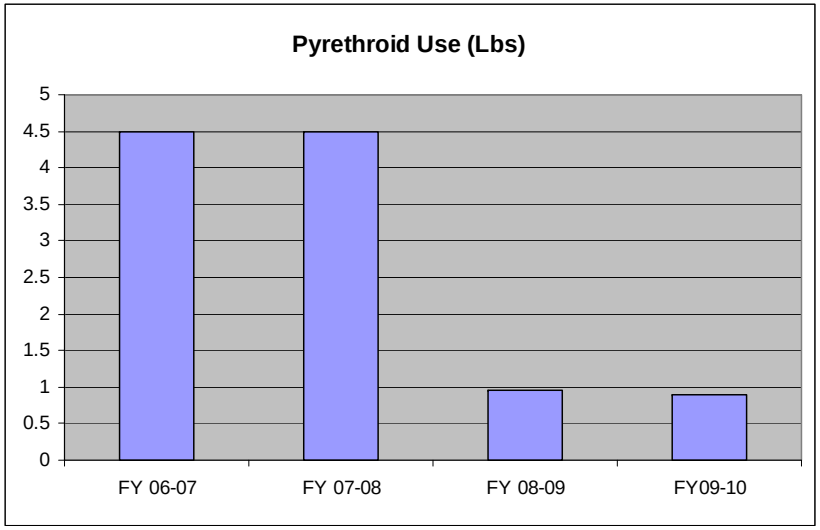
Pyrethroid Use (Lbs)
5
4.5
4
3.5
3
2.5
2
1.5
1
0.5
0
FY 06-07
FY 07-08
FY 08-09
FY09-10

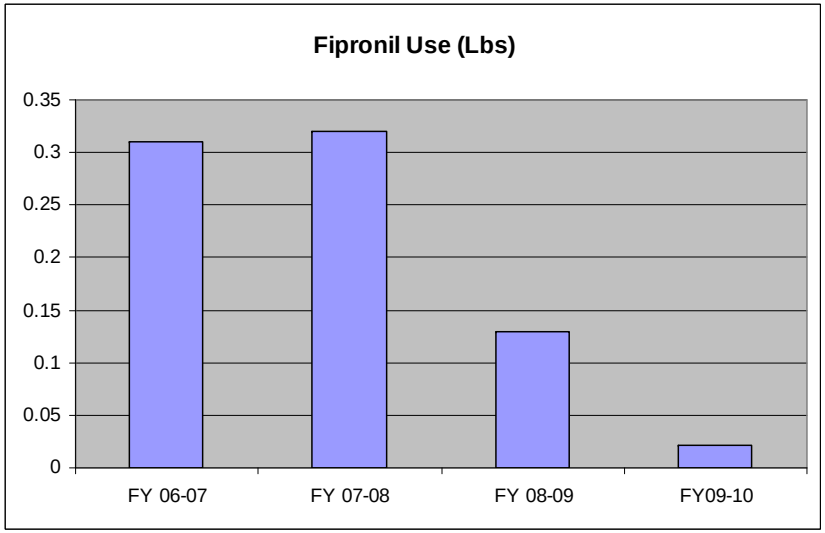
Fipronil Use (Lbs)
0.35
0.3
0.25
0.2
0.15
0.1
0.05
0
FY 06-07
FY 07-08
FY 08-09
FY09-10

This page is intentionally
left blank.

Section 10 - Provision C.10 Trash Load Reduction

C.10.a.i ►Short-Term Trash Loading Reduction Plan

(For FY 10-11 Annual Report only) Provide description of actions/tasks initiated/conducted/completed in developing a Short-Term Trash Loading Reduction Plan due February 1, 2012).

A complete progress report on the City's development of the Short-Term Trash Loading Reduction Plan will be provided in the 2011 Report. Preliminary steps have been taken to inform the development of the Plan. One example is San José's leadership in the Santa Clara Valley Zero Litter Initiative. This is a coalition of stakeholders and agencies committed to eliminating littering and litter on local roads and preventing litter from entering local creeks. The Zero Litter Initiative is developing a comprehensive, multi-year anti-litter program. A Trash Summit, held on May 10, 2010, was attended by over 50 key stakeholders with a role in safeguarding Santa Clara County's natural resources including stormwater and solid waste, environmental health, transportation and roadway maintenance. At the summit, stakeholders discussed development of an Action Plan, refinement of a Zero Litter Resolution for agency adoption, and potential organizational structures that would allow the Zero Litter Initiative to establish an ongoing collaborative. Action areas identified through the Zero Litter Initiative will inform the City's Short Term Trash Loading Reduction Plan.

C.10.a.ii ►Baseline Trash Load and Trash Load Reduction Tracking Method

(For FY 10-11 Annual Report only) Provide description of actions/tasks initiated/conducted/completed to gather trash loading data and in developing a Baseline Trash Load and Trash Load Reduction Tracking Method (due February 1, 2012).

San José staff has been working with Program staff to develop a Baseline Load and Trash Load Reduction Tracking method. Part of this effort involves City staff monitoring 84 previously installed full trash capture devices. The City is currently developing plans to expand this monitoring program to include additional data points and large area full trash capture devices (Hydrodynamic Separators) in FY 10-11. These additional full trash capture devices will provide more data to inform the Baseline Trash Load assessment and the Trash Load Reduction Tracking methodology development. A summary of Program accomplishments for this sub-provision is included within the C.10 Trash Load Reduction section of Program's FY 09-10 Annual Report.

C.10.a.iii ►Minimum Full Trash Capture

(For FY 10-11 Annual Report and Each Annual Report Thereafter) - Provide description of actions/tasks initiated/conducted/completed in implementing Minimum Full Trash Capture Devices (due July 1, 2014) within individual jurisdictions. Include information on Full Trash Capture Devices installed under Bay-area Wide Trash Capture Demonstration Project administered by San Francisco Estuary Partnership.

A summary of Program accomplishments for this sub-provision is included within the C.10 Trash Load Reduction section of Program's FY 09-10 Annual Report. In addition, the Program recently finalized a technical report detailing the results of its Pilot Trash Structural Treatment Control Study implemented in 2007. As part of this study, San José initially installed 87 catch basin inserts and accumulation monitored (three of the inserts are

no longer in service). The technical report for this project is available in the C.10 Trash Load Reduction section of Program's FY 09-10 Annual Report. As mentioned above, the City is planning on installing addition catch basin inserts in FY 10-11.

The City has also completed engineering and design work for the installation of two large area trash capture devices (hydrodynamic separators). Screening for the two locations was based on land use characteristics, inlet cleaning data, creek trash hotspot locations, and best professional judgment. Construction bids will be solicited in summer 2010 with the goal of installing the devices before the 10-11 rainy season.

City staff has also actively served on the technical committee for the SFEP Bay Area Trash Capture Demonstration Project. Staff participated in various activities for the project, such as commenting on allocation schemes, checking vendor references, reviewing and commenting on project documents, and serving as a panelist for an informational session at the project's vendor fair.

C.10.b.iii ►Trash Hot Spot Assessment

(For FY 10-11 Annual Report and Each Annual Report Thereafter) Provide volume of material removed from each Trash Hot Spot cleanup, and the dominant types of trash (e.g., glass, plastics, paper) removed and their sources to the extent possible. Provide required photo documentation.

Due to the high number of trash hot spots required for annual cleanup in San José, the City commenced with cleanups in May of 2010. The required photo documentation is included in Appendix 10-1: C.10.b.iii *Trash Hot Spot Assessment*.

Trash Hot Spot	Cleanup Date	Volume of Material Removed (cubic yards)	Dominant Type of Trash	Trash Sources (where possible)
SJC01	5/15/10	0.51	Convenience/ fast food items, cigarette butts, bottles, paper/cardboard, plastic bags	Litter
SJC07	5/15/10	2.07	Paper/cardboard, convenience/ fast food items, plastic bags, fabric/cloth, Styrofoam	Accumulation, litter, homeless
SJC08	5/15/10	1.21	Paper/cardboard, convenience/ fast food items, plastic bags, fabric/cloth, Styrofoam	Accumulation, litter, illegal dumping
SJC22	5/18/10	6.56	Plastic bags, convenience/ fast food items, Styrofoam, bottles, misc.	Accumulation, litter, homeless, outfalls
SJC26	5/18/10	1.38	Convenience/ fast food items, paper/cardboard, plastic bags, other plastics, aluminum cans	Litter, accumulation
SJC13	6/30/10	12.00	Convenience/ fast food items, Styrofoam, large items, bottles, other plastics	Accumulation, litter, illegal dumping

C.10.d ►Summary of Trash Load Reduction Actions

Provide summary of new trash load reduction actions or increased levels of implementation of existing actions that were implemented after adoption of the MRP (control measures and best management practices) including the types of actions and levels of implementation, and the total trash loads and dominant types of trash removed from each type of action.

Suggested trash load reduction actions to track and report may include:

- Anti-litter Campaigns
- Anti-litter/Dumping Enforcement Activities
- Curbside Recycling Programs
- Education and Outreach Efforts
- Free Trash Pickup/Drop-off Days
- County HHW Program Activities
- Improved Trash Bin Management
- Inspection/Maintenance of Storm Drain Outfalls
- Litter Pickup and Control
- Removal of Homeless Encampments
- Solid Waste Recycling Efforts
- Source Controls/Bans/Prohibitions
- Storm Drain Operation and Maintenance
- Storm Drain Signage/Marking
- Street Sweeping Activities
- Trash Removal from Receptacles
- Volunteer Creek Cleanups

Trash and litter reduction has been a high priority issue for San José. The City has instituted many efforts to reduce litter and trash impacts on the community and local waterways. As the City develops and implements its Short Term Trash Load Reduction Strategy over the next two years, trash load reduction actions will be added, expanded, or modified. The Short Term Trash Load Reduction Strategy will be provided by February 1, 2012 as required by the Permit. The following actions are highlighted below for informational purposes. Not all trash load reduction actions were tracked by "loads removed" this fiscal year. Once the Trash Load Reduction Tracking Method is developed (see Provision C.10.a.ii), trash loads removed will be documented for each load reduction action (as feasible). See the Program's FY 09-10 Annual Report for the schedule for development of the Trash Load Reduction Tracking Method.

Type of Trash Load Reduction Action	Date of First Implementation	Level of Implementation (specify if level was increased after MRP adoption)	Total Trash Load Removed by Action	Dominant Types of Trash Removed by Action
Anti-Litter Program: Illegal Dump Site Correction	Current	Illegal dump sites are regularly monitored to stop illegal dumping activity. A total of 27 chronic illegal dump sites were monitored by staff in FY 09-10. Three sites were removed from the list after a period of monitoring showed no further dumping.	Trash load tracking method not yet developed.	Large items, construction materials, trash
Anti-Litter Program: "Litter Ladder" Litter Education Television	Current	This commercial is aired year round on Comcast stations in	Trash load tracking method not yet	Litter

Commercials		the San José region.	developed.	
Anti-Litter Program: Pick Up San José Volunteers	Current	Anti-Litter Program volunteers collected 1,230 bags of litter in FY 09-10. The Anti-Litter Program has 3,864 volunteers on its registry in FY 09-10. 128 of 150 on-land litter hot spots have been adopted by volunteers.	Trash load tracking method not yet developed.	Litter
Anti-Litter Program: Equipment Loan Program ('Shed' Program)	Current	Anti-Litter Program provided supplies and equipment to 31 volunteer groups to perform neighborhood clean-ups.	Trash load tracking method not yet developed.	Litter, large items
Anti-Litter Program: Juvenile Offender Program	Current	Anti-litter Program utilized 4,853 service hours, resulting in 2,983 bags of litter picked up in FY 09-10.	Trash load tracking method not yet developed.	Litter, large items
Silicon Valley Anti-Litter Campaign Litterbug Hotline: (408)277-4111	2006-Current	In FY 09-10, the Litterbug Hotline received 199 calls. Letters were sent informing the vehicle owners of the penalties and fines associated with littering.	Trash load tracking method not yet developed.	Vehicle Litter
City San José & Santa Clara Valley Water District (SCVWD) Memorandum of Agreement for Trash Prevention and Removal	2004-Current	The City and SCVWD partner to conduct regular cleanups along creeks. These include weekly and monthly cleanups of illegal homeless encampments along creeks, and up to five selected location cleanups per year. 110.9 tons of trash and debris removed in FY 09-10.	Trash load tracking method not yet developed.	Large items, construction materials, electronic waste, litter, fabric

Creek Connections Action Group (CCAG)	1995- Current	Volunteers remove trash from waterways twice each year on National River Cleanup Day (May) and Coastal Cleanup Day (September). An estimated 38,732 pounds of trash and debris removed from San José cleanup sites in FY 09-10.	Trash load tracking method not yet developed.	Litter, large items
Adopt-A-Park and Adopt-A-Trail Program	Current	In FY 09-10, a total of 2,198 residents volunteered 8,379 hours to clean parks and trails. 167 park and trail locations are eligible for adoption through this City program.	Trash load tracking method not yet developed.	Litter
Code Enforcement Neighborhood Cleanups Free (Trash Drop-off Days)	Current	City staff organizes two Neighborhood Cleanup Days per month. These events are scheduled to rotate through every neighborhood in San José on a 3-year cycle.	Trash load tracking method not yet developed.	Bulky household waste
Santa Clara County Household Hazardous Waste (HHW) Program Activities	Current	Nine drop-off events were held in San José in FY 09-10. 12,395 San José residents utilized the HHW service.	Trash load tracking method not yet developed.	Household hazardous waste
Pump Station Operation and Maintenance	Current	Pump Station wet wells are cleaned annually during the dry season. Estimated 64.9 tons of material were removed in FY 09-10. Trash is also collected during routine maintenance of trash racks located at pump stations.	Trash load tracking method not yet developed.	Sludge, litter
Storm Drain Operation and Maintenance	Current	Storm Drain catch basins are cleaned once annually. 394.72 cubic yards of material were removed in FY 09-10.	Trash load tracking method not yet developed.	Debris, litter

Street Sweeping Activities	Current	Residential Street Sweeping program covers approximately 3,000curb miles on a once a month schedule. Arterial Commercial and Bike Route program covers approximately 1,040 miles of curb, either twice per month or weekly. In FY 09-10, the residential and commercial sweeping programs collected 15,099 and 9457 cubic yards of material respectively.	Trash load tracking method not yet developed.	Litter
Thermoplastic Storm Drain Marking	Current	3,270 inlets marked in FY 09-10. 6,500 inlets marked with thermosplastic markers since 2007.	Trash load tracking method not yet developed.	
Single Use Plastic & Paper Bag Ordinance	Under development	On September 22, 2009, the City Council directed staff to complete an Environmental Impact Report (EIR) and return with a draft ordinance to prohibit the use of single-use carryout plastic and paper bags at retail establishments for City Council consideration. The Draft EIR was released for public comment in accordance with the CEQA in July 2010.	Trash load tracking method not yet developed.	Plastic and paper bag litter

Section 11 - Provision C.11 Mercury Controls

C.11.a.i ►Mercury Recycling Efforts

List below or attach lists of efforts to promote, facilitate, and/or participate in collection and recycling of mercury containing devices and equipment at the consumer level (e.g., thermometers, thermostats, switches, bulbs).

The City continues to collect and dispose of batteries and mercury-containing lamps, with the goal of reducing the impact of mercury from City operations. During FY 09-10 the City recycled 12,904 pounds of mercury-containing lamps through its recycling program. The City runs a battery recycling program at all facilities (approximately 100), making it easier for municipal employees to recycle batteries. The batteries are collected as Universal Waste and hauled offsite by an outside contractor. During last fiscal year, 5,465 pounds of alkaline, lithium and rechargeable batteries were collected and recycled. In addition, 1,375 pounds of batteries were collected from residents through City's Neighborhood Cleanup Pilot Program led by City's Code Enforcement staff.

In addition to activities meant to prevent mercury from contaminating stormwater runoff, the City engages in efforts to prevent mercury from entering the sanitary sewer system. The City hosted 15 mercury thermometer exchange events that resulted in 611 mercury-containing thermometers and 21 other mercury containing devices being collected and disposed of appropriately. A list of these events is provided in Section C.7.e. of this report.

C.11.a.ii ►Mercury Collection

Provide an estimate of the mass of mercury collected through these efforts, or provide a reference to a report containing this estimate.

The mercury thermometers collected by the City at the thermometer exchange events resulted in an estimated 409.5 grams of elemental mercury removed from the environment.

The methodologies for estimating the mass of mercury contained in other mercury-containing devices are currently in development and are due to the Water Board by September 15, 2010. Therefore, estimates could not be made for total amount of mercury eliminated in FY 09-10. Estimates of the mass of mercury collected through recycling efforts during FY 10-11 will be provided with the FY 10-11 Annual Report (see FY 10-11 BASMAA Regional POC Report).

C.11.b ►Monitor Methylmercury
C.11.c ►Pilot Projects to Investigate and Abate Mercury Sources in Drainages
C.11.d ►Pilot Projects to Evaluate and Enhance Municipal Sediment Removal and Management Practices
C.11.e ►Conduct Pilot Projects to Evaluate On-Site Stormwater Treatment via Retrofit
C.11.f ►Diversion of Dry Weather and First Flush Flows to POTWs

C.11.g ►Monitor Stormwater Mercury Pollutant Loads and Loads Reduced C.11.h ►Fate and Transport Study of Mercury In Urban Runoff C.11.i ►Development of a Risk Reduction Program Implemented Throughout the Region C.11.j ►Develop Allocation Sharing Scheme with Caltrans
State below if information is reported in a separate regional report. Municipalities that participate directly in regional activities to can provide descriptions below.
A summary of Program accomplishments for these sub-provisions are included within the C.11 Mercury Controls section of Program's FY 09-10 Annual Report and/or the BASMAA Regional POC Report. San José staff participated directly in the BASMAA Monitoring and POC's committee, which is the lead BASMAA workgroup for provisions C.11.b through C.11.j. City staff has supported these efforts by also serving on regional project teams including the Clean Watersheds for a Clean Bay Project and the technical oversight committee working on the feasibility evaluation related to diversion of dry weather and first flush flows to Publically Owned Treatment Works. The City is also an active participant in the Regional Monitoring Program (RMP), serving on the Sources, Pathways and Loadings Workgroup and Technical Review Committee. Through the Mercury Strategy team, status and trends monitoring, Small Tributaries Loading Strategy team, and special studies, the RMP, in addition to the Regional Monitoring Coalition (RMC), will implement and conduct studies fulfilling the requirements in C.11.b, C.11.g, and C.11.h.

Section 12 - Provision C.12 PCBs Controls

C.12.a.i,iii ►Municipal Inspectors Training
(For FY 09-10 Annual Report only) List below or attach description of results of training municipal industrial inspectors to identify, in the course of their existing inspections, PCBs or PCB-containing equipment.
In FY 09-10, inspector training materials were developed through in-kind contributions of SCVURPPP to BASMAA. Training materials can be found in the BASMAA Regional POC Report. This training material was presented to the City's Watershed Enforcement and Fats, Oil, and Grease Inspectors during their annual training event held on June 22 and 23, 2010.

C.12.a.ii,iii ►Ongoing Training
(For FY 10-11 Annual Report and Each Annual Report Thereafter) List below or attach description of ongoing training development and inspections for PCB identification, including documentation and referral to appropriate regulatory agencies (e.g. county health departments, Department of Toxic Substances Control, California Department of Public Health, and the Water Board) as necessary.
Description: **Not required for this Annual Report.**

C.12.b ►Conduct Pilot Projects to Evaluate Managing PCB-Containing Materials and Wastes during Building Demolition and Renovation Activities
C.12.c ►Pilot Projects to Investigate and Abate On-land Locations with Elevated PCB Concentrations
C.12.d ►Conduct Pilot Projects to Evaluate and Enhance Municipal Sediment Removal and Management Practices
C.12.e ►Conduct Pilot Projects to Evaluate On-Site Stormwater Treatment via Retrofit
C.12.f ►Diversion of Dry Weather and First Flush Flows to POTWs
C.12.g ►Monitor Stormwater PCB Pollutant Loads and Loads Reduced
C.12.h ►Fate and Transport Study of PCBs In Urban Runoff
C.12.i ►Development of a Risk Reduction Program Implemented Throughout the Region

State below if information is reported in a separate regional report. Municipalities that participate directly in regional activities to can provide descriptions below.
A summary of Program accomplishments for these sub-provisions are included within the C.12 PCB Controls section of Program's FY 09-10 Annual Report and/or the BASMAA Regional POC Report. San José staff participated directly in the BASMAA Monitoring and POC's committee, which is the lead BASMAA workgroup for provisions C.12.b through C.12.i. City staff has supported these efforts by also serving on regional project teams including the PCBs in Caulk Project Team lead by the San Francisco Estuary Partnership, the Clean Watersheds for a Clean Bay Project Team, and the technical oversight committee working on the feasibility evaluation related to diversion of dry weather and first flush flows to Publically Owned Treatment Works. The City is also an active participant in the Regional Monitoring Program (RMP), serving on the Sources, Pathways and Loadings Workgroup and Technical Review Committee. Through the PCBs Strategy team, status and trends monitoring, Small Tributaries Loading Strategy team and special studies, the RMP, in addition to the Regional Monitoring Coalition (RMC), will implement and conduct studies fulfilling the requirements in C.12.g and C.12.h.

Section 13 - Provision C.13 Copper Controls

C.13.a.i and iii ► Legal Authority: Architectural Copper

(For FY 10-11 Annual Report only) Do you have adequate legal authority to prohibit discharge of wastewater to storm drains generated from the installation, cleaning, treating, and washing of the surface of copper architectural features, including copper roofs to storm drains?		**Yes**		**No**

If **No**, explain and provide schedule for obtaining authority within 1 year:

Not required for this Annual Report.

C.13.b.i and iii ► Legal Authority: Pools, Spas, and Fountains

(For FY10-11 Annual Report only) Do you have adequate legal authority to prohibit discharges to storm drains from pools, spas, and fountains that contain copper-based chemicals?		**Yes**		**No**

If **No**, explain and provide schedule for obtaining authority within 1 year:

Not required for this Annual Report.

C.13.c ►Vehicle Brake Pads

In June 2009, the City submitted a letter of support for AB 346 (Kehoe), sponsored by Sustainable Conservation for the Brake Pad Partnership. The City has been supporting the Brake Pad Partnership, a collaborative multi-stakeholder organization formed to address copper from brake pads, for many years. The bill, drafted with unanimous agreement among the Partnership's industry, stormwater agency, and environmental members would effectively eliminate copper from all automobile brakes sold in California. The bill is currently being reviewed by the Senate Appropriation Committee.

A summary of the Program's participation with the Brake Pad Partnership (BPP) is included within the C.13 Copper Controls section of Program's FY 09-10 Annual Report and/or the BASMAA Regional POC Report.

C.13.d.iii ►Industrial Sources Copper Reduction Results

List below or attach annotated lists or tables from your Industrial and Commercial Site Controls portion of this report, that highlight copper reduction results among the facilities identified as potential users or sources of copper, facilities inspected, and BMPs addressed. For FY09-10 describe below or highlight in the C.4 Evaluation portion (if provided) of this report the steps taken to revise your program to meet new data tracking and reporting requirements for implementation levels described in C.13.d.ii.

In FY 09-10, inspector training materials were developed through in-kind contributions of SCVURPPP to BASMAA. Training materials can be found in the BASMAA Regional POC Report. This training material was presented to the City's Watershed Enforcement and Fats, Oil, and Grease Inspectors

during their annual training event held on June 22 and 23, 2010.

The City had previously reviewed and identified, by SIC code, businesses likely to use copper or have sources of copper, and have added these facilities to the City's Business Inventory. A fact sheet regarding rooftop sources of copper pollution is available for distribution to select industrial facilities. The City also continued to implement its "NOI Filers" project which is aimed to increase awareness among industrial facilities of their obligations under the State's General Industrial Activities Stormwater Permit (GIASP) by providing them with BMPs and information alerting them to the requirements.

C.13.e ►Studies to Reduce Copper Pollutant Impact Uncertainties

Revised. Description reads "State below if information is reported in a separate regional report. Municipalities that participate directly in regional activities to can provide descriptions below."

Studies to reduce copper pollutant impact uncertainties are conducted regionally through the Regional Monitoring Program (RMP). The City is an active participant in the RMP through several workgroups and the Technical Review Committee. A special study to evaluate the effect of copper on impairment of salmonid olfaction will be conducted by the RMP in 2011.

A summary of the Program's efforts (i.e., participation in RMP committee and work group meetings) to develop regional studies to reduce copper pollutant impact uncertainties is included within the C.13 Copper Controls section of Program's FY 09-10 Annual Report and/or BASMAA Regional POC Report.

Section 14 - Provision C.14 PBDE, Legacy Pesticides and Selenium Controls

C.14.a ►Control Programs for PBDEs, Legacy Pesticides and Selenium Controls
Revised. Description reads "State below if information is reported in a separate regional report. Municipalities that participate directly in regional activities to can provide descriptions below."
Efforts to develop control programs and understand the transport, fate and impacts of PBDEs, Legacy Pesticides, and Selenium are conducted regionally through the Regional Monitoring Program (RMP). The City is an active participant in the RMP through the Sources, Pathways and Loadings workgroup, the Emerging Contaminants workgroup and the Technical Review Committee. These contaminants will also be included in long-term monitoring conducted under Provision C.8.e in subsequent years. Long term monitoring will commence in October 2011 and is being planned and scoped as part of the Regional Monitoring Coalition (RMC) through the BASMAA Monitoring and Pollutants of Concern committee. The City is an active participant in this committee and the RMC planning effort. A summary of the Program's efforts (i.e., participation in RMP committee and work group meetings) to develop a Control Program for PBDEs, Legacy Pesticides, and Selenium is included within the C.14 PBDE, Legacy Pesticides and Selenium section of Program's FY 09-10 Annual Report and/or BASMAA Regional POC Report.

This page is intentionally
left blank.

Section 15 - Provision C.15 Exempted and Conditionally Exempted Discharges

C.15.b.iii.(1), C.15.b.iii.(2) ► Planned and Unplanned Discharges of Potable Water				
Is your agency a water purveyor?	X	**Yes**		**No**
If **No**, skip to C.15.b.vi.(2):				
If **Yes**, Complete the attached reporting tables or attach your own table with the same information. Describe program highlights below. For FY 09-10 only, describe steps taken to revise your program to meet new monitoring, data tracking and reporting requirements.				

The City of San José owns and operates the San Jose Municipal Water System (Muni Water) serves the North San José, Alviso, Evergreen, Edenvale, and Coyote Valley communities of San José. Muni Water provides potable water services to approximately 10% of San Jose, and has almost 27,000 connections. Two private water companies serve the rest of the City.

In preparation of the new Regional Permit requirements for planned and unplanned discharges of the potable water system, the City conducted BMP training with its Muni Water staff and its contractor on November 20, 2009. The City also established protocols for sample collection and analysis for the required parameters.

In addition to training, the City evaluated methods for conducting the required monitoring of planned and unplanned discharges using different equipment. The purpose of this evaluation was to determine the best method for conducting the required sample analysis and BMP deployment while minimizing the impact of the new requirements on water system operations and maintenance. In all, six different types of equipment were evaluated to identify the most efficient method for monitoring chlorine, pH, and turbidity.

Monitoring of planned and unplanned discharges began on December 1, 2009. For planned discharges, the percent within benchmark for chlorine residual, pH, and turbidity were 54.24%, 84.48%, and 87.93% respectively for the month of December 2009. In June 2010, the percent within benchmark for chlorine residual, pH, and turbidity were 77.22%, 98.73%, and 100% respectively. Over the seven month period, staff has become more accustomed to conducting the required monitoring during routine maintenance activities.

For planned discharges, the average percentage within benchmark from December 2009 through June 2010 for residual chlorine, pH, and turbidity was 75.31%, 93.11%, and 95.09%, respectively, with average values of 0.08 mg/L, 7.31, and 13.41 NTU. The average estimated volume and flow rate were 949 gallons and 956 gallons per day, respectively.

There were a total of four (4) unplanned discharges from December 2009 through June 2010 of which one was monitored. The chlorine residual, pH, and turbidity were 0.87 mg/L, 4.00, and .54 NTU, respectively. Staff was unable to conduct monitoring of the remaining 3 discharges due to the nature of unplanned discharges.

Complete lists of these discharges, including more than 525 routine planned discharges, are available in *Appendix 15-1: C-15b.iii.(1) Planned Discharges of Potable Water* and *Appendix 15-2: C-15b.iii.(2) Unplanned Discharges of Potable Water*.

C.15.b.vi.(2) ► Irrigation Water, Landscape Irrigation, and Lawn or Garden Watering
Provide implementation summaries of the required BMPs to promote measures that minimize runoff and pollutant loading from excess irrigation. Generally the categories are: • Promote conservation programs • Promote outreach for less toxic pest control and landscape management • Promote use of drought tolerant and native vegetation • Promote outreach messages to encourage appropriate watering/irrigation practices • Implement Illicit Discharge Enforcement Response Plan for ongoing, large volume landscape irrigation runoff.
The City implements several measures for outdoor water efficiency as a means to conserve water, reduce runoff, and reduce stormwater pollution. In FY 09-10, this included partnering with the Santa Clara Valley Water District (SCVWD) on rebate programs and outreach for landscape irrigation efficiency, drought-tolerant plantings, and practices to reduce the use of chemical pesticides and fertilizers. In FY 10-11, the City will continue these efforts and will be hosting classes on water-efficient landscaping that are free to the public. The City also has an ordinance for water efficient landscape standards. In FY 09-10, California AB 1881 legislation was passed requiring local jurisdictions, including the City, to adopt the statewide water efficient landscape ordinance developed by the CA Department of Water Resources, or one that is at least as water efficient. In response, the City and other local jurisdictions in Santa Clara County collaborated to develop, with stakeholder input, a regional model water efficient landscape ordinance that is simpler to implement than the state's model ordinance. In FY10-11, the City will be adopting an update of its water efficient landscape ordinance to incorporate the applicability and requirements of the regional model ordinance. Additionally in FY 09-10, the City adopted an update to its water waste ordinance prohibiting practices that lead to over-watering and/or runoff. The enforcement of this ordinance for ongoing, large volume landscape irrigation runoff is primarily through notification of water waste incident(s) to responsible parties, with the potential for escalated enforcement and associated fines if the incident is repeated.

Glossary

Abbreviation	Description
AB	Assembly Bill
AHTG	Ad-Hoc Task Group
ALP	Anti-Litter Program
BACWA	Bay Area Clean Water Agencies
BAHM	Bay Area Hydrology Model
BAPPG	Bay Area Pollution Prevention Group
BASMAA	Bay Area Stormwater Management Agency Association
BMP	Best Management Practice
BPP	Brake Pad Partnership
CASQA	California Stormwater Quality Association
CEP	Clean Estuary Partnership
CEQA	California Environmental Quality Act
CETA	Cleaning Equipment Trade Association
CIP	Capital Improvement Program
City, The	The City of San José
CNAP	Copper & Nickel Action Plan
Corp Yard	Corporation Yard
CW4CB	Clean Watersheds for a Clean Bay
DOT	City of San José Department of Transportation
DPR	Department of Pesticide Regulation
DU/AC	Dwelling Units per Acre
EE	Environmental Enforcement
EPA	Environmental Protection Agency
ERP	Enforcement Response Plan
ESD	Environmental Services Department
Fire	City of San José Fire Department
FOG	Fats, Oils, and Grease
FY	Fiscal Year
GIASP	General Industrial Activities Stormwater Permit

Abbreviation	Description
GIS	Geographic Information System
GS	City of San José General Services Department
HHW	Household Hazardous Waste
HM	Hydromodification Management
HMC	Hydromodification Management Control
HOA	Home Owner's Association
ICID	Illicit Connection/Illegal Discharge
IDDE	Illegal Discharge Detection and Elimination
IDDE AHTG	Illegal Discharge Detection and Elimination Ad Hoc Task Group
IMSPAR	Infrastructure Maintenance Division Storm Drain System Problem Area Report
IND	Industrial/Commercial Discharger Inspection Program
IND AHTG	Industrial and Commercial Ad Hoc Task Group
IPM	Integrated Pest Management
LEED	Leadership in Energy and Environmental Design
LID	Low Impact Development
LLC	Limited Liability Company
LP	Limited Partnership
MOA	Memorandum of Agreement
MRP	Municipal Regional Permit
Muni Water	City of San José Municipal Water System
NEPA	National Environmental Policy Act
No.	Number
NOI	Notice of Intent
NPDES	National Pollutant Discharge Elimination System
NTU	Nephelometric Turbidity Units
O&M	Operation and Maintenance
OCF	Our City Forests
OWOW	Our Water Our World
PCB	Polychlorinated Biphenyl
PBCE	City of San José Department of Planning, Building and Code Enforcement

Abbreviation	Description
PBCE-Building	Planning, Building and Code Enforcement Department - Building Division
PBCE-Planning	Planning, Building and Code Enforcement Department – Planning Division
PBDE	Polybrominated Diphenyl Ethers
PCO	Pest Control Operator
Permit	Municipal Regional Permit
POC	Pollutant of Concern
Police	City of San José Police Department
POTW	Publicly Owned Treatment Works
PRNS	City of San José Department of Parks, Recreation, and Neighborhood Services
Program, The	Santa Clara Valley Urban Runoff Pollution Prevention Program
PW	City of San José Department of Public Works
RDA	Redevelopment Agency of the City of San José
RMC	Regional Monitoring Coalition
RMP	San Francisco Bay Regional Monitoring Program
RWQCB	Regional Water Quality Control Board (Water Board)
SCBWMI	Santa Clara Basin Watershed Management Initiative
SCM	Source Control Measure
SCP	Stormwater Control Plan
SCVURPPP	Santa Clara Valley Urban Runoff Pollution Prevention Program
SCVWD	Santa Clara Valley Water District
SFEI	San Francisco Estuary Institute
SIC	Standard Industrial Classification
SNI	Strong Neighborhoods Initiative
SOP	Standard Operating Procedure
SWAMP	Surface Water Ambient Monitoring Program
SWPPP	Stormwater Pollution Prevention Plan
TBD	To Be Determined
TCM	Treatment Control Measure
TMDL	Total Maximum Daily Load
TOD	Transit-Oriented Development

Abbreviation	Description
WE	Watershed Enforcement section of ESD
WMI	Watershed Management Initiative (see SCBWMI)
WPCP	Water Pollution Control Plant
WSP	Watershed Protection Division of ESD
YWEG	Youth Watershed Education Grant

Appendix

Section 4 – Provision C.4 Industrial and Commercial Site Controls

Appendix 4-1: C.4.b.iii.(1) Potential Facilities List
Appendix 4-2: C.4.b.iii.(2) Facilities Scheduled for Inspection

Section 9 – Provision C.9 Pesticides Toxicity Control

Appendix 9-1: C.9.a Adopted Pollution Prevention Policy
Appendix 9-2: C.9.d Language Incorporated in Pest Management Contracts

Section 10 – Provision C.10 Trash Load Reduction

Appendix 10-1: C.10.b.iii Trash Hot Spot Assessment

Section 15 – Provision C.15 Exempted and Conditionally Exempted Discharges

Appendix 15-1: C-15b.iii.(1) Planned Discharges of Potable Water
Appendix 15-2: C-15b.iii.(2) Unplanned Discharges of Potable Water

This page is intentionally
left blank.

Provision C.4 Industrial and Commercial Site Controls

This page is intentionally
left blank.

Appendix 4-1: C.4.b.iii.(1) Potential Facilities List

There are total of 12,057 industrial and commercial facilities subject to inspection in San José. A complete list of these facilities, including their location and type, is available in the following table.

ORG_CODE	SIC_CODE	ORG_NAME	ST_NUM	ST_DIR	ST_NAME	ST_TYPE	ST_SUB_TYPE	ST_SUB_NUM
11385	5812	PIN HIGH GOLF CENTER	4701	N	1st	St		
13062	3540	3B MACHINING	2292		Trade Zone	Blvd		
13086	7542	SEVENTY SIX AUTO DETAILING	1099		Blossom Hill	Rd		
16046	3499	KC METAL PRODUCTS INC	1960		Hartog	Dr		
16322	5812	LA TROPICANA FOODS	1630		Story	Rd		
16330	5812	MI PUEBLO FOOD CENTER #4	1745		Story	Rd		
16331	5812	MARTIN FARNHAM SCHOOL	15711		Woodard	Rd		
15664	3540	K&H LAB INC	2744		Aiello	Dr		
9761	5812	CHARLES FANMATRE SCHOOL	2800		New Jersey	Ave		
9788	5411	MI TIERRA MERCADO Y CARNICERIA	1130	E	Santa Clara	St		
9726	5812	DAKAO SANDWICHES	98	E	San Salvador	St		
9730	5812	DAC-PHUC RESTAURANT	198	W	Santa Clara	St		
9807	5812	HOLY SPIRIT SCHOOL	1198		Redmond	Ave		
9811	5812	CATERMAN INC	448		Reynolds	Cir	Suite	B
9812	5812	MIKE'S PIZZA	497		Reynolds	Cir		
9846	5812	TRINE'S CAFE	146	S	Jackson	Ave		
9853	5812	GOMBEI	193	E	Jackson	St		
9862	5812	RESTAURANT KAZOO	250	E	Jackson	St		
9863	5411	SHOP N GO	29	S	Jackson	Ave		
9822	5812	MATHSON SCHOOL	2050		Kammerer	Ave		
9833	5812	DELOS BAGBY SCHOOL	1850		Harris	Ave		
11661	7530	MILLENNIUM AUTO SERVICE	2520		Story	Rd		
11523	5812	CATHAY CHINESE CUISINE	1339	N	1st	St		
11538	5812	SAN JOSE JOB CORPS	3485		East Hills	Dr		
11816	3540	TAGDESIGN INC.	619		University	Ave		
12112	1741	PIONEER CONCRETE	139	S	White	Rd		
13600	5093	TUNG TAI GROUP	1726		Rogers	Ave		
16257	5411	LOS PRIMOS MEAT MARKET	1539	S	Winchester	Blvd		
15939	5812	KIM'S CAFE-CANDESCENT	6580		Via del Oro			
16248	7532	PETER AUTO BODY	1310	N	10th	St		
16265	5411	Valero Gasoline (formerly - PETRO AMERICA)	602	S	Winchester	Blvd		
9554	5812	PIZZA HUT #283309	199		Race	St		
9564	5812	JOHNNY ROCKETS	1600		Saratoga	Ave		
9572	5812	SANTA TERESA HIGH SCHOOL	6150		Snell	Rd		
9741	5812	QUIZNO'S SUBS	7042		Santa Teresa	Blvd		
9742	5812	EMPEROR NORTON	7058		Santa Teresa	Blvd		
9481	5812	Sierra Burgers	3281		Sierra	Rd		
9488	5812	BERNAL BAGELS & COFFEE	7064		Santa Teresa	Blvd		
9495	5812	MOMOYAMA	1102		Saratoga	Ave		
9497	5812	FINAL SCORE	1126		Saratoga	Ave		
9499	5812	GLORIA'S BURRITOS	1142		Saratoga	Ave		

ORG_CODE	SIC_CODE	ORG_NAME	ST_NUM	ST_DIR	ST_NAME	ST_TYPE	ST_SUB_TYPE	ST_SUB_NUM
9593	5812	CAMBRIAN CENTER	2360		Samaritan	Pl		
9606	5812	COLD STONE CREAMERY	4848		San Felipe	Rd		
9608	5812	PASTA POMODORO	4898		San Felipe	Rd	Suite	150
9701	5812	CENTURY 25 THEATRES	1694		Saratoga	Ave		
9713	5411	CARDENAS MARKET	1602	E	San Antonio	St		
9748	5812	MUCHOS RESTAURANT	72	E	Santa Clara	St		
9750	5812	LA BELLA CAFE AND CATERING	87	E	Santa Clara	St		
9751	5812	WIENERSCHNITZEL #129	902	E	Santa Clara	St		
9753	5411	QUIK STOP MARKET #94	1510		Mount Pleasant	Rd		
12169	3679	FLEXTRONICS INTERNATIONAL USA	2090		Fortune	Dr		
12458	3400	SUPERIOR METALS INC	838		Jury	Ct		
14039	5541	UNION AVENUE 76	2690		Union	Ave		
14047	7530	MEINEKE DISC MUFFLER/BRAKES	1531	W	San Carlos	St		
14051	5531	MAGANA, MIGUEL G	63		San Jose	Ave		
14294	7532	SOFT TOPS UPHOLSTERY	170		UMBARGER	Rd	Suite	A
1212	4911	OLS Energy-Agnews, Inc.	3800		Cisco	Way		
1173	1771	Concrete Structures	336	E	Gish	Rd		
16272	5411	7-ELEVEN FOOD STORE #23866D	780	N	Winchester	Blvd		
15628	5812	DRYING SHED THE	402		Toyon	Ave		
15633	5812	NORTHWOOD SCHOOL	2762		Trimble	Rd		
15636	5812	SODEXHO AT COMERICA BANK	75		Trimble	Rd		
1343	3572	Hitachi Global Technologies, Inc	5601		Great Oaks	Pkwy		
15887	5812	ALICIA'S CAFE	14408		Union	Ave		
15909	7530	TRANSON AUTO REPAIR & BODY	120		San Jose	Ave		
9665	5812	TASTY DONUT	485		Saratoga	Ave		
9668	5812	HARKER ACADEMY						
9680	5812	SUPER TAQUERIA #7	911		McLaughlin	Ave		
10030	5812	LE BOULANGER	21		Metro	Dr		
10042	5812	JUGO-SLAV NAPREDAK HALL	770		Montague	Expy		
10046	5812	FIESTA NIGHT CLUB	3840		Monterey	Rd		
10048	5812	EL RANCHO STEAK HOUSE	3848		Monterey	Rd		
9911	5812	TONY ROMA RESTAURANT	4233		Moorpark	Ave		
9916	5812	TOMISUSHI	4336		Moorpark	Ave		
9928	5812	CINEBAR	69	E	San Fernando	St		
11720	3674	SPECTRA SYSTEMS	279	E	Brokaw	Rd		
11990	7513	AMERICAN SCISSOR LIFT	1566	S	7th	St		
15870	5812	GOVEA'S RESTAURANT	1996		Tully	Rd		
15876	5812	LONG PHUNG-SANDWICHES & FOOD T	2145		Tully	Rd		
15954	5411	GREWAL DISCOUNT LIQUOR	1040	S	White	Rd		
16158	7532	KLASSIC BODY WORKS	222		Keyes	St		
15540	5812	COURTYARD BY MARRIOTT	1727		Technology	Dr		

ORG_CODE	SIC_CODE	ORG_NAME	ST_NUM	ST_DIR	ST_NAME	ST_TYPE	ST_SUB_TYPE	ST_SUB_NUM
16206	5411	7-ELEVEN FOOD STORE #14220F	1444	S	Winchester	Blvd		
15517	7538	ABC CAR CARE	1285	E	Santa Clara	St		
15519	7537	EC AUTO & TRANSMISSION	701		Kings Row			
9953	5812	CAROLINE DAVIS SCHOOL	5035		Edenview	Expy		
9954	5812	INDEPENDENCE HIGH SCHOOL	1776		Educational Park	Dr		
9955	5812	VAHL'S	1513		El Dorado	St		
9962	5812	SUSHI KAZOO	1165		Lincoln	Ave		
9970	5812	JOHN'S XLNT FOODS	1238		Lincoln	Ave		
9973	5411	VILLAGE LIQUOR & GROCERY	2285		Lincoln	Ave		
9878	5812	SCOOPS #2	2303		Mckee	Rd		
9890	5812	AMERICA'S CHOICE	5284		Monterey	Hwy		
9978	5812	KING GOODIE #2	2135		Little Orchard	St		
9997	5812	ORIENTAL EXPRESS RESTAURANT	1699	W	San Carlos	St		
12393	5531	KRAGEN AUTO PARTS #4053	1905		Tully	Rd		
12721	8741	TERADYNE INC	1321		Ridder Park	Dr		
10158	5812	LITTLE CAESARS #0001-5051	3085		Mckee	Rd		
10177	5411	7-ELEVEN FOOD STORE #2234-14255A	1413		Kooser	Rd		
10179	5411	DISCOUNT MINI MART	1587		Kooser	Rd		
10120	5812	TARGET STORE #T324	1811		Hillsdale	Ave		
10122	5812	SUSHI EXPO	1814		Hillsdale	Ave		
10185	5812	DENNY'S RESTAURANT #170	2401		Lanai	Ave		
10229	5812	THOMAS RYAN SCHOOL	1241		Mcginness	Ave		
10239	5411	JR & D Gas Mart DBA; Meridain Valero	1722		Meridian	Ave		
10248	5411	YAWH MINI MARKET	367		Meridian	Ave		
10202	5812	CFARM MKT-WG-HELRAZOR	1425		Lincoln	Ave		
10220	5812	YU'S SHANG HAI GOURMET	1715		Lundy	Ave		
12006	3444	SCREEN-TECH INC	470		Needles	Dr		
12286	5812	LA RANCHERITA MEAT MARKET	35	S	Jackson	Ave		
12292	5812	7-ELEVEN FOOD STORE #2230-1423OD	1412		Saratoga	Ave		
12307	7217	TRAN HUYNH	2262		Warfield	Way		
13910	7532	SPECIALITY AUTO PAINT / BODY	203	N	27th	St		
14092	4212	WHITE, VERN TRUCKING	210		San Jose	Ave		
10054	5812	TRINE'S RESTAURANT #7	4080		Monterey	Rd		
10055	5812	TAPIOCA EXPRESS	4100		Monterey	Hwy		
10064	5411	LONG'S DRUG STORE #91	2514		Berryessa	Rd		
10415	5812	CLUB RODEO BAR & GRILL	610		Coleman	Ave		
10416	5812	CLUB RODEO/RIO	640		Coleman	Ave		
10417	5812	GEORGE'S BURGERS	879		Coleman	Ave		
10420	5812	EVERGREEN CENTRAL KITCHEN FACILITY	2828		Corda	Dr		
10421	5812	CHABOYA MIDDLE SCHOOL	3276		Cortona	Dr		
10399	5812	MCDONALD'S RESTAURANT #4524	1142	N	Capitol	Ave		

ORG_CODE	SIC_CODE	ORG_NAME	ST_NUM	ST_DIR	ST_NAME	ST_TYPE	ST_SUB_TYPE	ST_SUB_NUM
10400	5411	PRESTIGE STATIONS INC #567	1143	N	Capitol	Ave		
10278	5812	KOWLOON KITCHEN	6081		Meridian	Ave		
10284	5812	BAYLANDS QMA	300		Metcalf	Rd		
10290	5812	MINER SCHOOL	5629		Lean	Ave		
10313	5812	MCKEE ORIENT EXPRESS	1657		Mckee	Rd		
12663	3273	CENTRAL CONCRETE SUPPLY INC	457		Queens	Ln		
12664	3271	U SAVE ROCKERY	589	E	Gish	Rd		
11936	5093	THE NEWARK GROUP RECYCLED FIBERS	388	E	Alma	Ave		
11945	5541	TAYLOR ARCO	697	N	4th	St		
14141	3999	AMERICAN CONTAINER LINE	1430		Tully	Rd	Suite	406
14404	4212	TRANS BOX SYSTEM	2554		Seaboard	Ave		
14022	5511	Land Rover San Jose	5080		Stevens Creek	Blvd		
10320	5812	TACOS EL RANCHERITO #2	1729		Mckee	Rd		
10332	5812	CYPRESS SENIOR CENTER	403	S	Cypress	Ave		
10344	5812	BELLARMINE COLLEGE PREP	850		Elm	St		
10269	5812	TACO BELL #3030	2481		Berryessa	Rd		
10376	5812	SUBWAY SANDWICH #3536	14526		Camden	Ave		
10465	5812	DD'S CAFE	2055		Gateway	Pl		
10470	5411	GURU'S MARKET	148		George	St		
12254	7530	ADVANCE AUTO TECH, INC	1611		Monterey	Hwy		
12257	7530	SPEEDEE MUFFLER	2845		Monterey	Hwy		
12570	7349	CRYSTAL CLEAN, INC	2680		Pacer	Ln		
11908	7530	C & H AUTO REPAIR	1795	S	10th	St		
13810	5541	BRANHAM 76 SERVICE	151		Branham	Ln		
13813	5541	SAN JOSE UNOCAL	1605		Branham	Ln		
849	5531	B & A Friction Materials, Inc.	1164		Old Bayshore	Hwy		
1179	2841	Ecolab, Inc.	640		Lenfest	Rd		
1022	7542	Santa Clara County Roads & Airports, EY	1505		Schallenberger	Dr		
1310	3672	Parlex Corporation - San Jose Division	1756		Junction	Ave		
10522	5812	ALPHA PHI SORORITY	210	S	10th	St		
10524	5812	SUPER TAQUERIA	476	S	10th	St		
10532	5411	7-ELEVEN FOOD STORE #2234-15440	787	S	11th	St		
10537	5812	HARBOR EXPRESS CHINESE FOOD	1661		Airport	Blvd		Terminal C
10561	5812	BOGEY'S PIZZA CO	5039		Almaden	Expy		
10491	5411	RANCHO MARKET	500	E	Empire	St		
10508	5411	MINIT MART	2604		Alum Rock	Ave		
10567	5812	MARK'S HOT DOGS	1920		Alum Rock	Ave		
10583	5812	WENDY'S	2624	S	Bascom	Ave		
10590	5812	PINK POODLE THEATRE THE	328	S	Bascom	Ave		
10623	5812	BURGER KING #3246	635	E	Capitol	Expy		
10635	5812	COUNTRY LANE SCHOOL	5140		Country	Ln		

ORG_CODE	SIC_CODE	ORG_NAME	ST_NUM	ST_DIR	ST_NAME	ST_TYPE	ST_SUB_TYPE	ST_SUB_NUM
10599	5812	SANTA TERESA SCHOOL	6200		Encinal	Dr		
12347	4950	ENVIRONMENTAL MGMT SYSTEMS	1590		Berryessa	Rd		
12515	5812	GOODFELLAS BAR & GRILL	2705		Union	Ave		
14373	7532	T.D AUTO BODY	226		Phelan	Ave		
13745	5541	CIRCLE K/76 #2705441	2695		Mckee	Rd		
14734	5511	STEVENS CREEK HONDA	4590		Stevens Creek	Blvd		
14855	5015	PICK-N-PULL AUTO DISM	1675		Monterey	Hwy		
14859	4953	SINGLETON ROAD LANDFILL	885		Singleton	Rd		
14982	5541	BLOSSOM HILL GASOLINE/Am/PM	1777		Blossom Hill	Rd		
14986	5541	BASCOM & CAMDEN CHEVRON	3160	S	Bascom	Ave	Bldg.	1
15212	4212	FMD EXPRESS	3012		Greenbriar	Ct		
933	3471	University Plating	650		University	Ave		
977	2819	Hill Bros. Chemical Co.	410		Charcot	Ave		
10614	5812	HAND PULL NOODLE HOUSE	505	W	Capitol	Expy		
10439	5812	WIENERSCHNITZEL #355	411	N	Capitol	Ave		
10442	5812	OSUSHI-SAN	426	W	Capitol	Expy		
10449	5411	Grocery Outlet	2300		Monterey	Hwy		
10454	5812	DAIRY BELLE FREEZE #24	3060		Monterey	Hwy		
10457	5812	COYOTE CREEK GOLF COURSE	1		Coyote Creek Golf	Dr		
10781	2099	EXPEDIA.COM TERMINAL						
10793	5812	PHO Y #1	1660	E	Capitol	Expy		
10797	5411	KIM'S MARKET	151	W	Alma	Ave		
10769	5812	HARKER SCHOOL THE	4300		Bucknall	Rd		
10774	5812	HAPPY DOGS 1DH4348	5968		Cabral	Ave		
10699	5812	CAFE PRIMAVERA COFFEE CART #1	10		Almaden	Blvd		
10710	5812	BARNES & NOBLE CAFE #2909	5353		Almaden	Expy	Bldg.	B100
12512	8211	VALLEY CHRISTIAN HIGH SCHOOL	100		Skyway	Dr		
12536	1799	BAY AREA LUMBER INC	50		Umbarger	Rd		
13683	7353	MARIN STORAGE & TRUCKING/RELIABLE CRANE	1036	N	11th	St		
12745	5045	TRI-SONIX INC	1588		Calle de Aida			
15230	4226	CARAVAN R V STORAGE	33		Lewis	Rd		
15236	5511	TAN AUTO SALES	1302	S	1st	St		
16004	5812	BIRRIERIA TEPA	1442	S	White	Rd		
14725	4213	CON-WAY WESTERN EXPRESS	2171		Otoole	Ave		
14728	1611	GRAHAM CONTRACTORS	860		Lonus	St		
14921	5511	JAKES AUTO SALES	1394		Vine	St		
14901	4212	BENETO, INC.	1020		Berryessa	Rd		
10723	5812	AN DONG TOFU	2435		Alvin	Ave		
10731	5812	NEW PARADISE CATERING	475	S	Bascom	Ave		
10733	5812	MI RANCHITO TAQUERIA #2	2928		Alum Rock	Ave		
10738	2051	SOUNG HU	3123		Alum Rock	Ave		

ORG_CODE	SIC_CODE	ORG_NAME	ST_NUM	ST_DIR	ST_NAME	ST_TYPE	ST_SUB_TYPE	ST_SUB_NUM
10659	5812	AUGUST BOEGER SCHOOL	1944		Flint	Ave		
10662	5812	CHUCK E CHEESE	2445		Fontaine	Rd		
10740	5812	DUC HUONG	2569	S	King	Rd	Suite	C1
10745	5812	MANLEY'S DONUTS	1409		Bird	Ave		
10826	5812	INTERNATIONAL HOUSE OF PANCAKE	644	N	1st	St		
10834	5812	SOUR DOUGH EATERY	848	N	1st	St		
10839	5812	PALETERIA 2000	959	S	1st	St		
10899	5812	RALPH'S CUSTOM SMOKE HOUSE	885		Delmas	Ave		
13130	7530	QUALITY EXPRESS SMOG CHECK	51	S	Capitol	Ave		
13332	3600	ALTEST	107		Colonade	Sq		
15170	3273	CENTRAL CONCRETE BATCH	790		Stockton	Ave		
15173	4151	EAST SIDE UNION HIGH SCHOOL DIST.	830	N	Capitol	Ave		
14947	4225	PUBLIC STORAGE	2255		Tully	Rd		
14601	5541	MOE'S AUTO SERVICE	1604		Mckee	Rd		
15201	7530	BOB'S AUTO & TRUCK REPAIR	645		Horning	St		
15208	7530	KEYES AUTO REPAIR SERVICE	245		Keyes	St		
14679	7381	BRINK'S ARMORED CAR	1630		Old Bayshore	Hwy		
14680	5511	BOB LEWIS VOLKSWAGEN-SUZUKUI-HYUNDA	911	W	Capitol	Expy		
831	2835	BD Biosciences	2350		Qume	Dr		
10023	5812	SUBWAY SANDWICH	1597		Meridian	Ave		
8996	2434	BUTCH'S WOODWORKING	1729		Angela	St		
9016	5812	VALLEY PARK HOTEL	2404		Stevens Creek	Blvd		
8982	7530	DIETRICK'S LIGHTNING AUTOMOT	757		Mabury	Rd		
8983	7530	QUALITY TUNE UP SHOP #7	3105		Mckee	Rd		
8985	7530	BABE'S MUFFLER	808		The Alameda			
9079	7530	DURAN'S AUTO REPAIR	344	S	23rd	St		
10854	5812	OLIVE GARDEN ITALIAN REST #1184	940		Blossom Hill	Rd		
10931	5812	STARBUCKS COFFEE #5262						
10944	5812	MCDONALD'S RESTAURANT	898	S	Bascom	Ave		
10945	5812	SORRENTO'S BAR & GRILL	905	S	Bascom	Ave		
10948	5812	LINA DI ROMA	1534		Berger	Dr		
10803	5812	CREEKSIDE INN	544	W	Alma	Ave		
13255	2434	STYLIN CABINETS	323		Staples	Ave		
14923	5169	UNIVAR USA INC.	2256		Junction	Ave		
15031	5541	MONTEREY ROAD SHELL SERVICE	5270		Monterey	Hwy		
15034	5541	JR ARCO AM/PM	401		Saratoga	Ave		
15248	6512	ROSELLI, EZIO & LUCIANA	390		Lincoln	Ave		
15165	7530	SOUTH BAY DRIVELINE	573	W	Julian	St		
9175	5812	COSTCO WHOLESALE #148	2201		Senter	Rd		
9192	5812	CHINA TASTE	670		River Oaks	Pkwy		
9201	5812	PAOLO'S RESTAURANT	333	W	San Carlos	St		

ORG_CODE	SIC_CODE	ORG_NAME	ST_NUM	ST_DIR	ST_NAME	ST_TYPE	ST_SUB_TYPE	ST_SUB_NUM
9212	5411	SAVING MINI MARKET	517	E	Santa Clara	St		
9215	5812	SUPREME MASTER CHING HAI VEGET	520	E	Santa Clara	St		
9216	5812	HP PAVILLION	525	W	Santa Clara	St		
9158	5812	FAST PIZZA DELIVERY	1312		Saratoga	Ave		
9320	5812	LITTLE CAESAR'S	5754		Santa Teresa	Blvd		
9330	5812	ROUND TABLE PIZZA	3253		Stevens Creek	Blvd		
9331	5812	JACK IN THE BOX #590	3395		Stevens Creek	Blvd		
9336	5411	QUIK STOP MARKET #70	5		Stewart	Ave		
9338	5812	DYNASTY CHINESE SEAFOOD RESTAURANT	1001		Story	Rd		
10816	5812	HYDE PARK LOUNGE	1070	N	4th	St		
11157	5812	QUE HUONG FAST FOOD	2549	S	King	Rd		
11159	5812	WING'S RESTAURANT	131	E	Jackson	St		
11171	5812	ALMADEN CINEMA 5	2306		Almaden	Rd	Suite	P
11179	5411	NEW ALMADEN MARKET	690		Almaden	Ave		
11130	5812	RIVERA'S BAR AND GRILL	858	N	13th	St		
11143	4214	ME ICE CREAM	224	S	24th	St		
11154	5411	TT SEAFOOD #1	2517	S	King	Rd		
11038	5812	NAM VANG	2477		Alvin	Ave		
11078	5812	ANTHONY DORSA SCHOOL	1290		Bal Harbor	Way		
13274	5511	ULTIMATE WATER SPORTS	2144		O'Toole	Ave		
14805	7532	NEW UNITED AUTO BODY	520	N	7th	St		
14823	5015	NAVARRA TRUCK PARTS/AB AUTC	1837		Monterey	Hwy		
15152	7530	FORTY-FIVE FOREVER	11561		Berryessa	Rd		
15257	7530	TRAC VO BEACON SERVICE	3495		Mckee	Rd		
14670	7549	BAYSHORE TOWING	1394	N	4th	St		
9072	5093	Tomra Recycling Network	1303		Story	Rd		
9266	5812	JACK IN THE BOX #458	4602		Almaden	Expy		
11090	5812	FU KEE RESTAURANT	121		Bernal	Rd		
11005	5812	CARL'S JR #7044	1689	N	Capitol	Ave		
11106	5812	MCDONALD'S RESTAURANT #5118	715	W	Capitol	Expy		
11119	5812	TICO'S TACOS	291	N	4th	St		
11208	5812	PORTUGUESE BAND OF SAN JOSE	100	N	27th	St		
11212	5812	COFFEE LOVERS	1855		Aborn	Rd		
11228	5812	SHERWOOD INN RESTAURANT	2988		Almaden	Expy		
11255	5812	MOUNTAIN MIKE'S PIZZA	431		Blossom Hill	Rd		
13616	3444	CORTEC PRECISION SHEET METAL	2231		Will Wool	Dr		
14778	5015	VINCE'S FOREIGN AUT WRECK	1781	S	10th	St		
15049	7542	CAPITOL CARWASH	2701		Story	Rd		
9367	5812	POLLO'S	5184		Stevens Creek	Blvd		
9372	5812	SAN JOSE MUNICIPAL GOLF COURSE	1560		Oakland	Rd		
9385	5812	LA ARENITA RESTAURANT	904		Oakland	Rd		

ORG_CODE	SIC_CODE	ORG_NAME	ST_NUM	ST_DIR	ST_NAME	ST_TYPE	ST_SUB_TYPE	ST_SUB_NUM
9414	5812	VILLA FONTANA THE	5555		Prospect	Rd		
9419	5812	GIO HEO MAY CAFE	2398		Senter	Rd		
9425	5411	7-ELEVEN FOOD STORE #2233-22914D	3110		Senter	Rd		
9456	5411	ARCO AM-PM	3147		Senter	Rd		
9458	5812	ANDREW HILL HIGH SCHOOL	3200		Senter	Rd		
9473	5411	7-ELEVEN FOOD STORE #20418	3861		Seven Trees	Blvd		
9477	5812	PIZZA HUT #283302	3245		Sierra	Rd		
9439	5812	71 SAINTE PETER	71	N	San Pedro	St		
11284	5812	YOUNG'S DELI	1	N	1st	St		
11285	5812	CLUB CARIBE	1001	S	1st	St		
11299	5812	ANALOG DEVICES	3550	N	1st	St		
12831	7549	T N T TOWING	2488		Glen Angus	Way		
12920	3540	ALUMINA SERVICES	1250		Yard	Ct		
12867	3273	STAR CONCRETE	1510	S	7th	St		
14896	4212	NOR CAL MOVING SERVICES	560		Trimble	Rd		
15104	7530	AUTO WORKS	995		Berryessa	Rd		
16008	5411	MAGAT STORE	2824	S	White	Rd		
15991	7532	PACIFIC AUTO BODY	934	E	Santa Clara	St		
16017	5812	PIZZA HUT #281085	3227	S	White	Rd		
16019	5812	KO SING CHINESE RESTAURANT	3245	S	White	Rd		
16307	7530	J P AUTOMOTIVE	1192	S	De Anza	Blvd		
16028	7530	TRAN AUTO ELECTRIC	595	S	White	Rd		
9296	5812	HOLIDAY INN	399		Silicon Valley	Blvd		
9300	5812	SILVER CREEK HIGH SCHOOL	3434		Silver Creek	Rd		
9305	5812	COSENTINO'S MARKET	5667		Silver Creek Valley	Rd		
9312	5812	ZENI ETHIOPEAN RESTAURANT	1320		Saratoga	Ave		
9641	5812	PARK LANE LOUNGE	5152		Moorpark	Ave		
9657	5812	CARL'S JR	1095		Oakland	Rd		
9609	5812	LE BOULANGER #26	4898		San Felipe	Rd		
9611	5812	BIG LIL'S CABARET	157	W	San Fernando	St		
9633	5812	PICASSO'S TAPAS RESTAURANT	62	W	Santa Clara	St		
9510	5812	HOT DOG ON A STICK #108	168		Oakridge Mall			
9521	5411	CAMPUS MARKET	134	E	San Salvador	St		
9536	5812	PRESENTATION HIGH SCHOOL CAFETERIA	2281		Plummer	Ave		
9537	5411	POMONA MARKET	1552		Pomona	Ave		
9543	5812	HAYES ELEMENTARY SCHOOL	5053		Poston	Dr		
9544	5812	HIGH THAI	5210		Prospect	Rd		
9545	5411	BAGGA PALACE GROCERY STORE	2850		Quimby	Rd		
9552	5411	MARY'S MARKET	192		Race	St		
9553	5812	QUEEN DONUTS	196		Race	St		
11419	5812	NOAH'S NEW YORK BAGELS #2159	1578	S	Bascom	Ave		

ORG_CODE	SIC_CODE	ORG_NAME	ST_NUM	ST_DIR	ST_NAME	ST_TYPE	ST_SUB_TYPE	ST_SUB_NUM
11433	5411	PAKISTAN MARKET	1729		Berryessa	Rd		
11441	5812	ROUND TABLE PIZZA #31	1118		Branham	Ln		
11462	5812	KENTUCKY FRIED CHICKEN #158	626		Blossom Hill	Rd		
11378	5812	THE COPPER CAFE	3930	N	1st	St		
35230	5541	ROTTEN ROBBIE #43	1304		Piedmont	Rd	Suite	1
35280	0782	BORELLO, C R ASSOCIATE	14301		Clayton	Rd		
35298	0782	NGUYEN, CHUONG	2599		Alderwood	Dr		
37862	5541	Nella Oil Co.	2266		Senter	Rd		
37866	5812	Juice Zone	22	N	White	Rd	Suite	50
37909	5812	Mountain Mike's Pizza	2908		Alum Rock	Blvd		
39887	7349	JORGE'S PAINTING & HOUSEKEEP	3210		Kirk	Rd		
39900	1522	REYES, CARLOS DAVILA	5176		Amelia	Dr		
39909	7349	SAFETY WINDOW CLEANING	529		Conti	Ct		
39916	7349	TN CLEANING SERVICES	497		Sheridan	Pl		
35356	5411	SANHEREA, HARDUMAN & KULAN	148		George	St		
35393	7215	LAUNDERLAND	412	W	Capitol	Expy	Suite	
35405	7514	20/20 MOTORSPORT	262		Bluefield	Dr		
38011	5812	TASTE ULTRA LOUNGE	170	W	Saint John	St		
38013	5812	SLIDER'S DINER	1645	W	San Carlos	St		
38039	5812	SARKU JAPAN	925		Blossom Hill	Rd	Suite	1609
38041	5812	SBARRO, INC	925		BLOSSOM HILL	Rd	Suite	1653B
38060	5812	ROUNDTABLE PIZZA	3730	N	1ST	St	Suite	A
38065	5812	PHO HANOI	1759	E	Capitol	Expy		
38075	5812	PIZZA BY THE SLICE	1590		Berryessa	Rd	Suite	MS
38078	5812	NEM NUONG NHA TRANG	1111		STORY	Rd	Suite	1025B
38084	5812	NHUNG RESTAURANT AND BAR	1560	N	4th	St		
38092	5812	PARAISO TROPICAL	5272		MONTEREY	Rd	Suite	D
38107	5812	MUFFIN BREAK	925		Blossom Hill	Rd	Suite	1663
39951	7349	PEREIRA, JULIE	579		Serenade	Way		
39983	0783	M-R GARDENING Y LANDSCAPING	610		Genine	Ct		
39996	7217	SHOWCASE CLEANING & RESTORAT	6176		Ansdell	Way		
40006	7530	AGGRESSIVE PERFORMANCE	2100		STONE	Ave	Suite	B
40024	7349	E & S CLEANING SERVICES	542		Elvis	Dr		
40037	0782	ORTIZ, ARMANDO GARDENING	790	N	20th	St		
35476	7349	M M CLEANING SERVICE	816		Feller	Ave	Suite	A
38129	5812	L & L HAWAIIAN BARBECUE	1805	E	CAPITOL	Expy	Suite	
38180	5812	FROZEN ASSETS	2390		Almaden	Rd	Suite	30
38182	5812	GARDEN COURT CAFE	70	W	HEDDING	St	Suite	G
38193	5812	DOWNTOWN HOT DOG STAND	35	S	2ND	St	Suite	B
38194	5812	EDENEX INC	4662		Meridian	Ave		
38212	5812	COLD STONE CREAMERY	2031		CAMDEN	Ave	Suite	A

ORG_CODE	SIC_CODE	ORG_NAME	ST_NUM	ST_DIR	ST_NAME	ST_TYPE	ST_SUB_TYPE	ST_SUB_NUM
38236	5812	CHEZ SOVAN 1	2425	S	Bascom	Ave	Suite	AAAA
38245	5812	BUTLERS SOUL FOOD	1518		Ramsgate	Way		
40092	1711	VALLARTA CONSTRUCTION	1814		Cortez	Ave		
40097	7217	SEARS CARPET & UPHOLSTERY	684	S	2nd	St		
40128	1522	K N CONSTRUCTION	1445		KOLL	Cir	Suite	108
40134	7349	ADRIANA'S HOUSECLEANING	3347		Prado	Ln		
22159	5065	TFT, Inc.	1953		Concourse	Dr		
23386	1623	Santa Clara Valley Water District	7011		Graystone	Ln		
29093	7216	SAN FELIPE CLEANERS ONE	3323		San Felipe	Rd	Suite	1A
29103	4212	AY TRANSPORT INC	125		Component	Dr		
35616	7999	CUETOPIA	4700		Almaden	Expy		
35672	7349	CLEANING SERVICES SPECIALIST	1609		Alum Rock	Ave	Suite	10A
38258	5812	BANANA CREPE	248		Jackson	St	Suite	AA
38267	5812	BIG TREE BBQ	5175		Moorpark	Ave	Suite	1B
38279	5812	ARAMARK CORP/BERRYESSA	1590		Berryessa	Rd	Suite	AH4
38283	5812	ASPECT COMMUNIATION	1320		Ridder Park	Dr		
38290	5812	4TH ST PIZZA CO	150	E	Santa Clara	St	Suite	
38326	5411	MOON BEAN'S COFFEE	2425		SAMARITAN	Dr	Suite	A4
38346	5411	GROCERY OUTLET, WEST S J	3140		WILLIAMS	Rd	Suite	A
38348	4212	LEGACY TRANSPORTATION SVCS	935		McLaughlin	Ave	Suite	A
40192	5065	RIGHT PARTS	2455		AUTUMNVALE	Dr	Suite	B1A
40218	1522	E M GENERAL CONSTRUCTION	723		GIER	Ct	Suite	B
40227	0782	VAN GARDENING	155		CARLING	Ct	Suite	A
40232	7530	CALIF TEST ONLY SMOG STATION	450	W	San Carlos	St		
40245	1522	SOON CONSTRUCTION	3771		Kauai	Dr		
40275	3540	Machining and Engineering	1030		Commercial	St	Suite	102
40283	7349	DKI JANITORIAL CLEANING SVC	1555		MARBURG	Way	Suite	4C
40288	7532	UNION AUTO BODY	1660		ALMADEN	Expy	Suite	E5
40289	2434	CALIFORNIA CABINET BUILDER	1020		COMMERCIAL	St	Suite	105
29126	5411	NOROOZ BAZAAR	1378	S	Bascom	Ave	Suite	1
29144	5411	BONA MINI MARKET	7260		Bark	Ln	Suite	A
29200	7530	TRANNY MAN, THE	4230		Monterey	Rd	Suite	1
29221	5531	EXTREME PERFORMANCE	43	S	Capitol	Ave		
35805	0782	SAN MARTIN GARDENING	226		Chalet	Ave		
35835	5541	VALLEY AUTOMATED FUELS	2132		O'toole	Ave	Suite	1
38371	2024	HELADOS STA CLARA	5039		Las Cruces	Ct		
38388	2000	SINFUL SWEETZ	1618		Ridgetree	Way		
38419	2024	LUCKY ICE CREAM	463		WOOSTER	Ave	Suite	B13
38441	5411	MIKES PIZZA	889		ALMADEN	Ave	Suite	AA
38450	5411	Mexican Market Carniceria y Verduras	100	W	Alma	Ave		
15830	5411	FOOD MAXX	1972		Tully	Rd		

ORG_CODE	SIC_CODE	ORG_NAME	ST_NUM	ST_DIR	ST_NAME	ST_TYPE	ST_SUB_TYPE	ST_SUB_NUM
15819	5812	T K NOODLE #3	1818		Tully	Rd		
15822	5812	PHO HOA RESTAURANT	1834		Tully	Rd		
16137	5411	SUPER MERCADO MEXICO #4	204		Willow	St		
15748	7532	J & M AUTO DETAIL & TRIM	1170		Lick	Ave		
29285	5531	WINCHESTER AUTO PARTS INC	3261	S	White	Rd		
29310	5411	RAJ & BILLA	5178		Moorpark	Ave	Suite	D1
29378	7216	GOOD CLEANERS	4609		Cherry	Ave		
29407	3541	ARCH MACHINING	460		Lano	St	Suite	A
35952	7999	TIME FOR CHANGE ENTERPRISES	2814		Smithers	Dr		
35960	7349	A1 CARPET CLEANING AND JANIT	249		Pamela	Ave	Suite	3A
35968	0782	SOLORIO'S GARDENING	1873		Decatur	Dr		
38506	5411	PRODUCE YARAMI	1678		Center Ridge	Dr		
38530	2024	PALETENIA GUADALUPANA INC	2074		BERING	Dr	Suite	
38547	2024	ARVIZO FRUIT BAR	330		RACE	St	Suite	A
38548	5411	A E F GROCERY	52	E	Taylor	St		
38560	5411	MIKES PIZZA GROCERY STORE	889		Almaden	Ave		
38562	5411	HUMPY ENTERPRISES INC	375		Saratoga	Ave	Suite	L
38571	0782	NATURESCAPES	560		Newhall	St	Suite	1
38594	1522	CORBETT, MICHAEL GENERAL CON	5757		Begonia	Dr		
16140	2051	EL RICO PAN	231		Willow	St		
15414	5812	LUCY'S TAMALE FACTORY #2	974		Story	Rd		
15768	5812	COM TAM THUAN KIEU	1818		Tully	Rd		
15434	7538	P & G RADIATORS	346	S	23rd	St		
29430	3999	GAS RECOVERY SYSTEMS LLC	15999		Guadalupe Mines	Rd	Suite	A
29469	5531	INTEX AUTO PARTS SOUTH SJ	1691		Villa Stone	Dr	Suite	AA
29472	5411	CIRCLE K/76 #2705442	7022		Santa Teresa	Blvd		
29533	3541	RSJ MACHINING	2108		Bering	Dr	Suite	C
29544	5411	A B GENERAL MERCHANDISE	6036		Montgomery Corner			
35986	5812	Q-CUP	925		Blossom Hill	Rd	Suite	1416
35987	1711	FISHER LATH & PLASTER INC	1441		Atteberry	Ln		
36002	5541	ROTTEN ROBBIE #7	1051	S	De Anza	Blvd	Suite	A
36013	5812	EGGROLL EXPRESS INC	577	W	Alma	Ave		
36027	7349	BERNAL'S JANITORIAL SERVICES	13579		Westboro	Dr		
38619	7349	HOUSE MOUSE CLEANING SVC	247		SUNOL	St	Suite	AA
38628	7342	SANDMAN TERMITE, THE	1826		STONE	Ave	Suite	A
38667	7530	SAN JOSE EXHAUST	299	S	24TH	St	Suite	6
38697	7349	OLIVA'S HOUSECLEANING	411		LEWIS	Rd	Suite	303
15485	5812	LA ENRAMADA	340	E	Taylor	St		
15755	2434	C & D CUSTOM CABINETS	1657		Rogers	Ave		
16078	5812	DALAT CAFE	408	E	William	St		
16095	7532	MONTEREY COLLISION FRAME/BOD	2871		Monterey	Hwy		

ORG_CODE	SIC_CODE	ORG_NAME	ST_NUM	ST_DIR	ST_NAME	ST_TYPE	ST_SUB_TYPE	ST_SUB_NUM
15766	5812	HIEN KHANH DAKAO	1818		Tully	Rd		
29632	4212	MONT/ROSE MOVING SYSTEMS INC	1585		Mabury	Rd	Suite	A
29652	3540	PIONEER MANUFACTURING CO	1758		Junction	Ave	Suite	G
29668	5531	JUST TIRES #9246, dba DUNLOP	995		Blossom Hill	Rd	Suite	A
36112	3993	SIGNS UNLIMITED	6280		San Ignacio	Ave	Suite	K
36131	0782	MOREIRA, DAMIAN	2965		Florence	Ave	Suite	3
36191	7349	DA PAZ JANITORIAL SERVICE	194		Chalet	Ave		
36192	1771	BERKELEY CEMENT INC	1617		Almaden	Rd	Suite	Z
38767	3541	N3 MACHINE & ENGINEERING	1040		COMMERCIAL	St	Suite	103A
38768	7349	APPLE CLEANING SERVICES	398	S	15TH	St	Suite	A
38773	0782	INTEGRITY LANDSCAPE SERVICE	1761		BAGPIPE	Way	Suite	A
38788	2400	CABINETS DECOR	484		REYNOLDS	Cir	Suite	
38855	7349	EL MORRITO CARPET CLEANING	3298		MT LOGAN	Dr	Suite	
15381	7530	NOBLE FORD TRACTOR	701		Kings Row			
15389	7530	TIRE & WHEEL WHSE #2	2759		Story	Rd		
16383	5812	JACK IN THE BOX #415	1841		Story	Rd		
16811	7216	DIAMOND LAUNDRY & CLEANER	398	W	San Carlos	St		
16895	5411	EROM	760		Saratoga	Ave		
29768	1751	PDR STAIRS	765		Chestnut	St	Suite	C
29781	7530	WILLARD AUTO REPR & RADTR	61	S	Capitol	Ave	Suite	A
36276	1711	D'S PLUMBING	321		Mc Covey	Ln	Suite	
36278	0782	FIGUEROA'S GARDENING	17		Marian	Ln		
36325	5531	TIRES BY WHEEL WORKS	47	S	Capitol	Ave	Suite	
36335	5171	CHEVRON USA INC	1400		Airport	Blvd	Suite	2222
38862	5511	CALIFORNIA CARGUYS	1501	S	1ST	St	Suite	
38876	0782	RODRIGUEZ, VICENTE GARDENING	1337		Whitton	Ave		
38879	7349	BARBARA'S HOUSECLEANING	701		NORTHRUP	St	Suite	101
38923	7349	EAGLE BLDG MAINT OF CA INC	111	E	Alma	Ave		
38969	7530	STAR AUTO SERVICES	1555	S	10th	St		
16835	2821	BAY FIBERGLASS & PRECAST	738		Chestnut	St		
16368	5541	ALMADEN SHELL GAS STATION	5607		Almaden	Rd		
16458	7530	VILLAGE LINCOLN AUTO SER.	390		Lincoln	Ave		
16649	5411	SAM AND JOSH FESTIVE FOODS	504		Olivian	Dr		
16652	2434	M & L CABINETS MAKER	1048		Owsley	Ave		
17145	2700	TRIEU THANH WEEKLY MAGAZINE	295		Kinney	Dr		
1304	7384	Longs Drug Store #518	3475		Mckee	Rd		
1349	7384	Longs Drug Store #559	1285		Lincoln	Ave		
17195	3363	San Jose Die Casting Corp.	2475		Autumnvale	Dr		
30119	4941	Penitencia Water Treatment Plant	3959		Whitman	Way		
34341	1742	BEST DRYWALL INTERIORS INC	1300		State	St	Suite	A
34351	7349	J & J MAINTENANCE SERVICE	3750		Mc Kee	Rd	Suite	F3

ORG_CODE	SIC_CODE	ORG_NAME	ST_NUM	ST_DIR	ST_NAME	ST_TYPE	ST_SUB_TYPE	ST_SUB_NUM
36367	0782	PLEASANT GARDENING	47		Pickford	Ave		
36374	5812	WON STEW HOUSE	477		Saratoga	Ave		
36383	0782	ALVAREZ MAINTENANCE	1374		Midfield	Ave		
36400	7215	CAPITOL LAUNDROMAT	459	S	Capitol	Ave	Suite	7A
39014	0782	WESTERN SUNRISE LANDSCAPE	268		LOS PALMOS	Way	Suite	B
39022	2434	BURRILL WOOD	1845		Little Orchard	St		
39086	3999	RAE SYSTEMS INC	3775	N	1ST	St	Suite	
16821	5812	COURTYARD BERRYESSA HOA	1055	N	Capitol	Ave		
16405	5812	EL POLLO RICO	2687		Story	Rd		
17107	5411	LUCKY SEVEN	1675		Tully	Rd		
16516	7532	N & D AUTO BODY & REPAIR	226		Phelan	Ave		
34543	5812	IJM CATERING	300		O'Connor	Dr	Suite	
34590	1742	S & S DRYWALL INC	202	N	27th	St	Suite	B
36511	3570	ALTANOVA CORPORATION	19		Great Oaks	Blvd	Suite	30B
39120	7349	CONTRERAS, LINDA M	1478		Medallion	Dr		
39167	7349	AMALIA HOUSE CLEANING	2296		LUCRETIA	Ave	Suite	3
39171	0783	JOSE TREE SERVICE	1450		LEEWARD	Dr	Suite	A
39181	7549	RAMON'S COMMERCIAL TIRE	1815		STONE	Ave	Suite	
16476	4212	CRATERS & FREIGHTERS OF SC	2124		Zanker	Rd		
16480	3600	LATTICE SEMICONDUCTOR CORP	2680		Zanker	Rd		
16983	5411	SUAVITAS	3217		Garnet	Dr		
34606	4932	PACIFIC GAS & ELECTRIC CO	111		Almaden	Blvd	Suite	8FL
34621	0752	CARMELITA'S DOG LAUNDRY OF C	288	N	Capitol	Ave	Suite	A1
34656	0782	FERNANDES	1623		Alum Rock	Ave	Suite	2
36593	7349	ANNA'S HOUSE CLEANING	62		Fleming	Ave		
36623	5812	EPICUREAN ADVENTURES	4167		Heppner	Ln		
36645	1711	AMERICAN RES SVC DBA RESCUE	1479		Berger	Dr	Suite	B
36648	7349	BAY COUNTIES JANITORIAL	1262		Shortridge	Ave		
36669	3400	JR SHEETMETAL MFG CO	663	N	King	Rd	Suite	13
39282	0782	AGUILERA LANSCAPING	386	N	11th	St		
39299	1522	SIMMONS STAIRWAYS INC	1545		BERGER	Dr	Suite	A1
39317	7349	REYNAGA CLEANING SERVICES	3351		Quesada	Dr		
39323	0782	NGUYEN	167		Burning Tree	Dr		
17166	2095	KEYSTONE COFFEE COMPANY	2230		Will Wool	Dr		
16544	7530	MONTEREY AUTO SERVICE	2410		Monterey	Hwy		
16668	7530	LEALE'S FLEET & RV CTR INC	88		Phelan	Ave		
16489	3600	EMBEDTEC CORPORATION	1711		Little Orchard	St		
16492	3540	DIE TECH	1853		Little Orchard	St		
17053	5411	BAY STREET COFFEE CO	754		The Alameda			
34738	1711	FALCONE PLUMBING & HEATING I	650		Lincoln	Ave	Suite	8
34826	7349	AMERICAN STAR MAINTENANCE	1164		Lundy	Ave		

ORG_CODE	SIC_CODE	ORG_NAME	ST_NUM	ST_DIR	ST_NAME	ST_TYPE	ST_SUB_TYPE	ST_SUB_NUM
36824	0782	ROGELIO'S GARDENING CARE	1605		Dixie	Dr		
17006	1799	GILROY ORNAMENTAL	600		Stockton	Ave		
16423	3540	ANGULAR MACHINING	1751		Fortune	Dr		
12787	5511	STEVENS CREEK TOYOTA-NEW CARS	4202		Stevens Creek	Blvd		
12511	5531	KRAGEN AUTO PARTS #1638	2847	S	White	Rd	Suite	100
13284	1752	KAHRS	1090	E	William	St		
15491	5231	CRYSTALLINE IMAGES	1990		Hartog			
34863	0782	MARTIN'S LANDSCAPING MAINT	2072		Sunset View	Pl		
34873	5812	CHEESECAKE FACTORY, THE	925		Blossom Hill	Rd	Suite	1717
36886	5812	THEA MEDITERRANEAN CUISINE	3088		Olsen	Dr	Suite	1110
36920	5812	ROCKWELL COLLINS CAFETERIA	2701		Orchard	Pkwy	Suite	A
39497	1522	VAN'S HANDYMAN	1468		Shaffer	Dr		
39542	3999	PANASONIC ELECTRIC WORKS COR	1935		Lundy	Ave	Suite	A
16418	7999	HISTORIC PARK (PART OF KELLEY PARK COMPLEXES)	1600		Senter	Rd		
17120	5812	SOMETHING SWEET	1991		University	Ave		
16339	5812	EVERGREEN CAFE AT EVERGREEN COLLEGE	3095		Yerba Buena	Rd		
16624	7530	DOWNTOWN AUTO SERVICE	459		Auzerais	Ave		
16629	5511	CROW'S AUTO INC	110		Balbach	St		
34912	1742	THOMPSON, BRIAN DRYWALL	1643		Almond Blossom	Ln		
34925	0782	SOUSA'S GARDENING SERVICE	132	N	33rd	St		
37246	7389	Rayne Dealership Corp.	2941		Daylight	Way		
39599	7349	APEX CLEANING SERVICES	341		EAST	Ct	Suite	B
39602	1771	KMA CONCRETE CONSTRUCTION	1191	N	5TH	St	Suite	A
39619	7349	MARIELA CLEANING SERVICE	2493		Alfred	Way		
39678	7349	LOPEZ, KATHY L	1555		ALTA GLEN	Dr	Suite	6
39699	1522	G & G	3432		Dominick	Ct		
34981	2434	YUCATAN CUSTOM CABINETS	11570		Berryessa	Rd		
34988	8070	TA DENTAL LAB	2924		Allenwood	Ct		
35043	7349	EMILIO'S CLEANING	44		Viewmont	Ave		
35091	5812	PACIFICO PRIMO COFFE TRADING	1683		Branham	Ln		
37561	7997	Silver Creek Valley Country Club	5967		Country Club	Pkwy		
37568	5812	San Jose Dream Dinners	5685		Cottle	Rd		
39711	7349	BANELES ESCOBAR, VERONICA	289		Edwards	Ave		
39720	0782	PROFESSIONAL GARDENING SERVI	3251		Locke	Dr		
39725	7349	DBA PHS CLEANING SERVICES	4020		Moorpark	Ave	Suite	104
39754	1522	VAILLANCOURT PAINTING INC	5607		Begonia	Dr		
39765	7349	LAZARO'S SWEEPING	1440		Cliffwood	Dr		
39766	7532	AKW AUTO CORPORATION	850	N	10TH	St	Suite	AAA
19193	5812	Q-Cup Tapioca	1600	S	DeAnza	Blvd	#	30
47513	2434	EXECUTIVE CASEWORK INC	945		BERRYESSA	Rd	Suite	C7A
47523	7399	LEADERS 2020, INC.	3056		Dante	Ct		

ORG_CODE	SIC_CODE	ORG_NAME	ST_NUM	ST_DIR	ST_NAME	ST_TYPE	ST_SUB_TYPE	ST_SUB_NUM
47541	4121	SINGH TAJINDER	2727		Sand Point	Dr		
47556	8070	HUNTER LABORATORIES	2577		SAMARITAN	Dr	Suite	858
47565	7399	GOLDSTEIN-MORALI,VIRGINIE LM	1885		THE ALAMEDA		Suite	131AA
47583	7389	BAY AREA POOL'S SERVICES	2762		CAMINO DEL REY		Suite	
47586	8011	PATEL MEDICAL CORP	200		JOSE FIGUERES	Ave	Suite	340
47587	4121	RANDS TAXI SERVICE	495	E	BROKAW	Rd	Suite	A9
47592	7549	LIZARRAGA AUTO GLASS	3345		MT WILSON	Dr	Suite	
47604	7399	BROWNE, CLAUDIA INSTRUCTIONA	411		Park	Ave	Suite	221
47606	2700	ELLIS SPECIALTY PRINTING	3144		Ensalmo	Ave		
47625	7399	INTERIM HEALTHCARE	1150	N	1ST	St	Suite	C
42070	5812	STARBUCKS COFFEE (Safeway)	4950		Almaden	Expy		
42087	5812	Subway Sandwiches	1141		Lincoln	Ave		
41947	5812	Saigon Bakery & Sandwiches	1694		Tully	Rd		
43355	5812	MOTIF LLC	389	S	1st	St		
43406	5812	SAN CARLOS ITALIAN PIZZA	484	E	San Carlos	St		
43408	7532	TRANSON AUTO BODY & PAINT	1704	S	7th	St		
43412	5541	COSTCO GASOLINE	1705		Automation	Pkwy		
47636	3540	DALCO PRECISION INC	688	E	GISH	Rd	Suite	10
47640	2700	THANG BOM MAGAZINE	621		Tully	Rd	Suite	A1
47377	4212	JVT TRANSPORT INC	522		Paiute	Ln		
47391	3570	ZEROSOFT, INC	800	N	8TH	St	Suite	324
47402	7399	SOUTH BAY PEDIATRICS	135	N	Jackson	Ave	Suite	101A
47417	7549	ADVANCED TOWING & SERVICE	574		WASHINGTON	St	Suite	1
47424	4214	HMAC CORPORATE SERVICES	1746		Junction	Ave	Suite	A
47439	7399	PIEZO SOURCE INC	250	E	GISH	Rd	Suite	D
47442	8041	ADVANCED WELLNESS CHIRO. CTR	4155		Moorpark	Ave	Suite	21C
47445	3570	PUGMEDIA INC	1020		Normington	Way		
47447	7399	NOR CAL MOTO TECH LLC	664		STOCKTON	Ave	Suite	E
47452	7692	SAN JOSE CUSTOM IRON	1201	W	SAN CARLOS	St	Suite	N
47457	8041	PAYNE CHIROPRACTIC INC	670		RIVER OAKS	Pkwy	Suite	K
47461	4212	ESTRADA TRANSPORT	205		RIO CHICO	Dr	Suite	A
41977	5812	Sbarro, Oakridge Mall food court	925		Blossom Hill	Rd	Suite	1653
41806	5812	Panda Express	4898		San Felipe	Rd	Suite	140
43178	5411	MERCADO Y CARNICERIA MORENO	1075		Tully	Rd	Suite	E
43223	5812	BAY AREA CATERING	797		Willow Glen	Way		
43229	0782	MIRANDA, J GUADALUPE CORONAD	1266		Summer Blossom	Ave		
47480	7532	MAACO AUTO PAINTING/BODY WKS	600		STOCKTON	Ave	Suite	A1
47511	4212	J & M CAMPOS TRUCKING INC	934		SINBAD	Ave	Suite	1
47219	7532	PAYLESS AUTO BODY	1854		ALMADEN	Rd	Suite	H
47255	3993	TRUE COLOR SIGNS	1249	S	1ST	St	Suite	0
47263	5531	B-CONNECTED WIRELESS	5514		MONTEREY	Rd	Suite	AA

ORG_CODE	SIC_CODE	ORG_NAME	ST_NUM	ST_DIR	ST_NAME	ST_TYPE	ST_SUB_TYPE	ST_SUB_NUM
47314	3600	CEE TECHNOLOGY INC	50		Airport	Pkwy	Suite	A
41894	5812	Quizno's Subs	1795		Hillsdale	Ave	Suite	70
43490	7530	EFREN TRANSMISSION	917		COMMERCIAL	St	Suite	A5
43504	7532	P LINE AUTO BODY	1660		ALMADEN	Expy	Suite	F
43522	5812	TOFU & BOX KOREAN CUISINE	2561	N	1ST	St	Suite	A5
43593	3600	NXP SEMICONDUCTORS	1109		MC KAY	Dr	Suite	MS27
49312	5812	ASIANA GARDEN INC	301	N	Jackson	Ave	Suite	C1
47335	3999	WONDERTEL INC	6535		CANTERBURY	Ct	Suite	A
47348	3500	OATEST INC	2302		Lava	Dr		
47349	7399	UNITED FRONT	1260	N	Bascom	Ave	Suite	36B
47079	5231	CLASSIC AUTO PAINT PARTICLE	4230		RANWICK	Ct	Suite	B
47096	4121	SINGH BALHAR	701		KINGS ROW		Suite	85FZ
47120	1522	A+COMMERCIAL SERVICES, INC.	2526		QUME	Dr	Suite	25
47121	7389	MTEKVISION AMERICA, INC	3003	N	1ST	St	Suite	203
47147	3944	AN HA ANGELIQUE WEDDING	2268		QUIMBY	Rd	Suite	E2
47152	5541	TESORO WEST COAST CO LLC	6050		MONTEREY	Rd	Suite	A
47154	3999	XICATO INC	4880		Stevens Creek	Blvd	Suite	204A
47156	2064	KENDON CANDIES INC	460		PERRYMONT	Ave	Suite	
47157	1531	CHALLERNGER PLUS ENTERPRISES	2880		ZANKER	Rd	Suite	203X1
41794	5812	P F CHANG'S CHINA BISTRO	925		Blossom Hill	Rd	Suite	1515
43618	7530	MARCELO AUTO REPAIR	1351	E	TAYLOR	St	Suite	
43641	5812	NGOC CATERING	2600		Senter	Rd	Suite	112
43663	4500	QUANTEM AVIATION SRVCS INC	1521		AIRPORT	Blvd	Suite	AAA
43711	5511	HOUSE OF DUBS	5833		Winfield	Blvd	Suite	A4
49157	5812	FIREHOUSE NO.1 BAR & GRILL	69	N	SAN PEDRO	St	Suite	C
49166	8299	TSIKINA, MARINA	7254		Ventana	Pl		
49169	5812	NEW TUNGKEE NOODLE HSE/NEW	264	E	Santa Clara	St	Suite	1
49172	5812	STEVIES AVIATION CATERING	185		LEWIS	Rd	Suite	31D
49197	8299	MUROTSUNE, PAMELA JC	254	E	Mission	St		
49204	5431	MIGUEL Y MIGUEL	303		Oakland	Ave	Suite	
47200	7399	SON SERVICE	598	E	Santa Clara	St	Suite	240
45691	0782	GLOVICK'S GARDENING	4783		CAPAY	Dr	Suite	1
45692	0782	S&G LANDSCAPING	1299		LEIGH	Ave	Suite	1A
45702	7349	VARGAS, JUAN CARLOS	56		BOSTON	Ave	Suite	1
45710	1522	JLM CONSTRUCTION	5579		MARQUETTE	Dr	Suite	A
45723	7349	D&G JANITORIAL	1290		OAKLAND	Rd	Suite	8
45724	0782	GREEN EARTH LANDSCAPING	4281		HAMILTON	Ave	Suite	1
45732	7349	TITAN DECORATE	325		AVENIDA PINOS		Suite	1
45737	7349	ROBLES PAINTING AND CLEANING	3022		BRANDYWINE	Dr	Suite	A1
45745	1522	HILLHOUSE CONST CO INC	140		CHARCOT	Ave	Suite	
45759	7349	SILVINA HOUSE CLEANING	1837		CROWDER	Ave	Suite	A

ORG_CODE	SIC_CODE	ORG_NAME	ST_NUM	ST_DIR	ST_NAME	ST_TYPE	ST_SUB_TYPE	ST_SUB_NUM
40320	0782	BELLE GARDEN SERVICE	732		State	St		
40363	5511	AUTO CALIFORNIA	3229	S	Bascom	Ave	Suite	C
40419	7349	SJ JANITORIAL SERVICES	385		PINEFIELD	Rd	Suite	
43782	5812	MAUI WOWI	2635		ABORN	Rd	Suite	A1
43783	7514	AVIS RENT A CAR	2103	N	1ST	St	Suite	AA
43867	3540	A-1 JAY'S MACHINING, INC	2228		OAKLAND	Rd	Suite	A1
49213	5812	HOT DOG ON A STICK	2855		Stevens Creek	Blvd	Suite	2465
49218	5812	CAL DINING @ CHARCOT	2310	N	1ST	St	Suite	B
49223	5812	TAQUERIA LA BARCA DE ORC	3141		Alum Rock	Ave	Suite	A1
49267	5812	P & C SPECIALTY FOODS	2855		STORY	Rd	Suite	C
49027	7399	TRAN, KIM H	1711		Chesterton	Cir		
49045	7399	JADE CONSULTING	1550		TECHNOLOGY	Dr	Suite	4078
45772	0782	NGUYEN, HIEP T	4285		MC KINNON	Dr	Suite	
45790	0782	VAN TINH HOANG	287		CHATEAU LA SALLE	Dr	Suite	
45793	7349	ANGEL'S TEAM	1707		FRUITDALE	Ave	Suite	A1
45796	7349	VACUUM JANITORIAL SERVICES	43	E	GISH	Rd	Suite	100Z
45800	7349	BRACAMONTE MAINTENANCE SER	1612		MT OLIVEIRA	Dr	Suite	
45805	1522	AC TECH	3197		LONE BLUFF	Way	Suite	A
45807	0782	LEE GARDENING	1342		HAPLAND	Ct	Suite	A
45811	7349	G & Z HOUSE/JANITOR SERVICE	930		TENNYSON	Ln	Suite	B
45568	1522	AMERICA BUILDING CONST	1440		BRANHAM	Ln	Suite	A
45585	7349	WORLDWIDE MAINTENANCE SERVIC	2980	E	CAPITOL	Expy	Suite	319
45628	1522	MCCONVILLE INC	2055		JUNCTION	Ave	Suite	108
45630	1522	ARMANDO CASTRO CONSTRUCTION	1039		CORVETTE	Dr	Suite	AA
40458	7349	THE UNION HOUSE KEEPING	1614		LONGVIEW	St	Suite	A
40459	7349	C & C JANITORIAL SERVICE	2724		GLEN FERGUSON	Crst	Suite	
40488	0782	GARDEN CITY LANDSCAPE MTCE	330		Atlanta	Ave		
40500	7349	FLORA'S CLEANING SERVICES	1516		Orlando	Dr		
43911	5812	TAQUERIA EL CORAL LLC	1460		Park	Ave	Suite	A
43920	5812	CHOWKING	3065		MC KEE	Rd	Suite	A2
43938	5411	ALPHA MINI MART & CLEANERS	3005		Silver Creek	Rd	Suite	174
43939	5812	EL TULE	5440		Thornwood	Dr	Suite	E
43968	7349	MBC YARD & PARK CLEANING	787		DELAND	Ave	Suite	1
44041	5093	G2 TECHNOLOGY, INC.	1941		Lundy	Ave	Suite	
49057	5963	CUE PHAN'S CATERING	5569		Thornwood	Dr		
49059	4212	ALAN FORD EXPRESS	655		La Maison	Dr		
49082	5461	NOAHS NEW YORK BAGELS	1340		EL PASEO DE SARATOGA		Suite	
49106	8299	WEST COAST WORLD WILLOW GLEN	668		LINCOLN	Ave	Suite	A
49125	5812	METRO BALDERAS TAQUERIAS	688		ALMADEN	Ave	Suite	A
48865	7399	SPINA, CINDY	5158		McCoy	Ave		
48870	3570	NITROSTREAM INC.	2818		Stonecrest	Way		

ORG_CODE	SIC_CODE	ORG_NAME	ST_NUM	ST_DIR	ST_NAME	ST_TYPE	ST_SUB_TYPE	ST_SUB_NUM
48884	7389	SPENCE, JIM POOL CLEANING &	1070		NEVADA	Ave	Suite	A
45658	7349	SOUTH VLY CONST & LANDSCAPE	1176		LINCOLN	Ave	Suite	1
45668	0782	TUSCAN HILL LANDSCAPING CONS	605	E	Jackson	St	Suite	
45677	7349	HECTOR CLEANING SERVICES	3050		MURTHA	Dr	Suite	H
40556	7349	LAS MAGANAS HOUSE CLEANING	1087		Bellingham	Dr		
40609	1522	LINS HOUSE REPAIR	2194		Inman	Way		
40611	0782	LE GARDENING	1814		Springsong	Dr		
40626	0782	MANUELS GARDENING SERVICE	757	W	Virginia	St		
40637	1522	RSD CONSTRUCTION	3188		Welby	Ct		
44056	5411	Don Mateo Foods	1789	W	SAN CARLOS	St	Suite	A
44062	5812	GRILLMASTER	2172		CHARMGLOW	Ct	Suite	
44064	0782	THE BEST LANDSCAPING	1315		MC GINNESS	Ave	Suite	
44111	1522	ALBERTOS CONCRETE	1119		CAMPBELL	Ave	Suite	A1
44165	5812	EL RINCON TAQUERIA #3	2846	S	White	Rd	Suite	A1
44170	5812	AJ'S	393		LINCOLN	Ave	Suite	AAA
44195	7530	MARIO'S AUTOMOTIVE	533		BURKE	St	Suite	B
48908	7399	LIM, LINDA	1054	S	WINCHESTER	Blvd	Suite	13
48917	3541	D C SERVICES	737	E	Brokaw	Rd		
48928	5963	MENDOZAS TAQUERIA	2739		STORY	Rd	Suite	A
48935	7549	GG AUTO ELECTRIC SUPPLY	350		WOOSTER	Ave	Suite	C
48945	2700	CRAFTSMEN PRINTING	6660		VIA DEL ORO		Suite	AA
48967	7399	WALCOTT, DAMON MUIR MD A PRC	1101	S	Winchester	Blvd	Suite	207
48720	4121	SHARMA, AJAY TAXI SERVICES	1427		San Tomas Aquino	Rd		
48723	7399	STEINER, JOHN H.	1255		Cristina	Ave		
48739	7399	HOME SUITE HOME	5848		Santa Teresa	Blvd		
45260	0782	HOANG GARDENING	728		Creekfield	Dr		
45267	1522	T T TIGER CONSTRUCTION, INC.	6130		Monterey	Rd	Suite	148
45280	7349	GARCIA,NELSY/LOPEZ,RUTH	5801		Arapaho	Dr		
45281	0782	SIERRA HILLS CONCRETE/LANDSC	5243		Great Oaks	Dr		
45285	1522	DIAMOND QUALITY CONST	10704		Celeo	Ln		
45309	1522	TORRES CONSTRUCTION	1550		Monteval	Ln		
45314	7349	GALEANAS HS CLEAN & GARDEN	482		Jackie	Dr		
40783	7349	MELEAN, IVONNE	397		AVENIDA ARBOLES		Suite	C1
40823	1522	HANDYMAN, THE	1982		Uphall	Ct		
40842	1522	H & L HOME IMPROVEMENT	2940		MACINTYRE	Dr	Suite	106
40868	1522	RUIZ COATING & STAINS	576		Mountain Home	Dr	Suite	
44202	7530	BOB & STEVE'S AUTO REPAIR	645		HORNING	St	Suite	T
10984	8211	CAMPBELL UNION HIGH SCHOOL DIS	2225		Camden	Ave		
44298	3674	Nanosolar	5521		Hellyer	Ave		
44307	3589	Advanced Aquatech LLC	1923		O'TOOLE	Way	Suite	12
48757	7399	CUSTOM INTERIORS BY MICHELLE	6809		Elwood	Rd		

ORG_CODE	SIC_CODE	ORG_NAME	ST_NUM	ST_DIR	ST_NAME	ST_TYPE	ST_SUB_TYPE	ST_SUB_NUM
48766	4215	JAWSERVICES	1031		MACON	Ave	Suite	A
48773	7549	THANH AUTO GLASS	2088		Stonewood	Ln		
48805	3540	BENCO PRECISION MACHINING	2274		TRADE ZONE	Blvd	Suite	A
48817	7539	SAI SMOG TEST ONLY	226		PHELAN	Ave	Suite	F
48826	3599	L & D PRECISION	1805		LITTLE ORCHARD	St	Suite	139
48830	4212	TRUSTED MOVING CORP	1760		Junction	Ave	Suite	D
48563	7399	SETH, SHEETAL DESIGN	1714		Canna	Ln		
45114	0782	STEVE'S LANDSCAPING	198		Kirk	Ave		
45140	0783	JB'S TREE SURGEONS	3042		Kirk	Rd		
45154	1522	DOUGLAS CAREY CONSTRUCTION	1887		Coastland	Ave		
45157	7349	B & R JANITORIAL SERVICES	5881		Comanche	Dr		
45171	1522	PLATINUM BUILDERS INC	828		Charcot	Ave		
40679	7349	SCRUBBING BUBBLES	709		Whitewater	Ct		
44336	7532	MIRACLE AUTO PAINTING	495	E	BROKAW	Rd	Suite	1 A
44359	5812	Donuts & Ice Cream	4138		Monterey	Hwy		
41696	5812	McDonald's #26540	6201		Santa Teresa	Blvd		
44367	5511	Smythe Volvo	4600		Stevens Creek	Blvd		
44063	2899	BAY BIODIESEL LLC	905		STOCKTON	Ave	Suite	A
48638	1731	HORIZON ENERGY SYSTEMS	3801		Charter Park	Ct	Suite	F1
48639	5251	ORCHARD SUPPLY HARDWARE	1130		BRANHAM	Ln	Suite	X
48661	7399	ATLASPROJECTS	207		Chantilley	Ln		
48678	7399	JOHNSON, LARS	3840		Kirk	Rd		
48684	3400	OMNI SHEET METAL INC	1712		Little Orchard	St		
48687	4950	UNITEDMETAL RECYCLING	1212		OAKLAND	Rd	Suite	33
48693	5531	CALDERON TIRES & WHEELS INC	717	S	1st	St		
48409	3600	PIXELPLUS SEMICONDUCTOR INC	1879		Lundy	Ave	Suite	236
48413	7399	WIT CONSULTING, INC	11955		Carver	St		
48415	4212	CARLOS CANCHOLA TRUCKING	2020	S	10th	St		
45181	1522	JOE YOUNG CONSTRUCTION	105		Wabash	Ave		
45192	7349	PIA'S CLEANING	2079		Treewood	Ln		
45195	0782	JOE PALOMINOS GARDENING	3592		Cropley	Ave		
45202	0782	LE - GARDNER	1548		Lochner	Dr		
45207	0782	VAZQUEZ LANDSCAPING	484	N	12th	St		
40980	7549	AN EXPERT TOW SERVICE-XTOW	480	S	Monroe	St		
41000	7349	HERRERA MAINTENANCE COMPANY	5537		Woodhurst	Ln		
41009	7349	AV JANITORIAL/TRASH REMOVAL	72		Sierra Mesa	Dr		
48433	7549	TOWING ARRO'S	2380		Balme	Dr		
48454	3200	JENSEN PRECAST	2030	S	7TH	St	Suite	
48460	5511	VEX MOTORSPORTS	918		COMMERCIAL	St	Suite	C
48461	3999	GOLDEN STATE CUSTOMS	1306		SHORTRIDGE	Ave	Suite	B1
48479	7399	ADY'S FLOWERS & GIFTS	1815		Alum Rock	Ave	Suite	D1

ORG_CODE	SIC_CODE	ORG_NAME	ST_NUM	ST_DIR	ST_NAME	ST_TYPE	ST_SUB_TYPE	ST_SUB_NUM
48484	7399	THINKOPTICS INC	5568		Del Oro	Dr		
48487	5541	TESORO WEST COAST CO LLC	1598		Alum Rock	Ave	Suite	A
48496	7399	E ANDRE GILBERT BAIL BONDS	823		TERESI	Ct	Suite	1
48497	5963	EKAM ICE CREAM	224	S	24TH	St	Suite	A2
48505	4121	MOSSA, ABDU SEMAN	1131		ROEWILL	Dr	Suite	4
48510	3200	M & E TILE	2332		Richland	Ave		
48521	4212	T V N TRUCKING	1152		Bunce	Ct		
48526	5091	AZUKI	112		PASEO DE SAN ANTONIO		Suite	
48255	7399	LUNEX EXPRESS INC	1828		Tully	Rd	Suite	A
45023	0783	FOUR WINDS LANDSCAPINT & TS	2677		Tilton	Ct		
45025	7349	MJB CLEANING SERVICES	3543		Squirecreek	Cir		
45034	7349	DORA'S HOUSE CLEANING	1509		Foley	Ave		
45044	1522	STEVE GUZZETTA GENERAL CONTR	1041		Broadway	Ave		
45070	7349	RAMIREZ, ESPERANZA	1307		Stayner	Rd		
44986	5411	Headquarter Liquors	801		Lincoln	Ave		
41026	7349	MIGHTY SWEEP	1439		Little Orchard	St		
41059	5812	Morton's of San Jose	177		Park Center	Plz		
42357	3398	NITREX INC. WEST COAST OPERATION	441		Perrymont	Ave		
42406	5813	Hunter's Video Bar	349	S	1st	St		
42411	5812	Costco Wholesale (Automation Pkwy)	1705		Automation	Pkwy		
50035	5812	WALDEN WEST	15555		SANBORN	Rd		
48250	7399	DOLEX DOLLAR EXPRESS INC	4120		Monterey	Rd	Suite	F
48275	7549	LR BROTHERS AUTOMOTIVE	3015		Monterey	Rd	Suite	A
48277	1521	SWC CONSTRUCTION INC	267		Clearpark	Cir		
48286	7342	CRITTER CONTROL OF SAN JOSE	714		NORTHRUP	St		
48299	7399	SOUTH BAY PIANO CO.	504		SUMMERLAND	Dr	Suite	
48319	7549	RR AUTO TRANSPORT	1983		Lavonne	Ave		
48320	7399	CORNERSTONE TECH MKTG	4792		Montreal	Ct		
48324	5541	VALERO CORNER STORE #3802	890		COLEMAN	Ave	Suite	C
48338	7399	BEATCITY	1075		RANCHERO	Way	Suite	7
48339	0750	SUNSET STABLES	5487		Blossom Acres	Dr		
48373	5963	M R ICE CREAM	2526		GLEN DUNDEE	Way	Suite	A1
48110	7399	NORTH FIRST STREET,LLC	2665	N	1ST	St	Suite	0310
44969	5812	Capitol FastFood	1031	E	Capitol	Expy		
37484	3672	Alterflex Corp.	1717		Oakland	Rd		
42764	5812	Chipotle Mexican Grill	1751	N	1st	St		
42765	5812	Malek's Catering	4846		Harwood	Rd		
42770	3841	Boston Scientific	150		Baytech	Dr		
42777	5812	El Pollo Loco (San Jose Market Center)	665		Coleman	Ave		
42779	5812	Vi Sao Cafe	1054		Story	Rd		
36012	5012	TK WHOLESALE	1675		Monterey	Rd	Suite	B

ORG_CODE	SIC_CODE	ORG_NAME	ST_NUM	ST_DIR	ST_NAME	ST_TYPE	ST_SUB_TYPE	ST_SUB_NUM
17767	4953	All Chemical Disposal Inc.	21		Great	Blvd		
41199	5812	Café Elegante	1635		Alum Rock	Ave		
48119	5531	CARQUEST AUTO PARTS #7355	4712		Meridian	Ave	Suite	1
48128	6531	10 VICTOR SQUARE LLC	1960		THE ALAMEDA		Suite	P
48136	8041	GREATER GOOD CHIROPRACTIC	1211		Park	Ave	Suite	103A
48161	1531	SOLEXANT CORP	2385		BERING	Dr	Suite	
48173	1531	TBI-2150 N FIRST STREET LLC	1960		THE ALAMEDA		Suite	D
48178	7399	BEOHANA SOLAR CORP	4300		Stevens Creek	Blvd	Suite	271
48192	3570	CROSSBOW TECHNOLOGY INC	4145	N	1ST	St	Suite	A
48195	7399	ANGEL BEAUTY	2515		Senter	Rd		
48201	7399	GLASSWORK BY JANETT	258	N	15th	St		
48207	3570	KEIGHLEY, CAROLE	7029		Burnside	Dr		
48212	7399	MOBILIA DESIGNS	6172		BOLLINGER	Rd	Suite	142
48236	7521	BAY AREA PARKING SERVICE	493	S	1st	St		
42673	5812	Jamba Juice	715	E	Hamilton	Ave		
42727	5812	Subway # 38980	2951		Monterey	Rd		
42754	5812	Juice Zone	200	E	Santa Clara	St		
24776	7997	Almaden Country Club	6663		Hampton	Dr		
42667	5812	Greek Kitchen	2638		Union	Ave		
37366	2050	El Gallo Bakery	4130		Monterey	Rd	Unit	A
42696	3273	CEMEX (SJ-542B)	2005		Stone	Ave		
37942	3559	Electroglas Inc.	5729		Fontanoso	Way		
41857	5812	Plaza Garibaldi Restaurant	1170	E	Santa Clara	St	Unit	A
47996	7373	PIXELWORKS INC	224		AIRPORT	Pkwy	Suite	BL
48052	7399	TIN VIET NEWS	2542		Clarebank	Way		
48070	7549	HUY'S TOWING	467	E	BRANHAM	Ln	Suite	A
48071	4119	EXPRESS LIMO & SEDANS	5827		EL DORI	Dr	Suite	
48073	7399	AT & T MOBILITY	2980	E	Capitol	Expy	Suite	60B
48075	7399	DSP TEST	1537		Four Oaks	Rd		
48086	7399	BAY HOME PRESERVATION SERV	5641		CROW	Ln	Suite	Z
42776	5812	Carl's Jr. (San Jose Market Place)	655		Coleman	Ave		
44567	5812	La Costa Del Sol	2951		Monterey	Rd	Unit	60
44824	5812	Star Pizza	385	N	Capitol	Ave		
42875	5812	MIRIAM'S KITCHEN	10271		Shoreham	Ct		
42979	1522	EDMUNDS, TIM BUILDER	1325		Delmas	Ave		
47808	7699	VERDIN SERVICES	510		Saddle Brook	Dr	Suite	57
47824	4212	PHAMILY EXPRESS	2746		Aldworth	Dr		
47847	7521	AMPCO SYSTEM PARKING	170	S	MARKET	St	Suite	O
47877	1731	AKL INC	902	E	Julian	St	Suite	A
47883	4121	1 A BAY AREA SHUTTLE	1540		ALMADEN	Expy	Suite	301
47884	5712	CABINET TREE SESIGN INC	1724		JUNCTION	Ave	Suite	D01

ORG_CODE	SIC_CODE	ORG_NAME	ST_NUM	ST_DIR	ST_NAME	ST_TYPE	ST_SUB_TYPE	ST_SUB_NUM
47891	3570	CADENCE DESIGN SYSTEMS INC	535		River Oaks	Pkwy	Suite	A
47906	7399	A NEW CAKE 4 U	6685		San Anselmo	Way		
47912	7399	HOME STYLES	3814		Gavota	Ave		
47927	7399	BENDER, JENNIFER C	975	S	9th	St		
47931	7399	RAPTOR PACKS	478		STOCKTON	Ave	Suite	FF
42237	5812	University Chicken	29	S	3rd	St		
42280	5812	Yankee Pier Restaurant	378		Santana Row			
42100	5812	SUBWAY SANDWICH	6180		Bollinger	Rd	Suite	B
42123	5812	Sweetea	2435	S	King	Rd		
43017	5812	KEN'S KITCHEN	1651		Hollowcreek	Pl		
43133	5812	MILLENNIUM GOURMET	1849		Little Orchard	St	Suite	1
47952	8111	MELISA MCCOY-EVANS, ESQ.	797		Upton	Way		
47675	4212	BAL TRUCKING CO	5529		WALNUT BLOSSOM	Dr	Suite	6A
47676	7399	DYNAMIC GEO TESTING	182		Burning Tree	Dr		
47708	0742	HOUND HEAVEN DOG DAYCARE	1079		Drexel	Way		
47714	5511	CAPITOL MAZDA	909	W	CAPITOL	Expy	Suite	A1
47719	3500	MA, NGHIEM H	2501		Orinda	Dr		
47720	1521	SEBERGER, DUSTIN	2107	N	1ST	St	Suite	550
47723	4119	ALPINE LIMO	2604		Aborn	Rd		
47742	3570	GOLDEN EAGLE IT	1112		ROEWILL	Dr	Suite	3
47766	7399	PLATINUM INVEST PARTNERS	5540		ALMADEN	Expy	Suite	H
47770	7399	OMNICIRCUIT	2880		ZANKER	Rd	Suite	203U
42169	5812	The 5 Spot Café	869	S	1st	St		
42171	5812	The Bagel Shop	125		Bernal	Rd	#	10
42030	5812	Sr. Jalapeno Taqueria	1759		Technology	Dr	Suite	20
51328	5812	Immannuel Presbyterian Church	3675		Payne	Ave		
51358	5812	La Villa	4432		Pearl	Ave		
51441	2434	Deco	950		McLaughlin	Ave		
51484	5812	Lori's Diner	2855		Stevens Creek	Blvd	Suite	2178
51488	5812	Jen's Cakes	1053		Lincoln	Ave		
51564	5812	Santouka	675		Saratoga	Ave		
53088	7530	HA,QUOC K	2002		Majestic	Way		
53096	4212	M. MACY COURIER & DELIVERY SERVICES	3034		Crater	Ln		
53111	7532	FRANK'S AUTO BODY & BUMPERS	1349	E	TAYLOR	St		
53115	5531	Z & M CONVERSIONS	933		Berryessa	Rd	Suite	101
53162	4212	K & E TRANSPORTAION LLC	80		Descanso	Dr	Suite	R
51719	7359	J'S FORKLIFT INC	888		Stockton	Ave		
55791	5812	Thao Tien Restaurant	1111		Story	Rd	Suite	1080
51658	5812	Kumako	211		Jackson	St		
51664	3540	BT MACHINING INC	2075		BERING	Dr		
51665	7532	R & S HYDRAULICS	701		KINGS ROW			

ORG_CODE	SIC_CODE	ORG_NAME	ST_NUM	ST_DIR	ST_NAME	ST_TYPE	ST_SUB_TYPE	ST_SUB_NUM
51669	1629	PENINSULA CRANE & RIGGING	656		WOOL CREEK	Dr		
51694	4500	UNITED AIRLINES	1661		Airport	Blvd		
51695	4500	HORIZON AIR	1661		Airport	Blvd		
51706	7530	STREET AUTO REPAIR	715		Coleman	Ave		
51730	7373	CS ODESSA LLC	1798		TECHNOLOGY	Dr	Suite	130
51736	7530	ND ALTERNATOR & STARTER	432	W	San Carlos	St	Suite	1A
53171	3674	PRESTO ENGINEERING INC	3907	N	1st	St		
53173	3600	SPIRE MANUFACTURING INC	64		BONAVENTURA	Dr		
53176	3570	CAY HOLDING INC	2833		Junction	Ave		
53180	3570	FINANCIAL OXYGEN	4620		Fortran	Dr	Suite	1
53189	3679	YAGEO AMERICA CORPORATION	2665	N	1st	St		
53195	3570	GREYCELL INC	2880		ZANKER	Rd	Suite	203U
53205	3570	GLOBAL INFOSOFT, INC	5141		Baralay	Pl	Suite	A
53230	3999	DACHWOOD PHYSIK INC.	335		PIERCY	Rd		
53242	7699	T K JEWELERS REPAIR	7101		GOLDENSPUR	Loop		
53250	3570	KVITEK TECHNOLOGIES LLC	5823		Wales	Ct		
53257	3540	A AND T PRECISION MACHINING	332		PIERCY	Rd	Suite	16
53264	7699	M & L JEWELERS	3210	S	White	Rd		
55966	7549	URIBE AUTOGLASS & MUFFLER	952		Almaden	Ave		
55969	1731	ARWEST COMMUNICATIONS CORPORATION	1731		TECHNOLOGY	Dr	Suite	680
55970	1799	SHROOMY'S ROOFING	1635		Pomona	Ave		
55981	3911	IALPHA	336		Willow	St		
55982	2759	PCHP	1444		San Juan	Ave		
55983	5812	SKYPORT RESTAURANT LLC	90		SKYPORT	Dr	Suite	A1
56005	7549	BLUESKY SMOG TEST ONLY	145		Tully	Rd	Suite	
56014	1799	JB CAULKIN B & WATERPROOFING INC	455		War Admiral	Ave		
56015	7530	S. MORRIS MOBILE TRUCK COMPANY, LLC	3875		Kauai	Dr		
56020	3931	SANGIT	115		Rancho	Dr		
56038	4121	CAB BUSINESS	4310		MONTEREY	Rd	Suite	AAA
56040	7549	CAMPOS & FRANK'S TOWING	527		War Admiral	Ave		
56048	1799	GREEN LEAF SOLAR & ELECTRIC	667	N	12th	St		
51741	5511	SANTA CLARA IMPORTS	562		University	Ave	Suite	A
51757	3993	PRODUCT SIGN SUPPLY	625		EMORY	St		
51761	3993	FORM 4 DESIGN	550		Vermont	St		
51784	7389	JAVAD GNSS INC	1731		TECHNOLOGY	Dr	Suite	570BL
51828	5511	VALLEY AUTO OUTLET	1501		MONTEREY	Rd	Suite	A
51840	2400	ALCAR MANUFACTURE	92		PULLMAN	Way		
53269	4212	JOSE ESCOBAR	2879		Burdick	Way		
53279	4212	FABIANS TRUCKING	2734		Caraston	Way		
53285	7699	C & M HOME APPLIANCE	3626		Eastridge	Dr		
53296	4212	THUAN GIANG	3179		Whitesand	Dr		

ORG_CODE	SIC_CODE	ORG_NAME	ST_NUM	ST_DIR	ST_NAME	ST_TYPE	ST_SUB_TYPE	ST_SUB_NUM
53305	7549	DLC KUSTOMS	2829		Norcrest	Ct		
53323	5211	AURA HARDWOOD LUMBER, INC	210		Phelan	Ave		
53330	7542	ROCKMORES HOUSEHOLD SERVICE	1042		Woodbine	Way		
53334	7542	ZEN'S AUTO DETAILING	1168		Carla	Dr		
53336	7542	BARAJAS AUTO	1504		Endicott	Dr		
53341	7542	AUTO IMAGE DETAILING	5460		Country Club	Pkwy		
53354	5211	HOME DEPOT, THE #6635	975	S	De Anza	Blvd		
53359	7542	CAR MANICURE	2151		OAKLAND	Rd	Suite	385
53365	5211	BLOSSOM WINDOW & DOOR SALES	6130		MONTEREY	Rd	Suite	9
53366	7542	GOOD NEWS CAR WASH	3025		Calle de las Estrella			
53368	7692	ESCOLANO WELDING	3107		Centerwood	Way		
56055	7532	MARTINELLY AUTO BODY SHOP	1585	N	4th	St		
56057	5812	CHIVERO DE ZICUIRAN	660	E	Gish	Rd		
56058	1799	MONSTER MECHANICAL, INC	1521		Terminal	Ave	Suite	1
56059	1799	USC FLOORING	922	N	9th	St	Suite	
56069	5812	OSHEYO	273	E	San Fernando	St		
56070	7530	SJ CUSTOMS	903		COMMERCIAL	St	Suite	B
56082	3540	R&R MACHINING LLC	1585	N	4th	St		
56089	3999	ECO OFFSITE	1555	S	7th	St		
56090	7530	ATIN AUTO REPAIRS AND SERVICES	1721		Rogers	Ave	Unit	B
56098	7532	LAST CHANCE KUSTOMS	226		PHELAN	Ave	Suite	F
56122	4950	AQABA SORT CENTER	1970		Monterey	Rd	Suite	A
56132	4120	NATIONAL USA EXPRESS CAB & AUTO REPAIR SRV	495	E	Brokaw	Rd		
56136	3999	HAPPY PINATA INC DBA LA PINATA	1366	N	10th	St		
50606	5812	CASTLEMONT ELEMENTARY SCHOOL	3040		PAYNE	Ave		
50632	3843	Highland Metals, Inc.	411		Perrymont	Ave		
50633	3553	Ferrante Woodworking	475		Perrymont	Ave		
50634	3553	Pacific Woodworking	473		Perrymont	Ave		
50640	5812	Iglesia Profetica Hebreos 12:14	2149		Stone	Ave		
50645	7538	Alex Auto Mechanic	3410		Monterey	Rd		
29064	3281	SERRA TILE & STONE INC	183		Ryland	St	Suite	B
50675	8661	Saint John Vianney Church	4601		Hyland	Ave		
49230	8361	ANNIE'S CARE HOME	273	S	15th	St		
49272	8361	IRENE'S GROUP HOME	70	S	14th	St	Suite	1
49137	8361	IRENE'S GROUP HOME	75	S	15th	St		
50680	5812	McDonald's @ The Plant	2191		Monterey	Rd		
50685	1629	ALLIED TRENCHING & ETC	10230		Stonehedge	Ct		
51843	7549	REYNOSA TOWING	13152		WOOL	Ave		
51845	3400	LIZARD SKIN STUDIOS	394		Umbarger	Rd	Suite	C
51859	3000	CAL COVER	2127		MONTEREY	Rd		
51872	3540	SPK MANUFACTURING AEROSPACE	824		Sylvandale	Ave		

ORG_CODE	SIC_CODE	ORG_NAME	ST_NUM	ST_DIR	ST_NAME	ST_TYPE	ST_SUB_TYPE	ST_SUB_NUM
51877	3999	LB PRECISION SHEET METAL	180		LEWIS	Rd	Suite	11A
51931	7530	LOW PRICE AUTO GLASS	1065		Commercial	St	Suite	A
53393	5411	Battambang Oriental Grocery	1091		Mccreery	Ave		
53474	5800	Music Tunnel KTV Cafe	1132	S	De Anza	Blvd		
53763	5812	Canaan Taiwanese Christian Church	4405		Fortran	Ct		
56165	2131	TANGERINE HOOKAH BAR	30	E	Santa Clara	St		
56176	7549	L & J TOWING	243	N	33rd	St		
56187	4212	STEVEZ & SONS TRUCKING	120		Elodie	Way		
56197	7530	PINEDA'S AUTO REPAIR	1665		Alum Rock	Ave		
56233	4121	RAVURI,VENKATA	1528		Calle de Aida			
56236	2273	M.D.S. CARPET CLEANING & PAINT	1426		Lansing	Ave		
56252	4212	ANGEL'S TRUCKING	1516		Jarvis	Pl		
56254	4212	FRIENDS HAULING & MOVING	6576		Bison	Ct		
56261	4212	SOUTH SIDE HAULERS	267		Jaggers	Dr		
56263	4789	ALPHA EXPRESS	1042		Bret Knoll	Ct		
56274	0750	CANINE HIGHER LEARNING	1058		Wallace	Dr		
56276	2759	SAN JOSE PRINT	1063		Micro	Ct		
12823	7371	FUJIFILM SOFTWARE (CA)	1740		Technology	Dr		
16530	5812	Pizza di Piana	1111		Meridian	Ave		
50703	5812	Specialty's Cafe & Bakery (with Peet's Coffee)	104	S	Market	St	Suite	100
50708	5093	AMERICAN METAL & IRON INC	1655		Berryessa	Rd	Suite	B
50706	5812	Tutti Frutti Yogurt Shop	925		Blossom Hill	Rd	Suite	1379
50739	8361	Golden Heritage	1275	N	4th	St		
50741	5812	Lupe's Mexican Restaurant	960	S	1st	St		
34746	8999	EVERGREEN TREATS	3254		Pinot Blanc	Way		
50799	2024	Treat Ice Cream Co.	11	S	19th	St		
50839	5511	Beshoff Infiniti	2198		Tully	Rd		
51356	5812	Wesley United Methodist Church	566	N	5th	St		
51945	2434	Z & M MFG	933		BERRYESSA	Rd	Suite	101
51961	7530	MONTEREY AUTO TECH I	2017		Monterey	Rd		
51963	3570	DATA INDEXING INC.	1440		Koll	Cir		
51970	7549	F & M TOWING	372		Phelan	Ave		
51972	3999	IQS	1365		Vander	Way		
51973	7699	J F K APPLIANCE & HVACR SVC	73	S	8th	St		
52009	7530	BRIOSO AUTO REPAIR	1721		Rogers	Ave		
52019	7532	BILLY BODYSHOP	1320		OAKLAND	Rd	Suite	B
51552	5812	The Alameda Retail Conversion	850		The Alameda			
53770	6531	ANB Properties	1710-1712		Berryessa	Rd		
17050	6513	ONE PEARL PLACE	5230		Terner	Way		
53898	5812	Glamour Cafe & Deli	3005		Silver Creek	Rd		
53899	5411	The Corner Shop Stop	1684	S	7th	St		

ORG_CODE	SIC_CODE	ORG_NAME	ST_NUM	ST_DIR	ST_NAME	ST_TYPE	ST_SUB_TYPE	ST_SUB_NUM
10674	5813	MARIA'S-CLUB PAPILLON	728	N	13th	St		
51775	7379	AGILIANCE, INC.	2001		GATEWAY	Pl	Suite	270W
54111	5812	Roosevelt Community Center	901	E	Santa Clara	St		
41511	5812	It's A Grind Coffee House	90		Skyport	Dr	Suite	130
41512	5812	Italian Garden Community Building #1	1528		Almaden	Expy		
50852	5812	Escuela Popular Accelerated Family Learning	355	W	San Fernando	St		
50856	5812	Latino College Prep Academy	14271		Story	Rd		
50845	3479	Advanced Metal Finishers, LLC	1291		Oakland	Rd		
50859	5812	MACSCA Academia Calmecac	660		Sinclair	Dr		
50862	5812	Downtown College Prep	1460		The Alameda			
52032	3600	OSE USA INC	1737	N	1st	St		
52035	7530	WASHINGTON AUTO REPAIR	165		WASHINGTON	St	Suite	A
52038	3823	EMI OIL FILTRATION SYS,INC	1585	N	4th	St		
52057	7549	CRUZ TIRES	80	N	5th	St		
52061	7699	LAPTOPTEK	518	S	10th	St		
52081	4119	AMERICAN LIBERTY & EXERT USA	1036	S	6th	St		
52083	7530	LA REPAIR AND TOWING SERVICE	222		KEYES	St	Suite	111A
52098	7549	TU INDEPENDANT	583		Madera	Ave		
52107	7530	GEORGE'S SERVICE CENTER	599	N	4th	St		
52113	5511	AAA AUTO SALES & SERVICES	90	E	Gish	Rd		
52122	7549	ALWAYS SMOG TEST ONLY	1611		MONTEREY	Rd	Suite	Z
54136	5812	Aroma Coffee & Snacks	301	N	Jackson	Ave		
52457	4212	VINNY HAULING	356		Blossom Hill	Rd		
54227	5812	Saratoga Plaza	375		Saratoga	Ave		
54309	5812	Jus Like Ya Mama's Soul Food	916		Meridian	Ave		
41407	5812	Fresh Choice	2855		Stevens Creek	Blvd	Bldg.	219
41458	5812	Heavenly Affairs Teahouse	528		Barber	Ln		
17415	3674	Comdisco Electronics Group	3775	N	1st	St		
41294	8211	Corinthian Schools, Inc.	1245	S	Winchester	Blvd		
41322	5812	Demonstration Kitchen (Macy's Valley Fair)	2801		Stevens Creek	Blvd		
52135	7549	MUFFLER EXPRESS TOWING	903		COMMERCIAL	St	Suite	B
52144	3570	AISYS NETWORKS	1650		ZANKER	Rd	Suite	236
52146	3570	TOOL INTERNATIONAL INC	111	N	Market	St		
52150	3570	ACCEL NORTH AMERICA INC	111	N	Market	St		
52151	3600	DOUBLE DUTCH, LLC	111	N	Market	St		
52185	7530	HEREDIA, JOSE L	1892		Virginia	Ave		
52188	4212	SAN FRANCISCO TRUCK COOP.	1236		Permata	Ct		
52204	4212	LUIS SOLORZANO DELIVERY	2464		Dobern	Ave		
52209	3200	STROKE CONCRETE	2050		McKee	Rd	Suite	87
52213	3570	ICEBERG FU'S SOFTWARE	2431		STROHMEYER	Ct		
52226	4955	PA HAULING	139		Muirfield	Dr		

ORG_CODE	SIC_CODE	ORG_NAME	ST_NUM	ST_DIR	ST_NAME	ST_TYPE	ST_SUB_TYPE	ST_SUB_NUM
51231	8661	Calvary Church	1175		Hillsdale	Ave		
51371	5812	Philz Coffee	118		Paseo de San Antonio			
52704	7699	SAN JOSE CUSTOM CYCLES	1415	W	SAN CARLOS	St		
51805	1629	V. CHAVEZ BOBCAT SERVICE	3070		Garden	Ave		
38204	5461	ELIAS BAKERY	3975		Senter	Rd	Suite	AAZA
41291	5812	Congregation Sinai	1532		Willowbrae	Ave		
42609	5812	El Grullo Restaurant	2444		Alvin	Ave		
51348	5812	Yogurtland	5395		Prospect	Rd		
51543	3496	CableCo Technologies, Inc.	1750		Junction	Ave		
52229	7530	ORMENO,LUIS	63	S	19th	St		
52238	3570	STREAMING21 INC	4010		Moorpark	Ave		
52240	4119	HAILE SENGAL	1120		Keltner	Ave		
52252	8711	D2S INC	4040		Moorpark	Ave		
52254	7371	MQR TECHNOLOGIES LLC	4100		Moorpark	Ave		
52258	4212	CHRISTOPHER BRIAN LANG	3765		Underwood	Dr		
52259	5084	KEEPIT KOOL REFRI, INC.	370		Ardis	Ave		
52276	3999	X-LUBES INC	3472		CAMPEN	Ave		
52278	1751	K & L CABINETS	3170		Acorn	Way		
52280	7371	LAIDMAN & KATSURA	3454		Parkland	Ave		
52284	4119	OASIS DELIVERY	3665		Greenlee	Dr		
52287	7699	FAST EDDIES BIKE SERVICE	1377		Courtyard	Dr		
52288	7371	DISTINCT CORPORATION	3315		Almaden	Expy		
52298	4119	MA SMITH TRANSPORTATION	4982		Howes	Ln		
52299	7530	GARCIA HEADLIGHT RESTORATION SERVICE	1317		Joplin	Dr	Suite	0001
51542	8711	F.Connolly Company	3519		Gold	St		
51687	7532	BULLSEYE CLASSIC FABRICATION	701		KINGS ROW			
12045	5999	BARGAIN KING	1845		Story	Rd		
52547	4212	G A M	1847		Foxworthy	Ave		
54807	5812	Giot Nho Cafe	1040		McLaughlin	Ave		
54812	5411	Apatzingan Market	901		Oakland	Rd		
54834	5399	Target	101		Holger	Way		
41379	5812	Euro Delights	1816		Tully	Rd	Suite	190
41380	5812	Evergreen Marketplace	4848		San Felipe	Rd		
52327	7699	AAA LOCKSMITH	1592		Dorcey	Ln		
52330	7699	G & S VACUUM SERVICE	1487		Redmond	Ave		
52333	3570	THERAPY PRO	6472		CAMDEN	Ave	Suite	A
52337	3570	INDENSITY, INC.	7181		Glenview	Dr		
52358	7530	C & H AUTO REPAIR	1817		QUIMBY	Rd		
52397	7699	APOLLO LOCKSMITH	2274	S	King	Rd		
51399	5812	Starbucks Coffee	1110	S	King	Rd	Suite	20
54779	5812	Top Nosh Cafe	1167		Lincoln	Ave		

ORG_CODE	SIC_CODE	ORG_NAME	ST_NUM	ST_DIR	ST_NAME	ST_TYPE	ST_SUB_TYPE	ST_SUB_NUM
54876	5812	Ramona's Cafe	146	S	Jackson	Ave		
52562	4212	UNIVERSAL HAULING	1688		Merrill	Dr		
54939	5812	Com Ga Nam An	348	E	Santa Clara	St		
12990	7334	ARTISAN PRINTING	1719		Junction	Ave		
41264	5812	Church of the Chimes	1447		Bryan	Ave		
41559	8062	Kaiser Permanente, Santa Teresa	260		International	Cir		
42612	3674	Kawasaki Robotics	3081	N	1st	St		
41587	5012	Kow Loon Auto Sales	3600		Monterey	Rd		
17526	3674	LTN Semiconductor Equipment Service	2128	N	1st	St		
51351	2024	Baskin Robbins	2663		Cropley	Ave		
10550	5812	S C CO OFFICE OF EDUCATION-HEA	1279		Alma	Ct		
51562	5411	Come n' Save	1290	S	Bascom	Ave		
52409	4212	JIMENEZ & SONS TRUCKING	1404		Bal Harbor	Way		
52414	7549	JDOWORKS	1442		Clemence	Ave		
52417	3500	LE, CAN	871		Le Compte	Pl		
52427	4212	TIONGSON, RUFINO	1366		Sunnycrest	Cir		
52431	4212	ANTONIO MEDINA TRUCKING	1128		Via Ferrari			
52451	4212	CHAGOS TRUCKING	2165		Orlando	Dr		
52458	7699	GOLDRUSH LOCK & KEY	6059		Foothill Glen	Dr		
52466	7549	SPECIAL FX TOWING	448		Colfax	Dr		
52474	3993	JLS DESIGN & GRAPHICS	446		Lyoncross	Way		
52482	7549	UNITED MOBILE AUTO BODY	295		Tradewinds	Dr	Suite	106
52485	3570	CRIMESTAR CORPORATION	6302		Woosley	Dr		
52486	2700	DYNAMIC FORMS	961		Windsor Hills	Cir		
52487	3570	TAKETA, BRYAN	6137		Springer	Way		
9018	7530	PREMIUM PLATING & POLISH	1026	N	10th	St		
55029	5812	The Cart at City Hall	200	E	Santa Clara	St		
55051	5033	Ford Wholesale Company	200		San Jose	Ave		
51867	2434	LSC CUSTOM CABINETRY	130		LEWIS	Rd	Suite	2
44514	1743	EMSER TILE & MARBLE	550		CHARCOT	Ave		
44538	5812	La Gaviota Rest	1130		Lucretia	Ave	Suite	D
44542	5812	Red Brick Pizza	1751	N	1st	St	Suite	10
38573	7532	IN & OUT AUTO BODY & REPAIR	2994		DAYLIGHT	Way	Suite	A
44553	5812	Billy Berks (Wilcox Block)	99	S	1st	St		
9852	2099	SAN JOSE TOFU	175	E	Jackson	St		
38527	5812	RICE, BEANS & CO	1471		BLOSSOM HILL	Rd	Suite	AA
17581	3281	Marbled Elegance, Inc.	2008		Martin	Ave		
51573	5812	Pho Minh Restaurant	10118		Bandley	Dr		
51682	7542	Flores Carwash	2200		Eastridge	Loop		
52495	2396	WEST COAST DESIGNZ	463		BLOSSOM HILL	Rd	Suite	I
52505	7549	PARTS IN TIME	255		BANGOR	Ave		

ORG_CODE	SIC_CODE	ORG_NAME	ST_NUM	ST_DIR	ST_NAME	ST_TYPE	ST_SUB_TYPE	ST_SUB_NUM
52507	7699	SHOE STOP	925		Blossom Hill	Rd	Space	1535
52508	7699	DOWNER SQUARE SHOE REPAIR	416		BLOSSOM HILL	Rd		
52517	7699	WEST VALLEY SECURITY	630		Blossom Hill	Rd	Suite	20
52521	2700	NAMASTE USA	5533		Snell	Ave	Suite	202A
52523	3993	AVILA STUDIO	2896		Union	Ave		
52527	5511	SINGH, SUKHDEV	1645		FOXWORTHY	Ave	Suite	B
52530	3663	SAIGON SATELLITE	2039		WOODARD	Rd		
52532	4120	MANSELLE, MIKE	1714		Ross	Cir		
52553	7699	B&B LOCK AND KEY	1645		Orchard View	Dr		
52555	7699	MARKIES TEE BOX	2891		Kilo	Ave		
52563	3570	PREDICTIVE RESPONSE INC	5487		Tesoro	Ct		
52575	7549	MT SMOG TEST ONLY	210		San Jose	Ave		
52586	7699	QUALITY MOBILE EQUIP REPAIR	1680		ALMADEN	Expy		
51151	5812	Hanuman Thai Cuisine	1	E	San Fernando	St		
12752	1429	Graniterock Recycling Services	100		Granite Rock	Way		
51212	5812	Pho Queen Noodle House	374	E	Santa Clara	St		
52590	7530	R & S WHOLESALE	1680		ALMADEN	Expy		
52592	7532	ALMADEN KUSTOMS	1788		ANGELA	St	Suite	A
52593	7530	SPARTAN TEST ONLY	1608		Almaden	Rd		
52600	7530	ALMADEN PERFORMANCE	1844		Almaden	Rd		
52604	4119	TOUCH D'ELEGANCE	1845		Hamilton	Ave		
52617	7251	CAMARGO SHOE REPAIR	2208		LINCOLN	Ave		
52618	4212	T SPEED TRANSPORT	1959		MONTEREY	Rd		
52620	2741	CANDELARIA,HANA A	3140		RUBINO	Dr		
52621	4212	DXL TRANSPORT	260		SAN JOSE	Ave		
52638	7532	GARCIA, MARCO AUTO BODY	380		San Jose	Ave		
52640	7532	STERLING AUTOBODY	1985		KYLE PARK	Ct	Suite	AA
52641	4119	BAYSIDE LIMO SERVICE	1434		ALMA	Loop		
52642	3570	YURY MARKOUSKY	1451		ALMA	Loop		
52656	4955	SANCHEZ HAULING	2118		Canoas Garden	Ave		
52659	7699	BRIAN'S PIANO SERVICE	65		Glen Eyrie	Ave		
52664	7699	MODERN LOCK & KEY	1585		Hamilton	Ave		
52665	3570	PACIFIC REAL TIME LTD	2468		Briarwood	Dr		
52671	7699	WILLOW GLEN APPLIANCE SERVIC	1129		Lincoln	Ave		
43863	5441	POWELL'S SWEET SHOPPE OF WG	1140		LINCOLN	Ave	Suite	6A
9660	7299	BIJAN BAKERY	453		Saratoga	Ave		
13651	7699	TELENET SEMICONDUCTOR 2000	1701		Junction	Ct		
11858	7514	ENTERPRISE RENT A CAR	4238		Monterey	Hwy		
44698	5812	Panera Bread #4477, The Plant	2199		MONTEREY	Rd		
44723	5812	Crawdaddy Restaurant	779		Story	Rd	Suite	1A
44729	5813	Nowhere Bar & Grill	2035		Woodard	Rd	Suite	2

ORG_CODE	SIC_CODE	ORG_NAME	ST_NUM	ST_DIR	ST_NAME	ST_TYPE	ST_SUB_TYPE	ST_SUB_NUM
44771	5812	Penguins	30	E	Santa Clara	St	Suite	110
44773	3679	Stion Corporation	6321		San Ignacio	Ave		
44819	5812	El Pollo Loco (The Plant)	2131		Monterey	Rd	Unit	101
44821	5812	Bun Bo Hue AN NAM Vietnamese Cuisine	2060		Tully	Rd		
18121	3599	S & W Precision Machining	1805		Little Orchard	St		
41958	8731	San Jose Bio Tech and Innovation Center	5941		Optical	Ct		
51416	5812	Rangoli	3695		Union	Ave		
52683	4212	DINORA COURIER SERVICE	389		Mayellen	Ave		
52687	3652	JOHNSON DIGITAL AUDIO	1885		McDaniel	Ave		
52700	7373	ILEGENT	1077		O'BRIEN	Ct		
52711	5722	APPLIANCE PARTS CO. DBA	1062		The Alameda			
52714	3540	JLRG INC	1158		Campbell	Ave		
52715	7530	ROSELLI FOREIGN CAR REPAIR	985		Auzerais	Ave		
52721	4119	AM PM ALL AIRPORT SHUTTLE	1727		De Marietta	Ave		
52745	5511	SOUTH BAY AUTO	1574	W	San Carlos	St		
52753	7549	ALONGI BROS	940		Lonus	St		
52754	4119	A TOP LIMOUSINE	1299		Leigh	Ave		
52758	4212	PRATT TRUCKING	410	N	White	Rd		
52761	4212	VALLEY COURIERS	1819		Mount Rushmore	Dr		
52771	4955	JOHN'S QUALITY YARD SERVICE	15144		Rosemar	Ave		
48721	5231	ATLAS GLASS	1713		JUNCTION	Ave	Suite	A
55091	3674	SVTC Technologies, LLC	3901	N	1st	St		
18178	3674	Sessco	1701		Fortune	Dr		
42052	5812	Starbucks Coffee	171		Branham	Ln		
52772	3570	VIDEO SOFTWARE SERVICES	1015		Fleming	Ave		
52778	7699	ADVANCED BOARD SOLUTIONS	12		Pala	Ave		
52793	3570	ACRISO LLC	146		Rose	Ln		
52803	5541	AMI PETROLEUM	3110		MT VISTA	Dr	Suite	B1
52806	7699	M & R REPAIR COMPANY	1004		RAVENSCOURT	Ave	Suite	04
52816	2700	ALL THINGS PRINTED	1410	S	WINCHESTER	Blvd		
52824	7699	MASTER COBBLER, THE	790	S	Winchester	Blvd		
52834	5511	BROOKLAND SALES	2340		Stevens Creek	Blvd		
52849	7699	SPEC1 MOTORCYCLE SERVICE	1515		Parkmoor	Ave		
52853	7812	ZAVALA TECH	1810		Olive	Ave		
52858	2791	ADTYPE	796		Mcalister	Dr		
52859	4212	SOLOLVINO D & D GARZA TRUCKI	2384		Walnut Grove	Ave		
52861	7530	WINCHESTER SMOG ONLY	602	S	Winchester	Blvd		
51549	5813	Fireside Caffe	3375		Stevens Creek	Blvd		
44988	4212	United Site Services	3408		Hillcap	Ave		
44843	4212	Roma Bakery	655	S	Almaden	Ave		
18661	5812	Pizza Antica	334		Santana Row		Suite	1065

ORG_CODE	SIC_CODE	ORG_NAME	ST_NUM	ST_DIR	ST_NAME	ST_TYPE	ST_SUB_TYPE	ST_SUB_NUM
44902	3541	MODERN MACHINE CO	1633		Old Bayshore	Hwy		
44910	1629	BLACKWELL GEN ENGINEERING INC	1759		Junction	Ave	Suite	A
52869	3600	SYNCHROTRON CORP	5339		PROSPECT	Rd	Suite	261
52876	5511	LAND ROVER SAN JOSE	5090		Stevens Creek	Blvd		
52884	7699	VALLEY APPLIANCE SERVICE	627		Bolton	Ct		
52920	3570	FLYING BEAR ENTERTAINMENT	5984		Mayflower	Ct		
52924	7549	EASY TOW	2279		Maroel	Dr		
52925	4932	WESTGATE UNION 76	1694		Saratoga	Ave		
52933	4120	AMERICAN CAB INC	1172		Murphy	Ave		
52950	4212	NIRPAL	1562		MONTAGUE	Expy		
52955	3540	MATRIX DESIGN MACHINING	2526		QUME	Dr	Suite	15
52957	8741	STARCH MEDICAL INC	2150		RINGWOOD	Ave		
52958	3540	MK MANUFACTURING	2528		SEABOARD	Ave		
55111	5431	Old MacDonald's Farmers Market	1069		Saratoga	Ave		
47098	7381	CONTRA COAST POLYGRAPH (Central Coast Polygraph)	1360	N	Winchester	Blvd		
47590	4212	INGENIUM GROUP LLC	1195	N	5TH	St	Suite	B
52610	7532	VERDUSCO, JESUS	1858		Almaden	Rd	Suite	1
41103	5812	Amber Indian Restaurant	377		Santana	Row	Suite	1150
18303	3444	Westec Metal Products, LLC	1715		Little Orchard	St		
18310	3571	Wiser America, Inc.	2455		Autumnvale	Dr		
37140	3672	Probelogic, Inc	1885		Lundy	Ave	Suite	1
1299	3672	Jabil Circuit, Inc	30		Great Oaks	Blvd		
1312	2952	Reed & Graham, Inc.	690		Sunol	St		
50930	5812	San Jose International Airport- Concepts Management	2077		Airport	Blvd		
50932	5812	South Bay Cuisine dba Marina Kitchen	995		Elizabeth	Dr		
50953	5812	Subway Fast Food # 41311	1701		Story	Rd	Suite	80
52968	2800	SANTA FE PACIFIC PIPELINES	2150		Kruse	Dr	Suite	A1
52969	3999	ADVANCE PROBE INC	2360		Qume	Dr		
52984	4953	INTERNATIONAL DISPOSAL CO	1995		Oakland	Rd	Suite	12
52988	2700	SEAL PRINTING	2471		Autumnvale	Dr	Suite	A
53013	2700	AMWEST BRAUN BUSINESS CARDS	1867		O'TOOLE	Ln	Suite	34
53036	3570	CREATENEXT, INC.	1606		Thornleaf	Way		
53046	3500	THD CONTRACT MANUFACTURING	2355		PARAGON	Dr	Suite	A1
10476	8322	BAJUELPALO TU	801	E	Julian	St		
55599	5812	Hudson Store/ Euro Cafe	2077		Airport	Blvd	Space	TA-26
55647	5410	Chavez Supermarket	646		Blossom Hill	Rd		
50993	8071	Davita East San Jose Dialysis Clinic	3162	S	White	Rd		
51002	4213	FEDEX NATIONAL LTL, INC	2305		Ringwood	Ave		
51121	5812	Silkroad Cafe	185		Park	Ave	Suite	189
51269	5812	County of Santa Clara Cafeteria (Sheriff's Office)	55	W	Younger	Ave		
56863	7530	PHU AUTO REPAIR	3096		LANDESS	Ave		1

ORG_CODE	SIC_CODE	ORG_NAME	ST_NUM	ST_DIR	ST_NAME	ST_TYPE	ST_SUB_TYPE	ST_SUB_NUM
56868	7521	NORCAL PARKING	2200		EASTRIDGE	Loop		1102
56874	4121	HARBANS SINGH	1585		MARBURG	Way		
56879	3751	HLEBO,JOHN III	456		REYNOLDS	Cir		A
56892	5072	INTERGRATED SYSTEM TECHNOLOGY	185		LEWIS	Rd		32
56904	4121	SINGH GHUMAN,DAVINDER	1585		MARBURG	Way		
9039	9711	RICHEY HALL US ARMY RESERVE CENTER	155	W	Hedding	St		
57098	1761	A QUINTERO ROOFING INC	457		Mccamish	Ave		
58083	5093	SIMS METAL MANAGEMENT	1900		Monterey	Hwy		
58124	1761	MDC ROOFING	1612		Trieste	Ct		
57099	1521	BEN ANTONIO - CONTRACTOR	311	N	Capitol	Ave		
57802	1799	BLESS ELECTRIC	340		Auburn	Way		
57805	1521	HOME SOLUTIONS BY REMODELING	1010		Del Cambre	Dr		
57814	1799	SLUGOCKI, JAMES B	6133		Elmbridge	Dr		
57815	1799	ERP CONSTRUCTION	1088		Wilmington	Ave		
57820	1799	CENTURY HARDWOOD FLOORS	2135		Violet	Way		
57860	1521	LYONS GENERAL ENGINEERING	2552		Flagstone	Dr		
57864	1521	CUSTOM HOME CONSTRUCTION	2579		Amaryl	Dr		
57888	1799	SILVA ROOFING	3106		Cortona	Dr		
57903	1799	ALVARADO CONCRETE	688		Faye Park	Dr		
57918	1799	FLOWERS PAINTING	4752		Corte de Cervato			
57919	1799	ULTIMATE ROOFING	4901		Rue Calais		Suite	B
57920	1799	STOCKDALE, DOUGLAS A	65		Southpine	Ct		
57935	1799	A-1 DRAFT BEER SERVICE	2339		Pentland	Way		
57938	1799	EVERGREEN PAINTING & TEXTURE	2918		Scottsdale	Dr		
57949	1799	QUALITY HARDWOOD FLOORS	3131		Linkshead	Ct		
57952	1521	OLIVERS CONSTRUCTION	3186		Whiteleaf	Ct		
57954	1799	EE ELECTRIC	2750		Whispering Hills	Dr	Suite	A
57956	1799	SJA CONSTRUCTIONS	3137		Andora	Dr		
57967	1799	DIABLO LANDSCAPE, INC	1655		BERRYESSA	Rd		A
57977	1521	LUCKY CONSTRUCTION CO	180	E	GISH	Rd		B1
57999	1521	TSB CONSTRUCTION	534		ROAD RUNNER RIDGE			
58007	1799	SCHWAGER DAVIS, INC	198		HILLSDALE	Ave		
58014	1799	GENMOR PLUMBING	2552		SEABOARD	Ave		
58017	1799	BC PLUMBING INC	1842		STONE	Ave		A
58021	1799	ALLSTAR PLUMBING CORP	326		PHELAN	Ave		A
58022	1799	ACCU-VAC	1653		ROGERS	Ave		
58029	1799	DE MARTINEZ PAINTING INC	448		REYNOLDS	Cir		A
58033	1799	APAC LEB AUTO GATE & ACC CTI	489		REYNOLDS	Cir		A
58039	1799	ALBUQUERQUE ENT	1260		YARD	Ct		D
58047	1799	PAINTER FRIEND	7177		CORONADO	Dr		
58050	1799	HAN KOOK PLUMBING	5016		LAPA	Dr		

ORG_CODE	SIC_CODE	ORG_NAME	ST_NUM	ST_DIR	ST_NAME	ST_TYPE	ST_SUB_TYPE	ST_SUB_NUM
58052	1799	FRANCISCO TILE, INC	7007		REALM	Dr		2B
57141	4212	C & C HAULING	17930		Los Olivos	Dr	Suite	B
57106	1761	ALLIANCE ROOFING INC	1250		Campbell	Ave		
58188	7549	K&C TRANSMISSION	2015		MONTEREY	Rd	Suite	1
58206	7530	GUTIERREZ AUTO REPAIR	31	N	Sunset	Ave		
58213	7530	BRASIL AUTO	1325	E	San Fernando	St		
58214	1721	MARCO'S HANDYMAN	2435		Summer	St		
58217	1542	ALLEN CONSTRUCTION	1149		Roewill	Dr		
58225	7216	BONITA CLEANERS	1190		Hillsdale	Ave		
58226	1799	CASTRILLO HEATING & AIR CONDITIONING CORP	6326		Solano	Dr		
58227	1799	STARS & STRIPES MECHANICAL	6861		Aintree	Dr		
58244	1721	VALVERDE'S PAINTING	2613		Sibelius	Ave		
58260	1799	AARON BRADLEY PAINTING	112		Cherry Blossom	Dr		
58264	1799	SANPRI ELECTRIC INC	14548		Charmeran	Ave		
58271	1799	SILICON VALLEY IRON WORK	210		San Jose	Ave		
58275	7530	SOUTH VALLEY GM HONDA	1802		Angela	St		
58277	7530	VELAZQUEZ AUTO REPAIR	269		San Jose	Ave		
58281	1799	FKIARAS, BILL PLUMBING	2637		Media	Way		
58287	3999	CLEARVIEW WEST LLC	1718		Stone	Ave		
58290	1721	DIAZ TREES LANDSCAPING	510		Chiechi	Ave		
58304	1799	YANEZ, TOMAS PAINTING DBA	1525		Farringdon	Dr		
58320	1542	PC WORKS	1067		Beaumont	Dr		
58324	7532	OWEN'S AUTO TECH	2481		Melville	Way		
58325	7830	GUGGENHEIM ENTERTAINMENT, LLC	1694		Saratoga	Ave		
58335	7532	ELITE AUTO FRAME	1349	E	TAYLOR	St		
58341	3999	GENESIS VACUUM TECHS INC	115		Nicholson	Ln		
58343	8299	MAKI SWIM CENTER	1088		Branham	Ln		
58352	1721	RAMIREZ CONCRETE	221		Giddings	Ct		
58354	1721	AAA PAINTING	7180		Avenida Rotella			
58368	7530	FAIRGROUND AUTO	1702	S	7th	St		
58371	7216	CAMDEN CLENERS	5731		CAMDEN			
58376	7216	MY CLEANERS	1078		LEIGH			
58380	7216	SPARKLE CLEANERS INC	3128		WILLIAMS	Rd		
58387	1721	PERALTA, MELANIO	750		ADELINE			
57190	4212	RAMIEREZ-PEREZ FREE HAULING	1115	S	Almaden	Ave		
57186	4212	MORALES HAULING & BOBCAT SER	1244		Shortridge	Ave		
58422	5093	TA Recycling Inc.	1630		Old Oakland	Rd	#	A-112
57149	4212	COMPAS HAULING	1299		LEIGH	Ave	Suite	31A
58090	5093	ANTIFREEZE SOLUTIONS INCORPORATED	332		Chynoweth	Ave		
57042	6513	1270 Campbell	1270		Campbell	Ave		
58453	3471	J & K Plating, LLC	354		Umbarger	Rd		

ORG_CODE	SIC_CODE	ORG_NAME	ST_NUM	ST_DIR	ST_NAME	ST_TYPE	ST_SUB_TYPE	ST_SUB_NUM
57087	5261	TAO DAN NURSERY	1148		Roberts	Ave		
58447	7530	COLEMAN'S TRANSMISSION & AUT	660		COLEMAN	Ave	Suite	5A
57094	4212	ALVISO-NORTH VALLEY OIL	3641		Lisbon	Dr		
57078	4212	CHEAP HAULING	1985	S	King	Rd		
57109	1761	EL CAMINO ROOFING CO INC	1650	S	7th	St		
57058	5812	Dive Bar	78	E	Santa Clara	St		
58087	5093	BATTERY RECYCLERS LLC	210		SAN JOSE	Ave	#	1
57072	5261	Almaden Valley Nursery	15800		Almaden	Expy		
57077	5261	Capitol Wholesale Nursery Inc	2938		EVERDALE	Dr		
57159	1761	CALIFORNIA ROOFING COMP INC	1595	S	10th	St		
58458	5812	Ruffled Feathers Eatery LLC	200	S	1st	St	Suite	10
58434	1771	Stucco By Rock	1654		Husted	Ave		
58438	7530	EARLY AUTO RECONSTRUCTIONS	664		STOCKTON	Ave	SUITE	B
58116	4214	GALLI PRODUCE CO INC	1650		Old Bayshore	Hwy		
58067	1761	FOUR BROTHERS ROOFING	488	N	17th	St		
56282	1799	D.J. MECHANICAL	6553		Camden	Ave		
56289	2000	COME N' GO	3156		Bilbo	Dr		
56290	4121	SINGH,KULBIR	3862		Hurstglen	Way		
56299	4212	MELVIN WESLEY COKIANGCO	1486		Lakme	Way		
56315	1522	MILRO BUILDERS INC.	1009	E	Capitol	Expy		
56318	3400	GOLDTECH INC	1672		STORY	Rd	Suite	C
56320	4212	PHAMILY XPRESS	2701		Aida	Ave		
56325	5812	EM QUYEN CAFE	1998		Tully	Rd		
56338	4212	COURIER/EXPRESS DELIVERY	830		Le Compte	Pl		
56340	4121	KARNAIL SINGH	2560		Dumont	Ct		
56344	4121	AA-AMERICAN SHUTTLE	1894		Edgestone	Cir		
56350	4121	SURINDER SINGH	1604		Orleans	Dr		
56352	4121	IGI TAXI SERVICE	2155		LANAI	Ave	Suite	67
56361	1799	FISKY INC DBA FISCALINI TILE/BEN'S ENCLOSURES	643		Choctaw	Dr		
56362	1799	ROY'S ROOFING	5553		Walnut Blossom	Dr	Suite	6076
56363	1799	GONZALEZ, ERNEST	165		BLOSSOM HILL	Rd	Suite	211
56380	5511	V.T.O. INTERNATIONAL MOTOR'S/EXPORT IMPORT	5858		Paddon	Cir		
56392	2700	CITY CHRISTIAN PRESS	519		Suisse	Dr		
57080	1761	Lindy Roofing	476	W	Taylor	St		
57075	1761	A&R Roof Experts, Inc	273		Bellerose	Dr		
57092	4212	SAN JOSE JUNK SERVICE & DUMPSTER RENTAL	1751		Deer Creek	Ct		
58141	1761	NELSON ROOFING	13215		Sylvandale	Way		
57215	5812	Gen Restaurant	1317	S	Winchester	Blvd		
56395	1799	BARSEGIAN FLOOR COVERINGS	1603		Hallbrook	Dr		
56412	3674	5X1 PARTS AND SERVICE	4596		Jacksol	Dr		
56420	2759	JEFF JIO	1656		Corte de Pons			

ORG_CODE	SIC_CODE	ORG_NAME	ST_NUM	ST_DIR	ST_NAME	ST_TYPE	ST_SUB_TYPE	ST_SUB_NUM
56432	5812	ROOKIES INC	1535		Meridian	Ave	Suite	C
56436	1799	SCHULER FIRE PROTECTION	2150		Almaden	Rd	Suite	104
56439	2591	800 FLOORS	2306		ALMADEN	Rd	Suite	127
56441	2434	WOOD TALENTS	1840		Almaden	Rd	Suite	1
56458	2731	DEL HUNT BOOKS	2150		Almaden	Rd	Suite	104
56466	5599	ROYAL AUTO SALES	2266		Cherry	Ave		
56467	3911	EN4IC APPAREL	614		Minor	Ave		
56472	2731	ROBERTA LEE FINLEY	1583		La Rossa	Cir		
56478	2700	WISEGUY PRESS INC	1354		Minnesota	Ave		
56480	7532	JOSUE AUTO FRAME	1854		ALMADEN	Rd	Suite	4
56487	7530	SPARTAN AUTO BODY	344		Lincoln	Ave		
56490	5813	THE WILLOW DEN	803		LINCOLN	Ave	Suite	1
56494	4121	SERGHEI GRAMA	946		LINCOLN	Ave	Suite	I
56504	5411	CITY MINI MART	1354		The Alameda		Suite	9
57238	1521	KERBY CONSTRUCTION	190	N	Montgomery	St		
57243	1521	KANE CONSTRUCTION	10411		Singleton	Rd		
57260	1799	PALOMINO SHOTBLASTING	658		Coyote	Rd		
57269	1799	MILLIMAN, JAMES PAINTING	4123		Ambler	Way		
57275	1799	E-Z ASPHALT SERVICE	2580		Senter	Rd	Suite	450
57281	1799	KNIGHT LANDSCAPE CONSTRU INC	1670	S	7TH	St	Suite	C1
57282	1799	HZ CONCRETE	953	S	3rd	St		
57286	1521	PRIMECO CONSTRUCTION	332	N	21st	St		
57296	1521	EXEMPLARY SERVICE CO	649	N	5th	St		
57324	1799	STATEWIDE SAFETY & SIGNS INC	323		Commercial	St		
57326	1521	TRAN HO CONSTRUCTION CO	900		GOLDEN WHEEL PARK	Dr	Suite	199
57335	1521	RAIN OR SHINE CONSTRUCTION	1440		Koll	Cir	Suite	106A
57349	1799	UNIVERSAL FLOOR COVERING INC	1441		TERMINAL	Ave	Suite	B
57353	1799	CHILLY CO, THE	317	S	23rd	St		
57093	1521	A TO Z GENERAL CONTRACTOR	3063		KING ESTATES		Suite	
56532	7530	SAN JOSE MOBILE REPAIR	19		Pala	Ave		
56546	7532	MORGAN AUTO UPHOLSTERY	946		Fleming	Ave		
56570	2731	CALMOD BOOKS	2401		Cory	Ave		
56601	5812	NU-ZEN, LLC	1600		Saratoga	Ave	Suite	BB2
57097	1521	ANBE CONTRACTORS	1009	E	CAPITOL	Expy		
57113	1761	MC Roofing	14800		Mc Vay	Ave		
57397	1799	AUGUST CONCRETE CONSTRUCTION	1532		Boone	Dr		
57399	1521	FERRANTE, JOE CONST	5690		Park Crest	Dr		
57404	1799	WOERTINK ELECTRIC	1407		Sprucewood	Dr		
57405	1799	RENSEN PAINTING	1416		Searcy	Dr		
57412	1799	A CUT ABOVE FENCE CO	3533		Ensalmo	Ave		
57418	1799	A STARR ELECTRIC	6577		Korhummel	Way	Suite	A

ORG_CODE	SIC_CODE	ORG_NAME	ST_NUM	ST_DIR	ST_NAME	ST_TYPE	ST_SUB_TYPE	ST_SUB_NUM
57431	1799	DEGNAN CONSTRUCTION	7545		Tierra Sombra	Ct		
57434	1521	OSTERBACK, DAVE QUALITY HOME	6019		Blackbird	Ct		
57436	1799	NEW CANAAN LANDSCAPING INC	6472		Camden	Ave	Suite	208
57440	1521	TWO MEN AND A BRUSH	6592		Marymonte	Ct		
57442	1521	A NEW GENERATION CONSTURCTIO	6644		Bunker Hill	Ct		
57447	1799	CUNNINGHAM ELECTRIC	1376		Via del los Grande			
57452	1521	JCG CONSTRUCTION	1168		Zinfandel	Way		
57457	1521	BB UNIQUE CONSTRUCTION INC	6157		Meridian	Ave		
57477	1521	COYLE CONSTRUCTION	1475		Terilyn	Ave		
57491	1799	MILLENNIUM WOOD INTERIORS	5825		Snell	Ave		
57151	4212	DANIELS HAULING SERV	3040		Bradshaw	Dr		
57156	1521	NGUY GENERAL CONTRACTOR	5384		Great Oaks	Dr		
57181	4212	MARINS HAULING & DEMOLITION	1367		Stahl	St		
58126	0782	GACHINA LANDSCAPE MANAGEMEN	640		EMORY	St		
56631	2522	ADVANTAGE OFFICE SOLUTIONS,INC	573		CHARCOT	Ave		
56639	1389	#484 OLYMPIAN	2132		O'toole	Ave	Suite	1
56640	5812	NEW INDIA CHAAT CAFE	1645		FLICKINGER	Ave	Suite	AA
56650	4950	7TH GENERATION RECYCLING	2574		Seaboard	Ave	Suite	AAA
56661	7549	PRECISION TRADING	1442		Prelude	Dr		
56693	3999	VITAL COATINGS	761		MABURY	Rd	Suite	50
56700	7532	LOMELI AUTO BODY SHOP	757		MABURY	Rd	Suite	52
56705	5599	AUTO BROTHERS	2908		Betsy	Way		
56729	5531	TELEMETRIA TELEPHONY TECHNOLOGY	2635	N	1st	St		
57536	1521	KINNAH MECHANICAL SERVICE CC	1000		BLOSSOM RIVER	Way	Suite	521
57543	1799	BICKHAM, C W CO	6060		Loma Prieta	Dr		
57546	1521	REMODEL PROJECT MANAGEMENT	2891		Julio	Ave		
57547	1799	TONY RAINIERI ROOF INSP SERV	1655		Forman	Ave		
57574	1799	R E ROOFING & CONSTRUCTION	15230		Clydelle	Ave		
57581	1799	AMERICAN ENGINEERING CONST	15285		Chelsea	Dr	Suite	A
57591	1799	PRH ELECTRIC	5668		Lilac Blossom	Ln		
57594	1521	NOR CAL CONSTRUCTION	1723		Hyacinth	Ln	Suite	A
57623	1799	NOR CAL POOLS	5051		Nerissa	Way		
57626	1521	KIA CONSTRUCTION	1775		Cardel	Way		
57631	1799	BAY AREA GLASS	1878		Pandora	Dr	Suite	A1
56735	4212	EVERGREEN VALLEY COLLECTIVE SERV	5674		San Felipe	Rd		
56744	4789	S&P MED TRANS	642		Calpella	Dr		
56764	3911	B LYNN JEWELRY & TRINKETS	3289		Heather Ridge	Ct		
56774	5461	AC CAKES AND MORE	4432		Pearl	Ave		
56777	4121	CLABORN,DAVID W	4670		Holycon	Cir		
56829	5521	DANESH ENTERPRISES	1440	W	SAN CARLOS	St		
56835	4212	WRIGHT DELIVERIES SOL	365		PINEFIELD	Rd		

ORG_CODE	SIC_CODE	ORG_NAME	ST_NUM	ST_DIR	ST_NAME	ST_TYPE	ST_SUB_TYPE	ST_SUB_NUM
56839	3993	SIGN A RAMA CAMPBELL	3187	S	BASCOM	Ave		
56844	4212	B2B FOODS, LLC	1188		MCKAY	Dr		
57651	1799	ENERGY MANAGEMENT, INC	1280		Kotenberg	Ave		
57662	1799	ABBEY CARPETS	1191		Meridian	Ave		
57665	1521	BROWNE CUSTOM HOMES INC	1173		Glenn	Ave		
57671	1799	BROTHERS HOME IMPROVEMENT IN	188		Stauffer	Blvd	Suite	A
57673	1799	A/V INSTALLATIONS PLUS	1791		Braddock	Ct		
57674	1521	ANDERSON CONSTRUCTION	1482		Whiterock	Ct		
57678	1799	BLUE NILE ELECTRIC	2456		Nightingale	Dr		
57695	1521	PELETZ, C M CO	2021		The Alameda		Suite	350
57716	1521	LION ELECTRIC CO	1211		Park	Ave	Suite	104A
57741	1521	GOULART AND GOULART	55		Cherokee	Ln		
57742	1521	FARIAS, C M CONSTRUCTION	59		Cedar	Ln		
57744	1521	CHEOS GENERAL CONTRACTING	14970		Jeanette	Ln		
57746	1521	VALMIC CONSTRUCTION	1692		Nugget	Ct		
57752	1799	PRO PLUMBER COM	5420		Fairway	Dr		
57776	1799	BLODGETT ELECTRIC	1445		Buena Luna	Ct	Suite	A
57785	1799	ORNELAS HEATING A/C	10		Cecil	Ave		
57787	1799	TNT TRACK N TRACTOR	26		Brooklyn	Ave		
57788	1521	GOWER, PROPERTIES	164	N	Bascom	Ave	Suite	A
57792	1521	TUCIC, SUAD	1330	N	Bascom	Ave	Suite	16
54053		CP-423-500-537 Las Pluma Ave, 1688 (Innovation Center)	1608		Las Plumas	Ave		
53447		PW3-16811 SE Piercy Rd / Tennant						
42349		PW3-05843 Rock Ave. / Oakland Rd. SW/C						
11551	5812	GRUPO DE CARNAVAL CUL PORTUGUE	1610		Alum Rock	Ave		
11553	2051	PADARIA POPULAR BAKERY	1636		Alum Rock	Ave		
11556	5812	NATALIE'S HOT DOGS	1661		Alum Rock	Ave		
11561	5812	TUY HOA BAKERY DELI & NOODLE	1749		Alum Rock	Ave		
12871	4119	AFFAIRS AND ELEGENCE	920		Park	Ave		
12877	7530	A AND WILTZ AUTO BODY	1791		Angela	St		
15493	7530	THEDY AUTO REPAIR	1169	N	5th	St		
15347	5531	BLOSSOM HILL GOODYEAR, dba SKIP'S TIRE AND AUTO CENTER	970		Blossom Hill	Rd		
15504	7353	PAVEX CONSTRUCTION	120		Granite Rock	Way		
15509	4311	US POSTAL SER ROBERTSVILLE	1175		Branham	Ln		
9771	5812	CENTURY 21, 22, 23 THEATRES	3161		Olsen	Dr		
9784	5812	JACK IN THE BOX #459	5220		Prospect	Rd		
9789	5812	LINDA'S	1179	E	Santa Clara	St		
9790	5812	DELFIN RESTAURANT	1202	E	Santa Clara	St		
9793	5812	MCDONALD'S RESTAURANT #2888	1299	E	Santa Clara	St		
9720	5812	SAFEWAY #1476	1300	W	San Carlos	St		
9731	5812	DE ANZA ROOM	233	W	Santa Clara	St		

ORG_CODE	SIC_CODE	ORG_NAME	ST_NUM	ST_DIR	ST_NAME	ST_TYPE	ST_SUB_TYPE	ST_SUB_NUM
9872	5812	LYNBROOK HIGH SCHOOL	1280		Johnson	Ave		
9808	5812	DELTA GAMMA	360	E	Reed	St		
9847	5812	PIZZA BOX	148	S	Jackson	Ave		
9854	5812	CARL'S JR #7045	2	N	Jackson	Ave		
9868	5812	GRANT ELEMENTARY SCHOOL	470	E	Jackson	St		
9870	5812	REED SCHOOL	1524		Jacob	Ave		
9831	5411	EL DORADO FOOD & LIQUOR	449		Keyes	St		
13089	7532	LIEM AUTO BODY	757		Mabury	Rd		
13167	7532	NEW IMAGE ALL AUTO BODY & FRAME	1539		Terminal	Ave		
15883	5411	7-ELEVEN FOOD STORE #20521E	602		Tully	Rd		
15941	5411	BONFARE MARKET #12	2907		Villages	Pkwy		
15947	5812	LUTHER BURBANK SCHOOL DISTRICT	4		Wabash	Ave		
16282	5511	CAPITOL NISSAN	1120	W	Capitol	Expy		
16284	5531	CALDERON QUALITY TIRES	726	N	13th	St		
16240	2051	RICA PANADERIA #2	233	S	White	Rd	Suite	J
16244	5812	CARL'S JR #7043	2802	S	White	Rd		
16264	5812	CHEVY'S MEXICAN RESTAURANT #9	550	S	Winchester	Blvd		
9579	5812	Allen at Steinbeck Elementary School	820		Steinbeck	Dr		
9484	5812	APPLEBEE'S	555		Saratoga	Ave		
9492	5812	RINGER HUT	1072		Saratoga	Ave		
9494	5812	JC'S BBQ & DELI	1080		Saratoga	Ave		
9590	5812	CALIENT NETWORKS	5853		Rue	Blvd		
9637	5812	DAILY DONUTS & Hawaiian BBQ	6233		Santa Teresa	Blvd		
9746	5812	SUSHI BOAT TOWN	7130		Santa Teresa	Blvd		
12466	2400	AESTHETIC CABINETRY	286		San Jose	Ave		
12173	3600	SANMINA CORP	2701		Zanker	Rd		
12461	7530	DJ'S PERFORMANCE	3480		Pearl	Ave		
14056	7532	SONNY VAN AUTO BODY	365		Phelan	Ave		
16271	5411	HONEY BAKED HAM	750	S	Winchester	Blvd		
16274	5812	STARBUCKS COFFEE #6553	804	S	Winchester	Blvd		
16280	5411	BEE HIVE COUNTRY STORE	5807		Winfield	Blvd		
15637	5812	COUNTRY SCHOOL	6835		Trinidad	Dr		
15855	7530	SMOG PLUS	1420	S	Bascom	Ave		
15867	3272	S J CONCRETE PIPE	1420		Old Bayshore	Hwy		
15869	5032	FIRE CLAY TILE	495	W	Julian	St		
15616	2434	ALCAR CABINET	204		Goble	Ln		
15891	5812	GOLDEN CHEF RESTAURANT	2622	S	Union	Ave		
9842	5812	HILLSIDE CAFE @ M/A COM	5300		Hellyer	Ave		
9843	5812	HELLYER SCHOOL	725		Hellyer	Ave		
9674	5812	DONG PHUONG TOFU	2359		Mckee	Rd		
9686	5812	IVAN MEYERHOLZ ELEMENTARY SCHO	6990		Melvin	Dr		

ORG_CODE	SIC_CODE	ORG_NAME	ST_NUM	ST_DIR	ST_NAME	ST_TYPE	ST_SUB_TYPE	ST_SUB_NUM
10034	5812	ASSYRIAN CHURCH OF THE EAS1	680		Minnesota	Ave		
10039	5812	MONROE SCHOOL	1055	S	Monroe	St		
10045	5812	CONTRERAS STEAK HOUSE	3378		Monterey	Hwy		
10047	5411	T MARKET	3844		Monterey	Hwy		
9898	5812	TACO BELL #4284	5538		Monterey	Rd		
9905	5812	RALPH'S DELI	6104		Monterey	Hwy		
9906	5812	A & I SOFT ICE CREAM 5L52574	270	N	Montgomery	St		
9926	5812	CAFE 1850	50	W	San Fernando	St		
9931	5812	JAZZLAND ESPRESSO #5 (Student Services Center)			San Fernando	St		
12063	2441	TRANS-PAK INC	520		Marburg	Way		
12047	3540	RICHARDS MACHINING	370	S	22nd	St		
12049	5541	BERRYESSA VALERO	1111	N	Capitol	Ave		
12415	7530	NEW T & L AUTO BODY REPAIR	237		Leo	Ave		
13750	4212	W P TRUCKING	379		Meadow	Ln		
13756	7530	PRECISION TUNE AUTO CARE	4954		Almaden	Expy		
13830	5531	Calderon Tire Center	1898		Alum Rock	Ave		
14257	7530	MVM ENGINE MECHANICAL	3000		MONTEREY	Rd		
14277	7530	Garage One	1630		Almaden	Rd		
16134	2051	LA SONORENSE	163		Willow	St		
15397	5812	ROSY'S FISH CITY	2882		Story	Rd		
15399	5411	MOUNT PLEASANT BOTTLE SHOP	3078		Story	Rd		
16181	3542	ROBECK'S WELDING & FABRICAT	1150		Mabury	Rd		
16183	3400	F & F STEEL & STAIRWAY	1775		Monterey	Rd		
9942	5411	CECI'S LIQUOR MINI MARKET	2694		Cropley	Ave		
9960	5812	PEET'S COFFEE & TEA	1330		El Paseo de Saratoga			
9886	5411	7-ELEVEN FOOD STORE #16117C	5152		Monterey	Hwy		
9977	5812	VILLAGE CATERERS Inc.	1849		Little Orchard	St		
9995	5812	I LOVE SUSHI & KARAOKE	1663	W	San Carlos	St		
10083	5812	JOHNNY ROCKETS	840		Blossom Hill	Rd		
10089	5812	MCDONALD'S RESTAURANT #4959	163		Branham	Ln		
10133	5812	BURGER KING #1572	385	S	Kiely	Blvd		
12709	5812	MEDALLION CHAMPIONS	5629		Lean	Ave		
12008	3479	SINE-TIFIC SOLUTIONS	1701		Fortune	Dr		
13697	7530	PEREZ AUTO CENTER	1081	S	3rd	St		
14005	7532	TRUCK STOP BODY SHOP	70	N	Sunset	Ave		
14012	5093	SMURFIT RECYCLING	205	E	Alma	Ave		
1175	4953	Guadalupe Rubbish Disposal Company, Inc.	15999		Guadalupe Mines	Rd		
10150	5812	MI PUEBLO FOOD CENTER	235	E	Julian	St		
10151	5812	ENTREE'S UNLIMITED	365	E	Julian	St		
10163	5411	ANTIPASTOS	3454		Mckee	Rd		
10106	5411	7-ELEVEN FOOD STORE #29943A	1430		Fruitdale	Ave		

ORG_CODE	SIC_CODE	ORG_NAME	ST_NUM	ST_DIR	ST_NAME	ST_TYPE	ST_SUB_TYPE	ST_SUB_NUM
10184	5812	FRATELLO'S	1712		Meridian	Ave		
10191	5812	GOLD TRAY MANILA	5320		Monterey	Hwy		
10195	5812	LE BOULANGER	1351		Lincoln	Ave		
10246	5812	CARDINAL COFFEE SHOP & LOUNGE	3197		Meridian	Ave		
11993	5999	OLYMPIC TROPHY MANUFACTURING	1358	E	San Fernando	St		
12295	5812	CHIARAMONTE'S MARKET	609	N	13th	St		
12320	3823	MICRO-METRIC INC	1050		Commercial	St		
13900	7530	YIP'S AUTO CENTER	135		Keyes	St		
10410	5812	JACK IN THE BOX #522	15	S	Capitol	Ave		
10418	5411	VALERO STORE #7-0109	890		Coleman	Ave		
10423	5812	WILLOW GLEN MIDDLE SCHOOL	2105		Cottle	Ave		
10428	5812	BURGER KING #2279	329	N	Capitol	Ave		
10434	5411	CHANDNI CHOWK	389	N	Capitol	Ave		
10382	5812	TAQUERIA TLAQUEPAQUE	2222		Lincoln	Ave		
10385	5411	HOA SEN TOFU	4142		Monterey	Rd	Suite	
10403	5812	CENTURY 10 THEATRES	1155	N	Capitol	Ave		
10407	5411	MAGAT ASIAN GROCERIES & TRADIN	1176	N	Capitol	Ave		
10298	5812	BARBARA'S PASATEMPC	701		Lenzen	Ave		
10302	5812	PHO HOA	974		Lundy	Ave		
10310	5812	MCKINLEY SCHOOL	651		Macredes	Ave		
12692	3444	TOBAR INDUSTRIES	912		Olinder	Ct		
13802	5541	DEWEY'S UNION	1501		Parkmoor	Ave		
13804	5511	JD AUTO SALES & LEASING	2105		The Alameda			
14217	7530	GENUINE AUTOMOTIVE	4098		Monterey	Rd		
10347	5411	BELL MARKET	921		Emory	St		
10355	5812	HIGH FIVE PIZZA	171		Branham	Ln		
10265	5411	SMART & FINAL #436	2152		Monterey	Hwy		
10362	5812	BRET HARTE JR HIGH	7050		Bret Harte	Dr		
10375	5812	ANDERSON SCHOOL	5800		Calpine	Dr		
10378	5411	BEVERAGES & MORE	14800		Camden	Ave		
10379	5812	CAMBRIAN BOWL	14900		Camden	Ave		
10473	5812	MENARA MOROCCAN RESTAURANT	41	E	Gish	Rd		
10479	5812	BILLY'S HOT DOGS #3	1766		Junction	Ave		
10489	5411	FAMILY MARKET	412	E	Empire	St		
10516	5812	YOGURT PALACE	2652		Alum Rock	Ave		
10521	5812	ICE CENTRE OF SAN JOSE	1500	S	10th	St		
12106	7342	ABLE EXTERMINATORS	68	N	Sunset	Ave		
12554	4141	ROYAL COACH TOURS	644		Stockton	Ave		
14117	7530	TAN AUTO REPAIR	1625		Pomona	Ave		
14346	3540	WESTERN WIDGETS C.N.C.	915		Commercial	St		
1045	7542	Santa Clara County Roads & Airports, WY	1130		Doyle	Rd		

ORG_CODE	SIC_CODE	ORG_NAME	ST_NUM	ST_DIR	ST_NAME	ST_TYPE	ST_SUB_TYPE	ST_SUB_NUM
10534	5411	12 MARKET	1085	S	12th	St		
10540	5411	DFS NORTH AMERICA - TERMINAL A	2077		Airport	Blvd		
10544	5812	TOGO'S/BASKING ROBBINS	1205		The Alameda			
10558	5411	ARCO AM-PM #2114	4995		Almaden	Expy		
10500	5812	TAQUERIA EL ABUELC	1005		Lincoln	Ave		
10573	5812	SUBWAY SANDWICH	2002		Alum Rock	Ave		
10577	5812	A BITE OF WYOMING	2227		Alum Rock	Ave		
10625	5812	BASKIN ROBBINS ICE CREAM #2332	5647		Cottle	Rd		
10630	5812	CARL'S JR	5801		Cottle	Rd		
10591	5812	TIME DELICATESSEN	349	S	Bascom	Ave		
10597	5812	ROBERTO'S MEXICAN RESTAURANT	5639		Cottle	Rd		
12633	5511	STEVENS CREEK VOLKSWAGEN	4490		Stevens Creek	Blvd		
11838	3679	ROGAR MANUFACTURING	1548		Montague	Expy		
906	3672	Infiniti Circuits Manufacturing	1565		Mabury	Rd	Suite	A
912	2038	Kelloggs Company	475		Eggo	Way		
972	7549	San Jose Auto Steam Cleaning	32		Stockton	Ave		
828	3471	United Supertek, Inc.	118		Charcot	Ave		
10606	5411	7-ELEVEN FOOD STORE #14256B	1173		McLaughlin	Ave		
10607	8299	J W FAIR SCHOOL	1702		McLaughlin	Ave		
10461	5812	BERYL'S RESTAURANT	2001		Gateway	Pl		
10779	5812	FAST PIZZA DELIVERY	1554	S	De Anza	Blvd		
10768	5812	BURGER KING #1932	936		Blossom Hill	Rd		
10672	5411	EL SOL MARKET	705	N	13th	St		
10680	5812	CARL'S JR #138-7046	1999		Camden	Ave		
10685	5812	CHEF LI	2033		Camden	Ave		
10693	5812	ALMA COMMUNITY CENTER	136	W	Alma	Ave		
12737	3442	ALMADEN WELDING & ORNAMENTAL IRON	231	W	Alma	Ave		
13016	7530	KELVIN AUTO REPAIR	798	N	13th	St		
12753	4151	ALUM ROCK SCHOOL DISTRICT	2930		Gay	Ave		
15090	7532	T & T AUTO BODY	458		Willow	St		
14934	7532	VALLEY MUFFLER SHOP	1972		Alum Rock	Ave		
1339	4911	Calpine Corp. dba Los Esteros Critical Energy	800		Thomas Foon Chew	Way		
1251	4941	San Jose Water Company WV-901C	1221	S	Bascom	Ave		
10722	5812	ALUM ROCK RESTAURANT	2920		Alum Rock	Ave		
10732	5812	CLUB 4	514	S	Bascom	Ave		
10736	2051	PETERS BAKERY	3108		Alum Rock	Ave		
10644	5812	LOON WAH RESTAURANT	1146	S	De Anza	Blvd		
10651	5812	KEBAB & KEBAB	1480	S	De Anza	Blvd		
10654	5812	ALANO CLUB	1122		Fair	Ave		
10664	5812	O'CONNOR HOSPITAL	2105		Forest	Ave		
10665	5812	RX CAFFE	2105		Forest	Ave		

ORG_CODE	SIC_CODE	ORG_NAME	ST_NUM	ST_DIR	ST_NAME	ST_TYPE	ST_SUB_TYPE	ST_SUB_NUM
10747	5411	SHOP & SAVE MARKET	365		Bird	Ave		
10750	5812	ARIAKE SUSHI	1008		Blossom Hill	Rd		
10822	5812	LA PIEDAD MEAT MARKET	404	N	13th	St		
10880	5812	CFARM MKT-BH-MEXICAN ROOSTER BAKERY			Blossom Hill	Rd		
10893	5812	DEL MAR HIGH SCHOOL	1224		Del Mar	Ave		
10900	5411	STARBRITE MARKET	893		Delmas	Ave		
13021	3400	M C I MANUFACTURING	1020		Rock	Ave		
13290	5541	CITY GAS	510	E	Santa Clara	St		
14593	5541	WINCHESTER SHELL	1025	S	Winchester	Blvd		
14682	5511	NORMANDIN CHRYSLER-PLYMOUTH	900	W	Capitol	Expy		
15300	7530	BENNETT'S AUTOMOTIVE SERVICE	385		Willow	St		
9013	5812	GABBY'S TAQUERIA	3975		Senter	Rd		
9004	7532	B LINE BODY SHOP	161		Patterson	St		
9031	5812	HIEN KHANH DAKAO 3	1111		Story	Rd		
9032	5411	VALLEY WEST COUNTRY STORE	1050		Summerside	Dr		
9075	7537	JMS TRANSMISSIONS	692		Kings Row			
10922	5812	ERAWAN THAI CUISINE	5945		Almaden	Expy		
10847	8299	MARTIN MURPHY MIDDLE SCHOOL	141		Avenida Espana			
10872	5812	SENOR TACO	1375		Blossom Hill	Rd		
10988	5812	HOUSE OF CHU	5365		Camden	Ave		
10993	5812	TACO BELL #1687	5431		Camden	Ave		
12982	7530	R + T FLEET SERVICES	1710		Little Orchard	St		
15280	5541	ROTTEN ROBBIE	4250		Williams	Rd		
15194	5531	TIRE MERCHANTS	899	N	13th	St		
15167	5093	BAY VALLEY ENVIRONMENTAL	1475		Chavez	Way		
9355	5411	MERCADO JALISCO AND TAQUERIA	21	S	White	Rd		
9339	2051	PANADERIA AUTLAN	1020		Story	Rd		
10811	5812	CHINA CHEN	400	S	3rd	St		
10815	5411	TRUONG HUNG SUPERMARKET	1020	N	4th	St		
11028	5812	UME CHINESE FAST FOOD	2595	N	1st	St		
11073	5812	LOS PADEOS ELEM SCHOOL	121		Avenida Grande			
11074	5411	FLYING GIFT SHOP THE	1250		Aviation	Ave		
11082	5812	BREAD BOX THE	290		Barnard	Ave		
15252	7532	S & M COMMERCIAL BODY	2123		Monterey	Rd		
14689	5541	WESTGATE UNION SERVICE	1690		Saratoga	Ave		
14698	2992	COAST OIL CO.	2075		Alum Rock	Ave		
14893	5521	ALUM ROCK AUTO SALES	1665		Alum Rock	Ave		
14532	7530	CONTRACT MAINTENANCE DIESEL	1346	E	Taylor	St		
9143	5541	BLOSSOM HILL CARWASH	1045		Blossom Hill	Rd		
9051	5015	EUROPEAN SPECIALTY	1731		Smith	Ave		
9292	5411	PARK & HESTER MARKET	1451		Park	Ave		

ORG_CODE	SIC_CODE	ORG_NAME	ST_NUM	ST_DIR	ST_NAME	ST_TYPE	ST_SUB_TYPE	ST_SUB_NUM
11100	5812	Bay Area Food Services, LLC	1590		Berryessa	Rd		
10998	5411	BAUTISTA GAS & MINI MARKET	5755		Camden	Ave		
11010	5812	SAFEWAY #987	1771	E	Capitol	Expy		
11104	5812	BFM-KABOB HOUSE	1590		Berryessa	Rd		
11109	5812	IDELLA LIETZ SCHOOL	5300		Carter	Ave		
11115	5812	4TH ST BOWL COFFEE SHOP & BAR	1441	N	4th	St		
11216	5812	PHI KHANH VIETNAMESE FOODS TO GO	1928		Aborn	Rd		
11227	5411	MINI MART	2970		Almaden	Rd		
11257	5812	TANDOOR INDIAN RESTAURANT & BAR	445		Blossom Hill	Rd		
11272	7532	TUC'S AUTO BODY AND PAINT	183		Ryland	St		
13622	7530	AUTO AMERICA	5775		Winfield	Blvd		
13220	7542	CALIFORNIA CAR WASH	397		Keyes	St		
12840	7532	ANDREW G'S BODY SHOP	920		Chestnut	St		
14543	7549	MATOS AUTO TOWING/TRANSPORT	670	N	King	Rd		
15319	5541	WINCHESTER/PAYNE CHEVRON	1301	S	Winchester	Blvd		
14772	7532	B & M AUTO BODY & PAINTING	1035		Pepitone	Ave		
14779	5015	KLAUER'S PICK N PULL AUTO D	1065		Commercial	St		
9366	5812	PANDA EXPRESS	5180		Stevens Creek	Blvd	Suite	E
9375	5812	STARBUCKS COFFEE						
9382	5411	P W SUPERMARKET #9	1710		Oakland	Rd		
9387	5411	7-ELEVEN FOOD STORE #14218G	3111		Payne	Ave		
9396	5812	CFARM MKT-SJSPS-PAWEL AND PAUL FINE			San Pedro	St		
9398	5812	O'BRIENS CANDY & ICE CREAM	635		Phelan	Ave		
9345	5812	VERDE TEA CAFE	1111		Story	Rd		
9421	5812	CAFE QUEEN BAKERY	2869		Senter	Rd		
9436	5812	OLD SPAGHETTI FACTORY	51	N	San Pedro	St		
9440	5812	BINH MINH RESTAURANT	1006	E	Santa Clara	St		
9445	5812	RANG DONG RESTAURANT	301	E	Santa Clara	St	#	C
11288	5812	CHEZ CROISSANT BAKERY	1092	N	1st	St		
11240	5812	GUCKENHEIMER CYPRESS EXPRESS BAR	195		Champion	Ct		
11307	5812	MIGUEL'S MEXICAN FOOD	3730	N	1st	St	Suite	110
11308	5812	SENDO SUSHI	3730	N	1st	St	Suite	115
11311	5812	CARL'S JR #7030	2551	N	1st	St		
11315	5812	RINCONCITO COLOMBIANO 1	2306		Almaden	Rd	Unit	F
11350	5812	JAZZLAND ESPRESSO #2 (McQuarrie Bldg.)	125	S	7th	St		
11321	5812	DENNY'S RESTAURANT #1405	1001	E	Capitol	Expy		
11327	5812	CFARM MKT-SJSPS-MEXICAN ROOSTER		S	1st	St		
11341	5411	7-ELEVEN FOOD STORE #14263C	188	N	6th	St		
12824	3999	FOUNDRY NETWORKS	2100		Gold	St		
14655	3211	J T RENCHARD STUDIO POTTER	14271		Wyrick	Ave		
15702	5541	ARCO AM-PM #2144	1100		Tully	Rd		

ORG_CODE	SIC_CODE	ORG_NAME	ST_NUM	ST_DIR	ST_NAME	ST_TYPE	ST_SUB_TYPE	ST_SUB_NUM
15950	5812	EAGLIN CO-SHAVED ICE 0211	1615		Waverly	Ave		
16027	7530	PETE'S STOP GAS AUTO SERVICE	447	E	William	St		
9293	5812	MCDONALD'S RESTAURANT #11980	5508		Monterey	Rd		
9304	5812	GIN GA SUSHI INC	5665		Silver Creek Valley	Rd		
9656	5812	MT HAMILTON GRANDVIEW RESTAURA	15005		Mount Hamilton	Rd		
9658	5812	LE PAPILLON	410		Saratoga	Ave		
9617	5812	WENDY'S	990		Saratoga	Ave		
9619	5812	DOC' WHIZZIES DOGS & GENERAL STORE	3463		Sassafras	Dr		
9621	5812	RITA LEDESMA ELEMENTRY SCHOOL	1001		School House	Rd		
9624	2051	PANADERIA ORTIZ	3826		Seven Trees	Blvd		
9634	5411	RITE AID #5983	6215		Santa Teresa	Blvd		
9531	5812	PIEDMONT MIDDLE SCHOOL	955		Piedmont	Rd		
9534	5812	SAMSUNG CAFETERIA	95	W	Plumeria			
9535	5812	MANGIA WITH FRIENDS	2281		Plummer	Ave		
9540	5812	PEKING HOUSE RESTAURANT	45		Post	St		
9542	5812	WAVES SMOKEHOUSE & SALOON	65		Post	St		
11197	5812	AP'S CAFE #2	276		Hospital	Pkwy		
11200	5812	PACIFIC RIM SHOPPING CENTER #1	1628		Hostetter	Rd		
11408	5411	GATEWAY FOOD & LIQUOR	1305	N	Bascom	Ave	#	5
11416	5411	GENERAL NUTRITION CENTER #3801	1566	S	Bascom	Ave		
11427	5812	DOMINO'S PIZZA	1710		Berryessa	Rd		
11438	5812	CARL'S JR #434-7050	1101		Branham	Ln		
11446	5812	MOUNTAIN MIKE'S PIZZA	1532		Branham	Ln		
11447	5812	BRANHAM HIGH SCHOOL	1570		Branham	Ln		
11450	5812	FAST PIZZA DELIVERY	461		Blossom Hill	Rd		
11451	5812	TAQUERIA CARIBE	461		Blossom Hill	Rd		
11456	5411	SUSHMA EMPORIUM	480		Blossom Hill	Rd		
11461	5812	MARIE CALLENDER'S #53	620		Blossom Hill	Rd		
35241	5812	CATERED TOO	12	S	1st	St	Suite	229
35295	3999	SUNRISE TELECOM INC	302		Enzo	Dr	Suite	AA
35341	0782	PENGLIN LANDSCAPING	2822		El Vista	Way	Suite	A
35342	7349	ACOSTA'S JANITORIAL SERVICES	2963		Warrington	Ave		
37833	5812	Sorabol	925		Blossom Hill	Rd		
12293	5411	7-ELEVEN FOOD STORE #2234-14265G	1880		Curtner	Ave		
37973	5812	VINH KHANG #4 TOFU	2955		Senter	Rd	Suite	80
37977	5812	XIE DUMPLING	6184		Bollinger	Rd		
37983	5812	THIEU'S CATERING TRUCK	3228		Gateland	Ct		
37987	5812	TODOS AMIGOS	3974	S	Bascom	Ave	Suite	A
37998	5812	SUSHI FACTORY JAPANESE RESTU	4632		Meridian	Ave		
39849	0782	ALL-PRO LANDSCAPE CONSTRUCT.	3204		Whispering Elm	Ct		
39938	7217	JRS CARPET CARE	5674		CHESBRO	Ave	Suite	

ORG_CODE	SIC_CODE	ORG_NAME	ST_NUM	ST_DIR	ST_NAME	ST_TYPE	ST_SUB_TYPE	ST_SUB_NUM
38023	5812	SUBWAY 31688	1710		Berryessa	Rd	Suite	111B
38026	5812	SUMIYA INC	5160		Moorpark	Ave	Suite	A
38031	5812	SA BY THAI CUISINE	346	E	WILLIAM	St	Suite	1
38047	5812	PREMIER PIZZA	2589	N	1st	St		
38073	5812	PHUONG CAFE & DELI	1969		Tully	Rd	Suite	A1
38074	5812	PICK UP STIX #7444	846		BLOSSOM HILL	Rd	Suite	C
38103	5812	MIKEY MOIST WINGS	1776		Almaden	Rd	Suite	209
39963	7549	FLEET COMM TIRES&AUTO REPAIR	1136		Old Bayshore	Hwy	Suite	D
39988	1522	TRUONG, THANH CONSTRUCTION	1843		Cape Hatteras	Way		
40036	1522	HERNANDEZ PAINTING	930	S	Jackson	Ave		
40048	7349	SHOWTIME CARPET & TILE	206		Maple Grove	Ct		
35484	1711	MULLINS, EDWARD L	383		Hans	Way		
35508	1531	AAM TECH DEVELOPMENT	54		San Jose	Ave	Suite	
35518	7349	SERVICE STATION SYSTEMS INC	680		Quinn	Ave		
35525	7999	SAN JOSE SKATE	397		Blossom Hill	Rd		
38132	5812	LA COSTA TAQUERIA	4152		Monterey	Hwy		
38134	5812	LA GAVIOTA RESTAURANT	2208		Business	Cir		
38137	5812	LAS FLAMAS	1065	S	1ST	St	Suite	
38159	5812	GREAT STEAK & POTATO CO, THE	925		Blossom Hill	Rd	Suite	A1601
40077	7349	MARIA'S HOUSECLEANING	1529		Foley	Ave		
40079	7349	DEAL MAINTENANCE CONTRACTORS	182		GRAMERCY	Pl	Suite	4
40135	7530	ACCURATE SMOG TEST ONLY	1170	E	Santa Clara	St	Suite	A10
40141	0782	DAI GARDENER	4059		Amos	Way		
40155	7349	CRUZ COMPANY	5290		Running Bear	Dr		
23303	3672	Advanced Surface Finishing Inc.	1181	N	4th	St	Suite	50
18422	4212	Aaron's Septic Tank Service	15308		Stratford	Dr		
23405	4911	Metcalf Energy Center LLC	1		Blanchard	Rd		
29059	5411	KIM LOAN HEALTH CARE	1111		Story	Rd	Suite	1105
35599	5461	LO BANH CUON THANH TRI	1281	E	Santa Clara	St		
35601	5812	VIA MIA PIZZA	5251		Camden	Ave	Suite	E
35629	5812	TAQUERIA LOS BURRITOS	311	N	Capitol	Ave	Suite	B2
35634	7530	ALPHA AUTO REPAIR	481		Madera	Ave		
35644	0782	MANIGLIA LANDSCAPE SERVICES	1556		Old Bayshore	Hwy	Suite	A
35665	5812	CATERING BY GRACE	909		Linda Vista	St		
35688	5813	BAR LA PALMA	262		Keyes	St		
35708	5812	STUART ANDERSON'S BLACK ANGUS STEAKHOUSE	1011		Blossom Hill	Rd	Suite	A
38266	5812	BIG E	1683		BRANHAM	Ln	Suite	M
38282	5812	ASIAN GARDEN SEAFOOD CUISINE	905	S	Bascom	Ave	Suite	A
38284	5812	AV CACTUS IFB	554		FISK	Ave	Suite	B
38297	5812	AMARIN THAI CUISINE #2 INC	5205		Prospect	Rd	Suite	110
38310	5411	GURUS MARKET #8	202	S	22ND	St	Suite	B

ORG_CODE	SIC_CODE	ORG_NAME	ST_NUM	ST_DIR	ST_NAME	ST_TYPE	ST_SUB_TYPE	ST_SUB_NUM
38349	4212	Camino Trucking	1937		Mandarin	Way		
40222	7349	AGUILAR MAINTENANCE	4415		Park Paxton	Pl		
40230	1522	SIERRA ELECTRIC	3552		Sydney	Dr		
40264	1522	B & C BUILDERS	5007		BELA	Dr	Suite	A
40270	1629	B DAVIS INC	1441		TERMINAL	Ave	Suite	A
40298	7530	Fred Kiddo DBA George's Service Center	599	N	4th	St	Suite	B
29180	4212	ALL MACHINERY MOVING/RIGGING	135		Lewis	Rd	Suite	A
35722	2400	AMERICAN CUSTOM WOOD SHOP	2408		Lincoln Village	Dr	Suite	A
35800	0782	DO GARDENER	1950		Majestic	Ct		
35812	5812	STARBUCKS COFFEE #3457	2579	N	1st	St	Suite	A
35822	5812	PANDA EXPRESS #838	925		Blossom Hill	Rd	Suite	1621
38405	5411	O-MAI INTERNATIONAL SNACKS	1111		STORY	Rd	Suite	1026
38440	5411	INDIAN JUNCTION	3325		SAN FELIPE	Rd	Suite	A
15553	5812	STARBUCKS COFFEE #5527	1338		The Alameda			
15557	5812	TUTUZZO'S ITALIAN RESTAURANT	1423		The Alameda			
15461	5812	CEDAR GROVE SCHOOL	2702		Sugarplum	Dr		
15820	5812	NHA TRANG RESTAURANT	1820		Tully	Rd		
15837	7530	KEYES FOREIGN CAR REPAIR	401		Keyes	St		
15839	7530	LEALE'S AUTOMATIC TRANSMISSION	405		Keyes	St		
29317	5411	SAN JOSE HALAL MARKET	175	S	Capitol	Ave	Suite	F
29326	7530	VICTORY AUTOMOTIVE MACHINE	3500		Pearl	Ave	Suite	E
29375	7530	N T AUTO	3637		Snell	Ave	Suite	A
35876	5812	LA GRULLENSA	461	S	Capitol	Ave	Suite	15
38510	5411	GENERAL NUTRITION CENTER 959	2855		Stevens Creek	Blvd	Suite	AX
38568	7349	VILLEGAS, GUILLERMINA	3392		SAN PABLO	Ave	Suite	A
38599	1522	PEDROSA, MARCOS	1434		Rocklin	Ct		
16127	5812	TAQUERIA EDUARDC	3123		Williamsburg	Dr		
15409	5812	TOGO'S EATERY	779		Story	Rd		
15714	5812	QUYEN COFFEE SHOP	1692		Tully	Rd		
15474	5812	MARKET CAFE @ Cisco bldg. 11	350	E	Tasman	Dr		
15771	5812	KIM LOI	1818		Tully	Rd		
29419	3540	NEVAREZ MACHINING	838		Jury	Ct	Suite	B
29448	7530	WHITE ROAD AUTO SERVICE	95	S	White	Rd	Suite	A
29454	7530	AM AUTOMOTIVE	1124		Old Bayshore	Hwy	Suite	30
29471	7530	GILROY MOBIL AUTO	6242		Woosley	Dr		
29493	7216	FOXWORTHY DRY CLEANERS INC	1429		Foxworthy	Ave	Suite	Z
29511	3540	J & R MACHINING	164		Martinvale	Ln	Suite	A
29513	3999	POINTCARE CORPORATION	62		Bonaventura	Dr	Suite	A
29545	5411	APNA BAZAR	1914		Aborn	Rd		
29550	3600	K TRONIX, INC	2283		Ringwood	Ave	Suite	E2
35974	1711	AIR CONDITIONING/FURNACE CO	4445		Lonardo	Ave		

ORG_CODE	SIC_CODE	ORG_NAME	ST_NUM	ST_DIR	ST_NAME	ST_TYPE	ST_SUB_TYPE	ST_SUB_NUM
38630	0782	FOREVER GREEN	511	E	ST JOHN	St	Suite	
38654	1522	TRAN, HANDYMAN SERVICES	2810		MONTEREY	Rd	Suite	C1
38689	0782	CAL LANDSCAPING	429		KENSINGTON PARK	Ct	Suite	A
15487	5411	AEF GROCERY	52	E	Taylor	St		
15757	5411	TULLY MARKET	1709		Tully	Rd		
16058	5410	SAVE MART SUPERMARKETS #202	3251	S	White	Rd		
16077	5812	SONIA'S KITCHEN	360	E	William	St		
16092	7532	FERANZA AUTO BODY	757		Mabury	Rd		
15643	7692	MANU FAB	1775	S	1st	St		
36193	7349	EP MAINTENANCE	1410		Caliente	Way		
38811	7349	MARIANA'S HOUSE CLEANING	3679		BRIDGEPORT	Ct	Suite	12
38840	7349	FACILITY MASTERS, INC	1604		KERLEY	Dr	Suite	1
38857	7349	BCPJ ADVANCE SERVICE	1026	E	Santa Clara	St	Suite	B
15668	5411	HARIS COFFEE	2300		Airport	Blvd		
29810	5411	DELGADILLO'S PRODUCE & NUTS	1580		Berryessa	Rd	Suite	15D
29815	7530	CAPITOL TRANSMISSION CENTER	3500		Pearl	Ave	Suite	K
29851	3540	KEHL, RON ENGINEERING	384		Umbarger	Rd	Suite	B
38881	7349	MATA'S JANITORIAL	1419		Morrill	Ave		
38927	3541	R & D PRECISION MFG	800		Faulstich	Ct		
16831	2700	TECHNOLOGY PRINTING	810		Charcot	Ave		
16847	7530	AUTO SHOP, THE	1317	E	San Fernando	St		
16462	5411	KRISTINA'S COOKIE JAR	1449		Willowmont	Ave		
16465	2700	ALL THINGS PRINTED	1420	S	Winchester	Blvd		
17175	3363	Accu-Burr Metal Finishing, Inc.	1522		Berger	Dr		
34320	7349	MARIA'S HOUSE CLEANING	200		Ford	Rd	Suite	55
36423	0782	ANDRADE LANDSCAPING SERVICE	303		Oakland	Ave	Suite	
36456	7349	DE LA CRUZ HOUSECLEANING SVC	269		Pamela	Ave	Suite	8
38987	1522	DELTA HAI CONSTRUCTION CO	4833		Cloud	Dr		
38988	7349	FESHBACKS HOOD SERVICE	364	S	20th	St		
39003	7349	ZAMORA JANITORIAL SERVICES	244	S	33rd	St		
39020	7349	MODESTA'S HOUSE CLEANING	180	E	Hedding	St		
39027	1522	OROS SERVICES	3605		Tumble	Way		
39033	7349	MARISOL S CLEANING SERVICE	828		State	St		
39083	1522	BAY AREA T&R	2323		Mammoth	Dr	Suite	2
17013	7549	AMERICAN MOBILE SERVICES	3092		Sulphur Spring	Ct		
16637	5511	JOHNNY'S AUTO SALES	539	S	Bascom	Ave		
16403	5812	KENTUCKY FRIED CHICKEN	2342		Story	Rd		
34380	7349	J AND J JANITORIAL	1018		Princess Anne	Dr		
34580	5812	HIEN KHANH DAKAO #1	1818		Tully	Rd	Suite	112
36465	7349	LOMAS CLEANING SERVICE	14090		Diamond	Ave		
36533	5812	QUIZNO'S	4075		Evergreen Village	Sq	Suite	130

ORG_CODE	SIC_CODE	ORG_NAME	ST_NUM	ST_DIR	ST_NAME	ST_TYPE	ST_SUB_TYPE	ST_SUB_NUM
36578	5541	VALLEY AUTOMATED FUELS	1590		Oakland	Rd	Suite	B102
39106	7349	MARIA'S HOUSECLEANING	641		Mohican	Dr		
39108	7530	AMTEK AUTO REPAIR	220		LEO	Ave	Suite	G1
39127	1522	APC CONSTRUCTION	2685		Toy	Ln		
39144	7349	L'S CLEANING	1222	S	Capitol	Ave		
17155	3269	SJSU CERMAIC ARTIST'S GUILD	1		Washington	Sq		
17156	4955	J S HAULING	479		Waskow	Dr		
16917	5812	VITOS NEW YORK TRATTORIA	90		Skyport	Dr	Suite	140
16479	3999	TECAN SYSTEMS INC	2450		Zanker	Rd		
34648	7542	ACE PRESSURE WASHING	4728		Mc Coy	Ave	Suite	A
34700	5541	SMOG PROS	1948		Camden	Ave	Suite	A
34708	4120	RAINBOW CAB COMPANY	946		Lincoln	Ave	Suite	D
34710	5812	PIZZA MY HEART	117	E	San Carlos	St		
36600	7215	SENTER COIN OP LAUNDROMAT	2310		Senter	Rd		
36605	7349	J R JANITORIAL	2212		Angie	Ave		
36646	1711	MC GURK'S PLUMBING SERVICE	1101		Galahad	Ave		
36697	7349	BETANCOURT, JANITORIAL	325		Checkers	Dr	Suite	202
36700	5812	RIVERPARK LOBBY SHOP	333	W	San Carlos	St	Suite	110AA
39239	1522	JIM CAN DO IT	636		CAYUGA	Ct	Suite	ZZ
39266	0782	K SU GARDENING	198	S	Cragmont	Ave		
16482	5411	FRANCIS ENTERPRISE PROD/FLOW	1313		Zephyr	Ct		
16487	5812	WILLOW GLEN FROZEN YOGURT CO	1104		Lincoln	Ave		
34773	1711	TRANAIR HEATING & AIR CONDI1	515	N	13th	St	Suite	A
34788	5461	EVERGREEN DONUT	2848	S	White	Rd	Suite	A
34806	0783	COMMERCIAL TREE CARE	972		Newhall	St	Suite	A
34825	7215	HAPPY LAUNDRY	500		McLaughlin	Ave	Suite	A
34845	0782	ROSA'S MAINTENANCE	10055		Clayton	Rd	Suite	
36719	4212	UNITED PARCEL SERVICE	1277		Airport	Blvd		
36742	5812	P F CHANG'S CHINA BISTRO	98	S	2nd	St		
39341	0783	OROZCO, RAMIRO	259	N	CAPITOL	Ave	Suite	125
39352	0782	TOMMY'S LANDSCAPING & GARDEN	222		Southside	Dr		
39357	0782	MAX'S GARDEN SERVICE	6874		Aintree	Dr		
39360	1522	BAPTISTA CONSTRUCTION	44		EASTWOOD	Ct	Suite	A
39365	1522	CRUZ, ALFREDO	4433		Williams	Rd		
39393	7549	SANDYS TOWING	1176	S	8th	St		
39425	0782	SALDANA'S CONCRETE LANDSCAP	2640		Sibelius	Ave		
39431	1522	HT PRO MODELING	965		IDLEWOOD	Dr	Suite	B
39443	1522	CHIAPPARELLI CONSTRUCTION	1529		VIA CANCION		Suite	
16353	5812	CFARM MKT-JT-BECKMAN'S BAKERY			Jackson	St		
22680	7221	Picture People - Oakridge Mall	925		Blossom Hill	Rd	Suite	1001
12601	3400	TCB	1430		Tully	Rd		

ORG_CODE	SIC_CODE	ORG_NAME	ST_NUM	ST_DIR	ST_NAME	ST_TYPE	ST_SUB_TYPE	ST_SUB_NUM
34447	1711	SILICON VALLEY HEATING & AC	1728		Galewood	Ct		
34468	5541	L & D SERVICE STATION	960	S	King	Rd		
36907	1711	KS ELECTRIC	1072		Norfolk	Dr		
39498	7349	WEEKLY HOUSE MAINTENANCE	527		McLaughlin	Ave	Suite	612
39529	0782	FERNANDO'S GARDENING	1894		Lavonne	Ave		
39544	7349	SPARKLING CLEAN POWER WASH	5350		Calderwood	Ln		
39573	7349	HOUSE CLEANING BY CLAUDIA	707		NORTHRUP	St	Suite	203
16333	5812	SARTORETTE SCHOOL	3850		Woodford	Ave		
16334	5812	VENTURA & SONS 2J01042	1051		Woodminster	Dr		
34492	1742	GARCON DRYWALL	1592		Willowgate	Dr		
36966	0782	TEIXEIRA'S YARD SERVICES	3404		Joanne	Ave		
36976	5812	LONG THINH RESTAURANT	1080		Saratoga	Ave	Suite	12
37222	5812	Antonio's Taqueria	658		Blossom Hill	Rd		
37244	5812	Yolanda's Deli	1198		Vine	St		
37325	5812	King Egg Roll	1221		Story	Rd		
17187	3365	Kearney Pattern Works and Foundry	40	S	Montgomery	St		
10913	5411	SAFEWAY #1483	1530		Hamilton	Ave		
39587	7349	PLUMB, JULIE	1555		ALTA GLEN	Dr	Suite	6A
39588	5511	WEB BUY AUTO	101		Keyes	St		
39593	1522	TUAN'S HANDYMAN	881		ROBERTS	Pl	Suite	
39604	7530	ALMADENCOLLISION KENNY AUTO	5827		Winfield	Blvd	Suite	AA
39651	1522	NGUYEN, KHANG AN	3526		Senter	Rd		
39666	1522	RODRIGUEZ REMODELING	487		Chinook	Ln	Suite	A
39674	7349	B & D CLEANING	1758		GILDA	Way	Suite	9
39689	0782	GARDENER'S, THE	115	S	24th	St		
39690	7349	BROOM BUILDING MAINTENANCE	239		Moselle	Ct		
17067	5812	SUKHAMAN ICE CREAM	538		Troy	Dr		
35082	7342	TAPS TERMITE & PEST SPEC INC	22		Foss	Ave		
37673	5812	Hue Cafe	3005		Silver Creek	Rd	Suite	190
37817	5812	Sonoma Chicken Coop	90		Skyport	Dr	Suite	
39714	7349	KASSANDRA CLEANERS	1451		Terilyn	Ave		
39723	3541	APPLIED MACHINING	1151		RINGWOOD	Ct	Suite	10A
39775	7349	SKYLINE JANITORIAL & HAULING	1346	E	TAYLOR	St	Suite	G
39798	7539	DTP SMOG TEST ONLY CENTER	165		WASHINGTON	St	Suite	A
39818	7349	CARMEN'S HOUSE CLEANING	974		La Barbera	Dr		
35120	7532	AUTO TECH COLLISION CENTER	1460		Terminal	Ave	Suite	E
35149	5812	MARK'S HOT DOGS	48	S	Capitol	Ave	Suite	A
35151	3570	SUPER MICRO COMPUTER INC	980		Rock	Ave	Suite	AA
35179	5812	SONNY'S CAFE	5643		Cottle	Rd	Suite	A
35185	2200	SCREENED MAGIC	421		Reynolds	Cir	Suite	A
47783	7399	R Q E, INC.	2528		QUME	Dr	Suite	9

ORG_CODE	SIC_CODE	ORG_NAME	ST_NUM	ST_DIR	ST_NAME	ST_TYPE	ST_SUB_TYPE	ST_SUB_NUM
47515	2836	NEO BIO SYSTEMS INC	1407		Heckman	Way		
47543	7399	NEFERTITI BEAUTY SUPPLY	1684		MC KEE	Rd	Suite	A
47562	7399	CAPELLA PHOTONICS INC	5390		HELLYER	Ave	Suite	
47582	7331	ABX AIR INC	1277		AIRPORT	Blvd	Suite	B
47597	7389	REDWOOD GLOBAL LOGISTICS	510	E	TRIMBLE	Rd		
47601	7217	5 STAR CARPET CARE	1376	N	4TH	St	Suite	205
47620	7530	MINH MOBILE	3861		MADELINE	Dr	Suite	4
47626	7399	MOTHER HEALTH HOME	5570		Winfield	Blvd	Suite	166
42094	5812	SUBWAY SANDWICH	2090	N	Capitol	Ave		
41907	5812	Quizno's Classic Subs	5385		Prospect	Rd		
41925	5812	Moon Light Café	450		Holger	Way		
41963	5812	Sansei	2200		Eastridge	Loop	Suite	9205
47641	7399	RACZ EVENTS	371		CASSELINO	Dr	Suite	
47649	8041	ROZENHART FAMILY CHIRO	101	E	SAN FERNANDO	St	Suite	239
47650	7532	FAST FORWARD CARS	1788		ANGELA	St	Suite	
47380	8351	INDIAN DAY CARE	3228		Percivale	Dr		
47395	5541	TESORO WEST COAST CO LLC	1091	E	CAPITOL	Expy	Suite	A
47398	7399	MCCOY, JAMES W ENTERPRISES L	1311		VIERRA	Ct	Suite	A
47413	1531	SOUTHWEST EXPY INVESTORS LP	1430		Fruitdale	Ave	Suite	C
47426	7399	DE FABRIQUE DESIGN	363		Hull	Ave		
47431	7399	IRONWOOD FENCING	1662		NOREEN	Dr	Suite	
42003	5812	Sikh Gurdwara Temple	3636		Murillo	Ave		
41805	5812	Panda Express	2980	E	Capitol	Expy		
41822	5812	Pathway Society	102	S	11th	St		
41858	5812	Plaza Café	2400		Moorpark	Ave		
41863	5812	Poor House Bistro	91	S	Autumn	St		
43166	7530	JOHNNY AUTO BODY	398		Commercial	St	Suite	A1
43228	5812	SAHAND RESTAURANT	4628		Meridian	Ave		
43236	5812	BASAFA CATERING	6279		Mahan	Dr		
43237	5812	SWIRLS FROZEN YOGURT	6081		Meridian	Ave	Suite	40
43282	7549	LANDDAUERRY AUTO REPAIR	1430		Bali	Ct		
43287	5812	WILD SAGE GOURMET COOKING	4121		Woodford	Dr		
47478	4121	HAKET, ROBERT	1829		Charmeran	Ave		
47484	7530	480 KEYES TEST ONLY	480		KEYES	St	Suite	C
47503	7699	WATCHCARE	3183	S	Bascom	Ave	Suite	
47505	7699	CORTES, EDUARDO	1690		STORY	Rd	Suite	131
47221	3944	GREEN, CYNTHIA D.	370		CHATEAU LA SALLE	Dr	Suite	
47265	3570	MAYTON CUPERION LLC	2880		ZANKER	Rd	Suite	203BL
43465	5812	CREATIVE CUISINE	1419		Bryan	Ave		
43483	5812	Children's Choice Food Service	1615		Remuda	Ln		
43493	5812	THE ORIGINAL JACKS PIZZA	167	E	Taylor	St		

ORG_CODE	SIC_CODE	ORG_NAME	ST_NUM	ST_DIR	ST_NAME	ST_TYPE	ST_SUB_TYPE	ST_SUB_NUM
43517	0782	TURF RESIDENTIAL	3450		Meridian	Ave		
43580	7536	LA RAZA AUTO GLASS	301	E	Julian	St	Suite	ZA
43584	5012	WERBACH MOTORSPORTS	3372		ELAINE	Dr	Suite	A1
43597	8299	MIKE FRIESE	5415		CAMDEN	Ave	Suite	1
49317	5812	MY KITCHEN/Asian Bistro	3617		UNION	Ave	Suite	H
49319	5812	CASBAH IN SANTA CRUZ	3087		FRANELA	Dr	Suite	A
49327	2095	BAREFOOT COFFEE ROASTERS	76		SUNOL	St	Suite	1
47359	7399	LCD NEW MARKETS FUND VI LLC	111	W	ST JOHN	St	Suite	AB
47118	3999	ADVANCED MORE TECHNOLOGY	2852		RUBY	Terr	Suite	A
47138	4121	SAIYED, MOHAMEDASHFAK	4935		CAMPBELL	Ave	Suite	9
41775	5812	Ocean Delight	5400		Monterey	Rd		
41603	5812	Las Flamas Mexican Food	1065	S	1ST	St	Suite	
41655	5812	Maggiano's At Santana Row	3055		Olin	St		
43653	5812	EL GALLO JR RESTAURANT	1520		Alum Rock	Ave	Suite	B
43681	5261	ORCHARD SUPPLY HARDWARE	5365		PROSPECT	Rd	Suite	1
43731	5812	DIANA'S TAMALES	1696		MC KEE	Rd	Suite	D
49186	8299	LUO'S CLASSROOM	1398		Sturgeon	Way		
49200	5812	SALSA BRAVA TAQUERIA	375		Saratoga	Ave	Suite	E
49206	8299	NEW VISION PROF	2960		ERICA	Ct	Suite	A
49209	5411	LUCKY LIQUORS	1702		Meridian	Ave	Suite	F1
47187	5812	MEX TAMAL	1557		CHRISTOPHER	St	Suite	A1
47203	7399	BAY AREA ACTING STUDIC	190		MARTHA	St	Suite	1A
45705	1522	DINGES CONSTRUCTION	2857		UNION	Ave	Suite	
45734	1522	TXT CONSTRUCTION CORP	7564		JAPAUL	Ln	Suite	
45746	1522	SHANAHAN CONSTRUCTION	1155		Meridian	Ave	Suite	117W
45685	0782	ELIAS LOZA LANDSCAPING	1071		ALMADEN	Ave	Suite	4
45756	1522	ALLERDING CONSTRUCTION	330	S	CYPRESS	Ave	Suite	A
45763	0782	LE'S LANDSCAPING SERVICE	270		DUFFY	Ct	Suite	A1
45764	7349	SUASTEGI, ROGELINA	640	S	Jackson	Ave	Suite	
45768	7349	NAOMI'S CLEANING	350		BIRD	Ave	Suite	210
40321	5093	A GERMAN AUTO WRECKING INC	297		San Jose	Ave		
40324	7530	R & T FLEET SERVICE	1710		Little Orchard	St	Suite	B
40330	7349	LADY'S CLEANING	3189		Oakgate	Way		
40359	7349	CLEAN VENT INC, DBA C E S	3049		Seyferth	Way		
40368	1522	LEONARD, TIM CONSTRUCTION	520		Weybridge	Dr		
40377	3540	SIERRA PACIFIC MACHINING	530		PARROTT	St	Suite	A
43824	5261	ORCHARD SUPPLY HARDWARE	1751	E	CAPITOL	Expy	Suite	1
43826	7349	ROBLES, COSUELO	67		SUTTER	St	Suite	A
43832	1522	SILVER CREEK ELECTRIC	2154		O'TOOLE	Ave	Suite	D
49269	2000	SAN JOSE DREAM DINNERS	2013		Camden	Ave		
49270	2000	WILLOW GLEN MEATS & SMOKEHSE	885		Delmas	Ave		

ORG_CODE	SIC_CODE	ORG_NAME	ST_NUM	ST_DIR	ST_NAME	ST_TYPE	ST_SUB_TYPE	ST_SUB_NUM
49271	7999	DANCIN SOUL 2 SOLE	805		Seabury	Dr		
49026	7399	GOURLAY AVIATION, LLC	1588		LUPTON	Ave	Suite	A1
45784	1522	BASELINE CONSTRUCTION	3496		RIO BRAVO		Suite	
45795	0782	SIMPLY GREEN	1651		MERRITON	Ct	Suite	
45798	7349	MR GATO JANITOR SERVICE	565		HARRISON	St	Suite	
45578	7349	D & B SERVICES	1200		RANCHERO	Way	Suite	67
45602	0782	PABLO LANDSCAPING	5727		ALMADEN	Rd	Suite	1
45603	7349	CALIF FLOORS & MAINT	162		EL BOSQUE	St	Suite	
45606	1522	GALLEGO DEVELOPMENT INC	1030		MALONE	Rd	Suite	A
45613	1522	RICHARD YOUNG CONSTRUCTION I	1801		ALMADEN	Rd	Suite	2
45614	0782	BAY LAND LANDSCAPING	635		STOCKTON	Ave	Suite	A1
45619	0783	OLVERA TREE SERVICE	104		AZUCAR	Ave	Suite	A
40424	1522	ELEAT	505		Hewes	Ct		
43929	5812	HAPPY DELI	2001		GATEWAY	Pl	Suite	151EE
43995	7530	ARANDAS AUTO REPAIR	220		LEO	Ave	Suite	E1
48990	7399	CLAPPERTON INSURANCE INC	2055		JUNCTION	Ave	Suite	110
49066	7399	VIETNAMESE'S TOUCH-UP SERVIC	2600		Senter	Rd	Suite	124
49079	8299	NJERI MG KINDERGARTEN SCH	4660		EASTUS	Dr	Suite	C
49081	5411	LUCKY	220		El Paseo de Saratoga			
49084	7999	DIDOMI JUMPERS	263	S	22ND	St	Suite	
49086	7999	IMAGINE THAT EVENT	5131		ROEDER	Rd	Suite	A
49097	5812	LIME TREE EXPRESSO	171		BRANHAM	Ln	Suite	12
49108	8299	RINBOW BEAUTY COLLEGE	2296	S	10th	St	Suite	A
49124	5812	JASMINE THAI	1710		Berryessa	Rd	Suite	110B
49132	5411	LUCKY	2027		Camden	Ave		
48850	7399	TIVA SYSTEMS, INC.	111	W	ST JOHN	St	Suite	1150
48854	3500	TECHNOPROBE AMERICA INC	1019	E	Brokaw	Rd		
48864	7399	OWENS TARABICHI LLP	111	W	ST JOHN	St	Suite	588A
48887	4959	DAN THE POOLMAN	3894		Forester	Ct		
45654	0783	G&B TREE SURGERY	5895		EL ZUPARKO	Dr	Suite	2
45672	0782	ASOSIADOS GARDEN SERVICE	34182		LIBRA	Ln	Suite	
40558	7349	GOLD SWEEPING SERVICE	1101		Holly Hill	Dr		
40563	1522	BOR CONSTRUCTION	835	N	12th	St		
40569	0782	HO GARDENING	937		Edenbury	Ln		
40571	7349	ROBEETO'S HOUSE CLEANING	5770		Winfield	Blvd	Suite	169
40598	0783	REYES TREE SERVICE	1830		MIDFIELD	Ave	Suite	3
40619	1522	CROSIER, MIKE	225		Bernal	Rd		
40647	7532	DINAMIC AUTO BODY	230		UMBARGER	Rd	Suite	9
40655	1522	JOSSIES U HAUL	113		Dogaway	Dr		
44057	7530	S M L AUTOMATIC PERFORMANCE	1298	E	ST JOHN	St	Suite	A
44072	5033	AL'S ROOFING SUPPLY OF SJ	1854	S	7TH	St	Suite	1

ORG_CODE	SIC_CODE	ORG_NAME	ST_NUM	ST_DIR	ST_NAME	ST_TYPE	ST_SUB_TYPE	ST_SUB_NUM
44094	8059	ATRIA CHATEAU GARDENS	1185		PEDRO	St	Suite	1
44100	5812	COFFEE NET	4660		PEARL	Ave	Suite	B
44117	7530	AUTO PRO BODY SHOP	505		SANTA ANA	Ave	Suite	6A
44119	4212	ZEE EXPRESS	2075		BERING	Dr	Suite	J1
44132	5411	ADELA MERCADO LATINC	8400		Willow	St	Suite	600
44184	5812	ANGELOUS CAFE & GRILL	21	N	2ND	St	Suite	C
48942	7399	LUNEX EXPRESS INC	3005		Silver Creek	Rd	Suite	174A
48947	7530	LONG'S MOBILE BODY REPAIR	1751		MONTEREY	Rd	Suite	A
48950	7399	MATCH ROUTING INC	7081		Coronado	Dr		
48966	7399	ANDERSEN, VERONICA	6127		Montgomery	Ct		
48971	7399	GALBRAITH, MARK	5085		TISDALE	Way	Suite	A
48984	7542	CLASSIC TOUCH AUTO DETAIL	60	S	MARKET	St	Suite	F
48695	7530	HP AUTOMOTIVE & REPAIR	395		BIRD	Ave	Suite	1A
48701	5963	TAMALES LEO	4457		Partridge	Ct		
48737	8070	CLEAR CHOICE LAB	264		PALM VALLEY	Blvd	Suite	209
48738	7399	PRECISION STEPPER	2764		Glauser	Dr		
45246	7349	CLEAN BREEZE	2092		Interbay	Dr		
45252	7349	BATREZ, VANESA	2648		Ophelia	Ave		
45257	0782	HEAVENLY YARD SERVICE	3059		Millbrook	Dr		
45262	7349	JULIA'S CLEANING SERVICE	86		Eastwood	Ct		
45264	7349	R&R RESIDENTIAL CLEANING SRV	2139		Cerro Terbi	Ct		
45272	7349	TIDYCURB INC	6610		Camelia	Dr		
45275	7349	STAR WINDOW CLEANER	3294		Meridian	Ave		
45291	7349	GREENBAY JANITORIAL	3415		Waterman	Ct		
45294	1522	MULTIFORMS ENT. CONSTR. INC	4147		Forestwood	Dr		
45296	1522	AMERICAN BUILDING EXPERT	3123		KENLAND	Dr	Suite	
45300	1522	THOMAS C. JACOBS INC.	3309		Padilla	Way		
45301	7349	BERNAL JANITORIAL	13077		Potts	Dr		
45307	1522	RICK SLATER CONSTRUCTION INC	1521		Berger	Dr	Suite	A
40815	7530	C & H SMOG CHECK & REPAIR	1795	S	10TH	St	Suite	ZZ
40871	1522	BAY AREA JANTRL,LANDSCP HOME	2620	S	White	Rd	Suite	A
44250	5812	AMY'S CATERING	1969		O'TOOLE	Way	Suite	A1
44287	5812	El Huevo	1239	E	Julian	St		
44320	5813	Wine Affairs	1435		The Alameda			
48694	7530	RESTORATION STATION LLC	784		UPTON	Ct	Suite	C
48780	1743	TOM BROTHERS TILE	3146		Zion	Ln		
48784	7399	TIPSOFT SYSTEMS INC	4228		Verdigris	Cir		
48816	7539	CITY SMOG CHECK CENTER	5759		Winfield	Blvd	Suite	EE
48824	6531	MISSION HILL OFFICE BLDG	1960		THE ALAMEDA		Suite	R
48547	7629	HOUSEHOLD REPAIRS	349		Swaps	Dr		
48564	3540	IJJ ENGINEERING	6276		SAN IGNACIO	Ave	Suite	A

ORG_CODE	SIC_CODE	ORG_NAME	ST_NUM	ST_DIR	ST_NAME	ST_TYPE	ST_SUB_TYPE	ST_SUB_NUM
48582	7399	FIAIR	68		AVENIDA GRANDE		Suite	
45112	7349	J & G JANITORIAL	436	N	21st	St		
45121	1522	LN CONSTRUCTION	125		SCHOTT	St	Suite	A
45122	1522	ECS DESIGN	502		Auzerais	Ave	Suite	A
45127	1522	INMAN CONST	1286	N	Monroe	St		
45134	1522	SJCD CONSTRUCTION CORP	696		Vine	St		
45150	7349	BAY VLLEY CLEANING SERVICES	111		Basch	Ave		
45153	0783	RAMAR TREE MAINTENANCE	3258		Lantern	Ct		
45155	1522	WILD BOAR BUILDERS, INC	14487		Bercaw	Ln		
45156	0782	AVI LAND	937		Saratoga	Ave		
45159	1522	S C CONST & ENG INC	345		Commercial	St		
45160	1522	HILL CONSTRUCTION CO	1775		Coastland	Ave		
40671	0782	ALVAREZ JR LANDSCAPING	189		Bangor	Ave		
40682	7349	IRMA'S CLEANING	3340		MT MC KINLEY	Dr	Suite	
40684	0782	WE DO LANDSCAPING	519	N	21st	St		
40699	0782	NGO	288		Bluefield	Dr		
40707	0782	HAPPY GARDENING SERVICES	3243		MT VISTA	Dr	Suite	
40726	1522	SAN JOSE AIR CONDITIONING	1045	N	10TH	St	Suite	C
40730	1522	FGC	848	E	GISH	Rd	Suite	4B
40743	0783	PLANCARTE, BROTHERS	330	N	10TH	St	Suite	A
44353	8731	BD Biosciences	2222		Qume	Dr		
44368	5812	Chef P's Restaurant	22	N	Jackson	Ave		
44427	5812	Amato Pizzeria	6081		Meridian	Ave	Suite	60
44449	5812	El Rancho Sports Bar	3860		Monterey	Hwy		
44460	5812	Nazca Peruvian Fusion Cuisine	167	W	San Fernando	St		
41255	5812	Chili's Grill & Bar	377		Santana	Row	Suite	1100
48584	7399	BEICHLER CONSULTING	2213		Marbella	Dr		
48598	3993	BENCOMO'S SIGNS	510		BRANHAM	Ln	Suite	E71
48603	7399	IPLO INTELLECTUAL PROP. LAW	100		PARK CENTER PLAZA		Suite	365B
48606	7399	LUNEX EXPRESS INC	1966		ABORN	Rd	Suite	ABB
48610	3600	GRQ SYSTEM SERVICES	3194		Coldwater	Dr		
48626	7530	ATOR AUTO REPAIR	40		SAN JOSE	Ave	Suite	2
48627	7542	APTOS MOBILE DETAIL	1458		Athenour	Ct		
48659	7399	APPLIED IMAGING CORPORATION	120		BAYTECH	Dr	Suite	
48660	7399	SCRIBBLES & PASTE CHILD CARE	3981		ELLMAR OAKS	Dr	Suite	A
48681	7399	TAYLOR, TINA	4480		Poinsettia	Ct		
48682	7399	SHORT CIRCUIT INC	1933		CONCOURSE	Dr	Suite	
48408	7399	GS ICE CREAM	1515		MARBURG	Way	Suite	F4
45184	0782	ODY & MEMO GARDENING	2664		Kimball	Dr		
45189	7349	MORRISON CLEANING SERVICE	1246		Paddington	Way		
45200	7349	J AND A JANITORIAL	4010		Mira Loma	Way		

ORG_CODE	SIC_CODE	ORG_NAME	ST_NUM	ST_DIR	ST_NAME	ST_TYPE	ST_SUB_TYPE	ST_SUB_NUM
45205	7349	AJ'S JANITORIAL	2489		Alfred	Way		
45208	7349	GENERAL CLEANING SOLUTIONS	1682		Karl	St		
45005	7349	PEREZ CLEANING SERVICES	264		Challenger	Ave		
45009	7349	VENTURA DBA JANI-KING	3114		Capewood	Ln		
40904	1522	N.P.N HANDYMAN	3308		Arqueado	Dr		
40970	1742	PARAMOUNT DRYWALL INC	1124		Old Bayshore	Hwy	Suite	10
40979	7217	STEPHEN'S CARPET	699		Azule	Ave		
41007	1522	RUIZ CONSTRUCTION	96		GOODYEAR	St	Suite	A
41017	1531	KIM DEVELOPMENT	825	N	10TH	St	Suite	10
48449	1521	WILLSON DECK RESTORATION/CON	476		MC CAMISH	Ave	Suite	
48459	5541	AMAR CORP	609		Saratoga	Ave	Suite	A6
48475	7399	JB INC.	2336		PENTLAND	Way	Suite	A
48480	4121	SINGH, BALWINDER	2770		Story	Rd		
48499	4121	SINGH, KANWALJIT	2526	S	Bascom	Ave	Suite	C1
48500	7530	AUTURO AUTO REPAIR	385		AUTUMN	Ave	Suite	
48529	7521	CLASSIC PARKING INC	735		Newhall	St		
48270	7399	MCGRATH, ROBERT S.	5542		Blossom Tree	Ln		
45026	0782	NEW WORLD GARDEN SERVICES	6321		Cloverhill	Dr		
45035	0782	ARMERGO	1098		Holly Hill	Dr		
45041	1522	ROBERT E PEREZ CONSTUCTION	1631		Tiber	Ct		
45060	1522	TIGER CONST/HOME IMPROV INC	860	S	8th	St		
45075	7349	J & E HOUSE CLEANING SERVICE	180	E	HEDDING	St	Suite	
45077	1522	CALIFIA INDUSTRIES LLC	1643		Rogers	Ave		
45088	1522	JEREMY MAO INC.	1041		Windsor	St		
53484	5813	La Corona	858	N	13th	St		
48284	7217	GUTIERREZ CARPET CLEANING	3569		Louis	Ct		
48312	1752	T & J FLOORS, INC	2179		STONE	Ave	Suite	12
48331	7399	LABELLE CLOTHING	23		Park Groton	Pl		
48351	5511	LUXURY CAR CONNECTION	1555	S	10TH	St	Suite	1A
48358	1521	MILTON, ALFREDO	2300		Barlow	Ave		
48367	7521	CLASSIC PARKING INC	1125		Coleman	Ave		
48377	7530	K&M AUTO (dba as K & M Tire and Automotive)	2055		Alum Rock	Ave	Suite	C2
48379	3993	MIRACLE SIGNS	1095		BRANHAM	Ln	Suite	205K
48382	7399	CIMA AUTO REGISTRATIONS	579	E	TAYLOR	St	Suite	C
48390	5541	L & N AUTO SERVICE	5260		MONTEREY	Rd	Suite	A
48395	7549	EG AUTO EXPRESS	985	W	Julian	St	Suite	B
48397	7299	LUCKY FEET, INC	2141		Tully	Rd	Suite	AAA
44947	3674	SoloPower, Inc	5981		Optical	Ct		
44982	7532	DELUXE AUTO BODY	1539		Terminal	Ave		
42797	5812	Sazon Taqueria	272	E	Santa Clara	St		
48114	7399	GORDON, AKIKO	7104		Anjou Creek	Cir		

ORG_CODE	SIC_CODE	ORG_NAME	ST_NUM	ST_DIR	ST_NAME	ST_TYPE	ST_SUB_TYPE	ST_SUB_NUM
48123	1711	WEST COAST PLUMBING & DRAIN	1562		FORD	Ave	Suite	1
48172	4119	FM PASSENGERS TRANSPORTATION	110		SCHARFF	Ave	Suite	A
48191	7399	HERTANU, LUSIANA/WILLY	3240		Sprucegate	Ct		
48213	4121	OKBAYES, FITSOM	4188		ELLMAR OAKS	Dr	Suite	
48216	7399	THUY VAN MUSIC	3637		SNELL	Ave	Suite	80
48217	4212	RGM QUALITY EQUIP TRANSPORT	321		RIDGE VISTA	Ave	Suite	A
48219	8351	ARBIOL FAMILY DAYCARE	2761		Gumdrop	Dr		
48245	7536	DELTA GLASS	250		Martinvale	Ln		
41095	8361	Alliance For Community Care	2001		The Alameda			
37447	8731	Biovitesse	4010		Moorpark	Ave		
42750	5812	Trader Joe's	635		Coleman	Ave	Space	4
17180	3479	Coast Engraving, Inc.	1097	N	5th	St		
42619	5812	Super Suppers	670		River Oaks	Pkwy		
42720	5812	KK Chinese Restaurant	3095		Mckee	Rd		
42756	4212	RECOLOGY SILICON VALLEY	1675		Rogers	Ave		
48008	8070	FOUR SEASONS DENTAL LAB	1360	N	Winchester	Blvd	Suite	4A
48011	7399	CLOCKWISE DESIGN	212	N	WINCHESTER	Blvd	Suite	A
48012	7217	CHEM-DRY VICTORY	2665		Gomes	Dr		
48014	5231	KELLY MOORE PAINT CO INC	710		Auzerais	Ave	Suite	
48033	7399	TSE WHAT?! PRODUCTIONS	1960	W	Hedding	St		
48035	8070	TT DENTAL LABORATORY	3100		Cortona	Dr		
48049	8041	PHAN CHIROPRACTIC	1654		BURDETTE	Dr	Suite	185
48054	2700	MICHAEL TRADE PRINTING	620		QUINN	Ave	Suite	1
48074	8721	WRIGHT CONSULTING	295		BERNAL	Rd	Suite	A
48078	7399	AFFORDABLE INCOME TAX	325		Checkers	Dr	Suite	202
48079	4121	NISRANE BIRHANU TEREDA	1330	N	Bascom	Ave	Suite	131
48091	7389	VERTICAL TEST, INC	101		NICHOLSON	Ln	Suite	AA
42778	5812	Booster Juice	90		Skyport	Dr	Suite	
44537	5812	Merrill Gardens at Willow Glen	1420		Curci	Dr		
42204	5812	Tokyo Ramen Restaurant	680		Barber	Ln		
42208	5812	Tony and Alba's Pizza	5885		Santa Teresa	Blvd		
42710	5812	Subway # 35194	350		Bird	Ave	Suite	50
42976	7342	PESTMASTER SERVICES	761		Mabury	Rd	Suite	90
42999	1522	GOMEZ CONSTRUCTION	964		Cadet	Pl		
43002	3200	GUICHO'S CONCRETE	6378		Felder	Dr		
47818	3499	AA TECHNOLOGY LLC	1935		Hartog	Dr	Suite	A
47827	7530	ALPHA AUTO GLASS	1919		FRUITDALE	Ave	Suite	B10
47851	7399	LASER PRINTER PLUS	108	N	24TH	St	Suite	2A
47853	8041	LIENHART, PAUL J DC	1190	S	Bascom	Ave	Suite	212
47881	2700	BUSINESS CARDS PLUS	1585	N	4TH	St	Suite	D
47914	7399	HLB REALTY, INC.	3005		Silver Creek	Rd	Suite	194

ORG_CODE	SIC_CODE	ORG_NAME	ST_NUM	ST_DIR	ST_NAME	ST_TYPE	ST_SUB_TYPE	ST_SUB_NUM
47929	1531	VASCO III ASSOCIATES LLC	350	W	Julian	St	Suite	2
42104	5812	Suedy's Koo-Ki-Sushi (candy shop)	830		Jury	Ct	Suite	1
42110	5812	Super Taqueria	2438		Almaden	Rd		
42112	5812	Supermercado Mexico	960	E	Santa Clara	St		
42130	5812	Tacos Los Grullenses	1408	S	Bascom	Ave		
43140	4212	AIR TRANSPORT INTL,LLC	1311		AIRPORT	Blvd	Suite	C
47662	1531	MONTEREY BAY SELF STORAGE	1960		THE ALAMEDA		Suite	S
47668	7532	BILLY BODYSHOP	917		COMMERCIAL	St	Suite	3BL
47683	7399	INNOVATE IT LOGISTICS SYS IN	560	S	WINCHESTER	Blvd	Suite	006
47690	7399	HISTORICAL EMPORIUM,INC	1855		COASTLAND	Ave	Suite	A
47704	4212	SAPPHIRE TWINS INC	4984		SEVERANCE	Dr	Suite	129A
47750	4212	FIX PRICE MOVING	1515		THE ALAMEDA		Suite	100E
47765	7399	PRESS, LISA	1841		Kenpark	Ct		
47778	7530	WORLD WIDE AUTO	2221		Stevens Creek	Blvd	Suite	A
51361	5812	Kandoo Restaurant	1392	S	Bascom	Ave		
51381	7342	VAN HOOSER ENTERPRISES	655	E	Gish	Rd		
51406	5812	China Inn	1401		The Alameda			
15686	5211	PACIFIC DOORCRAFT	685		Kings Row			
51490	3993	Designer Sign Systems	3165		Gavota	Ave		
51541	3479	MAC CAL CO INC	1754		JUNCTION	Ave	Unit	H
53074	2700	SL CARTER PRESS AND SERVICE	2075		BERING	Dr	Suite	J1
53080	4212	GOLD RUSH EXPRESS	2151		OAKLAND	Rd	Suite	385
53081	4119	HUPP TRANSPORT SERVICE	2151		OAKLAND	Rd	Suite	385
53093	4119	CHAN,YIK HOO	1415		Almanor	Ct		
53102	2700	THE BLUE SEA PUBLISHING CO	3567		Telegraph	Dr		
53107	7699	US CALIBRATION	378	N	Capitol	Ave	Suite	
53108	3540	BAT MACHINING	763		MABURY	Rd	Suite	30AA
53118	7699	A & L TECHNOLOGY INC	631		GIGUERE	Ct	Suite	5A
53125	7699	PRO VIDEO SERVICE	1882		Pine Hollow	Cir		
53127	2400	KERRY'S KUSTOMS INC	1640		Mabury	Rd		
53130	3540	VHP MACHINING INC	1648		Mabury	Rd		
53133	7699	A & H CUBE, INC	921		Berryessa	Rd	Suite	20
53154	3400	ACI ALLOYS INC	1961		LAS PLUMAS	Ave		
53163	3600	ACTIVE SEMICONDUCTORS INC	2728		Orchard	Pkwy		
53165	3570	Y EXPLORATIONS INC	2635	N	1st	St		
17551	2099	El Azteca	77	S	28th	St		
48166	8721	CAL AIR FORWARDING	6920		SANTA TERESA	Blvd	Suite	101A
55788	5812	Window Coffee	2650		Alum Rock	Ave		
35150	7699	SAN JOSE FORKLIFT SERVICE IN	888		Stockton	Ave	Suite	P
55842	5411	Anwar Bazaar & Bakery	2626		UNION	Ave	Suite	A
55843	5812	Diem Xua Restaurant	175	S	Capitol	Ave		

ORG_CODE	SIC_CODE	ORG_NAME	ST_NUM	ST_DIR	ST_NAME	ST_TYPE	ST_SUB_TYPE	ST_SUB_NUM
10857	5399	COST PLUS IMPORTS	1084		Blossom Hill	Rd		
55847	8661	Immanuel Lutheran	1710		Moorpark	Ave		
55850	1711	ARS Mechanical	1205	N	5th	St		
47389	7371	RAMALINGHAM, PRABHAVADI	3019		Goodacre	Ct		
51569	5812	Golden Spoon Frozen Yogurt	5126		Stevens Creek	Blvd		
51570	5411	STOP & GO	4850		Harwood	Rd		
51383	5813	MoonBean's Coffee	6221		Santa Teresa	Blvd		
51627	5812	Long Phung Vegetarian Fast Food	2086	N	Capitol	Ave	Suite	B
51681	3471	Advanced Metal Finishers, LLC	1291		Oakland	Rd		
51692	4955	DEPENDABLE WASTE	610	W	Hedding	St		
51693	5511	101 AUTO SALES	1141	S	1st	St		
51697	4500	NORTHWEST AIRLINES INC	1661		Airport	Blvd		
51711	3570	EMC CORPORATION	25		Metro	Dr	Suite	238
53174	3570	STARVIEW TECHNOLOGY INC	2841		Junction	Ave		
53184	3999	JB PRECISION	401		River Oaks	Pkwy		
53185	3570	SIMPLION TECHNOLOGIES INC	4423		Fortran	Ct		
53200	4955	E-WASTE SOLUTIONS	4148		Snowbank	Ct		
53212	3400	CORTEC PRECISION SHEETMETAL	3565		Charter Park	Dr		
53213	7699	NES AUDIO-VIDEO SERVICES 2	632		Branham	Ln		
53216	7530	CHAVEZ AUTO WORKS	5300		Terner	Way		
53221	3651	ELEPHANT AUDIO VIDEO	172		Truckee	Ln		
53236	4119	SELAM LIMO	5930		Silver Leaf	Rd		
53241	4119	A YELLOW CARRIAGE SERVICE	2079		DARYL VIEW	Ct		
53243	7699	JA ENTERPRISE	5255		Apennines	Cir		
53251	7549	PCIS	92		Dearwell	Way		
53261	4212	L & R EXPRESS	181		Rawls	Ct		
53266	7699	ORVILLE'S MOBILE HOME	2325		Gibson Girl	Way		
55871	5521	Euro Auto Imports	1660	W	SAN CARLOS	St	Suite	C
55967	4121	SINGH,GURMINDER	505		ASBURY	St	Suite	B
55968	3911	ALFORD,PAMELA ANN	1312	N	San Pedro	St		
55994	7530	CAMPOS,BENJAMIN	829		Vine	St		
55998	7532	CALIFORNIA AUTO BODY REPAIR	1127		LELONG	St	Suite	
56003	1796	ROTH&RAU USA INC	2033		GATEWAY	Pl	Suite	600H
56004	3011	JOE'S NEW & USED TIRES & OEM WHEELS	3039		Monterey	Hwy		
56019	4212	JD BROTHERS TRUCKING	527		War Admiral	Ave		
56030	7532	EXCLUSIVE IMAGE AUTO BODY & PAINT	2950		Daylight	Way		
56031	4212	PHI TRUCKING	616		Hellyer	Ave		
56034	4212	LU, CHANH	480		Savstrom	Way		
56045	7549	E. BROKAW ROAD SMOG ONLY	495	E	Brokaw	Rd		
51744	6799	ARTERIS HOLDINGS, INC	1741		Technology	Dr	Suite	400
51752	3500	SIEMENS ENERGY, INC.	1650		Technology	Dr	Suite	

ORG_CODE	SIC_CODE	ORG_NAME	ST_NUM	ST_DIR	ST_NAME	ST_TYPE	ST_SUB_TYPE	ST_SUB_NUM
51755	7530	J&R AUTO REPAIR	300	N	AUTUMN	St		
51759	7530	PAYLESS AUTO COMMERCIAL GLASS	1465		MONTEREY	Rd		
51771	7549	JT BODY SHOP	660		COLEMAN	Ave	Suite	5A
51781	7373	MAKUDA INC	1735		TECHNOLOGY	Dr	Suite	820
51782	3993	SIGNS NOW	972		CHESTNUT	St	Suite	A1
51786	7373	FAIRISAAC & CORPORATION	181		METRO	Dr	Suite	A
51790	7530	S & G AUTOMOTIVE	1697		Pomona	Ave		
51816	7699	LAM HOANG PHAN	3026		Sunwood	Dr		
51825	7532	NGUYEN AUTO BODY & REPAIR	170		UMBARGER	Rd	Suite	A
53270	7319	HISPANIC AMERICAN MEDIA	3088		Edenbank	Dr		
53273	3570	EXECUTIVE TASK, INC	2681		Glen Elk	Ct		
53275	4212	B Z EXPRESS	2518		Castleton	Dr		
53284	4212	J AND B TRUCKING CO	3281		Dias	Dr		
53299	4212	CANH VO	2955		Winwood	Way		
53300	7699	GASKA, HENRY	2846		Westgrove	Ln		
53308	7699	408 CUSTOMZ	2894		Whittington	Dr		
53310	4119	AVIVA LIMOUSINE	3378		BELGROVE	Cir		
53319	7542	LEO CAR WASH	2730		AIELLO	Dr	Suite	D1
53325	7542	L AUTO DETAIL	1810	S	7th	St		
53338	7542	ROLL N GLOW AUTO DETAILING	2728		Ophelia	Ave		
53340	7542	JOE'S DETAIL	768		Wedgewood	Dr		
53345	5211	SPLASHWORKS	1284		LINCOLN	Ave		
53347	7542	EXECUTIVE MOBILE DETAILING	1007		Spencer	Ave		
53352	7542	RHJ & J SCOTT	3055		Olin	Ave		
53357	7542	MAGIC AUTO SHINE	626		PINEWOOD	Dr	Suite	3
53362	7542	FRESH LIGHTS	4256		Funston	Dr		
56051	5251	SUNNY TOOLS	580		Parrott	St	Suite	1
56077	7549	EUROPEAN PERFORMANCE MOTORS	935	N	9th	St		
56080	4120	SILICON VALLEY TAXI DRIVERS,INC DBA GREEN CAE	1450		KOLL	Cir	Suite	101
56085	7532	H.M.B. HONDA MINI BODY SHOP	1544		Old Bayshore	Hwy	Suite	1
56094	3751	ADVANCED CYCLE SERVICE	1135		Old Bayshore	Hwy		
56105	3944	ROSA'S CRAFT & TAILORING	569	S	2nd	St	Suite	37
56107	7500	AMERICAN MOBILE AUTO REPAIR	1413	N	10th	St		
56114	3695	SAIGON-VIETNAM TV	545		Parrott	St		
56129	4212	DINH TRUCKING CO	2010		MONTEREY	Rd	Suite	339
56142	7530	NORCAL CUSTOMS	775	N	10TH	St	Suite	
56157	4121	JOHN H. YAWARY	1450		KOLL	Cir	Suite	101B
56163	5812	NEW LAURELS DELIGHTS	333	W	Santa Clara	St		
50669	5411	El Aguaje	218		Willow	St		
50688	0782	LANDGRO	765		COLEMAN	Ave		
51846	3540	AVILA TOOL CO LLC	404		Umbarger	Rd	Suite	A

ORG_CODE	SIC_CODE	ORG_NAME	ST_NUM	ST_DIR	ST_NAME	ST_TYPE	ST_SUB_TYPE	ST_SUB_NUM
51852	4119	ROBBINZ NEST	5370		CARRYBACK	Ave		
51860	7699	SUPERBIKE PERFORMANCE CENTER	2845		MONTEREY	Rd	Suite	19
51870	3999	D&H COMPONENTS	2776		AIELLO	Dr	Suite	C
51874	7530	NGUYEN, MY	13126		Water	St		
51880	7532	J C CUSTOMISE	230		UMBARGER	Rd	Suite	B
51885	3540	A& H PRECISION MACHINING	2758		AIELLO	Dr	Suite	B
51886	3540	VICON PRECISION LLC	2744		AIELLO	Dr	Suite	110A
51893	1771	B.A.C. CONCRETE PUMPING	803		River Park	Dr		
51894	3999	RXC TECHNOLOGIES,LLC	185		LEWIS	Rd	Suite	A
51909	3600	Q3 PROBE INC	1641	N	1st	St		
51912	7549	DD TEST ONLY INC	288	E	Virginia	St	Suite	A
51923	2400	DOAN CABINET	437		REYNOLDS	Cir		
51936	7530	VUNG TAU AUTO REPAIR	1192	S	6th	St	Suite	A
51940	3999	K & R EQUIPMENT INC	1128	N	7th	St		
51942	2700	T&A SERVICES	18	S	8th	St	Suite	1
53392	7521	Samaritan Medical Center (Parking Garage)	2589		Samaritan	Dr		
51012	4225	LORD & SONS INC	430	E	Trimble	Rd		
53442	5812	Star Deli	2001		Gateway	Pl	Suite	151E
53452	5812	Ngoc Anh Restaurant	856	N	13th	St		
53508	7334	Able Printing	1595		Meridian	Ave		
53511	5812	Trinity Lutheran Church	1500		leigh	Ave		
56168	5521	GOLD WHEEL AUTO	745	S	1st	St		
56174	4121	1 A & A SJ AIRPORTER	284		Palacio Royale	Cir		
56193	4121	GURSEWAK SINGH	2050		McKee	Rd	Suite	87
56219	5599	EJ'S DEALER	3847		Underwood	Dr		
56239	3999	GILLIAN G. SANDS, MFT	4990		Speak	Ln		
56244	1799	X-TEK	5047		Trenary	Way		
56247	1799	RAY OF LIGHT ELECTRICAL	3078		Ensalmo	Ave		
56249	4212	AGUILAR TRUCKING	4950		Cherry	Ave	Suite	3A
50700	5812	Taco Bravo Inc	1045		Saratoga	Ave		
50704	8711	ARCADIS	2153		Monterey	Rd		
41791	5461	Panadaria Ortiz Bakery	784	N	13th	St		
37419	5812	San Jose City College	2100		Moorpark	Ave		
50766	5812	BB's Small World Cafe	2561	N	1st	St		
41485	8361	Hunt's Guest House	545	E	San Carlos	St		
50795	5541	PETE'S STOP	290		Keyes	St	Suite	B
49285	8361	CLR MANORS	1511		HURLINGHAM	Way	Suite	H
50836	1623	Luhdroff & Scalmanini Consulting Engineers, Inc.	900	S	12th	St		
51948	4212	ROSE CART LFC	651		CHARLES	St		
51962	7530	WINSTON'S AUTO SERVICE	2017		Monterey	Rd		
51975	7530	M&P USA AUTO SHOP	495	E	Brokaw	Rd		

ORG_CODE	SIC_CODE	ORG_NAME	ST_NUM	ST_DIR	ST_NAME	ST_TYPE	ST_SUB_TYPE	ST_SUB_NUM
51985	4225	IMEX CENTER / SHOWROOM INC	2131	S	10th	St		
51987	5511	PACIFIC COAST POWERSPORTS	2159	S	10th	St		
51990	4119	ELVIS CHARTER & TOUR	250		Commercial	St		
51994	2851	A&M PAINTING PROFESSIONALS	633	S	13th	St		
51997	7532	CANOS AUTO BODY	935	N	9th	St		
51998	7530	AUTO FRAME COLLISION SPECIALIST	935	N	9th	St		
52002	7549	REBELLO'S TOWING SERV. INC	696		Kings Row			
52004	4212	FABIAN TOWING	2233	S	7th	St		
52024	5511	CJ MOTORS	1555	S	10TH	St	Suite	
51511	5812	May Restaurant	377	N	Capitol	Ave		
53772	8071	Quest Diagnostics	123		Di Salvo Ave	Ave	Suite	G
53807	5812	Chiaramonte's Deli & Bar	2077		Airport	Blvd		
51777	7372	ANALYTICAL GRAPHICS INC	2001		GATEWAY	Pl	Suite	270W
53876	3444	WILDCAT METALS	890		FAULSTICH	Ct		
10946	8641	BEVERLY BURBANK LIONS CLUB	99	N	Bascom	Ave		
53888	5812	Icebee Yogurt	150	S	1st	St	Suite	199
53997	5812	Cypress Gardens Housing Authority	3555		Judro	Way		
54024	5812	Subway # 45853	790		Montague	Expy		
54029	5461	L'Amour Bakery LLC	1181		Story	Rd		
54052	5141	Vua Kho Bo & Omai	2549	S	King	Rd		
54109	5812	Bluefin Restaurant	754		The Alameda			
41697	5812	McDonald's	777		Story	Rd		
50842	5812	Kara's Cupcakes	3055		Olin	Ave		
41313	3674	Cypress Semiconductor, Bldg. 11	4001	N	1st	St		
50860	5812	San Jose Conservation Corps Charter high	2650		Senter	Rd		
17950	8731	Auora Systems, inc.	60		Daggett	Dr		
41130	4581	Avbase San Jose	1144		Coleman	Ave		
17824	3999	Celestica	5325		Hellyer	Ave		
52030	7530	CLASSIC & AUTOMOTIVE RESTORATION SALES	555		HORNING	St	Suite	A1
52039	6221	PERFECT PRINTING	1604		KERLEY	Dr	Suite	1
52051	2700	NATIONAL PRINTING COMPANY	510	N	5th	St	Suite	1
52085	7530	GEARMASTER	222		KEYES	St	Suite	111A
52093	7532	AUTO QUALITY BODY AND REPAIR	220		Leo	Ave		
52101	3999	DICAR NETWORKS	1285		Alma	Ct		
52106	3999	SENJU COMTEK CORP	1171	N	4th	St		
52111	2700	VISION SIGNS & GRAPHICS	699	N	13th	St		
52115	7373	CYBERWATCH COMMUNICATION INC	90	E	Gish	Rd	Suite	21A
52121	7699	HUNG TEST ONLY CENTER	1611		MONTEREY	Rd	Suite	Z
52130	7532	GAALCO AUTO BODY AND REPAIR	215		LEO	Ave	Suite	A1
11364	5812	NEW ABORN LIQUORS	2960		Aborn	Rd		
54125	1629	Luhdorff & Scalmanini Consulting Engineers, Inc.	2268		Will Wool	Dr		

ORG_CODE	SIC_CODE	ORG_NAME	ST_NUM	ST_DIR	ST_NAME	ST_TYPE	ST_SUB_TYPE	ST_SUB_NUM
52963	5039	DOUGLASS ENTERPRISES, INC.	2076		ZANKER	Rd		
51628	5812	Topping Frozen Yogurt	1611	E	Capitol	Expy		
54386	5148	Produce Spot	2505		Berryessa	Rd		
54409	4119	GOLDEN STATE MEDICAL SERVICE, dba GOLDEN STATE AMBULANCE, INC	3801		CHARTER PARK	Ct	Suite	E
51905	3541	STENCIL MASTER INC	345	E	Brokaw	Rd		
52612	5531	T.C LOCKSMITH	1675		Monterey	Rd	Suite	C
41572	5812	King Buffett	1051		Blossom Hill	Rd		
41579	5812	KNTV 11 employee breakroom & part-time café	2450	N	1st	St		
41437	5812	Grain D'Or Bakery	2855		Stevens Creek	Blvd	Bldg.	219
52159	5699	THE FOUR OH EIGHT SHOP	422	E	Santa Clara	St		
52164	2700	METRO PUBLISHING INC	550	S	1st	St	Suite	B
52175	7532	NGUYEN'S AUTO SERVICES II	15	N	27th	St		
52178	2700	EL VUELO DE EL AGUILA	1668		Mckee	Rd		
52180	4119	DELTA AIRPORT SHUTTLE SVC	154	S	19th	St		
52182	7549	CALI TOUCH-UP SERVICES	757		McLaughlin	Ave		
52187	2711	H.P.A TEC-MEX-LA PULGA.INC	1990	E	San Antonio	St		
52189	4212	ANDRADE TRANSPORTS	224	S	24th	St		
52195	5148	VTS PRODUCE	655	S	34TH	St	Suite	3
52197	7530	AUTO REPAIR TONY	1298	E	ST JOHN	St	Suite	A
52200	4212	CA EXPRESS	137		Jose Figueres	Ave		
52201	7530	RADIATORLAND	1737		Alum Rock	Ave		
52206	4119	TGEF - LIMOUSINE - SERVICES	1671		Los Suenos	Ave		
52217	5521	CITY MOTOR SALES	1665		Alum Rock	Ave		
42559	3999	Ultimate Solutions Corp.	1425		Koll	Cir		
54667	5411	India Palace	2850		QUIMBY	Rd		
54692	5812	Pasta Market	579		Coleman	Ave	Space	G/H
41481	5812	House Porridge	688		Barber	Ln		
41499	5812	Inn Vision Shelter	260		Commercial	St		
41333	5812	Dolce Espresso	2078		Tully	Rd		
17550	7211	Easy Coin Laundry	500		McLaughlin	Ave		
52227	4950	AMERICAN ROOTER SERVICE	874	E	Santa Clara	St	Suite	1
52228	4212	GARCIA ANGEL,JUAN C	237		McDonald	Ave		
52230	7530	NGOC AUTO REPAIR	1225	E	San Antonio	St		
52245	4231	MARKS CLEAN ALL!	1375		Phelps	Ave	Suite	4
52266	5511	STEVENS CREEK HYUNDAI	3566		Stevens Creek	Blvd		
52271	7699	ANGEL'S LOCKSMITH	1130		Roewill	Dr	Suite	00503
52274	5511	SILICON VALLEY AUTO SALES (dba: Thrifty Car Sales)	3896		Stevens Creek	Blvd	Suite	1
52277	4955	ECONOMY HAULING SERVICES	3555		JUDRO	Way		
52312	3570	CYPRESS MEDIA INC	6296		San Ignacio	Ave		
52317	3570	BA SYSTEMS INC	6895		VIA DEL ORO			
51089	3674	Twin Creeks Technologies	3930	N	1st	St	Suite	10

ORG_CODE	SIC_CODE	ORG_NAME	ST_NUM	ST_DIR	ST_NAME	ST_TYPE	ST_SUB_TYPE	ST_SUB_NUM
54413	5812	Pizza My Heart	4898		SAN FELIPE	Rd	Suite	120A
54785	5812	New Beginnings Christian Church	224		Meridian	Ave		
54786	5511	Lotos Auto Sales	1333	W	San Carlos	Ave		
52249	6282	YOVA, INC	4030		Moorpark	Ave		
41187	5812	Bubble ACT	538		Barber	Ln		
17516	2700	Hillis Printing	525		Parrott	St		
51172	5812	The Blue Chip	325	S	1st	St		
52324	2771	A MOMENT IN TIME	6055		Burchell	Ave		
52329	7371	SHUSHI	1644		Via Fortuna			
52336	3570	ENGINEERING OBJECTS INC	1111		GRIMLEY	Ln		
52347	3570	PCTECH	1707	E	Capitol	Expy		
52362	5511	PLATINUM AUTO SALE	2938		ABORN SQUARE	Rd		
52366	4950	NEXCYCLE	1771	E	Capitol	Expy		
52370	4212	MOON LIGHT TRUCKING	3518		Chamberlain	Dr		
52372	4212	RT FOOD SUPPLIES	1755		Bagpipe	Way		
52376	2700	INKTANK STUDIOS	2067		Wendover	Ln		
52377	4212	PANNU TRUCKING	2329		Elkins	Way		
52380	7699	R.B.E.S EQUIPMENT SERVICE	3251		Shadow Park	Pl		
52398	4212	NGUYEN MOVING	2242	S	King	Rd		
54875	5812	Jade China Restaurant	5522		Monterey	Rd		
52821	7373	SYSTEM DESIGN OF AMERICA INC	560	S	Winchester	Blvd		
54892	5812	Sumiya	5152		Moorpark	Ave	Suite	40
55014	5812	Mykonos Grill	5465		Snell	Ave	Suite	B
55020	7530	SAN JOSE ELECTRICS	385	N	AUTUMN	St		
41171	5812	Borders Books, Café, Oakridge Mall	925		Blossom Hill	Rd	Suite	1741
44230	5812	HEARTS DELIGHT GOURMET	1230		PEDRO	St	Suite	12
37472	3674	Intest Corporation	101		Nicholson	Ln		
17444	8062	Kaiser Permanente Santa Teresa Med. Cent	5755		Cottle	Rd		
38186	5813	GOOSETOWN Cocktail Lounge	1072		LINCOLN	Ave	Suite	Z
52406	5511	KING KONG AUTO WHOLESALES	1080		McLaughlin	Ave		
52407	4212	JC TRUCKING	2072		Mabel	Ave		
52408	4212	HRM TRUCKING	1256		Letitia	St		
52413	4212	VIZCARRA, ELENA	2068		Lanai	Ave		
52416	4212	UNI-FREIGHT EXPRESS INC	1542		McLaughlin	Ave		
52418	4212	TRACY OFFICE SERVICE	1253		Bayard	Dr		
52419	4212	ALLIANCE MOVING COMPANY	2176		Galveston	Ave		
52426	4212	POSAS, MARCO	1751		Biscayne	Way		
52429	7699	PHONG TRONG RESTAURANT SUPPL	1480		Roberts	Ave		
52433	3540	ABEMET MACHINING	1784		Orlando	Dr	Suite	A
52438	7699	PCB ELECTROTEST	1469		Sunbeam	Cir		
52439	4212	HECTOR'S CASTILLO'S HAULING	1710		Cathay	Dr	Suite	AAA

ORG_CODE	SIC_CODE	ORG_NAME	ST_NUM	ST_DIR	ST_NAME	ST_TYPE	ST_SUB_TYPE	ST_SUB_NUM
52443	4212	C.M. RUIZ-SERVICES	2390		Lucretia	Ave	Suite	1905
52446	4911	FAST SATELLITE	1070		MC LAUGHLIN	Ave		
52453	7699	H & J INTERIORS	1864		Sumatra	Ave		
52463	7699	PIANO CRAFT	344		El Portal	Way		
52468	7699	LOUIS REFRIGERATION	5963		Chesbro	Ave		
52492	7530	DISEL AUTO ELECTRICS	305		Tradewinds	Dr		
54838	7699	ACME SAW SALES & SERVICE	475	W	JULIAN	St		
44495	3589	AIET	1701		Fortune	Dr	Suite	K
44499	3281	BETTENCOURT MARBLE & GRANITE	2107	S	10TH	St		
44511	1743	OTTO MARBLE INC	1785		ROGERS	Ave		
43628	2434	ESCO WOODWORKS	140		LEWIS	Rd	Suite	5AA
44551	5812	Roy's Station	197		Jackson	St		
35511	2099	WYZEN FOODS INC	1901		Las Plumas	Ave	Suite	40
44552	5812	Chevy's Mexican Restaurant # 2108 (San Jose Market Center)	685		Coleman	Ave		
9996	5441	SEE'S CANDIES	1675	W	San Carlos	St		
38544	5812	BRAVO GOURMET FOODS LLC	1135		Longshore	Dr		
40588	3600	TRI'S CORPORATION	968		RINCON	Cir	Suite	A
35174	5812	BILLY'S HOT DOGS	550	E	Brokaw	Rd		
18047	8731	Mixel, Inc.	4423		FORTRAN	Ct	Suite	
51607	5812	TAQUERIA	523		McLaughlin	Ave		
52496	4212	MEJIA TRUCKING LLC	411		Lyoncross	Way		
52506	3993	PYRAMID SIGNS	165		BLOSSOM HILL	Rd	Suite	211
52509	7549	QUALITY TUNE-UP #8	448		BLOSSOM HILL	Rd	Suite	2
52516	3500	N.K. SIMPSON	165		Blossom Hill	Rd	Suite	284
52529	4212	A1 HAULING	2933		UNION	Ave		
52531	4941	PURE WATER CPS	2053		WOODARD	Rd		
52534	7699	ALMADEN WATCH REPAIR	4624		Meridian	Ave	Suite	B
52550	4212	PARCEL DISTRIBUTION CARRIER	2589		Leigh	Ave		
52551	4212	BELACHEW, EYOB	2589		Leigh	Ave		
52564	5047	CAMBRIAN INSTRUMENTS	15087		Stratford	Dr		
52567	7699	G & F TV SERVICE	4614		Meridian	Ave	Suite	A1
52573	3570	DESAWARE INC	2940		Rubino	Cir		
52574	7699	A1 FURNITURE TOUCH UP & REF	210		San Jose	Ave		
51666	7532	101 AUTO BODY & PAINT	1033	N	11TH	St		
36468	5093	GERMAN AUTO PARTS&SERVICE, A	301		San Jose	Ave	Suite	A
44563	5812	La Victoria Taqueria # 3	5017		Almaden	Expy		
44594	5411	Mix It Up Willow Glen Liquors	1110		Lincoln	Ave		
44617	7538	Express Concrete dba Art & Carl Corp.	2915		Daylight	Way		
9575	8210	BROADWAY HIGH SCHOOL	4825		Speak	Ln		
44606	8361	Amor Residential Care Home, Inc.	32	N	21st	St		
44641	6512	Nicholson Plaza	3730	N	1st	St		

ORG_CODE	SIC_CODE	ORG_NAME	ST_NUM	ST_DIR	ST_NAME	ST_TYPE	ST_SUB_TYPE	ST_SUB_NUM
44666	5812	The Boiling Crab	1631	E	Capitol	Expy	Suite	E
44668	5812	Snow Miracle	925		Blossom Hill	Rd	Suite	1746
51429	5541	World Oil Station 79	3148		Senter	Rd		
51568	5812	Spiedo	151	W	Santa Clara	St		
52603	4212	RIC'S WHITE LINE EXPRESS	2259		Gundersen	Dr		
52606	7371	FOCUS BIOLOGY	1885		Cabana	Dr		
52608	3911	DARYL WALKER	1182		Crescent	Dr		
52609	7530	AK AUTO REPAIR	1858		Almaden	Rd	Suite	1
52619	2700	MEX I CAN INK PUBLISHING	407		PERRYMONT	Ave		
52625	1751	WINE CELLAR IMPRESSIONS, INC	2013		STONE	Ave		
52634	7699	THUNDER MOTORCYCLES	225		San Jose	Ave		
52643	3540	ADVANE CONTOURING TECHNOLOGY (dba Advance Contouring Technology)	1685		ANGELA	St	Suite	5B
52644	2434	WOOD CRAFT PLUS	1685		ANGELA	St	Suite	5B
52654	2711	MR. TELLO THE MAGAZINE	1034		Spencer	Ave		
52660	2700	MONEY ON MY BOOKS	1090		Bird	Ave	Suite	204
9214	5461	CITY BAGELS	52	W	Santa Clara	St		
54864	5812	Towers Cafe	111	N	Market	St		
44686	5812	LA CHA CHA TAQUERIA	252		Willow	St		
35609	1799	GENERAL FENCE CO	1287		Whitton	Ave	Suite	
44767	5490	King's Bakery	2899		Aiello	Dr	Unit	C
44776	5812	Yogurt Paradise	472		Blossom Hill	Rd		
44781	7991	NRgize Juice Bar (In 24 Hour Fitness)	1610		Crane	Ct		
44812	5812	Taqueria Corona	233	S	White	Rd	Suite	J
44816	5812	JOY GARDEN RESTAURANT	5560		Monterey	Rd		
37468	3674	Q Think Group	90		Bonaventura	Blvd		
17879	5063	Quality Expert Electronics	1714		Ringwood	Ave		
41951	7542	San Carlos Wash 'N Dry	1795	W	San Carlos	St		
52674	1751	EUROWOOD	1111		Auzerais	Ave	Suite	X
52678	5511	PHYCLE PATH MOTORS	1037		Garland	Ave		
52697	7549	EURO AUTOMOTIVE	1259		DE ALTURA	Cmn	Suite	CMN
52701	7699	L H BUMPERS	810		Park	Ave	Suite	B
52702	7699	JOHST SECURITY SOLUTIONS	926		PAULA	St		
52723	4212	QUALIFIED TRUCKING	270		SUNOL	St	Suite	A
52725	3999	SCIENTRONIX INC	484		AUZERAIS	Ave		
52727	7549	ROAD TO SUCCESS AUTOMOTIVE	347		LINCOLN	Ave	Suite	1
52735	4119	ADAME, BRYAN	1511		Rhinecliff	Way		
52736	7379	FOUR J'S DEV TOOLS INC	1625		The Alameda		Apt	100
52738	7532	AH & G CORPORATION	600		Stockton	Ave		
52746	5511	SAN JOSE AUTO EXCHANGE	1574	W	San Carlos	St		
52751	7530	ATLAS AUTO SERVICE LLC	850		Lincoln	Ave		
51980	1522	ENDURANCE BUILDINGSYSTEM INC	500		Phelan	Ave		

ORG_CODE	SIC_CODE	ORG_NAME	ST_NUM	ST_DIR	ST_NAME	ST_TYPE	ST_SUB_TYPE	ST_SUB_NUM
17943	8999	Artnet Pro, Inc.	2109		O'Toole	Ave		
18130	3672	SMTC	2302		Trade Zone	Blvd		
52779	4212	CORNELL'S TRUCKING	2601		Nuestra Castillo	Ct		
52783	4119	JOSEPHS YELLOW CAB VAN SVC	3006	E	Hills	Dr		
52786	3540	G AND L MANUFACTURING	1758		Mount Kenya	Dr		
52798	4212	ANTHONY R HERNANDEZ JR TRUCK	666		Stonemag	Way		
52801	3570	MODERN ELECTRONICS	247	N	Capitol	Ave		
52807	4120	ALL STAR CAB CO	2455		Stevens Creek	Blvd		
52818	3570	METAFORIC INC	560	S	Winchester	Blvd		
52819	7319	NISSHA USA INC	560	S	Winchester	Blvd		
52837	7699	MACYS WATCH REPAIR	2855		Stevens Creek	Blvd		
52848	3570	PENDATA SOLUTIONS INC	1295	N	Central	Ave		
52863	1731	DG ELECTRIC	1626		Shasta	Ave		
44856	5812	Pho 8 Noodle House	1954		Tully	Rd		
44865	5812	Outback Steakhouse	694		Blossom Hill	Rd		
44909	5812	I Love Sushi	1597		Meridian	Ave	Suite	C
18070	5169	Target Speciality Products	1155		Maybury	Rd		
44631	5812	THE FORTUNE COOKIE	414	E	William	St	Suite	A
42188	5813	The Vault Ultra Lounge	81	W	Santa Clara	St		
18090	3674	Thermal Conductive Bonding, Inc.	1430		Tully	Rd		
52872	7371	VOLGA SYSTEMS SERVICES INC	4231		NORWALK	Dr		
52895	7699	SAMS INC	5097		Capistrano	Ave		
52900	3600	UNITECH SEMI LLC	1451		Johnson	Ave		
52902	8711	MIXSIGNAL TECHNOLOGIES	5499		Blackoak	Way		
52935	3540	OT PRECISION INC	1450		Seareel	Pl	Suite	A
52936	2700	PROMOTEC	2048		Corporate	Ct		
52951	4119	CONTINENTAL EXPRESS LOGISTIC	1562		MONTAGUE	Expy		
52952	3400	MASS PRECISION SHEETMETAL	2060		OAKLAND	Rd		
52960	4225	MISSION FOODS	410		TRIMBLE	Rd		
52967	3600	GENERAL ASSEMBLY SERVICES	2081		Bering	Dr	Suite	Y
55388	3674	Novellus Systems, Inc. (4000)	4000	N	1st	St		
40548	7538	Bayshore International Trucks	1505	N	4th	St		
14941	5093	VALLEY RECYCLING	1615	S	7th	St		
50921	5812	LA CASITA CHILANGA TORTERIA	1199	S	King	Rd		
52979	3999	PATHWAY SALES GROUP, INC	2290	N	1st	St		
53006	3500	TECHNOPROBE AMERICA INC	2383		BERING	Dr		
53008	2700	SAN JOSE LABEL INC	572		CHARCOT	Ave		
53020	3999	XL TEST, INC	2160		Oakland	Rd		
53029	3999	FED PACK INTERNATIONAL INC	2240		Paragon	Dr		
53035	4212	RITE MOVE	1519		Briartree	Dr		
53042	3540	VAN ROOY PRECISION	2290		Ringwood	Ave		

ORG_CODE	SIC_CODE	ORG_NAME	ST_NUM	ST_DIR	ST_NAME	ST_TYPE	ST_SUB_TYPE	ST_SUB_NUM
53047	5541	PACIFIC WEST FUELS INC	1590		OAKLAND	Rd	Suite	B111A
51575	5411	Mi Pueblo Food Center	515		McLaughlin	Ave		
48788	7334	SAN JOSE COPY & SIGN	124	E	Santa Clara	St	Suite	B1
55491	3446	GARCIA'S ORNAMENTAL IRON WKS	782		PARK	Ave	UNIT	8
47527	7532	BAY COLORS REFINISHING	3338		Lantern	Way		
55600	5812	Taqueria Mordida	1190		Hillsdale	Ave		
55628	1522	Absolute Home Improvement	2433		Camrose	Ave		
55753	5812	Kaama Lounge	385	S	WINCHESTER	Blvd	Suite	A
50328	5812	HOLIDAY INN EXPRESS	1350	N	4th	St		
50990	4212	CALIFORNIA WASTE SOLUTIONS	1120		Berryessa	Rd		
51067	3679	Cobham Defense Electronic Systems M/A - COM Inc.	5300		Hellyer	Ave		
51173	5912	Walgreens #4372	780	E	Santa Clara	St		
51273	5812	Bits And Bytes - Airport Terminal C	1661		Airport	Blvd		Terminal C
56853	3679	CLUB DJ	930		COMMERCIAL	St		110
56861	4119	NOBLE MEDICAL TRANSPORTATION LLC	1357		THORNBURY	Ln		
56864	5812	LA CHACHA TAQUERIA #3	2200		EASTRIDGE CENTER			
56871	4121	MALIX YIMAN	1075		SARATOGA	Ave		
56899	4214	BEST MOVING VAN LINES	1009	S	5TH	St		
53388	1799	The Auger Group	1124		Branham	Ln		
57067	1761	Roof Guard Co	740	W	San Carlos	St		
57115	1761	APACHE ROOFIING	5849		Moraga	Ave		
58065	5093	1st Choice Recycling	1290		Blossom Hill	Rd		
58127	3444	PRO ONE ENGINEER/GUNSMITHING	1306		SHORTRIDGE	Ave	Unit	2
57804	1521	SOUTHBAY BATHROOMS	1468		Ferguson	Way		
57808	1799	ZORAN'S RE-WOOD	1475		Eddington	Pl		
57816	1799	TOLL LAND XX LP	1575		Saratoga	Ave		
57821	1521	A TO Z REMODELING CO	3915		Hamilton	Ave	Suite	19
57831	1799	BAY WEAHTERIZATION INSULATIC	2151		OAKLAND	Rd	Suite	383
57847	1799	CUSTOM WROUGHT IRON SYSTEMS	3435		Sagewood	Ln	Suite	A
57850	1799	P & K ELECTRIC CO	3382		Sagewood	Ln		
57851	1521	SANCHEZ & SONS CONSTRUCTION	1073		Terra Noble	Way		
57869	1799	EARTHQUAKE VALVE SPECIALIST	1843		Via Cinco De Mayo			
57872	1799	TEO'S ROOFING/WATERPROOFING	905		Cape Jessup	Dr		
57878	1799	SHERWOOD FOREST FENCE	1505		Nicora	Ave	Suite	B1
57884	1799	AT LANDSCAPING	2881		Urzi	Ct	Suite	B
57887	1799	SIMON SAYS ROOFING	3012		Beckley	Dr		
57890	1799	DRYWALL DIRECT	4217		Watkins	Way		
57906	1799	ELECTRICAL SERVICE COMPANY	3550		Charter Park	Dr		
57908	1799	CLICKER CABLE	594		Kings Cross	Way		
57922	1799	BROSCOE ELECTRIC	5655		Silver Creek Valley	Rd	Suite	306
57926	1799	GODWIN ELECTRIC	7071		Via Pradera		Suite	A

ORG_CODE	SIC_CODE	ORG_NAME	ST_NUM	ST_DIR	ST_NAME	ST_TYPE	ST_SUB_TYPE	ST_SUB_NUM
57931	1521	TONY TRAN CONSTRUCTION	3591		Cour de Charles			
57937	1799	FOOTHILL PLUMBING	3479		Gila	Dr		
57940	1799	ALCANTAR STEEL INC	2389		Pleasant Acres	Dr		
57176	1521	SPC CONTRACTORS INC.	859		Savaker	Ave		
57959	1799	C & S FLOORING SYSTEMS	440		ROBERSON	Ln		
57973	1799	STAIRBUILDERS INC	933		BERRYESSA	Rd		10
57975	1799	FAITH PAINTING	321		PIERCY	Rd		
57980	1521	ALM	1577		MT PLEASANT	Rd		
57982	1799	CONDITIONED AIR ASSOCIATES	1701		LITTLE ORCHARD	St		20B
58015	1799	MIN'S PAINTING CO	1659		ROGERS	Ave		A
58018	1799	AZAR ELECTRIC	1834		CHARMERAN	Ave		B
58023	1521	BEST BETT HOME REMODELING	1455		FOXWORTHY	Ave		E214
58025	1799	STONE SYSTEMS OFTHE BAY AREA	258		PALM VALLEY	Blvd		301
58046	1799	PELLE HEATING & AIRCONDITION	3728		CHARTER PARK	Dr		C
58150	1799	COLOR WHEEL PAINTING	218		Goldenrain	Ct		
58156	1799	COYOTE VALLEY AIR	5203		Pebbletree	Way		
58162	1721	QUALITY HANDY WORK	3384		Pitcairn	Way		
58163	3540	QUALITY MACHINING & DESIGN	2857		AIELLO	Dr	Suite	B
58164	1721	L AND E HANDY SERVICES	677		Elmbrook	Way		
58170	5251	CADECO	100		Lewis	St		
58171	5072	RMS SUPPLY INC.	890		FAULSTICH	Ct		
58172	7532	SAM MENDOZA AUTO COLLISION & REPAIR	215		LEO	Ave	Suite	A1
58181	3540	MIKE'S AUTO REPAIR INC	698	N	13th	St		
58203	1721	LACY, JAMES RES MAINT & RPR	352		West	Ct		
58218	1721	IGOU HANDYMAN SERVICES	669		Hamann	Dr		
58220	1799	AAA HANDYMAN	4109		De Mille	Dr		
58237	1542	WILLIE TRAN CONSTRUCTION	1671		Tierra Buena	Dr		
58245	1721	M & N HANDYMAN	2060		Bayhaven	Dr		
58246	5531	AUTOZONE PARTS INC #5924	2690		Story	Rd		
58248	1721	A Q B GENERAL CONSTRUCTION	1716		Barberry	Ln		
58254	1799	LOS GATOS PAINTING & DEC CO	857		Foothill	Dr		
58288	7500	ELITE ALLOYS	2415		Rinconada	Dr	Suite	C
58293	5511	W E BEHEL INC	1590		The Alameda			
58315	7216	FASHION EXPRESS CLEANERS	1375	S	Bascom	Ave		
58337	7530	POWER MOBILE TECH	1002		Ivy Glen	Dr		
58360	3944	WOODEN SWAN, THE	2410		Mount Pleasant	Rd		
58362	7216	SWIFT CLEANERS & DRAPERIES	1451		BIRD			C
58364	7216	SKY CLEANERS	840	N	WINCHESTER			
58369	7216	DRYCLEAN PLUS	4644		MERIDIAN			B
58372	7216	HOLIDAY CLEANERS	5309		PROSPECT	Rd		
58384	7216	EVERGREEN CLEANERS	3281	S	WHITE	Rd		

ORG_CODE	SIC_CODE	ORG_NAME	ST_NUM	ST_DIR	ST_NAME	ST_TYPE	ST_SUB_TYPE	ST_SUB_NUM
58389	1721	FRANCO,S	165		BLOSSOM HILL	Rd		164
57185	1521	TNL ELECTRICAL CONTRACTOR	2672		Ramsdell	Pl		
58114	5171	LOPES, TOM DISTRIBUTION INC	1790	S	10th	St		
57085	5261	HANGING GARDENS NURSERY	2302		HIGHLAND PARK	Ln		
57150	1521	MERCURY MECH CONTRACTORS	1775		MONTEREY	Rd		12
57192	1521	ZAMAAK	4108		Santa Rita	Way		
58068	5093	America Recycling Solutions	1005		Timothy	Dr		
57201	1761	CERTIFIED ROOFING	580		CONTINENTAL	Dr		
58115	1761	LOZANO ROOF SERVICE	1435		Mckendrie	St		
58464	8731	Reel Solar Incorporated	2526		Qume	Dr	Suite	15
57073	1761	Above All Roofing	700		Northrup	St		
58435	2024	Pinkberry - Pueblo Plaza	1130		Blossom Hill	Rd		
57060	1761	Rossetta's Roofing	401		Lincoln	Ave		
58429	1751	Zane's Door Replacement	964		Dawnview	Ct		
58079	5093	ALL TECH RECYCLERS LLC	350		Wooster	Ave		
58080	1761	IRM ROOFING	4710		Minas	Dr		
56974	7521	VALLEY INVESTMENT INC	300	S	2nd	St		
57135	1521	DAVID GIUSTO TILE CONTRACTOR	6082		Blacklock	Ct		
57207	1761	CORNERSTONE ROOFING	4505		Thousand Oaks	Ct		
57054	1761	Principle Roofing	1700	N	1st	St		
57160	4212	EGAN HAULING	3919		Boise	Dr		
58423	1793	AAA Glass Replacement	1035		Pepitone	Ave	Suite	1
58451	5812	The Boiling Crab	71		Curtner	Ave	Bldg.	19
58077	5093	INDUSTRIAL METAL RECYCLING	254		Mcevoy	St		
58091	5093	MAC-PRO SYSTEMS & SOFTWARE	3585		STEVENS CREEK	Blvd		
56291	2844	JAFRA COSMETICS	1680		Saralynn	Dr		
56304	1799	BAY AREA HEATING & A/C	3874		Linton	Ct		
56312	5812	PHO NAU	1924		ABORN	Rd	Suite	Z
56330	5531	ENTERTAINING AT HOME	1798		Waverly	Ave		
56342	5812	BON MUA RESTAURANT	1937		Tully	Rd	Suite	B
56367	3931	NADYA DABUZHSKAYA	376		Colville	Dr		
56373	7530	JAIME'S MOBILE AUTO GLASS	5920		Tandera	Ave		
56382	3564	PENAIR	1852		Almaden	Rd		
56388	4212	KNOTTY'S TRANSPORTATION SERVICES	6368		Mayo	Dr		
58412	5093	HUI Recycling LLC	2645		Apollo	Ct		
56398	1799	MCNERNEY'S PAINTING	2434		Hecate	Pl		
56414	1542	TOM MCENROE CONSTRUCTION	3639		Julio	Ave		
56417	2732	GREAT IMPRESSION PLUS	2580		Custer	Dr		
56418	4212	SOUTH VALLEY SERVICES	5175		Sandy	Ln		
56430	1799	SUNDIAL SOLAR	6020		Calle de Felice			
56470	7549	HTD AUTO REPAIR	34		San Jose	Ave	Suite	A

ORG_CODE	SIC_CODE	ORG_NAME	ST_NUM	ST_DIR	ST_NAME	ST_TYPE	ST_SUB_TYPE	ST_SUB_NUM
56488	5072	ANCHOR POINTE SALES	1955		The Alameda			
56505	7530	J&C BODY SHOP & SALES	344		Lincoln	Ave		
57234	1799	CARINGELLO ELECTRIC, INC	460	W	Julian	St		
57242	1799	BAY AREA FENCE & DECK, INC	50		Umbarger	Rd	Suite	A
57246	1521	F & G POWER BUILDERS INC	411		Nerdy	Ave		
57250	1521	PAUL WALTON PAINTING	319		Fontanelle	Dr	Suite	A
57255	1799	WALL TO WALL PAINTING	447		Fontanelle	Dr		
57265	1521	KL CONSTRUCTION	5147		Manxwood	Pl		
57266	1799	UNDER PINNING SPECIALIST	770		Dakota	Dr		
57292	1799	ANCHOR ELECTRIC	1005	N	2nd	St		
57304	1799	EL GATO PAINTING OF CA INC	688	E	GISH	Rd	Suite	D
57311	1799	CALIFORNIA CLOSETS	1510		Oakland	Rd	Suite	130
57313	1521	SAN JOSE WOODWORKING INC	1775		Monterey	Rd	Suite	10A
57339	1799	PENINSULA SANDBLASTING	1055		Commercial	Ct	Suite	C
57344	1799	PACIFIC ELECTRIC COMPANY	330		Phelan	Ave		
57356	1799	CONTRACTORS PAINTING GROUP	1825		Chaucer	Dr		
57357	1799	U-SAVE ROOF REMOVAL	1066		Appian	Ln	Suite	D
56515	4119	ALLSTAR BAY AREA LIMO SERVICES	1844		Park	Ave		
56519	4212	LVT TRUCKING	32	S	Morrison	Ave		
56523	3679	WESTHOLD CORPORATION	907		Garden	Dr		
56531	4212	CALIFORNIA EXPRESS TRUCKING, LLC	4001		Siesta Vista	Dr		
56534	1799	CHILI PEPPER PAINTING	667		Novak	Dr		
56555	1611	PEREIRA CONSTRUCTION PAVING	10176		Vista Valle	Ct		
56564	3444	GHG SHEET METAL	561		Richmond	Ave		
56569	3579	METIS TECHNOLOGIES	560	S	Winchester	Blvd		
56575	4121	KASSEGN,ALEMAYEHU E	1324	S	Winchester	Blvd		
56576	5599	EURO AUTO IMPORTS	1660	W	San Carlos	St		
56579	5812	BOGART'S CAFE	2400		Moorpark	Ave	Suite	110
56589	1799	KANG, YOUNG CHAN	4784		Raspberry	Pl		
56590	1799	ANNALENA THILDERKVIST	4826		Blue Ridge	Dr		
56595	2834	BONNIE BOWERS CONSULTANT	1274		Regency	Dr		
56604	7530	KMP AUTO REPAIR CORPORATION	609		Saratoga	Ave	Suite	A6
57364	1799	ALL BAY MECHANICAL	107	N	27th	St		
57367	1799	FIVE STAR ELECTRIC	323	S	23rd	St	Suite	23B
57373	1799	A C PLUMBING COMPANY	3368		Olsen	Dr	Suite	A
57375	1799	SPRING LANDSCAPING	1125		Boynton	Ave	Suite	A
57380	1799	BAY LINE PLUMBING	3638		Lindenwood	Dr		
57381	1799	DJS PAINTING	1472		Revere	Ave		
57385	1799	PROMINENT FLOORING	1560		Hillsdale	Ave		
57400	1521	CISCO BUILDERS	1401		Kimberly	Dr		
57403	1799	WOODSMITH CONSTRUCTION	5272		Amelia	Dr		

ORG_CODE	SIC_CODE	ORG_NAME	ST_NUM	ST_DIR	ST_NAME	ST_TYPE	ST_SUB_TYPE	ST_SUB_NUM
57415	1799	HERBERT ELECTRICAL	4895		Lawson	Ct		
57420	1521	NORTH CURRENT BUILDERS	6433		Du Sault	Dr		
57421	1799	ARJAN PAINTINGS	237		Moselle	Ct		
57425	1799	INTEGRITY ROOFING	6820		Moselle	Dr	Suite	A
57429	1521	B L D CONSTRUCTION	21445		Almaden	Rd		
57441	1521	C L R CONSTRUCTION	6472		Cranbrook	Ct		
57444	1799	HAMMEL, JAMES TILE	1157		Corvallis	Dr		
57458	1799	MT PAINTING CONSTRUCTION	997		Summerfield	Dr		
57465	1799	A & R T BAR	3075		Bilbo	Dr		
57475	1521	DN CONSTRUCTION	1636		Wheatley	Pl		
57484	1799	SAL'S IRON PRODUCTS	1707		Rigoletto	Dr		
57499	1521	ARMOR COATINGS	5992		Santa Teresa	Blvd		
56641	7359	J JUMPER	2244		Sierra	Rd		
56642	2050	DONG TIEN BAKERY AND DELI	1628		HOSTETTER	Rd	#	J
56644	4225	V&M COLD STORAGE COMPANY	2311		KRUSE	Dr	Suite	A
56646	3714	SPEED WAREHOUSE INC	2016		ZANKER	Rd	Suite	A
56663	5812	MENTOR CAFE	1001		RIDDER PARK	Dr	Suite	B
56674	2131	SMOKE TOWN	2095	N	Capitol	Ave		
56685	2261	HANDPRINTS BY JOJO	2702		Plaza Banderas			
56690	3841	LIFECARE SOLUTIONS INC.	1620		Berryessa	Rd		
56698	7532	AUTO FRAME SANCHEZ	757		MABURY	Rd	Suite	52
56714	5812	LANG DU INC, 816 Lounge	397	N	Capitol	Ave	Suite	
56716	2434	A-1 CABINETS	12350		Mabury	Rd		
57153	1521	MISSION CITY CONTRACTORS	755		CHESTNUT	St		
57504	1799	CENTRAL COAST	727		Uvas	Ct		
57510	1799	APEX AIR	592		Yurok	Ct		
57517	1521	BASANTY CONSTRUCTION, INC	5442		Thornwood	Dr	Suite	100A
57523	1799	RHINO POWER INC	5380		Colony Field	Dr		
57537	1799	PACIFIC POWER ELECTRIC INC	124		Blossom Hill	Rd	Suite	426
57539	1521	CJ CRANTON CONSTRUCTION	731		Blossom Hill	Rd	Suite	B
57545	1521	ROMANO CONSTRUCTION INC	1794		Brighten	Ave		
57555	1799	ALEXANDER AND SONS INC	4980		Alan	Ave	Suite	A
57558	1799	A. J. ELECTRICAL, INC	1935		Camden	Ave		
57560	1521	DIVERSIFIED BUILDERS	14301		New Jersey	Ave		
57564	1521	SHEPHERD, PAUL CONSTRUCTION	15210		Camden	Ave		
57575	1799	OASIS PAINTING	1725		Don	Ave		
57580	1799	HANSON, RYAN PAINTING	1655		Clovis	Ave		
57602	1799	JLM CUSTOM TILE	2291		Samaritan	Dr	Suite	1
57611	1799	3D ELECTRIC	4887		Mary Jane	Way		
57627	1521	HOUSE OF BRICK CONSTRUCTION	4845		Banberry	Way		
57645	1799	PETTIS, ERIK	1932		Meridian	Ave		

ORG_CODE	SIC_CODE	ORG_NAME	ST_NUM	ST_DIR	ST_NAME	ST_TYPE	ST_SUB_TYPE	ST_SUB_NUM
57647	1799	IRONWOOD FENCING	2179		Stone	Ave	Suite	14
56746	7549	AJ AUTO DETAILING EXPRESS	702		Coleman	Ave		
56760	4212	D3 TRANSPORT	603		Lanfair	Dr		
56770	1799	PERFORMANCE DOOR & WINDOW	3751		CHARTER PARK	Ct	Suite	E
56773	5812	GIACOBBE'S RESTAURANT & CATERING	4472		Pearl	Ave		
56776	4212	ANYTHING & EVERYTHING HAULING	248		Canmore	Ct		
56780	2899	EXERGY TECHNOLOGIES CORP	5941		OPTICAL	Ct	Suite	AB
56788	2050	WILLET'S MINI CREATIONS	1029		Chagall	Way		
56804	4121	MOTA SINGH KHAILA	2475		Glen Exeter	Way		
56808	4121	JAGWINDER DASS	2746		Caraston	Way		
56824	4121	SAINI,MANDEEP	4200		THE WOODS	Dr		8146
56831	5531	AUTOZONE#4012	189		CURTNER	Ave		
57096	1521	AMERICAN BUILDING CONTRACTOR	996		MINNESOTA	Ave		
57653	1521	ROCKWELL HOMES INC	1202		Meridian	Ave	Suite	AAA
57658	1799	B J ELECTRIC INC	985		Spencer	Ave		
57661	1521	GABRIEL BONILLA DESIGN	465		Marshall	Ave		
57667	1521	ARCANA CONSTRUCTION INC	292		Barnard	Ave	Suite	C
57681	1799	DOUG YEARGAIN PAINTING	1224		Hawkhurst	Pl		
57682	1799	BURR ELECTRIC INC	1645		Almaden	Rd	Suite	1AA
57703	1521	TERMINATORS INC, THE	880		Savaker	St	Suite	A
57727	1521	VDON CONSTRUCTION	1837	S	White	Rd		
57728	1521	TORREZ, EDDIE CONST CO INC	11431		Clayton	Rd		
57737	1799	AVILA'S REMODELING & CONS	3557		Peak	Dr	Suite	A
57762	1521	DIAZ, JOSE CONST	382		Staples	Ave		
57764	1799	ACCENT CUSTOM PAINTING	731	S	Monroe	St		
57768	1521	SIGMA ELECTRIC	882	S	Daniel	Way		
57770	1799	AIR EAZE HEATING & COOLING	2146		Randolph	Dr	Suite	3
57775	1521	ECONOMY ROOTER	1046	S	WINCHESTER	Blvd	Suite	6
57778	1799	CORRY, PAT DRYWALL	2058		Lynnhaven	Dr		
57781	1799	ECONOMY ROOFING	2988		Neal	Ave		
57784	1799	SOTELO CONCRETE	561		Laswell	Ave		
57791	1521	WOODLAND CRAFT CONSTRUCTION	661	S	Baywood	Ave	Suite	A
54991		WD-50488 Senter Rd, 1300 (Happy Hollow Park)	1300		Senter	Rd		
11384	5812	SOUTH FIRST BILLIARDS	420	S	1st	St		
11550	5411	USA MINI MARKET	1598		Alum Rock	Ave		
11552	5812	SOUSA'S RESTAURANT	1614		Alum Rock	Ave		
11566	5812	BURGER KING #7318	1305	N	Bascom	Ave		
11608	5812	7-ELEVEN FOOD STORE #2234-14246E	497	S	Kiely	Blvd		
11620	5812	DL INVESTMENT-PHELAN MARKET	1684	S	7th	St		
11578	7530	SJ AUTO BODY & SERVICE	60		Stockton	Ave		
11624	5812	STARBUCKS COFFE #5989	31	E	Rio Robles			

ORG_CODE	SIC_CODE	ORG_NAME	ST_NUM	ST_DIR	ST_NAME	ST_TYPE	ST_SUB_TYPE	ST_SUB_NUM
12878	4212	GRIFALL TRUCKING	1000	S	3rd	St		
16035	7532	PAUL'S PAINT & BODY SHOP	570		Auzerais	Ave		
16036	7532	GOLDEN WEST AUTO BODY	1176		Auzerais	Ave		
15335	3271	REBAR SPACER BLOCK	1400		State	St		
15344	4119	AMTRAK/Penninsula Corridor Joint Powers Board	65		Cahill	St		
15350	7539	BAY AREA TRUCK SERVICES	757		Commercial	St		
15351	5511	GP SPORTS	2020		Camden	Ave		
15501	5812	SONOMA CHICKEN COOP	31	N	Market	St		
15505	8741	SAN JOSE CONCRETE MATERIALS	1420		Old Bayshore	Hwy		
15917	7530	SMOG DOCTOR	2270		Camden	Ave		
9764	5812	WASHINGTON ELEMENTARY SCHOOL	100		Oak	St		
9768	5812	OCALA MIDDLE SCHOOL	2800		Ocala	Ave		
9777	5812	STARBUCKS COFFEE #5747	101		Park Center	Plz		
9785	5812	FRANKIE JOHNNIE & LUIGI	5245		Prospect	Rd		
9787	5812	POSSO PORTUGUESE COMMUNITY CENTER	1115	E	Santa Clara	St		
9803	5812	CFARM MKT-SARA-CALIF KING SALM	1661		Ramstree	Dr		
9805	5812	LA PLAYITA	1169		Redmond	Ave		
9816	5812	GUCKENHEIMER AT ALTERA CAFE	101		Innovation	Dr		
9856	5812	KAITA RESTAURANT	215	E	Jackson	St		
9826	5411	CENTRAL CASH AND CARRY	190		Keyes	St		
11524	5812	WYNDHAM HOTEL	1350	N	1st	St		
11537	5812	C J 'S BBQ	461		Blossom Hill	Rd		
13051	7532	MINH'S AUTO BODY & PAINT	452	W	San Carlos	St		
13163	7530	C & H AUTO REPAIR	717	S	1st	St		
16950	4212	NHAN KIM ASSISTANCE MOVING	291		Sposito	Cir		
16258	5812	KHANH'S RESTAURANT	335	S	Winchester	Blvd		
16239	5411	Y" MARKET"						
16247	5812	KLONDIKE PIZZA	2815	S	White	Rd		
16256	5812	ANGIE'S PIZZA	1535	S	Winchester	Blvd		
9559	4214	GOLDEN STATE ICE CREAM	330		Race	St		
9566	5812	FRESH CHOICE	1600		Saratoga	Ave		
9567	5812	SUSHI BOAT	1600		Saratoga	Ave	Suite	119
9482	5411	PIEDMONT SHELL	3295		Sierra	Rd		
9486	5411	NITAKAYA JAPANESE PICKLES	675		Saratoga	Ave		
9498	5812	YAS RESTAURANT	1138		Saratoga	Ave		
9585	5411	FOOD DEPOT	1776		Rogers	Ave		
9592	5812	SAINTE CLAIRE CLUB	65	E	Saint	St		
9595	5812	ESPRESSO WORK	2577		Samaritan	Dr		
9604	5812	MCDONALD'S RESTAURANT #24239	4838		San Felipe	Rd		
9698	5812	SAFEWAY #1217	1600		Saratoga	Ave		
9708	5812	HARRY'S HOFBRAU	390	S	Saratoga	Ave		

ORG_CODE	SIC_CODE	ORG_NAME	ST_NUM	ST_DIR	ST_NAME	ST_TYPE	ST_SUB_TYPE	ST_SUB_NUM
12133	3499	APPLIED ENGINEERING	970		Lonus	St		
12176	3089	AMERICAN CUSTOM MARBLE INC	806	W	Home	St		
12642	2084	FOGARTY, THOMAS WINERY LLC	930		McLaughlin	Ave		
12647	2759	ALMADEN VALLEY PRINTING COMPANY, INC	1851		Little Orchard	St		
14045	2821	QA PLASTICS	2235		Ringwood	Ave		
14295	3999	WGN MFG	210		Umbarger	Rd		
14077	7530	MICHAEL'S MUFFLERS AND BRAKE	3480		Pearl	Ave		
13684	7532	FLYERS BODY SHOP	820	N	13th	St		
16276	5812	BIG APPLE BAGEL	820	S	Winchester	Blvd		
15627	5812	PIZZA MARIA	302		Toyon	Ave		
15635	5812	SERVO AT SILICON VALLEY GROUP	541	E	Trimble	Rd		
16154	7532	ED'S SCIENTIFIC AUTO BODY	80	S	Autumn	St		
9664	5812	Day-O-Deli/Won Stew House	477		Saratoga	Ave		
9671	5812	MC KEE ROUND TABLE	2351		Mckee	Rd		
10032	5411	QUIK STOP MARKET #61	1093		Minnesota	Ave		
10036	5812	SERVO AT SAN JOSE POLICE DEPT CAFETERIA	201	W	Mission	St		
10000	5812	EL PAPUCHO MEX-IMPORTS & DELI	1745	W	San Carlos	St		
9934	5812	VILLAGES THE	5000		Cribari	Ln		
12050	3559	HTA ENTERPRISES	1620		Berryessa	Rd		
12313	5541	VALERO STATION	890		Coleman	Ave		
14253	5511	ADVANTAGE HOMES	2890		Monterey	Hwy		
14270	7530	CS MOBILE TRUCK REPAIR	57	S	Autumn	St		
14273	7530	GIC EMISSION CONTROL	375		Bird	Ave		
15880	5812	SANTA CLARA COUNTY FAIR ASSOCIATION	344		Tully	Rd		
15398	5812	SAFEWAY #988	3002		Story	Rd		
15423	3541	GLOBAL MANUFACTURING CO	473		Reynolds	Cir		
16188	5812	FAST PIZZA DELIVERY	860		Willow	St		
9941	5411	KIM'S MARKET	2692		Cropley	Ave	Unit	B
9944	5812	WILLIAM C OVERFELT HIGH SCHOOL	1835		Cunningham	Ave		
10128	5812	PIZZA HUT #283336	52		Keyes	St		
9988	5812	GRANDE PIZZERIA & RESTAURANT	150	E	San Carlos	St		
10077	5812	SHIN JAPANESE RESTAURANT	664		Blossom Hill	Rd		
10094	5812	BASKIN ROBBINS ICE CREAM	840		El Paseo de Saratoga			
10131	5812	COCO'S FAMOUS HAMBURGERS #139	370	S	Kiely	Blvd		
10136	5812	HACIENDA VALLEY SCIENCE MAGNET	1290		Kimberly	Dr		
10137	5812	SIERRA MONT INTERMEDIATE	3155		Kimlee	Dr		
10144	5411	LA ESPERANZA MARKET #7	1210	E	Julian	St		
10148	5812	CENTRO LEONINO DA CALIFORNIA	1304	E	Julian	St		
1205	4953	Zanker Road Resource Management, Ltd.	675		Los Esteros	Rd		
13963	7549	N & T TOWING	1641	S	10th	St		
1152	3471	Superior Chrome	1616		Pomona	Ave		

ORG_CODE	SIC_CODE	ORG_NAME	ST_NUM	ST_DIR	ST_NAME	ST_TYPE	ST_SUB_TYPE	ST_SUB_NUM
10149	5411	LA ESTRELLA MARKET	1306	E	Julian	St		
10156	5812	HAPPI HOUSE RESTAURANT	3015		Mckee	Rd		
10161	5812	DAIRY BELLE FREEZE #44	3110		Mckee	Rd		
10167	5812	COFFEE CUP	3477		Mckee	Rd		
10174	5812	5TH QUARTER SPORTS BAR & GRILL	1373		Kooser	Rd		
10123	2051	FLAMES BAKERY	1830		Hillsdale	Ave		
10189	5812	TRINE'S CAFE #6 & PIZZA	5304		Monterey	Rd		
10196	5812	SIENA, A MEDITERRANEAN BISTRC	1359		Lincoln	Ave		
10228	5812	LA PERLA TAQUERIA #2	1150		McGinness	Ave		
10204	5812	CFARM MKT-WG-BECKMANN	1425		Lincoln	Ave		
10212	5812	PACIFIC RIM SHOPPING CENTER #2	1633		Lundy	Ave		
12040	5261	ENCHANTED FOREST CHRISTMAS	444	W	ALMA	Ave		
12290	5812	7-ELEVEN FOOD STORE #2233	1144	S	King	Rd		
14184	7530	RECO AUTO REPAIR/ Reco Gas & Mini Marl	1645		Tully	Rd		
14203	3500	PHU, BILLY	1318		Mich Bluff	Dr		
14474	5541	ARCO GAS STATION	3010		Union	Ave		
10225	5812	SAN JOSE MASONIC CENTER ASSN	2500		Masonic	Dr		
10057	5812	NIGHT MOVES	4104		Monterey	Rd		
10069	5812	SAFEWAY #929	2558		Berryessa	Rd		
10071	5812	LA FORET	21747		Bertram	Rd		
10073	5812	El Mexicanito Rico	1102		Bird	Ave		
10414	5812	K R SMITH SCHOOL	2025		Clarice	Dr		
10419	5812	DOVE HILL SCHOOL	1460		Colt	Way		
10389	5812	SODEXHO AT AMDOCS	2570		Orchard	Pkwy		
10283	5812	KENTUCKY FRIED CHICKEN	983		Meridian	Ave		
10303	5812	LITTLE CAESARS #0001-505C	976		Lundy	Ave		
10305	5812	KINGBERRY DONUTS	994		Lundy	Ave		
12668	5531	BOBCAT BATTERIES CO.	210		San Jose	Ave		
12608	3540	GPM, INC.	1730		Angela	St		
11925	3851	LOBOB LABORATORIES INC	1440		Atteberry	Ln		
14024	5093	RECYCLING SPECIALISTS	1720		Old Bayshore	Hwy		
10327	5411	INTERNATIONAL FOOD BAZAAR	2052		Curtner	Ave		
10336	5812	J J MONTGOMERY SCHOOL	2010		Daniel Maloney	Dr		
10343	5812	MARINA SEAFOOD GROTTO	995		Elizabeth	Dr		
10353	5812	DONUT BASKET #5	1705		Branham	Ln		
10267	5812	HUNG VUONG TOFU & VEGETARIAN	1741		Berryessa	Rd		
10270	5812	DENNY'S RESTAURANT #1065	2484		Berryessa	Rd		
10482	2051	HONG VAN BAKERY	2559	S	King	Rd		
12230	5812	VILLELA, JUAN JOSE	2580		Fontaine	Rd		
12105	3577	MICROLAND ELECTRONIC CORP	1883		Ringwood	Ave		
11907	7530	PERSONALIZED AUTO CARE	1394	N	4th	St		

ORG_CODE	SIC_CODE	ORG_NAME	ST_NUM	ST_DIR	ST_NAME	ST_TYPE	ST_SUB_TYPE	ST_SUB_NUM
13858	3999	MODUTEK	6387		San Ignacio	Ave		
13875	7549	F & M TOWING	1948		Alum Rock	Ave		
869	3600	SCI Systems, Inc.	2000		Ringwood	Ave		
14088	5511	A & B AUTO SALES	470	W	San Carlos	St		
14365	3674	ATMEL CORPORATION	2325		Orchard	Pkwy	Suite	A
1164	3571	IBM Almaden Center	650		Harry	Rd		
1290	4953	International Disposal Corporation, Inc	700		Los Esteros	Rd		
10529	5411	7-ELEVEN FOOD STORE #14300E	284	S	11th	St		
10545	5411	7-ELEVEN FOOD STORE #16269E	4625		Albany	Dr		
10553	5812	ALMADEN DONUTS	4750		Almaden	Expy		
10490	5812	GUADALAJARA MARKET #2	452	E	Empire	St		
10502	5411	ROTTEN ROBBIE #32	1061		Lincoln	Ct		
10504	5812	JAKE'S	1074		Lincoln	Ave		
10569	5411	ABE'S LIQUOR & MARKET	1939		Alum Rock	Ave		
10580	5812	PIZZA MY DEAR	2590	S	Bascom	Ave		
10622	5812	JACK IN THE BOX #485	611	E	Capitol	Expy		
10634	5812	THAI VILLAGE CUISINE	5835		Cottle	Rd		
10640	5812	SIAM THAI CUISINE	1080	S	De Anza	Blvd		
10601	5812	AM ENTERPRISES #1	3750		Mckee	Rd		
11922	3674	ON CHIP SYSTEMS INC	1190		Coleman	Ave		
12213	7537	P & D TRANSMISSION/AUTO REPA	1548		Old Bayshore	Hwy		
14741	5531	ELECTRIC BATTERY STATION	718	S	1st	St		
14860	4953	STORY ROAD LANDFILL			Remillard	Ct		
877	7542	A.J. Auto Detailing	702		Coleman	Ave		
15223	1611	GALANTE BROTHERS GENERAL ENGINEERING	291		Barnard	Ave		
924	2084	J. Lohr Winery	1000		Lenzen	Ave		
926	3471	Applied Anodize, Inc.	622		Charcot	Ave		
943	3471	Serra Micro Chassis	3590		Snell	Ave		
991	3471	Quality Plating, Inc.	1680		Almaden	Expy	Suite	H & I
10440	5812	MOUNTAIN MIKES PIZZA	418	W	Capitol	Expy		
10441	5812	TOGO'S EATERY	422	N	Capitol	Expy		
10444	5812	JAVA HUTT AT JDS UNIPHASE	1865		Lundy	Ave		
10791	5411	DEMISON ORIENTAL STORE	1647	N	Capitol	Ave		
10762	5812	BOSTON MARKET #1126	880		Blossom Hill	Rd		
10669	5812	PHUONG CAT RESTAURANT	674	N	13th	St		
10671	5411	CHOICE LIQUORS	700	N	13th	St		
10682	2051	LE BOULANGER #7	2023		Camden	Ave		
10684	5812	JAMBA JUICE #409	2029		Camden	Ave		
10696	5411	ALMA'S LIQUORS & GROCERY	148	W	Alma	Ave		
10698	5812	BAC INC-MUNI-STADIUM	588	E	Alma	Ave		
10701	5411	EL RANCHO LIQUORS	1401		Almaden	Rd		

ORG_CODE	SIC_CODE	ORG_NAME	ST_NUM	ST_DIR	ST_NAME	ST_TYPE	ST_SUB_TYPE	ST_SUB_NUM
10714	5812	WING'S CHINESE FAST FOOD	5353		Almaden	Expy		48
11849	5812	THERMA CORP	1601		Las Plumas	Ave		
12763	3674	SAINT-GOBAIN	6341		San Ignacio	Ave		
15239	5531	LOTUS AUTO GLASS	1120	N	10th	St		
15992	7532	AZIE'S AUTO BODY & FRAME	1741		Smith	Ave		
16002	2051	LOS TRES HERMANOS	1430	S	White	Rd		
15295	7530	HINMAN'S GARAGE	3519		San Felipe	Rd		
15112	7549	SPEDEE OIL CHANGE & TUNE UP	1825	E	Capitol	Expy		
15079	5541	SARATOGA SHELL BUD ROOT	1698		Saratoga-sunnyvale	Rd		
14915	5511	SAN JOSE AUTO EXCHANGE	1616	W	San Carlos	St		
14738	7530	HARDING, W E	502	S	2nd	St		
14711	5541	ABC UNOCAL 76	1810		Hillsdale	Ave		
1323	7542	Capitol Premier Carwash	735		Capitol	Expy		
1341	3674	JDS Uniphase (Rose)	80		Rose Orchard	Way		
1344	3479	DEK USA Logistics	2225		Ringwood	Ave		
1350	3674	NeoPhotonics Corporation	2911		Zanker	Rd		
10730	5411	TIP TOP LIQUOR	439	S	Bascom	Ave		
10645	5812	MCDONALD'S RESTAURANT #2369	1150	S	De Anza	Blvd		
10655	5812	SILVER OAK ELEMENTARY SCHOOL	5000		Farnsworth	Dr		
10660	5812	Ida Jew Intermediate School	1966		Flint	Ave		
10661	5812	VALLE VISTA SCHOOL	2400		Flint	Ave		
10739	5812	LAS DELICIAS RESTAURANT	3130		Alum Rock	Ave		
10836	5812	E & O TRADING	88	S	1st	St		
10877	5812	CFARM MKT-BH-SUNDANCE SMOKEHOUSE			Blossom Hill	Rd		
10881	5812	CFARM MKT-VLC-DIVROVA SAUSAGES			Blossom Hill	Rd		
10892	5812	HOLDER'S COUNTRY INN	998	S	De Anza	Blvd		
10905	5812	1ST CON CHRIS CHURCH OF SAMOA	324		Gloria	Ave		
13365	7532	KIM'S AUTO BODY SHOP	525	W	San Carlos	St		
14621	5181	FOX, M E & CO INC.	128		Component	Dr		
14597	5541	L & T AUTO REPAIR	701		Lincoln	Ave		
14681	5511	CAPITOL DODGE	1050	W	Capitol	Expy		
14683	5511	CAPITOL BUICK-PONTIAC-GMC	980	W	Capitol	Expy		
8986	7530	TUNG AUTO REPAIR	2345		Senter	Rd		
8989	5541	MERIDIAN SHELL SERVICE	1610		Meridian	Ave		
8992	5531	ROSS TIRE & AUTOMOTIVE INC.	741		Auzerais	Ave		
9022	5812	RENEGADES	393		Stockton	Ave		
8980	7530	JOHN'S BASCOM AUTOMOTIVE	1305	S	Bascom	Ave		
10923	5812	SHOWGI JAPANESE RESTAURANT	5945		Almaden	Expy		
10932	5812	BURGER KING #7196	6477		Almaden	Expy	Suite	B4
10987	5812	SUSHI MASA	5363		Camden	Ave		
10989	5812	ROUND TABLE PIZZA #48	5385		Camden	Ave		

ORG_CODE	SIC_CODE	ORG_NAME	ST_NUM	ST_DIR	ST_NAME	ST_TYPE	ST_SUB_TYPE	ST_SUB_NUM
10990	5812	ALMADEN VALLEY ATHLETIC CLUE	5400		Camden	Ave		
10995	5812	MANLEY'S DONUTS	5721		Camden	Ave		
10996	5812	MALIBU GRILL	5735		Camden	Ave		
10799	5812	BEARS COCKTAIL LOUNGE THE	220	W	Alma	Ave		
10805	5812	LA PENITA RESTAURANT	601	S	1st	St		
10806	5812	BURNETT JR HIGH SCHOOL	850	N	2nd	St		
12971	7530	SOUTH BAY TRUCK & EQUIPMENT	1677		Little Orchard	St		
12974	7353	U S RENTALS	2101		Alum Rock	Ave		
12986	7530	LUCRETIA & LEE A/B	757		Mabury	Rd		
12987	3540	H-2 PRECISION	761		Mabury	Rd		
14630	5541	LANE'S AUTO SERVICE	2739		Story	Rd		
15281	5541	Arco	1465	S	Winchester	Blvd		
15195	7530	GENE'S AUTOMOTIVE SERVICE	1001		Chestnut	St		
14580	7530	JP Automotive	1192		Saratoga-sunnyvale	Rd		
15166	7530	TORRES AUTO REPAIR	258		Sonoma	St		
9172	5411	HAPPY HOLLOW MARKET	1704		Senter	Rd		
9180	5812	TERADYNE CAFE	1321		Ridder Park	Dr		
9197	5812	BELLA'S CLUB	1872	W	San Carlos	St		
9213	5812	TOONS	52	E	Santa Clara	St		
9226	7538	VICKERS CONCRETE SAWING INC	392	E	Gish	Rd		
9160	5812	MIYABI TEI	675		Saratoga	Ave		
9163	5812	TANTO JAPANESE RESTAURANT	1306		Saratoga	Ave		
9164	5411	BONFARE MARKET #9	5477		Snell	Ave		
9249	5812	IMPERIAL TEA	1111		Story	Rd	Suite	1020
9337	5411	PAUL'S QUICK STOP	709		Stockton	Ave		
9478	5921	SUPER LIQUOR & FOOD	3255		Sierra	Rd		
10812	5812	HENSLEY HOUSE THE	456	N	3rd	St		
11129	5812	HAPPI HOUSE TERIYAKI	695	N	5th	St		
11151	5411	IMPERIO LIQUORS & GROCERY	203	S	King	Rd		
11031	5812	ORIGINAL JOE'S	301	S	1st	St		
11041	5812	B K'S HOT DOGS	381		Ann Darling	Dr		
11044	5411	MI RANCHO MARKET	494		Auzerais	Ave		
11047	5812	DEL ROBLES SCHOOL	5345		Avenida Almendros			
11060	5812	LUPITAS RESTAURANT	2095	N	Capitol	Ave		
11070	5812	COLD STONE CREAMERY	2980	E	Capitol	Expy		
14557	5015	JC AUTO & TRUCK DISMANTLER	1200	N	15th	St		
14819	3999	PEAKER MFG	1713		Little Orchard	St		
14789	5531	B & J TIRES	2321		Stevens Creek	Blvd		
14690	5541	STORY & FELIPE 76	1299		Story	Rd		
14883	4212	ANDRADE TRUCKING	1150		Mabury	Rd		
14837	5531	AMERICA'S TIRE CO	536	E	Brokaw	Rd		

ORG_CODE	SIC_CODE	ORG_NAME	ST_NUM	ST_DIR	ST_NAME	ST_TYPE	ST_SUB_TYPE	ST_SUB_NUM
9148	5812	PATTY'S INN	102	S	Montgomery	St		
9286	5812	MANLEY'S DONUTS	1080		Lincoln	Ave		
9289	5812	TOGO'S EATERY	1111		Meridian	Ave		
9291	5411	HILLSDALE MARKET	3100		Monterey	Hwy		
11084	5812	MURRAY'S CLUB	1015	S	Bascom	Ave		
11096	5812	TACO BELL #1291	170		Bernal	Rd		
10999	2051	ARAM BAKERY	5837		Camden	Ave		
11008	5812	SAO BIEN RESTAURANT	175	S	Capitol	Ave		
11014	5812	WENDY'S	1845	E	Capitol	Expy		
11015	5812	THANH HUONG #3 SANDWICHES TO GO	2050	N	Capitol	Ave		
11018	5812	PHO KIM LONG TAKE OUT FOODS	2082	N	Capitol	Ave		
11128	5812	KUBOTA RESTAURANT	593	N	5th	St		
11210	5812	ANNE DARLING ELEMENTARY SCHOOL	333	N	33rd	St		
11221	5812	MCDONALD'S RESTAURANT #0973	2434		Almaden	Rd		
11226	5812	CROWNE PLAZA HOTEL	282	S	Almaden	Blvd		
11263	5812	HEALTHIER CHOICES	3602		Morrie	Dr		
11277	7532	HIEP HOA A/B	1641	S	10th	St		
13219	7542	CALIFORNIA CAR WASH	732	S	1st	St		
13221	7530	CAPITOL TRANSMISSION CENTER	3500		Pearl	Ave		
13522	2759	FOURCOLOR.COM/CAL PRINTING	1771		Junction	Ave		
1069	5511	Mission Valley Ford Truck Sales, Inc.	780	E	Brokaw	Rd		
14847	4581	SAN JOSE INTERNATIONAL	2077		Airport	Blvd		
15317	5541	KING TULLY SHELL	1698		Tully	Rd		
14768	7549	PRECISION TUNE AUTO CARE	4236		Monterey	Rd	Suite	A
14773	5511	STEVENS CREEK EUROPEAN	3370		Stevens Creek	Blvd		
14999	2951	GRANITE ROCK COMPANY/SAN JOSE ASPHALT	11711		Berryessa	Rd		
9368	5812	AL ESTILO NAYARIT	1460		Oakland	Rd		B
9380	5812	PIZZA CALIFORNIA	1708		Oakland	Rd		
9381	5812	MAIN STREET BAGEL #3	1708		Oakland	Rd		
9392	5411	7-ELEVEN FOOD STORE #14302G	4630		Pearl	Ave		
9403	5411	SMART & FINAL #433	5281		Prospect	Rd		
9406	5812	PAPA MURPHY'S	5293		Prospect	Rd	Suite	A
9417	5812	LUNCHSTOP AT SANTA CLARA COUNTY EDUCA	1290		Ridder Park	Dr		
9423	5812	TAY HO 8 Restaurant	2895		Senter	Rd	Suite	110
9472	5812	MEXICAN DELI	3859		Seven Trees	Blvd		
9475	5812	GRAYSTONE SCHOOL	6982		Shearwater	Dr		
11283	5812	CAFE NONO'S/VIGAL	1	N	1st	St		
11247	5812	CIVIC GROCERIES LIQUOR	1763		Blossom Hill	Rd		
11355	5812	SAINT PATRICK'S SCHOOL	51	N	9th	St		
11361	5812	GOLDEN BUDDHA	2768		Aborn	Rd		
11368	5812	SIZZLER #1425	2910		Aborn Square	Rd		

ORG_CODE	SIC_CODE	ORG_NAME	ST_NUM	ST_DIR	ST_NAME	ST_TYPE	ST_SUB_TYPE	ST_SUB_NUM
11371	8299	WINDMILL SPRINGS SCHOOL	2880		Aetna	Way		
11326	5812	CFARM MKT-SJSPS-BJ BULL 3C9914		S	1st	St		
11192	2051	PADARIA ACOREANA BAKERY	1775		Alum Rock	Ave		
12934	3540	R C MACHINING	3680		Charter Park	Dr		
14899	4151	EVERGREEN SCHOOL DISTRICT - TRANSPORTATION	2976		Fowler	Rd		
15106	3540	D & N PRECISION	727		Calle Artis			
14651	7549	COURTESY TOW SERVICE	125		Richfield	Dr		
14660	5015	G M SPORTS SALVAGE	1964		Old Oakland	Rd		
15739	7530	RAINERI AUTOMOTIVE & TRUCK S	351		Keyes	St		
15987	5812	KOREAN PALACE	2297		Stevens Creek	Blvd		
16014	5812	WE R NUTS	32	N	White	Rd		
16018	5812	YURI JAPANESE RESTAURANT	3236	S	White	Rd		
16308	2700	INPRINT CORPORATION	2151		Del Franco	St		
9448	5411	BON LIQUORS	324	E	Santa Clara	St		
9297	5411	MITSUWA MARKET PLACE	675		Saratoga	Ave		
9303	5812	STARBUCKS COFFEE #5854	5651		Silver Creek Valley	Rd		
9642	5812	BURGER KING #9645	5154		Moorpark	Ave		
9653	5411	TARGET STORE #626	2155		Morrill	Ave		
9654	5812	LI HWA RESTAURANT	2191		Morrill	Ave		
9613	5812	DOMINO'S PIZZA	576	E	Santa Clara	St		
9615	5812	CARROW'S RESTAURANT #161	910		Saratoga	Ave		
9616	5812	KENTUCKY FRIED CHICKEN	955		Saratoga	Ave		
9620	5812	BERTHA TAYLOR SCHOOL	410		Sautner	Dr		
9623	5411	3 J'S FOOD & LIQUOR	2115		Scott	St		
9627	5411	INTERNATIONAL EXPRESS MARKET	5899		Santa Teresa	Blvd		
9628	5812	KENTUCKY FRIED CHICKEN #217	6171		Santa Teresa	Blvd		
11196	5812	AP'S CAFE	260		Hospital	Pkwy		
11202	5812	99 RANCH MARKET	1688		Hostetter	Rd		
11417	5812	JAMBA JUICE-JUICE CLUB	1570	S	Bascom	Ave		
11418	5812	STARBUCKS COFFEE #5243	1574	S	Bascom	Ave		
11439	5812	TACO BELL #20472	1114		Branham	Ln		
11443	5812	JOHN MUIR JR HIGH SCHOOL	1260		Branham	Ln		
11466	5511	S J AUTO OUTLET PLUS TRUCKS	1199	S	1st	St		
11376	5812	EULIPIA RESTAURANT & BAR	374	S	1st	St		
35231	0782	ALMOST HEAVEN	2809		Hostetter	Rd		
35251	7349	KLEAN KARE CO	14785		Whipple	Ct		
35296	5812	KSMARTE FOOD SERVICE	1690		Alder Creek	Ct		
37838	5812	L'Amour Des Baguettes #2	1181		Story	Rd		
9186	5812	CADENCE DESIGN SYSTEMS BLDG #3	545		River Oaks	Pkwy		
37967	5812	Broadway Bistro Cafe	1072	S	De Anza	Blvd		
37978	5812	YEN NHI	1674		Berryessa	Rd		

ORG_CODE	SIC_CODE	ORG_NAME	ST_NUM	ST_DIR	ST_NAME	ST_TYPE	ST_SUB_TYPE	ST_SUB_NUM
37991	5812	UNIVERSITY CHICKEN	29	S	3RD	St	Suite	
38001	5812	TACOS AL PASTOR #2	1629		Meridian	Ave		
39854	7349	BRIANA'S JANITORIAL	637		Sanders	Ave		
39863	1522	PEREIRA, JOSE	1178		Winslow	Dr		
39869	7349	FFF ROOFING SPECIALIST	657		Gaundabert	Ln		
35371	7215	MCKEE LAUNDROMAT	1610		Mckee	Rd	Suite	40
38006	5812	TAQUERIA EDUARDC	255		RACE	St	Suite	
38012	5812	THAO AN RESTAURANT	1924		ABORN	Rd	Suite	Z
38017	5812	STARBUCKS COFFEE #6769	605	W	Capitol	Expy		
38025	5812	SUBWAY SANDWICHES #39271	695		COLEMAN	Ave	Suite	30A
38036	5812	SANDWICH GALLERY	780		MONTAGUE	Expy	Suite	101Z
38048	5812	PRIMA TASTE USA, INC	1701		Lundy	Ave	Suite	100A
38067	5812	PHI LONG	1111		Story	Rd	Suite	1007
38076	5812	PIZZA MY HEART	864		BLOSSOM HILL	Rd	Suite	B
38079	5812	NEW INDIAN CUISINE	895		Willow	St	Suite	B
38080	5812	NEW TANDOORI CAFE	5134		Stevens Creek	Blvd	Suite	
38110	5812	LEE'S SANDWICHES	4060		MONTEREY	Rd	Suite	
39952	1522	GRIEGO, JAMES PLUMBING	69		DALE	Dr	Suite	2
39966	7349	MAYEN, JUANA G	3004		Cherry	Ave		
40000	7530	DLR MOBILE SERVICES	2191		MENDOTA	Way	Suite	A
40003	2400	CUSTOM CABINETS & DOORS	957		CHESTNUT	St	Suite	
40005	7530	COMMERCIAL TEST ONLY	914		COMMERCIAL	St	Suite	A
40012	7349	RDA PROFESSIONAL CLEANING SV	6182		COTTLE	Rd	Suite	H4
40058	1522	ANDERSON, MIKE	2394		Aram	Ave		
35479	7349	PIEDAD HOUSE CLEANING	745		Hobie	Ln		
35513	0782	SAMS LANDSCAPING	4087		Rose	Ave		
35519	1711	D A D PLUMBING	136		Pleasant Ridge	Ave		
35529	5812	STARBUCKS COFFEE #6960	925		Blossom Hill	Rd	Suite	1625
35565	7349	MAGGIE'S HOUSE CLEANING	16		Pleasant Ridge	Ave		
35587	5812	THE HAPPY BAMBOO	1711		Branham	Ln	Suite	AG
38136	5812	LANG BUN CALI RESTAURANT	1054		Story	Rd		
38139	5812	LAS MONARCAS	615		BLOSSOM HILL	Rd	Suite	A
38142	5812	LEE'S SANDWICHES	2471		Berryessa	Rd	Suite	3
38158	5812	KIM LOI BANH BAO REST INC	1716		Tully	Rd	Suite	B3
38161	5812	GRINDERS	5893		RUE FERRARI		Suite	A
38162	5812	GYOZA NO HANA	4320		Moorpark	Ave	Suite	A
38172	5812	HUONG SANDWICHES	404	S	2ND	St	Suite	A
38184	5812	GOLDEN HARVEST REST INC	1518	N	4TH	St	Suite	A
38189	5812	GREAT KHAN EASTRIDGE	2200		EASTRIDGE	Loop	Suite	9207
38195	5812	EDGE CAFE	4030		Moorpark	Ave	Suite	100
38215	5812	COURT CAFE	191	N	1st	St		

ORG_CODE	SIC_CODE	ORG_NAME	ST_NUM	ST_DIR	ST_NAME	ST_TYPE	ST_SUB_TYPE	ST_SUB_NUM
38223	5812	DHP	827	N	CAPITOL	Ave	Suite	1
40095	1522	J C CONSTRUCTION	2046		Ridgemont	Dr		
40100	1522	SOMERA CONST CO INC	1807		Wintersong	Ct		
40106	1522	Q AND H CONSTRUCTION	2389		STORY	Rd	Suite	A
40170	0782	OCHOA, SALVADOR	3312		Methilhaven	Ln		
40172	1522	MORENO FACILITY MAINTANECE	4015		Kelvington	Ct		
23287	2834	Teikoku Pharma USA	1718		Ringwood	Ave		
29100	5531	WINGFOOT COMMERCIAL TIRE SYS	665	N	King	Rd		
35636	7692	PEPE'S WELDING	211		Ryland	St		
38249	5812	CAFE EXPRESS	750		RIDDER PARK	Dr	Suite	B
38252	5812	CAFE.COM	3090		Alum Rock	Ave	Suite	
38259	5812	BANH KNOT VUNG TAU	1111		Story	Rd	Suite	A1
38265	5812	BEN & JERRY'S ICE CREAM	377		Santana Row		Suite	1120
38269	5812	BLOSSOM HILL HOT DOG	920		BLOSSOM HILL	Rd	Suite	Z
38270	5812	BLOWFISH SR LLC	355		Santana Row		Suite	1010
38285	5812	Taqueria Antojitos Y Mas	148	W	ALMA	Ave	Suite	A
38295	5812	ALOHA KITCHEN	1041	E	Capitol	Expy		10
38351	4212	COR-O-VAN MOVING & STORAGE	450		CHARCOT	Ave	Suite	B
40225	7349	MONROY'S CLEANING SERVICE	1380		Woodman	Ct		
40233	7349	RICARDOS HOUSE CLEANING	272		LA PALA	Dr	Suite	20
40241	1522	HANDYMEN FRANK & OAI	3120		White	Ct		
40287	7349	ALLIANCE CARPET CARE	4400		THE WOODS	Dr	Suite	1902
40294	7349	BOTELLO'S HOUSE CLEANING	1630		Cathay	Dr		
29133	3541	SPIN TEK MACHINING INC	1666		Mabury	Rd		
29154	3999	TRIM TECH INDUSTRIES INC	1724		Ringwood	Ave	Suite	AA
29181	7216	EFFI'S CLEANERS & ALTERATION	2917		The Villages	Pkwy		
29220	5411	DULCERIA "MANOLIN I'	440	S	King	Rd		
29234	7530	SONNY AUTO ELECTRIC	961	E	Santa Clara	St	Suite	B
35742	5812	GECKO GRILL	855	N	13th	St	Suite	1
35750	0782	PETALON LANDSCAPE MAN INC	1766		Rogers	Ave	Suite	A
35799	5813	SAN YANG ENTERTAINMENT CORP dba Lido Night Club	30	S	1st	St	Suite	AB
38466	5411	MODERN SPICE CHOICES	3276		Carol Leaf	Ct		
38475	4212	AMBERS EXPRESS PARTS	1432		OLD BAYSHORE	Hwy	Suite	C
15552	5812	HO MEI DO	1285		The Alameda			
15560	5812	LAS PALMAS	1495		The Alameda			
15742	7530	FIVE G'S AUTOMOTIVE FLEET SERVICE	2019		Monterey	Rd		
15826	5812	TOGO'S EATERY	1937		Tully	Rd		
15846	7530	GEORGE'S SERVICE CENTER	599	N	4th	St		
16138	5411	WILLOW MARKET	215		Willow	St		
15402	5812	PIZZA HUT #283303	3094		Story	Rd		
29334	5411	SAFEWAY INC #767	6150		Bollinger	Rd		

ORG_CODE	SIC_CODE	ORG_NAME	ST_NUM	ST_DIR	ST_NAME	ST_TYPE	ST_SUB_TYPE	ST_SUB_NUM
29337	7211	CLEANER CLEANERS	5373		Camden	Ave		
29369	5411	HARMONY ENTERPRISES	482		Tuscarora	Dr		
29409	3540	TC PRECISION MACHINING	647		Tully	Rd	Suite	7
35942	1711	PHAT CRACK	6988		Bolado	Dr	Suite	A
38497	5411	STARBUCKS COFFEE #6996	967		BLOSSOM HILL	Rd	Suite	
38508	5411	COTOS MOTHER BABY	3091		MC KEE	Rd	Suite	
38515	5411	PT MARKET & LIQUORS	830		Malone	Rd	Suite	A
38545	5411	CHIALA, GEORGE JR	3298		Payne	Ave		
38579	1522	MIKE HANDY MAN SERVICE	941		BRANHAM	Ln	Suite	A
16118	5812	SPARTAN STADIUM			10th St & Alma St			
16125	5411	ROYAL LIQUORS	3144		Williams	Rd		
16130	5812	SIAM SQUARE	1040		Willow	St		
16146	5812	MARISCOS SAN JUAN	348		Willow	St		
16150	7532	MICHAEL J'S OF ALMADEN	1601		Almaden	Rd		
16212	7532	Blossom Valley Collision	2973	S	King	Rd		
15430	7532	L & M BODY SHOP	5755		Winfield	Blvd		
15436	5015	TOYOTA TRUCK & 4X4 DISMANTLE	991		Berryessa	Rd		
15715	5812	CARROW'S RESTAURANT #15C	1696		Tully	Rd		
15785	7530	HUNG AUTO REPAIR	59	S	Capitol	Ave		
15466	5812	CASSELL SYLVIA SCHOOL	1300		Tallahassee	Dr		
15468	5812	Bon Appetit First St. Cafe Cisco Bldg O	10	W	Tasman	Dr		
15470	5812	Bon Appetit Lakeview Cafe at Cisco Bldg 3	225	E	Tasman	Dr		
15473	5812	Bon Appetit EBC at Bldg 10	300	E	Tasman	Dr		
29432	7216	SPEEDY CLEANERS	1080		Saratoga	Ave	Suite	13B
29464	1799	Z CON SPECIALTY SERVICES INC	1645		Old Bayshore	Hwy	Suite	AA
29499	3600	HBR INDUSTRIES, INC	2261		Fortune	Dr		
29542	5411	PEET'S COFFEE & TEA	377		Santana Row		Suite	1130
29552	5411	HELLO HOLLYWOOD ENT MINIMART	1075		Tully	Rd	Suite	E1
35997	5812	SHAGUN INDIAN CUISINE	50		SKYPORT	Dr		
36036	1711	CUNNINGHAM'S AIR SYSTEM	1125		Pandolfi	Pl		
36091	5812	CAFE BOBA	110	E	San Fernando	St		
38644	1522	FAIR CONSTRUCTION	891	S	WINCHESTER	Blvd	Suite	290
38676	7692	YES WELDING	183		RYLAND	St	Suite	C3
38732	3999	CHIROSOLVE INC	5941		OPTICAL	Ct	Suite	220A
16068	5812	JAMES LICK HIGH SCHOOL	57	N	White	Rd		
15804	5812	SAVE MART SUPERMARKETS #21C	1070		Story	Rd		
15484	5411	SANTO MARKET	245	E	Taylor	St		
16079	7532	SUTLUJ AUTO BODY	701		Kings Row			
16090	5211	PAYLESS HRDW. & ROCKERY/CO. BLDG. MATL	2927	S	King	Rd		
15699	5812	TAQUERIA JUANITA'S	1075		Tully	Rd	Unit	G
29582	5531	GOODYEAR / JUST TIRES #9235	2739		Story	Rd		

ORG_CODE	SIC_CODE	ORG_NAME	ST_NUM	ST_DIR	ST_NAME	ST_TYPE	ST_SUB_TYPE	ST_SUB_NUM
29625	5411	AM PM MINI MARKET #567	1143	N	Capitol	Ave		
29631	7530	AUTO ELECTRIC AFFAIR	393	N	Morrison	Ave	Suite	A
29699	7530	DOAN, AUTO ROAD SERVICE	1739		Chesterton	Cir		
36168	7349	PACHECO'S MAINT	14390		Jerilyn	Dr		
36170	5541	KL VENTURES (dba ARCO)	1256	E	Julian	St		
36187	5812	WETZEL'S PRETZELS	925		Blossom Hill	Rd	Suite	9118
38749	0782	MR. VAN GARDENING	285		EASTSIDE	Dr	Suite	
38756	0782	SANDOVALE'S GARDEN SERVICE	1282		Keoncrest	Ave		
38807	3999	FAMI	2894		AIELLO	Dr	Suite	B
38810	7530	QUICK WRENCH AUTO REPAIR	4236		MONTEREY	Rd	Suite	F
15718	7530	THU'S AUTO REPAIR	463		Blossom Hill	Rd		
15394	5812	WIENERSCHNITZEL #156	2844		Story	Rd		
16387	5812	EL MESQUITE	2001		Story	Rd		
16393	5411	7-ELEVEN FOOD STORE #2234-14257B	2032		Story	Rd		
16397	5812	LA OSTIONERIA RESTAURANT	2155		Story	Rd		
16809	5812	GOOD SAM HOSP CHILDCARE	2425		Samaritan	Dr		
29814	5531	AMERICAN AUTO PARTS	1992	S	King	Rd	Suite	A
29838	7530	PRECISION TUNE AUTO CARE	1410	S	Winchester	Blvd	Suite	A
29843	7530	DAN'S AUTO REPAIR & TRANSMIS	270		San Jose	Ave	Suite	A
36305	5812	SEVEN RESTAURANT AND LOUNGE	754		The Alameda		Suite	10
36317	3672	FOXCONN/HON HAI LOGISTIC LLC	1705		Junction	Ct		
38873	7549	CARLOS TOWING	967		COMMERCIAL	St	Suite	3Z
38875	7349	JOSEFA Y NORMA	1510		DARRYL	Dr	Suite	
38958	7349	GARCIA'S HOUSE CLEANING	3967		ELLMAR OAKS	Dr	Suite	
38977	1522	T SQUARE CONST	271	N	9th	St		
29999	8734	Integrated Device Technology, Inc	6024		Silver Creek Valley	Rd		
36346	5531	TIRES BY WHEEL WORKS	2955	S	King	Rd	Suite	
36353	5812	PIZZA GUYS 139	1347	S	Winchester	Blvd	Suite	138A
36358	7349	BRACAMONTE MAINTENANCE SER	759		Galahad	Ave		
36396	7349	ROMERO, EDUARDO	88		Rosebay	Ct		
39006	5963	JR'S WINDOW CLEANING SERVICE	1505		DE ROSE	Way	Suite	103
39009	7349	CORENA, VERONICA E	80		ELODIE	Way	Suite	4
39055	7349	MONINAS CLEANING SERVICE	283	E	REED	St	Suite	A
16402	5411	JACK'S LIQUORS	2298		Story	Rd		
16406	5411	TROPICANA LIQUORS	2770		Story	Rd		
17098	7530	UNITED AUTO REPAIR	1300		Old Bayshore	Hwy		
34550	4225	PUBLIC STORAGE INC	965		Felipe	Ave	Suite	A
36464	7532	AUTOEXACT COLLISION & PAINT	920		Chestnut	St	Suite	E
36487	7349	RAMIREZ CLEANERS	238	S	33rd	St		
36498	7349	CARDENAS, MARIA M	3144		Florence	Ct		
36499	8731	SCAN NET INC	560		Parrott	St	Suite	AA

ORG_CODE	SIC_CODE	ORG_NAME	ST_NUM	ST_DIR	ST_NAME	ST_TYPE	ST_SUB_TYPE	ST_SUB_NUM
36500	7999	WEDDING KARAOKE	3274		Maple Leaf	Ct		
36528	7532	RELIANCE BODY & PAINT	90		Pullman	Way	Suite	A
36574	4225	PUBLIC STORAGE INC	88		Blossom Hill	Rd	Suite	A
39137	7530	MI AUTO REPAIR	468		AUZERAIS	Ave	Suite	B
39165	1522	ALVARADO PREP AND HANDYMAN	1612		BRANHAM	Ln	Suite	35
39173	1522	DML CONSTRUCTION	408		RICHMOND	Ave	Suite	AAA
39189	7530	AAA TRANSMISSIONS&GEN AUTC	458		Auzerais	Ave	Suite	A
16536	7530	MR. STARTER	1475		Monterey	Hwy		
16851	7530	GRACELAND AUTOMOTIVE	40		San Jose	Ave		
16664	7530	CAPITOL AUTOMOTIVE	3520		Pearl	Ave		
34725	4500	QUALITY ASSURANCE TRAVEL	356		Lincoln	Ave	Suite	B
36626	5813	RODEO CLUB	640		Coleman	Ave	Suite	C
36655	0782	CASTRO, YLARIO	3319		Sierra	Rd		
36656	0782	CARL'S GARDENING	1549		Firestone	Loop		
36690	5812	CICERO'S PIZZA	6138		Bollinger	Rd		
39262	2700	DIAMOND PRESS & PRINTING	900		Rock	Ave		
16874	5093	MONTEZUMA TRADING CO	4939		Collomia	Ct		
34730	7217	CARPET CARE STEAM CLEAN	4258		Leigh	Ave		
34804	7549	JESSIE AUTO DETAIL	3410		Monterey	Rd	Suite	B1
34834	5541	USA PETROLEUM 3725	1598		Alum Rock	Ave	Suite	A
39342	0782	FOOTHILL GARDENING	5748		Condor	Cir		
39345	1522	GOLDEN BAY PAINTING	5970		Snell	Ave		
39416	1522	TNT CONTRACTORS	844		Mc Kendrie	St	Suite	
39417	7349	TIDY HOUSE GEN HOUSE CLEANIN	295		TRADEWINDS	Dr	Suite	101
39428	7349	FINAL TOUCH HOUSEKEEPING	524		CHIECHI	Ave	Suite	12
39447	1522	SC CONSTRUCTION	42		Kent	Ct		
39461	7349	PRECISION SWEEPING	58	S	19TH	St	Suite	A
16424	5541	ALMADEN UNION	3010		Almaden	Expy		
22782	5812	KIM'S CAFE-JUNCTION ULTRATECH	2880		Junction	Ave		
22883	3471	Sun Surface Technology	950		Rincon	Cir		
12585	0742	LINCOLN AVE VETERINARY CLINI	699		Lincoln	Ave		
34903	7349	LIDIA'S HOUSECLEANING SERV	2323		Mammoth	Dr	Suite	2
34436	7349	SPARKLING JANITORIAL SERVICE	1248		Farringdon	Dr		
34450	0742	QUITO VETERINARY HOSPITAL	1105		Saratoga	Ave		
36958	5812	PHO GA VANG DONG BA RESTAURA	1180		Tully	Rd	Suite	A1
39469	7349	TD JANITORIAL SERVICE	1409		MEADOW GLEN	Way	Suite	A
39489	1522	ALLERDING CONSTRUCTION	1449		HESTER	Ave	Suite	A
39514	7349	ANAGO OF THE BAY AREA	1460		KOLL	Cir	Suite	BB
39528	7549	STAINLESS DETAIL	2980		Westboro	Dr		
39539	7349	HERRERA'S JANITORIAL HO	3196		Cyrus	Ave		
39540	1522	ASPECT CONSTRUCTION CO	711		Royal Glen	Dr		

ORG_CODE	SIC_CODE	ORG_NAME	ST_NUM	ST_DIR	ST_NAME	ST_TYPE	ST_SUB_TYPE	ST_SUB_NUM
39563	1522	FLINN, TIM	3403		Cuesta	Dr		
16337	5812	KIDS CAFE AT CHILDRENS DISCOVE	180		Woz	Way		
16345	5812	CULINARY INSPIRATIONS AT NEOFORMA	3061		Zanker	Rd		
34480	7532	ESPANAS COLLISION REPAIR INC	1420	N	4th	St	Suite	A
34525	5812	TAPIOCA EXPRESS	2056	N	Capitol	Ave		
34947	7349	MC JANITORIAL	30		Laumer	Ave		
34962	5812	ORIENTAL GARDEN REST	2895	S	Bascom	Ave	Suite	A1
36961	4225	PUBLIC STORAGE INC	231	W	Capitol	Expy	Suite	A
36995	5812	TACOSEVA	2746		Belfast	Dr		
18795	8210	Achiever School/First Baptist Church	500		Sands	Dr		
35006	0782	SILVA'S GARDENING	624		Des Moines	Pl		
35070	5812	TAKAYAMA CATERING	167		Sweetberry	Ct		
37407	3674	Philips Lumileds Lighting Company, LLC	370	W	Trimble	Rd		
37567	3679	Amtech Microelectronics, Inc	6541		Via del Oro		Suite	D
37722	8071	Outpatient Imaging Clinic	2375		Montpelier	Dr		
37737	5812	Una Mas Restaurant	579		Coleman	Ave	Suite	60
37806	5411	7-Eleven Corp.	1410	N	1st	St		
39718	7349	DEE'S CLEANING SERVICE	1382		Davis	St		
39763	7349	PUERTA CLEANING SERVICES	4036		Hobart	Ave		
39779	7530	SOUTHBAY COLLISION REPAIR	170		Umbarger	Rd	Suite	C
39789	5999	SBK MONUMENT SHOP	1999		STONE	Ave	Suite	G
39793	1522	KIRK CONSTRUCTION	4564		Shadowhurst	Ct		
39801	0782	MINH GARDEN	3592		Buckeye	Dr		
19088	5812	Peggy Sue's	183		Park	Ave		
19222	5812	Quizno's Subs	4662		Meridian	Ave		
35216	7349	CHUNG-TAI CHEUNG'S	1433		Sierra Creek	Way		
47789	7530	CORVETTE CONNECTION	270		Cimino	Ave	Suite	C
47517	1531	MACK DEVELOPMENT INC	2472		MALAGA	Dr	Suite	BL
47547	7521	APCOA/STANDARD PARKING INC	377	S	MARKET	St	Suite	
47555	7399	STS/SPECIALIZED TRANSPORT	1919		MONTEREY	Rd	Suite	50
47557	7532	N & Q AUTO BODY SHOP	220		LEO	Ave	Suite	FF
47584	7532	D F AUTO BODY	1660		ALMADEN	Expy	Suite	F
47588	5731	UNION CELLULAR	14420		UNION	Ave	Suite	H
47600	7399	MMAS & ASSOCIATES LLC	5655		SILVER CREEK VALLEY	Rd	Suite	143
47627	7532	R & S TOWING & AUTO FRAME	230		UMBARGER	Rd	Suite	B
47628	7399	RAPID LEGAL, INC.	111	W	ST JOHN	St	Suite	610G
42056	5812	STARBUCKS COFFEE	2077		Airport	Blvd		
42059	5812	Starbucks Coffee Co.	2306		Almaden	Rd		
42078	5812	Stone Church of Willow Glen	1108		Clark	Way		
41909	5812	Quizno's Classic Subs	6135		Camino Verde	Dr		
41910	5812	Quizno's Subs	754		The Alameda			

ORG_CODE	SIC_CODE	ORG_NAME	ST_NUM	ST_DIR	ST_NAME	ST_TYPE	ST_SUB_TYPE	ST_SUB_NUM
41911	5812	Quizno's Classic Subs	90		Skyport	Dr	Suite	140
41956	5812	San Jose First Church of the Nazarene	3695		Rose Terrasse	Cir		
43308	5411	SJ CRAWFISH	393	N	Capitol	Ave		
43367	1522	FLICKINGER CONSTRUCTION CO I	336	N	2nd	St		
43435	5812	CRAWFISH SEAFOOD RESTAURANT	1210		Story	Rd		
47642	7217	HOANGS CARPET CLEANING	1298		Mayhew	Dr		
47385	7399	SINGH ART GALLERY	681		LENFEST	Rd	Suite	01
47404	7399	EDADES, ADONIS	1511		Hurlingham	Way		
47405	7399	TULLY HOME HEALTH CARE	1216		Minnesota	Ave		
47406	2200	AD PRINTS	701		LENZEN	Ave	Suite	B
47407	3751	FERAL INNOVATIONS	1187		Cooper River	Dr		
47414	7532	BAY AREA AUTO & BODY REPAIR	458		Willow	St	Suite	A3
47443	7389	HALOSEE, LLC	728	N	20th	St		
47467	7530	AQ TEST ONLY	1859	W	SAN CARLOS	St	Suite	C
41802	5812	Panda Express (Saratoga)	1320		El Paseo de Saratoga			
43185	5812	OMOGARI KOREAN RESTAURANT	154	E	Jackson	St		
43187	0782	SOUTH BAY LANDSCAPING	2829		Donizetti	Ct		
43211	7530	WINCHESTER AUTO SMOG/REPAIR	1465	S	Winchester	Blvd		
43214	3540	JF & LM PRECISION MACH. INC	747	E	Brokaw	Rd	Suite	
47500	7379	NOVELL, INC	2033		GATEWAY	Pl	Suite	500
47501	7389	PREMIER POOL AND SPA	4474		Jonquil	Dr		
47506	2700	TELLO S EMBROIDERY	1003		Spencer	Ave		
47229	5211	HOME DEPOT, THE #1861	2181		MONTEREY	Rd	Suite	A
47310	4225	MUL-T-MOVE RELOCATIONS SYSTE	2880		ZANKER	Rd	Suite	23
41718	5812	Minks Rola Express	2326		Senter	Rd		
41738	5812	My Khe Restaurant	960		Story	Rd		
43535	5411	B&C CIGARETTE & GROCERIES	1058	S	White	Rd	Suite	A1
43581	7349	MORENO'S JANITORIAL CLNG SVC	1890		ABERDEEN	Ct	Suite	A1
49300	5812	PETASO PIZZA DBA DOMINO'S	907		DEL MAR	Ave	Suite	C
49301	8299	WEST POINT MMA	1863	W	SAN CARLOS	St	Suite	A2
49306	5812	GODZILLA EXPRESS	130	E	Santa Clara	St		
47322	5963	GILBERTO ICE CREAM	1741		SILVERTREE	Dr	Suite	A
47338	7399	FULL OCTAVE CONSULTING	6385		Grand Meadow	Ln		
47363	7399	LINH SERVICES	2117		Sierra Wood	Dr		
47074	0750	REINDURANCE HORSES	745		DUBANSKI	Dr	Suite	A
47081	2400	MORGADO DOORS & WINDOWS	2300		ZANKER	Rd	Suite	F5
47083	7530	A & T USED PART/AUTO REPAIR	1000	S	6TH	St	Suite	A1
47095	7521	APCOA/STANDARD PARKING INC	111	W	ST JOHN	St	Suite	A
47110	3996	PRECISION FLOORING	550		COLEMAN	Ave	Suite	A
47115	7399	ACTON YANG & ASSOCIATES	1625		THE ALAMEDA		Suite	2021
41792	5812	Our House/City Year Youth Facility	101	E	William	St		

ORG_CODE	SIC_CODE	ORG_NAME	ST_NUM	ST_DIR	ST_NAME	ST_TYPE	ST_SUB_TYPE	ST_SUB_NUM
41799	5812	Paloma Café Restaurant	1111		Story	Rd		
41616	5812	Lee's Industrial Catering	660	E	Gish	Rd	Suite	A
41621	5812	Left Bank Restaurant	377		Santana	Row	Suite	1100
43690	5812	THAI LOVERS	1111		STORY	Rd	Suite	1009B
49156	5812	TUPAZ, BISTRO	5899		Santa Teresa	Blvd	Suite	101C
49195	8299	SUNSHINE LEARNING CENTER	1600	S	De Anza	Blvd	Suite	50A
49199	5812	CA DINING SERVICE AT BERGER	1555		BERGER	Dr	Suite	A
49202	8299	EVERGREEN ADULT DEV CTR	2887		McLaughlin	Ave	Suite	A2
47188	3299	ABSOLUTE-TEK CERAMICS	1609		REGATTA	Ln	Suite	B1
47190	7399	RINGWOOD CMM'L CONDO OWNRS	2051		JUNCTION	Ave	Suite	0100
47194	4212	P & Z WASTE Mgt. DBA Junk King	1440		KOLL	Cir	Suite	108
45686	1522	PWI	100	W	San Fernando	St		450
45697	7349	PERUCHO'S	925	N	BAYSHORE WEST		Suite	2
45699	1522	ARMSTRONG, DT CONST	222	S	21ST	St	Suite	
45701	1522	A&D BUILDERS	1116		CURTNER	Ave	Suite	A1
45708	0782	ENRIQUE'S MAINTENANCE	159	S	33RD	St	Suite	A
45717	1522	PAN-ASIA CONSTRUCTION	1153	S	De Anza	Blvd	Suite	H
45722	0782	GALVAN GARDENING MAINTENANCE	900		GOLDEN WHEEL PARK	Dr	Suite	110A
45728	1522	PARR SERVICE COMPANY	2016		ZANKER	Rd	Suite	A
45733	1522	OUTBACK ENGINEERING INC	2744		AIELLO	Dr	Suite	0100
45736	1522	ATN CONSTRUCTION INC	2390		LUCRETIA	Ave	Suite	601
45738	7349	ANTHONY'S WINDOW CLEANING	1977		HEIMGARTNER	Ln	Suite	73
45762	7349	RIOS CONSUELO	151	N	CAPITOL	Ave	Suite	4
40303	7349	A M JANITORIAL SERVICE	2627		Bambi	Ln		
40332	7349	A & S HOUSE SERVICE	208		Vineyard	Dr		
40336	1522	SOUSA HANDY SERVICES	1694		Berrywood	Dr		
40345	0782	BENITO GARDNER SERVICE	1104		Sultana	Dr		
40388	1522	M&L GENERAL CONTRACTOR	456		Greendale	Way	Suite	4
40405	7349	GODOY JANITORIAL SERVICES	1221		BLOSSOM HILL	Rd	Suite	C5
43821	7542	CARWASH UNLIMITED	688	E	GISH	Rd	Suite	B
43856	5812	IGUANAS BURRITOZILLA	330	S	3RD	St	Suite	A
43865	4932	PG&E	6402		SANTA TERESA	Blvd	Suite	VEH1
43866	5411	STARBUCKS COFFEE #11900	1751	N	1st	St	Suite	80
43887	5012	STAR ONE AUTO	101		KEYES	St	Suite	A
49220	5812	SWIRLS FROZED YOGURT INC	185		Park	Ave	Suite	179
49247	5812	Rick's Cafe	3116		Alum Rock	Ave	Suite	A
49273	5411	VUA KHO BO & O MAI	2893		Senter	Rd	Suite	F
49009	1771	ELIZONDO PUMPING	3455		Neves	Way		
49028	7399	STS CALIF SVCS LLC	3901	N	1st	St		
45775	7349	L & R JANITORIAL SERVICES	3313		MT WILSON	Dr	Suite	
45791	7349	PLATINUM FACILITIES SVCS INC	1530		OLD OAKLAND	Rd	Suite	120

ORG_CODE	SIC_CODE	ORG_NAME	ST_NUM	ST_DIR	ST_NAME	ST_TYPE	ST_SUB_TYPE	ST_SUB_NUM
45792	1522	ADVANTAGE REMODELING INC	1343		Willow	St		
45570	7349	ARELLANO'S PROPERTY MNT.	5752		VIA MONTE	Dr	Suite	B
45574	0782	TIMELESS LANDSCAPES/GARDENS	4845		LAGO VISTA	Cir	Suite	A
45601	7349	KIMOGAMA JANITORIAL SERVICES	1571		FAIRWAY GREEN	Cir	Suite	A
45626	7349	1 STOP CLEANING SERVICES	7157		VIA CARMELA		Suite	
40463	1522	MEWMAN HANDYMAN	3035		MAGLIOCCO	Dr	Suite	8
40485	7349	CLEANING HOUSE MADI	228	S	21st	St		
40538	1522	ZAPIEN, FELIPE	3407		Grossmont	Dr		
43925	5812	ASJ RESTAURANT	1698		HOSTETTER	Rd	Suite	D1
43953	2400	NAVAS' BROTHERS	11570		BERRYESSA	Rd	Suite	B
49054	7530	SUNSHINE AUTO SERVICE	1353	E	TAYLOR	St	Suite	
49077	5812	EL PALENQUE RESTAURANT INC	1860		THE ALAMEDA		Suite	A1
49100	2000	THE TAMALE FACTORY	233	S	White	Rd	Suite	C2
49103	5812	PHO GA #1 SJ	2112		Monterey	Rd		
49119	5812	P O CAFE	1750		Lundy	Ave	Suite	A
49129	5812	FUEL RESTAURANT	385	S	WINCHESTER	Blvd	Suite	A
48843	7399	CHIC DECOR INC	5716		La Seyne	Pl		
48856	7539	SMOG 2 GO	1665		Alum Rock	Ave	Suite	1
48880	7399	TG2B	145	W	SAN CARLOS	St	Suite	E
48885	7389	PCA MARKETING & SALES NC,INC	1155		Meridian	Ave	Suite	210
48889	5812	MRS FIELDS COOKIES	2200		EASTRIDGE	Loop	Suite	2010
48893	8070	VALLEY IMAGING PARTNERS INC	2581		SAMARITAN	Dr	Suite	206
48897	4121	BARRON, ANTHONY	1586		Virginia	Pl		
45639	7349	LITTLE SUSIES CLEANING	5480		CAMDEN	Ave	Suite	5
45643	7349	MY CLEANING 2007	345		AVENIDA NOGALES		Suite	A
45649	1522	CASTELLO CONSTRUCTION CO	701		KINGS ROW		Suite	63E
45664	7349	WM WEI WEI CLEANING CENTER	3721		UNDERWOOD	Dr	Suite	3
45665	1522	D & L CONSTRUCTION INC	3121		VERMILION	Ct	Suite	1
40547	1522	A J HOME IMPROVEMENTS	1603		Los Suenos	Ave		
40590	0782	R & J GARDEN SERVICE	3514		Pine Ridge	Way		
40596	1522	ROSENTHAL CONSTRUCTION	1448		Clarita	Ave		
44052	1522	ACCESS FACILITY SERVICES	763		MABURY	Rd	Suite	30AA
44189	7999	LEISURE PRODUCT SYSTEMS	64		BARNARD	Ave	Suite	C
48906	7399	TRAVELEX WORLDWIDE MONEY	2855		Stevens Creek	Blvd	Suite	9151
48913	7530	ACE MOBILE AUTO REPAIR	1685		Canna	Ln		
48929	7530	LEO'S LA REPAIR SERVICE	222		KEYES	St	Suite	110A
48940	5963	CRUZ ELENA	5390		CARRYBACK	Ave	Suite	5
48699	7389	STEEL COMPONENTS USA INC	76		SUNOL	St	Suite	B
48713	3999	CREATION TECH SAN JOSE INC	1525		ATTEBERRY	Ln	Suite	1
48718	4121	POLYAKIVICS, FRANK JR	1850		EVANS	Ln	Suite	20
48733	3570	SUPER MICRO COMPUTER INC	980		Rock	Ave		

ORG_CODE	SIC_CODE	ORG_NAME	ST_NUM	ST_DIR	ST_NAME	ST_TYPE	ST_SUB_TYPE	ST_SUB_NUM
45243	1522	UNIVERSAL CONSTRUCTION	901		Phelan	Ave		
45247	0782	CROSBY LANDSCAPING	375		VISTA ROMA	Way	Suite	130
45278	0782	LE GARDENING	3284		Golf	Dr		
45284	7349	LABOR SERVICES JANITORIALS	2440		Poplar	Dr		
45297	7349	E-Z CLEANERS	1184		Calypso	Ct		
45304	7349	EM BUILDING MAINTENANCE	5375		Great Oaks	Dr		
45238	1522	S & S BROS CONSTRUCTION	801	S	Winchester	Blvd		
45313	1522	LMS ELECTRIC	2587		Bobolink	Dr		
40796	2400	NAVARRETE, SAMUEL	460		REYNOLDS	Cir	Suite	A
40810	4783	XL CRATING	2411		Zanker	Rd		
40827	7349	PADILLA CLEANING SERVICE	2261		PEACHTREE	Ln	Suite	A
40836	3999	ULTIMATE SOLUTIONS CORP	1425		KOLL	Cir	Suite	107A
40845	5039	GYPSUM DRYWALL SUPPLY CO	2049		Senter	Rd	Suite	A
40884	7532	TITAN AUTO BODY REPAIR	495	E	BROKAW	Rd	Suite	A4
40887	1522	M N M CONSTRUCTION	6605		Crystal Springs	Dr		
40891	5511	EURO HOUSE OF IMPORTS	3710		Stevens Creek	Blvd	Suite	C
44234	5812	MOJO BURGER	1411		BIRD	Ave	Suite	
44294	5812	Casablanca's Cafe	1185		Lincoln	Ave		
48760	7399	LUNEX EXPRESS INC	1050		McLaughlin	Ave	Suite	A
48763	3570	STGS	1176		Valley Quail	Cir		
48771	4119	BHAGWAAN ASRE LIMOUSINES	367		SANTANA HEIGHTS		Suite	6017
48772	7389	OCEANO AZUL POOL SERVICE	706		Chemeketa	Dr		
48774	5541	CAPITOL EX VALERO CAR WASH	175	W	Capitol	Expy	Suite	A
48782	5541	TESORO WEST COAST CO LLC	1365		Kooser	Rd	Suite	A
48786	7399	FAIRY GODMOTHER PARTY RENTAL	799	N	13TH	St	Suite	
48789	4119	JETA TRANSPORTATION	6585		Prospect	Rd		
48579	3570	WILLARD & LOWE SYSTEMS INC	6484		GRAYSTONE MEADOW	Cir	Suite	A
45092	0782	ALMADEN VALLEY YARD SERVICE	6580		Radko	Dr		
45095	1522	R & E HARDWOOD FLOORS INC	4691		Mia	Cir		
45100	7349	L & L MAINTENANCE	40		Bernal	Way		
45101	0782	ARELLANOS MAINTENANCE	2735		Twin Oaks	Ln		
45106	7349	MAXI-CLEAN	1144	S	Almaden	Ave		
45110	1522	JIM HAGEMAN ROOFING	2105		Cherry	Ave		
45113	0782	PETER'S LANDSCAPING	644	N	18th	St		
45123	1522	OXLEY WORKS	146	N	16th	St		
45147	7349	VAZQUEZ CLEAN UP	1660		Alum Rock	Ave	Suite	A
45158	7349	MORALES CLEANING SERVICE	145		Senter	Rd		
45164	7349	ALVAREZ CLEANING SERVICE	2722		Glen Amador	Ct		
45166	7349	RDP PROPERTY MAINTENANCE	3261		Rocky Mountain	Dr		
40664	7349	CAROL'S HOUSEKEEPING	1125		Glenfinnan	Dr		
40665	1522	BAKER, CRAIG RYAN	1165		Britton	Ave		

ORG_CODE	SIC_CODE	ORG_NAME	ST_NUM	ST_DIR	ST_NAME	ST_TYPE	ST_SUB_TYPE	ST_SUB_NUM
40690	7349	STAR LITE STEAM CLEANING	6130		MONTEREY	Rd	Suite	307
40727	7349	SOURCE ONE RESTORATION INC	28		LEMON BLOSSOM	Ct	Suite	B
40735	3400	H P MACHINE & ENG INC	2150		OLD OAKLAND	Rd	Suite	A
40751	7349	JOVANI HOUSE CLEANING SER.	626		PINEWOOD	Dr	Suite	3
44361	8741	Princeton Plaza	1375		Blossom Hill	Rd		
44365	2038	Camden Park Dream Dinners	2013		Camden	Ave		
41955	5812	San Jose Marriot - City Center	301	S	Market	St		
44420	5812	Chinjin Eastern House Rest.	1530	S	De Anza	Blvd	Suite	
44453	5812	Arauto's Taqueria	3070		Senter	Rd		
44463	7530	PERFECT TUNE, INC.	34		San Jose	Ave		
48607	3993	CMYK GRAPHICS & SIGNS	2331	S	7TH	St	Suite	A
48623	8041	CHIROPRACTIC SPECIALISTS	1076		Meridian	Ave	Suite	P
48630	5541	TESORO WEST COAST CO LLC	1091	E	Capitol	Expy		
48643	3570	SOURCEN INC	50	W	SAN FERNANDO	St	Suite	425
48651	5511	SAN JOSE CAPITAL MOTORS INC	1480	W	SAN CARLOS	St	Suite	AA
48656	5251	ORCHARD SUPPLY HARDWARE	3000		Alum Rock	Ave	Suite	X
48662	7399	MEGA BRANCH INC	50	W	SAN FERNANDO	St	Suite	900
48689	3540	AD PRECISION INC	1805		LITTLE ORCHARD	St	Suite	139A
45178	7349	ALVAREZ, M & L / MILLAN C	11985		Francis	Dr		
45190	1522	ABOUD CONSTRUCTION	5990		Mohawk	Dr		
45191	0782	EZ TREE CARE	1130		Hester	Ave		
45216	0782	MARIO'S GARDENING & TREE PRU	5879		Herma	St		
45011	7349	VICTOR HUGO CARRILLO	2173		Huran	Dr		
45014	1522	JAMES LYONS CONSTRUCTION SER	4942		Brewster	Ave		
45017	1522	MIKE SPIVEY CONSTRUCTION	292		Curie	Dr		
45019	0782	VALADEZ, FELIPE	1868		Cunningham	Ave		
40958	1522	PAINT CONNECTION BY CAMPOS	553	N	18th	St		
40974	7349	LADEIRA, RUI	1840	S	7TH	St	Suite	35
41005	5012	BODY WORKS	403		KEYES	St	Suite	A
41018	7349	STAR WINDOW CLEANING	3812		Compton	Ln		
48439	4121	TEGEGNE, ENGIDA	3730		UNDERWOOD	Dr	Suite	3
48444	7359	LAMPSON TRACTOR & EQUIP CO	701		KINGS ROW		Suite	B
48492	2700	BENJAMIN LITHO INC	1580		OAKLAND	Rd	Suite	C213
48522	4212	VERSGROVE MOVING SYSTEMS	1980	S	7TH	St	Suite	AA
48533	7530	RAFI MOBILE SERVICE	5281		CAMDEN	Ave	Suite	41
48545	3570	WIT SOFTWARE INC	111	N	MARKET	St	Suite	FL6TH
48256	7399	R R R	6290		Mahan	Dr		
45024	0782	LARKIN, TIM GARDNING	385	N	16TH	St	Suite	
45033	7349	TERESA HOUSE CLEANING	1644		Enesco	Ave		
45036	0782	SAM'S MAINTENANCE SERVICE	948		Sinbad	Ave		
45038	0782	QUIRARTE LANDSCAPING	1413		Crucero	Ct		

ORG_CODE	SIC_CODE	ORG_NAME	ST_NUM	ST_DIR	ST_NAME	ST_TYPE	ST_SUB_TYPE	ST_SUB_NUM
45051	0782	SILVA'S, RUDY GARDENING SVC	5805		SANTA TERESA	Blvd	Suite	A
45058	0782	TENDER LAWN CARE	768	N	17th	St		
45065	1522	GIAMMONA CONSTRUCTION	1462		Husted	Ave		
45081	1522	CAMBRIAN CONSTRUCTION	4021		Briarglen	Dr		
45085	1522	A M A MEDINA CONSTRUCTION	5170		Leigh	Ave		
41058	5812	Thien Long Restaurant	3005		Silver Creek	Rd	Suite	138
41061	5411	Indian Palace Grocery Store	2540		Berryessa	Rd		
42364	5812	Pizza My Heart	700		El Paseo de Saratoga		Space	850
42403	5813	Gia Gia Coffee	1658	E	Capitol	Expy		
42410	5812	Flames Coffee Shop and Bakery	88	S	4TH	St	Suite	7THFL
42417	5812	Andersen Bakery & Cafe	2200		Eastridge	Loop	Suite	1408
42449	5812	Starbucks Coffee	2961		Monterey	Rd		
48276	4226	ROWENN HOLDINGS INC	1125		COLEMAN	Ave	Suite	2
48279	7399	THE SHOE GIRLS	812	S	WINCHESTER	Blvd	Suite	242
48290	5251	ORCHARD SUPPLY HARDWARE	731		AUZERAIS	Ave	Suite	A1
48300	7536	WINDSHIELD CITY INSTALLATION	28	N	Jackson	Ave	Suite	3
48311	7399	LANDMARK SAVINGS/SECURITIES	1702		Meridian	Ave	Suite	199
48314	7399	PASION TITLE SERVICES	1397		Dentwood	Dr		
48340	1743	PELAYO STONE	1403		EDEN	Ave	Suite	C19
48362	7521	PAVILION SURFACE LOT	150	S	1st	St	Suite	2A
48363	7549	NEW EXPRESS SMOG	3110		MT VISTA	Dr	Suite	B1
48372	7399	KENNAN INT'L RESEARCH	3110		RUBINO	Dr	Suite	117
48385	3577	BROCADE COMMUNICATION SYSTEM	1600		TECHNOLOGY	Dr	Suite	A
17791	3674	Advanced Ion Beam Tech (AIBT)	81	E	Daggett	Dr		
41084	5812	African American Community Service Agency	304	N	6th	St		
42796	7699	Quantumclean	1710		Ringwood	Dr		
34336	4213	PIONEER LIQUID TRANSPORT	251	E	Empire	St		
48118	7399	LUNEX EXPRESS INC	740		STORY	Rd	Suite	C
48135	5063	HAMAMATSU CORP	2875		Moorpark	Ave	Suite	110
48150	7399	RAND, CAROL	918		Cape Canaveral	Pl		
48152	7399	MIESCKE, GRETCHEN E	792		BORDENRAE	Ct	Suite	A
48177	7399	YOGIRT INC	4963		Stuckey	Dr		
48193	7521	APCOA/STANDARD PARKING INC	160	W	Santa Clara	St	Suite	975
48198	2759	B A GOBLE	1503		Shaw	Dr		
48202	2400	T D CUSTOM WOODWORKING	2535		Amaryl	Dr	Suite	A
48206	2700	SG LIFESTYLE	1590		Oakland	Rd	Suite	B208
42682	5812	MISS CAFE & DELI	2880		Alum Rock	Ave		
42540	5812	Subway # 38755	991-995		Saratoga	Ave		
42584	5812	Hawaiian Drive Inn Restaurant	1751	N	1st	St	Suite	70
37494	5812	Peet's Coffee & Tea	1295		The Alameda			
42738	3674	Intermolecular, Inc.	2865		Zanker	Rd		

ORG_CODE	SIC_CODE	ORG_NAME	ST_NUM	ST_DIR	ST_NAME	ST_TYPE	ST_SUB_TYPE	ST_SUB_NUM
42739	5812	Thai Elephant Express	3005		Silver Creek	Rd		
42761	5812	Crema Coffee	950		The Alameda			
47961	7521	STANDARD PARKING CORP	1		Almaden	Blvd	Suite	120
47976	7399	DELIVEREX, INC	1757		Junction	Ave	Suite	BB
47991	7399	EQUI KNEADS	50		Chapelhaven	Ct		
47995	4119	CONTINENTAL EXPRESS LOGISTIC	5300		TERNER	Way	Suite	1214
48006	5511	PEDRAMZ AUTO DEALER	552	S	Bascom	Ave	Suite	2
48007	7399	PUPPY LOVE DOG DAYCARE	2810	S	Bascom	Ave	Suite	H
48037	7399	GENESIS ENGINEERING SRVS INC	1911		Lundy	Ave	Suite	1
48045	7399	G & H WATER SERVICE INC	5033		GAZANIA	Dr	Suite	A
48055	7399	KMV REGISTRATION SERVICE	88		Tully	Rd	Suite	101A
48058	4119	MZ LIMOUSINE	1340		FOXDALE	Loop	Suite	422
48089	7699	SPORT TECH CYCLES	2744		AIELLO	Dr	Suite	110A
48094	3271	PRECAST ONLY	4774		Sally	Dr		
42785	5812	LEE SANDWICHES	990		Story	Rd	Suite	30
42199	5812	Togo's	18	N	San Pedro	St		
42235	5812	United Foods Supply (grocery)	1965		Foxworthy	Ave		
42927	4212	THANH'S PRODUCE	2395		Pelly	Dr		
47850	4121	AHMED, QAMUDEY HASSAN	875		CINNABAR	St	Suite	3307
47852	5063	GATSBY ENTERPRISE LLC	1530		OAKLAND	Rd	Suite	135
47871	4121	BOGALE, KASEGNE	1172		MURPHY	Ave	Suite	A
47875	3570	STACKSOFT INC	7008		Bollinger	Rd		
47876	4225	ALL AMERICAN MOVING& STORAGE	620	E	TRIMBLE	Rd	Suite	C
47910	4212	NGUYEN, NHON	2350		Senter	Rd	Suite	178
47920	1751	KL PERFORMANCE	701		KINGS ROW		Suite	31CZ
47935	3570	CADENCE DESIGN SYSTEMS INC	575		River Oaks	Pkwy	Suite	A
42095	5812	Subway Sandwich #34836 at Valley Fair Mall	2855		Stevens Creek	Blvd	Bldg.	219
43012	5411	7-ELEVEN FOOD STORE #2234-14276	1711		Mc Kee	Rd	Suite	L
47680	4212	PARVIZ TRUCKING	1714		Hogar	Dr		
47699	3570	CADENCE DESIGN SYSTEMS INC	2655		Seely	Ave	Suite	AA
47709	7399	PAGTAKHAN, KARLA	1421		Rocklin	Ct		
47726	4212	DICIA'S DELIVERIES	2542		Yerba Hills	Ct		
47743	5999	CALIFORNIA HERBS INC	2855		Stevens Creek	Blvd	Suite	CAHER
42147	5812	Tapioca Express	660		Barber	Ln		
42150	5812	Taqueria Lorena's	852	N	13th	St		
42046	5812	Starbucks Coffee	1371		Coleman	Ave		
42055	5812	Starbucks Coffee	1815		Hillsdale	Ave		
17549	8711	DVK Intergrated Services, Inc.	1710		Zanker	Rd		
41453	5511	Harley Davidson	1551		Parkmoor	Ave		
51405	5812	Famous Dave's	61		Curtner	Ave		
51415	5812	International Kabob House	2707		Union	Ave		

ORG_CODE	SIC_CODE	ORG_NAME	ST_NUM	ST_DIR	ST_NAME	ST_TYPE	ST_SUB_TYPE	ST_SUB_NUM
51468	5812	Gordon Biersch Brewery Restaurant	2077		Airport	Blvd		
53085	3600	QUALECTRON SYSTEMS CORPORATI	780		Montague	Expy		
53087	5963	LE,THO & NGUYEN,LOAN	3075		Vesuvius	Ln		
53098	5541	ARCO AM PM #568	1141	N	Capitol	Ave		
53101	3540	D P PRODUCTS	2015		Stonewood	Ln		
53109	4120	TAXI DRIVER	965		Lundy	Ave		
53110	3231	DIAZ ECONOMY WINDOWS	575		MABURY	Rd		
53114	3999	CERAMBUS TECHNOLOGY INC	1650		Las Plumas	Ave		
53117	6411	AMIHAN,WAYNIE B	862		Gilchrist Walkway		Suite	4
53122	4119	LION AIRPORT SHUTTLE & LIMO	869		GILCHRIST	Ww	Suite	1
53134	7699	LE THANH TAI	847		Cape Colony	Dr		
53155	3674	PARADE TECHNOLOGIES, INC.	2890		Zanker	Rd	Suite	203
53156	3570	POINTGAIN CORPORATION	2860		ZANKER	Rd	Suite	203
53160	3570	MARG TECHNOLOGIES INC	350		ELAN VILLAGE	Ln	#	405
53168	3999	EP TECHNOLOGIES INC	150		BAYTECH	Dr	Suite	AA
54124	8711	GeoRestoration, Inc.	1173		Campbell	Ave		
48867	8999	TAPSMACK	1346		Ridder Park	Dr		
47558	7389	IMPETUS TECH INC	5300		Stevens Creek	Blvd	Suite	450
47471	5049	FEI COMPANY	2033		GATEWAY	Pl	Suite	500
55867	1721	PICONE PAINTERS	563		ASBURY	St		
50496	5461	PANADERIA LOS TRES HERMANOS	3377		Stevens Creek	Blvd		
51579	5812	Chalateco	1694		Alum Rock	Ave		
51670	7532	A & WILTZ AUTO BODY	1791		ANGELA	St		
51696	4500	SOUTHWEST AIRLINES CO	1661		Airport	Blvd		
51698	4500	HAWAIIAN AIRLINES INC	1661		Airport	Blvd		
51701	3570	STREAMLINE COMMUNICATIONS	50		Airport	Pkwy		
51704	3540	VERTEX PERCISION MACHINING	1244		Lick	Ave		
51713	7530	BAY AREA DIESEL MAINT/TIRES	73		Union	St		
51716	7530	ACCURACY AUTO	1010		Stockton	Ave		
51722	7379	SPRING SOFT USA INC	2025		GATEWAY	Pl	Suite	250
51734	7699	HERNANDEZ LOCKSMITH	919		Harliss	Ave		
51735	7379	PLIMUS INC	2099		Gateway	Pl	Suite	120
53172	3674	UBICOM, INC	195		BAYPOINTE	Pkwy		
53182	3600	QUALITEK SERVICES, INC	155		Nicholson	Ln		
53188	3600	EMLS AMERICA INC	3003	N	1st	St		
53192	3570	DREAMIO TECHNOLOGY INC	421		Camille	Cir	Suite	11
53199	4212	REZENDE EXPRESS LLC	20		DESCANSO	Dr	Suite	A
53204	4119	ADDIS LIMOUSINE	4984		SEVERANCE	Dr	Suite	129A
53206	7699	EDUARDO'S BUSINESS MACHINES	895		Hermiston	Dr	Suite	A
53207	4225	PUBLIC STORAGE	3900		Vistapark	Dr		
53211	3540	GW PRECISION	244		HILLSDALE	Ave		

ORG_CODE	SIC_CODE	ORG_NAME	ST_NUM	ST_DIR	ST_NAME	ST_TYPE	ST_SUB_TYPE	ST_SUB_NUM
53220	4941	AQUATEK	3856		Pearl	Ave		
53227	4119	PRIMO PARTY BUS	5210		TERNER	Way	Suite	5230
53238	3993	AD VAC SIGNS	5171		APENNINES	Cir		
53246	4212	KARTAR TRUCKING	5729		Harwell	Ct		
55985	3944	JEWELS BY LC	1229		Vine	St		
56010	7532	AUTO GLOW PAINTING & COLLISION	80		Pullman	Way	Suite	2
56012	1799	PRECISION COMMUNICATIONS SYSTEMS	72		Rancho	Dr		
56027	2844	METROWIDE PERFUME	621		Tully	Rd	Suite	A107A
56035	5411	TP PRODUCE	515		Skall	Dr		
56039	4959	ART NAVARRETE	3027		Sunburst	Dr		
56046	5812	CHILLFACTOR FROZEN YOGURT LOUNGE	312	S	3rd	St		
51742	7373	GAIA INTERACTIVE INC	1741		Technology	Dr	Suite	400
51745	7549	FIRST AUTO SERVICE	1098	S	1st	St	Suite	A
51749	7699	BAKER'S LOCK & KEY SERVICE	2951		UNION	Ave		
51754	4500	MEXICANA AIRLINES	2077		AIRPORT	Blvd		
51762	2700	THANG MO	918	S	1st	St		
51764	7549	H & H TOWING SERVICES	1038		Pepitone	Ave		
51769	5999	GLOBALLOGIC INC	224		Airport	Pkwy		
51779	7373	SYSTAT SOFTWARE INC	1735		TECHNOLOGY	Dr	Suite	820
51785	7373	MELODIS CORPORATION	1731		TECHNOLOGY	Dr	Suite	570BL
51802	4212	ABE PICK-UP & DELIVERY	4542		Del Rey	Ave		
51806	2700	TIENG DAN WEEKLY NEWSPAPER	919		Hellyer	Ave		
51808	7530	DP FORKLIFT	4058		Forestbrook	Way		
51811	2434	TH CABINETRY	658		Elmbrook	Way		
51815	7532	P & R AUTO BODY	3194		Garden	Ave		
53276	4212	GONZALEZ TRUCKING	2979		Castleton	Dr		
53278	7549	TOW EXPERSS	2952		Castleton	Dr		
53280	3695	DUSTYMEDIA LLC	3277		Carol Leaf	Ct		
53283	4212	CASTRO,GUADALUPE	2724		Glen Ferguson	Cir		
53297	4212	NGUYEN,T/DANG,T	2811		Schooner	Ct		
53301	3600	SCRIBO ELECTRONICS, INC	3224		Ravenswood	Way		
53304	4950	RECYCLING PROS	3169		Oakgate	Way		
53331	7542	KASSIQUE AUTO DETAIL	3900		Moorpark	Ave		
53339	7542	BLOSSOM CAR WASH	524		Giuffrida	Ave		
53344	5211	TILE FANTASTIC SALES	2910	S	Bascom	Ave		
53348	7542	SPOTLESS DETAILING CAR WASH	782		Park	Ave		
53349	7542	ROBLES AUTO DETAIL	1470	W	San Carlos	St		
53353	5211	US BUILDING MATERIALS	1600	S	De Anza	Blvd	Suite	
53361	7542	ILLWHIPS	346		VISTA ROMA	Way		
53367	7542	LET IT SHINE MOBILE AUTO DETAIL	2688		Goldwood	Ct		
56062	1799	ELECTRIC UNLIMITED CO	126	E	Mission	St		

ORG_CODE	SIC_CODE	ORG_NAME	ST_NUM	ST_DIR	ST_NAME	ST_TYPE	ST_SUB_TYPE	ST_SUB_NUM
56064	1799	ASCENDANT AIR SYSTEMS,INC	365	E	Julian	St		
56067	3500	ALL CABLES ASSEMBLY	1358		OAKLAND	Rd	Suite	120
56072	5812	SAFAR RESTAURANT	1280	N	4th	St		
56084	3200	ELZIO SANTO SPECIALTY CONCRETE	880	N	10th	St		
56099	3999	LOWAN SCIENTIFIC LLC	745	E	Brokaw	Rd		
56110	4213	5 STAR T-T-T,INC	2233	S	7th	St		
56123	7530	A-1 TECH AUTO BODY	752		COMMERCIAL	St	Suite	A
56126	3281	S AND T	1775		MONTEREY	Rd	Suite	40B1
56141	4212	ACAMPORA INDUSTRIES	530	N	1st	St	Suite	
56155	4121	SAHOTA,SUKHDEV SINGH	701		Kings Row			
50635	3553	Cabinets Plus	464		Perrymont	Ave		
50641	5812	Sandella's Restaurant	150	S	1st	St	Suite	118
50642	5812	Baja Fresh	150	S	1st	St	Suite	117
50679	5411	Sai Market	6175		Santa Teresa	Blvd	Unit	B
51842	7549	ENGLERECTH/AFTERHOURS	387		UMBARGER	Rd		
51851	7549	N.V APPRAISER	469		BRANHAM	Ln		
51865	3540	WOEHR TOOL & DIE INC	130		LEWIS	Rd	Suite	2
51879	7532	M&L AUTO BODY SHOP	230		UMBARGER	Rd	Suite	B
51891	7699	C.N PERFORMANCE	275		Tully	Rd	Suite	BB
51892	7530	MTZ & ASSOCIATES	5266		Snow	Dr		
51900	3500	SHASTA EMS INC	525	E	Brokaw	Rd	Suite	
51908	3000	PORTOLA PACKAGING INC	97	E	Brokaw	Rd	Suite	1
51934	4212	MO	1461		Kerley	Dr	Suite	4
53395	1629	NORTHERN UNDERGROUND CONSTRUCTION	334		MUSTANG	St		
53431	6531	City View Plaza	185		Park	Ave		
53458	5812	Taqueria & Mini Market	5210	N	1 st	St		
11286	5813	PLACE THE	1058	S	1st	St		
53461	5411	Las Rancheritas Meat Market	35	S	Jackson	Ave		
10918	5921	AAA LIQUORS & GROCERIES	4175		Hamilton	Ave		
50604	5999	CAKE WORKS THE	2891	S	Bascom	Ave		
56179	4121	NARESH KUMAR	153		Checkers	Dr		
56180	7534	WEST COAST WHEELS AND TIRES	1663		Alum Rock	Ave		
56182	7530	MKO AUTO SERVICE INC	1860		Alum Rock	Ave	Suite	D
56189	1799	ALLBRITTON,OWEN FLOOR COVERING	19	S	21st	St		
56196	7530	BETO'S AUTO CHECK	23	N	27th	St		
56198	3011	BRISENO SISTERS TIRES	960	S	King	Rd		
56208	5521	AC MOTORSPORTS	544		Troy	Dr		
56211	4121	ABEL MERSHA	1405		Phelps	Ave		
56214	1721	M. REYES PAINTING COMPANY	1241		Flora	Ave		
56215	1799	ARM FLOOR COVERING INC	3332		Merrimac	Dr		
56230	2700	VICTORIA A BOWES-MOK	3865		Willowview	Dr		

ORG_CODE	SIC_CODE	ORG_NAME	ST_NUM	ST_DIR	ST_NAME	ST_TYPE	ST_SUB_TYPE	ST_SUB_NUM
56232	7549	ALLEN'S DETAILING SERVICES	5720		Park Crest	Dr		
56238	3674	TEST CONTRACTOR	1271		Foxwood	Dr		
56245	1799	VALENCIA HEATING AND COOLING	1217		Sierra Mar	Dr		
56246	1799	MCL MECHANICAL	4951		Cherry	Ave	Suite	251
56251	7530	JOEL AUTO BODY	5621		Hoffman	Ct		
56260	5812	MORRISON MANAGEMENT SPECIALISTS INC	250		Hospital	Pkwy		
56264	4111	SPEEDY AIRPORT SHUTTLE	6556		Camden	Ave		
56267	3999	LOOPERLATIVE AUDIO PRODUCTS	1560		Montellano	Dr		
56268	3911	THE GIRL & THE PEARL	5865		Crump	Ct		
56273	3822	PINEBOO GREEN DESIGN	1134		Quail Creek	Cir		
56275	5400	BURRILL MANAGEMENT LLC	1208		Chateau	Dr		
50678	2261	BG CONCEPTS	775	N	10TH	St	Suite	192A
50693	8731	Ericsson	200		Holger	Way		
50705	5812	Story/King Retail-Building A	1696		Story	Rd		
50711	2051	Cake Expression	1849		Little Orchard	St		
49118	5812	STARBUCKS Coffee	101		Curtner	Ave	Suite	A
50772	3699	SILICON VALLEY LASER, LLC	1939		Hartog	Dr		
50792	5812	Tony & Alba's Pizza & Pasta	812	S	Winchester	Blvd	Suite	130
18283	3674	Vn-Tek	2262		Trade Zone	Blvd		
50840	5812	Sweet Sundays Yogurt Shop	860		Blossom Holl	Rd		
51944	4119	SKY LARK LIMOUSINE	1490		BERGER	Dr	Suite	1
51955	7532	BINH AUTO FRAME	701		KINGS ROW			
51969	3600	ULTIMATE COMPUTERS	1752		Junction	Ave		
51981	7699	A & E FACTORY SERVICES, LLC	1202	S	6th	St		
51982	2700	IMPRESION CALIFORNIA	406		ROBERSON	Ln	Suite	
51984	7549	VICK S TOWING	1623	S	10th	St	Suite	B
51996	7549	SPECIALTY TOWINS	935	N	9th	St		
52001	2400	D & L'S PALLET COMPANY	2040	S	7th	St		
52007	4212	ED'S TOWING SERVICES	2233	S	7th	St		
52008	7530	LUCIO'S AUTOLAND	904		Oakland	Rd		
52010	7530	H&N AUTO CARE	1721		Rogers	Ave		
48133	3444	A & Q PRECISION SHEET METAL	688	E	Gish	Rd	Suite	50
51280	5813	Quickly Tea Cafe	140		Paseo de san Antonio			
53872	3499	Airtronics Metal Products, Inc.	1991		Senter	Rd		
53887	5421	Carneceria Juquila	1711		McLaughlin	Ave		
53900	7216	Dryclean n Save	1702		Meridian	Ave		
53992	5812	NHO Restaurant	377	N	Capitol	Ave		
54000	7538	Chau's Automotive	1470	W	San Carlos	St		
54017	5193	Native Bouquet, LLC	1919		Lundy	Ave		
41530	5812	Java Junction & Juice Caboose	4075		Evergreen Village	Sq		
41543	5812	Jollibee	2008		Tully	Rd		

ORG_CODE	SIC_CODE	ORG_NAME	ST_NUM	ST_DIR	ST_NAME	ST_TYPE	ST_SUB_TYPE	ST_SUB_NUM
41545	5812	JRC Liquors	1158	N	Capitol	Ave		
50844	5812	Camden Community Day	2223		Camden	Ave		
50853	5812	Evergreen Valley High	3300		Quimby	Rd		
50877	5812	Ume Chinese Fast Food	50		Skyport	Dr	Suite	10
52044	7530	J&C BODY COLLISION CENTER	226		Phelan	Ave		
52047	7549	DEAN'S TOWING	242		Phelan	Ave		
52053	7699	JOSE'S TV SATELLITE	992	E	Taylor	St		
52063	4789	ECO CITY CYCLES	532	N	3rd	St		
52064	7549	SIGNATURE WINDOW TINTING	441		Jackson	St		
52071	7532	R & S HYDRAULICS	701		Kings Row			
52088	7530	LONG'S AUTO TECH INC	1778		Smith	Ave		
52090	4119	IMPERIAL LIMO SERVICE	505	S	2nd	St		
52097	7530	CARDENAL AUTO REPAIR	220		Leo	Ave		
52112	7389	COX & SPRAGUE MACHINES	635	N	13th	St		
52118	7530	BEN'S AUTO BODY	820	N	13th	St		
54192	5812	Reyhan Persian Restaurant	1625		Almaden	Rd		
54289	5511	CAPITOL VOLKSWAGEN SUZUKI HYUNDA	911	W	CAPITOL	Expy		
54293	5812	Tapioca Express	2285		McKee	Rd		
54509	5812	Rib Licious	1969		Tully	Rd		
54530	5812	Tapioca Express	457		Saratoga	Ave		
54615	5461	Tan Pan Dimsum Inc	1031	E	Capitol	Expy		
41406	5812	Freshen's Smoothie / Cinnabon (SJ Airport, Terminal A, foodcourt, 2nc	2077		Airport	Blvd		
41289	5541	Compressed Natural Gas Fueling Station□SJC Int'l Airport	2151		Airport	Blvd		
11614	5541	KASSA'S GAS & MART	1465	S	Winchester	Blvd		
52141	7534	FARMER JONES TIRES	1775		MONTEREY	Rd	Suite	40B1
52145	2700	IRAN JOURNAL	1650		ZANKER	Rd	Suite	236
52152	3570	TOOL AMERICA INC	111	N	Market	St		
52153	3570	EMULEX CORPORATION	95	S	Market	St		
52161	3570	THADDEUS SYSTEMS, INC	2	N	1st	St		
52179	4119	MUSTANG AIRPORT SHUTTLE	154	S	19th	St		
52184	7530	P & G AUTOMOTIVE	1280	E	San Fernando	St		
52192	5541	C AND H GASOLINE dba Valero	1705		McKee	Rd	Suite	AA
52212	7389	BLUCK DESIGN	1304		SHORTRIDGE	Ave		
52220	7530	RAMOS MOBILE AUTO MECHANIC	167		MCCREERY	Ave		
51232	5812	Christ of Life Lutheran Church	3412		Sierra	Rd		
51411	5812	Orient Express-Chinese Fast Food & To Go	1699	W	San Carlos	St		
51467	5812	Starbuck's Coffee	3055		Olin	Ave		
54527	5813	Mexicali Bar	284	N	Capitol	Ave		
54690	5812	Panda Garden	1795		Hillsdale	Ave	Suite	60
54716	5171	Chevron Product Company	1020		Berryessa	Rd		
41488	5812	Hydration Café	310	S	3rd	St		

ORG_CODE	SIC_CODE	ORG_NAME	ST_NUM	ST_DIR	ST_NAME	ST_TYPE	ST_SUB_TYPE	ST_SUB_NUM
41284	5812	Cold Stone Creamery	2855		Stevens Creek	Blvd	Bldg.	219
41351	5812	Duc Vien Pagoda Dining Hall	2440		McLaughlin	Ave		
52236	8711	LAU, WA	915		Orchid	Way		
52256	4212	XPRESS DELIVERY SERVICE	3208		Moorpark	Ave		
52267	5511	STEVENS CREEK AUTO CENTER	3242		Stevens Creek	Blvd		
52275	7699	TV ENTERPRISE	592		WATER WITCH	Way		
52282	5511	STEVENS CREEK EUROPEAN	3396		Stevens Creek	Blvd		
52292	7699	DAVE'S EQUIPMENT REPAIR	1407		Bryan	Ave		
52297	7336	AUGENSTEIN INC	1404		Ridgewood	Dr		
52308	3570	HUMPHRIS, D & ASSOCIATES	1437		Merrywood	Dr		
52309	3570	SIMPLI HOSTING INC	5365		Dent	Ave		
52313	3600	NOAH PRECISION LLC	6920		Santa Teresa	Blvd		
51154	7399	Saratoga Capital, Inc	66	E	Santa Clara	St		
51367	7215	Latte's and Laundry	485	E	San Carlos	St		
51409	5812	Sunrise Pure Water	439	S	Kiely	Blvd		
51773	9631	WASTE MANAGEMENT	2033		GATEWAY	Pl	Suite	600H
54069	1611	CALTRANS MAINTENANCE STATION	500		QUEENS	Ln		
54758	7532	RR Upholstery Tinting Window	777	W	San Carlos	St		
54771	7530	P & T Auto Repair	1002		Park	Ave		
54774	5511	Superwheels Auto Sale	1295	W	San Carlos	St		
51168	2052	C.D. Food Company	222		Keyes	St	Suite	105
54848	5921	Pacific Mini Market	5717		Cottle	Rd		
52328	5045	OBSOLYNX, LLC	6195		Franciscan	Way		
52334	3999	GAS RECOVERY SYSTEMS LLC	15999		Guadalupe Mines	Rd	Suite	A
52338	1731	ALL ELECTRICAL AND SOLAR	1110		Calcaterra	Ct		
52374	4212	GARCIA'Z TRUCKING	2962		Stanhope	Dr		
52381	5942	BARUTI BOOKS	1676		Tierra Buena	Dr		
52387	3911	CASH FOR GOLD	2200		Eastridge	Loop		
52390	5094	BELTRAN JEWLERY SHOP	1690		STORY	Rd	Suite	131
52393	2700	A LA MANERA DE DIOS MEDIA	765		Story	Rd		
51357	5411	Safeway #2934	100	S	2nd	St		
52263	5963	VUONG,MINH & NGUYEN,THANH	3214		Williamsburg	Dr		
52109	4214	AERONET INC	1709		JUNCTION	Ct	Suite	AAA
51789	7383	VETERAN NEWS	131		Oak	St		
54985	4231	County of Santa Clara	2265		Junction	Ave		
41281	5812	Coffee on the Patio	1305	N	Bascom	Ave	Suite	I
41159	5812	BJ's Restaurant and Brewhouse	925		Blossom Hill	Rd	Space	1535
22064	3999	Isis Surface Mounting	2530		Zanker	Rd		
41548	8661	Jubilee Christian Center (Church)	105		Nortech	Pkwy		
51353	5812	Trinity Presbyterian Church	3151		Union	Ave		
52401	4212	JACKIES TRANSPORT	1558		Foley	Ave		

ORG_CODE	SIC_CODE	ORG_NAME	ST_NUM	ST_DIR	ST_NAME	ST_TYPE	ST_SUB_TYPE	ST_SUB_NUM
52440	5094	QUICK SERVICE JEWELRY REPAIR	1		Eastridge Center			
52442	2700	DREAM HOUSE PRESS	2714		Ophelia	Ct	Suite	A
52447	4212	EDUARDO CEJUDO PENA	2169		MC LAUGHLIN	Ave		
52452	7530	TULLY AUTO CARE 2	1698		Tully	Rd	Suite	AA
52454	7699	DR DEE'S APPLIANCE REPAIR	5669		SNELL	Ave	Suite	A301
52455	5944	WENRIC'S	1008		Blossom Hill	Rd	Suite	G2
52461	4212	RICHARD YAMAUCH	796		Delaware	Ave	Suite	0004
52462	7530	STANLEY TURNER	5791		Hillbright	Cir		
52464	4212	BAY AREA FLYERS DIST	6117		Dunn	Ave		
52465	4119	A C LIMOUSINE	5383		Glenburry	Way	Suite	99
52481	7373	JC & COMPANY	5334		Mayten Grove	Ct		
52483	3569	MILLPRO MACHINING	5765		Winfield	Blvd		
51119	5499	Airdrome Orchards	601	E	Gish	Rd		
51473	1752	SHERWIN-WILLIAMS CO #8048	1746		JUNCTION	Ave		
36056	7549	TIRES BY WHEEL WORKS	3510		Pearl	Ave	Suite	A
54945	3281	STONEWORKS	645		HORNING	St		
43586	5441	SEE'S CANDIES INC 02104	220		EASTRIDGE	Loop	Suite	5518
44522	3541	ERL TECH INC	1758		JUNCTION	Ave	Suite	H
14959	3281	DELLA MAGGIORE STONE INC	87	N	30th	St		
34798	2032	DEL MONACO SPECIALTY FOODS	1070		Commercial	St	Suite	107
44558	5812	Jamba Juice	372	N	Capitol	Ave		
34701	5812	JUNIOR HOT DOGS	150	W	Hedding	St	Suite	
36746	5812	SWEET HOTDOG	5981		Santa Teresa	Blvd		
17850	5065	Mitsui High-Tec USA, Inc.	2001		Gateway	Pl		
17409	8731	Mixed Signal Integration	2157		O'toole	Ave		
17575	5065	MPT Equipment, Inc.	1609		Regatta	Ln		
17441	3599	N. M. Machining	175		Lewis	Rd		
52494	7530	MAI'S AUTO REPAIR	463		BLOSSOM HILL	Rd	Suite	I
52504	7373	ML'S PCB DESIGN SERVICES	5959		Taormino	Ave		
52512	3540	T.J. MACHINING INC	5889		Winfield	Blvd		
52520	4119	ROYAL EMPIRE LIMOUSINE	431		Blossom Hill	Rd	Suite	B
52539	8999	FREEMESA INC.	1811		Comstock	Ln		
52549	2700	CENTER OF ATTENTION	2818		Lantz	Ave		
52558	5541	TRAN STATION, INC (dba ARCO)	3010		Union	Ave		
53453	5813	The Got Hong Coffee House	1694		Tully	Rd		
44604	5812	Fantazia	1100	N	1st	St	Suite	C
44626	5093	AMERICAN METAL & IRON INC	1045		Commercial	Ct		
44663	5812	Ortiz Panaderia	255	N	White	Rd	Suite	102
42415	5812	Target #2281	2161		Monterey	Rd		
43225	5812	REHOBOTH CAFE	655	N	6th	St		
17483	3674	Nex Flash Technologies, Inc.	2711	N	1st	St		

ORG_CODE	SIC_CODE	ORG_NAME	ST_NUM	ST_DIR	ST_NAME	ST_TYPE	ST_SUB_TYPE	ST_SUB_NUM
18015	8221	Palmer Chiropratic College	90	E	Tasman	Dr		
41823	1741	PAVONE TILE & MARBLE CO INC	1124		Old Bayshore	Hwy		
41830	3674	Pericom Semiconductor	3545	N	1st	St		
51368	5812	Church of Jesus Christ of Latter Day Saints	1336		Cherry	Ave		
52589	7532	FINISH LINE AUTO BODY	1680		ALMADEN	Expy		
52596	7532	ANGKOR COLLISION	1695		Angela	St		
52623	3540	PTH MANUFACTURING INC	191		STAUFFER	Blvd		
52624	3600	LUCERO CABLES, INC	193		STAUFFER	Blvd		
52632	7532	CALIFORNIA AUTO	1854		Almaden	Rd	Suite	1
52635	7532	R & C BODY SHOP	1660		Almaden	Expy		
52645	3540	LYNN AUTO MACHINE	1719		ANGELA	St		
52650	5511	STONE CREEK HOMES LLC	1276		Lincoln	Ave		
44677	3812	KMIC Technology, Inc.	2095		Ringwood	Ave	Suite	10
44679	5812	Tuy Anh Restaurant LLC	1725		Rogers	Ave		
44680	5812	Morocco's Restaurant	86	N	Market	St		
44696	5812	Fresh Choice, Inc	5353		Almaden	Expy	Suite	39A
44718	5812	TACO METRO BALDERAS	799	S	1ST.	St		
44725	5812	Mezcal (Wilcox Block)	25	W	San Fernando	St		
44791	5812	Pho 'Y #1 Noodle House	2050		Concourse	Dr		
18146	5198	San Jose Color	725	N	10th	St		
51548	5812	Subway	1657		Mckee	Rd		
52675	3540	ALTA DESIGN & MANUFACTURING	885		Auzerais	Ave		
52685	7699	PRIDE & JOY LOCKSMITHING	1090		Morris	Ct		
52689	4212	CHAMPIONS MOVERS INC	1671		The Alameda			
52692	7530	ACTION MOBILE SERVICE	409		PAGE	St	Suite	4
52696	4212	DT16 TRUCKING SERVICE	1358		DAHLIA	Loop	Suite	LP
52717	7699	SAN CARLOS AUTO	382		Race	St		
52726	4119	CLOUD 9 LIMOUSINE & TRANS IN	830		AUZERAIS	Ave		
52733	7549	RAMSEY, RUSSELL	214		Sunol	St		
52752	4225	LINCOLN AVE SELF STORAGE	910		Lincoln	Ave		
52760	2700	AMRITSAR TIMES	3750		Mckee	Rd		
51432	3999	L&B LABORATORIES, INC	1660		MABURY	Rd		
53513	7211	Bay Dry Cleaners	1590		Meridian	Ave		
12097	5411	EL OAXACENO	330	E	William	St		
17807	3674	Archband Labs, Inc.	3150		Almaden	Expy		
37949	5812	Pluto's	3055		Olin	Ave	Suite	1030
21760	5812	Fresh choice Restaurant Inc						
23847	5812	Main Street Bagels	638		Giguere	Ct		
52788	3400	M&M CUSTOM METAL SOLUTIONS	3542	E	Hills	Dr		
52791	3999	IDENITI CLOTHING CO.	3336		Mount Vista	Dr		
52820	7371	CONTINUENT, INC	560	S	Winchester	Blvd		

ORG_CODE	SIC_CODE	ORG_NAME	ST_NUM	ST_DIR	ST_NAME	ST_TYPE	ST_SUB_TYPE	ST_SUB_NUM
52830	7549	CHRIS'S LOCK OUT SERVICE	958		Goodwin	Ave		
52838	5999	ELC BEAUTY LLC	2855		Stevens Creek	Blvd		
52845	3600	WAVENODE	851		Arnold	Way		
52852	3570	BARCODE BASE	2667		Downing	Ave		
52866	5511	INC,SHOWROOM SALES AND LEASING	960	S	Bascom	Ave	Suite	6
44835	5400	Los Primos Market	1539	S	Winchester	Blvd		
44844	5812	Agenda Restaurant and Lounge	399	S	1st	St		
38518	2011	PANGEA PACKING LLC	1865	S	10TH	St	Suite	B
44884	1742	AM DRYWALL, INC.	295		Kinney	Dr		
44888	7699	D & D COMPRESSOR SVC INC	258		Kinney	Dr		
44901	5812	Charlie's Cheesecake Works	1179		Redmond	Ave		
44911	1611	FONSECA/McELROY GRINDING CO	336	E	GISH	Rd	Suite	AA
42081	3842	Stryker Endoscopy	5900		Optical	Ct		
18072	7378	Tech Serv	2998	S	Bascom	Ave		
52879	5541	CUPERTINO CHEVERON JRTE LLC	1090	S	De Anza	Blvd		
52886	7699	CHOI'S JEWELERS	1574	S	Blaney	Ave		
52897	7532	MERCEDES EXCLUSIVELY	350	S	Kiely	Blvd		
52901	2700	GLANCE PUBLICATIONS	4321		Blackford	Ave		
52908	7371	MOBIBROOK LLC	1064		Queensbrook	Dr		
52926	7530	MITARS MOBILE	2186		Quito	Rd		
52927	3559	GRAUER, ROBERT	1438		Stockbridge	Dr		
52928	7371	CLEAN SIMPLE AND SMART	2458		Neville	Ave		
52944	3600	KAWASAKI MICROELECTRONICS AM	2550	N	1st	St	Suite	A101
52945	3540	L & T PRECISION ENGINEERING	2391		Qume	Dr		
52948	3600	ADEPTRON TECHNOLOGIES USA INC	2043		Zanker	Rd		
52962	3600	INTERMEMS INC	1425		WHITEWOOD	Ct		
11996	5031	VIKING DOOR CO	1099	S	10	St	Bldg.	
51925	2434	WOODEN BRIDGE	483		REYNOLDS	Cir		
51924	2511	NELSON CUSTOM CABINETRY	476		REYNOLDS	Cir		
52557	5999	JENNIFER SZETO	1751		Harte	Dr		
47510	7336	AMGS DESIGN & PRINTING	584	N	2ND	St	Suite	5
55393	4953	Kirby Canyon Recycling and Disposal Facility	910		Coyote Creek Golf	Dr		
47355	2434	ROYAL CABINETRY & DESIGN INC	1722		JUNCTION	Ave	Suite	C
52613	7929	SAN JOSE CHAMBER ORCHESTRA	1034		BENNETT	Way		
55488	5812	Harmonic	4300	N	1st	St		
841	5093	Santa Clara Valley Transportation Authority Zanker	3990		Zanker	Rd		
1029	4231	Specialty Truck Parts Inc.	1605		Industrial	Ave		
52989	3570	FUTURE DEVICES, INC	2512		SEABOARD	Ave	Suite	
52995	2700	POLY PRINT	2280		Trade Zone	Blvd		
53002	3600	GOLDEN ELECTRONICS	2241		PARAGON	Dr	Suite	A
53005	3570	A10 NETWORKS INC	2309		BERING	Dr		

ORG_CODE	SIC_CODE	ORG_NAME	ST_NUM	ST_DIR	ST_NAME	ST_TYPE	ST_SUB_TYPE	ST_SUB_NUM
53011	3500	QOSTRONICS, INC	2044		CORPORATE	Ct		
53016	4212	CENTRAL USA EXPRESS, INC	2559		Minuet	Dr		
53019	7699	VU'S LOCKSMITH	1378		Vinci Park	Way		
53026	3600	STEP ELECTRONICS INC	780		Montague	Expy		
53050	3600	HERMES MICROVISION INC	1762		Automation	Pkwy		
53052	4212	LUONG, SON	750		RIDDER PARK	Dr	Suite	C
53061	2741	STAUFFER PUBLICATIONS	2151		OAKLAND	Rd	Suite	133
53062	3540	TTE PRODUCTS, INC	1701		FORTUNE	Dr	Suite	H1
48131	5013	PAPCO	1895	S	10TH	St	Suite	A
55610	6531	Quimby Square	2819	S	White	Rd		
50994	5812	Loves Cupcakes	85	E	San Fernando	St		
15670	3449	LORD & SONS	1085	N	7th	St		
51021	5812	Sante Cafe	143	W	Santa Clara	St		
51176	5032	BAY STONE DEPOT	495	E	Brokaw	Rd		
51213	5812	Dandelion Vegetarian Cafe	322	E	Santa Clara	St		
51258	7699	CHUALAR PALLET RECYCLE	751		Mabury	Rd		
51259	5812	Ana's Cafe	428		Toyon	Ave		
56849	1799	AMBASSADOR ENERGY	1833		CAMINO LEONOR	Dr		
56883	4212	BAGEL GUYS LLC	1560		SOUTHWEST	Expy		
56894	5013	ALTERNATORS & STARTERS CO, INC ASC	1694		BERRYESSA	Rd		
56895	7500	23ST SMOGCHECK	342	S	23RD	St		
56897	4212	QUALITY GREEN WERKS	355		ST JULIE	Dr		
56905	3844	ANGEL GOOD X-RAY	844		ST ELIZABETH	Dr		
56915	5251	LOWE'S #2842	1130		NEWHALL	St		
57102	1521	CALIFORNIA CONTRACTORS	6138		Valley Glen	Dr		
57175	1761	CANALES ROOFING	2755		Judkins	Ct		
57797	1521	PIO CONSTRUCTION & PAITING	7172		Clarendon	St		
57800	1799	ORCHARD CITY DRYWALL	1501		Danromas	Way		
57806	1521	DRAKE CONSTRUCTION	6325		Tucker	Dr		
57818	1521	SKYLINE CONSTRUCTION	1515		Miller	Ave	Suite	101
57819	1521	LINDAHN ENTERPRISE	2164		Arleen	Way		
57827	1521	SINGLE-SOURCING SOLUTIONS IN	1427		WHITEWOOD	Ct		
57844	1799	SHAW ENV INC ATTN: CONTRACTS	2360		Bering	Dr		
57852	1799	ALERT PLUMBING	2530		Berryessa	Rd	Suite	323
57857	1799	V S FENCING COMPANY	2530		Berryessa	Rd	Suite	A113
57858	1799	VO, JACK VAN	2438		Old Ridge	Ct		
57883	1799	GROVE PAINTING SERVICE	3234		Lake Albano	Cir		
57891	1521	C B B BUILDERS	3271		Stimson	Way	Suite	A
57897	1799	TARC CONSTRUCTION INC	662		Dunraven	Ct		
57900	1521	THE PROPERTY SAVER	602		Branham	Ln		
57910	1799	RJ LEONARD PAINTING	4853		Tonino	Dr		

ORG_CODE	SIC_CODE	ORG_NAME	ST_NUM	ST_DIR	ST_NAME	ST_TYPE	ST_SUB_TYPE	ST_SUB_NUM
57928	1799	PENGUIN AIR CONDITIONING	254	N	Creek	Dr		
57143	1521	JAMES DAVIS CONTRACTOR	717	N	3rd	St		
57182	4212	MGA HAULING & LANDSCAPING	965		Sherman	St		
58143	1761	O K CONSULTANT OF ROOFING	3136		Cedarcrest	Ln		
57148	1521	MAXEY GENERAL CONTRACTOR	1719		LITTLE ORCHARD	St	Suite	D
57183	1521	THU TROUNG CONTRACTOR	3156		ST FLORIAN	Way		
57964	1799	CAL CUSTOM CONSTRUCTION	1723		HYACINTH	Ln		
57971	1799	TERRITO, CHARLES ELECTRIC	5287		McKee	Rd		
57986	1799	STEPHEN CIARI PLUMBING & HEA	1054		ELM	St		
57987	1799	GENERATION ROOFING	419	E	EMPIRE	St		
57997	1799	JMC TILE AND MARBLE	853		KNOLLFIELD	Way		A
57998	1799	FIMBY, JOSEPH CARPET	7258		LONGHILL	Way		
58004	1799	SOUTH BAY ELECTRIC	5696		CHESBRO	Ave		
58005	1799	SIX COUNTIES FIRE PROTECTION	1633		ROGERS	Ave		
58012	1799	SUPERIOR AIR HANDING CORP	601	S	BASCOM	Ave		
58041	1799	CREATIVE SOLAR	572		TROY	Dr		3
58042	1799	BUILDERS SHOWCASE INTERIORS	83		METRO	Dr		
58054	1799	METRO MECHANICAL	3728		CHARTER PARK	Dr		A
58061	1799	SOUTH BAY MARBLE	1770		OLD BAYSHORE	Hwy		
58063	1799	DFH ENTERPRISES INC	158		MARTINVALE	Ln		
58101	7530	SPEEDY MOBILE BRAKE SERVICE	1411	N	10TH	St		
58118	1761	MAXIMUM ROOF CARE CORP	1182		Olive Branch	Ln		
58153	1721	PEREZ HARDWOOD FLOORS	4679		Paloma	Ave		
58160	1799	NORCAL BUILDERS	5313		Olstad	Ct		
58161	3999	LB PRECISION SHEET METAL	140		LEWIS	Rd	Suite	5AA
58165	1542	SCHEID CONSTRUCTION	492		Broderick	Dr		
58167	1799	BILLINGS PAINTING INC	1249		ALMA	Ct	Suite	B
58174	1799	PSG FENCING INC	1133	N	10th	St		
58182	7532	AUTO BODY SHOP & FRAME	1781		Smith	Ave		
58183	1799	ARS OF CA DBA RESCUE ROOTER	1479		Berger	Dr	Suite	B
58189	7532	D1 AUTO BODY & FRAME	1761		Smith	Ave		
58194	2400	FERNANDEZ BROTHERS CUSTOM CA	685		Kings Row		Suite	D
58207	1721	FERNANDO & ALAN PAINTING	1326		Danube	Way		
58209	1721	CONSTECH	1679	E	San Fernando	St		
58211	1721	DELFINO HANDYMAN	555		McLaughlin	Ave		
58212	3540	RICHARDS MACHINING CO. INC	340	S	23rd	St		
58215	7216	VIP DISCOUNT CLEANERS	2602		Alum Rock	Ave		
58223	1799	JAMES PAINTING	1256		Foxworthy	Ave		
58236	1721	AL MORE REMODEL SERVICES	4015		KELVINGTON	Ct	Suite	
58238	1721	TRINH, XIT QUANH	2794		PARNELL	Dr	Suite	
58239	1721	MOLINA'S LANDSCAPING	1696		Miami	Dr	Suite	A

ORG_CODE	SIC_CODE	ORG_NAME	ST_NUM	ST_DIR	ST_NAME	ST_TYPE	ST_SUB_TYPE	ST_SUB_NUM
58240	1721	MR GUY HEATING & AIR CONDITIONG	2015		Edgegate	Dr		
58247	7530	RELIANT AUTO REPAIR	2979	S	King	Rd		
58261	1799	ALEJANDRO HANDYMAN	6259		Mahan	Dr		
58292	1799	HAZLETT DESIGNS	1075		Chapman	St		
58307	1721	MT PLUMBING & SEWER SERVICE	122		Pickford	Ave		
58313	1721	BJC MASONRY	2065		Marlboro	Ct		
58319	1542	C.C.K. CONSTRUCTION INC	6370		Canterbury	Ct		
58326	1721	Z-HANDYMAN	3917		Boise	Dr		
58328	1799	GREEN X	631		BRENNAN	St	Suite	AA
58331	1721	DENG, ZIHUI	2151		OAKLAND	Rd	Suite	385
58336	1542	CQ CONSTRUCTION COMPANY	903		Cape Point	Pl		
58345	7539	THE WHEEL SMITH	97		Deer Run	Cir		
58374	1542	IAN & ISAAC COMPANY, INC	1472		DARRYL	Dr		
58375	1721	GMG INSTALLATIONS	1775	S	1st	St		13
49778	5812	Adobe Inn	20128		Stevens Creek	Blvd		
57214	1761	FALCON ROOFING	13088		Potts	Dr		
57155	1521	MURPHY, DONALD B CONTRACTORS	1850	S	7TH	St		C
57174	5093	NORCAL DISTRIBUTION	1498		Seareel	Ln		
58107	7536	PAYLESS AUTO COMMERCIAL GLASS	2265		STEVENS CREEK	Blvd		
57068	5261	Summerwinds Nursery	4606		Almaden	Expy		
57086	5261	MANTHEY'S NURSERY	327		San Jose	Ave		
57147	1761	C & C ROOFING	89	S	21st	St		
57112	1761	ANTHONY, BILL ROOFING	3181		MT RAINIER	Dr		
58433	1761	NEIGHBORS ROOFING & GUTTERS	6251		Radiant	Dr		
57065	5261	Prevost Ranch and Gardens	4195		Sierra	Rd		
57121	1761	Just Leaks	1050		Elm	St		
57047	5812	U Food Grill	143		Santa Clara	St		
57090	4212	DUMP RUNNERS	3808		Timberline	Dr		
57111	1761	AMERICAN QUALITY ROOFING	1105		Dinkel	Ct		
58401	1761	ROOF ROOFING	5577		Vassar	Dr		
58093	5093	ASSOCIATION	1970		Monterey	Hwy		
58135	1761	MENDOZA ROOFING	6104		Butano	Ct		
58096	5093	WASTE MANAGEMENT INCORPORATED	15999		Guadalupe Mines	Rd		
57036	5812	Mendozas Restaurant	5272		MONTEREY	Rd	Suite	D
58130	7530	SEARS AUTO CENTER	2180		Tully	Rd		
56284	3600	PHASE 3 TECHONOLOGIES,INC	6564		Northridge	Dr		
56288	4212	TA BOBCAT SERVICE	2907		PHILIP	Ct	Suite	C
56301	5812	SAIKO JAPANESE RESTAURANT	3005		Silver Creek	Rd	Suite	130
56308	1799	GREEN OVERHEAD DOORS	2617		Suisun	Ave		
56311	5461	HUNG FAT INC	1031	E	Capitol	Expy		
56316	4212	BARAJAS CARRIER	2115		Tehama	Ave		

ORG_CODE	SIC_CODE	ORG_NAME	ST_NUM	ST_DIR	ST_NAME	ST_TYPE	ST_SUB_TYPE	ST_SUB_NUM
56319	5812	PHO THANH RESTAURANT	1210		STORY	Rd	Suite	A1
56321	4212	SPEED DELIVERY	1641		Powell	Ct		
56328	7542	JBA AUTO DETAIL	2340		Samoa	Way		
56334	7549	ILLUSION TOWING	2095		Calview	Ave		
56348	7542	CAR AND ENGINE WASH	1210		McLaughlin	Ave		
56349	2273	ALVARENGA'S CARPET	1302		Panoche	Ave		
56356	5812	COM GA HANG XANH	1111		Story	Rd	Suite	1020
56357	4212	NU WAVE TRANSPORTATION LLC	350		Avenida Arboles			
56358	4212	FREIGHT CAPITOL TRANSPORT	458		Safari	Dr		
56365	0740	DR RUSHER RESCUE RELIEF SERVICE	520		Giuffrida	Ave		
56377	7530	KENNY AUTO REPAIR	463		BLOSSOM HILL	Rd	Suite	I
56385	4212	DIKALEH,ALFRED	5922		Eastman Lake	Dr		
56390	3999	YOUNG RICH DESIGNS	6161		Rocky Glen	Ct		
56972	7521	UNIPARK LLC	282		Almaden	Blvd		
57212	1761	EAGLE ROOFING CO	1471		Amesbury	Way		
58444	7530	JADE MOBILE SERVICE	3222		Fallen Oak	Ct		
56394	2400	PERFECT PENMANSHIP	4860		Banberry	Way		
56397	1799	SIMPLY GREEN PLUMBING,INC	2350		Venndale	Ave		
56434	1799	DAVILA PLUMBING COMPANY	2020		Coastland	Ave		
56450	2700	ARLENE BRENNER	2224		Hicks	Ave		
56461	7532	MOLINA'S AUTO BODY & PAINTING	1792		Angela	St		
56465	7530	EUROHAUS MOTORS	2100		STONE	Ave	Suite	B
56471	7530	NUNEZ TRANSMISSION	1858		Almaden	Rd	Suite	1
56473	3999	PREC. CARBIDE TOOL INC	1805		LITTLE ORCHARD	St	Suite	139
56484	7530	MAURICIO'S AUTO REPAIR	269		SAN JOSE	Ave	Suite	A1
56497	4121	AGEGNEHU,MESFIN	1330	N	Bascom	Ave	Suite	43
56498	7532	DEL'S AUTO BODY	1019	W	San Carlos	St		
56499	2434	SITE WORKS FINISH CARPENTRY	976		Lakeshire	Ct		
57079	4212	A RELIABLE HAULING	406	S	Henry	Ave		
57223	1521	MEKONG DELTA	1264		Vine	St		
57241	1799	UNITED PAVING	2580		Senter	Rd	Suite	485
57251	1521	MV CONCRETE	516		Salmon	Dr		
57259	1799	GARCIA'S FLOOR COVERING	3861		Maui	Dr		
57262	1799	DMT PLUMBING	5131		Roeder	Rd		
57267	1799	AMTECH LIGHT SERVICE/ABM	2943		Daylight	Way		
57268	1799	AP ELECTRIC	693		Overland	Way		
57270	1799	HERNANDEZ TREE SERVICE	4685		Tango	Way	Suite	A
57271	1799	HERRERA, RUBEN F	4102		Santa Susana	Way		
57274	1799	SUPREME FLOOR COVERING	2586		Sue	Ave		
57285	1799	FREEMAN FINISHING INC	1775	S	1st	St	Suite	7A
57287	1799	MEDALLION LANDSCAPE MANAGEME	1850	S	7th	St	Suite	B

ORG_CODE	SIC_CODE	ORG_NAME	ST_NUM	ST_DIR	ST_NAME	ST_TYPE	ST_SUB_TYPE	ST_SUB_NUM
57303	1799	COASTAL CONSTRUCTION & LUMBR	1345		Vander	Way	Suite	A
57307	1799	REDWOOD CITY ELECTRIC CO	1630		Zanker	Rd		
57321	1799	T G PLUMBING	490	N	13th	St		
57331	1799	RIVAS, ADOLFO	1461		Kerley	Dr	Suite	4
57336	1521	GIULIANI CONSTRUCTION INC	465		Reynolds	Cir		
57342	1799	WILLARD, WALTER C DRAPERY	1725		Rogers	Ave	Suite	J
57343	1799	POLLETT ENT DBA ALPHA PLUMB	64		Barnard	Ave	Suite	B
56521	1711	ARROYO PLUMBING AND DRAIN, INC	650		LINCOLN	Ave	Suite	
56537	1799	GOLDEN GATE REMODELING & CONTS	112		Cedar	Ln		
56538	1799	GREEN FROG LANDSCAPE	173		Sunnyslope	Ave		
56539	5411	EL MERCADITO	3054		Alum Rock	Ave	Suite	ZZ
56544	2844	STACY DIAZ	56		Manning	Ave		
56549	7530	J.K. PERFORMANCE L.L.C.	112	S	White	Rd		
56551	4212	AFM DELIVERY	3302		Holly	Dr		
56558	7530	HERMELINDO LUNA	14862		Watters	Dr		
56581	4121	MONAZAM,AMIR	3056		Fruitdale	Ave		
58069	7536	5 STAR AUTO GLASS	3812		ROUEN	Ct		
58071	1761	GARLAND, MICHAEL ROOFING	197		Coy	Dr	Suite	4
57110	4212	A B MOVING AND HAULING	130		Harriet	Ave		
57365	1799	M & B PAINTING	1220	E	San Antonio	St		
57386	1799	NEKO ELECTRIC	3403		Cherry	Ave		
57389	1799	CALOMENI ELECTRICAL SERVICES	1562		Calle de Aida			
57396	1521	PACIFIC RENOVATIONS	5638		Park Manor	Dr		
57401	1799	PROMEX PAINTING	1308		Antwerp	Ln		
57413	1521	CHIN & NELSON HOMES INC	4718		Meridian	Ave	Suite	323A
57422	1521	BOW'S CONSTRUCTION	6963		Del Rio	Dr		
57424	1521	WILLIAM'S PAINTING SERVICE	217		Pinot	Ct		
57427	1521	WRIGHT ONE CONSTRUCTION	7013		Realm	Dr	Suite	D
57428	1521	NEW CANAAN HOMES INC	6081		Meridian	Ave	Suite	70316
57438	1521	ENA & ASSOCIATES	7269		Glenview	Dr		
57449	1799	BOWERS, GREG	1423		Calle de la Paz			
57464	1521	ENCO ENGINEERING	2648		Sherlock	Dr		
57466	1521	ABSOLUTE BUILDERS	3939		Forestwood	Dr	Suite	A
57469	1799	HN CONSTRUCTION	965		Idlewood	Dr		
57482	1799	WILLIAM PLUMBING SPECIALIST	1877		Rigoletto	Dr		
57483	1521	KEN'S HARDWOOD FLOOR	1357		Boa Vista	Dr		
56622	3714	R & H INTERNET AUTO PARTS	1952		Brantley	Dr		
56625	3999	REVWARE SYSTEMS, INC.	2355		PARAGON	Dr	Suite	A1
56637	3540	HOF MACHINING INC	2290		RINGWOOD	Ave	Suite	F
56638	5531	HD AUTO SALON	2081		BERING	Dr	Suite	A
56649	3540	MATRIX DESIGN MANUFACTURING	1751		FORTUNE	Dr	Suite	F

ORG_CODE	SIC_CODE	ORG_NAME	ST_NUM	ST_DIR	ST_NAME	ST_TYPE	ST_SUB_TYPE	ST_SUB_NUM
56652	3999	CPNANO	840		Charcot	Ave	Suite	
56655	1799	CORNERSTONE CONCRETE COMPANY	1873		Seville	Way		
56669	2253	NATALIA MARTINHC	3511		Rowley	Dr		
56670	3999	DAVE ZUVERINK DESIGN	1894		Gillian	Way		
56672	4212	VENTURE TRANSPORT	3259		Mattos	Ave		
56677	1522	ONGRACE CONST ENTERPRISE INC	2609		Flagstone	Dr		
56706	4121	KESHAV RAI	1525		MARBURG	Way	Suite	E5
56710	7532	K & L AUTO BODY	777		MABURY	Rd	Suite	D
56713	7549	SERGIO TINTED WINDOWS	757		MABURY	Rd	Suite	52
56725	3999	TERANETICS, INC	2665	N	1st	St		
57091	1521	ABC GENERAL CONTRACTOR	5450		Monterey	Hwy		138
58084	7536	BEST AUTO GLASS	903		COMMERCIAL	St	Suite	10
57505	1799	CARMELO'S TMG	5533		Don Alfonso	Ct		
57511	1521	JMB CONSTRUCTION	6176		Tuolomne	Ct		
57526	1799	FISCALINI TILE	643		Choctaw	Dr		
57527	1799	THREE STAR INTERIORS	6093		Larchmont	Dr		
57533	1799	NEW FORREST INTERIOR TRIM IN	6248		Hokett	Way		
57550	1521	PANAMAR CONSTRUCTION INC	4606		Meridian	Ave	Suite	AA
57571	1799	SILICON VALLEY COMPANY INC	14424		New Jersey	Ave	Suite	A
57576	1799	NOW SERVICE	4844		Leigh	Ave	Suite	A
57589	1521	TRADEMARK TRIM INC	1718		Myra	Dr		
57596	1799	ALLEN ELECTRIC CO	4073		La Mesa	Ln		
57598	1799	CORPORATE ELECTRIC INC	1660		Glenhurst	Dr	Suite	A
57605	1799	GRABER, THOMAS M ELECTICAL C	14897		Standish	Dr		
57610	1799	ALS FIRE PROTECTION INC	1787		Cardel	Way		
57618	1799	SOUTH BAY DRYWALL	1833		Via el Capitan			
57636	1799	D & R PLUMBING	2962		Cottle	Ave		
57640	1799	WOOD'S ROOFING INC.	2179		STONE	Ave	Suite	22
56753	4119	CROWN LIMO AND SEDAN	800		HILLSDALE	Ave	Suite	411
56766	4212	MLS EXPRESS SERVICE	3210		PEARL	Ave	Suite	413
56779	7532	OSCAR'S AUTO BODY & DETAIL	8180		Monterey	Rd		
56793	1446	JOHN DOMINGUEZ TRANS.	7168		Via Romera			
56813	4121	JARNAIL SINGH	2475		Glen Angus	Way		
56817	5461	M CAKES,PASTRIES & CATERING	3156		Corby	Dr		
56820	4212	D.S. TRUCKING	2277		Pentland	Way		
56827	4212	DEVINE DELIVERIES	303		TRADEWINDS	Dr		0011
56840	2050	INTERNATIONAL BREAD	2918		ALMADEN	Rd		
56842	1799	ROOF CRAFT	368		AVENIDA MANZANOS			
56846	7530	BRAZILIAN AUTO SERVICES	619		TRIMBLE	Rd		
57197	5093	INTERNATIONAL RECYCLING CONSULTANTS	11665		Berryessa	Rd		
57649	1799	GODDARD TILE ,INC	1524		Maxine	Ave		

ORG_CODE	SIC_CODE	ORG_NAME	ST_NUM	ST_DIR	ST_NAME	ST_TYPE	ST_SUB_TYPE	ST_SUB_NUM
57650	1799	FARR CONSTRUCTION CO	2185		Stone	Ave		
57668	1521	SNC CONSTRUCTION	2449		Cottle	Ave		
57690	1799	BLAIR, MICHAEL ROOFING	1664		Cross	Way		
57693	1799	TBI CONSTRUCTION & CON M INC	1960		The Alameda		Suite	100
57694	1521	COLEMAN CONSTRUCTION COMPANY	378		Gifford	Ave		
57702	1799	A/C ELECTRIC	1302	W	Hedding	St		
57705	1799	CUEVAS LUMBER AND FENCE	1295		Hester	Ave		
57706	1799	CHESNOS PAINTING INC	1137		Campbell	Ave		
57717	1521	GL PERRY CONST/CB ELECTRIC	623		Stockton	Ave		
57724	1799	A & B HEATING AND AIR CONDIT	1586		Hillmont	Ave		
57729	1799	TC ELECTRICIAN	543		Gridley	St		
57733	1521	NORCAL MARBLE & TILE	10808		Hubbard	Way		
57735	1799	JIMS CONCRETE	2		El Campo	Dr		
57736	1521	PRO CAL COAST CORP	3320		Rocky Mountain	Dr	Suite	A
57756	1799	PAUL'S INSTALLATION SERVICE	167		Laumer	Ave		
57769	1799	G D MASONRY & TILE INC	2344		Boxwood	Dr		
57772	1521	E AND S CONSTRUCTION	955		Sherman Oaks	Dr		
57773	1799	NAVS DUAL PANE GLASS REPLACE	826	S	Genevieve	Ln		
57777	1521	DOWLING BUILDERS INC.	2400		Quantico	Ct	Suite	1
57782	1799	CASTRO TILE	346		Clifton	Ave	Suite	2
11476	4225	PUBLIC STORAGE PICKUP & DELIVERY	150		Tully	Rd		
11549	5812	SAN JOSE COUNTRY CLUB	15571		Alum Rock	Ave		
11555	5812	BRAVO PIZZA	1655		Alum Rock	Ave		
11565	5812	VIA MIA PIZZA DELIVERY	1290	S	Bascom	Ave	#	B
16039	7532	BODYSTLYE	524	E	Brokaw	Rd		
16040	7532	PAN AMERICAN BODY SHOP (dba Pan American Collision Center)	555		Burke	St		
16049	5812	CHINA STATION	80		Senter	Rd		
15672	3544	CRAFT TOOL & DIE	2075		Bering	Dr		
9775	5812	ALBERTO'S MEXICAN FOOD	956		Park	Ave		
9786	5411	DIANA'S MINI MARKET	1062	E	Santa Clara	St		
9725	5812	JACK IN THE BOX #409	148	E	San Carlos	St		
9796	5411	KUMAR'S ISLAND MARKET	1440	E	Santa Clara	St		
9848	5411	JACKSON LIQUORS & FOOD	150	S	Jackson	Ave		
9866	5411	LA RANCHERITA MEAT MARKET	35	S	Jackson	Ave		
9820	5812	CESAR CHAVEZ ELEMENTARY SCHOOL	2000		Kammerer	Ave		
11525	5812	DENNY'S RESTAURANT #1318	1390	S	1st	St		
11526	5812	DENNY'S RESTAURANT	1490	N	1st	St		
11531	5812	STARBUCKS COFFEE #5297	150	S	1st	St	Suite	135
11800	3540	WEST VALLEY PRECISION INC.	2055		Otoole	Ave		
13058	4119	LTD LUXURY LIMOUSINE NETWORK	3750		Mckee	Rd		
15885	5812	HEARTBEAT CAFE	14392		Union	Ave		

ORG_CODE	SIC_CODE	ORG_NAME	ST_NUM	ST_DIR	ST_NAME	ST_TYPE	ST_SUB_TYPE	ST_SUB_NUM
16960	5511	M AUTO CENTER WEST	2221		Stevens Creek	Blvd		
16235	5812	THANH HUONG SANDWICH CORP	2593		Senter	Rd		
15940	5812	VILLAGES GOLF & COUNTRY CLUB	2800		Villages Fairway	Dr		
15944	5812	CENTER FOR EMPLOYMENT TRAINING	701		Vine	St		
15945	5411	GREWAL FOOD AND LIQUOR #7	901		Vine	St		
16236	5812	BAC CALI FAST FOOD & BAKERY	2623		Senter	Rd		
16245	5411	7-ELEVEN FOOD STORE #2234-22795B	2850		Quimby	Rd		
16267	5812	KRUNG THAI RESTAURANT	642	S	Winchester	Blvd		
16269	5411	CENTURY 24 THEATRES	741	S	Winchester	Blvd		
9565	5812	ORANGE JULIUS	1600		Saratoga	Ave		
9569	5812	CASA TERESA	6039		Snell	Ave		
9570	5812	FAT WOK RESTAURANT	6055		Snell	Ave		
9580	5812	CINNABON	2855		Stevens Creek	Blvd	Bldg.	219
9489	5812	BILL OF FARE	1005		Saratoga	Ave		
9589	5812	WILLIAM SHEPPARD MIDDLE SCHOOL	480		Rough	Rd		
9599	5411	E-Z MARKET	3305		San Felipe	Rd		
9605	5812	STARBUCKS COFFEE	4848		San Felipe	Rd	Suite	110
9636	5812	SHIKI JAPANESE RESTAURANT	6229		Santa Teresa	Blvd		
9693	5812	MIO VICINO	1140		Lincoln	Ave	Suite	8
9694	5812	NOAH'S NEW YORK BAGELS	1140		Lincoln	Ave	Suite	8
9704	5812	GARDEN CITY CLUB THE	360	S	Saratoga	Ave		
9710	5411	IRAN BAZAAR INC	398		Saratoga	Ave		
9745	5812	GOLDEN HOUSE CHINESE RESTAURAN	7108		Santa Teresa	Blvd		
9756	5812	CARLOS GOLDSTEIN'S RESTAURANT	1150		Murphy	Ave	Unit	
12135	3589	ROSS COOK INC	1551		Las Plumas	Ave		
12465	2400	RACACHO REFINISHING	210		San Jose	Ave		
14062	5531	CAPITOL AUTO BODY	3480		Pearl	Ave		
14075	7530	PARRAL, JERONIMO PAREDES	1168		Peach	Ct		
14325	5541	W SAN CARLOS BEACON GAS	1744	W	San Carlos	St		
14449	7549	MURPHY, STEVE AUTOMOTIVE	347		Lincoln	Ave		
16281	5812	ALMADEN LAKE MARINA	6099		Winfield	Blvd		
16291	5541	Alum Rock 76	2370		Alum Rock	Ave		
15596	7549	CAMPBELL'S TOWING INC	1461		Terminal	Ave		
9662	5411	LION FOOD CENTER #6	471	S	Saratoga	Ave		
9672	5812	KIM TAR BBQ RESTAURANT	2351		Mckee	Rd		
9682	2051	SAIGON'S BAKERY AND FAST FOOD	953		McLaughlin	Ave		
9683	5411	HAI THANH SUPERMARKET	955		McLaughlin	Ave		
9684	5812	T K NOODLE #11	975		McLaughlin	Ave		
9689	5812	PINK ELEPHANT DELI-CAFE	475	S	King	Rd		
10031	5812	MILLBROOK SCHOOL	3200		Millbrook	Dr		
10035	5812	SEVEN TREES SCHOOL	3975		Mira Loma	Way		

ORG_CODE	SIC_CODE	ORG_NAME	ST_NUM	ST_DIR	ST_NAME	ST_TYPE	ST_SUB_TYPE	ST_SUB_NUM
10002	5812	POT BELLY DELI	111	N	Market	St		
10015	5812	STRAW HAT PIZZA	1535		Meridian	Ave		
10016	5812	THREE FLAMES RESTAURANT	1547		Meridian	Ave		
10020	5812	MANLEY'S DONUTS	1592		Meridian	Ave		
9907	5812	SJC CAFE - FRESH & NATURAL	2100		Moorpark	Ave		
9912	5812	MOORPARK HOTEL Park Bar & Grill	4241		Moorpark	Ave		
9917	5812	REDI-ROOM	4340		Moorpark	Ave		
9918	2051	CLOVER BAKERY & CAFE						
9920	5812	HOMETOWN BUFFET #755	4735		Hamilton	Ave		
9924	5812	PEANUTS SANDWICH SHOP	275	E	San Fernando	St		
9932	5812	JAZZLAND ESPRESSO KIOSK #6 (Business Tower)			San Fernando	St		
9939	5812	WONDER WOK	2678		Cropley	Ave		
11761	7538	LE'S AUTO MACHINE	1369	E	Taylor	St		
11865	3999	AMERICAN GASKET & DIE CO INC	1334	N	10th	St		
12054	3559	YIELD ENGINEERING SYSTEMS INC	2119		Oakland	Rd		
12294	5812	7-ELEVEN FOOD STORE #2234-29507D	1040		Piedmont	Rd		
13964	7532	T & H BODY SHOP	1102	N	5th	St		
13993	3500	BESTRONICS	2060		Ringwood	Ave		
14188	5015	JT TRUCK CENTER	855		Service	St		
14281	5531	SOUTH VALLEY AUTO GLASS WIND	1844		Almaden	Rd		
14285	7532	SAN JOSE AUTO COLLISION CNTR	193		Barnard	Ave		
14269	7532	ARENA AUTOBODY & PAINTING	52	S	Autumn	St		
15872	5411	THREE STAR RICE COMPANY INC	2007		Tully	Rd		
15879	5812	LA MICHOACANA TAQUERIA AT SCC FAIRGI	344		Tully	Rd		
16133	5812	BILL'S CAFE	1115		Willow	St		
15955	5812	VITO'S PIZZA	1040	S	White	Rd	#	A
15964	7530	ALL FOREIGN AUTO CENTER	350	N	Montgomery	St		
15541	5812	TELE GYR SYSTEMS	1730		Technology	Dr		
16200	5812	STARBUCKS COFFEE #5360	1335	S	Winchester	Blvd		
9943	5812	SLOANAKER SCHOOL	1601		Cunningham	Ave		
9957	5812	VAQUEROS BORDER CHOP HOUSE	1010		El Paseo de Saratoga			
9964	5812	ROUND TABLE PIZZA #16	1175		Lincoln	Ave		
9968	5812	PLAZA INN RESTAURANT-BAR	1182		Lincoln	Ave		
9875	5812	WENDY'S #5	2275		Mckee	Rd		
9884	5812	KENTUCKY FRIED CHICKEN #096	4162		Monterey	Hwy		
9980	5411	SIDHU MARKET	801		Locust	St		
9981	5812	BON APPETIT AT XILINX #4	2050		Logic	Dr		
10022	5812	EL DORADO TAQUERIA	1594		Meridian	Ave		
10088	5812	LE BOULANGER	852		Blossom Hill	Rd		
10100	5812	MEXICO LINDO	1415		Foxworthy	Ave		
12390	3674	ANELVA CORP.	2365		Paragon	Dr		

ORG_CODE	SIC_CODE	ORG_NAME	ST_NUM	ST_DIR	ST_NAME	ST_TYPE	ST_SUB_TYPE	ST_SUB_NUM
12705	3399	SHAPE MEMORY APPLICAITON	1070		Commercial	St		
12714	5261	EVERGREEN SUPPLY	2984		Monterey	Hwy		
12718	3272	CENTRAL CONCRETE SUPPLY CO INC	610		Mckendrie	St		
13956	7530	CAMARENA AUTO REPAIR	880		Newhall	St		
578	4941	San Jose Water Company CU-901C	1221	S	Bascom	Ave		
10155	5812	CASA VICKY MEXICAN FOOD	792	E	Julian	St		
10162	5411	ECONO LIQUORS	3112		Mckee	Rd		
10170	5812	SCHALLENBERGER ELEMENTARY	1280		Koch	Ln		
10175	5812	SANDWICH MILL, THE	1381		Kooser	Rd		
10180	5812	CFARM MKT-BH-SUKHI INDIAN FOOD			Kooser Rd & Blossom Hill			
10113	5812	CENTURY 16 THEATRES	3690		Hillcap	Ave		
10121	5812	FLAMES COFFEE SHOP #1	1812		Hillsdale	Ave		
10127	5411	THIEN THANH SUPER MARKET	455		Keyes	St		
10227	5411	DONG XUAN MARKET	1091		Mccreery	Ave		
10238	5812	BURGER KING #7575	1712		Meridian	Ave		
10247	2051	AKI'S BAKERY	355		Meridian	Ave		
10201	5812	CFARM MKT-WG-GOURMET ALLEY	1425		Lincoln	Ave		
10205	5812	CFARM MKT-WG-NINA'S KITCHEN	1425		Lincoln	Ave		
10207	5411	LINCOLN AV LIQUORS	2049		Lincoln	Ave		
10209	5812	ROBERT F KENNEDY ELEM SCHOOL	1602		Lucretia	Ave		
10211	5812	IOLA WILLIAMS SENIOR PROGRAM	2072		Lucretia	Ave		
10214	5812	THAI SPICE	1715		Lundy	Ave	Unit	188
11985	5541	EXPRESS GAS & SMOG TEST ONLY	1098	S	1st	St		
11986	5541	VALERO	1705		Mckee	Rd		
12281	4212	SILVER SPURS HAULING SVCS	719		High Glen	Dr		
12285	5812	FOOD WHOLESALERS	3175		Andora	Dr		
12685	3570	SAMSUNG DATA SYSTEMS AMERICA	85	W	Tasman	Dr		
14488	5511	QUALITY AUTO SALES	700		Harding	Ave		
14135	3540	POLCRAFT	930		Rincon	Cir		
10223	5411	7-ELEVEN FOOD STORE #14254B	3497		Marten	Ave		
10049	5812	TONY DIMAGGIO'S PIZZA	3852		Monterey	Hwy		
10053	5812	T K NOODLE #8	4068		Monterey	Rd		
10424	5812	SOUTHSIDE COMMUNITY CENTER	5585		Cottle	Rd		
10406	5812	ROUND TABLE PIZZA	1170	N	Capitol	Ave		
10292	5812	TEQUILA'S TAQUERIA	1056		Leigh	Ave		
10297	5812	OSTER SCHOOL	1855		Lencar	Way		
10300	5812	LUNCHSTOP AT FLEXTRONICS INTERNATIO	2245		Lundy	Ave		
10308	5812	RESTAURANT LATINO	761		Mabury	Rd		
10312	5411	JC MARKET & LIQUOR	830		Malone	Rd		
12336	4213	SUDDATH RELOCATION SYSTEMS	2055	S	7th	St		
12604	5511	FAMILY RV	2828		Monterey	Rd		

ORG_CODE	SIC_CODE	ORG_NAME	ST_NUM	ST_DIR	ST_NAME	ST_TYPE	ST_SUB_TYPE	ST_SUB_NUM
12610	2400	NICK'S CUSTOM CABINETS	1758		Angela	St		
14410	3400	THERMAL CONDUCTIVE BONDING	1340		Tully	Rd		
14220	5541	USA GAS STATION #832	6050		Monterey	Hwy		
10330	5812	JACK IN THE BOX #3430	697		Curtner	Ave		
10337	5812	DARTMOUTH SCHOOL	5575		Dartmouth	Dr		
10339	5812	CARL'S JR #139/7023	1000	S	De Anza	Blvd		
10352	5812	ST JAMES COFFEE COMPANY	1683		Branham	Ln		
10261	5812	FLOURISHING GARDEN RESTAURANT	1650		Monterey	Hwy		
10274	5812	ESPRESSO GARDEN THE	4720		Meridian	Ave		
10275	5411	DOWN TO EARTH DISCOUNT NUTRITION	545		Meridian	Ave		
10356	5812	SUBWAY SANDWICH #3778	171		Branham	Ln	Suite	5
10468	5812	LESTER SHIELDS SCHOOL	2851		Gay	Ave		
10469	5812	SAGAR SWEETS	146		George	St		
10477	5411	T & H MARKET	902	E	Julian	St		
12237	3564	TRANSFRESH CORP	3801		Charter Park	Ct		
12553	3674	FUJITSU COMPOUND SEMICONDUCTOR	2355		Zanker	Rd		
14102	4226	PUBLIC STORAGE	1395		Mabury	Rd		
13761	7530	QUALITY TUNE UP #4	3146	S	Bascom	Ave		
1189	3471	A & E Anodizing	652-A		Charles	St		
1061	3674	Maxim Integrated Products, Inc.	3725	N	1st	St		
10531	5812	SAN JOSE WOMEN'S CLUB	75	S	11th	St		
10549	5812	OAK GROVE HALL	107	E	Alma	Ave		
10552	5812	YOGURT DELITE	4750		Almaden	Expy		
10497	5812	JACK IN THE BOX #3443	3493		Mckee	Rd		
10498	5812	CASTILLERO JR HIGH SCHOOL	6384		Leyland Park	Dr		
10499	5411	MI RANCHO SUPERMARKET	1003		Lincoln	Ave		
10506	5411	P W SUPERMARKET #1	2277		Alum Rock	Ave		
10581	5812	MANLEY'S DONUTS	2590	S	Bascom	Ave		
10585	5411	QUIK STOP MARKET #34	2704	S	Bascom	Ave		
10629	5411	GOOD TIME FOOD MARKET	5717		Cottle	Rd		
10631	5411	LIL' GROCER #3	5807		Cottle	Rd		
10637	5812	CHRISTOPHER SCHOOL	565		Coyote	Rd		
10641	5812	Britannia Arms	1087	S	De Anza	Blvd		
10602	5411	MCKEE LIQUOR	3750		Mckee	Rd		
12637	5812	TARGET STORES	444	N	Capitol	Ave		
12197	5812	CADENCE/BISTRO CAFE	2655		Seely	Ave	Suite	AA
12220	5012	CAR4LESS AUTO BROKER	539	S	Bascom	Ave		
14857	4953	ROBERTS AVENUE LANDFILL			Roberts	Ave		
14980	5541	ALMADEN CHEVRON	16455		Almaden	Expy		
15057	7530	EASTSIDE RADIATORS	1991		Alum Rock	Ave		
15058	5541	ALUM ROCK CHEVRON	2290		Alum Rock	Ave		

ORG_CODE	SIC_CODE	ORG_NAME	ST_NUM	ST_DIR	ST_NAME	ST_TYPE	ST_SUB_TYPE	ST_SUB_NUM
15218	7532	BROTHERS AUTO BODY	715		Coleman	Ave		
959	3672	Sanmina Corp Plant II	2068		Bering	Dr		
10613	5812	EL GRULLENSE RESTAURANT	461	S	Capitol	Ave		
10438	5411	BONFARE MARKET #11	408	W	Capitol	Expy		
10446	5411	SETAREH MARKET	4644		Meridian	Ave		
10462	5812	GATEWAY CAFE	2025		Gateway	Pl		
10789	5812	ITALO'S PIZZERIA II	1631	N	Capitol	Ave		
10761	5812	ARMADILLO WILLY'S #101	878		Blossom Hill	Rd		
10771	8299	OAK RIDGE SCHOOL	5920		Bufkin	Dr		
10776	5411	7-ELEVEN FOOD STORE #2233-15071D	6059		Cahalan	Ave		
10688	5812	BURRITO FACTORY #3	2055		Camden	Ave		
10689	5411	GENERAL NUTRITION CENTER #6076	2057		Camden	Ave		
10702	5411	KN MINI MARKET GIFTS & TOYS	1492		Almaden	Rd		
12519	5261	ORCHARD SUPPLY HARDWARE CORP	2956		Alum Rock	Ave		
11805	4119	NEW CENTURY TRANSPORTATION	645		Horning	St		
12738	4225	SAN JOSE DISTRIB SVCS/ZONE #18	2055	S	7th	St		
15229	4212	HANSEN'S MOVING & STORAGE	2747		Aiello	Dr		
15099	7530	TOGAMI AUTO REPAIR	1018		Almaden	Ave		
15298	7530	CLUTCH WORKS ETC.	4236		Monterey	Rd	Suite	B
15299	7530	EVERGREEN SHELL AUTO CARE	3290	S	White	Rd		
1347	3679	Ahead Magnetics dba AheadTek	6410		Via del Oro			
1353	4941	San Jose Water Company SJ-901C	1221	S	Bascom	Ave		
10734	5812	EL RANCHERO TAQUERIA #2	3054		Alum Rock	Ave		
10874	5812	EMERALD HILLS GOLFLAND	976		Blossom Hill	Rd		
10643	5812	BASKIN ROBBINS ICE CREAM #163	1137	S	De Anza	Blvd		
10668	5812	VIETNAMESE AMERICAN COUNCIL SENIOR	611	N	13th	St		
10821	5411	GURU'S FOOD & LIQUOR	404	N	13th	St		
10825	5812	EXPRESS DELI CAFE	325	S	1st	St		
10835	5812	SMILE SUSHI	86	S	1st	St		
10837	5812	TOGO'S EATERY	900	N	1st	St		
10842	5812	NOTRE DAME HIGH SCHOOL CAFETERIA	596	S	2nd	St		
10846	5812	LEE'S VILLAGE	6477		Almaden	Expy	Suite	B4
10875	5812	COCO'S FAMOUS HAMBURGERS #505	981		Blossom Hill	Rd		
10882	5812	PARKVIEW SCHOOL	330		Bluefield	Dr		
10889	5812	ORIENTAL GOURMET.	1646	S	De Anza	Blvd		
13318	3540	MAGNUM MACHINE SHOP	2128	N	1st	St		
13391	3570	COMPUTER HARDWARE SERVICES	3431		Grossmont	Dr		
13395	3570	PICTRON	1475		Saratoga	Ave		
14962	7530	BAYSHORE AUTOMOTIVE	1394	N	4th	St		
14946	7530	ALLIANCE AUTOMOTIVE	2100		Stone	Ave		
14599	5541	LINCOLN AVE CHEVRON	2252		Lincoln	Ave		

ORG_CODE	SIC_CODE	ORG_NAME	ST_NUM	ST_DIR	ST_NAME	ST_TYPE	ST_SUB_TYPE	ST_SUB_NUM
1328	5511	Coast Counties Truck & Equipment Co.	1740	N	Fourth	St		
9015	5812	HENRYS WORLD FAMOUS HI-LIFE	301	W	Saint John	St		
9021	5012	INSURANCE AUTO AUCTIONS	2233	S	7th	St		
10928	5812	TACOS AL PASTOR	6469		Almaden	Expy		
10853	5812	FLORENTINE RESTAURANT & PASTA	1057		Blossom Hill	Rd		
10938	5411	APATZINGAN MEAT MART	542	S	Bascom	Ave		
10951	5812	MCDONALD'S RESTAURANT	105		Bernal	Rd		
14278	7530	NUNEZ AUTO REPAIR	1660		Almaden	Expy		
14694	5541	TULLY CHEVRON AUTO SERVICE	1151		Tully	Rd		
14695	5541	TULLY 76 SERVICE	1152		Tully	Rd		
14628	5511	ERNIE'S AUTO SALES	1199	S	1st	St		
15282	5541	IZZET'S CHEVRON	2801	S	White	Rd		
15133	4225	PUBLIC STORAGE	1500		Story	Rd		
14562	4212	PIEDMONT MOVING SYSTEMS	1555	S	7th	St		
9170	5812	CADENCE DESIGN SYSTEMS BLDG #10	2655		Seely	Ave		
9183	5812	N E C CAFE	110		Rio Robles			
9188	5812	PREMIER PIZZA	670		River Oaks	Pkwy		
9218	5812	KFC Senore	552	E	Santa Clara	St		
9353	5812	PALA MIDDLE SCHOOL	149	N	White	Rd		
9166	5812	TOMO SUSHI JAPANESE RESTAURANT	5487		Snell	Ave		
9248	5812	BETAAB INTERNATIONAL	1074		Leigh	Ave		
9270	5812	PHO CUONG #2	1739		Berryessa	Rd		
9271	5812	JUICY BURGER # 5	630		Blossom Hill	Rd		
10808	5812	SILICON VALLEY CAPITOL CLUB ATHLETIC	196	N	3rd	St		
11162	5812	CAZADORES BAR/NIGHT CLUJB	1621		Almaden	Rd		
11169	5812	CLUB ALMADEN	21350		Almaden	Rd		
11135	5812	CHEZ SOVAN	923	N	13th	St		
11136	5411	JAMES MARKET	198	N	14th	St		
11150	5812	EL GRULLENSE	198	S	King	Rd		
11156	5812	CAO-NGUYEN RESTAURANT	2549	S	King	Rd		
11035	5812	EL GRULLENSE #2	2444		Alvin	Ave		
11036	5812	NEW VAN LOI	2451		Alvin	Ave		
11061	5812	COM TAM NHU Y	2095	N	Capitol	Ave		
11079	5812	CFARM MKT-SJFM-MY ESPRESSO	5102		Baralay	Pl		
13539	7530	K & A AUTO REPAIR	4234		Monterey	Hwy		
13570	5093	PREMIER RECYCLE	260		Leo	Ave		
14792	5541	UNION 76	3145	S	Bascom	Ave	Bldg.	A
14793	5541	LE FEVRE, GREG VALERO	3702	S	Bascom	Ave		
14699	5541	ALAMEDA SHELL	1455		The Alameda			
14646	7549	OIL CHANGERS	2985		Monterey	Hwy		
9099	4212	TAUAEFA TRUCKING	2677		Puccini	Ave		

ORG_CODE	SIC_CODE	ORG_NAME	ST_NUM	ST_DIR	ST_NAME	ST_TYPE	ST_SUB_TYPE	ST_SUB_NUM
9102	5541	TULLY SHELL AUTO CARE	1155		Tully	Rd		
9126	7532	S & S AUTO UPHOLSTERY	1225		Lancelot	Ln		
11098	5812	BFM-ORTEGA PRODUCE	1590		Berryessa	Rd		
10997	5411	7-ELEVEN FOOD STORE #14262	5745		Camden	Ave		
11002	5812	COUNTRY INN	6484		Camden	Ave		
11108	5812	CARLTON SCHOOL	2421		Carlton	Ave		
11112	5812	LELAND HIGH SCHOOL	6677		Camden	Ave		
11120	5812	SALVATION ARMY SENIOR NUTRITION CTR	359	N	4th	St		
11121	5411	KELLY'S LIQUORS	498	N	4th	St		
11125	5812	FOSTER'S FREEZE	698	N	4th	St		
11256	5812	ANGELO'S ITALIAN RESTAURANT	436		Blossom Hill	Rd		
1202	7384	Longs Drug Store #272	1125		Branham	Ln		
15322	5531	BUGFORMANCE OF SAN JOSE	31	S	Capitol	Ave		
14766	7549	CENTURY TOWING	215		Leo	Ave		
14758	7532	AUTOEXACT COLLISION & PAINT	920		Chestnut	St		
15011	7542	SAN JOSE TOUCHLESS CARWASH	2345	S	7th	St		
9363	5812	MCDONALD'S RESTAURANT #12580	5122		Stevens Creek	Blvd		
9378	5812	TOGO'S EATERY #300	1708		Oakland	Rd		
9379	5812	BAJA FRESH MEXICAN GRILL	1708		Oakland	Rd		
9386	5812	CATSCAF	140		Paseo de san Antonio			
9401	5812	GOLDEN WOK	5261		Prospect	Rd		
9408	5812	RAVIOLI'S-PROSPECT	5293		Prospect	Rd		
9343	5812	MAK'S JUICE & DESSERT	1111		Story	Rd	Suite	1013
9415	5812	THE GOLF CLUB AT BOULDER RIDGE	1000		Quarry	Rd		
9426	5812	SAN JOSE SOUTH RESIDENCE INN	6111		San Ignacio	Ave		
9464	5411	7 TO MIDNITE MINI MARKET	5591		Snell	Ave		
9476	5812	SHERMAN OAKS ELEMENTARY SCHOOL	1800		Fruitdale	Ave		
9428	5411	KIM'S GROCERY	279		San Jose	Ave		
9429	5812	CFARM MKT-SJSPS-SANTA FE TRADING CC			San Pedro	Sq		
9432	5812	CFARM MKT-SJSPS-SUNDANCE SMOKEHOUSE			San Pedro	Sq		
11246	5812	PIZZA HUT #283322	4605		Cherry	Ave		
11318	5812	MT PLEASANT SCHOOL	14275		Candler	Ave		
11362	5812	TACO BELL #16478	2780		Aborn	Rd		
11369	5812	BASKIN ROBBINS ICE CREAM #2048	2968		Aborn Square	Rd		
11323	5812	ROUND TABLE PIZZA #184	1015	E	Capitol	Expy		
11328	5812	VOODOO LOUNGE	14	S	2nd	St		
11335	5812	BO TOWN RESTAURANT	409	S	2nd	St		
11343	5411	COLLEGE MARKET	502	S	6th	St		
12813	4212	VALLEY TRUCKING	1315		Peach	Ct		
12928	4311	U S POST OFFICE	6525		Crown	Blvd		
15706	5812	JACK IN THE BOX #440	1632		Tully	Rd		

ORG_CODE	SIC_CODE	ORG_NAME	ST_NUM	ST_DIR	ST_NAME	ST_TYPE	ST_SUB_TYPE	ST_SUB_NUM
15712	5812	CHEO-LEO CAFE & DELI II	1692		Tully	Rd		
15736	3714	POWER BRAKE EXCHANGE	260		Phelan	Ave		
15985	7532	TESTA AUTO BODY	419		Orto	St		
9295	5812	SUMMIT STEAKHOUSE	389		Silicon Valley	Blvd		
9309	5411	7-ELEVEN FOOD STORE #17208D	3961		Snell	Ave		
9638	5812	JACK IN THE BOX #595	6239		Santa Teresa	Blvd		
9652	5812	ROUND TABLE PIZZA	2129		Morrill	Ave		
9612	5411	SEOUL MARKET	1825	W	San Carlos	St		
9630	5812	MOUNTAIN MIKE'S PIZZA #65	6191		Santa Teresa	Blvd		
9522	5812	SOUTH SIDE CAFE	7028		Santa Teresa	Blvd		
9529	5411	KIM NGUYEN MARKET	2867		Senter	Rd		
9539	5812	DON PEDRO'S RESTAURANT	43		Post	St		
11204	5812	DO RE MI CAFE	1698		Hostetter	Rd		
11440	5812	BRANHAM LOUNGE	1116		Branham	Ln		
11453	5812	BURRITO FACTORY #2	463		Blossom Hill	Rd		
11457	5812	TAJ PALACE	484		Blossom Hill	Rd		
35227	2400	NIGRO, A.P., WOODWORKING	140		Lewis	Rd	Suite	4
35228	7349	J & P BUILDING MAINTENANCE	2229		Alum Rock	Ave	Suite	134
35270	5812	THE BLUE MANGO	4996		Stevens Creek	Blvd		
35277	0782	RAMIREZ, J CARLOS GARDEN SVC	10290		Joyce	Ct	Suite	A
35282	7549	JIFFY LUBE STORE #2333	1902	N	Capitol	Ave		
35294	5812	PASTA POMODORO INC	2083		Camden	Ave	Suite	A
35315	3400	ELITE METAL FAB	2231		Paragon	Dr	Suite	
39829	0782	LE THACH VAN/DOAN HOC TH	2115		Wendover	Ln		
39858	0782	ANAYA, JESUS RAMOS	1805		Dracena	Way		
39867	1522	R & M QUEVEDO PAINTING	3261		SAGEWOOD	Ln	Suite	ZZ
39878	1522	NOR CAL DRYWALL	1147		Oakview	Rd		
39893	1531	SUNSCOM TECHNOLOGY	6449		Rainbow	Dr		
39895	7532	MABURY BODY SHOP	757		MABURY	Rd	Suite	D
39910	1522	L E CONSTRUCTION	1919		Farragut	Way		
35374	7215	CAPITAL LAUNDERLAND	3122		Senter	Rd	Suite	
35385	2400	KNOCK ON WOOD	523		Horning	St	Suite	
35430	7692	NAM'S WELDING	701		Kings Row		Suite	3A1
35471	1711	EVEREST AIR	67		Dearwell	Way		
38014	5812	SODEXHO @ WYSE TECHNOLOGY	3471	N	1ST	St	Suite	A
38018	5812	STARBUCKS COFFEE #8639	1401	W	SAN CARLOS	St	Suite	A
38029	5812	RUBIO'S FRESH MEXICAN GRILL	925		Blossom Hill	Rd	Suite	1645
38045	5812	POPEYES CHICKEN & BISCUITS	1783	E	CAPITOL	Expy	Suite	
38056	5812	REGINA'S DIVINE SOUTHERN FD	4930		National	Ave	Suite	20
38071	5812	PHO YEN	974		Lundy	Ave		
38083	5812	NHA TOI RESTAURANT	460	E	WILLIAM	St	Suite	AA

ORG_CODE	SIC_CODE	ORG_NAME	ST_NUM	ST_DIR	ST_NAME	ST_TYPE	ST_SUB_TYPE	ST_SUB_NUM
38090	5812	PANTRY CAFE	2362		QUME	Dr	Suite	G1
38093	5812	MARISCOS VALLARTA RESTAURAN	175	S	Capitol	Ave	Suite	Y
39948	0782	IBARRA LANDSCAPING	1858		Macduee	Ct	Suite	A
39956	1522	NGUYEN, THANG	2686		Tagart	Dr		
40015	0782	LUPIAN LANDSCAPING CO	1845		Andrews	Ave		
40017	1711	TRILLO RENOVATIONS	1965		Kyle Park	Ct	Suite	A1
40023	0782	RAMIREZ LANDSCAPING	1679		SHORTRIDGE	Ave	Suite	A
40026	0782	IBANEZ LANDSCAPING	1436		Ford	Ave		
38128	5812	KOREA BBQ BUFFET	1783	W	SAN CARLOS	St	Suite	1
38146	5812	JALIMEX FOOD CORP	697		LENFEST	Rd	Suite	A
38165	5812	HERMES GOURMET	3082		Landess	Ave		
38169	5812	HOT DOG ON A STICK #108	925		BLOSSOM HILL	Rd	Suite	1617
38196	5812	EL CERRITO TAQUERIA #II	1020	S	White	Rd	Suite	DD
38198	5812	EL GRULLO	797		Almaden	Ave		
38213	5812	CONSUELO	377		Santana Row		Suite	1125
38222	5812	DELICIOUS CAFE	225	N	Jackson	Ave	Suite	LBBY
38231	5812	CHAAT CAFE	834		BLOSSOM HILL	Rd	Suite	A
40065	0782	PHAM GARDENER	5550		Maplecrest	Ct		
40109	1522	ABY'S CLEANING SERVICES	1398		Bali	Ct		
40146	1522	DJM BUILDERS INC	2563		New Jersey	Ave		
40154	1522	GOLDEN CONSTRUCTION	1566		SCOTT	St	Suite	55
22158	3674	C & D Semiconductor	2210		Lundy	Ave		
23363	5531	KRAGEN AUTO PARTS #423	1810		Alum Rock	Ave		
29088	3541	DBA DC VALVE MFG & PRECISION	1901		Las Plumas	Ave	Suite	30
29107	3600	THERMO FISHER SCIENTIFIC	355		River Oaks	Pkwy	Suite	A1
35628	7514	THRIFTY CAR RENTAL	2300		Airport	Blvd	Suite	110
38248	5812	CAFE ARAGON, INC	856	N	13th	St		
38287	5812	B K PO FOLKS SOUTHERN BBQ	783	N	12TH	St	Suite	A
38289	5812	19MARKET	19	N	Market	St	Suite	A
40191	0782	AGUIRRE, ANTONIO	755		Garden	Dr		
40214	7349	RODRIGUEZ, MELANIE	1694	E	ST JAMES	St	Suite	
40248	0782	VAZQUEZ GARDENING	167		Manton	Dr		
40251	1522	TUNG	3943		Grandbrook	Way		
40277	7349	POYNTER, MICHAEL	5957		Shawcroft	Dr		
29139	5531	BARAJAS, SP	967		Commercial	St	Suite	B
29148	7216	CUSTOM CLEANERS #2	4440		Pearl	Ave	Suite	2
29185	7530	ANGELES AUTO REPAIR	29	S	Jackson	Ave	Suite	A
29195	3540	CREATIVE METAL PRODUCTS CORP	6284		San Ignacio	Ave	Suite	D
29223	4226	SUPER TALENT FLASH	2075	N	Capitol	Ave	Suite	A
29233	7530	AUTO SMOG	193		Barnard	Ave	Suite	8A
35736	1711	THERMAL SERVICE INC	14737		Charmeran	Ave		

ORG_CODE	SIC_CODE	ORG_NAME	ST_NUM	ST_DIR	ST_NAME	ST_TYPE	ST_SUB_TYPE	ST_SUB_NUM
35762	0782	MELO GARDEN CO	3239		Flintmont	Ct		
38377	5411	TASTY TREATS	6419		Nepo	Ct		
38394	5812	BASKIN ROBBINS ICE CREAM #630	1060		Willow	St		
38413	5411	KUSTOM KRISPIES	1136		Roy	Ave		
38429	5411	FREETOWN FISH MARKET	1516		Tosca	Ct		
38451	5411	EZ MARKET	3305		San Felipe	Rd	Suite	1
38490	5411	C-CORNER	948	E	Santa Clara	St	Suite	CM
53499	5812	Saodem	2550		BERRYESSA	Rd	Suite	B
15531	7532	EMPIRE EAST AUTO BODY	580	E	Empire	St		
15543	5812	STARBUCKS COFFEE	1759		Technology	Dr		
15824	5812	DOMINO'S PIZZA	1909		Tully	Rd		
15827	5411	TULLY SEAFOOD INC	1941	E	Tully	Rd		
16063	5812	KENTUCKY FRIED CHICKEN #202	3288	S	White	Rd		
15843	7530	TAC AUTO REPAIR	1119	E	Santa Clara	St		
15848	7530	MARTIN AUTOMOTIVE REPAIR	976	N	4th	St		
15853	7530	BRASIL AUTO	3140		Alum Rock	Ave		
16135	5812	BLACKFORD ELEMENTARY SCHO	1970		Willow	St		
16108	5411	SENTER FOODS III	3975		Senter	Rd		
15403	5812	BURGER KING #3827	3098		Story	Rd		
29292	5411	MAPLEWOOD MARKET & LIQUORS	2620		Union	Ave	Suite	A
29297	7530	S & S AUTO SERVICE	3500		Pearl	Ave	Suite	J1
29330	5812	GUCKENHEIMER AT BROADCOM	3151		Zanker	Rd		
29344	5411	SAFEWAY INC #997	1663		Branham	Ln	Suite	2
29361	3999	ONE TOUCH SYSTEMS	40		Airport	Pkwy	Suite	A
29382	1771	CALIFORNIA CONCRETE PUMPING	785		Lincoln	Ave		
29410	7530	M & J AUTO REPAIR	543		Bluefield	Dr		
38501	5411	BERTHA MEXICAN FOOD	865	E	WILLIAM	St	Suite	
38575	1522	J D GARCIA	3421		MT PRIETA	Dr	Suite	A
38584	0782	GUALBERTO/RODOLFO LANDSCAPIN	1071		Palm	St		
38587	0782	VAZQUEZ GARDENING	859		LEIGH	Ave	Suite	1
38604	7349	LAGATTUTA, SANDY	5443		RUSSO	Dr	Suite	
16117	5812	SAM'S DONUTS	6047		Snell	Ave		
16126	5411	7-ELEVEN FOOD STORE #32662	3775		Williams	Rd		
16147	5411	WILLOW ST MARKET	374		Willow	St		
15770	5812	NUOC MIA BACH DANG	1818		Tully	Rd		
15471	5812	Bon Appetit Bridges Cafe at Cisco Bldg J	255	W	Tasman	Dr		
15772	5812	CALL ME DRAGON - TAY HC	1818		Tully	Rd		
29427	1522	DRAEGER CONSTRUCTION INC	605		Commercial	St		
29487	3999	TAVOLACCI MFG COMPANY	1590		Kerley	Dr	Suite	1
29495	5411	KWIK & CONVENIENT	940		Willow	St	Suite	A
29508	3540	ANT MACHINE TECHNOLOGY	1701		Fortune	Dr	Suite	K

ORG_CODE	SIC_CODE	ORG_NAME	ST_NUM	ST_DIR	ST_NAME	ST_TYPE	ST_SUB_TYPE	ST_SUB_NUM
29525	5411	THIEN HUNG CHINESE HERBS	2857		Senter	Rd	Suite	J
29535	5411	THAI SON DUOC HANG	275	E	William	St	Suite	1
29548	3600	TEXAS INSTRUMENTS INC	2825	N	1st	St	Suite	1
29553	5411	VINH QUANG CO	1001		Story	Rd	Suite	100
35989	5813	TANGO'S CANTINA	2610		Union	Ave		
36086	0782	JOHN'S LANDSCAPE & YARD MNT	1210		Carnelian	Dr		
38655	3540	ADVANCED INDUSTRIAL CERAMICS	2449		ZANKER	Rd	Suite	
38683	7530	PAYLESS MUFFLERS	1610		MONTEREY	Rd	Suite	B5
38711	7349	SAAVEDRA'S CLEANING SERVICE	5711		VIA MONTE	Dr	Suite	A
15481	5813	JACK'S PLACE	167	E	Taylor	St		
16062	5812	LEE SANDWICHES #3	3276	S	White	Rd		
16088	4231	Coca Cola Bottling Company of California	1555		Old Bayshore	Hwy		
15980	7532	A & M PAINT & BODY SHOP	633	N	13th	St	#	1
29563	7530	MANUEL'S AUTO REPAIR	17	N	Sunset	Ave	Suite	AA
29587	3600	D & L ENGINEERING, INC	2880		Zanker	Rd	Suite	203G
29599	7530	PRO CAL TRUCK & RV	290		San Jose	Ave		
29606	5411	Taza Bistro & Cafe	1	N	1st	St	Suite	A
29651	7530	DAVE'S MOBILE REPAIR SERVICE	6979		Avenida Rotella			
29660	5411	DNM KOI	3321		Gardendale	Dr	Suite	A
36117	5812	WINDOWS	2650		Alum Rock	Ave		
38801	1531	CALANDEV	226		AIRPORT	Pkwy	Suite	530
38805	1522	RELIABLE	2433		CAMROSE	Ave	Suite	A
15719	7530	HOFFEE'S GARAGE	981		Chestnut	St		
15388	7530	TAYLOR AUTOMOTIVE SERVICE	297	E	Taylor	St		
15392	2051	MEXICO BAKERY	2811		Story	Rd		
16386	5411	PK LIQUORS & MARKET	2001		Story	Rd		
16800	7530	SHAGHASI AUTO TECH, INC	1725		Rogers	Ave		
17080	4212	HB TRUCKING INC	185	E	Humbolt	St		
16815	7530	T & D COMPLETE AUTO REPAIR	1098	W	San Carlos	St		
29737	3540	J3 ASSOCIATES, INC	2751		Aiello	Dr	Suite	A
29775	3999	D & D LABS INC	175		Lewis	Rd	Suite	28
29791	3600	DC ELECTRONICS	1870		Little Orchard	St	Suite	A
29794	3540	TRISTAR MACHINING	1450		Koll	Cir	Suite	111A
29806	3999	SUPRACOR SYSTEMS INC	2050		Corporate	Ct	Suite	A
29807	3600	Harris STRATEX NETWORKS INC	120		Rose Orchard	Way	Suite	A
29829	3999	HEROTEK INC	155		Baytech	Dr		
36220	2200	PRINT MAGIC	1892		Curtner	Ave	Suite	A
36222	3570	CYPRESS MEDIA INC	6276		San Ignacio	Ave	Suite	
36275	5461	RENE'S MEXICAN PROD/BREAD	3025		Rossmore	Way	Suite	AA
36290	1711	ARS MECHANICAL	1620		Zanker	Rd		
38863	1522	MAY HANDYMAN	48		Lymehaven	Ct		

ORG_CODE	SIC_CODE	ORG_NAME	ST_NUM	ST_DIR	ST_NAME	ST_TYPE	ST_SUB_TYPE	ST_SUB_NUM
38906	1522	MASTER APPLIANCE	1430		Tully	Rd	Suite	406
38919	1522	REMODELING STORE, THE	1281		Woodlawn	Ave		
16463	7530	QUALITY TUNE UP #63	425	S	Winchester	Blvd		
30079	3674	Qualcomm MEMS Technologies	2581		Junction	Ave		
36410	0782	PACIFIC GARDENING SERVICE	261	N	31st	St		
36412	2400	VICTOR'S WOODWORK	1240		Yard	Ct	Suite	B1
36426	1711	HVAC SALES INC	1650		Las Plumas	Ave	Suite	H
39007	0782	TOM GARDEN	4088		Forestbrook	Way		
39019	0782	DUNG NGUYEN'S	3522		Pleasant Echo	Dr		
39039	1522	VIELMA CONSTRUCTION INC	1430		KOLL	Cir	Suite	108
39059	7349	CARLA'S HOUSE CLEANING SVC	3121		MT VISTA	Dr	Suite	
16639	5411	FARM MILK DAIRY DRIVE INN	2435	S	Bascom	Ave		
16754	5812	MAYO'S GROUP HOME	2389		Renfield	Way		
16525	5411	KWIKEE MART	2044		Mckee	Rd		
16899	5812	KINDERMUSIK OF MANDERINE	1482		Saratoga	Ave		
34362	0782	LE, THO VAN	150		Sierra Mesa	Dr		
34363	5812	UNA MAS	680		River Oaks	Pkwy	Suite	P2
34548	8070	YOO KON DENTAL LABORATORY	6950		Santa Teresa	Blvd	Suite	E
36553	1711	MARTINICO, V HEATING & A/	1776	S	7th	St	Suite	A
36555	0782	GUEVARA, IGANACIO LANDSCAPIN	1773		Bermuda	Way		
36559	5812	COM TAM THANH INC	1150		Story	Rd	Suite	B
36586	3089	WELDON WORKS PLASTIC PRODUCT	1650		Mabury	Rd	Suite	Z
39121	7530	DHT COLLISION & SERVICE	60		STOCKTON	Ave	Suite	A
39125	0783	PEREZ TREE CONSULTANT	1244		MINNESOTA	Ave	Suite	
39128	0783	VANDENBERG ENTERPRISES	3726		Jarvis	Ave		
39161	7349	YVONNE'S CLEANING SERVICES	1300	E	SAN ANTONIO	St	Suite	94
39203	7530	MUFFLER SHOP	903		COMMERCIAL	St	Suite	B
17150	7530	THE PAINT DOCTOR	1601		Via Pisa			
16979	5411	STARBUCKS COFFEE #6788	1455		Foxworthy	Ave		
34615	0782	ALMADEN VALLEY GARDENING	5328		Ayrshire	Dr	Suite	A
34699	7999	KEVIN JUMPS	1634		Cunningham	Ave	Suite	A
34713	2400	QUALITY SPECIALTY COMPANY	1732		Morrill	Ave	Suite	1
36606	5541	ROTTEN ROBBIE/MISSION TRAIL	1061		Lincoln	Ave		
36635	0782	TRAN, TANG VAN	1056		Heatherfield	Ln		
39242	7349	LAST DETAIL HOUSE CLEANING S	2093		Newton	Ave		
39243	7349	ADAME JANITOR	2119		SIMON	Ave	Suite	A
39249	7349	UNLIMITED BUILDING MNTC	1301		Terilyn	Ave		
39277	2434	FOXEY CUSTOM CABINETS	1924		Margaret	St		
39324	1522	JOSEPHS, RICHARD HANDYMAN	3123		Kenland	Dr		
16409	5812	FAST EXPRESS PIZZA & PASTA	2811		Story	Rd		
16617	1742	COAST BUILDING PRODUCTS	1341		Oakland	Rd		

ORG_CODE	SIC_CODE	ORG_NAME	ST_NUM	ST_DIR	ST_NAME	ST_TYPE	ST_SUB_TYPE	ST_SUB_NUM
34756	5541	ROTTEN ROBBIE #55	1655		Foxworthy	Ave	Suite	1
34799	5531	TIRES BY WHEEL WORKS	1905		Tully	Rd	Suite	A
34843	1711	A & H HEATING & AIR COND	770		Chestnut	St	Suite	1
34844	5812	Subway 39182	670		River Oaks	Pkwy	Suite	M
36731	7349	KLEAN WAY JANITORIAL SERVICE	696	N	White	Rd		
36748	5812	SUSHI COAST	1516	N	4th	St	Suite	A
36778	7353	MONARCH RENTALS	195	N	30th	St		
36784	5812	JAMBA JUICE #556	925		Blossom Hill	Rd	Suite	1593
36826	5812	SUBWAY #29744	925		Blossom Hill	Rd	Suite	1613
39387	1522	PAN-ASIA GEN CON INC	3171		HERITAGE SPRINGS	Ct	Suite	C
39409	7217	MASTERLOOMS	664		Mary Evelyn	Dr		
17002	7530	CENTURY COLLISION & SERVICE	60		Stockton	Ave		
16428	5541	STRAWBERRY PARK SHELL	609		Saratoga	Ave		
16354	5812	MONTGOMERY THEATER- CONC STAND			Market			
1167	3559	Ultratech Stepper-Zanker	3050		Zanker	Rd		
34457	7349	MAID BRIGADE	3745		Madeline	Ave	Suite	21
34465	0782	CERVANTES GARDEN	3234		Rockport	Ave	Suite	
36837	5812	HUKILAU	230		Jackson	St	Suite	B
36885	7217	MAGIC STEAM CARPET CLEANING	43		Southlake	Dr		
39486	2400	DC TRUSS	3525		Milburn	St		
39564	0782	VALADEZ, FELIPE	981	S	10TH	St	Suite	0
39580	7530	E & S AUTOMOTIVE SERVICE	2859		MONTEREY	Rd	Suite	4AB
16417	7999	KELLEY PARK COMPLEXES	1300		Senter	Rd		
17125	7549	SAN JOSE TEST ONLY CENTER	222		Keyes	St		
16497	5812	PLAZA SPANISH CONGREATION	1205		Lucretia	Ave		
16338	5812	CANOAS ELEMENTARY SCHOOL	880		Wren	Dr		
34488	0782	O'BRIEN PROPERTY MAINTENANCE	2929		Valhalla	Dr		
34524	3500	SILITRONICS INC	85		Great Oaks	Blvd	Suite	4
34951	0782	TRAN, ALLEN	3314		Hostetter	Rd		
36963	7349	CASTRO-SOLORIO JANITORIAL	1563		June	Ave		
34854	4225	A-1 SELF STORAGE	1415		Old Oakland	Rd	Suite	
12304	5812	HYNIX Semiconductor America	3101	N	1st	St		
39585	7349	COQUI CLEANING SERVICES	5261		Garrison	Cir		
39607	7349	ANTONIA'S HOUSEKEEPING	176		Covington	Ct		
39641	7530	T & P AUTO SERVICES	1604		MC KEE	Rd	Suite	A1
39663	7349	R & A CLEANING	475	W	SAN CARLOS	St	Suite	2302
39668	3540	BROTHERS PRECISION	1550		LAS PLUMAS	Ave	Suite	B1
16716	5812	SUPER STAR ICE CREAM	330		Race	St		
35011	0782	GARDEN SPOTS	1728		Sweetbriar	Dr		
35018	7349	ASTRO JANITORIAL SERVICE	2062		Limewood	Dr		
35049	1711	YANGS HEATING & COOLING	3183		Cayman	Pl	Suite	A

ORG_CODE	SIC_CODE	ORG_NAME	ST_NUM	ST_DIR	ST_NAME	ST_TYPE	ST_SUB_TYPE	ST_SUB_NUM
35065	1711	AIR SYSTEMS	940		Remillard	Ct		
37386	5812	Panda Express [Plaza San Jose]	1720		Story	Rd	#	40
37496	1611	BENITEZ CONCRETE CONSTRUCTION	1700		Pomona	Ave		
37500	5813	Starbucks Coffee #10258	695		Coleman	Ave		
37508	5812	L & L Hawaiian Barbecue	579		Coleman	Ave	#	D
37582	5813	Vintage Wine Bar	368		Santana Row		Suite	1040
37660	8351	San Jose Day Nursery	33	N	8th	St		
37766	5411	California Ranch Market	2115		Morrill	Ave		
39753	3999	MEIVAC INC	5830		HELLYER	Ave	Suite	
39808	1522	DE HARO RAMIREZ GROUP	681	N	14th	St		
39809	7349	LEXIE'S CLEANING	5488		Thornwood	Dr	Suite	
39816	1522	LY, JOHN Q	24		El Campo	Dr	Suite	A
35135	5812	CRESCENT CITY-CAJUN CUISINE	2357		Shelley	Ave	Suite	A
35221	5541	ROTTEN ROBBIE #42	455	E	Julian	St	Suite	
47787	5063	LITHIUM EDGE	4620		FORTRAN	Dr	Suite	209
47788	7399	KEENAN, JACK B, INC.	1820		Georgetta	Dr		
47519	3500	T FA PRECISION	1805		LITTLE ORCHARD	St	Suite	137B
47521	7389	COMMERCIAL POOL & SPA SVC	5296		Alum Rock	Ave		
47524	7399	LIMPER, JACK	2604		Sutro	Dr		
47539	7399	RIO CLARO COMMUNICATIONS INC	7115		Glenview	Dr		
47544	7399	QUALITY RESPITE/HOME CAREINC	2725		Valley Heights	Dr		
47602	7399	CONSTANT BAKER,THE	3139		High Meadow	Ln		
47623	5531	SOUTH BAY AUTO BODY PARTS	1775		Monterey	Hwy		
43322	5812	TANDOORI OVEN	150	S	1ST	St	Suite	108
43385	3200	HUBBELL LENOIR CITY, INC	615	N	King	Rd		
43401	5812	LO BANH CUON THANH TRI	2955		Senter	Rd	Suite	50
43436	2400	FINCO	1118		Carnforth	Ct		
47647	7542	DETAIL ADDICT BY LEO CHAN	2296		SUN GLORY	Ln	Suite	B
47653	7530	SOUTH VALLEY AUTO 76	102		POUGHKEEPSIE	Rd	Suite	A
47379	7399	ALMADEN KITCHENS	1706		Hamilton	Ave		
47429	1521	CUSTOM HOME IMPROVEMENTS	31	N	1ST	St	Suite	320
47437	7699	CALIFORNIA CUSTOMS	2081		BERING	Dr	Suite	U
47444	1731	CONTINENTAL SATELLITE & COMM	1285		TRIPP	Ave	Suite	16
47462	7399	MTV DESIGNS	3242		MEADOWLANDS	Ln	Suite	AA
47463	7389	NIGHTHAWK ENGINEERING	321		Lassenpark	Cir		
47464	4212	KDSD PACKING SERVICE	1880		Macduee	Way		
43242	1522	TICO CONSTRUCTION CO INC	1585		Terminal	Ave		
43292	5411	LION MARKET	1031	E	Capitol	Expy		
47497	7532	G M UNITED S A	346		JOSEFA	St	Suite	C
47504	7011	HMV LLC #9610	1560	N	1ST	St	Suite	A
47224	5531	KIM'S TIRE OUTLET	463		BLOSSOM HILL	Rd	Suite	A2

ORG_CODE	SIC_CODE	ORG_NAME	ST_NUM	ST_DIR	ST_NAME	ST_TYPE	ST_SUB_TYPE	ST_SUB_NUM
47235	3993	ENZO'S SIGNS AND MORE	1768	S	Capitol	Ave	Suite	A
47239	3570	JETSTREAM SOFTWARE CORP	2	N	1ST	St	Suite	600
47256	5092	BOUTIQUE HARAJUKU	378		Santana Row		Suite	1115Z
47257	8041	DEVINE CHIROPRACTIC	93		DEVINE	St	Suite	AA
47259	7399	SC DESIGN	890		FOXWORTHY	Ave	Suite	AA
47264	5012	MOTOR INTERNATIONAL	1172		MURPHY	Ave	Suite	A1
47295	7399	VEGAS MAGIC	5285		CRIBARI HEIGHTS		Suite	
47300	7549	B & C AUTO PARTS SRVC & REST	504		EMORY	St	Suite	A
47302	3570	ANG, RAUL RODERICK	1485		IMPRESSION	Way	Suite	
47312	7549	MANN ENGINEERING	2512		SEABOARD	Ave	Suite	
47315	7521	AMPCO SYSTEM PARKING	300	S	2nd	St		
41864	5812	Popeye's Chicken and Biscuits	1551		Saratoga	Ave		
43530	4212	BAO VIET MOVING	77	S	KING	Rd	Suite	A
49303	5812	CALL ME GIO CHA TAYHC	1818		Tully	Rd	Suite	128B
49313	5812	CAFE YOLICIOUS	110	E	SAN FERNANDO	St	Suite	A
47323	7399	MOMENTUM	775		Chapman	St		
47329	5231	ICI PAINTS	1090	S	Bascom	Ave		
47339	7359	ELEGANT CHAIR DECOR	337		Colville	Dr		
47346	7530	TIRE OUTLET AUTO SERVICE	901	S	2nd	St		
47357	7399	GONZO MEDIA PRODUCTIONS	4420		Manzanita	Dr		
47361	7399	ALWAYS POSITIVE SOL/SILICON	2158		PARAGON	Dr	Suite	
47082	1711	RGS HEATING&AIR CONDITION	2015		Edgegate	Dr		
47104	8041	DOMINGUEZ, EFIGENIA DR	696	E	Santa Clara	St	Suite	202A
47106	4121	GOSS, NORMAN L	2188		THE ALAMEDA		Suite	303
47119	3600	OUTPERFORM INTERNATIONAL COR	2280		LANSFORD	Ave	Suite	A
47140	4212	ROUTE 1	3240		KILO	Ave	Suite	A
47155	7532	CHERRY AUTO BODY	1854		ALMADEN	Rd	Suite	3
41764	5812	Nordstrom Café Bistro	2400		Forest	Ave		
41602	5812	Las Cazuelas	377		Santana Row		Suite	1125
43683	7530	ALPHA AND OMEGA AUTO REPAIR	1655		LITTLE ORCHARD	St	Suite	C
43714	7530	EUROPEAN IMPORTS & PERFORMAN	1805		ANGELA	St	Suite	A1
43720	3541	S & L MACHINE LOGICS	2047		ZANKER	Rd	Suite	A1
43728	5143	DON FRANCISCO FOODS INC	176		BARNARD	Ave	Suite	A
43729	5812	SUBWAY #33444	1751	N	1ST	St	Suite	20
49139	8299	JIN'S MENTAL ARITHMETIC ACAD	1135	S	De Anza	Blvd	Suite	2
49141	8299	ENCORE MUSIC & ART ACADEMY	386	S	CLOVER	Ave	Suite	1
49146	5812	CALVIN'S WORLD FAMOUS LLC	1411		THE ALAMEDA		Suite	A1
49147	5812	PAPGAYO TAQUERIA	2062		Curtner	Ave	Suite	A
49148	5812	HAWAII HOUSE	1701		Lundy	Ave	Suite	A
49167	5812	BIG DADDY B B Q	1164		Prentiss	Dr		
49198	8299	ACTIVE ART STUDIO	890		Opal	Dr		

ORG_CODE	SIC_CODE	ORG_NAME	ST_NUM	ST_DIR	ST_NAME	ST_TYPE	ST_SUB_TYPE	ST_SUB_NUM
47180	7399	PICNIC PLANNERS	943		BERRYESSA	Rd	Suite	6
47201	7532	PROGRESSIVE UNIT AUTO BODY	1712		STONE	Ave	Suite	7
45704	7349	PZ CLEANING RESTAURANT	502		LYNDALE	Ave	Suite	B
45721	7349	GRACE'S HOUSE CLEANING	1570		BLOSSOM HILL	Rd	Suite	H3
45749	1522	DK ASSOCIATES	90		GREAT OAKS	Blvd	Suite	0210
45750	1522	WINNERLAND'S BUILDER	351	N	3RD	St	Suite	1
45752	1522	PINNACLE HOME BUILDERS INC	115		PHELAN	Ave	Suite	A2
45754	7349	PEREZ, MARIELISBET	1910		LAKEWOOD	Dr	Suite	D
45758	1522	ALI'S CONSTRUCTION & REMODEL	681	E	BROKAW	Rd	Suite	
40327	3540	SAN JOSE LASER CENTER	504		DADO	St	Suite	B
40364	1522	HOLT, TIM	1762		TECHNOLOGY	Dr	Suite	126A
40398	7349	GALEANAS HS CLEAN & GARDEN	3735		Senter	Rd	Suite	
43810	5812	KAHOO RAMEN	4330		Moorpark	Ave	Suite	AA
49211	5812	FLYING HIGH DELI & GIFT	1250		AVIATION	Ave	Suite	A1
49222	5411	QUICK-SAVE MARKET	995	E	Santa Clara	St	Suite	200A
49232	5812	LION KING RESTAURANT	1818		Tully	Rd	Suite	132A
49282	5812	DONA MARIA MEXICAN RES1	3974	S	Bascom	Ave	Suite	AA
49004	7399	THE TRACK CLUB	1765		Hudson	Dr		
49005	8351	PRECIOUS GUIDANCE	6115		Shelly	Ct		
49006	7399	POOL BRITE	2675		Mosswood	Dr		
49029	7399	NAUTILUS POOL CARE	183		Obert	Dr		
49052	4119	EXTT LIMOUSINE	1800		EVANS	Ln	Suite	1203
45771	1522	T&D GENERAL CONTRACTORS INC	57	N	KING	Rd	Suite	A
45773	0782	PROFFESSIONAL GARDENING SERV	165		BLOSSOM HILL	Rd	Suite	81
45789	7349	GINA'S JANITORIAL SERVICES	3131		MT RAINIER	Dr	Suite	A
45799	0782	TULIP GARDEN	986		ALMADEN LAKE	Dr	Suite	104
45801	7349	MML GENERAL SERVICES	3333		HICKERSON	Dr	Suite	A
45802	0782	JESSE LANDSCAPING	854	S	2ND	St	Suite	8
45804	7349	TRAN, MUI THI	285		EASTSIDE	Dr	Suite	Q
45577	7349	CLAUDIA'S CLEANING SERVICE	91		NORTON	Ave	Suite	AA
45579	1522	LEE MAN PROPERTY SERVICE	7235		VIA VICO		Suite	
45580	1522	BLOOMFIELD CUSTOM MASONRY	1145		KELEZ	Dr	Suite	B
45616	1522	BREHM, DANIEL R.	442		CAPITOL VILLAGE	Cir	Suite	A
45627	0782	GARDEN CARE SERVICE	2726		WHISPERING HILLS	Ln	Suite	
40467	7349	MENDOZA'S CLEANING SERVICE	132		RANCHO	Dr	Suite	176
40474	7349	ALWAYS QUALITY CLEANING	830		Diadem	Dr		
40479	1522	GENERAL PACHECO CONSTRUCTION	608		Coyote	Rd		
40490	7532	FANTASY AUTO UPHOLSTERY	299	S	24TH	St	Suite	5A
40493	7530	MEINEKE MUFFLERS	1531	W	San Carlos	St		
40498	7349	RAMOS HOUSE CLEANING	1215		Elvira	Ct		
40505	7349	C & C CLEANING SERVICE	1918		Daytona	Dr		

ORG_CODE	SIC_CODE	ORG_NAME	ST_NUM	ST_DIR	ST_NAME	ST_TYPE	ST_SUB_TYPE	ST_SUB_NUM
40536	7349	JLM JANITORIAL SERVICE	913		Thackeray	Ln		
44007	3999	SONIC MEDIA	1590		OAKLAND	Rd	Suite	B111A
44025	3999	C & P SOLUTIONS, INC.	696		KINGS ROW		Suite	10
49060	5731	ION HUB LLC	3297		Pomerado	Dr		
49068	7399	LEMUS MULTISERVICE	2149		Alum Rock	Ave	Suite	H
49074	8299	P.A.M.A	2667		CROPLEY	Ave	Suite	1
49121	5812	VIEN DONG	2893		Senter	Rd	Suite	B1
49130	8299	888 MONKEYS LLC	5226		Countryside	Ln		
49131	4225	T K NOODLE #2 INC	2020		Senter	Rd	Suite	B
49133	8299	BALLARD SCHOOLS INC	2555		Moorpark	Ave	Suite	A
48848	8721	ARMEN ACCOUNTING SVCS	7255		Martwood	Way		
48851	7521	AMPCO SYSTEM PARKING	282		ALMADEN	Blvd	Suite	B
48861	3570	ASSET INTERTECH INC	2033		GATEWAY	Pl	Suite	600H
48862	7399	THERMAL LABEL SOLUTIONS INC	701		KINGS ROW		Suite	80F
48882	7399	ADD CAREER SERVICES LLC	1735	N	1st	St	Suite	309
45638	7349	SIVAIS PERFECT CLEANING SRV	3189		CADILLAC	Dr	Suite	17
45640	7349	NURYS HOUSE CLEANING	259	N	CAPITOL	Ave	Suite	C
40551	2400	FERNANDEZ BROTHERS CUSTOM CA	972		CHESTNUT	St	Suite	A1
40552	7349	OLIVO, A HOUSECLEANING	3149		Sylvan	Dr		
40589	7349	MARIAS HOUSE CLEANING	3289		Fronda	Dr		
40604	7349	THERESA'S	3198		Modred	Dr		
40652	1522	WOODS CONSTRUCTION CO	2982		Quinto	Way		
44086	5013	HUNG-VUONG VAN VO	902		COMMERCIAL	St	Suite	B
48924	3999	PTEK	1723		LITTLE ORCHARD	St	Suite	D1
48979	7530	ALIS AUTO REPAIR	1566		SCOTT	St	Suite	2A
48698	7399	JIMINY STITCH IT	882		FAULSTICH	Ct	Suite	
48705	7530	C & H AUTO REPAIRING	100		SAN JOSE	Ave	Suite	1
48706	7399	JS AUTO APPRAISALS	5300		TERNER	Way	Suite	2103
48719	7399	JC CUSTOMS	11571		BERRYESSA	Rd	Suite	A
48740	7521	APCOA/STANDARD PARKING INC	225	W	Santa Clara	St	Suite	A
45245	0782	D N D SERVICES	1612		Flanigan	Dr		
45248	7349	MAID BY ROSE	81	N	24th	St		
45249	7349	SIMPLEX MAINT SVCS INC	54		Jose Figueres	Ave		
45254	1522	DO, THINH CONSTRUCTION	130		LEWIS	Rd	Suite	2
45256	1522	INVISION DESIGN & CONST INC	2188		RINGWOOD	Ave	Suite	AA
45261	7349	RUELAS CLEANING SERVICES	3773		Senter	Rd		
45268	1522	J C L CONSTRUCTION	812	S	WINCHESTER	Blvd	Suite	210
45273	0782	CENTINELA LANDSCAPING SER	160		Pickford	Ave		
45282	7349	CLEANING PLUS SERVICES	559		Branham	Ln		
45302	1522	BAYCAL CONSTRUCTION	1236		Olive Branch	Ln		
45308	7349	TINA'S HOUSE KEEPING	335		Colville	Dr		

ORG_CODE	SIC_CODE	ORG_NAME	ST_NUM	ST_DIR	ST_NAME	ST_TYPE	ST_SUB_TYPE	ST_SUB_NUM
45317	1742	CAL WEST INSULATION	1716		STONE	Ave	Suite	C
40822	0783	GENERAL TREE SERVICE	1526		WILLOWBRAE	Ave	Suite	A
40866	7349	H&H RESTAURANT SERVICES	530		HORNING	St	Suite	A
44198	3540	MOTIV DESIGN GROUP, INC.	945		BERRYESSA	Rd	Suite	3
44222	3540	WEST COAST PRECISION INC	2091		FORTUNE	Dr	Suite	
44285	5142	Race Street Foods	1130		Olinder	Ct		
44299	5411	E-Z Market	2644		Cropley	Ave		
44302	5812	Interwoven (Cafeteria)	160	E	Tasman	Dr		
44310	5812	Mrs. Fields Cookies	2855		Stevens Creek	Blvd	#	1096
16796	8249	AT & T (formerly PACIFIC BELL)	1		River Oaks	Pkwy		
48785	7217	STEP UP JANITORIAL SERVICES	463		Chinook	Ln		
48799	2434	PACIFIC KITCHEN & BATH CO	428		Perrymont	Ave		
48808	8041	DR SARAH BRACAMONTES DC	1310		Tully	Rd	Suite	111
48813	4212	SAN JOSE QUALITY MOVERS,INC	1186		Janmarie	Ct		
48818	7342	TERMITE PREP SOLUTIONS	1798		Albert	Ave		
48835	3999	FLEXTRONICS INT'L USA INC	6341		San Ignacio	Ave		
48575	3944	WRAPPED IN LOVE	3037		Park	Ln		
45091	0782	PEPE'S LANDSCAPING	403		Serenade	Way		
45094	0782	NGUYEN GARDENING	1621		Willowgate	Dr		
45104	0782	CLEAN E GREEN GARDENING SERV	191	N	White	Rd		
45115	7349	MELANIE JANITORIAL SERVICE	14282		Buckner	Dr		
45129	7349	ZALCOM SYSTEMS	2137		Cerro Terbi	Ct		
45136	7349	GREEN BUILDING MAINTENANCE	5387		Eagle Park	Ct		
45137	0782	RAM LANDSCAPING & LAWN CARE	3552		Pleasant Echo	Dr		
40695	2700	AA HECTOR RUIZ GESSA	1516		Alum Rock	Ave	Suite	A
40744	0782	ESPARZA GARDENING	1361		Mocho	Ct		
44338	5812	Monterey Mini-Mart	2951		Monterey	Rd	#	70
44376	5812	Cajun Crawfish	1011	E	Capitol	Expy		
44423	5812	La Nostra Pizza	80	S	1st	St		
44452	5411	Save Mas Supermarket	2806		Story	Rd		
48586	7530	EVERGREEN AUTO SERVICE CNTR	3303		SAN FELIPE	Rd	Suite	A
48601	1731	CELLULAR IMAGE INC	1704		Oakland	Rd	Suite	400
48546	7399	CUCINA BAMBINI	1041		LINCOLN	Ave	Suite	B
48618	7521	STANDARD PARKING CORP	488		ALMADEN	Blvd	Suite	C
48635	3540	V & H PRECISION MACHINE	2290		RINGWOOD	Ave	Suite	I
48641	7399	SCORE EDUCATIONAL CTRS INC	860		BLOSSOM HILL	Rd	Suite	
48657	7399	DELIVEREX, INC	361	E	Brokaw	Rd	Suite	A
48666	7399	POLYSTAK, INC	2186		PARAGON	Dr	Suite	
48399	7399	2 DEGREE SHIFT	17	S	Keeble	Ave		
48410	7399	ESPINOZA FLOWERS/GIFTS/PARTY	1328		WHITTON	Ave	Suite	AA
45186	0783	PALOMARES TREE SERVICE	2943		Kentridge	Dr		

ORG_CODE	SIC_CODE	ORG_NAME	ST_NUM	ST_DIR	ST_NAME	ST_TYPE	ST_SUB_TYPE	ST_SUB_NUM
45196	7349	ELITE CLEANING SERVICES	1204		Locust	St		
45201	7349	THE WINDOW CLEANING GUY	304		Cedargate	Ln		
45225	1522	FANOLEX CONSTRUCTION	3318		Cuesta	Dr		
45226	1522	RMC CONSTRUCTION INC	1349		Eldamar	Ct		
45228	0782	FILIMON GARDENING SERVICES	4276		Hendrix	Way		
45234	0782	JENA LANDSCAPE & MAINTENANCE	2027		Puerto Limon	Ct		
45237	0782	PETALON GARDEN	2929		Vanport	Dr		
44997	1731	ADVANCED ENTERPRISES ELECTRI	5810		Halleck	Dr		
45007	7349	E M HOUSE CLEANING	3373		Aramis	Dr		
45021	0782	RAMAZI GARDEN SERVICE	1452		Sundown	Ln		
40938	1522	MEDUSA STONE & TILE WORKS	103		Cherry Blossom	Dr		
40939	7349	GALLEGOS, DANIEL	2151		OLD OAKLAND	Rd	Suite	70
50144	5812	COURTS LOUNGE	2425	S	Bascom	Ave		
48435	4119	ABI-AIRPORT SHUTTLE	5247		Barron Park	Dr		
48456	7399	THOAI NGUYEN LINGUIST/TRANS	5247		Running Bear	Dr		
48482	7699	KEN'S JEWELRY REPAIR	2855		Stevens Creek	Blvd	Suite	KENJ
48501	7399	LIANG	370		ELAN VILLAGE	Ln	Suite	202
48502	7532	MENDOZA MOBILE BODY WORK	2492		MC LAUGHLIN	Ave	Suite	
48528	8070	VALLEY IMAGING PARTNERS INC	123		Di Salvo	Ave	Suite	A
48534	7399	TH FINANCE PROCESSING CENTER	256		PALM VALLEY	Blvd	Suite	307
48253	7399	ACTION ENTERPRISES	267		Moraga	Way		
48257	7530	TOMS AUTO FRAM	701		KINGS ROW		Suite	95F
48259	7399	AMBIANCE DESIGNS	2250		Shibley	Ave		
45027	7349	RAMIREZ JANITORIAL	568		Candlestick	Way		
45030	1522	TIM WILLIAMS CONSTRUCTION	3217		Finch	Dr		
45054	0782	ABOVE THE CUT GARDENING SRVC	5012		Snow	Dr		
45056	0782	LE LANDSCAPE MAINTENANCE	698		Pinto	Dr		
45059	1522	LUIS MIRANDA BUILDERS INC	921		Harliss	Ave		
45061	7349	NAJAR, MARIA	2617		Puccini	Ave	Suite	A
45064	0782	M B LANDSCAPING	1272		Turrett	Dr		
45086	0782	PERFECT LANDSCAPING	261		Cannikin	Dr		
45087	7349	WILLIAM'S SERVICES	306		Burning Tree	Dr		
44991	5812	Subway # 43622	2652	E	Alum Rock	Ave		
41060	5461	V Tropical Bakeshop	3041		McKee	Rd		
42404	5812	ebay Cafe	2211	N	1st	St	Bldg.	10
42408	5812	East Lake Restaurant	2819	S	White	Rd		
42424	1611	Granite Rock	120		Granite Rock	Way		
42433	5411	Santa Fe Mercado Carniceria	860	S	White	Rd		
42496	5812	Wingstop Restaurant	503		Coleman	Ave	Suite	40
42517	5812	Kona Wave Sushi & Grill	814	S	Bascom	Ave		
48292	7399	CAMERA REPAIR AND AUDIO SVCS	731		MENKER	Ave	Suite	A

ORG_CODE	SIC_CODE	ORG_NAME	ST_NUM	ST_DIR	ST_NAME	ST_TYPE	ST_SUB_TYPE	ST_SUB_NUM
48310	1531	MISSION HILL	1960		THE ALAMEDA		Suite	Q
48329	4121	TEDLA, GIORGIS H	1299		LEIGH	Ave	Suite	20
48333	2700	SILICON VALLEY PUBLISHING CO	2190		STOKES	St	Suite	102B
48334	3674	SILICON TEST SYSTEMS	1331		SIERRA	Ave	Suite	A
48335	7399	ADCO ENGINEERING INC	1004		Hyde	Ave		
48354	1711	NOR CAL MECHANICAL	6558		Hidden Creek	Dr		
48380	7699	AFFORDABLE LOCKSMITH, INC	825		OPAL	Dr	Suite	1
48106	1531	TBI-MISSION HILL	1960		THE ALAMEDA		Suite	I
48111	7399	MPWR / WiFi INTERNET CAFE	352	E	TAYLOR	St	Suite	B
48113	7530	THANH'S AUTO SERVICE REPAIR	2851		MONTEREY	Rd	Suite	7
44971	5812	Phung Vi	1815	E	Capitol	Expy		
44979	5812	Subway (76 Station)	3295	S	White	Rd		
17901	3674	AGS Plasma Systems	2681		Zanker	Rd	Suite	A
42773	5411	Mercados Suvianda	272	E	Santa Clara	St		
42786	5812	La Enrramada	1635		Mc Kee	Rd	Suite	
41451	5812	Hang Xanh Restaurant	1111		Story	Rd		
42830	5812	Sazon Taqueria (White Road)	1070	S	White	Rd		
42844	8661	Saint John Vianney Parish	4602		Hyland	Ave		
42848	5812	Hong Kong Tea Station	556		Barber	Ln		
42861	5812	Nguyen Espresso	1657		Tully	Rd		
48115	7699	EDUARDO'S BUSINESS MACHINES	1876		Terilyn	Ave		
48151	5211	GUNN, DOUG & MYRNA TRUST	1723		Junction	Ave		
48169	7371	ZMOS TECHNOLOGY INC	2550	N	1ST	St	Suite	301
48170	7399	STEVEN F CONNELLY CEG	1169		AVENIDA BENITO		Suite	
48174	5231	E & D PAINTING	684		Continental	Dr		
48183	8351	MARIA'S DAYCARE	2052		Mondigo	Ave		
48190	7399	MOSES RODRIGUEZ SERVICES	530		TOYON	Ave	Suite	153
48197	7542	CRAIG TOMASELLO AUTO DETAIL	534		DUDLEY	Ave	Suite	11
48209	4121	JASWANT PANNU	1630		HILLSDALE	Ave	Suite	BL
48215	5561	RATZ 4 WDC	1838		MESITA	Way	Suite	
48233	4212	AGUILAR, JUAN A	1573		ABORN	Rd	Suite	A1
48234	7399	ANUBIS GROUP	346		El Portal	Way		
48235	7399	HAUTREUX SUPPLIES	757		MABURY	Rd	Suite	52
42565	5812	Starbucks Coffee Co.	1600		Saratoga	Ave	Suite	201
42728	5812	Dream Dinners (San Jose Market Center)	695		Coleman	Ave	Suite	20
42541	5812	Subway # 40921	22	N	White	Rd	Suite	102
42621	5812	Panda Express (Meridian & Foxworthy)	3197		Meridian	Ave		
42698	5812	Vietnam House To Go	1143		Story	Rd	Suite	120
42699	5812	Lemon Grass Restaurant & Catering	1143		Story	Rd	Suite	100
10255	7542	MONTAGUE PREMIER HAND WASH	790		Montague	Expy		
37948	4213	Frito-Lay Inc	1774		Automation	Pkwy		

ORG_CODE	SIC_CODE	ORG_NAME	ST_NUM	ST_DIR	ST_NAME	ST_TYPE	ST_SUB_TYPE	ST_SUB_NUM
47957	5511	TS MOTORS	1654		BURDETTE	Dr	Suite	160A
47992	7399	CARREIRA AND ASSOCIATES	5027		Broken Arrow	Dr		
47997	7399	ALL SIGNS & GRAPHICS	569		Independence	Dr		
48009	7521	APCOA/STANDARD PARKING INC	844		BLOSSOM HILL	Rd	Suite	B
47954	7399	CONSULTS & CAREPLANS	6112		Monteverde	Dr		
48028	4212	MARAVILLA'S TRUCKING	1867		Bethany	Ave		
48031	4955	TN CONSTRUCTION HAULING	2697		BURLINGAME	Way	Suite	A
48032	7530	CARZONE REPAIR SERVICES	505		SANTA ANA	Ave	Suite	51
48036	5511	RP AUTOS	1766		Creekstone	Cir		
48059	4119	CLUB LIMO	90	S	White	Rd		
42787	5812	Polycom	3553	N	1st	St		
44304	5812	Subway #40922	255	N	White	Rd		
44673	5812	Trader Joe's	7250		Bollinger	Rd		
44839	5812	Subway #44239	905		Meridian	Ave		
42197	5812	Togo's	1008		Blossom Hill	Rd	Suite	G2
42201	5812	Togo's	2990	E	Capitol	Expy	Suite	20
42878	5812	ESPIGA D' ORO CAFE	3101	N	1ST	St	Suite	A
42923	2400	CRUZ-CAMACHO, ISRAEL	831		Leyte	Ct		
43008	5812	SMOOTHIE QUEENS	5760		Pontiac	Dr		
48095	7549	SUNSET TEST ONLY CENTER	33	N	SUNSET	Ave	Suite	
48096	5541	VALERO CORNER STORE #3810	4144		MONTEREY	Rd	Suite	A
47833	7399	JESSIE KAMINSKI INTERIORS	1852		Ellen	Ave		
47836	3540	NOVA MANUFACTURING	824		Sylvandale	Ave		
47868	2741	ANCIENT AIR MUSIC	1054		SUMMERMIST	Ct	Suite	A
47886	8070	WESTCLIFF MEDICAL LAB INC	2512		SAMARITAN	Ct	Suite	R
47913	5511	FLEET AUTO SALES	341	N	MONTGOMERY	St	Suite	A
47915	7399	MINH'S WHEELHCHAIR CORP	5962		Lean	Ave		
47926	7389	FLEXTRONICS	2246		Fortune	Dr	Suite	AAA
42111	5812	Super Buffet	3830		Stevens Creek	Blvd		
47947	1761	R BROTHERS WATERPROOFING INC	707	W	HEDDING	St	Suite	AB
47951	5012	NAFTON AUTO	1501		Petersen	Ave		
47666	7371	EFFECTIVE AUTOMATION	1014		NARCISO	Ct	Suite	BL
47670	5541	D. DEVI OIL (dba SHELL)	2180		MONTEREY	Rd	Suite	A
47673	5511	SANTANA IMPORTS	3896		Stevens Creek	Blvd	Suite	A1
47685	7399	MAGIC PAINTING INC	2323		MAMMOTH	Dr	Suite	2
47707	8041	KIEU DUONG, D.C.,L.AC	940		Saratoga	Ave	Suite	220
47721	7399	DELIVEREX, INC	2250		Zanker	Rd	Suite	A
47722	7399	JETDEV5 PRODUCTIONS, LLC	10400		Dover	Way		
47725	4121	GOLDEN STAR CAB CO	1450		KOLL	Cir	Suite	101B
47729	4213	K & K TRUCKING	2485		Boren	Dr		
47763	7399	ANDY CABINET	1723		ROGERS	Ave	Suite	J1

ORG_CODE	SIC_CODE	ORG_NAME	ST_NUM	ST_DIR	ST_NAME	ST_TYPE	ST_SUB_TYPE	ST_SUB_NUM
42031	5812	St. Christopher's	2278		Booksin	Ave	Suite	A
42034	5812	St. Maria Goretti Church	2980		Senter	Rd		
42035	5812	St. Nicholas Greek Orthodox Church	1260		Davis	St		
42039	5812	Starbucks Coffee	1041	E	Capitol	Expy		10
42040	5812	Starbucks Coffee	1080	S	White	Rd		
17335	3549	ACI Alloys	1985		Las Plumas	Ave		
51379	8661	St. Joseph Cathedral Center	80	S	Market	St		
51397	5812	Nguyet Ha Restaurant	2345		Mckee	Rd		
23777	8062	Kaiser Santa Teresa	250		Hospital	Pkwy		
51435	1799	SILICON VALLEY VACUUM, INC	900		COMMERCIAL	St		
51436	5800	MONACO	1180		Lincoln	Ave		
51443	5812	Issco	660	E	Gish	Rd		
51539	5812	Yogurt Village	1175		Redmond	Ave		
51546	5812	Sam's BBQ Diner	3309		San Felipe	Rd		
53069	3570	SELECTIVA SYSTEMS, INC	2051		JUNCTION	Ave	Suite	100
53070	3999	XTREME PRECISION MFG INC	2300		ZANKER	Rd	Suite	F5
53079	3600	FLEX ONE TECHNOLOGIES	1961		CONCOURSE	Dr	Suite	E1
53090	2700	SUOI VAN COMPANY	1884	ST	ANDREWS	Pl		
53091	3679	LILLIAN TECH INC	1801		Daltrey	Way		
53092	7699	PHAM, UC VAN	2653		Orangestone	Way		
53100	7699	PROACKTEK INC	1748		Morrill	Ave		
53104	3570	SKILLCAD INC.	1573		Walkingshaw	Way		
53105	7532	ONLY UPHOLSTERY	3476		Whitman	Way		
53121	5963	DH DELIVERY	634		GIGUERE	Ct		
53124	4214	VALLEY ELECTRONICS LLC	1550		Las Plumas	Ave		
53132	3500	ONE DAY INSTALLATION	854		Beaver Creek	Way		
53135	5511	DAI THANH LLC	969		Gilchrist	Dr		
53159	3570	ANASIFT TECHNOLOGY INC	2674	N	1st	St		
53161	3570	KADAKIA, NIRAVE	80		Descanso	Dr	Suite	R
53166	3570	SAGETECH, INC	2635	N	1st	St		
54668	5812	Athens Restaurant	1663	W	San Carlos	St		
35188	6531	HENLEY RESTAURANTS LTD	6830		Via del Oro		Apt	2
47934	7375	ZL TECHNOLOGIES INC	2000		CONCOURSE	Dr	Suite	
55810	5033	El Camino Roofing	1650	S	7th	St	Suite	A
55845	5812	Jamba Juice	1701		Airport	Blvd		
52571	7371	I GET IT! DEVELOPMENT, INC	1031		Laurie	Ave		
51611	3600	Integrated Memory Logic	3425	S	Bascom	Ave		
51663	2024	Evergreen Yogurtland	2742		Aborn	Rd		
51727	3570	VIRTUTECH INC	1740		TECHNOLOGY	Dr	Suite	320A
51729	7532	PROGRESSIVE COLLISION REPAIR	877		CHESTNUT	St	Suite	D
51739	3570	VELOCIGUARD INC	1754		Technology	Dr	Suite	100

ORG_CODE	SIC_CODE	ORG_NAME	ST_NUM	ST_DIR	ST_NAME	ST_TYPE	ST_SUB_TYPE	ST_SUB_NUM
53170	3600	WYSE TECHNOLOGY INC	3471	N	1st	St		
53187	3600	TESSERA INC	3025		Orchard	Pkwy		
53196	4212	MENDOZA'S DELIVERY	4431		RENAISSANCE	Dr	Suite	3
53209	7699	KC JEWELERS	4359		CRESCENDO	Ave		
53217	4950	GREEN EARTH ENTERPRISES	638		Chynoweth	Ave		
53223	7379	CK ART	5005		Wellington Park	Dr		
53228	3674	POWER INTEGRATIONS	5245		Hellyer	Ave	Suite	A
53239	7532	T&T AUTO PAINT TOUCHUP	7026		BASKING RIDGE	Ave		
53240	7371	CALVARYSOFT	7362		BASKING RIDGE	Ave		
53254	3999	GLOBAL MANUFACTURING CORP	5853		Rue Ferrari			
53263	2844	TRAN DO FAMILY LP	2680	S	White	Rd	Suite	
47894	7373	MOVEL CORPORATION	1384	N	Loop	Dr		
55974	2731	JUDITH LESSOW-HURLEY	35		Hawthorne	Way		
55979	3679	HYMEMORY	1762		Technology	Dr	Suite	209
55986	7530	PINEDA'S AUTO REPAIR	385	N	AUTUMN	St		
55988	1531	RIESER BUILDING GROUP, INC.	2033		GATEWAY	Pl	Suite	600H
55999	2759	ESSENTIAL DOCUMENT SOLUTIONS	2050		Gateway	Pl		
56008	4121	RAGE ALI	5390		MONTEREY	Rd	Suite	6
56023	2092	RED ABALONE	3838		Ezie	St		
56032	7549	INVISIBLE ARMOR	647		Tully	Rd	Suite	5
56036	7549	V-TECH SERVICES	334		Swaps	Dr		
56049	2092	GS TRADE	900		GOLDEN WHEEL PARK	Dr	Suite	163
51746	2700	PRESS, THE	50		NOTRE DAME	Ave		
51750	3911	JOYERIA IMPERIAL	349		Willow	St		
51756	2759	MEDIA INNOVATIONS	550		Vermont	St		
51778	7373	PERSISTENT SYSTEMS INC	2077		GATEWAY	Pl	Suite	A2
51780	2700	PRISM BUSINESS MEDIA INC	1735		TECHNOLOGY	Dr	Suite	820
51783	7371	COWARE, INC.	1731		TECHNOLOGY	Dr	Suite	570BL
51794	7379	CARDTOOLS SYSTEMS COR	101		METRO	Dr	Suite	A
51803	2700	RETAIL OBSERVER INC	5469		Century Plaza	Way		
51830	7549	TRUONG,PHAT	411		LEWIS	Rd	Suite	206
51832	4213	ANN TRUCKING	411		LEWIS	Rd	Suite	214
51835	7699	DRYVAC CO	2769		Aiello	Dr		
53272	3570	RETURNGOODS.COM INC	2681		Glen Elk	Ct		
53294	3500	TRUONG, HUONG XUAN	3051		Allenwood	Dr		
53295	4119	BB LIMO SERVICE COMPANY	3679		Woodley	Dr		
53302	4119	A & A TRANSPORT	3149		Norwood	Ave		
53306	4119	SOUTH BAY MED TRANS SERVICES	3560		Rollingside	Dr		
53312	7699	ANDY'S SHOE REPAIR	2850		QUIMBY	Rd		
53321	5211	PLYWOOD & LUMBER SALES	1810	S	7th	St		
53346	7692	JB'S PORTABLE WELDING	193		Barnard	Ave		

ORG_CODE	SIC_CODE	ORG_NAME	ST_NUM	ST_DIR	ST_NAME	ST_TYPE	ST_SUB_TYPE	ST_SUB_NUM
53355	7542	LUCKY SEVEN CAR WASH	1188	S	De Anza	Blvd		
56061	1799	BELMONTE'S CONCRETE SERV INC	800	N	1ST	St		
56075	3711	B & A AUTO DISMANTLER	1781		Smith	Ave		
56078	7532	SANDOVAL BODY SHOP & TOWING	825	N	10th	St		
56087	5812	SORAY BOTANAS	1725		ROGERS	Ave	Suite	K1
56091	7532	SIK AUTO CUSTOM	403		KEYES	St	Suite	AA
56092	7549	SAN JOSE SMOG TEST	495	E	Brokaw	Rd		
56108	4121	AHMED'S TAXI	1880	S	7th	St	Suite	3
56115	3999	SUPERMODELLI LLC	1050	N	5th	St		
56120	2700	BRUQUETAS PUBLISHING	37	S	16th	St		
56130	2519	HOUSE OF IMAGE	1815		MONTEREY	Rd	Suite	A
56137	7530	HUNG HONDA SPECIALIST	226		PHELAN	Ave	Suite	F
56138	5812	LA RUEDA RESTAURANT	2270		Monterey	Hwy		
56139	4121	ONKAR SINGH GILL	701		Kings Row			
56160	7521	AMPCO SYSTEM PARKING	88	E	San Fernando	St		
50636	1742	South Bay Interiors	438		Perrymont	Ave		
50639	0782	Crystal Springs Landscaping Company	426		Perrymont	Ave		
50673	5812	Peacock Indian Cafe	2760		Aborn	Rd		
50674	5812	Chipotle Mexican Grill # 1241	1645		Saratoga	Ave		
51844	5541	SENTER ROAD SERVICE STATION, LP (dba ARCO AM-PM)	3147		Senter	Rd	Suite	A
51848	3999	VARIOUS TECHNOLOGIES, INC	2720		Aiello	Dr	Suite	A
51850	4212	ROSE TRUCKING	374		BATTLE DANCE	Dr		
51875	7699	GRANT, LARRY JEWELRY	662		Oldham	Way		
51888	7530	TOMMI BODY SHOP	4234		MONTEREY	Rd	Suite	A
51889	7530	T & T AUTO CARE	4234		MONTEREY	Rd	Suite	A
51896	7699	DUONG, TAI WATCH REPAIR CTR	3141		Lone Bluff	Way		
51902	7532	HUYNH, THIEU VAN	398		Commercial	St	Suite	A1
51913	7549	VIERA'S A/C	939		Old Oakland	Rd	Suite	
51916	4120	GREEN CAB	1450		Koll	Cir		
51917	2273	CALIFORNIA CARPET & FLOORING INC	510		Parrott	St	Suite	5
51920	2700	HILLIS PRINTING CO	519		PARROTT	St		
51921	7530	MUFFLERS GALVAN	350		PHELAN	Ave	Suite	B
51926	3540	SILICON VALLEY PREC MACHINE	1641		ROGERS	Ave		
51927	3400	COOPER SHEET METAL INC	1701		ROGERS	Ave		
51932	7530	HARVEY AUTO TECH	505		Santa Ana	Ave	Suite	A
51935	2700	COMMERICAL & RESIDENT LISTIN	1999		Monterey	Rd	Suite	140B
51937	3500	ADVANCES PROTOTYPE MACHINING	848	E	Gish	Rd		
51941	4119	STUDENT TRANSPORTATION OF AM	1540	S	7th	St	Suite	1
51943	3500	VIETEK	1268		ALMA	Ct		
53390	5411	Get N Go	1763		Blossom Hill	Rd		
29835	5499	HOUSE OF NUTRITION	1371		Lincoln	Ave	Suite	1

ORG_CODE	SIC_CODE	ORG_NAME	ST_NUM	ST_DIR	ST_NAME	ST_TYPE	ST_SUB_TYPE	ST_SUB_NUM
53428	5145	Leonida's Chocolate & Cafe	2855		Stevens Creek	Blvd		
52198	2771	AA HECTOR RUIZ GESSA	1516		Alum Rock	Ave		
29678	5499	YING TIAN TRAD CHINESE	406	S	Bascom	Ave		
11001	5813	TOUCH-DOWN TOMMY'S	5837		Camden	Ave		
53475	5812	New Shanghai Restaurant	3082		Landess	Ave		
53480	5812	Madhuban Indian Cuisine	50		SKYPORT	Dr		
53512	5812	Kwok Yuen Assisted Living (Senior Center)	1050		Saint Elizabeth	Dr		
11436	5411	MERIDIAN MARKET	1440		Kooser	Rd	Suite	
56164	5812	CJ'S CAFE & CATERING	303	S	Almaden	Blvd		
56172	7536	99 CAR GLASS	1147	E	Santa Clara	St		
56183	1799	JAIMEZ PACHECO,ANGELINA	60		Calle de Guadalupe			
56201	7549	MD MOBILE REPAIR	1277		Peach	Ct		
56204	4212	S AND B RELOCATION SERVICES	1121		Welch	Ave		
56217	7536	Q & A AUTO GLASS	1290		San Tomas Aquino	Rd	Suite	209
56248	3961	SIMPLY SUSAN	1436		Melwood	Dr		
56257	3999	BCINET INC	6373		San Ignacio	Ave		
56271	5812	DOUBLE LUCK	6924		Almaden	Expy		
18293	5912	Walgreens #5454	1661		McKee	Rd		
50742	5812	Kerrie's Kafe	3052		Orchard	Dr		
50745	7538	WILSON MOTORSPORTS	1631		ALMADEN	Rd	Suite	A
51070	1623	RMC Water and Environment	2290	N	1st	St	Suite	212
51946	7530	FRIENDS BUMPER SERVICE	533		BURKE	St	Suite	1
51949	7549	DO TEST ONLY	898		COMMERCIAL	St		
51951	7699	CALIF T V & STEREO	585	E	EMPIRE	St		
51952	2833	I H GROUP, INC	1872		HARTOG	Dr		
51956	7530	TIKAL MOTORS AND TRANSMISSION	220		LEO	Ave		
51957	7532	GALINDO AUTO BODY	755		MABURY	Rd	Suite	4
52014	7532	EDDIE'S AUTO BODY	1165	N	5th	St		
52015	3540	PH MACHINING INC.	1099	N	5th	St		
52017	7549	T & M TOWING SERVICE	1005	S	5th	St		
51404	5812	Tropical Taqueria	1711		McLaughlin	Ave	Suite	B
53808	5411	California Market	1729		Berryessa	Rd		
10773	5813	ALEX'S 49ER INN	2214		Business	Cir		
53967	3570	Pixel USA Computer	3229		Stevens Creek	Blvd		
53970	5231	Center Paint Store	3435		Stevens Creek	Blvd		
16351	5813	MAC'S CLUB	39		Post	St		
54018	5812	Panera Bakery Cafe #4478	1706		Oakland	Rd		
41505	5812	International Christian Center, Educational Building	3275		Williams	Rd		
50864	5812	Liberty Baptist	2790	S	King	Rd		
50866	5812	Private Educational Network	350	W	Julian	St		
50867	5812	Secoya High School	1960	W	Hedding	St		

ORG_CODE	SIC_CODE	ORG_NAME	ST_NUM	ST_DIR	ST_NAME	ST_TYPE	ST_SUB_TYPE	ST_SUB_NUM
17899	1721	ADM Paint & Construction	656		Auzerais	Ave		
52049	2700	IMPRESS PRINTING INC	620		Quinn	Ave		
52054	4941	SAN JOSE WATER COMPANY	110	W	Taylor	St		
52056	5093	GMAX ENTERPRISES	1539		Terminal	Ave		
52060	7549	INDEPENDENT WHEELS & TIRES	825	N	10th	St		
52066	3540	G & L PRECISION DIE CUTT.INC	1766		Junction	Ave		
52082	7530	CIVIC CENTER AUTOMOTIVE	549	N	3rd	St		
52094	7530	MECHANISTAR AUTO REPAIR	220		Leo	Ave		
52096	7530	D&H AUTO REPAIR	220		Leo	Ave		
52104	4212	BBTCS	533	N	19th	St		
52105	7530	LOW PRICE SMOG	1394	N	4th	St		
52114	5511	KUMA AUTO SALE & SERVICES	90	E	Gish	Rd	Suite	G5
54130	7384	Longs Drug Stores California, L.L.C. dba CVS Pharmacy #9808	470		Blossom Hill	Rd		
16794	5812	QUIZNO'S CLASSIC SUBS	37	E	Rio Robles			
54190	2752	Tan Tien Publications	225		Phelan	Ave		
35384	1721	MIRACLE HOUSE & APT PAINTING	1340		Mastic	St		
54234	5511	PREMIER NISSAN OF SAN JOSE	1120		CAPITOL	Expy		
12284	4212	PACIFIC FOOD WHOLESALE	1755		Bagpipe	Way		
29380	5812	KURDI CAFE & CATERING	355		River Oaks	Pkwy		
54412	5812	Subway # 46773	980	S	Winchester	Blvd		
54510	5812	Sweet Soleil	4848		San Felipe	Rd	Suite	170
54612	5812	Rangoli Cafe	3691		Union	Ave		
54613	5812	New Taste of India	175	S	Capitol	Ave	Suite	KL1
41449	5812	Hally K. Ono	312	S	3rd	St		
37469	3672	Cookson Electronics	72		Bonaventura	Blvd		
37924	1761	Dinyari, Inc.	500		Phelan	Ave		
51653	5812	Yuki Sushi Restaurant	1140		Lincoln	Ave		
52132	7530	EV TRANSMISSION	917		COMMERCIAL	St	Suite	0004
52133	1731	HI DEF AUDIO VIDEO	1610		MONTEREY	Rd	Suite	B5
52138	7530	SYNERGY AUTO WORKS	145		KEYES	St	Suite	A1
52149	3570	ANATOMAGE INC	111	N	Market	St		
52160	7699	MOTO AMORE	448	E	Santa Clara	St		
52163	3570	INTERNET MAINSTREET INC,THE	55	S	Market	St		
52165	3570	ZY COMPUTING INC	111	N	Market	St		
52167	3570	ALOFT MEDIA TECHNOLOGIES LLC	100	W	San Fernando	St		450
52172	2844	LYNNEA REYNOLDS	527	S	MARKET	St		
52173	3570	PINGER INC	97	S	2nd	St		
52181	7334	ZAC PRINT SHARP IMAGE LLC	1680		Alum Rock	Ave		
52196	4212	BENTEZ-PENALOZA, MARTHA	830		DIADEM	Dr	Suite	
52211	7699	DERECK JEWELERS	233		RAYOS DEL SOL	Dr		
52216	7530	MUFFLERS ATOTO	23	N	27th	St	Suite	1

ORG_CODE	SIC_CODE	ORG_NAME	ST_NUM	ST_DIR	ST_NAME	ST_TYPE	ST_SUB_TYPE	ST_SUB_NUM
51492	5812	Carl's Jr.	15	S	1st	St		
41374	8661	Emmanuel Baptist Church	467	N	White	Rd		
52234	7371	NANALYTICS CORPORATION	3128		Acorn	Ct		
52239	7549	CRUZ, JAVIER GONZALEZ	3218		Impala	Dr		
52242	5511	INSPECTED AUTO & TRADE	3275		Stevens Creek	Blvd		
52244	2731	GLOBAL HEAT NET	380		NORTHLAKE	Dr	Suite	38
52268	4212	99CENT MOVING SOLUTIONS	931		Temple	Dr		
52269	2700	COX AUTO TRADER INC	3484		Stevens Creek	Blvd		
52273	5511	DAVID MOTORS	3221		Stevens Creek	Blvd		
52283	7699	ADVANCED IT	1401		Lexington	Dr		
52285	7251	FAMILY COBBLER	1375		BLOSSOM HILL	Rd	Suite	37
52293	4212	BAY AREA PIANO MOVERS	1437		Dentwood	Dr		
52295	4212	NEWS PAPERS CARRIER	3385		Buckingham	Dr		
52301	8741	ANDRUSS AUTOWORKS	1471		Willowmont	Ave		
52302	7389	IMAGE CENTER	4804		Pine Forest	Pl		
52306	4212	DEABREU, JOHNNY	1584		BRANHAM	Ln	Suite	165
52310	1743	RIC SLAYTON TILE	1590		Calle de Aida			
52311	3570	ASONESOFT INC	3150		Almaden	Expy		
51442	8249	Conservation Corps	1534		Berger	Dr		
51662	3999	GORILLA CIRCUITS	1445		OLD OAKLAND	Rd		
42579	5065	Dct Technical Services	515		Olivian	Dr		
54760	5812	Faundry Community Day School	258		Sunol	St		
54778	5812	Chinmaya Mission San Jose (Feed Homeless)	1050		Park	Ave		
54790	5812	Subway # 42034	360	S	Market	St		
41185	5812	Britannia Arms	173	W	Santa Clara	St		
17588	8731	GCT Semiconductor Inc	2121		Ringwood	Ave		
51531	4212	S J CONCRETE TRANSFER INC	1420		OLD BAYSHORE	Hwy		
52335	3999	HEAVEN'S HEART BEAT	5945		ALMADEN	Expy		
52346	7530	CDP AUTOMOTIVE	1638		Center Ridge	Dr		
52349	4955	BAY VALLEY TRANSPORTATION	2719		Kendrick	Cir		
52364	2700	PRESS TIME UNLIMITED	2815		MOSS HOLLOW	Dr		
52369	7549	LUCAS TOWING	2594		Fontaine	Rd		
52373	4119	MANN LIMOUSINE SERVICES	2886		Stallion	Way		
52382	4212	MUNDAY, MALKIET	3609		Wally Place	Way		
52383	4212	K B TRUCKING	3920		Garde Place	Way		
52394	4955	SOUTH BAY HAULING	1395		Kilchoan	Ct		
54850	1711	VALLEY HEATING & COOLING	1171	N	4th	St	Suite	1
52583	7641	DUNNE'S FINISHING SERVICE	2179		Stone	Ave		
54928	5411	India Cash & Carry	1138	S	De Anza	Blvd		
54944	5812	Orange Leaf Frozen Yogurt	5353		Almaden	Expy	Unit	F-90
52078	4214	MUDANZAS LATINAS MEXICANAS	701		Kings Row			

ORG_CODE	SIC_CODE	ORG_NAME	ST_NUM	ST_DIR	ST_NAME	ST_TYPE	ST_SUB_TYPE	ST_SUB_NUM
51715	1761	BEN'S SHEET METAL	138		Darby	Ct		
55013	1761	FOUR SEASONS ROOFING INC	502		HORNING	St		
41155	5812	Ben & Jerry's Ice Creams	377		Santana Row		Suite	1120
44471	5812	Chipotle # 1093	975		The Alameda		Suite	10
44476	5812	Domino's Pizza # 8536	2766		Aborn	Rd		
42296	3699	JDS Uniphase Corporation	1750		Automation	Pkwy		
52399	7532	STAR MOBILE DETAILING	2634		Ophelia	Ave		
52400	4212	JR'S HAULING						
52410	3272	DIMAS HERNANDEZ	1927		Decatur	Dr		
52435	5094	CHAVEZ JEWELERS	2003		Story	Rd	Suite	800
52449	3679	VUU,CHAU & SUONG,BU	1150		MCLAUGHLIN	Ave		
52475	4225	PUBLIC STORAGE	5665		Santa Teresa	Blvd		
52484	7699	PERKINS, C B CO	5807		Winfield	Blvd		
52488	7530	OJ MOBILE AUTO GLASS	5920		Tandera	Ave		
51354	5812	Grace Lutheran Church	2650		Aborn	Rd		
9502	5813	MEXICALI CLUB	939		Oakland	Rd		
54616	7530	ROBBIES AUTO	382		RACE	St		
54833	5812	Teagre Tea Bar	22	N	Almaden	Ave		
55012	7530	V & S AUTO REPAIR	11571		BERRYESSA	Rd		
44487	5812	Starbucks Coffee Company # 27907-001	966	S	De Anza	Blvd		
44500	3281	CASTRO MARBLE & TILE	420		REYNOLDS	Cir		
44515	3281	CR MARBLE & GRANITE	1250		Yard	Ct		
44517	5812	Chalateco Tropicana	1670		Story	Rd	Suite	AA
44519	5812	Antojitos Mendoza's	2168		Story	Rd		
44524	1743	ALL NATURAL STONE	2504		Seaboard	Ave		
44527	3281	TOP MODELS M & G INC.	701		KINGS ROW		#	9A
12195	5812	B & J FOODS	3280		Pappani	Way		
17494	3679	Luscombe Engineering Co.	2290	N	1st	St		
22071	3444	Mass Precision Sheetmetal	2371		Paragon	Dr		
17498	3999	MPCM, Inc.	115		Phelan	Ave		
50946	5812	Sabor Tapas Bar & Lounge	72	N	Almaden	Ave		
52499	7530	BLOSSOM VALLEY AUTO/TRUCK RE	5599		Snell	Ave		
52500	2700	KPI PRINTING	6096		Indian	Ave		
52514	7699	ANDRE'S XTASKI	5855		Winfield	Blvd		
52535	7549	31 TOWING	14825		Leigh	Ave		
52537	4212	A&B MOVING	1651		MERRITON	Ct	Suite	
52559	7336	OSHITA,ALAN	5385		Romford	Dr		
52584	3600	BERKELEY MAGNETICS INC	1830		Stone	Ave	Suite	D
52588	7532	H & J BODY REPAIR	1680		ALMADEN	Expy		
54948	5812	Tugboat Fish and Chips	658		Blossom Hill	Rd		
1217	4941	GE Mobile Water, Inc.	5900		Silver Creek Valley	Rd		

ORG_CODE	SIC_CODE	ORG_NAME	ST_NUM	ST_DIR	ST_NAME	ST_TYPE	ST_SUB_TYPE	ST_SUB_NUM
15462	8211	SUMMERDALE SCHOOL	1100		Summerdale	Dr		
17435	3674	Nippon Steel Chemical Co. LTD	6472		Canterbury	Ct		
17606	3674	NP Programming Services Corp.	780		Montague	Expy		
18008	5063	Pacific Circuits Assembly	2043		Zanker	Rd		
51394	5411	Chavez Supermarket/ Umbarger Square	2680		Monterey	Rd		
52595	2400	SIX ENTERPRISES	320		TURTLE CREEK	Ct	Suite	A
52601	2500	WOODSONG OFF FURNITURE MFG	1844		Almaden	Rd		
52628	3841	SJ MEDICAL SUPPLY	840		Willow	St		
52649	4950	MERINO & SON RECYCLING	1771		Meridian	Ave		
52653	2741	IMPERIO LATINO LA REVISTA	1034		Spencer	Ave		
51612	5999	Fourfront Sales Inc.	1735		Technology	Dr		
35459	7991	MY GYM CHILDREN'S FITNESS CN	1262	S	Bascom	Ave	Suite	A
54617	5812	LP Egg Rolls	2863		Senter	Rd		
44681	5812	Global Vegetarian Bistro	322	E	Santa Clara	St		
44690	5812	Grill'Em	2509	S	Bascom	Ave		
44734	5812	Bun Bo Hue An Nam	740		Story	Rd	Unit	3
44736	5812	Tai Kee Won Ton	375		Saratoga	Ave		
15647	2024	SNOW ICE CREAM	224	S	24th	St		
44787	5511	ALBERTO'S AUTO SALES	866	S	1st	St		
44820	5812	Wingstop Restaurant (The Plant)	121		Curtner	Ave	Suite	30
37452	8731	Phynexus, Inc.	3670		Charter Park	Dr		
17865	3089	Professional Plastics	2175		Kruse	Dr		
12291	5411	TRADER JOE'S #62	5265		Prospect	Rd		
52684	2700	ARTEMISIA ENTERPRISE LLC	1475		Mckendrie	St		
52709	7373	JSPEED DESIGN AUTOMATION INC	1625		THE ALAMEDA			
52718	7549	MNK SMOG TEST ONLY	1295	W	San Carlos	St		
52720	7699	MUSICIANS SERVICE CENTER	377		Meridian	Ave		
52722	7549	D & B TOWING	1034		Luther	Ave		
52724	4212	BEACONS VANLINES	1515		THE ALAMEDA		Suite	5
52732	7699	A-A LOCK & ALARM INC	1295		The Alameda			
52755	2400	P W SPECIALTIES	1505		De Rose	Way		
52770	4212	L.A.Q TRANSPORTATION	1639		Parkdale	Way		
37550	5812	Super Suppers	4980		Cherry Avenue			
24085	5812	Target Store T-0626, Snack Bar	2155		Morril	Ave		
41079	5812	Adobe Systems Grab 'N' Go	151	S	Almaden	Blvd		
41980	7538	Sears Auto Center #2729	877		Blossom Hill	Rd		
18210	3599	South Valley Engineering & Manufacturing Co	1707		Little Orchard	St		
18215	3674	Spectrum Semiconductor Materials, Inc.	2027		O'Toole	Ave		
42742	7215	Spin Cycle Wash N' Dry	994	S	1st	St		
51247	5812	Cisco Systems, Bldg. D Cafeteria	170	W	Tasman	Dr		
9762	8211	LYNDALE SCHOOL	13901		Nordyke	Dr		

ORG_CODE	SIC_CODE	ORG_NAME	ST_NUM	ST_DIR	ST_NAME	ST_TYPE	ST_SUB_TYPE	ST_SUB_NUM
52776	2700	DIGITAL WORLD COMMUNICATIONS	11289		Clayton	Rd		
52780	4212	G & S TRANSPORTATION	194		Millar	Ave		
52789	7549	FRANK'S TOWING	131		Fleming	Ave		
52797	7530	GILL AUTO-76 S.V.C.	1100	S	White	Rd		
52802	4212	HERNANDEZ, FRANCISCO	1194		Brightside	Ct		
52805	7530	STEVENS CREEK MUFFLERS & AUTO REPAIR	2221		Stevens Creek	Blvd	Suite	B
52813	7699	LARA'S APPLIANCE SERVICE	930		LAWTON	Ave		
52823	3600	RIVER ELECTRONICS PTE LTD	560	S	Winchester	Blvd		
52825	1799	CAMARDA,ANTHONY V	1051		Ginger	Ln		
52831	3570	4D, INC	3031		Tisch	Way		
52840	7530	TAYO'S AUTO CARE INC	910	N	Bascom	Ave		
52847	7549	AA TREEFARM SMOG	190	N	Bascom	Ave		
52857	4119	CALIFORNIA LIMOUSINE	2955		Neet	Ave		
52865	7530	RM MOTORCYSCLE SERVICES	2221		Stevens Creek	Blvd	Suite	B
52867	4212	C AND S FREIGHT	566		Menker	Ave		
44868	5812	La Mordida #3	1709		Tully	Rd		
44885	1522	ALLEN SPECIALTIES INC	282		KINNEY	Dr		
44886	0782	NORTHWEST LANDSCAPE MAINTENANCE	283		KINNEY	Dr		
44905	1629	KING CRANE SERVICE	1691		Old Bayshore	Hwy		
44906	5812	Tomato Thyme	1560		Hamilton	Ave		
22041	4215	United Parcel Service	1277		Airport	Blvd		
52870	7532	HILLIARD AUTO REPAIR/BODY	467		Saratoga	Ave		
52890	4119	STAR CRAFT TOURS CORP	7240		BARK	Ln	Suite	1
52909	3999	GENESIS ENGINEERING INC	6053		Wellfleet	Way		
52912	3570	ANSOFT CORPORATION	5300		Stevens Creek	Blvd		
52914	2700	SOUTH BAY ACCENT MAGAZINE	4300		Stevens Creek	Blvd		
52917	3570	KOOLLAGE, INC	7188		Sharon	Dr		
52918	5963	TRUONG DUY VAN	1395		Saratoga	Ave		
52923	4955	RUBBISH HAULER	360		Auburn	Way	Suite	0020
52932	5961	NAL ENTERPRISES	1628		Fallbrook	Ave		
52961	3570	LSD SYSTEM	1167		WESTBURY	Dr		
53926	5812	Mama's Curry	1704		Oakland	Rd		
51976	2434	FRATELLI WOODWORK	414		REYNOLDS	Cir		
41128	5812	Auntie Anne's	2855		Stevens Creek	Blvd	Bldg.	219
50902	5812	Isabella's Restauant	700	S	Winchester	Blvd	#	25A
50935	5812	Zapata's	549	W	Julian	St		
50941	5812	Bistro Tupaz	5899		Santa Teresa	Blvd		
52971	3600	MICREL SEMICONDUCTOR	1849		Fortune	Dr	Suite	1A
52972	4212	MENG KEE DISTRIBUTING CO	702		Charcot	Ave		
52975	3570	MAVI COMPUTER ASSOCIATES INC	2570	N	1st	St		
53001	3600	AIO INTERNATIONAL	2345		HARRIS	Way	Suite	A

ORG_CODE	SIC_CODE	ORG_NAME	ST_NUM	ST_DIR	ST_NAME	ST_TYPE	ST_SUB_TYPE	ST_SUB_NUM
53014	3577	PRECISION PARTS CLEANING, INC	2485		AUTUMNVALE	Dr	Suite	H
53033	3600	HITEMP TECHNOLOGIES, INC	118		Charcot	Ave		
53043	3570	CLEAR VIEW TECHNOLOGIES	1722		Ringwood	Ave		
53049	3540	OLA MACHINING INC	1151		RINGWOOD	Ct	Suite	100
53055	4226	ADVANCED COMPONENT ELEC	1810		OAKLAND	Rd	Suite	D
53060	3400	LAIRD TECHNOLOGIES	2040		FORTUNE	Dr	Suite	A
53063	3999	LUMINOUS MANUFACTURING LLC	1701		FORTUNE	Dr	Suite	H1
55492	5812	Thai Grata	846		BLOSSOM HILL	Rd	Suite	C
48494	5999	AZ WIRELESS	2443		ALVIN	Ave	Suite	H
55609	5812	Tierra-Cali Restaurant	1492		Almaden	Rd		
49020	5014	SOUTH VALLEY WHOLESALE INC	1742		STONE	Ave	Suite	B
47356	4212	BABA EXPRESS	761		MABURY	Rd	Suite	50
55749	5812	See's Candies (The Plant)	2199		Monterey	Rd	Suite	40
55767	5812	Original Joes	1701		Airport	Blvd	Space	NC-9
50377	5812	SANTA TERESA GOLF CLUB	260		BERNAL	Rd		
51005	0752	HOUSE 'N ANIMAL NANNY	915		Catkin	Ct		
51006	3471	J.K. Plating	354		Umbarger	Rd	Suite	11
39807	2431	GM NAMEPLATE INC	2095		O'TOOLE	Ave	Suite	A
51268	5812	Banh Xeo Dinh Cong Trang	1111		Story	Rd		
22072	2851	Metacrylics	142	N	20th	St		
56851	5411	MINIMARKET TOGO	1826	W	SAN CARLOS	St		
56854	7530	SAFETY LAND AUTO REPAIR	30		SAN JOSE	Ave		
56873	7549	LELAND TEST ONLY CENTER	1844	W	SAN CARLOS	St		B
56882	3911	SAVVI CREATIONS	1199		YARWOOD	Ct		
56908	2024	HEAVENLY SCOOP	5202		PROSPECT	Rd		
56912	5812	CASABLANCA CAFE	925		Blossom Hill	Rd	Suite	1379
57108	5999	Noel Center	4156		Monterey	Rd		
57122	1761	B & L ROOFING	2557		Hebron	Ave		
57213	1761	EXECUTIVE ROOFING	313		Ingram	Ct		
58142	4119	AMERICAN MEDICAL RESPONSE	1670		LAS PLUMAS	Ave	UNIT	A
58399	1761	RENAISSANCE ROOF REPAIRS	2240		Pettigrew	Dr		
57812	1799	VISTA GRANITE	5806		Randleswood	Ct	Suite	B
57823	1799	CEITRONICS INC	2460		Zanker	Rd		
57826	1799	STORAGE DESIGN INC	2485		Autumnvale	Dr	Suite	H3
57841	1799	CRAIG ELECTRIC, INC	1141		RINGWOOD	Ct	Suite	70A
57846	1799	PPS	2530		Berryessa	Rd	Suite	709
57863	1521	GLD CONSTRUCTION	3113		Balmoral	Dr		
57870	1799	CAM ACOUSTICS	919		Berryessa	Rd	Suite	10
57871	1521	HARD ROCK HEATING CO	1741		Cape Misty	Dr		
57873	1799	CAL-WEST LIGHTING & SIGNAL	530	N	Marburg	Way	Suite	AA
57879	1799	UNITED MARBLE & GRANITE, INC	631		Giguere	Ct	Suite	B1

ORG_CODE	SIC_CODE	ORG_NAME	ST_NUM	ST_DIR	ST_NAME	ST_TYPE	ST_SUB_TYPE	ST_SUB_NUM
57880	1521	ROGERS, WATERPROOFING	1775		Cape Aston	Ct		
57886	1799	DC HEATING & AIR CONDITIONIN	4554		Middle Park	Dr		
57892	1521	TOCHI	3052		Oliver	Dr		
57899	1799	AQUA HEATING SYSTEMS, INC	4632		Park Milford	Pl		
57901	1799	PIERCE, KEITH	1043		Edenbury	Ln		
57911	1799	RHINO CERAMIC COATING, INC	1002		Rawlings	Dr		
57913	1799	OLYMPIC PAINTING	161		Park Sharon	Dr		
57917	1521	MOORE CONSTRUCTION	262		Hillsdale	Ave	Suite	10
57942	1799	A & M CONCRETE	2852		Rathmann	Dr		
57944	1521	T C CONSTRUCTION CO	3287		Rocky Water	Ln	Suite	A
57946	1799	ADAMIAN LANDSCAPING INC	3680		Rose Terrasse	Cir	Suite	A
57947	1799	VELA PLASTERING	1856		Wesley	Ct		
57948	1799	S & R ELECTRIC	2932		Brandeis	Ct		
57950	1521	REACH LIGHTING SERVICES	2904		REQUA	Ct	Suite	AAA
57984	1799	WINDOW EXPRESS, INC.	1019	S	5TH	St		A
57985	1799	VALLEY MACHANICAL CORF	636		NEWHALL	St		B
57991	1799	ALL PRO TECH FIRE PROTECTION	725	N	10TH	St		120AA
57992	1799	AIR QUALITY HEATING & AIRCON	714		NORTHRUP	St		A
57995	1521	CHAPMAN BUILDERS	76		SUNOL	St		A
58013	1799	GUARANTEED ROOFING CO	2190		STONE	Ave		A
58027	1799	A & B ENERGY SYSTEMS	5779		WINFIELD	Blvd		A6
58034	1799	DRYWALL GUYS, THE	1260		YARD	Ct		F
58035	1799	CREATIVE LAMINATES INC	900		OLINDER	Ct		A
58036	1799	CREATIVE DESIGN & WOODWORKS	900		OLINDER	Ct		
58048	1799	TALBOTT DRYWALL	5672		PARK CREST	Dr		A
58056	1799	BOWERS TILE	7007		REALM	Dr		B3
58057	1521	PACIFIC CUSTOM PAINTING	3750		CHARTER PARK	Dr		C2
58058	1521	FGC	1010		DEL CAMBRE	Dr		A
58062	1799	FUNSTON TILE	1624		OLD BAYSHORE	Hwy		1
58103	7530	BMW SERVICE & REPAIR	2221		Stevens Creek	Blvd		
58157	7990	SANTA CLARA PAINTBALL	344		Tully	Rd		
58166	7530	PHELAN COMPLETE AUTOMOTIVE SERVICE	295		Phelan	Ave		
58169	1721	EMS CONSTRUCTION	662	N	11th	St		
58185	7549	FIRST AUTO SERVICE	1002	N	1st	St		
58190	7532	BZ AUTO COLLISION	1789		Smith	Ave		
58199	7532	CANOS AUTO BODY	820	N	13th	St		
58219	1799	JK VOEKS PLUMBING	485		Northlake	Dr	Suite	
58222	1721	PERSPOLIS HANDYMAN	5715		Almaden	Rd		
58224	1721	HART'S, JIM PAINTING	1559		Marietta	Dr		
58229	1721	WONG'S, WILLIAM PAINTING CO	6878		Sessions	Dr		
58241	1721	LE'S HOME IMPROVEMENT	1940		EDGEFORT	Ct	Suite	

ORG_CODE	SIC_CODE	ORG_NAME	ST_NUM	ST_DIR	ST_NAME	ST_TYPE	ST_SUB_TYPE	ST_SUB_NUM
58243	1721	A N CONSTRUCTION	2603		Othello	Ave		
58251	3999	ADVANCE TURBO SYSTEM	5837		Winfield	Blvd		
58278	1721	N&H PAINTING	459		Willow	St		
58284	1721	FEATHERMARK PAINTING	809		MALONE	Rd	Suite	2
58294	1542	TAMONE BROTHERS CONSTRUCTION & ASSO	1602		Walnut Grove	Ave		
58298	1721	MIKE'S HANDY MAN SERVICE	3435		Buckner	Dr		
58303	1721	FELIPES HANDYMAN SERVICE	533		Hobie	Ln		
58305	1721	JORGE'S KITCHEN & BATH	1548		Mount Whitney	Dr		
58314	1721	SIERRA HANDYMAN SERVICES	753		Concord	Ave		
58323	1799	CH PAINTING SERVICES	5181		Lapa	Dr	Suite	2
58330	3600	ONCORE MANUFCTURING SERVICES	2243		Lundy	Ave		
58340	1721	MELO'S HANDYMAN SERVICE	369		Ann Darling	Dr		
58342	5812	WESTERN DINING #2	3930	N	1st	St		
58347	7530	MICHAELS COMPLETE AUTO CARE	3480		Pearl	Ave		
58348	1542	HORIZON CONSTRUCTION LLC	145		Park Bolton	Pl		
58357	1721	SANCHEZ HOME IMPROVEMENT	2745		Croft	Dr		
58365	5171	BP WEST COAST PRODUCTS LLC	2160		KRUSE	Dr		
58385	5531	SPEEDY GLASS	260	E	VIRGINIA	St		B
57100	1521	CD CONTRACTOR	3052		Baronscourt	Way		
58390	1721	SIMANCAS HANDYMAN	1145		PLUM	St		
57034	5812	Pizza My Heart	1661		AIRPORT	Blvd	Suite	NC-15
57133	5093	EMS-ENVIRONMENTAL MANAGEMENT	1590		Berryessa	Rd		
57173	1761	CALWEST ROOFING SYSTEMS LP	2152		Bello	Ave		
58111	7536	ENTERPRISE GLASS	814		Salt Lake	Dr		
57074	1761	JNSJ Roofing Inc	691	W	San Carlos	St		
57117	1761	APEX ROOFING	1804		Ronie	Way		
58443	5541	EVERGREEN 76	3295	S	White	Rd		
57076	1761	Keith Roofing Co Inc	920		Lincoln	Ave		
57200	1761	CASTILLO'S ROOFING	1703		Cathay	Dr		
58404	0782	VALLEYCREST LANDSCAPE MAINTENANCE	825		MABURY	Rd		
57205	4212	WILLI'S HONEST HAULING	2718		Cornwall	Dr		
58076	1761	H & W ROOFING	1890		Crewe	Ct		
57164	1521	SOMORAI, GEORGE CONTRACTOR	5027		Kingston	Way		
58430	1771	Cortez Stucco Work	11		Millar	Ave	Unit	1
57037	5461	Rica Panaderia #3	1663		Tully	Rd		
57136	4212	BELLMEN HAULING	1279		Curtiss	Ave		
58131	7532	MAACO AUTO PAINTG/BODY WORKS	275		Tully	Rd		
57204	4212	WEESE SPA DEL,REM & HAULING	6130		MONTEREY	Rd	Suite	9
58393	1761	PAJARO'S ROOFING	4217		San Miguel	Way		
58439	7532	ANDREW G'S BODY SHOP	942		Chestnut	St		
56279	5812	PAN PASTA	1069		Woodview	Pl		

ORG_CODE	SIC_CODE	ORG_NAME	ST_NUM	ST_DIR	ST_NAME	ST_TYPE	ST_SUB_TYPE	ST_SUB_NUM
56296	4212	M.L. LOGISTICS	1239		Medley	Dr		
56305	4212	FRANKI	2585		Alvin	Ave	Suite	
56322	4212	CHAPPY EXPRESS	2003		Story	Rd	Suite	800
56323	5812	SAO RESTAURANT	1054		STORY	Rd	Suite	A
56324	3011	A.U.T. WAREHOUSE	2365		QUIMBY	Rd	Suite	A
56329	4212	LAM, QUAN	1058		Walnut Woods	Ct		
56331	5400	KIM HOUNG FOOD & BEVERAGE	3005		Silver Creek	Rd	Suite	152
56336	5812	H & T HOT FOOD INC	1111		Story	Rd	Suite	1020
56339	7549	TULLY 76 TEST ONLY	1152		Tully	Rd	Suite	A
56353	1799	MORENO'S PAINTING	1355		Stahl	St		
56364	5812	F & A INC DBA CAMILLE'S	864		BLOSSOM HILL	Rd	Suite	B
56371	3674	FREY SEMICONDUCTOR EQUIPMENT SERVICE	5738		San Lorenzo	Dr		
56379	7530	GAGAN MOBILE AUTO REPAIR	174		Iris Blossom	Ct		
56381	2024	BRIONES ICE CREAM	5845		Arapaho	Dr		
56383	3999	THELMA J JOSEPH	195		Blossom Hill	Rd	Suite	157
58072	1761	GENERATION ROOFING	1000	S	10th	St		
57101	1761	ADVANCED ROOFING	15272		Stratford	Dr		
56437	5411	THE ITALIAN MARKET & CAFE	1195		Coolidge	Ave		
56449	5411	MOTHER, DAUGHTER & SON MINI MARKET	1492		Almaden	Rd	Suite	D
56453	3999	DA VINCI MANUFACTURING CO,INC	1826		STONE	Ave	Suite	A
56476	7530	RIDES MOTOR SPORTS COLLISION CTR	1788		ANGELA	St	Suite	A
56486	2013	BLACKBIRD EXXPRESS CO	1633		Parkside	Ave		
57216	1799	CERVANTES PAINTING	1341		Archer	St	Suite	B
57220	1521	WILLOW CONSTRUCTION	11850		southwood	Dr		
57222	1799	UNITED BUILDERS	1119		Mastic	St	Suite	A
57224	1799	MARQUARD PAINTING	1015		Pepitone	Ave		
57228	1799	V'S TEAR OFF CO	1646		Pomona	Ave	Suite	C
57272	1799	PHAM MECHANICAL	657		Elmbrook	Way		
57277	1799	STATEWIDE ROOFING, INC.	1615	S	7th	St	Suite	1
57293	1799	AMERICAN TEAR-OFF	1650	S	7th	St	Suite	B2
57295	1799	AA PAINTING SERVICES	161	S	17th	St		
57299	1521	CALIFORNIA CABLE	653		Charles	St	Suite	
57305	1799	CROFT, ROBERT	1265		Oakland	Rd	Suite	1234
57310	1799	FAR EQUIPMENT	1775		Monterey	Rd	Suite	46A
57314	1799	DRAIN PATROL	1701	S	7TH	St	Suite	1
57316	1799	CERTIFIED FIRE & SAFETY LLC	946	N	7th	St	Suite	A
57320	1799	O'STEEN PAINTING	475	N	18th	St		
57330	1799	MOUNTAIN VALLEY CABINETS	1622		Remuda	Ln		
57337	1521	CONCRETE SURFACE MASTERS INC	1435		Koll	Cir	Suite	107
56511	7532	AUZERIAS COLLISION CENTER	755		AUZERAIS	Ave	Suite	A1
56514	7534	CALI RIMS & TIRES	342		Lincoln	Ave		

ORG_CODE	SIC_CODE	ORG_NAME	ST_NUM	ST_DIR	ST_NAME	ST_TYPE	ST_SUB_TYPE	ST_SUB_NUM
56517	5812	DSHYANI LLC	350		BIRD	Ave	Suite	210
56520	5812	FOUR SEASONS TAMALES	1077		The Alameda			
56524	4121	YOSEPH HIWOT	1750		STOKES	St	Suite	56
56533	1799	CALTEK PLUMBING,HEATING & AIR	3034		Bigwood	Dr		
56536	1799	PRO QUALITY DRYWALL	2811		Mckee	Rd		
56540	5411	SWARN SINGH	3110		MT VISTA	Dr	Suite	B1
56541	4212	ROAM TRANSPORTATION	945		Gridley	St		
56548	5812	EL VOLADITO RESTAURANT	354	N	White	Rd		
56563	4121	TEDROS GEBREHIWET	2065		Marlboro	Ct		
56571	4212	A.B. TRANSPORTATION	162		Topeka	Ave		
56577	5521	WHOLESALE MOTOR GROUP	1660	W	San Carlos	St		
56578	5521	880 MOTORS	316	S	Monroe	St	Suite	150
56586	5461	O'DELICE BAKERY & CAFE	991		Saratoga	Ave	Suite	210
56592	3679	MEGMEET USA INC	6750		Michele	Way		
56602	3931	MISFELDT,CELESTE EVERSON	4731		Applewood	Dr		
57366	1521	HVAC UNLIMITED	1966		Alum Rock	Ave	Suite	AB
57379	1799	ERNIE S HANDYMAN SERVICE	3215		Impala	Dr	Suite	6
57383	1799	CASTRO, MOISES DRYWALL	1459		Ilikai	Ave		
57384	1799	SKYLINE ROOFING	1630		Foxworthy	Ave		
57393	1799	T & C CUSTOM ELECTRIC	5678		Coniston	Way		
57416	1799	PACIFIC COMMUNICATIONS	6280		SAN IGNACIO	Ave	Suite	H
57435	1799	ALMADEN TILE & MARBLE	855		Borgwood	Ct		
57446	1521	BAY AREA PROPERTY GROUP	6976		Claywood	Way		
57450	1521	EDCO CONSTRUCTION	6229		Paso los Cerritos			
57459	1521	DANIEL MACKEY CONSTRUCTION	3360		Kettmann	Rd		
57463	1799	ABOVE ALL ROOFING SJ	2817		Hamrick	Ct		
57471	1521	DAN ELECTRIC COMPANY	2988		Stallion	Way		
57474	1521	GEOLAND CONSTRUCTION LANDSCA	3444		Keaton	Loop		
57480	1799	AMAZING CESAR'S PAINTING	941		Summerside	Dr	Suite	C
57498	1799	BITTICKS CPT &INT INC	5765		Winfield	Blvd	Suite	1B
57503	1799	CRIBARI, ED CONSTRUCTION	6519		Dade	Ct		
57180	1761	CARDENAS ROOFING	1746		Mocking Place	Way		
56630	4121	MAMO TEGEGNE	1778		OAKLAND	Rd	Suite	14A
56656	4119	SATYA LIMOUSINE SVC	1769		Oakland	Rd		
56662	4212	DOOR 2 DOOR MOVING & STORAGE	1701		FORTUNE	Dr	Suite	H1
56681	1799	J MAYO ELECTRIC	1963		Minto	Dr		
56684	2700	INDZINE	1854		Morrill	Ave		
56687	2085	NECTAR MERLOT INTERNATIONAL TRADING CC	3290		Cropley	Ave		
56689	3540	SBC MANUFACTURING	761		MABURY	Rd	Suite	50
56695	3281	MUNOZ GRANITE	1260		Yard	Ct	Suite	B
56699	4121	JASWANT SINGH RA	433	N	33rd	St		

ORG_CODE	SIC_CODE	ORG_NAME	ST_NUM	ST_DIR	ST_NAME	ST_TYPE	ST_SUB_TYPE	ST_SUB_NUM
56709	1799	PURETEE INDUSTRIAL WATER	1650		LAS PLUMAS	Ave	Suite	F1
58110	7530	PIT CREW AUTO CARE	910	N	Bascom	Ave		
57507	1799	PARADIGM FLOORING	6112		Mirasol	Ct		
57514	1799	ETCHED IN STONE	644		Azule	Ave		
57515	1799	AMDAL PAINTING & CLEANING	779		Sunset Glen	Dr	Suite	1
57518	1521	AYUSH CONSTRUCTION	6117		Banner	Dr	Suite	A
57531	1521	TAYLOR CONST	355		Bay	St		
57535	1521	ROSS SERVICE COMPANY	6118		Larios	Way		
57540	1521	ANBE CONTRACTORS	835		Blossom Hill	Rd	Suite	115
57553	1799	ALL PAINTS AND FINISHES	2804		Lexford	Ave		
57563	1521	TABEL CONSTRUCTION & DESIGN	1844		Andrews	Ave		
57579	1799	KO M FLOORING	5191		Camden	Ave		
57592	1799	NB ELECTRIC	3916		La Mesa	Ln		
57600	1799	SCHWAB ELECTRIC	2910		Rustic	Dr		
57603	1799	HICKMAN, STEPHEN ROOFING INC	2208		Glenkirk	Dr		
57604	1799	HARMON, RICHARD FLOORING INC	3728		Kersten	Dr		
57615	1521	BIG SWIFTY CONSTRUCTION	1764		Frobisher	Way		
57643	1799	REZA TILE	1567		Hamilton	Ave	Suite	RT
56736	4119	ECKO TRANSPORTATION INC	3281		Monte Verde	Ln		
56754	5400	ARTISAN CANDIES	4432		Pearl	Ave		
56759	5812	JUBBA RESTAURANT	5330		TERNER	Way	Suite	40
56763	3519	OMEGA CONSULTING GROUP	4500		THE WOODS	Dr	Suite	206
56775	4212	SINGH,AMARBIR	272		Bluefield	Dr		
56787	3944	THE HABIE ROSE COLLECTION	5970	S	Breeze	Ct		
56791	0740	BRIAN KRAJE	762		Schoolhouse	Rd		
56792	2836	AMPERE LIFE SCIENCES INC	5941		OPTICAL	Ct	Suite	AB
56795	1799	SEXTON ELECTRICAL SERVICES	239		Turner	Ct		
56803	4121	SINGH,ONKAR	3174		Whiteleaf	Ct		
56816	3751	CLASSIC SCOOTER PARTS	3071		CENTERWOOD	Way	Suite	
56819	3873	MELODY CLOCK STORE	3345		Chemin de Riviere			
56822	3931	SPARKLEMUSIC	3262		Pinkerton	Dr		
56823	5812	KLONDIKE'S PIZZA	2850		Quimby	Rd	Suite	140
56833	3600	XENVISION INC	876		FOXWORTHY	Ave		
56841	1799	T&L HARDWOOD FLOORS	393		RAYOS DEL SOL	Dr		
57654	1521	QUINK, JOSEPH A CONSTRUCTION	1335		Glenwood	Ave		
57670	1521	A & S CONSTRUCTION	1535		Santa Maria	Ave		
57676	1799	R P DRYWALL	886		El Rio	Dr		
57686	1799	WILCO PAINTING & DECORATING	1325		Ridley	Way		
57687	1799	JEFFREY, J & SONS PAINTING	1133		Denise	Way		
57691	1521	CREEKSIDE CONSTRUCTION	2575		Marsha	Way		
57707	1799	C & L CONSTRUCTION	1088		Eugene	Ave	Suite	6

ORG_CODE	SIC_CODE	ORG_NAME	ST_NUM	ST_DIR	ST_NAME	ST_TYPE	ST_SUB_TYPE	ST_SUB_NUM
57719	1521	ERIKEN BUILDERS	1137		Sherwood	Ave		
57721	1521	YODERS, CHUCK	1465		Walnut Grove	Ave		
57730	1799	DOLLENS ELECTRIC CORP	3591		Pine Ridge	Way		
57731	1799	SERRANO'S CONSTRUCTION SERVI	908		Gerard	Way		
57732	1799	RUIZ, M CONCRETE COMPANY	1537		Schramm	Way		
57738	1799	ARANDA & SONS PLASTERING CON	14680		Palomino	Dr		
57739	1521	COOK ELECTRIC	3985		GOLF	Dr		
57747	1799	DBA WEST COAST PLUMBING	3397		Aramis	Dr		
57765	1799	SAFELITE AUTO GLASS #491	2281		Stevens Creek	Blvd		
57766	1799	SUNSERI PAINTING	2037		Rexford	Way		
57783	1799	WEST COAST TREE CARE INC	2845		Moorpark	Ave	Suite	205
57793	1521	AM STAR CONSTRUCTION INC	1265	S	Bascom	Ave	Suite	110A
57794	1799	RYMAC INC	648		Thornton	Way	Suite	B
53455		PW3-00454 Branham ln/ Jarvis Ave (PG&E)						
55627		C3-18119 Merrill Gardens (Willow Glen)						
11386	5411	GUERRERO'S MERCADO	500	S	1st	St		
11613	5812	7-ELEVEN FOOD STORE #2230-18219D	951	S	Winchester	Blvd		
12874	4213	Clean Harbors Environmental Services, Inc	660		Lenfest	Rd		
13111	7532	FIVE STAR BUMPERS	533		Burke	St		
13116	3540	R STEPHENSON & D CRAM MFG SV	800		Faulstich	Ct		
15332	5511	KERLEY, JOE LINCOLN MERCURY	3566		Stevens Creek	Blvd		
16319	5411	STORY SUPERMARKET	1200		Story	Rd		
15645	5812	SAN JOSE FIRST VIETNAMESE	102	S	21st	St		
15342	4151	LAIDLAW TRANSIT	931		Remillard	Ct		
15512	7549	C & M TOWING	942		Chestnut	St		
15660	3993	LUCKY SIGNS	758	N	9th	St		
9766	5812	BURGER KING	1181		Oakland	Rd		
9782	5812	LAURELWOOD SCHOOL	4280		Partridge	Dr		
9729	5411	CHAPARRAL SUPER MARKET	1001	E	Santa Clara	St		
9732	5812	LA PASTAIA RESTAURAN	233	W	Santa Clara	St		
9804	5812	ROUND TABLE PIZZA #120	1159		Redmond	Ave		
9809	5812	NORTHWOOD CREEK ELEMENTRY SCHO	3241		Remington	Way		
9815	4214	S & S WHOLESALE ICE CREAM	1575		Industrial	Ave		
9857	2051	SHUEI DO	217	E	Jackson	St		
11522	5812	LINDA'S LIGHT RAIL LOUNGE	1336	N	1st	St		
11778	7342	WESTERN EXTERMINATOR - SAN JOSE	1611		Terminal	Ave		
13160	4311	PARKMOOR CARRIER STATION	1545		Parkmoor	Ave		
13989	4212	ACE RELOCATION SYSTEMS	675		Quinn	Ave		
1111	5093	SIMS Metal Management	1800		Monterey	Hwy		
16954	7549	BERNIE'S AUTO DETAIL	1641		Staghorn	Ct		
16261	5812	FLAMES COFFEE SHOP	449	S	Winchester	Blvd		

ORG_CODE	SIC_CODE	ORG_NAME	ST_NUM	ST_DIR	ST_NAME	ST_TYPE	ST_SUB_TYPE	ST_SUB_NUM
15937	5812	MILDRED GOSS SCHOOL	2475		Van Winkle	Ln		
16242	5812	M S GASLIGHT						
9558	5812	BURGER KING #3546	261		Race	St		
9563	5812	SARATOGA LANES	1585		Saratoga	Ave		
9573	5812	BACHRODT ELEMENTARY SCHOOL	102		Sonora	St		
9483	5411	OLIVERA EGG RANCH	3315		Sierra	Rd		
9487	5812	BASKIN ROBBINS ICE CREAM #2359	7040		Santa Teresa	Blvd		
9500	5812	AMATO'S	1162		Saratoga	Ave		
9583	5411	QUIK & SAVE	5245		Roeder	Rd		
9588	5812	HOLLY OAK SCHOOL	2995		Rossmore	Way		
9598	5812	MCDONALD'S RESTAURANT	90	E	San Carlos	St		
9695	5812	PEET'S COFFEE & TEA	1140		Lincoln	Ave	Suite	8
9743	5812	NOB HILL FOODS #24	7076		Santa Teresa	Blvd		
9758	5411	ZANOTTO FAMILY MARKETS	1970		Naglee	Ave		
12167	3273	CENTRAL CONCRETE SUPPLY CO INC	755		Stockton	Ave		
1294	8062	Good Samaritan Hospital	2425		Samaritan	Dr		
14320	5541	CHEVRON CAR WASH	452		Blossom Hill	Rd		
14332	5531	MTW AUTOSPORT	11571		Berryessa	Rd		
16278	5812	VICTOR'S TAQUERIA	844	S	Winchester	Blvd		
16288	5511	CAPITOL HONDA	745	W	Capitol	Expy		
15620	5812	ARENA HOTEL	817		The Alameda			
15625	5812	JAVALAND	5440		Thornwood	Dr		
15639	5812	COM TAM DAT THANH	1055		Tully	Rd		
15889	5812	UNION CHINESE RESTAURANT	2615		Union	Ave		
15951	5411	EL CAPORAL FOUR SEASONS	1000	S	White	Rd		
9841	5812	BON APPETIT AT CISCO 2093	4949		Hellyer	Ave		
9667	5812	FAMILY B B Q	491		Saratoga	Ave		
9675	5411	NEW INDIAN MARKET	2365		Mckee	Rd		
9676	5812	NAM TIEN NOODLE	2367		Mckee	Rd		
9688	2051	EL BUEN GUSTO	436	S	King	Rd		
10025	5812	YOGURT DELITE	1597		Meridian	Ave		
10026	5812	GUNTHER'S RESTAURANT	1601		Meridian	Ave		
10040	5812	GEORGE LEYVA JR HIGH SCHOOL	1865		Monrovia	Dr		
10041	5411	MONTAGUE DETAIL CENTER	1298		Montague	Expy		
10007	5812	THEPTHAI THAI CUISINE	23	N	Market	St		
10013	5812	LE BOULANGER	95	S	Market	St		
10014	5411	SAY CHEESE LIQUORS & DELI	1118		Meridian	Ave		
10019	5411	VUCKOS LIQUOR	1585		Meridian	Ave		
9903	5411	SIX TO MIDNITE	5562		Monterey	Rd		
12651	5531	KRAGEN AUTO PARTS #4027	1033		The Alameda			
11719	3674	SIRF TECHNOLOGY INC	148	E	Brokaw	Rd		

ORG_CODE	SIC_CODE	ORG_NAME	ST_NUM	ST_DIR	ST_NAME	ST_TYPE	ST_SUB_TYPE	ST_SUB_NUM
14500	2434	CUSTOM DESIGN CABINETS	663	N	King	Rd		
15896	7530	LEE DIESEL SERVICE	1125		Lelong	St		
15401	5812	H SALT FISH & CHIPS	3090		Story	Rd		
15527	7532	EXPRESSWAY AUTO BODY	905	W	Capitol	Expy		
16202	5812	HAPPY DONUT	1345	S	Winchester	Blvd		
15529	7532	AUTO WEST COLLISION	1729		Junction	Ave		
9952	5812	HAYES RENAISSANCE CONF CTR	200		Edenvale	Ave		
9958	5812	JAMBA JUICE	1030		El Paseo de Saratoga			
9959	5812	MIMI'S CAFE	1200		El Paseo de Saratoga			
10129	5411	7-ELEVEN FOOD STORE #23846C	550		Keyes	St		
9877	5411	STOP N SAVE #110	2297		Mckee	Rd		
9882	5411	MCKEE ORIENTAL MARKET	2331		Mckee	Rd		
9893	5812	SZECHWAN HOUSE	5512		Monterey	Hwy		
10085	5411	JENNY CRAIG WEIGHT LOSS CTR #3001	848		Blossom Hill	Rd		
10086	5812	JAMBA JUICE	848		Blossom Hill	Rd		
10087	5812	WASABI	850		Blossom Hill	Rd		
10091	5812	LE BOULANGER	1390		El Paseo de Saratoga			
10092	5812	ALBERTSONS #7111	200		El Paseo de Saratoga			
10093	5812	AMC 14 THEATRES	700		El Paseo de Saratoga			
10095	5812	EVERGREEN SCHOOL	3010		Fowler	Rd		
10099	5812	BIG DOG'S GRILL	1401		Foxworthy	Ave		
10101	5411	P W SUPERMARKET #2	1421		Foxworthy	Ave		
12719	4119	American Medical Response	111		Pullman	Way		
11693	5812	DENNY'S RESTAURANT	2077	N	1st	St		
14510	7532	B M C AUTOBODY SHOP	458		Willow	St		
10152	5411	T & L MARKET	451	E	Julian	St		
10164	5411	SAVE MART SUPERMARKETS #233	3457		Mckee	Rd		
10166	5411	LONG'S DRUG STORE #518	3475		Mckee	Rd		
10181	5812	VIN SANTO RISTORANTE	1346		Lincoln	Ave		
10188	5411	MERCADO CALIFORNIA	5302		Monterey	Rd		
10194	5411	Wal-Mart Stores, Inc. #2524	5502		Monterey	Hwy		
10199	5812	PIZZA MY HEART	1390		Lincoln	Ave		
10206	5812	WILLOW GLEN ELEMENTARY	1425		Lincoln	Ave		
10208	5812	WILLOW GLEN SENIOR CENTER	2175		Lincoln	Ave		
10210	5812	YERBA BUENA HIGH SCHOOL	1855		Lucretia	Ave		
10218	5812	HONG KONG CAFE 1997	1701		Lundy	Ave	Suite	160
10219	5812	TOKYO SUSHI	1715		Lundy	Ave		
12671	5093	METALS WEST	1436		State	St		
14197	7530	MARTINEZ, A JR AUTO REPAIR	430		Washington	St		
14484	7389	SUMMIT WINDOW PRODUCTS INC.	2297		Ringwood	Ave		
14490	3444	MORTENSEN PRECISION SHEETMET	1943		Hartog	Dr		

ORG_CODE	SIC_CODE	ORG_NAME	ST_NUM	ST_DIR	ST_NAME	ST_TYPE	ST_SUB_TYPE	ST_SUB_NUM
10224	8299	BALDWIN SCHOOL	280		Martinvale	Ln		
10050	5813	EL RANCHO INN	3860		Monterey	Rd		
10051	5411	LOS PRIMOS MARKET	3894		Monterey	Hwy		
10060	5812	HERBERT HOOVER JR HIGH SCHOOL	1635		Park	Ave		
10062	5812	ANTONELLA'S RESTAURANT	1701		Park	Ave		
10075	5812	FAST & QUALITY PIZZA	1431		Bird	Ave		
10422	5812	WILLOW GLEN HIGH SCHOOL	2001		Cottle	Ave		
10429	5812	T K NOODLE	336	N	Capitol	Ave		
10396	5812	TACO BELL #3034	1069	E	Capitol	Expy		
10288	5812	P R CONCESSIONS 083239	5955		Larabee	Ct		
10307	5812	SAMUEL STIPE SCHOOL	5000		Lyng	Dr		
10314	5411	QUALITY PRODUCE MARKET	1696		Mckee	Rd		
12337	5541	VALERO	590		Tully	Rd		
12615	5963	JOHNSON'S CATERING	1670		Rogers	Ave		
13918	3600	WINBOND ELECTRONCIS NO AMERI	2727	N	1st	St		
14140	4119	BAYSHORE AMBULANCE	1310		Tully	Rd		
14155	7530	NORM'S AUTO REPAIR	1292	E	Saint James	St		
14023	7530	SUPERIOR FRICTION dba ADVANTAGE TRUCK & TRAILER	1610		Old Bayshore	Hwy		
14214	7538	RAM PRODUCTS	75		Phelan	Ave	Suite	2
14381	7530	AUTO CAPITOL SERVICE	175	W	Capitol	Expy		
14384	5511	SATURN OF CAPITOL EXPRESSWAY	755	W	Capitol	Expy		
14429	4212	FAST PACK	3666		Deedham	Dr		
10325	5812	YUM YUM DONUTS	1090		Meridian	Ave		
10334	5812	ABRAHAM LINCOLN HIGH SCHOOL	555		Dana	Ave		
10338	5812	MEYER SCHOOL	1824		Daytona	Ave		
10262	5411	MONTEREY LIQUORS	1651		Monterey	Hwy		
10273	5812	DI PUCCIO'S PASTA SHOP	4710		Meridian	Ave		
10358	5812	SUSHIMANIA	1711		Branham	Ln		
10360	5812	SAFEWAY #316	179		Branham	Ln		
10369	2051	CINNABON #022	359		Eastridge Mall			
10380	5812	ROUND TABLE PIZZA	14940		Camden	Ave		
10519	5812	PHO 54 RESTAURANT	2874		Alum Rock	Ave		
12273	3500	MULTICHIP ASSEMBLY INC.	71		Daggett	Dr		
12555	4111	VTA LIGHT RAIL GUADALUPE DIVISION						
13853	5541	ABE PETROLEUM LLC	3110		Mount Vista	Dr		
1203	4226	Kinder Morgan Energy Partners, L.P. dba SFPP, L.P.	2150		Kruse	Dr		
14100	7539	ALTERNATORS-STARTERS CORP.	538		Santa Ana	Ave	Suite	G
1085	3471	Kion Technology, Inc.	2190		Old Oakland	Rd		
1065	2013	Mohawk Packing, Div. of John Morrell	1660		Old Bayshore	Hwy		
1301	3672	Teltec Corporation DBA: Gorilla Circuits	1509		Berger	Dr		
10526	5812	El Chalateco	515	S	10th	St		

ORG_CODE	SIC_CODE	ORG_NAME	ST_NUM	ST_DIR	ST_NAME	ST_TYPE	ST_SUB_TYPE	ST_SUB_NUM
10528	7041	THETA CHI FRATERNITY	123	S	11th	St		
10554	5812	SUBWAY SANDWICH #3133	4750		Almaden	Expy		
10556	5812	BURRITO FACTORY #1	4750		Almaden	Expy		
10557	5812	SAFEWAY #1574	4950		Almaden	Expy		
10493	5411	7-ELEVEN FOOD STORE #14281C	2170		Fruitdale	Ave		
10568	5812	NACOS TACOS	1925		Alum Rock	Ave		
10586	5812	RESIDENCE INN BY MARRIOTT	2761	S	Bascom	Ave		
11885	3999	HONEYWELL ELECTRONIC MATERIALS	677		River Oaks	Pkwy		
14748	7542	ROBERTSVILLE CORNERS	5005		Almaden	Expy		
14850	4213	YELLOW	1700		Montague	Expy		
15066	3444	KC SHEETMETAL	943		Berryessa	Rd		
980	3672	Elcon, Inc.	1009		Timothy	Dr		
840	4111	Santa Clara Valley Transportation Authority Chaboya Division	2240	S	7th	St		
853	3674	Universal Semiconductor	1925		Zanker	Rd		
10611	5812	FAST PIZZA DELIVERY	459	S	Capitol	Ave		
10452	5812	JUST BREAKFAST	2901		Monterey	Hwy		
10456	5812	JESSE'S PLACE	3088		Monterey	Rd		
10460	5812	STONEGATE SCHOOL	2605		Gassmann	Dr		
10772	5812	THAI STYLE	2208		Business	Cir		
10778	5411	BANGLADESH MARKET	6069		Cahalan	Ave		
10679	5812	PAPA JOHN'S PIZZA	1920		Camden	Ave		
10704	5812	SAN JOSE RAIDERS	1525		Almaden	Rd		
10712	5812	FRESH CHOICE	5353		Almaden	Expy	Suite	39A
11840	3764	UNITED TECHNOLOGIES CORP	600		Metcalf	Rd		
12520	5812	STUFF PIZZA	5965		Almaden	Expy		
12541	3570	PROGRAMMABLE MICROELECTRONIC	1350		Ridder Park	Dr		
15242	5531	PLECK'S AUTO SUPPLY	480		Keyes	St		
15999	5812	EL POLLO LOCO RESTAURANT #5952	1090	S	White	Rd		
16000	5812	SUPER TAQUERIA	1095	S	White	Rd		
16003	5411	7-ELEVEN FOOD STORE #14267A	1434	S	White	Rd		
15101	7530	AD TECH	637	N	13th	St		
14708	7532	SPRINGER COLLISION CENTER	250	E	Brokaw	Rd		
1325	4215	United Parcel Service	1999	S	7th	St		
10724	5812	BASCOM DONUTS	3966	S	Bascom	Ave		
10642	5812	PHO HOA	1089	S	De Anza	Blvd		
10749	5812	FISH MARKET THE	1007		Blossom Hill	Rd		
10823	5812	BRONCOS MEXICAN FOOD	498	N	13th	St		
10824	5812	ROLLO'S DONUTS	602	N	13th	St		
10838	5812	WIENERSCHNITZEL	935	S	1st	St		
10841	5812	TRINE'S RESTAURANT	995	S	1st	St		
10879	5812	CFARM MKT-BH-FRANGIPANE			Blossom Hill	Rd		

ORG_CODE	SIC_CODE	ORG_NAME	ST_NUM	ST_DIR	ST_NAME	ST_TYPE	ST_SUB_TYPE	ST_SUB_NUM
10886	5812	CAFE ADRIA	6174		Bollinger	Rd		
10894	5812	DOMINO'S PIZZA	907		Del Mar	Ave		
10902	5812	ALMADEN SCHOOL	1295		Dentwood	Dr		
13033	3570	OLYMPUS INTEGRATED TECH INC	180		Baytech	Dr		
13567	4111	M V TRANSPORTATION	555		Tully	Rd		
14944	4950	TWENTY/TWENTY RECYCLE CENTER	1771	E	Capitol	Expy		
14612	7532	ACURA-HONDA CONNECTION	1010		Stockton	Ave		
8990	5541	AAA SHELL DIAGNOSTIC CENTER	2090		The Alameda			
9006	5411	J T LIQUORS	2627		Senter	Rd		
9033	7549	CALIF GLASS TINTING CO	2859		Monterey	Rd		
9035	7542	RG DIAMOND AUTO DETAIL	74	S	Autumn	St		
8978	7532	LEGEND AUTO PAINTING	1712		Stone	Ave		
10908	5812	MARIA ELENA'S	1450		GOLD			
10910	5812	CHERRYWOOD ELEMENTARY SCHOOL	2550		Greengate	Dr		
10930	5812	MAPLE LEAF DONUT SHOP	6473		Almaden	Expy		
10856	5812	STARBUCKS COFFEE #5359	2707		Mckee	Rd		
10869	5812	TACO BELL #3010	1370		Blossom Hill	Rd		
10937	2051	HOLLAND PASTRY SHOP	524	S	Bascom	Ave		
10942	5812	WENDY'S	782	S	Bascom	Ave		
10802	5812	SAN JOSE ELKS LODGE #522	444	W	Alma	Ave		
12957	3441	METRO STEEL FAB	701		Kings Row			
12977	7530	MATOS AUTO BODY	670	N	King	Rd		
14583	7530	JENSEN'S FOREIGN CAR SERVICE	5811		Winfield	Blvd		
15032	5541	WILLOW GLEN UNOCAL 76	1104		Meridian	Ave		
15037	5541	CAPITOL SHELL	1601	N	Capitol	Ave		
15039	5541	KOOSER SHELL AUTO CARE	5422		Camden	Ave		
9189	5812	HOUSE OF BAGELS	670		River Oaks	Pkwy		
9196	5812	UNA MAS	680		River Oaks	Pkwy	Suite	P2
9203	5812	TAPIOCA EXPRESS	457	E	San Carlos	St		
9207	5812	HOUSE OF BAGELS-505	505	E	San Carlos	St		
9227	1771	C APARICIO CEMENT CONTRACTOR INC	506		Phelan	Ave		
10814	5411	TAK MARKET	698	N	3rd	St		
10818	5812	SAN JOSE DELI	115	N	4th	St		
11182	5812	P W SUPERMARKET #7	6938		Almaden	Expy		
11131	5812	GIOVANNI'S PIZZA	862	N	13th	St		
11134	5812	THIEN THANH FOOD SERVICES	921		Oakland	Rd	Suite	A
11138	5411	SEVENTEENTH STREET MINI MARKET	309	N	17th	St		
11153	5411	STOP-N-SAVE	2507	S	King	Rd		
11064	5812	TACOS Y PARRILLADAS CHALATECC	280	N	Capitol	Ave		
11071	5411	EARLS BOTTLE SHOP	299	S	Capitol	Ave		
11081	5812	HOUSE OF YU RONG	7273		Bark	Ln		

ORG_CODE	SIC_CODE	ORG_NAME	ST_NUM	ST_DIR	ST_NAME	ST_TYPE	ST_SUB_TYPE	ST_SUB_NUM
13559	4225	HILLSDALE SELF STORAGE	3510		Charter Park	Dr		
13279	3629	WATKINS-JOHNSON COMMUNICATIO	401		River Oaks	Pkwy		
14559	5541	NORTH FIRST ST CHEVRON	1747	N	1st	St		
14686	5541	VALERO	2211		Stevens Creek	Blvd		
14889	5511	ACTION TRAILER SALES	1346	E	Taylor	St		
14647	7549	SPEE DEE OIL CHANGE	5564		Monterey	Rd		
15142	4212	DOWNTOWN MOVING & STORAGE	1027		The Alameda			
14529	7530	DAVE'S GERMAN AUTO	420		Roberson	Ln		
9095	4212	GREEN TEAM OF SAN JOSE	1333		Oakland	Rd		
9097	3999	BIG BANG TECHNOLGIES	1810		Old Oakland	Rd		
9074	4212	HUSTON'S R V STORAGE	4310		Monterey	Hwy		
9149	5411	7-ELEVEN FOOD STORE #25480A	5148		Moorpark	Ave		
9267	5411	QUICK BUY MARKET	1815		Alum Rock	Ave		
11097	5812	CARL'S JR #180-7048	172		Bernal	Rd		
11099	5812	BFM-SUPER SANDWICHES	1590		Berryessa	Rd		
11012	5812	LITTLE CAESARS #0001-5048	1809	E	Capitol	Expy		
11021	5812	SANGAM INDIAN CUISINE	2565	N	1st	St		
11218	5812	NEW SAM KEE RESTAURANT	1942		Aborn	Rd		
11258	5812	ALEXI'S RESTAURANT	445		Blossom Hill	Rd		
13218	7542	CALIFORNIA CAR WASH DBA THE CAR SPA	655	W	San Carlos	St		
13480	3600	UKOM	1740		Technology	Dr		
14544	4212	BARONE TRUCKING SERVICE	933	N	King	Rd		
15052	7532	MARKET AUTO REPAIR / BODY	428	S	Market	St		
14561	2434	AMBERWOOD PRODUCTS	1555	S	7th	St		
14754	7530	COMPUTER CAR CLINIC	2979	S	King	Rd		
14755	7530	RAY'S AUTOMOTIVE SERVICE	244		Mcevoy	St		
14756	7542	PACIFIC CAR WASH	21	N	5th	St		
15014	3999	WOOD, PHIL & CO	385	E	Taylor	St		
14990	4941	CALIFORNIA WATER SERVICE	1720	N	1st	St		
9364	5812	SAFEWAY #1465	5146		Stevens Creek	Blvd		
9365	5812	STARBUCKS COFFEE #5848	5180		Stevens Creek	Blvd		
9397	5812	CFARM MKT-SJSPS-RAOOF SAN JOSE			San Pedro	St		
9399	5812	FAST PIZZA DELIVERY	1030		Piedmont	Rd		
9344	5812	THANH DA RESTAURANT	1111		Story	Rd		
9348	5812	OMAI INTERNATIONAL SNACKS	1111		Story	Rd		
9409	5812	DOMINO'S PIZZA	5313		Prospect	Rd		
9455	5812	TAQUERIA EL FAROLITO	3140		Senter	Rd		
9460	5411	7-ELEVEN FOOD STORE #14292C	4270		Senter	Rd		
9469	5812	NICKS ITALIAN RESTAURANT	354	E	Santa Clara	St		
9427	8299	BERNAL INTERMEDIATE SCHOOL	6610		San Ignacio	Ave		
9437	5812	SAN JOSE TIED HOUSE	65	N	San Pedro	St		

ORG_CODE	SIC_CODE	ORG_NAME	ST_NUM	ST_DIR	ST_NAME	ST_TYPE	ST_SUB_TYPE	ST_SUB_NUM
9443	5812	A P STUMP'S	163	W	Santa Clara	St		
11292	5812	BURGER BAR #1	1101	S	1st	St		
11245	5812	ASMARA	338		Checkers	Dr		
11248	5812	BANGKOK TASTE THAI RESTAURANT	1769		Blossom Hill	Rd		
11313	5812	JOHN XXIII NUTRITION SITE	85	S	5th	St		
11317	5411	BFM-LUIS M VAZQUEZ BONILLA PRODUCE	1590		Berryessa	Rd		
11372	5411	DFS NORTH AMERICA - TERMINAL C						
11340	5411	A AND C GROCERY	555	S	2nd	St		
11344	5812	OKAYAMA RESTAURANT	565	N	6th	St		
11190	2051	SWEET PASSIONS BAKERY	1512		Alum Rock	Ave		
11194	4214	COIN WORLD VENDING	510		Horning	St		
13345	3089	MOS PLASTICS, INC	2308		Zanker	Rd		
15725	7530	REINEGGER FRAME & WHEEL, INC	1125	S	3rd	St		
15986	5812	CFARM MKT-JAPANTOWN			Jackson	St		
16015	5812	ROUND TABLE PIZZA #529	3212	S	White	Rd		
9311	5812	TACO BELL #1034	5469		Snell	Ave		
9649	5812	MORRILL MIDDLE SCHOOL	1970		Morrill	Ave		
9632	5812	SUBWAY SANDWICH #19530	6199		Santa Teresa	Blvd		
9507	5812	DQ/OJ TREAT CENTER	925		Blossom Hill	Rd	Space	1216
9511	5411	SWEET FACTORY #148	172		Oakridge Mall			
9514	5812	Tropical	1716		Ocala	Ave		
9528	5812	THANH HA II	2863		Senter	Rd		
9530	5812	PIEDMONT HILLS HIGH SCHOOL	1377		Piedmont	Rd		
9547	5812	RAJ PALACE	2860		Quimby	Rd		
9551	5812	MEXICO LINDO	11		Race	St		
11410	5411	NOROOZ BAZAAR	1390	S	Bascom	Ave		
11413	5812	TACOS MEXICO	1408	S	Bascom	Ave		
11414	5812	EBAY CAFE	1550		Bascom	Ave	#	170
11420	5411	BFM-MADERO PRODUCE #1128	1590		Berryessa	Rd		
11422	5411	BFM-PALERMO BREADS	1590		Berryessa	Rd		
11429	5812	EL BUEN GUSTO #2	1710		Berryessa	Rd		
11437	5812	FIRST UNITED PENTECOSTAL CHURCH	878		Boynton	Ave		
35329	0782	SOLORIO GARDENING MAINTENANC	1850	E	San Antonio	St		
37892	5812	Pho Tau Bay #2	3005		Silver Creek	Rd		
37897	5812	Dippin Dots	2390		Almaden	Rd	Suite	30
16952	4214	SILICON VALLEY MOVING & STOR	4911		Spreckles	Ave		
37904	5812	Taqueria San Jose	235	E	Santa Clara	St		
37907	5812	Melt Gelato Italiano	2200		Eastridge	Loop	Space	2095
37974	5812	WHIZ BURGER	802	N	13th	St	Suite	A
37988	5812	TOMATO THYME	5631		Cottle	Rd	Suite	A
37989	5812	TONY SOPRANO'S	87	E	San Fernando	St		

ORG_CODE	SIC_CODE	ORG_NAME	ST_NUM	ST_DIR	ST_NAME	ST_TYPE	ST_SUB_TYPE	ST_SUB_NUM
39826	7349	CRUZ HOUSE CLEANING SERVICES	1734		Parkdale	Way		
39830	1522	NOLAZCO HANDYMAN WORKS	1921		CEYLON	Ave	Suite	A
39834	7349	C & R CLEANING	4242		Meg	Dr		
39862	7349	DIAMOND GENERAL MAINTENANCE	115		Millar	Ave		
39885	1522	MAINTENANCE UNLIMITED	2698		Chopin	Ave		
39894	7349	HOUSEKEEPING BY JERI	2914		Rosemary	Ln		
39906	7349	WEST COAST JANITORIAL MAINTE	860		PACIFIC	Ave	Suite	A
39930	7349	BAY SUPPLY LLC	775	N	10TH	St	Suite	
22150	3600	Megaforce Corporation	2035		O'Toole	Ave		
35397	1711	PLUMBING REPAIRS	97		Foss	Ave		
38010	5812	TARO SUSHI BOAT INC	3255	S	White	Rd	Suite	
38015	5812	SOUTHERN KITCHEN	3378		Monterey	Hwy		
38020	5812	SUBWAY #27483	4984		Stevens Creek	Blvd	Suite	A
38024	5812	SUBWAY SANDWICHES	870	S	Bascom	Ave	Suite	
38038	5812	SAOUD, HANNA	2170		TWEEDSMUIR	Ct	Suite	
38054	5812	RAMIREZ ENT/DBA DOMINO'S	2632		UNION	Ave	Suite	16
38055	5812	RED LANTERN	2444		ALVIN	Ave	Suite	B
38064	5812	PHO BAC SO 2	175	S	Capitol	Ave	Suite	KL1
38068	5812	PHO TAU BAY RESTAURANT	454		KEYES	St	Suite	AA
38099	5812	MCDONALD'S	4800		ALMADEN	Expy	Suite	
38101	5812	MENG'S BBQ	3309		San Felipe	Rd		
38106	5812	MR CHAU CHINESE FAST FOOD	1608		Mc Kee	Rd	Suite	10A
38118	5812	LU QUAN RESTAURANT	2384		Senter	Rd	Suite	A1
38119	5812	LUNCH STOP SCC AT BERGER	1555		BERGER	Dr	Suite	A
38123	5812	MAJID CATERING	1620		BRANHAM	Ln	Suite	102
39954	0783	MOSQUEDA TREE SERVICES	1123	S	KING	Rd	Suite	111A
39965	0782	MR NGUYEN	3420		Holderman	Dr		
39967	0782	OROZCO GARDENING	1761		Loyola	Dr		
39978	7349	MAYRA'S HOUSE CLEANING SERV	508	S	WILLARD	Ave	Suite	6A
40027	7532	ALMADEN VALLEY UPHLSTRY/BODY	1680		ALMADEN	Expy	Suite	A2
40045	7349	SOUTH VALLEY CLEANING CO	3324		Shadow Park	Pl		
35552	1711	WATER QUALITY PLUMBING	1860		Almaden	Rd	Suite	
35561	0782	B & L GARDEN SERVICES	1949		Cape Hilda	Pl	Suite	A
38127	5812	KOJI SUSHI JAPANESE RESTAURA	1710		Berryessa	Rd	Suite	107A
38131	5812	LA CHOSITA RESTAURANT	2424		Almaden	Rd	Suite	AA
38144	5812	ISFAHAN KABOB BERYAN	3014		UNION	Ave	Suite	A3
38152	5812	JULIAN Q'S FAMOUS BBQ & CTRG	1849		Chaucer	Dr		
38156	5812	KICKS	898		Lincoln	Ave	Suite	A
38167	5812	HONG KONG GARDEN RESTAURANT	5665		SNELL	Ave	Suite	Z
38210	5813	CLUB CHICAGO	2121		MONTEREY	Hwy	Suite	B
38232	5812	CHALATECO CORPORATION	245		Willow	St		

ORG_CODE	SIC_CODE	ORG_NAME	ST_NUM	ST_DIR	ST_NAME	ST_TYPE	ST_SUB_TYPE	ST_SUB_NUM
38243	5812	BUCA DI BEPPO	925		Blossom Hill	Rd	Suite	1529
40120	7349	MESMERIZE CLEANING SERVICES	1675		Marsh	St		
40151	7532	SKILLS AUTO BODY	230		UMBARGER	Rd	Suite	14
40160	0782	ANDRADE LANDSCAPING SERVICE	2624		Sierra Vista	Ct		
40161	7349	GLADYS HOUSE & OFFICE CLEAN	3576		Gum Tree	Dr		
40163	1522	XUAN'S PAINTING	2581		Glen Haig	Way		
40168	7349	R & E MAINTENANCE	899	N	KING	Rd	Suite	1212
22170	7542	A & F Auto Detail	1420	N	10th	St		
22923	7532	AAA AUTO REPAIR BODY AND PAIN	495	E	Brokaw	Rd	#	2
35602	2800	COMMERCIAL WORK SURFACES CO	1730		Junction	Ave	Suite	F
35660	6553	OAK HILL FUNERAL HOME	300		Curtner	Ave	Suite	1
35668	7692	SKY PRECISION WELDING	1553		Clayton	Rd		
38246	5812	C EST SI BON	1375		Blossom Hill	Rd	Suite	38
38288	5812	BAJA FRESH MEXICAN GRILL	1008		Blossom Hill	Rd	Suite	H
38318	5411	BON APPETIT AT EBAY	2065		Hamilton	Ave		
38330	2024	COLOCHO, SALVADOR	2125		Rexford	Way	Suite	9
38341	2024	PALETERIA PAOLA	782		Park	Ave	Suite	5
38352	5411	RAI S INDIA BAZAR	124		BLOSSOM HILL	Rd	Suite	K3
38354	5142	BABY CUBES & MORE, INC.	905		Plaza	Dr		
38358	5411	PRODUCTOS LEYVA	160		Whirlaway	Dr		
38363	5411	STARBUCKS COFFEE #10001	1712		Tully	Rd	Suite	B
40187	7532	SALAZAR AUTO BODY	330	N	AUTUMN	St	Suite	O
40189	7349	JAN-PRO/ESTELA PEREZ	286		OAKLAND	Ave	Suite	B
29175	3540	JB MANUFACTURING LLC	2814		Aiello	Dr	Suite	D
29188	3540	TNT PRECISION MCHNG & MFG	140		Lewis	Rd	Suite	9
29190	5531	JOSUE LLANTERA	960	S	King	Rd	Suite	S
29202	7530	D TECHNODIESEL	2915		Daylight	Way	Suite	N
29236	1743	WESTERN ROOFING SUPPLY	991		Lonus	St		
29256	5411	KT CONVENIENCE STORE	74		Race	St	Suite	A
35814	7349	PRECISION ENTERPRISES SERV	3397		Mount Mc Kinley	Dr	Suite	A
38445	5411	T-L MARKET	451	E	Julian	St	Suite	B
38453	5411	TAYLOR STREET MARKET	360	E	TAYLOR	St	Suite	B
38473	5411	EL OAXAQUENO MARKET	1989		QUIMBY	Rd	Suite	1
15533	7532	CAPITOL COLLISION REPAIR	3517		Hillcap	Ave		
15538	5812	TONY'S POOL HALL	585	E	Taylor	St		
15556	5812	JUST GREAT SANDWICHES	1411		The Alameda			
15558	5812	TOWNE THEATRE	1433		The Alameda			
15463	5411	MOMS MARKET	98		Sunol	St		
15816	2657	AZULE INDUSTRIES	1057		Commercial	Ct		
16098	7532	MAACO AUTO PAINTG/BODY WORKS	80		Pullman	Way		
15832	5812	PAPA MURPHY'S	1994		Tully	Rd		

ORG_CODE	SIC_CODE	ORG_NAME	ST_NUM	ST_DIR	ST_NAME	ST_TYPE	ST_SUB_TYPE	ST_SUB_NUM
15833	7530	AAMCO TRANSMISSIONS	75	S	Capitol	Ave		
15965	7530	STRAIGHT LINE STEERING	1802		Smith	Ave		
16107	5411	MERIENNETH STORE	3161		Senter	Rd		
29275	5031	TRIM TECH CONSTRUCTION, INC	1724		Ringwood	Ave	Suite	A
29324	7538	EIGHT EIGHT EIGHT MOTORS	560	E	Gish	Rd	Suite	A
29335	4212	WIN TRUCKING SERVICES	4136		Camden	Ave		
29348	3600	VALLEYTEK, INC	751		Charcot	Ave	Suite	A
29381	3540	SUMMERS & ASSOCIATES	2455		Autumnvale	Dr	Suite	D
29402	3999	SAINT GOBAIN SEMI EQUIP INC	6341		San Ignacio	Ave	Suite	AA
35861	7359	UNITED RENTALS AERIAL EQUIF	226		Mcevoy	St		
35879	0782	RAMIREZ GARDENING SERVICE	2907		Markingdon	Ave		
35881	5541	ROTTEN ROBBIE #38	4962		Almaden	Expy	Suite	
35933	3993	STAR NEON SIGNS	663	N	King	Rd	Suite	3
38519	7992	RANCH GOLF CLUB LLC, THE	4601		HILL TOP VIEW	Ln	Suite	A
38566	5411	JAVA N JUICE	519	W	Capitol	Expy		
38569	1522	CAL CUSTOM TILE	130		SKOWHEGAN	Ct	Suite	A
38586	0782	ROBLES GARDENING	3134		Woods	Way		
38603	1742	ERIC STARK INTERIORS, INC	2284		PARAGON	Dr	Suite	A
38611	3999	BALL SCREWS & ACTUATORS C	970		McLaughlin	Ave	Suite	12
16128	5812	FW LIQUORS & GROCERIES	3127		Williamsburg	Dr		
15406	5812	PHO GA AN NAM RESTAURANT	740		Story	Rd	Unit	3
15411	5812	DA THAO CAFE	888		Story	Rd		
15415	5812	THANH SON HIEN KHANH	990		Story	Rd		
15769	5812	PHO GA HUNG RESTAURANT	1818		Tully	Rd		
15713	2051	DAI LOI BAKERY & RICE NOODLE	1692		Tully	Rd		
15782	7530	CAPITOL AUTO REPAIR	55	S	Capitol	Ave		
29415	7216	HOLIDAY CLEANERS OF AMERICA	1693		Branham	Ln		
29422	1743	ETCHED IN STONE	2114		Coastland	Ave		
29429	5411	PARK AND HESTER MARKET	1451		Park	Ave		
29456	4212	KENNEDY EQUIPMENT TRANSPORT	1041	N	11th	St	Suite	A1
29478	7211	RAINBOW LAUNDRY & DRY CLEAN	1175	E	Julian	St	Suite	6A
29483	5411	MAD PEPPER FARMS INC	2242		Camden	Ave	Suite	201A
29502	1743	TILE SHOP INC, THE	480	E	Brokaw	Rd	Suite	1
29510	5411	HUANG, CHARLES	2691		Hostetter	Rd	Suite	A
35998	5813	PARKLANE LOUNGE	5152		Moorpark	Ave	Suite	A
36018	7349	FERNANDES CLEANING	1686		Shortridge	Ave		
38627	1522	CENTEX CONSTRUCTION, INC	919		THE ALAMEDA		Suite	C
38649	7349	STELLAMAR JANITORIAL SERVICE	3291		SYLVAN	Dr	Suite	A
38712	7349	SKY JANITORIAL	1161		RINGWOOD	Ct	Suite	150A
15795	7539	S J DIESEL ELECTRIC	641		Kings Row			
15808	2434	AGAINST THE GRAIN CUSTOM CAE	1716		Stone	Ave		

ORG_CODE	SIC_CODE	ORG_NAME	ST_NUM	ST_DIR	ST_NAME	ST_TYPE	ST_SUB_TYPE	ST_SUB_NUM
16085	7532	MOTOR BODY	940		Lonus	St		
15359	2080	LOHR, J VINEYARDS	2021		The Alameda		Apt	110
16074	5812	T K NOODLE #1	261	E	William	St		
16091	7532	TWO BROTHERS AUTO BODY & PA	850	N	10th	St		
15759	5812	NEW CHINA STATION B-B-Q	1710		Tully	Rd		
29611	2700	SAN JOSE PRINTING	1701		Fortune	Dr	Suite	H
29667	7211	HOLIDAY CLEANERS & PUREWATER	416	W	Capitol	Expy		
29671	5411	A & C GROCERY	555	S	2nd	St	Suite	A
29686	3549	K & S MACHINE MFG INC	2586		Seaboard	Ave	Suite	2
36113	3570	SAN VALLEY SYSTEMS	6320		San Ignacio	Ave	Suite	C
36152	7215	FAMILY WASH & PURE WATER	1643		Mc Kee	Rd	Suite	1
36188	0742	SAN JOSE SPAY-NEUTER CLIN	1780		Old Bayshore	Hwy		
38754	7530	EXACT AUTOMOTIVE	701		KINGS ROW		Suite	72F
38824	0782	NGUYEN GARDENER	2794		Parnell	Dr		
38834	1522	TONY ALVARADO CONSTRUCT INC	3459		Marten	Ave		
38844	7349	LUPES HOUSEKEEPING	5167		Manxwood	Pl		
15396	5812	BO DA RESTAURANT	2868		Story	Rd		
16432	5531	EXPRESS TRUCK PARTS INC	1371		Old Bayshore	Hwy		
16394	5812	MENDOZA'S TAQUERIA	2100		Story	Rd		
16886	4955	CSR HAULING	3249		Cortese	Cir		
29758	7530	SAN JOSE GENERATOR & STARTER	40		San Jose	Ave		
29789	7530	CASSIDY, AUTO REPAIR	1178		Angmar	Ct		
29792	3600	ELECTROMAX INC	1960		Concourse	Dr		
29828	3540	DAM GOOD ENG MFG INC	2720		Aiello	Dr	Suite	A
29831	3540	SURBORE INC	1685		Angela	St	Suite	22
29833	3999	STOROPACK/FOAM PAC INDUSTRIA	2210		Junction	Ave		
29844	5411	WANG, TOM SUNNY	1585	N	4th	St	Suite	X
36253	7349	IC CLEAR	247	N	Capitol	Ave	Suite	231
36272	3281	PAVONE GRANITE & MARBLE SLAB	1088		Myrtle	St	Suite	AA
36282	7215	WILLIAM LAUNDERLAND	518	S	10th	St		
38880	3540	B D P MACHINE	5779		Winfield	Blvd	Suite	A5
38886	7530	HAWAIIAN AUTO IMAGE	782		Park	Ave	Suite	9
38887	7349	STARRLITE CLEANING SERVICE	5731		VIA MONTE	Dr	Suite	A1
38929	2400	ENGLISH MILLWORK INC	415		AVENIDA ABETOS		Suite	
17148	3600	SUNI IMAGING MICROSYSTEMS	6840		Via del Oro			
1316	7384	Longs Drug Store #466	1405	E	Foxworthy			
36461	5541	ROTTEN ROBBIE #2	1005		Saratoga	Ave	Suite	B
38980	7349	BRENDA'S HOUSE AND OFFICE CL	3483		San Pablo	Ave		
38991	7349	UNIVERSAL SWEEPING SERVICES Inc	681		LENFEST	Rd	Suite	2
39034	1522	HANDYMAN NETWORK	2381		Zanker	Rd	Suite	160A
39049	1522	MASTER BUILDER & CONTRACTORS	2003		ABBEY	Ln	Suite	

ORG_CODE	SIC_CODE	ORG_NAME	ST_NUM	ST_DIR	ST_NAME	ST_TYPE	ST_SUB_TYPE	ST_SUB_NUM
39076	7349	RAINBOW LEE MAINTENANCE	1075		OAKMONT	Dr	Suite	2
39085	1522	DEWELL ENTERPRISES INC	1161		RINGWOOD	Ct	Suite	10AA
16400	2051	FERNANDEZ BAKERY	2269		Story	Rd		
16404	5812	MCDONALD'S RESTAURANT #6358	2680		Story	Rd		
16360	5531	HUB CAP CITY	495	W	San Carlos	St		
16719	5499	ASCENTE						
34365	5541	SANTA TERESA SERVICE STATION	6095		Cahalan	Ave		
34368	5812	YOUNG'S CAFETERIA	3055		Orchard	Dr	Suite	1
34399	2500	A-1 DESIGN CORPORATION	825	S	5th	St		
34546	5812	FAST PIZZA DELIVERY	2840	S	White	Rd	Suite	B
34553	7549	STATE WIDE AUTO GLASS, INC	401	E	Taylor	St	Suite	180
34565	5812	SERVICE AMERICA CORPORATION	408	S	Almaden	Blvd	Suite	J
34595	5541	CHAHAL ENTERPRISES INC	449		Blossom Hill	Rd	Suite	1
34598	5812	STARBUCKS COFFEE #6827	5353		Almaden	Expy	Suite	D
36517	5812	ISLAND GRILL THE	1355	N	4th	St	Suite	AA
39103	1522	NORTH AMERICAN CONSTRUCTION	785		Lincoln	Ave		
39150	7349	VACUUM JANITORIAL SERVICE, 1	3171		EAST HILLS	Dr	Suite	A
39153	7349	NGUYEN, LIEN THI	1661		Flickinger	Ave		
39169	7349	OK HOUSE CLEANERS	456	N	8TH	St	Suite	4
39183	1522	BK CONSTRUCTION CO	2823		Stemple	Ct		
39200	1522	JANSSEN BUILDERS INC	725	N	2nd	St		
16913	7542	HUE MOBILE CAR CARE	2727		Sherlock	Dr		
16849	7530	P & G AUTOMOTIVE	1320	E	San Fernando	St		
34663	5813	JOHNNY V'S	31	E	Santa Clara	St	Suite	AA
34670	7532	NICHOS BODY REPAIR	725	S	1st	St	Suite	
34690	5511	SALAS GROUP, THE	345		Saratoga	Ave	Suite	A
34695	5812	DELICIAS DE GUADALAJARA	245		Willow	St	Suite	AA
34714	5812	COFFEE BUG	606		Saratoga	Ave	Suite	30
36695	7549	JIFFY LUBE STORE #2345	884		Blossom Hill	Rd		
39222	7349	CLEAN LINE IN YOUR HOME	489		Los Arboles	St		
39254	1522	PELLEGRINI, DEAN	5557		Camden	Ave		
39296	1522	VASQUEZ BROS	182	N	13th	St		
39298	7349	SOUTH BAY CLEANING	1540		Havana	Dr		
39300	1522	LY HANDYMEN	3051		Rollingwood	Ct		
39310	3540	JARVIS MANUFACTURING INC	195		LEWIS	Rd	Suite	36
16728	5812	CALIFORNIA CHARTER ACADEMY	878		Boynton	Ave		
16738	4121	USA EXPRESS CO	495	E	Brokaw	Rd		
34727	5812	SUSHI MARU RESTAURANT	262	E	Jackson	St	Suite	
34763	3200	FLYNN, AL GLASSBLOWING	3941		Blue Gum	Dr		
36722	7349	JJ MAINTENANCE	2925		Florence	Ave	Suite	77
36807	5541	BMZ INVESTMENT INC	3707		Union	Ave		

ORG_CODE	SIC_CODE	ORG_NAME	ST_NUM	ST_DIR	ST_NAME	ST_TYPE	ST_SUB_TYPE	ST_SUB_NUM
36815	7349	A & B BUILDING MAINT	3745		Madeline	Dr	Suite	3
36823	5461	LINDA BAKERY & GIFT SHOP	872	E	Santa Clara	St	Suite	A
39358	5511	IMPORT AUTO CONNECT	1859	W	SAN CARLOS	St	Suite	A
39363	7530	GUERRERO'S FRIENDSHIP AUTOBO (dba Guerrero's Auto Collision)	533	W	SAN CARLOS	St	Suite	A
39382	7349	JMS JANITORIAL SERVICE	609		Serenade	Way		
39384	7532	KUMA AUTO REPAIR BODY&PAINT	495	E	BROKAW	Rd	Suite	AA
39429	7349	NOEMI'S HOUSE CLEANING	2072		Cunningham	Ave		
39445	0782	TIEN'S LANDSCAPING & MAINT	3847		Ashridge	Ln		
17172	5511	D & L AUTO WHOLESALE	456		Willow	St		
16427	5541	MERIDIAN CHEVRON	900		Meridian	Ave		
34855	5812	PHO MY VIETNAMESE RESTAURANT	5499		Snell	Ave	Suite	A
34872	5812	PANDA EXPRESS #719	171		Branham	Ln	#	7
36852	7349	VAZQUEZ, JOSE M & LUZ A	2622		Boren	Dr		
36905	2400	FISCHER CABINETS	685		Kings Row		Suite	E
39488	3600	SEMICONDUCTOR TOOLING SVCS	6781		VIA DEL ORO		Suite	AA
39506	1522	HERNANDEZ HANDYMAN	5569		Camden	Ave		
39553	1522	DCM QUALITY CONSTRUCTION	635		Albion	Dr		
39556	1522	HOWARD SHERBON	447		Serenade	Way		
39568	0783	A-1 STUMP REMOVAL	1593		Koch	Ln		
17126	7530	ALL MADE AUTO REPAIR	222		Keyes	St	Suite	111
17061	2521	PHANTOM MANUFACTURING	1011		Timothy	Dr		
16876	7530	B & J AUTO CENTER	870		Commercial	St		
34482	7999	MOBILE AUDIO	2255		Coronet	Dr		
34487	7349	BEST MAINTENANCE SYSTEMS	880	N	10th	St		
34498	7359	JWA ENTERPRISES LLC	2505		Cunningham	Ave	Suite	A1
34500	2400	RABELLO'S CUSTOM CABINETS	2075		Bering	Dr	Suite	VW
34529	3400	A & G METAL FABRICATION	595	W	Taylor	St	Suite	2
34532	2080	FANCY DRINK CO	976		Prevost	St	Suite	
36984	5812	TAQUERIA EL DORADO	1594		Meridian	Ave	Suite	1
37081	3795	BAE Systems Land & Armaments L.P.	328	W	Brokaw	Rd		
12298	5411	UNITED FOOD BAZAAR	5491		Snell	Ave		
39582	7532	ZELCHA BODY SHOP	757		MABURY	Rd	Suite	7AB
34995	5461	GRANDPAS GOURMET BAKERY	3750		Charter Park	Dr	Suite	C1
35040	0782	HOANG, HANH	2734		Rainfield	Dr		
37409	5813	Starbucks Kiosk	2077		Airport	Blvd		
37540	5311	Target Store #2088	533		Coleman	Ave		
37574	5812	Amicis	225	W	Santa Clara	St	Suite	
37767	7384	Longs Drug Store #088	1685		Tully	Rd		
13901	7530	TN HIGHTECH AUTO CENTER	135		Keyes	St		
39705	0782	RODRIGUEZ HOME SERVICES	5396		Pistachio Grove	Ct		
39724	7349	ESPITIA, GUILLERMO	510		Saddle Brook	Dr	Suite	57

ORG_CODE	SIC_CODE	ORG_NAME	ST_NUM	ST_DIR	ST_NAME	ST_TYPE	ST_SUB_TYPE	ST_SUB_NUM
39727	7349	AGUEDA'S CLEANING SERVICE	5571		WALNUT BLOSSOM	Dr	Suite	L7
39755	7349	HOUSECLEANING	3287		Firth	Way		
39761	7349	SILVERIA JANITORIAL SERVICE	1116	S	9th	St	Suite	AA
35202	1711	ALTA AIR	1772		Duffy	Way		
35204	1711	A & B FERREIRA PLUMBING	1591		Aldrich	Way		
47791	7399	ERNIE'S POOL & SPA SUPPLY	1153		Redmond	Ave	Suite	B
47802	7530	SOUTHBAY SAAB REPAIR INC	94		UMBARGER	Rd	Suite	4
47518	7399	MERIDIAN MANOR 2 LLC	4141		RUBY	Ave	Suite	A
47533	8111	LAW OFFICES OF THAI LUU	2007	W	Hedding	St	Suite	201
47542	5231	PARAMOUNT DESIGN	1403		San Tomas Aquino	Rd		
47567	3600	ZY SYSTEM	2140		Manassas	Ct		
47615	3541	HYTEC PRECISION INC	1658		MABURY	Rd	Suite	A1
47619	7530	A1 AAA SHELL	2090		THE ALAMEDA		Suite	A
47621	7399	DATASELF CORPORATION	111	N	MARKET	St	Suite	651A
41906	5812	Quiznos Classic Subs	5180		Stevens Creek	Blvd		
43392	7521	BP ALMADEN ASSOCIATES LLC	435		Vine	St		
43451	1522	JR CONSTRUCTION	737		Lava	Way		
47369	5541	ROSE GARDEN CHEVRON	910	N	Bascom	Ave	Suite	A1
47408	7521	CLASSIC PARKING INC	45		Delmas	Ave	Suite	A
47418	7699	CUSTOM TOOL REPAIR	1430		Lansing	Ave		
47420	5093	EAGLE RECYCLING INC	1055		COMMERCIAL	Ct	Suite	A
47421	7399	OPTO ELECTRONIX, INC	5879		Killarney	Cir		
47423	7399	DUNKNOW LLC	4960		ALMADEN	Expy	Suite	277
47465	7699	ARCHIE'S 24 HR LOCK/SAFE	3050		Wall	St	Suite	2A
47477	7542	SMITH CONCEPTS	4738		Durango River	Ct		
47486	4121	NAYYAR, VIPAN	3896		DEANS PLACE	Way	Suite	
47230	5251	WILLOW GLEN ACE HARDWARE	2253		LINCOLN	Ave	Suite	H
47269	5812	FIRESIDE COFFEE	1710		Moorpark	Ave	Suite	A
47270	4212	CHAMPIONS MOVERS INC	1609		REGATTA	Ln	Suite	C
47272	1521	SSG DESIGNS	4485		ILLSLEY	Ct	Suite	H
47273	7399	PENINSULA VISA & COURIER SVC	100		CENTURY CENTER	Ct	Suite	670
47274	1531	TBI-MHI	1960		THE ALAMEDA		Suite	H
47280	7399	HJ HANDY	4140		CADWALLADER	Ave	Suite	ZZ
41880	5812	Q-Cup	3126		Senter	Rd		
41901	5812	Quizno's Classic Subs	311	N	Capitol	Ave		
43506	7530	ALL MOTOR SPORT INC	226		PHELAN	Ave	Suite	G3
43551	5812	EL JARDIN	368		Santana Row		Suite	A5
43602	8351	ST ELIZABETH'S DAY HOME	950		ST ELIZABETH	Dr	Suite	
49287	5812	SELAM RESTAURANT & CAFE	3120		Williams	Rd		
49309	5813	EL TARASCO	801	N	13th	St		
49320	5461	QUEEN'S CAKES	992		Ramona	Ct		

ORG_CODE	SIC_CODE	ORG_NAME	ST_NUM	ST_DIR	ST_NAME	ST_TYPE	ST_SUB_TYPE	ST_SUB_NUM
49330	5813	MIAMI BEACH CLUB	417	S	1ST	St	Suite	AA
49333	5812	LAM HONG RESTAURANT	1615		MC KEE	Rd	Suite	
47321	7399	EXECONNECT	1130		Malone	Rd		
47347	5511	HAPPY AUTOS	3275		Stevens Creek	Blvd	Suite	333
47354	4212	B Z EXPRESS	2943		Bell	Ave		
47358	7399	DONG'S STAGING	1050		Danbury	Dr		
47092	7532	MORELIA AUTO BODY SHOP	757		MABURY	Rd	Suite	1A
47122	3570	TOROKI INC	4320		Stevens Creek	Blvd	Suite	295B
47136	7399	BUENA VISTA FAUX & MURAL	475		STOCKTON	Ave	Suite	F
47141	5251	ORCHARD SUPPLY HARDWARE	644		AUZERAIS	Ave	Suite	
41650	5812	M Bakery and Café	1654		Burdette	Dr	Suite	100
41658	5812	Maharaja's Indian Restaurant	5825		Cottle	Rd		
43607	7530	IT AUTO FRAME/BODY & REPAIR	1042	S	6TH	St	Suite	AA
43682	5812	CARNITAS EL RINCON	84		KEYES	St	Suite	Y
43693	7532	MIKES CUSTOM FAB	701		KINGS	Row	Suite	15B
49154	7999	MARILYN'S JUMPERS	1065		Saddlewood	Dr		
49155	8299	SAN JOSE MARTIAL ARTS TRAING	2230		Quimby	Rd	Suite	D
49165	5411	ACAPULCO FRESH TROPICAL FRU	1175		Bal Harbor	Way		
49173	8299	TEE-TO-GREEN GOLF INST.	918		CHABRANT	Way	Suite	A
49176	8299	K I M A KARATE	3262		Sylvan	Dr		
49207	5812	LEGENDS PIZZA CO	5965		ALMADEN	Expy	Suite	125
47179	7521	AMPCO SYSTEM PARKING	187	N	SAN PEDRO	St	Suite	Y
47181	7349	PRO MOBILE TINT	3047		DAVID	Ave	Suite	A
45700	7349	SHINE HOUSE CLEANING	1299		LEIGH	Ave	Suite	1
45753	7349	MAID NETWORKS INC	409		PAGE	St	Suite	4
45757	7349	JUAN RENTERIA	89		VAN COTT	Ct	Suite	A
40304	7530	MV AUTO REPAIR	1854		ALMADEN	Rd	Suite	5
40310	7549	SPEED OIL CHANGE #5	3601		Pearl	Ave		
40315	2400	JOES CUSTOM FINISHING	1516		BERGER	Dr	Suite	A
40322	7349	REYNA'S HOUSE CLEANING	3068		Florence	Ave		
40323	1521	ELA HOME IMPROVEMENT	5524		Deep Purple	Way		
40342	0782	DO'S GARDENER	3518		Slopeview	Dr		
40411	7349	SANCHEZ JANITORIAL SERVICES	181		Benbow	Ave		
43754	7349	PEACE JANITORIAL SERVICE	259	N	CAPITOL	Ave	Suite	204
43757	7532	VERNS AUTO BODY	701		KINGS ROW		Suite	75F
43760	5812	TUGBOAT FISH & CHIPS SJ	658		BLOSSOM HILL	Rd	Suite	A
43825	5812	NANG HA RESTAURANT	2649		Senter	Rd	Suite	A1
43855	4500	VICTORY AERO	2502		JOHN MONTGOMERY	Dr	Suite	
49241	8299	GHANTOUS, NANCY TENNIS	2813		La Terrace	Cir		
49242	5812	ASIAN GOURMET EXPRESS INC	150	S	1ST	St	Suite	111A
49243	8059	OCAMPO RESIDENTIAL CARE HOME	1511		Padres	Ct		

ORG_CODE	SIC_CODE	ORG_NAME	ST_NUM	ST_DIR	ST_NAME	ST_TYPE	ST_SUB_TYPE	ST_SUB_NUM
49249	5812	San Pedro Square Bistro and Wine Bar	20	N	Almaden	Ave		
49261	5812	METRO BALDERAS TAQUERIAS	3050		Alum Rock	Ave	Suite	
49274	5812	EDNA RAY CHINESE RESTAURANT	1181		Lincoln	Ave	Suite	A
49283	5411	LUCKY	5510		Monterey	Rd		
49021	4214	SM & S RELOCATION,INC	1988		HARTOG	Dr	Suite	AAA
49050	7549	COLEMAN AUTOMOTIVE - SMOG CHECK	660		COLEMAN	Ave	Suite	5
49053	4212	THE ROOSTERS MOVING STORAGE	166		Page Mill	Dr		
45779	0782	NATURESCAPE LANDCARE	1271		DE ALTURA	Cmn	Suite	
45589	1761	BAY 101 ROOFING	1268		STATE	St	Suite	
45591	1522	ASHER CONSTRUCTION & DEVEL.	266		PALM VALLEY	Blvd	Suite	101
45593	0782	GARDENER NGUYEN	1548		LOCHNER	Dr	Suite	A
45605	7349	AGUILAR MAINTENANCE	982		FOURIER	Dr	Suite	A
45618	1522	FULCRUM BUILDERS	1001		NEWHALL	St	Suite	A5
45620	0782	HARA GARDEN DESIGN	4718		Meridian	Ave	Suite	200
40429	2400	E & E	1220		GARBO	Way	Suite	105
40473	7349	MARIBEL CLEANING	2020		SOUTHWEST	Expy	Suite	51
44006	7532	LOS CONEJOS AUTO BODY	701		KINGS ROW		Suite	73F
44008	7692	AM WELDING SHOP	701		KINGS ROW		Suite	17B
44044	5812	CALL ME T.H. QUAN	1818		Tully	Rd	Suite	128
49069	5541	BEACON SERVICE	3495		MC KEE	Rd	Suite	
49076	5812	PARIS CAFE	403	N	CAPITOL	Ave	Suite	A1
49104	8299	YOUNG REMBRANDTS	5146		HARVEST ESTATES		Suite	
49109	5812	LITTLE CAESARS PIZZA #5047	1306	S	Winchester	Blvd		
49110	5812	MONTEREY ROADHOUSE	6104		MONTEREY	Rd	Suite	B
49120	5812	CALIFORNIA DINING SERVICE	333	W	Julian	St	Suite	A1
48844	7399	GEOTIVITY INC	2290		RINGWOOD	Ave	Suite	F
48845	7399	CASTULO, ANNALISA 1	2547		Glen Alma	Way		
48852	3944	BABYBUZZ	1314		LINCOLN	Ave	Suite	1A
48859	7371	BLACK TULIP SYSTEMS CORP	2231		Quail Bluff	Ct		
48869	7399	KOEPLIN DESIGN AND ILLUS	6250		Royal Oak	Ct		
48890	4121	ADEN, ALI JAMA	2910		Stevens Creek	Blvd	Suite	109
45637	7349	SILVA'S JANITORIAL	375	N	13TH	St	Suite	A
45648	7349	ELITE PROP MNGT SERVICES LLC	4620		FORTRAN	Dr	Suite	205A
45656	1522	MIMO MACRI TILE AND SONS	678	N	18TH	St	Suite	A
45678	7349	FM JANITORIAL SERVICE	2543		Senter	Rd	Suite	A
45680	1522	SGK Home Solutions	3801		CHARTER PARK	Ct	Suite	B1
40541	7349	SILVERIA'S JANITORIAL SVCS	1333		Crestwood	Dr		
40557	7349	D&M HOME & OFFICE CLEANING	1392		Palm	St		
40559	1522	H & L WOOD AND PLASTICS	179		Iris Blossom	Ct	Suite	A
40651	7349	J R JANITORIAL	1228		Gainsville	Ave		
44096	5411	MANIK FOOD & LIQUOR	175	S	Capitol	Ave	Suite	A

ORG_CODE	SIC_CODE	ORG_NAME	ST_NUM	ST_DIR	ST_NAME	ST_TYPE	ST_SUB_TYPE	ST_SUB_NUM
44155	7530	QUALICHECK	33	N	SUNSET	Ave	Suite	
44161	7530	KING AUTO REPAIR	2979	S	KING	Rd	Suite	A
48907	7699	QUALITY BOOTMAKER	1596		Meridian	Ave	Suite	B
48923	7530	PHAM, HUNG DUC	952	N	10th	St	Suite	A
48946	8070	VALLEY IMAGING PARTNERS INC	125		CIRO	Ave	Suite	220
48968	7399	AVESLINK TECHNOLOGY INC	2375		ZANKER	Rd	Suite	240
48970	4121	QOWLE, ABSHIR	1250		GARBO	Way	Suite	305A
48976	3400	ORNAMENTAL IRON SUPPLY DEPOT	2730		AIELLO	Dr	Suite	D1
48987	7399	T AND T	1487	S	King	Rd		
48989	7521	STANDARD PARKING INC	333	W	San Carlos	St	Suite	Z
48700	8041	SCOTT CHIROPRACTIC CENTER	3591		Stevens Creek	Blvd	Suite	A
48704	3500	URI TECH, INC	510		DADO	St	Suite	A
45251	7349	JACQUELINE JANITORIAL	1331		Shawn	Dr		
45276	7349	NORCAL MAINTENANCE	1905		Ceylon	Ave		
45277	1522	CORNERSTONE CUSTOM BUILDERS	1279		Curtiss	Ave		
45310	0783	PLANCARTE BROTHERS	330	N	10TH	St	Suite	A
45311	1522	D & F SUNDANCE CONSTRUCTION	926	N	9TH	St	Suite	A
40800	0782	FAGUNDES, GARDENING	2632		Flory	Dr		
40861	1522	D.R.DOMENICHINI CONSTRUCTION	468		Tovar	Dr		
44212	5812	TAC GO'S	2240		Ringwood	Ave		
44249	5812	BONA PIZZA	549	W	CAPITOL	Expy	Suite	AA
44317	5812	Bill's Cafe	302	N	Bascom	Ave		
48743	8351	SERENITY MONTESSORI	6894		Serenity	Ct		
48744	7399	POSTNET	5205		PROSPECT	Rd	Suite	135C
48745	7399	CRYSTALLINE BRIDAL	2200		EASTRIDGE	Loop	Suite	1028
48756	2434	P W SPECIALTIES	1240		YARD	Ct	#	D
48778	4121	SINGH, PALWINDER	1880	S	7TH	St	Suite	L
48790	8351	JUANITA'S DAY CARE	533		LANNING	Ct	Suite	1
48822	7542	NEPTUNE'S MOBILE DETAILING	6575		Jeremie	Dr		
48823	5531	INFINITEL COMMUNICATIONS INC	1628		HOSTETTER	Rd	Suite	B
48825	4121	ALI, MOHAMED F	967		PACIFIC	Ave	Suite	
48841	7374	VERACONNEX LLC	7260		SCARSDALE	Pl	Suite	A
48559	7699	A & H CUBE, INC	1716		Ringwood	Ave		
48562	7399	MOWEN INT'NL EXHIBITS INC	2815		Lantz	Ave		
48567	2700	MEDIA MOJO INC	1022		THE ALAMEDA		Suite	
48576	3500	BESTEK MANUFACTURING INC	2150		DEL FRANCO	St	Suite	A
48583	4212	MARTINEZ TRUCKING	539		DOUGHERTY	Ave	Suite	B1
45103	1522	MATTHEWS CONSTRUCTION	5552		Dwight	Ave		
45107	1522	SHRADAR CONSTRUCTION	432		Fieldcrest	Dr		
45118	1522	A-1 QUALITY CONSTRUCTION	2268		Tulip	Rd		
45130	7349	BRAVO, LILIANA	2303		Olivegate	Ln		

ORG_CODE	SIC_CODE	ORG_NAME	ST_NUM	ST_DIR	ST_NAME	ST_TYPE	ST_SUB_TYPE	ST_SUB_NUM
45138	1522	WOODLAND ARCHITECTURAL PROD	1280	N	10th	St		
45143	1522	ACM CONSTRUCTION INC	2472		Malaga	Dr		
45146	0782	TRI'S STAR GARDINER SERVICE	34	S	Capitol	Ave		
45163	7349	SARAH'S CLEANING SERVICE	1640		Longview	St		
45174	7349	CLAUDIA'S HOUSEKEEPER	1604		Dixie	Dr		
42753	2050	Mexico Bakery #3	1560		Alum Rock	Ave		
44347	5812	Starbucks (Safeway Store at Bollinger)	6150		Bollinger	Rd		
44354	2951	GRANITE CONSTRUCTION COMPANY	2829		Monterey	Hwy		
44360	5411	Botanitas Mexicanas	4136		Monterey	Hwy		
44370	5812	Chipotle "Camden Park" # 1107	2007		Camden	Ave		
44379	1743	TERICO	1723		Junction	Ave		
44456	5812	Subway 41322 (The Plant)	1		Curtner	Ave	Suite	30
44462	5812	Burrito Factory	124		Blossom Hill	Rd		
44466	5812	Pichardo's Restaruant	163	W	Alma	Ave		
48600	1531	KB HOME-TUSCANY HILLS	1708		SALAMONI	Ct	Suite	
48602	5963	MAVI ICE CREAM	224	S	24TH	St	Suite	B2
48644	4212	U S A V R	3284		Leafwood	Ln		
48646	4121	SINGH, GURJIT	1525		MARBURG	Way	Suite	E3
48648	1731	OMNITRONICS INC	2208		Shadowtree	Dr		
48655	4121	ABEBE, GETACHEW	4425		NORWALK	Dr	Suite	13
48679	4212	THE MOL'S BROTHER EXPRESS	200	E	TRIMBLE	Rd	Suite	A
48680	7381	HIGH-TECH INVESTIGATIONS	150	S	AUTUMN	St	Suite	B2
48686	2500	DHL CUSTOM CABINETS	533		Hillbright	Pl		
48426	7532	5 STARS AUTOBODY	701		KINGS ROW		Suite	96F
45176	0782	JESUS RODRIGUEZ LANDSCAPING	2106		SHORTRIDGE	Ave	Suite	
45179	1522	VALLEYWIDE PROPERTY	6520		Alyssa	Ct		
45185	1522	CENTURY REMODELING	10712		Celeo	Ln		
45193	0782	NGUYEN, PETER	1475		Asheboro	Ct		
45206	7349	SANTOYO CLEANING MAINTENANCE	3154		Shofner	Pl		
45211	0782	MAGANAS LANDSCAPE MAINT	513		Auzerais	Ave		
45221	1522	INFINITE ELECTRIC	315		Granville	Ct		
45227	1522	JOHN MC CUNE CONSTRUCTION	55		Las Colinas	Ln		
45231	1522	TKD BUILDERS INC	5850		Scenic Meadow	Ln		
44999	7349	GARCIA'S JANITORIAL SERVICE	4171		Santa Rita	Way		
45000	0782	L & A LANDSCAPE MAINTENANCE	3353		San Onofre	Ct		
45003	7349	MONTEREY SWEEPING SERVICE	2006		Bikini	Ave		
45006	0782	CASTRO, JUAN CARLOS	235	S	33rd	St		
45020	0782	TRANS ROOFING & LANDSCAPING	1556		Little Orchard	St		
40914	1522	TRAN QUALITY HANDYMAN	3464		Tuers	Rd		
40928	2700	TRIEU THANH WEEKLY MAGAZINE	380	N	1ST	St	Suite	1
40968	7532	FINISHLINE BODY PAINT & GRP	536		STOCKTON	Ave	Suite	A

ORG_CODE	SIC_CODE	ORG_NAME	ST_NUM	ST_DIR	ST_NAME	ST_TYPE	ST_SUB_TYPE	ST_SUB_NUM
50246	5411	SEE'S CANDIES #25	18470		Prospect	Rd		
48451	4212	EXPORT TRANPORTER & MISC	865		CALHOUN	St	Suite	6
48477	7399	BOUSETTA CONSULTING	1128		Willow Glen	Way		
48486	3944	MARYKSHELLS	1649		MERRILL	Dr	Suite	2
48504	3999	CYPRESS SEMICONDUCTOR CORP	198		CHAMPION	Ct	Suite	A
48519	4121	YURKUTAT, DAVID	505		ASBURY	St	Suite	F
48543	7399	ST.CHARLES CONSULTING GRP LL	3031		TISCH	Way	Suite	312
45050	7349	REYNA M MEDINA HOUSECLEANER	10301		Ryan	St		
42308	5812	Riviera Residential Care Facility Cafeteria	260	S	11th	St		
42513	5812	Kimhuong Banhgio Food To Go	3005		Silver Creek	Rd	Suite	152
48281	7389	FLEXTRONICS	2245		Fortune	Dr	Suite	AAAA
48291	7399	FOREAL SPECTRUM INC	2370		QUME	Dr	Suite	A
48313	7399	NOR CAL GREENERY	10736		Porter	Ln		
48336	7371	SI TUNE CORPORATION	2216		RINGWOOD	Ave	Suite	
48361	3674	mDIGGER INC	957		Cape Buffalo	Dr		
48393	7549	GIO GLASS	1605		ALMADEN	Rd	Suite	B
15341	4131	GREYHOUND LINES	70		Almaden	Ave		
44977	5812	Smoothie King #927	5978		Silver Creek Valley	Rd		
44983	1611	ASPHALT MAINTENANCE SYSTEMS	1607		Terminal	Ave	Suite	1
42811	5812	Marina Plaza, LLC	1600	S	De Anza	Blvd	Suite	
42818	7218	Alsco	2275		Junction	Ave		
42864	5812	Sogo Tofu	1610	S	De Anza	Blvd		
42718	5812	Mexico Lindo	1595		Monterey	Rd		
48116	1531	DE MATTEI DEVELOPMENT	1794		THE ALAMEDA		Suite	B1
48132	4119	STANFORD SHUTTLE LLC	90	E	GISH	Rd	Suite	6AB
48137	7399	CONTINENTAL DIVIDE INVSMT IN	5206		Meridian	Ave		
48159	7399	SOFAER LEGAL CONSULTING	444	S	15th	St		
48168	3570	REININGER, ROBERT	2081		BERING	Dr	Suite	Q
48179	5511	CAPITOL DEL GRANDE INC (dba Volkswagen Hyundai Suzuki)	911	W	Capitol	Expy		
48199	1771	HS CONCRETE PUMPING	76		Shellbark	Dr		
48214	7389	FIBOC, INC	2674	N	1ST	St	Suite	114
48232	8070	T & T DENTAL LAB	3441		Duchess	Ct		
47955	1799	SILICON VALLEY REMOVAL SRVC	1161		RINGWOOD	Ct	Suite	130D
42507	5812	Duc Huong Food To Go	2090	N	Capitol	Ave		
42533	5812	Subway #39199	103	E	Santa Clara	St		
42551	5812	El Pollo Loco	5124		Stevens Creek	Blvd		
42546	5812	Koji Sake Lounge	48	S	1st	St		
42602	5812	Com Gia Dinh Vietnamese Fast Food	3005		Silver Creek	Rd	Suite	192
42670	5411	Mercados Suvianda	1070	S	White	Rd		
37243	5812	Sam Kee Express	1080	S	White	Rd		
42708	5812	Di Da Vegetarian Cuisine	3005		Silver Creek	Rd	Suite	170

ORG_CODE	SIC_CODE	ORG_NAME	ST_NUM	ST_DIR	ST_NAME	ST_TYPE	ST_SUB_TYPE	ST_SUB_NUM
42749	5812	El Titanic Seafood & Mexican	1505	S	Winchester	Blvd		
38553	5331	DOLLARS MARKET	1690		STORY	Rd	Suite	115
40022	2851	CHEMCRAFT COATINGS TECH INC	520		Parrott	St	Suite	A
47968	7399	SEPHORA	925		BLOSSOM HILL	Rd	Suite	1198B
47977	7399	STOWE CONSULTING INC	1577		Camden Village	Cir		
48015	7217	GREEN CARPET CARE	6376		Mayo	Dr		
48090	7399	STRICTLY SCHOOL SPEECH	1608		Camarena	Pl		
44374	5812	Asia Bay	947		mcLaughlin	Ave		
44562	5812	City Diner	2951		Monterey	Rd	#	10
44727	5812	On Lok Pace Center	299		Stockton	Ave		
42938	3600	VMS LLC	2150		Commerce	Dr		
48097	7399	DURAN, JESS	1652		MATSON	Dr	Suite	A
47843	4121	MUHAR, SANDEEP SINGH	953		WILLOWLEAF	Dr	Suite	1505A
47865	7399	NGUYEN, DUNG	826		FARM	Dr	Suite	2
47806	7530	TAYO'S AUTO CARE INC	590	W	Hedding	St		
47880	1531	ROCK AVENUE LLC	1794		THE ALAMEDA		Suite	1
47919	5531	WIRELESS ADVOCATES LLC	5301		ALMADEN	Expy	Suite	1
51376	2051	Specialty Baking, Inc.	1365	N	10th	St		
47948	2700	E & T PRINTING INC	19841		CONCOURSE	Dr	Suite	C
47950	4121	HAYE WOSSENU	965		Lundy	Ave	Suite	C
47664	7399	TV MOUNTERS	4136		Senter	Rd		
47702	7399	CHING GALLERY	1936		TREEWOOD	Ln	Suite	AA
47727	4212	ANYTIME MOVER	3114		RASMUS	Cir	Suite	A4
47745	7399	SANCHEZ, MARGIEROSE	3219		Heritage Point	Ct		
47760	2700	CEYLON PUBLICATIONS	15742		Alta Vista	Way		
42152	5812	Target	879		Blossom Hill	Rd		
51120	3851	Ocular Labs	923		Berryessa	Rd		
51395	8711	ConocoPhillips	151		Branham	Ln		
51434	5812	ROUND TABLE PIZZA	6932		Almaden	Expy		
51478	7532	GENESIS AUTO BODY & PAINT	1190	N	13TH	St		
51479	7532	TRON'S AUTO BODY/PAINT SHOP	1190	N	13TH	St		
51481	5812	Yogen Fruz	925		Blossom Hill	Rd	Suite	1379
51494	5812	Consuelo's (Terminal A)	2077		Airport	Blvd		
51508	5812	Le Boulanger Bakery (Terminal B)	2077		Airport	Blvd	Space	NC 13
51533	3699	Micro Probe	617		River Oaks	Pkwy		
51551	5812	Opa! Greek Cuisine	1384		Lincoln	Ave		
53068	3540	C & D PRECISION MACHINING	2210		Lundy	Ave	Suite	Z
53073	4212	IQBAL SINGH EXPRESS	2075		BERING	Dr	Suite	J1
53076	4212	INTERNATIONAL EXPRESS	2075		BERING	Dr	Suite	J1
53082	4119	PETER LIMOUSINE SERVICE	2151		OAKLAND	Rd	Suite	385
53095	2700	NEW AGE MARKETING	1164		Bunce	Ct		

ORG_CODE	SIC_CODE	ORG_NAME	ST_NUM	ST_DIR	ST_NAME	ST_TYPE	ST_SUB_TYPE	ST_SUB_NUM
53103	4119	CALIFORNIA AIRPORT SHUTTLE	3501		Madrid	Dr		
53106	3570	INFO NETWORK DEV GRP LLC	2530		Berryessa	Rd	Suite	148
53112	2711	PHUC HO	648	N	Jackson	Ave		
53120	3993	JEANETTE'S SIGN CO.	450		GIANNOTTA	Way	Suite	450
53123	3999	GREEN VEHICLES INC	648	N	KING	Rd		
53137	4212	DHILLON CARRIER	498		Rainwell	Dr		
53138	3540	POWER MACHINING INC	1935		Las Plumas	Ave		
53151	4955	LE, TAM MOVING	327		CHECKERS	Dr	Suite	207
53157	3600	VISION SYSTEMS INTERNATIONAL	641		RIVER OAKS	Pkwy	Suite	5
53167	3999	SUN MICROSYSTEMS INC	3571	N	1st	St		
54176	5812	El Mejor Merican Deli	3859		Seven Trees	Blvd		
52498	7371	HOANG,THI	5351		Lean	Ave		
55790	5812	Gyros, Burgers, And More	2638		Union	Ave		
47730	7374	MEMEO INC	1735	N	1ST	St	Suite	250
47403	5812	EL RICO TACO	244		Bonita	Ave		
48580	7379	GREENFLASH SOFTWARE	160	S	13th	St		
47365	7379	FUTURESAFARI INC	4838		Vesca	Way		
11606	5541	QUIK STOP MARKET 5034	2704	S	Bascom	Ave		
50998	5812	EL TACO GRILL	1795		Hillsdale	Ave		
51613	3674	RF MICRO DEVICES, INC.	105	E	TASMAN	Dr		
51690	4212	MONTENEGRO TRUCKING	1747		Mount Rainier	Ave		
51700	7549	RAM TOWING	481		Park	Ave		
51710	7819	DRYSDALE CAPITAL LLC	25		Metro	Dr	Suite	238
51720	7549	ANGELES TOWING	884		Chestnut	St		
51721	4955	ORITZ, HAULING	1247		Plum	St		
51724	3570	LASERTEC USA INC	2025		GATEWAY	Pl	Suite	250
51728	7532	WEST KINGS AUTO BODY	458		Willow	St	Suite	B2
53181	3570	MEDIAPHY CORP	180		Rose Orchard	Way		
53197	3911	3E'S DESIGNS	5299		ASHLEY	Way		
53210	4225	SNELL MINI STORAGE	3616		HILLCAP	Ave		
53218	4212	GREWAL COURIER SERVICES	3127		Summercreek	Dr		
53224	2700	AWSMC CHOICE	818		Lewiston	Dr		
53244	7371	TRANSEAM INC	5240		Arno	Ct		
53245	7371	TRANSTOR INC	5240		Arno	Ct		
53253	3570	MAGNI COMP	5818		Vitero	Way		
53258	4955	24 HOUR HAULING	7135		Via Lomas			
53259	5963	SELMAR TECHNICAL PRODUCTS	7559		Manresa	Ct		
53262	5045	M J TECHNOLOGY	7464		Gresham	Ct		
55975	4121	SUKHDEEP S BAINS	505		ASBURY	St	Suite	B
55976	7549	SHARK CITY TOWING	1260		Mastic	St		
55977	3678	SILICON HIVE INC.	2025		GATEWAY	Pl	Suite	250

ORG_CODE	SIC_CODE	ORG_NAME	ST_NUM	ST_DIR	ST_NAME	ST_TYPE	ST_SUB_TYPE	ST_SUB_NUM
55984	7532	ESPINOSA'S BODY SHOP	330	N	Autumn	St		
55995	4121	TRUTH TRANSPORTATION	274		Ferrari	Ave		
56024	4212	MED EX DELIVERIES	248		LYCHEE	Ct	Suite	B
56037	7530	RENNSPORT CLASSIC CARS LLC	2798		AIELLO	Dr	Suite	B
56047	5411	NEW HORIZON MINI MART	515	N	13th	St		
51748	7699	B & H CLOCK SERVICE	2608		UNION	Ave		
51751	7379	CLOUDBREAK SOFTWARE INC	871		Coleman	Ave		
51760	7530	QUINTERO'S AUTO REPAIR	330	N	Autumn	St		
51763	3000	BAY FIBERGLASS & PRECAST	738		Chestnut	St		
51766	3570	SAGE-N RESEARCH, INC	226		Airport	Pkwy		
51770	5541	ROSE GARDEN AUTO CARE	590		Coleman	Ave		
51795	2700	SAN JOSE MAGAZINE	101		METRO	Dr	Suite	A
51799	4950	SOUTH BAY RECYCLING	4974		Gazania	Dr		
51813	2200	U SAVE PRINTING	858		River Park	Dr		
51821	3540	BLAYLOCK ENGINEERING	354		Umbarger	Rd	Suite	11
51822	3400	B & H FINISHING	354		Umbarger	Rd	Suite	11
51827	5511	MARKS AUTO SALES	1501		MONTEREY	Rd	Suite	A
51833	7549	BESHOFF AUTO GLASS	2855		Senter	Rd	Suite	89
51841	7549	ULTIMATE PERF. LUBRICATION	555		Roadrunner	Rdg		
53291	3570	CODOTEKS	2670		Hesselbein	Way		
53293	7371	PERSEUS DESIGN SERVICES	3044		Balardo	Way		
53303	7530	BARN STYLE PERFORMANCE	3701		Norwood	Ave		
53316	7532	QUALITY BODY & PAINT	1041	N	11th	St		
53351	7542	CAMILA'S WASH	1452		Sundown	Ln		
56054	5812	GOURMET HOT DOGS BY CHEF DANIEL	1100	N	1st	St		
56060	1799	BELL PLUMBING SOUTH INC	1450		KOLL	Cir	Suite	101B
56068	4789	BAY BOY TOWNING & TRANSPORT	2394		Mather	Dr		
56081	2700	IMPRESS PRINTING	808	N	10th	St		
56095	4121	SOLOMON K HABTE	548	S	9th	St		
56102	4212	MONTER TRUCKING	532	S	8th	St		
56104	7532	TMT AUTO BODY AND REPAIR	1042	S	6TH	St	Suite	
56111	5812	TAY THI RESTAURANT	2384		Senter	Rd	Suite	A1
56119	3674	MICROTUNE (TEXAS) LP	100		CENTURY CENTER	Ct	Suite	503AA
56124	7530	MIGUEL RODRIGUEZ	215		LEO	Ave	Suite	A1
56133	2261	SPARTAN SCREEN PRINTING	1701	S	7th	St		
56135	4212	T. JOHNSON TRUCKING	556	N	20th	St		
56144	7542	PAYLESS DETAILING	1420	N	10th	St		
56145	7530	FIX R US	701		Kings Row			
56147	3993	SJP SIGNS, INC	701		Kings Row			
56152	7549	KEYES TEST ONLY CENTER	299		Keyes	St	Suite	A
50644	5812	El Girasol Cafetaria	1125	S	King	Rd		

ORG_CODE	SIC_CODE	ORG_NAME	ST_NUM	ST_DIR	ST_NAME	ST_TYPE	ST_SUB_TYPE	ST_SUB_NUM
50646	5521	Brenner's American Brokerage	3410		Monterey	Rd	Suite	A
50690	5461	New Hwong Kok Bakery	2854	S	White	Rd		
51853	3500	LAM.HUNG	358		CHATEAU LA SALLE	Dr		
51854	3570	KURT LENNARTSSON CONSULT/LLC	2677		CORDE TERRA	Cir		
51855	7530	HECTOR'S MOBILE AUTOMOTIVE REPAIR	140		CROCKER	Dr		
51869	1751	HOBEL WOODWORKING	414		Umbarger	Rd	#	A
51882	7699	FAST JEWELRY REPAIR	411		LEWIS	Rd	Suite	433A
51884	3540	MANUFACTURING ENGINEERING TE	2760		Aiello	Dr		
51890	7532	ADVANCED CUSTOMS & COLLISION	2943		Daylight	Way		
51898	7549	ESMERALDA'S AUTO FRIENDS	2967		Daylight	Way		
51906	3400	AXIAL INDUSTRIES INC	2011		Senter	Rd		
51911	3993	THE SHOP SIGN	255		Keyes	St		
51914	7549	#1 TEST ONLY	1684	S	7th	St	Suite	2
51928	7699	CUEVAS DRYWALL TOOL REPAIR	1772		ROGERS	Ave		
53429	5812	Ziba Restaurant	4628		Meridian	Ave		
48776	6282	STERN, ROBERT W CFP	50	W	SAN FERNANDO	St	Suite	900C
53476	5812	Scrambl'z	5055		Almaden	Expy		
38509	5812	IBM SJ OUTTAKES	4400	N	1ST	St	Suite	B
37992	5999	UNWINED	6946		ALMADEN	Expy	Suite	ZZ
51130	5541	Chevron	1151		Tully	Rd		
10373	5813	Q'S PLACE	6075		Cahalan	Ave		
53503	5812	Christ the Good Shepherd Lutheran Church	1550		Meridian	Ave		
53764	5541	Valley Market & Gas	2321		Stevens Creek	Blvd		
56169	1623	POSEIDON WATER LLC	111	N	Market	St	Suite	300
56175	5261	CINDY'S	2230		Alum Rock	Ave		
56184	1799	GUTTERS CHOP DROP ROOF METAL REPAIR	2174		Diana	Pl		
56186	1799	FMC STUCCO LATH PLASTER	195	N	24th	St		
56202	5571	ANM MOTORSPORTS	251	N	31st	St		
56220	4212	CARBALLO,DANIEL	955		Temple	Dr		
56222	4212	BAY AREA DELIVERY SERVICE	550	S	KIELY	Blvd	Suite	46
56226	4212	SAU COURIER SERVICES	1415		Annapolis	Way		
56231	4121	SINGH, AJIT	5707		Almaden	Rd		
56235	5812	AJS FAST FOODS, INC	5353		Almaden	Expy	Suite	28
56242	5812	MOJO BURGER	1401		Foxworthy	Ave		
56243	3711	HID ADVANTAGE	3397		Gardendale	Dr		
56270	2731	JOHN A BYRAM	6143		Paseo Pueblo	Dr		
50737	5812	No Name Saloon & Grill	73/75		San Pedro	St		
50794	5812	GOOD KARMA Vegan Cafe	37	S	1st	St		
50819	5812	Silk Road Bistro	87	E	San Fernando	St		
50833	5812	Lunch with Tony	5202	N	1st	St		
51169	1799	RESTORATION MANAGEMENT CC	1070		COMMERCIAL	St	Unit	101

ORG_CODE	SIC_CODE	ORG_NAME	ST_NUM	ST_DIR	ST_NAME	ST_TYPE	ST_SUB_TYPE	ST_SUB_NUM
51355	7221	Kiddie Kandids	2200		Eastridge	Loop	Space	1030
23537	5812	Valley Fair Mall Food Court, Westfield Corp	2855		Stevens Creek	Blvd	Bldg.	219
51408	5812	Staybridge Suites	1602		Crane	Ct		
51959	7532	O & K AUTOBODY REPAIR	225		Phelan	Ave		
51964	3540	CPK MANUFACTURING, INC	75		Phelan	Ave		
51983	7699	APPLIANCE EXPERTS	1413	N	10th	St		
51986	2273	PAUL PAD RESALE	2137	S	10th	St		
51988	4119	MICHAEL SELIC	108	N	16TH	St		
51989	7530	BERRYESSA AUTO TECH	1002	N	1st	St		
52016	3540	ENCORE MACHINING	1258		Alma	Ct		
52018	3999	ORIGINAL GLASS DESIGNS	1740		Junction	Ave		
52026	3540	L & H MACHINING	1425		Koll	Cir		
52027	5734	COMPUTER PARTS NOW	1425		Koll	Cir		
51288	7399	Allied Telesyn Inc	3200	N	1 st	St		
51384	5912	Longs Drug Stores California, L.L.C. dba CVS Pharmacy #9896	4550		Meridian	Ave		
51400	5812	Deezi Persian Cafe	1312		Saratoga	Ave		
53877	1799	SECURETECH FENCE SYSTEMS INC.	645		HORNING	St		
53927	8999	Sv5ibx Equinix Silicon Valley 5	9		Great Oak	Blvd		
53991	5812	Illy Espressamente Kiosk (Terminal B)	1701		Airport	Blvd	Suite	NC-13C
53994	7530	Jiffy Lube	3497		Stevens Creek	Blvd		
47102	8734	XACTLY CORPORATION	35	S	MARKET	St	Suite	
54072	4932	PACIFIC GAS & ELECTRIC	100		METCALF	Rd		
41557	5812	Kabob Factory/ Swedish Café	455	S	1st	St		
41563	5812	Kazoo Japanese Restaurant	250		Jackson	St		
50868	5812	Trinity Christian	1333		Lefont	Dr		
50869	5812	White Road Baptist Academy	480	S	White	Rd		
50870	5812	Willow Vale Christian	1730		Curtner	Ave		
52031	7530	GONZALEZ AUTO REPAIR & BODY	2015		MONTEREY	Rd	Suite	1
52042	3540	NANO PRECISION MFG INC	430		ROBERSON	Ln	Suite	A1
52043	4120	UNITED CAB	1310		Old Bayshore	Hwy		
52055	3911	SWANEZY, SUSAN	350	E	Taylor	St		
52074	7530	LUU'S AUTOBODY AND MECHANICAL REPAIRS	701		Kings Row			
52076	2500	DREAMWOOD FURNITURE MFG	701		Kings Row			
52086	7530	ALL MADE AUTO REPAIR INC	222		KEYES	St	Suite	111A
52099	4212	SPITFIRE TRUCKING INC	1615	S	7th	St		
52108	7389	ZERO WASTE ENERGY CO INC	1500		Berger	Dr		
52127	3999	ITW SEMISYSTEMS, MDC VACUUM	625		WOOL CREEK	Dr	Suite	B
54126	7384	Longs Drug Stores California, L.L.C. dba CVS Pharmacy #9229	3220	S	White	Rd		
10153	5921	EXPRESS LIQUORS	702	E	Julian	St		
820	7513	Ryder Truck Rental	2481		O'Toole	Ave		
54214	5800	Wingstop Restaurant	725		Ridder Park	Dr		

ORG_CODE	SIC_CODE	ORG_NAME	ST_NUM	ST_DIR	ST_NAME	ST_TYPE	ST_SUB_TYPE	ST_SUB_NUM
54308	5812	Piazza Pizza Pizza	1450	S	White	Rd	#	40
54310	4119	PACIFIC LAND YACHTS	1082		Stockton	Ave		
52756	2731	YVONNE EKERN	1236		Sierra	Ave		
41444	5812	Great Khans Mongolian Festival	925		Blossom Hill	Rd	Suite	1605
52142	2700	MOMENTO INC	1650		ZANKER	Rd	Suite	236
52143	4119	A SUPERIOR AIRPORT SHUTTLE	1650		ZANKER	Rd	Suite	236
52148	3570	OSS BROADNET, INC.	111	N	Market	St		
52154	2700	ENTER MUSIC PUBLISHING INC	95	S	Market	St		
52158	3570	INCENTIVE TECHNOLOGY	160	W	Santa Clara	St		
52174	3570	MANGO DSP INC	111	N	Market	St		
52177	7549	LOPEZ, ISMAEL	2573		Georginia	Ave		
52190	3600	PHAM,TIEN	312		Mullion	Ct		
52207	5541	FLEX OIL	1655		McKee	Rd	Suite	A
52208	5541	AMERICAN GAS	1655		McKee	Rd	Suite	A
52210	4119	HIGH CHAPARRAL LIMOUSINE	500		McCreery	Ave		
52219	4212	GC TOW	2199		LUZ	Ave		
29252	5999	CITY CANVAS	750	W	San Carlos	St		
51930	7372	SQLAWARE CORPORATION	694		WOODLAND	Terr		
52128	4212	WE HAUL IT ALL	1821		ROCK SPRING	Dr	Suite	A
15148	7532	ALMADEN R V SERVICE	494		Phelan	Ave		
54710	5812	Brocade Communications Systems, Inc., Building 3	130		Holger	Way		
41478	5812	Hotel Valencia Santana Row Restaurant	355		Santana	Row		
41154	1743	Bedrosians Tile & Marble	2301		Junction	Ave		
42610	5812	El Grullo Restaurant	41	S	Jackson	Ave		
51124	5812	Nancio	72	S	1 st	St		
52241	3570	TEDROS AUTOMATION	680		Bundy	Ave		
52250	3570	INTERRA SYSTEMS INC	4030		Moorpark	Ave		
52253	7371	HIT SOFTWARE	4040		Moorpark	Ave		
52261	7371	ALEKSANDRE CHACHAVA	1120		Ranchero	Way		
52264	5511	LEWIS AUTOMOTIVE FAMILY	3732		Stevens Creek	Blvd		
52279	7371	KATSURA SHAREWARE	3454		Parkland	Ave		
52294	7699	TOWER LOCK & KEY	3079		Ensalmo	Ave		
52296	3570	SPIRAL CONNEX	5755		Via Monte	Dr		
52300	3500	R & T ENTERPRISES	4852		Speak	Ln		
52304	7699	ROMY'S LOCK & KEY	1189		Branham	Ln	Suite	2
52316	3500	N&K TECHNOLOGY	80		LAS COLINAS	Ln		
51393	5093	PRISM ELECTRONICS	1260	N	13th	St		
51396	5499	The Grind Coffee House	2050		Concourse	Dr		
51823	1751	RLB CABINETS UPHOLSTERY SHOP	354		Umbarger	Rd	Suite	11
54768	5411	La Condeza Market	1093	W	San Carlos	St		
54772	7342	Combat Termite	930		Park	Ave		

ORG_CODE	SIC_CODE	ORG_NAME	ST_NUM	ST_DIR	ST_NAME	ST_TYPE	ST_SUB_TYPE	ST_SUB_NUM
41194	5812	Burger King - Airport Terminal A	2077		Airport	Blvd		
41415	5812	Gardner Community Center	520	W	Virginia	St		
17589	3674	Grinding, Dicing Services, Inc. dba GDSI	925		Berryessa	Rd		
37665	3674	Hesse & Knipps North America	2305		Paragon	Dr		
51118	5812	Pinkberry San Jose - Santana Row	368		Santana	Row		
51255	5812	City Team Ministries	1188		Old Bayshore	Hwy		
51477	1761	ROOF KING	692		KINGS ROW			
52340	3600	DYNAMIC SPECIALITIES	6143		Oak Forest	Way		
52350	2700	MERCADO PRINTING	2092		Cranworth	Cir		
52354	5511	JM MOTORS	1654		BURDETTE	Dr	Suite	185
52357	7699	B & C GARAGE DOOR CO	4037		Honeydale	Ct	Suite	A
52360	7530	EVERGREN AUTO SERVICE CNTR	3303	S	White	Rd		
52361	3993	PERFECT SIGN	3005		Silver Creek	Rd	Suite	198
52375	7699	ATWORK LOCK & KEYS	1017		Kitchener	Cir		
52396	3500	VILLATEK	1459		Florida	Ave		
54031	5812	Cafe Express	975	S	De Anza	Blvd		
54929	5461	Olive Tree Bakery	925		Blossom Hill	Rd	Suite	1663
54931	5812	Toy Thi	2384		Senter	Rd		
41244	5812	Charley's Grilled Subs	2200		Eastridge	Loop	Suite	9206
41147	5812	Barnes and Noble	1		Eastridge Mall			
17323	5065	ISS Technologies, Inc.	2001		Gateway	Pl		
37475	3674	Kokusai Semiconductor Equipment Co.	2460	N	1st	St		
17529	5812	La Colonial	1700		Rogers	Ave		
52402	5999	MONI COMP TECH 3	2092		Edgegate	Dr		
52411	4212	PEREZ, EVA	1658		Crucero	Dr		
52412	4212	J V TRUCKING	2252		Denair	Ave		
52415	4212	JN EXPRESS	1394		Mcquesten	Dr		
52421	5541	WORLD OIL CO. #101	2695		Story	Rd		
52428	7699	TRAN'S SERVICE	1236		Pipe Dream	Ct		
52432	4212	PRASAD TRUCKING	2073		McLaughlin	Ave	Suite	
52437	7699	KSLAPTOPS	1422		Sunbeam	Cir		
52450	4212	ELOY'S TRUCKING	1937		Mandarin	Way		
52470	3600	E A F TRADING	6287		Mountford	Dr		
52478	7699	SESSLER, CHARLES S & ASSO	5322		Makati	Cir		
52490	7699	K & J GOLF	5759		Winfield	Blvd		
53912	5812	Subway # 45877	5353		Almaden	Expy		
53969	5812	Quiznos	3275		Stevens Creek	Blvd		
55021	1731	SAN JOSE SIGNAL ELECTRIC CON	530	N	MARBURG	Way		
55022	7353	HERTZ EQUIPMENT RENTAL CORP	1695	N	4TH	St		
55023	5812	Ricky's Minimart	599	S	4th	St		
52079	3446	A.M.W.	701		Kings Row			

ORG_CODE	SIC_CODE	ORG_NAME	ST_NUM	ST_DIR	ST_NAME	ST_TYPE	ST_SUB_TYPE	ST_SUB_NUM
55047	5813	Freddie J's	97	E	Santa Clara	St		
44501	5812	Hoagie Steak Out	304	S	3rd	St		
44512	1743	STONE CENTER OF CALIFORNIA	1754		Junction	Ave	Suite	C
44547	5812	L & L Hawaiian Barbecue	1		CURTNER	Ave		
35162	2099	NIPPON TRENDS FOOD SVC INC	631		Giguere	Ct		
9101	5812	CHOCOLATE CREATIONS	3315		Salinas	Ct		
38468	2050	CAMPBELL BREAD BAKING CO	1070		COMMERCIAL	St	Suite	102
38554	5812	PAMPLEMOUSSE	1381		SEARCY	Dr	Suite	B
44555	5812	Quiznos, Sub	5978		Silver Creek Valley	Rd		
42865	5812	Cue Billiards	950		Story	Rd		
37664	3674	Macquaire Electronics, Inc.	2153		O'Toole	Ave		
17599	3674	More Technology Services, Inc.	115		Phelan	Ave		
52493	7530	QUALITY TUNE-UP #8	448		BLOSSOM HILL	Rd	Suite	2
52502	2700	RPM	155		BLOSSOM HILL	Rd	Suite	B1
52503	3993	WEST COAST SIGNZ INC	155		BLOSSOM HILL	Rd	Suite	B1
52513	7699	CUSTOM TOOL REPAIR	5855		Winfield	Blvd		
52519	7699	WATCHCARE	874		Blossom Hill	Rd	Suite	B
52524	4119	AL AIRPORT SHUTTLE	2405		WOODARD	Rd	#	239
52533	7530	AUTO BIZ	3707		Union	Ave		
52540	4212	CERRO DE LA SILLA INC	1846		Comstock	Ln		
52561	3993	PIERCE SIGNS AND DISPLAY INC	3075		Meridian	Ave		
52568	7699	ANDRE APPLIANCE SERVICE	1606		Phantom	Ave		
52572	3570	VALLEYSPEAK INC	2947		Rubino	Cir		
52579	4212	SOUTHLAND SHIPPING & DIST	1848		Stone	Ave	Suite	A
51392	5813	Sharks Cage	1661		Airport	Blvd		Terminal C
51413	8711	Underground Construction Co., Inc.	2500		Seaboard	Ave		
53443	5812	Tacomania	960	S	1st	St		
44599	5812	Puerto Azul Restaurant	1072		Lincoln	Ave		
17764	3674	NU Ions	685	E	Brokaw	Rd		
17990	8731	Oncopharmaceutical, Inc	2260		Clove	Dr		
51091	8711	Stantec Consulting Corporation	2710		Story	Rd		
51233	5812	La Victoria Taqueria	131	W	Santa Clara	St		
51437	8661	First Congregational Church of San Jose	1980		Hamilton	Ave		
52598	3570	SUNSPOT SOFTWARE	1028		Cumberland	Pl		
52599	3993	OPTICOM SIGN POST SVS	1747		Almaden	Rd		
52607	7699	BAY AREA MOBILE BIKE REPAIR	1555		Callecita	St		
52616	3570	AVER DEVELOPMENT CORP	1626		GRACE	Ave		
52629	3000	PLASTIC CRAFT	2175		Stone	Ave	Suite	A
52637	5049	MPA CRYSTAL CORP.	1702		Meridian	Ave		
52652	3679	COMPONENTS COMPLETE USA	1005		Willow Glen	Way		
52666	3570	DUDLEY,JOEL	650		Palm Haven	Ave		

ORG_CODE	SIC_CODE	ORG_NAME	ST_NUM	ST_DIR	ST_NAME	ST_TYPE	ST_SUB_TYPE	ST_SUB_NUM
42500	5441	Rocky Mountain Chocolate Factory (Oakridge Mall)	925		Blossom Hill	Rd		
44715	5812	Lam-Hong Restaurant	1615		Mckee	Rd		
44720	5411	LUCKY	3270	S	White	Rd		
44726	5812	Los Tapatios Restaurant	354	N	White	Rd		
44779	1799	CENTRAL FENCE CO	1304		Whitton	Ave		
44780	5812	Laurel's Delights	138	E	Santa Clara	St		
44814	5812	Subway # 43194	1876		Curtner	Ave	Suite	125
18151	2099	Santa Clara Nut Co.	1590		Little Orchard	St		
52681	7549	RON'S CLEANING SVCS & RON'S MOBILE AUTO DETAILING	998		Meridian	Ave		
52688	5963	EAKER, HEIDI	1511		McDaniel	Ave		
52693	7699	COLSON, DONALD	1011		Myrtle	St	Suite	
52695	7549	SHAMROCK TOWING	355		Stockton	Ave	Suite	C
52705	7999	KRIS BILLIARDS	861	W	SAN CARLOS	St		
52708	3999	SWIFT INSTRUMENTS INC	999	W	TAYLOR	St		
52729	7371	HUAYA MICROELECTRONICS INC.	525		RACE	St	Suite	100
52730	4212	LOPEZ EXPRESS LLC	505		Chiechi	Ave		
52741	3721	GREGORY AVIATION	1442		Selborn	Pl		
52750	7549	SERIOS CUSTOM DETAILING	338		Lincoln	Ave		
52769	7699	SILICON VALLEY CLOCK REPAIR	641		Toyon	Ave		
17808	3672	Ardent Systems, Inc.	52		Bonaventura	Dr		
41996	5541	Sherwin Petroleum	3707		Union	Ave		
52784	4119	GREGG'S LIMO	2819		Granite Creek	Pl		
52799	7549	FOX TOWING	36		Sunnyslope	Ave		
52810	4119	BHAGWAAN ASRE LIMOUSINES	344		BAYWOOD	Ave		
52811	7819	ADAMS,ALEJANDRC	917		CATKIN	Ct		
52812	3999	E & G ENTERPRISES	3061		DAVID	Ave		
52815	5511	FARR MOTORS	1071	S	WINCHESTER	Blvd		
52839	3575	ID2ID INC	2464		Aram	Ave		
52841	4212	EXPRESS TRANSPORTATION	1365		Castlemont	Ave		
52854	4119	NEW AIRPORT SHUTTLE	2970		Van Sansul	Ave		
52860	7530	KEVIN MOBILE REPAIR	752		Deland	Ave		
52864	7699	KEY4LESS INC	3035		MAGLIOCCO	Dr	Suite	8
53905	5421	Los Primos Meat Market	798		Decmas	Ave		
54407	8711	The Auger Group Inc	229		Tewskbury	Ave		
44834	5812	Saigon Kitchen	1111		STORY	Rd	Suite	1005
44872	5411	Lucky's # 763	844		Blossom Hill	Rd		
44881	7539	PERRY AUTOMOTIVE SERVICE	538		Santa Ana	Ave	Suite	G
44882	1721	HOUSE DOCTOR PAINTING INC	538		Santa Ana	Ave	Suite	G
44883	1711	AIR FILTER/CONTROL	585		CHARCOT	Ave		
44894	3541	PUTNAMS MACHINE SHOP INC	637		University	Ave		
44898	5812	Mountain Mike Pizza	6477		Almaden	Expy		

ORG_CODE	SIC_CODE	ORG_NAME	ST_NUM	ST_DIR	ST_NAME	ST_TYPE	ST_SUB_TYPE	ST_SUB_NUM
44924	3444	A&J PRECISION SHEETMETAL INC	1161	N	4th	St		
52898	3600	CONTRERAS, ANTONIO	353	S	Kiely	Blvd		
52915	4225	BEHMER LLC	4300		Stevens Creek	Blvd		
52919	3577	JOFFORTS COMPUTER INDUST. CO.	1028		Craig	Dr		
52929	3821	TW ORTHO LAB	2652		La Salle	Way		
52938	3570	PROPEL SOFTWARE CORP	1010		Rincon	Cir		
52949	3570	AUDAVI CORP	1520		MONTAGUE	Expy		
52954	3540	M & L PRECISION MACHINING	2285		PARAGON	Dr	Suite	A
52966	2700	ORION PRINTING & GRAPHICS	2081		Bering	Dr	Suite	Y
51433	5812	Pacific Dining at 2 Wire, Inc.	1704		Automation	Pkwy		
54670	5812	Rejoice Buffet	1051		BLOSSOM HILL	Rd	Suite	AA
55249	5812	Agave Restaurant & Bar	2270		Monterey	Hwy		
55267	5813	Chot Nho 2	2444		ALVIN	Ave	Suite	B
18074	5169	Technic Inc.	1254		Alma	Ct		
52147	8711	T B D NETWORKS	2	N	1st	St		
41118	5812	Aqui Cal-Mex	5677		Snell	Ave	#	D
42576	8071	Xray and Imaging Systems	1283		Becket	Dr		
42179	8221	The National Hispanic University	14271		Story	Rd		
829	3559	Novellus Systems, Inc. (3950)	3950	N	1st	St		
1116	4311	U S Postal Service, VMF	1750		Lundy	Ave		
41254	5651	Chic Chateau	96	S	3rd	St		
50945	5812	It's A Grind	1402		Camden	Ave		
50940	5812	Whimsical Yogurt & Gelato	111		Curtner	Ave	Suite	30
50948	5033	ROOFING SUPPLY GROUP	1101	N	5th	St		
50976	5812	Hwong Kok Restaurant	1031	E	Capitol	Expy		
50960	5812	Los Cubanos	22	N	Almaden	Ave		
52976	7699	MECHANICAL AIR SERVICE	2245		Fortune	Dr	Suite	D
52996	3999	SOKODU DESIGN	2586		Seaboard	Ave		
53007	4225	FACILITIES LOGISTICS, INC	652		BRENNAN	St		
53010	3500	GREEN CIRCUITS INC	2071		CONCOURSE	Dr		
53021	3999	BIO-VED PHARMACEUTICALS INC	1977		Otoole	Ave		
53027	3674	NEO MAGIC CORPORATION	780		Montague	Expy		
53039	3570	TED HORSCH ENTERPRISES	1135		Waterton	Ln		
53051	3843	HAYES HANDPIECE REPAIR SJ	1879		Lundy	Ave	Suite	212
53066	4225	BLB ENTERPRISE LLC	2311		KRUSE	Dr	Suite	A
53067	3570	IMMERSION CORP	821		FOX	Ln	Suite	2
17863	8734	Process and Electronics Technologies, In	1620		Zanker	Rd		
48491	2521	DH CUSTOM CABINET	1811	S	7TH	St	Suite	F
55567	5812	Pho 69	321	S	1st	St		
9442	5813	BLOCKERS COCKTAIL LOUNGE	1246	E	Santa Clara	St		
55598	5812	Elo's Restaurant	148	W	ALMA	Ave	Suite	A

ORG_CODE	SIC_CODE	ORG_NAME	ST_NUM	ST_DIR	ST_NAME	ST_TYPE	ST_SUB_TYPE	ST_SUB_NUM
47307	7539	WHEEL MAGIC INC	1805		LITTLE ORCHARD	St	Suite	147
55656	5812	Tutti Frutti Frozen Yogurt	567		Coleman	Ave	Suite	10
55735	5813	Mountain Mikes Pizza	2306		Almaden	Rd	Unit	F
55747	5812	Good Eats Cafe	1080	N	7th	St		
51019	0752	City of San Jose Animal Care Center	2750		Monterey	Rd		
51088	3699	FLEXTRONICS INT'L USA INC	2300		ZANKER	Rd	Suite	AA
51128	5812	Erik's DeliCafe	2	N	Market	St		
56850	2599	GREG CROAK	92		GLEN EYRIE	Ave		
56862	4121	MANJIT S. BHELLA	66	N	JACKSON	Ave		
56866	4959	MR TOVAR SWEEPING	368		CAPITOL VILLAGE	Cir		
56872	7530	KANG AUTOMOBILE REPAIR	5529		WALNUT BLOSSOM	Dr		K6
56876	4121	GURPREET SINGH	1585		MARBURG	Way		
56877	7530	7 KEYES SMOG TEST ONLY	331		KEYES	St		2
56881	5521	CERTIFIED IMPORTS	1798	W	SAN CARLOS	St		B
56884	2741	SILICON VALLEY SCITOCH	1383		MCKINLEY	Ct		
56886	3944	HIU MING LAM	651		WOODLAND	Terr		
56890	7549	7ST SMOG TEST ONLY	2331	S	7TH	St		7
56896	4121	LEMMA,ABIY T	3711		UNDERWOOD	Dr		3
56906	1521	NGUYEN CONSTRUCTION	247		EL BOSQUE			247
56911	2090	REAL FOOD CSA	2421		ST LAWRENCE	Dr		
57107	1761	ALLSTATE ROOFING SERVICE	2690		Vista Verde	Dr		
57152	4212	DIAZ HAULING	10332		Sienna	Dr		
58144	1761	OVER THE TOP ROOFING	388		Raymond	Ave		
57139	1521	GENERAL B CONTRACTOR	4300		THE WOODS	Dr		232
57052	5813	Flames Coffee Shop	7170		Santa Teresa	Blvd		
57796	1521	TR DEVELOPMENT&CONSTR INC	6172		Bollinger	Rd	Suite	151
57803	1521	HOSANNAH CONSTRUCTION	1080	W	Riverside	Way		
57809	1799	CHADIM, JOEL	5662		Prospect	Rd		
57811	1521	EVERGREEN DC COMPANY	1173	S	De Anza	Blvd	Suite	D
57817	1521	GUENTHER CONSTRUCTION	1741		Saratoga	Ave	Suite	104
57825	1799	FLORES PAINTING/DRYWALL	2485		Autumnvale	Dr	Suite	F1
57829	1521	BJD ENTERPRISES	1161		RINGWOOD	Ct	Suite	10A
57834	1799	FUTURE COMMUNICATIONS MNGMNT	1151		RINGWOOD	Ct	Suite	020
57836	1799	C.H. REYNOLDS ELECRIC INC	1281		WAYNE	Ave	Suite	B
57840	1799	PAPPAS PIPING SERVICE INC	2109		O'toole	Ave	Suite	A1
57848	1799	NISSAN, BEN	3290		Tulipwood	Ln		
57849	1521	BUILDING SOLUTIONS	3215		Rockport	Ave	Suite	A
57855	1799	NOBLE FENCING	1021		Noble	Ave		
57859	1799	COLOR TIME PAINTING SERVICE	1766		Morrill	Ave		
57866	1521	BAY VALLEY CONSTRUCTION	1671		Canyon View	Dr	Suite	A
57885	1521	VT CONSTRUCTION, INC.	3220		Brownhill	Ct		

ORG_CODE	SIC_CODE	ORG_NAME	ST_NUM	ST_DIR	ST_NAME	ST_TYPE	ST_SUB_TYPE	ST_SUB_NUM
57893	1799	CENTRAL CAL PLUMBING	3841		Aborn	Rd	Suite	100
57894	1799	SKETCH PLUMBING	4430		Pitch Pine	Ct		
57904	1799	BACKFLOW PREV SPECIALIST INC	3750		Charter Park	Dr	Suite	E
57909	1799	EARLY BIRD HOME IMPROVEMENT	4604		Eagle Lake	Dr		
57915	1799	RONNING ROOFING CONST	1858		Almaden	Rd		
57923	1521	SHIRLEY CONSTRUCTION	469		Piercy	Rd		
57927	1799	REGAL PAINTING	7468		Tulare Hill	Ln		
57930	1799	GUILLEN PAINTING INC	7522		Phinney	Pl		
57932	1521	PREFERRED WATERPROFFING,INC	3698		Norwood	Ave	Suite	102A
57934	1799	PANTON MECHANICAL	3226		Ravenswood	Way	Suite	A
57193	4212	SUPERIOR HANDYMAN & HAULING	5099		Severance	Dr		
57961	1799	NOR-CAL SPECIALTIES, INC.	410		ROBERSON	Ln		A
57963	1799	ENVIRONMENTALLY SAFE PRODUCT	434		ROBERSON	Ln		A
57976	1799	CAHILL, DENNIS	758		MALONE	Rd		
57978	1521	KITCHEN MASTERS	1601		ALMADEN	Rd		A
57983	1799	C & O PAINTING INC	1500	N	4TH	St		A
57993	1521	XTERIA INC	1709		LITTLE ORCHARD	St		A
58006	1799	SILICON VALLEY ELECTRIC	818		BYERLEY	Ave		
58010	1799	PRO DOOR & GLASS	1750		SMITH	Ave		A
58026	1799	ULTIMATE CONTROL INC	6868		SANTA TERESA	Blvd		
58031	1799	FLOOR SELECT	380		CAPITOL VILLAGE	Cir		
58038	1799	GARDENING ANGELS	5862		TREE TOP	Ct		
58040	1799	CREATIVE TILE SOLUTIONS	5008		RUSSO	Dr		
58051	1799	GENIE POOL & SPA SERVICE INC	3641		CHARTER PARK	Dr		C
58113	3540	BOSTON MANUFACTURING	95		Cleveland	Ave		
58119	7530	PERFORMANCE RADIATOR PACIFIC	1584		OLD BAYSHORE	Hwy		
58148	1721	MJ PAINTING	230	N	Montgomery	St		
58152	1799	JD PLUMBING	270		Umbarger	Rd	Suite	1
58154	1721	KEN'S HANDYMAN & DECORATION	3477		Pitcairn	Way		
58158	3993	DESIGNER SIGN SYSTEMS	3019		Angeloni	Pl		
58177	5531	E & D TRANSMISSION & MOTOR	123	E	Alma	Ave		
58179	7532	JC CUSTOMIZE BODY SHOP	2013		MONTEREY	Rd	Suite	C
58180	1721	HARRISON ENTERPRISES	23	S	11th	St		
58191	1799	FINER FLOORS	1098	S	6th	St	Suite	1
58196	1799	SIERRA LUMBER COMPANY	1711		Senter	Rd		
58202	5812	MEZCAL BISTRO AND BAR	23	W	SAN FERNANDO	St		
58210	2700	VIETNAM PRINTING	1261	E	Santa Clara	St		
58221	1721	MIKE BARRON'S HOME REPAIR	1404		Dentwood	Dr		
58228	1721	MCCLEARY PAINTING	259		Vineyard	Dr		
58230	1721	MILLER ENTERPRISES	341		Vineyard	Dr		
58232	1799	GREENCOAT	6404		Camden	Ave		

ORG_CODE	SIC_CODE	ORG_NAME	ST_NUM	ST_DIR	ST_NAME	ST_TYPE	ST_SUB_TYPE	ST_SUB_NUM
58250	1542	WARD CONSTRUCTION	5526		Maplecrest	Ct	Suite	A
58252	1721	FARFAN,PEDRO	6259		Mahan	Dr		
58259	1799	MENDOZA ROOFING	6104		Butano	Ct		
58268	1721	ELLIOTT'S ELITE PAINTING	2324		Ben Hur	Ct		
58280	7530	GUEROS AUTO REPAIR	1633		ALMADEN	Rd	Suite	A
58286	1799	PGS LANDSCAPE	1406		Callecita	St		
58297	1721	M REYES	3419		Kaylene	Dr		
58300	1721	LUNA'S BAY AREA CUSTOM TILE	1478		Amesbury	Way		
58309	1721	GARCIA,LEONARDO	1512		Mount Lassen	Dr		
58310	1799	PUMPED ON WATER	418		Irving	Ave		
58317	1721	BILL'S BRUSH WORKS	373	S	Genevieve	Ln		
58318	7530	U.S.A. AUTO TECH	1738	W	SAN CARLOS	St		
58338	7530	F.R.J. DIESEL TRUCK REPAIR	11570		BERRYESSA	Rd	Suite	C1
58356	1799	BAY AIR	3633		Norwood	Ave		
58094	5093	A-Z SAN JOSE COMPUTER LIQUIDATION	6296		San Ignacio	Ave		
58395	1761	PISANO, RICK ROOFING	15148		Dickens	Ave		
58413	1761	A BEAUTIFUL ROOF	3215		Yellowleaf	Ct		
58414	5093	JR's Recycling	2507		Almanor	Ct		
58459	5812	Tutti Frutti (Eastridge)	2200		Eastridge	Loop		
58089	5093	RAISCH PRODUCTS RECYCLING	55		HILLSDALE	Ave		
58394	1761	PFAHLERS ROOFING	1856		Almaden	Rd		
57169	4212	HECTOR HAULING	2534		Greenstone	Ct		
58432	1771	Salique Stucco Services	215	N	12th	St		
57125	4212	ALL USA HAULING	305		Henderson	Dr		
57083	4212	SAN JOSE DEBRIS BOX RENTAL	2030	S	7TH	St	Suite	
57055	5812	Dim Sun	5316		Monterey	Rd		
57119	1761	ASH ROOFING INC	620		Orvis	Ave		
58108	7530	LARRY'S FOREIGN CAR SERVICE	332		Lincoln	Ave		
58416	5093	Medical Metal Recycling	1976		Tradan	Dr		
57039	5812	Paesano's Italian Restaurant	350	W	Julian	St		
57178	4212	MARCELO'S HAULING/DEMOLITION	1110	E	William	St		
58066	1761	FIVE STAR ROOFING	387		UMBARGER	Rd		
56307	1799	OVER THE TOP TREE CARE	3606		Tuers	Rd		
56310	4212	HUONG THI NGUYEN	1105		Loupe	Ave		
56313	4119	FIVE STAR TRANSPORTATION	1172		Lightland	Rd		
56314	4212	CAO'S TRANSPORTATION	1520	E	Capitol	Expy		
56317	5812	BANH CUON THIEN HOUNG	1818		Tully	Rd	Suite	128B
56327	7530	GREEN TOWING	1393		Karl	St		
56376	5521	GREAT REFLECTION AUTO RECONDITIONING	926		Furlong	Dr		
57194	5093	HART ASSET MANAGEMENT-RECYCLE	575		Emory	St		
56971	7521	VALLEY INVESTMENT CO	300	S	2nd	St		

ORG_CODE	SIC_CODE	ORG_NAME	ST_NUM	ST_DIR	ST_NAME	ST_TYPE	ST_SUB_TYPE	ST_SUB_NUM
57089	4212	DEBRIS BOX ROLL OFF SERVICE	2055		Summerside	Dr		
58105	7530	BASCOM AUTO TECH SERVICES	2221		Stevens Creek	Blvd	Suite	I
56404	2050	THE SWEET TOOTH	5216		Leesa Ann	Ct		
56405	4121	AYELE,DAMTEW	3036		Quinto	Way		
56406	4119	SPECTRUM TRANSPORT SERVICES LLC	1867		Harris	Ave		
56416	4212	BAY TECH LOGISTICS	14625		Berry	Way		
56422	3841	ORCHARD CREEK SURGERY CENTER	2420		Samaritan	Dr	Suite	BB
56424	2851	BW CUSTOM PAINTING & DECORATING	2088		Rosswood	Dr		
56426	3053	SVI	1780		El Codo	Way		
56431	5072	ZETNOM SOUNDS	2268		Elkhorn	Ct		
56435	1799	XTERIA CONSTRUCTION	2830		Briarwood	Dr		
56440	3400	LEAMAN ENTERPRISES	871		Hummingbird	Dr		
56443	3911	SILPADA DESIGN	522		Felix	Way		
56447	2731	BRANDENBURG HAMPTON BOOKS INC	1122		Willow	St	Suite	A200
56451	3695	TOMORROW MUSIC	2415		Rinconada	Dr	Suite	C
56452	3911	ARCHANA TALLAM	2863		Rubino	Cir		
56481	5812	WILLOW GLEN PIZZA	1111		Meridian	Ave	Suite	1A
56501	4212	SPEEDY BEE'S DELIVERIES	1177	W	San Carlos	St		
56503	4121	DESSALEGNE,DEREJE	875		CINNABAR	St	Suite	4103
56506	7549	F&M TOWING	830		AUZERAIS	Ave		
57225	1799	TREE ELITE INC	1387		Keoncrest	Ave		
57227	1799	NOBLE CONST	1324	S	Almaden	Ave		
57229	1521	SERGE JULLIA CONST/ELECT INC	1291		Arnold	Ave		
57232	1799	RB FLOORING	304	W	Hedding	St	Suite	B
57239	1799	NUNEZ PAINTING , INC	110		Umbarger	Rd	Suite	AA
57245	1799	CALIFORNIA HOME BUILDERS	575		Continental	Dr		
57257	1799	PAUL'S CONSTRUCTION	4818		Cloud	Dr		
57276	1799	CHAMPION PLUMBING	701		Kings Row		Suite	46A
57280	1799	SOUTHLAND INDUSTRIES	775		Commercial	St	Suite	A
57294	1521	G AND G GENERAL CONSTRUCTION	698	N	1st	St	Suite	Z
57300	1521	SILICON VALLEY MECHANICAL	980	N	11th	St	Ste	1
57309	1799	IVY KITCHEN & BATH	671	E	Brokaw	Rd	Suite	A1
57312	1521	COA CONSTRUCTION INC	2114		Senter	Rd	Suite	16A
57317	1799	SJC CONCRET CONSTRUCTION	268	N	14th	St		
57322	1799	SWENSON, C W INC	777	N	1ST	St	Suite	600AA
57327	1799	CALIFORNIA CAISSONS/SHORING	1300		Old Bayshore	Hwy	Suite	CC
57332	1521	SUN SPLASH POOLS	115		Phelan	Ave	Suite	2
57333	1521	AMERICAN KITCHEN & BATH	1758		Junction	Ave	Suite	D
56513	4111	MAS SHUTTLE	360		Meridian	Ave	Suite	305
56522	5812	SUSHI INFINITY INC	975		THE ALAMEDA		Suite	80
56526	7530	ALAMEDA P-51 AUTOTECH	1455		The Alameda			

ORG_CODE	SIC_CODE	ORG_NAME	ST_NUM	ST_DIR	ST_NAME	ST_TYPE	ST_SUB_TYPE	ST_SUB_NUM
56553	7359	FLOR'S JUMPERS	10310		Broadview	Dr		
56554	7536	STATEWIDE AUTO GLASS INC	1117		Arthur	Pl		
56556	5812	XIU CAFE	2880		Alum Rock	Ave		
56580	8221	WESTMED COLLEGE	3031		TISCH	Way	Suite	AA
56587	1799	INNOVATION PAINTING GROUP INC	635		Bolton	Ct		
56588	1799	NEW LINE STRIPING	4415		Norwalk	Dr	Suite	0019
56597	1796	NIKO SOLAR	1193	S	De Anza	Blvd		
56610	3674	FRONTEON	5890	W	Walbrook	Dr		
56614	3944	THERAPY	5205		Prospect	Rd	Suite	135-17
56617	2741	HAOYU XUE	5093		Paseo Olivos			
56619	3826	CLIMAX LABORATORIES	2231		Fortune	Dr	Suite	D
57363	1521	DO ALL CONSTRUCTION, INC	49	N	33rd	St		
57369	1799	N POWER ELECTRIC	4133		Piper	Dr		
57377	1799	ROYAL KNIGHT ROOFING CO INC	4171		Will Rogers	Dr		
57390	1799	SOUTH VALLEY ROOFING CO	1539		Casa de Ponselle			
57402	1521	J BROWN CONSTRUCTION	5082		Howes	Ln		
57409	1521	REICHERT CONST	5665		Park Crest	Dr	Suite	A
57419	1521	AMERICAN TECHNOLOGIES	23		Las Colinas	Ln	Suite	107
57426	1799	DYNALECTRIC COMPANY	90		Great Oaks	Blvd	Suite	C
57430	1521	CASEY CONSTRUCTION SOUSA ENT	1118		Valley Quail	Cir		
57451	1799	CUTTING EDGE CONCRETE	6163		Franciscan	Way		
57460	1799	P.H ROOFING CO.	308		Grandpark	Cir		
57461	1521	MLE CONSTRUCTION	2840		Timberline	Ct		
57467	1799	JOSEF PAST SIGNS	2653		Lanier	Ln		
57485	1799	STONERIDGE ROOFING	2440		Poplar	Dr		
57486	1799	XANCOR INC	2089		Inman	Way		
57500	1799	PENAIR	5715		Makati	Cir	Suite	G
57161	1521	RPM ELECTRICAL CONTRACTORS I	2779		Smithers	Dr		
57195	5093	O'NEIL HVAC RECYCLING CO INCORPORATED	925		COMMERCIAL	St		
56634	3674	NETTRACK INTERNATIONAL INC	1938		Junction	Ave		
56636	4121	SINGH,GURPREET	1172		MURPHY	Ave	Suite	A1
56643	3253	DAL TILE DISTRIBUTION INC	150	E	Trimble	Rd		
56651	4212	ORI VAN LINES INC	2570	N	1st	St		
56671	1522	COMMUNITY REHABILITATION PARTNERS	2698		BERRYESSA	Rd	Suite	
56678	7530	VN AUTO REPAIR	3096		Landess	Ave	Suite	1
56683	3993	THE POSH PIGGY	2999		Heidi	Dr		
56688	4121	ADHI,SURINDER SINGH	433	N	33rd	St		
56694	5511	ONE STOP SHOP TRUCK AND TRAILER REPAIR,INC	1346	E	Taylor	St		
56704	4121	RAJINDER S ATKAR	870		GILCHRIST	Ww	Suite	4
56708	1799	KEN HARTSOUGH CONCRETE	2928		Edison	Dr		
56712	7532	R & G BODY SHOP	757		MABURY	Rd	Suite	52

ORG_CODE	SIC_CODE	ORG_NAME	ST_NUM	ST_DIR	ST_NAME	ST_TYPE	ST_SUB_TYPE	ST_SUB_NUM
56715	4950	AMERICAN METAL GROUP INC	11665		BERRYESSA	Rd	Suite	F
56720	5812	FRESH & NATURAL CAFE LLC 93	101		Innovation	Dr		
56730	2834	PHARM TAK INC	30	W	Montague	Expy		
56731	3999	EVOTEST INC	103		Bonaventura	Dr	Suite	
57506	1799	SABIC, MATE	5584		Dunsburry	Ct		
57509	1521	RW CONSTRUCTION	6014		Paxton	Ct		
57516	1521	FISH CONSTRUCTION	6324		Malory	Dr		
57522	1799	COMPTON TILE CO	6288		Valroy	Dr		
57524	1799	PENA, DAN DRYWALL	462		Roading	Dr		
57538	1799	SUNWEST PAINTING	6278		Cottle	Rd		
57548	1799	MSB PRECISION PAINTING	1784		Albert	Ave		
57549	1799	MILLERS, CONCRETE	5156		Carm	Ave		
57566	1799	WOLFE MECHANICAL	2327		Ben Hur	Ct	Suite	A
57567	1799	BOBADILLA	3226		Kimber	Ct	Suite	101
57570	1799	DANE'S SWIMMING POOLS	1700		Husted	Ave		
57572	1799	ROYAL POOLS	2258		Camden	Ave	Suite	A1
57573	1799	RAICH CONSTRUCTION & DEV	2940		Union	Ave	Suite	C1
57583	1521	G S CONSTRUCTION	1633		Orchard View	Dr		
57599	1799	SEALWAY CONSTRUCTION CC	4925		Canto	Dr	Suite	2
57607	1799	FLETSCHER, JON ROOFING	1990		Schrader	Dr		
57612	1521	ZAYER QUALITY CONSTRUCTION	2495		Kingfield	Way	Suite	A
57619	1521	FARRINGTON CONSTRUCTION	6040		Calle de Rico			
57621	1799	DESIGNER FLOORS	3105		Jennifer	Way		
57625	1799	ASHA ELECTRIC	4051		Samson	Way		
57628	1521	CANTILEVER CONSTRUCTION	4838		Sandy	Ln		
57634	1799	DOUGLAS DOHERTY ELECTRIC	1759		Guadalupe	Ave		
57639	1799	COOK'S PENINSULA POOLS INC	2295		Celestine	Ave	Suite	A1
57641	1799	SAYF-TEE-LINE INC	1906		Coastland	Ave		
57644	1799	PHILLIPS HANDYMAN SVC.	1702		Meridian	Ave	Suite	331
57131	1761	BARRERAS, ALEX ROOFING	2995		Kentridge	Dr		
56740	5812	SIZZLING KABOB HOUSE	3327		SAN FELIPE	Rd	Suite	ZZ
56741	4950	AMERICAN RECYCLERS CORP	3977		Thousand Oaks	Dr		
56751	2759	DIGITAL AMD LITHO PRINTING	5214		Rooster	Dr		
56755	7500	CAPITAL SMOG	3939		Snell	Ave	Suite	B
56761	5072	VOOBOXX	555		Manhattan	Pl		
56768	3011	EL RANCHERO TIRES & ACCESSORIES	3939		SNELL	Ave	Suite	A
56771	2731	MOCYGO	5334		Daimler	Ct		
56781	3674	EG SYSTEMS,LLC	5729		FONTANOSO	Way	Suite	1
56783	2080	FURAHA TRADING CO. INC	530		Hewes	Ct		
56784	4212	LE,LIEN	6544		Alyssa	Dr		
56785	3931	MINARDI,MARIO	404		Birkhaven	Pl		

ORG_CODE	SIC_CODE	ORG_NAME	ST_NUM	ST_DIR	ST_NAME	ST_TYPE	ST_SUB_TYPE	ST_SUB_NUM
56796	3911	LORA KNOL DESIGNS	126		Plympton	Ct		
56797	3911	DEBBIE'S DESIGNS	7150		Via Corona			
56807	7536	HORIZON AUTO GLASS	3417		COLTWOOD	Ct	Suite	
56809	7549	NGUYEN'S AUTO GLASS	2321		Reno	Dr		
56810	2131	TOBACCO 4 LESS	3286	S	White	Rd		
56814	4212	MEZA'S TRUCKING	2683		Cunningham	Ave		
56826	4121	JAGTAR SINGH'S TAX	2639		GIMELLI	Pl		130
56845	7500	EL TIO AUTO GLASS	528	N	9TH	St		
57655	1799	BLASTAC ELECTRIC INC	210		San Jose	Ave	Suite	16
57683	1799	PACIFIC CONCRETE GRINDING CO	1810		Almaden	Rd		
57688	1521	QUINTERO ROOFING	421		Belmont	Way		
57689	1799	MICHAEL J. SANTOS	2538		Cordoba	Way		
57692	1521	BOND PAVEMENT SOLUTIONS, INC	1055		Camino Ricardo			
57698	1799	SAFESIDE ELECTRIC COMPANY	1150		Pedro	St	Suite	B7
57701	1799	UPTIME POWER SERVICES INC	1046	W	Taylor	St	Suite	103A
57713	1799	MOREALI ELECTRIC	478		STOCKTON	Ave	Suite	F
57714	1799	BECK'S HEATING & AIR CONDIT	1107		Campbell	Ave		
57725	1799	TECH ELECTRIC	12845		Clayton	Rd		
57745	1521	BUI, CHAU V	10291		Kenny	Ln	Suite	A
57750	1799	RYAN'S ROOFING	474		Mahoney	Dr		
57753	1799	E M ELECTRIC	3161		Tristian	Ave		
57757	1799	TJ ELECTRIC	167	S	Claremont	Ave		
57760	1799	A M K ROOFING	184		Talmadge	Ave		
57767	1799	LAZER CONSTRUCTION	665		Chauncey	Way		
57774	1799	B & J ELECTRIC	2910		Stevens Creek	Blvd	Suite	1097
57789	1521	G & S CONSTRUCTION CO	53		Brooklyn	Ave		
57790	1521	DF BUILDERS INC	2901		Moorpark	Ave	Suite	220A
57795	1799	WEHNER AND HIBBERT PAINTING	7245		Via Vico			
53450		PW3-18346 Stevens Creek Blvd/Loma Linda (Smart Center)						
11554	5411	7-ELEVEN FOOD STORE #18039B	1639		Alum Rock	Ave		
11563	5812	MARISCOS LA COSTA	1805		Alum Rock	Ave		
11594	4212	ENTENMANNS / OROWEAT	1601		Little Orchard	St		
11571	7532	GEORGE'S AUTO DETAILING	1087	S	3rd	St		
12772	2499	D & S WOODWORKS	3209		Payne	Ave		
13154	2599	MOONLITE CABINETS	1023	S	5th	St		
16047	3449	ABS MANUFACTURERS	519		Horning	St		
16323	5812	EL NARANJO RESTAURANT	1640		Story	Rd		
16329	5812	TACOS AL CARBON	1733		Story	Rd		
15671	3540	D & R PRECISION MACHINING	2075		Bering	Dr		
15349	5511	CAPITOL TOYOTA	775	W	Capitol	Expy		
15916	7530	TOWNSEND'S AUTOMOTIVE	660		Coleman	Ave		

ORG_CODE	SIC_CODE	ORG_NAME	ST_NUM	ST_DIR	ST_NAME	ST_TYPE	ST_SUB_TYPE	ST_SUB_NUM
9760	5812	IDA PRICE INTERMEDIATE SCHOOL	2650		New Jersey	Ave		
9773	5812	SCOTT'S SEAFOOD	185		Park	Ave		
9774	5812	GUCKENHEIMER AT ADOBE (TOWER) #18	345		Park	Ave		
9791	5411	ROSE MARKET	1250	E	Santa Clara	St		
9719	5812	GOJO RESTAURANT	1261	W	San Carlos	St		
9740	5812	ESPRESSO DELICIOSO	7034		Santa Teresa	Blvd		
9873	5812	RIVIERA EVP	101		Jose Figueres	Ave		
9795	5812	I E S HALL	1401	E	Santa Clara	St		
9797	5411	L & F FISH MARKET	1448	E	Santa Clara	St		
9800	5411	FADUMO GROCERIES	74		Race	St		
9817	5812	HILLTOP MANOR INC	790		Ironwood	Dr		
9850	5812	MOMIJI 7-BAMBOO	156	E	Jackson	St		
9867	5812	EL GRULLENSE MEXICAN FOOD	41	S	Jackson	Ave		
9821	5812	MAYFAIR COMMUNITY CENTER	2039		Kammerer	Ave		
9829	5812	STADIUM LIQUORS	356		Keyes	St		
9834	5812	EUREST DINING SERVICES AT IBM	650		Harry	Rd		
15630	5921	7 PLUS MARKET	434		Toyon	Ave		
11664	5812	IZAKA-YA	1335	N	1st	St		
11665	5812	HOUSE OF GENJI	1335	N	1st	St		
11528	5812	JOHNNY ROCKETS	150	S	1st	St	Suite	115
11782	3364	MITSUI HIGHTEC USA	2001		Gateway	Pl		
12145	2499	NATURE CRAFT INC	1859		Little Orchard	St		
12126	7699	TRACTOR EQUIPMENT SALES	705		Tully	Rd		
13605	5541	SPARTAN GAS STATION	498	S	4th	St		
13776	4214	TMT Enterprises, Inc.	1996		Old Oakland	Rd		
15884	5812	RUSKIN ELEMENTARY SCHOOL	1401		Turlock	Ln		
15934	5812	SUNNY DONUTS	3605		Union	Ave		
15946	5812	PRIME SELECTION	260	E	Virginia	St		
16237	5411	LAKE CUNNINGHAM SNACK BAR	2305	S	White	Rd		
16246	5411	Manilla Oriental Market	2812	S	White	Rd		
16262	5812	WINCHESTER CAFE	525	S	Winchester	Blvd		
9556	5812	RACE ST SEAFOOD KITCHEN	247		Race	St		
9557	5411	RACE ST FISH & POULTRY #253	253		Race	St		
9562	5411	MRS ROBBIES FOODSTORE #45	1555		Saratoga	Ave		
9574	5812	ALBERTSONS #7160	1792		Southwest	Expy		
9576	5812	CHAI HOUSE II INC	814		Saint Elizabeth	Dr		
9581	5812	WETZEL'S PRETZELS	2855		Stevens Creek	Blvd	Bldg.	219
9493	5812	MAYFLOWER RESTAURANT	1080		Saratoga	Ave		
9496	5812	MAPLE LEAF DONUTS	1110		Saratoga	Ave		
9582	5812	ROBERT SANDERS SCHOOL	3411		Rocky Mountain	Dr		
9597	5812	PIZZA JACK'S #2	849	W	San Carlos	St		

ORG_CODE	SIC_CODE	ORG_NAME	ST_NUM	ST_DIR	ST_NAME	ST_TYPE	ST_SUB_TYPE	ST_SUB_NUM
9602	5411	ABORN ORIENTAL MARKET	3321		San Felipe	Rd		
9635	5812	ROUND TABLE PIZZA #46	6217		Santa Teresa	Blvd		
9697	5812	POLLO CAMPERO	175	E	Santa Clara	St		
9709	5812	HAPPI HOUSE JAPANESE FAST FOOD	397		Saratoga	Ave		
9711	5812	EL MESQUITE ELOTE #2	1011	E	San Antonio	St		
9714	5812	SAN ANTONIO SCHOOL	1855		San Antonio			
9717	5812	BEN & JERRY'S	115	E	San Carlos	St		
9755	5812	CALIFORNIA SOURDOUGH	1150		Murphy	Ave	Unit	
12643	5531	KRAGEN AUTO PARTS #4060	1799		Story	Rd		
12649	7532	CITY TOWING INC	222	S	24th	St		
12650	7549	SAN JOSE TOWING, INC.	395		Umbarger	Rd		
14068	7542	SOUTH BAY TRUCK & CAR WASH	955		Old Oakland	Rd		
14322	5531	A & M WHEELS TIRES SERVICE	995		Oakland	Rd		
15624	5812	ROUND TABLE PIZZA #5	5440		Thornwood	Dr		
15634	5812	EUREST DINING SERVICES AT AGILENT	350	W	Trimble	Rd		
15640	5812	DAILY DONUTS	1075		Tully	Rd	Unit	G
15641	5812	XINH-XINH CAFE	1075		Tully	Rd	Unit	G
15567	5093	GREEN TEAM SAN JOSE MATERIALS	575		Charles	St		
15595	7549	A & A TOWING	61	N	Sunset	Ave		
15908	7530	SASAKI, ROY PORSCHE RESTORATION	785	N	13th	St		
15865	3200	MARBLE MAN, THE	825	N	10th	St		
9839	5812	EUREST DINING AT COUNTY OF SANTA CLARA	70	W	Hedding	St		
9840	5812	JERRY'S CAFE	4747		Hellyer	Ave		
9670	2051	111 BAKERY INC	2347		Mckee	Rd		
10003	5812	FAIRMONT HOTEL	170	S	Market	St		
10004	5812	GRILL ON THE ALLEY	172	S	Market	St		
10021	2051	DICK'S BAKERY & FOUNTAIN	1593		Meridian	Ave		
9904	5812	SUBWAY SANDWICH #21283	5566		Monterey	Rd		
9927	5812	SILICON VALLEY CAPITOL CLUB	50	W	San Fernando	St		
12046	7530	SUPERIOR TRUCK & BODY	1586		Industrial	Ave		
13734	3540	BASIC VI TECHNOLOGY	1371		Old Oakland	Rd		
13747	4225	MC KEE ROAD MINI STORAGE	2801		Mckee	Rd		
15070	4212	SMITH, FRANK TRUCKING	1770		Smith	Ave		
14289	5541	SAROOP WORLD GAS	1165	S	Bascom	Ave		
15897	7539	OMAR'S CAR CARE	701		Kings Row			
15898	7537	R & A TRANSMISSIONS	701		Kings Row			
16195	5812	BASKIN ROBBINS ICE CREAM #2004	1302	S	Winchester	Blvd		
16197	5812	LITTLE CAESARS #0001-5047	1306	S	Winchester	Blvd		
16199	5411	RITE AID #5993	1333	S	Winchester	Blvd		
16201	5812	TOGO'S EATERY	1341	S	Winchester	Blvd		
16209	5411	LOS CUATES MEAT MARKET	1507	S	Winchester	Blvd	Suite	A

ORG_CODE	SIC_CODE	ORG_NAME	ST_NUM	ST_DIR	ST_NAME	ST_TYPE	ST_SUB_TYPE	ST_SUB_NUM
9895	5812	CHEESE STEAK SHOP	5524		Monterey	Rd		
9983	5812	UNION SCHOOL	2130		Los Gatos Almaden	Rd		
9985	5411	QUIK STOP MARKET #6086	1100		Lucretia	Ave		
9991	5812	JACK IN THE BOX	1558	W	San Carlos	St		
9992	5812	SAN JOSE CONVENTION CENTER	160	W	San Carlos	St		
9994	5411	LION LIQUORS #2	1653	W	San Carlos	St		
10079	2051	SUNRISE BAKERY	668		Blossom Hill	Rd		
12400	3549	ACI ALLOYS INC	1985		Las Plumas	Ave		
11694	5411	NORTH FIRST 76	2101	N	1st	St		
13694	4212	J V TRANSPORT	3253		Rocky Mountain	Dr		
13969	7530	STEVE AUTO REPAIR	529	N	7th	St		
13932	3674	INNOVION	2121		Zanker	Rd		
13954	5541	LANDESS UNION 76	3096		Landess	Ave		
14167	7530	DALE'S TRANSMISSION	1604		Old Bayshore	Hwy		
10154	5812	LAS BRASAS	763	E	Julian	St		
10157	5411	RITE AID #5991	3055		Mckee	Rd		
10103	5812	GIORGIO'S PIZZA HOUSE	1445		Foxworthy	Ave		
10105	5411	7-ELEVEN FOOD STORE #14259A	1674		Foxworthy	Ave		
10109	5411	FRUITDALE LIQUORS	2169		Fruitdale	Ave		
10116	5411	QUICK N PICK MARKET	1190		Hillsdale	Ave		
10197	5812	WILLOW GLEN COFFEE ROASTING CO	1383		Lincoln	Ave		
10226	5411	TAK FOOD & LIQUOR	1091		Mccreery	Ave		
11979	3679	LANDMARK TECHNOLOGY INC	172		Component	Dr		
14182	3999	WESTERN DIGITAL DRIVE ENGINE	5863		Rue Ferrari			
14472	3999	PRAXAIR	1785		Old Oakland	Rd		
10066	5812	JADE CHINA CHINESE FOOD	2524		Berryessa	Rd		
10067	5812	PHU YEN RESTAURANT	2538		Berryessa	Rd		
10068	5812	FLORENTINE RESTAURANT #12	2550		Berryessa	Rd		
10072	5812	MILPITAS CHRISTIAN SCHOOL INC	3435		Birchwood	Ln		
10413	5812	BON APPETIT AT CISCO BLDG 17	3650		Cisco	Way		
10433	5411	SAVE N BUY	387	N	Capitol	Ave		
10383	5812	QUOC NAM FAST FOOD RESTAURANT	4126		Monterey	Rd		
10394	5411	NUMBER TWO MARKET	1035		Park	Ave		
10395	5411	SUPER MERCADO MEXICO #1	1098		Park	Ave		
10282	5812	WIENERSCHNITZEL #29	919		Meridian	Ave		
10289	5812	THERMA INC	1601		Las Plumas	Ave		
10291	5411	QUIK STOP MARKET #69	1105		Leeward	Dr		
10296	5411	BONFARE MARKET #10	1090		Leigh	Ave		
10306	5411	7-ELEVEN FOOD STORE #2234-21735C	998		Lundy	Ave		
10309	5812	MATSUMOTO ELEMENTARY SCHOOL	4121		Mackin Woods	Ln		
10315	5812	RENATO'S KING OF PIZZA	1711		Mckee	Rd		

ORG_CODE	SIC_CODE	ORG_NAME	ST_NUM	ST_DIR	ST_NAME	ST_TYPE	ST_SUB_TYPE	ST_SUB_NUM
12696	5812	SANMINA SCI	2700	N	1st	St		
11929	4226	IRON MOUNTAIN INC	905		McLaughlin	Ave		
14383	5511	CAPITOL MITSUBISHI	750	W	Capitol	Expy		
14395	7532	MIYAHARA AUTO REPAIR	476		Santa Ana	Ave		
10321	5411	SMART LIQUORS	1795		Mckee	Rd		
10335	5812	TRACE ELEMENTARY SCHOOL	651		Dana	Ave		
10341	5812	HAPPY DONUTS	1062	S	De Anza	Blvd		
10342	5812	JUNGLE FUN & ADVENTURE THE	950		El Paseo de Saratoga			
10345	5812	CINDY'S DELI	890		Emory	St		
10271	5812	LUNARDI'S SUPERMARKET #4	4650		Meridian	Ave		
10276	5812	ALMADEN ROASTING COMPANY	6055		Meridian	Ave		
10359	5812	EL POLLO LOCO #3226	1725		Branham	Ln		
10363	5812	BREAD BASKET THE	271	E	Brokaw	Rd		
10374	5812	MCCARTHYS DEPOT NEWSTAND #2	65		Cahill	St		
10467	5812	GUNDERSON HIGH SCHOOL	622		Gaundabert	Ln		
10471	5812	FROST SCHOOL	530		Gettysburg	Dr		
12107	7342	FRABONI TERMITE CONTROL	876		Chestnut	St		
12578	5812	WESTFIELD SHOPPINGTOWN-OAKRIDGE	925		Blossom Hill	Rd		
11802	5039	GLOBE-PACIFIC INC	1100		Mabury	Rd		
13844	5541	SARATOGA SHELL BUD ROOT	1698	S	De Anza	Blvd		
13860	7549	ZEN'S AUTO DETAILING	599		Kings Cross	Way		
13876	3231	FONTAINE GLASS	1860		Alum Rock	Ave		
1107	3699	Jennings Technology Corporation	970		McLaughlin	Ave		
1156	4941	Santa Clara Valley Water District	5750		Almaden	Expy		
1180	3674	VLSI Standards, Inc.	3087	N	1st	St		
1220	5043	Canon USA, Inc.	3300	N	1st	St		
1223	3672	Uni-Flex Circuits, Inc.	1782		Angela	St		
1263	7384	Longs Drug Store #337	6910		Almaden	Expy		
10547	5812	ALLEN SCHOOL	5845		Allen	Ave		
10548	5411	LE'S MARKET	100	W	Alma	Ave		
10559	5812	CLASSICO CAFE	5005		Almaden	Expy		
10495	5411	MI PUEBLO MERCADO Y CARNICERIA	1114	S	King	Rd		
10565	5812	KENTUCKY FRIED CHICKEN	1820		Alum Rock	Ave		
10576	5812	EASTSIDE SENIOR CENTER	2150		Alum Rock	Ave		
10636	5812	SILVER CREEK VALLEY COUNTRY CLUB	5460		Country Club	Pkwy		
10594	5812	BEST TASTE CHINESE RESTAURANT	2360	S	Bascom	Ave	Suite	A & B
10596	5411	GENERAL NUTRITION CENTER #3384	430	N	Capitol	Ave		
11917	3679	MICA MICROWAVE CORP	7017		Realm	Dr		
14733	5511	SAN JOSE BRITISH MOTORS	4040		Stevens Creek	Blvd		
14743	5531	KAR PARTS SERVICE	2980		Almaden	Rd		
15220	5541	CLAIRE'S LLC	680		Commercial	St		

ORG_CODE	SIC_CODE	ORG_NAME	ST_NUM	ST_DIR	ST_NAME	ST_TYPE	ST_SUB_TYPE	ST_SUB_NUM
10603	5812	BURGER KING-SPARKS ENTERPRISES	1030		McLaughlin	Ave		
10605	5411	J B MARKET	1096		McLaughlin	Ave		
10608	5411	GREWAL FOOD & LIQUOR #3	1711		McLaughlin	Ave		
10609	5812	BASKIN ROBBINS ICE CREAM #3740	430	W	Capitol	Expy		
10448	5812	LOS VIOLINES RESTAURANT	2270		Monterey	Hwy		
10459	5812	RAINBOW SHAVE ICE	1665		Garvey	Pl		
10795	5812	BELLA MIA RESTAURANT	58	S	1st	St		
10757	5812	UNA MAS #6	856		Blossom Hill	Rd		
10766	5812	MANI WOWI AT OAKRIDGE MALL						
10777	5812	SWEET RETREAT	6061		Cahalan	Ave		
10686	5812	PEET'S COFFEE & TEA	2035		Camden	Ave		
10700	5812	SERVO AT PG&E	111	S	Almaden	Blvd		
10708	5812	CHEVY'S MEXICAN RESTAURANT #8	5305		Almaden	Expy		
12533	3540	K & W PRECISION INC	2130		Trade Zone	Blvd		
11844	3444	Encompass Corporation	940		Remillard	Ct		
13675	3540	MODERN CERAMICS MANUFACTURIN	922		Rincon	Cir		
12894	3089	E & F PLASTICS INC	2742		Aiello	Dr		
15232	4225	ADRIAN'S STORAGE	3800		Narvaez	Ave		
15084	5541	STORY ROAD SHELL	1699		Story	Rd		
14739	5015	PACIFIC AUTO PARTS	1777	S	10th	St		
1346	3499	Johnson Matthey, Inc	1070		Commercial	St	Suite	108
10715	5411	SEE'S CANDIES #27						
10718	5812	BASKIN ROBBINS ICE CREAM #184						
10720	5812	CHILI'S BAR & GRILL #503	5650		Almaden	Expy		
10646	5812	FOUR SEASONS RESTAURANT	1163	S	De Anza	Blvd		
10657	5411	A & A PERUCHO ORIENTAL MART	1605		Flickinger	Ave		
10666	5812	BASKIN ROBBINS ICE CREAM #178	2467		Forest	Ave		
10752	5812	DENNY'S RESTAURANT #1186	1015		Blossom Hill	Rd		
10754	5812	WOK INN	1050		Blossom Hill	Rd		
10828	5812	RED SEA RESTAURANT	684	N	1st	St		
10885	5812	CHEF WOO	6154		Bollinger	Rd		
10904	5812	IKE'S LOUNGE	3075		Driftwood	Dr		
13123	4212	JAR MOVING/HAULING SERVICE	1784		Castlegate	Dr		
15174	4151	MORELAND SCHOOL DISTRICT	4710		Campbell	Ave		
14942	4950	SAN JOSE METALS	1032	N	10th	St		
15198	7530	GEAR SHOP, THE	1505		Industrial	Ave		
1224	7539	FJM Truck Repair, Inc.	1535		Industrial	Ave		
14592	5541	WELLCO AM PM	2104	N	Capitol	Ave		
14692	5541	STEVENS CREEK UNOCAL 76	2850		Stevens Creek	Blvd		
22428	5064	Vertex Appliances	1771		Alum Rock	Ave		
22619	7532	Capitol Glass Works	3500		Pearl	Ave		

ORG_CODE	SIC_CODE	ORG_NAME	ST_NUM	ST_DIR	ST_NAME	ST_TYPE	ST_SUB_TYPE	ST_SUB_NUM
9001	2653	PREFINISHED WALLBD & COM BLG	1701	S	7th	St		
8977	7542	Auto Pride Car Wash	3197		Silver Creek	Rd		
10909	5812	SIMONDS SCHOOL	6515		Grapevine	Way		
10911	5812	NOBLE SCHOOL	3466		Grossmont	Ave		
10916	5812	CHECKERS PIZZA	4157		Hamilton	Ave		
10855	2051	SOGO BAKERY	1600	S	DeAnza	Blvd	#	30
10861	5812	DONUT BASKET	1180		Blossom Hill	Rd		
10867	5812	BURGER PIT #11	1349		Blossom Hill	Rd		
10868	5812	MCDONALD'S RESTAURANT #4472	1365		Blossom Hill	Rd		
10940	5812	MINI GOURMET	599	S	Bascom	Ave		
10979	7549	DYNAMIC	3897		Sark	Way		
12966	3540	ABACUS MFG	2885		Aiello	Dr		
15033	5541	H.K.D. Incorporated DBA monterey mini market (dba ARCO AM-PM)	5498		Monterey	Hwy		
15040	5541	ARCO PRESTIGE STATIONS #568	1145	N	Capitol	Ave		
9171	5812	HAPPY HOLLOW PARK	1300		Senter	Rd		
9178	5812	PHO NUI RESTAURANT	2376		Senter	Rd		
9182	5812	WILLIAM RODGERS SCHOOL	2999		Ridgemont	Dr		
9199	5812	LUNCH BOX THE	1876	W	San Carlos	St		
9200	5812	CHINA GARDEN	1890	W	San Carlos	St		
9209	5812	TOFOO COM CHAY	388	E	Santa Clara	St		
9211	5812	KIM TUONG BBQ/BA LE SANDWICH	505	E	Santa Clara	St		
9217	5812	VUNG TAU RESTAURANT	535	E	Santa Clara	St		
9151	5812	TOGO'S EATERY	125		Paseo de san Antonio			
9153	5812	GUCKENHEIMER AT ASPECT COMMUNICATIC	1310		Ridder Park	Run		
9161	5411	HANIL ORIENTAL FOOD MARKET	3851		Seven Trees	Blvd	Suite	1
9162	5812	TARGET STORE #325	3155		Silver Creek	Rd		
9168	5812	HAWGS SEAFOOD BAR	150	S	2nd	St		
9326	5812	RUBIO'S BAJA GRILL	2855		Stevens Creek	Blvd	Bldg.	219
9334	5812	ARIAKE JAPANESE RESTAURANT	5190		Stevens Creek	Blvd		
10809	5812	ST JAMES SENIOR NUTRITION PROGRAM	199	N	3rd	St		
10820	5813	CANTINA THE DERBY INC	399	N	13th	St		
11160	5812	JACKSONS DONUTS	140	S	Jackson	Ave		
11170	5411	SAFEWAY #741	2306		Almaden	Rd		
11133	5411	NORTHSIDE DELI RESTAURANT	901	N	13th	St		
11139	5411	S & S MARKET #3	500	N	17th	St		
11062	5411	ARCO AM-PM #2089	2104	N	Capitol	Ave		
11063	5812	JIMMY'S RESTAURANT	222	W	Capitol	Expy		
11066	5812	In-N-Out Burger	2950		Capitol	Expy		
11072	5812	STARBUCKS COFFEE #6590	2990	E	Capitol	Expy		
14863	5511	TORRES MOTORS	1160	E	Santa Clara	St		
14541	7530	OIL STOP	404		Saratoga	Ave		

ORG_CODE	SIC_CODE	ORG_NAME	ST_NUM	ST_DIR	ST_NAME	ST_TYPE	ST_SUB_TYPE	ST_SUB_NUM
9109	5531	WINCHESTER AUTO STORES	1366	S	Winchester	Blvd		
9137	3540	2 Spec Manufacturing	2885		Aiello	Dr		
9276	5411	QUIK STOP MARKET #68	4607		Cherry	Ave		
9282	5812	JACKSON'S DONUTS & SANDWICHES	140	S	Jackson	Ave		
9263	5812	PARSLEY, SAGE, ROSEMARY & THYME	795	S	2nd	St		
9265	5812	SENOR JALAPENO TAQUERIA	1661		Airport	Blvd		Terminal C
11086	5411	ENTENMANNS/OROWEAT	1033	S	Bascom	Ave		
11089	5812	BAJA FRESH	117		Bernal	Rd		
11091	5812	REGAL BAGEL	125		Bernal	Rd		
11092	5812	JAMBA JUICE	125		Bernal	Rd		
11007	5411	TRI E-Z FOODS	175	S	Capitol	Ave		
11110	5812	CENTURY CAFE	100		Century Center	Ct		
11124	5812	TAQUERIA CORONA	601	N	4th	St		
11213	5812	GOLDILOCKS BAKE SHOP & RESTAURANT	1900		Aborn	Rd		
11219	5812	BURGER KING	2390		Almaden	Rd	Suite	10
11223	5411	7-ELEVEN FOOD STORE #14270B	2440		Almaden	Expy		
11229	5812	SAN JOSE HILTON & TOWERS	300	S	Almaden	Blvd		
13652	4950	DANEL HAULING & CLEANING	792		Delaware	Ave		
13213	3571	SYMBOL TECHNOLOGIES INC.	6480		Via del Oro			
13226	1521	OLYMPIA RESTORATION	140		Archer	St		
14547	2434	A.P. NIGRO WOODWORKING	140		Lewis	Rd		
14845	5511	LUNA AUTO SALES	2070		Alum Rock	Ave		
15324	5531	GOODYEAR TIRE & SERVICE	5855		Cottle	Rd		
14780	5015	AMERICAN IMPORT AUTO	285		Leo	Ave		
15051	7542	WHITE RD SOFT SPRAY CAR W	295	S	White	Rd		
9359	5812	SOONG SOONG RESTAURANT	3680		Stevens Creek	Blvd		
9361	5812	TOGO'S EATERY	4360		Stevens Creek	Blvd		
9389	5812	TERRELL ELEMENTARY SCHOOL	3925		Pearl	Ave		
9393	5812	METRO PIZZA	4658		Pearl	Ave		
9404	5812	HUDDLE THE	5289		Prospect	Rd		
9342	5812	THAI SON FAST FOOD	1111		Story	Rd	Suite	F-103
9480	5812	BUCKHORN TAVERN	3273		Sierra	Rd		
9411	5812	POSH BAGELS	5391		Prospect	Rd		
9452	5812	LUPE'S TAQUERIA	5899		Santa Teresa	Blvd		
9454	5812	GOURMET MEXICAN DELI	6177		Santa Teresa	Blvd		
9457	5812	AZTECA TAQUERIA	3161		Senter	Rd		
9465	5812	Sushi Okawa	5657		Snell	Ave		
9467	5812	STARBUCKS COFFEE #5846	6009		Snell	Ave		
9474	5812	SAKAMOTO SCHOOL	6280		Shadelands	Dr		
11230	5812	CAFE PRIMO	303	S	Almaden	Blvd		
11302	5812	GUCKENHEIMER AT SAMSUNG	3655	N	1st	St		

ORG_CODE	SIC_CODE	ORG_NAME	ST_NUM	ST_DIR	ST_NAME	ST_TYPE	ST_SUB_TYPE	ST_SUB_NUM
11319	5812	IBEW #332	2125		Canoas Garden	Ave		
11354	5812	SAN JOSE STATE UNIVERSITY	211	S	9th	St		
11358	5812	STARBUCKS COFFEE #5295	2721		Aborn	Rd		
11373	5812	PIZZA BROKER	3730	N	1st	St		
11331	5812	DOWNTOWN SNACK BAR	35	S	2nd	St		
11333	5411	ZANOTTO FAMILY MARKET	40	S	2nd	St		
11336	5411	DAI-THANH SUPERMARKET	420	S	2nd	St		
11186	5812	TAQUERIA EL 7 MARES	797		Almaden	Ave		
11188	5813	CARAVAN LOUNGE	98		Almaden	Ave		
12809	2700	EMINA	4006		Hamilton Park	Dr		
13581	7549	E Z LUBE	2708		Union	Ave		
13583	3600	MULTI PLANAR TECNOLOGIES/EBARA	45	E	Plumeria	Dr		
14897	4214	PACIFIC STORAGE	500	E	Trimble	Rd		
14654	5171	Chevron Products Company	1020		Berryessa	Rd		
14869	5511	OAK TREE MAZDA	4250		Stevens Creek	Blvd		
15708	5812	HUONG LAN SANDWICHES	1655		Tully	Rd		
15727	7530	A & A AUTO SERVICE	961	S	3rd	St		
15988	5812	FALAFEL'S	2301		Stevens Creek	Blvd		
16013	5812	CAFE THIEN THANH	2854	S	White	Rd		
9450	5812	IN N OUT BURGERS #142	5611		Santa Teresa	Blvd		
9310	5812	PETE'S FAMILY RESTAURANT	5465		Snell	Ave		
9648	5411	LAKSHMI BAZAAR	5178		Moorpark	Ave		
9622	5411	M & M LIQUORS & GROCERIES	2051		Scott	St		
9629	5812	LEE'S HOUSE CHINESE FOOD	6187		Santa Teresa	Blvd		
9524	5812	DANH'S GARDEN RESTAURANT	2635		Senter	Rd		
9548	5812	QUIMBY OAK SCHOOL	3190		Quimby	Rd		
11198	5812	PHO TAU BAY 2	1628		Hostetter	Rd		
11201	5812	PO CO CAFE	1688		Hostetter	Rd		
11203	5812	A & J RESTAURANT	1698		Hostetter	Rd		
11206	5812	TAQUERIA LORENA'S	399	S	24th	St		
11442	5411	LONG'S DRUG STORE #272	1125		Branham	Ln		
11445	5411	7-ELEVEN FOOD STORE #14290D	1421		Branham	Ln		
11382	5812	Eurest Dining Services @ Cypress	198		Champion	Ct		
35244	7349	ROMERO, ANOREA J	58		Cleaves	Ave		
35252	5812	FIREFIGHTERS BARBEQUES, INC	230		Omira	Dr		
35278	0782	TRAN LEE'S ORIENTAL	2759		Penitencia Creek	Rd		
35287	1711	SOLIZ HEATING & AIR CO	3045		Kentridge	Dr		
35290	5812	Palm Cafe, The	1520		The Alameda		Suite	105C
35312	5812	WOODY'S	995		Saratoga	Ave	Suite	A
37859	3571	Hitachi Global Storage Technologies, Inc.	3403		Yerba Buena	Rd		
37946	5812	Cafe Primavera	1		Almaden	Blvd	Suite	120

ORG_CODE	SIC_CODE	ORG_NAME	ST_NUM	ST_DIR	ST_NAME	ST_TYPE	ST_SUB_TYPE	ST_SUB_NUM
37995	5812	VICKY'S RESTAURANT	1536	W	SAN CARLOS	St	Suite	A1
37999	5812	SUSHI ZEN	1305	N	1ST	St	Suite	AA
39837	7349	BAY AREA ZEROREZ	1775		Monterey	Rd	Unit	5A
39864	7349	RUIZ, MARIBEL	1936		Mandarin	Way		
39875	1531	ADC CONSTRUCTION MANAGEMENT	998		Park	Ave	Suite	1
39879	2700	UNITED CRAFTSMEN INC	6660		VIA DEL ORO		Suite	AA
39881	2400	C&D CUSTOM CABINETS	1657		Rogers	Ave		
39902	7349	A GLASS ACT	2127		Laurelei	Ave		
35361	1711	GUY'S CONCRETE INC	14095		Jerilyn	Dr		
35380	5531	TIRES BY WHEEL WORKS	350	S	Kiely	Blvd	Suite	5A
35435	0782	BETTENCOURT YARD SERVICE	1438		Whitton	Ave	Suite	
38019	5812	STEVIES BAR & GRILL	2705		Union	Ave		
38059	5812	RosieMcCann's Irish Pub Restaurant	355		Santana Row		Suite	1060
38072	5812	PHU SAM RESTAURANT	1715		Lundy	Ave	Suite	198A
38082	5812	NGOC MAI RESTAURANT	1696		Berryessa	Rd		
38109	5812	MYNT,THE	5210		PROSPECT	Rd	Suite	A
39957	3540	HI TECH PRECISION MACHING IN	1901		LAS PLUMAS	Ave	Suite	50
40028	7349	FRAM CLEANING SERVICE	43	E	GISH	Rd	Suite	100
40043	1522	ROCK SOLID BUILDERS	918		Harliss	Ave		
40046	1522	JR GENERAL CONSTRUCTION CORP	2106		Shortridge	Ave		
35534	7349	QUINTERO, RAFAEL O	2068		Georgia	Ave		
35560	5813	WHISPERS	5529		Lean	Ave		
38133	5812	LA CREMA D'ITALIA	925		Blossom Hill	Rd	Suite	1582
38151	5812	JD'S POUR HOUSE	6104		MONTEREY	Rd	Suite	B
38181	5812	GARCIA'S RESTAURANT	1390		Oakland	Rd		
38191	5812	DONG PHUONG TOFU 2	1156		STORY	Rd	Suite	A
38211	5812	COLD STONE CREAMERY	125		Bernal	Rd		
38218	5812	CRAZY BUFFET	780	S	Winchester	Blvd		
38228	5812	CASTILLO'S RESTAURANT	5639		COTTLE	Rd	Suite	ZZ
38237	5812	CHINA DELIGHT	5813		Cottle	Rd		
40063	1522	TESORO CONSTRUCTION INC	208		WYANDOTTE	Dr	Suite	A
40082	0782	JOSE LUIS GARDENS	2036	S	King	Rd		
40167	1522	MANRIQUEZ, J MARGARITC	2207		Pacina	Dr		
40179	7349	BRIONES MAINTENANCE SERVICES	335		MANDOLIN	Dr	Suite	
22638	1771	Bay Area Asphalt and Cement Works	545		Nipper	Ave		
18420	7699	Able Septic Tank Service	1020		Ruff	Dr		
35618	5812	GO CONG QUAN	1688		Berryessa	Rd		
35622	7349	TERRONES CLEANING SERVICES	333		Serrano	Ave		
35677	7349	R & A CLEANING	2612		Aborn	Rd		
35695	5812	TAQUERIA TLAQUEPAQUE #2	721		Willow	St		
38253	5812	CAJUN CRAB HOUSE	3803		Chambery	Ct		

ORG_CODE	SIC_CODE	ORG_NAME	ST_NUM	ST_DIR	ST_NAME	ST_TYPE	ST_SUB_TYPE	ST_SUB_NUM
38261	5812	BASKIN ROBBINS UNIT#337468	171		BRANHAM	Ln	Suite	11A
38293	5812	Mahalo Hawaii BBQ	4750		Almaden	Expy	Suite	F2
38305	5411	SCHMIDT, JOSEPH CONFECTIONS	356		Santana Row		Suite	1025
38312	5411	GENERAL NUTRITION CEN. #3695	925		BLOSSOM HILL	Rd	Suite	1175
38320	5411	CORONA INTERNATIONAL COFFEE	4351		HAMILTON	Ave	Suite	2
38327	4212	L D G TRUCKING	486	N	8TH	St	Suite	A
38339	2024	MAGANA, MAURICIC	1649		CENTER RIDGE	Dr	Suite	A
38357	4212	ALL SAFE MOVE INC	2744		AIELLO	Dr	Suite	130A
40213	4120	CHECKER CAB OF SILICON VALLE	1880	S	7TH	St	Suite	4
40286	3400	COL MEX PRECISION SHEETMETAL	1522		MONTAGUE	Expy	Suite	
40299	7349	FORCE POWER WASHING	913		EL LISA	Dr	Suite	B
29173	3540	T & T MACHINING	478		Reynolds	Cir		
29259	3999	SPINNERET INC	2142		Paragon	Dr	Suite	A
35738	5812	TAQUERIA LOS REYES	2041		Woodard	Rd		
35769	7999	WINCHESTER MYSTERY HOUSE	525	S	Winchester	Blvd		
35780	5511	HOUSE OF IMPORTS	3710		Stevens Creek	Blvd	Suite	C
35830	7217	MARTIN CARPET CLEANING	1439		Sierra Creek	Way		
38427	5411	T & Y MINI MART	98		Sunol	St	Suite	A
15544	5812	SENOR JALAPENO TAQUERIA	1759		Technology	Dr		
15545	5812	HONBA SUSHI	1759		Technology	Dr	Suite	30
15550	5812	GREENLEE'S BAKERY	1081		The Alameda			
15551	5812	PASTA POMODORO	1205		The Alameda			
15555	5812	PAPA JOHN'S PIZZA	1360		The Alameda			
15459	5812	DILWORTH ELEMENTARY SCHOOL	1101		Strayer	Dr		
15460	5812	Moreland Middle School	4600		Student	Ln		
15743	5812	DUINO'S PLEASANT HILLS GOLF CL	2050	S	White	Rd		
15844	5541	UNOCAL AT NORTH 1ST & BROKAW	2101	N	1st	St		
16100	7532	SPECIAL INTEREST AUTO GLASS	459	W	San Carlos	St		
15404	5812	TACO BELL #18606	720		Story	Rd		
29268	4212	DCS TRUCKING INC	3877		Blossomview	Dr		
29288	5411	THUOC BAC SANH SANH DUONG	2515	S	King	Rd		
29312	3540	MPM MACHINING	499		Orto	St		
29388	7216	BENJAMINS' CLEANERS	2997		Union	Ave	Suite	A
38555	5411	MI RANCHO CARNICERIA	1383		KOOSER	Rd	Suite	B
38570	7349	AVILA, CELIA	270	N	White	Rd	Suite	
38613	1522	DUKE THE PAINTER	1474		NEWPORT	Ave	Suite	AA
16122	5812	OLINDER SCHOOL	890	E	William	St		
16129	5812	LA MEJOR TAQUERIA #2	102		Willow	St		
15424	4213	TOTE-A-SHED	348		Phelan	Ave		
16143	5812	MARISCO'S INDA	300		Willow	St		
16214	7530	V & S AUTO REPAIR	543	W	Taylor	St		

ORG_CODE	SIC_CODE	ORG_NAME	ST_NUM	ST_DIR	ST_NAME	ST_TYPE	ST_SUB_TYPE	ST_SUB_NUM
15413	5812	TUY HOA III BAKERY	958		Story	Rd		
15429	4214	CALIFORNIA WINE TRANSPORT, INC	930		McLaughlin	Ave		
15442	7532	OAKRIDGE BODY SHOP	5761		Winfield	Blvd		
15465	8299	SYLVANDALE JUNIOR HIGH SCHOOL	653		Sylvandale	Ave		
15783	7530	OMNI MOTORS	69	S	Capitol	Ave		
29440	7216	RAINBOW CLEANERS	1027	E	Capitol	Expy	Suite	A
29457	7216	BAY DRYCLEANERS	1574		Branham	Ln		
29474	3999	AGS PLASMA SYSTEMS, INC	2290		Ringwood	Ave	Suite	G
29512	5411	FOOD MAXX #460	1539		Parkmoor	Ave		
29532	1771	BREAK AWAY CONCRETE	1091	N	10th	St		
36053	5812	LUNCHSTOP, INC	81		Great Oaks	Blvd	Suite	
36071	7349	CAMARA'S JANITORIAL SERVICE	251	N	Claremont	Ave		
36072	0782	FERREIRA WATER WORK'S	3611		Madeline	Dr		
36075	7514	HERTZ	5645		Cottle	Rd	Suite	
38646	7530	QUALITY AUTO REPAIR	1585	W	SAN CARLOS	St	Suite	2A
38672	1522	EASLEY, JOSEPH L CONST INC	2154		O'toole	Ave	Suite	F
38682	1522	HO, HUNG	29	S	20TH	St	Suite	13
38717	7530	XCEL AUTO BODY	215		LEO	Ave	Suite	A
38718	1522	A D CONSTRUCTION	381		LOS ENCINOS	Ct	Suite	
16065	5812	TACOS DEISSY 3G90655						
16061	5812	EVERGREEN INN	3273	S	White	Rd		
16076	5411	SPARTAN MARKET	351	E	William	St		
16084	7532	AB AUTOBODY	349		Lincoln	Ave		
29575	7216	AMERICAN CLEANERS	4750		Almaden	Expy	Suite	G
29615	1771	ANTUZZI, J A CONCRETE CO,INC	333	N	Montgomery	St	Suite	2
29633	1771	BORNS CONCRETE CONSTRUCTION	845		Earle	Ave		
29635	5411	GUICHO'S PRODUCE	654	N	King	Rd		
29643	3674	M-A COM TECH	5300		Hellyer	Ave		
29648	2700	AB PRESS	615		Stockton	Ave	Suite	2
29694	7530	AUTOLAND	1701		Alum Rock	Ave	Suite	A
36139	5461	CINNABON #305	2855		Stevens Creek	Blvd	Suite	2473
38848	2434	MORA'S CABINET	269		SAN JOSE	Ave	Suite	A1
17139	7532	FILOS AUTO BODY SHOP	701		Kings Row		Suite	74F
16897	5812	SUSHI TOTORO	1106		Saratoga	Ave		
17075	2700	WIKIWIKI CREATIONS	3403		Holderman	Dr		
36224	0782	FLORES LANDSCAPING & MAINT	1777		Cape Jasmine	Pl		
36257	7349	MORAN CLEANING SERVICES	2882		Grafton	Way	Suite	A
36284	1711	GSI HEATING & AIRCONDITIONIN	1111		Felipe	Ave	Suite	105
36287	7692	CHAVEZ WELDING & MACHINING	1115		Campbell	Ave	Suite	A1
38885	7349	GABE'S WINDOW CLEANING SERV	750	N	KING	Rd	Suite	805
38888	1522	GUTIERREZ, RAFAEL	4588		Sonata	Way		

ORG_CODE	SIC_CODE	ORG_NAME	ST_NUM	ST_DIR	ST_NAME	ST_TYPE	ST_SUB_TYPE	ST_SUB_NUM
38893	7349	FLORES ALL IN ONE CLEANING	231		Bieber	Dr		
38913	7530	SANCHEZ, RICHARD	2765		Story	Rd		
16457	7530	MECHANIC MOBILE SERVICE	14041		Lieb	Ct		
16844	7530	USA AUTO TECH & SERVICE	1744	W	San Carlos	St		
16701	3993	CRAFTSMEN SIGNS	332		Phelan	Ave		
16707	5411	P W SUPERMARKET #12	5205		Prospect	Rd		
29863	3672	Eagle Tech Inc	2299		Ringwood	Ave	Unit	C-3
17183	3471	Haro's Metal Finishing, Inc.	439		Reynolds	Cir		
36351	5812	TU DO BOOKSTORE/COFFEE SHOP	1818		Tully	Rd	Suite	158A
36402	5541	ROTTEN ROBBIE #11	2305		Story	Rd	Suite	A
39016	3541	ACURAN PRECISION INC	2290		RINGWOOD	Ave	Suite	H
39056	7530	LAMSON AUTO SERVICE	939	S	3rd	St		
16819	5511	BESHOFF MOTORCARS	3000	E	Capitol	Expy		
16822	5411	ARCO AM-PM #567	1143	N	Capitol	Ave		
16399	5411	STORY ROAD LIQUORS	2241		Story	Rd		
16363	5531	UNIVERSAL FLEET SUPPLY	1733		Rogers	Ave		
16900	5812	TARGET STORE	1600		Saratoga	Ave	Suite	601
34383	0782	RANG GARDEN	2244		Flint	Ave		
34539	5461	MR CHAUS DONUTS	1631	E	Capitol	Expy	Suite	104
34573	1711	DAIS, PATRICK JOHN	1220		Royal Crest	Dr	Suite	A
39115	7349	HERNANDEZ, GUADALUPE/ROSARIC	3470		EAST HILLS	Dr	Suite	
39130	0782	JMP GARDENING	1729		Berrywood	Dr		
39132	0782	NGUYEN GARDENER	2007		Autumn Gold	Dr		
39205	2434	LEONTI'S CUSTOM CABINETS	4361		CORTE DE BOLEYN		Suite	
39206	3540	QNR PRECISION LLC	1250		Alma	Ct	Suite	A
17152	5411	BHULLAR FOOD & LIQUOR MARKET	901		Vine	St		
16848	2400	NEVES CUSTOM CABINETS, INC	1320	E	San Fernando	St		
16986	7379	DOLPHIN TECHNOLOGY, INC.	2025		Gateway	Pl		
34617	7215	LINCOLN LAUNDERLAND	1011		Lincoln	Ave	Suite	X
34635	5812	VIA MIA PIZZA	1150		Saratoga	Ave	Suite	A
36596	5461	SUPREME DONUT	1093		Foxworthy	Ave	Suite	A
36609	0782	MAI'S GARDENER	2825		Dennywood	Ct		
36694	7342	EARL'S PEST CONTROL	694		Kings Row		Suite	
36698	1795	GOLDEN STATE BUILDERS/DEMO	148	E	Virginia	St	Suite	1
36710	7215	J C LAUNDROMAT	233	S	White	Rd	Suite	C
39230	7349	DA PAZ JANITORIAL SERVICE	1258		Mace	Dr		
39302	7349	SALGADO'S N CLEANING SERVICE	332	W	Virginia	St		
39314	7532	PEDROS BODY & FRAME	701		KINGS ROW		Suite	
16553	4783	JDM PACKING SUPPLIES	4310		Monterey	Hwy		
16861	5812	PASTA POMODORO	378		Santana Row		Suite	1130
34737	7349	ANGELES HOUSE CLEANING	13728		Highwood	Dr		

ORG_CODE	SIC_CODE	ORG_NAME	ST_NUM	ST_DIR	ST_NAME	ST_TYPE	ST_SUB_TYPE	ST_SUB_NUM
34739	0782	VARGAS GARDEN MAINTENANCE	1535		Shortridge	Ave		
36747	7217	ANGELO'S CARPET & UPHOL CARE	2322		Meadowmont	Dr		
36804	2400	KERRY'S KUSTOMS INC	5699		Saxony	Ct		
39349	1522	REBORN HOMES	4404		Hendrix	Ct		
39370	7349	J&J JANITORIAL SERVICES	3828		Masters	Ct		
39388	7349	CARLOS JANITORIAL SVC	2193		Rose Arbor	Ct		
39404	1522	TV CONSTRUCTION	3337		Cropley	Ct		
39456	7349	SUNSET SWEEPING	2051		LYNWOOD	Terr	Suite	A
16425	5541	JIFFY LUBE	1030		Saratoga	Ave		
16356	7538	DURAN'S AUTO ELECTRIC CLINIC	21	N	Sunset	Ave		
34419	5812	PHI SARATOGA LTD	986		Saratoga	Ave	Suite	
34442	5812	HAWAII BBQ	3392		Brodie	Dr		
34459	0782	PENA'S GARDEING SERVICE	3277		Vernice	Ave		
39466	1522	ALVARADO CONSTRUCTION	1001		Jackson	St		
39481	7530	JT QUALITY MUFFLER&AUTOMOTIV	935	N	9TH	St	Suite	C
16747	4121	AJIT SINGH KHIARA	1723		Ravens Place	Way		
17062	7549	F & E TOWING	1206		Tofts	Dr		
16498	7217	CUONG'S CARPET CLEANING	1612		Lucretia	Ct		
16340	2051	VAN LOI BAKERY & DELI	170	E	Younger	Ave		
16344	5812	BERYL'S PLACE	2860		Zanker	Rd		
34933	0782	GARDENING SERVICE	333		Checkers	Dr	Suite	201
39583	1522	BARAJAS , ARTURC	1247		Hillsdale	Ave		
39606	7349	FACILITY CROW CONTRATOR SERV	860		Galahad	Ave		
39643	7349	BLONDIE'S HOUSE CLEANING	1003		LEIGH	Ave	Suite	2
39692	1522	VIELMA CONSTRUCTION, INC	505	S	10TH	St	Suite	203
39694	7532	ARSEEN AUTO BODY	1655		Little Orchard	St		
17056	2034	VALLEY VIEW PACKING CO INC	1764		The Alameda			
18679	4215	Federal Express	696	E	Trimble	Rd		
35020	3674	MICREL SEMICONDUCTOR	1931		Fortune	Dr		
35056	0782	TIM'S GARDENING	1579		Aldrich	Way		
37501	5813	Starbucks Coffee #10310	1876		Curtner	Ave	Unit	150
37502	5813	Starbucks Coffee #10493	1712		Berryessa	Rd	Suite	AA
37675	5812	Pizza One	33	S	1st	St		
37710	7384	Longs Drug Store #486	821		The Alameda			
37713	5499	North Park Convenience Store	41	E	Rio Robles		#	C
37716	1522	San Jose Condominiums	38	N	Almaden	Blvd		
39730	3999	DAL-TILE SSC WEST, INC	2549		ZANKER	Rd	Suite	A
39777	7349	TRAN'S CLEANING	2853		Rainwood	Ct		
39804	3541	WORLD WIDE ACQUISITIONS & SA	2040		HARTOG	Dr	Suite	A
39817	0782	SANCHEZ GARDENING SERVICES	545		Marge	Way		
19429	5812	New Krungthai Restaurant	580	N	Winchester	Blvd		

ORG_CODE	SIC_CODE	ORG_NAME	ST_NUM	ST_DIR	ST_NAME	ST_TYPE	ST_SUB_TYPE	ST_SUB_NUM
35098	7532	KS CALIFORNIA AUTO BODY SHOF	575	W	San Carlos	St	Suite	A
35099	0783	LAWRENCE'S STUMP REMOVAL	4939		Kingston	Way		
35105	7549	SANCHEZ TOWING SERVICE	1660		Alum Rock	Ave	Suite	152
35163	7532	BETO'S BODY SHOP	701		Kings Row		Suite	89B
35196	7549	MERCADO, HECTOR	510	E	Branham	Ln	Suite	81
47795	4121	ENOW, FELIX	4501		SNELL	Ave	Suite	3601
47796	4119	FAITH MEDTRANS	1373		TEAKWOOD	Dr	Suite	77
47520	7399	MASTER OF FITNESS	5071		Yorkton	Way		
47526	7399	ISON, CURT IRA	5947		VISTA LOOP		Suite	
47545	7542	VICTORY AUTO DETAIL	599	S	1ST	St	Suite	C
47585	7536	UNITED AUTO GLASS	1723		ROGERS	Ave	Suite	M
47605	7399	PURE DEKO	2395		WINEPOL	Loop	Suite	
47607	5511	CITI LITE MOTORS	2308		Samoa	Way		
42072	5812	STARBUCKS COFFEE	881		Blossom Hill	Rd		
43418	2700	UNI-T	831		Cape Town	Pl	Suite	AAAA
43446	4119	AMERICA BUS LINES	326		Phelan	Ave	Suite	1A
43453	5812	MANILA SILVERSPOON	2043		Edgegate	Dr		
47645	7399	DOLEX DOLLAR EXPRESS INC	218		Willow	St	Suite	C
47386	5813	EL CATRIN BAR INC.	2255		Alum Rock	Ave		
47388	1531	CALPINE CORP	50	W	SAN FERNANDO	St	Suite	550
47392	1711	TWINLEAF PLUMBING & DRAIN	3637		SNELL	Ave	Suite	30
47397	7399	H.M.S POOL & SPA	6488		Du Sault	Dr		
47419	7399	DECICON INCORPORATED	2880		ZANKER	Rd	Suite	201
47434	7532	FIRST QUALITY BUMPER	1775		MONTEREY	Rd	Suite	14A1
47435	4121	MAAN IMPLEJEET SINGH	1535		MARBURG	Way	Suite	D9
47446	5963	MONTANO, SAMUEL	429		Willis	Ave		
47454	6531	TBI-HUNTER STORM	1960		THE ALAMEDA		Suite	G
47469	7549	ANH LA M	2855		Senter	Rd	Suite	85
47470	4955	WARNER TRUCKING	1589		BRANHAM	Ln	Suite	A
41847	5812	Phul Huong Food	2465		Alvin	Ave		
43279	5812	TACOSEVA	4469		Alum Rock	Ave		
43304	7349	REALITY CLEANING SOLUTIONS	10041		Griffith	St		
47475	5193	T & L FLOWERS	1250		THE ALAMEDA		Suite	AA
47492	1531	CONSTUCTIVE INVESTMENTS LLC	663		WALNUT	St	Suite	A
47498	3540	PRO MAC CO LLC	111	E	ALMA	Ave	Suite	
47507	7389	RIGHTWAVE INC	4320		Stevens Creek	Blvd	Suite	173
47220	7399	CHAINCAST NETWORKS,INC.	4020		Moorpark	Ave	Suite	206
47225	7399	VIKING INSTALLATION SERVICES	21498		ALMADEN	Rd	Suite	A
47226	4121	SINGH, HARJIT	1616		Branham	Ln	#	120
47240	7399	ROYAL CASINO PARTIES	943		BERRYESSA	Rd	Suite	6A
47262	7521	AMPCO SYSTEM PARKING	28	S	2ND	St	Suite	C

ORG_CODE	SIC_CODE	ORG_NAME	ST_NUM	ST_DIR	ST_NAME	ST_TYPE	ST_SUB_TYPE	ST_SUB_NUM
47283	7399	GUN EXCHANGE OF SAN JOSE INC	2902		ALMADEN	Expy	Suite	
47296	7549	LOYA AUTO DETAIL	29	S	Jackson	Ave	Suite	A1
47304	7399	VU'S CORPORATION	1013	E	Capitol	Expy	Suite	A
47305	7539	BEYOND TEST ONLY	1611		MONTEREY	Rd	Suite	Z
41868	5812	POPEYE'S CHICKEN & BISCUITS	705		Capitol	Expy		
41889	5812	Quiznos classic Subs #3044	1290	S	Bascom	Ave	Suite	A
41899	5812	Quizno's Classic Subs	2067		Camden	Ave		
41728	5812	Most Holy Trinity Church & School	2040		Nassan	Dr		
43471	4119	BLACK PEARL LIMOUSINE	15208		Rosemar	Ave		
43596	5812	SUBWAY SANTANA ROW	377		Santana Row		Suite	1195
49295	8299	SUPER HERO SYSTEMS	1818		Seaview	Dr		
49328	5812	ARU ABE CATERING SERVICE	2548		Nightingale	Dr		
47327	5251	ORCHARD SUPPLY HARDWARE	5651		COTTLE	Rd	Suite	X
47075	7399	STEVENSON TECH PARK ASSO	1		ALMADEN	Blvd	Suite	300A
47117	3944	ALLUTIONS	5210		TERNER	Way	Suite	239
47135	5531	CELL MARKET	5750		Santa Teresa	Blvd	Suite	C
47139	3600	TANGO SYSTEMS INC	2363		BERING	Dr	Suite	A
41772	5812	O'Flaherty's	25	N	San Pedro	St		
41800	5461	Panaderia Rosas	5158		Monterey	Rd		
43617	5812	RESTAURANT EL CATRIN	2675		CROPLEY	Ave	Suite	A1
43697	5812	LINDO MICHOACAN RESTAURANT	1161	S	KING	Rd	Suite	B
49149	8299	DAVID K'S MUSIC SCHOOL, INC	1428		Saratoga	Ave	Suite	AAB
49168	8299	BELL, DONNA A	1251		Park	Ave	Suite	A
49170	5812	HAKONE	1100	N	1ST	St	Suite	A1
49184	5411	SMART & FINAL STORES LLC	1783		Hillsdale	Ave	Suite	
49194	8059	OCAMPO RESIDENTIAL CARE HOME	430		Royale Park	Dr		
47175	8021	NGUYEN,QUYEN BICH AI DDS	1692		Tully	Rd	Suite	11Z
47183	3570	SUPER MICRO COMPUTER INC	980		Rock	Ave		
47186	8070	SEACLIFF DIAGNOSTICS	295		O'Connor	Dr	Suite	
47202	7549	SMOG TECH TEST ONLY ST 1	450	W	SAN CARLOS	St	Suite	A1
47204	7399	REGISTRACIONES ESTRELLA	252		Willow	St	Suite	AA1
45698	7349	PAOMA JANITORIAL	973		FAIR	Ave	Suite	
45703	7349	UNIVERSAL JANITORIAL MAINT	350		PIERCY	Rd	Suite	A
45718	0782	SOUTHBAY CREATIONS	4048		SAN YSIDRO	Way	Suite	1
45727	7349	BME FACILITY MAINTENACE SVC	1900		POCO	Way	Suite	101
45742	7349	H & B CLEANING	5395		COLONY GREEN	Dr	Suite	A
45751	7349	NILSON HOUSE CLEANING	3629		SAN FELIPE	Rd	Suite	A
40351	1522	HPT CONSTRUCTION	945		Terra Bella	Ave		
40389	7349	ROBERTS CARPET CARE	3769		San Pablo	Ct		
43845	5812	HANOIS CORNERS	1111		Story	Rd	Suite	1080
43895	5812	GUMBO JUMBO	80	N	MARKET	St	Suite	A1

ORG_CODE	SIC_CODE	ORG_NAME	ST_NUM	ST_DIR	ST_NAME	ST_TYPE	ST_SUB_TYPE	ST_SUB_NUM
49217	8299	DYNAMIC SOLUTIONS	1640		Canna	Ln		
49229	5411	SABJI MANDI	2644		Alum Rock	Ave	Suite	A
49254	5812	HAWAIIAN DRIVE INN	1095		Tully	Rd	Suite	A2
49257	2085	COTERIE CELLARS	1805		LITTLE ORCHARD	St	Suite	110
49264	8299	MY ART SCHOOL	7291		CORONADO	Dr	Suite	5
49265	5411	INDIA MART PLUS	1087		Foxworthy	Ave	Suite	A
49277	5812	ARAMARK CORPORATION	90	E	TASMAN	Dr	Suite	A
48991	7399	JP WEB CONSULTANTS	3322		Louis Paul	Way		
48992	7389	RADIO FREQUENCY SYSTEMS	6680		VIA DEL ORO		Suite	AB
49010	2671	GM FOAM & PAPER INT CORP	1919		Lundy	Ave	Suite	
49011	3570	CAVENDISH KINETICS INC	3833	N	1ST	St	Suite	3
49033	7399	NEC TOKIN AMERICA INC	2480	N	1ST	St	Suite	220
49044	7217	BEST CARPET CARE	1255		Saratoga	Ave	Suite	302C
49051	7521	COLONNADE APTS PARK.FACILITY	201	S	4th	St	Suite	A
45776	0782	T & N	2914		STEVENS	Ln	Suite	B
45782	7349	LULUS CLEANING	176		GRAMERCY	Pl	Suite	2A
45787	7349	LEXIE'S CLEANING	6130		MONTEREY	Rd	Suite	188
45794	7349	VELIZ, MARIA	3191		IMPALA	Dr	Suite	2
45573	7349	BEAS SWEEPING	3548		OAKLEAF	Dr	Suite	C
45592	1522	NEW WORLD REMODELING	3436		MT ST HELENA	Dr	Suite	
45597	7349	M.S. GREEK	1580		OAKLAND	Rd	Suite	C206
45598	7349	SANCHEZ, JORGE	982		MILLS	Ct	Suite	A
45604	1522	QUALITEX	1580		OAKLAND	Rd	Suite	C106
45611	0782	CARDENAS GARDENING	4019		ALBERSTONE	Dr	Suite	
45623	1522	AA CONSTRUCTION & DESIGN,INC	362		PIERCY	Rd	Suite	
45631	1522	TINO GENERAL CONST.	2535		SCOTTSDALE	Dr	Suite	AAAA
40428	1522	HERNANDEZ, MARCELO	771		NEVIN	Way	Suite	1A
40435	7349	OH, BOKNYON/OH, GYU HWAN	1000		BLOSSOM RIVER	Way	Suite	523
40442	1522	F C CONSTRUCTION	2735		MC KEE	Rd	Suite	
40481	0782	VAN HOUTEN GARDENING	1606		Hallbrook	Dr		
40492	7349	CLEAN & SHINE	5372		Cedar Grove	Cir		
43905	7530	MEDIA AUTO REPARACION	385	N	AUTUMN	St	Suite	
43945	3540	L & H MACHINING	1425		KOLL	Cir	Suite	1060
44029	5812	LAS MADRES TAQUERIA	5138		MONTEREY	Rd	Suite	A
49126	5411	LUCKY	129		Bernal	Rd		
48846	4212	PAGUETERIA NEZA	127	N	4th	St		
48849	5231	JIMENEZ CUSTOM	2985		Castleton	Dr		
48860	5531	NEWSTAR WIRELESS	1892		Curtner	Ave	Suite	A
48888	7399	TROPICO FRESH FRUIT	1727		BERRYESSA	Rd	Suite	A212
48892	3540	STREAMLINE MFG	288		BARNARD	Ave	Suite	A
45642	0782	WEST BAY LANDSCAPE CC	468		PERRYMONT	Ave	Suite	A

ORG_CODE	SIC_CODE	ORG_NAME	ST_NUM	ST_DIR	ST_NAME	ST_TYPE	ST_SUB_TYPE	ST_SUB_NUM
45645	7349	JML CLEANING SERVICES	200		FORD	Rd	Suite	195
45661	7349	JCR PROPERTY SERVICES	1160		DEAN	Ave	Suite	A
45662	1522	JJ ELECTRIC	1464		POMPEY	Dr	Suite	1
45675	7349	LAZARO'S SWEEPING	2629		BONBON	Dr	Suite	
45682	7349	INDEPENDENT FRANCHISE OWNER	572	S	9TH	St	Suite	A
45684	7349	ZATARAIN'S JANITORIAL	11966		DUNCAN	St	Suite	C
40579	1522	GRAYSTONE BUILDERS	969		Foothill	Dr		
40617	7349	ROSE CLEANING LN	2102		Cinderella	Ln		
44099	8351	CASSELL CHILD DEVELOPMENT	2415		ARDEN	Way	Suite	A
44188	3540	MAX PRECISION INC	2471		AUTUMNVALE	Dr	Suite	A1
48905	2671	JUNOPAK	1563		Oak Canyon	Dr		
48911	0782	AMARAL LAWN SERVICE	6457		Applegate	Dr		
48912	0782	CELTIS GROUP INC, THE	1655		Berryessa	Rd	Suite	1
48925	5541	TESORO WEST COAST CO LLC	6050		Monterey	Rd	Suite	
48941	3600	HTI TURNKEY MANUFACTURING	2200		Zanker	Rd	Suite	A
48949	5541	AMAR CORP	609		Saratoga	Ave	Suite	A
48951	4212	CALLES TRUCKING	1710		Little Orchard	St	Suite	A
48986	7399	VINOSYS	3203		MYLES	Ct	Suite	4
45242	1522	TRAN CONSTRUCTION	3263		Selva	Dr		
45258	0782	LUISES GARDENING	1608		Saralynn	Dr		
45274	7349	REIS'S CLEANING SERVICE	335	N	17th	St		
45286	1522	ANDIAMO CONST & DESIGN, LLC	1152		El Abra	Way		
45315	7349	ADRIANA'S CLEANING SERVICES	485		Cedro	St		
40798	1522	SUNSET CONSTRUCTION	2971		Neal	Ave		
40858	0782	LANDSCAPE SOLUTIONS	3428		Holderman	Dr		
44236	3674	MICRON TECHNOLOGY	3060	N	1ST	St	Suite	AA
44315	5812	Rosie's New York Pizza	1285		The Alameda			
44324	5812	Ground Up Coffee & Tea	392	E	Taylor	St		
41722	5812	Mojo Burger	6041		Snell	Ave		
48741	7399	UNITED FRONT	1260	N	Bascom	Ave	Suite	36A
48746	5963	VICTOR ROJAS	1641		Christopher	St		
48747	7399	FIDELITY NAT'L TECHLGY IMAG	2123		Ringwood	Ave	Suite	A
48761	7399	SMARTTECH HEATING & AC COMF	888	N	1ST	St	Suite	220
48764	7389	INTEGRITY POOL SERVICE	3360		Burgundy	Dr		
48768	0741	BANFIELD/PET HOSPITAL#1418	607		COLEMAN	Ave	Suite	A
48770	7399	DANTA MANUFACTURING	2867		AETNA	Way	Suite	A
48803	5963	PERREZ, HERMANOS	631		MARTINIQUE	Ct		
48807	7399	LEGAL DUARTE ACCOUNTING SVC	1674		STORY	Rd	Suite	
48548	7521	APCOA/STANDARD PARKING INC	171	W	Hedding	St	Suite	A
45096	7349	GENESIS COMPLETE CLEANING SV	5812		Porto Alegre	Dr		
45098	1522	ANDERSON CONSTRUCTION	1809		Booksin	Ave		

ORG_CODE	SIC_CODE	ORG_NAME	ST_NUM	ST_DIR	ST_NAME	ST_TYPE	ST_SUB_TYPE	ST_SUB_NUM
45119	0783	A1 TREE SERVICE INC	1232		Avis	Dr		
45133	0782	NGUYEN, KE GARDENER	7331		Prindiville	Dr		
45149	0783	SIABEL KENNI	859		Cotton Tail	Ave		
45090	0782	MARQUEZ, R LANDSCAPE MNTNCE	3366		Kuykendall	Pl		
45173	7349	GUADALUPE'S CLEANING SERVICE	1019	E	Mission	St		
40696	7349	DE LA CRUZ HOUSE CLEANING	472		Calero	Ave		
40704	1522	OSLER, JIM PAINTING	2978		Meridian	Ave		
40705	7349	SUN STAR	3138		Edenbank	Dr		
40715	1791	FINE STEEL PRODUCTS, INC	230		Umbarger	Rd	Suite	A1
40740	0782	FERNANDO'S GARDENING	4958		Arnica	Ct		
40763	7349	ANAS HOUSE CLEANER	1380		FRUITDALE	Ave	Suite	19
44357	5812	Pho Marina	4116		Monterey	Rd		
44454	1623	Luhdorff & Scalmanini	700		Dado	St		
48585	4121	SITAL SINGH	217		Eastside	Dr		
48609	3540	GENUINE MACHINE TECHNOLOGY	2245		RINGWOOD	Ave	Suite	A
48613	2731	SOUND OF ENGLISH	3097		Moorpark	Ave	Suite	204A
48619	3993	SIGNS PLUS	648		Kiowa	Cir		
48642	1531	TBI-SJI	1960		THE ALAMEDA		Suite	J
48645	5999	AT & T MOBILITY	5180		Stevens Creek	Blvd	Suite	30
48654	4212	NAM HONG TRUCKING LLC	3101		Senter	Rd		
48407	4119	TOVAR TRANSPORTATION	292		Esmeralda	Ct		
45194	0782	SMITH LAWN SERVICE	3315		Mira Vista	Ct		
45213	0782	HANSENS HOME SERVICES	6017		SNELL	Ave	Suite	A
45223	1522	ESSENTIAL KITCHEN DESIGN	2139		Barrett	Ave		
45230	0782	TOSHI GARDENING SERVICE	3308		Mosscreek	Ln		
44995	8071	Valley Radiology Imaging-Ciro	125		CIRO	Ave	Suite	220, and 230
44998	0783	CURRY BROS TREE CARE	1904		Mountain Creek	Ct		
45001	7349	LUPE'S CLEANING SOLUTIONS	1386		Lucretia	Ave		
45008	1522	LION CONSTRUCTION CO	5191		Tomahawk	Dr		
45018	7349	M&L JANITORIAL SERVICES	214	N	33rd	St		
40945	7349	AL LI CLEANER'S JANITORIAL	3209		CORTESE	Cir	Suite	15A
40969	1522	ADAMS, D. PETER	913		Emerald	Way		
40973	1522	DAN HOME IMPROVEMENT	3837		Yerba Buena	Ave		
41002	0782	APSARA LANDSCAPING	1680		Ruther Place	Ct		
41014	0782	LARA LANDSCAPING	631	N	10TH	St	Suite	A
48437	7399	DSGN BY DANIELLE/DJ DSGN GRP	1526		Cherry Valley	Dr		
48441	1531	GRAND POINT COMM BLDRS	160	W	Santa Clara	St	Suite	700
48443	4121	ADGO, NUREDIN	1137		ROEWILL	Dr	Suite	A
48476	7399	YUANSTECH ASSOCIATES	1754		Olivetree	Dr		
48518	3570	US ASIA INTERNET	3334		Lantern	Way		
48523	7530	TEE # ONE COMPLETE AUTO SRV	2845		MONTEREY	Rd	Suite	23

ORG_CODE	SIC_CODE	ORG_NAME	ST_NUM	ST_DIR	ST_NAME	ST_TYPE	ST_SUB_TYPE	ST_SUB_NUM
48530	5963	GL ICE CREAM	160		Goble	Ln	Suite	A
48539	7399	HAUMAN INC	2138		RINGWOOD	Ave	Suite	
48541	7399	SISAN INTERNATIONAL	3428		Norwood	Ave		
48258	7399	REAL WEDDINGS	4455		Alum Rock	Ave		
48272	0750	AUNTIE ANNA'S PET CARE	428		Colony Knoll	Dr		
45031	0782	LE'S GARDENING	3004		Fairfax	Ave		
45057	1522	PALACIOS CONSTRUCTION	5658		Comanche	Dr		
45062	7349	THE PYRAMID	3287		Curling	Ct		
45063	7349	REPANCOL, EMETERIO S JR.	255		ESMERALDA	Ct	Suite	A
45067	7349	AME JANITORIAL SERVICES	3893		Forester	Ct	Suite	A
45072	0782	OBREGON LANDSCAPE	2963		Rose	Ave		
45074	1522	AKA CONSTRUCTION	6442		El Paseo	Dr		
45078	0783	TREBOL TREE SERVICE	2758		Plumas	Dr		
45084	0782	AUDELON LANDSCAPE	2587		Senter	Rd		
45089	0782	PRESTIGE LANDSCAPE&CONSTRUCT	4704		Oyster Bay	Dr		
44989	5511	Audi Stevens Creek	3350		Stevens Creek	Blvd		
41039	0782	ORMAR GARDENING SERIVCE	1150		PEDRO	St	Suite	A16
42471	5812	Edible Arrangements #1106 Eastridge Loop	2200		Eastridge	Loop		
48274	8070	WESTCLIFF MEDICAL LAB INC	2516		SAMARITAN	Dr	Suite	B
48280	7373	FAMSOFT CORPORATION	1762		TECHNOLOGY	Dr	Suite	108
48318	3999	XILINX INC	2055		Logic	Dr		
48325	1771	KING 3D USA INC	89	N	10th	St		
48327	2200	DAVIS SILK SCREENING & MORE	425		AUZERAIS	Ave	Suite	A1
48330	3599	PHAM, QUI	2691		Kimball	Dr		
48360	5722	AAA Vacuum & Sewing	4688		Meridian	Ave	Suite	A
48396	3570	ACCEL NORTH AMERICA INC	101		METRO	Dr	Suite	660
48112	4121	DBA EXECUTIVE CAB	946		LINCOLN	Ave	Suite	2A
44978	5812	Blue Mango	635		Coleman	Ave		
44980	5912	Walgreens #2265	1130		Bird	Ave		
42767	4215	FEDEX GROUND HOME DELIVERY, QSJO 3951	200	E	Trimble	Rd		
42857	5812	Wonderful Chinese Gourmet	1600	S	DeAnza	Blvd	Suite	20
29150	7530	LUCKSCHEIDER AUTOMOTIVE	193		Barnard	Ave	Suite	1A
48139	7399	DENTS PLUS MORE	4100		THE WOODS	Dr	Suite	410
48171	7542	FRANK'S MOBILE CARWASH	2276		Cherry	Ave	Suite	
48175	7399	CARDIN DESIGN GROUP	6151		CAMINO VERDE	Dr	Suite	G
48180	6531	CAMPBELL-GATEWAY SQUARE (CML	1960		THE ALAMEDA		Suite	M
48194	5511	ADSA GROUP	3533		Darknell	Ct		
48228	4955	T N T HAULING	3029		NURIA	Ct	Suite	A
48248	7217	SANTINI UPHOSTERY CARPET	2460	S	Bascom	Ave	Suite	15
48249	4955	P&A PAUL & ANGEL	454		Knollcrest	Ave		
17759	7219	Bakus Laundry	6475		Almaden	Expy		

ORG_CODE	SIC_CODE	ORG_NAME	ST_NUM	ST_DIR	ST_NAME	ST_TYPE	ST_SUB_TYPE	ST_SUB_NUM
17487	1731	Bentek	2350		Harris	Way		
42467	5812	Round Table Pizza, Stevens Creek	4400		Stevens Creek	Blvd		
42470	5812	Haagen-Dazs Kiosk	2855		Stevens Creek	Blvd		
42704	5812	House of Pizza Eggroll & La Creme Bakery, Units 112 & 114	3005		Silver Creek	Rd		
42751	5812	Subway #40755	684		Blossom Hill	Rd		
42582	5812	Pho Viet	1753	N	1st	St	Suite	60
42586	5812	Lupicia Tea Shop, Valley Fair Shopping Center	2855		Stevens Creek	Blvd	Suite	B539 Level 2
42669	5812	Tapioca Express	3005		Silver Creek	Rd	Suite	134
42672	4111	Peninsula Corridor Joint Powers Board (Lenzen Yard)	585		Lenzen	Ave		
42701	5812	El Grullo	894		Emory	St		
42747	5812	Grand Palace Restaurant	1628		HOSTETTER	Rd	Suite	FG
47970	7399	NHIEN LE & ASSOCIATES	1692		Tully	Rd	Suite	14
47972	3570	SUPER MICRO COMPUTER INC	980		Rock	Ave		
47990	7532	PADILLA'S AUTO BODY	1784		Smith	Ave		
47999	7549	735 1ST ST TEST ONLY	735	S	1ST	St	Suite	A2
48013	3600	MINH QUAN	646		REBECCA	Way	Suite	4
48034	7399	LOGISTICS	1433		Bouret	Dr		
48046	4212	DAY-NITE-W/END TRANSPORT	522		Raymond	Ave		
48072	7399	MOMOKO BEAUTY	170		Jackson	St	Suite	
48076	7399	LIBERTY PHOTO & FINGERPRINT	1651		MONTEREY	Rd	Suite	A
48084	1531	TBI-GATEWAY SQUARE	1960		THE ALAMEDA		Suite	F
44339	5812	Sargoni's Assyrian Cuisine	6071		Cahalan	Ave		
42180	5812	The Pita Pit	150	S	1st	St	Suite	185
42219	5812	Tres Gringos Baja Grill	83	S	2nd	St		
42668	5812	Sweet Tomatoes	625		Coleman	Ave		
42981	3540	T & H MANUFACTURING, INC	1724		Junction	Ave	Suite	B
48098	4119	GS AIRPORTER EXPRESS	3200		PAYNE	Ave	Suite	729
47811	5511	AUTO ALLIANCE	5450		Thornwood	Dr	Suite	M
47813	4212	CEM EXPRESS	2367		Moorpark	Ave	Suite	
47816	7342	NATURES TOUCH	1660		MERRILL	Dr	Suite	23
47825	7530	FRANS LOGISTICS	2510		SEABOARD	Ave	Suite	
47859	3541	SYNMETRIX CORPORTATION	1935		Hartog	Dr	Suite	A
47890	4212	JVL BUISNESS SERVICES	1363		SAN TOMAS AQUINC	Pkwy	Suite	AA
47905	5541	TESORO WEST COAST CO LLC	1365		Kooser	Rd	Suite	A
47916	4121	SEYED TAXI SERVICE	1000		BLOSSOM RIVER	Way	Suite	331
47930	4119	IMPERIAL LIMOUSINE	2996		Bradbury	Dr		
47933	4213	TRIPLE T-T TRUCKING LLC	1385		Prelude	Dr		
42257	5812	Wahoo's Fish Taco	3055		Olin	Ave	Suite	1030
42265	5812	Williams & Sonoma	2885		Stevens Creek	Blvd		
42276	5812	Yagoz Gelato	1111		Meridian	Ave		
42099	5812	Subway	6005		Snell	Ave		

ORG_CODE	SIC_CODE	ORG_NAME	ST_NUM	ST_DIR	ST_NAME	ST_TYPE	ST_SUB_TYPE	ST_SUB_NUM
43073	1531	ALMADEN TOWER VENTURE LLC	47		Notre Dame	Ave		
43110	5812	McDONALD'S	5187		Harwood	Rd		
47949	7399	ABC TILE	1755		Monterey	Rd		
47665	6798	M V S CO	850		Saratoga	Ave	Suite	E306
47681	7399	MPOWER COMMUNICATIONS CORP	560		CHARCOT	Ave	Suite	A
47738	7399	POINT ONE RACING	1214		ELM LAKE	Ct	Suite	
47755	3993	VINYL SIGNS AND DESIGNS	939		Delmas	Ave		
47768	7399	CUCINA CLASSICA INC	845		Plaza	Dr		
42013	5812	Smart & Final	1789		Hillsdale	Ave		
42014	5812	Smoke 152 Post	152		Post	St		
51308	5812	Yogurt Twist	1698		Hostetter	Rd	Suite	H
51347	5812	Orange Tree	1554		Saratoga	Ave		
51382	1799	DAVIS, PAUL SYSTEMS OF SC CC	1880		Dobbin	Dr		
51440	1794	Morrison Park Construction, L.P.	799		Cinnabar	St		
41360	7399	EBAY	2065		Hamilton	Ave		
51476	4214	GOLDEN STATE OVERNIGHT	2419		ZANKER	Rd		
51485	5812	Babylon	4628		Meridian	Ave		
51527	5812	El Pollo Loco	1703		Story	Rd		
53078	5511	SUPERIOR FRICTION	2123		BERING	Dr	Suite	C
53083	3500	TRAN CABLE	1306		Mich Bluff	Dr		
53086	7549	FAT CAT MOTORSPORTS, INC	2530		Berryessa	Rd	Suite	148
53126	7549	BAY AREA MOBILE TOWING	404		Royce	Dr		
53129	7699	LV JEWELRY SERVICE	2503		Easton	Pl	Suite	0037
53144	2700	BR PRINTERS INC	665		LENFEST	Rd	Suite	B1
53149	3540	D & R PRECISION MACHINING	1565		MABURY	Rd	Suite	1A
53152	3999	DUDLEY GATES INC	761		MABURY	Rd	Suite	35A
53164	3600	NUVOTON TECH CORP AMERICA	2727	N	1st	St		
55807	5812	Courtyard Cafe	2455		Alvin	Ave		
55809	5812	Sabor Salvadoreno #2	1460		Park	Ave	Suite	A
52021	8711	APLUS FLASH TECHNOLOGY INC	1982		ZANKER	Rd	Suite	B1
48445	7374	MERCHANTOS	359	N	17th	St		
55855	4142	UNITED ONE TOURS	543	W	TAYLOR	St		
50565	5812	LEIGH HIGH SCHOOL	19700		OLD SANTA CRUZ	Hwy		
50579	5812	WESTMONT HIGH SCHOOL	4805		WESTMONT	Ave		
51651	5812	Germania Verein (Devine Street Bistro)	261	N	2nd	St		
51660	5812	Ericsson Cafeteria	200		Holger	Way		
51667	1629	LEWIS & TIBBITTS LLC	1470		INDUSTRIAL	Ave		
51689	3993	FASTSIGNS	1640	S	Bascom	Ave		
51699	4500	SKYWEST AIRLINES, INC	1661		Airport	Blvd		
51702	3999	NEMO MARINE SYSTEMS LLC	588		Emory	St		
51705	2700	RESOURCE INTERNATIONAL	20		Clayton	Ave		

ORG_CODE	SIC_CODE	ORG_NAME	ST_NUM	ST_DIR	ST_NAME	ST_TYPE	ST_SUB_TYPE	ST_SUB_NUM
51707	7532	USA TOUCH UP AUTO BODY SHOF	351	N	Autumn	St		
51712	7549	CONTINENTAL SALES	350	N	Montgomery	St		
51738	7549	GIOTTO'S AIRCRAFT INTERIORS	1250		Aviation	Ave	Suite	A
53175	3570	TATA ELXSI LIMITED	2833		Junction	Ave		
53178	3570	PILLAR DATA SYSTEMS	2840		Junction	Ave		
53183	3861	APTINA LLC	3080	N	1st	St		
53193	3600	SFI CORPORTATION	51		Daggett	Dr		
53202	5999	PHYLLIS' COSMETICS	8794		Grape Wagon	Cir		
53222	4212	SHAKO TRANSPORT	564		King George	Ave		
53225	4212	RAPID BAY DELIVERY	4720		Corrales	Dr		
53256	3500	NDS SURGICAL IMAGING LLC	5750		HELLYER	Ave	Suite	
53265	4581	TRADE WINDS AVIATION	2505		Cunningham	Ave		
53268	5511	RNR AUTO DEALERSHIP	3438		Kohler	Rd		
55942	4212	GRAEBEL VAN LINES	2020	S	10th	St		
52577	5712	NAVAS' BROTHERS	96		San Jose	Ave		
55962	3672	Viasystems Corporation	335		Turtle Creek	Ct		
55993	5521	SHOOVIL INC	470	W	San Carlos	St		
56001	5812	ANTOJITOS LOS ORIGINALES	1197		LOCUST	St	Suite	A
56009	5400	DAILY FISH	5320		Monterey	Rd	Suite	A
56011	1799	SEAN FUNSTON TILE COMPANY	4596		Sonata	Way		
56028	0750	PAWS, CLAWS, AND FRIENDS	4420		Concerto	Dr		
51743	7373	ARTERIS, INC	1741		Technology	Dr	Suite	400
51765	7373	NAGARRO INC	226		Airport	Pkwy		
51791	7530	RIZO'S AUTO REPAIR	1697		Pomona	Ave		
51792	7530	E&J ELECTRIC AUTO REPAIR	1143		Lelong	St		
51807	4119	ANGE TRANSPORTATION	438		Century Cross	Ct		
51809	3570	TUMBLER	940		Faris	Dr		
51814	3500	CHAU SY	555		Umbarger	Rd		
51824	7532	SOFT TOPS UPHOLSTERY	170		UMBARGER	Rd	Suite	A
51834	4212	NGUYEN, BAN & THOM	2855		Senter	Rd	Suite	89
51836	3540	ECKERT MACHINING, INC	2772		Aiello	Dr	Suite	A
51838	2700	DDIGI PRINT INC	639		Tully	Rd		
51839	4212	D CHAVEZ TRANSPORTATION	6082		Monterey	Rd	Suite	
53274	7530	CHOW,SAI	2834		Danwood	Ct		
53277	7549	LUJAN'S AUTO GLASS & TINT	2997		Castleton	Dr		
53287	4212	JAM SERVICES	3202		Vintage Crest	Dr		
53292	4212	VISIBLE CHANGES	3327		Arqueado	Dr		
53307	7699	FLYING S AVIATION	2635		Cunningham	Ave		
53327	7542	WILL'S MOBILE WASH AND DETAIL	80	S	Market	St		
53356	7542	ELITE AUTO	722		Cascade	Dr		
53360	7692	ADVANCED TECHNIQUES	2284		PARAGON	Dr	Suite	A

ORG_CODE	SIC_CODE	ORG_NAME	ST_NUM	ST_DIR	ST_NAME	ST_TYPE	ST_SUB_TYPE	ST_SUB_NUM
56053	5812	MERCI CAFE	675	N	1ST	St	Suite	120
56066	7549	U.S. TOW & TRANSPORT	1780	S	7th	St	Suite	1
56073	5531	EMPIRE AUTO BODY PARTS	515	N	13th	St		
56074	4121	METRO TAXI CAB	495	E	Brokaw	Rd		
56083	5812	DONA MARIA'S TAQUERIA	273	E	San Fernando	St		
56097	7532	TUNING REVOLUTION	1721		Rogers	Ave	Unit	B
56101	7530	A & M AUTO COLLISION	1750		Smith	Ave		
56154	7359	SCOTTIES EQUIPMENT CO LLC	890		FAULSTICH	Ct		
56156	7538	TT SMOG TEST ONLY	135		Keyes	St	Suite	A
56161	5812	CAFE ONE	1		ALMADEN	Blvd	Suite	300A
50687	7342	MISSION CITY FUMIGATION	211		Ryland	St		
51849	3540	ADVANCED MANUFACTURING	2771		Aiello	Dr		
51866	3540	CTN MACHINING	130		LEWIS	Rd	Suite	2
51876	7532	CAB AUTO BODY	2828		Monterey	Rd		
51878	7530	SOUTH VALLEY AUTO CLINIC	4236		MONTEREY	Rd	Suite	F
51883	7530	MOBIL SERVICES & TOW	94		UMBARGER	Rd	Suite	4
51887	7699	D1 CALIFORNIA CYCLES	4234		MONTEREY	Rd	Suite	A
51897	7549	TRAN,TONY	3767		Masters	Ct		
51901	7699	BAY AREA FLOOR MACHINE CC	652		Charles	St	Suite	B
51919	3993	DESIGNER SIGN SYSTEMS	332		Phelan	Ave	Suite	B
53396	3444	2000 POSITION SHEETMENTAL, INC	1668		MABURY	Rd		
53398	7997	Maintenance Yard, Silver Creek Valley CC	5633		Morningstar	Dr		
53430	5812	Coffee Net	4720		Meridian	Ave		
10578	7999	SAIGON BILLIARDS	2245		Alum Rock	Ave		
53445	5411	J B Liquir's	1096		McLaughlin	Ave		
53482	5461	Mexico Bakery	87	E	Santa Clara	St		
53506	5812	Anh Thu Restaurant	1710		Berryessa	Rd		
53510	5812	Valley Christian Elementry School	1450		Leigh	Ave		
50937	5411	Green Cup Yogurt Store	747		Winchester	Blvd		
51234	5993	Havana Premium Cigars	820		El Paseo de Saratoga			
56170	3993	VINYL SIGN	794	S	1st	St		
56177	7530	J & C AUTO REPAIR	360		Wooster	Ave		
56178	3841	VU PLASTIC & COSMETIC SURGERY	2344		McKee	Rd	Suite	45
56192	4212	NELSON HAULING CO.	2619		Pendragon	Ln		
56199	5812	MEGA CAFE	2650		Alum Rock	Ave		
56207	2273	OLYMPIA CARPET	3460		Yuba	Ave		
56210	5812	GFJ ENTERPRISES, LLC	360	S	Saratoga	Ave		
56213	4121	ABDULAHI YUSUF	3150		LOMA VERDE	Dr	Suite	8
56216	1799	JOHN HART LAUGHLIN	1240		Canary	Ln		
56259	3841	CARE GIVERS OF SAN JOSE	90		GREAT OAKS	Blvd	Suite	0210
56265	7532	FABRICON SEATPROS	6437		Mojave	Dr		

ORG_CODE	SIC_CODE	ORG_NAME	ST_NUM	ST_DIR	ST_NAME	ST_TYPE	ST_SUB_TYPE	ST_SUB_NUM
56266	2050	BEYOND BAKING CO	6081		Meridian	Ave	Suite	60
56277	3500	WESTWIND PRECISION MACHINING	6175		Meridian	Ave		
50695	3577	BROCADE COMMUNICATION SYSTEM	1745		TECHNOLOGY	Dr	Suite	AAA
50699	5812	Eastridge General Growth Properties, Inc	2200		Eastridge	Loop	Suite	2062
50707	5812	Blendz	140	E	San Fernando	St		
50744	5812	The Harker School	500		Saratoga	Ave		
41622	6512	Letitia Building	70	S	1st	St		
51279	5812	Eden Palms Apartment Complex Community Room	5398		Monterey	Rd		
51947	7549	PAN AMERICAN COLLISION CNTR	555		BURKE	St	Suite	A
51954	3540	PLASTICS PRODUCTS	1724		JUNCTION	Ave	Suite	0004
51958	8748	STANNARD,LIAM	562		MANZANA	Pl		
51960	3540	OMNITEC PRECISION MFG INC	429		Queens	Ln		
51965	4212	SALT UNLIMITED	1665		Rogers	Ave		
51978	5511	NORTH VALLEY AUTO WHOLESALES	478	E	Santa Clara	St	Suite	270
51991	7532	MARTINEZ AUTO BODY SHOP AND TOWING SERVICE	510		Horning	St		
51999	4950	PACIFIC BAY RECYCLIN CTR INC	990	N	10th	St		
52000	7530	HANS AUTO REPAIR	421		Queens	Ln		
52006	4212	DESOTO, BRIAN	2233	S	7th	St		
52012	3540	NTL PRECISION MACHINING INC	1355		Vander	Way		
52022	7532	R N D AUTO BODY	2013		MONTEREY	Rd	Suite	C
52025	3570	Q RUN CORPORATION	1705		JUNCTION	Ct	Suite	AR
53440	5812	Hoang Lan	1560	N	4th	St		
52669	5812	PIZZERIA PIANA	1111		Meridian	Ave		
11141	5813	EL BOLERO	990	N	17th	St		
38462	5999	APPLE GOODIES	109		Pleasant Ridge	Ave		
54016	5921	6 To Late	3844		Monterey	Rd	Suite	
54070	4932	PACIFIC GAS & ELECTRIC	680		DADO	St		
54071	4932	PACIFIC GAS & ELECTRIC	6402		SANTA TERESA	Blvd		
41540	5812	Johnny Rockets	1875	S	Bascom	Ave	Suite	405
50849	5812	Advent Community Day	1290		Ridder Park	Dr		
50863	5812	Liberty High	5845		Allen	Ave		
50865	5812	Pine Hill School	1325		Bouret			
50878	5541	B & W Chevron	2710		Story	Rd		
17914	7334	ASI Repro.com	2451		Autumvale	Dr		
52036	7549	TUAN'S MOBILE	517	N	18th	St		
52048	7373	PROVEN PATTERNS INC	816	N	1st	St		
52052	4119	BIABANI, ABBAS	129	N	5th	St		
52059	2834	BIONATURAL LABS	180	E	Gish	Rd	Suite	1
52069	7532	JPC AUTO BODY	701		Kings Row			
52084	7530	SAN JOSE TEST ONLY CENTER	222		KEYES	St	Suite	111A
52087	7530	LT AUTO REPAIRS INC	222		KEYES	St	Suite	111A

ORG_CODE	SIC_CODE	ORG_NAME	ST_NUM	ST_DIR	ST_NAME	ST_TYPE	ST_SUB_TYPE	ST_SUB_NUM
52091	4119	SERENDIPITY LAND YACHTS LTD	1596	S	7th	St		
52092	4212	LECHUGA, RAMIRO TRUCKING	240		Leo	Ave		
52095	7530	GN AUTO REPAIR AND BODY WORK	220		Leo	Ave		
52116	7521	FINISH LINE TOWING, INC.	560	E	Gish	Rd		
52119	7530	TAM HUU AUTO REPAIR	673	N	13th	St		
52126	3500	SPACE MACHINING	1609		REGATTA	Ln	Suite	B1
54122	5812	Lundy Foodcourse	2092		Concourse	Dr		
54129	5912	Longs Drug Stores California, L.L.C. dba CVS Pharmacy #9559	1285		Lincoln	Ave		
54131	5812	Tee Nee Thai Asian Cuisine	1423		The Alameda			
54132	5812	IMC Theatres	1433		The Alameda			
54481	5812	Iguana's Burritozilla	4848		San Felipe	Rd	Suite	130
41591	5812	L & M Bakery and Deli	1741		Berryessa	Rd	Suite	A
17389	3674	Clarkspur Design, Inc.	100	W	San Fernando	St		450
17416	3341	Commodity Resource & Environmental, Inc.	493		Reynolds	Cir		
41307	1731	Cupertino Electric	1132	N	7th	St		
52136	7530	MUFFLERS EXPRESS	903		COMMERCIAL	St	Suite	B
52137	7530	CALIFORNIA AUTO REPAIR	903		COMMERCIAL	St	Suite	B
52140	3400	ALL SPEC PIPING	1775		MONTEREY	Rd	Suite	40B1
52155	2700	SAN JOSE POST RECORD	95	S	Market	St		
52171	7334	COPY IT!	326	E	Santa Clara	St		
52186	7532	LITTLE WASHERS	2278	E	San Antonio	St		
52191	4119	A1 GOLD STAR LIMO/LIMOUSINE	2045		Nottoway	Ave		
52199	7699	NGUYEN, CHARLIES CUONG	1156		Woodborough	Pl		
52205	7389	TRUONG, ANH	1110		Library	Ln		
52218	4212	J & J TRUCK	2177		Alum Rock	Ave	Suite	111
52222	7530	DURAN'S AUTO ELECTRIC INC	373	S	24th	St		
53436	3672	U-Plate	810		Park	Ave	Suite	A
51378	5812	St. Francis of Assisi Church	5111		San Felipe	Rd		
54687	5812	Wing and F Restaurant dba Happy Wing	414	E	William	St	Suite	A
54688	5812	Brocade Communications Systems, Inc.	120		Holger	Way		
53248	8748	FJP ELECTRO MECH SOLUTIONS	67		Southsea	Ct		
41491	5812	Improv	62	S	2nd	St		
41288	5812	Cold Stone Creamery	925		Blossom Hill	Rd	Suite	1641
17352	3672	FlexOne Technology	1963		Concourse	Dr		
52237	3993	SIGN MY SIGNS	4010		Moorpark	Ave		
52243	5511	HOT CARS OUTLET	3275		Stevens Creek	Blvd		
52247	7699	ABC LOCK & KEY CO	928		Daffodil	Way		
52257	5511	KODEBLAKE	572		Troy	Dr		
52265	5511	ETHICAL APPROACH, INC	3806		Stevens Creek	Blvd	Suite	A
52272	3999	BAMBOO AESTHETICS INC	4398		PAYNE	Ave		
52290	3570	NEXTGEN SERVICES INC	4340		Almaden	Expy		

ORG_CODE	SIC_CODE	ORG_NAME	ST_NUM	ST_DIR	ST_NAME	ST_TYPE	ST_SUB_TYPE	ST_SUB_NUM
52291	4212	COURIER CHIRO BILL	4692		Capay	Dr	Suite	0004
54765	7532	Alameda Upholstery	859	W	San Carlos	St		
54780	5812	Sonoma Chicken Coop	2077		Airport	Blvd	Space	TA-14A
54789	5812	Mandy's Korner	848	W	San Carlos	St		
51922	2434	PHAN CUSTOM CABINETS	442		QUEENS	Ln		
52712	6531	GEM PROPERTIES INC	1540		University	Ave		
41369	5812	El Sabraso Taco	17	S	4th	St		
41383	5812	Fahrenheit Ultra Lounge	99	E	San Fernando	St		
41216	5812	California Pizza Kitchen, Oakridge Mall	925		Blossom Hill	Rd	Suite	1705
41228	5812	Capers Loft	90	S	2nd	St		
41233	5812	Carl's Jr.	925		Blossom Hill	Rd		
17889	9999	General Lasertronics Corp	830		Jury	Ct	Suite	1
17503	5411	Guadulajara Market and Products #1	1661		Alum Rock	Ave		
51398	5812	International Gourmet Buffet, Inc.	101		Curtner	Ave	Unit	60
51474	1711	COMFORT-AIR	1746		JUNCTION	Ave	Suite	E
52319	2741	A. MUSED PUBLISHING	5965		Liska	Ln	Suite	
52321	4119	PARADISE VALLEY SHUTTLE	1025		MC KAY	Dr	Suite	22
52339	3570	TETHYS SOLUTIONS LLC	7154		Calcaterra	Dr		
52343	4212	247 DELIVERY PLUS	1356		Thistlewood	Ct		
52344	7549	CLASSIC AUTO GLASS	2553		McLaughlin	Ave		
52345	4212	K E L	2085		Danderhall	Way		
52355	2700	PHU NU CALI INC	1654		BURDETTE	Dr	Suite	185
52363	3993	PERFECT SIGN	2437		ALVIN	Ave		
52365	1751	H L CABINETS	2830		MOSS HOLLOW	Dr		
52367	7699	RC GRAFIX	2615		Glenrio	Dr		
52384	7532	GAYA SINGH & SON AUTOBODY	2676		Mozart	Ave		
52385	4950	USA RECYCLE	2763		Othello	Ave		
52388	5999	AT&T MOBILITY	1705		STORY	Rd	Suite	46
52391	5999	MISELANIA MARTINEZ	1690		STORY	Rd	Suite	131
11998	3241	STUCCO SUPPLY CO OF SAN JOSE	1601		Little Orchard	St		
53507	7211	Dina's Dry Clean & Alterations	1587		Meridian	Ave		
53762	3281	Huang Van Granite & Cabinet	220		LEO	Ave		
35731	7549	MOTOR BODY CO	455		Sunol	St	Suite	B
54893	5411	777 Saving Mini Market	517	E	Santa Clara	St		
9210	5912	MEDEX DRUGS	401	E	Santa Clara	St		
41278	5812	Cocola	333		Santana	Row	Suite	1045
41142	5812	Bambu Snacks & Coffee Shoppe	1688		Hostetter	Rd		
37490	8732	KYEC USA	1735		Technology	Dr		
52403	4212	JAVIER DUARTE TRAUCKING	1799		Crucero	Dr		
52404	4212	PAZ DEMO	1590		McLaughlin	Ave		
52405	1771	BAGO CONCRETE	1199		Lynn	Ave		

ORG_CODE	SIC_CODE	ORG_NAME	ST_NUM	ST_DIR	ST_NAME	ST_TYPE	ST_SUB_TYPE	ST_SUB_NUM
52434	8049	TINA THOA LUU	1692		Tully	Rd	Suite	12
52441	7699	REMBER PRECISION WATCH REPAI	1		Eastridge Center			
52444	7549	LARA TOWING & REPAIR	1925		BISCAYNE	Way		
52459	4212	SONRIE DELIVERY SERVICE	5633		Calmor	Ave		
52467	2711	AC NIELSEN	5891		El Zuparko	Dr		
52476	7549	HI TECH AUTOMOTIVE REPAIR	5921		Indian	Ave		
52479	7549	ALMADEN AUTO TOW	5870		Treetop	Ct		
10593	5400	BASCOM LIQUOR & FOOD MARKET	3750	S	Bascom	Ave		
53966	5511	Subaru	3155		Stevens Creek	Blvd		
55028	5410	Zanotto's Willow Glen	1421		Foxworthy	Ave		
11817	4212	SALVATION ARMY	702	W	Taylor	St		
44488	1629	WATTIS CONSTRUCTION	964		Stockton	Ave		
44520	5812	Subway #42434	2585	N	1st	St		
9509	5441	SEE'S CANDIES #11	166		Oakridge Mall			
14419	2096	GARCIA, R W	345		Phelan	Ave		
36946	5812	SUPER TREAT/THE BEST	1295		Runshaw	Pl		
41737	7538	MVM Engine	3000		Monterey	Hwy		
17304	5231	Mygrant Glass Company	1711		Junction	Ct		
51431	7539	D Ross Equipment Repair	852	N	10th	St		
52515	4212	ACE INDUSTRIAL SERVICES	1055		Coleman	Rd	Suite	208
52528	3999	PETITES CHOSES	14458		UNION	Ave		
52552	4212	MZ'S HANDYMAN/HAULING	1889		Curtner	Ave		
52556	2700	MN MEDIA	1785		El Codo	Way		
52560	4212	L & L DELIVERY SERVICES	3845		Starview	Dr		
52582	2700	SAMIR RIAD	1570		Sheffield	Ave		
14499	3089	STRONGWELL, SAN JOSE DIV.	615	N	King	Rd		
44591	5812	MAXIM'S CAFE	1620		Saratoga	Ave		
44602	5812	CLEMENT BAKERY DELI	2115		Morrill	Ave	Suite	2
44625	5812	Chevy's Fresh Mex (The Plant) (#2103)	131		Curtner	Ave		
38442	5812	Tapioca Express	5681		SNELL	Ave	Suite	1
44669	7538	Calderon Tire Service, Inc	3045		Monterey	Rd	Suite	3
44670	8211	George Shirakawa Elementary School	665		Wool Creek	Dr		
10994	8211	BEACON SCHOOL THE	5670		Camden	Ave		
15426	5142	GAINES POULTRY, INC.	2290		Quimby	Rd		
11977	5039	SECURITY CONTRACTORS SERVICES	170	N	28th	St		
17462	3599	Odie Sheet Metal Shop	375		Umbarger	Rd		
37470	3674	Optical Associates, Inc.	685		River Oaks	Pkwy		
18020	5084	Peaker Manufacturing Inc.,	1713		Little Orchard	St		
51577	5813	Richard's Bar	1747		Alum Rock	Ave		
52591	3600	INTERPHASE SYSTEMS INC	1725		LITTLE ORCHARD	St	Suite	A1
52622	4212	M.A. QUICK SERVICE	300		SANDS	Dr		

ORG_CODE	SIC_CODE	ORG_NAME	ST_NUM	ST_DIR	ST_NAME	ST_TYPE	ST_SUB_TYPE	ST_SUB_NUM
52631	5093	GLOBAL GREENWAYS LLC	1999		Stone	Ave		
52646	4212	MOVING SOLUTIONS, INC	186		BARNARD	Ave		
52655	7699	APPLIANCE QUALITY REPAIR	554		Atlanta	Ave		
52657	7530	BOB'S ALMADEN TRANSMISSION	270		Cimino	St		
52663	7532	CA PREFERRED VENTILATION	1656		Mcbain	Ave		
52670	2700	ALIANZA METROPOLITAN NEWS	1090		Lincoln	Ave		
52672	3999	ESTHER'S, MARY FASHION DESIG	1490		Meridian	Ave		
44682	3540	US MACHINING						
44687	7514	Enterprise Rent A Car Company	598	S	1st	St		
44716	5812	DOLCE CAFE	675	N	1ST.	St	Suite	120
44730	5812	Saigon Seafood Restaurant	740		Story	Rd	Unit	3
44740	5812	Abundant Air Cafe	3720	N	1st	St		
44761	5812	Auntie Anne's Westfield Oakridge	925		Blossom Hill	Rd	Space	H2
44737	3674	Dielectric Solutions, Inc.	2036		Concourse	Dr		
44762	5411	Fresh & Easy Neighborhood Market	1409		Bird	Ave		
44784	5812	Ohana Grill	1576		BRANHAM	Ln	Suite	A
44826	5812	Togo's Eatery	5677		Snell	Ave		
41860	8661	Polish Catholic Mission Church	10250		Clayton	Rd		
18108	2951	Reed & Graham Laboratory	550		Sunol	St		
18111	3471	Reliable Polishing	1840		Almaden	Rd	Suite	8
52676	7549	EXTREME TOWING INC	830		Auzerais	Ave		
52680	7530	GUS AUTO REPAIR	900		Meridian	Ave		
52686	3570	HESED SOFTWARE CNSLTING INC	1317		Fruitdale	Ave		
52691	6531	PLANT 51	734		THE ALAMEDA			
52699	4212	MILTON SERRANO DELIVER	10		NORTON	Ave		
52713	3540	JRD PRECISION MACHINING	1158		Campbell	Ave		
52728	7530	FIXED AFFORDABLE	347		LINCOLN	Ave	Suite	1
52737	7530	EXTREME KUSTOMS RESTORATION	478		Stockton	Ave		
52739	5511	ONE WAY AUTO	615		Stockton	Ave		
52740	5511	GREGORY AVIATION LLC	1442		Selborn	Pl		
52743	7371	SUBIMAGE LLC	1237	W	San Carlos	St		
52744	4212	MURRAY WOODS SERVICES	467		Willis	Ave		
52748	4500	SANTA CLARA CHARTERS	71		Wilson	Ave		
52757	7699	LALO'S SHOE REPAIR	42	S	White	Rd		
52759	4212	SOMARRIBA TRUCKING	1532		Harvest	Dr	Suite	A
52762	4212	EL CAMINO TRUCKING	268		Mahoney	Dr		
52768	7699	THESONIQ	1227	S	White	Rd		
54478	5812	The Old Wagon Saloon and Grill	75	N	San Pedro	St		
35571	5461	LA MEXICANA	1170	E	William	St		
55090	5812	Pho Dac Cali	2850		Quimby	Rd	Suite	140
42023	8661	South Bay Chinese Baptist Church	448		Francis	Dr		

ORG_CODE	SIC_CODE	ORG_NAME	ST_NUM	ST_DIR	ST_NAME	ST_TYPE	ST_SUB_TYPE	ST_SUB_NUM
42577	3672	South Bay Circuits	3150		Almaden	Expy		
44571	5812	Cisco (PC) Fitness, Childcare Clinic	3571	N	1st	St		
52773	7699	BIG JOE TIRE SERVICE	279	N	White	Rd		
52790	4212	J O & SONS TRUCKING	2743		Tanglewood	Dr		
52792	7542	SALS TRUCK WASHING	3375		Rocky Mountain	Dr		
52800	7530	CAR & TRUCK CLINIC, THE	2765		STORY	Rd	Suite	Z
52817	4212	WEST COAST PROVISIONS,LP	367		SANTANA HEIGHTS			
52828	7549	BIGO AUTO SERVICE CENTER INC	1509		Parkmoor	Ave		
52835	5511	PRO SELECT AUTO SALES	2340		Stevens Creek	Blvd		
52844	2700	WALT'S PRESS	880		Corlista	Dr		
51588	4581	SJJC FBO Services, LLC operated by ATLANTIC AVIATION Service:	1250		Aviation	Ave		
54194	7384	Longs Drug Stores California, L.L.C. dba CVS Pharmacy #3061	3475		McKee	Rd		
44831	5812	Popeye's Chicken and Biscuits	30	E	Santa Clara	St		
44849	5431	Real Produce	5353		Almaden	Expy	Unit	44
44890	1721	CABRERA PAINTING INC	1262		SHORTRIDGE	Ave	Suite	2
44880	3674	SVTC Technologies, LLC.	3901	N	1st	St		
18223	3999	Suba Technology	2405		Qume	Dr		
42244	7542	Valley Hand Car Wash	32		Stockton	Ave		
52881	7699	D'ANGELOS PIANO TUNING	4859		Springdale	Dr		
52888	4119	JET SET LIMO	4300		ALBANY	Dr	Suite	L
52893	8711	NANOSCALE STORAGE SYSTEMS IN	554		Greenmeadow	Way		
52894	7699	SUM'S REPAIR	6251		Bancroft	Way		
52896	8711	HAWES,DENNIS A	5071		Doyle	Rd		
52904	3570	SYSTEM SOFT, LLC	5562		Castle Glen	Ave		
52906	3570	ANA SEMICONDUCTOR	496		Bevans	Dr		
52910	7699	ZHOU'S TV & VCR REPAIR	6850		Westmoor	Way		
52922	7371	AIREPOS INC	5205		PROSPECT	Rd	Suite	13515
52942	7389	AFAPOWER INC	2380		Qume	Dr	Suite	G2
52959	3679	TRAN,DON	1879		SILKWOOD	Ln		
55015	5800	Starbucks Coffee	1701		Airport	Blvd		
55246	5812	Una Mas & Mojo Burger (Terminal B)	1701		Airport	Blvd	Suite	NC-10
55247	5812	Bill's Cafe	5629		Cottle	Rd		
55268	5812	Kokila's Kitchen	1427		Branham	Ln		
55390	8322	Eastside Neighborhood Center	2150		Alum Rock	Ave		
52661	6531	PREVIEW REALTY INC	1595		Cherry	Ave		
55411	5812	Puerto Azul Restaurant 2	300		Willow	St		
12032	5411	LA CANASTA GROCERY	3074		Monterey	Rd		
41100	5812	Aloha Pure Water & Coffee Shop	1179		Branham	Ln		
18292	3674	Wafermasters, Inc.	250	E	Gish	Rd		
44724	4953	Zanker Road Class III Landfill	705		Los Esteros	Rd		
42469	8661	Chinese Church in Christ	1490		Saratoga	Ave		

ORG_CODE	SIC_CODE	ORG_NAME	ST_NUM	ST_DIR	ST_NAME	ST_TYPE	ST_SUB_TYPE	ST_SUB_NUM
42253	3672	Vitron	1901		Las Plumas	Ave	Suite	20
50923	5812	THOA CAFE	950		Story	Rd		
50951	1771	SILICON VALLEY PAVING, INC.	1255		Yard	Ct		
52970	3679	GLOBAL ELECTRON CORP.	2360		Qume	Dr		
52978	3570	TELEVIDEO INC	2342		Harris	Way		
52983	3999	AUTOLENS INC	1440		Atteberry	Ln	Suite	A
52985	3600	RITE TRACK EQUIPMENT SERVICE	2151		O'Toole	Ave		
52986	5039	MD GLASS INC	2471		Autumnvale	Dr	Suite	E
52987	3600	ASML US INC	235		Charcot	Ave		
52997	3400	H P MACHINE & ENG INC	2150		OAKLAND	Rd	Suite	A
53004	3600	VITEX SYSTEMS, INC	2184		BERING	Dr		
53015	7532	KENTS CARWASH	1585		Timber Creek	Dr		
53022	3500	WAVE LINK TECHNOLOGY INC	2109		Otoole	Ave		
53023	4225	KARYA BROTHERS NETWORKS INC	119		Component	Dr		
53025	3500	BLUEPOINT CONTROLS INC	780		Montague	Expy		
53030	4119	GP TRANSPORTATION DBA SKYBLU	1769		Oakland	Rd		
53032	7699	ALPHA LOCK	2197		Jonesport	Ave		
53038	3570	K & K MACHINERY INC	2272		Trade Zone	Blvd		
53040	3540	HT PRECISION INC	2284		Trade Zone	Blvd		
53045	3500	RAPID SMT ASSEMBLY	2355		PARAGON	Dr	Suite	A1
53048	3500	ADVANCED ASSEMBLY INC	1151		RINGWOOD	Ct	Suite	100
53054	3500	MVINIX SYSTEMS INC	1810		OAKLAND	Rd	Suite	D
12543	3559	WAFER PROCESS SYSTEMS, INC.	3641		Charter Park	Dr		
47196	7534	ACTION TIRE SERVICE	1744		Senter	Rd	Suite	4
55649	2024	Pinkberry	1645		Saratoga	Ave	Suite	20
55650	5812	The MMoon	177	W	Santa Clara	St		
48419	5093	BORGATA RECYCLING INC	1919		MONTEREY	Rd	Suite	20
51153	7399	AJ's Property Maintenance	3213		Rocky Mountain	Dr		
10536	5813	MARTINI MONKEY	1661		Airport	Blvd		Terminal C
51235	8661	Church of Jesus Crist of Latter Day Saints	4977		San Felipe	Rd		
51277	5812	THE LINE SHACK	826	S	WINCHESTER	Blvd	Suite	A
51278	5812	Guckenheimer Restaurant at Boston Scientific	150		Baytech	Dr		
56848	0750	CLUB BELLY RUB	206	N	BASCOM	Ave		
56852	4121	ABDURHAMAN S. AL	1908		SENTER	Rd		
56875	3861	REDFLEX TRAFFIC SYSTEMS,INC	21	E	SANTA CLARA	St		
56893	3841	CORHYTHM INC	2051		RINGWOOD	Ave		1
56902	5812	CHANG SOO HAN, ET AL	333	W	JULIAN	St		
56910	4213	TRANSPORT IN MOTION	1839		ANCHOR	Way		
56914	4212	CUMMINGS EXPRESS	2040		BEATRICE	Ct		6
57063	5812	Quoc ToVong Tu	780	S	1st	St		
57128	1761	Ultimate Roofing	1109		El Prado	Dr		

ORG_CODE	SIC_CODE	ORG_NAME	ST_NUM	ST_DIR	ST_NAME	ST_TYPE	ST_SUB_TYPE	ST_SUB_NUM
58104	1761	L.J'S ROOFING AND REPAIR	1340		Old Rose	Pl		
58417	5093	Pacific Recycling Co	1001	E	Santa Clara	St	Suite	A
58446	7530	SAN JOSE RADIATOR INC	665		Lincoln	Ave		
57154	5093	A & A RECYCLING	10475		Crothers	Rd		
57810	1799	MURRAY PLUMBING	5126		Stevens Creek	Blvd	Suite	138
57822	1521	NIELSEN, HENRIK	4383		Latimer	Ave		
57828	1799	DAN HARDWOOD FLOOR	1704		Ridgetree	Way		
57835	1799	PESTANA, ERNEST E	2225		Old Oakland	Rd		
57838	1799	SPLICING TERMINATING & TEST	760		Charcot	Ave	Suite	A
57839	1799	PACIFIC PLUMBING/SEWER SVC	2138		O'TOOLE	Ave		
57868	1799	N.N. ELECTRIC	1976		Camargo	Dr		
57876	1521	RENAISSANCE CONTEMPORARY BU	945		Berryessa	Rd	Suite	2
57889	1521	O D R ROOFING	5334		Knights	Est		
57895	1799	DANIEL'S ELECTRIC	821		Canoas Creek	Cir		
57898	1799	RCV PLUMBING & SEWER	4809		Rue Lyon	Ct		
57907	1799	HERITAGE CONCRETE CONSTRUCT	137		Red River	Way		
57914	1799	CALONJE, LUIS A	4014		Narvaez	Ave		
57933	1799	CAL/WEST ROOFING	3939		Quimby	Rd	Suite	Z
57945	1799	VIBRANCE PAINT & WEATHERPROF	3025	S	White	Rd		
57960	1799	PRIORITY ROOFING SOLUTIONS I	2978		TOWERS	Ln		2
57962	1799	GARCIA'S TREE SERVICE	14347		BRANHAM	Ln		A
57966	1521	GILBANE BUILDING CO	224		Airport	Pkwy	Suite	630
57990	1799	BEVIL'S FLOOR SERVICE	533		BURKE	St		A
58002	1799	YORK HEATING & AIR COND	2541		SEABOARD	Ave		AA
58003	1799	CD ROOFING CO	2909		WILBUR	Ave		
58009	1799	RH CONCRETE	3360		SAN JOSE	Ave		
58016	1799	LINOLEUM DICKS INC	2270	S	BASCOM	Ave		AAA
58020	1799	ARCADIA DEVELOPMENT	1115		COLEMAN	Ave		A
58024	1799	NEWPORT MASONRY	5779		WINFIELD	Blvd		A3
58028	1799	DEPEW, INC	1445		KOLL	Cir		101
58030	1799	BT PLUMBING INC	1359		SUNBEAM	Cir		A
58037	1799	WILLOW GLEN GLASS & SCREEN	1269		ALMA	Ct		
58055	1799	LINCOLN GLASS & MIRROR CO	2450		KRUSE	Dr		A
58075	5093	DIMOND METALS	11665		Berryessa	Rd		
58121	7359	PACIFIC MATERIALS HANDLING	1605		OLD BAYSHORE	Hwy	Suite	B
58147	7530	QUALITY AUTO SERVICE	590	W	Hedding	St		
58149	7530	JOHN DANG	3974		Mira Loma	Way		
58151	1721	FC & S	169		Senter	Rd		
58155	1542	GOLDEN WESTGATE CONSTRUCTION	10289		Sylvandale	Ave		
58168	7549	FRANK'S AUTO GLASS	967		COMMERCIAL	St	Suite	3Z
58175	3281	MARBLE BROTHER	424		Reynolds	Cir		

ORG_CODE	SIC_CODE	ORG_NAME	ST_NUM	ST_DIR	ST_NAME	ST_TYPE	ST_SUB_TYPE	ST_SUB_NUM
58197	1799	PREMIER PLUMBING AND REPIPE	1725		Rogers	Ave		
58205	1721	M.V. FENCING 20004	2558		Madden	Ave		
58233	1721	BUILD A DREAM HOUSE	6512		Almaden	Rd		
58234	1721	FRANCISCO SERVICES	3862		Wiven Place	Way	Suite	WY
58256	1799	VOLTZ ELECTRIC	6245		Lean	Ave		
58257	1799	FARRELL PLUMBING	6404		Felder	Dr		
58258	1799	CONTROLLED AIR SYSTEMS	5806		Laguna Seca	Way		
58267	3944	CREATIVE WOOD DESIGN	1933		Trenton	Dr		
58272	1721	A-Z CONSTRUCTION	1567		Alta Glen	Dr	Suite	5
58273	1542	GREAT CONSTRUCTION COMPANY	1450		Callecita	St		
58274	7532	MICHAEL J'S BODY SHOP INC	1577		Almaden	Rd		
58289	7530	AKIN'S AUTO REPAIR	782		Park	Ave	Suite	5
58295	7216	CRYSTAL CLEAR CLEANERS	3035		Mckee	Rd		
58299	1542	THE CARPENTER SHOP	144		Cedar	Ln		
58301	7530	TIRE & WHEEL WHSE #2	2739		STORY	Rd	Suite	A
58306	1721	JOE'S HANDYMAN SERVICE	84	N	Cragmont	Ave		
58308	1721	AWNING ADVANTAGE, THE	10410		Clayton	Rd		
58333	3999	COL-MEX PRECISION SHEET METAL	2332		Kruse	Dr		
58344	1799	ISLAND AIR HVAC	652		Faye Park	Dr		
58350	1799	BANG'S PAINTING	4378		Stone Canyon	Dr		
58355	1721	CIMA PLUMBING & CONSTRUCTION	1725		MT PLEASANT	Rd	Suite	
58359	1799	A & D LANDSCAPING SERVICE	2670	S	White	Rd		
58361	1799	TETON ELECTRIC	3135		Remington	Way		
58373	7216	PREMIER CLEANERS	1127	S	DE ANZA			
58377	7216	CLEANERS CONNECTION	1731		PARK			
58378	1799	DOOR SERVICE CO INC	1915		STONE			
58381	1721	MASTER HANDY MAN SERVICES	725		SPINDRIFT	Dr		
58388	7216	WINCHESTER CLEANERS	1308	S	WINCHESTER			
57120	1761	M Brown Construction	702	S	Daniel	Way		
57066	5261	Sunshine Nursery	2157		Alum Rock	Ave		
58100	7530	FRANK JOSEPH'S AUTOMOTIVE	250	N	Montgomery	St		
58425	1771	Gonzalez, R G Cement Cont	240		Mahoney	Dr		
58092	5093	BAY CITY RECYCLING	11665		Berryessa	Rd		
58403	0782	MANIGLIA LANDSCAPE INC	1655		BERRYESSA	Rd		
58445	7530	D RODS STREET RODS	1621		Almaden	Rd	Suite	B
58421	5812	Wingstop Restaurant (Plaza de San Jose)	1150	S	King	Rd	Suite	20
58428	1761	JV ROOFING	2986		Fahrner	Ct		
58448	7530	COLEMAN'S TRANSMISSION & AUT	660		COLEMAN	Ave	Suite	5A
57118	1761	Roof Leak Services Inc	886		Chestnut	St		
57124	4212	ALL CITY HAULING	3481		Williams	Rd		
57116	1761	Genesis Roof Removal	15077		Esther	Dr		

ORG_CODE	SIC_CODE	ORG_NAME	ST_NUM	ST_DIR	ST_NAME	ST_TYPE	ST_SUB_TYPE	ST_SUB_NUM
57137	1521	DILLS, JERRY GEN CONTRACTOR	1523		Willowdale	Dr		
57167	4212	HAULING VEGA	1524		Kooser	Rd		
57056	5251	Home Depot #1009	1855		Hillsdale	Ave		
57199	7699	SUNRISE FORKLIFT INC	645	W	HEDDING	St		
58082	5531	DVS KUSTOMS	1124		Old Bayshore	Hwy	Suite	20
58132	5541	MOORPARK VALERO	5155		Moorpark	Ave		
58441	5541	VALERO OF SARATOGA	601		Saratoga	Ave		
58397	1761	PRO TECH ROOFING	2980	E	Capitol	Expy		
57070	5261	God's Little Acre Nursery	19810		Almaden	Rd		
57134	1521	CONTRACTORS SHOP INC	941		BERRYESSA	Rd		
58070	7539	CARTEX ONE STOP AUTO	438	S	BASCOM	Ave		
58074	1761	GREEN ROOF DEVELOPMENT	6055		MERIDIAN	Ave		
58102	7536	ARGO AUTO GLASS	3200		PAYNE	Ave	SUITE	605
58086	5093	INHOUSE COMMERCIAL RECYCLERS	996		MINNESOTA	Ave	#	204
56283	1799	SILVER ELECTRIC	15780		Almaden	Expy		
56309	3944	THERESA COBB	2784		Kern	Ave		
56335	4121	LAKHWINDER SINGH	1360		FOXDALE	Loop	Suite	605
56337	7549	ORELLANAS TOWIN	2116		Tehama	Ave		
56345	5531	AUTO PARTS & TERRY	1762		La Porte	Ave		
56346	4212	NGUYEN,DOANH/DOAN,NHUNG	1445		Glena	Ct		
56354	1799	OC COMMUNICATIONS INC	1370		Tully	Rd	Suite	501Z
56359	1799	PERFECT PLUMBING	616		Cayuga	Dr		
56368	3931	TIM SPANGBERG'S GUITAR INSTRUCTION	561		Giuffrida	Ave		
56374	7536	CITYWIDE AUTO GLASS	610		Lochburry	Ct		
57196	5093	ASC RECYCLING	1970		Monterey	Hwy		
58099	1761	JAMES, JESSIE ROOFING	4017		Laurelglen	Ct		
58442	5531	TIRE DISTRIBUTION SYSTEMS IN	398	E	Gish	Rd	Suite	
57095	1521	AA REFRIGERATION CONTRACTOR	550		MONTEREY	Hwy		
58078	1761	HUGGINS ROOFING	1323		Cassland	Ct		
56393	1521	CHRISTIAN BROTHERS ENTERPRISES, INC	2355		Sunrise	Dr		
56396	1799	STELLAR ELECTRIC	4962		Mise	Ave		
56401	1799	BHF PLUMBING	2674		Hocking	Way		
56402	1799	ROTH MECHANICAL	15135		Charmeran	Ave		
56407	2731	ALLEN F WEITZEL	1810		Ronie	Way		
56411	2731	ADELEMORE PRESS	5085		Elrose	Ave		
56413	2700	EXPRESS PRINTING SERVICES	1742		Del Paso	Ave		
56415	4214	TDL DISTRIBUTING	2567		Hill Park	Dr		
56421	3715	CARDENAS & SONS TRUCKING	3860		Meridian	Ave		
56446	5251	SWEET CRAVINGS	1569		Marcia	Ave		
56459	7532	UNIVERSITY AUTO BODY, INC	1945		KYLE PARK	Ct	Suite	A
56474	3931	TWILIGHT HILL MUSIC STUDIO	1549		Iris	Ct		

ORG_CODE	SIC_CODE	ORG_NAME	ST_NUM	ST_DIR	ST_NAME	ST_TYPE	ST_SUB_TYPE	ST_SUB_NUM
56482	2731	DENNIS L WILCOX	1740		Marina	Way		
56507	2741	EIZON	1475		Hester	Ave		
57236	1521	J HOLLAND CORPORATION	2001		Gateway	Pl	Suite	290W
57240	1799	AMECA NETWORK	923		Hellyer	Ave		
57258	1799	OWEN & SONS FLOORING	2780		Aiello	Dr		
57261	1799	RAINTREE LANDSCAPE SERVICE	100		Umbarger	Rd	Suite	A
57279	1799	SPRIG ELECTRIC INC	1860	S	10th	St		
57290	1799	ANTHONY INTERIOR	401	E	Hedding	St	Suite	B
57315	1799	CRESCENT MANUFACTURING LLC	1008	S	2nd	St		
57318	1799	SCHAPER CONSTRUCTION INC	1177	N	15th	St	Suite	D
57329	1799	WESTCO IRON WORKS	437		Queens	Ln	Suite	A
57340	1799	CARPET GUY THE	15	E	Younger	Ave		
57341	1799	CALIFORNIA TILE INSTALLERS	1696		Rogers	Ave	Suite	1
57347	1799	INTERNATIONAL TILE & STONE	1771		Smith	Ave		
57352	1521	M&L GENERAL CONTRACTOR	12	S	1ST	St	Suite	801
57203	4212	TN CONSTRUCTION HAULING	4500		THE WOODS	Dr	Suite	2822
56512	4121	SELOMON ALEMAYEHU	1727		De Marietta	Ave		
56552	5812	M BALDERAS ANTOJITOS	3054		Alum Rock	Ave	Suite	ZZ
56565	4121	RALL,BALWINDER S	30		Cecil	Ave		
56567	4121	AYA,TADYOS AYELE	875		LEIGH	Ave	Suite	6
56568	3751	FULL THROTTLE HARLEY-DAVIDSON	1551		Parkmoor	Ave		
56573	7542	DETAIL ROW LLC	333		Santana Row		Suite	205
56582	5521	CITY CARS R US	1660	W	San Carlos	St		
56603	5461	CLEMENT BAKERY	1179	S	De Anza	Blvd		
56608	4121	KHIJAR,MOHMAD K	1327		Saratoga	Ave		
56616	2842	WOW GREEN INTERNATIONAL	5199		Montreal	Dr		
56621	4212	CHAVA'S DELIVERY	1545		Timber Creek	Dr		
57123	5093	VALLEY ELECTRONICS	1968		Hartog	Dr		
57361	1521	SKILLSAW CONSTRUCTION	1549		Virginia	Pl		
57370	1521	MORBO CONSTUCTION	1320		Maria	Way		
57371	1521	PC WORKS	1150		Ranchero	Way	Suite	52
57387	1799	MARTINEZ ROOFING	3226		Cherry	Ave		
57388	1799	BETA	3498		Cherry	Ave		
57391	1799	STAR PAINTING & DECORATING	4740		Calle de Tosca			
57394	1799	A.M.G. SHEET-METAL	5605		Blossom Park	Ln		
57407	1799	GONE PRO SERVICES	1575		Ferndale	Dr	Suite	A5
57408	1799	ELITE HEATING & A/C	5565		Russo	Dr		
57417	1521	FULL FRAME CONSTRUCTION INC	276		Esteban	Way		
57423	1799	A B LANDSCAPING INC	219		Sherry	Ct		
57439	1799	WORRELL ROOFING	1570		Pam	Ln		
57455	1521	DIAMOND'S HARDWOOD FLOORS	23100		Mckean	Rd		

ORG_CODE	SIC_CODE	ORG_NAME	ST_NUM	ST_DIR	ST_NAME	ST_TYPE	ST_SUB_TYPE	ST_SUB_NUM
57476	1521	HANSAN CARPET	2439		Alvin	Ave	Suite	Z
57479	1799	PALOMO ELECTRIC	1239		Elvira	Ct		
57488	1799	PACIFIC AIR CARE	1673	S	King	Rd	Suite	A
57490	1799	SAN JOSE ROOF MAX	1352		Chiplay	Dr		
57493	1799	ANKY ELECTRIC CO	6207		Lean	Ave		
57501	1799	SS ELECTRICAL	5841		Paddon	Cir		
56624	3999	DBM MICROWAVE LLC	2109		O'TOOLE	Ave	Suite	O
56633	3911	BLUE DONYA	1865		Fumia	Pl		
56645	7530	BESHOFF AUTO GLASS	2563		Flickinger	Ave		
56654	1799	COMFORT INTERNATIONAL INC	2570	N	1st	St		
56660	4212	JV EXPRESS IT	1312		Vanna	Ct		
56673	5531	NTD IMPEX	1118		Kenmar	Ct		
56675	3674	THIN FLIM EQUIP SUPPORT	1902		JUAREZ	Ct	Suite	
56691	2090	DESIGNER CAKE CREATIONS	965		Cape Anita	Pl		
56701	5812	B B QUAN	301	N	Jackson	Ave		
56707	4212	WILLIAM TRUCKING	1847		Norseman	Dr		
56717	3999	MEC DYNAMICS	90		ROSE ORCHARD	Way	Suite	A
58134	0781	OLDER'S LANDSCAPING	622		EMORY	St		
58396	1761	PRESIDENTIAL ROOFING	1868		ENESCO	Ave		
57528	1521	HOLT ENTERPRISES	6183		Springer	Way		
57532	1799	DIAZ, RUDY PAINTING	6244		Hokett	Way		
57534	1799	HARP, PHILIP	1000		BLOSSOM RIVER	Way	Suite	421
57542	1799	BOCO ELECTRIC	6194		Glider	Dr		
57544	1799	B & B ELECTRIC	6234		Lean	Ave	Suite	A
57552	1521	KUSALO CONSTRUCTION	15133		Cooper	Ave		
57556	1521	HAMILTON ELECTRIC	1776		Wyrick	Ave		
57562	1521	VANDERPYL CONSTRUCTION	14892		Conway	Ave		
57582	1521	GRIFFIN, MICHAEL CONSTRUCTIO	14254		Esther	Dr		
57585	1521	FELGAL'S CONSTRUCTION CO INC	5546		Amby	Dr	Suite	A
57586	1521	DENOYER CONSTRUCTION	1603		Saint Regis	Dr		
57593	1799	CALIFORNIA FLOORING COMPANY	1692		Morning Glory	Ln		
57601	1799	R & R HOME SERVICES	2335		Constitution	Dr		
57606	1799	FOUR SEASON AIR INC	2332		Pauline	Dr	Suite	C
57608	1521	RILEY'S REMODELING	3878		Arbuckle	Dr		
57613	1521	CT HUB CONSTRUCTION CORP	1796		Cardel	Way		
57616	1521	ARTISTIC LIGHTING	1644		Tawnygate	Way		
57617	1521	SPARKS CONSTRUCTION	14856		Holden	Way		
57620	1799	BLUES FLOORS	1973		Geneva	St		
57646	1799	JB PAINTING INC	223		San Jose	Ave		
56734	3944	VILLIAGE PASTELS	3132		Silverland	Dr		
56747	5231	NEVAREZ PAINTING	669		Potomac	Ct		

ORG_CODE	SIC_CODE	ORG_NAME	ST_NUM	ST_DIR	ST_NAME	ST_TYPE	ST_SUB_TYPE	ST_SUB_NUM
56749	4119	BASIC CARE TRANSPORTATION	400		Cedargate	Ln		
56752	2090	BELLA SPECIALTY FOODS, LLC	4451		Heppner	Ln		
56756	3931	BISCEGLIA GUITARS	936		Knollfield	Way		
56757	2090	TRUFFLES IN PARADISE LLC	4432		Pearl	Ave		
56765	2522	NGOC'S OFFICE WORKS	4407		Adragna	Ct		
56769	4121	PARMINDER S. CHAHAL	4200		THE WOODS	Dr	Suite	1621
56782	4119	AVANTI LIMO SERVICES INC	5542		Monterey	Rd	Suite	1
56812	7359	TK JUMPERS	3225		Peanut Brittle	Dr		
56818	3827	PHOTON SPHERE	3642		Santa Croce	Ct		
56825	4212	DOMINGUEZ,CHRISTINE MICHELLE	493		CHATEAU LA SALLE			
56834	2131	CIGARETTES DEPOT	2292	S	BASCOM	Ave		
56837	3751	TREK BICYCLE STORE OF SAN JOSE	503	W	CAPITOL	Expy		
57103	1521	CLINE GLASS CONTRACTORS, INC	320		TURTLE CREEK	Ct		
57672	1799	ATLAS TRILLO HEATING & AIRCC	1965		KYLE PARK	Ct	Suite	A
57699	1799	KC FLOORING CO	376		Race	St		
57708	1799	BURNS, JOANNE	1915		Heatherdale	Ave		
57720	1521	ZEGERS ELECTRIC	91		NORTON	Ave	Suite	A
57723	1799	PERHAM CONSTRUCTION	10425		Anderson	Rd		
57726	1799	GOOD FELLOWS AC HEATING,THE	1340		Clayton	Rd		
57734	1521	KALLIO CONST	124		Piazza	Way		
57740	1799	SUN ELECTRIC CO	506		Hobie	Ln		
57743	1521	D R CONSTRUCTION	10110		Meadow	Ln		
57751	1799	RELCO ROOFING	3450		Kaylene	Dr	Suite	B
57758	1799	MC ROOFING	14800		Mc Vay	Ave		
57763	1799	PAL CONSULTANT INC	14380		Story	Rd		
57771	1521	ENTERPRISE ELECTRIC	1784		Cheney	Dr		
57780	1799	PAVLOFF'S PAINTING	2113		Randolph	Dr		
16741		YA MAN LTD	400		Race	St		
53451		PW3-05887 Tasman Dr/ Zanker Rd (North Point Apartment)						
11548	5411	TRADE RITE MARKET	1555		Alum Rock	Ave		
11567	7532	Tom Chong Properties	2990		Daylight	Way		
16043	3441	MASTER METAL PRODUCTS	495		Emory	St		
15503	1711	W2 SYSTEMS	1173		Campbell	Ave		
15508	4151	BERRYESSA UNION SCH DIST CORP	945		Piedmont	Rd		
1207	3559	Novellus Systems, Inc. (4000)	4000	N	1st	St		
15650	5812	VIETNAMESE 7TH DAY ADVENTIST	1066	S	2nd	St		
9767	5812	SEAFOOD HUT #1	2871		Senter	Rd		
9721	5812	MCDONALD'S RESTAURANT #14679	1398	W	San Carlos	St		
9722	5812	LA VICTORIA	140	E	San Carlos	St		
9737	5812	LA PERLITA RESTAURANT						
9738	5812	QUANG DA RESTAURANT	348	E	Santa Clara	St		

ORG_CODE	SIC_CODE	ORG_NAME	ST_NUM	ST_DIR	ST_NAME	ST_TYPE	ST_SUB_TYPE	ST_SUB_NUM
9798	5812	STARBUCKS COFFEE #5324	145	W	Santa Clara	St		
9801	5812	JOAQUIN MILLER MIDDLE SCHOOL	6251		Rainbow	Dr		
9806	5411	7-ELEVEN FOOD STORE #2234-18727E	1187		Redmond	Ave		
9813	5812	LEROY ANDERSON ELEMENTARY SCHO	4000		Rhoda	Dr		
9814	5812	GARDNER SCHOOL	502		Illinois	Ave		
9851	5411	SAN JOSE MEAT MARKET	158	S	Jackson	Ave		
9860	5812	REGIONAL MEDICAL CENTER OF SJ	225	N	Jackson	Ave		
9865	5812	MY MY COFFEE & SANDWICHES	301	N	Jackson	Ave		
9830	5812	Taps Keys Club	396		Keyes	St		
11659	5812	Cutting Board Deli	1737	N	1st	St		
11663	5499	HYDE PARK LIQUOR & DELI	1330	N	1st	St		
11532	5812	HOUSE OF SIAM	151	S	2nd	St		
11533	5812	QUIZNOS SUB	150	S	1st	St	Suite	181
11536	5812	ROUND TABLE PIZZA #546	1125	S	Bascom	Ave		
11779	1794	TRUMPP BROS GEN ENG & CONST	1540		Industrial	Ave		
12116	3444	O C MCDONALD CO INC	1150	W	San Carlos	St		
13057	7530	PACIFIC AUTO REPAIR	1655		McKee	Rd		
13159	5015	B2 AUTO DISMANTLER	245		Leo	Ave		
13165	5148	T & S PRODUCE	370	N	Montgomery	St		
13606	5541	CIVIC CENTER 76	1271	N	1st	St		
13793	5999	CALIFORNIA MONUMENTAL	1990		Monterey	Hwy		
15690	7549	PENNEY'S TOWING	699		The Alameda			
16575	5511	AUTOBAHN EUROPEAN INC	952		Almaden	Ave		
15943	5411	BILL'S MARKET						
16266	5411	HANSRA GAS & MART	625		Winchester	Blvd		
9555	5812	HABANA CUBA	238		Race	St		
9607	5812	EVERGREEN COMMUNITY CENTER	4860		San Felipe	Rd		
9692	5812	JAMBA JUICE #63	1140		Lincoln	Ave	Suite	8
9696	5812	AQUI TAQUERIA	1145		Lincoln	Ave		
9703	5812	PAPA JOHN'S PIZZA	1824		Saratoga	Ave		
9747	5812	FLAMES COFFEE SHOP	7170		Santa Teresa	Blvd		
9754	5812	SAN JOSE MOOSE LODGE #401	1825		Mount Pleasant	Rd		
9757	5812	FRUTAS FRESCA	425	N	9th	St		
12484	5541	FOXWORTHY GAS	1645		Foxworthy	Ave		
12371	5541	ARCO STATION	1256	E	Julian	St		
11732	3600	VALLEY SERVICES ELECTRONICS	6190		San Ignacio	Ave		
12648	7513	U-HAUL MOVING & STORAGE	2395		Senter	Rd		
14225	5531	SAN JOSE IMPORT & DOMESTIC	183		Ryland	St		
14048	7530	IMPORTS AUTO SERVICE	1585	W	San Carlos	St		
14059	7542	M & B MOBILE TRUCK WASH	1455		Piedmont	Rd		
14073	2000	CREATIVE GOURMET	101		Paseo de san Antonio			

ORG_CODE	SIC_CODE	ORG_NAME	ST_NUM	ST_DIR	ST_NAME	ST_TYPE	ST_SUB_TYPE	ST_SUB_NUM
14311	3600	AMPRO SYSTEMS	2271		Ringwood	Ave		
14326	5511	CENTURY AUTO	1828	W	San Carlos	St		
16275	5411	LIME TREE LIQUORS & GROCERIES	812	S	Winchester	Blvd		
15619	5411	HUN-I-NUT DELI	795		The Alameda			
15631	5812	MIGHTY DOG	345		Tradewinds	Dr		
15638	5812	LOS LAJOS GOLF COURSE	2995		Tuers	Rd		
15570	1429	SRDC INC RECYCLING FACILITY	11740		Berryessa	Rd		
15608	5093	DELEON, FELIX TOWING	1749	S	10th	St		
9673	5812	MCDONALD'S RESTAURANT	2353		Mckee	Rd		
9678	5411	G & S LIQUOR	517		McLaughlin	Ave		
9681	5812	PHO HA	951		McLaughlin	Ave		
9685	5812	RACHEL CARSON SCHOOL	4245		Meg	Dr		
10008	5812	IL FORNAIO	302	S	Market	St		
9899	5812	LITTLE CAESAR'S #418-002	5550		Monterey	Rd		
9936	5812	JELLY DONUT	2665		Cropley	Ave		
12655	3541	DELTA MACHINE	2180		Oakland	Rd		
11866	5411	BROTHERS MARKET	300	N	13th	St		
12055	3446	TECHNIBUILDERS IRON INC	1049		Felipe	Ave		
14239	7549	DELTA TOWING	1025		Stockton	Ave		
14244	5531	PEP BOYS, MANNY, MOE & JACK OF	2730		Story	Rd		
15871	5812	STARBUCKS COFFEE #5615	1998		Tully	Rd		
16131	5812	WILLOW ST WOOD FIRED PIZZA	1072		Willow	St		
15962	7530	DNT AUTOMOTIVE	338	N	Montgomery	St		
16193	5812	TACO BELL #4390	1298	S	Winchester	Blvd		
16196	5411	SAFEWAY #3018	1305	S	Winchester	Blvd		
16185	5411	WILLOW GLEN WAY MARKET	450		Willow	St		
16187	5812	MANDARIN CHILI RESTAURANT	860		Willow	St		
15542	5812	BAGEL STREET CAFE	1757		Technology	Dr		
16205	5812	MCDONALD'S RESTAURANT	1435	S	Winchester	Blvd		
15451	3540	B & Z MFG CO INC	1478		Seareel	Ln		
9950	5812	LITTLE HUNAN	1882		Curtner	Ave		
9967	5812	EMPERORS GARDEN	1181		Lincoln	Ave		
9879	5812	LEE'S SANDWICHES	2307		Mckee	Rd		
9889	5812	MIMI'S CHINESE KITCHEN	5278		Monterey	Hwy		
9891	5812	EL JEREZANO TAQUERIA & RESTAURANT	5292		Monterey	Rd	Suite	
9896	5812	SATO SUSHI	5526		Monterey	Rd		
9982	5812	LOS ARBOLES SCHOOL	455		Los Arboles	St		
9984	5812	MCCOLLAM MILLARD SCHOOL	3311		Lucian	Ave		
9987	5812	FAST & FRESH PIZZA	1130		Lucretia	Ave		
10090	5812	DOMINO'S PIZZA #8512	1659		Branham	Ln		
10140	5411	BONFARE MARKET	1175	E	Julian	St		

ORG_CODE	SIC_CODE	ORG_NAME	ST_NUM	ST_DIR	ST_NAME	ST_TYPE	ST_SUB_TYPE	ST_SUB_NUM
10141	5812	EL GRULLENSE #7	1175	E	Julian	St		
10142	5812	QUEEN'S DONUTS	1201	E	Julian	St		
10143	5812	LITTLE CAESARS #0001-5053	1201	E	Julian	St	Bldg.	7
12392	5541	UNION 76	1708		Tully	Rd		
12713	3600	VITEX SYSTEMS, INC	3047		Orchard	Pkwy		
12717	3272	CENTRAL CONCRETE BATCH PLANT	889		Stockton	Ave		
11690	5812	FAIRFIELD INN & SUITES	1755	N	1st	St		
11692	5812	MCDONALD'S RESTAURANT #7132	2040	N	1st	St		
13687	7532	SOUTH VALLEY, INC.	1802		Angela	St		
13690	7549	SILVA BROS. TOWING & USED CARS	2967		Daylight	Way		
1060	7384	Longs Drug Store #085	470		Blossom Hill	Rd		
10169	5812	LINDA VISTA SCHOOL	100		Kirk	Ave		
10182	5812	THANH LAN SANDWICHES	1130		Lucretia	Ave		
10104	5812	P W SUPERMARKET	1665		Foxworthy	Ave		
10107	5812	PARKWAY CHILD DEVELOPMENT CTR	1800		Fruitdale	Ave		
10117	5812	QUE RICO TAQUERIA	1190		Hillsdale	Ave		
10118	5812	DEPOT PIZZA SPORT HOUSE	1190		Hillsdale	Ave		
10124	5812	METROPOLITAN EDUCATION DIS	760		Hillsdale	Ave		
10237	2051	EL PAN DULCE BAKERY	1657		Mckee	Rd		
10245	5812	HOMETOWN BUFFET #734	3085		Meridian	Ave		
11997	3444	SELCO HEATING/AIR CONDITIONING	2151		Stone	Ave		
12306	5541	Saratoga Avenue 76	590		Saratoga	Ave		
14456	3540	WEMA	1670		Zanker	Rd		
10052	5812	BURGER KING #6028	4040		Monterey	Hwy		
10063	5812	PARKSIDE CAFE	180		Park	Ave		
10076	5812	CITY ESPRESSO	630		Blossom Hill	Rd		
10384	5812	DENISE'S DONUT SHOP	4134		Monterey	Hwy		
10398	5812	TEXAS SMOKEHOUSE BBQ	1091	S	Capitol	Ave		
10401	5411	S & S MARKET #1	1148	S	Capitol	Ave		
10402	5812	CHRISTY'S DONUT	1150	N	Capitol	Ave		
10285	5812	PHO MAI #1 Noodle House	3074		Landess	Ave		
10293	5812	NATURE WOK RESTAURANT	1060		Leigh	Ave		
10311	5812	MAJESTIC WAY SCHOOL	1855		Majestic	Way		
12672	5093	RANCH TOWN RECYCLING CENTER	775		Lincoln	Ave		
825	3471	Du All Anodizing Company	730		Chestnut	St		
10319	5411	COUNTRYSIDE LIQUORS	1711		Mckee	Rd		
10326	5812	TAQUERIA ADELITA'S	1896		Curtner	Ave		
10328	5812	ED'S GOURMET	2056		Curtner	Ave		
10333	5812	LYNHAVEN ELEMENTARY SCHOOL	881	S	Cypress	Ave		
10340	5812	BURGER KING #4186	1007	S	De Anza	Blvd		
10350	5812	TASTE OF CHINA	1659		Branham	Ln		

ORG_CODE	SIC_CODE	ORG_NAME	ST_NUM	ST_DIR	ST_NAME	ST_TYPE	ST_SUB_TYPE	ST_SUB_NUM
10354	5812	GOLDEN RICE BOWL	1705		Branham	Ln		
10256	5812	WENDY'S #31	1405		Monterey	Hwy		
10381	5812	TOGO'S EATERY	14944		Camden	Ave		
10409	5812	ROSE GARDEN CHINESE CUISINE	1198	N	Capitol	Ave		
10464	5812	DOUBLE TREE HOTEL	2050		Gateway	Pl		
10472	5812	NODDIN SCHOOL	1755		Gilda	Way		
10474	8299	GEORGE PAYNE SCHOOL	3750		Gleason	Ave		
10480	5812	HUBBARD SCHOOL	1745		June	Ave		
10512	5812	JEWEL OF INDIA	2634		Alum Rock	Ave		
10513	5812	NGUYEN TRAI BILLIARDS	2638		Alum Rock	Ave		
10517	5812	TACO BELL #3796	2770		Alum Rock	Ave		
12556	5171	GOLDEN GATE PETROLEUM	905		Stockton	Ave		
13842	7542	BUBBLE MACHINE CAR WASH	1090	S	De Anza	Blvd		
14115	3999	ACOSTA SHEET METAL	930		Remillard	Ct		
13821	4225	POOL WATER PRODUCTS	2170		Del Franco	St		
1148	3674	Micrel, Inc.	1849		Fortune	Dr		
1222	3674	Supertex, Inc.	71		Vista Montana			
1277	3674	Silicon Genesis Corporation	61		Daggett	Dr		
10525	5411	S & S MARKET #2	502	S	10th	St		
10542	5812	MAX'S CAFE	2077		Airport	Blvd		
10551	5812	ERIK'S DELI CAFÉ - BRANHAM SQ	4611		Almaden	Expy		
10574	5813	FLAMINGOS	2021		Alum Rock	Ave		
10584	5812	COSENTINO'S MARKET	2666	S	Bascom	Ave		
10589	5812	KENTUCKY FRIED CHICKEN	3144	S	Bascom	Ave		
10626	5812	PIZZA HUT #283305	5689		Cottle	Rd		
10627	5812	ERIK'S DELI CAFE - OTC	5705		Cottle	Rd		
10639	5812	TOP CAFE	1075	S	De Anza	Blvd		
10600	5812	AM ENTERPRISES #2	3750		Mckee	Rd		
11918	3674	BROADCOM CORP	3151		Zanker	Rd		
14862	3999	XILINX	2100		Logic	Dr		
14785	5531	EVERGREEN GOODYEAR dba Skip's Tire and Auto Centers	3002		Silver Creek	Rd		
897	2711	San Jose Mercury News	750		Ridder Park	Dr		
914	3672	Sanmina Corp Plant I	2101		O'Toole	Ave		
1012	3471	Variety Metal Finishing	1166		Campbell	Ave		
10610	5812	WORLD DONUT AND ICE CREAM	459	S	Capitol	Ave		
10615	5812	SUBWAY SANDWICH	517	W	Capitol	Expy		
10437	5812	HOMETOWN BUFFET	408	N	Capitol	Ave		
10443	5812	TODAI RESTAURANT	388		Eastridge Mall			
10447	5812	BURGER KING #6755	2170		Monterey	Hwy		
10453	5411	IBC, Inc., dba Wonder Bread/Hostess Cakes	3051		Monterey	Hwy		
10458	5812	BURGER BARN	2485		Forest	Ave		

ORG_CODE	SIC_CODE	ORG_NAME	ST_NUM	ST_DIR	ST_NAME	ST_TYPE	ST_SUB_TYPE	ST_SUB_NUM
10784	5812	BEEF NOODLE #1	1611	E	Capitol	Expy		
10786	5411	STOP N SAVE #111	1626	E	Capitol	Expy		
10756	5812	STARBUCKS COFFEE	854		Blossom Hill	Rd		
10770	5812	GUSSIE M BAKER SCHOOL	4845		Bucknall	Rd		
10670	5812	BIRRIERIA JALISCO MEXICAN REST	693	N	13th	St		
10681	5812	BASKIN ROBBINS ICE CREAM	2003		Camden	Ave		
10687	5411	JENNY CRAIG WEIGHT LOSS CTR #3004	2039		Camden	Ave		
10690	5812	VIENNA COFFEE ROASTING CO	2067		Camden	Ave		
10697	5812	TAQUERIA LOS ALTOS	577	W	Alma	Ave		
10705	5812	MEXICO CITY	1616		Almaden	Rd		
10707	5812	COSTCO WHOLESALE #470	5301		Almaden	Expy		
10709	5812	RED LOBSTER RESTAURANT #382	5343		Almaden	Expy		
12733	2851	METACRYLICS	142	N	27th	St		
12761	5015	MAYFAIR AUTO WRECKERS	18	N	King	Rd		
15998	3499	SAN JOSE SHEET METAL USA	1068		Elm	St		
16001	5812	BASKIN ROBBINS ICE CREAM	1105	S	White	Rd		
15297	7530	SOUTH VALLEY GM HONDA	4236		Monterey	Rd	Suite	A
14700	5541	SANTA TERESA SHELL	6097		Snell	Ave		
10717	5812	HAPPI HOUSE #6	5353		Almaden	Expy	Suite	M22
10719	5812	HOUSE OF BAGELS OF ALMADEN						
10729	5812	TACOS AL PASTOR	400	S	Bascom	Ave		
10649	5812	KIRK'S STEAKBURGERS	1330	S	De Anza	Blvd		
10742	5411	7-ELEVEN FOOD STORE #2234-14253C	2577	S	King	Rd		
10746	5812	ERNESTO GALARZA ELEM SCHOOL	1610		Bird	Ave		
10890	5812	LOS DOS COMPADRES TAQUERIA #2	1652	S	De Anza	Blvd		
10895	5411	DELMAS MARKET	101		Delmas	Ave		
10901	5812	ATHENOUR SCHOOL	5200		Dent	Ave		
13122	4212	D & E TRUCKING	813	N	Capitol	Ave		
13303	2500	D & K FURNITURE MANUFACTURING	265		Phelan	Ave		
13328	7513	U-HAUL	2395		Oakland	Rd		
14988	5541	SAN CARLOS UNION	602	W	San Carlos	St		
14606	5531	NORM'S KUSTOMS	1721		Coralee	Dr		
14622	5531	GOODYEAR TIRE & RUBBER	486	N	Winchester	Blvd		
15196	7530	FREEMAN FRAME & ALIGNMENT	65	S	Capitol	Ave		
775	8734	Symyx Technology(3100)	3100		Central	Expy		
22235	5812	Chao Vit Thanh Da	1111		Story	Rd	Suite	1080
8988	5541	NELLA OIL CO CARDLOCK #417	751		Commercial	St		
9011	3444	MASS PRECISION SHEETMETAL	2070		Oakland	Rd		
9076	3281	MARBLE CREATIONS	1781		Junction	Ave		
10915	5812	LOYAL ORDER OF MOOSE	1580		Hamilton	Ave		
10919	5411	STOP CORNER	4199	W	Hamilton	Ave		

ORG_CODE	SIC_CODE	ORG_NAME	ST_NUM	ST_DIR	ST_NAME	ST_TYPE	ST_SUB_TYPE	ST_SUB_NUM
10920	5812	LUNCH STOP AT SANTA CLARA VALLEY W/	5700		Almaden	Expy		
10927	5411	TRADER JOE'S #63	5985		Almaden	Expy	Suite	2A
10848	5812	PAPA MURPHY'S TAKE AND BAKE CA-15!	109		Bernal	Rd	Suite	20
10864	5411	NEW INDIA BAZAR	124		Blossom Hill	Rd		
10866	5812	SUBWAY SANDWICH #4773	1317		Blossom Hill	Rd		
10871	2051	FREEDOM BAKERY	1375		Blossom Hill	Rd		
10934	5812	SAFEWAY #695	6477		Almaden	Expy	Suite	B4
10935	5812	POSH BAGEL AT ALMADEN	6477		Almaden	Expy	Suite	A
10950	5812	SUTTERS PLACE-BAY 101	1801		Bering	Dr		
10985	5411	STOP N SAVE #116	5251		Camden	Ave		
10971	7532	V & T AUTO BODY	777		Mabury	Rd		
14696	5541	G & J SHELL SERVICE	1199		Saratoga	Ave	#	A1
14629	5541	MONTEREY VALERO	5260		Monterey	Hwy		
14634	5541	CAMDEN AM PM	5755		Camden	Ave		
15279	7532	L & P AUTOBODY SHOP	685		Kings Row			
14835	5541	BIRD AVE CHEVRON	395		Bird	Ave		
15030	5541	SANTA TERESA UN0CAL	6211		Santa Teresa	Blvd		
14581	7530	VO AUTO SERVICE	163		Tully	Rd		
9269	5812	KENTUCKY FRIED CHICKEN #150	250	N	Bascom	Ave		
9176	5812	DOLCE ESPRESSO	2326		Senter	Rd		
9190	5812	CAFE OBSESSION	670		River Oaks	Pkwy		
9191	5812	TERIYAKI & MORE	670		River Oaks	Pkwy		
9193	5812	HOBEE'S RESTAURANT	680		River Oaks	Pkwy		
9198	5411	SAN CARLOS LIQUORS	1875	W	San Carlos	St		
9202	5812	EL GRULLENSE	400	W	San Carlos	St		
9204	5812	SUBWAY SANDWICH	475	E	San Carlos	St		
9219	5812	MANDARIN GOURMET	5560		Santa Teresa	Blvd		
9228	3559	AER-DAN PRECISION INC	1458		Seareel	Pl		
9354	5812	MOUNT PLEASANT HIGH SCHOOL	1750	S	White	Rd		
9157	5812	MISSION ALE HOUSE THE	97	E	Santa Clara	St		
9159	5411	ARCO AM-PM #2134	401		Saratoga	Ave		
9319	5812	SUBWAY SANDWICH	1554		Saratoga	Ave		
9322	5812	THANH SON TOFU-CHE HIEN KHANH	2857		Senter	Rd		
9323	5812	STARBUCKS COFFEE AT VALLEY FAIR	2855		Stevens Creek	Blvd	Bldg.	219
9329	5812	ARBY'S #70	3158		Stevens Creek	Blvd		
9335	5411	7-ELEVEN FOOD STORE #25834	3500		Stevens Creek	Blvd		
9358	5411	BOYNTON LIQUORS	3680		Stevens Creek	Blvd		
10807	5812	FRESHLY BAKED EATERY THE	152	N	3rd	St		
10813	5812	TOWN PARK TOWERS	60	N	3rd	St		
11167	5812	RED ROCK GRILL	19321		Almaden	Expy		
11174	5812	STARBUCKS COFFEE #5893	2306		Almaden	Rd	Unit	F

ORG_CODE	SIC_CODE	ORG_NAME	ST_NUM	ST_DIR	ST_NAME	ST_TYPE	ST_SUB_TYPE	ST_SUB_NUM
11180	5812	ROUND TABLE PIZZA #1	6902		Almaden	Expy		
11142	5411	GOLDSTONES MARKET	202	S	22nd	St		
11144	5812	SAN JOSE HIGH SCHOOL	275	N	24th	St		
11039	5812	TUONG VI CAFE & ICE CREAM	2485		Alvin	Rd		
11065	5812	EL TENAMPA	284	N	Capitol	Ave		
11077	5812	SYLVIA'S HOT DOGS #1	64		Azucar	Ave		
13287	7530	WILLIAM STREET AUTO REPAIR	1098	E	William	St		
14600	5541	CAPITOL & MC KEE CHEVRON	2701		Mckee	Rd		
14533	3281	MARBLE BROTHERS, THE	1347	E	Taylor	St		
9274	5812	MCDONALD'S RESTAURANT #4949	1033	E	Capitol	Expy		
9277	5812	GLIDER SCHOOL	511		Cozy	Dr		
9278	5812	RED ROBIN (#194) BURGER & SPIRITS EMP	2200		Eastridge	Loop	Space	2073
9280	5812	ALMADEN GOLF & COUNTRY CLUB (FSE only)	6663		Hampton	Dr		
9281	5812	GOLDILOCKS BAKE SHOP & RESTAURANT	1698		Hostetter	Rd		
9261	5812	ORCHARD VALLEY COFFEE	2557	N	1st	St		
11087	5812	SAM'S BAR-B-QUE	1110	S	Bascom	Ave		
11094	5812	TOGO'S EATERY	125		Bernal	Rd		
11004	5812	POPEYE'S CHICKEN & BISCUITS #3307	1671	N	Capitol	Ave		
11103	5411	BFM-INTERNATIONAL MEAT & CHEESE SHO	1590		Berryessa	Rd		
11111	5812	BOOKSIN ELEMENTARY SCHOOL	1590		Dry Creek	Rd		
11122	5411	SMILE MARKET	499	N	4th	St		
11123	5812	YU-AI KAI SENIOR CENTER	588	N	4th	St		
11126	5812	WIENERSCHNITZEL	702	N	4th	St		
11127	5812	HUNAN TASTE	998	N	4th	St		
11209	5411	CAL FOODS DELI	195	S	28th	St		
11260	5812	MCDONALD'S RESTAURANT #4588	456		Blossom Hill	Rd		
11266	7530	ART AUTOMOTIVE CENTR	1555	S	10th	St		
12865	3540	LJB MFG CORP	1141	E	William	St		
14846	5511	COURTESY CHEVROLET	3640		Stevens Creek	Blvd		
15007	7530	AVIDAN'S MECHANIC	170		Umbarger	Rd		
15267	3499	MAC CAL	1737		Junction	Ave		
15272	7530	HEREDIA'S AUTO REPAIR	340	S	23rd	St		
14648	7532	BLAIR, E	1202		Oakland	Rd		
14887	5411	ALVISO BOAT DOCK	1160		Taylor	St		
9370	5812	EL RINCON TAQUERIA Y MARISCOS	1460		Oakland	Rd		B
9373	5812	MCDONALD'S RESTAURANT #22627	1702		Oakland	Rd		
9374	5812	MR CHAU'S RESTAURANT	1704		Oakland	Rd		
9376	5812	JAMBA JUICE #436	1704		Oakland	Rd	Suite	200
9384	5411	BILL'S MARKET-204	204		Oakland	Ave		
9407	5411	NUTRITIONAL CENTER	5293		Prospect	Rd		
9413	5812	BOSTON MARKET #1128	5399		Prospect	Rd		

ORG_CODE	SIC_CODE	ORG_NAME	ST_NUM	ST_DIR	ST_NAME	ST_TYPE	ST_SUB_TYPE	ST_SUB_NUM
9418	5812	PIZZA HUT #282104	5475		Snell	Ave		
9468	5812	HONG'S CHINESE FOOD TAKE OUT	6033		Snell	Ave		
9470	5812	DOMINO'S PIZZA #7985	3853		Seven Trees	Blvd		
9479	5812	DAYBREAK DONUTS	3263		Sierra	Rd		
11242	5812	BURGER KING #11888	2532		Channing	Ave		
11243	5812	DE LA CRUZ DELICATESSEN III	850		Charcot	Ave		
11250	5812	ALOHA ROLLER PALACE	397		Blossom Hill	Rd		
11375	5812	CASTLE THE	3730	N	1st	St		
11312	5812	CFARM MKT-SJSPS-BECKMANN'S BAKE		S	1st	St		
11349	5812	JAMIE'S CAFE	1080	N	7th	St		
11360	5411	QUICKIE MART LIQUOR & FOOD	2762		Aborn	Rd		
11324	5812	PHO KIMLE	1023	E	Capitol	Expy		
11337	2051	THANH BACH BAKERY	466	S	2nd	St		
11339	5812	EMILE'S Restaruant	545	S	2nd	St		
11342	5411	7-ELEVEN FOOD STORE #14288F	404	S	6th	St		
13488	0783	SUNSHINE HAULING/TREE TRIM	4850		Alex	Dr		
12825	3400	COL MEX PRECISION SHEETMETAL	415		Reynolds	Cir		
871	5511	Smythe European	4500		Stevens Creek	Blvd		
14871	5511	SAN JOSE BMW	1886	W	San Carlos	St		
15705	5411	STOP N BUY	1601		Tully	Rd		
15711	5812	CARL'S JR #7041	1690		Tully	Rd		
15948	5812	LANEVIEW SCHOOL	2095		Warmwood	Ln		
15949	5812	Captain Jason M. Dahl School	3200		Water	St		
16016	5812	MCDONALD'S RESTAURANT #5667	3221	S	White	Rd		
9447	5812	BEN'S FAST FOOD RESTAURANT	31	E	Santa Clara	St		
9294	5812	LOS ALAMITOS SCHOOL	6130		Silberman	Dr		
9301	5812	MEGABYTE PIZZA CO	5623		Silver Creek Valley	Rd		
9316	5812	HOLDER'S COUNTRY INN	1424		Saratoga	Ave		
9317	5812	CHEVY'S MEXICAN RESTAURANT	1502		Saratoga	Ave		
9318	5812	WILLOW ST WOOD FIRED PIZZA	1554		Saratoga	Ave		
9644	5812	AKACHOCHIN RESTAURANT	5160		Moorpark	Ave		
9651	5411	ERNIE'S LIQUOR	2125		Morrill	Ave		
9655	5812	JACK IN THE BOX #506	2195		Morrill	Ave		
9614	5812	BOMBAY CHAT & CAFE	6185		Santa Teresa	Blvd		
9516	5812	TENGU SUSHI	111		Paseo de san Antonio			
9520	5812	SUBWAY SANDWICH #5956	165	W	San Fernando	St		
11432	5812	BERRYESSA SHOPPING CENTER	1725		Berryessa	Rd		
11452	5812	DONUT BASKET #7	461		Blossom Hill	Rd		
35283	7359	DENNIS & TOM CONSTRUCTION	132		San Ramon	Dr		
35285	0782	GOULART LANDSCAPE & MAINT	1135		Summertree	Ct		
35309	5541	ROTTEN ROBBIE #45	1555		Saratoga	Ave		

ORG_CODE	SIC_CODE	ORG_NAME	ST_NUM	ST_DIR	ST_NAME	ST_TYPE	ST_SUB_TYPE	ST_SUB_NUM
35334	5812	LSG SKY CHEFS	1355		Airport	Blvd	Suite	A
37834	5812	Birrieria Tepa #2	2610		Alum Rock	Ave		
9167	5541	TRIMBLE 76	2591		Seaboard	Ave		
15936	4225	UNION SCHOOL DIST WAREHOUSE	5175		Union	Ave		
37945	5812	Taqueria La Taquiza	1447		Bird	Ave		
37955	5812	Shabu Shabu House	171		Jackson	St	Suite	
37964	7359	United Rentals, Northwest, Inc (Monterey)	2860		Monterey	Hwy		
37968	5812	Tropicana Buffet	1692		Story	Rd		
37979	5812	YOLANDA'S RESTAURANT	235	W	HUMBOLDT	St	Suite	
39835	7349	JANITORIAL SERVICES OF SAN J	4718		Meridian	Ave	Suite	165
39876	0783	OSCAR'S EXPERT TREE SERVICE	3523		Cedar Flat	Ct		
39922	0782	MEZA GARDEN SERVICE	132	N	5TH	St	Suite	9
39927	1522	TCC TOTAL CONSTRUCTION	2770	S	Bascom	Ave	Suite	A
39934	1522	NGO, PATRICK	2784		Gavilan	Dr		
35388	0782	ROBERTO'S GARDEN SERVICES	14481		Chrisland	Ave		
35407	7349	EXPERANCA HOUSE CLEANING	336	W	Virginia	St		
35434	5812	DELLA NONNA	1126		Olive Branch	Ln		
38004	5812	TANDOORI BITES	3730	N	1st	St	Suite	120
38009	5812	TAQUERIA TLAQUEPAQUE #3	699		CURTNER	Ave	Suite	140A
38021	5812	SUBWAY #28489	1100	N	1st	St	Suite	E9
38027	5812	SUPER BUFFET AT SAN JOSE INC	3830		Stevens Creek	Blvd	Suite	
38030	5812	S J KING BUFFET INC	1051		BLOSSOM HILL	Rd	Suite	AA
38037	5812	SANTA TERESA BBQ & GRILL	6195		SANTA TERESA	Blvd	Suite	AA
38046	5812	POPEYES CHICKEN & BISCUITS	311	N	Capitol	Ave		
38051	5812	QUIZNOS SUB	432		BLOSSOM HILL	Rd	Suite	
38098	5812	MCCORMICK & SCHMICK'S	170	S	MARKET	St	Suite	1M
38104	5812	MILANO RESTAURANT	394	S	2ND	St	Suite	A1
38105	5812	MOUNTAIN MIKE'S PIZZA	1289	S	1ST	St	Suite	A
39942	0782	RAMIRO'S GARDENING	123		DECKER	Way	Suite	A
39971	7349	PRECISION CLEANING A-Z	1412		Crucero	Ct		
39984	7530	VALAYA RACING LLC	447	W	ST JOHN	St	Suite	
39994	1522	L E CONSTRUCTION	3575		Westview	Dr		
40019	7349	CLEAN TECH JANITORIAL BUILD	659		Lewis	Rd		
40039	0783	PORTOLA TREE SERVICE	331		War Admiral	Ave		
40056	0782	LEDEZMA, JORGE	592		Continental	Dr		
20771	5461	Rica Panaderia	1080	S	White	Rd		
35510	7349	VENTURA DBA JANI-KING	2621		Highwood	Dr	Suite	A
38126	5812	MARISCOS EL KORA	1527		Alum Rock	Ave		
38143	5812	IN GOOD TASTE PRO CATERING	2501		Moorpark	Ave		
38148	5812	JAMBA JUICE #739	695		COLEMAN	Ave	Suite	10
38154	5812	KAI LITTLE SUSHI	5205		PROSPECT	Rd	Suite	AAA

ORG_CODE	SIC_CODE	ORG_NAME	ST_NUM	ST_DIR	ST_NAME	ST_TYPE	ST_SUB_TYPE	ST_SUB_NUM
38164	5812	HAPPY DONUTS	3849		Seven Trees	Blvd		
38176	5812	FANTASIA TEA CAFE	378		Santana Row		Suite	1115
38197	5812	EL GALLO GIRO	1720		STORY	Rd	Suite	A
38203	5812	ELEMENTS	6944		Almaden	Expy		
38206	5812	EMPEROR OF INDIA	5825		COTTLE	Rd	Suite	
38220	5812	DAILY CUP THE	1887		Monterey	Rd	Suite	A
38230	5812	CATERED TOO	110	S	MARKET	St	Suite	B
40064	3541	VN MACHINING INC	2534		SEABOARD	Ave	Suite	
40078	0782	NGO, GIANG YARD WORK	4102		Mira Loma	Way		
40090	1522	IMPRESSION CONSTRUCTION	125		SCHOTT	St	Suite	A
40098	1522	GARBE CONSTRUCTION	2493		Rossotto	Dr		
40103	3600	HTI TURNKEY MANUFACTURING	2300		ZANKER	Rd	Suite	BBB
40111	7349	MONTANO HOUSE CLEANING	771		NEVIN	Way	Suite	1
40174	7349	VILCHEZ, ALINA	5982	S	Garden	Ct		
22157	3691	Battery Systems	1240		Yard	Ct	Unit	E
29084	7216	SWIFT CLEANER & DRAP!	1409		Bird	Ave	#	4
29096	3540	S & J MACHINE	745	W	Taylor	St	Suite	A
35648	5461	CENTURY BAKERY	1111		Story	Rd	Suite	A1
38251	5812	CAFE TOO	110	S	Market	St		
38256	5812	CAMILLE'S SIDEWALK CAFE	90		Skyport	Dr	Suite	140
38286	5812	B C C ENTERPRISE dba Jon Jon's BBQ	1305		OLD OAKLAND	Rd	Suite	A
38299	5411	KABUL MARKET	2626		UNION	Ave	Suite	A
38322	2024	PALETERIA VARGAS	397		LEIGH	Ave	Suite	B
38335	5411	BP PRODUCTS NORTH AMERICA	1143	N	Capitol	Ave	Suite	AA
38338	2064	TUCKERS TOFFEE	1729		Johnston	Ave		
40196	1522	UNIVERSAL SYSTEMS INT	679		Bold	Dr		
40292	2400	EXTREME WOODWORKING	2894		AIELLO	Dr	Suite	C
29118	5411	GRAPEVINE, THE	1389		Lincoln	Ave	Suite	A
29199	3541	GB MOLD & TOOL DESIGN	640		Giguere	Ct		
29253	7530	V & D AUTO TECH	505		Santa Ana	Ave	Suite	3B
29261	5411	SELAM MARKET	2294	S	Bascom	Ave		
29264	7211	KIELY PARK CLEANERS	445	S	Kiely	Blvd		
35809	5812	LAYANG LAYANG	1480	S	De Anza	Blvd	Suite	C
38396	5411	CRAZY CREPES	2200		EASTRIDGE	Loop	Suite	9210
38404	5411	A & D FOOD MART	2571	N	1ST	St	Suite	A
38417	5411	TRI EZ FOODS	876		THE ALAMEDA		Suite	AA
38465	5411	EMMY & RAY CAFE	1556		Oyama	Dr		
15537	7532	MIX INTERNATIONAL AUTO BODY	355		Stockton	Ave		
15549	5812	CAFE ROSALENA	1077		The Alameda			
15823	5411	EASTRIDGE LIQUORS	1855		Tully	Rd		
29276	5411	CALIFORNIA GOURMET	2035		Willester	Ave		

ORG_CODE	SIC_CODE	ORG_NAME	ST_NUM	ST_DIR	ST_NAME	ST_TYPE	ST_SUB_TYPE	ST_SUB_NUM
29298	7530	PORTILLO DIESEL	237		Leo	Ave	Suite	1
29332	3600	PHOTON DYNAMICS INC	5970		Optical	Ct	Suite	A
35867	5812	SUBWAY SANDWICHES & SALADS	699		Curtner	Ave	Suite	110
35912	7549	REBELLO'S TOWING SERV. INC	969		Stockton	Ave		
35922	7349	DH CARPET CLEANING	3011		Archwood	Cir	Suite	A
35943	5812	MEGABYTE PIZZA COMPANY	3750		Charter Park	Dr	Suite	BB
38532	2024	SHAWN ICE CREAM	224	S	24th	St	Suite	D
38558	5411	BISCOTTO BRUNI	2465		Westgate	Ave		
38572	0782	HUYNH, SON KIM	4059		Anfield	Ct		
16144	5812	EL PIQUE	306		Willow	St		
16145	5812	MARTHA'S KITCHEN	311		Willow	St		
15970	7530	MIDAS MUFFLER SHOPS	93	S	Capitol	Ave		
15412	5812	T K NOODLE 2	930		Story	Rd		
15420	7530	MOTOR MASTERS	247	E	Saint John	St		
15696	5812	LUMPIA & BBQ	1154		Story	Rd		
15784	7530	WILLARD RADIATOR SHOP	61	S	Capitol	Ave		
15439	7532	FAIRGROUNDS BODY SHOP	230		Umbarger	Rd		
15440	7532	COLLISION REPAIR SPECIALISTS	354		Umbarger	Rd		
15467	5812	JEANNE MEADOWS SCHOOL	1250		Taper	Ln		
15469	5812	Bon Appetit Tasman Terrace at Cisco Bldg D	170	W	Tasman	Dr		
15472	5812	BON APPETIT AT CISCO BLDG #9	260	E	Tasman	Dr		
15476	5812	JAZZFOOD AT SS8	91	E	Tasman	Dr		
16051	5812	ARBY'S ROAST BEEF RESTAURANT #1024	5519		Snell	Ave		
29414	1743	SP TILE & GRANITE CO	1373		Shortridge	Ave	Suite	AA
29425	3540	LASER MACHINING CENTER INC	820		Charcot	Ave		
29520	7530	HARLAN'S AUTOMOTIVE	1844	W	San Carlos	St	Suite	1
29526	1771	ALL AMERICAN CONCRETE PUMPIN	848		Jackson	St		
36001	5541	GAS & SHOP	1590		McKee	Rd	Suite	
36005	5812	RAMEN HALU	375	S	Saratoga	Ave	Suite	M
36011	7349	ASSURED BUILDING CARE	1300	E	San Antonio	St	Suite	92B
36034	7349	SEE THE LIGHT WINDOW WASHING	247	N	Capitol	Ave	Suite	120
36040	3400	JEGLUM'S RELIABLE POLISHING	1840		Almaden	Rd	Suite	8
36052	8070	MC KEE DENTAL X-RAY	2344		Mc Kee	Rd	Suite	
36059	7342	SUNRAY TERMITE CONTROL INC	125	S	Capitol	Ave	Suite	2
36065	0782	PEARMAN LANDSCAPE MANAGEMENT	811		Hamann	Dr		
38621	7549	TULLY TEST ONLY CENTER	145		Tully	Rd	Suite	
38657	7532	TJ AUTO BODY	3071		MONTEREY	Rd	Suite	ABB
38665	1522	AN KY CONSTRUCTION INC	7201		VIA LOMAS		Suite	AAA
38692	3540	JNC MACHINING	1550		LAS PLUMAS	Ave	Suite	B
38696	1522	ROC'S HANDYMAN SERVICES	296		PERRYMONT	Ave	Suite	
16053	5093	CHARRON METALS	1675		Pomona	Ave		

ORG_CODE	SIC_CODE	ORG_NAME	ST_NUM	ST_DIR	ST_NAME	ST_TYPE	ST_SUB_TYPE	ST_SUB_NUM
16067	5812	FAT CAT	358	N	White	Rd		
15800	7542	HAPPY COIN CAR WASH	510		McLaughlin	Ave		
15801	2434	CLEAR OAK DESIGNS	1723		Rogers	Ave		
15483	5812	CIELITO LINDO	195	E	Taylor	St		
16083	7532	CITY TOWING & BODY SHOP	1025		Knox	Ave		
15762	5812	KIM'S SANDWICH	1816		Tully	Rd		
15764	5411	KIM WAH HERBS & GINSENG	1818		Tully	Rd		
15765	5812	CHAO VIT THIEN HUONG	1818		Tully	Rd		
15981	7532	PAUL'S AUTO BODY	680	N	13th	St		
15983	7532	SCHEIB, EARL OF CALIF	439	S	1st	St		
15698	5812	SUN-LY CHINESE FOOD	1075		Tully	Rd	Unit	G
15700	5812	LITTLE CAESARS #0001-5049	1075		Tully	Rd	Unit	G
29567	5411	GALLEGOS PRODUCE	1590		Berryessa	Rd	Suite	A7
29624	7530	BERRYESSA FORKLIFT SERVICE	3522		Dahill	Ct		
29692	1771	B & B CONCRETE CONST	650		Quinn	Ave		
29704	7538	AUTO TECH	798	N	13th	St	Suite	1
36147	7359	ARNONE'S RV RENTALS	186		San Jose	Ave	Suite	B
36151	5812	FOODTOPIA	1600	S	DeAnza	Blvd	#	30
38751	1794	MSI ENGINEERING & IMPROVEMEN	1509		TERMINAL	Ave	Suite	A
38752	0783	CORNEJO CORIA, LUCIANO	1801		LAVONNE	Ave	Suite	AAA
38763	7349	LILIA'S HOUSE CLEANING	1759		HESTER	Ave	Suite	8
38764	1522	NO BORDERS	4210		MONTEREY	Rd	Suite	19
38785	7532	CHA AUTO BODY	1680		ALMADEN	Expy	Suite	J
38791	3400	ELITE METAL FABRICATION INC	2277		RINGWOOD	Ave	Suite	B
38817	0782	NGO, BACH	2106		NOTTOWAY	Ave	Suite	A
38850	0782	LEYVA LANDSCAPING	2712		Wilbur	Ave		
15379	3600	FOX ELECTRONICS	686	N	King	Rd		
17138	3441	BENCHMARK STEEL	701		Kings Row			
16396	5812	TAQUERIA EL GRULLENSE	2148		Story	Rd		
29729	5411	EAST WEST GROCERY	1584		Branham	Ln		
29793	7530	76 AUTO REPAIR & SERVICE	3145	S	Bascom	Ave	Bldg.	A
36226	5812	P & C PIZZA INC	907		Del Mar	Ave		
38860	7349	GUADALUPE'S CLEANING SERVICE	2939		Rose	Ave		
38868	1522	CH&Z CUSTOM BUILDERS	690		KINGS ROW		Suite	A
38905	0782	TRAN'S LANDSCAPING	834		Hellyer	Ave		
38940	7349	M&P HOUSECLEANING	3002		ALVIENA	Dr	Suite	4
38966	7349	ASSOCIATED MAINTENANCE	1225	W	San Carlos	St		
38970	0782	A.G. GARDENING SERVICES	3231		IMPALA	Dr	Suite	1
16367	5541	ARCO/PSI #5225	545	W	Alma	Ave		
16370	5541	GAS STOP & MINI MART	899	N	13th	St		
16590	4120	CALIFORNIA CAB CO	505		Asbury	St		

ORG_CODE	SIC_CODE	ORG_NAME	ST_NUM	ST_DIR	ST_NAME	ST_TYPE	ST_SUB_TYPE	ST_SUB_NUM
17197	3341	Mantrex Inc dba WIT SALES & REFINING	538		Phelan	Ave		
36360	0782	LOPEZ, GEORGE COMPANY	115		Scharff	Ave		
36398	0782	TRAN'S GARDENING SERVICE	3156		Kimlee	Dr		
36425	7514	ALAMO / NATIONAL	2413		AIRPORT	Blvd	Suite	
39046	1522	R & L CONSTRUCTION MNGNT	4036		Twyla	Ln	Suite	AA
39081	7532	M G AUTO FRAME AND BODY	468		AUZERAIS	Ave	Suite	3F
17010	5411	ASIAN MARKET	2001		Story	Rd		
16641	5411	ENRIQUEZ, SALOMON	2189		Bayhaven	Dr		
17093	3449	ADVANCED PRECISION SPRING	1754		Junction	Ave		
16455	5812	PINEHURST CABANA CLUB	886		Lewiston	Dr		
34390	1711	GREAT AMERICAN PLUMBING CC	166		Graham	Ave		
34394	5812	ALL SEASONS CAFE & CATERING	1758		Junction	Ave	Suite	A
34585	7349	GARCIA'S HOUSE CLEANING	2925		Florence	Ave	Suite	57
36470	0782	MARTINEZ GARDENING	2711		Peridot	Pl		
36494	2400	WOODWORKING SPECIALTIES	936		Larissa	Ct		
39112	7349	ERIKA SANDOVAL	5630		CALMOR	Ave	Suite	1
39157	5511	JOHNNY'S AUTO SALES	745	S	1ST	St	Suite	1
39191	1522	A & S CALIFORNIA CONST INC	7016		SILVER BROOK	Ct	Suite	A1
39204	7349	BRIONES JANITOR SERVICES	452		BOYNTON	Ave	Suite	5
16853	5411	JLV TRADING COMPANY	3257		Sangiovese	Pl		
34661	5812	SAN JOSE GATEWAY CAFE	2025		Gateway	Pl	Suite	126A
36616	2400	RIZZUTO, TONY WOOD WORKING	5672		Park Crest	Dr		
36668	5461	BUI PHONG BAKERY LLC	370		Keyes	St		
36701	1711	SOUTH VALLEY PLUMBING INC	3591		Charter Park	Dr		
39248	1522	KD CONCRETE CONSTR CO INC	77		LAS COLINAS	Ln	Suite	B
39278	1522	PHILIP HOME	2066		Sierra	Rd	Suite	A
39313	0782	GARCIAS GARDENING	2741		Flagstad	Ct		
39334	7349	OLSON MARBLE & STONE CARE	28		Lemon Blossom	Ct		
16733	3400	ENCORE INDUSTRIES	597		Brennan	St		
16550	7530	MC RADIATOR & MUFFLERS	4234		Monterey	Rd		
34786	1711	VAC AMERICA INC	5542		Monterey	Rd	Suite	209
34832	0782	CURTIS HORTICULTURE	1034	W	Julian	St		
36786	7532	CASTILLO BODY SHOP	1605		Almaden	Rd	Suite	A2
39374	5511	STEVENS CREEK MOTORS GROUP	3738		Stevens Creek	Blvd		
39377	7349	RC JANITORIAL CARPET	2786		EULALIE	Dr	Suite	A
39379	1522	THINH HANDYMAN	3476		Golf	Dr		
39408	1522	AGRILLO, ANTHONY	3864		Ezie	St		
39424	1531	CORE DEVELOPMENT INC	535	S	Market	St	Suite	
39441	7349	PROFESSIONAL JANITORIAL SERV	1427		Darwin	Ct		
39448	7349	NGUYEN, HONG/TRUONG, CHINH	308		Lassenpark	Cir		
16349	5812	RADISSON PLAZA HOTEL	1471	N	4th	St		

ORG_CODE	SIC_CODE	ORG_NAME	ST_NUM	ST_DIR	ST_NAME	ST_TYPE	ST_SUB_TYPE	ST_SUB_NUM
11731	1799	SHEETS WINDOW & DOOR CO.	24		Sutter	St		
12605	2653	DYNA CASE MFG	1775		Monterey	Hwy		
15651	0782	ROMO'S LANDSCAPING	945	S	3rd	St		
34463	7349	CONTRACT MAINTENANCE CONCEPT	3421		Antonacci	Ct		
36929	5812	FOSTER FREEZE #1005	2285		Mc Kee	Rd	Suite	
36951	0782	FREGOSO, MARTIN	2857		Klein	Rd		
39485	7349	BARAJAS CLEANING SERVICES	3681		CAPE COD	Ct	Suite	8
39525	1522	JR PLUMBING & HANDYMAN	4515		HAMILTON	Ave	Suite	6
39527	7349	MONTES, FRANCISCO	1563		Aldrich	Way		
39552	7349	BLASINA S CLEANING SERVICE	2250		Flint	Ave		
39554	1522	CONSTRUCTION CMS	5751		Begonia	Dr		
16936	5812	PEET'S COFFEE & TEA	4055		Evergreen Village	Sq		
17064	3540	CEE & GEE PRECISION	2290		Trade Zone	Blvd		
16797	5411	STARBUCKS COFFEE #6862	670		River Oaks	Pkwy		
34489	5812	TRIALS PUB	265	N	1st	St	Suite	A
34512	5812	ERFAN ENTERPRISES	2067		Camden	Ave	Suite	A
34534	5541	ROTTEN ROBBIE #24	605	S	White	Rd	Suite	1
36977	5093	SIMS METAL	1800		Monterey	Rd	Suite	B
36991	4225	SECURITY FIRST	586		Stockton	Ave	Suite	
19513	5411	Mercado Latino	3828		Seven Trees	Blvd		
21404	2051	Valerio's City Bakery	2518		Berryessa	Rd		
12289	5411	MARINA FOOD	4148		Monterey	Hwy		
13249	3599	PRECISION SPECIALTIES	1158		Campbell	Ave		
39597	7349	LETICIA'S HOUSEKEEPING SVC	5568		SPINNAKER	Dr	Suite	2
39600	1522	OCHOA, PLUMBING SERVICE	3389		Arcadia	Dr	Suite	A
39655	1522	TRAN'S CONSTRUCTION	360		Meridian	Ave	Suite	119
39677	1531	RIBO, INC	1716		Marlyn	Way		
35096	2800	COX, DORIS MARY KAY CONSULT	361		Maeve	Ct		
37569	5812	Red Ribbon Bakeshop	3065		McKee	Rd		
37571	5812	Romano's Macaroni Grill	2226		Eastridge	Loop		
37572	5812	Panera Bread - Cafe #4472	503		Coleman	Ave		
37674	5812	Super Pizza	1427		Branham	Ln		
39715	1522	CRISONSND CONSTRUCTION	2975		Aetna	Way		
39796	1522	VISION BUILDERS	4872		Kingbrook	Dr		
39815	7349	MOLLY MAID OF CUPERTINO/SARA	1275	S	WINCHESTER	Blvd	Suite	C1
35139	2400	A & B DOORS INC	1064		Elm	St	Suite	
35148	7349	PRESTIGE CLEANING	2632		Flagstone	Dr		
35206	5812	EURASIA DELIGHT	1111		Story	Rd	Suite	1028
35213	2400	MARTINEZ, FEDERICO'S DESIGN	444		Reynolds	Cir	Suite	A
47785	5531	RUDYS CELLULAR	118		GRAHAM	Ave	Suite	A2
47792	7399	DOLEX DOLLAR EXPRESS INC	2263		Story	Rd	Suite	A

ORG_CODE	SIC_CODE	ORG_NAME	ST_NUM	ST_DIR	ST_NAME	ST_TYPE	ST_SUB_TYPE	ST_SUB_NUM
47805	7399	HIBITTS FAMILY STABLES INC	1896		Senter	Rd	Suite	B
47540	6099	DOLEX DOLLAR EXPRESS INC	1690		Story	Rd	Suite	110A
47553	7539	KIELY SMOG TEST ONLY CENTER	350		KIELY	Blvd	Suite	F
47564	3999	CYPRESS SEMICONDUCTOR CORP	195		CHAMPION	Ct	Suite	2
47569	7399	MAZDA TECHNOLOGIES	780		Montague	Expy	Suite	401
47581	8351	WESTVIEW MONTESSORI	1050		Villa	Ave		
47608	2700	SHAREEF KAWAAN PUBLISHING	4411		RENAISSANCE	Dr	Suite	116
42089	5812	Subway	1455		Foxworthy	Ave	Suite	A1
43310	5812	JANET	1205		Edith	St		
47438	7217	RAJ QUALITY SERVICES	2515		GOLZIO	Ct	Suite	A2
47441	6531	GRANITE CREEK BUSINESS CNTR	1960		THE ALAMEDA		Suite	L
47449	4955	KEETON'S LOAM & GRAVEL SERV	14938		REYNAUD	Dr	Suite	A
47459	7399	WORLDXTRADE LLC	5893		Winfield	Blvd	Suite	A
47466	7399	DESIGN STUDIO	809		KOZERA	Dr	Suite	A
41981	5812	Seattle's Best Coffee	356		Santana	Row	Suite	1030
47485	2200	CAROL'S COUNTRY CURTAINS	7146		CAHEN	Dr	Suite	A
47487	7399	INFOPLACE USA	2200		EASTRIDGE	Loop	Suite	AA
47502	8748	PAL GROUP	5273		LASSEN	Ave	Suite	Z
47217	7539	STORY ROAD SMOG TEST	1299		STORY	Rd	Suite	BB
47242	1531	TBI-SVI	1960		THE ALAMEDA		Suite	B
47258	7530	MECHANIC AUTO REPAIR	220		LEO	Ave	Suite	FA
47261	5999	VERIZON WIRELESS	2200		EASTRIDGE	Loop	Suite	C
47278	5963	VANESSA HOT DOGS	1013	E	SAN ANTONIO	St	Suite	A
47279	3600	CIRCUIT ELECTRIC	224		BIRCH RIDGE	Cir	Suite	1
47301	7699	IDM SYSTEMS	2369		MT DAVIDSON	Dr	Suite	
47308	7399	SAN JOSE HARDWARE	1719		LITTLE ORCHARD	St	Suite	D
43459	3600	ADVANCED INDUSTRIAL CERAMICS	580		Charcot	Ave		
43540	5411	MARIA'S	2590	S	Bascom	Ave	Suite	EAA
43544	1522	CDMJ INC	966		RINCON	Cir	Suite	
43555	5812	HELLO DESSERTS	1698		HOSTETTER	Rd	Suite	1Z
49289	5411	ANTOJITOS OAXACA	2343		Seacliff	Way		
49290	5411	LUCKY	565	W	Capitol	Expy		
49318	5812	RUBIO'S FRESH MEXICAN GRILL	81		CURTNER	Ave	Suite	60
49322	5812	NEW YORK PIZZA	22	N	White	Rd	Suite	10
49326	5461	ANH SON BAKERY	3481		McKee	Rd	Suite	
47320	4212	ONE IN A MILLION DEL SVC INC	20		HAROLD	Ave	Suite	41
47344	3540	TARGET PRECISION, LLC	2284		TRADE ZONE	Blvd	Suite	Z1
47351	7549	STR8 CUSTOMS & WHEELS (DBA SIK AUTO)	403		KEYES	St	Suite	AA
47353	4212	GALVAN TRUCKING #1	412	E	Santa Clara	St	Suite	5058
47080	4121	VIRK,SURJEET SINGH	4200		THE WOODS	Dr	Suite	1621
47097	5511	AUAUMN INTERNATIONAL INC	2559	S	Bascom	Ave	Suite	101A

ORG_CODE	SIC_CODE	ORG_NAME	ST_NUM	ST_DIR	ST_NAME	ST_TYPE	ST_SUB_TYPE	ST_SUB_NUM
47105	5511	T & T AUTO SALES	745	S	1ST	St	Suite	1A
47159	4212	LAGA HAMA TRUCKING	875		LEIGH	Ave	Suite	6
41783	5812	Olives (Greek and Middleeast Restaurant)	2567	N	1st	St		
41628	5812	Lincoln Glen Manor	2671		Plummer	Ave		
41630	5812	Lisa's Tea Treasures	377		Santana Row		Suite	1145
43622	4212	VALUE OUTSOURCING STORAGE	1568		MONTAGUE	Expy	Suite	
43664	5812	POPEYES CHICKEN AND BISCUIT	1551		Saratoga	Ave		
43710	5511	STEADFAST MOTORS LLC	345		Saratoga	Ave	Suite	A9
43738	5812	CATRACHO RESTAURANT	4278		Senter	Rd	Suite	A
49158	5411	JAM STAR	5125		Discovery	Ave		
49163	5812	BON APPETIT OUTTAKES QUICK CUISINE CISCO Bldg H	250	W	TASMAN	Dr	Suite	
49180	5812	INTL CATERING NETWORK	3421		ANTONACCI	Ct	Suite	H
49191	5812	LA TOLUQUENA	1696		MC KEE	Rd	Suite	D
49193	5411	HEART TARTS	2527		Edgefield	Ct		
49201	5812	PAPPA GEORGGEO PIZZA	4658		PEARL	Ave	Suite	A
47163	7399	COMMISSION EXPRESS OF NORTHE	3837		THOMPSON CREEK	Ct	Suite	A
47164	4120	MORGAN HILL YELLOW CAB	1172		MURPHY	Ave	Suite	224
47177	8111	MASON J SACKS INC	560	S	WINCHESTER	Blvd	Suite	500Z1
47185	3999	NOSE BRACE INCORPERATED	650	S	WINCHESTER	Blvd	Suite	205A
47195	7399	ACT LEGAL	2988		GRASSINA	St	Suite	311
47199	7399	NU SMILE DENTAL	1020		STORY	Rd	Suite	B
47215	6211	RELIABLE BAIL BONDS	940	N	1ST	St	Suite	2B
45687	1522	LUAN CONSTRUCTION	411		LEWIS	Rd	Suite	433A
45726	1522	CAL TEX CONSTRUCTION	1775		MONTEREY	Rd	Suite	40B1
45730	7349	GIOVANNI'S CLEANING SRVC	1745		MC KEE	Rd	Suite	39
45731	7349	SALCE'S JANITORIAL SERVICES	2847		D'AMICO	Dr	Suite	
45739	7349	FLORES CLEANING SERVICES	846		PALM	St	Suite	1
45744	1522	HENSEL PHELPS CONSTRUCTION	226		AIRPORT	Pkwy	Suite	150
45755	1522	TURNER CONSTRUCTION CO	60	S	MARKET	St	Suite	100
45765	7349	RAMIRO'S JANITORIAL SERVICE	5289		GREAT OAKS	Dr	Suite	A
45766	0783	JOSE CASTANEDA TREE SERVICE	233	N	25TH	St	Suite	1
40306	0782	ERNIES LANDSCAPING	481		Sinclair	Dr		
40312	7349	GARCIA JANITORIAL	1879		Sumatra	Ave		
40326	0782	HERNANDEZ LANDSCAPING	2123		Palm Beach	Way		
40346	1522	ART'S REPAIRS & TEXTURES	792		Diana	Ln		
40390	7349	CLEANWORKS OF PALO ALTO	3905		Williams	Rd		
43809	5812	SANTA FE TAQUERIA	942	S	White	Rd	Suite	A3
43812	5411	FRIENDS MARKET	309	N	17TH	St	Suite	A
43831	7538	AVS, INC.	650		KINGS ROW		Suite	AA
43869	7549	BAY AREA MOBILE SERV TOWING	225	N	27TH	St	Suite	A1
43882	5511	CAPITOL SUBARU	920		CAPITOL EXWY AUTO MA		Suite	

ORG_CODE	SIC_CODE	ORG_NAME	ST_NUM	ST_DIR	ST_NAME	ST_TYPE	ST_SUB_TYPE	ST_SUB_NUM
43883	5812	MARISCOS SAN JUAN 3	205	N	4TH	St	Suite	AN
43892	5812	Original House of Pancakes	2306		ALMADEN	Rd	Suite	150A
49219	5411	LUCKY	430		Blossom Hill	Rd		
49231	5812	TRINE'S CAFE #3	995	S	1st	St		
49233	5812	ROUX LOUISIANA KITCHEN	3055		Olin	Ave	#	1005
49235	8059	OCAMPO RESIDENTIAL CARE HOME	4012		Victoria Park	Dr		
49240	5411	REGION SUPERMARKET #2	760	S	1ST	St	Suite	A
49244	5812	TACOMANIA	5104		Edenview	Dr		
49253	5812	COM TAM THIEN HUONG	2859		Senter	Rd	Suite	A
49263	7999	SAN JOSE JUMPERS	5981		Snell	Ave		
49276	5813	CHECKERED FLAG BAR & GRILL	803		LINCOLN	Ave	Suite	A
49022	7549	CHALLENGER TOWING	701		KINGS ROW		Suite	31CE
49030	4121	SINGH, NAVTEJPAL	1525		MARBURG	Way	Suite	E5
49047	7521	FAIRMONT PLAZA SURFACE LOT	50	W	San Fernando	St	Suite	3
49048	7549	DOLPHIN TOWING	75	S	CAPITOL	Ave	Suite	A
45770	7349	CORENA, VERONICA E	1291		PLUM	St	Suite	7
45778	7349	HH ENTERPRISE	5205		PROSPECT	Rd	Suite	13515
45780	0783	VALENCIA TREE SERVICE	422		STROUD	Pl	Suite	A
45781	1522	CUSTOMIZED FACILITIES GROUP	1342		RIDDER PARK	Dr	Suite	
45806	0782	SUNSHINE GARDEN SERVICE	5587		WALNUT BLOSSOM	Dr	Suite	5
45809	1522	MICHAEL MCKINZIE CONSTRUCTIO	1970		SOUTHWEST	Expy	Suite	4
45581	7349	DEE'S CLEANING SERVICE	55		GLEN EYRIE	Ave	Suite	15
45582	1522	N90 CONSTRUCTION	4252		MERLOT	Ct	Suite	A
45586	1522	DAN HOME IMPROVEMENT	3327		SYLVAN	Dr	Suite	A
45596	7349	SOURCE ONE RESTORATION INC	173		SUN RIDGE	Ln	Suite	
45600	1522	ADVANCED BLDG & ENG CORP	2517		Senter	Rd	Suite	A
45617	7349	MAGIC TOUCH JANITORIAL	436	N	21ST	St	Suite	A1
40489	7349	GREGORIA'S HOUSEKEEPING	366		Conestoga	Way		
40497	7530	SUN SMOG ONLY	1777		BLOSSOM HILL	Rd	Suite	A
40508	0782	FLORES, GUILLERMO	156		MUIRFIELD	Dr	Suite	
40515	0782	T N GARDENING	2647		Senter	Rd	Suite	11MA
43932	7530	T-Safety Auto Repair	193		BARNARD	Ave	Suite	4F
43975	5411	CRUNCH CATERING & EVENTS	1721		ROGERS	Ave	Suite	A5
43976	6531	CAPITOL ESTATES HOMEOWNER	2500		DILLION	Ct	Suite	AA
43981	5812	HOANG GIA	1155	N	CAPITOL	Ave	Suite	100
49064	4212	J T C SERVICES	567		CURIE	Dr	Suite	1
49065	5531	T & K WIRELESS	5308		MONTEREY	Hwy	Suite	
49071	7399	CASTRO, ELSA C DDS INC	2021		THE ALAMEDA		Suite	230A
49083	8299	JOHN CASABLANCAS MODELING	1090		LINCOLN	Ave	Suite	1A
49087	5812	HAWAII HOUSE	1701		Lundy	Ave	Suite	1
49092	8059	LIFEHOUSE SAN JOSE	180	N	Jackson	Ave	Suite	B

ORG_CODE	SIC_CODE	ORG_NAME	ST_NUM	ST_DIR	ST_NAME	ST_TYPE	ST_SUB_TYPE	ST_SUB_NUM
49123	5812	McDONALD'S EASTRIDGE	2200		EASTRIDGE	Loop	Suite	8
49135	7999	BELLA DAY COORDINATION	6226		Cahalan	Ave	Suite	A
48866	7399	DOLEX DOLLAR EXPRESS INC	1630		Story	Rd	Suite	A1
48886	7549	GOODIES SPEED SHOP	345		LINCOLN	Ave	Suite	B
48894	7399	WALOLO COMMUNICATIONS	880		Willow	St	Suite	9
45646	1522	A PLUS BUILDERS INC	5602		CROYDON	Ave	Suite	A
45655	0782	LE'S GARDENER	6087		HORTON	Ct	Suite	A
45657	1522	JANSSEN BUILDERS INC	900		EDEN	Ave	Suite	1
45659	7349	EVELIAS HOUSE CLEANING	2955		FENWICK	Way	Suite	1
45663	7349	ADRIANA CLEANING SERVICE	5380		PISTACHIO GROVE		Suite	
45673	0782	RAMIREZ LANDSCAPING	142		RANCHO	Dr	Suite	166
40615	1522	TTT GENERAL CONSTRACTION	5936		Foligno	Way		
44089	8351	TAELE, AKENSES	246		ROUNDTABLE	Dr	Suite	
44121	5812	THE OASIS CAFE	1450		BLOSSOM HILL	Rd	Suite	A
44148	1522	TEAMWRKX, INC	1691		OLD BAYSHORE	Hwy	Suite	100
44168	7692	AGL ORNAMENTAL IRON WORKS	1361	E	TAYLOR	St	Suite	A1
44182	1522	8 PLUS INC.	1746		JUNCTION	Ave	Suite	G5
48901	7699	WAFER PROBER SERVICES	395		BELLEROSE	Dr	Suite	4B
48904	5963	LL CATERING	660	E	GISH	Rd	Suite	D
48932	4121	TAXI DRIVER	707		NORTHRUP	St	Suite	207
48981	7521	AMPCO SYSTEM PARKING	111	N	MARKET	St	Suite	ASP
48985	7399	STOREROOM SOLUTIONS INC	750		RIDDER PARK	Dr	Suite	C
48722	7521	APCOA/STANDARD PARKING INC	60	S	MARKET	St	Suite	C
48730	4212	MARTINEZ TRUCKING	1618		Orleans	Dr		
45239	0782	ALEJANDRO'S LANDSCAPING	1120	S	9th	St		
45240	0782	MACIAS LANDSCAPING	4939		Chiles	Dr		
45255	7349	JUAN CARLOS JANITORIAL SRV	568		Crabapple	Way		
45266	7349	A ROOTER AND DRAIN CO	3191		Kirk	Rd		
45270	1522	COOPER BROTHERS, INC	2151		Del Franco	St		
45293	1522	COMPLETED CONCEPTS	32		Silcreek	Dr		
40785	1522	DLJ CONSTRUCTION INC	5811		Blossom	Ave		
40809	7349	DULA'S CLEANING	2449		LEIGH	Ave	Suite	A
40837	1522	NGUYEN, SON THANKH	3238		Orange	St		
40870	7530	IN & OUT SMOG CHECK	1295	W	SAN CARLOS	St	Suite	11
40890	7349	SANCHEZ, ROSA M	164		Herlong	Ave		
44207	7349	PINO BUILDING MAINTENANCE INC	761		MABURY	Rd	Suite	65
44269	3540	INFINITE MACHINING, LLC	1751		FORTUNE	Dr	Suite	F
44318	5411	Las Palmas Mercado Y Carniceri	1080		Saratoga	Ave	#	15 & 17
48759	4121	TENA TIBEBE	598		COLUMBIA	Ave	Suite	317
48801	7399	LUNEX EXPRESS INC	1692		Tully	Rd	Suite	14B
48812	5541	TESORO WEST COAST CO LLC	2790		STORY	Rd	Suite	1A

ORG_CODE	SIC_CODE	ORG_NAME	ST_NUM	ST_DIR	ST_NAME	ST_TYPE	ST_SUB_TYPE	ST_SUB_NUM
48827	7549	RONS OIL CHANGE & MAINT SVC	3948		Penwith	Ave		
48560	4950	ZEPEDA RECYCLE	2591		Alum Rock	Ave		
48581	2700	VIET VAN NGHE MAGAZINE	1665		Alum Rock	Ave	Suite	A2
45105	7349	MIRACLE R HOUSE CLEANING	111		Azucar	Ave		
45111	1522	ET ELECTRIC	591		Palmetto	Dr		
45116	0782	SPRINGS LANDSCAPE	5412		Russo	Dr		
45120	7349	AUDIS HOUSE CLEANING SERVICE	2654		Puccini	Ave		
45131	7349	ENSENADA CLEAN MASTER	1196		Broadleaf	Ln		
45132	1522	VIEWNIQUE WINDOW & DOOR	15210		Camden	Ave		
45148	1522	A L C ENTERPRISES, INC	77		LAS COLINAS	Ln	Suite	A
45167	0782	NGUYEN GARDENER	2686		Burlingame	Way		
45168	0782	ARAUJO PARADISE GARDENING	1180		Brandybuck	Way		
40663	7349	MRS KLEAN	1582		Orlando	Dr		
40708	3540	LAM MACHINING MANUFACTURING	1370		Tully	Rd	Suite	503
40722	7349	MARIE'S BUILDING MAINT	3208		WILLIAMSBURG	Dr	Suite	4
40724	7349	INRI HOUSEKEEPING	1740		Marigold	Ct		
40761	0782	CRUZ LANDSCAPE	33		Pala	Ave		
40764	7349	VARGAS SERVICES	1897		Seaview	Dr		
40781	7530	MIDAS AUTO SYSTEMS EXPERTS	2200		Stevens Creek	Blvd	Suite	A
44334	5812	El Grullo Restaurant (Silver Creek)	3005		Silver Creek	Rd	Suite	130
44341	5812	Mariscos San Juan #2	1718		Senter	Rd		
44344	7538	Perez Auto Repair	31	N	Sunset	Ave		
23889	5812	La Villita	4126		Monterey	Rd		
44373	7530	Long Super Auto Tech	4234		Monterey	Hwy	Unit	#B
14770	7532	CALIFORNIA CYCLES	4234		Monterey	Rd		
1296	5812	Main Jail Facility - County of Santa Clara	180	W	Hedding	St		
42307	5171	Shell Oil Products US	2165		O'Toole	Ave		
48614	5963	JULY AND JULIAN	5289		Great Oaks	Dr		
48621	7399	CALIFORNIA CHECK CASHING	461	S	CAPITOL	Ave	Suite	4
48420	3540	ROBERT CANCILLA MACHINES	708	W	Julian	St	Suite	
45209	0782	VELAZQUEZ LANDSCAPING	10300		Regan	St		
45219	7349	JUNIORS JANITORIAL INC	3480		Valley Vista	Dr		
45232	1522	SCORPION CONSTRUCTION	10840		Jilinda	Ct		
45236	7349	ELVIA'S CLEANING	1627		Nickel	Ave		
45013	0782	HENRY'S LAWN SERVICE	5791		Orchard Park	Dr		
40987	7349	SALDIVAR, ANA	2510		GOLZIO	Ct	Suite	1
40992	0782	CERVANTES, JOSE GARDEN SRVC	1112		Sultana	Dr		
40996	0782	BELLAVISTA LANDSCAPE SRVCS	240		SAN JOSE	Ave	Suite	A
40998	7549	CANDIA'S, TOWING	1238		Adrian	Way		
50257	5812	LUPIN LODGE	20600		Aldercroft	Hts		
48481	7389	R & G SALES	14938		CAMDEN	Ave	Suite	12

ORG_CODE	SIC_CODE	ORG_NAME	ST_NUM	ST_DIR	ST_NAME	ST_TYPE	ST_SUB_TYPE	ST_SUB_NUM
48503	7399	SMB WEBHOST	3950		Avignon	Ln		
48535	7530	UNION AUTO CARE	3707		UNION	Ave	Suite	A1
48536	7530	HECTOR'S AUTO BODY	1539		TERMINAL	Ave	Suite	H
45046	7349	LAURA'S HOUSE CLEANING	4234		Mountcastle	Way		
45047	1522	LUCATELLI, RON	5580		Cornell	Dr		
45068	1522	KROEGER CONSTRUCTION	5631		Park Manor	Dr		
17726	8732	Andiamo Systems, Inc.	375	E	Tasman	Dr		
41193	5812	Burger King	1649		Saratoga	Ave		
41043	5812	Lollicup Eastridge	1		Eastridge	Loop	Suite	1105
41056	5812	Maui Wowi Hawaiian Coffees and Smoothies	78	S	1st	St		
42358	5812	L & L Hawaiian BBQ	1712		Berryessa	Rd		
42405	5812	Peet's Coffee & Tea	66	W	Santa Clara	St		
42460	5812	Starbucks Coffee	3103		Alum Rock	Ave		
48278	7399	PHOTOGRAPHY BY ALICE	186		Mountain View	Ave		
48293	3540	VANDRIELEN MACHINE	2885		AIELLO	Dr	Suite	C
48295	7399	VESTA TECHNOLOGY INC	95	S	MARKET	St	Suite	FL3
48252	7399	VT MARKETING FINANCIAL	2005		CRONER	Pl	Suite	
48355	1531	OCH FOREST 1	1960		THE ALAMEDA		Suite	C
48374	5231	ZOILA PAINTING DECORD	848		Jana	Ln		
48378	7389	FLEXTRONICS	2002		Fortune	Dr	Suite	
44972	5812	Lighthouse Cafe & Restaurant	1654		Burdette	Dr	Suite	100
42774	5812	Los Gallos Dvilla Taqueria	345	S	4th	St		
42789	5411	Branham Mini-Mart	1191		Branham	Ln		
13914	5571	SAN JOSE YAMAHA	776	N	13th	St		
41770	5812	Nuoc Mia Ninh Kieu (at Grand Century Mall)	1111		Story	Rd		
42817	3599	WessDel	581		Dado	St		
15863	2851	CARDINAL INDUSTRIAL FINIS	890		Commercial	St		
42849	5812	My Tho Restaurant	1071	E	Capitol	Expy		
42862	5912	Walgreens #3445	2799	S	White	Rd		
44595	5812	Applebees	51		Curtner	Ave		
48153	7372	SIEMENS PRODUCT LIFECYCLE	2077		GATEWAY	Pl	Suite	400
48155	7399	ACERX HEALTH SYSTEMS	2570	N	1ST	St	Suite	244
48176	7399	PLAT'HOME USA LTD.	111	N	MARKET	St	Suite	6TH
48210	7399	INTERIORS BY RAFAEL	1711		LITTLE ORCHARD	St	Suite	0C
48211	4212	R.Q. COURIERS	1301	S	Almaden	Ave		
48246	3570	DBA PC CALIFORNIA	780		MONTAGUE	Expy	Suite	H
42456	5812	The Sonoma Chicken Coop	5925		Almaden	Expy		
42600	5812	Quizno's #11030	879		Coleman	Ave		
9639	4151	OAK GROVE SCH DIST TRANSPORTATION	6578		Santa Teresa	Blvd		
42737	8661	Korean Emmanuel Presbyterian Church	4435		Fortran	Dr		
20736	5812	Dawn's Donuts	1020	S	White	Rd		

ORG_CODE	SIC_CODE	ORG_NAME	ST_NUM	ST_DIR	ST_NAME	ST_TYPE	ST_SUB_TYPE	ST_SUB_NUM
42744	5812	The Tea Shop	3005		Silver Creek	Rd	Suite	136
42748	5812	Castillo's Mexican Restaurant	5639		Cottle	Rd		
42757	5171	SAFETY KLEEN CORP	1147	N	10th	St		
42759	5093	AMERICAN METAL & IRON INC	11665		Berryessa	Rd		
47960	4212	JM UNLIMITED	277		Turquesa	Ct		
47969	7399	INFOPEOPLES INCORPORATED	477		GREENDALE	Way	Suite	1
47974	8070	FOUR SEASONS DENTAL LAB	1360	N	Winchester	Blvd	Suite	4
47988	1542	JR'S FENCING & REPAIRS	1442		McGinness	Ave	Suite	A
47989	7399	YM LINK 5	5267		CAMDEN	Ave	Suite	158
47993	5641	JUSTICE STORE #843	2151		MONTEREY	Rd	Suite	32
48010	7399	DOURIS DESIGN	1574		Fitchville	Ave		
48017	7399	DREAM HOUSE STAGE & INT DES	1073		Thornton	Way		
48038	7399	SIGNAL PROBE CORPORATION	2880		ZANKER	Rd	Suite	203J
48081	2500	PROSPERITY INSTALLATIONS	2467		Prunetree	Ct		
48085	3400	US/GRANT TECHNOLOGIES INC	467		Saratoga	Ave	Suite	180
42868	1522	SB CONSTRUCTION	13098		Brown	Ave		
42949	5511	AUTO KINGS	3131		Monterey	Rd		
42977	3444	JL PRECISION SHEET METAL	2360		ZANKER	Rd	Suite	1
42986	5812	TRINA'S TAMALES	1847	S	King	Rd		
43005	5411	MI TIENDA	324		Willow	St		
47810	7399	BAY AREA CONTRACTOR.COM	1074		Minoru	Dr		
47838	7549	MR. TINT, INC.	350		KIELY	Blvd	Suite	5A
47840	7530	LAMSON AUTO SERVICE	2749		Gumdrop	Dr		
47866	7389	JM SCHULTEK ENGRAVING	6140		Glen Harbor	Dr		
47870	7699	ACAPULCO JEWELERS	395	S	King	Rd	Suite	A
47873	4121	NIJJAR, NARINDER SINGH	3920		Picardy Place	Ct		
47874	4119	ALL BAYAREA EXPRS SHUT/LIMC	1778		OAKLAND	Rd	Suite	14
47879	4119	J D LIMO. CO.	1818		LUBY	Dr	Suite	
47907	7399	KRISTY DUNCAN DESIGN	6584		Whispering Pines	Dr		
47928	1531	747 CAMDEN LLC	1960		THE ALAMEDA		Suite	O
47932	7399	STEVEN V. SCHASE & CO	888	N	1ST	St	Suite	301
42115	5812	Sushi Boat (Valley Fair Shopping Center)	2855		Stevens Creek	Blvd	Bldg.	219
42136	5812	Taiwan Steak	496		Barber	Ln		
43096	0782	RODRIGUEZ GARDENING SERVICES	2066		Evelyn	Ave		
47677	1531	TBI-747 CAMDEN LLC	1960		THE ALAMEDA		Suite	E
47701	6099	DOLEX DOLLAR EXPRESS INC	500		McLaughlin	Ave	Suite	1A
47706	7399	JEFFERSON WELLS INT'L INC	226		AIRPORT	Pkwy	Suite	550
47728	3540	TIN LE	3657		Heathcot	Ct		
47747	5231	KELLY MOORE PAINT CO INC	2910		Alum Rock	Ave	Suite	A
47751	4500	US AIRWAYS GROUP INC	1661		Airport	Blvd	Suite	AA
42151	5812	Target Store #1984	1750		Story	Rd		

ORG_CODE	SIC_CODE	ORG_NAME	ST_NUM	ST_DIR	ST_NAME	ST_TYPE	ST_SUB_TYPE	ST_SUB_NUM
42158	5812	Teavana (Valley Fair Mall)	2855		Stevens Creek	Blvd	#	1037
42007	5812	Singapore Beef Jerky	372		Barber	Ln		
42008	5812	Sino	377		Santana Row		Suite	1000
42041	5812	Starbuck's Coffee	1087		Meridian	Ave	#	70
42054	5812	Starbucks Coffee (Kiosk in Safeway)	179		Branham	Ln		
51470	5812	Tandoori Bistro	5353		Almaden	Expy		
50677	5812	Philips Healthcare	3860	N	1st	St		
42562	8732	Finley Design Services	910		Bern	Ct		
51496	5812	Saint Basils Greek Orthodox Church	6430		Bose	Ln		
51510	7533	LEO'S MUFFLER SHOP	701		Kings Row		Suite	15B
51561	5812	Jungle Island	5401		Camden	Ave		
53071	2700	VIET TRIBUNE	1620		OLD OAKLAND	Rd	Suite	D100
53075	3540	BT MACHINING INC	2075		BERING	Dr	Suite	J1
53084	3570	ECLIPSYS INC	2150	N	1st	St		
53094	3570	LINKING PC PRODUCTS	1659	N	Capitol	Ave		
53097	4212	JC TRUCKING	1918		Bluewood	Cir		
53099	4212	SUBURBAN CYLINDER EXPRESS	2667		Autumnvale	Dr		
53113	3993	FELLERS INC	1650		Las Plumas	Ave		
53116	3999	C L HANN INDUSTRIES INC	1020		Timothy	Dr	Suite	A
53119	7530	BERRYESSA AUTO & RV REPAIR LLC	875		MABURY	Rd	Suite	A1
53128	4119	DZ LIMO	1535		Marburg	Way		
53139	4212	SANDEEP TRUCKING	565		Lochridge	Dr		
53142	7699	SUPERIOR WHEEL REPAIR SVC	11570		BERRYESSA	Rd	Suite	C1
53145	2700	NG PRINTING	665		LENFEST	Rd	Suite	B1
53146	7532	V & L	777		MABURY	Rd	Suite	D
53147	4950	METAL BROKERS RECYCLING INC	11665		BERRYESSA	Rd	Suite	F
53153	3540	NPD PRECISION MACHINING INC	761		MABURY	Rd	Suite	35A
53158	3570	ACRONICS SYSTEMS INC	683		RIVER OAKS	Pkwy		
54894	5812	Nubi Yogurt	1698		Story	Rd	Suite	C
55846	3272	CENTRAL CONCRETE	890		STOCKTON	Ave		
15996	5399	COST PLUS IMPORTS	4050		Stevens Creek	Blvd		
51572	5812	Chipotle Mexican Grill	888		Blossom Hill	Rd		
51608	5813	WET	396	S	1st	St		
50872	5812	Bellarmine College Preparatory	960	W	Hedding	St		
51686	3444	SILICON VALLEY SHEETMETAL	701		KINGS ROW			
51691	5511	PRESTIGE MOTORS	3221		Stevens Creek	Blvd		
51708	7373	IDEATE INC	25		Metro	Dr	Suite	238
51709	3940	LOGICVISION INC	25		Metro	Dr	Suite	238
51717	7532	LEON'S AUTO CENTER	878		Stockton	Ave		
51718	4212	VIP FREIGHT SYSTEMS	1082		Stockton	Ave		
51731	7530	HERNANDEZ AUTO REPAIR	1565		MONTEREY	Rd	Suite	A

ORG_CODE	SIC_CODE	ORG_NAME	ST_NUM	ST_DIR	ST_NAME	ST_TYPE	ST_SUB_TYPE	ST_SUB_NUM
51732	3600	ACHRONIX SEMICONDUCTOR CORP	333	W	San Carlos	St		
53190	3570	ENGINEER'S ASSOCIATES INC	405		Camille	Cir	Suite	11
53191	3570	MANLUNAS,FELIX	418		Galleria	Dr	Suite	7
53194	3570	APTURION SOLUTIONS INC	2880		ZANKER	Rd	Suite	203U
53198	4212	DANG'S MOVING	3035		Oldfield	Way		
53201	3570	SAFYRE SOLUTIONS INC	4848		SAN FELIPE	Rd	Suite	150A
53203	7349	AGUILAR,OCTAVIC	148		MOUNTAIN SPRINGS	Dr		
53208	4119	JADE LS	554		ALTINO	Blvd		
53214	4212	BAY EXPRESS COURIER SERVICE	4292		Lynfield	Ln		
53219	7530	J & D AUTO SERVICE	3500		Pearl	Ave		
53226	3540	ADVANCE MACHINIG ENT	3750		CHARTER PARK	Dr	Suite	B
53232	3600	XERNUS CORPORATION	372		PIERCY	Rd	Suite	6
53233	3600	A & J ASSEMBLY, INC	380		PIERCY	Rd	Suite	1
53234	3999	SNAP-ON LOGISTICS COMAPNY	5500		Hellyer	Ave		
53235	3600	SHOCKING TECHNOLOGIES INC	5870		Hellyer	Ave		
53247	3570	INTELLIVISION TECH CORP	5225		Hellyer	Ave		
53255	7530	DENTPROMOBILE/SANTA CLARA CC	5239		Manderston	Dr		
53260	4119	VP EXECUTIVE CAR SERVICE INC	7135		Aptos Beach	Ct		
53267	4212	SOUTH BAY TRUCKING INC	2866		Casals	Ct		
55941	5812	Eurest at IBM	555		Bailey	Ave		
55978	3612	PADCON INC	2033		GATEWAY	Pl	Suite	600H
55990	7532	AL'S AUTO GLASS	425		Lakehouse	Ave		
55996	5400	NEVPR LLC	567		Coleman	Ave	Suite	10
56016	3011	TIRES & WHEEL DISCOUNTS	4238		MONTEREY	Rd	Suite	A1
56017	5812	DIRTY SHIRT BAR B Q	3105		Lone Bluff	Way	Suite	A
56021	7549	KC TOWING	4064		Forestbrook	Way		
56025	4121	HAILELMARIAM TESFAYE	575		Savstrom	Way		
56026	3944	ORIGINAL WOODCRAFT	4518		Del Rey	Ave		
56033	3999	JENNY ALVARADO	130		Roundtable	Dr		
56041	5541	ORKIN INC	4144		MONTEREY	Rd	Suite	A
56042	4121	SINGH TOOR,MANJIT	683		Albanese	Cir		
56043	7532	MIRROR IMAGE	1539		TERMINAL	Ave	Suite	H
56044	5531	FLEET PRIDE INC	1371		Old Bayshore	Hwy		
51740	2700	VIET USA NEWS	1754		Technology	Dr	Suite	100
51758	7530	SAN JOSE AUTO MOBILE SERVICE	140		FERRARI	Ave		
51772	7379	MOVARIS INC	2033		GATEWAY	Pl	Suite	600H
51800	7530	LE, DAVIS	3420		Bayou	Dr		
51801	7549	SANTOS AUTO TRANSPORT/TOW	13140		Pfeifle	Ave		
51804	7532	HOANG'S TOUCH UP	593		Buckeye	Dr		
51818	3570	AMPRO COMPUTERS INC	5215		Hellyer	Ave		
51820	7530	SOUTH BAY FLEET SERVICE INC	354		Umbarger	Rd	Suite	11

ORG_CODE	SIC_CODE	ORG_NAME	ST_NUM	ST_DIR	ST_NAME	ST_TYPE	ST_SUB_TYPE	ST_SUB_NUM
51831	3999	D & F STANDLER, INC	195		LEWIS	Rd	Suite	A
53281	3931	BAND REPAIR PRO	3318		Dias	Dr		
53282	7699	GOLD MEDALIST TV	3326		Dias	Dr		
53288	3600	GURU ELECTRIC & G.C. INC	1911		Rosenelfe	Cir		
53290	4911	ELECTRIC ENERGY	2028		Flint	Ave		
53309	4212	HIEPTON DRIVER FOR HIRE	2074		Flintwick	Ct		
53311	4212	PK TRUCKING	2977		D'AMICO	Dr		
53317	7692	PUCCIO MACHINE & WELDING	357	N	Montgomery	St		
53318	7542	R & J LUXURY CAR DETAIL	2625		CORDE TERRA	Cir		
53320	5211	HERNING UNDERGROUND SUPPL	370		Umbarger	Rd		
53322	4226	DIAZ AUTO DETAIL & CAR STORAGE	565		Horning	St		
53324	7692	A1 WELDING	701		Kings Row			
53328	5211	STONELIGHT TILE INC	609	S	1st	St		
53329	5211	ALUM ROCK LBR & SUPPL TRUST	1860		Alum Rock	Ave	Suite	D
53332	7542	JENNY'S AUTO MOBILE DETAIL	5656		Tucson	Dr		
53333	7542	HERRERA, JOHN	5585		CLOVECREST	Dr		
53342	5211	HOME DEPOT USA,INC #622	920		BLOSSOM HILL	Rd	Suite	Z
53343	1751	WIND STAR BUILDING TECH INC	2784	S	Bascom	Ave		
53363	7542	VO, CHO THI	3637		Snell	Ave		
56056	7530	METRO AUTO REPAIR, BODY & PAINT	495	E	Brokaw	Rd		
56065	1799	FOR EVER FLOORS	404		QUEENS	Ln		
56103	4225	VIETRADEXPRESS	1625	S	7th	St		
56106	4212	REX HERMANO'S TRUCKING	675		Quinn	Ave		
56118	2434	GOLDEN GRANITE & CABINETS	220		LEO	Ave		
56121	3944	SOELLNER, SANDRA Y	523	S	6th	St		
56128	7537	FIX SHIFT TRANMISSIONS	1775		MONTEREY	Rd	Suite	40B1
56134	4119	1ABEST AIRPORT SHUTTLE	1650		ZANKER	Rd	Suite	236
56146	3540	CNN MANUFACTURING ENTERPRISE	115		PHELAN	Ave	Suite	5A
56148	3873	GILL'S REPSHOP	707	N	23rd	St		
56158	2090	B & M HOT DOG	64	N	MARKET	St		
29869	7349	Westgate Mall Management Office	1600		Saratoga	Ave	Suite	201
50637	3714	Transtar Industries, Inc.	434		Perrymont	Ave		
50681	2051	Crossant Club	1721		Rogers	Ave	Unit	B
29271	1629	ATONDO'S TRENCHING	3745		Norwood	Ave		
50686	1794	D & B TRENCHING	935	N	8th	St		
51847	3540	SPK MANUFACTURING INC	2883		Aiello	Dr	Suite	1
51857	7530	LEE AUTO MOBILE ROAD SERVICE	2894		HANI	Ct		
51858	7530	CHICOS AUTO BODY	230		LEWIS	Rd		
51861	7530	VALUE AND PERFORMANCE AUTO CLINIC	2845		MONTEREY	Rd	Suite	1A
51862	5511	BEHNAM AUTO CONNECTION	3107		MONTEREY	Rd		
51871	4212	F S PEREZ DELIVERY	2664		Senter	Rd	Suite	215

ORG_CODE	SIC_CODE	ORG_NAME	ST_NUM	ST_DIR	ST_NAME	ST_TYPE	ST_SUB_TYPE	ST_SUB_NUM
51903	7549	ADVANCE AUTO GLASS	2010		Senter	Rd	Suite	1
51904	4212	DRAGON EXPRESS RIGHNOW, INC.	1732		Junction	Ave		
51907	4225	CREATIVE LABS, INC	2011		Senter	Rd		
51915	4950	O'NEIL RECYCLING CO INC	922	N	9th	St	Suite	
51929	7353	BRAND ENERGY SERVICE OF CA INC	1340		VANDER	Way		
51938	7549	FIESTA TOWING	432	N	5th	St		
53433	6531	Sunset Garden Plaza	2001		Story	Rd		
51747	8711	NICKEL COMPANY	1550		TECHNOLOGY	Dr	Suite	2065
53444	5812	Lanna Thai	2043		Camden	Ave		
53500	7542	Boom Car Wash	2950		Daylight	Way		
53761	7999	Bouncy Land	925		Blossom Hill	Rd	Suite	1397
11161	5813	HARD WORK CAFE	1620		Almaden	Rd		
53769	5812	St. Martins of Tours School & Church	300		Oconnor	Dr		
56167	1799	EAM ELECTRIX,INC	300	S	1st	St		
56171	5812	SHELLENA'S CAFE	325	S	1st	St		
56191	2759	MOZLEC PRINT IMAGE	1866		Alum Rock	Ave	Suite	A
56194	4955	HURRICANE BELLE	355	S	19th	St		
56203	1731	ON-D-GO WIRELESS	1633		Alum Rock	Ave		
56205	5599	MOTORAY AUTOS	3268		Stevens Creek	Blvd	Suite	AA
56209	4121	BIWOTA,TESFAHUN B	3675		Williams	Rd		
56224	4121	AHMED,KADAR A	1120		Ranchero	Way		
56256	5251	SANDRA MARKES	6122		Camino Verde	Dr	Suite	16A
56262	4121	AMARJEET SINGH	219		Colibri	Ct		
50736	5812	Kung Fu Express	1310		Saratoga	Ave		
50767	5812	Pho 24	747	S	Winchster	Blvd		
49151	5912	EVERGREEN PHARMACY	2690	S	White	Rd	Suite	200A
50797	5511	Smart Center	5080		Stevens Creek	Blvd		
48711	3269	RANDOM POTS	7180		Wooded Lake	Dr		
50843	5812	Boynton High	902		Boynton	Ave		
51950	3600	SIRF TECHNOLOGY INC	217		DEVCON	Dr		
51953	3570	SULLEGO INC.	1880		HARTOG	Dr		
51966	7699	DAVEE DOOR CONTROLS	1635		Rogers	Ave		
51967	4212	BARTELS MOVING SYSTEMS INC	1555	S	7th	St		
51974	7549	GILL SMOG CHECK TEST ONLY	495	E	Brokaw	Rd		
52003	4212	TINO'S TRANSPORT	2233	S	7th	St		
52011	7549	GREAT AMERICA TOWING INC	1720	N	Bayshore	Hwy		
12747	4151	FRANKLIN MCKINLEY DISTRICT CORP YARD	400		Tully	Rd		
53879	5812	Quynhlan Quan	1615		Mckee	Rd		
53929	5812	Naturaland Yogurt & Juice	2390		Almaden	Rd	Suite	30
54021	1761	EASTMAN ROOFING & WATERPROOF	1418		Douglas	St		
41546	5812	Juanita's Taqueria	1075		Tully	Rd	Unit	G

ORG_CODE	SIC_CODE	ORG_NAME	ST_NUM	ST_DIR	ST_NAME	ST_TYPE	ST_SUB_TYPE	ST_SUB_NUM
41556	5812	Kabab.Com	6055		Meridian	Ave	#	100
50855	5812	Foothill High	230		Pala	Ave		
50874	4231	BEST OVERNITE	850		Service	St		
42605	3599	Altest Corporation	898		Faulstich	Ct		
52034	7699	A ABLE LOCKSMITHS	900		GOLDEN WHEEL PARK	Dr	Suite	110A
52037	7530	EVOLUTION SUSPENSION	1585	N	4th	St		
52045	7530	LA CONSENTIDA AUTO REPAIR	226		Phelan	Ave		
52062	8099	GOSPEL HEARING AID CENTER	93	N	14th	St		
52065	3400	ADVANCED PRECISION SPRING	1757		Junction	Ave		
52067	5961	ORGANIZERAGAMI INC	1536		Kerley	Dr		
52068	7699	IDEAL ELECTRIC	701		Kings Row			
52070	7532	EMANUEL BODY SHOP	701		Kings Row			
52072	7532	EL SOL AUTO BODY	701		Kings Row			
52073	7532	ANGEL'S AUTO BODY SHOP	701		Kings Row			
52103	7699	PHAM, LUAN	1740		Rock Spring	Dr		
52117	7530	JT QUALITY MUFFLER&AUTOMOTIV	820	N	13th	St		
52120	4119	SINGH TCP	2150		MONTEREY	Rd	Suite	111
52123	4212	CAPITOL MOVING COMPANY	2350		Senter	Rd	Suite	271
52129	4212	CUMMINS, SAMUEL	1350		OAKLAND	Rd	Suite	97
54228	5812	Shaburi	171		Jackson	St	Suite	
54230	8322	Family Supportive Housing	686	N	King	Rd		
54233	5800	Aqui Cupertino	10630	S	De Anza	Blvd		
11367	7991	BALLY TOTAL FITNESS	1845		Aborn Square	Rd		
54410	5812	Sonoma Chicken Coop	1735	E	Capitol	Expy		
54482	5812	Ruby Frozen Yogurt	1160	N	Capitol	Ave	Suite	B
9601	5813	FOOTHILL LOUNGE	3311		San Felipe	Rd		
54529	1731	ROSENDIN ELECTRIC INC	880		Mabury	Rd		
41576	5812	Kirk's Steakburger's	2388	S	Bascom	Ave		
41597	5812	La Torta Gorda	300		Willow	St		
41421	5812	Ghion	1015		Park	Ave		
41442	5812	Great Khan's	2200		Eastridge	Loop	Suite	9207
17379	4225	Chemical Safety Technology, Inc.	2461		Autumnvale	Dr		
52134	3540	SPECIALTY TOOLS	775	N	10TH	St	Suite	
52139	7530	A & T AUTO REPAIR	1775		MONTEREY	Rd	Suite	40B1
52157	3570	INTACCT	125	S	Market	St		
52166	3570	SPICYSOFT CORPORATION	111	N	Market	St		
52168	3843	USA TEETH WHITENER COMPANY	114	E	Santa Clara	St	Suite	
52169	7699	ACAPULCO JEWELRY	27		Post	St	Suite	A
52183	4119	LIMO AFFAIRE	249		Packing	Pl		
52202	2500	PM ENTERPRISES	2255		Alum Rock	Ave		
52215	7532	CENTURY AUTO	1319		WHITTON	Ave	Suite	1

ORG_CODE	SIC_CODE	ORG_NAME	ST_NUM	ST_DIR	ST_NAME	ST_TYPE	ST_SUB_TYPE	ST_SUB_NUM
52221	4950	THE TIRE EXPERT	230		MUIRFIELD	Dr		
52223	4212	SALMEX	914		McCreery	Ave		
51227	5812	Carlton Plaza	380		Branham	Ln		
51349	7532	DIAMOND AUTO BODY & TOWING	701		KINGS ROW			
51578	5812	Lu Bistro	1460		Oakland	Rd	#	D
15382	7538	KOW LOON AUTO SALES	310		Keyes	St		
54665	5812	Subway # 43621	1992		Tully	Rd		
54669	5812	Moonlight Restaurant & Lounge	1663	W	San Carlos	St		
54693	5812	Hope Tabernacle	3090		Hope	St		
54694	2024	Orange Leaf	1143		Story	Rd		
54695	5411	24 Market	2010		Story	Rd	Suite	20
41483	5812	Hui Lau Shan Healthy Dessert	678		Barber	Ln		
41489	7371	IBM (Silicon Valley Lab)	555		Bailey	Ave		
41293	5812	Cool Deck, Inc. / DBA Bar Code	1728		Hostetter	Rdg	Suite	20
41338	5812	Double Rainbow Ice Cream	210	S	1st	St		
41377	5541	BERNAL SHELL	101		Bernal	Rd		
52232	4212	OCHOA COURIER	783	S	Cypress	Ave		
52235	4212	ATLAS HAULING	1232		Flora	Ave		
52248	3570	NEOACCEL INC	4030		Moorpark	Ave		
52251	7371	CYBEREDA CORP.	4040		Moorpark	Ave		
52255	5051	PSP INDUSTRIES INC	4100		Moorpark	Ave		
52260	4212	KLAIR, JASBIR S.	1085		Ranchero	Way		
52270	7530	OZSPORT	487		Northlake	Dr	Suite	
52289	5511	ESSENTIAL AUTOMOTIVE	4340		Almaden	Expy		
52305	4119	1A AAA SUPER EXPRESS SHUTLE	1317		JOPLIN	Dr	Suite	0003
52314	3999	GO-GO BABYZ CORPORATION	7013		Realm	Dr	Suite	F
52315	4212	VO, DINH THANH	6293		SAN IGNACIO	Ave		
51050	8711	Environmental Resource Management	600		W. San Fernando	St		
51534	5812	THAI LOVERS RESTAURANT	1030		Piedmont	Rd	#	B-C
54759	0782	Vista Landscape	266		Sunol	St		
54770	7532	ID Body Shop (Collision & Paint)	207		Lincoln	Ave		
54811	5812	Panda Express	567-40		Coleman	Ave	Space	4C
54852	5411	Kwikee Mart & Food	2042		McKee	Rd		
54863	5812	Chipotle Mexican Grill	369	S	Winchester	Blvd		
41196	5812	Bistro at Business Objects	3030		Orchard	Pkwy		
41221	5812	Camden Community Center (City of S.J.)	3369		Union	Ave		
41472	5211	Home Depot	635	W	Capitol	Expy		
51471	5812	Pao Hua Temple	2946		McKee	Rd		
52320	3600	ZILOG INC	6800		SANTA TERESA	Blvd		
52323	8721	GTRON INC	6940		Claywood	Way		
52331	3911	MAYELA'S JEWELRY COMPANY	998		Wallace	Dr		

ORG_CODE	SIC_CODE	ORG_NAME	ST_NUM	ST_DIR	ST_NAME	ST_TYPE	ST_SUB_TYPE	ST_SUB_NUM
52332	3231	TOPLINE GLASS COMPANY, LLC	962		Shadow Brook	Dr		
52356	4119	XE DO HOANG TRANSPORTATION	1654		BURDETTE	Dr	Suite	185
52368	3500	NGUYEN, EVELYN L	1520	E	CAPITOL	Expy	Suite	1
52378	7699	T & H JEWELERS	1624		Seacreek	Way		
52392	2700	TIMES MEDIA INC	1310		Tully	Rd	Suite	111
53928	5812	Wuji's Mala House	1715		Lundy	Ave	Suite	100
54191	1721	R BROTHERS PAINTING	707	W	HEDDING	St		
50929	5999	Live Abalone, LLC	1908		Aborn	Rd		
44981	5198	CASCADE COMPUTER COATINGS INC	1615		TERMINAL	Ave		
54873	5921	Guru's Market	300	N	13th	St		
54907	5812	Pueblo Plaza Shopping Center	1130		Blossom Hill	Rd		
52856	8999	VIODI, LLC	2935		Neal	Ave		
15294	7538	B & C AUTO SALES (dba B&C Auto Center)	1850		Almaden	Rd		
17530	4225	La Fiesta Food Products, Inc.	940		Mc	Ave		
37488	5065	Lingsen America, Inc.	1914		Junction	Ave		
51359	1743	Woodenbridge	485		Reynolds	Cir		
37344	4214	Bassian Farms	1865	S	10 th	St		
52430	7530	AUTO REPAIR MOBILE SVC	835		Saraband	Way		
52436	7699	SEARS WATCH REPAIR #1488	2180		Tully	Rd	Suite	6
52456	4212	ROY FARHAD	976		ALMADEN LAKE	Dr	Suite	208
52469	4119	TRANSPORTATION	403		Fieldcrest	Dr		
52471	7699	ALPHA SERVICES	337		Oakberry	Way		
52473	7549	ALMADEN AUTO TOWING	5474		Spinnaker Walkway		Apt	1
52477	7336	IMPRESSIONS WEST	394		Los Pinos	Way		
52480	4955	C R W SERVICES	1505		La Terrace	Cir		
51881	1751	JOINERY, THE	230		UMBARGER	Rd	Suite	B
55017	3479	ARENAS INDUSTRIAL FINISHING	962	N	10th	St		
55067	5812	Thien Huong Banh Cuon Trang Hoi	1818		Tully	Rd	Suite	128
44490	5411	Maxim Market II	1179	S	De Anza	Blvd		
12665	5032	SOUTH BAY MATERIALS	1781		Angela	St		
44507	3281	MARBLE & STONE SOLUTIONS	1495		Industrial	Ave		
44510	3281	MARBLE MASTER, THE	432		Reynolds	Cir		
44084	3540	SWAY-A-WAY	2345		PARAGON	Dr	Suite	2
14795	2013	SILVA SAUSAGE	1266	E	Julian	St		
38443	2050	AL-Fayrouz LLC	670		STOCKTON	Ave	Suite	B
44384	5812	Jamba Juice	91		Curtner	Ave		
38507	2097	PENQUIN ICE COMPANY	1775		MONTEREY	Rd	Suite	66A
17425	3544	McCord Mfg. Patterns and Foundry	1695		Stone Creek	Dr		
52501	7699	SIMON HVACR	529		Yurok	Cir		
52510	7530	SANTA TERESA AUTO REPAIR	6097		SNELL	Ave	Suite	A
52525	7389	A & M CUSTOM MANUFACTURING	2942	S	Bascom	Ave		

ORG_CODE	SIC_CODE	ORG_NAME	ST_NUM	ST_DIR	ST_NAME	ST_TYPE	ST_SUB_TYPE	ST_SUB_NUM
52526	7699	HORIZON PC	2080		CURTNER	Ave		
52565	4212	OLIVER TRANSPORTATION	1723		Morning Glory	Ln		
52569	7371	BAYSHORE SOFTWARE INC	1492		Husted	Ave		
52570	3540	RK MANUFACTURING, INC	1861		Little Orchard	St	Suite	D
52585	2791	NATIONWIDE PUBLICATIONS	1707		LITTLE ORCHARD	St	Suite	A
52587	7532	HIDALGO BODY SHOP	1680		ALMADEN	Expy		
51580	5812	Mizu Sushi Bar & Grill	1035	S	Winchester	Blvd		
51581	5813	Tropical Juices	2010		Story	Rd	Suite	10
54135	5812	Taqueria Los Tres Reyes	3050		Alum Rock	Ave		
44587	5812	City Restaurant	301	E	Santa Clara	St	Unit	A
44590	7549	WILLOW GLEN VALERO	1096		Lincoln	Ave		
44647	5921	Beverages and More	871		Blossom Hill	Rd		
44665	5812	Subway # 42554	1711		Branham	Ln	Suite	A-7
44672	5812	Extreme Pita	3730	N	1st	St	Suite	145
41743	2200	NBN Sports	550		Parrot	St	Suite	E & F
41774	5141	Ocean Market	2	S	Park Victoria	Dr		
37489	5999	Perlast Corporation	1754		Technology	Dr		
49196	7299	MEJIA, ALICIA TEACHER	1053		LUTHER	Ave	Suite	B
52605	7371	BERGENSHAW INTERNATIONAL	1885		Cabana	Dr		
52615	4212	LP TRANSPORT	1850		EVANS	Ln	Suite	75
52626	2200	COMSTOCK'S OF CALIFORNIA INC	2180		STONE	Ave		
52636	7532	R P A BODY WORK	1680		ALMADEN	Expy	Suite	B & C
52639	7699	AAA FURNACE CC	1712		Stone	Ave		
52647	3570	HOME DEBT BUSTERS	2920		Cottle	Ave		
52651	2700	CHALLENGE NEWS	1276		Lincoln	Ave		
52658	7549	PERUSINA GARAGE	2091		Cherry	Ave		
52662	7513	U-HAUL CENTER CURTNER	705		Curtner	Ave		
52667	7389	PRINT MANAGEMENT	1934		Meridian	Ave		
52668	7699	YONG'S REPAIR	1851		Meridian	Ave		
52673	7530	DELTA AUTO REPAIR	459		Auzerais	Ave		
54849	5812	Com Tam Thanh Restaurant	905	S	Bascom	Ave		
44694	5812	Panda Express (The Plant)	2131		Monterey	Rd		
44717	5812	HONG KONG KITCHEN	5316		Monterey	Rd		
44719	5812	LUCKY # 762	6109		Meridian	Ave		
44721	5812	Cafe Sun	1734	N	1st	St	Unit	A
44735	5812	Bun Rieu Restaurant #1	2108		Story	Rd		
12786	7542	ENTERPRISE RENT A CAR	3591		Pearl	Ave		
44741	4226	Club Auto Sport, LLC	521		Charcot	Ave		
43684	2095	SAN JOSE COFFEE COMPANY	1716		STONE	Ave	Suite	AA1
42452	5812	Edible Arrangements	1072	S	De Anza	Blvd	Unit	B106
44815	5812	ANG SARAP FILIPINO CUISINE	5556		Monterey	Rd	Suite	A

ORG_CODE	SIC_CODE	ORG_NAME	ST_NUM	ST_DIR	ST_NAME	ST_TYPE	ST_SUB_TYPE	ST_SUB_NUM
37431	3674	Radiant Source Technology	6872		Santa Teresa	Blvd		
37777	4941	Santa Clara Valley Water District	1026		Blossom Hill	Rd		
51509	5812	Sora Sushi Bar (Terminal A)	2077		Airport	Blvd	Space	TA 16
52682	7699	J & H MICROWAVE OVEN REPA	367		Meridian	Ave		
52706	5511	QUALITY AUTO SALES	549		STOCKTON	Ave		
52707	7530	J & J RADIATOR SERVICE	664		STOCKTON	Ave		
52719	7530	CASANOVA ENTERPRISES	331		Gifford	Ave		
52763	7549	RICHARD'S AUTO ACCESSORIES	142	S	Capitol	Ave		
52764	7530	GEBAI SOLUTIONS	2925		FLORENCE	Ave	Suite	49
52765	7699	JEWELRY DESIGNS BY MARCO	3154		Alum Rock	Ave		
52766	7530	ELMO MOBILE MECHANIC	3349		MT MCKINLEY	Dr	Suite	
52767	4212	PROMPT D SERVICE	1530		Lochner	Dr		
44948	6512	Park Lane Plaza	5154		Moorpark	Ave		
41994	5989	Shell Oil Products	1705		Berryessa	Rd		
51489	5812	Mexicali Rose	1620		Almaden	Rd		
52774	4212	BANWAIT TRUCKING	300		Staples	Ave		
52775	4212	MARTIN JIMENEZ TRUCKING	3292		Mount Everest	Dr		
52782	4212	CIDEOS	165		Marian	Ln		
52785	4212	JOAQUIN,BARTOLOME	2907		Granite Creek	Pl		
52794	4950	YES U CAN RECYCLING	90	S	White	Rd		
52795	7699	LOCKSMITH CITY	10200		Ryan	St		
52796	7530	JASMITH MOBILE FLEET SERVICE	533		Porter	Ln		
52804	3540	DEL COLE MACHINING	14089		BUCKNER	Dr	Suite	A
52809	7699	KIM'S BUSINESS MACHINES	473	S	Bascom	Ave		
52822	3570	ACE GAIN INC	560	S	Winchester	Blvd		
52826	7699	WORLD TIME	2910		Stevens Creek	Blvd		
52827	4500	SIERRA PACIFIC RAIL, INC	2910		Stevens Creek	Blvd		
52829	5632	COLE HAAN	377		Santana Row			
52832	3570	SYNAPTRIS INC	3031		Tisch	Way		
52833	7699	CENTURY BUSINESS MACH	523	S	Bascom	Ave		
52843	2700	MAGNIFICO PUBLICATIONS	2486		Aram	Ave		
52850	3600	CAPITAL ASSET RECOVERY LLC	2434		Tulip	Rd		
52851	7549	GLASS WEST REPLACEMENT, INC	2526		Downing	Ave		
52855	5511	MGM WHOLESALE	3033		Moorpark	Ave		
52862	4955	QUINTERO, RICARDO	467		Leigh	Ave		
54137	7384	Longs Drug Stores California, L.L.C. dba CVS Pharmacy #9534	4850		San Felipe	Rd		
44841	5812	Kyung Bok Palace	2982		Almaden	Expy		
44858	5812	Subway 42032	7042		Santa Teresa	Blvd		
44895	3540	RELIABLE MACHINE SHOP INC	1141		RINGWOOD	Ct	Suite	110
44899	5411	M J Market	1187		Redmond	Ave		
44927	2499	AZTEC PRECISION INC	2038		Concourse	Dr	UNIT	A

ORG_CODE	SIC_CODE	ORG_NAME	ST_NUM	ST_DIR	ST_NAME	ST_TYPE	ST_SUB_TYPE	ST_SUB_NUM
18225	3674	T. Ram Inc.	2125		Zanker	Rd		
42608	3674	Tessolve, Inc.	1340	S	De Anza	Blvd		
52868	2721	ENGLE,JODI	1550		Maurice	Ln	Suite	
52873	5712	RUSSELL'S	380		Saratoga	Ave		
52874	5511	REDLINE MOTORS GROUP INC	920		Saratoga	Ave		
52875	2111	ROYAL CIGARRET & CIGARS	4992		Stevens Creek	Blvd		
52878	2700	COX AUTO TRADER INC	4320		Stevens Creek	Blvd		
52889	3570	HAI NETWORK LLC	7159		BARK	Ln		
52892	3570	DATACARE CORPORATION	992	S	De Anza	Blvd		
52907	3585	COOLING CONTROL SERVICE	400		Richfield	Dr		
52913	5511	W E BEHEL INC	4300		Stevens Creek	Blvd		
52921	3570	WORKS SYSTEMS INC	7291		CORONADO	Dr	Suite	5
52937	3400	MORTENSEN PRECISION SHEETMET	1911		Hartog	Dr		
52940	7549	CARQUEST AUTO PARTS #7564	400		Trimble	Rd		
52941	7699	SURGICAL OPTICS LLC	2380		Qume	Dr	Suite	G2
52943	3600	3ON CORPORATION	2391		Zanker	Rd		
52946	7389	GLOBAL EQUIPMENT SERVICES	2372		Qume	Dr		
52947	3999	EVERETT CHARLES TECHNOLOGY	2043		Zanker	Rd		
52953	2700	VTIMES	2185		OAKLAND	Rd		
52956	3570	PETRA'S TECH/PETRA'S TECH SH	1141		RINGWOOD	Ave	Suite	10
53913	5812	Wienerschnitzel	935	S	1st	St		
53252	8999	HLM CONTRACT PILOT	23		Flintwell	Way		
55110	5812	Siam Fine Thai Cuisine	2910		Stevens Creek	Blvd		
55245	5812	Sushi Boat (Terminal B)	1701		Airport	Blvd	Suite	NC-10B
55248	3999	GO-GO BABYZ CORPORATION	3530		Charter Park	Dr		
55394	5812	Hot Pot Palace Buffet	1628		HOSTETTER	Rd	Suite	FG
48943	5541	DBA/HIFAI 76 SERVICE STATION	6499		CAMDEN	Ave	Suite	A
41121	5812	Arinke	1008		Blossom Hill	Rd	Suite	D
18329	3674	Zeromicron, Inc.	1482	N	4th	St		
50924	5812	Giot Dang Cafe	1040		McLaughlin	Ave		
50944	5411	Almaden Market	5965		Almaden	Expy		
52974	3674	EPIPHOTONICS CORP	770		Charcot	Ave	Suite	2
52980	3600	SANYO SEMICONDUCTOR CORP	2010	N	1st	St		
52981	3600	MASKLESS LITHOGRAPHY INC	2550		Zanker	Rd	Suite	A
52982	3600	UNITED SUPERTEK, INC	122		Charcot	Ave	Suite	B
52993	3999	AMERICAN GASKET & DIE CO INC	2281		Paragon	Dr		
52994	3570	ADDONICS TECHNOLOGIES INC	1918		Junction	Ave		
52999	7532	CTS EXPRESS INC	2071		RINGWOOD	Ave	Suite	A
53000	3600	ALINK M	2345		HARRIS	Way	Suite	A
53003	3570	AMDOCS INC	2515	N	1st	St		
53009	4225	IRON MOUNTAIN	109		COMPONENT	Dr		

ORG_CODE	SIC_CODE	ORG_NAME	ST_NUM	ST_DIR	ST_NAME	ST_TYPE	ST_SUB_TYPE	ST_SUB_NUM
53017	3570	GEO PROMPT	1320		Tofts	Dr		
53024	3570	ALTIERRE CORPORATION	1980		Concourse	Dr		
53034	3540	APEX MACHINING INC.	1997		Hartog	Dr		
53037	7699	OLYMPUS MEDICAL E S AMER INC	2400		Ringwood	Ave		
53044	3651	SHADOWTREE STUDIOS	2272		Shadowtree	Dr		
53053	4119	1AAA ALL AREA SUPER SHUTTLE	1778		OAKLAND	Rd	Suite	14A
53056	3600	STEP LABS, INC	2367		Bering	Dr		
53058	4212	J.S. EXPRESS	1782		OAKLAND	Rd	Suite	44
53064	3400	SAN JOSE LASER INC	504		DADO	St	Suite	B
55648	5812	Vong Cat Restaurant	1696		Berryessa	Rd		
55669	4222	Marquez Brothers	5801		Rue Ferrari			
42022	7999	South Central Swim Center, CSJ	1350		Bacchus	Dr		
51010	5812	In-Joy Bakery	1628		Hostetter	Rd	Suite	H
51011	5812	El Paisa Araujos Taqueria	2806		Story	Rd		
12988	3541	KAL MACHINING	763		Mabury	Rd		
51167	5812	PACIFIC ISLAND FOOD	1143	E	Santa Clara	St	Suite	A1
51208	7530	King Auto Repair	2979	S	King	Rd		
56847	7530	T & D BODY REPAIR	396		COMMERCIAL	St		
56858	4212	SILICON VALLEY HAULING & DEMOLITION	1800		TERRI	Way		
56860	5072	PROBUILD SPECIALTY BUIDING PRODUCTS	999		MABURY	Rd		A
56867	7359	GLOBE BAY AREA FORKLIFT CO	2138		O'TOOLE	Ave		
56870	4212	SPECIALIZED MESSENGER SERVICES	2200		EASTRIDGE	Loop		9212
56901	4111	PAY WHAT YOU WANT-SENIOR RIDES	570		MILLPOND	Dr		
56909	4119	LAURELS MEDICAL SERVICES DBA CHARIOT	1955		O'TOOLE	Way		
57105	1761	ALL AMERICAN ROOFING	951		Saratoga	Ave		
57130	4212	BAYCAL HAULING & DEMOLISHING	2655		Keystone	Ave		
57144	1761	BUCK'S ROOFING	6853	W	Riverside	Way		
57146	1521	KZ CONTRACTOR	455	S	7th	St		
57211	1761	D & M QUALITY ROOFING	982	S	2nd	St		
58123	7532	PRECISION AUTO BODY & GLASS	994		LONUS	St		
58415	5093	LG Recycling Specialist	575		Charles	St		
57799	1799	BUCK'S ROOFING	6853	W	Riverside	Way		
57801	1799	GOLDEN STATE SANDBLASTING IN	1464		Ferguson	Way		
57833	1799	SONITROL OF SAN JOSE	1587		Schallenberger	Rd		
57837	1799	HRE INC	2156		O'Toole	Ave	Suite	J
57843	1799	PENINSULA FLOORS INC	2190		Bering	Dr	Suite	AA
57854	1799	NEONET ELECTRIC	1804		Bethany	Ave	Suite	A
57856	1521	SOUSA, CESAR A	1135		Sabal	Ct		
57862	1799	SUN SET HOME INSPECTIONS	1460		Old Piedmont	Rd		
57865	1521	BWC ELECTRIC	2587		Amaryl	Dr		
57874	1799	ACTIVE SIGN COMPANY	1365	E	Taylor	St	Suite	M

ORG_CODE	SIC_CODE	ORG_NAME	ST_NUM	ST_DIR	ST_NAME	ST_TYPE	ST_SUB_TYPE	ST_SUB_NUM
57877	1799	LAMINATES & MILLWORK, INC	943		Berryessa	Rd	Suite	7B
57881	1799	PREMIER TILE	1260		Yard	Ct	Suite	G
57882	1799	KANN, N J PAINTING	761		Mabury	Rd	Suite	80
57896	1799	NO CALIF FIRE PROTECTION SVC	3801		Charter Park	Ct	Suite	F1
57902	1799	ACCESS COMMERCIAL DOOR CO	3710		Charter Park	Dr	Suite	F
57905	1799	BCW	3851		Charter Park	Dr	Suite	Q
57912	1799	R A CONSTRUCTION	3851		CHARTER PARK	Dr	Suite	R
57916	1799	GENCON 2	3637		Snell	Ave	Suite	50
57921	1799	G K BUILDERS	5668		La Seyne	Pl		
57924	1799	J V CUSTOM CONCRETE	33		Cheltenham	Way		
57929	1799	ZOE PAINTING & DECORATING	14		Cheltenham	Way		
57936	1799	HERNANDEZ CONCRETE	3212		Tenley	Dr		
57941	1521	FULLER CONSTRUCTION	2642		Bonbon	Dr		
57951	1799	TS SATELLITE	2685		Glen Elk	Ct		
57957	1799	NEZAR ELECTRIC	2287		Lusardi	Dr		
57965	1521	TRI-POWER GROUP	85		NICHOLSON	Ln		A
57968	1799	CRIME ALERT MONITORING CENTE	690		LENFEST	Rd		
57969	1799	COHEN LANDSCAPE SERV INC	1655		BERRYESSA	Rd		AAA
57970	1799	PENINSULATORS, INC	360		PIERCY	Rd		
57972	1799	TD ROOFING INC	675		TULLY	Rd		A
57981	1521	SAN JOSE PAINTING & TEXTURE	4075		EVERGREEN VILLAGE	Sq		325
58001	1799	CJS PLUMBING INC	770		CHARCOT	Ave		A
58011	1799	NORTHWEST ELECTRICAL SRVCS	115		PHELAN	Ave		2C
58032	1799	BEVER ELECTRONICS INC	406		REYNOLDS	Cir		A
58043	1799	VERKIC CONSTRUCTION	3201		LOMA VERDE	Dr		70
58049	1799	TA DRYWALL	1090		RUGE	Dr		A
58059	1521	ZIMBAUER, DAIVID	1109		PEMBRIDGE	Dr		
58060	1521	CASTELLANI CONSTRUCTION	53		BONAVENTURA	Dr		A1
58128	7532	ANTONIO'S CUSTOM UPHOLSTERY	367	S	23rd	St		
58145	7530	WALTER'S AUTO FRAME	847	S	Almaden	Ave		
58146	1542	CAL PERRY CONSTRUCTION	976		Chestnut	St	Suite	
58159	3577	PRECISION PARTS CLEANING, INC	2943		Daylight	Way		
58173	1721	LAM'S PLUMBING & REMODELING	628	S	10th	St		
58178	1799	HIGHWAY TECHNOLOGIES INC	1277		Old Bayshore	Hwy		
58184	1721	FAST & EFFICIENT HANDYMAN SERV	1085	S	6th	St		
58187	2392	ONE WORLD IMPRINTS, LLC	1280		Alma	Ct		
58193	1542	BAY BUZZ SAW	530	S	5th	St		
58195	3540	A & A MACHINING,INC	1251		ALMA	Ct	Suite	
58204	1721	MACHADO CONSTRUCTION	854		Calhoun	St		
58208	7530	CUNG AUTO REPAIR	1225	E	San Antonio	St		
58216	1542	NISSAYS HARDWOOD FLOORS	1752		Arroyo de Oro			

ORG_CODE	SIC_CODE	ORG_NAME	ST_NUM	ST_DIR	ST_NAME	ST_TYPE	ST_SUB_TYPE	ST_SUB_NUM
58231	1721	HANDYMAN MATTERS OF SAN JOSE	5979		Post Oak	Cir		
58249	1721	ROJAS CONSTRUCTION	2160		Mendota	Way		
58262	1721	SK FACILITIES CO.	1861		Foxworthy	Ave		
58265	8059	ALMADEN HEALTH & REHAB	2065		Los Gatos Almaden	Rd		
58270	1721	STRUC 1 BUILDERS	1670		Hyacinth	Ln		
58279	1799	ALFARO,CRUZ H.	2118		Canoas Garden	Ave		
58282	1799	KENT'S DOOR & AUTOMATIC GATE	1335		Settle	Ave		
58285	7530	ALPHA AND OMEGA AUTO REPAIR	223		San Jose	Ave		
58296	1721	GUERRERO'S HANDYMAN SERVICE	1367		Mcginness	Ave		
58302	1721	RUBEN'S INTERIORS	437	S	White	Rd		
58311	1721	TONY'S PAINTING	80	N	Bascom	Ave		
58316	1542	CUMMINGS CONSTRUCTION	3213		Gavota	Ave		
58321	1799	DENDY, ROY PAINTING & DECORA	6590		Ivy	Ln		
58327	3540	ANGULAR MACHINING	2040		HARTOG	Dr	Suite	A
58332	1721	VO, HENRY	1726		River Birch	Dr		
58339	7532	V & T AUTO BODY	2970		Kentridge	Dr		
58346	1799	ADVANCED FLOOR COVERING	179		Kehoe	Ct		
58349	1721	JG PLUMBING LLC	4286		Haines	Ave		
58351	1799	RUSSELL'S LANDSCAPING	5104		Severance	Dr		
58370	7216	ONE HOUR BLOSSOM HILL CLNRS	445		BLOSSOM HILL	Rd		C
58379	7216	POLY CLEANERS	3471		MCKEE	Rd		
58383	1721	WL HANDYMAN	3637		SNELL			151
56948	3674	Solar Junction Inc.	401		Charcot	Ave		
58112	7530	MINISTRY TRANSPORT	40		CLEVELAND	Ave		
58140	0781	JENSEN LANDSCAPE SERVICE	1138		OLINDER	Ct		
58392	7216	VOGUE ENTERPRISES CLEANERS	5723		COTTLE	Rd		
58426	1771	Nunez, EL Cement Const	2291		Lindbergh	Ave		
58431	1761	LOS GATOS ROOFING	888		FAULSTICH	Ct		
58452	8999	California Waterscape	3471	N	1st	St		
57084	5261	Central Wholesale Nursery	1670		MCKINLEY	Ave		
58456	5812	345 Bonafide	2005		Tully	Rd		
58427	5812	Five Guys Burgers & Fries	121		Curtner	Ave	Suite	60
57059	5261	Chateau Charmarron Peony Gardens	5335		Sierra	Rd		
58085	7536	GRAND PRIX GLASS, INC	489	S	Market	St	Suite	
58120	7530	BAYSON R MOTORSPORTS, LLC	440		QUEENS	Ln		
57172	4212	JUNNIES CHEAP HAULING	754	N	16th	St		
58125	7530	A & A TIRES	1000	S	6th	St		
58138	0781	JENSEN LANDSCAPE SERVICE	1575		TERMINAL	Ave		
57138	1761	BRIGHT ROOFING CO INC	6130		MONTEREY	Rd	Suite	50
58064	1761	ELLIOTT'S, DAN ROOFING COMPA	2669		Coit	Dr		
57057	1761	Williams Roofing Inc	6199		San Ignacio	Ave		

ORG_CODE	SIC_CODE	ORG_NAME	ST_NUM	ST_DIR	ST_NAME	ST_TYPE	ST_SUB_TYPE	ST_SUB_NUM
57170	1761	CALIFORNIA STYLE ROOFING	1741		Terilyn	Ave		
58436	7530	SUNRISE 76 AUTO CARE	696		Blossom Hill	Rd		
58398	1761	RAVENS PEAK RANCH & ROOFING	1687		LINCOLN	Ave		
57208	1761	CRS ROOF CONSULTANTS LLC	1361	S	Winchester	Blvd	Suite	207
56294	4212	ANU TRUCKING	2178		Golden Dew	Cir		
56298	5812	VIET SONOMA,INC	1735	E	Capitol	Expy		
56302	3672	DAO PCB DESIGN	3731		Nieman	Blvd		
56303	5812	BUN BO HUE THIEN AN RESTAURANT	3005		Silver Creek	Rd	Suite	112
56326	4212	HICKEY,CHRIS	1942		Story	Rd		
56332	5812	ORANGE TREE - STORY	1143		Story	Rd		
56341	3827	THE OPTICAL SHOP	2516		SAMARITAN	Dr	Suite	I
56343	4212	DIEGO'S DELIVERIES	1321		Carnelian	Dr		
56351	7549	SON 24/7 TOWING	1452		Suzay	Ct		
56384	5531	TNTCOMMODITIES.COM	3504		La Terrace	Cir		
56391	2092	LARRY'S SEAFOOD	6103		Mirasol	Ct		
57082	4212	SOUTH BAY HAULING	348		SUNOL	Ave		
58088	5093	Brock Recycling	1596		Camden Village	Cir		
58437	7530	CATALYST ENGINEERING SVS INC	522		Bluefield	Dr		
56399	1799	ROSS MCGUIRE LANDSCAPE	15253		Charlotte	Ave		
56400	1799	BALT'S PAINTING	3011		Franela	Dr		
56419	3751	SIMKINS DESIGNS	5195		Redstone	Dr		
56428	5812	NEIGHBORHOOD TAQUERIA	4622		Meridian	Ave	Suite	B
56429	5812	PUPUSERIA LOS DUBON	1543		Camden Village	Cir		
56433	4121	ABRAHA,TSEGAY	1800		EVANS	Ln	Suite	2127
56444	7549	JDC AUTO APPRAISALS	1242		Minnesota	Ave		
56445	2731	DAN OLSON	1863		Coastland	Ave		
56454	7530	N&R CUSTOM AUTO REPAIR	1713		Angela	St		
56455	7530	GERARDO'S AUTO BODY SHOP	1858		Almaden	Rd	Suite	1
56460	4212	COMMUNITY COLLECTIVES	1641		Koch	Ln		
56468	4212	YELLOW & BLUE	623		Minor	Ave		
56469	5411	ARTEAGA'S FOOD CENTER (LINCOLN)	1003		LINCOLN	Ave	Suite	1
56477	7530	3R'S AUTO BODY CUSTOM	1858		Almaden	Rd	Suite	1
56485	3540	MCKENZIE MACHINING INC	444		Lano	St		
56491	2090	EBONY PEARL CATERING	803		LINCOLN	Ave	Suite	1
56495	3674	TBM TECHNOLOGIES	69		Wilson	Ave		
56500	7530	SAN JOSE CAR CLINIC	690		Stockton	Ave	Suite	A
57088	4212	1-800-GOT-JUNK	780		MONTAGUE	Expy		
57226	1799	SUNSTATE PLUMBING	1246		Arnold	Ave		
57230	1799	ETERNAL LIGHT ELECTRICAL	502		Shadowgraph	Dr		
57231	1799	PADILLA'S TILE AND PLASTER	304	W	HEDDING	St	Suite	AA
57233	1799	BURANZON DESIGN	1020		Spring	St	Suite	G046

ORG_CODE	SIC_CODE	ORG_NAME	ST_NUM	ST_DIR	ST_NAME	ST_TYPE	ST_SUB_TYPE	ST_SUB_NUM
57244	1521	DO CONSTUCTION & ELECTRIC	411		LEWIS	Rd	Suite	380
57247	1521	SOUTH BAY RAIN GUTTERS INC	13141		Brown	Ave		
57248	1799	SUPER FENCES MEZA	144		Azucar	Ave		
57249	1799	ACOSTA, RODRIGO	404		Rumsey	Ct		
57253	1799	AFFORDABLE PAINTING	4757		Lyric	Ln		
57254	1799	ACTION DRYWALL SERVICES	5160		Vera	Ln		
57278	1799	SRG ELECTRIC CORPORATION	753	N	12th	St		
57297	1521	EBERT, J W CORP	1620	S	7th	St	Suite	AAA
57306	1799	COSENTINO S	144	S	3rd	St	Suite	102
57319	1799	PACIFIC CREST LANDSCAPE & MA	1450	N	4th	St		
57328	1799	AMERICAN DRILLING	1300		OLD BAYSHORE	Hwy	Suite	AS
57345	1799	TGM COMMERCIAL GLAZING	1540		Industrial	Ave	Suite	E
57355	1799	KORA ROOFING	1198		Spiro	Dr		
56510	7530	BROTHERS AUTOMOTIVE & TIRES	664		STOCKTON	Ave		
56527	4225	INTRALINE, INC	885	W	Julian	St		
56528	3674	GIGFIRE MICROSYSTEMS	1046	W	Taylor	St		
56529	1799	PAS TILE	383		Gifford	Ave		
56542	7359	ALBERTO'S JUMPER	1367		Mcginness	Ave		
56547	5193	CHRISTOPHER ALLEN DESIGNS	1		Birch	Ln		
56550	4121	VIPAN DEEP SINGH	2911		Rose	Ave		
56557	4212	LIGHT WEIGHT MOVERS	2750		Florence	Ave		
56560	1799	RICHIE BOBCAT & HAULING	396		Patch	Ave		
56566	5812	ZINOS SUB	1290	S	Bascom	Ave		
56583	4121	KEBEDE FIRRO	730		Richmond	Ave	Suite	
56584	3600	FLEXTRONICS AMERICA LLC	700	S	Winchester	Blvd		
56593	2090	OGI SAN RAMEN SHABU SHABU	5293		Prospect	Rd	Suite	A
56594	3600	WUQIONG JIA	598		Crystalberry	Terr		
56596	2732	OLSON'S PUBLICATIONS	7280		Blue Hill	Dr	Suite	A
56598	3433	SUNTACTICS	4454		Moran	Dr		
56612	2741	MAXIMUM CONVERSION MEDIA LLC	1430		Sturgeon	Way		
56618	1799	CALIFORNIA CUSTOM CREATIONS	1969		Mayfield	Ave		
56620	4121	SINGH,NARINDER PAL	1172		MURPHY	Ave	Suite	A1
57368	1799	BESKO ELECTRIC	3825		Woodcreek	Ln	Suite	A
57378	1521	WHOLESALE FLOOR COVERING	3442		Valley Forge	Way		
57382	1799	CUSTOM CRAFT TILE	1285		Bryan	Ave		
57392	1521	DOYLE REMODELING COMPANY	4471		Calle de Arroyo			
57395	1521	SOUZA, MANUEL G	5702		Holland	Ln	Suite	A
57410	1799	U.S. FLOORS	5600		Bellagio	Dr	Suite	A
57433	1799	RESCUE AIR SERVICE	6007		Majorca	Ct	Suite	A
57437	1521	GRAY ELECTRIC	1010		Kiser	Dr		
57448	1799	BRIGHT SOLAR	1372		Via de los Reyes			

ORG_CODE	SIC_CODE	ORG_NAME	ST_NUM	ST_DIR	ST_NAME	ST_TYPE	ST_SUB_TYPE	ST_SUB_NUM
57453	1521	HOOD CONSTRUCTION	21300		Fortini	Rd		
57454	1799	ALTAP ELECTRICAL	6731		Elwood	Rd		
57456	1521	CLAUSEN ELECTRIC	19970		Mckean	Rd	Suite	A
57468	1799	R & S PLUMBING	1674		Saralynn	Dr		
57470	1799	EXPRESS BOBCAT SERVICE	2651		Flory	Dr		
57472	1521	BDN CONSTRUCTION	2068		Laddie	Way		
57495	1799	MNM ELECTRIC	5559		Spinnaker	Dr	Suite	3
57496	1799	TAYLOR ELEC CONSTRUCTION INC	5779		Winfield	Blvd	Suite	A8
57497	1799	HYLTON PLUMBING INC	5807		Winfield	Blvd	Suite	B4A
57198	0782	COAST LANDSCAPE MGM'T INC	1474		BERGER	Dr		
56623	4212	A. KUMAR EXPRESS	2559		Minuet	Dr		
56635	3999	ALTOBRIDGE CORPORATION	541	E	Trimble	Rd		
56648	2731	DENNIS MATTISH PHOTOS	2070		Ulster	Dr		
56667	4212	ARCTIC TRUCKING CORPORATION	3638		Slater	Ct		
56668	5411	SUNNY'S QUICK STOP MARKET	2062	N	Capitol	Ave		
56692	7532	DUBON AUTO BODY SHOP	757		MABURY	Rd	Suite	52
56697	3751	BLONIX INC	1020		TIMOTHY	Dr	Suite	AAAA
56724	5072	B T EXPRESS LIQUIDATIONS INC	166		Baypointe	Pkwy		
56727	1799	WEST COAST ROOFING SYSTEMS	185		ESTANCIA	Dr		
56732	3841	BAXANO,INC	655		River Oaks	Pkwy		
58109	1761	LIBERTY ROOFING	594	N	KING	Rd		
57519	1799	M & S ROOFING	208		Copco	Ln		
57520	1799	DENGEL, ADAM CONSTRUCTION	6232		Radiant	Dr		
57521	1799	CUSTOM TILE CREATIONS	5392		Duesenberg	Dr	Suite	A
57529	1799	TITAN PAINTING	325		Avenida Pinos			
57530	1521	DESIGNERS GROUP INC	328		Avenida Pinos			
57541	1799	E & G PAINTING & CLEANING	5543		Judith	St	Suite	1
57551	1799	ASSADI HOME CONST AND DESIGN	3165		Gavota	Ave		
57554	1799	MILLER & MILLER PAINTING	3762		Sorci	Dr		
57559	1521	ENVISION BUILDERS	2059		Camden	Ave	Suite	161
57561	1521	VOYAGE BUILDERS	5115		Leigh	Ave		
57565	1521	SOUTH COUNTY CONSTRUCT & PNT	4062		Ashbrook	Cir		
57568	1799	DIJOSEPH'S PLUMBING INC	2867		Kilo	Ave		
57569	1799	DESIGN PLUMBING	2598		Meridian	Ave	Suite	A
57577	1799	TERRANOVA PAINTING	14439		New Jersey	Ave		
57578	1799	SPECIALTY MASTIC	3403		Meridian	Ave		
57584	1799	AC ACOUSTICS	4301		Linwood	Dr		
57588	1521	CESAR OLMOS EXCAVATING	15118		Bel Estos	Dr		
57590	1521	BROFF CORP DBA BC BUILDERS &	1939		Trenton	Dr		
57595	1799	AMERICAN PLUMBING & DRAIN	4463		Hollowgate	Ln		
57597	1799	DUTY TILE AND STONE	1827		Laurinda	Dr		

ORG_CODE	SIC_CODE	ORG_NAME	ST_NUM	ST_DIR	ST_NAME	ST_TYPE	ST_SUB_TYPE	ST_SUB_NUM
57622	1799	S A B ELECTRIC INC	4544		Samson	Way		
57624	1799	THOMPSON, TROY SERVICES	4976		Adair	Way		
57633	1521	J BURKE BUILDERS INC	4670		Sherbourne	Dr		
57638	1799	CRS DRYWALL INC	135		San Jose	Ave		
57642	1799	ROCHA'S HEATING & AIR CONDIT	2191		Monticello	Ave		
56739	3433	NOR CAL HEATING & A/C INC	5323		Hounds	Est		
56748	7549	PEARL TEST ONLY	3520		PEARL	Ave	Suite	D1
56758	4911	PETERS UTILITY	365		Springpark	Cir		
56762	4121	TESFU TADESSE HAYLOM	578		Amboy	Dr		
56772	7532	PRECISION ESTIMATING INC	3851		Charter Park	Dr	Suite	P
56798	5812	FALAFEL FRESH	188		Oakbrook	Cir		
56799	1799	EZ AIR	2797		Gumdrop	Dr		
56805	7530	MORAN AUTO BODY REPAIR	3305		Moncucco	Ct		
56811	4121	SINGH,JASVIR	2924		Glen Craig	Ct		
56830	5072	BIO LOGIC TECHOLOGIES	581		HERMITAGE			581
56832	7521	ERDANA PARKING	1		AUZERAIS	Ave		
56836	3570	DICAR NETWORKS	101	E	ALMA	Ave		
57656	1521	MUHN & SONS INC	1314		LINCOLN	Ave	Suite	2H
57657	1799	BAY AREA CUSTOM CONSTRUCTION	2355		Westgate	Ave		
57677	1799	FANELLI, MICHAEL PAINTING CO	1017		Westwood	Dr		
57679	1521	PHI LAND CONSTRUCTION INC	1583		Koch	Ln		
57680	1799	GOLD ELECTRIC II	912		Mcbride	Loop		
57685	1521	SOLID ROCK	820		Willow	St	Suite	103
57704	1799	A BEST PAINTING CORPORATION	2068		Alameda	Way	Suite	A
57711	1799	HOME CINEMA SOLUTIONS	1151		Sierra	Ave	Suite	AA
57718	1799	A WHOLESALE WINDOW COMPANY	365		Delmas	Ave	Suite	A
57722	1799	SUNSET ROOFING	1346		The Alameda		Suite	316
57749	1799	SAN JOSE IRON WORKS	3435		Blue Mountain	Dr	Suite	A1
57779	1799	ZEO ELECTRIC	965		College	Dr		
57786	1799	FREEDOM ELECTRIC	347		Clifton	Ave		
37520		AP Bumper Repair and Detail	1660		Almaden	Expy		
11607	5812	7-ELEVEN FOOD STORE #2233-17674C	1595		Branham	Ln		
13117	7389	CENTRAL CALIFORNIA CHEMICAL	1389		Felipe	Ave		
16232	3369	SOUTH BAY BRONZE & ALUM F	525	W	Saint John	St		
15490	7532	PILIPINAS AUTO BODY & PAINT	990	N	10th	St		
15497	0783	TRU GREEN	2000		Oakland	Rd		
15654	7389	PRINTVISION	1560	N	4th	St		
15673	3540	ANK MACHINING	943		Berryessa	Rd		
9779	5812	SURF CITY SQUEEZE	1531		Parkmoor	Ave		
9783	6512	SAN JOSE REPERTORY THEATRE	101		Paseo de san Antonio			
9739	5812	MANUEL DEVARGAS SCHOOL	5050		Moorpark	Ave		

ORG_CODE	SIC_CODE	ORG_NAME	ST_NUM	ST_DIR	ST_NAME	ST_TYPE	ST_SUB_TYPE	ST_SUB_NUM
9802	5812	WILLIAMS ELEMENTARY SCHOOL	1150		Rajkovich	Way		
9869	5812	BRIAR ROSE BED & BREAKFAST INN	897	E	Jackson	St		
9819	5812	BBQ BOYS	830		Jury	Ct		
9832	5812	JOHN MUIR ELEMENTARY SCHOOL	6560		Hanover	Dr		
11666	5812	B E A SYSTEMS	2345	N	1st	St		
11667	5812	TESKE'S GERMANIA RESTAURANT	255	N	1st	St		
11780	3479	R. C. Refinishing	1617		Pomona	Ave		
12124	3540	AV MACHINE SHOP	710	W	Julian	St		
13157	2448	GONZALES PALLETS	1261		Yard	Ct		
13162	4212	MY DADS MOVING ASSISTANCE	4351	W	Latimer	Ave		
1125	4789	Contract Transportation Services	2071		Ringwood	Ave		
15924	7530	CITY BODY INC/CITY BODY REPA	1127		Auzerais	Ave		
15933	5812	PAPA MURPHY'S PIZZA	2984		Union	Ave		
15938	5812	GUADALUPE SCHOOL	6044		Vera Cruz	Dr		
15942	5812	VINCI PARK SCHOOL	1311		Vinci	Pkwy		
16283	5541	FOURTH & SANTA CLARA CHEVRON	147	E	Santa Clara	St		
16268	5812	PIZZA HUT #283012	700	S	Winchester	Blvd		
9560	5812	BLUE GHOST 5S97782	330		Race	St		
9561	5812	LAS CAZUELAS	55		Race	St		
9577	5812	Kentucky Fried Chicken / A & W	1395		Stanwood	Dr		
9578	5411	MARINA MARKET	1269		State	St		
9485	5812	BASKIN ROBBINS ICE CREAM #152	651		Saratoga	Ave		
9491	5812	MCDONALD'S RESTAURANT	1069		Saratoga	Ave		
9505	5812	CINNABON #171	925		Blossom Hill	Rd	Space	1115
9586	4214	CANTEEN CORPORATION VENDING CO	3870		CHARTER PARK	Dr	Suite	AA
9691	5812	FAUSTO'S RESTAURANT	988	S	King	Rd		
9702	5812	ROSE DONUTS	1818		Saratoga	Ave		
9715	5812	EL PIRRIN INC	1900	E	San Antonio	St		
9716	5812	WESTSIDE BILLIARDS	1050	W	San Carlos	St		
9744	5812	EL AMIGO	7090		Santa Teresa	Blvd		
9759	5812	MOUNTAIN MIKES PIZZA	2011		Naglee	Ave		
12134	3569	DYNA MECHTRONICS INC	1752		Junction	Ave		
1044	2080	Gordon Biersch Brewing Company, Inc.	357	E	Taylor	St		
13746	5541	MC KEE SHELL	2698		Mckee	Rd		
16287	5511	CARL CHEVROLET	905	W	Capitol	Expy		
15623	5812	300 San Jose.	5420		Thornwood	Dr		
15626	5812	VIET VILLE	5440		Thornwood	Dr		
15632	5812	HOMEWOOD SUITES	10	W	Trimble	Rd		
15571	5093	CALIFORNIA WASTE SOLUTIONS SAN	1005		Timothy	Dr		
1338	4213	Clean Harbors San Jose LLC	1021		Berryessa	Rd		
15590	5511	FIRST STREET MOTORS	1097	S	1st	St		

ORG_CODE	SIC_CODE	ORG_NAME	ST_NUM	ST_DIR	ST_NAME	ST_TYPE	ST_SUB_TYPE	ST_SUB_NUM
15910	7530	B & J TRANSMISSION	65		San Jose	Ave		
15860	2759	BAY AREA LABELS	1980		Lundy	Ave		
9838	5411	HAPPY SMILE DELI	452	E	Hedding	St		
9844	5812	RANCHO DEL PUEBLO GOLF COURSE	1649		Hermacilla	Aly		
9687	2051	PINK ELEPHANT BAKERY	415	S	King	Rd		
10037	5812	ARCHBISHOP MITTY HIGH SCHOOL-CAFETE	5000		Mitty	Way		
10038	5812	GEORGE JOSEPH MIDDLE SCHOOL	277		Mohoney	Dr		
10006	5812	CAFE PRIMAVERA AT THE TECH	201	S	Market	St		
10012	5812	CHINA WOK	9	N	Market	St		
10017	5411	JOSEPH GEORGE RETAIL WINES	1559		Meridian	Ave		
9919	5812	QUEEN OF APOSTLES	4911		Moorpark	Ave		
9925	5812	GORDON BIERSCH BREWERY RESTAURANT	33	E	San Fernando	St		
9937	5812	KENTUCKY FRIED CHICKEN #122	2672		Cropley	Ave		
11745	4212	RODRIGUEZ TRANSPORT	15		Pala	Ave		
12066	2542	ACRYLONICS	656		Stockton	Ave		
12444	2851	SHERWIN-WILLIAMS CO	1815		Junction	Ave		
13740	7530	JULIO BODY & PAINT	757		Mabury	Rd		
13994	7530	PRECISION TUNE AUTO CARE	1353	W	San Carlos	St		
13995	2434	CALIFORNIA CASE WORK	1747		Almaden	Rd		
14286	7530	BRAND'S AUTO	193		Barnard	Ave		
15873	5812	HAN KEE II RESTAURANT	2017		Tully	Rd		
15875	5812	RED RIBBON BAKESHOP INC	2066		Tully	Rd		
15881	5812	FRANKLIN SCHOOL	420		Tully	Rd		
16132	5812	JACK IN THE BOX #407	1075		Willow	St		
16178	5812	CAFE VIA HE	2935		Senter	Rd		
16192	5812	ROOF TOP CAFE	1245	S	Winchester	Blvd		
16194	5812	EL POLLO LOCO #5884	1299	S	Winchester	Blvd		
15400	5812	PHU LAM CHINESE RESTAURANT	3082		Story	Rd		
15539	5812	SALVATION ARMY ADULT REHAB CTR	760	W	Taylor	St		
15450	3540	MICRO CHROME & LAPPING	1454		Seareel	Pl		
9971	5812	TAIWAN RESTAURANT	1306		Lincoln	Ave		
9972	5812	BERTUCELLI LA VILLA GOURMET	1319		Lincoln	Ave		
9974	5812	A J'S RESTAURANT & BAR	393		Lincoln	Ave		
9998	5813	RED STAG LOUNGE	1711	W	San Carlos	St		
9999	5411	CASH AND CARRY #571	1731	W	San Carlos	St		
10082	5812	MAIN STREET BAGELS BAKERY	838		Blossom Hill	Rd		
10096	5812	WAVE CAFE	801		Fox	Ln		
10097	5812	ORCHARD SCHOOL	921		Fox	Ln		
10134	5411	GOOD LIFE NUTRITION	437	S	Kiely	Blvd		
10145	5411	STOP-N-SAVE FOOD STORE	1212	E	Julian	St		
10146	5411	SHAN MARKET	1250	E	Julian	St		

ORG_CODE	SIC_CODE	ORG_NAME	ST_NUM	ST_DIR	ST_NAME	ST_TYPE	ST_SUB_TYPE	ST_SUB_NUM
12397	4120	UNI CAB COMPANY	3271		Knightswood	Way		
12419	7530	MICHAEL & COMPANY INC	351		Lincoln	Ave		
12706	5812	MEDALLION CHAMPIONS AT GLIDE	511		Cozy	Dr		
13907	7530	SAN JOSE MUFFLERS SHOP	299	S	24th	St		
14177	5531	SENTER AUTO PARTS	2266		Senter	Rd	Suite	A
1193	3471	LSA-Cleanpart, LLC	1610-B		Berryessa	Rd		
1067	4231	GreenWaste Recovery, Inc.	625		Charles	St		
10160	5812	KENTUCKY FRIED CHICKEN #102	3098		Mckee	Rd		
10165	5411	COUNTRY CLUB LIQUORS	3473		Mckee	Rd		
10168	5812	JADE GARDEN CHINESE & THAI RES	3479		Mckee	Rd		
10171	5812	STARBUCKS COFFEE #5481	1362		Kooser	Rd		
10173	5812	CHUCK E CHEESE #404	1371		Kooser	Rd		
10108	5812	KOREAN AMERICAN CO	1800		Fruitdale	Ave		
10115	5812	PRESIDENT RESTAURANT	1190		Hillsdale	Ave		
10183	4214	APPLE CUSTOM VENDING SYSTEMS (dba) ACVS Inc	731		Auzerais	Ave	Suite	
10193	5812	MCDONALD'S RESTAURANT	5502		Monterey	Hwy		
10233	5812	THANH-THANH CAFE	1615		Mckee	Rd		
10234	5411	FOOD BOWL 99	1625		Mckee	Rd		
10236	5812	TAQUERIA EDUARDO #3	1657		Mckee	Rd		
10200	5812	STARBUCKS COFFEE	1396		Lincoln	Ave		
12288	5812	WILLOW GLEN KOSHER	1185		Lincoln	Ave		
12303	5541	VALERO GAS STATION	827	S	1st	St		
12305	3281	The BARRAGANS	1761		Junction	Ave		
12326	3674	AMERICAN PRECISION DICING IN	642		Giguere	Ct		
14473	7530	BOB'S AUTOMATIC PERFORMANCE	1298	E	Saint John	St		
10221	5812	MA'S RESTAURANT	1715		Lundy	Ave		
10056	5812	GRAND FORTUNE RESTAURANT	4100		Monterey	Hwy	#	180A
10070	5812	BERRYESSA COMMUNITY CENTER	3050		Berryessa	Rd		
10412	5812	CLYDE ARBUCKEL SCHOOL	1970		Cinderella	Ln		
10432	5812	TOGO'S EATERY	380	N	Capitol	Ave		
10281	5812	MR CHAU'S CHINESE FAST FOOD	910		Meridian	Ave		
10286	5812	TOGO'S EATERY	3076		Landess	Ave		
10301	5411	LUNDY LIQUORS	964		Lundy	Ave		
10304	5812	KING EGG ROLLS	980		Lundy	Ave		
12332	4120	ALPHA CAB	505		Asbury	St		
12682	3540	D P PRODUCTS	2015		Stone	Ave		
11924	3479	TOP LINE APPLICATIONS INC	1711		Junction	Ct		
11968	7342	PREFERRED TERMITE SERVICES	3365		Keaton	Loop		
14147	5531	TATE FAMILY COMPLETE AUTC	477	S	Market	St		
13808	5541	UNION 76 #11228 AUTO SERVICE	1099		Blossom Hill	Rd		
14018	5531	PEP BOYS(MANNY-MOE-JACK)#873	3780		Stevens Creek	Blvd		

ORG_CODE	SIC_CODE	ORG_NAME	ST_NUM	ST_DIR	ST_NAME	ST_TYPE	ST_SUB_TYPE	ST_SUB_NUM
14380	5541	CAPITOL EXPRESSWAY BEACON	175	W	Capitol	Expy		
13852	7549	SUN AUTO CARE	3110		Mount Vista	Dr		
14222	7532	FLEET BODYWORK	345	N	Montgomery	St		
10323	5812	TACO BELL #3021	2102		Mckee	Rd		
10254	5812	PARTY HELPERS THE	780		Montague	Expy		
10361	5812	WIENERSCHNITZEL #366	845		Branham	Ln		
10364	5411	FRY'S ELECTRONICS #3	550	E	Brokaw	Rd		
10377	5411	7-ELEVEN FOOD STORE #2234-14278E	14700		Camden	Ave		
10466	5812	ATRIA WILLOW GLEN	1660		Gaton	Dr		
10475	5812	MICHELLE CAFE FRESH & NATURAL	1931		Fortune	Dr		
12235	3559	MODULAR PROCESS TECHNOLOGY CORP	2233		Paragon	Dr		
12598	3540	HIGH SIERRA PRECISION INC	1758		Junction	Ave	#	E
14093	5531	BAYSHORE TRUCK & EQUIPMENT	1709		Rogers	Ave		
13818	2434	WOOD CONNECTION, THE	431		Perrymont	Ave		
13819	7530	HOME SERVICE AUTO REPAIR	2135		Provanmill	Way		
13760	7530	RADIATORLAND	1701		Alum Rock	Ave		
13762	5511	DAVID MOTOR	3229	S	Bascom	Ave		
1162	4953	Newby Island Landfill	1601		Dixon Landing	Rd		
1264	7384	Longs Drug Store #257	5170		Moorpark	Ave		
10527	5411	GREWAL FOOD & LIQUOR	601	S	10th	St		
10535	5812	SAN JOSE BIBLE COLLEGE	790	S	12th	St		
10560	5812	BRITANNIA ARMS	5027		Almaden	Expy		
10494	5812	CLYDE FISCHER SCHOOL	1720		Hopkins	Dr		
10510	5812	COPA CABANA	2616		Alum Rock	Ave		
10564	5812	KUKAR'S HOUSE OF PIZZA	527		Almaden	Ave		
10618	5812	TACO BELL #18901	535	W	Capitol	Expy		
10628	5812	O'HENRY'S DONUTS #2	5709		Cottle	Rd		
10598	5812	MANNA TOFU HOUSE	1071	S	De Anza	Blvd		
11876	4212	C & C TRUCKING	110		Escazu	Ct		
12632	5511	AUTO MECHANIC CENTER	2265		Stevens Creek	Blvd		
12636	7514	BUDGET CAR RENTAL	5415		Camden	Ave		
14721	7532	S & E AUTOMOTIVES	640		Kings Row			
14729	3812	ROCKWELL COLLINS	2701		Orchard	Pkwy		
14737	5531	BRUCES TIRES	1315	N	10th	St		
14979	5541	CHRIS SERVICE	701	N	4th	St		
15059	5541	ALUM ROCK AUTO CARE	2710		Alum Rock	Ave		
945	3679	M-Pulse Microwave, Inc.	576		Charcot	Ave		
10455	5411	LA CANASTA MARKET	3074		Monterey	Hwy		
10782	5812	ARBY'S ROAST BEEF RESTAURANT #456	1852		Camden	Ave		
10783	5812	BEST SANDWICHES	1631	E	Capitol	Expy		
10790	5812	SAVE MART SUPERMARKETS #222	1641	N	Capitol	Ave		

ORG_CODE	SIC_CODE	ORG_NAME	ST_NUM	ST_DIR	ST_NAME	ST_TYPE	ST_SUB_TYPE	ST_SUB_NUM
10792	5812	CHAO CHI CHINESE FOOD	1657	N	Capitol	Ave		
10796	5812	ANDIAMO PIZZA CAFFE	5820	N	1st	St		
10775	5812	CADWALLADER SCHOOL	3799		Cadwallader	Ave		
10678	5812	MCDONALD'S RESTAURANT	1869		Camden	Ave		
10691	5812	ARMADILLO WILLY'S	2071		Camden	Ave		
10703	5812	LOS FAROLES	1492		Almaden	Rd		
10713	5812	UMI SUSHI	5353		Almaden	Expy	#	46
11789	4151	SAN JOSE UNIFIED SCHOOL DISTRICT	2222		Unified	Way		
16006	5812	LA BIRRIERIA RESTAURANT	1480	S	White	Rd		
1345	7538	California Army National Guard, OMS #38	251	W	Hedding	St		
10728	5812	COUNTRY STILL LIQUOR & FOOD	3986	S	Bascom	Ave		
10650	5812	ORIGINAL PANCAKE HOUSE	1366	S	De Anza	Blvd		
10652	5411	HALAL MEATS	1538	S	De Anza	Blvd		
10656	5411	7-ELEVEN FOOD STORE #2234-16889F	1591		Flickinger	Ave		
10667	5411	CHAIRAMONTE MARKET	609	N	13th	St		
10741	5812	LEE NOODLE HOUSE	2569	S	King	Rd		
10744	5812	GREAT WALL RESTAURANT	1455		Bird	Ave		
10748	5411	FAIRMART MARKET	601		Bird	Ave		
10753	5812	CRAFTERS VILLAGE	1029		Blossom Hill	Rd		
10833	5812	Bold Knight Bistro	840	N	1st	St		
10843	5812	DAYS INN AIRPORT	1280	N	4th	St		
10844	5812	LOS DIABLITOS	855	N	13th	St		
10876	5812	CFARM MKT-BH-BECKMANN'S BAKERY			Blossom Hill	Rd		
10888	5812	OLIMPO'S CHURROS & RASPADOS	329		Bonita	Ave		
13295	3999	MC NEAL ENTERPRISES	2031		Ringwood	Ave		
14907	4212	MIKE'S MOVING	1346	E	Taylor	St		
15171	4213	ABF FREIGHT SYSTEM	2135		Otoole	Ave		
22421	5812	Golden Harvest Restaurant	680	S	34th	St		
22578	4200	EXPRESSO AMERICA TRUCKING	956		Catherine	St		
9014	5812	AQUI CAL MEX GRILL	5679		Snell	Ave		
9060	5511	RAMSELL AUTO SALES	1349	W	San Carlos	St		
9063	4212	J W TRUCKING	836	N	4th	St		
10914	5411	RITE AID #5988	1550		Hamilton	Ave		
10929	5812	TOGO'S EATERY OF ALMADEN VALLEY	6471		Almaden	Expy		
10849	5812	PAPA MURPHY'S CA005	1375		Blossom Hill	Rd		
10858	5411	ALMADEN 76	1099		Blossom Hill	Rd		
10863	5812	STAR PIZZA	124		Blossom Hill	Rd		
10865	5812	PIONEER HIGH SCHOOL	1290		Blossom Hill	Rd		
10870	5812	CUP & SAUCER	1375		Blossom Hill	Rd		
10873	5812	GOLDEN GARDEN	1375		Blossom Hill	Rd		
10933	5812	MOUNTAIN MIKE'S PIZZA						

ORG_CODE	SIC_CODE	ORG_NAME	ST_NUM	ST_DIR	ST_NAME	ST_TYPE	ST_SUB_TYPE	ST_SUB_NUM
10936	5812	SUBWAY SANDWICH	2386		Senter	Rd		
10967	7530	LUCIO'S AUTOLAND	631	E	Hedding	St		
14663	4950	BETANCES, MARIO	7486		Pegasus	Ct		
15035	5541	USA GASOLINE CORPORATION	1091	E	Capitol	Expy		
9177	5411	TAN LAP SUPERMARKET	2374		Senter	Rd		
9220	5812	FUJI SUSHI RESTAURANT	56	W	Santa Clara	St		
9150	5812	WAZWAN EXPRESS	1390		Oakland	Rd		
9156	5812	MY CANH RESTAURANT	374	E	Santa Clara	St		
9165	5812	ORI-DELI #1	5479		Snell	Ave		
9233	7532	J & J COLLISION CENTER	1565		Monterey	Hwy		
9321	5812	DI DA VEGETARIAN FAST FOOD	2597		Senter	Rd		
9327	5812	O-ISHI TERIYAKI	2910		Stevens Creek	Blvd		
9333	5812	LUPRETTA'S DELICATESSEN	3443		Stevens Creek	Blvd		
9356	5812	BARNES & NOBLE CAFÉ #1944	3600		Stevens Creek	Blvd		
10810	5812	Macho Taco	330	S	3rd	St	Unit	B
11158	5812	CAMBRIAN SCHOOL DISTRICT	4115		Jacksol	Dr		
11173	5812	QUIZNOS SUB	2306		Almaden	Rd		
11175	5812	MARMIST	2306		Almaden	Rd	Unit	F
11177	5812	BASKIN ROBBINS ICE CREAM #2377	6477		Almaden	Expy	Suite	B4
11178	5812	EL RANCHERO TAQUERIA	688		Almaden	Ave		
11140	5411	GURU'S FOOD & LIQUOR #5	501	N	17th	St		
11149	5812	GRANDIN MILLER SCHOOL	1250	S	King	Rd		
11152	5812	KENTUCKY FRIED CHICKEN	2415	S	King	Rd		
11155	5812	LEE'S SANDWICHES CORP	2525	S	King	Rd		
11027	5812	THAI ORCHID	2591	N	1st	St		
11040	5812	O B WHALEY SCHOOL	2655		Alvin	Ave		
11043	5812	SANTEE SCHOOL	1313		Audubon	Dr		
11046	5812	PARADISO RESTAURANT	791		Auzerais	Ave		
11056	7349	THE BEST BUILDING MAINTENANC	1202		Herald	Ave		
11076	5812	EDENVALE SCHOOL	285		Azucar	Ave		
11080	5812	TOYON SCHOOL	995		Bard	St		
11083	5812	LIONS OF SILICON VALLEY CENTER FOR THE BLIND & SIGHT IMPAIRED	101	N	Bascom	Ave		
13240	7530	CITY AUTO CARE	510	E	Santa Clara	St		
13624	7532	BODYLINES BODY SHOP	5809		Winfield	Blvd		
14809	7530	CALDERON AA TIRES & WHEELS	798		Almaden	Ave		
15256	7530	MONTEREY RADIATOR	1575		Monterey	Hwy		
14794	5541	BERRYESSA CHEVRON	1715		Berryessa	Rd		
14673	7513	U-HAUL COMPANY	1027		The Alameda			
14531	5541	EASY FUEL	1346	E	Taylor	St		
14573	5541	EASY MART II	1460		Oakland	Rd		B
9084	5531	WINCHESTER AUTO	1605	N	Capitol	Ave		

ORG_CODE	SIC_CODE	ORG_NAME	ST_NUM	ST_DIR	ST_NAME	ST_TYPE	ST_SUB_TYPE	ST_SUB_NUM
9038	5511	UNION AUTO SALE	743	S	1st	St		
9041	7530	K AND E AUTO REPAIR	2963	S	King	Rd		
9044	7549	CORRAL'S AUTO DETAIL	403		Meridian	Ave		
9052	7996	RAGING WATERS	2333	S	White	Rd		
9284	5812	JALISCO TAQUERIA-MEXICAN FOOD	401	S	King	Rd		
9268	2051	FIVE STAR BAKERY	2247		Alum Rock	Ave		
11085	5411	GATEWAY FOOD & LIQUOR #2	1027	S	Bascom	Ave		
11088	5812	SWEET TOMATOES	113		Bernal	Rd		
11093	5812	STARBUCKS COFFEE	125		Bernal	Rd		
11101	5411	BFM-CAYETANO FISH STORE	1590		Berryessa	Rd		
11003	5812	Rosita's De Basilio Deli & Market	5168	N	1st	St		
11011	5812	NAHAL SUBWAY SANDWICH #645	1803	E	Capitol	Expy		
11016	5411	CAPITOL LIQUOR & GROCERIES	2062	N	Capitol	Ave		
11019	5812	UNA MAS #1	2559	N	1st	St		
11024	5812	DE LA CRUZ DELI						
11211	5812	CAFE DOCANTO	7	N	33rd	St		
11217	5411	MAXIM MARKET	1930		Aborn	Rd		
11252	5812	PEARL RIVER CHINESE RESTAURANT	414		Blossom Hill	Rd		
11253	5812	JACK IN THE BOX #445	425		Blossom Hill	Rd		
11269	7530	A 2 Z AUTO REPAIR	1859	W	San Carlos	St		
12859	5511	GOLDEN WEST	3710		Stevens Creek	Blvd		
13512	3600	CLEAR LOGIC	5870		Hellyer	Ave		
14840	5511	CENTRAL VALLEY MARINE	2355	S	Bascom	Ave		
14777	5015	GREER AUTO WRECKER	1750	S	10th	St		
15263	3089	GLASFORMS	271		Barnard	Ave		
14996	7542	AUTO ART	730		Illinois	Ave		
9360	5812	TACO BELL #5625	3690		Stevens Creek	Blvd		
9391	5812	Fresh Donuts & Bagels	4478		Pearl	Ave		
9395	5812	ERIKSON ELEMENTARY SCHOOL	4849		Pearl	Ave		
9340	5812	TACOS AUTLENSE	1020		Story	Rd		
9346	5812	THUAN PHAT	1111		Story	Rd		
9422	5411	CHO SENTER MARKET	2889		Senter	Rd		
9430	5812	CFARM MKT-SJSPS-NINA'S KITCHEN			San Pedro	Sq		
9433	5812	BLAKE'S STEAKHOUSE AND BAR	17	N	San Pedro	St		
9435	5812	PEGGY SUE'S	29	N	San Pedro	St		
11289	5411	HYDE PARK MARKET	1098	N	1st	St		
11241	5812	Cypress (Guckenheimer Cafe)	198		Champion	Ct		
11244	5812	CITYTEAM MINISTRIES	580		Charles	St		
11249	5812	OAK GROVE HIGH SCHOOL	285		Blossom Hill	Rd		
11251	5812	YUM YUM DONUTS	400		Blossom Hill	Rd		
11306	5411	FIRST MART	3730	N	1st	St	Suite	100

ORG_CODE	SIC_CODE	ORG_NAME	ST_NUM	ST_DIR	ST_NAME	ST_TYPE	ST_SUB_TYPE	ST_SUB_NUM
11310	5812	SUBWAY SANDWICH	3730	N	1st	St	Suite	125
11352	5812	LOWELL ELEMENTARY SCHOOL	625	S	7th	St		
11353	5812	SAN JOSE STATE UNIVERSITY CLUB	408	S	8th	St		
11370	5812	HANK LOPEZ COMMUNITY CENTER	1694		Adrian	Way		
11374	5812	MAY LIN RESTAURANT	3730	N	1st	St	Suite	140
11338	5411	SINGH'S MARKET	495	S	2nd	St		
11345	5812	MINATO SUSHI	617	N	6th	St		
11185	5411	UNION MARKET	750		Almaden	Ave		
11195	5812	FRESH NATURAL INC	250		Hospital	Pkwy		
12917	3999	ALMAGUER PRECISION MFG	1240		Yard	Ct		
13586	3500	AU, BINH	500		Crosslees	Dr		
12869	2060	KIEN GIANG RESTAURANT	2060		Tully	Rd		
16011	5411	JIM'S LIQUOR MART	2860		Quimby	Rd		
15721	7530	JAVIER'S AUTO CARE	458	S	King	Rd		
15724	7530	LUNAS AUTO REPAIR	1623	S	10th	St		
9449	5411	7-ELEVEN FOOD STORE #17496E	452	E	Santa Clara	St		
9314	5812	CARL'S JR #7028	1346		Saratoga	Ave		
9643	5812	NEW PEKING RESTAURANT	5156		Moorpark	Ave		
9659	2051	BIJAN BAKERY	441		Saratoga	Ave		
9515	5411	POP'S MINI MART	1718		Ocala	Ave		
9525	5411	THIEN TRUC MARKET	2637		Senter	Rd		
9526	5812	PIZZA BOX	2649		Senter	Rd		
9532	5812	ARAMARK AT INTEL-CHP3	350	E	Plumeria	Dr		
9549	5812	GARDEN COURT CAFE AT BD BIOSCIENCES	2350		Qume	Dr		
11205	5812	KIM TAR B.B.Q.	1698		Hostetter	Rd		
11409	5411	7-ELEVEN FOOD STORE #14299C	1335	S	Bascom	Ave		
11415	5812	BOSTON MARKET #1334	1554	S	Bascom	Ave		
11421	5411	BFM-ORTIZ PRODUCTS	1590		Berryessa	Rd		
11428	5411	KING'S GROCERIES INC	1710		Berryessa	Rd		
11435	5411	BERRYESSA LIQUORS	1733		Berryessa	Rd		
11444	5812	GOOD SEASONS CHINESE RESTAURAN	1323		Branham	Ln		
11449	5411	NEW INDIA BAZAR	1582		Branham	Ln		
11454	5812	SANTA BARBARA ICE CREAMERY & COFFEE	472		Blossom Hill	Rd		
11458	5812	LEONARD HERMAN SCHOOL	5955		Blossom	Ave		
11460	5411	7-ELEVEN FOOD STORE #25561A	617		Blossom Hill	Rd		
11380	5812	CABANA	396	S	1st	St		
35308	5511	SMYTHE VOLVO	740		Capitol	Expy	Suite	
35331	7217	MARIO CARPET CLEANING	248		Muirfield	Dr		
37895	5812	Chili's Restaurant	543		Coleman	Ave		
37965	5812	Bijan Bakery at The Fairmont	170	S	Market	St		
37993	5812	VASQUEZ CATERING	249	E	EMPIRE	St	Suite	

ORG_CODE	SIC_CODE	ORG_NAME	ST_NUM	ST_DIR	ST_NAME	ST_TYPE	ST_SUB_TYPE	ST_SUB_NUM
37997	5812	SUPER EGGROLLS RESTAURANT	445		Blossom Hill	Rd	Suite	AC
38003	5812	TAN PHU HUONG GIO CHA	2299	S	KING	Rd	Suite	Z
39890	7349	LUPE'S HOUSE CLEANING SERVIC	1569		Princeton	Dr		
39936	0782	ESPINO,LAURA	305		Sereno Vista	Way		
38007	5812	TAQUERIA EL CORAL	426	W	CAPITOL	Expy	Suite	A1
38016	5812	Spice Hut	1086	N	1st	St		
38066	5812	PHO LYNN	1865	W	SAN CARLOS	St	Suite	A
38069	5812	PHO VIET	2557	N	1ST	St	Suite	AAAA
38114	5812	LILIE BAKERY & CAFE	1969		Tully	Rd	Suite	A
40007	7349	A B C JANITORIAL SERVICE	1652		Montevideo	Ln		
40051	7349	TIDY TONY'S HOUSE CLEANING	2483		Sequester	Ct		
35483	5812	KING'S BURGER, INC	980	S	King	Rd	Suite	A
35486	1711	CALIF CONCRETE CO	10500		Crothers	Rd		
35533	7349	IDEAL JANITORIAL SERVICES	6441		Wisteria	Way	Suite	B
35550	7342	ANTIQUE TERMITE & PEST INC	1913		Stone	Ave	Suite	A
38141	5812	LEES SANDWICHES	260	E	Santa Clara	St		
38145	5812	ISHI SHIMA SUSHI	2041		Camden	Ave	Suite	A
38147	5812	JAMBA JUICE #779	1849	E	CAPITOL	Expy	Suite	
38149	5812	JAMBA JUICE#728	1720		STORY	Rd	Suite	R84
38155	5812	KARLITA'S TACO PLACE	1415	N	4th	St		
38168	5812	HOT BITE KABOB	487		Saratoga	Ave		
38177	5812	FIESTA TAQUERIA	3327		SAN FELIPE	Rd	Suite	ZZ
38178	5812	FIL-FIL	1264		Weathersfield	Way		
38187	5812	GOT 2 GO PIZZA	1761	W	SAN CARLOS	St	Suite	A
38190	5812	GREAT KHANS OAKRIDGE MALL	925		Blossom Hill	Rd	Suite	1605
38192	5812	DONG QUE RESTAURANT	2852		Alum Rock	Ave		
38200	5812	EL RINCON TAQUERIA #2	2294		Story	Rd		
38202	5812	ELEGANT EVENTS CATERING INC	1077		THE ALAMEDA		Suite	A3
38216	5812	COUSIN'S CUISINE	1657		Glenroy	Dr		
38234	5812	CHARLEY'S GRILLED SUBS	2200		EASTRIDGE	Loop	Suite	3006
38241	5812	BON APPETIT @ KNTV	2450	N	1ST	St	Suite	A
40083	1522	PHC STAIRS	4084		Pepper Tree	Ln		
40114	0782	INDA'S TREE SERVICE	2023		Roenoke	Way		
40137	1522	JMR SERVICES	1405		Gaucho	Ct		
38247	5812	CA MAU RESTAURANT	2847	S	White	Rd	Suite	110
38260	5812	BASKIN ROBBINS	2303		Mc Kee	Rd	Suite	AA
38262	5812	BAY LEAF	2550		BERRYESSA	Rd	Suite	B
38271	5812	BLUE ROCK BARBECUE, LLC	1681		Grace	Ave		
38277	5812	ANZO CAFE & DELI	11		Fountain	Aly		
38306	5411	GIA GIA EXPRESSO	3005		Silver Creek	Rd	Suite	150
38331	5812	CAJUN ASIAN LLC	4210		Verdigris	Cir		

ORG_CODE	SIC_CODE	ORG_NAME	ST_NUM	ST_DIR	ST_NAME	ST_TYPE	ST_SUB_TYPE	ST_SUB_NUM
38334	5411	CHAVEZ SUPERMARKET	2327		MC KEE	Rd	Suite	
40203	1522	HANSENS HANDYMAN SERVICE	711		Chatsworth	Pl		
40208	1522	ICKERT INSTALLATIONS	141		Bradwell	Ct		
40240	7349	CHAGOLLA, PLACENTINA	3458		Golf	Dr		
29160	4212	GEM & A MOVING SERVICES	1798		Donna	Ln	Suite	3
35790	7349	PRO SWEEP	2028		Woodard	Rd	Suite	A
35807	7349	L.C. JAN & BLDG MAINT INC.	1858	S	Capitol	Ave		
38398	5411	CHEVRON #1771	2252		LINCOLN	Ave	Suite	AA
38406	5411	LA WEIGHT LOSS CENTERS INC	5522		Monterey	Rd		
38424	5411	FIT WITH GIN	801	S	WINCHESTER	Blvd	Suite	2106
38433	5411	DON MATEO FOODS	464		Jerome	St		
38467	4212	OLD DOMINION FREIGHT LINE	390		COMMERCIAL	St	Suite	A
38482	5411	KAMAL SPICE HOUSE	1182	N	CAPITOL	Ave	Suite	1
38491	4212	BIMBO BAKERIES USA	896		SERVICE	St	Suite	G
15456	5012	FOUR WHEEL PARTS WHOLESALERS	550	W	San Carlos	St		
15818	5812	ANH HONG RESTAURANT	1818		Tully	Rd		
15821	2051	VAN'S BAKERY	1824		Tully	Rd		
15825	5812	MCDONALD'S RESTAURANT #3632	1935		Tully	Rd		
15850	7530	CALI COMPLETED AUTO SERVICES	862	N	10th	St		
15851	7530	S J DIESEL PUMP & INJECTO	851	N	10th	St		
16136	5812	WILLOW DONUTS	199		Willow	St		
16106	5812	PIZZA HUT #283306	3161		Senter	Rd		
29282	3999	LASERSCOPE	3070		Orchard	Dr	Suite	A
29322	7530	STARTER & ALTERNATOR REPAIR	1475		Monterey	Rd		
29365	4212	CHAVARRIA TRUCKING	2668	S	King	Rd	Suite	A
29386	3999	GROUP MANUFACTURING	1928		Hartog	Dr	Suite	1
29395	7530	Z CAR GARAGE	140		Archer	St	Suite	A
35862	5812	LOWRY'S IRISH COFFEE HOUSE	350	W	Julian	St	Suite	1
35964	5812	SBS RIM / DO HENKOTSU	5417		Silver Vista	Way		
38520	5411	K & C FOOD WHOLESALE	841	N	13th	St	Suite	
38529	5411	MONSIEUR BEANS OF WILLOW G	1383		LINCOLN	Ave	Suite	A
38541	5411	BHULLAR, MANGAL/JASWINDER	1704		Senter	Rd	Suite	Z
38543	4212	SOUTH VALLEY PRODUCE	1005	S	5TH	St	Suite	V
38592	1522	TQ CONSTRUCTIONS	900		GOLDEN WHEEL PARK	Dr	Suite	117
15716	5812	PHO BANG	1705		Tully	Rd		
15781	7532	HARDCASTLE AUTOTHON	590		Coleman	Ave		
29413	5411	VIEN AN DUONG	1625		Mc Kee	Rd	Suite	C
29417	7216	QUIMBY CLEANERS	2850		Quimby	Rd	Suite	110
29463	3540	LC MACHINING	1255		Phelps	Ave		
29473	5411	HAWAIIAN STYLE FOOD	3868		Sark	Way		
29527	5411	COURCY, LINDA	475		Galen	Dr		

ORG_CODE	SIC_CODE	ORG_NAME	ST_NUM	ST_DIR	ST_NAME	ST_TYPE	ST_SUB_TYPE	ST_SUB_NUM
29558	3540	KK PRECISION MACHINING INC	115		Phelan	Ave	Suite	1
35981	5812	TOP DOG	284	S	11th	St	Suite	BB
35991	0782	BASIC LANDSCAPE & GARDENING	1345		De Loach	Ct		
36087	5812	SAIKO SUSHI	1621	N	Capitol	Ave		
38660	5511	AUTO MASTER CAR SALES, INC	955		ALMADEN	Ave	Suite	AA
38661	7530	JERONIMOS AUTO SHOP	1168		PEACH	Ct	Suite	AA
38705	1522	ROSE HILL INTERIORS INC	140		LEWIS	Rd	Suite	5Z
38716	7530	JUST CAROL'S	25		SUTTER	St	Suite	A
38720	7530	SMOG ONLY'	1099		BLOSSOM HILL	Rd	Suite	A
38726	7349	BRACAMONTES JANITORIAL	553	E	BRANHAM	Ln	Suite	3
38727	7532	D & V AUTO BODY REPAIR	1761		SMITH	Ave	Suite	C1
15480	5812	GEORGE MAYNE SCHOOL	5030	N	1st	St		
15482	5812	EL TARASCO MEXICAN FOOD	170	E	Taylor	St		
15758	5411	LION SUPER-RETAIL	1710		Tully	Rd		
16057	5812	AFC SUSHI AT SAVE MART #202	3251	S	White	Rd		
15763	5812	C D BAKERY & DELI	1816		Tully	Rd		
15369	3599	TRANSGENOMIC	2032		Concourse	Dr		
29568	3540	ELITE MACHINING & DESIGN	1751		Fortune	Dr	Unit	A&B
29577	3540	WST INC	793	E	Brokaw	Rd		
29581	5411	VINH REBHAHN VINEYARD	345		Neilson	Ct		
29620	1771	DOLAN CONCRETE CONSTRUCTION	481		Auzerais	Ave		
29644	5411	ETMINAN/CAHALAN DRY FOODS	5754		Santa Teresa	Blvd		
29700	3540	CMF MACHINE	420		Orto	St	Suite	A
36107	2200	WESTERN MOUNTAIN SPORTS	1025	S	5th	St	Suite	
36190	4121	YELLOW CAB CO	1880	S	7th	St	Suite	A
38774	5012	SJ TRADING CO, INC	1945		Lundy	Ave	Suite	A
38775	7349	PARADISE CLEANING	4867		MARY JANE	Way	Suite	A
38831	7349	CENTRAL BUILDING SERVICES	3600		Kelton	Ct		
16429	5541	CHEVRON USA	404		Saratoga	Ave		
16390	2051	ROMERO'S CAKES	2003		Story	Rd		
16391	5812	LA MEJOR TAQUERIA	2003		Story	Rd		
16891	5411	CORNEJO, ISIDRO NAVARRO	134		Crocker	Dr		
29755	5411	D & L ENTERPRISES	1852		Quimby	Rd		
29763	5411	CHARLEE'S JIFFY MARKET	2905	S	Bascom	Ave		
29766	3999	ALTERNATIVE MATERIALS TECH	520		Parrott	St	Suite	A
29827	7530	BML AUTO REPAIR	222		Keyes	St	Suite	104
29852	5411	GUILLERMO'S PRODUCE	2033		Flintcrest	Ct		
36326	5812	QUIZNO'S SUBS	5353		Almaden	Expy	Suite	62
36334	7532	P 2000 AUTO BODY	1165	N	5th	St		
36336	1742	LA DRYWALL COMPANY	1090		Ruge	Dr		
38920	7349	HERNANDEZ CLEANING SERVICES	1835		Vollmer	Way		

ORG_CODE	SIC_CODE	ORG_NAME	ST_NUM	ST_DIR	ST_NAME	ST_TYPE	ST_SUB_TYPE	ST_SUB_NUM
38933	7349	LOPEZ HOUSE CLEANING	1819		Woodridge	Way		
38944	7349	CRUZ, HOUSE CLEANING	3425		Marten	Ave		
38950	1522	SIERS CONSTRUCTION	748		COLEMAN	Ave	Suite	D
38968	7349	M & E CLEAN SERVICE	2274		LUCRETIA	Ave	Suite	3B
17023	5812	GLEN ELM CARE HOME	2487		Glen Elm	Way		
1320	7384	Longs Drug Store #534	4850		San Felipe	Rd		
17196	3363	Triad Tool & Engineering, Inc.	1750		Rogers	Ave		
29939	3672	Merix San Jose	335		Turtle Creek	Ct		
34330	7549	M.P.T. TOWING	193		Barnard	Ave	Suite	3
36427	7349	BAY SWEEPING	1977		Ensign	Way	Suite	A
38981	7349	DO'S, HOUSE CLEANING	1350		Oakland	Rd	Suite	97
38992	7349	FAMOUS CLEANING SERVICE, INC	2277		Shelley	Ave		
39062	7349	ROSAS, MARIO	286		OAKLAND	Ave	Suite	A
39069	1522	E&J HANDYMAN	1498		Palmview	Way		
17015	5411	ESTUDILLO, ANGEL	1406		Tami Lee	Dr		
36472	7349	M ROSARIOS CLEANING SRVCS	1450		Old Oakland	Rd	Suite	123
36488	5064	3-SIXTY MFG	6280		San Ignacio	Ave	Suite	C
36521	7549	BAY AUTO ELECTRIC EXPERTS	1680		Almaden	Expy	Unit	K
36549	1711	CASTRO PLUMBING SERVICES	163		Gifford	Ave	Suite	A
36573	0782	GARCIAS LANDSCAPING	1812		Winterpark	Way		
39111	0782	FERNANDEZ GARDENING	3408		Blue Mountain	Dr		
39114	7349	BY THE BAY SERVICES	1961		Flint	Ave		
39119	1522	SUNDANCE CONST	926	N	9th	St	Suite	A
39166	7532	CADENA, CESAR AUTO REPAIR	757		MABURY	Rd	Suite	5A
39177	1522	VAN UNEN, CHARLES, GEN CONT	455		Macarthur	Ave		
39186	1522	NGUYEN, QUANG XUAN	1763		Branham	Ln		
39210	0782	CERVANTES GARDEN	663		Novak	Dr		
39212	7530	ALMADEN AUTO REPAIR	1680		ALMADEN	Expy	Suite	D2
16658	3999	RVISION LLC	2365		Paragon	Dr		
17164	4212	S L EXPRESS	1241		Whitfield	Ct		
34605	5541	USA PETROLEUM 3723	2790		Story	Rd	Suite	A
36613	0782	J R LANDSCAPING & MAINT.	197		Marian	Ln		
36649	0782	REYES GARDENING	1289		Paddington	Way		
36664	7549	JIFFY LUBE STORE #2332	2302		Almaden	Rd		
39225	0782	HUYNH, HA S	1597		Aldrich	Way		
39226	0782	JOSE CONTRERAS LANDSCAPING	1627		Havana	Dr		
39272	1522	CT CONSTRUCTION	1520	E	CAPITOL	Expy	Suite	73A
39303	7530	EVERGREEN SMOG	2959	S	KING	Rd	Suite	AN
39306	1531	CENTRAL DEVELOPMENTS LLC	2099		Fortune	Dr	Suite	A
39311	1522	HOFMAN CONSTRUCTION INC	5463		Mary Jo	Way		
39328	7349	JASMINS JANITORIAL SERVICES	1357		EDEN	Ave	Suite	33

ORG_CODE	SIC_CODE	ORG_NAME	ST_NUM	ST_DIR	ST_NAME	ST_TYPE	ST_SUB_TYPE	ST_SUB_NUM
39336	7349	CRISTINA'S HOUSE CLEANERS	5557		PLAYA DEL REY			
39340	1522	WOODS ENTERPRISE	2273		Cottle	Ave		
16671	3541	EXPEDITE PRECISION WORKS INC	931		Berryessa	Rd		
17057	5812	VILLAGES COMMUNITY CHAPEL	2500		The Villages	Pkwy		
16987	4121	SINGH, LAKHVIR	2875		Gavilan	Dr		
34735	5812	VILLAGE CAFE	378		Santana Row		Suite	1035
34761	5012	EUROSPORT AUTO	721		Stockton	Ave		
34790	5812	SUSHI BOAT RESTAURANT OAKRID	925		Blossom Hill	Rd	Suite	1637
34816	1742	DRYWALL GUYS, THE	3468		Gila	Dr		
36754	7215	THIRTEENTH ST/EMPIRE LAUNDRY	497	N	13th	St	Suite	A
39346	0782	ZAMORANO, VICTOR M	364	N	14TH	St	Suite	A
39355	1522	RAMA CONSTRUCTION	1475		Dentwood	Dr		
39394	4121	MILPITAS CAB CO	701		KINGS ROW		Suite	85F
39419	1522	MRC	1529		Aborn	Rd		
39436	7530	STEVENS CREEK AUTO WORKS INC	2221		Stevens Creek	Blvd	Suite	D
39452	1522	PAINT RENTERIA	403	N	19th	St	Suite	1/2
39460	0782	PHAM, PHU V	1828		MIDFIELD	Ave	Suite	1
16352	5812	PIOLIN #2	750		Palm	St		
12584	0742	BLOOM PLAZA ANIMAL HOSPITAL	5647		Snell	Ave		
34416	5812	QUIZNO'S CLASSIC SUBS	1728		Hostetter	Rd	Suite	30
34458	3479	PLASMA SYSTEMS INC	2290		Ringwood	Ave	Suite	E
36850	5812	PIZZA CHICAGO	155	W	San Fernando	St	Suite	
36928	5813	SEVEN BAMBOO COCKTAIL	162	E	Jackson	St		
39476	7349	DESTINY MAINTENANCE SVC	915		Linda Vista	St		
39487	7349	LUZ'S CLEANING	1315		Cathay	Dr		
39491	0782	BAY GARDENER	978		Vicar	Ln		
39493	7349	SHARITO'S HOME CLEANI	4105		Bucknall	Rd		
39516	7349	AGUIS JANITORIAL SERVICE	1229		Coyote Creek	Ct		
39518	3540	SC MACHINING, INC	2237		PARAGON	Dr	Suite	
39522	1522	LUONG PAINTING	592		HELLYER	Ave	Suite	A
39546	7349	AVELAR CLEANING SERVICES	1527		MT SHASTA	Dr	Suite	AA
16628	7530	PULIDO AUTO REPAIR	1485		Bahama	Way		
16999	5511	STEVENS CREEK CERTIFIED AUTO	3268		Stevens Creek	Blvd		
34505	5812	MI Chalateca	4161		Hamilton	Ave	Suite	A
34527	5812	ORANGE JULIUS/OZA & OZA ENT	925		Blossom Hill	Rd	Suite	1216
34907	0782	VEGA, ROBERTO GARDENING SERV	3221		East Hills	Dr	Suite	
34936	0782	MONTES GARDENING CO	148		Fleming	Ave		
36969	0782	MR CRUZ LANDSCAPING	1826		La Porte	Ave		
36975	1711	MCKINNY HEATING & COOLING	1011		Knox	Ave	Suite	5
36980	5812	MUDAI RESTAURANT	503	W	San Carlos	St	Suite	AA
37326	5411	Seafood City Supermarket	3065		McKee	Rd		

ORG_CODE	SIC_CODE	ORG_NAME	ST_NUM	ST_DIR	ST_NAME	ST_TYPE	ST_SUB_TYPE	ST_SUB_NUM
17190	5093	Xstrata Recycling, Inc.	1695		Monterey	Rd		
39614	0782	JIMENEZ, JOSE LUIS	166		Kayak	Dr		
39634	7349	NURYS HOUSE CLEANER	1213		Bal Harbor	Way		
39645	7349	MOU'S PAINTING COMPANY	4126		KEITH	Dr	Suite	
39669	1522	SCHROTH, BOB HOME REPAIR	200		Cedargate	Ln		
39671	1522	L.C. INTERIORS, INC	2152		O'TOOLE	Ave	Suite	B
39683	7532	T & N AUTO BODY SHOP	1761		SMITH	Ave	Suite	F
34999	5812	TACO BELL #5259	840	S	Bascom	Ave		
35032	0783	AAA CAMBRIAN TREE SERVICE	5661		Croydon	Ave	Suite	A
35048	1711	AB JDD PLUMBING	390	S	White	Rd	Suite	A
35054	2400	HANAGISHI, TED	3268		Farthing	Way		
37503	5813	Starbucks Coffee #10494	995		Saratoga	Ave		
37573	5812	Rokko Sushi	55	S	Market	St		
37576	5812	Starbucks Coffee #10313	1847	E	Capitol	Expy		
37639	5812	Jamba Juice	1847	E	Capitol	Expy		
37798	5411	Nijiya	240		Jackson	St		
37822	5813	Starbucks Coffee #10894	1702		Meridian	Ave	#	SB
39740	1522	CHEN, JERRY C	3795		Sierra	Rd		
39748	2700	E-PRINT SOLUTIONS	134		Martinvale	Ln		
39752	1531	NOR CAL DEVELOPMENT GP INC	621		Tully	Rd	Suite	101A
39774	7349	KIMOGAMA JANITORIAL SERVICES	2432		Sequester	Ct		
39813	0782	URBANOS LANDSCAPING	1421		Joe Dimaggio	Ct		
39820	0782	OZUNA'S GARDENER	573		Easton	Dr		
35125	0782	NGUYEN, BAC	2149		Amstel	Ct		
35134	7530	BABE'S MUFFLER	808		The Alameda		Suite	1
35138	7349	LUIS DIAZ LEAL	270		Turquesa	Ct		
35147	7349	TAYLOR, BARBARA	1449		Shaffer	Dr		
35160	0782	HERNANDEZ, GALVAN JORGE	3231		Moreno	Ave		
35207	0783	DREXEL & IBARRA TREE SERVICE	1656		Alum Rock	Ave	Suite	3
47804	7389	TTHREE	556	N	1ST	St	Suite	201
47522	5963	MANILA FOOD & CATERING	1108		Woodminster	Dr		
47548	2434	CMT WOODCRAFT	210		SAN JOSE	Ave	Suite	11A
47549	4119	TAXI / SHUTTLE	2575		EASTON	Way	Suite	84
47554	7389	SAN JOSE ADVANTAGE HOMES INC	3031		TISCH	Way	Suite	AA
47559	7399	JAMIESON, GINNY CADC	1723		HAMILTON	Ave	Suite	AA
47563	7530	PRECISION AUTO REPAIR	1256	E	Julian	St	Suite	XQ
47580	7399	LIM, TONG	2684		Glen Loman	Way		
47589	7399	PRIMITIVO DEIPARINE DESIGNS	4311		NORWALK	Dr	Suite	T301
42058	5812	Starbucks Coffee	2200		Eastridge	Loop		
42079	5812	Straits Café	333		Santana Row		Suite	1100
41921	5812	Red Robin Gourmet Burgers	1000		El Paseo de Saratoga			

ORG_CODE	SIC_CODE	ORG_NAME	ST_NUM	ST_DIR	ST_NAME	ST_TYPE	ST_SUB_TYPE	ST_SUB_NUM
41939	5812	Royal City Seafood Restaurant	90	S	Abel	St		
41960	5812	San Jose Bar & Grill	85	S	2nd	St		
43348	5012	INTERSTATE BATTERY SYSTEM	295		Phelan	Ave	Suite	A
43394	1522	QUALTECH MECHANICAL INC	2016		Hartog	Dr		
43403	5511	STEVENS CREEK CHRYSLER JEEP	4100		Stevens Creek	Blvd		
43423	7349	PATRICIA'S CLEANING SERVICE	1391		Sunnycrest	Cir		
47644	7699	KAPLAN, ROLAND PIANO SERV	695		FULLER	Ave	Suite	A
47366	8711	VZP	2619		Aragon	Way		
47373	5541	TESORO WEST COAST CO LLC	1140	N	Capitol	Ave		
47378	7399	PRIME SOURCE PACKAGING INC	6185		Chesbro	Ave		
47381	8322	LAWMAN, KARA	6232		HOPI	Cir	Suite	A
47383	7530	AVALOS BODY SHOP	215		LEO	Ave	Suite	A
47425	3600	ANALOG POWER	2243		RINGWOOD	Ave	Suite	AA
47440	7399	WORLD OF PRINCESS, THE	6598		Graystone Meadow	Cir		
47458	5511	CAR CLUB	101		KEYES	St	Suite	C
43253	5812	WON STEW HOUSE	1715		Lundy	Ave	Suite	162A
47474	3281	SANTAY GRANITE	1250		YARD	Ct	Suite	Z
47479	7399	LCD VII INVESTMENT FUND LLC	111	W	ST JOHN	St	Suite	800A
47483	7399	SAN MIGUEL ENTERPRISES INC	1887		Loyola	Dr		
47218	5199	JUST TAPE	395	E	TAYLOR	St	Suite	
47223	7399	ASHOR GUITAR	925		WILLOWLEAF	Dr	Suite	105
47234	7399	DK NANOTECHNOLOGY INC	2635	N	1ST	St	Suite	A208
47236	3570	NEXTGEN SERVICES INC	2570	N	1ST	St	Suite	200J
47237	4212	ON THE MOVE RECYCLE & TRKNG	1650	S	7TH	St	Suite	B
47238	3599	MODERN ADVANCED CERAMICS INC	2240		Lundy	Ave	Suite	
47241	7399	ACTION INTERNATIONAL OF S J	570	S	15TH	St	Suite	A
47243	7399	SULLIVAN, WENDY G L	1500	S	10TH	St	Suite	H1
47271	7217	AMERICAN STEAM	842	E	ST JOHN	St	Suite	A
47316	7399	GREEK TOWN SOCIAL CLUB	4666		Meridian	Ave	Suite	AAA
41739	5812	Naglee Park Bagel Basket	505	E	San Carlos	St		
41757	5812	Noah's Bagels	1661		Airport	Blvd		Terminal C
43462	7349	ARCIGA'S JANITORIAL RES/COMM	14075		Jerilyn	Dr		
43521	1522	TURNER/DEVCON A JT VENTURE	60	S	MARKET	St	Suite	1100
43567	5812	JP CATERING SERIVCE	538		CALERO	Ave	Suite	A1
49304	5812	SIM ICE CREAM	1954		Sierra	Rd		
49321	5812	MCBERRYZ FROZEN TREATS	1600		Saratoga	Ave	Suite	20
49335	5461	LE PETITE BAKERY	991		Saratoga	Ave	Suite	130
47352	7399	TWO43 DESIGN LLC	1252		Bird	Ave		
47116	3944	ROSY'S LACE & CRAFT	2263		STORY	Rd	Suite	B
47123	7399	DAVE WATSON ENGINEERING	2191		NOLA	Dr	Suite	A
47158	7399	ONE STOP BRIDAL	3016		NIEMAN	Blvd	Suite	A

ORG_CODE	SIC_CODE	ORG_NAME	ST_NUM	ST_DIR	ST_NAME	ST_TYPE	ST_SUB_TYPE	ST_SUB_NUM
41634	5812	Lollicup	60	S	Abel	St		
41653	5812	Macy's Employee Lounge	2801		Stevens Creek	Blvd		
43692	0782	SIVERAL	1549		VIRGINIA	Pl	Suite	A
43726	5812	CHARLES CATERING	640	N	9TH	St	Suite	AZ1
43732	7530	D & H AUTO REPAIR & TOWING	505		SANTA ANA	Ave	Suite	1C
43752	2400	ACCLAIM CUSTOM WOODWORKING	1642		MABURY	Rd	Suite	A
49144	5411	LUCKY	2980	E	Capitol	Expy		
49152	5331	THE 99 CENTS & UP MINI MART	916	S	Bascom	Ave	Suite	1
49153	5812	SCOOT DOGS	463		WOOSTER	Ave	Suite	F12
49160	8299	USA SHAO LIN KUNGFU CHAN	1161		Redmond	Ave	Suite	A
49182	5411	ORGANIC PRODUCE	402	N	20TH	St	Suite	
49192	8059	WINWOOD ARF	2943		Winwood	Way		
49138	5411	MI PUEBLO FOOD CENTER #12	320	N	CAPITOL	Ave	Suite	
47210	2200	LAM'S CUSTOM DRAPERIES	401	E	TAYLOR	St	Suite	105A
47216	7399	EXPRESS FENCE	170		UMBARGER	Rd	Suite	A
45706	7349	EAGLE JANITORIAL SERVICES	428		WILLIS	Ave	Suite	B
45735	1522	BOGC, INC	2381		ZANKER	Rd	Suite	170A
45760	7349	CABRERA'S JANITORIAL	3273		MOUNT RAINIERA		Suite	
45761	1522	BLUE PEARL BUILDERS INC	3217		BLUEBIRD	Dr	Suite	A
45767	7349	MONIK JANITORIAL	4035		DUGGAN	Dr	Suite	A
40309	1522	C & C HANDYMAN	3299		Denton	Way		
40318	7217	CONQUEST CARPET & UPHOLSTERY	1259		Weathersfield	Way		
40337	7349	WILLI'S RES/OFF/GARDEN CLEAN	463		Tovar	Dr		
40360	7349	J C R JANITORIAL SERVICE	2758		Chopin	Ave		
40373	7349	LUCKY HOUSE CLEANING	161		Melrose	Ave		
40379	0782	RAMON'S GARDENING SERVICE	2524		Sue	Ave		
40400	2200	SANTIAGOS MARBLE & TILE	113		LAUREL GROVE	Ln	Suite	
43785	5813	BABES BAR & GRILL	398	S	Bascom	Ave	Suite	A
43819	4212	R & R EXPRESS SHIPPING	999	N	10TH	St	Suite	2
43847	7549	J.F. TOWING CORP.	33		LEWIS	Rd	Suite	JF
43870	3540	IST PSM INC	2277		RINGWOOD	Ave	Suite	I
43890	7532	M & L AUTO BODY SHOP	458		Willow	St	Suite	AA
49234	5812	BLUE ROCK BBQ	3001		Meridian	Ave	Suite	
49238	5812	FRESH EXPRESS TEA & FOOD CO	1828		BRIDGEVIEW	Ct	Suite	
49250	8299	NELSON LANGUAGE SVCS	1973		Schrader	Dr		
49251	5812	JAMBA JUICE #453	2855		Stevens Creek	Blvd	Suite	9180
49284	5812	CITY FALAFEL	273	E	SAN FERNANDO	St	Suite	1A
49014	8070	VALLEY IMAGING PARTNERS INC	2385		Montpelier	Dr	Suite	
49016	7399	EMI PROPERTY MGMT. INC	2150		TRADE ZONE	Blvd	Suite	200A
49017	4212	TOP IMPERIAL	194		HERLONG	Ave	Suite	A
49023	4119	AAA MEDICAL TRANSPORTATION	860	S	Winchester	Blvd	Suite	E

ORG_CODE	SIC_CODE	ORG_NAME	ST_NUM	ST_DIR	ST_NAME	ST_TYPE	ST_SUB_TYPE	ST_SUB_NUM
49024	7399	HOME FOREX, INC	2268		QUIMBY	Rd	Suite	E3
49025	7399	CARTRIDGEWORLD EVGN	150	S	1ST	St	Suite	103
45769	0782	SANDOVAL LANDSCAPING	3291		MT EVEREST	Dr	Suite	
45774	7349	RODRIGUEZ, VIRGINIA/LEO	809	E	HEDDING	St	Suite	
45783	7349	PRESTIGIOUS CLEANING	2529		Senter	Rd	Suite	A
45785	7349	LAGATTUTA, SANDY	3955		VISTAPARK	Dr	Suite	120
45786	1522	RCH ENTERPRISES	526	S	11TH	St	Suite	B3
45797	7349	NORTH VALLEY JANITORIAL	76	N	27TH	St	Suite	
45808	7349	IMPERIAL JANITORIAL SERVICE	92		ELODIE	Way	Suite	3
45810	7349	MOMATERE	4950		Cherry	Ave	Suite	3A
45584	0782	ACOSTA LANDSCAPING	1234		FRANCISCO	Ave	Suite	D
45590	0782	PHAN GARDEN SERVICE	1517		RUE AVATI		Suite	
45599	7349	KENIA'S CLEANING SERVICE	3474		MT PRIETA	Dr	Suite	
45624	7349	DVBE JANITORIAL INC.	84	W	Santa Clara	St	Suite	888
40464	3999	DISCERA INC	1961		CONCOURSE	Dr	Suite	E1
40475	1522	Z & M EXCLUSIVE HOME REPAIRS	134		CROCKER	Dr	Suite	202
40484	1522	PROWORKS CONSTRUCTION	5918		Porto Alegre	Dr		
40495	8731	APPLIED MICROSTRUCTURES INC	1020		Rincon	Cir		
40512	7349	MELGAREJO, ROSA	648		Berryessa	Rd		
40516	7349	GUZMAN BLD MTNC	5547		Don Scala	Ct		
40522	0782	VAN'S GARDENING	3819		Muir Place	Ct		
40528	7349	Y SWEEP	4606		Meridian	Ave	Suite	A
43912	5812	K K CHINESE RESTAURANT	3095		MC KEE	Rd	Suite	A
43927	3541	B & C MACHINING	2154		O'TOOLE	Ave	Suite	C
43967	7532	J R AUTO FRAME	757		MABURY	Rd	Suite	6
43970	7530	TULLY ROAD AUTO CARE	1610		Tully	Rd	Suite	1
44014	8351	SMALL WORLD SCHOOL	1755		GILDA	Way	Suite	A
44034	5411	EMOCHA	231	E	Santa Clara	St	Suite	
49075	5812	CAFE TOO!	288	S	2ND	St	Suite	A
49098	5812	PENGUIN CAFE	30	E	Santa Clara	St	Suite	110
49101	8299	TTL COLLEGE	345	E	Santa Clara	St	Suite	106
49105	5812	HOT SPOT ESPRESSO & CAFE	1684		BERRYESSA	Rd	Suite	A
49113	8299	EVEREST COLLEGE	1245	S	Winchester	Blvd		
49134	5812	PREMIUM PIZZA	1773		HILLSDALE	Ave	Suite	Z
48857	3200	NOR CAL STONE WORKS	696		KINGS ROW		Suite	80AA
48863	7399	QUALPART PRECISION	577		Blairburry	Way		
45641	1522	WETSHORE ROOFING INC	2814		AIELLO	Dr	Suite	C
45660	7349	HAPPY HOUSE CLEANING	2467		ARAM	Ave	Suite	B
45679	7349	MERRY MAIDS SOUTH S J #318	3680		CHARTER PARK	Dr	Suite	F
45683	7349	BRISENO, PATRICIA	832		DELAND	Ave	Suite	5
40544	0782	MR. HOANG BAY LANDSCAPING	655	S	34TH	St	Suite	30

ORG_CODE	SIC_CODE	ORG_NAME	ST_NUM	ST_DIR	ST_NAME	ST_TYPE	ST_SUB_TYPE	ST_SUB_NUM
40562	7349	SANCHEZ, F DBA JANI KING	861	N	17th	St		
40583	1522	MA-AN FLOORING	1057		Saddlewood	Dr		
40612	7349	FLORES COMMERCIAL CLEANING	5696		CALMOR	Ct	Suite	3
40623	7349	CALCLEAN	1590		LA ROSSA	Cir	Suite	
44091	3444	DYNAMIC PRECISION INC	845		COMMERCIAL	St	Suite	1
44112	5411	MARS MINI MART	134	E	Santa Clara	St	Suite	
48918	7530	FERNANDO'S AUTO REPAIR	226		PHELAN	Ave	Suite	E1
48922	1531	ISHTAR DEVELOPMENT LLC	4718		Meridian	Ave	Suite	190
48931	8070	HUNTER LABORATORIES	123		DI SALVO	Ave	Suite	F
48933	5541	TESORO WEST COAST CO LLC	1598		Alum Rock	Ave	Suite	A
48939	7521	STANDARD PARKING CORP	150	S	Montgomery	St		
48963	5963	LAM BAO	1450		OAKLAND	Rd	Suite	197
48965	8070	CRISTAL DENTAL LAB	1893		Lanai	Ave		
48972	6531	NORTHERN INDUSTRIAL PROPERTI	1960		THE ALAMEDA		Suite	K
48982	4212	YONG FONG COMPANY	3159		IMPALA	Dr	Suite	2
48703	7530	B & A SMOG CHECK	1295	W	SAN CARLOS	St	Suite	11
48724	5651	ROSS DRESS FOR LESS INC	11		CURTNER	Ave	Suite	B24
48726	7381	PRIME AUDIO & VIDEO SECURITY	1792		LITTLE ORCHARD	St	Suite	A
48727	3570	TIDE MOBILE INC.	6725		BRET HARTE	Dr	Suite	A
45241	0782	PROGREEN GARDEN SERVICES	3073		Nashville	Dr		
45253	7349	GUTIERREZ HOUSE CLEANING	1160		Formosa Ridge	Dr		
45271	7349	BUBBLE SWEEPING & SERVICES	1548		Leeward	Dr		
45283	1522	T E P CONSTRUCTION	2390		Woodland	Ave		
45299	7349	AGUILAR LANDSCAPING	4415		PARK PAXTON	Pl	Suite	
45306	1522	DW HAWLEY CONSTRUCTION	14471		Bercaw	Ln		
45312	7349	LUPITA'S HOUSE CLEANING	3266		Alessandro	Dr		
40801	0782	BEN C LANDSCAPING	309		Mahoney	Dr		
40840	0782	ESCOBAR, DOMINGOS	1404		SHORTRIDGE	Ave	Suite	
40853	7349	ABM JANITORIAL SERVICES	101		BONAVENTURA	Dr	Suite	AA
44247	3540	BONDS MACHINING, INC.	1040		COMMERCIAL	St	Suite	A108
44252	3540	C & V PRCISION MACHINING	2885		AIELLO	Dr	Suite	C
18350	2096	Trinh Co.	2485		Autumnvale	Dr		
48742	7399	CLEAR POOLS	1133		Pascoe	Ave		
48767	7399	RUSSO, REBECCA	2775		Kring	Dr		
48769	7399	COVINGTON, MICHAEL	1625		Thorncrest	Dr		
48783	5963	MALACON	330		RACE	St	Suite	A
48787	7530	A & S RESTORATION	4090		Yerba Buena	Ave		
48802	7521	DIAMOND PARKING #SJ12	0	W	ST JOHN	St	Suite	
48821	7399	ACOSTA, MARYLOU MSPA	492		Lanfair	Cir		
48551	7521	AMPCO SYSTEM PARKING	95	S	MARKET	St	Suite	645
48561	7399	PIANO REBUILDERS	5347		KNIGHTS ESTATES		Suite	A

ORG_CODE	SIC_CODE	ORG_NAME	ST_NUM	ST_DIR	ST_NAME	ST_TYPE	ST_SUB_TYPE	ST_SUB_NUM
45093	0782	GARDERER SERVICE	1593		Hermocilla	Way		
45162	0782	VILLANUEVA LANDSCAPE	5025		Page Mill	Dr		
40683	7530	MIDAS AUTO SYSTEMS EXPERTS	5287		PROSPECT	Rd	Suite	A
40711	1522	THOMPSON, JAMES D	1800		BRADFORD	Way	Suite	A
40755	1721	ADAMS PAINTING AND FINISHING	1780		OLD BAYSHORE	Hwy	Suite	R
40772	7349	SOUTH VLY CONST & LANDSCAPE	3637		Snell	Ave	Suite	229
40776	2434	T & K FURNITURE & CABINET	1721		LITTLE ORCHARD	St	Suite	D1
44328	3999	EVERETT CHARLES TECHNOLOGY	2047		ZANKER	Rd	Suite	
41934	5812	Rosewater Hall (Banquet facility)	1180		Murphy	Ave		
44381	7532	Pro Autobody	4234		Monterey	Hwy	#	E
44447	5812	Yummy Buffet	1610	E	Capitol	Expy		
48587	7399	JUDY'S APPLICATIONS	5686		LA SEYNE	Pl	Suite	B
48604	7399	GOLDMAN ASSOCIATED LLC (dba) SWISHER	1755		Angela	St	Suite	3
48611	1799	NOR-CAL RENOV. & CONST.INC	4112		Knollglen	Way		
48612	5541	J & H AUTO SERVICE CENTER	3702	S	Bascom	Ave	Suite	2
48620	3999	FASTRAK MANUFACTURING	1095	N	7th	St		
48629	5251	ORCHARD SUPPLY HARDWARE	720	W	SAN CARLOS	St	Suite	X
48652	7549	ELITE AUTO FILMS	2257		Cecil	Ave		
48683	7399	MUSSMAN DESIGN ASSOC. INC	1022		Esparanza	Way		
48401	7521	CLASSIC PARKING INC	150	S	1ST	St	Suite	U
45175	7349	CHELO'S CLEANER SERVICE	5166		Roeder	Rd		
45188	0782	THE LAWNMOWERMAN	641	E	Julian	St		
45210	0782	PRADO, ANTONIO	171		Oakland	Ave		
45214	0782	J & J GARDENING	1604		Shortridge	Ave		
45222	0782	CARLOS'S LANDSCAPING	1655		Tampa	Ct		
45004	0782	LAM LAWN CARE	1028		Branham	Ln		
45016	0782	MENDOZZAS CREATIONS	987	S	1ST	St	Suite	C
40905	1522	DR PRECISION HANDYMAN	2039		Autumntree	Ct		
40930	7349	MERINO'S CLEANING SERVICES	1634		SEACREEK	Way	Suite	A
40943	7349	ZAVALA'S CLEANING SERVICE	930		Tennyson	Ln		
40956	7349	ADRIANA'S CLEANING SERVICE	3621		Norwood	Ave		
40962	1522	ALVAREZ CONSTRUCTION	870		Vintage	Way		
40966	7532	NK COLLISION CENTER	712	N	13th	St		
40990	7349	LINDA CLEANING	1009		Heatherfield	Ln		
40993	5012	DBA AMERICAN TIRE DISTIBUTOR	645		Dado	St	Suite	A
48436	4121	BELETE SEID	619		Hamann	Dr		
48453	7399	PRO WRESTLING REVOLUTION LLC	4075		Evergreen Village	Sq	Suite	340
48457	7399	YESENIA'S JUMPERS	1882		Cunningham	Ave		
48462	7399	ALLIANCE LIQUIDATIONS	721		EMERSON	Ct	Suite	B
48463	4119	ALL POINT LIMO	1137		ROEWILL	Dr	Suite	8
48398	7530	BEN'S AUTO BODY	701		KINGS ROW		Suite	75

ORG_CODE	SIC_CODE	ORG_NAME	ST_NUM	ST_DIR	ST_NAME	ST_TYPE	ST_SUB_TYPE	ST_SUB_NUM
48498	4119	VALUE TRANSPORTATION INC	157		Banana Grove	Ln		
48524	7399	A POSTAL DEPOT	1659	N	CAPITOL	Ave	Suite	A
48525	7399	WILLOW GLEN MARKETING GRP	1483		Kiner	Ave		
48527	7342	BUDGET PEST CONTROL	7079		VIA BLANCA		Suite	1
48538	7399	PHAM REGISTRATION SERVICES	1885		Lundy	Ave	Suite	138A
48544	7542	MATT AND EDDIE'S AUTO DETAIL	3692		May	Ln		
45028	1522	TOBIASON AND ROOK CO	1161		Glenn	Ave		
45055	1522	MMM CONSTRUCTION COMP	2416		Whitethorne	Dr		
45080	1522	JOHN PIPER CONSTRUCTION	1311		Blewett	Ave		
41038	0782	LOPEZ LANDSCAPING	149	N	Claremont	Ave		
42367	5251	The Home Depot Store #667	2855		Story	Rd		
42443	5812	TOGO's Eatery	3247	S	White	Rd		
42459	5812	Starbucks Coffee	1751	N	1st	St		
15817	5812	LION CENTER (PROPERTY MANAGEMENT COMPANY)	1816		Tully	Rd		
42520	5812	Fusion Mediterranean Grill	5815		Cottle	Rd		
42532	5812	Little Caesars Pizza # 1514-003	1795		Hillsdale	Ave	#	30
48282	4119	MV PUBLIC TRANSPORTATION INC	926		ROCK	Ave	Suite	A
48287	7399	DINAPOLI PROPERTY MANAGEMENT	1		ALMADEN	Blvd	Suite	590
48315	5999	PAVERHELP.COM	5253		Estrade	Dr		
48317	7521	AMPCO SYSTEM PARKING	150	W	SAN CARLOS	St	Suite	A
48352	7217	ALMCO JANITORIAL SERVICES	2677		Mozart	Ave		
48353	5541	BP PRODUCTS NORTH AMERICA	3147		Senter	Rd	Suite	A
48356	7399	N C PLUMBING	200		FORD	Rd	Suite	15
48375	4214	ASAP RELOCATION	2295		RINGWOOD	Ave	Suite	AA
48394	7399	CARMEN ELECTRONICS	4458		Heppner	Ln		
42766	7542	Diamond Detail	735		Coleman	Ave		
1300	4911	San Jose State University Cogen Plant	260	S	9th	St		
38321	7389	DAILY FISH	481		MC CAMISH	Ave	Suite	
42775	8731	Boston Scientific	160		Baytech	Dr		
38319	5499	NATURE SHOP	1600	S	De Anza	Blvd	Suite	F
42842	5812	Starbucks Coffee Company # 43110-001	101	E	Santa Clara	St		
48117	7542	SHINE AUTO DETAIL	890		CANFIELD	Ct	Suite	1
48127	4119	CONVENIENT SHUTTLE LLC	553	S	22ND	St	Suite	
48138	7399	MARIO'S JEWELRY	270		Willow	St	Suite	AAA
48156	4119	FETCH N STRETCH	407	S	BUENA VISTA	Ave	Suite	
48238	5511	ADVANCED RESULTS COMPANY,INC	7259		SHARON	Dr	Suite	200
41131	5812	Backbeat	777		Lawrence	Expy		
41209	5541	CAL GAS	95	S	White	Rd		
42570	5812	Classical Catering	1969		O'Toole	Way		
10767	2052	MRS FIELDS' ORIG COOKIES #526						
38324	2052	MRS FIELDS COOKIES, TL	925		BLOSSOM HILL	Rd	Suite	1222

ORG_CODE	SIC_CODE	ORG_NAME	ST_NUM	ST_DIR	ST_NAME	ST_TYPE	ST_SUB_TYPE	ST_SUB_NUM
42563	3672	Quality Circuit Assembly, Inc.	1709		Junction	Ct		
42658	5812	Bay Buffet	1600		Monterey	Hwy		
42697	5812	Croissant club	1143		Story	Rd	Suite	110
42340	2085	Frank-Lin Distillers Products, Ltd.	625	N	King	Rd		
42752	5812	Piazza	1450	S	White	Rd	#	40
42758	2657	GRAPHIC PACKAGING INT'L INC	2250		Zanker	Rd	Suite	A
47967	3540	T V MACHINE	1723		Rogers	Ave	Suite	O
47986	6531	TBH PARTNERS LLC	1960		THE ALAMEDA		Suite	T
48004	2700	CYCLOCROSS MAGAZINE	4010		WILLIAMS	Rd	Suite	10
48005	5511	CORNELIUS BROS LLC	4942		Stevens Creek	Blvd	Suite	A1
48019	7521	STANDARD PARKING CORP	35	S	2ND	St	Suite	C
48029	7549	210 SMOG TEST ONLY	210		SAN JOSE	Ave	Suite	3B
48048	7532	SPECIALITY AUTO PAINT/BODY R	10341		Earlander	St		
48077	5251	ORCHARD SUPPLY HARDWARE	2291		Junction	Ave		
48080	7399	J & H PANEL INSTALLATION	953		Gerard	Way		
48093	7521	AMPCO SYSTEM PARKING	45	N	MARKET	St	Suite	141
44950	5812	The Cheese Steak Shop	76	E	Santa Clara	St		
42215	5812	Trader's Joe	5353		Almaden	Expy	Bldg.	J38
42886	5411	KC ENTERPRISE	2646		Kendrick	Cir		
42890	5812	Azucar	71	E	San Fernando	St		
42899	7530	999 COMPLETE AUTO CARE	449		Blossom Hill	Rd	Suite	AA
42913	3200	ALL STONE BRICK/BLOCK MASONR	318		Minnesota	Ave		
42996	5812	STCG INC.	879		Coleman	Ave		
47809	4119	ALL BAY AREA EXPRESS SHUT/LIMC	1778		OAKLAND	Rd	Suite	14A
47826	4212	LOS ROBLES TRUCKING	1511		MT EVEREST	Ct	Suite	
47828	7812	KTF FILMS	6658		Catamaran	St		
47834	7549	CANDIA'S, TOWING	2010		STORY	Rd	Suite	A
47839	1761	SOLIS INDUSTRIES INC	2721		ABORN	Rd	Suite	C
47849	7399	J & S LIQUOR	2060		CURTNER	Ave	Suite	
47867	7399	HUERTA, SALVADOR S	750	N	CAPITOL	Ave	Suite	B2A
47893	2700	LA BAMBA MAGAZINE	1095		BRANHAM	Ln	Suite	205B
47909	5149	C.A.K.E.	3220		Stephanie	Ct		
47921	5231	KELLY MOORE PAINT CO INC	1510	S	De Anza	Blvd	Suite	
42258	5311	Wal-Mart Store #5435 (Snack Bar)	777		Story	Rd		
42103	5812	Subway #28341	9204		Eastridge	Loop		
42116	5812	Sushi Lovers	3147		Mission College	Blvd		
42122	5812	Sweet Factory	1		Eastridge Center		Suite	2094
47661	7399	CAR REGISTRATION	2135		Tully	Rd	Suite	B
47669	3672	MP SERVICES	2890		Kingsgate	Ct		
47682	7549	YANEZ TOWING	1585		JUNE	Ave	Suite	A
47686	7399	RUCHI'S PROFESSIONAL BOOKKEE	3550		Marsh Manor	Way		

ORG_CODE	SIC_CODE	ORG_NAME	ST_NUM	ST_DIR	ST_NAME	ST_TYPE	ST_SUB_TYPE	ST_SUB_NUM
47688	4121	SETEGNE KINDIE T	1450		KOLL	Cir	Suite	101H
47689	4121	MILPITAS CITY CAB	555		Tully	Rd	Suite	A3
47710	2400	H L CABINETS	899	N	12th	St		
47724	3500	SOUTHBAY CREATIONS	4048		San Ysidro	Way		
47764	3570	ADOBE SYSTEMS, INC	333	W	San Carlos	St	Suite	800
47767	7521	STANDARD PARKING CORP	510	W	San Fernando	St		
47772	4212	VALLEY RELOCATION & STORAGE	1710		LITTLE ORCHARD	St	Suite	B
42028	5812	Spice Valley, Video and Grocery Store	375		Saratoga	Ave	Suite	L
51375	5812	Light of the World Apostolic Church	3777		Quimby	Rd		
51402	2434	MCC CONSTRUCTION CORP	752		Commercial	St	Suite	C
51403	1522	ACCENT INTERIORS	752		COMMERCIAL	St	Suite	A
51407	5812	Subway 42557	1338		The Alameda		Suite	3
51412	5812	Maya's Restaurant	2616		Union	Ave	Suite	F
51469	5800	Sharks Cage Restaurant & Bar	1701		Airport	Blvd		
51491	5800	The Brit (Terminal B)	1701		Airport	Blvd		
51493	5812	Peet's Coffee (Terminal A)	2077		Airport	Blvd		
51559	5812	Red Berry Coffee	231	E	Santa Clara	St		
53072	4119	FIRST CHOICE LIMOUSINE	1580		OAKLAND	Rd	Suite	C106
53077	4212	ITRACK LOGISTICS	2411		ZANKER	Rd	Suite	
53089	3999	PACIFIC PRESS CONTROLS	2632		Heritage Park	Cir		
53131	3999	DUAL SONIC	1648		Mabury	Rd		
53136	3999	BERRYESSA DESIGNS	795		Mary Caroline	Dr		
53140	4212	ATC	899	N	King	Rd		
53141	3999	UNITED PRINTING CO INC	699	N	King	Rd		
53143	7530	A & N GAS & DIESEL MECHANIC	11570		BERRYESSA	Rd	Suite	C1
53148	7549	CHALLENGER BODY SHOP	757		MABURY	Rd	Suite	52
53150	3600	INFINITI SOLUTIONS USA INC	1565		MABURY	Rd	Suite	1A
55769	5541	Arco AM/PM	4995		Almaden	Expy		
55849	5812	Taco Bell Restaurant	2779		Aborn	Rd		
55854	5812	Peet's Coffee (Terminal B)	1701		Airport	Blvd	Space	NC-3
48697	7372	BLACKBAG TECHNOLOGIES, INC	300		PIERCY	Rd	Suite	
51566	5812	Juquilita Restaurant	577	W	Alma	Ave		
51009	5912	Walgreens #7079	1615		Meridian	Ave		
51652	8999	California Waterscape	1331		Lakeshore	Cir		
51703	2200	MANSIS DRAPERY MANUFACTOR	192		Ferrari	Ave		
51714	4212	VALENTIN SERRANO TRUCKING	158		Union	St		
51723	7379	SILICON OPTIX INC	2025		GATEWAY	Pl	Suite	250
51725	7530	SERVICE POINT AUTO CENTER	250		Willow	St	Suite	A1
51726	7372	SELECTICA INC	1740		TECHNOLOGY	Dr	Suite	320A
51733	7699	GALLO LOCKSMITH, THE	919		Harliss	Ave		
51737	7530	KEN AUTO REPAIR	432	W	San Carlos	St	Suite	1A

ORG_CODE	SIC_CODE	ORG_NAME	ST_NUM	ST_DIR	ST_NAME	ST_TYPE	ST_SUB_TYPE	ST_SUB_NUM
53169	3500	SMC CORPORATION OF AMERICA	2960	N	1st	St		
53177	3570	RESONATE INC	2833		Junction	Ave		
53179	3999	FOVEON, INC.	2880		Junction	Ave		
53186	3600	FAIRCHILD SEMICONDUTOR	3003		Orchard	Pkwy		
53215	2700	H & E PRINTING INC	5214		Rooster	Dr		
53229	3999	REEL SOLAR INCORPORATED	5941		OPTICAL	Ct	Suite	AB
53231	3999	EVERGREEN TECHNOLOGY INC	370		PIERCY	Rd	Suite	5
53237	3999	AJI TECHNOLOGIES INC	5729		Fontanoso	Way		
53249	4212	D.E.P. TRANSPORTATION	6978		Gregorich	Dr		
51475	5032	TROY MARBLE	1707		Rogers	Ave		
55872	1799	Wil-Cal Lighting Management Co., Inc.	1688		Pomona	Ave	Suite	
48936	5734	KAY N TRADING	2232		WARFIELD	Way	Suite	C
55971	7536	DE LA CRUZ AUTO GLASS	890	S	Almaden	Ave		
55973	5521	JM DEALS	1271	S	1st	St		
55980	7530	HUNTERS AUTO SERVICE	1697		POMONA	Ave	Suite	
55992	7549	GAVIOTA'S AUTO BODY & GLASS	1172		Lick	Ave		
55997	4121	KULWANT SINGH	505		ASBURY	St	Suite	B
56000	5812	PANDA EXPRESS #1855	567		Coleman	Ave	Suite	10
56002	2700	EL PROFETA	887		Locust	St		
56007	4119	TAMTU GO SHUTTLE	639		Tully	Rd		
56013	1799	ESPINOZA DRYWALL	541		Cinnamon	Dr		
56018	2452	3C'S ORNAMENTAL IRONWORKS	180		LEWIS	Rd	Suite	11A
56022	3540	M.E.T.	2760		Aiello	Dr		
56029	7549	TECOMAN TOWING	512		Pocatello	Ct		
51753	3711	SILICON VALLEY MOTORS INC	900	S	1st	St	Suite	3
51767	7532	TRI ME AUTO	423	W	SAN CARLOS	St	Suite	1
51774	7379	ACCELERATE SOLUTIONS INC	2033		GATEWAY	Pl	Suite	600H
51776	7379	AUTOMATION TECHNOLOGY, INC	2001		GATEWAY	Pl	Suite	270W
51787	2700	VERSATIL.COM MEDIA	361		Willow	St	Suite	A
51788	7532	CONNERS BODY SHOP	1098		Stockton	Ave		
51793	3570	RUMBLE INTERNATIONAL LLC	2055		GATEWAY	Pl	Suite	400AK
51796	7530	LUCY'S AUTO SHOP	425	W	SAN CARLOS	St	Suite	1
51797	3570	WEBB,PAUL	190		Ryland	St	Suite	2
51798	1751	QUINTERO CUSTOM CABINETS	465	W	Julian	St		
51812	3570	INNOVIE	371		Indian Broom	Dr		
51817	4119	LIMO AFFAIR LLC	4064		San Simeon	Way		
51819	7530	SOUTH BAY FLEET SERVICE INC	354		Umbarger	Rd	Suite	11
51826	7530	AVIDAN'S MECHANIC	170		UMBARGER	Rd	Suite	A
51829	7532	C & L AUTO COLLISION - FRAME	2730		AIELLO	Dr	Suite	D1
51837	7699	THONG LOCKSMITH	3222		Locke	Dr	Suite	A
53271	4212	KJ TRUCKING	3185		Edenbank	Dr		

ORG_CODE	SIC_CODE	ORG_NAME	ST_NUM	ST_DIR	ST_NAME	ST_TYPE	ST_SUB_TYPE	ST_SUB_NUM
53286	7699	BUDGET APPLIANCE SERVICE	3309		Cerrito	Way		
53289	4212	AKBAR DELIVERY	3047		Peppermint	Dr		
53298	7530	F.R.J. DIESEL TRUCK REPAIR	3339		Selva	Dr		
53313	4500	HANGAR 9 PARTNERSHIP	2650		ROBERT FOWLER	Way		
53314	4212	MUNOZ TRUCKING	2705		WHISPERING HILLS	Ln		
53315	4119	V & B TRANSPORTATION	2660		JOHN MONTGOMERY	Dr	Suite	1
53326	5211	A.L.L. ROOFING MATERIALS OF	2066	S	10th	St	Suite	3
53335	7542	MOBILE DETAILING SERVICE	1520	E	CAPITOL	Expy	Suite	17
53337	7542	LE, MINH AUTO DETAIL	1067		Holly Hill	Dr		
53350	7692	DASO WROUGHT IRON WORKS	3465		Mount Prieta	Dr		
53358	7692	CENTRAL MACHINING/SHEET METL	1020		Rock	Ave		
53364	3273	CONCRETE READY MIX INC	33		HILLSDALE	Ave		
56052	7549	VARELAS AUTO STEREOS & ELECTRONICS	701		Kings Row			
56063	1799	CLEARY BROS. LANDSCAPE INC	555		HORNING	St	Suite	A1
56076	2000	ISLAND FLAVORS INC	216	S	14th	St		
56079	7530	ARMAAN AUTO REPAIR	1750		Smith	Ave		
56088	4120	NATIONAL CAB	495	E	Brokaw	Rd		
56112	7532	START 2 FINISH	1784		SMITH	Ave	Suite	A
56113	3999	RO ASSOCIATES INC	894		Faulstich	Ct		
56116	4121	BAY DOLPHIN TAXI	1280	N	4th	St		
56127	5812	LACA RESTAURANT & BAR	1725		ROGERS	Ave	Suite	K1
56131	5521	DOABA MOTORS	478	E	Santa Clara	St	Suite	204
56143	5599	CARS ON NET	1625	S	7th	St		
56151	3944	SANDY CUMMINS	551	N	13th	St		
56153	2434	DEMETRA CABINETRY INC	917		COMMERCIAL	St	Suite	3BL
56159	3674	GAMSPAN	125	S	Market	St		
56162	5072	EKO INSTRUMENT USA INC.	95	S	Market	St		
50624	5912	Walgreens #5219	5	S	1st	St		
50638	3000	Rubber Development	430		Perrymont	Ave		
50676	5812	Anita's Bakery Ice Cream & Deli	470	S	10th	St		
51856	4212	NGUYEN, TUYET LE	274		DANZE	Dr		
51863	3999	ACS CUSTOM CREATIONS	5388		MONTEREY	Rd		
51864	4119	AMERICAN MED RESPONSE INC	99		Pullman	Way		
51868	4212	E & J	2580		Senter	Rd	Suite	532
51873	7549	ESTRADAS TOWING	375		Nerdy	Ave		
51895	3600	EXATRON INC	2842		Aiello	Dr		
51899	7530	METRIC WEST	1190	N	13TH	St		
51918	3231	CALIFORNIA ADVANCE TECHNOLOGY INC	725	N	10th	St		
51933	2500	PRIME DECO FURNITURE MFG INC	999	N	10th	St		
51939	7530	MOTOR MASTERS	101	N	6th	St		
53370	5411	Royal Bazaar	2646		Alum Rock	Ave		

ORG_CODE	SIC_CODE	ORG_NAME	ST_NUM	ST_DIR	ST_NAME	ST_TYPE	ST_SUB_TYPE	ST_SUB_NUM
53389	7011	Hotel Sierra	75		Headquarters	Dr		
53394	5411	Paul's Quik Stop Market	2247		Alum Rock	Ave		
53432	5411	Walmart Store #5435 (Food Service)	777		Story	Rd		
53456	5812	El Taco De Oro	5220	N	1st	St		
53457	5812	In-N-Out Burger (Newhall)	550		Newhall	St		
51768	7373	INSYNC SOFTWARE INC	224		Airport	Pkwy		
53677	5812	Berna Sanayei, D.D.S., Inc	2929		The Villages	Pkwy		
56166	5813	SPLASH BAR	65		POST	St	Suite	1
56173	7538	OIL MASTERZ	257	N	King	Rd		
56181	4121	HASSEN NAOUI	2050		McKee	Rd	Suite	87
56185	1799	BEST VALUE GARAGE DOORS	713		PETER PAN	Ave	Suite	
56188	1799	RAY FONTAINE GLASS INC	1860		Alum Rock	Ave	Suite	D
56190	5812	CAFE CALLE 10	1711		Mckee	Rd		
56212	4121	JEMANEH,WONDWOSEN G	4240		Payne	Ave	Suite	
56218	4212	ASAP DELIVERY, CLEANING & REPAIR	3192		CADILLAC	Dr	Suite	1
56221	7538	TIRES UNLIMITED	3744		Stevens Creek	Blvd		
56223	2060	TIPPY'S FUDGE	489		Northlake	Dr	Suite	
56225	7530	GIL'S AUTOMOBILE SERVICE	1471		Hillsdale	Ave		
56227	4214	YAKULT U.S.A. INC	1150		Hillsdale	Ave		
56240	3600	M. HECKROTTE & ASSOCIATES	1230		Redcliff	Dr		
56241	1799	ADMIN CONNECTION VIRTUAL SUPPORT	5544		Yale	Dr		
56250	4231	SPECTRUM LIGHTING & MAIN	1188		Lynhurst	Way		
56253	7542	XTREME AUTO DETILING	6987		El Marcero	Ct		
56269	3679	RACE	1155		Copper Peak	Ln		
56272	2731	RONALD K. BOIKO & DENISE A. BOIKO	6694		Heathfield	Dr		
50709	6531	Westrust	2189		Monterey	Rd		
50734	5411	Mercado Latino Y Mas	459	S	Capitol	Ave	Suite	13Z
34796	8999	J R'S CHILI AND MORE	4973		Parrish	Ct		
50743	5812	Wow Juice Bar and Noodles	78	S	1st	St		
50793	8211	Saint Thomas More School	1556	S	White	Rd		
51968	3540	DH TECHNOLOGY INC	1752		Junction	Ave		
51971	7549	JS AUTO GLASS & LOCKSMITH	1040	S	12th	St		
51977	5511	EXIM AUTO GROUP	478	E	Santa Clara	St	Suite	270
51979	3999	EAZY BEAN	1080	N	7th	St		
51992	7530	VANLANG AUTO	1761		Smith	Ave		
51995	3993	ANGEL'S PLASTIC & NEON CO	495		Madera	Ave		
52005	4212	GEMINI TRANSPORT & TOW	2233	S	7th	St		
52013	2700	PRINTVISION	1560	N	4th	St		
52020	7699	A1-LOCKSMITH	2352		Senter	Rd	Suite	138B
52023	7549	NEW IMAGE AUTO DETAIL	1555	S	10TH	St	Suite	
52028	3540	MNC PRECISION	1020		COMMERCIAL	St	Suite	105

ORG_CODE	SIC_CODE	ORG_NAME	ST_NUM	ST_DIR	ST_NAME	ST_TYPE	ST_SUB_TYPE	ST_SUB_NUM
51482	7538	LEO'S AUTO REPAIR	701		KINGS ROW			
51659	5411	SOGO Bakery	471		Saratoga	Ave	Suite	A
47343	3841	SpineAlign Medical, Inc.	1735	N	1ST	St	Suite	245
29619	5421	TODAY'S CATCH SEAFOOD	1580		Kerley	Dr		
53908	5812	5 Sao Bistro & Cafe	2268		Senter	Rd		
53931	5812	Mosaic Restaurant	211	S	1st	St		
53996	5812	Cha Cha Sushi	547	W	Capitol	Expy		
41662	5812	Maison De Patisserie (Valley Fair Mall)	2855		Stevens Creek	Blvd	Suite	1075
41525	5812	Jamba Juice, #635	4848		San Felipe	Rd		
50851	5812	Leadership Public Schools - San Jose	1881		Cunningham	Ave		
50861	8211	Career Academy, SJUSD	2105		Forest	Ave		
34994	5989	CARDLOCK #418	2266		Senter	Rd	Suite	D
35548	5271	CAREFREE SALES	100		El Bosque	Dr	Suite	
52029	7549	ALL SMOG & TEST ONLY	914		COMMERCIAL	St	Suite	A
52033	7530	DIAZ AUTO REPAIR	917		COMMERCIAL	St	Suite	3BL
52040	7530	CNA AUTO SERVICE	1417	N	10TH	St	Suite	
52041	7699	JR TIRE TECHNOLOGY INC	430		ROBERSON	Ln	Suite	A1
52046	3540	PHELAN LLC	307		Phelan	Ave	Suite	A
52050	2700	WINGS OF SOUND	676	N	5th	St		
52058	7532	BM BODY SHOP	584	E	Empire	St		
52075	2700	GONZALEZ PRADO INVITATIONS	701		Kings Row			
52077	3993	SIGN 4 EYES	701		Kings Row			
52080	3540	CAT MACHINING	701		Kings Row			
52089	7530	NEIGHBORHOOD AUTO REPAIR	911	N	9th	St		
52100	1721	GARCIA'S PAINTING	663	E	Saint James	St		
52102	3400	ASIAN ORNAMENTAL IRON	489		Reynolds	Cir		
52110	2400	R.C. CABINETS	549	N	20th	St		
52124	7379	QUANTUM SECURE INC	100		CENTURY CENTER	Ct	Suite	503AA
52125	7373	CAMSTAR SYSTEMS, INC	100		CENTURY CENTER	Ct	Suite	503AA
54133	5912	Longs Drug Stores California, L.L.C. dba CVS Pharmacy #9810	1685		Tully	Rd		
54134	7384	Longs Drug Stores California, L.L.C. dba CVS Pharmacy #9812	2514		Berryessa	Rd		
53932	5912	Longs Drug Stores California, L.L.C. dba CVS Pharmacy #9901	1125		Branham	Ln		
54229	5812	Saigon Eats	2200		Eastridge	Loop	Space	2000
51810	7353	MENDOZA'S BOBCAT SERVICE	3172		Bourgeois	Way		
54528	1761	ALL SEASONS ROOFING	1720		SMITH	Ave		
10587	5813	THE ESCAPE	2942	S	Bascom	Ave		
41590	5812	Kumud Groceries	4436		Pearl	Ave		
41400	5812	Flower/Flour	896		Willow	St		
41404	5812	Fox California Theatre	345	S	1st	St		
52131	7530	BARRETO'S AUTO REPAIR	215		LEO	Ave	Suite	A1
52156	3600	NEUROSKY INC	125	S	Market	St		

ORG_CODE	SIC_CODE	ORG_NAME	ST_NUM	ST_DIR	ST_NAME	ST_TYPE	ST_SUB_TYPE	ST_SUB_NUM
52162	3570	REALIZATION TECHNOLOGIES,INC	2	N	1st	St		
52170	5511	ANA CAR SALE	31	N	2nd	St		
52176	4212	TRAN,HONGLINH	786		Macredes	Ave		
52193	7699	GERAREDO SOTO LOCKSMITH	2149		Alum Rock	Ave	Suite	1
52194	7532	SUNSET AUTO BODY	13	N	Sunset	Ave		
52203	2400	GOMEZ WOOD WORKING	923		Diana	Ave		
52214	2434	SOUSA'S CABINET SHOP	1271		WHITTON	Ave		
52224	7530	T & P AUTO SERVICES	1604		Mckee	Rd		
52225	2800	COAST OIL COMPANY, LLC	2075		Alum Rock	Ave	Suite	A
48685	2434	HARDING, W E CO INC	35	E	William	St		
52698	7373	KASRELIOVICH CONSULTING	665		ELM	St		
54713	5541	Rotten Robbie's	3090		Monterey	Hwy		
54715	5812	Bears Club	1872	W	San Carlos	St		
54717	5149	Joey Franco's PW Markets	5667		Silver Creek Valley	Rd		
41464	5812	Himalaya Indian Groceries and Videos	570	N	Abel	St		
41469	5812	Holders Country Kitchen	5512		Monterey	Hwy		
41304	5812	Crepe Delight	2855		Stevens Creek	Blvd	Suite	2178
41358	5812	Eastridge Mall AMC Theatres	1		Eastridge Mall			
17361	5065	Foxsemicon LLC	96		Bonaventura	Dr		
9770	8211	BROOKTREE SCHOOL	1781		Olivetree	Dr		
52231	4212	SUPERSTAR SERVICES	4185		Blackford	Cir		
52246	7699	HOME SAFETY SECURITY	1277		Eden	Ave		
52262	4212	NEBI AND SONS TRUCKING	1200		Ranchero	Way		
52281	7371	NAUTILUS GAMES, INC	903		Camellia	Way		
52286	5044	S C CASH REGISTER CO	4960		Almaden	Expy		
52303	7389	POSTAL PLUS	1659		Branham	Ln	Suite	I
52307	2700	FLESK PUBLICATIONS LLC	5035		Lenelle	Ct		
51372	5812	Maceio Brazillian Steak House	72	S	1st	St		
54761	1711	Pacific Coast Mechanical	247		Sunol	St		
54773	4212	Boxes Express	1213	W	San Carlos	St		
54781	3582	Thomas Cleaners	1108		Park	Ave		
54791	2024	Yogurtland	5011		Almaden	Expy		
54809	5812	Tutti Frutti Frozen Yogurt	125		Bernal	Rd	Space	B50
54847	7532	Thuan Body Shop	456		Willow	St	Suite	BI
52546	7389	A RODRIGUEZ BACKFLOWS	1739		Coralee	Dr		
10451	5411	7 TO LATE	2784		Monterey	Hwy		
54853	5812	Quizno's	1657		Mckee	Rd		
52233	5091	TENSA-NET MFG CO	3527		Parkland	Ave		
52836	7538	STEVENS CREEK AUTOMOTIVE	2812		Stevens Creek	Blvd		
41372	5812	Elvas Coffee Shop	2206		Lincoln	Ave		
41385	5812	Family Community Church	478		Piercy	Rd		

ORG_CODE	SIC_CODE	ORG_NAME	ST_NUM	ST_DIR	ST_NAME	ST_TYPE	ST_SUB_TYPE	ST_SUB_NUM
41393	5812	Filipino Community Center	635	N	6th	St		
41235	5812	Casa Castillo	4898		San Felipe	Rd	Suite	130
17308	4941	Great Oaks Water Co.	15		Great Oaks	Blvd		
51148	5812	Burger King - Airport Terminal C	1661		Airport	Blvd		Terminal C
42607	3672	Evissap, Inc.	812		Charcot	Ave		
52318	3570	ASAP SYSTEMS	175		Bernal	Rd	Suite	260
52322	3570	APPZIUM INC	6725		BRET HARTE	Dr	Suite	A
52325	4724	AIRSEA TRAVELS	720		Boonewood	Ct		
52326	7699	WESTMOOR SHOE REPAIR	6081		Meridian	Ave		
52341	4212	CALL TODAY HAUL TODAY	1097		Cloverbrook	Dr		
52342	4212	SJE & ASSOCIATES INC	2175		ABORN	Rd	Suite	253
52348	4212	KT	1759		Crane Ridge	Ln		
52351	4212	MALWA TRANS	3836		Muir Place	Ct		
52352	7699	HUYNH,SAI	1714		Askham Place	Ct		
52353	2700	PRINTPENQUIN.COM	2777		Kern	Ave		
52359	5541	EVERGREEN VALERO	3303	S	White	Rd		
52371	7699	PINNACLE APPLIANCE REPAIR	1751		Bagpipe	Way		
52379	2700	REGNUM DEI OUTREACH	1935		Loch Ness	Way		
52386	5944	FAST FIX JEWELRY REPAIR	2200		Eastridge	Loop		
52389	7699	FLORE'S JEWELRY	1175	S	KING	Rd	Suite	Z
52395	7532	P & K AUTO BODY	1578		Chabot	Way		
51550	5812	KC Bar Restaurant	1070		Leigh	Ave		
51668	7513	XTRA LEASE LLC	1420		INDUSTRIAL	Ave		
54940	5812	Ton Tho Tuong	505	E	Santa Clara	St		
16176	5921	CARIBEE'S LIQUORS	2875		Senter	Rd		
52602	7537	ALL-TYPE TRANSMISSION SPEC	193		Barnard	Ave		
55019	1711	RAYNE PLUMBING & SEWER SERV	517		MADERA	St		
41259	5812	Chinese Gourmet Express	2200		Tully	Rd		
44467	5812	Caffe Trieste	319	S	1st	St		
18053	3674	Ion Beam International	175		Lewis	Rd		
41604	5421	Las Primos Meat Market	1539	S	Winchester	Blvd		
17891	7371	LeWiz Communications	1376	N	4th	St		
52420	7549	MONARCA'S TOWING	1173		Creston	Ln		
52422	7699	TANPHAT WATCHES SALE/REPAIR	1111		Story	Rd		
52423	4212	KDSD PACKING SERVICE	2334		Warfield	Way	Suite	A&D
52424	7549	RODRIGUEZ TOWING	1440		Dubert	Ln		
52425	7530	PRECISION TUNE AUTO CARE	2295		STORY	Rd	Suite	
52445	4212	STC	2390		LURETIA	Ave	Suite	101
52448	4212	BBM TRUCKING	2215		MC LAUGHLIN	Ave		
52460	7549	AJ'S DENT AUTO REPAIR	776		Delaware	Ave	Suite	0002
52472	4212	O & M DISTRIBUTING	5346		Makati	Cir		

ORG_CODE	SIC_CODE	ORG_NAME	ST_NUM	ST_DIR	ST_NAME	ST_TYPE	ST_SUB_TYPE	ST_SUB_NUM
52489	7699	SEARS WATCH & JEWELRY #1958	5540		Winfield	Blvd		
52491	7530	K & J AUTO REPAIR	5759		Winfield	Blvd		
53915	5812	Tu Mero Mole	2041		Woodard	Rd		
52578	4226	B & E STORAGE	1941		Stone	Ave		
52581	3751	ENGINES ONLY	1870		Stone	Ave		
44482	3695	WD Media, Inc.	1710		Automation	Pkwy		
44506	3281	CALIFORNIA HOME & KITCHEN DESIGN CENTER	1775		Junction	Ave		
44526	3281	VENICE TILE & MARBLE	1720		Rogers	Ave		
44554	3674	Wafer Reclaim Service, LLC	2240		Ringwood	Ave		
34349	5812	YOKOHAMA CATERING	2642		Yerba Vista	Ct		
34339	5812	THANG, CHAU	816	N	10th	St	Suite	5
34371	5812	SUPER STAR	2859		Schooner	Ct	Suite	A
17426	8713	Measurements Specialites	1971	N	Capitol	Ave		
17620	3471	Micro Honing Company	738		Charcot	Ave		
51391	7384	Longs Drug Stores California, L.L.C. dba CVS Pharmacy #9921	2069		Camden	Ave		
52497	7549	CARRANZA TOWING	5360		Entrada Olmos			
52511	7530	SMOGUYS	5835		Winfield	Blvd		
52518	7699	JT COMMUNICATIONS	5770		Winfield	Blvd	Suite	33
52522	4225	A-1 SELF STORAGE	3260	S	Bascom	Ave		
52536	7389	BLOSSOM HILL PRINTING CO	4364		Hendrix	Way		
52538	5511	AUTUMN INTERNATIONAL INC	2559	S	Bascom	Ave		
52541	3570	DRAEL COMPUTER CORP	3625		Bercaw	Ln		
52542	3999	STICKERZ	15194		Herring	Ave		
52543	4212	JEFF'S HAULING	1805		Matzley	Dr		
52544	3679	GREENPOWER IC LABORATORIES INC	1629		Blossom Hill	Rd		
52545	4119	SOUTH BAY AIRPORT SHUTTLE IN	14420		UNION	Ave	Suite	H
52548	7336	REFRIED RITA	1584		Inverness	Cir		
52554	7699	MICRO IMAGING CONSULTANTS	3507		Mccoppin Park	Ct		
52566	7530	SKOWRINEK'S MOBILE AUTO BODY	2747		Union	Ave		
52576	4212	REACT MOVING SOLUTIONS INC	210		San Jose	Ave		
52580	7699	STEVE'S CAR WASH SERVICES IN	1718		Stone	Ave		
44570	6512	Strawberry Park Shopping Center, Biagini Properties	4342		Moorpark	Ave		
44592	5812	IGrill	2850		QUIMBY	Rd	Suite	140
17178	3599	Babbitt Bearing Company, Inc.	1170	N	5th	St		
10110	5411	CFM-CAPITOL FLEA MARKET BEER	3630		Hillcap	Ave		
44638	5812	Maykadeh Cafe & Restaurant	1180		Lincoln	Ave		
9388	5541	QUIK STOP MARKET #40	3695		Pearl	Ave		
51544	5812	Gloria's Taqueria	469		Saratoga	Ave		
52594	3540	LEPSIK MFG	1805		LITTLE ORCHARD	St	Suite	139
52597	3695	DOBOX RECORDINGS	1559		Alta Glen	Dr		
52611	7530	VELAZQUEZ AUTO REPAIR	1858		Almaden	Rd	Suite	1

ORG_CODE	SIC_CODE	ORG_NAME	ST_NUM	ST_DIR	ST_NAME	ST_TYPE	ST_SUB_TYPE	ST_SUB_NUM
52614	4119	42N ST LIMO SERVICE, LLC	1809		BOOKSIN	Ave		
52627	7371	RABID POODLE GAMES	2180		SUNSTRUCK	Ct		
52630	3540	GOULARTE, MIKE	1727		Little Orchard	St	Suite	D
52633	4119	ABAY AIRPORT SHUTTLE	1512		Almaden	Rd	Suite	101
52648	7699	WILLOW GLEN SHOE REPAIR	1596		Meridian	Ave		
54387	5800	New Peking Restaurant	5152		Moorpark	Ave		
44676	5812	Garam Masala Indian Groceries & Dosa Cafe	2852	S	White	Rd		
44684	5812	BLOSSOM VALLEY CHINESE KITCHEN	5585		Snell	Ave		
44692	7041	International House @ San Jose State University	360	S	Eleventh	St		
44764	5812	Subway Fastfood	705		Capitol	Expy		
44774	5812	YEN CHING CHINESE FOOD	3855		Seven Trees	Blvd		
44765	3674	SunPower Corporation	3939	N	1st	St		
44785	5812	Little Caesar's	2811		Story	Rd	Space	A
44789	5812	KANG NAM KOREAN HOUSE	832		Blossom Hill	Rd		
52677	4225	PODS OF SAN FRANCISCO LLC	830		Auzerais	Ave		
52679	5541	NARJ LLC	900		Meridian	Ave		
52690	5541	LIM, ETHAN & ELAINE	1455		The Alameda			
52694	2200	SUNSHINE GRAPHICS	656		Auzerais	Ave	Unit	C
52703	7699	STANDARD BUSINESS MACHINES	366		RACE	St	Suite	2
52710	4119	#1 AIRPORT SHUTTLE	2175		THE ALAMEDA		Suite	107
52716	5511	THE AUTO DISTRIBUTOR GROUP	1091	W	San Carlos	St		
52731	5541	POLANCO ENTERPRISES INC (dba Unocal 76 Service Station)	602	W	San Carlos	St		
52734	5961	CRAFTSMAN DISTRIBUTORS	1173		Singletary	Ave		
52742	7549	COCA'S AUDIO SHOP	564	W	San Carlos	St		
52747	7530	W SAN CARLOS SMOG ONLY CNTR	1585	W	San Carlos	St		
52749	7530	STEVE MURPHY AUTO	332		Lincoln	Ave		
44949	5800	Paris Cafe	403		Capitol	Ave		
17280	5812	Cold Stone Creamery	2980	E	Capitol	Expy		
37921	5812	ebay-Building 17	2180		O'Nel	Dr		
41062	5812	"Fuel 44"	3636		Murillo	Ave		
18181	5065	Shinko Electric America	2880		Zanker	Rd		
42024	8661	South Hills Community Church	6601		Camden	Ave		
15659	8661	FIRST SPANISH BAPTIST	424	N	9th	St		
52777	4212	BOB SOTELO ICE CREAM DIST	38		Clareview	Ave		
52781	5541	USA GASOLINE #68206	1140	N	Capitol	Ave		
52787	4212	DIEM,LE	1235		Farringdon	Dr		
52808	4120	ALL STAR YELLOW CAB COMPANY	2455		Stevens Creek	Blvd		
52814	7549	USA AUTO SMOG	1738	W	SAN CARLOS	St		
52842	4119	A FAST LIMO SERVICE	3034		Colonial	Way		
52846	4212	YG STAIR LOGISTIC	1330	N	Bascom	Ave		
54947	5812	Polar Ice	96	E	San Salvador	St		

ORG_CODE	SIC_CODE	ORG_NAME	ST_NUM	ST_DIR	ST_NAME	ST_TYPE	ST_SUB_TYPE	ST_SUB_NUM
44838	5812	Damian's Retaurante & Mariscos	2003		Story	Rd		
44862	5812	Extreme Pizza	30	E	Santa Clara	St		
44869	5812	Subway # 43164	41-43	S	1st	St		
44887	0783	MCDERMOTT'S TREE SERVICE	283		Kinney	Dr	Suite	A
44889	1542	A & A COMMERCIAL INTERIORS	270		Kinney	Dr		
44891	1611	GALEDRIGE CONSTRUCTION	1369		Moffat	St		
44896	3541	A AND T PRECISION MACHINING	330		PIERCY	Rd		
44903	5812	Oysy Sushi Teriyaki	2590	S	Bascom	Ave	Suite	EB
44914	1629	PACIFIC UNDERGROUND CONST	1817		STONE	Ave		
37519	5812	Red Brick Pizza	579		Coleman	Ave	Suite	60
44921	5812	Flaming Grill	916		Meridian	Ave		
44923	5812	Cafe San Jose	1583		Meridian	Ave	Suite	A
44928	3451	B & E PRECISION SCREW MACHIN	115		SUNOL	St	Unit	A
42221	8661	True Vine Baptist Church	505	S	White	Rd		
52871	3570	MICHEL G HOPKINS	1574	S	BLANEY	Ave		
52877	3570	EFFIGENT INC	7246		Sharon	Dr		
52880	2731	DR PROCTOR & ASSOCIATES	1285		Petal	Way		
52882	5092	LANKA,MARIE	543		Winterberry	Way		
52883	3999	NARRA SYSTEMS, LLC	6591		Hanover	Dr		
52885	3570	SOFTGATE TECH	960		Saratoga	Ave		
52887	4212	K & M TRUCKING	305		Greendale	Way		
52891	3570	DEVICE VM,INC.	1054	S	De Anza	Blvd		
52899	4500	KCY INTERNATIONAL	1104		Johnson	Ave		
52903	7371	YILEARN INC	4384		Belvedere	Dr		
52905	2700	EPOCHTIMES NORTHERN CALIFORN	1126		Hyde	Ave		
52911	5511	STEVENS CREEK TOYOTA	4250		Stevens Creek	Blvd		
52916	3570	LUMEN SYSTEMS INC	4300		Stevens Creek	Blvd		
52930	3600	TECH WINDING	3669		Kendra	Way		
52931	2700	LEKHA PUBLISHERS LLC	4204		Latimer	Ave		
52934	3540	T&S MANUFACTURING TECH, LLC	2011		O'toole	Ave		
52939	3570	ABACA TECHNOLOGY CORPORATION	1010		Rincon	Cir		
52964	3540	AHARONI & STEELE INC	2152		ZANKER	Rd		
52965	3571	FINE TEC COMPUTER COMPANY	2331		ZANKER	Dr		
55145	5411	Whole Foods Market	1140		Blossom Hill	Rd		
55391	1711	REGIONAL MECHANICAL, INC	990		CHESTNUT	St		
47807	8744	APCOA/STANDARD PARKING INC	777	N	1st	St	Suite	AA
48667	3446	ART'S IRON WORKS	701		KINGS ROW		Suite	A
41108	5812	Anderson Bakery	2855		Stevens Creek	Blvd	Bldg.	219
41263	8661	Christ the King Church	5284		Monterey	Hwy		
50933	5812	Region Supermarket	400	S	King	Rd		
50934	5812	Naglee Park Garage	505	E	San Carlos	St		

ORG_CODE	SIC_CODE	ORG_NAME	ST_NUM	ST_DIR	ST_NAME	ST_TYPE	ST_SUB_TYPE	ST_SUB_NUM
50950	5912	Walgreens #3754	1399	W	San Carlos	St		
52973	4212	AIR 1 MOVING & STORAGE INC	150	E	Trimble	Rd		
52977	3600	GAL TECHNOLOGIES INC	2461		Autumnvale	Dr		
52990	3500	SHORELINE INDUSTRIES	2156		O'Toole	Ave		
52991	3570	CHINGIS TECHNOLOGY CORP	1350		Ridder Park	Dr		
52992	4212	UPS CARTAGE SERVICES, INC	1558		Montague	Expy		
52998	3400	A & E ELITE METAL	2237		RINGWOOD	Ave		
53012	3570	NETTRACK TECHNOLOGIES, LLC	23450		HARRIS	Way		
53018	4212	CHAU, DUC QUANG	1284		Tourney	Dr		
53028	3999	ANACOM, INC.	1996		Lundy	Ave		
53031	4212	N & N TRUCKING	1311		Chessington	Dr		
53041	3999	KNIGHT MANUFACTURING	1454		Seareel	Pl		
53057	3570	NETWORKSOUND INC	2381		ZANKER	Rd	Suite	160
53059	3540	MACHINE APPLICATIONS TECH INC	2556		SEABOARD	Ave	Suite	
53065	3540	US MACHINING	2336		KRUSE	Dr	Suite	
50071	7011	GRANADA INN	2515		El Camino Real			
55569	5812	Starbucks, Brioche Doree, and Wine Bar	1701		Airport	Blvd	Space	NC-5
51993	7538	B1 AUTO REPAIR	1761		Smith	Ave		
55651	5812	Fox's Pizza Den	1698		Story	Rd	Unit	40
55687	8711	Allterra Environmental, Inc.	1058	S	5th	St		
55751	4119	GENERAL TRANSPORTATION CHARTER	250		Commercial	St		
50996	2431	PREMIER DOOR SERVICES (workshop)	1040		COMMERCIAL	St	#	104
51003	4513	ESTES EXPRESS	1634	S	7th	St		
51004	5812	Uncle Chef	6924		Almaden	Expy		
44104	1761	PLATINUM ROOFING INC	1900		DOBBIN	Dr	Suite	AAA
51048	5812	Harbor Fish and Chips	2632		UNION	Ave	Suite	16
51131	5812	Cupcake House, The	1339		Star Bush	Ln		
51210	5812	Pho Lan Noodle House	225	E	Santa Clara	St		
51271	5812	BILL'S CAFE	2089		The Alameda			
56865	7542	BAY AREA ANTONIO PREASURE WASHING	2206		DOBERN	Ave		
56869	5812	O ZONE ESPRESSO	2268		SENTER	Rd		216
56880	2092	ONE MOORE BITE CUSTOM CATERING	331		BELLA RIDGE	Terr		
56888	7536	JVS AUTO GLASS SERVICES	1190	S	2ND	St		
56891	2700	D'LA TORRE PUBLISHING	3507		PALMILLA	Dr		
56898	4950	GREENMOUSE, INC	442		REYNOLDS	Cir		
56903	5251	LOWE'S #1756	5550		COTTLE	Rd		
56916	4212	THE HE MOI (NEWS GENERATION)	965	S	6TH	St		
56973	4119	OUTREACH AND ESCORT INC	926		Rock	Ave		
57162	4212	G.M.G. HAULING AND MATERIAL	734		Dailey	Ave		
57798	1521	SP HOME IMPROVEMENT	1030		Windsor	St		
57807	1799	A PLUS PLUMBING INC	4760		Country	Ln	Suite	D

ORG_CODE	SIC_CODE	ORG_NAME	ST_NUM	ST_DIR	ST_NAME	ST_TYPE	ST_SUB_TYPE	ST_SUB_NUM
57813	1521	ALL BAY DEVELOPMENT INC	1020		Harlan	Ct	Suite	B
57824	1799	FELIX ELECTRIC	2365		Paragon	Dr	Suite	B1
57830	1799	QUANTEN ELEC CONTR INC	1161		RINGWOOD	Ct	Suite	70A
57832	1799	UNITED MECHANICAL, INC	2161		Oakland	Rd		
57842	1799	NORTHERN CA UNIV ENT CO INC	2099		FORTUNE	Dr	Suite	B
57845	1521	A P S ROOTER	2471		Autumnvale	Dr	Suite	F3
57853	1799	RESOLUTE TECHNICAL SERVICES	1516		Scaraway	Dr		
57861	1799	TRAN HVAC	3031		Melchester	Dr		
57867	1521	ALLTIME CONSTRUCTION	1668		Queens Crossing	Dr		
57875	1799	A 1 DESIGNS	929		Berryessa	Rd	Suite	10
57925	1799	EXCEL CONSTRUCTION SERVICES	147		Skowhegan	Ct		
57939	1799	ELITE CONCRETE	3184		Andora	Dr		
58137	1761	MILLER'S ROOFING	2246		LOS GATOS-ALMADEN	Rd		
58139	1761	MONARCA ROOFING INC	1255		Peach	Ct		
57943	1521	TDA CONSTRUCTION	3601		Wodzienski	Dr	Suite	B
57953	1521	SUNCRAFT CONSTRUCTION,INC	3146		Humberside	Ct		
57955	1799	SOLIZ ROOF REPAIR	2789		Gumdrop	Dr		
57958	1799	GARZA ELECTRIC	2423		Klein	Rd	Suite	A
57974	1799	HALCYON INDUSTRIES INC	320		PIERCY	Rd		
57979	1521	TS CONSTRUCTION	20394		ALMADEN	Rd		
57988	1799	VALLEY AUTOMATIC GATE	2331	S	7TH	St		3
57989	1799	M & B DRYWALL, INC	1220	E	SAN ANTONIO	St		1
57994	1521	WILLIE TRAN CONSTRUCTION	1049	E	SANTA CLARA	St		AA
57996	1799	ELCO ELECTRIC INC	1957		O'TOOLE	Way		A
58000	1799	DIAMOND SECURITY SOLUTIONS	2516		SEABOARD	Ave		
58008	1799	ROSS SWETLAND ACOUSTICS	1743		ROGERS	Ave		
58019	1799	ARROW PLUMBING & DRAIN	185		LAUMER	Ave		A
58044	1799	SHADOWFAX ROOFING CO	1366		SANTA FE	Dr		
58045	1799	PERFECT CARPET CO	53		BONAVENTURA	Dr		B
58053	1799	TRANS BAY ELEVATOR CORP	2330		KRUSE	Dr		
57166	5812	Toll House Cafe Kiosk	2855		Stevens Creek	Blvd	Space	9103
58176	1721	ROMERO'S FAMILY CONSTRUCTION	430	E	ST JOHN	St	Suite	
58186	1721	RJL INSTALLATION	1040	S	10th	St		
58192	5531	SENTER AUTO PARTS	2276		Senter	Rd	Suite	B
58198	1799	JM DRAIN CLEANING/PLUMBING	1725		Rogers	Ave		
58200	1542	NORCAL INDUSTRIAL FLOORS,INC	1230	N	13th	St		
58201	1799	GLOBAL SPECIALTIES DIRECT	1701	S	7th	St		
58235	1799	TRAN'S STAMPED CONCRETE, INC	2697		Burlingame	Way		
58242	1721	JUNU DOOR INSTALLLATION	1733		Leeward	Dr		
58253	1542	PORTITALIA	5841		Arapaho	Dr		
58255	1721	MICHAEL'S HOME REPAIRS	728		Azule	Ave		

ORG_CODE	SIC_CODE	ORG_NAME	ST_NUM	ST_DIR	ST_NAME	ST_TYPE	ST_SUB_TYPE	ST_SUB_NUM
58263	1721	CERVANTES, MIGUEL	3121		Browning	Ave		
58266	1721	GALLEGOS PLUMBING & DRYWALL	5267		Camden	Ave		
58269	1799	AVESTA CONSTRUCTION	1750		Curtner	Ave		
58276	7532	V & L	1713		Angela	St		
58283	1721	DR. PAINTS	1551		Georgetta	Dr		
58291	1721	MORLAN REPAIR SERVICE	1071	W	Taylor	St		
58312	1799	WOOD NATURED	267		Brooklyn	Ave		
58322	1542	QUALITY PAINTING SERVICE INC	1282		Oak Knoll	Dr		
58329	5541	AADIJ INVESTMENT INC DBA MONTAGUE VALERC	1298		Montague	Expy		
58334	3540	BAY MACHING INC	2290		Ringwood	Ave		
58353	1799	OSTERBACK, ART	7093		Via Pacifica			
58358	1721	TOP HARDWOOD FLOORING	1755		Mount Pleasant	Rd		
58363	1721	LARDIE AND COMPANY FINISHING	1261		ALMA	Ct		
58366	1799	B & B LANDSCAPE CONTR INC	450		PHELAN			
58367	7539	TOOL REPAIR CENTER	307		PHELAN			3
58382	1542	T&H GENERAL CONSTRUCTION	5372		MONTEREY	Rd		
58386	1721	K REMODELING	580		WALZER			101
57209	1761	CUPERTINO ROOFING INC	1052		Kelly	Dr		
58095	5093	ENVIRONMENTAL SOLUTIONS WASTE	3304		Senter	Rd		
58391	1721	ALEXIS DISCOUNT GLASS	521		SANTANA			
58424	1771	Cementrix Concrete Co.	6518		Pemba	Dr		
57081	4212	SAN JOSE JUNK HAULER	3663		Norwood	Ave		
57104	1521	CONTRACTORS PAINTING GROUP	1825		Chaucer	Dr		
57165	4212	GREEN HAULING	1625	S	7th	St		
58073	5093	EARTHCARE RECYCLING	2516		SEABOARD	Ave		
58402	1761	ROOF WORKS	2439		Bambi	Ln		
57171	4212	IBEE HANDYMAN & HAULING NETW	6340		Whaley	Dr		
57142	4212	COLE'S GORILLA HAULING & CLE	842	E	Julian	St		
58440	4142	SANTA BARBARA TRANSPORTATION	1540	S	7th	St	Suite	1
57069	1761	Daddario Roofing, Co.	145		Topeka	Ave		
57145	5093	BAY SURPLUS, INCORPORATED	1775		MONTEREY	Hwy	Suite	42a
57061	5812	Mission Deli	93	E	Santa Clara	St		
57132	1761	BEAN, R J ROOFING	6355		Cottle	Rd		
58097	5093	Dimond Metal Recycling Inc.	11665		Berryessa	Rd		
58106	7536	A+ AUTO GLASS	2033		GATEWAY	Pl	Suite	500
58117	5033	RELIABLE ROOFING	1610		Old Bayshore	Hwy		
57157	1761	BECKS, CARL & SONS ROOFING	6191		Ocho Rios	Dr		
57189	4212	PASARIN GARDENING/HAULING	851	S	Sunset	Ave		
57191	4212	RELIABLE HAULING	6140		Cahalan	Ave		
58419	5093	The Recycling Squad	117		Bernal	Rd	#	70344
56949	5812	Nha Em	4126		Monterey	Rd		

ORG_CODE	SIC_CODE	ORG_NAME	ST_NUM	ST_DIR	ST_NAME	ST_TYPE	ST_SUB_TYPE	ST_SUB_NUM
57168	5093	APPLIED QUALITY TEST TECHNOLOGY ASSET RECOVERY	1906		Crestmont	Dr		
57184	4212	MICHAEL & SON HAULING	149		Manton	Dr		
57035	5812	Ruby Tuesday	1661		AIRPORT	Blvd	Suite	NC-15
58465	5812	Huong Que (City Food Court)	301	E	Santa Clara	St	Suite	4
57202	1761	CD ROOFING CO	2909		WILBUR	Ave		
57206	1761	CONRAD ROOFING SERVICE INC	332		Phelan	Ave	Suite	B
56280	4121	TEWODROS REDA	1025		MC KAY	Dr	Suite	22
56281	1799	TATIS CONSTRUCTION CO	962		Shadow Brook	Dr		
56285	3999	ABSOLUTE PRECISION	6293		Via de Adrianna			
56286	5812	BM5 INC	1033	E	Capitol	Expy		
56292	5261	THIEN NHIEN HOME & GARDEN	1654		BURDETTE	Dr	Suite	180
56347	5812	XA XANG	1632		Story	Rd		
56355	4212	NODORAS TRUCKING	1875		Crinan	Dr		
56360	1799	RC POWER, INC	5853		Winfield	Blvd		
56370	3524	BISON IRON WORKS LLC	5687		Lathrop	Dr		
56372	3911	LEILA DIVINE JEWEL DESIGNS	6152		Glen Harbor	Dr		
56375	4121	DESALEGN ALEMU	593		Cadburry	Ct		
56378	5812	CAFE JENESSA	6106		Shelly	Ct		
56386	5211	GL2 LLC	6157		Springer	Way		
56387	7549	ARANA'S TOWING	6166		Cottle	Rd	Suite	
57062	5261	Apollo Seeds	2010		Hayworth	Dr		
58400	1761	RENFRO CONSTRUCTION & ROOFIN	875		Franquette	Ave		
57071	5261	Thu's Nursery	995		STORY	Rd		
57210	1761	CURT FLETSCHER ROOFING	354		Monticello	Ave		
58136	0781	JENSEN CORP LANDSCAPE CONTR	1983		CONCOURSE	Dr		
58122	1761	MCGRAW'S ROOFING	1710		Cathay	Dr		
56403	1799	PIERCE MECHANICAL	1875		Blossom Hill	Rd		
56409	2731	LARAWAY,LEE ANN	3488		Manda	Dr		
56410	7538	VO,THANH	2708		Union	Ave		
56423	2261	ECO DRIVE PRINTING	1723		Morning Glory	Ln		
56427	1711	DAVID WELLS SPRINKLER REPAIRS	1782		Oakwood	Ave		
56442	7532	BRAVO AUTO BODY	1854		ALMADEN	Rd	Suite	3
56448	4121	WORKU WELDESELASSIE	1512		Almaden	Rd	Suite	101
56463	7500	BAYSIDE DIESEL	1048		Ramona	Ave		
56483	8299	FERTILE KITCHEN	1516		Norman	Ave		
56492	3089	PAJARO PACKAGING INC	1175		Campbell	Ave		
58081	7530	CALDERON'S TIRES	454	S	BASCOM	Ave		
51910	8741	CWS UTILITY SERVICES	1720	N	1st	St		
57217	1799	BAY SCAFFOLDING INC	1341		Archer	St	Suite	AA
57235	1799	DALCON INC	757		Chestnut	St	Suite	B
57237	1521	HAGENSEN PACIFIC CONST INC	50		Airport	Pkwy	Suite	140

ORG_CODE	SIC_CODE	ORG_NAME	ST_NUM	ST_DIR	ST_NAME	ST_TYPE	ST_SUB_TYPE	ST_SUB_NUM
57252	1521	GOLDEN RAINFALL CONSTRUCTION	502		Nokomis	Dr		
57256	1799	RUSCIANO CONSTRUCTION CO	2828		Aiello	Dr	Suite	B
57263	1799	DRY CREEK DEVELOPMENT	165		Lewis	Rd	Suite	010
57264	1799	TNT ROOFING	2843		Aiello	Dr		
57273	1799	SEALTECH CAULKING&WTRPRF INC	2950		Daylight	Way		
57283	1799	H & H FLOORING SERVICES INC	530		HORNING	St	Suite	C
57284	1799	GUTHRIE ELECTRIC INC	1160	N	13th	St		
57288	1799	AZ TECHS MECHANICAL	487	N	17th	St		
57289	1799	ARMANDO'S FENCE	363	E	Hedding	St		
57291	1521	LEE ENGINEERING ENT INTL	250	N	14th	St	Suite	880A
57298	1521	DEVERA CONSTRUCTION INC	1040		COMMERCIAL	St	Suite	108B
57301	1521	AMERICON CONSTRUCTION CO	410	N	9th	St		
57302	1521	ADVANCED ENTERPRISES ELECTRI	770	N	10th	St	Suite	188
57308	1799	R & R REFRIGERATION & AIRCON	1775		Monterey	Rd	Suite	44
57323	1799	STREAM LINES BUILDERS	671	E	Julian	St		
57325	1521	CENTRAL CONSTRUCTION/REPAIR	2269		Will Wool	Dr	Suite	AA
57334	1521	A C LUMBER	1505		Industrial	Ave	Suite	AA
57338	1521	A&K QUALITY DRYWALL INC	1430		KOLL	Cir	Suite	109
57346	1799	SUN SHEETMETAL SOLUTIONS LLC	75		PHELAN	Ave	Suite	7
57348	1799	INTERIOR GLASS SYSTEMS	486		Santa Ana	Ave		
57350	1799	TUSCANY HILLS CONSTRUCTION	115		PHELAN	Ave	Suite	2D
57351	1799	LEGACY ROOFING&WATERPRF INC	1698		Rogers	Ave	Suite	10
57354	1799	A & B ROOFING	350		WOOSTER	Ave	Suite	2
57358	1799	PTN PLUMBING	1190	E	Julian	St		
57359	1799	SILICON VALLEY HARDWOOD	342	S	18th	St		
56508	7549	ISMOG TEST ONLY	701		Lincoln	Ave		
56509	5599	CITI CARS	1400	W	San Carlos	St		
56516	4120	AB TAXI AND LIMO SERVICES	360		Meridian	Ave	Suite	305
56535	1799	JONG HONG DBA MIDAS PLUMBING	659		Perkins	Ct		
56543	3931	GROOVE AND THEROY	3581		Peak	Dr		
56545	3751	GONE BICYCLE'S	212		Alpine	Ave		
56559	1796	CALIFORNIA SOLAR SCREENS	3055		Bigwood	Dr		
56562	5812	BOMBAY WRAPS	3055		Olin	Ave		
56572	3999	BLOEM	1210		Broadleaf	Ln		
56574	3931	GUITAR DAYCARE	938		Willowleaf	Dr	Suite	
56585	2731	DEBORAH GAGE	1294		Collins	Ln		
56591	1799	MAESTRO PLUMBING	5205		PROSPECT	Rd	Suite	13515
56600	4215	PROCLEANERS & ALTERATIONS	5450		Mayme	Ave	Suite	20
56609	4121	WEGAYEHU DADIE	385		AUBURN	Way	Suite	AA
56615	1799	YAUHUA REMOLDING COMPANY, INC	6867		Dartmoor	Way		
57129	4212	BAY AREA HAULING/BOBCAT SERV	1151		Spencer	Ave		

ORG_CODE	SIC_CODE	ORG_NAME	ST_NUM	ST_DIR	ST_NAME	ST_TYPE	ST_SUB_TYPE	ST_SUB_NUM
57360	1799	DUBLE E PAINTING	438		Oakland	Ave		
57372	1799	FOUR SEASONS LANDSCAPING	1384		Essex	Way	Suite	3A
57374	1799	M.S. ELECTRIC	3200		Payne	Ave	Suite	122
57376	1799	OUR SECURE DOOR CO	985		Opal	Dr		
57398	1521	L & S CONSTRUCTION	1237		Redcliff	Dr		
57406	1799	HAYES PAINTING & DECORATING	3945		Vistamont	Dr		
57411	1799	A TO Z DRYWALL CO	1485		Hillsdale	Ave		
57414	1521	BARTHOLOMEW, DOUG	5528		Dwight	Ave		
57432	1799	WALLACE, DAVID E	5826		Antigua	Ct		
57443	1799	S & S TILE, INC	7167		Echo Ridge	Dr		
57445	1799	GT ELECTRIC	6268		Desert Flame	Dr		
57462	1799	BAPTISTE, JOHN J	2763		Buena Point	Ct		
57473	1799	MARTINEZ FLOORING	3747		Ruther Place	Way		
57478	1799	CARLOS HARDWOOD FLOORS	1421		Dundee	Ct		
57481	1799	AGUILERA STREAMLINE PLUMBING	1541		Tolbert	Dr	Suite	A
57487	1799	CALIFORNIA PAINTING CORP	1894		Story	Rd	Suite	A
57489	1521	PACIFIC FLOOR CO	2945		Bradbury	Dr		
57492	1521	LAMBERT, WAYNE CONSTRUCTION	569		Galen	Dr		
57494	1799	ALLTERIOR PAINTING	5950		Allen	Ave		
57502	1799	FOOTHILL FLOORS	6284		Bothell	Cir		
57158	1521	NOR-CAL CONTRACTORS	1747		ALMADEN	Rd		
57188	5093	IT RECYCLE NOW	695		QUINN	Ave		
56626	4121	SAINI,GURINDER S	1172		MURPHY	Ave	Suite	A1
56627	4212	BEARING ENGINEERING COMPANY	1510		Montague	Expy	Suite	B
56632	2741	THE TIME JOINT	1884		Fumia	Pl		
56647	3841	PYTHON MEDICAL INC	2051		RINGWOOD	Ave		1
56653	1799	CUSTOMIZED PLUMBING INC	1342		RIDDER PARK	Dr	Suite	
56657	3841	NEUROLINK INC	2051		RINGWOOD	Ave		1
56658	3317	WICKLAND PIPELINES LLC	2150		Kruse	Dr	Suite	A1
56679	4212	TAI LOC	1427		Old Piedmont	Rd		
56680	4213	GM TRUCKING CO	2842		Creekside	Dr		
56686	4212	JIYOUNG KIM	1764		Via Flores	Ct		
56696	3540	MAJ TECHNOLOGY INC	698		Lenfest	Rd	Suite	B
56711	3999	ROBERT GARCIA GUITARS	2775		Glen Firth	Dr		
56718	3999	FINESSE SOLUTIONS LLC	71		Daggett	Dr		
56719	4950	BLOOM GREEN SOLUTIONS	43		Torregata	Loop		
57177	4212	LAM LANDSCAPING & HAULING	1028		Branham	Ln		
57179	5093	A-Z BUSINESS LIQUIDATORS	6296		San Ignacio	Ave		
57508	1799	GS SANDBLASTING	726		Uvas	Ct		
57512	1799	HOTWIRE ELECTRIC	423		Calero	Ave		
57513	1799	GREENSMITH PAINTING	5965		Blossom	Ave		

ORG_CODE	SIC_CODE	ORG_NAME	ST_NUM	ST_DIR	ST_NAME	ST_TYPE	ST_SUB_TYPE	ST_SUB_NUM
57525	1799	NW CHIMNEY/TILTUP SEIS RETRO	5875		Ettersberg	Dr		
57557	1521	GRENON CONSTRUCTION	14369		New Jersey	Ave	Suite	Z
57587	1521	D & S GLASS AND DOOR, INC	4952		Canto	Dr		
57609	1521	POSHARD CONSTRUCTION INC	14880		Standish	Dr		
57614	1521	CAMPISI CONSTRUCTION INC	14828		Nelson	Way		
57629	1799	S & R WEST COAST BUILDERS	1930		Dry Creek	Rd		
57630	1799	BLAIR PLUMBING	5013		Esther	Dr		
57632	1521	MONARCH BUILDING SOLUTIONS I	4176		Paladin	Dr	Suite	Z
57635	1799	DISCOUNT FUMIGATION INC	260		Cimino	St		
57637	1799	CYPREX CONSTRUCTION LANDSCAP	1116		Curtner	Ave	Suite	A
57163	4212	GILBERT HAULING	1741		Biscayne	Way		
56737	2092	VL FOODS, INC	4680		Batten	Way		
56743	3999	OKASHI BARKERY	440		Royal Gate	Pl		
56750	4212	NAV GROUND PACKAGING INC	4645		La Crescent	Loop		
56789	1799	HORIZON ELECTRIC	102		Rosewell	Way		
56790	1799	NUNEZ DRYWALL	6981		Rodling	Dr		
56801	4121	AMANDEEP SINGH	2277		Pentland	Way		
56815	7536	H&C AUTO GLASS	2007		Flintcrest	Dr		
56821	7359	BOUNCE WORLD PARTY RENTALS	3462		Tokay	Ct		
56828	7500	VINH AUTO REPAIR SERVICES	1520	E	CAPITOL	Expy		85
57187	1521	VIELMA GENERAL CONTRACTOR	1145		Algiers	Ave		
57648	1799	HUDSON BROTHERS CONSTRUCT	1506		Hamilton	Ave	Suite	B
57652	1521	ROOK BROS	545		Snyder	Ave	Suite	A
57659	1799	AUTOMATION SECURITY	540		BIRD	Ave	Suite	200C
57660	1799	ALPHA OMEGA PLUMBING INC	1514		Altamont	Ave		
57663	1521	WILLOW GLEN BUILDING CO	1824		Stone	Ave	Suite	BB
57664	1521	DECO CONSTRUCTION	2366		Richland	Ave		
57666	1521	BAUMAN BUILDERS	1875		Coastland	Ave		
57669	1521	SILVER STAR DEVELOPMENT	1449		Hamilton	Way		
57675	1799	Y & T CONCRETE INVESTMENTS	2536		Fairglen	Dr		
57684	1799	BENJAMIN FRANKLIN PLUMBING	412		Lano	St		
57696	1799	CIARI, FRANK PLUMBING	870		Newhall	St		
57697	1799	SJ RIOS ELECTRIC	1275		Fremont	St		
57700	1799	FERNANDO'S PAINTING	1463		Douglas	St		
57709	1799	SAN JOSE BOILER WORKS	610		Stockton	Ave		
57710	1799	PANAORAMA LANDSCAPE	385		Gifford	Ave		
57712	1799	FRIEDMANN ELECTRIC	2105		Park	Ave		
57715	1521	P.J'S BUILDING & INSTALLATIO	1110		Sherwood	Ave		
57748	1799	CYPRESS LANDSCAPE CONSTRUCTI	15005		Ridgetop	Dr		
57754	1799	C AND S	5520		Alum Rock	Ave		
57755	1799	SANTA CLARA VALLEY CONCRETE	23	S	Cragmont	Ave		

ORG_CODE	SIC_CODE	ORG_NAME	ST_NUM	ST_DIR	ST_NAME	ST_TYPE	ST_SUB_TYPE	ST_SUB_NUM
57759	1521	JNM CONSTRUCTION	249		Vista	Ave		
57761	1521	EDWARDS, ROBIN	16160		Alum Rock	Ave		
55007		WD-55506 Shearwater DR, 6982 (Graystone Field Improvements)						

Appendix 4-2: C.4.b.iii.(2) Facilities Scheduled for Inspection

There are total of 4,710 San José facilities scheduled for inspection during FY 2010-2011. A complete list of these facilities, including their location and type, is available is available in the following table.

ORG_CODE	SIC_CODE	ORG_NAME	ST_NUM	ST_DIR	ST_NAME	ST_TYPE	ST_SUB_TYPE	ST_SUB_NUM
578	4941	San Jose Water Company CU-901C	1221	S	Bascom	Ave		
820	7513	Ryder Truck Rental	2481		O'Toole	Ave		
828	3471	United Supertek, Inc.	118		Charcot	Ave		
840	4111	Santa Clara Valley Transportation Authority Chaboya Division	2240	S	7th	St		
841	5093	Santa Clara Valley Transportation Authority Zanker	3990		Zanker	Rd		
853	3674	Universal Semiconductor	1925		Zanker	Rd		
871	5511	Smythe European	4500		Stevens Creek	Blvd		
877	7542	A.J. Auto Detailing	702		Coleman	Ave		
924	2084	J. Lohr Winery	1000		Lenzen	Ave		
926	3471	Applied Anodize, Inc.	622		Charcot	Ave		
945	3679	M-Pulse Microwave, Inc.	576		Charcot	Ave		
959	3672	Sanmina Corp Plant II	2068		Bering	Dr		
980	3672	Elcon, Inc.	1009		Timothy	Dr		
1012	3471	Variety Metal Finishing	1166		Campbell	Ave		
1029	4231	Specialty Truck Parts Inc.	1605		Industrial	Ave		
1045	7542	Santa Clara County Roads & Airports, WY	1130		Doyle	Rd		
1061	3674	Maxim Integrated Products, Inc.	3725	N	1st	St		
1067	4231	GreenWaste Recovery, Inc.	625		Charles	St		
1069	5511	Mission Valley Ford Truck Sales, Inc.	780	E	Brokaw	Rd		
1085	3471	Kion Technology, Inc.	2190		Old Oakland	Rd		
1107	3699	Jennings Technology Corporation	970		McLaughlin	Ave		
1111	5093	SIMS Metal Management	1800		Monterey	Hwy		
1116	4311	U S Postal Service, VMF	1750		Lundy	Ave		
1125	4789	Contract Transportation Services	2071		Ringwood	Ave		
1148	3674	Micrel, Inc.	1849		Fortune	Dr		
1152	3471	Superior Chrome	1616		Pomona	Ave		
1156	4941	Santa Clara Valley Water District	5750		Almaden	Expy		
1164	3571	IBM Almaden Center	650		Harry	Rd		
1179	2841	Ecolab, Inc.	640		Lenfest	Rd		
1193	3471	LSA-Cleanpart, LLC	1610-B		Berryessa	Rd		
1203	4226	Kinder Morgan Energy Partners, L.P. dba SFPP, L.P.	2150		Kruse	Dr		
1207	3559	Novellus Systems, Inc. (4000)	4000	N	1st	St		
1212	4911	OLS Energy-Agnews, Inc.	3800		Cisco	Way		
1217	4941	GE Mobile Water, Inc.	5900		Silver Creek Valley	Rd		
1224	7539	FJM Truck Repair, Inc.	1535		Industrial	Ave		
1251	4941	San Jose Water Company WV-901C	1221	S	Bascom	Ave		
1263	7384	Longs Drug Store #337	6910		Almaden	Expy		
1264	7384	Longs Drug Store #257	5170		Moorpark	Ave		
1277	3674	Silicon Genesis Corporation	61		Daggett	Dr		

ORG_CODE	SIC_CODE	ORG_NAME	ST_NUM	ST_DIR	ST_NAME	ST_TYPE	ST_SUB_TYPE	ST_SUB_NUM
1294	8062	Good Samaritan Hospital	2425		Samaritan	Dr		
1296	5812	Main Jail Facility - County of Santa Clara	180	W	Hedding	St		
1299	3672	Jabil Circuit, Inc	30		Great Oaks	Blvd		
1301	3672	Teltec Corporation DBA: Gorilla Circuits	1509		Berger	Dr		
1312	2952	Reed & Graham, Inc.	690		Sunol	St		
1316	7384	Longs Drug Store #466	1405	E	Foxworthy			
1323	7542	Capitol Premier Carwash	735		Capitol	Expy		
1325	4215	United Parcel Service	1999	S	7th	St		
1338	4213	Clean Harbors San Jose LLC	1021		Berryessa	Rd		
1339	4911	Calpine Corp. dba Los Esteros Critical Energy	800		Thomas Foon Chew	Way		
1341	3674	JDS Uniphase (Rose)	80		Rose Orchard	Way		
1346	3499	Johnson Matthey, Inc	1070		Commercial	St	Suite	108
1350	3674	NeoPhotonics Corporation	2911		Zanker	Rd		
1353	4941	San Jose Water Company SJ-901C	1221	S	Bascom	Ave		
8977	7542	Auto Pride Car Wash	3197		Silver Creek	Rd		
8980	7530	JOHN'S BASCOM AUTOMOTIVE	1305	S	Bascom	Ave		
8982	7530	DIETRICK'S LIGHTNING AUTOMOT	757		Mabury	Rd		
8983	7530	QUALITY TUNE UP SHOP #7	3105		Mckee	Rd		
8986	7530	TUNG AUTO REPAIR	2345		Senter	Rd		
8990	5541	AAA SHELL DIAGNOSTIC CENTER	2090		The Alameda			
8992	5531	ROSS TIRE & AUTOMOTIVE INC.	741		Auzerais	Ave		
8996	2434	BUTCH'S WOODWORKING	1729		Angela	St		
9011	3444	MASS PRECISION SHEETMETAL	2070		Oakland	Rd		
9013	5812	GABBY'S TAQUERIA	3975		Senter	Rd		
9015	5812	HENRYS WORLD FAMOUS HI-LIFE	301	W	Saint John	St		
9021	5012	INSURANCE AUTO AUCTIONS	2233	S	7th	St		
9038	5511	UNION AUTO SALE	743	S	1st	St		
9039	9711	RICHEY HALL US ARMY RESERVE CENTER	155	W	Hedding	St		
9051	5015	EUROPEAN SPECIALTY	1731		Smith	Ave		
9060	5511	RAMSELL AUTO SALES	1349	W	San Carlos	St		
9072	5093	Tomra Recycling Network	1303		Story	Rd		
9074	4212	HUSTON'S R V STORAGE	4310		Monterey	Hwy		
9075	7537	JMS TRANSMISSIONS	692		Kings Row			
9076	3281	MARBLE CREATIONS	1781		Junction	Ave		
9079	7530	DURAN'S AUTO REPAIR	344	S	23rd	St		
9084	5531	WINCHESTER AUTO	1605	N	Capitol	Ave		
9095	4212	GREEN TEAM OF SAN JOSE	1333		Oakland	Rd		
9097	3999	BIG BANG TECHNOLGIES	1810		Old Oakland	Rd		
9109	5531	WINCHESTER AUTO STORES	1366	S	Winchester	Blvd		

ORG_CODE	SIC_CODE	ORG_NAME	ST_NUM	ST_DIR	ST_NAME	ST_TYPE	ST_SUB_TYPE	ST_SUB_NUM
9126	7532	S & S AUTO UPHOLSTERY	1225		Lancelot	Ln		
9137	3540	2 Spec Manufacturing	2885		Aiello	Dr		
9143	5541	BLOSSOM HILL CARWASH	1045		Blossom Hill	Rd		
9148	5812	PATTY'S INN	102	S	Montgomery	St		
9151	5812	TOGO'S EATERY	125		Paseo de san Antonio			
9160	5812	MIYABI TEI	675		Saratoga	Ave		
9161	5411	HANIL ORIENTAL FOOD MARKET	3851		Seven Trees	Blvd	Suite	1
9162	5812	TARGET STORE #325	3155		Silver Creek	Rd		
9163	5812	TANTO JAPANESE RESTAURANT	1306		Saratoga	Ave		
9164	5411	BONFARE MARKET #9	5477		Snell	Ave		
9165	5812	ORI-DELI #1	5479		Snell	Ave		
9166	5812	TOMO SUSHI JAPANESE RESTAURANT	5487		Snell	Ave		
9167	5541	TRIMBLE 76	2591		Seaboard	Ave		
9170	5812	CADENCE DESIGN SYSTEMS BLDG #10	2655		Seely	Ave		
9171	5812	HAPPY HOLLOW PARK	1300		Senter	Rd		
9172	5411	HAPPY HOLLOW MARKET	1704		Senter	Rd		
9175	5812	COSTCO WHOLESALE #148	2201		Senter	Rd		
9177	5411	TAN LAP SUPERMARKET	2374		Senter	Rd		
9188	5812	PREMIER PIZZA	670		River Oaks	Pkwy		
9193	5812	HOBEE'S RESTAURANT	680		River Oaks	Pkwy		
9200	5812	CHINA GARDEN	1890	W	San Carlos	St		
9201	5812	PAOLO'S RESTAURANT	333	W	San Carlos	St		
9202	5812	EL GRULLENSE	400	W	San Carlos	St		
9203	5812	TAPIOCA EXPRESS	457	E	San Carlos	St		
9207	5812	HOUSE OF BAGELS-505	505	E	San Carlos	St		
9215	5812	SUPREME MASTER CHING HAI VEGET	520	E	Santa Clara	St		
9216	5812	HP PAVILLION	525	W	Santa Clara	St		
9217	5812	VUNG TAU RESTAURANT	535	E	Santa Clara	St		
9218	5812	KFC Senore	552	E	Santa Clara	St		
9219	5812	MANDARIN GOURMET	5560		Santa Teresa	Blvd		
9220	5812	FUJI SUSHI RESTAURANT	56	W	Santa Clara	St		
9227	1771	C APARICIO CEMENT CONTRACTOR INC	506		Phelan	Ave		
9233	7532	J & J COLLISION CENTER	1565		Monterey	Hwy		
9263	5812	PARSLEY, SAGE, ROSEMARY & THYME	795	S	2nd	St		
9265	5812	SENOR JALAPENO TAQUERIA	1661		Airport	Blvd		Terminal C
9269	5812	KENTUCKY FRIED CHICKEN #150	250	N	Bascom	Ave		
9271	5812	JUICY BURGER # 5	630		Blossom Hill	Rd		
9280	5812	ALMADEN GOLF & COUNTRY CLUB (FSE only)	6663		Hampton	Dr		
9281	5812	GOLDILOCKS BAKE SHOP & RESTAURANT	1698		Hostetter	Rd		

ORG_CODE	SIC_CODE	ORG_NAME	ST_NUM	ST_DIR	ST_NAME	ST_TYPE	ST_SUB_TYPE	ST_SUB_NUM
9284	5812	JALISCO TAQUERIA-MEXICAN FOOD	401	S	King	Rd		
9289	5812	TOGO'S EATERY	1111		Meridian	Ave		
9293	5812	MCDONALD'S RESTAURANT #11980	5508		Monterey	Rd		
9295	5812	SUMMIT STEAKHOUSE	389		Silicon Valley	Blvd		
9296	5812	HOLIDAY INN	399		Silicon Valley	Blvd		
9297	5411	MITSUWA MARKET PLACE	675		Saratoga	Ave		
9301	5812	MEGABYTE PIZZA CO	5623		Silver Creek Valley	Rd		
9304	5812	GIN GA SUSHI INC	5665		Silver Creek Valley	Rd		
9311	5812	TACO BELL #1034	5469		Snell	Ave		
9312	5812	ZENI ETHIOPEAN RESTAURANT	1320		Saratoga	Ave		
9314	5812	CARL'S JR #7028	1346		Saratoga	Ave		
9316	5812	HOLDER'S COUNTRY INN	1424		Saratoga	Ave		
9317	5812	CHEVY'S MEXICAN RESTAURANT	1502		Saratoga	Ave		
9318	5812	WILLOW ST WOOD FIRED PIZZA	1554		Saratoga	Ave		
9320	5812	LITTLE CAESAR'S	5754		Santa Teresa	Blvd		
9323	5812	STARBUCKS COFFEE AT VALLEY FAIR	2855		Stevens Creek	Blvd	Bldg.	219
9326	5812	RUBIO'S BAJA GRILL	2855		Stevens Creek	Blvd	Bldg.	219
9331	5812	JACK IN THE BOX #590	3395		Stevens Creek	Blvd		
9334	5812	ARIAKE JAPANESE RESTAURANT	5190		Stevens Creek	Blvd		
9338	5812	DYNASTY CHINESE SEAFOOD RESTAURANT	1001		Story	Rd		
9340	5812	TACOS AUTLENSE	1020		Story	Rd		
9346	5812	THUAN PHAT	1111		Story	Rd		
9359	5812	SOONG SOONG RESTAURANT	3680		Stevens Creek	Blvd		
9360	5812	TACO BELL #5625	3690		Stevens Creek	Blvd		
9361	5812	TOGO'S EATERY	4360		Stevens Creek	Blvd		
9363	5812	MCDONALD'S RESTAURANT #12580	5122		Stevens Creek	Blvd		
9364	5812	SAFEWAY #1465	5146		Stevens Creek	Blvd		
9366	5812	PANDA EXPRESS	5180		Stevens Creek	Blvd	Suite	E
9368	5812	AL ESTILO NAYARIT	1460		Oakland	Rd		B
9370	5812	EL RINCON TAQUERIA Y MARISCOS	1460		Oakland	Rd		B
9372	5812	SAN JOSE MUNICIPAL GOLF COURSE	1560		Oakland	Rd		
9373	5812	MCDONALD'S RESTAURANT #22627	1702		Oakland	Rd		
9379	5812	BAJA FRESH MEXICAN GRILL	1708		Oakland	Rd		
9380	5812	PIZZA CALIFORNIA	1708		Oakland	Rd		
9382	5411	P W SUPERMARKET #9	1710		Oakland	Rd		
9385	5812	LA ARENITA RESTAURANT	904		Oakland	Rd		
9388	5541	QUIK STOP MARKET #40	3695		Pearl	Ave		
9401	5812	GOLDEN WOK	5261		Prospect	Rd		
9413	5812	BOSTON MARKET #1128	5399		Prospect	Rd		

ORG_CODE	SIC_CODE	ORG_NAME	ST_NUM	ST_DIR	ST_NAME	ST_TYPE	ST_SUB_TYPE	ST_SUB_NUM
9415	5812	THE GOLF CLUB AT BOULDER RIDGE	1000		Quarry	Rd		
9417	5812	LUNCHSTOP AT SANTA CLARA COUNTY EDUCA	1290		Ridder Park	Dr		
9422	5411	CHO SENTER MARKET	2889		Senter	Rd		
9423	5812	TAY HO 8 Restaurant	2895		Senter	Rd	Suite	110
9426	5812	SAN JOSE SOUTH RESIDENCE INN	6111		San Ignacio	Ave		
9427	8299	BERNAL INTERMEDIATE SCHOOL	6610		San Ignacio	Ave		
9435	5812	PEGGY SUE'S	29	N	San Pedro	St		
9436	5812	OLD SPAGHETTI FACTORY	51	N	San Pedro	St		
9440	5812	BINH MINH RESTAURANT	1006	E	Santa Clara	St		
9447	5812	BEN'S FAST FOOD RESTAURANT	31	E	Santa Clara	St		
9449	5411	7-ELEVEN FOOD STORE #17496E	452	E	Santa Clara	St		
9452	5812	LUPE'S TAQUERIA	5899		Santa Teresa	Blvd		
9454	5812	GOURMET MEXICAN DELI	6177		Santa Teresa	Blvd		
9455	5812	TAQUERIA EL FAROLITO	3140		Senter	Rd		
9457	5812	AZTECA TAQUERIA	3161		Senter	Rd		
9458	5812	ANDREW HILL HIGH SCHOOL	3200		Senter	Rd		
9464	5411	7 TO MIDNITE MINI MARKET	5591		Snell	Ave		
9465	5812	Sushi Okawa	5657		Snell	Ave		
9482	5411	PIEDMONT SHELL	3295		Sierra	Rd		
9483	5411	OLIVERA EGG RANCH	3315		Sierra	Rd		
9484	5812	APPLEBEE'S	555		Saratoga	Ave		
9485	5812	BASKIN ROBBINS ICE CREAM #152	651		Saratoga	Ave		
9489	5812	BILL OF FARE	1005		Saratoga	Ave		
9492	5812	RINGER HUT	1072		Saratoga	Ave		
9493	5812	MAYFLOWER RESTAURANT	1080		Saratoga	Ave		
9498	5812	YAS RESTAURANT	1138		Saratoga	Ave		
9500	5812	AMATO'S	1162		Saratoga	Ave		
9505	5812	CINNABON #171	925		Blossom Hill	Rd	Space	1115
9510	5812	HOT DOG ON A STICK #108	168		Oakridge Mall			
9520	5812	SUBWAY SANDWICH #5956	165	W	San Fernando	St		
9524	5812	DANH'S GARDEN RESTAURANT	2635		Senter	Rd		
9530	5812	PIEDMONT HILLS HIGH SCHOOL	1377		Piedmont	Rd		
9531	5812	PIEDMONT MIDDLE SCHOOL	955		Piedmont	Rd		
9536	5812	PRESENTATION HIGH SCHOOL CAFETERIA	2281		Plummer	Ave		
9539	5812	DON PEDRO'S RESTAURANT	43		Post	St		
9540	5812	PEKING HOUSE RESTAURANT	45		Post	St		
9543	5812	HAYES ELEMENTARY SCHOOL	5053		Poston	Dr		
9547	5812	RAJ PALACE	2860		Quimby	Rd		
9551	5812	MEXICO LINDO	11		Race	St		

ORG_CODE	SIC_CODE	ORG_NAME	ST_NUM	ST_DIR	ST_NAME	ST_TYPE	ST_SUB_TYPE	ST_SUB_NUM
9552	5411	MARY'S MARKET	192		Race	St		
9553	5812	QUEEN DONUTS	196		Race	St		
9554	5812	PIZZA HUT #283309	199		Race	St		
9555	5812	HABANA CUBA	238		Race	St		
9558	5812	BURGER KING #3546	261		Race	St		
9559	4214	GOLDEN STATE ICE CREAM	330		Race	St		
9561	5812	LAS CAZUELAS	55		Race	St		
9562	5411	MRS ROBBIES FOODSTORE #45	1555		Saratoga	Ave		
9564	5812	JOHNNY ROCKETS	1600		Saratoga	Ave		
9566	5812	FRESH CHOICE	1600		Saratoga	Ave		
9567	5812	SUSHI BOAT	1600		Saratoga	Ave	Suite	119
9569	5812	CASA TERESA	6039		Snell	Ave		
9570	5812	FAT WOK RESTAURANT	6055		Snell	Ave		
9572	5812	SANTA TERESA HIGH SCHOOL	6150		Snell	Rd		
9575	8210	BROADWAY HIGH SCHOOL	4825		Speak	Ln		
9576	5812	CHAI HOUSE II INC	814		Saint Elizabeth	Dr		
9577	5812	Kentucky Fried Chicken / A & W	1395		Stanwood	Dr		
9579	5812	Allen at Steinbeck Elementary School	820		Steinbeck	Dr		
9580	5812	CINNABON	2855		Stevens Creek	Blvd	Bldg.	219
9582	5812	ROBERT SANDERS SCHOOL	3411		Rocky Mountain	Dr		
9588	5812	HOLLY OAK SCHOOL	2995		Rossmore	Way		
9589	5812	WILLIAM SHEPPARD MIDDLE SCHOOL	480		Rough	Rd		
9593	5812	CAMBRIAN CENTER	2360		Samaritan	Pl		
9597	5812	PIZZA JACK'S #2	849	W	San Carlos	St		
9598	5812	MCDONALD'S RESTAURANT	90	E	San Carlos	St		
9604	5812	MCDONALD'S RESTAURANT #24239	4838		San Felipe	Rd		
9608	5812	PASTA POMODORO	4898		San Felipe	Rd	Suite	150
9609	5812	LE BOULANGER #26	4898		San Felipe	Rd		
9613	5812	DOMINO'S PIZZA	576	E	Santa Clara	St		
9615	5812	CARROW'S RESTAURANT #161	910		Saratoga	Ave		
9616	5812	KENTUCKY FRIED CHICKEN	955		Saratoga	Ave		
9617	5812	WENDY'S	990		Saratoga	Ave		
9624	2051	PANADERIA ORTIZ	3826		Seven Trees	Blvd		
9628	5812	KENTUCKY FRIED CHICKEN #217	6171		Santa Teresa	Blvd		
9635	5812	ROUND TABLE PIZZA #46	6217		Santa Teresa	Blvd		
9636	5812	SHIKI JAPANESE RESTAURANT	6229		Santa Teresa	Blvd		
9637	5812	DAILY DONUTS & Hawaiian BBQ	6233		Santa Teresa	Blvd		
9638	5812	JACK IN THE BOX #595	6239		Santa Teresa	Blvd		
9639	4151	OAK GROVE SCH DIST TRANSPORTATION	6578		Santa Teresa	Blvd		

ORG_CODE	SIC_CODE	ORG_NAME	ST_NUM	ST_DIR	ST_NAME	ST_TYPE	ST_SUB_TYPE	ST_SUB_NUM
9642	5812	BURGER KING #9645	5154		Moorpark	Ave		
9643	5812	NEW PEKING RESTAURANT	5156		Moorpark	Ave		
9648	5411	LAKSHMI BAZAAR	5178		Moorpark	Ave		
9654	5812	LI HWA RESTAURANT	2191		Morrill	Ave		
9655	5812	JACK IN THE BOX #506	2195		Morrill	Ave		
9657	5812	CARL'S JR	1095		Oakland	Rd		
9658	5812	LE PAPILLON	410		Saratoga	Ave		
9659	2051	BIJAN BAKERY	441		Saratoga	Ave		
9662	5411	LION FOOD CENTER #6	471	S	Saratoga	Ave		
9664	5812	Day-O-Deli/Won Stew House	477		Saratoga	Ave		
9667	5812	FAMILY B B Q	491		Saratoga	Ave		
9671	5812	MC KEE ROUND TABLE	2351		Mckee	Rd		
9672	5812	KIM TAR BBQ RESTAURANT	2351		Mckee	Rd		
9674	5812	DONG PHUONG TOFU	2359		Mckee	Rd		
9676	5812	NAM TIEN NOODLE	2367		Mckee	Rd		
9678	5411	G & S LIQUOR	517		McLaughlin	Ave		
9680	5812	SUPER TAQUERIA #7	911		McLaughlin	Ave		
9681	5812	PHO HA	951		McLaughlin	Ave		
9682	2051	SAIGON'S BAKERY AND FAST FOOD	953		McLaughlin	Ave		
9683	5411	HAI THANH SUPERMARKET	955		McLaughlin	Ave		
9684	5812	T K NOODLE #11	975		McLaughlin	Ave		
9685	5812	RACHEL CARSON SCHOOL	4245		Meg	Dr		
9686	5812	IVAN MEYERHOLZ ELEMENTARY SCHO	6990		Melvin	Dr		
9689	5812	PINK ELEPHANT DELI-CAFE	475	S	King	Rd		
9696	5812	AQUI TAQUERIA	1145		Lincoln	Ave		
9698	5812	SAFEWAY #1217	1600		Saratoga	Ave		
9702	5812	ROSE DONUTS	1818		Saratoga	Ave		
9704	5812	GARDEN CITY CLUB THE	360	S	Saratoga	Ave		
9708	5812	HARRY'S HOFBRAU	390	S	Saratoga	Ave		
9709	5812	HAPPI HOUSE JAPANESE FAST FOOD	397		Saratoga	Ave		
9714	5812	SAN ANTONIO SCHOOL	1855		San Antonio			
9719	5812	GOJO RESTAURANT	1261	W	San Carlos	St		
9720	5812	SAFEWAY #1476	1300	W	San Carlos	St		
9721	5812	MCDONALD'S RESTAURANT #14679	1398	W	San Carlos	St		
9722	5812	LA VICTORIA	140	E	San Carlos	St		
9725	5812	JACK IN THE BOX #409	148	E	San Carlos	St		
9726	5812	DAKAO SANDWICHES	98	E	San Salvador	St		
9729	5411	CHAPARRAL SUPER MARKET	1001	E	Santa Clara	St		
9731	5812	DE ANZA ROOM	233	W	Santa Clara	St		

ORG_CODE	SIC_CODE	ORG_NAME	ST_NUM	ST_DIR	ST_NAME	ST_TYPE	ST_SUB_TYPE	ST_SUB_NUM
9732	5812	LA PASTAIA RESTAURAN	233	W	Santa Clara	St		
9742	5812	EMPEROR NORTON	7058		Santa Teresa	Blvd		
9744	5812	EL AMIGO	7090		Santa Teresa	Blvd		
9745	5812	GOLDEN HOUSE CHINESE RESTAURAN	7108		Santa Teresa	Blvd		
9746	5812	SUSHI BOAT TOWN	7130		Santa Teresa	Blvd		
9748	5812	MUCHOS RESTAURANT	72	E	Santa Clara	St		
9751	5812	WIENERSCHNITZEL #129	902	E	Santa Clara	St		
9753	5411	QUIK STOP MARKET #94	1510		Mount Pleasant	Rd		
9754	5812	SAN JOSE MOOSE LODGE #401	1825		Mount Pleasant	Rd		
9758	5411	ZANOTTO FAMILY MARKETS	1970		Naglee	Ave		
9759	5812	MOUNTAIN MIKES PIZZA	2011		Naglee	Ave		
9761	5812	CHARLES FANMATRE SCHOOL	2800		New Jersey	Ave		
9762	8211	LYNDALE SCHOOL	13901		Nordyke	Dr		
9766	5812	BURGER KING	1181		Oakland	Rd		
9767	5812	SEAFOOD HUT #1	2871		Senter	Rd		
9770	8211	BROOKTREE SCHOOL	1781		Olivetree	Dr		
9771	5812	CENTURY 21, 22, 23 THEATRES	3161		Olsen	Dr		
9773	5812	SCOTT'S SEAFOOD	185		Park	Ave		
9775	5812	ALBERTO'S MEXICAN FOOD	956		Park	Ave		
9777	5812	STARBUCKS COFFEE #5747	101		Park Center	Plz		
9783	6512	SAN JOSE REPERTORY THEATRE	101		Paseo de san Antonio			
9784	5812	JACK IN THE BOX #459	5220		Prospect	Rd		
9785	5812	FRANKIE JOHNNIE & LUIGI	5245		Prospect	Rd		
9787	5812	POSSO PORTUGUESE COMMUNITY CENTER	1115	E	Santa Clara	St		
9789	5812	LINDA'S	1179	E	Santa Clara	St		
9793	5812	MCDONALD'S RESTAURANT #2888	1299	E	Santa Clara	St		
9795	5812	I E S HALL	1401	E	Santa Clara	St		
9798	5812	STARBUCKS COFFEE #5324	145	W	Santa Clara	St		
9801	5812	JOAQUIN MILLER MIDDLE SCHOOL	6251		Rainbow	Dr		
9802	5812	WILLIAMS ELEMENTARY SCHOOL	1150		Rajkovich	Way		
9804	5812	ROUND TABLE PIZZA #120	1159		Redmond	Ave		
9805	5812	LA PLAYITA	1169		Redmond	Ave		
9806	5411	7-ELEVEN FOOD STORE #2234-18727E	1187		Redmond	Ave		
9807	5812	HOLY SPIRIT SCHOOL	1198		Redmond	Ave		
9809	5812	NORTHWOOD CREEK ELEMENTRY SCHO	3241		Remington	Way		
9811	5812	CATERMAN INC	448		Reynolds	Cir	Suite	B
9813	5812	LEROY ANDERSON ELEMENTARY SCHC	4000		Rhoda	Dr		
9814	5812	GARDNER SCHOOL	502		Illinois	Ave		
9817	5812	HILLTOP MANOR INC	790		Ironwood	Dr		

ORG_CODE	SIC_CODE	ORG_NAME	ST_NUM	ST_DIR	ST_NAME	ST_TYPE	ST_SUB_TYPE	ST_SUB_NUM
9819	5812	BBQ BOYS	830		Jury	Ct		
9820	5812	CESAR CHAVEZ ELEMENTARY SCHOOL	2000		Kammerer	Ave		
9821	5812	MAYFAIR COMMUNITY CENTER	2039		Kammerer	Ave		
9826	5411	CENTRAL CASH AND CARRY	190		Keyes	St		
9832	5812	JOHN MUIR ELEMENTARY SCHOOL	6560		Hanover	Dr		
9833	5812	DELOS BAGBY SCHOOL	1850		Harris	Ave		
9834	5812	EUREST DINING SERVICES AT IBM	650		Harry	Rd		
9843	5812	HELLYER SCHOOL	725		Hellyer	Ave		
9844	5812	RANCHO DEL PUEBLO GOLF COURSE	1649		Hermacilla	Aly		
9848	5411	JACKSON LIQUORS & FOOD	150	S	Jackson	Ave		
9851	5411	SAN JOSE MEAT MARKET	158	S	Jackson	Ave		
9852	2099	SAN JOSE TOFU	175	E	Jackson	St		
9853	5812	GOMBEI	193	E	Jackson	St		
9856	5812	KAITA RESTAURANT	215	E	Jackson	St		
9860	5812	REGIONAL MEDICAL CENTER OF SJ	225	N	Jackson	Ave		
9868	5812	GRANT ELEMENTARY SCHOOL	470	E	Jackson	St		
9870	5812	REED SCHOOL	1524		Jacob	Ave		
9872	5812	LYNBROOK HIGH SCHOOL	1280		Johnson	Ave		
9873	5812	RIVIERA EVP	101		Jose Figueres	Ave		
9877	5411	STOP N SAVE #110	2297		Mckee	Rd		
9878	5812	SCOOPS #2	2303		Mckee	Rd		
9879	5812	LEE'S SANDWICHES	2307		Mckee	Rd		
9884	5812	KENTUCKY FRIED CHICKEN #096	4162		Monterey	Hwy		
9889	5812	MIMI'S CHINESE KITCHEN	5278		Monterey	Hwy		
9891	5812	EL JEREZANO TAQUERIA & RESTAURANT	5292		Monterey	Rd	Suite	
9895	5812	CHEESE STEAK SHOP	5524		Monterey	Rd		
9896	5812	SATO SUSHI	5526		Monterey	Rd		
9898	5812	TACO BELL #4284	5538		Monterey	Rd		
9906	5812	A & I SOFT ICE CREAM 5L52574	270	N	Montgomery	St		
9907	5812	SJC CAFE - FRESH & NATURAL	2100		Moorpark	Ave		
9911	5812	TONY ROMA RESTAURANT	4233		Moorpark	Ave		
9912	5812	MOORPARK HOTEL Park Bar & Grill	4241		Moorpark	Ave		
9916	5812	TOMISUSHI	4336		Moorpark	Ave		
9919	5812	QUEEN OF APOSTLES	4911		Moorpark	Ave		
9920	5812	HOMETOWN BUFFET #755	4735		Hamilton	Ave		
9925	5812	GORDON BIERSCH BREWERY RESTAURANT	33	E	San Fernando	St		
9934	5812	VILLAGES THE	5000		Cribari	Ln		
9936	5812	JELLY DONUT	2665		Cropley	Ave		
9937	5812	KENTUCKY FRIED CHICKEN #122	2672		Cropley	Ave		

ORG_CODE	SIC_CODE	ORG_NAME	ST_NUM	ST_DIR	ST_NAME	ST_TYPE	ST_SUB_TYPE	ST_SUB_NUM
9942	5411	CECI'S LIQUOR MINI MARKET	2694		Cropley	Ave		
9943	5812	SLOANAKER SCHOOL	1601		Cunningham	Ave		
9944	5812	WILLIAM C OVERFELT HIGH SCHOOL	1835		Cunningham	Ave		
9950	5812	LITTLE HUNAN	1882		Curtner	Ave		
9952	5812	HAYES RENAISSANCE CONF CTR	200		Edenvale	Ave		
9953	5812	CAROLINE DAVIS SCHOOL	5035		Edenview	Expy		
9957	5812	VAQUEROS BORDER CHOP HOUSE	1010		El Paseo de Saratoga			
9958	5812	JAMBA JUICE	1030		El Paseo de Saratoga			
9959	5812	MIMI'S CAFE	1200		El Paseo de Saratoga			
9968	5812	PLAZA INN RESTAURANT-BAR	1182		Lincoln	Ave		
9970	5812	JOHN'S XLNT FOODS	1238		Lincoln	Ave		
9971	5812	TAIWAN RESTAURANT	1306		Lincoln	Ave		
9972	5812	BERTUCELLI LA VILLA GOURMET	1319		Lincoln	Ave		
9974	5812	A J'S RESTAURANT & BAR	393		Lincoln	Ave		
9977	5812	VILLAGE CATERERS Inc.	1849		Little Orchard	St		
9981	5812	BON APPETIT AT XILINX #4	2050		Logic	Dr		
9982	5812	LOS ARBOLES SCHOOL	455		Los Arboles	St		
9984	5812	MCCOLLAM MILLARD SCHOOL	3311		Lucian	Ave		
9985	5411	QUIK STOP MARKET #6086	1100		Lucretia	Ave		
9988	5812	GRANDE PIZZERIA & RESTAURANT	150	E	San Carlos	St		
9991	5812	JACK IN THE BOX	1558	W	San Carlos	St		
9992	5812	SAN JOSE CONVENTION CENTER	160	W	San Carlos	St		
9994	5411	LION LIQUORS #2	1653	W	San Carlos	St		
9998	5813	RED STAG LOUNGE	1711	W	San Carlos	St		
10003	5812	FAIRMONT HOTEL	170	S	Market	St		
10004	5812	GRILL ON THE ALLEY	172	S	Market	St		
10006	5812	CAFE PRIMAVERA AT THE TECH	201	S	Market	St		
10007	5812	THEPTHAI THAI CUISINE	23	N	Market	St		
10008	5812	IL FORNAIO	302	S	Market	St		
10012	5812	CHINA WOK	9	N	Market	St		
10016	5812	THREE FLAMES RESTAURANT	1547		Meridian	Ave		
10017	5411	JOSEPH GEORGE RETAIL WINES	1559		Meridian	Ave		
10019	5411	VUCKOS LIQUOR	1585		Meridian	Ave		
10021	2051	DICK'S BAKERY & FOUNTAIN	1593		Meridian	Ave		
10025	5812	YOGURT DELITE	1597		Meridian	Ave		
10026	5812	GUNTHER'S RESTAURANT	1601		Meridian	Ave		
10030	5812	LE BOULANGER	21		Metro	Dr		
10031	5812	MILLBROOK SCHOOL	3200		Millbrook	Dr		
10034	5812	ASSYRIAN CHURCH OF THE EAST	680		Minnesota	Ave		

ORG_CODE	SIC_CODE	ORG_NAME	ST_NUM	ST_DIR	ST_NAME	ST_TYPE	ST_SUB_TYPE	ST_SUB_NUM
10035	5812	SEVEN TREES SCHOOL	3975		Mira Loma	Way		
10036	5812	SERVO AT SAN JOSE POLICE DEPT CAFETERIA	201	W	Mission	St		
10037	5812	ARCHBISHOP MITTY HIGH SCHOOL-CAFETE	5000		Mitty	Way		
10038	5812	GEORGE JOSEPH MIDDLE SCHOOL	277		Mohoney	Dr		
10039	5812	MONROE SCHOOL	1055	S	Monroe	St		
10040	5812	GEORGE LEYVA JR HIGH SCHOOL	1865		Monrovia	Dr		
10041	5411	MONTAGUE DETAIL CENTER	1298		Montague	Expy		
10042	5812	JUGO-SLAV NAPREDAK HALL	770		Montague	Expy		
10046	5812	FIESTA NIGHT CLUB	3840		Monterey	Rd		
10048	5812	EL RANCHO STEAK HOUSE	3848		Monterey	Rd		
10053	5812	T K NOODLE #8	4068		Monterey	Rd		
10054	5812	TRINE'S RESTAURANT #7	4080		Monterey	Rd		
10056	5812	GRAND FORTUNE RESTAURANT	4100		Monterey	Hwy	#	180A
10057	5812	NIGHT MOVES	4104		Monterey	Rd		
10062	5812	ANTONELLA'S RESTAURANT	1701		Park	Ave		
10066	5812	JADE CHINA CHINESE FOOD	2524		Berryessa	Rd		
10069	5812	SAFEWAY #929	2558		Berryessa	Rd		
10070	5812	BERRYESSA COMMUNITY CENTER	3050		Berryessa	Rd		
10073	5812	El Mexicanito Rico	1102		Bird	Ave		
10079	2051	SUNRISE BAKERY	668		Blossom Hill	Rd		
10083	5812	JOHNNY ROCKETS	840		Blossom Hill	Rd		
10085	5411	JENNY CRAIG WEIGHT LOSS CTR #3001	848		Blossom Hill	Rd		
10086	5812	JAMBA JUICE	848		Blossom Hill	Rd		
10087	5812	WASABI	850		Blossom Hill	Rd		
10089	5812	MCDONALD'S RESTAURANT #4959	163		Branham	Ln		
10091	5812	LE BOULANGER	1390		El Paseo de Saratoga			
10093	5812	AMC 14 THEATRES	700		El Paseo de Saratoga			
10099	5812	BIG DOG'S GRILL	1401		Foxworthy	Ave		
10100	5812	MEXICO LINDO	1415		Foxworthy	Ave		
10103	5812	GIORGIO'S PIZZA HOUSE	1445		Foxworthy	Ave		
10104	5812	P W SUPERMARKET	1665		Foxworthy	Ave		
10105	5411	7-ELEVEN FOOD STORE #14259A	1674		Foxworthy	Ave		
10106	5411	7-ELEVEN FOOD STORE #29943A	1430		Fruitdale	Ave		
10107	5812	PARKWAY CHILD DEVELOPMENT CTR	1800		Fruitdale	Ave		
10109	5411	FRUITDALE LIQUORS	2169		Fruitdale	Ave		
10110	5411	CFM-CAPITOL FLEA MARKET BEER	3630		Hillcap	Ave		
10113	5812	CENTURY 16 THEATRES	3690		Hillcap	Ave		
10120	5812	TARGET STORE #T324	1811		Hillsdale	Ave		
10121	5812	FLAMES COFFEE SHOP #1	1812		Hillsdale	Ave		

ORG_CODE	SIC_CODE	ORG_NAME	ST_NUM	ST_DIR	ST_NAME	ST_TYPE	ST_SUB_TYPE	ST_SUB_NUM
10122	5812	SUSHI EXPO	1814		Hillsdale	Ave		
10123	2051	FLAMES BAKERY	1830		Hillsdale	Ave		
10127	5411	THIEN THANH SUPER MARKET	455		Keyes	St		
10129	5411	7-ELEVEN FOOD STORE #23846C	550		Keyes	St		
10134	5411	GOOD LIFE NUTRITION	437	S	Kiely	Blvd		
10136	5812	HACIENDA VALLEY SCIENCE MAGNET	1290		Kimberly	Dr		
10137	5812	SIERRA MONT INTERMEDIATE	3155		Kimlee	Dr		
10141	5812	EL GRULLENSE #7	1175	E	Julian	St		
10142	5812	QUEEN'S DONUTS	1201	E	Julian	St		
10143	5812	LITTLE CAESARS #0001-5053	1201	E	Julian	St	Bldg.	7
10144	5411	LA ESPERANZA MARKET #7	1210	E	Julian	St		
10145	5411	STOP-N-SAVE FOOD STORE	1212	E	Julian	St		
10148	5812	CENTRO LEONINO DA CALIFORNIA	1304	E	Julian	St		
10150	5812	MI PUEBLO FOOD CENTER	235	E	Julian	St		
10151	5812	ENTREE'S UNLIMITED	365	E	Julian	St		
10152	5411	T & L MARKET	451	E	Julian	St		
10153	5921	EXPRESS LIQUORS	702	E	Julian	St		
10155	5812	CASA VICKY MEXICAN FOOD	792	E	Julian	St		
10157	5411	RITE AID #5991	3055		Mckee	Rd		
10158	5812	LITTLE CAESARS #0001-5051	3085		Mckee	Rd		
10162	5411	ECONO LIQUORS	3112		Mckee	Rd		
10164	5411	SAVE MART SUPERMARKETS #233	3457		Mckee	Rd		
10167	5812	COFFEE CUP	3477		Mckee	Rd		
10168	5812	JADE GARDEN CHINESE & THAI RES	3479		Mckee	Rd		
10169	5812	LINDA VISTA SCHOOL	100		Kirk	Ave		
10170	5812	SCHALLENBERGER ELEMENTARY	1280		Koch	Ln		
10171	5812	STARBUCKS COFFEE #5481	1362		Kooser	Rd		
10173	5812	CHUCK E CHEESE #404	1371		Kooser	Rd		
10174	5812	5TH QUARTER SPORTS BAR & GRILL	1373		Kooser	Rd		
10175	5812	SANDWICH MILL, THE	1381		Kooser	Rd		
10177	5411	7-ELEVEN FOOD STORE #2234-14255A	1413		Kooser	Rd		
10180	5812	CFARM MKT-BH-SUKHI INDIAN FOOD			Kooser Rd & Blossom Hill			
10184	5812	FRATELLO'S	1712		Meridian	Ave		
10185	5812	DENNY'S RESTAURANT #170	2401		Lanai	Ave		
10188	5411	MERCADO CALIFORNIA	5302		Monterey	Rd		
10189	5812	TRINE'S CAFE #6 & PIZZA	5304		Monterey	Rd		
10191	5812	GOLD TRAY MANILA	5320		Monterey	Hwy		
10194	5411	Wal-Mart Stores, Inc. #2524	5502		Monterey	Hwy		
10195	5812	LE BOULANGER	1351		Lincoln	Ave		

ORG_CODE	SIC_CODE	ORG_NAME	ST_NUM	ST_DIR	ST_NAME	ST_TYPE	ST_SUB_TYPE	ST_SUB_NUM
10196	5812	SIENA, A MEDITERRANEAN BISTRC	1359		Lincoln	Ave		
10197	5812	WILLOW GLEN COFFEE ROASTING CO	1383		Lincoln	Ave		
10200	5812	STARBUCKS COFFEE	1396		Lincoln	Ave		
10201	5812	CFARM MKT-WG-GOURMET ALLEY	1425		Lincoln	Ave		
10202	5812	CFARM MKT-WG-HELRAZOR	1425		Lincoln	Ave		
10204	5812	CFARM MKT-WG-BECKMANN	1425		Lincoln	Ave		
10205	5812	CFARM MKT-WG-NINA'S KITCHEN	1425		Lincoln	Ave		
10206	5812	WILLOW GLEN ELEMENTARY	1425		Lincoln	Ave		
10207	5411	LINCOLN AV LIQUORS	2049		Lincoln	Ave		
10208	5812	WILLOW GLEN SENIOR CENTER	2175		Lincoln	Ave		
10209	5812	ROBERT F KENNEDY ELEM SCHOOL	1602		Lucretia	Ave		
10210	5812	YERBA BUENA HIGH SCHOOL	1855		Lucretia	Ave		
10211	5812	IOLA WILLIAMS SENIOR PROGRAM	2072		Lucretia	Ave		
10212	5812	PACIFIC RIM SHOPPING CENTER #2	1633		Lundy	Ave		
10214	5812	THAI SPICE	1715		Lundy	Ave	Unit	188
10218	5812	HONG KONG CAFE 1997	1701		Lundy	Ave	Suite	160
10221	5812	MA'S RESTAURANT	1715		Lundy	Ave		
10225	5812	SAN JOSE MASONIC CENTER ASSN	2500		Masonic	Dr		
10228	5812	LA PERLA TAQUERIA #2	1150		McGinness	Ave		
10229	5812	THOMAS RYAN SCHOOL	1241		Mcginness	Ave		
10234	5411	FOOD BOWL 99	1625		Mckee	Rd		
10238	5812	BURGER KING #7575	1712		Meridian	Ave		
10245	5812	HOMETOWN BUFFET #734	3085		Meridian	Ave		
10246	5812	CARDINAL COFFEE SHOP & LOUNGE	3197		Meridian	Ave		
10247	2051	AKI'S BAKERY	355		Meridian	Ave		
10248	5411	YAWH MINI MARKET	367		Meridian	Ave		
10254	5812	PARTY HELPERS THE	780		Montague	Expy		
10255	7542	MONTAGUE PREMIER HAND WASH	790		Montague	Expy		
10256	5812	WENDY'S #31	1405		Monterey	Hwy		
10261	5812	FLOURISHING GARDEN RESTAURANT	1650		Monterey	Hwy		
10262	5411	MONTEREY LIQUORS	1651		Monterey	Hwy		
10265	5411	SMART & FINAL #436	2152		Monterey	Hwy		
10267	5812	HUNG VUONG TOFU & VEGETARIAN	1741		Berryessa	Rd		
10269	5812	TACO BELL #3030	2481		Berryessa	Rd		
10275	5411	DOWN TO EARTH DISCOUNT NUTRITION	545		Meridian	Ave		
10276	5812	ALMADEN ROASTING COMPANY	6055		Meridian	Ave		
10278	5812	KOWLOON KITCHEN	6081		Meridian	Ave		
10281	5812	MR CHAU'S CHINESE FAST FOOD	910		Meridian	Ave		
10282	5812	WIENERSCHNITZEL #29	919		Meridian	Ave		

ORG_CODE	SIC_CODE	ORG_NAME	ST_NUM	ST_DIR	ST_NAME	ST_TYPE	ST_SUB_TYPE	ST_SUB_NUM
10283	5812	KENTUCKY FRIED CHICKEN	983		Meridian	Ave		
10285	5812	PHO MAI #1 Noodle House	3074		Landess	Ave		
10286	5812	TOGO'S EATERY	3076		Landess	Ave		
10288	5812	P R CONCESSIONS 083239	5955		Larabee	Ct		
10291	5411	QUIK STOP MARKET #69	1105		Leeward	Dr		
10292	5812	TEQUILA'S TAQUERIA	1056		Leigh	Ave		
10293	5812	NATURE WOK RESTAURAN	1060		Leigh	Ave		
10296	5411	BONFARE MARKET #1C	1090		Leigh	Ave		
10297	5812	OSTER SCHOOL	1855		Lencar	Way		
10306	5411	7-ELEVEN FOOD STORE #2234-21735C	998		Lundy	Ave		
10310	5812	MCKINLEY SCHOOL	651		Macredes	Ave		
10311	5812	MAJESTIC WAY SCHOOL	1855		Majestic	Way		
10321	5411	SMART LIQUORS	1795		Mckee	Rd		
10323	5812	TACO BELL #3021	2102		Mckee	Rd		
10325	5812	YUM YUM DONUTS	1090		Meridian	Ave		
10326	5812	TAQUERIA ADELITA'S	1896		Curtner	Ave		
10330	5812	JACK IN THE BOX #3430	697		Curtner	Ave		
10332	5812	CYPRESS SENIOR CENTER	403	S	Cypress	Ave		
10333	5812	LYNHAVEN ELEMENTARY SCHOOL	881	S	Cypress	Ave		
10334	5812	ABRAHAM LINCOLN HIGH SCHOOL	555		Dana	Ave		
10335	5812	TRACE ELEMENTARY SCHOOL	651		Dana	Ave		
10336	5812	J J MONTGOMERY SCHOOL	2010		Daniel Maloney	Dr		
10338	5812	MEYER SCHOOL	1824		Daytona	Ave		
10339	5812	CARL'S JR #139/7023	1000	S	De Anza	Blvd		
10340	5812	BURGER KING #4186	1007	S	De Anza	Blvd		
10342	5812	JUNGLE FUN & ADVENTURE THE	950		El Paseo de Saratoga			
10343	5812	MARINA SEAFOOD GROTTC	995		Elizabeth	Dr		
10344	5812	BELLARMINE COLLEGE PREP	850		Elm	St		
10354	5812	GOLDEN RICE BOWL	1705		Branham	Ln		
10355	5812	HIGH FIVE PIZZA	171		Branham	Ln		
10356	5812	SUBWAY SANDWICH #3778	171		Branham	Ln	Suite	5
10358	5812	SUSHIMANIA	1711		Branham	Ln		
10360	5812	SAFEWAY #316	179		Branham	Ln		
10361	5812	WIENERSCHNITZEL #366	845		Branham	Ln		
10362	5812	BRET HARTE JR HIGH	7050		Bret Harte	Dr		
10364	5411	FRY'S ELECTRONICS #3	550	E	Brokaw	Rd		
10369	2051	CINNABON #022	359		Eastridge Mall			
10374	5812	MCCARTHYS DEPOT NEWSTAND #2	65		Cahill	St		
10376	5812	SUBWAY SANDWICH #3536	14526		Camden	Ave		

ORG_CODE	SIC_CODE	ORG_NAME	ST_NUM	ST_DIR	ST_NAME	ST_TYPE	ST_SUB_TYPE	ST_SUB_NUM
10377	5411	7-ELEVEN FOOD STORE #2234-14278E	14700		Camden	Ave		
10378	5411	BEVERAGES & MORE	14800		Camden	Ave		
10379	5812	CAMBRIAN BOWL	14900		Camden	Ave		
10380	5812	ROUND TABLE PIZZA	14940		Camden	Ave		
10381	5812	TOGO'S EATERY	14944		Camden	Ave		
10382	5812	TAQUERIA TLAQUEPAQUE	2222		Lincoln	Ave		
10384	5812	DENISE'S DONUT SHOP	4134		Monterey	Hwy		
10385	5411	HOA SEN TOFU	4142		Monterey	Rd	Suite	
10395	5411	SUPER MERCADO MEXICO #1	1098		Park	Ave		
10396	5812	TACO BELL #3034	1069	E	Capitol	Expy		
10401	5411	S & S MARKET #1	1148	S	Capitol	Ave		
10402	5812	CHRISTY'S DONUT	1150	N	Capitol	Ave		
10403	5812	CENTURY 10 THEATRES	1155	N	Capitol	Ave		
10406	5812	ROUND TABLE PIZZA	1170	N	Capitol	Ave		
10407	5411	MAGAT ASIAN GROCERIES & TRADIN	1176	N	Capitol	Ave		
10409	5812	ROSE GARDEN CHINESE CUISINE	1198	N	Capitol	Ave		
10410	5812	JACK IN THE BOX #522	15	S	Capitol	Ave		
10412	5812	CLYDE ARBUCKEL SCHOOL	1970		Cinderella	Ln		
10414	5812	K R SMITH SCHOOL	2025		Clarice	Dr		
10418	5411	VALERO STORE #7-0109	890		Coleman	Ave		
10419	5812	DOVE HILL SCHOOL	1460		Colt	Way		
10420	5812	EVERGREEN CENTRAL KITCHEN FACILITY	2828		Corda	Dr		
10422	5812	WILLOW GLEN HIGH SCHOOL	2001		Cottle	Ave		
10423	5812	WILLOW GLEN MIDDLE SCHOOL	2105		Cottle	Ave		
10424	5812	SOUTHSIDE COMMUNITY CENTER	5585		Cottle	Rd		
10437	5812	HOMETOWN BUFFET	408	N	Capitol	Ave		
10439	5812	WIENERSCHNITZEL #355	411	N	Capitol	Ave		
10440	5812	MOUNTAIN MIKES PIZZA	418	W	Capitol	Expy		
10443	5812	TODAI RESTAURANT	388		Eastridge Mall			
10447	5812	BURGER KING #6755	2170		Monterey	Hwy		
10452	5812	JUST BREAKFAST	2901		Monterey	Hwy		
10456	5812	JESSE'S PLACE	3088		Monterey	Rd		
10460	5812	STONEGATE SCHOOL	2605		Gassmann	Dr		
10464	5812	DOUBLE TREE HOTEL	2050		Gateway	Pl		
10465	5812	DD'S CAFE	2055		Gateway	Pl		
10466	5812	ATRIA WILLOW GLEN	1660		Gaton	Dr		
10468	5812	LESTER SHIELDS SCHOOL	2851		Gay	Ave		
10470	5411	GURU'S MARKET	148		George	St		
10471	5812	FROST SCHOOL	530		Gettysburg	Dr		

ORG_CODE	SIC_CODE	ORG_NAME	ST_NUM	ST_DIR	ST_NAME	ST_TYPE	ST_SUB_TYPE	ST_SUB_NUM
10473	5812	MENARA MOROCCAN RESTAURAN	41	E	Gish	Rd		
10475	5812	MICHELLE CAFE FRESH & NATURAL	1931		Fortune	Dr		
10480	5812	HUBBARD SCHOOL	1745		June	Ave		
10482	2051	HONG VAN BAKERY	2559	S	King	Rd		
10490	5812	GUADALAJARA MARKET #2	452	E	Empire	St		
10492	5812	DI LAC CUISINE VEGETARIAN & TOFU	1644	E	Capitol	Expy		
10493	5411	7-ELEVEN FOOD STORE #14281C	2170		Fruitdale	Ave		
10499	5411	MI RANCHO SUPERMARKET	1003		Lincoln	Ave		
10500	5812	TAQUERIA EL ABUELO	1005		Lincoln	Ave		
10504	5812	JAKE'S	1074		Lincoln	Ave		
10512	5812	JEWEL OF INDIA	2634		Alum Rock	Ave		
10516	5812	YOGURT PALACE	2652		Alum Rock	Ave		
10517	5812	TACO BELL #3796	2770		Alum Rock	Ave		
10519	5812	PHO 54 RESTAURANT	2874		Alum Rock	Ave		
10521	5812	ICE CENTRE OF SAN JOSE	1500	S	10th	St		
10522	5812	ALPHA PHI SORORITY	210	S	10th	St		
10524	5812	SUPER TAQUERIA	476	S	10th	St		
10526	5812	El Chalateco	515	S	10th	St		
10527	5411	GREWAL FOOD & LIQUOR	601	S	10th	St		
10529	5411	7-ELEVEN FOOD STORE #14300E	284	S	11th	St		
10532	5411	7-ELEVEN FOOD STORE #2234-15440	787	S	11th	St		
10535	5812	SAN JOSE BIBLE COLLEGE	790	S	12th	St		
10544	5812	TOGO'S/BASKING ROBBINS	1205		The Alameda			
10550	5812	S C CO OFFICE OF EDUCATION-HEA	1279		Alma	Ct		
10557	5812	SAFEWAY #1574	4950		Almaden	Expy		
10558	5411	ARCO AM-PM #2114	4995		Almaden	Expy		
10561	5812	BOGEY'S PIZZA CO	5039		Almaden	Expy		
10564	5812	KUKAR'S HOUSE OF PIZZA	527		Almaden	Ave		
10565	5812	KENTUCKY FRIED CHICKEN	1820		Alum Rock	Ave		
10576	5812	EASTSIDE SENIOR CENTER	2150		Alum Rock	Ave		
10580	5812	PIZZA MY DEAR	2590	S	Bascom	Ave		
10581	5812	MANLEY'S DONUTS	2590	S	Bascom	Ave		
10583	5812	WENDY'S	2624	S	Bascom	Ave		
10584	5812	COSENTINO'S MARKET	2666	S	Bascom	Ave		
10585	5411	QUIK STOP MARKET #34	2704	S	Bascom	Ave		
10587	5813	THE ESCAPE	2942	S	Bascom	Ave		
10589	5812	KENTUCKY FRIED CHICKEN	3144	S	Bascom	Ave		
10590	5812	PINK POODLE THEATRE THE	328	S	Bascom	Ave		
10591	5812	TIME DELICATESSEN	349	S	Bascom	Ave		

ORG_CODE	SIC_CODE	ORG_NAME	ST_NUM	ST_DIR	ST_NAME	ST_TYPE	ST_SUB_TYPE	ST_SUB_NUM
10594	5812	BEST TASTE CHINESE RESTAURAN	2360	S	Bascom	Ave	Suite	A & B
10596	5411	GENERAL NUTRITION CENTER #3384	430	N	Capitol	Ave		
10602	5411	MCKEE LIQUOR	3750		Mckee	Rd		
10606	5411	7-ELEVEN FOOD STORE #14256B	1173		McLaughlin	Ave		
10607	8299	J W FAIR SCHOOL	1702		McLaughlin	Ave		
10614	5812	HAND PULL NOODLE HOUSE	505	W	Capitol	Expy		
10615	5812	SUBWAY SANDWICH	517	W	Capitol	Expy		
10618	5812	TACO BELL #18901	535	W	Capitol	Expy		
10622	5812	JACK IN THE BOX #485	611	E	Capitol	Expy		
10628	5812	O'HENRY'S DONUTS #2	5709		Cottle	Rd		
10634	5812	THAI VILLAGE CUISINE	5835		Cottle	Rd		
10635	5812	COUNTRY LANE SCHOOL	5140		Country	Ln		
10636	5812	SILVER CREEK VALLEY COUNTRY CLUB	5460		Country Club	Pkwy		
10637	5812	CHRISTOPHER SCHOOL	565		Coyote	Rd		
10639	5812	TOP CAFE	1075	S	De Anza	Blvd		
10640	5812	SIAM THAI CUISINE	1080	S	De Anza	Blvd		
10641	5812	Britannia Arms	1087	S	De Anza	Blvd		
10642	5812	PHO HOA	1089	S	De Anza	Blvd		
10643	5812	BASKIN ROBBINS ICE CREAM #163	1137	S	De Anza	Blvd		
10644	5812	LOON WAH RESTAURANT	1146	S	De Anza	Blvd		
10645	5812	MCDONALD'S RESTAURANT #2369	1150	S	De Anza	Blvd		
10646	5812	FOUR SEASONS RESTAURANT	1163	S	De Anza	Blvd		
10650	5812	ORIGINAL PANCAKE HOUSE	1366	S	De Anza	Blvd		
10654	5812	ALANO CLUB	1122		Fair	Ave		
10670	5812	BIRRIERIA JALISCO MEXICAN REST	693	N	13th	St		
10672	5411	EL SOL MARKET	705	N	13th	St		
10674	5813	MARIA'S-CLUB PAPILLON	728	N	13th	St		
10678	5812	MCDONALD'S RESTAURANT	1869		Camden	Ave		
10680	5812	CARL'S JR #138-7046	1999		Camden	Ave		
10681	5812	BASKIN ROBBINS ICE CREAM	2003		Camden	Ave		
10682	2051	LE BOULANGER #7	2023		Camden	Ave		
10687	5411	JENNY CRAIG WEIGHT LOSS CTR #3004	2039		Camden	Ave		
10688	5812	BURRITO FACTORY #3	2055		Camden	Ave		
10689	5411	GENERAL NUTRITION CENTER #6076	2057		Camden	Ave		
10691	5812	ARMADILLO WILLY'S	2071		Camden	Ave		
10698	5812	BAC INC-MUNI-STADIUM	588	E	Alma	Ave		
10699	5812	CAFE PRIMAVERA COFFEE CART #1	10		Almaden	Blvd		
10701	5411	EL RANCHO LIQUORS	1401		Almaden	Rd		
10704	5812	SAN JOSE RAIDERS	1525		Almaden	Rd		

ORG_CODE	SIC_CODE	ORG_NAME	ST_NUM	ST_DIR	ST_NAME	ST_TYPE	ST_SUB_TYPE	ST_SUB_NUM
10707	5812	COSTCO WHOLESALE #470	5301		Almaden	Expy		
10708	5812	CHEVY'S MEXICAN RESTAURANT #8	5305		Almaden	Expy		
10710	5812	BARNES & NOBLE CAFE #2909	5353		Almaden	Expy	Bldg.	B100
10712	5812	FRESH CHOICE	5353		Almaden	Expy	Suite	39A
10713	5812	UMI SUSHI	5353		Almaden	Expy	#	46
10714	5812	WING'S CHINESE FAST FOOD	5353		Almaden	Expy		48
10717	5812	HAPPI HOUSE #6	5353		Almaden	Expy	Suite	M22
10720	5812	CHILI'S BAR & GRILL #503	5650		Almaden	Expy		
10722	5812	ALUM ROCK RESTAURANT	2920		Alum Rock	Ave		
10724	5812	BASCOM DONUTS	3966	S	Bascom	Ave		
10729	5812	TACOS AL PASTOR	400	S	Bascom	Ave		
10730	5411	TIP TOP LIQUOR	439	S	Bascom	Ave		
10731	5812	NEW PARADISE CATERING	475	S	Bascom	Ave		
10733	5812	MI RANCHITO TAQUERIA #2	2928		Alum Rock	Ave		
10738	2051	SOUNG HU	3123		Alum Rock	Ave		
10739	5812	LAS DELICIAS RESTAURANT	3130		Alum Rock	Ave		
10740	5812	DUC HUONG	2569	S	King	Rd	Suite	C1
10741	5812	LEE NOODLE HOUSE	2569	S	King	Rd		
10744	5812	GREAT WALL RESTAURANT	1455		Bird	Ave		
10745	5812	MANLEY'S DONUTS	1409		Bird	Ave		
10749	5812	FISH MARKET THE	1007		Blossom Hill	Rd		
10750	5812	ARIAKE SUSHI	1008		Blossom Hill	Rd		
10753	5812	CRAFTERS VILLAGE	1029		Blossom Hill	Rd		
10756	5812	STARBUCKS COFFEE	854		Blossom Hill	Rd		
10757	5812	UNA MAS #6	856		Blossom Hill	Rd		
10761	5812	ARMADILLO WILLY'S #101	878		Blossom Hill	Rd		
10762	5812	BOSTON MARKET #1126	880		Blossom Hill	Rd		
10766	5812	MANI WOWI AT OAKRIDGE MALL						
10769	5812	HARKER SCHOOL THE	4300		Bucknall	Rd		
10770	5812	GUSSIE M BAKER SCHOOL	4845		Bucknall	Rd		
10775	5812	CADWALLADER SCHOOL	3799		Cadwallader	Ave		
10776	5411	7-ELEVEN FOOD STORE #2233-15071D	6059		Cahalan	Ave		
10782	5812	ARBY'S ROAST BEEF RESTAURANT #456	1852		Camden	Ave		
10783	5812	BEST SANDWICHES	1631	E	Capitol	Expy		
10784	5812	BEEF NOODLE #1	1611	E	Capitol	Expy		
10802	5812	SAN JOSE ELKS LODGE #522	444	W	Alma	Ave		
10803	5812	CREEKSIDE INN	544	W	Alma	Ave		
10805	5812	LA PENITA RESTAURANT	601	S	1st	St		
10806	5812	BURNETT JR HIGH SCHOOL	850	N	2nd	St		

ORG_CODE	SIC_CODE	ORG_NAME	ST_NUM	ST_DIR	ST_NAME	ST_TYPE	ST_SUB_TYPE	ST_SUB_NUM
10811	5812	CHINA CHEN	400	S	3rd	St		
10815	5411	TRUONG HUNG SUPERMARKET	1020	N	4th	St		
10821	5411	GURU'S FOOD & LIQUOR	404	N	13th	St		
10823	5812	BRONCOS MEXICAN FOOD	498	N	13th	St		
10826	5812	INTERNATIONAL HOUSE OF PANCAKE	644	N	1st	St		
10833	5812	Bold Knight Bistro	840	N	1st	St		
10835	5812	SMILE SUSHI	86	S	1st	St		
10836	5812	E & O TRADING	88	S	1st	St		
10837	5812	TOGO'S EATERY	900	N	1st	St		
10839	5812	PALETERIA 2000	959	S	1st	St		
10842	5812	NOTRE DAME HIGH SCHOOL CAFETERIA	596	S	2nd	St		
10846	5812	LEE'S VILLAGE	6477		Almaden	Expy	Suite	B4
10854	5812	OLIVE GARDEN ITALIAN REST #1184	940		Blossom Hill	Rd		
10865	5812	PIONEER HIGH SCHOOL	1290		Blossom Hill	Rd		
10868	5812	MCDONALD'S RESTAURANT #4472	1365		Blossom Hill	Rd		
10869	5812	TACO BELL #3010	1370		Blossom Hill	Rd		
10874	5812	EMERALD HILLS GOLFLAND	976		Blossom Hill	Rd		
10875	5812	COCO'S FAMOUS HAMBURGERS #505	981		Blossom Hill	Rd		
10885	5812	CHEF WOO	6154		Bollinger	Rd		
10889	5812	ORIENTAL GOURMET.	1646	S	De Anza	Blvd		
10890	5812	LOS DOS COMPADRES TAQUERIA #2	1652	S	De Anza	Blvd		
10892	5812	HOLDER'S COUNTRY INN	998	S	De Anza	Blvd		
10893	5812	DEL MAR HIGH SCHOOL	1224		Del Mar	Ave		
10904	5812	IKE'S LOUNGE	3075		Driftwood	Dr		
10905	5812	1ST CON CHRIS CHURCH OF SAMOA	324		Gloria	Ave		
10908	5812	MARIA ELENA'S	1450		GOLD			
10913	5411	SAFEWAY #1483	1530		Hamilton	Ave		
10915	5812	LOYAL ORDER OF MOOSE	1580		Hamilton	Ave		
10920	5812	LUNCH STOP AT SANTA CLARA VALLEY W/	5700		Almaden	Expy		
10922	5812	ERAWAN THAI CUISINE	5945		Almaden	Expy		
10923	5812	SHOWGI JAPANESE RESTAURANT	5945		Almaden	Expy		
10928	5812	TACOS AL PASTOR	6469		Almaden	Expy		
10930	5812	MAPLE LEAF DONUT SHOP	6473		Almaden	Expy		
10934	5812	SAFEWAY #695	6477		Almaden	Expy	Suite	B4
10940	5812	MINI GOURMET	599	S	Bascom	Ave		
10942	5812	WENDY'S	782	S	Bascom	Ave		
10944	5812	MCDONALD'S RESTAURANT	898	S	Bascom	Ave		
10967	7530	LUCIO'S AUTOLAND	631	E	Hedding	St		
10989	5812	ROUND TABLE PIZZA #48	5385		Camden	Ave		

ORG_CODE	SIC_CODE	ORG_NAME	ST_NUM	ST_DIR	ST_NAME	ST_TYPE	ST_SUB_TYPE	ST_SUB_NUM
10993	5812	TACO BELL #1687	5431		Camden	Ave		
10994	8211	BEACON SCHOOL THE	5670		Camden	Ave		
10995	5812	MANLEY'S DONUTS	5721		Camden	Ave		
10996	5812	MALIBU GRILL	5735		Camden	Ave		
11002	5812	COUNTRY INN	6484		Camden	Ave		
11004	5812	POPEYE'S CHICKEN & BISCUITS #3307	1671	N	Capitol	Ave		
11005	5812	CARL'S JR #7044	1689	N	Capitol	Ave		
11010	5812	SAFEWAY #987	1771	E	Capitol	Expy		
11014	5812	WENDY'S	1845	E	Capitol	Expy		
11015	5812	THANH HUONG #3 SANDWICHES TO GC	2050	N	Capitol	Ave		
11018	5812	PHO KIM LONG TAKE OUT FOODS	2082	N	Capitol	Ave		
11019	5812	UNA MAS #1	2559	N	1st	St		
11021	5812	SANGAM INDIAN CUISINE	2565	N	1st	St		
11027	5812	THAI ORCHID	2591	N	1st	St		
11028	5812	UME CHINESE FAST FOOD	2595	N	1st	St		
11031	5812	ORIGINAL JOE'S	301	S	1st	St		
11036	5812	NEW VAN LOI	2451		Alvin	Ave		
11038	5812	NAM VANG	2477		Alvin	Ave		
11060	5812	LUPITAS RESTAURANT	2095	N	Capitol	Ave		
11061	5812	COM TAM NHU Y	2095	N	Capitol	Ave		
11063	5812	JIMMY'S RESTAURANT	222	W	Capitol	Expy		
11066	5812	In-N-Out Burger	2950		Capitol	Expy		
11087	5812	SAM'S BAR-B-QUE	1110	S	Bascom	Ave		
11088	5812	SWEET TOMATOES	113		Bernal	Rd		
11089	5812	BAJA FRESH	117		Bernal	Rd		
11090	5812	FU KEE RESTAURANT	121		Bernal	Rd		
11094	5812	TOGO'S EATERY	125		Bernal	Rd		
11096	5812	TACO BELL #1291	170		Bernal	Rd		
11097	5812	CARL'S JR #180-7048	172		Bernal	Rd		
11106	5812	MCDONALD'S RESTAURANT #5118	715	W	Capitol	Expy		
11110	5812	CENTURY CAFE	100		Century Center	Ct		
11112	5812	LELAND HIGH SCHOOL	6677		Camden	Ave		
11115	5812	4TH ST BOWL COFFEE SHOP & BAR	1441	N	4th	St		
11119	5812	TICO'S TACOS	291	N	4th	St		
11123	5812	YU-AI KAI SENIOR CENTER	588	N	4th	St		
11125	5812	FOSTER'S FREEZE	698	N	4th	St		
11128	5812	KUBOTA RESTAURANT	593	N	5th	St		
11129	5812	HAPPI HOUSE TERIYAKI	695	N	5th	St		
11131	5812	GIOVANNI'S PIZZA	862	N	13th	St		

ORG_CODE	SIC_CODE	ORG_NAME	ST_NUM	ST_DIR	ST_NAME	ST_TYPE	ST_SUB_TYPE	ST_SUB_NUM
11134	5812	THIEN THANH FOOD SERVICES	921		Oakland	Rd	Suite	A
11135	5812	CHEZ SOVAN	923	N	13th	St		
11143	4214	ME ICE CREAM	224	S	24th	St		
11144	5812	SAN JOSE HIGH SCHOOL	275	N	24th	St		
11151	5411	IMPERIO LIQUORS & GROCERY	203	S	King	Rd		
11152	5812	KENTUCKY FRIED CHICKEN	2415	S	King	Rd		
11155	5812	LEE'S SANDWICHES CORP	2525	S	King	Rd		
11156	5812	CAO-NGUYEN RESTAURANT	2549	S	King	Rd		
11157	5812	QUE HUONG FAST FOOD	2549	S	King	Rd		
11159	5812	WING'S RESTAURANT	131	E	Jackson	St		
11161	5813	HARD WORK CAFE	1620		Almaden	Rd		
11173	5812	QUIZNOS SUB	2306		Almaden	Rd		
11178	5812	EL RANCHERO TAQUERIA	688		Almaden	Ave		
11182	5812	P W SUPERMARKET #7	6938		Almaden	Expy		
11195	5812	FRESH NATURAL INC	250		Hospital	Pkwy		
11198	5812	PHO TAU BAY 2	1628		Hostetter	Rd		
11200	5812	PACIFIC RIM SHOPPING CENTER #1	1628		Hostetter	Rd		
11202	5812	99 RANCH MARKET	1688		Hostetter	Rd		
11204	5812	DO RE MI CAFE	1698		Hostetter	Rd		
11205	5812	KIM TAR B.B.Q.	1698		Hostetter	Rd		
11206	5812	TAQUERIA LORENA'S	399	S	24th	St		
11212	5812	COFFEE LOVERS	1855		Aborn	Rd		
11213	5812	GOLDILOCKS BAKE SHOP & RESTAURANT	1900		Aborn	Rd		
11216	5812	PHI KHANH VIETNAMESE FOODS TO GC	1928		Aborn	Rd		
11217	5411	MAXIM MARKET	1930		Aborn	Rd		
11218	5812	NEW SAM KEE RESTAURANT	1942		Aborn	Rd		
11226	5812	CROWNE PLAZA HOTEL	282	S	Almaden	Blvd		
11228	5812	SHERWOOD INN RESTAURANT	2988		Almaden	Expy		
11229	5812	SAN JOSE HILTON & TOWERS	300	S	Almaden	Blvd		
11242	5812	BURGER KING #11888	2532		Channing	Ave		
11244	5812	CITYTEAM MINISTRIES	580		Charles	St		
11249	5812	OAK GROVE HIGH SCHOOL	285		Blossom Hill	Rd		
11251	5812	YUM YUM DONUTS	400		Blossom Hill	Rd		
11253	5812	JACK IN THE BOX #445	425		Blossom Hill	Rd		
11255	5812	MOUNTAIN MIKE'S PIZZA	431		Blossom Hill	Rd		
11258	5812	ALEXI'S RESTAURANT	445		Blossom Hill	Rd		
11260	5812	MCDONALD'S RESTAURANT #4588	456		Blossom Hill	Rd		
11269	7530	A 2 Z AUTO REPAIR	1859	W	San Carlos	St		
11277	7532	HIEP HOA A/B	1641	S	10th	St		

ORG_CODE	SIC_CODE	ORG_NAME	ST_NUM	ST_DIR	ST_NAME	ST_TYPE	ST_SUB_TYPE	ST_SUB_NUM
11288	5812	CHEZ CROISSANT BAKERY	1092	N	1st	St		
11292	5812	BURGER BAR #1	1101	S	1st	St		
11310	5812	SUBWAY SANDWICH	3730	N	1st	St	Suite	125
11311	5812	CARL'S JR #7030	2551	N	1st	St		
11321	5812	DENNY'S RESTAURANT #1405	1001	E	Capitol	Expy		
11339	5812	EMILE'S Restaruant	545	S	2nd	St		
11342	5411	7-ELEVEN FOOD STORE #14288F	404	S	6th	St		
11344	5812	OKAYAMA RESTAURANT	565	N	6th	St		
11354	5812	SAN JOSE STATE UNIVERSITY	211	S	9th	St		
11355	5812	SAINT PATRICK'S SCHOOL	51	N	9th	St		
11361	5812	GOLDEN BUDDHA	2768		Aborn	Rd		
11362	5812	TACO BELL #16478	2780		Aborn	Rd		
11368	5812	SIZZLER #1425	2910		Aborn Square	Rd		
11371	8299	WINDMILL SPRINGS SCHOOL	2880		Aetna	Way		
11373	5812	PIZZA BROKER	3730	N	1st	St		
11374	5812	MAY LIN RESTAURANT	3730	N	1st	St	Suite	140
11376	5812	EULIPIA RESTAURANT & BAR	374	S	1st	St		
11378	5812	THE COPPER CAFE	3930	N	1st	St		
11384	5812	SOUTH FIRST BILLIARDS	420	S	1st	St		
11409	5411	7-ELEVEN FOOD STORE #14299C	1335	S	Bascom	Ave		
11413	5812	TACOS MEXICO	1408	S	Bascom	Ave		
11415	5812	BOSTON MARKET #1334	1554	S	Bascom	Ave		
11416	5411	GENERAL NUTRITION CENTER #3801	1566	S	Bascom	Ave		
11418	5812	STARBUCKS COFFEE #5243	1574	S	Bascom	Ave		
11420	5411	BFM-MADERO PRODUCE #1128	1590		Berryessa	Rd		
11421	5411	BFM-ORTIZ PRODUCTS	1590		Berryessa	Rd		
11422	5411	BFM-PALERMO BREADS	1590		Berryessa	Rd		
11429	5812	EL BUEN GUSTO #2	1710		Berryessa	Rd		
11435	5411	BERRYESSA LIQUORS	1733		Berryessa	Rd		
11436	5411	MERIDIAN MARKET	1440		Kooser	Rd	Suite	
11437	5812	FIRST UNITED PENTECOSTAL CHURCH	878		Boynton	Ave		
11438	5812	CARL'S JR #434-7050	1101		Branham	Ln		
11439	5812	TACO BELL #20472	1114		Branham	Ln		
11440	5812	BRANHAM LOUNGE	1116		Branham	Ln		
11441	5812	ROUND TABLE PIZZA #31	1118		Branham	Ln		
11442	5411	LONG'S DRUG STORE #272	1125		Branham	Ln		
11443	5812	JOHN MUIR JR HIGH SCHOOL	1260		Branham	Ln		
11445	5411	7-ELEVEN FOOD STORE #14290D	1421		Branham	Ln		
11446	5812	MOUNTAIN MIKE'S PIZZA	1532		Branham	Ln		

ORG_CODE	SIC_CODE	ORG_NAME	ST_NUM	ST_DIR	ST_NAME	ST_TYPE	ST_SUB_TYPE	ST_SUB_NUM
11447	5812	BRANHAM HIGH SCHOOL	1570		Branham	Ln		
11450	5812	FAST PIZZA DELIVERY	461		Blossom Hill	Rd		
11453	5812	BURRITO FACTORY #2	463		Blossom Hill	Rd		
11457	5812	TAJ PALACE	484		Blossom Hill	Rd		
11458	5812	LEONARD HERMAN SCHOOL	5955		Blossom	Ave		
11460	5411	7-ELEVEN FOOD STORE #25561A	617		Blossom Hill	Rd		
11461	5812	MARIE CALLENDER'S #53	620		Blossom Hill	Rd		
11462	5812	KENTUCKY FRIED CHICKEN #158	626		Blossom Hill	Rd		
11466	5511	S J AUTO OUTLET PLUS TRUCKS	1199	S	1st	St		
11524	5812	WYNDHAM HOTEL	1350	N	1st	St		
11525	5812	DENNY'S RESTAURANT #1318	1390	S	1st	St		
11528	5812	JOHNNY ROCKETS	150	S	1st	St	Suite	115
11532	5812	HOUSE OF SIAM	151	S	2nd	St		
11536	5812	ROUND TABLE PIZZA #546	1125	S	Bascom	Ave		
11538	5812	SAN JOSE JOB CORPS	3485		East Hills	Dr		
11548	5411	TRADE RITE MARKET	1555		Alum Rock	Ave		
11550	5411	USA MINI MARKET	1598		Alum Rock	Ave		
11551	5812	GRUPO DE CARNAVAL CUL PORTUGUE	1610		Alum Rock	Ave		
11553	2051	PADARIA POPULAR BAKERY	1636		Alum Rock	Ave		
11555	5812	BRAVO PIZZA	1655		Alum Rock	Ave		
11561	5812	TUY HOA BAKERY DELI & NOODLE	1749		Alum Rock	Ave		
11563	5812	MARISCOS LA COSTA	1805		Alum Rock	Ave		
11566	5812	BURGER KING #7318	1305	N	Bascom	Ave		
11607	5812	7-ELEVEN FOOD STORE #2233-17674C	1595		Branham	Ln		
11608	5812	7-ELEVEN FOOD STORE #2234-14246E	497	S	Kiely	Blvd		
11661	7530	MILLENNIUM AUTO SERVICE	2520		Story	Rd		
11664	5812	IZAKA-YA	1335	N	1st	St		
11665	5812	HOUSE OF GENJI	1335	N	1st	St		
11667	5812	TESKE'S GERMANIA RESTAURANT	255	N	1st	St		
11692	5812	MCDONALD'S RESTAURANT #7132	2040	N	1st	St		
11693	5812	DENNY'S RESTAURANT	2077	N	1st	St		
11694	5411	NORTH FIRST 76	2101	N	1st	St		
11731	1799	SHEETS WINDOW & DOOR CO.	24		Sutter	St		
11732	3600	VALLEY SERVICES ELECTRONICS	6190		San Ignacio	Ave		
11745	4212	RODRIGUEZ TRANSPORT	15		Pala	Ave		
11761	7538	LE'S AUTO MACHINE	1369	E	Taylor	St		
11778	7342	WESTERN EXTERMINATOR - SAN JOSE	1611		Terminal	Ave		
11789	4151	SAN JOSE UNIFIED SCHOOL DISTRICT	2222		Unified	Way		
11802	5039	GLOBE-PACIFIC INC	1100		Mabury	Rd		

ORG_CODE	SIC_CODE	ORG_NAME	ST_NUM	ST_DIR	ST_NAME	ST_TYPE	ST_SUB_TYPE	ST_SUB_NUM
11817	4212	SALVATION ARMY	702	W	Taylor	St		
11876	4212	C & C TRUCKING	110		Escazu	Ct		
11918	3674	BROADCOM CORP	3151		Zanker	Rd		
11936	5093	THE NEWARK GROUP RECYCLED FIBERS	388	E	Alma	Ave		
11945	5541	TAYLOR ARCO	697	N	4th	St		
11977	5039	SECURITY CONTRACTORS SERVICES	170	N	28th	St		
11986	5541	VALERO	1705		Mckee	Rd		
11997	3444	SELCO HEATING/AIR CONDITIONING	2151		Stone	Ave		
12006	3444	SCREEN-TECH INC	470		Needles	Dr		
12040	5261	ENCHANTED FOREST CHRISTMAS	444	W	ALMA	Ave		
12047	3540	RICHARDS MACHINING	370	S	22nd	St		
12049	5541	BERRYESSA VALERO	1111	N	Capitol	Ave		
12055	3446	TECHNIBUILDERS IRON INC	1049		Felipe	Ave		
12063	2441	TRANS-PAK INC	520		Marburg	Way		
12097	5411	EL OAXACENO	330	E	William	St		
12105	3577	MICROLAND ELECTRONIC CORP	1883		Ringwood	Ave		
12106	7342	ABLE EXTERMINATORS	68	N	Sunset	Ave		
12112	1741	PIONEER CONCRETE	139	S	White	Rd		
12116	3444	O C MCDONALD CO INC	1150	W	San Carlos	St		
12124	3540	AV MACHINE SHOP	710	W	Julian	St		
12126	7699	TRACTOR EQUIPMENT SALES	705		Tully	Rd		
12133	3499	APPLIED ENGINEERING	970		Lonus	St		
12176	3089	AMERICAN CUSTOM MARBLE INC	806	W	Home	St		
12213	7537	P & D TRANSMISSION/AUTO REPA	1548		Old Bayshore	Hwy		
12235	3559	MODULAR PROCESS TECHNOLOGY CORP	2233		Paragon	Dr		
12254	7530	ADVANCE AUTO TECH, INC	1611		Monterey	Hwy		
12257	7530	SPEEDEE MUFFLER	2845		Monterey	Hwy		
12289	5411	MARINA FOOD	4148		Monterey	Hwy		
12290	5812	7-ELEVEN FOOD STORE #2233	1144	S	King	Rd		
12291	5411	TRADER JOE'S #62	5265		Prospect	Rd		
12292	5812	7-ELEVEN FOOD STORE #2230-1423OD	1412		Saratoga	Ave		
12293	5411	7-ELEVEN FOOD STORE #2234-14265G	1880		Curtner	Ave		
12303	5541	VALERO GAS STATION	827	S	1st	St		
12304	5812	HYNIX Semiconductor America	3101	N	1st	St		
12305	3281	The BARRAGANS	1761		Junction	Ave		
12306	5541	Saratoga Avenue 76	590		Saratoga	Ave		
12307	7217	TRAN HUYNH	2262		Warfield	Way		
12320	3823	MICRO-METRIC INC	1050		Commercial	St		
12337	5541	VALERO	590		Tully	Rd		

ORG_CODE	SIC_CODE	ORG_NAME	ST_NUM	ST_DIR	ST_NAME	ST_TYPE	ST_SUB_TYPE	ST_SUB_NUM
12392	5541	UNION 76	1708		Tully	Rd		
12393	5531	KRAGEN AUTO PARTS #4053	1905		Tully	Rd		
12400	3549	ACI ALLOYS INC	1985		Las Plumas	Ave		
12461	7530	DJ'S PERFORMANCE	3480		Pearl	Ave		
12484	5541	FOXWORTHY GAS	1645		Foxworthy	Ave		
12511	5531	KRAGEN AUTO PARTS #1638	2847	S	White	Rd	Suite	100
12512	8211	VALLEY CHRISTIAN HIGH SCHOOL	100		Skyway	Dr		
12533	3540	K & W PRECISION INC	2130		Trade Zone	Blvd		
12536	1799	BAY AREA LUMBER INC	50		Umbarger	Rd		
12554	4141	ROYAL COACH TOURS	644		Stockton	Ave		
12556	5171	GOLDEN GATE PETROLEUM	905		Stockton	Ave		
12578	5812	WESTFIELD SHOPPINGTOWN-OAKRIDGE	925		Blossom Hill	Rd		
12601	3400	TCB	1430		Tully	Rd		
12604	5511	FAMILY RV	2828		Monterey	Rd		
12608	3540	GPM, INC.	1730		Angela	St		
12615	5963	JOHNSON'S CATERING	1670		Rogers	Ave		
12633	5511	STEVENS CREEK VOLKSWAGEN	4490		Stevens Creek	Blvd		
12637	5812	TARGET STORES	444	N	Capitol	Ave		
12642	2084	FOGARTY, THOMAS WINERY LLC	930		McLaughlin	Ave		
12643	5531	KRAGEN AUTO PARTS #4060	1799		Story	Rd		
12648	7513	U-HAUL MOVING & STORAGE	2395		Senter	Rd		
12650	7549	SAN JOSE TOWING, INC.	395		Umbarger	Rd		
12651	5531	KRAGEN AUTO PARTS #4027	1033		The Alameda			
12655	3541	DELTA MACHINE	2180		Oakland	Rd		
12663	3273	CENTRAL CONCRETE SUPPLY INC	457		Queens	Ln		
12664	3271	U SAVE ROCKERY	589	E	Gish	Rd		
12665	5032	SOUTH BAY MATERIALS	1781		Angela	St		
12671	5093	METALS WEST	1436		State	St		
12682	3540	D P PRODUCTS	2015		Stone	Ave		
12692	3444	TOBAR INDUSTRIES	912		Olinder	Ct		
12696	5812	SANMINA SCI	2700	N	1st	St		
12718	3272	CENTRAL CONCRETE SUPPLY CO INC	610		Mckendrie	St		
12721	8741	TERADYNE INC	1321		Ridder Park	Dr		
12738	4225	SAN JOSE DISTRIB SVCS/ZONE #18	2055	S	7th	St		
12747	4151	FRANKLIN MCKINLEY DISTRICT CORP YARD	400		Tully	Rd		
12752	1429	Graniterock Recycling Services	100		Granite Rock	Way		
12753	4151	ALUM ROCK SCHOOL DISTRICT	2930		Gay	Ave		
12761	5015	MAYFAIR AUTO WRECKERS	18	N	King	Rd		
12786	7542	ENTERPRISE RENT A CAR	3591		Pearl	Ave		

ORG_CODE	SIC_CODE	ORG_NAME	ST_NUM	ST_DIR	ST_NAME	ST_TYPE	ST_SUB_TYPE	ST_SUB_NUM
12787	5511	STEVENS CREEK TOYOTA-NEW CARS	4202		Stevens Creek	Blvd		
12813	4212	VALLEY TRUCKING	1315		Peach	Ct		
12823	7371	FUJIFILM SOFTWARE (CA)	1740		Technology	Dr		
12825	3400	COL MEX PRECISION SHEETMETAL	415		Reynolds	Cir		
12859	5511	GOLDEN WEST	3710		Stevens Creek	Blvd		
12865	3540	LJB MFG CORP	1141	E	William	St		
12867	3273	STAR CONCRETE	1510	S	7th	St		
12874	4213	Clean Harbors Environmental Services, Inc	660		Lenfest	Rd		
12877	7530	A AND WILTZ AUTO BODY	1791		Angela	St		
12878	4212	GRIFALL TRUCKING	1000	S	3rd	St		
12917	3999	ALMAGUER PRECISION MFG	1240		Yard	Ct		
12920	3540	ALUMINA SERVICES	1250		Yard	Ct		
12934	3540	R C MACHINING	3680		Charter Park	Dr		
12957	3441	METRO STEEL FAB	701		Kings Row			
12966	3540	ABACUS MFG	2885		Aiello	Dr		
12971	7530	SOUTH BAY TRUCK & EQUIPMENT	1677		Little Orchard	St		
12974	7353	U S RENTALS	2101		Alum Rock	Ave		
12986	7530	LUCRETIA & LEE A/B	757		Mabury	Rd		
12988	3541	KAL MACHINING	763		Mabury	Rd		
13016	7530	KELVIN AUTO REPAIR	798	N	13th	St		
13038	4225	SHURGARD OF VISTAPARK	3900		Vistapark	Dr		
13051	7532	MINH'S AUTO BODY & PAINT	452	W	San Carlos	St		
13057	7530	PACIFIC AUTO REPAIR	1655		McKee	Rd		
13062	3540	3B MACHINING	2292		Trade Zone	Blvd		
13111	7532	FIVE STAR BUMPERS	533		Burke	St		
13117	7389	CENTRAL CALIFORNIA CHEMICAL	1389		Felipe	Ave		
13122	4212	D & E TRUCKING	813	N	Capitol	Ave		
13123	4212	JAR MOVING/HAULING SERVICE	1784		Castlegate	Dr		
13154	2599	MOONLITE CABINETS	1023	S	5th	St		
13159	5015	B2 AUTO DISMANTLER	245		Leo	Ave		
13160	4311	PARKMOOR CARRIER STATION	1545		Parkmoor	Ave		
13162	4212	MY DADS MOVING ASSISTANCE	4351	W	Latimer	Ave		
13165	5148	T & S PRODUCE	370	N	Montgomery	St		
13167	7532	NEW IMAGE ALL AUTO BODY & FRAME	1539		Terminal	Ave		
13214	7549	ALVISO TOWING	1315		Moffat	St		
13221	7530	CAPITOL TRANSMISSION CENTER	3500		Pearl	Ave		
13249	3599	PRECISION SPECIALTIES	1158		Campbell	Ave		
13255	2434	STYLIN CABINETS	323		Staples	Ave		
13287	7530	WILLIAM STREET AUTO REPAIR	1098	E	William	St		

ORG_CODE	SIC_CODE	ORG_NAME	ST_NUM	ST_DIR	ST_NAME	ST_TYPE	ST_SUB_TYPE	ST_SUB_NUM
13295	3999	MC NEAL ENTERPRISES	2031		Ringwood	Ave		
13303	2500	D & K FURNITURE MANUFACTURING	265		Phelan	Ave		
13318	3540	MAGNUM MACHINE SHOP	2128	N	1st	St		
13328	7513	U-HAUL	2395		Oakland	Rd		
13332	3600	ALTEST	107		Colonade	Sq		
13345	3089	MOS PLASTICS, INC	2308		Zanker	Rd		
13365	7532	KIM'S AUTO BODY SHOP	525	W	San Carlos	St		
13391	3570	COMPUTER HARDWARE SERVICES	3431		Grossmont	Dr		
13395	3570	PICTRON	1475		Saratoga	Ave		
13539	7530	K & A AUTO REPAIR	4234		Monterey	Hwy		
13559	4225	HILLSDALE SELF STORAGE	3510		Charter Park	Dr		
13567	4111	M V TRANSPORTATION	555		Tully	Rd		
13570	5093	PREMIER RECYCLE	260		Leo	Ave		
13583	3600	MULTI PLANAR TECNOLOGIES/EBARA	45	E	Plumeria	Dr		
13600	5093	TUNG TAI GROUP	1726		Rogers	Ave		
13605	5541	SPARTAN GAS STATION	498	S	4th	St		
13606	5541	CIVIC CENTER 76	1271	N	1st	St		
13616	3444	CORTEC PRECISION SHEET METAL	2231		Will Wool	Dr		
13622	7530	AUTO AMERICA	5775		Winfield	Blvd		
13675	3540	MODERN CERAMICS MANUFACTURIN	922		Rincon	Cir		
13683	7353	MARIN STORAGE & TRUCKING/RELIABLE CRANE	1036	N	11th	St		
13690	7549	SILVA BROS. TOWING & USED CARS	2967		Daylight	Way		
13694	4212	J V TRANSPORT	3253		Rocky Mountain	Dr		
13734	3540	BASIC VI TECHNOLOGY	1371		Old Oakland	Rd		
13745	5541	CIRCLE K/76 #2705441	2695		Mckee	Rd		
13747	4225	MC KEE ROAD MINI STORAGE	2801		Mckee	Rd		
13750	4212	W P TRUCKING	379		Meadow	Ln		
13756	7530	PRECISION TUNE AUTO CARE	4954		Almaden	Expy		
13761	7530	QUALITY TUNE UP #4	3146	S	Bascom	Ave		
13776	4214	TMT Enterprises, Inc.	1996		Old Oakland	Rd		
13793	5999	CALIFORNIA MONUMENTAL	1990		Monterey	Hwy		
13804	5511	JD AUTO SALES & LEASING	2105		The Alameda			
13808	5541	UNION 76 #11228 AUTO SERVICE	1099		Blossom Hill	Rd		
13810	5541	BRANHAM 76 SERVICE	151		Branham	Ln		
13818	2434	WOOD CONNECTION, THE	431		Perrymont	Ave		
13821	4225	POOL WATER PRODUCTS	2170		Del Franco	St		
13830	5531	Calderon Tire Center	1898		Alum Rock	Ave		
13842	7542	BUBBLE MACHINE CAR WASH	1090	S	De Anza	Blvd		
13858	3999	MODUTEK	6387		San Ignacio	Ave		

ORG_CODE	SIC_CODE	ORG_NAME	ST_NUM	ST_DIR	ST_NAME	ST_TYPE	ST_SUB_TYPE	ST_SUB_NUM
13900	7530	YIP'S AUTO CENTER	135		Keyes	St		
13901	7530	TN HIGHTECH AUTO CENTER	135		Keyes	St		
13907	7530	SAN JOSE MUFFLERS SHOP	299	S	24th	St		
13914	5571	SAN JOSE YAMAHA	776	N	13th	St		
13918	3600	WINBOND ELECTRONCIS NO AMERI	2727	N	1st	St		
13932	3674	INNOVION	2121		Zanker	Rd		
13954	5541	LANDESS UNION 76	3096		Landess	Ave		
13963	7549	N & T TOWING	1641	S	10th	St		
13964	7532	T & H BODY SHOP	1102	N	5th	St		
13969	7530	STEVE AUTO REPAIR	529	N	7th	St		
13989	4212	ACE RELOCATION SYSTEMS	675		Quinn	Ave		
13993	3500	BESTRONICS	2060		Ringwood	Ave		
14012	5093	SMURFIT RECYCLING	205	E	Alma	Ave		
14018	5531	PEP BOYS(MANNY-MOE-JACK)#873	3780		Stevens Creek	Blvd		
14022	5511	Land Rover San Jose	5080		Stevens Creek	Blvd		
14024	5093	RECYCLING SPECIALISTS	1720		Old Bayshore	Hwy		
14039	5541	UNION AVENUE 76	2690		Union	Ave		
14045	2821	QA PLASTICS	2235		Ringwood	Ave		
14048	7530	IMPORTS AUTO SERVICE	1585	W	San Carlos	St		
14056	7532	SONNY VAN AUTO BODY	365		Phelan	Ave		
14062	5531	CAPITOL AUTO BODY	3480		Pearl	Ave		
14068	7542	SOUTH BAY TRUCK & CAR WASH	955		Old Oakland	Rd		
14100	7539	ALTERNATORS-STARTERS CORP	538		Santa Ana	Ave	Suite	G
14102	4226	PUBLIC STORAGE	1395		Mabury	Rd		
14115	3999	ACOSTA SHEET METAL	930		Remillard	Ct		
14117	7530	TAN AUTO REPAIR	1625		Pomona	Ave		
14135	3540	POLCRAFT	930		Rincon	Cir		
14155	7530	NORM'S AUTO REPAIR	1292	E	Saint James	St		
14177	5531	SENTER AUTO PARTS	2266		Senter	Rd	Suite	A
14182	3999	WESTERN DIGITAL DRIVE ENGINE	5863		Rue Ferrari			
14188	5015	JT TRUCK CENTER	855		Service	St		
14197	7530	MARTINEZ, A JR AUTO REPAIR	430		Washington	St		
14203	3500	PHU, BILLY	1318		Mich Bluff	Dr		
14217	7530	GENUINE AUTOMOTIVE	4098		Monterey	Rd		
14220	5541	USA GAS STATION #832	6050		Monterey	Hwy		
14225	5531	SAN JOSE IMPORT & DOMESTIC	183		Ryland	St		
14239	7549	DELTA TOWING	1025		Stockton	Ave		
14244	5531	PEP BOYS, MANNY, MOE & JACK OF	2730		Story	Rd		
14253	5511	ADVANTAGE HOMES	2890		Monterey	Hwy		

ORG_CODE	SIC_CODE	ORG_NAME	ST_NUM	ST_DIR	ST_NAME	ST_TYPE	ST_SUB_TYPE	ST_SUB_NUM
14257	7530	MVM ENGINE MECHANICAL	3000		MONTEREY	Rd		
14270	7530	CS MOBILE TRUCK REPAIR	57	S	Autumn	St		
14273	7530	GIC EMISSION CONTROL	375		Bird	Ave		
14277	7530	Garage One	1630		Almaden	Rd		
14278	7530	NUNEZ AUTO REPAIR	1660		Almaden	Expy		
14286	7530	BRAND'S AUTO	193		Barnard	Ave		
14289	5541	SAROOP WORLD GAS	1165	S	Bascom	Ave		
14294	7532	SOFT TOPS UPHOLSTERY	170		UMBARGER	Rd	Suite	A
14295	3999	WGN MFG	210		Umbarger	Rd		
14320	5541	CHEVRON CAR WASH	452		Blossom Hill	Rd		
14322	5531	A & M WHEELS TIRES SERVICE	995		Oakland	Rd		
14365	3674	ATMEL CORPORATION	2325		Orchard	Pkwy	Suite	A
14373	7532	T.D AUTO BODY	226		Phelan	Ave		
14381	7530	AUTO CAPITOL SERVICE	175	W	Capitol	Expy		
14383	5511	CAPITOL MITSUBISHI	750	W	Capitol	Expy		
14384	5511	SATURN OF CAPITOL EXPRESSWAY	755	W	Capitol	Expy		
14395	7532	MIYAHARA AUTO REPAIR	476		Santa Ana	Ave		
14404	4212	TRANS BOX SYSTEM	2554		Seaboard	Ave		
14410	3400	THERMAL CONDUCTIVE BONDING	1340		Tully	Rd		
14419	2096	GARCIA, R W	345		Phelan	Ave		
14456	3540	WEMA	1670		Zanker	Rd		
14472	3999	PRAXAIR	1785		Old Oakland	Rd		
14474	5541	ARCO GAS STATION	3010		Union	Ave		
14490	3444	MORTENSEN PRECISION SHEETMET	1943		Hartog	Dr		
14500	2434	CUSTOM DESIGN CABINETS	663	N	King	Rd		
14531	5541	EASY FUEL	1346	E	Taylor	St		
14541	7530	OIL STOP	404		Saratoga	Ave		
14543	7549	MATOS AUTO TOWING/TRANSPOR	670	N	King	Rd		
14557	5015	JC AUTO & TRUCK DISMANTLER	1200	N	15th	St		
14559	5541	NORTH FIRST ST CHEVRON	1747	N	1st	St		
14562	4212	PIEDMONT MOVING SYSTEMS	1555	S	7th	St		
14573	5541	EASY MART II	1460		Oakland	Rd		B
14581	7530	VO AUTO SERVICE	163		Tully	Rd		
14583	7530	JENSEN'S FOREIGN CAR SERVICE	5811		Winfield	Blvd		
14592	5541	WELLCO AM PM	2104	N	Capitol	Ave		
14597	5541	L & T AUTO REPAIR	701		Lincoln	Ave		
14600	5541	CAPITOL & MC KEE CHEVRON	2701		Mckee	Rd		
14601	5541	MOE'S AUTO SERVICE	1604		Mckee	Rd		
14612	7532	ACURA-HONDA CONNECTION	1010		Stockton	Ave		

ORG_CODE	SIC_CODE	ORG_NAME	ST_NUM	ST_DIR	ST_NAME	ST_TYPE	ST_SUB_TYPE	ST_SUB_NUM
14621	5181	FOX, M E & CO INC.	128		Component	Dr		
14622	5531	GOODYEAR TIRE & RUBBER	486	N	Winchester	Blvd		
14628	5511	ERNIE'S AUTO SALES	1199	S	1st	St		
14629	5541	MONTEREY VALERO	5260		Monterey	Hwy		
14630	5541	LANE'S AUTO SERVICE	2739		Story	Rd		
14646	7549	OIL CHANGERS	2985		Monterey	Hwy		
14651	7549	COURTESY TOW SERVICE	125		Richfield	Dr		
14660	5015	G M SPORTS SALVAGE	1964		Old Oakland	Rd		
14679	7381	BRINK'S ARMORED CAR	1630		Old Bayshore	Hwy		
14680	5511	BOB LEWIS VOLKSWAGEN-SUZUKUI-HYUNDA	911	W	Capitol	Expy		
14682	5511	NORMANDIN CHRYSLER-PLYMOUTH	900	W	Capitol	Expy		
14690	5541	STORY & FELIPE 76	1299		Story	Rd		
14692	5541	STEVENS CREEK UNOCAL 76	2850		Stevens Creek	Blvd		
14694	5541	TULLY CHEVRON AUTO SERVICE	1151		Tully	Rd		
14696	5541	G & J SHELL SERVICE	1199		Saratoga	Ave	#	A1
14699	5541	ALAMEDA SHELL	1455		The Alameda			
14700	5541	SANTA TERESA SHELL	6097		Snell	Ave		
14708	7532	SPRINGER COLLISION CENTER	250	E	Brokaw	Rd		
14711	5541	ABC UNOCAL 76	1810		Hillsdale	Ave		
14721	7532	S & E AUTOMOTIVES	640		Kings Row			
14725	4213	CON-WAY WESTERN EXPRESS	2171		Otoole	Ave		
14729	3812	ROCKWELL COLLINS	2701		Orchard	Pkwy		
14733	5511	SAN JOSE BRITISH MOTORS	4040		Stevens Creek	Blvd		
14734	5511	STEVENS CREEK HONDA	4590		Stevens Creek	Blvd		
14737	5531	BRUCES TIRES	1315	N	10th	St		
14738	7530	HARDING, W E	502	S	2nd	St		
14739	5015	PACIFIC AUTO PARTS	1777	S	10th	St		
14748	7542	ROBERTSVILLE CORNERS	5005		Almaden	Expy		
14756	7542	PACIFIC CAR WASH	21	N	5th	St		
14766	7549	CENTURY TOWING	215		Leo	Ave		
14768	7549	PRECISION TUNE AUTO CARE	4236		Monterey	Rd	Suite	A
14772	7532	B & M AUTO BODY & PAINTING	1035		Pepitone	Ave		
14777	5015	GREER AUTO WRECKER	1750	S	10th	St		
14778	5015	VINCE'S FOREIGN AUT WRECK	1781	S	10th	St		
14780	5015	AMERICAN IMPORT AUTC	285		Leo	Ave		
14785	5531	EVERGREEN GOODYEAR dba Skip's Tire and Auto Centers	3002		Silver Creek	Rd		
14792	5541	UNION 76	3145	S	Bascom	Ave	Bldg.	A
14793	5541	LE FEVRE, GREG VALERO	3702	S	Bascom	Ave		
14794	5541	BERRYESSA CHEVRON	1715		Berryessa	Rd		

ORG_CODE	SIC_CODE	ORG_NAME	ST_NUM	ST_DIR	ST_NAME	ST_TYPE	ST_SUB_TYPE	ST_SUB_NUM
14795	2013	SILVA SAUSAGE	1266	E	Julian	St		
14805	7532	NEW UNITED AUTO BODY	520	N	7th	St		
14809	7530	CALDERON AA TIRES & WHEELS	798		Almaden	Ave		
14835	5541	BIRD AVE CHEVRON	395		Bird	Ave		
14837	5531	AMERICA'S TIRE CO	536	E	Brokaw	Rd		
14846	5511	COURTESY CHEVROLET	3640		Stevens Creek	Blvd		
14850	4213	YELLOW	1700		Montague	Expy		
14855	5015	PICK-N-PULL AUTO DISM	1675		Monterey	Hwy		
14862	3999	XILINX	2100		Logic	Dr		
14863	5511	TORRES MOTORS	1160	E	Santa Clara	St		
14869	5511	OAK TREE MAZDA	4250		Stevens Creek	Blvd		
14883	4212	ANDRADE TRUCKING	1150		Mabury	Rd		
14887	5411	ALVISO BOAT DOCK	1160		Taylor	St		
14896	4212	NOR CAL MOVING SERVICES	560		Trimble	Rd		
14897	4214	PACIFIC STORAGE	500	E	Trimble	Rd		
14899	4151	EVERGREEN SCHOOL DISTRICT - TRANSPORTATION	2976		Fowler	Rd		
14901	4212	BENETO, INC.	1020		Berryessa	Rd		
14921	5511	JAKES AUTO SALES	1394		Vine	St		
14923	5169	UNIVAR USA INC.	2256		Junction	Ave		
14941	5093	VALLEY RECYCLING	1615	S	7th	St		
14946	7530	ALLIANCE AUTOMOTIVE	2100		Stone	Ave		
14947	4225	PUBLIC STORAGE	2255		Tully	Rd		
14959	3281	DELLA MAGGIORE STONE INC	87	N	30th	St		
14986	5541	BASCOM & CAMDEN CHEVRON	3160	S	Bascom	Ave	Bldg.	1
14990	4941	CALIFORNIA WATER SERVICE	1720	N	1st	St		
14999	2951	GRANITE ROCK COMPANY/SAN JOSE ASPHALT	11711		Berryessa	Rd		
15007	7530	AVIDAN'S MECHANIC	170		Umbarger	Rd		
15011	7542	SAN JOSE TOUCHLESS CARWASH	2345	S	7th	St		
15014	3999	WOOD, PHIL & CO	385	E	Taylor	St		
15030	5541	SANTA TERESA UN0CAL	6211		Santa Teresa	Blvd		
15031	5541	MONTEREY ROAD SHELL SERVICE	5270		Monterey	Hwy		
15032	5541	WILLOW GLEN UNOCAL 76	1104		Meridian	Ave		
15033	5541	H.K.D. Incorporated DBA monterey mini market (dba ARCO AM-PM)	5498		Monterey	Hwy		
15034	5541	JR ARCO AM/PM	401		Saratoga	Ave		
15037	5541	CAPITOL SHELL	1601	N	Capitol	Ave		
15039	5541	KOOSER SHELL AUTO CARE	5422		Camden	Ave		
15058	5541	ALUM ROCK CHEVRON	2290		Alum Rock	Ave		
15066	3444	KC SHEETMETAL	943		Berryessa	Rd		
15084	5541	STORY ROAD SHELL	1699		Story	Rd		

ORG_CODE	SIC_CODE	ORG_NAME	ST_NUM	ST_DIR	ST_NAME	ST_TYPE	ST_SUB_TYPE	ST_SUB_NUM
15090	7532	T & T AUTO BODY	458		Willow	St		
15099	7530	TOGAMI AUTO REPAIR	1018		Almaden	Ave		
15106	3540	D & N PRECISION	727		Calle Artis			
15148	7532	ALMADEN R V SERVICE	494		Phelan	Ave		
15166	7530	TORRES AUTO REPAIR	258		Sonoma	St		
15170	3273	CENTRAL CONCRETE BATCH	790		Stockton	Ave		
15171	4213	ABF FREIGHT SYSTEM	2135		Otoole	Ave		
15173	4151	EAST SIDE UNION HIGH SCHOOL DIST.	830	N	Capitol	Ave		
15194	5531	TIRE MERCHANTS	899	N	13th	St		
15208	7530	KEYES AUTO REPAIR SERVICE	245		Keyes	St		
15212	4212	FMD EXPRESS	3012		Greenbriar	Ct		
15218	7532	BROTHERS AUTO BODY	715		Coleman	Ave		
15223	1611	GALANTE BROTHERS GENERAL ENGINEERING	291		Barnard	Ave		
15229	4212	HANSEN'S MOVING & STORAGE	2747		Aiello	Dr		
15230	4226	CARAVAN R V STORAGE	33		Lewis	Rd		
15232	4225	ADRIAN'S STORAGE	3800		Narvaez	Ave		
15239	5531	LOTUS AUTO GLASS	1120	N	10th	St		
15248	6512	ROSELLI, EZIO & LUCIANA	390		Lincoln	Ave		
15252	7532	S & M COMMERCIAL BODY	2123		Monterey	Rd		
15256	7530	MONTEREY RADIATOR	1575		Monterey	Hwy		
15272	7530	HEREDIA'S AUTO REPAIR	340	S	23rd	St		
15279	7532	L & P AUTOBODY SHOP	685		Kings Row			
15280	5541	ROTTEN ROBBIE	4250		Williams	Rd		
15282	5541	IZZET'S CHEVRON	2801	S	White	Rd		
15294	7538	B & C AUTO SALES (dba B&C Auto Center)	1850		Almaden	Rd		
15295	7530	HINMAN'S GARAGE	3519		San Felipe	Rd		
15298	7530	CLUTCH WORKS ETC.	4236		Monterey	Rd	Suite	B
15299	7530	EVERGREEN SHELL AUTO CARE	3290	S	White	Rd		
15317	5541	KING TULLY SHELL	1698		Tully	Rd		
15319	5541	WINCHESTER/PAYNE CHEVRON	1301	S	Winchester	Blvd		
15322	5531	BUGFORMANCE OF SAN JOSE	31	S	Capitol	Ave		
15324	5531	GOODYEAR TIRE & SERVICE	5855		Cottle	Rd		
15332	5511	KERLEY, JOE LINCOLN MERCURY	3566		Stevens Creek	Blvd		
15341	4131	GREYHOUND LINES	70		Almaden	Ave		
15344	4119	AMTRAK/Penninsula Corridor Joint Powers Board	65		Cahill	St		
15347	5531	BLOSSOM HILL GOODYEAR, dba SKIP'S TIRE AND AUTO CENTER	970		Blossom Hill	Rd		
15349	5511	CAPITOL TOYOTA	775	W	Capitol	Expy		
15350	7539	BAY AREA TRUCK SERVICES	757		Commercial	St		
15369	3599	TRANSGENOMIC	2032		Concourse	Dr		

ORG_CODE	SIC_CODE	ORG_NAME	ST_NUM	ST_DIR	ST_NAME	ST_TYPE	ST_SUB_TYPE	ST_SUB_NUM
15381	7530	NOBLE FORD TRACTOR	701		Kings Row			
15382	7538	KOW LOON AUTO SALES	310		Keyes	St		
15392	2051	MEXICO BAKERY	2811		Story	Rd		
15394	5812	WIENERSCHNITZEL #156	2844		Story	Rd		
15398	5812	SAFEWAY #988	3002		Story	Rd		
15399	5411	MOUNT PLEASANT BOTTLE SHOF	3078		Story	Rd		
15400	5812	PHU LAM CHINESE RESTAURANT	3082		Story	Rd		
15401	5812	H SALT FISH & CHIPS	3090		Story	Rd		
15404	5812	TACO BELL #18606	720		Story	Rd		
15406	5812	PHO GA AN NAM RESTAURANT	740		Story	Rd	Unit	3
15413	5812	TUY HOA III BAKERY	958		Story	Rd		
15414	5812	LUCY'S TAMALE FACTORY #2	974		Story	Rd		
15415	5812	THANH SON HIEN KHANH	990		Story	Rd		
15426	5142	GAINES POULTRY, INC.	2290		Quimby	Rd		
15429	4214	CALIFORNIA WINE TRANSPORT, INC.	930		McLaughlin	Ave		
15430	7532	L & M BODY SHOP	5755		Winfield	Blvd		
15434	7538	P & G RADIATORS	346	S	23rd	St		
15436	5015	TOYOTA TRUCK & 4X4 DISMANTLE	991		Berryessa	Rd		
15439	7532	FAIRGROUNDS BODY SHOP	230		Umbarger	Rd		
15440	7532	COLLISION REPAIR SPECIALISTS	354		Umbarger	Rd		
15442	7532	OAKRIDGE BODY SHOP	5761		Winfield	Blvd		
15451	3540	B & Z MFG CO INC	1478		Seareel	Ln		
15456	5012	FOUR WHEEL PARTS WHOLESALERS	550	W	San Carlos	St		
15460	5812	Moreland Middle School	4600		Student	Ln		
15465	8299	SYLVANDALE JUNIOR HIGH SCHOOL	653		Sylvandale	Ave		
15466	5812	CASSELL SYLVIA SCHOOL	1300		Tallahassee	Dr		
15467	5812	JEANNE MEADOWS SCHOOL	1250		Taper	Ln		
15468	5812	Bon Appetit First St. Cafe Cisco Bldg O	10	W	Tasman	Dr		
15470	5812	Bon Appetit Lakeview Cafe at Cisco Bldg 3	225	E	Tasman	Dr		
15471	5812	Bon Appetit Bridges Cafe at Cisco Bldg J	255	W	Tasman	Dr		
15482	5812	EL TARASCO MEXICAN FOOD	170	E	Taylor	St		
15490	7532	PILIPINAS AUTO BODY & PAINT	990	N	10th	St		
15493	7530	THEDY AUTO REPAIR	1169	N	5th	St		
15497	0783	TRU GREEN	2000		Oakland	Rd		
15501	5812	SONOMA CHICKEN COOP	31	N	Market	St		
15504	7353	PAVEX CONSTRUCTION	120		Granite Rock	Way		
15508	4151	BERRYESSA UNION SCH DIST CORP	945		Piedmont	Rd		
15512	7549	C & M TOWING	942		Chestnut	St		
15517	7538	ABC CAR CARE	1285	E	Santa Clara	St		

ORG_CODE	SIC_CODE	ORG_NAME	ST_NUM	ST_DIR	ST_NAME	ST_TYPE	ST_SUB_TYPE	ST_SUB_NUM
15519	7537	EC AUTO & TRANSMISSION	701		Kings Row			
15527	7532	EXPRESSWAY AUTO BODY	905	W	Capitol	Expy		
15529	7532	AUTO WEST COLLISION	1729		Junction	Ave		
15540	5812	COURTYARD BY MARRIOTT	1727		Technology	Dr		
15543	5812	STARBUCKS COFFEE	1759		Technology	Dr		
15544	5812	SENOR JALAPENO TAQUERIA	1759		Technology	Dr		
15545	5812	HONBA SUSHI	1759		Technology	Dr	Suite	30
15549	5812	CAFE ROSALENA	1077		The Alameda			
15550	5812	GREENLEE'S BAKERY	1081		The Alameda			
15551	5812	PASTA POMODORO	1205		The Alameda			
15553	5812	STARBUCKS COFFEE #5527	1338		The Alameda			
15555	5812	PAPA JOHN'S PIZZA	1360		The Alameda			
15560	5812	LAS PALMAS	1495		The Alameda			
15564	5015	3M AUTO	1726		Smith	Ave		
15567	5093	GREEN TEAM SAN JOSE MATERIALS	575		Charles	St		
15571	5093	CALIFORNIA WASTE SOLUTIONS SAN	1005		Timothy	Dr		
15595	7549	A & A TOWING	61	N	Sunset	Ave		
15596	7549	CAMPBELL'S TOWING INC	1461		Terminal	Ave		
15608	5093	DELEON, FELIX TOWING	1749	S	10th	St		
15616	2434	ALCAR CABINET	204		Goble	Ln		
15619	5411	HUN-I-NUT DELI	795		The Alameda			
15620	5812	ARENA HOTEL	817		The Alameda			
15623	5812	300 San Jose.	5420		Thornwood	Dr		
15627	5812	PIZZA MARIA	302		Toyon	Ave		
15628	5812	DRYING SHED THE	402		Toyon	Ave		
15630	5921	7 PLUS MARKET	434		Toyon	Ave		
15637	5812	COUNTRY SCHOOL	6835		Trinidad	Dr		
15638	5812	LOS LAJOS GOLF COURSE	2995		Tuers	Rd		
15639	5812	COM TAM DAT THANH	1055		Tully	Rd		
15640	5812	DAILY DONUTS	1075		Tully	Rd	Unit	G
15641	5812	XINH-XINH CAFE	1075		Tully	Rd	Unit	G
15647	2024	SNOW ICE CREAM	224	S	24th	St		
15670	3449	LORD & SONS	1085	N	7th	St		
15671	3540	D & R PRECISION MACHINING	2075		Bering	Dr		
15672	3544	CRAFT TOOL & DIE	2075		Bering	Dr		
15686	5211	PACIFIC DOORCRAFT	685		Kings Row			
15696	5812	LUMPIA & BBQ	1154		Story	Rd		
15698	5812	SUN-LY CHINESE FOOD	1075		Tully	Rd	Unit	G
15699	5812	TAQUERIA JUANITA'S	1075		Tully	Rd	Unit	G

ORG_CODE	SIC_CODE	ORG_NAME	ST_NUM	ST_DIR	ST_NAME	ST_TYPE	ST_SUB_TYPE	ST_SUB_NUM
15702	5541	ARCO AM-PM #2144	1100		Tully	Rd		
15706	5812	JACK IN THE BOX #440	1632		Tully	Rd		
15708	5812	HUONG LAN SANDWICHES	1655		Tully	Rd		
15711	5812	CARL'S JR #7041	1690		Tully	Rd		
15712	5812	CHEO-LEO CAFE & DELI II	1692		Tully	Rd		
15713	2051	DAI LOI BAKERY & RICE NOODLE	1692		Tully	Rd		
15715	5812	CARROW'S RESTAURANT #15(	1696		Tully	Rd		
15716	5812	PHO BANG	1705		Tully	Rd		
15719	7530	HOFFEE'S GARAGE	981		Chestnut	St		
15721	7530	JAVIER'S AUTO CARE	458	S	King	Rd		
15724	7530	LUNAS AUTO REPAIR	1623	S	10th	St		
15725	7530	REINEGGER FRAME & WHEEL, INC	1125	S	3rd	St		
15727	7530	A & A AUTO SERVICE	961	S	3rd	St		
15736	3714	POWER BRAKE EXCHANGE	260		Phelan	Ave		
15739	7530	RAINERI AUTOMOTIVE & TRUCK S	351		Keyes	St		
15742	7530	FIVE G'S AUTOMOTIVE FLEET SERVICE	2019		Monterey	Rd		
15757	5411	TULLY MARKET	1709		Tully	Rd		
15758	5411	LION SUPER-RETAIL	1710		Tully	Rd		
15759	5812	NEW CHINA STATION B-B-Q	1710		Tully	Rd		
15765	5812	CHAO VIT THIEN HUONG	1818		Tully	Rd		
15768	5812	COM TAM THUAN KIEU	1818		Tully	Rd		
15782	7530	CAPITOL AUTO REPAIR	55	S	Capitol	Ave		
15783	7530	OMNI MOTORS	69	S	Capitol	Ave		
15785	7530	HUNG AUTO REPAIR	59	S	Capitol	Ave		
15795	7539	S J DIESEL ELECTRIC	641		Kings Row			
15800	7542	HAPPY COIN CAR WASH	510		McLaughlin	Ave		
15801	2434	CLEAR OAK DESIGNS	1723		Rogers	Ave		
15808	2434	AGAINST THE GRAIN CUSTOM CAE	1716		Stone	Ave		
15817	5812	LION CENTER (PROPERTY MANAGEMENT COMPANY	1816		Tully	Rd		
15819	5812	T K NOODLE #3	1818		Tully	Rd		
15820	5812	NHA TRANG RESTAURANT	1820		Tully	Rd		
15821	2051	VAN'S BAKERY	1824		Tully	Rd		
15822	5812	PHO HOA RESTAURANT	1834		Tully	Rd		
15830	5411	FOOD MAXX	1972		Tully	Rd		
15833	7530	AAMCO TRANSMISSIONS	75	S	Capitol	Ave		
15839	7530	LEALE'S AUTOMATIC TRANSMISSION	405		Keyes	St		
15844	5541	UNOCAL AT NORTH 1ST & BROKAW	2101	N	1st	St		
15848	7530	MARTIN AUTOMOTIVE REPAIR	976	N	4th	St		
15850	7530	CALI COMPLETED AUTO SERVICES	862	N	10th	St		

ORG_CODE	SIC_CODE	ORG_NAME	ST_NUM	ST_DIR	ST_NAME	ST_TYPE	ST_SUB_TYPE	ST_SUB_NUM
15853	7530	BRASIL AUTO	3140		Alum Rock	Ave		
15855	7530	SMOG PLUS	1420	S	Bascom	Ave		
15860	2759	BAY AREA LABELS	1980		Lundy	Ave		
15863	2851	CARDINAL INDUSTRIAL FINIS	890		Commercial	St		
15867	3272	S J CONCRETE PIPE	1420		Old Bayshore	Hwy		
15869	5032	FIRE CLAY TILE	495	W	Julian	St		
15870	5812	GOVEA'S RESTAURANT	1996		Tully	Rd		
15871	5812	STARBUCKS COFFEE #5615	1998		Tully	Rd		
15873	5812	HAN KEE II RESTAURANT	2017		Tully	Rd		
15876	5812	LONG PHUNG-SANDWICHES & FOOD T	2145		Tully	Rd		
15880	5812	SANTA CLARA COUNTY FAIR ASSOCIATION	344		Tully	Rd		
15881	5812	FRANKLIN SCHOOL	420		Tully	Rd		
15883	5411	7-ELEVEN FOOD STORE #20521E	602		Tully	Rd		
15884	5812	RUSKIN ELEMENTARY SCHOOL	1401		Turlock	Ln		
15887	5812	ALICIA'S CAFE	14408		Union	Ave		
15897	7539	OMAR'S CAR CARE	701		Kings Row			
15898	7537	R & A TRANSMISSIONS	701		Kings Row			
15908	7530	SASAKI, ROY PORSCHE RESTORATION	785	N	13th	St		
15910	7530	B & J TRANSMISSION	65		San Jose	Ave		
15917	7530	SMOG DOCTOR	2270		Camden	Ave		
15924	7530	CITY BODY INC/CITY BODY REPA	1127		Auzerais	Ave		
15934	5812	SUNNY DONUTS	3605		Union	Ave		
15936	4225	UNION SCHOOL DIST WAREHOUSE	5175		Union	Ave		
15940	5812	VILLAGES GOLF & COUNTRY CLUB	2800		Villages Fairway	Dr		
15942	5812	VINCI PARK SCHOOL	1311		Vinci	Pkwy		
15947	5812	LUTHER BURBANK SCHOOL DISTRICT	4		Wabash	Ave		
15949	5812	Captain Jason M. Dahl School	3200		Water	St		
15955	5812	VITO'S PIZZA	1040	S	White	Rd	#	A
15962	7530	DNT AUTOMOTIVE	338	N	Montgomery	St		
15965	7530	STRAIGHT LINE STEERING	1802		Smith	Ave		
15988	5812	FALAFEL'S	2301		Stevens Creek	Blvd		
15992	7532	AZIE'S AUTO BODY & FRAME	1741		Smith	Ave		
15996	5399	COST PLUS IMPORTS	4050		Stevens Creek	Blvd		
15999	5812	EL POLLO LOCO RESTAURANT #5952	1090	S	White	Rd		
16000	5812	SUPER TAQUERIA	1095	S	White	Rd		
16001	5812	BASKIN ROBBINS ICE CREAM	1105	S	White	Rd		
16003	5411	7-ELEVEN FOOD STORE #14267A	1434	S	White	Rd		
16006	5812	LA BIRRIERIA RESTAURANT	1480	S	White	Rd		
16015	5812	ROUND TABLE PIZZA #529	3212	S	White	Rd		

ORG_CODE	SIC_CODE	ORG_NAME	ST_NUM	ST_DIR	ST_NAME	ST_TYPE	ST_SUB_TYPE	ST_SUB_NUM
16016	5812	MCDONALD'S RESTAURANT #5667	3221	S	White	Rd		
16017	5812	PIZZA HUT #281085	3227	S	White	Rd		
16027	7530	PETE'S STOP GAS AUTO SERVICE	447	E	William	St		
16040	7532	PAN AMERICAN BODY SHOP (dba Pan American Collision Center)	555		Burke	St		
16043	3441	MASTER METAL PRODUCTS	495		Emory	St		
16047	3449	ABS MANUFACTURERS	519		Horning	St		
16051	5812	ARBY'S ROAST BEEF RESTAURANT #1024	5519		Snell	Ave		
16058	5410	SAVE MART SUPERMARKETS #202	3251	S	White	Rd		
16061	5812	EVERGREEN INN	3273	S	White	Rd		
16062	5812	LEE SANDWICHES #3	3276	S	White	Rd		
16063	5812	KENTUCKY FRIED CHICKEN #202	3288	S	White	Rd		
16074	5812	T K NOODLE #1	261	E	William	St		
16078	5812	DALAT CAFE	408	E	William	St		
16083	7532	CITY TOWING & BODY SHOP	1025		Knox	Ave		
16084	7532	AB AUTOBODY	349		Lincoln	Ave		
16085	7532	MOTOR BODY	940		Lonus	St		
16088	4231	Coca Cola Bottling Company of California	1555		Old Bayshore	Hwy		
16090	5211	PAYLESS HRDW. & ROCKERY/CO. BLDG. MATL	2927	S	King	Rd		
16095	7532	MONTEREY COLLISION FRAME/BOD	2871		Monterey	Hwy		
16106	5812	PIZZA HUT #283306	3161		Senter	Rd		
16108	5411	SENTER FOODS III	3975		Senter	Rd		
16117	5812	SAM'S DONUTS	6047		Snell	Ave		
16118	5812	SPARTAN STADIUM			10th St & Alma St			
16122	5812	OLINDER SCHOOL	890	E	William	St		
16125	5411	ROYAL LIQUORS	3144		Williams	Rd		
16126	5411	7-ELEVEN FOOD STORE #32662	3775		Williams	Rd		
16127	5812	TAQUERIA EDUARDC	3123		Williamsburg	Dr		
16128	5812	FW LIQUORS & GROCERIES	3127		Williamsburg	Dr		
16129	5812	LA MEJOR TAQUERIA #2	102		Willow	St		
16130	5812	SIAM SQUARE	1040		Willow	St		
16131	5812	WILLOW ST WOOD FIRED PIZZA	1072		Willow	St		
16132	5812	JACK IN THE BOX #407	1075		Willow	St		
16133	5812	BILL'S CAFE	1115		Willow	St		
16134	2051	LA SONORENSE	163		Willow	St		
16136	5812	WILLOW DONUTS	199		Willow	St		
16137	5411	SUPER MERCADO MEXICO #4	204		Willow	St		
16140	2051	EL RICO PAN	231		Willow	St		
16150	7532	MICHAEL J'S OF ALMADEN	1601		Almaden	Rd		
16154	7532	ED'S SCIENTIFIC AUTO BODY	80	S	Autumn	St		

ORG_CODE	SIC_CODE	ORG_NAME	ST_NUM	ST_DIR	ST_NAME	ST_TYPE	ST_SUB_TYPE	ST_SUB_NUM
16158	7532	KLASSIC BODY WORKS	222		Keyes	St		
16178	5812	CAFE VIA HE	2935		Senter	Rd		
16181	3542	ROBECK'S WELDING & FABRICAT	1150		Mabury	Rd		
16183	3400	F & F STEEL & STAIRWAY	1775		Monterey	Rd		
16193	5812	TACO BELL #4390	1298	S	Winchester	Blvd		
16194	5812	EL POLLO LOCO #5884	1299	S	Winchester	Blvd		
16195	5812	BASKIN ROBBINS ICE CREAM #2004	1302	S	Winchester	Blvd		
16196	5411	SAFEWAY #3018	1305	S	Winchester	Blvd		
16197	5812	LITTLE CAESARS #0001-5047	1306	S	Winchester	Blvd		
16199	5411	RITE AID #5993	1333	S	Winchester	Blvd		
16205	5812	MCDONALD'S RESTAURANT	1435	S	Winchester	Blvd		
16209	5411	LOS CUATES MEAT MARKET	1507	S	Winchester	Blvd	Suite	A
16235	5812	THANH HUONG SANDWICH CORP	2593		Senter	Rd		
16236	5812	BAC CALI FAST FOOD & BAKERY	2623		Senter	Rd		
16237	5411	LAKE CUNNINGHAM SNACK BAR	2305	S	White	Rd		
16240	2051	RICA PANADERIA #2	233	S	White	Rd	Suite	J
16244	5812	CARL'S JR #7043	2802	S	White	Rd		
16245	5411	7-ELEVEN FOOD STORE #2234-22795B	2850		Quimby	Rd		
16246	5411	Manilla Oriental Market	2812	S	White	Rd		
16248	7532	PETER AUTO BODY	1310	N	10th	St		
16258	5812	KHANH'S RESTAURANT	335	S	Winchester	Blvd		
16261	5812	FLAMES COFFEE SHOP	449	S	Winchester	Blvd		
16262	5812	WINCHESTER CAFE	525	S	Winchester	Blvd		
16264	5812	CHEVY'S MEXICAN RESTAURANT #9	550	S	Winchester	Blvd		
16265	5411	Valero Gasoline (formerly - PETRO AMERICA)	602	S	Winchester	Blvd		
16267	5812	KRUNG THAI RESTAURANT	642	S	Winchester	Blvd		
16268	5812	PIZZA HUT #283012	700	S	Winchester	Blvd		
16271	5411	HONEY BAKED HAM	750	S	Winchester	Blvd		
16272	5411	7-ELEVEN FOOD STORE #23866D	780	N	Winchester	Blvd		
16278	5812	VICTOR'S TAQUERIA	844	S	Winchester	Blvd		
16283	5541	FOURTH & SANTA CLARA CHEVRON	147	E	Santa Clara	St		
16284	5531	CALDERON QUALITY TIRES	726	N	13th	St		
16287	5511	CARL CHEVROLET	905	W	Capitol	Expy		
16291	5541	Alum Rock 76	2370		Alum Rock	Ave		
16308	2700	INPRINT CORPORATION	2151		Del Franco	St		
16319	5411	STORY SUPERMARKET	1200		Story	Rd		
16322	5812	LA TROPICANA FOODS	1630		Story	Rd		
16323	5812	EL NARANJO RESTAURANT	1640		Story	Rd		
16329	5812	TACOS AL CARBON	1733		Story	Rd		

ORG_CODE	SIC_CODE	ORG_NAME	ST_NUM	ST_DIR	ST_NAME	ST_TYPE	ST_SUB_TYPE	ST_SUB_NUM
16330	5812	MI PUEBLO FOOD CENTER #4	1745		Story	Rd		
16334	5812	VENTURA & SONS 2J01042	1051		Woodminster	Dr		
16337	5812	KIDS CAFE AT CHILDRENS DISCOVE	180		Woz	Way		
16338	5812	CANOAS ELEMENTARY SCHOOL	880		Wren	Dr		
16349	5812	RADISSON PLAZA HOTEL	1471	N	4th	St		
16353	5812	CFARM MKT-JT-BECKMAN'S BAKERY			Jackson	St		
16354	5812	MONTGOMERY THEATER- CONC STAND			Market			
16356	7538	DURAN'S AUTO ELECTRIC CLINIC	21	N	Sunset	Ave		
16363	5531	UNIVERSAL FLEET SUPPLY	1733		Rogers	Ave		
16367	5541	ARCO/PSI #5225	545	W	Alma	Ave		
16370	5541	GAS STOP & MINI MART	899	N	13th	St		
16383	5812	JACK IN THE BOX #415	1841		Story	Rd		
16390	2051	ROMERO'S CAKES	2003		Story	Rd		
16391	5812	LA MEJOR TAQUERIA	2003		Story	Rd		
16394	5812	MENDOZA'S TAQUERIA	2100		Story	Rd		
16397	5812	LA OSTIONERIA RESTAURANT	2155		Story	Rd		
16399	5411	STORY ROAD LIQUORS	2241		Story	Rd		
16402	5411	JACK'S LIQUORS	2298		Story	Rd		
16403	5812	KENTUCKY FRIED CHICKEN	2342		Story	Rd		
16404	5812	MCDONALD'S RESTAURANT #6358	2680		Story	Rd		
16405	5812	EL POLLO RICO	2687		Story	Rd		
16406	5411	TROPICANA LIQUORS	2770		Story	Rd		
16417	7999	KELLEY PARK COMPLEXES	1300		Senter	Rd		
16418	7999	HISTORIC PARK (PART OF KELLEY PARK COMPLEXES	1600		Senter	Rd		
16423	3540	ANGULAR MACHINING	1751		Fortune	Dr		
16424	5541	ALMADEN UNION	3010		Almaden	Expy		
16428	5541	STRAWBERRY PARK SHELL	609		Saratoga	Ave		
16429	5541	CHEVRON USA	404		Saratoga	Ave		
16457	7530	MECHANIC MOBILE SERVICE	14041		Lieb	Ct		
16462	5411	KRISTINA'S COOKIE JAR	1449		Willowmont	Ave		
16463	7530	QUALITY TUNE UP #63	425	S	Winchester	Blvd		
16465	2700	ALL THINGS PRINTED	1420	S	Winchester	Blvd		
16479	3999	TECAN SYSTEMS INC	2450		Zanker	Rd		
16487	5812	WILLOW GLEN FROZEN YOGURT CO	1104		Lincoln	Ave		
16498	7217	CUONG'S CARPET CLEANING	1612		Lucretia	Ct		
16516	7532	N & D AUTO BODY & REPAIR	226		Phelan	Ave		
16525	5411	KWIKEE MART	2044		Mckee	Rd		
16550	7530	MC RADIATOR & MUFFLERS	4234		Monterey	Rd		
16590	4120	CALIFORNIA CAB CO	505		Asbury	St		

ORG_CODE	SIC_CODE	ORG_NAME	ST_NUM	ST_DIR	ST_NAME	ST_TYPE	ST_SUB_TYPE	ST_SUB_NUM
16617	1742	COAST BUILDING PRODUCTS	1341		Oakland	Rd		
16628	7530	PULIDO AUTO REPAIR	1485		Bahama	Way		
16629	5511	CROW'S AUTO INC	110		Balbach	St		
16658	3999	RVISION LLC	2365		Paragon	Dr		
16664	7530	CAPITOL AUTOMOTIVE	3520		Pearl	Ave		
16668	7530	LEALE'S FLEET & RV CTR INC	88		Phelan	Ave		
16671	3541	EXPEDITE PRECISION WORKS INC	931		Berryessa	Rd		
16707	5411	P W SUPERMARKET #12	5205		Prospect	Rd		
16733	3400	ENCORE INDUSTRIES	597		Brennan	St		
16738	4121	USA EXPRESS CO	495	E	Brokaw	Rd		
16754	5812	MAYO'S GROUP HOME	2389		Renfield	Way		
16796	8249	AT & T (formerly PACIFIC BELL)	1		River Oaks	Pkwy		
16811	7216	DIAMOND LAUNDRY & CLEANER	398	W	San Carlos	St		
16819	5511	BESHOFF MOTORCARS	3000	E	Capitol	Expy		
16821	5812	COURTYARD BERRYESSA HOA	1055	N	Capitol	Ave		
16822	5411	ARCO AM-PM #567	1143	N	Capitol	Ave		
16825	5511	CAPITOL EXPRESSWAY FORD	919	W	Capitol	Expy		
16831	2700	TECHNOLOGY PRINTING	810		Charcot	Ave		
16835	2821	BAY FIBERGLASS & PRECAST	738		Chestnut	St		
16847	7530	AUTO SHOP, THE	1317	E	San Fernando	St		
16861	5812	PASTA POMODORO	378		Santana Row		Suite	1130
16876	7530	B & J AUTO CENTER	870		Commercial	St		
16897	5812	SUSHI TOTORO	1106		Saratoga	Ave		
16913	7542	HUE MOBILE CAR CARE	2727		Sherlock	Dr		
16917	5812	VITOS NEW YORK TRATTORIA	90		Skyport	Dr	Suite	140
16936	5812	PEET'S COFFEE & TEA	4055		Evergreen Village	Sq		
16960	5511	M AUTO CENTER WEST	2221		Stevens Creek	Blvd		
16979	5411	STARBUCKS COFFEE #6788	1455		Foxworthy	Ave		
16987	4121	SINGH, LAKHVIR	2875		Gavilan	Dr		
17023	5812	GLEN ELM CARE HOME	2487		Glen Elm	Way		
17061	2521	PHANTOM MANUFACTURING	1011		Timothy	Dr		
17107	5411	LUCKY SEVEN	1675		Tully	Rd		
17120	5812	SOMETHING SWEET	1991		University	Ave		
17125	7549	SAN JOSE TEST ONLY CENTER	222		Keyes	St		
17139	7532	FILOS AUTO BODY SHOP	701		Kings Row		Suite	74F
17145	2700	TRIEU THANH WEEKLY MAGAZINE	295		Kinney	Dr		
17152	5411	BHULLAR FOOD & LIQUOR MARKET	901		Vine	St		
17166	2095	KEYSTONE COFFEE COMPANY	2230		Will Wool	Dr		
17172	5511	D & L AUTO WHOLESALE	456		Willow	St		

ORG_CODE	SIC_CODE	ORG_NAME	ST_NUM	ST_DIR	ST_NAME	ST_TYPE	ST_SUB_TYPE	ST_SUB_NUM
17175	3363	Accu-Burr Metal Finishing, Inc.	1522		Berger	Dr		
17178	3599	Babbitt Bearing Company, Inc.	1170	N	5th	St		
17180	3479	Coast Engraving, Inc.	1097	N	5th	St		
17183	3471	Haro's Metal Finishing, Inc.	439		Reynolds	Cir		
17187	3365	Kearney Pattern Works and Foundry	40	S	Montgomery	St		
17195	3363	San Jose Die Casting Corp.	2475		Autumnvale	Dr		
17196	3363	Triad Tool & Engineering, Inc.	1750		Rogers	Ave		
17441	3599	N. M. Machining	175		Lewis	Rd		
17444	8062	Kaiser Permanente Santa Teresa Med. Cent	5755		Cottle	Rd		
17503	5411	Guadulajara Market and Products #1	1661		Alum Rock	Ave		
17529	5812	La Colonial	1700		Rogers	Ave		
17530	4225	La Fiesta Food Products, Inc.	940		Mc	Ave		
17550	7211	Easy Coin Laundry	500		McLaughlin	Ave		
17551	2099	El Azteca	77	S	28th	St		
17589	3674	Grinding, Dicing Services, Inc. dba GDSI	925		Berryessa	Rd		
17767	4953	All Chemical Disposal Inc.	21		Great	Blvd		
17791	3674	Advanced Ion Beam Tech (AIBT)	81	E	Daggett	Dr		
17808	3672	Ardent Systems, Inc.	52		Bonaventura	Dr		
17824	3999	Celestica	5325		Hellyer	Ave		
17863	8734	Process and Electronics Technologies, In	1620		Zanker	Rd		
18015	8221	Palmer Chiropratic College	90	E	Tasman	Dr		
18108	2951	Reed & Graham Laboratory	550		Sunol	St		
18130	3672	SMTC	2302		Trade Zone	Blvd		
18151	2099	Santa Clara Nut Co.	1590		Little Orchard	St		
18350	2096	Trinh Co.	2485		Autumnvale	Dr		
18420	7699	Able Septic Tank Service	1020		Ruff	Dr		
18661	5812	Pizza Antica	334		Santana Row		Suite	1065
18679	4215	Federal Express	696	E	Trimble	Rd		
18795	8210	Achiever School/First Baptist Church	500		Sands	Dr		
19088	5812	Peggy Sue's	183		Park	Ave		
19429	5812	New Krungthai Restaurant	580	N	Winchester	Blvd		
19513	5411	Mercado Latino	3828		Seven Trees	Blvd		
20771	5461	Rica Panaderia	1080	S	White	Rd		
21404	2051	Valerio's City Bakery	2518		Berryessa	Rd		
22071	3444	Mass Precision Sheetmetal	2371		Paragon	Dr		
22157	3691	Battery Systems	1240		Yard	Ct	Unit	E
22158	3674	C & D Semiconductor	2210		Lundy	Ave		
22578	4200	EXPRESSO AMERICA TRUCKING	956		Catherine	St		
22619	7532	Capitol Glass Works	3500		Pearl	Ave		

ORG_CODE	SIC_CODE	ORG_NAME	ST_NUM	ST_DIR	ST_NAME	ST_TYPE	ST_SUB_TYPE	ST_SUB_NUM
22638	1771	Bay Area Asphalt and Cement Works	545		Nipper	Ave		
22680	7221	Picture People - Oakridge Mall	925		Blossom Hill	Rd	Suite	1001
22883	3471	Sun Surface Technology	950		Rincon	Cir		
22923	7532	AAA AUTO REPAIR BODY AND PAIN	495	E	Brokaw	Rd	#	2
23287	2834	Teikoku Pharma USA	1718		Ringwood	Ave		
23303	3672	Advanced Surface Finishing Inc.	1181	N	4th	St	Suite	50
23363	5531	KRAGEN AUTO PARTS #423	1810		Alum Rock	Ave		
23386	1623	Santa Clara Valley Water District	7011		Graystone	Ln		
23405	4911	Metcalf Energy Center LLC	1		Blanchard	Rd		
23777	8062	Kaiser Santa Teresa	250		Hospital	Pkwy		
29059	5411	KIM LOAN HEALTH CARE	1111		Story	Rd	Suite	1105
29064	3281	SERRA TILE & STONE INC	183		Ryland	St	Suite	B
29084	7216	SWIFT CLEANER & DRAP!	1409		Bird	Ave	#	4
29088	3541	DBA DC VALVE MFG & PRECISION	1901		Las Plumas	Ave	Suite	30
29100	5531	WINGFOOT COMMERCIAL TIRE SYS	665	N	King	Rd		
29107	3600	THERMO FISHER SCIENTIFIC	355		River Oaks	Pkwy	Suite	A1
29133	3541	SPIN TEK MACHINING INC	1666		Mabury	Rd		
29148	7216	CUSTOM CLEANERS #2	4440		Pearl	Ave	Suite	2
29150	7530	LUCKSCHEIDER AUTOMOTIVE	193		Barnard	Ave	Suite	1A
29154	3999	TRIM TECH INDUSTRIES INC	1724		Ringwood	Ave	Suite	AA
29175	3540	JB MANUFACTURING LLC	2814		Aiello	Dr	Suite	D
29180	4212	ALL MACHINERY MOVING/RIGGING	135		Lewis	Rd	Suite	A
29188	3540	TNT PRECISION MCHNG & MFG	140		Lewis	Rd	Suite	9
29190	5531	JOSUE LLANTERA	960	S	King	Rd	Suite	S
29195	3540	CREATIVE METAL PRODUCTS CORF	6284		San Ignacio	Ave	Suite	D
29200	7530	TRANNY MAN, THE	4230		Monterey	Rd	Suite	1
29202	7530	D TECHNODIESEL	2915		Daylight	Way	Suite	N
29221	5531	EXTREME PERFORMANCE	43	S	Capitol	Ave		
29223	4226	SUPER TALENT FLASH	2075	N	Capitol	Ave	Suite	A
29236	1743	WESTERN ROOFING SUPPLY	991		Lonus	St		
29252	5999	CITY CANVAS	750	W	San Carlos	St		
29253	7530	V & D AUTO TECH	505		Santa Ana	Ave	Suite	3B
29256	5411	KT CONVENIENCE STORE	74		Race	St	Suite	A
29259	3999	SPINNERET INC	2142		Paragon	Dr	Suite	A
29264	7211	KIELY PARK CLEANERS	445	S	Kiely	Blvd		
29297	7530	S & S AUTO SERVICE	3500		Pearl	Ave	Suite	J1
29298	7530	PORTILLO DIESEL	237		Leo	Ave	Suite	1
29317	5411	SAN JOSE HALAL MARKET	175	S	Capitol	Ave	Suite	F
29322	7530	STARTER & ALTERNATOR REPAIR	1475		Monterey	Rd		

ORG_CODE	SIC_CODE	ORG_NAME	ST_NUM	ST_DIR	ST_NAME	ST_TYPE	ST_SUB_TYPE	ST_SUB_NUM
29324	7538	EIGHT EIGHT EIGHT MOTORS	560	E	Gish	Rd	Suite	A
29326	7530	VICTORY AUTOMOTIVE MACHINE	3500		Pearl	Ave	Suite	E
29330	5812	GUCKENHEIMER AT BROADCOM	3151		Zanker	Rd		
29334	5411	SAFEWAY INC #767	6150		Bollinger	Rd		
29337	7211	CLEANER CLEANERS	5373		Camden	Ave		
29344	5411	SAFEWAY INC #997	1663		Branham	Ln	Suite	2
29361	3999	ONE TOUCH SYSTEMS	40		Airport	Pkwy	Suite	A
29382	1771	CALIFORNIA CONCRETE PUMPING	785		Lincoln	Ave		
29386	3999	GROUP MANUFACTURING	1928		Hartog	Dr	Suite	1
29388	7216	BENJAMINS' CLEANERS	2997		Union	Ave	Suite	A
29402	3999	SAINT GOBAIN SEMI EQUIP INC	6341		San Ignacio	Ave	Suite	AA
29409	3540	TC PRECISION MACHINING	647		Tully	Rd	Suite	7
29415	7216	HOLIDAY CLEANERS OF AMERICA	1693		Branham	Ln		
29427	1522	DRAEGER CONSTRUCTION INC	605		Commercial	St		
29430	3999	GAS RECOVERY SYSTEMS LLC	15999		Guadalupe Mines	Rd	Suite	A
29432	7216	SPEEDY CLEANERS	1080		Saratoga	Ave	Suite	13B
29448	7530	WHITE ROAD AUTO SERVICE	95	S	White	Rd	Suite	A
29456	4212	KENNEDY EQUIPMENT TRANSPORT	1041	N	11th	St	Suite	A1
29457	7216	BAY DRYCLEANERS	1574		Branham	Ln		
29472	5411	CIRCLE K/76 #2705442	7022		Santa Teresa	Blvd		
29478	7211	RAINBOW LAUNDRY & DRY CLEAN	1175	E	Julian	St	Suite	6A
29487	3999	TAVOLACCI MFG COMPANY	1590		Kerley	Dr	Suite	1
29493	7216	FOXWORTHY DRY CLEANERS INC	1429		Foxworthy	Ave	Suite	Z
29502	1743	TILE SHOP INC, THE	480	E	Brokaw	Rd	Suite	1
29512	5411	FOOD MAXX #460	1539		Parkmoor	Ave		
29520	7530	HARLAN'S AUTOMOTIVE	1844	W	San Carlos	St	Suite	1
29533	3541	RSJ MACHINING	2108		Bering	Dr	Suite	C
29542	5411	PEET'S COFFEE & TEA	377		Santana Row		Suite	1130
29575	7216	AMERICAN CLEANERS	4750		Almaden	Expy	Suite	G
29599	7530	PRO CAL TRUCK & RV	290		San Jose	Ave		
29615	1771	ANTUZZI, J A CONCRETE CO,INC	333	N	Montgomery	St	Suite	2
29631	7530	AUTO ELECTRIC AFFAIR	393	N	Morrison	Ave	Suite	A
29632	4212	MONT/ROSE MOVING SYSTEMS INC	1585		Mabury	Rd	Suite	A
29643	3674	M-A COM TECH	5300		Hellyer	Ave		
29648	2700	AB PRESS	615		Stockton	Ave	Suite	2
29652	3540	PIONEER MANUFACTURING CO	1758		Junction	Ave	Suite	G
29667	7211	HOLIDAY CLEANERS & PUREWATER	416	W	Capitol	Expy		
29668	5531	JUST TIRES #9246, dba DUNLOP	995		Blossom Hill	Rd	Suite	A
29686	3549	K & S MACHINE MFG INC	2586		Seaboard	Ave	Suite	2

ORG_CODE	SIC_CODE	ORG_NAME	ST_NUM	ST_DIR	ST_NAME	ST_TYPE	ST_SUB_TYPE	ST_SUB_NUM
29694	7530	AUTOLAND	1701		Alum Rock	Ave	Suite	A
29704	7538	AUTO TECH	798	N	13th	St	Suite	1
29737	3540	J3 ASSOCIATES, INC	2751		Aiello	Dr	Suite	A
29755	5411	D & L ENTERPRISES	1852		Quimby	Rd		
29768	1751	PDR STAIRS	765		Chestnut	St	Suite	C
29775	3999	D & D LABS INC	175		Lewis	Rd	Suite	28
29781	7530	WILLARD AUTO REPR & RADTF	61	S	Capitol	Ave	Suite	A
29791	3600	DC ELECTRONICS	1870		Little Orchard	St	Suite	A
29810	5411	DELGADILLO'S PRODUCE & NUTS	1580		Berryessa	Rd	Suite	15D
29815	7530	CAPITOL TRANSMISSION CENTER	3500		Pearl	Ave	Suite	K
29828	3540	DAM GOOD ENG MFG INC	2720		Aiello	Dr	Suite	A
29833	3999	STOROPACK/FOAM PAC INDUSTRIA	2210		Junction	Ave		
29843	7530	DAN'S AUTO REPAIR & TRANSMIS	270		San Jose	Ave	Suite	A
29844	5411	WANG, TOM SUNNY	1585	N	4th	St	Suite	X
29851	3540	KEHL, RON ENGINEERING	384		Umbarger	Rd	Suite	B
29852	5411	GUILLERMO'S PRODUCE	2033		Flintcrest	Ct		
29863	3672	Eagle Tech Inc	2299		Ringwood	Ave	Unit	C-3
29869	7349	Westgate Mall Management Office	1600		Saratoga	Ave	Suite	201
29999	8734	Integrated Device Technology, Inc	6024		Silver Creek Valley	Rd		
30079	3674	Qualcomm MEMS Technologies	2581		Junction	Ave		
30119	4941	Penitencia Water Treatment Plant	3959		Whitman	Way		
34320	7349	MARIA'S HOUSE CLEANING	200		Ford	Rd	Suite	55
34330	7549	M.P.T. TOWING	193		Barnard	Ave	Suite	3
34336	4213	PIONEER LIQUID TRANSPORT	251	E	Empire	St		
34341	1742	BEST DRYWALL INTERIORS INC	1300		State	St	Suite	A
34351	7349	J & J MAINTENANCE SERVICE	3750		Mc Kee	Rd	Suite	F3
34365	5541	SANTA TERESA SERVICE STATION	6095		Cahalan	Ave		
34399	2500	A-1 DESIGN CORPORATION	825	S	5th	St		
34416	5812	QUIZNO'S CLASSIC SUBS	1728		Hostetter	Rd	Suite	30
34436	7349	SPARKLING JANITORIAL SERVICE	1248		Farringdon	Dr		
34447	1711	SILICON VALLEY HEATING & AC	1728		Galewood	Ct		
34457	7349	MAID BRIGADE	3745		Madeline	Ave	Suite	21
34463	7349	CONTRACT MAINTENANCE CONCEPT	3421		Antonacci	Ct		
34468	5541	L & D SERVICE STATION	960	S	King	Rd		
34488	0782	O'BRIEN PROPERTY MAINTENANCE	2929		Valhalla	Dr		
34498	7359	JWA ENTERPRISES LLC	2505		Cunningham	Ave	Suite	A1
34512	5812	ERFAN ENTERPRISES	2067		Camden	Ave	Suite	A
34524	3500	SILITRONICS INC	85		Great Oaks	Blvd	Suite	4
34525	5812	TAPIOCA EXPRESS	2056	N	Capitol	Ave		

ORG_CODE	SIC_CODE	ORG_NAME	ST_NUM	ST_DIR	ST_NAME	ST_TYPE	ST_SUB_TYPE	ST_SUB_NUM
34532	2080	FANCY DRINK CO	976		Prevost	St	Suite	
34534	5541	ROTTEN ROBBIE #24	605	S	White	Rd	Suite	1
34543	5812	IJM CATERING	300		O'Connor	Dr	Suite	
34546	5812	FAST PIZZA DELIVERY	2840	S	White	Rd	Suite	B
34550	4225	PUBLIC STORAGE INC	965		Felipe	Ave	Suite	A
34553	7549	STATE WIDE AUTO GLASS, INC	401	E	Taylor	St	Suite	180
34565	5812	SERVICE AMERICA CORPORATION	408	S	Almaden	Blvd	Suite	J
34573	1711	DAIS, PATRICK JOHN	1220		Royal Crest	Dr	Suite	A
34585	7349	GARCIA'S HOUSE CLEANING	2925		Florence	Ave	Suite	57
34590	1742	S & S DRYWALL INC	202	N	27th	St	Suite	B
34595	5541	CHAHAL ENTERPRISES INC	449		Blossom Hill	Rd	Suite	1
34605	5541	USA PETROLEUM 3723	2790		Story	Rd	Suite	A
34606	4932	PACIFIC GAS & ELECTRIC CO	111		Almaden	Blvd	Suite	8FL
34635	5812	VIA MIA PIZZA	1150		Saratoga	Ave	Suite	A
34648	7542	ACE PRESSURE WASHING	4728		Mc Coy	Ave	Suite	A
34670	7532	NICHOS BODY REPAIR	725	S	1st	St	Suite	
34690	5511	SALAS GROUP, THE	345		Saratoga	Ave	Suite	A
34700	5541	SMOG PROS	1948		Camden	Ave	Suite	A
34714	5812	COFFEE BUG	606		Saratoga	Ave	Suite	30
34727	5812	SUSHI MARU RESTAURANT	262	E	Jackson	St	Suite	
34737	7349	ANGELES HOUSE CLEANING	13728		Highwood	Dr		
34738	1711	FALCONE PLUMBING & HEATING I	650		Lincoln	Ave	Suite	8
34756	5541	ROTTEN ROBBIE #55	1655		Foxworthy	Ave	Suite	1
34761	5012	EUROSPORT AUTO	721		Stockton	Ave		
34763	3200	FLYNN, AL GLASSBLOWING	3941		Blue Gum	Dr		
34786	1711	VAC AMERICA INC	5542		Monterey	Rd	Suite	209
34799	5531	TIRES BY WHEEL WORKS	1905		Tully	Rd	Suite	A
34806	0783	COMMERCIAL TREE CARE	972		Newhall	St	Suite	A
34816	1742	DRYWALL GUYS, THE	3468		Gila	Dr		
34826	7349	AMERICAN STAR MAINTENANCE	1164		Lundy	Ave		
34854	4225	A-1 SELF STORAGE	1415		Old Oakland	Rd	Suite	
34855	5812	PHO MY VIETNAMESE RESTAURANT	5499		Snell	Ave	Suite	A
34872	5812	PANDA EXPRESS #719	171		Branham	Ln	#	7
34873	5812	CHEESECAKE FACTORY, THE	925		Blossom Hill	Rd	Suite	1717
34903	7349	LIDIA'S HOUSECLEANING SERV	2323		Mammoth	Dr	Suite	2
34947	7349	MC JANITORIAL	30		Laumer	Ave		
34988	8070	TA DENTAL LAB	2924		Allenwood	Ct		
34994	5989	CARDLOCK #418	2266		Senter	Rd	Suite	D
34999	5812	TACO BELL #5259	840	S	Bascom	Ave		

ORG_CODE	SIC_CODE	ORG_NAME	ST_NUM	ST_DIR	ST_NAME	ST_TYPE	ST_SUB_TYPE	ST_SUB_NUM
35018	7349	ASTRO JANITORIAL SERVICE	2062		Limewood	Dr		
35043	7349	EMILIO'S CLEANING	44		Viewmont	Ave		
35049	1711	YANGS HEATING & COOLING	3183		Cayman	Pl	Suite	A
35065	1711	AIR SYSTEMS	940		Remillard	Ct		
35096	2800	COX, DORIS MARY KAY CONSULT	361		Maeve	Ct		
35098	7532	KS CALIFORNIA AUTO BODY SHOF	575	W	San Carlos	St	Suite	A
35099	0783	LAWRENCE'S STUMP REMOVAL	4939		Kingston	Way		
35105	7549	SANCHEZ TOWING SERVICE	1660		Alum Rock	Ave	Suite	152
35120	7532	AUTO TECH COLLISION CENTER	1460		Terminal	Ave	Suite	E
35134	7530	BABE'S MUFFLER	808		The Alameda		Suite	1
35139	2400	A & B DOORS INC	1064		Elm	St	Suite	
35147	7349	TAYLOR, BARBARA	1449		Shaffer	Dr		
35148	7349	PRESTIGE CLEANING	2632		Flagstone	Dr		
35149	5812	MARK'S HOT DOGS	48	S	Capitol	Ave	Suite	A
35150	7699	SAN JOSE FORKLIFT SERVICE IN	888		Stockton	Ave	Suite	P
35162	2099	NIPPON TRENDS FOOD SVC INC	631		Giguere	Ct		
35179	5812	SONNY'S CAFE	5643		Cottle	Rd	Suite	A
35196	7549	MERCADO, HECTOR	510	E	Branham	Ln	Suite	81
35202	1711	ALTA AIR	1772		Duffy	Way		
35204	1711	A & B FERREIRA PLUMBING	1591		Aldrich	Way		
35213	2400	MARTINEZ, FEDERICO'S DESIGN	444		Reynolds	Cir	Suite	A
35216	7349	CHUNG-TAI CHEUNG'S	1433		Sierra Creek	Way		
35221	5541	ROTTEN ROBBIE #42	455	E	Julian	St	Suite	
35227	2400	NIGRO, A.P., WOODWORKING	140		Lewis	Rd	Suite	4
35228	7349	J & P BUILDING MAINTENANCE	2229		Alum Rock	Ave	Suite	134
35230	5541	ROTTEN ROBBIE #43	1304		Piedmont	Rd	Suite	1
35241	5812	CATERED TOO	12	S	1st	St	Suite	229
35244	7349	ROMERO, ANOREA J	58		Cleaves	Ave		
35251	7349	KLEAN KARE CO	14785		Whipple	Ct		
35270	5812	THE BLUE MANGO	4996		Stevens Creek	Blvd		
35282	7549	JIFFY LUBE STORE #2333	1902	N	Capitol	Ave		
35283	7359	DENNIS & TOM CONSTRUCTION	132		San Ramon	Dr		
35287	1711	SOLIZ HEATING & AIR CO	3045		Kentridge	Dr		
35290	5812	Palm Cafe, The	1520		The Alameda		Suite	105C
35294	5812	PASTA POMODORO INC	2083		Camden	Ave	Suite	A
35308	5511	SMYTHE VOLVO	740		Capitol	Expy	Suite	
35315	3400	ELITE METAL FAB	2231		Paragon	Dr	Suite	
35331	7217	MARIO CARPET CLEANING	248		Muirfield	Dr		
35334	5812	LSG SKY CHEFS	1355		Airport	Blvd	Suite	A

ORG_CODE	SIC_CODE	ORG_NAME	ST_NUM	ST_DIR	ST_NAME	ST_TYPE	ST_SUB_TYPE	ST_SUB_NUM
35342	7349	ACOSTA'S JANITORIAL SERVICES	2963		Warrington	Ave		
35361	1711	GUY'S CONCRETE INC	14095		Jerilyn	Dr		
35374	7215	CAPITAL LAUNDERLAND	3122		Senter	Rd	Suite	
35380	5531	TIRES BY WHEEL WORKS	350	S	Kiely	Blvd	Suite	5A
35384	1721	MIRACLE HOUSE & APT PAINTING	1340		Mastic	St		
35385	2400	KNOCK ON WOOD	523		Horning	St	Suite	
35393	7215	LAUNDERLAND	412	W	Capitol	Expy	Suite	
35397	1711	PLUMBING REPAIRS	97		Foss	Ave		
35405	7514	20/20 MOTORSPORT	262		Bluefield	Dr		
35407	7349	EXPERANCA HOUSE CLEANING	336	W	Virginia	St		
35430	7692	NAM'S WELDING	701		Kings Row		Suite	3A1
35434	5812	DELLA NONNA	1126		Olive Branch	Ln		
35471	1711	EVEREST AIR	67		Dearwell	Way		
35476	7349	M M CLEANING SERVICE	816		Feller	Ave	Suite	A
35479	7349	PIEDAD HOUSE CLEANING	745		Hobie	Ln		
35483	5812	KING'S BURGER, INC	980	S	King	Rd	Suite	A
35484	1711	MULLINS, EDWARD L	383		Hans	Way		
35486	1711	CALIF CONCRETE CO	10500		Crothers	Rd		
35508	1531	AAM TECH DEVELOPMENT	54		San Jose	Ave	Suite	
35510	7349	VENTURA DBA JANI-KING	2621		Highwood	Dr	Suite	A
35511	2099	WYZEN FOODS INC	1901		Las Plumas	Ave	Suite	40
35519	1711	D A D PLUMBING	136		Pleasant Ridge	Ave		
35525	7999	SAN JOSE SKATE	397		Blossom Hill	Rd		
35533	7349	IDEAL JANITORIAL SERVICES	6441		Wisteria	Way	Suite	B
35534	7349	QUINTERO, RAFAEL O	2068		Georgia	Ave		
35550	7342	ANTIQUE TERMITE & PEST INC	1913		Stone	Ave	Suite	A
35552	1711	WATER QUALITY PLUMBING	1860		Almaden	Rd	Suite	
35571	5461	LA MEXICANA	1170	E	William	St		
35599	5461	LO BANH CUON THANH TR	1281	E	Santa Clara	St		
35602	2800	COMMERCIAL WORK SURFACES CO	1730		Junction	Ave	Suite	F
35609	1799	GENERAL FENCE CO	1287		Whitton	Ave	Suite	
35622	7349	TERRONES CLEANING SERVICES	333		Serrano	Ave		
35628	7514	THRIFTY CAR RENTAL	2300		Airport	Blvd	Suite	110
35634	7530	ALPHA AUTO REPAIR	481		Madera	Ave		
35636	7692	PEPE'S WELDING	211		Ryland	St		
35644	0782	MANIGLIA LANDSCAPE SERVICES	1556		Old Bayshore	Hwy	Suite	A
35660	6553	OAK HILL FUNERAL HOME	300		Curtner	Ave	Suite	1
35665	5812	CATERING BY GRACE	909		Linda Vista	St		
35668	7692	SKY PRECISION WELDING	1553		Clayton	Rd		

ORG_CODE	SIC_CODE	ORG_NAME	ST_NUM	ST_DIR	ST_NAME	ST_TYPE	ST_SUB_TYPE	ST_SUB_NUM
35672	7349	CLEANING SERVICES SPECIALIST	1609		Alum Rock	Ave	Suite	10A
35677	7349	R & A CLEANING	2612		Aborn	Rd		
35695	5812	TAQUERIA TLAQUEPAQUE #2	721		Willow	St		
35708	5812	STUART ANDERSON'S BLACK ANGUS STEAKHOUSI	1011		Blossom Hill	Rd	Suite	A
35722	2400	AMERICAN CUSTOM WOOD SHOF	2408		Lincoln Village	Dr	Suite	A
35731	7549	MOTOR BODY CO	455		Sunol	St	Suite	B
35750	0782	PETALON LANDSCAPE MAN INC	1766		Rogers	Ave	Suite	A
35780	5511	HOUSE OF IMPORTS	3710		Stevens Creek	Blvd	Suite	C
35807	7349	L.C. JAN & BLDG MAINT INC.	1858	S	Capitol	Ave		
35809	5812	LAYANG LAYANG	1480	S	De Anza	Blvd	Suite	C
35812	5812	STARBUCKS COFFEE #3457	2579	N	1st	St	Suite	A
35814	7349	PRECISION ENTERPRISES SERV	3397		Mount Mc Kinley	Dr	Suite	A
35830	7217	MARTIN CARPET CLEANING	1439		Sierra Creek	Way		
35835	5541	VALLEY AUTOMATED FUELS	2132		O'toole	Ave	Suite	1
35862	5812	LOWRY'S IRISH COFFEE HOUSE	350	W	Julian	St	Suite	1
35867	5812	SUBWAY SANDWICHES & SALADS	699		Curtner	Ave	Suite	110
35876	5812	LA GRULLENSA	461	S	Capitol	Ave	Suite	15
35881	5541	ROTTEN ROBBIE #38	4962		Almaden	Expy	Suite	
35912	7549	REBELLO'S TOWING SERV. INC	969		Stockton	Ave		
35922	7349	DH CARPET CLEANING	3011		Archwood	Cir	Suite	A
35933	3993	STAR NEON SIGNS	663	N	King	Rd	Suite	3
35960	7349	A1 CARPET CLEANING AND JANIT	249		Pamela	Ave	Suite	3A
35987	1711	FISHER LATH & PLASTER INC	1441		Atteberry	Ln		
35991	0782	BASIC LANDSCAPE & GARDENING	1345		De Loach	Ct		
35998	5813	PARKLANE LOUNGE	5152		Moorpark	Ave	Suite	A
36001	5541	GAS & SHOP	1590		McKee	Rd	Suite	
36002	5541	ROTTEN ROBBIE #7	1051	S	De Anza	Blvd	Suite	A
36005	5812	RAMEN HALU	375	S	Saratoga	Ave	Suite	M
36011	7349	ASSURED BUILDING CARE	1300	E	San Antonio	St	Suite	92B
36018	7349	FERNANDES CLEANING	1686		Shortridge	Ave		
36027	7349	BERNAL'S JANITORIAL SERVICES	13579		Westboro	Dr		
36034	7349	SEE THE LIGHT WINDOW WASHING	247	N	Capitol	Ave	Suite	120
36036	1711	CUNNINGHAM'S AIR SYSTEM	1125		Pandolfi	Pl		
36052	8070	MC KEE DENTAL X-RAY	2344		Mc Kee	Rd	Suite	
36056	7549	TIRES BY WHEEL WORKS	3510		Pearl	Ave	Suite	A
36059	7342	SUNRAY TERMITE CONTROL INC	125	S	Capitol	Ave	Suite	2
36071	7349	CAMARA'S JANITORIAL SERVICE	251	N	Claremont	Ave		
36075	7514	HERTZ	5645		Cottle	Rd	Suite	
36087	5812	SAIKO SUSHI	1621	N	Capitol	Ave		

ORG_CODE	SIC_CODE	ORG_NAME	ST_NUM	ST_DIR	ST_NAME	ST_TYPE	ST_SUB_TYPE	ST_SUB_NUM
36112	3993	SIGNS UNLIMITED	6280		San Ignacio	Ave	Suite	K
36113	3570	SAN VALLEY SYSTEMS	6320		San Ignacio	Ave	Suite	C
36117	5812	WINDOWS	2650		Alum Rock	Ave		
36139	5461	CINNABON #305	2855		Stevens Creek	Blvd	Suite	2473
36147	7359	ARNONE'S RV RENTALS	186		San Jose	Ave	Suite	B
36151	5812	FOODTOPIA	1600	S	DeAnza	Blvd	#	30
36168	7349	PACHECO'S MAINT	14390		Jerilyn	Dr		
36170	5541	KL VENTURES (dba ARCO)	1256	E	Julian	St		
36187	5812	WETZEL'S PRETZELS	925		Blossom Hill	Rd	Suite	9118
36190	4121	YELLOW CAB CO	1880	S	7th	St	Suite	A
36191	7349	DA PAZ JANITORIAL SERVICE	194		Chalet	Ave		
36192	1771	BERKELEY CEMENT INC	1617		Almaden	Rd	Suite	Z
36193	7349	EP MAINTENANCE	1410		Caliente	Way		
36220	2200	PRINT MAGIC	1892		Curtner	Ave	Suite	A
36224	0782	FLORES LANDSCAPING & MAINT	1777		Cape Jasmine	Pl		
36253	7349	IC CLEAR	247	N	Capitol	Ave	Suite	231
36257	7349	MORAN CLEANING SERVICES	2882		Grafton	Way	Suite	A
36272	3281	PAVONE GRANITE & MARBLE SLAE	1088		Myrtle	St	Suite	AA
36276	1711	D'S PLUMBING	321		Mc Covey	Ln	Suite	
36282	7215	WILLIAM LAUNDERLAND	518	S	10th	St		
36284	1711	GSI HEATING & AIRCONDITIONIN	1111		Felipe	Ave	Suite	105
36287	7692	CHAVEZ WELDING & MACHINING I	1115		Campbell	Ave	Suite	A1
36317	3672	FOXCONN/HON HAI LOGISTIC LLC	1705		Junction	Ct		
36334	7532	P 2000 AUTO BODY	1165	N	5th	St		
36335	5171	CHEVRON USA INC	1400		Airport	Blvd	Suite	2222
36336	1742	LA DRYWALL COMPANY	1090		Ruge	Dr		
36346	5531	TIRES BY WHEEL WORKS	2955	S	King	Rd	Suite	
36353	5812	PIZZA GUYS 139	1347	S	Winchester	Blvd	Suite	138A
36358	7349	BRACAMONTE MAINTENANCE SER	759		Galahad	Ave		
36396	7349	ROMERO, EDUARDO	88		Rosebay	Ct		
36400	7215	CAPITOL LAUNDROMAT	459	S	Capitol	Ave	Suite	7A
36402	5541	ROTTEN ROBBIE #11	2305		Story	Rd	Suite	A
36425	7514	ALAMO / NATIONAL	2413		AIRPORT	Blvd	Suite	
36426	1711	HVAC SALES INC	1650		Las Plumas	Ave	Suite	H
36427	7349	BAY SWEEPING	1977		Ensign	Way	Suite	A
36456	7349	DE LA CRUZ HOUSECLEANING SVC	269		Pamela	Ave	Suite	8
36461	5541	ROTTEN ROBBIE #2	1005		Saratoga	Ave	Suite	B
36464	7532	AUTOEXACT COLLISION & PAINT	920		Chestnut	St	Suite	E
36465	7349	LOMAS CLEANING SERVICE	14090		Diamond	Ave		

ORG_CODE	SIC_CODE	ORG_NAME	ST_NUM	ST_DIR	ST_NAME	ST_TYPE	ST_SUB_TYPE	ST_SUB_NUM
36468	5093	GERMAN AUTO PARTS&SERVICE, A	301		San Jose	Ave	Suite	A
36472	7349	M ROSARIOS CLEANING SRVCS	1450		Old Oakland	Rd	Suite	123
36487	7349	RAMIREZ CLEANERS	238	S	33rd	St		
36488	5064	3-SIXTY MFG	6280		San Ignacio	Ave	Suite	C
36498	7349	CARDENAS, MARIA M	3144		Florence	Ct		
36499	8731	SCAN NET INC	560		Parrott	St	Suite	AA
36517	5812	ISLAND GRILL THE	1355	N	4th	St	Suite	AA
36528	7532	RELIANCE BODY & PAINT	90		Pullman	Way	Suite	A
36533	5812	QUIZNO'S	4075		Evergreen Village	Sq	Suite	130
36549	1711	CASTRO PLUMBING SERVICES	163		Gifford	Ave	Suite	A
36553	1711	MARTINICO, V HEATING & A/	1776	S	7th	St	Suite	A
36555	0782	GUEVARA, IGANACIO LANDSCAPIN	1773		Bermuda	Way		
36559	5812	COM TAM THANH INC	1150		Story	Rd	Suite	B
36578	5541	VALLEY AUTOMATED FUELS	1590		Oakland	Rd	Suite	B102
36586	3089	WELDON WORKS PLASTIC PRODUCT	1650		Mabury	Rd	Suite	Z
36593	7349	ANNA'S HOUSE CLEANING	62		Fleming	Ave		
36600	7215	SENTER COIN OP LAUNDROMAT	2310		Senter	Rd		
36605	7349	J R JANITORIAL	2212		Angie	Ave		
36606	5541	ROTTEN ROBBIE/MISSION TRAIL	1061		Lincoln	Ave		
36616	2400	RIZZUTO, TONY WOOD WORKING	5672		Park Crest	Dr		
36626	5813	RODEO CLUB	640		Coleman	Ave	Suite	C
36645	1711	AMERICAN RES SVC DBA RESCUE	1479		Berger	Dr	Suite	B
36646	1711	MC GURK'S PLUMBING SERVICE	1101		Galahad	Ave		
36648	7349	BAY COUNTIES JANITORIAL	1262		Shortridge	Ave		
36668	5461	BUI PHONG BAKERY LLC	370		Keyes	St		
36669	3400	JR SHEETMETAL MFG CO	663	N	King	Rd	Suite	13
36690	5812	CICERO'S PIZZA	6138		Bollinger	Rd		
36695	7549	JIFFY LUBE STORE #2345	884		Blossom Hill	Rd		
36697	7349	BETANCOURT, JANITORIAL	325		Checkers	Dr	Suite	202
36698	1795	GOLDEN STATE BUILDERS/DEMO	148	E	Virginia	St	Suite	1
36701	1711	SOUTH VALLEY PLUMBING INC	3591		Charter Park	Dr		
36710	7215	J C LAUNDROMAT	233	S	White	Rd	Suite	C
36719	4212	UNITED PARCEL SERVICE	1277		Airport	Blvd		
36722	7349	JJ MAINTENANCE	2925		Florence	Ave	Suite	77
36731	7349	KLEAN WAY JANITORIAL SERVICE	696	N	White	Rd		
36742	5812	P F CHANG'S CHINA BISTRO	98	S	2nd	St		
36747	7217	ANGELO'S CARPET & UPHOL CARE	2322		Meadowmont	Dr		
36748	5812	SUSHI COAST	1516	N	4th	St	Suite	A
36778	7353	MONARCH RENTALS	195	N	30th	St		

ORG_CODE	SIC_CODE	ORG_NAME	ST_NUM	ST_DIR	ST_NAME	ST_TYPE	ST_SUB_TYPE	ST_SUB_NUM
36786	7532	CASTILLO BODY SHOP	1605		Almaden	Rd	Suite	A2
36804	2400	KERRY'S KUSTOMS INC	5699		Saxony	Ct		
36815	7349	A & B BUILDING MAINT	3745		Madeline	Dr	Suite	3
36837	5812	HUKILAU	230		Jackson	St	Suite	B
36850	5812	PIZZA CHICAGO	155	W	San Fernando	St	Suite	
36852	7349	VAZQUEZ, JOSE M & LUZ A	2622		Boren	Dr		
36885	7217	MAGIC STEAM CARPET CLEANING	43		Southlake	Dr		
36905	2400	FISCHER CABINETS	685		Kings Row		Suite	E
36907	1711	KS ELECTRIC	1072		Norfolk	Dr		
36920	5812	ROCKWELL COLLINS CAFETERIA	2701		Orchard	Pkwy	Suite	A
36961	4225	PUBLIC STORAGE INC	231	W	Capitol	Expy	Suite	A
36963	7349	CASTRO-SOLORIO JANITORIAL	1563		June	Ave		
36969	0782	MR CRUZ LANDSCAPING	1826		La Porte	Ave		
36975	1711	MCKINNY HEATING & COOLING	1011		Knox	Ave	Suite	5
36976	5812	LONG THINH RESTAURANT	1080		Saratoga	Ave	Suite	12
36980	5812	MUDAI RESTAURANT	503	W	San Carlos	St	Suite	AA
36984	5812	TAQUERIA EL DORADC	1594		Meridian	Ave	Suite	1
36991	4225	SECURITY FIRST	586		Stockton	Ave	Suite	
37246	7389	Rayne Dealership Corp.	2941		Daylight	Way		
37325	5812	King Egg Roll	1221		Story	Rd		
37344	4214	Bassian Farms	1865	S	10 th	St		
37366	2050	El Gallo Bakery	4130		Monterey	Rd	Unit	A
37386	5812	Panda Express [Plaza San Jose]	1720		Story	Rd	#	40
37407	3674	Philips Lumileds Lighting Company, LLC	370	W	Trimble	Rd		
37419	5812	San Jose City College	2100		Moorpark	Ave		
37494	5812	Peet's Coffee & Tea	1295		The Alameda			
37496	1611	BENITEZ CONCRETE CONSTRUCTION	1700		Pomona	Ave		
37503	5813	Starbucks Coffee #10494	995		Saratoga	Ave		
37508	5812	L & L Hawaiian Barbecue	579		Coleman	Ave	#	D
37519	5812	Red Brick Pizza	579		Coleman	Ave	Suite	60
37540	5311	Target Store #2088	533		Coleman	Ave		
37561	7997	Silver Creek Valley Country Club	5967		Country Club	Pkwy		
37568	5812	San Jose Dream Dinners	5685		Cottle	Rd		
37573	5812	Rokko Sushi	55	S	Market	St		
37574	5812	Amicis	225	W	Santa Clara	St	Suite	
37576	5812	Starbucks Coffee #10313	1847	E	Capitol	Expy		
37660	8351	San Jose Day Nursery	33	N	8th	St		
37673	5812	Hue Cafe	3005		Silver Creek	Rd	Suite	190
37710	7384	Longs Drug Store #486	821		The Alameda			

ORG_CODE	SIC_CODE	ORG_NAME	ST_NUM	ST_DIR	ST_NAME	ST_TYPE	ST_SUB_TYPE	ST_SUB_NUM
37806	5411	7-Eleven Corp.	1410	N	1st	St		
37817	5812	Sonoma Chicken Coop	90		Skyport	Dr	Suite	
37822	5813	Starbucks Coffee #10894	1702		Meridian	Ave	#	SB
37892	5812	Pho Tau Bay #2	3005		Silver Creek	Rd		
37909	5812	Mountain Mike's Pizza	2908		Alum Rock	Blvd		
37921	5812	ebay-Building 17	2180		O'Nel	Dr		
37945	5812	Taqueria La Taquiza	1447		Bird	Ave		
37946	5812	Cafe Primavera	1		Almaden	Blvd	Suite	120
37948	4213	Frito-Lay Inc	1774		Automation	Pkwy		
37964	7359	United Rentals, Northwest, Inc (Monterey)	2860		Monterey	Hwy		
37965	5812	Bijan Bakery at The Fairmont	170	S	Market	St		
37967	5812	Broadway Bistro Cafe	1072	S	De Anza	Blvd		
37968	5812	Tropicana Buffet	1692		Story	Rd		
37978	5812	YEN NHI	1674		Berryessa	Rd		
37991	5812	UNIVERSITY CHICKEN	29	S	3RD	St	Suite	
37992	5999	UNWINED	6946		ALMADEN	Expy	Suite	ZZ
37993	5812	VASQUEZ CATERING	249	E	EMPIRE	St	Suite	
37997	5812	SUPER EGGROLLS RESTAURANT	445		Blossom Hill	Rd	Suite	AC
37998	5812	SUSHI FACTORY JAPANESE RESTU	4632		Meridian	Ave		
37999	5812	SUSHI ZEN	1305	N	1ST	St	Suite	AA
38001	5812	TACOS AL PASTOR #2	1629		Meridian	Ave		
38006	5812	TAQUERIA EDUARDC	255		RACE	St	Suite	
38007	5812	TAQUERIA EL CORAL	426	W	CAPITOL	Expy	Suite	A1
38009	5812	TAQUERIA TLAQUEPAQUE #3	699		CURTNER	Ave	Suite	140A
38012	5812	THAO AN RESTAURANT	1924		ABORN	Rd	Suite	Z
38013	5812	SLIDER'S DINER	1645	W	San Carlos	St		
38014	5812	SODEXHO @ WYSE TECHNOLOGY	3471	N	1ST	St	Suite	A
38015	5812	SOUTHERN KITCHEN	3378		Monterey	Hwy		
38016	5812	Spice Hut	1086	N	1st	St		
38017	5812	STARBUCKS COFFEE #6769	605	W	Capitol	Expy		
38018	5812	STARBUCKS COFFEE #8639	1401	W	SAN CARLOS	St	Suite	A
38020	5812	SUBWAY #27483	4984		Stevens Creek	Blvd	Suite	A
38021	5812	SUBWAY #28489	1100	N	1st	St	Suite	E9
38023	5812	SUBWAY 31688	1710		Berryessa	Rd	Suite	111B
38024	5812	SUBWAY SANDWICHES	870	S	Bascom	Ave	Suite	
38026	5812	SUMIYA INC	5160		Moorpark	Ave	Suite	A
38031	5812	SA BY THAI CUISINE	346	E	WILLIAM	St	Suite	1
38037	5812	SANTA TERESA BBQ & GRILL	6195		SANTA TERESA	Blvd	Suite	AA
38045	5812	POPEYES CHICKEN & BISCUITS	1783	E	CAPITOL	Expy	Suite	

ORG_CODE	SIC_CODE	ORG_NAME	ST_NUM	ST_DIR	ST_NAME	ST_TYPE	ST_SUB_TYPE	ST_SUB_NUM
38047	5812	PREMIER PIZZA	2589	N	1st	St		
38051	5812	QUIZNOS SUB	432		BLOSSOM HILL	Rd	Suite	
38059	5812	RosieMcCann's Irish Pub Restaurant	355		Santana Row		Suite	1060
38065	5812	PHO HANOI	1759	E	Capitol	Expy		
38066	5812	PHO LYNN	1865	W	SAN CARLOS	St	Suite	A
38068	5812	PHO TAU BAY RESTAURAN	454		KEYES	St	Suite	AA
38069	5812	PHO VIET	2557	N	1ST	St	Suite	AAAA
38072	5812	PHU SAM RESTAURANT	1715		Lundy	Ave	Suite	198A
38076	5812	PIZZA MY HEART	864		BLOSSOM HILL	Rd	Suite	B
38079	5812	NEW INDIAN CUISINE	895		Willow	St	Suite	B
38080	5812	NEW TANDOORI CAFE	5134		Stevens Creek	Blvd	Suite	
38083	5812	NHA TOI RESTAURANT	460	E	WILLIAM	St	Suite	AA
38090	5812	PANTRY CAFE	2362		QUME	Dr	Suite	G1
38093	5812	MARISCOS VALLARTA RESTAURAN	175	S	Capitol	Ave	Suite	Y
38098	5812	MCCORMICK & SCHMICK'S	170	S	MARKET	St	Suite	1M
38099	5812	MCDONALD'S	4800		ALMADEN	Expy	Suite	
38104	5812	MILANO RESTAURANT	394	S	2ND	St	Suite	A1
38105	5812	MOUNTAIN MIKE'S PIZZA	1289	S	1ST	St	Suite	A
38106	5812	MR CHAU CHINESE FAST FOOD	1608		Mc Kee	Rd	Suite	10A
38109	5812	MYNT,THE	5210		PROSPECT	Rd	Suite	A
38110	5812	LEE'S SANDWICHES	4060		MONTEREY	Rd	Suite	
38123	5812	MAJID CATERING	1620		BRANHAM	Ln	Suite	102
38126	5812	MARISCOS EL KORA	1527		Alum Rock	Ave		
38129	5812	L & L HAWAIIAN BARBECUE	1805	E	CAPITOL	Expy	Suite	
38132	5812	LA COSTA TAQUERIA	4152		Monterey	Hwy		
38134	5812	LA GAVIOTA RESTAURAN	2208		Business	Cir		
38137	5812	LAS FLAMAS	1065	S	1ST	St	Suite	
38139	5812	LAS MONARCAS	615		BLOSSOM HILL	Rd	Suite	A
38141	5812	LEES SANDWICHES	260	E	Santa Clara	St		
38145	5812	ISHI SHIMA SUSHI	2041		Camden	Ave	Suite	A
38147	5812	JAMBA JUICE #779	1849	E	CAPITOL	Expy	Suite	
38149	5812	JAMBA JUICE#728	1720		STORY	Rd	Suite	R84
38155	5812	KARLITA'S TACO PLACE	1415	N	4th	St		
38158	5812	KIM LOI BANH BAO REST INC	1716		Tully	Rd	Suite	B3
38162	5812	GYOZA NO HANA	4320		Moorpark	Ave	Suite	A
38167	5812	HONG KONG GARDEN RESTAURANT	5665		SNELL	Ave	Suite	Z
38168	5812	HOT BITE KABOB	487		Saratoga	Ave		
38169	5812	HOT DOG ON A STICK #108	925		BLOSSOM HILL	Rd	Suite	1617
38172	5812	HUONG SANDWICHES	404	S	2ND	St	Suite	A

ORG_CODE	SIC_CODE	ORG_NAME	ST_NUM	ST_DIR	ST_NAME	ST_TYPE	ST_SUB_TYPE	ST_SUB_NUM
38177	5812	FIESTA TAQUERIA	3327		SAN FELIPE	Rd	Suite	ZZ
38181	5812	GARCIA'S RESTAURANT	1390		Oakland	Rd		
38182	5812	GARDEN COURT CAFE	70	W	HEDDING	St	Suite	G
38184	5812	GOLDEN HARVEST REST INC	1518	N	4TH	St	Suite	A
38186	5813	GOOSETOWN Cocktail Lounge	1072		LINCOLN	Ave	Suite	Z
38187	5812	GOT 2 GO PIZZA	1761	W	SAN CARLOS	St	Suite	A
38191	5812	DONG PHUONG TOFU 2	1156		STORY	Rd	Suite	A
38192	5812	DONG QUE RESTAURANT	2852		Alum Rock	Ave		
38193	5812	DOWNTOWN HOT DOG STAND	35	S	2ND	St	Suite	B
38196	5812	EL CERRITO TAQUERIA #II	1020	S	White	Rd	Suite	DD
38197	5812	EL GALLO GIRO	1720		STORY	Rd	Suite	A
38198	5812	EL GRULLO	797		Almaden	Ave		
38200	5812	EL RINCON TAQUERIA #2	2294		Story	Rd		
38202	5812	ELEGANT EVENTS CATERING INC	1077		THE ALAMEDA		Suite	A3
38203	5812	ELEMENTS	6944		Almaden	Expy		
38206	5812	EMPEROR OF INDIA	5825		COTTLE	Rd	Suite	
38210	5813	CLUB CHICAGO	2121		MONTEREY	Hwy	Suite	B
38213	5812	CONSUELO	377		Santana Row		Suite	1125
38222	5812	DELICIOUS CAFE	225	N	Jackson	Ave	Suite	LBBY
38228	5812	CASTILLO'S RESTAURANT	5639		COTTLE	Rd	Suite	ZZ
38231	5812	CHAAT CAFE	834		BLOSSOM HILL	Rd	Suite	A
38232	5812	CHALATECO CORPORATION	245		Willow	St		
38236	5812	CHEZ SOVAN 1	2425	S	Bascom	Ave	Suite	AAAA
38237	5812	CHINA DELIGHT	5813		Cottle	Rd		
38243	5812	BUCA DI BEPPO	925		Blossom Hill	Rd	Suite	1529
38246	5812	C EST SI BON	1375		Blossom Hill	Rd	Suite	38
38260	5812	BASKIN ROBBINS	2303		Mc Kee	Rd	Suite	AA
38261	5812	BASKIN ROBBINS UNIT#337468	171		BRANHAM	Ln	Suite	11A
38267	5812	BIG TREE BBQ	5175		Moorpark	Ave	Suite	1B
38270	5812	BLOWFISH SR LLC	355		Santana Row		Suite	1010
38288	5812	BAJA FRESH MEXICAN GRILL	1008		Blossom Hill	Rd	Suite	H
38289	5812	19MARKET	19	N	Market	St	Suite	A
38293	5812	Mahalo Hawaii BBQ	4750		Almaden	Expy	Suite	F2
38295	5812	ALOHA KITCHEN	1041	E	Capitol	Expy		10
38318	5411	BON APPETIT AT EBAY	2065		Hamilton	Ave		
38319	5499	NATURE SHOP	1600	S	De Anza	Blvd	Suite	F
38320	5411	CORONA INTERNATIONAL COFFEE	4351		HAMILTON	Ave	Suite	2
38321	7389	DAILY FISH	481		MC CAMISH	Ave	Suite	
38326	5411	MOON BEAN'S COFFEE	2425		SAMARITAN	Dr	Suite	A4

ORG_CODE	SIC_CODE	ORG_NAME	ST_NUM	ST_DIR	ST_NAME	ST_TYPE	ST_SUB_TYPE	ST_SUB_NUM
38334	5411	CHAVEZ SUPERMARKET	2327		MC KEE	Rd	Suite	
38335	5411	BP PRODUCTS NORTH AMERICA	1143	N	Capitol	Ave	Suite	AA
38338	2064	TUCKERS TOFFEE	1729		Johnston	Ave		
38346	5411	GROCERY OUTLET, WEST S J	3140		WILLIAMS	Rd	Suite	A
38349	4212	Camino Trucking	1937		Mandarin	Way		
38351	4212	COR-O-VAN MOVING & STORAGE	450		CHARCOT	Ave	Suite	B
38358	5411	PRODUCTOS LEYVA	160		Whirlaway	Dr		
38363	5411	STARBUCKS COFFEE #10001	1712		Tully	Rd	Suite	B
38396	5411	CRAZY CREPES	2200		EASTRIDGE	Loop	Suite	9210
38398	5411	CHEVRON #1771	2252		LINCOLN	Ave	Suite	AA
38406	5411	LA WEIGHT LOSS CENTERS INC	5522		Monterey	Rd		
38417	5411	TRI EZ FOODS	876		THE ALAMEDA		Suite	AA
38419	2024	LUCKY ICE CREAM	463		WOOSTER	Ave	Suite	B13
38442	5812	Tapioca Express	5681		SNELL	Ave	Suite	1
38467	4212	OLD DOMINION FREIGHT LINE	390		COMMERCIAL	St	Suite	A
38468	2050	CAMPBELL BREAD BAKING CO	1070		COMMERCIAL	St	Suite	102
38482	5411	KAMAL SPICE HOUSE	1182	N	CAPITOL	Ave	Suite	1
38497	5411	STARBUCKS COFFEE #6996	967		BLOSSOM HILL	Rd	Suite	
38508	5411	COTOS MOTHER BABY	3091		MC KEE	Rd	Suite	
38510	5411	GENERAL NUTRITION CENTER 959	2855		Stevens Creek	Blvd	Suite	AX
38518	2011	PANGEA PACKING LLC	1865	S	10TH	St	Suite	B
38519	7992	RANCH GOLF CLUB LLC, THE	4601		HILL TOP VIEW	Ln	Suite	A
38541	5411	BHULLAR, MANGAL/JASWINDER	1704		Senter	Rd	Suite	Z
38545	5411	CHIALA, GEORGE JR	3298		Payne	Ave		
38547	2024	ARVIZO FRUIT BAR	330		RACE	St	Suite	A
38555	5411	MI RANCHO CARNICERIA	1383		KOOSER	Rd	Suite	B
38560	5411	MIKES PIZZA GROCERY STORE	889		Almaden	Ave		
38562	5411	HUMPY ENTERPRISES INC	375		Saratoga	Ave	Suite	L
38573	7532	IN & OUT AUTO BODY & REPAIR	2994		DAYLIGHT	Way	Suite	A
38611	3999	BALL SCREWS & ACTUATORS C	970		McLaughlin	Ave	Suite	12
38646	7530	QUALITY AUTO REPAIR	1585	W	SAN CARLOS	St	Suite	2A
38657	7532	TJ AUTO BODY	3071		MONTEREY	Rd	Suite	ABB
38660	5511	AUTO MASTER CAR SALES, INC	955		ALMADEN	Ave	Suite	AA
38661	7530	JERONIMOS AUTO SHOP	1168		PEACH	Ct	Suite	AA
38676	7692	YES WELDING	183		RYLAND	St	Suite	C3
38692	3540	JNC MACHINING	1550		LAS PLUMAS	Ave	Suite	B
38717	7530	XCEL AUTO BODY	215		LEO	Ave	Suite	A
38751	1794	MSI ENGINEERING & IMPROVEMEN	1509		TERMINAL	Ave	Suite	A
38785	7532	CHA AUTO BODY	1680		ALMADEN	Expy	Suite	J

ORG_CODE	SIC_CODE	ORG_NAME	ST_NUM	ST_DIR	ST_NAME	ST_TYPE	ST_SUB_TYPE	ST_SUB_NUM
38807	3999	FAMI	2894		AIELLO	Dr	Suite	B
38810	7530	QUICK WRENCH AUTO REPAIR	4236		MONTEREY	Rd	Suite	F
38862	5511	CALIFORNIA CARGUYS	1501	S	1ST	St	Suite	
38886	7530	HAWAIIAN AUTO IMAGE	782		Park	Ave	Suite	9
38987	1522	DELTA HAI CONSTRUCTION CC	4833		Cloud	Dr		
38991	7349	UNIVERSAL SWEEPING SERVICES Inc	681		LENFEST	Rd	Suite	2
39121	7530	DHT COLLISION & SERVICE	60		STOCKTON	Ave	Suite	A
39125	0783	PEREZ TREE CONSULTANT	1244		MINNESOTA	Ave	Suite	
39128	0783	VANDENBERG ENTERPRISES	3726		Jarvis	Ave		
39137	7530	MI AUTO REPAIR	468		AUZERAIS	Ave	Suite	B
39166	7532	CADENA, CESAR AUTO REPAIR	757		MABURY	Rd	Suite	5A
39189	7530	AAA TRANSMISSIONS&GEN AUTO	458		Auzerais	Ave	Suite	A
39212	7530	ALMADEN AUTO REPAIR	1680		ALMADEN	Expy	Suite	D2
39299	1522	SIMMONS STAIRWAYS INC	1545		BERGER	Dr	Suite	A1
39310	3540	JARVIS MANUFACTURING INC	195		LEWIS	Rd	Suite	36
39341	0783	OROZCO, RAMIRO	259	N	CAPITOL	Ave	Suite	125
39363	7530	GUERRERO'S FRIENDSHIP AUTOBO (dba Guerrero's Auto Collision)	533	W	SAN CARLOS	St	Suite	A
39384	7532	KUMA AUTO REPAIR BODY&PAINT	495	E	BROKAW	Rd	Suite	AA
39393	7549	SANDYS TOWING	1176	S	8th	St		
39488	3600	SEMICONDUCTOR TOOLING SVCS	6781		VIA DEL ORO		Suite	AA
39588	5511	WEB BUY AUTO	101		Keyes	St		
39602	1771	KMA CONCRETE CONSTRUCTION	1191	N	5TH	St	Suite	A
39641	7530	T & P AUTO SERVICES	1604		MC KEE	Rd	Suite	A1
39668	3540	BROTHERS PRECISION	1550		LAS PLUMAS	Ave	Suite	B1
39694	7532	ARSEEN AUTO BODY	1655		Little Orchard	St		
39723	3541	APPLIED MACHINING	1151		RINGWOOD	Ct	Suite	10A
39766	7532	AKW AUTO CORPORATION	850	N	10TH	St	Suite	AAA
39798	7539	DTP SMOG TEST ONLY CENTER	165		WASHINGTON	St	Suite	A
39983	0783	M-R GARDENING Y LANDSCAPING	610		Genine	Ct		
40017	1711	TRILLO RENOVATIONS	1965		Kyle Park	Ct	Suite	A1
40064	3541	VN MACHINING INC	2534		SEABOARD	Ave	Suite	
40100	1522	SOMERA CONST CO INC	1807		Wintersong	Ct		
40151	7532	SKILLS AUTO BODY	230		UMBARGER	Rd	Suite	14
40192	5065	RIGHT PARTS	2455		AUTUMNVALE	Dr	Suite	B1A
40270	1629	B DAVIS INC	1441		TERMINAL	Ave	Suite	A
40289	2434	CALIFORNIA CABINET BUILDER	1020		COMMERCIAL	St	Suite	105
40304	7530	MV AUTO REPAIR	1854		ALMADEN	Rd	Suite	5
40321	5093	A GERMAN AUTO WRECKING INC	297		San Jose	Ave		
40377	3540	SIERRA PACIFIC MACHINING	530		PARROTT	St	Suite	A

ORG_CODE	SIC_CODE	ORG_NAME	ST_NUM	ST_DIR	ST_NAME	ST_TYPE	ST_SUB_TYPE	ST_SUB_NUM
40490	7532	FANTASY AUTO UPHOLSTERY	299	S	24TH	St	Suite	5A
40493	7530	MEINEKE MUFFLERS	1531	W	San Carlos	St		
40563	1522	BOR CONSTRUCTION	835	N	12th	St		
40598	0783	REYES TREE SERVICE	1830		MIDFIELD	Ave	Suite	3
40647	7532	DINAMIC AUTO BODY	230		UMBARGER	Rd	Suite	9
40726	1522	SAN JOSE AIR CONDITIONING	1045	N	10TH	St	Suite	C
40743	0783	PLANCARTE, BROTHERS	330	N	10TH	St	Suite	A
40755	1721	ADAMS PAINTING AND FINISHING	1780		OLD BAYSHORE	Hwy	Suite	R
40858	0782	LANDSCAPE SOLUTIONS	3428		Holderman	Dr		
40884	7532	TITAN AUTO BODY REPAIR	495	E	BROKAW	Rd	Suite	A4
40928	2700	TRIEU THANH WEEKLY MAGAZINE	380	N	1ST	St	Suite	1
40970	1742	PARAMOUNT DRYWALL INC	1124		Old Bayshore	Hwy	Suite	10
41026	7349	MIGHTY SWEEP	1439		Little Orchard	St		
41043	5812	Lollicup Eastridge	1		Eastridge	Loop	Suite	1105
41058	5812	Thien Long Restaurant	3005		Silver Creek	Rd	Suite	138
41059	5812	Morton's of San Jose	177		Park Center	Plz		
41060	5461	V Tropical Bakeshop	3041		McKee	Rd		
41079	5812	Adobe Systems Grab 'N' Go	151	S	Almaden	Blvd		
41084	5812	African American Community Service Agency	304	N	6th	St		
41095	8361	Alliance For Community Care	2001		The Alameda			
41108	5812	Anderson Bakery	2855		Stevens Creek	Blvd	Bldg.	219
41118	5812	Aqui Cal-Mex	5677		Snell	Ave	#	D
41128	5812	Auntie Anne's	2855		Stevens Creek	Blvd	Bldg.	219
41154	1743	Bedrosians Tile & Marble	2301		Junction	Ave		
41159	5812	BJ's Restaurant and Brewhouse	925		Blossom Hill	Rd	Space	1535
41171	5812	Borders Books, Café, Oakridge Mall	925		Blossom Hill	Rd	Suite	1741
41185	5812	Britannia Arms	173	W	Santa Clara	St		
41196	5812	Bistro at Business Objects	3030		Orchard	Pkwy		
41216	5812	California Pizza Kitchen, Oakridge Mall	925		Blossom Hill	Rd	Suite	1705
41221	5812	Camden Community Center (City of S.J.)	3369		Union	Ave		
41228	5812	Capers Loft	90	S	2nd	St		
41235	5812	Casa Castillo	4898		San Felipe	Rd	Suite	130
41244	5812	Charley's Grilled Subs	2200		Eastridge	Loop	Suite	9206
41254	5651	Chic Chateau	96	S	3rd	St		
41255	5812	Chili's Grill & Bar	377		Santana	Row	Suite	1100
41263	8661	Christ the King Church	5284		Monterey	Hwy		
41264	5812	Church of the Chimes	1447		Bryan	Ave		
41281	5812	Coffee on the Patio	1305	N	Bascom	Ave	Suite	I
41284	5812	Cold Stone Creamery	2855		Stevens Creek	Blvd	Bldg.	219

ORG_CODE	SIC_CODE	ORG_NAME	ST_NUM	ST_DIR	ST_NAME	ST_TYPE	ST_SUB_TYPE	ST_SUB_NUM
41291	5812	Congregation Sinai	1532		Willowbrae	Ave		
41293	5812	Cool Deck, Inc. / DBA Bar Code	1728		Hostetter	Rdg	Suite	20
41294	8211	Corinthian Schools, Inc.	1245	S	Winchester	Blvd		
41322	5812	Demonstration Kitchen (Macy's Valley Fair)	2801		Stevens Creek	Blvd		
41351	5812	Duc Vien Pagoda Dining Hall	2440		McLaughlin	Ave		
41369	5812	El Sabraso Taco	17	S	4th	St		
41374	8661	Emmanuel Baptist Church	467	N	White	Rd		
41377	5541	BERNAL SHELL	101		Bernal	Rd		
41383	5812	Fahrenheit Ultra Lounge	99	E	San Fernando	St		
41407	5812	Fresh Choice	2855		Stevens Creek	Blvd	Bldg.	219
41415	5812	Gardner Community Center	520	W	Virginia	St		
41421	5812	Ghion	1015		Park	Ave		
41437	5812	Grain D'Or Bakery	2855		Stevens Creek	Blvd	Bldg.	219
41442	5812	Great Khan's	2200		Eastridge	Loop	Suite	9207
41451	5812	Hang Xanh Restaurant	1111		Story	Rd		
41472	5211	Home Depot	635	W	Capitol	Expy		
41478	5812	Hotel Valencia Santana Row Restaurant	355		Santana	Row		
41485	8361	Hunt's Guest House	545	E	San Carlos	St		
41488	5812	Hydration Café	310	S	3rd	St		
41491	5812	Improv	62	S	2nd	St		
41499	5812	Inn Vision Shelter	260		Commercial	St		
41512	5812	Italian Garden Community Building #1	1528		Almaden	Expy		
41543	5812	Jollibee	2008		Tully	Rd		
41548	8661	Jubilee Christian Center (Church)	105		Nortech	Pkwy		
41556	5812	Kabab.Com	6055		Meridian	Ave	#	100
41576	5812	Kirk's Steakburger's	2388	S	Bascom	Ave		
41602	5812	Las Cazuelas	377		Santana Row		Suite	1125
41604	5421	Las Primos Meat Market	1539	S	Winchester	Blvd		
41621	5812	Left Bank Restaurant	377		Santana	Row	Suite	1100
41628	5812	Lincoln Glen Manor	2671		Plummer	Ave		
41630	5812	Lisa's Tea Treasures	377		Santana Row		Suite	1145
41650	5812	M Bakery and Café	1654		Burdette	Dr	Suite	100
41653	5812	Macy's Employee Lounge	2801		Stevens Creek	Blvd		
41655	5812	Maggiano's At Santana Row	3055		Olin	St		
41662	5812	Maison De Patisserie (Valley Fair Mall)	2855		Stevens Creek	Blvd	Suite	1075
41696	5812	McDonald's #26540	6201		Santa Teresa	Blvd		
41697	5812	McDonald's	777		Story	Rd		
41722	5812	Mojo Burger	6041		Snell	Ave		
41728	5812	Most Holy Trinity Church & School	2040		Nassan	Dr		

ORG_CODE	SIC_CODE	ORG_NAME	ST_NUM	ST_DIR	ST_NAME	ST_TYPE	ST_SUB_TYPE	ST_SUB_NUM
41737	7538	MVM Engine	3000		Monterey	Hwy		
41757	5812	Noah's Bagels	1661		Airport	Blvd		Terminal C
41764	5812	Nordstrom Café Bistro	2400		Forest	Ave		
41775	5812	Ocean Delight	5400		Monterey	Rd		
41783	5812	Olives (Greek and Middleeast Restaurant)	2567	N	1st	St		
41791	5461	Panadaria Ortiz Bakery	784	N	13th	St		
41792	5812	Our House/City Year Youth Facility	101	E	William	St		
41794	5812	P F CHANG'S CHINA BISTRO	925		Blossom Hill	Rd	Suite	1515
41799	5812	Paloma Café Restaurant	1111		Story	Rd		
41800	5461	Panaderia Rosas	5158		Monterey	Rd		
41802	5812	Panda Express (Saratoga)	1320		El Paseo de Saratoga			
41806	5812	Panda Express	4898		San Felipe	Rd	Suite	140
41822	5812	Pathway Society	102	S	11th	St		
41823	1741	PAVONE TILE & MARBLE CO INC	1124		Old Bayshore	Hwy		
41857	5812	Plaza Garibaldi Restaurant	1170	E	Santa Clara	St	Unit	A
41860	8661	Polish Catholic Mission Church	10250		Clayton	Rd		
41863	5812	Poor House Bistro	91	S	Autumn	St		
41864	5812	Popeye's Chicken and Biscuits	1551		Saratoga	Ave		
41868	5812	POPEYE'S CHICKEN & BISCUITS	705		Capitol	Expy		
41880	5812	Q-Cup	3126		Senter	Rd		
41889	5812	Quiznos classic Subs #3044	1290	S	Bascom	Ave	Suite	A
41899	5812	Quizno's Classic Subs	2067		Camden	Ave		
41901	5812	Quizno's Classic Subs	311	N	Capitol	Ave		
41906	5812	Quiznos Classic Subs	5180		Stevens Creek	Blvd		
41907	5812	Quizno's Classic Subs	5385		Prospect	Rd		
41909	5812	Quizno's Classic Subs	6135		Camino Verde	Dr		
41910	5812	Quizno's Subs	754		The Alameda			
41911	5812	Quizno's Classic Subs	90		Skyport	Dr	Suite	140
41921	5812	Red Robin Gourmet Burgers	1000		El Paseo de Saratoga			
41925	5812	Moon Light Café	450		Holger	Way		
41934	5812	Rosewater Hall (Banquet facility)	1180		Murphy	Ave		
41947	5812	Saigon Bakery & Sandwiches	1694		Tully	Rd		
41955	5812	San Jose Marriot - City Center	301	S	Market	St		
41956	5812	San Jose First Church of the Nazarene	3695		Rose Terrasse	Cir		
41960	5812	San Jose Bar & Grill	85	S	2nd	St		
41980	7538	Sears Auto Center #2729	877		Blossom Hill	Rd		
41981	5812	Seattle's Best Coffee	356		Santana	Row	Suite	1030
41994	5989	Shell Oil Products	1705		Berryessa	Rd		
41996	5541	Sherwin Petroleum	3707		Union	Ave		

ORG_CODE	SIC_CODE	ORG_NAME	ST_NUM	ST_DIR	ST_NAME	ST_TYPE	ST_SUB_TYPE	ST_SUB_NUM
42003	5812	Sikh Gurdwara Temple	3636		Murillo	Ave		
42008	5812	Sino	377		Santana Row		Suite	1000
42014	5812	Smoke 152 Post	152		Post	St		
42022	7999	South Central Swim Center, CSJ	1350		Bacchus	Dr		
42023	8661	South Bay Chinese Baptist Church	448		Francis	Dr		
42024	8661	South Hills Community Church	6601		Camden	Ave		
42030	5812	Sr. Jalapeno Taqueria	1759		Technology	Dr	Suite	20
42034	5812	St. Maria Goretti Church	2980		Senter	Rd		
42035	5812	St. Nicholas Greek Orthodox Church	1260		Davis	St		
42046	5812	Starbucks Coffee	1371		Coleman	Ave		
42052	5812	Starbucks Coffee	171		Branham	Ln		
42079	5812	Straits Café	333		Santana Row		Suite	1100
42081	3842	Stryker Endoscopy	5900		Optical	Ct		
42087	5812	Subway Sandwiches	1141		Lincoln	Ave		
42095	5812	Subway Sandwich #34836 at Valley Fair Mall	2855		Stevens Creek	Blvd	Bldg.	219
42099	5812	Subway	6005		Snell	Ave		
42100	5812	SUBWAY SANDWICH	6180		Bollinger	Rd	Suite	B
42110	5812	Super Taqueria	2438		Almaden	Rd		
42111	5812	Super Buffet	3830		Stevens Creek	Blvd		
42115	5812	Sushi Boat (Valley Fair Shopping Center)	2855		Stevens Creek	Blvd	Bldg.	219
42130	5812	Tacos Los Grullenses	1408	S	Bascom	Ave		
42151	5812	Target Store #1984	1750		Story	Rd		
42152	5812	Target	879		Blossom Hill	Rd		
42158	5812	Teavana (Valley Fair Mall)	2855		Stevens Creek	Blvd	#	1037
42169	5812	The 5 Spot Café	869	S	1st	St		
42171	5812	The Bagel Shop	125		Bernal	Rd	#	10
42179	8221	The National Hispanic University	14271		Story	Rd		
42180	5812	The Pita Pit	150	S	1st	St	Suite	185
42188	5813	The Vault Ultra Lounge	81	W	Santa Clara	St		
42197	5812	Togo's	1008		Blossom Hill	Rd	Suite	G2
42199	5812	Togo's	18	N	San Pedro	St		
42208	5812	Tony and Alba's Pizza	5885		Santa Teresa	Blvd		
42215	5812	Trader's Joe	5353		Almaden	Expy	Bldg.	J38
42219	5812	Tres Gringos Baja Grill	83	S	2nd	St		
42221	8661	True Vine Baptist Church	505	S	White	Rd		
42253	3672	Vitron	1901		Las Plumas	Ave	Suite	20
42257	5812	Wahoo's Fish Taco	3055		Olin	Ave	Suite	1030
42258	5311	Wal-Mart Store #5435 (Snack Bar)	777		Story	Rd		
42265	5812	Williams & Sonoma	2885		Stevens Creek	Blvd		

ORG_CODE	SIC_CODE	ORG_NAME	ST_NUM	ST_DIR	ST_NAME	ST_TYPE	ST_SUB_TYPE	ST_SUB_NUM
42276	5812	Yagoz Gelato	1111		Meridian	Ave		
42296	3699	JDS Uniphase Corporation	1750		Automation	Pkwy		
42307	5171	Shell Oil Products US	2165		O'Toole	Ave		
42308	5812	Riviera Residential Care Facility Cafeteria	260	S	11th	St		
42340	2085	Frank-Lin Distillers Products, Ltd.	625	N	King	Rd		
42358	5812	L & L Hawaiian BBQ	1712		Berryessa	Rd		
42367	5251	The Home Depot Store #667	2855		Story	Rd		
42404	5812	ebay Cafe	2211	N	1st	St	Bldg.	10
42406	5813	Hunter's Video Bar	349	S	1st	St		
42408	5812	East Lake Restaurant	2819	S	White	Rd		
42410	5812	Flames Coffee Shop and Bakery	88	S	4TH	St	Suite	7THFL
42411	5812	Costco Wholesale (Automation Pkwy)	1705		Automation	Pkwy		
42415	5812	Target #2281	2161		Monterey	Rd		
42443	5812	TOGO's Eatery	3247	S	White	Rd		
42449	5812	Starbucks Coffee	2961		Monterey	Rd		
42456	5812	The Sonoma Chicken Coop	5925		Almaden	Expy		
42459	5812	Starbucks Coffee	1751	N	1st	St		
42467	5812	Round Table Pizza, Stevens Creek	4400		Stevens Creek	Blvd		
42469	8661	Chinese Church in Christ	1490		Saratoga	Ave		
42500	5441	Rocky Mountain Chocolate Factory (Oakridge Mall)	925		Blossom Hill	Rd		
42565	5812	Starbucks Coffee Co.	1600		Saratoga	Ave	Suite	201
42582	5812	Pho Viet	1753	N	1st	St	Suite	60
42584	5812	Hawaiian Drive Inn Restaurant	1751	N	1st	St	Suite	70
42602	5812	Com Gia Dinh Vietnamese Fast Food	3005		Silver Creek	Rd	Suite	192
42605	3599	Altest Corporation	898		Faulstich	Ct		
42609	5812	El Grullo Restaurant	2444		Alvin	Ave		
42610	5812	El Grullo Restaurant	41	S	Jackson	Ave		
42658	5812	Bay Buffet	1600		Monterey	Hwy		
42669	5812	Tapioca Express	3005		Silver Creek	Rd	Suite	134
42670	5411	Mercados Suvianda	1070	S	White	Rd		
42673	5812	Jamba Juice	715	E	Hamilton	Ave		
42682	5812	MISS CAFE & DELI	2880		Alum Rock	Ave		
42697	5812	Croissant club	1143		Story	Rd	Suite	110
42704	5812	House of Pizza Eggroll & La Creme Bakery, Units 112 & 114	3005		Silver Creek	Rd		
42710	5812	Subway # 35194	350		Bird	Ave	Suite	50
42718	5812	Mexico Lindo	1595		Monterey	Rd		
42720	5812	KK Chinese Restaurant	3095		Mckee	Rd		
42737	8661	Korean Emmanuel Presbyterian Church	4435		Fortran	Dr		
42738	3674	Intermolecular, Inc.	2865		Zanker	Rd		

ORG_CODE	SIC_CODE	ORG_NAME	ST_NUM	ST_DIR	ST_NAME	ST_TYPE	ST_SUB_TYPE	ST_SUB_NUM
42744	5812	The Tea Shop	3005		Silver Creek	Rd	Suite	136
42747	5812	Grand Palace Restaurant	1628		HOSTETTER	Rd	Suite	FG
42749	5812	El Titanic Seafood & Mexican	1505	S	Winchester	Blvd		
42750	5812	Trader Joe's	635		Coleman	Ave	Space	4
42751	5812	Subway #40755	684		Blossom Hill	Rd		
42756	4212	RECOLOGY SILICON VALLEY	1675		Rogers	Ave		
42757	5171	SAFETY KLEEN CORP	1147	N	10th	St		
42758	2657	GRAPHIC PACKAGING INT'L INC	2250		Zanker	Rd	Suite	A
42761	5812	Crema Coffee	950		The Alameda			
42764	5812	Chipotle Mexican Grill	1751	N	1st	St		
42767	4215	FEDEX GROUND HOME DELIVERY, QSJO 3951	200	E	Trimble	Rd		
42770	3841	Boston Scientific	150		Baytech	Dr		
42773	5411	Mercados Suvianda	272	E	Santa Clara	St		
42774	5812	Los Gallos Dvilla Taqueria	345	S	4th	St		
42775	8731	Boston Scientific	160		Baytech	Dr		
42776	5812	Carl's Jr. (San Jose Market Place)	655		Coleman	Ave		
42777	5812	El Pollo Loco (San Jose Market Center)	665		Coleman	Ave		
42787	5812	Polycom	3553	N	1st	St		
42797	5812	Sazon Taqueria	272	E	Santa Clara	St		
42811	5812	Marina Plaza, LLC	1600	S	De Anza	Blvd	Suite	
42817	3599	WessDel	581		Dado	St		
42818	7218	Alsco	2275		Junction	Ave		
42842	5812	Starbucks Coffee Company # 43110-001	101	E	Santa Clara	St		
42849	5812	My Tho Restaurant	1071	E	Capitol	Expy		
42857	5812	Wonderful Chinese Gourmet	1600	S	DeAnza	Blvd	Suite	20
42862	5912	Walgreens #3445	2799	S	White	Rd		
42864	5812	Sogo Tofu	1610	S	De Anza	Blvd		
42878	5812	ESPIGA D' ORO CAFE	3101	N	1ST	St	Suite	A
42886	5411	KC ENTERPRISE	2646		Kendrick	Cir		
42890	5812	Azucar	71	E	San Fernando	St		
42899	7530	999 COMPLETE AUTO CARE	449		Blossom Hill	Rd	Suite	AA
42977	3444	JL PRECISION SHEET METAL	2360		ZANKER	Rd	Suite	1
42999	1522	GOMEZ CONSTRUCTION	964		Cadet	Pl		
43008	5812	SMOOTHIE QUEENS	5760		Pontiac	Dr		
43012	5411	7-ELEVEN FOOD STORE #2234-14276	1711		Mc Kee	Rd	Suite	L
43073	1531	ALMADEN TOWER VENTURE LLC	47		Notre Dame	Ave		
43096	0782	RODRIGUEZ GARDENING SERVICES	2066		Evelyn	Ave		
43166	7530	JOHNNY AUTO BODY	398		Commercial	St	Suite	A1
43185	5812	OMOGARI KOREAN RESTAURAN	154	E	Jackson	St		

ORG_CODE	SIC_CODE	ORG_NAME	ST_NUM	ST_DIR	ST_NAME	ST_TYPE	ST_SUB_TYPE	ST_SUB_NUM
43225	5812	REHOBOTH CAFE	655	N	6th	St		
43229	0782	MIRANDA, J GUADALUPE CORONAD	1266		Summer Blossom	Ave		
43237	5812	SWIRLS FROZEN YOGURT	6081		Meridian	Ave	Suite	40
43292	5411	LION MARKET	1031	E	Capitol	Expy		
43308	5411	SJ CRAWFISH	393	N	Capitol	Ave		
43322	5812	TANDOORI OVEN	150	S	1ST	St	Suite	108
43355	5812	MOTIF LLC	389	S	1st	St		
43367	1522	FLICKINGER CONSTRUCTION CO I	336	N	2nd	St		
43403	5511	STEVENS CREEK CHRYSLER JEEP	4100		Stevens Creek	Blvd		
43408	7532	TRANSON AUTO BODY & PAIN	1704	S	7th	St		
43423	7349	PATRICIA'S CLEANING SERVICE	1391		Sunnycrest	Cir		
43435	5812	CRAWFISH SEAFOOD RESTAURAN	1210		Story	Rd		
43446	4119	AMERICA BUS LINES	326		Phelan	Ave	Suite	1A
43483	5812	Children's Choice Food Service	1615		Remuda	Ln		
43506	7530	ALL MOTOR SPORT INC	226		PHELAN	Ave	Suite	G3
43551	5812	EL JARDIN	368		Santana Row		Suite	A5
43555	5812	HELLO DESSERTS	1698		HOSTETTER	Rd	Suite	1Z
43586	5441	SEE'S CANDIES INC 02104	220		EASTRIDGE	Loop	Suite	5518
43597	8299	MIKE FRIESE	5415		CAMDEN	Ave	Suite	1
43617	5812	RESTAURANT EL CATRIN	2675		CROPLEY	Ave	Suite	A1
43622	4212	VALUE OUTSOURCING STORAGE	1568		MONTAGUE	Expy	Suite	
43641	5812	NGOC CATERING	2600		Senter	Rd	Suite	112
43664	5812	POPEYES CHICKEN AND BISCUIT	1551		Saratoga	Ave		
43682	5812	CARNITAS EL RINCON	84		KEYES	St	Suite	Y
43684	2095	SAN JOSE COFFEE COMPANY	1716		STONE	Ave	Suite	AA1
43692	0782	SIVERAL	1549		VIRGINIA	Pl	Suite	A
43697	5812	LINDO MICHOACAN RESTAURAN	1161	S	KING	Rd	Suite	B
43710	5511	STEADFAST MOTORS LLC	345		Saratoga	Ave	Suite	A9
43728	5143	DON FRANCISCO FOODS INC	176		BARNARD	Ave	Suite	A
43732	7530	D & H AUTO REPAIR & TOWING	505		SANTA ANA	Ave	Suite	1C
43757	7532	VERNS AUTO BODY	701		KINGS ROW		Suite	75F
43783	7514	AVIS RENT A CAR	2103	N	1ST	St	Suite	AA
43785	5813	BABES BAR & GRILL	398	S	Bascom	Ave	Suite	A
43809	5812	SANTA FE TAQUERIA	942	S	White	Rd	Suite	A3
43810	5812	KAHOO RAMEN	4330		Moorpark	Ave	Suite	AA
43812	5411	FRIENDS MARKET	309	N	17TH	St	Suite	A
43824	5261	ORCHARD SUPPLY HARDWARE	1751	E	CAPITOL	Expy	Suite	1
43855	4500	VICTORY AERO	2502		JOHN MONTGOMERY	Dr	Suite	
43856	5812	IGUANAS BURRITOZILLA	330	S	3RD	St	Suite	A

ORG_CODE	SIC_CODE	ORG_NAME	ST_NUM	ST_DIR	ST_NAME	ST_TYPE	ST_SUB_TYPE	ST_SUB_NUM
43865	4932	PG&E	6402		SANTA TERESA	Blvd	Suite	VEH1
43866	5411	STARBUCKS COFFEE #11900	1751	N	1st	St	Suite	80
43867	3540	A-1 JAY'S MACHINING, INC	2228		OAKLAND	Rd	Suite	A1
43882	5511	CAPITOL SUBARU	920		CAPITOL EXWY AUTO MA		Suite	
43883	5812	MARISCOS SAN JUAN 3	205	N	4TH	St	Suite	AN
43892	5812	Original House of Pancakes	2306		ALMADEN	Rd	Suite	150A
43895	5812	GUMBO JUMBO	80	N	MARKET	St	Suite	A1
43905	7530	MEDIA AUTO REPARACION	385	N	AUTUMN	St	Suite	
43912	5812	K K CHINESE RESTAURANT	3095		MC KEE	Rd	Suite	A
43925	5812	ASJ RESTAURANT	1698		HOSTETTER	Rd	Suite	D1
43932	7530	T-Safety Auto Repair	193		BARNARD	Ave	Suite	4F
43939	5812	EL TULE	5440		Thornwood	Dr	Suite	E
43967	7532	J R AUTO FRAME	757		MABURY	Rd	Suite	6
43970	7530	TULLY ROAD AUTO CARE	1610		Tully	Rd	Suite	1
43975	5411	CRUNCH CATERING & EVENTS	1721		ROGERS	Ave	Suite	A5
43981	5812	HOANG GIA	1155	N	CAPITOL	Ave	Suite	100
44008	7692	AM WELDING SHOP	701		KINGS ROW		Suite	17B
44014	8351	SMALL WORLD SCHOOL	1755		GILDA	Way	Suite	A
44041	5093	G2 TECHNOLOGY, INC.	1941		Lundy	Ave	Suite	
44057	7530	S M L AUTOMATIC PERFORMANCE	1298	E	ST JOHN	St	Suite	A
44089	8351	TAELE, AKENSES	246		ROUNDTABLE	Dr	Suite	
44094	8059	ATRIA CHATEAU GARDENS	1185		PEDRO	St	Suite	1
44100	5812	COFFEE NET	4660		PEARL	Ave	Suite	B
44104	1761	PLATINUM ROOFING INC	1900		DOBBIN	Dr	Suite	AAA
44189	7999	LEISURE PRODUCT SYSTEMS	64		BARNARD	Ave	Suite	C
44195	7530	MARIO'S AUTOMOTIVE	533		BURKE	St	Suite	B
44212	5812	TAC GO'S	2240		Ringwood	Ave		
44234	5812	MOJO BURGER	1411		BIRD	Ave	Suite	
44285	5142	Race Street Foods	1130		Olinder	Ct		
44287	5812	El Huevo	1239	E	Julian	St		
44298	3674	Nanosolar	5521		Hellyer	Ave		
44302	5812	Interwoven (Cafeteria)	160	E	Tasman	Dr		
44310	5812	Mrs. Fields Cookies	2855		Stevens Creek	Blvd	#	1096
44315	5812	Rosie's New York Pizza	1285		The Alameda			
44318	5411	Las Palmas Mercado Y Carniceri	1080		Saratoga	Ave	#	15 & 17
44320	5813	Wine Affairs	1435		The Alameda			
44324	5812	Ground Up Coffee & Tea	392	E	Taylor	St		
44334	5812	El Grullo Restaurant (Silver Creek)	3005		Silver Creek	Rd	Suite	130
44344	7538	Perez Auto Repair	31	N	Sunset	Ave		

ORG_CODE	SIC_CODE	ORG_NAME	ST_NUM	ST_DIR	ST_NAME	ST_TYPE	ST_SUB_TYPE	ST_SUB_NUM
44347	5812	Starbucks (Safeway Store at Bollinger)	6150		Bollinger	Rd		
44354	2951	GRANITE CONSTRUCTION COMPANY	2829		Monterey	Hwy		
44361	8741	Princeton Plaza	1375		Blossom Hill	Rd		
44367	5511	Smythe Volvo	4600		Stevens Creek	Blvd		
44368	5812	Chef P's Restaurant	22	N	Jackson	Ave		
44373	7530	Long Super Auto Tech	4234		Monterey	Hwy	Unit	#B
44374	5812	Asia Bay	947		mcLaughlin	Ave		
44376	5812	Cajun Crawfish	1011	E	Capitol	Expy		
44379	1743	TERICO	1723		Junction	Ave		
44381	7532	Pro Autobody	4234		Monterey	Hwy	#	E
44420	5812	Chinjin Eastern House Rest.	1530	S	De Anza	Blvd	Suite	
44423	5812	La Nostra Pizza	80	S	1st	St		
44427	5812	Amato Pizzeria	6081		Meridian	Ave	Suite	60
44447	5812	Yummy Buffet	1610	E	Capitol	Expy		
44452	5411	Save Mas Supermarket	2806		Story	Rd		
44453	5812	Arauto's Taqueria	3070		Senter	Rd		
44456	5812	Subway 41322 (The Plant)	1		Curtner	Ave	Suite	30
44460	5812	Nazca Peruvian Fusion Cuisine	167	W	San Fernando	St		
44466	5812	Pichardo's Restaruant	163	W	Alma	Ave		
44471	5812	Chipotle # 1093	975		The Alameda		Suite	10
44482	3695	WD Media, Inc.	1710		Automation	Pkwy		
44488	1629	WATTIS CONSTRUCTION	964		Stockton	Ave		
44490	5411	Maxim Market II	1179	S	De Anza	Blvd		
44495	3589	AIET	1701		Fortune	Dr	Suite	K
44501	5812	Hoagie Steak Out	304	S	3rd	St		
44506	3281	CALIFORNIA HOME & KITCHEN DESIGN CENTER	1775		Junction	Ave		
44515	3281	CR MARBLE & GRANITE	1250		Yard	Ct		
44517	5812	Chalateco Tropicana	1670		Story	Rd	Suite	AA
44519	5812	Antojitos Mendoza's	2168		Story	Rd		
44520	5812	Subway #42434	2585	N	1st	St		
44522	3541	ERL TECH INC	1758		JUNCTION	Ave	Suite	H
44526	3281	VENICE TILE & MARBLE	1720		Rogers	Ave		
44538	5812	La Gaviota Rest	1130		Lucretia	Ave	Suite	D
44542	5812	Red Brick Pizza	1751	N	1st	St	Suite	10
44547	5812	L & L Hawaiian Barbecue	1		CURTNER	Ave		
44552	5812	Chevy's Mexican Restaurant # 2108 (San Jose Market Center)	685		Coleman	Ave		
44553	5812	Billy Berks (Wilcox Block)	99	S	1st	St		
44554	3674	Wafer Reclaim Service, LLC	2240		Ringwood	Ave		
44555	5812	Quiznos, Sub	5978		Silver Creek Valley	Rd		

ORG_CODE	SIC_CODE	ORG_NAME	ST_NUM	ST_DIR	ST_NAME	ST_TYPE	ST_SUB_TYPE	ST_SUB_NUM
44562	5812	City Diner	2951		Monterey	Rd	#	10
44563	5812	La Victoria Taqueria # 3	5017		Almaden	Expy		
44567	5812	La Costa Del Sol	2951		Monterey	Rd	Unit	60
44570	6512	Strawberry Park Shopping Center, Biagini Properties	4342		Moorpark	Ave		
44571	5812	Cisco (PC) Fitness, Childcare Clinic	3571	N	1st	St		
44587	5812	City Restaurant	301	E	Santa Clara	St	Unit	A
44590	7549	WILLOW GLEN VALERO	1096		Lincoln	Ave		
44591	5812	MAXIM'S CAFE	1620		Saratoga	Ave		
44592	5812	IGrill	2850		QUIMBY	Rd	Suite	140
44599	5812	Puerto Azul Restaurant	1072		Lincoln	Ave		
44604	5812	Fantazia	1100	N	1st	St	Suite	C
44606	8361	Amor Residential Care Home, Inc.	32	N	21st	St		
44617	7538	Express Concrete dba Art & Carl Corp.	2915		Daylight	Way		
44625	5812	Chevy's Fresh Mex (The Plant) (#2103)	131		Curtner	Ave		
44641	6512	Nicholson Plaza	3730	N	1st	St		
44663	5812	Ortiz Panaderia	255	N	White	Rd	Suite	102
44666	5812	The Boiling Crab	1631	E	Capitol	Expy	Suite	E
44669	7538	Calderon Tire Service, Inc	3045		Monterey	Rd	Suite	3
44670	8211	George Shirakawa Elementary School	665		Wool Creek	Dr		
44672	5812	Extreme Pita	3730	N	1st	St	Suite	145
44673	5812	Trader Joe's	7250		Bollinger	Rd		
44679	5812	Tuy Anh Restaurant LLC	1725		Rogers	Ave		
44680	5812	Morocco's Restaurant	86	N	Market	St		
44686	5812	LA CHA CHA TAQUERIA	252		Willow	St		
44687	7514	Enterprise Rent A Car Company	598	S	1st	St		
44690	5812	Grill'Em	2509	S	Bascom	Ave		
44696	5812	Fresh Choice, Inc	5353		Almaden	Expy	Suite	39A
44715	5812	Lam-Hong Restaurant	1615		Mckee	Rd		
44717	5812	HONG KONG KITCHEN	5316		Monterey	Rd		
44718	5812	TACO METRO BALDERAS	799	S	1ST.	St		
44719	5812	LUCKY # 762	6109		Meridian	Ave		
44720	5411	LUCKY	3270	S	White	Rd		
44721	5812	Cafe Sun	1734	N	1st	St	Unit	A
44725	5812	Mezcal (Wilcox Block)	25	W	San Fernando	St		
44727	5812	On Lok Pace Center	299		Stockton	Ave		
44730	5812	Saigon Seafood Restaurant	740		Story	Rd	Unit	3
44735	5812	Bun Rieu Restaurant #1	2108		Story	Rd		
44736	5812	Tai Kee Won Ton	375		Saratoga	Ave		
44737	3674	Dielectric Solutions, Inc.	2036		Concourse	Dr		

ORG_CODE	SIC_CODE	ORG_NAME	ST_NUM	ST_DIR	ST_NAME	ST_TYPE	ST_SUB_TYPE	ST_SUB_NUM
44761	5812	Auntie Anne's Westfield Oakridge	925		Blossom Hill	Rd	Space	H2
44762	5411	Fresh & Easy Neighborhood Market	1409		Bird	Ave		
44764	5812	Subway Fastfood	705		Capitol	Expy		
44765	3674	SunPower Corporation	3939	N	1st	St		
44771	5812	Penguins	30	E	Santa Clara	St	Suite	110
44776	5812	Yogurt Paradise	472		Blossom Hill	Rd		
44779	1799	CENTRAL FENCE CO	1304		Whitton	Ave		
44784	5812	Ohana Grill	1576		BRANHAM	Ln	Suite	A
44787	5511	ALBERTO'S AUTO SALES	866	S	1st	St		
44815	5812	ANG SARAP FILIPINO CUISINE	5556		Monterey	Rd	Suite	A
44816	5812	JOY GARDEN RESTAURANT	5560		Monterey	Rd		
44819	5812	El Pollo Loco (The Plant)	2131		Monterey	Rd	Unit	101
44821	5812	Bun Bo Hue AN NAM Vietnamese Cuisine	2060		Tully	Rd		
44824	5812	Star Pizza	385	N	Capitol	Ave		
44826	5812	Togo's Eatery	5677		Snell	Ave		
44834	5812	Saigon Kitchen	1111		STORY	Rd	Suite	1005
44839	5812	Subway #44239	905		Meridian	Ave		
44844	5812	Agenda Restaurant and Lounge	399	S	1st	St		
44849	5431	Real Produce	5353		Almaden	Expy	Unit	44
44856	5812	Pho 8 Noodle House	1954		Tully	Rd		
44858	5812	Subway 42032	7042		Santa Teresa	Blvd		
44862	5812	Extreme Pizza	30	E	Santa Clara	St		
44865	5812	Outback Steakhouse	694		Blossom Hill	Rd		
44869	5812	Subway # 43164	41-43	S	1st	St		
44872	5411	Lucky's # 763	844		Blossom Hill	Rd		
44880	3674	SVTC Technologies, LLC.	3901	N	1st	St		
44881	7539	PERRY AUTOMOTIVE SERVICE	538		Santa Ana	Ave	Suite	G
44882	1721	HOUSE DOCTOR PAINTING INC	538		Santa Ana	Ave	Suite	G
44883	1711	AIR FILTER/CONTROL	585		CHARCOT	Ave		
44884	1742	AM DRYWALL, INC.	295		Kinney	Dr		
44886	0782	NORTHWEST LANDSCAPE MAINTENANCE	283		KINNEY	Dr		
44888	7699	D & D COMPRESSOR SVC INC	258		Kinney	Dr		
44889	1542	A & A COMMERCIAL INTERIORS	270		Kinney	Dr		
44891	1611	GALEDRIGE CONSTRUCTION	1369		Moffat	St		
44896	3541	A AND T PRECISION MACHINING	330		PIERCY	Rd		
44899	5411	M J Market	1187		Redmond	Ave		
44901	5812	Charlie's Cheesecake Works	1179		Redmond	Ave		
44902	3541	MODERN MACHINE CO	1633		Old Bayshore	Hwy		
44903	5812	Oysy Sushi Teriyaki	2590	S	Bascom	Ave	Suite	EB

ORG_CODE	SIC_CODE	ORG_NAME	ST_NUM	ST_DIR	ST_NAME	ST_TYPE	ST_SUB_TYPE	ST_SUB_NUM
44906	5812	Tomato Thyme	1560		Hamilton	Ave		
44909	5812	I Love Sushi	1597		Meridian	Ave	Suite	C
44910	1629	BLACKWELL GEN ENGINEERING INC	1759		Junction	Ave	Suite	A
44911	1611	FONSECA/McELROY GRINDING CO	336	E	GISH	Rd	Suite	AA
44923	5812	Cafe San Jose	1583		Meridian	Ave	Suite	A
44924	3444	A&J PRECISION SHEETMETAL INC	1161	N	4th	St		
44927	2499	AZTEC PRECISION INC	2038		Concourse	Dr	UNIT	A
44948	6512	Park Lane Plaza	5154		Moorpark	Ave		
44950	5812	The Cheese Steak Shop	76	E	Santa Clara	St		
44971	5812	Phung Vi	1815	E	Capitol	Expy		
44972	5812	Lighthouse Cafe & Restaurant	1654		Burdette	Dr	Suite	100
44978	5812	Blue Mango	635		Coleman	Ave		
44982	7532	DELUXE AUTO BODY	1539		Terminal	Ave		
44988	4212	United Site Services	3408		Hillcap	Ave		
44991	5812	Subway # 43622	2652	E	Alum Rock	Ave		
45138	1522	WOODLAND ARCHITECTURAL PROD	1280	N	10th	St		
45190	1522	ABOUD CONSTRUCTION	5990		Mohawk	Dr		
45589	1761	BAY 101 ROOFING	1268		STATE	St	Suite	
45648	7349	ELITE PROP MNGT SERVICES LLC	4620		FORTRAN	Dr	Suite	205A
45792	1522	ADVANTAGE REMODELING INC	1343		Willow	St		
47083	7530	A & T USED PART/AUTO REPAIR	1000	S	6TH	St	Suite	A1
47139	3600	TANGO SYSTEMS INC	2363		BERING	Dr	Suite	A
47183	3570	SUPER MICRO COMPUTER INC	980		Rock	Ave		
47201	7532	PROGRESSIVE UNIT AUTO BODY	1712		STONE	Ave	Suite	7
47229	5211	HOME DEPOT, THE #1861	2181		MONTEREY	Rd	Suite	A
47271	7217	AMERICAN STEAM	842	E	ST JOHN	St	Suite	A
47327	5251	ORCHARD SUPPLY HARDWARE	5651		COTTLE	Rd	Suite	X
47346	7530	TIRE OUTLET AUTO SERVICE	901	S	2nd	St		
47355	2434	ROYAL CABINETRY & DESIGN INC	1722		JUNCTION	Ave	Suite	C
47369	5541	ROSE GARDEN CHEVRON	910	N	Bascom	Ave	Suite	A1
47373	5541	TESORO WEST COAST CO LLC	1140	N	Capitol	Ave		
47386	5813	EL CATRIN BAR INC.	2255		Alum Rock	Ave		
47408	7521	CLASSIC PARKING INC	45		Delmas	Ave	Suite	A
47414	7532	BAY AREA AUTO & BODY REPAIR	458		Willow	St	Suite	A3
47420	5093	EAGLE RECYCLING INC	1055		COMMERCIAL	Ct	Suite	A
47458	5511	CAR CLUB	101		KEYES	St	Suite	C
47513	2434	EXECUTIVE CASEWORK INC	945		BERRYESSA	Rd	Suite	C7A
47519	3500	T FA PRECISION	1805		LITTLE ORCHARD	St	Suite	137B
47547	7521	APCOA/STANDARD PARKING INC	377	S	MARKET	St	Suite	

ORG_CODE	SIC_CODE	ORG_NAME	ST_NUM	ST_DIR	ST_NAME	ST_TYPE	ST_SUB_TYPE	ST_SUB_NUM
47563	7530	PRECISION AUTO REPAIR	1256	E	Julian	St	Suite	XQ
47619	7530	A1 AAA SHELL	2090		THE ALAMEDA		Suite	A
47653	7530	SOUTH VALLEY AUTO 76	102		POUGHKEEPSIE	Rd	Suite	A
47670	5541	D. DEVI OIL (dba SHELL)	2180		MONTEREY	Rd	Suite	A
47714	5511	CAPITOL MAZDA	909	W	CAPITOL	Expy	Suite	A1
47859	3541	SYNMETRIX CORPORATION	1935		Hartog	Dr	Suite	A
47947	1761	R BROTHERS WATERPROOFING INC	707	W	HEDDING	St	Suite	AB
47990	7532	PADILLA'S AUTO BODY	1784		Smith	Ave		
47999	7549	735 1ST ST TEST ONLY	735	S	1ST	St	Suite	A2
48037	7399	GENESIS ENGINEERING SRVS INC	1911		Lundy	Ave	Suite	1
48131	5013	PAPCO	1895	S	10TH	St	Suite	A
48179	5511	CAPITOL DEL GRANDE INC (dba Volkswagen Hyundai Suzuki)	911	W	Capitol	Expy		
48312	1752	T & J FLOORS, INC	2179		STONE	Ave	Suite	12
48377	7530	K&M AUTO (dba as K & M Tire and Automotive)	2055		Alum Rock	Ave	Suite	C2
48415	4212	CARLOS CANCHOLA TRUCKING	2020	S	10th	St		
48419	5093	BORGATA RECYCLING INC	1919		MONTEREY	Rd	Suite	20
48426	7532	5 STARS AUTOBODY	701		KINGS ROW		Suite	96F
48500	7530	AUTURO AUTO REPAIR	385		AUTUMN	Ave	Suite	
48576	3500	BESTEK MANUFACTURING INC	2150		DEL FRANCO	St	Suite	A
48604	7399	GOLDMAN ASSOCIATED LLC (dba) SWISHER	1755		Angela	St	Suite	3
48629	5251	ORCHARD SUPPLY HARDWARE	720	W	SAN CARLOS	St	Suite	X
48639	5251	ORCHARD SUPPLY HARDWARE	1130		BRANHAM	Ln	Suite	X
48693	5531	CALDERON TIRES & WHEELS INC	717	S	1st	St		
48705	7530	C & H AUTO REPAIRING	100		SAN JOSE	Ave	Suite	1
48719	7399	JC CUSTOMS	11571		BERRYESSA	Rd	Suite	A
48817	7539	SAI SMOG TEST ONLY	226		PHELAN	Ave	Suite	F
48835	3999	FLEXTRONICS INT'L USA INC	6341		San Ignacio	Ave		
48886	7549	GOODIES SPEED SHOP	345		LINCOLN	Ave	Suite	B
48912	0782	CELTIS GROUP INC, THE	1655		Berryessa	Rd	Suite	1
48945	2700	CRAFTSMEN PRINTING	6660		VIA DEL ORO		Suite	AA
49020	5014	SOUTH VALLEY WHOLESALE INC	1742		STONE	Ave	Suite	B
49069	5541	BEACON SERVICE	3495		MC KEE	Rd	Suite	
49075	5812	CAFE TOO!	288	S	2ND	St	Suite	A
49077	5812	EL PALENQUE RESTAURANT INC	1860		THE ALAMEDA		Suite	A1
49081	5411	LUCKY	220		El Paseo de Saratoga			
49082	5461	NOAHS NEW YORK BAGELS	1340		EL PASEO DE SARATOGA		Suite	
49098	5812	PENGUIN CAFE	30	E	Santa Clara	St	Suite	110
49100	2000	THE TAMALE FACTORY	233	S	White	Rd	Suite	C2
49101	8299	TTL COLLEGE	345	E	Santa Clara	St	Suite	106

ORG_CODE	SIC_CODE	ORG_NAME	ST_NUM	ST_DIR	ST_NAME	ST_TYPE	ST_SUB_TYPE	ST_SUB_NUM
49106	8299	WEST COAST WORLD WILLOW GLEN	668		LINCOLN	Ave	Suite	A
49110	5812	MONTEREY ROADHOUSE	6104		MONTEREY	Rd	Suite	B
49118	5812	STARBUCKS Coffee	101		Curtner	Ave	Suite	A
49120	5812	CALIFORNIA DINING SERVICE	333	W	Julian	St	Suite	A1
49124	5812	JASMINE THAI	1710		Berryessa	Rd	Suite	110B
49125	5812	METRO BALDERAS TAQUERIAS	688		ALMADEN	Ave	Suite	A
49126	5411	LUCKY	129		Bernal	Rd		
49132	5411	LUCKY	2027		Camden	Ave		
49138	5411	MI PUEBLO FOOD CENTER #12	320	N	CAPITOL	Ave	Suite	
49146	5812	CALVIN'S WORLD FAMOUS LLC	1411		THE ALAMEDA		Suite	A1
49147	5812	PAPGAYO TAQUERIA	2062		Curtner	Ave	Suite	A
49157	5812	FIREHOUSE NO.1 BAR & GRILL	69	N	SAN PEDRO	St	Suite	C
49160	8299	USA SHAO LIN KUNGFU CHAN	1161		Redmond	Ave	Suite	A
49163	5812	BON APPETIT OUTTAKES QUICK CUISINE CISCO Bldg H	250	W	TASMAN	Dr	Suite	
49169	5812	NEW TUNGKEE NOODLE HSE/NEW	264	E	Santa Clara	St	Suite	1
49170	5812	HAKONE	1100	N	1ST	St	Suite	A1
49172	5812	STEVIES AVIATION CATERING	185		LEWIS	Rd	Suite	31D
49200	5812	SALSA BRAVA TAQUERIA	375		Saratoga	Ave	Suite	E
49202	8299	EVERGREEN ADULT DEV CTR	2887		McLaughlin	Ave	Suite	A2
49207	5812	LEGENDS PIZZA CO	5965		ALMADEN	Expy	Suite	125
49219	5411	LUCKY	430		Blossom Hill	Rd		
49230	8361	ANNIE'S CARE HOME	273	S	15th	St		
49231	5812	TRINE'S CAFE #3	995	S	1st	St		
49242	5812	ASIAN GOURMET EXPRESS INC	150	S	1ST	St	Suite	111A
49249	5812	San Pedro Square Bistro and Wine Bar	20	N	Almaden	Ave		
49253	5812	COM TAM THIEN HUONG	2859		Senter	Rd	Suite	A
49261	5812	METRO BALDERAS TAQUERIAS	3050		Alum Rock	Ave	Suite	
49265	5411	INDIA MART PLUS	1087		Foxworthy	Ave	Suite	A
49267	5812	P & C SPECIALTY FOODS	2855		STORY	Rd	Suite	C
49270	2000	WILLOW GLEN MEATS & SMOKEHSE	885		Delmas	Ave		
49274	5812	EDNA RAY CHINESE RESTAURANT	1181		Lincoln	Ave	Suite	A
49282	5812	DONA MARIA MEXICAN REST	3974	S	Bascom	Ave	Suite	AA
49283	5411	LUCKY	5510		Monterey	Rd		
49290	5411	LUCKY	565	W	Capitol	Expy		
49300	5812	PETASO PIZZA DBA DOMINO'S	907		DEL MAR	Ave	Suite	C
49304	5812	SIM ICE CREAM	1954		Sierra	Rd		
49306	5812	GODZILLA EXPRESS	130	E	Santa Clara	St		
49309	5813	EL TARASCO	801	N	13th	St		
49312	5812	ASIANA GARDEN INC	301	N	Jackson	Ave	Suite	C1

ORG_CODE	SIC_CODE	ORG_NAME	ST_NUM	ST_DIR	ST_NAME	ST_TYPE	ST_SUB_TYPE	ST_SUB_NUM
49317	5812	MY KITCHEN/Asian Bistro	3617		UNION	Ave	Suite	H
49318	5812	RUBIO'S FRESH MEXICAN GRILL	81		CURTNER	Ave	Suite	60
49321	5812	MCBERRYZ FROZEN TREATS	1600		Saratoga	Ave	Suite	20
49322	5812	NEW YORK PIZZA	22	N	White	Rd	Suite	10
49326	5461	ANH SON BAKERY	3481		McKee	Rd	Suite	
49327	2095	BAREFOOT COFFEE ROASTERS	76		SUNOL	St	Suite	1
49330	5813	MIAMI BEACH CLUB	417	S	1ST	St	Suite	AA
49335	5461	LE PETITE BAKERY	991		Saratoga	Ave	Suite	130
50144	5812	COURTS LOUNGE	2425	S	Bascom	Ave		
50328	5812	HOLIDAY INN EXPRESS	1350	N	4th	St		
50377	5812	SANTA TERESA GOLF CLUE	260		BERNAL	Rd		
50565	5812	LEIGH HIGH SCHOOL	19700		OLD SANTA CRUZ	Hwy		
50579	5812	WESTMONT HIGH SCHOOL	4805		WESTMONT	Ave		
50606	5812	CASTLEMONT ELEMENTARY SCHOOL	3040		PAYNE	Ave		
50632	3843	Highland Metals, Inc.	411		Perrymont	Ave		
50633	3553	Ferrante Woodworking	475		Perrymont	Ave		
50642	5812	Baja Fresh	150	S	1st	St	Suite	117
50646	5521	Brenner's American Brokerage	3410		Monterey	Rd	Suite	A
50673	5812	Peacock Indian Cafe	2760		Aborn	Rd		
50675	8661	Saint John Vianney Church	4601		Hyland	Ave		
50686	1794	D & B TRENCHING	935	N	8th	St		
50688	0782	LANDGRO	765		COLEMAN	Ave		
50690	5461	New Hwong Kok Bakery	2854	S	White	Rd		
50699	5812	Eastridge General Growth Properties, Inc	2200		Eastridge	Loop	Suite	2062
50703	5812	Specialty's Cafe & Bakery (with Peet's Coffee)	104	S	Market	St	Suite	100
50705	5812	Story/King Retail-Building A	1696		Story	Rd		
50706	5812	Tutti Frutti Yogurt Shop	925		Blossom Hill	Rd	Suite	1379
50707	5812	Blendz	140	E	San Fernando	St		
50709	6531	Westrust	2189		Monterey	Rd		
50734	5411	Mercado Latino Y Mas	459	S	Capitol	Ave	Suite	13Z
50736	5812	Kung Fu Express	1310		Saratoga	Ave		
50743	5812	Wow Juice Bar and Noodles	78	S	1st	St		
50744	5812	The Harker School	500		Saratoga	Ave		
50767	5812	Pho 24	747	S	Winchster	Blvd		
50772	3699	SILICON VALLEY LASER, LLC	1939		Hartog	Dr		
50799	2024	Treat Ice Cream Co.	11	S	19th	St		
50819	5812	Silk Road Bistro	87	E	San Fernando	St		
50833	5812	Lunch with Tony	5202	N	1st	St		
50840	5812	Sweet Sundays Yogurt Shop	860		Blossom Holl	Rd		

ORG_CODE	SIC_CODE	ORG_NAME	ST_NUM	ST_DIR	ST_NAME	ST_TYPE	ST_SUB_TYPE	ST_SUB_NUM
50843	5812	Boynton High	902		Boynton	Ave		
50844	5812	Camden Community Day	2223		Camden	Ave		
50849	5812	Advent Community Day	1290		Ridder Park	Dr		
50851	5812	Leadership Public Schools - San Jose	1881		Cunningham	Ave		
50852	5812	Escuela Popular Accelerated Family Learning	355	W	San Fernando	St		
50853	5812	Evergreen Valley High	3300		Quimby	Rd		
50855	5812	Foothill High	230		Pala	Ave		
50856	5812	Latino College Prep Academy	14271		Story	Rd		
50859	5812	MACSCA Academia Calmecac	660		Sinclair	Dr		
50860	5812	San Jose Conservation Corps Charter high	2650		Senter	Rd		
50862	5812	Downtown College Prep	1460		The Alameda			
50863	5812	Liberty High	5845		Allen	Ave		
50864	5812	Liberty Baptist	2790	S	King	Rd		
50865	5812	Pine Hill School	1325		Bouret			
50866	5812	Private Educational Network	350	W	Julian	St		
50867	5812	Secoya High School	1960	W	Hedding	St		
50868	5812	Trinity Christian	1333		Lefont	Dr		
50869	5812	White Road Baptist Academy	480	S	White	Rd		
50870	5812	Willow Vale Christian	1730		Curtner	Ave		
50872	5812	Bellarmine College Preparatory	960	W	Hedding	St		
50874	4231	BEST OVERNITE	850		Service	St		
50877	5812	Ume Chinese Fast Food	50		Skyport	Dr	Suite	10
50878	5541	B & W Chevron	2710		Story	Rd		
50902	5812	Isabella's Restauant	700	S	Winchester	Blvd	#	25A
50930	5812	San Jose International Airport- Concepts Management	2077		Airport	Blvd		
50933	5812	Region Supermarket	400	S	King	Rd		
50934	5812	Naglee Park Garage	505	E	San Carlos	St		
50935	5812	Zapata's	549	W	Julian	St		
50937	5411	Green Cup Yogurt Store	747		Winchester	Blvd		
50940	5812	Whimsical Yogurt & Gelato	111		Curtner	Ave	Suite	30
50941	5812	Bistro Tupaz	5899		Santa Teresa	Blvd		
50945	5812	It's A Grind	1402		Camden	Ave		
50946	5812	Sabor Tapas Bar & Lounge	72	N	Almaden	Ave		
50948	5033	ROOFING SUPPLY GROUP	1101	N	5th	St		
50950	5912	Walgreens #3754	1399	W	San Carlos	St		
50951	1771	SILICON VALLEY PAVING, INC.	1255		Yard	Ct		
50960	5812	Los Cubanos	22	N	Almaden	Ave		
50994	5812	Loves Cupcakes	85	E	San Fernando	St		
51004	5812	Uncle Chef	6924		Almaden	Expy		

ORG_CODE	SIC_CODE	ORG_NAME	ST_NUM	ST_DIR	ST_NAME	ST_TYPE	ST_SUB_TYPE	ST_SUB_NUM
51009	5912	Walgreens #7079	1615		Meridian	Ave		
51010	5812	In-Joy Bakery	1628		Hostetter	Rd	Suite	H
51019	0752	City of San Jose Animal Care Center	2750		Monterey	Rd		
51021	5812	Sante Cafe	143	W	Santa Clara	St		
51067	3679	Cobham Defense Electronic Systems M/A - COM Inc.	5300		Hellyer	Ave		
51089	3674	Twin Creeks Technologies	3930	N	1st	St	Suite	10
51119	5499	Airdrome Orchards	601	E	Gish	Rd		
51121	5812	Silkroad Cafe	185		Park	Ave	Suite	189
51131	5812	Cupcake House, The	1339		Star Bush	Ln		
51151	5812	Hanuman Thai Cuisine	1	E	San Fernando	St		
51167	5812	PACIFIC ISLAND FOOD	1143	E	Santa Clara	St	Suite	A1
51169	1799	RESTORATION MANAGEMENT CC	1070		COMMERCIAL	St	Unit	101
51172	5812	The Blue Chip	325	S	1st	St		
51210	5812	Pho Lan Noodle House	225	E	Santa Clara	St		
51212	5812	Pho Queen Noodle House	374	E	Santa Clara	St		
51213	5812	Dandelion Vegetarian Cafe	322	E	Santa Clara	St		
51227	5812	Carlton Plaza	380		Branham	Ln		
51232	5812	Christ of Life Lutheran Church	3412		Sierra	Rd		
51233	5812	La Victoria Taqueria	131	W	Santa Clara	St		
51234	5993	Havana Premium Cigars	820		El Paseo de Saratoga			
51235	8661	Church of Jesus Crist of Latter Day Saints	4977		San Felipe	Rd		
51255	5812	City Team Ministries	1188		Old Bayshore	Hwy		
51259	5812	Ana's Cafe	428		Toyon	Ave		
51269	5812	County of Santa Clara Cafeteria (Sheriff's Office)	55	W	Younger	Ave		
51271	5812	BILL'S CAFE	2089		The Alameda			
51273	5812	Bits And Bytes - Airport Terminal C	1661		Airport	Blvd		Terminal C
51277	5812	THE LINE SHACK	826	S	WINCHESTER	Blvd	Suite	A
51278	5812	Guckenheimer Restaurant at Boston Scientific	150		Baytech	Dr		
51279	5812	Eden Palms Apartment Complex Community Room	5398		Monterey	Rd		
51288	7399	Allied Telesyn Inc	3200	N	1 st	St		
51308	5812	Yogurt Twist	1698		Hostetter	Rd	Suite	H
51328	5812	Immannuel Presbyterian Church	3675		Payne	Ave		
51348	5812	Yogurtland	5395		Prospect	Rd		
51349	7532	DIAMOND AUTO BODY & TOWING	701		KINGS ROW			
51353	5812	Trinity Presbyterian Church	3151		Union	Ave		
51354	5812	Grace Lutheran Church	2650		Aborn	Rd		
51356	5812	Wesley United Methodist Church	566	N	5th	St		
51357	5411	Safeway #2934	100	S	2nd	St		
51361	5812	Kandoo Restaurant	1392	S	Bascom	Ave		

ORG_CODE	SIC_CODE	ORG_NAME	ST_NUM	ST_DIR	ST_NAME	ST_TYPE	ST_SUB_TYPE	ST_SUB_NUM
51368	5812	Church of Jesus Christ of Latter Day Saints	1336		Cherry	Ave		
51371	5812	Philz Coffee	118		Paseo de San Antonio			
51372	5812	Maceio Brazillian Steak House	72	S	1st	St		
51375	5812	Light of the World Apostolic Church	3777		Quimby	Rd		
51378	5812	St. Francis of Assisi Church	5111		San Felipe	Rd		
51392	5813	Sharks Cage	1661		Airport	Blvd		Terminal C
51396	5499	The Grind Coffee House	2050		Concourse	Dr		
51397	5812	Nguyet Ha Restaurant	2345		Mckee	Rd		
51399	5812	Starbucks Coffee	1110	S	King	Rd	Suite	20
51405	5812	Famous Dave's	61		Curtner	Ave		
51408	5812	Staybridge Suites	1602		Crane	Ct		
51409	5812	Sunrise Pure Water	439	S	Kiely	Blvd		
51411	5812	Orient Express-Chinese Fast Food & To Go	1699	W	San Carlos	St		
51412	5812	Maya's Restaurant	2616		Union	Ave	Suite	F
51429	5541	World Oil Station 79	3148		Senter	Rd		
51433	5812	Pacific Dining at 2 Wire, Inc.	1704		Automation	Pkwy		
51434	5812	ROUND TABLE PIZZA	6932		Almaden	Expy		
51435	1799	SILICON VALLEY VACUUM, INC	900		COMMERCIAL	St		
51436	5800	MONACO	1180		Lincoln	Ave		
51441	2434	Deco	950		McLaughlin	Ave		
51442	8249	Conservation Corps	1534		Berger	Dr		
51443	5812	Issco	660	E	Gish	Rd		
51473	1752	SHERWIN-WILLIAMS CO #8048	1746		JUNCTION	Ave		
51475	5032	TROY MARBLE	1707		Rogers	Ave		
51476	4214	GOLDEN STATE OVERNIGHT	2419		ZANKER	Rd		
51479	7532	TRON'S AUTO BODY/PAINT SHOF	1190	N	13TH	St		
51482	7538	LEO'S AUTO REPAIR	701		KINGS ROW			
51488	5812	Jen's Cakes	1053		Lincoln	Ave		
51491	5800	The Brit (Terminal B)	1701		Airport	Blvd		
51492	5812	Carl's Jr.	15	S	1st	St		
51493	5812	Peet's Coffee (Terminal A)	2077		Airport	Blvd		
51494	5812	Consuelo's (Terminal A)	2077		Airport	Blvd		
51508	5812	Le Boulanger Bakery (Terminal B)	2077		Airport	Blvd	Space	NC 13
51510	7533	LEO'S MUFFLER SHOP	701		Kings Row		Suite	15B
51531	4212	S J CONCRETE TRANSFER INC	1420		OLD BAYSHORE	Hwy		
51534	5812	THAI LOVERS RESTAURANT	1030		Piedmont	Rd	#	B-C
51539	5812	Yogurt Village	1175		Redmond	Ave		
51544	5812	Gloria's Taqueria	469		Saratoga	Ave		
51546	5812	Sam's BBQ Diner	3309		San Felipe	Rd		

ORG_CODE	SIC_CODE	ORG_NAME	ST_NUM	ST_DIR	ST_NAME	ST_TYPE	ST_SUB_TYPE	ST_SUB_NUM
51548	5812	Subway	1657		Mckee	Rd		
51550	5812	KC Bar Restaurant	1070		Leigh	Ave		
51551	5812	Opa! Greek Cuisine	1384		Lincoln	Ave		
51552	5812	The Alameda Retail Conversion	850		The Alameda			
51561	5812	Jungle Island	5401		Camden	Ave		
51564	5812	Santouka	675		Saratoga	Ave		
51566	5812	Juquilita Restaurant	577	W	Alma	Ave		
51569	5812	Golden Spoon Frozen Yogurt	5126		Stevens Creek	Blvd		
51570	5411	STOP & GO	4850		Harwood	Rd		
51572	5812	Chipotle Mexican Grill	888		Blossom Hill	Rd		
51573	5812	Pho Minh Restaurant	10118		Bandley	Dr		
51575	5411	Mi Pueblo Food Center	515		McLaughlin	Ave		
51578	5812	Lu Bistro	1460		Oakland	Rd	#	D
51581	5813	Tropical Juices	2010		Story	Rd	Suite	10
51608	5813	WET	396	S	1st	St		
51627	5812	Long Phung Vegetarian Fast Food	2086	N	Capitol	Ave	Suite	B
51660	5812	Ericsson Cafeteria	200		Holger	Way		
51662	3999	GORILLA CIRCUITS	1445		OLD OAKLAND	Rd		
51663	2024	Evergreen Yogurtland	2742		Aborn	Rd		
51664	3540	BT MACHINING INC	2075		BERING	Dr		
51665	7532	R & S HYDRAULICS	701		KINGS ROW			
51666	7532	101 AUTO BODY & PAINT	1033	N	11TH	St		
51667	1629	LEWIS & TIBBITTS LLC	1470		INDUSTRIAL	Ave		
51668	7513	XTRA LEASE LLC	1420		INDUSTRIAL	Ave		
51669	1629	PENINSULA CRANE & RIGGING	656		WOOL CREEK	Dr		
51670	7532	A & WILTZ AUTO BODY	1791		ANGELA	St		
51686	3444	SILICON VALLEY SHEETMETAL	701		KINGS ROW			
51687	7532	BULLSEYE CLASSIC FABRICATION	701		KINGS ROW			
51689	3993	FASTSIGNS	1640	S	Bascom	Ave		
51693	5511	101 AUTO SALES	1141	S	1st	St		
51703	2200	MANSIS DRAPERY MANUFACTOF	192		Ferrari	Ave		
51719	7359	J'S FORKLIFT INC	888		Stockton	Ave		
51720	7549	ANGELES TOWING	884		Chestnut	St		
51728	7532	WEST KINGS AUTO BODY	458		Willow	St	Suite	B2
51729	7532	PROGRESSIVE COLLISION REPAIR	877		CHESTNUT	St	Suite	D
51732	3600	ACHRONIX SEMICONDUCTOR CORP	333	W	San Carlos	St		
51757	3993	PRODUCT SIGN SUPPLY	625		EMORY	St		
51788	7532	CONNERS BODY SHOP	1098		Stockton	Ave		
51791	7530	RIZO'S AUTO REPAIR	1697		Pomona	Ave		

ORG_CODE	SIC_CODE	ORG_NAME	ST_NUM	ST_DIR	ST_NAME	ST_TYPE	ST_SUB_TYPE	ST_SUB_NUM
51792	7530	E&J ELECTRIC AUTO REPAIR	1143		Lelong	St		
51796	7530	LUCY'S AUTO SHOP	425	W	SAN CARLOS	St	Suite	1
51797	3570	WEBB,PAUL	190		Ryland	St	Suite	2
51801	7549	SANTOS AUTO TRANSPORT/TOW	13140		Pfeifle	Ave		
51820	7530	SOUTH BAY FLEET SERVICE INC	354		Umbarger	Rd	Suite	11
51844	5541	SENTER ROAD SERVICE STATION, LP (dba ARCO AM-PM	3147		Senter	Rd	Suite	A
51876	7532	CAB AUTO BODY	2828		Monterey	Rd		
51921	7530	MUFFLERS GALVAN	350		PHELAN	Ave	Suite	B
51951	7699	CALIF T V & STEREO	585	E	EMPIRE	St		
51960	3540	OMNITEC PRECISION MFG INC	429		Queens	Ln		
51970	7549	F & M TOWING	372		Phelan	Ave		
52012	3540	NTL PRECISION MACHINING INC	1355		Vander	Way		
52015	3540	PH MACHINING INC.	1099	N	5th	St		
52018	3999	ORIGINAL GLASS DESIGNS	1740		Junction	Ave		
52032	3600	OSE USA INC	1737	N	1st	St		
52059	2834	BIONATURAL LABS	180	E	Gish	Rd	Suite	1
52066	3540	G & L PRECISION DIE CUTT.INC	1766		Junction	Ave		
52072	7532	EL SOL AUTO BODY	701		Kings Row			
52073	7532	ANGEL'S AUTO BODY SHOP	701		Kings Row			
52076	2500	DREAMWOOD FURNITURE MFG	701		Kings Row			
52078	4214	MUDANZAS LATINAS MEXICANAS	701		Kings Row			
52087	7530	LT AUTO REPAIRS INC	222		KEYES	St	Suite	111A
52094	7530	MECHANISTAR AUTO REPAIR	220		Leo	Ave		
52095	7530	GN AUTO REPAIR AND BODY WORK	220		Leo	Ave		
52114	5511	KUMA AUTO SALE & SERVICES	90	E	Gish	Rd	Suite	G5
52116	7521	FINISH LINE TOWING, INC.	560	E	Gish	Rd		
52119	7530	TAM HUU AUTO REPAIR	673	N	13th	St		
52141	7534	FARMER JONES TIRES	1775		MONTEREY	Rd	Suite	40B1
52159	5699	THE FOUR OH EIGHT SHOP	422	E	Santa Clara	St		
52171	7334	COPY IT!	326	E	Santa Clara	St		
52175	7532	NGUYEN'S AUTO SERVICES II	15	N	27th	St		
52181	7334	ZAC PRINT SHARP IMAGE LLC	1680		Alum Rock	Ave		
52193	7699	GERAREDO SOTO LOCKSMITH	2149		Alum Rock	Ave	Suite	1
52321	4119	PARADISE VALLEY SHUTTLE	1025		MC KAY	Dr	Suite	22
52346	7530	CDP AUTOMOTIVE	1638		Center Ridge	Dr		
52360	7530	EVERGREN AUTO SERVICE CNTR	3303	S	White	Rd		
52373	4119	MANN LIMOUSINE SERVICES	2886		Stallion	Way		
52374	4212	GARCIA'Z TRUCKING	2962		Stanhope	Dr		
52380	7699	R.B.E.S EQUIPMENT SERVICE	3251		Shadow Park	Pl		

ORG_CODE	SIC_CODE	ORG_NAME	ST_NUM	ST_DIR	ST_NAME	ST_TYPE	ST_SUB_TYPE	ST_SUB_NUM
52381	5942	BARUTI BOOKS	1676		Tierra Buena	Dr		
52417	3500	LE, CAN	871		Le Compte	Pl		
52438	7699	PCB ELECTROTEST	1469		Sunbeam	Cir		
52510	7530	SANTA TERESA AUTO REPAIR	6097		SNELL	Ave	Suite	A
52512	3540	T.J. MACHINING INC	5889		Winfield	Blvd		
52525	7389	A & M CUSTOM MANUFACTURING	2942	S	Bascom	Ave		
52570	3540	RK MANUFACTURING, INC	1861		Little Orchard	St	Suite	D
52610	7532	VERDUSCO, JESUS	1858		Almaden	Rd	Suite	1
52624	3600	LUCERO CABLES, INC	193		STAUFFER	Blvd		
52629	3000	PLASTIC CRAFT	2175		Stone	Ave	Suite	A
52639	7699	AAA FURNACE CC	1712		Stone	Ave		
52640	7532	STERLING AUTOBODY	1985		KYLE PARK	Ct	Suite	AA
52655	7699	APPLIANCE QUALITY REPAIR	554		Atlanta	Ave		
52659	7699	BRIAN'S PIANO SERVICE	65		Glen Eyrie	Ave		
52660	2700	MONEY ON MY BOOKS	1090		Bird	Ave	Suite	204
52662	7513	U-HAUL CENTER CURTNER	705		Curtner	Ave		
52673	7530	DELTA AUTO REPAIR	459		Auzerais	Ave		
52675	3540	ALTA DESIGN & MANUFACTURING	885		Auzerais	Ave		
52679	5541	NARJ LLC	900		Meridian	Ave		
52680	7530	GUS AUTO REPAIR	900		Meridian	Ave		
52686	3570	HESED SOFTWARE CNSLTING INC	1317		Fruitdale	Ave		
52702	7699	JOHST SECURITY SOLUTIONS	926		PAULA	St		
52707	7530	J & J RADIATOR SERVICE	664		STOCKTON	Ave		
52716	5511	THE AUTO DISTRIBUTOR GROUP	1091	W	San Carlos	St		
52719	7530	CASANOVA ENTERPRISES	331		Gifford	Ave		
52725	3999	SCIENTRONIX INC	484		AUZERAIS	Ave		
52728	7530	FIXED AFFORDABLE	347		LINCOLN	Ave	Suite	1
52731	5541	POLANCO ENTERPRISES INC (dba Unocal 76 Service Station)	602	W	San Carlos	St		
52733	7549	RAMSEY, RUSSELL	214		Sunol	St		
52746	5511	SAN JOSE AUTO EXCHANGE	1574	W	San Carlos	St		
52751	7530	ATLAS AUTO SERVICE LLC	850		Lincoln	Ave		
52753	7549	ALONGI BROS	940		Lonus	St		
52756	2731	YVONNE EKERN	1236		Sierra	Ave		
52757	7699	LALO'S SHOE REPAIR	42	S	White	Rd		
52804	3540	DEL COLE MACHINING	14089		BUCKNER	Dr	Suite	A
52828	7549	BIGO AUTO SERVICE CENTER INC	1509		Parkmoor	Ave		
52840	7530	TAYO'S AUTO CARE INC	910	N	Bascom	Ave		
52849	7699	SPEC1 MOTORCYCLE SERVICE	1515		Parkmoor	Ave		
52863	1731	DG ELECTRIC	1626		Shasta	Ave		

ORG_CODE	SIC_CODE	ORG_NAME	ST_NUM	ST_DIR	ST_NAME	ST_TYPE	ST_SUB_TYPE	ST_SUB_NUM
52879	5541	CUPERTINO CHEVERON JRTE LLC	1090	S	De Anza	Blvd		
52925	4932	WESTGATE UNION 76	1694		Saratoga	Ave		
52933	4120	AMERICAN CAB INC	1172		Murphy	Ave		
52948	3600	ADEPTRON TECHNOLOGIES USA INC	2043		Zanker	Rd		
52954	3540	M & L PRECISION MACHINING	2285		PARAGON	Dr	Suite	A
52981	3600	MASKLESS LITHOGRAPHY INC	2550		Zanker	Rd	Suite	A
52999	7532	CTS EXPRESS INC	2071		RINGWOOD	Ave	Suite	A
53007	4225	FACILITIES LOGISTICS, INC	652		BRENNAN	St		
53037	7699	OLYMPUS MEDICAL E S AMER INC	2400		Ringwood	Ave		
53067	3570	IMMERSION CORP	821		FOX	Ln	Suite	2
53068	3540	C & D PRECISION MACHINING	2210		Lundy	Ave	Suite	Z
53161	3570	KADAKIA, NIRAVE	80		Descanso	Dr	Suite	R
53170	3600	WYSE TECHNOLOGY INC	3471	N	1st	St		
53171	3674	PRESTO ENGINEERING INC	3907	N	1st	St		
53174	3570	STARVIEW TECHNOLOGY INC	2841		Junction	Ave		
53175	3570	TATA ELXSI LIMITED	2833		Junction	Ave		
53179	3999	FOVEON, INC.	2880		Junction	Ave		
53180	3570	FINANCIAL OXYGEN	4620		Fortran	Dr	Suite	1
53182	3600	QUALITEK SERVICES, INC	155		Nicholson	Ln		
53183	3861	APTINA LLC	3080	N	1st	St		
53185	3570	SIMPLION TECHNOLOGIES INC	4423		Fortran	Ct		
53254	3999	GLOBAL MANUFACTURING CORF	5853		Rue Ferrari			
53317	7692	PUCCIO MACHINE & WELDING	357	N	Montgomery	St		
53326	5211	A.L.L. ROOFING MATERIALS OF	2066	S	10th	St	Suite	3
53341	7542	AUTO IMAGE DETAILING	5460		Country Club	Pkwy		
53342	5211	HOME DEPOT USA,INC #622	920		BLOSSOM HILL	Rd	Suite	Z
53354	5211	HOME DEPOT, THE #6635	975	S	De Anza	Blvd		
53389	7011	Hotel Sierra	75		Headquarters	Dr		
53396	3444	2000 POSITION SHEETMENTAL, INC	1668		MABURY	Rd		
53398	7997	Maintenance Yard, Silver Creek Valley CC	5633		Morningstar	Dr		
53429	5812	Ziba Restaurant	4628		Meridian	Ave		
53430	5812	Coffee Net	4720		Meridian	Ave		
53436	3672	U-Plate	810		Park	Ave	Suite	A
53440	5812	Hoang Lan	1560	N	4th	St		
53442	5812	Star Deli	2001		Gateway	Pl	Suite	151E
53443	5812	Tacomania	960	S	1st	St		
53444	5812	Lanna Thai	2043		Camden	Ave		
53452	5812	Ngoc Anh Restaurant	856	N	13th	St		
53453	5813	The Got Hong Coffee House	1694		Tully	Rd		

ORG_CODE	SIC_CODE	ORG_NAME	ST_NUM	ST_DIR	ST_NAME	ST_TYPE	ST_SUB_TYPE	ST_SUB_NUM
53457	5812	In-N-Out Burger (Newhall)	550		Newhall	St		
53474	5800	Music Tunnel KTV Cafe	1132	S	De Anza	Blvd		
53476	5812	Scrambl'z	5055		Almaden	Expy		
53484	5813	La Corona	858	N	13th	St		
53503	5812	Christ the Good Shepherd Lutheran Church	1550		Meridian	Ave		
53506	5812	Anh Thu Restaurant	1710		Berryessa	Rd		
53510	5812	Valley Christian Elementry School	1450		Leigh	Ave		
53511	5812	Trinity Lutheran Church	1500		leigh	Ave		
53512	5812	Kwok Yuen Assisted Living (Senior Center)	1050		Saint Elizabeth	Dr		
53677	5812	Berna Sanayei, D.D.S., Inc	2929		The Villages	Pkwy		
53762	3281	Huang Van Granite & Cabinet	220		LEO	Ave		
53763	5812	Canaan Taiwanese Christian Church	4405		Fortran	Ct		
53764	5541	Valley Market & Gas	2321		Stevens Creek	Blvd		
53769	5812	St. Martins of Tours School & Church	300		Oconnor	Dr		
53770	6531	ANB Properties	1710-1712		Berryessa	Rd		
53807	5812	Chiaramonte's Deli & Bar	2077		Airport	Blvd		
53876	3444	WILDCAT METALS	890		FAULSTICH	Ct		
53877	1799	SECURETECH FENCE SYSTEMS INC.	645		HORNING	St		
53879	5812	Quynhlan Quan	1615		Mckee	Rd		
53888	5812	Icebee Yogurt	150	S	1st	St	Suite	199
53898	5812	Glamour Cafe & Deli	3005		Silver Creek	Rd		
53908	5812	5 Sao Bistro & Cafe	2268		Senter	Rd		
53912	5812	Subway # 45877	5353		Almaden	Expy		
53913	5812	Wienerschnitzel	935	S	1st	St		
53915	5812	Tu Mero Mole	2041		Woodard	Rd		
53928	5812	Wuji's Mala House	1715		Lundy	Ave	Suite	100
53929	5812	Naturaland Yogurt & Juice	2390		Almaden	Rd	Suite	30
53931	5812	Mosaic Restaurant	211	S	1st	St		
53932	5912	Longs Drug Stores California, L.L.C. dba CVS Pharmacy #9901	1125		Branham	Ln		
53969	5812	Quiznos	3275		Stevens Creek	Blvd		
53991	5812	Illy Espressamente Kiosk (Terminal B)	1701		Airport	Blvd	Suite	NC-13C
53992	5812	NHO Restaurant	377	N	Capitol	Ave		
53994	7530	Jiffy Lube	3497		Stevens Creek	Blvd		
53996	5812	Cha Cha Sushi	547	W	Capitol	Expy		
53997	5812	Cypress Gardens Housing Authority	3555		Judro	Way		
54000	7538	Chau's Automotive	1470	W	San Carlos	St		
54018	5812	Panera Bakery Cafe #4478	1706		Oakland	Rd		
54021	1761	EASTMAN ROOFING & WATERPROOF	1418		Douglas	St		
54024	5812	Subway # 45853	790		Montague	Expy		

ORG_CODE	SIC_CODE	ORG_NAME	ST_NUM	ST_DIR	ST_NAME	ST_TYPE	ST_SUB_TYPE	ST_SUB_NUM
54031	5812	Cafe Express	975	S	De Anza	Blvd		
54069	1611	CALTRANS MAINTENANCE STATION	500		QUEENS	Ln		
54070	4932	PACIFIC GAS & ELECTRIC	680		DADO	St		
54071	4932	PACIFIC GAS & ELECTRIC	6402		SANTA TERESA	Blvd		
54072	4932	PACIFIC GAS & ELECTRIC	100		METCALF	Rd		
54109	5812	Bluefin Restaurant	754		The Alameda			
54122	5812	Lundy Foodcourse	2092		Concourse	Dr		
54129	5912	Longs Drug Stores California, L.L.C. dba CVS Pharmacy #9559	1285		Lincoln	Ave		
54131	5812	Tee Nee Thai Asian Cuisine	1423		The Alameda			
54132	5812	IMC Theatres	1433		The Alameda			
54133	5912	Longs Drug Stores California, L.L.C. dba CVS Pharmacy #9810	1685		Tully	Rd		
54135	5812	Taqueria Los Tres Reyes	3050		Alum Rock	Ave		
54136	5812	Aroma Coffee & Snacks	301	N	Jackson	Ave		
54176	5812	El Mejor Merican Deli	3859		Seven Trees	Blvd		
54192	5812	Reyhan Persian Restaurant	1625		Almaden	Rd		
54214	5800	Wingstop Restaurant	725		Ridder Park	Dr		
54227	5812	Saratoga Plaza	375		Saratoga	Ave		
54228	5812	Shaburi	171		Jackson	St	Suite	
54229	5812	Saigon Eats	2200		Eastridge	Loop	Space	2000
54233	5800	Aqui Cupertino	10630	S	De Anza	Blvd		
54234	5511	PREMIER NISSAN OF SAN JOSE	1120		CAPITOL	Expy		
54293	5812	Tapioca Express	2285		McKee	Rd		
54308	5812	Piazza Pizza Pizza	1450	S	White	Rd	#	40
54309	5812	Jus Like Ya Mama's Soul Food	916		Meridian	Ave		
54310	4119	PACIFIC LAND YACHTS	1082		Stockton	Ave		
54386	5148	Produce Spot	2505		Berryessa	Rd		
54387	5800	New Peking Restaurant	5152		Moorpark	Ave		
54410	5812	Sonoma Chicken Coop	1735	E	Capitol	Expy		
54412	5812	Subway # 46773	980	S	Winchester	Blvd		
54481	5812	Iguana's Burritozilla	4848		San Felipe	Rd	Suite	130
54482	5812	Ruby Frozen Yogurt	1160	N	Capitol	Ave	Suite	B
54509	5812	Rib Licious	1969		Tully	Rd		
54510	5812	Sweet Soleil	4848		San Felipe	Rd	Suite	170
54527	5813	Mexicali Bar	284	N	Capitol	Ave		
54528	1761	ALL SEASONS ROOFING	1720		SMITH	Ave		
54530	5812	Tapioca Express	457		Saratoga	Ave		
54612	5812	Rangoli Cafe	3691		Union	Ave		
54616	7530	ROBBIES AUTO	382		RACE	St		
54617	5812	LP Egg Rolls	2863		Senter	Rd		

ORG_CODE	SIC_CODE	ORG_NAME	ST_NUM	ST_DIR	ST_NAME	ST_TYPE	ST_SUB_TYPE	ST_SUB_NUM
54665	5812	Subway # 43621	1992		Tully	Rd		
54668	5812	Athens Restaurant	1663	W	San Carlos	St		
54669	5812	Moonlight Restaurant & Lounge	1663	W	San Carlos	St		
54670	5812	Rejoice Buffet	1051		BLOSSOM HILL	Rd	Suite	AA
54687	5812	Wing and F Restaurant dba Happy Wing	414	E	William	St	Suite	A
54688	5812	Brocade Communications Systems, Inc.	120		Holger	Way		
54690	5812	Panda Garden	1795		Hillsdale	Ave	Suite	60
54692	5812	Pasta Market	579		Coleman	Ave	Space	G/H
54693	5812	Hope Tabernacle	3090		Hope	St		
54695	5411	24 Market	2010		Story	Rd	Suite	20
54710	5812	Brocade Communications Systems, Inc., Building 3	130		Holger	Way		
54713	5541	Rotten Robbie's	3090		Monterey	Hwy		
54715	5812	Bears Club	1872	W	San Carlos	St		
54716	5171	Chevron Product Company	1020		Berryessa	Rd		
54717	5149	Joey Franco's PW Markets	5667		Silver Creek Valley	Rd		
54758	7532	RR Upholstery Tinting Window	777	W	San Carlos	St		
54760	5812	Faundry Community Day School	258		Sunol	St		
54765	7532	Alameda Upholstery	859	W	San Carlos	St		
54768	5411	La Condeza Market	1093	W	San Carlos	St		
54770	7532	ID Body Shop (Collision & Paint)	207		Lincoln	Ave		
54771	7530	P & T Auto Repair	1002		Park	Ave		
54778	5812	Chinmaya Mission San Jose (Feed Homeless)	1050		Park	Ave		
54779	5812	Top Nosh Cafe	1167		Lincoln	Ave		
54780	5812	Sonoma Chicken Coop	2077		Airport	Blvd	Space	TA-14A
54785	5812	New Beginnings Christian Church	224		Meridian	Ave		
54789	5812	Mandy's Korner	848	W	San Carlos	St		
54790	5812	Subway # 42034	360	S	Market	St		
54807	5812	Giot Nho Cafe	1040		McLaughlin	Ave		
54809	5812	Tutti Frutti Frozen Yogurt	125		Bernal	Rd	Space	B50
54811	5812	Panda Express	567-40		Coleman	Ave	Space	4C
54812	5411	Apatzingan Market	901		Oakland	Rd		
54833	5812	Teagre Tea Bar	22	N	Almaden	Ave		
54834	5399	Target	101		Holger	Way		
54838	7699	ACME SAW SALES & SERVICE	475	W	JULIAN	St		
54847	7532	Thuan Body Shop	456		Willow	St	Suite	BI
54848	5921	Pacific Mini Market	5717		Cottle	Rd		
54849	5812	Com Tam Thanh Restaurant	905	S	Bascom	Ave		
54853	5812	Quizno's	1657		Mckee	Rd		
54863	5812	Chipotle Mexican Grill	369	S	Winchester	Blvd		

ORG_CODE	SIC_CODE	ORG_NAME	ST_NUM	ST_DIR	ST_NAME	ST_TYPE	ST_SUB_TYPE	ST_SUB_NUM
54864	5812	Towers Cafe	111	N	Market	St		
54873	5921	Guru's Market	300	N	13th	St		
54875	5812	Jade China Restaurant	5522		Monterey	Rd		
54876	5812	Ramona's Cafe	146	S	Jackson	Ave		
54892	5812	Sumiya	5152		Moorpark	Ave	Suite	40
54894	5812	Nubi Yogurt	1698		Story	Rd	Suite	C
54907	5812	Pueblo Plaza Shopping Center	1130		Blossom Hill	Rd		
54931	5812	Toy Thi	2384		Senter	Rd		
54939	5812	Com Ga Nam An	348	E	Santa Clara	St		
54940	5812	Ton Tho Tuong	505	E	Santa Clara	St		
54944	5812	Orange Leaf Frozen Yogurt	5353		Almaden	Expy	Unit	F-90
54947	5812	Polar Ice	96	E	San Salvador	St		
54948	5812	Tugboat Fish and Chips	658		Blossom Hill	Rd		
54985	4231	County of Santa Clara	2265		Junction	Ave		
55012	7530	V & S AUTO REPAIR	11571		BERRYESSA	Rd		
55013	1761	FOUR SEASONS ROOFING INC	502		HORNING	St		
55014	5812	Mykonos Grill	5465		Snell	Ave	Suite	B
55015	5800	Starbucks Coffee	1701		Airport	Blvd		
55017	3479	ARENAS INDUSTRIAL FINISHING	962	N	10th	St		
55020	7530	SAN JOSE ELECTRICS	385	N	AUTUMN	St		
55022	7353	HERTZ EQUIPMENT RENTAL CORP	1695	N	4TH	St		
55023	5812	Ricky's Minimart	599	S	4th	St		
55028	5410	Zanotto's Willow Glen	1421		Foxworthy	Ave		
55029	5812	The Cart at City Hall	200	E	Santa Clara	St		
55067	5812	Thien Huong Banh Cuon Trang Hoi	1818		Tully	Rd	Suite	128
55090	5812	Pho Dac Cali	2850		Quimby	Rd	Suite	140
55110	5812	Siam Fine Thai Cuisine	2910		Stevens Creek	Blvd		
55111	5431	Old MacDonald's Farmers Market	1069		Saratoga	Ave		
55145	5411	Whole Foods Market	1140		Blossom Hill	Rd		
55245	5812	Sushi Boat (Terminal B)	1701		Airport	Blvd	Suite	NC-10B
55246	5812	Una Mas & Mojo Burger (Terminal B)	1701		Airport	Blvd	Suite	NC-10
55247	5812	Bill's Cafe	5629		Cottle	Rd		
55249	5812	Agave Restaurant & Bar	2270		Monterey	Hwy		
55267	5813	Chot Nho 2	2444		ALVIN	Ave	Suite	B
55268	5812	Kokila's Kitchen	1427		Branham	Ln		
55388	3674	Novellus Systems, Inc. (4000)	4000	N	1st	St		
55393	4953	Kirby Canyon Recycling and Disposal Facility	910		Coyote Creek Golf	Dr		
55394	5812	Hot Pot Palace Buffet	1628		HOSTETTER	Rd	Suite	FG
55411	5812	Puerto Azul Restaurant 2	300		Willow	St		

ORG_CODE	SIC_CODE	ORG_NAME	ST_NUM	ST_DIR	ST_NAME	ST_TYPE	ST_SUB_TYPE	ST_SUB_NUM
55488	5812	Harmonic	4300	N	1st	St		
55491	3446	GARCIA'S ORNAMENTAL IRON WKS	782		PARK	Ave	UNIT	8
55492	5812	Thai Grata	846		BLOSSOM HILL	Rd	Suite	C
55567	5812	Pho 69	321	S	1st	St		
55569	5812	Starbucks, Brioche Doree, and Wine Bar	1701		Airport	Blvd	Space	NC-5
55598	5812	Elo's Restaurant	148	W	ALMA	Ave	Suite	A
55599	5812	Hudson Store/ Euro Cafe	2077		Airport	Blvd	Space	TA-26
55600	5812	Taqueria Mordida	1190		Hillsdale	Ave		
55609	5812	Tierra-Cali Restaurant	1492		Almaden	Rd		
55610	6531	Quimby Square	2819	S	White	Rd		
55648	5812	Vong Cat Restaurant	1696		Berryessa	Rd		
55649	2024	Pinkberry	1645		Saratoga	Ave	Suite	20
55650	5812	The MMoon	177	W	Santa Clara	St		
55651	5812	Fox's Pizza Den	1698		Story	Rd	Unit	40
55656	5812	Tutti Frutti Frozen Yogurt	567		Coleman	Ave	Suite	10
55747	5812	Good Eats Cafe	1080	N	7th	St		
55749	5812	See's Candies (The Plant)	2199		Monterey	Rd	Suite	40
55753	5812	Kaama Lounge	385	S	WINCHESTER	Blvd	Suite	A
55767	5812	Original Joes	1701		Airport	Blvd	Space	NC-9
55769	5541	Arco AM/PM	4995		Almaden	Expy		
55788	5812	Window Coffee	2650		Alum Rock	Ave		
55790	5812	Gyros, Burgers, And More	2638		Union	Ave		
55791	5812	Thao Tien Restaurant	1111		Story	Rd	Suite	1080
55807	5812	Courtyard Cafe	2455		Alvin	Ave		
55809	5812	Sabor Salvadoreno #2	1460		Park	Ave	Suite	A
55810	5033	El Camino Roofing	1650	S	7th	St	Suite	A
55843	5812	Diem Xua Restaurant	175	S	Capitol	Ave		
55845	5812	Jamba Juice	1701		Airport	Blvd		
55846	3272	CENTRAL CONCRETE	890		STOCKTON	Ave		
55849	5812	Taco Bell Restaurant	2779		Aborn	Rd		
55854	5812	Peet's Coffee (Terminal B)	1701		Airport	Blvd	Space	NC-3
55867	1721	PICONE PAINTERS	563		ASBURY	St		
55872	1799	Wil-Cal Lighting Management Co., Inc.	1688		Pomona	Ave	Suite	
55941	5812	Eurest at IBM	555		Bailey	Ave		
55969	1731	ARWEST COMMUNICATIONS CORPORATION	1731		TECHNOLOGY	Dr	Suite	680
55970	1799	SHROOMY'S ROOFING	1635		Pomona	Ave		
55973	5521	JM DEALS	1271	S	1st	St		
55976	7549	SHARK CITY TOWING	1260		Mastic	St		
55977	3678	SILICON HIVE INC.	2025		GATEWAY	Pl	Suite	250

ORG_CODE	SIC_CODE	ORG_NAME	ST_NUM	ST_DIR	ST_NAME	ST_TYPE	ST_SUB_TYPE	ST_SUB_NUM
55978	3612	PADCON INC	2033		GATEWAY	Pl	Suite	600H
55979	3679	HYMEMORY	1762		Technology	Dr	Suite	209
55980	7530	HUNTERS AUTO SERVICE	1697		POMONA	Ave	Suite	
55982	2759	PCHP	1444		San Juan	Ave		
55983	5812	SKYPORT RESTAURANT LLC	90		SKYPORT	Dr	Suite	A1
55984	7532	ESPINOSA'S BODY SHOP	330	N	Autumn	St		
55986	7530	PINEDA'S AUTO REPAIR	385	N	AUTUMN	St		
55988	1531	RIESER BUILDING GROUP, INC.	2033		GATEWAY	Pl	Suite	600H
55990	7532	AL'S AUTO GLASS	425		Lakehouse	Ave		
55992	7549	GAVIOTA'S AUTO BODY & GLASS	1172		Lick	Ave		
55993	5521	SHOOVIL INC	470	W	San Carlos	St		
55994	7530	CAMPOS,BENJAMIN	829		Vine	St		
55996	5400	NEVPR LLC	567		Coleman	Ave	Suite	10
55998	7532	CALIFORNIA AUTO BODY REPAIR	1127		LELONG	St	Suite	
55999	2759	ESSENTIAL DOCUMENT SOLUTIONS	2050		Gateway	Pl		
56000	5812	PANDA EXPRESS #1855	567		Coleman	Ave	Suite	10
56001	5812	ANTOJITOS LOS ORIGINALES	1197		LOCUST	St	Suite	A
56003	1796	ROTH&RAU USA INC	2033		GATEWAY	Pl	Suite	600H
56010	7532	AUTO GLOW PAINTING & COLLISION	80		Pullman	Way	Suite	2
56011	1799	SEAN FUNSTON TILE COMPANY	4596		Sonata	Way		
56012	1799	PRECISION COMMUNICATIONS SYSTEMS	72		Rancho	Dr		
56013	1799	ESPINOZA DRYWALL	541		Cinnamon	Dr		
56014	1799	JB CAULKIN B & WATERPROOFING INC	455		War Admiral	Ave		
56015	7530	S. MORRIS MOBILE TRUCK COMPANY, LLC	3875		Kauai	Dr		
56017	5812	DIRTY SHIRT BAR B Q	3105		Lone Bluff	Way	Suite	A
56028	0750	PAWS, CLAWS, AND FRIENDS	4420		Concerto	Dr		
56030	7532	EXCLUSIVE IMAGE AUTO BODY & PAINT	2950		Daylight	Way		
56031	4212	PHI TRUCKING	616		Hellyer	Ave		
56037	7530	RENNSPORT CLASSIC CARS LLC	2798		AIELLO	Dr	Suite	B
56040	7549	CAMPOS & FRANK'S TOWING	527		War Admiral	Ave		
56041	5541	ORKIN INC	4144		MONTEREY	Rd	Suite	A
56043	7532	MIRROR IMAGE	1539		TERMINAL	Ave	Suite	H
56044	5531	FLEET PRIDE INC	1371		Old Bayshore	Hwy		
56046	5812	CHILLFACTOR FROZEN YOGURT LOUNGE	312	S	3rd	St		
56047	5411	NEW HORIZON MINI MART	515	N	13th	St		
56048	1799	GREEN LEAF SOLAR & ELECTRIC	667	N	12th	St		
56049	2092	GS TRADE	900		GOLDEN WHEEL PARK	Dr	Suite	163
56051	5251	SUNNY TOOLS	580		Parrott	St	Suite	1
56053	5812	MERCI CAFE	675	N	1ST	St	Suite	120

ORG_CODE	SIC_CODE	ORG_NAME	ST_NUM	ST_DIR	ST_NAME	ST_TYPE	ST_SUB_TYPE	ST_SUB_NUM
56054	5812	GOURMET HOT DOGS BY CHEF DANIEL	1100	N	1st	St		
56055	7532	MARTINELLY AUTO BODY SHOF	1585	N	4th	St		
56056	7530	METRO AUTO REPAIR, BODY & PAIN	495	E	Brokaw	Rd		
56057	5812	CHIVERO DE ZICUIRAN	660	E	Gish	Rd		
56058	1799	MONSTER MECHANICAL, INC	1521		Terminal	Ave	Suite	1
56059	1799	USC FLOORING	922	N	9th	St	Suite	
56060	1799	BELL PLUMBING SOUTH INC	1450		KOLL	Cir	Suite	101B
56061	1799	BELMONTE'S CONCRETE SERV INC	800	N	1ST	St		
56062	1799	ELECTRIC UNLIMITED CO	126	E	Mission	St		
56063	1799	CLEARY BROS. LANDSCAPE INC	555		HORNING	St	Suite	A1
56064	1799	ASCENDANT AIR SYSTEMS,INC	365	E	Julian	St		
56065	1799	FOR EVER FLOORS	404		QUEENS	Ln		
56067	3500	ALL CABLES ASSEMBLY	1358		OAKLAND	Rd	Suite	120
56068	4789	BAY BOY TOWNING & TRANSPORT	2394		Mather	Dr		
56069	5812	OSHEYO	273	E	San Fernando	St		
56070	7530	SJ CUSTOMS	903		COMMERCIAL	St	Suite	B
56072	5812	SAFAR RESTAURANT	1280	N	4th	St		
56073	5531	EMPIRE AUTO BODY PARTS	515	N	13th	St		
56075	3711	B & A AUTO DISMANTLER	1781		Smith	Ave		
56076	2000	ISLAND FLAVORS INC	216	S	14th	St		
56078	7532	SANDOVAL BODY SHOP & TOWING	825	N	10th	St		
56079	7530	ARMAAN AUTO REPAIR	1750		Smith	Ave		
56083	5812	DONA MARIA'S TAQUERIA	273	E	San Fernando	St		
56084	3200	ELZIO SANTO SPECIALTY CONCRETE	880	N	10th	St		
56085	7532	H.M.B. HONDA MINI BODY SHOP	1544		Old Bayshore	Hwy	Suite	1
56087	5812	SORAY BOTANAS	1725		ROGERS	Ave	Suite	K1
56090	7530	ATIN AUTO REPAIRS AND SERVICES	1721		Rogers	Ave	Unit	B
56091	7532	SIK AUTO CUSTOM	403		KEYES	St	Suite	AA
56097	7532	TUNING REVOLUTION	1721		Rogers	Ave	Unit	B
56098	7532	LAST CHANCE KUSTOMS	226		PHELAN	Ave	Suite	F
56101	7530	A & M AUTO COLLISION	1750		Smith	Ave		
56104	7532	TMT AUTO BODY AND REPAIR	1042	S	6TH	St	Suite	
56110	4213	5 STAR T-T-T,INC	2233	S	7th	St		
56111	5812	TAY THI RESTAURANT	2384		Senter	Rd	Suite	A1
56112	7532	START 2 FINISH	1784		SMITH	Ave	Suite	A
56113	3999	RO ASSOCIATES INC	894		Faulstich	Ct		
56118	2434	GOLDEN GRANITE & CABINETS	220		LEO	Ave		
56119	3674	MICROTUNE (TEXAS) LP	100		CENTURY CENTER	Ct	Suite	503AA
56122	4950	AQABA SORT CENTER	1970		Monterey	Rd	Suite	A

ORG_CODE	SIC_CODE	ORG_NAME	ST_NUM	ST_DIR	ST_NAME	ST_TYPE	ST_SUB_TYPE	ST_SUB_NUM
56123	7530	A-1 TECH AUTO BODY	752		COMMERCIAL	St	Suite	A
56124	7530	MIGUEL RODRIGUEZ	215		LEO	Ave	Suite	A1
56126	3281	S AND T	1775		MONTEREY	Rd	Suite	40B1
56127	5812	LACA RESTAURANT & BAF	1725		ROGERS	Ave	Suite	K1
56128	7537	FIX SHIFT TRANMISSIONS	1775		MONTEREY	Rd	Suite	40B1
56137	7530	HUNG HONDA SPECIALIST	226		PHELAN	Ave	Suite	F
56138	5812	LA RUEDA RESTAURANT	2270		Monterey	Hwy		
56141	4212	ACAMPORA INDUSTRIES	530	N	1st	St	Suite	
56142	7530	NORCAL CUSTOMS	775	N	10TH	St	Suite	
56145	7530	FIX R US	701		Kings Row			
56153	2434	DEMETRA CABINETRY INC	917		COMMERCIAL	St	Suite	3BL
56156	7538	TT SMOG TEST ONLY	135		Keyes	St	Suite	A
56159	3674	GAMSPAN	125	S	Market	St		
56160	7521	AMPCO SYSTEM PARKING	88	E	San Fernando	St		
56161	5812	CAFE ONE	1		ALMADEN	Blvd	Suite	300A
56162	5072	EKO INSTRUMENT USA INC.	95	S	Market	St		
56163	5812	NEW LAURELS DELIGHTS	333	W	Santa Clara	St		
56164	5812	CJ'S CAFE & CATERING	303	S	Almaden	Blvd		
56167	1799	EAM ELECTRIX,INC	300	S	1st	St		
56171	5812	SHELLENA'S CAFE	325	S	1st	St		
56173	7538	OIL MASTERZ	257	N	King	Rd		
56175	5261	CINDY'S	2230		Alum Rock	Ave		
56177	7530	J & C AUTO REPAIR	360		Wooster	Ave		
56180	7534	WEST COAST WHEELS AND TIRES	1663		Alum Rock	Ave		
56182	7530	MKO AUTO SERVICE INC	1860		Alum Rock	Ave	Suite	D
56183	1799	JAIMEZ PACHECO,ANGELINA	60		Calle de Guadalupe			
56184	1799	GUTTERS CHOP DROP ROOF METAL REPAIR	2174		Diana	Pl		
56185	1799	BEST VALUE GARAGE DOORS	713		PETER PAN	Ave	Suite	
56186	1799	FMC STUCCO LATH PLASTER	195	N	24th	St		
56188	1799	RAY FONTAINE GLASS INC	1860		Alum Rock	Ave	Suite	D
56189	1799	ALLBRITTON,OWEN FLOOR COVERING	19	S	21st	St		
56190	5812	CAFE CALLE 10	1711		Mckee	Rd		
56191	2759	MOZLEC PRINT IMAGE	1866		Alum Rock	Ave	Suite	A
56192	4212	NELSON HAULING CO.	2619		Pendragon	Ln		
56194	4955	HURRICANE BELLE	355	S	19th	St		
56196	7530	BETO'S AUTO CHECK	23	N	27th	St		
56197	7530	PINEDA'S AUTO REPAIR	1665		Alum Rock	Ave		
56198	3011	BRISENO SISTERS TIRES	960	S	King	Rd		
56199	5812	MEGA CAFE	2650		Alum Rock	Ave		

ORG_CODE	SIC_CODE	ORG_NAME	ST_NUM	ST_DIR	ST_NAME	ST_TYPE	ST_SUB_TYPE	ST_SUB_NUM
56207	2273	OLYMPIA CARPET	3460		Yuba	Ave		
56210	5812	GFJ ENTERPRISES, LLC	360	S	Saratoga	Ave		
56214	1721	M. REYES PAINTING COMPANY	1241		Flora	Ave		
56215	1799	ARM FLOOR COVERING INC	3332		Merrimac	Dr		
56216	1799	JOHN HART LAUGHLIN	1240		Canary	Ln		
56221	7538	TIRES UNLIMITED	3744		Stevens Creek	Blvd		
56223	2060	TIPPY'S FUDGE	489		Northlake	Dr	Suite	
56225	7530	GIL'S AUTOMOBILE SERVICE	1471		Hillsdale	Ave		
56226	4212	SAU COURIER SERVICES	1415		Annapolis	Way		
56227	4214	YAKULT U.S.A. INC.	1150		Hillsdale	Ave		
56232	7549	ALLEN'S DETAILING SERVICES	5720		Park Crest	Dr		
56235	5812	AJS FAST FOODS, INC	5353		Almaden	Expy	Suite	28
56236	2273	M.D.S. CARPET CLEANING & PAINT	1426		Lansing	Ave		
56238	3674	TEST CONTRACTOR	1271		Foxwood	Dr		
56240	3600	M. HECKROTTE & ASSOCIATES	1230		Redcliff	Dr		
56241	1799	ADMIN CONNECTION VIRTUAL SUPPORT	5544		Yale	Dr		
56242	5812	MOJO BURGER	1401		Foxworthy	Ave		
56243	3711	HID ADVANTAGE	3397		Gardendale	Dr		
56244	1799	X-TEK	5047		Trenary	Way		
56245	1799	VALENCIA HEATING AND COOLING	1217		Sierra Mar	Dr		
56246	1799	MCL MECHANICAL	4951		Cherry	Ave	Suite	251
56247	1799	RAY OF LIGHT ELECTRICAL	3078		Ensalmo	Ave		
56249	4212	AGUILAR TRUCKING	4950		Cherry	Ave	Suite	3A
56250	4231	SPECTRUM LIGHTING & MAIN	1188		Lynhurst	Way		
56251	7530	JOEL AUTO BODY	5621		Hoffman	Ct		
56252	4212	ANGEL'S TRUCKING	1516		Jarvis	Pl		
56256	5251	SANDRA MARKES	6122		Camino Verde	Dr	Suite	16A
56260	5812	MORRISON MANAGEMENT SPECIALISTS INC	250		Hospital	Pkwy		
56263	4789	ALPHA EXPRESS	1042		Bret Knoll	Ct		
56264	4111	SPEEDY AIRPORT SHUTTLE	6556		Camden	Ave		
56265	7532	FABRICON SEATPROS	6437		Mojave	Dr		
56267	3999	LOOPERLATIVE AUDIO PRODUCTS	1560		Montellano	Dr		
56271	5812	DOUBLE LUCK	6924		Almaden	Expy		
56273	3822	PINEBOO GREEN DESIGN	1134		Quail Creek	Cir		
56275	5400	BURRILL MANAGEMENT LLC	1208		Chateau	Dr		
56276	2759	SAN JOSE PRINT	1063		Micro	Ct		
56277	3500	WESTWIND PRECISION MACHINING	6175		Meridian	Ave		
56279	5812	PAN PASTA	1069		Woodview	Pl		
56281	1799	TATIS CONSTRUCTION CO	962		Shadow Brook	Dr		

ORG_CODE	SIC_CODE	ORG_NAME	ST_NUM	ST_DIR	ST_NAME	ST_TYPE	ST_SUB_TYPE	ST_SUB_NUM
56282	1799	D.J. MECHANICAL	6553		Camden	Ave		
56283	1799	SILVER ELECTRIC	15780		Almaden	Expy		
56284	3600	PHASE 3 TECHONOLOGIES,INC	6564		Northridge	Dr		
56285	3999	ABSOLUTE PRECISION	6293		Via de Adrianna			
56286	5812	BM5 INC	1033	E	Capitol	Expy		
56289	2000	COME N' GO	3156		Bilbo	Dr		
56296	4212	M.L. LOGISTICS	1239		Medley	Dr		
56298	5812	VIET SONOMA,INC	1735	E	Capitol	Expy		
56301	5812	SAIKO JAPANESE RESTAURAN	3005		Silver Creek	Rd	Suite	130
56303	5812	BUN BO HUE THIEN AN RESTAURAN	3005		Silver Creek	Rd	Suite	112
56304	1799	BAY AREA HEATING & A/C	3874		Linton	Ct		
56307	1799	OVER THE TOP TREE CARE	3606		Tuers	Rd		
56308	1799	GREEN OVERHEAD DOORS	2617		Suisun	Ave		
56312	5812	PHO NAU	1924		ABORN	Rd	Suite	Z
56313	4119	FIVE STAR TRANSPORTATION	1172		Lightland	Rd		
56317	5812	BANH CUON THIEN HOUNG	1818		Tully	Rd	Suite	128B
56318	3400	GOLDTECH INC	1672		STORY	Rd	Suite	C
56319	5812	PHO THANH RESTAURAN	1210		STORY	Rd	Suite	A1
56321	4212	SPEED DELIVERY	1641		Powell	Ct		
56322	4212	CHAPPY EXPRESS	2003		Story	Rd	Suite	800
56323	5812	SAO RESTAURANT	1054		STORY	Rd	Suite	A
56325	5812	EM QUYEN CAFE	1998		Tully	Rd		
56326	4212	HICKEY,CHRIS	1942		Story	Rd		
56327	7530	GREEN TOWING	1393		Karl	St		
56329	4212	LAM, QUAN	1058		Walnut Woods	Ct		
56330	5531	ENTERTAINING AT HOME	1798		Waverly	Ave		
56332	5812	ORANGE TREE - STORY	1143		Story	Rd		
56336	5812	H & T HOT FOOD INC	1111		Story	Rd	Suite	1020
56338	4212	COURIER/EXPRESS DELIVERY	830		Le Compte	Pl		
56339	7549	TULLY 76 TEST ONLY	1152		Tully	Rd	Suite	A
56342	5812	BON MUA RESTAURANT	1937		Tully	Rd	Suite	B
56343	4212	DIEGO'S DELIVERIES	1321		Carnelian	Dr		
56345	5531	AUTO PARTS & TERRY	1762		La Porte	Ave		
56346	4212	NGUYEN,DOANH/DOAN,NHUNG	1445		Glena	Ct		
56347	5812	XA XANG	1632		Story	Rd		
56348	7542	CAR AND ENGINE WASH	1210		McLaughlin	Ave		
56349	2273	ALVARENGA'S CARPET	1302		Panoche	Ave		
56351	7549	SON 24/7 TOWING	1452		Suzay	Ct		
56353	1799	MORENO'S PAINTING	1355		Stahl	St		

ORG_CODE	SIC_CODE	ORG_NAME	ST_NUM	ST_DIR	ST_NAME	ST_TYPE	ST_SUB_TYPE	ST_SUB_NUM
56354	1799	OC COMMUNICATIONS INC	1370		Tully	Rd	Suite	501Z
56355	4212	NODORAS TRUCKING	1875		Crinan	Dr		
56356	5812	COM GA HANG XANH	1111		Story	Rd	Suite	1020
56359	1799	PERFECT PLUMBING	616		Cayuga	Dr		
56360	1799	RC POWER, INC	5853		Winfield	Blvd		
56361	1799	FISKY INC DBA FISCALINI TILE/BEN'S ENCLOSURES	643		Choctaw	Dr		
56362	1799	ROY'S ROOFING	5553		Walnut Blossom	Dr	Suite	6076
56363	1799	GONZALEZ, ERNEST	165		BLOSSOM HILL	Rd	Suite	211
56364	5812	F & A INC DBA CAMILLE'S	864		BLOSSOM HILL	Rd	Suite	B
56370	3524	BISON IRON WORKS LLC	5687		Lathrop	Dr		
56371	3674	FREY SEMICONDUCTOR EQUIPMENT SERVICE	5738		San Lorenzo	Dr		
56373	7530	JAIME'S MOBILE AUTO GLASS	5920		Tandera	Ave		
56377	7530	KENNY AUTO REPAIR	463		BLOSSOM HILL	Rd	Suite	I
56378	5812	CAFE JENESSA	6106		Shelly	Ct		
56379	7530	GAGAN MOBILE AUTO REPAIR	174		Iris Blossom	Ct		
56382	3564	PENAIR	1852		Almaden	Rd		
56384	5531	TNTCOMMODITIES.COM	3504		La Terrace	Cir		
56386	5211	GL2 LLC	6157		Springer	Way		
56394	2400	PERFECT PENMANSHIP	4860		Banberry	Way		
56395	1799	BARSEGIAN FLOOR COVERINGS	1603		Hallbrook	Dr		
56396	1799	STELLAR ELECTRIC	4962		Mise	Ave		
56397	1799	SIMPLY GREEN PLUMBING,INC	2350		Venndale	Ave		
56398	1799	MCNERNEY'S PAINTING	2434		Hecate	Pl		
56399	1799	ROSS MCGUIRE LANDSCAPE	15253		Charlotte	Ave		
56400	1799	BALT'S PAINTING	3011		Franela	Dr		
56401	1799	BHF PLUMBING	2674		Hocking	Way		
56402	1799	ROTH MECHANICAL	15135		Charmeran	Ave		
56403	1799	PIERCE MECHANICAL	1875		Blossom Hill	Rd		
56410	7538	VO,THANH	2708		Union	Ave		
56412	3674	5X1 PARTS AND SERVICE	4596		Jacksol	Dr		
56414	1542	TOM MCENROE CONSTRUCTION	3639		Julio	Ave		
56415	4214	TDL DISTRIBUTING	2567		Hill Park	Dr		
56416	4212	BAY TECH LOGISTICS	14625		Berry	Way		
56420	2759	JEFF JIO	1656		Corte de Pons			
56424	2851	BW CUSTOM PAINTING & DECORATING	2088		Rosswood	Dr		
56428	5812	NEIGHBORHOOD TAQUERIA	4622		Meridian	Ave	Suite	B
56429	5812	PUPUSERIA LOS DUBON	1543		Camden Village	Cir		
56430	1799	SUNDIAL SOLAR	6020		Calle de Felice			
56432	5812	ROOKIES INC	1535		Meridian	Ave	Suite	C

ORG_CODE	SIC_CODE	ORG_NAME	ST_NUM	ST_DIR	ST_NAME	ST_TYPE	ST_SUB_TYPE	ST_SUB_NUM
56434	1799	DAVILA PLUMBING COMPANY	2020		Coastland	Ave		
56435	1799	XTERIA CONSTRUCTION	2830		Briarwood	Dr		
56436	1799	SCHULER FIRE PROTECTION	2150		Almaden	Rd	Suite	104
56439	2591	800 FLOORS	2306		ALMADEN	Rd	Suite	127
56440	3400	LEAMAN ENTERPRISES	871		Hummingbird	Dr		
56441	2434	WOOD TALENTS	1840		Almaden	Rd	Suite	1
56442	7532	BRAVO AUTO BODY	1854		ALMADEN	Rd	Suite	3
56446	5251	SWEET CRAVINGS	1569		Marcia	Ave		
56451	3695	TOMORROW MUSIC	2415		Rinconada	Dr	Suite	C
56454	7530	N&R CUSTOM AUTO REPAIR	1713		Angela	St		
56455	7530	GERARDO'S AUTO BODY SHOF	1858		Almaden	Rd	Suite	1
56459	7532	UNIVERSITY AUTO BODY, INC	1945		KYLE PARK	Ct	Suite	A
56461	7532	MOLINA'S AUTO BODY & PAINTING	1792		Angela	St		
56465	7530	EUROHAUS MOTORS	2100		STONE	Ave	Suite	B
56471	7530	NUNEZ TRANSMISSION	1858		Almaden	Rd	Suite	1
56476	7530	RIDES MOTOR SPORTS COLLISION CTR	1788		ANGELA	St	Suite	A
56477	7530	3R'S AUTO BODY CUSTOM	1858		Almaden	Rd	Suite	1
56480	7532	JOSUE AUTO FRAME	1854		ALMADEN	Rd	Suite	4
56481	5812	WILLOW GLEN PIZZA	1111		Meridian	Ave	Suite	1A
56484	7530	MAURICIO'S AUTO REPAIR	269		SAN JOSE	Ave	Suite	A1
56487	7530	SPARTAN AUTO BODY	344		Lincoln	Ave		
56495	3674	TBM TECHNOLOGIES	69		Wilson	Ave		
56498	7532	DEL'S AUTO BODY	1019	W	San Carlos	St		
56499	2434	SITE WORKS FINISH CARPENTRY	976		Lakeshire	Ct		
56500	7530	SAN JOSE CAR CLINIC	690		Stockton	Ave	Suite	A
56504	5411	CITY MINI MART	1354		The Alameda		Suite	9
56505	7530	J&C BODY SHOP & SALES	344		Lincoln	Ave		
56510	7530	BROTHERS AUTOMOTIVE & TIRES	664		STOCKTON	Ave		
56511	7532	AUZERIAS COLLISION CENTER	755		AUZERAIS	Ave	Suite	A1
56513	4111	MAS SHUTTLE	360		Meridian	Ave	Suite	305
56514	7534	CALI RIMS & TIRES	342		Lincoln	Ave		
56517	5812	DSHYANI LLC	350		BIRD	Ave	Suite	210
56520	5812	FOUR SEASONS TAMALES	1077		The Alameda			
56522	5812	SUSHI INFINITY INC	975		THE ALAMEDA		Suite	80
56526	7530	ALAMEDA P-51 AUTOTECH	1455		The Alameda			
56527	4225	INTRALINE, INC	885	W	Julian	St		
56528	3674	GIGFIRE MICROSYSTEMS	1046	W	Taylor	St		
56529	1799	PAS TILE	383		Gifford	Ave		
56531	4212	CALIFORNIA EXPRESS TRUCKING, LLC	4001		Siesta Vista	Dr		

ORG_CODE	SIC_CODE	ORG_NAME	ST_NUM	ST_DIR	ST_NAME	ST_TYPE	ST_SUB_TYPE	ST_SUB_NUM
56532	7530	SAN JOSE MOBILE REPAIR	19		Pala	Ave		
56533	1799	CALTEK PLUMBING,HEATING & AIR	3034		Bigwood	Dr		
56534	1799	CHILI PEPPER PAINTING	667		Novak	Dr		
56535	1799	JONG HONG DBA MIDAS PLUMBING	659		Perkins	Ct		
56536	1799	PRO QUALITY DRYWALL	2811		Mckee	Rd		
56537	1799	GOLDEN GATE REMODELING & CONTS	112		Cedar	Ln		
56538	1799	GREEN FROG LANDSCAPE	173		Sunnyslope	Ave		
56540	5411	SWARN SINGH	3110		MT VISTA	Dr	Suite	B1
56544	2844	STACY DIAZ	56		Manning	Ave		
56545	3751	GONE BICYCLE'S	212		Alpine	Ave		
56546	7532	MORGAN AUTO UPHOLSTERY	946		Fleming	Ave		
56547	5193	CHRISTOPHER ALLEN DESIGNS	1		Birch	Ln		
56548	5812	EL VOLADITO RESTAURANT	354	N	White	Rd		
56549	7530	J.K. PERFORMANCE L.L.C.	112	S	White	Rd		
56551	4212	AFM DELIVERY	3302		Holly	Dr		
56552	5812	M BALDERAS ANTOJITOS	3054		Alum Rock	Ave	Suite	ZZ
56555	1611	PEREIRA CONSTRUCTION PAVING	10176		Vista Valle	Ct		
56556	5812	XIU CAFE	2880		Alum Rock	Ave		
56557	4212	LIGHT WEIGHT MOVERS	2750		Florence	Ave		
56558	7530	HERMELINDO LUNA	14862		Watters	Dr		
56560	1799	RICHIE BOBCAT & HAULING	396		Patch	Ave		
56562	5812	BOMBAY WRAPS	3055		Olin	Ave		
56564	3444	GHG SHEET METAL	561		Richmond	Ave		
56566	5812	ZINOS SUB	1290	S	Bascom	Ave		
56579	5812	BOGART'S CAFE	2400		Moorpark	Ave	Suite	110
56584	3600	FLEXTRONICS AMERICA LLC	700	S	Winchester	Blvd		
56586	5461	O'DELICE BAKERY & CAFE	991		Saratoga	Ave	Suite	210
56587	1799	INNOVATION PAINTING GROUP INC	635		Bolton	Ct		
56588	1799	NEW LINE STRIPING	4415		Norwalk	Dr	Suite	0019
56589	1799	KANG, YOUNG CHAN	4784		Raspberry	Pl		
56590	1799	ANNALENA THILDERKVIST	4826		Blue Ridge	Dr		
56591	1799	MAESTRO PLUMBING	5205		PROSPECT	Rd	Suite	13515
56593	2090	OGI SAN RAMEN SHABU SHABU	5293		Prospect	Rd	Suite	A
56594	3600	WUQIONG JIA	598		Crystalberry	Terr		
56600	4215	PROCLEANERS & ALTERATIONS	5450		Mayme	Ave	Suite	20
56601	5812	NU-ZEN, LLC	1600		Saratoga	Ave	Suite	BB2
56603	5461	CLEMENT BAKERY	1179	S	De Anza	Blvd		
56604	7530	KMP AUTO REPAIR CORPORATION	609		Saratoga	Ave	Suite	A6
56610	3674	FRONTEON	5890	W	Walbrook	Dr		

ORG_CODE	SIC_CODE	ORG_NAME	ST_NUM	ST_DIR	ST_NAME	ST_TYPE	ST_SUB_TYPE	ST_SUB_NUM
56615	1799	YAUHUA REMOLDING COMPANY, INC	6867		Dartmoor	Way		
56618	1799	CALIFORNIA CUSTOM CREATIONS	1969		Mayfield	Ave		
56622	3714	R & H INTERNET AUTO PARTS	1952		Brantley	Dr		
56634	3674	NETTRACK INTERNATIONAL INC	1938		Junction	Ave		
56635	3999	ALTOBRIDGE CORPORATION	541	E	Trimble	Rd		
56638	5531	HD AUTO SALON	2081		BERING	Dr	Suite	A
56640	5812	NEW INDIA CHAAT CAFE	1645		FLICKINGER	Ave	Suite	AA
56642	2050	DONG TIEN BAKERY AND DELI	1628		HOSTETTER	Rd	#	J
56645	7530	BESHOFF AUTO GLASS	2563		Flickinger	Ave		
56646	3714	SPEED WAREHOUSE INC	2016		ZANKER	Rd	Suite	A
56650	4950	7TH GENERATION RECYCLING	2574		Seaboard	Ave	Suite	AAA
56651	4212	ORI VAN LINES INC	2570	N	1st	St		
56653	1799	CUSTOMIZED PLUMBING INC	1342		RIDDER PARK	Dr	Suite	
56654	1799	COMFORT INTERNATIONAL INC	2570	N	1st	St		
56655	1799	CORNERSTONE CONCRETE COMPANY	1873		Seville	Way		
56663	5812	MENTOR CAFE	1001		RIDDER PARK	Dr	Suite	B
56668	5411	SUNNY'S QUICK STOP MARKET	2062	N	Capitol	Ave		
56673	5531	NTD IMPEX	1118		Kenmar	Ct		
56675	3674	THIN FLIM EQUIP SUPPORT	1902		JUAREZ	Ct	Suite	
56678	7530	VN AUTO REPAIR	3096		Landess	Ave	Suite	1
56680	4213	GM TRUCKING CO	2842		Creekside	Dr		
56681	1799	J MAYO ELECTRIC	1963		Minto	Dr		
56683	3993	THE POSH PIGGY	2999		Heidi	Dr		
56687	2085	NECTAR MERLOT INTERNATIONAL TRADING CC	3290		Cropley	Ave		
56689	3540	SBC MANUFACTURING	761		MABURY	Rd	Suite	50
56692	7532	DUBON AUTO BODY SHOP	757		MABURY	Rd	Suite	52
56693	3999	VITAL COATINGS	761		MABURY	Rd	Suite	50
56694	5511	ONE STOP SHOP TRUCK AND TRAILER REPAIR,INC	1346	E	Taylor	St		
56695	3281	MUNOZ GRANITE	1260		Yard	Ct	Suite	B
56698	7532	AUTO FRAME SANCHEZ	757		MABURY	Rd	Suite	52
56700	7532	LOMELI AUTO BODY SHOP	757		MABURY	Rd	Suite	52
56701	5812	B B QUAN	301	N	Jackson	Ave		
56705	5599	AUTO BROTHERS	2908		Betsy	Way		
56708	1799	KEN HARTSOUGH CONCRETE	2928		Edison	Dr		
56709	1799	PURETEE INDUSTRIAL WATER	1650		LAS PLUMAS	Ave	Suite	F1
56710	7532	K & L AUTO BODY	777		MABURY	Rd	Suite	D
56711	3999	ROBERT GARCIA GUITARS	2775		Glen Firth	Dr		
56712	7532	R & G BODY SHOP	757		MABURY	Rd	Suite	52
56714	5812	LANG DU INC, 816 Lounge	397	N	Capitol	Ave	Suite	

ORG_CODE	SIC_CODE	ORG_NAME	ST_NUM	ST_DIR	ST_NAME	ST_TYPE	ST_SUB_TYPE	ST_SUB_NUM
56715	4950	AMERICAN METAL GROUP INC	11665		BERRYESSA	Rd	Suite	F
56716	2434	A-1 CABINETS	12350		Mabury	Rd		
56717	3999	MEC DYNAMICS	90		ROSE ORCHARD	Way	Suite	A
56718	3999	FINESSE SOLUTIONS LLC	71		Daggett	Dr		
56719	4950	BLOOM GREEN SOLUTIONS	43		Torregata	Loop		
56720	5812	FRESH & NATURAL CAFE LLC 93	101		Innovation	Dr		
56724	5072	B T EXPRESS LIQUIDATIONS INC	166		Baypointe	Pkwy		
56725	3999	TERANETICS, INC	2665	N	1st	St		
56727	1799	WEST COAST ROOFING SYSTEMS	185		ESTANCIA	Dr		
56729	5531	TELEMETRIA TELEPHONY TECHNOLOGY	2635	N	1st	St		
56730	2834	PHARM TAK INC	30	W	Montague	Expy		
56731	3999	EVOTEST INC	103		Bonaventura	Dr	Suite	
56735	4212	EVERGREEN VALLEY COLLECTIVE SERV	5674		San Felipe	Rd		
56737	2092	VL FOODS, INC	4680		Batten	Way		
56739	3433	NOR CAL HEATING & A/C INC.	5323		Hounds	Est		
56740	5812	SIZZLING KABOB HOUSE	3327		SAN FELIPE	Rd	Suite	ZZ
56741	4950	AMERICAN RECYCLERS CORP	3977		Thousand Oaks	Dr		
56744	4789	S&P MED TRANS	642		Calpella	Dr		
56749	4119	BASIC CARE TRANSPORTATION	400		Cedargate	Ln		
56751	2759	DIGITAL AMD LITHO PRINTING	5214		Rooster	Dr		
56752	2090	BELLA SPECIALTY FOODS, LLC	4451		Heppner	Ln		
56757	2090	TRUFFLES IN PARADISE LLC	4432		Pearl	Ave		
56759	5812	JUBBA RESTAURANT	5330		TERNER	Way	Suite	40
56760	4212	D3 TRANSPORT	603		Lanfair	Dr		
56763	3519	OMEGA CONSULTING GROUP	4500		THE WOODS	Dr	Suite	206
56770	1799	PERFORMANCE DOOR & WINDOW	3751		CHARTER PARK	Ct	Suite	E
56772	7532	PRECISION ESTIMATING INC	3851		Charter Park	Dr	Suite	P
56773	5812	GIACOBBE'S RESTAURANT & CATERING	4472		Pearl	Ave		
56776	4212	ANYTHING & EVERYTHING HAULING	248		Canmore	Ct		
56779	7532	OSCAR'S AUTO BODY & DETAIL	8180		Monterey	Rd		
56780	2899	EXERGY TECHNOLOGIES CORP	5941		OPTICAL	Ct	Suite	AB
56781	3674	EG SYSTEMS,LLC	5729		FONTANOSO	Way	Suite	1
56782	4119	AVANTI LIMO SERVICES INC	5542		Monterey	Rd	Suite	1
56789	1799	HORIZON ELECTRIC	102		Rosewell	Way		
56790	1799	NUNEZ DRYWALL	6981		Rodling	Dr		
56791	0740	BRIAN KRAJE	762		Schoolhouse	Rd		
56792	2836	AMPERE LIFE SCIENCES INC	5941		OPTICAL	Ct	Suite	AB
56795	1799	SEXTON ELECTRICAL SERVICES	239		Turner	Ct		
56798	5812	FALAFEL FRESH	188		Oakbrook	Cir		

ORG_CODE	SIC_CODE	ORG_NAME	ST_NUM	ST_DIR	ST_NAME	ST_TYPE	ST_SUB_TYPE	ST_SUB_NUM
56799	1799	EZ AIR	2797		Gumdrop	Dr		
56805	7530	MORAN AUTO BODY REPAIR	3305		Moncucco	Ct		
56817	5461	M CAKES,PASTRIES & CATERING	3156		Corby	Dr		
56823	5812	KLONDIKE'S PIZZA	2850		Quimby	Rd	Suite	140
56825	4212	DOMINGUEZ,CHRISTINE MICHELLE	493		CHATEAU LA SALLE			
56830	5072	BIO LOGIC TECHOLOGIES	581		HERMITAGE			581
56831	5531	AUTOZONE#4012	189		CURTNER	Ave		
56833	3600	XENVISION INC	876		FOXWORTHY	Ave		
56835	4212	WRIGHT DELIVERIES SOL	365		PINEFIELD	Rd		
56837	3751	TREK BICYCLE STORE OF SAN JOSE	503	W	CAPITOL	Expy		
56841	1799	T&L HARDWOOD FLOORS	393		RAYOS DEL SOL	Dr		
56842	1799	ROOF CRAFT	368		AVENIDA MANZANOS			
56845	7500	EL TIO AUTO GLASS	528	N	9TH	St		
56846	7530	BRAZILIAN AUTO SERVICES	619		TRIMBLE	Rd		
56847	7530	T & D BODY REPAIR	396		COMMERCIAL	St		
56849	1799	AMBASSADOR ENERGY	1833		CAMINO LEONOR	Dr		
56850	2599	GREG CROAK	92		GLEN EYRIE	Ave		
56851	5411	MINIMARKET TOGO	1826	W	SAN CARLOS	St		
56854	7530	SAFETY LAND AUTO REPAIR	30		SAN JOSE	Ave		
56863	7530	PHU AUTO REPAIR	3096		LANDESS	Ave		1
56864	5812	LA CHACHA TAQUERIA #3	2200		EASTRIDGE CENTER			
56866	4959	MR TOVAR SWEEPING	368		CAPITOL VILLAGE	Cir		
56869	5812	O ZONE ESPRESSO	2268		SENTER	Rd		216
56872	7530	KANG AUTOMOBILE REPAIR	5529		WALNUT BLOSSOM	Dr		K6
56877	7530	7 KEYES SMOG TEST ONLY	331		KEYES	St		2
56898	4950	GREENMOUSE, INC	442		REYNOLDS	Cir		
56899	4214	BEST MOVING VAN LINES	1009	S	5TH	St		
56901	4111	PAY WHAT YOU WANT-SENIOR RIDES	570		MILLPOND	Dr		
56902	5812	CHANG SOO HAN, ET AL	333	W	JULIAN	St		
56903	5251	LOWE'S #1756	5550		COTTLE	Rd		
56908	2024	HEAVENLY SCOOP	5202		PROSPECT	Rd		
56910	4213	TRANSPORT IN MOTION	1839		ANCHOR	Way		
56911	2090	REAL FOOD CSA	2421		ST LAWRENCE	Dr		
56912	5812	CASABLANCA CAFE	925		Blossom Hill	Rd	Suite	1379
56915	5251	LOWE'S #2842	1130		NEWHALL	St		
56948	3674	Solar Junction Inc.	401		Charcot	Ave		
56949	5812	Nha Em	4126		Monterey	Rd		
57034	5812	Pizza My Heart	1661		AIRPORT	Blvd	Suite	NC-15
57035	5812	Ruby Tuesday	1661		AIRPORT	Blvd	Suite	NC-15

ORG_CODE	SIC_CODE	ORG_NAME	ST_NUM	ST_DIR	ST_NAME	ST_TYPE	ST_SUB_TYPE	ST_SUB_NUM
57036	5812	Mendozas Restaurant	5272		MONTEREY	Rd	Suite	D
57039	5812	Paesano's Italian Restaurant	350	W	Julian	St		
57042	6513	1270 Campbell	1270		Campbell	Ave		
57047	5812	U Food Grill	143		Santa Clara	St		
57054	1761	Principle Roofing	1700	N	1st	St		
57055	5812	Dim Sun	5316		Monterey	Rd		
57056	5251	Home Depot #1009	1855		Hillsdale	Ave		
57057	1761	Williams Roofing Inc	6199		San Ignacio	Ave		
57058	5812	Dive Bar	78	E	Santa Clara	St		
57059	5261	Chateau Charmarron Peony Gardens	5335		Sierra	Rd		
57060	1761	Rossetta's Roofing	401		Lincoln	Ave		
57061	5812	Mission Deli	93	E	Santa Clara	St		
57063	5812	Quoc ToVong Tu	780	S	1st	St		
57065	5261	Prevost Ranch and Gardens	4195		Sierra	Rd		
57067	1761	Roof Guard Co	740	W	San Carlos	St		
57069	1761	Daddario Roofing, Co.	145		Topeka	Ave		
57070	5261	God's Little Acre Nursery	19810		Almaden	Rd		
57072	5261	Almaden Valley Nursery	15800		Almaden	Expy		
57073	1761	Above All Roofing	700		Northrup	St		
57074	1761	JNSJ Roofing Inc	691	W	San Carlos	St		
57075	1761	A&R Roof Experts, Inc	273		Bellerose	Dr		
57076	1761	Keith Roofing Co Inc	920		Lincoln	Ave		
57077	5261	Capitol Wholesale Nursery Inc	2938		EVERDALE	Dr		
57078	4212	CHEAP HAULING	1985	S	King	Rd		
57079	4212	A RELIABLE HAULING	406	S	Henry	Ave		
57080	1761	Lindy Roofing	476	W	Taylor	St		
57081	4212	SAN JOSE JUNK HAULER	3663		Norwood	Ave		
57082	4212	SOUTH BAY HAULING	348		SUNOL	Ave		
57083	4212	SAN JOSE DEBRIS BOX RENTAL	2030	S	7TH	St	Suite	
57084	5261	Central Wholesale Nursery	1670		MCKINLEY	Ave		
57085	5261	HANGING GARDENS NURSERY	2302		HIGHLAND PARK	Ln		
57086	5261	MANTHEY'S NURSERY	327		San Jose	Ave		
57087	5261	TAO DAN NURSERY	1148		Roberts	Ave		
57088	4212	1-800-GOT-JUNK	780		MONTAGUE	Expy		
57089	4212	DEBRIS BOX ROLL OFF SERVICE	2055		Summerside	Dr		
57090	4212	DUMP RUNNERS	3808		Timberline	Dr		
57092	4212	SAN JOSE JUNK SERVICE & DUMPSTER RENTAL	1751		Deer Creek	Ct		
57094	4212	ALVISO-NORTH VALLEY OIL	3641		Lisbon	Dr		
57098	1761	A QUINTERO ROOFING INC	457		Mccamish	Ave		

ORG_CODE	SIC_CODE	ORG_NAME	ST_NUM	ST_DIR	ST_NAME	ST_TYPE	ST_SUB_TYPE	ST_SUB_NUM
57101	1761	ADVANCED ROOFING	15272		Stratford	Dr		
57105	1761	ALL AMERICAN ROOFING	951		Saratoga	Ave		
57106	1761	ALLIANCE ROOFING INC	1250		Campbell	Ave		
57107	1761	ALLSTATE ROOFING SERVICE	2690		Vista Verde	Dr		
57109	1761	EL CAMINO ROOFING CO INC	1650	S	7th	St		
57110	4212	A B MOVING AND HAULING	130		Harriet	Ave		
57111	1761	AMERICAN QUALITY ROOFING	1105		Dinkel	Ct		
57112	1761	ANTHONY, BILL ROOFING	3181		MT RAINIER	Dr		
57113	1761	MC Roofing	14800		Mc Vay	Ave		
57115	1761	APACHE ROOFIING	5849		Moraga	Ave		
57116	1761	Genesis Roof Removal	15077		Esther	Dr		
57117	1761	APEX ROOFING	1804		Ronie	Way		
57118	1761	Roof Leak Services Inc	886		Chestnut	St		
57119	1761	ASH ROOFING INC	620		Orvis	Ave		
57120	1761	M Brown Construction	702	S	Daniel	Way		
57121	1761	Just Leaks	1050		Elm	St		
57122	1761	B & L ROOFING	2557		Hebron	Ave		
57123	5093	VALLEY ELECTRONICS	1968		Hartog	Dr		
57124	4212	ALL CITY HAULING	3481		Williams	Rd		
57125	4212	ALL USA HAULING	305		Henderson	Dr		
57128	1761	Ultimate Roofing	1109		El Prado	Dr		
57129	4212	BAY AREA HAULING/BOBCAT SERV	1151		Spencer	Ave		
57130	4212	BAYCAL HAULING & DEMOLISHING	2655		Keystone	Ave		
57131	1761	BARRERAS, ALEX ROOFING	2995		Kentridge	Dr		
57132	1761	BEAN, R J ROOFING	6355		Cottle	Rd		
57133	5093	EMS-ENVIRONMENTAL MANAGEMENT	1590		Berryessa	Rd		
57136	4212	BELLMEN HAULING	1279		Curtiss	Ave		
57138	1761	BRIGHT ROOFING CO INC	6130		MONTEREY	Rd	Suite	50
57141	4212	C & C HAULING	17930		Los Olivos	Dr	Suite	B
57142	4212	COLE'S GORILLA HAULING & CLE	842	E	Julian	St		
57144	1761	BUCK'S ROOFING	6853	W	Riverside	Way		
57145	5093	BAY SURPLUS, INCORPORATED	1775		MONTEREY	Hwy	Suite	42a
57147	1761	C & C ROOFING	89	S	21st	St		
57149	4212	COMPAS HAULING	1299		LEIGH	Ave	Suite	31A
57151	4212	DANIELS HAULING SERV	3040		Bradshaw	Dr		
57152	4212	DIAZ HAULING	10332		Sienna	Dr		
57154	5093	A & A RECYCLING	10475		Crothers	Rd		
57157	1761	BECKS, CARL & SONS ROOFING	6191		Ocho Rios	Dr		
57159	1761	CALIFORNIA ROOFING COMP INC	1595	S	10th	St		

ORG_CODE	SIC_CODE	ORG_NAME	ST_NUM	ST_DIR	ST_NAME	ST_TYPE	ST_SUB_TYPE	ST_SUB_NUM
57160	4212	EGAN HAULING	3919		Boise	Dr		
57162	4212	G.M.G. HAULING AND MATERIAL	734		Dailey	Ave		
57163	4212	GILBERT HAULING	1741		Biscayne	Way		
57165	4212	GREEN HAULING	1625	S	7th	St		
57166	5812	Toll House Cafe Kiosk	2855		Stevens Creek	Blvd	Space	9103
57167	4212	HAULING VEGA	1524		Kooser	Rd		
57168	5093	APPLIED QUALITY TEST TECHNOLOGY ASSET RECOVERY	1906		Crestmont	Dr		
57169	4212	HECTOR HAULING	2534		Greenstone	Ct		
57170	1761	CALIFORNIA STYLE ROOFING	1741		Terilyn	Ave		
57171	4212	IBEE HANDYMAN & HAULING NETW	6340		Whaley	Dr		
57172	4212	JUNNIES CHEAP HAULING	754	N	16th	St		
57173	1761	CALWEST ROOFING SYSTEMS LP	2152		Bello	Ave		
57174	5093	NORCAL DISTRIBUTION	1498		Seareel	Ln		
57175	1761	CANALES ROOFING	2755		Judkins	Ct		
57177	4212	LAM LANDSCAPING & HAULING	1028		Branham	Ln		
57178	4212	MARCELO'S HAULING/DEMOLITION	1110	E	William	St		
57179	5093	A-Z BUSINESS LIQUIDATORS	6296		San Ignacio	Ave		
57180	1761	CARDENAS ROOFING	1746		Mocking Place	Way		
57181	4212	MARINS HAULING & DEMOLITION	1367		Stahl	St		
57182	4212	MGA HAULING & LANDSCAPING	965		Sherman	St		
57184	4212	MICHAEL & SON HAULING	149		Manton	Dr		
57186	4212	MORALES HAULING & BOBCAT SER	1244		Shortridge	Ave		
57188	5093	IT RECYCLE NOW	695		QUINN	Ave		
57189	4212	PASARIN GARDENING/HAULING	851	S	Sunset	Ave		
57190	4212	RAMIEREZ-PEREZ FREE HAULING	1115	S	Almaden	Ave		
57191	4212	RELIABLE HAULING	6140		Cahalan	Ave		
57193	4212	SUPERIOR HANDYMAN & HAULING	5099		Severance	Dr		
57194	5093	HART ASSET MANAGEMENT-RECYCLE	575		Emory	St		
57195	5093	O'NEIL HVAC RECYCLING CO INCORPORATED	925		COMMERCIAL	St		
57196	5093	ASC RECYCLING	1970		Monterey	Hwy		
57197	5093	INTERNATIONAL RECYCLING CONSULTANTS	11665		Berryessa	Rd		
57200	1761	CASTILLO'S ROOFING	1703		Cathay	Dr		
57201	1761	CERTIFIED ROOFING	580		CONTINENTAL	Dr		
57202	1761	CD ROOFING CO	2909		WILBUR	Ave		
57203	4212	TN CONSTRUCTION HAULING	4500		THE WOODS	Dr	Suite	2822
57204	4212	WEESE SPA DEL,REM & HAULING	6130		MONTEREY	Rd	Suite	9
57205	4212	WILLI'S HONEST HAULING	2718		Cornwall	Dr		
57206	1761	CONRAD ROOFING SERVICE INC	332		Phelan	Ave	Suite	B
57207	1761	CORNERSTONE ROOFING	4505		Thousand Oaks	Ct		

ORG_CODE	SIC_CODE	ORG_NAME	ST_NUM	ST_DIR	ST_NAME	ST_TYPE	ST_SUB_TYPE	ST_SUB_NUM
57208	1761	CRS ROOF CONSULTANTS LLC	1361	S	Winchester	Blvd	Suite	207
57209	1761	CUPERTINO ROOFING INC	1052		Kelly	Dr		
57210	1761	CURT FLETSCHER ROOFING	354		Monticello	Ave		
57211	1761	D & M QUALITY ROOFING	982	S	2nd	St		
57212	1761	EAGLE ROOFING CO	1471		Amesbury	Way		
57213	1761	EXECUTIVE ROOFING	313		Ingram	Ct		
57214	1761	FALCON ROOFING	13088		Potts	Dr		
57215	5812	Gen Restaurant	1317	S	Winchester	Blvd		
57216	1799	CERVANTES PAINTING	1341		Archer	St	Suite	B
57217	1799	BAY SCAFFOLDING INC	1341		Archer	St	Suite	AA
57222	1799	UNITED BUILDERS	1119		Mastic	St	Suite	A
57224	1799	MARQUARD PAINTING	1015		Pepitone	Ave		
57225	1799	TREE ELITE INC	1387		Keoncrest	Ave		
57226	1799	SUNSTATE PLUMBING	1246		Arnold	Ave		
57227	1799	NOBLE CONST	1324	S	Almaden	Ave		
57228	1799	V'S TEAR OFF CO	1646		Pomona	Ave	Suite	C
57230	1799	ETERNAL LIGHT ELECTRICAL	502		Shadowgraph	Dr		
57231	1799	PADILLA'S TILE AND PLASTER	304	W	HEDDING	St	Suite	AA
57232	1799	RB FLOORING	304	W	Hedding	St	Suite	B
57233	1799	BURANZON DESIGN	1020		Spring	St	Suite	G046
57234	1799	CARINGELLO ELECTRIC, INC	460	W	Julian	St		
57235	1799	DALCON INC	757		Chestnut	St	Suite	B
57239	1799	NUNEZ PAINTING , INC	110		Umbarger	Rd	Suite	AA
57240	1799	AMECA NETWORK	923		Hellyer	Ave		
57241	1799	UNITED PAVING	2580		Senter	Rd	Suite	485
57242	1799	BAY AREA FENCE & DECK, INC	50		Umbarger	Rd	Suite	A
57245	1799	CALIFORNIA HOME BUILDERS	575		Continental	Dr		
57248	1799	SUPER FENCES MEZA	144		Azucar	Ave		
57249	1799	ACOSTA, RODRIGO	404		Rumsey	Ct		
57253	1799	AFFORDABLE PAINTING	4757		Lyric	Ln		
57254	1799	ACTION DRYWALL SERVICES	5160		Vera	Ln		
57255	1799	WALL TO WALL PAINTING	447		Fontanelle	Dr		
57256	1799	RUSCIANO CONSTRUCTION CO	2828		Aiello	Dr	Suite	B
57257	1799	PAUL'S CONSTRUCTION	4818		Cloud	Dr		
57258	1799	OWEN & SONS FLOORING	2780		Aiello	Dr		
57259	1799	GARCIA'S FLOOR COVERING	3861		Maui	Dr		
57260	1799	PALOMINO SHOTBLASTING	658		Coyote	Rd		
57261	1799	RAINTREE LANDSCAPE SERVICE	100		Umbarger	Rd	Suite	A
57262	1799	DMT PLUMBING	5131		Roeder	Rd		

ORG_CODE	SIC_CODE	ORG_NAME	ST_NUM	ST_DIR	ST_NAME	ST_TYPE	ST_SUB_TYPE	ST_SUB_NUM
57263	1799	DRY CREEK DEVELOPMENT	165		Lewis	Rd	Suite	010
57264	1799	TNT ROOFING	2843		Aiello	Dr		
57266	1799	UNDER PINNING SPECIALIST	770		Dakota	Dr		
57267	1799	AMTECH LIGHT SERVICE/ABM	2943		Daylight	Way		
57268	1799	AP ELECTRIC	693		Overland	Way		
57269	1799	MILLIMAN, JAMES PAINTING	4123		Ambler	Way		
57270	1799	HERNANDEZ TREE SERVICE	4685		Tango	Way	Suite	A
57271	1799	HERRERA, RUBEN F	4102		Santa Susana	Way		
57272	1799	PHAM MECHANICAL	657		Elmbrook	Way		
57273	1799	SEALTECH CAULKING&WTRPRF INC	2950		Daylight	Way		
57274	1799	SUPREME FLOOR COVERING	2586		Sue	Ave		
57275	1799	E-Z ASPHALT SERVICE	2580		Senter	Rd	Suite	450
57276	1799	CHAMPION PLUMBING	701		Kings Row		Suite	46A
57277	1799	STATEWIDE ROOFING, INC.	1615	S	7th	St	Suite	1
57278	1799	SRG ELECTRIC CORPORATION	753	N	12th	St		
57279	1799	SPRIG ELECTRIC INC	1860	S	10th	St		
57280	1799	SOUTHLAND INDUSTRIES	775		Commercial	St	Suite	A
57281	1799	KNIGHT LANDSCAPE CONSTRU INC	1670	S	7TH	St	Suite	C1
57282	1799	HZ CONCRETE	953	S	3rd	St		
57283	1799	H & H FLOORING SERVICES INC	530		HORNING	St	Suite	C
57284	1799	GUTHRIE ELECTRIC INC	1160	N	13th	St		
57285	1799	FREEMAN FINISHING INC	1775	S	1st	St	Suite	7A
57287	1799	MEDALLION LANDSCAPE MANAGEME	1850	S	7th	St	Suite	B
57288	1799	AZ TECHS MECHANICAL	487	N	17th	St		
57289	1799	ARMANDO'S FENCE	363	E	Hedding	St		
57290	1799	ANTHONY INTERIOR	401	E	Hedding	St	Suite	B
57292	1799	ANCHOR ELECTRIC	1005	N	2nd	St		
57293	1799	AMERICAN TEAR-OFF	1650	S	7th	St	Suite	B2
57295	1799	AA PAINTING SERVICES	161	S	17th	St		
57303	1799	COASTAL CONSTRUCTION & LUMBF	1345		Vander	Way	Suite	A
57304	1799	EL GATO PAINTING OF CA INC	688	E	GISH	Rd	Suite	D
57305	1799	CROFT, ROBERT	1265		Oakland	Rd	Suite	1234
57306	1799	COSENTINO S	144	S	3rd	St	Suite	102
57307	1799	REDWOOD CITY ELECTRIC CO	1630		Zanker	Rd		
57308	1799	R & R REFRIGERATION & AIRCON	1775		Monterey	Rd	Suite	44
57309	1799	IVY KITCHEN & BATH	671	E	Brokaw	Rd	Suite	A1
57310	1799	FAR EQUIPMENT	1775		Monterey	Rd	Suite	46A
57311	1799	CALIFORNIA CLOSETS	1510		Oakland	Rd	Suite	130
57314	1799	DRAIN PATROL	1701	S	7TH	St	Suite	1

ORG_CODE	SIC_CODE	ORG_NAME	ST_NUM	ST_DIR	ST_NAME	ST_TYPE	ST_SUB_TYPE	ST_SUB_NUM
57315	1799	CRESCENT MANUFACTURING LLC	1008	S	2nd	St		
57316	1799	CERTIFIED FIRE & SAFETY LLC	946	N	7th	St	Suite	A
57317	1799	SJC CONCRET CONSTRUCTION	268	N	14th	St		
57318	1799	SCHAPER CONSTRUCTION INC	1177	N	15th	St	Suite	D
57319	1799	PACIFIC CREST LANDSCAPE & MA	1450	N	4th	St		
57320	1799	O'STEEN PAINTING	475	N	18th	St		
57321	1799	T G PLUMBING	490	N	13th	St		
57322	1799	SWENSON, C W INC	777	N	1ST	St	Suite	600AA
57323	1799	STREAM LINES BUILDERS	671	E	Julian	St		
57324	1799	STATEWIDE SAFETY & SIGNS INC	323		Commercial	St		
57327	1799	CALIFORNIA CAISSONS/SHORING	1300		Old Bayshore	Hwy	Suite	CC
57328	1799	AMERICAN DRILLING	1300		OLD BAYSHORE	Hwy	Suite	AS
57329	1799	WESTCO IRON WORKS	437		Queens	Ln	Suite	A
57330	1799	MOUNTAIN VALLEY CABINETS	1622		Remuda	Ln		
57331	1799	RIVAS, ADOLFO	1461		Kerley	Dr	Suite	4
57339	1799	PENINSULA SANDBLASTING	1055		Commercial	Ct	Suite	C
57340	1799	CARPET GUY THE	15	E	Younger	Ave		
57341	1799	CALIFORNIA TILE INSTALLERS	1696		Rogers	Ave	Suite	1
57342	1799	WILLARD, WALTER C DRAPERY	1725		Rogers	Ave	Suite	J
57343	1799	POLLETT ENT DBA ALPHA PLUME	64		Barnard	Ave	Suite	B
57344	1799	PACIFIC ELECTRIC COMPANY	330		Phelan	Ave		
57345	1799	TGM COMMERCIAL GLAZING	1540		Industrial	Ave	Suite	E
57346	1799	SUN SHEETMETAL SOLUTIONS LLC	75		PHELAN	Ave	Suite	7
57347	1799	INTERNATIONAL TILE & STONE	1771		Smith	Ave		
57348	1799	INTERIOR GLASS SYSTEMS	486		Santa Ana	Ave		
57349	1799	UNIVERSAL FLOOR COVERING INC	1441		TERMINAL	Ave	Suite	B
57350	1799	TUSCANY HILLS CONSTRUCTION	115		PHELAN	Ave	Suite	2D
57351	1799	LEGACY ROOFING&WATERPRF INC	1698		Rogers	Ave	Suite	10
57353	1799	CHILLY CO, THE	317	S	23rd	St		
57354	1799	A & B ROOFING	350		WOOSTER	Ave	Suite	2
57355	1799	KORA ROOFING	1198		Spiro	Dr		
57356	1799	CONTRACTORS PAINTING GROUP	1825		Chaucer	Dr		
57357	1799	U-SAVE ROOF REMOVAL	1066		Appian	Ln	Suite	D
57358	1799	PTN PLUMBING	1190	E	Julian	St		
57359	1799	SILICON VALLEY HARDWOOD	342	S	18th	St		
57360	1799	DUBLE E PAINTING	438		Oakland	Ave		
57364	1799	ALL BAY MECHANICAL	107	N	27th	St		
57365	1799	M & B PAINTING	1220	E	San Antonio	St		
57367	1799	FIVE STAR ELECTRIC	323	S	23rd	St	Suite	23B

ORG_CODE	SIC_CODE	ORG_NAME	ST_NUM	ST_DIR	ST_NAME	ST_TYPE	ST_SUB_TYPE	ST_SUB_NUM
57368	1799	BESKO ELECTRIC	3825		Woodcreek	Ln	Suite	A
57369	1799	N POWER ELECTRIC	4133		Piper	Dr		
57372	1799	FOUR SEASONS LANDSCAPING	1384		Essex	Way	Suite	3A
57373	1799	A C PLUMBING COMPANY	3368		Olsen	Dr	Suite	A
57374	1799	M.S. ELECTRIC	3200		Payne	Ave	Suite	122
57375	1799	SPRING LANDSCAPING	1125		Boynton	Ave	Suite	A
57376	1799	OUR SECURE DOOR CO	985		Opal	Dr		
57377	1799	ROYAL KNIGHT ROOFING CO INC	4171		Will Rogers	Dr		
57379	1799	ERNIE S HANDYMAN SERVICE	3215		Impala	Dr	Suite	6
57380	1799	BAY LINE PLUMBING	3638		Lindenwood	Dr		
57381	1799	DJS PAINTING	1472		Revere	Ave		
57382	1799	CUSTOM CRAFT TILE	1285		Bryan	Ave		
57383	1799	CASTRO, MOISES DRYWALL	1459		Ilikai	Ave		
57384	1799	SKYLINE ROOFING	1630		Foxworthy	Ave		
57385	1799	PROMINENT FLOORING	1560		Hillsdale	Ave		
57386	1799	NEKO ELECTRIC	3403		Cherry	Ave		
57387	1799	MARTINEZ ROOFING	3226		Cherry	Ave		
57388	1799	BETA	3498		Cherry	Ave		
57389	1799	CALOMENI ELECTRICAL SERVICES	1562		Calle de Aida			
57390	1799	SOUTH VALLEY ROOFING CO	1539		Casa de Ponselle			
57391	1799	STAR PAINTING & DECORATING	4740		Calle de Tosca			
57393	1799	T & C CUSTOM ELECTRIC	5678		Coniston	Way		
57394	1799	A.M.G. SHEET-METAL	5605		Blossom Park	Ln		
57397	1799	AUGUST CONCRETE CONSTRUCTION	1532		Boone	Dr		
57401	1799	PROMEX PAINTING	1308		Antwerp	Ln		
57403	1799	WOODSMITH CONSTRUCTION	5272		Amelia	Dr		
57404	1799	WOERTINK ELECTRIC	1407		Sprucewood	Dr		
57405	1799	RENSEN PAINTING	1416		Searcy	Dr		
57406	1799	HAYES PAINTING & DECORATING	3945		Vistamont	Dr		
57407	1799	GONE PRO SERVICES	1575		Ferndale	Dr	Suite	A5
57408	1799	ELITE HEATING & A/C	5565		Russo	Dr		
57410	1799	U.S. FLOORS	5600		Bellagio	Dr	Suite	A
57411	1799	A TO Z DRYWALL CC	1485		Hillsdale	Ave		
57412	1799	A CUT ABOVE FENCE CO	3533		Ensalmo	Ave		
57415	1799	HERBERT ELECTRICAL	4895		Lawson	Ct		
57416	1799	PACIFIC COMMUNICATIONS	6280		SAN IGNACIO	Ave	Suite	H
57418	1799	A STARR ELECTRIC	6577		Korhummel	Way	Suite	A
57421	1799	ARJAN PAINTINGS	237		Moselle	Ct		
57423	1799	A B LANDSCAPING INC	219		Sherry	Ct		

ORG_CODE	SIC_CODE	ORG_NAME	ST_NUM	ST_DIR	ST_NAME	ST_TYPE	ST_SUB_TYPE	ST_SUB_NUM
57425	1799	INTEGRITY ROOFING	6820		Moselle	Dr	Suite	A
57426	1799	DYNALECTRIC COMPANY	90		Great Oaks	Blvd	Suite	C
57431	1799	DEGNAN CONSTRUCTION	7545		Tierra Sombra	Ct		
57432	1799	WALLACE, DAVID B	5826		Antigua	Ct		
57433	1799	RESCUE AIR SERVICE	6007		Majorca	Ct	Suite	A
57435	1799	ALMADEN TILE & MARBLE	855		Borgwood	Ct		
57436	1799	NEW CANAAN LANDSCAPING INC	6472		Camden	Ave	Suite	208
57439	1799	WORRELL ROOFING	1570		Pam	Ln		
57443	1799	S & S TILE, INC	7167		Echo Ridge	Dr		
57444	1799	HAMMEL, JAMES TILE	1157		Corvallis	Dr		
57445	1799	GT ELECTRIC	6268		Desert Flame	Dr		
57447	1799	CUNNINGHAM ELECTRIC	1376		Via del los Grande			
57448	1799	BRIGHT SOLAR	1372		Via de los Reyes			
57449	1799	BOWERS, GREG	1423		Calle de la Paz			
57451	1799	CUTTING EDGE CONCRETE	6163		Franciscan	Way		
57454	1799	ALTAP ELECTRICAL	6731		Elwood	Rd		
57458	1799	MT PAINTING CONSTRUCTION	997		Summerfield	Dr		
57460	1799	P.H ROOFING CO.	308		Grandpark	Cir		
57462	1799	BAPTISTE, JOHN J	2763		Buena Point	Ct		
57463	1799	ABOVE ALL ROOFING SJ	2817		Hamrick	Ct		
57465	1799	A & R T BAR	3075		Bilbo	Dr		
57467	1799	JOSEF PAST SIGNS	2653		Lanier	Ln		
57468	1799	R & S PLUMBING	1674		Saralynn	Dr		
57469	1799	HN CONSTRUCTION	965		Idlewood	Dr		
57470	1799	EXPRESS BOBCAT SERVICE	2651		Flory	Dr		
57473	1799	MARTINEZ FLOORING	3747		Ruther Place	Way		
57478	1799	CARLOS HARDWOOD FLOORS	1421		Dundee	Ct		
57479	1799	PALOMO ELECTRIC	1239		Elvira	Ct		
57480	1799	AMAZING CESAR'S PAINTING	941		Summerside	Dr	Suite	C
57481	1799	AGUILERA STREAMLINE PLUMBING	1541		Tolbert	Dr	Suite	A
57482	1799	WILLIAM PLUMBING SPECIALIST	1877		Rigoletto	Dr		
57484	1799	SAL'S IRON PRODUCTS	1707		Rigoletto	Dr		
57485	1799	STONERIDGE ROOFING	2440		Poplar	Dr		
57486	1799	XANCOR INC	2089		Inman	Way		
57487	1799	CALIFORNIA PAINTING CORP	1894		Story	Rd	Suite	A
57488	1799	PACIFIC AIR CARE	1673	S	King	Rd	Suite	A
57490	1799	SAN JOSE ROOF MAX	1352		Chiplay	Dr		
57491	1799	MILLENNIUM WOOD INTERIORS	5825		Snell	Ave		
57493	1799	ANKY ELECTRIC CO	6207		Lean	Ave		

ORG_CODE	SIC_CODE	ORG_NAME	ST_NUM	ST_DIR	ST_NAME	ST_TYPE	ST_SUB_TYPE	ST_SUB_NUM
57494	1799	ALLTERIOR PAINTING	5950		Allen	Ave		
57495	1799	MNM ELECTRIC	5559		Spinnaker	Dr	Suite	3
57496	1799	TAYLOR ELEC CONSTRUCTION INC	5779		Winfield	Blvd	Suite	A8
57497	1799	HYLTON PLUMBING INC	5807		Winfield	Blvd	Suite	B4A
57498	1799	BITTICKS CPT &INT INC	5765		Winfield	Blvd	Suite	1B
57500	1799	PENAIR	5715		Makati	Cir	Suite	G
57501	1799	SS ELECTRICAL	5841		Paddon	Cir		
57502	1799	FOOTHILL FLOORS	6284		Bothell	Cir		
57503	1799	CRIBARI, ED CONSTRUCTION	6519		Dade	Ct		
57504	1799	CENTRAL COAST	727		Uvas	Ct		
57505	1799	CARMELO'S TMG	5533		Don Alfonso	Ct		
57506	1799	SABIC, MATE	5584		Dunsburry	Ct		
57507	1799	PARADIGM FLOORING	6112		Mirasol	Ct		
57508	1799	GS SANDBLASTING	726		Uvas	Ct		
57510	1799	APEX AIR	592		Yurok	Ct		
57512	1799	HOTWIRE ELECTRIC	423		Calero	Ave		
57513	1799	GREENSMITH PAINTING	5965		Blossom	Ave		
57514	1799	ETCHED IN STONE	644		Azule	Ave		
57515	1799	AMDAL PAINTING & CLEANING	779		Sunset Glen	Dr	Suite	1
57519	1799	M & S ROOFING	208		Copco	Ln		
57520	1799	DENGEL, ADAM CONSTRUCTION	6232		Radiant	Dr		
57521	1799	CUSTOM TILE CREATIONS	5392		Duesenberg	Dr	Suite	A
57522	1799	COMPTON TILE CO	6288		Valroy	Dr		
57523	1799	RHINO POWER INC	5380		Colony Field	Dr		
57524	1799	PENA, DAN DRYWALL	462		Roading	Dr		
57525	1799	NW CHIMNEY/TILTUP SEIS RETRO	5875		Ettersberg	Dr		
57526	1799	FISCALINI TILE	643		Choctaw	Dr		
57527	1799	THREE STAR INTERIORS	6093		Larchmont	Dr		
57529	1799	TITAN PAINTING	325		Avenida Pinos			
57532	1799	DIAZ, RUDY PAINTING	6244		Hokett	Way		
57533	1799	NEW FORREST INTERIOR TRIM IN	6248		Hokett	Way		
57534	1799	HARP, PHILIP	1000		BLOSSOM RIVER	Way	Suite	421
57537	1799	PACIFIC POWER ELECTRIC INC	124		Blossom Hill	Rd	Suite	426
57538	1799	SUNWEST PAINTING	6278		Cottle	Rd		
57541	1799	E & G PAINTING & CLEANING	5543		Judith	St	Suite	1
57542	1799	BOCO ELECTRIC	6194		Glider	Dr		
57543	1799	BICKHAM, C W CO	6060		Loma Prieta	Dr		
57544	1799	B & B ELECTRIC	6234		Lean	Ave	Suite	A
57547	1799	TONY RAINIERI ROOF INSP SERV	1655		Forman	Ave		

ORG_CODE	SIC_CODE	ORG_NAME	ST_NUM	ST_DIR	ST_NAME	ST_TYPE	ST_SUB_TYPE	ST_SUB_NUM
57548	1799	MSB PRECISION PAINTING	1784		Albert	Ave		
57549	1799	MILLERS, CONCRETE	5156		Carm	Ave		
57551	1799	ASSADI HOME CONST AND DESIGN	3165		Gavota	Ave		
57553	1799	ALL PAINTS AND FINISHES	2804		Lexford	Ave		
57554	1799	MILLER & MILLER PAINTING	3762		Sorci	Dr		
57555	1799	ALEXANDER AND SONS INC	4980		Alan	Ave	Suite	A
57558	1799	A. J. ELECTRICAL, INC	1935		Camden	Ave		
57566	1799	WOLFE MECHANICAL	2327		Ben Hur	Ct	Suite	A
57567	1799	BOBADILLA	3226		Kimber	Ct	Suite	101
57568	1799	DIJOSEPH'S PLUMBING INC	2867		Kilo	Ave		
57569	1799	DESIGN PLUMBING	2598		Meridian	Ave	Suite	A
57570	1799	DANE'S SWIMMING POOLS	1700		Husted	Ave		
57571	1799	SILICON VALLEY COMPANY INC	14424		New Jersey	Ave	Suite	A
57572	1799	ROYAL POOLS	2258		Camden	Ave	Suite	A1
57573	1799	RAICH CONSTRUCTION & DEV	2940		Union	Ave	Suite	C1
57574	1799	R E ROOFING & CONSTRUCTION	15230		Clydelle	Ave		
57575	1799	OASIS PAINTING	1725		Don	Ave		
57576	1799	NOW SERVICE	4844		Leigh	Ave	Suite	A
57577	1799	TERRANOVA PAINTING	14439		New Jersey	Ave		
57578	1799	SPECIALTY MASTIC	3403		Meridian	Ave		
57579	1799	KO M FLOORING	5191		Camden	Ave		
57580	1799	HANSON, RYAN PAINTING	1655		Clovis	Ave		
57581	1799	AMERICAN ENGINEERING CONST	15285		Chelsea	Dr	Suite	A
57584	1799	AC ACOUSTICS	4301		Linwood	Dr		
57591	1799	PRH ELECTRIC	5668		Lilac Blossom	Ln		
57592	1799	NB ELECTRIC	3916		La Mesa	Ln		
57593	1799	CALIFORNIA FLOORING COMPANY	1692		Morning Glory	Ln		
57595	1799	AMERICAN PLUMBING & DRAIN	4463		Hollowgate	Ln		
57596	1799	ALLEN ELECTRIC CO	4073		La Mesa	Ln		
57597	1799	DUTY TILE AND STONE	1827		Laurinda	Dr		
57598	1799	CORPORATE ELECTRIC INC	1660		Glenhurst	Dr	Suite	A
57599	1799	SEALWAY CONSTRUCTION CC	4925		Canto	Dr	Suite	2
57600	1799	SCHWAB ELECTRIC	2910		Rustic	Dr		
57601	1799	R & R HOME SERVICES	2335		Constitution	Dr		
57602	1799	JLM CUSTOM TILE	2291		Samaritan	Dr	Suite	1
57603	1799	HICKMAN, STEPHEN ROOFING INC	2208		Glenkirk	Dr		
57604	1799	HARMON, RICHARD FLOORING INC	3728		Kersten	Dr		
57605	1799	GRABER, THOMAS M ELECTICAL C	14897		Standish	Dr		
57606	1799	FOUR SEASON AIR INC	2332		Pauline	Dr	Suite	C

ORG_CODE	SIC_CODE	ORG_NAME	ST_NUM	ST_DIR	ST_NAME	ST_TYPE	ST_SUB_TYPE	ST_SUB_NUM
57607	1799	FLETSCHER, JON ROOFING	1990		Schrader	Dr		
57610	1799	ALS FIRE PROTECTION INC	1787		Cardel	Way		
57611	1799	3D ELECTRIC	4887		Mary Jane	Way		
57618	1799	SOUTH BAY DRYWALL	1833		Via el Capitan			
57620	1799	BLUES FLOORS	1973		Geneva	St		
57621	1799	DESIGNER FLOORS	3105		Jennifer	Way		
57622	1799	S A B ELECTRIC INC	4544		Samson	Way		
57623	1799	NOR CAL POOLS	5051		Nerissa	Way		
57624	1799	THOMPSON, TROY SERVICES	4976		Adair	Way		
57625	1799	ASHA ELECTRIC	4051		Samson	Way		
57629	1799	S & R WEST COAST BUILDERS	1930		Dry Creek	Rd		
57630	1799	BLAIR PLUMBING	5013		Esther	Dr		
57631	1799	BAY AREA GLASS	1878		Pandora	Dr	Suite	A1
57634	1799	DOUGLAS DOHERTY ELECTRIC	1759		Guadalupe	Ave		
57635	1799	DISCOUNT FUMIGATION INC	260		Cimino	St		
57636	1799	D & R PLUMBING	2962		Cottle	Ave		
57637	1799	CYPREX CONSTRUCTION LANDSCAF	1116		Curtner	Ave	Suite	A
57638	1799	CRS DRYWALL INC	135		San Jose	Ave		
57639	1799	COOK'S PENINSULA POOLS INC	2295		Celestine	Ave	Suite	A1
57640	1799	WOOD'S ROOFING INC.	2179		STONE	Ave	Suite	22
57641	1799	SAYF-TEE-LINE INC	1906		Coastland	Ave		
57642	1799	ROCHA'S HEATING & AIR CONDIT	2191		Monticello	Ave		
57643	1799	REZA TILE	1567		Hamilton	Ave	Suite	RT
57644	1799	PHILLIPS HANDYMAN SVC.	1702		Meridian	Ave	Suite	331
57645	1799	PETTIS, ERIK	1932		Meridian	Ave		
57646	1799	JB PAINTING INC	223		San Jose	Ave		
57647	1799	IRONWOOD FENCING	2179		Stone	Ave	Suite	14
57648	1799	HUDSON BROTHERS CONSTRUCT	1506		Hamilton	Ave	Suite	B
57649	1799	GODDARD TILE ,INC	1524		Maxine	Ave		
57650	1799	FARR CONSTRUCTION CO	2185		Stone	Ave		
57651	1799	ENERGY MANAGEMENT, INC	1280		Kotenberg	Ave		
57655	1799	BLASTAC ELECTRIC INC	210		San Jose	Ave	Suite	16
57657	1799	BAY AREA CUSTOM CONSTRUCTION	2355		Westgate	Ave		
57658	1799	B J ELECTRIC INC	985		Spencer	Ave		
57659	1799	AUTOMATION SECURITY	540		BIRD	Ave	Suite	200C
57660	1799	ALPHA OMEGA PLUMBING INC	1514		Altamont	Ave		
57662	1799	ABBEY CARPETS	1191		Meridian	Ave		
57671	1799	BROTHERS HOME IMPROVEMENT IN	188		Stauffer	Blvd	Suite	A
57672	1799	ATLAS TRILLO HEATING & AIRCC	1965		KYLE PARK	Ct	Suite	A

ORG_CODE	SIC_CODE	ORG_NAME	ST_NUM	ST_DIR	ST_NAME	ST_TYPE	ST_SUB_TYPE	ST_SUB_NUM
57673	1799	A/V INSTALLATIONS PLUS	1791		Braddock	Ct		
57675	1799	Y & T CONCRETE INVESTMENTS	2536		Fairglen	Dr		
57676	1799	R P DRYWALL	886		El Rio	Dr		
57677	1799	FANELLI, MICHAEL PAINTING CO	1017		Westwood	Dr		
57678	1799	BLUE NILE ELECTRIC	2456		Nightingale	Dr		
57680	1799	GOLD ELECTRIC II	912		Mcbride	Loop		
57681	1799	DOUG YEARGAIN PAINTING	1224		Hawkhurst	Pl		
57682	1799	BURR ELECTRIC INC	1645		Almaden	Rd	Suite	1AA
57683	1799	PACIFIC CONCRETE GRINDING CO	1810		Almaden	Rd		
57684	1799	BENJAMIN FRANKLIN PLUMBING	412		Lano	St		
57686	1799	WILCO PAINTING & DECORATING	1325		Ridley	Way		
57687	1799	JEFFREY, J & SONS PAINTING	1133		Denise	Way		
57689	1799	MICHAEL J. SANTOS	2538		Cordoba	Way		
57690	1799	BLAIR, MICHAEL ROOFING	1664		Cross	Way		
57693	1799	TBI CONSTRUCTION & CON M INC	1960		The Alameda		Suite	100
57696	1799	CIARI, FRANK PLUMBING	870		Newhall	St		
57697	1799	SJ RIOS ELECTRIC	1275		Fremont	St		
57698	1799	SAFESIDE ELECTRIC COMPANY	1150		Pedro	St	Suite	B7
57699	1799	KC FLOORING CO	376		Race	St		
57700	1799	FERNANDO'S PAINTING	1463		Douglas	St		
57701	1799	UPTIME POWER SERVICES INC	1046	W	Taylor	St	Suite	103A
57702	1799	A/C ELECTRIC	1302	W	Hedding	St		
57704	1799	A BEST PAINTING CORPORATION	2068		Alameda	Way	Suite	A
57705	1799	CUEVAS LUMBER AND FENCE	1295		Hester	Ave		
57706	1799	CHESNOS PAINTING INC	1137		Campbell	Ave		
57707	1799	C & L CONSTRUCTION	1088		Eugene	Ave	Suite	6
57708	1799	BURNS, JOANNE	1915		Heatherdale	Ave		
57709	1799	SAN JOSE BOILER WORKS	610		Stockton	Ave		
57710	1799	PANAORAMA LANDSCAPE	385		Gifford	Ave		
57711	1799	HOME CINEMA SOLUTIONS	1151		Sierra	Ave	Suite	AA
57712	1799	FRIEDMANN ELECTRIC	2105		Park	Ave		
57713	1799	MOREALI ELECTRIC	478		STOCKTON	Ave	Suite	F
57714	1799	BECK'S HEATING & AIR CONDIT	1107		Campbell	Ave		
57718	1799	A WHOLESALE WINDOW COMPANY	365		Delmas	Ave	Suite	A
57722	1799	SUNSET ROOFING	1346		The Alameda		Suite	316
57723	1799	PERHAM CONSTRUCTION	10425		Anderson	Rd		
57724	1799	A & B HEATING AND AIR CONDIT	1586		Hillmont	Ave		
57725	1799	TECH ELECTRIC	12845		Clayton	Rd		
57726	1799	GOOD FELLOWS AC HEATING,THE	1340		Clayton	Rd		

ORG_CODE	SIC_CODE	ORG_NAME	ST_NUM	ST_DIR	ST_NAME	ST_TYPE	ST_SUB_TYPE	ST_SUB_NUM
57729	1799	TC ELECTRICIAN	543		Gridley	St		
57730	1799	DOLLENS ELECTRIC CORP	3591		Pine Ridge	Way		
57731	1799	SERRANO'S CONSTRUCTION SERVI	908		Gerard	Way		
57732	1799	RUIZ, M CONCRETE COMPANY	1537		Schramm	Way		
57735	1799	JIMS CONCRETE	2		El Campo	Dr		
57737	1799	AVILA'S REMODELING & CONS	3557		Peak	Dr	Suite	A
57738	1799	ARANDA & SONS PLASTERING CON	14680		Palomino	Dr		
57740	1799	SUN ELECTRIC CO	506		Hobie	Ln		
57747	1799	DBA WEST COAST PLUMBING	3397		Aramis	Dr		
57748	1799	CYPRESS LANDSCAPE CONSTRUCT	15005		Ridgetop	Dr		
57749	1799	SAN JOSE IRON WORKS	3435		Blue Mountain	Dr	Suite	A1
57750	1799	RYAN'S ROOFING	474		Mahoney	Dr		
57751	1799	RELCO ROOFING	3450		Kaylene	Dr	Suite	B
57752	1799	PRO PLUMBER COM	5420		Fairway	Dr		
57753	1799	E M ELECTRIC	3161		Tristian	Ave		
57754	1799	C AND S	5520		Alum Rock	Ave		
57755	1799	SANTA CLARA VALLEY CONCRETE	23	S	Cragmont	Ave		
57756	1799	PAUL'S INSTALLATION SERVICE	167		Laumer	Ave		
57757	1799	TJ ELECTRIC	167	S	Claremont	Ave		
57758	1799	MC ROOFING	14800		Mc Vay	Ave		
57760	1799	A M K ROOFING	184		Talmadge	Ave		
57763	1799	PAL CONSULTANT INC	14380		Story	Rd		
57764	1799	ACCENT CUSTOM PAINTING	731	S	Monroe	St		
57765	1799	SAFELITE AUTO GLASS #491	2281		Stevens Creek	Blvd		
57766	1799	SUNSERI PAINTING	2037		Rexford	Way		
57767	1799	LAZER CONSTRUCTION	665		Chauncey	Way		
57769	1799	G D MASONRY & TILE INC	2344		Boxwood	Dr		
57770	1799	AIR EAZE HEATING & COOLING	2146		Randolph	Dr	Suite	3
57773	1799	NAVS DUAL PANE GLASS REPLACE	826	S	Genevieve	Ln		
57774	1799	B & J ELECTRIC	2910		Stevens Creek	Blvd	Suite	1097
57776	1799	BLODGETT ELECTRIC	1445		Buena Luna	Ct	Suite	A
57778	1799	CORRY, PAT DRYWALL	2058		Lynnhaven	Dr		
57779	1799	ZEO ELECTRIC	965		College	Dr		
57780	1799	PAVLOFF'S PAINTING	2113		Randolph	Dr		
57781	1799	ECONOMY ROOFING	2988		Neal	Ave		
57782	1799	CASTRO TILE	346		Clifton	Ave	Suite	2
57783	1799	WEST COAST TREE CARE INC	2845		Moorpark	Ave	Suite	205
57784	1799	SOTELO CONCRETE	561		Laswell	Ave		
57785	1799	ORNELAS HEATING A/C	10		Cecil	Ave		

ORG_CODE	SIC_CODE	ORG_NAME	ST_NUM	ST_DIR	ST_NAME	ST_TYPE	ST_SUB_TYPE	ST_SUB_NUM
57786	1799	FREEDOM ELECTRIC	347		Clifton	Ave		
57787	1799	TNT TRACK N TRACTOR	26		Brooklyn	Ave		
57794	1799	RYMAC INC	648		Thornton	Way	Suite	B
57795	1799	WEHNER AND HIBBERT PAINTING	7245		Via Vico			
57799	1799	BUCK'S ROOFING	6853	W	Riverside	Way		
57800	1799	ORCHARD CITY DRYWALL	1501		Danromas	Way		
57801	1799	GOLDEN STATE SANDBLASTING IN	1464		Ferguson	Way		
57802	1799	BLESS ELECTRIC	340		Auburn	Way		
57807	1799	A PLUS PLUMBING INC	4760		Country	Ln	Suite	D
57808	1799	ZORAN'S RE-WOOD	1475		Eddington	Pl		
57809	1799	CHADIM, JOEL	5662		Prospect	Rd		
57810	1799	MURRAY PLUMBING	5126		Stevens Creek	Blvd	Suite	138
57812	1799	VISTA GRANITE	5806		Randleswood	Ct	Suite	B
57814	1799	SLUGOCKI, JAMES B	6133		Elmbridge	Dr		
57815	1799	ERP CONSTRUCTION	1088		Wilmington	Ave		
57816	1799	TOLL LAND XX LP	1575		Saratoga	Ave		
57820	1799	CENTURY HARDWOOD FLOORS	2135		Violet	Way		
57823	1799	CEITRONICS INC	2460		Zanker	Rd		
57824	1799	FELIX ELECTRIC	2365		Paragon	Dr	Suite	B1
57825	1799	FLORES PAINTING/DRYWALL	2485		Autumnvale	Dr	Suite	F1
57826	1799	STORAGE DESIGN INC	2485		Autumnvale	Dr	Suite	H3
57828	1799	DAN HARDWOOD FLOOR	1704		Ridgetree	Way		
57830	1799	QUANTEN ELEC CONTR INC	1161		RINGWOOD	Ct	Suite	70A
57831	1799	BAY WEAHTERIZATION INSULATIC	2151		OAKLAND	Rd	Suite	383
57832	1799	UNITED MECHANICAL, INC	2161		Oakland	Rd		
57833	1799	SONITROL OF SAN JOSE	1587		Schallenberger	Rd		
57834	1799	FUTURE COMMUNICATIONS MNGMNT	1151		RINGWOOD	Ct	Suite	020
57835	1799	PESTANA, ERNEST E	2225		Old Oakland	Rd		
57836	1799	C.H. REYNOLDS ELECRIC INC	1281		WAYNE	Ave	Suite	B
57837	1799	HRE INC	2156		O'Toole	Ave	Suite	J
57838	1799	SPLICING TERMINATING & TEST	760		Charcot	Ave	Suite	A
57839	1799	PACIFIC PLUMBING/SEWER SVC	2138		O'TOOLE	Ave		
57840	1799	PAPPAS PIPING SERVICE INC	2109		O'toole	Ave	Suite	A1
57841	1799	CRAIG ELECTRIC, INC	1141		RINGWOOD	Ct	Suite	70A
57842	1799	NORTHERN CA UNIV ENT CO INC	2099		FORTUNE	Dr	Suite	B
57843	1799	PENINSULA FLOORS INC	2190		Bering	Dr	Suite	AA
57844	1799	SHAW ENV INC ATTN: CONTRACTS	2360		Bering	Dr		
57846	1799	PPS	2530		Berryessa	Rd	Suite	709
57847	1799	CUSTOM WROUGHT IRON SYSTEMS	3435		Sagewood	Ln	Suite	A

ORG_CODE	SIC_CODE	ORG_NAME	ST_NUM	ST_DIR	ST_NAME	ST_TYPE	ST_SUB_TYPE	ST_SUB_NUM
57848	1799	NISSAN, BEN	3290		Tulipwood	Ln		
57850	1799	P & K ELECTRIC CO	3382		Sagewood	Ln		
57852	1799	ALERT PLUMBING	2530		Berryessa	Rd	Suite	323
57853	1799	RESOLUTE TECHNICAL SERVICES	1516		Scaraway	Dr		
57854	1799	NEONET ELECTRIC	1804		Bethany	Ave	Suite	A
57855	1799	NOBLE FENCING	1021		Noble	Ave		
57857	1799	V S FENCING COMPANY	2530		Berryessa	Rd	Suite	A113
57858	1799	VO, JACK VAN	2438		Old Ridge	Ct		
57859	1799	COLOR TIME PAINTING SERVICE	1766		Morrill	Ave		
57861	1799	TRAN HVAC	3031		Melchester	Dr		
57862	1799	SUN SET HOME INSPECTIONS	1460		Old Piedmont	Rd		
57868	1799	N.N. ELECTRIC	1976		Camargo	Dr		
57869	1799	EARTHQUAKE VALVE SPECIALIST	1843		Via Cinco De Mayo			
57870	1799	CAM ACOUSTICS	919		Berryessa	Rd	Suite	10
57872	1799	TEO'S ROOFING/WATERPROOFING	905		Cape Jessup	Dr		
57873	1799	CAL-WEST LIGHTING & SIGNAL	530	N	Marburg	Way	Suite	AA
57874	1799	ACTIVE SIGN COMPANY	1365	E	Taylor	St	Suite	M
57875	1799	A 1 DESIGNS	929		Berryessa	Rd	Suite	10
57877	1799	LAMINATES & MILLWORK, INC	943		Berryessa	Rd	Suite	7B
57878	1799	SHERWOOD FOREST FENCE	1505		Nicora	Ave	Suite	B1
57879	1799	UNITED MARBLE & GRANITE, INC	631		Giguere	Ct	Suite	B1
57881	1799	PREMIER TILE	1260		Yard	Ct	Suite	G
57882	1799	KANN, N J PAINTING	761		Mabury	Rd	Suite	80
57883	1799	GROVE PAINTING SERVICE	3234		Lake Albano	Cir		
57884	1799	AT LANDSCAPING	2881		Urzi	Ct	Suite	B
57886	1799	DC HEATING & AIR CONDITIONIN	4554		Middle Park	Dr		
57887	1799	SIMON SAYS ROOFING	3012		Beckley	Dr		
57888	1799	SILVA ROOFING	3106		Cortona	Dr		
57890	1799	DRYWALL DIRECT	4217		Watkins	Way		
57893	1799	CENTRAL CAL PLUMBING	3841		Aborn	Rd	Suite	100
57894	1799	SKETCH PLUMBING	4430		Pitch Pine	Ct		
57895	1799	DANIEL'S ELECTRIC	821		Canoas Creek	Cir		
57896	1799	NO CALIF FIRE PROTECTION SVC	3801		Charter Park	Ct	Suite	F1
57897	1799	TARC CONSTRUCTION INC	662		Dunraven	Ct		
57898	1799	RCV PLUMBING & SEWER	4809		Rue Lyon	Ct		
57899	1799	AQUA HEATING SYSTEMS, INC	4632		Park Milford	Pl		
57901	1799	PIERCE, KEITH	1043		Edenbury	Ln		
57902	1799	ACCESS COMMERCIAL DOOR CO	3710		Charter Park	Dr	Suite	F
57903	1799	ALVARADO CONCRETE	688		Faye Park	Dr		

ORG_CODE	SIC_CODE	ORG_NAME	ST_NUM	ST_DIR	ST_NAME	ST_TYPE	ST_SUB_TYPE	ST_SUB_NUM
57904	1799	BACKFLOW PREV SPECIALIST INC	3750		Charter Park	Dr	Suite	E
57905	1799	BCW	3851		Charter Park	Dr	Suite	Q
57906	1799	ELECTRICAL SERVICE COMPANY	3550		Charter Park	Dr		
57907	1799	HERITAGE CONCRETE CONSTRUCT	137		Red River	Way		
57908	1799	CLICKER CABLE	594		Kings Cross	Way		
57909	1799	EARLY BIRD HOME IMPROVEMENT	4604		Eagle Lake	Dr		
57910	1799	RJ LEONARD PAINTING	4853		Tonino	Dr		
57911	1799	RHINO CERAMIC COATING, INC	1002		Rawlings	Dr		
57912	1799	R A CONSTRUCTION	3851		CHARTER PARK	Dr	Suite	R
57913	1799	OLYMPIC PAINTING	161		Park Sharon	Dr		
57914	1799	CALONJE, LUIS A	4014		Narvaez	Ave		
57915	1799	RONNING ROOFING CONST	1858		Almaden	Rd		
57916	1799	GENCON 2	3637		Snell	Ave	Suite	50
57918	1799	FLOWERS PAINTING	4752		Corte de Cervato			
57919	1799	ULTIMATE ROOFING	4901		Rue Calais		Suite	B
57920	1799	STOCKDALE, DOUGLAS A	65		Southpine	Ct		
57921	1799	G K BUILDERS	5668		La Seyne	Pl		
57922	1799	BROSCOE ELECTRIC	5655		Silver Creek Valley	Rd	Suite	306
57924	1799	J V CUSTOM CONCRETE	33		Cheltenham	Way		
57925	1799	EXCEL CONSTRUCTION SERVICES	147		Skowhegan	Ct		
57926	1799	GODWIN ELECTRIC	7071		Via Pradera		Suite	A
57927	1799	REGAL PAINTING	7468		Tulare Hill	Ln		
57928	1799	PENGUIN AIR CONDITIONING	254	N	Creek	Dr		
57929	1799	ZOE PAINTING & DECORATING	14		Cheltenham	Way		
57930	1799	GUILLEN PAINTING INC	7522		Phinney	Pl		
57933	1799	CAL/WEST ROOFING	3939		Quimby	Rd	Suite	Z
57934	1799	PANTON MECHANICAL	3226		Ravenswood	Way	Suite	A
57935	1799	A-1 DRAFT BEER SERVICE	2339		Pentland	Way		
57936	1799	HERNANDEZ CONCRETE	3212		Tenley	Dr		
57937	1799	FOOTHILL PLUMBING	3479		Gila	Dr		
57938	1799	EVERGREEN PAINTING & TEXTURE	2918		Scottsdale	Dr		
57939	1799	ELITE CONCRETE	3184		Andora	Dr		
57940	1799	ALCANTAR STEEL INC	2389		Pleasant Acres	Dr		
57942	1799	A & M CONCRETE	2852		Rathmann	Dr		
57945	1799	VIBRANCE PAINT & WEATHERPROF	3025	S	White	Rd		
57946	1799	ADAMIAN LANDSCAPING INC	3680		Rose Terrasse	Cir	Suite	A
57947	1799	VELA PLASTERING	1856		Wesley	Ct		
57948	1799	S & R ELECTRIC	2932		Brandeis	Ct		
57949	1799	QUALITY HARDWOOD FLOORS	3131		Linkshead	Ct		

ORG_CODE	SIC_CODE	ORG_NAME	ST_NUM	ST_DIR	ST_NAME	ST_TYPE	ST_SUB_TYPE	ST_SUB_NUM
57951	1799	TS SATELLITE	2685		Glen Elk	Ct		
57954	1799	EE ELECTRIC	2750		Whispering Hills	Dr	Suite	A
57955	1799	SOLIZ ROOF REPAIR	2789		Gumdrop	Dr		
57956	1799	SJA CONSTRUCTIONS	3137		Andora	Dr		
57957	1799	NEZAR ELECTRIC	2287		Lusardi	Dr		
57958	1799	GARZA ELECTRIC	2423		Klein	Rd	Suite	A
57959	1799	C & S FLOORING SYSTEMS	440		ROBERSON	Ln		
57960	1799	PRIORITY ROOFING SOLUTIONS I	2978		TOWERS	Ln		2
57961	1799	NOR-CAL SPECIALTIES, INC.	410		ROBERSON	Ln		A
57962	1799	GARCIA'S TREE SERVICE	14347		BRANHAM	Ln		A
57963	1799	ENVIRONMENTALLY SAFE PRODUCT	434		ROBERSON	Ln		A
57964	1799	CAL CUSTOM CONSTRUCTION	1723		HYACINTH	Ln		
57967	1799	DIABLO LANDSCAPE, INC	1655		BERRYESSA	Rd		A
57968	1799	CRIME ALERT MONITORING CENTE	690		LENFEST	Rd		
57969	1799	COHEN LANDSCAPE SERV INC	1655		BERRYESSA	Rd		AAA
57970	1799	PENINSULATORS, INC	360		PIERCY	Rd		
57971	1799	TERRITO, CHARLES ELECTRIC	5287		McKee	Rd		
57972	1799	TD ROOFING INC	675		TULLY	Rd		A
57973	1799	STAIRBUILDERS INC	933		BERRYESSA	Rd		10
57974	1799	HALCYON INDUSTRIES INC	320		PIERCY	Rd		
57975	1799	FAITH PAINTING	321		PIERCY	Rd		
57976	1799	CAHILL, DENNIS	758		MALONE	Rd		
57982	1799	CONDITIONED AIR ASSOCIATES	1701		LITTLE ORCHARD	St		20B
57983	1799	C & O PAINTING INC	1500	N	4TH	St		A
57984	1799	WINDOW EXPRESS, INC.	1019	S	5TH	St		A
57985	1799	VALLEY MACHANICAL CORP	636		NEWHALL	St		B
57986	1799	STEPHEN CIARI PLUMBING & HEA	1054		ELM	St		
57987	1799	GENERATION ROOFING	419	E	EMPIRE	St		
57988	1799	VALLEY AUTOMATIC GATE	2331	S	7TH	St		3
57989	1799	M & B DRYWALL, INC	1220	E	SAN ANTONIO	St		1
57990	1799	BEVIL'S FLOOR SERVICE	533		BURKE	St		A
57991	1799	ALL PRO TECH FIRE PROTECTION	725	N	10TH	St		120AA
57992	1799	AIR QUALITY HEATING & AIRCON	714		NORTHRUP	St		A
57996	1799	ELCO ELECTRIC INC	1957		O'TOOLE	Way		A
57997	1799	JMC TILE AND MARBLE	853		KNOLLFIELD	Way		A
57998	1799	FIMBY, JOSEPH CARPET	7258		LONGHILL	Way		
58000	1799	DIAMOND SECURITY SOLUTIONS	2516		SEABOARD	Ave		
58001	1799	CJS PLUMBING INC	770		CHARCOT	Ave		A
58002	1799	YORK HEATING & AIR COND	2541		SEABOARD	Ave		AA

ORG_CODE	SIC_CODE	ORG_NAME	ST_NUM	ST_DIR	ST_NAME	ST_TYPE	ST_SUB_TYPE	ST_SUB_NUM
58003	1799	CD ROOFING CO	2909		WILBUR	Ave		
58004	1799	SOUTH BAY ELECTRIC	5696		CHESBRO	Ave		
58005	1799	SIX COUNTIES FIRE PROTECTION	1633		ROGERS	Ave		
58006	1799	SILICON VALLEY ELECTRIC	818		BYERLEY	Ave		
58007	1799	SCHWAGER DAVIS, INC	198		HILLSDALE	Ave		
58008	1799	ROSS SWETLAND ACOUSTICS	1743		ROGERS	Ave		
58009	1799	RH CONCRETE	3360		SAN JOSE	Ave		
58010	1799	PRO DOOR & GLASS	1750		SMITH	Ave		A
58011	1799	NORTHWEST ELECTRICAL SRVCS	115		PHELAN	Ave		2C
58012	1799	SUPERIOR AIR HANDING CORP	601	S	BASCOM	Ave		
58013	1799	GUARANTEED ROOFING CO	2190		STONE	Ave		A
58014	1799	GENMOR PLUMBING	2552		SEABOARD	Ave		
58015	1799	MIN'S PAINTING CO	1659		ROGERS	Ave		A
58016	1799	LINOLEUM DICKS INC	2270	S	BASCOM	Ave		AAA
58017	1799	BC PLUMBING INC	1842		STONE	Ave		A
58018	1799	AZAR ELECTRIC	1834		CHARMERAN	Ave		B
58019	1799	ARROW PLUMBING & DRAIN	185		LAUMER	Ave		A
58020	1799	ARCADIA DEVELOPMENT	1115		COLEMAN	Ave		A
58021	1799	ALLSTAR PLUMBING CORP	326		PHELAN	Ave		A
58022	1799	ACCU-VAC	1653		ROGERS	Ave		
58024	1799	NEWPORT MASONRY	5779		WINFIELD	Blvd		A3
58025	1799	STONE SYSTEMS OFTHE BAY AREA	258		PALM VALLEY	Blvd		301
58026	1799	ULTIMATE CONTROL INC	6868		SANTA TERESA	Blvd		
58027	1799	A & B ENERGY SYSTEMS	5779		WINFIELD	Blvd		A6
58028	1799	DEPEW, INC	1445		KOLL	Cir		101
58029	1799	DE MARTINEZ PAINTING INC	448		REYNOLDS	Cir		A
58030	1799	BT PLUMBING INC	1359		SUNBEAM	Cir		A
58031	1799	FLOOR SELECT	380		CAPITOL VILLAGE	Cir		
58032	1799	BEVER ELECTRONICS INC	406		REYNOLDS	Cir		A
58033	1799	APAC LEB AUTO GATE & ACC CTI	489		REYNOLDS	Cir		A
58034	1799	DRYWALL GUYS, THE	1260		YARD	Ct		F
58035	1799	CREATIVE LAMINATES INC	900		OLINDER	Ct		A
58036	1799	CREATIVE DESIGN & WOODWORKS	900		OLINDER	Ct		
58037	1799	WILLOW GLEN GLASS & SCREEN	1269		ALMA	Ct		
58038	1799	GARDENING ANGELS	5862		TREE TOP	Ct		
58039	1799	ALBUQUERQUE ENT	1260		YARD	Ct		D
58040	1799	CREATIVE TILE SOLUTIONS	5008		RUSSO	Dr		
58041	1799	CREATIVE SOLAR	572		TROY	Dr		3
58042	1799	BUILDERS SHOWCASE INTERIORS	83		METRO	Dr		

ORG_CODE	SIC_CODE	ORG_NAME	ST_NUM	ST_DIR	ST_NAME	ST_TYPE	ST_SUB_TYPE	ST_SUB_NUM
58043	1799	VERKIC CONSTRUCTION	3201		LOMA VERDE	Dr		70
58044	1799	SHADOWFAX ROOFING CO	1366		SANTA FE	Dr		
58045	1799	PERFECT CARPET CO	53		BONAVENTURA	Dr		B
58046	1799	PELLE HEATING & AIRCONDITION	3728		CHARTER PARK	Dr		C
58047	1799	PAINTER FRIEND	7177		CORONADO	Dr		
58048	1799	TALBOTT DRYWALL	5672		PARK CREST	Dr		A
58049	1799	TA DRYWALL	1090		RUGE	Dr		A
58050	1799	HAN KOOK PLUMBING	5016		LAPA	Dr		
58051	1799	GENIE POOL & SPA SERVICE INC	3641		CHARTER PARK	Dr		C
58052	1799	FRANCISCO TILE, INC	7007		REALM	Dr		2B
58053	1799	TRANS BAY ELEVATOR CORF	2330		KRUSE	Dr		
58054	1799	METRO MECHANICAL	3728		CHARTER PARK	Dr		A
58055	1799	LINCOLN GLASS & MIRROR CO	2450		KRUSE	Dr		A
58056	1799	BOWERS TILE	7007		REALM	Dr		B3
58061	1799	SOUTH BAY MARBLE	1770		OLD BAYSHORE	Hwy		
58062	1799	FUNSTON TILE	1624		OLD BAYSHORE	Hwy		1
58063	1799	DFH ENTERPRISES INC	158		MARTINVALE	Ln		
58064	1761	ELLIOTT'S, DAN ROOFING COMPA	2669		Coit	Dr		
58065	5093	1st Choice Recycling	1290		Blossom Hill	Rd		
58066	1761	FIVE STAR ROOFING	387		UMBARGER	Rd		
58067	1761	FOUR BROTHERS ROOFING	488	N	17th	St		
58068	5093	America Recycling Solutions	1005		Timothy	Dr		
58070	7539	CARTEX ONE STOP AUTC	438	S	BASCOM	Ave		
58071	1761	GARLAND, MICHAEL ROOFING	197		Coy	Dr	Suite	4
58072	1761	GENERATION ROOFING	1000	S	10th	St		
58073	5093	EARTHCARE RECYCLING	2516		SEABOARD	Ave		
58074	1761	GREEN ROOF DEVELOPMENT	6055		MERIDIAN	Ave		
58075	5093	DIMOND METALS	11665		Berryessa	Rd		
58076	1761	H & W ROOFING	1890		Crewe	Ct		
58077	5093	INDUSTRIAL METAL RECYCLING	254		Mcevoy	St		
58078	1761	HUGGINS ROOFING	1323		Cassland	Ct		
58079	5093	ALL TECH RECYCLERS LLC	350		Wooster	Ave		
58080	1761	IRM ROOFING	4710		Minas	Dr		
58081	7530	CALDERON'S TIRES	454	S	BASCOM	Ave		
58082	5531	DVS KUSTOMS	1124		Old Bayshore	Hwy	Suite	20
58083	5093	SIMS METAL MANAGEMENT	1900		Monterey	Hwy		
58086	5093	INHOUSE COMMERCIAL RECYCLERS	996		MINNESOTA	Ave	#	204
58087	5093	BATTERY RECYCLERS LLC	210		SAN JOSE	Ave	#	1
58088	5093	Brock Recycling	1596		Camden Village	Cir		

ORG_CODE	SIC_CODE	ORG_NAME	ST_NUM	ST_DIR	ST_NAME	ST_TYPE	ST_SUB_TYPE	ST_SUB_NUM
58089	5093	RAISCH PRODUCTS RECYCLING	55		HILLSDALE	Ave		
58090	5093	ANTIFREEZE SOLUTIONS INCORPORATED	332		Chynoweth	Ave		
58091	5093	MAC-PRO SYSTEMS & SOFTWARE	3585		STEVENS CREEK	Blvd		
58092	5093	BAY CITY RECYCLING	11665		Berryessa	Rd		
58093	5093	ASSOCIATION	1970		Monterey	Hwy		
58094	5093	A-Z SAN JOSE COMPUTER LIQUIDATION	6296		San Ignacio	Ave		
58095	5093	ENVIRONMENTAL SOLUTIONS WASTE	3304		Senter	Rd		
58096	5093	WASTE MANAGEMENT INCORPORATED	15999		Guadalupe Mines	Rd		
58097	5093	Dimond Metal Recycling Inc.	11665		Berryessa	Rd		
58099	1761	JAMES, JESSIE ROOFING	4017		Laurelglen	Ct		
58100	7530	FRANK JOSEPH'S AUTOMOTIVE	250	N	Montgomery	St		
58101	7530	SPEEDY MOBILE BRAKE SERVICE	1411	N	10TH	St		
58103	7530	BMW SERVICE & REPAIR	2221		Stevens Creek	Blvd		
58104	1761	L.J'S ROOFING AND REPAIR	1340		Old Rose	Pl		
58105	7530	BASCOM AUTO TECH SERVICES	2221		Stevens Creek	Blvd	Suite	I
58108	7530	LARRY'S FOREIGN CAR SERVICE	332		Lincoln	Ave		
58109	1761	LIBERTY ROOFING	594	N	KING	Rd		
58110	7530	PIT CREW AUTO CARE	910	N	Bascom	Ave		
58112	7530	MINISTRY TRANSPORT	40		CLEVELAND	Ave		
58113	3540	BOSTON MANUFACTURING	95		Cleveland	Ave		
58114	5171	LOPES, TOM DISTRIBUTION INC	1790	S	10th	St		
58115	1761	LOZANO ROOF SERVICE	1435		Mckendrie	St		
58116	4214	GALLI PRODUCE CO INC	1650		Old Bayshore	Hwy		
58117	5033	RELIABLE ROOFING	1610		Old Bayshore	Hwy		
58118	1761	MAXIMUM ROOF CARE CORP	1182		Olive Branch	Ln		
58119	7530	PERFORMANCE RADIATOR PACIFIC	1584		OLD BAYSHORE	Hwy		
58120	7530	BAYSON R MOTORSPORTS, LLC	440		QUEENS	Ln		
58122	1761	MCGRAW'S ROOFING	1710		Cathay	Dr		
58123	7532	PRECISION AUTO BODY & GLASS	994		LONUS	St		
58124	1761	MDC ROOFING	1612		Trieste	Ct		
58125	7530	A & A TIRES	1000	S	6th	St		
58127	3444	PRO ONE ENGINEER/GUNSMITHING	1306		SHORTRIDGE	Ave	Unit	2
58128	7532	ANTONIO'S CUSTOM UPHOLSTERY	367	S	23rd	St		
58130	7530	SEARS AUTO CENTER	2180		Tully	Rd		
58131	7532	MAACO AUTO PAINTG/BODY WORKS	275		Tully	Rd		
58132	5541	MOORPARK VALERO	5155		Moorpark	Ave		
58134	0781	OLDER'S LANDSCAPING	622		EMORY	St		
58135	1761	MENDOZA ROOFING	6104		Butano	Ct		
58137	1761	MILLER'S ROOFING	2246		LOS GATOS-ALMADEN	Rd		

ORG_CODE	SIC_CODE	ORG_NAME	ST_NUM	ST_DIR	ST_NAME	ST_TYPE	ST_SUB_TYPE	ST_SUB_NUM
58139	1761	MONARCA ROOFING INC	1255		Peach	Ct		
58141	1761	NELSON ROOFING	13215		Sylvandale	Way		
58142	4119	AMERICAN MEDICAL RESPONSE	1670		LAS PLUMAS	Ave	UNIT	A
58143	1761	O K CONSULTANT OF ROOFING	3136		Cedarcrest	Ln		
58144	1761	OVER THE TOP ROOFING	388		Raymond	Ave		
58145	7530	WALTER'S AUTO FRAME	847	S	Almaden	Ave		
58146	1542	CAL PERRY CONSTRUCTION	976		Chestnut	St	Suite	
58147	7530	QUALITY AUTO SERVICE	590	W	Hedding	St		
58148	1721	MJ PAINTING	230	N	Montgomery	St		
58149	7530	JOHN DANG	3974		Mira Loma	Way		
58150	1799	COLOR WHEEL PAINTING	218		Goldenrain	Ct		
58151	1721	FC & S	169		Senter	Rd		
58152	1799	JD PLUMBING	270		Umbarger	Rd	Suite	1
58153	1721	PEREZ HARDWOOD FLOORS	4679		Paloma	Ave		
58154	1721	KEN'S HANDYMAN & DECORATION	3477		Pitcairn	Way		
58155	1542	GOLDEN WESTGATE CONSTRUCTION	10289		Sylvandale	Ave		
58156	1799	COYOTE VALLEY AIR	5203		Pebbletree	Way		
58159	3577	PRECISION PARTS CLEANING, INC	2943		Daylight	Way		
58160	1799	NORCAL BUILDERS	5313		Olstad	Ct		
58162	1721	QUALITY HANDY WORK	3384		Pitcairn	Way		
58164	1721	L AND E HANDY SERVICES	677		Elmbrook	Way		
58165	1542	SCHEID CONSTRUCTION	492		Broderick	Dr		
58166	7530	PHELAN COMPLETE AUTOMOTIVE SERVICE	295		Phelan	Ave		
58167	1799	BILLINGS PAINTING INC	1249		ALMA	Ct	Suite	B
58169	1721	EMS CONSTRUCTION	662	N	11th	St		
58170	5251	CADECO	100		Lewis	St		
58171	5072	RMS SUPPLY INC.	890		FAULSTICH	Ct		
58172	7532	SAM MENDOZA AUTO COLLISION & REPAIR	215		LEO	Ave	Suite	A1
58173	1721	LAM'S PLUMBING & REMODELING	628	S	10th	St		
58174	1799	PSG FENCING INC	1133	N	10th	St		
58175	3281	MARBLE BROTHER	424		Reynolds	Cir		
58176	1721	ROMERO'S FAMILY CONSTRUCTION	430	E	ST JOHN	St	Suite	
58177	5531	E & D TRANSMISSION & MOTOR	123	E	Alma	Ave		
58178	1799	HIGHWAY TECHNOLOGIES INC	1277		Old Bayshore	Hwy		
58179	7532	JC CUSTOMIZE BODY SHOP	2013		MONTEREY	Rd	Suite	C
58180	1721	HARRISON ENTERPRISES	23	S	11th	St		
58181	3540	MIKE'S AUTO REPAIR INC	698	N	13th	St		
58182	7532	AUTO BODY SHOP & FRAME	1781		Smith	Ave		
58183	1799	ARS OF CA DBA RESCUE ROOTER	1479		Berger	Dr	Suite	B

ORG_CODE	SIC_CODE	ORG_NAME	ST_NUM	ST_DIR	ST_NAME	ST_TYPE	ST_SUB_TYPE	ST_SUB_NUM
58184	1721	FAST & EFFICIENT HANDYMAN SERV	1085	S	6th	St		
58185	7549	FIRST AUTO SERVICE	1002	N	1st	St		
58186	1721	RJL INSTALLATION	1040	S	10th	St		
58189	7532	D1 AUTO BODY & FRAME	1761		Smith	Ave		
58190	7532	BZ AUTO COLLISION	1789		Smith	Ave		
58191	1799	FINER FLOORS	1098	S	6th	St	Suite	1
58192	5531	SENTER AUTO PARTS	2276		Senter	Rd	Suite	B
58193	1542	BAY BUZZ SAW	530	S	5th	St		
58194	2400	FERNANDEZ BROTHERS CUSTOM CA	685		Kings Row		Suite	D
58196	1799	SIERRA LUMBER COMPANY	1711		Senter	Rd		
58197	1799	PREMIER PLUMBING AND REPIPE	1725		Rogers	Ave		
58198	1799	JM DRAIN CLEANING/PLUMBING	1725		Rogers	Ave		
58199	7532	CANOS AUTO BODY	820	N	13th	St		
58200	1542	NORCAL INDUSTRIAL FLOORS,INC	1230	N	13th	St		
58201	1799	GLOBAL SPECIALTIES DIRECT	1701	S	7th	St		
58202	5812	MEZCAL BISTRO AND BAR	23	W	SAN FERNANDO	St		
58203	1721	LACY, JAMES RES MAINT & RPR	352		West	Ct		
58204	1721	MACHADO CONSTRUCTION	854		Calhoun	St		
58205	1721	M.V. FENCING 20004	2558		Madden	Ave		
58206	7530	GUTIERREZ AUTO REPAIR	31	N	Sunset	Ave		
58207	1721	FERNANDO & ALAN PAINTING	1326		Danube	Way		
58208	7530	CUNG AUTO REPAIR	1225	E	San Antonio	St		
58209	1721	CONSTECH	1679	E	San Fernando	St		
58211	1721	DELFINO HANDYMAN	555		McLaughlin	Ave		
58213	7530	BRASIL AUTO	1325	E	San Fernando	St		
58214	1721	MARCO'S HANDYMAN	2435		Summer	St		
58215	7216	VIP DISCOUNT CLEANERS	2602		Alum Rock	Ave		
58216	1542	NISSAYS HARDWOOD FLOORS	1752		Arroyo de Oro			
58217	1542	ALLEN CONSTRUCTION	1149		Roewill	Dr		
58218	1721	IGOU HANDYMAN SERVICES	669		Hamann	Dr		
58219	1799	JK VOEKS PLUMBING	485		Northlake	Dr	Suite	
58220	1799	AAA HANDYMAN	4109		De Mille	Dr		
58221	1721	MIKE BARRON'S HOME REPAIR	1404		Dentwood	Dr		
58222	1721	PERSPOLIS HANDYMAN	5715		Almaden	Rd		
58223	1799	JAMES PAINTING	1256		Foxworthy	Ave		
58224	1721	HART'S, JIM PAINTING	1559		Marietta	Dr		
58225	7216	BONITA CLEANERS	1190		Hillsdale	Ave		
58226	1799	CASTRILLO HEATING & AIR CONDITIONING CORP	6326		Solano	Dr		
58227	1799	STARS & STRIPES MECHANICAL	6861		Aintree	Dr		

ORG_CODE	SIC_CODE	ORG_NAME	ST_NUM	ST_DIR	ST_NAME	ST_TYPE	ST_SUB_TYPE	ST_SUB_NUM
58228	1721	MCCLEARY PAINTING	259		Vineyard	Dr		
58229	1721	WONG'S, WILLIAM PAINTING CO	6878		Sessions	Dr		
58230	1721	MILLER ENTERPRISES	341		Vineyard	Dr		
58231	1721	HANDYMAN MATTERS OF SAN JOSE	5979		Post Oak	Cir		
58232	1799	GREENCOAT	6404		Camden	Ave		
58233	1721	BUILD A DREAM HOUSE	6512		Almaden	Rd		
58234	1721	FRANCISCO SERVICES	3862		Wiven Place	Way	Suite	WY
58235	1799	TRAN'S STAMPED CONCRETE, INC	2697		Burlingame	Way		
58236	1721	AL MORE REMODEL SERVICES	4015		KELVINGTON	Ct	Suite	
58237	1542	WILLIE TRAN CONSTRUCTION	1671		Tierra Buena	Dr		
58238	1721	TRINH, XIT QUANH	2794		PARNELL	Dr	Suite	
58239	1721	MOLINA'S LANDSCAPING	1696		Miami	Dr	Suite	A
58240	1721	MR GUY HEATING & AIR CONDITIONG	2015		Edgegate	Dr		
58241	1721	LE'S HOME IMPROVEMENT	1940		EDGEFORT	Ct	Suite	
58242	1721	JUNU DOOR INSTALLLATION	1733		Leeward	Dr		
58243	1721	A N CONSTRUCTION	2603		Othello	Ave		
58244	1721	VALVERDE'S PAINTING	2613		Sibelius	Ave		
58245	1721	M & N HANDYMAN	2060		Bayhaven	Dr		
58246	5531	AUTOZONE PARTS INC #5924	2690		Story	Rd		
58247	7530	RELIANT AUTO REPAIR	2979	S	King	Rd		
58248	1721	A Q B GENERAL CONSTRUCTION	1716		Barberry	Ln		
58249	1721	ROJAS CONSTRUCTION	2160		Mendota	Way		
58250	1542	WARD CONSTRUCTION	5526		Maplecrest	Ct	Suite	A
58252	1721	FARFAN,PEDRO	6259		Mahan	Dr		
58253	1542	PORTITALIA	5841		Arapaho	Dr		
58254	1799	LOS GATOS PAINTING & DEC CO	857		Foothill	Dr		
58255	1721	MICHAEL'S HOME REPAIRS	728		Azule	Ave		
58256	1799	VOLTZ ELECTRIC	6245		Lean	Ave		
58257	1799	FARRELL PLUMBING	6404		Felder	Dr		
58258	1799	CONTROLLED AIR SYSTEMS	5806		Laguna Seca	Way		
58259	1799	MENDOZA ROOFING	6104		Butano	Ct		
58260	1799	AARON BRADLEY PAINTING	112		Cherry Blossom	Dr		
58261	1799	ALEJANDRO HANDYMAN	6259		Mahan	Dr		
58262	1721	SK FACILITIES CO.	1861		Foxworthy	Ave		
58263	1721	CERVANTES, MIGUEL	3121		Browning	Ave		
58264	1799	SANPRI ELECTRIC INC	14548		Charmeran	Ave		
58266	1721	GALLEGOS PLUMBING & DRYWALL	5267		Camden	Ave		
58268	1721	ELLIOTT'S ELITE PAINTING	2324		Ben Hur	Ct		
58269	1799	AVESTA CONSTRUCTION	1750		Curtner	Ave		

ORG_CODE	SIC_CODE	ORG_NAME	ST_NUM	ST_DIR	ST_NAME	ST_TYPE	ST_SUB_TYPE	ST_SUB_NUM
58270	1721	STRUC 1 BUILDERS	1670		Hyacinth	Ln		
58271	1799	SILICON VALLEY IRON WORK	210		San Jose	Ave		
58272	1721	A-Z CONSTRUCTION	1567		Alta Glen	Dr	Suite	5
58273	1542	GREAT CONSTRUCTION COMPANY	1450		Callecita	St		
58274	7532	MICHAEL J'S BODY SHOP INC	1577		Almaden	Rd		
58275	7530	SOUTH VALLEY GM HONDA	1802		Angela	St		
58276	7532	V & L	1713		Angela	St		
58277	7530	VELAZQUEZ AUTO REPAIR	269		San Jose	Ave		
58278	1721	N&H PAINTING	459		Willow	St		
58279	1799	ALFARO,CRUZ H.	2118		Canoas Garden	Ave		
58280	7530	GUEROS AUTO REPAIR	1633		ALMADEN	Rd	Suite	A
58281	1799	FKIARAS, BILL PLUMBING	2637		Media	Way		
58282	1799	KENT'S DOOR & AUTOMATIC GATE	1335		Settle	Ave		
58283	1721	DR. PAINTS	1551		Georgetta	Dr		
58284	1721	FEATHERMARK PAINTING	809		MALONE	Rd	Suite	2
58285	7530	ALPHA AND OMEGA AUTO REPAIR	223		San Jose	Ave		
58286	1799	PGS LANDSCAPE	1406		Callecita	St		
58288	7500	ELITE ALLOYS	2415		Rinconada	Dr	Suite	C
58289	7530	AKIN'S AUTO REPAIR	782		Park	Ave	Suite	5
58290	1721	DIAZ TREES LANDSCAPING	510		Chiechi	Ave		
58291	1721	MORLAN REPAIR SERVICE	1071	W	Taylor	St		
58292	1799	HAZLETT DESIGNS	1075		Chapman	St		
58294	1542	TAMONE BROTHERS CONSTRUCTION & ASSC	1602		Walnut Grove	Ave		
58296	1721	GUERRERO'S HANDYMAN SERVICE	1367		Mcginness	Ave		
58297	1721	M REYES	3419		Kaylene	Dr		
58298	1721	MIKE'S HANDY MAN SERVICE	3435		Buckner	Dr		
58299	1542	THE CARPENTER SHOP	144		Cedar	Ln		
58300	1721	LUNA'S BAY AREA CUSTOM TILE	1478		Amesbury	Way		
58301	7530	TIRE & WHEEL WHSE #2	2739		STORY	Rd	Suite	A
58302	1721	RUBEN'S INTERIORS	437	S	White	Rd		
58303	1721	FELIPES HANDYMAN SERVICE	533		Hobie	Ln		
58304	1799	YANEZ, TOMAS PAINTING DBA	1525		Farringdon	Dr		
58305	1721	JORGE'S KITCHEN & BATH	1548		Mount Whitney	Dr		
58306	1721	JOE'S HANDYMAN SERVICE	84	N	Cragmont	Ave		
58307	1721	MT PLUMBING & SEWER SERVICE	122		Pickford	Ave		
58308	1721	AWNING ADVANTAGE, THE	10410		Clayton	Rd		
58309	1721	GARCIA,LEONARDO	1512		Mount Lassen	Dr		
58310	1799	PUMPED ON WATER	418		Irving	Ave		
58311	1721	TONY'S PAINTING	80	N	Bascom	Ave		

ORG_CODE	SIC_CODE	ORG_NAME	ST_NUM	ST_DIR	ST_NAME	ST_TYPE	ST_SUB_TYPE	ST_SUB_NUM
58312	1799	WOOD NATURED	267		Brooklyn	Ave		
58313	1721	BJC MASONRY	2065		Marlboro	Ct		
58314	1721	SIERRA HANDYMAN SERVICES	753		Concord	Ave		
58316	1542	CUMMINGS CONSTRUCTION	3213		Gavota	Ave		
58317	1721	BILL'S BRUSH WORKS	373	S	Genevieve	Ln		
58318	7530	U.S.A. AUTO TECH	1738	W	SAN CARLOS	St		
58319	1542	C.C.K. CONSTRUCTION INC	6370		Canterbury	Ct		
58320	1542	PC WORKS	1067		Beaumont	Dr		
58321	1799	DENDY, ROY PAINTING & DECORA	6590		Ivy	Ln		
58322	1542	QUALITY PAINTING SERVICE INC	1282		Oak Knoll	Dr		
58323	1799	CH PAINTING SERVICES	5181		Lapa	Dr	Suite	2
58324	7532	OWEN'S AUTO TECH	2481		Melville	Way		
58325	7830	GUGGENHEIM ENTERTAINMENT, LLC	1694		Saratoga	Ave		
58326	1721	Z-HANDYMAN	3917		Boise	Dr		
58328	1799	GREEN X	631		BRENNAN	St	Suite	AA
58329	5541	AADIJ INVESTMENT INC DBA MONTAGUE VALERC	1298		Montague	Expy		
58330	3600	ONCORE MANUFCTURING SERVICES	2243		Lundy	Ave		
58331	1721	DENG, ZIHUI	2151		OAKLAND	Rd	Suite	385
58332	1721	VO, HENRY	1726		River Birch	Dr		
58335	7532	ELITE AUTO FRAME	1349	E	TAYLOR	St		
58336	1542	CQ CONSTRUCTION COMPANY	903		Cape Point	Pl		
58337	7530	POWER MOBILE TECH	1002		Ivy Glen	Dr		
58338	7530	F.R.J. DIESEL TRUCK REPAIR	11570		BERRYESSA	Rd	Suite	C1
58339	7532	V & T AUTO BODY	2970		Kentridge	Dr		
58340	1721	MELO'S HANDYMAN SERVICE	369		Ann Darling	Dr		
58341	3999	GENESIS VACUUM TECHS INC	115		Nicholson	Ln		
58342	5812	WESTERN DINING #2	3930	N	1st	St		
58344	1799	ISLAND AIR HVAC	652		Faye Park	Dr		
58345	7539	THE WHEEL SMITH	97		Deer Run	Cir		
58346	1799	ADVANCED FLOOR COVERING	179		Kehoe	Ct		
58347	7530	MICHAELS COMPLETE AUTO CARE	3480		Pearl	Ave		
58348	1542	HORIZON CONSTRUCTION LLC	145		Park Bolton	Pl		
58349	1721	JG PLUMBING LLC	4286		Haines	Ave		
58350	1799	BANG'S PAINTING	4378		Stone Canyon	Dr		
58351	1799	RUSSELL'S LANDSCAPING	5104		Severance	Dr		
58352	1721	RAMIREZ CONCRETE	221		Giddings	Ct		
58353	1799	OSTERBACK, ART	7093		Via Pacifica			
58354	1721	AAA PAINTING	7180		Avenida Rotella			
58355	1721	CIMA PLUMBING & CONSTRUCTION	1725		MT PLEASANT	Rd	Suite	

ORG_CODE	SIC_CODE	ORG_NAME	ST_NUM	ST_DIR	ST_NAME	ST_TYPE	ST_SUB_TYPE	ST_SUB_NUM
58356	1799	BAY AIR	3633		Norwood	Ave		
58357	1721	SANCHEZ HOME IMPROVEMENT	2745		Croft	Dr		
58358	1721	TOP HARDWOOD FLOORING	1755		Mount Pleasant	Rd		
58359	1799	A & D LANDSCAPING SERVICE	2670	S	White	Rd		
58361	1799	TETON ELECTRIC	3135		Remington	Way		
58363	1721	LARDIE AND COMPANY FINISHING	1261		ALMA	Ct		
58365	5171	BP WEST COAST PRODUCTS LLC	2160		KRUSE	Dr		
58366	1799	B & B LANDSCAPE CONTR INC	450		PHELAN			
58367	7539	TOOL REPAIR CENTER	307		PHELAN			3
58368	7530	FAIRGROUND AUTO	1702	S	7th	St		
58374	1542	IAN & ISAAC COMPANY, INC	1472		DARRYL	Dr		
58375	1721	GMG INSTALLATIONS	1775	S	1st	St		13
58377	7216	CLEANERS CONNECTION	1731		PARK			
58378	1799	DOOR SERVICE CO INC	1915		STONE			
58381	1721	MASTER HANDY MAN SERVICES	725		SPINDRIFT	Dr		
58382	1542	T&H GENERAL CONSTRUCTION	5372		MONTEREY	Rd		
58383	1721	WL HANDYMAN	3637		SNELL			151
58385	5531	SPEEDY GLASS	260	E	VIRGINIA	St		B
58386	1721	K REMODELING	580		WALZER			101
58387	1721	PERALTA, MELANIC	750		ADELINE			
58389	1721	FRANCO,S	165		BLOSSOM HILL	Rd		164
58390	1721	SIMANCAS HANDYMAN	1145		PLUM	St		
58391	1721	ALEXIS DISCOUNT GLASS	521		SANTANA			
58393	1761	PAJARO'S ROOFING	4217		San Miguel	Way		
58394	1761	PFAHLERS ROOFING	1856		Almaden	Rd		
58395	1761	PISANO, RICK ROOFING	15148		Dickens	Ave		
58396	1761	PRESIDENTIAL ROOFING	1868		ENESCO	Ave		
58397	1761	PRO TECH ROOFING	2980	E	Capitol	Expy		
58398	1761	RAVENS PEAK RANCH & ROOFING	1687		LINCOLN	Ave		
58399	1761	RENAISSANCE ROOF REPAIRS	2240		Pettigrew	Dr		
58400	1761	RENFRO CONSTRUCTION & ROOFIN	875		Franquette	Ave		
58401	1761	ROOF ROOFING	5577		Vassar	Dr		
58402	1761	ROOF WORKS	2439		Bambi	Ln		
58412	5093	HUI Recycling LLC	2645		Apollo	Ct		
58413	1761	A BEAUTIFUL ROOF	3215		Yellowleaf	Ct		
58414	5093	JR's Recycling	2507		Almanor	Ct		
58415	5093	LG Recycling Specialist	575		Charles	St		
58416	5093	Medical Metal Recycling	1976		Tradan	Dr		
58417	5093	Pacific Recycling Co	1001	E	Santa Clara	St	Suite	A

ORG_CODE	SIC_CODE	ORG_NAME	ST_NUM	ST_DIR	ST_NAME	ST_TYPE	ST_SUB_TYPE	ST_SUB_NUM
58419	5093	The Recycling Squad	117		Bernal	Rd	#	70344
58421	5812	Wingstop Restaurant (Plaza de San Jose)	1150	S	King	Rd	Suite	20
58422	5093	TA Recycling Inc.	1630		Old Oakland	Rd	#	A-112
58424	1771	Cementrix Concrete Co.	6518		Pemba	Dr		
58425	1771	Gonzalez, R G Cement Cont	240		Mahoney	Dr		
58426	1771	Nunez, EL Cement Const	2291		Lindbergh	Ave		
58427	5812	Five Guys Burgers & Fries	121		Curtner	Ave	Suite	60
58428	1761	JV ROOFING	2986		Fahrner	Ct		
58430	1771	Cortez Stucco Work	11		Millar	Ave	Unit	1
58431	1761	LOS GATOS ROOFING	888		FAULSTICH	Ct		
58432	1771	Salique Stucco Services	215	N	12th	St		
58433	1761	NEIGHBORS ROOFING & GUTTERS	6251		Radiant	Dr		
58434	1771	Stucco By Rock	1654		Husted	Ave		
58436	7530	SUNRISE 76 AUTO CARE	696		Blossom Hill	Rd		
58437	7530	CATALYST ENGINEERING SVS INC	522		Bluefield	Dr		
58438	7530	EARLY AUTO RECONSTRUCTIONS	664		STOCKTON	Ave	SUITE	B
58439	7532	ANDREW G'S BODY SHOP	942		Chestnut	St		
58440	4142	SANTA BARBARA TRANSPORTATION	1540	S	7th	St	Suite	1
58441	5541	VALERO OF SARATOGA	601		Saratoga	Ave		
58442	5531	TIRE DISTRIBUTION SYSTEMS IN	398	E	Gish	Rd	Suite	
58443	5541	EVERGREEN 76	3295	S	White	Rd		
58444	7530	JADE MOBILE SERVICE	3222		Fallen Oak	Ct		
58445	7530	D RODS STREET RODS	1621		Almaden	Rd	Suite	B
58446	7530	SAN JOSE RADIATOR INC	665		Lincoln	Ave		
58447	7530	COLEMAN'S TRANSMISSION & AUT	660		COLEMAN	Ave	Suite	5A
58451	5812	The Boiling Crab	71		Curtner	Ave	Bldg.	19
58456	5812	345 Bonafide	2005		Tully	Rd		
58458	5812	Ruffled Feathers Eatery LLC	200	S	1st	St	Suite	10
58459	5812	Tutti Frutti (Eastridge)	2200		Eastridge	Loop		
58465	5812	Huong Que (City Food Court)	301	E	Santa Clara	St	Suite	4

This page is intentionally
left blank.

Section 9 – Provision C.9 Pesticides Toxicity Control

This page is intentionally
left blank.

Appendix 9-1: C.9.a Adopted Pollution Prevention Policy

City of San José, California

COUNCIL POLICY

TITLE POLLUTION PREVENTION	PAGE 1 of 2	POLICY NUMBER 4-5
EFFECTIVE DATE May 24, 1994	REVISED DATE June 24, 2003	
APPROVED BY COUNCIL ACTION		

BACKGROUND

Pollution prevention is a key element of environmental protection. In addition to compliance with regulatory requirements, implementation of measures to prevent and reduce pollutants that can cause water quality impairment, air pollution, and the generation of hazardous waste can have the following beneficial effects:

- Improving the protection of human health and the environment;
- Improving air and water quality;
- Reducing or eliminating inventories and possible releases of hazardous materials;
- Enhancing organizational reputation and image;
- Enhancing City's role as model for local businesses;
- Minimizing quantities of hazardous waste generated, thereby reducing waste disposal and compliance costs;
- Possibly decreasing future Superfund and RCRA liabilities, as well as future toxic tort liabilities.

PURPOSE AND SCOPE

It is the purpose of this policy to protect water and air quality by minimizing the release of pollutants and the generation of hazardous wastes through the reduced use, recycling, and proper disposal of materials from City operations.

POLICY

It is the policy of the City of San José to minimize the release of pollutants into the water and air and reduce the generation of hazardous wastes by adopting the following practices:

1. Whenever feasible, the use of hazardous materials will be minimized at the source.
2. The City will seek, in its procurement processes, to eliminate the unnecessary use of hazardous substances and toxic chemicals. The City will take into account factors such as risk; the availability, cost, and performance of substitutes and process changes; and life-cycle costs including final disposal costs.
3. The City will practice pollution prevention, which is defined as source reduction and other practices that reduce the amount of pollutants entering a waste stream prior to out-of-process recycling, treatment, or disposal. Prevention includes improvements in processes, such as the substitution with less-or non-toxic materials, redesign of products to reduce environmental impacts, in-process recycling, modification of equipment, and housekeeping measures such as improved maintenance. It encompasses increased efficiency in the use of energy and water, and other practices that can protect natural resources through conservation.

TITLE POLLUTION PREVENTION	PAGE 2 of 2	POLICY NUMBER 4-5

4. The City will seek to minimize the use of pesticides in City operations to the maximum extent practicable. In particular, the City will use organophosphate and copper-based pesticides only when their use is justified and adverse water quality impacts are minimized. The City will reduce, phase-out, and ultimately eliminate the use of pesticides that cause impairment of surface waters. To minimize the use of pesticides, the City will incorporate Integrated Pest Management (IPM) techniques into City operations. IPM is an ecosystem-based strategy that focuses on long-term prevention of pests or their damage through a combination of techniques such as biological control, habitat manipulation, modification of cultural practices, and the use of resistant varieties. IPM techniques include limiting the use of pesticides to situations where monitoring indicates that they are needed; selecting least toxic pest control materials; and applying these materials in a manner that minimizes risk to human health, beneficial and no target organisms, and the environment.
5. The City will seek to eliminate the use of mercury-containing products and subsequent releases of mercury to the environment, to the maximum extent practicable. Where elimination is not feasible due to technological, safety, or economic factors, the City will seek to reduce use of and properly handle and dispose of mercury products, to minimize the potential for release to the environment. To achieve this goal, the City will evaluate pollution prevention opportunities to eliminate mercury from municipal activities, and ensure proper handling and disposal of those mercury-containing products that cannot be eliminated.
6. Hazardous wastes that cannot be prevented will be recycled in an environmentally safe manner. Disposal or other release into the environment will be employed only as a last resort and will be conducted in an environmentally safe manner and in accordance with all applicable regulations.

RESPONSIBILITY

All City departments that procure and/or dispose of products and materials, or are involved in activities with the potential to cause water quality impairment, air pollution, or generation of hazardous wastes, will be responsible for implementing the provisions of this policy to the maximum extent practicable. In addition, products and services will be procured in accordance with the City's Environmentally Preferable Procurement Policy (Council Policy 4-6).

Appendix 9-2: C.9.d Language Incorporated in Pest Management Contracts

Language Incorporated in Pest Management Contracts

City of San Jose

1. **Integrated Pest Management (IPM) :** Integrated pest management is a decision making process for managing pests that uses monitoring to determine pest injury levels and combines biological, cultural, physical and chemical tools to minimize health, environmental and financial risks. IPM emphasizes the use of extensive knowledge about the target pests, such as infestation thresholds, life histories, environmental requirements and natural enemies to compliment and facilitate biological and other natural control measures of pests. IPM uses the least toxic pesticides only as a last resort for controlling pests.

2. **Compliance with City IPM Policy:** Contractor shall obtain and comply with all requirements of the City of San José's Integrated Pest Management (IPM) policy. The contractor shall apply all pesticides with extreme care to avoid any hazard to persons, pets, property and the environment.

3. **Best Management Practices (BMPs) and Standard Operating Procedures (SOPs):** Contractor shall obtain and comply with pest specific City BMPs and SOPs. If contractors wish to propose the use of other BMPs and SOPs, the contractor must submit a copy of the proposed BMPs and SOPs in writing to the contract manager for review and approval. City approval of BMPs and SOPs will be based on degree of conformance with the City IPM Policy, BMPs and SOPs.

4. **Use of Pesticides:** Contractor shall comply with all federal, state and local rules and regulations that govern the use of pesticides, including the City of San José's IPM Policy. Pesticides utilized for control of pests on City property shall have current EPA registration and be applied in strict accordance with label directions. All pesticide use on City property shall be subject to advance approval by the contract manager.

5. **Pesticide Use Reporting:** Contractor shall submit monthly pest management reports to the contract manager. The report shall contain the following information:

    a. Date and time of pesticide application or service*
    b. Site of the pesticide application* (and Project ID/Purchase order, if applicable)
    c. Manufacturer and name/formulation of product applied*
    d. Pesticide EPA registration number*
    e. Targeted Pest*
    f. Amount of product applied*
    g. City Generated Service Order Reference Number (work order number)
    h. Date and time of receipt of request
        i. Name of site contact
        ii. Prevention and other non-chemical methods of control used*
        iii. Recommendations for future prevention*

iv. Recommendation for continued treatment based on IPM (including cause of problem, source of pest entry to facility, etc.)
v. Square footage of area serviced

(* Indicates required field for Stormwater tracking purposes)

i. Reports shall be supplied in Microsoft Excel, Access or other approved format.
j. The City may withhold payment for services until the report for the invoice month is received and approved. The report shall include information for San José municipal property only.

6. **Evidence of Training:** Contractor shall demonstrate evidence of recent IPM training, to the maximum extent feasible, upon entering into a new contract or renewal of an existing contract.

Provision C.10 Trash Load Reduction

This page is intentionally
left blank.

Appendix 10.1 C.10.b.iii Trash Hot Spot Assessment

SJC01 Penitencia Creek at Piedmont Rd-Before Cleanup

Section A

051510_SJC01_A_1.jpg

Section B

051510_SJC01_B_1.jpg

Section C

051510_SJC01_C_1.jpg

Section D

051510_SJC01_D_1.jpg

Section E

051510_SJC01_E_1.jpg

Section F

051510_SJC01_F_1.jpg

SJC01 Penitencia Creek at Piedmont Rd-After Cleanup

Section A



051510_SJC01_A_2.jpg

Section B

051510_SJC01_B_2.jpg

Section C

051510_SJC01_C_2.jpg

Section D

051510_SJC01_D_2.jpg

Section E

051510_SJC01_E_2.jpg

Section F

051510_SJC01_F_2.jpg

SJC01 Total Trash Collected

SJC001 total trash.jpg

SJC07 Coyote Creek at Santa Clara St.-Before Cleanup

Section A

051510_SJC07_A_1.jpg

Section B

051510_SJC07_B_1.jpg

Section C

051510_SJC07_C_1.jpg

Section D

051510_SJC07_D_1.jpg

Section E

051510_SJC07_E_1.jpg

Section F

051510_SJC07_F_1.jpg

SJC07 Coyote Creek at Santa Clara St.-After Cleanup

Section A

051510_SJC07_A_2.jpg

Section B

051510_SJC07_B_2.jpg

Section C

051510_SJC07_C_2.jpg

Section D

051510_SJC07_D_2.jpg

Section E

051510_SJC07_E_2.jpg

Section F

051510_SJC07_F_2.jpg

SJC07 Trash Collected –East Bank Coyote Creek

SJC07 trash east bank. jpg

SJC07 Trash Collected –West Bank Coyote Creek

SJC07 trash west bank.jpg

SJC08 Coyote Creek at Roosevelt Park-Before Cleanup

Section A

051510_SJC08_A_1.jpg

Section B

051510_SJC08_B_1.jpg

Section C

051510_SJC08_C_1.jpg

Section D

051510_SJC08_D_1.jpg

Section E

051510_SJC08_E_1.jpg

Section F

051510_SJC08_F_1.jpg

SJC08 Coyote Creek at Roosevelt Park-Before Cleanup

Section A

051510_SJC08_A_2.jpg

Section B

051510_SJC08_B_2.jpg

Section C

051510_SJC08_C_2.jpg

Section D

051510_SJC08_D_2.jpg

Section E

051510_SJC08_E_2.jpg

Section F

051510_SJC08_F_2.jpg

SJC08 Trash Collected –East Bank Coyote Creek

SJC08 trash east bank.jpg

SJC08 Trash Collected –West Bank Coyote Creek

SJC08 trash west bank.jpg

SJC13 Coyote Creek at Singleton Rd-Before Cleanup

Section A

063010_SJC13_A_1.jpg

Section B

063010_SJC13_B_1.jpg

Section C

063010_SJC13_C_1.jpg

Section D

063010_SJC13_D_1.jpg

Section E

063010_SJC13_E_1.jpg

Section F

063010_SJC13_F_1.jpg

SJC13 Coyote Creek at Singleton Rd-After Cleanup

Section A

063010_SJC13_A_2.jpg

Section B

063010_SJC13_B_2.jpg

Section C

063010_SJC13_C_2.jpg

Section D

063010_SJC13_D_2.jpg

Section E

063010_SJC13_E_2.jpg

Section F

063010_SJC13_F_2.jpg

SJC13 Trash Collected –North of Singleton Rd.

SJC13 trash north.jpg

SJC13 Trash Collected –South of Singleton Rd.

SJC13 trash south.jpg

SJC22 Guadalupe River at Coleman Rd-Before Cleanup

Section A

050410_SJC22_A_1.jpg

Section B

050410_SJC22_B_1.jpg

Section C

050410_SJC22_C_1.jpg

Section D

050410_SJC22_D_1.jpg

Section E

050410_SJC22_E_1.jpg

Section F

050410_SJC22_F_1.jpg

SJC22 Guadalupe River at Coleman Rd-After Cleanup

Section A

050410_SJC22_A_2.jpg

Section B

050410_SJC22_B_2.jpg

Section C

050410_SJC22_C_2.jpg

Section D

050410_SJC22_D_2.jpg

Section E

050410_SJC22_E_2.jpg

Section F

050410_SJC22_F_2.jpg

SJC22 Trash Collected –East Bank Guadalupe River

SJC22 Trash East Bank.jpg

SJC22 Trash Collected –West Bank Guadalupe River

SJC22 Trash West Bank.jpg

SJC26 Guadalupe River at Park St.-Before Cleanup

Section A

051510_SJC26_A_1.jpg

Section B

051510_SJC26_B_1.jpg

Section C

051510_SJC26_C_1.jpg

Section D

051510_SJC26_D_1.jpg

Section E

051510_SJC26_E_1.jpg

Section F

051510_SJC26_F_1.jpg

SJC26 Guadalupe River at Park St.-After Cleanup

Section A

051510_SJC26_A_2.jpg

Section B

051510_SJC07_B_2.jpg

Section C

051510_SJC07_C_2.jpg

Section D

051510_SJC07_D_2.jpg

Section E

051510_SJC07_E_2.jpg

Section F

051510_SJC07_F_2.jpg

SJC26 Total Trash Collected

SJC26 Total trash.jpg

.

This page is intentionally
left blank.

Section 15 – Provision C.15 Exempted and Conditionally Exempted Discharges

This page is intentionally
left blank.

Appendix 15-1: C-15b.iii.(1) Planned Discharges of Potable Water

A complete list of the planned discharges is available in the following table.

	Project Name	Discharge Type	Recv. Waterbody(ies)	Discharge Date	Duration of Discharge (Mltry Time)	Est. Volume (gal)	Est. Flow Rate (gal/day)	Chlorine Residual (mg/L)	pH (standard Units)	Turbidity (NTU)	Implemented BMP/s & Corrective Actions
55	1529 Flanigan	Hydrant flush	Coyote Creek	12/3/2009	:03	600	600	0.11	7	1.77	De-chlor,gravel bags
56	Fontaine @ Days Inn	Hydrant flush	Coyote Creek	12/3/2009	:03	675	675	0.09	7	1.63	De-chlor,gravel bags
57	2500 fontaine Road	Hydrant flush	Coyote Creek	12/3/2009	:01	100	100	0	9.32	0.99	De-chlor,gravel bags
58	Metcalf Energy Center	Accuracy Test	Coyote Creek	12/3/2009	:01	100	100	0	9.32	0.99	De-chlor,gravel bags
59	Zone 3 Resevoirs	Reservoir Cleaning	Open Field Discharge	12/3/2009	4:30	68000	68000	0.02	n/a	n/a	De-chlor
47	2435 Almond Ave	Hydrant flush	Coyote Creek	12/4/2009	:05	1000	1000	0.05	7	15.9	De-chlor,gravel bags
48	Alvin @ Dennys Rest.	Hydrant flush	Coyote Creek	12/4/2009	:04	800	800	0.8	7	10.8	De-chlor,gravel bags
49	2489 Alvin Ave.	Hydrant flush	Coyote Creek	12/4/2009	:05	1000	1000	0.12	7	5.66	De-chlor,gravel bags
50	2502 Alvin	Hydrant flush	Coyote Creek	12/4/2009	:03	675	675	0.74	7	7.67	De-chlor,gravel bags
51	Burdette Ave	Hydrant flush	Coyote Creek	12/4/2009	:03	600	600	0.15	7	1.38	De-chlor,gravel bags
52	Burdette @ Knig Road	Hydrant flush	Coyote Creek	12/4/2009	:03	600	600	0	7	5.47	De-chlor,gravel bags
53	2550 King Raod	Hydrant flush	Coyote Creek	12/4/2009	:03	600	600	0.08	7	5.86	De-chlor,gravel bags
54	King Road @ Burdette	Hydrant flush	Coyote Creek	12/4/2009	:03	600	600	0.08	7	5.34	De-chlor,gravel bags
29	Eastridge @ JcPennys	Hydrant flush	Thompson Creek	12/10/2009	:03	900	900	0.21	7.39	8.12	De-chlor,gravel bags
43	1690 Tully Road	Hydrant flush	Coyote Creek	12/10/2009	:03	900	900	0.16	7	8.59	De-chlor,gravel bags
44	3010 Mt.Clare	Hydrant flush	Thompson Creek	12/10/2009	:03	750	750	0.08	7	1.42	De-chlor,gravel bags
45	3031 Almond	Hydrant flush	Thompson Creek	12/10/2009	:03	600	600	0.05	7	4.51	De-chlor,gravel bags
46	Almond/White	Hydrant flush	Thompson Creek	12/10/2009	:03	600	600	0.07	7	12	De-chlor,gravel bags
30	1909 Tully road	Hydrant flush	Coyote Creek	12/16/2009	:10	3500	3500	0.05	7.06	4.81	De-chlor,gravel bags
31	2017 Tully	Hydrant flush	Coyote Creek	12/16/2009	:03	900	3500	0	7.1	5.21	De-chlor,gravel bags
32	2155 Tully Road	Hydrant flush	Coyote Creek	12/16/2009	:05	1500	1500	0	7.29	7.28	De-chlor,gravel bags
33	Tiger Plaza Tully Rd.	Hydrant flush	Coyote Creek	12/16/2009	:04	320	320	0.04	7.41	7.27	De-chlor,gravel bags
34	2695 Aida	Hydrant flush	Coyote Creek	12/18/2009	:05	1500	1500	0	1	252	De-chlor,gravel bags
35	2639 Aida	Hydrant flush	Coyote Creek	12/18/2009	:05	1500	1500	0	1	19	De-chlor,gravel bags
36	2740 Othello	Hydrant flush	Coyote Creek	12/18/2009	:03	1050	1050	0	8.77	193	De-chlor,gravel bags
37	2673 Othello	Hydrant flush	Coyote Creek	12/18/2009	:04	1050	1050	0.42	7.91	45	De-chlor,gravel bags
38	2603 Othello	Hydrant flush	Coyote Creek	12/18/2009	:05	1500	1500	0	0.04	249	De-chlor,gravel bags
39	3327 San Rivas	Hydrant flush	Thompson Creek	12/18/2009	:04	400	400	0.05	7.7	16	De-chlor,gravel bags
40	3339 Bien Ct.	Hydrant flush	Thompson Creek	12/18/2009	:05	500	500	0.01	7.9	9	De-chlor,gravel bags
41	Henessey/Quesada	Hydrant flush	Thompson Creek	12/18/2009	:03	900	900	0	7.2	9	De-chlor,gravel bags
42	San Rivas/Hennessey	Hydrant flush	Thompson Creek	12/18/2009	:04	400	400	0.01	7.9	1	De-chlor,gravel bags
24	Eastridge Behind Macys	Hydrant flush	Thompson Creek	12/21/2009	:02	500	500	0.19	7.31	239	De-chlor,gravel bags
25	Eastridge Behind Sears	Hydrant flush	Thompson Creek	12/21/2009	:02	500	500	0.01	10.39	239	De-chlor,gravel bags
26	Tully/King Road	Hydrant flush	Coyote Creek	12/21/2009	:02	500	500	1.73	8.72	5	De-chlor,gravel bags
27	Tully Road/Huran Dr.	Hydrant flush	Coyote Creek	12/21/2009	:02	500	500	0.02	8.48	2	De-chlor,gravel bags
28	Tully Raod/Brahms	Hydrant flush	Coyote Creek	12/21/2009	:02	500	500	0.09	8.4	2	De-chlor,gravel bags
15	Norwood/Flint	Hydrant flush	Thompson Creek	12/22/2009	:05	1500	1500	0.06	7	15.7	De-chlor,gravel bags
16	3343 Norwood Drive	Hydrant flush	Thompson Creek	12/22/2009	:05	1500	1500	5.88	7	5.88	De-chlor,gravel bags
17	2859 Norwood Drive	Hydrant flush	Thompson Creek	12/22/2009	:04	1200	1200	0.05	7	4.3	De-chlor,gravel bags
18	3285 Arqueado	Hydrant flush	Thompson Creek	12/22/2009	:04	1200	1200	0.05	7	8.15	De-chlor,gravel bags
19	Arqueado/Grafton Way	Hydrant flush	Thompson Creek	12/22/2009	:04	1200	1200	0.05	7	11.9	De-chlor,gravel bags
20	Flint/Cerrito Way	Hydrant flush	Thompson Creek	12/22/2009	:04	1200	1200	0.05	7	17.1	De-chlor,gravel bags
21	3309 Cerrito Way	Hydrant flush	Thompson Creek	12/22/2009	:04	1200	1200	0	7	30.4	De-chlor,gravel bags
22	2775 Aldworth	Hydrant flush	Thompson Creek	12/22/2009	:04	1200	1200	0	7	38.4	De-chlor,gravel bags
23	Bien Way	Hydrant flush	Thompson Creek	12/22/2009	:04	1200	1200	0	7	30.4	De-chlor,gravel bags

	Project Name	Discharge Type	Recv. Waterbody(ies)	Discharge Date	Duration of Discharge (Mltry Time)	Est. Volume (gal)	Est. Flow Rate (gal/day)	Chlorine Residual (mg/L)	pH (standard Units)	Turbidity (NTU)	Implemented BMP/s & Corrective Actions
8	2615 Bon Bon	Hydrant flush	Norwood Creek	12/23/2009	:04	1200	1200	0	7	22.7	De-chlor,gravel bags
9	2607 Gumdrop	Hydrant flush	Norwood Creek	12/23/2009	:04	1200	1200	0	7	7.1	De-chlor,gravel bags
10	Almond/Gumdrop	Hydrant flush	Norwood Creek	12/23/2009	:04	1200	1200	0	7	5.61	De-chlor,gravel bags
11	3375 Kuykendahl	Hydrant flush	Lower Silver Creek	12/23/2009	:04	1200	1200	0.01	7	3	De-chlor,gravel bags
12	2877 Mantis	Hydrant flush	Lower Silver Creek	12/23/2009	:04	1200	1200	0.14	7	37.9	De-chlor,gravel bags
13	2833 Mantis	Hydrant flush	Lower Silver Creek	12/23/2009	:04	1200	1200	0.15	8	26	De-chlor,gravel bags
14	3295 Norwood Drive	Hydrant flush	Thompson Creek	12/23/2009	:04	1200	1200	0.01	8	5.7	De-chlor,gravel bags
1	2649 Bon Bon	Hydrant flush	Norwood Creek	12/29/2009	:04	1600	1600	0.22	7	11.2	De-chlor,gravel bags
2	Glen Hanleigh/Glen Doon	Hydrant flush	Lower Silver Creek	12/29/2009	:04	1600	1600	0.15	7	69.6	De-chlor,gravel bags
3	2683 Bon Bon	Hydrant flush	Norwood Creek	12/29/2009	:04	1600	1600	0.98	7	4.29	De-chlor,gravel bags
4	2212 Quimby Road	Hydrant flush	Lower Silver Creek	12/30/2009	:04	1600	1600	0.23	8	3.01	De-chlor,gravel bags
5	Quimby Rd. S. of Eastridge	Hydrant flush	Lower SilverCreek	12/30/2009	:05	2500	2,500	0.99	7	4.47	De-chlor,gravel bags
6	2120 Quimby Rd.	Hydrant flush	Lower Silver Creek	12/30/2009	:04	1600	1600	0.1	8	4.46	De-chlor,gravel bags
7	Quimby Road/Edgegate	Hydrant flush	Lower Silver Creek	12/30/2009	:04	1600	1600	0.25	7	30.1	De-chlor,gravel bags
60	2724 Castleton Dr	Hydrant flush	Thompson Creek	1/7/2010	:03	900	900	0.04	7.6	80	De-chlor,gravel bags
61	2555 Britt Way	Hydrant flush	Thompson Creek	1/7/2010	:02	600	600	0.05	7.6	1	De-chlor,gravel bags
62	2671 Hesselbien Rd.	Hydrant flush	Thompson Creek	1/7/2010	:03	900	900	0.05	7.6	1	De-chlor,gravel bags
63	2695 Sandpoint Way	Hydrant flush	Thompson Creek	1/7/2010	:03	900	900	0.03	7.6	1	De-chlor,gravel bags
64	Hellyer Road	Hydrant flush	Coyote Creek	1/8/2010	:03	1200	1200	N/A	7	0.82	De-chlor,gravel bags
65	2597 Castleton Dr.	Hydrant flush	Thompson Creek	1/8/2010	:01	250	250	0.07	8.29	4.5	De-chlor,gravel bags
66	2955 Everdale	Hydrant flush	Thompson Creek	1/8/2010	:01	250	250	0.06	8.37	11	De-chlor,gravel bags
67	3041 Everdale	Hydrant flush	Thompson Creek	1/8/2010	:01	250	250	0.06	8.45	9	De-chlor,gravel bags
68	2914 Fairfax	Hydrant flush	Thompson Creek	1/8/2010	:01	250	250	0.06	8.5	1	De-chlor,gravel bags
69	Fairfax	Hydrant flush	Thompson Creek	1/8/2010	:40	125	125	0.06	n/a	n/a	De-chlor,gravel bags
70	2921 Castleton	Hydrant flush	Thompson Creek	1/15/2010	:05	1500	1500	0.1	7	8.03	De-chlor,gravel bags
71	2967 Castleton	Hydrant flush	Thompson Creek	1/15/2010	:03	900	900	0.01	7	5.36	De-chlor,gravel bags
72	2892 Haughton	Hydrant flush	Thompson Creek	1/15/2010	:03	900	900	0.03	7	5.92	De-chlor,gravel bags
73	3031 Bradshaw	Hydrant flush	Thompson Creek	1/15/2010	:03	900	900	0.03	7	4.72	De-chlor,gravel bags
74	3053 Bradshaw	Hydrant flush	Thompson Creek	1/15/2010	:03	900	900	0.03	7	5.66	De-chlor,gravel bags
75	2669 Puccini	Hydrant flush	Coyote Creek	1/28/2010	:02	500	500	0.01	6.82	2	De-chlor,gravel bags
76	2601 Puccini	Hydrant flush	Coyote Creek	1/28/2010	:02	500	500	0.01	n/a	2	De-chlor,gravel bags
77	2627 Brahms	Hydrant flush	Coyote Creek	1/28/2010	:02	500	500	0.01	7.12	2	De-chlor,gravel bags
78	2679 Brahms	Hydrant flush	Coyote Creek	1/28/2010	:02	500	500	0.01	7.14	2	De-chlor,gravel bags
79	2719 Puccini	Hydrant flush	Coyote Creek	1/28/2010	:02	500	500	0.01	6.82	0	De-chlor,gravel bags
80	2532 Mission Hills Pl	Hydrant flush	Thompson Creek	1/28/2010	:02	500	500	0.01	7.08	5	De-chlor,gravel bags
81	2539 Brahms	Hydrant flush	Coyote Creek	1/28/2010	:03	900	900	0.19	7	60	De-chlor,gravel bags
82	2695 Ophelia	Hydrant flush	Coyote Creek	1/28/2010	:03	900	900	0.05	6.72	30	De-chlor,gravel bags
83	1925 Edgestone Cr.	Hydrant flush	Coyote Creek	1/29/2010	:03	900	900	0.26	8.21	80	De-chlor,gravel bags

	Project Name	Discharge Type	Recv. Waterbody(ies)	Discharge Date	Duration of Discharge (Mltry Time)	Est. Volume (gal)	Est. Flow Rate (gal/day)	Chlorine Residual (mg/L)	pH (standard Units)	Turbidity (NTU)	Implemented BMP/s & Corrective Actions
84	2605 Sibelius	Hydrant flush	Coyote Creek	1/29/2010	:03	900	900	0.12	8.04	12	De-chlor,gravel bags
85	2733 Scottsdale	Hydrant flush	Thompson Creek	1/29/2010	:03	1050	1050	0.02	7.7	4	De-chlor,gravel bags
86	2788 Scotsdale	Hydrant flush	Thompson Creek	1/29/2010	:03	1050	1050	0.02	7.5	0	De-chlor,gravel bags
87	2818 Scottsdale	Hydrant flush	Thompson Creek	1/29/2010	:02	600	600	0	7.6	2	De-chlor,gravel bags
88	2502 Scottsdale	Hydrant flush	Thompson Creek	1/29/2010	:02	680	680	0.07	7.5	15	De-chlor,gravel bags
89	2651 Sibelius	Hydrant flush	Coyote Creek	1/29/2010	:03	900	900	0.05	7	20	De-chlor,gravel bags
90	2862 Scottsdale	Hydrant flush	Thompson Creek	1/29/2010	:03	1020	1020	1.19	7.9	3	De-chlor,gravel bags
91	3437 Ambum	Hydrant flush	Silver Creek	1/29/2010	:02	680	680	0	7	17	De-chlor,gravel bags
92	Ebony/Woodley Dr.	Hydrant flush	Silver Creek	1/29/2010	:02	680	680	0	7	16	De-chlor,gravel bags
93	3527 Rollingside Dr.	Hydrant flush	Silver Creek	1/29/2010	:02	680	680	0	7	9	De-chlor,gravel bags
94	3577 Rollingside Dr.	Hydrant flush	Silver Creek	1/29/2010	:02	680	680	0.01	7	0	De-chlor,gravel bags
95	3665 Rollingside Dr	Hydrant flush	Silver Creek	1/29/2010	:02	680	680	0.01	7	31	De-chlor,gravel bags
96	Cedardale/Million Ct.	Hydrant flush	Silver Creek	1/29/2010	:02	680	680	0.04	7	2	De-chlor,gravel bags
97	3467 Clover Oak Dr	Hydrant flush	Silver Creek	1/29/2010	:02	680	680	0	7	9	De-chlor,gravel bags
98	2825 Klein Rd.	Hydrant flush	Silver Creek	1/29/2010	:02	680	680	0.05	7	6	De-chlor,gravel bags
99	3836 Broken Oak Ct.	Hydrant flush	Silver Creek	1/29/2010	:03	1020	1020	0	7	8	De-chlor,gravel bags
100	Cedardale Dr/Cerdardale Ct.	Hydrant flush	Silver Creek	1/29/2010	:02	680	680	0	7	7	De-chlor,gravel bags
101	3569 Slopeview	Hydrant flush	Silver Creek	2/3/2010	:02	680	680	0	7	12	De-chlor,gravel bags
102	Myersly Ct/Ruby	Hydrant flush	Silver Creek	2/3/2010	:02	680	680	0	7	3	De-chlor,gravel bags
103	3740 Slopeview	Hydrant flush	Silver Creek	2/3/2010	:02	680	680	0	7	2	De-chlor,gravel bags
104	3531 Slopeview	Hydrant flush	Silver Creek	2/3/2010	:02	680	680	0.05	7	11	De-chlor,gravel bags
105	2922 Mitton Dr	Hydrant flush	Silver Creek	2/3/2010	:02	680	680	0	7	0	De-chlor,gravel bags
106	2864 Norcrest	Hydrant flush	Silver Creek	2/3/2010	:02	680	680	0	7	3	De-chlor,gravel bags
107	2836 Norcrest	Hydrant flush	Silver Creek	2/3/2010	:02	680	680	0	7	1	De-chlor,gravel bags
108	Norcross Dr./Norcross St	Hydrant flush	Silver Creek	2/3/2010	:02	680	680	0	7	2	De-chlor,gravel bags
109	3527 Norwood	Hydrant flush	Silver Creek	2/3/2010	:02	680	680	0.1	7	1	De-chlor,gravel bags
110	Murillo/Norwood	Hydrant flush	Silver Creek	2/5/2010	:02	680	680	0	7	2	De-chlor,gravel bags
111	3640 Norwood	Hydrant flush	Silver Creek	2/5/2010	:02	680	680	0	7	1	De-chlor,gravel bags
112	Centerwood Way	Hydrant flush	Silver Creek	2/5/2010	:02	680	680	0.86	7	3	De-chlor,gravel bags
113	Simberlan/Harvestwood	Hydrant flush	Silver Creek	2/5/2010	:02	680	680	0	7	5	De-chlor,gravel bags
114	3621 Woodley	Hydrant flush	Silver Creek	2/5/2010	:02	680	680	0.08	7	26	De-chlor,gravel bags
115	3074 Olivewood	Hydrant flush	Silver Creek	2/5/2010	:02	680	680	0.06	8	1	De-chlor,gravel bags
116	3554 Woodley Dr	Hydrant flush	Silver Creek	2/5/2010	:02	680	680	0.04	7	2	De-chlor,gravel bags
117	Murillo/Tully Ct	Hydrant flush	Silver Creek	2/5/2010	:09	3060	3060	0.54	7	2	De-chlor,gravel bags
118	85C-079	Hydrant flush	Thompson Creek	2/10/2010	:02	500	500	0.05	8.09	151	De-chlor,gravel bags
119	85C-076	Hydrant flush	Thompson Creek	2/10/2010	:02	500	500	0.05	8.49	211	De-chlor,gravel bags
120	85C-077	Hydrant flush	Thompson Creek	2/10/2010	:02	500	500	0.05	8.06	222	De-chlor,gravel bags
121	85C-078	Hydrant flush	Thompson Creek	2/10/2010	:02	500	500	0.05	8.11	202	De-chlor,gravel bags
122	2905 Stutz Way	Hydrant flush	Thompson Creek	2/10/2010	:03	150	150	0	7	6	De-chlor,gravel bags
123	2907 Stevens	Hydrant flush	Thompson Creek	2/10/2010	:03	150	150	0	7	3	De-chlor,gravel bags
124	Stevens/Stutz	Hydrant flush	Thompson Creek	2/10/2010	:03	150	150	0	7	2	De-chlor,gravel bags
125	2898 Whittington	Hydrant flush	Thompson Creek	2/10/2010	:03	150	150	0	7	5	De-chlor,gravel bags
126	Stevens Lane/Whittington	Hydrant flush	Thompson Creek	2/10/2010	:03	150	150	0	7	11	De-chlor,gravel bags
127	3005 Stevens Lane	Hydrant flush	Thompson Creek	2/10/2010	:03	no data	no data	0	7	11	De-chlor,gravel bags
128	85C-083	Hydrant flush	Thompson Creek	2/11/2010	:02	500	500	0.04	8.25	18	De-chlor,gravel bags
129	85C-081	Hydrant flush	Thompson Creek	2/11/2010	:02	500	500	0.01	8.06	17	De-chlor,gravel bags

	Project Name	Discharge Type	Recv. Waterbody(ies)	Discharge Date	Duration of Discharge (Mltry Time)	Est. Volume (gal)	Est. Flow Rate (gal/day)	Chlorine Residual (mg/L)	pH (standard Units)	Turbidity (NTU)	Implemented BMP/s & Corrective Actions
130	85C-082	Hydrant flush	Thompson Creek	2/11/2010	:02	500	500	0.01	8.09	151	De-chlor,gravel bags
131	3171 Remington way	Hydrant flush	Silver Creek	2/11/2010	no data	no data	no data	0.05	7	4	De-chlor,gravel bags
133	2967 Winwood Way	Hydrant flush	Silver Creek	2/11/2010	:02	680	680	0.05	7	9	De-chlor,gravel bags
134	2983 Davidwood Way	Hydrant flush	Silver Creek	2/11/2010	:02	680	680	0.02	7	1	De-chlor,gravel bags
135	2994 Archwood Cir.	Hydrant flush	Silver Creek	2/11/2010	:02	680	680	0.05	7	2	De-chlor,gravel bags
136	2922 Archwood Cir.	Hydrant flush	Silver Creek	2/11/2010	:02	680	680	0.04	7	2	De-chlor,gravel bags
137	85C-085	Hydrant flush	Thompson Creek	2/11/2010	:02	500	500	0.01	8.06	5	De-chlor,gravel bags
138	85C-086	Hydrant flush	Thompson Creek	2/11/2010	:02	no data	no data	0.01	8.12	5	De-chlor,gravel bags
139	85C-084	Hydrant flush	Thompson Creek	2/11/2010	:02	500	500	0.01	8.17	16	De-chlor,gravel bags
140	85C-80	Hydrant flush	Thompson Creek	2/11/2010	:02	500	500	0.05	8.24	16	De-chlor,gravel bags
132	2923 Winwood Way	Hydrant flush	Silver Creek	2/11/2010	:02	680	680	0.14	7	34	De-chlor,gravel bags
141	2946 Tolliver	Hydrant flush	Thompson Creek	2/12/2010	:03	1020	1020	0	7	6	De-chlor,gravel bags
142	2873 Bouveron Ct.	Hydrant flush	Thompson Creek	2/12/2010	:03	1020	1020	0.2	7	5	De-chlor,gravel bags
143	2719 White Acres	Hydrant flush	Thompson Creek	2/12/2010	:03	1020	1020	0.12	7	4	De-chlor,gravel bags
144	2782 Croft	Hydrant flush	Thompson Creek	2/12/2010	:03	1020	1020	0.1	7	3	De-chlor,gravel bags
145	3150 Pavan	Hydrant flush	Thompson Creek	2/12/2010	:03	1020	1020	0.11	7	12	De-chlor,gravel bags
146	2724 Norbert Ct.	Hydrant flush	Silver Creek	2/12/2010	:02	680	680	0.01	7	26	De-chlor,gravel bags
147	2635 Norcross Dr.	Hydrant flush	Silver Creek	2/12/2010	:02	680	680	0	7	21	De-chlor,gravel bags
148	Norwood/Sweetleaf Ct	Hydrant flush	Silver Creek	2/12/2010	:03	1020	1020	0	7	32	De-chlor,gravel bags
164	3083 Centerwood Wy.	Hydrant flush	Silver Creek	2/12/2010	:02	680	680	0	7	23	De-chlor,gravel bags
165	2825 Brightwood wy	Hydrant flush	Silver Creek	2/12/2010	:02	680	680	0.02	7	19	De-chlor,gravel bags
149	2761 Scottsdale	Hydrant flush	Thompson Creek	2/17/2010	:02	no data	no data	0	6.81	15	De-chlor,gravel bags
150	2710 Scottsdale	Hydrant flush	Thompson Creek	2/17/2010	:02	no data	no data	0	7.9	15	De-chlor,gravel bags
151	Quimby/Keppler Ct	Hydrant flush	Thompson Creek	2/17/2010	:02	680	680	0.04	6.94	30	De-chlor,gravel bags
152	2727 Sandpoint	Hydrant flush	Thompson Creek	2/17/2010	:02	680	680	0.08	7	9	De-chlor,gravel bags
153	2787 Sandpoint	Hydrant flush	Thompson Creek	2/17/2010	:02	680	680	0.07	7.13	2	De-chlor,gravel bags
154	2799 Smithers	Hydrant flush	Thompson Creek	2/17/2010	:02	800	800	no data	7.2	14	De-chlor,gravel bags
155	2755 Judkins Ct.	Hydrant flush	Thompson Creek	2/17/2010	:02	800	800	0	7.17	10	De-chlor,gravel bags
156	2967 Rossmore Ln.	Hydrant flush	Thompson Creek	2/17/2010	:05	1500	1500	0.15	8.2	60	De-chlor,gravel bags
157	3073 Rossmore Ln	Hydrant flush	Thompson Creek	2/17/2010	:05	1500	1500	0.02	7.02	50	De-chlor,gravel bags
158	2834 Westbranch Dr.	Hydrant flush	Thompson Creek	2/17/2010	:05	1500	1500	0.05	8.06	20	De-chlor,gravel bags
159	2796 Westbranch Dr.	Hydrant flush	Thompson Creek	2/17/2010	:05	1500	1500	0.22	7.68	51	De-chlor,gravel bags
160	2964 Rossmore Ct	Hydrant flush	Thompson Creek	2/17/2010	:03	900	900	0.16	8.29	46	De-chlor,gravel bags
161	2925 Rossmore Ln.	Hydrant flush	Thompson Creek	2/17/2010	:05	1500	1500	0.15	7	50	De-chlor,gravel bags
162	Klein/Norwood	Hydrant flush	Thompson Creek	2/25/2010	:02	680	680	0.04	7	4	De-chlor,gravel bags
163	Norwood/Remington	Hydrant flush	Silver Creek	2/25/2010	:03	1020	1020	0.02	7	17	De-chlor,gravel bags
166	Quimby Rd/Carls Jr.	Hydrant flush	Silver Creek	2/25/2010	:02	680	680	0.02	7	41	De-chlor,gravel bags
167	Quimby Rd. Shopping Center	Hydrant flush	Silver Creek	2/25/2010	:02	600	600	0	7	2.96	De-chlor,gravel bags
168	Quimby Rd./Pitner Ct.	Hydrant flush	Silver Creek	2/25/2010	:02	600	600	0.03	7	9.9	De-chlor,gravel bags
169	Quimby/EGSD	Hydrant flush	Silver Creek	2/25/2010	:02	400	400	0.01	7	2.1	De-chlor,gravel bags
170	3190 Quimby Rd.	Hydrant flush	Silver Creek	2/25/2010	:02	600	600	0	7	2.3	De-chlor,gravel bags
171	3125 Oakgate Wy.	Hydrant flush	Silver Creek	2/25/2010	:02	600	600	0	7	2	De-chlor,gravel bags
172	3137 Oakgate Wy	Hydrant flush	Silver Creek	2/25/2010	:02	600	600	0.01	7	2	De-chlor,gravel bags
173	3210 Pinegate wy.	Hydrant flush	Silver Creek	2/25/2010	:02	600	600	0.1	7	2.5	De-chlor,gravel bags
174	Steven Ln/Stevens Ct.	Hydrant flush	Silver Creek	2/25/2010	:02	680	680	0	7	2.1	De-chlor,gravel bags
175	3074 Quimby Rd.	Hydrant flush	Silver Creek	2/25/2010	:03	900	900	0.01	7	1.71	De-chlor,gravel bags

	Project Name	Discharge Type	Recv. Waterbody(ies)	Discharge Date	Duration of Discharge (Mltry Time)	Est. Volume (gal)	Est. Flow Rate (gal/day)	Chlorine Residual (mg/L)	pH (standard Units)	Turbidity (NTU)	Implemented BMP/s & Corrective Actions
176	Quimby Rd./Pendelton	Hydrant flush	Silver Creek	2/25/2010	:03	900	900	0.09	7	5.07	De-chlor,gravel bags
177	2917 Lovewood	Hydrant flush	Thompson Creek	3/1/2010	:02	680	680	0.02	7.8	13	De-chlor,gravel bags
178	2973 Masonwood St	Hydrant flush	Thompson Creek	3/1/2010	:02	680	680	0	7.5	0	De-chlor,gravel bags
179	3013 Masonwood St	Hydrant flush	Thompson Creek	3/1/2010	:02	680	680	0.08	7.5	2	De-chlor,gravel bags
180	Glen Donegal Dr.	Hydrant flush	Thompson Creek	3/1/2010	:02	680	680	0.01	7.4	7	De-chlor,gravel bags
181	2979 Densmore Dr	Hydrant flush	Silver Creek	3/4/2010	:02	680	680	0	7.7	6	De-chlor,gravel bags
182	3242 Adamswood Dr	Hydrant flush	Silver Creek	3/4/2010	:02	680	680	0.02	7.6	9	De-chlor,gravel bags
183	3334 Kuykendall	Hydrant flush	Silver Creek	3/4/2010	:02	680	680	0.04	7.5	0	De-chlor,gravel bags
184	Pinkerton Ct	Hydrant flush	Silver Creek	3/4/2010	:02	680	680	0	7.6	2	De-chlor,gravel bags
185	3269 Pinkerton Ct	Hydrant flush	Silver Creek	3/4/2010	:02	680	680	0.02	7.1	1	De-chlor,gravel bags
186	3181 Simberlan Dr	Hydrant flush	Silver Creek	3/5/2010	:02	680	680	0	7.3	1	De-chlor,gravel bags
187	3113 Allenwood	Hydrant flush	Silver Creek	3/5/2010	:02	680	680	0	7.4	4	De-chlor,gravel bags
188	3075 Allenwood	Hydrant flush	Silver Creek	3/5/2010	:02	680	680	0	7.4	3	De-chlor,gravel bags
189	3055 Allenwodd	Hydrant flush	Silver Creek	3/5/2010	:02	680	680	0	7.4	0	De-chlor,gravel bags
190	Allenwood/Masonwood	Hydrant flush	Silver Creek	3/5/2010	:02	680	680	0.04	7.5	0	De-chlor,gravel bags
191	85C-091	Hydrant flush	Thompson Creek	3/10/2010	:02	500	500	0.02	6.25	9	De-chlor,gravel bags
192	85C-087	Hydrant flush	Thompson Creek	3/10/2010	:02	500	500	0.01	6.52	3	De-chlor,gravel bags
194	85C-090	Hydrant flush	Thompson Creek	3/10/2010	:02	500	500	0.02	6.62	13	De-chlor,gravel bags
195	85C-088	Hydrant flush	Thompson Creek	3/10/2010	:02	500	500	0.01	6.58	3	De-chlor,gravel bags
193	85C-089	Hydrant flush	Thompson Creek	3/10/2010	:02	500	500	0.01	6.58	2	De-chlor,gravel bags
196	85C-095	Hydrant flush	Thompson Creek	3/11/2010	:02	500	500	0.01	6.32	3	De-chlor,gravel bags
197	85C-094	Hydrant flush	Thompson Creek	3/11/2010	:02	500	500	0.01	6.25	5	De-chlor,gravel bags
198	85C-093	Hydrant flush	Thompson Creek	3/11/2010	:02	500	500	0.01	6.37	6	De-chlor,gravel bags
199	85C-092	Hydrant flush	Thompson Creek	3/11/2010	:02	500	500	0.05	6.2	3	De-chlor,gravel bags
200	Stevens Ln./Mt Isabel	Hydrant flush	Thompson Creek	3/12/2010	:02	600	600	0.07	7	4.15	De-chlor,gravel bags
201	3053 Millbrook Ave	Hydrant flush	Thompson Creek	3/12/2010	:02	600	600	0.01	7	2.71	De-chlor,gravel bags
202	3075 Remington Ave	Hydrant flush	Thompson Creek	3/12/2010	:02	600	600	0.03	7	3.89	De-chlor,gravel bags
203	3074 Sulpher Springs Ct	Hydrant flush	Thompson Creek	3/12/2010	:02	600	600	0.01	7	2.1	De-chlor,gravel bags
204	Stevens Ln/Millbrook Dr.	Hydrant flush	Thompson Creek	3/12/2010	:02	600	600	0	7	3.16	De-chlor,gravel bags
205	2937 White Road	Hydrant flush	Thompson Creek	3/19/2010	:03	900	900	0	7.46	9	De-chlor,gravel bags
217	2777 Gavilan	Hydrant flush	Thompson Creek	3/19/2010	:03	960	960	0	7.6	6	De-chlor,gravel bags
218	2821 Gavilan Dr	Hydrant flush	Thompson Creek	3/19/2010	:03	1020	1020	0.01	7.5	0	De-chlor,gravel bags
219	2897 Gavilan Dr.	Hydrant flush	Thompson Creek	3/19/2010	:03	1020	1020	0.01	7.6	0	De-chlor,gravel bags
242	Quest Ln/White Road	Hydrant flush	Thompson Creek	3/19/2010	:02	680	680	1.78	7.5	1	De-chlor,gravel bags
243	Glen Donegal/Glen Cotswald	Hydrant flush	Thompson Creek	3/19/2010	:02	680	680	1.52	7.3	4	De-chlor,gravel bags
211	2819 Deerwood	Hydrant flush	Thompson Creek	3/23/2010	:02	680	680	0	7.5	0	De-chlor,gravel bags
212	2829 Danwood Ct.	Hydrant flush	Thompson Creek	3/23/2010	:02	680	680	0	7.5	0.08	De-chlor,gravel bags
234	2801 Burdick way	Hydrant flush	Thompson Creek	3/24/2010	:05	1600	1600	0	7.4	3	De-chlor,gravel bags
236	2833 Burdick Way	Hydrant flush	Thompson Creek	3/24/2010	:04	1300	1300	0	7.5	3	De-chlor,gravel bags
237	2887 Burdick Way	Hydrant flush	Thompson Creek	3/24/2010	:04	1300	1300	0	7.6	3	De-chlor,gravel bags
206	3097 White Road	Hydrant flush	Thompson Creek	3/25/2010	:03	1050	1050	0.01	6	5	De-chlor,gravel bags
207	3001 White Road	Hydrant flush	Thompson Creek	3/25/2010	:03	1050	1050	0.05	6	5	De-chlor,gravel bags
225	2712 Glen Ferguson	Hydrant flush	Thompson Creek	3/25/2010	:02	680	680	0	7.5	2	De-chlor,gravel bags
226	2854 Glen Keats	Hydrant flush	Thompson Creek	3/25/2010	:02	unidentified	unidentified	0	7.6	12	De-chlor,gravel bags
227	2849 Fairfax Ct	Hydrant flush	Thompson Creek	3/25/2010	:02	680	680	0.01	7.5	5	De-chlor,gravel bags

	Project Name	Discharge Type	Recv. Waterbody(ies)	Discharge Date	Duration of Discharge (Mltry Time)	Est. Volume (gal)	Est. Flow Rate (gal/day)	Chlorine Residual (mg/L)	pH (standard Units)	Turbidity (NTU)	Implemented BMP/s & Corrective Actions
228	Sturla/85C-120	Hydrant flush	Thompson Creek	3/25/2010	:03	1020	1020	0.05	7.5	0	De-chlor,gravel bags
229	2619 Sturla	Hydrant flush	Thompson Creek	3/25/2010	:01	340	340	0.01	7.5	0	De-chlor,gravel bags
230	2443 Sturla	Hydrant flush	Thompson Creek	3/25/2010	:02	680	680	0.02	7.5	0	De-chlor,gravel bags
231	2826 Cicero Way	Hydrant flush	Thompson Creek	3/25/2010	:02	680	680	0.01	7.4	0	De-chlor,gravel bags
232	2880 Cicero Way	Hydrant flush	Thompson Creek	3/25/2010	:02	680	680	0.01	7.4	0	De-chlor,gravel bags
233	2831 Smithers Dr.	Hydrant flush	Thompson Creek	3/25/2010	:03	900	900	0.01	7.6	11	De-chlor,gravel bags
210	Brightwood Ct.	Hydrant flush	Thompson Creek	3/26/2010	:02	680	680	0.19	7	5	De-chlor,gravel bags
213	Allenwood/Woods Wy	Hydrant flush	Thompson Creek	3/26/2010	:02	680	680	0.11	7	7	De-chlor,gravel bags
214	2875 Croft	Hydrant flush	Thompson Creek	3/26/2010	:02	680	680	0	7.6	21	De-chlor,gravel bags
215	3069 Pavan Dr.	Hydrant flush	Thompson Creek	3/26/2010	:02	1280	1280	0	7.7	11	De-chlor,gravel bags
216	3108 Pavan Dr.	Hydrant flush	Thompson Creek	3/26/2010	:02	680	680	0	7.5	12	De-chlor,gravel bags
220	Unidentified	Hydrant flush	Thompson Creek	3/26/2010	:02	680	680	0.2	7.7	1	De-chlor,gravel bags
221	Glen Farm/Glen Donegal	Hydrant flush	Thompson Creek	3/26/2010	:02	680	680	0	7.6	0	De-chlor,gravel bags
222	2813 Glen Donegal	Hydrant flush	Thompson Creek	3/26/2010	:02	680	680	0	7.6	2	De-chlor,gravel bags
223	Glen Sharon/Glen Keller Ct	Hydrant flush	Thompson Creek	3/26/2010	:02	680	680	0	7.6	5	De-chlor,gravel bags
224	2659 Glen Ferguson	Hydrant flush	Thompson Creek	3/26/2010	:02	680	680	0	7.6	1	De-chlor,gravel bags
235	Quimby Rd./7/11	Hydrant flush	Thompson Creek	3/26/2010	:02	500	500	0	7.3	38	De-chlor,gravel bags
238	2230 Quimby rd.	Hydrant flush	Thompson Creek	3/26/2010	:02	720	720	0	7.5	2	De-chlor,gravel bags
239	2896 Fairfax Ave	Hydrant flush	Thompson Creek	3/26/2010	:03	1020	1020	0	7.4	0	De-chlor,gravel bags
240	2847 White Road	Hydrant flush	Thompson Creek	3/26/2010	:02	680	680	0	7.3	3	De-chlor,gravel bags
241	2849 White Road	Hydrant flush	Thompson Creek	3/26/2010	:02	680	680	0	7.5	0	De-chlor,gravel bags
208	Remington/Bimber Ct.	Hydrant flush	Thompson Creek	3/27/2010	:02	680	680	0.27	7.7	5	De-chlor,gravel bags
209	3199 Remington Wy	Hydrant flush	Thompson Creek	3/27/2010	:02	680	680	0.39	6	5	De-chlor,gravel bags
246	2380 Quimby Road	Hydrant flush	Thompson Creek	4/7/2010	:03	1020	1020	0.01	7.4	1	De-chlor,gravel bags
247	3041 Fairfax Ave.	Hydrant flush	Thompson Creek	4/7/2010	:02	680	680	0.04	7.4	0	De-chlor,gravel bags
248	3043 Rossmore Way	Hydrant flush	Thompson Creek	4/7/2010	:02	680	680	0.01	7.2	2	De-chlor,gravel bags
249	3047 Bayberry Lane	Hydrant flush	Thompson Creek	4/7/2010	:02	680	680	0.02	7.3	3	De-chlor,gravel bags
250	2680 Glen Doon Ct	Hydrant flush	Thompson Creek	4/8/2010	:02	680	680	0.07	6	12	De-chlor,gravel bags
251	2690 Glen Hardy Ct	Hydrant flush	Thompson Creek	4/8/2010	:02	680	680	0.07	7.6	9	De-chlor,gravel bags
252	2722 Glen Amador Ct	Hydrant flush	Thompson Creek	4/8/2010	:02	680	680	0.05	7.7	12	De-chlor,gravel bags
253	2989 Fairfax Ave	Hydrant flush	Thompson Creek	4/8/2010	:03	1500	1500	0.05	7	9	De-chlor,gravel bags
254	Norwood Ave. @ State Farm	Hydrant flush	Silver Creek	4/8/2010	:02	680	680	0.03	7.7	5	De-chlor,gravel bags
255	Norwood Ave & White Rd.	Hydrant flush	Silver Creek	4/8/2010	:02	680	680	0.04	7.9	4	De-chlor,gravel bags
256	2863 Alwood Ct.	Hydrant flush	Silver Creek	4/8/2010	:02	680	680	0.02	7.8	4	De-chlor,gravel bags
257	2829 Dennywood	Hydrant flush	Silver Creek	4/8/2010	:02	680	680	0.03	7.8	0	De-chlor,gravel bags
258	Centerwood&Woods Way	Hydrant flush	Silver Creek	4/8/2010	:02	680	680	0.05	7.8	5	De-chlor,gravel bags
259	2829 Rainwood Ct	Hydrant flush	Silver Creek	4/8/2010	:02	680	680	0.03	7.6	5	De-chlor,gravel bags
260	3137 Norwood	Hydrant flush	Silver Creek	4/8/2010	:02	680	680	0.04	7.8	6	De-chlor,gravel bags
261	3101 Norwood	Hydrant flush	Silver Creek	4/8/2010	:02	680	680	0.02	7.8	7	De-chlor,gravel bags
262	3053 Norwood	Hydrant flush	Silver Creek	4/8/2010	:02	680	680	0.05	7.2	5	De-chlor,gravel bags
263	2729 Taffy Dr.	Hydrant flush	Silver Creek	4/8/2010	:02	680	680	0.03	7	5	De-chlor,gravel bags
264	Steven & Glen Alto Ct	Hydrant flush	Thompson Creek	4/13/2010	:02	680	680	0.04	7.9	7	De-chlor,gravel bags
265	3131 Glen Alto Ct.	Hydrant flush	Thompson Creek	4/13/2010	:02	680	680	0.02	7.7	8	De-chlor,gravel bags
266	3136 Remington Way	Hydrant flush	Thompson Creek	4/13/2010	:02	680	680	0.01	7	5	De-chlor,gravel bags
267	3099 Lynview Dr	Hydrant flush	Thompson Creek	4/13/2010	:02	680	680	0.04	7	7	De-chlor,gravel bags
268	Quimby Rd.&Lynview Dr.	Hydrant flush	Thompson Creek	4/13/2010	:02	680	680	0.03	7.7	5	De-chlor,gravel bags

	Project Name	Discharge Type	Recv. Waterbody(ies)	Discharge Date	Duration of Discharge (Mltry Time)	Est. Volume (gal)	Est. Flow Rate (gal/day)	Chlorine Residual (mg/L)	pH (standard Units)	Turbidity (NTU)	Implemented BMP/s & Corrective Actions
269	3058 Lynview Dr	Hydrant flush	Thompson Creek	4/13/2010	:02	680	680	0.04	7.3	5	De-chlor,gravel bags
281	85C-149	Hydrant flush	Thompson Creek	4/14/2010	:02	500	500	0.02	6.48	11	De-chlor,gravel bags
282	2674 Scottsdale Dr.	Hydrant flush	Thompson Creek	4/14/2010	:02	680	680	0.09	7.7	5	De-chlor,gravel bags
283	2667 Keppler Dr	Hydrant flush	Thompson Creek	4/14/2010	:02	680	680	0.07	7.7	4	De-chlor,gravel bags
284	2417 Britt Way	Hydrant flush	Thompson Creek	4/14/2010	:02	680	680	0.13	7.5	5	De-chlor,gravel bags
285	Scottsdale/Glen Evans Ct	Hydrant flush	Thompson Creek	4/14/2010	:02	680	680	0	7.6	5	De-chlor,gravel bags
286	2994 Plumstead Way	Hydrant flush	Thompson Creek	4/14/2010	:02	680	680	0.03	7.8	3	De-chlor,gravel bags
270	3136 Mt Isabel/Yancy	Hydrant flush	Thompson Creek	4/15/2010	:02	680	680	0.01	7.4	3	De-chlor,gravel bags
271	3170 Mt. Oso	Hydrant flush	Thompson Creek	4/15/2010	:02	680	680	0.08	7.4	2	De-chlor,gravel bags
272	3205 Milbrook	Hydrant flush	Thompson Creek	4/15/2010	:02	680	680	0.01	7.5	10	De-chlor,gravel bags
273	3043 Yancy Dr	Hydrant flush	Thompson Creek	4/15/2010	:02	680	680	0	7.5	3	De-chlor,gravel bags
274	3186 Apperson Ridge	Hydrant flush	Thompson Creek	4/15/2010	:02	680	680	0.09	7.5	9	De-chlor,gravel bags
275	3117 White Rd.	Hydrant flush	Thompson Creek	4/15/2010	:02	680	680	0.08	7.3	6	De-chlor,gravel bags
276	2948 Croft	Hydrant flush	Thompson Creek	4/15/2010	:02	680	680	0.01	7.5	9	De-chlor,gravel bags
277	85C-145	Hydrant flush	Thompson Creek	4/15/2010	:02	500	500	0.01	6.45	11	De-chlor,gravel bags
278	85C-146	Hydrant flush	Thompson Creek	4/15/2010	:02	500	500	0.01	6.48	15	De-chlor,gravel bags
279	85C-147	Hydrant flush	Thompson Creek	4/15/2010	:02	500	500	0.02	6.5	5	De-chlor,gravel bags
280	85C-148	Hydrant flush	Thompson Creek	4/15/2010	:02	500	500	0.02	6.52	9	De-chlor,gravel bags
244	3581 Mitton Drive	Hydrant flush	Silver Creek	4/16/2010	:02	680	680	0.01	7.2	14	De-chlor,gravel bags
245	3565 Springbrook Drive	Hydrant flush	Silver Creek	4/16/2010	:02	680	680	0	7.1	19	De-chlor,gravel bags
287	3124 Rasmus Cir	Hydrant flush	Silver Creek	4/16/2010	:02	680	680	0.04	7.3	5	De-chlor,gravel bags
288	3102 Rasmus Cir.	Hydrant flush	Silver Creek	4/16/2010	:02	680	680	0	7.3	18	De-chlor,gravel bags
289	3266 Knightswood	Hydrant flush	Silver Creek	4/16/2010	:02	680	680	0.05	7.2	2	De-chlor,gravel bags
290	3302 Archshire Ct	Hydrant flush	Silver Creek	4/16/2010	:03	1020	1020	0	7.3	34	De-chlor,gravel bags
291	3242 Knightswood	Hydrant flush	Silver Creek	4/16/2010	:02	680	680	0.01	7.2	2	De-chlor,gravel bags
292	3520 Cassabella Ct.	Hydrant flush	Thompson Creek	4/16/2010	:02	680	680	0.02	7.8	6	De-chlor,gravel bags
293	3550 Cassabella Ct.	Hydrant flush	Thompson Creek	4/16/2010	:02	680	680	0	7.5	5	De-chlor,gravel bags
294	3345 Chemin De Riviere	Hydrant flush	Thompson Creek	4/16/2010	:02	680	680	0.05	7.8	11	De-chlor,gravel bags
295	3442 Chemin De Riviere	Hydrant flush	Thompson Creek	4/16/2010	:02	680	680	0.02	.7.6	7	De-chlor,gravel bags
296	3419 Wasson CT	Hydrant flush	Thompson Creek	4/16/2010	:02	680	680	0.03	7.5	3	De-chlor,gravel bags
297	85D-40	Hydrant flush	Silver Creek	4/16/2010	:02	500	500	0.03	7.4	10	De-chlor,gravel bags
298	85D-039	Hydrant flush	Silver Creek	4/16/2010	:02	500	500	0.02	7.4	no data	De-chlor,gravel bags
299	85D-038	Hydrant flush	Silver Creek	4/16/2010	:02	500	500	0.02	7.5	10	De-chlor,gravel bags
300	85D-037	Hydrant flush	Silver Creek	4/16/2010	:02	500	500	0.02	7.5	16	De-chlor,gravel bags
301	85D-036	Hydrant flush	Silver Creek	4/16/2010	:02	500	500	0.01	7.4	10	De-chlor,gravel bags
302	85D-035	Hydrant flush	Silver Creek	4/16/2010	:02	500	500	0.01	7.9	5	De-chlor,gravel bags
303	85D-035	Hydrant flush	Silver Creek	4/16/2010	:02	500	500	0.01	7.90	5	De-chlor,gravel bags
304	85D-035	Hydrant flush	Silver Creek	4/16/2010	:02	500	500	0.01	7.90	5	De-chlor,gravel bags
343	3180 Adamswood	Hydrant flush	Silver Creek	4/16/2010	:02	680	680	0	7.60	1	De-chlor,gravel bags
344	3309 Paddila	Hydrant flush	Silver Creek	4/16/2010	:02	680	680	0.04	7.60	0	De-chlor,gravel bags
305	85D-040	Hydrant flush	Silver Creek	4/21/2010	:02	400	400	0.01	7.70	5	De-chlor,gravel bags
342	Remington/Pinkerton	Hydrant flush	Silver Creek	4/21/2010	:02	680	680	0.02	7.80	0	De-chlor,gravel bags
345	3255 Padilla	Hydrant flush	Silver Creek	4/21/2010	:02	680	680	0	7.30	3	De-chlor,gravel bags
306	85D-041	Hydrant flush	Silver Creek	4/26/2010	:02	400	400	0.01	7.60	4	De-chlor,gravel bags
307	85D-042	Hydrant flush	Silver Creek	4/26/2010	:02	400	400	0.01	7.70	11	De-chlor,gravel bags
308	85D-043	Hydrant flush	Silver Creek	4/26/2010	:01	500	500	0.01	7.80	9	De-chlor,gravel bags

	Project Name	Discharge Type	Recv. Waterbody(ies)	Discharge Date	Duration of Discharge (Mltry Time)	Est. Volume (gal)	Est. Flow Rate (gal/day)	Chlorine Residual (mg/L)	pH (standard Units)	Turbidity (NTU)	Implemented BMP/s & Corrective Actions
309	85D-044	Hydrant flush	Silver Creek	4/26/2010	:02	500	500	0.01	7.70	8	De-chlor,gravel bags
310	85D-045	Hydrant flush	Silver Creek	4/26/2010	:02	500	500	0.01	7.70	5	De-chlor,gravel bags
311	85D-046	Hydrant flush	Silver Creek	4/26/2010	:02	500	500	0.02	7.70	5	De-chlor,gravel bags
312	3400 Chemin De Riviere	Hydrant flush	Thompson Creek	4/26/2010	:02	680	680	0.01	7.60	3	De-chlor,gravel bags
313	3465 Glen Prosen Ct.	Hydrant flush	Thompson Creek	4/26/2010	:02	680	680	0.04	7.60	5	De-chlor,gravel bags
314	3423 Glen Prosen Ct.	Hydrant flush	Thompson Creek	4/26/2010	:02	680	680	0.08	7.40	3	De-chlor,gravel bags
315	3625 Masonwood	Hydrant flush	Silver Creek	4/26/2010	:02	680	680	0.1	7.40	23	De-chlor,gravel bags
316	3137 Creekmore Wy	Hydrant flush	Silver Creek	4/26/2010	:02	680	680	0.05	7.50	17	De-chlor,gravel bags
317	3055 Wetmore	Hydrant flush	Silver Creek	4/26/2010	:02	680	680	0.05	7.20	17	De-chlor,gravel bags
318	3280 Ingersoll Dr.	Hydrant flush	Silver Creek	4/26/2010	:03	1020	1020	0.05	7.40	12	De-chlor,gravel bags
319	3281 Ravenswood0	Hydrant flush	Silver Creek	4/26/2010	:02	680	680	0.06	7.50	23	De-chlor,gravel bags
320	3241 Ravenswood	Hydrant flush	Silver Creek	4/26/2010	:02	680	680	0.04	7.40	12	De-chlor,gravel bags
335	Murillo/Chemi	Hydrant flush	Silver Creek	4/26/2010	:02	680	680	0.03	7.40	16	De-chlor,gravel bags
336	Lago De Bracciano	Hydrant flush	Silver Creek	4/26/2010	:02	680	680	0.08	7.20	0	De-chlor,gravel bags
337	Lago De Bracciano	Hydrant flush	Silver Creek	4/26/2010	:02	680	680	0	7.40	8	De-chlor,gravel bags
338	4025 Lakeview Ct	Hydrant flush	Thompson Creek	4/26/2010	:02	680	680	0.14	7.20	6	De-chlor,gravel bags
339	4021 Lake Ridge Ln.	Hydrant flush	Thompson Creek	4/26/2010	:02	600	600	0.02	7.20	6	De-chlor,gravel bags
346	Ruby/Ravenswood	Hydrant flush	Silver Creek	4/26/2010	:02	680	680	0.02	6.50	0	De-chlor,gravel bags
348	3083 Oldwood Ct.	Hydrant flush	Silver Creek	4/26/2010	:02	680	680	0.09	7.40	50	De-chlor,gravel bags
349	Simberlan/Ruby	Hydrant flush	Silver Creek	4/26/2010	:02	680	680	0.03	7.10	28	De-chlor,gravel bags
351	Fenwick/Pettigrew	Hydrant flush	Thompson Creek	4/26/2010	:02	600	600	0.04	7.40	16	De-chlor,gravel bags
353	2903 Remington	Hydrant flush	Thompson Creek	4/26/2010	:02	600	600	0.03	7.50	4	De-chlor,gravel bags
354	2980 Fenwick	Hydrant flush	Thompson Creek	4/26/2010	:02	600	600	0	7.50	5	De-chlor,gravel bags
355	3007 Remington	Hydrant flush	Thompson Creek	4/26/2010	:02	600	600	0.02	7.60	15	De-chlor,gravel bags
356	2848 Pendalton	Hydrant flush	Thompson Creek	4/26/2010	:02	600	600	0.04	7.40	9	De-chlor,gravel bags
350	3081 Autumnwood Ct	Hydrant flush	Silver Creek	4/26/2010	:02	680	680	0	6.10	9	De-chlor,gravel bags
347	3195 Ravenswood	Hydrant flush	Silver Creek	4/26/2010	:02	680	680	0.03	7.40	10	De-chlor,gravel bags
352	2935 Remington Wt.	Hydrant flush	Thompson Creek	4/26/2010	:02	600	600	0.01	7.40	5	De-chlor,gravel bags
321	3696 Sprinbrook	Hydrant flush	Silver Creek	4/29/2010	:02	680	680	0.02	7.50	6	De-chlor,gravel bags
322	3654 Spingbrook	Hydrant flush	Silver Creek	4/29/2010	:02	680	680	0.1	7.40	18	De-chlor,gravel bags
323	3708 Sprinbrook	Hydrant flush	Silver Creek	4/29/2010	:02	680	680	0.05	7.40	7	De-chlor,gravel bags
324	85D-047	Hydrant flush	Thompson Creek	4/29/2010	:02	680	680	0.01	7.30	3	De-chlor,gravel bags
325	85D-048	Hydrant flush	Thompson Creek	4/29/2010	:02	500	500	0.01	7.40	7	De-chlor,gravel bags
326	85D-049	Hydrant flush	Thompson Creek	4/29/2010	:02	500	500	0.01	7.40	10	De-chlor,gravel bags
328	85D-051	Hydrant flush	Thompson Creek	4/29/2010	:02	500	500	0.01	7.50	5	De-chlor,gravel bags
332	Wozienski/Maroun	Hydrant flush	Thompson Creek	4/29/2010	:02	680	680	0.01	7.60	3	De-chlor,gravel bags
333	3415 Judy Ann Ct.	Hydrant flush	Thompson Creek	4/29/2010	:02	680	680	0.02	7.40	4	De-chlor,gravel bags
334	3457 Judy Ann Ct.	Hydrant flush	Thompson Creek	4/29/2010	:02	680	680	0.04	7.60	2	De-chlor,gravel bags
340	Linetta Ct.	Hydrant flush	Silver Creek	4/29/2010	:02	680	680	0	6.40	0	De-chlor,gravel bags
341	Lago De Bracciano	Hydrant flush	Silver Creek	4/29/2010	:02	680	680	0.01	7.50	1	De-chlor,gravel bags
327	85D-050	Hydrant flush	Thompson Creek	4/29/2010	:02	500	500	0.01	7.30	3	De-chlor,gravel bags
329	3440 Myrna Cir.	Hydrant flush	Thompson Creek	4/30/2010	:02	680	680	0.01	7.60	3	De-chlor,gravel bags
330	3423 Myrna Cir	Hydrant flush	Thompson Creek	4/30/2010	:02	680	680	0	7.50	3	De-chlor,gravel bags
331	3455 Maroun Pl	Hydrant flush	Thompson Creek	4/30/2010	:02	680	680	0.02	7.40	2	De-chlor,gravel bags
357	Matisse/Arezzo	Hydrant flush	Silver Creek	5/3/2010	:02	680	680	0.02	7.4	11	De-chlor,gravel bags
358	4164 Arezzo Pointe	Hydrant flush	Silver Creek	5/3/2010	:02	680	680	0.01	7.3	28	De-chlor,gravel bags

	Project Name	Discharge Type	Recv. Waterbody(ies)	Discharge Date	Duration of Discharge (Mltry Time)	Est. Volume (gal)	Est. Flow Rate (gal/day)	Chlorine Residual (mg/L)	pH (standard Units)	Turbidity (NTU)	Implemented BMP/s & Corrective Actions
363	3659 Lago De Bracciano	Hydrant flush	Silver Creek	5/3/2010	:02	680	680	0.01	7.3	1	De-chlor,gravel bags
364	4129 Horizon Ln.	Hydrant flush	Silver Creek	5/3/2010	:02	680	680	0	7.2	0	De-chlor,gravel bags
365	Matisse/Horizon	Hydrant flush	Silver Creek	5/3/2010	:02	680	680	0	7.4	5	De-chlor,gravel bags
366	4153 Horizon Ct.	Hydrant flush	Silver Creek	5/3/2010	:02	680	680	0.01	7.3	0	De-chlor,gravel bags
367	4190 Horizon Ct.	Hydrant flush	Silver Creek	5/3/2010	:02	680	680	0	7.2	0	De-chlor,gravel bags
359	Westside of Murillo	Hydrant flush	Thompson Creek	5/5/2010	:02	680	680	0.04	7.2	5	De-chlor,gravel bags
360	Southend of Rue Mirrasou	Hydrant flush	Thompson Creek	5/5/2010	:02	680	680	0.06	7.3	5	De-chlor,gravel bags
361	3601 Cour De Juene	Hydrant flush	Thompson Creek	5/5/2010	:02	680	680	0.01	7	3	De-chlor,gravel bags
362	3553 Cour De Jeune	Hydrant flush	Thompson Creek	5/5/2010	:02	680	680	0.09	7.4	15	De-chlor,gravel bags
368	85D-052	Hydrant flush	Thompson Creek	5/5/2010	:02	500	500	0.01	7.2	3	De-chlor,gravel bags
369	85D-053	Hydrant flush	Thompson Creek	5/5/2010	:02	500	500	0.01	7.1	3	De-chlor,gravel bags
370	85D-054	Hydrant flush	Thompson Creek	5/5/2010	:02	500	500	0.01	no data	5	De-chlor,gravel bags
371	85D-055	Hydrant flush	Thompson Creek	5/5/2010	:02	500	500	0.01	7.3	4	De-chlor,gravel bags
372	3288 Ruffino	Hydrant flush	Thompson Creek	5/5/2010	:02	500	500	0.02	7	5	De-chlor,gravel bags
373	85D-056	Hydrant flush	Thompson Creek	5/5/2010	:02	500	500	0.02	7.3	8	De-chlor,gravel bags
374	3257 Simberlan Dr	Hydrant flush	Silver Creek	5/5/2010	:02	680	680	0.07	7.5	7	De-chlor,gravel bags
375	Ruby/Simberlan	Hydrant flush	Silver Creek	5/5/2010	:03	1020	1020	0.01	7.4	3	De-chlor,gravel bags
376	3031 Summerhill	Hydrant flush	Silver Creek	5/5/2010	:02	680	680	0.05	7.5	20	De-chlor,gravel bags
377	3080 Summerhill	Hydrant flush	Silver Creek	5/5/2010	:02	680	680	0.04	7.4	33	De-chlor,gravel bags
378	3742 Deedham Dr	Hydrant flush	Silver Creek	5/5/2010	:02	680	680	0	7.3	7	De-chlor,gravel bags
379	3723 Deedham Dr	Hydrant flush	Silver Creek	5/7/2010	:02	680	680	0.03	7.5	3	De-chlor,gravel bags
380	3751 Quimby Road	Hydrant flush	Silver Creek	5/7/2010	:02	680	680	0.01	7.3	5	De-chlor,gravel bags
381	3619 Place de Loius	Hydrant flush	Thompson Creek	5/7/2010	:02	680	680	0.2	7.6	4	De-chlor,gravel bags
382	3588 Rue Chene Dr.	Hydrant flush	Thompson Creek	5/7/2010	:02	680	680	0	7.5	2	De-chlor,gravel bags
383	3619 Rue Mirrasou	Hydrant flush	Thompson Creek	5/7/2010	:02	680	680	0.01	7.5	3	De-chlor,gravel bags
384	85D-058	Hydrant flush	Thompson Creek	5/7/2010	:02	500	500	0	7.6	4	De-chlor,gravel bags
385	85D-057	Hydrant flush	Thompson Creek	5/7/2010	:02	500	500	0	7.5	3	De-chlor,gravel bags
386	85D-059	Hydrant flush	Thompson Creek	5/7/2010	:02	500	500	0	7.4	3	De-chlor,gravel bags
387	85D-60	Hydrant flush	Thompson Creek	5/7/2010	:02	500	500	0.01	7.5	5	De-chlor,gravel bags
388	85D-061	Hydrant flush	Thompson Creek	5/7/2010	:02	500	500	0.01	7.6	3	De-chlor,gravel bags
389	85D-62	Hydrant flush	Thompson Creek	5/7/2010	:02	500	500	0.01	7.5	6	De-chlor,gravel bags
426	3017 Wetmore	Hydrant flush	Thompson Creek	5/7/2010	:02	680	680	0.03	7.50	16	De-chlor,gravel bags
390	Ruby Rd.	Hydrant flush	Thompson Creek	5/10/2010	:02	680	680	0	7.3	5	De-chlor,gravel bags
391	Quimby/Ruby	Hydrant flush	Thompson Creek	5/10/2010	:02	680	680	0.05	7.2	54	De-chlor,gravel bags
392	High School/Quimby Road	Hydrant flush	Thompson Creek	5/10/2010	:02	680	680	0.05	7.4	0	De-chlor,gravel bags
393	Quimby Road	Hydrant flush	Thompson Creek	5/10/2010	:02	680	680	0	7.5	1	De-chlor,gravel bags
403	Quimby at High School	Hydrant flush	Thompson Creek	5/10/2010	:02	680	680	1	7.3	0	De-chlor,gravel bags
394	Apperson Ridge/Oakgate	Hydrant flush	Thompson Creek	5/13/2010	:02	680	680	0.05	7.6	9	De-chlor,gravel bags
396	3262 Whitesand Ct	Hydrant flush	Thompson Creek	5/13/2010	:02	680	680	0.11	7.7	4	De-chlor,gravel bags
397	Heritage Estates/Apperson Ridge	Hydrant flush	Thompson Creek	5/13/2010	:02	680	680	0.12	7.6	20	De-chlor,gravel bags
398	3180 Apperson Ridge Ct	Hydrant flush	Thompson Creek	5/13/2010	:02	680	680	0.08	7.6	71	De-chlor,gravel bags
399	3179 Heritage Springs Ct.	Hydrant flush	Thompson Creek	5/13/2010	:02	680	680	0.97	7.7	19	De-chlor,gravel bags
400	Whiteleaf Way/Whiteleaf CT	Hydrant flush	Thompson Creek	5/13/2010	:02	680	680	0.04	7.6	0	De-chlor,gravel bags
401	Carolleaf/Whiteleaf	Hydrant flush	Thompson Creek	5/13/2010	:02	680	680	0	7.7	45	De-chlor,gravel bags
402	Pinegate/Ruby	Hydrant flush	Thompson Creek	5/13/2010	:02	680	680	0	7.5	6	De-chlor,gravel bags
395	Elmgate Ct/Whiterose	Hydrant flush	Thompson Creek	5/13/2010	:02	680	680	0.2	7.8	12	De-chlor,gravel bags

	Project Name	Discharge Type	Recv. Waterbody(ies)	Discharge Date	Duration of Discharge (Mltry Time)	Est. Volume (gal)	Est. Flow Rate (gal/day)	Chlorine Residual (mg/L)	pH (standard Units)	Turbidity (NTU)	Implemented BMP/s & Corrective Actions
427	Heritage Pointe/Heritage Oaks	Hydrant flush	Thompson Creek	5/18/2010	:02	680	680	0.75	7.60	1	De-chlor,gravel bags
428	Ruby/Whitesand	Hydrant flush	Thompson Creek	5/18/2010	:02	680	680	0.32	7.80	2	De-chlor,gravel bags
429	3171 Whiteesand Dr.	Hydrant flush	Thompson Creek	5/18/2010	:02	680	680	0.05	7.60	8	De-chlor,gravel bags
430	3273 Heritage Estates Dr	Hydrant flush	Thompson Creek	5/18/2010	:02	680	680	0.12	7.10	29	De-chlor,gravel bags
431	3185 Heritage Estates Ct	Hydrant flush	Thompson Creek	5/18/2010	:02	680	680	0.01	7.30	25	De-chlor,gravel bags
432	3202 Lamond Ct	Hydrant flush	Thompson Creek	5/18/2010	:05	1500	1500	0.04	7.50	8	De-chlor,gravel bags
433	3129 Teddington	Hydrant flush	Thompson Creek	5/18/2010	:05	1500	1500	0.07	7.50	13	De-chlor,gravel bags
434	3109 Perivale Ct	Hydrant flush	Thompson Creek	5/18/2010	:05	1500	1500	0.05	7.00	9	De-chlor,gravel bags
435	3143 Corby Dr.	Hydrant flush	Thompson Creek	5/18/2010	:05	1500	1500	0.05	7.00	9	De-chlor,gravel bags
436	3104 Malton Ct	Hydrant flush	Thompson Creek	5/18/2010	:05	1500	1500	0.07	7.50	13	De-chlor,gravel bags
437	3207 Tenley Dr	Hydrant flush	Thompson Creek	5/18/2010	:05	1500	1500	0.07	7.00	9	De-chlor,gravel bags
417	3268 Paninni	Hydrant flush	Thompson Creek	5/19/2010	:02	500	500	0.05	7.46	3	De-chlor,gravel bags
438	Aborn/Mosher	Hydrant flush	Thompson Creek	5/20/2010	:02	680	680	0.03	7.40	17	De-chlor,gravel bags
439	Murillo/Rose Terra	Hydrant flush	Thompson Creek	5/20/2010	:02	680	680	0.07	7.50	5	De-chlor,gravel bags
440	Murillo/Rose Terra	Hydrant flush	Thompson Creek	5/20/2010	:02	680	680	0.11	7.50	6	De-chlor,gravel bags
441	Murillo Road	Hydrant flush	Thompson Creek	5/20/2010	:02	680	680	0.01	6.80	5	De-chlor,gravel bags
442	Aborn/Voltaire	Hydrant flush	Thompson Creek	5/20/2010	:02	680	680	0.04	7.40	5	De-chlor,gravel bags
443	Murillo/Aborn	Hydrant flush	Thompson Creek	5/20/2010	:02	680	680	0.03	7.60	8	De-chlor,gravel bags
444	3206 Fallen Oak Ct.	Hydrant flush	Thompson Creek	5/20/2010	:05	1500	1500	0.05	7.40	9	De-chlor,gravel bags
445	3017 D'Amico	Hydrant flush	Thompson Creek	5/20/2010	:05	1500	1500	0.05	7.00	6	De-chlor,gravel bags
446	2886 D'Amico	Hydrant flush	Thompson Creek	5/20/2010	:05	1500	1500	0.03	7.40	5	De-chlor,gravel bags
404	4156 Evangelho	Hydrant flush	Silver Creek	5/24/2010	:02	680	680	0.05	7.5	10	De-chlor,gravel bags
405	3801 Evangelho	Hydrant flush	Silver Creek	5/24/2010	:02	680	680	0	7.4	4	De-chlor,gravel bags
406	4128 Evangelho	Hydrant flush	Silver Creek	5/24/2010	:02	680	680	0.03	7.4	2	De-chlor,gravel bags
407	4119 Voltaire	Hydrant flush	Silver Creek	5/24/2010	:02	680	680	0.06	7.2	1	De-chlor,gravel bags
408	Voltaire/Matisee	Hydrant flush	Silver Creek	5/24/2010	:02	680	680	0.01	7.2	4	De-chlor,gravel bags
409	4158 Voltaire	Hydrant flush	Silver Creek	5/24/2010	:02	680	680	0.02	7.1	8	De-chlor,gravel bags
410	350 Place Du Jardin	Hydrant flush	Thompson Creek	5/24/2010	:02	600	600	0.01	7.6	7	De-chlor,gravel bags
411	3257 Vintage Oaks	Hydrant flush	Thompson Creek	5/24/2010	:02	600	600	0.01	7.1	0	De-chlor,gravel bags
412	Corbal Ct.	Hydrant flush	Thompson Creek	5/24/2010	:02	600	600	0.01	7.2	2	De-chlor,gravel bags
413	33218 Vintage Crest Dr.	Hydrant flush	Thompson Creek	5/24/2010	:02	600	600	0	8	0	De-chlor,gravel bags
414	Ruby/Vintage Crest	Hydrant flush	Thompson Creek	5/24/2010	:02	600	600	0	7.5	1	De-chlor,gravel bags
415	Ruby Ave.	Hydrant flush	Thompson Creek	5/24/2010	:02	600	600	0.01	7.9	0	De-chlor,gravel bags
416	Ruby Ave at High School	Hydrant flush	Thompson Creek	5/24/2010	:02	600	600	0.01	7.50	4	De-chlor,gravel bags
418	Aborn/Murillo	Hydrant flush	Thompson Creek	5/24/2010	:02	600	600	0	7.70	0	De-chlor,gravel bags
419	Aborn/Murillo	Hydrant flush	Thompson Creek	5/24/2010	:02	600	600	0	7.40	0	De-chlor,gravel bags
420	Murillo before Aborn	Hydrant flush	Thompson Creek	5/24/2010	:02	600	600	0	7.80	2	De-chlor,gravel bags
421	Murillo Ave	Hydrant flush	Thompson Creek	5/24/2010	:02	600	600	0.02	7.20	3	De-chlor,gravel bags
422	Murillo/Voltaire St	Hydrant flush	Thompson Creek	5/24/2010	:02	600	600	0	7.60	0	De-chlor,gravel bags
423	Murillo Ave	Hydrant flush	Thompson Creek	5/24/2010	:02	600	600	0	7.30	5	De-chlor,gravel bags
424	South on Murillo	Hydrant flush	Thompson Creek	5/24/2010	:02	600	600	0.07	7.80	10	De-chlor,gravel bags
425	Murillo/Rose Ter. Cir	Hydrant flush	Thompson Creek	5/24/2010	:02	600	600	0	7.20	0	De-chlor,gravel bags
453	3578 Corsica Ct	Hydrant flush	Thompson Creek	6/1/2010	:02	680	680	0.07	7.6	11	De-chlor,gravel bags
454	3586 Martiques Ct	Hydrant flush	Thompson Creek	6/1/2010	:02	680	680	0.14	7.5	12	De-chlor,gravel bags
455	3556 Martiques Ct.	Hydrant flush	Thompson Creek	6/1/2010	:02	680	680	0.09	7.4	10	De-chlor,gravel bags
456	3513 Joseph Sorci Pl	Hydrant flush	Thompson Creek	6/1/2010	:02	680	680	0.01	7.3	15	De-chlor,gravel bags

	Project Name	Discharge Type	Recv. Waterbody(ies)	Discharge Date	Duration of Discharge (Mltry Time)	Est. Volume (gal)	Est. Flow Rate (gal/day)	Chlorine Residual (mg/L)	pH (standard Units)	Turbidity (NTU)	Implemented BMP/s & Corrective Actions
457	3510 Seilans Ct	Hydrant flush	Thompson Creek	6/1/2010	:02	680	680	0	7.3	24	De-chlor,gravel bags
458	Mosher & Casis Ct	Hydrant flush	Thompson Creek	6/1/2010	:02	680	680	0.01	7.6	0	De-chlor,gravel bags
459	Casis Ct	Hydrant flush	Thompson Creek	6/1/2010	:02	680	680	0.02	7.6	20	De-chlor,gravel bags
460	Rue Mirassou& Mosher	Hydrant flush	Thompson Creek	6/1/2010	:02	680	680	0.01	7.7	16	De-chlor,gravel bags
461	3655 Rue Mirassou	Hydrant flush	Thompson Creek	6/1/2010	:02	680	680	0.06	7.2	26	De-chlor,gravel bags
462	3052 Cedar Ridge Ct	Hydrant flush	Silver Creek	6/1/2010	:02	680	680	0.07	7.5	19	De-chlor,gravel bags
463	3181 Heritage Valley Dr	Hydrant flush	Thompson Creek	6/1/2010	:02	680	680	0	7.6	18	De-chlor,gravel bags
451	3652 San Minete CT	Hydrant flush	Thompson Creek	6/2/2010	:02	680	680	0.05	7.2	5	De-chlor,gravel bags
452	Murillo rd	Hydrant flush	Silver Creek	6/2/2010	:02	680	680	0.03	7.1	6	De-chlor,gravel bags
464	2954 Mitton	Hydrant flush	Silver Creek	6/2/2010	:02	680	680	0.09	7.8	0	De-chlor,gravel bags
465	3336 Americus Dr	Hydrant flush	Silver Creek	6/2/2010	:02	680	680	0.09	7.6	7	De-chlor,gravel bags
466	Americus&Ruby	Hydrant flush	Silver Creek	6/2/2010	:02	680	680	0.05	7.4	0	De-chlor,gravel bags
467	3599 Marsh Manor/Meadow Glen	Hydrant flush	Silver Creek	6/2/2010	:02	680	680	0.07	7.3	9	De-chlor,gravel bags
468	Marsh Manor/Cedar Creek	Hydrant flush	Silver Creek	6/2/2010	:02	680	680	0.07	7.4	37	De-chlor,gravel bags
469	3518 LaCastellet Ct	Hydrant flush	Thompson Creek	6/2/2010	:02	680	680	0	7.6	11	De-chlor,gravel bags
470	Mosher&Corsica	Hydrant flush	Thompson Creek	6/2/2010	:02	680	680	0.04	7.5	12	De-chlor,gravel bags
471	3641 Santa Croce Ct	Hydrant flush	Silver Creek	6/2/2010	:02	680	680	0.04	7.5	12	De-chlor,gravel bags
472	Rose Terrasse/pienzanna Ct	Hydrant flush	Silver Creek	6/2/2010	:02	680	680	0.07	7	5	De-chlor,gravel bags
473	3692 Rose Terrasse	Hydrant flush	Silver Creek	6/2/2010	:02	680	680	0.03	7	9	De-chlor,gravel bags
474	3686 Rose Terrasse	Hydrant flush	Silver Creek	6/2/2010	:02	680	680	0.03	7.2	6	De-chlor,gravel bags
475	Rose Terrasse&Autinori	Hydrant flush	Silver Creek	6/2/2010	:02	680	680	0.02	7.3	0	De-chlor,gravel bags
476	3672 Santa Croce Ct	Hydrant flush	Silver Creek	6/2/2010	:02	680	680	0.04	7.3	6	De-chlor,gravel bags
477	4037 Mezzamonte	Hydrant flush	Silver Creek	6/2/2010	:02	680	680	0.04	7.4	5	De-chlor,gravel bags
478	3286 Curling Ct	Hydrant flush	Silver Creek	6/2/2010	:05	1500	1500	0	7	9	De-chlor,gravel bags
479	3268 Firth Wy	Hydrant flush	Silver Creek	6/2/2010	:05	1500	1500	0	7	8	De-chlor,gravel bags
480	1835 Bagpipe Wy	Hydrant flush	Silver Creek	6/2/2010	:05	1500	1500	0	7	9	De-chlor,gravel bags
481	1779 Bagpipe Wy	Hydrant flush	Silver Creek	6/2/2010	:05	1500	1500	0.05	7.6	8.5	De-chlor,gravel bags
482	1706 Lochness	Hydrant flush	Silver Creek	6/2/2010	:05	1500	1500	0	7	9	De-chlor,gravel bags
483	2935 Stutz Wy	Hydrant flush	Thompson Creek	6/2/2010	:05	1500	1500	0.05	7.6	9	De-chlor,gravel bags
484	3124 Linkhead Ct	Hydrant flush	Thompson Creek	6/2/2010	:05	1500	1500	0.05	7	9	De-chlor,gravel bags
514	3911 Mosher	Hydrant flush	Silver Creek	6/3/2010	:02	680	680	0.01	7.40	3	De-chlor,gravel bags
515	3940 Napoli	Hydrant flush	Silver Creek	6/3/2010	:02	680	680	0.03	7.20	0	De-chlor,gravel bags
516	3925 Soutirage	Hydrant flush	Silver Creek	6/3/2010	:02	680	680	0.09	6.40	0	De-chlor,gravel bags
517	3973 Lake Ridge Ln	Hydrant flush	Thompson Creek	6/3/2010	:02	600	600	0	8.10	0	De-chlor,gravel bags
518	Lakeport Ct	Hydrant flush	Thompson Creek	6/3/2010	:02	600	600	0	8.30	0	De-chlor,gravel bags
519	Aborn Rd/Carraci	Hydrant flush	Silver Creek	6/3/2010	:02	680	680	0.11	7.40	0	De-chlor,gravel bags
520	3927 Carraicci	Hydrant flush	Silver Creek	6/3/2010	:02	680	680	0.07	7.40	7	De-chlor,gravel bags
521	Aborn/Emerald Isle	Hydrant flush	Silver Creek	6/3/2010	:02	680	680	0.02	7.60	2	De-chlor,gravel bags
485	Villa Vista Reservoir	Hydrant flush	Thompson Creek	6/7/2010	1:05	3900	3900	0.22	7.5	11	De-chlor,gravel bags
486	Villa Vista Reservoir	Hydrant flush	Thompson Creek	6/7/2010	1:05	3900	3900	0.2	7.3	16	De-chlor,gravel bags
487	Villa Vista Reservoir	Hydrant flush	Thompson Creek	6/7/2010	1:05	3900	3900	0.1	6.7	17	De-chlor,gravel bags
522	3278 Lac D'Azur Ct	Hydrant flush	Thompson Creek	6/11/2010	:02	600	600	0	8.00	0	De-chlor,gravel bags
523	3265 Lac Du Val	Hydrant flush	Thompson Creek	6/11/2010	:02	600	600	0	8.20	0	De-chlor,gravel bags
488	Hyd-85D-126	Hydrant flush	Silver Creek	6/14/2010	:02	680	680	0.03	7.4	9	De-chlor,gravel bags
489	Lost Creek/Seacreek Ct	Hydrant flush	Coyote Creek	6/14/2010	:02	680	680	0.73	7.5	0	De-chlor
490	Balardo/Quimby	Hydrant flush	Silver Creek	6/14/2010	:02	680	680	0.02	7.2	0	De-chlor,gravel bags

	Project Name	Discharge Type	Recv. Waterbody(ies)	Discharge Date	Duration of Discharge (Mltry Time)	Est. Volume (gal)	Est. Flow Rate (gal/day)	Chlorine Residual (mg/L)	pH (standard Units)	Turbidity (NTU)	Implemented BMP/s & Corrective Actions
491	3714 Deedham	Hydrant flush	Silver Creek	6/14/2010	:02	680	680	0.02	7.5	0	De-chlor,gravel bags
492	HYD-85D-127	Hydrant flush	Silver Creek	6/14/2010	:02	680	680	0.02	7.3	9	De-chlor,gravel bags
493	3271 Maple Leaf Ct	Hydrant flush	Silver Creek	6/14/2010	:05	1500	1500	0.05	7	19	De-chlor,gravel bags
494	Weeping Creek/Ivy Creek Cir	Hydrant flush	Silver Creek	6/14/2010	:05	1500	1500	0.02	7.4	9	De-chlor,gravel bags
495	3375 Weeping Creek Wy	Hydrant flush	Silver Creek	6/14/2010	:05	1500	1500	0.02	7.4	18	De-chlor,gravel bags
496	mArsh Manor/Cedar Creek Dr	Hydrant flush	Silver Creek	6/14/2010	:05	1500	1500	0.05	8	18	De-chlor,gravel bags
497	3427 Pinotin Ct	Hydrant flush	Thompson Creek	6/14/2010	:02	600	600	0	7.4	1	De-chlor,gravel bags
498	Altimara/Cheri	Hydrant flush	Thompson Creek	6/14/2010	:02	600	600	0	7.6	0	De-chlor,gravel bags
499	Pinotin/Altamara	Hydrant flush	Thompson Creek	6/14/2010	:02	600	600	0.03	7.4	6	De-chlor,gravel bags
500	Altamara/Eldiva	Hydrant flush	Thompson Creek	6/14/2010	:02	600	600	0	7.5	1	De-chlor,gravel bags
501	3414 Pinotin Ct	Hydrant flush	Thompson Creek	6/14/2010	:02	600	600	0.04	7.6	10	De-chlor,gravel bags
502	Murillo Road	Hydrant flush	Thompson Creek	6/14/2010	:02	680	680	0.03	7.6	3	De-chlor,gravel bags
503	Murillo Road	Hydrant flush	Thompson Creek	6/14/2010	:02	680	680	0	7.6	2	De-chlor,gravel bags
504	Murillo Rd/Quimby	Hydrant flush	Thompson Creek	6/14/2010	:02	680	680	0.1	7.7	2	De-chlor,gravel bags
505	Rue Mirassou/Murillo Rd	Hydrant flush	Thompson Creek	6/14/2010	:02	680	680	0	7.6	1	De-chlor,gravel bags
506	3424 Eldiva Ct	Hydrant flush	Thompson Creek	6/14/2010	:02	600	600	0	7.40	0	De-chlor,gravel bags
507	Rue Mirassou	Hydrant flush	Thompson Creek	6/14/2010	:02	600	600	0	7.40	0	De-chlor,gravel bags
508	3429 Piemonte Ct	Hydrant flush	Thompson Creek	6/14/2010	:02	600	600	0	7.40	0	De-chlor,gravel bags
509	Aborn Rd/Voltaire	Hydrant flush	Thompson Creek	6/14/2010	:02	600	600	0	7.40	0	De-chlor,gravel bags
510	Aborn Rd/Voltaire	Hydrant flush	Thompson Creek	6/14/2010	:02	600	600	0	7.60	2	De-chlor,gravel bags
511	3335 Louis Paul	Hydrant flush	Thompson Creek	6/14/2010	:02	600	600	0	7.90	0	De-chlor,gravel bags
512	3319 Moncucco	Hydrant flush	Thompson Creek	6/14/2010	:02	600	600	0.01	7.30	0	De-chlor,gravel bags
513	3343 Moncucco	Hydrant flush	Thompson Creek	6/14/2010	:02	600	600	0	7.70	0	De-chlor,gravel bags
524	3261 Lac Blue Ct	Hydrant flush	Thompson Creek	6/14/2010	:02	600	600	0	7.60	1	De-chlor,gravel bags
525	3272 Chateau Du Lac	Hydrant flush	Thompson Creek	6/14/2010	:02	600	600	0	7.80	0	De-chlor,gravel bags
447	3345 Einstein Ct	Hydrant flush	Thompson Creek	6/21/2010	:02	600	600	0.01	7.2	4	De-chlor,gravel bags
449	3295 Papani	Hydrant flush	Thompson Creek	6/21/2010	:02	600	600	0.01	7.4	2	De-chlor,gravel bags
450	4082 Lakemont	Hydrant flush	Thompson Creek	6/21/2010	:02	600	600	0	7.4	0	De-chlor,gravel bags
448	3360 Casaleno Ct	Hydrant flush	Thompson Creek	6/23/2010	:02	600	600	0	7.2	1	De-chlor,gravel bags

Appendix 15-2: C-15b.iii.(2) Unplanned Discharges of Potable Water

A complete list of the unplanned discharges is available in the following table.

Appendix 15-2
C.15.b.iii.(2) Unplanned Discharges of the Potable Water System

	Project Name	Discharge Type	Recv. Waterbody(ies)	Date of Discharge	Time of Discharge Discovery	Regulatory Agency Notification Time	Inspector Arrival Time	Responding Crew Arrival Time	Discharge Duration (Mltry Time)	Est. Volume (gal)	Est. Flow Rate (gal/day)	Chlorine Residual (mg/L)	pH	Discharge Turbidity (NTU)	Implemented BMPs & Corrective Actions	
1	3601 Carick Place Way	water main break/flush	Coyote creek	2/19/2010	6:15am		6:40am	9:00	1:10	25	1750	0.87	4	54	gravel bags/dechlor	This is a dischage from a trench which was being pumped out to access the
2	Neiman Blvd	Service line break	Thompson creek	12/5/2009	11:00pm est.		12:00am est.	1:00am	3:00						gravel bags	No data collected on this discharge
3	N. First St/Tasman	water main break/flush	Guadalupe river	1/11/2010	1:00pm est		1:30pm est.	2:00pm est.	5:00						gravel bags	No data collected on this discharge
4	Liberty/Moffat	water main break/flush	Guadalupe river	5/5/2010	10:00am est.		10:30am est.	11:30am est.	5:00						gravel bags	No data collected on this discharge

This page is intentionally
left blank.

048256

SANTA CLARA CALIFORNIA

Santa Clara
All-America City
2001

Street Department

September 8, 2010

Mr. Bruce H. Wolfe, Executive Officer
Regional Water Quality Control Board
San Francisco Bay Region
1515 Clay Street, Suite 1400
Oakland, CA 94612

Subject: City of Santa Clara Urban Runoff Management Program
FY 2009–2010 Annual Report

Dear Mr. Wolfe:

This report is submitted by City of Santa Clara in conjunction with the Santa Clara Valley Urban Runoff Pollution Prevention Program's Annual Report, pursuant to provision C.16 of the Program's municipal stormwater NPDES Permit (Order No. R2-2009-0074). The report summarizes activities performed during FY 2009-2010 in accordance with requirements set forth in the municipal regional stormwater NPDES Permit.

Contents of Report

The goals of this Annual Report are to: 1) concisely document implementation of the municipal regional stormwater NPDES Permit for FY 09-10 and 2) evaluate program results for continuous improvement. The FY 2009-10 Annual Report contains the following sections:

- Certification Statement
- Municipal Operations (C.2)
- New Development and Redevelopment (C.3)
- Industrial and Commercial Site Controls (C.4)
- Illicit Discharge Detection and Elimination (C.5)
- Site Control (C.6)
- Public Information and Outreach (C.7)
- Water Quality Monitoring (C.8)
- Pesticides Toxicity Control (C.9)
- Trash Load Reduction (C.10)
- Mercury Controls (C.11)
- Polychlorinated Biphenyls (PCB's) Controls (C.12)
- Copper Controls (C.13)
- Polybrominated Diphenyl Ethers (PBDE), Legacy Pesticides and Selenium (C.14)
- Exempted and Conditionally Exempted Discharges (C.15)

Program Summary

The City of Santa Clara has been active in the Program elements and very active at the Co-permittee element level. The City successfully implemented all of the provisions of the permit that were required to be completed by the end of FY 2009-10.

Corporation Yard
1700 Walsh Avenue
Santa Clara, CA 95050
(408) 615-3080
FAX (408) 988-0237
www.santaclaraca.gov

Unfortunately, the City of Santa Clara is challenged with similar fiscal and staffing restraints as other public agencies during this down economy. As you know, the City's Urban Run-Off Management Program has been tasked to do significant additional work, with less financial and staffing resources. As such, the City reprioritized its efforts to focus on construction site inspections and the most significant industrial facility inspections.

Because of the resource constraints and the other demands placed on the City by the MRP, in FY 2010-11 the City will re-evaluate balancing the number of industrial/commercial inspections and construction site inspections against other MRP demands. The City is currently evaluating how to address the resource shortfall with the goal of full cost recovery for the stormwater program. In this regard, preliminary estimates indicate that the current stormwater fees would need to be increased by a factor of 30 to achieve this goal, via a Proposition 218 ballot initiative process that would require a 2/3 majority vote.

The City continues to retain EOA Inc. to assist with the planning and implementation of the C.3. Provisions. The assistance provided by EOA has been valuable in supporting staff on site specific C.3. Provision questions.

Thank you for your review of this FY 09-10 Annual Report. If you have any questions regarding the materials submitted, please contact Dave Staub at 408-615-3086.

Dave Staub
Superintendent of Solid Waste and Storm Drains

DWS:klh

Attachment

THE CITY OF SANTA CLARA
FY 2009-2010 ANNUAL REPORT

Certification Statement

"I certify, under penalty of law, that this document and all attachments were prepared under my direction or supervision in accordance with a system designed to ensure that qualified personnel properly gather and evaluate the information submitted. Based on my inquiry of the person or persons who manage the system, or those persons directly responsible for gathering the information, the information submitted, is, to the best of my knowledge and belief, true, accurate, and complete. I am aware that there are significant penalties for submitting false information, including the possibility of fine and imprisonment for knowing violations."

Signature by Duly Authorized Representative:

Dave Staub September 8, 2010
Superintendent of Solid Waste and Storm Drains

FY 2009-2010 Annual Report
Permittee Name: City of Santa Clara

Table of Contents

Section **Page**

Section 1 – Permittee Information 1-1
Section 2 – Provision C.2 Municipal Operations 2-1
Section 3 – Provision C.3 New Development and Redevelopment 3-1
Section 4 – Provision C.4 Industrial and Commercial Site Controls 4-1
Section 5 – Provision C.5 Illicit Discharge Detection and Elimination 5-1
Section 6 – Provision C.6 Construction Site Controls 6-1
Section 7 – Provision C.7. Public Information and Outreach 7-1
Section 8 – Provision C.8 Water Quality Monitoring 8-1
Section 9 – Provision C.9 Pesticides Toxicity Controls 9-1
Section 10 – Provision C.10 Trash Load Reduction 10-1
Section 11 – Provision C.11 Mercury Controls 11-1
Section 12 – Provision C.12 PCBs Controls 12-1
Section 13 – Provision C.13 Copper Controls 13-1
Section 14 – Provision C.14 PBDE, Legacy Pesticides and Selenium Controls 14-1
Section 15 – Provision C.15 Exempted and Conditionally Exempted Discharges 15-1

Section 1 – Permittee Information

Background Information					
Permittee Name:	City of Santa Clara				
Population:	117,242				
NPDES Permit No.:	CAS612008				
Order Number:	R2-2009-0074				
Reporting Time Period (month/year):	July / 2009 through June / 2010				
Name of the Responsible Authority:	John Mendoza			**Title:**	Acting Director of Streets and Automotive Services / City Arborist
Mailing Address:	1700 Walsh Avenue				
City:	Santa Clara	**Zip Code:**	95050	**County:**	Santa Clara
Telephone Number:	408-615-3080		**Fax Number:**		408-988-0237
E-mail Address:					
Name of the Designated Stormwater Management Program Contact (if different from above):	Dave Staub			**Title:**	Superintendent of Solid Waste and Storm Drains.
Department:	Street				
Mailing Address:	1700 Walsh Avenue				
City:	Santa Clara	**Zip Code:**	95050	**County:**	Santa Clara
Telephone Number:	408-615-3080		**Fax Number:**		408-988-0237
E-mail Address:	DStaub@santaclaraca.gov				

Section 2 - Provision C.2 Reporting Municipal Operations

Program Highlights and Evaluation

Highlight/summarize activities for reporting year:

Summary:

The City of Santa Clara completed the inventory of storm pump stations by March 1, 2010. All City corporation yards were inspected in FY 09-10, and all have SWPPP's in place. The City participated in the Program's Municipal Operations Ad Hoc Task Group (AHTG), which has developed pump station sampling guidance. Refer to the C.2 Municipal Operations section of the Program's FY 09-10 Annual Report for a description of the AHTG activities.

C.2.a. ►Street and Road Repair and Maintenance

Place an **X** in the boxes next to implemented BMPs to indicate that these BMPs were implemented in applicable instances. If not applicable, type **NA** in the box. If one or more of these BMPs were not adequately implemented during the reporting fiscal year then indicate so and provide explanation in the comments section below:

X	Control of debris and waste materials during road and parking lot installation, repaving or repair maintenance activities from polluting stormwater
X	Control of concrete slurry and wastewater, asphalt, pavement cutting, and other street and road maintenance materials and wastewater from discharging to storm drains from work sites.
X	Sweeping and/or vacuuming and other dry methods to remove debris, concrete, or sediment residues from work sites upon completion of work.

Comments:

C.2.b. ►Sidewalk/Plaza Maintenance and Pavement Washing

Place an **X** in the boxes next to implemented BMPs to indicate that these BMPs were implemented in applicable instances. If not applicable, type **NA** in the box. If one or more of these BMPs were not adequately implemented during the reporting fiscal year then indicate so and explain in the comments section below:

X	Control of wash water from pavement washing, mobile cleaning, pressure wash operations at parking lots, garages, trash areas, gas station fueling areas, and sidewalk and plaza cleaning activities from polluting stormwater
X	Implementation of the BASMAA Mobile Surface Cleaner Program BMPs

Comments:

C.2.c. ►Bridge and Structure Maintenance and Graffiti Removal

Place an **X** in the boxes next to implemented BMPs to indicate that these BMPs were implemented in applicable instances. If not applicable, type **NA** in the box. If one or more of these BMPs were not adequately implemented during the reporting fiscal year then indicate so and explain in the comments section below:

X	Control of discharges from bridge and structural maintenance activities directly over water or into storm drains
X	Control of discharges from graffiti removal activities
X	Proper disposal for wastes generated from bridge and structure maintenance and graffiti removal activities
X	Implementation of the BASMAA Mobile Surface Cleaner Program BMPs for graffiti removal

Comments:

C.2.d. ►Stormwater Pump Stations

Does your municipality own stormwater pump stations:	X	**Yes**		**No**

If your answer is **No** then skip to **C.2.e.**

(For FY 10-11Annual Report only) Complete the following table for dry weather DO monitoring and inspection data for pump stations[1] (add more rows for additional pump stations): Not required for this Annual Report.

Pump Station Name and Location	**First inspection Dry Weather DO Data**		**Second inspection Dry Weather DO Data**	
	Date	**mg/L**	**Date**	**mg/L**
Not required for this Annual Report.				

(For FY 10-11Annual Report only) Summarize corrective actions as needed for DO monitoring at or below 3 mg/L. Attach inspection records of additional DO monitoring for corrective actions:

Summary:
Not required for this Annual Report

(For FY 10-11Annual Report only) Complete the following table for wet weather inspection data for pump stations (add more rows for additional pump stations):
Not required for this Annual Report

Pump Station Name and Location	**Date** (2x/year required)	**Presence of Trash** (Cubic Yards)	**Presence of Odor** (Yes or No)	**Presence of Color** (Yes or No)	**Presence of Turbidity** (Yes or No)	**Presence of Floating Hydrocarbons** (Yes or No)
Not required for this Annual Report						

[1] Pump stations that pump stormwater into stormwater collection systems or infiltrate into a dry creek immediately downstream are exempt from DO monitoring.

C.2.e. ►Rural Public Works Construction and Maintenance				
Does your municipality own/maintain rural[2] roads:		**Yes**	**X**	**No**
If your answer is **No** then skip to **C.2.f**.				
Place an **X** in the boxes next to implemented BMPs to indicate that these BMPs were implemented in applicable instances. If not applicable, type **NA** in the box. If one or more of the BMPs were not adequately implemented during the reporting fiscal year then indicate so and explain in the comments section below:				
	Control of road-related erosion and sediment transport from road design, construction, maintenance, and repairs in rural areas			
	Identification and prioritization of rural road maintenance based on soil erosion potential, slope steepness, and stream habitat resources			
	No impact to creek functions including migratory fish passage during construction of roads and culverts			
	Inspection of rural roads for structural integrity and prevention of impact on water quality			
	Maintenance of rural roads adjacent to streams and riparian habitat to reduce erosion, replace damaging shotgun culverts and excessive erosion			
	Re-grading of unpaved rural roads to slope outward where consistent with road engineering safety standards, and installation of water bars as appropriate			
	Inclusion of measures to reduce erosion, provide fish passage, and maintain natural stream geomorphology when replacing culverts or design of new culverts or bridge crossings			
Comments including listing increased maintenance in priority areas:				

[2] Rural means any watershed or portion thereof that is developed with large lot home-sites, such as one acre or larger, or with primarily agricultural, grazing or open space uses.

C.2.f. ►Corporation Yard BMP Implementation

Place an **X** in the boxes below that apply to your corporation yard(s):

	We do not have a corporation yard
	Our corporation yard is a filed NOI facility and regulated by the California State Industrial Stormwater NPDES General Permit
X	We certify that we have a current **Stormwater Pollution Prevention Plan (SWPPP)** for the Corporation Yard(s)

Place an **X** in the boxes below next to implemented SWPPP BMPs to indicate that these BMPs were implemented in applicable instances. If not applicable, type **NA** in the box. If one or more of the BMPs were not adequately implemented during the reporting fiscal year then indicate so and explain in the comments section below:

X	Control of pollutant discharges to storm drains such as wash waters from cleaning vehicles and equipment
X	Routine inspection prior to the rainy seasons of corporation yard(s) to ensure non-stormwater discharges have not entered the storm drain system
	Containment of all vehicle and equipment wash areas through plumbing to sanitary or another collection method
X	Use of dry cleanup methods when cleaning debris and spills from corporation yard(s) or collection of all wash water and disposing of wash water to sanitary or other location where it does not impact surface or groundwater when wet cleanup methods are used
X	Cover and/or berm outdoor storage areas containing waste pollutants

Comments:
Street Corporation Yard has temporarily discontinued vehicle washing activities because its system previously discharged wash water that went through a series of treatments to the stormdrain system. A new washout station is under construction and projected to be complete and operational in August/September of 2010.

If you have a corporation yard(s) that is not an NOI facility, complete the following table for inspection results for your corporation yard(s) or attach a summary including the following information:

Corporation Yard Name	**Inspection Date** (1x/year required)	**Inspection Findings/Results**	**Follow-up Actions**
Street Corporation Yard	06-29-10	Batteries stored by catch basin – 1 violation	Violation corrected that day
Water/Electric Corporation Yard	Not done in FY 09-10	Inspection will be conducted early FY 10-11	
Parks Service Center	06-08-10	No violations found	

Section 3 - Provision C.3 Reporting New Development and Redevelopment

C.3.a. ►New Development and Redevelopment Performance Standard Implementation Summary Report
(For FY 10-11Annual Report only) Provide a brief summary of the methods of implementation of Provisions C.3.a.i.(1)-(8).
Summary: Not required for this Annual Report.

C.3.b. ►Green Streets Status Report (All projects to be completed by December 1, 2014)
On an annual basis (if applicable), report on the status of any pilot green street projects within your jurisdiction. For each completed project, report the capital costs, operation and maintenance costs, legal and procedural arrangements in place to address operation and maintenance and its associated costs, and the sustainable landscape measures incorporated in the project including, if relevant, the score from the Bay-Friendly Landscape Scorecard.
Summary: No projects planned at this time in the City. City is working with the Program to identify candidates for Green Streets.

C.3.b.v.(1) ►Regulated Projects Reporting Table
Fill in attached table **C.3.b.v.(1)** or attach your own table including the same information

C.3.h.iv. ► Installed Stormwater Treatment Systems Operation and Maintenance Verification Inspection Program Reporting

(1) Fill in attached table **C.3.h.iv.(1)** or attach your own table including the same information

(2) On an annual basis, provide a discussion of the inspection findings for the year and any common problems encountered with various types of treatment systems and/or HM controls. This discussion should include a general comparison to the inspection findings from the previous year.

Summary: This was the first yeart that the City inspected installed treatment systems. We encountered no difficulty with specific treatment systems. The problem we encountered was the failure of the developer to notify the property owner that the treatment measures were installed. In every instance the property owner was issued a Notice of Violation for failure to maintain the installed treatment systems.

(3) On an annual basis, provide a discussion of the effectiveness of the O&M Program and any proposed changes to improve the O&M Program (e.g., changes in prioritization plan or frequency of O&M inspections, other changes to improve effectiveness program).

Summary: The Planning Department requires applicants to execute a Stormwater Treatment Measure Inspection and Maintenance Agreement before signing off on a project. The executed agreement is then turned over to the Street Department for inspection one year after installation. We are now advising develpers that they need to convey the need for ongoing maintenance of stormwater treatment to property owners upon completion of the project. The number of sites to inspect is still small, so the City plans to inspect each site once a year until the number of sites grows to a number that makes doing so no longer practicable, assuming staffing levels do not grow.

C.3.b.v.(1) ►Regulated Projects Reporting Table (part 1) – Projects Approved During the Fiscal Year Reporting Period

Project Name Project No.	Project Location[1], Street Address	Name of Developer	Project Phase No.[2]	Project Type & Description[3]	Project Watershed[4]	Total Site Area (Acres)	Total Area of Land Disturbed (Acres)	Total New and/or Replaced Impervious Surface Area[5] (ft^2)	Total Pre-Project Impervious Surface Area[6] (ft^2)	Total Post-Project Impervious Surface Area[7] (ft^2)
Private Projects										
3240 and 3250 Scott Office Building Project APN Nos. 216-29-117 and 216-19-111	3240 & 3250 Scott Boulevard, Santa Clara, CA 95054 Cross street: Olcott Street	Lowe Enterprises Real Estate Group	N/A	Redevelopment. Demolish two existing industrial office/research and development buildings, construct an approximately 215,520 gross square foot, five-story, Class A office building	San Tomas Aquino Creek	8.8	8.8	New: 0 Replaced: 383,467?	383,467	383,467
3000 Olcott Street Office Building Project APN No. 224-47-017	3300 Olcott Street, Santa Clara, CA 95054 Cross street: Scott Boulevard	Santa Clara Office Partners LLC	N/A	Redevelopment. Commercial project with demolition of existing office building and construction of new office building.	San Tomas Aquino Creek	6.73	6.73	New: 27,880 Replaced: 217,365	217,365	245,245
Kaiser Psychiatric Facility APN No. 316-04-033	3840 Homestead Road, Santa Clara, CA 95051 Cross street: Bing Drive	Kaiser Foundation	N/A	New Development. Commercial project with construction of a new building with parking and drop off location.	Calabazas Creek	2.55	2.55	New: 59,210 Replaced: 16,390	29,340	88,850

[1] Include Cross Streets
[2] If a projects is being constructed in phases, use a separate row entry for each phase.
[3] Project Type is the type of development (i.e., new and/or redevelopment). Example descriptions of development are: 5-story office building, residential with 160 single-family homes with five 4-story buildings to contain 200 condominiums, 100 unit 2-story shopping mall, mixed use retail and residential development (apartments), industrial warehouse.
[4] State the watershed(s) that the Regulated Project drains to. Optional but recommended: Also state the downstream watershed(s).
[5] State both the total new impervious surface area and the total replaced impervious surface area, as applicable.
[6] For redevelopment projects, state the pre-project impervious surface area.
[7] For redevelopment projects, state the post-project impervious surface area.

C.3.b.v.(1) ►Regulated Projects Reporting Table (part 1) – Projects Approved During the Fiscal Year Reporting Period

Project Name Project No.	Project Location[1], Street Address	Name of Developer	Project Phase No.[2]	Project Type & Description[3]	Project Watershed[4]	Total Site Area (Acres)	Total Area of Land Disturbed (Acres)	Total New and/or Replaced Impervious Surface Area[5] (ft^2)	Total Pre-Project Impervious Surface Area[6] (ft^2)	Total Post-Project Impervious Surface Area[7] (ft^2)
Terremark Data Center APN No. 216-33-014	3000 Corvin Drive, Santa Clara, CA 95051 Cross street: Central Expressway	Terremark	N/A	Redevelopment. Industrial project involving remodeling the existing structure and converting it to a data center.	Calabazas Creek	3.1+	0.93	New: 2,300 Replaced: 30,150	120,326	122,626
Robinson Oil Headquarters APN No. 224-60-004	2530 Lafayette Street, Santa Clara, CA 95050 Cross street: Martin Avenue	Platinum Builders Inc.	N/A	Redevelopment. Commercial project involving new landscaping, new sidewalks, 2 new driveways, 2253 sq. ft. addition to existing building & a 2160 sq. ft. new prefabricated building for warehouse.	Guadalupe River	1.33	1.04	New: 0 Replaced: 43,273	56,145	56,145
Yahoo! Inc. Corporate Campus APN Nos. 104-04-150, 104-04-142, 104-04-143, 104-04-151, 104-04-112, 104-04-113, 104-04-065, 104-04-064, 104-04-111	5010 Old Ironsides Drive, Santa Clara, CA 95054 Cross street: Tasman Drive	Yahoo.	N/A	Redevelopment. Rezone from ML to PD to construct a 3 million sq.ft. phased office campus development consisting of 13 six-story 6 buildings and 3 two-story commons buildings above two-stories of underground parking structure, electric substation, vacation of Democracy Wy, landscaping, site circulation & surface parking, and site improvements	San Tomas Aquino Creek	52.4	52.4	New: 195,300 Replaced: 1,106,700	1,846,000	2,041,300

C.3.b.v.(1) ►Regulated Projects Reporting Table (part 1) – Projects Approved During the Fiscal Year Reporting Period

Project Name Project No.	Project Location[1], Street Address	Name of Developer	Project Phase No.[2]	Project Type & Description[3]	Project Watershed[4]	Total Site Area (Acres)	Total Area of Land Disturbed (Acres)	Total New and/or Replaced Impervious Surface Area[5] (ft^2)	Total Pre-Project Impervious Surface Area[6] (ft^2)	Total Post-Project Impervious Surface Area[7] (ft^2)
Lexus, Stevens Creek APN No. 303-19-078	3375 Stevens Creek Boulevard, Santa Clara, CA 95117 Cross street: Tyler Avenue	Lusardi Construction Company	N/A	Redevelopment. Commercial project involving demolition of existing building and construction of parking lot, landscape and lighting.	San Tomas Aquino Creek	0.74	0.74	New: 0 Replaced: 27,468	30,725	30,725
Public Projects										
Kenneth Substation APN No. 224-08-121	1234 Space Park Drive, Santa Clara, CA 95054 Cross street: Raymond Street	City of Santa Clara	N/A	Redevelopment of public structure involving demolition of existing parking lot and construction of a walled, paved electrical substation with landscaping in front.	Guadalupe River	0.7128	0.7128	New: 0 Replaced: 26,625	29,900	29,900

C.3.b.v.(1) ►Regulated Projects Reporting Table (part 2) – Projects Approved During the Fiscal Year Reporting Period

Project Name Project No.	Status of Project[8]	Source Control Measures[9]	Site Design Measures[10]	Treatment Systems Approved[11]	Operation & Maintenance Responsibility Mechanism[12]	Hydraulic Sizing Criteria[13]	Alternative Compliance Measures[14/15]	Alternative Certification[16]	HM Controls[17/18]
Private Projects									
3240 and 3250 Scott Office Building Project APN Nos. 216-29-117 and 216-19-111	Approved on July 22, 2009[19]			Vegetated Swales	O&M agreement with private landowner	2.c.	None	No	Not required – drains to hardened channel or tidal area
3000 Olcott Street Office Building Project APN No. 224-47-017	Approved on August 5, 2009	Covered dumpster area, drain to sanitary sewer; maintenance agreement; storm drain signage or stencils; pesticide reduction plan; beneficial landscaping; litter controls.	Disconnected downspouts.	Bioretention area; media filter.	O&M agreement with private landowner	2.b.	None	Yes	Not required – drains to hardened channel or tidal area

[8] For private projects, state project application submittal date; application deemed complete date; and, final discretionary approval date. For public projects, state plans and specifications approval date.
[9] List source control measures approved for the project. Examples include: properly designed trash storage areas; storm drain stenciling or signage; efficient landscape irrigation systems; etc.
[10] List site design measures approved for the project. Examples include: minimize impervious surfaces; conserve natural areas, including existing trees or other vegetation, and soils; construct sidewalks, walkways, and/or patios with permeable surfaces, etc.
[11] List all approved stormwater treatment system(s) to be installed onsite or at a joint stormwater treatment facility (e.g., flow through planter, bioretention facility, infiltration basin, etc.).
[12] List the legal mechanism(s) (e.g., O&M agreement with private landowner; O&M agreement with homeowners' association; O&M by public entity, etc…) that have been or will be used to assign responsibility for the maintenance of the post-construction stormwater treatment systems.
[13] See Provision C.3.d. "Numeric Sizing Criteria for Stormwater Treatment Systems" for list of hydraulic sizing design criteria (i.e., 1.a., 1.b., 2.a., 2.b., 2.c., or 3)
[14] For Alternative Compliance at an offsite location in accordance with Provision C.3.e.i.(1), on a separate page, give a discussion of the alternative compliance site including the information specified in Provision C.3.b.v.(1)(m)(i) for the offsite project.
[15] For Alternative Compliance by paying in-lieu fees in accordance with Provision C.3.e.i.(2), on a separate page, provide the information specified in Provision C.3.b.v.(1)(m)(ii) for the Regional Project.
[16] Note whether a third party was used to certify the project design complies with Provision C.3.d.
[17] If HM control is not required, state why not.
[18] If HM control is required, state control method used (e.g., method to design and size device(s) or method(s) used to meet the HM Standard, and description of device(s) or method(s) used, such as detention basin(s), biodetention unit(s), regional detention basin, or in-stream control).
[19] This project is currently not active and may not move forward to construction in its present form. If the project is significantly amended, the project plans, including the stormwater plans, will need to be updated and will be subject to review by the Planning Division Staff or Planning Commission (depending on the significance of the changes). The project would then be reported again in a subsequent annual report.

C.3.b.v.(1) ►Regulated Projects Reporting Table (part 2) – Projects Approved During the Fiscal Year Reporting Period

Project Name Project No.	Status of Project[8]	Source Control Measures[9]	Site Design Measures[10]	Treatment Systems Approved[11]	Operation & Maintenance Responsibility Mechanism[12]	Hydraulic Sizing Criteria[13]	Alternative Compliance Measures[14/15]	Alternative Certification[16]	HM Controls[17/18]
Kaiser Psychiatric Facility APN No. 316-04-033	September 16, 2009	Storm drain signage or stencils, beneficial landscaping, other: No pesticides used on landscape or tree filters.	Disconnected downspouts, detention of runoff in landscaping	Biofilter, tree well filter	O&M agreement with private landowner	2.b.	None	Yes	Not required – drains to hardened channel or tidal area
Terremark Data Center APN No. 216-33-014	Approved on December 2, 2009	None	Minimize impervious surfaces	Bioretention area.	O&M agreement with private landowner	2.b.	None	Yes	Not required – drains to hardened channel or tidal area
Robinson Oil Headquarters APN No. 224-60-004	Approved on December 15, 2009	Pesticide reduction plan; beneficial landscaping; litter controls.	Minimize impervious surfaces; disconnected downspouts; detention of runoff in landscaping.	Bioretention area.	O&M agreement with private landowner	1.b., 2.b.	None	Yes	Not required – drains to hardened channel or tidal area
Yahoo! Inc. Corporate Campus APN Nos. 104-04-150, 104-04-142, 104-04-143, 104-04-151, 104-04-112, 104-04-113, 104-04-065, 104-04-064, 104-04-111	Approved on May 11,2010	Swimming pool/fountain drain to sanitary sewer; covers and drains to sanitary sewer for loading docks, maintenance bays, and fueling areas; Maintenance agreement; storm drain signage or stencils; beneficial landscaping; litter controls.	Minimize impervious surfaces; minimum-impact street design; cluster structures/ pavement; permeable pavement; disconnected downspouts ; detention of runoff in landscaping.	Biofilter; bioretention area; media filter; hydrodynamic device; storm drain inlet filter; green roof.	O&M agreement with private landowner	1.b., 2.b.	None	Yes	Not required – drains to hardened channel or tidal area
Lexus, Stevens Creek APN No. 303-19-078	Approved on June 9, 2010	Maintenance agreement; storm drain signage or stencils.	Minimize impervious surfaces.	Biofilter; Bioretention area.	O&M agreement with private landowner	2.b.	None	No	Not required – drains to hardened channel or tidal area

C.3.b.v.(1) ►Regulated Projects Reporting Table (part 2) – Projects Approved During the Fiscal Year Reporting Period

Project Name Project No.	Status of Project[8]	Source Control Measures[9]	Site Design Measures[10]	Treatment Systems Approved[11]	Operation & Maintenance Responsibility Mechanism[12]	Hydraulic Sizing Criteria[13]	Alternative Compliance Measures[14/15]	Alternative Certification[16]	HM Controls[17/18]
Public Projects									
Kenneth Substation APN No. 224-08-121	Approved on May 27, 2010.	None	Detention of runoff in landscaping.	Biofilter; detention in landscaping; hydrodynamic device.	O&M agreement by public entity.	2.b.	None	Yes	Not required – drains to hardened channel or tidal area

C.3.h.iv. ►Installed Stormwater Treatment Systems Operation and Maintenance Verification Inspection Program Reporting

Fill in table **below** or attach your own table including the same information.

Facility/Site Inspected and Location	Party Responsible[20] For Maintenance	Date of Inspection	Type of Inspection[21]	Type of Treatment/HM Control(s) Inspected[22]	Inspection Findings or Results[23]	Enforcement Action Taken[24]	Comments
Pruneridge Villas	HOA	6/24/10	annual	CDS unit	Unit needs to be cleaned and inspection reports need to be made available	Violation Notice	New HOA as of January 2010
Sabrato	HOA/Sabrato	6/30/10	annual	CDS unit	Phone call made to initiate inspection, no call back, unit not accessible, no maintenance records provided	Violation Notice	Calling HOA and Sobrato
Homestead	HOA	6/30/10	annual	CDS unit	Phone call made to initiate inspection, no call back, unit not accessible, no maintenance records provided	Violation Notice	Calling HOA to set up time for inspection and maintenance records

[20] State the responsible operator for installed stormwater treatment systems and HM controls.
[21] State the type of inspection (e.g., annual, follow-up, spot, etc.).
[22] State the type(s) of treatment systems inspected (e.g., bioretention facility, flow-through planter, infiltration basin, etc…) and the type(s) of HM controls inspected, and indicate whether the treatment system is an onsite, joint, or offsite system.
[23] State the inspection findings or results (e.g., proper installation, improper installation, proper O&M, immediate maintenance needed, etc.).
[24] State the enforcement action(s) taken, if any, as appropriate and consistent with your municipality's Enforcement Response Plan.

Section 4 – Provision C.4 Industrial and Commercial Site Controls

C.4.a.ii ► Legal Authority

(For FY 09-10 Annual Report only) Do you have adequate legal authority to obtain effective stormwater pollutant control on industrial sites?	X	**Yes**		**No**

Section 13.20 of the Santa Clara City Code provides legal authority to obtain effective stormwater pollutant control on industrial sites.

C.4.c.ii.(5) ► Enforcement Response Plan

(For FY 09-10 Annual Report only) Have you developed and implemented an Enforcement Response Plan by April 1, 2010?	X	**Yes**		**No**

See attached Industrial/Commercial Program Enforcement Response Plan.

Program Highlights

Provide background information, highlights, trends, etc. For FY 09-10 Annual Report describe steps taken to revise your program to meet new data tracking and reporting requirements.

The quantity of IND/COM facility inspections dropped from 920 in FY 08-09 to 23 in FY 09-10. The primary reason for this precipitous decrease was the reallocation of Stormwater Inspector time to comply with other new MRP mandates, which took the primary focus away from IND/COM facility inspections. Due to fiscal/budgetary constraints, the City was not able to bring on an as-needed inspector to beef up the IND/COM facility inspection program. Staff forecasts the number of IND/COM facilities that are inspected during a given year will remain at a lower level than in the past because staff must spend time implementing other provisions of the MRP.

Inspections for FY 09-10 were geared mostly towards construction and IC/ID response. IND/COM facility inspections encompassed only mandatory NOI filers in FY 09-10 plus 2 manufacturing facilities which do not have NOI's. IND/COM lists are updated every year. The permitted facilities are updated using the Water Board's website and the non permitted facilities are updated using the City's Business Licenses software.

IND/COM inspector conducts training for the various departments in the City and will continue to conduct training in FY 10-11 to keep City facilities in compliance. Inspector attends training when provided by EOA. The City's Stormwater Inspector attends the IND/IDEE Ad Hoc Task Group meetings on a regular basis and will continue to attend in FY 10-11. Refer to the C.4 IND/COM site controls section of the Program's FY 09-10 Annual Report for a description of activities of the IND/COM AHTG and the BASMAA Municipal Operations Committee.

C.4.b.i. ► Business Inspection Plan

(For FY 09-10 Annual Report only) Do you have a Business Inspection Plan? [X] **Yes** [ ] **No**

City of Santa Clara Business Inspection Plan

NOI Filers	Annual	Auto Wreckers Sites with violations the previous inspection
Other NOI Filers	2-3 years	No violations during previous 2 inspections
Non NOI Filers	5 years	Restaurants Machine Shops/Sheet Metal Auto Repair Printing/Photo Dry Cleaners Printing Car Wash

If Violations are found re-inspections are conducted within 10 days. If violation(s) are not corrected within 10 days, escalating enforcement action takes place.

C.4.b.iii.(1) ► Potential Facilities List

List below or attach your list of industrial and commercial facilities in your Inspection Plan to inspect that could reasonably be considered to cause or contribute to pollution of stormwater runoff.

See attached list labeled C.4.b.iii (1) City of Santa Clara Potential Facilities List

C.4.b.iii.(2) ►Facilities Scheduled for Inspection

List below or attach your list of facilities scheduled for inspection during the current fiscal year.

See attached lists labeled C.4.b.iii. (2) - City of Santa Clara Food Facilities List (goal of 30% to be inspected)
C.4.b.iii. (2) - City of Santa Clara Active Industrial NOI Filers (all to be inspected)

C.4.c.iii.(1) ►Facility Inspections

Fill out the following table or attach a summary of the following information.

	Number	Percent
Number of businesses inspected (if known)	23	
Total number of inspections conducted	23	
Violations issued (excluding verbal warnings)	9	
Sites inspected in violation	7	30%
Violations[1] resolved within 10 working days or otherwise deemed resolved in a longer but still timely manner	9	100%

[1] Total number of violations equals the number of initial enforcement actions (i.e. one violation issued for several problems during an inspection at a site). It does not equal the total number of enforcement actions because one violation issued at a site may have a second enforcement action for the same violation at the next inspection if it is not corrected.

C.4.c.iii.(2) ►Frequency and Types/Categories of Violations Observed

Fill out the following table or attach a summary of the following information.

Type/Category of Violations Observed	Number of Violations
Actual discharge (e.g. non-stormwater discharge)	0
Potential discharge (e.g. BMPs not in place or ineffective)	9

C.4.c.iii.(2) ►Frequency and Type of Enforcement Conducted

Fill out the following table or attach a summary of the following information.

	Enforcement Action (as listed in ERP)[1]	Number of Enforcement Actions Taken	% of Enforcement Actions Taken[2]
Level 1- Violation Notice	7	7	100%
Level 2- Pre-Citation	0	0	0
Level 3- Citation	0	0	0
Level 4 – Further Citations – Attorney notified	0	0	0
Total	**7**	7	100%

Notes:

[1]Agencies to list specific enforcement actions as defined in their ERPs.

[2]Percentage calculated as number of each type of enforcement action divided by the total number of enforcement actions.

C.4.c.iii.(3) ►Types of Violations Noted by Business Category

Fill out the following table or attach a summary of the following information.

Business Category[1]	Actual Discharge Violations	Potential Discharge Violations
7 – Machine Shops	0	2
8 – Metal Manufacturing	0	1
9 – Electric/Electric Components	0	2
11 – Local Highway Transit	0	2
14 – Concrete, Clay, Stone Products	0	1
17 - Other	0	1

Notes:

[1] List your Program's standard business categories.

C.4.c.iii.(4) ►Non-Filers

List below or attach a list of the facilities required to have coverage under the Industrial General Permit but have not filed for coverage:

There were no industries identified as non-filers during scheduled inspections during the fiscal year.

C.4.d.iii ►Staff Training Summary

Training Name	Training Dates	Topics Covered	No. of Inspectors in Attendance	Percent of Inspectors in Attendance
Construction Stormwater Management Compliance Workshop	October 21, 2009	-How to comply with the new Statewide Construction General Permit -Simple and effective stormwater BMP's for small and large construction projects -Selecting and maintaining BMP's during construction -Monitoring and reporting requirements -Post construction stormwater management techniques	2	50%
Construction Stormwater Management Compliance Workshop	January 19, 2010	-How to comply with the new Statewide Construction General Permit -Simple and effective stormwater BMP's for small and large construction projects -Selecting and maintaining BMP's during construction -Monitoring and reporting requirements -Post construction stormwater management techniques	2	50%
Street Department Stormwater Pollution Prevention Training	February 9, 2010	What to look for out in the field, basic response protocol and contact information	1	100%
Parks Department Storm Water Training	June 8, 2010	What to look for out in the field, basic response protocol and contact information	1	100%

C.4.c.ii.(5) ► Enforcement Response Plan

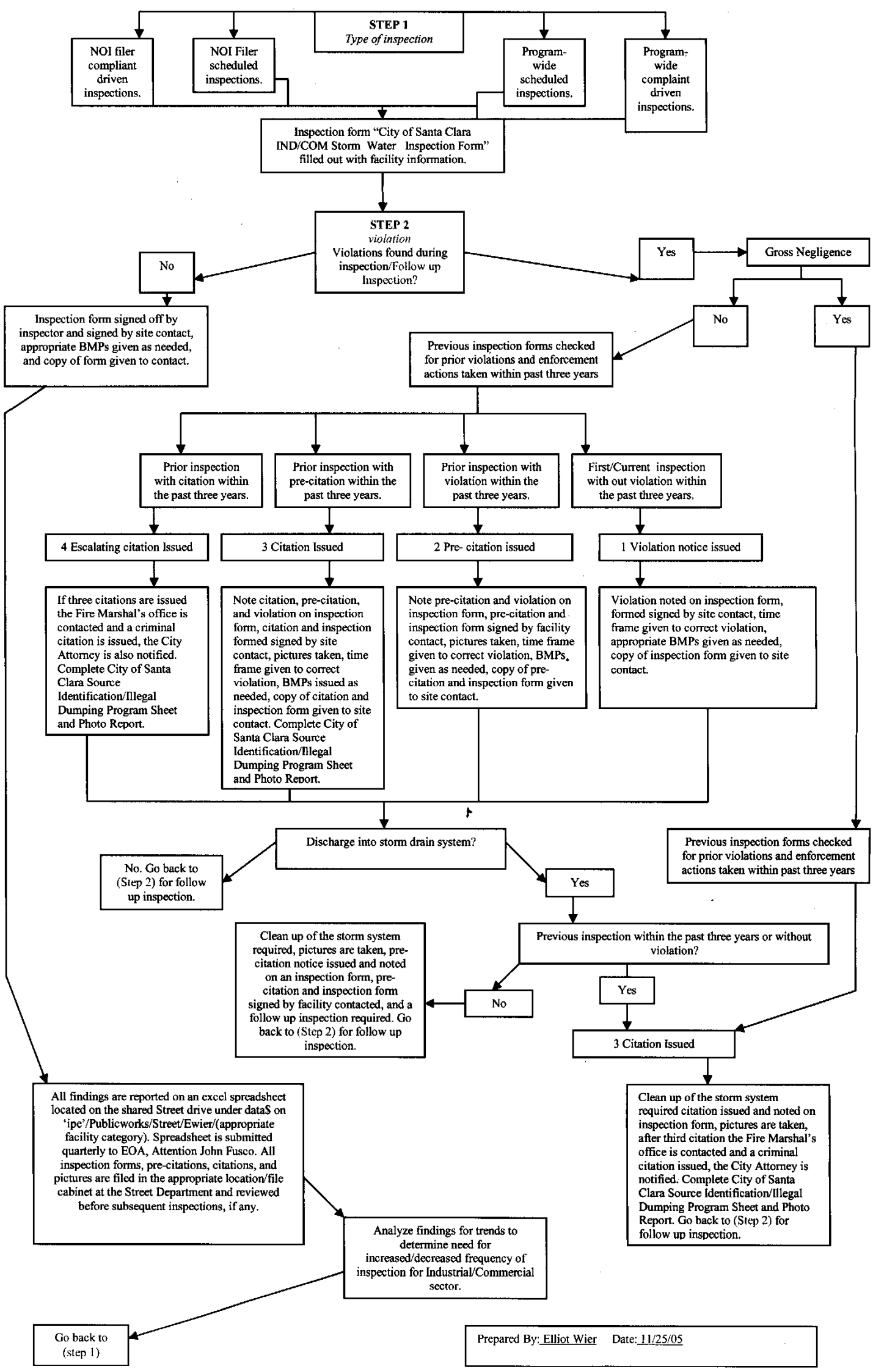

Firm Address	Firm Name	Phone Number
3508 Agate Dr 9	Estrada Juan Gardening Service	408-512-9352
3568 Agate Dr 16	American Avon Limosine Service	408-564-7000
3579 Agate Dr	Bhargava Arvind And Anupam	408-777-9518
700 Agnew Rd 106	Rohdis Home Improvement Services	408-505-6892
700 Agnew Rd 115	Lorena Professional House	408-249-7508
810 Agnew Rd	Life Services Alternatives, Inc	408-727-3493
830 Agnew Rd Bldg. 2	Life Services Alternatives Inc.	408-727-3493
840 Agnew Rd	Life Services Alternatives	408-988-0804
2001 Agnew Rd	Lafayette Car Wash Inc	408-293-2174
2017 Agnew Rd	Agnew Auto Care Inc.	408-988-8326
2026 Agnew Rd	TEE-ZAYS KITCHEN	408-496-1879
2181 Agnew Rd	Kumar Limousine & Shuttle	408-838-4216
2401 Agnew Rd 534	California's Great America	408-988-1776
2401 Agnew Rd 719	California's Great America	408-988-1776
2371 Alberta Ct	Jose Ayala	408-248-4687
403 Aldo Ave	Reputable Tile Co Inc.	408-748-7776
405 Aldo Ave	Reputable Tile Co	408-748-7776
408 Aldo Ave	Precision Laser Cutting Inc	408-727-3226
415 Aldo Ave	Chas Gagliasso Trucking Inc	408-988-4021
416 Aldo Ave	Unique Towing, Inc.	408-249-5253
422 Aldo Ave	Thermo Fisher Scientific	408-988-1103
425 Aldo Ave	Thermal Mechanical	408-988-8744
430 Aldo Ave	James Nicholson Enterprises,	408-970-0593
437 Aldo Ave B	Thermal Mechanical	408-988-8744
439 Aldo Ave	Cal Printing/Ez Turner	408-436-7574
440 Aldo Ave	L.J. Manufacturing &	408-988-0151
460 Aldo Ave	L.J. Manufacturing &	408-988-0151
475 Aldo Ave	Mr. Suave	408-567-9355
480 Aldo Ave	Drain Doctor Inc	408-970-3834
491 Aldo Ave	D03* Inc	408-969-9680
514 Aldo Ave	South Bay Sewing Service	408-988-0707
515 Aldo Ave	Echelon Corporation	408-330-2555
517 Aldo Ave	Flashpoint Machining	408-213-0071
518 Aldo Ave	Hq Tools Inc.	408-492-9012
519 Aldo Ave	S & K Enterprises, Llc	408-727-3234
519 Aldo Ave	Howell Electric, Inc.	408-980-8800
525 Aldo Ave D	Bench-Tek Solutions	408-653-1100

Firm Address	Firm Name	Phone Number
529 Aldo Ave	Csl, Inc.	408-727-0893
545 Aldo Ave 11	Ac Manufacturing	408-486-5590
545 Aldo Ave 1-4, 15-18	Paragon Swiss, Inc	408-748-1617
545 Aldo Ave 1-4, 7, 13-17	Paragon Swiss Inc	408-727-0242
545 Aldo Ave 19	Jeronimo's Lithocraft	408-748-8562
545 Aldo Ave 20	Marves Ltd	408-727-9455
545 Aldo Ave 23	Martin Rogers	408-203-8132
545 Aldo Ave 26	Jc Machining Inc	408-727-4157
545 Aldo Ave 26	Millmax Machining	408-970-9970
545 Aldo Ave 5	Csl, Inc	408-727-0893
545 Aldo Ave 6	Academy Press	408-844-9918
545 Aldo Ave 8-10, 21	Wilkinson Manufacturing Inc	408-988-3588
555 Aldo Ave	Absolute Turnkey Services, Inc	408-850-7530
651 Aldo Ave	Worldwide Grand Transportation	408-727-0000
671 Aldo Ave 1	Top Precision Machining Inc	408-748-1688
671 Aldo Ave 10, 22, 23	Advance Metric Machining	408-986-8842
671 Aldo Ave 11	Abel's	408-982-0388
671 Aldo Ave 14	Cad Precision	408-496-1213
671 Aldo Ave 14	Bytom Machining	408-496-1213
671 Aldo Ave 18	Word Wonderland	408-748-6909
671 Aldo Ave 20	Roger's Precision	408-516-6769
671 Aldo Ave 24	Patco Precision	408-492-9545
671 Aldo Ave 24	S M Precision	408-677-1837
671 Aldo Ave 3	S11 Systems	650-996-8423
671 Aldo Ave 8	McK Precision	408-970-5081
671 Aldo Ave 9	C. F. P. Machining	408-496-5801
671 Aldo Ave Unit 19	Kester Heating & Cooling	408-492-1222
680 Aldo Ave	Site Services Inc	408-980-1155
701 Aldo Ave 27	Protrack Machining	408-919-2838
701 Aldo Ave 27	Protrack Precision Machining Inc	408-919-2838
701 Aldo Ave 29	South Bay Saw & Supply	408-727-4423
701 Aldo Ave 33	Bacch Precision	408-330-0868
701 Aldo Ave 33	Iwanski Machining	408-398-1711
701 Aldo Ave 35	Rapid Turn Precision	408-727-2457
701 Aldo Ave 36	Integrity Carpet Care Inc	408-505-4481
701 Aldo Ave 36	Accu Machine	408-588-1593
701 Aldo Ave 36	Ad Precision	408-483-2121
701 Aldo Ave 37-38	Casco Machining Inc	408-654-9421
701 Aldo Ave 40	Blue Arc Electric, Inc	408-727-6100
701 Aldo Ave 43	Speedy Rooter & Plumbing Llc	408-748-8189

Firm Address	Firm Name	Phone Number
701 Aldo Ave 45	Research Metal Folif Inc	408-985-9996
701 Aldo Ave 48	Ceremex	408-567-0244
701 Aldo Ave 49	Winslow Precision	408-642-1365
701 Aldo Ave 50	Applied Engineering Mfg	408-718-1101
701 Aldo Ave 51	Pwa Machining	408-654-0679
710 Aldo Ave	Gdt Builders, Inc	408-855-8839
724 Aldo Ave	Stuart & Sons Electric	408-727-1545
734 Aldo Ave	Dominar Inc	408-496-0508
738 Aldo Ave	A.g.o. Precision Inc	408-727-1178
750 Aldo Ave	Anderson Behel, Inc.	408-988-4011
800 Aldo Ave	Component Finishing Inc.	408-988-6233
805 Aldo Ave 105	Evenstar, Inc.	408-986-8136
807 Aldo Ave 103	Prodigy Surface Tech, Inc.	408-492-9390
807 Aldo Ave 105	Pinoy Express	408-727-4499
807 Aldo Ave 106	Fifi's Sweet Sensation	408-331-2323
809 Aldo Ave 101-102	Evenstar Inc	408-986-8136
812 Aldo Ave	Triad Enterprises	408-727-2144
814 Aldo Ave	Jc Machining Inc	408-727-4157
850 Aldo Ave	Sav-Awn Alum Products	408-988-4097
852 Aldo Ave	Bascom Vinyl	408-727-2292
870 Aldo Ave	Protemp Products, Inc. (Usa)	408-855-8222
878 Aldo Ave	Justin Time Silkscreening	408-855-8775
880 Aldo Ave	Sid Chavers Upholstery	408-980-1478
884 Aldo Ave	West Coast Stainless Steel Mfg	408-554-9559
884 Aldo Ave	Keeling's Automotive Machine	408-888-2530
884 Aldo Ave	Big Twin Service	408-888-2530
886 Aldo Ave	Tymar Precision, Inc.	408-988-8879
888 Aldo Ave	Norcal Distributers	408-567-8052
890 Aldo Ave	Ed's Diner	408-988-1933
3045 Alfred St	Dolan Concrete Construction	408-869-3250
1215 Alice Dr	A&R Mechanical	408-985-6600
1235 Alice Dr	Pro Tek Plumbing	408-838-7700
3127 Allen Way	A & M Writing And Publishing	408-244-8053
2454 Alvarado Dr	California Senior Care	408-241-6988
2285 Amethyst Dr	Medeiros Garden Service	408-246-6170
2376 Amethyst Dr	Richard Silveira & Sons	408-244-5882
2497 Amethyst Dr	Maldonado Construction	408-891-5234
2599 Amethyst Dr	Kim Messmer Photography	408-921-2100
2295 Anna Dr 1	Block's Janitorial Service	408-244-0685
1502 Arbuckle Ct	Creative Manufacturing	408-327-0600

Firm Address	Firm Name	Phone Number
1513 Arbuckle Ct	American Precision Spring Corp	408-986-1020
1522 Arbuckle Ct	Kemco Inc	408-492-1943
739 Armanini Ave	Custom Annie's	408-248-9939
4685 Armour Dr	Dream Scapes Arch. Landscaping	408-569-1479
2455 Armstrong Pl	Phil Railey Photography	408-315-5861
2824 Augusta Ct	Trinh's Courier & Attorney	408-593-1834
2194 Augusta Pl	Sunshine Cleaning	408-243-5536
2620 Augustine Dr 170	Vis Micro Inc.	408-986-0600
2700 Augustine Dr 190	Santa Clara Sauce Company	408-540-9192
2800 Augustine Dr	Augustine Shell #168	408-496-0695
2845 Augustine Dr	Jack In The Box # 4388	408-969-0887
2850 Augustine Dr	McDonald's Of California #7055	408-727-9726
2855 Augustine Dr	Sizzler Usa Restaurants Inc	408-727-7907
2536 Austin Pl	Sunrise Manor II	408-249-1149
2326 Avenida De Guadalupe	ASR Photography	408-838-7791
4939 Avenida De Lago	Daedalus Solar Systems Inc	408-567-9891
2264 Avila Ave	Alfonso Castillo	408-496-0568
2143 Aza Dr 8	Zamora's Cleaning Service	408-469-5488
796 Baird Ave	Gil's Mobile Auto Detailing	408-829-1086
906 Baird Ave	North Valley Residential Care	408-802-3119
2616 Barcells Ave	Wood Flooring Works	408-768-4337
2627 Barcells Ave	Grahams Roadside Service	408-561-3509
2691 Barcells Ave	D S Landscape Management	650-577-0344
2754 Barkley Ave	Razor Photography	408-203-0810
2909 Barkley Ave	R & S Technology Inc	408-249-9650
649 Barto St	R&C Construction	408-248-5245
659 Barto St	Robbins Construction Co	408-480-1948
3200 Bassett St	Bear Machining	408-988-3228
3250 Bassett St	Kimco Precision Inc	408-988-2131
3290 Bassett St	Mid-Way Sign & Lighting	408-982-9696
3300 Bassett St	Star Spray	408-727-0148
3310 Bassett St	Elcor Electric	408-986-1320
3400 Bassett St	Reaction Technology	408-970-9601
3400 Bassett St	Reaction Technology Inc	408-970-9601
3508 Bassett St	Sasco	408-970-8300
3530 Bassett St	TSET Inc	408-886-3300
3542 Bassett St	Solid Data Systems, Inc.	408-845-5700
3548 Bassett St	Intevac, Inc	408-986-9888
3560 Bassett St	Intevac Cafe	408-986-9888
3560 Bassett St	Intevac, Inc	408-986-9888

Firm Address	Firm Name	Phone Number
3580 Bassett St	Intevac Inc.	408-986-9888
3610 Bassett St 13-14	Victory Automotive Services	408-748-9667
3610 Bassett St 2-3	Valley Support Engineering	408-980-1828
3610 Bassett St 4 & 11	Letech Manufacturing, Inc	408-970-8360
3610 Bassett St 7	Jspeed	408-988-0076
3610 Bassett St 8	Friendly Smog	408-679-2236
3610 Bassett St U	M Photo	408-748-1900
3672 Bassett St	Quality Tech Machining	408-496-1818
3676 Bassett St	Ellco Precision	408-986-1386
3678 Bassett St	Tm Associates	408-727-8388
3682 Bassett St	Campbell Quality Precision	408-661-0794
3730 Bassett St A	Universal Truck Body & Welding	408-727-3810
3800 Bassett St	Granite Construction Company	408-988-4551
5450 Bayfront Plz 5	Marvell Semiconductor, Inc.	408-222-2500
5460 Bayfront Plz	Bon Appetit@ Marvell	408-222-1848
3193 Belick St 7	Stop Signs, Inc	408-988-7867
700 Bellomy St	University Stuft Pizza	408-296-1600
1550 Bellomy St 1	Lets Boogie Inc	408-329-4769
1891 Bellomy St 8	Sunset Canvas & Awning	408-857-3488
1945 Bellomy St	Vargas Gardening	408-217-3807
1962 Bellomy St 9	Peace Of Mind Janitorial	408-903-9354
1975 Bellomy St	Bellomy Cleaners	408-296-6584
1985 Bellomy St	Bellomy Market	408-984-2989
1989 Bellomy St	Medina Kabob House	408-615-1500
1995 Bellomy St	Juan Auto Care	408-249-7950
550 Bellwood Dr	Louie Velasco Painting	408-888-0109
3503 Bennett Ave	Grant Haddox Painting &	408-246-6472
3529 Bennett Ave	Susan's Professional Cleaning	408-246-8080
540 Benton St	The Wax Busters	408-748-0178
540 Benton St	City Lights Limousines	408-249-5466
540 Benton St	Diablo Auto Polishing	408-247-4200
1260 Benton St	Shine Dry Cleaning, Inc	408-483-8691
1261 Benton St	Benton Street Photography	408-892-2631
1271 Benton St	Broadway Limousine	408-246-6580
1290 Benton St	Mio Santa Clara Inc	408-394-4160
2143 Benton St	Lauck Photography	408-246-2825
2164 Benton St	Chris Aldridge Greencare	408-903-5175
2812 Benton St	Michael Ferrari Llc	650-766-3838
2830 Benton St	Togo's Benton	408-241-4730
2830 Benton St	Benton Llc	408-241-4730

Firm Address	Firm Name	Phone Number
3207 Benton St	Gpm Remodeling	
3385 Benton St	E-Tops Inc	408-244-7627
3569 Benton St	San Felipe Cleaners	408-246-6668
3585 Benton St	Bob's Discount Liquors #1	408-243-2780
3595 Benton St	A Z Auto Repair	408-249-2908
3600 Benton St 25	Kim's Garden Service	408-204-0722
3665 Benton St 83	Chauffer Adamo Llc	650-793-5344
3768 Benton St	Zoom Video Productions	408-248-4408
3566 Berry Way	D L G Enterprises	408-249-2706
5303 Betsy Ross Dr	Net Optics, Inc	408-737-7777
4428 Billings Cir	Sarah Luther Photography	408-969-9903
1245 Blackfield Dr	Pro Landscape Management	650-464-3884
1344 Blackfield Dr	Robert W. Pryor	408-296-0404
159 Blake Ave	Blake Manor Rch	408-249-9443
167 Blake Ave	Cypress Manor Residential	408-249-9443
175 Blake Ave	Redwood Manor Rch	408-249-9443
933 Blossom Dr	Cheryl Renshaw Landscape Design	408-206-7385
1947 Bohannon Dr	Jeff Maggi Construction	408-210-7753
1956 Bohannon Dr	DNF Media Inc	408-261-8809
2231 Bohannon Dr	Larry Sacks Photography / Photo	408-261-1960
2485 Borax Dr	California Cleanin Pool & Spa	408-249-9731
2559 Borax Dr	Dream Scapes Landscape Designs	408-296-3678
1400 Bowe Ave 602	California Nativescapes	408-666-1822
2142 Bowers Ave	Gonzalez Yard Maintenance	408-204-8366
2212 Bowers Ave	Trademark Plumbing Co	408-246-5645
2800 Bowers Ave	Mx Leasing, Inc.	408-588-0077
2855 Bowers Ave	Nethra Imaging	408-257-5880
2900 Bowers Ave	Carls Jr #7029	408-727-6660
2940 Bowers Ave	Jiffy Lube 1300	408-492-9304
3050 Bowers Ave B1	Applied Materials Inc	408-727-5555
3065 Bowers Ave	Bon Appetit	704-328-4000
3065 Bowers Ave M-2	Intel Corporation	408-765-1256
3065 Bowers Ave Sc-1	Intel Corporation	408-765-1256
3090 Bowers Ave	Bowers Cafe	408-563-2000
3100 Bowers Ave Bld 2	Applied Materials Inc	408-563-5634
3333 Bowers Ave 130	Defense Protection Group, Inc	408-748-8356
3333 Bowers Ave 130	Rochester Electronics, Llc	978-462-9332
3333 Bowers Ave 130	Alluring Motors	617-828-8393
3333 Bowers Ave 130	Historical Science Publishing	408-727-3640
3333 Bowers Ave 130	Tn Auto Wholesaler	408-826-9903

Firm Address	Firm Name	Phone Number
3399 Bowers Ave	Specialtys Cafe & Bakery	408-982-9269
2049 Bray Ave	Perez Novoa Gardening	408-636-3052
150 Bret Harte Ct	Robin's Yard And Garden Service	408-247-3513
225 Bret Harte Ct	Christian Electric Inc	408-243-9022
282 Brokaw Rd	Y-Van Chanthery	408-483-1099
290 Brokaw Rd	Expol Inc	408-567-9020
298 Brokaw Rd	Expol Inc.	408-567-9020
300 Brokaw Rd	Promac Machining Services	408-727-2610
315 Brokaw Rd	Alligator Communications	408-327-0800
315 Brokaw Rd	Jif Reprographics	408-982-9554
317 Brokaw Rd	Alligator Communications	408-327-0800
319 Brokaw Rd	Hiler's Auto Body Shop	408-727-6811
328 Brokaw Rd Bldg 59	Bae Systems/T B I	408-289-4121
328 Brokaw Rd Plnt 28	Bae Systems - Warehouse	408-289-3214
328 Brokaw Rd Plnt 29	B A E Systems	408-289-4121
335 Brokaw Rd	Federal Express	408-919-2000
337 Brokaw Rd	Fedex Express	408-919-2060
340 Brokaw Rd Bld 30	B A E Systems	408-289-4121
328 W Brokaw Rd	Fmc Corporation	925-941-3755
3284 Brookdale Dr	James Neipp	408-356-3219
3295 Brookdale Dr 7	Steve Powers Carpet Care	408-829-1191
3481 Brookdale Dr	Jon's Pool Service	408-615-8112
188 Brookside Ave	S M H Remodeling Inc	408-593-6638
189 Brookside Ave	M M L & J Commercial Cleaning	408-509-0107
189 Brookside Ave	Program Maintenance	408-206-3430
2319 Brown Ave	Can Nguyen	408-655-9437
2029 Brown Ct	Olympia Construction Co	408-515-7218
623 Bucher Ave	Spark Janitorial Services	408-261-3174
30 Buckingham Dr 116	Starz Video	408-835-8460
2953 Bunker Hill Ln 300	Tokyo Electron America Inc	408-566-4300
2953 Bunker Hill Ln 400	Naturell	800-468-3971
2953 Bunker Hill Ln 400	Apsora	408-282-3609
3052 Bunker Hill Ln 120	Benvenue Medical Inc	408-454-9300
881 Burbank Dr 2	Kim's Alteration	408-260-9156
4392 Burdick Ln	Cheat Sheet Calendars, Llc	408-567-9860
4251 Burton Dr	Sv Probe Inc	408-727-6341
2836 Butte St	M G M Electric	408-554-6336
3109 Butte St	Penny's Auto Service	408-246-6623
3149 Butte St	Dings And Dents, Inc	408-246-0021
2340 Cabrillo Ave	Bellalu Photography	408-510-8225

Firm Address	Firm Name	Phone Number
2653 Cabrillo Ave	Rainbow Building Maintenance	408-984-1880
2803 Cabrillo Ave	Canderle Pools Inc.	408-243-1989
3207 Cabrillo Ave	Domino's Pizza	408-241-2828
3375 Cabrillo Ave	Parkview Residential Care	408-296-2630
1349 Calabazas Blvd 4	Adam's Landscaping	408-984-5873
2258 Calabazas Blvd	Hpsi Photography	408-243-8941
2200 Calle De Luna	Maxford Technology Llc	408-855-8272
2220 Calle De Luna	Air Flight Service	408-988-0107
2225 Calle De Luna	Venture Manufacturing Group Inc	408-969-1922
2260 Calle De Luna	Decarli Sheetmetal Inc	408-988-0423
2271 Calle De Luna	Double Precision Manufacturing	408-727-7726
2275 Calle De Luna	Tri-Delta Eng Inc	408-727-4242
2277 Calle De Luna	Quality Machine Shop	408-567-9490
2278 Calle De Luna	Neo Century International Llc	408-986-9385
2281 Calle De Luna	Inta Technologies	408-748-9955
2281 Calle De Luna	New England Leasing, Inc.	408-748-9955
2318 Calle De Luna	Beam On Technology Corp	408-982-0161
2301 Calle De Luna Dr	Onshore Manufacturing Inc	408-727-7300
2232 Calle Del Mundo	Italix Company Inc	408-988-2487
2232 Calle Del Mundo	Italix Company Inc	408-988-2487
2233 Calle Del Mundo	Tmk Manufacturing Inc	408-844-8289
2236 Calle Del Mundo	Italix Company Inc	408-988-2487
2246 Calle Del Mundo	Craftmaster Machinists	408-988-0808
2262 Calle Del Mundo	Nu-Metal Finishing Inc	408-727-1050
2265 Calle Del Mundo	Centerline Precision, Inc.	408-988-4380
2273 Calle Del Mundo	Global Electronic Mfg Company	408-437-0992
2273 Calle Del Mundo	Big Bear Automation Inc	510-333-4338
2275 Calle Del Mundo	Clark Precision Sheetmetal	408-988-7641
2304 Calle Del Mundo	3 J Rentals Inc.	408-247-0309
2304 Calle Del Mundo	All Professionals Auto Care	408-421-8351
2322 Calle Del Mundo	Lp Glassblowing	408-988-7561
2330 Calle Del Mundo	L. P. Glassblowing Inc	408-988-7561
2338 Calle Del Mundo	W&K Automotive Inc	408-988-5061
2339 Calle Del Mundo	Watts Machining Inc	408-654-9300
2343 Calle Del Mundo	Alzeta Corporation	408-727-8282
2346 Calle Del Mundo	Gene's Machining	408-980-1111
2346 Calle Del Mundo	Miller Industries Inc	408-980-8235
2346 Calle Del Mundo	Mah's Machining	408-980-8235
2346 Calle Del Mundo	Dan Miller Machining	408-729-3521
5102 Calle Del Sol	Solaicx, Inc	408-988-5000

Firm Address	Firm Name	Phone Number
5124 Calle Del Sol	CMJ Machining	408-982-9373
5126 Calle Del Sol	Advanced Precision Machining &	408-919-2870
5128 Calle Del Sol B	W&K Automotive Inc	408-988-5061
3047 Cameron Way	S.K Dry Cleaning Machinery	408-248-0138
3062 Cameron Way	Jay Sylvester Construction	408-307-2770
763 Camino Dr	Tamone Brothers Construction	408-984-8872
787 Camino Dr	Northwest Electric	408-310-3307
3242 Catalina Ave	Ig Pix	408-835-2682
4949 Centennial Blvd	Bon Appetit @ 49ERS Cafe #22056	650-798-8000
790 Central Expy	Bon Appetit @ Hitachi	650-798-8000
960 Central Expy 1-Main Mfg	Owens-Corning Insulating Systems	408-235-1242
960 Central Expy 3-Boiler House	Owens-Corning Insulating Systems	408-235-1242
960 Central Expy Cafe	Loui's Cafe	408-234-4227
3150 Central Expy	Continuum	408-727-3240
3250 Central Expy	Decathlon Club Restaurant	408-738-2416
3250 Central Expy	Decathlon Club (The Grill)	408-738-2582
4165 Cheeney St	K M F Plumbing	408-727-1965
4193 Cheeney St	G-Mobile Auto Maintenance	408-417-8888
4194 Cheeney St	E-Fast Hauling Services	408-469-8933
4403 Cheeney St	Well Tended Gardens	408-980-9969
2828 Chromite Dr	R.C.R. Builders	408-296-4133
2345 Cimarron Dr	Souzas Gardening Service	408-241-7966
2375 Cimarron Dr	Rivera Paving Company	408-241-2800
820 Civic Center Dr	John De Mendonca	408-640-0716
825 Civic Center Dr 5	Design Plumbing Inc	408-269-9914
825 Civic Center Dr 6	Valley Waterproofing Inc	408-988-7701
825 Civic Center Dr 8	Floor "R" Us\All American	408-615-7129
825 Civic Center Dr 9	Bc Towing	408-888-9174
855 Civic Center Dr 10	Opticfab Corporation	408-988-2260
855 Civic Center Dr 7 & 8	Armed Courier Service	408-241-0910
860 Civic Center Dr	One Off Design Llc	408-244-6776
1320 Civic Center Dr	McKenzie Builders	408-244-2060
1601 Civic Center Dr 202	Ng Leon Construction Inc.	888-645-4555
1800 Civic Center Dr Apt#4	Arnulfo Medina Tree Service	408-296-1724
645 Clara Vista Ave	Roger's Relics	408-247-5379
650 Clara Vista Ave	Alfa Builders Co.	408-615-1850
1858 Clay St	Pride One Painting	408-529-8848
1889 Clay St	This Moment Hd Photography	408-483-8706
1862 Clifford St	Kim And Niki Photographers	408-464-1990
791 Clyde Ave	Talla	408-727-0471

Firm Address	Firm Name	Phone Number
1031 Clyde Ave 1404	Ten Finger Cabinetry	408-529-9063
1031 Clyde Ave 1703	Xtreme Kleene	408-216-0200
1090 Clyde Ave 1	Jnc Quick Delivery	408-431-6436
1205 Coleman Ave D	B A E Systems	408-289-4121
1205 Coleman Ave F-1	B A E Systems	408-289-4121
1205 Coleman Ave M	B A E Systems	408-289-4121
1210 Coleman Ave	San Jose Construction Co Inc	408-986-8711
1335 Coleman Ave	Friendly Cleaners	408-986-8055
1345 Coleman Ave	Lettuce Sandwich Shop	408-488-9400
1345 Coleman Ave	Lettuce Sandwich Shop	408-844-9400
1400 Coleman Ave C-16R	Shilov Motors	408-315-6136
1400 Coleman Ave C-17	Street Plumbing And Rooter	408-496-1155
1400 Coleman Ave C26	M-1 Limousine Inc	408-727-2233
1400 Coleman Ave C27	SK Auto Sales	925-336-6904
1400 Coleman Ave D11	Axess Limousine Inc	408-855-8380
1400 Coleman Ave D-12-r	Alpine Freight Company	408-588-9990
1400 Coleman Ave D13	Axess Limousine Inc	408-855-8380
1400 Coleman Ave D-15f	Eagle Motors	408-223-6404
1400 Coleman Ave E-15-r	Paradise Limo & Sedan	408-986-1300
1400 Coleman Ave F15	Norcal Parking Company	808-375-2745
1400 Coleman Ave F-18	C&c Limousines	408-244-7888
1400 Coleman Ave G13	One	408-244-8444
1400 Coleman Ave H-14	Ios Workspace Installations, Inc	408-748-1875
1400 Coleman Ave H16	Jae Construction, Inc	408-980-9043
1400 Coleman Ave H-18	Alpine Freight Company, Inc	408-588-9990
1451 Coleman Ave	Cam-Bas, Inc	408-748-8961
1660 Coleman Ave	Chic Transportation Inc	408-736-5555
3263 Colgate Ave	C Carveiro Carpets	408-577-1030
701 Comstock St	Spray Technology	408-727-0680
705 Comstock St A	Metal Supermarkets (hayward)	408-654-9177
705 Comstock St B	Santa Clara Steel, Inc.	408-748-0188
715 Comstock St	Granite Construction Company	408-327-7000
750 Comstock St A & B	Toy Connection Truck Dismantlers	408-988-4040
750 Comstock St B	Toy Connection	408-988-4040
750 Comstock St C	All Auto Dismantling Inc	408-286-6864
775 Comstock St	Napri, Inc	408-727-2244
780 Comstock St	M C Auto Dismantler	408-982-0812
790 Comstock St	Hondas Only Auto Center &	408-727-2400
795 Comstock St	Napri, Inc	408-727-6655
799 Comstock St	Vega Mobile Auto Teck	408-640-6975

Firm Address	Firm Name	Phone Number
800 Comstock St	Napri, Inc	408-727-6655
805 Comstock St	Norcal Rental Group, Llc	408-235-8840
820 Comstock St	Advanced Laser & Waterjet	408-486-0700
890 Comstock St	4 Your Wheelz, Inc	408-970-8733
940 Comstock St	Mobile Glass Works Inc	408-567-9500
950 Comstock St	Sousa's Garage Door Inc	408-248-0782
975 Comstock St	Bi-Cmos Foundry	408-654-7627
1101 Comstock St	Qualtech Circuits,Inc	408-727-4125
2925 Copper Rd	Nova Drillings Services Inc	408-732-6682
2960 Copper Rd	Mass Precision, Inc	408-954-0200
2981 Copper Rd	Quidel Corporation	408-616-4300
2991 Copper Rd	H-Square Corporation	408-732-1240
3003 Copper Rd	Advantage Metal Products	408-735-7127
3003 Copper Rd	Pfandl Metals Corporation	408-735-7127
3005 Copper Rd	Epz Inc	408-774-0332
3005 Copper Rd	E.C. Plating, Inc.	408-774-0332
3045 Copper Rd	Bc Towing	408-888-9174
3045 Copper Rd	Naslund Machining Co.	408-730-0500
2920 Coronado Dr	Toppan Photomasks, Inc	408-492-1900
2970 Coronado Dr	Toppan Photomasks Inc.	408-492-1900
2600 Cortez Dr 7104	Dean Video Productions	408-615-8335
2961 Corvin Dr	Brandt's Machine & Racing	408-738-8401
2981 Corvin Dr	Melody Painting Co	408-737-7499
2995 Corvin Dr	Zenitram Manufacturing Inc	408-730-4927
3051 Corvin Dr	Dynamic Machine And Engineering	408-735-9966
3372 Creighton Pl	Rock Solid Construction	408-249-7625
4262 Davis St	"Service Is My Style"	408-580-4853
4262 Davis St	Otovo Builders	408-480-0802
1725 De La Cruz Blvd 1	Chef Dane's	408-583-1380
1725 De La Cruz Blvd 1	A Taste Of Spain Catering	408-529-2333
1725 De La Cruz Blvd 6	Moprints	650-796-6186
1800 De La Cruz Blvd	Campbell Overhead Door, Inc	408-379-2151
1885 De La Cruz Blvd 203	Qualogy Construction, Inc	408-567-9966
2005 De La Cruz Blvd	Microelectronics Components Corp	408-654-9820
2005 De La Cruz Blvd 271	Heartland Home Health Care &	408-450-7850
2175 De La Cruz Blvd 4	R&F Pre-Owned	408-410-6577
2225 De La Cruz Blvd	Lombardo Diamond Core Drill Co	408-727-7922
2240 De La Cruz Blvd	Gotfloor.Com	408-486-0611
2250 De La Cruz Blvd	Harrington Industrial Plastics,	408-748-1489
2260 De La Cruz Blvd	J & J Acoustics, Inc	408-275-9255

Firm Address	Firm Name	Phone Number
2273 De La Cruz Blvd B	Bondsforever Inc	408-501-7801
2290 De La Cruz Blvd	A M I Recycling, Inc	408-452-0777
2305 De La Cruz Blvd	Franklin Printing Company	408-970-9999
2315 De La Cruz Blvd	De La Cruz Cafe	408-654-0518
2317 De La Cruz Blvd	Bondsforever Inc	408-501-7801
2325 De La Cruz Blvd	Bondsforever Inc	408-501-7801
2362 De La Cruz Blvd	Bay Area Canvas, Inc.	408-727-1242
2375 De La Cruz Blvd	Competitive Enterprises Inc.	408-562-0041
2385 De La Cruz Blvd	Evolution Suspension Llc	408-453-6386
2403 De La Cruz Blvd	24X7EPRINT.Com	408-640-5988
2405 De La Cruz Blvd	Picture Element	408-969-0084
2415 De La Cruz Blvd	Colorone	408-505-9250
2415 De La Cruz Blvd	Thom Sanborn Inc	408-986-1314
2415 De La Cruz Blvd	Tabke Inc	408-970-8802
2415 De La Cruz Blvd	Light Design	408-980-9660
2433 De La Cruz Blvd	Top Gun Finishes	408-654-8423
2460 De La Cruz Blvd	Paragon Mechanical Inc.	408-727-7303
2468 De La Cruz Blvd	Crown Carpets, Inc	408-988-8737
2480 De La Cruz Blvd	Subway #3671	408-492-1703
2482 De La Cruz Blvd	Donut Den	408-748-1456
2495 De La Cruz Blvd	De La Cruz Petroleum Inc	408-988-7733
2495 De La Cruz Blvd	De La Cruz Smog Only	408-823-8622
2500 De La Cruz Blvd	Graphic Packaging Int'l Inc	408-496-5126
2600 De La Cruz Blvd	Graphic Packaging International	408-496-5118
2600 De La Cruz Blvd	Smurfit Stone Cont	408-496-5118
2800 De La Cruz Blvd	The Watt Stopper Inc	408-988-5331
3130 De La Cruz Blvd	Lightsplash Photography	408-910-2376
3130 De La Cruz Blvd 119	Cai Trading Inc	650-898-9800
3130 De La Cruz Blvd 137	Behnam Auto Connection	408-394-9490
3130 De La Cruz Blvd 99	Hub Auto Brokers	408-761-7278
3140 De La Cruz Blvd 200	New United Auto Sales	408-292-2626
3140 De La Cruz Blvd 200	Autowest Financial Corp	408-888-2280
3140 De La Cruz Blvd 200	Our 365 Portraits	408-970-4299
3140 De La Cruz Blvd 200-24	Dag Autobroker	408-476-6363
3150 De La Cruz Blvd 114	Bay Area Pro Auto Llc	408-694-8540
3150 De La Cruz Blvd 116	Asian American Auto Dealer	408-988-8025
3150 De La Cruz Blvd 121	MotoSP	510-302-5082
3150 De La Cruz Blvd 129	Elderly Home Care Solutions	408-830-6083
3150 De La Cruz Blvd 132	Advanced Autos	408-229-3644
3150 De La Cruz Blvd 133	Performance Motors	408-998-8980

Firm Address	Firm Name	Phone Number
3150 De La Cruz Blvd 136	Steve's Imports	408-454-6480
3150 De La Cruz Blvd 141	Cal Auto	408-898-0409
3160 De La Cruz Blvd 111	M And M Auto Sales	408-386-0629
3160 De La Cruz Blvd 204	Next Level Warehouse Solutions,	408-980-9797
3160 De La Cruz Blvd 208	LNS Janitorial Service LLC	408-567-9322
3160 De La Cruz Blvd 209	Direct 2U Autos.Com Llc	650-464-1870
3170 De La Cruz Blvd	Ideal Cleaner	408-363-8325
3170 De La Cruz Blvd 103	Lily Coffee And Sandwich	408-748-9880
3170 De La Cruz Blvd 105	Silicon Valley Tech	408-855-8688
3185 De La Cruz Blvd	Excel Cnc Machining Inc	408-970-9460
3194 De La Cruz Blvd 1-4	Togo's	408-988-3142
3194 De La Cruz Blvd 7-a	Chemdry Solutions	408-986-1444
3194 De La Cruz Blvd 7-a	Chemdry Solution IV	510-713-7777
3200 De La Cruz Blvd	Royal Glass Co Inc	408-969-0444
3210 De La Cruz Blvd	Palex Metals Inc	408-496-6111
3233 De La Cruz Blvd G	Aguirre & Assoc. Landscape	408-970-9287
3260 De La Cruz Blvd	Finish Line Interiors Inc	408-919-0000
3266 De La Cruz Blvd 1	Bat Gundrilling Services, Inc	408-727-1220
3283 De La Cruz Blvd A	Maurice Scott & Associates Llc	408-844-9960
3283 De La Cruz Blvd B	Discount Forms Specialty	408-982-8989
3283 De La Cruz Blvd C	The Creative Camera	408-727-7763
3283 De La Cruz Blvd G	John Brennan Company	408-296-8389
3303 De La Cruz Blvd	Accu Machine	408-588-1593
3303 De La Cruz Blvd	Ad Precision	408-483-2121
3333 De La Cruz Blvd	Hallmark Construction Inc	408-727-4422
3353 De La Cruz Blvd	Environmental Systems Inc	408-980-1711
3360 De La Cruz Blvd	L & S Hallmark Construction,	408-727-4422
3380 De La Cruz Blvd	Br&F Spray	408-988-7582
3390 De La Cruz Blvd # T	Romex Machining	408-398-1711
3390 De La Cruz Blvd D	T-Bor Machining	408-781-6526
3390 De La Cruz Blvd D-E	Billet Mfg.	408-988-8102
3390 De La Cruz Blvd G-H	Kashima Gardening Service	408-996-7216
3390 De La Cruz Blvd K	Zera Development	408-727-8394
3390 De La Cruz Blvd M	Aaccurate Machining	408-567-0773
3390 De La Cruz Blvd N	Ea Machining Inc.	408-727-4962
3390 De La Cruz Blvd N	Wooding Electric	408-254-9663
3390 De La Cruz Blvd P	McCabe Precision	408-855-8634
3390 De La Cruz Blvd R	Econolite Traffic Engineering &	408-496-6280
3390 De La Cruz Blvd T	Ben Machining	408-567-0222
3390 De La Cruz Blvd U	Crown Painters	408-986-8292

Firm Address	Firm Name	Phone Number
3390 De La Cruz Blvd W	Ea Machining Inc.	408-727-4962
3393 De La Cruz Blvd	Perfection Metal Products Inc	408-496-2950
3397 De La Cruz Blvd	Crystallume Corporation	408-653-1700
3400 De La Cruz Blvd A-c	Last Chances	408-988-2768
3400 De La Cruz Blvd J-k	M G Machining	408-727-5566
3400 De La Cruz Blvd L	Golden State Garage Doors	408-248-9885
3400 De La Cruz Blvd M	R L Brackett Construction Inc.	408-235-8852
3400 De La Cruz Blvd N	The Elegant Image Studio	408-988-8314
3400 De La Cruz Blvd R	Condor Reliability Services Inc	408-486-9600
3400 De La Cruz Blvd S	All American Painting	408-727-5007
3400 De La Cruz Blvd Ste F	Discount Video & Photography	408-844-9700
3400 De La Cruz Blvd U	L & H Machining	408-855-8176
3400 De La Cruz Blvd W	A P Printing Corp	408-980-9079
3424 De La Cruz Blvd	Mario Gutierrez Machining	408-914-0196
3424 De La Cruz Blvd	Krisco Machining, Inc.	408-986-1290
3424 De La Cruz Blvd	Euro- Pol	408-986-1290
3439 De La Cruz Blvd	Four Seasons Windows & Doors,	408-969-0988
3444 De La Cruz Blvd	Van Phan Apparel	408-966-6693
3445 De La Cruz Blvd	Jp Graphics	408-235-8821
3446 De La Cruz Blvd A	Iqualine Corporation	408-567-0441
3448 De La Cruz Blvd	Winslow Precision	408-748-1783
3448 De La Cruz Blvd	Marx Digital Mfg Inc	408-748-1783
3495 De La Cruz Blvd	Apct, Inc.	408-727-6442
3495 De La Cruz Blvd	Advanced Printed Circuit Tech,	408-727-6442
3500 De La Cruz Blvd	Jwp Manufacturing	408-970-0641
3535 De La Cruz Blvd	Dough To Go Inc	408-727-4094
2335 De Varona Pl	Two Bee's	408-393-7072
2286 Deborah Dr	Loesi Thein	510-675-0917
2105 Denise Dr	Visual Cue Productions	408-249-9591
1040 Di Giulio Ave 160	Adem Llc	408-727-8955
1040 Di Giulio Ave 350	Rearend Specialties	408-988-3619
1040 Di Giulio Ave 370	Town & Country Landscaping &	408-354-6603
1053 Di Giulio Ave	Amco Auto Body & Painting	408-845-0000
1055 Di Giulio Ave	M-C Automotive Center	408-496-6900
1057 Di Giulio Ave	Extreme Machine Inc	408-970-9377
1059 Di Giulio Ave	Nick's Machining Inc	408-748-8534
1060 Di Giulio Ave Park Lot	Webco Sweeping	408-778-5411
1060 Di Giulio Ave Park Lot	Webco Sweeping	408-778-5411
1085 Di Giulio Ave	Faith T & B Plating, Inc	408-986-1226
2083 Dianne Dr	Polini Construction	408-564-4132

Firm Address	Firm Name	Phone Number
3578 Dinny St	North Valley Home	408-802-3119
2586 Dixon Dr	Li0nel Painting	408-984-7836
1365 Don Ave	Old North Points Movers	408-786-6608
1950 Don Ave 10	Ramirez Cleaning Services	650-644-9620
881 Duane Ave	Public Storage	408-727-7495
1018 Duane Ave	Public Storage Inc # 20156	408-988-2875
1020 Duane Ave	Finishing First	408-727-7416
1030 Duane Ave	Silicon Valley Machine Inc	408-988-8788
1100 Duane Ave	Reed's Indoor Range	408-970-9870
1130 Duane Ave	Showroom Sale & Leasing Inc	408-293-8080
1500 Duane Ave	Trans-Pak Inc	408-565-9100
1500 Duane Ave	Trans-Pak Inc	408-254-0500
2000 Duane Ave	Dba Wheel Works	408-496-6700
2050 Duane Ave	Gulesserian Brothers, Inc.	510-615-4780
2348 Dundee Dr	EDI Publishing	408-469-8811
3480 Earl Dr	T. K. M. Plumbing, Inc	408-313-0918
3531 Earl Dr	Simply Stated Photography	408-476-0935
1645 Eberhard St	Gia Construction Inc	408-858-6316
3215 Edward Ave	Jvs Auto Glass Services	408-705-4344
3217 Edward Ave	Moe Auto Repairs	408-988-8483
3233 Edward Ave	Advanced Production Machining	408-988-6038
3235 Edward Ave	Tony Machining	408-431-2216
3245 Edward Ave	Gtr Auto Repair & Restoration	408-235-8686
3247 Edward Ave	Gtr Auto Repair	408-235-8686
3261 Edward Ave	Lor - Van Mfg. Llc	408-980-1045
3280 Edward Ave A	CRCdj LLC	408-855-8909
3280 Edward Ave D	Wheeltecniques	408-496-6363
3280 Edward Ave F	CRCdj LLC	408-855-8909
3283 Edward Ave	Sc Machining Co	408-748-3380
3283 Edward Ave	Jp Metal Fabrication Inc	408-986-1567
3284 Edward Ave A	Alexander & Associates	408-855-8838
3284 Edward Ave A-b	Maxpro Machining	408-988-8584
3284 Edward Ave C	Cd International Tech	408-986-0725
3284 Edward Ave E	Global Precision Machining, Inc	408-986-8300
3287 Edward Ave	Patco Precision	408-492-9545
3289 Edward Ave	Marx Digital Mfg Inc	408-748-1783
3289 Edward Ave	Lor - Van Mfg. Llc	408-980-1045
3304 Edward Ave	Apollo Construction Co	415-587-7452
3307 Edward Ave	Intandem Inc	408-727-9473
3310 Edward Ave B	Four-D Metal Finishing, Inc	408-730-5722

Firm Address	Firm Name	Phone Number
3311 Edward Ave	Vortex Industries Inc.	408-588-0890
3314 Edward Ave	Top Gun Industrial Finishing,	408-988-8443
3319 Edward Ave	Sierra Precision Sheetmetal	408-727-0527
3323 Edward Ave	Proto Paint	408-727-1335
3335 Edward Ave	Accuracy Tech Machining, Llc	408-727-1818
3363 Edward Ave	Hill Manufacturing Co., Llc	408-988-4744
3370 Edward Ave	Silica Engineering Group	408-844-9663
3375 Edward Ave	Hill Manufacturing	408-988-4744
3380 Edward Ave	L.J. Manufacturing &	408-988-0151
3381 Edward Ave	Elite E/M, Inc	408-988-3505
3389 Edward Ave	Quality Backgrind And Backmetal	408-565-0102
3391 Edward Ave	Brightlight Welding, Inc	408-988-0418
3395 Edward Ave A	Brightlight Welding And	408-988-0418
3423 Edward Ave	L J Eng & Mfg	408-988-0151
3433 Edward Ave	Quali-t Screenprint & Embroid	408-982-1850
3443 Edward Ave	Ln Luxury New Trading Co	408-654-9565
3459 Edward Ave	Metal Solutions, Inc	408-844-8377
3459 Edward Ave	Solid Fab	408-956-8775
3461 Edward Ave	Precision Performance Technology	408-748-0300
3470 Edward Ave	Flair Building Maintenance	408-987-4040
3475 Edward Ave	Lp Precision, Inc	408-727-5266
3479 Edward Ave	Santa Clara Machining	408-914-5669
3485 Edward Ave	Dlr Sales Inc	408-988-1294
3494 Edward Ave	Pacific Impressions	408-727-4200
431 El Camino Real 1321	Phoenix Publishing House Int'l	650-269-9507
469 El Camino Real 100	Silicon Valley Equipment	408-869-8403
469 El Camino Real 120	Blach Construction Company	408-244-7100
495 El Camino Real 111	Quizno's Classic Subs	408-985-2253
500 El Camino Real 301	Bon Appetit At Santa Clara #3068	408-798-8000
500 El Camino Real Bldg 401	Bon Appetit @ Scu Sunstream	408-554-5771
500 El Camino Real Bldg 802	Bon Appetit @ Scu Cadence Cafe	408-554-5771
638 El Camino Real	Fiorillo's Restaurant, Inc.	408-984-0414
889 El Camino Real	Oil Changers #204	925-734-5800
889 El Camino Real	Oil Changers #204	925-734-5800
930 El Camino Real	K-Town Tofu & Grill	408-260-0303
932 El Camino Real	Mand Liquor & Foodmart	408-246-1880
980 El Camino Real 100	Euro Market	408-244-9723
980 El Camino Real 100	Euro Market	408-244-9723
980 El Camino Real 300	This Is It Photography	408-888-2561
999 El Camino Real	Shells Plus	408-243-8000

Firm Address	Firm Name	Phone Number
1021 El Camino Real	5 Star Auto Services	408-554-8326
1095 El Camino Real	El Camino Laundrette	408-693-4499
1111 El Camino Real	J Grocery And Produce	408-431-7173
1111 El Camino Real 1	Egg N'More	408-624-6813
1111 El Camino Real 1	Sks Enterprises Inc	408-248-2347
1111 El Camino Real 2	Su's Mongolian Bbq	408-985-2958
1111 El Camino Real 3	Cigarette Stop	408-244-6851
1191 El Camino Real	Save Max Food & Liquor	408-296-6622
1205 El Camino Real	Wonton House	408-984-8668
1212 El Camino Real 202	Studio Memories	408-243-2322
1265 El Camino Real 217	The Weekly Morning Korean News	408-248-0017
1353 El Camino Real	Harman Billings Inc	408-244-7862
1375 El Camino Real	Rtc Automotive	408-247-9005
1385 El Camino Real	Tires Unlimited	408-244-4232
1385 El Camino Real	Gg Auto Electric Supply	408-393-3283
1389 El Camino Real	Hiep Auto Pro Llc	408-241-3087
1389 El Camino Real A	Civic Auto Pro	408-241-3087
1389 El Camino Real B	AAA Smog Test Only	408-247-9442
1399 El Camino Real	Civic Center Auto	408-248-7291
1410 El Camino Real 101	All City Auto Sales	408-540-4506
1410 El Camino Real 101	Alex Auto Sale	408-464-6888
1410 El Camino Real 200	Kal Auto	408-247-6730
1410 El Camino Real 202	Pacific Motors Link	408-888-3573
1410 El Camino Real 9	All City Auto Sales	408-540-4506
1430 El Camino Real	Family Auto Centers	408-569-4547
1433 El Camino Real	Pacific Coast Powersports Llc	408-280-7277
1443 El Camino Real	Up & Down Truck Center	408-249-0050
1456 El Camino Real	Alex Auto Sale	408-464-6888
1463 El Camino Real	All Volvo	408-248-6586
1463 El Camino Real	The Smog Man	408-243-7664
1483 El Camino Real	Santa Clara Car Wash	408-448-6489
1610 El Camino Real	All Star Glass	408-260-8080
1680 El Camino Real	Taco Bell	559-582-0365
1717 El Camino Real	Pasha's Market	408-592-1871
1745 El Camino Real	Monarch Food Service Llc	408-243-6053
1790 El Camino Real	Jjcv, Inc	408-260-0210
1805 El Camino Real	Presicion Tune Auto Care	408-246-9554
1810 El Camino Real	El Camino Auto Care	408-248-8841
1815 El Camino Real	Bruno's Automotive	408-241-1566
1855 El Camino Real	Mehran Restaurant & Catering	408-247-9998

Firm Address	Firm Name	Phone Number
1925 El Camino Real	Burger King	408-985-6806
1990 El Camino Real	McDonald's Restaurant	408-244-0281
2006 El Camino Real	Boston Market #1300	408-247-7333
2008 El Camino Real	Country Inn Cafe II	408-244-6267
2025 El Camino Real	Performance Petroleum Inc	408-247-6822
2027 El Camino Real	Kragen Auto Parts 1352	408-247-3765
2039 El Camino Real	Patel Brothers Of Santa Clara	408-261-3555
2060 El Camino Real	Lucky's	408-984-7234
2065 El Camino Real	Smart & Final Stores Llc	408-296-3293
2068 El Camino Real	Glasauers Enterprise / Subway	408-230-0393
2078 El Camino Real B	Santa Clara Launderland	408-296-5388
2079 El Camino Real	Copenhagen Crown Bakery & Deli	408-243-5443
2082 El Camino Real	Portuguese Bakery	408-984-2234
2086 El Camino Real	Kobe Japanese Restaurant	408-984-5623
2089 El Camino Real	Koreana Tofu House	408-825-9192
2100 El Camino Real	Plaza Cleaners	408-247-1840
2110 El Camino Real	China Stix Restaurant Inc	408-244-1684
2135 El Camino Real	New Tandoori Cafe	408-553-9900
2151 El Camino Real	Mr. Chau's Restaurant Inc.	408-261-2298
2155 El Camino Real	Thaibodia Bistro	408-661-3988
2165 El Camino Real	Flaming Grill	408-248-8868
2165 El Camino Real	Mr. Chau's Restaurant Inc.	408-261-2298
2191 El Camino Real	Vfw Post 3982	408-243-5150
2213 El Camino Real	R&V Enterprises Inc	408-249-2599
2230 El Camino Real	Mayuri, Inc.	408-248-9747
2245 El Camino Real	Wet Pleasure	408-984-5819
2277 El Camino Real	Don Don	408-248-8881
2280 El Camino Real	La Paloma Restaurant	408-247-0990
2320 El Camino Real	Smog Pro Test Only Center	408-984-0234
2320 El Camino Real	El Camino Automation Services	408-984-0103
2320 El Camino Real	Los Padres Auto Repair	408-828-9625
2325 El Camino Real	# 1 Restaurant	408-241-9658
2325 El Camino Real #104-105	Dusita Thai Cuisine	408-247-5199
2327 El Camino Real	Bobby's Liquors & Grocery	408-984-1120
2331 El Camino Real	Gooyi Gooyi	408-889-3372
2333 El Camino Real	Ga Bo Ja	408-246-8773
2334 El Camino Real	One Hour Mart Cleaner	408-243-3310
2336 El Camino Real	All Tune And Lube	408-260-7485
2340 El Camino Real	Korea House	408-249-0808
2340 El Camino Real	Korea House Inc	408-249-0808

Firm Address	Firm Name	Phone Number
2345 El Camino Real	Aamco Transmissions	408-248-1971
2350 El Camino Real	Gp Sports Inc	408-246-7323
2355 El Camino Real	Autozone #3337	901-495-8813
2360 El Camino Real	G P Sports Inc	408-246-7323
2367 El Camino Real	Smitty's B B Q Inc	408-249-8158
2370 El Camino Real	Starbucks Corp	408-984-7174
2374 El Camino Real	King Chopstick	408-243-1868
2376 El Camino Real	Una Mas # 008	408-248-9181
2380 El Camino Real	Noahs New York Bagels #2802	408-249-9923
2450 El Camino Real	Pho Thanh Long Restaurant	408-983-0888
2454 El Camino Real	Tower Construction	408-260-1188
2460 El Camino Real	Country House-Yet Zip	408-615-7777
2500 El Camino Real	Mariani Motel/Restaurant Inc	408-243-1431
2505 El Camino Real	Sunnyvale/ Santa Clara El Pollo	408-248-4851
2517 El Camino Real	Santa Clara Mufflers	408-243-6651
2517 El Camino Real	One Stop Auto Finish	408-244-3599
2517 El Camino Real A	Jc Motors Group Inc	408-568-0840
2525 El Camino Real	Z.T. Wienerschnitzel	408-296-1845
2527 El Camino Real	Lee's Kitchen	408-247-8662
2531 El Camino Real	Smog Master	408-244-6500
2531 El Camino Real # B	Fierros Auto Repair	408-247-2227
2535 El Camino Real	Car Depot	408-244-6500
2545 El Camino Real	Fierros Auto Repair	408-247-2227
2570 El Camino Real	New China China	408-261-9000
2585 El Camino Real	Wheels & Deals Of Silicon	408-246-1000
2585 El Camino Real	For Sale By Owner	408-393-3522
2585 El Camino Real	Manuel's Auto Detail	408-605-8034
2610 El Camino Real	Save Mart Supermarkets #208	408-984-0419
2644 El Camino Real	Han Sung B.B.Q.	408-246-7799
2665 El Camino Real	Dosai Place Inc	408-243-3672
2670 El Camino Real	Hometown Buffet Inc. #807	408-247-9001
2690 El Camino Real	Shindokdo Seafood Restaurant	408-243-6000
2695 El Camino Real	Pizza Hut	408-246-1466
2720 El Camino Real	Moonlite Cleaners	408-243-3420
2725 El Camino Real 101	Hana Sushi Togo	408-554-0852
2725 El Camino Real 101	Hana Sushi Togo	408-554-0852
2725 El Camino Real 108	Chatanoga Restaurant	408-241-1200
2776 El Camino Real	V. I. P. Oriental	408-260-1166
2777 El Camino Real	Yp Korean Cuisine Inc	408-261-2777
2777 El Camino Real	Y P Korean Cuisine	408-261-2777

Firm Address	Firm Name	Phone Number
2781 El Camino Real	99 Chicken	408-497-1915
2789 El Camino Real	Sushi O'Sushi Japanese Cuisine	408-241-1677
2792 El Camino Real	Java Town	408-244-9157
2795 El Camino Real	Jiffy Lube 2339	
2798 El Camino Real	Peacock Indian Cuisine	408-247-9264
2895 El Camino Real	Avis Rent A Car System	408-246-7900
2897 El Camino Real	Mb German Car Service	408-985-7696
2910 El Camino Real	Cherry Sushi	408-557-0770
2915 El Camino Real	Noor Mahal Market	408-985-0988
3000 El Camino Real	Mogo Bbq	408-504-6335
3004 El Camino Real	Tiffany's Cleaners	408-246-3110
3006 El Camino Real	Yetnal Zazang	408-984-7718
3014 El Camino Real	Grandview Liquors, Lic	408-249-8113
3028 El Camino Real	Seoul Gom Tang	408-615-0370
3030 El Camino Real	Camino Billiard	408-249-7425
3033 El Camino Real 101	Big O Tires #226	408-842-6463
3033 El Camino Real 103-105	Century Automotive, Inc.	408-247-2525
3035 El Camino Real	Wheels & Deals Of Silicon	408-246-1000
3035 El Camino Real B	Bob's Deals On Wheels	408-249-1695
3044 El Camino Real	Vesuvio Restaurant	408-296-1052
3050 El Camino Real	Jins Bakery & Coffee	408-423-8840
3054 El Camino Real	Korea Daily News Inc	408-244-7777
3060 El Camino Real	Beque	408-260-2727
3064 El Camino Real	Madurai Sri Muniyandi Vilas	408-829-5339
3072 El Camino Real	Obok Restaurant	408-557-0650
3074 El Camino Real	Yogurt Works	408-564-6627
3075 El Camino Real	Mo Du Lang	408-246-9292
3077 El Camino Real	Bangalore Cafe	408-986-6601
3085 El Camino Real	Step In Taj Mahal	408-247-4507
3087 El Camino Real	Step In Taj Mahal	408-247-4507
3088 El Camino Real	Mission Glass Company	408-246-1799
3088 El Camino Real 1	Clean Shield Inc	408-241-2570
3088 El Camino Real 5	Summit Building Construction	408-246-1886
3099 El Camino Real	Chosun Myunoak Inc.	408-615-0700
3100 El Camino Real C	Auto Haus El Camino	408-244-3634
3100 El Camino Real F	All Care Auto	408-243-9813
3100 El Camino Real G-h	Ace Auto Center	408-244-2886
3100 El Camino Real J	S & F Inc	408-243-3736
3100 El Camino Real K	Professional Auto Repair	408-554-0288
3109 El Camino Real	Step In Taj Mahal	408-247-4507

Firm Address	Firm Name	Phone Number
3145 El Camino Real	Hue Restaurant And Lounge	408-244-9950
3148 El Camino Real 100	Jangmozip B B Q	408-296-6030
3148 El Camino Real 100	Jang Mo Ziep Bbq	408-857-3499
3148 El Camino Real 101	J Photo Center	408-735-7979
3148 El Camino Real 104	Jc Motors Group Inc	408-244-8949
3148 El Camino Real 211	J P Lim Painting	408-260-1199
3148 El Camino Real 212	Jcm Painting Co	408-605-7348
3149 El Camino Real	Hamas Bottle Shop	408-248-4949
3155 El Camino Real	New Bay Car Wash	408-244-2161
3155 El Camino Real	U.S. Auto Repair & Glass	408-244-2161
3160 El Camino Real	Mission Car Rental Inc	408-241-7800
3160 El Camino Real	El Camino Body Shop	408-246-3544
3161 El Camino Real	Bridgestone Retail Operations,	408-243-9644
3165 El Camino Real	Santa Clara Auto Repair	408-260-7450
3170 El Camino Real	Stereobase	408-246-5009
3170 El Camino Real F/G	Turbo Auto Repair	408-554-1199
3170 El Camino Real H-I	Jozo's Foreign Auto Repair	408-984-5025
3170 El Camino Real L-M	A&M Auto Service	408-248-1023
3170 El Camino Real N	Union Auto Repair	408-244-6995
3175 El Camino Real	Santa Clara Auto Body	408-983-0757
3175 El Camino Real 6	Los Padres Auto Repair	408-828-9625
3175 El Camino Real 7	1A Smog Test Only	408-246-2514
3180 El Camino Real	Carrows Restaurant #102	408-246-6027
3181 El Camino Real	Santa Clara Auto Body	408-983-0757
3181 El Camino Real	Professional Auto Sell	408-386-5859
3185 El Camino Real	Manuel's Auto Detail	408-605-8034
3191 El Camino Real	Mirae Motors	408-246-0202
3193 El Camino Real	Santa Clara Auto Body	408-983-0757
3201 El Camino Real	Gulliver Usa Inc	408-244-3380
3211 El Camino Real	McBay Auto	408-615-1544
3212 El Camino Real	Happy Sushi	408-557-0370
3216 El Camino Real 1	Quiznos	408-247-8357
3221 El Camino Real	Enterprise Rent A Car-Co Of San	408-296-2600
3221 El Camino Real A	Santa Clara Auto Body	408-983-0757
3235 El Camino Real	5 Star Auto Repair	408-246-2111
3236 El Camino Real	Professional Auto Repair	408-554-0288
3240 El Camino Real	Tong Soon Garden	408-615-9988
3241 El Camino Real	Budget Rent A Car System Inc	408-445-2330
3245 El Camino Real	Santa Clara Auto Body	408-983-0757
3258 El Camino Real	Korean Restaurant	408-244-8545

Firm Address	Firm Name	Phone Number
3278 El Camino Real	Side Dish Corner	408-246-3330
3284 El Camino Real	Nor-Bu Korean - Japanese	408-615-1723
3290 El Camino Real	El Pomeroy Liquors	408-246-1776
3295 El Camino Real	Autoclutch & Transmission Repair	408-554-9210
3295 El Camino Real # D	Quality Auto Glass And Tinting,	408-363-8468
3295 El Camino Real C	El Camino Custom Mufflers	408-243-5590
3295 El Camino Real E	Hitech Automotive Works	408-249-7871
3295 El Camino Real H & I	Santa Clara Test Only	510-390-6131
3295 El Camino Real H/I	Sc Test Only	408-557-8477
3295 El Camino Real J	Chet's European And Japanese	408-983-2424
3305 El Camino Real	K.T. Vallero Gas	408-246-7931
3330 El Camino Real #103	Smile Alterations	408-464-7002
3330 El Camino Real 202	Our Auto Sales	408-580-4340
3330 El Camino Real 206	Tea House	408-246-0700
3354 El Camino Real	Travelers Auto Rental, Inc	408-244-1200
3362 El Camino Real	Simer Used Car Sales	650-771-0933
3362 El Camino Real	California Cab Co	408-739-1234
3367 El Camino Real	Jb Restaurant 401 Inc	408-249-7940
3368 El Camino Real	Mjb Wholesale	408-727-6002
3378 El Camino Real	Camino Noraebang (Music Studio	408-244-0310
3379 El Camino Real	Kyo Po Market	408-244-1234
3380 El Camino Real B	El Camino Mongolian B. B. Q.	408-241-2413
3382 El Camino Real	Han Mi Billiard	408-248-4112
3395 El Camino Real	Crab House	408-984-8000
3400 El Camino Real 6	Relocation Express	408-260-6800
3422 El Camino Real	Renaissance Cafe	408-244-6888
3425 El Camino Real	Nobali Liquor	510-396-9128
3430 El Camino Real	Secret Garden (bewon)	408-244-5020
3431 El Camino Real	Truya Sushi	408-244-4534
3436 El Camino Real	Via Mia Pizza	408-247-4300
3443 El Camino Real	Oriental Sidedish Catering	408-984-1885
3443 El Camino Real	Oriental Grocery	408-984-0448
3445 El Camino Real B	K&W Electric	408-482-2476
3450 El Camino Real 101	Yasu & Ryu, Inc	408-246-0011
3450 El Camino Real 105	So Gong Dong Tofu House	408-261-3030
3451 El Camino Real	Auto World	408-985-2277
3453 El Camino Real	Perform Transmission	408-244-1474
3453 El Camino Real A	Pacific Painting Contractor,	408-260-1199
3455 El Camino Real	Tan Carwash Inc	408-244-8233
3455 El Camino Real B	G & H Auto Care Inc	408-261-1546

Firm Address	Firm Name	Phone Number
3457 El Camino Real	Premier Auto Upholstery	408-241-7090
3459 El Camino Real	All City Auto Body	408-247-1727
3467 El Camino Real	Speedy Smog Test Only	408-260-8322
3467 El Camino Real	Speedy Auto Sale	408-693-5517
3468 El Camino Real	Excellent Cleaners	408-249-3020
3473 El Camino Real	Eyers Hitch Center Inc	408-248-4454
3475 El Camino Real	China Way Restaurant	408-247-1488
3484 El Camino Real	Pho Hoa Restaurant	408-249-8598
3486 El Camino Real	Roll House	408-246-4888
3488 El Camino Real	Honeyberry	408-985-9555
3499 El Camino Real	76 Gas Station	408-984-8002
3507 El Camino Real	Nancy Cleaners	408-246-8700
3511 El Camino Real	Tobacco City	408-241-0947
3511 El Camino Real	Tobacco City	408-241-0947
3519 El Camino Real	Cheon Joo Young-Yang Dolsot	408-244-4002
3523 El Camino Real	Pal Laundermat	408-259-2734
3530 El Camino Real	Choi's Korean Restaurant, Inc	408-615-0200
3531 El Camino Real	Jinmi Dumpling	408-202-6633
3531 El Camino Real	Galleria Food Court	408-246-0200
3531 El Camino Real	Galleria Cafe	408-472-2730
3561 El Camino Real	Bbq Towns	408-335-9233
3561 El Camino Real	Lawrence Plaza	408-244-2820
3561 El Camino Real	O E C Sushi	408-828-1060
3561 El Camino Real 10	Jang Su Jang	408-246-1212
3561 El Camino Real 15	Dishes	408-261-1002
3561 El Camino Real 20	China Noodle Nak Kung	408-985-8885
3561 El Camino Real 30	Seoul Jung	408-244-0080
3561 El Camino Real 75	Paris Baguette-Santa Clara	408-260-0404
3570 El Camino Real	Hitek Automotive, Inc	408-241-7709
3577 El Camino Real	King Noodle - Lawrence Square	408-261-8188
3590 El Camino Real	Cafe Amilia	408-247-4405
3591 El Camino Real	Chili's # 69	408-554-9578
3610 El Camino Real	Taco Bell Corp #2961	408-249-8226
3680 El Camino Real	Bharat Bazaar	408-247-4307
3680 El Camino Real	Sanraj Sweet & Snacks	408-247-9597
3701 El Camino Real	Bombay Garden Restaurant	408-241-5150
3705 El Camino Real	Lucky #773	408-247-5200
3705 El Camino Real	Lucky Stores #7167	408-247-5200
3715 El Camino Real	Nikvik Quality Foods	408-296-1048
3725 El Camino Real	El Camino Real Valero	408-246-8889

Firm Address	Firm Name	Phone Number
3737 El Camino Real	Adel's Liquors	408-247-7706
3739 El Camino Real	Shan 2, Llc	408-248-8435
3740 El Camino Real	Chevron Usa Inc #90243	408-241-7229
3740 El Camino Real	Petaluma Petroleum Inc	408-244-1695
3750 El Camino Real 76	Burger King/b&a Foods Inc	408-241-6564
3775 El Camino Real	Fish Market Restaurants	408-246-3474
3775 El Camino Real	Fish Market Restaurants	408-246-3474
495 El Camino Real, 131	Cramer's Bagels	408-246-7580
2757 El Sobrante St	Armando Lujan General	408-248-3618
2544 Elliot Ct	B&H Guns	408-248-6771
3675 Enochs St	A Team Painting Corporation	408-830-9327
3691 Enochs St	Nelson Machining	408-749-9247
3697 Enochs St	Tedpol Machining And Design	408-654-9498
3697 Enochs St	Markus Machining	408-386-3027
2163 Esperanca Ave	The Lady Gourmet	408-733-2518
2671 Estella Dr	Innovate Concrete, Inc	408-497-2000
2444 Fairview Ln	Northstar Property Services	408-893-9170
3546 Flora Vista Ave	The Venuez	408-244-6909
3560 Flora Vista Ave	Flora Vista Retail	408-261-3560
3770 Flora Vista Ave 1308	Plan-b Delivery Services	562-572-4393
2653 Forbes Ave	Schieferstein Design	408-423-8951
2240 Fordham Dr	Hardwood Floors Professional	408-836-1351
3621 Forest Ave	Bridge Framing, Inc	408-509-6676
2168 Francis Ave	Premium Cleaning Services	408-648-9194
787 Franklin St	Henry's Fresh Mexican Grill	408-249-2922
797 Franklin St	Yum Yum Tree	408-241-2480
1313 Franklin St	Neto's Market & Grill, Llc	408-296-0818
1313 Franklin St	Neto Sausage Co Inc	408-296-0818
1313 Franklin St	The Ultimate Barbeque Catering	408-227-7427
1356 Franklin St	Wayne Salvatore Photography	408-247-0774
1370 Franklin St	Piccadilly Fine Foods	408-246-1200
1390 Franklin St	Vfw Post 3982	408-243-5150
1395 Franklin St	The Galirant Group	650-207-2884
1442 Franklin St	Sunshine Dryclean - Alterations	408-247-0919
1444 Franklin St	Pisani Printing Ii	408-985-0276
1485 Franklin St	Delectables Inc	408-246-9422
1485 Franklin St	Catering By Chika	415-385-3233
1595 Franklin St	Sara's Kitchen	408-247-7272
1211 Franklin Mall	Jasmine Thai Cuisine	408-246-3943
1211 Franklin Mall 3	Jasmine Thai Cuisine	408-246-3943

Firm Address	Firm Name	Phone Number
1251 Franklin Mall	Broncos Retreat	408-230-3513
1271 Franklin Mall	Hatcho Japanese Cuisine, Inc.	408-248-8500
1280 Franklin Mall	Franklin Cleaners	408-296-2747
1280 Franklin Mall	The Liaison Service & Demand Llc	408-661-6450
3910 Freedom Cir 101	Dlc Operating Corporation	408-727-3663
3925 Freedom Cir	Kinetics Systems Inc	408-844-9160
3925 Freedom Cir 5	Rosendin Electric Inc	408-844-8438
3935 Freedom Cir	Pedro's Restaurant & Cantina	408-496-6777
3955 Freedom Cir	Birk's Restaurant	408-980-6400
3960 Freedom Cir 1st Fl	Beceem Communications, Inc	408-387-5000
3975 Freedom Cir 2-3 Floors	Pmc - Sierra Us, Inc.	408-330-0499
3979 Freedom Cir 1st Fl	Cisco Telepresence Suites Llc	408-526-5416
3979 Freedom Cir Cafe	Guckenheimer	408-566-7874
1481 Fremont St	Combs/Eisier	
2921 Fresno St	Fatima Silva Janitorial Svc	408-247-6924
857 Gallatin Dr 1	Sj Kim Photography	408-857-7636
876 Gallatin Dr 3	Ruby's Parcel Services	408-666-2398
892 Gallatin Dr 1	Next Limousine Service	408-506-7989
2503 Gallup Dr	Alliance Glass & Mirror	408-261-9889
3500 Garrett Dr	Honeywell International, Inc.	408-962-2000
910 George St	Statewide Insulation Inc	408-567-9955
911 George St	Danco Machines	408-727-1949
941 George St	Hambly Studios, Inc.	408-496-1100
950 George St	Danco Machine	408-988-5235
971 George St	Accura Precision Inc	408-988-7633
980 George St	Mec-Pro Inc	408-727-9757
4070 George Sellon Cir	Oracle America Inc	650-506-3741
3350 Georgetown Pl	Dirt Busters Janitorial Service	408-615-0394
2303 Gianera St	Trinity General B Contractor	408-988-3439
470 Gianni St	Darko Precision Inc	408-988-6133
480 Gianni St	A-1 Machine Mfg., Inc	408-727-0880
481 Gianni St	Stg Machine	408-988-8582
487 Gianni St	Information Scan Technology	408-988-1908
490 Gianni St	A-1 Machine Mfg., Inc	408-727-0880
491 Gianni St	Bay Alarm Company	408-280-6006
493 Gianni St	Axic Inc	408-980-0240
2506 Glade Dr	J And G Janitorial	408-244-5558
2372 Glendenning Ave	Lisa Taft Photography	408-260-8347
2900 Gordon Ave 100	Totally Green Building	408-245-5555
2960 Gordon Ave	Dish Network California Service	408-530-8327

Firm Address	Firm Name	Phone Number
2971 Gordon Ave	Interdecor Inc	408-328-0678
2975 Gordon Ave	Scottish Maids Inc	408-735-7268
2980 Gordon Ave	K. Hogan Company	408-530-8750
1884 Graham Ln	Lacerda Electric	408-985-1520
3421 Granada Ave 27	Sun Heating And Cooling	408-483-0462
1599 Grant St	Joseph J Albanese Inc	408-727-5700
1640 Grant St	The Works Autobody Inc	408-748-1367
1650 Grant St	Metalfab	408-727-4640
1717 Grant St	E.I. Printing Inc	408-988-1717
1717 Grant St	C B Printing	408-982-0335
1719 Grant St 1	J&J Fabrication	408-727-2958
1719 Grant St 2	Supreme Customs	408-987-9931
1719 Grant St 3	Infamous Metal Works	408-727-8770
1719 Grant St 4	Corvette Shop	408-727-9040
1719 Grant St 5	U.S. Sheet Metal	408-986-9334
1719 Grant St 6	C & C Valley Construction	408-982-9290
1719 Grant St 6	Narco Plastering, Inc	408-293-2060
1725 Grant St	Moody Manufacturing, Inc	408-982-9137
1733 Grant St	Jack's Body Shop	408-986-1809
1741 Grant St	Silveira Cabinets	408-727-8030
1745 Grant St 2	Carrera Millwork, Inc.	408-748-1808
1745 Grant St 3	Theodore Robinson	408-605-6009
1745 Grant St 4	Bodylines Watercraft Repair	408-423-9554
1748 Grant St	Legacy Sanitation Inc	408-727-7700
1751 Grant St	Jay's Precision Machine	408-980-0743
1753 Grant St	J P Burgard Company	408-727-4733
1755 Grant St 2	Carrera Millwork, Inc	408-748-1808
1759 Grant St	Carrera Millwork Inc	408-748-1808
1761 Grant St	Santa Clara Plating Co, Inc.	408-727-9315
1771 Grant St	Santa Clara Plating Co Inc	408-727-9315
1773 Grant St	Santa Clara Plating Co Inc	408-727-9315
1779 Grant St	Santa Clara Plating Co Inc	408-727-9315
1815 Grant St	Tow Service, Inc	408-293-1711
1815 Grant St	Aic Painting Corp.	408-986-0140
1819 Grant St	Christos Cartsonas	408-497-9093
1829 Grant St	Twinco Precision & Manufacturing	408-988-8002
1835 Grant St	Steel Works	408-849-8590
1839 Grant St	J.G. Artistic Iron Works	408-980-9230
1849 Grant St	Custom Paint Finish	408-727-1817
1850 Grant St	Recycling Services Of Silicon	408-970-4761

Firm Address	Firm Name	Phone Number
1925 Grant St 1-2	Motorspeed West	408-727-6631
1925 Grant St 3	Research Machine Development,	408-988-1785
1925 Grant St 4	L & L Gutter Service	408-970-0810
1 Great America Pkwy 741-A	Panda Express #1459	
4150 Great America Pkwy	Bennigan's Bar & Grill	408-748-0378
4200 Great America Pkwy Ihop	Ihop - Tai Wah Inc	408-980-8887
4300 Great America Pkwy 108	Togo's Ga	408-727-3971
4300 Great America Pkwy 116	Ping Restaurant	408-969-2377
4300 Great America Pkwy 132	House Of Bagels	408-727-4888
4300 Great America Pkwy 148	Great America Round Table	408-970-9000
4300 Great America Pkwy 156	Sushi Express	408-988-2555
4300 Great America Pkwy 172	Cafe Falafel	408-970-0913
4300 Great America Pkwy 180	Amarin Thai Cuisine #3, Inc	408-988-2982
4401 Great America Pkwy	Bon Appetit @ Yahoo!	408-349-4144
4401 Great America Pkwy	Beantrees Espresso Bar	408-505-9905
4551 Great America Pkwy 3GA	Bon Appetit Management Co	408-349-4144
4555 Great America Pkwy 101	Brocade Communications Systems	408-333-8000
4555 Great America Pkwy 301	Brocade Communications Systems	408-333-8000
4555 Great America Pkwy 401	Brocade Communications Systems	408-333-8000
4800 Great America Pkwy 205	Maxpower Semiconductor Inc	408-899-5161
5001 Great America Pkwy	Aramark	408-748-7030
5101 Great America Pkwy	Hyatt Regency Santa Clara -	408-200-1234
5101 Great America Pkwy	Hyatt Regency Santa Clara -	408-200-1234
5201 Great America Pkwy 138	Network Meeting Center	408-562-6111
5201 Great America Pkwy 138	Network Conference Company, Inc.	408-562-6111
5201 Great America Pkwy 140	Network Meeting Center	408-562-6111
5201 Great America Pkwy 249	Readyserve Computer Center	408-519-3205
5201 Great America Pkwy 251	Readyserve Computer Center	408-519-3205
5201 Great America Pkwy 253	Readyserve Computer Center	408-519-3205
5201 Great America Pkwy 254	Readyserve Computer Center	408-519-3205
5201 Great America Pkwy 320	Tn Auto Wholesaler	408-826-9903
5201 Great America Pkwy 320	Intelisolar Constructions	877-837-6527
5201 Great America Pkwy 320	Austria Microsystems	408-850-7126
5201 Great America Pkwy 320	Iris Biotechnologies Inc.	408-867-2885
5201 Great America Pkwy 332	Mitsubishi Electric &	408-727-3111
5350 Great America Pkwy	Taco Bell 20577	408-213-1757
5350 Great America Pkwy 101	Togo's Eatery	408-654-9050
5350 Great America Pkwy 101	Togo's Eatery	408-654-9050
5350 Great America Pkwy 104	Joe Chinese Fast Food	408-855-9377
5390 Great America Pkwy	Great America Shell #172	408-982-9040

Firm Address	Firm Name	Phone Number
5470 Great America Pkwy	Eurest	408-982-0902
413 Greenwood Dr	De Simone's	408-244-1224
461 Greenwood Dr	Capstone Design Builders	408-844-8112
3559 Haig St	Chavez Janitorial	408-296-5247
1460 Halford Ave	Pho Xe Lua	408-244-9721
1480 Halford Ave	R & R Liquor	408-582-3190
1484 Halford Ave	Myung Dong Grill	408-246-1484
1488 Halford Ave	Baker's Village	408-246-2434
1550 Halford Ave	Thai Chili Cuisine	408-615-9199
1564 Halford Ave	Alliance Wash & Dry	408-249-8481
1576 Halford Ave	Pizza Chicago	408-244-2246
1584 Halford Ave	Guranand	408-244-1160
20 Harold Ave 23	Lucky Motors	831-359-7931
20 Harold Ave 31	Auto Usa	408-241-1375
20 Harold Ave 33	T E Access Corp	408-247-8883
20 Harold Ave 35	Quality Auto Sales/Leasing	408-221-7843
20 Harold Ave 36	Barkhad Auto Dealer	408-406-9001
20 Harold Ave 38	Hyannisport Motors	408-230-2520
20 Harold Ave 42	Posh Auto Corporation	408-666-9113
20 Harold Ave 45	Adriatic Auto Wholesale	408-260-7861
20 Harold Ave 48	Mjb Wholesale	408-727-6002
20 Harold Ave 53	Performance Motors	408-836-0177
20 Harold Ave 53	Timeless Motors Inc	916-412-2148
36 Harold Ave 12	Superior Auto	408-218-7656
36 Harold Ave 14	Auto Buyers Company	408-315-6634
36 Harold Ave 17	Auto Registrar	408-431-4605
36 Harold Ave 18	Willie's Auto Sale	408-393-0404
36 Harold Ave 18	Miguel Pachas Auto & Truck	408-454-0472
36 Harold Ave 19	Franklin Motors	408-813-2715
36 Harold Ave 19	Prime Auto Sales	510-453-2747
36 Harold Ave 19	Prime Auto Sales	510-453-2747
36 Harold Ave 24	Mars Motoring Llc	415-812-3755
36 Harold Ave 3	Pacific Auto	925-451-5168
36 Harold Ave 30	AMG Motors	408-690-5584
36 Harold Ave 6	Green Bay Auto Sales	408-368-7985
36 Harold Ave 7	Zen Motors	408-649-1681
36 Harold Ave 7	Wheels Of Fortune	408-489-2292
36 Harold Ave A	Highline Motors	510-282-3245
36 Harold Ave A	Fins Motor	408-203-7831
36 Harold Ave A	Autoline Auto Brokers	408-828-4746

Firm Address	Firm Name	Phone Number
52 Harold Ave A	Excel Auto	408-461-6606
52 Harold Ave B	Shiraz Auto Inc	408-244-5200
52 Harold Ave G	Pacific Auto Center	408-806-9807
52 Harold Ave H	Auto Advantage	408-687-9816
52 Harold Ave K	Delmont Auto Llc	408-217-8404
735 Harrison St	American Convertible & Classics	408-615-1454
1725 Harrison St	Jackson Trumbly Glass	408-261-9755
1923 Harrison St	Pereira's Gardening	408-249-3512
1972 Harrison St	The Artist's Garden	408-888-9652
2218 Harrison St	Darryl Henry	408-564-4772
2541 Hayward Dr	A Mobile 90 Day Inspections And	408-887-2945
2545 Hayward Dr	Colorfaux Finishes	408-296-2716
1463 Heatherdale Ave	Shiny Mike's Cleaning Services	408-627-2990
407 Hemlock Ct	Dasalla Building Maintenance	408-712-2466
1113 Highland Ave	Alarcon	408-205-5533
854 Hilmar St	Microsafe	408-497-1893
958 Homestead Rd	American Legion Hall	408-244-3050
1160 Homestead Rd	Hassle Free Process Service	408-379-4700
1171 Homestead Rd 120	Subway Sandwiches And Salads	408-247-2191
1171 Homestead Rd 150	Toppings Tree Restaurant	408-615-1804
1171 Homestead Rd 190	City Lights Expresso	408-296-0415
1190 Homestead Rd	County Comm. Radio Rental	408-244-4750
1998 Homestead Rd 101	Gu Gu's Pizza And Pasta	408-621-1751
1998 Homestead Rd 111	5 Star Cleaners	408-244-6288
1998 Homestead Rd 113	Cherry Garden Filipino Fastfood	408-985-0893
2000 Homestead Rd 3	Little Ceasar Pizza #5045	408-249-9200
2072 Homestead Rd	Sunset Motors	408-279-1084
2072 Homestead Rd	Naftoon Auto	408-499-7144
2322 Homestead Rd 7	Platinum Limousine Service	408-261-2123
2595 Homestead Rd	Kentucky Fried Chicken	408-241-7706
2596 Homestead Rd	China Delight Restaurant	408-985-9688
2600 Homestead Rd	Taco Bell Corp #4311	408-246-1658
2605 Homestead Rd	Kirks Steakburgers	408-241-5475
2624 Homestead Rd	Armadillo Willys Bbq IV	408-247-1100
2628 Homestead Rd	Stans Donut Shop	408-296-5982
2634 Homestead Rd	Sumiya	408-973-0604
2635 Homestead Rd	Sarah's Cafe	408-615-0274
2636 Homestead Rd	Madhu's Dasaprakash	408-246-8292
2638 Homestead Rd	Quiznos	408-260-0441
2640 Homestead Rd	Ko Hyang San-Chun Korean	408-246-9333

Firm Address	Firm Name	Phone Number
2706 Homestead Rd	Cigarette Discounter	408-554-4213
2760 Homestead Rd	Safeway Inc # 700	408-248-0563
2786 Homestead Rd	Just Chicken Inc	408-260-8888
2790 Homestead Rd	Caffino Santa Clara	408-243-9973
2800 Homestead Rd	Starlite Co	408-246-2674
2815 Homestead Rd	Spirit House Liquors	408-248-1990
2830 Homestead Rd	Cooking Papa	408-247-3748
3335 Homestead Rd 36	Hugo Calasin's Cleaning Service	408-244-5684
3414 Homestead Rd	David Burgess	408-497-0805
3455 Homestead Rd 52	Lux Limousine	408-886-8288
3465 Homestead Rd	Jb Restaurant #3467, Inc.	408-557-0149
3478 Homestead Rd	Speed Oil Change Center #4	408-551-0000
3478 Homestead Rd	Speed Oil Change Center #4	408-551-0000
3480 Homestead Rd	Homestead Beacon Gas Station	408-244-7617
3500 Homestead Rd	Homestead Car Wash	408-460-7846
3501 Homestead Rd	Homestead 76	
3509 Homestead Rd	McDonald's	408-243-2897
3510 Homestead Rd	Albertson's #7161	408-247-8425
3521 Homestead Rd	Green Earth Foods, Inc	408-243-9005
3533 Homestead Rd	Gombei Restaurant	408-260-0880
3540 Homestead Rd	Orenchi	408-246-2955
3543 Homestead Rd	Kevin's Tailoring	408-244-5021
3548 Homestead Rd	Launderland Coin-up Laundry	408-253-3420
3548 Homestead Rd	Launderland Coin-Up Laundry	408-253-3420
3550 Homestead Rd	Killarney Cleaners	408-244-0164
3557 Homestead Rd	Homestead Lounge	408-241-9838
3560 Homestead Rd	Bernal Bagels & Doughnuts	408-246-2021
3580 Homestead Rd	L & L Hawaiian Bbq	408-246-0896
3581 Homestead Rd	Pizza Party	408-248-5680
3583 Homestead Rd	Homestead Wash And Dry	408-998-2624
3586 Homestead Rd	Subway Sandwiches #23359	408-835-4317
3587 Homestead Rd	Homestead Cleaners	408-244-9464
3591 Homestead Rd	Baskin Robbins #148	408-241-7854
3597 Homestead Rd	Mahzoon Inc.	408-777-9090
1679 Hood Ct	B & M Ice Cream	408-246-3613
1604 Hope Dr 128	Matrix Janitorial Service	408-910-3240
379 Howard Dr	Kilt Designs	408-248-6606
3121 Humbolt Ave	Bartolome Construction	408-246-9050
1498 Isabella St	Naimat Kadah	408-247-0745
1510 Jackson St	Taqueria La Veracruzana	408-261-2108

Firm Address	Firm Name	Phone Number
1590 Jackson St 2	Lil Mike's Delivery & Set Up	408-401-2015
1724 Jackson St	John's Clean Cut Yards &	408-241-7241
3171 Jay St	Sable Networks Inc	408-727-5514
655 Jefferson St	T & M Gardening Services	408-247-0899
1025 Jefferson St	Dis-stink Engraving	408-296-7558
1486 Jefferson St	C&M Towing	408-995-6115
1486 Jefferson St	Champion Auto Body & Repair	408-246-0765
2996 Jerald Ave	Ancheta Construction	408-984-5824
771 Jill Ave	Elwyn NC	408-558-1500
2583 Johnson Pl	A Tasteful Affair	408-985-8391
1729 Jones Ave	Yck Electric	408-203-3901
3600 Juliette Ln Sc 12	Bon Appetit	704-328-4000
3241 Keller St	Wightman Engineering Services	408-727-0750
3250 Keller St 10	California Architectural	408-460-0376
3250 Keller St 5	D-Tek Manufacturing	408-688-7590
3250 Keller St 5	Ad Precision Inc	408-483-2121
3250 Keller St 6	A V B Machining	408-988-8858
3250 Keller St 7	Silicon Valley Machining Corp	408-844-8369
3250 Keller St 8	K-Tech	408-768-5399
3250 Keller St 9	Sanmach Manufacturing	408-492-0023
3260 Keller St 10	Don's Mobile Glass	408-845-9181
3260 Keller St 10	Martinez's Machine Services	408-986-8171
3260 Keller St 11	Tony Machining	408-431-2216
3260 Keller St 2	Performance Hardcoat	408-450-5360
3260 Keller St 5	Lam Advanced Mechanical	408-748-7625
3260 Keller St 6	IJJ Engineering	408-562-9978
3260 Keller St 7	Nose To The Grindstone	408-969-0337
3260 Keller St 9	K & H Machining	408-986-8340
3270 Keller St 101	Denco Mfg	408-986-8181
3270 Keller St 102	California Custom Studio	408-727-4477
3270 Keller St 104	Catering 4 All Occasions	408-855-8611
3270 Keller St 104	Nirvana Catering Services	408-217-3201
3270 Keller St 106	Ctk Machining	408-988-4960
3270 Keller St 107	National Data Search, Inc.	408-727-0922
3270 Keller St 107	Sun Chek Glass Tinting Co	408-723-0357
3270 Keller St 108	T-Bor Machining	408-988-8891
3270 Keller St 109	Slick 7 Products	408-748-1910
3270 Keller St 110	I&M Cnc Machining	408-988-8628
3270 Keller St 115	Northcal Machining	408-568-5254
3270 Keller St 115	Tan Truong	408-568-5254

Firm Address	Firm Name	Phone Number
3270 Keller St 115	Thong Truong	916-397-9937
3300 Keller St 101	Justo Blanket Wrap Delivery	408-496-6109
3300 Keller St 201	Krisco Machining, Inc.	408-986-1290
3300 Keller St 202	All Reasons Moving, Inc.	408-486-0663
3321 Keller St	Zion Press Mailing	408-986-8962
3345 Keller St	Poco Solar Energy, Inc	408-970-0680
3370 Keller St	West Fab Manufacturing, Inc	408-727-0550
3380 Keller St	K Q Integrated Solutions, Inc	408-654-0428
3390 Keller St 102B	Ars American Residential	408-982-0407
3390 Keller St A	Asd Eng & Mfg	408-980-1646
3391 Keller St	Cirexx International, Inc	408-988-3980
3020 Kenneth St	Meritronics, Inc	408-969-0888
3064 Kenneth St	Centek Machining	408-970-9283
3070 Kenneth St	Kemco Inc	
3080 Kenneth St	Harbor Electronics Inc	408-988-6544
3084 Kenneth St	Amerix Group, Inc	408-727-8700
3090 Kenneth St	Beyer Technology	408-980-8635
3098 Kenneth St	Bench-Tek Solutions	408-653-1100
3484 Kenyon Dr	Hawaiian Snow Shave Ice	408-261-1336
2525 Keystone Ave	Keystone Auto Service Llc	408-246-7708
2545 Keystone Ave	Precision Motorworks Inc	408-985-2316
2615 Keystone Ave	Car Care Plus	408-247-5405
120 Kiely Blvd 2	Silk Alteration & Repair	408-892-7070
800 Kiely Blvd	Rumors	408-628-2394
830 Kiely Blvd 102	Express Alterations And Sewing	408-984-1501
830 Kiely Blvd 104	Erik's Deli Cafe	408-246-1010
900 Kiely Blvd	Kj's Cafe A La Carte	650-853-0886
938 Kiely Blvd D	Denny's Flooring	408-306-8882
978 Kiely Blvd J	Cleaning Access Maintenance	408-247-2909
986 Kiely Blvd J	Sue Johnson Photography	408-246-7992
1000 Kiely Blvd 67	J & D Lawn And Yard	408-607-7420
1051 Kiely Blvd	Ed And Son Electric	408-244-3332
1052 Kiely Blvd	Tobang	408-615-7540
1052 Kiely Blvd	Tobang Inc	408-615-7540
1054 Kiely Blvd	Trendy Bean Cafe	408-243-2350
1062 Kiely Blvd	Korean Spring Bbq	408-985-8808
1066 Kiely Blvd	Kunjip Inc	408-246-0025
1074 Kiely Blvd	Quickly	408-247-7866
1076 Kiely Blvd	Ewha Dang	408-966-8887
1084 Kiely Blvd	Harry's Dry Cleaning & Shoe	408-244-2270

Firm Address	Firm Name	Phone Number
1263 Kiely Blvd	Jb Mobile Detailing	408-636-6723
1302 Kiely Blvd	Cni Painting Company	408-826-2055
1510 Kiely Blvd	Sparkle Clean Laundry	408-774-1998
2855 Kifer Rd 104	Kifer Deli Cafe	408-980-9212
2940 Kifer Rd	Kifer Road Property Llc	408-369-1800
2985 Kifer Rd	Vista Solar Inc	408-844-7149
3008 Kifer Rd	Vander-bend Manufacturing	408-245-5150
3165 Kifer Rd	Culinart Of America	408-216-2549
3259 Kifer Rd	Print It Here	408-773-1579
3281 Kifer Rd	Spinnaker Microwave Inc	408-732-9828
3305 Kifer Rd	Hunter Technology Corp	408-245-5400
3505 Kifer Rd	Kool Metal Awning Inc	408-245-6597
3535 Kifer Rd B	Luxomoto Inc	408-761-9877
3537 Kifer Rd	A Piece Of Cake	408-524-8180
3833 Kifer Rd Bldg C	National Semiconductor Corp	408-721-5000
3875 Kifer Rd Bldg D	National Semiconductor Corp	408-721-5892
3885 Kifer Rd Bldg W	National Semiconductor	408-721-5000
2163 Kingsbury Cir	Joseph Nguyen	408-496-6728
2039 Kington Pl	Maltoni Enterprises And Home	408-802-2595
2570 Knightsbridge Ln	Alexander P Garcia	408-966-9812
341 Lafayette St 101	Dee Dee's Food Inc	408-261-0568
341 Lafayette St 104	Fast Pizza Delivery	408-246-1800
341 Lafayette St 105	Paul's Smoke Shope	408-423-8611
900 Lafayette St 700	Greater Opportunities	408-248-4464
1000 Lafayette St	Glm Launderland	
1000 Lafayette St A	Togo's Of Santa Clara	408-249-4723
1000 Lafayette St C	Hungry Hound	408-241-2756
1000 Lafayette St D	Frozo's Inc	408-243-7696
1000 Lafayette St E	Holiday Cleaners	408-247-3053
1065 Lafayette St	Abadir Grocery	408-241-1636
1175 Lafayette St	C W Hansen Construction Inc	408-248-8120
1550 Lafayette St	C & J'S Sports Bar	408-309-3382
1565 Lafayette St	Pelican Sign Service	408-246-3833
1570 Lafayette St	Mercury Rubber Stamp Company	408-247-1265
1640 Lafayette St	Medallion Landscape Mgmt	408-782-7500
1650 Lafayette St	R O E M Builders, Inc	408-984-5600
1650 Lafayette St	Silicon Valley Equipment	408-277-7040
1670 Lafayette St	Lafayette Food & Liquor	408-828-2324
1684 Lafayette St	Total Calendar & Promotion	408-982-8987
1684 Lafayette St	Discount Forms Specialty	408-260-2272

Firm Address	Firm Name	Phone Number
1686 Lafayette St	Alyis N' Rose Bakery/Cafe	408-896-3777
1707 Lafayette St	Iguana Visual Communications	408-234-2732
1777 Lafayette St 108	Kent Clemenco Photography	408-296-2201
1777 Lafayette St 207	River Otter Arts	408-247-3695
1777 Lafayette St 212	Adriel Almirol	408-591-5555
1793 Lafayette St 130	Golden Gate Mechanical Inc	408-246-3355
1900 Lafayette St 200	Senior Helpers Greater San Jose	408-844-8884
1902 Lafayette St C	Durotek Machining Co	408-727-6370
1920 Lafayette St A	N Power Electric	408-247-7721
1920 Lafayette St E	Sunset Building Maintenance	408-727-3408
1920 Lafayette St H-j	Superior Screen Printing	408-727-3361
1920 Lafayette St I	Usa Auto Supplies	408-898-7710
1920 Lafayette St L	Print Papa	408-567-9553
1920 Lafayette St N	Rigid Tech	408-464-4133
1920 Lafayette St N	Noack Electric	408-496-6233
1940 Lafayette St E	Bopol Machining	408-986-9108
1940 Lafayette St E	Bopol Machining Inc	408-986-9599
1940 Lafayette St F-g	Us Machining	408-986-9108
1955 Lafayette St	Budget Truck Rental Llc	408-445-2330
1965 Lafayette St	Cylinder Heads Unlimited	408-988-6198
1975 Lafayette St	Choice Auto Body	408-562-0011
1992 Lafayette St	Ed's Teriyaki	408-988-1411
1995 Lafayette St B	Rsr Enterprises	408-980-0866
2001 Lafayette St	Vieira Enterprises Inc.	408-727-8734
2001 Lafayette St	Vieira Enterprises Inc.	408-727-8734
2001 Lafayette St	Vieira Enterprises Inc.	408-727-8734
2015 Lafayette St	El Taco-Nazo	408-558-1655
2025 Lafayette St	Brenda's	408-449-2601
2311 Lafayette St	Bay Area Overhead Door Company,	408-450-7804
2318 Lafayette St	O'Donnell Plastering	408-988-4965
2324 Lafayette St	Floors "R" Us	408-567-9820
2325 Lafayette St	Ez Cut Products, Inc	408-727-8801
2380 Lafayette St	Penske Truck Leasing Co L. P.	408-727-2120
2390 Lafayette St	The Packaging Store/u-haul	408-727-1363
2420 Lafayette St	Quick Smog Check Center	408-646-7888
2435 Lafayette St	Slam Dunk Dogs/The Pit Stop	408-356-9585
2444 Lafayette St	All-Rite Towing	408-274-3106
2490 Lafayette St 4	Construction Club, Inc.	408-727-6869
2490 Lafayette St 5	S.A.S., Inc.	408-287-2582
2495 Lafayette St	By-The-Bay Investments Inc.	408-496-1187

Firm Address	Firm Name	Phone Number
2550 Lafayette St	A Tool Shed Inc	408-727-0822
2555 Lafayette St 103	Fast Undercar	408-566-0200
2555 Lafayette St 104	Sounds Of Speed Inc	408-987-9553
2555 Lafayette St 105	M.A.T. Bmw & Imports	408-567-0200
2555 Lafayette St 106	Precise Auto Care	408-988-3077
2555 Lafayette St 107	Calabazas Automotive Repair	408-982-0859
2555 Lafayette St 107	Joe's Muffler	408-748-0598
2555 Lafayette St 110	V-H-D	408-821-5299
2555 Lafayette St 110	Economy Auto Body & Paint	408-986-8156
2555 Lafayette St 110	Perfect Auto Body And Paint	408-986-8156
2555 Lafayette St 111	V-H-D	408-821-5299
2555 Lafayette St 114	City Automotive	408-748-1107
2555 Lafayette St 118	Oller Bros Inc	408-748-9015
2556 Lafayette St	A Tool Shed Inc	408-727-0889
2564 Lafayette St	Artistic Upholstery	408-727-8541
2590 Lafayette St	Restivo Enterprises Inc	408-988-4884
2590 Lafayette St	Body & Frame Specialists	408-221-1342
2655 Lafayette St	Musson Theatrical Inc	408-986-0210
2707 Lafayette St	Greenwaste Of Palo Alto	408-938-4901
2725 Lafayette St	Auto Ambulance	408-243-2886
2755 Lafayette St	Greenwaste Of Palo Alto	408-938-4901
2765 Lafayette St	Greenwaste Of Palo Alto	408-938-4901
2900 Lafayette St	Dalton Carpet Co., Inc.	408-988-8782
2908 Lafayette St	Sousa's Garage Doors, Inc.	408-248-0782
2930 Lafayette St	Max Printing Co	408-492-9416
2979 Lafayette St	Royce Auto Repair And Auto Body	408-297-6923
2983 Lafayette St	4 Your Wheelz, Inc	408-970-8733
2983 Lafayette St	Motoamore Llc	408-295-3004
3471 Lafayette St	Robinson Oil Corporation	408-988-5407
3491 Lafayette St	Calmax Technology Inc.	408-790-5740
3495 Lafayette St 110	Calmax Technology Inc.	408-790-5740
3551 Lafayette St 2	Pedro Tacordas Janitorial	408-306-0696
3551 Lafayette St 3	Rangel Janitorial Services	408-205-0961
3751 Lafayette St	Clyde Auto	408-567-9744
3751 Lafayette St	Great America Shell	408-988-4771
3759 Lafayette St	Happy Laundromat 1	408-263-3271
3763 Lafayette St	Taqueria Cazadores	408-986-9610
3775 Lafayette St	New Camau Restaurant	408-988-1883
3775 Lafayette St	New Camau Restaurant	408-988-1883
4764 Lafayette St	Mirchi	408-988-3374

Firm Address	Firm Name	Phone Number
4767 Lafayette St	Little Caesars Pizza	408-496-1893
4767 Lafayette St	Enterprise Rent-A-Car	408-492-0012
4767 Lafayette St 200	Guru Kripa	408-988-3374
4889 Lafayette St	C H Drywall Co	408-980-9916
4889 Lafayette St	Irma's House Cleaning Services	408-980-9916
5151 Lafayette St	Spinneret Inc	408-453-3272
5155 Lafayette St	California Machining Center	408-748-0510
5159 Lafayette St	Modern Edge Machining	408-644-5430
5159 Lafayette St	K & S Precision Machining, Inc	408-984-0800
5181 Lafayette St	California Machining Center	408-748-0510
5191 Lafayette St	Dietsch Werks	408-725-4243
1728 Laine Ave	Quality Plus Plumbing	408-244-3744
4721 Lakeshore Dr	Aj Photography	408-910-5232
2875 Lakeside Dr	India Gate Authentic Indian	408-980-1666
2950 Lakeside Dr	El Torito Restaurant Inc #7060	408-727-4426
3200 Lakeside Dr Bld. A	Guckenheimer Ent	408-845-3740
1980 Larsen Pl	Bae Kwang Weon Limo	408-469-9234
2060 Larsen Pl	Absolutely Perfect Lawn Care	408-410-6059
1224 Las Palmas Dr	Green Gardener	408-247-8180
300 Laurelwood Rd	Gilbert Spray Coat	408-988-0747
301 Laurelwood Rd	Disctech International Inc	408-727-5222
303 Laurelwood Rd	Bartmex Precision Machining	408-748-8882
307 Laurelwood Rd	Rapid Plumbing Inc	650-964-4935
309 Laurelwood Rd 14	Cps Specialty	408-980-1315
309 Laurelwood Rd 16	C & C Painting & Decorating	408-945-9901
309 Laurelwood Rd 17	Formatrix Inc	408-980-9324
309 Laurelwood Rd 18-1	Dynasel Usa	408-496-0305
309 Laurelwood Rd 2	Nor-Cal Mfg	408-843-8362
309 Laurelwood Rd 21	Picotrack	408-988-7000
309 Laurelwood Rd 23	M3D Co	408-970-9882
309 Laurelwood Rd 3	Allstar Janitorial Services,	408-987-9935
309 Laurelwood Rd 5	Ab Glass Werks	408-970-3231
309 Laurelwood Rd 6	West Coast Creations	408-833-0124
309 Laurelwood Rd 8	B.e.k. Machinning	408-988-8340
311 Laurelwood Rd	K & S Complete Auto Repair	408-509-6167
319 Laurelwood Rd	Pacifico Furniture Upholstery	408-727-3180
320 Laurelwood Rd	Sunraay Electric Inc	408-988-6237
325 Laurelwood Rd	H.P. Machining	408-855-8902
325 Laurelwood Rd	Ecrubl Tools & Die	408-806-5036
327 Laurelwood Rd	John Monighetti	408-497-1288

Firm Address	Firm Name	Phone Number
327 Laurelwood Rd	Bill's Precision Machining	408-727-4813
329 Laurelwood Rd	Wilco Precision	408-223-9382
330 Laurelwood Rd	Klor Machinery Inc.	408-980-8580
333 Laurelwood Rd	Huizar Refinishing	408-844-8635
339 Laurelwood Rd	On The Spot Auto Repair	408-988-8251
340 Laurelwood Rd	Greenstar Autoworks	408-988-3735
343 Laurelwood Rd	JTB Auto Group LLC	510-456-6077
345 Laurelwood Rd	European Marble Work	408-439-8241
347 Laurelwood Rd	King Kong Auto Wholesales	408-509-9928
350 Laurelwood Rd	Sealdex	408-748-1048
351 Laurelwood Rd	European Specialized Performance	408-376-1211
356 Laurelwood Rd	Celtic Ironwork	408-718-4787
358 Laurelwood Rd	Pcd Professional Complete Design	408-281-7838
363 Laurelwood Rd	Accurate Finishing	408-969-0310
363 Laurelwood Rd	Accurate Finishing	408-969-0310
364 Laurelwood Rd	Mr. Le Marine Service	408-970-5010
367 Laurelwood Rd	G Force Machining	408-472-7381
370 Laurelwood Rd 101	Pix Palette, Llc	408-970-9447
370 Laurelwood Rd 105-107	Sms Group Inc	408-492-9770
370 Laurelwood Rd 111	T D Welding Machine	408-515-7117
370 Laurelwood Rd 112	Dl Magic Machining	408-748-3560
373 Laurelwood Rd	Aztec Brothers Inc.	408-401-0858
375 Laurelwood Rd	Numerical Advance Machining	408-923-6909
379 Laurelwood Rd	Vinatech Systems	408-982-0844
381 Laurelwood Rd	Great Western Plumbing	408-241-8084
382 Laurelwood Rd	Ecs Refining Texas Llc	408-200-7000
383 Laurelwood Rd	Ciro Technology	408-588-1188
384 Laurelwood Rd	Rdc Machine Inc	408-970-0721
386 Laurelwood Rd	Compatible Manufacturing Inc	408-982-9580
389 Laurelwood Rd	Autosmart Motor Group Llc	408-567-9885
491 Laurelwood Rd	Aharoni & Steele Inc	408-451-9585
500 Laurelwood Rd 10	Cordero Printing & Graphics	408-986-8338
500 Laurelwood Rd 14	Benrich Service Co., Inc.	
500 Laurelwood Rd 16	Durapoles C&S Inc	408-844-9001
500 Laurelwood Rd 16	Multisolution, Inc	408-748-1758
500 Laurelwood Rd 2	Accugroove Llc	408-844-8300
500 Laurelwood Rd 6	T&M Unlimited	408-761-8221
526 Laurelwood Rd	Calmax Technology, Inc.	408-748-8660
558 Laurelwood Rd	Calmax Technology, Inc.	408-748-8660
565 Laurelwood Rd	Hathaway-Dinwiddie Construction	408-988-4200

Firm Address	Firm Name	Phone Number
800 Laurelwood Rd	Roman Tire Inc	408-988-4242
891 Laurelwood Rd	Annex Santa Clara Inc	510-755-3324
1301 Laurelwood Rd	Ray L Hellwig Plumbing &	408-727-5612
1309 Laurelwood Rd	Ray L Hellwig Mechanical	408-727-5080
1415 Laurelwood Rd	Silver Stars Auto	408-567-9582
1415 Laurelwood Rd	J And L Auto Repair	408-401-9179
1419 Laurelwood Rd	Brazilian Auto Services	408-748-1799
1423 Laurelwood Rd	The Rennshop Inc	408-727-0911
1427 Laurelwood Rd	Ms Auto Gears	408-970-9055
1447 Laurelwood Rd	Twins Auto Tech	408-988-8837
1451 Laurelwood Rd	Cordial Auto Inc	408-982-9169
1463 Laurelwood Rd	Salazar's Automotive	408-496-0767
1467 Laurelwood Rd	Castillo's Auto Repair	408-903-8414
1471 Laurelwood Rd	K S R Auto Repair	408-235-8654
1475 Laurelwood Rd	Superior Window Cleaning	408-496-1019
1479 Laurelwood Rd	R&S Quality Automotive	408-980-9845
1555 Laurelwood Rd 1&2	P J'S Deli	408-988-4014
1555 Laurelwood Rd 3	Rollin Sound	408-727-7778
1555 Laurelwood Rd 7	Alcatraz Custom Welding	408-903-7119
1567 Laurelwood Rd 10	K B B Engineering Cnc Machining	408-855-0772
1567 Laurelwood Rd 13	Allen T. Walker	408-806-3487
1567 Laurelwood Rd 14	Electro Mechanic Performance	408-727-6252
1571 Laurelwood Rd 15	Emah's Laundry & Cleaners	408-748-1155
1571 Laurelwood Rd 16	Van Phan Apparel	408-980-0333
1571 Laurelwood Rd 18	Aka Custom Services Inc	408-921-3302
1585 Laurelwood Rd	Quality Assurance Travel	408-885-1040
1995 Laurelwood Rd	Swinerton Builders	408-567-9755
2121 Laurelwood Rd	Ecs Refining Texas Llc	408-200-7000
2151 Laurelwood Rd A-Club	Hops Nightclub @ Biltmore Hotel	408-988-8411
2151 Laurelwood Rd A-Restaurant	Montagues Cafe	408-988-8411
2201 Laurelwood Rd	Vishay Cafe	408-567-8101
2201 Laurelwood Rd 1-3	Siliconix Inc	408-567-8311
823 Laurie Ave	Kasandra House Cleaning	408-588-4028
500 Lawrence Expy	Hy Chevron	408-985-0868
700 Lawrence Expy	Morrison Management Specialist,	251-461-3050
700 Lawrence Expy B10	Kaiser Foundation Health Plan	510-559-5111
710 Lawrence Expy	Fresh & Natural 65-2	408-851-0417
777 Lawrence Expy	Avalon Nightclub	408-241-0777
777 Lawrence Expy	Pat Smith's Extravanganza	408-615-0433
1299 Lawrence Expy	Acapulco Mexican Restaurant	408-249-2001

Firm Address	Firm Name	Phone Number
2455 Lawrence Expy	Gadri Corp.	408-985-1329
3006 Lawrence Expy	Mk Machine Tool	408-732-8468
3010 Lawrence Expy	Robertson Machine Company	408-992-0118
3010 Lawrence Expy	Robertson Machine Company Inc	408-992-0118
3040 Lawrence Expy	Infinity Color	408-732-9903
3077 Lawrence Expy	Rage Machine Inc	408-749-1475
3087 Lawrence Expy	Fast Turn Inc	408-720-6888
3089 Lawrence Expy	Remington Test Llc	408-725-1007
1701 Lawrence Rd	Arne Sign & Decal Company	408-249-3838
769 Layton St	Aquetrim Gutters	408-261-0464
858 Leith Ave	Talla Care Home, Inc	408-727-0471
958 Leith Ave	A B Painting	408-988-4742
1019 Leith Ave	Talla Care Home 2	408-235-8875
1068 Leith Ave	Richard Hudnut	408-727-2876
3301 Leonard Ct	Luxtron Corporation	408-727-1600
3301 Leonard Ct	Andros Incorporated	408-727-1600
3401 Leonard Ct	Device Dynamics Incorporated	408-919-1710
3521 Leonard Ct	Allwin21 Corporation	408-988-5188
3571 Leonard Ct	Phoenix Precision Plastic	408-213-0450
4230 Leonard Stocking Dr	Oracle America Inc.	650-506-3741
4230 Leonard Stocking Dr 7	Guckenheimer Enterprises, Inc	408-276-4104
4230 Leonard Stocking Dr Bldg 23	Bon Appetit @ Oracle Santa Clara	408-276-4104
830 Lewis St	Jd Janitorial Service	408-246-2627
1367 Lexington St	Eternal Greens	408-230-2520
1593 Lexington St	Victor The Contractor, Inc	408-591-8121
626 Lincoln St	Image 2000 Limo	408-946-2000
1499 Lincoln St	International Auto Center	408-243-2530
31 Linden Dr	Tobin Peak Electric	408-615-9220
990 Linden Dr 211	Bayview Auto	408-569-1710
971 Live Oak Dr	Tony Avelar Photography	408-247-2591
3664 Londonderry Dr	Luong Construction	408-691-9005
792 Los Padres Blvd	Sunrise Manor Rch	408-615-0999
1572 Los Padres Blvd 206	Christian Life	408-345-1727
1625 Los Padres Blvd	The Car Consultants Sales &	408-296-0130
1984 Los Padres Blvd	Pete's Reliable Pool Care	408-244-9098
2207 Los Padres Blvd	Erlinda Ong Loredo	415-677-2431
312 Lowell Dr	Farrah's Care Home	650-794-1571
312 Lowell Dr	Pruneridge Residential Care Home	408-248-9131
352 Lowell Dr	John Scott McDowell	408-246-1164
3065 Machado Ave	Siastuning	650-704-0771

Firm Address	Firm Name	Phone Number
3085 Machado Ave	South Bay Carrier Group	408-829-2197
946 Madison St	Steven L. Ringer Contractor	408-554-6073
890 Main St	Liberty Tower	408-243-6226
890 Main St	Aramark	408-296-0908
1481 Main St	Santa Clara Auto Tech	408-296-2166
1594 Main St	Stevenson's Roofing Co	408-258-8135
1980 Main St	P L S Building Maintenance	408-564-4632
2071 Main St	Nelson Plumbing	408-280-5311
2109 Main St	Martinez Cleaning Concepts	408-248-5588
2129 Main St 2	A 2 Z Custom Cycles And Dyno	408-761-5416
2130 Main St 1	Garcia Housecleaning	408-246-0951
2133 Main St 2	Martinez Cleaning Concepts	408-701-8380
2150 Main St 22	Navarro Cleaning Services	408-246-3915
2155 Main St 118	Kumar Limousine & Shuttle	408-838-4216
2157 Main St 105	B C Limo	408-592-4044
2157 Main St 204	Bains Limousine & Shuttle	408-314-4444
1105 Manchester Dr 3	Tony's Plumbing Co	408-849-6883
3324 Marchese Ct	River Park Homes	408-718-4050
1253 Market St	Leahy Construction	408-605-4805
1550 Market St	Tony E Silva	408-249-9647
1750 Market St	Dickum Electric	408-247-4665
1784 Market St	Brian Gaylord G.c.	408-261-2957
2410 Marmon Ct	R&R Building & Maintenance	408-561-1385
276 Martin Ave	Cal-West Automotive Inc	408-970-0770
280 Martin Ave 5	Acon Builders Construction Inc	408-980-1388
290 Martin Ave	Bob's Screen & Graphics, Inc.	408-486-9890
294 Martin Ave	Finish Systems	408-892-2572
300 Martin Ave	Lexus Of Stevens Creek	408-330-3000
314 Martin Ave	OSC Collision Center	408-821-7750
314 Martin Ave	Osc Collision Center Llc	408-988-8786
314 Martin Ave	Old School Customs Llc	408-821-7750
316 Martin Ave	Quality First Services Inc	408-986-1233
318 Martin Ave	Bay Area Builders, Inc	408-648-4500
320 Martin Ave B	Argo Associates	408-844-8007
326 Martin Ave B	Prototype Mfg Inc	408-988-1504
328 Martin Ave	Pac Tech Usa Packaging	408-588-1925
330 Martin Ave	Y & D Cabinet Shop	408-235-7685
336 Martin Ave	Altaflex	408-727-6614
340 Martin Ave	Sae Materials	408-492-1784
350 Martin Ave	Scientific Coating Labs	408-727-3296

Firm Address	Firm Name	Phone Number
354 Martin Ave	German Auto Body	408-727-3368
356 Martin Ave	Prince Painting Company	408-980-0893
356 Martin Ave 2	Lodging Innovations Llc	408-999-0116
364 Martin Ave	Michael A. Serafini Construction	408-248-2800
366 Martin Ave	J L M Construction	408-707-6970
368 Martin Ave	V J R Enterprises	408-515-6400
372 Martin Ave 2	S And R Welding	408-219-9282
372 Martin Ave 2-3	World Metal Finishing	408-969-0019
372 Martin Ave 4	Space Machining	408-588-1221
372 Martin Ave 5	Lodging Innovations Llc	408-999-0116
372 Martin Ave 6	Pk Selective Metal Plating	408-988-1910
380 Martin Ave 1	Bi-city Paint & Body Inc	408-727-0410
380 Martin Ave 2	Kurumaya	408-980-8702
380 Martin Ave 3	Omni Fab	408-492-1331
380 Martin Ave A	C&M Towing	408-970-0634
382 Martin Ave	Teamwrkx Mechanical	877-975-9487
390 Martin Ave	Golden State Utility Co	408-982-5420
394 Martin Ave	The Loft Catering Inc	408-866-2200
400 Martin Ave	Jet Protect Corp	408-562-0001
404 Martin Ave	All About Gutters Inc	408-554-8837
406 Martin Ave	International Wafer Service Inc	408-980-8851
430 Martin Ave	Mr Handyman	408-774-0074
440 Martin Ave	C & S Carpet & Floor Coverings	408-330-6100
442 Martin Ave	Polishing Corp Of America	408-988-6000
510 Martin Ave	South Bay Showers	408-988-3484
540 Martin Ave	Palex Metals Inc	408-496-6111
630 Martin Ave	Us Foam Inc	408-988-6700
631 Martin Ave	Car West Auto Body	408-727-3358
650 Martin Ave	Foothill Disposal	408-588-7200
650 Martin Ave	Recology South Bay	408-588-7200
970 Martin Ave	Santa Clara Towing	408-244-2214
1001 Martin Ave	Hand Crafted Cabinets	408-654-8965
1009 Martin Ave	Halabi Inc.	408-980-8884
1030 Martin Ave	Diamond Glass Company	408-986-8677
1036 Martin Ave	Valley Hi-Tech Automotive	408-987-9993
1036 Martin Ave B	M's Body Shop	408-727-8889
1044 Martin Ave	Quick Plumbing Inc	408-732-1220
1050 Martin Ave	Frontier Auto Body	408-988-8651
1055 Martin Ave	T & Y Produce	408-727-6002
1084 Martin Ave	Vip Manufacturing Engineering	408-727-6545

Firm Address	Firm Name	Phone Number
1086 Martin Ave	Jc Productions Inc	408-727-8636
1170 Martin Ave	Swedish Auto Factory Inc	408-241-7222
1178 Martin Ave	Clyde Collishaw Sprinklers Inc	408-988-5316
1401 Martin Ave	Peak Technology Enterprises, Inc	408-748-1102
1410 Martin Ave	Streamline Circuits Inc	408-727-1418
1500 Martin Ave	University Electric Company	408-496-0500
1500 Martin Ave 210	Serrano Electric	408-986-1570
2002 Martin Ave	McCash Manufacturing, Inc.	408-748-8991
2008 Martin Ave	Marbled Elegance, Inc	408-970-8991
2010 Martin Ave	Superior Surfaces, Inc	408-970-0990
2045 Martin Ave 203	Splash Studios Inc	408-980-9244
2065 Martin Ave 101	Crosswind Machining, Inc.	408-844-9940
2065 Martin Ave 106	Crj Electric, Inc	408-844-9030
2065 Martin Ave 107	Chirosolve	408-834-8597
2065 Martin Ave 112	Keefe Commissary Network, L.L.C.	408-727-1594
2065 Martin Ave 113	Tony Medina Photography	408-982-0713
2065 Martin Ave 114	M J R	408-844-8900
2163 Martin Ave	Berger Manufacturing, Inc	408-232-3100
2170 Martin Ave	Progressive Solutions	408-982-1790
2175 Martin Ave	Pacific Maintenance Co.	408-727-9393
2175 Martin Ave	Pacific Janitorial Supply Co	408-727-0271
2220 Martin Ave	Sp3	408-492-0630
2225 Martin Ave J	Sentry Products Inc	408-727-1866
5438 Marvell Ln	Marvell Semiconductor, Inc.	408-222-2500
5488 Marvell Ln	Marvell Semiconductor	408-222-2500
5488 Marvell Ln	Bon Appetit @ Marvell	408-222-2500
5488 Marvell Ln Bldg 3	Ionics - Ems Usa Inc	650-906-7110
5488 Marvell Ln Bldg 6	Marvell Semiconductor, Inc.	408-222-2500
306 Mathew St	Ds Enterprises	408-205-9705
306 Mathew St	Ter Precision	408-986-9920
306 Mathew St	C F T Enterprises	408-986-9920
336 Mathew St	In-Flow-Designs	408-727-5753
336 Mathew St	Ryt Industries Inc	408-727-5750
339 Mathew St	Swiss Screw Products Inc	408-748-8400
356 Mathew St	Roto/Rooter Sewer And Drain	408-727-9850
415 Mathew St	Pk Selective Metal Plating	408-988-1910
525 Mathew St	California Paperboard	408-727-7377
651 Mathew St	Diana Fruit Company Inc	408-727-9631
700 Mathew St	Sorto Maintenance	408-723-9366
800 Mathew St 101	Clover Machine Works	408-727-3380

Firm Address	Firm Name	Phone Number
800 Mathew St 102	Annex Precision	408-727-0132
855 Mathew St	Louis H Hill Co Inc	408-727-4431
855 Mathew St B	Louis H Hill Co Inc	408-727-4431
3175 Mauricia Ave	Lady Limousine	650-269-4376
3564 Mauricia Ave	JBC Photography	408-973-1928
3593 Mauricia Ave	Vincent Martinez	408-561-2744
3035 McKinley Dr	Happy Planet Cleaning Service	408-261-0305
3234 McKinley Dr	Four M Limo Inc	408-296-6400
3234 Mckinley Dr	Lawrence Auto Sales, Inc	408-833-4931
2940 Mead Ave	Triple Play Services, Inc	408-748-3929
2975 Mead Ave	Hill-Rom Company, Inc.	408-727-9835
2985 Mead Ave	Moore Than Cabinets	408-486-9929
569 Meadow Ave	Kimie Seaton	408-246-6331
980 Memorex Dr	Em Godley Grading & Paving	408-492-1490
984 Memorex Dr	Guerra Construction Group	408-279-2027
985 Memorex Dr	House Of Egg-Roll	408-748-8834
1045 Memorex Dr	Rosenquist Millworks	650-322-2950
1065 Memorex Dr	W S Tooling Inc	408-727-7732
1085 Memorex Dr	Lightning Press	408-243-6253
1093 Memorex Dr	C & B Machine	408-988-1680
1155 Memorex Dr	Ron Paris Construction Co Inc	408-296-5926
1225 Memorex Dr	Byington Steel Treating, Inc.	408-727-6630
1232 Memorex Dr	Momentum Metal Finishing	408-988-4858
1250 Memorex Dr	Vivid Inc	408-982-9101
1252 Memorex Dr	Win Van Lines Inc	866-633-9946
1252 Memorex Dr	R1 Moving & Storage	408-486-9787
1280 Memorex Dr	Process Stainless Lab	408-980-0535
1300 Memorex Dr	Cylinder Heads Unlimited	408-988-6198
1300 Memorex Dr A	Vic Cesena Auto Electric	408-982-0494
1450 Memorex Dr	West Coast Custom Cabinetry	408-988-4714
1517 Memorex Dr	Unique Towing, Inc.	408-249-5253
1517 Memorex Dr	Finish Line Towing, Inc.	408-980-9777
580 Mill Creek Ln 203	Choice Gardening	408-661-1577
3002 Millar Ave	Evergreen Home Systems, Inc	408-249-5155
2041 Mission College Blvd 230	Taisei Construction Corporation	408-434-9300
2175 Mission College Blvd	Perkin Elmer Optoelectronics	408-565-0850
2200 Mission College Blvd Cafe	Bon Appetit	704-328-4000
2200 Mission College Blvd Sc 6-Rnb	Intel Americas, Inc	
2305 Mission College Blvd	Eurest	650-966-2320
2350 Mission College Blvd 1050	Geo Semiconductor Inc	408-799-1578

Firm Address	Firm Name	Phone Number
2350 Mission College Blvd 1400	Chegg Inc	408-855-5700
2350 Mission College Blvd 230	Regency Plaza Cafe	408-567-0678
2350 Mission College Blvd 242	Chegg Inc	408-855-5700
2350 Mission College Blvd 250	Chegg Inc	408-855-8991
2350 Mission College Blvd 600	Blade Network Technologies, Inc	408-850-8999
2350 Mission College Blvd 850	Fusion Technical Sales, Inc	408-496-6068
2350 Mission College Blvd 900	Daewon Usa	408-213-6200
2350 Mission College Blvd 950	Inner Workings	408-844-9211
2431 Mission College Blvd Cafe	Sodexo America, Llc	866-372-3035
2700 Mission College Blvd	Hertz Rent-A-Car	408-986-1436
2821 Mission College Blvd	Beantrees Espresso Bar	408-505-9905
2831 Mission College Blvd Cafe	Sodexo America, Llc	866-372-3035
3000 Mission College Blvd	Kj's Cafe A La Carte	650-853-0886
3001 Mission College Blvd	In-N-Out Burger #176	626-813-8273
3113 Mission College Blvd 5	Starbucks Coffee #5412	408-727-1419
3119 Mission College Blvd	Jamba Juice #64	408-450-7990
3125 Mission College Blvd	World Wrapps Northwest, Inc.	408-486-9727
3127 Mission College Blvd	Tomatina	408-654-9000
3139 Mission College Blvd	Tuttimelon	408-562-9166
3147 Mission College Blvd	Yo Yo Sushi Bar & Grill	408-567-9899
3149 Mission College Blvd	Mexicali Restaurant Group, Inc.	408-588-9865
3155 Mission College Blvd	Subway #43185	408-969-9779
3125 Molinaro St 102	Apruval	408-970-9394
3125 Molinaro St 102	Luna's Sheetmetal Inc.	408-492-1260
3150 Molinaro St	Integrated Optical Services Corp	408-982-9510
3165 Molinaro St	Ens Technology Llc	408-496-0740
3170 Molinaro St	Fiberlite Centrifuge Llc	408-988-1103
3180 Molinaro St	Scientific Metal Finishing Inc	408-970-9011
3185 Molinaro St	Calmax Technology, Inc.	408-748-8660
434 Monroe St	Moreno Construction Company	408-202-1293
610 Monroe St	Kitchen Gardens	408-505-0125
794 Monroe St	Garcia Garden Service	408-985-9156
906 Monroe St	Kohl Photography	408-985-7676
940 Monroe St	Seniore's Pizza	408-261-2500
1001 Monroe St	Santa Clara Liquors, Deli &	408-296-0662
1031 Monroe St	Blinky's Can't Say Cocktail	408-985-7201
1075 Monroe St	Giovanni Vitarelli	408-241-2943
1460 Monroe St	Infinity Auto Sales	408-642-5511
1944 Monroe St	Canterbury Contractors	408-296-3309
2119 Monroe St	Purglen Residential Care Home	408-247-0199

Firm Address	Firm Name	Phone Number
2121 Monroe St B	Mini Limo & Shuttle Service	408-981-8024
2126 Monroe St 6	A-1 Road Service	408-849-0242
2133 Monroe St	Monroe Investment Assoc	408-982-8432
2200 Monroe St 1505	Steve Belaire Packing	408-261-3051
2211 Monroe St	Ali Auto Care	408-705-6657
2211 Monroe St	Sherwin Petroleum Inc.	408-244-7776
2211 Monroe St	Shiraz Enterprises, Inc	408-244-5477
2325 Monroe St	Nancy A Lleno	408-970-3239
2910 Monroe St	Fatima Janitorial Services	408-243-9265
2931 Monroe St	R.M. Tan Electric	408-244-0862
3371 Monroe St 1	Air Guard	408-564-7668
3371 Monroe St 2	Air Guard	408-564-7668
3566 Monroe St	Courtesy Limousines	408-857-2188
3585 Monroe St	Compass Group Usa, Inc.	831-588-9309
3310 Montgomery Dr	Cma	408-893-8997
3310 Montgomery Dr	Advanced Assemblies, Inc	408-988-1016
3310 Montgomery Dr	Jcma	408-529-3534
3360 Montgomery Dr	Power Design Manufacturing	408-748-1064
3380 Montgomery Dr	J & N Engineering	408-644-5307
3380 Montgomery Dr	Meadows Manufacturing Corp	408-988-1252
2548 Moraine Dr	Em Construction	408-249-5378
550 Moreland Way 5401	Toucan Valley Publications Inc	800-236-7946
680 Moreno Ln	Gn Construction	408-205-4722
1134 Morton Ave	M & M Party Rentals	408-248-1493
57 Muir Ave	New World Gardening Service	408-615-1215
57 Muir Ave	Builtech Construction	408-615-1215
1683 Natalie Ave	Rocket Tronics	408-241-8956
401 Nelo St A	Gejos' Engineering & Machining	408-988-8988
410 Nelo St	Klad Tech	408-988-3720
410 Nelo St	C R Machining	408-654-9159
410 Nelo St	Si Enterprises	408-654-9159
419 Nelo St	Applied Manufacturing Group	408-855-8857
431 Nelo St	Paragon Light Fixture	408-898-0403
442 Nelo St	Lds Church Welfare Services	408-986-1872
444 Nelo St	Forward Integration Technology	408-988-3330
445 Nelo St	Whole Grains Boncroissant Bakery	408-980-8451
451 Nelo St	Cover All, Inc	408-330-0975
451 Nelo St	So-Lite Corporation	408-279-6432
461 Nelo St	E.C. Bindery	408-838-3966
461 Nelo St	Olympic Press, Inc	408-496-6222

Firm Address	Firm Name	Phone Number
471 Nelo St A	The Towel Company	408-221-1672
471 Nelo St D	S Scurti & Sons Inc	408-988-5155
471 Nelo St G	Bay Area Window Guard	408-269-4963
472 Nelo St	Advanced Glass & Mirror Co	408-748-1591
482 Nelo St	Quantum Machining Inc	408-980-8181
1731 Nelson Dr	E V Housecleaning	408-203-6548
2620 Neves Ct	Peter Ortiz Photography	408-966-0128
2147 Newhall St 225	Chen Phoptography	408-834-7253
2211 Newhall St	Felix V Gutierrez	408-296-2687
2521 Newhall St	Kabab House Halal	408-984-2204
2531 Newhall St	The Ballpark	408-307-6030
2551 Newhall St	Galvan Sudz	408-258-1629
2606 Newhall St	Charities Housing Development	831-464-2197
1881 Nobili Ave	Lourenco Construction Inc	408-244-9183
2133 Nobili Ave	Green Bay Garden	408-247-8256
1150 Norman Ave	Ray's Ultimate Service Center,	408-496-5800
1185 Norman Ave	Four B Auto Service	408-855-8575
1190 Norman Ave	Ws Machine	408-988-4202
1194 Norman Ave	Logan's Mill	408-930-4054
1200 Norman Ave	Beta Circuits Inc	408-980-9939
1202 Norman Ave	Hi Machining	408-988-1069
1208 Norman Ave B	B P I Corporation	408-988-7888
1210 Norman Ave	Micron Tek Precision Machining	408-496-6069
1214 Norman Ave	Victory Automotive Services	408-970-3583
1250 Norman Ave	Adr Machining	408-727-5538
1252 Norman Ave	Kettmann Machining	408-727-5538
1254 Norman Ave	Rich C Paynovich	408-727-6799
1258 Norman Ave	Powersmith Electric	408-748-9000
1260 Norman Ave	Automated Test And Repair, Inc.	408-970-8330
1262 Norman Ave	Amaral & Blanco Rental	408-988-0505
1295 Norman Ave	Coastal Paving Inc	408-988-5559
1325 Norman Ave	Pwp Manufacturing Llc	408-748-0120
1390 Norman Ave	Anderson Pacific Engineering	408-970-9900
1440 Norman Ave	Lynx Recyclers, Inc	408-988-2999
1500 Norman Ave 102	Jip Products Finishing	408-567-9184
1515 Norman Ave	Air Products Mfg Corporation	408-988-6263
1515 Norman Ave	Trimac Transportation Services	408-988-5222
1550 Norman Ave	Ter Precision	408-986-9920
1580 Norman Ave	Master Tool & Engineering	408-988-1177
1580 Norman Ave	Western Specialty Fabrications	408-294-4606

Firm Address	Firm Name	Phone Number
1600 Norman Ave	Jp Machine Mfg.	408-988-1400
1885 Norman Ave	Extreme Precision Machining Inc	408-654-9845
1223 Normandy Way	Beckett's Transport	408-318-4556
2775 Northwestern Pkwy	Redwood City Electric Inc	
2801 Northwestern Pkwy	Creation Technologies Santa	408-235-7500
550 Nuttman St	Worldwide Grand Transportation	408-727-0000
605 Nuttman St	De Bella Mechanical Inc	408-980-8741
605 Nuttman St	South Bay Showers	408-988-3484
625 Nuttman St	De Bella Mechanical Inc	408-980-8741
650 Nuttman St 101-102	Euro-pol	408-986-1290
650 Nuttman St 101-102	California Hazardous Services,	408-988-4332
650 Nuttman St 103	Lam Advanced Mechanical	408-748-7625
650 Nuttman St 104	T&L Engineering	408-933-8272
650 Nuttman St 105	Evergreen Precision	408-654-9280
650 Nuttman St 106	Annadaata's Inc	408-836-1315
650 Nuttman St 107	Nc Manufacturing	408-970-9935
650 Nuttman St 108	Applied Precision	408-970-9021
650 Nuttman St 110	Express Pl Machining	408-209-8697
650 Nuttman St 112	Ava Machining	408-330-0642
670 Nuttman St 103	Accugroove Llc	408-844-8300
670 Nuttman St 103	Ceremex	408-567-0244
670 Nuttman St 106	Wood Machine Shop	408-802-8109
670 Nuttman St 107	A V B Machining	408-988-8858
670 Nuttman St 112	Mastercraft Machining Inc	408-768-0575
670 Nuttman St 113,114	Pile Oriental Rug	408-855-8594
705 Nuttman St	Burdick Painting	408-567-1330
750 Nuttman St	Silex Corp	408-980-9551
751 Nuttman St	Usf Reddaway Inc	408-654-9145
791 Nuttman St	Cirexx International, Inc	408-988-3980
2945 Oakmead Village Ct	Qp Semiconductor	408-737-0992
2986 Oakmead Village Dr	Micro-Chem Inc	408-970-9777
3075 Oakmead Village Dr	Promex	408-496-0222
3080 Oakmead Village Dr	Magnetic Recording Solutions	408-970-8266
579 Oakwood Dr	Q.b. Plumbing	408-857-6858
579 Oakwood Dr	Kq Plumbing	408-567-9209
3303 Octavius Dr 102	Rreef Management Co.	408-988-7787
3065 Olcott St	Mr Copy	408-844-8000
3080 Olcott St 100C	Tele Diagnostic Systems Inc	408-845-9000
3080 Olcott St 210-a	Great Impressions Plus	408-988-5227
4655 Old Ironsides Dr 150	Old Ironsides Cafe	408-727-5147

Firm Address	Firm Name	Phone Number
4655 Old Ironsides Dr 215	Palmchip	408-764-0161
4699 Old Ironsides Dr 190	Criterion Technology	408-988-6300
2300 Owen St	General Electric Capital	408-988-0200
2384 Pacific Dr	Pacific Gardens	408-985-5252
2605 Painted Rock Dr	Fimofi Export	650-537-8899
2160 Park Ave	Meg Perotti Photographer	323-528-7767
2797 Park Ave 206	Lotus Auto Sales	408-489-8194
2905 Park Ave	Blondie's Frozen Yogurt & Ice	408-246-0500
2925 Park Ave	University Cleaners	408-241-0475
652 Park Ct	Grayson Express	408-241-8747
962 Parker Ct	Rudy Manufacturing	408-348-0457
964 Parker Ct	Acevedo Construction	408-217-8725
967 Parker Ct	Delong Mfg. Co., Inc	408-727-3348
980 Parker Ct	Cablecom Of California, Inc	
985 Parker Ct	20th Century Spring Mfg	408-727-9100
710 Parker St C	Ecs Refining Texas Llc	408-988-4386
720 Parker St D	Ecs Refining	408-988-4386
740 Parker St	K Auto Body Repair	408-986-0401
767 Parker St	Joseph J Albanese, Inc.	408-727-5700
779 Parker St	Global Satcom Technology Inc.	408-980-0004
791 Parker St	Pipe Rite Systems	408-249-3323
827 Parker St	Calvins Auto & Truck Repair	408-654-9208
829 Parker St	Lafayette-parker Complete Auto	408-970-0228
829 Parker St	Lafayette Parker Complete Auto	408-970-0228
840 Parker St	Joseph J Albanese Inc	408-727-5700
850 Parker St A	Machinecraft	408-492-1126
850 Parker St B	Mullen Tile	408-727-4351
870 Parker St	Joseph J Albanese Inc	408-727-5700
2287 Pasetta Dr 3	John 3:16 Cleaning	408-982-5748
2434 Patricia Dr 4	Tony Fraga Building Service	408-832-8181
2598 Patricia Dr	L&n General Contracting Inc	408-464-4304
2950 Patrick Henry Dr	Nbs Design, Inc.	408-654-1100
3200 Patrick Henry Dr	Island Taste	408-978-8207
3200 Patrick Henry Dr	Animatics Corporation	408-748-8721
4701 Patrick Henry Dr 21-01	Electec Norcal Llc	408-496-0706
4800 Patrick Henry Dr	Tn Auto Wholesaler	408-826-9903
4800 Patrick Henry Dr	Millennial Productions	408-986-8700
5100 Patrick Henry Dr	Coherent Inc	408-764-4000
5100 Patrick Henry Dr	Amelia Cafe	408-764-4222
5200 Patrick Henry Dr	5200 Patrick Henry Assoc Llc	408-379-0400

Firm Address	Firm Name	Phone Number
5201 Patrick Henry Dr	Bon Appetit Management Company	408-987-7510
5301 Patrick Henry Dr	Abbott Laboratories	408-982-4800
5440 Patrick Henry Dr	Abbott Laboratories	408-982-4800
5440 Patrick Henry Dr	Western Dining Abbott	415-517-0097
884 Pepper Tree Ln	Team Clean	408-615-7529
471 Perry Ct	Hitech Metal Fab Inc	408-451-9942
480 Perry Ct	J & S Fruits & Produce Co	408-717-2064
481 Perry Ct	Joseph F Andolina, Inc	408-925-0180
481 Perry Ct	J P M Landscaping	408-925-0180
490 Perry Ct	Foreign Affair	408-727-4884
491 Perry Ct	Sj Valley Plating Inc	408-988-5502
3600 Peterson Way	U S I Manufacturing Services,	408-235-3000
1172 Pierce St B	Horse Power Carpet Cleaning	408-569-2266
1475 Pierce St	Alvarez Janitorial Service	408-202-6041
1546 Pierce St	Rpm Rides	408-416-0526
2506 Pilot Knob Dr	Loco Grindz	408-398-3190
2557 Pilot Knob Dr	Ruben Antonio Martinez	650-630-3062
327 Pineview Dr	Timmermann Natural Landscapes	408-261-2249
3756 Pinewood Pl	Prosteam	408-838-1740
4934 Plaza Escuela	E-Z Cleaning Services	408-857-5032
837 Pomeroy Ave 10	Maria S Garcia Cleaning	408-554-2425
1100 Pomeroy Ave	Miss Sophie Productions	408-261-8887
1340 Pomeroy Ave	Villa Serena	408-261-8350
1570 Pomeroy Ave	Danny's Market	408-248-8058
1614 Pomeroy Ave	Distasi Catering	408-241-0143
1614 Pomeroy Ave	Red's Events	408-252-3081
1614 Pomeroy Ave	The Flying Falafel	408-414-7848
1614 Pomeroy Ave	Lili Product	408-605-5571
1614 Pomeroy Ave	Mr. C'S Catering	
1614 Pomeroy Ave	Goldenmar	408-889-3621
1614 Pomeroy Ave	Terrific Toffee & Treats	408-420-3115
930 Poplar St	J. G. Changras Construction	408-243-7399
728 Pritchard Ct	Gaynor And Rapson Construction	408-243-3215
1807 Pruneridge Ave A	Biota Tech Services Inc	408-248-3266
1823 Pruneridge Ave	Cedar Tree Cleaners	408-243-7473
1827 Pruneridge Ave	Yuki Sushi Llc	408-248-9144
1841 Pruneridge Ave	Cedar Tree Hardware	408-247-7754
2358 Pruneridge Ave	Cindy's Wash And Dry	408-251-5479
2362 Pruneridge Ave	456 Chinese Restaurant, Inc	408-985-8456
2364 Pruneridge Ave	E C L Enterprise Market & Deli	408-247-4479

Firm Address	Firm Name	Phone Number
2366 Pruneridge Ave	Allens Pool Supply	408-984-6737
2368 Pruneridge Ave	The Lounge	408-244-4600
2374 Pruneridge Ave 6	Aaa Auto Detail	408-457-4257
2901 Pruneridge Ave	Cedar Manor Rch, Inc.	408-249-9443
2910 Pruneridge Ave	Xueli Shi Studio	408-248-1789
3030 Pruneridge Ave	Pruneridge Residential Care Home	408-247-2771
3071 Pruneridge Ave	Maywood Manor Residential Care	408-249-9443
3097 Pruneridge Ave	Woodhams Manor Residential Care	408-249-9443
3655 Pruneridge Ave 58	A Express Airport Limousine	408-241-1222
3774 Pruneridge Ave	Greenworld Gardening	408-985-7777
3025 Raymond St	Pacific Bell	408-980-6809
3060 Raymond St	Spraytronics	408-988-3363
2810 Rebeiro Ave	Hieu Nguyen Landscaping	408-717-1369
365 Reed St	Superior Screen Printing	408-727-3361
365 Reed St	McGill Electric Co	408-426-1696
365 Reed St	Sae Engineering Inc	408-987-9950
365 Reed St B	American Vision Windows Inc	408-617-0901
400 Reed St 105	Jl Shumaker Company	408-980-8115
400 Reed St 109	C M S Small Contractor Services	408-855-8577
400 Reed St 202	Commercial Door Co	408-727-5027
400 Reed St 203	Joe Piazza Estimating Service	408-727-2728
400 Reed St 206-207	Mirage Construction	408-496-0143
400 Reed St 208	M.k.m. General Engineering	408-727-5330
400 Reed St 210	Air Fax	408-496-6040
400 Reed St 211	M Pineda Concrete Construction	408-727-6219
400 Reed St 320	Mission City Rebar Inc	408-727-6999
400 Reed St C	Sc Valley Contractors Assoc	408-727-5887
425 Reed St	Bt Laser, Inc	408-566-0135
429 Reed St	A&G Metal Fabrication, Inc	408-727-2770
530 Reed St	Akins Collision Center	408-982-9200
555 Reed St	Joseph J Albanese Inc	408-727-5700
558 Reed St 1	Enterprise Rent-A-Car Co Of San	408-492-0501
601 Reed St	Lelands Marine	408-988-5130
611 Reed St	Mustang Fever	408-748-1337
620 Reed St	G&K Discount Autobody	408-486-6008
621 Reed St	Double R Cycles, Llc	408-241-9850
630 Reed St	Prism Engineering	408-562-0026
640 Reed St	Green Seasons Landscape	408-253-3435
661 Reed St	Metal Vision Plus	408-727-7504
705 Reed St A	Ecs Refining Texas Llc	408-988-4386

Firm Address	Firm Name	Phone Number
735 Reed St	Ecs Refining Texas Llc	408-988-4386
760 Reed St	City Services Couriers, Inc.	408-573-7067
762 Reed St	Bay Builders	408-748-1114
762 Reed St	Hi Machine	408-206-2583
770 Reed St	Automated Metal Finishing	408-727-2050
770 Reed St	Trimen Manufacturing Inc.	408-845-9415
843 Reed St	Cabinetics Inc	408-748-2200
845 Reed St	D & M Traffic Services, Inc	408-436-1127
1095 Reed St	Four Season General Construction	408-712-1329
965 Richard Ave	M's Refinishing, Llc	408-727-0902
975 Richard Ave	Ace Fuel Systems Inc	408-727-2838
990 Richard Ave 103	Acu Spec, Inc.	408-748-8600
990 Richard Ave 105	Acu Spec, Inc.	408-748-8600
991 Richard Ave	M & B Drywall	408-993-8081
991 Richard Ave	M & B Painting Inc	408-993-8081
991 Richard Ave	Sean William Co Inc	408-993-8081
991 Richard Ave B	Auto Ambulance	408-243-2886
1021 Richard Ave	AT&T Services Inc	408-980-2572
1051 Richard Ave	Mix International Auto Body Shop	408-297-5262
1051 Richard Ave	Banwait Trucking	408-690-2100
1051 Richard Ave	Sham Auto Sales	408-598-7411
1051 Richard Ave A	Sham Auto Repair	408-988-9000
1060 Richard Ave	Mission Trail Waste Systms Inc	408-727-5365
1061 Richard Ave	Tymar Precision Inc	408-988-8879
1075 Richard Ave	E-Fab, Inc.	408-727-5218
1100 Richard Ave	Custom Pad & Partitions Inc.	408-970-9711
1157 Richard Ave	Best Home Supply Corp	408-255-4088
1160 Richard Ave	Somers O'Rear & Stephan	408-727-6363
1161 Richard Ave	Swift Metal Finishing	408-727-4155
1180 Richard Ave	Trugreen Landcare Llc	408-727-4099
1405 Richard Ave	Pyramid Circuits Inc	408-988-5433
1415 Richard Ave	Streamline Circuits Inc	408-727-1418
1800 Richard Ave A	William Michael Automotive	408-970-0466
3905 Rivermark Plz	Piatti Restaurant	408-330-9212
3906 Rivermark Plz	Red Robin Burgers & Spirits	408-855-0630
3927 Rivermark Plz	Yan Can - 96006	408-748-3355
3927 Rivermark Plz	Yan Can	650-888-9321
3933 Rivermark Plz	Town & Country Cleaners	408-969-1998
3934 Rivermark Plz	Cold Stone Creamery	408-654-9137
3937 Rivermark Plz	Zesty Dining Inc	408-654-9128

Firm Address	Firm Name	Phone Number
3938 Rivermark Plz	The Prolific Oven Bakery	408-986-8388
3939 Rivermark Plz	Mezbaan	408-845-0064
3942 Rivermark Plz	Jamba Juice # 486	408-654-9860
3944 Rivermark Plz	Premier Pizza	408-727-1000
3948 Rivermark Plz	McDonalds	408-919-0050
3950 Rivermark Plz	Baja Fresh #221	408-588-4060
3957 Rivermark Plz	Posh Bagel	408-986-8518
3958 Rivermark Plz	Yoyo Sushi Bar & Grille	408-213-9696
3969 Rivermark Plz	Fantasia Coffee & Tea, Inc	408-970-8688
3970 Rivermark Plz	Safeway Inc #1990	408-855-0980
418 Robert Ave	German Auto Body	408-727-3368
422 Robert Ave	Honda And Nissan City	408-748-1412
436 Robert Ave	Spiker Woodworking	408-297-5950
436 Robert Ave	Stewart's Fine Cabinetry	408-636-3830
440 Robert Ave	Allied Transmission	408-492-8980
442 Robert Ave	Hong Auto Body	408-727-2961
442 Robert Ave	88 Auto Body	408-727-2961
442 Robert Ave	K & Ken Auto Body	408-727-2961
442 Robert Ave	Tony's Towing	408-206-3820
444 Robert Ave	The Way Auto Care Inc	408-727-5998
444 Robert Ave	Patco Precision	408-206-9096
445 Robert Ave	P M I Service Inc	408-235-8939
446 Robert Ave	The Way Auto Care Inc	408-777-5998
448 Robert Ave	Kawano's Inc. Transmissions &	408-988-6073
485 Robert Ave	Bertolin Engineering Corp	408-988-0166
495 Robert Ave	Vargas Gardening	408-988-3543
504 Robert Ave	H&M Precision Machining	408-982-9184
508 Robert Ave	Eserini's Auto Service	408-748-1551
518 Robert Ave	Lujano Tow	408-775-0464
527 Robert Ave	Monk Motor Corporation	408-727-7770
553 Robin Dr	Recovery Connections Treatment	408-249-9927
2436 Robinson Ave	Repetto Construction	408-244-0653
239 Rodonovan Ct	Thru Luke's Lens	408-396-0161
36 Rodonovan Dr	Rodonovan Manor Residential	408-249-9443
185 Rodonovan Dr	Pfs Pool Services	408-771-1814
2118 Ronald St	Jesus F Gonzalez	408-588-4094
2175 Ronald St	Smart Plumbers & Rooters	408-247-2400
2185 Ronald St	Hs&S Incorporated	408-980-8909
2199 Ronald St	Master Precision Machng Inc	408-727-0185
2222 Ronald St	Pega Precision Inc	408-988-8373

Firm Address	Firm Name	Phone Number
2345 Roosevelt Ct	Greenway Garden Service, Inc.	408-246-3372
1225 Roxbury Ct	Db Construction	408-307-2299
1555 Russell Ave	Cemex Construction Materials	408-988-3711
1625 Russell Ave	Cemex Construction Materials Llc	925-988-3711
1650 Russell Ave	J&B Enterprises	408-988-7900
1685 Russell Ave A	Sauber Janitorial Services	408-393-9545
1685 Russell Ave C	Office Lube Inc	805-496-9111
1685 Russell Ave G	Lincoln Electrical Services Inc	408-891-2543
1685 Russell Ave H	Vulcan Construction Inc	408-213-4270
1705 Russell Ave	Serrano Electric	408-986-1570
1775 Russell Ave	Clay Planet	408-295-3352
1785 Russell Ave	Culligan Water Conditioning Co	408-492-9111
1800 Russell Ave	South Bay Crane And Rigging	408-244-0414
1815 Russell Ave	Visger Precision Inc	408-988-0184
1855 Russell Ave	Dahlhauser Mfg Co Inc	408-988-3717
1875 Russell Ave	K M & D Machine	408-492-1316
1875 Russell Ave	K M & D Machine, Inc	408-492-1316
1990 Russell Ave	Lin Engineering	408-919-0200
1996 Russell Ave	Cordero Printing & Graphics	408-986-8338
3025 Ryan Ave	Santa Clara Service Systems, Llc	408-249-4035
3511 Ryder St	Fhl Corporation	408-720-8501
3533 Ryder St	Spencer Corporation	408-773-8093
3541 Ryder St	Dave's Express Welding	408-737-2915
3543 Ryder St	Excel Precision Corporation	408-733-2962
3561 Ryder St	Rage Machine Inc	408-749-1475
2234 Saint Claire Ct	Black Beak Press	408-980-1054
3276 Saint Ignatius Pl	Judy's Cleaning Services	408-263-1920
3285 Saint Ignatius Pl	Clean Space Cleaning Company	408-215-8285
748 San Miguel Ave	Pcs Services	408-985-1882
2701 San Tomas Expy	Aramark @ Nvidia	408-486-7350
2772 San Tomas Expy	Aramark	408-486-7350
2945 San Ysidro Way	Naprotek, Inc.	408-830-5000
1655 Santa Clara St	Brian Johns Photography	805-801-2106
2138 Santa Cruz Ave	Ha Geffen Dvine Catering	408-250-9096
3191 Santa Maria Ave	Jorge Meza Gardening Service	408-554-6475
473 Sapena Ct 11	Cmr Summit Technologies Silicon	408-844-9550
473 Sapena Ct 15	Concept Part Solutions Inc	408-855-8595
473 Sapena Ct 15	Concept System Manufacturing,	408-654-9500
473 Sapena Ct 17	A-Western Manufacturing	408-748-8862
473 Sapena Ct 18	Waltec Engineering	408-496-0021

Firm Address	Firm Name	Phone Number
473 Sapena Ct 20	Laser Film Technology Inc	408-988-6400
473 Sapena Ct 25 & 26	Bevel	408-219-1008
482 Sapena Ct	San Jose Delta Associate Inc	408-727-1448
492 Sapena Ct	Accurate Spring Machining Inc	408-588-0092
492 Sapena Ct A	American Ceramics Inc	408-727-1448
46 Saratoga Ave	A Tinkers Damn	408-243-4595
55 Saratoga Ave	Sparkling Carwash	408-247-5685
56 Saratoga Ave A	Bosnak Auto Concepts And Smog	408-246-2272
56 Saratoga Ave B	Cai Sun Auto Repair	408-296-0888
70 Saratoga Ave	Hpm Systems, Inc	408-615-6900
75 Saratoga Ave	Wienerschnitzel #41	408-296-2668
150 Saratoga Ave 309	Bay Light Electric	408-234-1832
202 Saratoga Ave	Golden Mushroom Pizzeria Inc	408-247-9671
205 Saratoga Ave	Tsang Photography	408-248-4437
220 Saratoga Ave	Classic Cleaners	408-247-7877
220 Saratoga Ave	Classic Cleaners	408-247-7877
234 Saratoga Ave	Lucky Store	408-296-0515
234 Saratoga Ave	Lucky #774	408-296-0515
240 Saratoga Ave	San Tomas Liquors	408-984-3811
246 Saratoga Ave	Japanese Restaurant Hoshi	408-554-7100
270 Saratoga Ave	Carls Jr #7027	408-243-1234
275 Saratoga Ave 102	Daiso Fine Chem Usa, Inc	408-855-8789
298 Saratoga Ave	Saratoga Pruneridge Union 76	408-241-1291
298 Saratoga Ave	Bn 76 Auto Service	408-241-1110
298 Saratoga Ave B	LN Test-Only Emission Inspection	408-247-1610
315 Saratoga Ave	7 Eleven	408-261-3132
385 Saratoga Ave 5	Az Landscaping Services	408-557-9281
385 Saratoga Ave 5	Delivery Network	408-210-4716
404 Saratoga Ave	Sps Construction, Inc.	408-985-6000
404 Saratoga Ave 100	Santa Clara Valley Housing	408-985-6000
404 Saratoga Ave 100	Scs Development Co	408-985-6000
404 Saratoga Ave 100	Award Homes, Inc	408-985-6000
444 Saratoga Ave 30-C	Lunardi Moving Services	408-849-9630
525 Saratoga Ave 6	Platinum Limousine Service	408-261-2123
555 Saratoga Ave	Stay Tuned Automotive	408-261-9195
581 Saratoga Ave	Charlie's Plumbing	408-248-7910
583 Saratoga Ave	Halal Market	408-260-0327
591 Saratoga Ave 1	Simply Maintenance	408-260-7758
591 Saratoga Ave 8	James Watson Construction	408-858-0646
55 N Saratoga Ave	Sparkling Auto Waxing	408-247-5685

Firm Address	Firm Name	Phone Number
55 N Saratoga Ave	Velazquez Gardener	408-247-5685
636 Scott Blvd	JP Images - Photography by Jan	408-910-7444
663 Scott Blvd	Tommy's Construction	408-206-4109
732 Scott Blvd	Tan Nguyen	408-985-8159
1355 Scott Blvd	Bando Auto Sales	408-243-9119
1659 Scott Blvd 1	Vaz Auto Sale	408-296-2638
1659 Scott Blvd 1	Saratoga Auto Sale	408-668-4978
1659 Scott Blvd 6	Al Lindsey Janitorial	408-244-4221
1659 Scott Blvd 7	Printworks	408-248-8778
1675 Scott Blvd	The Westmont	408-984-0605
1782 Scott Blvd	California Gardening Co	408-655-3558
1795 Scott Blvd	Charlies Cleaners	408-249-0403
1795 Scott Blvd 104	Maple Leaf Donuts & Bagels	408-476-2986
2090 Scott Blvd	Santa Clara Gas Co	408-984-7553
2101 Scott Blvd	Scott Launderland	408-244-2367
2103 Scott Blvd	Alberto's Bar & Grill	408-249-9991
2450 Scott Blvd 303	M J R	408-844-8900
2450 Scott Blvd 306-307	Orion Alpha Corporation	408-844-8274
2450 Scott Blvd 308	Willow Glen Construction	408-970-9131
2503 Scott Blvd	Top Deck Deli Cafe Llc	408-727-3300
2507 Scott Blvd	Thang Chi Diep	408-982-9918
2525 Scott Blvd	Taqueria Vallarta	408-492-9310
2565 Scott Blvd	Hollis Glass Inc	408-988-2392
2577 Scott Blvd	Almaden Press Inc	408-969-9750
2730 Scott Blvd	Bat Gundrilling Services, Inc	408-727-1220
2730 Scott Blvd A	Auto Dimensions	408-314-9003
2737 Scott Blvd	8 Plus Inc	408-452-8008
2741 Scott Blvd	Better Than Real Artificial	408-988-8907
2741 Scott Blvd	Consumer Tire Warehouse	408-727-0801
2746 Scott Blvd	Aaa Fence Company	408-727-5465
2756 Scott Blvd 1	Goldie's Muffler & Brakes Svc	408-988-3940
2756 Scott Blvd 3	Extreme Tint And Polish	408-727-9540
2756 Scott Blvd 4	Sta. Clara Autocare, Inc.	408-988-0397
2756 Scott Blvd 5	Bobby's Smog Test Only	408-225-8912
2766 Scott Blvd	Fischer Construction And Design	408-727-2426
2767 Scott Blvd	Santa Clara Autocare	408-988-0397
2769 Scott Blvd	Auto Mechanic Center	408-244-5858
2775 Scott Blvd	M&S Collision	408-986-1514
2777 Scott Blvd	R & B Auto Service	408-365-7127
2779 Scott Blvd	R & B Auto Service	408-597-7860

Firm Address	Firm Name	Phone Number
2841 Scott Blvd	Central Cafe	408-235-6424
2880 Scott Blvd	Moonlight Cafe	408-569-3118
2890 Scott Blvd	Mission West Properties	408-725-0700
2900 Scott Blvd	M&M Jig Grinding Inc	408-970-0855
2910 Scott Blvd	Lua's Building Services Inc	408-970-4710
2912 Scott Blvd	Accugroove Llc	408-844-8300
2916 Scott Blvd	Qspeed Semiconductor, Inc	408-654-1980
2920 Scott Blvd	S K W Associates Inc	408-919-0094
2942 Scott Blvd	J Levi Streetwerks	408-562-0000
2946 Scott Blvd	Lumiquick Diagnostics, Inc	408-855-0061
2952 Scott Blvd	J Levi Streetwerks	408-562-0000
2986 Scott Blvd	Accutrace Inc	408-748-9600
2996 Scott Blvd	Future Rhythm L L C	408-988-8732
3000 Scott Blvd 105-106	Santa Clara Weekly	408-243-2000
3003 Scott Blvd	Crescent Cuisine	408-844-9670
3016 Scott Blvd	E2C Construction Company	408-327-5700
3028 Scott Blvd B	N'S Quick Printing	408-987-7882
3048 Scott Blvd	Epx Microwave Inc	408-727-7127
3056 Scott Blvd B	G & R Labs	408-986-0377
3058 Scott Blvd B	Super Xpress Printing	408-988-1317
3058 Scott Blvd D	Glass Fusion 2000	408-654-9600
3072 Scott Blvd	Accutrace Inc	408-748-9600
3074 Scott Blvd B - C	Bamboo Leaf Vietnamese Cuisine	408-988-8520
3101 Scott Blvd 91	Guckenheimer Ent/Applied Komatsu	408-563-5385
3101 Scott Blvd 92	Akt America, Inc.	408-727-5555
3101 Scott Blvd 93	Akt America, Inc.	408-727-5555
3206 Scott Blvd	Dowslake Micro Systems Corp	408-350-0523
3236 Scott Blvd	Universal Semiconductor	408-986-5060
3236 Scott Blvd	Micro Chip Scale Packaging Inc	408-330-1301
3255-4 Scott Blvd 105	Fusion Technical Sales, Inc	408-496-6068
3255 Scott Blvd 1-101	Excel Precision Corporation	408-727-4260
3255 Scott Blvd 4-104	Hoagies Food & Beverage Co	408-727-6481
3265 Scott Blvd	Horiba/Stec Inc	888-246-7472
3300 Scott Blvd B3	Applied Materials Inc	408-727-5555
3300 Scott Blvd Pcub	Applied Materials Inc	408-727-5555
3303 Scott Blvd	Sokudo Usa, Llc	408-727-5555
3303 Scott Blvd B-108	Applied Materials Inc	408-727-5555
3320 Scott Blvd Bld 11	Applied Materials Inc	408-727-5555
3330 Scott Blvd B6	Applied Materials Inc	408-727-5555
3333 Scott Blvd	Pyramid Balancing Associates,	408-855-9830

Firm Address	Firm Name	Phone Number
3340 Scott Blvd	Applied Materials Inc	408-727-5555
3350 Scott Blvd 17-01	T/J Die Company Inc	408-727-9330
3350 Scott Blvd 17-02	Artistan Press	408-727-9332
3350 Scott Blvd 19-02	Nunes Enterprises Inc	408-980-8273
3350 Scott Blvd 25	A M L Communications Inc	408-727-6666
3350 Scott Blvd 3	Protemp Mechanical, Inc	408-244-9821
3350 Scott Blvd 31	Caltron Components Corporation	408-748-2140
3350 Scott Blvd 35	Sematool Mold & Die Co	408-988-6668
3350 Scott Blvd 38	Veco Custom Optics Inc	408-727-1303
3350 Scott Blvd 3901	Valley Process Systems	408-261-1277
3350 Scott Blvd 42	Golden Fortune Semiconductor,	408-988-0822
3350 Scott Blvd 47	Ewald Associates Inc	408-727-3902
3350 Scott Blvd 59	Rife Development Corp	408-567-0800
3350 Scott Blvd 601	Poongsan Corporation Ca Branch	408-982-9162
3350 Scott Blvd 63-02	Component Post Associates Inc	408-980-5166
3350 Scott Blvd 66	Omniyig Inc	408-988-0843
3350 Scott Blvd 7	D & L Mooney Enterprises, Inc	408-727-7575
3350 Scott Blvd 8	Clean Innovation, Corp.	408-330-9350
3350 Scott Blvd Bldg 37-A	Pacific Media Center Inc	408-987-4000
3350 Scott Blvd Bldg 53	Solar Universe	408-426-4911
3350 Scott Blvd Bldg 7	Bowman Construction	408-506-2570
3375 Scott Blvd 132	Riga Analytical Lab Inc	408-496-6944
2900 Semiconductor Dr	National Semiconductor Corp	408-721-5892
2900 Semiconductor Dr B	Bon Appetit Management Company	408-721-5000
2900 Semiconductor Dr Bld A	National Semiconductor	408-721-5000
2900 Semiconductor Dr Bld E	National Semiconductor Corp	408-721-5000
2900 Semiconductor Dr Fire Pump Bldg.	National Semiconductor	408-721-5000
181 Serena Way	Champion Electric	408-247-4270
3461 Shafer Dr	Pino Plumbing	408-293-0553
3571 Shafer Dr	Golden Jubilee Transportation	408-506-7399
1765 Shamrock Ave	Pars Contractor	408-829-6665
926 Shulman Ave	Santa Clara Automotive	408-727-8888
940 Shulman Ave	Ocean Auto Repair	408-988-1128
954 Shulman Ave	The Barnaby Company	408-988-0668
966 Shulman Ave	Convergent Mfg Technology	408-987-2770
977 Shulman Ave	Celaya & Son	408-727-5855
2001 Silva Pl	The Sweeping Company	408-715-7996
366 Sloat Ct	Video Perspectives	408-209-2002
1491 Space Park Dr	Harbor Electronics Inc	408-988-6544
1505 Space Park Dr	Athena Grill	408-567-9144

Firm Address	Firm Name	Phone Number
1795 Space Park Dr	A & Z Catering	408-887-6888
1843 Stardust Ct	Coelho Gardening Service	408-261-9726
1884 Stardust Ct	Keno Home Repair	408-771-6181
5131 Stars And Stripes Dr	D. E. 2 Restaurants Inc.	408-986-1666
5151 Stars And Stripes Dr	David's Restaurant	408-986-1666
2179 Stebbins Ave	Call The Shots Photography By	408-241-1527
2905 Stender Way 2	Sparnex Instruments	408-969-9913
2905 Stender Way 22	Sigma Resources & Technologies	408-748-0070
2905 Stender Way 46	Fusion Technical Sales, Inc	408-496-6068
2905 Stender Way 82	Aecom Usa Inc	
2905 Stender Way 88	Lb Commercial Construction, Inc	408-844-8299
2972 Stender Way	Daystar Technologies Inc	408-907-4600
3025 Stender Way	Unitech Tool & Machine, Inc	408-566-0333
2855 Stevens Creek Blvd 1157	Sushi Boat Restaurant	408-260-0777
2855 Stevens Creek Blvd 2171	Pizza My Heart Inc	408-241-4000
2855 Stevens Creek Blvd B170	Tuttimelon	415-261-8242
2855 Stevens Creek Blvd K-9001	Wetzel's Pretzels	408-557-8739
3041 Stevens Creek Blvd	The Cheesecake Factory	818-785-2867
3071 Stevens Creek Blvd	Safeway Inc # 1526	408-248-3305
3137 Stevens Creek Blvd	Tony & Alba's Brick Oven Pizza	408-246-4605
3137 Stevens Creek Blvd	Tony And Alba's Pizza And Pasta	408-246-0149
3143 Stevens Creek Blvd	White Shallot	408-246-5251
3155 Stevens Creek Blvd	Stevens Creek Auto Imports	408-984-2001
3221 Stevens Creek Blvd 205	L&L Motor Exports	408-768-7646
3221 Stevens Creek Blvd 206	Internet Auto Sale	408-569-1285
3237 Stevens Creek Blvd	Manuel's Custom Tailoring	408-246-8128
3245 Stevens Creek Blvd	Fireside Caffe Corp	408-557-8604
3249 Stevens Creek Blvd 102	City Auto Sales	408-998-4033
3249 Stevens Creek Blvd 201	Ak Auto	408-608-4997
3249 Stevens Creek Blvd 204	M.F. Motors Corporation	408-260-1007
3249 Stevens Creek Blvd 206	Imports Auto Center	408-557-8246
3249 Stevens Creek Blvd 207	Sherman Auto Sale	818-391-0008
3249 Stevens Creek Blvd 208	Speedway Auto Inc	408-390-7934
3249 Stevens Creek Blvd 208B	Flawless Auto Sales	408-390-7934
3253 Stevens Creek Blvd	Round Table Pizza	408-296-3040
3259 Stevens Creek Blvd	Smoke Shop	408-615-1131
3275 Stevens Creek Blvd 101	City Auto Sales	408-998-4033
3275 Stevens Creek Blvd 102	Family Auto Centers	408-569-4547
3275 Stevens Creek Blvd 104A	Inspected Autos And Trade	408-829-5873
3275 Stevens Creek Blvd 202A	European Motors Group	510-651-1077

Firm Address	Firm Name	Phone Number
3275 Stevens Creek Blvd 208	Auto Emporium Inc	408-247-3244
3275 Stevens Creek Blvd 216	Delmont Auto Llc	408-217-8404
3275 Stevens Creek Blvd 216	Auto Bini	408-561-3286
3275 Stevens Creek Blvd 234	Sherman Auto Sale	818-391-0008
3275 Stevens Creek Blvd 301	McBay Auto	408-615-1544
3275 Stevens Creek Blvd 320	Internet Auto Sale	408-569-1285
3275 Stevens Creek Blvd 322	Ak Auto	408-608-4997
3275 Stevens Creek Blvd 333	Family Auto Centers	408-390-0449
3375 Stevens Creek Blvd	Fireside Caffe	408-557-8604
3377 Stevens Creek Blvd	El Amanecer Bakery	408-866-5446
3395 Stevens Creek Blvd	Jack In The Box # 590	408-247-1077
3407 Stevens Creek Blvd	New Smoke For Less	408-261-3693
3435 Stevens Creek Blvd	Center Paint Company	408-241-3708
3439 Stevens Creek Blvd	J J'S Blues	408-286-5825
3443 Stevens Creek Blvd	A Slice Of New York	408-247-5423
3497 Stevens Creek Blvd	Jiffy Lube 1328	
3565 Stevens Creek Blvd	Stevens Creek Toyota	408-241-1231
3581 Stevens Creek Blvd	Enterprise Rent-A-Car Co Of Sf	408-246-6477
3655 Stevens Creek Blvd	Harv's Car Wash	415-777-4042
3657 Stevens Creek Blvd	Bayati, Inc.	408-244-8666
3701 Stevens Creek Blvd	Sednal Enterprises	408-241-1800
3701 Stevens Creek Blvd	Frontier Ford	408-241-4643
3701 Stevens Creek Blvd	Frontier Ford	408-241-1800
3737 Stevens Creek Blvd	St Claire Cadillac	408-244-1000
3777 Stevens Creek Blvd 330	Aspen Networks Inc	408-246-4059
3777 Stevens Creek Blvd 410	Addis Autos California	408-246-4330
3777 Stevens Creek Blvd 430	Global Imports	408-429-0614
3787 Stevens Creek Blvd 101	Dry Clean 4U	408-985-5270
3787 Stevens Creek Blvd 104	Coffee Factory	408-296-7600
3895 Stevens Creek Blvd	Mc Donalds Stevens Creek	408-248-8805
3911 Stevens Creek Blvd 205b	Tmas Motors	408-202-3700
3939 Stevens Creek Blvd	Thrifty Car Sales	408-261-3939
3941 Stevens Creek Blvd	Stevens Creek Premier, Llc	408-983-1888
3985 Stevens Creek Blvd	Bellano Coffee	408-244-2457
4155 Stevens Creek Blvd	Porsche Of Stevens Creek	408-281-5420
4175 Stevens Creek Blvd	Smart Center Stevens Creek	408-213-1880
4185 Stevens Creek Blvd	Polanco Enterprises, Inc	408-296-5258
4201 Stevens Creek Blvd	Smythe European Collision Center	408-983-5200
4333 Stevens Creek Blvd	Stevens Creek Bmw Motorsports	408-961-3149
4343 Stevens Creek Blvd	Rc Blendz Cafe	408-961-3176

Firm Address	Firm Name	Phone Number
4343 Stevens Creek Blvd	Stevens Creek Bmw Motorsports	408-249-9070
4355 Stevens Creek Blvd	Frontier Infiniti	408-243-4355
4401 Stevens Creek Blvd	The Hertz Corporation	408-296-1721
4401 Stevens Creek Blvd	Paint Wizard	415-487-7862
4425 Stevens Creek Blvd	Stevens Creek Hyundai	408-249-1200
4475 Stevens Creek Blvd	Woodhams Sports Lounge	408-247-3144
4477 Stevens Creek Blvd	Sushi California	408-243-8282
4481 Stevens Creek Blvd	ZAD Grocery	408-255-1017
4483 Stevens Creek Blvd	Anthony's Printing	408-666-0638
4485 Stevens Creek Blvd	El Amigo Burrito	408-248-3113
4495 Stevens Creek Blvd	Lock-chun Restaurant	408-249-2784
4525 Stevens Creek Blvd	Santa Clara Billards	408-296-3333
4537 Stevens Creek Blvd	Golden Crown Restaurant	408-243-9551
4539 Stevens Creek Blvd	Super Cleaners	408-241-4564
4545 Stevens Creek Blvd	Oak Tree Mazda	408-553-6300
4565 Stevens Creek Blvd	By Th' Bucket Bar & Grill	408-248-8619
4611 Stevens Creek Blvd	Window Tinting Pros	408-230-9735
4675 Stevens Creek Blvd 235	JPT Construction And Development	408-261-0303
4747 Stevens Creek Blvd	Autowest Acura Of Stevens Creek	408-247-7422
4795 Stevens Creek Blvd	Faa Stevens Creek Nissan Inc	408-557-5500
4855 Stevens Creek Blvd	Faa Stevens Creek Nissan Inc	408-557-5500
4935 Stevens Creek Blvd	Country Club Car Wash	408-984-6161
5025 Stevens Creek Blvd	New Pho #1	408-249-1111
5075 Stevens Creek Blvd 1	The Floor Center, Inc	408-246-8400
5075 Stevens Creek Blvd 10	Mama Chen's House Inc	408-249-9888
5145 Stevens Creek Blvd 130	Green Earth Cleaners Inc II	408-569-5310
5223 Stevens Creek Blvd	Sitai Restaurant	408-296-7281
5231 Stevens Creek Blvd	House Of Bagels	408-243-0698
5239 Stevens Creek Blvd	Freedom Burrito	408-244-8226
5251 Stevens Creek Blvd	Shan Restaurant	408-260-9200
5253 Stevens Creek Blvd	Baker's Bouquet, Inc.	408-248-3395
5301 Stevens Creek Blvd	Compass Group Usa, Inc.	408-553-2595
5403 Stevens Creek Blvd	Six Fifty-One Inc.	408-996-3393
5415 Stevens Creek Blvd	Woodcrest Hotel	408-446-9636
2884 Stevenson St	Article Two Arms	408-666-0571
3551 Stout Pl	Taylor Morrison Of Ca Llc	916-355-8900
2231 Sutter Ave	Country Style Living	408-260-2844
2312 Sutter Ave	McKee Maintenance	408-761-4803
3707 Tahoe Way Bld 19	National Semiconductor Corp	408-721-5892
2203 Tasman Dr	Togos Eatery	408-969-0277

Firm Address	Firm Name	Phone Number
2207 Tasman Dr	Pho Khang	408-988-6688
2209 Tasman Dr	Laguna Filipino Kusina	408-496-6802
2211 Tasman Dr	Janat Indian Cuisine	408-988-3966
2211 Tasman Dr	Janat Indian Cuisine	408-988-3966
2213 Tasman Dr	The Castle Greek Cafe	408-970-9438
2215 Tasman Dr	Tasman Teriyaki	408-855-9081
2221 Tasman Dr	Carl's Jr	408-243-4700
3005 Tasman Dr	Eurest	408-654-7400
3050 Tasman Dr	Animatics Corporation	408-748-8721
3715 Terstena Pl 408	Ill Eagle Cycle Tow	408-249-7990
2215 The Alameda	The Alameda Mini-market	408-984-6518
2221 The Alameda	Mission City Coffee Roasting Co.	408-261-2221
2249 The Alameda	10-8 Police Supply	408-499-4456
2271 The Alameda	Smoke This	408-247-6653
2281 The Alameda	Wrap This	408-507-2053
2323 The Alameda	El Camaron Loco	408-243-1357
2421 The Alameda	Subway #31938	408-984-1938
2455 The Alameda 100	Verde Design, Inc	408-985-7200
2455 The Alameda 200	Verde Design, Inc	408-985-7200
2555 The Alameda	Taco Bell	559-582-0365
2565 The Alameda	Cluck University Chicken Of Palo	408-241-2582
2605 The Alameda	Safeway Inc # 763	408-244-6873
2615 The Alameda	The Round Table	408-248-9123
3200 The Alameda	The Bronco Hut	408-296-8934
3300 The Alameda	Mondo Burrito	408-260-9596
3305 The Alameda	Guerrera's Automotive Service	408-296-0644
3340 The Alameda	Reiling Family Corp	408-243-3700
3390 The Alameda	James J Viso Engineering Inc	408-296-2125
3575 The Alameda	Michael McKinzie Construction	408-615-8004
3583 The Alameda	Professional Auto Care	408-593-5890
3589 The Alameda	Carlos Auto Repair	408-246-2222
3350 Thomas Rd	Bridgewave Communications	408-567-6900
3355 Thomas Rd	Bay Counties Waste Services Inc	408-565-9900
3500 Thomas Rd E	Decilion Inc	408-844-9020
3501 Thomas Rd 1	123 Print Inc	408-288-7200
3501 Thomas Rd 12	Csi - Precision	408-623-4895
3501 Thomas Rd 6-8	Acroscope / 360 Manufacturing	408-727-6896
3511 Thomas Rd	Monster Mechanical, Inc	408-727-8362
3511 Thomas Rd 2	Lin Engineering	408-919-0200
3511 Thomas Rd 3	T.R. Green Machining	408-970-0909

Firm Address	Firm Name	Phone Number
3511 Thomas Rd 6	Msc	408-970-9218
3520 Thomas Rd C	All Reasons Moving, Inc.	408-486-0663
3531 Thomas Rd	Piranha Plastics Llc	408-855-9650
3551 Thomas Rd	E & K Scientific Products, Inc.	408-567-9670
3591 Thomas Rd	Lima Towing And Transportation	408-986-8267
3700 Thomas Rd	Starbucks Coffee #3458	408-980-9376
3700 Thomas Rd 103	Subway 37244	408-748-0080
3700 Thomas Rd 107	Ck Auto Image Llc	408-330-0888
3810 Thrush Ct	Harsh Construction	408-888-9347
2717 Toledo Ave	Harrison Mechanical Service	408-615-8531
531 Trimble Rd	Avalos Marble & Granite - Tile	408-980-0055
683 Tulane Dr	Garcia Tile	408-248-3342
707 Valley Way	Zack Horgan	408-396-6575
643 Viader Ct	Hayden Church Plumbing & Drain	408-390-4980
3300 Victor Ct	Vanderhulst Associates Inc	408-727-1313
3314 Victor Ct	S&L Machine Logics	408-654-8099
3324 Victor Ct	High Speed Cnc	408-492-0331
3330 Victor Ct	Hayes Manufacturing Services,	408-496-1816
3340 Victor Ct	Bytom Machining	408-496-1213
3360 Victor Ct	D&T Machining Inc	408-486-6035
3380 Victor Ct	Advantech Precision Machining,	408-980-8721
3250 Victor St A	City Transport	800-405-9036
3250 Victor St C	Hnl Inc	408-727-6091
3255 Victor St	Fedex Freight, Inc.	408-988-2111
3286 Victor St	P C F Inc.	408-844-9083
3290 Victor St	President Enclosures Inc	408-844-8959
3405 Victor St	Fedex Freight, Inc.	408-988-2111
3415 Victor St	Fedex Freight, Inc.	408-988-2111
3425 Victor St	Fedex Freight, Inc.	408-654-3172
3445 Victor St	Kim's Custom Builder	408-999-0333
3445 Victor St 2	Tangent Design	408-727-7208
3445 Victor St 2	Tangent Design, Incorporated	408-727-7208
3445 Victor St 3	Aa Custom Cabinets	408-727-0655
3465 Victor St	Dallas Sheet Metal Mfg Inc	408-988-8877
3465 Victor St	Paul's Sheet Metal Manufacturing	408-988-8877
3467 Victor St	Keith Zimbauer Fabrication	408-605-9688
3469 Victor St	Aggressive Performance	408-988-1247
3475 Victor St A & B	Electropolishing Shop	408-970-8772
3475 Victor St C	Express Tech, Inc.	408-748-1010
3485 Victor St	Monster Mechanical, Inc	408-727-8362

Firm Address	Firm Name	Phone Number
3485 Victor St	Pisani Printing II	408-748-1600
3500 Victor St	Mjt Floorcovering	408-982-9406
3515 Victor St	Wra-Cal Industries	408-988-4696
3520 Victor St	Nss Enterprise	408-298-9200
3520 Victor St	Klad Tech	408-988-3720
3525 Victor St	Valley Metal Fab	408-982-9695
3535 Victor St	Asw R& D Machining, Inc.	408-748-6949
3545 Victor St	Alliance Environmental Group Inc	408-830-9700
3551 Victor St	Continental Precision McHng	408-970-9661
3553 Victor St	Cham Food Corporation	408-567-0131
3565 Victor St C	C R Machining	408-654-9159
3565 Victor St E	Triaxis Precision	408-654-9090
3565 Victor St Ste A	Espace Enterprises Technology,	408-844-8176
3565 Victor St Unit D	Climate Masters Heating & Air	408-379-6620
3391 Victoria Ave	Eva's Exquisite Cakes	408-296-5089
3365 Viso Ct	Golden State Silkscreening	408-988-1217
3380 Viso Ct	Nss Enterprise	408-970-9200
3385 Viso Ct	K Q Integrated Solutions, Inc	408-654-0428
601 Walsh Ave	Global Satcom Technology Inc.	408-980-0004
623 Walsh Ave	Strong Steel	408-988-2211
625 Walsh Ave	West Coast Limousine Inc	408-213-3350
630 Walsh Ave	Haros Anodizing Specialist Inc	408-980-0892
661 Walsh Ave	Ecs Refining Texas Llc	408-200-7000
672 Walsh Ave	A & B Painting West Inc	408-727-4915
676 Walsh Ave	Barker Healthcare Inc	408-970-4772
688 Walsh Ave	Ecs Refining Texas Llc	408-200-7000
691 Walsh Ave	Outback Equipment Company	408-779-9116
696 Walsh Ave	Penhall Company	408-970-9494
701 Walsh Ave	Global Satcom Technology Inc.	408-982-0945
701 Walsh Ave	P.Z. Machining	408-982-0945
750 Walsh Ave B	San Jose Rebar Inc	408-844-8708
785 Walsh Ave	Philip Services Corp / 21st	408-588-1791
810 Walsh Ave	Top Line Applications Inc	408-298-9838
890 Walsh Ave	Musson Theatrical Inc	408-986-0210
986 Walsh Ave	Joseph J Albanese, Inc	408-727-5700
1000 Walsh Ave	Hertz Local Edition	408-450-6000
1000 Walsh Ave	Hertz Rent-A-Car	408-450-6000
1080 Walsh Ave	Garden City Sanitation, Inc	408-988-4500
1116 Walsh Ave	R P Engineering	408-988-4920
1122 Walsh Ave	Torres Electric Inc	408-492-9411

Firm Address	Firm Name	Phone Number
1132 Walsh Ave	Decon Technologies	408-235-8585
1134 Walsh Ave	Associated Air Balance	408-330-6170
1136 Walsh Ave	C J Machining	408-982-9703
1140 Walsh Ave	Vantage Point Photography, Inc.	408-727-3113
1140 Walsh Ave	Rosenberg Photography	408-986-8484
1140 Walsh Ave	Paw Photo	408-986-8484
1140 Walsh Ave	Lotusstone Photography	408-858-4142
1150 Walsh Ave	Corona Bumper Llc	408-748-3328
1180 Walsh Ave	T&D Tile Co Inc	408-727-6778
1285 Walsh Ave	Applied Materials Inc	408-727-5555
1675 Walsh Ave 4	Fd Manufacturing, Inc	408-970-0185
1745 Walsh Ave	Danny Recycling Inc	408-492-9033
1745 Walsh Ave	Danny Ewaste Llc	408-492-9033
1825 Walsh Ave	Ada Machine Company Inc	408-727-2585
1845 Walsh Ave	Mann Engineering	408-988-6108
1855 Walsh Ave	Hi-Tek Ceramics	408-980-8426
1875 Walsh Ave	McGinnes Floor Covering, Inc	408-268-2311
2060 Walsh Ave 230	Nbs Design, Inc.	408-727-8499
2060 Walsh Ave 244	Internet Auto Sale	408-569-1285
2062 Walsh Ave A	Delta Window Cleaning Co. Inc	408-727-2225
2066 Walsh Ave A	J.r.p. Electric Inc.	408-235-8870
2094 Walsh Ave C1	Wsg Associates	408-366-0360
2102 Walsh Ave A	N M Tool & Engineering	408-674-6890
2102 Walsh Ave E	Preferred Power Industries Inc	408-748-9977
2110 Walsh Ave B	Silvestre Manufacturing	408-988-0937
2110 Walsh Ave C	Fast Edm Inc.	408-492-1350
2110 Walsh Ave C	JRP Electric Inc.	408-235-8870
2110 Walsh Ave E	Royal Auto Supplies	650-339-1718
2116 Walsh Ave A	Expol Inc	408-567-9020
2120 Walsh Ave	Bingo Cafe	408-730-5061
2120 Walsh Ave	Amer Legion Post 564 Bldg Fnd	408-727-7400
2160 Walsh Ave	Intricast Company Inc	408-988-6200
2210 Walsh Ave	Advanced Radiation Corporation	408-727-9200
2290 Walsh Ave	Mach 1	408-970-4777
2294 Walsh Ave	Evans Precision Machining Inc	408-727-7676
2294 Walsh Ave	Pacific Janitorial Supply Co	408-727-0271
2334-B Walsh Ave G	Eshone Energy	408-565-0200
2344 Walsh Ave A	Asoka Usa Corp	408-550-8164
2348 Walsh Ave C	Willow Glen Construction	408-745-7203
2370 Walsh Ave B	Planar Labs Corp	408-246-4115

Firm Address	Firm Name	Phone Number
2374 Walsh Ave	The Maids Of Bay Area	408-919-2800
2378 Walsh Ave C	Lsi Resources	408-727-7800
2384 Walsh Ave	Skyline Construction, Inc	408-844-0000
2525 Walsh Ave	D P S S Lasers, Inc	408-988-4300
2590 Walsh Ave	Miasole	408-919-5700
1299 Warburton Ave	Mn Construction	408-244-1799
1370 Warburton Ave 8	Sna'a Dealerships	408-449-8779
1500 Warburton Ave	Chai-Yoo	408-615-2270
1850 Warburton Ave	Eac Tech, Inc.	408-247-4338
1850 Warburton Ave 103	Valley Home Builders Inc	408-248-8000
1995 Warburton Ave	Capitol Petroleum	408-248-5955
2735 Warburton Ave	Ruben Navarro Pool Cleaning	408-329-0200
2925 Warburton Ave	SRL Electric	408-881-2412
2995 Warburton Ave	Fimby Flooring Inc	408-234-6955
3460 Warburton Ave 5	Duk's Machinery	408-966-8591
20 Washington St	Kiraku Japanese Restaurant	408-984-1518
24 Washington St	Best Donuts	408-243-8721
25 Washington St	Robinson Oil Corporation	408-244-1441
26 Washington St	Middle East Foods	408-248-5112
26 Washington St	Middle East Foods	408-248-5112
28 Washington St	Crystal Cleaners & Silicon Valet	408-246-6241
30 Washington St	Normandy House And Duffers Pizza	408-244-1937
36 Washington St	36 Washington Smog Check	408-677-7032
36 Washington St	Valero Of Santa Clara	408-241-5412
57 Washington St	Joao's Restaurant	408-244-1299
61 Washington St	Chef Ming's	408-984-6688
63 Washington St	South Bay Glass	408-615-7353
69 Washington St	Paul A Dines	408-248-2811
69 Washington St	Edward Jones & Co.	408-984-4729
71 Washington St	Starbucks Coffee # 7981	408-244-3025
73 Washington St	PWS, Inc	323-721-8832
77 Washington St 230	Easygoing Auto	408-242-7113
261 Washington St 4	Mario's Cleaning	408-597-5570
841 Washington St B	Quality Respite And Home Care	408-244-5600
173 Westridge Dr	Elwyn NC	408-558-1500
2035 White Oak Ln	K P Liquors	408-244-2929
2041 White Oak Ln	Poinciana Lounge	408-246-2420
2041 White Oak Ln	Poinciana Lounge	408-246-2420
2045 White Oak Ln	Sabor Salvadoreno	408-985-6464
2055 White Oak Ln	Abc Coin Laundry	408-774-1998

Firm Address	Firm Name	Phone Number
534 Wildwood Way	Bay Area Power Wash	408-823-9115
2371 William Dr 3	Exert U.s.a. Transportation	408-855-9422
2372 William Dr 3	Griselda's Housecleaning	650-679-1082
60 N Winchester Blvd 2-3	Valley Fair Custom Tailor	408-243-1995
100 N Winchester Blvd 372	Addis Autos California	408-246-4330
100 N Winchester Blvd 395	Gagner-Toomey Assoc., Inc.	408-244-2200
260 N Winchester Blvd	R S Liquors	408-260-1235
390 N Winchester Blvd 1	Valley Village	408-241-7750
390 N Winchester Blvd 18	Valley Village	408-241-7750
390 N Winchester Blvd 2	Valley Village	408-241-7750
390 N Winchester Blvd 3	Valley Village	408-241-7750
390 N Winchester Blvd 4	Valley Village	408-241-7750
390 N Winchester Blvd 5	Valley Village	408-241-7750
390 N Winchester Blvd 6-17	Valley Village / Cottages 6 - 17	408-241-7750
410 N Winchester Blvd	Covenant Care Mission, Inc.	408-248-3736
440 N Winchester Blvd 57	In Motion Moving Services	408-677-9837
440 N Winchester Blvd 62	S M Photography	408-422-0388
444 N Winchester Blvd	Jbc Liquors	408-260-0103
444 N Winchester Blvd	Viva Taqueria	408-615-1126
470 N Winchester Blvd 103	Moriconi Photography	408-241-0794
470 N Winchester Blvd 204	Annette Melendez Photography	408-921-7077
575 N Winchester Blvd	Brian Gaylord G.C.	408-261-2957
1000 Wood Duck Ave	The Gardener	408-246-4334
104 Woodhams Rd	Jia Jia Construction	408-209-7788
104 Woodhams Rd	Jia Jia Construction	408-209-7788
161 Woodhams Rd	Artisan Candies	408-244-9345
566 Woodstock Way	Complete Construction	408-980-1730
3245 Woodward Ave	Sunin Precision Inc	408-970-9592
3255 Woodward Ave	D03* Inc	408-969-9680
3295 Woodward Ave	Phan, Phi Dang	408-528-6341
3295 Woodward Ave	Hen Chau	408-226-8978
3295 Woodward Ave	Bulkalbi Taco	408-836-1217
3310 Woodward Ave	Jp Graphics	408-235-8821
3310 Woodward Ave	Legacy Print, Inc.	408-970-9334
3333 Woodward Ave	Amex Plating Inc	408-986-8222
3355 Woodward Ave	Hedb Corporation	408-980-1877
3375 Woodward Ave	Gateway Precision Inc	408-855-8849
3377 Woodward Ave	Electro Prep Corporation	408-727-7505
3390 Woodward Ave	Trimac Manufacturing Inc	408-988-0131
3395 Woodward Ave	Licari Manufacturing Inc	408-988-7988

FY 2009-2010 Annual Report
Permittee Name: City of Santa Clara

C.4 – Industrial and Commercial Site Controls

Firm Address	Firm Name	Phone Number
3461 Woodward Ave	Bartlett Precision	408-748-0742
3465 Woodward Ave	Cm2 Consultants	408-844-8500
3481 Woodward Ave	Aero Drywall Inc	408-986-8840
3485 Woodward Ave	Bartlett Precision	408-748-0742
3485 Woodward Ave	O'Connor Classic Auto	408-727-0430
1500 Wyatt Dr 1	Impulse Semiconductor Inc	408-355-5015
1500 Wyatt Dr 12	Precision Tem Inc	408-980-8898
1500 Wyatt Dr 13-14	Ra Tool & Die Inc	408-988-0300
1505 Wyatt Dr	Ventiva Inc	408-919-0100
1600 Wyatt Dr 1-3	Ultra Chip Inc.	408-855-8885
1700 Wyatt Dr 11, 12	Applied Nanostructures, Inc.	408-567-0115
1700 Wyatt Dr 13	Christopher Norris Photography	408-727-9292
1715 Wyatt Dr	Silego Technology, Inc.	408-327-8800
1800 Wyatt Dr 10	Skyline Construction, Inc	408-844-0000
1800 Wyatt Dr 13	1-800-Got-Junk?	408-727-9430
1900 Wyatt Dr 8	Express Drain	408-512-2455
1900 Wyatt Dr 8	Ch Flooring	408-512-2455
2114 Xavier Ct	Rainbow Pool Service	408-836-3992

# of Records = 2655

7/29/20
3:07:54 PM

FY 2009-2010 Annual Report
Permittee Name: City of Santa Clara

C.4.b.iii. (2) –City of Santa Clara
Food Facilities List

Below is a listing of all the restaurant facilities within the City of Santa Clara. For FY 10-11 the City will target restaurant facilities (along with all active Industrial NOI Filers) for inspection. It is the City's goal to inspect 30% of the restaurants on this list during FY 10-11.

Firm Address	Firm Name	Phone Number
2026 Agnew Rd	Aling Elena Filipino Restaurant	408-496-1879
2026 Agnew Rd	TEE-ZAYS KITCHEN	408-496-1879
2401 Agnew Rd	Chippery	541-723-3200
2401 Agnew Rd	Summer Sno Delights, Inc.	916-988-6639
2401 Agnew Rd 438	Krafty Korn	775-355-7769
2401 Agnew Rd 534	California's Great America	408-988-1776
2401 Agnew Rd 538	Paramount's Great America	408-988-1776
475 Aldo Ave	Mr. Suave	408-567-9355
475 Aldo Ave	Nhan Restaurant	408-496-1810
807 Aldo Ave 105	Kadok's House Of Mami-Siopao	408-727-4499
807 Aldo Ave 105	Pinoy Express	408-727-4499
807 Aldo Ave 105	Sariling Atin Restaurant	408-727-4499
807 Aldo Ave 106	Sqb Corporation	408-986-9032
807 Aldo Ave 106	Fifi's Sweet Sensation	650-544-1159
807 Aldo Ave 106	Nahrain Bakery And Restaurant	408-986-9999
890 Aldo Ave	Dairy Belle #12	408-988-1933
890 Aldo Ave	Ed's Diner	408-988-1933
2700 Augustine Dr 190	Santa Clara Sauce Company	408-540-9192
2727 Augustine Dr 7	Aramark	408-235-4932
2845 Augustine Dr	Jack In The Box # 4388	408-969-0887
2845 Augustine Dr	Burger King	650-968-0552
2850 Augustine Dr	McDonald's Of California #7055	408-727-9726
2855 Augustine Dr	Sizzler Usa Restaurants Inc	408-727-7907
3560 Bassett St	Sodexho Operations Llc	408-588-2159
3560 Bassett St	Intevac Cafe	408-986-9888
5460 Bayfront Plz	Cafe Royale	408-314-3651
5460 Bayfront Plz	Bon Appetit@ Marvell	408-222-1848
5460 Bayfront Plz 6	Marvell	408-565-7888
700 Bellomy St	University Stuft Pizza	408-296-1600
1985 Bellomy St	Bellomy Market	408-984-2989
1989 Bellomy St	Medina Kabob House	408-615-1500
1290 Benton St	Mio Santa Clara Inc	408-394-4160
2830 Benton St	Saferock Llc	408-241-4730
2830 Benton St	Togo's Benton	408-241-4730
2830 Benton St	Benton Llc	408-241-4730
5403 Betsy Ross Dr	Cafe Royale	408-483-3181

Firm Address	Firm Name	Phone Number
2900 Bowers Ave	Carls Jr #7029	408-727-6660
3065 Bowers Ave	Bon Appetit	704-328-4000
3065 Bowers Ave 2	Aramark At Intel Bld Sc2	408-981-9362
3090 Bowers Ave	Bowers Cafe	408-563-2000
3090 Bowers Ave	Amarak	408-748-1585
3175 Bowers Ave	Compass Group Usa, Inc.	408-970-2867
3399 Bowers Ave	Specialtys Cafe & Bakery	408-982-9269
3399 Bowers Ave	Denny's Inc #1088	408-727-6330
282 Brokaw Rd	Y-Van Chanthery	408-483-1099
282 Brokaw Rd	Sylvia Morrison	408-423-8086
3511 Brookdale Dr	E T Cheesecakes	408-985-1546
3003 Bunker Hill Ln 104	Tek Cafeteria	408-492-1717
3203 Cabrillo Ave	Corner Village Green Grocery	408-296-7404
3203 Cabrillo Ave	Corner Village Green Grocery	408-296-7404
3207 Cabrillo Ave	Domino's Pizza	408-241-2828
4949 Centennial Blvd	Bon Appetit @ 49ERS Cafe #22056	650-798-8000
750 Central Expy 3333	Bon Appetit Mgmt Company	650-798-8000
790 Central Expy	Bon Appetit @ Hitachi	650-798-8000
960 Central Expy	Daniel's Cafeteria	408-235-1302
960 Central Expy Cafe	Loui's Cafe	408-234-4227
3250 Central Expy	Decathlon Club Restaurant	408-738-2416
3250 Central Expy	Decathlon Club (The Grill)	408-738-2582
3250 Central Expy	Decathlon Club Restaurant	408-738-2416
3250 Central Expy	Decathlon Club (The Grill)	408-738-2582
1205 Coleman Ave	Eunice Cafe	408-289-4766
1240 Coleman Ave	Coleman Still	408-588-1111
1240 Coleman Ave	Sparky Malarkey's Bbq	408-727-4670
1240 Coleman Ave	Ye Olde Royal Oak	408-588-1111
1290 Coleman Ave	Rasa Malaysia	408-980-0668
1345 Coleman Ave	Blimpie Subs & Salads	408-727-2800
1345 Coleman Ave	Blimpie Subs And Salads	408-727-2800
1345 Coleman Ave	Lettuce Sandwich Shop	408-844-9400
1345 Coleman Ave	Lettuce Sandwich Shop	408-488-9400
1345 Coleman Ave	Vitris	408-727-2800
1400 Coleman Ave D17r	Viet Rentaphone	408-806-2645
1451 Coleman Ave	Cam-Bas, Inc	408-748-8961
1525 Comstock St	Guckenheimer Ent. Inc.	408-562-2664
2850 Concord Ln	Exquisite Edibles	408-206-9358
2400 Condensa St	June's Catering	408-486-8441

Firm Address	Firm Name	Phone Number
3111 Coronado Dr 15	Aramark	408-563-4901
1725 De La Cruz Blvd 1	A Taste Of Spain Catering	408-529-2333
1725 De La Cruz Blvd 1	Chef Dane's	408-583-1380
1725 De La Cruz Blvd 6	Chef Dane's	408-296-2950
1725 De La Cruz Blvd 6	Campus Catering	408-727-4805
2315 De La Cruz Blvd	De La Cruz Cafe	408-654-0518
2315 De La Cruz Blvd	De La Cruz Cafe	408-654-0518
2315 De La Cruz Blvd	De La Cruz Cafe	408-654-0518
2315 De La Cruz Blvd	De La Cruz Cafe	408-654-0518
2315 De La Cruz Blvd	De La Cruz Cafe	408-973-8062
2315 De La Cruz Blvd	De La Cruz Cafe	408-654-0518
2480 De La Cruz Blvd	Subway #3671	408-492-1703
2480 De La Cruz Blvd	Subway	408-492-1703
2480 De La Cruz Blvd	Subway	408-492-1703
2482 De La Cruz Blvd	Donut Den	408-748-1456
2830 De La Cruz Blvd	Gourmet Choice	408-562-8574
2830 De La Cruz Blvd	Lunchstop At Macrovision	408-562-8400
3170 De La Cruz Blvd 103	A Taste Of Java	408-748-9880
3170 De La Cruz Blvd 103	A Taste Of Java	408-748-9880
3170 De La Cruz Blvd 103	A Taste Of Java	408-748-9880
3170 De La Cruz Blvd 103	A Taste Of Java	408-748-9880
3170 De La Cruz Blvd 103	A Taste Of Java	408-748-9880
3170 De La Cruz Blvd 103	Lily Coffee And Sandwich	408-748-9880
3170 De La Cruz Blvd 131	Royal Garden Chinese Restaurant	408-492-1818
3194 De La Cruz Blvd 1-4	Togo's	408-988-3142
3233-D De La Cruz Blvd	Indochine Cuisine	408-826-2010
3233 De La Cruz Blvd D	Netappetit	408-242-2719
3283 De La Cruz Blvd E	Grahill Coffee Service	408-727-6636
3400 De La Cruz Blvd A-c	Last Chances	408-988-2768
2335 De Varona Pl	Two Bee's	408-393-7072
3055 Democracy Way	Cristina's Kitchen	408-541-9076
3055 Democracy Way	Thai Jasmine	408-499-5534
495 El Camino Real 111	Quizno's Classic Subs	408-985-2253
495 El Camino Real 131	Cramer's Bagels	408-246-7580
500 El Camino Real 301	Bon Appetit At Santa Clara #3068	408-798-8000
500 El Camino Real 714	Bon Appetit @ Jump Start	408-554-7804
500 El Camino Real Bldg 401	Bon Appetit @ Scu Sunstream	408-554-5771
500 El Camino Real Bldg 802	Bon Appetit @ Scu Cadence Cafe	408-554-5771
638 El Camino Real	Fiorillo's Restaurant, Inc.	408-984-0414
930 El Camino Real	Choi's Korean Restaurant	408-260-0303

Firm Address	Firm Name	Phone Number
930 El Camino Real	K-Town Tofu & Grill	408-260-0303
980 El Camino Real 100	Euro Market	408-244-9723
980 El Camino Real 100	Euro Market	408-244-9723
1111 El Camino Real 1	Egg N'More	408-624-6813
1111 El Camino Real 1	Sks Enterprises Inc	408-248-2347
1111 El Camino Real 2	Su's Mongolian Bbq	408-985-2958
1205 El Camino Real	Wonton House, Inc.	408-984-8668
1205 El Camino Real	Wonton House	408-984-8668
1353 El Camino Real	Harman Billings Inc	408-244-7862
1410 El Camino Real 101	Massa Imports	408-313-6766
1680 El Camino Real	Taco Bell	559-582-0365
1680 El Camino Real	United Express Food Co.	408-241-8025
1717 El Camino Real	Apna India Bazar	408-247-0911
1717 El Camino Real	Pasha's Market	408-592-1871
1745 El Camino Real	Monarch Food Service Llc	408-243-6053
1790 El Camino Real	Yoshinoya Beef Bowl	408-260-0210
1790 El Camino Real	Jjcv, Inc	408-260-0210
1790 El Camino Real	Yoshinoya Restaurant	408-253-8049
1855 El Camino Real	Zafran	408-247-9998
1855 El Camino Real	Zafran Restaurant	408-247-9998
1855 El Camino Real	Mehran Restaurant & Catering	408-247-9998
1855 El Camino Real	Back Burner Steak House	408-296-9249
1925 El Camino Real	Burger King	408-985-6806
1990 El Camino Real	Mcdonald's Restaurant #4813	408-986-8668
1990 El Camino Real	McDonald's Restaurant	408-244-0281
1990 El Camino Real	McDonald's Restaurant #4813	510-754-1531
2006 El Camino Real	Boston Market #1300	408-247-7333
2008 El Camino Real	Country Inn Cafe II	408-244-6267
2039 El Camino Real	Patel Brothers Of Santa Clara	408-261-3555
2039 El Camino Real 4	Kumud Groceries	408-261-3555
2060 El Camino Real	Lucky's	408-984-7234
2060 El Camino Real	Albertsons #7125	408-984-7234
2065 El Camino Real	Smart & Final Stores Llc	408-296-3293
2065 El Camino Real	Smart & Final Stores Corporation	408-296-3293
2068 El Camino Real	Glasauers Enterprise / Subway	408-230-0393
2068 El Camino Real	Glasauers Enterprise	408-230-0393
2079 El Camino Real	Souza's Bakery	408-243-5443
2079 El Camino Real	Copenhagen Crown Bakery & Deli	408-243-5443
2082 El Camino Real	Portuguese Bakery	408-984-2234

Firm Address		Firm Name	Phone Number
2082 El Camino Real		Caledonia Cakes	408-492-1446
2086 El Camino Real		Kobe Japanese Restaurant	408-984-5623
2089 El Camino Real		Gaesung House Of Tofu	408-248-8638
2089 El Camino Real		Koreana Tofu House	408-825-9192
2110 El Camino Real		China Stix Restaurant Inc	408-244-1684
2135 El Camino Real		Cafe Sunshine	408-984-7701
2135 El Camino Real		Sunshine Juice & Coffee	408-984-7700
2135 El Camino Real		New Tandoori Cafe	408-553-9900
2141 El Camino Real		Justburger And Q	408-225-0825
2151 El Camino Real		Mr. Chau's Restaurant Inc.	408-261-2298
2155 El Camino Real		Thaibodia Bistro	408-661-3988
2165 El Camino Real		Flaming Grill	408-248-8868
2165 El Camino Real		Mr. Chau's Restaurant Inc.	408-261-2298
2213 El Camino Real		R&V Enterprises Inc	408-249-2599
2230 El Camino Real		Mayuri, Inc.	408-248-9747
2238 El Camino Real	A	Vr Imports Inc	408-249-1500
2240 El Camino Real		Wendy's Old Fashioned Hamburgr	408-241-9284
2277 El Camino Real		King Salad & Chinese Food	408-248-8881
2277 El Camino Real		Don Don	408-248-8881
2280 El Camino Real		La Paloma Restaurant	408-247-0990
2325 El Camino Real		# 1 Restaurant	408-241-9658
2325 El Camino Real	#104-105	Dusita Thai Cuisine	408-247-5199
2325 El Camino Real	101	Las Flamas	408-241-7407
2325 El Camino Real	104-105	India Mahal Restaurant	
2325 El Camino Real	104-105	Dusita Thai Cuisine	408-247-5199
2331 El Camino Real		Santa Clara Kim-Su	408-248-8363
2331 El Camino Real		Gooyi Gooyi	408-889-3372
2333 El Camino Real		Ga Bo Ja	408-246-8773
2340 El Camino Real		Korea House	408-249-0808
2340 El Camino Real		Korea House Inc	408-249-0808
2340 El Camino Real		Korea House	408-249-0808
2367 El Camino Real		Smitty's B B Q Inc	408-249-8158
2367 El Camino Real		The Steak House	408-243-8749
2367 El Camino Real		Steer Enterprises, Inc.	408-243-1545
2370 El Camino Real		Starbucks Corp	408-984-7174
2374 El Camino Real		Szechuan Wok N' Roll	408-243-1868
2374 El Camino Real		King Chopstick	408-243-1868
2376 El Camino Real		Una Mas # 008	408-248-9181
2376 El Camino Real		Una Mas Restaurants, Inc.	408-248-9181
2380 El Camino Real		Noahs New York Bagels #2802	408-249-9923

FY 2009-2010 Annual Report
Permittee Name: City of Santa Clara

C.4.b.iii. (2) –City of Santa Clara
Food Facilities List

Firm Address	Firm Name	Phone Number
2450 El Camino Real	Pho Thanh Long Restaurant	408-983-0888
2450 El Camino Real	Pho Thanh Long Restaurant	408-983-0888
2450 El Camino Real	Pho Thanh Long Restaurant	408-983-0888
2450 El Camino Real	Pho Thanh Long Restaurant	408-983-0888
2460 El Camino Real	Country House-Yet Zip	408-615-7777
2500 El Camino Real	Mariani Motel/Restaurant Inc	408-243-1431
2505 El Camino Real	Sunnyvale/ Santa Clara El Pollo	408-248-4851
2505 El Camino Real	El Pollo Loco, Inc.	408-241-4851
2525 El Camino Real	Subhan Inc / Dba Wienerschnitzel	408-296-1845
2525 El Camino Real	Z.T. Wienerschnitzel	408-296-1845
2525 El Camino Real	Wienerschnitzel #60	408-296-1845
2527 El Camino Real	Lee's Kitchen	408-247-8662
2570 El Camino Real	New China China	408-261-9000
2570 El Camino Real	China China Inc	408-261-9000
2610 El Camino Real	Save Mart Supermarkets #208	408-984-0419
2644 El Camino Real	Han Sung B.B.Q.	408-246-7799
2665 El Camino Real	Di Cicco's Restaurant	408-247-6161
2665 El Camino Real	Dosai Place Inc	408-243-3672
2665 El Camino Real	Dosa Place Inc	408-243-3672
2670 El Camino Real	Hometown Buffet Inc. #807	408-247-9001
2690 El Camino Real	Shindokdo Seafood Restaurant	408-243-6000
2695 El Camino Real	Pizza Hut	408-246-1466
2725 El Camino Real	Juicy Burger & B.b.q	408-985-8444
2725 El Camino Real	Wienerschnitzel #60	408-296-1845
2725 El Camino Real	Juicy Burger # 3	408-985-8444
2725 El Camino Real 101	Hana Sushi Togo	408-554-0852
2725 El Camino Real 101	Hana Sushi Togo	408-554-0852
2725 El Camino Real 101	Hana Togo House	408-554-0852
2725 El Camino Real 102	Juicy Burger	408-985-8444
2725 El Camino Real 102	Hana BBQ	408-551-0099
2725 El Camino Real 108	Chatanoga Restaurant Corporation	408-241-1200
2725 El Camino Real 108	Chatanoga Restaurant	408-241-1200
2776 El Camino Real	La Corona Restaurant	408-249-0387
2776 El Camino Real	V. I. P. Oriental	408-260-1166
2777 El Camino Real	Yp Korean Cuisine Inc	408-261-2777
2777 El Camino Real	Yp Korean Cuisine Inc	408-261-2777
2777 El Camino Real	Y P Korean Cuisine	408-261-2777
2781 El Camino Real	99 Chicken	408-497-1915
2781 El Camino Real	99 Chicken	408-243-8566
2781 El Camino Real	Luce	408-243-8566

Firm Address	Firm Name	Phone Number
2781 El Camino Real	Coffee ?	408-243-8566
2783 El Camino Real	Corner Place	408-249-8990
2783 El Camino Real	Gilmok	408-249-8990
2783 El Camino Real	Gil Mok	408-249-8990
2785 El Camino Real	Cactus Fresh Mexican Grill	408-247-7216
2789 El Camino Real	Sushi O'Sushi Japanese Cuisine	408-241-1677
2792 El Camino Real	Java Town	408-244-9157
2792 El Camino Real	Rustico Cafe	408-244-9157
2792 El Camino Real	Java Town	408-244-9157
2792 El Camino Real	Kainos Vision Corp/java City	408-244-9157
2792 El Camino Real	Java City	916-565-5500
2798 El Camino Real	Gardino's Restaurant	408-296-6800
2798 El Camino Real	Kabab Korner	408-241-2444
2798 El Camino Real	Kabab Korner	408-241-2444
2798 El Camino Real	Peacock Indian Cuisine	408-247-9264
2798 El Camino Real	Peacock Indian Cuisine	408-247-9264
2910 El Camino Real	Cherry Sushi	408-557-0770
2910 El Camino Real	Cherry Food, Inc.	408-557-0770
2910 El Camino Real	Cherry Sushi	408-557-0770
2910 El Camino Real	Vicorp Restaurants Inc.	408-984-5433
2915 El Camino Real	Noor Mahal Market	408-985-0988
3000 El Camino Real	Mogo Bbq	408-504-6335
3006 El Camino Real	Yetnal Zazang	408-984-7718
3006 El Camino Real	Zazang	408-984-7718
3006 El Camino Real	Song Do Restaurant	408-984-7718
3028 El Camino Real	Seoul Gom Tang	408-615-0370
3028 El Camino Real	Seoul Gom Tang	408-615-0370
3044 El Camino Real	Vesuvio Restaurant	408-296-1052
3050 El Camino Real	Round Table Pizza	408-296-2111
3050 El Camino Real	Green Bakery	408-248-0102
3050 El Camino Real	Green Bakery	408-248-0102
3050 El Camino Real	Jins Bakery & Coffee	408-423-8840
3060 El Camino Real	Beque	408-260-2727
3064 El Camino Real	Jerusalem Restaurant & Deli	408-313-6102
3064 El Camino Real	Madurai Sri Muniyandi Vilas	408-829-5339
3070 El Camino Real	Sweet Finale	408-307-0530
3072 El Camino Real	Chess Cafe	408-249-3393
3072 El Camino Real	Benkay Sushi	408-615-1169
3072 El Camino Real	Obok Restaurant	408-557-0650
3074 El Camino Real	Tanto Japanese Restaurant	408-844-7311

FY 2009-2010 Annual Report
Permittee Name: City of Santa Clara

C.4.b.iii. (2) –City of Santa Clara
Food Facilities List

Firm Address	Firm Name	Phone Number
3074 El Camino Real	Yogurt Works	408-564-6627
3075 El Camino Real	Fisherman's House	408-246-9292
3075 El Camino Real	Mo Du Lang	408-246-9292
3077 El Camino Real	Bangalore Cafe	408-986-6601
3085 El Camino Real	Step In Taj Mahal	408-247-4507
3087 El Camino Real	Step In Taj Mahal	408-247-4507
3099 El Camino Real	Chosun Myunoak Inc.	408-615-0700
3109 El Camino Real	Step In Taj Mahal	408-247-4507
3145 El Camino Real	Hue Restaurant And Lounge	408-244-9950
3145 El Camino Real	Blinky's Sports Bar	408-241-3933
3148 El Camino Real 100	Jang Mo Ziep Bbq	408-857-3499
3148 El Camino Real 100	Jangmozip B B Q	408-296-6030
3148 El Camino Real 100	Hwa Gae Jang Teo	408-296-6030
3148 El Camino Real 100	Hwa Gae Jang Teo	408-296-6030
3157 El Camino Real	Annapurna Snacks	408-554-6409
3157 El Camino Real	Ans Party Planners, Llc	408-666-8184
3157 El Camino Real	Dee Dee's Food Inc	650-967-0568
3180 El Camino Real	Carrows Restaurant #102	408-246-6027
3210 El Camino Real	Quizno's Sub # 9211	510-396-8593
3210 El Camino Real	Quiznos	408-261-3569
3212 El Camino Real	Chondak Inc	408-529-7331
3212 El Camino Real	Happy Sushi	408-557-0370
3216 El Camino Real 1	Quiznos	408-247-8357
3216 El Camino Real 5	Dumpling & Noodle	408-615-7705
3240 El Camino Real	Tong Soon Garden	408-615-9988
3240 El Camino Real	Tong Soon Garden	408-615-9988
3258 El Camino Real	Korean Restaurant	408-244-8545
3258 El Camino Real	Korean Bbq Restaurant	408-244-8545
3278 El Camino Real	Side Dish Corner	408-246-3330
3278 El Camino Real	Side Dish Corner	408-246-3330
3278 El Camino Real	Side Dish Corner	408-246-3330
3284 El Camino Real	Filfela	408-260-0120
3284 El Camino Real	Cafe Dhaka	408-985-1841
3284 El Camino Real	Nor-Bu Korean - Japanese	408-615-1723
3330 El Camino Real 205	Da Hyung Tea House	510-552-0142
3330 El Camino Real 206	Tea House	408-246-0700
3367 El Camino Real	Jb Restaurant 401 Inc	408-249-7940
3379 El Camino Real	Kyo Po Market	408-244-1234
3380 El Camino Real	El Camino Mongolian B.b.q.	408-241-2413
3380 El Camino Real B	El Camino Mongolian B. B. Q.	408-241-2413

Firm Address	Firm Name	Phone Number
3395 El Camino Real	Crab House	408-984-8000
3400 El Camino Real 1	Psy Herbal Health Town, Inc	408-241-2801
3412 El Camino Real	Seoul Rice Cake	408-244-2212
3422 El Camino Real	World Karaoke Boxes & Cafe	408-244-0310
3422 El Camino Real	Echo Karaoke	408-261-2888
3422 El Camino Real	Renaissance Cafe	408-244-6888
3426 El Camino Real	The Empress Of India	408-296-0717
3428 El Camino Real	Kasi Inc	408-569-2349
3430 El Camino Real	Secret Garden (bewon)	408-244-5020
3431 El Camino Real	Truya Sushi	408-244-4534
3436 El Camino Real	Via Mia Pizza Delivery	408-247-4300
3436 El Camino Real	Via Mia Pizza	408-247-4300
3436 El Camino Real	Via Mia Pizza	408-247-4300
3438 El Camino Real	Chopstix & Burger	408-241-0600
3438 El Camino Real	Juju Bee Noodle	408-423-0089
3443 El Camino Real	Oriental Grocery	408-984-0448
3443 El Camino Real	Oriental Sidedish Catering	408-984-1885
3450 El Camino Real 101	Jumak	408-246-0011
3450 El Camino Real 101	Melody Sushi	408-249-0007
3450 El Camino Real 101	Yasu & Ryu, Inc	408-246-0011
3450 El Camino Real 105	So Gong Dong Tofu House	408-261-3030
3475 El Camino Real	China Way	408-247-1488
3475 El Camino Real	China Way Restaurant	408-247-1488
3484 El Camino Real	Pho Hoa Restaurant	408-249-8598
3486 El Camino Real	Tokyo House	408-246-4888
3486 El Camino Real	Roll House	408-246-4888
3488 El Camino Real	Honeyberry	408-985-9555
3488 El Camino Real	Cafe Aroma	408-985-9555
3519 El Camino Real	Seoul Tukbaiki	408-244-4002
3519 El Camino Real	Cheon Joo Young-Yang Dolsot	408-244-4002
3530 El Camino Real	Blue Stones	408-243-0019
3530 El Camino Real	Choi's Korean Restaurant	408-615-0200
3530 El Camino Real	Choi's Korean Restaurant, Inc	408-615-0200
3531 El Camino Real	Jinmi Dumpling	408-202-6633
3531 El Camino Real	Galleria Market	408-246-0200
3531 El Camino Real	Galleria Food Court	408-246-0200
3531 El Camino Real	Vesta Bakery	408-551-0210
3531 El Camino Real	Galleria Cafe	408-472-2730
3561 El Camino Real	Bbq Towns	408-335-9233
3561 El Camino Real	O E C Sushi	408-828-1060

Firm Address	Firm Name	Phone Number
3561 El Camino Real 10	Jang Su Jang	408-246-1212
3561 El Camino Real 15	Dishes	408-261-1002
3561 El Camino Real 20	China Noodle Nak Kung	408-985-8885
3561 El Camino Real 30	Seoul Jung	408-244-0080
3561 El Camino Real 75	Paris Baguette-Santa Clara	408-260-0404
3561 El Camino Real 99	Cafe Milan	408-244-2820
3561 El Camino Real 99	Cafe Milan	408-261-1002
3577 El Camino Real	King Noodle - Lawrence Square	408-261-8188
3577 El Camino Real	New Tung Kee Noodle House #3	408-261-8188
3590 El Camino Real	Flames	408-247-4405
3590 El Camino Real	Flames Coffee Shop	408-247-4405
3590 El Camino Real	Cafe Amilia	408-247-4405
3591 El Camino Real	Chili's # 69	408-554-9578
3610 El Camino Real	Taco Bell #2961	408-249-8226
3610 El Camino Real	Taco Bell Corp #2961	408-249-8226
3660 El Camino Real	Sanraj Sweet & Snacks	408-247-9597
3680 El Camino Real	Sanraj Sweet & Snacks	408-247-9597
3680 El Camino Real	Bharat Bazaar	408-247-4307
3701 El Camino Real	Bombay Garden Restaurant	408-241-5150
3701 El Camino Real	Pasand Madras Cuisine	408-241-5150
3705 El Camino Real	Lucky Stores #7167	408-247-5200
3705 El Camino Real	Lucky #773	408-247-5200
3705 El Camino Real	Albertson's #7167	408-247-5200
3715 El Camino Real	Nikvik Quality Foods	408-296-1048
3715 El Camino Real	Denny's/prompt Food Service,	408-296-1048
3739 El Camino Real	Shan 2, Llc	408-248-8435
3739 El Camino Real	Team Expo Inc.	408-248-8433
3750 El Camino Real 76	Burger King/b&a Foods Inc	408-241-6564
3775 El Camino Real	Fish Market Restaurants	408-246-3474
3775 El Camino Real	Fish Market Restaurants	408-246-3474
495 El Camino Real, 131	Cramer's Bagels	408-246-7580
2163 Esperanca Ave	The Lady Gourmet	408-733-2518
3546 Flora Vista Ave	Club Savoy	408-244-6909
3546 Flora Vista Ave	Club Savoy Inc.	408-244-6909
3546 Flora Vista Ave	The Venuez	408-244-6909
787 Franklin St	Henry's Fresh Mexican Grill	408-249-2922
787 Franklin St	Maya Restaurante	408-836-9935
797 Franklin St	Yum Yum Tree	408-241-2480
797 Franklin St	Yum Yum Tree	408-241-2480
1231 Franklin St	Babylon	408-509-1312

Firm Address	Firm Name	Phone Number
1313 Franklin St	The Ultimate Barbeque Catering	408-227-7427
1313 Franklin St	A & Z Catering	408-887-6888
1313 Franklin St	Neto's Market & Grill, Llc	408-296-0818
1485 Franklin St	Catering By Chika	415-385-3233
1485 Franklin St	Babycakes, Inc	408-621-8566
1485 Franklin St	Modern Canine	408-390-6466
1485 Franklin St	Delectables Inc	408-246-9422
1485 Franklin St	Thyme And Again	650-493-2077
1485 Franklin St	Babycakes Desserts Llc	408-316-7868
1487 Franklin St	Tiers Of Joy	408-390-8930
1595 Franklin St	Sara's Kitchen	408-247-7272
1211 Franklin Mall	Jasmine Thai Cuisine	408-246-3943
1211 Franklin Mall 3	Jasmine Thai Cuisine	408-246-3943
1221 Franklin Mall	Wong's Kitchen	408-243-1590
1251 Franklin Mall	The Claran	408-248-4682
1251 Franklin Mall	Broncos Retreat	408-230-3513
1271 Franklin Mall	Hatcho Japanese Cuisine, Inc.	408-248-8500
3910 Freedom Cir 101	Dlc Operating Corporation	408-727-3663
3935 Freedom Cir	Pedro's Restaurant & Cantina	408-496-6777
3955 Freedom Cir	Birk's McCandless Towers -	408-980-6400
3955 Freedom Cir	Birk's Restaurant	408-980-6400
3955 Freedom Cir	Birks Mccandless Towers -	408-980-6400
3979 Freedom Cir	Nick's Cafe	408-944-5071
3979 Freedom Cir 1st	Cho's Kitchen	408-566-7874
3979 Freedom Cir 1st Fl	Cisco Telepresence Suites Llc	408-526-5416
3979 Freedom Cir Cafe	Guckenheimer	408-566-7874
1 Great America Pkwy 741-A	Panda Express #1459	
4150 Great America Pkwy	Bennigan's #0563	408-748-0378
4150 Great America Pkwy	Bennigan's Bar & Grill	408-748-0378
4200 Great America Pkwy Ihop	Ihop - Tai Wah Inc	408-980-8887
4300 Great America Pkwy 100	Donut Den	408-727-2206
4300 Great America Pkwy 100	Donut Den	408-727-2206
4300 Great America Pkwy 100	Donut Den #3	408-727-2206
4300 Great America Pkwy 108	Togo's Ga	408-727-3971
4300 Great America Pkwy 116	Su Ping Restaurant	408-980-9518
4300 Great America Pkwy 116	Ping Restaurant	408-969-2377
4300 Great America Pkwy 116	Su Ping Restaurant	408-980-9518
4300 Great America Pkwy 132	House Of Bagels	408-727-4888
4300 Great America Pkwy 132	House Of Bagels	408-727-4888
4300 Great America Pkwy 140	Villa Market	408-654-0339

Firm Address	Firm Name	Phone Number
4300 Great America Pkwy 148	Great America Round Table	408-970-9000
4300 Great America Pkwy 156	Sushi Express	408-988-2555
4300 Great America Pkwy 156	Sushi Express	408-988-2555
4300 Great America Pkwy 156	Sushi Mamoru	408-988-2555
4300 Great America Pkwy 172	Cafe Falafel	408-970-0913
4300 Great America Pkwy 172	Mission City Coffee And Roasting	408-970-0913
4300 Great America Pkwy 172	Mission City Coffee Roasting	408-970-0913
4300 Great America Pkwy 180	Amarin Thai Cuisine #3, Inc	408-988-2982
4401 Great America Pkwy	Bon Appetit @ Yahoo!	408-349-4144
4401 Great America Pkwy	Beantrees Espresso Bar	408-505-9905
4551 Great America Pkwy 3GA	Bon Appetit Management Co	408-349-4144
4988 Great America Pkwy	Cafe Terayon	408-314-3651
4988 Great America Pkwy	Cafe Royale	408-314-3651
5001 Great America Pkwy	Aramark	408-748-7030
5101 Great America Pkwy	Strategic Hotel Capital	408-980-0700
5101 Great America Pkwy	Hyatt Regency Santa Clara -	408-200-1234
5101 Great America Pkwy	Strategic Hotel Capital	408-980-3917
5101 Great America Pkwy	Hyatt Regency Santa Clara -	408-200-1234
5201 Great America Pkwy 138	Network Meeting Center	408-562-6111
5201 Great America Pkwy 140	Network Meeting Center	408-562-6111
5350 Great America Pkwy	Taco Bell 20577	408-213-1757
5350 Great America Pkwy 101	Togo's Eatery	408-654-9050
5350 Great America Pkwy 101	Togo's Eatery	408-654-9050
5350 Great America Pkwy 104	Joe*chinese Fast Food	408-855-9377
5350 Great America Pkwy 104	Joe Chinese Fast Food	408-855-9377
5350 Great America Pkwy 104	Joe Chinese Fast Food	408-855-9377
5350 Great America Pkwy 106-107	Harman-Avila, Inc.	408-748-8314
5470 Great America Pkwy	Cafe Royale- 3com	408-326-6442
5470 Great America Pkwy	Eurest	408-982-0902
1460 Halford Ave	Pho Xe Lua	408-244-9721
1460 Halford Ave	Noodle House	408-244-9721
1484 Halford Ave	Myung Dong Tofu Cabin	408-246-1484
1484 Halford Ave	Myung Dong Grill	408-246-1484
1488 Halford Ave	Baker's Village	408-246-2434
1550 Halford Ave	Fantazia	408-439-0873
1550 Halford Ave	Fantasia	408-439-0965
1550 Halford Ave	Thai Chili Cuisine	408-615-9199
1576 Halford Ave	Pizza Chicago	408-244-2246
1584 Halford Ave	Guranand	408-244-1160
2218 Harrison St	Darryl Henry	408-564-4772

Firm Address	Firm Name	Phone Number
1171 Homestead Rd 120	Subway Sandwiches And Salads	408-247-2191
1171 Homestead Rd 150	Toppings Tree Restaurant	408-615-1804
1171 Homestead Rd 190	City Lights Expresso	408-296-0415
1285 Homestead Rd	Wilson's Jewel Bakery Inc	408-244-1956
1998 Homestead Rd	Roman Pizzaria	408-246-7575
1998 Homestead Rd	Papa John's Pizza	408-626-7272
1998 Homestead Rd	Baba Jon Pizza Llc	408-246-7575
1998 Homestead Rd 101	Gu Gu's Pizza And Pasta	408-621-1751
1998 Homestead Rd 113	Alyanna's Filipino Cuisine	408-985-0893
1998 Homestead Rd 113	Healthy Harvest Filipino Cuisine	408-985-0893
1998 Homestead Rd 113	Alyanna's Filipino Cuisine	408-528-9894
1998 Homestead Rd 113	Cherry Garden Filipino Fastfood	408-985-0893
1998 Homestead Rd 113	Healthy Harvest Deli	408-985-0893
2000 Homestead Rd 3	Little Ceasar Pizza #5045	408-249-9200
2595 Homestead Rd	Kentucky Fried Chicken	408-241-7706
2596 Homestead Rd	China Delight Restaurant	408-985-9688
2600 Homestead Rd	Taco Bell Corp #4311	408-246-1658
2605 Homestead Rd	The Octagon Restaurant	408-261-2651
2605 Homestead Rd	Kirks Steakburgers	408-241-5475
2605 Homestead Rd	The Octagon Restaurant	408-261-2651
2624 Homestead Rd	Armadillo Willys Bbq IV	408-247-1100
2628 Homestead Rd	Stans Donut Shop	408-296-5982
2634 Homestead Rd	Sushimura	408-247-1160
2634 Homestead Rd	Toki Sushi	408-247-1160
2634 Homestead Rd	Under The Sea	408-247-1160
2634 Homestead Rd	Sumiya	408-973-0604
2635 Homestead Rd	City Lights Cafe	408-296-0415
2635 Homestead Rd	Sarah's Cafe	408-615-0274
2636 Homestead Rd	Madhu's Dasaprakash	408-246-8292
2638 Homestead Rd	Quiznos	408-260-0441
2638 Homestead Rd	Sethi Investments, Inc.	408-260-0441
2640 Homestead Rd	Ko Hyang San-Chun Korean	408-246-9333
2760 Homestead Rd	Safeway Inc # 700	408-248-0563
2786 Homestead Rd	Just Chicken Inc	408-260-8888
2790 Homestead Rd	Caffino Santa Clara	408-243-9973
2790 Homestead Rd	The Legacy Fnb Group, Llc	408-373-2233
2830 Homestead Rd	North China, Llc	408-247-3747
2830 Homestead Rd	Cooking Papa	408-247-3748
2830 Homestead Rd	North China Garden Llc	408-247-3748
2865 Homestead Rd 32	P.V. Restaurant Supplies	

Firm Address	Firm Name	Phone Number
2898 Homestead Rd	Stuff Pizza	408-244-9444
3455 Homestead Rd 17	P.V. Restaurant Supplies	408-513-7306
3455 Homestead Rd 17	P.V. Restaurant Supplies Inc	408-621-1031
3465 Homestead Rd	Jb Restaurant #3467, Inc.	408-557-0149
3509 Homestead Rd	McDonald's	408-243-2897
3509 Homestead Rd	McDonald's Of Santa Clara 5672	408-243-2897
3510 Homestead Rd	Albertson's #7161	408-247-8425
3510 Homestead Rd	Albertsons #7161	408-247-8425
3521 Homestead Rd	Green Earth Foods, Inc	408-243-9005
3521 Homestead Rd	Cosentino's	408-243-9005
3521 Homestead Rd	Tiki Surf	818-482-1223
3533 Homestead Rd	Gombei Restaurant	408-260-0880
3533 Homestead Rd	Sushi - Go-Round	408-260-0880
3540 Homestead Rd	Sam Nyun Hoo Restaurant	408-241-5553
3540 Homestead Rd	Orenchi	408-246-2955
3540 Homestead Rd	Sam Nyun Hoo Restaurant	408-241-5553
3540 Homestead Rd	7080 Cafe	408-241-5553
3540 Homestead Rd	Cafe 7080	408-241-5553
3557 Homestead Rd	Homestead Lounge	408-241-9838
3560 Homestead Rd	Bernal Bagels And Donut	408-246-2021
3560 Homestead Rd	Bernal Bagels & Doughnuts	408-246-2021
3560 Homestead Rd	Bernal Bagels And Doughnuts	408-246-2021
3580 Homestead Rd	L & L Hawaiian Bbq	408-246-0896
3580 Homestead Rd	Oriental Express	408-246-0896
3580 Homestead Rd	Oriental Express	408-246-0896
3580 Homestead Rd	Oriental Express	408-246-0896
3581 Homestead Rd	Pizza Party	408-248-5680
3586 Homestead Rd	Subway Sandwiches #23359	408-835-4317
3586 Homestead Rd	Subway Sandwiches & Salad	408-248-4952
3590 Homestead Rd	Sitara Indian Cuisine Restaurant	408-247-2753
3590 Homestead Rd	Sitara Indian Cuisine	408-247-2753
3591 Homestead Rd	Baskin Robbins #148	408-241-7854
1498 Isabella St	Naimat Kadah	408-247-0745
1510 Jackson St	Karma Cafe	408-624-1258
1510 Jackson St	F4 Cafe	650-996-4573
1510 Jackson St	Karma Cafe	408-624-1258
1510 Jackson St	Taqueria La Veracruzana	408-261-2108
2583 Johnson Pl	A Tasteful Affair	408-985-8391
3600 Juliette Ln Sc 12	Aramark At Intel Bld Sc 12	408-981-9362
3600 Juliette Ln Sc 12	Bon Appetit	704-328-4000

Firm Address	Firm Name	Phone Number
3270 Keller St 104	Blue Lime Catering And Event	408-588-4000
3270 Keller St 104	Catering 4 All Occasions	408-855-8611
3270 Keller St 104	Nirvana Catering Services	408-217-3201
3484 Kenyon Dr	Hawaiian Snow Shave Ice	408-261-1336
800 Kiely Blvd	Rumors	408-628-2394
800 Kiely Blvd	Place One Investment, Inc	408-244-3122
800 Kiely Blvd	Rumors	408-656-4408
800 Kiely Blvd	Rumors	408-244-3122
830 Kiely Blvd 104	Erik's Deli Cafe	408-246-1010
900 Kiely Blvd	Kj's Cafe A La Carte	650-853-0886
900 Kiely Blvd	Seaview Cafe	408-236-5595
900 Kiely Blvd	Fresh & Natural Cafe Llc #66	408-236-5595
1052 Kiely Blvd	Tobang	408-615-7540
1052 Kiely Blvd	Tobang Inc	408-615-7540
1052 Kiely Blvd	Tobang	408-691-1363
1054 Kiely Blvd	Trendy Bean Cafe	408-243-2350
1054 Kiely Blvd	Paska Bakery	408-248-1620
1062 Kiely Blvd	Korean Spring Bbq	408-985-8808
1066 Kiely Blvd	Korean El Restaurant	408-248-5252
1066 Kiely Blvd	Kunjip Inc	408-246-0025
1066 Kiely Blvd	Seen Chon House Restaurant	408-248-5252
1066 Kiely Blvd	Seen Chon House Restaurant	408-248-5252
1066 Kiely Blvd	New Town Korean Restaurant	408-248-5252
1074 Kiely Blvd	Kiely Market	408-248-8949
1074 Kiely Blvd	Quickly	408-247-7866
1076 Kiely Blvd	Ewha Dang	408-966-8887
2855 Kifer Rd	Kifer Deli Cafe	408-980-9212
2855 Kifer Rd	Kifer Deli Cafe	408-980-9212
2855 Kifer Rd 104	Kifer Deli Cafe	408-980-9212
2855 Kifer Rd 104	Kifer Deli Cafe	408-980-9212
3165 Kifer Rd	Bon Appetit	408-986-2955
3165 Kifer Rd	Culinart Of America	408-216-2549
3165 Kifer Rd 28	Aramark	408-563-4901
3537 Kifer Rd	A Piece Of Cake	408-524-8180
3537 Kifer Rd	Boulangerie Solignac	408-524-8182
3537 Kifer Rd	A Piece Of Cake	408-524-8180
341 Lafayette St 101	Palm Donuts & Burger	408-984-1334
341 Lafayette St 101	Cafe Tandoor	408-246-3517
341 Lafayette St 101	Mughal Cuisine	408-243-4200
341 Lafayette St 101	Dee Dee's Food Inc	408-261-0568

Firm Address	Firm Name	Phone Number
341 Lafayette St 104	Fast Pizza Delivery	408-246-1800
341 Lafayette St 104	Fast Pizza Delivery	408-246-1800
341 Lafayette St 104	Fast Pizza Delivery	408-246-1800
1000 Lafayette St	Togo's Eatery Deli	408-249-4723
1000 Lafayette St A	Togo's Of Santa Clara	408-249-4723
1000 Lafayette St C	Hungry Hound	408-241-2756
1000 Lafayette St C	Hungry Hound	408-241-2756
1000 Lafayette St D	Alsham Market	408-244-9319
1000 Lafayette St D	Frozo's Inc	408-243-7696
1000 Lafayette St F	Kiyono's Sushi	408-561-7701
1065 Lafayette St	Abadir Grocery	408-241-1636
1065 Lafayette St	Abadir Grocery Store	408-241-1636
1550 Lafayette St	C&J'S	408-296-5810
1550 Lafayette St	C & J'S Sports Bar	408-309-3382
1686 Lafayette St	Alyis N' Rose Bakery/Cafe	408-896-3777
1686 Lafayette St	Markat Foods	408-263-5467
1992 Lafayette St	Ed's Teriyaki	408-988-1411
1992 Lafayette St	The Baltimore Bullet	408-988-1482
2015 Lafayette St	El Taco-Nazo	408-558-1655
2015 Lafayette St	Ranchero Metro Balderas Taqueria	408-947-8576
2015 Lafayette St	House Of Soul Food	408-227-7685
2435 Lafayette St	Slam Dunk Dogs/The Pit Stop	408-356-9585
2495 Lafayette St	By-The-Bay Investments Inc.	408-496-1187
3763 Lafayette St	Taqueria Cazadores	408-986-9610
3775 Lafayette St	Pizza Wheel	408-988-1883
3775 Lafayette St	New Camau Restaurant	408-988-1883
3775 Lafayette St	New Camau Restaurant	408-988-1883
3775 Lafayette St	New Camau Restaurant	408-988-1883
4651 Lafayette St	Mercado Del Valle	408-988-3888
4725 Lafayette St	Saigon Noodle House	408-986-8383
4725 Lafayette St	Saigon City Restaurant	408-986-8383
4745 Lafayette St	Sqb Corporation	408-986-9032
4747 Lafayette St	La Hacienda Restaurant	408-855-8511
4764 Lafayette St	Mirchi	408-988-3374
4767 Lafayette St	Little Caesars Pizza	408-496-1893
4767 Lafayette St 101	Little Caesars	408-781-0197
4767 Lafayette St 200	Guru Kripa	408-988-3374
4767 Lafayette St 200	Discount Parts & Video	408-986-8121
2875 Lakeside Dr	Arthur's	408-980-1666
2875 Lakeside Dr	India Gate Authentic Indian	408-980-1666

Firm Address	Firm Name	Phone Number
2909 Lakeside Dr	Peppermill Inc	408-988-3282
2950 Lakeside Dr	El Torito Restaurant Inc #7060	408-727-4426
3200 Lakeside Dr Bld. A	Guckenheimer Ent	408-845-3740
309 Laurelwood Rd 18	J.n. Rhodes Co. Inc	408-727-1890
491 Laurelwood Rd	Aharoni & Steele Inc	408-451-9585
1555 Laurelwood Rd 1&2	P J'S Deli	408-988-4014
1555 Laurelwood Rd 1-2	P J'S Deli	408-988-4014
2151 Laurelwood Rd A-Club	Hops Nightclub @ Biltmore Hotel	408-988-8411
2151 Laurelwood Rd A-Restaurant	Montagues Cafe	408-988-8411
2201 Laurelwood Rd	Vishay Cafe	408-567-8101
2201 Laurelwood Rd	Lunch Stop	408-567-8101
700 Lawrence Expy	Fresh & Natural Cafe	408-851-9674
700 Lawrence Expy	Morrison Management Specialist,	251-461-3050
710 Lawrence Expy	Fresh & Natural Cafe Llc #65	408-318-7060
710 Lawrence Expy	Courtyard Cafe	650-592-3800
710 Lawrence Expy	Fresh & Natural 65-2	408-851-0417
777 Lawrence Expy	Pat Smith's Extravanganza	408-615-0433
777 Lawrence Expy	Pat Smith Extravaganza	408-615-0433
777 Lawrence Expy	Go Catering Club	408-355-4314
777 Lawrence Expy	Avalon Nightclub	408-241-0777
777 Lawrence Expy	Inner Circle Entertainment	408-241-0777
1299 Lawrence Expy	Acapulco Mexican Restaurant	408-249-2001
1333 Lawrence Expy 300	Courtyard Cafe	408-393-8075
4230 Leonard Stocking Dr	Oracle America Inc.	650-506-3741
4230 Leonard Stocking Dr 7	Guckenheimer Enterprises, Inc	408-276-4104
4230 Leonard Stocking Dr Bldg 23	Bon Appetit @ Oracle Santa Clara	408-276-4104
890 Main St	Aramark	408-296-0908
1828 Main St	Martins Cocktail Lounge	408-243-7976
1838 Main St	La Pedad Chiquita Market	408-241-2309
1838 Main St	La Piedad Chiquita Market	408-244-3488
280 Martin Ave 7	Bem Bom Cafe	408-241-4153
394 Martin Ave	The Loft Catering Inc	408-866-2200
651 Martin Ave	V.h. Catering	
651 Martin Ave	Yen Nguyen & Tinh Tran	408-937-5790
651 Martin Ave	Paulina's Catering	408-972-4857
651 Martin Ave	Sang Tran Catering Food Services	408-496-1131
651 Martin Ave	Northcal Catering	408-496-1131
651 Martin Ave	Tung Quoc Huynh	408-929-0658
651 Martin Ave	Ali's Catering	408-859-6416
651 Martin Ave	Francisco Avila	408-929-6943

Firm Address	Firm Name	Phone Number
651 Martin Ave	Canh Dinh Phan	408-496-1131
651 Martin Ave	Thi-hoang Nguyen	408-496-1131
651 Martin Ave	Burgerman Cruising Cafe	
651 Martin Ave	Tacos Las Morenas	408-258-0910
651 Martin Ave	Vinh Catering	408-204-8487
1055 Martin Ave	T & Y Produce	408-727-6002
2065 Martin Ave 112	Keefe Commissary Network, L.L.C.	408-727-1594
2260 Martin Ave	Jo's Bingo Cafe	408-504-0321
2260 Martin Ave	Jo's Bingo Cafe	408-504-0321
5488 Marvell Ln	Bon Appetit @ Marvell	408-222-2500
985 Memorex Dr	House Of Egg-Roll	408-748-8834
2200 Mission College Blvd	Aramark At Intel Bld Rn B	408-406-3598
2200 Mission College Blvd Cafe	Bon Appetit	704-328-4000
2305 Mission College Blvd	Eurest	650-966-2320
2350 Mission College Blvd 230	Regency Plaza Cafe	408-567-0678
2350 Mission College Blvd 230	Regency Plaza Cafe	408-567-0678
2350 Mission College Blvd 230	Regency Plaza Cafe	650-654-4578
2350 Mission College Blvd 230	Regency Plaza Cafe	408-567-0678
2431 Mission College Blvd	Broadcom - Mission College	408-922-7000
2431 Mission College Blvd Cafe	Sodexo America, Llc	866-372-3035
2811 Mission College Blvd	Bon Appetit Management Co	704-328-1785
2821 Mission College Blvd	Beantrees Espresso Bar	408-505-9905
2821 Mission College Blvd	Bon Appetit @ Yahoo	408-349-4144
2831 Mission College Blvd Cafe	Sodexo America, Llc	866-372-3035
3000 Mission College Blvd	Kj's Cafe A La Carte	650-853-0886
3000 Mission College Blvd	Mission College Cafeteria	408-492-9494
3000 Mission College Blvd	Sugar Butter Flour	408-353-3296
3000 Mission College Blvd Cc Cafe	Fresh & Natural Cafe 2-2, Llc	408-492-9494
3001 Mission College Blvd	In-N-Out Burger #176	626-813-8273
3113 Mission College Blvd 5	Starbucks Coffee #5412	408-727-1419
3119 Mission College Blvd	Jamba Juice #64	408-450-7990
3125 Mission College Blvd	World Wrapps Northwest, Inc.	408-486-9727
3127 Mission College Blvd	Tomatina	408-654-9000
3139 Mission College Blvd	Taxi's Accetura	408-235-8877
3139 Mission College Blvd	Taxi's Hamburgers	408-235-8877
3139 Mission College Blvd	Tuttimelon	408-562-9166
3147 Mission College Blvd	Yo Yo Sushi Bar & Grill	408-567-9899
3147 Mission College Blvd	Sushi Lovers Corporation	408-567-9899
3149 Mission College Blvd	Mexicali Restaurant Group, Inc.	408-588-9865
3155 Mission College Blvd	Subway #43185	408-969-9779

Firm Address	Firm Name	Phone Number
3125 Molinaro St	Taqueria Bajo El Sol De La Bahia	408-492-1129
3125 Molinaro St	La Nueva Taqueria	408-492-1129
3125 Molinaro St 101	Taqueria El Guachi Dezicuiran	408-661-0601
215 Monroe St	Strip Works	
940 Monroe St	Seniore's Pizza	408-261-2500
940 Monroe St	Charlie Blair's Restaurant	408-489-4248
1031 Monroe St	Blinky's Can't Say Cocktail	408-985-7201
1031 Monroe St	Blinky's Can't Say Cocktail	408-241-3933
1045 Monroe St	Thai Pepper	408-984-1931
3585 Monroe St	Compass Group Usa, Inc.	831-588-9309
442 Nelo St	Lds Church Welfare Services	408-986-1872
445 Nelo St	The Posh Bagel	408-980-8451
445 Nelo St	Whole Grains Boncroissant Bakery	408-980-8451
2521 Newhall St	Kabab House "Halal"	408-984-2204
2521 Newhall St	Kabab House Halal	408-984-2204
2531 Newhall St	The Star Lounge	408-244-0293
2531 Newhall St	The Ball Park	408-244-0293
2531 Newhall St	The Ball Park	408-244-0293
2531 Newhall St	The Ballpark	408-307-6030
2541 Newhall St	Hitech Purified Pure	408-509-9614
650 Nuttman St	All-wright's Bbq & Catering	408-263-2700
650 Nuttman St	Kadijah Delices	408-296-5696
650 Nuttman St 106	Cocoa Celebrations	408-472-5279
650 Nuttman St 106	Amanor	408-674-5952
650 Nuttman St 106	David's Gourmet Chocolates	408-761-1158
650 Nuttman St 106	Kristina's Cookie Jar	408-280-0639
650 Nuttman St 106	Indo-Pak Express Food	510-415-3165
650 Nuttman St 106	Acacio Lechon & Catering	408-280-0639
650 Nuttman St 106	Mahaatek, Inc.	408-253-3043
650 Nuttman St 106	Annadaata's Inc	408-836-1315
650 Nuttman St 106	Tita Con Kitchen	408-910-2697
3300 Olcott St	Adp Cafeteria	408-985-6565
3300 Olcott St	Payday Cafe	408-298-8585
3300 Olcott St	Ahn's Cafeteria	408-988-6565
4655 Old Ironsides Dr 150	Old Ironsides Cafe	408-727-5147
4677 Old Ironsides Dr 180	Brown Bag Cafe	408-988-0965
4677 Old Ironsides Dr 180	Brown Bag Cafe	408-988-8619
4677 Old Ironsides Dr 180	Brown Bag Cafe	408-988-8619
5677 Old Ironsides Dr 180	Brown Bag Cafe	408-988-0965
2905 Park Ave	Blondie's Frozen Yogurt & Ice	408-246-0500

Firm Address	Firm Name	Phone Number
3200 Patrick Henry Dr	Island Taste	408-978-8207
3200 Patrick Henry Dr	Chou's Cafe	408-406-3176
5100 Patrick Henry Dr	Amelia Cafe	408-764-4222
5201 Patrick Henry Dr	Bon Appetit Management Company	408-987-7510
5301 Patrick Henry Dr	Western Dining Ilypsa	510-796-8949
5440 Patrick Henry Dr	Western Dining Abbott	510-796-8949
5440 Patrick Henry Dr	Abbott Cafe	408-567-3355
5440 Patrick Henry Dr	Western Dining Abbott	415-517-0097
2506 Pilot Knob Dr	Loco Grindz	408-398-3190
2474 Poett Ln	Sweet Knockouts	408-260-2592
890 Pomeroy Ave H	California Catering Guide	408-241-7797
1570 Pomeroy Ave	Danny's Market	408-247-8807
1570 Pomeroy Ave	Danny's Market	408-247-8807
1570 Pomeroy Ave	Danny's Market	408-248-8058
1589 Pomeroy Ave	Little India Super Market	408-554-1378
1589 Pomeroy Ave	Spiceland	408-421-6055
1591 Pomeroy Ave	Spiceland, Inc	408-554-1378
1614 Pomeroy Ave	Bay Area Gourmet Food	408-261-3966
1614 Pomeroy Ave	I-San House, Inc.	408-828-9674
1614 Pomeroy Ave	All About Meals,Inc	408-865-0629
1614 Pomeroy Ave	Chutneyhouse	408-738-3484
1614 Pomeroy Ave	Masai Mara Catering	408-480-5895
1614 Pomeroy Ave	A & E Ihaw House	650-576-1881
1614 Pomeroy Ave	The Flying Falafel	408-414-7848
1614 Pomeroy Ave	Lili Product	408-605-5571
1614 Pomeroy Ave	Goldenmar	408-889-3621
1614 Pomeroy Ave	Yummy Pitas Catering	408-431-9104
1614 Pomeroy Ave	Sunny Martabak Catering	408-746-0480
1614 Pomeroy Ave	Bianchi Ventures Llc	650-694-1497
1614 Pomeroy Ave	Thyme And Again	650-493-2077
1614 Pomeroy Ave	Thyme & Again Catering II	650-493-2077
1614 Pomeroy Ave	Ken's Kitchen	408-677-4523
1614 Pomeroy Ave	Silkroad Catering	650-377-0569
1614 Pomeroy Ave	Fon Appetit	408-718-5656
1614 Pomeroy Ave	Back A Yard Catering	650-701-1305
1614 Pomeroy Ave	Red's Events	408-252-3081
1614 Pomeroy Ave	Thymeless Events	650-796-4346
1614 Pomeroy Ave	Berks Catering	408-738-8534
1614 Pomeroy Ave	Thyme And Again	650-493-2077
1614 Pomeroy Ave	Catering For All Occasions	408-386-7150

Firm Address	Firm Name	Phone Number
1614 Pomeroy Ave	Distasi Catering	408-241-0143
1614 Pomeroy Ave	2 Girls Fun Foods	408-238-6456
1614 Pomeroy Ave	Baybrulee.Com	408-480-9596
1614 Pomeroy Ave	Sweet Leaf Catering	408-828-4221
1614 Pomeroy Ave	Sweet Knockouts	408-260-2592
1614 Pomeroy Ave	Schmookies	408-768-8186
1614 Pomeroy Ave	Terrific Toffee & Treats	408-420-3115
1614 Pomeroy Ave	Top Nosh	408-737-7936
1614 Pomeroy Ave	Cocoa Celebrations	408-472-5279
1614 Pomeroy Ave	Annadaata's Inc.	408-730-1525
1614 Pomeroy Ave	Delicious Endeavor	831-438-3758
1614 Pomeroy Ave	Apnakhana	415-871-5213
1614 Pomeroy Ave	Sweet Touch	408-393-8835
1614 Pomeroy Ave	School Caterers	408-505-6054
1614 Pomeroy Ave	Mr. C'S Catering	
1827 Pruneridge Ave	Yuki Sushi Llc	408-248-9144
2362 Pruneridge Ave	456 Chinese Restaurant, Inc	408-985-8456
2362 Pruneridge Ave	456 Restaurant	408-985-8456
2364 Pruneridge Ave	E C L Enterprise Market & Deli	408-247-4479
2368 Pruneridge Ave	Sportsman Bar	408-244-4600
2368 Pruneridge Ave	Sportsman Lounge	408-244-4600
2368 Pruneridge Ave	Sportsman Bar	408-244-4600
2373 Pruneridge Ave 3	Slavic Shop	408-615-8533
3625 Pruneridge Ave	Biryani Junction & B B Q	408-480-9636
1368 Reeve St 5	Meal Appeal	408-242-3281
3905 Rivermark Plz	Piatti Restaurant	408-330-9212
3906 Rivermark Plz	Red Robin Burgers & Spirits	408-855-0630
3927 Rivermark Plz	Variasian Inc.	408-748-3355
3927 Rivermark Plz	Yan Can - 96006	714-602-2510
3927 Rivermark Plz	Yan Can - 96006	408-748-3355
3934 Rivermark Plz	Cold Stone Creamery	408-745-0757
3934 Rivermark Plz	Cold Stone Creamery	408-654-9137
3937 Rivermark Plz	Zesty Dining Inc	408-654-9128
3938 Rivermark Plz	The Prolific Oven Bakery	408-986-8388
3939 Rivermark Plz	Mezbaan	408-845-0064
3942 Rivermark Plz	Jamba Juice # 486	408-654-9860
3944 Rivermark Plz	Premier Pizza	408-727-1000
3948 Rivermark Plz	McDonalds	408-919-0050
3950 Rivermark Plz	Baja Fresh #221	408-588-4060
3952 Rivermark Plz	Baja Fresh Mexican Grill	805-495-4704

Firm Address	Firm Name	Phone Number
3957 Rivermark Plz	The Posh Bagel	408-986-8518
3957 Rivermark Plz	Posh Bagel	408-986-8518
3958 Rivermark Plz	Yoyo Sushi Bar & Grille	408-213-9696
3969 Rivermark Plz	Fantasia Coffee & Tea, Inc	408-970-8688
3970 Rivermark Plz	Safeway Inc #1990	408-855-0980
2701 San Tomas Expy	Aramark @ Nvidia	408-486-7350
2772 San Tomas Expy	George's Deli 8	408-496-6487
2772 San Tomas Expy	Aramark	408-486-7350
2772 San Tomas Expy	Mucho's Deli	408-970-9797
2772 San Tomas Expy	Mozart Cafe	510-938-1534
2138 Santa Cruz Ave	Ha Geffen Dvine Catering	408-250-9096
473 Sapena Ct 18	Coffee To You, Llc	408-986-0767
46 Saratoga Ave	A Tinkers Damn	408-243-4595
70 Saratoga Ave 200	Cool Delight	408-268-8904
75 Saratoga Ave	Wienerschnitzel #41	408-296-2668
202 Saratoga Ave	Golden Mushroom Pizzeria Inc	408-247-9671
234 Saratoga Ave	Lucky Store	408-296-0515
234 Saratoga Ave	Albertsons #7169	408-296-0515
234 Saratoga Ave	Lucky #774	408-296-0515
246 Saratoga Ave	Chef Ming	408-985-9829
246 Saratoga Ave	Japanese Restaurant Hoshi	408-554-7100
246 Saratoga Ave	Chef Ming	408-985-9829
270 Saratoga Ave	Carls Jr #7027	408-243-1234
315 Saratoga Ave	7 Eleven	408-261-3132
351 Saratoga Ave	Brigitte's	408-246-2333
583 Saratoga Ave	Halal Market	408-260-0327
583 Saratoga Ave	Halal Market	408-260-0327
805 Scott Blvd	Farm Fresh Produce	08-260-7710
805 Scott Blvd	Farm Fresh Produce	408-260-7710
805 Scott Blvd	Farm Fresh Produce	408-260-7710
1655 Scott Blvd	Sierra Cafe	408-985-2400
1795 Scott Blvd 104	Maple Leaf Donuts	408-296-3450
1795 Scott Blvd 104	Maple Leaf Donuts & Bagels	408-476-2986
2103 Scott Blvd	Alberto's Bar & Grill	408-394-6626
2103 Scott Blvd	Alberto's Bar & Grill	408-249-9991
2503 Scott Blvd	Top Deck Deli Cafe Llc	408-727-3300
2525 Scott Blvd	Taqueria Vallarta	408-492-9310
2841 Scott Blvd	Central Cafe	408-235-6424
2841 Scott Blvd	Aramark	408-235-6424
2880 Scott Blvd	Guckenheimer	650-592-3800

Firm Address	Firm Name	Phone Number
2880 Scott Blvd	Moonlight Cafe	408-569-3118
2974 Scott Blvd	Hoagies Food & Beverage	408-727-6480
3003 Scott Blvd	Crescent Cuisine	408-844-9670
3003 Scott Blvd	Yaseen's Corner Llc	408-988-2001
3074 Scott Blvd	Bamboo Leaf Vietnamese Cuisine	408-988-8520
3074 Scott Blvd B - C	Bamboo Leaf Vietnamese Cuisine	408-988-8520
3074 Scott Blvd B-C	Bamboo Leaf Vietnamese Cuisine	408-988-8520
3074 Scott Blvd B-c	Hanping Corporation	408-988-8520
3101 Scott Blvd 91	Guckenheimer Ent/Applied Komatsu	408-563-5385
3255 Scott Blvd 4-104	Hoagies Food & Beverage Co	408-727-6481
2900 Semiconductor Dr B	Bon Appetit Management Company	408-721-5000
2337 Silveria Ct	Le Hien Trong	408-969-0252
1500 Space Park Dr	Guckenheimer Ent. Inc.	408-562-2664
1505 Space Park Dr	Athena Grill	408-567-9144
1795 Space Park Dr	V - Cafe	408-727-5532
1795 Space Park Dr	A & Z Catering	408-887-6888
1795 Space Park Dr	Ling's Bingo Cafe	408-926-4694
5131 Stars And Stripes Dr	D. E. 2 Restaurants Inc.	408-986-1666
5151 Stars And Stripes Dr	David's Restaurant	408-986-1666
2975 Stender Way	Guckenheimer Enterprises	408-492-8652
2855 Stevens Creek Blvd 1001	Fresh Choice, Inc.	408-246-0596
2855 Stevens Creek Blvd 1157	Sushi Boat Restaurant	408-260-0777
2855 Stevens Creek Blvd 2171	Pizza My Heart Inc	408-241-4000
2855 Stevens Creek Blvd 2473	Cinnabon # 305	714-223-1080
2855 Stevens Creek Blvd B170	Tuttimelon	415-261-8242
2855 Stevens Creek Blvd K-9001	Wetzel's Pretzels	408-557-8739
3041 Stevens Creek Blvd	The Cheesecake Factory	818-785-2867
3071 Stevens Creek Blvd	Safeway Inc # 1526	408-248-3305
3137 Stevens Creek Blvd	Tony And Alba's Pizza And Pasta	408-246-0149
3137 Stevens Creek Blvd	Tony & Alba's Brick Oven Pizza	408-246-4605
3143 Stevens Creek Blvd	Central Perk	408-296-0497
3143 Stevens Creek Blvd	White Shallot	408-246-5251
3245 Stevens Creek Blvd	Fireside Caffe Corp	408-557-8604
3253 Stevens Creek Blvd	Round Table Pizza	408-296-3040
3275 Stevens Creek Blvd 108	Usa Taqueria And Sub	408-260-0620
3275 Stevens Creek Blvd 108	Quiznos Sub	408-260-0620
3375 Stevens Creek Blvd	Fireside Caffe	408-557-8604
3377 Stevens Creek Blvd	Los 3 Hermanos Panaderia	408-985-4855
3377 Stevens Creek Blvd	El Amanecer Bakery	408-866-5446
3377 Stevens Creek Blvd	Panaderia Los Tres Hermanos #2	408-985-4855

Firm Address	Firm Name	Phone Number
3395 Stevens Creek Blvd	Jack In The Box # 590	408-247-1077
3439 Stevens Creek Blvd	Jj Lounge	408-243-3447
3439 Stevens Creek Blvd	J J'S Blues	408-286-5825
3443 Stevens Creek Blvd	Lupretta's Delicatessen	408-243-5236
3443 Stevens Creek Blvd	A Slice Of New York	408-247-5423
3787 Stevens Creek Blvd 104	Coffee Factory Inc	408-296-7600
3787 Stevens Creek Blvd 104	Coffee Factory	408-296-7600
3895 Stevens Creek Blvd	Mc Donalds Stevens Creek	408-248-8805
3985 Stevens Creek Blvd	Bellano Coffee	408-244-2457
4343 Stevens Creek Blvd	Rc Blendz Cafe	408-961-3176
4343 Stevens Creek Blvd	Blue River Enterprise	408-712-2358
4343 Stevens Creek Blvd	Blendz Of Bmw	408-376-0555
4475 Stevens Creek Blvd	Woodhams Sports Lounge	408-247-3144
4475 Stevens Creek Blvd	Woodham Sports Lounge	408-296-9810
4477 Stevens Creek Blvd	Sushi California	408-243-8282
4477 Stevens Creek Blvd	Maki's Japanese Cuisine	408-243-8282
4481 Stevens Creek Blvd	ZAD Grocery	408-255-1017
4485 Stevens Creek Blvd	El Amigo Burrito	408-248-3113
4491 Stevens Creek Blvd	Woodham Deli	408-244-5444
4491 Stevens Creek Blvd	Woodhams Deli	408-244-5444
4495 Stevens Creek Blvd	Lock-chun Restaurant	408-249-2784
4537 Stevens Creek Blvd	Golden Crown Restaurant	408-243-9551
4541 Stevens Creek Blvd	Moulin Rouge Coffee Roasting Co.	408-551-0959
4543 Stevens Creek Blvd	E-z Stop Market	408-205-4092
4565 Stevens Creek Blvd	By Th' Bucket Bar & Grill	408-248-8619
5025 Stevens Creek Blvd	Pho #1 Noodle House	408-249-1111
5025 Stevens Creek Blvd	New Pho #1	408-249-1111
5075 Stevens Creek Blvd	The Golden Falafel Balls, Inc	408-518-2268
5075 Stevens Creek Blvd 10	Mama Chen's House Inc	408-249-9888
5075 Stevens Creek Blvd 10	The Golden Ball	408-246-3800
5223 Stevens Creek Blvd	Sitai Restaurant	408-296-7281
5223 Stevens Creek Blvd	Mr Chau's Chinese Fast Food	408-296-7281
5231 Stevens Creek Blvd	House Of Bagels	408-243-0698
5231 Stevens Creek Blvd	House Of Bagels	408-243-0698
5237 Stevens Creek Blvd	City Espresso Roasting Company	408-248-4500
5239 Stevens Creek Blvd	Muchos!	408-244-8226
5239 Stevens Creek Blvd	Freedom Burrito	408-244-8226
5251 Stevens Creek Blvd	Shan Restaurant	408-260-9200
5253 Stevens Creek Blvd	Baker's Bouquet, Inc.	408-248-3395
5301 Stevens Creek Blvd	Compass Group Usa, Inc.	408-553-2595

Firm Address	Firm Name	Phone Number
5403 Stevens Creek Blvd	Six Fifty-One Inc.	408-996-3393
5415 Stevens Creek Blvd	Woodcrest Hotel	408-446-9636
2203 Tasman Dr	Togo's Eatery	408-969-0277
2203 Tasman Dr	Togos Eatery	408-969-0277
2207 Tasman Dr	Muuuy Bueno!	408-727-0244
2207 Tasman Dr	Muuuy Bueno	408-727-0244
2207 Tasman Dr	Pho Khang	408-988-6688
2207 Tasman Dr	Wse Group, Inc	408-727-0244
2209 Tasman Dr	Oriental King	408-980-9898
2209 Tasman Dr	Laguna Filipino Kusina	408-496-6802
2209 Tasman Dr	Oriental King	408-980-9898
2211 Tasman Dr	Janat Indian Cuisine	408-988-3966
2211 Tasman Dr	Janat Indian Cuisine	408-988-3966
2211 Tasman Dr	Janat Indian Cuisine	408-988-3966
2213 Tasman Dr	The Castle Greek Cafe	408-970-9438
2215 Tasman Dr	Tasman Teriyaki	408-855-9081
2215 Tasman Dr	Tasman Teriyaki	408-855-9081
2221 Tasman Dr	Carl's Jr	408-243-4700
3003 Tasman Dr	Guckenheimer	408-654-6288
3003 Tasman Dr	Guckenheimer Enterprises, Inc	408-654-6288
3005 Tasman Dr	Eurest	408-654-7400
3050 Tasman Dr	Dot Com Cafe	408-986-8619
2215 The Alameda	The Alameda Mini-market	408-984-6518
2221 The Alameda	Mission City Coffee Roasting Co.	408-261-2221
2221 The Alameda	Mission City Coffee Roasting Co.	408-261-2221
2281 The Alameda	The Mediterranean	408-243-5688
2281 The Alameda	The Mediterranean	408-836-0849
2281 The Alameda	Wrap This	408-507-2053
2323 The Alameda	El Camaron Loco	408-243-1357
2323 The Alameda	El Mezquite Restaurant	408-243-1357
2421 The Alameda	Subway #31938	408-984-1938
2421 The Alameda	Subway #31938	408-984-1938
2555 The Alameda	Taco Bell	559-582-0365
2555 The Alameda	United Express Food Co.	408-244-3397
2565 The Alameda	Cluck University Chicken Of Palo	408-241-2582
2605 The Alameda	Davey Sushi Bar	408-261-3289
2605 The Alameda	Safeway Inc # 763	408-244-6873
2615 The Alameda	The Round Table	408-248-9123
3200 The Alameda	The Bronco Hut	408-296-8934
3200 The Alameda	The Bronco Hut	408-296-8934

Firm Address	Firm Name	Phone Number
3300 The Alameda	Mondo Burrito	408-260-9596
3700 Thomas Rd	Starbucks Coffee #3458	408-980-9376
3700 Thomas Rd 103	Subway 37244	408-748-0080
3530 Victor St	Sodexho Management, Inc.	408-492-1276
3553 Victor St	Good 4 U	408-786-8553
3391 Victoria Ave	Eva's Exquisite Cakes	408-296-5089
661 Walsh Ave	Compass Group Usa	
2120 Walsh Ave	Bingo Cafe	408-730-5061
2120 Walsh Ave	Amer Legion Post 564 Bldg Fnd	408-727-7400
2625 Walsh Ave	Bon Appetit	704-328-4000
2625 Walsh Ave 4	Aramark At Intel Bld Sc4	408-981-9362
1500 Warburton Ave	Chai-Yoo	408-615-2270
20 Washington St	Kiraku Japanese Restaurant	408-984-1518
24 Washington St	Best Donuts	408-243-8721
26 Washington St	Middle East Foods	408-248-5112
26 Washington St	Middle East Foods	408-248-5112
30 Washington St	Normandy House And Duffers Pizza	408-244-1937
30 Washington St	Normandy House And Duffers Pizza	408-244-1937
57 Washington St	Joao's Restaurant	408-244-1299
61 Washington St	Chef Ming's	408-984-6688
71 Washington St	Starbucks Coffee # 7981	408-244-3025
281 Washington St	Sital Patel & Brijesh K. Patel	408-241-8389
2041 White Oak Ln	Poinciana Lounge	408-246-2420
2041 White Oak Ln	Poinciana Lounge	408-246-2420
2041 White Oak Ln	Poinciana Lounge	408-246-2420
2045 White Oak Ln	Sabor Salvadoreno	408-985-6464
444 N Winchester Blvd	Mexcal Fresh Food	408-615-1126
444 N Winchester Blvd	Pepe's Mexican Food	408-615-1126
444 N Winchester Blvd	Jimenez Taqueria	408-615-1126
444 N Winchester Blvd	Viva Taqueria	408-615-1126
161 Woodhams Rd	Artisan Candies	408-244-9345
3295 Woodward Ave	Karina's Catering	408-750-7169
3295 Woodward Ave	Maui Wowi Bay Area	408-876-8924
3295 Woodward Ave	Phan, Phi Dang	408-528-6341
3295 Woodward Ave	Bulkalbi Taco	408-836-1217
3295 Woodward Ave	Tuan Q Luu	408-946-7790
3295 Woodward Ave	Hen Chau	408-226-8978
1800 Wyatt Dr 11	Sandwich Construction	408-988-0388
1800 Wyatt Dr 11	Sandwich Construction	408-988-0388
1800 Wyatt Dr 11	Sandwich Construction	408-988-0388

FY 2009-2010 Annual Report
Permittee Name: City of Santa Clara

C.4.b.iii. (2) –City of Santa Clara
Food Facilities List

Firm Address	Firm Name	Phone Number
1800 Wyatt Dr 11	7 To 4 Deli & Cafe	408-988-0388
1800 Wyatt Dr 11	7 To 4 Deli & Cafe	408-988-0388

7/21/2010
10:44:39 AM

# of Records = 1037

City of Santa Clara Active Industrial NOI Filers						
WDID	Status	Facility Name	Facility Location	City, State, Zip	Contact Namp	Phone
2 43I005816	Active	Ecs Refining	705 Reed St	Santa Clara, CA 95050	Taggart Ken	408-988-4386
2 43I005847	Active	Br&F Spray	471 Perry Ct	Santa Clara, CA 95054	Grainger Ronald	408-988-7582
2 43I006060	Active	Italix	2232 Calle Del Mundo	Santa Clara, CA 95054	Thompson Tim	408-988-2487
2 43I006491	Active	Diana Fruit Co	651 Mathew St	Santa Clara, CA 95050	Nunes Steven	408-727-9631
2 43I006525	Active	Byington Steel	1225 Memorex Dr	Santa Clara, CA 95050	Byington Dean	408-727-6630
2 43I006529	Active	Cirexx Corp	3391 Keller St	Santa Clara, CA 95054	Angulo Donr	408-988-3980
2 43I006538	Active	Vishay Siliconix	2201 Laurelwood Rd	Santa Clara, CA 95054	Suizo Chris	408-567-8928
2 43I006566	Active	Air Prod Mfg	1515 Norman Ave	Santa Clara, CA 95054	McDevitt John	408-988-6263
2 43I006616	Active	Intel	2880 N Western Pkwy	Santa Clara, CA 95052	Addonizio-Brown,null	4087653302
2 43I006627	Active	CA Paper Board	525 Mathew St	Santa Clara, CA 95050	Bui Dien N	408-727-7377
2 43I006686	Active	Nu Metal Finishing Inc	2262 Calle Del Mundo	Santa Clara, CA 95054	Murray Warren	4087271050
2 43I006712	Active	Intevac Inc	3560 Bassett St # 3580	Santa Clara, CA 95054	Ron Scholtz	408-986-9888
2 43I006723	Active	A & A Foreign Auto Wreckers	800 Comstock St	Santa Clara, CA 95054	Kittle Logan	408-727-8726
2 43I006820	Active	C F Gagliasso Tr	415 Aldo Ave	Santa Clara, CA 95054	Gagliasso Chuck	
2 43I006832	Active	Applied Materials Inc Bowers C	3050 3100 3300 20 30 40 Scott	Santa Clara, CA 95054	Schiller Dina	400-563-2306
2 43I006876	Active	S J Valley Plating	491 Perry Ct	Santa Clara, CA 95054	Pate Fred	408-988-5502
2 43I006878	Active	Component Finishing	800 Aldo Ave	Santa Clara, CA 95054	Vierra Jimmy	408-988-6233

City of Santa Clara Active Industrial NOI Filers						
WDID	**Status**	**Facility Name**	**Facility Location**	**City, State, Zip**	**Contact Namp**	**Phone**
2 43I006891	Active	Western Forge & Flange Co	780 Reed St	Santa Clara, CA 95050	Gill Parwinder	4087277000
2 43I006900	Active	Coatek Inc	2272 Calle De Luna	Santa Clara, CA 95054	Uong Quang	408-986-9385
2 43I006910	Active	Swift Metal Finishing	1161 Richard Ave	Santa Clara, CA 95050	Castro Dyanne	408-727-4155
2 43I006941	Active	Pycon Inc	3501 Leonard Ct	Santa Clara, CA 95054	Mirza Hameed	408-986-1112
2 43I007030	Active	Intel Corp Sci & Sc2 Facility	3065 Bowers Ave	Santa Clara, CA 95054	Addonizio-Brown Dawn	408-765-3302
2 43I007031	Active	Intel Corp Mission Campus	2150 Mission College Blvd	Santa Clara, CA 95054	Addonizio-Brown Dawn	408-765-3277
2 43I009282	Active	Hunter Tech	3305 Kifer Rd	Santa Clara, CA 95051	Leary Mike O	408-245-5400
2 43I009442	Active	CEMEX Construction Materials Pacific LLC	1555 Russell Ave	Santa Clara, CA 95054	Rob Aldenhuysen	925-426-2261
2 43I009508	Active	Coherent Inc	5100 Patrick Henry Dr	Santa Clara, CA 95054	Candace Soles	408-764-4415
2 43I009509	Active	Napri	795 Comstock St	Santa Clara, CA 95054	Napoli Kathy	4087272244
2 43I009896	Active	CSL Inc	529 Aldo Ave	Santa Clara, CA 95054	Mahesh Naik	408-727-0893
2 43I009931	Active	E Fab Inc	1075 Richard Ave	Santa Clara, CA 95050	Jerry Banks	
2 43I010379	Active	Epz Inc	3005 Copper Rd	Santa Clara, CA 95051	Gutierrez Guillermo	408-774-1343
2 43I010520	Active	Fed Ex Freight West	3255 Victor St	Santa Clara, CA 95054	Puckett Ed	408-988-2111
2 43I011055	Active	Amex Plating Inc	3333 Woodward Ave	Santa Clara, CA 95054	Rodriguez Sylvia	408-986-8222
2 43I011217	Active	Micro Chem Inc	2986 Oakmead Village Ct	Santa Clara, CA 95051	Pat Costello	408-970-9777
2 43I011241	Active	Silicon Valey Container	382 Laurelwood Rd	Santa Clara, CA 95054	Pesqueira Gil	408-748-3180

City of Santa Clara Active Industrial NOI Filers						
WDID	Status	Facility Name	Facility Location	City, State, Zip	Contact Namp	Phone
2 43I011856	Active	Blossom Valley Auto Wrecker	1315 Moffat St	Santa Clara, CA 95002	Milaninia Iman	408-263-9997
2 43I012011	Active	Specialty Solid Waste & Recycl	3355 Thomas Rd	Santa Clara, CA 95054	Buldo Rebecca	408-566-1802
2 43I012033	Active	PerkinElmer Optoelectronics	2175 Mission College Blvd	Santa Clara, CA 95054	Joe Batdorf	408-565-0858
2 43I012231	Active	Honeywell Int	3500 Garrett Dr	Santa Clara, CA 95054	Reed Gerry	408-962-2000
2 43I012623	Active	Mc Auto Dismantlers	780 Comstock St	Santa Clara, CA 95054	Phan Jasmine	408-982-0812
2 43I013076	Active	Santa Clara City Gianera Power	2339 Gianera St	Santa Clara, CA 95054	Damon Beck	408-615-6555
2 43I013181	Active	Norcal Waste Systems South Bay	650 Martin Ave	Santa Clara, CA 95050	Russell Hayden	
2 43I013446	Active	Mission Trail Waste Systems	1060 Richard Ave	Santa Clara, CA 95050	Tralongo Tim	408-727-5365
2 43I013624	Active	Fed Ex	337 Brokaw Rd	Santa Clara, CA 95050		
2 43I014274	Active	A 1 Plating	2655 Lafayette St	Santa Clara, CA 95050	Thomas Bob	408-727-6111
2 43I014801	Active	Alzeta Corp	2343 Calle Del Mundo	Santa Clara, CA 95054	Long Forrest	408-727-8282
2 43I014861	Active	Pwp Manufacturing LLC	1325 Norman Ave	Santa Clara, CA 95054	Reed Kim	408-748-0120
2 43I015398	Active	Sos Steel	1160 Richard Ave	Santa Clara, CA 95050	Mirrasoul Ron	4087276363
2 43I015420	Active	Inta Technologies LLC	2281 Calle De Luna	Santa Clara, CA 95054	Mina Holden	408-748-9955
2 43I015551	Active	AKT Inc	3101 Scott Blvd	Santa Clara, CA 95054	Kraus Michael	408-654-9700
2 43I015581	Active	Agilent Technologies	5301 Stevens Creek Ms 510 35	Santa Clara, CA 95052	Koch Eric	408-553-3396
2 43I015600	Active	Crystallume Corp	3397 De La Cruz Blvd	Santa Clara, CA 95054	Berhan Mussie	408-653-1700

City of Santa Clara Active Industrial NOI Filers						
WDID	Status	Facility Name	Facility Location	City, State, Zip	Contact Namp	Phone
2 43I016223	Active	J & B Ent	1650 Russell Ave	Santa Clara, CA 95054	Epsman Ken	4089887900
2 43I016670	Active	Auto Chlor Sys	3400 Thomas Rd	Santa Clara, CA 95054		
2 43I018016	Active	Trans Yard	1889 Lawrence Rd	Santa Clara, CA 95051	Bill Noftz	408-423-2063
2 43I018287	Active	Qualtech Circuits	1101 Comstock St	Santa Clara, CA 95054	Khosh Jim	4087274125
2 43I018471	Active	Stremline Circuits	1415 Richard Ave	Santa Clara, CA 95050	Halvorson Greg	4087271418
2 43I018665	Active	Prodigy Surface Tech Inc	807 Aldo Ave Ste 103	Santa Clara, CA 95054	Danitschek Mark	4084929390
2 43I018680	Active	Bi Cmos Foundry	975 Comstock St	Santa Clara, CA 95054	Pacheco Guy	4086547627
2 43I019034	Active	Dimatix Inc	2230 Martin Ave	Santa Clara, CA 95050	Soriano Tony	4085659150
2 43I019496	Active	Donald Von Raesfeld Power Plant	850 Duane Ave	Santa Clara, CA 95054	Beck Damon	408-615-6555
2 43I019662	Active	Intl Rectifier	2270 Martin Ave	Santa Clara, CA 95050	Fred Nunez	408-450-5877
2 43I019695	Active	BAE Systems Land & Armaments LP	328 Brokaw Rd	Santa Clara, CA 95050	Cardona Fred	408-289-2616
2 43I020175	Active	Danny Recycling	1745 Walsh Ave	Santa Clara, CA 95050	Duong,Wendy	408-492-9033
2 43I020323	Active	Bluegrass Folding Carton Co LLC	2500 2600 De La Cruz Blvd	Santa Clara, CA 95050	Denon Smith	408-496-5193
2 43I020384	Active	Universal Semiconductor	3236 Scott Blvd	Santa Clara, CA 95054	Tarek Husseini	408-986-5090
2 43I020394	Active	Collinear Corporation	3930 Freedom Circle Ste 103	Santa Clara, CA 95054	Russ Lampert	408-566-1463
2 43I020410	Active	WaveSplitter Technologies Inc	3028 Oakmead Village Ct	Santa Clara, CA 95051	Artie Bauhng	408-432-8100
2 43I020436	Active	TM Industries Inc	3445 Kifer Rd	Santa Clara, CA 95051	Dayle Hayes	408-736-5202

City of Santa Clara Active Industrial NOI Filers						
WDID	**Status**	**Facility Name**	**Facility Location**	**City, State, Zip**	**Contact Namp**	**Phone**
2 43I020646	Active	Owens Corning Insulating Systems LLC	960 Central Expressway	Santa Clara, CA 95050	Monte Schenken	408-727-3535
2 43I020717	Active	TTM Printed Circuit Group Inc	400 Mathew St	Santa Clara, CA 95050	Alisa Clara	
2 43I020946	Active	Toy Connection Truck Dismantling	750 Comstock St	Santa Clara, CA 95054	Jeff Olofsen	408-988-4040
2 43I021084	Active	Santa Clara Asphalt Facility	3800 Bassett St	Santa Clara, CA 95054	Candice Longnecker	408-327-7000
2 43I021323	Active	Garden City Sanitation	1080 Walsh Ave	Santa Clara, CA 95050	Steve Jones	408-988-4500
2 43I021339	Active	Darko Precision Inc	470 Gianni St	Santa Clara, CA 95054	Gretchen Ella	408-988-6133
2 43I021476	Active	Honda 3 Only Auto Center	790 Constock St	Santa Clara, CA 95054	Reza Ebrahimi	408-727-2400
2 43I021499	Active	All Auto Dismantling Inc	750 C Comstock St	Santa Clara, CA 95054	Ali Metanat	408-286-6864
2 43I021912	Active	PSC Environmental Services	785 Walsh Ave	Santa Clara, CA 95050	Ron Motta	408-588-1791
2 43I021935	Active	Miasole	2590 Walsh Ave	Santa Clara, CA 95051	Paul Wiemann	408-919-5700
2 43I022000	Active	Graphic Packaging International Inc	2500 2600 De La Cruz Blvd	Santa Clara, CA 95050	Denon Smith	408-496-5120

Section 5 – Provision C.5 Illicit Discharge Detection and Elimination

C.5.a.ii ► Legal Authority

(For FY 09-10 Annual Report only) Do you have adequate legal authority to prohibit and control illicit discharges and escalate stricter enforcement to achieve expedient compliance?	X	**Yes**		**No**

Section 13.20 of the Santa Clara City Code provides legal authority to prohibit and control illicit discharges and escalate stricter enforcement to achieve expedient compliance.

C.5.b.ii.(4) ► Enforcement Response Plan

(For FY 09-10 Annual Report only) Have you developed and implemented an Enforcement Response Plan by April 1, 2010?	X	**Yes**		**No**

See attachment labeled C.5.b.ii. (4) City of Santa Clara Urban Runoff Pollution Prevention Emergency Spill Protocol

Program Highlights

Provide background information, highlights, trends, etc. For FY 09-10 Annual Report describe steps taken to revise your program to meet new data tracking and reporting requirements.

1) Made map(s) of the MS4 publicly available by July 1, 2010; 2) Developed a collection system screening program; 3) Participated in the Program's IND/IDDE Ad Hoc Task Group (AHTG) and/or reviewed AHTG products, including collection system screening program guidance. Refer to the C.5 Illicit Discharge Detection and Elimination section of Program's FY 09-10 Annual Report for description of activities of the IND/IDDE AHTG and the BASMAA Municipal Operation Committee.

C.5.c.iii ►Complaint and Spill Response Phone Number and Spill Contact List

List below or attach your complaint and spill response phone number and spill contact list.

Contact	Description	Phone Number
Elliott Wier (radio call #417)	Code Enforcement Technician	408-615-3092 office 408-857-8604* cell
Joe Luna (radio call #414)	Street Maintenance Worker IV	408-418-2861* work cell 925-373-3819 925-784-8460
Doug Abernethy (radio call #407)	Street /Storm Drain Maintenance Foreperson	408-615-3093 office 408-410-2411* work cell
Don Myers (radio call #415)	Street Maintenance Worker IV	408-243-3169
Mick Cucuzza (radio call #413)	Street Maintenance Worker IV	408-244-5985
Communications Dispatch (after hours)		408-615-5580
		*Primary number

C.5.d.iii ►Evaluation of Mobile Business Program

Describe implementation of minimum standards and BMPs for mobile businesses and your enforcement strategy. This may include participation in the BASMAA Mobile Surface Cleaners regional program or local activities.

Description:

The City of Santa Clara responds to mobile surface cleaners on a complaint driven basis. BMPs are provided to mobile businesses, as applicable. Appropriate enforcement action is taken when violations are found. The City of Santa Clara follows the BMPs recommended by the BASMAA Mobile Surface Cleaner's Program regarding mobile surface cleaners when needed.

Refer to the C.5 Illicit Discharge Detection and Elimination section of the Program's FY 09-10 Annual Report for a description of efforts by the IND/IDDE AHTG and the BASMAA Municipal Operators Committee to address mobile businesses.

C.5.e.iii ►Evaluation of Collection System Screening Program

Provide a summary or attach a summary of your collection screening program, a summary of problems found during collection system screening and any changes to the screening program this FY.

Description:

In FY 10-11 the City implemented a recording form to keep records of all incoming complaints to meet the collection screening program requirements. Also in FY 10-11 all verbal notices will be recorded with a violation or correction notice and documented with this new recording form. This will help keep records of complaints that end up not being violations and also eliminated verbal warnings to more efficiently track inspector responses.

Refer to the C.5 Illicit Discharge Detection and Elimination section of the Program's FY 09-10 Annual Report for a description of efforts by the IND/IDDE AHTG and the BASMAA Municipal Operators Committee to develop collection system screening program guidance.

C.5.f.iii.(1), (2), (3) ►Spill and Discharge Complaint Tracking

Spill and Discharge Complaint Tracking (fill out the following table or include an attachment of the following information)

	Number	Percentage
Discharges reported (C.5.f.iii.(1))	31	
Discharges reaching storm drains and/or receiving waters (C.5.f.iii.(2))	3	9.67%
Discharges resolved in a timely manner (C.5.f.iii.(3))	31	100%

C.5.f.iii.(4) ►Summary of major types of discharges and complaints

Provide a narrative or attach a table and/or graph.

The majority of discharge types in the City for FY 09-10 were category 12- unhardened cement discharge (including plaster and tile cuttings) with a total of 8 recorded incidents followed by category 25 – oil and grease discharge with 4 recorded incidents.

SUMMARY OF MAJOR TYPES OF DISCHARGES AND COMPLAINTS		
#	**Category Type**	**Number of Incidents**
1	Tracking soil	1
2	Saw cutting slurry discharge	1
4	Vehicle & equipment leaking	2
7	Landscape material dumping	3
9	Vehicle washing	3
11	Used oil dumping	1
12	**Unhardened cement discharge (plaster & tile cutting)**	**8**
15	Pools/Spas/Fountain discharge	1
19	Sanitary spill or leak	1
20	Dumping – hazardous	2
21	Dumping – non-hazardous	1
24	Paint discharge	2
25	**Food facility oil & grease discharge**	**4**
30	Complaint not found	1
TOTAL RECORDED INCIDENTS		**31**

Attachment C.5.b.ii.(4)
Urban Runoff Pollution Prevention Emergency Spill Protocol
Enforcement Response Plan

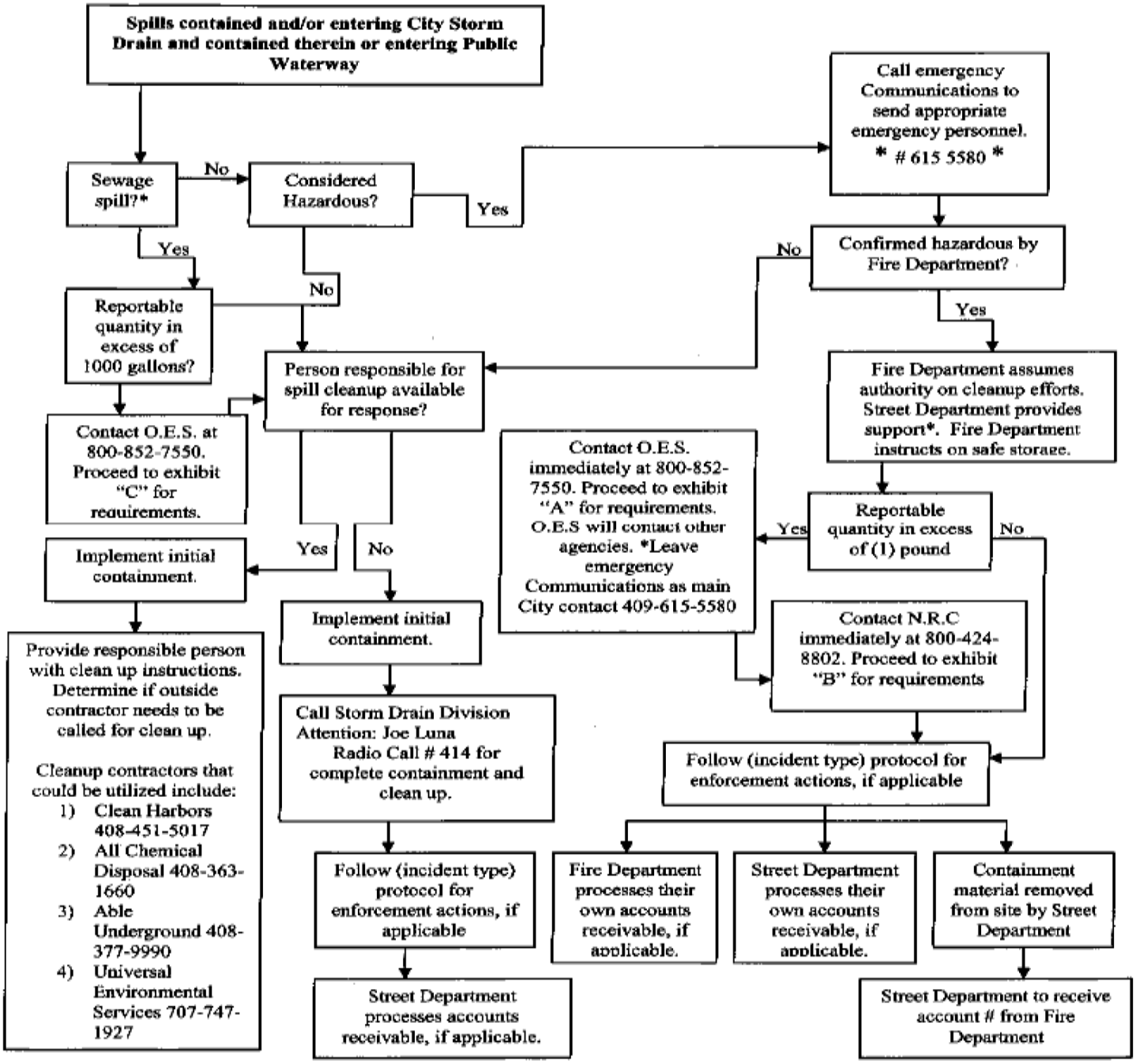

* Support includes traffic control and other needed labor/material outside of the incident area. Vactor is not to be utilized for any flammables. For sewage spills call Sewer Department at 408-615-2000

Section 6 – Provision C.6 Construction Site Controls

C.6.a.iii ► Legal Authority

(For FY 09-10 Annual Report only) Is your agency's legal authority adequate for C.6 compliance?	X	**Yes**		**No**
Section 13.20 of the Santa Clara City Code provides legal authority to inspect and enforce The City's NPDES Permit.				

C.6.b.ii.(3) ► Enforcement Response Plan

(For FY 09-10 Annual Report only) Was your Enforcement Response Plan developed and implemented by April 1, 2010?	X	**Yes**		**No**
See attachment C.6.b.ii. (3) labeled City of Santa Clara Construction Program Enforcement Plan				

C.6.e.iii.1.a, b, c ►Site/Inspection Totals

Number of sites disturbing < 1 acre of soil requiring storm water runoff quality inspection (i.e. High Priority) (C.6.e.iii.1.a)	**Number of sites disturbing ≥ 1 acre of soil** (C.6.e.iii.1.b)	**Total number of storm water runoff quality inspections conducted** (C.6.e.iii.1.c)
1	6	693

C.6.e.iii.1.d ►Construction Activities Storm Water Violations

BMP Category	**Number of Violations[1]**	**% of Total Violations[2]**
Erosion Control	0	0
Run-on and Run-off Control	3	23.07
Sediment Control	2	15.38
Active Treatment Systems	1	7.69
Good Site Management	7	53.84
Non Stormwater Management	0	0
Total	**13**	**100%**

Notes:
[1]Count one violation in a category for each site and inspection regardless of how many violations/problems occurred in the BMP category.
[2]Percentage calculated as number of violations in each category divided by total number of violations in all six categories.

C.6.e.iii.1.e ►Construction related storm water enforcement actions

	Enforcement Action (as listed in ERP)[1]	Number Enforcement Actions Taken	% Enforcement Actions Taken[2]
Level 1 No Action	0	0	0
Level 2 Violation Notice	4	4	80
Level 3 Pre-Citation	1	1	20
Level 4 Citation	0	0	0
Total	**5**	**5**	**100%**

Notes:

[1]Agencies should list the specific enforcement actions as defined in their ERPs.

[2]Percentage calculated as number of each type of enforcement action divided by the total number of enforcement actions.

C.6.e.iii.1.f, g ►Illicit Discharges

	Number
Number of illicit discharges, actual and those inferred through evidence (C.6.e.iii.1.f)	0
Number of sites with discharges, actual and those inferred through evidence (C.6.e.iii.1.g)	0

C.6.e.iii.1.h, i ►Violation Correction Times

	Number	Percent
Violations fully corrected within 10 business days after violations are discovered or otherwise considered corrected in a timely period (C.6.e.iii.1.h)	8	61.5%[2]
Violations not fully corrected within 30 days after violations are discovered (C.6.e.iii.1.i)	5	38.5%[3]
Total number of violations for the reporting year[1]	13	100%

Notes:

[1]Total number of violations equals the number of initial enforcement actions (i.e. one violation issued for several problems during an inspection at a site). It does not equal the total number of enforcement actions because one violation issued at a site may have a second enforcement action for the same violation at the next inspection if it is not corrected.

[2]Calculated as number of violations fully corrected in a timely period after the violations are discovered divided by the total number of violations for the reporting year.

[3]Calculated as number of violations not fully corrected within 30 days after the violations are discovered divided by the total number of violations for the reporting year.

C.6.e.iii.(2) ►Evaluation of Inspection Data
Describe your evaluation of the tracking data and data summaries and provide information on the evaluation results (e.g., data trends, typical BMP performance issues, comparisons to previous years, etc.).
Description: Our forms covered the BMP Categories well. New Forms will be in development to better fit the BMP criteria. All inspections were tracked using an excel spreadsheet and covered all data needed for the entire fiscal year.

C.6.e.iii.(2) ►Evaluation of Inspection Program Effectiveness
Describe what appear to be your program's strengths and weaknesses, and identify needed improvements, including education and outreach.
Description: The Stormwater Construction Inspection Form effectively tracks BMP category requirements. The Stormwater Inspector has been trained to use the inspection form and new inspection tracking tools. The Stormwater Inspector participated in the Program's Construction AHTG, which created a template construction inspection form, an inspection data tracking spreadsheet, and guidance for identifying high priority sites. The total number of construction site inspections remained high in FY 09-10. The quantity of construction site inspections will decrease significantly in FY 10-11 due to City budgetary constraints and the diversion of Stormwater Inspector time to address other new requirements in the MRP.

C.6.f ►Staff Training Summary

Training Name	Training Dates	Topics Covered	No. of Employees in Attendance	Percent of Inspectors in Attendance
Construction Stormwater Management Compliance Workshop	October 21, 2009	-How to comply with the new Statewide Construction General Permit -Simple and effective stormwater BMP's for small and large construction projects -Selecting and maintaining BMP's during construction -Monitoring and reporting requirements -Post construction stormwater management techniques	2	100%
Construction Stormwater Management Compliance Workshop	January 19, 2010	-How to comply with the new Statewide Construction General Permit -Simple and effective stormwater BMP's for small and large construction projects -Selecting and maintaining BMP's during construction -Monitoring and reporting requirements -Post construction stormwater management techniques	2	100%
Street Department Stormwater Pollution Prevention Training	February 9, 2010	What to look for out in the field, basic response protocol and contact information	1	100%
Parks Department Storm Water Training	June 8, 2010	What to look for out in the field, basic response protocol and contact information	1	100%

Attachment C.6.b.ii.(3) CITY OF SANTA CLARA CONSTRUCTION PROGRAM ENFORCEMENT PLAN

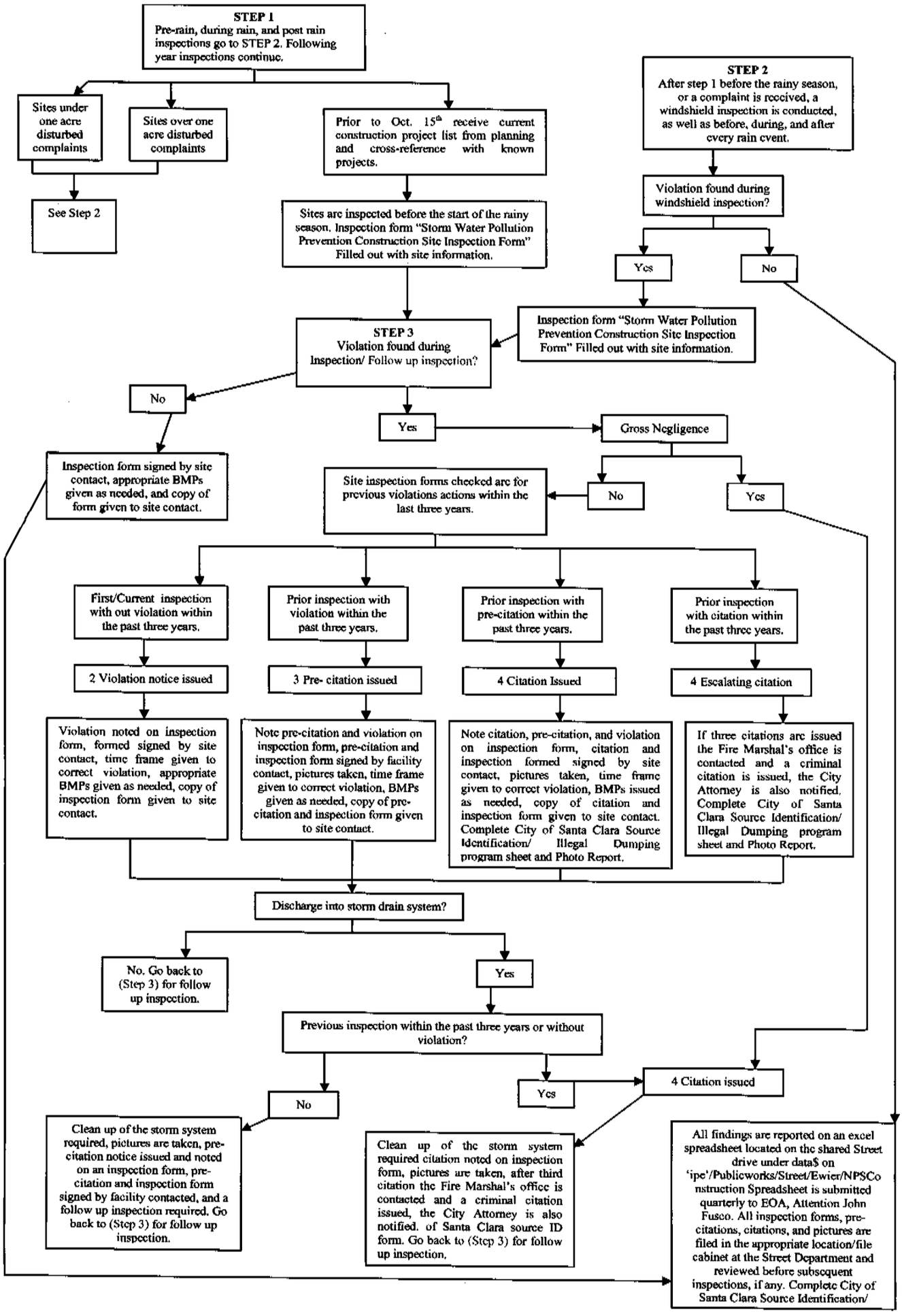

Prepared By : Elliot Wier Date: 11/25/05

Section 7 – Provision C.7. Public Information and Outreach

C.7.b.ii.1 ►Advertising Campaign

Summarize advertising efforts. Include details such as messages, creative developed, and outreach media used. The detailed advertising report may be included as an attachment. If advertising is being done by participation in a countywide or regional program, refer to the separate countywide or regional Annual Report.

Summary:

The following separate reports developed by SCVURPPP summarize county wide advertising efforts conducted during FY 09-10:

- FY 09-10 Watershed Watch Campaign Annual Campaign Report
- FY 09-10 Watershed Watch Partner Report
- FY 09-10 Watershed Watch Web Statistics Report

These reports are included within the C.7 Public Information and Outreach section of Program's FY 09-10 Annual Report

C.7.b.iii.1 ►Pre-Campaign Survey

(For the FY 10-11 Annual Report only) Summarize survey information such as sample size, type of survey (telephone survey, interviews etc.). Attach a survey report that includes the following information. If survey was done regionally, refer to a regional submittal that contains the following information: **Not required for this Annual Report.**

- Summary of how the survey was implemented.
- Analysis of the survey results.
- Discussion of the outreach strategies based on the survey results.
- Discussion of planned or future advertising campaigns to influence awareness and behavior changes regarding trash/litter and pesticides.

Place an **X** in the appropriate box below:

	Survey report attached
	Reference to regional submittal:

C.7.c ►Media Relations

Summarize the media relations effort. Include the following details for each media pitch in the space below, AND/OR refer to a regional report that includes these details:

- Topic and content of pitch
- Medium (TV, radio, print, online)
- Date of publication/broadcast

Summary:

Local efforts include informational articles placed in the Mission City Scenes (utility bill insert) and Inside Santa Clara (City newspaper).

Pertinent articles in **Mission City Scenes** (circulation 50,000) included:

- Household Hazardous Waste Program (Aug. 2009)
- Household Battery Recycling – Curbside Program (Aug. 2009)
- Falling Leaves Clog Storm Drain (Sep. 2009)
- Fluorescent Light Bulb Curbside Pickup (Nov. 2009)
- 69th Annual Camellia Show –IPM information (Jan. 2010)
- New Single-Stream Recycling Program (Feb. 2010)
- Cleanup Campaign Information (Feb. 2010)
- Arbor Day/Earth Day (March 2010)
- Household Hazardous Waste Program (March 2010)

Pertinent articles in **Inside Santa Clara** (circulation 54,000) include:

- Single-Stream Curbisde Recycling (Fall 2009)
- Clean Leaves to Protect Creeks From Stormdrain Pollution (Fall 2009)
- "Clean Green-ing" Your Neighborhood (Fall 2009)
- Household Hazardous Waste Drop-Off (Fall 2009)
- Curbside Battery Recycling Program (Fall 2009)
- Single-Stream Curbside Recycling (Winter 2009)
- 69th Annual Camellia Show –IPM Information (Winter 2009)
- Farmer's Market- Reusable Bag Information (Winter 2009)
- Arbor Day/Earth Day – April 23, 2010 (Spring 2010)
- Clean-Up Campaign – March 8th to April 2nd, 2010 (Spring 2010)
- Household Hazardous Waste Drop-Off Day (Spring 2010)
- B.Y.O.B. – Bring Your Own Bag (Summer 2010)
- Keep Stormdrains Free of Construction Waste (Summer 2010)
- Household Hazardous Waste Drop-Off (Summer 2010)
- Disposing of Pressure Treated Wood (Summer 2010)
- The Latest Dirt on Bay Friendly Gardening (Summer 2010)

C.7.c ►Media Relations - continued

The following separate report develop by BASMAA summarizes media relations efforts conducted during FY 09-10:

- BASMAA Media Relations Final Report

This report is included within the C.7 Public Information and Outreach section of Program's FY 09-10 Annual Report.

C.7.d ►Stormwater Point of Contact

(For FY 09-10 Annual Report only, unless changes made) Provide details of website or phone number used as the point of contact. Report on how the point of contact is publicized and maintained. If any change occurs in this contact, report in a subsequent Annual Report.

Contact Summary:

The City of Santa Clara internally maintains a website (www.santaclaraca.gov). Information about the website and contact numbers for all departments, including after hour emergency numbers, are listed on the City Calendar which is distributed to all residents via mail and can be obtained at City Hall (1500 Warburton Avenue, Santa Clara, CA).

The Street Department is the main point of contact for all stormwater issues; 408-615-3080

All after hour stormwater incidents are directed to our Police Dispatch; 408-615-5580

Another point of contact is the Watershed Watch Campaign hotline (1-866-WATERSHED) and Watershed Watch Campaign website (www.mywatershedwatch.org). Individual agency points of contact are publicized on SCVURPPP outreach materials and websites and the point of contact is maintained by the Program and their authorized agents.

C.7.e ►Public Outreach Events

Describe general approach to event selection. Provide a list of outreach materials and giveaways distributed.
Use the following table for reporting and evaluating public outreach events.

Program staff, the Watershed Watch consultant, and Co-permittees staffed ten outreach events in FY 09-10. Events were selected based upon target audience and attendance. Materials distributed at the events included the following: Less Toxic Pest Management fact sheets, "10 Most Wanted Backyard Bugs" brochures, "Don't Plant a Pest" brochure, "You are the Solution to Water Pollution "brochures, "Clean Cars & Clean Creeks" brochure, and giveaways (e.g. flyswatters, OWOW magnets, notepads, and temporary tattoos). The flyswatters have the Watershed Watch website and hotline number and the words "The Original Earth-Friendly Pest Control" printed on them. The beanbag game for children was used at most of the events. Event staff distributed more than 5,000 outreach materials and giveaways.

Event Details	**Description** (messages, audience)	**Evaluation of Effectiveness**
Name: Pumpkins in the Park Date: October 10, 2009 Location: Guadalupe River Park and Gardens, San Jose Region: Countywide	Type of Event: Community fair Audience: Families with children Message: Stormwater pollution prevention, less-toxic pest control and, proper disposal of household hazardous waste (HHW).	General Feed Back: The event was very well attended. A lot of attendees stopped at the booth to play the bean bag game and pick up brochures. This is a good event for educating families with children. Estimated Overall Event Attendance: 12,000-14,000. Number of Brochures Distributed: 432 Number of Giveaways Distributed: over 1,000
Name: Muslim Green Fair Date: October 18, 2009 Location: 3003 Scott Blvd., Santa Clara Region: Countywide	Type of Event: Community fair Audience: Families with children Message: Stormwater pollution prevention, less-toxic pest control and, proper disposal of HHW	General Feed Back: This is a good event for reaching members of the Muslim community. The bean bag game was used at this event. Estimated Overall Event Attendance: 1,000 Number of Brochures Distributed: 14 Number of Giveaways Distributed: 221
Name: Haunted History Date: October 31, 2009 Location: History Park at Kelley Park, San Jose Region: Countywide	Type of Event: Halloween Event Audience: Families Message: Stormwater pollution prevention.	General Feed Back: This event is good for getting the Program's name out, but not for educating attendees. Most children stop at the booth only for candies and are not receptive to information. Estimated Overall Event Attendance: 1,500 Number of Brochures Distributed: 12 Number of Giveaways Distributed: 267

Event Details	**Description** (messages, audience)	**Evaluation of Effectiveness**
Name: Spring Garden Market Date: April 10, 2010 Location: History Park at Kelley Park, San Jose Region: Countywide	Type of Event: Plant sale Audience: Home owners/gardeners Message: Stormwater pollution prevention, less-toxic pest control	General Feed Back: Most people came to the event to buy plants and did not want to pick up information. The Program will probably not attend this event next year. Estimated Overall Event Attendance: 3,000 Number of Brochures Distributed: 181 Number of Giveaways Distributed: 61
Name: NVIDIA Corp. Earth Day Event Date: April 22, 2010 Location: 2701 San Tomas Expwy, Santa Clara Region: Countywide	Type of Event: Corporate event Audience: Information Technology Professionals Message: Stormwater pollution prevention, less-toxic pest control	General Feed Back: The event was held during lunch hour in the cafeteria and very well attended. Most employees stopped at the booth to ask questions and take brochures. Estimated Overall Event Attendance: 500 Number of Brochures Distributed: 60 Number of Giveaways Distributed: 183
Name: Spring in Guadalupe Gardens Date: April 24, 2010 Location: Guadalupe River Park and Gardens, San Jose Region: Countywide	Type of Event: Community fair, plant sale. Audience: Families with children, homeowners and gardeners Message: Stormwater pollution prevention, less-toxic pest control and, proper disposal of HHW.	General Feed Back: Good attendance at booth. Most people were looking for specific pest control information. The bean bag toss game was used. Estimated Overall Event Attendance: 4,500 Number of Brochures Distributed: 423 Number of Giveaways Distributed: 797
Name: Watershed Watch Car Wash Event Date: May 5, 2010 Location: Robertsville Classic Car Wash, 5005 Almaden Expwy, San Jose Region: Countywide	Type of Event: Car Wash Audience: Car wash customers Message: Stormwater pollution prevention, proper car washing.	General Feed Back: Excellent turn-out, resulted in a 50% increase of business for the car wash during the 2-hour time period. Event staff spoke with customers and provided them information on proper car washing. Most people were interested in taking the Watershed Watch discount card. Estimated Overall Event Attendance: 150 Number of Brochures Distributed: 103 Number of Watershed Watch Discount Cards Distributed: 129

Event Details	**Description** (messages, audience)	Evaluation of Effectiveness
Name: Watershed Watch Car Wash Event Date: May 19, 2010 Location: Delta Queen Classic Car Wash, 981 E Hamilton Ave, Campbell Region: Countywide	Type of Event: Car Wash Audience: Car wash customers Message: Stormwater pollution prevention, proper car washing.	General Feed Back: Due to a rainy day forecast, attendance was low at this event. Estimated Overall Event Attendance: 45 Number of Brochures Distributed: 34 Number of Watershed Watch Discount Cards Distributed: 49
Name: Watershed Watch Car Wash Event, Date: June 2, 2010 Location: Capitol Premier Car Wash, 735 Capitol Expwy Auto Mall, San Jose Region: Countywide	Type of Event: Car Wash Audience: Car wash customers Message: Stormwater pollution prevention, proper car washing.	General Feed Back: Good turn-out. Car wash owner indicated there was an increase in business from their normal expectations. Estimated Overall Event Attendance: 100 Number of Brochures Distributed: 101 Number of Watershed Watch Discount Cards Distributed: 107
Name: Festival in the Park Date: June 26, 2010 Location: Hellyer County Park, San Jose Region: Countywide	Type of Event: Community Health Fair Audience: Families with children. Message: Stormwater pollution prevention, less-toxic pest control and, proper disposal of HHW.	General Feed Back: Good event for reaching the Hispanic community. The bean bag game drew a lot of families with children to the booth. Estimated Overall Event Attendance: 5,000 Number of Brochures Distributed: 418 Number of Giveaways Distributed: 365

C.7.f. ►Watershed Stewardship Collaborative Efforts

Summarize watershed stewardship collaborative efforts and/or refer to a regional report that provides details. Describe the level of effort and support given (e.g., funding only, active participation etc.). State efforts undertaken and the results of these efforts. If this activity is done regionally refer to a regional report.

Evaluate effectiveness by describing the following:

- Efforts undertaken
- Major accomplishments

Summary:

During FY 09-10, the Program actively supported the Santa Clara Basin Watershed Initiative (SCBWMI), including the Core Group, the Land Use Subgroup, and the Trash Subgroup (now the Santa Clara Valley Zero Litter Initiative); the Bay Area Macroinvertebrate Bioassessment Information Network (BAMBI); and the Stevens & Permanente Creeks Watershed Council. Information on these efforts is included within the C.7 Public Information and Outreach section of the Program's FY 09-10 Annual Report.

C.7.g. ►Citizen Involvement Events

The Program provided funding for the following citizen involvement events:

1) National River Clean up Day – The Program supports the involvement of Santa Clara County citizens by providing advertising support for the National River Clean-up Day.

Citizen involvement events at the Don Edwards San Francisco Bay Wildlife Refuge (Refuge) – A number of citizen involvement and stewardship programs are conducted as part of the Program funded Watershed Watchers Program at the Refuge. Participants usually work in the Refuge gardens planting native plants, pulling non-native plants, and mulching. More details are included in the Watershed Watchers Report in the Program Annual Report Appendix 7-5.

Event Details	Description	Evaluation of effectiveness
Name: Summer of Service Programs Date: 7/16/09, 7/30/09, 8/13/09 Location: Don Edwards Wildlife Refuge, Alviso Focus: Countywide	Partnership program between Santa Clara Valley youth groups and the Watershed Watchers program. Youth spend a day at the Refuge and they work in the gardens in the morning and explore the Refuge in the afternoon.	Number of attendees on 7/16/09: 2 elementary school students and 6 middle school students. Number of attendees on 7/30/09: 10 middle school students. Number of attendees on 8/13/09: 8 middle school students.
Name: Gardening at the Refuge Date: 11/21/09 Location: Don Edwards Wildlife Refuge, Alviso Focus: Countywide	Participants usually work in the Refuge gardens planting native plants, pulling non-native plants, and mulching.	Number of attendees: 4 elementary school students, 2 high school students, and 9 adults.
Name: Community Service Days Date: 1/16/10, 3/20/10, 4/17/10, 5/17/10 Location: Don Edwards Wildlife Refuge, Alviso Focus: Countywide	This is an open day for the general public. Participants work in the gardens planning native plants, puling non-native plants, and mulching.	Number of attendees on 1/16/10:1 elementary school student, 1 high school student, and 6 adults. Number of attendees on 3/20/10: 1 elementary school student and 6 adults. Number of attendees on 4/17/10: 4 elementary school students and 4 adults. Number of attendees on 5/17/10: 13 elementary school students and 7 adults.

Event Details	Description	Evaluation of effectiveness
Name: National River Cleanup Day Date: 5/15/10 Location: Various locations throughout the County Focus: Countywide	In FY 09-10, the Creek Connection Action Group sponsored two creek clean-up events: Coastal Clean-up Day on September 19, 2009 and National Rivers Clean-up Day on May 15, 2010. The Program provided funding for the National Rivers Clean-up Day advertising.	A total of 1,068 volunteers participated in cleaning 34 sites and removed approximately 29,098 pounds of trash and 6,394 pounds of recyclables from creeks.

The following separate reports developed by SCVURPPP and other organizations also include information about citizen involvement events conducted during FY 09-10:

- Watershed Watchers: Keeping Our Waterways Clean: FY 09-10 Fourth Quarter Report (includes end-of-year Summary from Alviso Education Center)
- Going Native Garden Tour 2010- Summary Report

These reports are included within the C.7 Public Information and Outreach Section of Program's FY 09-10 Annual Report.

C.7.h. ►School-Age Children Outreach

Outreach to school-age children is implemented through ZunZun assemblies at local elementary schools and the "Watershed Watchers" program at the Environmental Education Center at the Don Edwards San Francisco Bay Wildlife Refuge (Refuge) in Alviso. The Program sponsors up to 50 ZunZun assemblies at elementary schools in Santa Clara Valley and funds an Interpretive Specialist position at the Refuge for conducting activities and programs about watershed and urban runoff pollution prevention. The Fourth Quarter "Watershed Watchers" Report including the End-of-Year summary is included in the Program Annual Report Appendix 7-5. The ZunZun Final Report is included in the Program Annual Report Appendix 7-7.

Program Details	Focus & Short Description	Number of Students/Teachers reached	Evaluation of Effectiveness
Name : ZunZun Musical Assembly Grade or level: elementary	Interactive, musical school assemblies educating K-6 children about watersheds and pollution prevention.	14,161 students	ZunZun assemblies were evaluated using postage-paid evaluation cards that were distributed to all teachers present at the performances. The Program received 130 completed evaluation cards from teachers. Overall, the feedback is positive and indicates an increase in the students' knowledge about watersheds and pollution prevention. A few highlights of the evaluations are: • Twenty-two teachers indicated that after the performance, 50% of their students knew what a watershed is; 51 teachers indicated that 75% of their students knew what a watershed is and 28 teachers indicated that 100% of their students knew what a watershed is. • Eight teachers indicated that after the performance, 50% of their students could name a way to prevent pollution in the watershed; 38 teachers indicated that 75% of their students could name a way to prevent pollution in the watershed; and 78 teachers indicated that 100% of their students could name a way to prevent pollution in the watershed. The Final Teacher Evaluation Report is included in the Program Annual Report Appendix 7-7.

Program Details	Focus & Short Description	Number of Students/Teachers reached	Evaluation of Effectiveness
Name: Watershed Watchers Program at Don Edwards Wildlife Refuge in Alviso Grade or level: elementary, middle, high school	The Refuge offers a number of interpretive programs to educate children and youth about preventing urban runoff pollution. These include: Bike the Levees; Discover Native Species; Habitat Exploration; Living Wetlands; Marshes, Mud and Plankton; Quackers and Honkers; and Water Water Everywhere.	80 pre-kindergarteners, 1,359 elementary school students, 33 middle school students, and 199 high school students	Visitor Surveys are used to determine visitor demographics, effectiveness of publicity, and the effectiveness or the Watershed Watchers Program. In addition, an "Urban Runoff Bead Drop" display is used to record actions (e.g., pick up litter, spread the word, take car to car wash) that children promise to do the help keep storm drains clean. Results of both these evaluation mechanisms are summarized in the Watershed Watchers Fourth Quarter Report included in the Program Annual Report Appendix 7-5.
Name: City of Santa Clara Arbor Day Celebration 2010 Grade or level: elementary	City of Santa Clara offers a free, educational assembly for schools and public alike. Subjects covered include: tree preservation, recycling, litter reduction, water pollution and energy conservation.	325 kindergarteners, 661 elementary school students, and 237 teachers, chaperones	No formal evaluation process in place, but it is a very well received program. Multiple requests received for return visits from teachers.

The following separate reports developed by SCVURPPP and other organizations also include information about school-age children outreach efforts conducted during FY 09-10:

- ZunZun School Assemblies for Watershed Watch Campaign – FY 09-10 Academic Year Final Report
- Memorandum- Evaluation of the School Assembly Program FY 09-10
- Watershed Watchers: Keeping Our Waterways Clean: FY 09-10 Fourth Quarter Report (includes end-of-year Summary form Alviso Education Center)

These reports are included as within the C.7 Public Education and Outreach section of Program's FY 09-10 Annual Report.

Section 8 - Provision C.8 Water Quality Monitoring

C.8 ►Water Quality Monitoring

State below if information is reported in a separate regional report. Municipalities can also describe below any Water Quality Monitoring activities in which they participate directly, e.g. participation in RMP workgroups, fieldwork within their jurisdictions, etc.

Summary:

During FY 09-10, we contributed to the SCVURPPP Monitoring and Assessment Program which conducts water quality monitoring in Santa Clara Valley creeks and rivers. In coordination with the BASMAA Regional Monitoring Coalition (RMC). In addition, we contribute financially to the Regional Monitoring Program for Water Quality in the San Francisco Estuary (RMP) and actively participate in RMP committees and work groups. For additional information on monitoring activities conducted by SCVURPPP, BASMAA RMC and the RMP, see the C.8 Water Quality Monitoring section of the Program's FY 09-10 Annual Report.

In addition, The City of Santa Clara and City of San Jose prepared and submitted a joint Stormwater Pump Station Discharge Monitoring Report to the SFRWQB in June 2010. The City was required to conduct two dry weather and three wet weather monitoring events at the Laurelwood, Fairway Glen, and Nelo-Victor Stormwater Pumpstations as a result of a fish kill in The Guadalupe River in October of 2008.

Pumpstation discharges were monitored for biochmical oxygen demand (BOD), total suspended solids (TSS), total coliform organisms, pH, salinity, dissolved oxygen, and temperature.

Section 9 – Provision C.9 Pesticides Toxicity Controls

C.9.a ►Adopt an Integrated Pest Management (IPM) Policy or Ordinance

(For FY 09-10 Annual Report only) Attach a copy of your individual IPM ordinance or policy.	X	**Attached**		**Not attached,** explain below
If **Not attached**, explain:				

C.9.b ►Implement IPM Policy or Ordinance

Report implementation of IPM BMPs by showing trends in quantities and types of pesticides used, and suggest reasons for increases in use of pesticides that threaten water quality, specifically organophosphorous pesticides, pyrethroids, carbaryl, and fipronil. A separate report can be attached as evidence of your implementation.

Summary:

For FY 09-10 we continued to evaluate our IPM procedures and pesticides. Of the pesticides we have used in the past, we continued to either not use or minimize many of these pesticides (see attached usage report). Organophosphorus, pyrethroids, carbaryl, and fipronil pesticides are not applied due to the risk of ground water contamination. Due to the length and volume of rainfall this season, we saw an increase in Round Up usage. We also saw a significant decrease in our pre-emergent use this year. We have been expanding our mulch program every year, and this has allowed us to decrease the number of sites requiring pre-emergent applications. This year we also continued with our second application of bark banding product which has allowed us to discontinue our large overhead foliar spray program for olive fruit suppression.

C.9.c ►Train Municipal Employees

Enter the number of employees that applied or used pesticides (including herbicides) within the scope of their duties this reporting year.	19
Enter the number of these employees who received training on your IPM policy and IPM standard operating procedures within the last 3 years.	19
Enter the percentage of municipal employees who apply pesticides who have received training in the IPM policy and IPM standard operating procedures within the last three years.	100%

C.9.d ►Require Contractors to Implement IPM

Did your municipality contract with any pesticide service provider in the reporting year?	X	Yes		No

If yes, attach one of the following:

- [ ] Contract specifications that require adherence to your IPM policy and standard operating procedures, OR
- [ ] Copy(ies) of the contractors' IPM certification(s) or equivalent, OR
- [ ] Equivalent documentation.

If not attached, explain:

Animal Damage Management provides gopher/mole control for the Parkways and Boulevards Division. They follow all standard IPM procedures, but do not have a formal certification or policy. We will review our current contract and require adherence to all City IPM policies for future contracts.

C.9.e ►Track and Participate in Relevant Regulatory Processes

Summarize participation efforts, information submitted, and how regulatory actions were affected **OR** reference a regional report that summarizes regional participation efforts, information submitted, and how regulatory actions were affected.

Summary:

During FY 09-10, we participated in regulatory processes related to pesticides through contributions to SCVURPPP, BASMAA and CASQA. For additional information, see the Regional Pollutants of Concern Report submitted by BASMAA on behalf of all MRP Permittees. This Report is included within the Program's FY 09-10 Annual Report.

C.9.f ►Interface with County Agricultural Commissioners

Provide a summary of improper pesticide usage reported to County Agricultural Commissioners and follow-up actions to correct violations, if any. A separate report can be attached as your summary.

Summary:

No corrective actions needed. No violations.

C.9.h.ii ►Public Outreach: Point of Purchase

Provide a summary of public outreach at point of purchase, and any measurable awareness and behavior changes resulting from outreach (here or in a separate report); **OR** reference a report of a regional effort for public outreach in which your agency participates.

Summary:

The following separate reports developed by SCVURPPP and BASMAA summarize point of purchase outreach efforts conducted during FY 09-10:

- FY 09-10 Store Employee Training Report (SCVURPPP)
- FY 09-10 Store Employee Training Evaluation Summary (SCVURPPP)
- FY 09-10 Store Employee Training Status Table (SCVURPPP)
- FY 09-10 List of Stores in the IPM Store Partnership Program (SCVURPPP)
- FY 09-10 BASMAA "Our Water, Our World" (OWOW) Report (BASMAA)

These reports are included within the C.9 Pesticides Toxicity Control section of Program's FY 09-10 Annual Report.

The Countywide Household Hazardous Waste Program collected 165,010 pounds of poison liquids and 130,560 pounds of poison solids in FY 09-10.

In addition, the City participated in the Countywide Composting Program. Forty-seven two-hour composting classes were conducted in calendar year 2009. Also, the Composting Program implemented the Bay Friendly Landscaping Program. Eight Bay Friendly workshops were held in calendar year 2009.

C.9.h.vi ►Public Outreach: Pest Control Operators

Provide a summary of public outreach to pest control operators and landscapers and reduced pesticide use (here or in a separate report); **OR** reference a report of a regional effort for outreach to pest control operators and landscapers in which your agency participates.

Summary:

The following separate reports developed by SCVURPPP summarizes Public Outreach: Pest Control Operators efforts conducted during FY 09-10:

- FY 09-10 Green Gardener Training Report

This report is included within the C.9 Pesticides Toxicity Control section of Program's FY 09-10 Annual Report.

C.9 Attachments

C.9.a

City of Santa Clara
Integrated Pest Management
Policy

The City of Santa Clara has adopted the following policy and procedures that follow the guidelines of an Integrated Pest Management Program (IPM). The City of Santa Clara IPM program shall use current comprehensive information on the life cycles of pests and their interactions with the environment. This information, in combination with available pest control methods, shall be used to manage pest damage by the most economical means, with the least possible hazard to people, property and the environment. The Santa Clara IPM program will utilize all pest management options possibly including, but not limited to, the judicious use of pesticides.

The City shall take a proactive approach in implementing IPM procedures in accordance with this policy. The City will direct its employees and contractors to use IPM tools to prevent pests (weeds, insects and fungi) from developing or worsening. These choices of control use the right tool, at the right time, and the right way. The ultimate goal is to minimize the amount of chemicals used to control pests.

Contractors hired by the City of Santa Clara to provide pest control work, must adhere to all policy and procedures set forth in their IPM program.

C.9.b

City of Santa Clara Pesticide Use FY 08-09 and FY 09-10		
HERBICIDES	**2008-09**	**2009-10**
Round-Up Pro	112.53 gallons	10.69 gallons
Round-Up Pro Max	0	119.34 gallons
Turflon Ester	79.5 oz	13 oz
Reward	4	13.666 oz
Gallery	0	47 oz
Sedge Hammer	0	2.7 grams
Revolver	187 oz	138 oz
Manage	.9 gram	0 grams
PRE-EMERGENTS	**2008-09**	**2009-10**
Surflan AS	67.48 gallons	52.875 gallons
Diuron	8.75 gallons	6.64 gallons
Ronstar G	139 pounds	18.5 pounds
Oryzalin 4 Pro	0	3 ounce
PLANT GROWTH REGULATOR	**2008-09**	**2009-10**
Maintain	4.29 gallons	4.13 gallons
Attrimec	780 ounces	900 ounces
INSECTICIDES/FUNCICIDE	**2008-09**	**2009-10**
Mavrik	10 ounces	0 ounces
Merit WSP	132 pounds	.5 pounds
Merit .05 G	635 pounds	240 pounds
Azatrol EC	5.47 gallons	2.62 gallons
Subdue 2E	2 ounces	0 ounces
Supreme Oil	4 gallons	0 gallons

City of Santa Clara Pesticide Use FY 08-09 and FY 09-10 (continued)		
Safari 20SG	0 pounds	57 pounds
Arena	0 pounds	8 pounds
PESTICIDES	**2008-09**	**2009-10**
Sluggo	4 ounces	0 ounces
ADJUVENTS/SURFACTANT	**2008-09**	**2009-10**
X-77	0 ounces	.75 ounces
Rodeo	773 ounces	0 ounces
Pro-Spreader	481 ounces	76.08 ounces
Penta-Bark	0 ounces	150 ounces
FERTILIZER	**2008-09**	**2009-10**
Best 19-3-10 fertilizer with 2% Dimension	950 pounds	0 pounds

Section 10 - Provision C.10 Trash Load Reduction

C.10.a.i ►Short-Term Trash Loading Reduction Plan

(For FY 10-11 Annual Report only) Provide description of actions/tasks initiated/conducted/completed in developing a Short-Term Trash Loading Reduction Plan (due February 1, 2012).

Description*:*

Not required for this Annual Report.

C.10.a.ii ►Baseline Trash Load and Trash Load Reduction Tracking Method

(For FY 10-11 Annual Report only) Provide description of actions/tasks initiated/conducted/completed to gather trash loading data and develop a Baseline Trash Load and Trash Load Reduction Tracking Method (due February 1, 2012).

Description*:*

A summary of Program accomplishments for this sub-provision are included within the C.10 Trash Load Reduction section of Program's FY 09-10 Annual Report.

C.10.a.iii ►Minimum Full Trash Capture

(For FY 10-11 Annual Report and Each Annual Report Thereafter) Provide a description of actions/tasks initiated/conducted/completed in implementing Minimum Full Trash Capture Devices (due July 1, 2014) within individual jurisdictions. Include information on Full Trash Capture Devices installed under Bay-area Wide Trash Capture Demonstration Project administered by San Francisco Estuary Partnership.

Description*:*

A summary of Program accomplishments for this sub-provision are included within the C.10 Trash Load Reduction section of Program's FY 09-10 Annual Report. In addition, the Program recently finalized a technical report detailing the results of its Pilot Trash Structural Treatment control Study implemented in 2007. This technical report is also available within the C.10 Trash Load Reduction section of Program's FY 09-10 Annual Report.

C.10.b.iii ►Trash Hot Spot Assessment

(For FY 10-11 Annual Report and Each Annual Report Thereafter) Provide volume of material removed from each Trash Hot Spot cleanup, and the dominant types of trash (e.g., glass, plastics, paper) removed and their sources to the extent possible. Provide required photo documentation.

Fill out the following table or attach a summary of the following information.

Trash Hot Spot	Cleanup Date	Volume of Material Removed	Dominant Type of Trash	Trash Sources (where possible)
N/A for FY 09-10 Annual Report				

C.10.d ►Summary of Trash Load Reduction Actions

Provide summary of new trash load reduction actions or increased levels of implementation of existing actions that were implemented after adoption of the MRP (control measures and best management practices) including the types of actions and levels of implementation, and the total trash loads and dominant types of trash removed from each type of action.

Suggested trash load reduction actions to track and report may include:

- Anti-litter Campaigns
- Anti-litter/Dumping Enforcement Activities
- Curbside Recycling Programs
- Education and Outreach Efforts
- Free Trash Pickup/Dropoff Days
- County HHW Program Activities
- Improved Trash Bin Management
- Inspection/Maintenance of Storm Drain Outfalls
- Litter Pickup and Control
- Removal of Homeless Encampments
- Solid Waste Recycling Efforts
- Source Controls/Bans/Prohibitions
- Storm Drain Operation and Maintenance
- Storm Drain Signage/Marking
- Street Sweeping Activities
- Trash Removal from Receptacles
- Volunteer Creek Cleanups

Type of Trash Load Reduction Action	Date of First Implementation	Level of Implementation (specify if level was increased after MRP adoption)	Total Trash Load Removed by Action	Dominant Types of Trash Removed by Action
Not all trash load reduction actions were tracked by "loads removed" this fiscal year. Once the Trash Load Reduction Tracking Method is developed (see Provision C.10.a.ii), trash loads removed will be documented for each load reduction (as feasible). See the Program's FY 09-10 Annual Report for schedule.				
Curbside Recycling Program	1989 (estimate)	Implemented residential single stream recycling December 2009	6,513 tons	Paper, cardboard, glass, plastic, aluminum, motor oil, household batteries, and CFL's
Clean-Up Campaign	1967 (estimate)	Routine and ongoing	6,329 tons	Landscape debris and furniture
Free Disposal Days at Transfer Station	1996 (estimate)	Routine and ongoing	unknown	Furniture and other bulky items

C.10.d ►Summary of Trash Load Reduction Actions				
Type of Trash Load Reduction Action	**Date of First Implementation**	**Level of Implementation (specify if level was increased after MRP adoption)**	**Total Trash Load Removed by Action**	**Dominant Types of Trash Removed by Action**
Household Hazardous Waste Program	1991 (estimate)	Routine and ongoing	3.4 million pounds	Paint, pesticides, batteries, motor oil, household chemicals
Environmental Day	March 2010	Implemented in 2010	unknown	Paper and electronic documents
Litter pickup and control	unknown	Routine and ongoing	unknown	Mostly paper done on an as needed basis
Catch basin cleaning (includes tops)	unknown	Routine and ongoing	535 cubic yards	Organics, paper, plastic
Removal of homeless encampments	unknown	Routine and ongoing	unknown	Varies
Stormdrain Pumpstation trash rack cleaning	unknown	Routine and ongoing	unknown	Plastics
Street Sweeping	Unknown	Routine and ongoing	7,593 cubic yards	Silt, organics, plastics
Leaf Vacuum Program	unknown	Routine and ongoing	1,427 cubic yards	organics
Stormdrain inlet marking	unknown	Routine and ongoing	unknown	N/a

Section 11 - Provision C.11 Mercury Controls

C.11.a.i ►Mercury Recycling Efforts

List below or attach lists of efforts to promote, facilitate, and/or participate in collection and recycling of mercury containing devices and equipment at the consumer level (e.g., thermometers, thermostats, switches, bulbs).

The Countywide Household Hazardous Waste Program (CoHHWP) served 34,629 residents and 432 small businesses at 60 collection events in FY 09-10. Residents are able to dispose of mercury containing devices at all collection events. The CoHHWP has 34 fluorescent lamp and 67 household battery local retail recycling partners that accept mercury containing devices at no charge. The City provides single-family curbside collection of CFL's and household batteries through its solid waste collection program. Also, the City accepts household batteries at no charge at all 10 of our fire stations. Twenty-four thermometer exchange events were conducted. The CoHHWP participated in 28 community outreach events.

C.11.a.ii ►Mercury Collection

Provide an estimate of the mass of mercury collected through these efforts, or provide a reference to a report containing this estimate.

Amount collected by the Santa Clara Household Hazardous Waste Program:

Fluorescent Lamps: 92,684 pounds;
Household Batteries: 178,602 pounds;
Elemental Mercury: 580 pounds

The methodologies for estimating the mass of mercury collected through mercury collection and recycling efforts has been made using the new conversion factor established by CalRecycle in 2009; 1 foot = 0.125 pounds and one CFL = 0.25 pounds.

271 pounds of CFL's and 6,800 pounds of household batteries were collected from single-family homes through the City's weekly curbside recycling program.

C.11.b ►Monitor Methylmercury
C.11.c ►Pilot Projects to Investigate and Abate Mercury Sources in Drainages
C.11.d ►Pilot Projects to Evaluate and Enhance Municipal Sediment Removal and Management Practices
C.11.e ►Conduct Pilot Projects to Evaluate On-Site Stormwater Treatment via Retrofit
C.11.f ►Diversion of Dry Weather and First Flush Flows to POTWs
C.11.g ►Monitor Stormwater Mercury Pollutant Loads and Loads Reduced
C.11.h ►Fate and Transport Study of Mercury In Urban Runoff
C.11.i ►Development of a Risk Reduction Program Implemented Throughout the Region
C.11.j ►Develop Allocation Sharing Scheme with Caltrans

State below if information is reported in a separate regional report. Municipalities that participate directly in regional activities to can provide descriptions below.

Summary:

A summary of Program accomplishments for these sub-provisions are included within the C.11 Mercury Controls section of Program's FY09-10 Annual Report and/or the BASMAA Regional POC Report.

Section 12 - Provision C.12 PCBs Controls

C.12.a.i,iii ►Municipal Inspectors Training

(For FY 09-10 Annual Report only) List below or attach description of results of training municipal industrial inspectors to identify, in the course of their existing inspections, PCBs or PCB-containing equipment.

Description:

In FY 09-10 inspector training materials were developed through in-kind contributions of SCVURPPP to BASMAA. Training materials can be found in the BASMAA Regional POC Report. City's Code Enforcement Technician that is responsible for commercial/industrial facility inspections has reviewed the material.

C.12.a.ii,iii ►Ongoing Training

(For FY 10-11 Annual Report and Each Annual Report Thereafter) List below or attach description of ongoing training development and inspections for PCB identification, including documentation and referral to appropriate regulatory agencies (e.g. county health departments, Department of Toxic Substances Control, California Department of Public Health, and the Water Board) as necessary.

Description:

Not required for this annual report.

C.12.b ►Conduct Pilot Projects to Evaluate Managing PCB-Containing Materials and Wastes during Building Demolition and Renovation Activities
C.12.c ►Pilot Projects to Investigate and Abate On-land Locations with Elevated PCB Concentrations
C.12.d ►Conduct Pilot Projects to Evaluate and Enhance Municipal Sediment Removal and Management Practices
C.12.e ►Conduct Pilot Projects to Evaluate On-Site Stormwater Treatment via Retrofit
C.12.f ►Diversion of Dry Weather and First Flush Flows to POTWs
C.12.g ►Monitor Stormwater PCB Pollutant Loads and Loads Reduced
C.12.h ►Fate and Transport Study of PCBs In Urban Runoff
C.12.i ►Development of a Risk Reduction Program Implemented Throughout the Region

State below if information is reported in a separate regional report. Municipalities that participate directly in regional activities to can provide descriptions below.

Summary:
A summary of Program accomplishments for these sub-provisions are included within the C.12 PCB Controls section of Program's FY 09-10 Annual Report and the BASMAA Regional POC Report.

Section 13 - Provision C.13 Copper Controls

C.13.a.i and iii ► Legal Authority: Architectural Copper

(For FY 10-11 Annual Report only) Do you have adequate legal authority to prohibit discharge of wastewater to storm drains generated from the installation, cleaning, treating, and washing of the surface of copper architectural features, including copper roofs to storm drains?	X	**Yes**		**No**

Section 13.20.030 (a) of The Santa Clara City Code provides legal authority and reads "Discharge into the stormdrain prohibited – (a) it is unlawful to discharge, or cause, allow, permit to be discharged into any stormdrain, storm sewer, or natural outlet or channel any waste, including, but not limited to , sewage, industrial wastes, petroleum products, coal tar, or any refuse substance arising from the manufacture of gas from coal or petroleum, chemicals, detergents, solvents, paints, contaminated water, or chlorinated swimming pool water, pesticides, herbicides, fertilizers, or other process waste water.

C.13.b.i and iii ► Legal Authority: Pools, Spas, and Fountains

(For FY10-11 Annual Report only) Do you have adequate legal authority to prohibit discharges to storm drains from pools, spas, and fountains that contain copper-based chemicals?	X	**Yes**		**No**

Section 13.20.030 (a) of The Santa Clara City Code provides legal authority. See language above.

C.13.c ►Vehicle Brake Pads

Reported in a separate regional report.

A summary of the Program's participation with the Brake Pad Partnership (BPP) is included within the C.13 Copper Controls section of Program's FY 09-10 Annual Report and/or the BASMAA Regional POC Report.

C.13.d.iii ►Industrial Sources Copper Reduction Results

List below or attach annotated lists or tables from your Industrial and Commercial Site Controls portion of this report, that highlight copper reduction results among the facilities identified as potential users or sources of copper, facilities inspected, and BMPs addressed. For FY 09-10 describe below or highlight in the C.4 Evaluation portion (if provided) of this report the steps taken to revise your program to meet new data tracking and reporting requirements for implementation levels described in C.13.d.ii.

Summary:

In FY 09-10, inspector training materials were developed through in-kind contributions of SCVURPPP to BASMAA. Training materials can be found in the BASMAA Regional POC Report. City's Code Enforcement Technician that is responsible for commercial/industrial stormwater inspections has received and is familiar with materials.

Plating shops were inspected as potential copper pollutant sources. See inspection list below.

POTENTIAL COPPER POLLUTION INSPECTION LIST FY 09-10

COMPANY NAME	ADDRESS	INSPECTION DATE	# OF VIOLATIONS	VIOLATION TYPE*	REINSPECTION DATE	# OF CORRECTED VIOLATIONS	ENFORCEMENT*	BMP GIVEN	CATEGORY	INSEPCTION FREQUENCY
SJ Valley Plating	491 Perry Ct.	5/18/2010	0	N/A	N/A	N/A	0	no	8	
Swift Metal Finishing	1161 Richard Ave.	6/1/2010	0	N/A	N/A	N/A	0	no	8	
Auto Chlor	3400 Thomas Rd.	7/1/2009	1	swppp	7/9/2009	1	1	no	17	1 per year

C.13.e ►Studies to Reduce Copper Pollutant Impact Uncertainties

Revised. Description reads "State below if information is reported in a separate regional report. Municipalities that participate directly in regional activities to can provide descriptions below."

Summary:

A summary of the Program's efforts (i.e., participation in RMP committee and work group meetings) to develop regional studies to reduce copper pollutant impact uncertainties is included within the C.13 Copper Controls section of Program's FY 09-10 Annual Report and/or BASMAA Regional POC Report.

Section 14 - Provision C.14 PBDE, Legacy Pesticides and Selenium Controls

C.14.a ►Control Programs for PBDEs, Legacy Pesticides and Selenium Controls
Revised. Description reads "State below if information is reported in a separate regional report. Municipalities that participate directly in regional activities to can provide descriptions below."
Summary: A summary of the Program's efforts (i.e., participation in RMP committee and work group meetings) to develop a control program for PBDE's, legacy pesticides and selenium is included within the C.14 PBDE, Legacy Pesticides, and Selenium section of the Program's Annual Report and the BASMAA Regional POC Report.

Section 15 - Provision C.15 Exempted and Conditionally Exempted Discharges

C.15.b.iii.(1), C.15.b.iii.(2) ► Planned and Unplanned Discharges of Potable Water				
Is your agency a water purveyor?	X	**Yes**		**No**
If **No**, skip to C.15.b.vi.(2):				
If **Yes**, Complete the attached reporting tables or attach your own table with the same information. Describe program highlights below. For FY 09-10 only, describe steps taken to revise your program to meet new monitoring, data tracking and reporting requirements.				
Summary: For FY 09-10 our utility has revised program by documenting both planned and unplanned discharges, conducting water quality monitoring including chlorine residual, pH, discharge turbidity, implementing revised best management practices (BMP's) and correction actions including sediment control, chlorine control, turbidity control and chemical additives. A summary of the programs efforts to update the Water Utility Operations & Maintenance Discharge Pollution Prevention Plan (WUDPPP) to assist municipal water purveyors in complying with this provision of the MRP is included within the C.15 Exempted and Conditionally Exempted Discharges section of the Programs FY 09-10 Annual Report.				

C.15.b.vi.(2) ► Irrigation Water, Landscape Irrigation, and Lawn or Garden Watering

Provide implementation summaries of the required BMPs to promote measures that minimize runoff and pollutant loading from excess irrigation. Generally the categories are:

- Promote conservation programs
- Promote outreach for less toxic pest control and landscape management
- Promote use of drought tolerant and native vegetation
- Promote outreach messages to encourage appropriate watering/irrigation practices
- Implement Illicit Discharge Enforcement Response Plan for ongoing, large volume landscape irrigation runoff.

Summary:

Promote conservation programs: The city of Santa Clara promotes conservation programs by educating the community about methods of conserving water. Additionally, the City coordinates with the Santa Clara Valley Water District for rebate programs for both indoor and outdoor water conservation. The City is currently expanding the recycled water mains and promoting the use of recycled water to save potable water for other and future uses.

Promote outreach for less toxic pest control and landscape management: City staff is proactive when finding or being informed about irrigation leaks or runoff and contact residents directly to educate them about efficient landscape management. The City coordinates with the Santa Clara Valley Water District to perform irrigation audits and provide rebates for water conserving irrigation. Additionally, the City's Recycled Water Program promotes landscape management and water conservation.

Promote use of drought tolerant and native vegetation: The City promotes the use of drought tolerant and native vegetation through landscape displays that City staff present at City sponsored events. Additionally, the City coordinates with the Santa Clara Valley Water District for landscape audits and rebate programs, which specifically require drought tolerant and recommend native vegetation planting materials.

Promote outreach messages to encourage appropriate watering/irrigation practices: City staff directly contact residents that are found to be, or reported to be, overwatering or running irrigations systems with broken sprinklers. City staff is drafting a water efficient landscape ordinance for residential, commercial and industrial properties. City staff works with recycled water customers to ensure that their irrigation systems are in proper working order. The City coordinates with the Santa Clara Valley Water District on irrigation audits and rebate programs to encourage efficient, water conserving irrigation.

Implement Illicit Discharge Enforcement Response Plan for ongoing, large volume landscape irrigation runoff: When City staff learn about ongoing, large volume landscape irrigation runoff, staff contact and work directly with property owners and property managers to educate them about water conservation and require that these irrigation problems are corrected in a timely manner.

For outreach for less toxic pest control and appropriate irrigation practices, refer to the Watershed Watch Campaign in the C.7 Public Information and Outreach section and the IPM Store Partnership and Green Gardener Training Programs in the C.9. Pesticide Toxicity Control section of Programs FY 09-10 Annual Report.

C.15.b.iii.(1) ►Planned Discharges of the Potable Water System

Site/ Location	Discharge Type	Receiving Waterbody(ies)	Date of Discharge	Duration of Discharge (military time)	Estimated Volume (gallons)	Estimated Flow Rate (gallons/day)	Chlorine Residual (mg/L)	pH (standard units)	Discharge Turbidity[1] (NTU)	Implemented BMPs & Corrective Actions
Fire Hydrant #1627 Lillick and Halford	Hydrant flushing	Calabazas Creek	4/14/10	00:10	9,000	1.3 million	2.4	8.2	0.2 (clear)	Sediment, Chlorine and Turbidity Control and Chemical Additive
Fire Hydrant #1680 Humbolt and Kiely	Hydrant flushing	Saratoga Creek	5/12/10	00:05	4,190	1.2 million	0.03	8.0	0.3 (clear)	Sediment, Chlorine and Turbidity Control and Chemical Additive
Fire Hydrant #131 Jackson and Homestead	Hydrant flushing	Guadalupe River	6/9/10	00:05	4,400	1.3 million	0.01	9.4	0.6 (clear)	Sediment, Chlorine and Turbidity Control and Chemical Additive
Fire Hydrant #2241 Coronado and Central Expressway	Hydrant flushing	San Tomas Aquino Creek	6/9/10	00:05	5,500	1.6 million	0.07	7.9	0.8 (clear)	Sediment, Chlorine and Turbidity Control and Chemical Additive
Fire Hydrant #1941 Space Park and Raymond	Hydrant flushing	San Tomas Aquino Creek	6/9/10	00:05	5,000	1.4 million	0.16	8.0	0.9 (clear)	Sediment, Chlorine and Turbidity Control and Chemical Additive
Fire Hydrant #805 Benton and Moraga	Hydrant flushing	Calabazas Creek	6/9/10	00:05	4,500	1.3 million	0.06	8.0	0.6 (clear)	Sediment, Chlorine and Turbidity Control and Chemical Additive

Notes: [1] Monitor the receiving water for turbidity if necessary and feasible. Include data in this column if available.

FY 2009-2010 Annual Report
Permittee Name: City of Santa Clara

C.15 – Exempted and Conditionally Exempted Discharges

C.15.b.iii.(2) ►Unplanned Discharges of the Potable Water System

Site/ Location	Discharge Type	Receiving Waterbody(ies)	Date of Discharge	Discharge Duration (military time)	Estimated Volume (gallons)	Estimated Flow Rate (gallons/day)	Chlorine Residual[2] (mg/L)	pH[2] (standard units)	Discharge Turbidity (Visual)[2,]	Implemented BMPs & Corrective Actions	Time of discharge discovery	Regulatory Agency Notification Time[4]	Inspector arrival time	Responding crew arrival time
Northside Tank 1 2339 Gianara	Tank Discharge	San Tomas Aquino Creek	3/11/10	36:00	4.2 million	3.16 million	0.00	7.8	0.3 (clear)	Sediment, Chlorine and Turbidity Control and Chemical Additive	09:30	13:00	13:00	09:30

Notes:
1. This table contains all of the unplanned discharges that occurred in this FY.
2. Monitoring data is only required for 10% of the unplanned discharges. If you monitored more than 10% of your unplanned discharges report all of the data collected.
4. Notification to Water Board staff is required for unplanned discharges where the chlorine residual is >0.05 mg/L and total volume is ≥ 50,000 gallons. Notification to State Office of Emergency Services is required after becoming aware of aquatic impacts as a result of unplanned discharge or when the discharge might endanger or compromise public health and safety.

ACRONYMS

BASMA – Bay Area Stormwater Management Association

BMP – Best Management Practices

CEQA – California Environmental Quality Act

CoHHWP- Countywide Household Hazardous Waste Program

DPR – Department of Pesticide Regulation

EPA- Environmental Protection Agency

EPR – Extended Producer Responsibility

FY – Fiscal Year

HHW – Household Hazardous Waste

HMP – Hydromodification Plan

IC/ID – Illicit Connection/Illegal Discharge

IND/COM – Industrial/Commercial

IPM – Integrated Pest Management

KAB – Keep America Beautiful

N/A – Not Applicable

NOI – Notice of Intent

NPDES – National Pollution Discharge Elimination System

NPS – Nonpoint Source

O & M – Operation and Maintenance

P & B – Parkways and Boulevards

PCA – Pest Control Advisor

PCI – Pavement Condition Index

PI/P – Public Information and Participation

QAC – Qualified Applicator Certificate

RPW – Rural Public Works

RWQCB – Regional Water Quality Control Board

SCVURPPP – Santa Clara Valley Urban Run-Off Pollution Prevention Program

SCVWD – Santa Clara Valley Water District

SDOM – Storm Drain Operation and Maintenance

SIC – Standard Industrial Code

SOP – Standard Operating Procedure

SWIDS – Storm Water Infiltration Device System

SWPPP – Storm Water Pollution Prevention Program

URMP – Urban Runoff Management Plan

WUPPP – Water Utility Pollution Prevention Plan

WEST VALLEY
CLEAN WATER PROGRAM

September 15, 2010

Mr. Bruce H. Wolfe
Executive Officer
San Francisco Bay Regional Water Quality Control Board
1515 Clay Street, Suite 1400
Oakland, CA 94612

Subject: FY2009-2010 Annual Report for the West Valley Communities
- City of Campbell's Urban Runoff Management Program
- Town of Los Gatos' Urban Runoff Management Program
- City of Monte Sereno's Urban Runoff Management Program
- City of Saratoga's Urban Runoff Management Program

Dear Mr. Wolfe:

This Annual Report is submitted on behalf of the West Valley Communities of Campbell, Los Gatos, Monte Sereno, and Saratoga, in conjunction with the Santa Clara Valley Urban Runoff Pollution Prevention Program's Annual Report, pursuant to Permit Provision C.16.a of the Municipal Regional Stormwater NPDES Permit (MRP), Order R2-2009-0074, NPDES Permit No CAS612008 issued by the San Francisco Bay Regional Water Quality Control Board. The Annual Report provides documentation of activities conducted during FY 2009-2010 and consists of the following:

A. Certification Statement
B. Annual Report Form
   - Table of Contents
   - Completed Annual Report Form: Sections 1-15
C. Appendices
   - Index of Attachments

Please contact me at (408) 354-4734 regarding any questions or concerns.

Very truly yours,

Kelly Carroll

Kelly Carroll
Urban Runoff Program Manager

Campbell • Los Gatos • Montes Sereno • Saratoga
18041 Saratoga-Los Gatos Road • Monte Sereno, CA 95070 • Tel (408) 345-4734 • Fax (888) 545-6297

FY2009-2010 Annual Report
West Valley Communities:
City of Campbell, Town of Los Gatos, City of Monte Sereno, City of Saratoga

This page intentionally left blank

West Valley Clean Water Program

CITY OF SARATOGA

13777 FRUITVALE AVENUE • SARATOGA, CALIFORNIA 95070 • (408) 868-1200

Incorporated October 22, 1956

COUNCIL MEMBERS:
Manny Cappello
Jill Hunter
Kathleen King
Howard Miller
Chuck Page

City of Saratoga
FY 2009-2010 ANNUAL REPORT

Certification Statement

"I certify, under penalty of law, that this document and all attachments were prepared under my direction or supervision in accordance with a system designed to ensure that qualified personnel properly gather and evaluate the information submitted. Based on my inquiry of the person or persons who manage the system, or those persons directly responsible for gathering the information, the information submitted, is, to the best of my knowledge and belief, true, accurate, and complete. I am aware that there are significant penalties for submitting false information, including the possibility of fine and imprisonment for knowing violations."

Signature by Duly Authorized Representative:

John Cherbone
Director of Public Works

September 15, 2010

FY2009-2010 Annual Report
West Valley Communities:
City of Campbell, Town of Los Gatos, City of Monte Sereno, City of Saratoga

This page intentionally left blank

West Valley Clean Water Program

West Valley Community:

City of Saratoga

Municipal Regional Stormwater NPDES Permit Annual Report FY 2009-2010

West Valley Clean Water Program

FY2009-2010 Annual Report
West Valley Communities:
City of Campbell, Town of Los Gatos, City of Monte Sereno, City of Saratoga

This page intentionally left blank

West Valley Clean Water Program

FY 2009-2010 Annual Report
West Valley Community: City of Saratoga

ATTACHMENT B

Table of Contents

Section **Page**

Section 1 – Permittee Information 1-1
Section 2 – Provision C.2 Municipal Operations 2-1
Section 3 – Provision C.3 New Development and Redevelopment 3-1
Section 4 – Provision C.4 Industrial and Commercial Site Controls 4-1
Section 5 – Provision C.5 Illicit Discharge Detection and Elimination 5-1
Section 6 – Provision C.6 Construction Site Controls 6-1
Section 7 – Provision C.7. Public Information and Outreach 7-1
Section 8 – Provision C.8 Water Quality Monitoring 8-1
Section 9 – Provision C.9 Pesticides Toxicity Controls 9-1
Section 10 – Provision C.10 Trash Load Reduction 10-1
Section 11 – Provision C.11 Mercury Controls 11-1
Section 12 – Provision C.12 PCBs Controls 12-1
Section 13 – Provision C.13 Copper Controls 13-1
Section 14 – Provision C.14 PBDE, Legacy Pesticides and Selenium Controls 14-1
Section 15 – Provision C.15 Exempted and Conditionally Exempted Discharges 15-1

APPENDICIES

APPENDIX C3
APPENDIX C4
APPENDIX C5
APPENDIX C7
APPENDIX C9
APPENDIX C10

FY2009-2010 Annual Report
West Valley Communities:
City of Campbell, Town of Los Gatos, City of Monte Sereno, City of Saratoga

This page intentionally left blank

West Valley Clean Water Program

FY2009-2010 Annual Report
West Valley Communities:
City of Campbell, Town of Los Gatos, City of Monte Sereno, City of Saratoga

Section 1: Permittee Information

West Valley Clean Water Program

FY2009-2010 Annual Report
West Valley Communities:
City of Campbell, Town of Los Gatos, City of Monte Sereno, City of Saratoga

This page intentionally left blank

West Valley Clean Water Program

Section 1 – Permittee Information

Background Information

Permittee Name:	City of Saratoga				
Population:	31,997				
NPDES Permit No.:	CAS612008				
Order Number:	R2-2009-0074				
Reporting Time Period (month/year):	July 1, 2009 through June 30, 2010				
Name of the Responsible Authority:	John Cherbone			**Title:**	Director of Public Works
Mailing Address:	13777 Fruitvale Ave				
City:	Saratoga	**Zip Code:**	95070	**County:**	Santa Clara County
Telephone Number: (408) 868-1241			**Fax Number**: (408) 868-1281		
E-mail Address:	jcherbone@saratoga.ca.us				
Name of the Designated Stormwater Management Program Contact (if different from above):	Kelly Carroll			**Title:**	Urban Runoff Program Manager
Department:	Urban Runoff, West Valley Communities Clean Water Program				
Mailing Address:	18041 Saratoga Los Gatos Road				
City:	Monte Sereno	**Zip Code:**	95030	**County:**	Santa Clara County
Telephone Number: (408) 354-4734			**Fax Number:** (888) 545-6297		
E-mail Address:	kcarroll@wvcwp.org				

FY2009-2010 Annual Report
West Valley Communities:
City of Campbell, Town of Los Gatos, City of Monte Sereno, City of Saratoga

This page intentionally left blank

West Valley Clean Water Program

FY2009-2010 Annual Report
West Valley Communities:
City of Campbell, Town of Los Gatos, City of Monte Sereno, City of Saratoga

Section 2:
Provision C2
Municipal Operations

West Valley Clean Water Program

FY2009-2010 Annual Report
West Valley Communities:
City of Campbell, Town of Los Gatos, City of Monte Sereno, City of Saratoga

This page intentionally left blank

West Valley Clean Water Program

Section 2 - Provision C.2 Reporting Municipal Operations

Program Highlights and Evaluation

Highlight/summarize activities for reporting year:

Summary:

Corporation Yard SWPPPP was in place and implemented by July 1, 2010. Participation in SCVURPPP Municipal Operations Ad Hoc Task Group (AHTG) was provided by West Valley Clean Water Program Staff on behalf of our agency, and includes AHTG member discussions and review of AHTG work products [see SCVURPPP FY0910 Annual Report for description of AHTG activities and work products]. Participation in BASMAA's Municipal Operations Committee was provided by SCVURPPP Staff on behalf of our agency [see SCVURPPP FY0910 Annual Report for description of BASMAA Committee activities and work products].

C.2.a. Street and Road Repair and Maintenance

Place an **X** in the boxes next to implemented BMPs to indicate that these BMPs were implemented in applicable instances. If not applicable, type **NA** in the box. If one or more of these BMPs were not adequately implemented during the reporting fiscal year then indicate so and provide explanation in the comments section below:

X	Control of debris and waste materials during road and parking lot installation, repaving or repair maintenance activities from polluting stormwater
X	Control of concrete slurry and wastewater, asphalt, pavement cutting, and other street and road maintenance materials and wastewater from discharging to storm drains from work sites.
X	Sweeping and/or vacuuming and other dry methods to remove debris, concrete, or sediment residues from work sites upon completion of work.

Comments:

Continued implementation of Street and Road Repair and Maintenance Performance Standard, including applicable BMPs.

Continued implementation of Rural Roads Performance Standard and applicable BMPs for 'rural type' of roads, which were defined as "roads (and walkways) without curb and gutters."

Contractors/ Vendors working on CIP/ agency projects are required to also follow applicable BMPs.

Staff attended the Program's "Rural Roads Maintenance BMPs" Workshops on [September 25 and 26, 2008 and/or March 23, 2009] presented by Ledwith Watershed Services, which covered in class and in-field training of various erosion and sediment control measures, effective installation and typical failure points.

C.2.b. Sidewalk/Plaza Maintenance and Pavement Washing

Place an **X** in the boxes next to implemented BMPs to indicate that these BMPs were implemented in applicable instances. If not applicable, type **NA** in the box. If one or more of these BMPs were not adequately implemented during the reporting fiscal year then indicate so and explain in the comments section below:

X	Control of wash water from pavement washing, mobile cleaning, pressure wash operations at parking lots, garages, trash areas, gas station fueling areas, and sidewalk and plaza cleaning activities from polluting stormwater
X	Implementation of the BASMAA Mobile Surface Cleaner Program BMPs

Comments:
Continued implementation of Street and Road Repair and Maintenance Performance Standard, including applicable BMPs.
Contractors/ Vendors working on CIP/ agency projects are required to also follow applicable BMPs.

C.2.c. Bridge and Structure Maintenance and Graffiti Removal

Place an **X** in the boxes next to implemented BMPs to indicate that these BMPs were implemented in applicable instances. If not applicable, type **NA** in the box. If one or more of these BMPs were not adequately implemented during the reporting fiscal year then indicate so and explain in the comments section below:

X	Control of discharges from bridge and structural maintenance activities directly over water or into storm drains
X	Control of discharges from graffiti removal activities
X	Proper disposal for wastes generated from bridge and structure maintenance and graffiti removal activities
X	Implementation of the BASMAA Mobile Surface Cleaner Program BMPs for graffiti removal

Comments:
Continued implementation of Street and Road Repair and Maintenance Performance Standard, including applicable BMPs.
Contractors/ Vendors working on CIP/ agency projects are required to also follow applicable BMPs.

C.2.d. Stormwater Pump Stations

Does your municipality own stormwater pump stations:		**Yes**	X	**No**

If your answer is **No** then skip to **C.2.e.**

(For FY 10-11Annual Report only) Complete the following table for dry weather DO monitoring and inspection data for pump stations[1] (add more rows for additional pump stations):

Pump Station Name and Location	**First inspection Dry Weather DO Data**		**Second inspection Dry Weather DO Data**	
	Date	**mg/L**	**Date**	**mg/L**

(For FY 10-11Annual Report only) Summarize corrective actions as needed for DO monitoring at or below 3 mg/L. Attach inspection records of additional DO monitoring for corrective actions:

Summary:

(For FY 10-11Annual Report only) Complete the following table for wet weather inspection data for pump stations (add more rows for additional pump stations):

Pump Station Name and Location	**Date** (2x/year required)	**Presence of Trash** (Cubic Yards)	**Presence of Odor** (Yes or No)	**Presence of Color** (Yes or No)	**Presence of Turbidity** (Yes or No)	**Presence of Floating Hydrocarbons** (Yes or No)

[1] Pump stations that pump stormwater into stormwater collection systems or infiltrate into a dry creek immediately downstream are exempt from DO monitoring.

C.2.e. Rural Public Works Construction and Maintenance

Does your municipality own/maintain rural[2] roads:		**Yes**	X	**No**

If your answer is **No** then skip to **C.2.f**.

Place an **X** in the boxes next to implemented BMPs to indicate that these BMPs were implemented in applicable instances. If one or more of the BMPs were not adequately implemented during the reporting fiscal year then indicate so and explain in the comments section below:

	Control of road-related erosion and sediment transport from road design, construction, maintenance, and repairs in rural areas
	Identification and prioritization of rural road maintenance based on soil erosion potential, slope steepness, and stream habitat resources
	No impact to creek functions including migratory fish passage during construction of roads and culverts
	Inspection of rural roads for structural integrity and prevention of impact on water quality
	Maintenance of rural roads adjacent to streams and riparian habitat to reduce erosion, replace damaging shotgun culverts and excessive erosion
	Re-grading of unpaved rural roads to slope outward where consistent with road engineering safety standards, and installation of water bars as appropriate
	Inclusion of measures to reduce erosion, provide fish passage, and maintain natural stream geomorphology when replacing culverts or design of new culverts or bridge crossings

Comments including listing increased maintenance in priority areas:

Definition and BMPs in MRP are different than previously defined "Rural Public Works" found in SCVURPPP Rural Public Works Performance Standard [rural roads]. While all agency operations and maintenance occur in urbanized areas, geographic characteristics of our landscape do include 'rural types of roads,' which are roads without traditional curb/gutter. For these facilities the SCVURPPP Rural Public Works Maintenance and Support Performance Standards and associated BMPs have been in place and implemented since 2003, and are included with streets/road maintenance reporting under C2a above. Staff attended the Program's "Rural Roads Maintssenance BMPs" Workshops on [September 25 and 26, 2008 and/or March 23, 2009] presented by Ledwith Watershed Services, which covered in class and in-field training of various erosion and sediment control measures, effective installation and typical failure points.

[2] Rural means any watershed or portion thereof that is developed with large lot home-sites, such as one acre or larger, or with primarily agricultural, grazing or open space uses.

C.2.f. Corporation Yard BMP Implementation

Place an **X** in the boxes below that apply to your corporations yard(s):

	We do not have a corporation yard
	Our corporation yard is a filed NOI facility and regulated by the California State Industrial Stormwater NPDES General Permit
X	We certify that we have a current **Stormwater Pollution Prevention Plan (SWPPP)** for the Corporation Yard(s)

Place an **X** in the boxes below next to implemented SWPPP BMPs to indicate that these BMPs were implemented in applicable instances. If not applicable, type **NA** in the box. If one or more of the BMPs were not adequately implemented during the reporting fiscal year then indicate so and explain in the comments section below:

X	Control of pollutant discharges to storm drains such as wash waters from cleaning vehicles and equipment
X	Routine inspection prior to the rainy seasons of corporation yard(s) to ensure non-stormwater discharges have not entered the storm drain system
X	Containment of all vehicle and equipment wash areas through plumbing to sanitary or another collection method
X	Use of dry cleanup methods when cleaning debris and spills from corporation yard(s) or collection of all wash water and disposing of wash water to sanitary or other location where it does not impact surface or groundwater when wet cleanup methods are used
X	Cover and/or berm outdoor storage areas containing waste pollutants

Comments:
Corporation Yard SWPPPP is in place and being implemented. The SWPPP has been in place since 1996 and was fully updated in 2004. Implementation includes use of SWPPP recommended BMPs, annual training and yard walk-thru/ self-inspection. Newly implemented is a Self-Inspection Form, and will yield data/results in then next FY Annual Report.

If you have a corporation yard(s) that is not an NOI facility , complete the following table for inspection results for your corporation yard(s) or attach a summary including the following information:

Corporation Yard Name	**Inspection Date** (1x/year required)	**Inspection Findings/Results**	**Follow-up Actions**
Saratoga Service Yard	5/26/10	Review, per SWPPP, during walk-thru included: o Location of SWPPP => in office o Location of Adsorbent Stations => in place, accessible, stocked o Housekeeping BMPs => in place and implemented o Outdoor Storage BMPs (materials, chemicals, waste	• BMP Follow-up: None • Conduct Wet Weather Observation during next rainy season.

		areas) => areas are clean and contained o Outdoor Process BMPs (wash rack, fueling stations) – in place, functioning o Visual inspection of on-site SD/CBs => clear, no evidence of non-stormwater discharges	

FY2009-2010 Annual Report
West Valley Communities:
City of Campbell, Town of Los Gatos, City of Monte Sereno, City of Saratoga

Section 3: Provision C3 New Development and Redevelopment

West Valley Clean Water Program

FY2009-2010 Annual Report
West Valley Communities:
City of Campbell, Town of Los Gatos, City of Monte Sereno, City of Saratoga

This page intentionally left blank

West Valley Clean Water Program

Section 3 - Provision C.3 Reporting New Development and Redevelopment

C.3.a. New Development and Redevelopment Performance Standard Implementation Summary Report

(For FY 10-11Annual Report only) Provide a brief summary of the methods of implementation of Provisions C.3.a.i.(1)-(8).

Summary:
Not required for this Annual Report

C.3.b. Green Streets Status Report

(All projects to be completed by December 1, 2014)

On an annual basis (if applicable), report on the status of any pilot green street projects within your jurisdiction. For each completed project, report the capital costs, operation and maintenance costs, legal and procedural arrangements in place to address operation and maintenance and its associated costs, and the sustainable landscape measures incorporated in the project including, if relevant, the score from the Bay-Friendly Landscape Scorecard.

Summary:
Currently under consideration as one of SCVURPPP's required Green Street Projects is Campbell's Hacienda Avenue Street Rehabilitation project. The project's concept design for green street components and corresponding grant application have been approved by Campbell's City Council for submission, and are now awaiting response from the Grants Committee [Urban Greening for Sustainable Communities Grant Program]. The Grant Application was submitted with support letters from SCVURPPP and RWQCB.

See APPENDIX C3: Attachment C3b Grant Application Project Description for a brief description of City of Campbell's proposed project at Hacienda Avenue. Also see SCVURPPP's FY0910 Annual Report Section C.3 New Development and Redevelopment for a description of C3PO AHTG Green Streets Work Group and the BASMAA Development Committee activities [note: there may also be a separate BASMAA report regarding region-wide efforts on this topic].

•

C.3.b.v.(1) Regulated Projects Reporting Table

Fill in attached table **C.3.b.v.(1)** or attach your own table including the same information

Saratoga did not have any regulated projects approved this year

C.3.h.iv. Installed Stormwater Treatment Systems Operation and Maintenance Verification Inspection Program Reporting
(1) Fill in attached table **C.3.h.iv.(1)** or attach your own table including the same information Saratoga does not have any installed Stormwater Treatment Systems requiring inspections
(2) On an annual basis, provide a discussion of the inspection findings for the year and any common problems encountered with various types of treatment systems and/or HM controls. This discussion should include a general comparison to the inspection findings from the previous year.
Summary:
(3) On an annual basis, provide a discussion of the effectiveness of the O&M Program and any proposed changes to improve the O&M Program (e.g., changes in prioritization plan or frequency of O&M inspections, other changes to improve effectiveness program).
Summary:

FY2009-2010 Annual Report
West Valley Communities:
City of Campbell, Town of Los Gatos, City of Monte Sereno, City of Saratoga

Section 4: Provision C4 Industrial and Commercial Site Controls

West Valley Clean Water Program

FY2009-2010 Annual Report
West Valley Communities:
City of Campbell, Town of Los Gatos, City of Monte Sereno, City of Saratoga

This page intentionally left blank

West Valley Clean Water Program

Section 4 – Provision C.4 Industrial and Commercial Site Controls

C.4.a.ii Legal Authority

(For FY 09-10 Annual Report only) Do you have adequate legal authority to obtain effective stormwater pollutant control on industrial sites?	X	**Yes**		**No**

If **No**, explain:

C.4.c.ii.(5) Enforcement Response Plan

(For FY 09-10 Annual Report only) Have you developed and implemented an Enforcement Response Plan by April 1, 2010?	X	**Yes**		**No**

If **No**, explain:

Program Highlights

Provide background information, highlights, trends, etc. For FY 09-10 Annual Report describe steps taken to revise your program to meet new data tracking and reporting requirements.

Continued integrated Stormwater/Urban Runoff Inspections with Santa Clara Department of Environmental Health (SCC DEH) in Food Facilities and with Santa Clara Fire Department/HazMat (SCC FD) for Industrial/Commercial inspections. Met with SCC FD for annual review of program, types of facilities to be inspected and changes due to MRP. Met with SCC DEH in a series of meetings to review program and prepare for a comprehensive training session on the MRP, stormwater inspection requirements and filling out new inspection forms. Conducted Training for DEH inspectors on Urban Run-off, including focus on POC Litter/trash. Met again with SCC DEH to review reporting and data requirements for new MRP/ Annual Reporting Format.

Participation in IND/IDDE Ah Hoc Tack Group was provided by West Valley Clean Water Program Staff on behalf of our agency, and includes AHTG member discussions and review of AHTG work products. See SCVURPPP FY0910 Annual Report, Section C.4. Industrial and Commercial Site Controls for a description of activities of the IND/IDDE AHTG and the BASMAA Municipal Operations Committee.

C.4.b.i. Business Inspection Plan

(For FY 09-10 Annual Report only) Do you have a Business Inspection Plan?	X	**Yes**		**No**

If No, explain:

C.4.b.iii.(1) Potential Facilities List

List below or attach your list of industrial and commercial facilities in your Inspection Plan to inspect that could reasonably be considered to cause or contribute to pollution of stormwater runoff.

See APPENDIX C4: Attachment: C4biii(1) Potential Facilities List

C.4.b.iii.(2) Facilities Scheduled for Inspection

List below or attach your list of facilities scheduled for inspection during the current fiscal year.

See APPENDIX C4: Attachment C4biii(2) Facilities Scheduled

C.4.c.iii.(1) Facility Inspections

Fill out the following table or attach a summary of the following information.

	Number	Percent
Number of businesses inspected (if known)	64	
Total number of inspections conducted	75	
Violations issued (excluding verbal warnings)	0	
Sites inspected in violation	1	1%
Violations[1] resolved within 10 working days or otherwise deemed resolved in a longer but still timely manner	1	100%

[1] Total number of violations equals the number of initial enforcement actions (i.e. one violation issued for several problems during an inspection at a site). It does not equal the total number of enforcement actions because one violation issued at a site may have a second enforcement action for the same violation at the next inspection if it is not corrected.

C.4.c.iii.(2) Frequency and Types/Categories of Violations Observed

Fill out the following table or attach a summary of the following information.

Data collected in this section is based on a method of counting rather than being captured while in the field. During the past year, new forms and guidelines have been put in place to be consistent in the future Annual Reports and MRP requirements.

Type/Category of Violations Observed	Number of Violations
Actual discharge (e.g. non-stormwater discharge)	1
Potential discharge (e.g. BMPs not in place or ineffective)	0

C.4.c.iii.(2) Frequency and Type of Enforcement Conducted

Fill out the following table or attach a summary of the following information.

	Enforcement Action (as listed in ERP)[1]	Number of Enforcement Actions Taken	% of Enforcement Actions Taken[2]
Level 1	None/incident resolved	0	0
Level 2	Education/Cooperation	0	0
Level 3	Warning Notice (NTC)	1	<1%
Level 4	Notice of Violation/ Legal Action	0	0
Total		1	<1%

Notes:
[1]Agencies to list specific enforcement actions as defined in their ERPs.
[2]Percentage calculated as number of each type of enforcement action divided by the total number of enforcement actions.

C.4.c.iii.(3) Types of Violations Noted by Business Category

Fill out the following table or attach a summary of the following information.

Data collected in this section is based on a method of counting rather than being captured while in the field. During the past year, new forms and guidelines have been put in place to be consistent in the future Annual Reports and MRP requirements.

Business Category[1]	Actual Discharge Violations	Potential Discharge Violations
Food Facilities	1	0
Automotive	0	0

Notes:

[1] List your Program's standard business categories.

C.4.c.iii.(4) Non-Filers

List below or attach a list of the facilities required to have coverage under the Industrial General Permit but have not filed for coverage:

No industries identified as non-filers during scheduled inspections during this fiscal year

C.4.d.iii Staff Training Summary

Training Name	Training Dates	Topics Covered	No. of Inspectors in Attendance	Percent of Inspectors in Attendance
DEH Urban Run-off Inspector Training	06-16-10	Appropriate BMPS, POC and new inspection reporting forms and procedures	8	88%

FY2009-2010 Annual Report
West Valley Communities:
City of Campbell, Town of Los Gatos, City of Monte Sereno, City of Saratoga

Section 5: Provision C5 Illicit Discharge Detection and Elimination

West Valley Clean Water Program

FY2009-2010 Annual Report
West Valley Communities:
City of Campbell, Town of Los Gatos, City of Monte Sereno, City of Saratoga

This page intentionally left blank

West Valley Clean Water Program

Section 5 – Provision C.5 Illicit Discharge Detection and Elimination

C.5.a.ii Legal Authority

(For FY 09-10 Annual Report only) Do you have adequate legal authority to prohibit and control illicit discharges and escalate stricter enforcement to achieve expedient compliance?	X	**Yes**		**No**

If **No**, explain:

C.5.b.ii.(4) Enforcement Response Plan

(For FY 09-10 Annual Report only) Have you developed and implemented an Enforcement Response Plan by April 1, 2010?	X	**Yes**		**No**

If **No**, explain:

Program Highlights

Provide background information, highlights, trends, etc. For FY 09-10 Annual Report describe steps taken to revise your program to meet new data tracking and reporting requirements.

Made map(s) of the MS4 publicly available by July 1, 2010; continued to implement a collection system screening program; Participation in SCVURPPP's IND/IDDE Ad Hoc Task Group (AHTG) was provided by West Valley Clean Water Program Staff on behalf of our agency, and includes AHTG member discussions and review of AHTG work products;.and SCVURPPP staff provided participation in the BASMAA Municipal Operations Committee. Refer to the C.5 Illicit Discharge Detection and Elimination section of Program's FY 09-10 Annual Report for description of activities of the IND/IDDE AHTG and the BASMAA Municipal Operations Committee.

C.5.c.iii Complaint and Spill Response Phone Number and Spill Contact List

List below or attach your complaint and spill response phone number and spill contact list.

See APPENDIX C5: Attachment: C5ciii Construction-Illegal Discharge-Industrial Contacts

Contact	Description	Phone Number

C.5.d.iii Evaluation of Mobile Business Program

Describe implementation of minimum standards and BMPs for mobile businesses and your enforcement strategy. This may include participation in the BASMAA Mobile Surface Cleaners regional program or local activities.

Description:

Response to complaints/ observations of illicit discharges is thru WVCWP, who follows ERP procedures and conveys appropriate information, such as BMPs recommended by BASMAA Mobile Surface Cleaners Program. Municipal Staff and contractors are directed to utilize the same Mobile Surface Cleaner BMPs. See also SCVURPPP's FY 0910 Annual Report, Section C.5 Illicit Discharge Detection and Elimination, for a description of efforts by IND/IDDE AHTG and the BASMAA Municipal Operations Committee to address mobile businesses.

C.5.e.iii Evaluation of Collection System Screening Program

Provide a summary or attach a summary of your collection screening program, a summary of problems found during collection system screening and any changes to the screening program this FY.

Description:

Continued with efforts to inspect the storm drain system and clean at least 50% of the system. Meetings with the contractor to modify data collection, to separately report man-made debris (litter) from leaves/natural debris, and to begin tracking storm drain markings Data and field reports will be used during the next cycle of system inspection and cleaning. Efforts are also underway to maximize system cleaning areas based on priority/need rather than simple geographic boundries, and which takes into account probable trash capture device locations. See also SCVURPPP's FY 0910 Annual Report, Section C.5 Illicit Discharge Detection and Elimination, for a description of the IND/IDDE AHTG activities, including development of *collection system screening program guidance*.

C.5.f.iii.(1), (2), (3) Spill and Discharge Complaint Tracking

Spill and Discharge Complaint Tracking (fill out the following table or include an attachment of the following information)

The one incident that was not able to be resolved within 10 days was an incident that involved numerous types of violations and multiple regulating agencies/ city departments. [Urban runoff staff worked with the planning department to prevent construction permits /sale of property until clean up was made to the satisfaction of both the city and fire department.

	Number	Percentage
Discharges reported (C.5.f.iii.(1))	7	
Discharges reaching storm drains and/or receiving waters (C.5.f.iii.(2))	2	29%
Discharges resolved in a timely manner (C.5.f.iii.(3))	6	86%

C.5.f.iii.(4) Summary of major types of discharges and complaints
Provide a narrative or attach a table and/or graph.
See APPENDIX C5: Attachment: A.C.5.f.iii(4) Summary of IDDE by Incident Type.

FY2009-2010 Annual Report
West Valley Communities:
City of Campbell, Town of Los Gatos, City of Monte Sereno, City of Saratoga

This page intentionally left blank

West Valley Clean Water Program

FY2009-2010 Annual Report
West Valley Communities:
City of Campbell, Town of Los Gatos, City of Monte Sereno, City of Saratoga

Section 6: Provision C6 Construction Site Controls

West Valley Clean Water Program

FY2009-2010 Annual Report
West Valley Communities:
City of Campbell, Town of Los Gatos, City of Monte Sereno, City of Saratoga

This page intentionally left blank

West Valley Clean Water Program

Section 6 – Provision C.6 Construction Site Controls

C.6.a.iii Legal Authority

(For FY 09-10 Annual Report only) Is your agency's legal authority adequate for C.6 compliance?	X	**Yes**		**No**
If **No**, explain:				

C.6.b.ii.(3) Enforcement Response Plan

(For FY 09-10 Annual Report only) Was your Enforcement Response Plan developed and implemented by April 1, 2010?	X	**Yes**		**No**
If **No**, explain:				

C.6.e.iii.1.a, b, c Site/Inspection Totals

Number of sites disturbing < 1 acre of soil requiring storm water runoff quality inspection (i.e. High Priority) (C.6.e.iii.1.a)	**Number of sites disturbing ≥ 1 acre of soil** (C.6.e.iii.1.b)	**Total number of storm water runoff quality inspections conducted** (C.6.e.iii.1.c)
Data not captured this year	Data not captured this year	Data not captured this year

C.6.e.iii.1.d Construction Activities Storm Water Violations

BMP Category	Number of Violations[1]	% of Total Violations[2]
Erosion Control	Data not captured this year	Data not captured this year
Run-on and Run-off Control	Data not captured this year	Data not captured this year
Sediment Control	Data not captured this year	Data not captured this year
Active Treatment Systems	Data not captured this year	Data not captured this year
Good Site Management	Data not captured this year	Data not captured this year
Non Stormwater Management	Data not captured this year	Data not captured this year
Total	Data not captured this year	Data not captured this year

Notes:
[1]Count one violation in a category for each site and inspection regardless of how many violations/problems occurred in the BMP category.
[2]Percentage calculated as number of violations in each category divided by total number of violations in all six categories.

C.6.e.iii.1.e Construction Related Storm Water Enforcement Actions

	Enforcement Action (as listed in ERP)[1]	Number Enforcement Actions Taken	% Enforcement Actions Taken[2]
Level 1	No action/ no incident found	Data not captured this year	na
Level 2	Verbal Warning and/or Education	Data not captured this year	Data not captured this year
Level 3	Notice to Comply	Data not captured this year	Data not captured this year
Level 4	Notice of Violation/ Administrative Action/ Penalties	Data not captured this year	Data not captured this year
Total		Data not captured this year	Data not captured this year

Notes:
[1]Agencies should list the specific enforcement actions as defined in their ERPs.
[2]Percentage calculated as number of each type of enforcement action divided by the total number of enforcement actions.

C.6.e.iii.1.f, g Illicit Discharges

	Number
Number of illicit discharges, actual and those inferred through evidence (C.6.e.iii.1.f)	Data not captured this year
Number of sites with discharges, actual and those inferred through evidence (C.6.e.iii.1.g)	Data not captured this year

C.6.e.iii.1.h, i Violation Correction Times

	Number	Percent
Violations fully corrected within 10 business days after violations are discovered or otherwise considered corrected in a timely period (C.6.e.iii.1.h)	Data not captured this year	Data not captured this year
Violations not fully corrected within 30 days after violations are discovered (C.6.e.iii.1.i)	Data not captured this year	Data not captured this year
Total number of violations for the reporting year[1]	Data not captured this year	Data not captured this year

Notes:

[1]Total number of violations equals the number of initial enforcement actions (i.e. one violation issued for several problems during an inspection at a site). It does not equal the total number of enforcement actions because one violation issued at a site may have a second enforcement action for the same violation at the next inspection if it is not corrected.

[2]Calculated as number of violations fully corrected in a timely period after the violations are discovered divided by the total number of violations for the reporting year.

[3]Calculated as number of violations not fully corrected within 30 days after the violations are discovered divided by the total number of violations for the reporting year.

C.6.e.iii.(2) Evaluation of Inspection Data

Describe your evaluation of the tracking data and data summaries and provide information on the evaluation results (e.g., data trends, typical BMP performance issues, comparisons to previous years, etc.).

Description:

While in-field observation and enforcement of stormwater / construction site BMPs have been conducted as a matter of routine, formal tracking and inspection reports are new implementation levels effective with the MRP. During FY0910 efforts were focused on the development and review of SW Inspection Data Collection Forms and corresponding data tracking tables thru participation in SCVURPPP's C3PO AHTG. Training and use of new county-wide inspection forms is scheduled for implementation during FY1011 and will be reflected in the next Annual Report.

C.6.e.iii.(2) Evaluation of Inspection Program Effectiveness

Describe what appear to be your program's strengths and weaknesses, and identify needed improvements, including education and outreach.

Description:

Generally contractors working in the area are well aware of stormwater/urban runoff protection BMPs, so typical issues that come up are quickly addressed/resolved before a discharge occurs. In FY 09-10 efforts were focused on the development and review of SW Inspection Data Collection Forms and corresponding data tracking tables thru participation in SCVURPPP's C3PO AHTG. Training and use of new county-wide inspection forms is scheduled for implementation during FY1011 and will be reflected in the next Annual Report. In Los Gatos, a limited number of inspections were conducted while field testing early versions of data collection forms to introduce inspectors to their use and field test SOP for recording data in preparation for Annual Report. WVCWP will provide training to inspectors on the new SCVURPPP data collection forms and excel data tracking spreadsheets in Fall 2010 and subsequently inspections with the new forms will begin. Participation in the SCVURPPP's Construction Ad Hoc Task Group (AHTG) was provided by WVCWP and includes review of AHTG products; Participation in the BASMAA Development Committee was provided through SCVURPPP. Refer to SCVURPPP's FY0910 C.6 Construction Site Control section of the Annual Report for a description of activities of the Construction AHTG and the BASMAA Development Committee.

C.6.f Staff Training Summary

Training Name	Training Dates	Topics Covered	No. of Inspectors in Attendance	Percent of Inspectors in Attendance
SCVURPPP Annual Inspector Training	10/21/09	Construction Site Inspection Training • Current construction site regulations & responsibilities • effective erosion and sediment control BMPs • inspection procedures See SCVURPPP FY09-10 Annual Report for more details.	1	Data not tracked in this format this year
SCVURPPP Annual C3 Workshop	6/8/10	Complying with New Stormwater Requirements for New and Redevlopment Projects See SCVURPPP FY09-10 Annual Report for more details.	2	Data not tracked in this format this year
SCVURPPP Rural Public Works Training – in class and in field	3/23/10 (in class) and 3/24 or 3/25/10 (in field)	Rural Roads BMP Installation Training In-class training includes practical and effective best management practices (BMPs) for road maintenance to protect riparian habitat, aquatic	5	Data not tracked in this format this year

		species, and water quality. In-field trainings will demonstrate the correct way to properly use and install the following BMPs: • Inlet protection • Silt fence • Straw wattles (coir logs) • Straw Bales • Erosion Control Blankets (2-3) kinds • Mulching/seeding • Planting Strategies		

FY2009-2010 Annual Report
West Valley Communities:
City of Campbell, Town of Los Gatos, City of Monte Sereno, City of Saratoga

This page intentionally left blank

West Valley Clean Water Program

FY2009-2010 Annual Report
West Valley Communities:
City of Campbell, Town of Los Gatos, City of Monte Sereno, City of Saratoga

Section 7: Provision C7 Public Information and Outreach

West Valley Clean Water Program

FY2009-2010 Annual Report
West Valley Communities:
City of Campbell, Town of Los Gatos, City of Monte Sereno, City of Saratoga

This page intentionally left blank

West Valley Clean Water Program

Section 7 – Provision C.7. Public Information and Outreach

C.7.b.ii.1 Advertising Campaign

Summarize advertising efforts. Include details such as messages, creative developed, and outreach media used. The detailed advertising report may be included as an attachment. If advertising is being done by participation in a countywide or regional program, refer to the separate countywide or regional Annual Report.

Summary:

Centralized advertising campaign for stormwater/urban runoff is conducted through SCVURPPP and BASMAA. The following reports summarize countywide advertising efforts conducted during FY09-10 and are included in the Program's FY0910 Annual Report Section C.7 Public Information and Outreach:

- FY 09-10 Watershed Watch Campaign Annual Campaign Report
- FY 09-10 Watershed Watch Partner Report
- FY 09-10 Watershed Watch Web Statistics ReportActive participation in SCVURPPP's AHTG is through West Valley Clean Water program, whose staff provides review and input on deliverables and strategies. In addition, local advertising is carried out through West Valley Clean Water Program (WVCWP), is directed towards specific POCs and demographic characteristics of the West Valley Communities of Campbell, Los Gatos, Monte Sereno and Saratoga. WVCWP's main strategy in recent years is to move away from paid 'advertisements,' and focus on placing selected articles in local municipal newsletters (mailed and/or online), local newspaper and developing target specific 'give-away' items for distribution at events. The give-away items which are bundled w/literature, are incentives to take the printed information and 'motivate the recipient to action.' WV CWP also 'advertises' at various municipal facilities with posters and flyers for local and municipal sponsored events. WVCWP also supports and utilizes the Watershed Watch website to advertise local events (i.e., Mercury take back events). Details regarding local advertising and material distribution efforts are included in Appendix C7.

SEE APPENDIX C7: Attachment C7bc Local Advertising and Media Relations

C.7.b.iii.1 Pre-Campaign Survey

(For the FY 10-11 Annual Report only) Summarize survey information such as sample size, type of survey (telephone survey, interviews etc.). Attach a survey report that includes the following information. If survey was done regionally, refer to a regional submittal that contains the following information:

- Summary of how the survey was implemented.
- Analysis of the survey results.
- Discussion of the outreach strategies based on the survey results.
- Discussion of planned or future advertising campaigns to influence awareness and behavior changes regarding trash/litter and pesticides.

Not required for this Annual Report

Place an **X** in the appropriate box below:

	Survey report attached
	Reference to regional submittal:

C.7.c Media Relations

Summarize the media relations effort. Include the following details for each media pitch in the space below, AND/OR refer to a regional report that includes these details:

- Topic and content of pitch
- Medium (TV, radio, print, online)
- Date of publication/broadcast

Summary:

Media Relations for stormwater/urban runoff is conducted through SCVURPPP and BASMAA. The following separate report developed by BASMAA summarizes media relations efforts conducted during FY 09-10:

- BASMAA Media Relations Final Report

This report is included within the C.7 Public Information and Outreach section of Program's FY 09-10 Annual Report

Active participation in SCVURPPP's AHTG is through West Valley Clean Water program, which provides review of deliverables and strategies; for example WVCWP staff participated in AHTG review and provided feedback on bus ads for anti-litter campaign, participated in development and review of a video ad for the anti-litter campaign.

Local media coverage is coordinated through West Valley Clean Water Program (WVCWP), and focuses press release/articles on local events addressing specific POCs and BMPs of interest to the demographic characteristics within the West Valley Communities. Media coverage in the WV area consists of 3 local weekly papers (Campbell Reporter, Los Gatos Weekly, Saratoga News), four Municipal Newsletters (printed/mailed, e-delivery and online available), municipal website postings and postings in municipal facilities. Press Releases to local papers typically involve a local event or occurrence which provides an opportunity to highlight a POC and corresponding pollution prevention measure which residents can employ. Articles in municipal newsletters typically provides an opportunity to inform residents of POCs in a more direct or restrictive manner, as well as provide BMP options for preventing polluted discharges to the storm drain system and creeks. In addition to urban runoff specific articles, municipal newsletters often carry other relevant topics to stormwater, such as HHW, composting or solid waste. Use of municipal websites for conveying information tends to be more abbreviated sound bites, quick tips or notification of events. This type of communication works best with

time sensitive and transient information. For examples and details regarding local press and media related efforts **SEE APPENDIX C7: Attachment C7bc Local Advertising and Media Relations**

C.7.d Stormwater Point of Contact

(For FY 09-10 Annual Report only, unless changes made) Provide details of website or phone number used as the point of contact. Report on how the point of contact is publicized and maintained. If any change occurs in this contact, report in a subsequent Annual Report.

Contact Summary:

The main stormwater pollution prevention point-of-contact to the general public is publicized and maintained thru the West Valley Clean Water Program, joint urban runoff program for City of Campbell, Town of Los Gatos, City of Montes Sereno and City of Saratoga.

WVCWP website address: http://www.cleancreeks.org

WVCWP general information e-mail: info@cleancreeks.org

WVCWP general information phone number: 408.354.5385

Contact information is publicized on locally created and distributed materials and articles, on SCVURPPP outreach materials and websites (which is maintained by the Program and their authorized agents).

Collectively, with other SCVURPPP co-permittees, the Watershed Watch Campaign provides a hotline (1-866-WATHERSHED) and online ability to make inquiries, report illegal discharges and find volunteer opportunities (www.mywatershedwatch.org).

C.7.e Public Outreach Events

Describe general approach to event selection. Provide a list of outreach materials and giveaways distributed.

Use the following table for reporting and evaluating public outreach events

We work together with three other west valley communities through our joint urban runoff program, West Valley Clean Water Program (WVCWP) and SCVURPPP to collectively meet Public Outreach Event participation levels. Event selection (type of event and level of support/hosting) is based upon pollutant of concern, applicability, and ability to influence local residents. WVCWP also participates in SCVURPPP's WEO AHTG and its various sub-groups, and typically provides staffing for various SCVURPPP events. See SCVURPPP's Table "C.7 Public Information and Outreach section of Program's FY 09-10 Annual Report" summarizing countywide Public Outreach events.:

For local events highlighting urban runoff and stormwater pollution prevention, the level of effort for support is largely based upon an estimated return on effort – the first level of effort is utilization/leveraging of an existing event. Utilization of an existing/related municipal event (i.e., municipal Public Works Open House event), dictates that stormwater messages be general topics with highlights of common POCs -like litter and pesticides. Typically such an event lends itself simply to dissemination of literature and requires a high content of 'give-aways' to entice visitors in engagment of information sharing. Leveraging a broader based county-wide or nationally recognized event (like Pollution Prevention Week) provides a better opportunity to focus on POCs and gain a higher return of audience interaction; plus there is the added benefit to 'scale' – higher visibility /publicity without exponential increase of cost or resources. The second level of effort is a partnership or co-hosting of an event, where efforts are shared. Examples are our partnership with schools for school-yard/creek clean-ups and co-hosting Mercury Thermometer Exchange Events. The third level of effort is solely hosting an event for the single purpose of stormwater information dissemination and/or public participation (i.e., trash hot spot clean-up, staff training).

For more information on local Public Outreach Events **see APPENDIX C7: Attachment C7egh Events**

Event Details	**Description** (messages, audience)	**Evaluation of Effectiveness**
Provide event name, date, and location. Indicate if event is local, countywide or regional.	Identify type of event (e.g., school fair, farmers market etc.), type of audience (school children, gardeners, homeowners etc.) and outreach messages (e.g., Enviroscape presentation, pesticides, stormwater awareness)	Provide general staff feedback on the event (e.g., success at reaching a broad spectrum of the community, well attended, good opportunity to talk to gardeners etc.). Provide other details such as: • Estimated overall attendance at the event. • Number of people that visited the booth, comparison with previous years • Number of brochures and giveaways distributed • Results of any spot surveys conducted
Event: Car Wash Fundraising Event Dates: 7/26/09 Location: Del Taco Parking Lot, Campbell Local, private event Fundraiser,	Type of Event: private -fundraising [Susan G. Komen Cancer "Walk for Life"] Audience: residents Message: prevent runoff pollution from car washing	Feedback: This event was successful and the group returned in June 2010 to borrow the Kit again. Estimated Attendance: 4 adults managed the car wash; unknown how many cars passed thru, however organizer was satisfied with amount of funds raised for each day.
Event: Pollution Prevention Resource Fair Date: 9/23/09	Type of Event: Thermometer Exchange, battery recycling, eyeglasses drop-off, cell-phone	Estimated Attendance: 150 residents Items collected:

Location: Campbell Community Center Local event, part of National Event (Pollution Prevention Week)	recycling, and medications disposal. Audience: residents. Message: stormwater and pollution, especially mercury pollution (i.e. related to the thermometer and battery recycling opportunity).	242.5 lbs of pharmaceuticals 57 thermometers 18 cell phones 95.5 lbs of batteries Brochures & Giveaways Distributed: 99x - reusable bags. 45x -- Native Seed Packets with Healthy Gardens: Naturally Managing Pests flyer 30x -- /10 pollution prevention tri-fold with Watershed Watch Discount Card 44x -- Fly Swatters 18x -- Pest or Pal Activity guide 14x -- Pests Bugging You?
Event: Thermometer Exchange Date: 10/7/09 Location: Saratoga Senior/ Community Center Local, part of POTW regional effort	Type of Event: Thermometer Exchange, battery recycling, eyeglasses drop-off, and cell-phone recycling Audience: residents.in particular senior citizens; Message: stormwater and pollution, especially mercury pollution (i.e. related to the thermometer and battery recycling opportunity).	Feedback: This event was successful with Saratoga's senior citizens; they appeared to be residents who had a number of glass thermometers that needed to be properly disposed of. Estimated Attendance: 126 residents Items collected: 216 mercury thermometers
Event: Thermometer Exchange Date: 4/11/10 Location: Los Gatos Farmers' Market Local, part of "Keep Los Gatos Beautiful" Month .	Type of Event: Thermometer Exchange Audience: residents, in particular senior citizens; Message: stormwater and pollution, especially mercury pollution (i.e. related to the thermometer and battery recycling opportunity).	Feedback: Due to very rainy weather at this outdoor event, it turned out to not be very productive. Extensive outreach/advertising had been conducted. Estimated Attendance: 10 residents stopped at booth, despite rainy conditions. Items collected: 1 mercury thermometer was collected. Brochures & Giveaways Distributed: 10x - HHW Tri-fold 1x – Medication Disposal 1x - Seafood Watch Guide – Spanish 1x - Seafood Watch – Sushi Guid 1x – What You Don't Know About Mercury

		8x – Grease Scrapers 4x – Grow It Guide 4x – 10 Most Wanted Bugs 1x – Wonder of our Water Works
Event: Arbor Day Date: Location: City of Campbell Local, part of national recognition of Arbor Day and Earth Day	Type of Event: Annual event recognizing efforts to preserve trees. Audience: residents Message: The value of trees, and encourage planting of trees appropriate to the area (pest resistant, etc.).	Feedback: Well attended by students and residents
Event: Arbor Day Date: 4/22/10 Location: City of Saratoga, Azule Park Local, part of national recognition of Arbor Day and Earth Day	Type of Event: Annual event recognizing efforts to preserve trees. Audience: residents, youth/children Message: The value of trees, and encourage planting of trees appropriate to the area (pest resistant, etc.).	Feedback: Well attended by students and residents Estimated Attendance: 60 attendees Brochures & Giveaways Distributed: 5x – "You are the Solution to Water Pollution" 15x – "Kids Guide to Backyard Bugs" 18x – "Pests Bugging You" brochures 38x – "Original Pest Control" fly swatters
Event: Arbor Day Date: 4/30/10 Location: Town of Los Gatos, Belgatos Park Local, part of national recognition of Arbor Day and Earth Day	Type of Event: Annual event recognizing efforts to preserve trees. Audience: residents, youth/children; Targeted the Bel Gatos neighborhood and local schools. Message: The value of trees, and encourage planting of trees appropriate to the area (pest resistant, etc.).	Feedback: This year was a celebration of the Town's 30th year to have been named a "Tree City USA". Town staff planted 30 trees at various park locations in recognition of this honor. Estimated Attendance: 100 elementary schoolchildren from Mulberry School – pre-K through 5th grade and many residents Brochures & Giveaways Distributed: 14x – "Soil Matters" booklets 8x – "Stream Care Guide" booklets 12x – "Pests Bugging You" brochures 14x – "Clean It Guides" 80x – "Original Pest Control" fly swatters 50x – "Get the Scoop – Don't Pollute" pencils 100x – "Pest or Pal" Activity guides/booklets
Event: Bike to Work Day 2 Date: May 13, 2010	Type of Event: Annual event held on the third Friday of May across the United States and	Feedback: Muni offices received positive feedback from staff who participated in the event.

Locations: City of Campbell Municipal offices Local, part of regional/national recognition	Canada that promotes the bicycle as an option for commuting to work. Audience: Municipal employees Message: Encourage people to try bicycle commuting as an alternative to driving, which can help reduced various forms of pollution, including copper pollution in waterways.	
Event: Bike to Work Day 2 Date: May 13, 2010 Locations: Town of Los Gatos Municipal offices Local, part of regional/national recognition	Type of Event: Annual event held on the third Friday of May across the United States and Canada that promotes the bicycle as an option for commuting to work. Audience: Municipal employees Message: Encourage people to try bicycle commuting as an alternative to driving, which can help reduced various forms of pollution, including copper pollution in waterways.	Feedback: Muni offices received positive feedback from staff who participated in the event.
Event: Watershed Watch Car Wash Event Date: May 19, 2010 Location: Delta Queen Classic Car Wash, 981 E Hamilton Ave, Campbell Regional/ Countywide	Type of Event: Type of Event: Car Wash Audience: Residents/ car wash customers Message: Impacts of car washing on stormwater pollution.	Feedback: Due to a rainy day forecast, attendance was low at this event. Estimated Attendance: 45 vehicles Brochures & Giveaways Distributed: 34 Watershed Brochures (gen outreach) 49 Watershed Watch Discount Cards
Event: Los Gatos Public Works Open House Date: 5/19/10 Location: Town of Los Gatos Corporation Yard Local, part of regional/national recognition	Type of Event: Municipal Outreach and Education Audience: Residents, Students (3rd Grade) Message: ,General stormwater pollution, w/ demonstration using Enviroscape	Feedback: This event was well-attended. Estimated Attendance: 80 Third Grade students,6 teachers and 9 parent chaperones; additionally several members of the public (residents) and a few neighboring municipal staff members Brochures & Giveaways Distributed: 6x – "Naturally Managing Pests" IPM Fact Sheet 12x – Copper Tri-fold with Discount Card 9x – "Original Pest Control" fly swatter 40x – "Get the Scoop – Don't Pollute" pencils 40x – "Watershed Watch" tattoos

1 Event: Classroom Enviroscape Demonstration Date: 5/20/10 Location: St. Mary's School (K-8), Los Gatos Local	Type of Event: Annual School Outreach Audience: Students (Kdg) Message: ,General stormwater pollution, including: trash/litter, re-usable containers in lunches, pet waste, car washing, pesticides, vehicle fluids and construction dirt.	Feedback: The teachers gave positive feedback, and stated they would like to continue to have WVCWP return each year. Attendance: 28 Students (2 Kindergarten classes), 2 Teachers Brochures & Giveaways Distributed: 28 pencils and "Watershed Puzzles Worksheets"
Event: Car Wash Fundraising Event Dates: 6/26/10 Location: Del Taco Parking Lot, Campbell Local, private event Fundraiser,	Type of Event: private -fundraising [Susan G. Komen Cancer "Walk for Life"] Audience: residents Message: prevent runoff pollution from car washing	Feedback: This is the same group returning to borrow the Kit again. The group has informed WVCWP they would like to make their car wash an annual fundraiser, and continue to utilize the car wash kit. Estimated Attendance: 4 adults plus 4 kids managed the car wash; unknown how many cars passed thru, however organizer was satisfied with amount of funds raised for each day.

C.7.f. Watershed Stewardship Collaborative Efforts

Summarize watershed stewardship collaborative efforts and/or refer to a regional report that provides details. Describe the level of effort and support given (e.g., funding only, active participation etc.). State efforts undertaken and the results of these efforts. If this activity is done regionally refer to a regional report.

Evaluate effectiveness by describing the following:

- Efforts undertaken
- Major accomplishments

Summary:

During FY 09-10, the Program actively supported the Santa Clara Basin Watershed Initiative (SCBWMI), including the Core Group, the Land Use Subgroup, and the Trash Subgroup (now the Santa Clara Valley Zero Litter Initiative, aka ZLI); the Bay Area Macroinvertebrate Bioassessment Information Network (BAMBI); and the Stevens & Permanente Creeks Watershed Council; Information on these efforts is included within the C.7 Public Information and Outreach section of the Program's FY 09-10 Annual Report. WVCWP was also active in the Silicon Valley Anti-Litter Campaign (SCVAL) and Trash Subgroup (now the Santa Clara Valley Zero Litter Initiative, aka ZLI).

During FY 09-10, the Town actively supported and implemented the Santa Clara Valley Water Resources Protection Collaborative Guidelines and Standards for Land Use Near Streams when working with prospective applicants and when reviewing development applications subject to these guidelines

C.7.g. Citizen Involvement Events

List the types of events conducted (e.g., creek clean up, storm drain inlet marking, native gardening etc.). Use the following table for reporting and evaluating citizen involvement events.

Event Details	Description	Evaluation of effectiveness
Provide event name, date, and location. Indicate if event is local, countywide or regional	Describe activity (e.g., creek clean-up, storm drain marking etc.)	Provide general staff feedback on the event. Provide other evaluation details such as: • Number of participants. Any change in participation from previous years. • Distance of creek or water body cleaned • Quantity of trash/recyclables collected (weight or volume). • Number of inlets marked. • Data trends
The following separate reports developed by SCVURPPP and other organizations also include information about citizen involvement events conducted during FY 09-10: • Watershed Watchers: Keeping Our Waterways Clean: FY 09-10 Fourth Quarter Report (includes end-of-year Summary from Alviso Education Center) • Going Native Garden Tour 2010- Summary Report These reports are included within the C.7 Public Information and Outreach section of Program's FY 09-10 Annual Report. For more information on local Citizen Involvement Events **see APPENDIX C7: Attachment C7egh Events**		
Event: Coastal Cleanup Day 2009 Date: 9/19/09 Location: San Tomas Aquino Creek @ Westmont High, Campbell Local site, part of County-wide effort and International event.	Creek Clean Up Event	Volunteers: 11 Results: • Trash collected: 330 Lbs. • Recyclables: 90Lbs.
Event: Great American Pick-up Date: 5/8/10 Location: City of Campbell, 4 sites Local site, part of County-wide Effort	Clean Up Event	Volunteers: 100 Results: • 29 partially-filled bags of recyclables • 52 partially-filled bags of trash Materials Distributed: • 8x – "Soil Matters" literature

		• 10x – "Pests Bugging You" brochure • 14x – "Clean-It Guides" • 5x – "Mercury – What You Don't Know" brochures • 42x – "Strip" thermometers • 4x Copper Tri-fold w/Discount Card attached • 20x "Original Pest Control" fly swatters • 20x – "2000 Creek Cleanup" bandanas • 12x – Lip Balm • 35x – "Get the Scoop – Don't Pollute" pencils • 3x – "Native Plants" seeds with "10 Most Wanted Bugs" brochure attached
Event: Creek Cleanup Date: 4/17/10 Location: Prospect High School/ Saratoga Creek at Prospect Ave, Saratoga Local Event	Creek Clean Up Event	Students that participated were very enthusiastic. Participants: • 11 Prospect High School students • 1 Teacher • WVCWP & City of Saratoga staff Results: • 14 partially-filled 30 gal. trash bags Materials Distributed: • 5x "Your Copper & Your Creeks" tri-folds (with Car Wash Discount card) • 5x "Native Plants" seeds (with "10 Most Wanted" bug brochures attached) • 5x "Original Pest Control" Fly Swatters • 2x "Don't Litter" license plate covers
Event: National River Cleanup Day 2010 Date: 5/15/10 Location: San Tomas Aquino Creek @ Westmont High, Campbell Local site, part of County-wide effort and National event.	Creek Clean-Up Event	Volunteers: 16 (8 of these were families associated with a local elementary school where the Zun Zun assembly was held on 12/10/09). Materials Distributed: • 5x – "You're the Solution to Water Pollution" brochures • 10x – "Adopt a Creek" lanyards

		• 9x - Re-usable bags (sponsored by Safeway) • 10x – "Watershed Watch" tattoos
Event: Classroom Enviroscape Demonstration Date: 5/20/10 Location: St. Mary's School (K-8), Los Gatos Local	School Outreach	Feedback: The teachers gave positive feedback, and stated they would like to continue to have WVCWP return each year. Attendance: 28 Students (2 Kindergarten classes), 2 Teachers Brochures & Giveaways Distributed: • 28 pencils and "Watershed Puzzles Worksheets"

C.7.h. School-Age Children Outreach

Summarize school-age children outreach programs implemented. A detailed report may be included as an attachment.
Use the following table for reporting school-age children outreach efforts.

Program Details	Focus & Short Description	Number of Students/Teachers reached	Evaluation of Effectiveness
Provide the following information: Name, Grade or level (elementary/ middle/ high)	Brief description, messages, methods of outreach used	Provide number or participants	Provide agency staff feedback. Report any other evaluation methods used (quiz, teacher feedback etc.). Attach evaluation summary if applicable.
The following separate reports developed by SCVURPPP and other organizations also include information about school-age children outreach efforts conducted during FY 09-10: • ZunZun School Assemblies for Watershed Watch Campaign- FY 09-10 Academic Year Final Report • Memorandum- Evaluation of the School Assembly Program- FY 09-10 • Watershed Watchers: Keeping Our Waterways Clean: FY 09-10 Fourth Quarter Report (includes end-of-year Summary from Alviso Education Center) These reports are included as within the C.7 Public Information and Outreach section of Program's FY 09-10 Annual Report. For more information on local School Outreach Events **see APPENDIX C7: Attachment C7egh Events**			
Program Details	**Focus & Short Description**	**Number of Students/ Teachers reached**	**Evaluation of Effectiveness**
ZunZun School Assemblies for Watershed Watch Campaign	See FY 09-10 Academic Year Final Report for assembly details	Marshall Lane Elementary Campbell	For full details on effectiveness of the Zun Zun shows in general, see the Program (SCVURPPP) report Section C.7.h. and Memorandum- Evaluation of the School Assembly Program- FY 09-10.

		12/10/09 2 Shows 550 students <u>Capri Elementary</u> Campbell 1/26/09 2 Shows 600 students <u>Foothill Elementary</u> Saratoga 5/25/10 1 Show 380 students <u>Argonaut Elementary</u> Saratoga 6/4/10 1 Show 500 students	
Watershed Watchers Program at Don Edwards Wildlife Refuge in Alviso Grade level: K-8	See Watershed Watchers: Keeping Our Waterways Clean: FY 09-10 Fourth Quarter Report (includes end-of-year Summary from Alviso Education Center)	• Christa McAuliffe School • Village Elementary • Sacred Heart • Rolling Hills • Hillbrook • Blossom Hill	For full details on effectiveness of the Watershed Watchers Program, see the Program (SCVURPPP) report Section C.7.h and the Watershed Watchers Fourth Quarter Report included in the Program Annual Report Appendix 7-5. FY 09-10 WVC Schools which sent field trips to the Watershed Watchers Program:
Creek Cleanup Prospect High School Saratoga 4/17/10	Topic: Trash Description: 600 feet of creek bank, near the High School, were cleaned.	Participants: 11 Prospect High School students 1 Teacher WVCWP & City of Saratoga staff	WVCWP provided trash bags, gloves and litter grabbers for this event. Students handled monitoring tasks during cleanup. 14 partially-filled 30 gal. trash bags were collected. See "C.10 Trash" for details.

			Participants selected the following 'give-away items: • 5x "Your Copper & Your Creeks" tri-folds (with Car Wash Discount card) • 5x "Native Plants" seeds (with "10 Most Wanted" bug brochures attached) • 5x "Original Pest Control" Fly Swatters • 2x "Don't Litter" license plate covers
Creek Cleanup Sacred Heart School (K-8) Saratoga 5/5/10	Topic: Trash Description: Cleanup of a schoolyard and adjacent creek.	Participants: Appx. 40 students 1 parent WVCWP staff	WVCWP provided trash bags, gloves and litter grabbers for this event. This event was very effective in that 40 students, from a small school, participated – which demonstrated a high level of interest. Students handled monitoring tasks. Results: 10 partially-filled bags of trash were collected. Results were: 20 lbs trash 5 lbs recyclables School yard and .5 - .75 miles of creek and creekbank were cleaned.
Los Gatos Public Works Open House 5/19/10 (3rd Grade students attended)	Topics: Litter, Trash, Pet Waste, Car Washing Description: Municipal Public Works/Operations Open House Event	80 Third Grade students attended.	Attendees chose to take: 6x – "Naturally Managing Pests" IPM Fact Sheet 12x – Copper Tri-fold with Discount Card 9x – "Original Pest Control" fly swatter 40x – "Get the Scoop – Don't Pollute" pencils 40x – "Watershed Watch" tattoos This event was well-attended. Until a few years ago, LG staff took this program directly to the schools, but for the past several years the venue has been changed to recruit students to come to the Corp Yard itself. It is rewarding to see this many students make the effort to come to the site and attend the event.
Classroom outreach with Enviroscape	Topics: Litter, reusable lunch items, pet waste, car washing	Presentation was given to 2 Kindergarten classes	Having a relevant story read prior to the presentation was very effective for a Kindergarten class.

St. Mary's School (K-8) 5/20/10	Description: Enviroscape Demonstration and Schoolyard litter pick-up	28 Students 2 Teacjers 1 Parent	The students loved the presentation and really knew the answer to the question "where does the water/pollution go?". The teachers also gave positive feedback, and stated they would like to continue to have WVCWP return each year, 28 "Watershed Puzzles Worksheets" were distributed to the students.
Creek Education program at Audubon Environmental Education Center, 3rrd Grade students Various dates in FY 09-10	Topics: creek, watersheds, habitat, litter Description: Creek Education Field Trip	In FY 09-10 student participation was: • Blue Hills School 64 students 14 parents • Meyerholz & Murdoch-Portal Schools combined 15 students	

FY2009-2010 Annual Report
West Valley Communities:
City of Campbell, Town of Los Gatos, City of Monte Sereno, City of Saratoga

Section 8: Provision C8 Water Quality Monitoring

West Valley Clean Water Program

FY2009-2010 Annual Report
West Valley Communities:
City of Campbell, Town of Los Gatos, City of Monte Sereno, City of Saratoga

This page intentionally left blank

West Valley Clean Water Program

Section 8 - Provision C.8 Water Quality Monitoring

C.8 Water Quality Monitoring
State below if information is reported in a separate regional report. Municipalities can also describe below any Water Quality Monitoring activities in which they participate directly, e.g. participation in RMP workgroups, fieldwork within their jurisdictions, etc.
Summary During FY 09-10, we contributed to the SCVURPPP Monitoring and Assessment Program which conducts water quality monitoring in Santa Clara Valley creeks and rivers. In coordination with the BASMAA Regional Monitoring Coalition (RMC). In addition, we contribute financially to the Regional Monitoring Program for Water Quality in the San Francisco Estuary (RMP) and actively participate in RMP committees and work groups. For additional information on monitoring activities conducted by SCVURPPP, BASMAA RMC and the RMP, see the C.8 Water Quality Monitoring section of the Program's FY 09-10 Annual Report. Continued participation in SCVURPPP Monitoring AHTG.

FY2009-2010 Annual Report
West Valley Communities:
City of Campbell, Town of Los Gatos, City of Monte Sereno, City of Saratoga

This page intentionally left blank

West Valley Clean Water Program

FY2009-2010 Annual Report
West Valley Communities:
City of Campbell, Town of Los Gatos, City of Monte Sereno, City of Saratoga

Section 9: Provision C9 Pesticides Toxicity Controls

West Valley Clean Water Program

FY2009-2010 Annual Report
West Valley Communities:
City of Campbell, Town of Los Gatos, City of Monte Sereno, City of Saratoga

This page intentionally left blank

West Valley Clean Water Program

Section 9 – Provision C.9 Pesticides Toxicity Controls

C.9.a Adopt an Integrated Pest Management (IPM) Policy or Ordinance

(For FY 09-10 Annual Report only) Attach a copy of your individual IPM ordinance or policy. **See APPENDIX C9: Attachment C.9.a IPM Policy Plan.**	X	**Attached**		**Not attached,** explain below
If **Not attached**, explain:				

C.9.b Implement IPM Policy or Ordinance

Report implementation of IPM BMPs by showing trends in quantities and types of pesticides used, and suggest reasons for increases in use of pesticides that threaten water quality, specifically organophosphorous pesticides, pyrethroids, carbaryl, and fipronil. A separate report can be attached as evidence of your implementation.

Summary:

All pesticide records are filed and available. Typically, little or none of the pesticides listed above are used as a matter of standard operations,to the maximum extent practicable; use of IPM practices has been in place for a number of years. Analysis and identification of trends tends to be less useful in because one chemical may be used for an isolated pest incident one year, then not used again for several years, or not at all as different IPM practices are put into place.

See APPENDIX C9: Attachment C9b Implementation IPM Policy

C.9.c Train Municipal Employees

Enter the number of employees that applied or used pesticides (including herbicides) within the scope of their duties this reporting year.	9
Enter the number of these employees who received training on your IPM policy and IPM standard operating procedures within the last 3 years.	13
Enter the percentage of municipal employees who apply pesticides who have received training in the IPM policy and IPM standard operating procedures within the last three years.	100%

C.9.d Require Contractors to Implement IPM

Did your municipality contract with any pesticide service provider in the reporting year?	X	**Yes**		**No**

If yes, attach one of the following:

	Contract specifications that require adherence to your IPM policy and standard operating procedures, OR
	Copy(ies) of the contractors' IPM certification(s) or equivalent, OR
X	Equivalent documentation. **See APPENDIX C9: Attachment C9d Contractor Implement IPM** Note: Contractors originally signed when IPM policy went into place, and were reminded of policy annually. However, formal signature to the IPM Policy was not collected as a matter of routine because the same contractor has been used through the years. A new signature form has been created and will be presented for signature to contractor annually.

If **Not attached**, explain:

C.9.e Track and Participate in Relevant Regulatory Processes

Summarize participation efforts, information submitted, and how regulatory actions were affected **OR** reference a regional report that summarizes regional participation efforts, information submitted, and how regulatory actions were affected.

Summary:

During FY 09-10, we participated in regulatory processes related to pesticides through contributions to SCVURPPP, BASMAA and CASQA. For additional information, see the Regional Pollutants of Concern Report submitted by BASMAA on behalf of all MRP Permittees. This Report is included within the Program's FY 09-10 Annual Report.

C.9.f Interface with County Agricultural Commissioners

Provide a summary of improper pesticide usage reported to the County Agricultural Commissioner and follow-up actions to correct violations, if any. A separate report can be attached as your summary.

Summary:

No improper pesticide usage to report

C.9.h.ii Public Outreach: Point of Purchase

Provide a summary of public outreach at point of purchase, and any measurable awareness and behavior changes resulting from outreach (here or in a separate report); **OR** reference a report of a regional effort for public outreach in which your agency participates.

Summary:

The following separate reports developed by SCVURPPP and BASMAA summarize point of purchase outreach efforts conducted during FY 09-10:

- FY 09-10 Store Employee Training Report (SCVURPPP)
- FY 09-10 Store Employee Training Evaluation Summary (SCVURPPP)
- FY 09-10 Store Employee Training Status Table (SCVURPPP)
- FY 09-10 List of Stores in the IPM Store Partnership Program (SCVURPPP)
- FY 09-10 BASMAA "Our Water, Our World" (OWOW) Report (BASMAA)

These reports are included within the C.9 Pesticides Toxicity Control section of Program's FY 09-10 Annual Report.

C.9.h.vi Public Outreach: Pest Control Operators

Provide a summary of public outreach to pest control operators and landscapers and reduced pesticide use (here or in a separate report); **OR** reference a report of a regional effort for outreach to pest control operators and landscapers in which your agency participates.

Summary:

The following separate report developed by SCVURPPP summarizes Public Outreach: Pest Control Operators efforts conducted during FY 09-10:

- FY 09-10 Green Gardener Training Report

This report is included within the C.9 Pesticides Toxicity Control section of Program's FY 09-10 Annual Report.

FY2009-2010 Annual Report
West Valley Communities:
City of Campbell, Town of Los Gatos, City of Monte Sereno, City of Saratoga

This page intentionally left blank

West Valley Clean Water Program

FY2009-2010 Annual Report
West Valley Communities:
City of Campbell, Town of Los Gatos, City of Monte Sereno, City of Saratoga

Section 10: Provision C10 Trash Load Reduction

West Valley Clean Water Program

FY2009-2010 Annual Report
West Valley Communities:
City of Campbell, Town of Los Gatos, City of Monte Sereno, City of Saratoga

This page intentionally left blank

West Valley Clean Water Program

Section 10 - Provision C.10 Trash Load Reduction

C.10.a.i Short-Term Trash Loading Reduction Plan

(For FY 10-11 Annual Report only) Provide description of actions/tasks initiated/conducted/completed in developing a Short-Term Trash Loading Reduction Plan (due February 1, 2012).

Description:

Not required for this Annual Report

C.10.a.ii Baseline Trash Load and Trash Load Reduction Tracking Method

(For FY 10-11 Annual Report only) Provide description of actions/tasks initiated/conducted/completed to gather trash loading data and in developing a Baseline Trash Load and Trash Load Reduction Tracking Method (due February 1, 2012).

Description:

A summary of Program accomplishments for this sub-provision are included within the C.10 Trash Load Reduction section of Program's FY 09-10 Annual Report.

C.10.a.iii Minimum Full Trash Capture

(For FY 10-11 Annual Report and Each Annual Report Thereafter) Provide description of actions/tasks initiated/conducted/completed in implementing Minimum Full Trash Capture Devices (due July 1, 2014) within individual jurisdictions. Include information on Full Trash Capture Devices installed under Bay-area Wide Trash Capture Demonstration Project administered by San Francisco Estuary Partnership.

Description:

A summary of Program accomplishments for this sub-provision are included within the C.10 Trash Load Reduction section of Program's FY 09-10 Annual Report. In addition, the Program recently finalized a technical report detailing the results of its Pilot Trash Structural Treatment Control Study implemented in 2007. This technical report is also available within the C.10 Trash Load Reduction section of Program's FY 09-10 Annual Report..

C.10.b.iii Trash Hot Spot Assessment

(For FY 10-11 Annual Report and Each Annual Report Thereafter) Provide volume of material removed from each Trash Hot Spot cleanup, and the dominant types of trash (e.g., glass, plastics, paper) removed and their sources to the extent possible. Provide required photo documentation.

Fill out the following table or attach a summary of the following information.

See APPENDIX C10: Attachments C10biii Trash Hot Spot Assessment Photos

Trash Hot Spot	Cleanup Date	Volume of Material Removed	Dominant Type of Trash	Trash Sources (where possible)
WVC02 San Tomas Aquino Crk	05-15-10	25 bags/~300 pounds	Bottles, Aluminum Cans, Convenience Food items, Cigarette butts, other plastic products	Trash accumulation
WVC03 Saratoga Creek	4-17-10	14 bags	Convenience Food items, other plastic products, paper/cardboards, aluminum cans, plastic bags	Trash accumulation/Litter
WVC04 Los Gatos Creek	6-15-10	10 bags/7 pounds	Paper/carboard, plastic bags, misc., cigarette butts	Litter

C.10.d Summary of Trash Load Reduction Actions

Provide summary of new trash load reduction actions or increased levels of implementation of existing actions that were implemented after adoption of the MRP (control measures and best management practices) including the types of actions and levels of implementation, and the total trash loads and dominant types of trash removed from each type of action.

Suggested trash load reduction actions to track and report may include:

- Anti-litter Campaigns
- Anti-litter/Dumping Enforcement Activities
- Curbside Recycling Programs
- Education and Outreach Efforts
- Free Trash Pickup/Dropoff Days
- County HHW Program Activities
- Improved Trash Bin Management
- Inspection/Maintenance of Storm Drain Outfalls
- Litter Pickup and Control
- Removal of Homeless Encampments
- Solid Waste Recycling Efforts
- Source Controls/Bans/Prohibitions
- Storm Drain Operation and Maintenance
- Storm Drain Signage/Marking
- Street Sweeping Activities
- Trash Removal from Receptacles
- Volunteer Creek Cleanups

Type of Trash Load Reduction Action	Date of First Implementation	Level of Implementation (specify if level was increased after MRP adoption)	Total Trash Load Removed by Action	Dominant Types of Trash Removed by Action
Not all trash load reduction actions were tracked by "loads removed" this fiscal year. Once the Trash Load Reduction Tracking Method is developed (see Provision C.10.a.ii), data to fill in this table, including trash loads removed, will be able to be defined and determined for each load reduction action (as feasible). See the Program's FY 09-10 Annual Report for schedule				
Anti-litter Campaign: • SCVURPPP and BASMAA each have Ad Campaigns that address Litter • C/ WVCWP- Zero Litter Initiative participation • C/ WVCWP- Silicon Valley Anti-Litter Campaign (hosted by San Jose)	• See SCVURPP Annual Report • ZLI- 2008 • SVALC- ?2006		N/A	Topics aim to reduce pollution (litter, pesticides) by encouraging better behavior/habits
Anti-litter/Dumping Enforcement Activities	Part of municipal operations as occurs	As is occurs and is necessary; for NPDES purposes, an increased focus has been placed on anti-litter and dumping near and around creeks and from construction sites.		

Education and Outreach Efforts: • Thru SCVURPPP Watershed Watch website, ad campaign, etc • Thru WVCWP – literature, give-aways, Enviroscape presentations, clean-up events, local newspaper articles, newsletter articles, information board in MS PO	In place	For NPDES purposes, additional collaborative efforts have been supported- such as the Watershed Watch Campaign, MyWatershedWatch website (www.mywatershedwatch.org) Per NPDES purposes added/adding support and events for various 'take back' of POC related items (e-waste events, mercury thermometer events, clean-up events)		
County HHW Program Activities	In place	As is occurs and is necessary		
Removal of Homeless Encampment	In place, as needed	As is occurs and is necessary		
Solid Waste Recycling Efforts: • Curbside Recycling Program- Residential [glass, paper, plastic] • By Drop off: oil, batteries, e-waste • Improved Trash Bin Management: Solid Waste moved to single recycle bin with lid (from individual sorting bins w/ no lid) Commercial Cardboard Recycling Program – voluntary (paid for service) Downtown recycling receptacles	In place	As is occurs and is necessary		
Source Controls/Bans/Prohibitions	Not at this time			
Storm Drain Operation and Maintenance • Inspection/Maintenance of Storm Drain Outfalls	In place – circa 1992	SD cleaning program put into place to meet NPDES requirements;		

• Storm Drain Signage/Marking		data collection/ categorization of 'trash/litter' as separate category in 2009, for meeting MRP data collection.		
Street Sweeping Activities	In place – circa 1994			
Trash Removal: Litter Pickup and Control • Downtown • Parks • Public Facilities: City/Town Hall, Community Center, Senior Center, Corporation Yard • use of Solar Belly Compactors Free Trash Pickup/Dropoff Days Community Garage Sales	In place – part of municipal services			
Volunteer Creek Cleanups • National River Clean Up Day • Great American Litter Pick-up • Coastal Clean-up • LG Volunteer Program	In place – circa 2003			

FY2009-2010 Annual Report
West Valley Communities:
City of Campbell, Town of Los Gatos, City of Monte Sereno, City of Saratoga

This page intentionally left blank

West Valley Clean Water Program

FY2009-2010 Annual Report
West Valley Communities:
City of Campbell, Town of Los Gatos, City of Monte Sereno, City of Saratoga

Section 11: Provision C11 Mercury Controls

West Valley Clean Water Program

FY2009-2010 Annual Report
West Valley Communities:
City of Campbell, Town of Los Gatos, City of Monte Sereno, City of Saratoga

This page intentionally left blank

West Valley Clean Water Program

Section 11 - Provision C.11 Mercury Controls

C.11.a.i Mercury Recycling Efforts

List below or attach lists of efforts to promote, facilitate, and/or participate in collection and recycling of mercury containing devices and equipment at the consumer level (e.g., thermometers, thermostats, switches, bulbs).

Mercury collection and recycling is available throughout the year at locally sponsored events (private fundraisers), through e-waste drop-off events hosted by the waste hauler and drop-off services at the waste hauler and Santa Clara County HHW program.

Extensive local outreach for events, including specific information on mercury pollution, is conducted regularly through WVCWP and solid waste contractor. Event information is included in **APPENDIX C7: Attachments C7egh Events and C7bc Advertising and Media Efforts**.

Outreach by WVCWP includes press releases to local weekly newspapers and to municipal newsletters. Flyers are posted in public places (such as libraries, community centers, senior center, city/town hall) and information is featured on municipal websites.

Pollution Prevention Fair – 9/22/09 – Campbell Community Center

Event included opportunities for recycling: thermometers, batteries and cell phones

Thermometer Exchange – 10/7/09 – Saratoga Community Center

Event included opportunities for recycling: thermometers and batteries

Thermometer Exchange – 4/11/10 –Los Gatos Farmers' Market (part of "Keep Los Gatos Beautiful" event)

Event focused on recycling thermometers

E-Waste Drop-off event for residents

7/18/09 – Campbell United Church of Christ, Campbell
7/25/09 – Los Gatos United Methodist Church, Los Gatos
7/25/09 – City of Saratoga N. Campus, Saratoga
10/17/09 – Campbell United Church of Christ, Campbell
10/17/09 – Los Gatos United Methodist Church, Los Gatos
10/24/09 – City of Saratoga N. Campus, Saratoga
4/10/10 – Campbell United Church of Christ, Campbell
4/17/10 – Los Gatos United Methodist Church, Los Gatos
5/15/10 – City of Saratoga N. Campus, Saratoga

Municipal Facility annual recycling of 'mercury containing products' includes Fluorescent Bulbs and Batteries.

C.11.a.ii Mercury Collection
Provide an estimate of the mass of mercury collected through these efforts, or provide a reference to a report containing this estimate.
Amount collected: The methodologies for estimating the mass of mercury collected through mercury collection and recycling efforts are currently in development and are due to the Water Board by September 15, 2010. Therefore, estimates could not be made for FY 09-10. Estimates of the mass of mercury collected through recycling efforts during FY 10-11 will be provided with the FY 10-11 Annual Report (see FY 10-11 BASMAA Regional POC Report).

C.11.b Monitor Methylmercury C.11.c Pilot Projects to Investigate and Abate Mercury Sources in Drainages C.11.d Pilot Projects to Evaluate and Enhance Municipal Sediment Removal and Management Practices C.11.e Conduct Pilot Projects to Evaluate On-Site Stormwater Treatment via Retrofit C.11.f Diversion of Dry Weather and First Flush Flows to POTWs C.11.g Monitor Stormwater Mercury Pollutant Loads and Loads Reduced C.11.h Fate and Transport Study of Mercury In Urban Runoff C.11.i Development of a Risk Reduction Program Implemented Throughout the Region C.11.j Develop Allocation Sharing Scheme with Caltrans
State below if information is reported in a separate regional report. Municipalities that participate directly in regional activities to can provide descriptions below.
Summary A summary of Program accomplishments for these sub-provisions are included within the C.11 Mercury Controls section of Program's FY 09-10 Annual Report and/or the BASMAA Regional POC Report.

FY2009-2010 Annual Report
West Valley Communities:
City of Campbell, Town of Los Gatos, City of Monte Sereno, City of Saratoga

Section 12: Provision C12 PCBs Controls

West Valley Clean Water Program

FY2009-2010 Annual Report
West Valley Communities:
City of Campbell, Town of Los Gatos, City of Monte Sereno, City of Saratoga

This page intentionally left blank

West Valley Clean Water Program

Section 12 - Provision C.12 PCBs Controls

C.12.a.i,iii Municipal Inspectors Training

(For FY 09-10 Annual Report only) List below or attach description of results of training municipal industrial inspectors to identify, in the course of their existing inspections, PCBs or PCB-containing equipment.

Description:

In FY 09-10, inspector training materials were developed through in-kind contributions of SCVURPPP to BASMAA. Training materials can be found in the BASMAA Regional POC Report.

Through WVCWP, participate in SCVURPPP's AHTG for local applicability of sites [identification of facility types]; also through WVCWP, work with the Industrial/Commercial Site Inspection contractor (see Section 4 Ind/Commercial Discharge Program) to determine which facilities may fall under this category. As sites are identified, they will be inspected and reported upon accordingly. Newly developed training materials by BASMAA will be made available to the Industrial/Commercial Inspection contractor for training implementation.

C.12.a.ii,iii Ongoing Training

***(For FY 10-11 Annual Report** and Each Annual Report Thereafter)* List below or attach description of ongoing training development and inspections for PCB identification, including documentation and referral to appropriate regulatory agencies (e.g. county health departments, Department of Toxic Substances Control, California Department of Public Health, and the Water Board) as necessary.

Description:

Not required for this Annual Report

C.12.b Conduct Pilot Projects to Evaluate Managing PCB-Containing Materials and Wastes during Building Demolition and Renovation Activities
C.12.c Pilot Projects to Investigate and Abate On-land Locations with Elevated PCB Concentrations
C.12.d Conduct Pilot Projects to Evaluate and Enhance Municipal Sediment Removal and Management Practices
C.12.e Conduct Pilot Projects to Evaluate On-Site Stormwater Treatment via Retrofit
C.12.f Diversion of Dry Weather and First Flush Flows to POTWs
C.12.g Monitor Stormwater PCB Pollutant Loads and Loads Reduced
C.12.h Fate and Transport Study of PCBs In Urban Runoff
C.12.i Development of a Risk Reduction Program Implemented Throughout the Region

State below if information is reported in a separate regional report. Municipalities that participate directly in regional activities to can provide descriptions below.

Summary

A summary of Program accomplishments for these sub-provisions are included within the C.12 PCB Controls section of Program's FY 09-10 Annual Report and/or the BASMAA Regional POC Report

FY2009-2010 Annual Report
West Valley Communities:
City of Campbell, Town of Los Gatos, City of Monte Sereno, City of Saratoga

Section 13: Provision C13 Copper Controls

West Valley Clean Water Program

FY2009-2010 Annual Report
West Valley Communities:
City of Campbell, Town of Los Gatos, City of Monte Sereno, City of Saratoga

This page intentionally left blank

West Valley Clean Water Program

Section 13 - Provision C.13 Copper Controls

C.13.a.i and iii Legal Authority: Architectural Copper

(For FY 10-11 Annual Report only) Do you have adequate legal authority to prohibit discharge of wastewater to storm drains generated from the installation, cleaning, treating, and washing of the surface of copper architectural features, including copper roofs to storm drains?		**Yes**		**No**

If **No**, explain and provide schedule for obtaining authority within 1 year:

Not required for this Annual Report.

C.13.b.i and iii Legal Authority: Pools, Spas, and Fountains

(For FY10-11 Annual Report only) Do you have adequate legal authority to prohibit discharges to storm drains from pools, spas, and fountains that contain copper-based chemicals?		**Yes**		**No**

If **No**, explain and provide schedule for obtaining authority within 1 year:

Not required for this Annual Report.

C.13.c Vehicle Brake Pads

Reported in a separate regional report.

A summary of the Program's participation with the Brake Pad Partnership (BPP) is included within SCVURPPP FY0910 Annual Report Section C.13 Copper Controls and/or the BASMAA Regional POC Report." Support of the BPP was extended through WVCWP's letters of support for Senate Bill 346.

C.13.d.iii Industrial Sources Copper Reduction Results

List below or attach annotated lists or tables from your Industrial and Commercial Site Controls portion of this report, that highlight copper reduction results among the facilities identified as potential users or sources of copper, facilities inspected, and BMPs addressed. For FY09-10 describe below or highlight in the C.4 Evaluation portion (if provided) of this report the steps taken to revise your program to meet new data tracking and reporting requirements for implementation levels described in C.13.d.ii.

Summary

In FY 09-10, inspector training materials were developed through in-kind contributions of SCVURPPP to BASMAA. Training materials can be found in the BASMAA Regional POC Report

Through WVCWP, participated in SCVURPPP's AHTG for local applicability of sites [identification of facility types]; also through WVCWP, work with the Industrial/Commercial Site Inspection contractor (see Section 4 Ind/Commercial Discharge Program) to determine which facilities may fall under this category. As sites are identified, they will be inspected and reported upon accordingly. Newly developed training materials by BASMAA will be made available to the Industrial/Commercial Inspection contractor for training implementation.

C.13.e Studies to Reduce Copper Pollutant Impact Uncertainties

Revised. Description reads "State below if information is reported in a separate regional report. Municipalities that participate directly in regional activities to can provide descriptions below."

Summary

A summary of Program efforts (i.e., participation in RMP committee and work group meetings) to develop regional studies *to reduce copper pollutant impact uncertainties* is included within the SCVURPPP FY0910 Annual Report, Section C.13 Copper Controls and/or BASMAA Regional POC Report

FY2009-2010 Annual Report
West Valley Communities:
City of Campbell, Town of Los Gatos, City of Monte Sereno, City of Saratoga

Section 14: Provision C14 PBDE, Legacy Pesticides and Selenium Controls

West Valley Clean Water Program

FY2009-2010 Annual Report
West Valley Communities:
City of Campbell, Town of Los Gatos, City of Monte Sereno, City of Saratoga

This page intentionally left blank

West Valley Clean Water Program

Section 14 - Provision C.14 PBDE, Legacy Pesticides and Selenium Controls

C.14.a Control Programs for PBDEs, Legacy Pesticides and Selenium Controls
Revised. Description reads "State below if information is reported in a separate regional report. Municipalities that participate directly in regional activities can provide descriptions below."
Summary A summary of Program efforts (i.e., participation in RMP committee and work group meetings) to develop a Control Program for PBDEs, Legacy Pesticides and Selenium is included within the SCVURPPP FY0910 Annual Report, Section C.14 PBDE, Legacy Pesticides and Selenium and/or in the BASMAA Regional POC Report.

FY2009-2010 Annual Report
West Valley Communities:
City of Campbell, Town of Los Gatos, City of Monte Sereno, City of Saratoga

This page intentionally left blank

West Valley Clean Water Program

FY2009-2010 Annual Report
West Valley Communities:
City of Campbell, Town of Los Gatos, City of Monte Sereno, City of Saratoga

Section 15: Provision C15 Exempted and Conditionally Exempted Discharges

West Valley Clean Water Program

FY2009-2010 Annual Report
West Valley Communities:
City of Campbell, Town of Los Gatos, City of Monte Sereno, City of Saratoga

This page intentionally left blank

West Valley Clean Water Program

Section 15 - Provision C.15 Exempted and Conditionally Exempted Discharges

C.15.b.iii.(1), C.15.b.iii.(2) Planned and Unplanned Discharges of Potable Water

Is your agency a water purveyor?		**Yes**	X	**No**
If **No**, skip to C.15.b.vi.(2):				
If **Yes**, Complete the attached reporting tables or attach your own table with the same information. Describe program highlights below. For FY 09-10 only, describe steps taken to revise your program to meet new monitoring, data tracking and reporting requirements.				
Summary:				

C.15.b.vi.(2) Irrigation Water, Landscape Irrigation, and Lawn or Garden Watering

Provide implementation summaries of the required BMPs to promote measures that minimize runoff and pollutant loading from excess irrigation. Generally the categories are:

- Promote conservation programs
- Promote outreach for less toxic pest control and landscape management
- Promote use of drought tolerant and native vegetation
- Promote outreach messages to encourage appropriate watering/irrigation practices
- Implement Illicit Discharge Enforcement Response Plan for ongoing, large volume landscape irrigation runoff.

Summary:

For county-wide outreach on less toxic pest control and appropriate irrigation practices, refer to SCVURPPP's FY0910 Annual Report Section C7, Public Information and Outreach [reports on the Watershed Watch Campaign and the IPM Store Partnership], and Section C9 Pesticide Toxicity Control [report on the Green Gardener Training Program. Participated in these Program outreach efforts via WVCWP, including review of outreach pieces to be published (print, radio, tv), and review of programmatic reports provided to the Program.

WVCWP published seasonal articles in agency newsletters and posted seasonal information on an Info Board in Monte Sereno Post Office.

Also, promotion of 'less toxic pest control' and 'landscape management,' along with use of drought tolerant and native vegetation, is specifically addressed by WVCWP's distribution of native plant seed packets, which are also 'beneficial bug attractants'. The seed packets, attached to related literature, have proved to be an effective means of encouraging residents to take home literature as well as trial the use of basic IPM measures.

Water conservation has been promoted through articles in municipal newsletters.

FY2009-2010 Annual Report
West Valley Communities:
City of Campbell, Town of Los Gatos, City of Monte Sereno, City of Saratoga

This page intentionally left blank

West Valley Clean Water Program

FY2009-2010 Annual Report
West Valley Communities:
City of Campbell, Town of Los Gatos, City of Monte Sereno, City of Saratoga

APPENDICIES

C3: New Development and Redevelopment
- C3b Grant Application Project Description

C4: Industrial and Commercial Site Controls
- C4biii(1) Potential Facilities
- C4biii(2) Facilities Scheduled

C5: Illicit Discharge Detection and Elimination
- C5ciii Illegal Discharge Contacts
- C5fiii(4) Summary of IDDE by Incident Type

C7: Public Information and Outreach
- C7bc Local Advertising and Media Relations
- C7egh Events

C9: Pesticides Toxicity Controls
- C9a IPM Plan
- C9b Implement IPM Plan
- C9d Contractor Implement IPM

C10: Trash Load Reduction
- C10biii Trash Hot Spot Assessment Photos

West Valley Clean Water Program

FY2009-2010 Annual Report
West Valley Communities:
City of Campbell, Town of Los Gatos, City of Monte Sereno, City of Saratoga

This page intentionally left blank

West Valley Clean Water Program

FY2009-2010 Annual Report
West Valley Communities:
City of Campbell, Town of Los Gatos, City of Monte Sereno, City of Saratoga

APPENDIX C3
New Development and Redevelopment

•C3b Grant Application Project Description

West Valley Clean Water Program

FY2009-2010 Annual Report
West Valley Communities:
City of Campbell, Town of Los Gatos, City of Monte Sereno, City of Saratoga

This page intentionally left blank

West Valley Clean Water Program

CITY OF CAMPBELL

Hacienda Avenue “Green Street” Improvements
Project Description
Urban Greening for Sustainable Communities Grant Program

By
Fredrick Ho

March 15, 2010

Located in the southwesterly portion of the City of Campbell, the mile long Hacienda Avenue is a vital east/west residential collector connecting the more rural San Tomas Area Neighborhood of Campbell to Winchester Boulevard, a north/south arterial that provides connections to Los Gatos, Campbell, and San Jose. The Hacienda corridor also provides a pedestrian and bicycle link from the neighborhood to the Hacienda Percolation Ponds (See Attachment 1) and the extremely popular Santa Clara County Los Gatos Creek Park and Creek Trail. The City, in coordination with the Santa Clara Valley Water District, enhanced the area surrounding the Hacienda Avenue percolation pond at the intersection of Hacienda Avenue and S. Winchester Boulevard. These enhancements provide a much improved site for use as a passive recreational area for nearby residents. Additionally, the intersection of Hacienda Avenue and S. Winchester Boulevard is a potential location for a future VTA facility along the Vasona Light Rail Line.

Due to significant traffic volumes experienced on Hacienda Avenue, combined with a variation in the pavement sections constructed over the years, many under designed for the loads experienced today, Hacienda Avenue has fallen into disrepair. The pavement condition for the majority of Hacienda Avenue is very poor with much of the street in need of major rehabilitation, and some portions requiring actual reconstruction. This street has a predominant street right-of-way of 90-ft, with approximately 70-ft of this area in street pavement. Given its residential surrounding and its wider than necessary pavement width, and the City's commitment to sustainable designs, the City is proposing to develop Hacienda Avenue as a "Green Street". The proposed improvements include installing bike lanes, planting street trees, installing bioswales and other stormwater treatment facilities, narrowing the existing pavement from 70' to 50' and using open space or alternative permeable paving surfaces to allow stormwater infiltration.

Developing Hacienda Avenue as a Green Street will help the City of Campbell comply with its NPDES Permit requirements. However, this project goes beyond permit compliance as highlighted below:

1) Project Size – The project proposes to develop the entire one mile stretch of Hacienda Avenue as a Green Street. To meet Permit requirements, developing only a block would be sufficient.

2) Key Issues Addressed – The Permit requires each green street project to address one of six key green street elements. The proposed Hacienda Avenue Improvement Project goes beyond permit compliance by addressing four of the six key elements. These elements are:

- Stormwater storage for landscaping reuse or stormwater treatment and/or infiltration for groundwater replenishment through the use of natural feature systems;
- Creation of attractive streetscapes that enhance neighborhood livability by enhancing the pedestrian environment and introducing park-like elements into neighborhoods;
- Service as an urban greenway segment that connects neighborhoods, parks, recreation facilities, schools, main streets, and wildlife habitats; and
- Meets broader community goals by providing pedestrian and, where appropriate, bicycle access;

The Hacienda Avenue Improvement Project will also provide multiple other benefits that are not required by the NPDES Permit. These are:

1) Decrease in Air Pollution – Installing bike lanes would encourage use of an alternative transportation mode thereby decreasing air pollution from passenger vehicles. Increased bicycle use would also decrease the consumption and dependency on oil. The project proposes to plant more street trees which would lead to cleaner air and reduce the impact of heat islands leading to decreased energy consumption by nearby residents.
2) Reduce Consumption of Natural Resources & Energy – Narrowing the existing pavement from 70' to 50' would reduce the amount of natural resources and energy associated with manufacture and installation of asphalt and also for maintenance purposes.

3) Reliability of Water Supplies – Use of open space and/or alternative permeable paving methods allow storm water runoff to infiltrate into native soil, removing contaminants before recharging the ground water. This would improve the reliability of water supply.

	Bike Lane	Tree Planting	Infiltration Bioswales	Reduce Asphalt Concrete	Increase Permeable Area
Decrease Air Pollution	X	X		X	
Decrease Water Pollution		X	X		X
Reduce Consumption of Natural Resources & Energy	X	X		X	
Reliability of Water Supplies					X

ATTACHMENTS

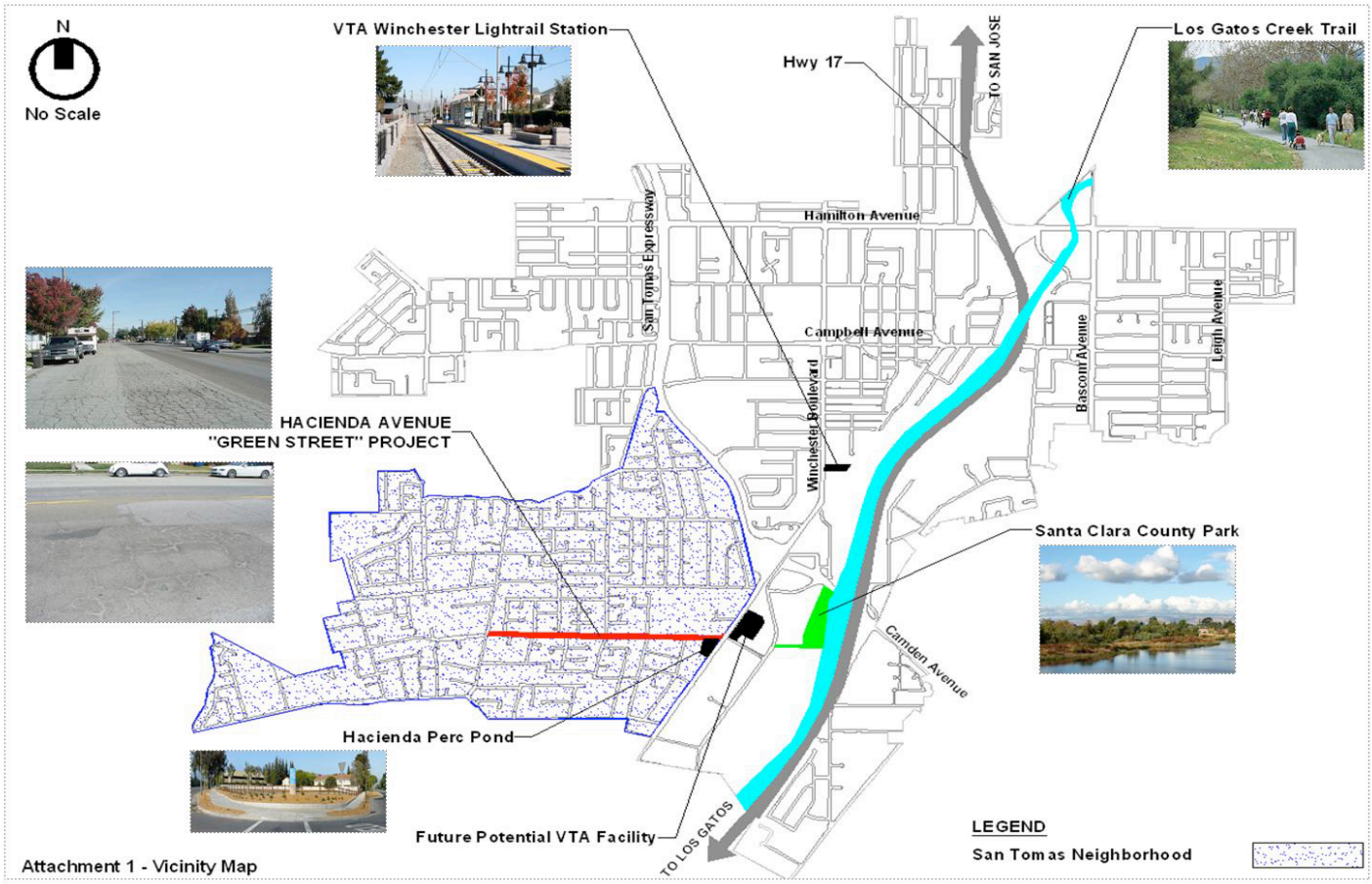

Attachment 1 - Vicinity Map

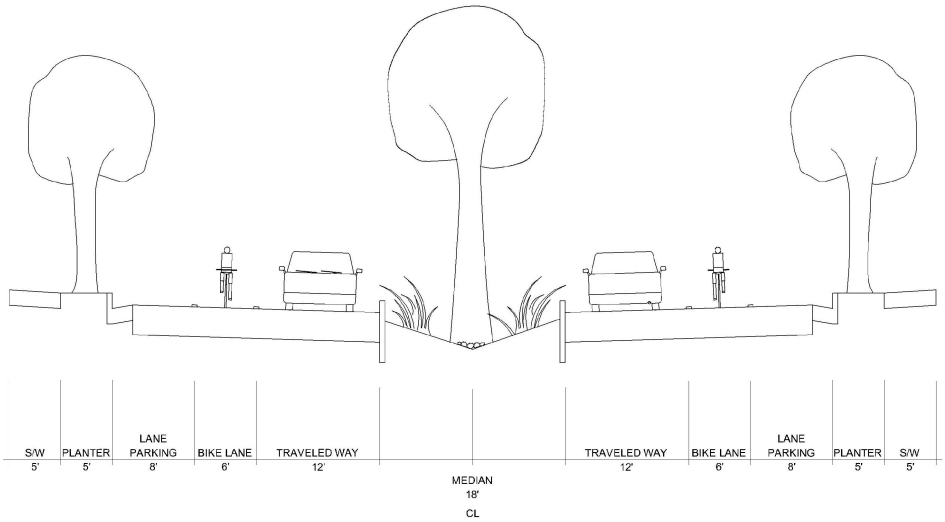

90' ROW

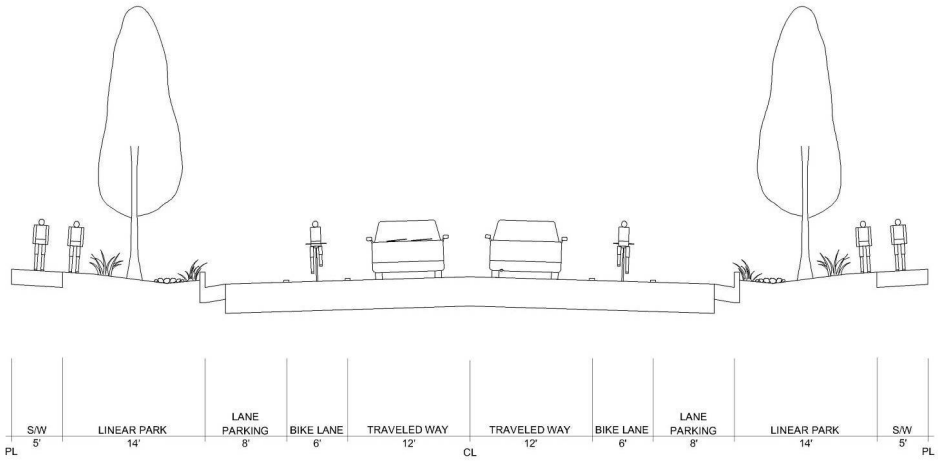

90' ROW

Attachment 2 – Median Island Concept (Top) & Linear Park Concept (Bottom)

FY2009-2010 Annual Report
West Valley Communities:
City of Campbell, Town of Los Gatos, City of Monte Sereno, City of Saratoga

APPENDIX C4 Industrial and Commercial Site Controls

- C4biii(1) Potential Facilities
- C4biii(2) Facilities Scheduled

West Valley Clean Water Program

FY2009-2010 Annual Report
West Valley Communities:
City of Campbell, Town of Los Gatos, City of Monte Sereno, City of Saratoga

This page intentionally left blank

West Valley Clean Water Program

FY0910 Annual Report
West Valley Community: City of Saratoga

C.4.b.iii.(1) Potential Facilities List

BAI TONG
BANK THE
BELLA SARATOGA
BIG BASIN CAFE
BIG WORD CAFE
BLUE ROCK SHOOT
CASA DE COBRE, SARATOGA GRILLE LLC
CAZUELAS AUTHENTIC MEXICAN FOOD
CHICKEN SALSA
CREPE DANIELLE
DOLCE BELLA CHOCOLATES
FLORENTINE TRATTORIA
FRIENDSHIP HALL @ THE SARATOGA PRO
FRUTTI GELATO & YOGURT
GENE'S QUITO MARKET
HACHI JU HACHI
HONG'S GOURMET
INN AT SARATOGA THE
JAKE'S RESTAURANT
LA FONDUE
LA MERE MICHELLE
LITTLE AMSTERDAM
MASU JAPANESE BISTRO
MCDONALD'S
MERMAID SUSHI AT GENE'S
MINT LEAF CUISINE
MOUNTAIN MIKE'S
MOUNTAIN WINERY, THE
NAPKIN RING THE
PEET'S COFFEE & TEA
PLANET JUICE
PLUMED HORSE RESTAURANT
PS I LOVE YOU-PAT SMITH'S EXTRAVAGA
QUIZNO'S #4214
RISTORANTE DA MARIO
ROJOZ
ROSE MARKET #2
ROUND TABLE PIZZA #19
SAFEWAY #919
SARATOGA BAGELS
SARATOGA COMMUNITY CENTER
SARATOGA COUNTRY CLUB
SHANGHAI DUMPLING
ST MICHAEL SERBIAN ORTHODOX CH
STARBUCKS COFFEE #10253
STARBUCKS COFFEE #5417
SUSHI 2-2 TRAIN
TAQUERIA MI TIERRA
THE COFFEE GROUNDS
TOGO'S EATERY #15
TRIPLE SEVEN PIZZERIA
VIENNA WOODS CAFE
VILLA MONTALVO ARBORETUM
WM CAFE
YONG LO GARDEN
Wheel Works
CLASSIC CAR WASH & GAS
Saratoga GAS Company
SARATOGA UNION 76
QUITO DRY CLEANERS
CLEANERS CONNECTION
Kragens Auto
FACIAL REJUVINATION CENTER
WEST VALLEY FIRE STATION #9

FY0910 Annual Report **C.4.b.iii.(2) Scheduled Facilities List**
West Valley Community: City of Saratoga

BAI TONG
BANK THE
BELLA SARATOGA
BIG BASIN CAFE
BIG WORD CAFE
BLUE ROCK SHOOT
CASA DE COBRE, SARATOGA GRILLE LLC
CAZUELAS AUTHENTIC MEXICAN FOOD
CHICKEN SALSA
CREPE DANIELLE
DOLCE BELLA CHOCOLATES
FLORENTINE TRATTORIA
FRIENDSHIP HALL @ THE SARATOGA PRO
FRUTTI GELATO & YOGURT
GENE'S QUITO MARKET
HACHI JU HACHI
HONG'S GOURMET
INN AT SARATOGA THE
JAKE'S RESTAURANT
LA FONDUE
LA MERE MICHELLE
LITTLE AMSTERDAM
MASU JAPANESE BISTRO
MCDONALD'S
MERMAID SUSHI AT GENE'S
MINT LEAF CUISINE
MOUNTAIN MIKE'S
MOUNTAIN WINERY, THE
NAPKIN RING THE
PEET'S COFFEE & TEA
PLANET JUICE
PLUMED HORSE RESTAURANT
PS I LOVE YOU-PAT SMITH'S EXTRAVAGA
QUIZNO'S #4214
RISTORANTE DA MARIO
ROJOZ
ROSE MARKET #2
ROUND TABLE PIZZA #19
SAFEWAY #919
SARATOGA BAGELS
SARATOGA COMMUNITY CENTER
SARATOGA COUNTRY CLUB
SHANGHAI DUMPLING
ST MICHAEL SERBIAN ORTHODOX CH
STARBUCKS COFFEE #10253
STARBUCKS COFFEE #5417
SUSHI 2-2 TRAIN
TAQUERIA MI TIERRA
THE COFFEE GROUNDS
TOGO'S EATERY #15
TRIPLE SEVEN PIZZERIA
VIENNA WOODS CAFE
VILLA MONTALVO ARBORETUM
WM CAFE
YONG LO GARDEN
Wheel Works
CLASSIC CAR WASH & GAS
Saratoga GAS Company
SARATOGA UNION 76
QUITO DRY CLEANERS
CLEANERS CONNECTION
Kragens Auto
FACIAL REJUVINATION CENTER
WEST VALLEY FIRE STATION #9

FY2009-2010 Annual Report
West Valley Communities:
City of Campbell, Town of Los Gatos, City of Monte Sereno, City of Saratoga

APPENDIX C5
Illicit Discharge Detection and Elimination

- C5ciii Illegal Discharge Contacts
- C5fiii(4) Summary of IDDE by Incident Type

West Valley Clean Water Program

FY2009-2010 Annual Report
West Valley Communities:
City of Campbell, Town of Los Gatos, City of Monte Sereno, City of Saratoga

This page intentionally left blank

West Valley Clean Water Program

SCVURPPP Construction, Illegal Discharge, and Industrial Inspection Contacts

Agency	Construction Inspection	Illegal Discharge	Industrial Inspection
Campbell	**Alan Hom** 408-866-2168 alanh@ci.campbell.ca.us **Bill Helms** (Susan Morgado-Gray) 408-866-2153 billh@cityofcampbell.com	**Akrista Aslin** West Valley Clean Water Program 408-354-5386 office 408-828-4658 cell aaslin@wvcwp.org **Bill Helms** (Susan Morgado-Gray) 408-866-2153 billh@cityofcampbell.com	**Akrista Aslin** West Valley Clean Water Program 408-354-5386 office 408-828-4658 cell aaslin@wvcwp.org **Lorenzo Perez** SCC FD, Haz Mat 408-378-4010 lorenzo.perez@cnt.sccgov.org **Michael Cervantes** Food Facilities – West Valley 408-918-3455 michael.cervantes@deh.sccgov.org
Cupertino	**Kevin Rieden** 408-777-3104 kevinr@cupertino.org **Cheri Donnelly** 408-777-3242 cherid@cupertino.org	**Manuel Barragan** 408-472-9907 **Cheri Donnelly** 408-777-3242 cherid@cupertino.org	**Larry Squarcia** 408-777-3228 larrys@cupertino.org **Cheri Donnelly** 408-777-3242 cherid@cupertino.org
Los Altos Hills	**John Chau** 650-941-7222 jchau@losaltoshills.ca.gov	**John Chau** 650-941-7222 jchau@losaltoshills.ca.gov	**Los Altos Hills does not have any industrial or commercial sites**

SCVURPPP Construction, Illegal Discharge, and Industrial Inspection Contacts

Agency	Construction Inspection	Illegal Discharge	Industrial Inspection
Los Altos	**Kirk Ballard** 650-947-2634 kirk.ballard@losaltosca.gov **Larry Lind** 650-947-2624 larry.lind@losaltos.ca.gov	**Larry Lind** 650-947-2624 larry.lind@losaltos.ca.gov	**Larry Lind** 650-947-2624 larry.lind@losaltos.ca.gov
Los Gatos	**Mike Machado** CBO 408-354-6815 mmachado@losgatosca.gov **Mark Glendinning** Building Inspector 408-354-6870 mglendinning@losgatosca.gov **Steve Souza** Engineering Inspector 408-395-3430 ssouza@losgatosca.gov	**Akrista Aslin** West Valley Clean Water Program 408-354-5386 office 408-828-4658 cell aaslin@wvcwp.org **Steve Souza** Engineering Inspector 408-395-3430 (M-F) ssouza@losgatosca.gov *Parks & Public Works General Line* 7am-4pm Mon thru Fri 408-399-5770	**Akrista Aslin** West Valley Clean Water Program 408-354-5386 office 408-828-4658 cell aaslin@wvcwp.org **Michael Benjamin** SCC FD, Haz Mat 408-378-4010 benjamin@cnt.sccgov.org **Michael Cervantes** Food Facilities – West Valley 408-918-3455 michael.cervantes@deh.sccgov.org
Milpitas	**Shelton Sawyer** 408-586-3407 ssawyer@ci.milpitas.ca.gov **Dorsey Wiseman** 408-586-3246 dwiseman@ci.milpitas.ca.gov.	**Paramjit Uppal** 408-586-3351 puppal@ci.milpitas.ca.gov	**Patti Joki** 408-586-3370 pjoki@ci.milpitas.ca.gov

SCVURPPP Construction, Illegal Discharge, and Industrial Inspection Contacts

Agency	Construction Inspection	Illegal Discharge	Industrial Inspection
Monte Sereno	**Mo Sharma** City Engineer & PW Director 408-354-7635 **Sindhi Mekala** Grading & Drainage Inspections; PW 408-354-7635 (Mon & We Only) sindhi@montesereno.org **Howard Bell** Building Official 408-354-2805	**Akrista Aslin** West Valley Clean Water Program 408-354-5386 office 408-828-4658 cell aaslin@wvcwp.org **Mo Sharma** City Engineer & PW Director 408-354-7635 **Sindhi Mekala** Grading & Drainage Inspections; PW 408-354-7635 (Mon & We Only) sindhi@montesereno.org	**City of Monte Sereno does not have any industrial or commercial sites**
Mountain View	**Eric Anderson** 650-903-6378 main 650-903-6225 direct eric.anderson@mountainview.gov **Carrie Sandahl** 650-903-6378 main 650-903-6224 direct carrie.sandahl@mountainview.gov	**Eric Anderson** 650-903-6378 main 650-903-6225 direct eric.anderson@mountainview.gov **Carrie Sandahl** 650-903-6378 main 650-903-6224 direct carrie.sandahl@mountainview.gov	**Eric Anderson** 650-903-6378 main 650-903-6225 direct eric.anderson@ci.mtnview.ca.us **Carrie Sandahl** 650-903-6378 main 650-903-6224 direct carrie.sandahl@mountainview.gov **Scott Heyworth** 650-903-6378 scott.heyworth@mountainview.gov
Palo Alto	**Chris Fujimoto** 650-329-2430 christopher.fujimoto@cityofpaloalto.org	**Chris Fujimoto** 650-329-2430 christopher.fujimoto@cityofpaloalto.org	**Chris Fujimoto** 650-329-2430 christopher.fujimoto@cityofpaloalto.org
San Jose	**Steven Osborn** 408-277-5635 steven.osborn@sanjoseca.gov	**Steven Osborn** 408-277-5635 steven.osborn@sanjoseca.gov	**Steven Osborn** 408-277-5635 steven.osborn@sanjoseca.gov

SCVURPPP Construction, Illegal Discharge, and Industrial Inspection Contacts

Agency	Construction Inspection	Illegal Discharge	Industrial Inspection
	Jared Hart 408-277-3595 jared.hart@sanjoseca.gov **Cathy Hoang-Mendoza** 408-277-3993 catherine.hoang-mendoza@sanjoseca.gov	**Cathy Hoang-Mendoza** 408-277-3993 catherine.hoang-mendoza@sanjoseca.gov **No Dumping Hotline** 408-945-3000 http://www.sanjoseca.gov/esd/stormwater/stormdrain-complaint.asp	**Mary Morse** 408-277-2767 mary.morse@sanjoseca.gov **Josef Denk (restaurants only)** 408-277-4818 joe.denk@sanjoseca.gov
Santa Clara	**Elliot Wier** 408-615-3092 ewier@ci.santa-clara.ca.us	**Elliot Wier** 408-615-3092 ewier@ci.santa-clara.ca.us	**Elliot Wier** 408-615-3092 ewier@ci.santa-clara.ca.us
Santa Clara County	**Clara Spaulding** 408-299-5737 clara.spaulding@pln.sccgov.org	**DEH/Solid/Medical Waste:** 408-918-3400 **Chris Rummel** 408-918-3400 chirs.rummel@deh.sccgov.org (refuse collection & pumper vehicles, biohaz & medical waste, body art & recycling facilities) **Clara Spaulding** Department of Planning & Developement 408-299-5737 clara.spaulding@pln.sccgov.org	**DEH, Hazardous Materials Control Division** 408-918-3400 **Jim Blamey** HMCD Program Manager 408-918-3400 jim.blamey@deh.co.santa-clara.ca.us **Vicki Everly** Food Facilities – North County 408 918-3490 vicki.everly@deh.sccgov.org everly.vicki@deh.sccgov.org **Michael Cervantes** Food Facilities – South West 408-918-3455 michael.cervantes@deh.sccgov.org **Rochelle Gaddi** Food Facilities, Pools – Central District 408 918-3479 rochelle.gaddi@deh.sccgov.org

SCVURPPP Construction, Illegal Discharge, and Industrial Inspection Contacts

Agency	Construction Inspection	Illegal Discharge	Industrial Inspection
SCVWD	**Denise Uriarte** 408-265-2607, X2909 duriarte@valleywater.org **Pollution Hotline** 1-888-510-5151	**Denise Uriarte** 408-265-2607, X2909 duriarte@valleywater.org **Pollution Hotline** 1-888-510-5151	**Not Applicable**
Saratoga	**Brad Lind** 408-868-1224 bradlind@saratoga.ca.us **Skylar McLean** Grading / Land Development Inspections 408-868-1237 skyelarm@saratoga.ca.us	**Akrista Aslin** West Valley Clean Water Program 408-354-5386 office 408-828-4658 cell aaslin@wvcwp.org **Kristin Borel** 408-868-1258 kborel@saratoga.ca.us **Rick Torres** Streets Maintenance Supervisor 408-857-6545 cell rtorres@saratoga.ca.us	**Akrista Aslin** West Valley Clean Water Program 408-354-5386 office 408-828-4658 cell aaslin@wvcwp.org **Richard Baker** SCC FD, Haz Mat 408-378-4010 richard.baker@cnt.sccgov.org **Michael Cervantes** Food Facilities – West Valley 408-918-3455 michael.cervantes@deh.sccgov.org
Sunnyvale	**Gordon Blancher** 408-730-7448 gblancher@ci.sunnyvale.ca.us	**Sarah Scheidt** 408-730-7267 sscheidt@ci.sunnyvale.ca.us **Kristy McCumby Hyland** 408-730-7274 kmccumby@ci.sunnyvale.ca.us	**Sarah Scheidt** 408-730-7267 sscheidt@ci.sunnyvale.ca.us
Caltrans	**Dragomir Bogdanic** 510-622-0716 510-867-6007 dragomir_Bogdanic@dot.ca.gov	**Hardeep Takhar** 510-286-7182 hardeep_s_takhar@dot.ca.gov	**Not Applicable**

FY2009-2010 Annual Report
West Valley Communities:
City of Campbell, Town of Los Gatos, City of Monte Sereno, City of Saratoga

This page intentionally left blank

West Valley Clean Water Program

FY 2009-2010 Annual Report
West Valley Communities

C5fiii(4) IDDE Summary by Incident Type

July 1, 2009 to June 30, 2010

CoPermittee/ Type of discharge	Accidental spills	Dewatering	Dumping - hazardous	Dumping – non-hazardous	Dumping - Landscape Mat/	Dumpster discharge	Misc. incidents(not properly contained)	Pools/Spas/Fountains discharge	Sanitary spill or leak	Surface cleaning discharge	Un-hardened cement discharge	Vehicle & equipment leaking	Vehicle Washing	Water line breaks	Allowable discharge	Complaint not found	Total Incidents:
Campbell			2	1		1	1	1	1			1		1			**9**
Los Gatos	1		1		1		3	2	2	1	1	2		1		1	**16**
Monte Sereno		1						1							1		**3**
Saratoga			1	1				2			1		1	1			**7**
	1	**1**	**4**	**2**	**1**	**1**	**4**	**6**	**3**	**1**	**2**	**3**	**1**	**3**	**1**	**1**	**35**

Saratoga

	Dumping – non-hazardous	1
	Pools/Spas/Fountains discharge	2
	Un-hardened cement discharge	1
	Used oil dumping	1
	Vehicle washing	1
	Water line breaks	1
Total Incidents:		7

FY2009-2010 Annual Report
West Valley Communities:
City of Campbell, Town of Los Gatos, City of Monte Sereno, City of Saratoga

APPENDIX C7
Public Information and Outreach

- C7bc Local Advertising and Media Relations
- C7egh Events

West Valley Clean Water Program

FY2009-2010 Annual Report
West Valley Communities:
City of Campbell, Town of Los Gatos, City of Monte Sereno, City of Saratoga

This page intentionally left blank

West Valley Clean Water Program

WEST VALLEY CLEAN WATER PROGRAM

C7bii1 Local Advertising, Creative [Material] Development and Outreach Media Used C7c Media Relations

1. Newsletters, Newspaper Articles, Web Postings

a. Newsletters: WVCWP staff prepares articles for use in municipal newsletters for the 4 WV Communities. Submission of articles depends upon timeliness of newsletter distribution to residents vs topics being covered. Municipal newsletter staff also prepare articles relevant to stormwater issues, as feasible, based on priorities of municipal news.
   i. Campbell Profile
   ii. Los Gatos Vista
   iii. Los Gatos Growing Greener
   iv. Keep Los Gatos Beautiful
   v. Monte Sereno
   vi. Saratogan

b. Local Newspapers
   i. Campbell Reporter
   ii. Los Gatos Weekly
   iii. Los Gatos Weekender
   iv. Saratoga News

c. Websites
   i. City of Campbell Website
      1. Main Page
      2. Engineering/PW
   ii. Town of Los Gatos Website
      1. Los Gatos 'What's New'
      2. Public Works
      3. Environmental Programs
   iii. City of Saratoga Website
      1. Saratoga Calendar
   iv. Watershed Watch
   v. West Valley Clean Water Program
      1. www.cleancreeks.org
   vi. SCVRUPPP
   vii. Our Water Our World (BASMAA)

- **July 2009 / Summer 2009**

– Created & distributed Press Release on car-washing, use of the WVCWP "Car Wash Kit" for fundraising events, and the upcoming car wash fundraiser in Campbell for Susan G. Komen.

Distribution: to 3 WV weekly newspapers,

- Article printed in the Campbell Reporter (7/23/2009)

- Article printed Saratoga News (7/23/2009).

- Generated calls to the WVCWP office, with questions about the Car Wash Kit.

– Created & distributed Press Release noting presentation of Stormwater Awards to WV Communities, via County-wide program. Press release covered topics related to "Trash" and "IPM".

Distribution: to 3 WV weekly newspapers
4 Municipal Newsletters

- Article printed in Campbell's "Profile" newsletter: Summer 2009 "City Receives Pollution Prevention Awards" which awards presented by CASQA -- details on the Trash Toolbox program, and a link to the "Trash Toolbox" flyer; the award-winning "Green Gardeners" program, -- and the "IPM Innovators Award".

– Created & distributed Press Release: encourage residents to recognize and use 'beneficial bugs' in home gardens in place of pesticides.

Distribution: to 4 Municipal Newsletters

- Article printed in Campbell's "**Profile**" newsletter: Summer 2009 "A Safe Garden" (Beneficial Bugs). The article included photos of beneficial bugs, and links to additional photos and information available on web sites. The article also encouraged residents to obtain free packets of seeds from WVCWP; the sees are for plants that attract 'beneficial bugs'. Information on proper disposal of pesticides was also included.

- City of Monte Sereno Newsletter: July 2009 "15% Water Use Reduction"

The Newsletter included a reminder to residents to reduce water use. Readers were reminded to refer to conservation tips in the previous Newsletter (April 2009) which contained an article on water conservation.

- **Sept. 2009 / Fall 2009**

– Created & distributed 2 versions of a Press release on Pollution Prevention program at Campbell Cmmty Ctr (Thermometer Exchange, battery drop-off, prescription drugs drop-off). Created & distributed PR, including photos of previous events and encouraging a reporter to cover the P2 event, was submitted.

Distribution: to 3 WV weekly newspapers,

- A "Brief"/short article on the event was printed in the Campbell Reporter (DATE?)

– Created and distributed a Press Release encouraging participation in the California Coastal Cleanup event at WVCWP's Westmont site.

Distribution: to 3 WV weekly newspapers and 4 municipal newsletters

- Info on the event was **printed** in the "Briefs" section of the "Campbell Reporter" (9-11-09)
- Info on the event was **printed** in the "Briefs" section of the "Saratoga News" (9-11-09)

– Created and distributed a Press Release on the Thermometer Exchange/ Battery Drop-off event at Saratoga Community Center

Distribution: to 3 WV weekly newspapers

- A "Brief" article on the upcoming event was **printed** in the Saratoga News,(9/22/09).

-Related Article: The Campbell Profile featured a colorful graphic and a short article promoting water conservation, including a link to the website www.save20gallons.org

- Campbell's "Profile" newsletter: Fall 2009 "Water Conservation"

- Saratoga's "**The Saratogan**" Fall 2009 "E-Waste Drop-off Event"

The newsletter included information on the upcoming free E-waste Drop-off sponsored by the City's waste contractor.

- **Jan 2010/ Winter 2010**

-Related Article: Campbell's "**Profile**" newsletter: Winter/Spring 09/10 "Hamilton Median Project" (Water Conservation). This article discusses a median project on a major arterial; the project incorporates the most up-to-date irrigation system, which saves water, and also ensures there will be no runoff in case of a stuck sprinkler head or similar problem. By setting an example of what can currently be done with appropriate irrigation systems, the article encourages water conservation, and discourages over-watering and runoff.

- Created and distributed article alerting residents on the need to keep leaves out of the gutter area and stormdrain system, and to dispose of them properly in the Yard Waste containers.

Distribution: to 4 municipal newsletters

- Campbell's "**Profile**" newsletter: Winter/Spring 09/10 "The Rain is Coming" (Keeping leaves out of gutters/stormdrains)

- **Mar 2010/ Spring 2010**

– Created and distributed Press Release to present Mercury info prior to the upcoming Thermometer Exchange. The Press Release resulted in a "Growing Greener" newsletter devoted to Mercury & HHW information.

Distribution: 4 municipal Newsletters

- Mercury article for Keep LG Beautiful Flyer.doc
- Los Gatos' "**Growing Greener**" newsletter: March 2010 "Taking Charge of Hazardous Waste".
- Los Gatos' Newsletter included articles on:
    - Thermometer Exchange at LG Farmer's Market;
    - upcoming HHW Drop-off events;

- links to HHW info;
- proper drug disposal;
- proper car-washing.

- Los Gatos "**Vista**" Annual Newsletter: Spring 2010 "Safe Disposal of Medications". In response to a flyer on this subject distributed by WVCWP, Los Gatos published a long article on keeping medications out of our waterways. The article discussed the problem of medications as water pollution, and explained proper disposal procedures.

- City of Monte Sereno Newsletter: May/June 2010 "Maintaining Your Pool & Spa"

This full, front-page article discussed all the aspects of potential copper pollution in creeks due to improper draining. It discussed proper drainage methods and alternative, copper-free maintenance methods, and included links ot further info on the Watershed Watch website.

FY2009-2010 Annual Report
West Valley Communities:
City of Campbell, Town of Los Gatos, City of Monte Sereno, City of Saratoga

This page intentionally left blank

West Valley Clean Water Program

Samples of Media Coverage

Local Newspapers:

- Campbell Reporter
- Los Gatos Weekly
- Saratoga News

Agency Newsletters:

- Campbell Profile
- Los Gatos Vista
- Monte Sereno
- Saratogan

Agency Webposting

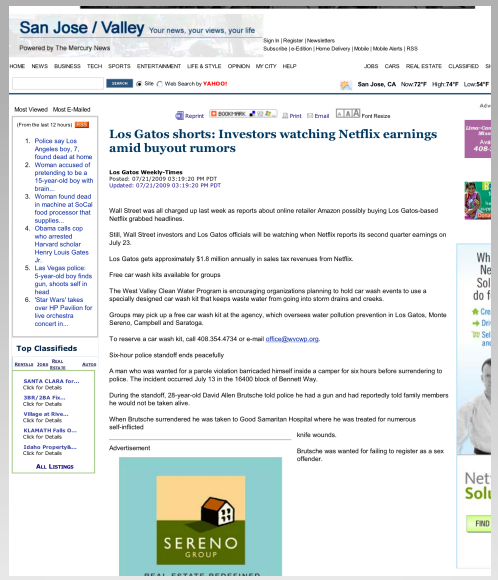

Local Newspapers: Car Wash Kit

BRIEFS

Free e-waste event Oct. 17 at church

There's a better place than the landfill for unwanted old electronics.

The Campbell United Church of Christ will be taking in those outdated products free of charge at an e-waste event on Oct. 17 from 9 a.m. to 2 p.m. at the church campus, 400 W. Campbell Ave.

Electronics contain harmful chemicals and should be disposed of properly or recycled. The church will accept computers, monitors, keyboards, hard drives, TVs, VCRs, video games and systems, cell phones and batteries for recycling.

Call 408.378.4418.

Open seats on parks and rec commission

Two terms on the city's parks and recreation commission will expire this year, leaving a couple of openings on the seven-member committee.

Applicants must be at least 18 years old and a resident of Campbell. Applications may be picked up at city hall, 70 N. First St., and must be returned by Oct. 30 at 5 p.m. Visit www.cityofcampbell.com or call 408.866.2117.

Plans for park now available on city website

The three conceptual plans for Steppenwolf Family Park can now be viewed online at the city's website, www.cityofcampbell.com/dp.

Several residents got to see the plans in person at a community meeting on Oct. 5, but it's still not too late to submit feedback on the design of the park at 316 Union Ave.

Comments and questions can be submitted to public.works@cityofcampbell.com.

EAT

lenty of buyers

Photograph by Chris Vargoulis

home in Campbell. Brown's friend, Robin Terral, th annual Community Garage Sale.

ots.

ort Debi Phelps ng with the city's Saturday's Community Garage Sale successful the eight years in the event. ur stuff is gone, thrown away. I gave away the nothing that may- is an important

hingelse, Phelps ycling all stuff for s. Even though the advertising, ken out an ad in Observer News, ar she decided

he usually does rmall. What she ugh is making customers happy.

customers.

Phelps' philosophy: Let the customer set the asking price.

"We've offered people something for $2, and they gave us $5 because they thought it was [such a good] deal," she said with a laugh.

Phelps had just about everything for sale including a stirring clothes and jewelry, along with the glam-cam at was

Longtime Campbell residents, Steve and Patricia Oswald, came from San Jose looking for low prices and were able to pick up some clothes and get some early Christmas shopping done.

"We came out to Campbell as opposed to the other places [in San Jose] because there's just so many" sales, Sean Oswald said.

"We probably wouldn't have come out if there was just one."

OCTOBER 16, 2009 CAMPBELL REPORTER 3

BRIEFS

Congregation to honor foreign diplomat

Congregation Beth David will honor Chiune Sugihara, a Japanese diplomat who helped save the lives of approximately 6,000 Jews during World War II. Sugihara died in 1986.

The commemoration will be held Oct. 25 from 1 to 3 p.m. at the synagogue, 19700 Prospect Road. A street sign, "Chiune Sugihara Way," will also be unveiled in the parking lot of the congregation property.

Visit www.jewishvirtuallibrary.org/jsource/Holocaust/sugihara.html.

City to host North Campus grand opening

The city of Saratoga is celebrating the grand opening of the North Campus by hosting an open house for residents on Oct. 23 at 3:30 p.m. A tour of the new multipurpose room will be available.

The city bought the real estate in 2002 and is hoping the multipurpose building will be an attraction for citywide community events.

Contact Nina Walker at 408.868.1259 or nwalker@saratoga.ca.us.

Residents can rid themselves of e-waste

West Valley Collection and Recycling is hosting an e-waste event where Saratoga residents can rid their garages of old and unused electronic items.

Television and computer monitors, laptops, external hard drives, keyboards, mice, printers, DVD players and VCRs, phones and fax machines are some of the acceptable items.

The event will be held Oct. 24 from 9 a.m. to 2 p.m. at the North Campus, 19848 Prospect Road.

Call 408.283.2950.

E-MAIL US AT:
lgwt@community-newspapers.com

OCTOBER 13, 2009

Photograph by George Sakkestad

tirement party for Harley Crock (right). Crock

his ugly mug

gaining a ages when back "Trent d entering ace. "Trent said. Sure- m ally hand- n again the dently the didn't have handle the ed look in side. But the That's why cks," Crock ies coming g. I can say h rich with family and

love."

It's a community that loves him, too.

"Harley is always smiling," recreation supervisor Janet Stampler said. "He's a real team player and role model. He's always ready to help."

"He's been an institution for many years," longtime friend Lee Tagge said. "We're just now discovering what he did that nobody knew about."

Crock said he was humbled when the town council presented him a commendation honoring his years of service to LGS Recreation.

Page 15

OCTOBER 13, 2009 SARATOGA NEWS 9

Local Newspapers: E-waste Events

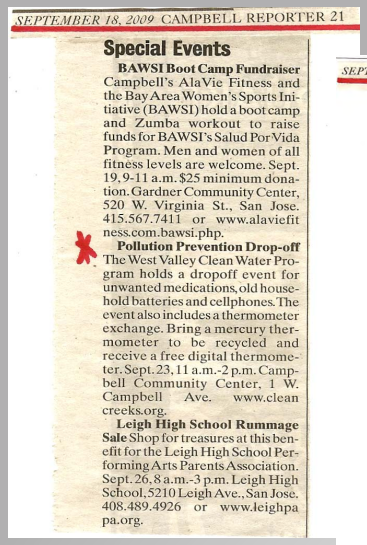

SEPTEMBER 18, 2009 CAMPBELL REPORTER 21

Special Events

BAWSI Boot Camp Fundraiser Campbell's AlaVie Fitness and the Bay Area Women's Sports Initiative (BAWSI) hold a boot camp and Zumba workout to raise funds for BAWSI's Salud Por Vida Program. Men and women of all fitness levels are welcome. Sept. 19, 9-11 a.m. $25 minimum donation. Gardner Community Center, 520 W. Virginia St., San Jose. 415.567.7411 or www.alaviefitness.com.bawsi.php.

Pollution Prevention Drop-off The West Valley Clean Water Program holds a dropoff event for unwanted medications, old household batteries and cellphones. The event also includes a thermometer exchange. Bring a mercury thermometer to be recycled and receive a free digital thermometer. Sept. 23, 11 a.m.-2 p.m. Campbell Community Center, 1 W. Campbell Ave. www.cleancreeks.org.

Leigh High School Rummage Sale Shop for treasures at this benefit for the Leigh High School Performing Arts Parents Association. Sept. 26, 8 a.m.-3 p.m. Leigh High School, 5210 Leigh Ave., San Jose. 408.489.4926 or www.leighpapa.org.

SEPTEMBER 18, 2009 CAMPBELL REPORTER 5

BRIEFS

Residents are encouraged to join clean-up day

West Valley communities are being asked to pitch in locally and join the Sept. 19 international cleanup effort.

The West Valley Clean Water Program, which prevents stormwater pollution locally, is sponsoring a clean-up event at a site near Westmont High School, 4805 Westmont Ave., in Campbell. The event goes from 9 a.m. to noon.

For more information, visit www.cleanacreek.org.

Program will eliminate old, unwanted medicine

The West Valley Clean Water Program is hosting a National Pollution Week resource fair on Sept. 23, 11 a.m.-2 p.m., at the Campbell Community Center, 1 W. Campbell Ave.

Residents from the West Valley can drop off expired or unwanted medications, receive a free digital thermometer in exchange for a glass mercury thermometer, donate old cell phones and receive a free reusable shopping bag.

SEPTEMBER 8, 2009 LOS GATOS WEEKLY-TIMES 9

BRIEFS

Westmont area targeted for cleanup day

West Valley communities are encouraged to pitch in locally and join in on an international cleanup effort on Sept. 19.

The West Valley Clean Water Program, which prevents stormwater pollution locally, is sponsoring a cleanup event at a site near Westmont High School, 4805 Westmont Ave., in Campbell. The cleanup goes from 9 a.m. to noon.

For more information, visit www.cleanacreek.org.

SEPTEMBER 8, 2009 SARATOGA NEWS 9

BRIEFS

Westmont area targeted for cleanup day

West Valley communities are encouraged to pitch in locally and join in on an international cleanup effort on Sept. 19.

The West Valley Clean Water Program, which prevents stormwater pollution locally, is sponsoring a cleanup event at a site near Westmont High School, 4805 Westmont Ave., in Campbell. The cleanup goes from 9 a.m. to noon.

Visit www.cleanacreek.org.

Local Newspapers: P2 Event and Creek Cleanup Sept 2009

BRIEFS

This week is 'Walk to School Week'

Expect to see more children in crosswalks Oct. 5-9 as they participate in "Walk to School Week," a program focusing on teaching children safe walking and biking habits, such as how to cross streets and choose safe routes to school.

The program is part of the "International Walk to School Month," which runs through October. There is also a national "Walk to School Day" on Oct. 7. Visit www.cawalktoschool.com.

City to host thermometer exchange

Exposure to mercury can cause damage to the nervous system, brain, kidneys, liver and immune system. In an effort to rid homes of the dangerous substance, the city of Saratoga is hosting a thermometer exchange.

The event will take place Oct. 7 from 10 a.m. to 2 p.m. in the Joan Pisani Community Center, 19655 Allendale Ave.

Residents can rid themselves of e-waste

West Valley Collection and Recycling is hosting an e-waste event where Saratoga residents can rid their garages of old and unused electronic items.

Television and computer monitors, laptops, external computer hard drives, keyboards, computer mice, printers, DVD players and VCRs, phones, fax machines, electronic toys, typewriters, cameras, stereos and speakers are some of the acceptable items.

The event will be held Oct. 24 from 9 a.m. to 2 p.m. at the North Campus, 19848 Prospect Road.

Call 408.283.2950.

E-MAIL US AT:

OCTOBER 6, 2009

Photograph by George Sakkestad

plot at the Moreland Community Garden.

rt at Moreland

Page 14

OCTOBER 6, 2009 SARATOGA NEWS 9

BRIEFS

City to host thermometer exchange

Exposure to mercury can cause damage to the nervous system, brain, kidneys, liver and immune system. In an effort to rid homes of the dangerous substance, the city of Saratoga is hosting a thermometer exchange.

Households can exchange their old mercury fever thermometers for digital ones. Mercury thermometers should be double-bagged in two sealed plastic bags to prevent spills.

The event will take place Oct. 7 from 10 a.m. to 2 p.m. in the Joan Pisani Community Center, 19655 Allendale Ave.

NEWS

E-MAIL US AT:

VOLUME 54, NUMBER 38 SARATOGA, CALIFORNIA SEPTEMBER 22, 2009

Local Newspaper Mercury Exchange Event

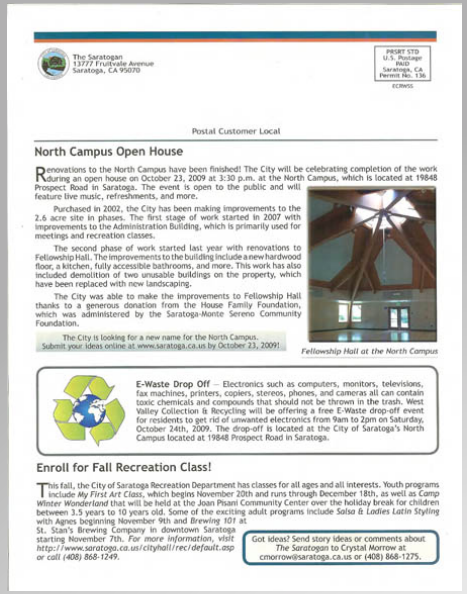

The Saratogan
13777 Fruitvale Avenue
Saratogan, CA 95070

PRSRT STD
U.S. Postage
PAID
Saratoga, CA
Permit No. 136

ECRWSS

Postal Customer Local

North Campus Open House

Renovations to the North Campus have been finished! The City will be celebrating completion of the work during an open house on October 23, 2009 at 3:30 p.m. at the North Campus, which is located at 19848 Prospect Road in Saratoga. The event is open to the public and will feature live music, refreshments, and more.

Purchased in 2002, the City has been making improvements to the 2.6 acre site in phases. The first stage of work started in 2007 with improvements to the Administration Building, which is primarily used for meetings and recreation classes.

The second phase of work started last year with renovations to Fellowship Hall. The improvements to the building include a new hardwood floor, a kitchen, fully accessible bathrooms, and more. This work has also included demolition of two unusable buildings on the property, which have been replaced with new landscaping.

The City was able to make the improvements to Fellowship Hall thanks to a generous donation from the House Family Foundation, which was administered by the Saratoga-Monte Sereno Community Foundation.

The City is looking for a new name for the North Campus.
Submit your ideas online at www.saratoga.ca.us by October 23, 2009!

Fellowship Hall at the North Campus

E-Waste Drop Off – Electronics such as computers, monitors, televisions, fax machines, printers, copiers, stereos, phones, and cameras all can contain toxic chemicals and compounds that should not be thrown in the trash. West Valley Collection & Recycling will be offering a free E-Waste drop-off event for residents to get rid of unwanted electronics from 9am to 2pm on Saturday, October 24th, 2009. The drop-off is located at the City of Saratoga's North Campus located at 19848 Prospect Road in Saratoga.

Enroll for Fall Recreation Class!

This fall, the City of Saratoga Recreation Department has classes for all ages and all interests. Youth programs include *My First Art Class*, which begins November 20th and runs through December 18th, as well as *Camp Winter Wonderland* that will be held at the Joan Pisani Community Center over the holiday break for children between 3.5 years to 10 years old. Some of the exciting adult programs include *Salsa & Ladies Latin Styling* with Agnes beginning November 9th and *Brewing 101* at St. Stan's Brewing Company in downtown Saratoga starting November 7th. *For more information, visit http://www.saratoga.ca.us/cityhall/rec/default.asp or call (408) 868-1249.*

Got ideas? Send story ideas or comments about *The Saratogan* to Crystal Morrow at cmorrow@saratoga.ca.us or (408) 868-1275.

the Los Gatos CA Official Site! - Los Gatos: Growing Greener Together Page 1 of 2

Home | Site Map | Staff Directory | Resource Directory | Document Center | Archive Center | Printer Friendly

TOWN OF LOS GATOS

Government | Living in Los Gatos | Doing Business | Visiting Los Gatos

U.S. Mayors Climate Protection Agreement

Los Gatos: Growing Greener Together

NOTIFY ME

You are here: Home > Living in Los Gatos > Town Services > Community Services > Environmental Protection Efforts > Los Gatos: Growing Greener Together

The Growing Greener theme for January is Sustainable New Year's Resolutions

view the January Growing Greener flyer to learn tips and practices on setting New Year's Resolutions that create a more sustainable community in 2010!

GREEN NEWS

Holiday Tree Recycling
December 28, 2009 - January 15, 2010 West Valley Collection and Recycling will pick up holiday trees curbside as a part of their regular collection schedule. Up to 2 undecorated, natural or flocked trees, will be picked up per residence. Trees must be cut into 5 foot lengths and placed 1 foot away from garbage/recycling carts. More Info at 408-283-9250 or www.westvalleyrecycles.com

Spare the Air
Did you know that smoke from wood burning fireplaces is harmful for the environment and our health? Do your part to protect our environment and community by not burning wood in your fireplace this winter. The American Cancer Society and the Bay Area Air Quality Management District have teamed up to provide more information about the dangers of wood smoke.

E-Waste Collection Events
With the holiday season upon us, many households end up with new electronics. It is important that the old ones are disposed of and recycled properly so they do not end up in the landfills. The county's Household Hazardous Waste Program will be sponsoring two e-waste collection events:

January 9, 2010
Lifescan, Inc. (Parking Lot)
1000 Gibraltar Dr.
Milpitas, CA 95035

March 6, 2010
Microsoft (Parking Lot)
1065 La Avenida Street
Mountain View, CA 94043

For more information, please visit www.hhw.org.

Los Gatos: Growing Greener Together

The Town of Los Gatos has been certified as a Green Business. This program, coordinated by ABAG, is a partnership of environmental agencies that assists, recognizes and promotes business and government agencies who operate in a more environmentally responsible way. The key goals of the program are to promote resources conservation and pollution prevention.

At the Town, we take this certification seriously and ask our Town Employees to follow our Green Business Commitments and do the right thing for our environment everyday, while at work in our Town offices. We invite you and your family to join us in our efforts to protect the

LOS GATOS growing greener together

http://www.losgatosca.gov/index.aspx?NID=1456 1/12/2010

Local Newsletter
And
Webposting

2. Material Development: Give-aways and Handout items (including brochures and other stormwater literature)

a. RE-USABLE BAG/ ANTI-LITTER CAMPAIGN

Topic: POC-Trash/Litter

Audience: Residents and Students

Goal: Modify behavior => provide incentive for using re-usable bag thru ease of use (size, convenience) and ownership (personalization of bags)

2 types of re-usable bags, to promote litter reduction efforts; the bags carry the message is "Clean Creeks… It's In Our Hands". Both bags are foldable, and can easily fit in a pocket, purse, or school backpack.

- Blue nylon bag is aimed at residents who would use this instead of a grocery bag**. 250** of these bags have been purchased. They can be distributed with relevant literature inside, depending on the event where they will be featured.
- White canvas is aimed at schoolchildren. **150** of these bags have been purchased. The message is printed on the small carrying bag; on the main bag, children will be able to color in a comic, which conveys a stormwater message. This children's activity portion will be a pilot program for WVCWP; it is being adopted from a similar program at the City of Palo Alto.

b. NATIVE PLANTS/ IPM CAMPAIGN (Beneficial Bugs)

Topic: POC-Pesticides/IPM

Audience: Residents and Students

Goal: Modify behavior => provide alternate option to pesticide usage

In FY 08-09 WVCWP carried out a Pilot Program of purchasing seeds for 4 types of California native plants; species which would attract 'beneficial bugs' to gardens, thus encouraging residents to reduce the use of pesticides. WVCWP developed labels for the seeds, and volunteers helped to package them in 2"x3" l envelopes. The packages were attached to IPM literature. This seed program turned out to be very successful in terms of encouraging residents to pick up the IPM literature. In FY 09-10, the Pilot Program was reviewed, and 3 types of seeds were ordered, and more seed packages and blank labels were purchased. WVCWP is looking into soliciting volunteers to package these seeds for distribution in FY 10-11.

c. Copper Brochure

Topic: POC-Copper

Audience: Residents

Goal: Information dissemination => provide incentive (discount card) to learn and participate in pollution reduction thru typical daily activity (car washing)

WVCWP staff created a Copper outreach tri-fold, since no general Copper outreach material was available. The tri-fold was designed to have the "Watershed Watch Discount Card" attached to it, as a means of encouraging residents to take home the literature (i.e if they wanted the Discount Card, they were also getting the Copper information). This tri-fold with Discount Card has proven to be relatively successful in getting residents to take home literature about copper pollution.

d. CAR WASHING- residential and fundraising

Topic: POC-Copper

Audience: Residents

Goal: Modify behavior => provide mechanism for preventing pollution discharge during chosen activity (car wash for fundrasing)

This tri-fold was forwarded to the Program, along with a request for more public outreach material on 'Car Washing & Copper"; subsequently a Car Washing tri-fold was produced by the Program. WVCWP modified this piece for the WVC by highlighting local contact info on it.

e. Information Cards

Topic: POCs (Trash/Litter, Pesticides, Copper); Creeks and SF Bay as local resource, Watersheds

Audience: Residents, Teachers, Students

Goal: Information dissemination

f. PRESENTATION: "A Stormwater Campaign in Cartoons"

Topic: Conveying BMP and POC message to residents

Audience: Municipal/ Stormwater Staff

Goal: Information dissemination

At the end of FY 08-09, WVCWP staff was invited to present at the EPA National Outreach Conference in Portland on the topic of "A Stormwater Campaign in Cartoons". The presentation was very well received, and WVCWP continues to receive requests for information on this topic. The presentation is posted on the EPA website; WVCWP has shared information via e-mail so that other agencies can initiate advertising campaigns using cartoon characters.

Material Development:
Handouts and Give-away items

Re-usable Bags

Native Plants/IPM
Copper Brochure
Car Washing
Information Cards

Reusable Bags
And
Native Plant/
Beneficial Bug Attractor Seeds

Why keep Copper out of our Creeks ?

1000 sq ft of copper roof, by itself, can lead to

TOXIC CONDITIONS
in a nearby creek
within just 1 rainstorm

How does COPPER get into our Creeks?

Rain, irrigation, hosing down driveways, etc. can all carry pollution from our homes to nearby stormdrains.

STORMDRAINS FLOW DIRECTLY INTO OUR CREEKS

Water flowing into a stormdrain does NOT flow to the Water Treatment Plant— it flows straight into our creeks.

From there, it can enter our groundwater system or San Francisco Bay

DISCOUNT CARD

Watershed Watch
Protect Our Creeks And Bays

Visit www.MyWatershedWatch.org or call 1-866-WATERSHED for new offers

Use this card for:

$ 4 off

the **"Deal Special"** at any **CLASSIC CAR WASH** location

Delta Queen
981 E Hamilton Ave.
Campbell, CA - (408) 377-2525

Lark Avenue
16500 Lark Ave.
Los Gatos, CA - (408) 356-2525

Westgate
18560 Prospect Rd.
Saratoga, CA - (408) 996-2515

Robertsville
5005 Almaden Expressway
San Jose, CA - (408) 371-2565

Our Copper & Our Creeks

Did you know ... ?

- **COPPER**, even in very small amounts, can be **deadly to life in our creeks** and SF Bay
- **COPPER is common in car brake pads**, and runs into our creeks when we wash cars in driveways & parking lots
- **COPPER** can come from home sources, such as
  - **pool/spa chemicals**
  - **copper garden pieces**
  - **architectural elements**

How can YOU help keep Copper out of creeks ?

Car Washing

Take your car to a commercial car wash

Or, use a commercial 'wash-it-yourself' facility.

This way the dirty water is cleaned and recycled, rather than carrying pollutants straight to a creek.

If you can't use a car wash facility,

at least wash your car on a lawn or gravel area

— this allows dirty water to sink into the soil instead of running straight into a creek.

for Car Wash Fundraiser Events borrow a FREE "Car Wash Kit"

This kit ensures that water from your event will flow to the Water Treatment Plant, rather than straight to our creeks.

Get the kit from West Valley Clean Water Program at:

(408)354-3585
office@wvcwp.org

Pools & Spas

Choose safe algaecides

Check with your pool store for copper-free algaecides.

Drain your Pool or Spa properly

NO: draining into a street, gutter or storm drain

YES: discharge water to a sanitary sewer cleanout.

If you are on a septic system or have no sanitary sewer clean-out, contact your ***wastewater treatment authority***. You may be told to drain the water to a lawn or gravel area.

Residents of Campbell, Los Gatos Monte Sereno and parts of Saratoga, can get direction from:

West Valley Sanitation District at (408) 378-2407

How can YOU help keep Copper out of creeks ?

Around your Home

Choose Copper-free outdoor garden accessories and architecture

Use non-copper weathervanes, birdbaths, gutters, roofing etc.

Copper, when used outdoors, will oxidize. These particles will be washed off by rain and flow straight into creeks.

For existing copper gutters & roofs, create a percolation area at your downspout outlet. The roof runoff can soak into the ground, rather than flowing to the creek.

For additional information contact

West Valley Clean Water Program

www.cleancreeks.org

(408)354-3585
office@wvcwp.org

WV Brochure on Copper

DISCOUNT CARD

Watershed Watch

Protect Our Creeks And Bays

Visit www.MyWatershedWatch.org or call 1-866-WATERSHED for new offers

Use the **Watershed Watch Discount Card** to get discounted car washes at the following locations:

Delta Queen Classic Car Wash:
981 E Hamilton Avenue,
Campbell, CA 95008, (408) 377-2525

Lark Avenue Classic Car Wash:
16500 Lark Avenue,
Los Gatos, CA 95032, (408) 356-2525

Westgate Classic Car Wash:
18560 Prospect Road,
Saratoga, CA 95070, (408) 996-2515

Robertsville Classic Car Wash:
5005 Almaden Expressway,
San Jose, CA 95118, (408) 371-2565

Premier Car Wash:
735 Capitol Expressway Auto Mall,
San Jose, CA 95136, (408) 979-7811

You can download the Watershed Watch Discount Card at www.MyWatershedWatch.org.

If your favorite car wash is not currently participating in the Watershed Watch Discount Card program, ask them to join!

NO DUMPING FLOWS TO BAY

For more information, contact your local storm water program.

Campbell
Los Gatos
Monte Sereno
Saratoga

Contact

West Valley Clean Water Program

(408) 354-5385

info@cleancreeks.org

Unincorporated Santa Clara County (408) 918-3400

Santa Clara Valley Urban Runoff Pollution Prevention Program

A coalition of local government agencies.

Clean Cars & Clean Creeks

How to keep car wash pollution out of local creeks and the Bay!

Watershed Watch

Protect Our Creeks And Bays

1-866-WATERSHED
www.MyWatershedWatch.org

WEST VALLEY CLEAN WATER PROGRAM

CONTACT US !

✓ Schedule an In-Class "Enviroscape" Presentation
✓ Request 'Less-Toxic' Gardening Information
✓ Request a Watershed Watch Discount Card
✓ Borrow a 'Car Wash Kit' for Fundraisers

info@cleancreeks.org

♦ Office (408) 354-4734 ♦ Fax (888) 5456-CWP ♦

A Cooperative Effort of:

City of Campbell ♦ City of Saratoga
City of Monte Sereno ♦ Town of Los Gatos

www.cleancreeks.org

WV Modified Version
SCVURPPP Car Wash Brochure
And
Contact Us!
Information Cards

3. Posters, Flyers

It is common for local events to be publicized via municipal websites and posting of event flyers in municipal facilities.

Municipal Facilities include:

- City/ Town Hall: main building: Planning, Building, Engineering Counter, where development applications and building permits are issued
- Corporation Yard/ Service Center: Location for maint crews and equipment/ vehicles
- Community Center
- Senior Center
- Library
- Other Facility Building: MS Post Office

a. Campbell: Campbell posted flyers at the Community Center, and on the City website for:

   i. Pollution Prevention Event – (9/09);
   ii. Arbor Day (4/10);
   iii. Community Cleanup (5/10);
   iv. Bike to Work Day (5/10);

b. Los Gatos: Los Gatos posted flyers at various municipal buildings and also notified residents of events via the Town website, especially by making use of it's "What's New" e-mail subscription service.

   i. E-waste Drop-off event (10/09);
   ii. Thermometer Exchange (4/10);
   iii. Arbor Day (4/10);
   iv. Bike to Work Day (5/10)
   v. PPW Open House (5/10)

c. Monte Sereno: Monte Sereno posts flyers in the City Hall foyer; in addition, WVCWP posts info and events regularly on a large arrangement in the Monte Sereno City Post Office, which is the spot in Monte Sereno which receives the most foot traffic. Topics included:

   i. Mercury pollution prevention
      a. Mercury Thermometer exchange
      b. Battery recycling
      c. Fluorescent Bulb recycling
   ii. Protect creeks during Car Wash Fundraisers
   iii. Preventing pollution with everyday activities
   iv. Trash/ Litter/ Recycling
   v. Sediment Impacts
   vi. Watershed Watch/Protect our Creeks and Bay
   vii. Clean-up Events
   viii. Arbor Day/ Earth Day Events
   ix. Home Maintenance Tips
   x. Bike to Work
   xi. Copper-Free Pools. Spas, and Fountains
   xii. Pesticide-Free Gardens/ IPM

d. Saratoga: Saratoga posts flyers at various municipal buildings, and also uses the City website's Home Page, RSS news feeds, and web-based calendar to advertise events.

   i. Thermometer Exchange (10/09);
   ii. E-waste collection (10/09);
   iii. Arbor Day (4/10)

FY2009-2010 Annual Report
West Valley Communities:
City of Campbell, Town of Los Gatos, City of Monte Sereno, City of Saratoga

This page intentionally left blank

West Valley Clean Water Program

Samples of Posters and Flyers

Mercury Thermometer Exchange Events

Bike to Work Day

Open House

Clean-up Events

E-Waste Recycle Drop Off

Window Postings

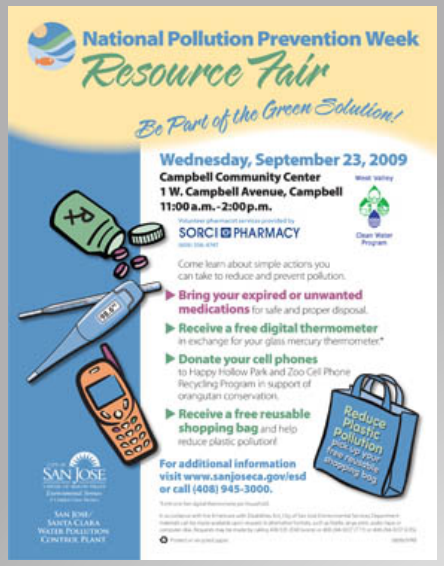



Outreach Event Evaluation

Event Name: Mercury Fever Thermometer Exchange

Your Name: Evelyn Broeker Your Program (if applicable): WVCWP

Shift Date: October 7, 2009 Time Started: 10am Time Ended: 2pm

1. Report the materials taken and their estimated quantities distributed at this event. (An attachment is fine.) 75 each of the following:
   a. Re-usable bags (plastic from SaveMart, users can receive 5cents credit at any participating grocery store, not just SaveMart – i.e., Safeway, Genes, etc) [=> covers litter topic]
   b. WW Discount Cards w/ WVCWP brochure on Copper pollution [=> covers POC Copper topic]
   c. Fly Swatter w/booklet on Less Toxic Fact Sheets on Pests (insects, rodents, etc) [=> covers POC Pesticide topic]
   d. Mercury Disposal booklet [=> covers POC Mercury topic]
2. Report the estimated number of attendees you engaged with in "information contacts" or discussions at this event. Approximately 126 attendees; 216 mercury thermometers were collected and this equates to 108 grams of mercury. We also collected a 5 gallon bucket of batteries, 2 cell phones and 7 eyeglasses.
3. Was this event a satisfactory venue? Yes. The location and timing were excellent. Senior citizens are most likely to have mercury thermometers. The Senior Center was also holding a luncheon with a guest speaker and an opportunity to speak with a librarian from El Camino Hospital.
4. How appropriate were the materials for this audience at this event? Quite appropriate.
5. How adequate was the staffing at the event during the time that you were working? Two working at the table and one to actually hand out information.
6. What messages (not materials) did you deliver? Pollution awareness and venues for discarding toxic/hazardous waste. (medicine, sharps, paint, e-waste)
7. What did you learn from interfacing with the public at this event? Some attendees have gardeners and housekeepers which could benefit by extending them the gardening and cleaning information.
8. What giveaway items did you find most useful for this event? Discount Cards w/ WVCWP brochure on Copper pollution and San Jose's polymer material reusable grocery bags.
9. Which giveaway items were least useful for this event? SaveMart's recycled plastic reusable bags.
10. What other literature should have been provided at this event? N/A

Other comments: Have chairs available for senior citizens to complete the onsite evaluation form. Keep evaluation forms brief with a maximum of three questions to include multiple choice answers. Have forms with large print.

\\Cesfc\c shared\WVCWP Files\Annual Report FY09\FEb PIP\Mercury Event Sat Oct. 7th

Mercury Thermometer Exchange Event
WVCWP Co-Host w/ San Jose
Sept 23, 2009; Oct 7, 2009

Bike to Work – May 13, 2010

BIKE TO WORK DAY
MAY 13, 2010

- ✓ Reduce your carbon foot print for the day.
- ✓ It's fun!
- ✓ It's green!
- ✓ It's a great way to see all those details you miss in the car!

For more information about this event visit the Silicon Valley Bike Coalition at: bikesiliconvalley.org

BIKE TO WORK DAY
MAY 13, 2010

When is the last time you smelled the crisp springtime air during your morning commute? Or pulled into the parking lot with a big smile plastered across your face, pumped with endorphins and ideas? Or lost weight just by going back and forth to work each day?

A HEALTHY BODY – Ride your bike to work, and you no longer need to make time to exercise. Racking up just 3 hours of riding time a week can lead to cutting your risk of heart disease in half. Please consult your doctor before starting any new physical activity.

MORE MONEY – The average annual price of keeping an automobile running: at least $3,000. The cost of running a bike for a year: less than $300. The joy of saving more than two thousand dollars a year: priceless.

CLEAN AIR – Motorized vehicles are responsible for 70% of the carbon monoxide, 45% of the nitrogen dioxide, and 35% of the hydrocarbons people produce. Riding a bike is a simple way to improve the environment.

FREE BREAKFAST

All those who participate in Bike-to-Work Day, including those who walk, carpool or use low fuel vehicles (hybrids, motorcycles, etc.) for their commutes, and those who live within a mile or two of the work place will be honored with a light breakfast to be hosted on the patio outside Greg's office on the morning of Thursday, May 13th from 9:00 AM -10:00 AM.

Please RSVP with Patsy Garcia at PGarcia@LosGatosCA.gov or by calling (408) 354-6832 if you are planning on attending the breakfast.

Bike To Work
May 13, 2010

The
Town of Los Gatos
is celebrating its
30th Year
as a
Tree City USA

Join us for a
Tree Planting Ceremony
Friday, April 30, 2010
10 AM
Belgatos Park
330 Belgatos Lane

To celebrate its 30th Tree City USA Award, the Town will plant 30 trees at designated park locations

For more information contact:
Parks and Public Works
(408) 399-5776

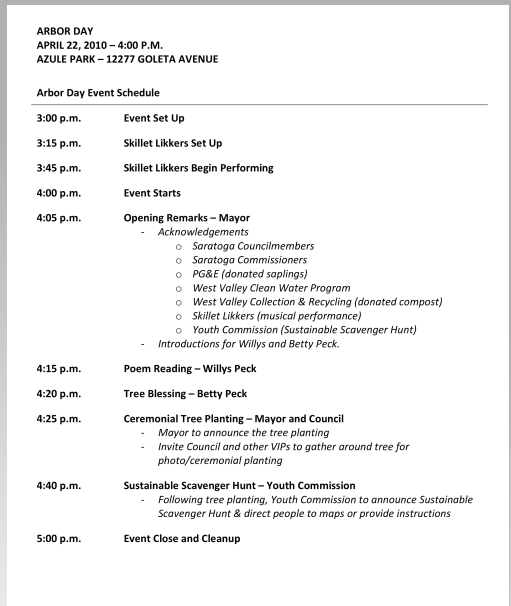

ARBOR DAY
APRIL 22, 2010 – 4:00 P.M.
AZULE PARK – 12277 GOLETA AVENUE

Arbor Day Event Schedule

3:00 p.m.	**Event Set Up**
3:15 p.m.	**Skillet Likkers Set Up**
3:45 p.m.	**Skillet Likkers Begin Performing**
4:00 p.m.	**Event Starts**

4:05 p.m.	**Opening Remarks – Mayor**
	- *Acknowledgements*
	  - *Saratoga Councilmembers*
	  - *Saratoga Commissioners*
	  - *PG&E (donated saplings)*
	  - *West Valley Clean Water Program*
	  - *West Valley Collection & Recycling (donated compost)*
	  - *Skillet Likkers (musical performance)*
	  - *Youth Commission (Sustainable Scavenger Hunt)*
	- *Introductions for Willys and Betty Peck.*

4:15 p.m.	**Poem Reading – Willys Peck**
4:20 p.m.	**Tree Blessing – Betty Peck**
4:25 p.m.	**Ceremonial Tree Planting – Mayor and Council** - *Mayor to announce the tree planting* - *Invite Council and other VIPs to gather around tree for photo/ceremonial planting*
4:40 p.m.	**Sustainable Scavenger Hunt – Youth Commission** - *Following tree planting, Youth Commission to announce Sustainable Scavenger Hunt & direct people to maps or provide instructions*
5:00 p.m.	**Event Close and Cleanup**

Arbor Day Events
April 2010

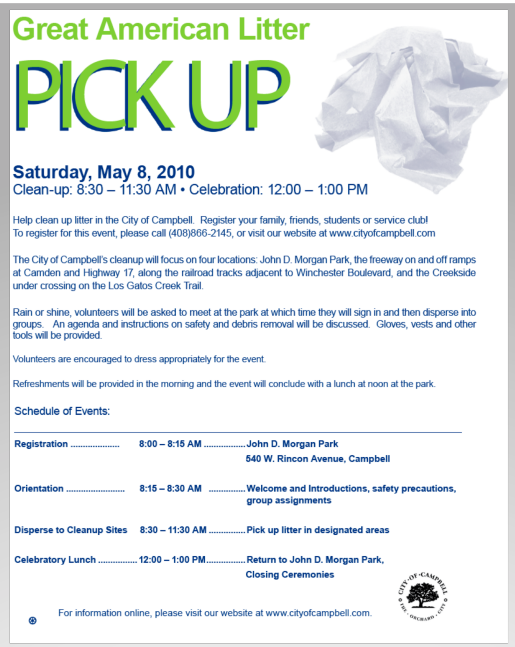

Great American Litter

PICK UP

Saturday, May 8, 2010
Clean-up: 8:30 – 11:30 AM • Celebration: 12:00 – 1:00 PM

Help clean up litter in the City of Campbell. Register your family, friends, students or service club!
To register for this event, please call (408)866-2145, or visit our website at www.cityofcampbell.com

The City of Campbell's cleanup will focus on four locations: John D. Morgan Park, the freeway on and off ramps at Camden and Highway 17, along the railroad tracks adjacent to Winchester Boulevard, and the Creekside under crossing on the Los Gatos Creek Trail.

Rain or shine, volunteers will be asked to meet at the park at which time they will sign in and then disperse into groups. An agenda and instructions on safety and debris removal will be discussed. Gloves, vests and other tools will be provided.

Volunteers are encouraged to dress appropriately for the event.

Refreshments will be provided in the morning and the event will conclude with a lunch at noon at the park.

Schedule of Events:

Registration	**8:00 – 8:15 AM**	**John D. Morgan Park** **540 W. Rincon Avenue, Campbell**
Orientation	**8:15 – 8:30 AM**	**Welcome and Introductions, safety precautions, group assignments**
Disperse to Cleanup Sites	**8:30 – 11:30 AM**	**Pick up litter in designated areas**
Celebratory Lunch	**12:00 – 1:00 PM**	**Return to John D. Morgan Park, Closing Ceremonies**

For information online, please visit our website at www.cityofcampbell.com.

Campbell Clean-up Event
May 8, 2010

E-Waste Events
At three locations
Oct 2009, May 2010

WINDOW POSTINGS AT MONTE SERENO USPS SUBSTATION FY 0910	
Date Posted	**Subject**
09/09/09	Watch out for mercury pollution! Keep batteries out of the trash Preventing pollution is an everyday activity Protect our creeks during your next Car Wash Fundraising Event
11/16/09	Watch out for mercury pollution! Keep batteries out of the trash Preventing pollution is an everyday activity Car Wash Fundraising Event
12/02/09	Clean Sweep U.S.A - Take a Field Trip To Clean Sweep U.S.A. 254 Million Tons of Trash -- Compost, Recycle, Waste-to-Energy, Landfill Keep batteries out of the trash No Grease Down the Drain!
02/02/10	Watershed Watch Protect Our Creeks and Bay
03/04/10	Great American Litter Pick UP -- Saturday, March 20, 2010 Arbor Day: Los Gatos Tree Planting Ceremony – April 30, 2010 National River Cleanup Day – May 15, 2010
04/06/10	Los Gatos Tree Planting Ceremony National River Cleanup Day – May 15, 2010 Los Gatos: Bring Your Own Mug/Save with Reusable Shopping Bags Home Maintenance Tips for a Cleaner Bay: -- Carpet/Upholstery Cleaning -- Pool/'Spa Maintenance -- Housecleaning and Window Washing Handouts: -- Los Gatos Tree Planting Ceremony -- National River Cleanup Day -- Home Maintenance Tips for a Cleaner Bay
05/04/10	Great American Litter Pick Up - May 8, 2010 - City of Campbell Bike to Work - May 13, 2010 - City of Campbell National River Cleanup Day - May 15, 2010 Parks and Public Works Community Open House - May 19, 2010 - Los Gatos Keep Your Pool, Spa, or Fountain Copper-Free Handouts: -- National River Cleanup Day -- Keep Your Pool, Spa, or Fountain Copper-Free
06/03/10	No Dumping! Flows to Creek Naturally Managing PESTS…with a Healthy Garden Pest or Pal The 10 "Most Wanted" Bugs In Your Garden Handouts: -- Naturally Managing PESTS…with a Healthy Garden -- The 10 "Most Wanted" Bugs In Your Garden

Window Postings
Monte Sereno Post Office

Window Postings
Monte Sereno Post Office

WEST VALLEY CLEAN WATER PROGRAM

C7egh Events

Car Wash using WVCWP CAR WASH KIT 7/26/09 Location: Del Taco Parking Lot, Campbell	Susan G. Komen Cancer "Walk for Life" organized this event; WVCWP supported the event by providing the Car Wash Kit to prevent runoff pollution.	This event was successful in that the organizers learned about use and benefits of the Car Wash Kit. In fact, the group returned in June 2010 to borrow the Kit again. All volunteers were receptive to using it. In addition, the Kit includes automatic hose shut-off nozzles, which help volunteers learn about water conservation. At the time this Car Wash event took place, no Copper or Car Wash outreach materials had been developed, so copper pollution education was conducted by WVCWP via 'word of mouth'. A Press Release for this event, and use of the Car Wash Kit, was issued by WVCWP. An article ran in the local weekly newspapers (see C.7.c "Media Relations", above). In addition to increasing public awareness, the Kit serves the very important function of keeping the wash water runoff from entering the stormdrain system.
Pollution Prevention Resource Fair Event at Campbell Community Center 9/23/09 Sponsored by City of Campbell, WVCWP and San Jose Environmental Service Dept. The event was open to any SC County residents, but much of the outreach was aimed at the WVC area.	The Fair provided a Thermometer Exchange, battery recycling, eyeglasses drop-off, cell-phone recycling, and medications disposal. WVCWP staffed a table and provided info on stormwater and pollution, especially mercury pollution (i.e. related to the thermometer and battery recycling opportuny). This event is aimed at local residents.	**150** residents attended (appx). Items collected & removed from the landfill stream: **242.5** lbs of pharmaceuticals (14.5 controlled, 228 non-controlled), **57** thermometers **18** cell phones **95.5 lbs** of batteries <u>Brochures & Giveaways Distributed:</u> • 99x - reusable bags. • 45x -- Native Seed Packets with Healthy Gardens: Naturally Managing Pests flyer • 30x -- /10 pollution prevention tri-fold with Watershed Watch Discount Card • 44x -- Fly Swatters • 18x -- Pest or Pal Activity guide • 14x -- Pests Bugging You?

C7egh Events

Thermometer Exchange Event at Saratoga Community Center 10/7/09 Sponsored by City of Saratoga, WVCWP and San Jose Environmental Service Dept. The event was open to any SC County residents, but much of the outreach was aimed at the WVC area.	This event provided a Thermometer Exchange, battery recycling, eyeglasses drop-off and cell-phone recycling. WVCWP staffed a table and provided info on stormwater and pollution, especially mercury pollution (i.e. related to the thermometer and battery recycling opportuny).The event was especially convenient for Senior Citizens whose 'Senior Center' is attached to the Community Center. This event is aimed at local residents.	This event was particularly successful with Saratoga's senior citizens; they appeared to be residents who had a number of glass thermometers that needed to be properly disposed of, and they appreciated the convenience of the location (attached to the Senior Center) and the chance to drop off household batteries at the same time. They did ask to have more chairs available for sitting, the next time this event is held. Event included opportunities for recycling: thermometers and batteries **126** people came to drop off their thermometers and receive some literature on pollution prevention, **216** mercury thermometers were collected, equating to **108** grams of mercury.
Thermometer Exchange Event at Los Gatos Farmers' Market; part of "Keep Los Gatos Beautiful" Month 4/11/10 Sponsored by Town of Los Gatos, WVCWP and San Jose Environmental Service Dept. The event was open to any SC County residents, but much of the outreach was aimed at the WVC area.	This event is aimed at local residents. WVCWP worked with SJ Env. Services Dept and Town of LG to arrange this event as part of "Keep Los Gatos Beautfiul Month". SJ ESD staff a table and provided info on stormwater and pollution, especially mercury pollution (i.e. related to the thermometer recycling opportuny).	**1** mercury thermometer was collected. Due to rainy weather at this outdoor event, it turned out to not be very productive. Extensive outreach/advertising had been conducted, and despite the rain at least 10 people stopped at the booth. WVCWP staff is exploring options for an indoor venue for FY 10-11. Materials distributed were: 10x - HHW Tri-fold 1x – Medication Disposal 1x - Seafood Watch Guide – Spanish 1x - Seafood Watch – Sushi Guid 1x – What You Don't Know About Mercury 8x – Grease Scrapers 4x – Grow It Guide 4x – 10 Most Wanted Bugs 1x – Wonder of our Water Works

C7egh Events

City of Campbell Arbor Day 4/20/2010 Campbell Middle School	This annual event recognizes the City's efforts to preserve trees. It teaches residents about the value of trees while encouraging them to plant trees appropriate to the area (pest resistant, etc.).	
City of Saratoga Arbor Day 4/22/10 Azule Park, Saratoga	This annual event recognizes the City's efforts to preserve trees. It teaches residents about the value of trees while encouraging them to plant trees appropriate to the area (pest resistant, etc.). WVCWP efforts were acknowledged in the mayor's opening statement. PG&E distributed saplings for residents to plant at home. Children attending participated in a "Sustainable Scavenger Hunt". This event is aimed at local residents; youth activities are included to encourage attendance by local children.	60 attendees (appx). Attendees chose to take: 5x – "You are the Solution to Water Pollution" 15x – "Kids Guide to Backyard Bugs" 18x – "Pests Bugging You" brochures 38x – "Original Pest Control" fly swatters
Los Gatos Arbor Day 4/30/10 Belgatos Park, Los Gatos	This was a celebration of the Town's 30th year to have been named a "Tree City USA". Town staff planted 30 trees at various park locations in recognition of this honor. This event is aimed at local residents. The Town did targeted outreach to the Bel Gatos neighborhood, and to local schools.	appx. 100 elementary schoolchildren from Mulberry School – pre-K through 5th grade. Attendees chose to take: 14x – "Soil Matters" booklets 8x – "Stream Care Guide" booklets 12x – "Pests Bugging You" brochures 14x – "Clean It Guides" 80x – "Original Pest Control" fly swatters 50x – "Get the Scoop – Don't Pollute" pencils 100x – "Pest or Pal" Activity guides/booklets

C7egh Events

Bike to Work Day May 13, 2010 Town of Los Gatos & City of Campbell Municipal offices	**Bike-to-Work Day** is an annual event held on the third Friday of May across the United States and Canada that promotes the bicycle as an option for commuting to work. WVC muni offices encourage people to try bicycle commuting as an alternative to driving, which can help reduced various forms of pollution, including copper pollution in waterways. The City of Campbell and the Town of Los Gatos promoted the event to staff, and to their general communities. Flyers were posted, and info appeared on municipal websites.	Town of Los Gatos had appx. 5 staff members who participated. Participants met at "Orchard City Green" (park) for remarks by the City CEO, and refreshments donated by the City Manager.
Car Wash using WVCWP CAR WASH KIT 6/26/10 Location: Del Taco Parking Lot, Campbell	Susan G. Komen Cancer "Walk for Life" organized this event; WVCWP supported the event by providing the Car Wash Kit to prevent runoff pollution.	This event was successful in that the organizers learned about use and benefits of the Car Wash Kit. This group had borrowed the Kit 11 months previously and chose to request it again. All volunteers were receptive to using it. In addition, the Kit includes automatic hose shut-off nozzles, which help volunteers learn about water conservation. In addition to increasing public awareness, the Kit serves the very important function of keeping the wash water runoff from entering the stormdrain system.

Coastal Cleanup Day 2009 9/19/09 San Tomas Aquino Creek @ Westmont High, Campbell Local site; part of County-wide effort and International event.	WVCWP has served as the sponsor for this Creek Cleanup site for a number of years. Outreach has been targeted at different groups, at different times – for example, Westmont High School students, Scout troops, and elementary school students. This event is aimed at local residents; WVCWP also targets schools and Scout troops during outreach.	Volunteers: 11 Trash collected: 330 Lbs. Recyclables: 90Lbs.

C7egh Events

City of Campbell Great American Pick-up 5/8/10	Campbell holds this event annually, and traditionally generates excellent community participation. For the 2010 event, 4 tasks were assigned: **Litter pickup** & graffiti removal from the undercrossing of Creekside of the Los Gatos Creek Trail **Litter pickup** at 3 other sites: • John D. Morgan Park • Hwy 17 from Camden on-ramp to Pedestrian over-crossing • railroad tracks along Winchester Blvd from Hacienda to Kennedy This event is aimed at Campbell residents. City of Campbell does extensive outreach to solicit residents to volunteer for this activity.	Volunteers: 100 Resutls: 29 partially-filled bags of recyclables 52 partially-filled bags of trash Participants chose to take: 8x – "Soil Matters" literature 10x – "Pests Bugging You" brochure 14x – "Clean-It Guides" 5x – "Mercury – What You Don't Know" brochures 42x – "Strip" thermometers 4x Copper Tri-fold w/Discount Card attached 20x "Original Pest Control" fly swatters 20x – "2000 Creek Cleanup" bandanas 12x – Lip Balm 35x – "Get the Scoop – Don't Pollute" pencils 3x – "Native Plants" seeds with "10 Most Wanted Bugs" brochure attached
National River Cleanup Day 2010 5/15/10 San Tomas Aquino Creek @ Westmont High, Campbell Local site; part of County-wide effort and National event.	WVCWP has served as the sponsor for this Creek Cleanup site for a number of years. Outreach has been targeted at different groups, at different times – for example, Westmont High School students, Scout troops, and elementary school students. For this event, outreach was focused on generating interest among families of students from a nearby elementary school (Marshall Lane).	Volunteers: 16 (8 of these were families associated with a local elementary school where the Zun Zun assembly was held on 12/10/09). Two sections of the creek were cleaned: 600 feet on two sides of the creek and another 300 feet on one side of the creek in a different direction. <u>Participants chose to take:</u> 5x – "You're the Solution to Water Pollution" brochures 10x – "Adopt a Creek" lanyards 9x - Re-usable bags (sponsored by Safeway) 10x – "Watershed Watch" tattoos

C7egh Events

Program Details	Focus & Short Description	Number of Students/Teachers reached	Evaluation of Effectiveness
Creek Cleanup Prospect High School Saratoga 4/17/10 Saratoga Creek at Prospect Ave.	WVCWP and City of Saratoga staff organized this cleanup of a Saratoga 'Trash Hot Spot', located near Prospect High School. High School students were solicited for the cleanup; those that participated were every enthusiastic. 600 feet of creek bank, near the High School, were cleaned.	Participants: 11 Prospect High School students 1 Teacher WVCWP & City of Saratoga staff	WVCWP provided trash bags, gloves and litter grabbers for this event. Students handled monitoring tasks during cleanup. 14 partially-filled 30 gal. trash bags were collected. See "C.10 Trash" for details. Participants selected the following 'give-away items: • 5x "Your Copper & Your Creeks" tri-folds (with Car Wash Discount card) • 5x "Native Plants" seeds (with "10 Most Wanted" bug brochures attached) • 5x "Original Pest Control" Fly Swatters • 2x "Don't Litter" license plate covers
Creek Cleanup Sacred Heart School (K-8) Saratoga 5/5/10 Wildcat Creek at Saratoga Ave.,	WVCWP and a parent voluteer organized this cleanup of a Saratoga schoolyard and adjacent creek. WVCWP has traditionally worked with Sacred Heart School for a number of years.	Participants: Appx. 40 students 1 parent WVCWP staff	WVCWP provided trash bags, gloves and litter grabbers for this event. This event was very effective in that 40 students, from a small school, participated – which demonstrated a high level of interest. Students handled monitoring tasks. Results: 10 partially-filled bags of trash were collected. Results were: 20 lbs trash 5 lbs recyclables School yard and 0.5 - 0.75 miles of creek and creekbank were cleaned.

C7egh Events

Los Gatos Public Works Open House 5/19/10 (3rd Grade students attended) Town of Los Gatos Corporation Yard	At this annual event, the Town showcases Public Works activities, including stormdrain-related topics. School children are invited, and parents accompany them. WVCWP staff (2) provided stormwater pollution information, and performed hands-on demonstrations with the students, using the Enviroscape Watershed Model. The students learned about pollution from litter, pet waste, car washing, etc. – and learned about appropriate behaviors to help prevent pollution.	80 Third Grade students attended.	Attendees chose to take: 6x – "Naturally Managing Pests" IPM Fact Sheet 12x – Copper Tri-fold with Discount Card 9x – "Original Pest Control" fly swatter 40x – "Get the Scoop – Don't Pollute" pencils 40x – "Watershed Watch" tattoos This event was well-attended. Until a few years ago, LG staff took this program directly to the schools, but for the past several years the venue has been changed to recruit students to come to the Corp Yard itself. It is rewarding to see this many students make the effort to come to the site and attend the event.
Classroom outreach with Enviroscape St. Mary's School (K-8) downtown Los Gatos 5/20/10	WVCWP has given Enviroscape presentations to various classes at St. Mary's for a number of years. St. Mary's requested that WVCWP give a classroom presentation in May. This-presentation was given in support of a science unit. Last year WVCWP donate a book to the school "All the Way to the Ocean. Before the presentation began, the teacher read the book to each class, which provided background information relevant to the hands-on activity. The presentation covered the impact on watersheds of trash/litter/re-usable containers in lunches, pet waste, car washing, pesticides, vehicle fluids, etc. – and behavior changes to help prevent watershed pollution. WV CWP also brought litter grabbers; while one class was involved in the Enviroscape activity, the other class rotated outside to pick up litter and vice versa.	Presentation was given to 2 Kindergarten classes 28 Students 2 Teacjers 1 Parent	Having a relevant story read prior to the presentation was very effective for a Kindergarten class. The students loved the presentation and really knew the answer to the question "where does the water/pollution go?". The teachers also gave positive feedback, and stated they would like to continue to have WVCWP return each year, 28 "Watershed Puzzles Worksheets" were distributed to the students.

C7egh Events

Creek Education program at Audubon Environmental Education Center, 3rrd Grade students Various dates in FY 09-10 MeClellan Ranch, McClellan Ave. at Stevens Creek, Cupertino	3rd Grade Storm Drain Pollution Prevention Program: Creek Education Field Trip City of Saratoga provides funding for students who are Saratoga residents, attending schools in adjoining districts, which participate in this education program. City of Saratoga provides funding for busing students from Blue Hills School; in addition, some Saratoga students attend other local schools, but funding for them is not requested from the City (some travel via car pool). This activity involves a ½ -day creek field trip to Stevens Creek at McClellan Ranch in Cupertino. City of Cupertino provides two docents for creek field trip. Messages include less-toxic pest control and litter prevention. Docents stress the importance of protecting the ecosystem and the habitat for all aquatic life. The field trip helps to encourages protection of habitat for these creatures.	In FY 09-10 student participation was: <u>Blue Hills School –</u> Saratoga residents: 64 students 14 parents <u>Meyerholz & Murdoch-Portal Schools combined:</u> <u>Saratoga residents:</u> 15 students (appx.) (Due to a scheduling conflict, students from <u>McCauliffe Elementary</u> were not able to attend this year).	More than 95% of the students are very enthusiastic about this trip. Students and the parents always are amazed at how much they have learned about the creek and how storm drains can affect creeks.. A large b/w picture for them to identify undesirable activity around storm drains in their neighborhood is distributed. They are encouraged to take this home and share it with their family. On the day of the trip a handout is sent home, with one more reminder about the correct way to dispose of light bulbs and batteries, so that these items do not end up polluting storm drains.

Example of Events

Car Wash Kit
Clean-up Events
Open House
E-Waste Recycle Drop Off

West Valley Clean Water Program
Car Wash Kit
Used at Private Fundraiser
July 2009, Jun 2010

Parks and Public Works
Community Open House
to honor National Public Works Week

Wednesday, May 19, 2010
9 AM to 2 PM

Residents are invited to visit the Parks and Public Works Department to learn about the department, its services and upcoming capital projects. Tours available every hour.*

Service Center
41 Miles Avenue
Los Gatos

For more information
contact (408) 399-5776

Group tours are available. Please call in advance.
*The last tour begins at 1 pm.

West Valley Clean Water Program
Enviroscape Presentation
At Los Gatos Open House
Public Works Week
May 19. 2010

West Valley Clean Water Program
Enviroscape Presentation and Litter Pick-up
St Mary's Kdg Class
May 20, 2010

FY2009-2010 Annual Report
West Valley Communities:
City of Campbell, Town of Los Gatos, City of Monte Sereno, City of Saratoga

APPENDIX C9
Pesticides
Toxicity Controls

- C9a IPM Plan
- C9b Implement IPM Plan
- C9d Contractor Implement IPM

West Valley Clean Water Program

FY2009-2010 Annual Report
West Valley Communities:
City of Campbell, Town of Los Gatos, City of Monte Sereno, City of Saratoga

This page intentionally left blank

West Valley Clean Water Program

048590

City of Saratoga
Integrated Pest Management Plan

June 27, 2002

Updated December 2004

Table of Contents

I. Policy Statement **3**

II. Integrated Pest Management Plan Outline
IPM Plan Components
a) Restricted Chemicals 4
b) Annual Storage Inventory and Unwanted Chemical Disposal 4
c) Staff Education and Training 4
d) Record Keeping and Annual Evaluation 4
e) Public Outreach 5
f) Contractor Compliance 5
g) Department-Specific Components 5

III. Reporting Forms and Attachments
Attachment A-Department IPM Checklist and Plan Template 6
Attachment B- Monthly City Pesticide Use Record 7
Attachment C- Saratoga Contractor Monthly Pesticide Use Summary 8
Attachment D- Annual Department "IPM Plan" Report and Pesticide Inventory 9

Policy Statement

The City of Saratoga will carry out its pest management operations using reduced-risk IPM techniques to reduce or eliminate chemicals to the maximum extent. Chemicals will be used only as a last resort for pest management problems. Each department that applies pesticides will maintain an active IPM plan to ensure the long-term prevention or suppression of pest problems with minimum negative impact on human health, non-target organisms, and the environment.

The City will actively pilot non-toxic alternatives for structural and landscape pest control, seeking to use the most recent technology, best management practices, and least toxic methods for all pest control measures.

The City will use appropriate venues to educate staff and the public about its IPM commitment in an effort to role model less toxic approaches to structural and landscaping pest control.

Integrated Pest Management Plan

A. Restricted Chemicals

Pesticides are defined as: any substance or mixture of substances intended for preventing, destroying, repelling, or mitigating any pest. Pests can be insects, mice and other animals, unwanted plants (weeds), or fungi. The term pesticide applies to herbicides, fungicides, rodenticides, molluscicides and other substances used to control pests.

City employees and City contractors will not use the following pesticides: diazinon or chlorpyralid. Emergency applications may be authorized by the completion of a written request and approval by the Pest Control Advisor.

B. Annual Storage Inventory and Unwanted Chemical Disposal

An annual storage inventory will be conducted to remove and dispose of any chemicals that are unwanted or that are prohibited from City use by the IPM policy. These chemicals will be disposed through the City's Hazardous Waste Program.

C. Staff Education and Training

The City will provide City-wide IPM training. City staff who are not applying pesticides as part of their regular job will receive annual outreach from City staff about the City's IPM policy and appropriate procedures for controlling pests.

Applicator training and supervision: City staff who manage pest problems and who apply pesticides as part of their job must be trained according to Department of Pesticide Regulation as outlined in the California Code of Regulations Title 3, Division 6 for pesticide applicators and advisors. Annual "Integrated Pest Management" training will also be provided to all staff who apply any pesticides on the job.

D. Record Keeping and Annual Evaluation

All city staff who apply pesticides will maintain pest management and pesticide application records using the Monthly City Pesticide Use Record (Attachment B). Copies should be sent to the Department of Agriculture weights & measure Agricultural Commissioners Office. Contractors will also send copies of Monthly Contractor Pesticide Use Record (Attachment C) to the Department of Agriculture weights & measure Agricultural Commissioners Office. Pesticide use records will record the amount used, date and location of use, target pest, and biological and mechanical controls used. All records will be made available to the public upon request.

Annual Evaluation - Departments will provide the Environmental Programs Manager with an annual summary of pest management problems and an inventory of banned pesticides (Attachment D). Because this is a County-wide storm water permit requirement, the West Valley Clean Water Program will be responsible for consolidating the monthly use reports and preparing the annual report.

E. Public Outreach

The City will use appropriate opportunities to communicate with the public about IPM strategies and their benefits. Public outreach will include:

- IPM information provided to schools, residents, and businesses via special events, IPM workshops, advertisements, and point-of-sale (hardware and nurseries).

- Pesticide disposal options: Residential and business pesticide disposal options will be provided and promoted through the City's Household Hazardous Waste Program.

- All IPM and pesticide use records will be made available to the public within one week of request.

F. Contractor Compliance

Saratoga's contractors must follow all aspects of Saratoga's IPM Plan, including the restrictions contained in "A" above.

G. Department-Specific Components

Departments using pesticides will maintain site-specific plans. Each City Department applying pesticides (Public Works Department and Community Services Department) will develop an IPM plan (*Integrated Pest Management Plan*, Attachment A) which will outline pest management guidelines for the most persistent and frequent pests. The IPM Plans will:

- Use preventative maintenance and the most recent best management practices as a primary strategy to prevent key pests and thereby minimize the use of chemical pesticides.
- Establish inspection procedures for key pests to monitor pest population and tolerance levels based on the biological, aesthetic, and economic loss each site can tolerate, and set pest population levels at which corrective action should be taken.
- Use alternative control options such as (but not limited to): habitat management (changing the biological environment), maintenance practices (modifying watering, mulching, waste disposal), physical controls (mechanical removal, traps and barriers), biological controls (use of natural enemies), and re-design (modifying landscape design) to the maximum extent practical.
- Pilot and report on the results of new less-toxic measures for animal or plant pest control.

Attachment A

Department IPM Checklist: Also Reference Specific Pest Plans

IPM Requirements

Pesticide Use
The following pesticides are prohibited from use: diazinon and chlorpyralid.

Contractors
Contractors will comply with all elements of the City's pesticide plan and must make arrangements with Department staff for reporting.

Annual Responsibilities

Each Department who is responsible for pest management activities must complete or provide the following by February 1 each year:

- ☐ Review Department-level IPM plans for any updates, changes, and for evaluation from previous year.
- ☐ Complete the *Annual Department "IPM Plan" Report and Pesticide Inventory* (Attachment D) and provide to Environmental Programs Manager by February 1 of each year.
- ☐ Provide necessary staff training based on California State Code of Regulations, Title 3 and annual IPM training to City staff on seasonally relevant topics.
- ☐ Pilot new least-toxic IPM strategies.

On-Going Responsibilities

- ☐ Maintain and adhere to site specific IPM Plans using Attachment A-*IPM Plan Template.*
- ☐ Report all pesticide applications using Attachment B - *Monthly City Pesticide Record.* Route monthly to Environmental Programs Manager.
- ☐ Trial new least–toxic IPM strategies
- ☐ Submit California State Monthly Summary Pesticide Use reports to County Agricultural Department.

Attachment B

City of Saratoga Pesticide Use Record

Month_____ Year_____

A. List all total chemicals (including baits) and biological/mechanical (traps, hoeing, mulching, release of predator, landscape design controls, etc.) used during the previous month. Copies should be sent to the Environmental Programs Manager.

Date	Specific Location	Active Ingredient	TradeName/ EPA ID Number	Quantity of chemical used	Total gallons of mix used	Type of biological/mechanical control	Type of pest/weed targeted

Attachment C

Date: ***Company Name:*** ***Contact/Phone:***

City of Saratoga Contact:

Saratoga Contractor Monthly Pesticide Use Summary

Month_____ Year_____

1. **List all total chemicals (including baits) and biological/mechanical (traps, hoeing, mulching, release of predator, landscape design controls, etc.) used at each site serviced. Copies should be sent to the Environmental Programs Manager.**

Specific Location	**Active Ingredient**	**Trade Name/EPA #**	**Quantity**	**Biological/ Mechanical Control**	**Target Pest**

Attachment D

Department contact/ext: Date:

Annual Department "IPM Plan" Report and Pesticide Inventory

Please complete the following information and submit to the Environmental Programs Manager by February 1.

A. List all training attended that demonstrates compliance with city IPM training and state requirements. Include name and title of attendee, title and date of training, and brief description of training. Also describe any training needs/requests for the coming year.

B. List and describe the pest problem trends your Department dealt with this year, including peak season problems and non-chemical/structural/landscape solutions that were used.

C. Which IPM pesticide alternatives were considered and tested. Please explain the reason for their inclusion or rejection for City use.

D. List goal(s) for the following year.

Attachment D2

Annual Inventory

As part of a City-wide "house cleaning" and sweep for chemicals prohibited by the IPM policy, inventory chemicals in your storage areas and record and remove any of the following restricted pesticides: diazinon, chlorpyrifos, and chlorpyralid. List below any restricted pesticides which were found. Please write "none" if none were found.

Department	Storage Location	Chemical	Formulation	Amount (gallons, pounds)
				Total:

CITY OF SARATOGA – IPM IMPLEMENTATION

The City of Saratoga has been implementing a policy of 'turf reduction' as a means of decreasing use of herbicides.

In FY 08-09, at El Quito Park, 8699 sq. feet of turf was replaced with decomposed granite, which will result in less herbicide use, reduced mower emissions, and less potential runoff from irrigation. Estimated water savings are 107570 gallons (144 CCF) per year.

In FY 09-10 the following reductions in turf area were implemented:

TURF REDUCTION FY 09-10			
PARK	**sq ft of Turf Removed**	**Water Saved (per yr)**	**Replaced with:**
Brookglen	1,734	30,600 gallons	Wood Chip Mulch
Ravenwood	520	56,000	Wood Chip Mulch
Wildwood	1,628	Not Available	Wood Chip Mulch
Azule	1,327	64,800	Wood Chip Mulch
Gardiner	1,740	48,600	Wood Chip Mulch
Kevin Moran	14,110	Not Available	Wood Chip Mulch
Kevin Moran	1,742	Not Available	Wood Chip Mulch
Quito	9,442	96,720	Wood Chip Mulch
Foothill Park	13,058	102,600	Wood Chip Mulch

These reductions will result in decreased pesticide/herbicide use. Since much of Saratoga's herbicide use is via 'spot treatment', it is not possible to make a percentage estimate of the actual decrease in amount of pesticides used.

In addition, Saratoga has been applying IPM practices by undertaking changes in plantings and irrigation equipment. These are designed to reduce the need for pesticides through use of native and pest-resistant plants, and to reduce irrigation run-off by employing water-conserving irrigation systems.

Examples of this direction in IMP implementation are:

In FY 08-09, extensive renovations and upgrades at Kevin Moran Park included new plantings which have proven to be resistant to diseases and pests.

A number of medians also had plantings changed out with replacements that are disease/ pest resistant.

The City plants trees or photinia hedge along the fence-lines, which helps avoid having to spray for weeds along fences.

A number of new irrigation controllers have been installed, and are being connected to the City weather station for flexible run times based on the evapo-transpiration rate. The irrigation nozzles are also designed to prevent runoff. This focus on runoff prevention results in a greatly decreased chance of any pesticides (or fertilizers) reaching stormdrains and/or streams.

PESTICIDE USAGE REDUCTION MEASURES: PEST SPECIFIC

Campbell is implementing IPM in the following situations:

1) On-going - Yellowjackets:

Saratoga uses traps as the main means of control.

Parks staff cleans off picnic tables every Monday to prevent attracting wasps & ants. The Parks Dept. purchased and installed plastic tables which are easier to clean

2) On-going - Weeds:

Mulch is spread wherever possible for weed control, including medians. A landscape contractor also cuts roadside weeds, which helps to avoid applications of herbicides.

Hand hoeing/pulling of weeds is used where possible. Weekly walk-throughs with lots of hand weeding are done. Weeds are spot-sprayed, as opposed to blanket spraying of large areas; the emphasis is on catching the problem early to avoid having to spray larger areas later.

3) On-going - Rodents:

A contractor is engaged to trap rodents in order to avoid poisonous baits; this is done when there is an outbreak of a number of rodents at once.

RESULTS OF PESTICIDE USE REVIEW

The City is making an effort to stress prevention (prevent weed growth, prevent pest infestations) where possible. Saratoga is using IPM and engineered, rather than chemical, controls as much as possible given budget and staff limitations.

Over the past several years, the Public Works Dept. has worked on landscape design and improved irrigation systems which will reduce need for pesticide/herbicide use, and reduce any potential runoff which could carry pesticides. Natural insect controls include use of traps for wasp control, and soapy water for ant control. Through these types of efforts, Saratoga is progressively reducing chemical pesticide use.

FACILITIES MAINTENANCE

The City's Facilities Maintenance Dept. continues to avoid use of any pesticides, through stressing sanitation (prevention).

CITY OF SARATOGA - IPM PLAN SIGN-OFF SHEET

DATE	COMPANY	IPM PLAN	SOP	IPM WEEDS	PRINT
9-30-04	Gochina				FELIPE ZAMODIO
10/26/04	CIENEGA LANDSCAPING				JOSEPH DAVID CIENEGA
10-27-04	EVANS WEST VALLEY SPRAY CO. INC.				LEONARD DELFINO
11-29-04	MIKE'S GARDENING				MICHAEL J. SAMUELSON
12/12/05	Novakovich Orchards				Matt. Novakovich

FY2009-2010 Annual Report
West Valley Communities:
City of Campbell, Town of Los Gatos, City of Monte Sereno, City of Saratoga

This page intentionally left blank

West Valley Clean Water Program

FY2009-2010 Annual Report
West Valley Communities:
City of Campbell, Town of Los Gatos, City of Monte Sereno, City of Saratoga

APPENDIX C10
Trash Load Reduction

•C10biii Trash Hot Spot Assessment Photos

West Valley Clean Water Program

FY2009-2010 Annual Report
West Valley Communities:
City of Campbell, Town of Los Gatos, City of Monte Sereno, City of Saratoga

This page intentionally left blank

West Valley Clean Water Program

051510 WVC02 A 1

051510 WVC02 A 2

051510 WVC02 B 1

051510 WVC02 B 2

051510 WVC02 C 1

051510 WVC02 C 2

051510 WVC02 D 1

051510 WVC02 D 2

051510 WVC02 E 1

051510 WVC02 E 2

051510 WVC02 F 1

051510 WVC02 F 2

051510 WVC02 G 1

051510 WVC02 G 2

051510 WVC02 H 1

051510 WVC02 H 2

051510 WVC02 I 1

051510 WVC02 I 2

051510 WVC02 J 1

051510 WVC02 J 2

051510 WVC02 K 1

051510 WVC02 K 2

051510 WVC02 L 1

051510 WVC02 L 2

041710 WVC03 A 1

041710 WVC03 A 2

041710 WVC03 B 1

041710 WVC03 B 2

041710 WVC03 C 1

041710 WVC03 C 2

041710 WVC03 D 1

041710 WVC03 D 2

041710 WVC03 E 1

041710 WVC03 E 2

041710 WVC03 F 1

041710 WVC03 F 2

041710 WVC03 G 1

041710 WVC03 G 2

041710 WVC03 H 1

041710 WVC03 H 2

041710 WVC03 I 1

041710 WVC03 I 2

041710 WVC03 J 1

041710 WVC03 J 2

041710 WVC03 K 1

041710 WVC03 K 2

041710 WVC03 L 1

041710 WVC03 L 2

061510 WVC04 A 1

061510 WVC04 A 2

061510 WVC04 B 1

061510 WVC04 B 2

061510 WVC04 C 1

061510 WVC04 C 2

061510 WVC04 D 1

061510 WVC04 D 2

061510 WVC04 E 1

061510 WVC04 E 2

061510 WVC04 F 1

061510 WVC04 F 2

061510 WVC04 G 1

061510 WVC04 G 2

061510 WVC04 H 1

061510 WVC04 H 2

061510 WVC04 I 1

061510 WVC04 I 2

061510 WVC04 J 1

061510 WVC04 J 2

061510 WVC04 K 1



061510 WVC04 K 2

061510 WVC04 L 1

061510 WVC04 L 2

048624

CITY OF SUNNYVALE CALIFORNIA

September 15, 2010

Mr. Bruce H. Wolfe
Executive Officer
San Francisco Bay Regional Water Quality Control Board
1515 Clay Street, Suite 1400
Oakland, CA 94612

Re: City of Sunnyvale FY 2009-2010 NPDES Stormwater Permit Annual Report

Dear Mr. Wolfe:

This letter and Annual Report with attachments is submitted by the City of Sunnyvale, pursuant to Permit Provision C.16.a of the Municipal Regional Stormwater NPDES Permit (MRP), Order R2-2009-0074, NPDES Permit No CAS612008 issued by the San Francisco Bay Regional Water Quality Control Board. The Annual Report provides documentation of activities conducted during FY 2009-2010 and consists of the following attachments:

A. Certification Statement
B. Annual Report Form
   - Table of Contents
   - Completed Annual Report Form: Sections 1-15
C. Appendix
   - Table of Contents
   - Appendices

Please contact Lorrie B. Gervin, Environmental Division Manager at (408) 730-7268 regarding any questions or concerns.

Sincerely,

Marvin A. Rose

Marvin A. Rose
Director of Public Works

ADDRESS ALL MAIL TO: P.O. BOX 3707 SUNNYVALE, CALIFORNIA 94088-3707
TDD (408) 730-7501
Printed on Recycled Paper

048625

City of Sunnyvale
Urban Runoff Pollution Prevention Program

FY 09 -10
Municipal Regional Stormwater Permit Annual Report
Order R-2-2009-0074

Attachment A

City of Sunnyvale
FY 2009-2010 ANNUAL REPORT

Certification Statement

"I certify, under penalty of law, that this document and all attachments were prepared under my direction or supervision in accordance with a system designed to ensure that qualified personnel properly gather and evaluate the information submitted. Based on my inquiry of the person or persons who manage the system, or those persons directly responsible for gathering the information, the information submitted, is, to the best of my knowledge and belief, true, accurate, and complete. I am aware that there are significant penalties for submitting false information, including the possibility of fine and imprisonment for knowing violations."

Signature by Duly Authorized Representative:

Marvin A Rose 8/23/10

Marvin A. Rose
Director of Public Works

Date

FY 2009-2010 Annual Report
Permittee Name: City of Sunnyvale

ATTACHMENT B

Table of Contents

Section **Page**

Section 1 – Permittee Information 1-1
Section 2 – Provision C.2 Municipal Operations 2-1
Section 3 – Provision C.3 New Development and Redevelopment 3-1
Section 4 – Provision C.4 Industrial and Commercial Site Controls 4-1
Section 5 – Provision C.5 Illicit Discharge Detection and Elimination 5-1
Section 6 – Provision C.6 Construction Site Controls 6-1
Section 7 – Provision C.7 Public Information and Outreach 7-1
Section 8 – Provision C.8 Water Quality Monitoring 8-1
Section 9 – Provision C.9 Pesticides Toxicity Controls 9-1
Section 10 – Provision C.10 Trash Load Reduction 10-1
Section 11 – Provision C.11 Mercury Controls 11-1
Section 12 – Provision C.12 PCBs Controls 12-1
Section 13 – Provision C.13 Copper Controls 13-1
Section 14 – Provision C.14 PBDE, Legacy Pesticides and Selenium Controls 14-1
Section 15 – Provision C.15 Exempted and Conditionally Exempted Discharges 15-1

Section 1 – Permittee Information

Background Information					
Permittee Name:	City of Sunnyvale				
Population:	140,450				
NPDES Permit No.:	CAS612008				
Order Number:	R2-2009-0074				
Reporting Time Period (month/year):	July 2009 through June 2010				
Name of the Responsible Authority:	Marvin A. Rose			Title:	Director of Public Works
Mailing Address:	P.O. Box 3707				
City:	Sunnyvale	Zip Code:	94086-3707	County:	Santa Clara
Telephone Number:	(408) 730-7441	Fax Number: (408) 730-7286			
E-mail Address:	MRose@ci.sunnyvale.ca.us				
Name of the Designated Stormwater Management Program Contact (if different from above):	Lorrie B. Gervin			Title:	Environmental Division Manager
Department:	Public Works				
Mailing Address:	P.O. Box 3707				
City:	Sunnyvale	Zip Code:	94088-3707	County:	Santa Clara
Telephone Number:	(408) 730-7268	Fax Number: (408) 747-1139			
E-mail Address:	LGervin@ci.sunnyvale.ca.us				

048628

Section 2 - Provision C.2 Reporting Municipal Operations

Program Highlights and Evaluation
Highlight/summarize activities for reporting year:

Summary:

Sunnyvale staff completed the information requested for the inventory of our two city-owned pump stations by March 1, 2010 and provided the information regarding the pump stations to Sue Ma, as requested via e-mail. Sunnyvale staff developed Standard Operating Procedures (SOPs) for dry-weather dissolved oxygen sampling and wet-weather monitoring at the two city-owned pump stations. These SOPs will be implemented in FY 10-11. A draft SOP for stormwater collection system screening to meet the requirements of Provision C.5 was developed and will be implemented in FY 10-11.

The Sunnyvale Corp Yard SWPPP has been in place since 1995 and the current version in use was revised in June 2006. The City will be reviewing it and revising it in FY 10-11, as needed.

Sunnyvale staff participated in the Program's Municipal Operations Ad Hoc Task Group (AHTG) and provided reviews and comments of the AHTG's work products, including dry and wet weather pump station sampling guidance. City staff also attended several of the BASMAA Municipal Operations Committee meeting and provided comments on its work products. Please see the C.2 Municipal Operations section of the Program's FY 09-10 Annual Report for a description of activities of the Municipal Operations AHTG and the BASMAA Municipal Operations Committee.

Training was conducted in the fall of 2009 to educate staff regarding polluted runoff prevention at worksites.

048629

C.2.a. ►Street and Road Repair and Maintenance

Place an **X** in the boxes next to implemented BMPs to indicate that these BMPs were implemented in applicable instances. If not applicable, type **NA** in the box. If one or more of these BMPs were not adequately implemented during the reporting fiscal year then indicate so and provide explanation in the comments section below:

x	Control of debris and waste materials during road and parking lot installation, repaving or repair maintenance activities from polluting stormwater
x	Control of concrete slurry and wastewater, asphalt, pavement cutting, and other street and road maintenance materials and wastewater from discharging to storm drains from work sites.
x	Sweeping and/or vacuuming and other dry methods to remove debris, concrete, or sediment residues from work sites upon completion of work.

Comments:

Debris and waste materials are controlled from street maintenance activities and kept from storm drains at all worksites. Measures include covering and/or placing berms around storm drain inlets (DI's) during pavement maintenance. Debris is vacuumed and taken to the landfill. All trucks carry sand and silt sacks in case of accidental spills, so as to keep spilled materials out of storm drain inlets.

C.2.b. ►Sidewalk/Plaza Maintenance and Pavement Washing

Place an **X** in the boxes next to implemented BMPs to indicate that these BMPs were implemented in applicable instances. If not applicable, type **NA** in the box. If one or more of these BMPs were not adequately implemented during the reporting fiscal year then indicate so and explain in the comments section below:

x	Control of wash water from pavement washing, mobile cleaning, pressure wash operations at parking lots, garages, trash areas, gas station fueling areas, and sidewalk and plaza cleaning activities from polluting stormwater
x	Implementation of the BASMAA Mobile Surface Cleaner Program BMPs

Comments:

Pedestrian over-crossings of roads are often cleaned using pressure washing. Debris and runoff are captured and vacuumed to keep them from entering the storm drain collection system. Areas are swept and debris collected and properly disposed of following the BMPs outlined in the City's Urban Runoff Management Plan Standard Operating Procedures.

For sidewalk and plaza maintenance, staff is currently following BASMAA Mobile Surface Cleaner Guidelines for pavement washing and is in the process of acquiring new equipment that will improve implementation of our BMPs for public areas maintenance.

048630

C.2.c. ►Bridge and Structure Maintenance and Graffiti Removal

Place an **X** in the boxes next to implemented BMPs to indicate that these BMPs were implemented in applicable instances. If not applicable, type **NA** in the box. If one or more of these BMPs were not adequately implemented during the reporting fiscal year then indicate so and explain in the comments section below:

NA	Control of discharges from bridge and structural maintenance activities directly over water or into storm drains
X	Control of discharges from graffiti removal activities
X	Proper disposal for wastes generated from bridge and structure maintenance and graffiti removal activities
X	Implementation of the BASMAA Mobile Surface Cleaner Program BMPs for graffiti removal

Comments:

The City does not perform bridge or structural maintenance activities directly over water.

For other maintenance activities involving graffiti removal via power washing or other techniques that produces runoff, storm drain inlets are covered and/or bermed to prevent runoff entering storm system. Debris and runoff is vacuumed and swept up at all worksites and disposed of properly, following the BASMAA guidance and BMPs that are included in the City's SOPs for these activities.

C.2.d. ►Stormwater Pump Stations

Does your municipality own stormwater pump stations:	**X**	**Yes**		**No**

If your answer is **No** then skip to **C.2.e.**

(For FY 10-11Annual Report only) Complete the following table for dry weather DO monitoring and inspection data for pump stations[1] (add more rows for additional pump stations):

Pump Station Name and Location	**First inspection Dry Weather DO Data**		**Second inspection Dry Weather DO Data**	
	Date	**mg/L**	**Date**	**mg/L**
Not required for this Annual Report. Samples are being collected in FY 10-11				

(For FY 10-11Annual Report only) Summarize corrective actions as needed for DO monitoring at or below 3 mg/L. Attach inspection records of additional DO monitoring for corrective actions:

Summary: **Not required for this Annual Report. Sampling begins in FY 10-11 and will be reported then.**

Attachments:

[1] Pump stations that pump stormwater into stormwater collection systems or infiltrate into a dry creek immediately downstream are exempt from DO monitoring.

048631

(For FY 10-11Annual Report only) Complete the following table for wet weather inspection data for pump stations (add more rows for additional pump stations):

Pump Station Name and Location	**Date** (2x/year required)	**Presence of Trash** (Cubic Yards)	**Presence of Odor** (Yes or No)	**Presence of Color** (Yes or No)	**Presence of Turbidity** (Yes or No)	**Presence of Floating Hydrocarbons** (Yes or No)
Not required for this Annual Report.						

C.2.e. ►Rural Public Works Construction and Maintenance

Does your municipality own/maintain rural[2] roads:		**Yes**	X	**No**

If your answer is **No** then skip to **C.2.f**.

Place an **X** in the boxes next to implemented BMPs to indicate that these BMPs were implemented in applicable instances. If one or more of the BMPs were not adequately implemented during the reporting fiscal year then indicate so and explain in the comments section below:

	Control of road-related erosion and sediment transport from road design, construction, maintenance, and repairs in rural areas
	Identification and prioritization of rural road maintenance based on soil erosion potential, slope steepness, and stream habitat resources
	No impact to creek functions including migratory fish passage during construction of roads and culverts
	Inspection of rural roads for structural integrity and prevention of impact on water quality
	Maintenance of rural roads adjacent to streams and riparian habitat to reduce erosion, replace damaging shotgun culverts and excessive erosion
	Re-grading of unpaved rural roads to slope outward where consistent with road engineering safety standards, and installation of water bars as appropriate
	Inclusion of measures to reduce erosion, provide fish passage, and maintain natural stream geomorphology when replacing culverts or design of new culverts or bridge crossings

Comments including listing increased maintenance in priority areas:

Based on the MRP definition of "Rural" in Footnote 2 below, the City of Sunnyvale does not have any rural roads to which the permit criteria outlined above apply. While portions of the Bay Trail found along the northern areas of the City's flood protection levees and Baylands Park do not meet the criteria for Rural Roads, we have implemented the Program's Rural Public Maintenance and Support

[2] Rural means any watershed or portion thereof that is developed with large lot home-sites, such as one acre or larger, or with primarily agricultural, grazing or open space uses.

048632

Performance Standards and associated BMPs for their maintenance since 2003. Staff continues to implement these standards for portions of the Bay Trail within Sunnyvale's jurisdiction. Parks maintenance staff attended the Program's "Rural Roads Maintenance BMPs workshop in September 2008 that was presented by Ledwith Watershed Services.

048633

C.2.f. ►Corporation Yard BMP Implementation

Place an **X** in the boxes below that apply to your corporations yard(s):

	We do not have a corporation yard
	Our corporation yard is a filed NOI facility and regulated by the California State Industrial Stormwater NPDES General Permit
X	We certify that we have a current **Stormwater Pollution Prevention Plan (SWPPP)** for the Corporation Yard(s)

Place an **X** in the boxes below next to implemented SWPPP BMPs to indicate that these BMPs were implemented in applicable instances. If not applicable, type **NA** in the box. If one or more of the BMPs were not adequately implemented during the reporting fiscal year then indicate so and explain in the comments section below:

X	Control of pollutant discharges to storm drains such as wash waters from cleaning vehicles and equipment
X	Routine inspection prior to the rainy seasons of corporation yard(s) to ensure non-stormwater discharges have not entered the storm drain system
X	Containment of all vehicle and equipment wash areas through plumbing to sanitary or another collection method
X	Use of dry cleanup methods when cleaning debris and spills from corporation yard(s) or collection of all wash water and disposing of wash water to sanitary or other location where it does not impact surface or groundwater when wet cleanup methods are used
	Cover and/or berm outdoor storage areas containing waste pollutants

Comments:

The Corporation Yard has a wash rack area where debris and runoff from washing vehicles, sweepers, and lawn mowers is discharged to a filter and treated by an oil-water separator system prior to discharge to the sanitary sewer.

The fuel island is covered and the storage area for hazardous wastes/materials (flammables pavilion) is bermed and covered, as described in the Corp Yard SWPPP.

Outdoor storage areas in the southwest corner of the facility for non-hazardous materials (e.g., base rock, gravel, green waste, mulch, and material collected from street sweepers) were not bermed. The City is assessing the possibility of a capital project for the covering and/or berming of dry storage areas at the Corp Yard, but funding availability is an obstacle. In the meantime, the storm drain inlet (DI) near the storage areas is being protected by straw waddles and silt sacks/screens. During the rainy season, extra steps will be taken to ensure the runoff from the dry storage area will not enter the DI, including adding extra waddles near the storage area to supplement those adjacent to the DI.

048634

If you have a corporation yard(s) that is not an NOI facility , complete the following table for inspection results for your corporation yard(s) or attach a summary including the following information:

Corporation Yard Name	**Inspection Date** (1x/year required)	**Inspection Findings/Results**	**Follow-up Actions**
Sunnyvale Corp Yard	**10/26/09**	**Leaves present in storm drain inlets (DIs) (<1 cu ft.)**	**Leaves cleaned from DIs and properly disposed of.**
Sunnyvale Corp Yard	**3/29/10**	**Leaves present in DIs (<1 cu ft.); DIs in need of marking with "No Dumping Flows To Bay" message**	**Leaves removed from DIs and properly disposed of; all six (6) DIs marked (metal badges placed) with "No Dumping Flows To Bay" message.**

048635

Section 3 - Provision C.3 Reporting New Development and Redevelopment

C.3.a. ►New Development and Redevelopment Performance Standard Implementation Summary Report

(For FY 10-11Annual Report only) Provide a brief summary of the methods of implementation of Provisions C.3.a.i.(1)-(8).

Summary:

Not required for this Annual Report. However, the City has been implementing requirements of this provision:

- **The City currently has legal authority to implement C.3 provisions. We are in the process of amending SMC 12.60 to clarify new MRP requirements in our ordinance, remove those sections for alternative compliance that are no longer allowed, and to have adequate authority to implement the new requirements of the permit that become effective in 2011. Adoption by Council is expected in the fall of 2010.**
- **Staff has received training on the new permit requirements (5/19/10- Planning staff meeting, 6 attending and SCVURPPP training, 2 attending). One planner also attended LID training on 4/23/10 and information was relayed back to planners.**
- **The City developed a new flyer prior to May 1, 2010, to be provided at the front counter for all projects subject to the planning review process. The flyer provides information about site design measures in Provision C.3.a (6 & 7).**

C.3.b. ►Green Streets Status Report

(All projects to be completed by December 1, 2014)

On an annual basis (if applicable), report on the status of any pilot green street projects within your jurisdiction. For each completed project, report the capital costs, operation and maintenance costs, legal and procedural arrangements in place to address operation and maintenance and its associated costs, and the sustainable landscape measures incorporated in the project including, if relevant, the score from the Bay-Friendly Landscape Scorecard.

Summary:

Please see the C.3 New Development and Redevelopment section of Program's FY 09-10 Annual Report for a description of activities of the C3PO AHTG Green Streets Work Group and the BASMAA Development Committee.

C.3.b.v.(1) ►Regulated Projects Reporting Table

Fill in attached table **C.3.b.v.(1)** or attach your own table including the same information

Please see Attached Table C.3.b.v (1) Regulated Projects Reporting Table at the end of this section.

048636

C.3.h.iv. ► Installed Stormwater Treatment Systems Operation and Maintenance Verification Inspection Program Reporting

(1) Fill in attached table **C.3.h.iv.(1)** or attach your own table including the same information.

Please see attached table C.3.h.iv (1) Installed Stormwater Treatment Systems Operation and Maintenance Verification Inspection Program Reporting Table at the end of this section.

(2) On an annual basis, provide a discussion of the inspection findings for the year and any common problems encountered with various types of treatment systems and/or HM controls. This discussion should include a general comparison to the inspection findings from the previous year.

In general, inspection findings indicate a common problem with the inspection of installed vault based treatment systems in that most facilities are still not aware of the maintenance and documentation requirements. This is consistent with last year's findings in that initial inspections are typically more educational in nature to ensure that the facility operator is aware of the requirements, and to establish the required maintenance program including documented inspections and clean out activities. No other typical problems were encountered.

(3) On an annual basis, provide a discussion of the effectiveness of the O&M Program and any proposed changes to improve the O&M Program (e.g., changes in prioritization plan or frequency of O&M inspections, other changes to improve effectiveness program).

In accordance with MRP provision C.3.h.ii.(6), Sunnyvale Environmental Division and Community Development Department have incorporated the following elements into our prioritized inspection plan for each year:

(a) Building Division inspectors will perform inspection of all newly installed stormwater treatment systems and HM controls within 45 days of installation to ensure approved plans have been followed.

(b) The Pretreatment Program will perform Operation and Maintenance Verification Inspections of installed stormwater treatment systems and HM controls. Each fiscal year, Pretreatment will inspect at least 20% of the total number (at the end of the preceding fiscal year) of installed stormwater systems.

(c) Each fiscal year, Pretreatment will inspect at least 20% of the total number (at the end of the preceding fiscal year) of installed vault based systems; and

(d) All installed stormwater treatment systems will be inspected by Pretreatment at least every five years.

In addition, Environmental Division Inspectors will continue to attend training, as it becomes available. This year, one inspector attended the Annual SCVUPRRR C3 Training held in June 2010. One inspector also attended several sessions regarding "Stormwater Treatment 101" and "Stormwater Issues" at the Annual CWEA P3S Conference held March 1-3, 2010.

The City will continue to evaluate ways to coordinate C3 requirements and internal processes to ensure compliance with data collection and reporting requirements.

048637

C.3.b.v.(1) ►Regulated Projects Reporting Table (part 1) – Projects Approved During the Fiscal Year Reporting Period

Project Name Project No.	Project Location[3], Street Address	Name of Developer	Project Phase No.[4]	Project Type & Description[5]	Project Watershed[6]	Total Site Area (Acres)	Total Area of Land Disturbed (Acres)	Total New and/or Replaced Impervious Surface Area[7] (ft^2)	Total Pre-Project Impervious Surface Area[8] (ft^2)	Total Post-Project Impervious Surface Area[9] (ft^2)
Private Projects										
2009-0896	590 Old San Francisco Road	Old San Francisco Road, LLC	N/A	Redevelopment of existing commercial center.	Sunnyvale East Channel	30,100 sf (0.7 acres)	30,100 sf (0.7 acres)	23,680 sf	23,680 sf	23,680 sf
Public Projects										
No regulated projects approved in FY 09-10.										

[3] Include cross streets
[4] If a project is being constructed in phases, use a separate row entry for each phase.
[5] Project Type is the type of development (i.e., new and/or redevelopment). Example descriptions of development are: 5-story office building, residential with 160 single-family homes with five 4-story buildings to contain 200 condominiums, 100 unit 2-story shopping mall, mixed use retail and residential development (apartments), industrial warehouse.
[6] State the watershed(s) that the Regulated Project drains to. Optional but recommended: Also state the downstream watershed(s).
[7] State both the total new impervious surface area and the total replaced impervious surface area, as applicable.
[8] For redevelopment projects, state the pre-project impervious surface area.
[9] For redevelopment projects, state the post-project impervious surface area.

048638

C.3.b.v.(1) ►Regulated Projects Reporting Table (part 2) – Projects Approved During the Fiscal Year Reporting Period

Project Name Project No.	Status of Project[10]	Source Control Measures[11]	Site Design Measures[12]	Treatment Systems Approved[13]	Operation & Maintenance Responsibility Mechanism[14]	Hydraulic Sizing Criteria[15]	Alternative Compliance Measures[16/17]	Alternative Certification[18]	HM Controls[19/20]
Private Projects									
2009-0896	Submittal: 11/19/08 Complete: 1/6/10 Approved: 1/27/10	Beneficial Landscaping; Covered Dumpster Area	Disconnect Downspouts	Bioretention area, vegetated bioswale	As per Sunnyvale Municipal Code (12.60.200) and submittal of Final Stormwater Management and Maintenance Plan included in approved construction drawings.	Flow (2.c) The flow of runoff resulting from a rain event equal to at least 0.2 inches per hour intensity.	Not Applicable	Third party certification of design flow (C.3.d) to be done during building permit review and before building permit is issued.	Not Applicable
Public Projects									
No regulated projects approved in FY 09-10.									

[10] For private projects, state project application submittal date; application deemed complete date; and, final discretionary approval date. For public projects, state plans and specifications approval date.
[11] List source control measures approved for the project. Examples include: properly designed trash storage areas; storm drain stenciling or signage; efficient landscape irrigation systems; etc.
[12] List site design measures approved for the project. Examples include: minimize impervious surfaces; conserve natural areas, including existing trees or other vegetation, and soils; construct sidewalks, walkways, and/or patios with permeable surfaces, etc.
[13] List all approved stormwater treatment system(s) to be installed onsite or at a joint stormwater treatment facility (e.g., flow through planter, bioretention facility, infiltration basin, etc.).
[14] List the legal mechanism(s) (e.g., O&M agreement with private landowner; O&M agreement with homeowners' association; O&M by public entity, etc…) that have been or will be used to assign responsibility for the maintenance of the post-construction stormwater treatment systems.
[15] See Provision C.3.d. "Numeric Sizing Criteria for Stormwater Treatment Systems" for list of hydraulic sizing design criteria (i.e., 1.a., 1.b., 2.a., 2.b., 2.c., or 3)
[16] For Alternative Compliance at an offsite location in accordance with Provision C.3.e.i.(1), on a separate page, give a discussion of the alternative compliance site including the information specified in Provision C.3.b.v.(1)(m)(i) for the offsite project.
[17] For Alternative Compliance by paying in-lieu fees in accordance with Provision C.3.e.i.(2), on a separate page, provide the information specified in Provision C.3.b.v.(1)(m)(ii) for the Regional Project.
[18] Note whether a third party was used to certify the project design complies with Provision C.3.d.
[19] If HM control is not required, state why not.
[20] If HM control is required, state control method used (e.g., method to design and size device(s) or method(s) used to meet the HM Standard, and description of device(s) or method(s) used, such as detention basin(s), biodetention unit(s), regional detention basin, or in-stream control).

048639

C.3.h.iv. ►Installed Stormwater Treatment Systems Operation and Maintenance Verification Inspection Program Reporting

Fill in table **below** or attach your own table including the same information.

APN # for Facility/ Site Inspected and Location	Party Responsible[21] For Maintenance	Date of Inspection	Type of Inspection[22]	Type of Treatment/HM Control(s) Inspected[23]	Inspection Findings or Results[24]	Enforcement Action Taken[25]	Comments
201-22-010/ 707 S. Mathilda Avenue Classics at Las Palmas Park	HOA / Derek Pater	6/22/2010	Routine	Vegetated Swale	No Visible/Apparent Problems	None	
201-22-010 / 707 S. Mathilda Avenue Classics at Las Palmas Park	HOA / Derek Pater	6/22/2010	Routine	Hydrodynamic Separators	Other	None	Maintenance records needed, follow up needed to obtain required documentation.
201-22-010/ 707 S. Mathilda Avenue Classics at Las Palmas Park	HOA / Derek Pater	6/22/2010	Routine	Infiltration Basin	No Visible/Apparent Problems	None	
323-30-055/ 1485 Yukon Drive Classics at Sunnyvale Manor	HOA / Theodore Iacob	6/23/2010	Routine	Hydrodynamic Separators	Other	None	Maintenance records needed, follow up needed to obtain required documentation.
323-30-055 / 1485 Yukon Drive Classics at Sunnyvale Manor	HOA / Theodore Iacob	6/23/2010	Routine	Infiltration Basin	No Visible/Apparent Problems	None	
201-22-016/ 398 W. El Camino Real Cherry Glenn Plaza	Paul Biagini	6/18/2010	Routine	Vegetated Swale	No Visible/Apparent Problems	None	

[21] State the responsible operator for installed stormwater treatment systems and HM controls.
[22] State the type of inspection (e.g., annual, follow-up, spot, etc.).
[23] State the type(s) of treatment systems inspected (e.g., bioretention facility, flow-through planter, infiltration basin, etc…) and the type(s) of HM controls inspected, and indicate whether the treatment system is an onsite, joint, or offsite system.
[24] State the inspection findings or results (e.g., proper installation, improper installation, proper O&M, immediate maintenance needed, etc.).
[25] State the enforcement action(s) taken, if any, as appropriate and consistent with your municipality's Enforcement Response Plan.

048640

APN # for Facility/ Site Inspected and Location	Party Responsible[26] For Maintenance	Date of Inspection	Type of Inspection[27]	Type of Treatment/HM Control(s) Inspected[28]	Inspection Findings or Results[29]	Enforcement Action Taken[30]	Comments
201-22-016/ 398 W. El Camino Real Cherry Glenn Plaza	Paul Biagini	6/18/2010	Routine	Hydrodynamic Separators	No Visible/Apparent Problems	None	
165-30-015/ 411 N. Pastoria Avenue Verizon Wireless	Dave Robertson	6/21/2010	Routine	Vegetated Swale	No Visible/Apparent Problems	None	
165-30-015/ 411 N. Pastoria Avenue Verizon Wireless	Dave Robertson	6/21/2010	Routine	Vortex Separator	Other	None	Maintenance records needed, follow up needed to obtain required documentation.
110-01-025, 026, 209/ 1111 Lockheed Martin Way Lockheed Martin	Kirk Willard	5/28/2010	Routine	Vegetated Swale	No Visible/Apparent Problems	None	
110-01-025, 026, 209/ 1111 Lockheed Martin Way Lockheed Martin	Kirk Willard	5/28/2010	Routine	Vegetated Buffer Strip	No Visible/Apparent Problems	None	
110-01-025, 026, 209/ 1111 Lockheed Martin Way Lockheed Martin	Kirk Willard	5/28/2010	Routine	Wet Pond	No Visible/Apparent Problems	None	

[26] State the responsible operator for installed stormwater treatment systems and HM controls.
[27] State the type of inspection (e.g., annual, follow-up, spot, etc.).
[28] State the type(s) of treatment systems inspected (e.g., bioretention facility, flow-through planter, infiltration basin, etc…) and the type(s) of HM controls inspected, and indicate whether the treatment system is an onsite, joint, or offsite system.
[29] State the inspection findings or results (e.g., proper installation, improper installation, proper O&M, immediate maintenance needed, etc.).
[30] State the enforcement action(s) taken, if any, as appropriate and consistent with your municipality's Enforcement Response Plan.

048641

APN # for Facility/ Site Inspected and Location	Party Responsible[31] For Maintenance	Date of Inspection	Type of Inspection[32]	Type of Treatment/HM Control(s) Inspected[33]	Inspection Findings or Results[34]	Enforcement Action Taken[35]	Comments
110-01-025, 026, 209/ 1111 Lockheed Martin Way Lockheed Martin	Kirk Willard	5/28/2010	Routine	Wetland	No Visible/Apparent Problems	None	
110-01-025, 026, 209/ 1111 Lockheed Martin Way Lockheed Martin	Kirk Willard	5/28/2010	Routine	Drain Insert	No Visible/Apparent Problems	None	
110-01-025, 026, 209/ 111 Lockheed Martin Way Lockheed Martin	Kirk Willard	5/28/2010	Routine	Infiltration Trench	No Visible/Apparent Problems	None	
110-14-101/ 1046 Morse Avenue. Parkside Villas	Nathan Matson	5/21/2010	Routine	Hydrodynamic Separators	No Visible/Apparent Problems	None	
110-26-045, 110-26-046 1376 & 1380 Bordeaux Dr. Bordeaux Center	Mark Smith	11/20/ 2009	Initial	Hydrodynamic Separators	Other	Verbal Notice	
110-26-041/ 111 Java Dr. B531 Java Metro Center	David Clock	3/29/2010	Initial	Vegetated Swale	No Visible/Apparent Problems	None	
110-26-041 111 Java Dr. B531 Java Metro Center	David Clock	3/29/2010	Initial	Hydrodynamic Separators	Other	Verbal Notice	Maintenance records needed, follow up needed to obtain required documentation.

[31] State the responsible operator for installed stormwater treatment systems and HM controls.
[32] State the type of inspection (e.g., annual, follow-up, spot, etc.).
[33] State the type(s) of treatment systems inspected (e.g., bioretention facility, flow-through planter, infiltration basin, etc…) and the type(s) of HM controls inspected, and indicate whether the treatment system is an onsite, joint, or offsite system.
[34] State the inspection findings or results (e.g., proper installation, improper installation, proper O&M, immediate maintenance needed, etc.).
[35] State the enforcement action(s) taken, if any, as appropriate and consistent with your municipality's Enforcement Response Plan.

048642

APN # for Facility/ Site Inspected and Location	Party Responsible[36] For Maintenance	Date of Inspection	Type of Inspection[37]	Type of Treatment/HM Control(s) Inspected[38]	Inspection Findings or Results[39]	Enforcement Action Taken[40]	Comments
110-14-168/ 1035 N. Fair Oaks Classics at Crossman Place	Classic Communities Inc.	6/30/2010	Initial	Vegetated Swale	No Visible/Apparent Problems	None	
10-14-168/ 1035 N. Fair Oaks Classics at Crossman Place	Classic Communities Inc.	6/30/2010	Initial	Hydrodynamic Separators	BMP Access Obstructed	Warning Notice	Maintenance records needed.
110-14-170/ 488 Tasman Danbury Place	Pulte Home Corp. Denese Walsh	6/30/2010	Routine	Hydrodynamic Separators	No Visible/Apparent Problems	None	
205-27-004/ 811 E. Arques Ave. Lowes	Front Range Environmental	6/11/2010	Routine	Vegetated Buffer Strip	Evidence of Contaminants & Pollution	Verbal Notice	
205-27-004 811 E. Arques Ave. Lowes	Front Range Environmental	6/11/2010	Routine	Hydrodynamic Separators	Trash/Debris Accumulation or Dumping	Verbal Notice	
213-01-026/ 1156 Aster Avenue Aster Place	HOA – Professional Association Service	6/18/2010	Routine	Vortex Separator	No Visible/Apparent Problems	Verbal Notice	Maintenance records needed.
205-26-005/ 875 E. Arques Avenue Super Space Self Storage	Jeff Taylor	6/28/2010	Routine	Vegetated Buffer Strip	Invasive/Nuisance Vegetation or Weeds	Verbal Notice	
205-26-005/ 875 E. Arques Avenue Super Space Self Storage	Jeff Taylor	6/28/2010	Routine	Hydrodynamic Separators	Sediment Accumulation	Verbal Notice	

[36] State the responsible operator for installed stormwater treatment systems and HM controls.
[37] State the type of inspection (e.g., annual, follow-up, spot, etc.).
[38] State the type(s) of treatment systems inspected (e.g., bioretention facility, flow-through planter, infiltration basin, etc…) and the type(s) of HM controls inspected, and indicate whether the treatment system is an onsite, joint, or offsite system.
[39] State the inspection findings or results (e.g., proper installation, improper installation, proper O&M, immediate maintenance needed, etc.).
[40] State the enforcement action(s) taken, if any, as appropriate and consistent with your municipality's Enforcement Response Plan.

048643

APN # for Facility/ Site Inspected and Location	Party Responsible[41] For Maintenance	Date of Inspection	Type of Inspection[42]	Type of Treatment/HM Control(s) Inspected[43]	Inspection Findings or Results[44]	Enforcement Action Taken[45]	Comments
211-25-001/ 760/770 E. El Camino Real Best Buy / Pet Smart	Marcel Sloane	12/9/2009	Routine	Vegetated Swale	Sediment Accumulation	Warning Notice	
211-25-001/ 760/770 E. El Camino Real Best Buy / Pet Smart	Marcel Sloane	12/9/2009	Routine	Hydrodynamic Separators	No Visible/Apparent Problems	None	
209-13-059, 209-13-060/ 624/628 E. Evelyn Avenue Britton Place	REM - Marcel Sloane	3/9/2010	Routine	Vegetated Swale	Poor Vegetation Coverage	Verbal Notice	
209-13-059, 209-13-060/ 624/628 E. Evelyn Avenue Britton Place	REM - Marcel Sloane	3/9/2010	Routine	Vortex Separator	No Visible/Apparent Problems	None	
211-25-002/ 782 / 820 E. El Camino Real Walgreens / Panda Express	San Mateo CPP Investors	12/2/2009	Routine	Vegetated Swale	No Visible/Apparent Problems	None	
211-25-002/ 782 / 820 E. El Camino Real Walgreens / Panda Express	San Mateo CPP Investors	12/2/2009	Routine	Hydrodynamic Separators	No Visible/Apparent Problems	Verbal Notice	Maintenance records needed.

[41] State the responsible operator for installed stormwater treatment systems and HM controls.
[42] State the type of inspection (e.g., annual, follow-up, spot, etc.).
[43] State the type(s) of treatment systems inspected (e.g., bioretention facility, flow-through planter, infiltration basin, etc…) and the type(s) of HM controls inspected, and indicate whether the treatment system is an onsite, joint, or offsite system.
[44] State the inspection findings or results (e.g., proper installation, improper installation, proper O&M, immediate maintenance needed, etc.).
[45] State the enforcement action(s) taken, if any, as appropriate and consistent with your municipality's Enforcement Response Plan.

048644

Section 4 – Provision C.4 Industrial and Commercial Site Controls

C.4.a.ii ► Legal Authority

(For FY 09-10 Annual Report only) Do you have adequate legal authority to obtain effective stormwater pollutant control on industrial sites?	X	**Yes**		**No**
If **No**, explain:				

C.4.c.ii.(5) ► Enforcement Response Plan

(For FY 09-10 Annual Report only) Have you developed and implemented an Enforcement Response Plan by April 1, 2010?	X	**Yes**		**No**
If **No**, explain:				

Program Highlights

Provide background information, highlights, trends, etc. For FY 09-10 Annual Report describe steps taken to revise your program to meet new data tracking and reporting requirements.

- **Sunnyvale currently has legal authority to obtain stormwater pollutant control on industrial sites. However, to effectively and clearly maintain stormwater pollutant control at industrial sites and to maintain clear consistency with the MRP, significant progress has occurred during FY 09-10 to update and revise Sunnyvale Municipal Code (SMC) Chapter 12.60 The revised SMC Chapter 12.60 will be going to Council for adoption in the fall of 2010.**
- **An Enforcement Response Plan was in place prior to April 1, 2010. However, to clarify and better track enforcement responses per the MRP, revisions to the existing plan were approved on 5/14/10 by the Environmental Division Manager. It is anticipated that additional revisions to the ERP will occur in FY 10-11, once additional enforcement tools become available after amendments to the Sunnyvale Municipal Code Chapter 12.60 are adopted by Council.**
- **Sunnyvale updated its Business Inspection Plan to include prioritization criteria, facilities lists, and inspection procedures. The Business Inspection Plan will be updated as needed in the future for consistency with the upcoming revisions to SMC Chapter 12.60**
- **In addition, the Sunnyvale Commercial Database has been modified to maintain all of the required recordkeeping data, as well as generate the required reporting data.**
- **The City completed 360 Industrial/Commercial inspections during the reporting period; 37 verbal warnings and 10 warning notices were issued for a total of 47 enforcement actions.**
- **Staff attended stormwater training at the CWEA annual P3S conference as well as Provision C.3-related training in FY 10-11. SCVURPPP/BASMAA developed training on Industrial/Commercial Pollutants of Concern (PCBs, Mercury, and Copper) was received in July 2010.**
- **Sunnyvale has actively participated in the SCVURPPP IND-IDDE Ad-Hoc Task Group (IND-AHTG). The Task Group facilitated the development of regional standard stormwater facility category types that will be used in data tracking and reporting**

048645

applications. Sunnyvale has updated all stormwater inspection forms to include all information required for recordkeeping in Provision C.4.b.ii.(6) and C.4.c.ii.(4).

- **Please see the C.4. Industrial and Commercial Site Controls section of the Program's FY 09-10 Annual Report for a description of activities of the IND/IDDE AHTG and the BASMAA Municipal Operations Committee.**

C.4.b.i. ► Business Inspection Plan

(For FY 09-10 Annual Report only) Do you have a Business Inspection Plan?	X	Yes		No

If No, explain:

C.4.b.iii.(1) ► Potential Facilities List

List below or attach your list of industrial and commercial facilities in your Inspection Plan to inspect that could reasonably be considered to cause or contribute to pollution of stormwater runoff.

The Sunnyvale Commercial Database maintains the list of facilities in our Inspection plan. See Appendix 4-1: C.4.b.iii (1) Potential Facilities List for the current facilities listed in the database.

C.4.b.iii.(2) ►Facilities Scheduled for Inspection

List below or attach your list of facilities scheduled for inspection during the current fiscal year.

See Appendix 4-2: C.4.b.iii (2) Facilities Scheduled for Inspection in FY 10-11.

C.4.c.iii.(1) ►Facility Inspections

Fill out the following table or attach a summary of the following information.

	Number	Percent
Number of businesses inspected (if known)	**357**	
Total number of inspections conducted	**360**	
Violations issued (excluding verbal warnings)	**10**	
Sites inspected in violation	**6**	**1.7%**
Violations[1] resolved within 10 working days or otherwise deemed resolved in a longer but still timely manner	**8**	**80%**

[1] Total number of violations equals the number of initial enforcement actions (i.e. one violation issued for several problems during an inspection at a site). It does not equal the total number of enforcement actions because one violation issued at a site may have a second enforcement action for the same violation at the next inspection if it is not corrected.

048646

C.4.c.iii.(2) ►Frequency and Types/Categories of Violations Observed

Fill out the following table or attach a summary of the following information.

Type/Category of Violations Observed	Number of Violations
Actual discharge (e.g. non-stormwater discharge)	5
Potential discharge (e.g. BMPs not in place or ineffective)	5

C.4.c.iii.(2) ►Frequency and Type of Enforcement Conducted

Fill out the following table or attach a summary of the following information.

	Enforcement Action (as listed in ERP)[1]	Number of Enforcement Actions Taken	% of Enforcement Actions Taken[2]
Level 1	**Verbal Warning**	**37**	**79%**
Level 2	**Warning Notice**	**10**	**21%**
Level 3	**Notice of Violation**	**0**	**0%**
Level 4	**Administrative Order/ Penalty**	**0**	**0%**
Total		**47**	

Notes:
[1]Agencies to list specific enforcement actions as defined in their ERPs.
[2]Percentage calculated as number of each type of enforcement action divided by the total number of enforcement actions.

C.4.c.iii.(3) ►Types of Violations Noted by Business Category

Fill out the following table or attach a summary of the following information.

Business Category[1]	Actual Discharge Violations	Potential Discharge Violations
Domestic	**1**	
Food Service	**4**	**4**
Permitted		**1**

Notes:
[1] List your Program's standard business categories.

048647

C.4.c.iii.(4) ►Non-Filers

List below or attach a list of the facilities required to have coverage under the Industrial General Permit but have not filed for coverage:

No industries were identified during inspections this fiscal year that were required to have coverage under the Industrial General Permit that did not already have coverage.

C.4.d.iii ►Staff Training Summary

Training Name	Training Dates	Topics Covered	No. of Inspectors in Attendance	Percent of Inspectors in Attendance
Pollutants of Concern IND training.	7/12/10	Identifying pollutants of concern at commercial and industrial stormwater inspections, PCBs, Copper, Mercury.	5	100%
SCVURPPP- Complying with New Stormwater Requirements for New & Redevelopment Projects	6/8/10	Review of new requirements for development projects and LID measures.	1	20%
CWEA Annual P3S Conference	March 1-3, 2010	U.S. EPA and SWRCB Updates, MS4 Permit Trends, Stormwater enforcement case study, Stormwater Treatment 101	1	20%

048648

Section 5 – Provision C.5 Illicit Discharge Detection and Elimination

C.5.a.ii ► Legal Authority

(For FY 09-10 Annual Report only) Do you have adequate legal authority to prohibit and control illicit discharges and escalate stricter enforcement to achieve expedient compliance?	X	Yes		No

If **No**, explain:

C.5.b.ii.(4) ► Enforcement Response Plan

(For FY 09-10 Annual Report only) Have you developed and implemented an Enforcement Response Plan by April 1, 2010?	X	Yes		No

If **No**, explain:

Program Highlights

Provide background information, highlights, trends, etc. For FY 09-10 Annual Report describe steps taken to revise your program to meet new data tracking and reporting requirements.

Below is a summary of activities for the reporting year conducted by Sunnyvale:

- **The City currently has adequate legal authority. However, significant progress has occurred during FY 09-10 to update and revise Sunnyvale Municipal Code (SMC) Title 12.60 to more effectively and clearly control and enforce illicit discharges and connections to stormwater collection systems, and to maintain clear consistency with the MRP. The revised Chapter 12.60 will be going to Council for adoption in the fall of 2010.**
- **An existing Enforcement Response Plan was in place prior to April 1, 2010. However, to clarify and better track enforcement responses per the MRP, revisions to the existing plan were approved on 5/14/10 by the Environmental Division Manager. It is anticipated that additional revisions to the ERP will occur in FY 10-11, once additional enforcement tools become available after revisions to the Sunnyvale Municipal Code Chapter 12.60 are adopted by Council.**
- **The City of Sunnyvale has updated its IDDE database, complaint, and inspection forms to more efficiently capture all required data and reporting information. In addition, as part of the development and implementation of the IND / IDDE Enforcement Response Plan, the Environmental Division has developed a way to coordinate with the Department of Public Safety (DPS) in order to track responses by DPS to off-hours incidents of illegal dumping or discharges that are non-emergency in nature. This allows for the appropriate follow up and response, including education and / or enforcement for discharges that may not have been previously tracked or recorded.**
- **Maps(s) of the MS4 publicly were made available by July 1, 2010. See City's website at http://sunnyvale.ca.gov/Departments/PublicWorks/Sewers/StormDrains.aspx to view a map of the City's storm drain collection system. A copy of the Oakland Museum Maps that also shows the City's collection system distributed on three different**

048649

watershed maps is available from the Program's website at www.scvurppp.org .

- Sunnyvale began developing a collection system screening program in FY 09-10 that will be initiated in the dry season of FY 10-11. Results of the inspection system screening will be reported in FY 10-11.
- Sunnyvale staff participated in the Program's IND/IDDE Ad Hoc Task Group (AHTG) and reviewed/provided input on AHTG products, including collection system screening program guidance.
- Sunnyvale staff attended several of the BASMAA Municipal Operations Committee meetings and provided comments/input on work products of the group. See the C.5 Illicit Discharge Detection and Elimination section of Program's FY 09-10 Annual Report for description of activities of the IND/IDDE AHTG and the BASMAA Municipal Operations Committee.

C.5.c.iii ►Complaint and Spill Response Phone Number and Spill Contact List

List below or attach your complaint and spill response phone number and spill contact list.

Contact	Description	Phone Number
See Appendix 5-1: C.5.c.iii Complaint and Spill Response Phone Number and Spill Contact List		

C.5.d.iii ►Evaluation of Mobile Business Program

Describe implementation of minimum standards and BMPs for mobile businesses and your enforcement strategy. This may include participation in the BASMAA Mobile Surface Cleaners regional program or local activities.

Sunnyvale currently addresses mobile businesses by responding to any complaints/observations of illicit discharges on an as needed basis and shares the BMPs recommended by the BASMAA Mobile Surface Cleaners Program with those that we encounter. In addition, Sunnyvale has a practice of recommending certified Mobile Surface Cleaners.

The City rarely hires contractors to perform outdoor surface cleaning. City staff in the Community Services Department (Parks) has training plans for FY 10-11 that include taking the BASMAA Mobile Surface cleaner training program. They currently implement the standard operating procedures that are in place in the City's Urban Runoff Management Plan which, incorporate the BMPs identified in the BASMAA program.

For additional information, see the C.5 Illicit Discharge Detection and Elimination section of Program's FY 09-10 Annual Report for a description of efforts by the IND/IDDE AHTG and the BASMAA Municipal Operations Committee to address mobile businesses.

048650

C.5.e.iii ►Evaluation of Collection System Screening Program

Provide a summary or attach a summary of your collection screening program, a summary of problems found during collection system screening and any changes to the screening program this FY.

Description:

A formal screening program using the guidance from the USEPA/Center for Watershed Protection publication *Illicit Discharge Detection and Elimination: A Guidance Manual for Program Development and Technical Assessment* has not been fully implemented as of June 30, 2010. A Standard Operating Procedures (SOP) for the Collection System Screening Program, including changes to the existing Storm Drain Inlet (SDI) inspection form and adding a new outfall inspection form and procedures have been developed and will be used for SDI cleaning/inspections starting in FY 10-11. Implementation of the SOP for dry – weather monitoring of outfalls will also begin in FY 10-11. Data collected during the FY 10-11 collection system screening inspections will be reported in that year's annual report.

Sunnyvale staff has been participating in the Program's IND/IDDE Ad Hoc Task Group (AHTG) to assist in the development of collection system screening program guidance to be implemented in FY 10-11. See section C.5 of the Program's IND/IDDE section of the FY 09-10 Annual Report for a description of all the activities of the AHTG.

Currently, Field Services staff notifies IDDE inspection staff if they find a suspicious discharge in Storm Drain Inlets (SDIs) when they perform their annual cleaning activities before the beginning of the wet season. IDDE inspectors follow up and report on results as IDDE incidents in the annual report.

Public Works Field Services staff, as well as Parks workers receive annual training and a copy of the Illicit Discharge to Storm Drains Response card for them to keep in their vehicles or at job sites. The cards provide examples of what to look for and contact information if they observe a problem discharge to the SDIs.

C.5.f.iii.(1), (2), (3) ►Spill and Discharge Complaint Tracking

Spill and Discharge Complaint Tracking (fill out the following table or include an attachment of the following information)

	Number	Percentage
Discharges reported (C.5.f.iii.(1))	**31**	
Discharges reaching storm drains and/or receiving waters (C.5.f.iii.(2))	**8**	**26%**
Discharges resolved in a timely manner (C.5.f.iii.(3))	**29**	**93%**

048651

C.5.f.iii.(4) ►Summary of major types of discharges and complaints

Provide a narrative or attach a table and/or graph. **See Table Below:**

Category Name	Number of Complaints
Paint	**7**
Misc. Incident	**4**
Equipment Cleaning	**3**
Un-Hardened Concrete	**2**
Tracking Soil	**2**
Saw Cutting Slurry	**2**
Sanitary Spill	**2**
Pools/Spas/Fountains	**2**
Dumpster Discharge	**2**
Vehicle and Equipment Leaking	**1**
Surface Cleaning	**1**
Landscaping Material	**1**
Dumping, Non-hazardous	**1**
Carpet Cleaning	**1**

048652

Section 6 – Provision C.6 Construction Site Controls

C.6.a.iii ► Legal Authority

(For FY 09-10 Annual Report only) Is your agency's legal authority adequate for C.6 compliance?	X	Yes		No
If **No**, explain:				

C.6.b.ii.(3) ► Enforcement Response Plan

(For FY 09-10 Annual Report only) Was your Enforcement Response Plan developed and implemented by April 1, 2010?	X	Yes		No
If **No**, explain:				

C.6.e.iii.1.a, b, c ►Site/Inspection Totals

Number of sites disturbing < 1 acre of soil requiring storm water runoff quality inspection (i.e. High Priority) (C.6.e.iii.1.a)	**Number of sites disturbing ≥ 1 acre of soil** (C.6.e.iii.1.b)	**Total number of storm water runoff quality inspections conducted** (C.6.e.iii.1.c)
Private Projects:		
0	**9**	**78**
Public Projects:		
18	**0**	**18**

048653

C.6.e.iii.1.d ►Construction Activities Storm Water Violations		
BMP Category	**Number of Violations[1]**	**% of Total Violations[2]**
Private Projects:		
Erosion Control	**9**	**13%**
Run-on and Run-off Control	**6**	**8%**
Sediment Control	**15**	**21%**
Active Treatment Systems	**0**	**0%**
Good Site Management	**38**	**53%**
Non Stormwater Management	**4**	**6%**
Total	**72**	**100%**
Public Projects:		
Erosion Control	**1**	**10%**
Run-on and Run-off Control	**3**	**30%**
Sediment Control	**3**	**30%**
Active Treatment Systems	**0**	**0%**
Good Site Management	**3**	**30%**
Non Stormwater Management	**0**	**0%**
Total	**10**	**100%**

Notes:

[1]Count one violation in a category for each site and inspection regardless of how many violations/problems occurred in the BMP category.

[2]Percentage calculated as number of violations in each category divided by total number of violations in all six categories.

048654

C.6.e.iii.1.e ►Construction Related Storm Water Enforcement Actions

	Enforcement Action (as listed in ERP)[1]	Number Enforcement Actions Taken	% Enforcement Actions Taken[2]
Private Projects:			
Level 1	**Notice of Correction**	**54**	**95%**
Level 2	**Notice of Violation**	**2**	**4%**
Level 3	**Stop Work Order**	**1**	**1%**
Level 4	**Administrative Actions**	**0**	**0%**
Total		**57**	**100%**
Public Projects:			
Level 1	**Notice of Correction**	**4**	**66%**
Level 2	**Notice of Violation**	**2**	**34%**
Level 3	**Stop Work Order**	**0**	
Level 4	**Administrative Actions**	**0**	
Total		**6**	**100%**

Notes:
[1]Agencies should list the specific enforcement actions as defined in their ERPs.
[2]Percentage calculated as number of each type of enforcement action divided by the total number of enforcement actions.

C.6.e.iii.1.f, g ►Illicit Discharges

	Number
Private Projects:	
Number of illicit discharges, actual and those inferred through evidence (C.6.e.iii.1.f)	**1**
Number of sites with discharges, actual and those inferred through evidence (C.6.e.iii.1.g)	**1**
Public Projects:	
Number of illicit discharges, actual and those inferred through evidence (C.6.e.iii.1.f)	**0**
Number of sites with discharges, actual and those inferred through evidence (C.6.e.iii.1.g)	**0**

048655

C.6.e.iii.1.h, i ►Violation Correction Times

	Number	Percent
Private Projects:		
Violations fully corrected within 10 business days after violations are discovered or otherwise considered corrected in a timely period (C.6.e.iii.1.h)	70	97%[2]
Violations not fully corrected within 30 days after violations are discovered (C.6.e.iii.1.i)	2	3%[3]
Total number of violations for the reporting year[1]	72	100%
Public Projects:		
Violations fully corrected within 10 business days after violations are discovered or otherwise considered corrected in a timely period (C.6.e.iii.1.h)	6	100%
Violations not fully corrected within 30 days after violations are discovered (C.6.e.iii.1.i)	0	0%
Total number of violations for the reporting year[1]	6	100%

Notes:

[1]Total number of violations equals the number of initial enforcement actions (i.e. one violation issued for several problems during an inspection at a site). It does not equal the total number of enforcement actions because one violation issued at a site may have a second enforcement action for the same violation at the next inspection if it is not corrected.

[2]Calculated as number of violations fully corrected in a timely period after the violations are discovered divided by the total number of violations for the reporting year.

[3]Calculated as number of violations not fully corrected within 30 days after the violations are discovered divided by the total number of violations for the reporting year.

C.6.e.iii.(2) ►Evaluation of Inspection Data

Describe your evaluation of the tracking data and data summaries and provide information on the evaluation results (e.g., data trends, typical BMP performance issues, comparisons to previous years, etc.).

Description:

Private Projects:

Staff began using the new site inspection form in March 2010 when they became available. All of the data collected in 09-10 reporting year was included in the electronic tracking system. Not all data were available for this report because some information was not previously tracked on the construction inspection forms prior to MRP adoption.

Public Projects:

Staff began using the new site inspection forms in March 2010 when they became available. The data shows the level of violations on the City's Public projects. Two thirds of these violations were Level 1 and were addressed after verbal directions. Overall, contractors worked closely with the City's inspectors to ensure compliance with the stormwater pollution prevention requirements. Comparisons with last year's data will not be feasible, since this is the first year of collecting such data.

048656

C.6.e.iii.(2) ►Evaluation of Inspection Program Effectiveness

Describe what appear to be your program's strengths and weaknesses, and identify needed improvements, including education and outreach.

Description:

Private Projects:

The City's Community Development Department/ Building Safety Division performed the following actions in FY 09-10:

1) Revised storm water construction inspection forms and inspection data tracking;

2) Developed electronic tracking system;

3) Revised operating procedures and provided training to all inspectors on new requirements;

4) Began using the new inspection forms in March 2010;

5) Participated in the Program's Construction AD Hoc Task Group (AHTG) and reviewed AHTG products, including a template construction inspection form, an inspection data tracking spreadsheet, and guidance for identifying high priority sites.;

6) Started using the Stormwater Best Management Practices Handbook Portal for Construction. See also the C.6 Construction Site Control section of the Program's FY 09-10 Annual Report for a description of the activities of the SCVURPPP Construction AHTG and the BASMAA Development Committee.

The City will continue staff training on the ERP and inspection/enforcement per the ERP process in FY 10-11. Revisions to the "Blueprint for a Clean Bay" guidance from BASMAA will be included as outreach to contractors once they become available.

Public Projects:

Public Works Department/ Engineering Services Division performed the following actions in FY 09-10:

1) Revised storm water construction inspection forms and inspection data tracking;

2) Developed electronic tracking system;

3) Revised operating procedures and provided training to all inspectors on new requirements;

4) Began using the new inspection forms in March 2010;

5) Participated in the Program's Construction AD Hoc Task Group (AHTG) and reviewed AHTG products, including a template construction inspection form, an inspection data tracking spreadsheet, and guidance for identifying high priority sites.;

6) Started using the Stormwater Best Management Practices Handbook Portal for Construction. See also the C.6 Construction Site Control section of the Program's FY 09-10 Annual Report for a description of the activities of the SCVURPPP Construction AHTG and the BASMAA Development Committee.

The City will continue staff training on the ERP and inspection/enforcement per the ERP process in FY 10-11. Revisions to the Public Works Storm Water Pollution Prevention Specifications will be included in future Capital Improvement projects.

City's efforts to implement the new permit's requirements have been well coordinated. Inspectors were well trained and tracking

048657

procedures of violations and corrections were put in place. The regionally generated inspection template along with the data tracking spreadsheet have made this year's reporting a much easier task for all involved.

No improvements are needed at this time except for the need to maintain inspector attendance for provided refresher courses and training.

C.6.f ►Staff Training Summary

Training Name	Training Dates	Topics Covered	No. of Inspectors in Attendance	Percent of Inspectors in Attendance
Private Projects:				
Start of Winter: Construction Site Requirements	9/28/09	Review of Storm Water Pollution Prevention and Construction Site Requirements During the Rainy Season	11	100%
SCVURPPP Construction Site Inspection Training	10/21/09	Erosion control at construction sites	1	9%
New C .3 and C.6 requirements in MRP	3/24/10	Requirements of ERP and New Inspection Reporting Forms	11	100%
SCVURPPP Construction Management Workshop	1/19/10	Erosion control at construction sites	3	27%
CASQA Construction BMP Handbook	6/23/10	BMP Web Portal	1	9%
Public Projects:				
New C .3 and C.6 requirements in MRP (Project Admin. Inspectors, Capital Project Engineers, and City Engineers	3/26/10 & 4/20/10	Regional Plan Updates, NOI, Reporting Requirements, SWPPP, BMPS, permitting process and ERP	10	77%
New C .3 and C.6 requirements in MRP (Mathilda Project Contractors/Inspectors)	4/14/10	City's ERP inspection, enforcement & reporting requirements	7	100%
SCVURPPP C.3 Workshop (Capital Project Engineers and City Engineers)	6/8/10	Complying with new stormwater requirements for new and redevelopment projects	6	75%
SCVURPPP Construction Management Workshop (Project Admin. Inspectors)	1/19/10	Erosion control at construction sites	2	40%

048658

Section 7 – Provision C.7 Public Information and Outreach

C.7.b.ii.1 ►Advertising Campaign

Summarize advertising efforts. Include details such as messages, creative developed, and outreach media used. The detailed advertising report may be included as an attachment. If advertising is being done by participation in a countywide or regional program, refer to the separate countywide or regional Annual Report.

Summary:

For Sunnyvale's campaign details, see Appendix 7-1.

Examples of advertising materials are available for review upon request.

The following separate reports developed by SCVURPPP summarize countywide advertising efforts conducted during FY 09-10:

- **FY 09-10 Watershed Watch Campaign Annual Campaign Report**
- **FY 09-10 Watershed Watch Partner Report**
- **FY 09-10 Watershed Watch Web Statistics Report**

These reports are included within the C.7 Public Information and Outreach section of Program's FY 09-10 Annual Report.

C.7.b.iii.1 ►Pre-Campaign Survey

(For the FY 10-11 Annual Report only) Summarize survey information such as sample size, type of survey (telephone survey, interviews etc.). Attach a survey report that includes the following information. If survey was done regionally, refer to a regional submittal that contains the following information:

- Summary of how the survey was implemented.
- Analysis of the survey results.
- Discussion of the outreach strategies based on the survey results.
- Discussion of planned or future advertising campaigns to influence awareness and behavior changes regarding trash/litter and pesticides.

Place an **X** in the appropriate box below:

	Survey report attached: **Not required for this Annual Report.**
	Reference to regional submittal: **Not required for this Annual Report.**

048659

C.7.c ►Media Relations

Summarize the media relations effort. Include the following details for each media pitch in the space below, AND/OR refer to a regional report that includes these details:

- Topic and content of pitch
- Medium (TV, radio, print, online)
- Date of publication/broadcast

Summary:

For Sunnyvale's media relation effort details, see Appendix 7-2.

Examples of media outreach efforts are available for review upon request.

The following separate report developed by BASMAA summarizes media relations efforts conducted during FY 09-10:

• BASMAA Media Relations Final Report

This report is included within the C.7 Public Information and Outreach section of Program's FY 09-10 Annual Report.

C.7.d ►Stormwater Point of Contact

(For FY 09-10 Annual Report only, unless changes made) Provide details of website or phone number used as the point of contact. Report on how the point of contact is publicized and maintained. If any change occurs in this contact, report in a subsequent Annual Report.

Contact Summary:

Point of contact information for Sunnyvale can be found at the following site: http://sunnyvale.ca.gov/Departments/PublicWorks/Sewers/StormDrains.aspx and on the home page of the WPCP site(Reporting Spills and Dumping) at wpcp.inSunnyvale.com

The contact phone number is (408) 730-7270. The point of contact is maintained by Sunnyvale WPCP staff between 7 AM and 4 PM, Monday – Friday. Outside these business hours, callers are referred by the answering machine to contact Public Safety Dispatch at (408) 730-7181 or to call 911 in the case of an emergency.

Collectively, an additional point of contact is the Watershed Watch Campaign hotline (1-866-WATERSHED) and Watershed Watch Campaign website (www.mywatershedwatch.org). Individual agency points of contact are publicized on SCVURPPP outreach materials and websites and the point of contact is maintained by the Program and their authorized agents.

048660

C.7.e ►Public Outreach Events

Describe general approach to event selection. Provide a list of outreach materials and giveaways distributed.
Use the following table for reporting and evaluating public outreach events

Event Details	**Description** (messages, audience)	Evaluation of Effectiveness
For the table of Sunnyvale's event details, see Appendix 7-3.		
For additional regional event details, see Program's section of report.		

C.7.f. ►Watershed Stewardship Collaborative Efforts

Summarize watershed stewardship collaborative efforts and/or refer to a regional report that provides details. Describe the level of effort and support given (e.g., funding only, active participation etc.). State efforts undertaken and the results of these efforts. If this activity is done regionally refer to a regional report.

Evaluate effectiveness by describing the following:

- Efforts undertaken
- Major accomplishments

Summary:

During FY 09-10, the Program actively supported the Santa Clara Basin Watershed Initiative (SCBWMI), including the Core Group, the Land Use Subgroup, and the Trash Subgroup (now the Santa Clara Valley Zero Litter Initiative); the Bay Area Macroinvertebrate Bioassessment Information Network (BAMBI); and the Stevens & Permanente Creeks Watershed Council. Information on these efforts is included within the C.7 Public Information and Outreach section of the Program's FY 09-10 Annual Report.

In addition, City of Sunnyvale staff continued to support and participate in activities of the SCBWMI's Communications and Outreach Subgroup, Land Use Subgroup, and the Santa Clara Valley Zero Litter Initiative. Sunnyvale has continued to support the Stevens and Permanente Watershed Council by providing the group free meeting space and participating in meetings. Sunnyvale also provided financial support of the Santa Clara County Creeks Coalition for their conference held in November 2009.

048661

C.7.g. ►Citizen Involvement Events

List the types of events conducted (e.g., creek clean up, storm drain inlet marking, native gardening etc.). Use the following table for reporting and evaluating citizen involvement events.

Event Details	Description	Evaluation of effectiveness
For a list of details, descriptions, and evaluations of effectiveness for Sunnyvale events in FY 09-10, see Appendix 7-4. **For additional regional citizen involvement event details, see the Program's Public Information and Outreach Section C. 7 of the Annual Report :** • **Watershed Watchers: Keeping Our Waterways Clean: FY 09-10 Fourth Quarter Report (includes end-of-year Summary from Alviso Education Center)** • **Going Native Garden Tour 2010- Summary Report**		

C.7.h. ►School-Age Children Outreach

Summarize school-age children outreach programs implemented. A detailed report may be included as an attachment.
Use the following table for reporting school-age children outreach efforts.

Program Details	Focus & Short Description	Number of Students/Teachers reached	Evaluation of Effectiveness
For Sunnyvale's Environmental Outreach details, see Appendix 7-5. **For additional regional outreach details, see the following separate reports developed by SCVURPPP and other organizations that also include information about school-age children outreach efforts conducted during FY 09-10. These reports are included as within the C.7 Public Information and Outreach section of Program's FY 09-10 Annual Report:** • **ZunZun School Assemblies for Watershed Watch Campaign- FY 09-10 Academic Year Final Report** • **Memorandum- Evaluation of the School Assembly Program- FY 09-10** • **Watershed Watchers: Keeping Our Waterways Clean: FY 09-10 Fourth Quarter Report (includes end-of-year Summary from Alviso Education Center)**			**For Sunnyvale's summary of evaluations of the program received from classroom instructors, see Appendix 7-6.**

048662

Section 8 - Provision C.8 Water Quality Monitoring

C.8 ►Water Quality Monitoring
State below if information is reported in a separate regional report. Municipalities can also describe below any Water Quality Monitoring activities in which they participate directly, e.g. participation in RMP workgroups, fieldwork within their jurisdictions, etc.
Summary: **During FY 09-10, Sunnyvale contributed to the SCVURPPP Monitoring and Assessment Program which conducts water quality monitoring in Santa Clara Valley creeks and rivers, in coordination with the BASMAA Regional Monitoring Coalition (RMC). In addition, SCVURPPP contributes financially to the Regional Monitoring Program for Water Quality in the San Francisco Estuary (RMP) and actively participates in RMP committees and work groups. For additional information on monitoring activities conducted by SCVURPPP, BASMAA RMC and the RMP, see the C.8 Water Quality Monitoring section of the Program's FY 09-10 Annual Report.**

048663

Section 9 – Provision C.9 Pesticides Toxicity Controls

C.9.a ►Adopt an Integrated Pest Management (IPM) Policy or Ordinance

(For FY 09-10 Annual Report only) Attach a copy of your individual IPM ordinance or policy. **See Appendix 9-1**	X	**Attached**		**Not attached,** explain below
If **Not attached**, explain:				

C.9.b ►Implement IPM Policy or Ordinance

Report implementation of IPM BMPs by showing trends in quantities and types of pesticides used, and suggest reasons for increases in use of pesticides that threaten water quality, specifically organophosphorous pesticides, pyrethroids, carbaryl, and fipronil. A separate report can be attached as evidence of your implementation.

Summary:

See Appendix 9-2 for a report on the implementation of IPM Best Management Practices; trends in the quantities and types of pesticides used, where they were used, and increases or decreases observed in their use.

C.9.c ►Train Municipal Employees

Enter the number of employees that applied or used pesticides (including herbicides) within the scope of their duties this reporting year.	**50**
Enter the number of these employees who received training on your IPM policy and IPM standard operating procedures within the last 3 years.	**50**
Enter the percentage of municipal employees who apply pesticides who have received training in the IPM policy and IPM standard operating procedures within the last three years.	**100%**

048664

C.9.d ►Require Contractors to Implement IPM

Did your municipality contract with any pesticide service provider in the reporting year?	X	Yes		No

If yes, attach one of the following:

x	Contract specifications that require adherence to your IPM policy and standard operating procedures, OR
	Copy(ies) of the contractors' IPM certification(s) or equivalent, OR
	Equivalent documentation.

If **Not attached**, explain:

See Appendix 9-3 for a copy of the current contract with Bay Valley Pest Control for structural pest control activities on City-owned property, which requires the contractor to follow the City's IPM policy as referenced in the City Policy Manual and SOPs. As other contracts are developed for pesticide/herbicide applications, the same language will be included about following the City's IPM policy in Chapter 6, Article 12 of the City's Administrative Policy Manual.

C.9.e ►Track and Participate in Relevant Regulatory Processes

Summarize participation efforts, information submitted, and how regulatory actions were affected **OR** reference a regional report that summarizes regional participation efforts, information submitted, and how regulatory actions were affected.

Summary:

During FY 09-10, Sunnyvale participated in regulatory processes related to pesticides through contributions to SCVURPPP, BASMAA and CASQA. For additional information, see the Regional Pollutants of Concern Report submitted by BASMAA on behalf of all MRP Permittees. This Report is included within the Program's FY 09-10 Annual Report.

C.9.f ►Interface with County Agricultural Commissioners

Provide a summary of improper pesticide usage reported to the County Agricultural Commissioner and follow-up actions to correct violations, if any. A separate report can be attached as your summary.

Summary:

- **No improper usage of pesticides was observed by City staff, nor was any complaint received from the public that would have been reported to the Santa Clara County Agricultural Commissioner.**
- **Sunnyvale made no improper pesticide usage reports to the Agricultural Commissioner in FY 09-10.**

048665

C.9.h.ii ►Public Outreach: Point of Purchase

Provide a summary of public outreach at point of purchase, and any measurable awareness and behavior changes resulting from outreach (here or in a separate report); **OR** reference a report of a regional effort for public outreach in which your agency participates.

Summary:

Sunnyvale hosted a booth at the Spring Landscaping Event at the Sunnyvale Home Depot in April 2010. See Appendix 7-3 for complete details of the event.

The following separate reports developed by SCVURPPP and BASMAA summarize point of purchase outreach efforts conducted during FY 09-10:

- **FY 09-10 Store Employee Training Report (SCVURPPP)**
- **FY 09-10 Store Employee Training Evaluation Summary (SCVURPPP)**
- **FY 09-10 Store Employee Training Status Table (SCVURPPP)**
- **FY 09-10 List of Stores in the IPM Store Partnership Program (SCVURPPP)**
- **FY 09-10 BASMAA "Our Water, Our World" (OWOW) Report (BASMAA)**

These reports are included within the C.9 Pesticides Toxicity Control section of Program's FY 09-10 Annual Report.

C.9.h.vi ►Public Outreach: Pest Control Operators

Provide a summary of public outreach to pest control operators and landscapers and reduced pesticide use (here or in a separate report); **OR** reference a report of a regional effort for outreach to pest control operators and landscapers in which your agency participates.

Summary:

The following separate report developed by SCVURPPP summarizes Public Outreach: Pest Control Operators efforts conducted during FY 09-10:

- **FY 09-10 Santa Clara Valley Green Gardener Training Report**

  This report is included within the C.9 Pesticides Toxicity Control section of Program's FY 09-10 Annual Report.

In support of the Green Gardener Program, Sunnyvale staff have provided both technical and in-kind assistance to coordinate the Santa Clara Valley Green Gardener classes through the following efforts:

- **Researching and providing supplemental materials regarding IPM for classes in both Spanish and English.**
- **Providing classroom instruction in soils, fertilizers, and Integrated Pest Management practices.**
- **Offering free classroom space and developing/coordinating presentations for four Green Gardener recertification classes for previously trained students held in the spring of 2010. Classes were offered on Water Conservation- Smart Controller Programming (English and Spanish); Maintenance of California Native Plants (English); and Advanced Integrated Pest Management (Spanish).**
- **Meeting with representatives from the California Landscape Contractors Association Education Committee to establish a working**

048666

relationship to promote Green Gardener classes, including Integrated Pest Management approaches with their membership.

- Establishing a new partnership with the Sunnyvale-Cupertino Adult Education Program to offer the Green Gardener classes in the fall of 2010.
- Meeting with other city/agency staff to promote the expansion of the Green Gardener training program into other communities and providing technical assistance to agencies who implemented the training program for landscape maintenance workers.
- In addition to the SCVURPPP efforts, Sunnyvale promoted the Santa Clara Valley Green Gardener trainings at the Sunnyvale Farmers Market and other venues (see Appendix 7-3 for event details) and through internal outreach resources.

048667

Section 10 - Provision C.10 Trash Load Reduction

C.10.a.i ►Short-Term Trash Loading Reduction Plan

(For FY 10-11 Annual Report only) Provide description of actions/tasks initiated/conducted/completed in developing a Short-Term Trash Loading Reduction Plan (due February 1, 2012).

Description: **Not required for this Annual Report.**

C.10.a.ii ►Baseline Trash Load and Trash Load Reduction Tracking Method

(For FY 10-11 Annual Report only) Provide description of actions/tasks initiated/conducted/completed to gather trash loading data and in developing a Baseline Trash Load and Trash Load Reduction Tracking Method (due February 1, 2012).

Description:

- **A summary of Program accomplishments for this sub-provision are included within the C.10 Trash Load Reduction section of Program's FY 09-10 Annual Report.**
- **Sunnyvale staff assisted the Program in collecting data on baseline trash loading rates from the 13 full capture trash devices installed in Sunnyvale. All debris within the retrofitted SD inlets was collected, sorted to separate trash items from street tree leaves and quantified. Additional efforts in FY 10-11 are underway to collect similar information from the wet season of FY 09-10.**

C.10.a.iii ►Minimum Full Trash Capture

(For FY 10-11 Annual Report and Each Annual Report Thereafter) Provide description of actions/tasks initiated/conducted/completed in implementing Minimum Full Trash Capture Devices (due July 1, 2014) within individual jurisdictions. Include information on Full Trash Capture Devices installed under Bay-area Wide Trash Capture Demonstration Project administered by San Francisco Estuary Partnership.

Description:

- **A summary of Program accomplishments for this sub-provision are included within the C.10 Trash Load Reduction section of Program's FY 09-10 Annual Report. In addition, the Program recently finalized a technical report detailing the results of its Pilot Trash Structural Treatment Control Study implemented in 2007. This technical report is also available within the C.10 Trash Load Reduction section of Program's FY 09-10 Annual Report.**
- **Also, Sunnyvale staff participated in the efforts of the SFEP's Bay-area Wide Trash Capture Demonstration Project by providing information about the City's experiences with the pilot installation, issues, and effectiveness of the 13 Storm-Tek ® full-capture devices in Sunnyvale at their "vendor fair" meeting in May 2010. Staff has also provided comments and suggestions to the proposed contract language for cities wishing to participate in the pilot project.**

048668

C.10.b.iii ►Trash Hot Spot Assessment

(For FY 10-11 Annual Report and Each Annual Report Thereafter) Provide volume of material removed from each Trash Hot Spot cleanup, and the dominant types of trash (e.g., glass, plastics, paper) removed and their sources to the extent possible. Provide required photo documentation.

Fill out the following table or attach a summary of the following information. **See Appendix 10-1 for more information and photos.**

Trash Hot Spot	Cleanup Date	Volume of Material Removed	Dominant Types of Trash	Trash Sources (where possible)
SNV01-Guadalupe Slough (Site 3)	5/18/2010	124 gallons of litter and ~5.0 cu. ft of lumber	1. Bottles (plastic and glass) 2. Styrofoam (pieces or pellets) 3. Balls (sport and tennis) 4. Construction debris 5. Spent shot gun shells and wadding	Most from upstream or tidal deposition. Some from hunters (shotgun shells) and some from nearby trail users (bottles and cans)
SNV02 – Sunnyvale East Channel, Caribbean Drive Bridge	5/13/2010	39 gallons of litter	1. Styrofoam (pieces or pellets) 2. Bottles (plastic or glass) 3. Convenience/Fast Food items 4. Plastic bags 5. Spray paint cans	Most from upstream outfalls. Some from roadway vehicle litter blowing into the channel.
SNV03-Guadalupe Slough (Site 1)	5/18/2010	91 gallons of litter and ~8 cu. ft. of lumber	1. Styrofoam (pieces or pellets) 2. Construction debris 3. Balls (sports and tennis) 4. Bottles (plastic and glass) 5. Spent shotgun shells and wadding	Most from upstream or tidal deposition. Some from hunters (shotgun shells) and some from nearby trail users (bottles and cans)
SNV04-Guadalupe Slough (Site 2)	5/18/2010	65 gallons of litter and ~4 cu. ft. of lumber	1. Spent shotgun shells and wadding 2. Bottles (plastic or glass) 3. Styrofoam pieces or pellets 4. Balls (sports and tennis) 5. Construction debris	Most from upstream or tidal deposition. Some from hunters (shotgun shells) and some from nearby trail users (bottles and cans)
SNV 05-San Tomas Aquino Creek, east of intersection with Calabazas Creek	5/19/2010	52 gallons of litter and ~2 cu. ft of lumber	1. Styrofoam pieces or pellets 2. Bottles (plastic or glass) 3. Balls (sports and tennis) 4. Construction debris 5. Spray paint cans	Most from upstream outfalls or roadway crossings (e.g., Highway 237), but some may be from tidal deposition.

048669

C.10.d ►Summary of Trash Load Reduction Actions

Provide summary of new trash load reduction actions or increased levels of implementation of existing actions that were implemented after adoption of the MRP (control measures and best management practices) including the types of actions and levels of implementation, and the total trash loads and dominant types of trash removed from each type of action.

Suggested trash load reduction actions to track and report may include:

- Anti-litter Campaigns
- Anti-litter/Dumping Enforcement Activities
- Curbside Recycling Programs
- Education and Outreach Efforts
- Free Trash Pickup/Drop-off Days
- County HHW Program Activities
- Improved Trash Bin Management
- Inspection/Maintenance of Storm Drain Outfalls
- Litter Pickup and Control
- Removal of Homeless Encampments
- Solid Waste Recycling Efforts
- Source Controls/Bans/Prohibitions
- Storm Drain Operation and Maintenance
- Storm Drain Signage/Marking
- Street Sweeping Activities
- Trash Removal from Receptacles
- Volunteer Creek Cleanups

Type of Trash Load Reduction Action	Date of First Implementation	Level of Implementation (specify if level was increased after MRP adoption)	Total Trash Load Removed by Action	Dominant Types of Trash Removed by Action
Not all trash load reduction actions were tracked by "loads removed" this fiscal year. Once the Trash Load Reduction Tracking Method is developed (see Provision C.10.a.ii), trash loads removed will be documented for each load reduction action (as feasible). See the Program's FY 09-10 Annual Report for schedule. Actions/events where data are available are listed below:				
Coastal Clean Up Day event – site sponsorship on Guadalupe Slough September 2009	**September 2008**	**Not required before MRP. Increased numbers of volunteers at site in 2009**	**778 gallons of trash removed**	**Styrofoam, bottles (Plastic and glass), shot gun shells, construction debris.**
Great American Litter Pick Up Event April 2010	**April 2008**	**Not required before MRP. Increased number of neighborhood site locations from 3 to 4**	**546 gallons of trash removed.**	**Convenience/snack food/fast food wrappers or containers, bottles (plastic and glass), single use merchandise bags.**

048670

Type of Trash Load Reduction Action	Date of First Implementation	Level of Implementation	Total Trash Load Removed by Action	Dominant Types of Trash Removed by Action
National River Clean Up Day event- Sunnyvale East Channel and Calabazas/San Tomas Aquino Creeks May 2010	May 2008	Not required before MRP. Increased outreach efforts for volunteers, but had similar number s as previous years	384 gallons of trash removed	Styrofoam, bottles (plastic and glass), convenience/snack food/fast food wrappers or containers
Education and Outreach Efforts – Fremont High School "APE" Club Discussion, Litter Pick-ups (City provided clean up tools, gloves, safety training, and bags.)	January 2010- May 2010	Three volunteer clean-ups by students in a high school club of neighborhood around the school.	345 gallons of trash and 105 gallons of recyclables removed from neighborhoods	Convenience/snack food/fast food wrappers or containers, bottles (plastic and glass
Education and Outreach Efforts (classroom presentations) on litter and how it can enter waterways	September 2009 – May 2010	Since MRP adoption, include more information on litter issues in classroom presentations	Unable to quantify	Not Applicable
SCVURPPP Pilot Trash Retrofit Project (13 Storm Drain inlets were retrofitted with trash full capture devices prior to the MRP implementation)	July 2009 – June 2010	Retrofitted inlets were monitored and debris collected help identify trash loading rates, based on land use.	Approximately 30 gallons of trash were removed from installed full capture Storm-Tek devices for the year..	Convenience/snack food/fast food wrappers or containers, bottles (plastic and glass), single use merchandise bags.
Public Works Solid Waste Program added new city-maintained trash receptacle along route between Homestead High School and local shopping areas.	April 2010	Added after adoption of MRP. Requested by high school students and residents.	Can is emptied weekly – approximately 20-30 gallons of trash collected per month.	Convenience/snack food/fast food wrappers or containers, bottles (plastic and glass), single use merchandise bags.
Removed 3 homeless encampments along in the PG&E right of way near the JWC Greenbelt (Sunnyvale East Channel watershed)	February 2010	Done after adoption of MRP.	Removed 1 truckload of debris (Approx. 2 cubic yards)	Cardboard, old clothes, paper and empty food containers

048671

Type of Trash Load Reduction Action	Date of First Implementation	Level of Implementation	Total Trash Load Removed by Action	Dominant Types of Trash Removed by Action
Inspection/Maintenance of Storm Drain Outfalls & Storm Drain Operation/Maintenance	Inspection of City storm drain inlets began 8/17/09 and was completed (approximately 4200 inlets inspected) 11/16/09. Inspections also conducted during and after storm events.	Fully implemented in the storm program prior to MRP adoption.	Total of 1,350 cubic feet of debris removed during normal inspection. Storm event inspections and cleaning are done on an emergency basis and loads removed are not recorded.	Mostly leaves, but also some trash and grit (sediment).
Storm Drain Signage/Marking	"No Dumping, Flows to Bay" metal badges installed on all DIs (approx. 4200) beginning 8/17/09. Project was completed in mid-May 2010.	Fully implemented in FY 09-10 in response to expected MRP adoption, though capital project for marking storm drains with metal badges. This had been in planning stages for a couple of years.	Unable to quantify	Storm drain inlet marking (badging) project assists with education/outreach efforts to keep various pollutants from area waterways.
Street Sweeping Activities	During FY 09-10, City streets swept once per month. Beginning August 2, 2010, street sweeping doubled to twice per month for all City streets.	Sweeping program fully implemented prior to MRP adoption. Increased sweeping to be implemented August, 2010. Trash load reductions to be reported in FY10-11 annual report.	Residential areas: 10,478 curb miles swept, 6,743 cubic feet of debris collected and disposed of. Commercial areas: 4,290 curb miles swept, 2,026 cubic feet of debris removed and disposed of	Leaves, trash & other debris.

048672

Section 11 - Provision C.11 Mercury Controls

C.11.a.i ►Mercury Recycling Efforts

List below or attach lists of efforts to promote, facilitate, and/or participate in collection and recycling of mercury containing devices and equipment at the consumer level (e.g., thermometers, thermostats, switches, bulbs).

- **Outreach to Sunnyvale residents, related to proper mercury recycling is promoted in the following ways: Table at Farmers Market, Articles, Utility Bill Inserts, Flyers, Department and Division web sites, Mercury Thermometer Exchanges, Health and Safety Fairs and other outreach events. See Appendices 7-1, 7-2 and 7-3 for complete details of outreach activities promoting mercury product recycling.**
- **Sunnyvale collected 150 mercury thermometers at two thermometer exchange events in FY 09-10.**
- **Sunnyvale also collected the following mercury-containing products at the SMaRT Station:**

  Mercury containing items : 26 lbs
  4' tubes: 9,523
  8' tubes : 1,247
  10' tubes: 10
  Compact, circular and u-tube lamps: 6,003
  HID/ARC lamps – 1,007
  UV lamps – 29
  Note: the SMaRT Station collects items from residents of the cities of Sunnyvale, Mountain View and Palo Alto.
- **Sunnyvale continues financial support of the Santa Clara County Household Hazardous Waste collection program through the Solid Waste program. Data on quantities of mercury containing products collected by the County HHW program are provided to SCVURPPP for reporting on a county-wide basis.**
- **Sunnyvale continues to collect and recycle mercury-containing products generated by city-owned facilities and operations (e.g., fluorescent/HID lamps, mercury switches)**

C.11.a.ii ►Mercury Collection

Provide an estimate of the mass of mercury collected through these efforts, or provide a reference to a report containing this estimate.

Amount collected: **The methodologies for estimating the mass of mercury collected through mercury collection and recycling efforts are currently in development and are due to the Water Board by September 15, 2010. Therefore, estimates could not be made for FY 09-10. Estimates of the mass of mercury collected through recycling efforts during FY 10-11 will be provided with the FY 10-11 Annual Report (see FY 10-11 BASMAA Regional POC Report).**

048673

C.11.b ►Monitor Methylmercury **C.11.c ►Pilot Projects to Investigate and Abate Mercury Sources in Drainages** **C.11.d ►Pilot Projects to Evaluate and Enhance Municipal Sediment Removal and Management Practices** **C.11.e ►Conduct Pilot Projects to Evaluate On-Site Stormwater Treatment via Retrofit** **C.11.f ►Diversion of Dry Weather and First Flush Flows to POTWs** **C.11.g ►Monitor Stormwater Mercury Pollutant Loads and Loads Reduced** **C.11.h ►Fate and Transport Study of Mercury In Urban Runoff** **C.11.i ►Development of a Risk Reduction Program Implemented Throughout the Region** **C.11.j ►Develop Allocation Sharing Scheme with Caltrans**
State below if information is reported in a separate regional report. Municipalities that participate directly in regional activities to can provide descriptions below.
Summary **A summary of Program accomplishments for these sub-provisions are included within the C.11 Mercury Controls section of Program's FY 09-10 Annual Report and/or the BASMAA Regional POC Report.**

048674

Section 12 - Provision C.12 Polychlorinated Biphenyls (PCBs) Controls

C.12.a.i,iii ►Municipal Inspectors Training

(For FY 09-10 Annual Report only) List below or attach description of results of training municipal industrial inspectors to identify, in the course of their existing inspections, PCBs or PCB-containing equipment.

Description:

In FY 09-10, inspector training materials were developed through in-kind contributions of SCVURPPP to BASMAA. Training materials can be found in the BASMAA Regional Pollutant of Concern (POC) Report.

In addition, 7 municipal industrial inspectors and manager (100% of Industrial Waste/Pretreatment Program inspectors and sample technicians) were given training on the identification of PCBs and PCB-containing equipment using the Power Point training module provided by BASMAA on July 12, 2010. Modifications to the IND Stormwater Inspection Form to include inspection reminders related to this POC are in progress and will be implemented in FY 10-11.

C.12.a.ii,iii ►Ongoing Training

(For FY 10-11 Annual Report and Each Annual Report Thereafter) List below or attach description of ongoing training development and inspections for PCB identification, including documentation and referral to appropriate regulatory agencies (e.g. county health departments, Department of Toxic Substances Control, California Department of Public Health, and the Water Board) as necessary.

Description:

Not required for this Annual Report.

048675

C.12.b ►Conduct Pilot Projects to Evaluate Managing PCB-Containing Materials and Wastes during Building Demolition and Renovation Activities
C.12.c ►Pilot Projects to Investigate and Abate On-land Locations with Elevated PCB Concentrations
C.12.d ►Conduct Pilot Projects to Evaluate and Enhance Municipal Sediment Removal and Management Practices
C.12.e ►Conduct Pilot Projects to Evaluate On-Site Stormwater Treatment via Retrofit
C.12.f ►Diversion of Dry Weather and First Flush Flows to POTWs
C.12.g ►Monitor Stormwater PCB Pollutant Loads and Loads Reduced
C.12.h ►Fate and Transport Study of PCBs In Urban Runoff
C.12.i ►Development of a Risk Reduction Program Implemented Throughout the Region

State below if information is reported in a separate regional report. Municipalities that participate directly in regional activities to can provide descriptions below.

Summary

A summary of Program's accomplishments for these sub-provisions are included within the C.12 PCB Controls section of Program's FY 09-10 Annual Report and/or the BASMAA Regional POC Report.

048676

Section 13 - Provision C.13 Copper Controls

C.13.a.i and iii ► Legal Authority: Architectural Copper

(For FY 10-11 Annual Report only) Do you have adequate legal authority to prohibit discharge of wastewater to storm drains generated from the installation, cleaning, treating, and washing of the surface of copper architectural features, including copper roofs to storm drains?	x	Yes		No

If **No**, explain and provide schedule for obtaining authority within 1 year:

Not required for this Annual Report. Current ordinance language prohibits non-stormwater discharges that contain pollutants of concern to the storm drain collection system. However, Sunnyvale is in the process of amending the Municipal Code, SMC 12.60 to address this specific type of discharge in FY 10-11.

C.13.b.i and iii ► Legal Authority: Pools, Spas, and Fountains

(For FY10-11 Annual Report only) Do you have adequate legal authority to prohibit discharges to storm drains from pools, spas, and fountains that contain copper-based chemicals?	X	Yes		No

If **No**, explain and provide schedule for obtaining authority within 1 year:

Not required for this Annual Report. However, Sunnyvale is in the process of amending the Municipal Code, SMC 12.60 to address this specific type of discharge in FY 10-11.

C.13.c ►Vehicle Brake Pads

Reported in a separate regional report.

A summary of the Program's participation with the Brake Pad Partnership (BPP) is included within the C.13 Copper Controls section of Program's FY 09-10 Annual Report and/or the BASMAA Regional POC Report.

Sunnyvale also provided a letter of support for state legislation (SB 346 – Kehoe) to regulate the copper content of brake pads on June 11, 2010.

C.13.d.iii ►Industrial Sources Copper Reduction Results

List below or attach annotated lists or tables from your Industrial and Commercial Site Controls portion of this report, that highlight copper reduction results among the facilities identified as potential users or sources of copper, facilities inspected, and BMPs addressed. For FY 09-10 describe below or highlight in the C.4 Evaluation portion (if provided) of this report the steps taken to revise your program to meet new data tracking and reporting requirements for implementation levels described in C.13.d.ii.

Summary

048677

In FY 09-10, inspector training materials were developed through in-kind contributions of SCVURPPP to BASMAA. Training materials can be found in the BASMAA Regional POC Report. In addition, 7 municipal industrial inspectors (100% of Industrial Waste/Pretreatment Program inspectors and sample technicians) were given training on the identification of copper-generating processes and inspection procedures using the Power Point training module provided by BASMAA on July 12, 2010.

The City has identified facilities likely to use or have sources of copper and has included them in our business inspection plans. The City identified thirteen Industrial Users (IUs) classified under 40CFR 433 as Metal Finishers as potential contributing sources of copper. These IUs will be inspected, at a minimum, annually by the Pretreatment Program. Other Permitted Significant Industrial Users are also inspected annually and include inspection procedures to identify potential copper sources, mainly from roof runoff sources. The potential commercial contributors of copper to the sanitary sewer system or stormwater collection system include automotive service facilities, building trades / yards, electrical/electronic, laboratory, machine shop, building materials, printers and food service facilities. These commercial business categories are inspected by the City's Pretreatment Program inspectors a minimum of once every three years.

In FY 09-10, 295 stormwater inspections were conducted at the facilities identified in the above mentioned categories.

- **11 Automotive facilities were inspected, with no violations from copper sources.**
- **Two Building Materials facilities were inspected, with no violations from copper sources.**
- **Two Building Trades / Yards facilities were inspected, with no violations from copper sources.**
- **One Electronic facility was inspected, with no violations from copper sources.**
- **221 Food Service facilities were inspected, with no violations from copper sources.**
- **Three Laboratories were inspected, with no violations from copper sources.**
- **48 Permitted SIUs were inspected, including Metal Finishers, with no violations from copper sources.**
- **Three Print shops and three "other" types of commercial users were also identified as potential copper sources, but with no violations identified from copper sources.**

The City has educational BMP material available for distribution to the above-listed commercial business

C.13.e ►Studies to Reduce Copper Pollutant Impact Uncertainties

Revised. Description reads "State below if information is reported in a separate regional report. Municipalities that participate directly in regional activities to can provide descriptions below."

Summary

A summary of the Program's efforts (i.e., participation in RMP committee and work group meetings) to develop regional studies to reduce copper pollutant impact uncertainties is included within the C.13 Copper Controls section of Program's FY 09-10 Annual Report and/or BASMAA Regional POC Report.

048678

Section 14 - Provision C.14 PBDE, Legacy Pesticides and Selenium Controls

C.14.a ►Control Programs for PBDEs, Legacy Pesticides and Selenium Controls
Revised. Description reads "State below if information is reported in a separate regional report. Municipalities that participate directly in regional activities can provide descriptions below."
Summary **A summary of the Program's efforts (i.e., participation in Regional Monitoring Program (RMP)committee and work group meetings) to develop a Control Program for PBDEs, Legacy Pesticides and Selenium is included within the C.14 PBDE, Legacy Pesticides and Selenium section of Program's FY 09-10 Annual Report and/or BASMAA Regional POC Report.**

048679

Section 15 - Provision C.15 Exempted and Conditionally Exempted Discharges

C.15.b.iii.(1), C.15.b.iii.(2) ► Planned and Unplanned Discharges of Potable Water				
Is your agency a water purveyor?	X	Yes		No
If **No**, skip to C.15.b.vi.(2):				
If **Yes**, Complete the attached reporting tables or attach your own table with the same information. Describe program highlights below. For FY 09-10 only, describe steps taken to revise your program to meet new monitoring, data tracking and reporting requirements.				

Summary:

To begin implementation of the monitoring requirements of C.15.b, the City purchased a Hach DR890 Handheld Recorder and trained staff on its calibration and use in the field. Staff began using the equipment in May 2010 to collect data on planned discharges. Unplanned discharges did not occur in the time period from when the equipment became available and the end of the reporting year.

Based on guidance received from the Program, the City revised existing data tracking forms to meet both the goals of the permit and BMPs provided by the Program. City crews record hand written readings using appropriate testing equipment and turned in documents to the Field Supervisor at the end of their shift. As time permits, staff will enter hand-written data on a system spreadsheet and file it electronically.

The reporting tables for 15.b.iii (1) and C.15.b.iii (2) for FY 09-10 are filled out to the best of our ability this reporting year, as guidance for the reporting data tables was not finalized until the late spring of 2010. Data for FY10-11 are being collected and will be reported using the reporting table template.

A summary of the Program's efforts to update the Water Utility Operations & Maintenance Discharge Pollution Prevention Plan (WUDPPP) to assist municipal water purveyors in complying with this provision of the MRP is included within the C.15 Exempted and Conditionally Exempted Discharges section of Program's FY 09-10 Annual Report.

048680

C.15.b.vi.(2) ► Irrigation Water, Landscape Irrigation, and Lawn or Garden Watering

Provide implementation summaries of the required BMPs to promote measures that minimize runoff and pollutant loading from excess irrigation. Generally the categories are:

- Promote conservation programs
- Promote outreach for less toxic pest control and landscape management
- Promote use of drought tolerant and native vegetation
- Promote outreach messages to encourage appropriate watering/irrigation practices
- Implement Illicit Discharge Enforcement Response Plan for ongoing, large volume landscape irrigation runoff.

Summary:

The City of Sunnyvale promotes the measures listed above in the following ways:

- **In cooperation with the Program, Sunnyvale promotes outreach efforts for less toxic pest control options, and appropriate irrigation practices. See the Watershed Watch Campaign in the C.7 Public Information and Outreach section and the IPM Store Partnership and Green Gardener Training programs in the C.9 Pesticide Toxicity Control Section of the Program's FY 09-10 Annual Report.**
- **See the City's outreach efforts and messages for water conservation, less toxic pest control options, and proper irrigation practices that are described in Appendices 7-1, 7-2, 7-3, and 7-5 of this report. See section C.9.h.vi of this report for more detailed information on Sunnyvale's support of the Santa Clara Valley Green Gardener training program and the Integrated Pest Management and water conservation/irrigation control practices included in that training/outreach.**
- **In April 2010, the City adopted a new Water-Efficient Landscape Ordinance to meet the requirements of the State Department of Water Resources (DWR) model ordinance to meet a stated goal of a 20% reduction in water usage. The City's ordinance exceeds the requirements of the DWR model Water-Efficient Landscape Ordinance by applying requirements to a smaller lot size threshold and placing a limit on turf areas (not to exceed 25% of non-turf areas) or requiring implementation of a water-budget approach to design a proposed landscape. See Chapter 19.12 of the Sunnyvale Municipal Code for the complete ordinance language. This ordinance promotes the use of drought tolerant vegetation, of which many varieties are natives.**
- **City cooperates and collaborates with the water conservation efforts of the Santa Clara Valley Water District (SCVWD) in its regional outreach campaigns and conservation messages.**
- **Pretreatment Program staff incorporated the large volume irrigation discharges as an element in the Illicit Discharge Enforcement Response Plan. In FY 09-10, Staff responded to one IDDE incident that required corrective actions due to discharge of a large quantity of irrigation water, as well as sediment erosion.**

048681

C.15.b.iii.(1) ►Planned Discharges of the Potable Water System

Site/ Location	Discharge Type	Receiving Waterbody(ies)	Date of Discharge	Duration of Discharge (military time)	Estimated Volume (gallons)	Estimated Flow Rate (gallons/day)	Chlorine Residual (mg/L)	pH (standard units)	Discharge Turbidity[1] (NTU)	Implemented BMPs & Corrective Actions
Homestead/ Ortega Transmission	Disinfectant Flushing	Sanitary sewer	4/1/2010	930 - NA	0	0	8.8 – Start – residual not available	8.32	54	Pumped to sanitary sewer line
Homestead/ Ortega Transmission	Disinfectant Flushing	Sanitary sewer	4/1/2010	1145 - 1200	21600	1.73 mgd	2.8- start- residual not available	7.83	0	Pumped to sanitary sewer line
Ortega well	Flushing	Sunnyvale East Channel	4/1/2010	950	Not available	Not available[1]	0.01 – start- residual not available	7.28	5	Dechlor
Ortega well	Flushing	Sunnyvale East Channel	4/1/10	1015	Not available	Not available[1]	0.05 – start- residual not available	7.28	1	Dechlor
Ortega well	Flushing	Sunnyvale East Channel	4/1/10	1030	Not available	Not available[1]	0.05 – start – residual not available	7.68	0	Dechlor
Ortega well	Flushing	Sunnyvale East Channel	4/1/10	1045	Not available	Not available[1]	0.03 – start – residual not available	7.68	0	Dechlor
Ortega well	Flushing	Sunnyvale East Channel	4/1/10	1210-1250	234,000	1.78mgd[1] This represents the flow rate for all Ortega Well flushing actions on 4/1/2010	0.03 – start- residual not available	7.83	0	Dechlor
BM 508-102	Flushing	Sunnyvale East Channel	6/5/2010	0415-0428	19,487	Not available[2]	0.03	6.9	12	Dechlor
BM 508-103	Flushing	Sunnyvale East Channel	6/5/2010	0455-0506	16,489	Not available[2]	0.02	8.7	7	Dechlor
BM 508-106	Flushing	Sunnyvale East Channel	6/5/2010	0530-0545	22,485	Not available[2]	0.03	8.5	0	Dechlor

048682

C.15.b.iii.(1) ►Planned Discharges of the Potable Water System

Site/ Location	Discharge Type	Receiving Waterbody(ies)	Date of Discharge	Duration of Discharge (military time)	Estimated Volume (gallons)	Estimated Flow Rate (gallons/day)	Chlorine Residual (mg/L)	pH (standard units)	Discharge Turbidity[1] (NTU)	Implemented BMPs & Corrective Actions
BM 508-107	Flushing	Sunnyvale East Channel	6/5/2010	0555 -0605	14,990	Not available[2]	0.02	6.6	0	Dechlor
BM 508-108	Flushing	Sunnyvale East Channel	6/5/2010	0610 - 0622	17,988	Not available [2]	0.07	6.6	0	Dechlor
BM 533-110	Flushing	Sunnyvale East Channel	6/5/2010	0625-0636	16,498	Not available[2]	0.02	6.5	0	Dechlor
BM 533-101	Flushing	Sunnyvale East Channel	6/5/2010	0640-0650	14,990	Not available[2]	0.02	6.2	0	Dechlor
BM 533-102	Flushing	Sunnyvale East Channel	6/5/2010	0700-0709	13,491	Not available[2]	0.05	6.5	0	Dechlor
BM 533-103	Flushing	Sunnyvale East Channel	6/5/2010	0715-0720	7,495	Not available[2]	0.00	6.3	0	Dechlor
BM 533-111	Flushing	Sunnyvale East Channel	6/5/2010	0725-0739	20,986	Not available[2]	0.00	6.5	0	Dechlor
BM 533-112	Flushing	Sunnyvale East Channel	6/5/2010	0740-0750	14,990	Not available[2]	0.04	6,2	0	Dechlor
BM 533-108	Flushing	Sunnyvale East Channel	6/5/2010	0800-0811	16,489	196,369 [2] This represents the entire flow rate for 6/5/2010	0.00	6.0	0	Dechlor
BM533-107	Flushing	Sunnyvale East Channel	6/6/2010	0420-0431	16,489	Not available[3]	0.51	6.6	0	Dechlor
BM533-106	Flushing	Sunnyvale East Channel	6/6/2010	0450-0458	11,992	Not available[3]	0.00	6.6	0	Dechlor
BM533-104	Flushing	Sunnyvale East Channel	6/6/2010	0505-0515	14,990	Not available[3]	0.00	6.4	0	Dechlor
BM533-109	Flushing	Sunnyvale East Channel	6/6/2010	0520-0528	11,992	Not available[3]	0.05	6.5	0	Dechlor
BM534-106	Flushing	Calabazas Creek	6/6/2010	0535-0542	10,493	Not available[3]	0.07	6.4	0	Decllor

048683

C.15.b.iii.(1) ►Planned Discharges of the Potable Water System

Site/ Location	Discharge Type	Receiving Waterbody(ies)	Date of Discharge	Duration of Discharge (military time)	Estimated Volume (gallons)	Estimated Flow Rate (gallons/day)	Chlorine Residual (mg/L)	pH (standard units)	Discharge Turbidity[1] (NTU)	Implemented BMPs & Corrective Actions
BM534-107	Flushing	Calabazas Creek	6/6/2010	0550-0559	13,491	Not available[3]	0.08	6.6	0	Dechlor
BM534-108	Flushing	Calabazas Creek	6/6/2010	0610-0617	10,493	Not available[3]	0.09	6.4	1	Dechlor
BM534-109	Flushing	Calabazas Creek	6/6/2010	0630-0639	13,941	Not available[3]	0.08	6.6	1	Dechlor
BM534-101	Flushing	Calabazas Creek	6/6/2010	0645-0656	16,489	Not available[3]	0.00	6.5	0	Dechlor
BM534-102	Flushing	Calabazas Creek	6/6/2010	0700-0707	10,493	Not available[3]	0.00	6.6	0	Dechlor
BM534-103	Flushing	Calabazas Creek	6/6/2010	0715-0726	16,489	Not available[3]	0.00	6.6	0	Dechlor
BM534-104	Flushing	Calabazas Creek	6/6/2010	0730-0738	11,992	Not available[3]	0.00	6.2	0	Dechlor
BM534-105	Flushing	Calabazas Creek	6/6/2010	0745-0756	16,489	158,894[3] This represents the entire flow rate for 6/6/2010				

Notes:
[1] Monitor the receiving water for turbidity if necessary and feasible. Include data in this column if available.

048684

C.15.b.iii.(2) ►Unplanned Discharges of the Potable Water System

Site/ Location	Discharge Type	Receiving Waterbody(ies)	Date of Discharge	Discharge Duration (military time)	Estimated Volume (gallons)	Estimated Flow Rate (gallons/day)	Chlorine Residual[2] (mg/L)	pH[2] (standard units)	Discharge Turbidity (Visual)[2,]	Implemented BMPs & Corrective Actions	Time of discharge discovery	Regulatory Agency Notification Time[4]	Inspector arrival time	Responding crew arrival time
No unplanned discharges were reported in FY 09-10 using this form. Data will be collected in FY 10-11														

Notes:

1. This table contains all of the unplanned discharges that occurred in this FY.
2. Monitoring data is only required for 10% of the unplanned discharges. If you monitored more than 10% of your unplanned discharges report all of the data collected.
4. Notification to Water Board staff is required for unplanned discharges where the chlorine residual is >0.05 mg/L and total volume is ≥ 50,000 gallons. Notification to State Office of Emergency Services is required after becoming aware of aquatic impacts as a result of unplanned discharge or when the discharge might endanger or compromise public health and safety.

048685

FY 2009-20010 Annual Report
Permittee Name: City of Sunnyvale

Attachment C

Appendices -Table of Contents

Section **Page**

Section 4 – Provision C.4 Industrial and Commercial Site Controls
Appendix 4-1: C.4.b.iii (1)-Potential Facilities List....4-1-1
Appendix 4-2: C.4.b.iii (2)- Facilities Scheduled for Inspection....4-2-1
Section 5 - Provision C.5 Illicit Discharge Detection and Elimination
Appendix 5-1: C.5.c.iii Complaint and Spill Response Phone Number and Spill Contact List.... 5-1-1
Section 7 - Provision C.7 Public Information and Outreach
Appendix 7-1: C.7.b.ii (1) - Advertising Campaign Table....7-1-1
Appendix 7-2: C.7.c – Media Relations Table....7-2-1
Appendix 7-3: C.7.e - Public Outreach Events Table.... 7-3-1
Appendix 7-4: C.7.g – Citizen Involvement Events Table....7-4-1
Appendix 7-5: C.7.h – School-Age Children Outreach Table....7-5-1
Appendix 7-6: C.7.h – School-Age Children Evaluation Summary Table....7-6-1
Section 9 - Provision C.9 Pesticides Toxicity Controls
Appendix 9-1: C.9.a - City of Sunnyvale IPM Policy....9-1-1
Appendix 9-2: C.9.b - Implementation of IPM Policy – Usage of Pesticides of Concern...9-2-1
Appendix 9-3: C.9.d - Require Contractors to Implement IPM 9-3-1
Section 10 - Provision C.10 Trash Load Reduction
Appendix 10-1: C.10.b.iii -Trash Hot Spot Assessment Photos....10-1-1

Section 4
Provision C.4 – Industrial and Commercial Site Controls

Appendix 4-1: C.4.b.iii (1) – Potential Facilities List – City of Sunnyvale

City of Sunnyvale C.4.b.iii.(1) ►
Potential Facilities List - FY 0910
Annual Report

CompanyName	Address1	Address2
888 Auto Corporation	590	El Camino Real West
A & H AUTO WRECKER	295	Commercial Street
A & J Product Solutions	1245	Birchwood Ave.
A.G. Ferrari Foods	304	El Camino Real West
A-1 Performance	771	Mathilda Avenue North
AAA Speedy Smog	135	Wolfe Road N.
AAMCO Transmission #25037	968	Evelyn Avenue West
Acellent Technologies	835	Stewart Dr.
Acta Pharmacal Co.	380	Pastoria Avenue North
Action Computer & Surplus	520	520 N Lawrence Expy
Active Auto Body	1281	Forgewood Dr.
Adamsons Wood Fired Oven French Dip	806	W El Camino
Advanced Auto Repair	912	Evelyn Avenue West
Advanced Micro Devices	1	AMD Place
Advanced Micro Devices (FASL, LLC.)	991	Stewart Drive
ADVANCED PHOTO CIRCUITS	1270	Lawrence Station Rd.
Aeroflex / Metelics	975	Stewart Drive
AFGHANI HOUSE RESTAURANT	1103	El Camino Real E.
Aixtron Genus, Inc.	1139	Karlstad Dr.
AL-CON AUTOMOTIVE	279	Fair Oaks Dr. N.
ALLEGRIA	233	Weddell Drive
Allvia, Inc.	657	Pastoria Avenue North
Allvia, Inc.	655	Pastoria Avenue North
Alphagraphics	1294	Anvilwood Avenue
American Diner	415	East El Camino Real
American European Auto Clinic	105	Maude Avenue East
AMERICAN PEPTIDE	777	Evelyn Avenue E.
Anchor Auto Body and Frame	1028	Evelyn Avenue West
Andhra Bhavan Indian Cuisine	151	El Camino Read E.
Angela's Dry Cleaning	110	Fremont Avenue E.
Annapoorna	573	East El Camino Real
Annapurna Snacks	1112	Elko Dr.
Antojitos Salvadorenos Restaurant	911	E. Duane Ave.
Applied Chemical Laboratories, Inc.	526	Almanor Avenue
Applied Materials, Inc.	974	Arques Avenue East
Applied Materials, Inc. Arques Café	974	Arques Avenue East
Aptus Endosystems	777	Pastoria Avenue North
ARA AUTOMATED FINISHING	1286	Anvilwood Avenue
Arby's	601	Bernardo Avenue S.
ARCO AM/PM SILICON MINIMART	860	Fremont Avenue W.
Ariake Sushi	759	El Camino Real E.
ARK Diagnostics	1190	Bordeaux
ARMADILLO WILLY'S BBQ	161	El Camino Real E.
Armenian Gourmet	929	Duane Avenue E.
ARMSTRONG TECHNOLOGY INC	1271	Anvilwood Avenue
ARROYO ANIMAL CLINIC	1211	Sycamore Tree

Art Institute of California - Sunnyvale	1120	Kifer Road
Art Institute of California - Sunnyvale	1120	Kifer Road
Art Stange Foreign & Domestic Car Service	822	Evelyn Avenue West
Artificial Muscle, Inc.	749	Mary Avenue North
ARTIST WORKSHOP	627	Taylor Ave. E.
ARVI MANUFACTURING CO	1256	Birchwood Dr.
Asia Village Restaurant	747	Wolfe Road S.
Asia Village Restaurant	747	Wolfe Road S.
Aster Place SWMP	1156	Aster Ave.
AT & T West Corp Yard	1188	Evelyn Avenue West
Athidhi Indian Cuisine	727	Old San Francisco Road
Auto Champs	771	Mathilda Avenue North
Auto Collision Experts	908	Arques Ave.
AUTO TECHNICA	665	El Camino Real E.
Avantec	1049	Kiel Court
Avantec Vascular	605	West California
Avion Research Company	265	Sobrante Way
B2 Perfection Body Shop	150	Wolfe Road
Babaka Halal Market	618	Hollenbeck Avenue
Back Care Specialists	505	Pastoria Avenue South
Bagel Street Café	348	Maude Avenue West
Baja Fresh Mexican Grill #288	701	Sunnyvale Avenue
BARN THAI	921	Duane Avenue E.
BARNES, WM G & SON COMPANY	1146	Sonora Ct.
BARRON AUTOMOTIVE	120	Murphy Ave. N.
BASKIN ROBBINS-311	939	El Camino Real W.
Bavarian Enterprises	205	Washington Avenue E.
Bay Area Geotechnical Group (BAGG)	847	Maude Avenue West
Bay Leaf	122	Sunnyvale Avenue S.
BAY MICROFILM (BMI)	1115	Arques Avenue E.
Bay Sushi Japanese Restaurant	1647	Hollenbeck Road
Bayer Healthcare (Diabetes Div.)	510	Oakmead Parkway
Bayshore 76- Fair Oaks Auto Repair	801	Fair Oaks Avenue N.
BAYSHORE FENCE CO INC	933	Kifer Road
BEAN SCENE GOURMET COFFEE & TEA, THE	186	Murphy Ave. S.
BELL PLAZA CHIROPRACTIC	1052	El Camino Real E.
Beryl's Place	1250	Oakmead Parkway
Best Buy / Pet Smart SWMP	776	East El Camino Real
BEST COPY PRINTING	1260	Persian Dr.
BETTER BENTO	550	Lakeside Drive
BETTY BRITE CLEANERS	631	Grape Ave.
Bhavika's Chatpat	1053	El Camino Real E.
Bhavika's Food-to-Go	1053	El Camino Real E.
BIKE WORLD	953	El Camino Real W.
Black Angus	740	El Camino Real E.
Blue 29	615	Palomar Avenue
Blue Bonnet Sports Bar	208	Fair Oaks Avenue S.
BMB MOTORS	1297	El Camino Real W.
BOB'S AUTO SUPPLY	124	Carroll Street
BOB'S MACHINE SHOP	1181	Tasman Dr.
Bogarts	1209	Wildwood Avenue

Bordeaux Center	1376	Bordeaux
Bordeaux Center	1376	Bordeaux Drive
Borders Books #473	316	El Camino Real West
BORG TECHNICAL SERVICES	1240	Mt. View-Alviso Rd.
Brass Rail	160	Persian Drive
BREAD BASKET DELI	135	Wolfe Road N.
BridgeLux	1231	Bourdeaux Dr.
BRITISH & EUROPEAN	683	El Camino Real E.
Britton Place	624	E. Evelyn Ave
Bubble Wash	696	El Camino Real West
BUGFORMANCE	944	El Camino Real W.
Burger King #10957	773	Mathilda Avenue North
Cabritos Mexican Bistro	685	El Camino Real E.
Café Dolce	415	Mary Avenue North
CAFE MELANGE	1200	Crossman Avenue
Cal West Automotive	970	Evelyn Avenue West
CaliSolar	985	Almanor Avenue
CALSTONE COMPANY	1155	Aster Avenue
Cal-West Specialty Coatings	1058	Evelyn Avenue West
CAM HUNG	903	Reed Avenue
Cameron Vetinary Hospital	1285	Mary Ave.
Carl's Jr.	1051	El Camino Real E.
Carl's Jr.	1220	Oakmead Parkway
Carl's Jr.	1195	El Camino Real W.
CARRIAGE CLEANERS	115	Fremont Avenue E.
Casa Lupe	691	Bernardo Avenue S.
Cathay Cathay Chinese Food	542	Lakeside Dr.
Cathay Cathay Chinese Food	542	Lakeside Drive
Cedar Crest Nursing and Rehabilitation Center	797	Fremont Avenue E.
CHAAT HOUSE	893	El Camino Real E.
Chaat House	939	El Camino Real W.
Chavez Supermarket	666	Fair Oaks Ave.
Chef Young's Restaurant	494	Mathilda Avenue North
Chef Yu	163	Murphy Ave. S.
CHELOKABABI	1236	Wolfe Road S.
CHERRY CHASE PET HOSPITAL	1297	El Camino Real W.
Cherry Glen Plaza SWMP	398	W. El Camino Real
CHEVRON	1265	Lawrence Station Road
Chevron, The Car Spa, Inc.	1097	Duane Ave. E.
China Moon Skewer House	1179	W. El Camino
Chipolte's #279	324	El Camino Real West
Chiropractic Care	520	Lawrence Expy.
Chiropractic Way	1633	Hollenbeck Road
Chubby's Broiler	1135	Tasman Drive
Citala Us. Inc	1281	Reamwood
City of Sunnyvale Corporation Yard	221	Commercial Street
City of Sunnyvale Golf Course Cart Maintenance	605	Macara Avenue
City of Sunnyvale Golf Course Maintenance Facility	1003	Maude Avenue West
City of Sunnyvale Golf Course Snack Shack	605	Macara Avenue
City of Sunnyvale Landfill	600	Caribbean Drive
City of Sunnyvale Municipal Tennis Center	755	Mathilda Avenue South

Clarita's Filipino Cuisine	905	Duane Avenue E.
Classics at City Park	545	East Weddell
Classics at Crossman	1035	North Fair Oaks Ave.
Classics at Kiel Court	1049	Kiel Court
Classics at Las Palmas Park	707	Mathilda Avenue South
Classics at Sunnyvale Manor (Yukon Drive)	1485	Saratoga - Sunnyvale Road
Club Bahia	1131	Lawrence Expressway
Club La Ronda	927	Duane Ave. East
Clubouse Café	1010	Wolfe Road S.
Coco's Family Restaurant	1209	Oakmead Parkway
COFFEE & MORE	100	Murphy Ave. S.
Coherent	1220	Midas Way
COLD STONE CREAMERY	757	El Camino Real E.
COLLISION AUTO REPAIR	277	Fair Oaks Ave. N.
Columbia Middle School	739	Morse Avenue
Columbia Middle School	739	Morse Avenue
Complete Genomics	750	Pastoria Avenue North
CONTINENTAL MOTOR WORKS	665	El Camino Real E.
COPY	711	Evelyn Ave. E.
COSTCO	150	Lawrence Station Road
COUNTRY GOURMET	1314	Mary Avenue S.
Country Inn and Suites	1300	Chesapeake Terrace
Crazy Buffet	830	East El Camino Real
Cupertino Auto Service	11025	De Anza Boulevard North
Cups & Coins Café	415	Mary Avenue North
CVS/Pharmacy	576	El Camino Real E.
CYTYC Corp.	1240	Elko Dr.
Daily Donuts	708	Caliente Dr.
Daily Donuts	110	Sunnyvale Ave. S
Daily Donuts & Sandwiches	505	Pastoria Avenue South
DAINIPPON SCREEN ENG (DNS)	820	Kifer Rd.
Dairy Belle Freeze #17	1323	Sunnyvale-Saratoga Road
Dairy Belle Freeze #29	736	Mathilda Avenue North
Da-Les Auto Body	728	San Aleso Avenue
Danbury Place	488	Tasman Dr.
Daniel's B&M Cars	848	Evelyn Avenue West
Dannicks Auto Care	135	Wolfe Road. N.
Daphne's Greek Café #1073	144	El Camino Real West
Dastgah Firestone	135	Wolfe Road
DAYTON AUTOMOTIVE	650	Taylor Ave. E.
DE ANZA SQUARE CLEANERS	1358	Mary Ave. S.
DEL MONTE RESTAURANT	100	Murphy Ave. S.
DELIGHT CLEANERS	1281	El Camino Real W.
Denny's Restaurant #7217	311	Mathilda Avenue South
Denny's Restaurant #7218	814	Ahwanee Avenue
DHL WORLDWIDE EXPRESS	1383	Borregas Ave.
Diagnostics for the Real World, Ltd.	840	Del Rey Avenue
DIAGNOSTICS UNLIMITED	135	Wolfe Road N.
Dionex Corporation Building 1	1228	Titan Way
Dionex Corporation Building 2	445	Lakeside Drive
Dionex Corporation Building 3	500	Mercury Drive

Dionex Corporation Building 5	527	Lakeside Drive
Dionex Corporation Building 5 Cafeteria	527	Lakeside Drive
Dish Dash	190	Murphy Avenue S.
Domain Hotel	1085	El Camino Real
Dominos Pizza	615	Caliente Drive
Domino's Pizza	992	El Camino Real W.
Don and Jon's Automotive	1080	El Camino Real E.
Dough Daddy Bakery	907	Duane Ave.
Dryclean Best	605	El Camino Real E.
Duraclean Service	285	Sobrante Way
Dusita Thai	1028	El Camino Real
E&C Auto Depot / World Muffler	966	El Camino Real E.
ebr Systems	686	Maude Avenue West
ECONOMY AUTO REPAIR	1170	Willow Ave.
ECR Laboratory, Inc.	265	Sobrante Way
EL CAMINITO MEXICAN RESTAURANT	510	El Camino Real E.
El Cerrito Taqueria	120	Persian Drive
El Molcajete	1161	Lawrence Expressway
EL POLLO LOCO	996	El Camino Real W.
ELC VETERINARY CLINIC	832	Fremont Ave. E.
Elephant Express	302	Fair Oaks Ave. N.
Elko Station Deli	1111	Elko Dr.
Endevco MEMS	355	Pastoria Avenue N.
Enterprise Rent-A-Car #2302	680	El Camino Real West
Enterprise Rental Cars	815	El Camino Real E.
Epicor	240	Santa Ana Court
ERIK'S DELI/CAFE	717	El Camino Real E.
EUROPEAN AUTO REPAIR & SERVICE	1170	Willow Ave.
European Auto Works	629	Mathilda Avenue North
EUROPEAN CAR REPAIR & SVC	275	Fair Oaks Drive N.
Events of Excellence Catering/Café	745	Wolfe Road S.
EXCEL CLEANERS	1082	El Camino Real E.
Excelics Semiconductor	310	DeGuigne
EXPRESS CLEANERS	510	Lawrence Expy.
EZ SMOG	1170	Willow Ave.
F & M AUTO	975	El Camino Real W.
F&S Autobody	675	El Camino Real E.
FAIR OAKS 76	603	Old San Francisco Road
Falafel Bite	1500	Lawrence Expwy
Falore Nissan	680	El Camino Real E.
Famous Food Restaurant	872	Old San Francisco Road
Faultline Brewing Company	1235	Oakmead Parkway
FAZ RESTAURANT & BAR	1108	Mathilda Avenue N.
FEDERAL EXPRESS	1286	Lawrence Station Road
Fender's Collision Center	912	Evelyn Avenue West
FERRIS CHIROPRACTIC OFFICE	519	Murphy Ave. S.
FIBBAR MAGEE'S	156	Murphy Ave. S.
Fire House Grill and Brewery	111	South Murphy Avenue
Firestone Tire and Service Center	922	El Camino W.
FIRST PLACE	830	Evelyn Ave. E.
Fith Avenue $1.75 Cleaners	251	S. Mary Ave

Fortrend Engineering Corp.	610	Mary Avenue North
FOUR D METAL FINISHING, INC.	620	Taylor Avenue East
Fremont High School Automotive Classroom	1279	Sunnyvale-Saratoga Road
Fremont High School Cafeteria	1279	Sunnyvale-Saratoga Road
Fremont High School Science Building	1279	Sunnyvale-Saratoga Road
Fremont Shell Gas Station	1300	Sunnyvale-Saratoga Road
Fremont Unified High School District	589	Fremont Avenue West
FRESH CHOICE	1105	El Camino Real W.
Fujitsu	1250	Arques Avenue E.
Full Moon Biosystems	754	Pastoria Avenue North
GARCIA'S TAQUERIA	738	Fair Oaks Ave. S.
GE Healthcare	928	Arques Avenue East
George's Fuel & Auto Repair	996	Evelyn Avenue West
German Motor Specialist	380	San Aleso Avenue
Ginger Café	398	El Camino West
Giovanni's Pizzeria	1127	Lawrence Expressway
Godinez Tires	283	Fair Oaks Avenue N.
Golden West Collision Centers	666	El Camino Real West
Golden Wok	1677	Hollenbeck Road
GOLFLAND USA	855	El Camino Real E.
Grand Hotel	865	El Camino Real W.
Grand Indian Buffet	1214	Apollo Way
Great Vegi Land	562	Murphy S.
Griffin Upholstery	1062	El Camino Real E.
Guadalajara Grill	1342	Mary Ave
Guadalajara Market	827	Borregas Avenue
GUMBA'S ITALIAN RESTAURANT	176	Murphy Avenue S.
H. Butler's BBQ	568	El Camino Real E.
HACIENDA CLEANERS	793	El Camino Real E.
Hanamaru	675	Bernardo Avenue S.
Hank Auto Repair	771	Mathilda Avenue North
HANKOOK DELI & SUPERMARKET	1092	El Camino Real E.
Hard Roc Concrete	691	Mathilda Avenue North
HARDY'S BAVARIA	111	Evelyn Avenue W.
HCR Manor Care	1150	Tilton Drive
HENDY AUTO REPAIR	111	Sunnyvale Avenue N.
HISTORIC DEL MONTE BUILDING	100	Murphy Ave. S.
Hobee's California Restaurants #7	800	Ahwanee Avenue
HOFFMAN MACHINING	1010	Morse Ave.
Holiday Cleaners	1111	El Camino Real
HOME DEPOT	680	Kifer Rd.
HONDA PENINSULA	1289	El Camino Real W.
Hondacraft	906	Evelyn Avenue West
Honeyberry's	1661	Hollenbeck Road
Honeywell	1349	Moffett Park Drive
Honeywell International	1349	Moffett Park Drive
Hot Breads	464	El Camino Real E.
House of Bagels	546	Lawrence Expressway
House of Bagels	1681	Hollenbeck Road
House of Kabobs	161	South Murphy Street
HU, DR. HANK	749	Fremont Ave. W.

Hybrid Commercial Printing	1010	W. El Camino Real
I Love Pizza	109	Fremont Avenue E.
I.N.S. Photo Studio	605	El Camino Real E.
IDEXX VETERINARY	1245	Reamwood Ave.
iL Postale	127	Washingon Street W.
Import Auto Care	1170	Willow Ave.
Indus Auto	1062	El Camino Real E.
INFINERA	1322	Bordeaux Drive
Inko International Corporation	695	Vaqueros Avenue
Inko International Corporation	716	Pastoria Avenue North
IN-N-OUT BURGER	604	El Camino Real E.
Innovalight, Inc.	965	Arques Avenue East
Integrated Materials, Inc.	1169	Borregas Avenue
Intermedia Productions	1190	Miraloma Way
Intuity Medical	350	Potrero Avenue
IT Renew	1235	Elko Dr.
J & L Auto Repair	1038	Evelyn Avenue West
J PHOTO CENTER	1018	El Camino Real E.
J S MOTORS	1164	Willow Ave.
Jack in the Box	813	El Camino Real W.
JAKE'S OF SUNNYVALE	174	Fremont Ave. E.
JAMBA JUICE	797	El Camino Real E.
Jamba Juice #391	415	Mary Avenue North
JANG TU SOONDAE RESTAURANT	1012	El Camino Real E.
JAPANESE BEETLE	928	El Camino Real E.
Java Cleaners	256	Java
Java Metro Center	111	Java Dr.
Java Sushi	262	Java Drive
JC AUTO REPAIR	1062	El Camino Real E.
JIFFY LUBE #295	999	El Camino Real W.
JOHN LINCOLN CO	172	Commercial St.
JSR Micro, Inc.	1280	Mathilda Ave. N.
Juniper Networks	1184	Mathilda Avenue N.
Just Tires	1297	El Camino Real W.
Kabob Afghan and Persian Cuisine	604	S. Mary Ave.
Kabul	833	El Camino Real W.
Kaloci & Son	810	Evelyn Avenue West
Kals's Bar-B-Q	425	Mathilda Avenue North
Kaluah Kennels	689	Mathilda Avenue North
Katana	411	East El Camino Real
KENTUCKY FRIED CHICKEN	1065	El Camino Real E.
Kentucky Fried Chicken #159	340	Maude Avenue West
Kentucky Fried Chicken & Taco Bell	1695	Hollenbeck Road
King Wah	219	Washington Ave. E.
KING'S SEAFOOD CENTER INC	425	El Camino Real E.
KIT KAT CLUB	907	Arques Ave. E.
KOMALA VILAS RESTAURANT	1020	El Camino Real E.
Kragen Auto Parts	815	El Camino Real E.
Kuehne Construction	933	Kifer Road
Kuykendall's Auto Body & Frame	1024	Evelyn Avenue West
La Miche	1107	El Camino Real W.

LAKEWOOD SHELL	1101	Lawrence Expy. N.
LANSER, WENDY	990	Fremont Ave. W.
LARRY HOPKINS HONDA	1048	El Camino Real W.
Las Islitas Taqueria	848	East Evelyn Avenue
Las Palmas Grill - City Kabob	755	Mathilda Avenue South
LAWRENCE 76	295	Lawrence Expressway
Lawrence Hooper, MD Inc.	500	East Remington
Le Boulanger	305	Mathilda Avenue North
Lee's Sandwiches	939	W. El Camino
LEFCO INC	698	Taylor Ave. E.
Leida's Restaurant Bar and Grill	845	Stewart Dr.
Le's Auto Repair	912	Evelyn Avenue West
Lin-Zhi International	687	Pastoria Avenue North
Lion & Compass	1023	Fair Oaks Avenue N.
Little Caesar's Pizza #5044	1039	Sunnyvale-Saratoga Road
Little Michoacan	305	North Fair Oaks Avenue
LMMS	1111	Lockheed Martin Way
LMMS GES	1111	Lockheed Martin Way
Lockheed Martin Corp.Groundwater Extraction	1235	Elko Dr.
Lockheed Martin Space Systems Co	1111	Lockheed Martin Way
LONGHORN CHARCOAL PIT	102	Fremont Avenue E.
Long's Drugs #9198	1675	Hollenbeck Road
Lookout Inn Restaurant, Inc.	605	Macara Avenue
Lowes	811	Arques Ave.
LOZANO AUTO SERVICE	934	El Camino Real W.
LOZANO'S CAR WASH	610	Grape Avenue
LUCKY DHABA	1034	El Camino Real E.
Lucky Foods (Save Mart #780)	484	Mathilda Avenue North
Lucky Shots Billards	189	Murphy Ave. S.
MAACO Auto Body	1042	Evelyn Avenue West
Made in Japan/Made in USA	169	Commercial Street
Madhuban Indian Cuisine	544	Lawrence Expressway
MADRAS CAFÉ, INC.	1177	El Camino Real W.
Madura Veg Indian Cuisine	1635	Hollenbeck Avenue
MAGIC WOK	734	Wolfe Road S.
Manufacturing & Engineering Consulting Service	265	Sobrante Way
Marchetti's (Rick) Auto Service	1026	Evelyn Avenue West
MARIE CALLENDER'S	751	El Camino Real E.
MARK MORRIS TIRE SERVICE	922	El Camino Real W.
Marty's Donut Shop	350	Maude Avenue West
Mathilda Valero #7669 - Ivy Valero Auto Service	498	Mathilda Avenue North
Maxim	433	Mathilda Avenue N.
Maxim Integrated Products, Inc.	929	Arques
MC DONALD'S	550	Lawrence Expressway
Mc Donald's #6867	615	Mathilda Avenue North
McDonald's	1169	El Camino Real W.
McDONALD'S RESTAURANT	556	El Camino Real E.
MDS Analytical Technologies	1312	Crossman
MedDev Corporation	730	Pastoria Avenue North
Medtronic	480	Java Dr.
Mee's Cleaners	1607	Hollenbeck Road

Mellow's Nursery	221	Mathilda Avenue North
MERCADO LA TORRE INC	614	Evelyn Ave. E.
Merit Vegetarian	548	Lawrence Expressway
MiaSole	435	Oakmead Parkway
MID Auto Service	1155	Willow Ave.
Midori	1066	El Camino Real E.
Miholovich Concrete Construction Co., Inc.	840	Muender Avenue
Mission City Café	510	Lawrence Exp
Modern Mufflers	1173	El Camino Real E.
MOHAWK LABORATORIES DIV OF NCH CORP	932	Kifer Rd.
MOLECULAR DEVICES, INC.	1311	Orleans Drive
Molecular Medicine Research Institute (MMRI)	552	Del Rey Avenue
Molecular Medicine Research Institute (MMRI)	525	Del Ray Avenue
MURPHY AVENUE PET CLINIC	101	Hendy Ave. W.
MURPHY'S LAW	135	Murphy Ave. S.
Namaste Supermarket/ Swathi Tiffins	1202	Apollo Way
NASA Bldg. M-12 DECA Commissary		Moffett Field
NASA Bldg. M-146 CANG Vehicle Wash Rack		Moffett Field
NASA Bldg. M-439		Moffett Field
NASA Bldg. M-455 Golf Cart Storage		Moffett Field
NASA Bldg. M-545 Fuel Laboratory		Moffett Field
NASA Bldg. M-580 Fire Station		Moffett Field
NASA Bldg. M-580 Fire Station		Moffett Field
NASA Bldg. M-585 Wash Rack		Moffett Field
NASA Bldg. M-662 Hangar 4		Moffett Field
NASA Bldg. M-684 CANG Aerospace Ground Equipment		Moffett Field
NASA Bldg. M-934 Tee Minus One Bar and Grill		Moffett Field
NASA Bldg. N-239		Moffett Field
NASA Bldg. N-239		Moffett Field
NASA Bldg. N-245 - Earth Science		Moffett Field
NASA Bldg. N-248E Wash Rack		Moffett Field
NASA Moffett Federal Airfield		Moffett Field
Neoconix 1	639	Pastoria Avenue North
Neoconix 2	715	Pastoria Avenue North
New Chef Lee's Chinese Restaurant	1115	Tasman Drive
NEW YORK STYLE SAUSAGE CO	1228	Reamwood Avenue
Nino's Cleaners	826	Fremont Avenue E.
Nizario's Pizza	725	Sunnyvale-Saratoga Road
Noron Precision Machining	265	Sobrante Way
Northern California Graphics	817	Maude Avenue West
NORTHROP GRUMMAN CORPORATION	401	Hendy Ave. E.
NORTHROP-GRUMMAN CORP GTS	401	Hendy Ave. E.
OASIS	952	El Camino Real E.
Ocean Blue Sushi Club	1010	El Camino Real E.
OEPIC Inc. / BridgeLux	1231	Boredeaux Drive
OIL CHANGERS #201	1240	El Camino Real W.
Oil Changers #405	135	Wolfe Road N.
OK Auto Body & Engine Repair	210	Ahwanee Avenue
OLIVER INSTRUMENTS INC	922	California Avenue E.
OLLER BROS AUTO REPAIR	1096	Maude Ave. W.
Onda Corporation	592	East Weddell Drive East

ONE DAY CLEANER	417	El Camino Real E.
Onizuka Air Station	1080	Lockheed Way
Orange Night Club	1102	Evelyn Avenue West
Oroweat Thrift Store	456	Maude Avenue West
P.F. Chang's China Bistro #6900	390	El Camino Real West
PACIFIC AUTO ELECTRIC	105	Weddell Drive W.
PACIFIC CERAMICS	824	San Aleso Avenue
Pacific Coast Trane Service	310	Soquel Way
Pacific Inn of Sunnyvale	170	Sunnyvale Avenue S.
Pad Thai Restaurant	500	Lawrence Expressway
Pak 'N Save Foods #3103	762	Sunnyvale-Saratoga Road
Palace Bar-B-Que Buffet	1092	El Camino Real E.
PALACE CAFÉ	139	Murphy Ave. S.
Palladium Nightclub	767	Mathilda Avenue North
Palm Cafeteria	950	Maude Avenue West
Pan Tao Restaurant	1686	Wolfe Road S.
Panchavati	460	Persian Dr.
Panda Express	790	El Camino Real E.
PAPA MURPHY'S	939	El Camino Real W.
Paredes Autoworks	1062	El Camino Real E.
Park Cleaners and Shoe Repair	848	East Evelyn Avenue
Parkinsons Institute	1170	Morse Ave.
Parkinson's Institute & Clinical Center	675	Almanor Avenue
Parkside Villas	1046	Morse Ave.
Pasta Market	460	El Camino Real E.
Pasta Pomodoro	300	El Camino Real West
PATIO, The	944	El Camino Real E.
Paul & Harvey's	130	Murphy Avenue S.
Peacock Lounge	106	Fremont Ave. E.
Pearson Automobile Company	1176	El Camino Real W.
PEBBLE ROPPONGI	160	Francis Ave. S.
Peet's Coffee and Tea #135	144	El Camino Real West
PENINSULA BUILDING MATERIALS CO	1175	Aster Ave.
Pep Boys	170	El Camino Real E.
PEPSI COLA BOTTLING COMPANY	960	Kifer Rd.
Pezzella's Villa Napoli	1025	El Camino Real W.
Pharmacyclics, Inc.	995	Arques Avenue East
Philly Cheese Steak Shop	832	W. El Camino
Pho Bin Little Saigon	855	Homestead Road E.
PHO BINH	1274	Persian Drrive
Pho Binh Minh Sunrise Noodle House	1129	Lawrence Expressway
Pho Nam	1205	Wildwood Avenue
PHO NAM RESTAURANT	844	El Camino Real W.
PHO QUEEN NOODLE HOUSE	1133	Tasman Drive
PHO QUYEN NOODLE HOUSE	1185	El Camino Real W.
Pho Vy	913	Duane Ave E.
Pho Wagon Restaurant	1627	Hollenbeck Road
Phuong Thao	155	South Murphy Avenue
Pierre's Tailorshop & Dry Cleaning	147	E. Washington Ave.
PINE CONE LUMBER	895	Evelyn Avenue E.
PINE PRESS	1366	Mary Ave. S.

Pivot Medical	762	Palomar Avenue
PIZZA DEPOT	919	Duane Avenue E.
Pizza Hut	1241	El Camino Real W.
Pizza Hut #011668	464	Mathilda Avenue North
Pizza Pub	1342	Mary Ave.
Pizzeria Piana	1287	S. Mary Ave
Popeyes Chicken and Biscuits	802	w. El Camino
Power Print	1010	Morse Ave.
Precision Tune Auto Care	135	Wolfe Road N.
PRECISION TUNE AUTO CARE	1004	El Camino Real W.
PRINTING WORKS, THE	1111	Elko Dr.
Prism Inks	830	Ahwanee Avenue
Pro Star Auto and Towing	150	Wolfe Road
Protevo Biotech, LLC	562	E. Weddell Dr.
Q Cleaners	505	Pastoria Avenue South
Qualitek	1225	Elko Dr
QUALITEK INC (DBA WESTAK INC)	1225	Elko Dr.
QUALITY AUTO CENTER	1062	El Camino Real E.
Quality Cleaners	566	El Camino Real E.
Quality Tune Up Shop (#2)	696	Mathilda Avenue North
Quarter Note Bar and Grill	1214	Apollo Way
Quiet Solutions	1250	Elko Ave.
Quiznos Sub	251	S. Mary Ave.
Rainbow Car Wash and Detail	975	El Camino Real E.
Rajjot	1234	Wolfe Road S.
Rapid Precision Mfg., Inc.	650	Vaqueros Avenue
REACTION TECHNOLOGY, INC.	1225	Bordeaux Drive
Remington Podiatry Group	697	Reminton Dr. E
Rene Rose	621	Caliente Dr.
RESPONSIBLE METAL FAB INC	1256	Lawrence Station Rd. N.
Resurrection School & Church	1395	Hollenbeck Road
RILEY CHIROPRACTIC	939	El Camino Real W.
rmg enterprises	960	El Camino Real W.
Road Runner Automotive	711	East Evelyn Avenue
Rok Bistro	124	Murphy Ave. S.
Rokko	190	Frances Ave. S.
RON'S TRANSMISSIONS	932	El Camino Real W.
Rooster T. Feathers Comedy Club	157	El Camino Real West
ROUND TABLE PIZZA	860	Old San Francisco Road
ROUND TABLE PIZZA	665	Bernardo Avenue S.
Round Table Pizza #4	1663	Hollenbeck Road
Round Table Pizza #713	415	Mary Avenue North
Roya	1253	El Camino Real W.
ROYAL DRY CLEANERS	1151	Lawrence Expy.
Ruby's Taqueria	821	Borregas Avenue
S & S TIRE & AUTO REPAIR	597	Murphy Avenue S.
Safeway	639	Bernardo Avenue S.
Safeway	785	El Camino Real E.
Safeway Foods #313	1601	Hollenbeck Road
SAFEWAY INC	733	Wolfe Rd. S.
Saigon Hong Kong Restaurant	1135	Lawrence Expressway

Saigon's Cleaners & Alterations	1034	E. El Camino
Saizo	592	El Camino Real E.
Sakura Sushi	173	South Murphy Avenue
Samax Precision, Inc.	926	Evelyn Avenue West
Santa Clara Cycle	993	El Camino Real E.
Saravanaa Bhavan	1305	S. Mary Ave.
Sarpinos	1287	Mary Avenue S.
Savory and Sweet	149	Hendy Avenue
Sawa Sushi	1042	El Camino Real E.
Scandia Auto Service	848	Evelyn Avenue West
SCOTTY'S CLEANERS	684	Fair Oaks Ave.
Scruffy Murphy's	187	Murphy Avenue S.
Senor Jalepeno	415	Mary Avenue North
Senzala	250	E. Java
Seto Deli	115	Maude Avenue East
Seto Tempura House	511	Borregas Avenue
Shalimar Restaurant	1146	W. El Camino Real
Shanghai Flavor Shop	888	Old San Francisco Road
Shanghai Restaurant	253	Maude Avenue East
Shaw's Sandwiches	470	Mathilda Avenue North
SHELL - westmore	925	Fremont Avenue W.
Shell (Mathilda)	776	Mathilda Avenue North
SHELL / Sunnyvale Car Wash	905	El Camino Real E.
SHELL- Wolfe Auto Service	703	Wolfe Road S.
Shiki Sushi	1082	E. El Camino Real
Shirin Deli & Market	582	Murphy Ave S
Shooter's Bar and Grill	769	Mathilda Avenue North
Siam Taste	172	South Murphy Street
Sierra Proto Express, Inc.	1108	Evelyn Avenue West
SILICON STORAGE TECHNOLOGIES	1171	Sonora Court
SILICON VALLEY AUTO BODY	327	Weddell Drive
Silicon Valley Chiropractic Group	333	El Camino Real West
Silicon Valley Fuels	1697	S. Wolfe Road
Silicon Valley Spine & Disc Center	333	El Camino Real West
Silver Spoon	620	Hollenbeck Road
SIR SPEEDY	1185	Tasman Dr.
Siteler Wash	950	High School Way Mtn. View 94041
SMaRT STATION-GREEN TEAM ZANKER	301	Carl Road
Smog It Test Center	1088	Evelyn Avenue West
Smoothie King #644	398	El Camino Real West
Spansion LLC	915	Deguigne Drive
Spansion LLC	915	Deguigne Drive
Sparkle Clean Dry Cleaners	478	Mathilda Avenue North
Speed Oil Change Center	1240	W. El Camino
SpeeDee Oil Change & Tune Up #17-049	695	Homestead Road West
Spice Hut	594	El Camino Real E.
Spinal Kinetics	595	Pastoria Avenue North
Sporty's Bikini Bar	1053	El Camino Real E.
S-Sense	137	Fremont Ave. E.
St. Cyprian's Church and School	195	Leota Avenue
St. John's Bar & Grill	510	Lawrence Expressway

ST. JUDE MEDICAL CRMD	701	Evelyn Ave. E.
St. Martin School	597	Central Avenue
Starbucks	201	S. Mary Ave.
Starbucks #2885	460	Mathilda Avenue North
Starbucks Coffee	795	El Camino Real E.
STARBUCKS COFFEE	1291	Mary Avenue S.
Starbucks Coffee #631	1687	Hollenbeck Road
Starbucks Coffee #5981	332	El Camino Real West
Staybridge Suites	900	Hamlin Court
STEVEN'S CLASSIC PHILLY CHEESESTEAK	1121	Tasman Drive
Subway	1044	El Camino Real E
SUBWAY	605	El Camino Real E.
SUBWAY	704	Wolfe Rd. S.
Subway	500	Lawrence Expressway
Subway	956	El Camino Real W.
Subway	264	Java Drive
Subway Sandwiches #5834	415	Mary Avenue North
Sugar, Butter, Flour	669	S. Bernardo Ave.
Summer Winds Nursery	861	El Camino Real E.
Sun Microsystems, Inc. (SME)	324	Mary Avenue North
Sunny Auto Care	1170	Willow Ave.
Sunny Buffet	502	Ross Drive
Sunny V Café	1133	Lawrence Expressway
Sunnyvale 76	1198	El Camino Real W.
Sunnyvale Acura	750	El Camino Real E.
Sunnyvale Art Gallery Café	251	El Camino Real
Sunnyvale Art Gallery Café	251	El Camino Real West
Sunnyvale Auto Body	505	Almanor Avenue
Sunnyvale Auto Spa	1005	El Camino Real W.
Sunnyvale Café	223	Maude Avenue East
Sunnyvale Car Wash (Chevron)	724	Mathilda Avenue North
Sunnyvale Chevrolet	660	El Camino Real West
Sunnyvale Chiropractic	481	Murphy Ave. S.
Sunnyvale Collision Centers	904	Arques Ave. E.
Sunnyvale Dodge	1095	El Camino Real W.
Sunnyvale Elks Lodge	375	Pastoria Avenue North
Sunnyvale Hyundai	710	East El Camino Real
SUNNYVALE LINCOLN MERCURY	1124	El Camino Real W.
Sunnyvale Lumber, Inc.	870	Evelyn Avenue West
Sunnyvale Motorcars	681	El Camino Real E.
SUNNYVALE SCHOOL DISTRICT	825	Iowa Avenue W.
Sunnyvale Self Storage	875	E Arques Ave
Sunnyvale Smog Center	1062	El Camino Real E.
SUNNYVALE TOWING	247	Commercial Street
Sunnyvale Unocal #254315 - Truman Auto Care	499	Mathilda Avenue North
SUNNYVALE VOLKSWAGEN	1025	El Camino Real E.
SUNNYVALE WELDING & FABRICATING	717	Evelyn Ave. E.
SunPower Corporation	430	Indio Way
Sunpreme, Inc.	615	Palomar
Sunrise Senior Living	633	Knickerbocker S.
Super Burrito	1671	Hollenbeck Road

Super Pan Bakery & Meat Market	259	Maude Avenue East
SUPER QUALITY CLEANERS	1049	El Camino Real E.
Surface Engineering	919	Hamlin Court
Susan's Donuts & Snacks	1113	Tasman Drive
Sushi Club	415	Mary Avenue North
Swan Deli Bakery	1296	Kifer Road
SWEET TOMATOES	1210	Kifer Road
SWMP 525 Almanor	525	Almanor
SWMP for San Mateo CPP Investors	782	E. El Camino Real
SWMP Java Metro Center	111	West Java Dr.
Symmorphix, Inc.	1278	Reamwood Avenue
SYMYX TECHNOLOGY	1263	Arques Avenue
Synopsys, Inc.	445	Mary Avenue North
Szechuan Garden Express	1677	Hollenbeck Avenue
T.D. Auto Repair and Service	683	East El Camino Real
Taco Bell	1109	Tasman Drive
TACO BELL	811	Kifer Road
TACO BELL #3208	991	El Camino Real W.
Tacos Jalapa	154	El Camino Real West
TAJ INDIA	889	El Camino Real E.
Tanto Japanese Restaurant	1063	El Camino Real E.
TAO TAO	175	Murphy Avenue S.
Tapioca Express	808	W. El Camino Real
Taqueria El Adobe	590	Old San Francisco Road
Taqueria El Grullo	620	Evelyn Ave. E.
Taqueria Latina	201	Maude Avenue East
Target	211	West Iowa Avenue
TARRAGON	140	Murphy Avenue S.
Taste Buds	673	Grape Ave.
Tasty Sub and Pizza	528	Lawrence Exp.
Tasty Subs & Pizza	528	Lawrence Expressway
Taverna Bistro	133	Murphy Avenue S.
TELEDYNE COUGAR ELECTRONICS	290	Santa Ana Ct.
Terry's Cleaners	1665	Hollenbeck Road
TGI's Sushi	903	E. Duane Avenue
THAI BASIL #1	101	Murphy Avenue. S.
Thai Pepper	103	Fremont Ave. E.
THAI SPOONS	909	El Camino Real W.
Thanh's Restaurant	1294	Kifer Road
The Bay Fish & Chips	826	El Camino Real W.
THE FRENCH QUARTER	193	Murphy Avenue S.
The Old Siam	1111	W. El Camino
Thermo Fisher Scientific	612	Mary Avenue North
THUY'S TAILORS AND CLEANERS	159	Sunnyvale Ave. S.
TIA JUANA MEXICAN RESTAURANT	901	Duane Avenue E.
TJ Automotive	135	Wolfe Road N.
Tobie Tyler Restaurant and Bar	1217	Wildwood Avenue
Tofu House & Chocolate Sushi	595	El Camino Real E.
TOGOS	1253	El Camino Real W.
TOGO'S	561	El Camino Real E.
Togo's	540	Lawrence Expressway

Togo's Eatery	1220	Crossman Avenue
Togo's Eatery #334704	1683	Hollenbeck Road
Tom's Auto Repair	1004	W. El Camino
Tom's Auto Repair	1004	W. El camino
TONY & BROS	281	Fair Oaks Avenue N.
Toyota Certified	1124	W. El Camino
TOYOTA SUNNYVALE	898	El Camino Real W.
Trader Joe's #68	727	Sunnyvale-Saratoga Road
Tres Potrillos Taqueria	670	Fair Oaks Avenue N.
Trinity Church	477	Mathilda Avenue North
Trinity Church	477	Mathilda Avenue North
TRU-SI TECHNOLOGIES	657	Pastoria Avenue N.
TURMERIC INDIAN CUISINE	141	Murphy Ave. S.
TW Manufacturing LLC	1225	Bordeaux Drive
UDUPI PALACE	976	El Camino Real E.
UHAUL	939	El Camino Real E.
UNAMAS	548	Lawrence Expressway
Unilever Bestfoods N.A.	1484	Kifer Rd.
Union 76 (Sunnyvale-Saratoga Road)	1296	Sunnyvale-Saratoga Road
UNITED PARCEL SERVICE	1245	Hammerwood Avenue
United Rentals #547	940	Evelyn Avenue West
UPS	925	Morse Ave.
Valero	698	Fair Oaks Avenue N.
Valero	750	S Bernardo
Valero/Lakewood Smog and Auto Repair	1037	Lakehaven Drive
Valle Sol	168	Murphy Ave. S.
VANDER-BEND MANUFACTURING	123	Uranium Rd.
Vargas Elementary School	1054	Carson Drive`
Vargas Upholstery	675	El Camino Real E.
Vega Auto Repair	848	Evelyn Avenue West
Verizon Wireless Maintenance Switch Center	411	Pastoria Avenue North
Vito's Pizzaria	1155	Reed Avenue
Volker Precision Products, Inc.	650	Vaqueros Avenue
W.L. GORE AND ASSOCIATES, INC.	1327	Orleans Dr.
Walgreens	780	El Camino Real
Walgreens	105	El Camino Real E.
WALGREENS STORE #3380	1306	Mary Ave. S.
Wellness Chiropractic	730	El Camino Real E.
Wendy's	1313	Wolfe Road S.
Wendy's Old Fashioned Hamburgers #528	485	Mathilda Avenue North
West Coast Auto Body	836	Evelyn Avenue West
WESTAK	1272	Forgewood Dr.
Wheel Works	1291	W. El Camino
WINDSOR FISH & CHIPS	876	Old San Francisco Road
Wing Stop #451	1661	Hollenbeck Avenue
Wok's On Express	156	El Camino Real West
WOLF CAMERA AND VIDEO #951	806	El Camino Real W.
Wolfe Engineering	1450	Kifer Road
World Oil #50	117	Maude Avenue West
X Smog, Inc.	771	Mathilda Avenue North
Xoft, Inc.	345	Potrero Avenue

Yag Manufacturing, Inc.	625	Pastoria Avenue North
Yahoo!, Inc.	781	First Avenue
Yume - Ya Japanese Restaurant	150	El Camino Real West
Zinola Manufacturing	1190	Evelyn Avenue West
Zoll Circulation	650	Almanor Avenue
Zuccato's Auto Care	1026	Evelyn Avenue West

Section 4
Provision C.4 – Industrial and Commercial Site Controls

Appendix 4-2: C.4.b.iii (2) – Facilities Scheduled for Inspection in FY 10-11

City of Sunnyvale C.4.b.iii.(2) ►Facilities Scheduled for Inspection - FY 10-11

CompanyName	Address1	Address2
888 Auto Corporation	590	El Camino Real West
A & H AUTO WRECKER	295	Commercial Street
A & J Product Solutions	1245	Birchwood Ave.
A.G. Ferrari Foods	304	El Camino Real West
A-1 Performance	771	Mathilda Avenue North
AAA Speedy Smog	135	Wolfe Road N.
AAMCO Transmission #25037	968	Evelyn Avenue West
Acellent Technologies	835	Stewart Dr.
Acta Pharmacal Co.	380	Pastoria Avenue North
Active Auto Body	1281	Forgewood Dr.
Advanced Auto Repair	912	Evelyn Avenue West
Advanced Micro Devices (FASL, LLC.)	991	Stewart Drive
ADVANCED PHOTO CIRCUITS	1270	Lawrence Station Rd.
Aeroflex / Metelics	975	Stewart Drive
AFGHANI HOUSE RESTAURANT	1103	El Camino Real E.
Aixtron Genus, Inc.	1139	Karlstad Dr.
AL-CON AUTOMOTIVE	279	Fair Oaks Dr. N.
ALLEGRIA	233	Weddell Drive
Allvia, Inc.	657	Pastoria Avenue North
Allvia, Inc.	655	Pastoria Avenue North
American Diner	415	East El Camino Real
American European Auto Clinic	105	Maude Avenue East
AMERICAN PEPTIDE	777	Evelyn Avenue E.
Anchor Auto Body and Frame	1028	Evelyn Avenue West
Andhra Bhavan Indian Cuisine	151	El Camino Read E.
Annapoorna	573	East El Camino Real
Annapurna Snacks	1112	Elko Dr.
Antojitos Salvadorenos Restaurant	911	E. Duane Ave.
Applied Materials, Inc.	974	Arques Avenue East
Applied Materials, Inc. Arques Café	974	Arques Avenue East
ARA AUTOMATED FINISHING	1286	Anvilwood Avenue
Arby's	601	Bernardo Avenue S.
ARCO AM/PM SILICON MINIMART	860	Fremont Avenue W.
Ariake Sushi	759	El Camino Real E.
ARMADILLO WILLY'S BBQ	161	El Camino Real E.
Armenian Gourmet	929	Duane Avenue E.
ARMSTRONG TECHNOLOGY INC	1271	Anvilwood Avenue
ARROYO ANIMAL CLINIC	1211	Sycamore Tree
Art Institute of California - Sunnyvale	1120	Kifer Road
Art Institute of California - Sunnyvale	1120	Kifer Road
Art Stange Foreign & Domestic Car Service	822	Evelyn Avenue West
ARTIST WORKSHOP	627	Taylor Ave. E.
ARVI MANUFACTURING CO	1256	Birchwood Dr.
Asia Village Restaurant	747	Wolfe Road S.
Asia Village Restaurant	747	Wolfe Road S.
AT & T West Corp Yard	1188	Evelyn Avenue West

Athidhi Indian Cuisine	727	Old San Francisco Road
Auto Champs	771	Mathilda Avenue North
Auto Collision Experts	908	Arques Ave.
AUTO TECHNICA	665	El Camino Real E.
Avantec	1049	Kiel Court
Avantec Vascular	605	West California
B2 Perfection Body Shop	150	Wolfe Road
Babaka Halal Market	618	Hollenbeck Avenue
Bagel Street Café	348	Maude Avenue West
Baja Fresh Mexican Grill #288	701	Sunnyvale Avenue
BARN THAI	921	Duane Avenue E.
BARNES, WM G & SON COMPANY	1146	Sonora Ct.
BARRON AUTOMOTIVE	120	Murphy Ave. N.
BASKIN ROBBINS-311	939	El Camino Real W.
Bavarian Enterprises	205	Washington Avenue E.
Bay Area Geotechnical Group (BAGG)	847	Maude Avenue West
BAY MICROFILM (BMI)	1115	Arques Avenue E.
Bay Sushi Japanese Restaurant	1647	Hollenbeck Road
Bayer Healthcare (Diabetes Div.)	510	Oakmead Parkway
Bayshore 76- Fair Oaks Auto Repair	801	Fair Oaks Avenue N.
BAYSHORE FENCE CO INC	933	Kifer Road
BEAN SCENE GOURMET COFFEE & TEA, THE	186	Murphy Ave. S.
BELL PLAZA CHIROPRACTIC	1052	El Camino Real E.
Beryl's Place	1250	Oakmead Parkway
BETTER BENTO	550	Lakeside Drive
BETTY BRITE CLEANERS	631	Grape Ave.
Bhavika's Chatpat	1053	El Camino Real E.
Bhavika's Food-to-Go	1053	El Camino Real E.
BIKE WORLD	953	El Camino Real W.
Black Angus	740	El Camino Real E.
Blue 29	615	Palomar Avenue
Blue Bonnet Sports Bar	208	Fair Oaks Avenue S.
BOB'S AUTO SUPPLY	124	Carroll Street
BOB'S MACHINE SHOP	1181	Tasman Dr.
Bogarts	1209	Wildwood Avenue
Borders Books #473	316	El Camino Real West
BORG TECHNICAL SERVICES	1240	Mt. View-Alviso Rd.
Brass Rail	160	Persian Drive
BREAD BASKET DELI	135	Wolfe Road N.
BridgeLux	1231	Bourdeaux Dr.
BRITISH & EUROPEAN	683	El Camino Real E.
Bubble Wash	696	El Camino Real West
BUGFORMANCE	944	El Camino Real W.
Burger King #10957	773	Mathilda Avenue North
Cabritos Mexican Bistro	685	El Camino Real E.
Café Dolce	415	Mary Avenue North
Cal West Automotive	970	Evelyn Avenue West
CaliSolar	985	Almanor Avenue
CALSTONE COMPANY	1155	Aster Avenue
CAM HUNG	903	Reed Avenue
Cameron Vetinary Hospital	1285	Mary Ave.

Carl's Jr.	1051	El Camino Real E.
Carl's Jr.	1220	Oakmead Parkway
Carl's Jr.	1195	El Camino Real W.
Casa Lupe	691	Bernardo Avenue S.
Cathay Cathay Chinese Food	542	Lakeside Dr.
Cathay Cathay Chinese Food	542	Lakeside Drive
Cedar Crest Nursing and Rehabilitation Center	797	Fremont Avenue E.
CHAAT HOUSE	893	El Camino Real E.
Chaat House	939	El Camino Real W.
Chavez Supermarket	666	Fair Oaks Ave.
Chef Young's Restaurant	494	Mathilda Avenue North
Chef Yu	163	Murphy Ave. S.
CHELOKABABI	1236	Wolfe Road S.
CHERRY CHASE PET HOSPITAL	1297	El Camino Real W.
CHEVRON	1265	Lawrence Station Road
Chevron, The Car Spa, Inc.	1097	Duane Ave. E.
China Moon Skewer House	1179	W. El Camino
Chipolte's #279	324	El Camino Real West
Chiropractic Care	520	Lawrence Expy.
Chubby's Broiler	1135	Tasman Drive
Citala Us. Inc	1281	Reamwood
City of Sunnyvale Corporation Yard	221	Commercial Street
City of Sunnyvale Golf Course Cart Maintenance	605	Macara Avenue
City of Sunnyvale Golf Course Snack Shack	605	Macara Avenue
City of Sunnyvale Landfill	600	Caribbean Drive
City of Sunnyvale Municipal Tennis Center	755	Mathilda Avenue South
Clarita's Filipino Cuisine	905	Duane Avenue E.
Club Bahia	1131	Lawrence Expressway
Club La Ronda	927	Duane Ave. East
Clubouse Café	1010	Wolfe Road S.
Coco's Family Restaurant	1209	Oakmead Parkway
Coherent	1220	Midas Way
COLD STONE CREAMERY	757	El Camino Real E.
COLLISION AUTO REPAIR	277	Fair Oaks Ave. N.
Columbia Middle School	739	Morse Avenue
Columbia Middle School	739	Morse Avenue
Complete Genomics	750	Pastoria Avenue North
CONTINENTAL MOTOR WORKS	665	El Camino Real E.
COPY	711	Evelyn Ave. E.
COSTCO	150	Lawrence Station Road
COUNTRY GOURMET	1314	Mary Avenue S.
Country Inn and Suites	1300	Chesapeake Terrace
Crazy Buffet	830	East El Camino Real
Cupertino Auto Service	11025	De Anza Boulevard North
Cups & Coins Café	415	Mary Avenue North
CVS/Pharmacy	576	El Camino Real E.
CYTYC Corp.	1240	Elko Dr.
Daily Donuts	708	Caliente Dr.
Daily Donuts	110	Sunnyvale Ave. S
Daily Donuts & Sandwiches	505	Pastoria Avenue South
DAINIPPON SCREEN ENG (DNS)	820	Kifer Rd.

Dairy Belle Freeze #17	1323	Sunnyvale-Saratoga Road
Dairy Belle Freeze #29	736	Mathilda Avenue North
Da-Les Auto Body	728	San Aleso Avenue
Daniel's B&M Cars	848	Evelyn Avenue West
Dannicks Auto Care	135	Wolfe Road. N.
Daphne's Greek Café #1073	144	El Camino Real West
Dastgah Firestone	135	Wolfe Road
DAYTON AUTOMOTIVE	650	Taylor Ave. E.
DE ANZA SQUARE CLEANERS	1358	Mary Ave. S.
DEL MONTE RESTAURANT	100	Murphy Ave. S.
DELIGHT CLEANERS	1281	El Camino Real W.
Denny's Restaurant #7217	311	Mathilda Avenue South
Denny's Restaurant #7218	814	Ahwanee Avenue
DHL WORLDWIDE EXPRESS	1383	Borregas Ave.
Diagnostics for the Real World, Ltd.	840	Del Rey Avenue
DIAGNOSTICS UNLIMITED	135	Wolfe Road N.
Dionex Corporation Building 1	1228	Titan Way
Dionex Corporation Building 2	445	Lakeside Drive
Dionex Corporation Building 3	500	Mercury Drive
Dionex Corporation Building 5	527	Lakeside Drive
Dionex Corporation Building 5 Cafeteria	527	Lakeside Drive
Dish Dash	190	Murphy Avenue S.
Domain Hotel	1085	El Camino Real
Dominos Pizza	615	Caliente Drive
Domino's Pizza	992	El Camino Real W.
Don and Jon's Automotive	1080	El Camino Real E.
Dough Daddy Bakery	907	Duane Ave.
Dryclean Best	605	El Camino Real E.
Duraclean Service	285	Sobrante Way
Dusita Thai	1028	El Camino Real
E&C Auto Depot / World Muffler	966	El Camino Real E.
ebr Systems	686	Maude Avenue West
ECONOMY AUTO REPAIR	1170	Willow Ave.
EL CAMINITO MEXICAN RESTAURANT	510	El Camino Real E.
El Cerrito Taqueria	120	Persian Drive
El Molcajete	1161	Lawrence Expressway
EL POLLO LOCO	996	El Camino Real W.
Elephant Express	302	Fair Oaks Ave. N.
Elko Station Deli	1111	Elko Dr.
Endevco MEMS	355	Pastoria Avenue N.
Enterprise Rent-A-Car #2302	680	El Camino Real West
Enterprise Rental Cars	815	El Camino Real E.
Epicor	240	Santa Ana Court
ERIK'S DELI/CAFE	717	El Camino Real E.
EUROPEAN AUTO REPAIR & SERVICE	1170	Willow Ave.
European Auto Works	629	Mathilda Avenue North
EUROPEAN CAR REPAIR & SVC	275	Fair Oaks Drive N.
Events of Excellence Catering/Café	745	Wolfe Road S.
Excelics Semiconductor	310	DeGuigne
F & M AUTO	975	El Camino Real W.
F&S Autobody	675	El Camino Real E.

FAIR OAKS 76	603	Old San Francisco Road
Falafel Bite	1500	Lawrence Expwy
Falore Nissan	680	El Camino Real E.
Famous Food Restaurant	872	Old San Francisco Road
Faultline Brewing Company	1235	Oakmead Parkway
FAZ RESTAURANT & BAR	1108	Mathilda Avenue N.
FEDERAL EXPRESS	1286	Lawrence Station Road
Fender's Collision Center	912	Evelyn Avenue West
FIBBAR MAGEE'S	156	Murphy Ave. S.
Fire House Grill and Brewery	111	South Murphy Avenue
Fith Avenue $1.75 Cleaners	251	S. Mary Ave
Fortrend Engineering Corp.	610	Mary Avenue North
FOUR D METAL FINISHING, INC.	620	Taylor Avenue East
Fremont High School Automotive Classroom	1279	Sunnyvale-Saratoga Road
Fremont High School Cafeteria	1279	Sunnyvale-Saratoga Road
Fremont High School Science Building	1279	Sunnyvale-Saratoga Road
Fremont Shell Gas Station	1300	Sunnyvale-Saratoga Road
Fremont Unified High School District	589	Fremont Avenue West
FRESH CHOICE	1105	El Camino Real W.
Fujitsu	1250	Arques Avenue E.
GE Healthcare	928	Arques Avenue East
George's Fuel & Auto Repair	996	Evelyn Avenue West
German Motor Specialist	380	San Aleso Avenue
Ginger Café	398	El Camino West
Giovanni's Pizzeria	1127	Lawrence Expressway
Godinez Tires	283	Fair Oaks Avenue N.
Golden West Collision Centers	666	El Camino Real West
Golden Wok	1677	Hollenbeck Road
GOLFLAND USA	855	El Camino Real E.
Grand Hotel	865	El Camino Real W.
Grand Indian Buffet	1214	Apollo Way
Great Vegi Land	562	Murphy S.
Griffin Upholstery	1062	El Camino Real E.
Guadalajara Grill	1342	Mary Ave
Guadalajara Market	827	Borregas Avenue
GUMBA'S ITALIAN RESTAURANT	176	Murphy Avenue S.
H. Butler's BBQ	568	El Camino Real E.
Hanamaru	675	Bernardo Avenue S.
Hank Auto Repair	771	Mathilda Avenue North
HANKOOK DELI & SUPERMARKET	1092	El Camino Real E.
Hard Roc Concrete	691	Mathilda Avenue North
HARDY'S BAVARIA	111	Evelyn Avenue W.
HCR Manor Care	1150	Tilton Drive
HENDY AUTO REPAIR	111	Sunnyvale Avenue N.
HISTORIC DEL MONTE BUILDING	100	Murphy Ave. S.
Hobee's California Restaurants #7	800	Ahwanee Avenue
HOFFMAN MACHINING	1010	Morse Ave.
Holiday Cleaners	1111	El Camino Real
HOME DEPOT	680	Kifer Rd.
Hondacraft	906	Evelyn Avenue West
Honeyberry's	1661	Hollenbeck Road

Honeywell	1349	Moffett Park Drive
Hot Breads	464	El Camino Real E.
House of Bagels	546	Lawrence Expressway
House of Bagels	1681	Hollenbeck Road
House of Kabobs	161	South Murphy Street
HU, DR. HANK	749	Fremont Ave. W.
I Love Pizza	109	Fremont Avenue E.
IDEXX VETERINARY	1245	Reamwood Ave.
iL Postale	127	Washingon Street W.
Import Auto Care	1170	Willow Ave.
Indus Auto	1062	El Camino Real E.
INFINERA	1322	Bordeaux Drive
IN-N-OUT BURGER	604	El Camino Real E.
Innovalight, Inc.	965	Arques Avenue East
Integrated Materials, Inc.	1169	Borregas Avenue
Intuity Medical	350	Potrero Avenue
IT Renew	1235	Elko Dr.
J & L Auto Repair	1038	Evelyn Avenue West
J PHOTO CENTER	1018	El Camino Real E.
J S MOTORS	1164	Willow Ave.
Jack in the Box	813	El Camino Real W.
JAKE'S OF SUNNYVALE	174	Fremont Ave. E.
JAMBA JUICE	797	El Camino Real E.
Jamba Juice #391	415	Mary Avenue North
JANG TU SOONDAE RESTAURANT	1012	El Camino Real E.
JAPANESE BEETLE	928	El Camino Real E.
Java Cleaners	256	Java
Java Sushi	262	Java Drive
JC AUTO REPAIR	1062	El Camino Real E.
JOHN LINCOLN CO	172	Commercial St.
JSR Micro, Inc.	1280	Mathilda Ave. N.
Juniper Networks	1184	Mathilda Avenue N.
Just Tires	1297	El Camino Real W.
Kabob Afghan and Persian Cuisine	604	S. Mary Ave.
Kabul	833	El Camino Real W.
Kaloci & Son	810	Evelyn Avenue West
Kals's Bar-B-Q	425	Mathilda Avenue North
Katana	411	East El Camino Real
KENTUCKY FRIED CHICKEN	1065	El Camino Real E.
Kentucky Fried Chicken #159	340	Maude Avenue West
Kentucky Fried Chicken & Taco Bell	1695	Hollenbeck Road
King Wah	219	Washington Ave. E.
KING'S SEAFOOD CENTER INC	425	El Camino Real E.
KIT KAT CLUB	907	Arques Ave. E.
KOMALA VILAS RESTAURANT	1020	El Camino Real E.
Kragen Auto Parts	815	El Camino Real E.
Kuehne Construction	933	Kifer Road
Kuykendall's Auto Body & Frame	1024	Evelyn Avenue West
La Miche	1107	El Camino Real W.
LAKEWOOD SHELL	1101	Lawrence Expy. N.
LANSER, WENDY	990	Fremont Ave. W.

LARRY HOPKINS HONDA	1048	El Camino Real W.
Las Islitas Taqueria	848	East Evelyn Avenue
Las Palmas Grill - City Kabob	755	Mathilda Avenue South
LAWRENCE 76	295	Lawrence Expressway
Le Boulanger	305	Mathilda Avenue North
Lee's Sandwiches	939	W. El Camino
LEFCO INC	698	Taylor Ave. E.
Leida's Restaurant Bar and Grill	845	Stewart Dr.
Le's Auto Repair	912	Evelyn Avenue West
Lion & Compass	1023	Fair Oaks Avenue N.
Little Caesar's Pizza #5044	1039	Sunnyvale-Saratoga Road
Little Michoacan	305	North Fair Oaks Avenue
LMMS	1111	Lockheed Martin Way
LMMS GES	1111	Lockheed Martin Way
Lockheed Martin Corp.Groundwater Extraction	1235	Elko Dr.
LONGHORN CHARCOAL PIT	102	Fremont Avenue E.
Lookout Inn Restaurant, Inc.	605	Macara Avenue
LUCKY DHABA	1034	El Camino Real E.
Lucky Foods (Save Mart #780)	484	Mathilda Avenue North
MAACO Auto Body	1042	Evelyn Avenue West
Made in Japan/Made in USA	169	Commercial Street
Madhuban Indian Cuisine	544	Lawrence Expressway
MADRAS CAFÉ, INC.	1177	El Camino Real W.
Madura Veg Indian Cuisine	1635	Hollenbeck Avenue
MAGIC WOK	734	Wolfe Road S.
Marchetti's (Rick) Auto Service	1026	Evelyn Avenue West
MARIE CALLENDER'S	751	El Camino Real E.
MARK MORRIS TIRE SERVICE	922	El Camino Real W.
Marty's Donut Shop	350	Maude Avenue West
Mathilda Valero #7669 - Ivy Valero Auto Service	498	Mathilda Avenue North
Maxim	433	Mathilda Avenue N.
Maxim Integrated Products, Inc.	929	Arques
MC DONALD'S	550	Lawrence Expressway
Mc Donald's #6867	615	Mathilda Avenue North
McDonald's	1169	El Camino Real W.
McDONALD'S RESTAURANT	556	El Camino Real E.
Mellow's Nursery	221	Mathilda Avenue North
MERCADO LA TORRE INC	614	Evelyn Ave. E.
Merit Vegetarian	548	Lawrence Expressway
MiaSole	435	Oakmead Parkway
MID Auto Service	1155	Willow Ave.
Midori	1066	El Camino Real E.
Miholovich Concrete Construction Co., Inc.	840	Muender Avenue
Mission City Café	510	Lawrence Exp
Modern Mufflers	1173	El Camino Real E.
MOHAWK LABORATORIES DIV OF NCH CORP	932	Kifer Rd.
MOLECULAR DEVICES, INC.	1311	Orleans Drive
Molecular Medicine Research Institute (MMRI)	552	Del Rey Avenue
Molecular Medicine Research Institute (MMRI)	525	Del Ray Avenue
MURPHY'S LAW	135	Murphy Ave. S.
Namaste Supermarket/ Swathi Tiffins	1202	Apollo Way

NASA Bldg. M-12 DECA Commissary		Moffett Field
NASA Bldg. M-146 CANG Vehicle Wash Rack		Moffett Field
NASA Bldg. M-439		Moffett Field
NASA Bldg. M-455 Golf Cart Storage		Moffett Field
NASA Bldg. M-545 Fuel Laboratory		Moffett Field
NASA Bldg. M-580 Fire Station		Moffett Field
NASA Bldg. M-580 Fire Station		Moffett Field
NASA Bldg. M-585 Wash Rack		Moffett Field
NASA Bldg. M-662 Hangar 4		Moffett Field
NASA Bldg. M-684 CANG Aerospace Ground Equipment		Moffett Field
NASA Bldg. M-934 Tee Minus One Bar and Grill		Moffett Field
NASA Bldg. N-248E Wash Rack		Moffett Field
NASA Moffett Federal Airfield		Moffett Field
Neoconix 1	639	Pastoria Avenue North
Neoconix 2	715	Pastoria Avenue North
New Chef Lee's Chinese Restaurant	1115	Tasman Drive
NEW YORK STYLE SAUSAGE CO	1228	Reamwood Avenue
Nizario's Pizza	725	Sunnyvale-Saratoga Road
NORTHROP GRUMMAN CORPORATION	401	Hendy Ave. E.
NORTHROP-GRUMMAN CORP GTS	401	Hendy Ave. E.
OASIS	952	El Camino Real E.
Ocean Blue Sushi Club	1010	El Camino Real E.
OEPIC Inc. / BridgeLux	1231	Boredeaux Drive
OIL CHANGERS #201	1240	El Camino Real W.
Oil Changers #405	135	Wolfe Road N.
OK Auto Body & Engine Repair	210	Ahwanee Avenue
OLIVER INSTRUMENTS INC	922	California Avenue E.
OLLER BROS AUTO REPAIR	1096	Maude Ave. W.
Onda Corporation	592	East Weddell Drive East
Orange Night Club	1102	Evelyn Avenue West
Oroweat Thrift Store	456	Maude Avenue West
P.F. Chang's China Bistro #6900	390	El Camino Real West
PACIFIC AUTO ELECTRIC	105	Weddell Drive W.
PACIFIC CERAMICS	824	San Aleso Avenue
Pacific Inn of Sunnyvale	170	Sunnyvale Avenue S.
Pad Thai Restaurant	500	Lawrence Expressway
Pak 'N Save Foods #3103	762	Sunnyvale-Saratoga Road
Palace Bar-B-Que Buffet	1092	El Camino Real E.
PALACE CAFÉ	139	Murphy Ave. S.
Palladium Nightclub	767	Mathilda Avenue North
Palm Cafeteria	950	Maude Avenue West
Pan Tao Restaurant	1686	Wolfe Road S.
Panchavati	460	Persian Dr.
Panda Express	790	El Camino Real E.
PAPA MURPHY'S	939	El Camino Real W.
Paredes Autoworks	1062	El Camino Real E.
Parkinsons Institute	1170	Morse Ave.
Parkinson's Institute & Clinical Center	675	Almanor Avenue
Pasta Market	460	El Camino Real E.
Pasta Pomodoro	300	El Camino Real West
PATIO, The	944	El Camino Real E.

Paul & Harvey's	130	Murphy Avenue S.
Pearson Automobile Company	1176	El Camino Real W.
PEBBLE ROPPONGI	160	Francis Ave. S.
Peet's Coffee and Tea #135	144	El Camino Real West
PENINSULA BUILDING MATERIALS CO	1175	Aster Ave.
Pep Boys	170	El Camino Real E.
PEPSI COLA BOTTLING COMPANY	960	Kifer Rd.
Pezzella's Villa Napoli	1025	El Camino Real W.
Pharmacyclics, Inc.	995	Arques Avenue East
Pho Bin Little Saigon	855	Homestead Road E.
PHO BINH	1274	Persian Drrive
Pho Binh Minh Sunrise Noodle House	1129	Lawrence Expressway
Pho Nam	1205	Wildwood Avenue
PHO NAM RESTAURANT	844	El Camino Real W.
PHO QUEEN NOODLE HOUSE	1133	Tasman Drive
PHO QUYEN NOODLE HOUSE	1185	El Camino Real W.
Pho Vy	913	Duane Ave E.
Pho Wagon Restaurant	1627	Hollenbeck Road
Phuong Thao	155	South Murphy Avenue
PINE CONE LUMBER	895	Evelyn Avenue E.
Pivot Medical	762	Palomar Avenue
PIZZA DEPOT	919	Duane Avenue E.
Pizza Hut	1241	El Camino Real W.
Pizza Hut #011668	464	Mathilda Avenue North
Popeyes Chicken and Biscuits	802	w. El Camino
Precision Tune Auto Care	135	Wolfe Road N.
PRINTING WORKS, THE	1111	Elko Dr.
Pro Star Auto and Towing	150	Wolfe Road
Protevo Biotech, LLC	562	E. Weddell Dr.
Qualitek	1225	Elko Dr
QUALITEK INC (DBA WESTAK INC)	1225	Elko Dr.
QUALITY AUTO CENTER	1062	El Camino Real E.
Quality Tune Up Shop (#2)	696	Mathilda Avenue North
Quarter Note Bar and Grill	1214	Apollo Way
Quiet Solutions	1250	Elko Ave.
Quiznos Sub	251	S. Mary Ave.
Rainbow Car Wash and Detail	975	El Camino Real E.
Rajjot	1234	Wolfe Road S.
Rapid Precision Mfg., Inc.	650	Vaqueros Avenue
REACTION TECHNOLOGY, INC.	1225	Bordeaux Drive
Rene Rose	621	Caliente Dr.
RESPONSIBLE METAL FAB INC	1256	Lawrence Station Rd. N.
Resurrection School & Church	1395	Hollenbeck Road
RILEY CHIROPRACTIC	939	El Camino Real W.
rmg enterprises	960	El Camino Real W.
Road Runner Automotive	711	East Evelyn Avenue
Rok Bistro	124	Murphy Ave. S.
Rokko	190	Frances Ave. S.
RON'S TRANSMISSIONS	932	El Camino Real W.
Rooster T. Feathers Comedy Club	157	El Camino Real West
ROUND TABLE PIZZA	860	Old San Francisco Road

ROUND TABLE PIZZA	665	Bernardo Avenue S.
Round Table Pizza #4	1663	Hollenbeck Road
Round Table Pizza #713	415	Mary Avenue North
Roya	1253	El Camino Real W.
Ruby's Taqueria	821	Borregas Avenue
S & S TIRE & AUTO REPAIR	597	Murphy Avenue S.
Safeway	639	Bernardo Avenue S.
Safeway Foods #313	1601	Hollenbeck Road
SAFEWAY INC	733	Wolfe Rd. S.
Saigon Hong Kong Restaurant	1135	Lawrence Expressway
Saizo	592	El Camino Real E.
Sakura Sushi	173	South Murphy Avenue
Santa Clara Cycle	993	El Camino Real E.
Saravanaa Bhavan	1305	S. Mary Ave.
Sarpinos	1287	Mary Avenue S.
Savory and Sweet	149	Hendy Avenue
Sawa Sushi	1042	El Camino Real E.
Scandia Auto Service	848	Evelyn Avenue West
SCOTTY'S CLEANERS	684	Fair Oaks Ave.
Scruffy Murphy's	187	Murphy Avenue S.
Senor Jalepeno	415	Mary Avenue North
Senzala	250	E. Java
Seto Deli	115	Maude Avenue East
Seto Tempura House	511	Borregas Avenue
Shalimar Restaurant	1146	W. El Camino Real
Shanghai Flavor Shop	888	Old San Francisco Road
Shanghai Restaurant	253	Maude Avenue East
Shaw's Sandwiches	470	Mathilda Avenue North
SHELL - westmore	925	Fremont Avenue W.
Shell (Mathilda)	776	Mathilda Avenue North
SHELL / Sunnyvale Car Wash	905	El Camino Real E.
SHELL- Wolfe Auto Service	703	Wolfe Road S.
Shiki Sushi	1082	E. El Camino Real
Shirin Deli & Market	582	Murphy Ave S
Shooter's Bar and Grill	769	Mathilda Avenue North
Siam Taste	172	South Murphy Street
Sierra Proto Express, Inc.	1108	Evelyn Avenue West
SILICON STORAGE TECHNOLOGIES	1171	Sonora Court
SILICON VALLEY AUTO BODY	327	Weddell Drive
Silicon Valley Chiropractic Group	333	El Camino Real West
Silicon Valley Fuels	1697	S. Wolfe Road
Silicon Valley Spine & Disc Center	333	El Camino Real West
Silver Spoon	620	Hollenbeck Road
Siteler Wash	950	High School Way Mtn. View 94041
SMaRT STATION-GREEN TEAM ZANKER	301	Carl Road
Smog It Test Center	1088	Evelyn Avenue West
Smoothie King #644	398	El Camino Real West
Spansion LLC	915	Deguigne Drive
Spansion LLC	915	Deguigne Drive
SpeeDee Oil Change & Tune Up #17-049	695	Homestead Road West
Spice Hut	594	El Camino Real E.

Spinal Kinetics	595	Pastoria Avenue North
Sporty's Bikini Bar	1053	El Camino Real E.
St. Cyprian's Church and School	195	Leota Avenue
St. John's Bar & Grill	510	Lawrence Expressway
ST. JUDE MEDICAL CRMD	701	Evelyn Ave. E.
St. Martin School	597	Central Avenue
Starbucks	201	S. Mary Ave.
Starbucks #2885	460	Mathilda Avenue North
Starbucks Coffee	795	El Camino Real E.
STARBUCKS COFFEE	1291	Mary Avenue S.
Starbucks Coffee #631	1687	Hollenbeck Road
Starbucks Coffee #5981	332	El Camino Real West
Staybridge Suites	900	Hamlin Court
STEVEN'S CLASSIC PHILLY CHEESESTEAK	1121	Tasman Drive
Subway	1044	El Camino Real E
SUBWAY	704	Wolfe Rd. S.
Subway	500	Lawrence Expressway
Subway	956	El Camino Real W.
Subway	264	Java Drive
Subway Sandwiches #5834	415	Mary Avenue North
Sugar, Butter, Flour	669	S. Bernardo Ave.
Summer Winds Nursery	861	El Camino Real E.
Sun Microsystems, Inc. (SME)	324	Mary Avenue North
Sunny Auto Care	1170	Willow Ave.
Sunny Buffet	502	Ross Drive
Sunny V Café	1133	Lawrence Expressway
Sunnyvale 76	1198	El Camino Real W.
Sunnyvale Acura	750	El Camino Real E.
Sunnyvale Art Gallery Café	251	El Camino Real
Sunnyvale Art Gallery Café	251	El Camino Real West
Sunnyvale Auto Body	505	Almanor Avenue
Sunnyvale Auto Spa	1005	El Camino Real W.
Sunnyvale Car Wash (Chevron)	724	Mathilda Avenue North
Sunnyvale Chevrolet	660	El Camino Real West
Sunnyvale Collision Centers	904	Arques Ave. E.
Sunnyvale Dodge	1095	El Camino Real W.
Sunnyvale Elks Lodge	375	Pastoria Avenue North
Sunnyvale Hyundai	710	East El Camino Real
SUNNYVALE LINCOLN MERCURY	1124	El Camino Real W.
Sunnyvale Lumber, Inc.	870	Evelyn Avenue West
Sunnyvale Motorcars	681	El Camino Real E.
Sunnyvale Smog Center	1062	El Camino Real E.
SUNNYVALE TOWING	247	Commercial Street
Sunnyvale Unocal #254315 - Truman Auto Care	499	Mathilda Avenue North
SUNNYVALE VOLKSWAGEN	1025	El Camino Real E.
SUNNYVALE WELDING & FABRICATING	717	Evelyn Ave. E.
SunPower Corporation	430	Indio Way
Sunpreme, Inc.	615	Palomar
Sunrise Senior Living	633	Knickerbocker S.
Super Burrito	1671	Hollenbeck Road
Super Pan Bakery & Meat Market	259	Maude Avenue East

SUPER QUALITY CLEANERS	1049	El Camino Real E.
Susan's Donuts & Snacks	1113	Tasman Drive
Sushi Club	415	Mary Avenue North
Swan Deli Bakery	1296	Kifer Road
SWEET TOMATOES	1210	Kifer Road
Symmorphix, Inc.	1278	Reamwood Avenue
SYMYX TECHNOLOGY	1263	Arques Avenue
Synopsys, Inc.	445	Mary Avenue North
Szechuan Garden Express	1677	Hollenbeck Avenue
T.D. Auto Repair and Service	683	East El Camino Real
Taco Bell	1109	Tasman Drive
TACO BELL	811	Kifer Road
TACO BELL #3208	991	El Camino Real W.
Tacos Jalapa	154	El Camino Real West
TAJ INDIA	889	El Camino Real E.
Tanto Japanese Restaurant	1063	El Camino Real E.
TAO TAO	175	Murphy Avenue S.
Tapioca Express	808	W. El Camino Real
Taqueria El Adobe	590	Old San Francisco Road
Taqueria El Grullo	620	Evelyn Ave. E.
Taqueria Latina	201	Maude Avenue East
Target	211	West Iowa Avenue
TARRAGON	140	Murphy Avenue S.
Taste Buds	673	Grape Ave.
Tasty Sub and Pizza	528	Lawrence Exp.
Tasty Subs & Pizza	528	Lawrence Expressway
Taverna Bistro	133	Murphy Avenue S.
TELEDYNE COUGAR ELECTRONICS	290	Santa Ana Ct.
THAI BASIL #1	101	Murphy Avenue. S.
Thai Pepper	103	Fremont Ave. E.
THAI SPOONS	909	El Camino Real W.
Thanh's Restaurant	1294	Kifer Road
The Bay Fish & Chips	826	El Camino Real W.
THE FRENCH QUARTER	193	Murphy Avenue S.
The Old Siam	1111	W. El Camino
Thermo Fisher Scientific	612	Mary Avenue North
TIA JUANA MEXICAN RESTAURANT	901	Duane Avenue E.
TJ Automotive	135	Wolfe Road N.
Tobie Tyler Restaurant and Bar	1217	Wildwood Avenue
Tofu House & Chocolate Sushi	595	El Camino Real E.
TOGOS	1253	El Camino Real W.
TOGO'S	561	El Camino Real E.
Togo's	540	Lawrence Expressway
Togo's Eatery	1220	Crossman Avenue
Togo's Eatery #334704	1683	Hollenbeck Road
Tom's Auto Repair	1004	W. El Camino
Tom's Auto Repair	1004	W. El camino
TONY & BROS	281	Fair Oaks Avenue N.
Toyota Certified	1124	W. El Camino
TOYOTA SUNNYVALE	898	El Camino Real W.
Tres Potrillos Taqueria	670	Fair Oaks Avenue N.

Trinity Church	477	Mathilda Avenue North
Trinity Church	477	Mathilda Avenue North
TRU-SI TECHNOLOGIES	657	Pastoria Avenue N.
TURMERIC INDIAN CUISINE	141	Murphy Ave. S.
TW Manufacturing LLC	1225	Bordeaux Drive
UDUPI PALACE	976	El Camino Real E.
UHAUL	939	El Camino Real E.
UNAMAS	548	Lawrence Expressway
Unilever Bestfoods N.A.	1484	Kifer Rd.
Union 76 (Sunnyvale-Saratoga Road)	1296	Sunnyvale-Saratoga Road
United Rentals #547	940	Evelyn Avenue West
Valero	698	Fair Oaks Avenue N.
Valero	750	S Bernardo
Valero/Lakewood Smog and Auto Repair	1037	Lakehaven Drive
VANDER-BEND MANUFACTURING	123	Uranium Rd.
Vargas Elementary School	1054	Carson Drive`
Vargas Upholstery	675	El Camino Real E.
Vega Auto Repair	848	Evelyn Avenue West
Vito's Pizzaria	1155	Reed Avenue
W.L. GORE AND ASSOCIATES, INC.	1327	Orleans Dr.
Walgreens	780	El Camino Real
WALGREENS STORE #3380	1306	Mary Ave. S.
Wendy's	1313	Wolfe Road S.
Wendy's Old Fashioned Hamburgers #528	485	Mathilda Avenue North
West Coast Auto Body	836	Evelyn Avenue West
WESTAK	1272	Forgewood Dr.
WINDSOR FISH & CHIPS	876	Old San Francisco Road
Wing Stop #451	1661	Hollenbeck Avenue
Wok's On Express	156	El Camino Real West
WOLF CAMERA AND VIDEO #951	806	El Camino Real W.
Wolfe Engineering	1450	Kifer Road
World Oil #50	117	Maude Avenue West
X Smog, Inc.	771	Mathilda Avenue North
Xoft, Inc.	345	Potrero Avenue
Yahoo!, Inc.	781	First Avenue
Yume - Ya Japanese Restaurant	150	El Camino Real West
Zinola Manufacturing	1190	Evelyn Avenue West
Zuccato's Auto Care	1026	Evelyn Avenue West
Alphagraphics	1294	Anvilwood Avenue
PINE PRESS	1366	Mary Ave. S.
Hybrid Commercial Printing	1010	W. El Camino Real
BEST COPY PRINTING	1260	Persian Dr.
Power Print	1010	Morse Ave.
SIR SPEEDY	1185	Tasman Dr.

Section 5
Provision C.5 – Illicit Discharge Detection and Elimination

Appendix 5-1: C.5.c.iii
Complaint and Spill Response Phone Number and Spill Contact List

Contact Telephone Numbers for IDDE Program

City of Sunnyvale:

EMERGENCY	911 or (408) 736-6244
Public Works – Environmental Division Pretreatment Program Inspectors (M-F, 7 AM – 4PM)	 (408) 730-7270 or (408) 730-7260 Fax (408) 747-1139
Public Safety Dispatch (Non-Emergency) (24-hour number)	(408) 730-7181
Public Works – Sewers and Storm Drain Collection System (24-hour number)	(408) 730-7510
Public Works Supervisor (cell phone) Superintendent of Field Services (cell)	(408) 334-4965 (408) 612-5645
Community Development (Building Safety Inspectors) (M- F, 8 AM – 5 PM)	(408) 730-7444

Other Important Numbers:

Office of Emergency Services (State) OES State Warning Center will notify EPA, Fish and Game	1-800-852-7550 or alternate (916) 427-4341
Regional Water Quality Control Board (Spill Hotline number) Courtesy Call: Sue Ma	(510) 622-2369 (510) 622-2386
Coast Guard (24 hour)	(415) 399-3530
Santa Clara County HHW Program & Department of Env. Heath	(408) 918-3400
Santa Clara Valley Water District Maintenance Division – reporting or assistance requests	(408) 265-2607 x2378
City of Santa Clara – Sewer/Water Emergency	(408) 615-5640 or 615-2062

Section 7
Provision C.7 – Public Information and Outreach

Appendix 7-1: C.7.b.ii.1 - Advertising Campaign Table

C.7.b.ii.1► Advertising Campaign

Run Date(s)	Outreach Media Used	Message	Creative Developed
Jul-Aug 2009	Utility Bill Insert	IPM	Inserts placed into utility bill. Utility bills are sent to approximately 30,000 account customers for each two-month mailing. Advertisement was titled: "Pests Bugging You" and focused on solutions for less toxic pest control. Received phone calls from 10 residents requesting additional information.
Sept-Oct 2009	Utility Bill Insert	Mercury	Advertisement was titled: "Keep Mercury Out of the Environment" and focused on proper disposal methods.
September 9, 2009	Sunnyvale Sun	Litter	Advertisement publicizing and inviting individuals to participate in the California Coastal Cleanup event.
September 30, 2009	Sunnyvale Sun	Mercury	Advertisement publicizing our upcoming Mercury Thermometer Exchange event.
Mar-Apr 2010	Utility Bill Insert	Storm drain pollution prevention	Advertisement was titled: "Healthy Habits for Clean Water" and focused on ways to reduce storm drain pollution.
April 9, 2010	Sunnyvale Sun	Litter	Advertisement and piece publicizing and inviting individuals to participate in the Great American Litter Pick Up event
April 15, 2010 - mid June 2010	VTA Buses	Litter - storm drain pollution prevention	Water pollution prevention advertising for ads that were placed on the side of a minimum of 50 VTA buses that have routes that are in Sunnyvale. The advertisement focused on the importance of keeping litter out of storm drains and was titled: *"If it flows down the street … it ends up in the creek".*
April 16, 2010	Sunnyvale Sun	Mercury	Advertisement publicizing our upcoming Mercury Thermometer Exchange event.
Apr-May 2010	On-screen viewing at Mercado 20 and Cupertino 16 Theaters	IPM - Pests Bugging You?	Water pollution prevention advertising for on-screen viewing at the Mercado 20 and Cupertino 16 Theaters. The advertisement focused on IPM and pesticides.

Run Date(s)	Outreach Media Used	Message	Creative Developed
May-June 2010	Utility Bill Insert	ICID	Advertisement was titled: "Keeping Our Creeks and the Bay Clean" and focused on possible ICID incidents and how to report.
June 4, 2010	Sunnyvale Sun	IPM - Got Bugs?	Advertisement titled "Pests Bugging You" that focused on how to find solutions for less toxic pest control as well as gardeners that are trained in sustainable landscaping practices.

Section 7
Provision C.7 – Public Information and Outreach

Appendix 7-2: C.7.c - Media Relations Table

C.7.c ► Media Relations

Medium (TV, radio, print, online)	Date of Publication / Broadcast	Topic / Content of Pitch
COMMUNITY OUTREACH		
Quarterly Report		
Print: Sunnyvale Quarterly Report The Quarterly Report is mailed to approx. 60,000 residents and businesses in Sunnyvale each every three months. In addition, 2000 copies of the report are distributed to reception and outreach areas around Sunnyvale.	Summer 2009	(Litter) Great American Litter Pick-Up Wrap Up: Article on outcome of event
	Summer 2009	(IPM) Join Us at the Farmers Market: Article on meeting WPCP staff at the Farmers market to receive informationrmation on sustainable landscaping practices and IPM techniques.
	Summer 2009	(Stormwater pollution prevention - copper) Proper Maintenance & Draining of Pools, Spas, Fountains & Ponds: Article on how to properly drain the fore-mentioned items.
	Fall 2009	(Water conservation) Are You Flushing Money Down the Drain: Article on rebates available to Sunnyvale residents. .
	Fall 2009	(Mercury disposal) Mercury Fever Thermometer Exchange - Article on upcoming event and how to participate in the exchange.
	Fall 2009	(Water conservation) Sunnyvale to Host Landscaping Series - Article on upcoming series of workshops that promoted sustainable landscaping practices and how to attend.
	Fall 2009	(Litter) Plastic Bags Are a Problem: How Can You Help? - Article on plastic bags and litter and what residents can do to assist.
	Winter 2010	(Water pollution prevention and recycling) Community Kids Camp Teaches Kids to Care for Their Community: Article on kids camp, what is taught and how to attend upcoming sessions.
	Winter 2010	(Litter) Sunnyvale Volunteers Help Clear Trash from Coastline: Wrap up article on outcome of California Coastal Cleanup Day event in Sunnyvale
	Winter 2010	(Mercury disposal) Safe Disposal of Fluorescent Bulbs, Household Batteries and Other Mercury-Containing Items: Article on proper disposal on mercury-containing products
	Spring 2010	(Stormwater pollution prevention - copper) Clean Car, Cleaner Bay: Article on how to prevent storm drain pollution by washing your car at a car wash and the proper way to do it at home. Also included informationrmation on how to get Watershed watch card for discount car washes.
	Spring 2010	(Litter) Help Keep Sunnyvale Clean and Beautiful - Spring Cleaning: Article on upcoming clean up events and how to participate.

Medium (TV, radio, print, online)	Date of Publication / Broadcast	Topic / Content of Pitch
Quarterly Report (cont)		
Print: Sunnyvale Quarterly Report The Quarterly Report is mailed to approx. 60,000 residents and businesses in Sunnyvale each every three months. In addition, 2000 copies of the report are distributed to reception and outreach areas around Sunnyvale.	Spring 2010	(Water conservation) Keep Conserving Water: Article on encouraging individuals to continue conserving water
	Spring 2010	(Mercury disposal) Sunnyvale Celebrates 40 Years of Earth Day: Article on upcoming Earth Day event including Mercury Thermometer Exchange and other activities
	Spring 2010	(Stormwater pollution prevention and water conservation) Sustainable Sunnyvale Newsletter - Subscribe Now!: Article introducing new newsletter and how to sign up. Newsletter features various topics, including waste reduction, pollution prevention and water conservation.
Sustainable Sunnyvale		
Electronic Newsletter: Sustainable Sunnyvale The Sustainable Sunnyvale is an e-mail subscription newsletter that was introduced in 2010. The newsletter covers a variety of sustainable topics.	Mar-10	(Litter) Spring Cleaning For Our Waterways: Article on upcoming litter clean up events.
	Mar-10	(Water conservation) Landscaping and New Legislation: Article on new legislation and invitation to attend water-efficient landscaping classes
	Mar-10	(Stormwater pollution prevention) Wonderful Water, How to Protect It and Let's Recycle: Article on upcoming youth program and how to attend.
	May-10	(Water conservation) Water Efficient Landscaping Regulations: Article on Sunnyvale's new regulations.
	May-10	(Water conservation) Reduce the Use of Water in Your Yard: Article on upcoming series of courses to help residents and businesses conserve water and how to attend
	May-10	(IPM) Sustainable Landscape Maintenance: Article on how to do it yourself or find professionals trained in these practices.
Sunnyvale ReNews		
Print: Sunnyvale ReNews This newsletter is mailed quarterly to approximately 29,000 single family residents and 24,000 residents living in multi-family units. Copies are also available in key locations throughout the city.	Summer 2009	(Mercury disposal) Recycling Program for Kids: Article on upcoming youth program at Library.
	Summer 2009	(Mercury Disposal) How to Dispose of Household Hazardous Waste: Article on how to dispose of household hazardous waste, including mercury and other items.
	Summer 2009	(IPM and water conservation) Compost Workshops: Article on upcoming workshops and how to attend.
	Fall 2009	(IPM and water conservation) Compost Workshops: Article on upcoming workshops and how to attend.
	Fall 2009	(Litter) Coastal Cleanup Day: Article on upcoming event and how to participate

Medium (TV, radio, print, online)	Date of Publication / Broadcast	Topic / Content of Pitch
Sunnyvale ReNews (cont)		
Print: Sunnyvale ReNews This newsletter is mailed quarterly to approximately 29,000 single family residents and 24,000 residents living in multi-family units. Copies are also available in key locations throughout the city.	Fall 2009	(IPM and stormwater pollution prevention) What to Do With Extra Yard trimmings: Article on proper disposal .
	Fall 2009	(IPM and stormwater pollution prevention) How to Keep Our Storm Drains and Waterways Clean: Article on proper disposal of yard waste and pesticides
	Winter 2009	(Mercury disposal and stormwater pollution prevention) Recycling at the SMaRT Station: Article on what can be taken to the SMaRT Station - mentions fluorescent tubes and bulbs, batteries and automotive products
	Spring 2010	(IPM and water conservation) Compost Workshops: Article on upcoming workshops and how to attend.
	Spring 2010	(Mercury disposal) Earth Day Activities - mentions MedDrop and Mercury Thermometer Exchange
	Spring 2010	(Mercury disposal and stormwater pollution prevention) Recycling at the SMaRT Station: Article on what can be taken to the SMaRT Station - mentions fluorescent tubes and bulbs, batteries and automotive products
Sunnyvale Community eNews		
E-Mail: Sunnyvale Community eNews E-mail These emails were sent to approximately 220 community members.	Aug - Sep 2009	(Litter) Coastal Cleanup Day: information on upcoming event and how to participate
	Sep - Oct 2009	(Mercury disposal) Mercury Fever Thermometer Exchange - information on upcoming event and how to partake in the exchange.
	Apr-10	(Litter) Great American Litter Pick-Up Wrap Up: information on upcoming event and how to participate
	Apr - May 2010	(Litter) National River Cleanup Day: information on upcoming event and how to participate
Flyers / Posters		
Print: Flyers / Posters Placed at various key locations throughout the city promoting upcoming events event. **Any person living, working, going to school in Sunnyvale who used the library, community center, senior center or city hall could view the posters.	Aug - Sep 2009	(Litter) Coastal Cleanup Day: information on upcoming event and how to participate
	Sep-09	(Mercury disposal) P2 Week: information on upcoming week
	Sep - Oct 2009	(Mercury disposal) Thermometer Exchange / MedDrop: information on upcoming event and how to participate
	Mar - Apr 2010	(Mercury disposal) Earth Day Generations: information on upcoming youth presentation to be held at Library
	Mar - Apr 2010	(Litter) Great American Litter Pick Up: information on upcoming event and how to participate

Medium (TV, radio, print, online)	Date of Publication / Broadcast	Topic / Content of Pitch
Flyers / Posters (cont)		
Print: Flyers / Posters Placed at various key locations throughout the city promoting upcoming events event. **Any person living, working, going to school in Sunnyvale who used the library, community center, senior center or city hall could view the posters.	Apr-10	(Mercury disposal) Earth Day Flyer: Mentions MedDrop and Mercury Thermometer Exchange
	Apr-10	(Mercury disposal) Mercury Thermometer Exchange: information on upcoming event and how to participate
	Apr - May 2010	(Litter) National River Cleanup Day: information on upcoming event and how to participate
Senior Center Kiosk		
Sunnyvale Senior Center Kiosk Items are replenished as needed	Jun 2010 - present	(IPM and stormwater pollution prevention) Various IPM, Water Conservation and Pollution Prevention flyers and brochures are made available to the public.
Community Cable TV - KSUN		
Community Cable TV: KSUN Messages are developed and advertised on KSUN reaches approximately 20,000 Sunnyvale residents with cable TV.	Aug - Sep 2009	(Litter) Coastal Cleanup Day: information on upcoming event and how to participate
	September 20-26, 2009	(Stormwater pollution prevention) P2 Week: Pollution Prevention Tip #1: Focused on keeping auto fluids out of streets.
	September 20-26, 2009	(Mercury disposal) P2 Week: Pollution Prevention Tip #2: Focused on proper disposal of mercury-containing products.
	September 20-26, 2009	(Mercury disposal) P2 Week: Pollution Prevention Tip #3: Focused on IPM
	Sep - Oct 2009	(Mercury disposal) Mercury Thermometer Exchange: information on upcoming event.
Yahoo! Groups		
Online: Yahoo! Groups Posting Sunnyvale Cool City is group of Sunnyvale, California, residents and friends organized to act to reduce the emissions of greenhouse gases in their community.	Sep-09	(Litter) California Coastal Cleanup Event: informationrmation on event and how to participate
	Oct-09	(Mercury disposal) Mercury Thermometer Exchange: information on upcoming event.
	Mar - Apr 2010	(Mercury disposal) Mercury Thermometer Exchange: information on upcoming event.
	Mar - Apr 2010	(Litter) Great American Litter Pick Up: informationrmation on upcoming event and how to participate
	Apr - May 2010	(Litter) National River Cleanup Day: informationrmationrmation on upcoming event and how to participate
Yahoo! Upcoming Events		
Online: Yahoo! Upcoming Events Calendar http://upcoming.yahoo.com/	Aug - Sept 2009	(Litter) California Coastal Cleanup Event: informationrmation on event and how to participate

Medium (TV, radio, print, online)	Date of Publication / Broadcast	Topic / Content of Pitch
Yahoo! Upcoming Events (cont)		
Online: Yahoo! Upcoming Events Calendar http://upcoming.yahoo.com/	August-October 2009	(Mercury disposal) Mercury Thermometer Exchange: informationrmation on upcoming event.
	March - April 2010	(Mercury disposal) Mercury Thermometer Exchange: informationrmation on upcoming event.
	March - April 2010	(Litter) Great American Litter Pick Up: informationrmation on upcoming event and how to participate
	April - May 2010	Litter) National River Cleanup Day: informationrmation on upcoming event and how to participate
Mercury News Upcoming Events		
Online: San Jose Mercury News Upcoming Events Calendar http://events.mercurynews.com/	Aug - Sep 2009	(Litter) California Coastal Cleanup Event: informationrmation on event and how to participate
	Aug - Oct 2009	(Mercury disposal) Mercury Thermometer Exchange: information on upcoming event.
	Mar - Apr 2010	(Mercury disposal) Mercury Thermometer Exchange: informationrmation on upcoming event.
	Mar - Apr 2010	(Litter) Great American Litter Pick Up: informationrmation on upcoming event and how to participate
	Apr - May 2010	(Litter) National River Cleanup Day: informationrmation on upcoming event and how to participate
Press Release		
City of Sunnyvale Press Release All press releases are listed on the City's web site and may be picked up and run by other media agencies as well.	September 29, 2010	(Mercury disposal) Mercury Thermometer Exchange: informationrmation on upcoming event.
	April 14, 2010	(Mercury disposal) Celebrating Earth Day's 40th Anniversary: Includes information on MedDrop and Mercury Thermometer Exchange
Twitter		
Online / Mobile: City of Sunnyvale Twitter Account	Posted March 23, 2010	(Litter) Great American Litter Pick Up: informationrmation on upcoming event and how to participate
	Posted May 10, 2010	(Litter) National River Cleanup Day: informationrmation on upcoming event and how to participate
Facebook		
Online / Mobile: Treatbot (an Earth Day participant) Facebook Page	Posted on April 8, 2010	(Mercury disposal) Earth Day Event / Mercury Thermometer Exchange
Online / Mobile: On Sunnyvale Connects Facebook Page	Posted on May 14, 2010	(Litter) National River Cleanup Day in Sunnyvale: informationrmation on upcoming event and how to participate

Medium (TV, radio, print, online)	Date of Publication / Broadcast	Topic / Content of Pitch
Web Pages		
Online: City of Sunnyvale Web Pages	Updated periodically	(Stormwater pollution prevention and proper waste disposal options) Various pollution prevention messaging on three different web sites in the City as well as on green.insunnyvale.com. * The Solid Waste and Recycling website provides HHW informationrmation regarding proper disposal of pesticides, fertilizers, and mercury containing products. * The Water Pollution Control Plant Pretreatment section includes specific business related BMPs for painting, concrete, facility, equipment, cleaning, and vehicle maintenance. * The Water Pollution Control Plant site also includes extensive water pollution prevention informationrmation and upcoming event informationrmation.
BUSINESS OUTREACH		
Business eNews		
E-Mail: Business E-mail Blast This e-mail blast goes out to businesses in Sunnyvale that have opted to receive messages from the Recycling division.	August 25, 2009	(IPM and water conservation) Green Gardener Program: informationrmation on program and upcoming classes
EMPLOYEE OUTREACH		
Harbinger		
Online: The Harbinger Newsletter A newsletter for employees of the city of Sunnyvale that reaches approximately 900 municipal employees.	Jul - Aug 2009	(Stormwater pollution prevention - copper) Car Wash Kits Help the Public Keep our Water Clean: Contact informationrmation for staff receiving calls on car washing fundraising events and how kits help prevent storm drain pollution.
	Jul - Aug 2009	(IPM) Dealing With Pests the Sunnyvale Way: Article on Sunnyvale's IPM Policy
	Sep - Oct 2009	(Litter) Coastal Cleanup Day Nets More than 750 lbs of trash …: Wrap up article on event
	Mar - Apr 2010	(Mercury disposal) Sunnyvale Celebrates 40 Years of earth Day: informationrmation on upcoming event - includes MedDrop and mercury Thermometer Exchange
	Mar - Apr 2010	Help Keep Sunnyvale Clean and Beautiful - Spring Cleaning: Article on upcoming clean up events and how to participate.
	Mar - Apr 2010	Stormwater pollution prevention and water conservation) Sustainable Sunnyvale Newsletter launched: Article introducing new newsletter and how to sign up. Newsletter features array of topics from waste reduction to water issues, etc …

Medium (TV, radio, print, online)	Date of Publication / Broadcast	Topic / Content of Pitch
Poop Scoop		
Print: The Poop Scoop A newsletter for employees at the Water Pollution Control Plant that reaches approximately 65 employees.	Oct - Dec 2009	(Stormwater pollution prevention) Hi Ho, Hi Ho, It's Off to School We Go … Article on Environmental Outreach school program and pollution prevention messages
	Feb - Mar 2010	(Litter) Great American Litter Pick Up: informationrmation on upcoming event and how to participate
Flyers / Posters		
Print: Flyers / Posters Placed in various staff break rooms (City Hall, DPS, Corp Yard, Senior Center, NOVA, WPCP, etc …)	Aug - Sep 2009	(Litter) Coastal Cleanup Day: informationrmation on upcoming event and how to participate
	Sep - Oct 2009	(Mercury disposal) Thermometer Exchange / MedDrop: informationrmation on upcoming event and how to participate
	Jan - Jun 2010	(Water conservation) Water Conservation posters from SCVWD
Sunnyvale Staff E-Mail		
E-Mail : Sent to all City of Sunnyvale employees	September 21, 2009	(IPM, mercury disposal, water conservation) In Celebration of Pollution Prevention Week: informationrmation on what can be done at home and at work to prevent pollution. Covered various pollution prevention methods.
	March 11, 2010	(Mercury disposal) Proper Disposal of Mercury-Containing Products: information on proper disposal and why.
	April 22, 2010	(Mercury disposal) Today is Earth Day: information on upcoming event (including MedDrop and Mercury Thermometer Exchange)
Sunnyvale Staff E-Mail (cont)		
E-Mail : Sent to all City of Sunnyvale employees	June 1, 2010	(Stormwater pollution prevention - copper) A Clean Car and a Cleaner Bay: How to protect storm drain pollution by washing your car at a car wash and proper way if need to do it at home. Also included information on how to get Watershed Watch card for discount car washes.
REGIONAL OUTREACH		
Print: Brochure: used at various outreach venues	Dec 2009 - present	(Stormwater pollution prevention - copper and other pollutants) Car Wash Brochure Developed: How to protect storm drain pollution by washing your car at a car wash and proper way if need to do it at home. Includes information on car wash discounts.

Section 7
Provision C.7 – Public Information and Outreach

Appendix 7-3: C.7.e - Public Outreach Events Table

C.7.e ► Public Outreach Events

Event Details	Description (messages, audience)	Evaluation of Effectiveness
COMMUNITY OUTREACH		
Community Presentation at Fox Hollow Mobile Home Park July 8, 2009	Joint effort with Recycling and other city staff for a community presentation. Environmental outreach staff focused on IPM and Water Conservation. Was attended by adult residents.	Good outlet to meet with residents in their community and to focus on their needs and answer questions. Approximately 14 individuals attended.
Community Presentation at Willow Ranch Mobile Home Park August 11, 2009	Joint effort with Recycling and other city staff for a community presentation. Environmental outreach staff focused on IPM, litter and an overview of our program. Was attended by adult residents.	Good outlet to meet with residents in their community and to focus on their needs and answer questions. Approximately 36 individuals attended.
Human Relations & Cultural Diversity Advisory Committee Mtg. Sunnyvale City Hall Conf. Room September 16, 2009	Environmental Outreach staff spoke to committee members about our program and what services we could provide to them and their groups. Took various handouts on pollution prevention and invited individuals to upcoming cleanup event. Audience was all adults.	Great opportunity to reach a multicultural group. There were 12 individuals in attendance.
Sunnyvale 2009 State of the City Heritage Park Museum September 26, 2009	The event featured activities and exhibits providing community information for residents. The Outreach booth featured water pollution prevention information. Literature distributed included IPM information, less-toxic options for pest control, and proper disposal information on pesticides, pharmaceuticals and mercury. Audience consisted of youth and adults.	Good opportunity for outreach to community. Approximately 100 individuals stopped by the booth to ask questions and/or receive information.

Event Details	Description (messages, audience)	Evaluation of Effectiveness
COMMUNITY OUTREACH (cont)		
Mercury Thermometer Exchange / MedDrop Sunnyvale Senior Center October 14, 2009	First year to host joint thermometer exchange and pharmaceutical drop off event. Along with the exchange/drops off, staff provided information on other proper disposal options. Audience was all adults.	During this event, 119 mercury- containing thermometers were collected for proper disposal and a 55 gallon drum was filled with medications for proper disposal.
Muslim Green Fair Muslim Community Association October 18, 2009	This event consisted of a variety of “green” exhibits and exhibitors. Sunnyvale supported Program efforts by helping to staff the exhibit at this event. The goal of the outreach was to inform the public through interaction and providing literature and “fly swatter” give-aways to promote IPM practices. Also, at this event individuals played the bean bag game. The player decides how to properly dispose of an item (pollution) printed on the bean bag by "disposing" of it into the correct receptacle. The activity helps individuals learn about proper disposal of hazardous products. Audience consisted of youth and adults.	Approximately 40 children/parents stopped by the booth for literature, information and/or to play the bean bag game during the time that Sunnyvale staff manned the booth. See Regional section for complete details.
Sunnyvale Neighborhood Association Quarterly Meeting Sunnyvale Senior Center November 11, 2009	Environmental Outreach staff spoke to association leaders about our program and what services we could provide to them and their groups. Took various handouts on pollution prevention (Mercury, IPM, Pharmaceutical disposal, etc..). Audience was all adult.	Great opportunity to share with leaders in the community on arising issues and how we can assist their neighborhoods. There were 19 individuals in attendance.

Event Details	Description (messages, audience)	Evaluation of Effectiveness
COMMUNITY OUTREACH (cont)		
Santa Clara County Creeks & Watershed Conference Quinlan Community Center November 14, 2009	This event was held by the Santa Clara County Creeks & Watershed Council and consisted of various booths and exhibits on related to county creeks, watershed issues and/or concerns and local government. We used the exhibit that showed that focused on various pollution prevention messages (auto fluid, litter, storm drain pollution prevention & IPM) and handed out information on pollution prevention. Audience was all adults.	This event offered a venue for Outreach to focus on how indoor/outdoor daily activities impact the health of our watershed. During this event, we spoke to approximately 28 individuals.
Senior Church Group Milpitas, CA January 27, 2010	Since group was unable to physically walk for a tour, Environmental Outreach staff went in and did a virtual tour of the WPCP and had a discussion on various pollution prevention topics. Took various pollution prevention handouts (IPM, mercury disposal, HHW, etc …) to share as well. Audience was all adults.	Great opportunity to discuss items of concern to those in attendance and to have an open discussion. There were 20 members present for the tour and the discussion.

Event Details	Description (messages, audience)	Evaluation of Effectiveness
COMMUNITY OUTREACH (cont)		
Leadership Sunnyvale Sunnyvale SMaRT Station / WPCP April 15, 2010	Leadership Sunnyvale is a community education program that provides it members with training on the fundamentals of leadership and classes in community awareness. The intention is to broaden participant awareness of complex community issues, strengthen leadership skills, and increase effectiveness in the community. During this annual event Public Works hosts an Environmental Awareness Day. Environmental staff topics included: wastewater treatment overview, a tour of the WPCP, and discussion on public outreach and education efforts regarding water pollution and its prevention.	This event presents a key opportunity to provide awareness to potential community leaders about watershed issues. For this reporting year, 22 individuals participated in the event.
Virtual Tour / Pollution Prevention Sunnyvale Senior Center April 21, 2010	First time to present this topic at the Senior Center. Environmental Outreach staff went in and did a virtual tour of the WPCP and had a discussion on various pollution prevention topics. Took various pollution prevention handouts (IPM, mercury and pharmaceutical disposal, etc …) to share as well.	Great opportunity to discuss items of concern to those attending and to have an open discussion. There were 8 people in attendance. Turn out could have been low due to inclement weather.
Spring Landscaping Event Sunnyvale Home Depot April 23, 2010	First time event. This event consisted of various booths related to landscaping and gardening. Environmental staff took an IPM display board and various IPM and water conservation materials. Audience was all adults.	While attendance was low, the event did allow staff to have good one-on-one communications to directly addresses residents questions. During the event, 28 people stopped by our booth for material and/or discussion.

Event Details	Description (messages, audience)	Evaluation of Effectiveness
COMMUNITY OUTREACH (cont)		
Mercury Thermometer Exchange / MedDrop Sunnyvale's Earth Day event April 24, 2010	Sunnyvale staff hosted a thermometer exchange and medicine disposal at the Earth Day event. Along with the exchange/drops off, staff provided information on other proper disposal options, as well . Audience at event consisted of youth and adults, however we spoke only to adults at our table.	During this event, 31 mercury- containing thermometers and 73.75 pounds of medicine were collected for proper disposal. Staff also spoke to an additional 18 people in regards to pollution prevention actions.
Sunnyvale Health & Safety Fair Columbia Neighborhood Center May 22, 2010	Although the main emphasis is on fun, the city teams up once a year with local organizations to inform and educate area residents about health, safety, and community services. The event provides opportunities for residents to educate and inform themselves about issues affecting their daily lives. The outreach exhibit highlighted the difference between sanitary sewers and storm drains. Literature about water pollution prevention was distributed and the bean bag game was available to play. This event was attended by all ages.	This was a well-attended and busy event. Approximately 239 individuals (adults, students and children) visited the exhibit for information, literature and/or to play the bean bag game.

Event Details	Description (messages, audience)	Evaluation of Effectiveness
COMMUNITY OUTREACH (cont)		
Festival in the Park Hellyer County Park June 26, 2010	The event provides opportunities for residents to educate and inform themselves about issues affecting their daily lives. Sunnyvale supported Program efforts by helping to staff the exhibit at this event. The goal of the outreach was to inform the public through interaction and providing literature and “fly swatter” give-aways to promote IPM practices. Also, at this event individuals played the bean bag game. The player decides how to properly dispose of an item (pollution) printed on the bean bag by "disposing" of it into the correct receptacle. The activity helps individuals learn about proper disposal of hazardous products. Audience consisted of youth and adults.	Approximately 60 children/parents stopped by the booth for literature, information and/or to play the bean bag game during the time that Sunnyvale staff manned the booth. See Regional section for complete details.
Compost Workshops Sunnyvale Community Center Workshops are held once per month, 10 times during the year	Registrants learn that at-home composting turns organic material into valuable product for gardens and landscaping. Applying compost to gardens and landscaping reduces the need to apply fertilizer resulting in healthier plants, thus reducing the need for pesticide applications.	Attendance was sporadic, depending on the season. Generally, anywhere between 12 and 40 individuals attended each new workshop session.

Event Details	Description (messages, audience)	Evaluation of Effectiveness
COMMUNITY OUTREACH (cont)		
Sunnyvale Farmers Market In FY 09/10 attended 9 times	The Sunnyvale Farmers Market is held every Saturday all year round. The Environmental Outreach exhibit promotes pesticide reduction through IPM practices during the Spring and Summer months, and highlights the difference between sanitary sewers and storm drains and pollution prevention during the Fall and Winter. Literature and fact sheets on less-toxic pest control are distributed. Other water pollution prevention literature is available, including the HHW mercury brochure and surplus utility bill inserts that target water pollution concerns.	The market draws 2-3000 people each Saturday and provides an effective way to interface with shoppers in a venue that promotes healthy food and pesticide free gardening. For this reporting year, we spoke to approximately 284 individuals.
Plant Tours	Plant Tours are conducted year round. Treatment stages and processes are discussed, and attendees learn the function and importance of the wastewater treatment plant and its role of preventing water pollution from wastewater discharge. Both stormwater and wastewater pollution issues are discussed.	The Plant conducted 19 adult tours (including college students) in FY 09-10, reaching 425 individuals. This was an increase of over 350%. Discussions about water pollution and issues impacting the watershed and the environment help tour attendees gain a better understanding of the problem. At the completion of the tour, attendees are given educational materials that promote environmentally responsible behaviors. See below under employee outreach and Section C.7.h for additional outreach information. By the end of the tour, all participants know the difference between sanitary sewers and storm sewers.

Event Details	Description (messages, audience)	Evaluation of Effectiveness
BUSINESS OUTREACH		
Health and Safety Fair QuickLogic Corporation, Sunnyvale August 5, 2009	Exhibitor booths offered free information to company employees that focused on helping them live a safer and healthier lifestyle. Our exhibit focused on the difference between sanitary sewer and storm drains. We also provided general water pollution prevention literature about mercury, pesticides/IPM, car wash, automotive fluids, etc.	Event participants were enthusiastic. We had approximately 47 employees stop by the booth for information.
Sunnyvale Sunrise Rotary Club Sunken Gardens August 19, 2009	Outreach staff was invited to speak at the Rotary Club's morning meeting. Discussion was on our pilot storm drain retrofit, upcoming events and the program as a whole. In addition to the presentation, we provided various pollution prevention literature.	Event was attended by 10 individuals who were very interested in the information and programs available.
Health and Safety Fair Alpha & Omega Semiconductor, Sunnyvale August 20, 2009	Exhibitor booths offered free information to company employees that focused on helping them live a safer and healthier lifestyle. Our exhibit focused on the difference between sanitary sewer and storm drains. We also provided general water pollution prevention literature about mercury, pesticides/IPM, car wash, automotive fluids, etc...	This is a new venue Outreach was invited to attend. We had approximately 46 employees stop by the booth for information.

Event Details	Description (messages, audience)	Evaluation of Effectiveness
BUSINESS OUTREACH (cont)		
Appreciation Fair Country Inn and Suites, Sunnyvale September 16, 2009	Exhibitor booths offered free information to vendors, business accounts and guests that focused on helping them live a safer and healthier lifestyle. Our exhibit focused on the difference between sanitary sewer and storm drains. We also provided general water pollution prevention literature about mercury, pesticides/IPM, car wash, automotive fluids, etc...	This is a new venue Outreach was invited to attend. We had approximately 28 individuals stop by the booth for information.
Environmental Fair Lockheed Corporation, Sunnyvale September 23, 2009	Exhibitor booths offered free information to company employees that focused on helping them live a safer and healthier lifestyle. Our exhibit focused on various P2 messages since it was P2 week. We also provided general water pollution prevention literature about mercury, pesticides/IPM, car wash, automotive fluids, etc...	This was a well-attended and busy event. We had approximately 258 employees stop by the booth for information.
Health / Go Green Fair Applied Micro Circuits, Sunnyvale November 6, 2009	Exhibitor booths offered free information to company employees that focused on helping them live a safer and healthier lifestyle. Our exhibit focused on various pollution prevention messages. We also provided general water pollution prevention literature about mercury, pesticides/IPM, car wash, automotive fluids, etc ... as well as water conservation.	This is a new venue Outreach was invited to attend. We had approximately 52 individuals stop by the booth for information.
Our Water Our World Training Sunnyvale Home Depot January 13, 2010	Supported Our Water Our World staff at a training. Training was held to inform/train individuals on IPM methods and the Our Water Our World program which has been adopted by Home Depot.	Training was attended by 10 management staff. Prior to event, 0 employees were aware of IPM.

Event Details	Description (messages, audience)	Evaluation of Effectiveness
BUSINESS OUTREACH (cont)		
Health and Safety Fair Aruba Networks, Sunnyvale April 9, 2010	Exhibitor booths offered free information to company employees that focused on helping them live a safer and healthier lifestyle. Our exhibit focused on various pollution prevention messages. We also provided general water pollution prevention literature about mercury, pesticides/IPM, car wash, automotive fluids, etc ... as well as water conservation.	This was a smaller event, with 31 individuals stopping by the booth for information.
Earth Day Event NetApp, Sunnyvale April 15, 2010	Exhibitor booths offered free information to company employees that focused on helping them live a safer and healthier lifestyle. Our exhibit focused on various pollution prevention messages. We also provided general water pollution prevention literature about mercury, pesticides/IPM, car wash, automotive fluids, etc ... as well as water conservation.	This was a well-attended event with 70 individuals stopping by the booth for information.
GreenNG Fair Northrop Grumman, Sunnyvale May 20, 2010	Exhibitor booths offered free information to company employees that focused on helping them live a safer and healthier lifestyle. Our exhibit focused on various pollution prevention messages. We also provided general water pollution prevention literature about mercury, pesticides/IPM, car wash, automotive fluids, etc ... as well as water conservation.	This was a well-attended and busy event, with 213 employees spoken to and/or receiving information.

Event Details	Description (messages, audience)	Evaluation of Effectiveness
EMPLOYEE OUTREACH		
Sunnyvale Environmental Procurement Policy Training Water Pollution Control Plant	A 15 minute Power Point presentation was given to staff. Topics covered include purchasing recycled material, the City's IPM policy, and identification/proper disposal of mercury-containing products.	Approximately 42 employees were in attendance.
Plant Tours	Plant Tours are conducted year round. Treatment stages and processes are discussed, and attendees learn the function and importance of the wastewater treatment plant and its role of preventing water pollution from wastewater discharge. Both stormwater and wastewater pollution issues are discussed.	The Plant conducted 2 employee tours in FY 09-10, reaching 26 employees. Discussions about water pollution and issues impacting the watershed and the environment help tour attendees gain a better understanding of the problem. At the completion of the tour, attendees are given educational materials that promote environmentally responsible behaviors. See above under community outreach and Section C.7.h for additional outreach information. By the end of the tour, all participants knew the difference between sanitary sewers and storm sewers.
REGIONAL OUTREACH		
The following is information received from program on events that we participated in.		
Muslim Green Fair Muslim Community Association October 18, 2009	Type of Event: Community fair Audience: Families with children Message: Stormwater pollution prevention, less-toxic pest control and, proper disposal of HHW.	General Feed Back: This is a good event for reaching members of the Muslim community. The bean bag game was used at this event. Estimated Overall Event Attendance: 1,000 Number of Brochures Distributed: 14 Number of Giveaways Distributed: 221
Festival in the Park Hellyer County Park June 26, 2010	Type of Event: Community Health Fair Audience: Families with children Message: Stormwater pollution prevention, less-toxic pest control and, proper disposal of HHW.	General Feed Back: Good event for reaching the Hispanic community. The bean bag game drew a lot of families with children to the booth. Estimated Overall Event Attendance: 5,000 Number of Brochures Distributed: 418 Number of Giveaways Distributed: 365

For additional Regional efforts, see program's section of report.

Section 7
Provision C.7 – Public Information and Outreach

Appendix 7-4: C.7.g – Citizen Involvement Events Table

C.7.g ► Citizen Involvement Events

Event Details	Description	Evaluation of Effectiveness
California Coastal Cleanup Day Sunnyvale site focused on Sunnyvale West Channel and a portion of Guadalupe Slough. September 19, 2009	Clean up along waterways.	Sunnyvale had 47 volunteers and collected approximately 675 pounds of trash and 100 pounds of recyclables (bottles / glass) during the event. Most common debris items: -over 300 plastic bottles (too numerous to count) -over 240 toys, including balls of all kinds- golf to soccer -over 320 pieces of Styrofoam packing materials or containers -over 260 shotgun shells/wadding A good, muddy time was had by all.
Great American Litter Pickup Sunnyvale had four sites: Columbia Neighborhood Center, Lakewood Park, Fair Oaks Park and Orchard Garden Park April 17, 2010	Collected litter from neighborhoods around location sites.	During the three hour event, 32 volunteers collected 725 pounds of trash and 125 of recyclables cans and bottles within a one-mile radius of each location site.
National River Clean Up Sunnyvale site focused on Sunnyvale East Channel and a portion of Calabazas/San Tomas Aquino Creek. May 16, 2010	Clean up along waterways.	Another successful event. Sunnyvale had 30 volunteers and collected approximately 440 pounds of trash (most common items were plastic bottles, styrofoam (pieces, packing material, and food/beverage containers, plastic bags, and cigarette butts) and 50 pounds of recyclables (glass, aluminum, and plastic) during the event. Approximately 1.6 miles of the Channel and creek were cleaned.
For additional Regional efforts, see program's section of report.		

Section 7
Provision C.7 – Public Information and Outreach

Appendix 7-5: C.7.h – School-Age Children Outreach Table

C.7.h ► School-Age Children Outreach

Program Details	Focus & Short Description	Number of Students/Teachers Reached	Evaluation of Effectiveness
Sunnyvale Library Program Grades 1-3 August 6, 2010	A joint venture between Solid Waste and WPCP staff. The presentation was titled Pollution Solutions and focused on water pollution prevention and recycling.	Approximately 10 children and 5 adults attended	Well received by library staff and those in attendance. Was asked to come back and do an event around Earth Day.
Muslim Green Fair	See Appendix 7-3 for details		
Actions to Protect the Environment (APE) Meeting High School Students January 13, 2010	Spoke to Fremont High School's APE club in regards to stormwater pollution prevention and litter. Passed along brochures and took a loaner litter pick-up kit for them to start doing clean up activities around their school.	31 students 1 teacher	Teacher and president of club thought it was well received. Students asked several questions about safety and what more could be done.
Community Kidz Camp - Winter Break Session Ages 7-12, broken into two sessions of ages 7-9 and 10-12 February 16, 2010	Sponsored by the City twice a year during Winter and Spring school breaks. Through fun games and activities, camp participants learn about living a healthy lifestyle and how they can contribute to the welfare of the community they live in. Presentations focused on the difference between sanitary sewers and storm drains, leading to information about water pollution prevention. This was primarily done through discussion, student participation in an “Environmental Jeopardy” game, and a demonstration using the Enviroscape. In cooperation with Solid Waste staff who presented recycling information, Earth Care Kidz cards were given to participants.	27 campers 4 camp instructors / volunteers	Good great. Fished early so took group out on a litter hunt. In a 5 minute walk, they located over 100 pieces of trash in the park. Later in the week, staff went out with the youth and collected litter. Was asked if we could become a permanent part of the camp.

048746

Program Details	Focus & Short Description	Number of Students/Teachers Reached	Evaluation of Effectiveness
Sunnyvale Library Program Open to all youth April 22, 2010	A joint venture between Solid Waste and WPCP staff. This presentation was held during Earth Week, was titled Pollution Solutions and focused on water pollution prevention and recycling. Our portion of the presentation focused on the difference between sanitary sewers and storm drains, leading to information about water pollution prevention. This was primarily done through discussion and a presentation featuring the Enviroscape	12 youth 6 adults	Well received by library staff and those in attendance. Was asked to come back and do an event at a later date.

048747

Program Details	Focus & Short Description	Number of Students/Teachers Reached	Evaluation of Effectiveness
Judge AP Environmental Science Class Projects High School Students May 25, 2010	Homestead High's Advanced Placement Environmental Science classes work on a community outreach project titled, "Your World." This is a major project in which classes produce a comprehensive campaign that promotes a certain environmental cause. Students were responsible for setting up such events as community outreach or a press conference, a rally, and a fundraiser to make a positive environmental change in their community. One class pursed a campaign to promote awareness of storm drain pollution. The other class chose to work towards the eradication of plastic grocery bags. The project is structured as a competition between the two classes. The classes will participate in a culminating activity in which they present their projects. Outreach staff was asked to sit on a panel of 7 judges from the "real world" of environmental science to evaluate the projects. The idea is that students will gain feedback from professionals that will allow them to connect to the larger applications of the knowledge they have gained.	Approximately 40 students (2 classes) 1 teacher	A great opportunity for the students to gain feedback from professionals that will allow them to connect to the larger applications of the knowledge they have gained. Also, opened doors for a wide array of conversations related to the two presentations. Sunnyvale staff is working with some of the youth to be able to use some of the materials they created in future outreach pieces.
Festival in the Park	See Appendix 7-3 for details		

048748

Program Details	Focus & Short Description	Number of Students/Teachers Reached	Evaluation of Effectiveness
Plant Tours School Groups and Boy/Girl Scouts Grades 3-9	Students learn the stages of treatment by viewing the various processes, equipment, and tanks. They also learn the function and importance of the wastewater treatment plant and its role of preventing water pollution from wastewater discharge. Both stormwater and wastewater pollution issues are discussed.	The Plant conducted a total of 18 tours for school-age students / scouts during FY 09-10, reaching 440 youth and 87 adult chaperones. This was an increase of 17% for the number of youth that toured the facility from last fiscal year.	Discussions about water pollution and issues impacting the watershed and the environment help tour attendees gain a better understanding of the problem. By the end of the tour, all participants know the difference between sanitary sewers and storm sewers. At the completion of the tour, attendees are given educational materials that promote environmentally responsible behaviors and have the opportunity to ask any questions.
Creek Education Program	Water and Structures of Life. After studying the course in class, students take a creek education trip to McClellan Ranch Park as a supplement to their water studies course. This program is produced in partnership with the Cupertino School District.	This reporting year, Sunnyvale provided funding to cover the transportation cost of (4) buses, reaching 348 students, 14 teachers, and 65 parent helpers.	Sunnyvale will continue to support this program in the next fiscal year.

048749

Program Details	Focus & Short Description	Number of Students/Teachers Reached	Evaluation of Effectiveness
Classroom Presentations Various Sunnyvale Schools Grades K-5	In this water pollution education program, staff provides a presentation as well as a demonstration on water pollution and prevention. This is done primarily done through discussion that involves student participation and a demonstartion using the Enviroscape . Lesson plans vary depending on age of students. Topics include: the forms of water, the water cycle, what a watershed is, how water pollution happens, how to prevent water pollution, aquifers (includes building one in the classroom) and how to conserve water.	Outreach conducted 39 classroom presentations during FY 09-10 reaching approximately 893 students and 56 teachers / teacher aides. There was a slight increase (1%) in the amount of youth reached this school year. See class breakdown below.	Feedback from teachers indicated the information greatly improved student understanding of storm drains and water pollution caused by human activities, and teachers felt the program reinforced and supplemented their own curriculum. See appendix 7-6 for evaluation summary table.

For additional Regional efforts, see program's section of report.

Breakdown of Classroom Presentations

Classroom Presentations		Number of Students
Number of Kindergarten Classes	28	607
Number of First Grade Classes	1	22
Number of Second Grade Classes	1	20
Number of 4/5 Grade Classes	9	244
Number of Sunnyvale Schools	12	893

048750

Section 7
Provision C.7 – Public Information and Outreach

Appendix 7-6: C.7.h – School-Age Children Outreach Evaluation Summary Table

C.7.h ► School-Age Children Outreach Evaluation Summary Table

Evaluations were handed out to the teachers for all classroom presentations. The following is a summary of the evaluations returned. Number of classroom presentations - 39. Number of evaluations returned - 27.

Question	1 Strongly Disagree	2 Disagree	3 Agree	4 Strongly Agree	Other
1. The visuals were appropriate for the attending grade level.			2	25	
2. The visual aids were effective.			2	25	
3. The messages were communicated clearly.			2	25	
4. The content fit well with the student's current curriculum.			6	21	
5. The pace of the program was appropriate.			2	25	
6. The length of the program was appropriate.			2	25	
7. The presenter held the students' attention.			1	26	
8. The ratio of new and review material was well balanced.			3	22	received a ? and a N/A
9. The students enjoyed the presentation.			1	24	received a 5 and 4 ++
10. I would consider the program again next year.			1	26	

COMMENTS: A sampling of what was received. Evaluations are available for review.

What elements of the program were successful?

The kids could easily see how the waste moves towards the bay with the model.
All. However, the model city demo helped to solidify the info while putting it into perspective for students.
Visual aids were relevant and captivating. Lesson was relatable to their lives.
It was fabulous - material meshed nicely with science standards - they got extended info compared to what curricula cover, but it is real info. It is there watershed + a current issue - so it was very authentic learning.

What would you change or add to improve the program?

Nothing … it is an excellent program.
Some of the concepts seemed difficult for the students to understand. Not sure how to change that though. Overall great presentation!
Perhaps a bit less time on the carpet at the beginning (K class - gets wiggly)
Outstanding!! Great program.

048752

Section 9
Provision C.9 Pesticides Toxicity Control

Appendix 9-1: C.9.a – City of Sunnyvale Integrated Pest Management Policy

Integrated Pest Management Policy for City-Owned Facilities	**Administrative Policy Manual** **Chapter 6 – Facilities & Equipment** ***Article 12***
	Attachments: *none*
Effective Date: June 1, 2010	**Responsible Department:** Department of Public Works
Prior Version & Notes: Prior Version: November 2002	

Section 1. Purpose

This policy sets forth the guiding principles for development and implementation of an Integrated Pest Management (IPM) program for all City properties and facilities. The goals of the IPM policy and its implementation throughout the city are to:

- Create awareness among City staff of the Integrated Pest Management program.
- Provide education for all City departments to practice the most appropriate approach to managing pests on City properties and facilities.
- Reduce or eliminate pesticide use on City properties and facilities while providing guidelines for their use when appropriate.
- Eliminate adverse impacts to the environment due to pesticide usage including water quality (both in urban streams and South San Francisco Bay), composted green waste and soil quality.

Subd. 1. Background

The City's National Pollutant Discharge Elimination System (NPDES) permit from the California Regional Water Quality Control Board (NPDES Permit No. CAS 612008 Order R2-2009-0074) requires that the City develop and implement a pesticide toxicity control policy to address urban stream impairment by pesticides. In particular, organophosphorus-containing pesticides (e.g., Diazinon, chlorpyrifos, and Malathion); pyrethroid pesticides (e.g., bifenthrin, cyfluthrin, beta-cyfluthrin, cypermethrin, deltamethrin, esfenvalerate, lambda-cyhalothrin, permethrin, and tralomethrin); carbamates (e.g., carbaryl); and fipronil have been found to persist in the environment and cause water quality or aquatic life impairment of some South San Francisco Bay area urban creeks and streams. Also, the City is required to limit discharges of copper into South San Francisco Bay by its NPDES permit. Using less toxic chemical and non-chemical controls instead of using organophosphates, pyrethroids, carbamates, fipronil, and copper-based pesticides to control pest problems will help reduce the impacts to urban streams and South San Francisco Bay.

Clopyralid is the very persistent active ingredient in a number of herbicides that can be used for weed control. Very small amounts of Clopyralid contained in green waste that is collected for composting will continue to be active and cause

the finished compost product to adversely affect plants to which it is applied. However, Clopyralid is also a valuable herbicide for managing the noxious thistle family of weeds that may infest native grass areas and restoration projects. Restrictions on the collection of green waste for composting from Clopyralid-treated areas are included in this policy to prevent the contamination of compost products produced at the SMaRT Station or other City facilities.

Section 2. Policy

Subd. 1. Definitions

The following definitions are used in this Article:

Biological control – The use of biological technologies to manage unwanted pests. Examples of this type of control include, but would not be limited to the use of pheromone traps or beneficial insect release for control of certain types of weeds or invasive insects in landscapes.

Cultural control - The use of IPM control methods such as mulching, grazing, re-vegetation and seeding or landscaping with competitive or tolerant species to manage unwanted weeds, rodents or plant diseases.

DPR - Department of Pesticide Regulations for the State of California's Environmental Protection Agency. DPR, in partnership with Federal Environmental Protection Agency (EPA) and County Department of Agriculture, oversees all issues regarding the registration, licensing and enforcement of laws and regulations pertaining to pesticides.

Environmental Stewardship - The strategic approach to pest management in which the IPM practitioners focus on preserving the natural integrity and health of the environment, including public safety, while recommending or applying pest management methods. Environmental Stewardship philosophy helps to create awareness of the Best Management Practices (BMPs) and their relationship to maintaining a healthy environment while conducting pest management activities.

Integrated Pest Management (IPM) – IPM is a strategic ecosystem-based approach that focuses on the long-term prevention of pests and their damage from reaching unacceptable levels, by selecting and applying the most appropriate combination of available techniques. These include assessment and monitoring, cultural, mechanical, biological and chemical controls and the use of resistant varieties. Pesticides are used only after monitoring indicates that they are needed, according to established thresholds. Pesticide treatments are made with the goal of removing only the target organism and are implemented for a given site and pest situation in ways that minimize risks to human health, beneficial and non-target organisms and the environment.

PCA – PCA or Pest Control Advisor is one licensed by the California Department of Pesticide Regulations according to Title 3, Article 5 of the California Code of Regulations. Only a licensed PCA who is registered with the County Agricultural Commissioner, may provide written pest control recommendations for agricultural and non-agricultural pest management, including parks, cemeteries, golf courses, and rights-of-way.

Pesticides – Defined in Section 12753 of the California Food and Agricultural Code as any spray adjuvant, or any substance, or mixture of substances intended to be used for defoliating plants, regulating plant growth, or for preventing, destroying, repelling, or mitigating any pest, as defined in Section 12754.5 (of the Food and Agricultural Code), which may infest or be detrimental to vegetation, man, animals, or households, or be present in any agricultural or nonagricultural environment whatsoever. The term pesticide applies to herbicides, insecticides, fungicides, rodenticides and other substances used to control pests. Antimicrobial agents are not included in this definition of pesticides

Physical/Mechanical controls – The use of IPM control methods utilizing hand labor or equipment such as mowers, graders, weed-eaters, and chainsaws. Crack and crevice sealants and closing small entryways (i.e., around pipes and conduits) into buildings for insect and rodent management are also mechanical controls.

QAC - Qualified Applicators Certificate is a certified applicator of pesticides according to Title 3, Article 3 of the California Code of Regulations. Applications may include residential, industrial, institutional, landscape, rights-of-way sites.

QAL - Qualified Applicators License is a licensed applicator according to Title 3, Article 3 of the California Code of Regulations. This license allows supervision of applications that may include residential, industrial, institutional, landscape, or rights-of-way sites.

Structural Pest Control Operator (Branch I, II or III) – These are licensed applicators for pest control within buildings and homes according to the requirements of the Structural Pest Control Board of the California Department Pesticide Regulations.

Subd. 2. Integrated Pest Management (IPM) Policy

The City of Sunnyvale, including all departments and staff herein, and contractors providing pest control services on City property shall follow the City's IPM policy for the control or management of pests in and around City buildings and facilities, parks and golf courses, urban landscape areas, rights-of-way, and other City properties.

A. Pest Control Advisor (PCA)

Licensed PCAs will consider the options or alternatives listed below in the following order, before recommending the use of or applying any pesticide on City property:

(1) No controls (e.g., tolerating the monitored level of pest infestation, use of resistant plant varieties or allowing normal life cycle of weeds)

(2) Physical or mechanical controls (e.g., hand labor, mowing, etc.)

(3) Cultural controls (e.g., mulching, disking, alternative vegetation, use of goats)

(4) Biological controls (e.g., natural enemies or predators)

(5) Reduced-risk chemical controls (e.g., soaps or oils)

B. Pesticide Applicator (QAL, QAC, or Structural Pest Control Operator)

(1) Those licensed or certified City staff and contractors who are employed by the City to control or manage pests will follow the IPM Best Management Practices and Standard Operating Procedures found in the City of Sunnyvale Urban Runoff Management Plan (URMP) Pest Management Control Program chapter.

(2) Pesticide Applicators will use the most current IPM approaches or technologies available to ensure the long-term prevention or suppression of pest problems and to minimize negative impacts on the environment, non-target organisms, and human health.

C. All City Staff and Departments

(1) City departments and staff will promote non-toxic and reduced-risk alternatives for structural and landscape pest control, seeking to use the most up to date IPM technologies and best management practices.

(2) The City will provide education for all City staff regarding IPM practices. The Public Works Department/Environmental Division will also provide information to residents and businesses within the City regarding the IPM Policy and how it is being implemented. The City, through Public Works Department/ Environmental Division activities, will establish a role model approach to encourage the use of IPM techniques for structural and landscaping pest management practices with residents and, businesses.

D. Pest Management Contractors Employed by the City

(1) New contracts that are negotiated with pest management contractors doing work on City-owned property after June 30, 2010 will include requirements that the contractors follow the practices of the City's IPM Policy as described in the Sunnyvale Administrative Policy Manual and the Best Management Practices (BMPs) and Standard Operating Procedures (SOPs) of the Sunnyvale Urban Runoff Management Plan, Pest Management Control Program chapter.

(2) Copies of these BMPs and SOPs in the Pest Management Control Program chapter of the Urban Runoff Management Plan are available from the Environmental Division Manager.

(3) City staff overseeing pest control contracts for City property or structures will annually provide documentation to the Environmental Division Manager that confirms contractor

compliance with the City's IPM policy. Documentation will include the list of contractors used, a brief description of pest control techniques used, and a copy of the specific contract language included in their contract that addresses the City's IPM Policy. This information is required for the City's NPDES Stormwater Permit Annual Report.

E. City Property Leaseholders

(1) The City shall use reasonable efforts to require the use of IPM practices as a part of new and renewed leases negotiated for City property after June 30, 2010.

(2) City property leaseholders will be informed of the City's IPM Policy by Public Works Department staff and encouraged to use, whenever practical, the IPM Best Management Practices and Standard Operating Procedures described in the Sunnyvale Urban Runoff Management Plan.

Subd. 3. **Pesticide Application**

A. Who May Apply Pesticides

(1) Only City employees or pest control contractors employed by the City who are authorized to recommend and/or trained to apply pesticides (i.e., hold PCA, QAL, QAC, or Structural Branch Operator I, II, or III certifications or licenses) may apply any pesticides to City property. City staff who are not QACs, but have received mandatory state training and are under the direct supervision of a QAC, may also apply pesticides.

(2) City employees who are not authorized and trained in pesticide application are prohibited from using any pesticides, including over-the-counter brands, in or around the work place. If insects or other pests are infesting an indoor work area, contact Facilities Services (x7761) to arrange for a pest management contractor to apply the appropriate control methods. If an outdoor area is infested then contact the Parks Division (x7506).

(3) PCAs will write a recommendation for the use of each pesticide product before it is applied on City-owned property.

B. Pesticides of Concern

(1) City employees and/or contractors employed by the City who are trained to recommend or apply pesticides will not use Category I and II pesticides, organophosphorus pesticides (e.g., Diazinon, chlorpyrifos, Malathion); pyrethroid pesticides (e.g., bifenthrin, cyfluthrin, beta-cyfluthrin, cypermethrin, deltamethrin, esfenvalerate, lambda-cyhalothrin, permethrin, tralomethrin); carbamates (e.g., carbaryl); fipronil; or copper-based pesticides unless:

(a) Their use can be justified,

(b) Other approaches and techniques have been considered and determined to be ineffective; and

(c) Adverse water-quality impacts are eliminated through use of appropriate application techniques.

2) Pesticides that contain Clopyralid are of concern because they are persistent and must not enter the green waste recycling or composting process. Therefore, City employees or pest control contractors employed by the City will not apply Clopyralid-containing pesticides to City property unless:

(a) Their use can be justified,

(b) Other approaches and techniques have been considered and determined to be ineffective, and;

(c) Green waste (grass clippings, etc.) from areas where Clopyralid-containing pesticides are to be applied will not be collected for composting, but will be left on site to promote a healthy thatch layer.

C. Water Quality Management

(1) When recommending pesticides for use or applying pesticides, the element of Environmental Stewardship must always be taken into consideration. City employees or pest control contractors employed by the City will select and apply IPM methods that will have the least impact on water quality and the environment.

(2) City employees or pest control contractors employed by the City will always avoid applications of pesticides that directly contact water, unless the pesticide is registered under Federal and California law for aquatic use. Pesticides that are not approved for aquatic use will not be applied to areas immediately adjacent to water bodies where through drift, drainage, or erosion, there is a possibility of a pesticide being transported into surface water.

(3) Discharges of pollutants from the use of aquatic pesticides to the waters of the United States require coverage under a NPDES permit. Those city employees or pest control contractors employed by the City who apply pesticides directly to waters of the United States will obtain a NPDES permit from the California State Water Quality Resources Control Board Region 2, prior to making any pesticide applications.

Subd. 4. **Employee and Pest Control Contractor Training for PCA, QAL, QAC or Structural Pest Control Operators (Branch I, II, and III)**

A. All Pest Control Advisors and Applicators employed by the City or its pest control contractors will be licensed by the State of California Department of Pesticide Regulations (DPR) as a Pest Control Advisor or licensed Qualified Applicator.

B. All other employees involved with pesticide applications as a normal part of their job duties and pest control contractors hired by the City will be trained as required by State of California DPR rules, the County

Agricultural Commissioner, and/or the Structural Pest Control Board. They will work under the direct supervision of a licensed applicator.

C. All City Departments that use pesticides on City property will provide annual training to all employees who apply pesticides as a normal part of their job duties on:

- Pesticide Safety, as contained in the California Department of Pesticide Regulation, Pesticide Safety Information (PSI) series for Non-agricultural use.
- The City's IPM Policy,
- Appropriate BMPs and SOPs from the Sunnyvale Urban Runoff Management Plan, Pest Management Control Program chapter. and
- New techniques for implementing IPM, as appropriate.

Subd. 5. **Education and Outreach on the Sunnyvale IPM Policy and Implementation Plan**

A. The Public Works Department/Environmental Division, in participation with the Santa Clara Valley Urban Runoff Pollution Prevention Program, will continue with its existing program to encourage people who live, work, and/or attend school in Sunnyvale to:

(1) Obtain information on IPM techniques to control pests and minimize pesticide use;
(2) Use IPM approaches for dealing with pest problems;
(3) Properly dispose of unused pesticides and their containers in cooperation with County Household Hazardous Waste collection programs: and
(4) Provide information about the EcoWise Certified IPM certification in Structural Pest Management or functionally equivalent programs.

B. The Public Works Department/Environmental Division will implement a public outreach program on the topics described above to include:

(1) City employees who are not authorized to apply pesticides as a part of their normal job duties.

(2) Business owners and their employees.

(3) Residents of Sunnyvale, including schools and youth.

Subd. 6. **Reporting**

A. To provide details on pesticide use on City-owned property for reporting requirements required in the City's Municipal Regional NPDES Stormwater Discharge Permit, each City department and any pest control contractors employed by the City will submit copies of their State of California Monthly Summary Pesticide Use Report (Form PR-ENF-060) or equivalent information showing types, quantities, and locations of pesticides applied to city property and structures to the Environmental

Division Manager of the Public Works Department. This information will be provided on a monthly basis and will be compiled by the Public Works Department/ Environmental Division staff to meet annual permit reporting requirements.

(1) Any contractors hired by the City who may hire sub-contractors to perform pest control work, will be responsible for reporting pesticide use information listed in (A) above, to the City for pest control work performed by their sub-contractors.

B. Each City department that applies pesticides will conduct an annual inventory by December of each calendar year to identify pesticides that are no longer legal or appropriate for applications per Federal, State, County, or City requirements. Those products no longer deemed acceptable for use will be properly disposed of by the department or division that purchased them, in accordance with applicable State and Federal laws.

C. Each City department that applies pesticides will conduct an annual review and evaluation process of the effectiveness of the City's IPM Policy, BMPs and SOPs. They will provide a written evaluation to the Environmental Division Manager of the Public Works Department in July of each year that discusses:

(1) New IPM techniques that could be used to improve results

(2) Staff training needs with a focus on the safe use, disposal, and storage of pesticides

(3) Suggested modifications to the City's IPM Policy, BMPs, and SOPs to ensure that the Policy and implementation plan continue to be effective.

D. Environmental Division staff will compile IPM program implementation information and report data from other City Departments/Divisions as required in the City's NPDES Stormwater Permit Annual Report.

Section 9
Provision C.9 Pesticides Toxicity Control

Appendix 9-2: C.9.b - Implement IPM Policy or Ordinance

Implementation of the Integrated Pest Management (IPM) Best Management Practices in Sunnyvale

The City of Sunnyvale has had an IPM policy in place since 2002, which focused on reducing the use of organophosphorous (OP) pesticides. With the new requirements of the MRP adopted in October 2009, the City has been in the process of amending its current policy to address the new pesticides of concern that can affect water quality and aquatic life. The City's revised IPM policy became effective in June 2010. A copy of the revised policy is included in Appendix 9-1.

The City has been tracking and reporting the top five quantities of pesticides used in previous annual reports submitted to the Water Board (FY 03-04 through FY 09-09). We have reviewed our data tables from the past few years, in light of the change in focus on the specific pesticides of concern listed in Provision 9 of the MRP. We are providing this data in the table below to show that although the use of OP pesticides has not occurred in the past five years, the City or its contractors have used some pesticides containing pyrethroids, carbaryl, and fipronil.

Table 1. Pesticides of Concern Usage in Sunnyvale 2006-2010

2006

Product Name	Active Ingredient	Quantity of Active Ingredient Applied (annually)	Who Applied (City/Contractor)	Precautions Taken
Tempo	Cyfluthrin	991.6 oz (liquid)	Contractor	Unknown, but generally sprayed in doorways or enclosed areas for spiders (e.g., black widows)
Talstar	Bifenthrin	134.4 oz (solid)	Contractor	unknown
Max Force Pro Ant & Roach Baits	Fipronil	0.09 oz (solid)	Contractor	Bait station
Tengard	Permethrin	262.6 oz (liquid)	Contractor	unknown
Termidor	Fipronil	8.8 oz (liquid)	Contractor	unknown
Drion Dust	Pyrethrin	0.002 oz (solid)	Contractor	Crevice dusting

048763

	Piperonyl Butoxide	0.018 oz (solid)		applications
Spectracide	Piperonyl Butoxide Tetramethrin Permethrin	0.8 oz (liquid) 0.2 oz (liquid) 0.4 oz (liquid)	City/Golf	Spray for identified wasp/hornet nest

2007

Product Name	Active Ingredient	Quantity of Active Ingredient Applied (annually)	Who Applied (City/Contractor)	Precautions Taken
Tempo	Cyfluthrin	695.6oz (liquid)	Contractor	Unknown, but generally sprayed in doorways or enclosed areas for spiders (e.g., black widows)
Talstar	None used this year			
Max Force Pro Ant & Roach Baits	Fipronil	0.17 oz (solid)	Contractor	Bait station
Tengard	Permethrin	353.3 oz (liquid)	Contractor	unknown
Termidor	Fipronil	23.5 oz (liquid)	Contractor	unknown
Drion Dust	Pyrethrin Piperonyl Butoxide	0.4 oz (solid) 2.7 oz (solid)	Contractor	Crevice dusting applications
Spectracide	Piperonyl Butoxide Tetramethrin Permethrin	0.4 oz (liquid) 0.1 oz (liquid) 0.2 oz (liquid)	City/Golf Div.	Spray for identified wasp/hornet nest

2008

Product Name	Active Ingredient	Quantity of Active Ingredient Applied (annually)	Who Applied (City/Contractor)	Precautions Taken
Tempo	Cyfluthrin	572.5oz (liquid)	Contractor	Unknown, but generally

048764

				sprayed in doorways or enclosed areas for spiders (e.g., black widows)
Talstar	None used this year			
PT 565	Pyrethrins & Piperonyl Butoxide	0.06 oz (solid) 0.12 oz (solid)	Contractor	Crack and crevice spray
Max Force Pro Ant & Roach Baits	Fipronil	0.14 oz (solid)	Contractor	Bait station
Tengard	Permethrin	847.87 oz (liquid)	Contractor	unknown
Termidor	Fipronil	0,8 oz (liquid)	Contractor	unknown
Drion Dust	Pyrethrin Piperonyl Butoxide	0.2 oz (solid) 0.44 oz (solid)	Contractor	Crevice dusting applications
Cutrine Plus	Copper (elemental)	88 oz (solid)	City/Golf Div.	Runoff not leaving property
Spectracide	Lambda-cyhalothrin Prallethrin	.007 oz (liquid) .015 oz (liquid)	City/Golf Div.	Spray for identified wasp/hornet nest
Bugetta	Carbaryl	.096 oz (liquid)		Runoff not leaving property
Turcam	Bendiocarb (carbamate)	12 oz (solid)	City/Golf Div.	Runoff not leaving property

2009

Product Name	Active Ingredient	Quantity of Active Ingredient Applied (annually)	Who Applied (City/Contractor)	Precautions Taken
Tempo	Cyfluthrin	584.3oz (liquid)	Contractor	Unknown, but generally sprayed in doorways or enclosed areas for spiders (e.g., black

048765

				widows)
Talstar	None used this year			
PT 565	Pyrethrins & Piperonyl Butoxide	0.005 oz (solid) 0.01 oz (solid)	Contractor	Crack and crevice spray
Max Force Pro Ant & Roach Baits	Fipronil	0.14 oz (solid)	Contractor	Bait station
Tengard	None Applied in 2009			
Termidor	None Applied in 2009			
Drione Dust	None Applied in 2009			
Spectracide	Lambda-cyhalothrin Prallethrin	.005 oz (liquid) .014 oz (liquid)	City/Golf Div.	Spray for identified wasp/hornet nest

1/1/-2010 – 6/1/2010

Product Name	Active Ingredient	Quantity of Active Ingredient Applied (1/1/2010 – 6/1/2010)	Who Applied (City/Contractor)	Precautions Taken
Tempo	Cyfluthrin	313.6 oz (liquid)	Contractor	Unknown, but generally sprayed in doorways or enclosed areas for spiders (e.g., black widows)
Talstar	None used to date			
PT 565	None used to date			
Max Force Pro Ant & Roach Baits	Fipronil	0.00012 oz (solid)	Contractor	Bait station
Tengard	None used to date			
Termidor	None used to date			
Drione Dust	None used to date			
Delta Dust	Deltamethrin	0.0075 oz (solid)	Contractor	Crack and crevice dust

048766

Since the adoption of our revised IPM policy, the City is working with the pest control contractor performing most of the structural pest control applications that use products containing pyrethroids and fipronil to either identify other pest control products that could be used which do not contain the pesticides of concern, or if none are available, to put into place measures that will reduce or eliminate potential stormwater contact and thus runoff that might contain the pesticides of concern.

Talstar, Tengard, Termidor and Drione Dust, products all containing pyrethroids for structural pest control, were not used in FY 08-09 and in FY 09-10. We are working with the city's structural pest control contractor to identify other options that do not contain the pesticides of concern listed in the City's IPM policy. If a problem is significant, and can only be controlled using one of the pesticides of concern, measures will be included to reduce or eliminate the potential for water quality impacts.

Currently, Tempo, a product containing Cyfluthrin is used around building entrances and within buildings to control spiders (in particular, black widow spiders). The amount of the pesticide applied will vary from year-to-year, depending on weather conditions and pest life-cycles. We are working with the City's contractor to identify a different material to assist with their control and in the mean time they are making sure application practices and procedures are used that will limit potential impacts to stormwater quality.

Golf Division staff will sometimes use Spectracide to control identified wasp/hornet nests that are threats to public safety. Though this material contains pyrethroids, its use is limited, the quantity of active ingredient applied is small, and is done as a spot treatment. A similar situation occurs for carbamates use by Golf staff. Applications are limited to specific areas, the quantity of active ingredient is small, and measures are in place to ensure any runoff does not leave the property.

Other products such as Maxforce Pro and Delta Dust that contain Fipronil or pyrethroids are baits or crack/crevice dusts, which have a very limited potential for coming into contact with stormwater, as they are used inside structures in spot locations.

Since 2006, the City's contractor has been using alternatives to products containing pyrethroids (e.g., Bifenthrin – Talstar) for outdoor ant control measures. The products currently in use do not contain pyrethroids. Instead, they use a combination of eugenol and thyme oil, or cornmint oil.

With the recent revisions to the City's IPM policy, the use of products that have the potential to impact water quality will continue to be reduced.

048767

Section 9
Provision C.9 Pesticides Toxicity Control

Appendix 9-3: C.9.d - Require Contractors to Implement IPM

City of Sunnyvale
California

Duplicate Blanket Purchase Order NO **BL002404**

ORDERED FROM 14842 - 001 (408) 370-1603 Bay-Valley Pest Control Inc 120 Kennedy Ave Campbell, CA 95008	ORDER DATE 5/7/2010 EFFECTIVE DATE 7/1/2010 EXPIRATION DATE 6/30/2011 CONTRACT AMOUNT $24,000.00	***BILL TO:*** **City of Sunnyvale** **Finance Department** **Accounts Payable** **PO Box 3707** **Sunnyvale, CA 94088-3707**
REQUISITIONING DEPARTMENT (7003) OCM/General Services/Facilities Services	FOB	FREIGHT CHARGES
	PAYMENT TERMS N/30	BID NO

ITEM	DESCRIPTION	UNIT	UNIT COST
1	Blanket order to provide regular pest control services for rodent and insect control for a one-year period. Civic Center Complex (Includes City Hall, City Hall Annex, City Hall South Annex, Public Safety Headquarters, Public Library and Sunnyvale Office Center @ $43.00/mo. each.)	DLR	$1.0000
2	Community Center Complex (Includes Recreation Building, Sports Center Complex, Cultural Arts Building, Theatre and Senior Center @ $59.00/mo each.)	DLR	$1.0000
3	Columbia/AMD Sports Center	DLR	$1.0000
4	Corporation Yard (Includes Central Stores Warehouse @ $32.00/mo., Administration Building @ $56.00/mo. and Modular Building @ no additional charge.	DLR	$1.0000
5	Fire Stations (Includes Fire Stations #1 through #6 @ $42.00/mo. each.)	DLR	$1.0000
6	Water Pollution Control Plant	DLR	$1.0000
7	Baylands Park Maintenance Building	DLR	$1.0000
8	Miscellaneous Services, Upon Request	HR	$120.0000

Continued on Next Page

PA

City of Sunnyvale
California

Duplicate Blanket Purchase Order NO **BL002404**

ITEM	DESCRIPTION	UNIT	UNIT COST
9	Miscellaneous pest control work, as required Requisition Number: RQ006316 This purchase order replaces BL001737 1. The contractor shall follow the policies for Integrated Pest Management outlined in the City's Administrative Policy Manual, Chapter 6, Article 12 - Integrated Pest Management Policy for City-Owned Facilities for both structural or landscape pest control activities. 2. The Contractor shall provide records on location, product name, manufacturer,EPA/California registration number from the label, and quantity (pounds or gallons) of pesticides applied to city-owned property or structures to the Environmental Division Manager on a monthly basis for NPDES Stormwater Permit reporting purposes. 3. Before any of the pesticides listed in the Administrative Policy Manual, Chapter 6, Article 12, Subdivision 3.B (Pesticides of Concern) are applied, the contractor must provide a written recommendation from a Pest Control Advisor, licensed by the State of California, Department of Pesticide Regulations that includes a justification for its use, lists other approaches and techniques that have been considered and determined to be ineffective, and how adverse water quality impacts will be eliminated through the use of appropriate application techniques.	DLR	$1.0000

AUTHORIZED DEPARTMENT(S)

NO	DEPT NAME	RELEASE AMT
7003	OCM/General Services/Facilities Services	$5,000.00
7004	DCS/Parks Division	$5,000.00

DOCUMENT TERMS

This purchase order is subject to the City of Sunnyvale Standard Terms and Conditions for the Purchase of Services, dated 1/15/2000, a copy of which is attached and incorporated by reference (Form #TCBPO-S).

BUYER:

Howard, Dreama

PHONE (408) 730-7396 **FAX** (408) 730-7710

End of Purchase Order

Section 10
Provision C.10 – Trash Load Reductions

Appendix 10-1: C.10.b.iii – Trash Hot Spot Assessment Photos

Santa Clara Valley
Urban Runoff
Pollution Prevention Program

Trash Hot Spot Cleanup Data Collection Form

Cleanup Date: 05-18-2010

I. Site Information

Site ID# snv01 Site Location: Guadalupe Slough (site 3)

Lat: 37.43186 Long: -122.02135 Watershed: Baylands Waterbody: Guadalupe Slough

Ownership: SCVWD Jurisdiction(s): SCVWD, Sunnyvale, & San Jose

II. Trash Information

1. Describe trash type. **Rank five most prevalent trash types (1-5, 1 being the most prevalent).** ***List of potential trash types on back.*** **OPTIONAL: Provide qualitative estimate of total trash types by volume.**

___ Plastic bags (_____%)
___ Convenience/Fast Food items* (1-2 %)
1 Bottles (plastic or glass) (25 %)
___ Aluminum cans (1-2 %)
2 Styrofoam (pieces or pellets) (25 %)
___ Other plastic products* (1-2 %)
___ Paper and cardboard* (_____%)

___ Cigarette butts (_____%)
___ Spray paint cans (1-2 %)
___ Metal products* (_____%)
___ Biohazards* (_____%)
4 Construction debris* (20 %)
___ Toxic substances* (_____%)
___ Large items* (_____%)

___ Miscellaneous items* (_____%)
___ Fabric and cloth* (_____%)
___ Yard waste (incl. trees) (_____%)
___ Leaf litter piles (_____%)
___ Glass pieces (_____%)
3* Golf or tennis balls (10 %)
5 Other* shotgun shells %
___ Other* fire extinguisher, propane cylinder, tire (~5%) %

*no golf balls, but other sports balls found

2. Potential trash pathways/sources (**Check all that apply**):

☒ Trash accumulation
☒ Litter
☐ Illegal dumping
☐ Homeless encampments
☐ Outfall _____
☐ Multiple _____
☐ Other _____
☐ Unknown _____

3. Identify adjacent land uses to trash area: ☐ Residential (Single-family) ☐ Residential (High-density) ☐ Commercial ☐ Industrial ☒ Public/Institutional ☐ Mixed-use ☐ Other Developed

III. Trash Removal

Volume of Trash Removed During Cleanup (Un-compacted)

Size of trash bag (in gallons): 13 gallon

Total # of bags: 9.5 bags + ~5 cubic ft of lumber (unbagged) Cubic Yards _____

(Optional)

OR Wet Weight (lbs.): 240 lbs

*~20 lbs/bag average -est. 50 lbs lumber

IV. Photo Documentation

Before Cleanup (For shorelines only)

Photo#	Segment ID (A-F)	Photo#	Segment ID (G-L)
051810_snv01_a_1		051810_snv01_g_1	
051810_snv01_b_1		051810 missing h_1	
051810_snv01_c_1		051810_snv01_i_1	
051810_snv01_d_1		051810_snv01_j_1	
051810_snv01_e_1		051810_snv01_k_1	
051810_snv01_f_1		051810_snv01_l_1	

After Cleanup (For shorelines only)

Photo#	Segment ID (A-F)	Photo#	Segment ID (G-L)
051810_snv01_a_2		051810_snv01_g_2	
051810_snv01_b_2		051810_snv01_h_2	
051810_snv01_c_2		051810_snv01_i_2	
051810_snv01_d_2		051810_snv01_j_2	
051810_snv01_e_2		051810_snv01_k_2	
051810_snv01_f_2		051810_snv01_l_2	

Notes: Missing section h "before"photo, did get one "after" photo

Shot gun shells from duck hunting in area.

Optional Photographs After Cleanup

Photo # 051810_snv01_total trash removed

Some litter at site from recreational trail users, but most is from upstream deposition.

Potential Data Points with Definitions

Data Points	Definitions
I. Site Information	
Site ID#	The unique identification number assigned to the site. The site ID# will be used to track trash hot spot activities within databases or other tabular formats.
Site Location	The exact physical location of the upstream and/or downstream ends of the trash hot spot in relation to roads and/or physical landmarks (e.g., bridge crossings, outfalls) on the creek (e.g., Coyote Creek, outfall located 100 feet downstream of Julian Street Bridge). Alternatively, for larger hot spots, provide a length of creek between two different roads/bridge crossings or other physical landmarks (e.g., Guadalupe River between W. Hedding Street and Coleman Avenue).
Latitude	The geographic coordinate north or south of the equator. Latitude should be taken at the downstream end of the trash hot spot (preferably in decimal degrees to at least four decimal places) with a GPS receiver. Record the datum setting of the unit preferably in NAD83/ WGS84.
Longitude	The geographic coordinate east or west of the prime meridian (0 degrees longitude). Longitude should be taken at the downstream end of the trash hot spot (preferably in decimal degrees to at least four decimal places) with a GPS receiver. Record the datum setting of the unit preferably in NAD83/ WGS84.
Watershed	The watershed where the trash hot spot is located. See www.scvurppp.org for list.
Waterbody	The waterbody (i.e., creek, river or other waterway) where the trash hot spot is located.
Ownership	The owner of the land where the trash hot spot is located. Possible answers are public, private, SCVWD or unknown.
Jurisdiction(s)	The jurisdiction(s) responsible for trash hot spot assessment and cleanup. Multiple jurisdictions may exist for certain water bodies (e.g., San Francisquito Creek).
II. Trash Information	
1. Potential Trash Types	
Convenience/Fast Food Items	Waste packaging, (i.e., plastic or paper) from convenience foods (e.g., potato chips, snack foods, candy bars, gum, etc.) and other wastes (e.g., bags, napkins, etc.) generated from fast food establishments or carry out restaurants.
Other Plastic Products	Plastic Bottle Caps, Plastic Cup Lid/Straw, Plastic Pipe Segments, Plastic Six-Pack Rings, Plastic Wrappers, Soft Plastic Pieces, Hard Plastic Pieces, Fishing Line, Tarp
Paper and Cardboard	Cups, Boxes, Newspapers, Magazines, Mail, Flyers and all other products made of paper or cardboard.
Metal Products	Aluminum Foil, Aluminum or Steel Cans, Bottle Caps, Metal Pipe Segments, Auto Parts, Wire (barb, chicken wire etc.), Metal Objects
Biohazards	Human Waste/Diapers, Pet Waste, Syringes or Pipettes, Dead Animals
Construction Debris	Concrete (not placed), Rebar, Bricks, Wood Debris
Toxic Substances	Chemical Containers, Oil/Surfactant on Water, Lighters, Small Batteries, Vehicle Batteries
Large Items	Appliances, Furniture, Garbage Bags of Trash, Tires, Shopping Carts
Miscellaneous Items	Synthetic Rubber, Foam Rubber, Balloons, Ceramic Pots/Shards, Hose Pieces
Fabric and Cloth	Synthetic Fabric, Natural Fabric (cotton, wool)
Other	All other materials or products not on the above list.
2. Potential Trash Pathways/Sources	
Trash Accumulation	Litter/trash observed to be accumulating in creeks below the high water line. Litter/trash is may be worn and aged in appearance; consist of light-weight, persistent and buoyant trash items (e.g., plastic bags, plastic bottles); and observed caught in surrounding vegetation, tree branches and rocks.
Litter	Improperly disposed/discarded wastes or other items observed in creek channels and/or creek banks. Commonly referred to as "trash". Litter/trash appears relatively "new" in appearance. Litter/trash is usually located in areas accessible to the public.
Illegal Dumping	Illegal dumping or discarding of larger quantities/sizes of litter/trash directly into a waterway or in close proximity to a creek. Garbage bags of trash or other unwanted items, appliances, furniture, tires, shopping carts and other large items are usually observed at illegal dump sites.
Homeless Encampments	Areas where homeless individuals live or congregate.
Outfall	The point where the storm drain system discharges (i.e., usually from a pipe) into a receiving water or channel.
Multiple	The contribution of more than one trash pathway/source listed above. List all potential pathways/sources.
Other	All other potential sources not described above.
Unknown	Trash source can not be determined or are known.
3. Adjacent Land Uses to Trash Areas	
Adjacent Land Uses to Trash Areas	Residential (Single-family), Residential (High-density), Commercial, Industrial, Public/Institutional, Mixed-use, Other Developed
III. Trash Removal	
Volume of Trash Removed During Cleanup (Un-Compacted)	
Size of Trash Bag (in gallons)	Size of trash bag (in gallons) used to remove trash during cleanup.
Total Bags	Total number of bags of trash removed during cleanup.
Cubic Yards	Estimated cubic yards of trash removed during cleanup.
Wet Weight (lbs)	Wet weight (in pounds) of trash removed during cleanup.
IV. Photo Documentation	
Photo #	The number assigned to a photograph taken to depict trash condition before or after trash cleanup. At creek hot spots, a total of 12 photographs (6 before cleanup and 6 after cleanup) are required. At shoreline hot spots, a total of 24 photographs (12 before cleanup and 12 after cleanup) are required.
Segment ID	The segment ID (i.e., A-L) where the photograph was taken to depict trash condition before or after trash cleanup. Segment IDs A-F correspond to both creek and shoreline hot spots, while segment IDs G-L only correspond to shoreline hot spots.
Optional Photographs After Cleanup	The number assigned to optional photographs taken to illustrate the volume of trash collected during the cleanup.
Notes	Comments or other notes regarding photo documentation.

SNV 01—Guadalupe Slough (Site 3) Photos taken every 50 ft.

Before Clean up

After Clean up

051810_snv01_a_1

051810_snv01_a_2

051810_snv01_b_1

051810_snv01_b_2

051810_snv01_c_1

051810_snv01_c_2

SNV 01—Guadalupe Slough (Site 3) Photos taken every 50 ft.

Before Clean up

051810_snv01_d_1

After Clean up

051810_snv01_d_2

051810_snv01_e_1

051810_snv01_e_2

051810_snv01_f_1

051810_snv01_f_2

SNV 01—Guadalupe Slough (Site 3) Photos taken every 50 ft.

Before Clean up

051810_snv01_g_1

After Clean up

051810_snv01_g_2

Missing “before” photo for Area H

051810_snv01_h_2

051810_snv01_i_1

051810_snv01_i_2

SNV 01—Guadalupe Slough (Site 3) Photos taken every 50 ft.

Before Clean up

051810_snv01_j_1

After Clean up

051810_snv01_j_2

051810_snv01_k_1

051810_snv01_k_2

051810_snv01_L_1

051810_snv01_L_2

SNV 01—Guadalupe Slough (Site 3)

SNV01, facing east. Photo of entire reach before clean up of hot spot.

SNV01, Total bags, construction debris and tire removed from hot spot area (Orange safety cones not included.)

Santa Clara Valley
Urban Runoff
Pollution Prevention Program

Trash Hot Spot Cleanup Data Collection Form

Cleanup Date: 5-13-2010

I. Site Information

Site ID# SNV02 Site Location: Sunnyvale East Channel, Caribbean Drive Crossing

Lat: 37.414422 Long: -122.00382 Watershed: Sunnyvale East Waterbody: Sunnyvale East

Ownership: SCVWD Jurisdiction(s): City of Sunnyvale and SCVWD

II. Trash Information

1. Describe trash type. **REQUIRED: Rank five most prevalent trash types (1-5, 1 being the most prevalent).** ***List of trash types on back.*** **OPTIONAL: Provide qualitative estimate of total trash types by volume.**

4 Plastic bags (~10 %)
3 Convenience/Fast Food items* (~25 %)
2 Bottles (plastic or glass) (~25 %)
___ Aluminum cans (~1-2 %)
1 Styrofoam (pieces or pellets) (~25 %)
___ Other plastic products* (~1 %)
___ Paper and cardboard* (~1 %)
___ Cigarette butts (~1-2 %)
5 Spray paint cans (~5 %)
___ Metal products* (~1 %)
___ Biohazards* (___ %)
___ Construction debris* (~1-2 %)
___ Toxic substances* (___ %)
___ Large items* (___ %)
___ Miscellaneous items* (___ %)
___ Fabric and cloth* (___ %)
___ Yard waste (incl. trees) (___ %)
___ Leaf litter piles (___ %)
___ Glass pieces (~1 %)
___ Golf or tennis balls (___ %)
x Other* knife handle %
x Other* wallet %

2. Potential trash pathways/sources (**Check all that apply**):

☐ Trash accumulation
☐ Litter
☐ Illegal dumping
☐ Homeless encampments
☐ Outfall ___
☒ Multiple -Accumulation from upstream, outfall, & litter
☐ Other ___
☐ Unknown ___

3. Identify adjacent land uses to trash area (**Check all that apply**): ☐ Residential (Single-family) ☐ Residential (Multi-family) ☐ Commercial ☐ Urban Park ☐ Freeway ☐ Industrial ☒ Public/Institutional ☐ Mixed-use ☐ Other Developed

III. Trash Removal

Volume of Trash Removed During Cleanup (Un-compacted)

Size of trash bag (in gallons): 13

Total # of bags: 3 (39 gal) Cubic Yards ___

(Optional)

OR Wet Weight (lbs.): ~60 lbs

IV. Photo Documentation

Before Cleanup

Segment ID (A-F)	Photo #'s	Segment ID (G-L) (For shorelines only)	Photo #'s
A:	051210_snv02_ae_1	G:	051210_snv02_aw_1
B:	051210_snv02_be_1	H:	051210_snv02_bw_1
C:	051210_snv02_ce_1	I:	051210_snv02_cw_1
D:	051210_snv02_de_1	J:	051210_snv02_dw_1
E:	051210_snv02_ee_1	K:	051210_snv02_ew_1
F:	051210_snv02_fe_1	L:	051210_snv02_fw_1

After Cleanup

Segment ID (A-F)	Photo #'s	Segment ID (G-L) (For shorelines only)	Photo #'s
A:	051310_snv02_ae_2	G:	051310_snv02_aw_2
B:	051310_snv02_be_2	H:	051310_snv02_bw_2
C:	051310_snv02_ce_2	I:	051310_snv02_cw_2
D:	051310_snv02_de_2	J:	051310_snv02_dw_2
E:	051310_snv02_ee_2	K:	051310_snv02_ew_2
F:	051310_snv02_fe_2	L:	051310_snv02_fw_2

Notes: Photos do not show trash, due to growth of reeds and vegetation. e and w on photos denote east & west sides of channel

Optional Photographs After Cleanup

Photo #'s 051210_snv02_total trash removed
051310_snv02_cleaning c-d

Photos on both east and west channel banks were taken. 100 ft. north of bridge (a & b) corresponds to previous URTA site. Areas c-f are south of bridge.

Potential Data Points with Definitions

Data Points	Definitions
I. Site Information	
Site ID#	The unique identification number assigned to the site. The site ID# will be used to track trash hot spot activities within databases or other tabular formats.
Site Location	The exact physical location of the upstream and/or downstream ends of the trash hot spot in relation to roads and/or physical landmarks (e.g., bridge crossings, outfalls) on the creek (e.g., Coyote Creek, outfall located 100 feet downstream of Julian Street Bridge). Alternatively, for larger hot spots, provide a length of creek between two different roads/bridge crossings or other physical landmarks (e.g., Guadalupe River between W. Hedding Street and Coleman Avenue).
Latitude	The geographic coordinate north or south of the equator. Latitude should be taken at the downstream end of the trash hot spot (preferably in decimal degrees to at least four decimal places) with a GPS receiver. Record the datum setting of the unit preferably in NAD83/ WGS84.
Longitude	The geographic coordinate east or west of the prime meridian (0 degrees longitude). Longitude should be taken at the downstream end of the trash hot spot (preferably in decimal degrees to at least four decimal places) with a GPS receiver. Record the datum setting of the unit preferably in NAD83/ WGS84.
Watershed	The watershed where the trash hot spot is located. See www.scvurppp.org for list.
Waterbody	The waterbody (i.e., creek, river or other waterway) where the trash hot spot is located.
Ownership	The owner of the land where the trash hot spot is located. Possible answers are public, private, SCVWD or unknown.
Jurisdiction(s)	The jurisdiction(s) responsible for trash hot spot assessment and cleanup. Multiple jurisdictions may exist for certain water bodies (e.g., San Francisquito Creek).
II. Trash Information	
1. Trash Types	
Convenience/Fast Food Items	Waste packaging, (i.e., plastic or paper) from convenience foods (e.g., potato chips, snack foods, candy bars, gum, etc.) and other wastes (e.g., bags, napkins, etc.) generated from fast food establishments or carry out restaurants.
Other Plastic Products	Plastic Bottle Caps, Plastic Cup Lid/Straw, Plastic Pipe Segments, Plastic Six-Pack Rings, Plastic Wrappers, Soft Plastic Pieces, Hard Plastic Pieces, Fishing Line, Tarp
Paper and Cardboard	Cups, Boxes, Newspapers, Magazines, Mail, Flyers and all other products made of paper or cardboard.
Metal Products	Aluminum Foil, Aluminum or Steel Cans, Bottle Caps, Metal Pipe Segments, Auto Parts, Wire (barb, chicken wire etc.), Metal Objects
Biohazards	Human Waste/Diapers, Pet Waste, Syringes or Pipettes, Dead Animals
Construction Debris	Concrete (not placed), Rebar, Bricks, Wood Debris
Toxic Substances	Chemical Containers, Oil/Surfactant on Water, Lighters, Small Batteries, Vehicle Batteries
Large Items	Appliances, Furniture, Garbage Bags of Trash, Tires, Shopping Carts
Miscellaneous Items	Synthetic Rubber, Foam Rubber, Balloons, Ceramic Pots/Shards, Hose Pieces
Fabric and Cloth	Synthetic Fabric, Natural Fabric (cotton, wool)
Other	All other materials or products not on the above list.
2. Potential Trash Pathways/Sources	
Trash Accumulation	Litter/trash observed to be accumulating in creeks below the high water line. Litter/trash is may be worn and aged in appearance; consist of light-weight, persistent and buoyant trash items (e.g., plastic bags, plastic bottles); and observed caught in surrounding vegetation, tree branches and rocks.
Litter	Improperly disposed/discarded wastes or other items observed in creek channels and/or creek banks. Commonly referred to as "trash". Litter/trash appears relatively "new" in appearance. Litter/trash is usually located in areas accessible to the public.
Illegal Dumping	Illegal dumping or discarding of larger quantities/sizes of litter/trash directly into a waterway or in close proximity to a creek. Garbage bags of trash or other unwanted items, appliances, furniture, tires, shopping carts and other large items are usually observed at illegal dump sites.
Homeless Encampments	Areas where homeless individuals live or congregate.
Outfall	The point where the storm drain system discharges (i.e., usually from a pipe) into a receiving water or channel.
Other	All other potential sources not described above.
Unknown	Trash source can not be determined or are known.
3. Adjacent Land Uses to Trash Areas	
Adjacent Land Uses to Trash Areas	Residential (Single-family), Residential (Multi-Family), Commercial, Urban Park, Freeway, Industrial, Public/Institutional, Mixed-use, Other Developed
III. Trash Removal	
Volume of Trash Removed During Cleanup (Un-Compacted)	
Size of Trash Bag (in gallons)	Size of trash bag (in gallons) used to remove trash during cleanup.
Total Bags	Total number of bags of trash removed during cleanup.
Cubic Yards	Estimated cubic yards of trash removed during cleanup.
Wet Weight (lbs)	Wet weight (in pounds) of trash removed during cleanup.
IV. Photo Documentation	
Segment ID	The segment ID (i.e., A-L) where the photograph was taken to depict trash condition before or after trash cleanup. Segment IDs A-F correspond to both creek and shoreline hot spots, while segment IDs G-L only correspond to shoreline hot spots.
Photo #	The number assigned to a photograph taken to depict trash condition before or after trash cleanup. Within each segment, a minimum of one photograph must be taken before the cleanup and one photograph after the cleanup - for a total of 6 before and 6 after photographs for 300 ft creek hot spots and 12 before and 12 after photographs for shoreline hot spots. Additional photographs may be taken within each hot spot.
Optional Photographs After Cleanup	The number assigned to optional photographs taken to illustrate the volume of trash collected during the cleanup.
Notes	Comments or other notes regarding photo documentation.

SNV 02—Sunnyvale East Channel, Caribbean Drive Crossing Photos taken every 50 ft.

Before Clean up

051210_snv02_ae_1 (east)

After Clean up

051210_snv02_ae_2 (east)

051210_snv02_be_1(east)

051210_snv02_be_2(east)

051210_snv02_ce_1(east)

051210_snv02_ce_2(east)

SNV 02—Sunnyvale East Channel, Caribbean Drive Crossing Photos taken every 50 ft.

Before Clean up

051210_snv02_de_1 (east)

After Clean up

051210_snv02_de_2 (east)

051210_snv02_ee_1 (east)

051210_snv02_ee_2 (east)

051210_snv02_fe_1 (east)

051210_snv02_fe_2 (east)

SNV 02—Sunnyvale East Channel, Caribbean Drive Crossing Photos taken every 50 ft.

Before Clean up

After Clean up

051210_snv02_aw_1 (west)

051210_snv02_aw_2 (west)

051210_snv02_bw_1 (west)

051210_snv02_bw_2 (west)

051210_snv02_cw_1 (west)

051210_snv02_cw_2 (west)

SNV 02—Sunnyvale East Channel, Caribbean Drive Crossing Photos taken every 50 ft.

Before Clean up

051210_snv02_dw_1 (west)

After Clean up

051210_snv02_dw_2 (west)

051210_snv02_ew_1 (west)

051210_snv02_ew_2 (west)

051210_snv02_fw_1 (west)

051210_snv02_fw_2 (west)

SNV 02—Sunnyvale East Channel, Caribbean Drive Crossing

SNV02_ 051210 Areas C-F east and west sides before clean up

SNV02_051310 Total quantity of trash removed.

Santa Clara Valley
Urban Runoff
Pollution Prevention Program

Trash Hot Spot Cleanup Data Collection Form

Cleanup Date: 05/18/2010

I. Site Information

Site ID# snv03 Site Location: Guadalupe Slough site 1

Lat: 37.43528 Long: -122.02699 Watershed: Baylands Waterbody: Guadalupe Slough

Ownership: SCVWD Jurisdiction(s): SCVWD, Sunnyvale, San Jose

II. Trash Information

1. Describe trash type. **Rank five most prevalent trash types (1-5, 1 being the most prevalent).** ***List of potential trash types on back.*** **OPTIONAL: Provide qualitative estimate of total trash types by volume.**

____ Plastic bags (_____%)	____ Cigarette butts (_____%)	____ Miscellaneous items* (_____%)
____ Convenience/Fast Food items* (_____%)	____ Spray paint cans (~1 %)	____ Fabric and cloth* (_____%)
4 Bottles (plastic or glass) (~20 %)	____ Metal products* (_____%)	____ Yard waste (incl. trees) (_____%)
____ Aluminum cans (~1-2%)	____ Biohazards* (_____%)	____ Leaf litter piles (_____%)
1 Styrofoam (pieces or pellets) (~25 %)	2 Construction debris* (~25 %)	____ Glass pieces (_____%)
____ Other plastic products* (_____%)	____ Toxic substances* (_____%)	3 Golf or tennis balls (~20 %)
____ Paper and cardboard* (_____%)	____ Large items* (_____%)	5 Other* shotgun shells ~5%
		____ Other* fire extinguisher ~1-2%

2. Potential trash pathways/sources (**Check all that apply**):

☒ Trash accumulation	☐ Homeless encampments	☐ Other _____
☒ Litter	☐ Outfall _____	☐ Unknown _____
☐ Illegal dumping	☐ Multiple _____	

3. Identify adjacent land uses to trash area: ☐ Residential (Single-family) ☐ Residential (High-density) ☐ Commercial ☐ Industrial ☒ Public/Institutional ☐ Mixed-use ☐ Other Developed

III. Trash Removal

Volume of Trash Removed During Cleanup (Un-compacted)

Size of trash bag (in gallons): 13

Total # of bags: 7 + 8 cu ft of lumber (not bagged) Cubic Yards

(Optional)

OR Wet Weight (lbs.): *~220 lbs

*Estimated 20 lb/bag and 80lbs for lumber

IV. Photo Documentation

Before Cleanup Photo#	Segment ID (A-F)	(For shorelines only) Photo#	Segment ID (G-L)
051210_snv03_a_1		051210_snv03_g_1	
051210_snv03_b_1		051210_snv03_h_1	
051210_snv03_c_1		051210_snv03_i_1	
051210_snv03_d_1		051210_snv03_j_1	
051210_snv03_e_1		051210_snv03_k_1	
051210_snv03_f_1		051210_snv03_L_1	

After Cleanup Photo#	Segment ID (A-F)	(For shorelines only) Photo#	Segment ID (G-L)
051810_snv03_a_2		051810_snv03_g_2	
051810_snv03_b_2		051810_snv03_h_2	
051810_snv03_c_2		051810_snv03_i_2	
051810_snv03_d_2		051810_snv03_j_2	
051810_snv03_e_2		051210_snv03_k_2	
051810_snv03_f_2		051210_snv03_L_2	

Notes: One tire was left buried in area H- unable to remove without damaging shoreline vegetation.

Shotgun shells from duck hunting activities.

Optional Photographs After Cleanup

Photo # 051810_snv03_all debris collected

Potential Data Points with Definitions

Data Points	Definitions
I. Site Information	
Site ID#	The unique identification number assigned to the site. The site ID# will be used to track trash hot spot activities within databases or other tabular formats.
Site Location	The exact physical location of the upstream and/or downstream ends of the trash hot spot in relation to roads and/or physical landmarks (e.g., bridge crossings, outfalls) on the creek (e.g., Coyote Creek, outfall located 100 feet downstream of Julian Street Bridge). Alternatively, for larger hot spots, provide a length of creek between two different roads/bridge crossings or other physical landmarks (e.g., Guadalupe River between W. Hedding Street and Coleman Avenue).
Latitude	The geographic coordinate north or south of the equator. Latitude should be taken at the downstream end of the trash hot spot (preferably in decimal degrees to at least four decimal places) with a GPS receiver. Record the datum setting of the unit preferably in NAD83/ WGS84.
Longitude	The geographic coordinate east or west of the prime meridian (0 degrees longitude). Longitude should be taken at the downstream end of the trash hot spot (preferably in decimal degrees to at least four decimal places) with a GPS receiver. Record the datum setting of the unit preferably in NAD83/ WGS84.
Watershed	The watershed where the trash hot spot is located. See www.scvurppp.org for list.
Waterbody	The waterbody (i.e., creek, river or other waterway) where the trash hot spot is located.
Ownership	The owner of the land where the trash hot spot is located. Possible answers are public, private, SCVWD or unknown.
Jurisdiction(s)	The jurisdiction(s) responsible for trash hot spot assessment and cleanup. Multiple jurisdictions may exist for certain water bodies (e.g., San Francisquito Creek).
II. Trash Information	
1. Potential Trash Types	
Convenience/Fast Food Items	Waste packaging, (i.e., plastic or paper) from convenience foods (e.g., potato chips, snack foods, candy bars, gum, etc.) and other wastes (e.g., bags, napkins, etc.) generated from fast food establishments or carry out restaurants.
Other Plastic Products	Plastic Bottle Caps, Plastic Cup Lid/Straw, Plastic Pipe Segments, Plastic Six-Pack Rings, Plastic Wrappers, Soft Plastic Pieces, Hard Plastic Pieces, Fishing Line, Tarp
Paper and Cardboard	Cups, Boxes, Newspapers, Magazines, Mail, Flyers and all other products made of paper or cardboard.
Metal Products	Aluminum Foil, Aluminum or Steel Cans, Bottle Caps, Metal Pipe Segments, Auto Parts, Wire (barb, chicken wire etc.), Metal Objects
Biohazards	Human Waste/Diapers, Pet Waste, Syringes or Pipettes, Dead Animals
Construction Debris	Concrete (not placed), Rebar, Bricks, Wood Debris
Toxic Substances	Chemical Containers, Oil/Surfactant on Water, Lighters, Small Batteries, Vehicle Batteries
Large Items	Appliances, Furniture, Garbage Bags of Trash, Tires, Shopping Carts
Miscellaneous Items	Synthetic Rubber, Foam Rubber, Balloons, Ceramic Pots/Shards, Hose Pieces
Fabric and Cloth	Synthetic Fabric, Natural Fabric (cotton, wool)
Other	All other materials or products not on the above list.
2. Potential Trash Pathways/Sources	
Trash Accumulation	Litter/trash observed to be accumulating in creeks below the high water line. Litter/trash is may be worn and aged in appearance; consist of light-weight, persistent and buoyant trash items (e.g., plastic bags, plastic bottles); and observed caught in surrounding vegetation, tree branches and rocks.
Litter	Improperly disposed/discarded wastes or other items observed in creek channels and/or creek banks. Commonly referred to as "trash". Litter/trash appears relatively "new" in appearance. Litter/trash is usually located in areas accessible to the public.
Illegal Dumping	Illegal dumping or discarding of larger quantities/sizes of litter/trash directly into a waterway or in close proximity to a creek. Garbage bags of trash or other unwanted items, appliances, furniture, tires, shopping carts and other large items are usually observed at illegal dump sites.
Homeless Encampments	Areas where homeless individuals live or congregate.
Outfall	The point where the storm drain system discharges (i.e., usually from a pipe) into a receiving water or channel.
Multiple	The contribution of more than one trash pathway/source listed above. List all potential pathways/sources.
Other	All other potential sources not described above.
Unknown	Trash source can not be determined or are known.
3. Adjacent Land Uses to Trash Areas	
Adjacent Land Uses to Trash Areas	Residential (Single-family), Residential (High-density), Commercial, Industrial, Public/Institutional, Mixed-use, Other Developed
III. Trash Removal	
Volume of Trash Removed During Cleanup (Un-Compacted)	
Size of Trash Bag (in gallons)	Size of trash bag (in gallons) used to remove trash during cleanup.
Total Bags	Total number of bags of trash removed during cleanup.
Cubic Yards	Estimated cubic yards of trash removed during cleanup.
Wet Weight (lbs)	Wet weight (in pounds) of trash removed during cleanup.
IV. Photo Documentation	
Photo #	The number assigned to a photograph taken to depict trash condition before or after trash cleanup. At creek hot spots, a total of 12 photographs (6 before cleanup and 6 after cleanup) are required. At shoreline hot spots, a total of 24 photographs (12 before cleanup and 12 after cleanup) are required.
Segment ID	The segment ID (i.e., A-L) where the photograph was taken to depict trash condition before or after trash cleanup. Segment IDs A-F correspond to both creek and shoreline hot spots, while segment IDs G-L only correspond to shoreline hot spots.
Optional Photographs After Cleanup	The number assigned to optional photographs taken to illustrate the volume of trash collected during the cleanup.
Notes	Comments or other notes regarding photo documentation.

SNV 03—Guadalupe Slough (Site 1) Photos taken every 50 ft.

Before Clean up

051210_snv03_a_1

After Clean up

051810_snv03_a_2

051210_snv03_b_1

051810_snv03_b_2

051210_snv03_c_1

051810_snv03_c_2

SNV 03—Guadalupe Slough (Site 1) Photos taken every 50 ft.

Before Clean up

051210_snv03_d_1

After Clean up

051810_snv03_d_2

051210_snv03_e_1

051810_snv03_e_2

051210_snv03_f_1

051810_snv03_f_2

SNV 03—Guadalupe Slough (Site 1) Photos taken every 50 ft.

Before Clean up

051210_snv03_g_1

After Clean up

051810_snv03_g_2

051210_snv03_h_1

051810_snv03_h_2

051210_snv03_i_1

051810_snv03_i_2

SNV 03—Guadalupe Slough (Site 1) Photos taken every 50 ft.

Before Clean up

After Clean up

051210_snv03_ j _1

051810_snv03_ j _2

051210_snv03_ k_1

051810_snv03_k_2

051210_snv03_ L_1

051810_snv03_L_2

SNV 03 - Guadalupe Slough, Site 1

SNV03_ 051810 Entire site view A-L facing west

SNV03_051810 Total quantity of trash removed. (Orange cones and tree branch not included in debris volume.)

Santa Clara Valley
Urban Runoff
Pollution Prevention Program

Trash Hot Spot Cleanup Data Collection Form

Cleanup Date: 5/18/2010

I. Site Information

Site ID# SNV 04 Site Location: Guadalupe Slough Site 2

Lat: 37.43321 Long: -122.02449 Watershed: Baylands Waterbody: Guadalupe Slough

Ownership: SCVWD Jurisdiction(s): Sunnyvale and San Jose

II. Trash Information

1. Describe trash type. **REQUIRED: Rank five most prevalent trash types (1-5, 1 being the most prevalent).** ***List of trash types on back.*** **OPTIONAL: Provide qualitative estimate of total trash types by volume.**

___ Plastic bags (1-2 %)
___ Convenience/Fast Food items* (~1-2 %)
2 Bottles (plastic or glass) (~25 %)
___ Aluminum cans (~5 %)
3 Styrofoam (pieces or pellets) (~25 %)
___ Other plastic products* (___ %)
___ Paper and cardboard* (___ %)

___ Cigarette butts (___ %)
___ Spray paint cans (2 %)
___ Metal products* (2 %)
___ Biohazards* (1-chemical sprayer %)
5 Construction debris* (20 %)
___ Toxic substances* (___ %)
___ Large items* (___ %)

___ Miscellaneous items* (___ %)
___ Fabric and cloth* (___ %)
___ Yard waste (incl. trees) (___ %)
___ Leaf litter piles (___ %)
___ Glass pieces (___ %)
**4 Golf- or tennis balls (10 %)
1 Other* ~10% by vol, but numerous %
___ Other* bicycle helme %

* Shotgun shells were most frequently found item (over 200)

2. Potential trash pathways/sources (**Check all that apply**): **No golf balls, but numerous other sports balls

☒ Trash accumulation
☒ Litter
☐ Illegal dumping
☐ Homeless encampments
☐ Outfall ___
☐ Other ___
☐ Other ___
☐ Unknown ___

3. Identify adjacent land uses to trash area (**Check all that apply**): ☐ Residential (Single-family) ☐ Residential (Multi-family) ☐ Commercial ☐ Urban Park ☐ Freeway ☐ Industrial ☒ Public/Institutional ☐ Mixed-use ☐ Other Developed

III. Trash Removal

Volume of Trash Removed During Cleanup (Un-compacted)

Size of trash bag (in gallons): 13

Total # of bags: 5 +4cf Cubic Yards ___

Lumber not bagged

(Optional)

OR Wet Weight (lbs.): ~140

*~20 lbs/bag plus 40lbs estimate for lumber

IV. Photo Documentation

Before Cleanup Segment ID (A-F)	Photo #'s	(For shorelines only) Segment ID (G-L)	Photo #'s
A:	051210_snv04_a_1	G:	051210_snv04_g_1
B:	051210_snv04_b_1	H:	051210_snv04_h_1
C:	051210_snv04_c_1	I:	051210_snv04_i_1
D:	051210_snv04_d_1	J:	051210_snv04_j_1
E:	051210_snv04_e_1	K:	051210_snv04_k_1
F:	051210_snv04_f_1	L:	051210_snv04_L_1

After Cleanup Segment ID (A-F)	Photo #'s	(For shorelines only) Segment ID (G-L)	Photo #'s
A:	051810_snv04_a_2	G:	051810_snv04_g_2
B:	051810_snv04_b_2	H:	051810_snv04_h_2
C:	051810_snv04_c_2	I:	051810_snv04_i_2
D:	051810_snv04_d_2	J:	051810_snv04_j_2
E:	051810_snv04_e_2	K:	051810_snv04_k_2
F:	051810_snv04_f_2	L:	051810_snv04_L_2

Notes: Shotgun shells from duck hunting in the area are most frequently found items but they may up a small volume of the debris collected.

Optional Photographs After Cleanup

Photo #'s 051810_snv04_total debris removed

Potential Data Points with Definitions

Data Points	Definitions
I. Site Information	
Site ID#	The unique identification number assigned to the site. The site ID# will be used to track trash hot spot activities within databases or other tabular formats.
Site Location	The exact physical location of the upstream and/or downstream ends of the trash hot spot in relation to roads and/or physical landmarks (e.g., bridge crossings, outfalls) on the creek (e.g., Coyote Creek, outfall located 100 feet downstream of Julian Street Bridge). Alternatively, for larger hot spots, provide a length of creek between two different roads/bridge crossings or other physical landmarks (e.g., Guadalupe River between W. Hedding Street and Coleman Avenue).
Latitude	The geographic coordinate north or south of the equator. Latitude should be taken at the downstream end of the trash hot spot (preferably in decimal degrees to at least four decimal places) with a GPS receiver. Record the datum setting of the unit preferably in NAD83/ WGS84.
Longitude	The geographic coordinate east or west of the prime meridian (0 degrees longitude). Longitude should be taken at the downstream end of the trash hot spot (preferably in decimal degrees to at least four decimal places) with a GPS receiver. Record the datum setting of the unit preferably in NAD83/ WGS84.
Watershed	The watershed where the trash hot spot is located. See www.scvurppp.org for list.
Waterbody	The waterbody (i.e., creek, river or other waterway) where the trash hot spot is located.
Ownership	The owner of the land where the trash hot spot is located. Possible answers are public, private, SCVWD or unknown.
Jurisdiction(s)	The jurisdiction(s) responsible for trash hot spot assessment and cleanup. Multiple jurisdictions may exist for certain water bodies (e.g., San Francisquito Creek).
II. Trash Information	
1. Trash Types	
Convenience/Fast Food Items	Waste packaging, (i.e., plastic or paper) from convenience foods (e.g., potato chips, snack foods, candy bars, gum, etc.) and other wastes (e.g., bags, napkins, etc.) generated from fast food establishments or carry out restaurants.
Other Plastic Products	Plastic Bottle Caps, Plastic Cup Lid/Straw, Plastic Pipe Segments, Plastic Six-Pack Rings, Plastic Wrappers, Soft Plastic Pieces, Hard Plastic Pieces, Fishing Line, Tarp
Paper and Cardboard	Cups, Boxes, Newspapers, Magazines, Mail, Flyers and all other products made of paper or cardboard.
Metal Products	Aluminum Foil, Aluminum or Steel Cans, Bottle Caps, Metal Pipe Segments, Auto Parts, Wire (barb, chicken wire etc.), Metal Objects
Biohazards	Human Waste/Diapers, Pet Waste, Syringes or Pipettes, Dead Animals
Construction Debris	Concrete (not placed), Rebar, Bricks, Wood Debris
Toxic Substances	Chemical Containers, Oil/Surfactant on Water, Lighters, Small Batteries, Vehicle Batteries
Large Items	Appliances, Furniture, Garbage Bags of Trash, Tires, Shopping Carts
Miscellaneous Items	Synthetic Rubber, Foam Rubber, Balloons, Ceramic Pots/Shards, Hose Pieces
Fabric and Cloth	Synthetic Fabric, Natural Fabric (cotton, wool)
Other	All other materials or products not on the above list.
2. Potential Trash Pathways/Sources	
Trash Accumulation	Litter/trash observed to be accumulating in creeks below the high water line. Litter/trash is may be worn and aged in appearance; consist of light-weight, persistent and buoyant trash items (e.g., plastic bags, plastic bottles); and observed caught in surrounding vegetation, tree branches and rocks.
Litter	Improperly disposed/discarded wastes or other items observed in creek channels and/or creek banks. Commonly referred to as "trash". Litter/trash appears relatively "new" in appearance. Litter/trash is usually located in areas accessible to the public.
Illegal Dumping	Illegal dumping or discarding of larger quantities/sizes of litter/trash directly into a waterway or in close proximity to a creek. Garbage bags of trash or other unwanted items, appliances, furniture, tires, shopping carts and other large items are usually observed at illegal dump sites.
Homeless Encampments	Areas where homeless individuals live or congregate.
Outfall	The point where the storm drain system discharges (i.e., usually from a pipe) into a receiving water or channel.
Other	All other potential sources not described above.
Unknown	Trash source can not be determined or are known.
3. Adjacent Land Uses to Trash Areas	
Adjacent Land Uses to Trash Areas	Residential (Single-family), Residential (Multi-Family), Commercial, Urban Park, Freeway, Industrial, Public/Institutional, Mixed-use, Other Developed
III. Trash Removal	
Volume of Trash Removed During Cleanup (Un-Compacted)	
Size of Trash Bag (in gallons)	Size of trash bag (in gallons) used to remove trash during cleanup.
Total Bags	Total number of bags of trash removed during cleanup.
Cubic Yards	Estimated cubic yards of trash removed during cleanup.
Wet Weight (lbs)	Wet weight (in pounds) of trash removed during cleanup.
IV. Photo Documentation	
Segment ID	The segment ID (i.e., A-L) where the photograph was taken to depict trash condition before or after trash cleanup. Segment IDs A-F correspond to both creek and shoreline hot spots, while segment IDs G-L only correspond to shoreline hot spots.
Photo #	The number assigned to a photograph taken to depict trash condition before or after trash cleanup. Within each segment, a minimum of one photograph must be taken before the cleanup and one photograph after the cleanup - for a total of 6 before and 6 after photographs for 300 ft creek hot spots and 12 before and 12 after photographs for shoreline hot spots. Additional photographs may be taken within each hot spot.
Optional Photographs After Cleanup	The number assigned to optional photographs taken to illustrate the volume of trash collected during the cleanup.
Notes	Comments or other notes regarding photo documentation.

SNV 04—Guadalupe Slough (Site 2) Photos taken every 50 ft.

Before Clean up

051210_snv04_a_1

After Clean up

051810_snv04_a_2

051210_snv04_b_1

051810_snv04_b_2

051210_snv04_c_1

051810_snv04_c_2

SNV 04—Guadalupe Slough (Site 2) Photos taken every 50 ft.

Before Clean up

051210_snv04_d_1

After Clean up

051810_snv04_d_2

051210_snv04_e_1

051810_snv04_e_2

051210_snv04_f_1

051810_snv04_f_2

SNV 04—Guadalupe Slough (Site 2) Photos taken every 50 ft.

Before Clean up

051210_snv04_g_1

After Clean up

051810_snv04_g_2

051210_snv04_h_1

051810_snv04_h_2

051210_snv04_i_1

051810_snv04_i_2

SNV 04—Guadalupe Slough (Site 2) Photos taken every 50 ft.

Before Clean up

After Clean up

051210_snv04_ j _1

051810_snv04_ j _2

051210_snv04_ k_1

051810_snv04_ k _2

051210_snv04_ L _1

051810_snv04_ L _2

SNV 04—Guadalupe Slough (Site 2)

SNV04_ 051810 Entire site view sections A-L facing west

SNV04_051810 Total quantity of trash removed. (Orange cones not included in debris volume.)

Santa Clara Valley
Urban Runoff
Pollution Prevention Program

Trash Hot Spot Cleanup Data Collection Form

Cleanup Date: 5-19-2010

I. Site Information

Site ID# SNV 05 Site Location: Calabazas Creek and San Tomas Aquino

Lat: 37.417047 Long: -122.98705 Watershed: Baylands Waterbody: Calabazas & San Tomas Aquino creeks

Ownership: SCVWD Jurisdiction(s): Sunnyvale

II. Trash Information

1. Describe trash type. **REQUIRED: Rank five most prevalent trash types (1-5, 1 being the most prevalent).** ***List of trash types on back.*** **OPTIONAL: Provide qualitative estimate of total trash types by volume.**

___ Plastic bags (1-2 %)
___ Convenience/Fast Food items* (1-2 %)
2 Bottles (plastic or glass) (~30 %)
___ Aluminum cans (~30 %)
1 Styrofoam (pieces or pellets) (~25 %)
___ Other plastic products* (___%)
___ Paper and cardboard* (1-2 %)

___ Cigarette butts (___%)
5 Spray paint cans (~5 %)
___ Metal products* (~5 %)
___ Biohazards* (___%)
4 Construction debris* (~10 %)
___ Toxic substances* (___%)
___ Large items* (___%)

___ Miscellaneous items* (___%)
___ Fabric and cloth* (___%)
___ Yard waste (incl. trees) (___%)
___ Leaf litter piles (___%)
___ Glass pieces (___%)
*3 Golf or tennis balls (~10 %)
___ Other* ___%
___ Other* Fiberglass pipe 2-3%

*No golf balls, mostly other sports balls

2. Potential trash pathways/sources (**Check all that apply**):

☒ Trash accumulation
☐ Litter
☐ Illegal dumping
☐ Homeless encampments
☐ Outfall ___
☐ Other ___
☐ Other ___
☐ Unknown ___

3. Identify adjacent land uses to trash area (**Check all that apply**): ☐ Residential (Single-family) ☐ Residential (Multi-family) ☐ Commercial ☐ Urban Park ☐ Freeway ☐ Industrial ☒ Public/Institutional adjacent to Bay Trail ☐ Mixed-use ☐ Other Developed

III. Trash Removal

Volume of Trash Removed During Cleanup (Un-compacted)

Size of trash bag (in gallons): 13

Total # of bags: 4 bags + ~2 cu ft lumber unbagged Cubic Yards ___

(Optional)

OR Wet Weight (lbs.): *100 lbs

*Estimates 20lbs/bag + 20 lbs for lumber

IV. Photo Documentation

Before Cleanup (For shorelines only)

Segment ID (A-F)	Photo #'s	Segment ID (G-L)	Photo #'s
A:	051210_snv05_a_1	G:	051210_snv05_g_1
B:	051210_snv05_b_1	H:	051210_snv05_h_1
C:	051210_snv05_c_1	I:	051210_snv05_i_1
D:	051210_snv05_d_1	J:	051210_snv05_j_1
E:	051210_snv05_e_1	K:	051210_snv05_k_1
F:	051210_snv05_f_1	L:	051210_snv05_L_1

After Cleanup (For shorelines only)

Segment ID (A-F)	Photo #'s	Segment ID (G-L)	Photo #'s
A:	051910_snv05_a_2	G:	051910_snv05_g_2
B:	051910_snv05_b_2	H:	051910_snv05_h_2
C:	051910_snv05_c_2	I:	051910_snv05_i_2
D:	051910_snv05_d_2	J:	051910_snv05_j_2
E:	051910_snv05_e_2	K:	051910_snv05_k_2
F:	051910_snv05_f_2	L:	051910 snv05 L 2

Notes: Brush and weeds were very high. Recommend doing assessment earlier (March) before spring growth occurs.

Optional Photographs After Cleanup

Photo #'s 051910_snv05_total debris removed

Potential Data Points with Definitions

Data Points	Definitions
I. Site Information	
Site ID#	The unique identification number assigned to the site. The site ID# will be used to track trash hot spot activities within databases or other tabular formats.
Site Location	The exact physical location of the upstream and/or downstream ends of the trash hot spot in relation to roads and/or physical landmarks (e.g., bridge crossings, outfalls) on the creek (e.g., Coyote Creek, outfall located 100 feet downstream of Julian Street Bridge). Alternatively, for larger hot spots, provide a length of creek between two different roads/bridge crossings or other physical landmarks (e.g., Guadalupe River between W. Hedding Street and Coleman Avenue).
Latitude	The geographic coordinate north or south of the equator. Latitude should be taken at the downstream end of the trash hot spot (preferably in decimal degrees to at least four decimal places) with a GPS receiver. Record the datum setting of the unit preferably in NAD83/ WGS84.
Longitude	The geographic coordinate east or west of the prime meridian (0 degrees longitude). Longitude should be taken at the downstream end of the trash hot spot (preferably in decimal degrees to at least four decimal places) with a GPS receiver. Record the datum setting of the unit preferably in NAD83/ WGS84.
Watershed	The watershed where the trash hot spot is located. See www.scvurppp.org for list.
Waterbody	The waterbody (i.e., creek, river or other waterway) where the trash hot spot is located.
Ownership	The owner of the land where the trash hot spot is located. Possible answers are public, private, SCVWD or unknown.
Jurisdiction(s)	The jurisdiction(s) responsible for trash hot spot assessment and cleanup. Multiple jurisdictions may exist for certain water bodies (e.g., San Francisquito Creek).
II. Trash Information	
1. Trash Types	
Convenience/Fast Food Items	Waste packaging, (i.e., plastic or paper) from convenience foods (e.g., potato chips, snack foods, candy bars, gum, etc.) and other wastes (e.g., bags, napkins, etc.) generated from fast food establishments or carry out restaurants.
Other Plastic Products	Plastic Bottle Caps, Plastic Cup Lid/Straw, Plastic Pipe Segments, Plastic Six-Pack Rings, Plastic Wrappers, Soft Plastic Pieces, Hard Plastic Pieces, Fishing Line, Tarp
Paper and Cardboard	Cups, Boxes, Newspapers, Magazines, Mail, Flyers and all other products made of paper or cardboard.
Metal Products	Aluminum Foil, Aluminum or Steel Cans, Bottle Caps, Metal Pipe Segments, Auto Parts, Wire (barb, chicken wire etc.), Metal Objects
Biohazards	Human Waste/Diapers, Pet Waste, Syringes or Pipettes, Dead Animals
Construction Debris	Concrete (not placed), Rebar, Bricks, Wood Debris
Toxic Substances	Chemical Containers, Oil/Surfactant on Water, Lighters, Small Batteries, Vehicle Batteries
Large Items	Appliances, Furniture, Garbage Bags of Trash, Tires, Shopping Carts
Miscellaneous Items	Synthetic Rubber, Foam Rubber, Balloons, Ceramic Pots/Shards, Hose Pieces
Fabric and Cloth	Synthetic Fabric, Natural Fabric (cotton, wool)
Other	All other materials or products not on the above list.
2. Potential Trash Pathways/Sources	
Trash Accumulation	Litter/trash observed to be accumulating in creeks below the high water line. Litter/trash is may be worn and aged in appearance; consist of light-weight, persistent and buoyant trash items (e.g., plastic bags, plastic bottles); and observed caught in surrounding vegetation, tree branches and rocks.
Litter	Improperly disposed/discarded wastes or other items observed in creek channels and/or creek banks. Commonly referred to as "trash". Litter/trash appears relatively "new" in appearance. Litter/trash is usually located in areas accessible to the public.
Illegal Dumping	Illegal dumping or discarding of larger quantities/sizes of litter/trash directly into a waterway or in close proximity to a creek. Garbage bags of trash or other unwanted items, appliances, furniture, tires, shopping carts and other large items are usually observed at illegal dump sites.
Homeless Encampments	Areas where homeless individuals live or congregate.
Outfall	The point where the storm drain system discharges (i.e., usually from a pipe) into a receiving water or channel.
Other	All other potential sources not described above.
Unknown	Trash source can not be determined or are known.
3. Adjacent Land Uses to Trash Areas	
Adjacent Land Uses to Trash Areas	Residential (Single-family), Residential (Multi-Family), Commercial, Urban Park, Freeway, Industrial, Public/Institutional, Mixed-use, Other Developed
III. Trash Removal	
Volume of Trash Removed During Cleanup (Un-Compacted)	
Size of Trash Bag (in gallons)	Size of trash bag (in gallons) used to remove trash during cleanup.
Total Bags	Total number of bags of trash removed during cleanup.
Cubic Yards	Estimated cubic yards of trash removed during cleanup.
Wet Weight (lbs)	Wet weight (in pounds) of trash removed during cleanup.
IV. Photo Documentation	
Segment ID	The segment ID (i.e., A-L) where the photograph was taken to depict trash condition before or after trash cleanup. Segment IDs A-F correspond to both creek and shoreline hot spots, while segment IDs G-L only correspond to shoreline hot spots.
Photo #	The number assigned to a photograph taken to depict trash condition before or after trash cleanup. Within each segment, a minimum of one photograph must be taken before the cleanup and one photograph after the cleanup - for a total of 6 before and 6 after photographs for 300 ft creek hot spots and 12 before and 12 after photographs for shoreline hot spots. Additional photographs may be taken within each hot spot.
Optional Photographs After Cleanup	The number assigned to optional photographs taken to illustrate the volume of trash collected during the cleanup.
Notes	Comments or other notes regarding photo documentation.

SNV 05—San Tomas Aquino-Calabazas Creek Site. Photos taken every 50 ft.

Before Clean up

051210_snv05_a_1

After Clean up

051910_snv05_a_2

051210_snv05_b_1

051910_snv05_b_2

051210_snv05_c_1

051910_snv05_c_2

SNV 05—San Tomas Aquino-Calabazas Creek Site. Photos taken every 50 ft.

Before Clean up

051210_snv05_d_1

After Clean up

051910_snv05_d_2



051210_snv05_e_1

051910_snv05_e_2

051210_snv05_f_1

051910_snv05_f_2

SNV 05—San Tomas Aquino-Calabazas Creek Site. Photos taken every 50 ft.

Before Clean up

051210_snv05_g_1

After Clean up

051910_snv05_g_2

051210_snv05_h_1

051910_snv05_h_2

051210_snv05_i_1

051910_snv05_i_2

SNV 05—San Tomas Aquino-Calabazas Creek Site. Photos taken every 50 ft.

Before Clean up

051210_snv05_ j _1

After Clean up



051910_snv05_ j _2

051210_snv05_ k_1

051910_snv05_ k _2

051210_snv05_ L _1

051910_snv05_ L_2

SNV 05—San Tomas Aquino-Calabazas Creek Site.

SNV05_ 051910 Entire site view sections L-A facing east

SNV05_051910 Total quantity of trash removed. (Orange cones not included in debris volume.)

County of Santa Clara

Department of Planning and Development
County Government Center, East Wing
70 West Hedding Street, 7th Floor
San Jose, California 95110

	Administration	Development Services	Fire Marshal	Planning
Phone:	(408) 299-6740	(408) 299-5700	(408) 299-5760	(408) 299-5770
Fax:	(408) 299-6757	(408) 279-8537	(408) 287-9308	(408) 288-9198

September 15, 2010

Mr. Bruce H. Wolfe
Executive Officer
San Francisco Bay Regional Water Quality Control Board
1515 Clay Street, Suite 1400
Oakland, CA 94612

Subject: **County of Santa Clara**
FY 2009-2010 Annual Report

Dear Mr. Wolfe:

This letter and Annual Report with attachments is submitted by the County of Santa Clara, in conjunction with the Santa Clara Valley Urban Runoff Pollution Prevention Program's (SCVURPPP) and the Bay Area Stormwater Management Agencies Association's (BASMAA) Annual Report, pursuant to Permit Provision C.16.a of the Municipal Regional Stormwater NPDES Permit (MRP), Order R2-2009-0074, NPDES Permit No CAS612008 issued by the San Francisco Bay Regional Water Quality Control Board. The Annual Report provides documentation of activities conducted during FY 2009-2010 and consists of the following:

A. Certification Statement
B. Annual Report Form
   - Table of Contents
   - Completed Annual Report Form: Sections 1-15
C. Appendix
   - Table of Contents
   - Appendices

The County's Clean Water Program continues to be funded directly from the County General Fund. As was stated in previous annual reports, Proposition 218 eliminated the storm water fee that supported Clean Water Program activities in 1997. Additional tax funding can only be obtained by a 2/3 vote of the people. Last fiscal year, the County's Clean Water Program was staffed with one full time junior civil (environmental) engineer and in January 2010 the program was expanded to include a part-time Planner. Staff members of the involved departments, listed below, coordinate compliance and reporting activities as they relate to each involved department, with guidance from the Clean Water Program Coordinator as well as the SCVURPPP program staff.

Board of Supervisors: Donald F. Gage, George Shirakawa, Dave Cortese, Ken Yeager, Liz Kniss
County Executive: Jeffrey V. Smith

Implementing the Municipal Regional Permit (MRP) at the County involves many departments, including: Fleet and Facilities, Roads and Airports, Parks and Recreation, Planning and Development (Planning Office, Development Services Office, Clean Water Program, Surveyor), Agriculture and Environmental Management (Integrated Waste Management, Pollution Prevention, Graffiti and Litter Abatement, Green Business Program, Master Composter Education Project), Environmental Health (Consumer Protection, Hazardous Materials, Solid Waste, Household Hazardous Waste, Vector Control), the County Executive's Office (Special Construction Projects, and Integrated Pest Management). Each of these departments is individually responsible for implementing the MRP, as applicable.

The County lies within two regional water quality control boards. The northern portion of the County is under the San Francisco Bay Regional Water Quality Control Board and the southern portion is under the Central Coast Regional Water Quality Control Board (CCRWQCB). In April 2010, the County was issued their first NPDES Storm Water Discharge Phase II Permit (South County Permit) for the southern portion of the County. Leading up to adoption, the County has been working with the City of Gilroy (Gilroy) and the City of Morgan Hill (Morgan Hill) to finalize a Draft Regional Storm Water Management Plan (SWMP). County staff focused their time on getting a South County Permit adopted during the months of December, January and February. Once the SWMP was adopted the County faced implementing two separate and new NPDES permits, raising questions on which requirements belonged to which part of the County. The Clean Water Program staff intends to provide more training to each department involved in the implementation of the MRP to minimize confusion in the future.

Thank you in advance for your review of this Annual Report for fiscal year 09-10. If you or your staff members have any questions regarding the materials submitted, please contact Clara Spaulding at 408- 299-5737.

Very truly yours,

Tom Whisler
Building Official

County of Santa Clara
FY 2009-2010 ANNUAL REPORT

Certification Statement

"I certify, under penalty of law, that this document and all attachments were prepared under my direction or supervision in accordance with a system designed to ensure that qualified personnel properly gather and evaluate the information submitted. Based on my inquiry of the person or persons who manage the system, or those persons directly responsible for gathering the information, the information submitted, is, to the best of my knowledge and belief, true, accurate, and complete. I am aware that there are significant penalties for submitting false information, including the possibility of fine and imprisonment for knowing violations."

Signature by Duly Authorized Representative:

9/7/2010

Tom Whisler
Building Official

Date

County of Santa Clara
Department of Roads & Airports
FY 2009-2010 ANNUAL REPORT

Certification Statement

"I certify, under penalty of law, that this document and all attachments were prepared under my direction or supervision in accordance with a system designed to ensure that qualified personnel properly gather and evaluate the information submitted. Based on my inquiry of the person or persons who manage the system, or those persons directly responsible for gathering the information, the information submitted, is, to the best of my knowledge and belief, true, accurate, and complete. I am aware that there are significant penalties for submitting false information, including the possibility of fine and imprisonment for knowing violations."

Signature by Duly Authorized Representative:

M. J. Mundts — 8/2/10

Director — Date

Department of Roads and Airports

[CO-PERMITTEE NAME]
FY 2009-2010 ANNUAL REPORT

Certification Statement

"I certify, under penalty of law, that this document and all attachments were prepared under my direction or supervision in accordance with a system designed to ensure that qualified personnel properly gather and evaluate the information submitted. Based on my inquiry of the person or persons who manage the system, or those persons directly responsible for gathering the information, the information submitted, is, to the best of my knowledge and belief, true, accurate, and complete. I am aware that there are significant penalties for submitting false information, including the possibility of fine and imprisonment for knowing violations."

Signature by Duly Authorized Representative:

Ken Rado 8/14/2010

[Name] Date
[Title]

Kenneth L. Rado
Manager, Capital Programs

Santa Clara County Department of Environmental Health

FY 2009-2010 ANNUAL REPORT

Certification Statement

"I certify, under penalty of law, that this document and all attachments were prepared under my direction or supervision in accordance with a system designed to ensure that qualified personnel properly gather and evaluate the information submitted. Based on my inquiry of the person or persons who manage the system, or those persons directly responsible for gathering the information, the information submitted, is, to the best of my knowledge and belief, true, accurate, and complete. I am aware that there are significant penalties for submitting false information, including the possibility of fine and imprisonment for knowing violations."

Signature by Duly Authorized Representative:

PDSmith

7.30.2010

Philip D. Smith
Acting Director, Department of Environmental Health
County of Santa Clara

Date

FY 2009-2010 Annual Report
Permittee Name: County of Santa Clara

ATTACHMENT B

Table of Contents

Section **Page**

Section 1 – Permittee Information 1-1
Section 2 – Provision C.2 Municipal Operations 2-1
Section 3 – Provision C.3 New Development and Redevelopment 3-1
Section 4 – Provision C.4 Industrial and Commercial Site Controls 4-1
Section 5 – Provision C.5 Illicit Discharge Detection and Elimination 5-1
Section 6 – Provision C.6 Construction Site Controls 6-1
Section 7 – Provision C.7. Public Information and Outreach 7-1
Section 8 – Provision C.8 Water Quality Monitoring 8-1
Section 9 – Provision C.9 Pesticides Toxicity Controls 9-1
Section 10 – Provision C.10 Trash Load Reduction 10-1
Section 11 – Provision C.11 Mercury Controls 11-1
Section 12 – Provision C.12 PCBs Controls 12-1
Section 13 – Provision C.13 Copper Controls 13-1
Section 14 – Provision C.14 PBDE, Legacy Pesticides and Selenium Controls 14-1
Section 15 – Provision C.15 Exempted and Conditionally Exempted Discharges 15-1

Section 1 – Permittee Information

SECTION I. BACKGROUND INFORMATION

Background Information					
Permittee Name:	County of Santa Clara				
Population:	87,000				
NPDES Permit No.:	CAS612008				
Order Number:	R2-2009-0074				
Reporting Time Period (month/year):	July / 2009 through June / 2010				
Name of the Responsible Authority:	Tom Whisler			**Title:**	Building Official
Mailing Address:	70 W Hedding Street				
City:	San Jose	**Zip Code:**	95110	**County:**	Santa Clara
Telephone Number:	(408) 299-5709	**Fax Number:**			(408) 279-8537
E-mail Address:	tom.whisler@pln.sccgov.org				
Name of the Designated Stormwater Management Program Contact (if different from above):	Clara Spaulding	**Title:**	Clean Water Coordinator		
Department:	Planning and Development				
Mailing Address:	70 W Hedding St				
City:	San Jose	**Zip Code:**	95110	**County:**	Santa Clara
Telephone Number:	(408) 299-5737	**Fax Number:** (408) 279-8537			(408) 279-8537
E-mail Address:	clara.spaulding@pln.sccgov.org				

Section 2 - Provision C.2 Reporting Municipal Operations

Program Highlights and Evaluation

Highlight/summarize activities for reporting year:

Summary: The Departments of Parks and Recreation, Facilities and Fleets, and Roads and Airports perform tasks for the County under this permit section. These departments have continued to become more aware and involved in the Storm Water Program through trainings, meetings and discussions.

Staff from the Department of Roads and Airports and the Department of Planning and Development participated in the Program's Municipal Operation Ad Hoc Task Group (AHTG) group, where the staff reviewed the AHTG products (such as pump station sampling guidance). The County did not have staff attend the BASMAA Municipal Operation Committee meeting. However, at the Program's Municipal Operation AHTG meetings the BASMAA meetings were discussed and the products developed by the BASMAA Committee were reviewed. For more information on the activities of the Municipal Operation AHTG and the BASMAA Municipal Operation Committee please see section C.2 Municipal Operations of the Program's FY09-10 Annual Report.

The Department of Roads and Airports (R&A) is the only department at the County that owns and operates pump stations. The Department completed their pump station inventory by March 1, 2010. In addition, R&A updated the SWPPP for their corporation yards by July 1, 2010 and participated in trainings and workshops offered by SCVURPPP on the New Regional Municipal Permit and the State Construction General Permit.

The Department of Facilities and Fleets provided additional training to their department staff then in prior years. The " Best Management Practices for Storm Water Pollution Prevention Activities" training materials template supplied by SCVURPPP was tailored to create a presentation on the information that is applicable to the Building Operations and Custodian and Grounds employees. There were six training sessions of the training presented during work group all-staff meetings during the week of July 29th, 2009. The effectiveness of the training became apparent during a slurry-coating project at Berger Drive that was postponed due to wet weather. Although there was no actually work being done there was still the potential for stormwater to come in contact with pollutants. The training enabled the Building Operation Staff to identify that the installed BMPs were not adequate to preventing pollutants from entering the storm drain system and required the contractors to put in additional drain protection. Additional BMPs were put into place prior to any pollutants entered the storm drain system.

In mid-May 2010 the Department of Facilities and Fleets completed and opened the Junction Avenue Fleet Management Garage for service. A SWPPP and SPCC were developed for the site due to the above ground storage of hazardous materials and associated business activities. The activities associated with the SWPPP have since been enacted (i.e. dry/wet season inspection s, dry absorbent clean-up techniques, Maintenance of the "Swirl a drain") effective July 1,2010.

The Department of Parks and Recreation have been working to develop SWPPP for their corporation yards and intend to have them in place in six months. Most of Parks Corporation yards are not connected to a storm drain system. All water from the corporation yard runs into the surrounding landscaping.

C.2.a. Street and Road Repair and Maintenance

Place an **X** in the boxes next to implemented BMPs to indicate that these BMPs were implemented in applicable instances. If not applicable, type **NA** in the box. If one or more of these BMPs were not adequately implemented during the reporting fiscal year then indicate so and provide explanation in the comments section below:

X	Control of debris and waste materials during road and parking lot installation, repaving or repair maintenance activities from polluting stormwater
X	Control of concrete slurry and wastewater, asphalt, pavement cutting, and other street and road maintenance materials and wastewater from discharging to storm drains from work sites.
X	Sweeping and/or vacuuming and other dry methods to remove debris, concrete, or sediment residues from work sites upon completion of work.

Comments: The Department of Roads and Airports and the Department of Parks and Recreation perform street and road repair and maintenance. Both of these departments used the BMPs listed above. The Department of Roads and Airports follows CASQA's Stormwater BMP Municipal Handbook for all maintenance work and BASMAA's " Blueprint for a clean Bay" for spills and leaks.

The Department of Parks and Recreation also uses the CASQA Municipal Handbook for street and road maintenance activities. The department uses their Hazardous Materials Incident Decision Tree and Department policy for cleaning up small spills of known substances and for larger uncontrolled spills and releases, the department using County Contract vendors and hazardous materials teams from responding fire agencies.

C.2.b. Sidewalk/Plaza Maintenance and Pavement Washing

Place an **X** in the boxes next to implemented BMPs to indicate that these BMPs were implemented in applicable instances. If not applicable, type **NA** in the box. If one or more of these BMPs were not adequately implemented during the reporting fiscal year then indicate so and explain in the comments section below:

X	Control of wash water from pavement washing, mobile cleaning, pressure wash operations at parking lots, garages, trash areas, gas station fueling areas, and sidewalk and plaza cleaning activities from polluting stormwater
NA	Implementation of the BASMAA Mobile Surface Cleaner Program BMPs

Comments: The Departments of Facilities and Fleets and Parks and Recreation typically perform sidewalk and plaza maintenance and pavement washing. The only surface the Department of Parks and Recreation cleans are their paved picnic pads (concrete), which are first blown and then washed down with a power washer to the surrounding landscaped areas. No flow goes into the storm water system and no soap or solvent is used to clean the picnic pads.

The Department of Roads and Airports performs street sweeping. During street sweeping operation the sweeper sprays minimal water on pavement to prevent dusting and the water is immediately vacuumed, which prevents water runoff on pavement.

The Department of Facilities and Fleets attended one of the SCVURPPP trainings there was a section on pressure washing BMPs, including specifics on recovering debris and wastewater when using spray equipment. The Department of Facilities and Fleets found the training to be effective

when a Project Manager asked questions pertaining to a paint removal job and then redirected a resurfacing contractor to use dry methods to perform the surface coating removal.

C.2.c. Bridge and Structure Maintenance and Graffiti Removal

Place an **X** in the boxes next to implemented BMPs to indicate that these BMPs were implemented in applicable instances. If not applicable, type **NA** in the box. If one or more of these BMPs were not adequately implemented during the reporting fiscal year then indicate so and explain in the comments section below:

X	Control of discharges from bridge and structural maintenance activities directly over water or into storm drains
X	Control of discharges from graffiti removal activities
X	Proper disposal for wastes generated from bridge and structure maintenance and graffiti removal activities
NA	Implementation of the BASMAA Mobile Surface Cleaner Program BMPs for graffiti removal

Comments: The Department of Roads and Airports and the Department of Parks and Recreation perform bridge and structure maintenance and graffiti removal. Both of these departments implement all three of the BMPs checked off above and implementation of the BASMAA Mobile Surface Cleaner Program BMPs for graffiti Removal activities is not applicable because neither of these department use wet methods to remove graffiti. The Department of Roads and Airport and the Departments of Parks and Recreation removes graffiti by painting over the graffiti areas, which was performed during dry weather. The Department of Parks and Recreation also removes graffiti by applying a gel and wiping the surface clean.

The Integrated Waste Management Division under the Department of Agriculture and Environmental Management discontinued their Graffiti and Litter Abatement (GALA) program on July 1, 2009 due to a lack of funding. Integrated Waste Management is still involved in litter abatement activities, which are discussed more in Section 7- Provision C.7 Public Information and Outreach and Section 10- Provision C.10 Trash Load Reduction.

The Department of Roads and Airports limits maintenance of bridges and structures to preventive maintenance and repair/replacement of damaged bridge rails. During maintenance activities the Department of Roads and Airports follows appropriate BMPs indicated in the CASQA's Municipal Handbook.

C.2.d. Stormwater Pump Stations

Does your municipality own stormwater pump stations:	X	Yes		No

If your answer is **No** then skip to **C.2.e.**

(For FY 10-11Annual Report only) Complete the following table for dry weather DO monitoring and inspection data for pump stations[1] (add more rows for additional pump stations): **Not required for this Annual Report.**

Pump Station Name and Location	First inspection Dry Weather DO Data		Second inspection Dry Weather DO Data	
	Date	mg/L	Date	mg/L

(For FY 10-11Annual Report only) Summarize corrective actions as needed for DO monitoring at or below 3 mg/L. Attach inspection records of additional DO monitoring for corrective actions:

Summary: **Not required for this Annual Report.** In addition, all pump stations owned and operated by the County of Santa Clara discharge into another stormwater collection system and are exempt from DO monitoring.

Attachments:

(For FY 10-11Annual Report only) Complete the following table for wet weather inspection data for pump stations (add more rows for additional pump stations): **Not required for this Annual Report.**

Pump Station Name and Location	Date (2x/year required)	Presence of Trash (Cubic Yards)	Presence of Odor (Yes or No)	Presence of Color (Yes or No)	Presence of Turbidity (Yes or No)	Presence of Floating Hydrocarbons (Yes or No)

[1] Pump stations that pump stormwater into stormwater collection systems or infiltrate into a dry creek immediately downstream are exempt from DO monitoring.

C.2.e. Rural Public Works Construction and Maintenance

Does your municipality own/maintain rural[2] roads:	X	Yes	No
If your answer is **No** then skip to **C.2.f**.			

Place an **X** in the boxes next to implemented BMPs to indicate that these BMPs were implemented in applicable instances. If one or more of the BMPs were not adequately implemented during the reporting fiscal year then indicate so and explain in the comments section below:

X	Control of road-related erosion and sediment transport from road design, construction, maintenance, and repairs in rural areas
X	Identification and prioritization of rural road maintenance based on soil erosion potential, slope steepness, and stream habitat resources
X	No impact to creek functions including migratory fish passage during construction of roads and culverts
X	Inspection of rural roads for structural integrity and prevention of impact on water quality
X	Maintenance of rural roads adjacent to streams and riparian habitat to reduce erosion, replace damaging shotgun culverts and excessive erosion
X	Re-grading of unpaved rural roads to slope outward where consistent with road engineering safety standards, and installation of water bars as appropriate
X	Inclusion of measures to reduce erosion, provide fish passage, and maintain natural stream geomorphology when replacing culverts or design of new culverts or bridge crossings

Comments including listing increased maintenance in priority areas: The Departments of Roads and Airports and the Department of Parks and Recreation both own and maintain rural roads. Both of these departments have been implementing the Program's Rural Public Works Maintenance and Support Performance Standards and associated BMPs since 2003. In addition, maintenance staff attended the Program's Rural Roads Maintenance Workshops on September 25 and 26, 2008 and the Rural Roads BMP installation on March 23 and 24, 2009 presentation by Ledwith Watershed Services.

The Department of Parks and Recreation identifies and prioritizes rural road maintenance based on soil erosion potential, slope steepness and stream habitat resources. The Department of Roads and Airports prioritizes road repairs based on public safety and road conditions.

The Department of Roads and Airports uses appropriate BMPs found in the Program's Rural Public Works Maintenance and Support Standards and associated BMPs when performing maintenance of rural roads. Work on culverts replacement was performed in accordance with permits and in compliance with the applicable Regional Water Quality Control Board, California Fish and Game Department, US Army Corps of Engineers and/ or the Santa Clara Valley Water Districts requirements.

[2] Rural means any watershed or portion thereof that is developed with large lot home-sites, such as one acre or larger, or with primarily agricultural, grazing or open space uses.

C.2.f. Corporation Yard BMP Implementation

Place an **X** in the boxes below that apply to your corporations yard(s):

	We do not have a corporation yard
	Our corporation yard is a filed NOI facility and regulated by the California State Industrial Stormwater NPDES General Permit
X	We certify that we have a current Stormwater Pollution Prevention Plan (SWPPP) for the Corporation Yard(s)

Place an **X** in the boxes below next to implemented SWPPP BMPs to indicate that these BMPs were implemented in applicable instances. If not applicable, type **NA** in the box. If one or more of the BMPs were not adequately implemented during the reporting fiscal year then indicate so and explain in the comments section below:

X	Control of pollutant discharges to storm drains such as wash waters from cleaning vehicles and equipment
X	Routine inspection prior to the rainy seasons of corporation yard(s) to ensure non-stormwater discharges have not entered the storm drain system
X	Containment of all vehicle and equipment wash areas through plumbing to sanitary or another collection method
X	Use of dry cleanup methods when cleaning debris and spills from corporation yard(s) or collection of all wash water and disposing of wash water to sanitary or other location where it does not impact surface or groundwater when wet cleanup methods are used
X	Cover and/or berm outdoor storage areas containing waste pollutants

Comments: The Departments of Facilities and Fleets, Roads and Airports, and Parks and Recreation own and operate corporation yards. The Department of Facilities and Fleets completed and opened their Junction Avenue Fleet Management Garage in May of 2010 and did not performed an inspection of the facility prior to the end of fiscal year 09-10. The Department of Parks and Recreation is currently developing SWPPPs for their corporation yards and hope to have them in place in six months or January 1, 2011.

If you have a corporation yard(s) that is not an NOI facility, complete the following table for inspection results for your corporation yard(s) or attach a summary including the following information:

Corporation Yard Name	**Inspection Date** (1x/year required)	**Inspection Findings/Results**	**Follow-up Actions**
Schallenberger Rd	8, 9,10,11,12/2009 and 1, 2, 3, 4/2010	Minor problems with tire storage (10-13-09 and 1-20-10), D.I. needed cleaning after rainy season (11-20-09 and 4-20-10), safe Drains needed maintenance (12-28-09, 2-19-2010 and 3-26-10)	Tires removed, drains cleaned, safe drain cleaned.
Doyle Rd	8, 9,10,11,12/2009 and 1, 2, 3, 4/2010	Tire storage needed cover (10-14-09 and 4-20-10). Safe drains need cleaning (7-21-09, 11-24-09, 12-29-09,and 2-9-10. Sweeping needed some increase in frequency by car wash rack (9-16-09 and 4-20-10).	Tires removed, and new tires are now covered. Sweeping done by hand and sweeper. The frequency for sweeping

			the car wash rack was increased to once a week in the summer and once a month in the rainy season.

Section 3 - Provision C.3 Reporting New Development and Redevelopment

C.3.a. New Development and Redevelopment Performance Standard Implementation Summary Report

(For FY 10-11Annual Report only) Provide a brief summary of the methods of implementation of Provisions C.3.a.i.(1)-(8).

Summary: **Not required for this Annual Report.**

C.3.b. Green Streets Status Report

(All projects to be completed by December 1, 2014)

On an annual basis (if applicable), report on the status of any pilot green street projects within your jurisdiction. For each completed project, report the capital costs, operation and maintenance costs, legal and procedural arrangements in place to address operation and maintenance and its associated costs, and the sustainable landscape measures incorporated in the project including, if relevant, the score from the Bay-Friendly Landscape Scorecard.

Summary: The County of Santa Clara is participating in SCVURPPP and BASMAA, which is working cumulatively to complete ten pilot green street projects through out the San Francisco Bay Region. Please see SCVURPPP Program's FY 09-10 Annual Report, more specifically the C.3 New Development and Redevelopment section for a summary on the activities of the C3PO AHTG Green Streets Work Group.

C.3.b.v.(1) Regulated Projects Reporting Table

Fill in attached table **C.3.b.v.(1)** below.

C.3.h.iv. Installed Stormwater Treatment Systems Operation and Maintenance Verification Inspection Program Reporting

(1) Fill in attached table **C.3.h.iv.(1)** or attach your own table including the same information

(2) On an annual basis, provide a discussion of the inspection findings for the year and any common problems encountered with various types of treatment systems and/or HM controls. This discussion should include a general comparison to the inspection findings from the previous year.

Summary: The stormwater treatment systems installed for the Departments of Facilities and Fleets and Roads and Airports are in proper working order. The vegetation growth for the bio-filtration swale at Montague expressway is more normal to area as compare to previous years. There were no significant changes in trash or debris collected in trash collectors for the pump station Vortech separators. The Department of Parks and Recreation does not have an Operation and Maintenance program developed for their post construction stormwater treatment systems installed but will be working on developing a program during this fiscal year.

The Planning and Development Department had the Operation and Maintenance Agreement authorized by the Board of Supervisors during this

fiscal year. The program has been implemented. There was only one C.3 project approved during this fiscal year and it was approved in September 2009. The O&M verification program was not effective at this time and the project was not required to sign into an operation and maintenance agreement. The Board of Supervisors approved the O&M agreement in April 2010. All projects that were subject to C.3 requirements have since been conditioned to sign into an Operation and Maintenance Agreement. The projects that included O&M agreements have not begun construction and no inspections were made for this fiscal year on post construction stormwater treatment systems.
(3) On an annual basis, provide a discussion of the effectiveness of the O&M Program and any proposed changes to improve the O&M Program (e.g., changes in prioritization plan or frequency of O&M inspections, other changes to improve effectiveness program).
Summary: The Department of Roads and Airports is currently responsible for maintaining a biofiltration swale and two Vortechs trash separators, which are inspected annually. For the Bio-filtration swale, visual inspections of area and cut/trim/removal of vegetation is performed as needed to maintain efficiency. The current annual inspection program is effective in maintaining efficiency of system. For the two Vortechs separators, an annual inspection prior to rainy season is conducted and debris/trash collected are removed. During the rainy season, periodic visual inspections are conducted and trash/debris are removed, as needed. Current inspection of Vortechs separators is effective at maintaining the efficiency of systems. The Department of Planning and Development just began implementing their O&M program. A model O&M agreement has been developed and approved by the Board of Supervisors. Next year, grading inspectors will be trained on what to look for during inspections of post development stormwater treatment systems.

C.3.b.v.(1) Regulated Projects Reporting Table (part 1) – Projects Approved During the Fiscal Year Reporting Period

Project Name Project No.	Project Location[3], Street Address	Name of Developer	Project Phase No.[4]	Project Type & Description[5]	Project Watershed[6]	Total Site Area (Acres)	Total Area of Land Disturbed (Acres)
Private Projects							
Concert Hall Fie # 9963	327 Lasuen St and Campus Dr, Stanford Ca 94305	Stanford University	N/A	New Construction	Matadero Creek	5.5	4.09
Public Projects							
Department of Roads and Airports							
Central Expwy Auxiliary Lane	Central expressway between Mathilda Ave & Fair Oaks Ave	County of Santa Clara, Roads and Airports Dept.	N/A	Roadway widening	Sunnyvale West Channel	8.1	3
Department of Facilities and Fleets							
Elmwood Correctional Facility, Sally Port / Gate House No. 263-CP08014	701 S. Able Street Milpitas, CA 95035	Santa Clara County	n/a	New vehicle sally port including gate house, enhanced security systems and access roadway	San Francisco Bay	62.3 acres	2.2 acres
Elmwood Correctional Facility, Perimeter Fence Access Road No. 263-CP08012	701 S. Able Street Milpitas, CA 95035	Santa Clara County	n/a	New paved surface for foot and golf cart accessibility between double perimeter fence.	San Francisco Bay	62.3 acres	2.2 acres

[3] Include cross streets
[4] If a project is being constructed in phases, use a separate row entry for each phase.
[5] Project Type is the type of development (i.e., new and/or redevelopment). Example descriptions of development are: 5-story office building, residential with 160 single-family homes with five 4-story buildings to a mall, mixed use retail and residential development (apartments), industrial warehouse.
[6] State the watershed(s) that the Regulated Project drains to. Optional but recommended: Also state the downstream watershed(s).
[7] State both the total new impervious surface area and the total replaced impervious surface area, as applicable.
[8] For redevelopment projects, state the pre-project impervious surface area.
[9] For redevelopment projects, state the post-project impervious surface area.

C.3.b.v.(1) Regulated Projects Reporting Table (part 2) – Projects Approved During the Fiscal Year Reporting Period								
Project Name Project No.	**Status of Project[10]**	**Source Control Measures[11]**	**Site Design Measures[12]**	**Treatment Systems Approved[13]**	**Operation & Maintenance Responsibility Mechanism[14]**	**Hydraulic Sizing Criteria[15]**	**Alternative Compliance Measures[16/17]**	**Al Ce**
Private Projects								
Concert Hall Fie # 9963-07-82-09A	• Submittal=2/20/09 • Deemed complete =7/6/09 • Final discretionary approval=9/10/09	Properly designed covers, drains and storage precautions for outdoor material storage areas, loading docks, repair/maintenance bays, fueling areas, and trash storage areas. Bay area friendly native plants and vegetation and efficient irrigation system to maximize water efficiency	Limited disturbance of natural water bodies and drain systems. Minimized impervious surface area and conserve existing landscape areas and trees.	Vegetated swales (4) and drive aisles and parking areas are drained through landscape areas.	O&M agreement with project owner	Rational method	N/A	N,
Public Projects								
Department of Roads and Airports								

[10] For private projects, state project application submittal date; application deemed complete date; and, final discretionary approval date. For public projects, state plans and specifications approval date.
[11] List source control measures approved for the project. Examples include: properly designed trash storage areas; storm drain stenciling or signage; efficient landscape irrigation systems; etc.
[12] List site design measures approved for the project. Examples include: minimize impervious surfaces; conserve natural areas, including existing trees or other vegetation, and soils; construct sidewalks, walkway
[13] List all approved stormwater treatment system(s) to be installed onsite or at a joint stormwater treatment facility (e.g., flow through planter, bioretention facility, infiltration basin, etc.).
[14] List the legal mechanism(s) (e.g., O&M agreement with private landowner; O&M agreement with homeowners' association; O&M by public entity, etc…) that have been or will be used to assign responsibility fo treatment systems.
[15] See Provision C.3.d. "Numeric Sizing Criteria for Stormwater Treatment Systems" for list of hydraulic sizing design criteria (i.e., 1.a., 1.b., 2.a., 2.b., 2.c., or 3)
[16] For Alternative Compliance at an offsite location in accordance with Provision C.3.e.i.(1), on a separate page, give a discussion of the alternative compliance site including the information specified in Provision
[17] For Alternative Compliance by paying in-lieu fees in accordance with Provision C.3.e.i.(2), on a separate page, provide the information specified in Provision C.3.b.v.(1)(m)(ii) for the Regional Project.
[18] Note whether a third party was used to certify the project design complies with Provision C.3.d.
[19] If HM control is not required, state why not.
[20] If HM control is required, state control method used (e.g., method to design and size device(s) or method(s) used to meet the HM Standard, and description of device(s) or method(s) used, such as detention ba or in-stream control).

C.3.b.v.(1) Regulated Projects Reporting Table (part 2) – Projects Approved During the Fiscal Year Reporting Period								
Project Name Project No.	**Status of Project[10]**	**Source Control Measures[11]**	**Site Design Measures[12]**	**Treatment Systems Approved[13]**	**Operation & Maintenance Responsibility Mechanism[14]**	**Hydraulic Sizing Criteria[15]**	**Alternative Compliance Measures[16/17]**	**Al Ce**
Central Expwy Auxiliary Lane	Approved 10/20/2009	Hydroseeding	Protection of existing vegetation, minimizing additional pavement	Vortech stormwater treatment system	O&M by Department of Roads and Airports	Uniform Intensity Approach	None	N
Department of Facilities and Fleets								
Elmwood Correctional Facility, Sally Port / Gate House No. 263-CP08014	Plans & Specs approved 3/23/10	n/a	Direct run-off into grass area	Bio Swales	O&M SCC FAF	Uniform Intensity Approach	n/a	n/
Elmwood Correctional Facility, Perimeter Fence Access Road No. 263-CP08012	Plans & Specs approved 3/23/10	n/a	Direct run-off into grass area	Bio Swales	O&M SCC FAF	Uniform Intensity Approach	n/a	n/

C.3.h.iv. Installed Stormwater Treatment Systems Operation and Maintenance Verification Inspection Program Reporting

Fill in table **below** or attach your own table including the same information.

Facility/Site Inspected and Location	Party Responsible[21] For Maintenance	Date of Inspection	Type of Inspection[22]	Type of Treatment/HM Control(s) Inspected[23]	Inspection Findings or Results[24]	Enforcement Action Taken[25]
Montague Expressway at Lick Mill Rd	Roads Maintenance	3/2010	Annual	Biofiltration Swale	In normal condition	None
Central Expressway near Mary/Lawrence Expressway	Roads Maintenance	10/2009	Annual and periodic	Vortechs Trash Separator	In normal condition	None
Central Expressway near Lafayettee RR Overpass	Roads Maintenance	10/2009	Annual and periodic	Vortechs Trash Separator	In normal condition	None
Morgan Hill JAB	FAF /Courts	11/2009	Annual/Visual	Retention Pond	In normal condition	None
Sunnyvale Health Clinic	FAF	NA	Bi-annual /Visual	Deflective Separation Unit	In normal condition	None
Crime lab	FAF	NA	Annual/Visual	Storm Water Detention Chamber	In normal condition	None

[21] State the responsible operator for installed stormwater treatment systems and HM controls.
[22] State the type of inspection (e.g., annual, follow-up, spot, etc.).
[23] State the type(s) of treatment systems inspected (e.g., bioretention facility, flow-through planter, infiltration basin, etc…) and the type(s) of HM controls inspected, and indicate whether the treatment system is a
[24] State the inspection findings or results (e.g., proper installation, improper installation, proper O&M, immediate maintenance needed, etc.).
[25] State the enforcement action(s) taken, if any, as appropriate and consistent with your municipality's Enforcement Response Plan.

Section 4 – Provision C.4 Industrial and Commercial Site Controls

C.4.a.ii Legal Authority				
(For FY 09-10 Annual Report only) Do you have adequate legal authority to obtain effective stormwater pollutant control on industrial sites?	X	**Yes**		**No**
If **No**, explain:				

C.4.c.ii.(5) Enforcement Response Plan				
(For FY 09-10 Annual Report only) Have you developed and implemented an Enforcement Response Plan by April 1, 2010?	X	**Yes**		**No**
If **No**, explain:				

Program Highlights

Provide background information, highlights, trends, etc. For FY 09-10 Annual Report describe steps taken to revise your program to meet new data tracking and reporting requirements.

Summary: The Department of Environmental Health is the Department in the County that performs inspections of industrial and commercial facilities. The Department of Environmental Health and the Department of Planning and Development participated in the Program's IND/IDDE Ad Hoc Task Group (AHTG) and review AHTG products. Please see Section C,4 Industrial and Commercial Site Controls in the Program's FY 2009-2010 Annual Report for more information.

The Department of Environmental Health has been working over the 2009-2010 fiscal year to revise their existing inspection program to meet new data tracking and reporting requirements. The Department of Environmental Health- Consumer Protection Division has permit obligations for not only the County of Santa Clara but also the Cities of Cupertino, Los Gatos, Monte Sereno, Saratoga and Campbell. The Consumer Protection Division seeks to keep the tracking and reporting procedures consistent across these Cities and the County. The Stormwater Coordinators representing these Cities and the County worked together to develop a training program to teach the Consumer Protection Division inspectors on what to be looking for, how to report a violation, and how to refer a violation to the appropriate agency using one reporting form for all involved agencies. However, this training was not provided early enough to track data consistent with the MRP requirements but is expected to be consistent with the MRP requirements for the next annual report. Some of the inspectors were previously trained on how to identify and report NPDES violations. However, these violations were observed in the unincorporated areas of Gilroy, which is located in region 3.

In addition, the Consumer Protection Division developed and implemented new food inspection forms to track stormwater violations at commercial retail food sites, revised inspection frequencies for commercial retail food sites, updated data reporting formats through the Consumer Protection Division's Envision database, conducted routine inspections of commercial retail food sites, and created the enforcement response plan for Consumer Protection Division.

The Department of Environmental Health- Hazardous Materials Program incorporates Clean Water Program inspection as part of their routine hazardous materials inspections. The inspections primary focus in on handling, use, and disposal of hazardous materials. All inspections conducted are now electronically recorded and maintained in the Department wide database. For the current fiscal year, the Hazardous Materials Programs

intends to work closely with the Non-Point Source program to incorporate the data tracking into their routine inspection procedures for future reporting needs. To improve the Hazardous Material Program ability to identify problem and assist businesses in compliance with the MRP requirements, the Hazardous Materials staff has asked for and will be trained on the laws, regulations and ordinances pertaining to the County's NPDES Clean Water Program in late September/early October.

In addition, the Hazardous Materials Specialists (HMS) receive on-going training in a variety of hazardous materials program areas that indirectly are related to the Clean Water Program. Every other month the Santa Clara County Fire Chief's Hazardous Materials Subcommittee provides a training forum for inspectors from different programs and geographic areas. In addition, HMS staff receives training from other sources (State, Local Agencies, private companies, etc.) as the training becomes available.

The Hazardous Materials Compliance Division meets monthly with other government environmental agencies (POTW's, Code Enforcement, DTSC, FBI and others) and the District Attorneys office meet to discuss compliance issues found throughout the County. This task force meets to discuss individual sites, businesses and methods for obtaining compliance. The task force identifies particular businesses or operations that have compliance issues and the "team" works to conduct investigations and prepare enforcement cases, if appropriate. This task force has been successful in correcting many violations and protecting the environment from contamination.

The data presented in this Annual Report includes all the inspections that were conducted during this fiscal year. However, some of information to develop the summary tables was not previously tracked (such as frequency and type of violations and/ enforcement conducted) in the industrial and commercial inspection program. Therefore, data that was provided does not represent all inspections that were performed this fiscal year.

C.4.b.i. Business Inspection Plan

(For FY 09-10 Annual Report only) Do you have a Business Inspection Plan?	X	**Yes**		**No**
If No, explain:				

C.4.b.iii.(1) Potential Facilities List

List below or attach your list of industrial and commercial facilities in your Inspection Plan to inspect that could reasonably be considered to cause or contribute to pollution of stormwater runoff.

Please see Appendix 4-1 for more a list of the facilities that could reasonably be considered to cause or contribute to pollution of stormwater runoff.

C.4.b.iii.(2) Facilities Scheduled for Inspection

List below or attach your list of facilities scheduled for inspection during the current fiscal year.

The Consumer Protection Division inspects all of their potential facilities that are listed under C.4.b.iii.(1), each year. Therefore, The facilities listed in Appendix 4-1are the same facilities the Consumer Protection Divisions plans to inspect next year. Please see Appendix 4-2 for a list of facilities scheduled for inspection during the current fiscal year for the Hazardous Material Compliance Division.

C.4.c.iii.(1) Facility Inspections

Fill out the following table or attach a summary of the following information.

	Number	Percent
Number of businesses inspected (if known)	370	
Total number of inspections conducted	397	
Violations issued (excluding verbal warnings)	0	
Sites inspected in violation	2	
Violations[1] resolved within 10 working days or otherwise deemed resolved in a longer but still timely manner	2	

[1] Total number of violations equals the number of initial enforcement actions (i.e. one violation issued for several problems during an inspection at a site). It does not equal the total number of enforcement actions because one violation issued at a site may have a second enforcement action for the same violation at the next inspection if it is not corrected.

C.4.c.iii.(2) Frequency and Types/Categories of Violations Observed

Fill out the following table or attach a summary of the following information.

Type/Category of Violations Observed	Number of Violations
Actual discharge (e.g. non-stormwater discharge)	0
Potential discharge (e.g. BMPs not in place or ineffective)	2

C.4.c.iii.(2) Frequency and Type of Enforcement Conducted

Fill out the following table or attach a summary of the following information.

	Enforcement Action (as listed in ERP)[1]	Number of Enforcement Actions Taken	% of Enforcement Actions Taken[2]
Level 1	Written warning	2	100
Level 2	Referrals/administrative	0	0
Level 3	Citation/enforcement	0	0
Level 4	Administrative Hearing	0	0
Total		2	100

Notes:

[1]Agencies to list specific enforcement actions as defined in their ERPs.

[2]Percentage calculated as number of each type of enforcement action divided by the total number of enforcement actions.

C.4.c.iii.(3) Types of Violations Noted by Business Category

Fill out the following table or attach a summary of the following information.

There were no violations observed for north county

Business Category[1]	Actual Discharge Violations	Potential Discharge Violations
Concrete/stone/clay products (sic 1429)	0	1
Corporation Yards (sic 9512)	0	1

Notes:

[1] List your Program's standard business categories.

C.4.c.iii.(4) Non-Filers

List below or attach a list of the facilities required to have coverage under the Industrial General Permit but have not filed for coverage:

There were no industries identified as non-filers during schedule inspections during this fiscal year.

C.4.d.iii Staff Training Summary

Training Name	Training Dates	Topics Covered	No. of Inspectors in Attendance	Percent of Inspectors in Attendance
NPDES	June 16, 2010	General overview of MRP, Sections C.5 and C.4, inspections, and data reporting of County's NPDES Permit requirements	14	93%

Section 5 – Provision C.5 Illicit Discharge Detection and Elimination

C.5.a.ii Legal Authority

(For FY 09-10 Annual Report only) Do you have adequate legal authority to prohibit and control illicit discharges and escalate stricter enforcement to achieve expedient compliance?	X	Yes		No
If **No**, explain:				

C.5.b.ii.(4) Enforcement Response Plan

(For FY 09-10 Annual Report only) Have you developed and implemented an Enforcement Response Plan by April 1, 2010?	X	Yes		No
If **No**, explain:				

Program Highlights

Provide background information, highlights, trends, etc. For FY 09-10 Annual Report describe steps taken to revise your program to meet new data tracking and reporting requirements.

The Department of Environmental Health is the department primarily responsible for C.5 but the Department of Roads and Airports is also involved in a few of the tasks associated with this Provision of the Municipal Regional Permit.

The Department of Environmental Health and the Department of Planning and Development participated in the Program's IND/IDDE Ad Hoc Task Group (AHTG) and reviewed AHTG products including collection system screen program guidance. The County did not participate in the BASMAA Municipal Operation Committee but appropriate materials developed by this committee were discussed at the Program's IND/IDDE AHTG meetings. For a description of the activities of the IND/IDDE AHTG and BASMAA Municipal Operation Committee please see Section C.5 Illicit Discharge Detection and Elimination in the Program's FY 09-10 Annual Report. The Department of Environmental Health- Consumer Protection Division developed an ERP. The Department of Environmental Health also begun utilizing the AHTG excel file to track complaints generated from stormwater investigations and violations for FY 2010 and 2011. The Department of Environmental Health did not have an adequate method in place during this fiscal year to track spill and discharge complaints.

The Department of Roads and Airports is involved with the collection system screening program requirements. The Department of Road and Airports made the maps of the County's MS4 available to the public at their Administrative Office Plan County located at 101 Skyport Drive, San Jose, CA 95110. The Department also put a note in their web page informing the public of the availability of the maps. In addition, maps are also made available on the SCVURPPP website.

The Department of Environmental Health- Solid Waste Program received 94 solid waste complaints, 54 of these complaints were related to stormwater issues. The Hazardous Material Program had 2 complaints. The Hazardous Materials Program and Solid Waste Program have not received training on the new reporting requirements but training is planned for late September/early October. The solid waste program does track their complaints but not in a manner consistent with the MRP requirements. The training will address this problem.

C.5.c.iii Complaint and Spill Response Phone Number and Spill Contact List

List below or attach your complaint and spill response phone number and spill contact list.

Contact	Description	Phone Number
Department of Environmental Health	For onsite-septic sewage complaints, solid waste, hazmat and vector control	(408) 918 -3400
911	For hazardous spills	911

C.5.d.iii Evaluation of Mobile Business Program

Describe implementation of minimum standards and BMPs for mobile businesses and your enforcement strategy. This may include participation in the BASMAA Mobile Surface Cleaners regional program or local activities.

Description: The County of Santa Clara has been attending the IND/IDDE AHTG. A description of the efforts this program has made are available in section C.5 Illicit Discharge and Elimination of the Program's FY 09-10 Annual Report and the BASMAA Municipal Operations Committee, to address mobile business. In addition, the Consumer Protection Division has jurisdiction over the mobile retail food vehicles and actively enforces against illegal discharges that come from mobile retail food vehicle operations, such as: grey water tanks not properly capped and discharging to the ground.

C.5.e.iii Evaluation of Collection System Screening Program

Provide a summary or attach a summary of your collection screening program, a summary of problems found during collection system screening and any changes to the screening program this FY.

Description: The Department of Roads and Airports and the Department of Planning and Development has participated in the IND/IDDE AHTG. Please see Section C.5 Illicit Discharge Detection and Elimination of the Program's FY09-10 Annual Report for a description of the activities of the IND/IDDE AHTG to develop collection system screening program guidance.

In addition, the Department of Roads and Airports Maintenance Division has a policy for inspecting and cleaning manholes and drainage inlets, as well as reporting and removing illegal discharges. For inlet inspections, the Department is currently participation in the IND/IDDE AHTG to develop collection screening program data and inspection forms for use in next fiscal year.

C.5.f.iii.(1), (2), (3) Spill and Discharge Complaint Tracking

Spill and Discharge Complaint Tracking (fill out the following table or include an attachment of the following information)

	Number	Percentage
Discharges reported (C.5.f.iii.(1))	56	
Discharges reaching storm drains and/or receiving waters (C.5.f.iii.(2))	0	
Discharges resolved in a timely manner (C.5.f.iii.(3))	56	

C.5.f.iii.(4) Summary of major types of discharges and complaints
Provide a narrative or attach a table and/or graph.
The County of Santa Clara was not able to tracking all discharge incidents for this fiscal year. The Department of Environmental Health- Consumer Protection Division was not able to track this data in a manner consistent with the MRP requirements. A training class was given to the Consumer Protection Division in June but has since started tracking the information for the current fiscal year. The Hazardous Materials Program was tracking discharges and had only two to report this year for the unincorporated area of the County. Those two included improperly material storage and improper disposal of used oil and filter. The Solid Waste Program was tracking complaints this year and all complaints have been corrected. The Solid Waste primarily received complaints regarded refuse/rubbish/debris and junk accumulation as well as problems associated with no garbage services.

Section 6 – Provision C.6 Construction Site Controls

C.6.a.iii Legal Authority				
(For FY 09-10 Annual Report only) Is your agency's legal authority adequate for C.6 compliance?	X	Yes		No
If **No**, explain:				

C.6.b.ii.(3) Enforcement Response Plan				
(For FY 09-10 Annual Report only) Was your Enforcement Response Plan developed and implemented by April 1, 2010?		Yes	X	No
If **No**, explain: The Department of Planning and Development had an ERP developed prior to April 1,2010. However due to the timing of Board of Supervisor Meetings, the ERP was not approved until April 13th. Implementation begun once the ERP was approved.				

C.6.e.iii.1.a, b, c Site/Inspection Totals

Number of sites disturbing < 1 acre of soil requiring storm water runoff quality inspection (i.e. High Priority) (C.6.e.iii.1.a)	**Number of sites disturbing ≥ 1 acre of soil** (C.6.e.iii.1.b)	**Total number of storm water runoff quality inspections conducted** (C.6.e.iii.1.c)
13	71	423

C.6.e.iii.1.d Construction Activities Storm Water Violations

BMP Category	Number of Violations[1]	% of Total Violations[2]
Erosion Control	0	0
Run-on and Run-off Control	0	0
Sediment Control	0	0
Active Treatment Systems	0	0
Good Site Management	0	0
Non Stormwater Management	0	0
Total	**0**	**100%**

Notes:

[1]Count one violation in a category for each site and inspection regardless of how many violations/problems occurred in the BMP category.

[2]Percentage calculated as number of violations in each category divided by total number of violations in all six categories.

C.6.e.iii.1.e Construction Related Storm Water Enforcement Actions

	Enforcement Action (as listed in ERP)[1]	Number Enforcement Actions Taken	% Enforcement Actions Taken[2]
Level 1- First Time offense for violations that doe not cause an immediate threat to the storm drain system or potential violation.	1. Providing education. 2. Informing responsible parties of the area of concern, corrective actions to take and a date for compliance. 3. Verbal or written warning.	1	100%
Level 2- violations that cause an immediate treat, reoccurring violations or when corrective actions have not been taken (second contact).	1. Provide education if it has not be previously prod and the violation causes an immediate threat 2. Post a notice of violation on the site if it is a violation that causes an immediate threat or corrective actions have not been taken. 3. Stop all inspections, as necessary. 4. Give administrative fines for sites that discharge to the storm drain system or directly into a water body and cause a threat to water quality, aquatic life and/or public health and safety or when corrective actions have not been taken, appropriate.	0	0%
Level 3- Egregious violations, reoccurring violations or when corrective actions have not been taken (third contact or more).	1. County staff filing a Criminal Action/Misdemeanor Compliant with County's District Attorney Office for egregious violations, reoccurring violations or when corrective actions have not been taken. 2. Obtaining a Public Nuisance Abatement Order from the Board of Supervisors for egregious violations, reoccurring violations or when corrective actions have not been taken after multiple offenses. This could serve as the basis for a civil injunction request. 3. Obtaining a Summary abatement order	0	0%

	from county executive office for egregious violations that must be corrected immediately.		
Total		**1**	**100%**

Notes:

[1]Agencies should list the specific enforcement actions as defined in their ERPs.

[2]Percentage calculated as number of each type of enforcement action divided by the total number of enforcement actions.

C.6.e.iii.1.f, g Illicit Discharges

	Number
Number of illicit discharges, actual and those inferred through evidence (C.6.e.iii.1.f)	0
Number of sites with discharges, actual and those inferred through evidence (C.6.e.iii.1.g)	1

C.6.e.iii.1.h, i Violation Correction Times

	Number	Percent
Violations fully corrected within 10 business days after violations are discovered or otherwise considered corrected in a timely period (C.6.e.iii.1.h)	1	100%[2]
Violations not fully corrected within 30 days after violations are discovered (C.6.e.iii.1.i)	0	0%[3]
Total number of violations for the reporting year[1]	**1**	**100%**

Notes:

[1]Total number of violations equals the number of initial enforcement actions (i.e. one violation issued for several problems during an inspection at a site). It does not equal the total number of enforcement actions because one violation issued at a site may have a second enforcement action for the same violation at the next inspection if it is not corrected.

[2]Calculated as number of violations fully corrected in a timely period after the violations are discovered divided by the total number of violations for the reporting year.

[3]Calculated as number of violations not fully corrected within 30 days after the violations are discovered divided by the total number of violations for the reporting year.

C.6.e.iii.(2) Evaluation of Inspection Data

Describe your evaluation of the tracking data and data summaries and provide information on the evaluation results (e.g., data trends, typical BMP performance issues, comparisons to previous years, etc.).
Description: The Department of Planning and Development has a construction inspection program to inspect private projects in the unincorporated areas of the Santa Clara County. The Departments of Roads and Airport, Facilities and Fleets and Parks and Recreation have their

own respective inspection programs for their department's public projects.

For the Department of Planning and Development, the senior construction inspectors perform stormwater inspections for private projects in the unincorporated area. During this fiscal year the inspectors were not able to track all the information necessary to develop the summary statistics, such as violation by BMP categories. The senior construction inspectors started tracking violations by BMP categories when the ERP was approved in April and there were no violations observed during this time period. Since the senior construction inspectors started tracking violations there was one warning given for lack of proper sediment and erosion control on one construction site.

The senior construction inspectors keep a journal of all inspections performed and give their journal entries to their supervisor to enter into the excel spreadsheet. There will be training in the future on how to use the excel spreadsheet that was developed by the Program. In addition, the inspectors are in the process of updating their inspection checklist.

The Department of Planning and Development primarily see violations that are associated with erosion and sediment control BMPs that are either improperly installed or are not appropriate for the site. In the past, the Department of Planning and Development handled these types of violations through a grading violation and abatement program. However, this process is not able to efficiently handle stormwater issues and the Department will be working on implementing the enforcement program to go along with the ERP this fiscal year. Since the Department has not had a violation to test the enforcement program, the Department is expecting to make revisions to the enforcement program. This past fiscal year there were 14 properties cited with grading violations, only one of these was a stormwater issue. During fiscal year 2008-2009, there were 21 properties cited with grading violations.

The Departments of Facilities and Fleets, Roads and Airports and Parks and Recreation have their own staff that conducts inspection to ensure that no accidental discharges enter the storm drain system. There were no violations reported for any of these departments this fiscal year.

C.6.e.iii.(2) Evaluation of Inspection Program Effectiveness

Describe what appear to be your program's strengths and weaknesses, and identify needed improvements, including education and outreach.

Description: The Department of Planning and Development is working to improve our construction inspection program for private construction projects in the unincorporated area of Santa Clara County. The Department's senior construction inspectors inspect all private projects that have a grading permit with the County, in the unincorporated area, on a continuing basis and inspect sites with a high potential for erosion more frequently. Since our senior construction inspectors frequently visit private construction sites they are able to identify potential problems at a site and provide education and corrective actions to prevent violations from occurring. Since the senior construction inspectors visits each construction site frequently there is usually only the need to issue a verbal warning and escalating enforcement actions are rarely taken. At private construction sites that do not have a grading permit the building inspections inform senior construction inspectors if there is a stormwater violation.

The Department of Planning and Development only has three senior construction inspectors to cover private projects for the entire unincorporated areas of Santa Clara County. Some of the private projects only have building permits and not all the building inspectors are trained to identify stormwater issues and when to inform the senior construction inspectors of actual or potential violation. The County is currently in the process of developing a training program to indentify non-point source violations at construction sites for our building inspectors. This will allow the building inspectors to identify problems and either provide education to correct the problem immediately or refer to the senior construction

inspectors for construction sites that the senior construction inspectors would not normally inspect.

The Department of Planning and Development holds an applicants roundtable meeting each quarter. At these meeting the Clean Water coordinator discusses up coming NPDES permit requirements. During the January meeting the Clean Water Coordinator reviewed the new NPDES permit requirements. These applicant roundtable meetings will be used over the next fiscal year to provided additional education and outreach to project applicants.

The Department of Roads and Airports and Planning and Development participated in the construction inspection AHTG to develop construction inspection forms and inspection data tracking tools. The Department of Roads and Airports completed the update of the SWPPP provisions in its construction special provisions template applicable to construction projects administered by the Department. In FY 2010-2011, the Department of Roads and Airports is developing:

1) Standard SWPPP provisions for compliance by projects with encroachment permits and a stormwater inspection procedure at construction sites of these projects
2) Review and update the existing procedures and documentation on inspections & maintenance of stormwater treatment measures for use by Road Maintenance.

The Department of Facilities and Fleets did not have any site work performed this fiscal year but did perform routine inspections to ensure that there were no discharges to the storm drain system. The Department will have their inspection programs fully employed with the start of the two new projects planned for the current fiscal year.

C.6.f Staff Training Summary

Training Name	Training Dates	Topics Covered	No. of Inspectors in Attendance	Percent of Inspectors in Attendance
New permit requirements under MRP (internal Staff meeting)	11-13-09	New permit requirements under C.3 and C.6	3	100%
Clean Water Act Enforcement Law Update	3/4/10	Combined sewer overflows (CSO), animal waste, stormwater runoff, Wetlands, clean drinking water, water bodies of regional and local importance	1	33.3%
CASQA BMP Web Portal: Tools for Complying with the New Construction General Permit	6/23/10	The new Construction BMP Handbook Portal, demonstrating how the enhanced content and format can assist your development of SWPPPs for Risk Level 1, Risk Level 2, and Risk Level 3 construction projects.	PLN=1 R&A=8	PLN= 33.3% R&A=80%

Construction Inspection BMPs	10/21/2009	Current construction site regulations & responsibilities; effective erosion and sediment control BMPs, inspection procedures.	PLN=3 Parks=1 R&A=3	PLN=100% PARKS=100% R&A=30%
Construction Site Compliance	1/19/10& 1/20/2010	How to comply with the New Statewide Construction General Permit. Simple and effective stormwater BMPs for small/large construction projects. Selecting and maintaining BMPs during construction. Monitoring and reporting requirements. Post construction stormwater management techniques.	PLN= 1 R&A= 10 PARKs=1	PLN=33% R&A=100% PARKs=100%
Construction site storm water Compliance	5/19/2010	Focused on the requirements in the new Construction General Permit, including understanding the requirements for Qualified SWPPP Developer and Qualified SWPPP Practitioner, stormwater and receiving water monitoring, linear utility projects and the SMARTS web tool for document submittal.	R&A=2	R&A=20%

Section 7 – Provision C.7. Public Information and Outreach

C.7.b.ii.1 Advertising Campaign

Summarize advertising efforts. Include details such as messages, creative developed, and outreach media used. The detailed advertising report may be included as an attachment. If advertising is being done by participation in a countywide or regional program, refer to the separate countywide or regional Annual Report.

Summary: The County of Santa Clara participates in a countywide advertising program. The countywide advertizing efforts are summarized in three separate reports located in the Program's FY 09-10 Annual Report; section C.7 Public Information and Outreach. These separate reports include the following:

- FY 09-10 Watershed Watch Campaign Annual Campaign Report,
- FY 09-10 Watershed Watch Partner Report, and
- FY 09-10 Watershed Watch Web Statistics Report.

In addition the Department of Agriculture and Environmental Management- Integrated Waste Management conducted a public outreach campaign. The Integrate Waste Management Division conducted a single Countywide Public outreach campaign focusing on "bring your own bag" message. The Public Education Subcommittee (PES) Reusable Bag Campaign for FY2009/10 began on April 19 and ended July 4. Overall, the campaign realized over $350,000 in value (paid spots, bonus spots, streaming spots, web mentions, promo mentions, Summer Made Simple sponsorship and ad placements, grants, and live events) for a total media investment of $79,600.

The media investment with KBAY/Mix 106.5 netted over 9 million gross impressions (GI's) and reached 1.2 million people (Reach) in Santa Clara County over 7 times (Frequency). Reaching over 80% of the population with a frequency over 7 are both excellent metrics. These statistics do not include the added impressions and messaging achieved at the events, DJ mentions, or online media.

Additionally, a subgroup of interested jurisdictions from the PES raised $21,000 in contributions from the Cities of Milpitas, San Jose, and Santa Clara, Unincorporated County of Santa Clara, KBAY/Mix 106.5, California Product Stewardship Council, and the Discovery Channel. These funds were used to purchase 19,639 reusable bags branded with the PES slogan "Silicon Valley Shops Green" which were distributed via KBAY/Mix106.5 events throughout Santa Clara County. Some of the events bags were distributed at include A la Carte & Art (Mountain View), Mushroom Mardi Gras (Morgan Hill), Dancin' on the Avenue (San Jose), Great Mall (Milpitas), and many more events that will continue into September 2010.

The Subcommittee will know after the conclusion of the Godbe Research Study if it was successful in its stated goal to raise awareness, (the first phase of behavior change) of the importance of reusable bag use. Godbe Research is currently slated to begin the study on August 9 and have a top line report ready by August 19. A full, cross-tabbed report should be available to the PES by October 1 and a recap will be presented to the TAC after this report is received.

C.7.b.iii.1 Pre-Campaign Survey

(For the FY 10-11 Annual Report only) Summarize survey information such as sample size, type of survey (telephone survey, interviews etc.). Attach a survey report that includes the following information. If survey was done regionally, refer to a regional submittal that contains the following information: **Not required for this Annual Report.**

- Summary of how the survey was implemented.
- Analysis of the survey results.
- Discussion of the outreach strategies based on the survey results.
- Discussion of planned or future advertising campaigns to influence awareness and behavior changes regarding trash/litter and pesticides.

Place an **X** in the appropriate box below:

	Survey report attached
	Reference to regional submittal:

C.7.c Media Relations

Summarize the media relations effort. Include the following details for each media pitch in the space below, AND/OR refer to a regional report that includes these details:

- Topic and content of pitch
- Medium (TV, radio, print, online)
- Date of publication/broadcast

Summary: The County of Santa Clara participates in SCVURPPP, which also participates in BASMAA, which provides a regional effort for media outreach. Please see the BASMAA Media Relations Final Report, developed by BASMAA, for more information on the media relation efforts conducted in FY 09-10. This report can be found in the Program's FY09-10 Annual Report under the C.7 Public Information and Outreach section.

In addition, the Integrated Waste Management Division has media coverage. The Home Composting Education Program (HCEP) buys some advertising and purchases advertising space in local papers to promote their workshops. Upcoming workshops are posted on the reduce waste.org website. Integrated Waste Management also provides unincorporated area residents with quarterly newsletters providing information on variety of waste and recycling- related topics as well as bill inserts from haulers with pertinent information. The documents are produced collaboratively with hauler and IWM input. There is a Countywide recycling hotline (1-800-533-8414) and Recycling Website (ReduceWaste.org) that provide a wide range of waste reduction and recycling information to the public. One of the most important services that the Integrated Waste Management Program provides is staffing the Compost Rotline (408-918-4640) which is used to answer composting questions, troubleshooting with compost bins and worm bins, workshop registration, and master composter volunteer sign-ups. The Rotline takes on average 75 calls a week.

C.7.d Stormwater Point of Contact

(For FY 09-10 Annual Report only, unless changes made) Provide details of website or phone number used as the point of contact. Report on how the point of contact is publicized and maintained. If any change occurs in this contact, report in a subsequent Annual Report.

Contact Summary: At the County of Santa Clara each department is individually responsible for their own compliance however, the Department

of Planning and Development has a Clean Water program that acts as the point of contact for the County of Santa Clara. This program has a webpage on the Development Services website and contact information (Clara Spaulding 408-299-5737) is available on this webpage and in an organization chart on the Department of Planning and Development's website. The contact information is also available on many of the brochures and flyers that are available to the public. County staff maintains the web pages, brochures and flyers.

In addition, the Department of Environmental Health provides the public with information on stormwater pollution prevention alternatives. This Department has a website, brochures, flyers and contact information that is discussed in Section C.5. The website, brochures and flyers are also maintained by Department staff.

Another point of contact is the Watershed Watch Campaign hotline (1-866-WATHERSHED) and Watershed Watch Campaign website (www.mywatershedwatch.org). Where individual agency points of contact are publicized on SCVURPPP outreach materials and websites and the point of contact is maintained by the Program and their authorized agents."

C.7.e Public Outreach Events

Program Staff, Watershed watch consultant, and Co-permittees staffed ten outreach events in FY09-10.Events were selected based upon target audience and attendance. Materials distributed at the events included the following: Less Toxic Pest Management Fact Sheets, " 10 Most Wanted Backyard Bugs" brochures, "Don't plant a Pest" brochure, " You are the Solution to Water Pollution" brochures, "Clean Cars & Clean Creeks" brochures and giveaways (e.g. flyswatters, OWOW magnets, notepads and temporary tattoos). The flyswatters have the Watershed Watch website and hotline number and the words " the Original Earth-Friendly Pest Control" printed on them. The beanbag game for children was used at most of the events. Event staff distributed more than 5,000 outreach materials and giveaways.

Event Details	**Description** (messages, audience)	**Evaluation of Effectiveness**
Provide event name, date, and location.	Identify type of event (e.g., school fair, farmers market etc.), type of audience (school children, gardeners, homeowners etc.) and outreach messages (e.g., Enviroscape presentation, pesticides, stormwater awareness)	Provide general staff feedback on the event (e.g., success at reaching a broad spectrum of the community, well attended, good opportunity to talk to gardeners etc.). Provide other details such as: • Estimated overall attendance at the event. • Number of people that visited the booth, comparison with previous years • Number of brochures and giveaways distributed • Results of any spot surveys conducted
Name: Public outreach Events	Type of Event: Local Public events, fairs,	This information was not tracked for this fiscal

Date: Various times throughout the year Location: Various locations throughout the County	and home and garden shows Audience: Residents of Santa Clara County Message: waste prevention, recycling, household hazardous waste management, home composting and other environmental topics	year but will be tracked in the future.
Name: Bay Friendly Gardening Date: Various times throughout the year Location: Various locations throughout the County	Type of Event: Workshop Audience: Residents of Santa Clara County Message: Encourage residents to make environmentally friendly gardening choices. Includes one integrated waste management workshop.	This information was not tracked for this fiscal year but will be tracked in the future.
Name: Compost Workshop Date: Usually once a month Location: Various locations within the County	Type of Event: Workshop Audience: County residents Message: Encouraging basic composting, worm composting and healthy soils which reduce water runoff	General Feed Back: This information was not tracked for this fiscal year but will be tracked in the future. Estimated Overall Event Attendance: 28 compost workshops with a total of 1,045 attendees
Name: Applicants Round Table Meeting Date: January 27, 2010 Location: 70 W. Hedding ST San Jose CA	Type of Event: Public meeting Audience: Engineering consultants Message: New/redevelopment requirements, post construction treatment BMPs, Source control measures and site control measures.	General Feed Back: This is a good event for reaching project applicants to make them aware of the new C.3 requirements. Estimated Overall Event Attendance: 11
Name: Pumpkins in the Park Date: October 10, 2009 Location: Guadalupe River Park and Gardens, San Jose Region: Countywide	Type of Event: Community fair Audience: Families with children Message: Stormwater pollution prevention, less-toxic pest control and, proper disposal of household hazardous waste (HHW).	General Feed Back: The event was very well attended. A lot of attendees stopped at the booth to play the bean bag game and pick up brochures. This is a good event for educating families with children. Estimated Overall Event Attendance: 12,000-14,000. Number of Brochures Distributed: 432 Number of Giveaways Distributed: over 1,000
Name: Muslim Green Fair Date: October 18, 2009 Location: 3003 Scott Blvd., Santa Clara	Type of Event: Community fair Audience: Families with children Message: Stormwater pollution prevention, less-toxic pest control and, proper disposal	General Feed Back: This is a good event for reaching members of the Muslim community. The bean bag game was used at this event. Estimated Overall Event Attendance: 1,000

Region: Countywide	of HHW	Number of Brochures Distributed: 14 Number of Giveaways Distributed: 221
Name: Haunted History Date: October 31, 2009 Location: History Park at Kelley Park, San Jose Region: Countywide	Type of Event: Halloween Event Audience: Families Message: Stormwater pollution prevention.	General Feed Back: This event is good for getting the Program's name out, but not for educating attendees. Most children stop at the booth only for candies and are not receptive to information. Estimated Overall Event Attendance: 1,500 Number of Brochures Distributed: 12 Number of Giveaways Distributed: 267
Name: Spring Garden Market Date: April 10, 2010 Location: History Park at Kelley Park, San Jose Region: Countywide	Type of Event: Plant sale Audience: Home owners/gardeners Message: Stormwater pollution prevention, less-toxic pest control	General Feed Back: Most people came to the event to buy plants and did not want to pick up information. The Program will probably not attend this event next year. Estimated Overall Event Attendance: 3,000 Number of Brochures Distributed: 181 Number of Giveaways Distributed: 61
Name: NVIDIA Corp. Earth Day Event Date: April 22, 2010 Location: 2701 San Tomas Expwy, Santa Clara Region: Countywide	Type of Event: Corporate event Audience: Information Technology Professionals Message: Stormwater pollution prevention, less-toxic pest control	General Feed Back: The event was held during lunch hour in the cafeteria and very well attended. Most employees stopped at the booth to ask questions and take brochures. Estimated Overall Event Attendance: 500 Number of Brochures Distributed: 60 Number of Giveaways Distributed: 183
Name: Spring in Guadalupe Gardens Date: April 24, 2010 Location: Guadalupe River Park and Gardens, San Jose Region: Countywide	Type of Event: Community fair, plant sale. Audience: Families with children, homeowners and gardeners Message: Stormwater pollution prevention, less-toxic pest control and, proper disposal of HHW.	General Feed Back: Good attendance at booth. Most people were looking for specific pest control information. The bean bag toss game was used. Estimated Overall Event Attendance: 4,500 Number of Brochures Distributed: 423 Number of Giveaways Distributed: 797
Name: Watershed Watch Car Wash Event Date: May 5, 2010 Location: Robertsville Classic Car Wash, 5005 Almaden Expwy, San Jose	Type of Event: Car Wash Audience: Car wash customers Message: Stormwater pollution prevention, proper car washing.	General Feed Back: Excellent turn-out, resulted in a 50% increase of business for the car wash during the 2-hour time period. Event staff spoke with customers and provided them information

Region: Countywide		on proper car washing. Most people were interested in taking the Watershed Watch discount card. Estimated Overall Event Attendance: 150 Number of Brochures Distributed: 103 Number of Watershed Watch Discount Cards Distributed: 129
Name: Watershed Watch Car Wash Event Date: May 19, 2010 Location: Delta Queen Classic Car Wash, 981 E Hamilton Ave, Campbell Region: Countywide	Type of Event: Car Wash Audience: Car wash customers Message: Stormwater pollution prevention, proper car washing.	General Feed Back: Due to a rainy day forecast, attendance was low at this event. Estimated Overall Event Attendance: 45 Number of Brochures Distributed: 34 Number of Watershed Watch Discount Cards Distributed: 49
Name: Watershed Watch Car Wash Event, Date: June 2, 2010 Location: Capitol Premier Car Wash, 735 Capitol Expwy Auto Mall, San Jose Region: Countywide	Type of Event: Car Wash Audience: Car wash customers Message: Stormwater pollution prevention, proper car washing.	General Feed Back: Good turn-out. Car wash owner indicated there was an increase in business from their normal expectations. Estimated Overall Event Attendance: 100 Number of Brochures Distributed: 101 Number of Watershed Watch Discount Cards Distributed: 107
Name: Festival in the Park Date: June 26, 2010 Location: Hellyer County Park, San Jose Region: Countywide	Type of Event: Community Health Fair Audience: Families with children. Message: Stormwater pollution prevention, less-toxic pest control and, proper disposal of HHW.	General Feed Back: Good event for reaching the Hispanic community. The bean bag game drew a lot of families with children to the booth. Estimated Overall Event Attendance: 5,000 Number of Brochures Distributed: 418 Number of Giveaways Distributed: 365

C.7.f. Watershed Stewardship Collaborative Efforts

Summarize watershed stewardship collaborative efforts and/or refer to a regional report that provides details. Describe the level of effort and support given (e.g., funding only, active participation etc.). State efforts undertaken and the results of these efforts. If this activity is done regionally refer to a regional report.

Evaluate effectiveness by describing the following:

- Efforts undertaken
- Major accomplishments

Summary: During Fiscal Year 09-10, the Program actively supported the Santa Clara Basin Watershed Initiative (SCBWMI), including the Core Group, the Land Use Subgroup, and the Trash Subgroup (now the Santa Clara Valley Zero Litter Initiative); the Bay Area Macroinvertebrate Bioassessment Information Network (BAMBI); and the Stevens & Permanente Creeks Watershed Council. Information on these efforts is included within the C.7 Public Information and Outreach section of the Program's FY 09-10 Annual Report."

C.7.g. Citizen Involvement Events

List the types of events conducted (e.g., creek clean up, storm drain inlet marking, native gardening etc.). Use the following table for reporting and evaluating citizen involvement events.

In addition to the information provided in the table below, SCVURPPP and other organizations have also developed two separate reports on citizen involvement events conducted during FY 09-10. These reports include:

• Watershed Watchers: Keeping Our Waterways Clean: FY 09-10 Fourth Quarter Report (includes end-of-year Summary from Alviso Education Center)

• Going Native Garden Tour 2010- Summary Report

These reports are included within the C.7 Public Information and Outreach section of Program's FY 09-10 Annual Report.

Event Details	Description	Evaluation of effectiveness
Provide event name, date, and location. Indicate if event is local, countywide or regional	Describe activity (e.g., creek clean-up, storm drain marking etc.)	Provide general staff feedback on the event. Provide other evaluation details such as: • Number of participants. Any change in participation from previous years. • Distance of creek or water body cleaned • Quantity of trash/recyclables collected (weight or volume). • Number of inlets marked.

		• Data trends
Name: Community clean ups Date: N/A Location: Various Communities in the County	Local Community Cleanup event were a few neighborhood is served each year	1,463 households were served this year. A total of 110.47 tons of waste and recyclable metals were collected.
Name: Great American Litter Pick up Date: March 20, 2010 Location: Burbank Community	Annual Clean up event held on the third Sunday in March. Location of event changes each year.	30 Attendees including Luther Burbank School, members of the Kiwanis Club and a few Sheriff recruits. There were 31 bags of litter and three bags of recyclables collected.
Name: National River Cleanup Day Date: 5/15/10 Location: Various locations throughout the County Focus: Countywide	In FY 09-10, the Creek Connection Action Group (CCAG) sponsored two creek clean-up events: Coastal Clean-up Day on September 19, 2009 and National Rivers Clean-up Day on May 15, 2010. The Program provided funding for the National Rivers Clean-up Day advertising.	A total of 1,068 volunteers participated in cleaning 34 sites and removed approximately 29,098 pounds of trash and 6,394 pounds of recyclables from creeks. Santa Clara County Parks is a sponsoring organization of the CCAG, and the Department hosted 13 cleanup sites in FY 09-10.
Name: Park Beautification Day Date: 10/16/09, 10/31/09, 1/9/10, 2/6/10, 3/6/10, 6/12/10 Location: Vasona and Hellyer County Parks Focus: Countywide	Park Beautification Days are volunteer park clean up events at two of our urban, creekside parks. Litter is picked up in the entire park, including the shoreline and trails adjacent to Vasona Reservoir and Los Gatos Creek, and Cottonwood Lake and Coyote Creek.	A total of 269 volunteers participated in these FY 09-10 park beautification work days.
Name: LDS Community Service Day Date: 5/8/10 Location: Vasona, Lexington, Montalvo, Stevens Creek and Sanborn County Parks Focus: Countywide	On 5/8/10 County Parks hosted 5 cleanup sites for the Latter Day Saints statewide Community Service Day. Volunteers picked up litter at locations in 5 County Parks.	282 volunteers served a total of 890 hours for this single day event.
Name: Summer of Service Programs Date: 7/16/09, 7/30/09, 8/13/09 Location: Don Edwards Wildlife Refuge, Alviso	Partnership program between Santa Clara Valley youth groups and the Watershed Watchers program. Youth spend a day at the Refuge and they work in the gardens in the	Number of attendees on 7/16/09: 2 elementary school students and 6 middle school students. Number of attendees on 7/30/09: 10 middle

Focus: Countywide	morning and explore the Refuge in the afternoon.	school students. Number of attendees on 8/13/09: 8 middle school students.
Name: Gardening at the Refuge Date: 11/21/09 Location: Don Edwards Wildlife Refuge, Alviso Focus: Countywide	Participants usually work in the Refuge gardens planting native plants, pulling non-native plants, and mulching.	Number of attendees: 4 elementary school students, 2 high school students, and 9 adults.
Name: Community Service Days Date: 1/16/10, 3/20/10, 4/17/10, 5/17/10 Location: Don Edwards Wildlife Refuge, Alviso Focus: Countywide	This is an open day for the general public. Participants work in the gardens planning native plants, puling non-native plants, and mulching.	Number of attendees on 1/16/10:1 elementary school student, 1 high school student, and 6 adults. Number of attendees on 3/20/10: 1 elementary school student and 6 adults. Number of attendees on 4/17/10: 4 elementary school students and 4 adults. Number of attendees on 5/17/10: 13 elementary school students and 7 adults.
Name: National River Cleanup Day Date: 5/15/10 Location: Various locations throughout the County Focus: Countywide	In FY 09-10, the Creek Connection Action Group sponsored two creek clean-up events: Coastal Clean-up Day on September 19, 2009 and National Rivers Clean-up Day on May 15, 2010. The Program provided funding for the National Rivers Clean-up Day advertising.	A total of 1,068 volunteers participated in cleaning 34 sites and removed approximately 29,098 pounds of trash and 6,394 pounds of recyclables from creeks.

C.7.h. School-Age Children Outreach

Summarize school-age children outreach programs implemented. A detailed report may be included as an attachment.
Use the following table for reporting school-age children outreach efforts.

In addition to the information provided below, the following separate reports were prepared by SCVURPPP and other organizations:

- ZunZun School Assemblies for Watershed Watch Campaign- FY 09-10 Academic Year Final Report
- Memorandum- Evaluation of the School Assembly Program- FY 09-10
- Watershed Watchers: Keeping Our Waterways Clean: FY 09-10 Fourth Quarter Report (includes end-of-year Summary from Alviso Education Center)

These reports contain information about school-age children outreach efforts conducted during FY 09-10 and can be found in the C.7 Public Information and Outreach section of the Program's Fy09-10 Annual Report.

Program Details	Focus & Short Description	Number of Students/Teachers reached	Evaluation of Effectiveness
Provide the following information: Name Grade or level (elementary/ middle/ high)	Brief description, messages, methods of outreach used	Provide number or participants	Provide agency staff feedback. Report any other evaluation methods used (quiz, teacher feedback etc.). Attach evaluation summary if applicable.
Name : ZunZun Musical Assembly Grade or level: elementary	Interactive, musical school assemblies educating K-6 children about watersheds and pollution prevention.	14,161 students	ZunZun assemblies were evaluated using postage-paid evaluation cards that were distributed to all teachers present at the performances. The Program received 130 completed evaluation cards from teachers. Overall, the feedback is positive and indicates an increase in the students' knowledge about watersheds and pollution prevention. A few highlights of the evaluations are: • Twenty-two teachers indicated that after the performance, 50% of their students knew what a watershed is; 51 teachers indicated that 75% of their students knew what a watershed is and 28 teachers

			indicated that 100% of their students knew what a watershed is. • Eight teachers indicated that after the performance, 50% of their students could name a way to prevent pollution in the watershed; 38 teachers indicated that 75% of their students could name a way to prevent pollution in the watershed; and 78 teachers indicated that 100% of their students could name a way to prevent pollution in the watershed. The Final Teacher Evaluation Report is included in the Program Annual Report Appendix 7-7.
Name: Watershed Watchers Program at Don Edwards Wildlife Refuge in Alviso Grade or level: elementary, middle, high school	The Refuge offers a number of interpretive programs to educate children and youth about preventing urban runoff pollution. These include: Bike the Levees; Discover Native Species; Habitat Exploration; Living Wetlands; Marshes, Mud and Plankton; Quackers and Honkers; and Water Water Everywhere.	80 pre-kindergarteners, 1,359 elementary school students, 33 middle school students, and 199 high school students.	Visitor Surveys are used to determine visitor demographics, effectiveness of publicity, and the effectiveness or the Watershed Watchers Program. In addition, an "Urban Runoff Bead Drop" display is used to record actions (e.g., pick up litter, spread the word, take car to car wash) that children promise to do the help keep storm drains clean. Results of both these evaluation mechanisms are summarized in the Watershed Watchers Fourth Quarter Report included in the Program Annual Report Appendix 7-5.

Section 8 - Provision C.8 Water Quality Monitoring

C.8 Water Quality Monitoring
State below if information is reported in a separate regional report. Municipalities can also describe below any Water Quality Monitoring activities in which they participate directly, e.g. participation in RMP workgroups, fieldwork within their jurisdictions, etc.
Summary: For FY 09-10 the County of Santa Clara contributed to the SCVURPPP Monitoring and Assessment Program. This program conducted water quality monitoring in Santa Clara Valley creeks and rivers, in coordination with the BASMAA Regional monitoring Coalition (RMC). The County of Santa Clara also contributes financially to the Regional Monitoring Program for Water Quality in the San Francisco Estuary (RMP) and in RMP committees and work groups. For additional information on monitoring activities conducted by SCVURPPP, BASMAA RMC and the RMP, please see the C.8 Water Quality Monitoring section of the Program's FY09-10 Annual Report.

Section 9 – Provision C.9 Pesticides Toxicity Controls

C.9.a Adopt an Integrated Pest Management (IPM) Policy or Ordinance

(For FY 09-10 Annual Report only) Attach a copy of your individual IPM ordinance or policy.	X	**Attached**		**Not attached,** explain below
If **Not attached**, explain: The County of Santa Clara has an IPM and Pesticide Use Ordinance. A copy of the ordinance in available in Appendix 9-1.				

C.9.b Implement IPM Policy or Ordinance

Report implementation of IPM BMPs by showing trends in quantities and types of pesticides used, and suggest reasons for increases in use of pesticides that threaten water quality, specifically organophosphorous pesticides, pyrethroids, carbaryl, and fipronil. A separate report can be attached as evidence of your implementation.

Summary: The County developed an Integrated Pest Management (IPM) Program in 2002. The IPM program reported in the IPM Program Progress Report 2002-2008 that total number of pesticides, applications, pesticide volume and toxicity has been significantly reduced. Pesticide use in invasive weed management projects, urban turf landscape, recreational turf and structures can be stated as statistically insignificant. In right of way vegetation management, there has been an 80% reduction in acreages under herbicide management. Since 2002, no aquatic herbicides are used in ponds or lakes. In 2008, no pesticide use was reported in fifteen regional parks (out of 17). Dependence upon and use of non-chemical alternatives have increased significantly. The development of management tools as well as research and outreach components, have provided a foundation for continued success and improved employee and stakeholder participation.

For more information a copy of The County of Santa IPM Program Progress Report 2002-2008 is available on the IPM website at http://www.sccgov.org/portal/site/ipm/. The 2009 Report is due to be published in September 2010 and will be available on this website as well.

C.9.c Train Municipal Employees

Enter the number of employees that applied or used pesticides (including herbicides) within the scope of their duties this reporting year.	26
Enter the number of these employees who received training on your IPM policy and IPM standard operating procedures within the last 3 years.	194
Enter the percentage of municipal employees who apply pesticides who have received training in the IPM policy and IPM standard operating procedures within the last three years.	100%

C.9.d Require Contractors to Implement IPM

Did your municipality contract with any pesticide service provider in the reporting year?	X	Yes		No

If yes, attach one of the following:

X	Contract specifications that require adherence to your IPM policy and standard operating procedures, OR
	Copy(ies) of the contractors' IPM certification(s) or equivalent, OR
	Equivalent documentation.

If **Not attached**, explain:

All contracted services are rendered using IPM Principles and Practices. For details see SCC IPM Progress Report 2002-2008 at http://IPM.sccgov.org ; SCC IPM Progress Report 2009 is due in September 2010. An example of a contract is located in Appendix 9-2.

C.9.e Track and Participate in Relevant Regulatory Processes

Summarize participation efforts, information submitted, and how regulatory actions were affected **OR** reference a regional report that summarizes regional participation efforts, information submitted, and how regulatory actions were affected.

Summary: In FY 09-10 The County of Santa Clara participated in regulatory process related to pesticides through contributions to SCVURPPP, BASMAA and CASQA. Please see the Regional Pollutants of Concern Report by BASMAA (submitted on behalf of all MRP Permittees) for more information. This Report is included within the Program's FY 09-10 Annual Report.

C.9.f Interface with County Agricultural Commissioners

Provide a summary of improper pesticide usage reported to the County Agricultural Commissioner and follow-up actions to correct violations, if any. A separate report can be attached as your summary.

Summary: There was only one improper pesticide usage reported to the County Agricultural Commissioner this year and it was located in Morgan Hill within the Central Coast Regional Water Quality Control Board region. The Department of Agriculture and Environmental Management investigated the complaint, discovered and filed a violation. Staff from the Department of Agriculture and Environmental Management intends to work with the contractor to ensure that the new herbicide application protocol is followed in order to prevent reoccurrences.

C.9.h.ii Public Outreach: Point of Purchase

Provide a summary of public outreach at point of purchase, and any measurable awareness and behavior changes resulting from outreach (here or in a separate report); **OR** reference a report of a regional effort for public outreach in which your agency participates.

Summary: The County of Santa Clara participates in a regional effort for public outreach. In section C.9 Pesticide Toxicity Control of the Program's FY 09-10 Annual Report are the following separate reports developed by SCVURPPP and BASMAA. These reports summarize the point of purchase outreach efforts conducted during FY 09-10.

- FY 09-10 Store Employee Training Report (SCVURPPP)
- FY 09-10 Store Employee Training Evaluation Summary (SCVURPPP)

- FY 09-10 Store Employee Training Status Table (SCVURPPP)
- FY 09-10 List of Stores in the IPM Store Partnership Program (SCVURPPP)
- FY 09-10 BASMAA "Our Water, Our World" (OWOW) Report (BASMAA)

C.9.h.vi Public Outreach: Pest Control Operators

Provide a summary of public outreach to pest control operators and landscapers and reduced pesticide use (here or in a separate report); **OR** reference a report of a regional effort for outreach to pest control operators and landscapers in which your agency participates.

Summary: The County of Santa Clara participates in a regional effort to provide outreach to pest control operators and landscapers. In section C.9 Pesticide Toxicity Control of the Program's FY 09-10 Annual Report is the following separate report developed by SCVURPPP and BASMAA. This report summarize the Public Outreach: Pest Control Operators efforts conducted during FY 09-10:

- FY 09-10 Green Gardener Training Report

Section 10 - Provision C.10 Trash Load Reduction

C.10.a.i Short-Term Trash Loading Reduction Plan
(For FY 10-11 Annual Report only) Provide description of actions/tasks initiated/conducted/completed in developing a Short-Term Trash Loading Reduction Plan (due February 1, 2012).
Description: **Not required for this Annual Report.**

C.10.a.ii Baseline Trash Load and Trash Load Reduction Tracking Method
(For FY 10-11 Annual Report only) Provide description of actions/tasks initiated/conducted/completed to gather trash loading data and in developing a Baseline Trash Load and Trash Load Reduction Tracking Method (due February 1, 2012).
Description: Please see Section C.10 Trash Load Reduction of the Program's FY 09-10 Annual Report for a summary of the Programs accomplishments.

C.10.a.iii Minimum Full Trash Capture
(For FY 10-11 Annual Report and Each Annual Report Thereafter) Provide description of actions/tasks initiated/conducted/completed in implementing Minimum Full Trash Capture Devices (due July 1, 2014) within individual jurisdictions. Include information on Full Trash Capture Devices installed under Bay-area Wide Trash Capture Demonstration Project administered by San Francisco Estuary Partnership.
Description: Please see Section C.10 Trash Load Reduction section of the Program's FY 09-10 Annual Report for a summary of the Programs accomplishments. In addition, a technical report was recently finalized by Program. This report detailing the results of the Program's Pilot Trash Structural Treatment Control Study implemented in 2007, this report is also available within the C.10 Trash Load Reduction section of the Program's FY 09-10 Annual Report.

C.10.b.iii Trash Hot Spot Assessment

(For FY 10-11 Annual Report and Each Annual Report Thereafter) Provide volume of material removed from each Trash Hot Spot cleanup, and the dominant types of trash (e.g., glass, plastics, paper) removed and their sources to the extent possible. Provide required photo documentation.

Fill out the following table or attach a summary of the following information. The photo documentation is available in Appendix 10-1. The before and after photos for SCC01 did not turn out. A single set of photos is provided. The County will be changing the location of Site SCC01 for a variety of reason, such as limited and dangerous access. The new site is schedule to be cleaned as part of the Coast Cleanup day on September 25, 2010.

Trash Hot Spot	Cleanup Date	Volume of Material Removed	Dominant Type of Trash	Trash Sources (where possible)
SCC01	5/15/2010	3,240 lbs	Dumping (inc. Auto parts, 1 car body)	Dumping
SCC02	5/15/2010	430 lbs	Litter	Park users or upstream light industrial/business park
SCC03	5/15/2010	240 lbs	Litter	Park users or upstream light industrial/business park

C.10.d Summary of Trash Load Reduction Actions

Provide summary of new trash load reduction actions or increased levels of implementation of existing actions that were implemented after adoption of the MRP (control measures and best management practices) including the types of actions and levels of implementation, and the total trash loads and dominant types of trash removed from each type of action.

Suggested trash load reduction actions to track and report may include: Not All trash Load reduction activities were tracked by "loads removed" this fiscal year. Once the Trash Load Reduction Tracking Method is developed (see provision C.10.a.ii), trash loads removed will be documented for each load reduction action (as feasible). Please see the Program's FY 09-10 Annual Report for the schedule.

- Anti-litter Campaigns
- Anti-litter/Dumping Enforcement Activities
- Curbside Recycling Programs
- Education and Outreach Efforts
- Free Trash Pickup/Drop-off Days
- County HHW Program Activities
- Improved Trash Bin Management
- Inspection/Maintenance of Storm Drain Outfalls
- Litter Pickup and Control
- Removal of Homeless Encampments
- Solid Waste Recycling Efforts
- Source Controls/Bans/Prohibitions
- Storm Drain Operation and Maintenance
- Storm Drain Signage/Marking
- Street Sweeping Activities
- Trash Removal from Receptacles
- Volunteer Creek Cleanups

Type of Trash Load Reduction Action	Date of First Implementation	Level of Implementation (specify if level was increased after MRP adoption)	Total Trash Load Removed by Action	Dominant Types of Trash Removed by Action
Residential Garbage Collection Services	N/A	Weekly Garbage collection services	Reached 18, 000 unincorporated area households and all unincorporated area business	Household and business garbage.
Residential Recycling Collection Services	N/A	Weekly/biweekly recycling collection services	Weekly (13,854 households) Bi-weekly (4,902 Households)	Recycling materials (plastics, paper and glass)
Residential used oil& used oil filter and household battery collection	N/A	Weekly neighborhood collection	18,000 households served	Used oil & used oil filters and household batteries.
Plastic Bag Ban	N/A	Held a single public	20,000 reusable	Plastic bags

		outreach campaign focusing on " bring your own bag"	bags were/will be distributed via the IWM media partner KBAY and the Summer Made Simple guide with further positive reinforcement of reusable bag message	
Special Cleanup services and Events	N/A	Annual community clean-up event	1,463 households, 110.46 tons of waste collected	Household waste and recyclable metals
Great American Litter Pick-up	N/A	Annual pickup	31 bags of litter and 3 bags of recyclables and 3910 tons of litter (at hot spots)	Litter and recyclables
Green Business program- business are required to stencil' no Dumping-flows to Bay" signage on storm drain inlets	1996	111 business have certified/recertified and 82 business applied to the program.	Not available	Litter
Drain, Culvert and Ditch cleaning	N/A	Conditions are monitored and frequency is changed as needed	9884 drains, 855 culverts, and 79,080 lineal feet of ditch cleaned. Materials to landfill 569.3 cubic yards	Litter and dumping
Street sweeping	N/A	Conditions are monitored and frequency is changed as needed. Sweep 10954 miles of expressway Sweep 680 miles of non-expressways.	Expressways debris collected=3733 Non-expressways debris collected=267	Generally these are silt, fines, gravel, and paper/plastic products.

Solid Waste program	1950's	Investigates complaints regarding solid waste	Received 94 complaints, 54 had water quality concerns, all were resolved	Trash, garbage, junk, dumping, yard waste and manure management
Household Hazardous Waste Collection events	1992	60 events: 41 at 2 permanent facilities and 19 at temporary site	34,629 residents were served, 432 small business drop-offs, 3.4 million lbs of hazardous waste was collected	Paints, pesticides, and Mercury containing product
National River Cleanup Day and California Coastal Cleanup Day at Santa Clara County Parks	1996 (Coastal Cleanup Day), 1998 (National River Cleanup Day)	Total number of sites per event and number of volunteers has increased each year.	Since County Parks began compiling statistics in 2006, 1,999 County Parks volunteers have collected 57,777 lbs. of trash plus 36,702 lbs. of recyclable goods	Litter and dumping.

Section 11 - Provision C.11 Mercury Controls

C.11.a.i Mercury Recycling Efforts

List below or attach lists of efforts to promote, facilitate, and/or participate in collection and recycling of mercury containing devices and equipment at the consumer level (e.g., thermometers, thermostats, switches, bulbs).

The Department of Environmental Health- Household Hazardous Waste Program held 60 collection events throughout the County to collect hazardous waste. There were 41 collection events at two permanent facilities and 19 events at temporary sites strategically located throughout the County. In addition, the Household Hazardous Waste Program served 432 small business drop-offs including local governments, Goodwill Industries and the Salvation Army. A total of 92,684 pounds of fluorescent lamps, 178,602 pounds of household batteries and 580 pounds of Elemental Mercury (including thermostats, thermometers and other products). A new conversion factor for fluorescent lamps was used in FY 09-10. The new conversion was established by the California Integrated Waste Management Board, now CalRecycle, in 2009, and is: 1foot equals .125 lbs and 1CFL equals 0.25lbs. Previously, the conversion used was: 1foot equals .25lbs and 1 CFL equals 0.0625lbs. At the end of FY 09-10, there were 34 retailers serving as fluorescent lamp drop-offs and 67 locations served as battery drop-offs. A total of 1,297 thermometers were collected from 24 thermometer exchange events where residents exchanged their mercury-containing thermometer for a free mercury-free one. Staff also participated in 28 community outreach events. In addition, the Integrated Waste management Division also collected used oil, used oil filters and household batteries at curbside on a weekly basis from all unincorporated area neighborhoods (18,000 households served).

In addition, the Department of Facilities and Fleets offered a training program to their staff that focused on the information available from the "EPA Clean-up Guidelines for Broken Mercury Containing Lamps." This training was presented at six different sessions at work group all-staff meetings. During the week of October 8th, 2009. As a result the Building Operations/Custodial & Grounds Departments collected and disposed of 13,105 lbs. of Mercury vapor containing fluorescent and compact fluorescent lamps/bulbs in seven different loads. In addition, 15 lbs. of Mercury containing devices from our Building Operations maintenance activities were properly disposed.

C.11.a.ii Mercury Collection

Provide an estimate of the mass of mercury collected through these efforts, or provide a reference to a report containing this estimate.

Amount collected:

"The methodologies for estimating the mass of mercury collected through mercury collection and recycling efforts are currently in development and are due to the Water Board by September 15, 2010. Therefore, estimates could not be made for FY 09-10. Estimates of the mass of mercury collected through recycling efforts during FY 10-11 will be provided with the FY 10-11 Annual Report (see FY 10-11 BASMAA Regional POC Report)."

C.11.b □Monitor Methylmercury **C.11.c □Pilot Projects to Investigate and Abate Mercury Sources in Drainages** **C.11.d □Pilot Projects to Evaluate and Enhance Municipal Sediment Removal and Management Practices** **C.11.e □Conduct Pilot Projects to Evaluate On-Site Stormwater Treatment via Retrofit** **C.11.f □Diversion of Dry Weather and First Flush Flows to POTWs** **C.11.g □Monitor Stormwater Mercury Pollutant Loads and Loads Reduced** **C.11.h □Fate and Transport Study of Mercury In Urban Runoff** **C.11.i □Development of a Risk Reduction Program Implemented Throughout the Region** **C.11.j □Develop Allocation Sharing Scheme with Caltrans**
State below if information is reported in a separate regional report. Municipalities that participate directly in regional activities to can provide descriptions below.
Summary: The County of Santa Clara participates in a regional effort to accomplish these sub-provisions. A summary of the Program's accomplishments are include in the C.11 Mercury Controls section of the Program's Fy09-10 Annual Report and/or the BASMAA Regional POC report.

Section 12 - Provision C.12 PCBs Controls

C.12.a.i,iii □Municipal Inspectors Training
(For FY 09-10 Annual Report only) List below or attach description of results of training municipal industrial inspectors to identify, in the course of their existing inspections, PCBs or PCB-containing equipment.
Description: In FY 09-10, inspector training materials were developed through in-kind contributions of SCVURPPP to BASMAA. Training materials can be found in the BASMAA Regional POC Report.

C.12.a.ii,iii □Ongoing Training
(For FY 10-11 Annual Report and Each Annual Report Thereafter) List below or attach description of ongoing training development and inspections for PCB identification, including documentation and referral to appropriate regulatory agencies (e.g. county health departments, Department of Toxic Substances Control, California Department of Public Health, and the Water Board) as necessary.
Description: **Not required for this Annual Report.**

C.12.b □Conduct Pilot Projects to Evaluate Managing PCB-Containing Materials and Wastes during Building Demolition and Renovation Activities **C.12.c □Pilot Projects to Investigate and Abate On-land Locations with Elevated PCB Concentrations** **C.12.d □Conduct Pilot Projects to Evaluate and Enhance Municipal Sediment Removal and Management Practices** **C.12.e □Conduct Pilot Projects to Evaluate On-Site Stormwater Treatment via Retrofit** **C.12.f □Diversion of Dry Weather and First Flush Flows to POTWs** **C.12.g □Monitor Stormwater PCB Pollutant Loads and Loads Reduced** **C.12.h □Fate and Transport Study of PCBs In Urban Runoff** **C.12.i □Development of a Risk Reduction Program Implemented Throughout the Region**
State below if information is reported in a separate regional report. Municipalities that participate directly in regional activities to can provide descriptions below.
Summary: Please see Section C.12 PCB Controls of the Program's Fy09-10 Annual Report and/or the BASMAA Regional POC Report for a summary of the Program's accomplishments for these sub-provisions.

Section 13 - Provision C.13 Copper Controls

C.13.a.i and iii Legal Authority: Architectural Copper

(For FY 10-11 Annual Report only) Do you have adequate legal authority to prohibit discharge of wastewater to storm drains generated from the installation, cleaning, treating, and washing of the surface of copper architectural features, including copper roofs to storm drains?		**Yes**		**No**
If **No**, explain and provide schedule for obtaining authority within 1 year: **Not required for this Annual Report.**				

C.13.b.i and iii Legal Authority: Pools, Spas, and Fountains

(For FY10-11 Annual Report only) Do you have adequate legal authority to prohibit discharges to storm drains from pools, spas, and fountains that contain copper-based chemicals?		**Yes**		**No**
If **No**, explain and provide schedule for obtaining authority within 1 year: **Not required for this Annual Report.**				

C.13.c Vehicle Brake Pads

Reported in a separate regional report.

Please see Section C.13 Copper Controls of the Program's FY 09-10 Annual Report and/or the BASMAA Regional POC report for a summary of the Program's participation with the Brake Pad Partnership (BPP).

C.13.d.iii Industrial Sources Copper Reduction Results

List below or attach annotated lists or tables from your Industrial and Commercial Site Controls portion of this report, that highlight copper reduction results among the facilities identified as potential users or sources of copper, facilities inspected, and BMPs addressed. For FY09-10 describe below or highlight in the C.4 Evaluation portion (if provided) of this report the steps taken to revise your program to meet new data tracking and reporting requirements for implementation levels described in C.13.d.ii.

Summary: "In FY 09-10, inspector training materials were developed through in-kind contributions of SCVURPPP to BASMAA. Training materials can be found in the BASMAA Regional POC Report."

C.13.e Studies to Reduce Copper Pollutant Impact Uncertainties

Revised. Description reads, "State below if information is reported in a separate regional report. Municipalities that participate directly in regional activities to can provide descriptions below."
Summary: Please see Section C.13 Copper Controls in the Program's FY 09-10 Annual Report and/or BASMAA Regional POC Report for a summary of the Programs efforts (such as Participation in RMP committee and work group meetings) to develop regional studies to reduce copper pollution impact uncertainties.

Section 14 - Provision C.14 PBDE, Legacy Pesticides and Selenium Controls

C.14.a Control Programs for PBDEs, Legacy Pesticides and Selenium Controls
Revised. Description reads "State below if information is reported in a separate regional report. Municipalities that participate directly in regional activities can provide descriptions below."
Summary: Please see Section C.14 PBDE, Legacy Pesticides and Selenium section of the Program's FY 09-10 Annual Report and/or BASMAA Regional POC report for a summary of the Program's efforts (such as participation in RMP committee and work group meetings) to develop a Control Program for PBDE's, Legacy Pesticides ad Selenium.

Section 15 - Provision C.15 Exempted and Conditionally Exempted Discharges

C.15.b.iii.(1), C.15.b.iii.(2) Planned and Unplanned Discharges of Potable Water

Is your agency a water purveyor?	X	Yes		No

If **No**, skip to C.15.b.vi.(2):

If **Yes**, Complete the attached reporting tables or attach your own table with the same information. Describe program highlights below. For FY 09-10 only, describe steps taken to revise your program to meet new monitoring, data tracking and reporting requirements.

Summary: The Department of Parks and Recreation is considered a water purveyor. This was not confirmed until July 2010. The Department of Parks and Recreation will be working over the next fiscal year to meet the new monitoring, data tracking and reporting requirements. To aid in this development the Department will be using information the Program developed to help update the Water Utility Operation & Maintenance Discharge Pollution Prevention Plan (WUDPPP) to be in compliance with this provision of the MRP. A summary of the Program's efforts is available in Section C.15 Exempt and Conditionally Exempted Discharges of the Program's Fy09-10 Annual Report.

C.15.b.vi.(2) Irrigation Water, Landscape Irrigation, and Lawn or Garden Watering

Provide implementation summaries of the required BMPs to promote measures that minimize runoff and pollutant loading from excess irrigation. Generally the categories are:

- Promote conservation programs
- Promote outreach for less toxic pest control and landscape management
- Promote use of drought tolerant and native vegetation
- Promote outreach messages to encourage appropriate watering/irrigation practices
- Implement Illicit Discharge Enforcement Response Plan for ongoing, large volume landscape irrigation runoff.

Summary: The Department of Parks and Recreation is currently using a split schedule for water turf areas that promotes water conservation. The Department of Parks and Recreation is watering twice at a half hour on a repeat schedule rather then for an hour at a time. The time between the first watering and the second watering is at least 2 hours. This allows water to be absorbed at a slower rate instead of too much water being applied at one time and having run-off. The Department is also installing irrigation clocks that can reduce the amount of water they are using based on weather reports (ET clocks). The Department is also using mulch wherever possible and base their planning on policies adopted by Bay Friendly Landscape Coalition.

The Department of Planning and Development is working with the Santa Clara Valley Water District and other local planning and conversation representatives to develop a Landscape Ordinance. The Draft Ordinance closely follows the regional model ordinance and would apply to landscaping associated with certain residential, commercial, office, industrial, and institutional projects, and would require a number of specific water conservation measures, including the following: water efficient landscape design emphasizing low water use plants, water budgeting, efficient irrigation systems, soil improvements and mulch and maintenance of landscaping materials and irrigation systems.

In addition, the County contributes to Program outreach efforts. For more information on outreach for less toxic pest control and appropriate irrigation practice please see the Watershed Watch Campaign in Section C.7 Public Information and Outreach and the IPM Store Partnership and Green Gardener Training Programs in section C.9 Pesticide Toxicity Control of the Program's FY 09-10 Annual Report.

C.15.b.iii.(1) Planned Discharges of the Potable Water System

Site/ Location	Discharge Type	Receiving Waterbody(ies)	Date of Discharge	Duration of Discharge (military time)	Estimated Volume (gallons)	Estimated Flow Rate (gallons/day)	Chlorine Residual (mg/L)	pH (standard units)

Notes:

[1] Monitor the receiving water for turbidity if necessary and feasible. Include data in this column if available.

C.15.b.iii.(2) Unplanned Discharges of the Potable Water System

Site/ Location	Discharge Type	Receiving Waterbody(ies)	Date of Discharge	Discharge Duration (military time)	Estimated Volume (gallons)	Estimated Flow Rate (gallons/day)	Chlorine Residual[2] (mg/L)	pH[2] (standard units)	Discharge Turbidity (Visual)[2,]	Implemented BMPs & Corrective Actions	Time discha disco

Notes:

1. This table contains all of the unplanned discharges that occurred in this FY.

2. Monitoring data is only required for 10% of the unplanned discharges. If you monitored more than 10% of your unplanned discharges report all of the data collected.

4. Notification to Water Board staff is required for unplanned discharges where the chlorine residual is >0.05 mg/L and total volume is ≥ 50,000 gallons. Notification to State C after becoming aware of aquatic impacts as a result of unplanned discharge or when the discharge might endanger or compromise public health and safety.

FY 2009-2010 Annual Report
Permittee Name: County of Santa Clara

Table of Contents

Appendix

Section 4- Provision C.4 Industrial and Commercial Site Controls

Appendix 4-1: C.4.b.iii.(1) Potential Facilities List
Appendix 4-2: C.4.b.iii.(2) Facilities Scheduled for Inspections

Section 9- Provision C.9 Pesticides Toxicity Controls

Appendix 9-1: C.9.a Adopt an Integrated Pest Management (IPM) Policy or Ordinance
Appendix 9-2: C.9.d Require Contractors to Implement IPM

Section 10- Provision C.10 Trash Load Reductions

Appendix 10-1: C.10.b.iii Trash Hot Spot Assessment

FY 2009-2010 Annual Report **Appendix 4**
Permittee Name: County of Santa Clara

Section 4- Provision C.4 Industrial and Commercial Site Controls

Appendix 4-1: C.4.b.iii. (1) Potential Facilities List
Appendix 4-2: C.4.b.iii. (2) Facilities Scheduled for Inspections

Potential Facilities List
DEH

Consumer protection Division

- FACILITY_NAME
- JACKIE'S CATERING
- SWEET TOOTH CONFECTIONS
- USA GAS STATION
- COYOTE RANCH INC
- COYOTE STAGE COACH STOP
- JOE'S GASOLINE BAIT & TACKLE
- COYOTE DISCOUNT BAIT & TACKLE
- CAMP COSTANOAN
- JUNCTION THE BAR & GRILL
- MARYKNOLL RESIDENCE
- LUPIN LODGE
- PRESENTATION CENTER
- NONNO'S PIZZA & PASTA
- SPRING VALLEY GOLF COURSE
- COYOTE CREEK GOLF COURSE
- SCC PROB-WILLIAM JAMES RANCH
- COYOTE VALLEY RV RESORT
- MADRONE MARKET
- TAQUERIA EL PINITO & DELI
- ERNIE'S BAR & BAJA GRILL
- PARKWAY LAKES RV ASSOCIATES
- COYOTE VALLEY SPORTING CLAYS
- ST-STANDFORD CAMPUS RECREATION ASSO
- SJSU SPARTAN COMPLEX EAST/POOL
- SJSU-STUDENT UNION REC & EVENTS #47
- SAN JOSE COUNTRY CLUB
- WENDY'S
- ISLAND STYLE CART
- SANTA TERESA GOLF CLUB
- LA FORET
- CFARM MKT-BH-LES CREPES D'ARLETTE
- ROUND TABLE PIZZA
- TOGO'S
- CFARM MKT-CP-CAMBRIAN PARK
- SCC-TIMPANY CENTER
- CALERO RANCH STABLES
- PARKWAY LAKES BAIT SHOP
- ALBERTO'S FINE DINING/BAR
- WILDLIFE FESTIVAL
- HABANA CUBA
- RACE ST SEAFOOD KITCHEN
- RACE ST FISH & POULTRY #253
- TAQUERIA EDUARDO #4
- BURGER KING #3546
- SJSU-SIMPKINS CENTER
- PIZZA JACK'S #2
- JACK IN THE BOX
- SCC FAF-CHILDREN'S SHELTER GENERATO
- SJSU-NATURAL SCIENCE (48)
- SARATOGA SPRINGS
- SAVANNAH CHANELLE VINEYARD
- MOUNTAIN WINERY, THE
- WALDEN WEST
- ST-CENTER FOR ADVANCED STUDY AT STA
- ST-CHI THETA CHI
- ST-HAMMARSKJOLD HOUSE
- ST-TOYON DINING
- ST-DELTA DELTA DELTA
- ST-ZETA ALPHA PI
- ST-LUTTICKENS CAFE @ CCSR
- LUTTICKEN'S BISTRO @ BECKMAN CENTER
- ST-TDS FOODS INC
- ST-JIMMY V'S SPORTS CENTER
- JMR CONCESSIONS@MAPLES PAVILION
- ST-MAPLES PAVILION
- ST-PHI SIGMA HOUSE
- ST-KAPPA SIGMA FRATERNITY
- ST-SIGMA ALPHA EPSILON FRATERNITY
- ST-ENCHANTED BROCCOLI FOREST
- ST-NARNIA
- ST-PEARCE MITCHELL HOUSE
- STANFORD WEST CORNER STORE
- ST-PI BETA PHI
- ST-TERRA HOUSE
- ST-KAPPA ALPHA THETA
- CUBBERLY HALL EDUCATION CAFE
- ST-DOLORES HOUSE
- ST-STERN HALL DINING HALL
- ST-BRANNER HALL
- ST-RAY'S
- ESCONDIDO SCHOOL
- ST-MANZANITA
- ST-WILBUR HALL
- COUPA CAFE-VENDING MACHINE
- COUPA CAFE-GREEN LIBRARY
- ST MOON BEANS CAFE/STANFORD U
- ARRILLAGA CENTER BAR
- ST-ARRILLAGA ALUMNI CENTER CAFE
- ST-TRACK HOUSE
- ST-AMERICAN STUDIES
- ST-TREAT - INDEPENDENT HOUSE - EAST
- ST-YOST HOUSE
- ST-GRILL THE-STANFORD
- ST-TRESIDDER EXPRESS

- AFC SUSHI @ TRESSIDER HALL
- NIGHT MARKET
- ST FRAICHE YOGURT @ TRESSIDER UNION
- ST-STANFORD PRODUCE CART
- ST-THE COHO
- JAMBA JUICE #61
- ST-THE TRESIDDER
- ST-TREEHOUSE RESTAURANT
- STANFORD FACULTY CLUB
- ST-HILLEL @ STANFORD - KORET PAVILL
- ST-BOOKSTORE
- ST-MUWEKMA-TAH-RUK HOUSE
- ST-STOREY HOUSE
- ST-COLUMBAE HOUSE
- ST-SIGMA CHI FRATERNITY ALPHA ONE
- ST-OLD UNION DINER - THE AXE & PALM
- STANFORD HAWAII CLUB LUAU
- STANFORD VIETNAMESE STUD ASSOC
- STANFORD HAWAII CLUB
- STANFORD POWWOW
- THAI NIGHT 2009
- COOL CAFE AT CANTOR ART CENTER
- ST-JERRY FRATERNITY
- ST-KAPPA ALPHA HOUSE
- ST-THETA DELTA CHI
- ST-680 LOMITA
- ST-AVANTI EATING CLUB
- ST-BEEFEATERS DINING SOCIETY
- ST-BOLLARD SOCIETY EATING CLUB
- ST-MIDDLE EARTH EATING CLUB
- ST-FLORENCE MOORE HALL
- ST-MARS HOUSE
- ST-SIGMA NU HOUSE
- ST-XANADU HOUSE
- ST-LA CASA ITALIANA
- ST-ROBERT S MOORE HOUSE SOUTH BOB""
- ST-GROVE HOUSE
- ST-KAIROS HOUSE
- ST-PHI KAPPA PSI
- ST-FRENCH HOUSE THE
- ST-HAUS MITTELEUROPA
- ST-DURAND HOUSE
- ST-SLAVIANSKII DOM
- ARBUCKLE LOUNGE
- BON APPETIT@ GRADUATE SCHOOL OF BUS
- ST-LAW SCHOOL CAFE
- 2009 NATIONAL SENIOR GAMES
- STANFORD DINING SVCS
- CIAO CAFE AT TERMAN ENGINEERING
- ALWAY CAFE
- SODEXO AMER LLC @ STANFORD HOSP ESP
- ST-BING DINING & DOCTOR'S LOUNGE
- ST-MARKET SQUARE
- ST-SALUTE!
- ST-UNIVERSITY HOSPITAL GIFT SHOP
- PETER COUTTS HILL HOA
- TAIWANESE CULTURAL SOCIETY
- GARDEN CAFE
- CAFE RUSSO
- MARKET AT MUNGER
- PAUL BREST HALL KITCHEN
- ST-AVERY AQUATIC CENTER
- ST-AVERY POOL SNACK BAR
- ST-SYNERGY HOUSE
- ST-LAKESIDE LAGUNITA
- ST-ROBLE POOL 04-650
- BATTLE OF THE CLASSES
- ST-CHRISTINE RICKER
- ST-ROTH HOUSE
- ST-SCHWAB RESIDENTIAL CENTER-GSB
- BYTES CAFE
- SIGMA PSI ZETA
- SINGAPOREANS AT STANFORD
- STANFORD NEWTYPE
- ST-OLIVE'S CAFE
- THAIS AND STEP
- ST-SUNKEN DIAMOND
- STANFORD STADIUM #102
- ST-PIZZAZ S-128B
- ICE CREAM CART
- ST JMR CONCESSIONS #1
- ST JMR CONCESSIONS #2
- ST-HOLNJAM @ STANFORD
- ST-STANFORD DINING SERVICES/STADIUM
- ST-JMR COMMISSARY
- ST-JMR PIZZA/PRETZEL/CHURRO/LEMONAD
- ST-MAUI WOWI
- BANK OF THE WEST TENNIS CLASSIC
- ST-COUPA CAFE
- ISRAEL INDEPENDENCE DAY STANFORD
- LUNAR NEW YEAR FESTIVAL
- SPRING FAIRE

Hazardous Materials Program

Facility Name(Category A)

- West Coast Aggregates- Lexington Quarry
- Hanson Quarry and Cement
- United Technology - Pratt and Whitney
- Raisch – Serpa Quarry
- Reid-Hillview Airport
- Stevens Creek Quarry
- Raisch – Azevedo Quarry
- Desilva Gates – Curtner Quarry
- Palo Alto Airport
- Elmwood Correctional Facility
- Valley Medical Center
- (County Hospital)
- Stanford University

Facility Name

- SAN JOSE CUSTOM IRON INC
- MELLOW'S NURSERY & FARM
- UNITED PLATING SERVICES
- SCVTA-GUADALUPE DIVISION (LRV)
- WALDEN WEST CENTER
- SCC HHS-VALLEY MEDICAL CTR
- SCC HHS-PUBLIC HEALTH LABORATORY
- SCC HHS-RENAL CARE CENTER
- RAISCH SERPA QUARRY
- BILL'S TRUCKING INC
- NBC11 TRANSMITTER SITE
- SCVWD-ALMADEN DAM
- SCVWD-GUADALUPE DAM
- SCVWD-STEVENS CREEK DAM
- SCVWD-ANDERSON DAM
- CAMBRIAN PLAZA CLEANERS
- GREAT WEST EQUIPMENT
- ROBERT F PECKHAM FEDERAL BLDG
- SCVTA-CERONE DIVISION
- SCVTA-CHABOYA DIVISION
- LEHIGH SW CEMENT-GAS STATION
- S P MCCLENAHAN CO INC
- SPRING VALLEY GOLF COURSE
- SCC FAF-FLEET MANAGEMENT GARAGE
- CARTEX ONE STOP AUTO
- SCC COMM-COUNTY COMMUNICATIONS CTR
- SCC FAF-COUNTY ADMINISTRATION BLD
- SCC FAF-MAIN JAIL
- SCVWD-LENIHAN (LEXINGTON) DAM
- SCVWD-SANTA TERESA TREATMENT PLANT
- CALTRANS-SSJMS DIV OF EQUIPMENT
- CALTRANS-SSJMS MAINTENANCE DEPT
- RIDGE VINEYARDS
- ROTTEN ROBBIE #53
- SACRED HEART JESUIT CENTER
- SANTA TERESA GOLF CLUB
- SCC PARKS-CALERO
- SCC PARKS-FIELD SPORTS
- SCC PARKS-MOTORCYCLE PARK
- SCC FAF-HOUSE ON THE HILL
- SCC FAF-VHC @ FRANKLIN MCKINLEY GEN
- CURTNER QUARRY
- SCC ROADS & AIR-MT HAMILTON YARD
- BOETHING TREELAND FARMS
- SCC HHS-CHS @ JUVENILE HALL
- SCC HHS-RECEIVING CTR MED CLINIC
- CALTRANS-SAN JOSE MAINT STATION
- SCC PARKS-COYOTE/HELLYER
- SCC PARKS-VASONA
- SCC HHS-VHC @ LENZEN
- SCC FAF-NEW CRIME LAB
- SCC FAF-SSA JULIAN GENERATORS
- SCC FAF-SUPERIOR COURT TERRAINE ANN
- SCC FAF-VISITOR PAID PARKING GEN
- AT&T MOBILITY-ALMADEN REDMOND
- AT&T MOBILITY-COYOTE/HY 101 (13191)
- AT&T MOBILITY-SC FAIRGROUNDS (13151
- SCC HHS-CHS @ MAIN JAIL
- AT&T MOBILITY-HY 17/ALMA BRIDGE
- AT&T MOBILITY-HY 17/MADRONE (13110)
- AT&T MOBILITY-LEXINGTON RESERVOIR
- AT&T MOBILITY-MT CHUAL (13102)
- AT&T MOBILITY-SHANNON & SUVIEW
- T-MOBILE SITE SF14937
- COMSITES WEST-MT CHUAL TELECOM FAC
- SCC DISTRICT ATTORNEY CRIME LAB

- AMERICAN TOWER-COYOTE PEAK (8113)
- KCNL TRANSMITTER SITE
- USA #68117
- CPMWC-MOODY GULCH TREATMENT PLANT
- SCC ROADS & AIR-EAST YARD
- SCC ROADS & AIR-WEST YARD
- PACIFIC BELL/AT&T-SITE N2249
- PACIFIC BELL/AT&T-SITE N2675
- SCC COMM-COPERNICUS PEAK REPEATER
- LEHIGH SW CEMENT-OIL HOUSE II
- LEHIGH SW CEMENT-ROCK PLANT
- LEHIGH SW CEMENT-WATER TRTMT PLANT
- LEHIGH SW CEMENT-GRINDING AID
- LEHIGH SW CEMENT-LABS/WAREHOUSE
- LEHIGH SW CEMENT-GARAGE
- LEHIGH SW CEMENT-QUARRY
- LEHIGH SW CEMENT-CONCRETE LAB
- LEHIGH SW CEMENT-PACK HOUSE
- SCC ROADS & AIR-REID HILLVIEW
- SCC PARKS-CENTRAL YARD
- USCG RESCUE 21 MT UMUNHUM SITE
- SCC HHS-ELMWOOD MEDICAL CLINIC
- LEXINGTON QUARRY

Appendix 4-1: C.4.b.iii. (1) Potential Facilities List

Appendix 4-2: C.4.b.iii. (2) Facilities Scheduled for Inspections

Consumer Protection Division
The consumer protection division inspects all their facilities each year and the potential list is the same list that is expected to be inspected this fiscal year.

Hazardous Material Compliance Program

Facility Name

- West Coast Aggregates-
  Lexington Quarry

- Hanson Quarry and Cement

- United Technology - Pratt and
  Whitney

- Raisch – Serpa Quarry
- Reid-Hillview Airport
- Stevens Creek Quarry
- Raisch – Azevedo Quarry
- Desilva Gates – Curtner Quarry

- Palo Alto Airport
- Elmwood Correctional Facility

- Valley Medical Center
- (County Hospital)

- Stanford University

FY 2009-2010 Annual Report **Appendix 9**
Permittee Name: County of Santa Clara

Section 9- Pesticides Toxicity Controls

Appendix 9-1: C.9.a Adopt an Integrated Pest Management (IPM) Policy or Ordinance
Appendix 9-2: C.9.d Require Contractors to Implement IPM

Appendix 9-1: C.9.a Adopt an Integrated Pest Management (IPM) Policy or Ordinance

Sec. B28-1. - Intent and purpose.

The County, in carrying out its operations, finds it necessary from time to time to use pesticides on County property. The intent of this division is to protect the health and safety of County employees and the general public, the environment, and water quality, as well as to provide sustainable solutions for pest control on County property. The Board of Supervisors hereby finds and declares that it shall be the policy of the County of Santa Clara to eliminate or reduce pesticide applications on County property to the maximum extent feasible. Preference shall be given to available non-pesticide alternatives, where feasible, before considering the use of pesticides on County property.

This division concerns the application of pesticides to property owned by the County of Santa Clara only, and does not concern the application of pesticides to property that is not owned by the County of Santa Clara.

(Ord. No. NS-517.70, 5-21-02)

Sec. B28-2. - Definitions.

Whenever used in this division, the following terms shall have the meanings set forth below:

(a)
Antimicrobial pesticides are pesticides, such as disinfectants and sanitizers, that are intended to disinfect, sanitize, reduce, or mitigate growth or development of microbiological organisms; or protect inanimate objects (for example floors and walls), industrial processes or systems, surfaces, water, or other chemical substances from contamination, fouling, or deterioration caused by bacteria, viruses, fungi, protozoa, algae, or slime.

(b)
Approved list is the list of pesticides authorized by the County IPM Coordinator for use on County property developed in accordance with Section B28-5.

(c)
Carbamates means esters on N-methyl carbamic acid, which inhibit cholinesterase.

(d)
Contract is a binding written agreement, including but not limited to a contract, permit, license or lease between a person, firm, corporation or other entity, including a governmental entity, and the County of Santa Clara which grants a right to use or occupy property of the County or which provides pest management services.

(e)
County Executive is the County Executive or his or her designee of the County of Santa Clara.

(f)
Demonstration site is a specific area or site designated by a department to evaluate the use of a pest management strategy.

(g)
Department is any agency or department of the County of Santa Clara. Department does

not include the vector control district or any other local, state, or federal agency.

(h)

Departmental IPM coordinator is someone designated by a department head to coordinate the department's IPM program.

(i)

County IPM Coordinator is the person designated by the County Executive to implement and oversee the County of Santa Clara's IPM program.

(j)

Feasible means capable of being accomplished in a successful manner within a reasonable period of time, taking into account economic, environmental, social, and technological factors.

(k)

Integrated pest management (IPM) is a decision-making process for managing pests using monitoring to determine pest-caused injury levels and combining biological control, cultural practices, mechanical and physical tools, and chemicals to minimize pesticide usage. The method uses extensive knowledge about pests, such as infestation thresholds, life histories, environmental requirements, and natural enemies to complement and facilitate biological and other natural control of pests. The method uses the least hazardous pesticides only as a last resort for controlling pests.

(l)

IPM technical advisory group (IPM TAG) is the technical advisory group to the County for the IPM program and is further described in Section B28-9.

(m)

Organophosphates means organophosphorus esters, which inhibit cholinesterase.

(n)

Pest is any insect, rodent, nematode, fungus, weed, or any other form of terrestrial or aquatic plant or animal life or virus, bacteria, or other microorganism (except certain insects, viruses, bacteria, or other microorganism on or in living man or living animals).

(o)

Pesticide is any substance, or mixture of substances which is intended to be used for defoliating plants, regulating plant growth, or for preventing, destroying, repelling, or mitigating any pest, which may infest or be detrimental to vegetation, man, animals, or households, or be present in any agricultural or nonagricultural environment. Pesticide for purposes of this division does not include antimicrobial agents.

(p)

Posting is to place signs as identified in Section B28-7 to inform employees and the public of pesticide use at a given site.

(q)

Signal words are the words used on a pesticide label—Danger, Warning, Caution—to indicate level of toxicity.

(r)

Toxicity Category I pesticide product is any pesticide product that meets United States Environmental Protection Agency criteria for Toxicity Category I under Section 156.10 of Part 156 of Title 40 of the Code of Federal Regulations.

(s)

Toxicity Category II pesticide product is any pesticide product that meets United States Environmental Protection Agency criteria for Toxicity Category II under Section 156.10 of Part 156 of Title 40 of the Code of Federal Regulations.

(Ord. No. NS-517.70, 5-21-02)

Sec. B28-3. - General exemptions.

(a)

This division shall not apply to the use of any pesticide for the purpose of improving or maintaining water quality at any County owned or operated drinking water treatment plants, wastewater treatment plants, reservoirs, and related collection, distribution, and treatment facilities.

(b)

This division shall not apply to any use of pesticides on County property by any department when performing pest management or pesticide activities authorized by state or federal laws or regulations.

(c)

This division shall not apply to the use of pesticides by the vector control district.

(d)

This division shall not apply to antimicrobial pesticides or pesticides used to control pests in or on living humans or animals.

(e)

This division shall not apply to existing contracts except as provided in Section B28-10.

(f)

This division shall not apply to contracts under negotiation at the time this division becomes effective for a period of five years.

(Ord. No. NS-517.70, 5-21-02)

>> >> >> >>

CHAPTER II. - PESTICIDE MANAGEMENT

Sec. B28-4. - County integrated pest management (IPM) program.
Sec. B28-5. - Pesticide use.
Sec. B28-6. - Restriction on the use of pesticides.
Sec. B28-7. - Posting of pesticide use.
Sec. B28-8. - Record keeping and reporting.

Sec. B28-4. - County integrated pest management (IPM) program.

(a)

The County IPM Coordinator shall oversee and coordinate implementation of the IPM program.

(b)

The IPM program shall include, but not be limited to, the following:

(1)

Identify staff member(s) responsible for program implementation;

(2)

Acquaint County workers with the IPM approach and new pest management strategies, as they become known;

(3)

Inform the public of the County's effort to reduce pesticide use;

(4)

Respond to questions about the County's pest management program and practices;

(5)

Conduct ongoing educational programs, where appropriate;

(6)

Maintain records and evaluate program effectiveness;

(7)

Develop and maintain the approved list of pesticides.

(c)

Departments shall implement the IPM program consistent with the IPM practices outlined below. Where feasible, departments shall consider a range of potential treatments for the pest problem and employ non-pesticide management tactics first, consider the use of chemicals only as a last resort, and select and use chemicals in accordance with the provisions of this division. The IPM practices shall include ways to:

(1)

Monitor pests to determine pest population size, occurrence, and natural enemy population, if present. Identify decisions and practices that could affect pest populations. Keep records of monitoring results;

(2)

Set treatment levels for each pest at each site based on how much biological, aesthetic or economic damage the site can tolerate;

(3)

Determine the most effective treatment time, based on pest biology and other variables, such as weather, seasonal changes in wildlife use and local conditions;

(4)

Design construction and building remodels to reduce or eliminate pest habitats and improve efficiency in facility and landscape maintenance and sanitation;

(5)

Reduce pest incidences by modifying management practices such as watering, mulching, fertilizer use, and pruning;

(6)

Modify pest ecosystems, including waste management and food storage, to reduce pest food, living space, and access;

(7)

Use physical controls such as hand-weeding, traps and barriers, heat and cold;

(8)

Use biological controls such as introducing or enhancing pests' natural enemies;

(9)

When indoors, use baits or least toxic methods of pest control rather than sprays;

(10)

Monitor treatment to evaluate effectiveness;

(11)

Maintain records as set forth in Section B28-8.

(Ord. No. NS-517.70, 5-21-02)

Sec. B28-5. - Pesticide use.

(a)

Approved list. The County IPM Coordinator shall develop the approved list using a set of criteria that will be developed with the review and input of the IPM TAG. The criteria will take into account environmental and human health hazards, principles of the IPM approach, and technically based methods, conditions, and specifications for pesticide use. The County IPM Coordinator shall maintain the list of approved pesticides that may be used on County property. The approved list shall be reviewed and updated at least annually. The IPM Coordinator may amend this list as needed at any time as long as the products are consistent with the established criteria. These amendments shall be communicated to the IPM TAG in writing at the quarterly meetings.

(b)

Specific exemptions. An exemption may be obtained from the County IPM Coordinator for use of a product not on the approved list as follows:

(1)

One-year exemptions. The County IPM Coordinator may grant a specific exemption, with limited conditions for use, for a one-year period upon a written request showing that a department has:

a.

Identified the need for use;

b.

Made a good-faith effort to find alternatives to the pesticide;

c.

Identified or demonstrated that effective economic alternatives to the pesticide do not exist for that particular use; and

d.

Developed a reasonable plan for investigating alternatives to the pesticide during the exemption period.

(2)

An exemption may be continued beyond the one-year period by filing a new request for exemption as required in Subsection (b)(i) above.

(3)

The County Executive shall have the discretion to revoke any exemption.

(c)

Emergency use of pesticides.

(1)

A department responsible for maintenance of a site or facility may apply to the County IPM Coordinator for an emergency pesticide use exemption in the event that a pest outbreak poses an immediate threat to public health or may cause significant economic damage.

(2)

If the County IPM Coordinator cannot respond to the application in a timely manner, the departmental IPM coordinator submitting the application may authorize the one-time emergency use of the required pesticide and provide notice of the emergency application to the County IPM Coordinator in writing within 48 hours.

(3)

Posting of emergency use of pesticides shall be at the time of pesticide application and comply with all other posting requirements.

(4)

Reporting of the exemption and pesticide use will comply with all other reporting requirements as stated in Section B28-8.

(Ord. No. NS-517.70, 5-21-02)

Sec. B28-6. - Restriction on the use of pesticides.

Except for the use of pesticides exempted pursuant to Section B28-3, pesticides granted an exemption pursuant to Section B28-5(b) or 5(c) or pesticides on the approved list per Section B28-5 (a), no department shall use any of the following types of pesticides. A list of the pesticides and pesticide products identified in (b) through (g) below shall be on file with the County IPM Coordinator.

(a)

Toxicity Category I or II pesticide products.

(b)

Any pesticide containing a chemical identified by the State of California as a chemical known to the State to cause cancer or reproductive or developmental toxicity pursuant to the California Safe Drinking Water and Toxic Enforcement Act of 1986.

(c)

Pesticides identified by the State of California on the Groundwater Protection List (Food and Agricultural Code § 13145(d)).

(d)

Pesticides classified by active ingredient as organophosphate type pesticides as identified by the United States Environmental Protection Agency (Office of Pesticide Programs, Document 735-F-99-14, May 1999), or California Environmental Protection Agency, Department of Pesticide Regulation, Chemical Inquiries Database.

(e)

Pesticides containing carbamate-type chemicals (California Environmental Protection Agency, Department of Pesticide Regulation, Chemical Inquiries Database).

(f)

Any pesticide classified as a human carcinogen, probable human carcinogen or possible human carcinogen by the United States Environmental Protection Agency, under procedures established in "Proposed Guidelines for Carcinogen Risk Assessment," EPA/600/P-92/003C, April 1996, or equivalent documents.

(g)

Any pesticide group officially designated by the California Environmental Protection Agency Department of Pesticide Regulation or by the United States Environmental Protection Agency as posing significant hazard to human health or the environment.

(Ord. No. NS-517.70, 5-21-02)

Sec. B28-7. - Posting of pesticide use.

(a)

Except as provided for in Section B28-5(c) and Section B28-7(b), any department that uses or authorizes the use of a pesticide shall comply with the following posting procedures:

(1)

Signs shall be posted at least three days before application of the pesticide and remain posted at least four days after application, except for baits and emergency use of pesticides, which are posted at the time of treatment in accordance with Section B28-5 (c)(3) above and Subsection (b)(3) below;

(2)

For buildings and/or landscaped areas adjacent to buildings, signs shall be posted at main entry points where the pesticide is applied;

(3)

For open areas, signs shall be posted in highly visible locations around the perimeter of the area where the pesticide is applied;

(4)

For vehicles used primarily by County staff, signs shall be posted at areas where vehicles are obtained or posting information shall be given to the primary drivers.

(5)

Signs shall contain the:

a.

Trade name and active ingredient of the pesticide product;

b.

Target pest;

c.

Date of posting;

d.

Date(s) of anticipated pesticide use; the date(s) of actual pesticide use will be posted at the main entrance, park office, or designated site;

e.

Signal word indicating the toxicity category of the pesticide product;

f.

Date for re-entry of staff and the public to the area treated if applicable;

g.

Name and contact number for the department responsible for the application.

(6)

Signs shall have a standard design that is easily recognizable by the public and workers;

(b)

Exemptions to posting.

(1)

Departments shall not be required to post signs in accordance with Section B28-7(a) in right-of-way locations and other areas that the general public does not use for recreational purposes.

a.

Each department that uses pesticides in such locations shall provide a public access telephone number for information about pesticide applications. The public access telephone number shall be posted in a prominent location at the department's main office building. Information provided shall include all the items in Subsection (a)(5) above.

(2)

Any pesticide granted an emergency exemption by the County IPM Coordinator shall not be required to be posted prior to treatment. However, all other requirements for posting as set forth in Section B28-7(a) shall be followed.

(3)

Any pesticide bait placed in a container or trap, or applied as a gel or paste in a crack or crevice shall not be required to post signs prior to treatment. Baits, used indoors, shall be posted in the vicinity of application. Baits, used outdoors, shall be posted in the main office, park office, or a designated site. Signs shall be posted according to the requirements as set forth in Section B28-7(a).

(4)

The County IPM Coordinator may in his or her discretion grant necessary exemptions to the posting requirements.

(Ord. No. NS-517.70, 5-21-02)

Sec. B28-8. - Record keeping and reporting.

(a)

Each department that uses pesticides shall keep records of pest management activities, including information about demonstration sites and exemptions. A copy of this information shall be placed in a centralized record keeping area in each department. Where feasible, this information shall be kept in a notebook or electronic equivalent maintained in each occupied building. Each pest management activity such as pesticide application, trapping or inspection shall be recorded and, when applicable, include at least the following information:

(1)

Target pest and extent of problem;

(2)

Product name, active ingredients, EPA registration number, formulation, and quantity of pesticide used;

(3)

Site of the pesticide application;

(4)

Date of pesticide application;

(5)

Name of person conducting pest management activity;

(6)

Application equipment number, if applicable;

(7)
Prevention and other non-chemical methods of control recommended or used, and;

(8)
Evaluation of effectiveness.

(b)
The departmental IPM coordinator shall keep the following:

(1)
Records of pesticide use;

(2)
A copy of the label of all pesticides used; and,

(3)
The material safety data sheet for each pesticide used.

(c)
Each department that uses pesticides shall submit a summary of pest management records required in Section B28-8(a) and (b) to the County IPM Coordinator at least quarterly.

(d)
Pest management records, including pesticide use records, are all public records.

(e)
Pesticide use records shall be kept indefinitely until an electronic database tracking system has been established.

(Ord. No. NS-517.70, 5-21-02)

>> >> >> >>

CHAPTER III. - IPM IMPLEMENTATION

Sec. B28-9. - Implementation of County Integrated Pest Management Ordinance.
Sec. B28-10. - County contracts and easements.
Sec. B28-11. - Pesticide purchases.
Sec. B28-12. - Policy and guidelines.
Sec. B28-13. - No criminal penalties or sanctions.
Sec. B28-14. - No civil liability for violations of this chapter.

Sec. B28-9. - Implementation of County Integrated Pest Management Ordinance.

(a)
This division shall be phased-in over one to two years in order to provide adequate time for developing the approved list, documenting current IPM practices and/or reductions, and identifying and implementing alternate pest management measures. The County IPM Coordinator shall develop a timetable and format for departments to each submit a plan for implementing this division.

(b)
A technical advisory group (TAG) shall be formed and shall meet at least four times per year to review the County's IPM program and provide comments to the County Executive. The following representatives will be invited to participate on the TAG: two from Pesticide Alternatives of Santa Clara County; one from the Santa Clara Valley Water District; one from the County Agricultural Commissioner; one from the Santa Clara County Pollution Prevention Committee; one County employee representing a labor organization; and one representative from each of the following Santa Clara County agencies and departments: Roads and Airports, Parks and Recreation, the General Services Agency, Valley Health and Hospital System, and Occupational Safety and Environmental Compliance. The Board of Supervisors may at their discretion make changes to the composition of the group as deemed necessary.

(c)
The IPM Coordinator shall provide a quarterly report to one or more Board-designated committees on the status of the IPM program including information about pest problems, pesticide use, list of exemptions, goals and progress, staff training and public education, and anticipated changes that may affect pesticide use.

(Ord. No. NS-517.70, 5-21-02)

Sec. B28-10. - County contracts and easements.

(a)

Except as provided in (i) below, when a department enters into a new contract (see Section B28-2(d)) or amends an existing contract to extend the term of the contract for more than six months beyond the current term and any optional extension periods, the contract shall require compliance with the provisions of this division including those relating to pesticide restrictions, record keeping, and reporting.

(1)

The County Executive may grant an exemption for up to five years from contract compliance with all or part of the provisions of this division in the event compliance would negatively impact County revenues, prevent the highest and best use of an asset as determined by the County Executive, or where it is demonstrated that full compliance cannot be achieved. Notice of any exemption granted pursuant to this Subsection (1) shall be given to the applicant and to the IPM TAG. The notice shall state that any person dissatisfied with the decision of the County Executive may file an appeal with the Clerk of the Board within 15 calendar days of the date of the notice. The appeal will first be heard before the County's Housing, Land Use, Environment, and Transportation Committee, which Committee shall make a recommendation to the Board of Supervisors. The decision of the Board of Supervisors shall be final.

(b)

A contractor, or department on behalf of a contractor, may apply for exemptions authorized under Section B28-5(b) and (c), and this Section B28-10.

(c)

When a department enters into a new lease in which the County is occupying or using property not owned by the County (and thus not within the definition of contract in Section B28-2(d)), the County shall use reasonable efforts to negotiate the use of IPM practices as part of that lease.

(d)

In current leases in which the County is occupying or using property not owned by the County, the County shall encourage the use of IPM practices whenever practical.

(e)

When the County is granted an easement, the maintenance of the easement shall be in compliance with this division if consistent with the terms of the easement.

(f)

A process, which incorporates a request for qualifications, shall be used in the selection of all contractors for pest management services and shall be in compliance with County contracting policies and state law. The County IPM Coordinator and the TAG may participate in the process. All contractors applying for pest management services shall submit a pest management plan, which outlines how they will comply with the IPM Ordinance. The plan shall give preference to prevention and other non-pesticide or least toxic methods of pest control.

(Ord. No. NS-517.70, 5-21-02)

Sec. B28-11. - Pesticide purchases.

All pesticide products and pest control services that include pesticide applications shall comply with this division and be purchased through the County Procurement Department, not using the petty cash or direct pay methods.

(Ord. No. NS-517.70, 5-21-02)

Sec. B28-12. - Policy and guidelines.

The County Executive may recommend policy for Board approval and issue guidelines to implement this division.

(Ord. No. NS-517.70, 5-21-02)

Sec. B28-13. - No criminal penalties or sanctions.

The provisions of Section A1-28 of the Santa Clara County Ordinance Code shall not apply to this division; nor shall any person, or government official, board, commission, or agency be responsible for any criminal penalties for any violation of the division.

(Ord. No. NS-517.70, 5-21-02)

Sec. B28-14. - No civil liability for violations of this chapter.

This division and the provisions are directory, and are intended to set forth goals and program elements for management of pests and pesticide use. This chapter is not intended to create a standard of civil liability for the acts or failure to act of the County and its employees and contractors. No person, government official, board, commission, or agency shall be liable in any civil action or proceeding for damages for violation of any of the provisions of this division.

(Ord. No. NS-517.70, 5-21-02)

Appendix 9-2: C.9.d Require Contractors to Implement IPM

COUNTY OF SANTA CLARA, CALIFORNIA

REQUEST FOR PROPOSAL # 0030
FOR
LANDSCAPE MAINTENANCE
Though Integrated Pest Management (IPM) principals and techniques for pest and weed control.

October 6, 2003

RFP DUE
DATE: November 14, 2003

In the GSA Procurement Department
333 W. Julian Street, Suite 400
San Jose, CA 95110

BUYER: Kathleen Sandoval
(408) 491-7422

MANDATORY PRE-BID CONFERENCE

Date and Time: October 17, 2003
Friday, 1:30 pm

Location: Santa Clara County GSA Procurement Office,
333 W. Julian Street, Suite 400
San Jose, Ca 95110

TABLE OF CONTENTS

SECTION I - INVITATION & INQUIRIES

A. Invitation 6
B. Inquires 6

SECTION II – INTRODUCTION

A. Scope 7
B. Background 7
C. Objectives 8
D. Definitions 8

SECTION III - COUNTY OF SANTA CLARA INTEGRATED PEST MANAGEMENT REQUEST FOR PROPOSAL (RFP) SPECIFICATIONS 10

1. QUALIFICATIONS
Section IIIA. Qualifications of Prospective Contractors
Section IIIB. IPM-Technical Service Requirements
Section IIIC. Qualifications Proposal Submittal

2. ADMINISTRATIVE SPECIFICATIONS, REQUIREMENT & COST PROPOSAL

SECTION IIIA REQUEST FOR QUALIFICATION (RFQ) 11

1. Qualifications of Prospective Contractors
1.0 General:
1.1 Pest Control Services Related To The Control of Plant or Landscape Pest 11
2.0 Personnel: 13
2.1 Qualifications and Experience
a) IPM Service technicians 13
b) On-Site Supervisor 14
c) Board Certified Entomologist (Entomological Society of America) and or Pest Control Advisor (PCA) certified by California Department of Pesticide Regulation 14
2.2 Conduct 14
2.3 Appearance 15
2.4 Identification 15
2.5 Personnel's Equipment 15
2.6 Replacements 15
3.0 Disclaimer 15
4.0 Verification of Information & Documents 15

SECTION IIIB RFQ-IPM TECHNICAL SPECIFICATIONS **16**

A. General IPM Program Requirements 16
1.0 Contractor & User Department understanding of County of Santa Clara Integrated Pest Management & Pesticide Use Ordinance NO. NS-517.70 Division B27 17
1.1 Initial Inspection 17
1.2 Submission of Plan 17
1.3 Monitoring and Inspection 18
1.4 Landscape Modifications 18
1.5 Pesticide Treatment 19
1.6 Record Keeping 19
1.7 Special Requests and Emergency Service 20
1.8 Chemical Controls 21
Approved List of Pesticides
Samples
Ineffective Chemicals
Safety and Chemical Data

B. Specific Program Requirements 22
1.0 Manner and Time to Conduct Service 22
1.1 Pesticide Products and Use 24
1.2 Rodents & Other Wild Life Control: Service to Baiters and Traps 25
1.3 Inspection 27
1.4 Emergency Service 27

SECTION IIIC - QUALIFICATION-IPM PROPOSAL SUBMITTAL
A. Submittal Items
1.0 Executive Summary 28
1.1 Technical Support to Company's Staff and IPM Awareness Training to the Customer 28
1.2 Quality Assurance 29
1.3 Personnel 29
1.4 Logistics of Operations 29
1.5 Licenses 30
1.6 General Landscape Maintenance & related IPM Plan 30
1.7 IPM Experience 31
1.8 Additional Information 32

SECTION V – COST PROPOSAL, PROCUREMENT ADMINISTRATIVE SPECIFICATIONS &, REQUIREMENT

Part 1 - Instructions to Contractors 33
1.0 Preparation of Cost Proposal 33
2.0 Proposal Documents 33
3.0 Proposal Process Schedule 33
4.0 Submission of response to RFP 34
5.0 Pre-Bid Conference 34
6.0 Late Responses 35

7.0 Public Opening of RFP 36
8.0 Acceptance of Proposal 35
9.0 Examination of existing Building or Site and Contract Documents 36
10.0 Non-Collusion Certificate 36
11.0 Proposal Evaluation Criteria 36
11.1.0 Qualification Submittal 37
a) Approaches and Scope of Services
b) Experience
c) Organizational, Staffing and Management Plan
d) Logistical Support
e) Administrative Qualifications
f) RFP (Cost)
12.0 Price 38
13.0 Price Increases 39
14.0 Reservations 39
15.0 Notification of withdrawals of Proposals 39
16.0 Contract Award 39

Part 2 - Contractual Obligations 39
1.0 Term of Contract 39
2.0 Award of Contract 39
3.0 Termination of Contract 40
4.0 Assignment 40
5.0 Prevailing Wage Requirements and Penalties for Non-Compliance 40
6.0 Compliance with Laws 41
7.0 Accesses and Retention of Records 41
8.0 Inclusion of Documents 41
9.0 Payment Terms 41
10.0 FOB Point 41
11.0 Freight Terms 41
12.0 Change in Scope of Work 42
13.0 Contract Modification 42
14.0 Project Schedule 42
15.0 Disputes 42
16.0 Warranty 42
17.0 Security/Building Access 43
18.0 Contracting Principles 43
19.0 Insurance 43
20.0 References 43
21.1 Local Preference 43
22.0 Administrative and Reporting Requirements 43
22.1.0 Contract Meetings
22.2.0 Reporting Requirements
22.3.0 Electronic Reporting

Part 3 - OVERVIEW 45
1.0 General Overview 45
2.0 Background 45

Part 4 - Proposal Content 45
1.0 Project Definition (Commodity) 46
Pests included and excluded
2.0 Supplier Information 48
3.0 Supplier Cost Summary 49

SECTION VI - EXHIBIT

Proposer Compliance Declaration Form

EXHIBIT A: Insurance Requirements for Professional Services Contract

EXHIBIT D: Designation of Sub-Proposer

EXHIBIT F: Proposal Cover Sheet and Contractors Declaration

EXHIBIT R: Customer References

EXHIBIT T: County of Santa Clara Non-Collusion Declaration to be Executed by Proposer and Submitted with Bid

SECTION VII – ATTACHMENTS & SCHEDULES

Attachment A – Scope of Work: Landscape Maintenance other than Landscape weed and pest Management
Attachment E1- Landscape Monitoring Form
Attachment E2- Weed Monitoring Form
Attachment E3- Charts for Use with the Landscape Monitoring
Attachment J – Access & Security Requirement
Attachment K – Working Environment
Attachment L – List of User Departments and Facilities
Attachment M – Quarterly IPM Evaluation Report & Pesticide Usage

Schedule A - Time and Materials Rate Schedule
Schedule B - Budget Breakdown in Excel Format

SECTION VIII- REFERENCES

Appendix B – County of Santa Clara IPM & Pesticide Ordinance No. NS-517.70
Appendix D – Approved List of Pesticides

SECTION I - INVITATION & INQUIRIES

A. Invitation

This document is a Request for Proposal (RFP) to obtain qualified perspective contractors to perform landscape maintenance and related pest control through Integrated Pest Management (IPM). The issuing departments for this RFP are the County IPM Administration, Office of the County Executive and the Procurement Department.

B. Mandatory Pre-Bid Conference

A mandatory Pre-Bid Conference will be held on **Friday, October 17, 2003 at 1:30 pm.** Your attendance at this Pre-Bid Conference is mandatory for bid submittal. Failure to attend this meeting will be an automatic disqualification and no subsequent bid will be accepted.

C. Inquires

All inquiries concerning the Administrative, Cost & IPM- Personnel & Technical specifications should be addressed to:

County of Santa Clara
Procurement Department
Attention: Kathleen Sandoval
333, West Julian Street, Suite 400
San Jose, CA 95110

By e-mail: kathleen.sandoval@ gsa.sccgov.org
Or Fax: 408-938-2393

All questions should be submitted in writing, citing the particular proposal section and paragraph number. Prospective contractors should note that all clarifications and exceptions including those relating to the terms and conditions of the contract are to be resolved prior to the submission of a proposal. Answers to all questions of a substantive nature will be given to all contractors in the form of a formal addendum, which will be annexed to and become part of the ensuing contract.

SECTION II - INTRODUCTION

A. Scope

This document is a Request for Proposal (RFP) to obtain qualified perspective contractors to perform Landscape maintenance in accordance with the County of Santa Clara's Integrated Pest Management (IPM) Ordinance (Appendix B). The issuing departments for this RFP are the County IPM Administration, Office of the County Executive and the Procurement Department. The services of RFP will be limited to County of Santa Clara departments. Non-profit organizations, which would like to utilize this process, may do so with written permission from County IPM Administration, however the County will not be responsible for subsequent actions of such organizations.

The intent of this specification is to request technical proposals from perspective IPM contractors to ensure contractors meet the County of Santa Clara IPM Technical & Experience qualification requirements in the performance of Landscape Maintenance & related IPM for the County – logistically. Responses to this RFP shall be evaluated based on two individual submittals returned to Procurement concurrently in separate envelopes. The first section to be evaluated will be the Request for Qualification (RFQ) as contained in Sections IIIA, B, C of this RFP. Failure to meet the qualifications stated in this section will result in no further consideration of Section V submittal from potential contractors which shall remain sealed. Upon qualification for the RFQ by contractor, Section V submittal will be opened, evaluated, and the contract awarded to the lowest responsible bidder.

The project definition for this RFP is for Landscape Management and related pest and weed control. All qualified perspective contractors may under the County's discretion be asked to submit an individual RFP or RFQ for specified project definition(s). See Section D. Definitions, item number 3. Project Definition or Description.

B. Background

The County of Santa Clara recently adopted Integrated Pest Management and Pesticide Use Ordinance No. NS-517.70- (Appendix B).

The principles and concepts of turf grass and landscape pest management are tied directly into routine turf grass and landscape management. It is generally recognized by virtually all acknowledged pest control scientists, experts and regulatory personnel that chemical use will not produce safe, long-lasting and effective control and elimination of weeds, insect and other pests. It is required that as a qualified and experienced landscape maintenance & pest control operator, the contractor is familiar with the fundamentals of turf grass &

landscape management in relation to Integrated Pest Management (IPM) now recognized as the most effective and up-to-date approach to modern professional pest control.

IPM incorporates flexibility in choices of pest resistant species and varieties well adapted to local conditions, correctly preparing sites before planting, using proper planting techniques, and provides optimum conditions for plant growth, bringing an ecologically well balanced system for long-term plant health, preventing unacceptable pest presence or damage.

IPM also prevents problems in established landscapes through pest and symptom identification, regular surveying for pests, action threshold and establishing guidelines and sound management methods so that pests and the environment can be managed in such a way as to balance cost, benefits, public health, safety, and environmental quality.

C. Objectives

This RFP is intended to accomplish several objectives:

- The utilization of this process will assist in expanding the County's use of Integrated Pest Management practices in a uniform, consistent manner, streamlining IPM & Pesticide Use reporting.
- The use of this RFQ/RFP after the initial screening for qualifications will facilitate user department contracting of pest control and landscape maintenance.
- Contractors will benefit by having to only submit one initial detailed proposal in response to RFQ/RFP rather than submitting a detailed proposal for each individual RFP.
- The County's contracting practices for landscape maintenance and related pest control will become more uniform, less labor intensive in the future.
- It is envisioned that the cost of landscape maintenance and related pest control will decrease as IPM is expanded and the contract process facilitated.
- Those user departments who have existing in-house programs for landscape maintenance and related pest control and desire to implement IPM will benefit from available expertise of this contract resource.

D. Definitions

1. **"County"** shall mean the County of Santa Clara.

2. **"Integrated Pest Management (IPM)"** is a decision-making process for managing pests using monitoring to determine pest-caused injury levels and combining biological control, cultural practices, mechanical and physical tools, and chemicals to minimize pesticide usage. The method uses extensive

knowledge about pests, such as infestation thresholds, life histories, environmental requirements, and natural enemies to complement and facilitate biological and other natural control of pests. The method uses the least hazardous pesticides only as a last resort for controlling pests.

3. **"Pest Control"** shall mean the system used to reduce or eliminate pests from the office or building environment or land or water and enhance safety of occupants or users.

4. **"Project Definition or Description"** shall mean the individual structure or land or water body descriptions or projects which will be defined by the user department using this contract. Such project may be related to landscape management in scope but could be more or less extensive and for limited duration, i.e. brush removal in fire areas, tree pruning and trimming above 12', initial landscape cleanup, etc. Work and payment for such services will be accomplished through utilization of a County authorized purchase order and not as a contract release against the awarded contract for landscape management. Only those contractors who submit a successful RFQ will be eligible to bid the individual project definitions. Contractor awarded the landscape management contract in association with this RFP may submit a competitive bid for such projects but is not guaranteed any favored treatment. All terms and conditions of this RFP will apply to the project definition unless otherwise stated in the project definition itself.

5. **"Request for Proposal (RFP)"** shall refer to the complete document inclusive of the Request for Qualifications (RFQ) Section IIIA, B, & C and Procurement Administrative Specifications and cost proposal Section V and the resultant submission of a contractor's cost proposal, and later, the awarded contracts.

6. **"Request for Qualification (RFQ)"** shall refer to process of Contractor to the process of determining Contractors Personnel Qualifications, business Operational Qualifications, Background, Technical Qualifications as laid out in Section IIIA, B, & C and the resultant submission of a contractor's proposal for performance to be selected under Qualified IPM Prospective Contract.

7. **"User department"** shall mean any County of Santa Clara department that desires to utilize this contract.

8. **"RFP-Selection Committee"** shall mean committee reviewing the submitted proposals comprised of one (1) and or two (2) persons representing all User Departments, two (2) persons representing IPM-Technical Advisory Group, one (1) person representing Procurement department and County IPM Coordinator.

SECTION III: COUNTY OF SANTA CLARA INTEGRATED PEST MANAGEMENT REQUEST FOR PROPOSAL (RFP) SPECIFICATIONS

This is a detailed abstract from the Request for Proposal (RFP) specification that will be used for bidding the backdrop of Landscape maintenance and related IPM contracts provided by COUNTY OF SANTA CLARA. All Perspective Contractors must submit their RFP responses in separate envelopes. Each envelope must indicate on the outside which section is contained within. Envelope 1 must contain all documentation required for substantiating the Request for Qualification Sections IIIA, B, C. Contractor must meet these requirements prior to County accepting Section V of the RFP contained in Envelope 2. If a contractor fails to qualify based on the information contained in Envelope 1, Envelope 2 shall be returned to the unqualified candidate unopened.

This package includes all of the terms and conditions that a contractor must meet in order to successfully perform a Landscape maintenance & related IPM program or provide the IPM consulting services.

To understand the entire process of RFP, the process is divided into following sections:

This RFP section is subdivided into two categories:

A. RFQ (REQUEST FOR QUALIFICATION)
   1. **Section IIIA, QUALIFICATIONS OF PROSPECTIVE CONTRACTORS**
   2. **Section IIIB, IPM-TECHNICAL SERVICE REQUIREMENTS**
   3. **Section IIIC, RFQ PROPOSAL SUBMITTAL**

B. Section V, PROCUREMENT ADMINISTRATIVE SPECIFICATIONS, REQUIREMENT & COST PROPOSAL

SECTION IIIA QUALIFICATIONS:

1. Qualifications of Prospective Contractors

NOTE: All contractors' qualifications will be reviewed and a determination will be made that they meet these qualifications. However, they will be cited here so that Departments may be aware of them and assure themselves that the contractor still meets these requirements. Personnel turnover, etc. may effect a vendor's qualifications at any point in time. Contractor must notify GSA Procurement of any such change.

1.0. General:

The contractor certifies that it meets the following requirements for submitting a RFP for Landscape maintenance and related IPM Services and shall provide verification of such within their proposal.

1.1 Pest Control Services Related To The Control of Plant or Landscape Pests:

a. The contractor has been in the professional landscape maintenance and related pest management business handling industrial, commercial, and institutional accounts for **at least five (5) years** immediately prior to the submission of this RFQ. Contractor must submit a list of **at least five (5) verifiable references** in the form provided herein from accounts for which work, comparable to that contained in these specifications, has been completed or is currently in progress. (Note: All references shall specifically show IPM methods.)

b. The contractor maintains a current Agricultural Pest Control Business license and a valid Qualified Applicator License in the appropriate activity category issued by the California Department of Pesticide Regulation. The contractor must provide a copy of this license with the RFQ.

c. The contractor and pertinent personnel are certified to perform the work specified herein in accordance with the administration by the California Department of Pesticide Regulation of the Core Certification Program of the Department, as outlined in the most recent revision under "State of California-Department of Pesticide Regulation-Laws and Regulations" and must also have Qualified Applicator Licensee responsible for the pest control operations of the business. Further, the contractor must be currently registered to perform agricultural pest control in the appropriate category with the

Santa Clara County Division of Agriculture (Agriculture Commissioner's Office) and shall maintain such registration through the duration of any contract with the County of Santa Clara. The contractor must hold Qualified Applicator license and Certificate in the Pest Control Category they are bidding for. These Pest Control categories are as follows:

A. Residential, Industrial and Institutional
B. Landscape Maintenance
C. Right of Way
D. Plant Agriculture
E. Forest
F. Aquatic
G. Regulatory
H. Seed Treatment
I. Animal Agriculture
J. Demonstration and Research
K. Health Related
L. Wood Preservation (Subcategory of A and C)
M. Antifouling-Tributyltin (Subcategory of A)
N. Sewer Line Root Control (Subcategory of A)
O. Maintenance Gardner (Subcategory of B)

Any other category, which may apply to any work in the facilities indicated herein. If they are not applicable, no related license is needed.

d. The contractor has never previously failed to perform satisfactorily in connection with public bidding or public contracts.

e. The contractor has access to or can obtain the services of a certified accredited professional mammalogist, zoologist, biologist, arborist, horticulturist, agronomist (Weed Management Subject Matter Specialist) and ecologist to provide supportive consultation and training under this contract.

f. The contractor has completed the Bidder's Information Form consisting of the requirements for Section III & Section V.

g. The Contractor is licensed in accordance with the provisions of the State Business and Professions Codes.

2.0 Personnel:

The contractor shall provide in the proposal, the names of all pest management personnel to be assigned to this contract, and pertinent information regarding

their qualifications, experience and training. Throughout the life of this contract all personnel providing on- site pest management & landscape maintenance services must be certified in appropriate jurisdictions as qualified pesticide applicators in the appropriate category of their work as listed above.

2.1 Qualifications and Experience

a) IPM Service technicians to be used by the contractor must possess the following minimum qualifications and experience:

1. Good knowledge of problem pests and methods of reducing or eliminating the same, and the proper and safe use of least toxic pesticides.
2. **For Plant and/or Landscape Related Pest Control**- a California Department of Pesticide Regulation qualified applicator license & certificate for plant or landscape related pest control. Technician must hold valid license in appropriate categories and other such certification as may apply to the work.
3. At least two (2) years of recent full-time paid experience in professional pest control with experience in license categories & facilities similar to those outlined herein.
4. It is preferred, but not required, that IPM Service Technician possesses Certification in Turf Grass Management from the University of California or Purdue University or other accredited institution. The IPM service technician must demonstrate his/her knowledge, or training or registration for training with an accredited institution in turf grass management.

The contractor shall provide, under this contract, only qualified pest management personnel with adequate experience in the conduct of IPM programs. All on-site personnel must understand current practices in this field and be able to make judgments regarding IPM techniques.

Any substitutions, additions, or replacement of personnel from those cited in the contractor's original proposal must be submitted to the County IPM Coordinator for approval prior to their starting work under this contract.

The contractor must meet the following specific staff requirements:

b) On-Site Supervisor: A supervisor and an alternate must be identified in the proposal. The supervisor must have the contractor's authority to act on matters pertaining to the performance of services required under the contract. This individual shall assure safety and carry out coordination and continuity of IPM routine. The supervisor and alternate shall both have a working knowledge of this contract and the detailed Pest Management

Plan and schedule for each site. The supervisor and alternate must both meet the qualifications identified under "IPM Service Technicians".

2.1.1 **Conduct** -- The contractor and pest control personnel shall maintain the highest standards of conduct and integrity while on facility premises.

2.1.2 **Appearance** -- Technicians shall wear a distinct uniform with the company's name displayed and present a clean, neat and professional appearance. Technicians shall have an identification photo also.

2.1.3 **Identification** -- The contractor's personnel shall wear proper company identification when servicing the facilities.

2.1.4 **Personnel's Equipment** -- The contractor shall supply and insure that each service technician assigned to these facilities maintains the necessary and required equipment for the safe use and application of pesticides if it is required by conditions.

2.1.5 **Replacements** -- The contractor shall be responsible for the orientation of replacement personnel who are not familiar with the facilities to be serviced.

C. The fact that this bid proposal has been furnished to you by the Procurement Department does not mean that County of Santa Clara has made a determination that your firm can comply with the prerequisites and other qualifications necessary and required in order to enable you to submit a bid.

D. Prospective Contractors are advised that the County's intent in having requirements IIIA-1-1.0 &IIIA-1-2.0 above is to ensure that only qualified and reliable Contractors perform the work of the contract. The County recognizes that there may be equally qualified and reliable Contractors who do not meet all of the above requirements specifically as stated above, but may in fact meet the objectives and criteria in some other manner. However, the Contractor shall have the burden of demonstrating to the County's satisfaction that it can in fact perform the work. This shall be in the form of written statements as to the Contractor's experience, references, listing of contracts performed, financial statements, manpower, and ability to respond to the County. County must be able to verify all subsequent statements made herein.

The County retains the right to request any additional information pertaining to the contractor's ability, qualifications, and procedures, as it deems necessary to ensure safe and satisfactory work.

Note: Any Contractor failing to submit in whole or in part the above-requested information signed by a duly authorized representative of the company attesting to its qualifications may result in a rejection of the bid of that Contractor. County staff will make a sole determination based on the best interests of the County.

SECTION IIIB RFQ-IPM TECHNICAL SPECIFICATIONS:

The general and specific program requirements outlined in this section apply to both these RFQ and the resultant individual project definition bid by the user departments. Of necessity, some of the inspections and other specific requirements can only be done at the time of bidding a particular facility or group of facilities as outlined in the project descriptions. Nevertheless, they are outlined here to give prospective contractors and user Departments an overview of the entire contract and IPM program requirements. Contractors are referred to SECTION IIIB & SECTION VIII, which outlines what must be submitted in their proposal.

1.0 General IPM Program Requirements

The principles and concepts of turf grass and landscape pest management are tied directly into routine turf grass and landscape management. It is generally recognized by virtually all acknowledged pest control scientists, experts and regulatory personnel that chemical usage, by itself, will not produce safe, long-lasting and effective control and elimination of weeds, insect and other pests. It is required that as a qualified and experienced landscape maintenance & pest control operator, the contractor is familiar with the fundamentals of turf grass & landscape management in relation to Integrated Pest Management (IPM) in Turf Grass & landscape concept, now recognized as the most effective and up-to-date approach to modern professional pest control and landscape maintenance.

This program incorporates flexibility in choices of pest resistant species and varieties well adapted to local conditions, correctly preparing sites before planting, using proper planting techniques, which provide optimum conditions for plant growth, bringing an ecologically well balanced system for long-term plant health, preventing unacceptable pest presence or damage.

IPM also asks to prevent problems in established landscapes through pest and symptom identification, regular surveying for pests, action threshold and establishing guidelines and sound management methods so that pests and the environment can be managed in such a way as to balance cost, benefits, public health, safety, and environmental quality through the cooperation of all concerned.

Therefore, it is the duty and obligation of the contractor to institute an IPM program on each landscape site and to supply all services within the framework of this program. The contractor is to elicit the cooperation of the user department-building management and others concerned in order to protect the health, safety and well being of tenants, staff and pest control technicians, to insure compliance with regulatory regulations and guidelines and to guarantee the maximum effectiveness for the money and effort invested.

General requirements of the IPM program shall include the following for each landscape site specified in this contract:

1.1.0 **Contractor & User Department understanding of County of Santa Clara Integrated Pest Management & Pesticide Use Ordinance NO. NS-517.70:** (Appendix B)
Prior to preparing project definition (by User Department representative or submitting RFQ by Perspective Contractor), they must familiarize themselves with the ordinance (Appendix B) as stated. Any questions in this regard should be submitted in writing via mail, fax or e-mail to Procurement Department for clarification. Answers will only be given in writing. Allow at least ten (10) working days for response to inquiries.

1.1.1 **Initial Inspection**
After award of the contract has been made, the successful respondent will be required to conduct a thorough, initial inspection during the first thirty (30) calendar days of the contract by the contractor's entomologist/agronomist and landscape design expert and the user department representative (preferably facility manager & Department IPM Coordinator). The purpose of this initial inspection is for the contractor to evaluate the landscape management and related pest management needs of the site and to discuss these needs with the Department.

The following specific points should be addressed:

a) Identification of problem areas in and around the site.

b) Identification of landscape features or cultural, personnel practices that are contributing to pest infestations or other cited landscape problems.

c) Discussion of the effectiveness of previous landscape maintenance and related pest control efforts.

d) Facilitation of contractor access to all necessary areas. Access to site shall be coordinated with the user Department representation.

e) Informing the contractor of any restrictions or special safety precautions.

1.1.2 **Submission of Plan**
Following the initial inspection, the contractor will develop a detailed landscape management and Service Schedule for each site. This written plan and schedule must be submitted to the user

department representative for approval prior to initiation. The plan and schedule should address any site or operational changes, which might facilitate the overall success of the project. In addition, the plan must identify the proposed primary pesticides and alternatives by California Environmental Protection Agency (EPA) accepted common name (generic name) **(Please note that Pesticide Selection is limited to County of Santa Clara "Approved List of Pesticides") Appendix D**; the site; and rationale for each type of use. Proposed cultural, mechanical, physical and biological & chemical control methods for pests, if any, should also be included. The plan should describe in detail the contractor's means for monitoring pest populations in and around the site.

Frequency of inspections and treatment by the contractor shall depend on the specific landscape management needs of the premises and shall be included in the initial scope of service.

The plan and schedule shall be submitted not more than **ten (10) business days** following the initial inspection of the premises. The user department will render a decision regarding the acceptability of the plan and schedule **within ten (10) business days** following receipt. If the plan is not acceptable, contractor and authorized representative of the using department shall come to a mutual agreement in regard to any such modifications or changes in schedule as may be necessary. Following acceptance of the plan the contractor shall be on-site to implement the plan and schedule within **five (5) business days** following notice of approval of the plan.

Any subsequent changes in the plan and schedule must receive the concurrence of the Department IPM Coordinator. Prior to approval, Department IPM Coordinator's are encouraged to discuss the technical merits of any proposed changes in Landscape maintenance & related IPM program with County IPM Coordinator.

Any subsequent changes in the "approved pesticide list" must receive the concurrence of the County IPM Coordinator prior to being used by the contractor.

1.1.3. **Monitoring and Inspection**

A critical aspect of the landscape management is the Pest Management Plan. Pest activity (weed, insect, fungi etc.) shall be monitored through an established inspection program to allow an objective assessment of pest population levels. Monitoring and inspection shall be continued throughout the duration of this

contract. The contractor shall describe in his proposal his approach to meeting this requirement.

1.1.4 **Landscape Modifications**

Unless otherwise stated in the project definition, landscape modifications for pest suppression shall be the responsibility of the contractor and agreed to mutually by both parties. The contractor shall make recommendations to the user department of what modifications can reasonably be accomplished. However, Contractor must provide adequate landscape maintenance & pest management even if such modifications have not been approved/accomplished as requested. Non compliance to the landscape modification can be discussed with the Department IPM coordinator and if there is need with the County IPM Coordinator, so that issues can be resolved to provide effective, efficient, economical landscape and IPM program.

1.1.5 **Pesticide Treatment**

The contractor shall apply only pesticides, which have been listed on the "County of Santa Clara Approved List of Pesticides" Appendix D, or specifically approved by (the County IPM Administrator) under specific exemption or Emergency Use exemption (IPM & Pesticide Use Ordinance No. NS-517.70 Division B-28-5. Appendix B.

As a general rule, application of pesticides on a landscape site shall not occur unless inspections or monitoring indicate the presence of pests in that specific site and alternate IPM methods or measures (physical, cultural, mechanical, biological) fail to suppress the pest population. An actual specimen of an insect pest, weeds, fungi etc., or active signs of same, must be seen before pesticides are applied. Care must be taken to avoid contamination or destroying any nesting site or habitat of any wildlife within an endangered species group.

Preventive treatments as applicable by California Law & Regulations (Department of Pesticide Regulations) of the site where inspections indicate a potential pest problem are acceptable only on a case-by-case basis with approval from the user department in consultation with County IPM Coordinator. The contractor must indicate areas for the preventive treatment in the landscape maintenance & related integrated pest management Plan for the site and list the methods of application.

1.1.6 **Record Keeping**

The contractor shall be responsible for maintaining a complete and accurate pest management log (Attachment B). In order to streamline and to provide consistent, uniform integrated pest management reporting system it is recommended that the contractor use the County reporting form. Any modifications or request for additional information to be added to the form shall be by mutual consent between both parties. Each site or group of sites (for a group of buildings on one campus representing one landscape site) that is serviced under this contract shall maintain its own records, which will be kept in the user department designated office and data shall be provided by the contractor.

The log shall contain the following items:

a) A copy of the landscape maintenance scope & related integrated pest management Plan and Service Schedule for the site.

b) A copy of the current label and EPA registration number (California DPR Registration Number) for each pesticide used ion the site, including the Material Safety Data Sheet. Pesticide labels are normally interpreted as including in-depth safety and use documentation.

c) The contractor may duplicate the information on their own work tickets, invoices or reporting systems, however contractor must also provide the County with acceptable data.

1.1.7 **Special Requests and Emergency Service**

The regular service shall consist of performing all components of a landscape maintenance & related IPM program, as described in the contractor's detailed plan and schedule for each landscape site during the period of this contract.

The user department representative shall place occasional requests for corrective action, special services beyond the routine requests or emergency service, with the contractor’s on-site supervisor. Corrective action or special services shall be by mutual agreement as agreed to between the Facility Project Manager and Contractor. Conditions that constitute an emergency service response shall be any that may cause bodily harm or life threatening situations to the public or County employees or damage to public property. The contractor shall respond to requests for emergency service on the day of the request.

The contractor shall describe in the Qualifications section his capability of meeting emergency requests (e.g., radio-dispatched service, cellular phone, paging system, Toll Free Emergency Phone Number,

Weekend and Off Time Emergency Contact List, name of office personnel handling the account, availability of trucks and personnel, etc.).

1.1.8 **Chemical Controls**

Since this is a landscape maintenance & related IPM contract, chemical controls shall be used primarily as a last resort and only after approval by the user department representative on a case-by-case basis or as described and approved in the general plan submission. When chemical controls are utilized, the following conditions shall be applicable:

a) Approved List of Pesticide – The contractor will only apply pesticides listed under County of Santa Clara Approved List of Pesticides; Appendix D.

b) Samples - The user department shall receive from the contractor or its technicians such samples of chemicals and materials for laboratory analysis as it may require.

c) Ineffective Chemicals - Success in pest control is largely determined by the skill of the pest control technician and the cooperation received from all concerned and involved in a particular pest problem. In cases where it has been determined that a particular chemical in use at these facilities has, indeed, lost its effectiveness due (to a resultant increase in resistance in the target pest population) the contractor shall replace such ineffective chemicals with more effective ones only with the approval of County IPM Coordinator.

The contractor shall bear the cost of any risk assessment studies or consultant work as it may be required to include the requested chemical to the "County of Santa Clara Approved List of Pesticides" Appendix B.

d) Safety and Chemical Data - Within thirty (30) days from the start of this contract, the contractor shall provide to the user department representative, his safety officer or other designate, the following most current safety and technical data for chemicals to be used in these facilities:

I. A list of chemicals including trade name and name of active and inert (including carriers and propellants) ingredients chemicals and their respective chemical classifications (i.e., Botanical etc.) Note: Chemicals, where necessary, shall be

restricted to non-persistent chemicals that are least harmful to people and the environment.

II. Material Safety Data Sheets for each chemical.
III. Copies or sample labels for each chemical.
IV. Antidote data where applicable, including a copy of a standard quick reference chart.
V. A list of poison control centers and respective telephone numbers as they may apply to the geographic areas in which these facilities described herein are located.
VI. All chemical controls shall be applied at night or on weekends except insecticide or rodenticide baits, and the contractor shall cooperate with the user department representative to provide re-entry interval information, where necessary.
VII. Contractor shall cooperate with the user department representative to place proper public notices or otherwise inform building occupants when chemical controls will be applied, what controls will be applied, etc. and comply with Section B28-7Posting of Pesticide Use of the County of Santa Clara IPM & Pesticide Use Ordinance requirements. Appendix B.

2.0 Specific Program Requirements

2.1.0 Manner and Time to Conduct Service

It shall be the contractor's responsibility to carry out work according to the detailed landscape maintenance and related Pest Management Plan and schedule developed for each site. The contractor's on-site supervisor shall be responsible for coordination with the user department or representative at the beginning of each visit. The purpose of this coordination is to review the plan and schedule and to receive information on problem areas needing corrective action.

Services (such as landscape maintenance other than chemical applications), which do not adversely affect tenant health or productivity may be performed during the regular hours of operation in the various landscape sites. When it is necessary to perform work on weekends or outside the regularly scheduled hours set in the contractor's plan and schedule, the contractor shall notify the user department representative **at least three (3) business days in advance**, and all arrangements will be coordinated between the user department representative and the on-site supervisor.

All application of toxicants, when necessary, is to be done after normal business hours, night or on weekends or pre-arranged times with facility management to meet re entry time and allow users to reenter the site. Non-business hours are generally considered to be after 5:00pm and

before 7:00 am, weekends, and County holidays. Affecting the daily business includes hindering or endangering pedestrian traffic, risking damaging or "dirtying" automobiles parked on the site, and blocking off multiple parking areas with Contractor vehicles. Examples of inappropriate work during normal business hours are irrigation repairs, tree pruning over parked cars or littering streets/lots with debris, chemical applications, mowing or trimming along parked vehicles, etc. We expect the Contractor to use common sense to identify other tasks that should be performed during non-work hours. To facilitate posting requirement for any chemical application as set forth in the Section B28-7(a)-i of the IPM Ordinance; contractor shall notify the Department IPM Coordinator **at least five (5) business days in advance**.

The contractor shall allow the user department representative sufficient time to inform tenants or application and assure the security of the areas treated.

The contractor shall observe all safety precautions throughout the performance of this contract. Certain areas within some landscape sites may require special instructions for persons entering the site. The user department representative will explain to the contractor and any restrictions associated with these special areas. These restrictions shall be adhered to and incorporated into the contractor's detailed plan and schedule for the building.

All persons employed under this contract shall be subject to County regulations and ordinances as are applicable during the time spent on County property. When necessary user department will supply site passes to the Contractor.

All contractor personnel, while working in or on government-owned or leased premises, shall wear distinctive uniform clothing. The uniform shall have the contractor's name easily identifiable, affixed thereon in a permanent or semi permanent manner. Additional personal protective equipment required for the safe performance of work must be determined and provided by the contractor. Protective clothing, equipment, and devices shall as a minimum, conform to Occupational Safety and Health Administration (OSHA) standards for the products being used. Vehicles used by the contractor must be identified in accordance with State, County and local regulations.

2.1.1 **Pesticide Products and Use**

The contractor shall be responsible for the safe use of pesticides & fertilizers. All pesticides used by the contractor must be registered with the EPA, California Department of Pesticide Regulations and appropriate County and/or local jurisdiction – listed on County of Santa Clara

Approved list of Pesticide **Appendix D** Transport, handling, and use of all pesticides shall be in strict accordance with the manufacturer's label instructions and all applicable Federal, County, and local laws and regulations. The environment and the public shall be protected at all times.

The contractor shall minimize the use of pesticides and general spectrum spray applications wherever possible. For example:

a. The contractor will use selective application techniques that reduce pesticide use such as spot treatment, band treatment, treating alternate rows or blocks, low volume applications, reducing dosage level of pesticide.
b. Pesticide space sprays (including mist, fogging, ULV, Smoke etc. as classified) will be restricted to unique situations for which no alternative measures are practical and must be consulted with Department IPM Coordinator & County IPM Coordinator prior to use.
c. The contractor shall consider the leaching potential of fertilizers into ground water or running off into surface water.

The addition of Spot Treatment and General Treatments will only be performed where:

- Called for by the service procedure and in case of infestation
- Compliance to product label and Legislative requirements can be met.
- Surfaces are sufficiently clean to allow effective application and no staining

Prior to performing a space spray treatment (mist, fogging, ULV, Smoke etc. as classified), the contractor shall submit a written request for approval to the user department representative **at least seven (7) calendar days prior to the proposed treatment time.** The request must identify the target pest, time and specific place(s) of treatment, pesticide(s) to be used, method of application, precautions to be taken to ensure the containment of the spray to the site of application. No space application of pesticide shall be made without the written approval of the Department IPM coordinator and County IPM Coordinator. No space application of pesticide shall be made while tenant personnel are present.

No product identifiable as a fumigant shall be used in any County space for any purpose until otherwise approved by County IPM Coordinator under Specific Use or Emergency Use Exemption.

2.1.2 **Rodents & Other Wild Life Control:**

Contractor shall not be responsible for any rodent & other wild life control. Any problem situations the Contractor becomes aware in respect to them

during the course of routine landscape maintenance should be reported to the Facility Project Manager responsible for the site.

SECTION V - QUALIFICATIONS SUBMITTAL

Qualifications submitted by the contractor shall include, but not necessarily be limited to, the items of information requested below. Prospective contractors are advised, Qualifications are judged on personnel qualifications, IPM experience, technical merits and contractor's answers to Approach to IPM projects as asked in the following format. It is in the Proposers best interest to provide a complete and detailed proposal. You may be asked to present the proposed cost to the Selection/Evaluation committee, if required. Each proposal shall follow the format below. Each item numbered below shall form a separate section as outlined and shall be referenced in the Table of Contents and separated by tabs in a binder for easy reference. Five (5) Additional Copies (Photocopies) shall be submitted along with the original.

The proposal shall include and will be evaluated on the following:

1.0 **Executive Summary**

a) Describe briefly history of the company, corporate background and a history of the company's involvement with the practice of landscape maintenance and related IPM.

b) What is your company's landscape and related Pest Management philosophy?

c) Are you active member of landscape maintenance and Pest management trade & related associations? If so, list name of associations with their address & telephone numbers?

d) What is your employee turnover rate compared to the rest of the pest management service industry?

e) Describe your company policy on Employee technical & safety training and how certified employees are kept current.

f) Describe your company policy on Safe Driving and how company vehicles are equipped with standard safety devices.

g) Does your company have a uniform code for the employees? Describe?

h) Are your company vehicles identified by signage indicating the company name?

1.1 **Technical Support to Company's Staff and IPM Awareness Training To the Customer:**

a. Do you have technical support team that provides informational, interactive IPM awareness to Company's staff as well as Customer? Describe.

1.2 **Quality Assurance**

a) Do you have Quality Assurance Team that provides random or pre determined inspections to evaluate the progress of IPM program and how often? Describe.

b) Describe your company's quality assurance approach?

c) How do you handle non-compliance and assure quality or work? How does your management ensure that landscape maintenance & related IPM service work is carried out as per the specification?

1.3 **Personnel**

a) A description of how the contractor's personnel meet the qualifications stated herein. Resumes of Entomologist/Agronomist, Scientist, Pest Control Advisor, On-Site Supervisor, and Service Technicians shall be included.

b) What is the length of employment with your company and years of experience of Service Technician and On-Site Supervisors who will be assigned to this project?

1.4 **Logistics of Operations**

a) Describe your office location, distance in comparison to area of work.

b) Does your company provide 24 hours 7 days a week emergency service support?

c) Does your company have on staff live customer service personnel or is it a third party messaging service?

d) How do you keep a track of customer complaints or phone calls? How do you track customer complaint calls, which requests have been taken care of in a timely manner?

e) Describe how many service technicians will be assigned to this project full time and or half time? Describe back up support?

f) Describe how many service calls per day, proposed service technicians handle other than work for the County of Santa Clara. Is he/she the dedicated Service Technician for this project alone?

g) Describe mechanics of Emergency response – Emergency Response Team Flow chart, Pager, Cellular phone, Toll Free Number etc. How much time would it take to respond to emergency calls?

1.5 **Licenses**

a) Submit copies of all vendor & applicator Business & licenses and related certifications as applicable, including those for each technician, On-Site Supervisor, Entomologist/Agronomist, Pest Control Advisor, and Weed Management Specialist etc.

1.6 **General Landscape Maintenance & related IPM Plan**

Using a typical One (1) acre landscape site as a guide, submit a General Plan for landscape management and related IPM process you would apply including:

a) Provide a landscape design and management plan for a new landscape site using native (Santa Clara County, California) grasses, trees and shrubs as most preferred plants.
    1. Explain Prevention Program for this landscape
    2. List Pests (weeds, arthropods and fungi most likely to be encountered with in this landscape) their symptoms and identification
    3. Explain regular surveying methods/ forms to be utilized for these pests
    4. Explain Action Threshold and Guidelines when pesticide use will be warranted
    5. Explain preventive pesticide usage for this landscape and why it is necessary
    6. Explain Fertilization for this landscape with alternatives to synthetic commercial fertilizers
    7. Explain Sound management methods – cultural, mechanical, physical and biological that can assist you to minimize reliance on chemical management (both pesticide and synthetic fertilizer usage).
    8. How long would it take to establish a pest and chemical free landscape? Is it factually

possible? If so, what kind of expectation would public have to explore such landscape?

9 What would you consider to protect surface and ground water quality in this landscape design?

10 What procedures would you provide reduced worker exposure to pesticides?

b) Consider you are hired to provide landscape maintenance and related IPM program for an already established landscape with native and non-native plants. Describe alternatives to herbicide approach (Designing & Redesigning landscape to avoid weeds, Controlling Weeds with out herbicides in established plantings) to Annual, Biannual & Perennial control of the most common broadleaf, grasses, and weeds in the County of Santa Clara such as;

1. Crabgrass
2. Pigweed
3. Sow thistle
4. Milk thistle
5. Yellow Star thistle in Cattle Ranches
6. Poison Oak
7. Field bindweed

c) Describe your experience in Weed management annual planning and what percentage it emphasizes on non-herbicide approach.

1.6.1 Describe the level of involvement for the entomologist/ biologist/ vertebrate specialist, Agronomist (Weed Management Specialist, if applicable to the project). What task(s) will he/she perform?

1.6.2 Describe how much time and what personnel will be involved in ongoing monitoring. How will pest populations be monitored? What type of logs will be used? How will traps be monitored?

1.6.3 Describe and outline the methods used to evaluate the IPM program.

1.7 **IPM Experience**

List at least five (5) verifiable customer references of similar nature as the project demands, where IPM has been practiced for at least for three (3) or more years.

These records shall include:

a) Name, Address and phone number of references where IPM techniques were utilized.
b) A description of actual pest interventions utilized.
c) Qualifications of the staff that made the interventions
d) The amount of time spent by staff implementing the IPM interventions
e) List the actual non-chemical and chemical products utilized in the intervention techniques described in (b) above. Also, detail the criteria used to determine the selection method of application and frequency utilized.
f) What was the outcome of the IPM program? Was it successful or not? If no, state the reasons.
g) Sample copies of all forms used including the comprehensive inspection, monitoring, intervention and evaluation.

1.8 **Additional Information**

The contractor may submit any additional information, which they believe, should be considered in determining whether their company should be awarded a contract.

Section 10- Provision C.10 Trash Load Reductions

Appendix 10-1: C.10.b.iii Trash Hot Spot Assessment

Appendix 10-1: C.10.b.iii Trash Hot Spot Assessment-SCC01

048923

Appendix 10-1: C.10.b.iii Trash Hot Spot Assessment- SCC02

048926

048927

048928

048929

048930

048931

048932

048933

048934

048935

048936

048937

Appendix 10-1: C.10.b.iii Trash Hot Spot Assessment-SCC03

048939

048940

048941

048942

048943

048944

048945

048946

048947

048948

048949

048950

Santa Clara Valley Water District

5750 ALMADEN EXPWY
SAN JOSE, CA 95118-3686
TELEPHONE (408) 265-2600
FACSIMILE (408) 266-0271
www.valleywater.org
AN EQUAL OPPORTUNITY EMPLOYER

048951

September 15, 2010

Mr. Bruce H. Wolfe
Executive Officer
San Francisco Bay Regional Water Quality Control Board
1515 Clay Street, Suite 1400
Oakland, CA 94612

Subject: **Santa Clara Valley Water District**
FY 2009-2010 Annual Report

Dear Mr. Wolfe:

This letter and Annual Report with attachments is submitted by the **Santa Clara Valley Water District (SCVWD)** pursuant to Permit Provision C.16.a of the Municipal Regional Stormwater NPDES Permit (MRP), Order R2-2009-0074, NPDES Permit No CAS612008 issued by the San Francisco Bay Regional Water Quality Control Board. The Annual Report provides documentation of activities conducted during FY 2009-2010 and consists of the following:

A. Certification Statement
B. Annual Report Form
   - Table of Contents
   - Completed Annual Report Form: Sections 1-15
C. Appendix
   - Table of Contents
   - Appendices

Please contact Brett Calhoun at 408-265-2600 regarding any questions or concerns.

Very truly yours,

Ann Draper
Duly Authorized Representative
Assistant Operating Officer

Santa Clara Valley Water District
FY 2009-2010 ANNUAL REPORT

Certification Statement

"I certify, under penalty of law, that this document and all attachments were prepared under my direction or supervision in accordance with a system designed to ensure that qualified personnel properly gather and evaluate the information submitted. Based on my inquiry of the person or persons who manage the system, or those persons directly responsible for gathering the information, the information submitted, is, to the best of my knowledge and belief, true, accurate, and complete. I am aware that there are significant penalties for submitting false information, including the possibility of fine and imprisonment for knowing violations."

Signature by Duly Authorized Representative:

Ann Draper
Assistant Officer

Date

FY 2009-2010 Annual Report
Permittee Name: SCVWD

Table of Contents

Section **Page**

Section 1 – Permittee Information 1-1
Section 2 – Provision C.2 Municipal Operations 2-1
Section 3 – Provision C.3 New Development and Redevelopment 3-1
Section 4 – Provision C.4 Industrial and Commercial Site Controls 4-1
Section 5 – Provision C.5 Illicit Discharge Detection and Elimination 5-1
Section 6 – Provision C.6 Construction Site Controls 6-1
Section 7 – Provision C.7. Public Information and Outreach 7-1
Section 8 – Provision C.8 Water Quality Monitoring 8-1
Section 9 – Provision C.9 Pesticides Toxicity Controls 9-1
Section 10 – Provision C.10 Trash Load Reduction 10-1
Section 11 – Provision C.11 Mercury Controls 11-1
Section 12 – Provision C.12 PCBs Controls 12-1
Section 13 – Provision C.13 Copper Controls 13-1
Section 14 – Provision C.14 PBDE, Legacy Pesticides and Selenium Controls 14-1
Section 15 – Provision C.15 Exempted and Conditionally Exempted Discharges 15-1

Section 1 – Permittee Information

Background Information					
Permittee Name:	Santa Clara Valley Water District				
Population:	SCVWD is a non-population based co-permittee				
NPDES Permit No.:	CAS612008				
Order Number:	R2-2009-0074				
Reporting Time Period (month/year):	July / 2009 through June / 2010				
Name of the Responsible Authority:	Ann Draper			**Title:**	Assistant Officer
Mailing Address:	5750 Almaden Expressway				
City:	San Jose	**Zip Code:**	95123	**County:**	Santa Clara
Telephone Number:	408-265-2600	**Fax Number:**			
E-mail Address:	adraper@valleywater.org				
Name of the Designated Stormwater Management Program Contact (if different from above):	J. Brett Calhoun	**Title:**	Senior Water Quality Specialist		
Department:	Stream Stewardship				
Mailing Address:	5750 Almaden Expressway				
City:	San Jose	**Zip Code:**	95123	**County:**	Santa Clara
Telephone Number:	408-265-2600	**Fax Number:**			
E-mail Address:	jcalhoun@valleywater.org				

Section 2 - Provision C.2 Reporting Municipal Operations

Program Highlights and Evaluation

Highlight/summarize activities for reporting year:

Summary:

C.2.1 Corporation Yard BMP implementation is the primary C.2 provision that the district is responsible for.

PROGRAM EVALUATION

Over the last decade District Urban Runoff Program staff have been instrumental in developing a significantly improved appreciation by Corp Yard staff of the need for pollution prevention. The staff of the Corp Yard have dramatically reduced the volume of potential pollutants stored on site and have implemented a very affective good housekeeping strategy. A District wide Green Business Certification has also brought a heightened environmental awareness to all District staff regarding pollution prevention.

Corp Yard stormwater samples were collected in the fall both upstream and downstream of the Sediment control best management practice device.

The District owns and operates the stormwater drainage systems at its facilities, which includes storm drains, catch basins, vegetated swales, open drainage ditches, utility trenches, and storm drain lines. Storm drains from District facilities discharge to creeks, the Guadalupe River, and recharge ponds. Storm drains outside District facilities are owned and operated by the local (city or county) jurisdiction.

The District completed the following tasks:

1) Revised draft of Stormwater Pollution Prevention Plan for the Corporation Yard.
2) Continued implementation of the storm drain inspection and cleaning program.

HIGHLIGHTS AND ACCOMPLISHMENTS

The Corp Yard sampling has continued. Pollution Prevention and pollutant reduction has continued to be a focus of Corp Yard staff.
Storm drain inspections and cleaning work orders continue to be distributed via the District's Comcate (field maintenance work order software) Preventative Maintenance Program for the three Water Treatment Plants. Each month facility maintenance staff receive a computer generated work order to inspect all storm drains at their facility and have them cleaned as needed. The Stream Stewardship Unit has been performing storm drain inspections since FY 2005 at the Vasona Meter Shop, Corporation Yard, Headquarters and Administration Campus and the Blossom Hill Annex to ensure compliance with Urban Runoff Management Plan.

C.2.a. ►Street and Road Repair and Maintenance

These BMPs were not applicable.

NA	Control of debris and waste materials during road and parking lot installation, repaving or repair maintenance activities from polluting stormwater
NA	Control of concrete slurry and wastewater, asphalt, pavement cutting, and other street and road maintenance materials and wastewater from discharging to storm drains from work sites.
NA	Sweeping and/or vacuuming and other dry methods to remove debris, concrete, or sediment residues from work sites upon completion of work.

Comments:
The SCVWD does not conduct street and road repair maintenance activities.

C.2.b. ►Sidewalk/Plaza Maintenance and Pavement Washing

These BMPs were not applicable.

NA	Control of wash water from pavement washing, mobile cleaning, pressure wash operations at parking lots, garages, trash areas, gas station fueling areas, and sidewalk and plaza cleaning activities from polluting stormwater
NA	Implementation of the BASMAA Mobile Surface Cleaner Program BMPs

Comments:
The SCVWD does not conduct clearing activities using pressure washers on sidewalks.

C.2.c. ►Bridge and Structure Maintenance and Graffiti Removal

An **X** in the boxes next to implemented BMPs indicates that these BMPs were implemented in applicable instances.

X	Control of discharges from bridge and structural maintenance activities directly over water or into storm drains
X	Control of discharges from graffiti removal activities
X	Proper disposal for wastes generated from bridge and structure maintenance and graffiti removal activities
NA	Implementation of the BASMAA Mobile Surface Cleaner Program BMPs for graffiti removal

Comments: Graffiti on District property is not removed; it is painted over, predominately by the use of rollers. We do not spray near standing or flowing water. When spraying is the preferred method we cover the immediate area.

C.2.d. ►Stormwater Pump Stations				
Does your municipality own stormwater pump stations:		Yes	X	No
If your answer is **No** then skip to **C.2.e.**				
SCVWD does not own or operate storm water pumping stations and therefore is not applicable.				

C.2.e. ►Rural Public Works Construction and Maintenance				
Does your municipality own/maintain rural[1] roads:		Yes	X	No
If your answer is **No** then skip to **C.2.f**.				
These BMPs were not applicable.				
NA	Control of road-related erosion and sediment transport from road design, construction, maintenance, and repairs in rural areas			
NA	Identification and prioritization of rural road maintenance based on soil erosion potential, slope steepness, and stream habitat resources			
NA	No impact to creek functions including migratory fish passage during construction of roads and culverts			
NA	Inspection of rural roads for structural integrity and prevention of impact on water quality			
NA	Maintenance of rural roads adjacent to streams and riparian habitat to reduce erosion, replace damaging shotgun culverts and excessive erosion			
NA	Re-grading of unpaved rural roads to slope outward where consistent with road engineering safety standards, and installation of water bars as appropriate			
NA	Inclusion of measures to reduce erosion, provide fish passage, and maintain natural stream geomorphology when replacing culverts or design of new culverts or bridge crossings			
Comments including listing increased maintenance in priority areas: The District does not have any rural roads under its jurisdiction. The District completed a geomorphic upgrade in Jacques Gulch, in the Guadalupe watershed, which included upgrading of a culvert pipe that flows below Almaden Rd.				

[1] Rural means any watershed or portion thereof that is developed with large lot home-sites, such as one acre or larger, or with primarily agricultural, grazing or open space uses.

C.2.f. ►Corporation Yard BMP Implementation	
The boxes below that contain an X apply to our corporation yard(s):	
	We do not have a corporation yard
	Our corporation yard is a filed NOI facility and regulated by the California State Industrial Stormwater NPDES General Permit
X	We certify that we have a current **Stormwater Pollution Prevention Plan (SWPPP)** for the Corporation Yard(s)
An **X** in the boxes below, next to implemented SWPPP BMPs, indicate that these BMPs were implemented in applicable instances.	
X	Control of pollutant discharges to storm drains such as wash waters from cleaning vehicles and equipment
X	Routine inspection prior to the rainy seasons of corporation yard(s) to ensure non-stormwater discharges have not entered the storm drain system
X	Containment of all vehicle and equipment wash areas through plumbing to sanitary or another collection method
X	Use of dry cleanup methods when cleaning debris and spills from corporation yard(s) or collection of all wash water and disposing of wash water to sanitary or other location where it does not impact surface or groundwater when wet cleanup methods are used
X	Cover and/or berm outdoor storage areas containing waste pollutants

Comments:
The Stream Stewardship Unit has been performing storm drain inspections since FY 2005 at the Corporation Yard, to ensure compliance with the Urban Runoff Management Plan and Storm Water Pollution Prevention Plans.

The water quality sampling at the Corporation Yard has continued. Pollution prevention and pollutant reduction has continued to be a focus of Corporation Yard staff training.

The stormwater quality BMPs were visually inspected quarterly during non-stormwater observations at the Corporation Yard. The Corporation Yard culvert inlet protection device (constructed of cinderblocks filter fabric and washed gravels) was inspected in September, 2008 and determined to be in need of reconstruction and cleaning which will occur in October, 2010, as it has collected sediment preventing this material from entering the Guadalupe River. Other BMPs are working effectively, as noted on the non-storm water observation forms submitted. The Camden and Brokaw yards are used to store various stream maintenance related materials such as large tree trunks and large rocks. These facilities are inspected monthly to insure that soil does not leave the site and that erosion is not occurring on the property. The Camden yard was used as the site for the 2009 Rural Public Works training provided through the SCVURPPP program and hosted by the District.

The following table is for inspection results for our corporation yard(s).

Corporation Yard Name	**Inspection Date** (1x/year required)	**Inspection Findings/Results**	**Follow-up Actions**
Corporation Yard	Non-Storm Water Inspections: 8/3/09, 9/10/09, 10/15/09, 11/10/09, 1/28/10	Non-storm water discharge was not observed. The BMPs needed cleaning.	N/A
	Storm Water Inspections: 1/21/09, 12/8/09	1/21- Storm water was observed but the liquid was clear with no sheen or odor and low turbidity. 12/8 - Storm water was observed along with leafy debris in or around the BMPs.	N/A N/A
Camden Yard	4/2010	BMPs will need re-inspection in the Fall.	Visit site 9/2010
Brokaw Yard	4/2010	BMPs will need re-inspection in the Fall.	Visit site 9/2010

Section 3 - Provision C.3 Reporting New Development and Redevelopment

C.3.a. ►New Development and Redevelopment Performance Standard Implementation Summary Report

Provide a brief summary of the methods of implementation of Provisions C.3.a.i.(1)-(8).

Summary:

Not required for this Annual Report.

The Santa Clara Valley Water District (District) is not the local construction activities permitting agency. The District does incorporate LID principles in its own projects and at its facilities and as part of facility retrofits. As an example at the Administration Building outdoor classroom impermeable concrete was replaced with permeable concrete. In addition the Districts Headquarters and Administration Campus parking lots incorporate vegetated swales as part of the landscape and pollution prevention structures. The recently completed District Laboratory includes a storm water sand filter system for storm water treatment and it is also used as an example for interested parties to see what a storm water detention and treatment facility looks like and how they function.

C.3.b. ►Green Streets Status Report

(All projects to be completed by December 1, 2014)

On an annual basis (if applicable), report on the status of any pilot green street projects within your jurisdiction. For each completed project, report the capital costs, operation and maintenance costs, legal and procedural arrangements in place to address operation and maintenance and its associated costs, and the sustainable landscape measures incorporated in the project including, if relevant, the score from the Bay-Friendly Landscape Scorecard.

Summary:

The District does not have jurisdiction over streets or other roadways.

Refer to the C.3 New Development and Redevelopment section of Program's FY 09-10 Annual Report for a description of activities of the C3PO AHTG Green Streets Work Group and the BASMAA Development Committee [note that there may also be a separate BASMAA report].

C.3.b.v.(1) ►Regulated Projects Reporting Table

Fill in attached table **C.3.b.v.(1)** or attach your own table including the same information –

This table is not applicable to the Santa Clara Valley Water District.

C.3.h.iv. ► Installed Stormwater Treatment Systems Operation and Maintenance Verification Inspection Program Reporting
(1) Fill in attached table **C.3.h.iv.(1)** or attach your own table including the same information
(2) On an annual basis, provide a discussion of the inspection findings for the year and any common problems encountered with various types of treatment systems and/or HM controls. This discussion should include a general comparison to the inspection findings from the previous year.
Summary: N/A – The District is not the permitting agency for local building activities.
(3) On an annual basis, provide a discussion of the effectiveness of the O&M Program and any proposed changes to improve the O&M Program (e.g., changes in prioritization plan or frequency of O&M inspections, other changes to improve effectiveness program).
Summary: N/A – The District is not the permitting agency for local building activities.

C.3.b.v.(1) ►Regulated Projects Reporting Table (part 1) – Projects Approved During the Fiscal Year Reporting Period
N/A – The District is not the permitting agency for local building activities.

C.3.h.iv. ►Installed Stormwater Treatment Systems Operation and Maintenance Verification Inspection Program Reporting

Fill in table **below** or attach your own table including the same information.

Facility/Site Inspected and Location	Party Responsible[1] For Maintenance	Date of Inspection	Type of Inspection[2]	Type of Treatment/HM Control(s) Inspected[3]	Inspection Findings or Results[4]	Enforcement Action Taken[5]	Comments
Not applicable							

[1] State the responsible operator for installed stormwater treatment systems and HM controls.
[2] State the type of inspection (e.g., annual, follow-up, spot, etc.).
[3] State the type(s) of treatment systems inspected (e.g., bioretention facility, flow-through planter, infiltration basin, etc…) and the type(s) of HM controls inspected, and indicate whether the treatment system is an onsite, joint, or offsite system.
[4] State the inspection findings or results (e.g., proper installation, improper installation, proper O&M, immediate maintenance needed, etc.).
[5] State the enforcement action(s) taken, if any, as appropriate and consistent with your municipality's Enforcement Response Plan.

Section 4 – Provision C.4 Industrial and Commercial Site Controls

C.4.a.ii ► Legal Authority				
Do you have adequate legal authority to obtain effective stormwater pollutant control on industrial sites?		**Yes**	X	**No**
If **No**, explain: Not applicable as the Santa Clara Valley Water District (District) is not the local industrial site permitting agency.				

C.4.c.ii.(5) ► Enforcement Response Plan				
Have you developed and implemented an Enforcement Response Plan by April 1, 2010?		**Yes**	X	**No**
If **No**, explain: Not applicable as the Santa Clara Valley Water District (District) is not the local industrial site permitting agency.				

Program Highlights
Provide background information, highlights, trends, etc. For FY 09-10 Annual Report describe steps taken to revise your program to meet new data tracking and reporting requirements.
Not applicable to the Santa Clara Valley Water District.

C.4.b.i. ► Business Inspection Plan				
Do you have a Business Inspection Plan?		**Yes**	X	**No**
If No, explain: Not applicable to the Santa Clara Valley Water District.				

C.4.b.iii.(1) ► Potential Facilities List
List below or attach your list of industrial and commercial facilities in your Inspection Plan to inspect that could reasonably be considered to cause or contribute to pollution of stormwater runoff.
Not applicable to the Santa Clara Valley Water District.

C.4.b.iii.(2) ►Facilities Scheduled for Inspection
List below or attach your list of facilities scheduled for inspection during the current fiscal year.
Not applicable to the Santa Clara Valley Water District.

C.4.c.iii.(1) ►Facility Inspections
Not applicable to the Santa Clara Valley Water District.

C.4.c.iii.(2) ►Frequency and Types/Categories of Violations Observed

Not applicable to the Santa Clara Valley Water District.

C.4.c.iii.(2) ►Frequency and Type of Enforcement Conducted

Not applicable to the Santa Clara Valley Water District.

C.4.c.iii.(3) ►Types of Violations Noted by Business Category

Not applicable to the Santa Clara Valley Water District.

C.4.c.iii.(4) ►Non-Filers

List below or attach a list of the facilities required to have coverage under the Industrial General Permit but have not filed for coverage:

Not applicable to the Santa Clara Valley Water District.

C.4.d.iii ►Staff Training Summary

Training Name	Training Dates	Topics Covered	No. of Inspectors in Attendance	Percent of Inspectors in Attendance
Not applicable.				

Section 5 – Provision C.5 Illicit Discharge Detection and Elimination

C.5.a.ii ► Legal Authority

(For FY 09-10 Annual Report only) Do you have adequate legal authority to prohibit and control illicit discharges and escalate stricter enforcement to achieve expedient compliance?		**Yes**	X	**No**

If **No**, explain:

The Municipalities and County have sole jurisdiction over their respective storm drain systems. SCVWD does not own or operate public storm drain systems and therefore does not have legal authority over illicit connections and illegal dumping into the storm drain system.

SCVWD's does have some legal authority over direct discharges to waterways that it owns or operates through an easement through its "Water Resource Protection Ordinance" (Ordinance 06-01). This ordinance establishes District permitting authority only over lands and facilities "owned, controlled, operated, or maintained by the District" and requires outside parties to obtain an encroachment permit for any modification to District facilities including but not limited to development activities. The District may issue an encroachment permit if it finds, based on substantial evidence, that the proposed modification conforms to requirements of the District Water Resources Protection Manual such that, among other things, it will not pollute or erode waterways. Violators may be served a written "compliance order" delivered in person or by US Mail to the person responsible for the violation. Following prescribed hearings the District Chief Executive Officer (CEO) may impose administrative penalties up to $1000 per day (not to exceed $100,000 in total) for continuing violations. In addition to financial penalties the District may recoup administrative costs - potentially including any abatement costs - incurred by the District with regard to the violation. Additionally, violations of the Water Resource Protection Ordinance are punishable as a misdemeanor and may also be enjoined by civil action.

Utilization of enforcement components within the Water Resource Protection Ordinance is often either impractical or unnecessary when dealing with illegal dumpers. This is because the parties responsible for illegal dumping can only rarely be identified and sometimes the cost of enforcement may exceed the cost of simply absorbing the clean-up expense. In the case of significant spills the responsible party, if they can be identified, is usually eager to implement clean-up activities in order to avoid prosecution under more serious municipal, county, state, and federal codes. In instances where an uncooperative responsible party can be identified, the District will implement ordinance provisions such as compliance orders and administrative penalties and costs as appropriate. Additionally, District ordinance violation may be added to the list of violations prosecuted by the Santa Clara County District Attorney. During FY 09-10 no compliance orders, administrative penalties, administrative costs, civil actions, or misdemeanor prosecutions were brought against Ordinance 06-01 illegal dumping violations.

C.5.b.ii.(4) ► Enforcement Response Plan

(For FY 09-10 Annual Report only) Have you developed and implemented an Enforcement Response Plan by April 1, 2010?		**Yes**	X	**No**

If **No**, explain:

SCVWD Does not have police powers or citation authority. All district property and facilities fall within the jurisdiction of municipal or county code enforcement regulations. The District's Enforcement Response Plan derives from enforcement procedures related to Ordinance 06-01 violations

that are defined within the ordinance as described in C.5.ii above, and Watershed Resource Protection Ordinance Enforcement work instructions maintained in the District's watershed division quality and environmental management system as document number WW75181.

Program Highlights

Provide background information, highlights, trends, etc. For FY 09-10 Annual Report describe steps taken to revise your program to meet new data tracking and reporting requirements.

The District addresses IC/ID incidents effectively through its hazardous materials "Emergency Response" (ER) Program. This aggressive 24-7 program responds reactively to IC/ID incidents by providing referral and inter-agency cooperation and/or conducting field investigation and clean-up activities as appropriate. The ER Program may be contacted via the Pollution Hotline (1-888-510-5151) which is advertised on the District's internal and external websites as well as in occasional fliers, county wide mailers and various memos. The Hotline is also advertised on the Santa Clara Valley Urban Runoff Pollution Prevention Program's website. The ER Team routinely responds to over 100 reported incidents per year as reported by District field workers, staff from other agencies, and members of the general public.

The ER Program is recognized as an effective and timely means of addressing acute contaminants that are illegally dumped or discharged to District lands and facilities. The Emergency Response Program's performance was evaluated by four mechanisms during FY09: (1) within the context of the District's Clean, Safe Creeks program (semi-annually); (2) by the District CEO's scorecard (quarterly); and (3) by an external ISO 9000/14000 recertification audit (December 2007). The results of these evaluations were as follows: (1) the Clean, Safe Creeks key performance indicator was met; (2) the program received a "Superior" rating (the highest rating possible) on the CEO scorecard based on phone and field response times; and (3) the ER Program passed the quality and environmental recertification audit of date according to ISO 9000 and 14000 standards.

The District received and responded to a total of 93 emergency response reports throughout Santa Clara County during fiscal year 2009-20010. This total is down from the 116 reports in FY 08-09. Of the 93 total incidents reported during the last fiscal year, 82 were within the jurisdiction of the San Francisco Bay Regional Board. 54 required a field response by a team member or members for general investigation, source identification, multi-agency coordination, clean up or evidence collection. The District is one of the few Santa Clara County Permittees that has 24 hour availability to implement acute stormwater pollution investigation s. The District staff will as needed investigate and collect evidence at a site that can later be transferred to the appropriate jurisdictional authority during the next regularly schedule business hours for the jurisdictional authority whether it be our co-permittees, state or federal agencies. The District responded within the two hour target field response time, 100% of the time in 2009-2010 for all incidents.

Water Resource Protection Ordinance Enforcement

As previously reported there were no compliance orders, administrative penalties, administrative costs, civil actions, or misdemeanor prosecutions brought against Ordinance 06-01 violators during FY 09-10. Additionally, District emergency responders continue to work cooperatively to assist investigations by law enforcement agents at the Department of Fish and Game and the District Attorney's Office, as well as municipal and Regional Board code enforcement staff.

C.5.c.iii ►Complaint and Spill Response Phone Number and Spill Contact List

List below or attach your complaint and spill response phone number and spill contact list.

Contact	Description	Phone Number
24-hour, 7-day per week Pollution Prevention Hotline	The pollution hotline should be used to report the presence of hazardous and non-hazardous pollutants that acutely impact or threaten district-owned surface waters. 1. The caller will be greeted by a automated message and asked to record information about the incident 2. The hotline will then notify a district responder to make a return call to the reporting party and assess the information 3. If the situation warrants, district staff will investigate further or refer the incident for timely response	1-888-510-5151

C.5.d.iii ►Evaluation of Mobile Business Program

Describe implementation of minimum standards and BMPs for mobile businesses and your enforcement strategy. This may include participation in the BASMAA Mobile Surface Cleaners regional program or local activities.

Description: NA

C.5.e.iii ►Evaluation of Collection System Screening Program

Provide a summary or attach a summary of your collection screening program, a summary of problems found during collection system screening and any changes to the screening program this FY.

Description: NA

C.5.f.iii.(1), (2), (3) ►Spill and Discharge Complaint Tracking

	Number	Percentage
Discharges reported (C.5.f.iii.(1))	93	
Discharges reaching storm drains and/or receiving waters (C.5.f.iii.(2))	Not Tracked for FY10	-
Discharges resolved in a timely manner (C.5.f.iii.(3))	93	100

C.5.f.iii.(4) ►Summary of major types of discharges and complaints

Provide a narrative or attach a table and/or graph.

The following charts illustrate incidents by watershed, jurisdiction, and pollutant type. As would be expected of the largest city in both area and population the City of San Jose and the Guadalupe Watershed had the most number of incidents. As a pollutant category, fuel & oil accounted for the most number of incidents.

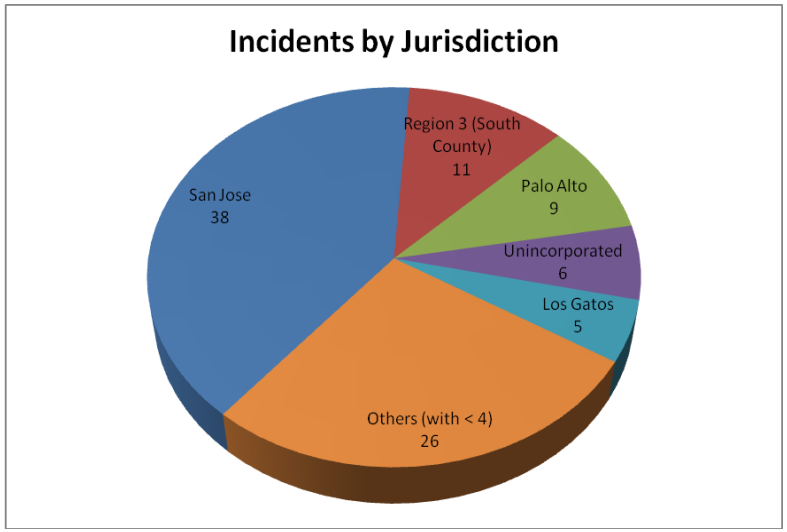

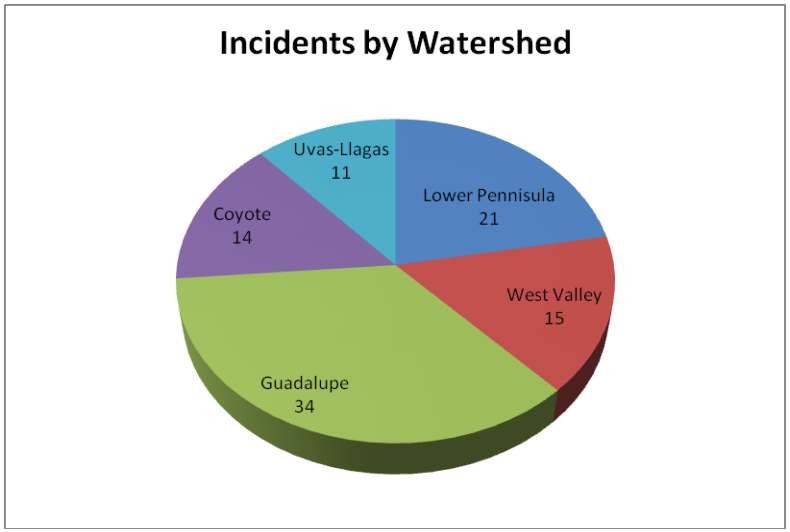

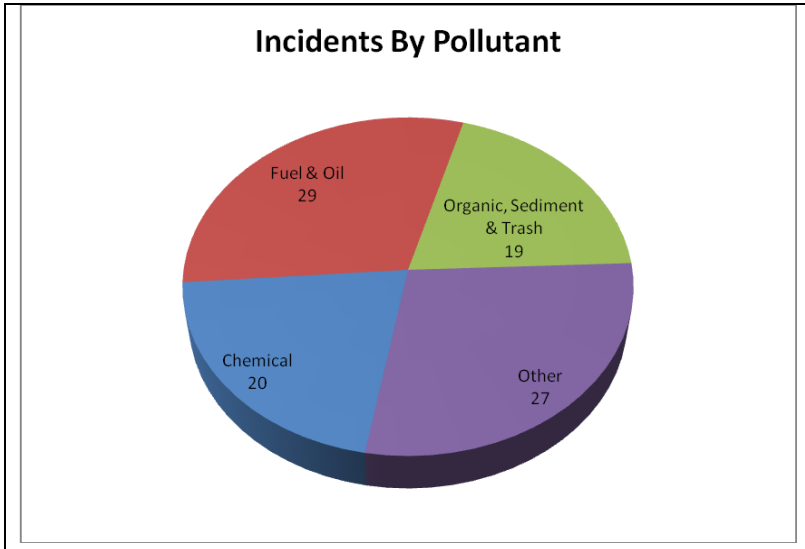
Incidents By Pollutant
Fuel & Oil
29
Organic, Sediment
& Trash
19
Chemical
20
Other
27

Section 6 – Provision C.6 Construction Site Controls

C.6.a.iii ► Legal Authority

Is your agency's legal authority adequate for C.6 compliance?		Yes	X	No

If **No**, explain: The Santa Clara Valley Water District (District) is not the local permitting agency.

C.6.b.ii.(3) ► Enforcement Response Plan

Was your Enforcement Response Plan developed and implemented by April 1, 2010?	X	Yes		No

If **No**, explain:
An enforcement response plan was developed and implemented by April 1, 2010. Since that time the enforcement response plan has been updated. See attached Enforcement Response Matrix.

C.6.e.iii.1.a, b, c ►Site/Inspection Totals

Number of sites disturbing < 1 acre of soil requiring storm water runoff quality inspection (i.e. High Priority) (C.6.e.iii.1.a)	**Number of sites disturbing ≥ 1 acre of soil** (C.6.e.iii.1.b)	**Total number of storm water runoff quality inspections conducted** (C.6.e.iii.1.c)
9	8	(Data is still being compiled)

C.6.e.iii.1.d ►Construction Activities Storm Water Violations

BMP Category	Number of Violations[1]	% of Total Violations[2]
Erosion Control	0	NA
Run-on and Run-off Control	0	NA
Sediment Control	0	NA
Active Treatment Systems	0	NA
Good Site Management	0	NA
Non Stormwater Management	0	NA
Total		NA

Notes:
[1]Count one violation in a category for each site and inspection regardless of how many violations/problems occurred in the BMP category.
[2]Percentage calculated as number of violations in each category divided by total number of violations in all six categories.

C.6.e.iii.1.e ►Construction related storm water enforcement actions

	Enforcement Action (as listed in ERP)[1]	Number Enforcement Actions Taken	% Enforcement Actions Taken[2]
Level 1	NA	0	NA
Level 2	NA	0	NA
Level 3	NA	0	NA
Level 4	NA	0	NA
Total		**0**	**NA**

Notes:
[1]Agencies should list the specific enforcement actions as defined in their ERPs.
[2]Percentage calculated as number of each type of enforcement action divided by the total number of enforcement actions.

C.6.e.iii.1.f, g ►Illicit Discharges

	Number
Number of illicit discharges, actual and those inferred through evidence (C.6.e.iii.1.f)	0
Number of sites with discharges, actual and those inferred through evidence (C.6.e.iii.1.g)	0

C.6.e.iii.1.h, i ►Violation Correction Times

	Number	Percent
Violations fully corrected within 10 business days after violations are discovered or otherwise considered corrected in a timely period (C.6.e.iii.1.h)	0	NA
Violations not fully corrected within 30 days after violations are discovered (C.6.e.iii.1.i)	0	NA[3]
Total number of violations for the reporting year[1]	0	NA

Notes:

[1]Total number of violations equals the number of initial enforcement actions (i.e. one violation issued for several problems during an inspection at a site). It does not equal the total number of enforcement actions because one violation issued at a site may have a second enforcement action for the same violation at the next inspection if it is not corrected.

[2]Calculated as number of violations fully corrected in a timely period after the violations are discovered divided by the total number of violations for the reporting year.

[3]Calculated as number of violations not fully corrected within 30 days after the violations are discovered divided by the total number of violations for the reporting year.

C.6.e.iii.(2) ►Evaluation of Inspection Data

Describe your evaluation of the tracking data and data summaries and provide information on the evaluation results (e.g., data trends, typical BMP performance issues, comparisons to previous years, etc.).

Description:

This year the District did not have any violations reported during construction site inspections. The District has developed a new system to track construction site inspections and violations.

The Stream Stewardship Unit did not have staff in 2009-2010 to conduct pre-rainy season inspections to facilitate site compliance. However for 2010-2011 staff resources do exist to continue inspections whenever they are requested by Construction Inspection Unit staff. In 2009-2010 the Stream Stewardship Unit focused on training engineers and construction staff on the new statewide general construction permit, the tier requirements and addressing the legally responsible party issue, as well as providing guidance on who can be a Qualified SWPPP Developer and a Qualified SWPPP Practitioner. In 2010-2011 improvements are being implemented to enhance evaluations.

C.6.e.iii.(2) ►Evaluation of Inspection Program Effectiveness

Describe what appear to be your program's strengths and weaknesses, and identify needed improvements, including education and outreach.

Description:

The District continued to use the monthly inspection sheet developed in FY 02-03 to facilitate compliance and follow up inspections. The Stream Stewardship Unit continued to coordinate with the construction inspectors in the field to go over SWPPP implementation at the construction sites. The Stream Stewardship Unit coordination proved beneficial, and will continue providing monthly reminders to Construction Inspection Unit staff to complete SWPPP implementation paper work during FY 10-11.

Construction Inspection Unit continues to use the Incident Response/Pollution Prevention Hotline to contact Stream Stewardship Unit staff to report construction sites that are creating exempted discharges.

In FY 09-10, the District had 17 Capital Improvement Projects (CIP) under construction that included flood protection/channel improvement projects. Stream Stewardship Unit assisted with review of CIP SWPPPs on occasion. A table showing the inspections completed is included with this section.

All Steam Maintenance Program (SMP) work is reported by the Stream Stewardship Unit in the SMP annual SMP post-construction report due every January. This annual report is also submitted to the Regional Water Quality Control Board (RWQCB). The SMP report outlines activities completed to maintain the flood conveyance capacity and indicates what erosion repairs where implemented to reduce fine grained sediment availability, stabilize channel banks and protect property. The specific of each project are thoroughly described in the SMP Annual Report.

C.6.f ►Staff Training Summary

Training Name	Training Dates	Topics Covered	No. of Inspectors in Attendance	Percent of Inspectors in Attendance
SCVURPPP Construction Site Inspection Training	10/21/09	Inspection and enforcement procedure, Complaint controls	4	
***Construction Stormwater Management Compliance* Workshop**	1/19/10	SWPPP submittals, Site monitoring	1	
***Construction Stormwater Management Compliance* Workshop**	1/20/10	SWPPP submittals, Site monitoring	5	
Construction Site Stormwater Compliance Workshop	5/19/10	SWPPP submittals, Site monitoring	43	

CONSTRUCTION BMP ENFORCEMENT RESPONSE PLAN

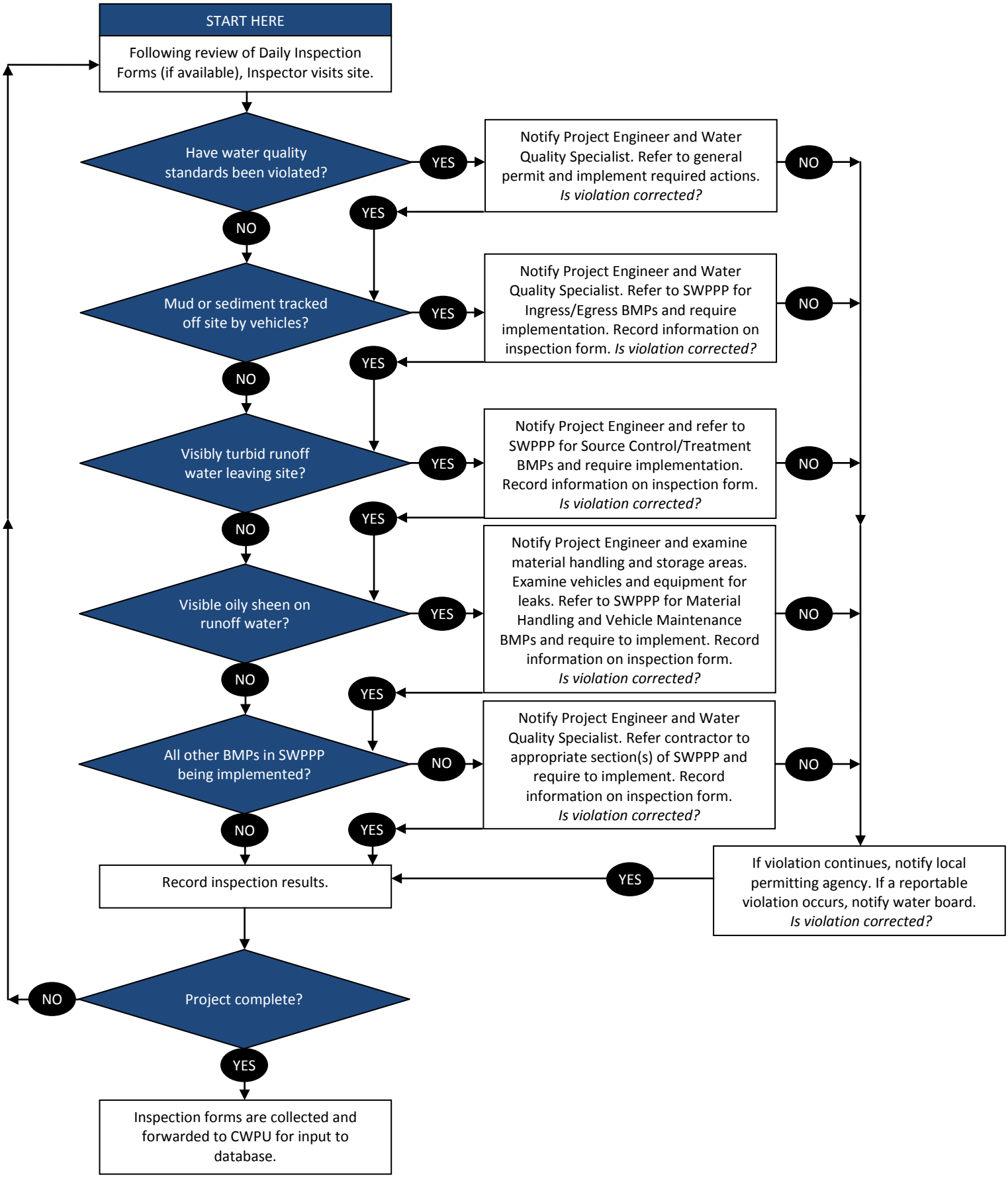

Section 7 – Provision C.7. Public Information and Outreach

C.7.b.ii.1 ►Advertising Campaign

The cornerstone of the Program's outreach activities is the Watershed Watch Campaign (Campaign). The Campaign completed 10 years of implementation (and 9 years of advertising) in FY 09-10. The Campaign implemented various outreach activities including media advertising.

The following separate reports developed by SCVURPPP summarize countywide advertising efforts conducted during FY 09-10:

- FY 09-10 Watershed Watch Campaign Annual Campaign Report
- FY 09-10 Watershed Watch Partner Report
- FY 09-10 Watershed Watch Web Statistics Report

These reports are included within the C.7 Public Information and Outreach section of Program's FY 09-10 Annual Report.

C.7.b.iii.1 ►Pre-Campaign Survey

Not required for this Annual Report.

☐	Survey report attached
☐	Reference to regional submittal:

C.7.c ►Media Relations

The Program participated in the BASMAA Media Relations Project which conducted three pitches. The pitches were on pesticides, car washing and litter, relating specifically to plastic bags.

In addition, on February 2, 2010, San Jose Mercury News' Action Line Column included a letter about draining pool water. Program staff developed a response and it was printed in Dennis Rockstroh's column on February 24, 2010.

The following separate report developed by BASMAA summarizes media relations efforts conducted during FY 09-10:

- BASMAA Media Relations Final Report

This report is included within the C.7 Public Information and Outreach section of Program's FY 09-10 Annual Report.

C.7.d ►Stormwater Point of Contact

The Program maintained two toll free telephone numbers, the Program's information number (800-794-2483) and the Watershed Watch hotline (866-WATERSHED), for calls from the general public and requests for information. Program and Watershed Watch consultant staff continued to maintain the Program and Watershed Watch websites respectively.

The District maintained a 24-7 emergency response hotline (888-510-5151) and website (www.valleywater.org).

The District website is www.valleywater.org and the phone number is 408-265-2600. Both the website and the phone number are included in articles in the Flood Mailer and the Countywide Mailer as well as articles in other e-Newsletters and brochures.

*Another point of contact is the Watershed Watch Campaign hotline (1-866-WATHERSHED) and Watershed Watch Campaign website (**www.mywatershedwatch.org**).*

District points of contact are also publicized on SCVURPPP outreach materials and websites and the point of contact is maintained by the Program and their authorized agents.

C.7.e ►Public Outreach Events

Program staff, the Watershed Watch consultant, and Co-permittees staffed ten outreach events in FY 09-10. Events were selected based upon target audience and attendance. Materials distributed at the events included the following: Less Toxic Pest Management fact sheets, "10 Most Wanted Backyard Bugs" brochures, "Don't Plant a Pest" brochure, "You are the Solution to Water Pollution" brochures, "Clean Cars & Clean Creeks" brochure, and giveaways (e.g. flyswatters, OWOW magnets, notepads, and temporary tattoos). The flyswatters have the Watershed Watch website and hotline number and the words "The Original Earth-Friendly Pest Control" printed on them. The beanbag game for children was used at most of the events. Event staff distributed more than 5,000 outreach materials and giveaways.

Event Details	**Description** (messages, audience)	**Evaluation of Effectiveness**
Name: Pumpkins in the Park Date: October 10, 2009 Location: Guadalupe River Park and Gardens, San Jose Region: Countywide	Type of Event: Community fair Audience: Families with children Message: Stormwater pollution prevention, less-toxic pest control and, proper disposal of household hazardous waste (HHW).	General Feed Back: The event was very well attended. A lot of attendees stopped at the booth to play the bean bag game and pick up brochures. This is a good event for educating families with children. Estimated Overall Event Attendance: 12,000-14,000. Number of Brochures Distributed: 432 Number of Giveaways Distributed: over 1,000
Name: Muslim Green Fair Date: October 18, 2009 Location: 3003 Scott Blvd., Santa Clara	Type of Event: Community fair Audience: Families with children Message: Stormwater pollution prevention, less-toxic pest control and, proper disposal	General Feed Back: This is a good event for reaching members of the Muslim community. The bean bag game was used at this event. Estimated Overall Event Attendance: 1,000

Region: Countywide	of HHW	Number of Brochures Distributed: 14 Number of Giveaways Distributed: 221
Name: Haunted History Date: October 31, 2009 Location: History Park at Kelley Park, San Jose Region: Countywide	Type of Event: Halloween Event Audience: Families Message: Stormwater pollution prevention.	General Feed Back: This event is good for getting the Program's name out, but not for educating attendees. Most children stop at the booth only for candies and are not receptive to information. Estimated Overall Event Attendance: 1,500 Number of Brochures Distributed: 12 Number of Giveaways Distributed: 267
Name: Spring Garden Market Date: April 10, 2010 Location: History Park at Kelley Park, San Jose Region: Countywide	Type of Event: Plant sale Audience: Home owners/gardeners Message: Stormwater pollution prevention, less-toxic pest control	General Feed Back: Most people came to the event to buy plants and did not want to pick up information. The Program will probably not attend this event next year. Estimated Overall Event Attendance: 3,000 Number of Brochures Distributed: 181 Number of Giveaways Distributed: 61
Name: NVIDIA Corp. Earth Day Event Date: April 22, 2010 Location: 2701 San Tomas Expwy, Santa Clara Region: Countywide	Type of Event: Corporate event Audience: Information Technology Professionals Message: Stormwater pollution prevention, less-toxic pest control	General Feed Back: The event was held during lunch hour in the cafeteria and very well attended. Most employees stopped at the booth to ask questions and take brochures. Estimated Overall Event Attendance: 500 Number of Brochures Distributed: 60 Number of Giveaways Distributed: 183
Name: Spring in Guadalupe Gardens Date: April 24, 2010 Location: Guadalupe River Park and Gardens, San Jose Region: Countywide	Type of Event: Community fair, plant sale. Audience: Families with children, homeowners and gardeners Message: Stormwater pollution prevention, less-toxic pest control and, proper disposal of HHW.	General Feed Back: Good attendance at booth. Most people were looking for specific pest control information. The bean bag toss game was used. Estimated Overall Event Attendance: 4,500 Number of Brochures Distributed: 423 Number of Giveaways Distributed: 797
Name: Watershed Watch Car Wash Event Date: May 5, 2010 Location: Robertsville Classic Car Wash, 5005 Almaden Expwy, San Jose	Type of Event: Car Wash Audience: Car wash customers Message: Stormwater pollution prevention, proper car washing.	General Feed Back: Excellent turn-out, resulted in a 50% increase of business for the car wash during the 2-hour time period. Event staff spoke with customers and provided them information

Region: Countywide		on proper car washing. Most people were interested in taking the Watershed Watch discount card. Estimated Overall Event Attendance: 150 Number of Brochures Distributed: 103 Number of Watershed Watch Discount Cards Distributed: 129
Name: Watershed Watch Car Wash Event Date: May 19, 2010 Location: Delta Queen Classic Car Wash, 981 E Hamilton Ave, Campbell Region: Countywide	Type of Event: Car Wash Audience: Car wash customers Message: Stormwater pollution prevention, proper car washing.	General Feed Back: Due to a rainy day forecast, attendance was low at this event. Estimated Overall Event Attendance: 45 Number of Brochures Distributed: 34 Number of Watershed Watch Discount Cards Distributed: 49
Name: Watershed Watch Car Wash Event, Date: June 2, 2010 Location: Capitol Premier Car Wash, 735 Capitol Expwy Auto Mall, San Jose Region: Countywide	Type of Event: Car Wash Audience: Car wash customers Message: Stormwater pollution prevention, proper car washing.	General Feed Back: Good turn-out. Car wash owner indicated there was an increase in business from their normal expectations. Estimated Overall Event Attendance: 100 Number of Brochures Distributed: 101 Number of Watershed Watch Discount Cards Distributed: 107
Name: Festival in the Park Date: June 26, 2010 Location: Hellyer County Park, San Jose Region: Countywide	Type of Event: Community Health Fair Audience: Families with children. Message: Stormwater pollution prevention, less-toxic pest control and, proper disposal of HHW.	General Feed Back: Good event for reaching the Hispanic community. The bean bag game drew a lot of families with children to the booth. Estimated Overall Event Attendance: 5,000 Number of Brochures Distributed: 418 Number of Giveaways Distributed: 365
In addition, the District water conservation and pollution prevention units staffed ten outreach events in FY 09-10. Events were selected based upon target audience and attendance. Materials distributed at the events may have included the following: Less Toxic Pest Management fact sheets, "Don't Plant a Pest" brochure, "You are the Solution to Water Pollution "brochures, Adopt-A-Creek Program brochures, National Rivers Cleanup and Coastal Cleanup Days information, Water Conservation information (Water-Wise Gardening, Soil Matters, Mulch), and giveaways (e.g. notepads, temporary tattoos, aerators, hose nozzles). Items distributed by the District were not tracked during FY 09-10. Units distributing materials will be asked to track items in the future.		
Name: Ladies Night Out at Summerwinds Nursery Date: July 23, 2009 Location: Summer Winds Nursery, 4606 Almaden	Type of Event: Gardening Fair Audience: Residents. Message: Water conservation, proper	General Feed Back: Good event for reaching residents interested in gardening and proper irrigation techniques.

Expressway , San Jose Region: Countywide	irrigation techniques, Stormwater pollution prevention.	Estimated Overall Event Attendance: 200 Number of Brochures Distributed: Number of Giveaways Distributed:
Name: Fall Garden Fair at Yamagami's Nursery Date: September 19 & 20, 2009 Location: Yamagami's Nursery, 1361 South De Anza Blvd., Cupertino Region: Countywide	Type of Event: Gardening Fair Audience: Residents. Message: Water conservation, proper irrigation techniques, Stormwater pollution prevention.	General Feed Back: Good event for reaching residents interested in gardening and proper irrigation techniques. Estimated Overall Event Attendance: 250 Number of Brochures Distributed: Number of Giveaways Distributed:
Name: Rinconada Open House Date: September 23, 2009 Location: Rinconada Water Treatment Plant, 400 More Avenue, Los Gatos Region: Neighborhood Event	Type of Event: Water Treatment Plant Open House. Message: Water conservation, Stormwater pollution prevention.	General Feed Back: Good event for reaching neighborhood residents. Estimated Overall Event Attendance: 50 Number of Brochures Distributed: Number of Giveaways Distributed:
Name: Green Fair for Maxim-IC Corp Date: October 1, 2009 Location: Maxim-IC Corporation, Maxim Parking Lot, 120 San Gabriel Drive, Sunnyvale Region: Countywide	Type of Event: Corporate event Audience: Information Technology Professionals Message: Stormwater pollution prevention, water conservation	General Feed Back: The event was held during lunch hour in the parking lot and was very well attended. Most employees stopped at the booth to ask questions and take brochures. Estimated Overall Event Attendance: 100 Number of Brochures Distributed: Number of Giveaways Distributed:
Name: YSI Wildlife Festival Date: October 4, 2009 Location: Alum Rock Park, San Jose Region: Countywide	Type of Event: Festival Audience: Families with children Message: Stormwater pollution prevention, less-toxic pest control and, proper disposal of household hazardous waste (HHW).	General Feed Back: The event was very well attended. A lot of attendees stopped at the booth to talk and pick up brochures. This is a good event for educating families with children. Estimated Overall Event Attendance: 700. Number of Brochures Distributed: Number of Giveaways Distributed:
Name: NASA Ames Safety Fair Week Date: October 8, 2009 Location: NASA Ames Research Center M/S 218-1, Moffett Field Region: Countywide	Type of Event: Corporate event Audience: Aeronautical Professionals Message: Stormwater pollution prevention, water conservation	General Feed Back: The event was held during lunch hour in the cafeteria and was very well attended. Most employees stopped at the booth to ask questions and take brochures. Estimated Overall Event Attendance: 80 Number of Brochures Distributed: Number of Giveaways Distributed:

Name: Summerwinds Nursery Fall Fair Date: October 10, 2009 Location: Summer Winds Nursery, 805 Yuba Drive, Mountain View Region: Countywide	Type of Event: Gardening Fair Audience: Residents. Message: Water conservation, proper irrigation techniques, Stormwater pollution prevention.	General Feed Back: Good event for reaching residents interested in gardening and proper irrigation techniques. Estimated Overall Event Attendance: 50 Number of Brochures Distributed: Number of Giveaways Distributed:
Name: San Jose Fall Home Show Date: October 16, 17 & 18, 2009 Location: San Jose McEnery Convention Center, 435 South Market Street, San Jose Region: Countywide	Type of Event: Home &Garden Show Audience: Families Message: Stormwater pollution prevention, water conservation	General Feed Back: Good event for distributing irrigation, planting and water conservation information. Estimated Overall Event Attendance: 4,000 Number of Brochures Distributed: Number of Giveaways Distributed:
Name: Sixteenth Annual Spring Garden Market Date: April 10, 2010 Location: History San Jose- Kelley Park, 1650 Senter Road, San Jose Region: Countywide	Type of Event: Plant sale Audience: Home owners/gardeners Message: Stormwater pollution prevention, water conservation materials	General Feed Back: Most people came to the event to buy plants. Estimated Overall Event Attendance: 3,000 Number of Brochures Distributed: Number of Giveaways Distributed:
Name: Verisign Earth Day Fair Date: April 14, 2010 Location: Verisign, 685 E. Middlefield Road, Mountain View Region: Countywide	Type of Event: Corporate event Audience: Information Technology Professionals Message: Stormwater pollution prevention, water conservation	General Feed Back: The event was held during lunch hour in the cafeteria and was very well attended. Most employees stopped at the booth to ask questions and take brochures. Estimated Overall Event Attendance: 100 Number of Brochures Distributed: Number of Giveaways Distributed:

C.7.f. ►Watershed Stewardship Collaborative Efforts

During FY 09-10, the Program continued to participate in the Santa Clara Basin watershed Management Initiative.

During FY 09-10, the Program actively supported the Santa Clara Basin Watershed Initiative (SCBWMI), including the Core Group, the Land Use Subgroup, and the Trash Subgroup (now the Santa Clara Valley Zero Litter Initiative); the Bay Area Macroinvertebrate Bioassessment Information Network (BAMBI); and the Stevens & Permanente Creeks Watershed Council. Information on these efforts is included within the C.7 Public Information and Outreach section of the Program's FY 09-10 Annual Report.

District staff participated in the Trash Summit, Zero Litter Initiative and the Product Action Committee.

C.7.g. ►Citizen Involvement Events

The Program provided funding for the following citizen involvement events:

1) National River Clean up Day – The Program supports the involvement of Santa Clara County citizens by providing advertising support for the National River Clean-up Day.
2) Citizen involvement events at the Don Edwards San Francisco Bay Wildlife Refuge (Refuge) – A number of citizen involvement and stewardship programs are conducted as part of the Program funded Watershed Watchers Program at the Refuge. Participants usually work in the Refuge gardens planting native plants, pulling non-native plants, and mulching. More details are included in the Watershed Watchers Report in the Program Annual Report Appendix 7-5.

Event Details	Description	Evaluation of effectiveness
Name: Summer of Service Programs Date: 7/16/09, 7/30/09, 8/13/09 Location: Don Edwards Wildlife Refuge, Alviso Focus: Countywide	Partnership program between Santa Clara Valley youth groups and the Watershed Watchers program. Youth spend a day at the Refuge and they work in the gardens in the morning and explore the Refuge in the afternoon.	Number of attendees on 7/16/09: 2 elementary school students and 6 middle school students. Number of attendees on 7/30/09: 10 middle school students. Number of attendees on 8/13/09: 8 middle school students.
Name: Gardening at the Refuge Date: 11/21/09 Location: Don Edwards Wildlife Refuge, Alviso Focus: Countywide	Participants usually work in the Refuge gardens planting native plants, pulling non-native plants, and mulching.	Number of attendees: 4 elementary school students, 2 high school students, and 9 adults.
Name: Community Service Days Date: 1/16/10, 3/20/10, 4/17/10, 5/17/10 Location: Don Edwards Wildlife Refuge, Alviso Focus: Countywide	This is an open day for the general public. Participants work in the gardens planning native plants, puling non-native plants, and mulching.	Number of attendees on 1/16/10:1 elementary school student, 1 high school student, and 6 adults. Number of attendees on 3/20/10: 1 elementary school student and 6 adults. Number of attendees on 4/17/10: 4 elementary school students and 4 adults. Number of attendees on 5/17/10: 13 elementary school students and 7 adults.
Name: National River Cleanup Day Date: 5/15/10 Location: Various locations throughout the	In FY 09-10, the Creek Connection Action Group sponsored two creek clean-up events: Coastal Clean-up Day on September 19, 2009 and National Rivers Clean-up Day on May 15,	A total of 1,068 volunteers participated in cleaning 34 sites and removed approximately 29,098 pounds of trash and 6,394 pounds of recyclables from creeks.

County Focus: Countywide	2010. The Program provided funding for the National Rivers Clean-up Day advertising.	
In addition, the District provides support for the following citizen involvement events: 1) National River Cleanup Day – The District chairs the Creek Connections Action Group, providing meeting support and supplies, coordinating the Site Coordinator Training and supply pickup meeting and manning the phones on the day of the event. 2) Coastal Cleanup Day – The District chairs the Creek Connections Action Group, providing meeting support and supplies, coordinating the Site Coordinator Training and supply pickup meeting, manning the phones on the day of the event and reporting back to the California Coastal Commission. 3) Adopt-A-Creek Program – The District administers the Adopt-A-Creek Program, providing cleanup supplies and pickup of collected trash.		
Name: Coastal Cleanup Day Date: 9/19/09 Location: 35 locations throughout Santa Clara County Focus: Countywide	Creek Connection Action Group sponsored Coastal Clean-up Day on September 19, 2009. The District chairs CCAG, providing meeting support and supplies for the cleanup.	A total of 1,486 volunteers participated in cleaning 35 sites and removed approximately 23,173 pounds of trash and 7,499 pounds of recyclables from 56.7 miles of creeks.
Name: National River Cleanup Day Date: 5/15/10 Location: 34 locations throughout Santa Clara County Focus: Countywide	Creek Connection Action Group sponsored National River Clean-up Day on May 15, 2010. The District chairs CCAG, providing meeting support and supplies for the cleanup.	A total of 1,068 volunteers participated in cleaning 34 sites and removed approximately 29,098 pounds of trash and 6,394 pounds of recyclables from 66.4 miles of creeks.
Special Note for FY 2010-11	Coastal Cleanup Day, September 25, 2010, has grown by 23% to 43 sites throughout Santa Clara County.	
Name: Adopt-A-Creek Program Date: Ongoing throughout the year Location: various locations throughout Santa Clara County Focus: Countywide	The Adopt-A-Creek program was established in 1994 to encourage residents of Santa Clara County to take an active role in helping to preserve the health and beauty of our local creeks. Partners are asked to conduct a minimum of two cleanup events per year. The District supplies gloves and trash bags and picks up the collected trash.	There are currently 106 Adopt-A-Creek partners that conducted 58 cleanup events in FY 09-10. Details are included on Table 7-1 in Appendix 7.
The following separate reports developed by SCVURPPP and other organizations also include information about citizen involvement events conducted during FY 09-10:	• Watershed Watchers: Keeping Our Waterways Clean: FY 09-10 Fourth Quarter Report (includes end-of-year Summary from Alviso Education Center) • Going Native Garden Tour 2010- Summary	

	Report These reports are included within the C.7 Public Information and Outreach section of Program's FY 09-10 Annual Report."	

C.7.h. ►School-Age Children Outreach

Outreach to school-age children is implemented through ZunZun assemblies at local elementary schools and the "Watershed Watchers" program at the Environmental Education Center at the Don Edwards San Francisco Bay Wildlife Refuge (Refuge) in Alviso. The Program sponsors up to 50 ZunZun assemblies at elementary schools in Santa Clara Valley and funds an Interpretive Specialist position at the Refuge for conducting activities and programs about watershed and urban runoff pollution prevention. The Fourth Quarter "Watershed Watchers" Report including the End-of-Year summary is included in the Program Annual Report Appendix 7-5. The ZunZun Final Report is included in the Program Annual Report Appendix 7-7.

Program Details	Focus & Short Description	Number of Students/Teachers reached	Evaluation of Effectiveness
Name : ZunZun Musical Assembly Grade or level: elementary	Interactive, musical school assemblies educating K-6 children about watersheds and pollution prevention.	14,161 students	ZunZun assemblies were evaluated using postage-paid evaluation cards that were distributed to all teachers present at the performances. The Program received 130 completed evaluation cards from teachers. Overall, the feedback is positive and indicates an increase in the students' knowledge about watersheds and pollution prevention. A few highlights of the evaluations are: • Twenty-two teachers indicated that after the performance, 50% of their students knew what a watershed is; 51 teachers indicated that 75% of their students knew what a watershed is and 28 teachers indicated that 100% of their students knew what a watershed is. • Eight teachers indicated that after the performance, 50% of their students could name a way to prevent pollution in the watershed; 38 teachers indicated that 75% of their students could name a way

			to prevent pollution in the watershed; and 78 teachers indicated that 100% of their students could name a way to prevent pollution in the watershed. The Final Teacher Evaluation Report is included in the Program Annual Report Appendix 7-7.
Name: Watershed Watchers Program at Don Edwards Wildlife Refuge in Alviso Grade or level: elementary, middle, high school	The Refuge offers a number of interpretive programs to educate children and youth about preventing urban runoff pollution. These include: Bike the Levees; Discover Native Species; Habitat Exploration; Living Wetlands; Marshes, Mud and Plankton; Quackers and Honkers; and Water Water Everywhere.	80 pre-kindergarteners, 1,359 elementary school students, 33 middle school students, and 199 high school students	Visitor Surveys are used to determine visitor demographics, effectiveness of publicity, and the effectiveness or the Watershed Watchers Program. In addition, an "Urban Runoff Bead Drop" display is used to record actions (e.g., pick up litter, spread the word, take car to car wash) that children promise to do the help keep storm drains clean. Results of both these evaluation mechanisms are summarized in the Watershed Watchers Fourth Quarter Report included in the Program Annual Report Appendix 7-5.
The District has a very active School Outreach Program that reaches student from PreK to college. District staff conduct in-classroom presentations and tours at three outdoor classroom facilities. A table of students reached is included in Table 7.2			
Name: Santa Clara Valley Water District School Outreach Program	The District offers classroom presentations that are correlated to State Standards for grades PreK through College. Topics covered include: water conservation, water quality, pollution prevention, water sources, watersheds, stewardship and flood safety.	Number of educators reached: 627 Number of classes reached: 627 Number of students reached: 11,492 PreK 475 Kindergarten 1,412 First 2,070 Second 2,052 Third 1,785 Fourth 489 Fifth 2,035	Teacher surveys are used to determine effectiveness of the program and provide input for changes.

		Sixth 315 Eighth 40 High School 72 Multi-Grade 548 College 199	
The following separate reports developed by SCVURPPP and other organizations also include information about school-age children outreach efforts conducted during FY 09-10:	• ZunZun School Assemblies for Watershed Watch Campaign- FY 09-10 Academic Year Final Report • Memorandum- Evaluation of the School Assembly Program- FY 09-10 • Watershed Watchers: Keeping Our Waterways Clean: FY 09-10 Fourth Quarter Report (includes end-of-year Summary from Alviso Education Center) These reports are included as within the C.7 Public Information and Outreach section of Program's FY 09-10 Annual Report."		

Santa Clara Valley Water District **TABLE 7-1** **Sorted by Creek Name**
2009-10 Adopt-A-Creek Cleanup Events

Creek Name	Reach	Date
Calera Creek	Escuela Parkway to Highway 680	9/26/09
Coyote Creek	Highway 101 to Lower Silver Creek Confluence	9/27/09
Coyote Creek	Highway 101 to Lower Silver Creek Confluence	4/23/10
Guadalupe Creek	Croydon Avenue to Mireille Drive	1/30/10
Guadalupe Creek	Boone Drive to Coleman Road	10/18/09
Guadalupe Creek	Camden Avenue to Shannon/Hicks Road	3/15/10
Guadalupe River	Tasman Drive to Montague Expressway	8/30/09
Guadalupe River	Tasman Drive to Montague Expressway	10/11/09
Guadalupe River	Tasman Drive to Montague Expressway	5/23/10
Guadalupe River	Montague Expressway to Highway 880	9/19/09
Guadalupe River	Coleman Avenue to Julian Street	5/1/10
Guadalupe River	West Julian Street to Santa Clara Street	11/21/09
Guadalupe River	Santa Clara Street to Woz Way	12/17/09
Guadalupe River	Foxworthy Avenue to Capital Expressway	6/9/10
Guadalupe River	Branham Lane to Coleman Road	7/19/09
Guadalupe River	Branham Lane to Coleman Road	9/20/09
Guadalupe River	Branham Lane to Coleman Road	10/4/09
Guadalupe River	Branham Lane to Coleman Road	11/1/09
Guadalupe River	Branham Lane to Coleman Road	12/6/09
Los Gatos Creek	South Bascom Avenue to Campbell Avenue	8/8/09
Los Gatos Creek	South Bascom Avenue to Campbell Avenue	9/14-17/09
Los Gatos Creek	South Bascom Avenue to Campbell Avenue	2/13/10
Los Gatos Creek	South Bascom Avenue to Campbell Avenue	4/17/10
Los Gatos Creek	Campbell Avenue to Camden Avenue	4/17/10
Lower Penitencia Creek	Montague Expressway to Serra Way	9/19/09
Lower Penitencia Creek	Montague Expressway to Serra Way	2/16/10
Lower Penitencia Creek	Montague Expressway to Serra Way	5/22/10
Oka Lane Perc Pond	Highway 880 to West Mozart Avenue	8/30/09
Oka Lane Perc Pond	Highway 880 to West Mozart Avenue	3/14/10
Randol Creek	Almaden Expressway to Camden Avenue	8/26-28/09
Randol Creek	Almaden Expressway to Camden Avenue	9/8-15/09
Randol Creek	Foxhurst Way to Calcaterra Drive	10/10/09
Randol Creek	Foxhurst Way to Calcaterra Drive	3/13/10
Ross Creek	Harwood Road to Leigh Avenue	9/5/09
Ross Creek	Los Gatos-Almaden Road to Camino Del Cerro	4/29/10

Santa Clara Valley Water District **TABLE 7-1** **Sorted by Creek Name**
2009-10 Adopt-A-Creek Cleanup Events

Creek Name	Reach	Date
San Francisquito Creek	Downstream of Highway 101	12/12/09
San Tomas Aquino Creek	Tasman Avenue to Highway 101	10/22/09
San Tomas Aquino Creek	Tasman Avenue to Highway 101	6/23/10
San Tomas Aquino Creek	Silacci Drive to Highway 85	5/19/10
San Tomas Aquino Creek	Silacci Drive to Highway 85	5/21/10
San Tomas Aquino Creek	Silacci Drive to Highway 85	5/25/10
Saratoga Creek	Cabrillo Avenue to Warburton Avenue	10/17/09
Saratoga Creek	Cabrillo Avenue to Warburton Avenue	6/26/10
Saratoga Creek	Warburton Avenue to El Camino Real	11/21/09
Saratoga Creek	Benton Street to Homestead Road	6/8/10
Saratoga Creek	Pruneridge Avenue to Lawrence Expressway	10/11/09
Saratoga Creek	Stevens Creek Blvd. to Prospect	9/29/09
Saratoga Creek	Crestbrook Drive to Scotland Drive	4/18/10
Smith Creek	Elam Avenue to Hacienda Avenue	8/29/09
Stevens Creek	Central Expressway to Moffett Blvd.	7/17/09
Stevens Creek	Crittenden Lane to Landess Elementary School	4/17/10
Stevens Creek	Crittenden Lane to Highway 101	4/9/10
Stevens Creek	El Camino Real to Highway 85	1/9/10
Stevens Creek	McClellan Road to Mira Vista Avenue	4/25/10
Thompson Creek	Quimby Road to Everdale Drive	9/19/09
Thompson Creek	Quimby Road to Everdale Drive	5/15/10
Upper Penitencia Creek	Piedmont Road to Nobel Avenue	9/19/09
Uvas Creek	Thomas Road to West Tenth Street	10/11/09

Santa Clara Valley Water District

TABLE 7.2
2009-2010 SCHOOL OUTREACH PROGRAM

		2009						2010							
Number of Students by:		July	Aug	Sept	Oct	Nov	Dec	Jan	Feb	Mar	Apr	May	June	**Totals**	% Coverage
Watershed	Adobe	0	0	0	0	0	0	32	0	0	0	0	0	32	0.28
	Calabazas	0	0	0	0	156	32	318	108	0	68	25	168	875	7.61
	Coyote	0	160	531	268	120	269	168	537	775	576	352	120	3,876	33.73
	Guadalupe	45	300	336	381	348	198	308	265	332	231	762	182	3,688	32.09
	Lexington	0	0	0	27	0	0	0	0	0	26	0	0	53	0.46
	Llagas	0	60	100	84	100	0	371	60	136	60	0	0	971	8.45
	Matadero	0	0	0	0	0	0	0	0	0	0	0	0	0	0.00
	Permanente	0	0	0	120	84	0	0	0	0	224	120	0	548	4.77
	San Tomas	0	0	110	215	155	0	120	154	12	55	151	0	972	8.46
	San Francisquito	0	0	0	0	0	90	0	0	0	0	0	0	90	0.78
	Stevens Creek	0	0	105	0	0	0	0	0	0	0	32	0	137	1.19
	Sunnyvale East	60	0	0	50	0	0	0	0	0	0	140	0	250	2.18
	Sunnyvale West	0	0	0	0	0	0	0	0	0	0	0	0	0	0.00
	Uvas	0	0	0	0	0	0	0	0	0	0	0	0	0	0.00
	Other	0	0	0	0	0	0	0	0	0	0	0	0	0	0.00
	Total Number of Students	105	520	1,182	1,145	963	589	1,317	1,124	1,255	1,240	1,582	470	11,492	

		2009						2010						
Number of Students by:		July	Aug	Sept	Oct	Nov	Dec	Jan	Feb	Mar	Apr	May	June	**Totals**
City	Alviso	0	0	0	0	0	0	0	0	0	0	100	0	100
	Campbell	0	0	30	0	0	0	0	0	0	0	0	0	30
	Cupertino	0	0	0	120	120	0	180	108	0	36	152	0	716
	Gilroy	0	60	100	0	100	0	35	0	136	0	0	0	431
	Los Altos	0	0	0	0	0	0	0	0	0	64	0	0	64
	Los Altos Hills	0	0	0	0	0	0	0	0	0	0	0	0	0
	Los Gatos	0	0	0	27	0	19	48	0	0	26	0	0	120
	Milpitas	0	160	96	60	0	0	0	297	299	99	0	0	1011
	Morgan Hill	0	0	0	84	0	0	0	60	0	60	0	0	204
	Mt. View	0	0	0	0	0	0	0	0	0	160	0	0	160
	Palo Alto	0	0	0	0	0	90	0	0	0	0	0	0	90
	San Jose	45	300	681	804	503	418	638	505	820	708	1070	440	6932
	San Martin	0	0	0	0	0	0	336	0	0	0	0	0	336
	Santa Clara	0	0	90	0	156	62	48	154	0	47	89	30	676
	Saratoga	0	0	80	0	0	0	0	0	0	40	31	0	151
	Sunnyvale	60	0	105	50	84	0	0	0	0	0	140	0	439
	Stanford	0	0	0	0	0	0	32	0	0	0	0	0	32
	Other	0	0	0	0	0	0	0	0	0	0	0	0	0
	Total School Visits	105	520	1,182	1,145	963	589	1,317	1,124	1,255	1,240	1,582	470	11,492

Santa Clara Valley Water District

TABLE 7.2
2009-2010 SCHOOL OUTREACH PROGRAM

		2009						2010						
Number of Students by:		July	Aug	Sept	Oct	Nov	Dec	Jan	Feb	Mar	Apr	May	June	**Totals**
Grade	PreK	70	60	40	50	0	0	24	34	0	142	55	0	475
	Kindergarten	0	0	0	148	84	0	96	36	271	228	480	69	1,412
	First	0	0	246	225	120	0	230	148	564	160	377	0	2,070
	Second	0	0	338	80	264	90	390	180	163	100	189	258	2,052
	Third	0	60	192	100	300	106	215	200	0	319	224	69	1,785
	Fourth	0	0	0	0	124	112	0	99	0	90	64	0	489
	Fifth	0	0	276	542	71	219	266	294	229	66	72	0	2,035
	Sixth	0	0	90	0	0	30	96	99	0	0	0	0	315
	Seventh	0	0	0	0	0	0	0	0	0	0	0	0	0
	Eighth	0	0	0	0	0	0	0	0	0	40	0	0	40
	High School	0	0	0	0	0	0	0	0	0	28	0	44	72
	Teens	0	0	0	0	0	0	0	0	0	0	0	0	0
	Multi-Grade	0	400	0	0	0	0	0	0	12	15	121	0	548
	College	35	0	0	0	0	32	0	34	16	52	0	30	199
	Total Number of Students	105	520	1,182	1,145	963	589	1,317	1,124	1,255	1,240	1,582	470	11,492

		2009						2010						**Total # of Students**
Focus of Presentation:		July	Aug	Sept	Oct	Nov	Dec	Jan	Feb	Mar	Apr	May	June	
	Conservation	3	520	1,182	1,145	963	589	1,317	1,124	1,255	1,240	1,582	470	11,390
	NPS	3	460	598	840	579	499	697	796	0	952	1,016	212	6,652
	Stewardship	3	460	598	840	579	499	697	796	528	952	1,016	212	7,180
	Cycle	1	360	584	305	384	122	620	362	743	380	566	332	4,759
	Watershed	1	420	1,142	947	879	589	1,197	1,054	984	870	1,047	401	9,531
	States of Water	0	60	584	305	384	90	620	328	727	288	566	258	4,210
	H2O Sources	1	360	558	642	495	499	577	726	257	582	481	143	5,321
	History	1	360	558	642	495	499	577	726	257	582	481	143	5,321
	Water Quality	1	360	558	642	495	499	577	726	257	582	481	143	5,321

Santa Clara Valley Water District

TABLE 7.2
2009-2010 SCHOOL OUTREACH PROGRAM

Total Students by School District:	2009 July	2009 Aug	2009 Sept	2009 Oct	2009 Nov	2009 Dec	2010 Jan	2010 Feb	2010 Mar	2010 Apr	2010 May	2010 June	Total # of Students
Alum Rock USD	0	0	246	128	120	99	0	0	93	80	100	0	866
Berryessa USD	0	0	0	80	0	90	0	0	100	200	0	0	470
Cambrian SD	0	0	0	0	0	0	0	0	0	90	0	0	90
Campbell UHSD	0	0	0	0	0	0	0	0	0	0	0	0	0
Campbell USD	0	0	30	0	0	0	0	0	0	0	0	0	30
College	35	0	0	0	0	0	0	0	16	20	0	0	71
Cupertino USD	0	0	105	120	240	0	318	220	12	36	260	138	1,449
East Side UHSD	0	0	0	0	0	0	0	0	0	0	0	0	0
Evergreen ESD	0	0	0	0	0	80	0	140	220	160	192	120	912
Franklin-McKinely SD	0	0	189	0	0	0	96	0	0	0	0	0	285
Fremont UHSD	0	0	0	0	0	0	0	0	0	0	0	0	0
Gilroy USD	0	60	100	0	100	0	0	0	136	0	0	0	396
Lakeside Joint SD	0	0	0	0	0	0	0	0	0	0	0	0	0
Loma Prieta USD	0	0	0	0	0	0	0	0	0	0	0	0	0
Los Altos SD	0	0	0	0	0	0	0	0	0	72	0	0	72
Los Gatos USD	0	0	0	27	0	0	0	0	0	26	0	0	53
Los Gatos-Saratoga JUHSD	0	0	0	0	0	0	0	0	0	0	0	0	0
Luther Burbank ESD	0	0	0	0	0	26	0	0	0	0	0	0	26
Milpitas USD	0	160	96	60	0	0	0	297	299	99	0	0	1,011
Montebello ESD	0	0	0	0	0	0	0	0	0	0	0	0	0
Moreland SD	0	0	0	215	35	0	120	0	0	0	120	0	490
Morgan Hill USD	0	0	0	84	0	0	438	0	0	0	0	0	522
Mount Pleasant SD	0	0	0	0	0	0	0	100	0	0	60	0	160
Mt View-Los Altos HUD	0	0	0	0	0	0	0	0	0	0	0	0	0
Mt View-Whisman SD	0	0	0	0	0	0	0	0	0	88	0	0	88
Oak Grove SD	0	0	0	105	80	93	92	0	0	0	0	138	508
Orchard School Dist	0	0	0	0	0	0	0	0	0	0	0	0	0
Palo Alto USD	0	0	0	0	0	90	32	0	0	0	0	0	122
Private	70	0	90	116	164	81	83	247	127	341	233	74	1,626
San Jose USD	0	0	150	210	124	30	90	120	252	28	453	0	1,457
Santa Clara USD	0	0	0	0	0	0	48	0	0	0	164	0	212
Saratoga UESD	0	0	80	0	0	0	0	0	0	0	0	0	80
Sunnyvale SD	0	0	0	0	0	0	0	0	0	0	0	0	0
Union SD	0	0	96	0	100	0	0	0	0	0	0	0	196
Other	0	0	0	0	0	0	0	0	0	0	0	0	0
Community Event	0	300	0	0	0	0	0	0	0	0	0	0	300
Total Number of Students	105	520	1,182	1,145	963	589	1,317	1,124	1,255	1,240	1,582	470	11,492

Section 8 - Provision C.8 Water Quality Monitoring

C.8 ►Water Quality Monitoring
State below if information is reported in a separate regional report. Municipalities also describe below any Water Quality Monitoring activities in which they participate directly, e.g. participation in RMP workgroups, fieldwork within their jurisdictions, etc.
Summary During FY 09-10, the District contributed to the SCVURPPP Monitoring and Assessment Program which conducts water quality monitoring in Santa Clara Valley creeks and rivers. In coordination with the BASMAA Regional Monitoring Coalition (RMC). In addition, we contribute financially to the Regional Monitoring Program for Water Quality in the San Francisco Estuary (RMP) and actively participate in RMP committees and work groups. For additional information on monitoring activities conducted by SCVURPPP, BASMAA RMC and the RMP, see the C.8 Water Quality Monitoring section of the Program's FY 09-10 Annual Report.

Section 9 – Provision C.9 Pesticides Toxicity Controls

C.9.a ►Adopt an Integrated Pest Management (IPM) Policy or Ordinance

(For FY 09-10 Annual Report only) Attach a copy of your individual IPM ordinance or policy.	X	**Attached**		**Not attached,** explain below

If **Not attached**, explain:
Our QEMS Document "Control and Oversight of Pesticide Use" (Q751D02 Rev A) serves as our reduced risk pest management policy.

C.9.b ►Implement IPM Policy or Ordinance

Report implementation of IPM BMPs by showing trends in quantities and types of pesticides used, and suggest reasons for increases in use of pesticides that threaten water quality, specifically organophosphorous pesticides, pyrethroids, carbaryl, and fipronil. A separate report can be attached as evidence of your implementation.

Summary:
The District does not use any of these products.

C.9.c ►Train Municipal Employees

Enter the number of employees that applied or used pesticides (including herbicides) within the scope of their duties this reporting year.	21
Enter the number of these employees who received training on your IPM policy and IPM standard operating procedures within the last 3 years.	21
Enter the percentage of municipal employees who apply pesticides who have received training in the IPM policy and IPM standard operating procedures within the last three years.	100%

C.9.d ►Require Contractors to Implement IPM

Did your municipality contract with any pesticide service provider in the reporting year?	X	Yes		No

If yes, attach one of the following:

X	Contract specifications that require adherence to your IPM policy and standard operating procedures, OR
	Copy(ies) of the contractors' IPM certification(s) or equivalent, OR
	Equivalent documentation.

If not attached, explain:

N/A

C.9.e ►Track and Participate in Relevant Regulatory Processes

Summarize participation efforts, information submitted, and how regulatory actions were affected **OR** reference a regional report that summarizes regional participation efforts, information submitted, and how regulatory actions were affected.

Summary:

During FY 09-10, we participated in regulatory processes related to pesticides through contributions to SCVURPPP, BASMAA and CASQA. For additional information, see the Regional Pollutants of Concern Report submitted by BASMAA on behalf of all MRP Permittees. This Report is included within the Program's FY 09-10 Annual Report.

C.9.f ►Interface with County Agricultural Commissioners

Provide a summary of improper pesticide usage reported to County Agricultural Commissioners and follow-up actions to correct violations, if any. A separate report can be attached as your summary.

Summary:

N/A

C.9.h.ii ►Public Outreach: Point of Purchase

Provide a summary of public outreach at point of purchase, and any measurable awareness and behavior changes resulting from outreach (here or in a separate report); **OR** reference a report of a regional effort for public outreach in which your agency participates.

Summary:

The following separate reports developed by SCVURPPP and BASMAA summarize point of purchase outreach efforts conducted during FY 09-10:

- FY 09-10 Store Employee Training Report (SCVURPPP)
- FY 09-10 Store Employee Training Evaluation Summary (SCVURPPP)
- FY 09-10 Store Employee Training Status Table (SCVURPPP)
- FY 09-10 List of Stores in the IPM Store Partnership Program (SCVURPPP)
- FY 09-10 BASMAA "Our Water, Our World" (OWOW) Report (BASMAA)

These reports are included within the C.9 Pesticides Toxicity Control section of Program's FY 09-10 Annual Report.

C.9.h.vi ►Public Outreach: Pest Control Operators

Provide a summary of public outreach to pest control operators and landscapers and reduced pesticide use (here or in a separate report); **OR** reference a report of a regional effort for outreach to pest control operators and landscapers in which your agency participates.

Summary:

The following separate reports developed by SCVURPPP summarizes Public Outreach: Pest Control Operators efforts conducted during FY 09-10:

- FY 09-10 Green Gardener Training Report

This report is included within the C.9 Pesticides Toxicity Control section of Program's FY 09-10 Annual Report.

Santa Clara Valley Water District	CONTROL OF OVERSIGHT OF PESTICIDE USE	DOCUMENT NO.: Q751D02 REVISION: A EFFECTIVE DATE: January 27, 2010 PROCESS OWNER: Mark Wander Page 1 of 8

Downloaded or printed copies are for reference only. Verify this is the current version prior to use. See the District website for released version.

1. PURPOSE AND SCOPE

This document defines District policies and procedures for pesticide use and reporting. These policies and procedures apply to all District-owned or operated facilities and staff, contractors, permittees, and suppliers.

Pesticide Policy

It is the District policy to minimize the environmental risk and exposure resulting from its pesticide use by employing alternatives the maximum extent practicable.

Operational Controls

This procedure specifies the process to evaluate pest control methods, and alternatives to pesticides, where pest control is needed. A proposed use is evaluated based on:

- Regulatory restrictions
- Effectiveness
- Public health aspects
- Long and short term environmental impacts
- Financial cost
- Consistency with District's policies

Pesticides are one tool for pest control on District properties and facilities. The most common pesticide use is herbicide application to manage vegetation. Insecticides and rodenticides are used infrequently and in small quantities. Standard pesticide use practices are:

1. Only pesticides included on the W751D01 **Pesticides Products Approved for District Use** (Product List) may be used, in the appropriate categories for product application on District facilities. Product lists will be updated, as needed, by the Pesticide Review Team to ensure compliance to these practices.

2. A **State-certified Qualified Applicator** (see definition) with the appropriate current certification categories will provide immediate oversight for application of all pesticides.

3. **To minimize the use of pesticides in the work place,** only natural derivatives can be purchased or used by District staff.

Limitations on Use

1. Only herbicides registered for aquatic use may be used within the channel banks of a creek, ditch, canal, or Percolation Pond systems, or within twenty feet of any water present.

2. No copper based products will be used for algae control on Percolation Ponds.

3. Wherever physically possible, non-toxic UV blocking dyes shall be used to control algae and pond weed

4. Herbicides are used only when alternatives to pesticide use such as mowing, hand removal, disking, or grazing are not effective to achieve vegetation management objectives.

5. Insecticides are used after other methods, such as prevention or natural nontoxic control methods, have proven ineffective. Where use is needed, the product with the lowest toxicity is used in accordance with the label.

6. Rodenticides are used only after trapping to control burrowing rodents proves ineffective or impractical.

7. Products listed on the State Department of Pesticide Regulation (DPR) "A" list of known groundwater contaminants will not be used. Detailed information on DPR regulations can be found on their web site at www.cdpr.ca.gov

8. Category I and II pesticides will not be used for routine projects without review and approval by the Pesticide Review Team

9. All pesticide products not on the approved list that are to be used on District facilities (by employees or contractors) will be reviewed and approved by the pesticide review team prior to their use in accordance with Section 6.3 of this document

10. No Organophosphate or Carbamate products may be used.

All pesticide use performed by any employee, contractor, or permittee under the direction of the District on properties and facilities either owned by the District, or where an exclusive easement has been granted and the underlying property owner is effectively excluded from the use of the property, shall comply with the following:

- Applicable sections of California Food and Agricultural Code for non-crop use
- Regulations enforced by the State Department of Pesticide Regulation
- State Department of Fish and Game Code relative to stream alterations
- Applicable Environmental Protection Agency regulations
- Applicable National Pollutant Discharge Elimination System (NPDES) permit requirements
- Countywide Urban Runoff permit requirements
- The pesticide label

Guidelines set forth within this pesticide program which go beyond the laws and regulations established by the regulatory agencies mentioned above

2. REFERENCE DOCUMENTS

- W751M01 – Best Management Practicies (BMP) Handbook
- WQ75101 – Field Operations Work Order Process
- WW75100 – Vegetation Control Work Instructions
- W751D01 – Pesticides Products Approved for District Use
- F751D01 – Pest Control Recommendation & Spray Operators Report
- Pesticide Safety Training Record

3. DEFINITIONS

Pesticide – A product formulated specifically for the purpose of controlling pests. The generic term "pesticide" refers to a broad spectrum of products, including herbicides, insecticides, rodenticides, fungicides, etc. The following pesticides are used by the District:

Algaecide – Algae control in percolation ponds.

Herbicides – Control of weeds and undesirable vegetation to minimize fire hazards, maintenance of flood conveyance of waterways, and to compliance with State and Federal requirements.

Insecticides – control of insects in and around District buildings, or in the case of a serious pest outbreak, on landscape or re-vegetation facilities.

Rodenticides – control of burrowing rodents, including ground squirrels, moles and gophers, in flood control levees.

Toxicity – The Environmental Protection Agency and the State Department of Pesticide Regulation define pesticides in the following categories:

- **Category I** – highest pesticide toxicity, or specific health hazards such as a severe eye hazard. Category Toxicity Signal Word(s) - I High ***Danger/Poison; Skull & Crossbones***
- **Category II** – pesticides 1-10 times less toxic than Category I. Moderate toxicity, signal word- ***Warning***
- **Category III and IV** – lowest toxicity, 1-10 times less toxic than Category II, and Category IV is considered practically non-toxic. Signal word – **Caution**

Pesticide Review Team – A Pesticide Review Team will be formed that consists of the Vegetation Unit Manager, the District's Pest Control Adviser, the Watersheds Health and Safety Program Administrator, the Environmental Management Unit Manager, the Utility Program Support Unit Manager, and the Facilities Management Unit Manager or their designees.

Product Lists – W751D01 Pesticides Products Approved for District Use approved by Pesticide Review Team

Pest Control Advisor – As defined by the State of California, is an individual who meets the minimum educational requirements to qualify for examination and who passes the State examination in the categories relative to the area of pesticide work for which they will be making written

recommendations for pesticide use. Categories relative to this policy include: Insects, Mites and Other Invertebrates, Vertebrate Pests, and Weeds. The licensed Pest Control Advisor is the authority making written recommendations for pesticide use.

Qualified Applicator – As defined by the State of California is an individual who has passed the State examination for application of various pesticide products and is certified to do so. A Qualified Applicator must be certified in the appropriate certification categories to perform the pesticide application. Categories relative to this policy include: Landscape Maintenance, Right of Way, Aquatic, and Residential, Industrial and Institutional.

Pest Control Operator – The Pest Control Operator possesses a valid Qualified Applicator License from the State of California, supervises the pesticide application (restricted use and/or general use) made by a licensed pest control business, and is responsible for the safe and legal operation of that business relative to pesticide use.

4. ROLES AND RESPONSIBILITIES

Pesticide Review Team: The purpose of this team is to oversee compliance to the pesticide program. The team will also be responsible for:

- The Team will meet annually and as-needed
- As needed evaluation of the District's pesticide use
- Revise, as needed, the Pesticides Products Approved for District Use list.
- Responding to issues relative to the use of pesticides
- Recommending changes to the pesticide program including training and procedures
- Reviewing, evaluating, and approving the use of new products including those to used by contractors and permittees
- Researching alternatives to pesticides using staff and consultant services

District's Pest Control Adviser: Is responsible for coordinating, reviewing, tracking, documenting and reporting pest control practices at the District. Additionally, the Coordinator provides updates of the policy changes and modifications to all District staff, and to work with the Watersheds Environmental Health and Safety Program Administrator on the aspects of employee training. This role is filled by the Vegetation Program Specialist.

5. REQUIREMENTS

5.1 ISO Requirements

- **ISO 9001:2000 Quality Management System Requirements**
  - 7.5.1 Control of Production and Service Provision
- **ISO 14001:2004 Environmental Management System**
  - 4.4.6 Operational Control

5.2 Other Requirements

- Board Governance Policies and Executive Limitations
- Best Management Practices of the various environmental documents covering the District's work on streams, water utility facilities, buildings and grounds

6. MONITORING AND MEASUREMENT

The Pesticide Review Team will review and report on this process annually.

7. PROCEDURE

OVERVIEW	DETAILS	QUALITY RECORDS
(1) Review of Pesticide Use (Pesticide Review Team)	• The Team will meet annually and as-needed to: o Evaluate the District's pesticide use. o Revise, as needed, the W751D01 Pesticide Products Approved for District Use list. o Responding to issues relative to the use of pesticides. o Recommending changes to the pesticide program including training and procedures. o Reviewing, evaluating, and approving the use of new products including those to used by contractors and permittees. o Researching alternatives to pesticides using staff and consultant services.	W751D01 Pesticide Products Approved for District Use
(2) Pesticide Use Certification and Training Requirements (District Staff, Contractors, Permittees)	• Any pesticide use by District Staff, contractors, or permittees in the course of District business must be done with immediate oversight by a State-certified Qualified Applicator with the appropriate endorsement. o Includes any pesticides purchased from over the counter (i.e Raid, foggers, bait stakes, etc) • All District staff who use or oversee the use of pesticides in the course of their duties shall also receive annual training by the District. The annual training shall provide: o Review of laws and regulations o Updates on new products o Review of proper procedures for use and handling	

OVERVIEW	DETAILS	QUALITY RECORDS
(2) Pesticide Use Certification and Training Requirements *Continued*	o Review of impacts of pesticides on the environment o Label/MSDS training • All contractors and permittees shall provide proof of appropriate training and licensing of staff performing pesticide applications. • All pesticides must be approved by the Pesticide Review Team and added to W751D01 Pesticides Products Approved for District Use list.	
(3) Pesticide Requests Posting and Notification (Qualified Applicator**)**	• Pesticide requests are initiated, entered, and tracked in Maximo in accordance with WQ75101 Field Operations Work Order Process and WW75100 Vegetation Control Work Instructions • The Pest Control Adviser will evaluate the request. o Any questions or issues will be resolved by the Pesticide Review Team o Biological Survey and clearance must be obtained before proceeding with request o BMPs must be followed • The Pest Control Advisor develops a written Pest Control Recommendation for use in accordance with requirements of the California Food and Agricultural Code and forwards the request and recommendation to a Qualified Applicator. o Any questions or issues will be resolved by the Pesticide Review Team • The Qualified Applicator reviews the request and recommendation and completes the work. • Posting of areas where pesticides are used shall be performed in compliance with this policy as follows: o Posting shall be performed in compliance with the label requirements of the product being applied. o In addition, the District shall provide posting for **any** products applied in areas used by the public for recreational purposes, or those areas readily accessible to the public, regardless of whether the label requires such notification. In doing this, the District ensures that exposure risk is minimized further by adopting practices that go beyond the product label requirements.	F751D01 Pest Control Recommendation & Spray Operators Report

OVERVIEW	DETAILS	QUALITY RECORDS
(3) Pesticide Requests Posting and Notification *Continued*	o These sign postings shall notify staff and the general public of the date and time of application, the product's active ingredients, and common name, and the time of allowable re-entry into the treated area. A District staff contact phone number shall be posted on the sign. o Signs shall not be removed until after the end of the specified re-entry interval. o Right-to-know literature on the product shall be made available upon request to anyone in the Area. o Notification of pesticide activities shall be made as required by law. • The District shall maintain records of neighbors with specific needs relative to notification prior to treatment of an adjacent area to ensure such needs are met. These records are maintained in Maximo with the pest control recommendation. • A Spray Operators Report shall be completed for each pesticide application performed by District staff. This report shall be submitted with each daily work order in accordance with WQ75101 Field Operations Work Order Process and include: • Pesticide common name and active ingredient • Method of application • Dilution rate, if applicable • Total amount of product applied, **plus** the total amount of diluted material • For outdoor applications, weather conditions, including temperature and wind speed • Specific pests controlled with each application • District facilities pesticide use should be listed on a log maintained by the Facilities unit.	Pest Control Recommendation & Spray Operators Report
(4) Reporting (Vegetation Unit Manager)	• A report will be run monthly from Maximo listing the total amount of products used for pest control including the common name. • This listing will be submitted to the Agricultural commissioner no later than the 10th of each month.	

8. QUALITY RECORDS

QUALITY RECORD	LOCATION KEPT	FILING ORDER	DURATION KEPT	DISPOSITION	COMMENTS
Pesticide Products Approved for District Use List	District Document Control	Document ID	Until list is revised	Dispose	
Maximo Database Record	Network Server	Work Order Number	Permanent		
Pest Control Recommendation & Report	Work Order	Facility Number & Date	Until close of fiscal year	Archived in Field Operations Vault	

9. CHANGE HISTORY

Date	Revision	Comments
02/10/10	A	Initial release into QEMS, effective 1/27/10. Supersedes Administrative Policy and Procedure Ad-8.2 Pesticide Use. This document was reviewed by: Bill Smith; Geoffrey Weigand; David Matthews; Marc Klemencic; Liang Lee; Mike Martin; Debra Caldon; Mike Cresap; Melanie Richardson (Maryann O'Brien); Ann Draper; Chris Elias; Jim Fiedler; Michael Hamer; Frank Maitski; and Neddal Ali-Adeeb.

10. ADDENDA

None

Section 10 - Provision C.10 Trash Load Reduction

C.10.a.i ►Short-Term Trash Loading Reduction Plan

Provide description of actions/tasks initiated/conducted/completed in developing a Short-Term Trash Loading Reduction Plan (due February 1, 2012).

Description:

Not required for this Annual Report.

C.10.a.ii ►Baseline Trash Load and Trash Load Reduction Tracking Method

Provide description of actions/tasks initiated/conducted/completed to gather trash loading data and develop a Baseline Trash Load and Trash Load Reduction Tracking Method (due February 1, 2012).

Description:

A summary of Program accomplishments for this sub-provision are included within the C.10 Trash Load Reduction section of Program's FY 09-10 Annual Report.

C.10.a.iii ►Minimum Full Trash Capture

Provide a description of actions/tasks initiated/conducted/completed in implementing Minimum Full Trash Capture Devices (due July 1, 2014) within individual jurisdictions. Include information on Full Trash Capture Devices installed under Bay-area Wide Trash Capture Demonstration Project administered by San Francisco Estuary Partnership.

Description:

The District is not required in the MRP to implement full trash capture devices. A summary of Program accomplishments for this sub-provision are included within the C.10 Trash Load Reduction section of Program's FY 09-10 Annual Report. In addition, the Program recently finalized a technical report detailing the results of its Pilot Trash Structural Treatment Control Study implemented in 2007. This technical report is also available within the C.10 Trash Load Reduction section of Program's FY 09-10 Annual Report.

C.10.b.iii ►Trash Hot Spot Assessment

Provide volume of material removed from each Trash Hot Spot cleanup, and the dominant types of trash (e.g., glass, plastics, paper) removed and their sources to the extent possible. Provide required photo documentation.

Fill out the following table or attach a summary of the following information.

Trash Hot Spot	Cleanup Date	Volume of Material Removed	Dominant Type of Trash	Trash Sources (where possible)
SWD01 – Stevens Creek at La Avenida St				
SWD02 – Stevens Creek at State Route 237				
SWD03 – San Thomas Aquino Creek @ Mission				
SWD04 – Stevens Creek 150 feet downstream of Highway 85				
SWD05 – San Thomas Aquino Creek at Walsh Ave				
SWD06 – Coyote Creek confluence with lower Silver Creek	6/16/10	~3.4 cy	#1 Convenience/Fast Food Items, #2 Bottles, #3 Fabric and cloth, #4 Aluminum Cans.	
SWD07 – Lower Silver Creek at N. King Rd and McKee Rd	7/8/10	~0.6 cy	#1 Paper and cardboard (44%), #2 Convenience/Fast Food Items (28%), #3 Other Plastic Products (8%), #4 Styrofoam (4%).	Trash Accumulation, Litter,
SWD08 – Lower Silver Creek, Alum Rock Ave to S. Sunset Ave				
SWD09 – Lower Silver Creek between East San Antonio St and Interstate 680				

SWD10 – Los Gatos Creek, adjacent to San Fernando VTA Station				
SWD11 – Los Gatos Creek between interstate 280 and Lincoln Ave				
SWD12 – Guadalupe River, 200 feet upstream of Montague Expressway				

C.10.d ►Summary of Trash Load Reduction Actions

Provide summary of new trash load reduction actions or increased levels of implementation of existing actions that were implemented after adoption of the MRP (control measures and best management practices) including the types of actions and levels of implementation, and the total trash loads and dominant types of trash removed from each type of action.

Suggested trash load reduction actions to track and report may include:

- Anti-litter Campaigns
- Anti-litter/Dumping Enforcement Activities
- Curbside Recycling Programs
- Education and Outreach Efforts
- Free Trash Pickup/Dropoff Days
- County HHW Program Activities
- Improved Trash Bin Management
- Inspection/Maintenance of Storm Drain Outfalls
- Litter Pickup and Control
- Removal of Homeless Encampments
- Solid Waste Recycling Efforts
- Source Controls/Bans/Prohibitions
- Storm Drain Operation and Maintenance
- Storm Drain Signage/Marking
- Street Sweeping Activities
- Trash Removal from Receptacles
- Volunteer Creek Cleanups

Not all trash load reduction actions were tracked by "loads removed" this fiscal year. Once the Trash Load Reduction Tracking Method is developed (see Provision C.10.a.ii), trash loads removed will be documented for each load reduction action (as feasible). See the Program's FY 09-10 Annual Report for schedule.

Type of Trash Load Reduction Action	Date of First Implementation	Level of Implementation (specify if level was increased after MRP adoption)	Total Trash Load Removed by Action	Dominant Types of Trash Removed by Action
Anti-litter Campaigns		District has had significant resource commitment in this area. No change due to MRP.	NA	NA
Anti-litter/Dumping Enforcement Activities		District has had significant resource commitment in this area. No change due to MRP.	Tracked as Good Neighbor Program. See Below.	Not tracked
Education and Outreach Efforts		District has had significant resource commitment in this area. No change due to MRP.	NA	NA
County HHW Program Activities		District has had significant resource commitment in this area. No change due to MRP.	District provides the County with financial support	NA
Inspection/Maintenance of Storm Drain Outfalls		District Water Treatment Plant Outfalls are inspected and cleaned annually.	Volume not tracked.	Leaves.
Removal of Homeless Encampments		District has had significant resource commitment in this area. No change due to MRP.	Total Removed - 88.56 CY (Coyote Watershed- 57.59 CY, from Guadalupe Watershed - 30.97 CY)	Not tracked in 2009-2010.

Type of Trash Load Reduction Action	Date of First Implementation	Level of Implementation (specify if level was increased after MRP adoption)	Total Trash Load Removed by Action	Dominant Types of Trash Removed by Action
Trash Removal Program		District has had significant resource commitment in this area. No change due to MRP.	Good Neighbor Program Total Removed = 1329 CY (Coyote Watershed = 465 CY, Guadalupe Watershed = 54 CY, Lower Pen Watershed = 341 CY, Uvas/Llagas Watershed = 333 CY West Valley Watershed = 136 CY)	#1 Plastic bags, #2 Plastic Bottles, #3 Styrofoam. (Others include Fast food Items, paper/plastic litter, cigarettes, glass, car parts, and other items illegally dumped. The SCVWD removes and recycles batteries, propane tanks, electronics, and metal shopping carts from creeks.
Solid Waste Recycling Efforts		District has had significant resource commitment in this area. No change due to MRP.	Not tracked	Not tracked
Storm Drain Operation and Maintenance		District does not manage storm drains	NA	NA
Storm Drain Signage/Marking		No change due to MRP. Inlets are marked "Flows to Bay"	NA	NA
Street Sweeping Activities		County conducts street sweeping at District Facilities	Not tracked	Not tracked

Type of Trash Load Reduction Action	Date of First Implementation	Level of Implementation (specify if level was increased after MRP adoption)	Total Trash Load Removed by Action	Dominant Types of Trash Removed by Action
Volunteer Creek Cleanups National River Cleanup Day Coastal Cleanup Day Adopt A Creek	 1995 1995 1994	District has had significant resource commitment in this area. No change due to MRP.	**National River Cleanup Day** (Total Removed = 35,492 lbs.) **Coastal Cleanup Day** (Total Removed = 30,672 lbs) **Adopt A Creek** Total Removed = 156 CY (Coyote Watershed -25 CY, Guadalupe Watershed -52 CY, Lower Pen. Watershed -21 CY, West Valley Watershed -58 CY)	Plastic bags, recyclables, paper, Styrofoam and cigarette butts.

SWD07 Lower Silver Creek at North King Rd. - Upper Bank

Before

Section A

(no photo)

After

Section A

Section B

Section B Creek

Section C

Section C Creek

SWD07 Lower Silver Creek at North King Rd. - Upper Bank

Before

Section D



Section E

Section F

After

Section D

Section E

Section F

Section G

Section G

SWD07 Lower Silver Creek at North King Rd.-Creekside

Before

Section A

After

Section A

080510_SJC12_A_1.jpg

Section B Creek

Section B Creek

SWD07 Lower Silver Creek at North King Rd.-After Cleanup

Section C Creek

Section C Creek

080510_SJC12_A_1.jpg

Section D Creek

Section D Creek

Section E Creek

Section E Creek

SWD07 Lower Silver Creek at North King Rd.-After Cleanup

Section F Creek

Section F Creek

Section G Creek

Section G Creek

SWD07 Total Trash

SJC17 Total Trash.jpg

SWD07 Pictures of Trash

Guadalupe Creek at Grant Rd. - Upper Bank

Before

Section A

After

Section A

Section B

Section B Creek

Section C

Section C Creek

Guadalupe Creek at Grant Rd. - Upper Bank

Before

Section D

After

Section D

Section E

Section E

Section F

Section F

Guadalupe Creek at Grant Rd. – Lower Bank

Before

Section A

(no photo)

After

Section A

Section B Creek

Section B Creek

Section C Creek

Section C Creek

SWD07 Total Trash

Section 11 - Provision C.11 Mercury Controls

C.11.a.i ►Mercury Recycling Efforts
Below is a list of efforts to promote, facilitate, and/or participate in collection and recycling of mercury containing devices and equipment at the consumer level (e.g., thermometers, thermostats, switches, bulbs).
Items such as, thermometers, switches, thermostats have been removed over the years and have been disposed of as a hazardous waste. District staff continued to purchase alternative products, where available, and to dispose of mercury-containing materials in accordance with applicable regulations.

C.11.a.ii ►Mercury Collection
An estimate of the mass of mercury collected through these efforts will be reported in the FY10-11 Annual Report.
Amount collected: The methodologies for estimating the mass of mercury collected through mercury collection and recycling efforts are currently in development and are due to the Water Board by September 15, 2010. Therefore, estimates could not be made for FY 09-10. Estimates of the mass of mercury collected through recycling efforts during FY 10-11 will be provided with the FY 10-11 Annual Report (see FY 10-11 BASMAA Regional POC Report).

C.11.b ►Monitor Methylmercury
C.11.c ►Pilot Projects to Investigate and Abate Mercury Sources in Drainages
C.11.d ►Pilot Projects to Evaluate and Enhance Municipal Sediment Removal and Management Practices
C.11.e ►Conduct Pilot Projects to Evaluate On-Site Stormwater Treatment via Retrofit
C.11.f ►Diversion of Dry Weather and First Flush Flows to POTWs
C.11.g ►Monitor Stormwater Mercury Pollutant Loads and Loads Reduced
C.11.h ►Fate and Transport Study of Mercury In Urban Runoff
C.11.i ►Development of a Risk Reduction Program Implemented Throughout the Region
C.11.j ►Develop Allocation Sharing Scheme with Caltrans

SCVWD participates directly in regional activities and descriptions are provided below.

Summary

A summary of Program accomplishments for these sub-provisions are included within the C.11 Mercury Controls section of Program's FY 09-10 Annual Report and/or the BASMAA Regional POC Report.

C.11.b ►Monitor Methylmercury

The District has undertaken a monitoring program to evaluate water quality in Lake Almaden, Almaden Reservoir, Calero Reservoir, Guadalupe Reservoir and Stevens Creek Reservoir. Depth profile measurements of temperature, pH, conductivity, and dissolved oxygen were conducted monthly. In addition, water samples were collected from the epilimnion and hypolimnion for analyses of total and dissolved mercury, total and dissolved methyl mercury, ammonia, nitrate/nitrite, sulfate and phosphorus at Lake Almaden, Almaden Reservoir, Calero Reservoir, and Guadalupe Reservoir. Samples were also collected from the epilimnion for analyses for chlorophyll a. The purpose of this monitoring is to establish existing water quality conditions and seasonal variability to evaluate the implementation of management changes to improve water quality.

Lake Almaden Circulation

Lake Almaden is a former gravel quarry that lies at the confluence of Guadalupe Creek and Los Alamitos Creek that drain Guadalupe and Almaden Reservoirs, respectively. Below this confluence is the Guadalupe River. This lake provides recreational amenities to the community, including swimming, boating, and fishing. The Guadalupe River Watershed Mercury Study identified the lake as a significant source of methyl mercury that bioaccumulates in fish within the lake and in fish downstream. In 2009-10 two additional circulators were installed in the lake, providing full treatment. Monitoring of the performance was continued in 2009-10.

Reservoir Circulation

The Guadalupe River Watershed Mercury Study identified reservoirs as a significant source of methyl mercury that bioaccumulates in fish within the reservoirs and in downstream creeks. The study also demonstrated a correlation between the seasonal development of anoxia in the hypolimnion and increased methyl mercury concentrations. Building on the success of the Lake Almaden pilot project, the District installed three solar-powered circulators in Almaden Reservoir in April 2007, and three solar-powered circulators were installed in Guadalupe Reservoir in July 2007. Monitoring of the performance was continued in 2009-10.

C.11.c ►Pilot Projects to Investigate and Abate Mercury Sources in Drainages

Jacques Gulch is a tributary to Almaden Reservoir that drains approximately one-third of the reservoir watershed. A portion of this drainage includes a small tributary that drains a portion of the former New Almaden Mining District, which is now Almaden-Quicksilver County Park. The project will remove approximately 10,000 to 15,000 cubic yards of mercury-laden sediments from an approximately 650-foot section of Jacques Gulch and an approximately 1,400-foot section of an unnamed tributary to Jacques Gulch. The project will also replace undersized culverts that convey streamflow from Jacques Gulch to Almaden Reservoir. This project is scheduled for completion in 2011. The District accepted a bid for construction, which began in June 2009 and in-channel work was completed in October 2009. Assuming that 12,000 cubic yards of soil has been removed at 20mg/kg – 100mg/kg, the amount of mercury removed would be in the range of 327 kg Hg – 1632 kg Hg.

Soil Removed	Mercury Removed
20mg/kg	327 kg Hg
50mg/kg	816 kg Hg
100mg/kg	1632 kg Hg

C.11.d ►Pilot Projects to Evaluate and Enhance Municipal Sediment Removal and Management Practices

In 2009, routine sediment removal maintenance resulted in the disposal of 17,409 cubic yards of material, with 3,847 of this total from the creeks in the upper portion of the Guadalupe River Watershed. The total mercury removed from the system was 102 kg, with 101 kg from the Guadalupe River Watershed. This number is in addition to the amount of Hg and sediment removed during the Jacques Gulch project to date.

Section 12 - Provision C.12 PCBs Controls

C.12.a.i,iii ►Municipal Inspectors Training

Below is a description of SCVWD's involvement in training municipal industrial inspectors to identify, in the course of their existing inspections, PCBs or PCB-containing equipment.

Description:

In FY 09-10, inspector training materials were developed through in-kind contributions of SCVURPPP and to BASMAA. Training materials can be found in the BASMAA Regional POC Report.

C.12.a.ii,iii ►Ongoing Training

Description of ongoing training development and inspections for PCB identification, including documentation and referral to appropriate regulatory agencies (e.g. county health departments, Department of Toxic Substances Control, California Department of Public Health, and the Water Board) as necessary.

Description:

Not required for this Annual Report.

C.12.b ►Conduct Pilot Projects to Evaluate Managing PCB-Containing Materials and Wastes during Building Demolition and Renovation Activities
C.12.c ►Pilot Projects to Investigate and Abate On-land Locations with Elevated PCB Concentrations
C.12.d ►Conduct Pilot Projects to Evaluate and Enhance Municipal Sediment Removal and Management Practices
C.12.e ►Conduct Pilot Projects to Evaluate On-Site Stormwater Treatment via Retrofit
C.12.f ►Diversion of Dry Weather and First Flush Flows to POTWs
C.12.g ►Monitor Stormwater PCB Pollutant Loads and Loads Reduced
C.12.h ►Fate and Transport Study of PCBs In Urban Runoff
C.12.i ►Development of a Risk Reduction Program Implemented Throughout the Region

State below if information is reported in a separate regional report. Municipalities that participate directly in regional activities to can provide descriptions below.

Summary

A summary of Program accomplishments for these sub-provisions are included within the C.12 PCB Controls section of Program's FY 09-10 Annual Report and/or the BASMAA Regional POC Report.

Section 13 - Provision C.13 Copper Controls

C.13.a.i and iii ► Legal Authority: Architectural Copper

Do you have adequate legal authority to prohibit discharge of wastewater to storm drains generated from the installation, cleaning, treating, and washing of the surface of copper architectural features, including copper roofs to storm drains?		**Yes**	X	**No**

If **No**, explain and provide schedule for obtaining authority within 1 year:
District does not have construction permit authority.

C.13.b.i and iii ► Legal Authority: Pools, Spas, and Fountains

Do you have adequate legal authority to prohibit discharges to storm drains from pools, spas, and fountains that contain copper-based chemicals?		**Yes**	X	**No**

If **No**, explain and provide schedule for obtaining authority within 1 year:
Not required for this Annual Report. District does not have permit authority.

C.13.c ►Vehicle Brake Pads

A summary of the Program's participation with the Brake Pad Partnership (BPP) is included within the C.13 Copper Controls section of Program's FY 09-10 Annual Report and/or the BASMAA Regional POC Report.

C.13.d.iii ►Industrial Sources Copper Reduction Results

List below or attach annotated lists or tables from your Industrial and Commercial Site Controls portion of this report, that highlight copper reduction results among the facilities identified as potential users or sources of copper, facilities inspected, and BMPs addressed. For FY09-10 describe below or highlight in the C.4 Evaluation portion (if provided) of this report the steps taken to revise your program to meet new data tracking and reporting requirements for implementation levels described in C.13.d.ii.

Summary

In FY 09-10, inspector training materials were developed through in-kind contributions of SCVURPPP to BASMAA. Training materials can be found in the BASMAA Regional POC Report.

Not applicable as the Santa Clara Valley Water District (District) is not the local industrial site permitting agency.

C.13.e ►Studies to Reduce Copper Pollutant Impact Uncertainties

State below if information is reported in a separate regional report. Municipalities that participate directly in regional activities can provide descriptions below.

Summary

A summary of the Program's efforts (i.e., participation in RMP committee and work group meetings) to develop regional studies to reduce copper pollutant impact uncertainties is included within the C.13 Copper Controls section of Program's FY 09-10 Annual Report and/or BASMAA Regional POC Report.

Section 14 - Provision C.14 PBDE, Legacy Pesticides and Selenium Controls

C.14.a ►Control Programs for PBDEs, Legacy Pesticides and Selenium Controls
Revised. Description reads "State below if information is reported in a separate regional report. Municipalities that participate directly in regional activities to can provide descriptions below."
Summary A summary of the Program's efforts (i.e., participation in RMP committee and work group meetings) to develop a Control Program for PBDEs, Legacy Pesticides and Selenium is included within the C.14 PBDE, Legacy Pesticides and Selenium section of Program's FY 09-10 Annual Report and/or BASMAA Regional POC Report. On property it owns, The District provides hazardous materials cleanup of legacy pesticides during demolition operations for flood control related activities.

Section 15 - Provision C.15 Exempted and Conditionally Exempted Discharges

C.15.b.iii.(1), C.15.b.iii.(2) ► Planned and Unplanned Discharges of Potable Water				
Is your agency a water purveyor?	X	**Yes**		**No**
If **No**, skip to C.15.b.vi.(2):				
If **Yes**, Complete the attached reporting tables or attach your own table with the same information. Describe program highlights below. Describe steps taken to revise your program to meet new monitoring, data tracking and reporting requirements.				
A summary of the Program's efforts to update the Water Utility Operations & Maintenance Discharge Pollution Prevention Plan (WUDPPP) to assist municipal water purveyors in complying with this provision of the MRP is included within the C.15 Exempted and Conditionally Exempted Discharges section of Program's FY 09-10 Annual Report. Summary: The District owns, operates, and/or maintains 3 water treatment plants, 2 pumping and metering stations, 1 pump station, 11 reservoirs, percolation facilities, water wells, a recycled water facility (South County Regional Wastewater Authority Treatment Plant), and distribution pipelines. All of these water facilities have a potential for discharging non-stormwater to surface water bodies. The District continued reporting on all water utility O&M discharges. Please see attached inventory table (Table 15.1). Typical District discharges include raw water from water quality testing devices at District plants, San Tomas Injection Well, and Vasona Meter Shop testing. The District's water utility maintenance staff performs all discharges. District staff implemented BMPs after consultation with the Stream Stewardship Unit. The District has been working with the Regional Water Quality Control Board staff to coordinate notification activities between various District units that conduct discharges.				

C.15.b.vi.(2) ► Irrigation Water, Landscape Irrigation, and Lawn or Garden Watering
Provide implementation summaries of the required BMPs to promote measures that minimize runoff and pollutant loading from excess irrigation. The categories are: 1. Promote conservation programs 2. Promote outreach for less toxic pest control and landscape management 3. Promote use of drought tolerant and native vegetation 4. Implement Illicit Discharge Enforcement Response Plan for water line breaks.
Summary: For outreach for less toxic pest control and appropriate irrigation practices, refer to the Watershed Watch Campaign in the C.7. Public Information and Outreach section and the IPM Store Partnership and Green Gardener Training Programs in the C.9. Pesticide Toxicity Control section of Program's FY 09-10 Annual Report. 1. The Water Conservation Unit provides free residential water use audits to encourage water conservation. 2. During Pollution Prevention Week in September employees are reminded to use less toxic pest control alternatives at home. District employees are not allowed to use toxic pesticides or herbicides at work unless they are certified. 3. The District provides brochures on the use of drought tolerant and native vegetation. 4. The District maintains a 24/7 emergency response hotline that can respond to major water line breaks.

C.15.b.iii.(1) ►Planned Discharges of the Potable Water System

Site/ Location	Discharge Type	Receiving Waterbody(ies)	Date of Discharge	Duration of Discharge (military time)	Estimated Volume (gallons)	Estimated Flow Rate (gallons/day)	Chlorine Residual (mg/L)	pH (standard units)	Discharge Turbidity[1] (NTU)	Implemented BMPs & Corrective Actions
July 2009										
Vasona Meter Shop*	Raw	Los Gatos Creek	Ongoing	Cont.	250,000	8,065				Continual, regular meter testing of raw water.
RWTP Vault B-46*	Ground	Storm Drain System	Ongoing	Random	Unknown	Unknown				Vault is pumped out occasionally and automatically. Not monitired. Has high level alarm. Ground and rain water.
Pacheco PP Water Quality Testing*	Raw	No Name Creek	Ongoing	Cont.	325,000	10,484				Continuous discharge from water quality testing station of water delivered by DWR. Volume estimated.
PWTP Water Quality Testing*	Raw	Storm Drain	Ongoing	Cont.	325,000	10,484				Continuous dishcarge from water quality testing station of water delivered by DWR.
August 2009										
Vasona Meter Shop*	Raw	Los Gatos Creek	Ongoing	Cont.	250,000	8,065				Continual, regular meter testing of raw water.
RWTP Vault B-46*	Ground	Storm Drain System	Ongoing	Random	Unknown	Unknown				Vault is pumped out occasionally and automatically. Not monitired. Has high level alarm. Ground and rain water.
Pacheco PP Water Quality Testing*	Raw	No Name Creek	Ongoing	Cont.	325,000	10,484				Continuous discharge from water quality testing station of water delivered by DWR. Volume estimated.
PWTP Water Quality Testing*	Raw	Storm Drain	Ongoing	Cont.	325,000	10,484				Continuous dishcarge from water quality testing station of water delivered by DWR.
September 2009										
Vasona Meter Shop*	Raw	Los Gatos Creek	Ongoing	Cont.	250,000	8,333				Continual, regular meter testing of raw water.
RWTP Vault B-46*	Ground	Storm Drain System	Ongoing	Random	Unknown	Unknown				Vault is pumped out occasionally and automatically. Not monitired. Has high level alarm. Ground and rain water.
Pacheco PP Water Quality Testing*	Raw	No Name Creek	Ongoing	Cont.	325,000	10,833				Continuous discharge from water quality testing station of water delivered by DWR. Volume estimated.
PWTP Water Quality Testing*	Raw	Storm Drain	Ongoing	Cont.	325,000	10,833				Continuous dishcarge from water quality testing station of water delivered by DWR.
October 2009										
Vasona Meter Shop*	Raw	Los Gatos Creek	Ongoing	Cont.	250,000	8,333				Continual, regular meter testing of raw water.
RWTP Vault B-46*	Ground	Storm Drain System	Ongoing	Random	Unknown	Unknown				Vault is pumped out occasionally and automatically. Not monitired. Has high level alarm. Ground and rain water.
Pacheco PP Water Quality Testing*	Raw	No Name Creek	Ongoing	Cont.	325,000	10,833				Continuous discharge from water quality testing station of water delivered by DWR. Volume estimated.
PWTP Water Quality Testing*	Raw	Storm Drain	Ongoing	Cont.	325,000	10,833				Continuous dishcarge from water quality testing station of water delivered by DWR.
November 2009										
Vasona Meter Shop*	Raw	Los Gatos Creek	Ongoing	Cont.	250,000	8,333				Continual, regular meter testing of raw water.
RWTP Vault B-46*	Ground	Storm Drain System	Ongoing	Random	Unknown	Unknown				Vault is pumped out occasionally and automatically. Not monitired. Has high level alarm. Ground and rain water.
Pacheco PP Water Quality Testing*	Raw	No Name Creek	Ongoing	Cont.	325,000	10,833				Continuous discharge from water quality testing station of water delivered by DWR. Volume estimated.
PWTP Water Quality Testing*	Raw	Storm Drain	Ongoing	Cont.	325,000	10,833				Continuous dishcarge from water quality testing station of water delivered by DWR.
Cox Turnout	Dechlorinated	Saratoga Creek	11/3/2009	5:45	155,000	646,316		Low to mid 8s (two high readings of 9.8)		
WP #30	Dechlorinated	Rodeo Creek	11/3/2009 - 11/4/2009	9:45	530,000	1,292,633		at least mid 8s		On both days, it is likely that the background flow in the creek had a high pH (at least mid 8s) prior to any discharge. However, these readings decreased over time and was not an issue.
WP #35	Dechlorinated	Calabazas Creek	11/3/2009 - 11/4/2009	10:30	567,000	1,292,633		low to mid 8s (one high reading of 9.0)		On both days, it is likely that the background flow in the creek had a high pH (at least mid 8s) prior to any discharge.
WP #40	Dechlorinated	Calabazas Creek	11/4/2009	1:20	36,000	646,316		High 8s and low 9s (a high reading of 9.3)	Turbidity within range.	The upstream pH was in the high 8s. The change in pH was within 0.5 units on all but one reading. Two turbidity readings with an increase of more than 5 units
WP #44	Dechlorinated	Regnert Creek	11/5/2009	1:50	50,000	646,316		low to mid 9s (two high readings of 9.7)		It is likely that the background flow in the creek had a high pH (around 9s) prior to any discharge. All of the downstream pH readings were in the
WP #49	Dechlorinated	Regnert Creek	11/9/2009	4:20	117,000	646,316		mid 8s (a high reading of 8.7)		The upstream pH was in the mid 8s. The change in pH was within 0.5 units.
WP #51	Dechlorinated	Regnert Creek	11/9/2009	2:30	70,000	646,316		mid 8s (a high reading of 8.7)		The upstream pH was in the mid 8s. The change in pH was within 0.5 units.
WP #56	Dechlorinated		11/9/2009	2:50	80,000	646,316				Hydrographers did not see the water coming out of the outfall.
WP #64	Dechlorinated	Stevens Creek	11/9/2009	1:20	36,000	646,316			Turbidity within range.	The creek had some high initial turbidity readings (baseline was > 50). The turbidity decreased over time & were all within range.

WP #106	Dechlorinated	Stevens Creek	11/5/2009 - 11/6/2009	19:20	525,000	646,316		high 8s (when background flow had a high pH.		The upstream pH fluctuated between the high 7s & high 8s. The change in pH was within 0.5 units on all but one reading.
WP #113	Dechlorinated	Permanente Creek	11/4/2009 - 11/6/2009	16:10	440,000	646,316		low 7s to high 8s (two high readings of 8.8)	Turbidity within range	When there was background flow, The change in pH was within 0.2 units. On 11/4 & 11/6, debris in the creek contributed to some high initial turbidity readings. The turbidity decreased over time & were all within range.
December 2009										
Vasona Meter Shop*	Raw	Los Gatos Creek	Ongoing	Cont.	250,000	8,065				Continual, regular meter testing of raw water.
RWTP Vault B-46*	Ground	Storm Drain System	Ongoing	Random	Unknown	Unknown				Vault is pumped out occasionally and automatically. Not monitired. Has high level alarm. Ground and rain water.
Pacheco PP Water Quality Testing*	Raw	No Name Creek	Ongoing	Cont.	325,000	10,484				Continuous discharge from water quality testing station of water delivered by DWR. Volume estimated.
PWTP Water Quality Testing*	Raw	Storm Drain	Ongoing	Cont.	325,000	10,484				Continuous dishcarge from water quality testing station of water delivered by DWR.
WP #64	Dechlorinated	Stevens Creek	12/1/2009	0:30	N/A	<323,158 (Trickle Flow)		Low to mid 8s (two high readings of 9.8)		
January 2010										
Vasona Meter Shop*	Raw	Los Gatos Creek	Ongoing	Cont.	250,000	8,065				Continual, regular meter testing of raw water.
RWTP Vault B-46*	Ground	Storm Drain System	Ongoing	Random	Unknown	Unknown				Vault is pumped out occasionally and automatically. Not monitired. Has high level alarm. Ground and rain water.
Pacheco PP Water Quality Testing*	Raw	No Name Creek	Ongoing	Cont.	325,000	10,484				Continuous discharge from water quality testing station of water delivered by DWR. Volume estimated.
PWTP Water Quality Testing*	Raw	Storm Drain	Ongoing	Cont.	325,000	10,484				Continuous dishcarge from water quality testing station of water delivered by DWR.
RWTP Vault B-46*	Ground	Storm Drain System	Ongoing	Random	Unknown	Unknown				Vault is pumped out occasionally and automatically. Not monitired. Has high level alarm. Ground and rain water.
Pacheco PP Water Quality Testing*	Raw	No Name Creek	Ongoing	Cont.	325,000	10,484				Continuous discharge from water quality testing station of water delivered by DWR. Volume estimated.
PWTP Water Quality Testing*	Raw	Storm Drain	Ongoing	Cont.	325,000	10,484				Continuous dishcarge from water quality testing station of water delivered by DWR.
Granger Turnout-West Pipeline	Dechlorinated	Permanente Creek	1/5/2010 - 1/7/2010	22:25	3,200,000	1,615,792		6.5-8.5	Turbidityw ithin range.	Debris in the water holding tank contributed to some high turbidity readings during the first hour. The turbidity decreased over time.
Sunnyvale Turnout-Sunnyvale Distributary	Dechlorinated	Stevens Creek	1/7/2010	~5:00	1,057,000	646,316	NA	6.5-8.5	NA	2009 thru Jan 18th 2010. Noteably were not discharging for the duration of this period , this was the total projected
Mountain View Turnout- Mountain View Distributary	Dechlorinated	Permanente Creek	1/11/2010	1:30	300,000	517,053	high 9s (high readings of 9.9)	6.5-8.5	Initially, turbidity readings within range.	The pH decreased over time & the final reading was 8.6. The turbidity decreased over time and the final reading was 56. Stoppage after initial pH readings were in the high 9s. Stagnant water in the pipeline contributed to unexpected readings. It was confirmed that the discharge was contained within dry portion of the creek. Dechlor and discharge resumed.
East Pipeline (EPL)	Dechlorinated	Flint Creek	1/27/2010	0:10	75	323,158				N/A - Storm drain outfall, small discharge volume, and short discharge time.
Bay Division Pipeline (Bd#4) Loc. 1	Dechlorinated	SF Bay	10/5/09-1/10/10	5:30	1,520,000	2,592,000	<0.5 mg/L	6.5-8.5		All discharges will be dechlorinated using sodium bisulfite to maintain chlorine residuals of RWQCB standards
Bay Division Pipeline (BD#4) Loc. 2	Dechlorinated	SF Bay	10/5/09-1/10/10	5:30	991,000	2,592,000	<0.5 mg/L	6.5-8.5		below 0.05 mg/l_ and a PH range between 6.5 and 8.5. The range of dates to complete this project are from Oct. 5th
Bay Division Pipeline (BD#4) Loc. 3	Dechlorinated	SF Bay	10/5/09-1/10/10	5:30	1,057,000	2,592,000	<0.5 mg/L	6.5-8.5		2009 thru Jan 18th 2010. Noteably were not discharging for the duration of this period , this was the total projected
Bay Division Pipeline (BD#4) Loc. 4	Dechlorinated	SF Bay	10/5/09-1/10/10	5:30	300,000	2,592,000	<0.5 mg/L	6.5-8.5		timeframe for the entire project.
March 2010										
Vasona Meter Shop*	Raw	Los Gatos Creek	Ongoing	Cont.	250,000	8,065				Continual, regular meter testing of raw water.
RWTP Vault B-46*	Ground	Storm Drain System	Ongoing	Random	Unknown	Unknown				Vault is pumped out occasionally and automatically. Not monitired. Has high level alarm. Ground and rain water.
Pacheco PP Water Quality Testing*	Raw	No Name Creek	Ongoing	Cont.	325,000	10,484				Continuous discharge from water quality testing station of water delivered by DWR. Volume estimated.
PWTP Water Quality Testing*	Raw	Storm Drain	Ongoing	Cont.	325,000	10,484				Continuous dishcarge from water quality testing station of water delivered by DWR.
EPL	Dechlorinated	Ruby Crk @ Flint Crk	3/1-2/10	16:58	935,097	1,242,633	0.01	6.76	0.24	Erosion Control on Ruby Creek
Parallel East Pipeline (PEPL)	Dechlorinated	Ruby Crk @ Flint Crk	3/1-2/10	30:40	1,933,893	1,242,633	0.009	6.8	1.0	Erosion Control on Ruby Creek
East Pipeline (EPL)	Dechlorinated	North Babb Creek	3/3-4/10	23:33	1,243,947	1,242,633	0.01	7	1	
EPL (Patt Line Valve)	Dechlorinated	Lower Silver Creek	3/11-12/10	4:25	~355,000	646,316 - 1,242,633	0.01			
EPL Ocala Turnout	Dechlorinated	Lower Silver Creek	3/16-17/10	26:41	753,318	720,000	0.03	7.2	<1.0	Discharge to storm drain
April 2010										
Vasona Meter Shop*	Raw	Los Gatos Creek	Ongoing	Cont.	250,000	8,333				Continual, regular meter testing of raw water.
RWTP Vault B-46*	Ground	Storm Drain System	Ongoing	Random	Unknown	Unknown				Vault is pumped out occasionally and automatically. Not monitired. Has high level alarm. Ground and rain water.
Pacheco PP Water Quality Testing*	Raw	No Name Creek	Ongoing	Cont.	325,000	10,833				Continuous discharge from water quality testing station of water delivered by DWR. Volume estimated.
PWTP Water Quality Testing*	Raw	Storm Drain	Ongoing	Cont.	325,000	10,833				Continuous dishcarge from water quality testing station of water delivered by DWR.
Vasona Meter Shop*	Raw	Los Gatos Creek	Ongoing	Cont.	250,000	8,333				Continual, regular meter testing of raw water.
RWTP Vault B-46*	Ground	Storm Drain System	Ongoing	Random	Unknown	Unknown				Vault is pumped out occasionally and automatically. Not monitired. Has high level alarm. Ground and rain water.
Pacheco PP Water Quality Testing*	Raw	No Name Creek	Ongoing	Cont.	325,000	10,833				Continuous discharge from water quality testing station of water delivered by DWR. Volume estimated.
PWTP Water Quality Testing*	Raw	Storm Drain	Ongoing	Cont.	325,000	10,833				Continuous dishcarge from water quality testing station of water delivered by DWR.
EPL (Patt Line Valve)	Disinfected Water	Lower Silver Creek	4/6-7/10	27:12	1,035,383	15,840	0.01	7.5	1	
Bay Division Pipeline (BD#3) Loc. 1	Dechlorinated	SF Bay	1/10-4/10/10	5:30	991,000	2,592,000	<0.5 mg/L	6.5-8.5		All discharges will be dechlorinated using sodium bisulfite to maintain chlorine residuals of RWQCB standards
Bay Division Pipeline (BD#3) Loc. 2	Dechlorinated	SF Bay	1/10-4/10/10	5:30	635,000	2,592,000	<0.5 mg/L	6.5-8.5		below 0.05 mg/l_ and a PH range between 6.5 and 8.5. The range of dates to complete this project are from Oct. 5th

Bay Division Pipeline (BD#3) Loc. 3	Dechlorinated	SF Bay	1/10-4/10/10	5:30	680,000	2,592,000	<0.5 mg/L	6.5-8.5		2009 thru Jan 18th 2010. Noteably were not discharging for the duration of this period , this was the total projected
Bay Division Pipeline (BD#3) Loc. 4	Dechlorinated	SF Bay	1/10-4/10/10	5:30	200,000	2,592,000	<0.5 mg/L	6.5-8.5		timeframe for the entire project.
Regnart Reservoir/Multiple valve repairs/replacements	Dechlorinated drinking water	Regnart Creek to Calabazas Creek	4/25-5/10	~240:00-288:00	4,480,000	~72,000 to 430,000				San Jose Water Company Project. The chlorine residual sample point will be from inside the same catch basin.
June 2010										
Vasona Meter Shop*	Raw	Los Gatos Creek	Ongoing	Cont.	250,000	8,333				Continual, regular meter testing of raw water.
RWTP Vault B-46*	Ground	Storm Drain System	Ongoing	Random	Unknown	Unknown				Vault is pumped out occasionally and automatically. Not monitired. Has high level alarm. Ground and rain water.
Pacheco PP Water Quality Testing*	Raw	No Name Creek	Ongoing	Cont.	325,000	10,833				Continuous discharge from water quality testing station of water delivered by DWR. Volume estimated.
PWTP Water Quality Testing*	Raw	Storm Drain	Ongoing	Cont.	325,000	10,833				Continuous dishcarge from water quality testing station of water delivered by DWR.
Rinconata Force Main	Raw	Saratoga Creek	?	?	3,063,003	3,231,584 - 3,877,901				Erosion control by Visual monitoring. Turbidity and temperature monitoring. This operation to dewater the pipeline will result in a net reduction of discharge

Notes:

[1] Monitor the receiving water for turbidity if necessary and feasible. Include data in this column if available.

*Continuous flow discharge

C.15.b.iii.(1) ►Unplanned Discharges of the Potable Water System

Site/ Location	Discharge Type	Receiving Waterbody(ies)	Date of Discharge	Duration of Discharge (military time)	Estimated Volume (gallons)	Estimated Flow Rate (gallons/day)	Chlorine Residual[2] (mg/L)	pH[2] (standard units)	Discharge Turbidity[2] (NTU)	Implemented BMPs & Corrective Actions	Time of discharge discovery	Regulatory Agency Notification Time[3]	Inspector arrival time	Responding crew arrival time[3]
No Unplanned Discharges in FY09-10														

Notes:

1. This table contains all of the unplanned discharges that occurred in this FY.
2. Monitoring data is only required for 10% of the unplanned discharges. If you monitored more than 10% of your unplanned discharges report all of the data collected.
3. Notification to Water Board staff is required for unplanned discharges where the chlorine residual is >0.05 mg/L and total volume is ≥ 50,000 gallons. Notification to State Office of Emergency Services is required after becoming aware of aquatic impacts as a result of unplanned discharge or when the discharge might endanger or compromise public health and safety.